

APPENDIX J

DATA QUALITY SUMMARY

Description: Provides a summary of the data quality objectives for samples collected under the Quality Assurance Project Plan (QAPP) Marine and Mulsby Marsh Sediment Characterization (Anchor QEA 2012) and Jeld-Wen Former Nord Door Site Sediment Second Quality Assurance Project Plan Addendum (QAPP Addendum; Anchor QEA 2013).

MEMORANDUM

To: Nathan Soccorsy and Clay Patmont, Anchor QEA, LLC
Date: December 17, 2013

From: Delaney Peterson, Anchor QEA, LLC
Project: 120909-01.01

Cc: Scott Miller, SLR Corporation

Re: Appendix J – JELD-WEN Former Nord Door - Data Quality Summary

1 INTRODUCTION

This appendix summarizes data quality objectives of samples obtained as prescribed in the Quality Assurance Project Plan (QAPP) Marine and Maulsby Marsh Sediment Characterization (Anchor QEA 2012) and Jeld-Wen Former Nord Door Site Sediment Second Quality Assurance Project Plan Addendum (QAPP Addendum; Anchor QEA 2013). The QAPP and QAPP Addendum specify the data quality objectives.

1.1 Data Quality Summary

A review of the validation reports indicate that the overall data quality of the chemistry data generated is acceptable for use in site characterization for this remedial investigation (RI)/feasibility study (FS). The analytical results are summarized in Appendix H, Tables H-1 through H-4. Appendix J presents the data validation reports (Attachment J-1) and the laboratory reports (Attachment J-2).

Detailed data quality objectives and quality assurance (QA) procedures are provided in the QAPP (Anchor QEA 2012) and QAPP Addendum (Anchor QEA 2013). Laboratory data packages were validated by Laboratory Data Consultants, Inc. (LDC) in Carlsbad, California under U.S. Environmental Protection Agency (EPA) National Functional Guidelines (EPA 1999, 2004, 2005, 2008) and using the data quality objectives described in the QAPP. All data went through Stage 2B validation (EPA 2009). Any data qualifiers applied to the data during the final validation procedures have been incorporated into the final database for this project. Data qualifiers assigned as a result of the data validation and their definitions are shown on the analytical results table. All data were considered useable as reported or as

qualified and no data were rejected. The data may have been qualified as estimated for a particular analysis or analyte based on method or technical criteria outlined in the QAPP or as stated in the functional guidelines (EPA 1999, 2004, 2005, 2008). Data qualified with a “J” indicates that the associated numerical value is the approximate concentration of the analyte. Data qualified with a “UJ” indicates the approximate Practical Quantitation Limit (PQL) below which the analyte was not detected. In some cases, PQLs were elevated due to variations in sample size, moisture content, method blank contamination, or dilutions required to quantitate target analytes or overcome matrix interference. Results detected between the PQL and the Method Detection Limit (MDL) or Estimated Detection Limit (EDL) were qualified “J” by the laboratory to indicate they are estimated.

1.1.1 Marine Sediments

Marine sediment samples were collected in May 2012 and April and September 2013. The analytical methods and laboratories, sample transport and custody, field quality control, and laboratory quality control are discussed below.

1.1.1.1 Analytical Methods and Laboratories

All laboratories that analyzed the samples are Washington State Department of Ecology (Ecology)- and National Environmental Laboratory Accreditation Conference (NELAC)-certified for the analyses conducted. Dioxin/furan and polychlorinated biphenyl (PCB) congener analyses of marine sediments were conducted at SGS Analytical Perspectives in Wilmington, North Carolina. The total solids (TS), total organic carbon (TOC), grain size, and polycyclic aromatic hydrocarbon (PAH) analyses for samples collected in 2012 were conducted by TestAmerica in Tacoma, Washington. The TS, TOC, grain size, metals, PCB Aroclor, PAH, and semivolatile organic compound (SVOC) analyses for samples collected in 2013 were conducted by Analytical Resources, Inc. (ARI) in Tukwila, Washington. The laboratories followed the methods outlined in QAPP Table 2 with a few exceptions. These exceptions were either equivalent methods or more updated versions of methods current when the QAPP was written so data are not expected to be impacted. Additional analyses not included in QAPP Table 2 were also conducted. These were metals by EPA methods 6010C, PCB Aroclors by EPA method 8082A, and SVOCs by EPA method 8270D and 8270D SIM.

1.1.1.2 *Sample Transport and Holding Times*

Samples were received at the laboratories in good condition and within the recommended temperature range of 0°C to 6 degrees Celsius (°C) with some exceptions. PAH results for two samples were qualified as estimated due to temperature discrepancies. No other results were qualified for this reason. Samples were prepared and analyzed within hold times outlined in the QAPP with the exceptions of the TS and TOC results for three samples collected in 2012. These samples were initially stored in frozen archive and analyses were triggered past the hold time. Associated results have been qualified as estimated.

1.1.1.3 *Field Quality Control*

Field quality control samples consisted of homogenization duplicates, equipment rinsate blanks, and field blanks. Field quality control samples were collected at the required frequencies. Field quality control results are discussed in detail in the data validation reports.

Field duplicate samples were analyzed for the same parameters as the parent samples and no results were qualified based on field duplicate results. Field and rinsate blanks were analyzed for dioxin/furans, PCB congeners, and PAHs. Results were below detection with the exceptions of some low-level PCB congener detections in four rinse blanks and two field blanks. Sample results are not expected to be impacted and no data were qualified based on field blank results.

1.1.1.4 *Laboratory Quality Control*

The validation reports indicate the majority of the data results did not require qualification. Some data were qualified as estimated based on data quality objective or method exceedances. No data were rejected. Some dioxin/furan, PCB congener, and SVOC results were qualified as non-detects due to detections in the associated method blanks. Some sample results were qualified as estimated due to calibration, matrix spike (MS) and/or matrix spike duplicate (MSD) recoveries, or laboratory control sample (LCS) and/or laboratory control sample duplicate (LCSD) recoveries outside of the project-specified control limits. Some dioxin/furan and PCB congener results were qualified as estimated due to internal standard recoveries outside of control limits and/or because they were qualified as Estimated

Maximum Potential Concentration (EMPC) results by the laboratory. All data are usable as reported or as qualified.

1.1.2 Tissue

Tissue samples were collected in May 2012. The analytical methods and laboratories, sample transport and custody, field quality control, and laboratory quality control are discussed below.

1.1.2.1 Analytical Methods and Laboratories

All analyses were conducted at SGS Analytical Perspectives (SGS) in Wilmington, North Carolina which is Ecology- and NELAC-certified for the analyses conducted. SGS followed the methods outlined in QAPP Table 3 with a few exceptions. These exceptions were either equivalent methods or more updated versions of methods current when the QAPP was written so data are not expected to be impacted.

1.1.2.2 Sample Transport and Holding Times

Samples were received at the laboratories in good condition and within the recommended temperature range of 0°C to 6°C and samples were prepared and analyzed within hold times outlined in the QAPP.

1.1.2.3 Field Quality Control

Field quality control samples were not required in association with tissue samples.

1.1.2.4 Laboratory Quality Control


The validation reports indicate the majority of the data results did not require qualification. Some data were qualified as estimated based on data quality objective or method exceedances. No data were rejected. Some dioxin/furan and PAH results were qualified as non-detects due to detections in the associated method blanks. Some sample results were qualified as estimated due to calibration results outside of method control limits or LCS and/or LCSD recoveries outside of the project-specified control limits. Some dioxin/furan

and PCB congener results were qualified as estimated because they were qualified as EMPC results by the laboratory. All data are usable as reported or as qualified.

REFERENCES

- Anchor QEA, LLC (Anchor QEA). 2012. *Quality Assurance Project Plan. Marine and Maulsby Marsh Sediment Characterization, Jeld-Wen Former Nord Door Site*. Prepared for Jeld-Wen, May 2012.
- Anchor QEA LLC, 2013. *Jeld-Wen Former Nord Door Site Sediment Second Quality Assurance Project Plan Addendum*. September 18, 2013.
- EPA (U.S. Environmental Protection Agency). 1999. *USEPA Contract Laboratory Program National Functional Guidelines for Organic Data Review*. U.S. Environmental Protection Agency, Office of Emergency Response. EPA 540/R-99/008. October.
- EPA. 2004. *USEPA Contract Laboratory Program National Functional Guidelines for Inorganic Data Review*. U.S. Environmental Protection Agency, Office of Superfund Remediation and Technology Innovation (OSRTI). EPA 540-R-04-004. October 2004.
- EPA. 2005. *USEPA Contract Laboratory Program National Functional Guidelines for Chlorinated Dibenzo-p-Dioxins (CDDs) and Chlorinated Dibenzofurans (CDFs) Data Review*. U.S. Environmental Protection Agency, Office of Superfund Remediation and Technology Innovation (OSRTI). EPA 540-R-05-001. September 2005.
- EPA. 2008. *USEPA Contract Laboratory Program National Functional Guidelines for Superfund Organic Methods Data Review*. U.S. Environmental Protection Agency, Office of Superfund Remediation and Technology Innovation. USEPA 540-R-08-01. June.
- EPA. 2009. *Guidance for Labeling Externally Validated Laboratory Analytical Data for Superfund Use*. U.S. Environmental Protection Agency Office of Solid Waste and Emergency Response. USEPA 540-R-08-005. January.
-

ATTACHMENT J-1
DATA VALIDATION REPORTS



Laboratory Data Consultants, Inc.

7750 El Camino Real, Ste. 2L Carlsbad, CA 92009

Phone 760.634.0437

Web www.lab-data.com

Fax 760.634.0439

Anchor QEA, LLC
720 Olive Way, Suite 900
Seattle, WA 98101
ATTN: Ms. Cindy Fields

June 28, 2012

SUBJECT: Jeld-Wen Maulsby Marsh, Data Validation

Dear Ms. Fields,

Enclosed are the final validation reports for the fractions listed below. These SDGs were received on June 14, 2012. Attachment 1 is a summary of the samples that were reviewed for each analysis.

LDC Project # 27826:

<u>SDG #</u>	<u>Fraction</u>
UU52/UU62 UW85	Semivolatiles, Chlorinated Pesticides, Polychlorinated Biphenyls, Metals, Wet Chemistry, Total Petroleum Hydrocarbons as Diesel, Extractable Petroleum Hydrocarbons

The data validation was performed under Stage 2B guidelines. The analyses were validated using the following documents, as applicable to each method:

- USEPA, Contract Laboratory Program National Functional Guidelines for Superfund Organic Methods Data Review, June 2008
- USEPA, Contract Laboratory Program National Functional Guidelines for Inorganic Superfund Data Review, January 2010
- EPA SW 846, Third Edition, Test Methods for Evaluating Solid Waste, update 1, July 1992; update IIA, August 1993; update II, September 1994; update IIB, January 1995; update III, December 1996; update IIIA, April 1998; IIIB, November 2004; Update IV, February 2007

Please feel free to contact us if you have any questions.

Sincerely,

Ming-Hwa Hwang
Project Manager/Senior Chemist

Laboratory Data Consultants, Inc. Data Validation Report

Project/Site Name: Jeld-Wen Maulsby Marsh
Collection Date: May 15, 2012
LDC Report Date: June 25, 2012
Matrix: Sediment/Water
Parameters: Semivolatiles
Validation Level: Stage 2B
Laboratory: Analytical Resources, Inc.

Sample Delivery Group (SDG): UU52/UU62

Sample Identification

MS001-SS-120515
MS101-SS-120515
MS002-SS-120515
MS003-SS-120515
MS004-SS-120515
MS005-SS-120515
MS006-SS-120515
MS006-SS-120515DL
MS007-SS-120515
MS008-SS-120515
MS009-SS-120515
MS-SSRB-120515
MS-SSFB-120515
MS007-SS-120515MS
MS007-SS-120515MSD

Introduction

This data review covers 13 sediment samples and 2 water samples listed on the cover sheet including dilutions and reanalysis as applicable. The analyses were per EPA SW 846 Method 8270D for Semivolatiles.

This review follows a modified outline of the USEPA Contract Laboratory Program National Functional Guidelines for Superfund Organic Methods Data Review (June 2008).

A qualification summary table is provided at the end of this report if data has been qualified. Flags are classified as P (protocol) or A (advisory) to indicate whether the flag is due to a laboratory deviation from a specified protocol or is of technical advisory nature.

Raw data were not reviewed for this SDG. The review was based on QC data.

The following are definitions of the data qualifiers:

- U Indicates the compound or analyte was analyzed for but not detected at or above the stated limit.
- J Indicates an estimated value.
- R Quality control indicates the data is not usable.
- NJ Presumptive evidence of the presence of the compound at an estimated quantity.
- UJ Indicates the compound or analyte was analyzed for but not detected. The sample detection limit is an estimated value.
- A Indicates the finding is based upon technical validation criteria.
- P Indicates the finding is related to a protocol/contractual deviation.
- None Indicates the data was not significantly impacted by the finding, therefore qualification was not required.

I. Technical Holding Times

All technical holding time requirements were met.

The chain-of-custodies were reviewed for documentation of cooler temperatures. All cooler temperatures met validation criteria.

II. GC/MS Instrument Performance Check

Instrument performance was checked at 12 hour intervals.

All ion abundance requirements were met.

III. Initial Calibration

Initial calibration was performed using required standard concentrations.

Percent relative standard deviations (%RSD) were less than or equal to 20.0% for all compounds.

In the case where the laboratory used a calibration curve to evaluate the compounds, all coefficients of determination (r^2) were greater than or equal to 0.990 .

Average relative response factors (RRF) for all compounds were within method and validation criteria.

IV. Continuing Calibration

Continuing calibration was performed at the required frequencies.

Percent differences (%D) between the initial calibration RRF and the continuing calibration RRF were within the method criteria of less than or equal to 20.0% for all compounds.

The percent differences (%D) of the second source calibration standard were less than or equal to 30.0% for all compounds with the following exceptions:

Date	Compound	%D	Associated Samples	Flag	A or P
5/23/12	Pentachlorophenol	34.6	MS-SSRB-120515 MS-SSFB-120515 MB-052112	J (all detects) UJ (all non-detects)	A

All of the continuing calibration relative response factors (RRF) were within method and validation criteria.

V. Blanks

Method blanks were reviewed for each matrix as applicable. No semivolatile contaminants were found in the method blanks.

VI. Surrogate Spikes

Surrogates were added to all samples and blanks as required by the method. All surrogate recoveries (%R) were within QC limits.

VII. Matrix Spike/Matrix Spike Duplicates

Matrix spike (MS) and matrix spike duplicate (MSD) samples were reviewed for each matrix as applicable. Percent recoveries (%R) and relative percent differences (RPD) were within QC limits with the following exceptions:

Spike ID (Associated Samples)	Compound	MS (%R) (Limits)	MSD (%R) (Limits)	RPD (Limits)	Flag	A or P
MS007-SS-120515MS/MSD (MS007-SS-120515)	Phenol	26.8 (50-150)	23.2 (50-150)	-	J (all detects) UJ (all non-detects)	A
	Benzoic acid	-	47.0 (50-150)	-		
	2-Methylnaphthalene	48.4 (50-150)	48.8 (50-150)	-		
MS007-SS-120515MS/MSD (MS007-SS-120515)	4-Methylphenol	8.1 (50-150)	-1.6 (50-150)	-	J (all detects) R (all non-detects)	A

VIII. Laboratory Control Samples (LCS)

Laboratory control samples were reviewed for each matrix as applicable. Percent recoveries (%R) and relative percent differences (RPD) were within QC limits with the following exceptions:

LCS ID (Associated Samples)	Compound	LCS %R (Limits)	Flag	A or P
LCS-052212 (MS001-SS-120515 MS101-SS-120515 MS002-SS-120515 MS003-SS-120515 MS004-SS-120515 MS005-SS-120515 MS006-SS-120515 MS006-SS-120515DL MS007-SS-120515 MS008-SS-120515 MS009-SS-120515 MB-052212)	Benzoic acid	48.4 (50-150)	J (all detects) UJ (all non-detects)	P

IX. Regional Quality Assurance and Quality Control

Not applicable.

X. Internal Standards

All internal standard areas and retention times were within QC limits.

XI. Target Compound Identifications

Raw data were not reviewed for this SDG.

XII. Compound Quantitation and RLs

All compound quantitation and RLs were within validation criteria with the following exceptions:

Sample	Compound	Finding	Criteria	Flag	A or P
MS006-SS-120515	Naphthalene	Sample result exceeded calibration range.	Reported result should be within calibration range.	J (all detects)	A

Raw data were not reviewed for this SDG.

XIII. Tentatively Identified Compounds (TICs)

Raw data were not reviewed for this SDG.

XIV. System Performance

Raw data were not reviewed for this SDG.

XV. Overall Assessment

The analysis was conducted within all specifications of the method.

In the case where more than one result was reported for an individual sample, the least technically acceptable results were rejected as follows:

Sample	Compound	Flag	A or P
MS006-SS-120515	Naphthalene	R	A
MS006-SS-120515DL	All TCL compounds except Naphthalene	R	A

Due to calibration %D, MS/MSD and LCS %R problems, data were qualified as estimated in ten samples.

The quality control criteria reviewed, other than those discussed above, were met and are considered acceptable. Sample results that were found to be rejected (R) are unusable for all purposes. Sample results that were found to be estimated (J) are usable for limited purposes only. Based upon the Stage 2B data validation all other results are considered valid and usable for all purposes.

Data flags are summarized at the end of this report if data has been qualified.

XVI. Field Duplicates

Samples MS001-SS-120515 and MS101-SS-120515 were identified as field duplicates. No semivolatiles were detected in any of the samples with the following exceptions:

Compound	Concentration (ug/Kg)		RPD
	MS001-SS-120515	MS101-SS-120515	
Phenol	300	400	29 (≤50)
4-Methylphenol	1200	1600	29 (≤50)
Benzoic acid	390	640	49 (≤50)
Naphthalene	1100	1800	48 (≤50)
2-Methylnaphthalene	170	270	45 (≤50)
Acenaphthylene	74	130	55 (≤50)
Acenaphthene	110	160	37 (≤50)
Dibenzofuran	180	280	43 (≤50)
Fluorene	120	170	34 (≤50)
Pentachlorophenol	600U	160	200 (≤50)
Phenanthrene	690	1200	54 (≤50)
Carbazole	42	57	30 (≤50)
Anthracene	140	180	25 (≤50)
Fluoranthene	660	970	38 (≤50)

Compound	Concentration (ug/Kg)		RPD
	MS001-SS-120515	MS101-SS-120515	
Pyrene	580	910	44 (≤50)
Benzo(a)anthracene	160	170	6 (≤50)
Bis(2-ethylhexyl)phthalate	140	120	15 (≤50)
Chrysene	430	400	7 (≤50)
Benzo(a)pyrene	260	270	4 (≤50)
Indeno(1,2,3-cd)pyrene	200	230	14 (≤50)
Dibenzo(a,h)anthracene	57	54	5 (≤50)
Benzo(g,h,i)perylene	270	330	20 (≤50)
Retene	74	100	30 (≤50)
total-Benzofluoranthenes	570	640	12 (≤50)

XVII. Field Blanks

Sample MS-SSFB-120515 was identified as a field blank. No semivolatile contaminants were found with the following exceptions:

Blank ID	Compound	Concentration (ug/L)
MS-SSFB-120515	Dimethylphthalate	0.8
	Di-n-butylphthalate	3.7

Sample MS-SSRB-120515 was identified as a rinsate blank. No semivolatile contaminants were found with the following exceptions:

Blank ID	Compound	Concentration (ug/L)
MS-SSRB-120515	Dimethylphthalate	0.9

Jeld-Wen Maulsby Marsh
Semivolatiles - Data Qualification Summary - SDG UU52/UU62

SDG	Sample	Compound	Flag	A or P	Reason
UU52/UU62	MS-SSRB-120515 MS-SSFB-120515	Pentachlorophenol	J (all detects) UJ (all non-detects)	A	Continuing calibration (ICV %D)
UU52/UU62	MS007-SS-120515	Phenol Benzoic acid 2-Methylnaphthalene	J (all detects) UJ (all non-detects)	A	Matrix spike/Matrix spike duplicate (%R)
UU52/UU62	MS007-SS-120515	4-Methylphenol	J (all detects) R (all non-detects)	A	Matrix spike/Matrix spike duplicate (%R)
UU52/UU62	MS001-SS-120515 MS101-SS-120515 MS002-SS-120515 MS003-SS-120515 MS004-SS-120515 MS005-SS-120515 MS006-SS-120515 MS006-SS-120515DL MS007-SS-120515 MS008-SS-120515 MS009-SS-120515	Benzoic acid	J (all detects) UJ (all non-detects)	P	Laboratory control samples (%R)
UU52/UU62	MS006-SS-120515	Naphthalene	J (all detects)	A	Compound quantitation and RLs (exceeded range)
UU52/UU62	MS006-SS-120515	Naphthalene	R	A	Overall assessment of data
UU52/UU62	MS006-SS-120515DL	All TCL compounds except Naphthalene	R	A	Overall assessment of data

Jeld-Wen Maulsby Marsh
Semivolatiles - Laboratory Blank Data Qualification Summary - SDG UU52/UU62

No Sample Data Qualified in this SDG

LDC #: 27826A2a

VALIDATION COMPLETENESS WORKSHEET

Date: 6/20/12

SDG #: UU52/UU62

Stage 2B *faa*

Page: 1 of 1

Laboratory: Analytical Resources, Inc.

Reviewer: *[Signature]*

2nd Reviewer: *[Signature]*

METHOD: GC/MS Semivolatiles (EPA SW 846 Method 8270D)

The samples listed below were reviewed for each of the following validation areas. Validation findings are noted in attached validation findings worksheets.

	Validation Area		Comments
I.	Technical holding times	A	Sampling dates: 5/15/12
II.	GC/MS Instrument performance check	A	
III.	Initial calibration	A	2 RSD \leq 20% \checkmark
IV.	Continuing calibration/ICV	SW	CV \leq 20% ICV \leq 30%
V.	Blanks	A	
VI.	Surrogate spikes	A	
VII.	Matrix spike/Matrix spike duplicates	SW	
VIII.	Laboratory control samples	SW	LCS 10
IX.	Regional Quality Assurance and Quality Control	N	
X.	Internal standards	A	
XI.	Target compound identification	A	
XII.	Compound quantitation/RL/LOQ/LODs	SW	
XIII.	Tentatively identified compounds (TICs)	N	
XIV.	System performance	A	
XV.	Overall assessment of data	SW	
XVI.	Field duplicates	SW	D = 1, 2
XVII.	Field blanks	SW	RB = 12 FB = 13

Note: A = Acceptable
 N = Not provided/applicable
 SW = See worksheet

ND = No compounds detected
 R = Rinsate
 FB = Field blank

D = Duplicate
 TB = Trip blank
 EB = Equipment blank

Validated Samples:

*** level N Sediment*

1	MS001-SS-120515	<i>P</i>	11	MS009-SS-120515	21	<i>MB-05221</i> \checkmark	31
2	MS101-SS-120515	<i>D</i>	12	MS-SSRB-120515	22	<i>MB-05211</i> \checkmark	32
3	MS002-SS-120515	**	13	MS-SSFB-120515	23		33
4	MS003-SS-120515		14	MS007-SS-120515MS	24		34
5	MS004-SS-120515		15	MS007-SS-120515MSD	25		35
6	MS005-SS-120515		16		26		36
7	MS006-SS-120515		17		27		37
8	MS006-SS-120515DL		18		28		38
9	MS007-SS-120515		19		29		39
10	MS008-SS-120515		20		30		40

VALIDATION FINDINGS WORKSHEET

METHOD: GC/MS BNA (EPA Method 8270)

A. Phenol	P. Bis(2-chloroethoxy)methane	EE. 2,6-Dinitrotoluene	TT. Pentachlorophenol	III. Benzo(a)pyrene
B. Bis (2-chloroethyl) ether	Q. 2,4-Dichlorophenol	FF. 3-Nitroaniline	UU. Phenanthrene	JJJ. Indeno(1,2,3-cd)pyrene
C. 2-Chlorophenol	R. 1,2,4-Trichlorobenzene	GG. Acenaphthene	VV. Anthracene	KKK. Dibenz(a,h)anthracene
D. 1,3-Dichlorobenzene	S. Naphthalene	HH. 2,4-Dinitrophenol	WW. Carbazole	LLL. Benzo(g,h,i)perylene
E. 1,4-Dichlorobenzene	T. 4-Chloroaniline	II. 4-Nitrophenol	XX. Di-n-butylphthalate	MMM. Bis(2-Chloroisopropyl)ether
F. 1,2-Dichlorobenzene	U. Hexachlorobutadiene	JJ. Dibenzofuran	YY. Fluoranthene	NNN. Aniline
G. 2-Methylphenol	V. 4-Chloro-3-methylphenol	KK. 2,4-Dinitrotoluene	ZZ. Pyrene	OOO. N-Nitrosodimethylamine
H. 2,2'-Oxybis(1-chloropropane)	W. 2-Methylnaphthalene	LL. Diethylphthalate	AAA. Butylbenzylphthalate	PPP. Benzoic Acid
I. 4-Methylphenol	X. Hexachlorocyclopentadiene	MM. 4-Chlorophenyl-phenyl ether	BBB. 3,3'-Dichlorobenzidine	QQQ. Benzyl alcohol
J. N-Nitroso-di-n-propylamine	Y. 2,4,6-Trichlorophenol	NN. Fluorene	CCC. Benzo(a)anthracene	RRR. Pyridine
K. Hexachloroethane	Z. 2,4,5-Trichlorophenol	OO. 4-Nitroaniline	DDD. Chrysene	SSS. Benzidine
L. Nitrobenzene	AA. 2-Chloronaphthalene	PP. 4,6-Dinitro-2-methylphenol	EEE. Bis(2-ethylhexyl)phthalate	TTT. 1-Methylnaphthalene
M. Isophorone	BB. 2-Nitroaniline	QQ. N-Nitrosodiphenylamine (1)	FFF. Di-n-octylphthalate	UUU. <i>Retene</i>
N. 2-Nitrophenol	CC. Dimethylphthalate	RR. 4-Bromophenyl-phenylether	GGG. Benzo(b)fluoranthene	VVV. <i>total - Benzo(a)fluoranthene</i>
O. 2,4-Dimethylphenol	DD. Acenaphthylene	SS. Hexachlorobenzene	HHH. Benzo(k)fluoranthene	WWW.

VALIDATION FINDINGS WORKSHEET
Field Duplicates

METHOD: GC MS Semivolatiles (EPA SW 846 Method 8270D)

Y N NA
Y N NA

Were field duplicate pairs identified in this SDG?
 Were target analytes detected in the field duplicate pairs?

Compound	Concentration (ug/kg)		(≤50)
	1	2	RPD
A	300	400	29
I	1200	1600	29
PPP	390	640	49
S	1100	1800	48
W	170	270	45
DD	74	130	55
GG	110	160	37
JJ	180	280	43
NN	120	170	34
TT	600U	160	200
UU	690	1200	54
WW	42	57	30
VV	140	180	25
YY	660	970	38
ZZ	580	910	44
CCC	160	170	6
EEE	140	120	15
DDD	430	400	7
III	260	270	4
JJJ	200	230	14
KKK	57	54	5
LLL	270	330	20
UUU	74	100	30
VVV	570	640	12

Laboratory Data Consultants, Inc. Data Validation Report

Project/Site Name: Jeld-Wen Maulsby Marsh
Collection Date: May 15, 2012
LDC Report Date: June 25, 2012
Matrix: Sediment/Water
Parameters: Chlorinated Pesticides
Validation Level: Stage 2B
Laboratory: Analytical Resources, Inc.
Sample Delivery Group (SDG): UU52/UU62

Sample Identification

MS001-SS-120515	MS-SSRB-120515
MS001-SS-120515DL	MS-SSFB-120515
MS101-SS-120515	MS002-SS-120515MS
MS101-SS-120515DL	MS002-SS-120515MSD
MS002-SS-120515	
MS002-SS-120515DL	
MS003-SS-120515	
MS003-SS-120515DL	
MS004-SS-120515	
MS004-SS-120515DL	
MS005-SS-120515	
MS005-SS-120515DL	
MS006-SS-120515	
MS006-SS-120515DL	
MS007-SS-120515	
MS007-SS-120515DL	
MS008-SS-120515	
MS008-SS-120515DL	
MS009-SS-120515	
MS009-SS-120515DL	

Introduction

This data review covers 22 sediment samples and 2 water samples listed on the cover sheet including dilutions and reanalysis as applicable. The analyses were per EPA SW 846 Method 8081A for Chlorinated Pesticides.

This review follows a modified outline of the USEPA Contract Laboratory Program National Functional Guidelines for Superfund Organic Methods Data Review (June 2008).

A qualification summary table is provided at the end of this report if data has been qualified. Flags are classified as P (protocol) or A (advisory) to indicate whether the flag is due to a laboratory deviation from a specified protocol or is of technical advisory nature.

Raw data were not reviewed for this SDG. The review was based on QC data.

The following are definitions of the data qualifiers:

- U Indicates the compound or analyte was analyzed for but not detected at or above the stated limit.
- J Indicates an estimated value.
- R Quality control indicates the data is not usable.
- NJ Presumptive evidence of presence of the compound at an estimated quantity.
- UJ Indicates the compound or analyte was analyzed for but not detected. The sample detection limit is an estimated value.
- A Indicates the finding is based upon technical validation criteria.
- P Indicates the finding is related to a protocol/contractual deviation.
- None Indicates the data was not significantly impacted by the finding, therefore qualification was not required.

I. Technical Holding Times

All technical holding time requirements were met.

The chain-of-custodies were reviewed for documentation of cooler temperatures. All cooler temperatures met validation criteria.

II. GC/ECD Instrument Performance Check

Instrument performance was acceptable unless noted otherwise under initial calibration and continuing calibration sections.

III. Initial Calibration

Initial calibration of single compounds was performed for the primary (quantitation) column and confirmation column as required by this method.

The percent relative standard deviations (%RSD) were less than or equal to 20.0% for all compounds.

In the case where the laboratory used a calibration curve to evaluate the compounds, all coefficients of determination (r^2) were greater than or equal to 0.990.

IV. Continuing Calibration

Continuing calibration was performed at required frequencies.

The percent differences (%D) of calibration factors in continuing standard mixtures were within the 20.0% QC limits with the following exceptions:

Date	Standard	Column	Compound	%D	Associated Samples	Flag	A or P
5/26/12	INDAE	STX-CLP1	4,4'-DDE	26.6	MS006-SS-120515 MS007-SS-120515 MS008-SS-120515 MS009-SS-120515	J (all detects) UJ (all non-detects)	A
5/26/12	INDAE	STX-CLP2	4,4'-DDT	40.9	MS006-SS-120515 MS007-SS-120515 MS008-SS-120515 MS009-SS-120515	J (all detects) UJ (all non-detects)	A

The percent differences (%D) of the second source calibration standard were less than or equal to 20.0% for all compounds.

The individual 4,4'-DDT and Endrin breakdowns (%BD) were less than or equal to 15.0% with the following exceptions:

Date	Standard ID	Column	Compound	%BD	Associated Samples	Affected Compounds	Flag	A or P
5/26/12	DS	STX-CLP1	4,4'-DDT	27.5	MS006-SS-120515 MS007-SS-120515 MS008-SS-120515 MS009-SS-120515	4,4'-DDE 4,4'-DDD 4,4'-DDT	J (all detects) J (all detects) J (all detects)	P
5/26/12	DS	STX-CLP2	4,4'-DDT	40.6	MS006-SS-120515 MS007-SS-120515 MS008-SS-120515 MS009-SS-120515	4,4'-DDE 4,4'-DDD 4,4'-DDT	J (all detects) J (all detects) J (all detects)	P

V. Blanks

Method blanks were reviewed for each matrix as applicable. No chlorinated pesticide contaminants were found in the method blanks.

VI. Surrogate Spikes

Surrogates were added to all samples and blanks as required by the method. Surrogate recoveries (%R) were not within QC limits for several samples. Since the samples were diluted out, no data were qualified.

VII. Matrix Spike/Matrix Spike Duplicates

Matrix spike (MS) and matrix spike duplicate (MSD) samples were reviewed for each matrix as applicable. Percent recoveries (%R) and relative percent differences (RPD) were not within the QC limits. Since the samples were diluted out, no data were qualified.

VIII. Laboratory Control Samples (LCS)

Laboratory control samples were reviewed for each matrix as applicable. Percent recoveries (%R) were within QC limits.

IX. Regional Quality Assurance and Quality Control

Not applicable.

X. Florisil Cartridge Check

Florisil cleanup was not required and therefore not performed in this SDG.

XI. GPC Calibration

GPC cleanup was not required and therefore not performed in this SDG.

XII. Target Compound Identification

Raw data were not reviewed for this SDG.

XIII. Compound Quantitation and RLs

Raw data were not reviewed for this SDG.

XIV. Overall Assessment of Data

The analysis was conducted within all specifications of the method.

In the case where more than one result was reported for an individual sample, the least technically acceptable results were rejected as follows:

Sample	Compound	Flag	A or P
MS001-SS-120515DL MS101-SS-120515DL MS002-SS-120515DL MS003-SS-120515DL MS004-SS-120515DL MS005-SS-120515DL MS006-SS-120515DL MS007-SS-120515DL MS008-SS-120515DL MS009-SS-120515DL	All TCL compounds	R	A

Due to calibration and 4,4'-DDT breakdown %D problems, data were qualified as estimated in four samples.

The quality control criteria reviewed, other than those discussed above, were met and are considered acceptable. Sample results that were found to be rejected (R) are unusable for all purposes. Sample results that were found to be estimated (J) are usable for limited purposes only. Based upon the Stage 2B data validation all other results are considered valid and usable for all purposes.

Data flags are summarized at the end of this report if data has been qualified.

XV. Field Duplicates

Samples MS001-SS-120515 and MS101-SS-120515 and samples MS001-SS-120515DL and MS101-SS-120515DL were identified as field duplicates. No chlorinated pesticides were detected in any of the samples with the following exceptions:

Compound	Concentration (ug/Kg)		RPD (Limits)
	MS001-SS-120515	MS101-SS-120515	
beta-BHC	14	14	0 (≤50)

Compound	Concentration (ug/Kg)		RPD (Limits)
	MS001-SS-120515	MS101-SS-120515	
Dieldrin	9.9	9.9	0 (≤50)
4,4'-DDE	12	12	0 (≤50)
4,4'-DDD	13	13	0 (≤50)
4,4'-DDT	19	19	0 (≤50)
Endrin ketone	12	12	0 (≤50)

Compound	Concentration (ug/Kg)		RPD (Limits)
	MS001-SS-120515DL	MS101-SS-120515DL	
beta-BHC	140	140	0 (≤50)
Dieldrin	99	99	0 (≤50)
4,4'-DDE	120	120	0 (≤50)
4,4'-DDD	130	130	0 (≤50)
4,4'-DDT	190	190	0 (≤50)
Endrin ketone	120	120	0 (≤50)

XVI. Field Blanks

Sample MS-SSRB-120515 was identified as a rinsate blank. No chlorinated pesticide contaminants were found.

Sample MS-SSFB-120515 was identified as a field blank. No chlorinated pesticide contaminants were found.

**Jeld-Wen Maulsby Marsh
Chlorinated Pesticides - Data Qualification Summary - SDG UU52/UU62**

SDG	Sample	Compound	Flag	A or P	Reason
UU52/UU62	MS006-SS-120515 MS007-SS-120515 MS008-SS-120515 MS009-SS-120515	4,4'-DDE 4,4'-DDT	J (all detects) UJ (all non-detects) J (all detects) UJ (all non-detects)	A	Continuing calibration (%D)
UU52/UU62	MS006-SS-120515 MS007-SS-120515 MS008-SS-120515 MS009-SS-120515	4,4'-DDE 4,4'-DDD 4,4'-DDT	J (all detects) J (all detects) J (all detects)	P	Continuing calibration (PEM %BD)
UU52/UU62	MS001-SS-120515DL MS101-SS-120515DL MS002-SS-120515DL MS003-SS-120515DL MS004-SS-120515DL MS005-SS-120515DL MS006-SS-120515DL MS007-SS-120515DL MS008-SS-120515DL MS009-SS-120515DL	All TCL compounds	R	A	Overall assessment of data

**Jeld-Wen Maulsby Marsh
Chlorinated Pesticides - Laboratory Blank Data Qualification Summary - SDG
UU52/UU62**

No Sample Data Qualified in this SDG

LDC #: 27826A3a

VALIDATION COMPLETENESS WORKSHEET

Date: 6/20/12

SDG #: UU52/UU62

Stage 2B ~~A~~

Page: 1 of 1

Laboratory: Analytical Resources, Inc.

Reviewer: JVG

2nd Reviewer: [Signature]

METHOD: GC Chlorinated Pesticides (EPA SW 846 Method 8081A)

The samples listed below were reviewed for each of the following validation areas. Validation findings are noted in attached validation findings worksheets.

	Validation Area		Comments
I.	Technical holding times	A	Sampling dates: 5/15/12
II.	GC/ECD Instrument Performance Check	SW	(See CCV)
III.	Initial calibration	A	2 RSD $\leq 20\%$ r^2
IV.	Continuing calibration/ICV	SW	CCV/ICV $\leq 20\%$
V.	Blanks	A	
VI.	Surrogate spikes /IS	SW	
VII.	Matrix spike/Matrix spike duplicates	SW	(100% DL - NR)
VIII.	Laboratory control samples	A	LCB
IX.	Regional quality assurance and quality control	N	
X.	Florisil cartridge check	N	
XI.	GPC Calibration	N	
XII.	Target compound identification	X A	
XIII.	Compound quantitation/RL/LOQ/LODs	X A	
XIV.	Overall assessment of data	SW	
XV.	Field duplicates	ND	$D_1 = 1, 3$ $D_2 = 2, 4$
XVI.	Field blanks	ND	RB = 21 FB = 22

Note: A = Acceptable
N = Not provided/applicable
SW = See worksheet

ND = No compounds detected
R = Rinsate
FB = Field blank

D = Duplicate
TB = Trip blank
EB = Equipment blank

Validated Samples:

** level IV Sediment + Water

1	MS001-SS-120515 D_1	11	MS005-SS-120515	21 $\bar{-}$	MS-SSRB-120515 W	31 $\bar{-}$	MB-052212
2	MS001-SS-120515DL D_2	12	MS005-SS-120515DL	22 $\bar{-}$	MS-SSFB-120515 $\bar{\vee}$	32 $\bar{-}$	MB-051812
3	MS101-SS-120515 D_1	13 $\bar{+}$	MS006-SS-120515	23	MS002-SS-120515MS	33	
4	MS101-SS-120515DL D_2	14 $\bar{-}$	MS006-SS-120515DL	24	MS002-SS-120515MSD	34	
5	MS002-SS-120515 **	15	MS007-SS-120515	25		35	
6	MS002-SS-120515DL **	16	MS007-SS-120515DL	26		36	
7	MS003-SS-120515	17	MS008-SS-120515	27		37	
8	MS003-SS-120515DL	18	MS008-SS-120515DL	28		38	
9	MS004-SS-120515	19	MS009-SS-120515	29		39	
10	MS004-SS-120515DL	20	MS009-SS-120515DL	30		40	

Notes:

VALIDATION FINDINGS WORKSHEET

METHOD: Pesticide/PCBs (EPASW 846 Method 8081/8082)

A. alpha-BHC	<input checked="" type="checkbox"/> Dieldrin	<input checked="" type="checkbox"/> Endrin ketone	Y. Aroclor-1242	GG. Chlordane
<input checked="" type="checkbox"/> B. beta-BHC	<input checked="" type="checkbox"/> J. 4,4'-DDE	R. Endrin aldehyde	Z. Aroclor-1248	HH. Chlordane (Technical)
C. delta-BHC	K. Endrin	S. alpha-Chlordane	AA. Aroclor-1254	II. Aroclor 1262
D. gamma-BHC	L. Endosulfan II	T. gamma-Chlordane	BB. Aroclor-1260	JJ. Aroclor 1268
E. Heptachlor	<input checked="" type="checkbox"/> M. 4,4'-DDD	U. Toxaphene	CC. 2,4'-DDD	KK. Oxychlordane
F. Aldrin	N. Endosulfan sulfate	V. Aroclor-1016	DD. 2,4'-DDE	LL. trans-Nonachlor
G. Heptachlor epoxide	<input checked="" type="checkbox"/> O. 4,4'-DDT	W. Aroclor-1221	EE. 2,4'-DDT	MM. cis-Nonachlor
H. Endosulfan I	P. Methoxychlor	X. Aroclor-1232	FF. Hexachlorbenzene	NN.

Notes: _____

VALIDATION FINDINGS WORKSHEET
Field Duplicates

METHOD: GC Chlorinated Pesticides (EPA SW 846 Method 8081A)

N NA
 N NA

Were field duplicate pairs identified in this SDG?

Were target analytes detected in the field duplicate pairs?

Compound	Concentration (ug/kg)		(≤ 50) RPD
	1	3	
B	14	14	0
I	9.9	9.9	0
J	12	12	0
M	13	13	0
O	19	19	0
Q	12	12	0

Compound	Concentration (ug/kg)		(≤ 50) RPD
	2	4	
B	140	140	0
I	99	99	0
J	120	120	0
M	130	130	0
O	190	190	0
Q	120	120	0

Laboratory Data Consultants, Inc. Data Validation Report

Project/Site Name: Jeld-Wen Maulsby Marsh
Collection Date: May 15, 2012
LDC Report Date: June 25, 2012
Matrix: Sediment/Water
Parameters: Polychlorinated Biphenyls
Validation Level: Stage 2B
Laboratory: Analytical Resources, Inc.

Sample Delivery Group (SDG): UU52/UU62

Sample Identification

MS001-SS-120515
MS101-SS-120515
MS002-SS-120515
MS003-SS-120515
MS004-SS-120515
MS005-SS-120515
MS006-SS-120515
MS006-SS-120515DL
MS007-SS-120515
MS008-SS-120515
MS009-SS-120515
MS-SSRB-120515
MS-SSFB-120515
MS009-SS-120515MS
MS009-SS-120515MSD

Introduction

This data review covers 13 sediment samples and 2 water samples listed on the cover sheet including dilutions and reanalysis as applicable. The analyses were per EPA SW 846 Method 8082 for Polychlorinated Biphenyls.

This review follows a modified outline of the USEPA Contract Laboratory Program National Functional Guidelines for Superfund Organic Methods Data Review (June 2008).

A qualification summary table is provided at the end of this report if data has been qualified. Flags are classified as P (protocol) or A (advisory) to indicate whether the flag is due to a laboratory deviation from a specified protocol or is of technical advisory nature.

Raw data were not reviewed for this SDG. The review was based on QC data.

The following are definitions of the data qualifiers:

- U Indicates the compound or analyte was analyzed for but not detected at or above the stated limit.
- J Indicates an estimated value.
- R Quality control indicates the data is not usable.
- NJ Presumptive evidence of the presence of the compound at an estimated quantity.
- UJ Indicates the compound or analyte was analyzed for but not detected. The sample detection limit is an estimated value.
- A Indicates the finding is based upon technical validation criteria.
- P Indicates the finding is related to a protocol/contractual deviation.
- None Indicates the data was not significantly impacted by the finding, therefore qualification was not required.

I. Technical Holding Times

All technical holding time requirements were met.

The chain-of-custodies were reviewed for documentation of cooler temperatures. All cooler temperatures met validation criteria.

II. GC/ECD Instrument Performance Check

Instrument performance was acceptable unless noted otherwise under initial calibration and continuing calibration sections.

III. Initial Calibration

Initial calibration of multicomponent compounds was performed for the primary (quantitation) column as required by the method.

The percent relative standard deviations (%RSD) were less than or equal to 20.0% for all compounds.

IV. Continuing Calibration

Continuing calibration was performed at required frequencies.

The percent differences (%D) of calibration factors in continuing standard mixtures were within the 20.0% QC limits.

The percent differences (%D) of the second source calibration standard were less than or equal to 20.0% for all compounds.

V. Blanks

Method blanks were reviewed for each matrix as applicable. No polychlorinated biphenyl contaminants were found in the method blanks.

VI. Surrogate Spikes

Surrogates were added to all samples and blanks as required by the method. All surrogate recoveries (%R) were within QC limits with the following exceptions:

Sample	Column	Surrogate	%R (Limits)	Compound	Flag	A or P
MS-SSRB-120515	Not specified	Decachlorobiphenyl	22.5 (29-118)	All TCL compounds	J (all detects) UJ (all non-detects)	P

All internal standard data were reviewed and within QC limits.

VII. Matrix Spike/Matrix Spike Duplicates

Matrix spike (MS) and matrix spike duplicate (MSD) samples were reviewed for each matrix as applicable. Percent recoveries (%R) and relative percent differences (RPD) were within QC limits.

VIII. Laboratory Control Samples (LCS)

Laboratory control samples were reviewed for each matrix as applicable. Percent recoveries (%R) and relative percent differences (RPD) were within QC limits.

IX. Regional Quality Assurance and Quality Control

Not applicable.

X. Florisil Cartridge Check

Florisil cleanup was not required and therefore not performed in this SDG.

XI. GPC Calibration

GPC cleanup was not required and therefore not performed in this SDG.

XII. Target Compound Identification

Raw data were not reviewed for this SDG.

XIII. Compound Quantitation and Reported RLs

Raw data were not reviewed for this SDG.

XIV. Overall Assessment of Data

The analysis was conducted within all specifications of the method. No results were rejected in this SDG.

Due to surrogate %R problems, data were qualified as estimated in one samples.

The quality control criteria reviewed, other than those discussed above, were met and are considered acceptable. Sample results that were found to be estimated (J) are usable for limited purposes only. Based upon the Stage 2B data validation all other results are considered valid and usable for all purposes.

Data flags are summarized at the end of this report if data has been qualified.

XV. Field Duplicates

Samples MS001-SS-120515 and MS101-SS-120515 were identified as field duplicates. No polychlorinated biphenyls were detected in any of the samples with the following exceptions:

Compound	Concentration (ug/Kg)		RPD (Limits)
	MS001-SS-120515	MS101-SS-120515	
Aroclor 1248	22	17	26 (≤50)
Aroclor 1254	44	37	17 (≤50)

XVI. Field Blanks

Sample MS-SSRB-120515 was identified as a rinsate blank. No polychlorinated biphenyl contaminants were found.

Sample MS-SSFB-120515 was identified as a field blank. No polychlorinated biphenyl contaminants were found.

**Jeld-Wen Maulsby Marsh
Polychlorinated Biphenyls - Data Qualification Summary - SDG UU52/UU62**

SDG	Sample	Compound	Flag	A or P	Reason
UU52/ UU62	MS-SSRB-120515	All TCL compounds	J (all detects) UJ (all non-detects)	P	Surrogate spikes (%R)

**Jeld-Wen Maulsby Marsh
Polychlorinated Biphenyls - Laboratory Blank Data Qualification Summary - SDG
UU52/UU62**

No Sample Data Qualified in this SDG

LDC #: 27826A3b

VALIDATION COMPLETENESS WORKSHEET

Date: 6/20/12

SDG #: UU52/UU62

Stage 2B *for*

Page: 1 of 1

Laboratory: Analytical Resources, Inc.

Reviewer: JVG

2nd Reviewer: CR

METHOD: GC Polychlorinated Biphenyls (EPA SW 846 Method 8082)

The samples listed below were reviewed for each of the following validation areas. Validation findings are noted in attached validation findings worksheets.

	Validation Area		Comments
I.	Technical holding times	A	Sampling dates: 5/15/12
II.	GC/ECD Instrument Performance Check	N	
III.	Initial calibration	A	RSD $\leq 20\%$
IV.	Continuing calibration/ICV	A	CCV/ICV $\leq 20\%$
V.	Blanks	A	
VI.	Surrogate spikes / IS	SW/A	
VII.	Matrix spike/Matrix spike duplicates	A	
VIII.	Laboratory control samples	A	LOS/D
IX.	Regional quality assurance and quality control	N	
X.	Florisil cartridge check	N	
XI.	GPC Calibration	N	
XII.	Target compound identification	N	
XIII.	Compound quantitation/RL/LOQ/LODs	SW/N	
XIV.	Overall assessment of data	A	
XV.	Field duplicates	SW	D = 1, 2
XVI.	Field blanks	ND	RB = 12 FB = 13

Note: A = Acceptable
N = Not provided/applicable
SW = See worksheet

ND = No compounds detected
R = Rinsate
FB = Field blank

D = Duplicate
TB = Trip blank
EB = Equipment blank

Validated Samples:

Water (2) + Sediment

1	MS001-SS-120515	11	MS009-SS-120515	21	MB - 052212	31
2	MS101-SS-120515	12	MS-SSRB-120515	W 22	MB - 052212	W 32
3	MS002-SS-120515 **	13	MS-SSFB-120515	↓ 23		33
4	MS003-SS-120515	14	MS009-SS-120515MS	24		34
5	MS004-SS-120515	15	MS009-SS-120515MSD	25		35
6	MS005-SS-120515	16		26		36
7	MS006-SS-120515	17		27		37
8	MS006-SS-120515DL	18		28		38
9	MS007-SS-120515	19		29		39
10	MS008-SS-120515	20		30		40

Notes:

VALIDATION FINDINGS WORKSHEET
Field Duplicates

METHOD: GC PCBs (EPA SW 846 Method 8082)

Analyte	Concentration (ug/kg)		RPD (≤50%)
	1	2	
Aroclor 1248	22	17	26
Aroclor 1254	44	37	17

Laboratory Data Consultants, Inc. Data Validation Report

Project/Site Name: Jeld-Wen Maulsby Marsh
Collection Date: May 15, 2012
LDC Report Date: June 25, 2012
Matrix: Sediment/Water
Parameters: Metals
Validation Level: Stage 2B
Laboratory: Analytical Resources, Inc.
Sample Delivery Group (SDG): UU52/UU62

Sample Identification

MS001-SS-120515
MS101-SS-120515
MS002-SS-120515
MS003-SS-120515
MS004-SS-120515
MS005-SS-120515
MS006-SS-120515
MS007-SS-120515
MS008-SS-120515
MS009-SS-120515
MS-SSRB-120515
MS-SSFB-120515
MS002-SS-120515MS
MS002-SS-120515DUP
MS-SSRB-120515MS
MS-SSRB-120515DUP

Introduction

This data review covers 12 sediment samples and 4 water samples listed on the cover sheet including dilutions and reanalysis as applicable. The analyses were per EPA SW 846 Methods 6010C, 7471A, and 7470A, and EPA 200.8 for Metals. The metals analyzed were Antimony, Arsenic, Cadmium, Chromium, Copper, Lead, Mercury, Nickel, Silver, and Zinc.

This review follows a modified outline of the USEPA Contract Laboratory Program National Functional Guidelines for Inorganic Superfund Data Review (January 2010).

A qualification summary table is provided at the end of this report if data has been qualified. Flags are classified as P (protocol) or A (advisory) to indicate whether the flag is due to a laboratory deviation from a specified protocol or is of technical advisory nature.

Raw data were not reviewed for this SDG. The review was based on QC data.

The following are definitions of the data qualifiers:

- U Indicates the compound or analyte was analyzed for but not detected at or above the stated limit.
- J Indicates an estimated value.
- R Quality control indicates the data is not usable.
- NJ Presumptive evidence of the presence of the compound at an estimated quantity.
- UJ Indicates the compound or analyte was analyzed for but not detected. The sample detection limit is an estimated value.
- A Indicates the finding is based upon technical validation criteria.
- P Indicates the finding is related to a protocol/contractual deviation.
- None Indicates the data was not significantly impacted by the finding, therefore qualification was not required.

I. Technical Holding Times

All technical holding time requirements were met.

The chain-of-custodies were reviewed for documentation of cooler temperatures. All cooler temperatures met validation criteria.

II. ICPMS Tune

The mass calibration was within 0.1 AMU and the percent relative standard deviation (%RSD) was less than or equal to 5% .

III. Calibration

The initial and continuing calibrations were performed at the required frequency.

The calibration standards criteria were met.

IV. Blanks

Method blanks were reviewed for each matrix as applicable. No metals contaminants were found in the initial, continuing and preparation blanks.

V. ICP Interference Check Sample (ICS) Analysis

The frequency of analysis was met.

The criteria for analysis were met.

VI. Matrix Spike Analysis

Matrix spike (MS) analyses were reviewed for each matrix as applicable. Percent recoveries (%R) were within QC limits with the following exceptions:

Spike ID (Associated Samples)	Analyte	%R (Limits)	Flag	A or P
MS002-SS-120515MS (All sediment samples in SDG UU52/UU62)	Antimony	9.8 (75-125)	J (all detects) UJ (all non-detects)	A

VII. Duplicate Sample Analysis

Duplicate (DUP) sample analyses were reviewed for each matrix as applicable. Results were within QC limits.

VIII. Laboratory Control Samples (LCS)

Laboratory control samples were reviewed for each matrix as applicable. Percent recoveries (%R) were within QC limits.

IX. Internal Standards (ICP-MS)

ICP-MS was not utilized in this SDG.

X. Furnace Atomic Absorption QC

Graphite furnace atomic absorption was not utilized in this SDG.

XI. ICP Serial Dilution

ICP serial dilution was not performed for this SDG.

XII. Sample Result Verification

Raw data were not reviewed for this SDG.

XIII. Overall Assessment of Data

The analysis was conducted within all specifications of the method. No results were rejected in this SDG.

Due to MS %R problems, data were qualified as estimated in ten samples.

The quality control criteria reviewed, other than those discussed above, were met and are considered acceptable. Sample results that were found to be estimated (J) are usable for limited purposes only. Based upon the Stage 2B data validation all other results are considered valid and usable for all purposes.

Data flags are summarized at the end of this report if data has been qualified.

XIV. Field Duplicates

Samples MS001-SS-120515 and MS101-SS-120515 were identified as field duplicates. No metals were detected in any of the samples with the following exceptions:

Analyte	Concentration (mg/Kg)		RPD (Limits)
	MS001-SS-120515	MS101-SS-120515	
Arsenic	33	33	0 (≤50)
Cadmium	3.2	3.4	6 (≤50)

Analyte	Concentration (mg/Kg)		RPD (Limits)
	MS001-SS-120515	MS101-SS-120515	
Chromium	37	38	3 (≤50)
Copper	129	125	3 (≤50)
Lead	170	170	0 (≤50)
Mercury	0.4	0.4	0 (≤50)
Nickel	50	42	17 (≤50)
Zinc	400	374	7 (≤50)

XV. Field Blanks

Sample MS-SSRB-120515 was identified as a rinsate blank. No metal contaminants were found.

Sample MS-SSFB-120515 was identified as a field blank. No metal contaminants were found with the following exceptions:

Blank ID	Analyte	Concentration (ug/L)
MS-SSFB-120515	Copper	7

**Jeld-Wen Maulsby Marsh
Metals - Data Qualification Summary - SDG UU52/UU62**

SDG	Sample	Analyte	Flag	A or P	Reason
UU52/UU62	MS001-SS-120515 MS101-SS-120515 MS002-SS-120515 MS003-SS-120515 MS004-SS-120515 MS005-SS-120515 MS006-SS-120515 MS007-SS-120515 MS008-SS-120515 MS009-SS-120515	Antimony	J (all detects) UJ (all non-detects)	A	Matrix spike (%R)

**Jeld-Wen Maulsby Marsh
Metals - Laboratory Blank Data Qualification Summary - SDG UU52/UU62**

No Sample Data Qualified in this SDG

LDC #: 27826A4

VALIDATION COMPLETENESS WORKSHEET

Date: 6/19/12

SDG #: UU52/UU62

Stage 2B

Page: 1 of 1

Laboratory: Analytical Resources Inc.

Reviewer: CR

2nd Reviewer: W

METHOD: Metals (EPA SW 846 Method 6010C/200.8/7471A/7470)^A, EPA 200.8

The samples listed below were reviewed for each of the following validation areas. Validation findings are noted in attached validation findings worksheets.

	Validation Area		Comments
I.	Technical holding times	A	Sampling dates: 5/15/12
II.	ICP/MS Tune	A	
III.	Calibration	A	
IV.	Blanks	A	
V.	ICP Interference Check Sample (ICS) Analysis	A	
VI.	Matrix Spike Analysis	SW MS	
VII.	Duplicate Sample Analysis	A DP	
VIII.	Laboratory Control Samples (LCS)	A LCS	
IX.	Internal Standard (ICP-MS)	N	Not reviewed
X.	Furnace Atomic Absorption QC	N	Not utilized
XI.	ICP Serial Dilution	N	Not performed
XII.	Sample Result Verification	N	
XIII.	Overall Assessment of Data	A	
XIV.	Field Duplicates	SW (1,2)	
XV.	Field Blanks	SW	FB=12 ; FB=13

Note: A = Acceptable
 N = Not provided/applicable
 SW = See worksheet

ND = No compounds detected
 R = Rinsate
 FB = Field blank

D = Duplicate
 TB = Trip blank
 EB = Equipment blank

Validated Samples:

Sediment/Water

1	MS001-SS-120515	11	MS009-SS-120515	21		31	
2	MS101-SS-120515	12	MS-SSRB-120515	22	W	32	
3	MS002-SS-120515	13	MS-SSFB-120515	23	J	33	
4	MS003-SS-120515	14	MS002-SS-120515MS	24		34	
5	MS004-SS-120515	15	MS002-SS-120515DUP	25		35	
6	MS005-SS-120515	16	MS-SSRB-120515MS	26	W	36	
7	MS006-SS-120515	17	MS-SSRB-120515DUP	27	J	37	
8	MS006-SS-120515DL	18		28		38	
9	MS007-SS-120515	19		29		39	
10	MS008-SS-120515	20		30		40	

Notes:

Sample Specific Element Reference

All circled elements are applicable to each sample.

Sample ID	Matrix	Target Analyte List (TAL)	
1-B		Al, (Sb, As), Ba, Be, (Cd), Ca, (Cr), Co, (Cu), Fe, (Pb), Mg, Mn, (Hg, Ni), K, Se, (Ag), Na, Ti, V, (Zn), Mo, B, Sn, Ti, U,	
		Al, Sb, As, Ba, Be, Cd, Ca, Cr, Co, Cu, Fe, Pb, Mg, Mn, Hg, Ni, K, Se, Ag, Na, Ti, V, Zn, Mo, B, Sn, Ti, U,	
		Al, Sb, As, Ba, Be, Cd, Ca, Cr, Co, Cu, Fe, Pb, Mg, Mn, Hg, Ni, K, Se, Ag, Na, Ti, V, Zn, Mo, B, Sn, Ti, U,	
QC 14-17		Al, (Sb, As), Ba, Be, (Cd), Ca, (Cr), Co, (Cu), Fe, (Pb), Mg, Mn, (Hg, Ni), K, Se, (Ag), Na, Ti, V, (Zn), Mo, B, Sn, Ti, U,	
		Al, Sb, As, Ba, Be, Cd, Ca, Cr, Co, Cu, Fe, Pb, Mg, Mn, Hg, Ni, K, Se, Ag, Na, Ti, V, Zn, Mo, B, Sn, Ti, U,	
		Al, Sb, As, Ba, Be, Cd, Ca, Cr, Co, Cu, Fe, Pb, Mg, Mn, Hg, Ni, K, Se, Ag, Na, Ti, V, Zn, Mo, B, Sn, Ti, U,	
		Al, Sb, As, Ba, Be, Cd, Ca, Cr, Co, Cu, Fe, Pb, Mg, Mn, Hg, Ni, K, Se, Ag, Na, Ti, V, Zn, Mo, B, Sn, Ti, U,	
		Al, Sb, As, Ba, Be, Cd, Ca, Cr, Co, Cu, Fe, Pb, Mg, Mn, Hg, Ni, K, Se, Ag, Na, Ti, V, Zn, Mo, B, Sn, Ti, U,	
		Al, Sb, As, Ba, Be, Cd, Ca, Cr, Co, Cu, Fe, Pb, Mg, Mn, Hg, Ni, K, Se, Ag, Na, Ti, V, Zn, Mo, B, Sn, Ti, U,	
		Al, Sb, As, Ba, Be, Cd, Ca, Cr, Co, Cu, Fe, Pb, Mg, Mn, Hg, Ni, K, Se, Ag, Na, Ti, V, Zn, Mo, B, Sn, Ti, U,	
		Al, Sb, As, Ba, Be, Cd, Ca, Cr, Co, Cu, Fe, Pb, Mg, Mn, Hg, Ni, K, Se, Ag, Na, Ti, V, Zn, Mo, B, Sn, Ti, U,	
		Al, Sb, As, Ba, Be, Cd, Ca, Cr, Co, Cu, Fe, Pb, Mg, Mn, Hg, Ni, K, Se, Ag, Na, Ti, V, Zn, Mo, B, Sn, Ti, U,	
		Al, Sb, As, Ba, Be, Cd, Ca, Cr, Co, Cu, Fe, Pb, Mg, Mn, Hg, Ni, K, Se, Ag, Na, Ti, V, Zn, Mo, B, Sn, Ti, U,	
		Al, Sb, As, Ba, Be, Cd, Ca, Cr, Co, Cu, Fe, Pb, Mg, Mn, Hg, Ni, K, Se, Ag, Na, Ti, V, Zn, Mo, B, Sn, Ti, U,	
		Al, Sb, As, Ba, Be, Cd, Ca, Cr, Co, Cu, Fe, Pb, Mg, Mn, Hg, Ni, K, Se, Ag, Na, Ti, V, Zn, Mo, B, Sn, Ti, U,	
		Al, Sb, As, Ba, Be, Cd, Ca, Cr, Co, Cu, Fe, Pb, Mg, Mn, Hg, Ni, K, Se, Ag, Na, Ti, V, Zn, Mo, B, Sn, Ti, U,	
		Al, Sb, As, Ba, Be, Cd, Ca, Cr, Co, Cu, Fe, Pb, Mg, Mn, Hg, Ni, K, Se, Ag, Na, Ti, V, Zn, Mo, B, Sn, Ti, U,	
		Al, Sb, As, Ba, Be, Cd, Ca, Cr, Co, Cu, Fe, Pb, Mg, Mn, Hg, Ni, K, Se, Ag, Na, Ti, V, Zn, Mo, B, Sn, Ti, U,	
		Al, Sb, As, Ba, Be, Cd, Ca, Cr, Co, Cu, Fe, Pb, Mg, Mn, Hg, Ni, K, Se, Ag, Na, Ti, V, Zn, Mo, B, Sn, Ti, U,	
		Al, Sb, As, Ba, Be, Cd, Ca, Cr, Co, Cu, Fe, Pb, Mg, Mn, Hg, Ni, K, Se, Ag, Na, Ti, V, Zn, Mo, B, Sn, Ti, U,	
		Al, Sb, As, Ba, Be, Cd, Ca, Cr, Co, Cu, Fe, Pb, Mg, Mn, Hg, Ni, K, Se, Ag, Na, Ti, V, Zn, Mo, B, Sn, Ti, U,	
	Analysis Method		
	ICP		Al, Sb, As, Ba, Be, Cd, Ca, (Cr), Co, (Cu), Fe, (Pb), Mg, Mn, Hg, (Ni), K, Se, Ag, Na, Ti, V, (Zn), Mo, B, Sn, Ti, U,
ICP-MS		Al, (Sb, As), Ba, Be, (Cd), Ca, Cr, Co, Cu, Fe, Pb, Mg, Mn, Hg, Ni, K, Se, (Ag), Na, Ti, V, Zn, Mo, B, Sn, Ti, U,	
GFAA		Al, Sb, As, Ba, Be, Cd, Ca, Cr, Co, Cu, Fe, Pb, Mg, Mn, Hg, Ni, K, Se, Ag, Na, Ti, V, Zn, Mo, B, Sn, Ti, U,	

Comments: Mercury by CVAA if performed

LDC#: 27826A4

VALIDATION FINDINGS WORKSHEET
Field Duplicates

Page: 1 of 1
Reviewer: [Signature]
2nd Reviewer: [Signature]

METHOD: Metals (EPA Method 6010B/7000)

Analyte	Concentration (mg/Kg)		RPD (≤50)	
	1	2		
Arsenic	33	33	0	
Cadmium	3.2	3.4	6	
Chromium	37	38	3	
Copper	129	125	3	
Lead	170	170	0	
Mercury	0.4	0.4	0	
Nickel	50	42	17	
Zinc	400	374	7	

V:\FIELD DUPLICATES\FD_inorganic\27826A4.wpd

Laboratory Data Consultants, Inc. Data Validation Report

Project/Site Name: Jeld-Wen Maulsby Marsh
Collection Date: May 15, 2012
LDC Report Date: June 19, 2012
Matrix: Sediment
Parameters: Wet Chemistry
Validation Level: Stage 2B
Laboratory: Analytical Resources, Inc.

Sample Delivery Group (SDG): UU52/UU62

Sample Identification

MS001-SS-120515	MS002-SS-120515DUP
MS101-SS-120515	MS002-SS-120515TRP
MS002-SS-120515	MS110-SS-120515MS
MS003-SS-120515	MS110-SS-120515DUP
MS004-SS-120515	MS110-SS-120515TRP
MS005-SS-120515	
MS006-SS-120515	
MS007-SS-120515	
MS008-SS-120515	
MS009-SS-120515	
MS010-SS-120515	
MS110-SS-120515	
MS011-SS-120515	
MS012-SS-120515	
MS013-SS-120515	
MS014-SS-120515	
MS015-SS-120515	
MS016-SS-120515	
MS017-SS-120515	
MS018-SS-120515	

Introduction

This data review covers 25 sediment samples listed on the cover sheet including dilutions and reanalysis as applicable. The analyses were per EPA Method 350.1M for Ammonia as Nitrogen, EPA Method 376.2 for Sulfide, Standard Method 2540B for Total Solids and Preserved Total Solids, EPA SW 846 Method 9060M for Total Organic Carbon, and PSEP for Grain Size.

The review follows a modified outline of the USEPA Contract Laboratory Program National Functional Guidelines for Inorganic Superfund Data Review (January 2010).

A qualification summary table is provided at the end of this report if data has been qualified. Flags are classified as P (protocol) or A (advisory) to indicate whether the flag is due to a laboratory deviation from a specified protocol or is of technical advisory nature.

Raw data were not reviewed for this SDG. The review was based on QC data.

The following are definitions of the data qualifiers:

- U Indicates the compound or analyte was analyzed for but not detected at or above the stated limit.
- J Indicates an estimated value.
- R Quality control indicates the data is not usable.
- NJ Presumptive evidence of the presence of the compound at an estimated quantity.
- UJ Indicates the compound or analyte was analyzed for but not detected. The sample detection limit is an estimated value.
- A Indicates the finding is based upon technical validation criteria.
- P Indicates the finding is related to a protocol/contractual deviation.
- None Indicates the data was not significantly impacted by the finding, therefore qualification was not required.

I. Technical Holding Times

All technical holding time requirements were met.

The chain-of-custodies were reviewed for documentation of cooler temperatures. All cooler temperatures met validation criteria.

II. Initial Calibration

All criteria for the initial calibration of each method were met.

III. Calibration Verification

Calibration verification frequency and analysis criteria were met for each method when applicable.

IV. Blanks

Method blanks were reviewed for each matrix as applicable. No contaminant concentrations were found in the initial, continuing and preparation blanks.

V. Matrix Spike/Matrix Spike Duplicates

Matrix spike (MS) analyses were reviewed for each matrix as applicable. Percent recoveries (%R) were within QC limits.

VI. Duplicates/Triplicates

Duplicate (DUP) sample analyses were reviewed for each matrix as applicable. Results were within QC limits.

Triplicate (TRP) sample analyses were reviewed for each matrix as applicable. Results were within QC limits.

VII. Laboratory Control Samples

Laboratory control samples were reviewed for each matrix as applicable. Percent recoveries (%R) were within QC limits.

VIII. Sample Result Verification

Raw data were not reviewed for this SDG.

IX. Overall Assessment of Data

The analysis was conducted within all specifications of the method. No results were rejected in this SDG.

The quality control criteria reviewed were met and are considered acceptable. Based upon the Stage 2B data validation all results are considered valid and usable for all purposes.

X. Field Duplicates

Samples MS001-SS-120515 and MS101-SS-120515 and samples MS010-SS-120515 and MS110-SS-120515 were identified as field duplicates. No contaminant concentrations were detected in any of the samples with the following exceptions:

Analyte	Concentration		RPD (Limits)
	MS001-SS-120515	MS101-SS-120515	
Total Solids	10.20%	10.20%	0 (≤50)
Preserved Total Solids	9.70%	9.70%	0 (≤50)
Ammonia as N	132 mg/Kg	130 mg/Kg	2 (≤50)
Sulfide	2960 mg/Kg	3100 mg/Kg	5 (≤50)
Total Organic Carbon	19.6%	18.4%	6 (≤50)

Analyte	Concentration		RPD (Limits)
	MS010-SS-120515	MS110-SS-120515	
Total Solids	10.60%	10.40%	2 (≤50)
Preserved Total Solids	10.50%	10.70%	2 (≤50)
Ammonia as N	100 mg/Kg	95.6 mg/Kg	4 (≤50)
Sulfide	2030 mg/Kg	1750 mg/Kg	15 (≤50)
Total Organic Carbon	11.8%	15.7%	28 (≤50)

Sieve Size	Percent Finer (%)		RPD (Limits)
	MS001-SS-120515	MS101-SS-120515	
Gravel: 2000 um	100.0	88.2	13 (≤50)
Very Coarse Sand: 1000 um	75.6	71.2	6 (≤50)
Coarse Sand: 500 um	68.4	63.3	8 (≤50)
Medium Sand: 250 um	63.9	58.5	9 (≤50)
Fine Sand: 125 um	60.9	55.3	10 (≤50)
Very Fine Sand: 63 um	58.8	52.9	11 (≤50)
Slit: 31um	57.5	51.8	10 (≤50)
Slit: 15.6um	44.4	40.3	10 (≤50)
Slit: 7.80um	33.1	30.4	9 (≤50)
Slit: 3.9um	20.6	19.2	7 (≤50)
Clay: 2 um	17.6	15.9	10 (≤50)
Clay: 1 um	14.2	12.5	13 (≤50)

Sieve Size	Percent Finer (%)		RPD (Limits)
	MS010-SS-120515	MS110-SS-120515	
Gravel: 4750 um	97.3	100.0	3 (≤50)
Gravel: 2000 um	88.6	97.4	9 (≤50)
Very Coarse Sand: 1000 um	79.1	83.2	5 (≤50)
Coarse Sand: 500 um	72.1	73.8	2 (≤50)
Medium Sand: 250 um	66.3	67.4	2 (≤50)
Fine Sand: 125 um	61.6	62.3	1 (≤50)
Very Fine Sand: 63 um	57.9	58.5	1 (≤50)
Slit: 31um	49.8	56.1	12 (≤50)

Sieve Size	Percent Finer (%)		RPD (Limits)
	MS010-SS-120515	MS110-SS-120515	
Slit: 15.6um	35.3	46.6	28 (≤50)
Slit: 7.80um	27.2	37.1	31 (≤50)
Slit: 3.9um	18.4	21.7	16 (≤50)
Clay: 2 um	15.5	16.1	4 (≤50)
Clay: 1 um	11.6	12.0	3 (≤50)

XI. Field Blanks

No field blanks were identified in this SDG.

**Jeld-Wen Maulsby Marsh
Wet Chemistry - Data Qualification Summary - SDG UU52/UU62**

No Sample Data Qualified in this SDG

**Jeld-Wen Maulsby Marsh
Wet Chemistry - Laboratory Blank Data Qualification Summary - SDG UU52/UU62**

No Sample Data Qualified in this SDG

LDC #: 27826A6

VALIDATION COMPLETENESS WORKSHEET

Date: 6-19-12

SDG #: UU52/UU62

Stage 2B

Page: 1 of 1

Laboratory: Analytical Resource Inc

Reviewer: [Signature]

2nd Reviewer: [Signature]

METHOD: (Analyte) Ammonia-N (EPA Method 350.1), Sulfide (EPA Method 376.2), Total Solids, Preserved Total Solids (SM2540B), Total Organic Carbon (EPA SW846 Method 9060M), Grain Size (PSEP)

The samples listed below were reviewed for each of the following validation areas. Validation findings are noted in attached validation findings worksheets.

	Validation Area		Comments
I.	Technical holding times	A	Sampling dates: 5/15/12
II	Initial calibration	A	
III.	Calibration verification	A	
IV	Blanks	A	
V	Matrix Spike/Matrix Spike Duplicates	A	MS
VI.	Duplicates / Triplicates	A	Dup, TRP
VII.	Laboratory control samples	A	LCS
VIII.	Sample result verification	N	
IX.	Overall assessment of data	A	
X.	Field duplicates	SW	(1,2), (14,15)
XI	Field blanks	N	B=12, FB=13

Note: A = Acceptable
 N = Not provided/applicable
 SW = See worksheet
 ND = No compounds detected
 R = Rinsate
 FB = Field blank
 D = Duplicate
 TB = Trip blank
 EB = Equipment blank

Validated Samples: Sediment tubes

1	MS001-SS-120515	11	MS009-SS-120515	21	MS016-SS-120515	31	
2	MS101-SS-120515	12	MS-SSRB-120515 W	22	MS017-SS-120515	32	
3	MS002-SS-120515	13	MS-SSFB-120515 W	23	MS018-SS-120515	33	
4	MS003-SS-120515	14	MS010-SS-120515	24	MS002-SS-120515DUP	34	
5	MS004-SS-120515	15	MS110-SS-120515	25	MS002-SS-120515TRP	35	
6	MS005-SS-120515	16	MS011-SS-120515	26	MS110-SS-120515MS	36	
7	MS006-SS-120515	17	MS012-SS-120515	27	MS110-SS-120515MSD DUP	37	
8	MS006-SS-120515DL	18	MS013-SS-120515	28	MS110-SS-120515DUP TRP	38	
9	MS007-SS-120515	19	MS014-SS-120515	29		39	
10	MS008-SS-120515	20	MS015-SS-120515	30		40	

Notes: _____

VALIDATION FINDINGS WORKSHEET
Field Duplicates

Inorganics: Method See Cover

Analyte	Concentration (mg/Kg)		RPD (≤50)	
	1	2		
Total Solids (%)	10.20	10.20	0	
Preserved Total Solids (%)	9.70	9.70	0	
Ammonia as N	132	130	2	
Sulfide	2960	3100	5	
Total Organic Carbon (%)	19.6	18.4	6	

Analyte	Concentration (mg/Kg)		RPD (≤50)	
	14	15		
Total Solids (%)	10.60	10.40	2	
Preserved Total Solids (%)	10.50	10.70	2	
Ammonia as N	100	95.6	4	
Sulfide	2030	1750	15	
Total Organic Carbon (%)	11.8	15.7	28	

LDC# 27826A6

VALIDATION FINDINGS WORKSHEET
Field Duplicates

Page: 1 of 1
Reviewer: [Signature]
2nd Reviewer: [Signature]

Inorganics: Method See Cover

Sieve Size	Percent Finer (%)		RPD (≤50)	
	1	2		
Gravel: 2000 um	100.0	88.2	13	
Very Coarse Sand: 1000 um	75.6	71.2	6	
Coarse Sand: 500 um	68.4	63.3	8	
Medium Sand: 250 um	63.9	58.5	9	
Fine Sand: 125 um	60.9	55.3	10	
Very Fine Sand: 63 um	58.8	52.9	11	
Slit: 31um	57.5	51.8	10	
Slit: 15.6um	44.4	40.3	10	
Slit: 7.80um	33.1	30.4	9	
Slit: 3.9um	20.6	19.2	7	
Clay: 2 um	17.6	15.9	10	
Clay: 1 um	14.2	12.5	13	

VALIDATION FINDINGS WORKSHEET
Field Duplicates

Inorganics: Method See Cover

Sieve Size	Percent Finer (%)		RPD (≤50)	
	14	15		
Gravel: 4750 um	97.3	100.0	3	
Gravel: 2000 um	88.6	97.4	9	
Very Coarse Sand: 1000 um	79.1	83.2	5	
Coarse Sand: 500 um	72.1	73.8	2	
Medium Sand: 250 um	66.3	67.4	2	
Fine Sand: 125 um	61.6	62.3	1	
Very Fine Sand: 63 um	57.9	58.5	1	
Slit: 31um	49.8	56.1	12	
Slit: 15.6um	35.3	46.6	28	
Slit: 7.80um	27.2	37.1	31	
Slit: 3.9um	18.4	21.7	16	
Clay: 2 um	15.5	16.1	4	
Clay: 1 um	11.6	12.0	3	

Laboratory Data Consultants, Inc. Data Validation Report

Project/Site Name: Jeld-Wen Maulsby Marsh
Collection Date: May 15, 2012
LDC Report Date: June 25, 2012
Matrix: Sediment/Water
Parameters: Total Petroleum Hydrocarbons as Diesel
Validation Level: Stage 2B
Laboratory: Analytical Resources, Inc.
Sample Delivery Group (SDG): UU52/UU62

Sample Identification

MS001-SS-120515
MS101-SS-120515
MS002-SS-120515
MS003-SS-120515
MS004-SS-120515
MS005-SS-120515
MS006-SS-120515
MS007-SS-120515
MS008-SS-120515
MS009-SS-120515
MS-SSRB-120515
MS-SSFB-120515
MS008-SS-120515MS
MS008-SS-120515MSD

Introduction

This data review covers 12 sediment samples and 2 water samples listed on the cover sheet including dilutions and reanalysis as applicable. The analyses were per NWTPH-Dx for Total Petroleum Hydrocarbons (TPH) as Diesel.

This review follows a modified outline of the USEPA Contract Laboratory Program National Functional Guidelines for Superfund Organic Methods Data Review (June 2008).

A qualification summary table is provided at the end of this report if data has been qualified. Flags are classified as P (protocol) or A (advisory) to indicate whether the flag is due to a laboratory deviation from a specified protocol or is of technical advisory nature.

Raw data were not reviewed for this SDG. The review was based on QC data.

The following are definitions of the data qualifiers:

- U Indicates the compound or analyte was analyzed for but not detected at or above the stated limit.
- J Indicates an estimated value.
- R Quality control indicates the data is not usable.
- NJ Presumptive evidence of the presence of the compound at an estimated quantity.
- UJ Indicates the compound or analyte was analyzed for but not detected. The sample detection limit is an estimated value.
- A Indicates the finding is based upon technical validation criteria.
- P Indicates the finding is related to a protocol/contractual deviation.
- None Indicates the data was not significantly impacted by the finding, therefore qualification was not required.

I. Technical Holding Times

All technical holding time requirements were met.

The chain-of-custodies were reviewed for documentation of cooler temperatures. All cooler temperatures met validation criteria.

II. Initial Calibration

Initial calibration of compounds was performed as required by the method.

The percent relative standard deviations (%RSD) of calibration factors for compounds were less than or equal to 20.0%.

III. Calibration Verification

Calibration verification was performed at required frequencies. The percent differences (%D) of amounts in continuing standard mixtures were within the 20.0% QC limits.

The percent differences (%D) of the second source calibration standard were less than or equal to 20.0% for all compounds.

IV. Blanks

Method blanks were reviewed for each matrix as applicable. No total petroleum hydrocarbons as diesel contaminants were found in the method blanks.

V. Surrogate Recovery

Surrogates were added to all samples and blanks as required by the method. All surrogate recoveries (%R) were within QC limits.

VI. Matrix Spike/Matrix Spike Duplicates

Matrix spike (MS) and matrix spike duplicate (MSD) samples were reviewed for each matrix as applicable. Percent recoveries (%R) and relative percent differences (RPD) were within QC limits.

VII. Laboratory Control Samples

Laboratory control samples were reviewed for each matrix as applicable. Percent recoveries (%R) and relative percent differences (RPD) were within QC limits.

VIII. Target Compound Identification

Raw data were not reviewed for this SDG.

IX. Compound Quantitation and RLs

Raw data were not reviewed for this SDG.

X. System Performance

Raw data were not reviewed for this SDG.

XI. Overall Assessment of Data

The analysis was conducted within all specifications of the method. No results were rejected in this SDG.

The quality control criteria reviewed were met and are considered acceptable. Based upon the Stage 2B data validation all results are considered valid and usable for all purposes.

XII. Field Duplicates

Samples MS001-SS-120515 and MS101-SS-120515 were identified as field duplicates. No total petroleum hydrocarbons as diesel were detected in any of the samples with the following exceptions:

Compound	Concentration (mg/Kg)		RPD (Limits)
	MS001-SS-120515	MS101-SS-120515	
Diesel	53	54	2 (≤ 50)
Motor oil	150	140	7 (≤ 50)

XIII. Field Blanks

Sample MS-SSRB-120515 was identified as a rinsate blank. No total petroleum hydrocarbons as diesel contaminants were found.

Sample MS-SSFB-120515 was identified as a field blank. No total petroleum hydrocarbons as diesel contaminants were found.

Jeld-Wen Maulsby Marsh

Total Petroleum Hydrocarbons as Diesel - Data Qualification Summary - SDG UU52/UU62

No Sample Data Qualified in this SDG

Jeld-Wen Maulsby Marsh

Total Petroleum Hydrocarbons as Diesel - Laboratory Blank Data Qualification Summary - SDG UU52/UU62

No Sample Data Qualified in this SDG

LDC #: 27826A8
 SDG #: UU52/UU62
 Laboratory: Analytical Resources Inc.

VALIDATION COMPLETENESS WORKSHEET
 Stage 2B ~~4~~

Date: 6/20/12
 Page: 1 of 1
 Reviewer: SVB
 2nd Reviewer: SW

METHOD: GC TPH as Diesel (NWTPH-Dx)

The samples listed below were reviewed for each of the following validation areas. Validation findings are noted in attached validation findings worksheets.

	Validation Area		Comments
I.	Technical holding times	A	Sampling dates: <u>5/15/12</u>
II.	Initial calibration	A	<u>2 RCD ≤ 20%</u>
III.	Calibration verification	A	<u>CW/1W ≤ 20%</u>
IV.	Blanks	A	
V.	Surrogate recovery	A	
VI.	Matrix spike/Matrix spike duplicates	A	
VII.	Laboratory control samples	A	<u>LCS / D</u>
VIII.	Target compound identification	N	
IX.	Compound quantitation/RL/LOQ/LODs	N	
X.	System Performance	N	
XI.	Overall assessment of data	<u>ASW</u>	
XII.	Field duplicates	<u>SW</u>	<u>D = 12</u>
XIII.	Field blanks	<u>ND</u>	<u>RB = 12</u> <u>FB = 13</u>

Note: A = Acceptable ND = No compounds detected D = Duplicate
 N = Not provided/applicable R = Rinsate TB = Trip blank
 SW = See worksheet FB = Field blank EB = Equipment blank

Validated Samples: Sediment + Water (2)
~~* Level IV~~

1	MS001-SS-120515	<u>D</u>	11	MS009-SS-120515	<u>21</u>	<u>MB-052112</u>	31
2	MS101-SS-120515	<u>D</u>	12	MS-SSRB-120515	<u>W 22</u>	<u>MB-051812</u>	32
3	MS002-SS-120515	**	13	MS-SSFB-120515	<u>23</u>		33
4	MS003-SS-120515		14	MS008-SS-120515MS	24		34
5	MS004-SS-120515		15	MS008-SS-120515MSD	25		35
6	MS005-SS-120515		16		26		36
7	MS006-SS-120515		17		27		37
8	MS006-SS-120515DL		18		28		38
9	MS007-SS-120515		19		29		39
10	MS008-SS-120515		20		30		40

Notes: _____

LDC#: 27826A8

VALIDATION FINDINGS WORKSHEET
Field Duplicates

Page: 1 of 1
Reviewer: JV
2nd Reviewer: JR

METHOD: GC TPH as Diesel (Method NWTPH-Dx)

Y N NA Were field duplicate pairs identified in this SDG?
Y N NA Were target analytes detected in the field duplicate pairs?

Compound	Concentration (mg/kg)		RPD (≤ 50)
	1	2	
Diesel	53	54	2
Motor Oil	150	140	7

V:\FIELD DUPLICATES\27826A8.wpd

**Laboratory Data Consultants, Inc.
Data Validation Report**

Project/Site Name: Jeld-Wen Maulsby Marsh
Collection Date: May 15, 2012
LDC Report Date: June 25, 2012
Matrix: Sediment
Parameters: Extractable Petroleum Hydrocarbons
Validation Level: Stage 2B
Laboratory: Analytical Resources, Inc.
Sample Delivery Group (SDG): UW85

Sample Identification

MS001-SS-120515
MS002-SS-120515
MS003-SS-120515
MS006-SS-120515
MS001-SS-120515MS
MS001-SS-120515MSD

Introduction

This data review covers 6 sediment samples listed on the cover sheet including dilutions and reanalysis as applicable. The analyses were per WDOE Interim Method for Extractable Petroleum Hydrocarbons.

This review follows a modified outline of the USEPA Contract Laboratory Program National Functional Guidelines for Superfund Organic Methods Data Review (June 2008).

A qualification summary table is provided at the end of this report if data has been qualified. Flags are classified as P (protocol) or A (advisory) to indicate whether the flag is due to a laboratory deviation from a specified protocol or is of technical advisory nature.

Raw data were not reviewed for this SDG. The review was based on QC data.

The following are definitions of the data qualifiers:

- U Indicates the compound or analyte was analyzed for but not detected at or above the stated limit.
- J Indicates an estimated value.
- R Quality control indicates the data is not usable.
- NJ Presumptive evidence of the presence of the compound at an estimated quantity.
- UJ Indicates the compound or analyte was analyzed for but not detected. The sample detection limit is an estimated value.
- A Indicates the finding is based upon technical validation criteria.
- P Indicates the finding is related to a protocol/contractual deviation.
- None Indicates the data was not significantly impacted by the finding, therefore qualification was not required.

I. Technical Holding Times

All technical holding time requirements were met.

The chain-of-custodies were reviewed for documentation of cooler temperatures. All cooler temperatures met validation criteria.

II. Initial Calibration

Initial calibration of compounds was performed as required by the method.

The percent relative standard deviations (%RSD) of calibration factors for compounds were less than or equal to 20.0%.

III. Calibration Verification

Calibration verification was performed at required frequencies. The percent differences (%D) of amounts in continuing standard mixtures were within the 20.0% QC limits.

The percent differences (%D) of the second source calibration standard were less than or equal to 20.0% for all compounds.

IV. Blanks

Method blanks were reviewed for each matrix as applicable. No extractable petroleum hydrocarbons contaminants were found in the method blanks.

V. Surrogate Recovery

Surrogates were added to all samples and blanks as required by the method. All surrogate recoveries (%R) were within QC limits.

VI. Matrix Spike/Matrix Spike Duplicates

Matrix spike (MS) and matrix spike duplicate (MSD) samples were reviewed for each matrix as applicable. Percent recoveries (%R) and relative percent differences (RPD) were within QC limits.

VII. Laboratory Control Samples

Laboratory control samples were reviewed for each matrix as applicable. Percent recoveries (%R) and relative percent differences (RPD) were within QC limits.

VIII. Target Compound Identification

Raw data were not reviewed for this SDG.

IX. Compound Quantitation and RLs

Raw data were not reviewed for this SDG.

X. System Performance

Raw data were not reviewed for this SDG.

XI. Overall Assessment of Data

The analysis was conducted within all specifications of the method. No results were rejected in this SDG.

The quality control criteria reviewed were met and are considered acceptable. Based upon the Stage 2B data validation all results are considered valid and usable for all purposes.

XII. Field Duplicates

No field duplicates were identified in this SDG.

XIII. Field Blanks

No field blanks were identified in this SDG.

**Jeld-Wen Maulsby Marsh
Extractable Petroleum Hydrocarbons - Data Qualification Summary - SDG UW85**

No Sample Data Qualified in this SDG

**Jeld-Wen Maulsby Marsh
Extractable Petroleum Hydrocarbons - Laboratory Blank Data Qualification Summary
- SDG UW85**

No Sample Data Qualified in this SDG

LDC #: 27826B7

VALIDATION COMPLETENESS WORKSHEET

Date: 6/20/12

SDG #: UW85

Stage 2B

Page: 1 of 1

Laboratory: Analytical Resources Inc.

Reviewer: JVG

EPH WDOE Interim Method

2nd Reviewer: [Signature]

METHOD: GC TPH as Gasoline (EPA SW 846 Method 8015B)

The samples listed below were reviewed for each of the following validation areas. Validation findings are noted in attached validation findings worksheets.

	Validation Area		Comments
I.	Technical holding times	A	Sampling dates: 5/15/12
II.	Initial calibration	A	2 RSD $\leq 20\%$
III.	Calibration verification/ICV	A	CV/ICV $\leq 20\%$
IV.	Blanks	A	
V.	Surrogate recovery	A	
VI.	Matrix spike/Matrix spike duplicates	A	
VII.	Laboratory control samples	A	ICS 1b
VIII.	Target compound identification	N	
IX.	Compound quantitation/RL/LOQ/LODs	N	
X.	System Performance	N	
XI.	Overall assessment of data	A	
XII.	Field duplicates	N	
XIII.	Field blanks	N	

Note: A = Acceptable
 N = Not provided/applicable
 SW = See worksheet

ND = No compounds detected
 R = Rinsate
 FB = Field blank

D = Duplicate
 TB = Trip blank
 EB = Equipment blank

Validated Samples:

Sediment

1	MS001-SS-120515	11	MP - 060412	21	31
2	MS002-SS-120515	12		22	32
3	MS003-SS-120515	13		23	33
4	MS006-SS-120515	14		24	34
5	MS001-SS-120515MS	15		25	35
6	MS001-SS-120515MSD	16		26	36
7		17		27	37
8		18		28	38
9		19		29	39
10		20		30	40

Notes: _____

Jeld-Wen Maulsby Marsh - LDC 27826

SDG: UU52

Analytical Method		E200.8										
Sample ID	Lab Sample ID	Chemical Name	Anal Date	Result	Mod Res Report	Detect	Lab Qual	Val Qual	Reason	RL	MDL	Units
MS001-SS-120515	12-8893-UU52A	Antimony	5/23/2012	2	Yes	N	U	UU	8	2	0.12	mg/kg
MS001-SS-120515	12-8893-UU52A	Arsenic	5/23/2012	33	Yes	Y				2	0.82	mg/kg
MS001-SS-120515	12-8893-UU52A	Cadmium	5/23/2012	3.2	Yes	Y				0.9	0.11	mg/kg
MS001-SS-120515	12-8893-UU52A	Silver	5/23/2012	2	Yes	N	U			2	0.076	mg/kg
MS002-SS-120515	12-8895-UU52C	Antimony	5/23/2012	2	Yes	N	U	UU	8	2	0.12	mg/kg
MS002-SS-120515	12-8895-UU52C	Cadmium	5/23/2012	2.9	Yes	Y				0.9	0.11	mg/kg
MS002-SS-120515	12-8895-UU52C	Arsenic	5/23/2012	27	Yes	Y				2	0.81	mg/kg
MS002-SS-120515	12-8895-UU52C	Silver	5/23/2012	2	Yes	N	U			2	0.075	mg/kg
MS003-SS-120515	12-8896-UU52D	Arsenic	5/23/2012	19	Yes	Y				2	0.81	mg/kg
MS003-SS-120515	12-8896-UU52D	Silver	5/23/2012	2	Yes	N	U	UU	8	2	0.075	mg/kg
MS003-SS-120515	12-8896-UU52D	Antimony	5/23/2012	2.2	Yes	Y				0.9	0.11	mg/kg
MS004-SS-120515	12-8897-UU52E	Silver	5/23/2012	2	Yes	N	U			2	0.077	mg/kg
MS004-SS-120515	12-8897-UU52E	Antimony	5/23/2012	2	Yes	N	U	UU	8	2	0.13	mg/kg
MS004-SS-120515	12-8897-UU52E	Arsenic	5/23/2012	24	Yes	Y				2	0.84	mg/kg
MS004-SS-120515	12-8897-UU52E	Cadmium	5/23/2012	3	Yes	Y				1	0.12	mg/kg
MS005-SS-120515	12-8898-UU52F	Arsenic	5/23/2012	55	Yes	Y				2	1.0	mg/kg
MS005-SS-120515	12-8898-UU52F	Antimony	5/23/2012	3	Yes	Y		J	8	2	0.15	mg/kg
MS005-SS-120515	12-8898-UU52F	Silver	5/23/2012	2	Yes	N	U			2	0.095	mg/kg
MS005-SS-120515	12-8898-UU52F	Cadmium	5/23/2012	3	Yes	Y				1	0.14	mg/kg
MS006-SS-120515	12-8899-UU52G	Cadmium	5/23/2012	3	Yes	Y				1	0.12	mg/kg
MS006-SS-120515	12-8899-UU52G	Antimony	5/23/2012	5	Yes	Y		J	8	2	0.13	mg/kg
MS006-SS-120515	12-8899-UU52G	Silver	5/23/2012	2	Yes	N	U			2	0.079	mg/kg
MS006-SS-120515	12-8899-UU52G	Arsenic	5/23/2012	80	Yes	Y				2	0.86	mg/kg

SDG: UU52

Analytical Method		E200.8													
Sample ID	Lab Sample ID	Chemical Name	Anal Date	Result	Mod Res Report	Detect	Lab Qual	Val Qual	Reason	RL	MDL	Units			
MS007-SS-120515	12-8900-UU52H	Antimony	5/23/2012	1	Yes	N	U	UU	8	1	0.077	mg/kg			
MS007-SS-120515	12-8900-UU52H	Cadmium	5/23/2012	3.7	Yes	Y				0.6	0.071	mg/kg			
MS007-SS-120515	12-8900-UU52H	Arsenic	5/23/2012	28	Yes	Y				1	0.51	mg/kg			
MS007-SS-120515	12-8900-UU52H	Silver	5/23/2012	1	Yes	N	U			1	0.047	mg/kg			
MS008-SS-120515	12-8901-UU52I	Cadmium	5/23/2012	3	Yes	Y				0.9	0.10	mg/kg			
MS008-SS-120515	12-8901-UU52I	Arsenic	5/23/2012	27	Yes	Y				2	0.75	mg/kg			
MS008-SS-120515	12-8901-UU52I	Antimony	5/23/2012	2	Yes	N	U	UU	8	2	0.11	mg/kg			
MS008-SS-120515	12-8901-UU52I	Silver	5/23/2012	2	Yes	N	U			2	0.069	mg/kg			
MS009-SS-120515	12-8902-UU52J	Arsenic	5/23/2012	8	Yes	Y				2	0.83	mg/kg			
MS009-SS-120515	12-8902-UU52J	Silver	5/23/2012	2	Yes	N	U			2	0.076	mg/kg			
MS009-SS-120515	12-8902-UU52J	Cadmium	5/23/2012	2	Yes	Y				1	0.11	mg/kg			
MS009-SS-120515	12-8902-UU52J	Antimony	5/23/2012	2	Yes	N	U	UU	8	2	0.12	mg/kg			
MS101-SS-120515	12-8894-UU52B	Cadmium	5/23/2012	3.4	Yes	Y				0.9	0.11	mg/kg			
MS101-SS-120515	12-8894-UU52B	Silver	5/23/2012	2	Yes	N	U			2	0.074	mg/kg			
MS101-SS-120515	12-8894-UU52B	Antimony	5/23/2012	2	Yes	N	U	UU	8	2	0.12	mg/kg			
MS101-SS-120515	12-8894-UU52B	Arsenic	5/23/2012	33	Yes	Y				2	0.81	mg/kg			

Analytical Method E350.1M

Sample ID	Lab Sample ID	Chemical Name	Anal Date	Result	Mod Res Report	Detect	Lab Qual	Val Qual	Reason	RL	MDL	Units
MS001-SS-120515	12-8893-UU52A	Ammonia	5/21/2012	132	Yes	Y				1.94	0.06000	mg/kg
MS002-SS-120515	12-8895-UU52C	Ammonia	5/21/2012	213	Yes	Y				5.02	0.15000	mg/kg
MS003-SS-120515	12-8896-UU52D	Ammonia	5/21/2012	170	Yes	Y				2.28	0.06000	mg/kg
MS004-SS-120515	12-8897-UU52E	Ammonia	5/21/2012	178	Yes	Y				4.85	0.15000	mg/kg
MS005-SS-120515	12-8898-UU52F	Ammonia	5/21/2012	71.1	Yes	Y				1.15	0.03000	mg/kg
MS006-SS-120515	12-8899-UU52G	Ammonia	5/21/2012	17.9	Yes	Y				1.02	0.03000	mg/kg
MS007-SS-120515	12-8900-UU52H	Ammonia	5/21/2012	33.2	Yes	Y				0.59	0.03000	mg/kg

SDG: UU52

Analytical Method		E350.1M										
Sample ID	Lab Sample ID	Chemical Name	Anal Date	Result	Mod Res Report	Detect	Lab Qual	Val Qual	Reason	RL	MDL	Units
MS008-SS-120515	12-8901-UU52I	Ammonia	5/21/2012	12.6	Yes	Y				0.99	0.03000	mg/kg
MS009-SS-120515	12-8902-UU52J	Ammonia	5/21/2012	117	Yes	Y				2.06	0.06000	mg/kg
MS010-SS-120515	12-8903-UU52K	Ammonia	5/21/2012	100	Yes	Y				1.76	0.06000	mg/kg
MS101-SS-120515	12-8894-UU52B	Ammonia	5/21/2012	130	Yes	Y				1.99	0.06000	mg/kg

Analytical Method		E376.2										
Sample ID	Lab Sample ID	Chemical Name	Anal Date	Result	Mod Res Report	Detect	Lab Qual	Val Qual	Reason	RL	MDL	Units
MS001-SS-120515	12-8893-UU52A	Sulfide	5/18/2012	2960	Yes	Y				207	0.15000	mg/kg
MS002-SS-120515	12-8895-UU52C	Sulfide	5/18/2012	2350	Yes	Y				197	0.15000	mg/kg
MS003-SS-120515	12-8896-UU52D	Sulfide	5/18/2012	3640	Yes	Y				201	0.15000	mg/kg
MS004-SS-120515	12-8897-UU52E	Sulfide	5/18/2012	4070	Yes	Y				207	0.15000	mg/kg
MS005-SS-120515	12-8898-UU52F	Sulfide	5/18/2012	1840	Yes	Y				118	0.07500	mg/kg
MS006-SS-120515	12-8899-UU52G	Sulfide	5/18/2012	20.5	Yes	Y				14.1	0.00750	mg/kg
MS007-SS-120515	12-8900-UU52H	Sulfide	5/18/2012	718	Yes	Y				52.6	0.07500	mg/kg
MS008-SS-120515	12-8901-UU52I	Sulfide	5/18/2012	1770	Yes	Y				113	0.07500	mg/kg
MS009-SS-120515	12-8902-UU52J	Sulfide	5/18/2012	1720	Yes	Y				89.8	0.07500	mg/kg
MS010-SS-120515	12-8903-UU52K	Sulfide	5/18/2012	2030	Yes	Y				177	0.15000	mg/kg
MS101-SS-120515	12-8894-UU52B	Sulfide	5/18/2012	3100	Yes	Y				206	0.15000	mg/kg

Analytical Method		NWTPHDX										
Sample ID	Lab Sample ID	Chemical Name	Anal Date	Result	Mod Res Report	Detect	Lab Qual	Val Qual	Reason	RL	MDL	Units
MS001-SS-120515	12-8893-UU52A	Diesel Range Hydrocarbons	5/22/2012	53	Yes	Y				51	13	mg/kg
MS001-SS-120515	12-8893-UU52A	Motor Oil Range	5/22/2012	150	Yes	Y				100	16	mg/kg
MS002-SS-120515	12-8895-UU52C	Motor Oil Range	5/22/2012	180	Yes	Y				97	15	mg/kg
MS002-SS-120515	12-8895-UU52C	Diesel Range Hydrocarbons	5/22/2012	69	Yes	Y				48	12	mg/kg
MS003-SS-120515	12-8896-UU52D	Diesel Range Hydrocarbons	5/22/2012	71	Yes	Y				53	14	mg/kg
MS003-SS-120515	12-8896-UU52D	Motor Oil Range	5/22/2012	170	Yes	Y				110	17	mg/kg

SDG: UU52

Analytical Method
NWTPHDX

Sample ID	Analytical Method	Lab Sample ID	Chemical Name	Anal Date	Result	Mod Res Report	Detect	Lab Qual	Val Qual	Reason	RL	MDL	Units
MS004-SS-120515		12-8897-UU52E	Diesel Range Hydrocarbons	5/22/2012	52	Yes	N	U			52	13	mg/kg
MS004-SS-120515		12-8897-UU52E	Motor Oil Range	5/22/2012	110	Yes	Y				100	16	mg/kg
MS005-SS-120515		12-8898-UU52F	Diesel Range Hydrocarbons	5/22/2012	54	Yes	N	U			54	14	mg/kg
MS005-SS-120515		12-8898-UU52F	Motor Oil Range	5/22/2012	160	Yes	Y				110	17	mg/kg
MS006-SS-120515		12-8899-UU52G	Motor Oil Range	5/22/2012	190	Yes	Y				110	17	mg/kg
MS006-SS-120515		12-8899-UU52G	Diesel Range Hydrocarbons	5/22/2012	64	Yes	Y				53	14	mg/kg
MS007-SS-120515		12-8900-UU52H	Motor Oil Range	5/22/2012	120	Yes	Y				61	9.6	mg/kg
MS007-SS-120515		12-8900-UU52H	Diesel Range Hydrocarbons	5/22/2012	37	Yes	Y				31	7.9	mg/kg
MS008-SS-120515		12-8901-UU52I	Motor Oil Range	5/22/2012	120	Yes	Y				90	14	mg/kg
MS008-SS-120515		12-8901-UU52I	Diesel Range Hydrocarbons	5/22/2012	45	Yes	N	U			45	12	mg/kg
MS009-SS-120515		12-8902-UU52J	Motor Oil Range	5/22/2012	100	Yes	N	U			100	16	mg/kg
MS009-SS-120515		12-8902-UU52J	Diesel Range Hydrocarbons	5/22/2012	50	Yes	N	U			50	13	mg/kg
MS101-SS-120515		12-8894-UU52B	Diesel Range Hydrocarbons	5/22/2012	54	Yes	Y				50	13	mg/kg
MS101-SS-120515		12-8894-UU52B	Motor Oil Range	5/22/2012	140	Yes	Y				100	16	mg/kg

Analytical Method
PSEP

Sample ID	Analytical Method	Lab Sample ID	Chemical Name	Anal Date	Result	Mod Res Report	Detect	Lab Qual	Val Qual	Reason	RL	MDL	Units
MS001-SS-120515		12-8893-UU52A	Silt, Very Fine	5/25/2012	12.4	Yes	Y				0.1	0.1	pct
MS001-SS-120515		12-8893-UU52A	Sand, Medium	5/25/2012	4.5	Yes	Y				0.1	0.1	pct
MS001-SS-120515		12-8893-UU52A	Sand, Fine	5/25/2012	3	Yes	Y				0.1	0.1	pct
MS001-SS-120515		12-8893-UU52A	Sand, Coarse	5/25/2012	7.1	Yes	Y				0.1	0.1	pct
MS001-SS-120515		12-8893-UU52A	Gravel	5/25/2012	0.1	Yes	N	U			0.1	0.1	pct
MS001-SS-120515		12-8893-UU52A	Fines (silt + clay)	5/25/2012	58.8	Yes	Y				0.1	0.1	pct
MS001-SS-120515		12-8893-UU52A	Clay, Medium	5/25/2012	3.3	Yes	Y				0.1	0.1	pct
MS001-SS-120515		12-8893-UU52A	Clay, Fine	5/25/2012	14.2	Yes	Y				0.1	0.1	pct
MS001-SS-120515		12-8893-UU52A	Clay, Coarse	5/25/2012	3.1	Yes	Y				0.1	0.1	pct

SDG: UU52

Analytical Method		PSEP														
Sample ID	Lab Sample ID	Chemical Name	Anal Date	Result	Mod Res	Report	Detect	Lab Qual	Val Qual	Reason	RL	MDL	Units			
MS001-SS-120515	12-8893-UU52A	Sand, Very Fine	5/25/2012	2.1	Yes	Y	Y				0.1	0.1	pct			
MS001-SS-120515	12-8893-UU52A	Silt, Coarse	5/25/2012	1.3	Yes	Y	Y				0.1	0.1	pct			
MS001-SS-120515	12-8893-UU52A	Silt, Fine	5/25/2012	11.3	Yes	Y	Y				0.1	0.1	pct			
MS001-SS-120515	12-8893-UU52A	Sand, Very Coarse	5/25/2012	24.4	Yes	Y	Y				0.1	0.1	pct			
MS001-SS-120515	12-8893-UU52A	Silt, Medium	5/25/2012	13.1	Yes	Y	Y				0.1	0.1	pct			
MS002-SS-120515	12-8895-UU52C	Sand, Very Coarse	5/25/2012	14.2	Yes	Y	Y				0.1	0.1	pct			
MS002-SS-120515	12-8895-UU52C	Clay, Fine	5/25/2012	12.2	Yes	Y	Y				0.1	0.1	pct			
MS002-SS-120515	12-8895-UU52C	Clay, Medium	5/25/2012	5.4	Yes	Y	Y				0.1	0.1	pct			
MS002-SS-120515	12-8895-UU52C	Fines (silt + clay)	5/25/2012	69.8	Yes	Y	Y				0.1	0.1	pct			
MS002-SS-120515	12-8895-UU52C	Gravel	5/25/2012	0.4	Yes	Y	Y				0.1	0.1	pct			
MS002-SS-120515	12-8895-UU52C	Sand, Coarse	5/25/2012	6	Yes	Y	Y				0.1	0.1	pct			
MS002-SS-120515	12-8895-UU52C	Sand, Fine	5/25/2012	3	Yes	Y	Y				0.1	0.1	pct			
MS002-SS-120515	12-8895-UU52C	Sand, Medium	5/25/2012	4.4	Yes	Y	Y				0.1	0.1	pct			
MS002-SS-120515	12-8895-UU52C	Sand, Very Fine	5/25/2012	2.3	Yes	Y	Y				0.1	0.1	pct			
MS002-SS-120515	12-8895-UU52C	Silt, Fine	5/25/2012	12.2	Yes	Y	Y				0.1	0.1	pct			
MS002-SS-120515	12-8895-UU52C	Silt, Medium	5/25/2012	18.8	Yes	Y	Y				0.1	0.1	pct			
MS002-SS-120515	12-8895-UU52C	Silt, Very Fine	5/25/2012	15.2	Yes	Y	Y				0.1	0.1	pct			
MS002-SS-120515	12-8895-UU52C	Clay, Coarse	5/25/2012	4.5	Yes	Y	Y				0.1	0.1	pct			
MS002-SS-120515	12-8895-UU52C	Silt, Coarse	5/25/2012	1.5	Yes	Y	Y				0.1	0.1	pct			
MS003-SS-120515	12-8896-UU52D	Sand, Medium	5/25/2012	5.7	Yes	Y	Y				0.1	0.1	pct			
MS003-SS-120515	12-8896-UU52D	Silt, Medium	5/25/2012	24.5	Yes	Y	Y				0.1	0.1	pct			
MS003-SS-120515	12-8896-UU52D	Silt, Fine	5/25/2012	7.7	Yes	Y	Y				0.1	0.1	pct			
MS003-SS-120515	12-8896-UU52D	Silt, Coarse	5/25/2012	5.2	Yes	Y	Y				0.1	0.1	pct			
MS003-SS-120515	12-8896-UU52D	Silt, Very Fine	5/25/2012	5.9	Yes	Y	Y				0.1	0.1	pct			
MS003-SS-120515	12-8896-UU52D	Clay, Coarse	5/25/2012	1.3	Yes	Y	Y				0.1	0.1	pct			

SDG: UU52

Analytical Method		PSEP												
Sample ID	Lab Sample ID	Chemical Name	Anal Date	Result	Mod Res	Report	Detect	Lab Qual	Val Qual	Reason	RL	MDL	Units	
MS003-SS-120515	12-8896-UU52D	Sand, Very Coarse	5/25/2012	11.8	Yes	Y	Y				0.1	0.1	pct	
MS003-SS-120515	12-8896-UU52D	Sand, Fine	5/25/2012	4	Yes	Y	Y				0.1	0.1	pct	
MS003-SS-120515	12-8896-UU52D	Sand, Coarse	5/25/2012	8.1	Yes	Y	Y				0.1	0.1	pct	
MS003-SS-120515	12-8896-UU52D	Gravel	5/25/2012	7.5	Yes	Y	Y				0.1	0.1	pct	
MS003-SS-120515	12-8896-UU52D	Fines (silt + clay)	5/25/2012	60.1	Yes	Y	Y				0.1	0.1	pct	
MS003-SS-120515	12-8896-UU52D	Clay, Medium	5/25/2012	2.5	Yes	Y	Y				0.1	0.1	pct	
MS003-SS-120515	12-8896-UU52D	Clay, Fine	5/25/2012	12.9	Yes	Y	Y				0.1	0.1	pct	
MS003-SS-120515	12-8896-UU52D	Sand, Very Fine	5/25/2012	2.7	Yes	Y	Y				0.1	0.1	pct	
MS004-SS-120515	12-8897-UU52E	Gravel	5/25/2012	4.6	Yes	Y	Y				0.1	0.1	pct	
MS004-SS-120515	12-8897-UU52E	Silt, Coarse	5/25/2012	4.2	Yes	Y	Y				0.1	0.1	pct	
MS004-SS-120515	12-8897-UU52E	Sand, Very Coarse	5/25/2012	8.2	Yes	Y	Y				0.1	0.1	pct	
MS004-SS-120515	12-8897-UU52E	Sand, Medium	5/25/2012	6.7	Yes	Y	Y				0.1	0.1	pct	
MS004-SS-120515	12-8897-UU52E	Silt, Medium	5/25/2012	25.2	Yes	Y	Y				0.1	0.1	pct	
MS004-SS-120515	12-8897-UU52E	Sand, Coarse	5/25/2012	7.5	Yes	Y	Y				0.1	0.1	pct	
MS004-SS-120515	12-8897-UU52E	Silt, Fine	5/25/2012	8.4	Yes	Y	Y				0.1	0.1	pct	
MS004-SS-120515	12-8897-UU52E	Fines (silt + clay)	5/25/2012	64.1	Yes	Y	Y				0.1	0.1	pct	
MS004-SS-120515	12-8897-UU52E	Clay, Medium	5/25/2012	3.7	Yes	Y	Y				0.1	0.1	pct	
MS004-SS-120515	12-8897-UU52E	Clay, Fine	5/25/2012	11.8	Yes	Y	Y				0.1	0.1	pct	
MS004-SS-120515	12-8897-UU52E	Clay, Coarse	5/25/2012	3.2	Yes	Y	Y				0.1	0.1	pct	
MS004-SS-120515	12-8897-UU52E	Sand, Fine	5/25/2012	5.3	Yes	Y	Y				0.1	0.1	pct	
MS004-SS-120515	12-8897-UU52E	Sand, Very Fine	5/25/2012	3.7	Yes	Y	Y				0.1	0.1	pct	
MS004-SS-120515	12-8897-UU52E	Silt, Very Fine	5/25/2012	7.5	Yes	Y	Y				0.1	0.1	pct	
MS005-SS-120515	12-8898-UU52F	Sand, Very Fine	5/25/2012	4.1	Yes	Y	Y				0.1	0.1	pct	
MS005-SS-120515	12-8898-UU52F	Clay, Coarse	5/25/2012	4.8	Yes	Y	Y				0.1	0.1	pct	
MS005-SS-120515	12-8898-UU52F	Fines (silt + clay)	5/25/2012	35.6	Yes	Y	Y				0.1	0.1	pct	

SDG: UU52

Analytical Method PSEP

Sample ID	Lab Sample ID	Chemical Name	Anal Date	Result	Mod Res	Report	Detect	Lab Qual	Val Qual	Reason	RL	MDL	Units
MS005-SS-120515	12-8898-UU52F	Sand, Coarse	5/25/2012	11.2	Yes	Y	Y				0.1	0.1	pct
MS005-SS-120515	12-8898-UU52F	Sand, Fine	5/25/2012	6.6	Yes	Y	Y				0.1	0.1	pct
MS005-SS-120515	12-8898-UU52F	Sand, Very Coarse	5/25/2012	13.9	Yes	Y	Y				0.1	0.1	pct
MS005-SS-120515	12-8898-UU52F	Silt, Coarse	5/25/2012	2.8	Yes	Y	Y				0.1	0.1	pct
MS005-SS-120515	12-8898-UU52F	Silt, Fine	5/25/2012	6.5	Yes	Y	Y				0.1	0.1	pct
MS005-SS-120515	12-8898-UU52F	Silt, Medium	5/25/2012	4.1	Yes	Y	Y				0.1	0.1	pct
MS005-SS-120515	12-8898-UU52F	Silt, Very Fine	5/25/2012	6	Yes	Y	Y				0.1	0.1	pct
MS005-SS-120515	12-8898-UU52F	Clay, Fine	5/25/2012	9.1	Yes	Y	Y				0.1	0.1	pct
MS005-SS-120515	12-8898-UU52F	Clay, Medium	5/25/2012	2.3	Yes	Y	Y				0.1	0.1	pct
MS005-SS-120515	12-8898-UU52F	Gravel	5/25/2012	19.1	Yes	Y	Y				0.1	0.1	pct
MS005-SS-120515	12-8898-UU52F	Sand, Medium	5/25/2012	9.5	Yes	Y	Y				0.1	0.1	pct
MS006-SS-120515	12-8899-UU52G	Sand, Very Fine	5/25/2012	4.9	Yes	Y	Y				0.1	0.1	pct
MS006-SS-120515	12-8899-UU52G	Silt, Very Fine	5/25/2012	2.9	Yes	Y	Y				0.1	0.1	pct
MS006-SS-120515	12-8899-UU52G	Silt, Medium	5/25/2012	2.4	Yes	Y	Y				0.1	0.1	pct
MS006-SS-120515	12-8899-UU52G	Silt, Coarse	5/25/2012	3.3	Yes	Y	Y				0.1	0.1	pct
MS006-SS-120515	12-8899-UU52G	Sand, Very Coarse	5/25/2012	19	Yes	Y	Y				0.1	0.1	pct
MS006-SS-120515	12-8899-UU52G	Sand, Medium	5/25/2012	12.6	Yes	Y	Y				0.1	0.1	pct
MS006-SS-120515	12-8899-UU52G	Sand, Fine	5/25/2012	8	Yes	Y	Y				0.1	0.1	pct
MS006-SS-120515	12-8899-UU52G	Sand, Coarse	5/25/2012	16.5	Yes	Y	Y				0.1	0.1	pct
MS006-SS-120515	12-8899-UU52G	Gravel	5/25/2012	16.2	Yes	Y	Y				0.1	0.1	pct
MS006-SS-120515	12-8899-UU52G	Fines (silt + clay)	5/25/2012	22.7	Yes	Y	Y				0.1	0.1	pct
MS006-SS-120515	12-8899-UU52G	Clay, Medium	5/25/2012	2.3	Yes	Y	Y				0.1	0.1	pct
MS006-SS-120515	12-8899-UU52G	Clay, Fine	5/25/2012	5	Yes	Y	Y				0.1	0.1	pct
MS006-SS-120515	12-8899-UU52G	Clay, Coarse	5/25/2012	3.4	Yes	Y	Y				0.1	0.1	pct
MS006-SS-120515	12-8899-UU52G	Silt, Fine	5/25/2012	3.5	Yes	Y	Y				0.1	0.1	pct

SDG: UU52

Analytical Method PSEP

Sample ID	Lab Sample ID	Chemical Name	Anal Date	Result	Mon Res Report	Detect	Lab Qual	Val Qual	Reason	RL	MDL	Units
MS007-SS-120515	12-8900-UU52H	Silt, Medium	5/25/2012	9.7	Yes	Y				0.1	0.1	pct
MS007-SS-120515	12-8900-UU52H	Clay, Coarse	5/25/2012	2.2	Yes	Y				0.1	0.1	pct
MS007-SS-120515	12-8900-UU52H	Clay, Fine	5/25/2012	5.3	Yes	Y				0.1	0.1	pct
MS007-SS-120515	12-8900-UU52H	Clay, Medium	5/25/2012	2.2	Yes	Y				0.1	0.1	pct
MS007-SS-120515	12-8900-UU52H	Fines (silt + clay)	5/25/2012	44.8	Yes	Y				0.1	0.1	pct
MS007-SS-120515	12-8900-UU52H	Sand, Coarse	5/25/2012	9.7	Yes	Y				0.1	0.1	pct
MS007-SS-120515	12-8900-UU52H	Sand, Fine	5/25/2012	9.6	Yes	Y				0.1	0.1	pct
MS007-SS-120515	12-8900-UU52H	Sand, Medium	5/25/2012	8.2	Yes	Y				0.1	0.1	pct
MS007-SS-120515	12-8900-UU52H	Sand, Very Coarse	5/25/2012	16.4	Yes	Y				0.1	0.1	pct
MS007-SS-120515	12-8900-UU52H	Sand, Very Fine	5/25/2012	10.2	Yes	Y				0.1	0.1	pct
MS007-SS-120515	12-8900-UU52H	Silt, Fine	5/25/2012	7.2	Yes	Y				0.1	0.1	pct
MS007-SS-120515	12-8900-UU52H	Gravel	5/25/2012	1.2	Yes	Y				0.1	0.1	pct
MS007-SS-120515	12-8900-UU52H	Silt, Very Fine	5/25/2012	6.9	Yes	Y				0.1	0.1	pct
MS007-SS-120515	12-8900-UU52H	Silt, Coarse	5/25/2012	11.2	Yes	Y				0.1	0.1	pct
MS008-SS-120515	12-8901-UU52I	Clay, Fine	5/25/2012	3.4	Yes	Y				0.1	0.1	pct
MS008-SS-120515	12-8901-UU52I	Silt, Very Fine	5/25/2012	4.1	Yes	Y				0.1	0.1	pct
MS008-SS-120515	12-8901-UU52I	Silt, Medium	5/25/2012	2.6	Yes	Y				0.1	0.1	pct
MS008-SS-120515	12-8901-UU52I	Silt, Fine	5/25/2012	4.3	Yes	Y				0.1	0.1	pct
MS008-SS-120515	12-8901-UU52I	Silt, Coarse	5/25/2012	5.2	Yes	Y				0.1	0.1	pct
MS008-SS-120515	12-8901-UU52I	Sand, Very Fine	5/25/2012	3.1	Yes	Y				0.1	0.1	pct
MS008-SS-120515	12-8901-UU52I	Sand, Very Coarse	5/25/2012	11.4	Yes	Y				0.1	0.1	pct
MS008-SS-120515	12-8901-UU52I	Sand, Medium	5/25/2012	5.4	Yes	Y				0.1	0.1	pct
MS008-SS-120515	12-8901-UU52I	Sand, Fine	5/25/2012	4.2	Yes	Y				0.1	0.1	pct
MS008-SS-120515	12-8901-UU52I	Sand, Coarse	5/25/2012	7.2	Yes	Y				0.1	0.1	pct
MS008-SS-120515	12-8901-UU52I	Gravel	5/25/2012	44.1	Yes	Y				0.1	0.1	pct

SDG: UJ52

Analytical Method PSEP

Sample ID	Analytical Method	Lab Sample ID	Chemical Name	Anal Date	Result	Mod Res Report	Detect	Lab Qual	Val Qual	Reason	RL	MDL	Units
MS008-SS-120515		12-8901-UJ52I	Clay, Medium	5/25/2012	2	Yes	Y				0.1	0.1	pct
MS008-SS-120515		12-8901-UJ52I	Clay, Coarse	5/25/2012	3	Yes	Y				0.1	0.1	pct
MS008-SS-120515		12-8901-UJ52I	Fines (silt + clay)	5/25/2012	24.6	Yes	Y				0.1	0.1	pct
MS009-SS-120515		12-8902-UJ52J	Fines (silt + clay)	5/25/2012	63.2	Yes	Y				0.1	0.1	pct
MS009-SS-120515		12-8902-UJ52J	Clay, Coarse	5/25/2012	4.2	Yes	Y				0.1	0.1	pct
MS009-SS-120515		12-8902-UJ52J	Clay, Medium	5/25/2012	4.1	Yes	Y				0.1	0.1	pct
MS009-SS-120515		12-8902-UJ52J	Gravel	5/25/2012	5.5	Yes	Y				0.1	0.1	pct
MS009-SS-120515		12-8902-UJ52J	Sand, Fine	5/25/2012	5.3	Yes	Y				0.1	0.1	pct
MS009-SS-120515		12-8902-UJ52J	Sand, Medium	5/25/2012	6.3	Yes	Y				0.1	0.1	pct
MS009-SS-120515		12-8902-UJ52J	Sand, Very Coarse	5/25/2012	8.3	Yes	Y				0.1	0.1	pct
MS009-SS-120515		12-8902-UJ52J	Sand, Very Fine	5/25/2012	4.5	Yes	Y				0.1	0.1	pct
MS009-SS-120515		12-8902-UJ52J	Silt, Coarse	5/25/2012	10.3	Yes	Y				0.1	0.1	pct
MS009-SS-120515		12-8902-UJ52J	Silt, Fine	5/25/2012	9	Yes	Y				0.1	0.1	pct
MS009-SS-120515		12-8902-UJ52J	Silt, Medium	5/25/2012	12.2	Yes	Y				0.1	0.1	pct
MS009-SS-120515		12-8902-UJ52J	Silt, Very Fine	5/25/2012	10.7	Yes	Y				0.1	0.1	pct
MS009-SS-120515		12-8902-UJ52J	Clay, Fine	5/25/2012	12.7	Yes	Y				0.1	0.1	pct
MS009-SS-120515		12-8902-UJ52J	Sand, Coarse	5/25/2012	7	Yes	Y				0.1	0.1	pct
MS010-SS-120515		12-8903-UJ52K	Clay, Fine	5/25/2012	11.6	Yes	Y				0.1	0.1	pct
MS010-SS-120515		12-8903-UJ52K	Silt, Fine	5/25/2012	8.1	Yes	Y				0.1	0.1	pct
MS010-SS-120515		12-8903-UJ52K	Silt, Coarse	5/25/2012	8.1	Yes	Y				0.1	0.1	pct
MS010-SS-120515		12-8903-UJ52K	Sand, Very Fine	5/25/2012	3.8	Yes	Y				0.1	0.1	pct
MS010-SS-120515		12-8903-UJ52K	Sand, Very Coarse	5/25/2012	9.5	Yes	Y				0.1	0.1	pct
MS010-SS-120515		12-8903-UJ52K	Clay, Coarse	5/25/2012	2.9	Yes	Y				0.1	0.1	pct
MS010-SS-120515		12-8903-UJ52K	Silt, Medium	5/25/2012	14.5	Yes	Y				0.1	0.1	pct
MS010-SS-120515		12-8903-UJ52K	Clay, Medium	5/25/2012	3.9	Yes	Y				0.1	0.1	pct

SDG: UU52

Analytical Method PSEP

Sample ID	Lab Sample ID	Chemical Name	Anal Date	Result	Mod Res Report	Detect	Lab Qual	Val Qual	Reason	RL	MDL	Units
MS010-SS-120515	12-8903-UU52K	Fines (silt + clay)	5/25/2012	57.9	Yes	Y				0.1	0.1	pct
MS010-SS-120515	12-8903-UU52K	Gravel	5/25/2012	11.4	Yes	Y				0.1	0.1	pct
MS010-SS-120515	12-8903-UU52K	Sand, Coarse	5/25/2012	7.1	Yes	Y				0.1	0.1	pct
MS010-SS-120515	12-8903-UU52K	Sand, Fine	5/25/2012	4.7	Yes	Y				0.1	0.1	pct
MS010-SS-120515	12-8903-UU52K	Sand, Medium	5/25/2012	5.8	Yes	Y				0.1	0.1	pct
MS010-SS-120515	12-8903-UU52K	Silt, Very Fine	5/25/2012	8.7	Yes	Y				0.1	0.1	pct
MS101-SS-120515	12-8894-UU52B	Sand, Medium	5/25/2012	4.8	Yes	Y				0.1	0.1	pct
MS101-SS-120515	12-8894-UU52B	Fines (silt + clay)	5/25/2012	52.9	Yes	Y				0.1	0.1	pct
MS101-SS-120515	12-8894-UU52B	Gravel	5/25/2012	11.8	Yes	Y				0.1	0.1	pct
MS101-SS-120515	12-8894-UU52B	Clay, Fine	5/25/2012	12.5	Yes	Y				0.1	0.1	pct
MS101-SS-120515	12-8894-UU52B	Silt, Coarse	5/25/2012	1	Yes	Y				0.1	0.1	pct
MS101-SS-120515	12-8894-UU52B	Sand, Very Fine	5/25/2012	2.4	Yes	Y				0.1	0.1	pct
MS101-SS-120515	12-8894-UU52B	Sand, Very Coarse	5/25/2012	17.1	Yes	Y				0.1	0.1	pct
MS101-SS-120515	12-8894-UU52B	Silt, Fine	5/25/2012	9.9	Yes	Y				0.1	0.1	pct
MS101-SS-120515	12-8894-UU52B	Sand, Fine	5/25/2012	3.2	Yes	Y				0.1	0.1	pct
MS101-SS-120515	12-8894-UU52B	Silt, Medium	5/25/2012	11.5	Yes	Y				0.1	0.1	pct
MS101-SS-120515	12-8894-UU52B	Clay, Medium	5/25/2012	3.4	Yes	Y				0.1	0.1	pct
MS101-SS-120515	12-8894-UU52B	Clay, Coarse	5/25/2012	3.4	Yes	Y				0.1	0.1	pct
MS101-SS-120515	12-8894-UU52B	Silt, Very Fine	5/25/2012	11.2	Yes	Y				0.1	0.1	pct
MS101-SS-120515	12-8894-UU52B	Sand, Coarse	5/25/2012	7.9	Yes	Y				0.1	0.1	pct

Analytical Method SM2540B

Sample ID	Lab Sample ID	Chemical Name	Anal Date	Result	Mod Res Report	Detect	Lab Qual	Val Qual	Reason	RL	MDL	Units
MS001-SS-120515	12-8893-UU52A	Total solids	5/22/2012	10.2	Yes	Y				0.01		pct
MS002-SS-120515	12-8895-UU52C	Total solids	5/22/2012	10.4	Yes	Y				0.01		pct
MS003-SS-120515	12-8896-UU52D	Total solids	5/22/2012	9.3	Yes	Y				0.01		pct

SDG: UU52

SM2540B

Analytical Method	Lab Sample ID	Chemical Name	Anal Date	Result	Mod Res Report	Detect	Lab Qual	Val Qual	Reason	RL	MDL	Units
MS004-SS-120515	12-8897-UU52E	Total solids	5/22/2012	10.3	Yes	Y				0.01		pct
MS005-SS-120515	12-8898-UU52F	Total solids	5/22/2012	9.2	Yes	Y				0.01		pct
MS006-SS-120515	12-8899-UU52G	Total solids	5/22/2012	9.8	Yes	Y				0.01		pct
MS007-SS-120515	12-8900-UU52H	Total solids	5/22/2012	16.8	Yes	Y				0.01		pct
MS008-SS-120515	12-8901-UU52I	Total solids	5/22/2012	10.7	Yes	Y				0.01		pct
MS009-SS-120515	12-8902-UU52J	Total solids	5/22/2012	10.1	Yes	Y				0.01		pct
MS010-SS-120515	12-8903-UU52K	Total solids	5/22/2012	10.6	Yes	Y				0.01		pct
MS101-SS-120515	12-8894-UU52B	Total solids	5/22/2012	10.2	Yes	Y				0.01		pct

SM2540B-PRES

Analytical Method	Lab Sample ID	Chemical Name	Anal Date	Result	Mod Res Report	Detect	Lab Qual	Val Qual	Reason	RL	MDL	Units
MS001-SS-120515	12-8893-UU52A	Total solids (preserved)	5/21/2012	9.7	Yes	Y				0.01		pct
MS002-SS-120515	12-8895-UU52C	Total solids (preserved)	5/21/2012	10.5	Yes	Y				0.01		pct
MS003-SS-120515	12-8896-UU52D	Total solids (preserved)	5/21/2012	10.9	Yes	Y				0.01		pct
MS004-SS-120515	12-8897-UU52E	Total solids (preserved)	5/21/2012	10	Yes	Y				0.01		pct
MS005-SS-120515	12-8898-UU52F	Total solids (preserved)	5/21/2012	8.3	Yes	Y				0.01		pct
MS006-SS-120515	12-8899-UU52G	Total solids (preserved)	5/21/2012	6.9	Yes	Y				0.01		pct
MS007-SS-120515	12-8900-UU52H	Total solids (preserved)	5/21/2012	19	Yes	Y				0.01		pct
MS008-SS-120515	12-8901-UU52I	Total solids (preserved)	5/21/2012	8.1	Yes	Y				0.01		pct
MS009-SS-120515	12-8902-UU52J	Total solids (preserved)	5/21/2012	10.6	Yes	Y				0.01		pct
MS010-SS-120515	12-8903-UU52K	Total solids (preserved)	5/21/2012	10.5	Yes	Y				0.01		pct
MS101-SS-120515	12-8894-UU52B	Total solids (preserved)	5/21/2012	9.7	Yes	Y				0.01		pct

SW6010C

Analytical Method	Lab Sample ID	Chemical Name	Anal Date	Result	Mod Res Report	Detect	Lab Qual	Val Qual	Reason	RL	MDL	Units
MS001-SS-120515	12-8893-UU52A	Copper	5/29/2012	129	Yes	Y				2	0.48	mg/kg
MS001-SS-120515	12-8893-UU52A	Lead	5/29/2012	170	Yes	Y				20	1.2	mg/kg

SDG: UU52

Analytical Method SW6010C

Sample ID	Lab Sample ID	Chemical Name	Anal Date	Result	Mod Res Report	Detect	Lab Qual	Val Qual	Reason	RL	MDL	Units
MS001-SS-120515	12-8893-UU52A	Chromium	5/29/2012	37	Yes	Y				5	2.6	mg/kg
MS001-SS-120515	12-8893-UU52A	Zinc	5/29/2012	400	Yes	Y				10	1.2	mg/kg
MS001-SS-120515	12-8893-UU52A	Nickel	5/29/2012	50	Yes	Y				10	2.9	mg/kg
MS002-SS-120515	12-8895-UU52C	Lead	5/29/2012	150	Yes	Y				20	1.2	mg/kg
MS002-SS-120515	12-8895-UU52C	Zinc	5/29/2012	330	Yes	Y				9	1.1	mg/kg
MS002-SS-120515	12-8895-UU52C	Nickel	5/29/2012	46	Yes	Y				9	2.7	mg/kg
MS002-SS-120515	12-8895-UU52C	Chromium	5/29/2012	41	Yes	Y				5	2.4	mg/kg
MS002-SS-120515	12-8895-UU52C	Copper	5/29/2012	139	Yes	Y				2	0.45	mg/kg
MS003-SS-120515	12-8896-UU52D	Zinc	5/29/2012	210	Yes	Y				10	1.2	mg/kg
MS003-SS-120515	12-8896-UU52D	Copper	5/29/2012	78	Yes	Y				2	0.49	mg/kg
MS003-SS-120515	12-8896-UU52D	Chromium	5/29/2012	32	Yes	Y				5	2.6	mg/kg
MS003-SS-120515	12-8896-UU52D	Nickel	5/29/2012	30	Yes	Y				10	2.9	mg/kg
MS003-SS-120515	12-8896-UU52D	Lead	5/29/2012	100	Yes	Y				20	1.3	mg/kg
MS004-SS-120515	12-8897-UU52E	Chromium	5/29/2012	34	Yes	Y				5	2.6	mg/kg
MS004-SS-120515	12-8897-UU52E	Copper	5/29/2012	99	Yes	Y				2	0.49	mg/kg
MS004-SS-120515	12-8897-UU52E	Nickel	5/29/2012	40	Yes	Y				10	2.9	mg/kg
MS004-SS-120515	12-8897-UU52E	Lead	5/29/2012	110	Yes	Y				20	1.3	mg/kg
MS004-SS-120515	12-8897-UU52E	Zinc	5/29/2012	260	Yes	Y				10	1.2	mg/kg
MS005-SS-120515	12-8898-UU52F	Copper	5/29/2012	251	Yes	Y				2	0.61	mg/kg
MS005-SS-120515	12-8898-UU52F	Zinc	5/29/2012	500	Yes	Y				10	1.5	mg/kg
MS005-SS-120515	12-8898-UU52F	Chromium	5/29/2012	25	Yes	Y				6	3.3	mg/kg
MS005-SS-120515	12-8898-UU52F	Nickel	5/29/2012	40	Yes	Y				10	3.6	mg/kg
MS005-SS-120515	12-8898-UU52F	Lead	5/29/2012	1180	Yes	Y				20	1.6	mg/kg
MS006-SS-120515	12-8899-UU52G	Zinc	5/29/2012	217	Yes	Y				9	1.1	mg/kg
MS006-SS-120515	12-8899-UU52G	Chromium	5/29/2012	17	Yes	Y				5	2.6	mg/kg

SDG: UU52

SM6010C

Analytical Method	Lab Sample ID	Chemical Name	Anal Date	Result	Mod Res Report	Detect	Lab Qual	Val Qual	Reason	RL	MDL	Units
MS006-SS-120515	12-8899-UU52G	Nickel	5/29/2012	33	Yes	Y				9	2.8	mg/kg
MS006-SS-120515	12-8899-UU52G	Lead	5/29/2012	360	Yes	Y				20	1.2	mg/kg
MS006-SS-120515	12-8899-UU52G	Copper	5/29/2012	91	Yes	Y				2	0.47	mg/kg
MS007-SS-120515	12-8900-UU52H	Lead	5/29/2012	350	Yes	Y				10	0.74	mg/kg
MS007-SS-120515	12-8900-UU52H	Zinc	5/29/2012	594	Yes	Y				6	0.68	mg/kg
MS007-SS-120515	12-8900-UU52H	Nickel	5/29/2012	44	Yes	Y				6	1.7	mg/kg
MS007-SS-120515	12-8900-UU52H	Copper	5/29/2012	111	Yes	Y				1	0.28	mg/kg
MS007-SS-120515	12-8900-UU52H	Chromium	5/29/2012	40	Yes	Y				3	1.5	mg/kg
MS008-SS-120515	12-8901-UU52I	Nickel	5/29/2012	37	Yes	Y				9	2.7	mg/kg
MS008-SS-120515	12-8901-UU52I	Lead	5/29/2012	160	Yes	Y				20	1.2	mg/kg
MS008-SS-120515	12-8901-UU52I	Zinc	5/29/2012	251	Yes	Y				9	1.1	mg/kg
MS008-SS-120515	12-8901-UU52I	Copper	5/29/2012	94	Yes	Y				2	0.44	mg/kg
MS008-SS-120515	12-8901-UU52I	Chromium	5/29/2012	37	Yes	Y				4	2.4	mg/kg
MS009-SS-120515	12-8902-UU52J	Nickel	5/29/2012	38	Yes	Y				9	2.7	mg/kg
MS009-SS-120515	12-8902-UU52J	Lead	5/29/2012	60	Yes	Y				20	1.2	mg/kg
MS009-SS-120515	12-8902-UU52J	Zinc	5/29/2012	162	Yes	Y				9	1.1	mg/kg
MS009-SS-120515	12-8902-UU52J	Chromium	5/29/2012	43	Yes	Y				4	2.4	mg/kg
MS009-SS-120515	12-8902-UU52J	Copper	5/29/2012	66	Yes	Y				2	0.45	mg/kg
MS101-SS-120515	12-8894-UU52B	Copper	5/29/2012	125	Yes	Y				2	0.47	mg/kg
MS101-SS-120515	12-8894-UU52B	Chromium	5/29/2012	38	Yes	Y				5	2.5	mg/kg
MS101-SS-120515	12-8894-UU52B	Nickel	5/29/2012	42	Yes	Y				9	2.8	mg/kg
MS101-SS-120515	12-8894-UU52B	Lead	5/29/2012	170	Yes	Y				20	1.2	mg/kg
MS101-SS-120515	12-8894-UU52B	Zinc	5/29/2012	374	Yes	Y				9	1.1	mg/kg

SW7471A

Analytical Method	Lab Sample ID	Chemical Name	Anal Date	Result	Mod Res Report	Detect	Lab Qual	Val Qual	Reason	RL	MDL	Units
-------------------	---------------	---------------	-----------	--------	----------------	--------	----------	----------	--------	----	-----	-------

SDG: UU52

SW7471A

Analytical Method	Sample ID	Lab Sample ID	Chemical Name	Anal Date	Result	Mod Res Report	Detect	Lab Qual	Val Qual	Reason	RL	MDL	Units
	MS001-SS-120515	12-8893-UU52A	Mercury	5/21/2012	0.4	Yes	Y				0.2	0.011	mg/kg
	MS002-SS-120515	12-8895-UU52C	Mercury	5/21/2012	0.3	Yes	Y				0.2	0.0092	mg/kg
	MS003-SS-120515	12-8896-UU52D	Mercury	5/21/2012	0.3	Yes	Y				0.2	0.010	mg/kg
	MS004-SS-120515	12-8897-UU52E	Mercury	5/21/2012	0.2	Yes	Y				0.2	0.0097	mg/kg
	MS005-SS-120515	12-8898-UU52F	Mercury	5/21/2012	0.4	Yes	Y				0.3	0.015	mg/kg
	MS006-SS-120515	12-8899-UU52G	Mercury	5/21/2012	0.7	Yes	Y				0.2	0.012	mg/kg
	MS007-SS-120515	12-8900-UU52H	Mercury	5/21/2012	0.2	Yes	Y				0.1	0.0062	mg/kg
	MS008-SS-120515	12-8901-UU52I	Mercury	5/21/2012	0.2	Yes	Y				0.2	0.010	mg/kg
	MS009-SS-120515	12-8902-UU52J	Mercury	5/21/2012	0.2	Yes	Y				0.2	0.0088	mg/kg
	MS101-SS-120515	12-8894-UU52B	Mercury	5/21/2012	0.4	Yes	Y				0.2	0.0093	mg/kg

SW8081B

Analytical Method	Sample ID	Lab Sample ID	Chemical Name	Anal Date	Result	Mod Res Report	Detect	Lab Qual	Val Qual	Reason	RL	MDL	Units
	MS001-SS-120515	12-8893-UU52A	4,4'-DDT (p,p'-DDT)	5/26/2012	99	Yes	N	U			99	19	ug/kg
	MS001-SS-120515	12-8893-UU52A	Dieldrin	5/26/2012	99	Yes	N	U			99	9.9	ug/kg
	MS001-SS-120515	12-8893-UU52A	4,4'-DDD (p,p'-DDD)	5/26/2012	99	Yes	N	U			99	13	ug/kg
	MS001-SS-120515	12-8893-UU52A	4,4'-DDE (p,p'-DDE)	5/26/2012	99	Yes	N	U			99	12	ug/kg
	MS001-SS-120515	12-8893-UU52A	Endrin ketone	5/26/2012	99	Yes	N	U			99	12	ug/kg
	MS001-SS-120515	12-8893-UU52A	Hexachlorocyclohexane, beta- (BHC)	5/26/2012	50	Yes	N	U			50	14	ug/kg
	MS001-SS-120515	12-8893-UU52AD	4,4'-DDD (p,p'-DDD)	5/25/2012	990	No	N	U	R	22	990	130	ug/kg
	MS001-SS-120515	12-8893-UU52AD	Dieldrin	5/25/2012	990	No	N	U	R	22	990	99	ug/kg
	MS001-SS-120515	12-8893-UU52AD	Endrin ketone	5/25/2012	990	No	N	U	R	22	990	120	ug/kg
	MS001-SS-120515	12-8893-UU52AD	4,4'-DDE (p,p'-DDE)	5/25/2012	990	No	N	U	R	22	990	120	ug/kg
	MS001-SS-120515	12-8893-UU52AD	Hexachlorocyclohexane, beta- (BHC)	5/25/2012	500	No	N	U	R	22	500	140	ug/kg
	MS001-SS-120515	12-8893-UU52AD	4,4'-DDT (p,p'-DDT)	5/25/2012	990	No	N	U	R	22	990	190	ug/kg
	MS002-SS-120515	12-8895-UU52C	4,4'-DDD (p,p'-DDD)	5/26/2012	99	Yes	N	U			99	13	ug/kg

SDG: UU52

Analytical Method SW8081B

Sample ID	Analytical Method	Lab Sample ID	Chemical Name	Anal Date	Result	Mod Res Report	Detect	Lab Qual	Val Qual	Reason	RL	MDL	Units
MS002-SS-120515		12-8895-UU52C	Dieldrin	5/26/2012	99	Yes	N	U			99	9.9	ug/kg
MS002-SS-120515		12-8895-UU52C	Endrin ketone	5/26/2012	99	Yes	N	U			99	12	ug/kg
MS002-SS-120515		12-8895-UU52C	4,4'-DDT (p,p'-DDT)	5/26/2012	99	Yes	N	U			99	19	ug/kg
MS002-SS-120515		12-8895-UU52C	Hexachlorocyclohexane, beta- (BHC)	5/26/2012	50	Yes	N	U			50	14	ug/kg
MS002-SS-120515		12-8895-UU52C	4,4'-DDE (p,p'-DDE)	5/26/2012	99	Yes	N	U			99	12	ug/kg
MS002-SS-120515		12-8895-UU52CD	Endrin ketone	5/25/2012	5000	No	N	U	R	22	5000	590	ug/kg
MS002-SS-120515		12-8895-UU52CD	4,4'-DDT (p,p'-DDT)	5/25/2012	5000	No	N	U	R	22	5000	950	ug/kg
MS002-SS-120515		12-8895-UU52CD	Dieldrin	5/25/2012	5000	No	N	U	R	22	5000	500	ug/kg
MS002-SS-120515		12-8895-UU52CD	4,4'-DDD (p,p'-DDD)	5/25/2012	5000	No	N	U	R	22	5000	670	ug/kg
MS002-SS-120515		12-8895-UU52CD	4,4'-DDE (p,p'-DDE)	5/25/2012	5000	No	N	U	R	22	5000	620	ug/kg
MS002-SS-120515		12-8895-UU52CD	Hexachlorocyclohexane, beta- (BHC)	5/25/2012	2500	No	N	U	R	22	2500	690	ug/kg
MS003-SS-120515		12-8896-UU52D	Endrin ketone	5/26/2012	99	Yes	N	U			99	12	ug/kg
MS003-SS-120515		12-8896-UU52D	4,4'-DDE (p,p'-DDE)	5/26/2012	99	Yes	N	U			99	12	ug/kg
MS003-SS-120515		12-8896-UU52D	4,4'-DDD (p,p'-DDD)	5/26/2012	99	Yes	N	U			99	13	ug/kg
MS003-SS-120515		12-8896-UU52D	Dieldrin	5/26/2012	99	Yes	N	U			99	9.9	ug/kg
MS003-SS-120515		12-8896-UU52D	4,4'-DDT (p,p'-DDT)	5/26/2012	99	Yes	N	U			99	19	ug/kg
MS003-SS-120515		12-8896-UU52D	Hexachlorocyclohexane, beta- (BHC)	5/26/2012	50	Yes	N	U			50	14	ug/kg
MS003-SS-120515		12-8896-UU52DD	Hexachlorocyclohexane, beta- (BHC)	5/25/2012	500	No	N	U	R	22	500	140	ug/kg
MS003-SS-120515		12-8896-UU52DD	Dieldrin	5/25/2012	990	No	N	U	R	22	990	99	ug/kg
MS003-SS-120515		12-8896-UU52DD	4,4'-DDE (p,p'-DDE)	5/25/2012	990	No	N	U	R	22	990	120	ug/kg
MS003-SS-120515		12-8896-UU52DD	Endrin ketone	5/25/2012	990	No	N	U	R	22	990	120	ug/kg
MS003-SS-120515		12-8896-UU52DD	4,4'-DDT (p,p'-DDT)	5/25/2012	990	No	N	U	R	22	990	190	ug/kg
MS003-SS-120515		12-8896-UU52DD	4,4'-DDD (p,p'-DDD)	5/25/2012	990	No	N	U	R	22	990	130	ug/kg
MS004-SS-120515		12-8897-UU52E	4,4'-DDD (p,p'-DDD)	5/26/2012	100	Yes	N	U			100	13	ug/kg
MS004-SS-120515		12-8897-UU52E	Dieldrin	5/26/2012	100	Yes	N	U			100	9.9	ug/kg

SDG: UU52

Analytical Method SW8081B

Sample ID	Lab Sample ID	Chemical Name	Anal Date	Result	Mod Res Report	Detect	Lab Qual	Val Qual	Reason	RL	MDL	Units
MS004-SS-120515	12-8897-UU52E	4,4'-DDT (p,p'-DDT)	5/26/2012	100	Yes	N	U			100	19	ug/kg
MS004-SS-120515	12-8897-UU52E	4,4'-DDE (p,p'-DDE)	5/26/2012	100	Yes	N	U			100	12	ug/kg
MS004-SS-120515	12-8897-UU52E	Hexachlorocyclohexane, beta- (BHC)	5/26/2012	50	Yes	N	U			50	14	ug/kg
MS004-SS-120515	12-8897-UU52E	Endrin ketone	5/26/2012	100	Yes	N	U			100	12	ug/kg
MS004-SS-120515	12-8897-UU52ED	4,4'-DDD (p,p'-DDD)	5/25/2012	1000	No	N	U	R	22	1000	130	ug/kg
MS004-SS-120515	12-8897-UU52ED	Dieldrin	5/25/2012	1000	No	N	U	R	22	1000	99	ug/kg
MS004-SS-120515	12-8897-UU52ED	Endrin ketone	5/25/2012	1000	No	N	U	R	22	1000	120	ug/kg
MS004-SS-120515	12-8897-UU52ED	4,4'-DDT (p,p'-DDT)	5/25/2012	1000	No	N	U	R	22	1000	190	ug/kg
MS004-SS-120515	12-8897-UU52ED	Hexachlorocyclohexane, beta- (BHC)	5/25/2012	500	No	N	U	R	22	500	140	ug/kg
MS004-SS-120515	12-8897-UU52ED	4,4'-DDE (p,p'-DDE)	5/25/2012	1000	No	N	U	R	22	1000	120	ug/kg
MS005-SS-120515	12-8898-UU52F	4,4'-DDT (p,p'-DDT)	5/26/2012	99	Yes	N	U			99	19	ug/kg
MS005-SS-120515	12-8898-UU52F	4,4'-DDE (p,p'-DDE)	5/26/2012	99	Yes	N	U			99	12	ug/kg
MS005-SS-120515	12-8898-UU52F	Dieldrin	5/26/2012	99	Yes	N	U			99	9.9	ug/kg
MS005-SS-120515	12-8898-UU52F	Hexachlorocyclohexane, beta- (BHC)	5/26/2012	49	Yes	N	U			49	14	ug/kg
MS005-SS-120515	12-8898-UU52F	Endrin ketone	5/26/2012	99	Yes	N	U			99	12	ug/kg
MS005-SS-120515	12-8898-UU52F	4,4'-DDD (p,p'-DDD)	5/26/2012	99	Yes	N	U			99	13	ug/kg
MS005-SS-120515	12-8898-UU52FDL	4,4'-DDE (p,p'-DDE)	5/25/2012	990	No	N	U	R	22	990	120	ug/kg
MS005-SS-120515	12-8898-UU52FDL	Hexachlorocyclohexane, beta- (BHC)	5/25/2012	490	No	N	U	R	22	490	140	ug/kg
MS005-SS-120515	12-8898-UU52FDL	4,4'-DDT (p,p'-DDT)	5/25/2012	990	No	N	U	R	22	990	190	ug/kg
MS005-SS-120515	12-8898-UU52FDL	4,4'-DDD (p,p'-DDD)	5/25/2012	990	No	N	U	R	22	990	130	ug/kg
MS005-SS-120515	12-8898-UU52FDL	Dieldrin	5/25/2012	990	No	N	U	R	22	990	99	ug/kg
MS005-SS-120515	12-8898-UU52FDL	Endrin ketone	5/25/2012	990	No	N	U	R	22	990	120	ug/kg
MS006-SS-120515	12-8899-UU52G	4,4'-DDE (p,p'-DDE)	5/26/2012	9.9	Yes	N	U	UJ	5	9.9	1.2	ug/kg
MS006-SS-120515	12-8899-UU52G	4,4'-DDD (p,p'-DDD)	5/26/2012	40	Yes	Y	P	J	5	9.9	1.3	ug/kg
MS006-SS-120515	12-8899-UU52G	Dieldrin	5/26/2012	9.9	Yes	N	U			9.9	0.99	ug/kg

SDG: UU52

Analytical Method SW8081B

Sample ID	Analytical Method	Lab Sample ID	Chemical Name	Anal Date	Result	Mod Res	Report	Detect	Lab Qual	Val Qual	Reason	RL	MDL	Units
MS006-SS-120515		12-8899-UU52G	Endrin ketone	5/26/2012	28		Yes	N	Y			28	1.2	ug/kg
MS006-SS-120515		12-8899-UU52G	4,4'-DDT (p,p'-DDT)	5/26/2012	19		Yes	Y		J	5	9.9	1.9	ug/kg
MS006-SS-120515		12-8899-UU52G	Hexachlorocyclohexane, beta- (BHC)	5/26/2012	12		Yes	N	Y			12	1.4	ug/kg
MS006-SS-120515		12-8899-UU52GD	4,4'-DDT (p,p'-DDT)	5/25/2012	99		No	N	U	R	22	99	19	ug/kg
MS006-SS-120515		12-8899-UU52GD	Endrin ketone	5/25/2012	99		No	N	U	R	22	99	12	ug/kg
MS006-SS-120515		12-8899-UU52GD	Dieldrin	5/25/2012	99		No	N	U	R	22	99	9.9	ug/kg
MS006-SS-120515		12-8899-UU52GD	4,4'-DDD (p,p'-DDD)	5/25/2012	99		No	N	U	R	22	99	13	ug/kg
MS006-SS-120515		12-8899-UU52GD	4,4'-DDE (p,p'-DDE)	5/25/2012	99		No	N	U	R	22	99	12	ug/kg
MS006-SS-120515		12-8899-UU52GD	Hexachlorocyclohexane, beta- (BHC)	5/25/2012	50		No	N	U	R	22	50	14	ug/kg
MS007-SS-120515		12-8900-UU52H	4,4'-DDE (p,p'-DDE)	5/26/2012	99		Yes	N	U	UJ	5	99	12	ug/kg
MS007-SS-120515		12-8900-UU52H	4,4'-DDD (p,p'-DDD)	5/26/2012	99		Yes	N	U			99	13	ug/kg
MS007-SS-120515		12-8900-UU52H	Dieldrin	5/26/2012	99		Yes	N	U			99	9.9	ug/kg
MS007-SS-120515		12-8900-UU52H	Endrin ketone	5/26/2012	99		Yes	N	U			99	12	ug/kg
MS007-SS-120515		12-8900-UU52H	4,4'-DDT (p,p'-DDT)	5/26/2012	99		Yes	N	U	UJ	5	99	19	ug/kg
MS007-SS-120515		12-8900-UU52H	Hexachlorocyclohexane, beta- (BHC)	5/26/2012	50		Yes	N	U			50	14	ug/kg
MS007-SS-120515		12-8900-UU52HD	Endrin ketone	5/25/2012	990		No	N	U	R	22	990	120	ug/kg
MS007-SS-120515		12-8900-UU52HD	4,4'-DDT (p,p'-DDT)	5/25/2012	990		No	N	U	R	22	990	190	ug/kg
MS007-SS-120515		12-8900-UU52HD	Hexachlorocyclohexane, beta- (BHC)	5/25/2012	500		No	N	U	R	22	500	140	ug/kg
MS007-SS-120515		12-8900-UU52HD	Dieldrin	5/25/2012	990		No	N	U	R	22	990	99	ug/kg
MS007-SS-120515		12-8900-UU52HD	4,4'-DDD (p,p'-DDD)	5/25/2012	990		No	N	U	R	22	990	130	ug/kg
MS007-SS-120515		12-8900-UU52HD	4,4'-DDE (p,p'-DDE)	5/25/2012	990		No	N	U	R	22	990	120	ug/kg
MS008-SS-120515		12-8901-UU52I	4,4'-DDE (p,p'-DDE)	5/26/2012	99		Yes	N	U	UJ	5	99	12	ug/kg
MS008-SS-120515		12-8901-UU52I	Hexachlorocyclohexane, beta- (BHC)	5/26/2012	50		Yes	N	U			50	14	ug/kg
MS008-SS-120515		12-8901-UU52I	4,4'-DDT (p,p'-DDT)	5/26/2012	99		Yes	N	U	UJ	5	99	19	ug/kg
MS008-SS-120515		12-8901-UU52I	Endrin ketone	5/26/2012	99		Yes	N	U			99	12	ug/kg

SDG: UU52

SVW8081B

Analytical Method	Lab Sample ID	Chemical Name	Anal Date	Result	Mod Res Report	Detect	Lab Qual	Val Qual	Reason	RL	MDL	Units
MS008-SS-120515	12-8901-UU52I	4,4'-DDD (p,p'-DDD)	5/26/2012	99	Yes	N	U			99	13	ug/kg
MS008-SS-120515	12-8901-UU52I	Dieldrin	5/26/2012	99	Yes	N	U			99	9.9	ug/kg
MS008-SS-120515	12-8901-UU52IDL	4,4'-DDE (p,p'-DDE)	5/25/2012	5000	No	N	U	R	22	5000	620	ug/kg
MS008-SS-120515	12-8901-UU52IDL	4,4'-DDD (p,p'-DDD)	5/25/2012	5000	No	N	U	R	22	5000	670	ug/kg
MS008-SS-120515	12-8901-UU52IDL	Dieldrin	5/25/2012	5000	No	N	U	R	22	5000	500	ug/kg
MS008-SS-120515	12-8901-UU52IDL	Endrin ketone	5/25/2012	5000	No	N	U	R	22	5000	590	ug/kg
MS008-SS-120515	12-8901-UU52IDL	4,4'-DDT (p,p'-DDT)	5/25/2012	5000	No	N	U	R	22	5000	950	ug/kg
MS008-SS-120515	12-8901-UU52IDL	Hexachlorocyclohexane, beta- (BHC)	5/25/2012	2500	No	N	U	R	22	2500	690	ug/kg
MS009-SS-120515	12-8902-UU52J	4,4'-DDE (p,p'-DDE)	5/26/2012	100	Yes	N	U	UU	5	100	12	ug/kg
MS009-SS-120515	12-8902-UU52J	Hexachlorocyclohexane, beta- (BHC)	5/26/2012	50	Yes	N	U			50	14	ug/kg
MS009-SS-120515	12-8902-UU52J	4,4'-DDT (p,p'-DDT)	5/26/2012	100	Yes	N	U	UU	5	100	19	ug/kg
MS009-SS-120515	12-8902-UU52J	Endrin ketone	5/26/2012	100	Yes	N	U			100	12	ug/kg
MS009-SS-120515	12-8902-UU52J	Dieldrin	5/26/2012	100	Yes	N	U			100	10	ug/kg
MS009-SS-120515	12-8902-UU52J	4,4'-DDD (p,p'-DDD)	5/26/2012	100	Yes	N	U			100	13	ug/kg
MS009-SS-120515	12-8902-UU52JDL	Hexachlorocyclohexane, beta- (BHC)	5/25/2012	500	No	N	U	R	22	500	140	ug/kg
MS009-SS-120515	12-8902-UU52JDL	4,4'-DDD (p,p'-DDD)	5/25/2012	1000	No	N	U	R	22	1000	130	ug/kg
MS009-SS-120515	12-8902-UU52JDL	4,4'-DDT (p,p'-DDT)	5/25/2012	1000	No	N	U	R	22	1000	190	ug/kg
MS009-SS-120515	12-8902-UU52JDL	Dieldrin	5/25/2012	1000	No	N	U	R	22	1000	100	ug/kg
MS009-SS-120515	12-8902-UU52JDL	Endrin ketone	5/25/2012	1000	No	N	U	R	22	1000	120	ug/kg
MS009-SS-120515	12-8902-UU52JDL	4,4'-DDE (p,p'-DDE)	5/25/2012	1000	No	N	U	R	22	1000	120	ug/kg
MS101-SS-120515	12-8894-UU52B	4,4'-DDE (p,p'-DDE)	5/26/2012	99	Yes	N	U			99	12	ug/kg
MS101-SS-120515	12-8894-UU52B	4,4'-DDD (p,p'-DDD)	5/26/2012	99	Yes	N	U			99	13	ug/kg
MS101-SS-120515	12-8894-UU52B	Dieldrin	5/26/2012	99	Yes	N	U			99	9.9	ug/kg
MS101-SS-120515	12-8894-UU52B	Endrin ketone	5/26/2012	99	Yes	N	U			99	12	ug/kg
MS101-SS-120515	12-8894-UU52B	4,4'-DDT (p,p'-DDT)	5/26/2012	99	Yes	N	U			99	19	ug/kg

SDG: UU52

SVW8081B

Analytical Method Sample ID	Lab Sample ID	Chemical Name	Anal Date	Result	Mod Res Report	Detect	Lab Qual	Val Qual	Reason	RL	MDL	Units
MS101-SS-120515	12-8894-UU52B	Hexachlorocyclohexane, beta- (BHC)	5/26/2012	50	Yes	N	U			50	14	ug/kg
MS101-SS-120515	12-8894-UU52BD	4,4'-DDE (p,p'-DDE)	5/25/2012	990	No	N	U	R	22	990	120	ug/kg
MS101-SS-120515	12-8894-UU52BD	4,4'-DDD (p,p'-DDD)	5/25/2012	990	No	N	U	R	22	990	130	ug/kg
MS101-SS-120515	12-8894-UU52BD	Endrin ketone	5/25/2012	990	No	N	U	R	22	990	120	ug/kg
MS101-SS-120515	12-8894-UU52BD	Dieldrin	5/25/2012	990	No	N	U	R	22	990	99	ug/kg
MS101-SS-120515	12-8894-UU52BD	Hexachlorocyclohexane, beta- (BHC)	5/25/2012	500	No	N	U	R	22	500	140	ug/kg
MS101-SS-120515	12-8894-UU52BD	4,4'-DDT (p,p'-DDT)	5/25/2012	990	No	N	U	R	22	990	190	ug/kg

SVW8082

Analytical Method Sample ID	Lab Sample ID	Chemical Name	Anal Date	Result	Mod Res Report	Detect	Lab Qual	Val Qual	Reason	RL	MDL	Units
MS001-SS-120515	12-8893-UU52A	Aroclor 1248	5/25/2012	22	Yes	Y				4.0	1.4	ug/kg
MS001-SS-120515	12-8893-UU52A	Aroclor 1254	5/25/2012	44	Yes	Y				4.0	1.4	ug/kg
MS001-SS-120515	12-8893-UU52A	Aroclor 1221	5/25/2012	4	Yes	N	U			4.0	1.4	ug/kg
MS001-SS-120515	12-8893-UU52A	Aroclor 1242	5/25/2012	4	Yes	N	U			4.0	1.4	ug/kg
MS001-SS-120515	12-8893-UU52A	Aroclor 1260	5/25/2012	20	Yes	N	Y			20	1.4	ug/kg
MS001-SS-120515	12-8893-UU52A	Aroclor 1016	5/25/2012	4	Yes	N	U			4.0	1.0	ug/kg
MS001-SS-120515	12-8893-UU52A	Aroclor 1262	5/25/2012	4	Yes	N	U			4.0	1.4	ug/kg
MS001-SS-120515	12-8893-UU52A	Aroclor 1268	5/25/2012	4	Yes	N	U			4.0	1.4	ug/kg
MS001-SS-120515	12-8893-UU52A	Aroclor 1232	5/25/2012	4	Yes	N	U			4.0	1.4	ug/kg
MS002-SS-120515	12-8895-UU52C	Aroclor 1248	5/25/2012	17	Yes	Y	P			4.0	1.4	ug/kg
MS002-SS-120515	12-8895-UU52C	Aroclor 1016	5/25/2012	4	Yes	N	U			4.0	1.0	ug/kg
MS002-SS-120515	12-8895-UU52C	Aroclor 1262	5/25/2012	4	Yes	N	U			4.0	1.4	ug/kg
MS002-SS-120515	12-8895-UU52C	Aroclor 1232	5/25/2012	4	Yes	N	U			4.0	1.4	ug/kg
MS002-SS-120515	12-8895-UU52C	Aroclor 1254	5/25/2012	39	Yes	Y				4.0	1.4	ug/kg
MS002-SS-120515	12-8895-UU52C	Aroclor 1221	5/25/2012	4	Yes	N	U			4.0	1.4	ug/kg
MS002-SS-120515	12-8895-UU52C	Aroclor 1268	5/25/2012	4	Yes	N	U			4.0	1.4	ug/kg

SDG: UU52

SVW8082

Analytical Method	Lab Sample ID	Chemical Name	Anal Date	Result	Mod Res	Report	Detect	Lab Qual	Val Qual	Reason	RL	MDL	Units
MS002-SS-120515	12-8895-UU52C	Aroclor 1242	5/25/2012	4	Yes	N	U	U			4.0	1.4	ug/kg
MS002-SS-120515	12-8895-UU52C	Aroclor 1260	5/25/2012	20	Yes	N	Y	Y			20	1.4	ug/kg
MS003-SS-120515	12-8896-UU52D	Aroclor 1254	5/25/2012	28	Yes	Y					4.0	1.4	ug/kg
MS003-SS-120515	12-8896-UU52D	Aroclor 1262	5/25/2012	4	Yes	N	U	U			4.0	1.4	ug/kg
MS003-SS-120515	12-8896-UU52D	Aroclor 1260	5/25/2012	14	Yes	N	Y	Y			14	1.4	ug/kg
MS003-SS-120515	12-8896-UU52D	Aroclor 1268	5/25/2012	4	Yes	N	U	U			4.0	1.4	ug/kg
MS003-SS-120515	12-8896-UU52D	Aroclor 1221	5/25/2012	4	Yes	N	U	U			4.0	1.4	ug/kg
MS003-SS-120515	12-8896-UU52D	Aroclor 1248	5/25/2012	20	Yes	N	Y	Y			20	1.4	ug/kg
MS003-SS-120515	12-8896-UU52D	Aroclor 1016	5/25/2012	4	Yes	N	U	U			4.0	1.0	ug/kg
MS003-SS-120515	12-8896-UU52D	Aroclor 1242	5/25/2012	4	Yes	N	U	U			4.0	1.4	ug/kg
MS003-SS-120515	12-8896-UU52D	Aroclor 1232	5/25/2012	4	Yes	N	U	U			4.0	1.4	ug/kg
MS004-SS-120515	12-8897-UU52E	Aroclor 1268	5/26/2012	4	Yes	N	U	U			4.0	1.4	ug/kg
MS004-SS-120515	12-8897-UU52E	Aroclor 1262	5/26/2012	4	Yes	N	U	U			4.0	1.4	ug/kg
MS004-SS-120515	12-8897-UU52E	Aroclor 1254	5/26/2012	28	Yes	Y	P	P			4.0	1.4	ug/kg
MS004-SS-120515	12-8897-UU52E	Aroclor 1221	5/26/2012	4	Yes	N	U	U			4.0	1.4	ug/kg
MS004-SS-120515	12-8897-UU52E	Aroclor 1232	5/26/2012	4	Yes	N	U	U			4.0	1.4	ug/kg
MS004-SS-120515	12-8897-UU52E	Aroclor 1248	5/26/2012	16	Yes	N	Y	Y			16	1.4	ug/kg
MS004-SS-120515	12-8897-UU52E	Aroclor 1016	5/26/2012	4	Yes	N	U	U			4.0	1.0	ug/kg
MS004-SS-120515	12-8897-UU52E	Aroclor 1242	5/26/2012	4	Yes	N	U	U			4.0	1.4	ug/kg
MS004-SS-120515	12-8897-UU52E	Aroclor 1260	5/26/2012	20	Yes	N	Y	Y			20	1.4	ug/kg
MS005-SS-120515	12-8898-UU52F	Aroclor 1242	5/26/2012	4	Yes	N	U	U			4.0	1.3	ug/kg
MS005-SS-120515	12-8898-UU52F	Aroclor 1262	5/26/2012	4	Yes	N	U	U			4.0	1.3	ug/kg
MS005-SS-120515	12-8898-UU52F	Aroclor 1016	5/26/2012	4	Yes	N	U	U			4.0	1.0	ug/kg
MS005-SS-120515	12-8898-UU52F	Aroclor 1248	5/26/2012	12	Yes	Y					4.0	1.3	ug/kg
MS005-SS-120515	12-8898-UU52F	Aroclor 1260	5/26/2012	12	Yes	N	Y	Y			12	1.3	ug/kg

SDG: UU52

SVW8082

Analytical Method Sample ID	Lab Sample ID	Chemical Name	Anal Date	Result	Mod Res Report	Detect	Lab Qual	Val Qual	Reason	RL	MDL	Units
MS005-SS-120515	12-8898-UU52F	Aroclor 1254	5/26/2012	25	Yes	Y				4.0	1.3	ug/kg
MS005-SS-120515	12-8898-UU52F	Aroclor 1268	5/26/2012	4	Yes	N	U			4.0	1.3	ug/kg
MS005-SS-120515	12-8898-UU52F	Aroclor 1221	5/26/2012	4	Yes	N	U			4.0	1.3	ug/kg
MS005-SS-120515	12-8898-UU52F	Aroclor 1232	5/26/2012	4	Yes	N	U			4.0	1.3	ug/kg
MS006-SS-120515	12-8899-UU52G	Aroclor 1260	5/26/2012	20	Yes	N	Y			20	1.4	ug/kg
MS006-SS-120515	12-8899-UU52G	Aroclor 1254	5/26/2012	27	Yes	Y				4.0	1.4	ug/kg
MS006-SS-120515	12-8899-UU52G	Aroclor 1268	5/26/2012	4	Yes	N	U			4.0	1.4	ug/kg
MS006-SS-120515	12-8899-UU52G	Aroclor 1242	5/26/2012	4	Yes	N	U			4.0	1.4	ug/kg
MS006-SS-120515	12-8899-UU52G	Aroclor 1262	5/26/2012	4	Yes	N	U			4.0	1.4	ug/kg
MS006-SS-120515	12-8899-UU52G	Aroclor 1248	5/26/2012	16	Yes	Y				4.0	1.4	ug/kg
MS006-SS-120515	12-8899-UU52G	Aroclor 1232	5/26/2012	4	Yes	N	U			4.0	1.4	ug/kg
MS006-SS-120515	12-8899-UU52G	Aroclor 1221	5/26/2012	4	Yes	N	U			4.0	1.4	ug/kg
MS006-SS-120515	12-8899-UU52G	Aroclor 1016	5/26/2012	4	Yes	N	U			4.0	1.0	ug/kg
MS007-SS-120515	12-8900-UU52H	Aroclor 1262	5/26/2012	4	Yes	N	U			4.0	1.3	ug/kg
MS007-SS-120515	12-8900-UU52H	Aroclor 1242	5/26/2012	4	Yes	N	U			4.0	1.3	ug/kg
MS007-SS-120515	12-8900-UU52H	Aroclor 1016	5/26/2012	4	Yes	N	U			4.0	1.0	ug/kg
MS007-SS-120515	12-8900-UU52H	Aroclor 1254	5/26/2012	31	Yes	Y				4.0	1.3	ug/kg
MS007-SS-120515	12-8900-UU52H	Aroclor 1260	5/26/2012	14	Yes	N	Y			14	1.3	ug/kg
MS007-SS-120515	12-8900-UU52H	Aroclor 1248	5/26/2012	15	Yes	Y				4.0	1.3	ug/kg
MS007-SS-120515	12-8900-UU52H	Aroclor 1268	5/26/2012	4	Yes	N	U			4.0	1.3	ug/kg
MS007-SS-120515	12-8900-UU52H	Aroclor 1221	5/26/2012	4	Yes	N	U			4.0	1.3	ug/kg
MS007-SS-120515	12-8900-UU52H	Aroclor 1232	5/26/2012	4	Yes	N	U			4.0	1.3	ug/kg
MS008-SS-120515	12-8901-UU52I	Aroclor 1262	5/26/2012	4	Yes	N	U			4.0	1.4	ug/kg
MS008-SS-120515	12-8901-UU52I	Aroclor 1242	5/26/2012	4	Yes	N	U			4.0	1.4	ug/kg
MS008-SS-120515	12-8901-UU52I	Aroclor 1260	5/26/2012	9.9	Yes	N	Y			9.9	1.4	ug/kg

SDG: UU52

Analytical Method SW8082

Sample ID	Analytical Method	Lab Sample ID	Chemical Name	Anal Date	Result	Mod Res Report	Detect	Lab Qual	Val Qual	Reason	RL	MDL	Units
MS008-SS-120515		12-8901-UU52I	Aroclor 1016	5/26/2012	4	Yes	N	U			4.0	1.0	ug/kg
MS008-SS-120515		12-8901-UU52I	Aroclor 1232	5/26/2012	4	Yes	N	U			4.0	1.4	ug/kg
MS008-SS-120515		12-8901-UU52I	Aroclor 1221	5/26/2012	4	Yes	N	U			4.0	1.4	ug/kg
MS008-SS-120515		12-8901-UU52I	Aroclor 1268	5/26/2012	4	Yes	N	U			4.0	1.4	ug/kg
MS008-SS-120515		12-8901-UU52I	Aroclor 1254	5/26/2012	23	Yes	Y				4.0	1.4	ug/kg
MS008-SS-120515		12-8901-UU52I	Aroclor 1248	5/26/2012	9.9	Yes	N	Y			9.9	1.4	ug/kg
MS009-SS-120515		12-8902-UU52J	Aroclor 1262	5/26/2012	4	Yes	N	U			4.0	1.4	ug/kg
MS009-SS-120515		12-8902-UU52J	Aroclor 1242	5/26/2012	4	Yes	N	U			4.0	1.4	ug/kg
MS009-SS-120515		12-8902-UU52J	Aroclor 1248	5/26/2012	10	Yes	N	Y			10	1.4	ug/kg
MS009-SS-120515		12-8902-UU52J	Aroclor 1254	5/26/2012	20	Yes	Y				4.0	1.4	ug/kg
MS009-SS-120515		12-8902-UU52J	Aroclor 1268	5/26/2012	4	Yes	N	U			4.0	1.4	ug/kg
MS009-SS-120515		12-8902-UU52J	Aroclor 1221	5/26/2012	4	Yes	N	U			4.0	1.4	ug/kg
MS009-SS-120515		12-8902-UU52J	Aroclor 1232	5/26/2012	4	Yes	N	U			4.0	1.4	ug/kg
MS009-SS-120515		12-8902-UU52J	Aroclor 1016	5/26/2012	4	Yes	N	U			4.0	1.0	ug/kg
MS009-SS-120515		12-8902-UU52J	Aroclor 1260	5/26/2012	10	Yes	N	Y			10	1.4	ug/kg
MS101-SS-120515		12-8894-UU52B	Aroclor 1262	5/25/2012	4	Yes	N	U			4.0	1.3	ug/kg
MS101-SS-120515		12-8894-UU52B	Aroclor 1248	5/25/2012	17	Yes	Y				4.0	1.3	ug/kg
MS101-SS-120515		12-8894-UU52B	Aroclor 1016	5/25/2012	4	Yes	N	U			4.0	1.0	ug/kg
MS101-SS-120515		12-8894-UU52B	Aroclor 1232	5/25/2012	4	Yes	N	U			4.0	1.3	ug/kg
MS101-SS-120515		12-8894-UU52B	Aroclor 1268	5/25/2012	4	Yes	N	U			4.0	1.3	ug/kg
MS101-SS-120515		12-8894-UU52B	Aroclor 1254	5/25/2012	37	Yes	Y				4.0	1.3	ug/kg
MS101-SS-120515		12-8894-UU52B	Aroclor 1260	5/25/2012	16	Yes	N	Y			16	1.3	ug/kg
MS101-SS-120515		12-8894-UU52B	Aroclor 1242	5/25/2012	4	Yes	N	U			4.0	1.3	ug/kg
MS101-SS-120515		12-8894-UU52B	Aroclor 1221	5/25/2012	4	Yes	N	U			4.0	1.3	ug/kg

SDG: UU52

Analytical Method SW8270D

Sample ID	Analytical Method	Lab Sample ID	Chemical Name	Anal Date	Result	Mod Res Report	Detect	Lab Qual	Val Qual	Reason	RL	MDL	Units
MS001-SS-120515		12-8893-UU52A	Chrysene	5/26/2012	430	Yes	Y				60	11	ug/kg
MS001-SS-120515		12-8893-UU52A	4-Methylphenol (p-Cresol)	5/26/2012	1200	Yes	Y				120	20	ug/kg
MS001-SS-120515		12-8893-UU52A	Phenol	5/26/2012	300	Yes	Y				60	26	ug/kg
MS001-SS-120515		12-8893-UU52A	Butylbenzyl phthalate	5/26/2012	60	Yes	N	U			60	18	ug/kg
MS001-SS-120515		12-8893-UU52A	Phenanthrene	5/26/2012	690	Yes	Y				60	11	ug/kg
MS001-SS-120515		12-8893-UU52A	Di-n-octyl phthalate	5/26/2012	60	Yes	N	UJ			60	17	ug/kg
MS001-SS-120515		12-8893-UU52A	Di-n-butyl phthalate	5/26/2012	60	Yes	N	U			60	24	ug/kg
MS001-SS-120515		12-8893-UU52A	Acenaphthene	5/26/2012	110	Yes	Y				60	9.8	ug/kg
MS001-SS-120515		12-8893-UU52A	Benzoic acid	5/26/2012	390	Yes	Y	J	J	10	1200	300	ug/kg
MS001-SS-120515		12-8893-UU52A	Benzo(a)anthracene	5/26/2012	160	Yes	Y				60	9.8	ug/kg
MS001-SS-120515		12-8893-UU52A	Dibenzo(a,h)anthracene	5/26/2012	57	Yes	Y	J			60	13	ug/kg
MS001-SS-120515		12-8893-UU52A	Benzo(b,j,k)fluoranthenes	5/26/2012	570	Yes	Y				60	8.2	ug/kg
MS001-SS-120515		12-8893-UU52A	Retene	5/26/2012	74	Yes	Y				60	60	ug/kg
MS001-SS-120515		12-8893-UU52A	Acenaphthylene	5/26/2012	74	Yes	Y				60	17	ug/kg
MS001-SS-120515		12-8893-UU52A	2-Methylnaphthalene	5/26/2012	170	Yes	Y				60	9.1	ug/kg
MS001-SS-120515		12-8893-UU52A	Bis(2-ethylhexyl) phthalate	5/26/2012	140	Yes	Y				74	43	ug/kg
MS001-SS-120515		12-8893-UU52A	Anthracene	5/26/2012	140	Yes	Y				60	13	ug/kg
MS001-SS-120515		12-8893-UU52A	Pyrene	5/26/2012	580	Yes	Y				60	5.8	ug/kg
MS001-SS-120515		12-8893-UU52A	Benzo(a)pyrene	5/26/2012	260	Yes	Y				60	16	ug/kg
MS001-SS-120515		12-8893-UU52A	Dibenzofuran	5/26/2012	180	Yes	Y				60	12	ug/kg
MS001-SS-120515		12-8893-UU52A	Fluoranthene	5/26/2012	660	Yes	Y				60	8.7	ug/kg
MS001-SS-120515		12-8893-UU52A	Naphthalene	5/26/2012	1100	Yes	Y				60	8.2	ug/kg
MS001-SS-120515		12-8893-UU52A	Pentachlorophenol	5/26/2012	600	Yes	N	U			600	140	ug/kg
MS001-SS-120515		12-8893-UU52A	Carbazole	5/26/2012	42	Yes	Y	J			60	8.0	ug/kg
MS001-SS-120515		12-8893-UU52A	Fluorene	5/26/2012	120	Yes	Y				60	13	ug/kg

SDG: UU52

SVW8270D

Analytical Method	Sample ID	Lab Sample ID	Chemical Name	Anal Date	Result	Mod Res	Report	Detect	Lab Qual	Val Qual	Reason	RL	MDL	Units
MS001-SS-120515		12-8893-UU52A	Benzo(g,h,i)perylene	5/26/2012	270	Yes	Y					60	13	ug/kg
MS001-SS-120515		12-8893-UU52A	Indeno(1,2,3-c,d)pyrene	5/26/2012	200	Yes	Y					60	14	ug/kg
MS001-SS-120515		12-8893-UU52A	Dimethyl phthalate	5/26/2012	60	Yes	N	U				60	8.6	ug/kg
MS002-SS-120515		12-8895-UU52C	Benzo(g,h,i)perylene	5/26/2012	430	Yes	Y					59	13	ug/kg
MS002-SS-120515		12-8895-UU52C	Retene	5/26/2012	80	Yes	Y					59	59	ug/kg
MS002-SS-120515		12-8895-UU52C	Acenaphthylene	5/26/2012	86	Yes	Y					59	17	ug/kg
MS002-SS-120515		12-8895-UU52C	Chrysene	5/26/2012	800	Yes	Y					59	11	ug/kg
MS002-SS-120515		12-8895-UU52C	Indeno(1,2,3-c,d)pyrene	5/26/2012	340	Yes	Y					59	14	ug/kg
MS002-SS-120515		12-8895-UU52C	Di-n-octyl phthalate	5/26/2012	59	Yes	N	UU				59	17	ug/kg
MS002-SS-120515		12-8895-UU52C	Phenanthrene	5/26/2012	830	Yes	Y					59	11	ug/kg
MS002-SS-120515		12-8895-UU52C	Fluoranthene	5/26/2012	860	Yes	Y					59	8.6	ug/kg
MS002-SS-120515		12-8895-UU52C	Benzo(b,j,k)fluoranthenes	5/26/2012	1000	Yes	Y					59	8.2	ug/kg
MS002-SS-120515		12-8895-UU52C	2-Methylnaphthalene	5/26/2012	240	Yes	Y					59	9.1	ug/kg
MS002-SS-120515		12-8895-UU52C	Naphthalene	5/26/2012	1300	Yes	Y					59	8.2	ug/kg
MS002-SS-120515		12-8895-UU52C	Pentachlorophenol	5/26/2012	590	Yes	N	U				590	140	ug/kg
MS002-SS-120515		12-8895-UU52C	Carbazole	5/26/2012	56	Yes	Y	J				59	8.0	ug/kg
MS002-SS-120515		12-8895-UU52C	Fluorene	5/26/2012	160	Yes	Y					59	13	ug/kg
MS002-SS-120515		12-8895-UU52C	Pyrene	5/26/2012	860	Yes	Y					59	5.8	ug/kg
MS002-SS-120515		12-8895-UU52C	Butylbenzyl phthalate	5/26/2012	59	Yes	N	U				59	18	ug/kg
MS002-SS-120515		12-8895-UU52C	Dibenzofuran	5/26/2012	240	Yes	Y					59	12	ug/kg
MS002-SS-120515		12-8895-UU52C	Di-n-butyl phthalate	5/26/2012	59	Yes	N	U				59	24	ug/kg
MS002-SS-120515		12-8895-UU52C	Bis(2-ethylhexyl) phthalate	5/26/2012	150	Yes	Y					74	43	ug/kg
MS002-SS-120515		12-8895-UU52C	Dimethyl phthalate	5/26/2012	59	Yes	N	U				59	8.6	ug/kg
MS002-SS-120515		12-8895-UU52C	4-Methylphenol (p-Cresol)	5/26/2012	1400	Yes	Y					120	20	ug/kg
MS002-SS-120515		12-8895-UU52C	Anthracene	5/26/2012	170	Yes	Y					59	13	ug/kg

SDG: UU52

Analytical Method SW8270D

Sample ID	Analytical Method	Lab Sample ID	Chemical Name	Anal Date	Result	Mod Res	Report	Detect	Lab Qual	Val Qual	Reason	RL	MDL	Units
MS002-SS-120515		12-8895-UU52C	Acenaphthene	5/26/2012	140	Yes	Y					59	9.7	ug/kg
MS002-SS-120515		12-8895-UU52C	Phenol	5/26/2012	260	Yes	Y					59	26	ug/kg
MS002-SS-120515		12-8895-UU52C	Benzo(a)pyrene	5/26/2012	470	Yes	Y					59	16	ug/kg
MS002-SS-120515		12-8895-UU52C	Dibenzo(a,h)anthracene	5/26/2012	100	Yes	Y					59	13	ug/kg
MS002-SS-120515		12-8895-UU52C	Benzo(a)anthracene	5/26/2012	280	Yes	Y					59	9.8	ug/kg
MS002-SS-120515		12-8895-UU52C	Benzoic acid	5/26/2012	420	Yes	Y	J	J		10	1200	300	ug/kg
MS003-SS-120515		12-8896-UU52D	Butylbenzyl phthalate	5/26/2012	60	Yes	N	U				60	18	ug/kg
MS003-SS-120515		12-8896-UU52D	Pyrene	5/26/2012	510	Yes	Y					60	5.8	ug/kg
MS003-SS-120515		12-8896-UU52D	Anthracene	5/26/2012	120	Yes	Y					60	13	ug/kg
MS003-SS-120515		12-8896-UU52D	Di-n-octyl phthalate	5/26/2012	60	Yes	N	UJ				60	17	ug/kg
MS003-SS-120515		12-8896-UU52D	Bis(2-ethylhexyl) phthalate	5/26/2012	120	Yes	Y					74	43	ug/kg
MS003-SS-120515		12-8896-UU52D	Phenol	5/26/2012	180	Yes	Y					60	26	ug/kg
MS003-SS-120515		12-8896-UU52D	4-Methylphenol (p-Cresol)	5/26/2012	1100	Yes	Y					120	20	ug/kg
MS003-SS-120515		12-8896-UU52D	Pentachlorophenol	5/26/2012	600	Yes	N	U				600	140	ug/kg
MS003-SS-120515		12-8896-UU52D	Di-n-butyl phthalate	5/26/2012	60	Yes	N	U				60	24	ug/kg
MS003-SS-120515		12-8896-UU52D	Dibenzofuran	5/26/2012	110	Yes	Y					60	12	ug/kg
MS003-SS-120515		12-8896-UU52D	Benzo(b,j,k)fluoranthenes	5/26/2012	580	Yes	Y					60	8.2	ug/kg
MS003-SS-120515		12-8896-UU52D	2-Methylnaphthalene	5/26/2012	86	Yes	Y					60	9.1	ug/kg
MS003-SS-120515		12-8896-UU52D	Naphthalene	5/26/2012	550	Yes	Y					60	8.2	ug/kg
MS003-SS-120515		12-8896-UU52D	Carbazole	5/26/2012	60	Yes	N	U				60	8.0	ug/kg
MS003-SS-120515		12-8896-UU52D	Fluorene	5/26/2012	74	Yes	Y					60	13	ug/kg
MS003-SS-120515		12-8896-UU52D	Dimethyl phthalate	5/26/2012	60	Yes	N	U				60	8.6	ug/kg
MS003-SS-120515		12-8896-UU52D	Phenanthrene	5/26/2012	500	Yes	Y					60	11	ug/kg
MS003-SS-120515		12-8896-UU52D	Acenaphthene	5/26/2012	72	Yes	Y					60	9.8	ug/kg
MS003-SS-120515		12-8896-UU52D	Acenaphthylene	5/26/2012	60	Yes	Y					60	17	ug/kg

SDG: UU52

Analytical Method SW8270D

Sample ID	Analytical Method	Lab Sample ID	Chemical Name	Anal Date	Result	Mod Res Report	Detected	Lab Qual	Val Qual	Reason	RL	MDL	Units
MS003-SS-120515		12-8896-UU52D	Benzo(g,h,i)perylene	5/26/2012	230	Yes	Y				60	13	ug/kg
MS003-SS-120515		12-8896-UU52D	Benzoic acid	5/26/2012	330	Yes	Y	J	J	10	1200	300	ug/kg
MS003-SS-120515		12-8896-UU52D	Fluoranthene	5/26/2012	550	Yes	Y				60	8.7	ug/kg
MS003-SS-120515		12-8896-UU52D	Indeno(1,2,3-c,d)pyrene	5/26/2012	180	Yes	Y				60	14	ug/kg
MS003-SS-120515		12-8896-UU52D	Chrysene	5/26/2012	390	Yes	Y				60	11	ug/kg
MS003-SS-120515		12-8896-UU52D	Retene	5/26/2012	32	Yes	Y	J			60	60	ug/kg
MS003-SS-120515		12-8896-UU52D	Benzo(a)pyrene	5/26/2012	250	Yes	Y				60	16	ug/kg
MS003-SS-120515		12-8896-UU52D	Dibenzo(a,h)anthracene	5/26/2012	51	Yes	Y	J			60	13	ug/kg
MS003-SS-120515		12-8896-UU52D	Benzo(a)anthracene	5/26/2012	130	Yes	Y				60	9.8	ug/kg
MS004-SS-120515		12-8897-UU52E	Dibenzo(a,h)anthracene	5/26/2012	87	Yes	Y				60	13	ug/kg
MS004-SS-120515		12-8897-UU52E	Phenanthrene	5/26/2012	890	Yes	Y				60	11	ug/kg
MS004-SS-120515		12-8897-UU52E	Benzoic acid	5/26/2012	390	Yes	Y	J	J	10	1200	300	ug/kg
MS004-SS-120515		12-8897-UU52E	Acenaphthene	5/26/2012	140	Yes	Y				60	9.8	ug/kg
MS004-SS-120515		12-8897-UU52E	Di-n-butyl phthalate	5/26/2012	60	Yes	N	U			60	24	ug/kg
MS004-SS-120515		12-8897-UU52E	Benzo(a)anthracene	5/26/2012	240	Yes	Y				60	9.8	ug/kg
MS004-SS-120515		12-8897-UU52E	Butylbenzyl phthalate	5/26/2012	60	Yes	N	U			60	18	ug/kg
MS004-SS-120515		12-8897-UU52E	Fluorene	5/26/2012	170	Yes	Y				60	13	ug/kg
MS004-SS-120515		12-8897-UU52E	2-Methylnaphthalene	5/26/2012	270	Yes	Y				60	9.1	ug/kg
MS004-SS-120515		12-8897-UU52E	Pentachlorophenol	5/26/2012	600	Yes	N	U			600	140	ug/kg
MS004-SS-120515		12-8897-UU52E	Naphthalene	5/26/2012	1400	Yes	Y				60	8.2	ug/kg
MS004-SS-120515		12-8897-UU52E	Benzo(a)pyrene	5/26/2012	380	Yes	Y				60	16	ug/kg
MS004-SS-120515		12-8897-UU52E	Bis(2-ethylhexyl) phthalate	5/26/2012	120	Yes	Y				75	44	ug/kg
MS004-SS-120515		12-8897-UU52E	Carbazole	5/26/2012	69	Yes	Y				60	8.0	ug/kg
MS004-SS-120515		12-8897-UU52E	Retene	5/26/2012	120	Yes	Y				60	60	ug/kg
MS004-SS-120515		12-8897-UU52E	Chrysene	5/26/2012	680	Yes	Y				60	11	ug/kg

SDG: UU52

SW8270D

Analytical Method	Lab Sample ID	Chemical Name	Anal Date	Result	Mod Res Report	Detect	Lab Qual	Val Qual	Reason	RI	MDL	Units
MS004-SS-120515	12-8897-UU52E	Acenaphthylene	5/26/2012	78	Yes	Y				60	17	ug/kg
MS004-SS-120515	12-8897-UU52E	Fluoranthene	5/26/2012	870	Yes	Y				60	8.7	ug/kg
MS004-SS-120515	12-8897-UU52E	Indeno(1,2,3-c,d)pyrene	5/26/2012	280	Yes	Y				60	14	ug/kg
MS004-SS-120515	12-8897-UU52E	Benzo(g,h,i)perylene	5/26/2012	360	Yes	Y				60	13	ug/kg
MS004-SS-120515	12-8897-UU52E	Dibenzofuran	5/26/2012	300	Yes	Y				60	12	ug/kg
MS004-SS-120515	12-8897-UU52E	Dimethyl phthalate	5/26/2012	60	Yes	N	U			60	8.7	ug/kg
MS004-SS-120515	12-8897-UU52E	Pyrene	5/26/2012	790	Yes	Y				60	5.8	ug/kg
MS004-SS-120515	12-8897-UU52E	Di-n-octyl phthalate	5/26/2012	60	Yes	N	UJ			60	17	ug/kg
MS004-SS-120515	12-8897-UU52E	Phenol	5/26/2012	200	Yes	Y				60	26	ug/kg
MS004-SS-120515	12-8897-UU52E	4-Methylphenol (p-Cresol)	5/26/2012	690	Yes	Y				120	20	ug/kg
MS004-SS-120515	12-8897-UU52E	Benzo(b,j,k)fluoranthenes	5/26/2012	970	Yes	Y				60	8.2	ug/kg
MS004-SS-120515	12-8897-UU52E	Anthracene	5/26/2012	180	Yes	Y				60	13	ug/kg
MS005-SS-120515	12-8898-UU52F	Benzo(a)pyrene	5/26/2012	330	Yes	Y				59	16	ug/kg
MS005-SS-120515	12-8898-UU52F	4-Methylphenol (p-Cresol)	5/26/2012	3300	Yes	Y				120	20	ug/kg
MS005-SS-120515	12-8898-UU52F	Phenol	5/26/2012	1100	Yes	Y				59	26	ug/kg
MS005-SS-120515	12-8898-UU52F	Bis(2-ethylhexyl) phthalate	5/26/2012	170	Yes	Y				74	43	ug/kg
MS005-SS-120515	12-8898-UU52F	Di-n-octyl phthalate	5/26/2012	59	Yes	N	UJ			59	17	ug/kg
MS005-SS-120515	12-8898-UU52F	Pyrene	5/26/2012	1600	Yes	Y				59	5.7	ug/kg
MS005-SS-120515	12-8898-UU52F	Dimethyl phthalate	5/26/2012	59	Yes	N	U			59	8.6	ug/kg
MS005-SS-120515	12-8898-UU52F	Dibenzofuran	5/26/2012	660	Yes	Y				59	12	ug/kg
MS005-SS-120515	12-8898-UU52F	Benzo(g,h,i)perylene	5/26/2012	320	Yes	Y				59	13	ug/kg
MS005-SS-120515	12-8898-UU52F	Indeno(1,2,3-c,d)pyrene	5/26/2012	240	Yes	Y				59	14	ug/kg
MS005-SS-120515	12-8898-UU52F	Fluoranthene	5/26/2012	1900	Yes	Y				59	8.6	ug/kg
MS005-SS-120515	12-8898-UU52F	Acenaphthylene	5/26/2012	250	Yes	Y				59	17	ug/kg
MS005-SS-120515	12-8898-UU52F	Anthracene	5/26/2012	350	Yes	Y				59	13	ug/kg

SDG: UU52

SW8270D

Analytical Method Sample ID	Lab Sample ID	Chemical Name	Anal Date	Result	Mod Res Report	Detect	Lab Qual	Val Qual	Reason	RL	MDL	Units
MS005-SS-120515	12-8898-UU52F	Retene	5/26/2012	140	Yes	Y				59	59	ug/kg
MS005-SS-120515	12-8898-UU52F	Benzo(b,j,k)fluoranthenes	5/26/2012	970	Yes	Y				59	8.1	ug/kg
MS005-SS-120515	12-8898-UU52F	Dibenzo(a,h)anthracene	5/26/2012	95	Yes	Y				59	13	ug/kg
MS005-SS-120515	12-8898-UU52F	Benzo(a)anthracene	5/26/2012	300	Yes	Y				59	9.7	ug/kg
MS005-SS-120515	12-8898-UU52F	Benzoic acid	5/26/2012	3100	Yes	Y	J	10		1200	300	ug/kg
MS005-SS-120515	12-8898-UU52F	Acenaphthene	5/26/2012	820	Yes	Y				59	9.7	ug/kg
MS005-SS-120515	12-8898-UU52F	Di-n-butyl phthalate	5/26/2012	59	Yes	N	U			59	24	ug/kg
MS005-SS-120515	12-8898-UU52F	Phenanthrene	5/26/2012	1800	Yes	Y				59	11	ug/kg
MS005-SS-120515	12-8898-UU52F	Butylbenzyl phthalate	5/26/2012	59	Yes	N	U			59	18	ug/kg
MS005-SS-120515	12-8898-UU52F	Fluorene	5/26/2012	450	Yes	Y				59	13	ug/kg
MS005-SS-120515	12-8898-UU52F	Carbazole	5/26/2012	130	Yes	Y				59	8.0	ug/kg
MS005-SS-120515	12-8898-UU52F	Pentachlorophenol	5/26/2012	590	Yes	N	U			590	140	ug/kg
MS005-SS-120515	12-8898-UU52F	Naphthalene	5/26/2012	4400	Yes	Y				59	8.2	ug/kg
MS005-SS-120515	12-8898-UU52F	2-Methylnaphthalene	5/26/2012	600	Yes	Y				59	9.1	ug/kg
MS005-SS-120515	12-8898-UU52F	Chrysene	5/26/2012	570	Yes	Y				59	11	ug/kg
MS006-SS-120515	12-8899-UU52G	Benzo(g,h,i)perylene	5/26/2012	310	Yes	Y				60	13	ug/kg
MS006-SS-120515	12-8899-UU52G	Butylbenzyl phthalate	5/26/2012	60	Yes	N	U			60	18	ug/kg
MS006-SS-120515	12-8899-UU52G	Benzo(b,j,k)fluoranthenes	5/26/2012	650	Yes	Y				60	8.2	ug/kg
MS006-SS-120515	12-8899-UU52G	2-Methylnaphthalene	5/26/2012	600	Yes	Y				60	9.1	ug/kg
MS006-SS-120515	12-8899-UU52G	Naphthalene	5/26/2012	6200	No	Y	E	R	22	60	8.2	ug/kg
MS006-SS-120515	12-8899-UU52G	Pentachlorophenol	5/26/2012	600	Yes	N	U			600	140	ug/kg
MS006-SS-120515	12-8899-UU52G	Dimethyl phthalate	5/26/2012	60	Yes	N	U			60	8.6	ug/kg
MS006-SS-120515	12-8899-UU52G	Fluorene	5/26/2012	130	Yes	Y				60	13	ug/kg
MS006-SS-120515	12-8899-UU52G	4-Methylphenol (p-Cresol)	5/26/2012	270	Yes	Y				120	20	ug/kg
MS006-SS-120515	12-8899-UU52G	Phenanthrene	5/26/2012	2200	Yes	Y				60	11	ug/kg

SDG: UU52

Analytical Method
SNW8270D

Sample ID	Analytical Method	Lab Sample ID	Chemical Name	Anal Date	Result	Mod Res	Report	Detect	Lab Qual	Val Qual	Reason	RL	MDL	Units
MS006-SS-120515		12-8899-UU52G	Di-n-butyl phthalate	5/26/2012	60		Yes	N	U			60	24	ug/kg
MS006-SS-120515		12-8899-UU52G	Acenaphthene	5/26/2012	110		Yes	Y				60	9.8	ug/kg
MS006-SS-120515		12-8899-UU52G	Benzoic acid	5/26/2012	3100		Yes	Y	J	J	10	1200	300	ug/kg
MS006-SS-120515		12-8899-UU52G	Benzo(a)anthracene	5/26/2012	230		Yes	Y				60	9.8	ug/kg
MS006-SS-120515		12-8899-UU52G	Anthracene	5/26/2012	220		Yes	Y				60	13	ug/kg
MS006-SS-120515		12-8899-UU52G	Carbazole	5/26/2012	95		Yes	Y				60	8.0	ug/kg
MS006-SS-120515		12-8899-UU52G	Dibenzo(a,h)anthracene	5/26/2012	54		Yes	Y	J			60	13	ug/kg
MS006-SS-120515		12-8899-UU52G	Di-n-octyl phthalate	5/26/2012	60		Yes	N	UU			60	17	ug/kg
MS006-SS-120515		12-8899-UU52G	Phenol	5/26/2012	380		Yes	Y				60	26	ug/kg
MS006-SS-120515		12-8899-UU52G	Pyrene	5/26/2012	1400		Yes	Y				60	5.8	ug/kg
MS006-SS-120515		12-8899-UU52G	Dibenzofuran	5/26/2012	480		Yes	Y				60	12	ug/kg
MS006-SS-120515		12-8899-UU52G	Indeno(1,2,3-c,d)pyrene	5/26/2012	220		Yes	Y				60	14	ug/kg
MS006-SS-120515		12-8899-UU52G	Fluoranthene	5/26/2012	1700		Yes	Y				60	8.7	ug/kg
MS006-SS-120515		12-8899-UU52G	Acenaphthylene	5/26/2012	220		Yes	Y				60	17	ug/kg
MS006-SS-120515		12-8899-UU52G	Chrysene	5/26/2012	410		Yes	Y				60	11	ug/kg
MS006-SS-120515		12-8899-UU52G	Retene	5/26/2012	270		Yes	Y				60	60	ug/kg
MS006-SS-120515		12-8899-UU52G	Benzo(a)pyrene	5/26/2012	250		Yes	Y				60	16	ug/kg
MS006-SS-120515		12-8899-UU52G	Bis(2-ethylhexyl) phthalate	5/26/2012	120		Yes	Y				74	43	ug/kg
MS006-SS-120515		12-8899-UU52GD	Fluorene	5/30/2012	130		No	Y		R	22	120	26	ug/kg
MS006-SS-120515		12-8899-UU52GD	Dimethyl phthalate	5/30/2012	120		No	N	U	R	22	120	17	ug/kg
MS006-SS-120515		12-8899-UU52GD	2-Methylnaphthalene	5/30/2012	580		No	Y		R	22	120	18	ug/kg
MS006-SS-120515		12-8899-UU52GD	Naphthalene	5/30/2012	6300		Yes	Y				120	16	ug/kg
MS006-SS-120515		12-8899-UU52GD	Pentachlorophenol	5/30/2012	1200		No	N	U	R	22	1200	290	ug/kg
MS006-SS-120515		12-8899-UU52GD	Carbazole	5/30/2012	110		No	Y	J	R	22	120	16	ug/kg
MS006-SS-120515		12-8899-UU52GD	Butylbenzyl phthalate	5/30/2012	120		No	N	U	R	22	120	37	ug/kg

SDG: UU52

SW8270D

Analytical Method Sample ID	Lab Sample ID	Chemical Name	Anal Date	Result	Mod Res Report	Detect	Lab Qual	Val Qual	Reason	RL	MDL	Units
MS006-SS-120515	12-8899-UU52GD	Phenanthrene	5/30/2012	2200	No	Y	R	R	22	120	22	ug/kg
MS006-SS-120515	12-8899-UU52GD	Di-n-butyl phthalate	5/30/2012	120	No	N	U	R	22	120	49	ug/kg
MS006-SS-120515	12-8899-UU52GD	Acenaphthene	5/30/2012	89	No	Y	J	R	22	120	20	ug/kg
MS006-SS-120515	12-8899-UU52GD	Benzoic acid	5/30/2012	5200	No	Y	R	R	22	2400	600	ug/kg
MS006-SS-120515	12-8899-UU52GD	Dibenzo(a,h)anthracene	5/30/2012	65	No	Y	J	R	22	120	26	ug/kg
MS006-SS-120515	12-8899-UU52GD	Benzo(a)anthracene	5/30/2012	210	No	Y	R	R	22	120	20	ug/kg
MS006-SS-120515	12-8899-UU52GD	Acenaphthylene	5/30/2012	210	No	Y	R	R	22	120	34	ug/kg
MS006-SS-120515	12-8899-UU52GD	Benzo(b,j,k)fluoranthenes	5/30/2012	640	No	Y	R	R	22	120	16	ug/kg
MS006-SS-120515	12-8899-UU52GD	Benzo(a)pyrene	5/30/2012	240	No	Y	R	R	22	120	32	ug/kg
MS006-SS-120515	12-8899-UU52GD	Chrysene	5/30/2012	400	No	Y	R	R	22	120	22	ug/kg
MS006-SS-120515	12-8899-UU52GD	Fluoranthene	5/30/2012	1800	No	Y	R	R	22	120	17	ug/kg
MS006-SS-120515	12-8899-UU52GD	Indeno(1,2,3-c,d)pyrene	5/30/2012	260	No	Y	R	R	22	120	28	ug/kg
MS006-SS-120515	12-8899-UU52GD	Benzo(g,h,i)perylene	5/30/2012	380	No	Y	R	R	22	120	26	ug/kg
MS006-SS-120515	12-8899-UU52GD	Phenol	5/30/2012	490	No	Y	R	R	22	120	51	ug/kg
MS006-SS-120515	12-8899-UU52GD	Retene	5/30/2012	270	No	Y	R	R	22	120	120	ug/kg
MS006-SS-120515	12-8899-UU52GD	4-Methylphenol (p-Cresol)	5/30/2012	280	No	Y	R	R	22	240	39	ug/kg
MS006-SS-120515	12-8899-UU52GD	Dibenzofuran	5/30/2012	540	No	Y	R	R	22	120	24	ug/kg
MS006-SS-120515	12-8899-UU52GD	Bis(2-ethylhexyl) phthalate	5/30/2012	130	No	Y	J	R	22	150	87	ug/kg
MS006-SS-120515	12-8899-UU52GD	Di-n-octyl phthalate	5/30/2012	120	No	N	UU	R	22	120	35	ug/kg
MS006-SS-120515	12-8899-UU52GD	Pyrene	5/30/2012	1300	No	Y	R	R	22	120	12	ug/kg
MS006-SS-120515	12-8899-UU52GD	Anthracene	5/30/2012	200	No	Y	R	R	22	120	27	ug/kg
MS007-SS-120515	12-8900-UU52H	Benzo(b,j,k)fluoranthenes	5/26/2012	540	Yes	Y				59	8.1	ug/kg
MS007-SS-120515	12-8900-UU52H	Benzo(a)anthracene	5/26/2012	180	Yes	Y				59	9.7	ug/kg
MS007-SS-120515	12-8900-UU52H	Fluoranthene	5/26/2012	1100	Yes	Y				59	8.6	ug/kg
MS007-SS-120515	12-8900-UU52H	Acenaphthylene	5/26/2012	140	Yes	Y				59	17	ug/kg

SDG: UU52

SW8270D

Analytical Method Sample ID	Lab Sample ID	Chemical Name	Anal Date	Result	Mod Res Report	Detect	Lab Qual	Val Qual	Reason	RL	MDL	Units
MS007-SS-120515	12-8900-UU52H	Chrysene	5/26/2012	290	Yes	Y				59	11	ug/kg
MS007-SS-120515	12-8900-UU52H	Retene	5/26/2012	85	Yes	Y				59	59	ug/kg
MS007-SS-120515	12-8900-UU52H	Benzo(a)pyrene	5/26/2012	270	Yes	Y				59	16	ug/kg
MS007-SS-120515	12-8900-UU52H	Dibenzo(a,h)anthracene	5/26/2012	59	Yes	Y				59	13	ug/kg
MS007-SS-120515	12-8900-UU52H	Indeno(1,2,3-c,d)pyrene	5/26/2012	190	Yes	Y				59	14	ug/kg
MS007-SS-120515	12-8900-UU52H	Acenaphthene	5/26/2012	130	Yes	Y				59	9.6	ug/kg
MS007-SS-120515	12-8900-UU52H	Phenanthrene	5/26/2012	1100	Yes	Y				59	11	ug/kg
MS007-SS-120515	12-8900-UU52H	Butylbenzyl phthalate	5/26/2012	59	Yes	N	U			59	18	ug/kg
MS007-SS-120515	12-8900-UU52H	Fluorene	5/26/2012	120	Yes	Y				59	13	ug/kg
MS007-SS-120515	12-8900-UU52H	Carbazole	5/26/2012	62	Yes	Y				59	7.9	ug/kg
MS007-SS-120515	12-8900-UU52H	Pentachlorophenol	5/26/2012	590	Yes	N	U			590	140	ug/kg
MS007-SS-120515	12-8900-UU52H	Benzo(g,h,i)perylene	5/26/2012	250	Yes	Y				59	13	ug/kg
MS007-SS-120515	12-8900-UU52H	2-Methylnaphthalene	5/26/2012	290	Yes	Y		J	8	59	9.0	ug/kg
MS007-SS-120515	12-8900-UU52H	Benzoic acid	5/26/2012	1300	Yes	Y		J	8,10	1200	300	ug/kg
MS007-SS-120515	12-8900-UU52H	Naphthalene	5/26/2012	2200	Yes	Y				59	8.1	ug/kg
MS007-SS-120515	12-8900-UU52H	4-Methylphenol (p-Cresol)	5/26/2012	1800	Yes	Y		J	8	120	19	ug/kg
MS007-SS-120515	12-8900-UU52H	Dimethyl phthalate	5/26/2012	59	Yes	N	U			59	8.5	ug/kg
MS007-SS-120515	12-8900-UU52H	Pyrene	5/26/2012	960	Yes	Y				59	5.7	ug/kg
MS007-SS-120515	12-8900-UU52H	Anthracene	5/26/2012	170	Yes	Y				59	13	ug/kg
MS007-SS-120515	12-8900-UU52H	Di-n-octyl phthalate	5/26/2012	59	Yes	N	UU			59	17	ug/kg
MS007-SS-120515	12-8900-UU52H	Bis(2-ethylhexyl) phthalate	5/26/2012	120	Yes	Y				74	43	ug/kg
MS007-SS-120515	12-8900-UU52H	Dibenzofuran	5/26/2012	210	Yes	Y				59	12	ug/kg
MS007-SS-120515	12-8900-UU52H	Phenol	5/26/2012	430	Yes	Y		J	8	59	25	ug/kg
MS007-SS-120515	12-8900-UU52H	Di-n-butyl phthalate	5/26/2012	59	Yes	N	U			59	24	ug/kg
MS008-SS-120515	12-8901-UU52I	Dibenzo(a,h)anthracene	5/29/2012	54	Yes	Y	J			60	13	ug/kg

SDG: UU52

SW8270D

Analytical Method Sample ID	Lab Sample ID	Chemical Name	Anal Date	Result	Mod Res	Report	Detect	Lab Qual	Val Qual	Reason	RL	MDL	Units
MS008-SS-120515	12-8901-UU521	Benzo(a)pyrene	5/29/2012	220	Yes	Y	Y				60	16	ug/kg
MS008-SS-120515	12-8901-UU521	Retene	5/29/2012	60	Yes	N	N	U			60	60	ug/kg
MS008-SS-120515	12-8901-UU521	Chrysene	5/29/2012	240	Yes	Y	Y				60	11	ug/kg
MS008-SS-120515	12-8901-UU521	Acenaphthylene	5/29/2012	39	Yes	Y	Y	J			60	17	ug/kg
MS008-SS-120515	12-8901-UU521	Fluoranthene	5/29/2012	600	Yes	Y	Y				60	8.7	ug/kg
MS008-SS-120515	12-8901-UU521	Benzo(a)anthracene	5/29/2012	190	Yes	Y	Y				60	9.8	ug/kg
MS008-SS-120515	12-8901-UU521	Benzo(g,h,i)perylene	5/29/2012	170	Yes	Y	Y				60	13	ug/kg
MS008-SS-120515	12-8901-UU521	Butylbenzyl phthalate	5/29/2012	60	Yes	N	N	U			60	18	ug/kg
MS008-SS-120515	12-8901-UU521	Indeno(1,2,3-c,d)pyrene	5/29/2012	140	Yes	Y	Y				60	14	ug/kg
MS008-SS-120515	12-8901-UU521	Benzoic acid	5/29/2012	740	Yes	Y	Y	J	J	10	1200	300	ug/kg
MS008-SS-120515	12-8901-UU521	Acenaphthene	5/29/2012	57	Yes	Y	Y	J			60	9.8	ug/kg
MS008-SS-120515	12-8901-UU521	Phenanthrene	5/29/2012	480	Yes	Y	Y				60	11	ug/kg
MS008-SS-120515	12-8901-UU521	Pyrene	5/29/2012	460	Yes	Y	Y				60	5.8	ug/kg
MS008-SS-120515	12-8901-UU521	Fluorene	5/29/2012	66	Yes	Y	Y				60	13	ug/kg
MS008-SS-120515	12-8901-UU521	Carbazole	5/29/2012	63	Yes	Y	Y				60	8.0	ug/kg
MS008-SS-120515	12-8901-UU521	Pentachlorophenol	5/29/2012	600	Yes	N	N	U			600	140	ug/kg
MS008-SS-120515	12-8901-UU521	Naphthalene	5/29/2012	460	Yes	Y	Y				60	8.2	ug/kg
MS008-SS-120515	12-8901-UU521	2-Methylnaphthalene	5/29/2012	66	Yes	Y	Y				60	9.1	ug/kg
MS008-SS-120515	12-8901-UU521	Benzo(b,j,k)fluoranthenes	5/29/2012	420	Yes	Y	Y				60	8.2	ug/kg
MS008-SS-120515	12-8901-UU521	Di-n-butyl phthalate	5/29/2012	60	Yes	N	N	U			60	24	ug/kg
MS008-SS-120515	12-8901-UU521	Anthracene	5/29/2012	110	Yes	Y	Y				60	13	ug/kg
MS008-SS-120515	12-8901-UU521	Di-n-octyl phthalate	5/29/2012	60	Yes	N	N	UU			60	17	ug/kg
MS008-SS-120515	12-8901-UU521	Bis(2-ethylhexyl) phthalate	5/29/2012	98	Yes	Y	Y				75	44	ug/kg
MS008-SS-120515	12-8901-UU521	Phenol	5/29/2012	190	Yes	Y	Y				60	26	ug/kg
MS008-SS-120515	12-8901-UU521	4-Methylphenol (p-Cresol)	5/29/2012	610	Yes	Y	Y				120	20	ug/kg

SDG: UU52

SW8270D

Analytical Method Sample ID	Lab Sample ID	Chemical Name	Anal Date	Result	Mod Res Report	Detect	Lab Qual	Val Qual	Reason	RL	MDL	Units
MS008-SS-120515	12-8901-UU52I	Dibenzofuran	5/29/2012	69	Yes	Y				60	12	ug/kg
MS008-SS-120515	12-8901-UU52I	Dimethyl phthalate	5/29/2012	60	Yes	N	U			60	8.7	ug/kg
MS009-SS-120515	12-8902-UU52J	Benzo(g,h,i)perylene	5/29/2012	80	Yes	Y				60	13	ug/kg
MS009-SS-120515	12-8902-UU52J	Dibenzo(a,h)anthracene	5/29/2012	60	Yes	N	U			60	13	ug/kg
MS009-SS-120515	12-8902-UU52J	Benzo(a)pyrene	5/29/2012	80	Yes	Y				60	16	ug/kg
MS009-SS-120515	12-8902-UU52J	Chrysene	5/29/2012	120	Yes	Y				60	11	ug/kg
MS009-SS-120515	12-8902-UU52J	Acenaphthylene	5/29/2012	60	Yes	N	U			60	17	ug/kg
MS009-SS-120515	12-8902-UU52J	Benzo(a)anthracene	5/29/2012	57	Yes	Y	J			60	9.8	ug/kg
MS009-SS-120515	12-8902-UU52J	Indeno(1,2,3-c,d)pyrene	5/29/2012	63	Yes	Y				60	14	ug/kg
MS009-SS-120515	12-8902-UU52J	Di-n-butyl phthalate	5/29/2012	60	Yes	N	U			60	24	ug/kg
MS009-SS-120515	12-8902-UU52J	Dibenzofuran	5/29/2012	54	Yes	Y	J			60	12	ug/kg
MS009-SS-120515	12-8902-UU52J	Fluoranthene	5/29/2012	290	Yes	Y				60	8.7	ug/kg
MS009-SS-120515	12-8902-UU52J	Pentachlorophenol	5/29/2012	600	Yes	N	U			600	140	ug/kg
MS009-SS-120515	12-8902-UU52J	Benzoic acid	5/29/2012	410	Yes	Y	J	J	10	1200	300	ug/kg
MS009-SS-120515	12-8902-UU52J	Acenaphthene	5/29/2012	60	Yes	N	U			60	9.8	ug/kg
MS009-SS-120515	12-8902-UU52J	Phenanthrene	5/29/2012	250	Yes	Y				60	11	ug/kg
MS009-SS-120515	12-8902-UU52J	Butylbenzyl phthalate	5/29/2012	60	Yes	N	U			60	18	ug/kg
MS009-SS-120515	12-8902-UU52J	Fluorene	5/29/2012	42	Yes	Y	J			60	13	ug/kg
MS009-SS-120515	12-8902-UU52J	Carbazole	5/29/2012	60	Yes	N	U			60	8.0	ug/kg
MS009-SS-120515	12-8902-UU52J	Naphthalene	5/29/2012	290	Yes	Y				60	8.2	ug/kg
MS009-SS-120515	12-8902-UU52J	Benzo(b,j,k)fluoranthenes	5/29/2012	180	Yes	Y				60	8.2	ug/kg
MS009-SS-120515	12-8902-UU52J	Retene	5/29/2012	60	Yes	N	U			60	60	ug/kg
MS009-SS-120515	12-8902-UU52J	Dimethyl phthalate	5/29/2012	60	Yes	N	U			60	8.6	ug/kg
MS009-SS-120515	12-8902-UU52J	2-Methylnaphthalene	5/29/2012	36	Yes	Y	J			60	9.1	ug/kg
MS009-SS-120515	12-8902-UU52J	Anthracene	5/29/2012	51	Yes	Y	J			60	13	ug/kg

SDG: UU52

Analytical Method SW8270D

Sample ID	Analytical Method	Lab Sample ID	Chemical Name	Anal Date	Result	Mod Res	Report	Detect	Lab Qual	Val Qual	Reason	RL	MDL	Units
MS009-SS-120515		12-8902-UU52J	Di-n-octyl phthalate	5/29/2012	60	Yes	N		UU			60	17	ug/kg
MS009-SS-120515		12-8902-UU52J	Bis(2-ethylhexyl) phthalate	5/29/2012	90	Yes	Y					75	44	ug/kg
MS009-SS-120515		12-8902-UU52J	Phenol	5/29/2012	100	Yes	Y					60	26	ug/kg
MS009-SS-120515		12-8902-UU52J	4-Methylphenol (p-Cresol)	5/29/2012	470	Yes	Y					120	20	ug/kg
MS009-SS-120515		12-8902-UU52J	Pyrene	5/29/2012	240	Yes	Y					60	5.8	ug/kg
MS101-SS-120515		12-8894-UU52B	Dibenzofuran	5/26/2012	280	Yes	Y					60	12	ug/kg
MS101-SS-120515		12-8894-UU52B	Dimethyl phthalate	5/26/2012	60	Yes	N		U			60	8.6	ug/kg
MS101-SS-120515		12-8894-UU52B	Pyrene	5/26/2012	910	Yes	Y					60	5.8	ug/kg
MS101-SS-120515		12-8894-UU52B	Anthracene	5/26/2012	180	Yes	Y					60	13	ug/kg
MS101-SS-120515		12-8894-UU52B	Di-n-octyl phthalate	5/26/2012	60	Yes	N		UU			60	17	ug/kg
MS101-SS-120515		12-8894-UU52B	Bis(2-ethylhexyl) phthalate	5/26/2012	120	Yes	Y					74	43	ug/kg
MS101-SS-120515		12-8894-UU52B	Phenol	5/26/2012	400	Yes	Y					60	26	ug/kg
MS101-SS-120515		12-8894-UU52B	4-Methylphenol (p-Cresol)	5/26/2012	1600	Yes	Y					120	20	ug/kg
MS101-SS-120515		12-8894-UU52B	Phenanthrene	5/26/2012	1200	Yes	Y					60	11	ug/kg
MS101-SS-120515		12-8894-UU52B	Benzo(g,h,i)perylene	5/26/2012	330	Yes	Y					60	13	ug/kg
MS101-SS-120515		12-8894-UU52B	Acenaphthene	5/26/2012	160	Yes	Y					60	9.8	ug/kg
MS101-SS-120515		12-8894-UU52B	Chrysene	5/26/2012	400	Yes	Y					60	11	ug/kg
MS101-SS-120515		12-8894-UU52B	Benzoic acid	5/26/2012	640	Yes	Y		J	J	10	1200	300	ug/kg
MS101-SS-120515		12-8894-UU52B	Benzo(a)anthracene	5/26/2012	170	Yes	Y					60	9.8	ug/kg
MS101-SS-120515		12-8894-UU52B	Dibenzo(a,h)anthracene	5/26/2012	54	Yes	Y		J			60	13	ug/kg
MS101-SS-120515		12-8894-UU52B	Benzo(a)pyrene	5/26/2012	270	Yes	Y					60	16	ug/kg
MS101-SS-120515		12-8894-UU52B	Retene	5/26/2012	100	Yes	Y					60	60	ug/kg
MS101-SS-120515		12-8894-UU52B	Di-n-butyl phthalate	5/26/2012	60	Yes	N		U			60	24	ug/kg
MS101-SS-120515		12-8894-UU52B	Pentachlorophenol	5/26/2012	160	Yes	Y		J			600	140	ug/kg
MS101-SS-120515		12-8894-UU52B	2-Methylnaphthalene	5/26/2012	270	Yes	Y					60	9.1	ug/kg

SDG: UU52

Analytical Method SW8270D

Sample ID	Analytical Method	Lab Sample ID	Chemical Name	Anal Date	Result	Mod Res Report	Detect	Lab Qual	Val Qual	Reason	RL	MDL	Units
MS101-SS-120515		12-8894-UU52B	Fluoranthene	5/26/2012	970	Yes	Y				60	8.7	ug/kg
MS101-SS-120515		12-8894-UU52B	Indeno(1,2,3-c,d)pyrene	5/26/2012	230	Yes	Y				60	14	ug/kg
MS101-SS-120515		12-8894-UU52B	Naphthalene	5/26/2012	1800	Yes	Y				60	8.2	ug/kg
MS101-SS-120515		12-8894-UU52B	Carbazole	5/26/2012	57	Yes	Y	J			60	8.0	ug/kg
MS101-SS-120515		12-8894-UU52B	Fluorene	5/26/2012	170	Yes	Y				60	13	ug/kg
MS101-SS-120515		12-8894-UU52B	Butylbenzyl phthalate	5/26/2012	60	Yes	N	U			60	18	ug/kg
MS101-SS-120515		12-8894-UU52B	Benzo(b,j,k)fluoranthenes	5/26/2012	640	Yes	Y				60	8.2	ug/kg
MS101-SS-120515		12-8894-UU52B	Acenaphthylene	5/26/2012	130	Yes	Y				60	17	ug/kg

Analytical Method SW9060M

Sample ID	Analytical Method	Lab Sample ID	Chemical Name	Anal Date	Result	Mod Res Report	Detect	Lab Qual	Val Qual	Reason	RL	MDL	Units
MS001-SS-120515		12-8893-UU52A	Total organic carbon	5/24/2012	19.6	Yes	Y				0.194	0.02813	pct
MS002-SS-120515		12-8895-UU52C	Total organic carbon	5/24/2012	17.1	Yes	Y				0.194	0.02813	pct
MS003-SS-120515		12-8896-UU52D	Total organic carbon	5/24/2012	23.6	Yes	Y				0.200	0.02900	pct
MS004-SS-120515		12-8897-UU52E	Total organic carbon	5/24/2012	17.9	Yes	Y				0.184	0.02668	pct
MS005-SS-120515		12-8898-UU52F	Total organic carbon	5/24/2012	29	Yes	Y				0.192	0.02784	pct
MS006-SS-120515		12-8899-UU52G	Total organic carbon	5/24/2012	31.9	Yes	Y				0.208	0.03016	pct
MS007-SS-120515		12-8900-UU52H	Total organic carbon	5/24/2012	16.7	Yes	Y				0.196	0.02842	pct
MS008-SS-120515		12-8901-UU52I	Total organic carbon	5/24/2012	22.5	Yes	Y				0.200	0.02900	pct
MS009-SS-120515		12-8902-UU52J	Total organic carbon	5/24/2012	12.2	Yes	Y				0.190	0.02755	pct
MS010-SS-120515		12-8903-UU52K	Total organic carbon	5/24/2012	11.8	Yes	Y				0.164	0.02378	pct
MS101-SS-120515		12-8894-UU52B	Total organic carbon	5/24/2012	18.4	Yes	Y				0.186	0.02697	pct

SDG: UJ62

E200.8

Analytical Method Sample ID	Lab Sample ID	Chemical Name	Anal Date	Result	Mod Res Report	Detect	Lab Qual	Val Qual	Reason	RL	MDL	Units
MS-SSFB-120515	12-8938-UJ62K	Arsenic	5/23/2012	0.2	Yes	N	U			0.2	0.048	ug/L
MS-SSFB-120515	12-8938-UJ62K	Cadmium	5/23/2012	0.1	Yes	N	U			0.1	0.010	ug/L
MS-SSFB-120515	12-8938-UJ62K	Antimony	5/23/2012	0.2	Yes	N	U			0.2	0.010	ug/L
MS-SSFB-120515	12-8938-UJ62K	Silver	5/23/2012	0.2	Yes	N	U			0.2	0.0080	ug/L
MS-SSRB-120515	12-8937-UJ62J	Cadmium	5/23/2012	0.1	Yes	N	U			0.1	0.010	ug/L
MS-SSRB-120515	12-8937-UJ62J	Silver	5/23/2012	0.2	Yes	N	U			0.2	0.0080	ug/L
MS-SSRB-120515	12-8937-UJ62J	Arsenic	5/23/2012	0.2	Yes	N	U			0.2	0.048	ug/L
MS-SSRB-120515	12-8937-UJ62J	Antimony	5/23/2012	0.2	Yes	N	U			0.2	0.010	ug/L

E350.1M

Analytical Method Sample ID	Lab Sample ID	Chemical Name	Anal Date	Result	Mod Res Report	Detect	Lab Qual	Val Qual	Reason	RL	MDL	Units
MS011-SS-120515	12-8929-UJ62B	Ammonia	5/21/2012	20.8	Yes	Y				0.96	0.03000	mg/kg
MS012-SS-120515	12-8930-UJ62C	Ammonia	5/21/2012	155	Yes	Y				2.02	0.06000	mg/kg
MS013-SS-120515	12-8931-UJ62D	Ammonia	5/21/2012	107	Yes	Y				2.01	0.06000	mg/kg
MS014-SS-120515	12-8932-UJ62E	Ammonia	5/21/2012	204	Yes	Y				5.27	0.15000	mg/kg
MS015-SS-120515	12-8933-UJ62F	Ammonia	5/21/2012	121	Yes	Y				1.89	0.06000	mg/kg
MS016-SS-120515	12-8934-UJ62G	Ammonia	5/21/2012	129	Yes	Y				1.70	0.06000	mg/kg
MS017-SS-120515	12-8935-UJ62H	Ammonia	5/21/2012	117	Yes	Y				1.23	0.03000	mg/kg
MS018-SS-120515	12-8936-UJ62I	Ammonia	5/21/2012	130	Yes	Y				1.80	0.06000	mg/kg
MS110-SS-120515	12-8928-UJ62A	Ammonia	5/21/2012	95.6	Yes	Y				0.97	0.03000	mg/kg

E376.2

Analytical Method Sample ID	Lab Sample ID	Chemical Name	Anal Date	Result	Mod Res Report	Detect	Lab Qual	Val Qual	Reason	RL	MDL	Units
MS011-SS-120515	12-8929-UJ62B	Sulfide	5/18/2012	8.88	Yes	N	U			8.88	0.00750	mg/kg
MS012-SS-120515	12-8930-UJ62C	Sulfide	5/18/2012	2180	Yes	Y				189	0.15000	mg/kg
MS013-SS-120515	12-8931-UJ62D	Sulfide	5/18/2012	1520	Yes	Y				103	0.07500	mg/kg
MS014-SS-120515	12-8932-UJ62E	Sulfide	5/18/2012	4450	Yes	Y				441	0.37500	mg/kg

SDG: UU62

E376.2

Analytical Method	Sample ID	Lab Sample ID	Chemical Name	Anal Date	Result	Mod Res Report	Detect	Lab Qual	Val Qual	Reason	RL	MDL	Units
	MS015-SS-120515	12-8933-UU62F	Sulfide	5/18/2012	2130	Yes	Y	U			178	0.15000	mg/kg
	MS016-SS-120515	12-8934-UU62G	Sulfide	5/18/2012	702	Yes	Y	U			89.5	0.07500	mg/kg
	MS017-SS-120515	12-8935-UU62H	Sulfide	5/18/2012	2450	Yes	Y	U			131	0.07500	mg/kg
	MS018-SS-120515	12-8936-UU62I	Sulfide	5/18/2012	2960	Yes	Y	U			190	0.15000	mg/kg
	MS110-SS-120515	12-8928-UU62A	Sulfide	5/18/2012	1750	Yes	Y	U			91.4	0.07500	mg/kg

NWTPHDX

Analytical Method	Sample ID	Lab Sample ID	Chemical Name	Anal Date	Result	Mod Res Report	Detect	Lab Qual	Val Qual	Reason	RL	MDL	Units
	MS-SSFB-120515	12-8938-UU62K	Motor Oil Range	5/21/2012	0.2	Yes	N	U			0.20	0.01	mg/L
	MS-SSFB-120515	12-8938-UU62K	Diesel Range Hydrocarbons	5/21/2012	0.1	Yes	N	U			0.10	0.04	mg/L
	MS-SSRB-120515	12-8937-UU62J	Motor Oil Range	5/21/2012	0.2	Yes	N	U			0.20	0.01	mg/L
	MS-SSRB-120515	12-8937-UU62J	Diesel Range Hydrocarbons	5/21/2012	0.1	Yes	N	U			0.10	0.04	mg/L

PSEP

Analytical Method	Sample ID	Lab Sample ID	Chemical Name	Anal Date	Result	Mod Res Report	Detect	Lab Qual	Val Qual	Reason	RL	MDL	Units
	MS011-SS-120515	12-8929-UU62B	Silt, Medium	5/25/2012	1.6	Yes	Y				0.1	0.1	pct
	MS011-SS-120515	12-8929-UU62B	Clay, Medium	5/25/2012	2.6	Yes	Y				0.1	0.1	pct
	MS011-SS-120515	12-8929-UU62B	Silt, Very Fine	5/25/2012	4.2	Yes	Y				0.1	0.1	pct
	MS011-SS-120515	12-8929-UU62B	Fines (silt + clay)	5/25/2012	20.4	Yes	Y				0.1	0.1	pct
	MS011-SS-120515	12-8929-UU62B	Silt, Coarse	5/25/2012	0.2	Yes	Y				0.1	0.1	pct
	MS011-SS-120515	12-8929-UU62B	Sand, Very Fine	5/25/2012	4.6	Yes	Y				0.1	0.1	pct
	MS011-SS-120515	12-8929-UU62B	Sand, Very Coarse	5/25/2012	17.8	Yes	Y				0.1	0.1	pct
	MS011-SS-120515	12-8929-UU62B	Sand, Medium	5/25/2012	11.7	Yes	Y				0.1	0.1	pct
	MS011-SS-120515	12-8929-UU62B	Sand, Fine	5/25/2012	7.4	Yes	Y				0.1	0.1	pct
	MS011-SS-120515	12-8929-UU62B	Sand, Coarse	5/25/2012	14.5	Yes	Y				0.1	0.1	pct
	MS011-SS-120515	12-8929-UU62B	Silt, Fine	5/25/2012	3.7	Yes	Y				0.1	0.1	pct
	MS011-SS-120515	12-8929-UU62B	Clay, Coarse	5/25/2012	3.2	Yes	Y				0.1	0.1	pct

SDG: UU62

PSEP

Analytical Method	Lab Sample ID	Chemical Name	Anal Date	Result	Mod Res Report	Detect	Lab Qual	Val Qual	Reason	RL	MDL	Units
MS011-SS-120515	12-8929-UU62B	Gravel	5/25/2012	23.6	Yes	Y				0.1	0.1	pct
MS011-SS-120515	12-8929-UU62B	Clay, Fine	5/25/2012	5.1	Yes	Y				0.1	0.1	pct
MS012-SS-120515	12-8930-UU62C	Silt, Coarse	5/25/2012	4.9	Yes	Y				0.1	0.1	pct
MS012-SS-120515	12-8930-UU62C	Silt, Fine	5/25/2012	6.5	Yes	Y				0.1	0.1	pct
MS012-SS-120515	12-8930-UU62C	Silt, Medium	5/25/2012	18.9	Yes	Y				0.1	0.1	pct
MS012-SS-120515	12-8930-UU62C	Clay, Coarse	5/25/2012	1.2	Yes	Y				0.1	0.1	pct
MS012-SS-120515	12-8930-UU62C	Sand, Very Fine	5/25/2012	1.9	Yes	Y				0.1	0.1	pct
MS012-SS-120515	12-8930-UU62C	Silt, Very Fine	5/25/2012	4.1	Yes	Y				0.1	0.1	pct
MS012-SS-120515	12-8930-UU62C	Sand, Fine	5/25/2012	2.8	Yes	Y				0.1	0.1	pct
MS012-SS-120515	12-8930-UU62C	Clay, Medium	5/25/2012	2.2	Yes	Y				0.1	0.1	pct
MS012-SS-120515	12-8930-UU62C	Sand, Very Coarse	5/25/2012	11	Yes	Y				0.1	0.1	pct
MS012-SS-120515	12-8930-UU62C	Clay, Fine	5/25/2012	15.2	Yes	Y				0.1	0.1	pct
MS012-SS-120515	12-8930-UU62C	Fines (silt + clay)	5/25/2012	53	Yes	Y				0.1	0.1	pct
MS012-SS-120515	12-8930-UU62C	Gravel	5/25/2012	21.3	Yes	Y				0.1	0.1	pct
MS012-SS-120515	12-8930-UU62C	Sand, Coarse	5/25/2012	5.9	Yes	Y				0.1	0.1	pct
MS012-SS-120515	12-8930-UU62C	Sand, Medium	5/25/2012	4.1	Yes	Y				0.1	0.1	pct
MS013-SS-120515	12-8931-UU62D	Sand, Coarse	5/25/2012	7.1	Yes	Y				0.1	0.1	pct
MS013-SS-120515	12-8931-UU62D	Sand, Fine	5/25/2012	4.2	Yes	Y				0.1	0.1	pct
MS013-SS-120515	12-8931-UU62D	Sand, Medium	5/25/2012	3.7	Yes	Y				0.1	0.1	pct
MS013-SS-120515	12-8931-UU62D	Clay, Fine	5/25/2012	9.3	Yes	Y				0.1	0.1	pct
MS013-SS-120515	12-8931-UU62D	Sand, Very Coarse	5/25/2012	11.6	Yes	Y				0.1	0.1	pct
MS013-SS-120515	12-8931-UU62D	Sand, Very Fine	5/25/2012	1.8	Yes	Y				0.1	0.1	pct
MS013-SS-120515	12-8931-UU62D	Silt, Coarse	5/25/2012	4.2	Yes	Y				0.1	0.1	pct
MS013-SS-120515	12-8931-UU62D	Silt, Fine	5/25/2012	11.6	Yes	Y				0.1	0.1	pct
MS013-SS-120515	12-8931-UU62D	Fines (silt + clay)	5/25/2012	48	Yes	Y				0.1	0.1	pct

SDG: UU62

PSEP

Analytical Method	Sample ID	Lab Sample ID	Chemical Name	Anal Date	Result	Mod Res Report	Detect	Lab Qual	Val Qual	Reason	RL	MDL	Units
MS013-SS-120515	12-8931-UU62D	Silt, Medium	5/25/2012	12.9	Yes	Y					0.1	0.1	pct
MS013-SS-120515	12-8931-UU62D	Clay, Medium	5/25/2012	0.8	Yes	Y					0.1	0.1	pct
MS013-SS-120515	12-8931-UU62D	Silt, Very Fine	5/25/2012	6.9	Yes	Y					0.1	0.1	pct
MS013-SS-120515	12-8931-UU62D	Clay, Coarse	5/25/2012	2.2	Yes	Y					0.1	0.1	pct
MS013-SS-120515	12-8931-UU62D	Gravel	5/25/2012	23.6	Yes	Y					0.1	0.1	pct
MS014-SS-120515	12-8932-UU62E	Silt, Fine	5/25/2012	11.9	Yes	Y					0.1	0.1	pct
MS014-SS-120515	12-8932-UU62E	Clay, Coarse	5/25/2012	4.7	Yes	Y					0.1	0.1	pct
MS014-SS-120515	12-8932-UU62E	Silt, Medium	5/25/2012	7.7	Yes	Y					0.1	0.1	pct
MS014-SS-120515	12-8932-UU62E	Clay, Fine	5/25/2012	11.8	Yes	Y					0.1	0.1	pct
MS014-SS-120515	12-8932-UU62E	Fines (silt + clay)	5/25/2012	54.3	Yes	Y					0.1	0.1	pct
MS014-SS-120515	12-8932-UU62E	Gravel	5/25/2012	6.9	Yes	Y					0.1	0.1	pct
MS014-SS-120515	12-8932-UU62E	Sand, Coarse	5/25/2012	10.3	Yes	Y					0.1	0.1	pct
MS014-SS-120515	12-8932-UU62E	Sand, Fine	5/25/2012	4.9	Yes	Y					0.1	0.1	pct
MS014-SS-120515	12-8932-UU62E	Sand, Medium	5/25/2012	7	Yes	Y					0.1	0.1	pct
MS014-SS-120515	12-8932-UU62E	Sand, Very Coarse	5/25/2012	13.4	Yes	Y					0.1	0.1	pct
MS014-SS-120515	12-8932-UU62E	Sand, Very Fine	5/25/2012	3.2	Yes	Y					0.1	0.1	pct
MS014-SS-120515	12-8932-UU62E	Silt, Coarse	5/25/2012	1.9	Yes	Y					0.1	0.1	pct
MS014-SS-120515	12-8932-UU62E	Silt, Very Fine	5/25/2012	12.8	Yes	Y					0.1	0.1	pct
MS014-SS-120515	12-8932-UU62E	Clay, Medium	5/25/2012	3.4	Yes	Y					0.1	0.1	pct
MS015-SS-120515	12-8933-UU62F	Fines (silt + clay)	5/25/2012	56	Yes	Y					0.1	0.1	pct
MS015-SS-120515	12-8933-UU62F	Silt, Very Fine	5/25/2012	12.8	Yes	Y					0.1	0.1	pct
MS015-SS-120515	12-8933-UU62F	Silt, Medium	5/25/2012	11.8	Yes	Y					0.1	0.1	pct
MS015-SS-120515	12-8933-UU62F	Silt, Fine	5/25/2012	11.9	Yes	Y					0.1	0.1	pct
MS015-SS-120515	12-8933-UU62F	Silt, Coarse	5/25/2012	2.1	Yes	Y					0.1	0.1	pct
MS015-SS-120515	12-8933-UU62F	Sand, Very Fine	5/25/2012	1.5	Yes	Y					0.1	0.1	pct

SDG: UU62

PSEP

Analytical Method Sample ID	Lab Sample ID	Chemical Name	Anal Date	Result	Mod Res	Report	Detect	Lab Qual	Val Qual	Reason	RI	MDL	Units
MS015-SS-120515	12-8933-UU62F	Sand, Very Coarse	5/25/2012	11.3	Yes	Y	Y				0.1	0.1	pct
MS015-SS-120515	12-8933-UU62F	Sand, Medium	5/25/2012	4.8	Yes	Y	Y				0.1	0.1	pct
MS015-SS-120515	12-8933-UU62F	Sand, Fine	5/25/2012	2.7	Yes	Y	Y				0.1	0.1	pct
MS015-SS-120515	12-8933-UU62F	Gravel	5/25/2012	16.2	Yes	Y	Y				0.1	0.1	pct
MS015-SS-120515	12-8933-UU62F	Clay, Medium	5/25/2012	2.9	Yes	Y	Y				0.1	0.1	pct
MS015-SS-120515	12-8933-UU62F	Clay, Fine	5/25/2012	10.5	Yes	Y	Y				0.1	0.1	pct
MS015-SS-120515	12-8933-UU62F	Clay, Coarse	5/25/2012	4	Yes	Y	Y				0.1	0.1	pct
MS015-SS-120515	12-8933-UU62F	Sand, Coarse	5/25/2012	7.5	Yes	Y	Y				0.1	0.1	pct
MS016-SS-120515	12-8934-UU62G	Sand, Medium	5/25/2012	7.2	Yes	Y	Y				0.1	0.1	pct
MS016-SS-120515	12-8934-UU62G	Silt, Very Fine	5/25/2012	9.3	Yes	Y	Y				0.1	0.1	pct
MS016-SS-120515	12-8934-UU62G	Clay, Fine	5/25/2012	8.2	Yes	Y	Y				0.1	0.1	pct
MS016-SS-120515	12-8934-UU62G	Clay, Medium	5/25/2012	2.5	Yes	Y	Y				0.1	0.1	pct
MS016-SS-120515	12-8934-UU62G	Fines (silt + clay)	5/25/2012	43.8	Yes	Y	Y				0.1	0.1	pct
MS016-SS-120515	12-8934-UU62G	Gravel	5/25/2012	17.3	Yes	Y	Y				0.1	0.1	pct
MS016-SS-120515	12-8934-UU62G	Sand, Coarse	5/25/2012	10.4	Yes	Y	Y				0.1	0.1	pct
MS016-SS-120515	12-8934-UU62G	Clay, Coarse	5/25/2012	2.1	Yes	Y	Y				0.1	0.1	pct
MS016-SS-120515	12-8934-UU62G	Silt, Medium	5/25/2012	8.5	Yes	Y	Y				0.1	0.1	pct
MS016-SS-120515	12-8934-UU62G	Sand, Very Coarse	5/25/2012	14	Yes	Y	Y				0.1	0.1	pct
MS016-SS-120515	12-8934-UU62G	Sand, Very Fine	5/25/2012	2.8	Yes	Y	Y				0.1	0.1	pct
MS016-SS-120515	12-8934-UU62G	Silt, Fine	5/25/2012	12.9	Yes	Y	Y				0.1	0.1	pct
MS016-SS-120515	12-8934-UU62G	Silt, Coarse	5/25/2012	0.2	Yes	Y	Y				0.1	0.1	pct
MS016-SS-120515	12-8934-UU62G	Sand, Fine	5/25/2012	4.5	Yes	Y	Y				0.1	0.1	pct
MS017-SS-120515	12-8935-UU62H	Silt, Very Fine	5/25/2012	8.3	Yes	Y	Y				0.1	0.1	pct
MS017-SS-120515	12-8935-UU62H	Silt, Medium	5/25/2012	3.4	Yes	Y	Y				0.1	0.1	pct
MS017-SS-120515	12-8935-UU62H	Clay, Coarse	5/25/2012	2.4	Yes	Y	Y				0.1	0.1	pct

SDG: UU62

Analytical Method PSEP

Sample ID	Lab Sample ID	Chemical Name	Anal Date	Result	Mod Res Report	Detect	Lab Qual	Val Qual	Reason	RL	MDL	Units
MS017-SS-120515	12-8935-UU62H	Clay, Fine	5/25/2012	11.4	Yes	Y				0.1	0.1	pct
MS017-SS-120515	12-8935-UU62H	Clay, Medium	5/25/2012	2.5	Yes	Y				0.1	0.1	pct
MS017-SS-120515	12-8935-UU62H	Fines (silt + clay)	5/25/2012	37.7	Yes	Y				0.1	0.1	pct
MS017-SS-120515	12-8935-UU62H	Silt, Fine	5/25/2012	9	Yes	Y				0.1	0.1	pct
MS017-SS-120515	12-8935-UU62H	Sand, Very Fine	5/25/2012	3.4	Yes	Y				0.1	0.1	pct
MS017-SS-120515	12-8935-UU62H	Sand, Very Coarse	5/25/2012	14.3	Yes	Y				0.1	0.1	pct
MS017-SS-120515	12-8935-UU62H	Sand, Medium	5/25/2012	8.2	Yes	Y				0.1	0.1	pct
MS017-SS-120515	12-8935-UU62H	Sand, Fine	5/25/2012	5.3	Yes	Y				0.1	0.1	pct
MS017-SS-120515	12-8935-UU62H	Sand, Coarse	5/25/2012	11.5	Yes	Y				0.1	0.1	pct
MS017-SS-120515	12-8935-UU62H	Gravel	5/25/2012	19.6	Yes	Y				0.1	0.1	pct
MS017-SS-120515	12-8935-UU62H	Silt, Coarse	5/25/2012	0.7	Yes	Y				0.1	0.1	pct
MS018-SS-120515	12-8936-UU62I	Sand, Very Fine	5/25/2012	2.1	Yes	Y				0.1	0.1	pct
MS018-SS-120515	12-8936-UU62I	Silt, Very Fine	5/25/2012	7.1	Yes	Y				0.1	0.1	pct
MS018-SS-120515	12-8936-UU62I	Silt, Fine	5/25/2012	12.9	Yes	Y				0.1	0.1	pct
MS018-SS-120515	12-8936-UU62I	Sand, Medium	5/25/2012	3.3	Yes	Y				0.1	0.1	pct
MS018-SS-120515	12-8936-UU62I	Sand, Fine	5/25/2012	2.8	Yes	Y				0.1	0.1	pct
MS018-SS-120515	12-8936-UU62I	Sand, Coarse	5/25/2012	4.6	Yes	Y				0.1	0.1	pct
MS018-SS-120515	12-8936-UU62I	Gravel	5/25/2012	16.8	Yes	Y				0.1	0.1	pct
MS018-SS-120515	12-8936-UU62I	Fines (silt + clay)	5/25/2012	61.7	Yes	Y				0.1	0.1	pct
MS018-SS-120515	12-8936-UU62I	Sand, Very Coarse	5/25/2012	8.7	Yes	Y				0.1	0.1	pct
MS018-SS-120515	12-8936-UU62I	Clay, Medium	5/25/2012	4.7	Yes	Y				0.1	0.1	pct
MS018-SS-120515	12-8936-UU62I	Clay, Fine	5/25/2012	12.9	Yes	Y				0.1	0.1	pct
MS018-SS-120515	12-8936-UU62I	Clay, Coarse	5/25/2012	4.6	Yes	Y				0.1	0.1	pct
MS018-SS-120515	12-8936-UU62I	Silt, Medium	5/25/2012	17.7	Yes	Y				0.1	0.1	pct
MS018-SS-120515	12-8936-UU62I	Silt, Coarse	5/25/2012	1.8	Yes	Y				0.1	0.1	pct

SDG: UU62

PSEP

Analytical Method	Sample ID	Lab Sample ID	Chemical Name	Anal Date	Result	Mod Res Report	Detect	Lab Qual	Val Qual	Reason	RL	MDL	Units
MS110-SS-120515		12-8928-UU62A	Sand, Very Fine	5/25/2012	3.8	Yes	Y				0.1	0.1	pct
MS110-SS-120515		12-8928-UU62A	Silt, Very Fine	5/25/2012	15.4	Yes	Y				0.1	0.1	pct
MS110-SS-120515		12-8928-UU62A	Silt, Medium	5/25/2012	9.5	Yes	Y				0.1	0.1	pct
MS110-SS-120515		12-8928-UU62A	Silt, Coarse	5/25/2012	2.4	Yes	Y				0.1	0.1	pct
MS110-SS-120515		12-8928-UU62A	Clay, Coarse	5/25/2012	5.5	Yes	Y				0.1	0.1	pct
MS110-SS-120515		12-8928-UU62A	Clay, Fine	5/25/2012	12	Yes	Y				0.1	0.1	pct
MS110-SS-120515		12-8928-UU62A	Sand, Very Coarse	5/25/2012	14.2	Yes	Y				0.1	0.1	pct
MS110-SS-120515		12-8928-UU62A	Sand, Medium	5/25/2012	6.5	Yes	Y				0.1	0.1	pct
MS110-SS-120515		12-8928-UU62A	Sand, Fine	5/25/2012	5	Yes	Y				0.1	0.1	pct
MS110-SS-120515		12-8928-UU62A	Clay, Medium	5/25/2012	4.1	Yes	Y				0.1	0.1	pct
MS110-SS-120515		12-8928-UU62A	Fines (silt + clay)	5/25/2012	58.5	Yes	Y				0.1	0.1	pct
MS110-SS-120515		12-8928-UU62A	Sand, Coarse	5/25/2012	9.4	Yes	Y				0.1	0.1	pct
MS110-SS-120515		12-8928-UU62A	Gravel	5/25/2012	2.6	Yes	Y				0.1	0.1	pct
MS110-SS-120515		12-8928-UU62A	Silt, Fine	5/25/2012	9.5	Yes	Y				0.1	0.1	pct

SM2540B

Analytical Method	Sample ID	Lab Sample ID	Chemical Name	Anal Date	Result	Mod Res Report	Detect	Lab Qual	Val Qual	Reason	RL	MDL	Units
MS011-SS-120515		12-8929-UU62B	Total solids	5/22/2012	9.8	Yes	Y				0.01	0.01	pct
MS012-SS-120515		12-8930-UU62C	Total solids	5/22/2012	9.7	Yes	Y				0.01	0.01	pct
MS013-SS-120515		12-8931-UU62D	Total solids	5/22/2012	9.3	Yes	Y				0.01	0.01	pct
MS014-SS-120515		12-8932-UU62E	Total solids	5/22/2012	9.8	Yes	Y				0.01	0.01	pct
MS015-SS-120515		12-8933-UU62F	Total solids	5/22/2012	10.3	Yes	Y				0.01	0.01	pct
MS016-SS-120515		12-8934-UU62G	Total solids	5/22/2012	12.4	Yes	Y				0.01	0.01	pct
MS017-SS-120515		12-8935-UU62H	Total solids	5/22/2012	8.4	Yes	Y				0.01	0.01	pct
MS018-SS-120515		12-8936-UU62I	Total solids	5/22/2012	11.7	Yes	Y				0.01	0.01	pct
MS110-SS-120515		12-8928-UU62A	Total solids	5/22/2012	10.4	Yes	Y				0.01	0.01	pct

SDG: UU62

SM2540B-PRES

Analytical Method Sample ID	Lab Sample ID	Chemical Name	Anal Date	Result	Mod Res Report	Detect	Lab Qual	Val Qual	Reason	RL	MDL	Units
MS011-SS-120515	12-8929-UU62B	Total solids (preserved)	5/21/2012	11	Yes	Y	U			0.01		pct
MS012-SS-120515	12-8930-UU62C	Total solids (preserved)	5/21/2012	10.5	Yes	Y	U			0.01		pct
MS013-SS-120515	12-8931-UU62D	Total solids (preserved)	5/21/2012	9.6	Yes	Y	U			0.01		pct
MS014-SS-120515	12-8932-UU62E	Total solids (preserved)	5/21/2012	10.8	Yes	Y	U			0.01		pct
MS015-SS-120515	12-8933-UU62F	Total solids (preserved)	5/21/2012	11	Yes	Y	U			0.01		pct
MS016-SS-120515	12-8934-UU62G	Total solids (preserved)	5/21/2012	11	Yes	Y	U			0.01		pct
MS017-SS-120515	12-8935-UU62H	Total solids (preserved)	5/21/2012	7.4	Yes	Y	U			0.01		pct
MS018-SS-120515	12-8936-UU62I	Total solids (preserved)	5/21/2012	11.1	Yes	Y	U			0.01		pct
MS110-SS-120515	12-8928-UU62A	Total solids (preserved)	5/21/2012	10.7	Yes	Y	U			0.01		pct

SW6010C

Analytical Method Sample ID	Lab Sample ID	Chemical Name	Anal Date	Result	Mod Res Report	Detect	Lab Qual	Val Qual	Reason	RL	MDL	Units
MS-SSFB-120515	12-8938-UU62K	Chromium	5/29/2012	5	Yes	N	U			5	1.2	ug/L
MS-SSFB-120515	12-8938-UU62K	Lead	5/29/2012	20	Yes	N	U			20	1.6	ug/L
MS-SSFB-120515	12-8938-UU62K	Nickel	5/29/2012	10	Yes	N	U			10	3.9	ug/L
MS-SSFB-120515	12-8938-UU62K	Zinc	5/29/2012	10	Yes	N	U			10	1.4	ug/L
MS-SSFB-120515	12-8938-UU62K	Copper	5/29/2012	7	Yes	Y				2	0.92	ug/L
MS-SSRB-120515	12-8937-UU62J	Chromium	5/29/2012	5	Yes	N	U			5	1.2	ug/L
MS-SSRB-120515	12-8937-UU62J	Lead	5/29/2012	20	Yes	N	U			20	1.6	ug/L
MS-SSRB-120515	12-8937-UU62J	Nickel	5/29/2012	10	Yes	N	U			10	3.9	ug/L
MS-SSRB-120515	12-8937-UU62J	Copper	5/29/2012	2	Yes	N	U			2	0.92	ug/L
MS-SSRB-120515	12-8937-UU62J	Zinc	5/29/2012	10	Yes	N	U			10	1.4	ug/L

SW7470A

Analytical Method Sample ID	Lab Sample ID	Chemical Name	Anal Date	Result	Mod Res Report	Detect	Lab Qual	Val Qual	Reason	RL	MDL	Units
MS-SSFB-120515	12-8938-UU62K	Mercury	5/21/2012	0.1	Yes	N	U			0.1	0.0069	ug/L
MS-SSRB-120515	12-8937-UU62J	Mercury	5/21/2012	0.1	Yes	N	U			0.1	0.0069	ug/L

SDG: UU62

SW8081B

Analytical Method Sample ID	Lab Sample ID	Chemical Name	Anal Date	Result	Mod Res Report	Detect	Lab Qual	Val Qual	Reason	RL	MDL	Units
MS-SSFB-120515	12-8938-UU62K	4,4'-DDT (p,p'-DDT)	5/24/2012	0.1	Yes	N	U			0.10	0.017	ug/L
MS-SSFB-120515	12-8938-UU62K	Endrin ketone	5/24/2012	0.1	Yes	N	U			0.10	0.015	ug/L
MS-SSFB-120515	12-8938-UU62K	Hexachlorocyclohexane, beta- (BHC)	5/24/2012	0.05	Yes	N	U			0.050	0.0098	ug/L
MS-SSFB-120515	12-8938-UU62K	4,4'-DDD (p,p'-DDD)	5/24/2012	0.1	Yes	N	U			0.10	0.019	ug/L
MS-SSFB-120515	12-8938-UU62K	4,4'-DDE (p,p'-DDE)	5/24/2012	0.1	Yes	N	U			0.10	0.018	ug/L
MS-SSFB-120515	12-8938-UU62K	Dieldrin	5/24/2012	0.1	Yes	N	U			0.10	0.017	ug/L
MS-SSRB-120515	12-8937-UU62J	4,4'-DDE (p,p'-DDE)	5/24/2012	0.1	Yes	N	U			0.10	0.018	ug/L
MS-SSRB-120515	12-8937-UU62J	Hexachlorocyclohexane, beta- (BHC)	5/24/2012	0.05	Yes	N	U			0.050	0.0098	ug/L
MS-SSRB-120515	12-8937-UU62J	4,4'-DDT (p,p'-DDT)	5/24/2012	0.1	Yes	N	U			0.10	0.017	ug/L
MS-SSRB-120515	12-8937-UU62J	4,4'-DDD (p,p'-DDD)	5/24/2012	0.1	Yes	N	U			0.10	0.019	ug/L
MS-SSRB-120515	12-8937-UU62J	Dieldrin	5/24/2012	0.1	Yes	N	U			0.10	0.017	ug/L
MS-SSRB-120515	12-8937-UU62J	Endrin ketone	5/24/2012	0.1	Yes	N	U			0.10	0.015	ug/L

SW8082

Analytical Method Sample ID	Lab Sample ID	Chemical Name	Anal Date	Result	Mod Res Report	Detect	Lab Qual	Val Qual	Reason	RL	MDL	Units
MS-SSFB-120515	12-8938-UU62K	Aroclor 1016	5/23/2012	1	Yes	N	U			1.0	0.13	ug/L
MS-SSFB-120515	12-8938-UU62K	Aroclor 1254	5/23/2012	1	Yes	N	U			1.0	0.15	ug/L
MS-SSFB-120515	12-8938-UU62K	Aroclor 1248	5/23/2012	1	Yes	N	U			1.0	0.15	ug/L
MS-SSFB-120515	12-8938-UU62K	Aroclor 1242	5/23/2012	1	Yes	N	U			1.0	0.15	ug/L
MS-SSFB-120515	12-8938-UU62K	Aroclor 1260	5/23/2012	1	Yes	N	U			1.0	0.15	ug/L
MS-SSFB-120515	12-8938-UU62K	Aroclor 1268	5/23/2012	1	Yes	N	U			1.0	0.15	ug/L
MS-SSFB-120515	12-8938-UU62K	Aroclor 1232	5/23/2012	1	Yes	N	U			1.0	0.15	ug/L
MS-SSFB-120515	12-8938-UU62K	Aroclor 1221	5/23/2012	1	Yes	N	U			1.0	0.15	ug/L
MS-SSFB-120515	12-8938-UU62K	Aroclor 1262	5/23/2012	1	Yes	N	U			1.0	0.15	ug/L
MS-SSRB-120515	12-8937-UU62J	Aroclor 1242	5/23/2012	1	Yes	N	U	UJ	13	1.0	0.15	ug/L
MS-SSRB-120515	12-8937-UU62J	Aroclor 1254	5/23/2012	1	Yes	N	U	UJ	13	1.0	0.15	ug/L

SDG: UJ62

SW8082

Analytical Method Sample ID	Lab Sample ID	Chemical Name	Anal Date	Result	Mod Res Report	Detect	Lab Qual	Val Qual	Reason	RL	MDL	Units
MS-SSRB-120515	12-8937-UJ62J	Atoclor 1260	5/23/2012	1	Yes	N	U	UJ	13	1.0	0.15	ug/L
MS-SSRB-120515	12-8937-UJ62J	Atoclor 1268	5/23/2012	1	Yes	N	U	UJ	13	1.0	0.15	ug/L
MS-SSRB-120515	12-8937-UJ62J	Atoclor 1262	5/23/2012	1	Yes	N	U	UJ	13	1.0	0.15	ug/L
MS-SSRB-120515	12-8937-UJ62J	Atoclor 1016	5/23/2012	1	Yes	N	U	UJ	13	1.0	0.13	ug/L
MS-SSRB-120515	12-8937-UJ62J	Atoclor 1248	5/23/2012	1	Yes	N	U	UJ	13	1.0	0.15	ug/L
MS-SSRB-120515	12-8937-UJ62J	Atoclor 1232	5/23/2012	1	Yes	N	U	UJ	13	1.0	0.15	ug/L
MS-SSRB-120515	12-8937-UJ62J	Atoclor 1221	5/23/2012	1	Yes	N	U	UJ	13	1.0	0.15	ug/L

SW8270D

Analytical Method Sample ID	Lab Sample ID	Chemical Name	Anal Date	Result	Mod Res Report	Detect	Lab Qual	Val Qual	Reason	RL	MDL	Units
MS-SSFB-120515	12-8938-UJ62K	Phenol	5/24/2012	1	Yes	N	U			1.0	0.52	ug/L
MS-SSFB-120515	12-8938-UJ62K	Bis(2-ethylhexyl) phthalate	5/24/2012	1	Yes	N	U			1.0	1.0	ug/L
MS-SSFB-120515	12-8938-UJ62K	Di-n-octyl phthalate	5/24/2012	1	Yes	N	U			1.0	0.51	ug/L
MS-SSFB-120515	12-8938-UJ62K	Anthracene	5/24/2012	1	Yes	N	U			1.0	0.53	ug/L
MS-SSFB-120515	12-8938-UJ62K	Pyrene	5/24/2012	1	Yes	N	U			1.0	0.55	ug/L
MS-SSFB-120515	12-8938-UJ62K	Dimethyl phthalate	5/24/2012	0.8	Yes	Y	J			1.0	0.53	ug/L
MS-SSFB-120515	12-8938-UJ62K	4-Methylphenol (p-Cresol)	5/24/2012	1	Yes	N	U			1.0	0.52	ug/L
MS-SSFB-120515	12-8938-UJ62K	Acenaphthene	5/24/2012	1	Yes	N	U			1.0	0.55	ug/L
MS-SSFB-120515	12-8938-UJ62K	Benzo(b,j,k)fluoranthenes	5/24/2012	1	Yes	N	U			1.0	0.48	ug/L
MS-SSFB-120515	12-8938-UJ62K	2-Methylnaphthalene	5/24/2012	1	Yes	N	U			1.0	0.48	ug/L
MS-SSFB-120515	12-8938-UJ62K	Naphthalene	5/24/2012	1	Yes	N	U			1.0	0.52	ug/L
MS-SSFB-120515	12-8938-UJ62K	Pentachlorophenol	5/24/2012	5	Yes	N	U	UJ	5	5.0	2.4	ug/L
MS-SSFB-120515	12-8938-UJ62K	Carbazole	5/24/2012	1	Yes	N	U			1.0	0.31	ug/L
MS-SSFB-120515	12-8938-UJ62K	Fluorene	5/24/2012	1	Yes	N	U			1.0	0.56	ug/L
MS-SSFB-120515	12-8938-UJ62K	Butylbenzyl phthalate	5/24/2012	1	Yes	N	U			1.0	0.56	ug/L
MS-SSFB-120515	12-8938-UJ62K	Di-n-butyl phthalate	5/24/2012	3.7	Yes	Y				1.0	0.54	ug/L

SDG: UJ62

SW8270D

Analytical Method Sample ID	Lab Sample ID	Chemical Name	Anal Date	Result	Mod Res Report	Detect	Lab Qual	Val Qual	Reason	RL	MDL	Units
MS-SSFB-120515	12-8938-UU62K	Phenanthrene	5/24/2012	1	Yes	N	U			1.0	0.56	ug/L
MS-SSFB-120515	12-8938-UU62K	Benzo(g,h,i)perylene	5/24/2012	1	Yes	N	U			1.0	0.55	ug/L
MS-SSFB-120515	12-8938-UU62K	Benzoic acid	5/24/2012	10	Yes	N	U			10	5.1	ug/L
MS-SSFB-120515	12-8938-UU62K	Benzo(a)anthracene	5/24/2012	1	Yes	N	U			1.0	0.52	ug/L
MS-SSFB-120515	12-8938-UU62K	Dibenzo(a,h)anthracene	5/24/2012	1	Yes	N	U			1.0	0.48	ug/L
MS-SSFB-120515	12-8938-UU62K	Benzo(a)pyrene	5/24/2012	1	Yes	N	U			1.0	0.48	ug/L
MS-SSFB-120515	12-8938-UU62K	Retene	5/24/2012	1	Yes	N	U			1.0	0.44	ug/L
MS-SSFB-120515	12-8938-UU62K	Chrysene	5/24/2012	1	Yes	N	U			1.0	0.55	ug/L
MS-SSFB-120515	12-8938-UU62K	Acenaphthylene	5/24/2012	1	Yes	N	U			1.0	0.48	ug/L
MS-SSFB-120515	12-8938-UU62K	Fluoranthene	5/24/2012	1	Yes	N	U			1.0	0.52	ug/L
MS-SSFB-120515	12-8938-UU62K	Indeno(1,2,3-c,d)pyrene	5/24/2012	1	Yes	N	U			1.0	0.48	ug/L
MS-SSFB-120515	12-8938-UU62K	Dibenzofuran	5/24/2012	1	Yes	N	U			1.0	0.48	ug/L
MS-SSRB-120515	12-8937-UU62J	Bis(2-ethylhexyl) phthalate	5/24/2012	1	Yes	N	U			1.0	1.0	ug/L
MS-SSRB-120515	12-8937-UU62J	Benzo(b,j,k)fluoranthenes	5/24/2012	1	Yes	N	U			1.0	0.48	ug/L
MS-SSRB-120515	12-8937-UU62J	Benzo(g,h,i)perylene	5/24/2012	1	Yes	N	U			1.0	0.55	ug/L
MS-SSRB-120515	12-8937-UU62J	Phenol	5/24/2012	1	Yes	N	U			1.0	0.52	ug/L
MS-SSRB-120515	12-8937-UU62J	Fluorene	5/24/2012	1	Yes	N	U			1.0	0.56	ug/L
MS-SSRB-120515	12-8937-UU62J	4-Methylphenol (p-Cresol)	5/24/2012	1	Yes	N	U			1.0	0.52	ug/L
MS-SSRB-120515	12-8937-UU62J	Phenanthrene	5/24/2012	1	Yes	N	U			1.0	0.56	ug/L
MS-SSRB-120515	12-8937-UU62J	Di-n-butyl phthalate	5/24/2012	1	Yes	N	U			1.0	0.54	ug/L
MS-SSRB-120515	12-8937-UU62J	Acenaphthene	5/24/2012	1	Yes	N	U			1.0	0.55	ug/L
MS-SSRB-120515	12-8937-UU62J	Pentachlorophenol	5/24/2012	5	Yes	N	U	UJ	5	5.0	2.4	ug/L
MS-SSRB-120515	12-8937-UU62J	Dibenzofuran	5/24/2012	1	Yes	N	U			1.0	0.48	ug/L
MS-SSRB-120515	12-8937-UU62J	Carbazole	5/24/2012	1	Yes	N	U			1.0	0.31	ug/L
MS-SSRB-120515	12-8937-UU62J	Indeno(1,2,3-c,d)pyrene	5/24/2012	1	Yes	N	U			1.0	0.48	ug/L

SDG: UU62

Analytical Method SW8270D

Sample ID	Analytical Method	Lab Sample ID	Chemical Name	Anal Date	Result	Mod Res Report	Detect	Lab Qual	Val Qual	Reason	RL	MDL	Units
MS-SSRB-120515		12-8937-UU62J	Fluoranthene	5/24/2012	1	Yes	N	U			1.0	0.52	ug/L
MS-SSRB-120515		12-8937-UU62J	Acenaphthylene	5/24/2012	1	Yes	N	U			1.0	0.48	ug/L
MS-SSRB-120515		12-8937-UU62J	Chrysene	5/24/2012	1	Yes	N	U			1.0	0.55	ug/L
MS-SSRB-120515		12-8937-UU62J	Retene	5/24/2012	1	Yes	N	U			1.0	0.44	ug/L
MS-SSRB-120515		12-8937-UU62J	Benzo(a)pyrene	5/24/2012	1	Yes	N	U			1.0	0.48	ug/L
MS-SSRB-120515		12-8937-UU62J	Dibenzo(a,h)anthracene	5/24/2012	1	Yes	N	U			1.0	0.48	ug/L
MS-SSRB-120515		12-8937-UU62J	Benzoic acid	5/24/2012	10	Yes	N	U			10	5.1	ug/L
MS-SSRB-120515		12-8937-UU62J	2-Methylnaphthalene	5/24/2012	1	Yes	N	U			1.0	0.48	ug/L
MS-SSRB-120515		12-8937-UU62J	Benzo(a)anthracene	5/24/2012	1	Yes	N	U			1.0	0.52	ug/L
MS-SSRB-120515		12-8937-UU62J	Di-n-octyl phthalate	5/24/2012	1	Yes	N	U			1.0	0.51	ug/L
MS-SSRB-120515		12-8937-UU62J	Anthracene	5/24/2012	1	Yes	N	U			1.0	0.53	ug/L
MS-SSRB-120515		12-8937-UU62J	Pyrene	5/24/2012	1	Yes	N	U			1.0	0.55	ug/L
MS-SSRB-120515		12-8937-UU62J	Dimethyl phthalate	5/24/2012	0.9	Yes	Y	J			1.0	0.53	ug/L
MS-SSRB-120515		12-8937-UU62J	Naphthalene	5/24/2012	1	Yes	N	U			1.0	0.52	ug/L
MS-SSRB-120515		12-8937-UU62J	Butylbenzyl phthalate	5/24/2012	1	Yes	N	U			1.0	0.56	ug/L

Analytical Method SW9060M

Sample ID	Analytical Method	Lab Sample ID	Chemical Name	Anal Date	Result	Mod Res Report	Detect	Lab Qual	Val Qual	Reason	RL	MDL	Units
MS011-SS-120515		12-8929-UU62B	Total organic carbon	5/24/2012	31.5	Yes	Y				0.198	0.02871	pct
MS012-SS-120515		12-8930-UU62C	Total organic carbon	5/24/2012	22.6	Yes	Y				0.200	0.02900	pct
MS013-SS-120515		12-8931-UU62D	Total organic carbon	5/24/2012	18.8	Yes	Y				0.194	0.02813	pct
MS014-SS-120515		12-8932-UU62E	Total organic carbon	5/24/2012	16.9	Yes	Y				0.192	0.02784	pct
MS015-SS-120515		12-8933-UU62F	Total organic carbon	5/24/2012	14.3	Yes	Y				0.200	0.02900	pct
MS016-SS-120515		12-8934-UU62G	Total organic carbon	5/24/2012	19.6	Yes	Y				0.194	0.02813	pct
MS017-SS-120515		12-8935-UU62H	Total organic carbon	5/24/2012	21.8	Yes	Y				0.198	0.02871	pct
MS018-SS-120515		12-8936-UU62I	Total organic carbon	5/24/2012	18	Yes	Y				0.198	0.02871	pct

SDG: UU62

Analytical Method SW9060M

Sample ID	Lab Sample ID	Chemical Name	Anal Date	Result	Mod Res Report	Detect	Lab Qual	Val Qual	Reason	RL	MDL	Units
MS110-SS-120515	12-8928-UU62A	Total organic carbon	5/24/2012	15.7	Yes	Y				0.200	0.02900	pct

SDG: UW85

WAEPH

Analytical Method	Lab Sample ID	Chemical Name	Anal Date	Result	Mod Res Report	Detect	Lab Qual	Val Qual	Reason	RL	MDL	Units
MS001-SS-120515	12-10066-UW85A	C21-C34 Aliphatics	6/8/2012	180000	Yes	Y				20000	20000	ug/kg
MS001-SS-120515	12-10066-UW85A	C16-C21 Aliphatics	6/8/2012	20000	Yes	N	U			20000	20000	ug/kg
MS001-SS-120515	12-10066-UW85A	C12-C16 Aliphatics	6/8/2012	20000	Yes	N	U			20000	20000	ug/kg
MS001-SS-120515	12-10066-UW85A	C10-C12 Aliphatics	6/8/2012	20000	Yes	N	U			20000	20000	ug/kg
MS001-SS-120515	12-10066-UW85A	C8-C10 Aliphatics	6/8/2012	20000	Yes	N	U			20000	20000	ug/kg
MS001-SS-120515	12-10066-UW85A	C21-C34 Aromatics	6/8/2012	31000	Yes	Y				20000	20000	ug/kg
MS001-SS-120515	12-10066-UW85A	C16-C21 Aromatics	6/8/2012	20000	Yes	N	U			20000	20000	ug/kg
MS001-SS-120515	12-10066-UW85A	C12-C16 Aromatics	6/8/2012	20000	Yes	N	U			20000	20000	ug/kg
MS001-SS-120515	12-10066-UW85A	C10-C12 Aromatics	6/8/2012	20000	Yes	N	U			20000	20000	ug/kg
MS001-SS-120515	12-10066-UW85A	C8-C10 Aromatics	6/8/2012	20000	Yes	N	U			20000	20000	ug/kg
MS002-SS-120515	12-10067-UW85B	C16-C21 Aliphatics	6/8/2012	29000	Yes	Y				19000	19000	ug/kg
MS002-SS-120515	12-10067-UW85B	C21-C34 Aliphatics	6/8/2012	190000	Yes	Y				19000	19000	ug/kg
MS002-SS-120515	12-10067-UW85B	C12-C16 Aliphatics	6/8/2012	19000	Yes	N	U			19000	19000	ug/kg
MS002-SS-120515	12-10067-UW85B	C10-C12 Aliphatics	6/8/2012	19000	Yes	N	U			19000	19000	ug/kg
MS002-SS-120515	12-10067-UW85B	C8-C10 Aliphatics	6/8/2012	19000	Yes	Y				19000	19000	ug/kg
MS002-SS-120515	12-10067-UW85B	C12-C16 Aromatics	6/8/2012	19000	Yes	N	U			19000	19000	ug/kg
MS002-SS-120515	12-10067-UW85B	C8-C10 Aromatics	6/8/2012	19000	Yes	N	U			19000	19000	ug/kg
MS002-SS-120515	12-10067-UW85B	C16-C21 Aromatics	6/8/2012	19000	Yes	N	U			19000	19000	ug/kg
MS002-SS-120515	12-10067-UW85B	C10-C12 Aromatics	6/8/2012	19000	Yes	N	U			19000	19000	ug/kg
MS002-SS-120515	12-10067-UW85B	C21-C34 Aromatics	6/8/2012	48000	Yes	Y				19000	19000	ug/kg
MS003-SS-120515	12-10068-UW85C	C8-C10 Aliphatics	6/8/2012	21000	Yes	N	U			21000	21000	ug/kg
MS003-SS-120515	12-10068-UW85C	C10-C12 Aliphatics	6/8/2012	21000	Yes	N	U			21000	21000	ug/kg
MS003-SS-120515	12-10068-UW85C	C12-C16 Aliphatics	6/8/2012	21000	Yes	N	U			21000	21000	ug/kg
MS003-SS-120515	12-10068-UW85C	C16-C21 Aliphatics	6/8/2012	38000	Yes	Y				21000	21000	ug/kg
MS003-SS-120515	12-10068-UW85C	C21-C34 Aliphatics	6/8/2012	160000	Yes	Y				21000	21000	ug/kg

SDG: UW85

WAEPH

Analytical Method Sample ID	Lab Sample ID	Chemical Name	Anal Date	Result	Mod Res	Report	Detect	Lab Qual	Val Qual	Reason	RL	MDL	Units
MS003-SS-120515	12-10068-UW85C	C21-C34 Aromatics	6/8/2012	53000	Yes	Y					21000	21000	ug/kg
MS003-SS-120515	12-10068-UW85C	C8-C10 Aromatics	6/8/2012	21000	Yes	N	U				21000	21000	ug/kg
MS003-SS-120515	12-10068-UW85C	C10-C12 Aromatics	6/8/2012	21000	Yes	N	U				21000	21000	ug/kg
MS003-SS-120515	12-10068-UW85C	C12-C16 Aromatics	6/8/2012	21000	Yes	N	U				21000	21000	ug/kg
MS003-SS-120515	12-10068-UW85C	C16-C21 Aromatics	6/8/2012	21000	Yes	N	U				21000	21000	ug/kg
MS006-SS-120515	12-10069-UW85D	C21-C34 Aliphatics	6/8/2012	120000	Yes	Y					21000	21000	ug/kg
MS006-SS-120515	12-10069-UW85D	C10-C12 Aliphatics	6/8/2012	21000	Yes	N	U				21000	21000	ug/kg
MS006-SS-120515	12-10069-UW85D	C8-C10 Aliphatics	6/8/2012	21000	Yes	Y					21000	21000	ug/kg
MS006-SS-120515	12-10069-UW85D	C12-C16 Aliphatics	6/8/2012	21000	Yes	N	U				21000	21000	ug/kg
MS006-SS-120515	12-10069-UW85D	C16-C21 Aliphatics	6/8/2012	21000	Yes	N	U				21000	21000	ug/kg
MS006-SS-120515	12-10069-UW85D	C10-C12 Aromatics	6/8/2012	21000	Yes	N	U				21000	21000	ug/kg
MS006-SS-120515	12-10069-UW85D	C16-C21 Aromatics	6/8/2012	21000	Yes	N	U				21000	21000	ug/kg
MS006-SS-120515	12-10069-UW85D	C8-C10 Aromatics	6/8/2012	21000	Yes	N	U				21000	21000	ug/kg
MS006-SS-120515	12-10069-UW85D	C21-C34 Aromatics	6/8/2012	30000	Yes	Y					21000	21000	ug/kg
MS006-SS-120515	12-10069-UW85D	C12-C16 Aromatics	6/8/2012	21000	Yes	N	U				21000	21000	ug/kg



Laboratory Data Consultants, Inc.

7750 El Camino Real, Ste. 2L Carlsbad, CA 92009

Phone 760.634.0437

Web www.lab-data.com

Fax 760.634.0439

Anchor QEA, LLC
720 Olive Way, Suite 900
Seattle, WA 98101
ATTN: Ms. Cindy Fields

July 17, 2012

SUBJECT: Jeld-Wen Maulsby Marsh, Data Validation

Dear Ms. Fields,

Enclosed are the final validation reports for the fractions listed below. These SDGs were received on June 26, 2012. Attachment 1 is a summary of the samples that were reviewed for each analysis.

LDC Project # 27889:

<u>SDG #</u>	<u>Fraction</u>
580-32803-1	Polynuclear Aromatic Hydrocarbons, Wet Chemistry
580-32844-1	
580-32847-1	

The data validation was performed under Stage 2B guidelines. The analyses were validated using the following documents, as applicable to each method:

- USEPA, Contract Laboratory Program National Functional Guidelines for Superfund Organic Methods Data Review, June 2008
- USEPA, Contract Laboratory Program National Functional Guidelines for Inorganic Superfund Data Review, January 2010
- EPA SW 846, Third Edition, Test Methods for Evaluating Solid Waste, update 1, July 1992; update IIA, August 1993; update II, September 1994; update IIB, January 1995; update III, December 1996; update IIIA, April 1998; IIIB, November 2004; Update IV, February 2007

Please feel free to contact us if you have any questions.

Sincerely,

Ming-Hwa Hwang
Project Manager/Senior Chemist

**Laboratory Data Consultants, Inc.
Data Validation Report**

Project/Site Name: Jeld-Wen Maulsby Marsh
Collection Date: May 7, 2012
LDC Report Date: July 16, 2012
Matrix: Sediment/Water
Parameters: Polynuclear Aromatic Hydrocarbons
Validation Level: Stage 2B
Laboratory: TestAmerica, Inc.
Sample Delivery Group (SDG): 580-32803-1

Sample Identification

JW-EA58-COMP-120507
JW-EA08-COMP-120507
JW-EA10-COMP-120507
JW-EA01-COMP-120507
JW-EA09-COMP-120507
JW-RB-120507
JW-FB-120507

Introduction

This data review covers 5 sediment samples and 2 water samples listed on the cover sheet including dilutions and reanalysis as applicable. The analyses were per a modification of EPA SW 846 Method 8270C using Selected Ion Monitoring (SIM) for Polynuclear Aromatic Hydrocarbons.

This review follows a modified outline of the USEPA Contract Laboratory Program National Functional Guidelines for Superfund Organic Methods Data Review (June 2008).

A qualification summary table is provided at the end of this report if data has been qualified. Flags are classified as P (protocol) or A (advisory) to indicate whether the flag is due to a laboratory deviation from a specified protocol or is of technical advisory nature.

Raw data were not reviewed for this SDG. The review was based on QC data.

The following are definitions of the data qualifiers:

- U Indicates the compound or analyte was analyzed for but not detected at or above the stated limit.
- J Indicates an estimated value.
- R Quality control indicates the data is not usable.
- NJ Presumptive evidence of the presence of the compound at an estimated quantity.
- UJ Indicates the compound or analyte was analyzed for but not detected. The sample detection limit is an estimated value.
- A Indicates the finding is based upon technical validation criteria.
- P Indicates the finding is related to a protocol/contractual deviation.
- None Indicates the data was not significantly impacted by the finding, therefore qualification was not required.

I. Technical Holding Times

All technical holding time requirements were met.

The chain-of-custodies were reviewed for documentation of cooler temperatures. All cooler temperatures met validation criteria with the following exceptions:

Sample	Compound	Finding	Criteria	Flag	A or P
JW-EA01-COMP-120507	All TCL compounds	Cooler temperature was reported at 12.7°C upon receipt by the laboratory.	Cooler temperature must be 4±2°C.	J (all detects) UJ (all non-detects)	A
JW-EA09-COMP-120507	All TCL compounds	Cooler temperature was reported at 15.8°C upon receipt by the laboratory.	Cooler temperature must be 4±2°C.	J (all detects) UJ (all non-detects)	A

II. GC/MS Instrument Performance Check

Instrument performance was checked at 12 hour intervals. All ion abundance requirements were met.

III. Initial Calibration

Initial calibration was performed using required standard concentrations.

Percent relative standard deviations (%RSD) were less than or equal to 15.0% for each individual compound and less than or equal to 30.0% for calibration check compounds (CCCs).

Average relative response factors (RRF) for all compounds were within method and validation criteria.

IV. Continuing Calibration

Continuing calibration was performed at the required frequencies.

Percent differences (%D) between the initial calibration RRF and the continuing calibration RRF were within the method criteria of less than or equal to 20.0% for all compounds.

The percent differences (%D) of the second source calibration standard were less than or equal to 20.0% for all compounds.

All of the continuing calibration relative response factors (RRF) were within method and validation criteria.

V. Blanks

Method blanks were reviewed for each matrix as applicable. No polynuclear aromatic hydrocarbon contaminants were found in the method blanks.

VI. Surrogate Spikes

Surrogates were added to all samples and blanks as required by the method. All surrogate recoveries (%R) were within QC limits.

VII. Matrix Spike/Matrix Spike Duplicates

The laboratory has indicated that there were no matrix spike (MS) and matrix spike duplicate (MSD) analyses specified for the samples in this SDG, and therefore matrix spike and matrix spike duplicate analyses were not performed for this SDG.

VIII. Laboratory Control Samples (LCS)

Laboratory control samples were reviewed for each matrix as applicable. Percent recoveries (%R) and relative percent differences (RPD) were within QC limits.

IX. Regional Quality Assurance and Quality Control

Not applicable.

X. Internal Standards

All internal standard areas and retention times were within QC limits.

XI. Target Compound Identifications

Raw data were not reviewed for this SDG.

XII. Compound Quantitation and RLs

Raw data were not reviewed for this SDG.

XIII. Tentatively Identified Compounds (TICs)

Raw data were not reviewed for this SDG.

XIV. System Performance

Raw data were not reviewed for this SDG.

XV. Overall Assessment

The analysis was conducted within all specifications of the method. No results were rejected in this SDG.

Due to cooler temperature problems, data were qualified as estimated in two samples.

The quality control criteria reviewed, other than those discussed above, were met and are considered acceptable. Sample results that were found to be estimated (J) are usable for limited purposes only. Based upon the Stage 2B data validation all other results are considered valid and usable for all purposes.

Data flags are summarized at the end of this report if data has been qualified.

XVI. Field Duplicates

Samples JW-EA58-COMP-120507 and JW-EA08-COMP-120507 were identified as field duplicates. No polynuclear aromatic hydrocarbons were detected in any of the samples with the following exceptions:

Compound	Concentration (ug/Kg)		RPD (Limits)
	JW-EA58-COMP-120507	JW-EA08-COMP-120507	
Naphthalene	0.67	0.89	28 (≤ 50)
2-Methylnaphthalene	1.0U	0.56	200 (≤ 50)
1-Methylnaphthalene	0.32	0.30	6 (≤ 50)
Acenaphthylene	1.3	2.5	63 (≤ 50)
Acenaphthene	0.96	0.99	3 (≤ 50)
Fluorene	1.2	1.6	29 (≤ 50)
Phenanthrene	8.8	9.4	7 (≤ 50)
Anthracene	3.5	8.3	81 (≤ 50)
Fluoranthene	16	20	22 (≤ 50)
Pyrene	17	19	11 (≤ 50)
Benzo(a)anthracene	6.7	9.9	39 (≤ 50)
Chrysene	12	17	34 (≤ 50)
Benzo(b)fluoranthene	9.3	12	25 (≤ 50)
Benzo(k)fluoranthene	3.5	4.6	27 (≤ 50)
Benzo(a)pyrene	7.3	8.9	20 (≤ 50)

Compound	Concentration (ug/Kg)		RPD (Limits)
	JW-EA58-COMP-120507	JW-EA08-COMP-120507	
Indeno(1,2,3-cd)pyrene	5.4	5.7	5 (≤ 50)
Dibenzo(a,h)anthracene	1.0	1.2	18 (≤ 50)
Benzo(g,h,i)perylene	4.6	5.1	10 (≤ 50)

XVII. Field Blanks

Sample JW-RB-120507 was identified as a rinsate blank. No polynuclear aromatic hydrocarbon contaminants were found.

Sample JW-FB-120507 was identified as a field blank. No polynuclear aromatic hydrocarbon contaminants were found.

**Jeld-Wen Maulsby Marsh
 Polynuclear Aromatic Hydrocarbons - Data Qualification Summary - SDG 580-32803-1**

SDG	Sample	Compound	Flag	A or P	Reason
580-32803-1	JW-EA01-COMP-120507 JW-EA09-COMP-120507	All TCL compounds	J (all detects) UJ (all non-detects)	A	Cooler temperature

**Jeld-Wen Maulsby Marsh
 Polynuclear Aromatic Hydrocarbons - Laboratory Blank Data Qualification Summary
 - SDG 580-32803-1**

No Sample Data Qualified in this SDG

LDC #: 27889A2b
 SDG #: 580-32803-1
 Laboratory: Test America

VALIDATION COMPLETENESS WORKSHEET
 Stage 2B

Date: 7/02/12
 Page: 1 of 1
 Reviewer: W6
 2nd Reviewer: ✓

METHOD: GC/MS Semivolatiles (EPA SW 846 Method 8270C-SIM)

The samples listed below were reviewed for each of the following validation areas. Validation findings are noted in attached validation findings worksheets.

	Validation Area		Comments
I.	Technical holding times	SW	Sampling dates: 5/07/12
II.	GC/MS Instrument performance check	A	
III.	Initial calibration	A	2 RSD ≤ 30/15%
IV.	Continuing calibration/ICV	A	CW/ICV ≤ 20%
V.	Blanks	A	
VI.	Surrogate spikes	A	
VII.	Matrix spike/Matrix spike duplicates	N	CS
VIII.	Laboratory control samples	A	ICS/D
IX.	Regional Quality Assurance and Quality Control	N	
X.	Internal standards	A	
XI.	Target compound identification	N	
XII.	Compound quantitation/RL/LOQ/LODs	N	
XIII.	Tentatively identified compounds (TICs)	N	
XIV.	System performance	N	
XV.	Overall assessment of data	A	
XVI.	Field duplicates	SW	D = 1, 2
XVII.	Field blanks	MB	RB = 6 FB = 7

Note: A = Acceptable ND = No compounds detected D = Duplicate
 N = Not provided/applicable R = Rinsate TB = Trip blank
 SW = See worksheet FB = Field blank EB = Equipment blank

Validated Samples: Sediment + Water

1	JW-EA58-COMP-120507	sed 11	MB 580-111684 / A	21		31	
2	JW-EA08-COMP-120507	12	MB 580-111171 / A	22		32	
3	JW-EA10-COMP-120507	13		23		33	
4	JW-EA01-COMP-120507	14		24		34	
5	JW-EA09-COMP-120507	15		25		35	
6	JW-RB-120507	W 16		26		36	
7	JW-FB-120507	17		27		37	
8		18		28		38	
9		19		29		39	
10		20		30		40	

VALIDATION FINDINGS WORKSHEET

METHOD: GC/MS BNA (EPA Method 8270)

A. Phenol	P. Bis(2-chloroethoxy)methane	EE. 2,6-Dinitrotoluene	TT. Pentachlorophenol	III. Benzo(e)pyrene
B. Bis (2-chloroethyl) ether	Q. 2,4-Dichlorophenol	FF. 3-Nitroaniline	UU. Phenanthrene	JJJ. Indeno(1,2,3-cd)pyrene
C. 2-Chlorophenol	R. 1,2,4-Trichlorobenzene	GG. Acenaphthene	VV. Anthracene	KKK. Dibenz(a,h)anthracene
D. 1,3-Dichlorobenzene	S. Naphthalene	HH. 2,4-Dinitrophenol	WW. Carbazole	LLL. Benzo(g,h,i)perylene
E. 1,4-Dichlorobenzene	T. 4-Chloroaniline	II. 4-Nitrophenol	XX. Di-n-butylphthalate	MMM. Bis(2-Chloroisopropyl)ether
F. 1,2-Dichlorobenzene	U. Hexachlorobutadiene	JJ. Dibenzofuran	YY. Fluoranthene	NNN. Aniline
G. 2-Methylphenol	V. 4-Chloro-3-methylphenol	KK. 2,4-Dinitrotoluene	ZZ. Pyrene	OOO. N-Nitrosodimethylamine
H. 2,2'-Oxybis(1-chloropropane)	W. 2-Methylnaphthalene	LL. Diethylphthalate	AAA. Butylbenzylphthalate	PPP. Benzoic Acid
I. 4-Methylphenol	X. Hexachlorocyclopentadiene	MM. 4-Chlorophenyl-phenyl ether	BBB. 3,3'-Dichlorobenzidine	QQQ. Benzyl alcohol
J. N-Nitroso-di-n-propylamine	Y. 2,4,6-Trichlorophenol	NN. Fluorene	CCC. Benzo(a)anthracene	RRR. Pyridine
K. Hexachloroethane	Z. 2,4,5-Trichlorophenol	OO. 4-Nitroaniline	DDD. Chrysene	SSS. Benzidine
L. Nitrobenzene	AA. 2-Chloronaphthalene	PP. 4,6-Dinitro-2-methylphenol	EEE. Bis(2-ethylhexyl)phthalate	TTT. 1-Methylnaphthalene
M. Isophorone	BB. 2-Nitroaniline	QQ. N-Nitrosodiphenylamine (1)	FFF. Di-n-octylphthalate	UUU.
N. 2-Nitrophenol	CC. Dimethylphthalate	RR. 4-Bromophenyl-phenylether	GGG. Benzo(b)fluoranthene	VVV.
O. 2,4-Dimethylphenol	DD. Acenaphthylene	SS. Hexachlorobenzene	HHH. Benzo(k)fluoranthene	WWW.

VALIDATION FINDINGS WORKSHEET
Field Duplicates

METHOD: GC MS PAH (EPA SW 846 Method 8270C-SIM)

Y N NA
Y N NA

Were field duplicate pairs identified in this SDG?
 Were target analytes detected in the field duplicate pairs?

Compound	Concentration (ug/kg)		RPD
	1	2	
S	0.67	0.89	28
W	1.0U	0.56	200
TTT	0.32	0.30	6
DD	1.3	2.5	63
GG	0.96	0.99	3
NN	1.2	1.6	29
UU	8.8	9.4	7
VV	3.5	8.3	81
YY	16	20	22
ZZ	17	19	11
CCC	6.7	9.9	39
DDD	12	17	34
GGG	9.3	12	25
HHH	3.5	4.6	27
III	7.3	8.9	20
JJJ	5.4	5.7	5
KKK	1.0	1.2	18
LLL	4.6	5.1	10

Laboratory Data Consultants, Inc. Data Validation Report

Project/Site Name: Jeld-Wen Maulsby Marsh
Collection Date: May 7, 2012
LDC Report Date: July 3, 2012
Matrix: Sediment
Parameters: Wet Chemistry
Validation Level: Stage 2B
Laboratory: TestAmerica, Inc.
Sample Delivery Group (SDG): 580-32803-1

Sample Identification

JW-EA58-COMP-120507	JW-EA58-COMP-120507MSD
JW-EA08-COMP-120507	JW-EA58-COMP-120507DUP
JW-EA06-COMP-120507	
JW-EA10-SS39-120507	
JW-EA10-SS41-120507	
JW-EA10-SS40-120507	
JW-EA10-SS43-120507	
JW-EA10-SS42-120507	
JW-EA10-COMP-120507	
JW-EA07-COMP-120507	
JW-EA03-COMP-120507	
JW-EA02-COMP-120507	
JW-EA04-COMP-120507	
JW-EA01-SS03-120507	
JW-EA01-SS04-120507	
JW-EA01-SS01-120507	
JW-EA01-SS02-120507	
JW-EA01-COMP-120507	
JW-EA09-COMP-120507	
JW-EA58-COMP-120507MS	

Introduction

This data review covers 22 sediment samples listed on the cover sheet including dilutions and reanalysis as applicable. The analyses were per Plumb 1981 for Particle Size, ASTM D2216 for Percent Moisture and Percent Solids, Lloyd Kahn Method for Black Carbon, and EPA SW 846 Method 9060 modified for Total Organic Carbon.

The review follows a modified outline of the USEPA Contract Laboratory Program National Functional Guidelines for Inorganic Superfund Data Review (January 2010).

A qualification summary table is provided at the end of this report if data has been qualified. Flags are classified as P (protocol) or A (advisory) to indicate whether the flag is due to a laboratory deviation from a specified protocol or is of technical advisory nature.

Raw data were not reviewed for this SDG. The review was based on QC data.

The following are definitions of the data qualifiers:

- U Indicates the compound or analyte was analyzed for but not detected at or above the stated limit.
- J Indicates an estimated value.
- R Quality control indicates the data is not usable.
- NJ Presumptive evidence of the presence of the compound at an estimated quantity.
- UJ Indicates the compound or analyte was analyzed for but not detected. The sample detection limit is an estimated value.
- A Indicates the finding is based upon technical validation criteria.
- P Indicates the finding is related to a protocol/contractual deviation.
- None Indicates the data was not significantly impacted by the finding, therefore qualification was not required.

I. Technical Holding Times

All technical holding time requirements were met.

The chain-of-custodies were reviewed for documentation of cooler temperatures. All cooler temperatures met validation criteria.

II. Initial Calibration

All criteria for the initial calibration of each method were met.

III. Calibration Verification

Calibration verification frequency and analysis criteria were met for each method when applicable.

IV. Blanks

Method blanks were reviewed for each matrix as applicable. No contaminant concentrations were found in the initial, continuing and preparation blanks.

V. Matrix Spike/Matrix Spike Duplicates

Matrix spike (MS) and matrix spike duplicate (MSD) samples were reviewed for each matrix as applicable. Percent recoveries (%R) and relative percent differences (RPD) were within QC limits.

VI. Duplicates

Duplicate (DUP) sample analyses were reviewed for each matrix as applicable. Results were within QC limits.

VII. Laboratory Control Samples

Laboratory control samples were reviewed for each matrix as applicable. Percent recoveries (%R) were within QC limits.

VIII. Sample Result Verification

Raw data were not reviewed for this SDG.

IX. Overall Assessment of Data

The analysis was conducted within all specifications of the method. No results were rejected in this SDG.

The quality control criteria reviewed were met and are considered acceptable. Based upon the Stage 2B data validation all results are considered valid and usable for all purposes.

X. Field Duplicates

Samples JW-EA58-COMP-120507 and JW-EA08-COMP-120507 were identified as field duplicates. No contaminant concentrations were detected in any of the samples with the following exceptions:

Analyte	Concentration		RPD (Limits)
	JW-EA58-COMP-120507	JW-EA08-COMP-120507	
Total organic carbon	28000 mg/Kg	29000 mg/Kg	4 (≤50)
Percent solids	49 %	49 %	0 (≤50)
Percent moisture	51 %	51 %	0 (≤50)
Black carbon	1800 mg/Kg	1600 mg/Kg	12 (≤50)

Particle Size	Percent Finer (%)		RPD (Limits)
	JW-EA58-COMP-120507	JW-EA08-COMP-120507	
4000 um	98.6	97.6	1 (≤50)
2000 um	98.0	96.6	1 (≤50)
1000 um	96.5	95.1	1 (≤50)
500 um	82.2	90.3	9 (≤50)
250 um	84.7	84.4	0 (≤50)
125 um	79.7	75.2	6 (≤50)
63 um	73.5	71.5	3 (≤50)
31.42 um	48.9	45.5	7 (≤50)
15.6 um	31.1	30.2	3 (≤50)
7.8 um	19.3	18.8	3 (≤50)
3.9 um	12.7	11.6	9 (≤50)
1.95 um	8.5	7.8	9 (≤50)
0.98 um	5.1	4.8	6 (≤50)

XI. Field Blanks

No field blanks were identified in this SDG.

**Jeld-Wen Maulsby Marsh
Wet Chemistry - Data Qualification Summary - SDG 580-32803-1**

No Sample Data Qualified in this SDG

**Jeld-Wen Maulsby Marsh
Wet Chemistry - Laboratory Blank Data Qualification Summary - SDG 580-32803-1**

No Sample Data Qualified in this SDG

LDC #: 27889A6
 SDG #: 580-32803-1
 Laboratory: Test America

VALIDATION COMPLETENESS WORKSHEET
 Stage 2B

Date: 7-31-12
 Page: 1 of 1
 Reviewer: [Signature]
 2nd Reviewer: [Signature]

METHOD: (Analyte) Particle Size (Plumb 1981), Percent Solids, Percent Moisture (ASTM D2216), Black Carbon (Lloyd Kahn), Total Organic Carbon (EPA SW846 Method 9060M) ^{PSEP}

The samples listed below were reviewed for each of the following validation areas. Validation findings are noted in attached validation findings worksheets.

	Validation Area		Comments
I.	Technical holding times	A	Sampling dates: 5/7/12
II	Initial calibration	A	
III.	Calibration verification	A	
IV	Blanks	A	
V	Matrix Spike/Matrix Spike Duplicates	A	MS/D
VI.	Duplicates	A	DP
VII.	Laboratory control samples	A	LCS
VIII.	Sample result verification	N	
IX.	Overall assessment of data	A	
X.	Field duplicates	SW	(1,2)
XI	Field blanks	N	

Note: A = Acceptable ND = No compounds detected D = Duplicate
 N = Not provided/applicable R = Rinsate TB = Trip blank
 SW = See worksheet FB = Field blank EB = Equipment blank

Validated Samples: sediment

1	JW-EA58-COMP-120507	11	JW-EA03-COMP-120507	21	JW-EA58-COMP-120507MSD	31	
2	JW-EA08-COMP-120507	12	JW-EA02-COMP-120507	22	JW-EA58-COMP-120507DUP	32	
3	JW-EA06-COMP-120507	13	JW-EA04-COMP-120507	23		33	
4	JW-EA10-SS39-120507	14	JW-EA01-SS03-120507	24		34	
5	JW-EA10-SS41-120507	15	JW-EA01-SS04-120507	25		35	
6	JW-EA10-SS40-120507	16	JW-EA01-SS01-120507	26		36	
7	JW-EA10-SS43-120507	17	JW-EA01-SS02-120507	27		37	
8	JW-EA10-SS42-120507	18	JW-EA01-COMP-120507	28		38	
9	JW-EA10-COMP-120507	19	JW-EA09-COMP-120507	29		39	
10	JW-EA07-COMP-120507	20	JW-EA58-COMP-120507MS	30		40	

Notes: _____

VALIDATION FINDINGS WORKSHEET
Sample Specific Analysis Reference

All circled methods are applicable to each sample.

Sample ID	Parameter
H-19	pH TDS Cl F NO ₃ NO ₂ SO ₄ O-PO ₄ Alk CN NH ₃ TKN <u>TOC</u> Cr6+ ClO ₄ <u>%Solid</u> <u>%Moist</u> <u>BlackC</u> <u>Part. Size</u>
	pH TDS Cl F NO ₃ NO ₂ SO ₄ O-PO ₄ Alk CN NH ₃ TKN TOC Cr6+ ClO ₄
QC: 20, 21	pH TDS Cl F NO ₃ NO ₂ SO ₄ O-PO ₄ Alk CN NH ₃ TKN TOC Cr6+ ClO ₄ <u>BlackC</u>
22	pH TDS Cl F NO ₃ NO ₂ SO ₄ O-PO ₄ Alk CN NH ₃ TKN <u>TOC</u> Cr6+ ClO ₄ <u>%Solid</u> <u>%Moist</u>
	pH TDS Cl F NO ₃ NO ₂ SO ₄ O-PO ₄ Alk CN NH ₃ TKN TOC Cr6+ ClO ₄
	pH TDS Cl F NO ₃ NO ₂ SO ₄ O-PO ₄ Alk CN NH ₃ TKN TOC Cr6+ ClO ₄
	pH TDS Cl F NO ₃ NO ₂ SO ₄ O-PO ₄ Alk CN NH ₃ TKN TOC Cr6+ ClO ₄
	pH TDS Cl F NO ₃ NO ₂ SO ₄ O-PO ₄ Alk CN NH ₃ TKN TOC Cr6+ ClO ₄
	pH TDS Cl F NO ₃ NO ₂ SO ₄ O-PO ₄ Alk CN NH ₃ TKN TOC Cr6+ ClO ₄
	pH TDS Cl F NO ₃ NO ₂ SO ₄ O-PO ₄ Alk CN NH ₃ TKN TOC Cr6+ ClO ₄
	pH TDS Cl F NO ₃ NO ₂ SO ₄ O-PO ₄ Alk CN NH ₃ TKN TOC Cr6+ ClO ₄
	pH TDS Cl F NO ₃ NO ₂ SO ₄ O-PO ₄ Alk CN NH ₃ TKN TOC Cr6+ ClO ₄
	pH TDS Cl F NO ₃ NO ₂ SO ₄ O-PO ₄ Alk CN NH ₃ TKN TOC Cr6+ ClO ₄
	pH TDS Cl F NO ₃ NO ₂ SO ₄ O-PO ₄ Alk CN NH ₃ TKN TOC Cr6+ ClO ₄
	pH TDS Cl F NO ₃ NO ₂ SO ₄ O-PO ₄ Alk CN NH ₃ TKN TOC Cr6+ ClO ₄
	pH TDS Cl F NO ₃ NO ₂ SO ₄ O-PO ₄ Alk CN NH ₃ TKN TOC Cr6+ ClO ₄
	pH TDS Cl F NO ₃ NO ₂ SO ₄ O-PO ₄ Alk CN NH ₃ TKN TOC Cr6+ ClO ₄
	pH TDS Cl F NO ₃ NO ₂ SO ₄ O-PO ₄ Alk CN NH ₃ TKN TOC Cr6+ ClO ₄
	pH TDS Cl F NO ₃ NO ₂ SO ₄ O-PO ₄ Alk CN NH ₃ TKN TOC Cr6+ ClO ₄
	pH TDS Cl F NO ₃ NO ₂ SO ₄ O-PO ₄ Alk CN NH ₃ TKN TOC Cr6+ ClO ₄
	pH TDS Cl F NO ₃ NO ₂ SO ₄ O-PO ₄ Alk CN NH ₃ TKN TOC Cr6+ ClO ₄
	pH TDS Cl F NO ₃ NO ₂ SO ₄ O-PO ₄ Alk CN NH ₃ TKN TOC Cr6+ ClO ₄
	pH TDS Cl F NO ₃ NO ₂ SO ₄ O-PO ₄ Alk CN NH ₃ TKN TOC Cr6+ ClO ₄
	pH TDS Cl F NO ₃ NO ₂ SO ₄ O-PO ₄ Alk CN NH ₃ TKN TOC Cr6+ ClO ₄
	pH TDS Cl F NO ₃ NO ₂ SO ₄ O-PO ₄ Alk CN NH ₃ TKN TOC Cr6+ ClO ₄
	pH TDS Cl F NO ₃ NO ₂ SO ₄ O-PO ₄ Alk CN NH ₃ TKN TOC Cr6+ ClO ₄
	pH TDS Cl F NO ₃ NO ₂ SO ₄ O-PO ₄ Alk CN NH ₃ TKN TOC Cr6+ ClO ₄
	pH TDS Cl F NO ₃ NO ₂ SO ₄ O-PO ₄ Alk CN NH ₃ TKN TOC Cr6+ ClO ₄
	pH TDS Cl F NO ₃ NO ₂ SO ₄ O-PO ₄ Alk CN NH ₃ TKN TOC Cr6+ ClO ₄

Comments: _____

VALIDATION FINDINGS WORKSHEET
Field Duplicates

Inorganics: Method See Cover

Analyte	Concentration (mg/Kg)		RPD (≤50)	
	1	2		
Total Organic Carbon	28000	29000	4	
Percent Solids (%)	49	49	0	
Percent Moisture (%)	51	51	0	
Black Carbon	1800	1600	12	

Particle Size	Percent finer (%)		RPD (≤50)	
	1	2		
4000 um	98.6	97.6	1	
2000 um	98.0	96.6	1	
1000 um	96.5	95.1	1	
500 um	82.2	90.3	9	
250 um	84.7	84.4	0	
125 um	79.7	75.2	6	
63 um	73.5	71.5	3	
31.42 um	48.9	45.5	7	
15.6 um	31.1	30.2	3	
7.8 um	19.3	18.8	3	
3.9 um	12.7	11.6	9	
1.95 um	8.5	7.8	9	
0.98 um	5.1	4.8	6	

**Laboratory Data Consultants, Inc.
Data Validation Report**

Project/Site Name: Jeld-Wen Maulsby Marsh
Collection Date: May 8, 2012
LDC Report Date: July 3, 2012
Matrix: Sediment
Parameters: Polynuclear Aromatic Hydrocarbons
Validation Level: Stage 2B
Laboratory: TestAmerica, Inc.
Sample Delivery Group (SDG): 580-32844-1

Sample Identification

JW-UR-COMP-120508
JW-DR-COMP-120508
JW-RG-COMP-120508

Introduction

This data review covers 3 sediment samples listed on the cover sheet including dilutions and reanalysis as applicable. The analyses were per a modification of EPA SW 846 Method 8270C using Selected Ion Monitoring (SIM) for Polynuclear Aromatic Hydrocarbons.

This review follows a modified outline of the USEPA Contract Laboratory Program National Functional Guidelines for Superfund Organic Methods Data Review (June 2008).

A qualification summary table is provided at the end of this report if data has been qualified. Flags are classified as P (protocol) or A (advisory) to indicate whether the flag is due to a laboratory deviation from a specified protocol or is of technical advisory nature.

Raw data were not reviewed for this SDG. The review was based on QC data.

The following are definitions of the data qualifiers:

- U Indicates the compound or analyte was analyzed for but not detected at or above the stated limit.
- J Indicates an estimated value.
- R Quality control indicates the data is not usable.
- NJ Presumptive evidence of the presence of the compound at an estimated quantity.
- UJ Indicates the compound or analyte was analyzed for but not detected. The sample detection limit is an estimated value.
- A Indicates the finding is based upon technical validation criteria.
- P Indicates the finding is related to a protocol/contractual deviation.
- None Indicates the data was not significantly impacted by the finding, therefore qualification was not required.

I. Technical Holding Times

All technical holding time requirements were met.

The chain-of-custodies were reviewed for documentation of cooler temperatures. All cooler temperatures met validation criteria.

II. GC/MS Instrument Performance Check

Instrument performance was checked at 12 hour intervals. All ion abundance requirements were met.

III. Initial Calibration

Initial calibration was performed using required standard concentrations.

Percent relative standard deviations (%RSD) were less than or equal to 15.0% for each individual compound and less than or equal to 30.0% for calibration check compounds (CCCs).

Average relative response factors (RRF) for all compounds were within method and validation criteria.

IV. Continuing Calibration

Continuing calibration was performed at the required frequencies.

Percent differences (%D) between the initial calibration RRF and the continuing calibration RRF were within the method criteria of less than or equal to 20.0% for all compounds.

The percent differences (%D) of the second source calibration standard were less than or equal to 20.0% for all compounds.

All of the continuing calibration relative response factors (RRF) were within method and validation criteria.

V. Blanks

Method blanks were reviewed for each matrix as applicable. No polynuclear aromatic hydrocarbon contaminants were found in the method blanks.

VI. Surrogate Spikes

Surrogates were added to all samples and blanks as required by the method. All surrogate recoveries (%R) were within QC limits.

VII. Matrix Spike/Matrix Spike Duplicates

The laboratory has indicated that there were no matrix spike (MS) and matrix spike duplicate (MSD) analyses specified for the samples in this SDG, and therefore matrix spike and matrix spike duplicate analyses were not performed for this SDG.

VIII. Laboratory Control Samples (LCS)

Laboratory control samples were reviewed for each matrix as applicable. Percent recoveries (%R) were within QC limits.

IX. Regional Quality Assurance and Quality Control

Not applicable.

X. Internal Standards

All internal standard areas and retention times were within QC limits.

XI. Target Compound Identifications

Raw data were not reviewed for this SDG.

XII. Compound Quantitation and RLs

Raw data were not reviewed for this SDG.

XIII. Tentatively Identified Compounds (TICs)

Raw data were not reviewed for this SDG.

XIV. System Performance

Raw data were not reviewed for this SDG.

XV. Overall Assessment

The analysis was conducted within all specifications of the method. No results were rejected in this SDG.

The quality control criteria reviewed were met and are considered acceptable. Based upon the Stage 2B data validation all results are considered valid and usable for all purposes.

XVI. Field Duplicates

No field duplicates were identified in this SDG.

XVII. Field Blanks

No field blanks were identified in this SDG.

**Jeld-Wen Maulsby Marsh
Polynuclear Aromatic Hydrocarbons - Data Qualification Summary - SDG 580-32844-
1**

No Sample Data Qualified in this SDG

**Jeld-Wen Maulsby Marsh
Polynuclear Aromatic Hydrocarbons - Laboratory Blank Data Qualification Summary
- SDG 580-32844-1**

No Sample Data Qualified in this SDG

LDC #: 27889B2b

VALIDATION COMPLETENESS WORKSHEET

Date: 7/6/12

SDG #: 580-32844-1

Stage 2B

Page: 1 of 1

Laboratory: Test America

Reviewer: JVC

2nd Reviewer: ✓METHOD: GC/MS ^{PAH} Semivolatiles (EPA SW 846 Method 8270C-SIM)

The samples listed below were reviewed for each of the following validation areas. Validation findings are noted in attached validation findings worksheets.

	Validation Area		Comments
I.	Technical holding times	A	Sampling dates: 5/08/12
II.	GC/MS Instrument performance check	A	
III.	Initial calibration	A	2 RSD \leq 30/15 %
IV.	Continuing calibration/ICV	A	CW/ICV \leq 20 %
V.	Blanks	A	
VI.	Surrogate spikes	A	
VII.	Matrix spike/Matrix spike duplicates	N	CS
VIII.	Laboratory control samples	A	LCS 2
IX.	Regional Quality Assurance and Quality Control	N	
X.	Internal standards	A	
XI.	Target compound identification	N	
XII.	Compound quantitation/RL/LOQ/LODs	N	
XIII.	Tentatively identified compounds (TICs)	N	
XIV.	System performance	N	
XV.	Overall assessment of data	A	
XVI.	Field duplicates	N	
XVII.	Field blanks	N	

Note: A = Acceptable
N = Not provided/applicable
SW = See worksheet

ND = No compounds detected
R = Rinsate
FB = Field blank

D = Duplicate
TB = Trip blank
EB = Equipment blank

Validated Samples:

Sediment

1	JW-UR-COMP-120508	11	MB 580-111684 / 1-A	21	31
2	JW-DR-COMP-120508	12		22	32
3	JW-RG-COMP-120508	13		23	33
4		14		24	34
5		15		25	35
6		16		26	36
7		17		27	37
8		18		28	38
9		19		29	39
10		20		30	40

**Laboratory Data Consultants, Inc.
Data Validation Report**

Project/Site Name: Jeld-Wen Maulsby Marsh

Collection Date: May 8, 2012

LDC Report Date: July 3, 2012

Matrix: Sediment

Parameters: Wet Chemistry

Validation Level: Stage 2B

Laboratory: TestAmerica, Inc.

Sample Delivery Group (SDG): 580-32844-1

Sample Identification

JW-UR-COMP-120508
JW-DR-COMP-120508
JW-RG-COMP-120508

Introduction

This data review covers 3 sediment samples listed on the cover sheet including dilutions and reanalysis as applicable. The analyses were per Plumb 1981 for Particle Size, ASTM D2216 for Percent Moisture and Percent Solids, Lloyd Kahn Method for Black Carbon, and EPA SW 846 Method 9060 modified for Total Organic Carbon.

The review follows a modified outline of the USEPA Contract Laboratory Program National Functional Guidelines for Inorganic Superfund Data Review (January 2010).

A qualification summary table is provided at the end of this report if data has been qualified. Flags are classified as P (protocol) or A (advisory) to indicate whether the flag is due to a laboratory deviation from a specified protocol or is of technical advisory nature.

Raw data were not reviewed for this SDG. The review was based on QC data.

The following are definitions of the data qualifiers:

- U Indicates the compound or analyte was analyzed for but not detected at or above the stated limit.
- J Indicates an estimated value.
- R Quality control indicates the data is not usable.
- NJ Presumptive evidence of the presence of the compound at an estimated quantity.
- UJ Indicates the compound or analyte was analyzed for but not detected. The sample detection limit is an estimated value.
- A Indicates the finding is based upon technical validation criteria.
- P Indicates the finding is related to a protocol/contractual deviation.
- None Indicates the data was not significantly impacted by the finding, therefore qualification was not required.

I. Technical Holding Times

All technical holding time requirements were met.

The chain-of-custodies were reviewed for documentation of cooler temperatures. All cooler temperatures met validation criteria.

II. Initial Calibration

All criteria for the initial calibration of each method were met.

III. Calibration Verification

Calibration verification frequency and analysis criteria were met for each method when applicable.

IV. Blanks

Method blanks were reviewed for each matrix as applicable. No contaminant concentrations were found in the initial, continuing and preparation blanks.

V. Matrix Spike/Matrix Spike Duplicates

The laboratory has indicated that there were no matrix spike (MS) and matrix spike duplicate (MSD) analyses specified for the samples in this SDG, and therefore matrix spike and matrix spike duplicate analyses were not performed for this SDG.

VI. Duplicates

The laboratory has indicated that there were no duplicate (DUP) analyses specified for the samples in this SDG, and therefore duplicate analyses were not performed for this SDG.

VII. Laboratory Control Samples

Laboratory control samples were reviewed for each matrix as applicable. Percent recoveries (%R) were within QC limits.

VIII. Sample Result Verification

Raw data were not reviewed for this SDG.

IX. Overall Assessment of Data

The analysis was conducted within all specifications of the method. No results were rejected in this SDG.

The quality control criteria reviewed were met and are considered acceptable. Based upon the Stage 2B data validation all results are considered valid and usable for all purposes.

X. Field Duplicates

No field duplicates were identified in this SDG.

XI. Field Blanks

No field blanks were identified in this SDG.

**Jeld-Wen Maulsby Marsh
Wet Chemistry - Data Qualification Summary - SDG 580-32844-1**

No Sample Data Qualified in this SDG

**Jeld-Wen Maulsby Marsh
Wet Chemistry - Laboratory Blank Data Qualification Summary - SDG 580-32844-1**

No Sample Data Qualified in this SDG

LDC #: 27889B6
 SDG #: 580-32844-1
 Laboratory: Test America

VALIDATION COMPLETENESS WORKSHEET

Stage 2B

Date: 7-3-12
 Page: 1 of 1
 Reviewer: [Signature]
 2nd Reviewer: [Signature]

METHOD: (Analyte) Particle Size (Plumb 1981), Percent Solids, Percent Moisture (ASTM D2216), Black Carbon (Lloyd Kahn), Total Organic Carbon (EPA SW846 Method 9060) ~~M-SEP~~

The samples listed below were reviewed for each of the following validation areas. Validation findings are noted in attached validation findings worksheets.

Validation Area			Comments
I.	Technical holding times	A	Sampling dates: 5/8/12
II	Initial calibration	A	
III.	Calibration verification	A	
IV	Blanks	A	
V	Matrix Spike/Matrix Spike Duplicates	N	Client specified
VI.	Duplicates	N	J
VII.	Laboratory control samples	A	LCS
VIII.	Sample result verification	N	
IX.	Overall assessment of data	A	
X.	Field duplicates	N	
XI	Field blanks	N	

Note: A = Acceptable ND = No compounds detected D = Duplicate
 N = Not provided/applicable R = Rinsate TB = Trip blank
 SW = See worksheet FB = Field blank EB = Equipment blank

Validated Samples: Sediment

1	JW-UR-COMP-120508	11		21		31	
2	JW-DR-COMP-120508	12		22		32	
3	JW-RG-COMP-120508	13		23		33	
4		14		24		34	
5		15		25		35	
6		16		26		36	
7		17		27		37	
8		18		28		38	
9		19		29		39	
10		20		30		40	

Notes: _____

**Laboratory Data Consultants, Inc.
Data Validation Report**

Project/Site Name: Jeld-Wen Maulsby Marsh

Collection Date: May 9, 2012

LDC Report Date: July 3, 2012

Matrix: Sediment

Parameters: Wet Chemistry

Validation Level: Stage 2B

Laboratory: TestAmerica, Inc.

Sample Delivery Group (SDG): 580-32847-1

Sample Identification

JW-EA05-COMP-120509

Introduction

This data review covers one sediment sample listed on the cover sheet including dilutions and reanalysis as applicable. The analyses were per Plumb 1981 for Particle Size, ASTM D2216 for Percent Moisture and Percent Solids, Lloyd Kahn Method for Black Carbon, and EPA SW 846 Method 9060 modified for Total Organic Carbon.

The review follows a modified outline of the USEPA Contract Laboratory Program National Functional Guidelines for Inorganic Superfund Data Review (January 2010).

A qualification summary table is provided at the end of this report if data has been qualified. Flags are classified as P (protocol) or A (advisory) to indicate whether the flag is due to a laboratory deviation from a specified protocol or is of technical advisory nature.

Raw data were not reviewed for this SDG. The review was based on QC data.

The following are definitions of the data qualifiers:

- U Indicates the compound or analyte was analyzed for but not detected at or above the stated limit.
- J Indicates an estimated value.
- R Quality control indicates the data is not usable.
- NJ Presumptive evidence of the presence of the compound at an estimated quantity.
- UJ Indicates the compound or analyte was analyzed for but not detected. The sample detection limit is an estimated value.
- A Indicates the finding is based upon technical validation criteria.
- P Indicates the finding is related to a protocol/contractual deviation.
- None Indicates the data was not significantly impacted by the finding, therefore qualification was not required.

I. Technical Holding Times

All technical holding time requirements were met.

The chain-of-custodies were reviewed for documentation of cooler temperatures. All cooler temperatures met validation criteria.

II. Initial Calibration

All criteria for the initial calibration of each method were met.

III. Calibration Verification

Calibration verification frequency and analysis criteria were met for each method when applicable.

IV. Blanks

Method blanks were reviewed for each matrix as applicable. No contaminant concentrations were found in the initial, continuing and preparation blanks.

V. Matrix Spike/Matrix Spike Duplicates

The laboratory has indicated that there were no matrix spike (MS) and matrix spike duplicate (MSD) analyses specified for the samples in this SDG, and therefore matrix spike and matrix spike duplicate analyses were not performed for this SDG.

VI. Duplicates

The laboratory has indicated that there were no duplicate (DUP) analyses specified for the samples in this SDG, and therefore duplicate analyses were not performed for this SDG.

VII. Laboratory Control Samples

Laboratory control samples were reviewed for each matrix as applicable. Percent recoveries (%R) were within QC limits.

VIII. Sample Result Verification

Raw data were not reviewed for this SDG.

IX. Overall Assessment of Data

The analysis was conducted within all specifications of the method. No results were rejected in this SDG.

The quality control criteria reviewed were met and are considered acceptable. Based upon the Stage 2B data validation all results are considered valid and usable for all purposes.

X. Field Duplicates

No field duplicates were identified in this SDG.

XI. Field Blanks

No field blanks were identified in this SDG.

**Jeld-Wen Maulsby Marsh
Wet Chemistry - Data Qualification Summary - SDG 580-32847-1**

No Sample Data Qualified in this SDG

**Jeld-Wen Maulsby Marsh
Wet Chemistry - Laboratory Blank Data Qualification Summary - SDG 580-32847-1**

No Sample Data Qualified in this SDG

LDC #: 27889C6
 SDG #: 580-32847-1
 Laboratory: Test America

VALIDATION COMPLETENESS WORKSHEET
 Stage 2B

Date: 7-31-12
 Page: 1 of 1
 Reviewer: [Signature]
 2nd Reviewer: [Signature]

METHOD: (Analyte) Particle Size (Plumb 1981), Percent Solids, Percent Moisture (ASTM D2216), Black Carbon (Lloyd Kahn), Total Organic Carbon (EPA SW846 Method 9060M) ~~PSEP~~

The samples listed below were reviewed for each of the following validation areas. Validation findings are noted in attached validation findings worksheets.

	Validation Area		Comments
I.	Technical holding times	A	Sampling dates: 5/9/12
II	Initial calibration	A	
III.	Calibration verification	A	
IV	Blanks	A	
V	Matrix Spike/Matrix Spike Duplicates	N	Client specified
VI.	Duplicates	N	J
VII.	Laboratory control samples	A	LCS
VIII.	Sample result verification	N	
IX.	Overall assessment of data	A	
X.	Field duplicates	N	
XI.	Field blanks	N	

Note: A = Acceptable
 N = Not provided/applicable
 SW = See worksheet
 ND = No compounds detected
 R = Rinsate
 FB = Field blank
 D = Duplicate
 TB = Trip blank
 EB = Equipment blank

Validated Samples: Sediment

1	JW-EA05-COMP-120509	11		21		31	
2		12		22		32	
3		13		23		33	
4		14		24		34	
5		15		25		35	
6		16		26		36	
7		17		27		37	
8		18		28		38	
9		19		29		39	
10		20		30		40	

Notes: _____

Jeld-Wen Maulsby Marsh - LDC 27889

SDG: 580-32803-1

Analytical Method E160.3

Sample ID	Lab Sample ID	Chemical Name	Anal Date	Result	Mod Res Report	Detect	Lab Qual	Val Qual	Reason	RL	MDL	Units
JW-EA01-COMP-120507	580-32803-46	Moisture, percent	5/15/2012	53	Yes	Y				0.10	0	pct
JW-EA01-SS01-120507	580-32803-44	Moisture, percent	5/15/2012	62	Yes	Y				0.10	0	pct
JW-EA01-SS02-120507	580-32803-45	Moisture, percent	5/15/2012	53	Yes	Y				0.10	0	pct
JW-EA01-SS03-120507	580-32803-42	Moisture, percent	5/15/2012	41	Yes	Y				0.10	0	pct
JW-EA01-SS04-120507	580-32803-43	Moisture, percent	5/15/2012	51	Yes	Y				0.10	0	pct
JW-EA02-COMP-120507	580-32803-36	Moisture, percent	5/15/2012	57	Yes	Y				0.10	0	pct
JW-EA03-COMP-120507	580-32803-30	Moisture, percent	5/15/2012	57	Yes	Y				0.10	0	pct
JW-EA04-COMP-120507	580-32803-41	Moisture, percent	5/15/2012	35	Yes	Y				0.10	0	pct
JW-EA06-COMP-120507	580-32803-15	Moisture, percent	5/15/2012	46	Yes	Y				0.10	0	pct
JW-EA07-COMP-120507	580-32803-26	Moisture, percent	5/15/2012	41	Yes	Y				0.10	0	pct
JW-EA08-COMP-120507	580-32803-10	Moisture, percent	5/15/2012	51	Yes	Y				0.10	0	pct
JW-EA09-COMP-120507	580-32803-53	Moisture, percent	5/15/2012	42	Yes	Y				0.10	0	pct
JW-EA10-COMP-120507	580-32803-21	Moisture, percent	5/15/2012	37	Yes	Y				0.10	0	pct
JW-EA10-SS39-120507	580-32803-16	Moisture, percent	5/15/2012	38	Yes	Y				0.10	0	pct
JW-EA10-SS40-120507	580-32803-18	Moisture, percent	5/15/2012	40	Yes	Y				0.10	0	pct
JW-EA10-SS41-120507	580-32803-17	Moisture, percent	5/15/2012	30	Yes	Y				0.10	0	pct
JW-EA10-SS42-120507	580-32803-20	Moisture, percent	5/15/2012	37	Yes	Y				0.10	0	pct
JW-EA10-SS43-120507	580-32803-19	Moisture, percent	5/15/2012	39	Yes	Y				0.10	0	pct
JW-EA58-COMP-120507	580-32803-7	Moisture, percent	5/15/2012	51	Yes	Y				0.10	0	pct

Analytical Method E160.3M

Sample ID	Lab Sample ID	Chemical Name	Anal Date	Result	Mod Res Report	Detect	Lab Qual	Val Qual	Reason	RL	MDL	Units
JW-EA01-COMP-120507	580-32803-46	Total solids	5/15/2012	47	Yes	Y				0.10	0	pct
JW-EA01-SS01-120507	580-32803-44	Total solids	5/15/2012	38	Yes	Y				0.10	0	pct
JW-EA01-SS02-120507	580-32803-45	Total solids	5/15/2012	47	Yes	Y				0.10	0	pct

SDG: 580-32803-1

Analytical Method E160.3M

Sample ID	Lab Sample ID	Chemical Name	Anal Date	Result	Mod Res Report	Detect	Lab Qual	Val Qual	Reason	RL	MDL	Units
JW-EA01-SS03-120507	580-32803-42	Total solids	5/15/2012	59	Yes	Y				0.10	0	pct
JW-EA01-SS04-120507	580-32803-43	Total solids	5/15/2012	49	Yes	Y				0.10	0	pct
JW-EA02-COMP-120507	580-32803-36	Total solids	5/15/2012	43	Yes	Y				0.10	0	pct
JW-EA03-COMP-120507	580-32803-30	Total solids	5/15/2012	43	Yes	Y				0.10	0	pct
JW-EA04-COMP-120507	580-32803-41	Total solids	5/15/2012	65	Yes	Y				0.10	0	pct
JW-EA06-COMP-120507	580-32803-15	Total solids	5/15/2012	54	Yes	Y				0.10	0	pct
JW-EA07-COMP-120507	580-32803-26	Total solids	5/15/2012	59	Yes	Y				0.10	0	pct
JW-EA08-COMP-120507	580-32803-10	Total solids	5/15/2012	49	Yes	Y				0.10	0	pct
JW-EA09-COMP-120507	580-32803-53	Total solids	5/15/2012	58	Yes	Y				0.10	0	pct
JW-EA10-COMP-120507	580-32803-21	Total solids	5/15/2012	63	Yes	Y				0.10	0	pct
JW-EA10-SS39-120507	580-32803-16	Total solids	5/15/2012	62	Yes	Y				0.10	0	pct
JW-EA10-SS40-120507	580-32803-18	Total solids	5/15/2012	60	Yes	Y				0.10	0	pct
JW-EA10-SS41-120507	580-32803-17	Total solids	5/15/2012	70	Yes	Y				0.10	0	pct
JW-EA10-SS42-120507	580-32803-20	Total solids	5/15/2012	63	Yes	Y				0.10	0	pct
JW-EA10-SS43-120507	580-32803-19	Total solids	5/15/2012	61	Yes	Y				0.10	0	pct
JW-EA58-COMP-120507	580-32803-7	Total solids	5/15/2012	49	Yes	Y				0.10	0	pct

Analytical Method LloydKahn

Sample ID	Lab Sample ID	Chemical Name	Anal Date	Result	Mod Res Report	Detect	Lab Qual	Val Qual	Reason	RL	MDL	Units
JW-EA01-COMP-120507	580-32803-46	Black Carbon	5/29/2012	1700	Yes	Y				1000	0	mg/kg
JW-EA01-SS01-120507	580-32803-44	Black Carbon	5/29/2012	1900	Yes	Y				1000	0	mg/kg
JW-EA01-SS02-120507	580-32803-45	Black Carbon	5/29/2012	1900	Yes	Y				1000	0	mg/kg
JW-EA01-SS03-120507	580-32803-42	Black Carbon	5/29/2012	2100	Yes	Y				1000	0	mg/kg
JW-EA01-SS04-120507	580-32803-43	Black Carbon	5/29/2012	1700	Yes	Y				1000	0	mg/kg
JW-EA02-COMP-120507	580-32803-36	Black Carbon	5/29/2012	1700	Yes	Y				1000	0	mg/kg
JW-EA03-COMP-120507	580-32803-30	Black Carbon	5/29/2012	1500	Yes	Y				1000	0	mg/kg

SDG: 580-32803-1

Analytical Method LloydKahn

Sample ID	Lab Sample ID	Chemical Name	Anal Date	Result	Mod Res Report	Detect	Lab Qual	Val Qual	Reason	RL	MDL	Units
JW-EA04-COMP-120507	580-32803-41	Black Carbon	5/29/2012	1300	Yes	Y				1000	0	mg/kg
JW-EA06-COMP-120507	580-32803-15	Black Carbon	5/29/2012	1200	Yes	Y				1000	0	mg/kg
JW-EA07-COMP-120507	580-32803-26	Black Carbon	5/29/2012	1600	Yes	Y				1000	0	mg/kg
JW-EA08-COMP-120507	580-32803-10	Black Carbon	5/29/2012	1600	Yes	Y				1000	0	mg/kg
JW-EA09-COMP-120507	580-32803-53	Black Carbon	5/29/2012	1400	Yes	Y				1000	0	mg/kg
JW-EA10-COMP-120507	580-32803-21	Black Carbon	5/29/2012	1400	Yes	Y				1000	0	mg/kg
JW-EA10-SS39-120507	580-32803-16	Black Carbon	5/29/2012	1500	Yes	Y				1000	0	mg/kg
JW-EA10-SS40-120507	580-32803-18	Black Carbon	5/29/2012	1500	Yes	Y				1000	0	mg/kg
JW-EA10-SS41-120507	580-32803-17	Black Carbon	5/29/2012	1600	Yes	Y				1000	0	mg/kg
JW-EA10-SS42-120507	580-32803-20	Black Carbon	5/29/2012	1300	Yes	Y				1000	0	mg/kg
JW-EA10-SS43-120507	580-32803-19	Black Carbon	5/29/2012	1500	Yes	Y				1000	0	mg/kg
JW-EA58-COMP-120507	580-32803-7	Black Carbon	5/29/2012	1800	Yes	Y				1000	0	mg/kg

Analytical Method Plumb 1981

Sample ID	Lab Sample ID	Chemical Name	Anal Date	Result	Mod Res Report	Detect	Lab Qual	Val Qual	Reason	RL	MDL	Units
JW-EA01-COMP-120507	580-32803-46	Clay	6/8/2012	9.3	Yes	Y					0	pct
JW-EA01-COMP-120507	580-32803-46	Cobbles	6/8/2012	0	Yes	Y					0	pct
JW-EA01-COMP-120507	580-32803-46	Gravel	6/8/2012	12	Yes	Y					0	pct
JW-EA01-COMP-120507	580-32803-46	Sand	6/8/2012	9.5	Yes	Y					0	pct
JW-EA01-SS01-120507	580-32803-44	Silt	6/8/2012	70	Yes	Y					0	pct
JW-EA01-SS01-120507	580-32803-44	Sand	6/8/2012	3.7	Yes	Y					0	pct
JW-EA01-SS01-120507	580-32803-44	Gravel	6/8/2012	0.9	Yes	Y					0	pct
JW-EA01-SS01-120507	580-32803-44	Clay	6/8/2012	10	Yes	Y					0	pct
JW-EA01-SS01-120507	580-32803-44	Silt	6/8/2012	85	Yes	Y					0	pct
JW-EA01-SS01-120507	580-32803-44	Cobbles	6/8/2012	0	Yes	Y					0	pct
JW-EA01-SS02-120507	580-32803-45	Cobbles	6/8/2012	0	Yes	Y					0	pct

SDG: 580-32803-1

Analytical Method Plumb 1981

Sample ID	Lab Sample ID	Chemical Name	Anal Date	Result	Mod Res Report	Detect	Lab Qual	Val Qual	Reason	RI	MDL	Units
JW-EA01-SS02-120507	580-32803-45	Sand	6/8/2012	14	Yes	Y					0	pct
JW-EA01-SS02-120507	580-32803-45	Silt	6/8/2012	70	Yes	Y					0	pct
JW-EA01-SS02-120507	580-32803-45	Clay	6/8/2012	9	Yes	Y					0	pct
JW-EA01-SS02-120507	580-32803-45	Gravel	6/8/2012	6.7	Yes	Y					0	pct
JW-EA01-SS03-120507	580-32803-42	Sand	6/7/2012	20	Yes	Y					0	pct
JW-EA01-SS03-120507	580-32803-42	Clay	6/7/2012	8.8	Yes	Y					0	pct
JW-EA01-SS03-120507	580-32803-42	Cobbles	6/7/2012	0	Yes	Y					0	pct
JW-EA01-SS03-120507	580-32803-42	Gravel	6/7/2012	33	Yes	Y					0	pct
JW-EA01-SS03-120507	580-32803-42	Silt	6/7/2012	39	Yes	Y					0	pct
JW-EA01-SS04-120507	580-32803-43	Clay	6/7/2012	15	Yes	Y					0	pct
JW-EA01-SS04-120507	580-32803-43	Sand	6/7/2012	3	Yes	Y					0	pct
JW-EA01-SS04-120507	580-32803-43	Gravel	6/7/2012	0.3	Yes	Y					0	pct
JW-EA01-SS04-120507	580-32803-43	Cobbles	6/7/2012	0	Yes	Y					0	pct
JW-EA01-SS04-120507	580-32803-43	Silt	6/7/2012	82	Yes	Y					0	pct
JW-EA02-COMP-120507	580-32803-36	Silt	6/7/2012	79	Yes	Y					0	pct
JW-EA02-COMP-120507	580-32803-36	Sand	6/7/2012	7.2	Yes	Y					0	pct
JW-EA02-COMP-120507	580-32803-36	Gravel	6/7/2012	0.5	Yes	Y					0	pct
JW-EA02-COMP-120507	580-32803-36	Clay	6/7/2012	13	Yes	Y					0	pct
JW-EA02-COMP-120507	580-32803-36	Cobbles	6/7/2012	0	Yes	Y					0	pct
JW-EA03-COMP-120507	580-32803-30	Clay	6/7/2012	14	Yes	Y					0	pct
JW-EA03-COMP-120507	580-32803-30	Cobbles	6/7/2012	0	Yes	Y					0	pct
JW-EA03-COMP-120507	580-32803-30	Sand	6/7/2012	12	Yes	Y					0	pct
JW-EA03-COMP-120507	580-32803-30	Silt	6/7/2012	73	Yes	Y					0	pct
JW-EA03-COMP-120507	580-32803-30	Gravel	6/7/2012	0.4	Yes	Y					0	pct
JW-EA04-COMP-120507	580-32803-41	Silt	6/7/2012	35	Yes	Y					0	pct

SDG: 580-32803-1

Analytical Method Plumb 1981

Sample ID	Lab Sample ID	Chemical Name	Anal Date	Result	Mod Res Report	Detect	Lab Qual	Val Qual	Reason	RL	MDL	Units
JW-EA04-COMP-120507	580-32803-41	Clay	6/7/2012	9.3	Yes	Y					0	pct
JW-EA04-COMP-120507	580-32803-41	Cobbles	6/7/2012	0	Yes	Y					0	pct
JW-EA04-COMP-120507	580-32803-41	Gravel	6/7/2012	3.9	Yes	Y					0	pct
JW-EA04-COMP-120507	580-32803-41	Sand	6/7/2012	52	Yes	Y					0	pct
JW-EA06-COMP-120507	580-32803-15	Cobbles	6/7/2012	0	Yes	Y					0	pct
JW-EA06-COMP-120507	580-32803-15	Gravel	6/7/2012	0.1	Yes	Y					0	pct
JW-EA06-COMP-120507	580-32803-15	Sand	6/7/2012	51	Yes	Y					0	pct
JW-EA06-COMP-120507	580-32803-15	Silt	6/7/2012	42	Yes	Y					0	pct
JW-EA06-COMP-120507	580-32803-15	Clay	6/7/2012	7.4	Yes	Y					0	pct
JW-EA07-COMP-120507	580-32803-26	Gravel	6/7/2012	8.2	Yes	Y					0	pct
JW-EA07-COMP-120507	580-32803-26	Cobbles	6/7/2012	0	Yes	Y					0	pct
JW-EA07-COMP-120507	580-32803-26	Silt	6/7/2012	51	Yes	Y					0	pct
JW-EA07-COMP-120507	580-32803-26	Sand	6/7/2012	29	Yes	Y					0	pct
JW-EA07-COMP-120507	580-32803-26	Clay	6/7/2012	12	Yes	Y					0	pct
JW-EA08-COMP-120507	580-32803-10	Silt	6/7/2012	60	Yes	Y					0	pct
JW-EA08-COMP-120507	580-32803-10	Sand	6/7/2012	25	Yes	Y					0	pct
JW-EA08-COMP-120507	580-32803-10	Gravel	6/7/2012	3.4	Yes	Y					0	pct
JW-EA08-COMP-120507	580-32803-10	Cobbles	6/7/2012	0	Yes	Y					0	pct
JW-EA08-COMP-120507	580-32803-10	Clay	6/7/2012	12	Yes	Y					0	pct
JW-EA09-COMP-120507	580-32803-53	Gravel	6/8/2012	1.5	Yes	Y					0	pct
JW-EA09-COMP-120507	580-32803-53	Sand	6/8/2012	43	Yes	Y					0	pct
JW-EA09-COMP-120507	580-32803-53	Cobbles	6/8/2012	0	Yes	Y					0	pct
JW-EA09-COMP-120507	580-32803-53	Clay	6/8/2012	8.4	Yes	Y					0	pct
JW-EA09-COMP-120507	580-32803-53	Silt	6/8/2012	47	Yes	Y					0	pct
JW-EA10-COMP-120507	580-32803-21	Silt	6/7/2012	52	Yes	Y					0	pct

SDG: 580-32803-1

Analytical Method Plumb 1981

Sample ID	Lab Sample ID	Chemical Name	Ancl Date	Result	Mod Res Report	Detect	Lab Qual	Val Qual	Reason	RL	MDL	Units
JW-EA10-COMP-120507	580-32803-21	Clay	6/7/2012	11	Yes	Y					0	pct
JW-EA10-COMP-120507	580-32803-21	Cobbles	6/7/2012	0	Yes	Y					0	pct
JW-EA10-COMP-120507	580-32803-21	Sand	6/7/2012	34	Yes	Y					0	pct
JW-EA10-COMP-120507	580-32803-21	Gravel	6/7/2012	3.5	Yes	Y					0	pct
JW-EA10-SS39-120507	580-32803-16	Silt	6/7/2012	26	Yes	Y					0	pct
JW-EA10-SS39-120507	580-32803-16	Sand	6/7/2012	52	Yes	Y					0	pct
JW-EA10-SS39-120507	580-32803-16	Gravel	6/7/2012	16	Yes	Y					0	pct
JW-EA10-SS39-120507	580-32803-16	Cobbles	6/7/2012	0	Yes	Y					0	pct
JW-EA10-SS39-120507	580-32803-16	Clay	6/7/2012	6.5	Yes	Y					0	pct
JW-EA10-SS40-120507	580-32803-18	Sand	6/7/2012	31	Yes	Y					0	pct
JW-EA10-SS40-120507	580-32803-18	Cobbles	6/7/2012	0	Yes	Y					0	pct
JW-EA10-SS40-120507	580-32803-18	Gravel	6/7/2012	1.1	Yes	Y					0	pct
JW-EA10-SS40-120507	580-32803-18	Silt	6/7/2012	56	Yes	Y					0	pct
JW-EA10-SS40-120507	580-32803-18	Clay	6/7/2012	13	Yes	Y					0	pct
JW-EA10-SS41-120507	580-32803-17	Clay	6/7/2012	9.7	Yes	Y					0	pct
JW-EA10-SS41-120507	580-32803-17	Cobbles	6/7/2012	0	Yes	Y					0	pct
JW-EA10-SS41-120507	580-32803-17	Gravel	6/7/2012	14	Yes	Y					0	pct
JW-EA10-SS41-120507	580-32803-17	Sand	6/7/2012	40	Yes	Y					0	pct
JW-EA10-SS41-120507	580-32803-17	Silt	6/7/2012	37	Yes	Y					0	pct
JW-EA10-SS42-120507	580-32803-20	Gravel	6/7/2012	0.2	Yes	Y					0	pct
JW-EA10-SS42-120507	580-32803-20	Cobbles	6/7/2012	0	Yes	Y					0	pct
JW-EA10-SS42-120507	580-32803-20	Sand	6/7/2012	2.5	Yes	Y					0	pct
JW-EA10-SS42-120507	580-32803-20	Silt	6/7/2012	85	Yes	Y					0	pct
JW-EA10-SS42-120507	580-32803-20	Clay	6/7/2012	12	Yes	Y					0	pct
JW-EA10-SS43-120507	580-32803-19	Silt	6/7/2012	11	Yes	Y					0	pct

SDG: 580-32803-1

Analytical Method Plumb 1981

Sample ID	Lab Sample ID	Chemical Name	Anal Date	Result	Mod Res Report	Detect	Lab Qual	Val Qual	Reason	RL	MDL	Units
JW-EA10-SS43-120507	580-32803-19	Sand	6/7/2012	33	Yes	Y					0	pct
JW-EA10-SS43-120507	580-32803-19	Gravel	6/7/2012	1.6	Yes	Y					0	pct
JW-EA10-SS43-120507	580-32803-19	Clay	6/7/2012	11	Yes	Y					0	pct
JW-EA10-SS43-120507	580-32803-19	Cobbles	6/7/2012	0	Yes	Y					0	pct
JW-EA58-COMP-120507	580-32803-7	Silt	6/7/2012	61	Yes	Y					0	pct
JW-EA58-COMP-120507	580-32803-7	Sand	6/7/2012	25	Yes	Y					0	pct
JW-EA58-COMP-120507	580-32803-7	Gravel	6/7/2012	2	Yes	Y					0	pct
JW-EA58-COMP-120507	580-32803-7	Cobbles	6/7/2012	0	Yes	Y					0	pct
JW-EA58-COMP-120507	580-32803-7	Clay	6/7/2012	13	Yes	Y					0	pct

Analytical Method SW8270

Sample ID	Lab Sample ID	Chemical Name	Anal Date	Result	Mod Res Report	Detect	Lab Qual	Val Qual	Reason	RL	MDL	Units
JW-EA01-COMP-120507	580-32803-46	Benzo(b)fluoranthene	5/25/2012	12	Yes	Y		J	2	1.1	0.32	ug/kg
JW-EA01-COMP-120507	580-32803-46	Anthracene	5/25/2012	4.1	Yes	Y		J	2	1.1	0.32	ug/kg
JW-EA01-COMP-120507	580-32803-46	2-Methylnaphthalene	5/25/2012	1.1	Yes	N	U	UJ	2	1.1	0.42	ug/kg
JW-EA01-COMP-120507	580-32803-46	Naphthalene	5/25/2012	0.68	Yes	Y	J	J	2	1.1	0.42	ug/kg
JW-EA01-COMP-120507	580-32803-46	1-Methylnaphthalene	5/25/2012	1.1	Yes	N	U	UJ	2	1.1	0.32	ug/kg
JW-EA01-COMP-120507	580-32803-46	Fluorene	5/25/2012	1.5	Yes	Y		J	2	1.1	0.32	ug/kg
JW-EA01-COMP-120507	580-32803-46	Acenaphthene	5/25/2012	1.1	Yes	Y		J	2	1.1	0.32	ug/kg
JW-EA01-COMP-120507	580-32803-46	Chrysene	5/25/2012	22	Yes	Y		J	2	1.1	0.32	ug/kg
JW-EA01-COMP-120507	580-32803-46	Fluoranthene	5/25/2012	15	Yes	Y		J	2	1.1	0.32	ug/kg
JW-EA01-COMP-120507	580-32803-46	Indeno(1,2,3-c,d)pyrene	5/25/2012	4.1	Yes	Y		J	2	1.1	0.32	ug/kg
JW-EA01-COMP-120507	580-32803-46	Phenanthrene	5/25/2012	4.7	Yes	Y		J	2	1.1	0.32	ug/kg
JW-EA01-COMP-120507	580-32803-46	Benzo(g,h,i)perylene	5/25/2012	3.1	Yes	Y		J	2	1.1	0.32	ug/kg
JW-EA01-COMP-120507	580-32803-46	Dibenzo(a,h)anthracene	5/25/2012	0.87	Yes	Y	J	J	2	1.1	0.32	ug/kg
JW-EA01-COMP-120507	580-32803-46	Benzo(a)anthracene	5/25/2012	9.8	Yes	Y		J	2	1.1	0.32	ug/kg

SDG: 580-32803-1

Analytical Method		SW8270									
Sample ID	Lab Sample ID	Chemical Name	Result	Mod Res Report	Detect	Lab Qual	Val Qual	Reason	RL	MDL	Units
JW-EA01-COMP-120507	580-32803-46	Acenaphthylene	5/25/2012 1.3	Yes	Y	J	J	2	1.1	0.32	ug/kg
JW-EA01-COMP-120507	580-32803-46	Pyrene	5/25/2012 14	Yes	Y	J	J	2	1.1	0.32	ug/kg
JW-EA01-COMP-120507	580-32803-46	Benzo(k)fluoranthene	5/25/2012 5.5	Yes	Y	J	J	2	1.1	0.32	ug/kg
JW-EA01-COMP-120507	580-32803-46	Benzo(a)pyrene	5/25/2012 6.5	Yes	Y	J	J	2	1.1	0.32	ug/kg
JW-EA08-COMP-120507	580-32803-10	Benzo(b)fluoranthene	5/25/2012 12	Yes	Y				0.99	0.30	ug/kg
JW-EA08-COMP-120507	580-32803-10	Benzo(g,h,i)perylene	5/25/2012 5.1	Yes	Y				0.99	0.30	ug/kg
JW-EA08-COMP-120507	580-32803-10	Pyrene	5/25/2012 19	Yes	Y				0.99	0.30	ug/kg
JW-EA08-COMP-120507	580-32803-10	Indeno(1,2,3-c,d)pyrene	5/25/2012 5.7	Yes	Y				0.99	0.30	ug/kg
JW-EA08-COMP-120507	580-32803-10	Fluorene	5/25/2012 1.6	Yes	Y				0.99	0.30	ug/kg
JW-EA08-COMP-120507	580-32803-10	2-Methylnaphthalene	5/25/2012 0.56	Yes	Y	J			0.99	0.39	ug/kg
JW-EA08-COMP-120507	580-32803-10	1-Methylnaphthalene	5/25/2012 0.3	Yes	Y	J			0.99	0.30	ug/kg
JW-EA08-COMP-120507	580-32803-10	Phenanthrene	5/25/2012 9.4	Yes	Y				0.99	0.30	ug/kg
JW-EA08-COMP-120507	580-32803-10	Acenaphthene	5/25/2012 0.99	Yes	Y				0.99	0.30	ug/kg
JW-EA08-COMP-120507	580-32803-10	Benzo(a)anthracene	5/25/2012 9.9	Yes	Y				0.99	0.30	ug/kg
JW-EA08-COMP-120507	580-32803-10	Dibenzo(a,h)anthracene	5/25/2012 1.2	Yes	Y				0.99	0.30	ug/kg
JW-EA08-COMP-120507	580-32803-10	Benzo(k)fluoranthene	5/25/2012 4.6	Yes	Y				0.99	0.30	ug/kg
JW-EA08-COMP-120507	580-32803-10	Fluoranthene	5/25/2012 20	Yes	Y				0.99	0.30	ug/kg
JW-EA08-COMP-120507	580-32803-10	Chrysene	5/25/2012 17	Yes	Y				0.99	0.30	ug/kg
JW-EA08-COMP-120507	580-32803-10	Anthracene	5/25/2012 8.3	Yes	Y				0.99	0.30	ug/kg
JW-EA08-COMP-120507	580-32803-10	Acenaphthylene	5/25/2012 2.5	Yes	Y				0.99	0.30	ug/kg
JW-EA08-COMP-120507	580-32803-10	Benzo(a)pyrene	5/25/2012 8.9	Yes	Y				0.99	0.30	ug/kg
JW-EA08-COMP-120507	580-32803-10	Naphthalene	5/25/2012 0.89	Yes	Y	J			0.99	0.39	ug/kg
JW-EA09-COMP-120507	580-32803-53	Dibenzo(a,h)anthracene	5/25/2012 0.86	Yes	N	U	UJ	2	0.86	0.26	ug/kg
JW-EA09-COMP-120507	580-32803-53	Benzo(a)anthracene	5/25/2012 1.5	Yes	Y	J	J	2	0.86	0.26	ug/kg
JW-EA09-COMP-120507	580-32803-53	Acenaphthene	5/25/2012 0.86	Yes	N	U	UJ	2	0.86	0.26	ug/kg

SDG: 580-32803-1

Analytical Method SW8270

Sample ID	Lab Sample ID	Chemical Name	Anal Date	Result	Mod Res	Report	Defect	Lab Qual	Val Qual	Reason	RI	MDL	Units
JW-EA09-COMP-120507	580-32803-53	Phenanthrene	5/25/2012	0.91	Yes	Y	Y	J	J	2	0.86	0.26	ug/kg
JW-EA09-COMP-120507	580-32803-53	Fluorene	5/25/2012	0.3	Yes	Y	Y	J	J	2	0.86	0.26	ug/kg
JW-EA09-COMP-120507	580-32803-53	1-Methylnaphthalene	5/25/2012	0.26	Yes	Y	Y	J	J	2	0.86	0.26	ug/kg
JW-EA09-COMP-120507	580-32803-53	2-Methylnaphthalene	5/25/2012	0.86	Yes	N	N	U	UJ	2	0.86	0.34	ug/kg
JW-EA09-COMP-120507	580-32803-53	Benzo(a)pyrene	5/25/2012	1.6	Yes	Y	Y	J	J	2	0.86	0.26	ug/kg
JW-EA09-COMP-120507	580-32803-53	Fluoranthene	5/25/2012	2.8	Yes	Y	Y	J	J	2	0.86	0.26	ug/kg
JW-EA09-COMP-120507	580-32803-53	Naphthalene	5/25/2012	0.71	Yes	Y	Y	J	J	2	0.86	0.34	ug/kg
JW-EA09-COMP-120507	580-32803-53	Anthracene	5/25/2012	0.59	Yes	Y	Y	J	J	2	0.86	0.26	ug/kg
JW-EA09-COMP-120507	580-32803-53	Benzo(k)fluoranthene	5/25/2012	0.89	Yes	Y	Y	J	J	2	0.86	0.26	ug/kg
JW-EA09-COMP-120507	580-32803-53	Benzo(b)fluoranthene	5/25/2012	2.1	Yes	Y	Y	J	J	2	0.86	0.26	ug/kg
JW-EA09-COMP-120507	580-32803-53	Indeno(1,2,3-c,d)pyrene	5/25/2012	1	Yes	Y	Y	J	J	2	0.86	0.26	ug/kg
JW-EA09-COMP-120507	580-32803-53	Benzo(g,h,i)perylene	5/25/2012	0.88	Yes	Y	Y	J	J	2	0.86	0.26	ug/kg
JW-EA09-COMP-120507	580-32803-53	Pyrene	5/25/2012	2.4	Yes	Y	Y	J	J	2	0.86	0.26	ug/kg
JW-EA09-COMP-120507	580-32803-53	Chrysene	5/25/2012	2.5	Yes	Y	Y	J	J	2	0.86	0.26	ug/kg
JW-EA09-COMP-120507	580-32803-53	Acenaphthylene	5/25/2012	0.62	Yes	Y	Y	J	J	2	0.86	0.26	ug/kg
JW-EA10-COMP-120507	580-32803-21	Dibenzo(a,h)anthracene	5/25/2012	1.7	Yes	Y	Y				0.77	0.23	ug/kg
JW-EA10-COMP-120507	580-32803-21	2-Methylnaphthalene	5/25/2012	0.4	Yes	Y	Y	J	J		0.77	0.31	ug/kg
JW-EA10-COMP-120507	580-32803-21	Benzo(a)anthracene	5/25/2012	11	Yes	Y	Y	U			0.77	0.23	ug/kg
JW-EA10-COMP-120507	580-32803-21	Naphthalene	5/25/2012	0.77	Yes	N	N	U			0.77	0.31	ug/kg
JW-EA10-COMP-120507	580-32803-21	Acenaphthene	5/25/2012	1.8	Yes	Y	Y				0.77	0.23	ug/kg
JW-EA10-COMP-120507	580-32803-21	Phenanthrene	5/25/2012	13	Yes	Y	Y				0.77	0.23	ug/kg
JW-EA10-COMP-120507	580-32803-21	1-Methylnaphthalene	5/25/2012	0.38	Yes	Y	Y	J			0.77	0.23	ug/kg
JW-EA10-COMP-120507	580-32803-21	Benzo(b)fluoranthene	5/25/2012	15	Yes	Y	Y				0.77	0.23	ug/kg
JW-EA10-COMP-120507	580-32803-21	Benzo(a)pyrene	5/25/2012	11	Yes	Y	Y				0.77	0.23	ug/kg
JW-EA10-COMP-120507	580-32803-21	Fluorene	5/25/2012	2	Yes	Y	Y				0.77	0.23	ug/kg

SDG: 580-32803-1

Analytical Method SW8270

Sample ID	Analytical Method	Lab Sample ID	Chemical Name	Anal Date	Result	Mod Res Report	Detect	Lab Qual	Val Qual	Reason	RL	MDL	Units
JW-EA10-COMP-120507		580-32803-21	Pyrene	5/25/2012	23	Yes	Y				0.77	0.23	ug/kg
JW-EA10-COMP-120507		580-32803-21	Acenaphthylene	5/25/2012	1.9	Yes	Y				0.77	0.23	ug/kg
JW-EA10-COMP-120507		580-32803-21	Fluoranthene	5/25/2012	23	Yes	Y				0.77	0.23	ug/kg
JW-EA10-COMP-120507		580-32803-21	Anthracene	5/25/2012	7.4	Yes	Y				0.77	0.23	ug/kg
JW-EA10-COMP-120507		580-32803-21	Indeno(1,2,3-c,d)pyrene	5/25/2012	7.3	Yes	Y				0.77	0.23	ug/kg
JW-EA10-COMP-120507		580-32803-21	Benzo(g,h,i)perylene	5/25/2012	6.1	Yes	Y				0.77	0.23	ug/kg
JW-EA10-COMP-120507		580-32803-21	Benzo(k)fluoranthene	5/25/2012	7	Yes	Y				0.77	0.23	ug/kg
JW-EA10-COMP-120507		580-32803-21	Chrysene	5/25/2012	20	Yes	Y				0.77	0.23	ug/kg
JW-EA58-COMP-120507		580-32803-7	2-Methylnaphthalene	5/25/2012	1	Yes	N	U			1.0	0.41	ug/kg
JW-EA58-COMP-120507		580-32803-7	Naphthalene	5/25/2012	0.67	Yes	Y	J			1.0	0.41	ug/kg
JW-EA58-COMP-120507		580-32803-7	1-Methylnaphthalene	5/25/2012	0.32	Yes	Y	J			1.0	0.30	ug/kg
JW-EA58-COMP-120507		580-32803-7	Fluorene	5/25/2012	1.2	Yes	Y				1.0	0.30	ug/kg
JW-EA58-COMP-120507		580-32803-7	Phenanthrene	5/25/2012	8.8	Yes	Y				1.0	0.30	ug/kg
JW-EA58-COMP-120507		580-32803-7	Benzo(a)anthracene	5/25/2012	6.7	Yes	Y				1.0	0.30	ug/kg
JW-EA58-COMP-120507		580-32803-7	Dibenzo(a,h)anthracene	5/25/2012	1	Yes	Y				1.0	0.30	ug/kg
JW-EA58-COMP-120507		580-32803-7	Anthracene	5/25/2012	3.5	Yes	Y				1.0	0.30	ug/kg
JW-EA58-COMP-120507		580-32803-7	Chrysene	5/25/2012	12	Yes	Y				1.0	0.30	ug/kg
JW-EA58-COMP-120507		580-32803-7	Acenaphthylene	5/25/2012	1.3	Yes	Y				1.0	0.30	ug/kg
JW-EA58-COMP-120507		580-32803-7	Benzo(k)fluoranthene	5/25/2012	3.5	Yes	Y				1.0	0.30	ug/kg
JW-EA58-COMP-120507		580-32803-7	Fluoranthene	5/25/2012	16	Yes	Y				1.0	0.30	ug/kg
JW-EA58-COMP-120507		580-32803-7	Benzo(b)fluoranthene	5/25/2012	9.3	Yes	Y				1.0	0.30	ug/kg
JW-EA58-COMP-120507		580-32803-7	Indeno(1,2,3-c,d)pyrene	5/25/2012	5.4	Yes	Y				1.0	0.30	ug/kg
JW-EA58-COMP-120507		580-32803-7	Benzo(g,h,i)perylene	5/25/2012	4.6	Yes	Y				1.0	0.30	ug/kg
JW-EA58-COMP-120507		580-32803-7	Pyrene	5/25/2012	17	Yes	Y				1.0	0.30	ug/kg
JW-EA58-COMP-120507		580-32803-7	Benzo(a)pyrene	5/25/2012	7.3	Yes	Y				1.0	0.30	ug/kg

SDG: 580-32803-1

Analytical Method		SW8270														
Sample ID	Lab Sample ID	Chemical Name	Anal Date	Result	Mod Res	Report	Detect	Lab Qual	Val Qual	Reason	RL	MDL	Units			
JW-EA58-COMP-120507	580-32803-7	Acenaphthene	5/25/2012	0.96	Yes	Y	J	1.0	0.30	0.96	0.029	ug/kg				
JW-FB-120507	580-32803-55	Benzo(a)anthracene	5/23/2012	0.096	Yes	N	U	0.096	0.029	0.096	0.029	ug/L				
JW-FB-120507	580-32803-55	Acenaphthene	5/23/2012	0.096	Yes	N	U	0.096	0.029	0.096	0.029	ug/L				
JW-FB-120507	580-32803-55	Indeno(1,2,3-c,d)pyrene	5/23/2012	0.096	Yes	N	U	0.096	0.029	0.096	0.029	ug/L				
JW-FB-120507	580-32803-55	Phenanthrene	5/23/2012	0.096	Yes	N	U	0.096	0.029	0.096	0.029	ug/L				
JW-FB-120507	580-32803-55	Dibenzo(a,h)anthracene	5/23/2012	0.096	Yes	N	U	0.096	0.029	0.096	0.029	ug/L				
JW-FB-120507	580-32803-55	Fluorene	5/23/2012	0.096	Yes	N	U	0.096	0.029	0.096	0.029	ug/L				
JW-FB-120507	580-32803-55	1-Methylnaphthalene	5/23/2012	0.096	Yes	N	U	0.096	0.029	0.096	0.029	ug/L				
JW-FB-120507	580-32803-55	2-Methylnaphthalene	5/23/2012	0.13	Yes	N	U	0.13	0.029	0.13	0.029	ug/L				
JW-FB-120507	580-32803-55	Naphthalene	5/23/2012	0.096	Yes	N	U	0.096	0.035	0.096	0.035	ug/L				
JW-FB-120507	580-32803-55	Pyrene	5/23/2012	0.096	Yes	N	U	0.096	0.029	0.096	0.029	ug/L				
JW-FB-120507	580-32803-55	Benzo(a)pyrene	5/23/2012	0.19	Yes	N	U	0.19	0.029	0.19	0.029	ug/L				
JW-FB-120507	580-32803-55	Anthracene	5/23/2012	0.096	Yes	N	U	0.096	0.029	0.096	0.029	ug/L				
JW-FB-120507	580-32803-55	Fluoranthene	5/23/2012	0.096	Yes	N	U	0.096	0.029	0.096	0.029	ug/L				
JW-FB-120507	580-32803-55	Benzo(g,h,i)perylene	5/23/2012	0.096	Yes	N	U	0.096	0.029	0.096	0.029	ug/L				
JW-FB-120507	580-32803-55	Benzo(b)fluoranthene	5/23/2012	0.096	Yes	N	U	0.096	0.029	0.096	0.029	ug/L				
JW-FB-120507	580-32803-55	Benzo(k)fluoranthene	5/23/2012	0.096	Yes	N	U	0.096	0.029	0.096	0.029	ug/L				
JW-FB-120507	580-32803-55	Acenaphthylene	5/23/2012	0.096	Yes	N	U	0.096	0.029	0.096	0.029	ug/L				
JW-FB-120507	580-32803-55	Chrysene	5/23/2012	0.096	Yes	N	U	0.096	0.029	0.096	0.029	ug/L				
JW-RB-120507	580-32803-54	Dibenzo(a,h)anthracene	5/23/2012	0.1	Yes	N	U	0.10	0.030	0.10	0.030	ug/L				
JW-RB-120507	580-32803-54	Chrysene	5/23/2012	0.1	Yes	N	U	0.10	0.030	0.10	0.030	ug/L				
JW-RB-120507	580-32803-54	Acenaphthene	5/23/2012	0.1	Yes	N	U	0.10	0.030	0.10	0.030	ug/L				
JW-RB-120507	580-32803-54	Naphthalene	5/23/2012	0.1	Yes	N	U	0.10	0.036	0.10	0.036	ug/L				
JW-RB-120507	580-32803-54	Phenanthrene	5/23/2012	0.1	Yes	N	U	0.10	0.030	0.10	0.030	ug/L				
JW-RB-120507	580-32803-54	Fluorene	5/23/2012	0.1	Yes	N	U	0.10	0.030	0.10	0.030	ug/L				

SDG: 580-32803-1

Analytical Method SW8270

Sample ID	Analytical Method	Lab Sample ID	Chemical Name	Anal Date	Result	Mod Res	Report	Detect	Lab Qual	Val Qual	Reason	RL	MDL	Units
JW-RB-120507		580-32803-54	1-Methylnaphthalene	5/23/2012	0.1		Yes	N	U			0.10	0.030	ug/L
JW-RB-120507		580-32803-54	Benzo(a)pyrene	5/23/2012	0.2		Yes	N	U			0.20	0.030	ug/L
JW-RB-120507		580-32803-54	2-Methylnaphthalene	5/23/2012	0.13		Yes	N	U			0.13	0.030	ug/L
JW-RB-120507		580-32803-54	Benzo(a)anthracene	5/23/2012	0.1		Yes	N	U			0.10	0.030	ug/L
JW-RB-120507		580-32803-54	Benzo(b)fluoranthene	5/23/2012	0.1		Yes	N	U			0.10	0.030	ug/L
JW-RB-120507		580-32803-54	Anthracene	5/23/2012	0.1		Yes	N	U			0.10	0.030	ug/L
JW-RB-120507		580-32803-54	Pyrene	5/23/2012	0.1		Yes	N	U			0.10	0.030	ug/L
JW-RB-120507		580-32803-54	Benzo(g,h,i)perylene	5/23/2012	0.1		Yes	N	U			0.10	0.030	ug/L
JW-RB-120507		580-32803-54	Indeno(1,2,3-c,d)pyrene	5/23/2012	0.1		Yes	N	U			0.10	0.030	ug/L
JW-RB-120507		580-32803-54	Acenaphthylene	5/23/2012	0.1		Yes	N	U			0.10	0.030	ug/L
JW-RB-120507		580-32803-54	Fluoranthene	5/23/2012	0.1		Yes	N	U			0.10	0.030	ug/L
JW-RB-120507		580-32803-54	Benzo(k)fluoranthene	5/23/2012	0.1		Yes	N	U			0.10	0.030	ug/L

Analytical Method SW9060M

Sample ID	Analytical Method	Lab Sample ID	Chemical Name	Anal Date	Result	Mod Res	Report	Detect	Lab Qual	Val Qual	Reason	RL	MDL	Units
JW-EA01-COMP-120507		580-32803-46	Total organic carbon	6/8/2012	28000		Yes	Y				2000	610	mg/kg
JW-EA01-SS01-120507		580-32803-44	Total organic carbon	6/8/2012	29000		Yes	Y				2000	610	mg/kg
JW-EA01-SS02-120507		580-32803-45	Total organic carbon	6/8/2012	39000		Yes	Y				2000	610	mg/kg
JW-EA01-SS03-120507		580-32803-42	Total organic carbon	6/8/2012	19000		Yes	Y				2000	610	mg/kg
JW-EA01-SS04-120507		580-32803-43	Total organic carbon	6/8/2012	27000		Yes	Y				2000	610	mg/kg
JW-EA02-COMP-120507		580-32803-36	Total organic carbon	6/8/2012	28000		Yes	Y				2000	610	mg/kg
JW-EA03-COMP-120507		580-32803-30	Total organic carbon	6/8/2012	25000		Yes	Y				2000	610	mg/kg
JW-EA04-COMP-120507		580-32803-41	Total organic carbon	6/8/2012	17000		Yes	Y				2000	610	mg/kg
JW-EA06-COMP-120507		580-32803-15	Total organic carbon	6/8/2012	19000		Yes	Y				2000	610	mg/kg
JW-EA07-COMP-120507		580-32803-26	Total organic carbon	6/8/2012	31000		Yes	Y				2000	610	mg/kg
JW-EA08-COMP-120507		580-32803-10	Total organic carbon	6/8/2012	29000		Yes	Y				2000	610	mg/kg

SDG: 580-32803-1

Analytical Method SW9060M

Sample ID	Analytical Method	Lab Sample ID	Chemical Name	Anal Date	Result	Mod Res	Report	Detect	Lab Qual	Val Qual	Reason	RL	MDL	Units
JW-EA09-COMP-120507		580-32803-53	Total organic carbon	6/8/2012	18000	Yes	Y	Y				2000	610	mg/kg
JW-EA10-COMP-120507		580-32803-21	Total organic carbon	6/8/2012	20000	Yes	Y	Y				2000	610	mg/kg
JW-EA10-SS39-120507		580-32803-16	Total organic carbon	6/8/2012	24000	Yes	Y	Y				2000	610	mg/kg
JW-EA10-SS40-120507		580-32803-18	Total organic carbon	6/8/2012	25000	Yes	Y	Y				2000	610	mg/kg
JW-EA10-SS41-120507		580-32803-17	Total organic carbon	6/8/2012	28000	Yes	Y	Y				2000	610	mg/kg
JW-EA10-SS42-120507		580-32803-20	Total organic carbon	6/8/2012	16000	Yes	Y	Y				2000	610	mg/kg
JW-EA10-SS43-120507		580-32803-19	Total organic carbon	6/8/2012	23000	Yes	Y	Y				2000	610	mg/kg
JW-EA58-COMP-120507		580-32803-7	Total organic carbon	6/8/2012	28000	Yes	Y	Y				2000	610	mg/kg

SDG: 580-32844-1

Analytical Method E160.3

Sample ID	Lab Sample ID	Chemical Name	Anal Date	Result	Mod Res Report	Detect	Lab Qual	Val Qual	Reason	RL	MDL	Units
JW-DR-COMP-120508	580-32844-10	Moisture, percent	5/21/2012	50	Yes	Y				0.10	0	pct
JW-RG-COMP-120508	580-32844-15	Moisture, percent	5/21/2012	36	Yes	Y				0.10	0	pct
JW-UR-COMP-120508	580-32844-5	Moisture, percent	5/21/2012	46	Yes	Y				0.10	0	pct

Analytical Method E160.3M

Sample ID	Lab Sample ID	Chemical Name	Anal Date	Result	Mod Res Report	Detect	Lab Qual	Val Qual	Reason	RL	MDL	Units
JW-DR-COMP-120508	580-32844-10	Total solids	5/21/2012	50	Yes	Y				0.10	0	pct
JW-RG-COMP-120508	580-32844-15	Total solids	5/21/2012	64	Yes	Y				0.10	0	pct
JW-UR-COMP-120508	580-32844-5	Total solids	5/21/2012	54	Yes	Y				0.10	0	pct

Analytical Method LloydKahn

Sample ID	Lab Sample ID	Chemical Name	Anal Date	Result	Mod Res Report	Detect	Lab Qual	Val Qual	Reason	RL	MDL	Units
JW-DR-COMP-120508	580-32844-10	Black Carbon	5/29/2012	1400	Yes	Y				1000	0	mg/kg
JW-RG-COMP-120508	580-32844-15	Black Carbon	5/29/2012	1200	Yes	Y				1000	0	mg/kg
JW-UR-COMP-120508	580-32844-5	Black Carbon	5/29/2012	1300	Yes	Y				1000	0	mg/kg

Analytical Method Plumb 1981

Sample ID	Lab Sample ID	Chemical Name	Anal Date	Result	Mod Res Report	Detect	Lab Qual	Val Qual	Reason	RL	MDL	Units
JW-DR-COMP-120508	580-32844-10	Clay	6/8/2012	11	Yes	Y					0	pct
JW-DR-COMP-120508	580-32844-10	Sand	6/8/2012	6.5	Yes	Y					0	pct
JW-DR-COMP-120508	580-32844-10	Cobbles	6/8/2012	0	Yes	Y					0	pct
JW-DR-COMP-120508	580-32844-10	Silt	6/8/2012	83	Yes	Y					0	pct
JW-DR-COMP-120508	580-32844-10	Gravel	6/8/2012	0	Yes	Y					0	pct
JW-RG-COMP-120508	580-32844-15	Silt	6/8/2012	70	Yes	Y					0	pct
JW-RG-COMP-120508	580-32844-15	Sand	6/8/2012	14	Yes	Y					0	pct
JW-RG-COMP-120508	580-32844-15	Cobbles	6/8/2012	0	Yes	Y					0	pct
JW-RG-COMP-120508	580-32844-15	Clay	6/8/2012	9	Yes	Y					0	pct
JW-RG-COMP-120508	580-32844-15	Gravel	6/8/2012	6.7	Yes	Y					0	pct

SDG: 580-32844-1

Analytical Method Plumb 1981

Sample ID	Analytical Method	Lab Sample ID	Chemical Name	Anal Date	Result	Mod Res Report	Detect	Lab Qual	Val Qual	Reason	RL	MDL	Units
JW-UR-COMP-120508		580-32844-5	Clay	6/8/2012	13	Yes	Y					0	pct
JW-UR-COMP-120508		580-32844-5	Cobbles	6/8/2012	0	Yes	Y					0	pct
JW-UR-COMP-120508		580-32844-5	Gravel	6/8/2012	0.1	Yes	Y					0	pct
JW-UR-COMP-120508		580-32844-5	Sand	6/8/2012	27	Yes	Y					0	pct
JW-UR-COMP-120508		580-32844-5	Silt	6/8/2012	61	Yes	Y					0	pct

Analytical Method SW8270

Sample ID	Analytical Method	Lab Sample ID	Chemical Name	Anal Date	Result	Mod Res Report	Detect	Lab Qual	Val Qual	Reason	RL	MDL	Units
JW-DR-COMP-120508		580-32844-10	2-Methylnaphthalene	5/25/2012	0.99	Yes	N	U				0.40	ug/kg
JW-DR-COMP-120508		580-32844-10	Fluoranthene	5/25/2012	1.7	Yes	Y					0.30	ug/kg
JW-DR-COMP-120508		580-32844-10	Pyrene	5/25/2012	1.6	Yes	Y					0.30	ug/kg
JW-DR-COMP-120508		580-32844-10	Naphthalene	5/25/2012	0.99	Yes	N	U				0.40	ug/kg
JW-DR-COMP-120508		580-32844-10	Benzo(b)fluoranthene	5/25/2012	1.6	Yes	Y					0.30	ug/kg
JW-DR-COMP-120508		580-32844-10	Indeno(1,2,3-c,d)pyrene	5/25/2012	0.69	Yes	Y	J				0.30	ug/kg
JW-DR-COMP-120508		580-32844-10	Anthracene	5/25/2012	0.36	Yes	Y	J				0.30	ug/kg
JW-DR-COMP-120508		580-32844-10	Benzo(k)fluoranthene	5/25/2012	0.59	Yes	Y	J				0.30	ug/kg
JW-DR-COMP-120508		580-32844-10	Acenaphthylene	5/25/2012	0.99	Yes	N	U				0.30	ug/kg
JW-DR-COMP-120508		580-32844-10	Phenanthrene	5/25/2012	0.76	Yes	Y	J				0.30	ug/kg
JW-DR-COMP-120508		580-32844-10	1-Methylnaphthalene	5/25/2012	0.99	Yes	N	U				0.30	ug/kg
JW-DR-COMP-120508		580-32844-10	Benzo(g,h,i)perylene	5/25/2012	0.55	Yes	Y	J				0.30	ug/kg
JW-DR-COMP-120508		580-32844-10	Fluorene	5/25/2012	0.99	Yes	N	U				0.30	ug/kg
JW-DR-COMP-120508		580-32844-10	Chrysene	5/25/2012	1.7	Yes	Y					0.30	ug/kg
JW-DR-COMP-120508		580-32844-10	Acenaphthene	5/25/2012	0.99	Yes	N	U				0.30	ug/kg
JW-DR-COMP-120508		580-32844-10	Benzo(a)anthracene	5/25/2012	0.85	Yes	Y	J				0.30	ug/kg
JW-DR-COMP-120508		580-32844-10	Dibenzo(a,h)anthracene	5/25/2012	0.99	Yes	N	U				0.30	ug/kg
JW-DR-COMP-120508		580-32844-10	Benzo(a)pyrene	5/25/2012	0.98	Yes	Y	J				0.30	ug/kg

SDG: 580-32844-1

Analytical Method		SW8270													
Sample ID	Lab Sample ID	Chemical Name	Anal Date	Result	Mod Res	Report	Detect	Lab Qual	Val Qual	Reason	RL	MDL	Units		
JW-RG-COMP-120508	580-32844-15	Fluoranthene	5/25/2012	4.9	Yes	Y	Y				0.78	0.23	ug/kg		
JW-RG-COMP-120508	580-32844-15	Acenaphthene	5/25/2012	0.78	Yes	N	N	U			0.78	0.23	ug/kg		
JW-RG-COMP-120508	580-32844-15	Pyrene	5/25/2012	4.6	Yes	Y	Y				0.78	0.23	ug/kg		
JW-RG-COMP-120508	580-32844-15	Benzo(g,h,i)perylene	5/25/2012	1	Yes	Y	Y				0.78	0.23	ug/kg		
JW-RG-COMP-120508	580-32844-15	Indeno(1,2,3-c,d)pyrene	5/25/2012	1.3	Yes	Y	Y				0.78	0.23	ug/kg		
JW-RG-COMP-120508	580-32844-15	Benzo(b)fluoranthene	5/25/2012	3.6	Yes	Y	Y				0.78	0.23	ug/kg		
JW-RG-COMP-120508	580-32844-15	Anthracene	5/25/2012	0.77	Yes	Y	Y	J			0.78	0.23	ug/kg		
JW-RG-COMP-120508	580-32844-15	Benzo(k)fluoranthene	5/25/2012	1.3	Yes	Y	Y				0.78	0.23	ug/kg		
JW-RG-COMP-120508	580-32844-15	Acenaphthylene	5/25/2012	0.29	Yes	Y	Y	J			0.78	0.23	ug/kg		
JW-RG-COMP-120508	580-32844-15	Chrysene	5/25/2012	3.9	Yes	Y	Y				0.78	0.23	ug/kg		
JW-RG-COMP-120508	580-32844-15	Benzo(a)pyrene	5/25/2012	2.3	Yes	Y	Y				0.78	0.23	ug/kg		
JW-RG-COMP-120508	580-32844-15	Benzo(a)anthracene	5/25/2012	2.7	Yes	Y	Y				0.78	0.23	ug/kg		
JW-RG-COMP-120508	580-32844-15	Phenanthrene	5/25/2012	2	Yes	Y	Y				0.78	0.23	ug/kg		
JW-RG-COMP-120508	580-32844-15	Fluorene	5/25/2012	0.78	Yes	N	N	U			0.78	0.23	ug/kg		
JW-RG-COMP-120508	580-32844-15	1-Methylnaphthalene	5/25/2012	0.78	Yes	N	N	U			0.78	0.23	ug/kg		
JW-RG-COMP-120508	580-32844-15	Naphthalene	5/25/2012	0.78	Yes	N	N	U			0.78	0.31	ug/kg		
JW-RG-COMP-120508	580-32844-15	2-Methylnaphthalene	5/25/2012	0.78	Yes	N	N	U			0.78	0.31	ug/kg		
JW-RG-COMP-120508	580-32844-15	Dibenzo(a,h)anthracene	5/25/2012	0.78	Yes	N	N	U			0.78	0.23	ug/kg		
JW-UR-COMP-120508	580-32844-5	Benzo(k)fluoranthene	5/25/2012	5.2	Yes	Y	Y				0.89	0.27	ug/kg		
JW-UR-COMP-120508	580-32844-5	Phenanthrene	5/25/2012	3.4	Yes	Y	Y				0.89	0.27	ug/kg		
JW-UR-COMP-120508	580-32844-5	2-Methylnaphthalene	5/25/2012	0.41	Yes	Y	Y	J			0.89	0.36	ug/kg		
JW-UR-COMP-120508	580-32844-5	Naphthalene	5/25/2012	1.3	Yes	Y	Y				0.89	0.36	ug/kg		
JW-UR-COMP-120508	580-32844-5	Benzo(b)fluoranthene	5/25/2012	13	Yes	Y	Y				0.89	0.27	ug/kg		
JW-UR-COMP-120508	580-32844-5	Fluorene	5/25/2012	0.66	Yes	Y	Y	J			0.89	0.27	ug/kg		
JW-UR-COMP-120508	580-32844-5	Acenaphthene	5/25/2012	0.32	Yes	Y	Y	J			0.89	0.27	ug/kg		

SDG: 580-32844-1

Analytical Method		SW8270										
Sample ID	Lab Sample ID	Chemical Name	Anal Date	Result	Mod Res Report	Detect	Lab Qual	Val Qual	Reason	RL	MDL	Units
JW-UR-COMP-120508	580-32844-5	Benzo(a)anthracene	5/25/2012	10	Yes	Y				0.89	0.27	ug/kg
JW-UR-COMP-120508	580-32844-5	Dibenzo(a,h)anthracene	5/25/2012	0.95	Yes	Y				0.89	0.27	ug/kg
JW-UR-COMP-120508	580-32844-5	Benzo(a)pyrene	5/25/2012	8.2	Yes	Y				0.89	0.27	ug/kg
JW-UR-COMP-120508	580-32844-5	Acenaphthylene	5/25/2012	1.6	Yes	Y				0.89	0.27	ug/kg
JW-UR-COMP-120508	580-32844-5	Fluoranthene	5/25/2012	20	Yes	Y				0.89	0.27	ug/kg
JW-UR-COMP-120508	580-32844-5	Indeno(1,2,3-c,d)pyrene	5/25/2012	4.4	Yes	Y				0.89	0.27	ug/kg
JW-UR-COMP-120508	580-32844-5	Benzo(g,h,i)perylene	5/25/2012	3.3	Yes	Y				0.89	0.27	ug/kg
JW-UR-COMP-120508	580-32844-5	Pyrene	5/25/2012	16	Yes	Y				0.89	0.27	ug/kg
JW-UR-COMP-120508	580-32844-5	Anthracene	5/25/2012	2.5	Yes	Y				0.89	0.27	ug/kg
JW-UR-COMP-120508	580-32844-5	Chrysene	5/25/2012	17	Yes	Y				0.89	0.27	ug/kg
JW-UR-COMP-120508	580-32844-5	1-Methylnaphthalene	5/25/2012	0.28	Yes	Y	J			0.89	0.27	ug/kg

Analytical Method		SW9060M										
Sample ID	Lab Sample ID	Chemical Name	Anal Date	Result	Mod Res Report	Detect	Lab Qual	Val Qual	Reason	RL	MDL	Units
JW-DR-COMP-120508	580-32844-10	Total organic carbon	6/11/2012	20000	Yes	Y	H			2000	610	mg/kg
JW-RG-COMP-120508	580-32844-15	Total organic carbon	6/11/2012	23000	Yes	Y	H			2000	610	mg/kg
JW-UR-COMP-120508	580-32844-5	Total organic carbon	6/11/2012	20000	Yes	Y	H			2000	610	mg/kg

SDG: 580-32847-1

Analytical Method		E160.3		Chemical Name											
Sample ID	Lab Sample ID	Chemical Name	Anal Date	Result	Mod Res Report	Detect	Lab Qual	Val Qual	Reason	RL	MDL	Units			
JW-EA05-COMP-120509	580-32847-5	Moisture, percent	5/22/2012	33	Yes	Y				0.10	0	pct			
Analytical Method		E160.3M		Chemical Name											
Sample ID	Lab Sample ID	Chemical Name	Anal Date	Result	Mod Res Report	Detect	Lab Qual	Val Qual	Reason	RL	MDL	Units			
JW-EA05-COMP-120509	580-32847-5	Total solids	5/22/2012	67	Yes	Y				0.10	0	pct			
Analytical Method		LloydKahn		Chemical Name											
Sample ID	Lab Sample ID	Chemical Name	Anal Date	Result	Mod Res Report	Detect	Lab Qual	Val Qual	Reason	RL	MDL	Units			
JW-EA05-COMP-120509	580-32847-5	Black Carbon	5/29/2012	1500	Yes	Y				1000	0	mg/kg			
Analytical Method		Plumb 1981		Chemical Name											
Sample ID	Lab Sample ID	Chemical Name	Anal Date	Result	Mod Res Report	Detect	Lab Qual	Val Qual	Reason	RL	MDL	Units			
JW-EA05-COMP-120509	580-32847-5	Clay	6/8/2012	2.6	Yes	Y					0	pct			
JW-EA05-COMP-120509	580-32847-5	Cobbles	6/8/2012	0	Yes	Y					0	pct			
JW-EA05-COMP-120509	580-32847-5	Gravel	6/8/2012	13	Yes	Y					0	pct			
JW-EA05-COMP-120509	580-32847-5	Sand	6/8/2012	77	Yes	Y					0	pct			
JW-EA05-COMP-120509	580-32847-5	Silt	6/8/2012	7.5	Yes	Y					0	pct			
Analytical Method		SW9060M		Chemical Name											
Sample ID	Lab Sample ID	Chemical Name	Anal Date	Result	Mod Res Report	Detect	Lab Qual	Val Qual	Reason	RL	MDL	Units			
JW-EA05-COMP-120509	580-32847-5	Total organic carbon	6/11/2012	7400	Yes	Y				2000	610	mg/kg			



Laboratory Data Consultants, Inc.

7750 El Camino Real, Ste. 2L Carlsbad, CA 92009

Phone 760.634.0437

Web www.lab-data.com

Fax 760.634.0439

Anchor QEA, LLC
720 Olive Way, Suite 900
Seattle, WA 98101
ATTN: Ms. Cindy Fields

August 15, 2012

SUBJECT: Jeld-Wen Maulsby Marsh, Data Validation

Dear Ms. Fields,

Enclosed are the final validation reports for the fraction listed below. These SDGs were received on July 17, 2012. Attachment 1 is a summary of the samples that were reviewed for each analysis.

LDC Project # 28017:

<u>SDG #</u>	<u>Fraction</u>
A4367, A4369, A4371, A4373	Polychlorinated Biphenyls as Congeners

The data validation was performed under Stage 2B guidelines. The analyses were validated using the following documents, as applicable to each method:

- USEPA, Contract Laboratory Program National Functional Guidelines for Polychlorinated Dioxins/Dibenzofurans Data Review, September 2005

Please feel free to contact us if you have any questions.

Sincerely,

Ming-Hwa Hwang
Project Manager/Senior Chemist

**Laboratory Data Consultants, Inc.
Data Validation Report**

Project/Site Name: Jeld-Wen Maulsby Marsh
Collection Date: May 7, 2012
LDC Report Date: August 16, 2012
Matrix: Water
Parameters: Polychlorinated Biphenyls as Congeners
Validation Level: Stage 2B
Laboratory: SGS Analytical Perspectives
Sample Delivery Group (SDG): A4367

Sample Identification

JW-FB-120507
JW-RB-120507

Introduction

This data review covers 2 water samples listed on the cover sheet including dilutions and reanalysis as applicable. The analyses were per EPA Method 1668B for Polychlorinated Biphenyl as Congeners.

This review follows USEPA Contract Laboratory Program National Functional Guidelines for Polychlorinated Dioxins/Dibenzofurans Data Review (September 2005).

A qualification summary table is provided at the end of this report if data has been qualified. Flags are classified as P (protocol) or A (advisory) to indicate whether the flag is due to a laboratory deviation from a specified protocol or is of technical advisory nature.

Raw data were not reviewed for this SDG. The review was based on QC data.

The following are definitions of the data qualifiers:

- U Indicates the compound or analyte was analyzed for but not detected at or above the stated limit.
- J Indicates an estimated value.
- R Quality control indicates the data is not usable.
- NJ Presumptive evidence of the presence of the compound at an estimated quantity.
- UJ Indicates the compound or analyte was analyzed for but not detected. The sample detection limit is an estimated value.
- A Indicates the finding is based upon technical validation criteria.
- P Indicates the finding is related to a protocol/contractual deviation.
- None Indicates the data was not significantly impacted by the finding, therefore qualification was not required.

I. Technical Holding Times

All technical holding time requirements were met.

The chain-of-custodies were reviewed for documentation of cooler temperatures. All cooler temperatures met validation criteria.

II. HRGC/HRMS Instrument Performance Check

Instrument performance was checked at the required daily frequency.

Retention time windows were established for all congeners. The chromatographic resolution between the congeners PCB-23 and PCB-34 and congeners PCB-182 and PCB-187 was resolved with a valley of less than or equal to 40%.

III. Initial Calibration

A five point initial calibration was performed at the required daily frequency.

Percent relative standard deviations (%RSD) were less than or equal to 20.0% % for all compounds.

The ion abundance ratios for all compounds were within validation criteria with the following exceptions:

Date	Standard ID	Compound	Ion Abundance Ratio (Limits)	Associated Samples	Affected Compounds	Flag	A or P
1/26/12	ICAL-CS1	PCB-4 10 15	0 (1.33-1.81)	All samples in SDG A4369	PCB-4 PCB-5 PCB-6 PCB-7 PCB-8 PCB-9 PCB-10 PCB-11 PCB-12 PCB-13 PCB-14 PCB-15 Total Di-CBs	J (all detects) UJ (all non-detects)	P

The laboratory indicated that the Dichlorobiphenyl congeners listed above were quantitated using single ion mode. The area for the secondary ion (m/z 223.9974) was not integrated due to significant interference from PFK therefore ion abundance ratio criteria cannot be met. Using professional judgment, associated data were qualified as estimated.

The minimum S/N ratio was greater than or equal to 10 for each unlabeled compound and labeled compound with the exception noted above.

IV. Continuing Calibration

Continuing calibration was performed at the required frequencies.

All of the continuing calibration percent differences (%D) between the initial calibration RRF and the routine calibration RRF were less than or equal to 30.0% for unlabeled compounds and less than or equal to 50.0% for labeled compounds.

The ion abundance ratios for all compounds were within validation criteria.

The minimum S/N ratio was greater than or equal to 10 for each unlabeled compound and labeled compound.

V. Blanks

Method blanks were reviewed for each matrix as applicable. No polychlorinated biphenyls as congeners contaminants were found in the method blanks with the following exceptions:

Method Blank ID	Extraction Date	Compound	Concentration	Associated Samples
MB71970	5/15/12	PCB-95 PCB-113/90/101 PCB-110 PCB-118 Total Penta-CBs	8.94 pg/L 9.63 pg/L 13 pg/L 5.73 pg/L 37.3 pg/L	All samples in SDG A4367

Sample concentrations were compared to concentrations detected in the method blanks. The sample concentrations were either not detected or were significantly greater (>5X blank contaminants) than the concentrations found in the associated method blanks with the following exceptions:

Sample	Compound	Reported Concentration	Modified Final Concentration
JW-FB-120507	PCB-95 PCB-113/90/101 PCB-110 PCB-118 Total Penta-CBs	12.3 pg/L 10.9 pg/L 18.4 pg/L 9.14 pg/L 68.7 pg/L	12.3U pg/L 10.9U pg/L 18.4U pg/L 9.14U pg/L 68.7U pg/L
JW-RB-120507	PCB-95	40.3 pg/L	40.3U pg/L

VI. Matrix Spike/Matrix Spike Duplicates

The laboratory has indicated that there were no matrix spike (MS) and matrix spike duplicate (MSD) analyses specified for the samples in this SDG, and therefore matrix spike and matrix spike duplicate analyses were not performed for this SDG.

VII. Ongoing Precision Recovery (OPR)

Ongoing precision recovery samples were reviewed for each matrix as applicable. Percent recoveries (%R) were within QC limits.

VIII. Regional Quality Assurance and Quality Control

Not applicable.

IX. Internal Standards

All internal standard recoveries (%R) were within QC limits with the following exceptions:

Sample	Internal Standards	%R (Limits)	Compound	Flag	A or P
MB71970	¹³ C-PCB-77 ¹³ C-PCB-81 ¹³ C-PCB-126	125 (31-109) 134 (14-127) 108 (50-106)	PCB-50/53 PCB-45 PCB-51 PCB-46 PCB-52 PCB-73 PCB-43 PCB-69/49 PCB-48 PCB-44/47/65 PCB-59/62/75 PCB-42 PCB-41 PCB-71/40 PCB-64 PCB-72 PCB-68 PCB-57 PCB-58 PCB-67 PCB-63 PCB-61/70/74/76 PCB-66 PCB-55 PCB-56 PCB-60 PCB-80 PCB-79 PCB-78 PCB-81 PCB-77 PCB-126 Total Tetra-CBs Total Penta-CBs	J (all detects) UJ (all non-detects)	P

X. Target Compound Identification

Raw data were not reviewed for this SDG.

XI. Compound Quantitation and RLs

All compound quantitation and RLs were within validation criteria with the following exceptions:

Sample	Compound	Flag	A or P
All samples in SDG A4367	All compounds reported as estimated maximum possible concentration (EMPC).	J (all detects)	A

XII. System Performance

Raw data were not reviewed for this SDG.

XIII. Overall Assessment of Data

The analysis was conducted within all specifications of the method. No results were rejected in this SDG.

Due to initial calibration ion abundance ratio and compound quantitation problems, data were qualified as estimated in two samples.

Due to method blank contamination problems, data were qualified as nondetected in two samples.

The quality control criteria reviewed, other than those discussed above, were met and are considered acceptable. Sample results that were found to be estimated (J) are usable for limited purposes only. Based upon the Stage 2B data validation all other results are considered valid and usable for all purposes.

Data flags are summarized at the end of this report if data has been qualified.

XIV. Field Duplicates

No field duplicates were identified in this SDG.

XV. Field Blanks

Sample JW-RB-120507 was identified as a rinsate blank. No polychlorinated biphenyl contaminants were found with the following exceptions:

Blank ID	Compound	Concentration (ug/L)
JW-RB-120507	PCB-30/18 PCB-17 PCB-32 PCB-26/29 PCB-31 PCB-28/20 PCB-21/33 PCB-22 PCB-50/53 PCB-51 PCB-52 PCB-69/49 PCB-44/47/65	8.14 5.65 3.73 4.63 9.4 9.21 5.63 3.67 6.32 6.18 49 26 32.7
JW-RB-120507 (continued)	PCB-42 PCB-71/40 PCB-64 PCB-61/70/74/76 PCB-66 PCB-56 PCB-95 PCB-91 PCB-84 PCB-92 PCB-113/90/101 PCB-99 PCB-109/119/86/97/125/87 PCB-116/85 PCB-110 PCB-118 PCB-105 PCB-136 PCB-151/135 PCB-147/149 PCB-132 PCB-146 PCB-153/168 PCB-141 PCB-164 PCB-163/138/129 PCB-158 PCB-128/166 PCB-156/157 PCB-187 PCB-174 PCB-180/193 Total Tri-CBs Total Tetra-CBs Total Penta-CBs Total Hexa-CBs Total Hepta-CBs	5.18 9.47 5.38 32.8 17.2 3.6 40.3 4.53 8.43 9.96 54.4 28.8 36.2 5.66 66.9 43.2 15.6 6.89 15.4 36.9 20.7 7.2 42.6 6.85 3.24 60.2 5.94 6.6 4.76 12.2 11.2 13.5 50.1 194 314 217 37

Sample JW-FB-120507 was identified as a field blank. No polychlorinated biphenyl contaminants were found with the following exceptions:

Blank ID	Compound	Concentration (pg/L)
JW-FB-120507	PCB-31 PCB-28/20 PCB-52 PCB-69/49 PCB-44/47/65 PCB-61/70/74/76 PCB-66 PCB-95 PCB-113/90/101 PCB-99 PCB-109/119/86/97/125/87	4.17 5.41 11 3.84 7.89 10.1 4.5 12.3 10.9 5.44 8.54
JW-FB-120507 (continued)	PCB-110 PCB-118 PCB-105 PCB-147/149 PCB-153/168 PCB-163/138/129 PCB-180/193 Total Tri-CBs Total Tetra-CBs Total Penta-CBs Total Hexa-CBs Total Hepta-CBs	18.4 9.14 4.01 14.7 11.6 19 6.48 9.58 37.3 68.7 45.2 6.48

**Jeld-Wen Maulsby Marsh
Polychlorinated Biphenyls as Congeners - Data Qualification Summary - SDG A4367**

SDG	Sample	Compound	Flag	A or P	Reason
A4367	JW-FB-120507 JW-RB-120507	PCB-4 PCB-5 PCB-6 PCB-7 PCB-8 PCB-9 PCB-10 PCB-11 PCB-12 PCB-13 PCB-14 PCB-15 Total Di-CBs	J (all detects) UJ (all non-detects)	P	Initial calibration (ion abundance ratio)
A4367	JW-FB-120507 JW-RB-120507	All compounds reported as estimated maximum possible concentration (EMPC).	J (all detects)	A	Compound quantitation and RLS

**Jeld-Wen Maulsby Marsh
Polychlorinated Biphenyls as Congeners - Laboratory Blank Data Qualification Summary - SDG A4367**

SDG	Sample	Compound	Modified Final Concentration	A or P
A4367	JW-FB-120507	PCB-95 PCB-113/90/101 PCB-110 PCB-118 Total Penta-CBs	12.3U pg/L 10.9U pg/L 18.4U pg/L 9.14U pg/L 68.7U pg/L	A
A4367	JW-RB-120507	PCB-95	40.3U pg/L	A

METHOD: HRGC/HRMS Polychlorinated Biphenyl Congeners (EPA Method 1668B)

The samples listed below were reviewed for each of the following validation areas. Validation findings are noted in attached validation findings worksheets.

	Validation Area		Comments
I.	Technical holding times	A	Sampling dates: <u>5/9/12</u>
II.	GC/MS Instrument performance check	A	
III.	Initial calibration	SW	RSD = 20%
IV.	Routine calibration/ICV	A	COV = 30/50%
V.	Blanks	SW	
VI.	Matrix spike/Matrix spike duplicates	N	duint
VII.	Laboratory control samples	A	OPR
VIII.	Regional quality assurance and quality control	N	
IX.	Internal standards	SW	
X.	Target compound identifications	N	
XI.	Compound quantitation/RL/LOQ/LODs	SW	EMPC - Jdef A
XII.	System performance	N	
XIII.	Overall assessment of data	A	
XIV.	Field duplicates	N	
XV.	Field blanks	SW	FB = 1 RB = 2

Note: A = Acceptable
 N = Not provided/applicable
 SW = See worksheet

ND = No compounds detected
 R = Rinsate
 FB = Field blank

D = Duplicate
 TB = Trip blank
 EB = Equipment blank

Validated Samples:

W

1	JW-FB-120507	11	MB11970	21		31	
2	JW-RB-120507	12		22		32	
3		13		23		33	
4		14		24		34	
5		15		25		35	
6		16		26		36	
7		17		27		37	
8		18		28		38	
9		19		29		39	
10		20		30		40	

Client Data				Sample Data				Laboratory Data				Date Received:			
Name: Jeld-Wen, Inc.		Matrix: Aqueous		Weight/Volume: 1.00 L		Project No.: A4367		Project No.: A4367		Date Received: n/a		Date Extracted: 15-May-2012			
Project ID: Jeld-Wen Surface Sediment		pH: 5		Units: pg/L		Sample ID: MB1_9888_PCB_TLX		Sample ID: MB1_9888_PCB_TLX		Date Analyzed: 29-Jun-2012		Time Analyzed: 16:41:37			
Date Collected: n/a						QC Batch No.: 9888		QC Batch No.: 9888							
Mono	Conc.	Qualifiers	Tri	Conc.	Qualifiers	Tetra	Conc.	Qualifiers	Tetra	Conc.	Qualifiers	Tetra	Conc.	Qualifiers	
PCB-1	(6.97)		PCB-19	(11.8)		PCB-34	(6.35)		PCB-72	(3.07)		PCB-72	(3.07)		
PCB-2	(8.68)		PCB-30/18	(9.66)	C	PCB-43	(5.43)		PCB-68	(2.83)		PCB-68	(2.83)		
PCB-3	(9.5)		PCB-17	(11.6)		PCB-48	(6.03)		PCB-57	(3.17)		PCB-57	(3.17)		
Conc.	0		PCB-27	(8.55)		PCB-69/49	(3.88)		PCB-58	(3.12)		PCB-58	(3.12)		
EMPC	0		PCB-24	(8.97)		PCB-73	(3.64)		PCB-67	(3.04)		PCB-67	(3.04)		
			PCB-16	(14.8)		PCB-44/47/65	(4.8)		PCB-63	(2.87)		PCB-63	(2.87)		
DI		Qualifiers	PCB-32	(8.02)		PCB-59/62/75	(3.49)		PCB-61/70/74/76	(3.06)	C	PCB-61/70/74/76	(3.06)	C	
PCB-4	(154)		PCB-34	(6.35)		PCB-42	(5)		PCB-66	(3.32)		PCB-66	(3.32)		
PCB-10	(89.5)		PCB-23	(6.08)		PCB-41	(5.64)		PCB-55	(3.13)		PCB-55	(3.13)		
PCB-9	(92.3)		PCB-26/29	(6.03)	C	PCB-71/40	(4.61)		PCB-56	(3.34)		PCB-56	(3.34)		
PCB-7	(79.1)		PCB-25	(6.02)		PCB-64	(3.32)		PCB-60	(3.13)		PCB-60	(3.13)		
PCB-6	(86.6)		PCB-31	(5.84)					PCB-80	(2.79)		PCB-80	(2.79)		
PCB-5	(85.5)		PCB-28/20	(6.1)	C				PCB-79	(2.95)		PCB-79	(2.95)		
PCB-8	(79.4)		PCB-21/33	(5.94)	C				PCB-78	(3.43)		PCB-78	(3.43)		
PCB-14	(72.2)		PCB-22	(6.55)					PCB-81	(3.14)		PCB-81	(3.14)		
PCB-11	(87.8)		PCB-36	(6.17)					PCB-77	(3.26)		PCB-77	(3.26)		
PCB-13/12	(83.7)	C	PCB-39	(5.82)											
PCB-15	(92.1)		PCB-38	(6.67)											
			PCB-35	(6.78)											
			PCB-37	(6.73)											
Conc.	0			0								Conc.	0		
EMPC	0			0								EMPC	0		
SGS ANALYTICAL PERSPECTIVES															
2714 Exchange Drive Wilmington, NC 28405, USA															
Tel: +1 910 794-1613 Fax: +1 910 794-3919 www.us.sgs.com															
Totals															
										Conc.		EMPC			
										0		0			
										18.6		37.3			
										0		0			
										18.6		37.3			

VALIDATION FINDINGS WORKSHEET
Field Blanks

METHOD: HRGC/HRMS PCB Congeners (EPA Method 1668B)Sample: 2 Field Blank / Trip Blank / Rinsate Blank (circle one)

Compound	Concentration Units (pg/l)
PCB-30/18	8.14
PCB-17	5.65*
PCB-32	3.73*
PCB-26/29	4.63
PCB-31	9.4
PCB-28/20	9.21*
PCB-21/33	5.63
PCB-22	3.67*
PCB-50/53	6.32*
PCB-51	6.18
PCB-52	49
PCB-69/49	26
PCB-44/47/65	32.7
PCB-42	5.18*
PCB-71/40	9.47
PCB-64	5.38*
PCB-61/70/74/76	32.8
PCB-66	17.2
PCB-56	3.6
PCB-95	40.3
PCB-91	4.53*
PCB-84	8.43*
PCB-92	9.96
PCB-113/90/101	54.4
PCB-99	28.8
PCB-109/119/86/97/125/87	36.2
PCB-116/85	5.66*
PCB-110	66.9
PCB-118	43.2
PCB-105	15.6
PCB-136	6.89
PCB-151/135	15.4*
PCB-147/149	36.9*

Compound	Concentration Units (pg/L)
PCB-132	20.7*
PCB-146	7.2
PCB-153/168	42.6
PCB-141	6.85*
PCB-164	3.24*
PCB-163/138/129	60.2
PCB-158	5.94
PCB-128/166	6.6*
PCB-156/157	4.76
PCB-187	12.2
PCB-174	11.2
PCB-180/193	13.5
Total Tri-CBs	50.1*
Total Tetra-CBs	194*
Total Penta-CBs	314*
Total Hexa-CBs	217*
Total Hepta-CBs	37

VALIDATION FINDINGS WORKSHEET
Field Blanks

METHOD: HRGC/HRMS PCB Congeners (EPA Method 1668B)

Sample: 1 Field Blank / Trip Blank / Rinsate Blank (circle one)

Compound	Concentration Units (pg/l)
PCB-31	4.17
PCB-28/20	5.41
PCB-52	11
PCB-69/49	3.84*
PCB-44/47/65	7.89
PCB-61/70/74/76	10.1
PCB-66	4.5
PCB-95	12.3
PCB-113/90/101	10.9*
PCB-99	5.44
PCB-109/119/86/97/125/87	8.54
PCB-110	18.4
PCB-118	9.14*
PCB-105	4.01
PCB-147/149	14.7*
PCB-153/168	11.6*
PCB-163/138/129	19
PCB-180/193	6.48
Total Tri-CBs	9.58
Total Tetra-CBs	37.3*
Total Penta-CBs	68.7*
Total Hexa-CBs	45.2*
Total Hepta-CBs	6.48

*EMPC

**Laboratory Data Consultants, Inc.
Data Validation Report**

Project/Site Name: Jeld-Wen Maulsby Marsh
Collection Date: May 8 through May 16, 2012
LDC Report Date: August 9, 2012
Matrix: Tissue
Parameters: Polychlorinated Biphenyls as Congeners
Validation Level: Stage 2B
Laboratory: SGS Analytical Perspectives
Sample Delivery Group (SDG): A4369

Sample Identification

JW-UR-TISSUE-120508
JW-DR-TISSUE-120508
JW-RG-TISSUE-120508
JW-EA10-TISSUE-120516
JW-EA01-TISSUE-120516

Introduction

This data review covers 5 tissue samples listed on the cover sheet including dilutions and reanalysis as applicable. The analyses were per EPA Method 1668B for Polychlorinated Biphenyl as Congeners.

This review follows USEPA Contract Laboratory Program National Functional Guidelines for Polychlorinated Dioxins/Dibenzofurans Data Review (September 2005).

A qualification summary table is provided at the end of this report if data has been qualified. Flags are classified as P (protocol) or A (advisory) to indicate whether the flag is due to a laboratory deviation from a specified protocol or is of technical advisory nature.

Raw data were not reviewed for this SDG. The review was based on QC data.

The following are definitions of the data qualifiers:

- U Indicates the compound or analyte was analyzed for but not detected at or above the stated limit.
- J Indicates an estimated value.
- R Quality control indicates the data is not usable.
- NJ Presumptive evidence of the presence of the compound at an estimated quantity.
- UJ Indicates the compound or analyte was analyzed for but not detected. The sample detection limit is an estimated value.
- A Indicates the finding is based upon technical validation criteria.
- P Indicates the finding is related to a protocol/contractual deviation.
- None Indicates the data was not significantly impacted by the finding, therefore qualification was not required.

I. Technical Holding Times

All technical holding time requirements were met.

The chain-of-custodies were reviewed for documentation of cooler temperatures. All cooler temperatures met validation criteria.

II. HRGC/HRMS Instrument Performance Check

Instrument performance was checked at the required daily frequency.

Retention time windows were established for all congeners. The chromatographic resolution between the congeners PCB-23 and PCB-34 and congeners PCB-182 and PCB-187 was resolved with a valley of less than or equal to 40%.

III. Initial Calibration

A five point initial calibration was performed at the required daily frequency.

Percent relative standard deviations (%RSD) were less than or equal to 20.0% % for all compounds.

The ion abundance ratios for all compounds were within validation criteria with the following exceptions:

Date	Standard ID	Compound	Ion Abundance Ratio (Limits)	Associated Samples	Affected Compounds	Flag	A or P
1/26/12	ICAL-CS1	PCB-4 to 15	0 (1.33-1.81)	All samples in SDG A4369	PCB-4 PCB-5 PCB-6 PCB-7 PCB-8 PCB-9 PCB-10 PCB-11 PCB-12 PCB-13 PCB-14 PCB-15 Total Di-CBs	J (all detects) UJ (all non-detects)	P

The laboratory indicated that the Dichlorobiphenyl congeners listed above were quantitated using single ion mode. The area for the secondary ion (m/z 223.9974) was not integrated due to significant interference from PFK therefore ion abundance ratio criteria cannot be met. Using professional judgment, associated data were qualified as estimated.

The minimum S/N ratio was greater than or equal to 10 for each unlabeled compound and labeled compound with the exception noted above.

IV. Continuing Calibration

Continuing calibration was performed at the required frequencies.

All of the continuing calibration percent differences (%D) between the initial calibration RRF and the routine calibration RRF were less than or equal to 30.0% for unlabeled compounds and less than or equal to 50.0% for labeled compounds.

The ion abundance ratios for all compounds were within validation criteria.

The minimum S/N ratio was greater than or equal to 10 for each unlabeled compound and labeled compound.

V. Blanks

Method blanks were reviewed for each matrix as applicable. No polychlorinated biphenyls as congeners contaminants were found in the method blanks with the following exceptions:

Method Blank ID	Extraction Date	Compound	Concentration	Associated Samples
MB73562	5/31/12	PCB-11	7.82 pg/g	All samples in SDG A4369
		PCB-30/18	0.674 pg/g	
		PCB-31	0.611 pg/g	
		PCB-28/20	0.866 pg/g	
		PCB-21/33	0.349 pg/g	
		PCB-52	1.57 pg/g	
		PCB-69/49	0.575 pg/g	
		PCB-44/47/65	0.923 pg/g	
		PCB-61/70/74/76	1.1 pg/g	
		PCB-66	0.555 pg/g	
		PCB-95	1.52 pg/g	
		PCB-113/90/101	1.31 pg/g	
		PCB-109/119/86/97/125/87	0.979 pg/g	
		PCB-110	1.56 pg/g	
		PCB-118	1.2 pg/g	
		PCB-105	0.409 pg/g	
		PCB-147/149	1.84 pg/g	
		PCB-153/168	1.37 pg/g	
PCB-163/138/129	1.99 pg/g			
Total Di-CBs	7.82 pg/g			
Total Tri-CBs	2.5 pg/g			
Total Tetra-CBs	4.72 pg/g			
Total Penta-CBs	6.98 pg/g			
Total Hexa-CBs	5.19 pg/g			

Sample concentrations were compared to concentrations detected in the method blanks. The sample concentrations were either not detected or were significantly greater (>5X blank contaminants) than the concentrations found in the associated method blanks.

VI. Matrix Spike/Matrix Spike Duplicates

The laboratory has indicated that there were no matrix spike (MS) and matrix spike duplicate (MSD) analyses specified for the samples in this SDG, and therefore matrix spike and matrix spike duplicate analyses were not performed for this SDG.

VII. Ongoing Precision Recovery (OPR)

Ongoing precision recovery samples were reviewed for each matrix as applicable. Percent recoveries (%R) were within QC limits.

VIII. Regional Quality Assurance and Quality Control

Not applicable.

IX. Internal Standards

All internal standard recoveries (%R) were within QC limits.

X. Target Compound Identification

Raw data were not reviewed for this SDG.

XI. Compound Quantitation and RLs

All compound quantitation and RLs were within validation criteria with the following exceptions:

Sample	Compound	Flag	A or P
All samples in SDGA4369	All compounds reported as estimated maximum possible concentration (EMPC).	J (all detects)	A

XII. System Performance

Raw data were not reviewed for this SDG.

XIII. Overall Assessment of Data

The analysis was conducted within all specifications of the method. No results were rejected in this SDG.

Due to initial calibration ion abundance ratio and compound quantitation problems, data were qualified as estimated in five samples.

The quality control criteria reviewed, other than those discussed above, were met and are considered acceptable. Sample results that were found to be estimated (J) are usable for limited purposes only. Based upon the Stage 2B data validation all other results are considered valid and usable for all purposes.

Data flags are summarized at the end of this report if data has been qualified.

XIV. Field Duplicates

No field duplicates were identified in this SDG.

XV. Field Blanks

No field blanks were identified in this SDG.

**Jeld-Wen Maulsby Marsh
Polychlorinated Biphenyls as Congeners - Data Qualification Summary - SDG A4369**

SDG	Sample	Compound	Flag	A or P	Reason
A4369	JW-UR-TISSUE-120508 JW-DR-TISSUE-120508 JW-RG-TISSUE-120508 JW-EA10-TISSUE-120516 JW-EA01-TISSUE-120516	PCB-4 PCB-5 PCB-6 PCB-7 PCB-8 PCB-9 PCB-10 PCB-11 PCB-12 PCB-13 PCB-14 PCB-15 Total Di-CBs	J (all detects) UJ (all non-detects)	P	Initial calibration (ion abundance ratio)
A4369	JW-UR-TISSUE-120508 JW-DR-TISSUE-120508 JW-RG-TISSUE-120508 JW-EA10-TISSUE-120516 JW-EA01-TISSUE-120516	All compounds reported as estimated maximum possible concentration (EMPC).	J (all detects)	A	Compound quantitation and RLs

**Jeld-Wen Maulsby Marsh
Polychlorinated Biphenyls as Congeners – Laboratory Blank Data Qualification
Summary - SDG A4369**

No Sample Data Qualified in this SDG

METHOD: HRGC/HRMS Polychlorinated Biphenyl Congeners (EPA Method 1668B)

The samples listed below were reviewed for each of the following validation areas. Validation findings are noted in attached validation findings worksheets.

Validation Area		Comments	
I.	Technical holding times	A SW	Sampling dates: 5/8/12 - 5/16/12
II.	GC/MS Instrument performance check	A	
III.	Initial calibration	SW	RSD ≤ 20%
IV.	Routine calibration/lev	A	CV ≤ 30/50%
V.	Blanks	SW	
VI.	Matrix spike/Matrix spike duplicates	N	drift
VII.	Laboratory control samples	A	OPR
VIII.	Regional quality assurance and quality control	N	
IX.	Internal standards	A	
X.	Target compound identifications	N	
XI.	Compound quantitation/RL/LOQ/LODs	SW	EMPC - Junk/A
XII.	System performance	N	
XIII.	Overall assessment of data	A	
XIV.	Field duplicates	N	
XV.	Field blanks	N	

Note: A = Acceptable ND = No compounds detected D = Duplicate
 N = Not provided/applicable R = Rinsate TB = Trip blank
 SW = See worksheet FB = Field blank EB = Equipment blank

Validated Samples:

1	JW-UR-TISSUE-120508	11	MB73562	21		31	
2	JW-DR-TISSUE-120508	12		22		32	
3	JW-RG-TISSUE-120508	13		23		33	
4	JW-E10-TISSUE-120516	14		24		34	
5	JW-EA01-TISSUE-120516	15		25		35	
6		16		26		36	
7		17		27		37	
8		18		28		38	
9		19		29		39	
10		20		30		40	

VALIDATION FINDINGS WORKSHEET
Blanks

METHOD: HRGC/HRMS PCB Congeners (EPA Method 1668B)

Blank extraction date: 5/31/12 **Blank analysis date:** 7/3/12

Conc. units: pg/g

Associated samples All Quality U

Compound	Blank ID	Sample Identification									
		5x									
	MBZ3562										
PCB-11	7.82	39.1									
PCB-30/18	0.674	3.37									
PCB-31	0.611	3.055									
PCB-28/20	0.866	4.33									
PCB-21/33	0.349	1.745									
PCB-52	1.57	7.85									
PCB-69/49	0.575	2.875									
PCB-44/47/65	0.923	4.615									
PCB-61/70/74/76	1.1	5.5									
PCB-66	0.555	2.775									
PCB-95	1.52	7.6									
PCB-113/90/101	1.31	6.55									
PCB-109/119/86/97/125/87	0.979	4.895									
PCB-110	1.56	7.8									
PCB-118	1.2	6									
PCB-105	0.409	2.045									
PCB-147/149	1.84	9.2									
PCB-153/168	1.37	6.85									
PCB-163/138/129	1.99	9.95									
Total Di-CBs	7.82	39.1									
Total Tri-CBs	2.5	12.5									
Total Tetra-CBs	4.72	23.6									
Total Penta-CBs	6.98	34.9									
Total Hexa-CBs	5.19	25.95									

**Laboratory Data Consultants, Inc.
Data Validation Report**

Project/Site Name: Jeld-Wen Maulsby Marsh
Collection Date: May 7 through May 8, 2012
LDC Report Date: August 9, 2012
Matrix: Sediment
Parameters: Polychlorinated Biphenyls as Congeners
Validation Level: Stage 2B
Laboratory: SGS Analytical Perspectives
Sample Delivery Group (SDG): A4371

Sample Identification

JW-EA58-COMP-120507
JW-EA08-COMP-120507
JW-EA06-COMP-120507
JW-EA03-COMP-120507
JW-EA02-COMP-120507
JW-EA04-COMP-120507
JW-EA09-COMP-120507
JW-UR-COMP-120508
JW-DR-COMP-120508
JW-RG-COMP-120508

Introduction

This data review covers 10 sediment samples listed on the cover sheet including dilutions and reanalysis as applicable. The analyses were per EPA Method 1668B for Polychlorinated Biphenyl as Congeners.

This review follows USEPA Contract Laboratory Program National Functional Guidelines for Polychlorinated Dioxins/Dibenzofurans Data Review (September 2005).

A qualification summary table is provided at the end of this report if data has been qualified. Flags are classified as P (protocol) or A (advisory) to indicate whether the flag is due to a laboratory deviation from a specified protocol or is of technical advisory nature.

Raw data were not reviewed for this SDG. The review was based on QC data.

The following are definitions of the data qualifiers:

- U Indicates the compound or analyte was analyzed for but not detected at or above the stated limit.
- J Indicates an estimated value.
- R Quality control indicates the data is not usable.
- NJ Presumptive evidence of the presence of the compound at an estimated quantity.
- UJ Indicates the compound or analyte was analyzed for but not detected. The sample detection limit is an estimated value.
- A Indicates the finding is based upon technical validation criteria.
- P Indicates the finding is related to a protocol/contractual deviation.
- None Indicates the data was not significantly impacted by the finding, therefore qualification was not required.

I. Technical Holding Times

All technical holding time requirements were met.

The chain-of-custodies were reviewed for documentation of cooler temperatures. All cooler temperatures met validation criteria.

II. HRGC/HRMS Instrument Performance Check

Instrument performance was checked at the required daily frequency.

Retention time windows were established for all congeners. The chromatographic resolution between the congeners PCB-23 and PCB-34 and congeners PCB-182 and PCB-187 was resolved with a valley of less than or equal to 40%.

III. Initial Calibration

A five point initial calibration was performed at the required daily frequency.

The percent relative standard deviations (%RSD) were less than or equal to 20.0% for all compounds.

The ion abundance ratios for all compounds were within validation criteria with the following exceptions:

Date	Standard ID	Compound	Ion Abundance Ratio (Limits)	Associated Samples	Affected Compounds	Flag	A or P
1/26/12	ICAL-CS1	PCB-4 to 15	0 (1.33-1.81)	All samples in SDG A4371	PCB-4 PCB-5 PCB-6 PCB-7 PCB-8 PCB-9 PCB-10 PCB-11 PCB-12 PCB-12 PCB-13 PCB-14 PCB-15 Total Di-CBs	J (all detects) UJ (all non-detects)	P

The laboratory indicated that the Dichlorobiphenyl congeners listed above were quantitated using single ion mode. The area for the secondary ion (m/z 223.9974) was not integrated due to significant interference from PFK therefore ion abundance ratio criteria cannot be met. Using professional judgment, associated data were qualified as estimated.

The minimum S/N ratio was greater than or equal to 10 for each unlabeled compound and labeled compound with the exception noted above.

IV. Continuing Calibration

Continuing calibration was performed at the required frequencies.

All of the continuing calibration percent differences (%D) between the initial calibration RRF and the routine calibration RRF were less than or equal to 30.0% for unlabeled compounds and less than or equal to 50.0% for labeled compounds.

The ion abundance ratios for all compounds were within validation criteria.

The minimum S/N ratio was greater than or equal to 10 for each unlabeled compound and labeled compound.

V. Blanks

Method blanks were reviewed for each matrix as applicable. No polychlorinated biphenyls as congeners contaminants were found in the method blanks with the following exceptions:

Method Blank ID	Extraction Date	Compound	Concentration	Associated Samples
MB73532	5/25/12	PCB-1	0.517 pg/g	All samples in SDG A4371
		PCB-8	1.45 pg/g	
		PCB-11	22 pg/g	
		PCB-30/18	1.85 pg/g	
		PCB-17	1.09 pg/g	
		PCB-26/29	0.623 pg/g	
		PCB-31	1.34 pg/g	
		PCB-28/20	1.58 pg/g	
		PCB-21/33	0.696 pg/g	
		PCB-22	0.542 pg/g	
		PCB-37	0.538 pg/g	
		PCB-52	3.08 pg/g	
		PCB-69/49	1.07 pg/g	
		PCB-44/47/65	1.69 pg/g	
		PCB-71/40	0.448 pg/g	
		PCB-64	0.388 pg/g	
		PCB-61/70/74/76	1.98 pg/g	
		PCB-66	1.17 pg/g	
		PCB-95	2.67 pg/g	
		PCB-113/90/101	2.72 pg/g	
		PCB-99	1.15 pg/g	
		PCB-109/119/86/97/125/87	1.2 pg/g	
		PCB-110	2.46 pg/g	
PCB-118	1.69 pg/g			
PCB-105	0.611 pg/g			
PCB-151/135	1.45 pg/g			
PCB-147/149	3.2 pg/g			
PCB-132	0.866 pg/g			
PCB-153/168	2.58 pg/g			
PCB-163/138/129	2.96 pg/g			
Total Mono-CBs	0.517 pg/g			
Total Di-CBs	23.5 pg/g			
Total Tri-CBs	8.25 pg/g			
Total Tetra-CBs	9.83 pg/g			
Total Penta-CBs	12.5 pg/g			
Total Hexa-CBs	11.1 pg/g			

Sample concentrations were compared to concentrations detected in the method blanks. The sample concentrations were either not detected or were significantly greater (>5X blank contaminants) than the concentrations found in the associated method blanks with the following exceptions:

Sample	Compound	Reported Concentration	Modified Final Concentration
JW-EA58-COMP-120507	PCB-11	108 pg/g	108U pg/g
JW-EA08-COMP-120507	PCB-11	70.7 pg/g	70.7U pg/g
JW-EA06-COMP-120507	PCB-11 Total Di-CBs	39.3 pg/g 107 pg/g	39.3U pg/g 107U pg/g
JW-EA03-COMP-120507	PCB-1 PCB-11 Total Di-CBs	2.08 pg/g 20.9 pg/g 54.1 pg/g	2.08U pg/g 20.9U pg/g 54.1U pg/g
JW-EA02-COMP-120507	PCB-11	40.7 pg/g	40.7U pg/g
JW-EA04-COMP-120507	PCB-11	23.7 pg/g	23.7U pg/g
JW-UR-COMP-120508	PCB-11 Total Di-CBs	21.1 pg/g 59.5 pg/g	21.1U pg/g 59.5U pg/g
JW-RG-COMP-120508	PCB-11	61.1 pg/g	61.1U pg/g

VI. Matrix Spike/Matrix Spike Duplicates

The laboratory has indicated that there were no matrix spike (MS) and matrix spike duplicate (MSD) analyses specified for the samples in this SDG, and therefore matrix spike and matrix spike duplicate analyses were not performed for this SDG.

VII. Ongoing Precision Recovery (OPR)

Ongoing precision recovery samples were reviewed for each matrix as applicable. Percent recoveries (%R) were within QC limits.

VIII. Regional Quality Assurance and Quality Control

Not applicable.

IX. Internal Standards

All internal standard recoveries (%R) were within QC limits with the following exceptions:

Sample	Internal Standards	%R (Limits)	Compound	Flag	A or P
JW-EA58-COMP-120507	¹³ C-PCB-77 ¹³ C-PCB-81 ¹³ C-PCB-126 ¹³ C-PCB-156/157 ¹³ C-PCB-167 ¹³ C-PCB-189	152 (31-109) 165 (14-127) 126 (50-106) 127 (40-120) 130 (45-118) 126 (47-116)	PCB-50/53 PCB-45 PCB-51 PCB-46 PCB-52 PCB-73 PCB-43 PCB-69/49 PCB-48 PCB-44/47/65 PCB-59/62/75 PCB-42 PCB-41 PCB-71/40 PCB-64 PCB-72 PCB-68 PCB-57 PCB-58 PCB-67 PCB-63 PCB-61/70/74/76 PCB-66 PCB-55 PCB-56 PCB-60 PCB-80 PCB-79 PCB-78 PCB-77 PCB-81 Total Tetra-CBs PCB-126 Total Penta-CBs PCB-152 PCB-150 PCB-136 PCB-145 PCB-148 PCB-151/135 PCB-154 PCB-144 PCB-147/149 PCB-134 PCB-143 PCB-139/140 PCB-131 PCB-142 PCB-132 PCB-133 PCB-156/157 Total Hexa-CBs PCB-165 PCB-146 PCB-161 PCB-153/168 PCB-141 PCB-130 PCB-137 PCB-164 PCB-163/138/129 PCB-160 PCB-158 PCB-128/166 PCB-159 PCB-162 PCB-167	J (all detects) UJ (all non-detects)	P

Sample	Internal Standards	%R (Limits)	Compound	Flag	A or P
JW-EA58-COMP-120507 (continued)	¹³ C-PCB-77 ¹³ C-PCB-81 ¹³ C-PCB-126 ¹³ C-PCB-156/157 ¹³ C-PCB-167 ¹³ C-PCB-189	152 (31-109) 165 (14-127) 126 (50-106) 127 (40-120) 130 (45-118) 126 (47-116)	PCB-179 PCB-184 PCB-176 PCB-186 PCB-178 PCB-175 PCB-187 PCB-182 PCB-183 PCB-185 PCB-174 PCB-177 PCB-181 PCB-171/173 PCB-172 PCB-192 PCB-180/193 PCB-191 PCB-170 PCB-190 PCB-189 Total Hepta-CBs	J (all detects) UJ (all non-detects)	P
JW-EA08-COMP-120507	¹³ C-PCB-37 ¹³ C-PCB-77 ¹³ C-PCB-81 ¹³ C-PCB-126 ¹³ C-PCB-167 ¹³ C-PCB-189	124 (25-123) 151 (31-109) 167 (14-127) 135 (50-106) 126 (45-118) 132 (47-116)	PCB-30/18 PCB-17 PCB-27 PCB-24 PCB-16 PCB-32 PCB-34 PCB-23 PCB-26/29 PCB-25 PCB-31 PCB-28/20 PCB-21/33 PCB-22 PCB-36 PCB-39 PCB-38 PCB-35 PCB-37 Total Tri-CBs PCB-50/53 PCB-45 PCB-51 PCB-46 PCB-52 PCB-73 PCB-43 PCB-69/49 PCB-48 PCB-44/47/65 PCB-59/62/75 PCB-42 PCB-41 PCB-71/40 PCB-64 Total Tetra-CBs PCB-72 PCB-68 PCB-57 PCB-58 PCB-67 PCB-63 PCB-61/70/74/76	J (all detects) UJ (all non-detects)	P

Sample	Internal Standards	%R (Limits)	Compound	Flag	A or P
JW-EA08-COMP-120507 (continued)	¹³ C-PCB-37 ¹³ C-PCB-77 ¹³ C-PCB-81 ¹³ C-PCB-126 ¹³ C-PCB-167 ¹³ C-PCB-189	124 (25-123) 151 (31-109) 167 (14-127) 135 (50-106) 126 (45-118) 132 (47-116)	PCB-66 PCB-55 PCB-56 PCB-60 PCB-80 PCB-79 PCB-78 PCB-81 PCB-77 PCB-126 Total Penta-CBs PCB-165 PCB-146 PCB-161 PCB-153/168 PCB-141 PCB-130 PCB-137 PCB-164 PCB-163/138/129 PCB-160 PCB-158 PCB-128/166 PCB-159 PCB-162 PCB-167 PCB-152 PCB-150 PCB-136 PCB-145 PCB-148 PCB-151/135 PCB-154 PCB-144 PCB-147/149 PCB-134 PCB-143 PCB-139/140 PCB-131 PCB-142 PCB-132 PCB-133 Total Hexa-CBs PCB-179 PCB-184 PCB-176 PCB-186 PCB-178 PCB-175 PCB-187 PCB-182 PCB-183 PCB-185 PCB-174 PCB-177 PCB-181 PCB-171/173 PCB-172 PCB-192 PCB-180/193 PCB-191 PCB-170 PCB-190 PCB-189 Total Hepta-CBs	J (all detects) UJ (all non-detects)	P

Sample	Internal Standards	%R (Limits)	Compound	Flag	A or P
JW-EA06-COMP-120507	¹³ C-PCB-77 ¹³ C-PCB-81 ¹³ C-PCB-126 ¹³ C-PCB-156/157 ¹³ C-PCB-167 ¹³ C-PCB-189	153 (31-109) 170 (14-127) 133 (50-106) 122 (40-120) 127 (45-118) 129 (47-116)	PCB-50/53 PCB-45 PCB-51 PCB-46 PCB-52 PCB-73 PCB-43 PCB-69/49 PCB-48 PCB-44/47/65 PCB-59/62/75 PCB-42 PCB-41 PCB-71/40 PCB-64 Total Tetra-CBs PCB-72 PCB-68 PCB-57 PCB-58 PCB-67 PCB-63 PCB-61/70/74/76 PCB-66 PCB-55 PCB-56 PCB-60 PCB-80 PCB-79 PCB-78 PCB-81 PCB-77 PCB-126 Total Penta-CBs PCB-152 PCB-150 PCB-136 PCB-145 PCB-148 PCB-151/135 PCB-154 PCB-144 PCB-147/149 PCB-134 PCB-143 PCB-139/140 PCB-131 PCB-142 PCB-132 PCB-133 PCB-156/157 Total Hexa-CBs PCB-165 PCB-146 PCB-161 PCB-153/168 PCB-141 PCB-130 PCB-137 PCB-164 PCB-163/138/129 PCB-160 PCB-158 PCB-128/166 PCB-159	J (all detects) UJ (all non-detects)	P

Sample	Internal Standards	%R (Limits)	Compound	Flag	A or P
JW-EA06-COMP-120507 (continued)	¹³ C-PCB-77 ¹³ C-PCB-81 ¹³ C-PCB-126 ¹³ C-PCB-156/157 ¹³ C-PCB-167 ¹³ C-PCB-189	153 (31-109) 170 (14-127) 133 (50-106) 122 (40-120) 127 (45-118) 129 (47-116)	PCB-162 PCB-167 PCB-179 PCB-184 PCB-176 PCB-186 PCB-178 PCB-175 PCB-187 PCB-182 PCB-183 PCB-185 PCB-174 PCB-177 PCB-181 PCB-171/173 PCB-172 PCB-192 PCB-180/193 PCB-191 PCB-170 PCB-190 PCB-189 Total Hepta-CBs	J (all detects) UJ (all non-detects)	P
JW-EA03-COMP-120507	¹³ C-PCB-77 ¹³ C-PCB-81 ¹³ C-PCB-126 ¹³ C-PCB-167 ¹³ C-PCB-189	158 (31-109) 174 (14-127) 135 (50-106) 123 (45-118) 131 (47-116)	PCB-50/53 PCB-45 PCB-51 PCB-46 PCB-52 PCB-73 PCB-43 PCB-69/49 PCB-48 PCB-44/47/65 PCB-59/62/75 PCB-42 PCB-41 PCB-71/40 PCB-64 Total Tetra-CBs PCB-72 PCB-68 PCB-57 PCB-58 PCB-67 PCB-63 PCB-61/70/74/76 PCB-66 PCB-55 PCB-56 PCB-60 PCB-80 PCB-79 PCB-78 PCB-81 PCB-77 PCB-126 Total Penta-CBs	J (all detects) UJ (all non-detects)	P

Sample	Internal Standards	%R (Limits)	Compound	Flag	A or P
JW-EA03-COMP-120507 (continued)	¹³ C-PCB-77 ¹³ C-PCB-81 ¹³ C-PCB-126 ¹³ C-PCB-167 ¹³ C-PCB-189	158 (31-109) 174 (14-127) 135 (50-106) 123 (45-118) 131 (47-116)	PCB-131 PCB-142 PCB-132 PCB-133 PCB-165 PCB-146 PCB-152 PCB-150 PCB-136 PCB-145 PCB-148 PCB-151/135 PCB-154 PCB-144 PCB-147/149 PCB-134 PCB-143 PCB-139/140 PCB-161 PCB-153/168 PCB-141 PCB-130 PCB-137 PCB-164 PCB-163/138/129 PCB-160 PCB-158 PCB-128/166 PCB-159 PCB-162 Total Hexa-CBs PCB-167 PCB-179 PCB-184 PCB-176 PCB-186 PCB-178 PCB-175 PCB-187 PCB-182 PCB-183 PCB-185 PCB-174 PCB-177 PCB-181 PCB-171/173 PCB-172 PCB-192 PCB-180/193 PCB-191 PCB-170 PCB-190 PCB-189 Total Hepta-CBs	J (all detects) UJ (all non-detects)	P

Sample	Internal Standards	%R (Limits)	Compound	Flag	A or P
JW-EA02-COMP-120507	¹³ C-PCB-77 ¹³ C-PCB-81 ¹³ C-PCB-126 ¹³ C-PCB-189	152 (31-109) 163 (14-127) 137 (50-106) 121 (47-116)	PCB-50/53 PCB-45 PCB-51 PCB-46 PCB-52 PCB-73 PCB-43 PCB-69/49 PCB-48 PCB-44/47/65 PCB-59/62/75 PCB-42 PCB-41 PCB-71/40 PCB-64 Total Tetra-CBs PCB-72 PCB-68 PCB-57 PCB-58 PCB-67 PCB-63 PCB-61/70/74/76 PCB-66 PCB-55 PCB-56 PCB-60 PCB-80 PCB-79 PCB-78 PCB-81 PCB-77 PCB-126 Total Penta-CBs PCB-179 PCB-184 PCB-176 PCB-186 PCB-178 PCB-175 PCB-187 PCB-182 PCB-183 PCB-185 PCB-174 PCB-177 PCB-181 PCB-171/173 PCB-172 PCB-192 PCB-180/193 PCB-191 PCB-170 PCB-190 PCB-189 Total Hepta-CBs		

Sample	Internal Standards	%R (Limits)	Compound	Flag	A or P
JW-EA04-COMP-120507	¹³ C-PCB-77 ¹³ C-PCB-81 ¹³ C-PCB-126 ¹³ C-PCB-189	146 (31-109) 161 (14-127) 126 (50-106) 123 (47-116)	PCB-50/53 PCB-45 PCB-51 PCB-46 PCB-52 PCB-73 PCB-43 PCB-69/49 PCB-48 PCB-44/47/65 PCB-59/62/75 PCB-42 PCB-41 PCB-71/40 PCB-64 Total Tetra-CBs PCB-72 PCB-68 PCB-57 PCB-58 PCB-67 PCB-63 PCB-61/70/74/76 PCB-66 PCB-55 PCB-56 PCB-60 PCB-80 PCB-79 PCB-78 PCB-81 PCB-77 PCB-126 Total Penta-CBs PCB-179 PCB-184 PCB-176 PCB-186 PCB-178 PCB-175 PCB-187 PCB-182 PCB-183 PCB-185 PCB-174 PCB-177 PCB-181 PCB-171/173 PCB-172 PCB-192 PCB-180/193 PCB-191 PCB-170 PCB-190 PCB-189 Total Hepta-CBs	J (all detects) UJ (all non-detects)	P

Sample	Internal Standards	%R (Limits)	Compound	Flag	A or P
JW-EA09-COMP-120507	¹³ C-PCB-37 ¹³ C-PCB-77 ¹³ C-PCB-81 ¹³ C-PCB-126 ¹³ C-PCB-156/157 ¹³ C-PCB-167 ¹³ C-PCB-189	125 (25-123) 155 (31-109) 170 (14-127) 131 (50-106) 124 (40-120) 128 (45-118) 125 (47-116)	PCB-30/18 PCB-17 PCB-27 PCB-24 PCB-16 PCB-32 PCB-34 PCB-23 PCB-26/29 PCB-25 PCB-31 PCB-28/20 PCB-21/33 PCB-22 PCB-36 PCB-39 PCB-38 PCB-35 PCB-37 Total Tri-CBs PCB-50/53 PCB-45 PCB-51 PCB-46 PCB-52 PCB-73 PCB-43 PCB-69/49 PCB-48 PCB-44/47/65 PCB-59/62/75 PCB-42 PCB-41 PCB-71/40 PCB-64 Total Tetra-CBs PCB-72 PCB-68 PCB-57 PCB-58 PCB-67	J (all detects) UJ (all non-detects)	P

Sample	Internal Standards	%R (Limits)	Compound	Flag	A or P
JW-EA09-COMP-120507 (continued)	¹³ C-PCB-37 ¹³ C-PCB-77 ¹³ C-PCB-81 ¹³ C-PCB-126 ¹³ C-PCB-156/157 ¹³ C-PCB-167 ¹³ C-PCB-189	125 (25-123) 155 (31-109) 170 (14-127) 131 (50-106) 124 (40-120) 128 (45-118) 125 (47-116)	PCB-63 PCB-61/70/74/76 PCB-66 PCB-55 PCB-56 PCB-60 PCB-80 PCB-79 PCB-78 PCB-81 PCB-77 PCB-126 Total Penta-CBs PCB-152 PCB-150 PCB-136 PCB-145 PCB-148 PCB-151/135 PCB-154 PCB-144 PCB-147/149 PCB-134 PCB-143 PCB-139/140 PCB-131 PCB-142 PCB-132 PCB-133 PCB-165 PCB-146 PCB-161 PCB-153/168 PCB-141 PCB-130 PCB-137 PCB-164 PCB-163/138/129 PCB-160 PCB-158 PCB-128/166 PCB-159 PCB-162 Total Hexa-CBs PCB-156/157 PCB-167 PCB-179 PCB-184 PCB-176 PCB-186 PCB-178 PCB-175 PCB-187 PCB-182 PCB-183 PCB-185 PCB-174 PCB-177 PCB-181 PCB-171/173 PCB-172 PCB-192 PCB-180/193 PCB-191 PCB-170 PCB-190 PCB-189 Total Hepta-CBs	J (all detects) UJ (all non-detects)	P

Sample	Internal Standards	%R (Limits)	Compound	Flag	A or P
JW-UR-COMP-120508	¹³ C-PCB-77 ¹³ C-PCB-81 ¹³ C-PCB-126 ¹³ C-PCB-167 ¹³ C-PCB-189	160 (31-109) 169 (14-127) 132 (50-106) 125 (45-118) 128 (25-123)	PCB-50/53 PCB-45 PCB-51 PCB-46 PCB-52 PCB-73 PCB-43 PCB-69/49 PCB-48 PCB-44/47/65 PCB-59/62/75 PCB-42 PCB-41 PCB-71/40 PCB-64 Total Tetra-CBs PCB-72 PCB-68 PCB-57 PCB-58 PCB-67 PCB-63 PCB-61/70/74/76 PCB-66 PCB-55 PCB-56 PCB-60 PCB-80 PCB-79 PCB-78 PCB-81 PCB-77 PCB-126 Total Penta-CBs PCB-152 PCB-150 PCB-136 PCB-145 PCB-148 PCB-151/135 PCB-154 PCB-144 PCB-147/149 PCB-134 PCB-143 PCB-139/140 PCB-131 PCB-142 PCB-132 PCB-133 PCB-165 PCB-146 PCB-161 PCB-153/168 PCB-141 PCB-130 PCB-137 PCB-164 PCB-163/138/129 PCB-160 PCB-158 PCB-128/166 PCB-159 PCB-162 Total Hexa-CBs PCB-167 PCB-179 PCB-184	J (all detects) UJ (all non-detects)	P

Sample	Internal Standards	%R (Limits)	Compound	Flag	A or P
JW-UR-COMP-120508 (continued)	¹³ C-PCB-77 ¹³ C-PCB-81 ¹³ C-PCB-126 ¹³ C-PCB-167 ¹³ C-PCB-189	160 (31-109) 169 (14-127) 132 (50-106) 125 (45-118) 128 (47-116)	PCB-176 PCB-186 PCB-178 PCB-175 PCB-187 PCB-182 PCB-183 PCB-185 PCB-174 PCB-177 PCB-181 PCB-171/173 PCB-172 PCB-192 PCB-180/193 PCB-191 PCB-170 PCB-190 PCB-189 Total Hepta-CBs	J (all detects) UJ (all non-detects)	P
JW-DR-COMP-120508	¹³ C-PCB-37 ¹³ C-PCB-77 ¹³ C-PCB-81 ¹³ C-PCB-126 ¹³ C-PCB-167 ¹³ C-PCB-189	124 (25-123) 160 (31-109) 172 (14-127) 138 (50-106) 122 (45-118) 123 (47-116)	PCB-30/18 PCB-17 PCB-27 PCB-24 PCB-16 PCB-32 PCB-34 PCB-23 PCB-26/29 PCB-25 PCB-31 PCB-28/20 PCB-21/33 PCB-22 PCB-36 PCB-39 PCB-38 PCB-35 PCB-37 Total Tri-CBs PCB-50/53 PCB-45 PCB-51 PCB-46 PCB-52 PCB-73 PCB-43 PCB-69/49 PCB-48 PCB-44/47/65 PCB-59/62/75 PCB-42 PCB-41 PCB-71/40 PCB-64 Total Tetra-CBs PCB-72 PCB-68 PCB-57 PCB-58 PCB-67 PCB-63 PCB-61/70/74/76	J (all detects) UJ (all non-detects)	P

Sample	Internal Standards	%R (Limits)	Compound	Flag	A or P
JW-DR-COMP-120508 (continued)	¹³ C-PCB-37 ¹³ C-PCB-77 ¹³ C-PCB-81 ¹³ C-PCB-126 ¹³ C-PCB-167 ¹³ C-PCB-189	124 (25-123) 160 (31-109) 172 (14-127) 138 (50-106) 122 (45-118) 123 (47-116)	PCB-66 PCB-55 PCB-56 PCB-60 PCB-80 PCB-79 PCB-78 PCB-81 PCB-77 PCB-126 Total Penta-CBs PCB-152 PCB-150 PCB-136 PCB-145 PCB-148 PCB-151/135 PCB-154 PCB-144 PCB-147/149 PCB-134 PCB-143 PCB-139/140 PCB-131 PCB-142 PCB-132 PCB-133 Total Hexa-CBs PCB-165 PCB-146 PCB-161 PCB-153/168 PCB-141 PCB-130 PCB-137 PCB-164 PCB-163/138/129 PCB-160 PCB-158 PCB-128/166 PCB-159 PCB-162 PCB-167 PCB-179 PCB-184 PCB-176 PCB-186 PCB-178 PCB-175 PCB-187 PCB-182 PCB-183 PCB-185 PCB-174 PCB-177 PCB-181 PCB-171/173 PCB-172 PCB-192 PCB-180/193 PCB-191 PCB-170 PCB-189 Total Hepta-CBs	J (all detects) UJ (all non-detects)	P

Sample	Internal Standards	%R (Limits)	Compound	Flag	A or P
JW-RG-COMP-120508	¹³ C-PCB-37 ¹³ C-PCB-77 ¹³ C-PCB-81 ¹³ C-PCB-126 ¹³ C-PCB-156/157 ¹³ C-PCB-167 ¹³ C-PCB-189	132 (25-123) 164 (31-109) 179 (14-127) 139 (50-106) 123 (40-120) 122 (45-118) 124 (47-116)	PCB-30/18 PCB-17 PCB-27 PCB-24 PCB-16 PCB-32 PCB-34 PCB-23 PCB-26/29 PCB-25 PCB-31 PCB-28/20 PCB-21/33 PCB-22 PCB-36 PCB-39 PCB-38 PCB-35 PCB-37 Total Tri-CBs PCB-50/53 PCB-45 PCB-51 PCB-46 PCB-52 PCB-73 PCB-43 PCB-69/49 PCB-48 PCB-44/47/65 PCB-59/62/75 PCB-42 PCB-41 PCB-71/40 PCB-64 Total Tetra-CBs PCB-72 PCB-68 PCB-57 PCB-58 PCB-67 PCB-63 PCB-61/70/74/76 PCB-66 PCB-55 PCB-56 PCB-60 PCB-80 PCB-79 PCB-78 PCB-81 PCB-77 PCB-126 Total Penta-CBs PCB-152 PCB-150 PCB-136 PCB-145 PCB-148 PCB-151/135 PCB-154 PCB-144 PCB-147/149 PCB-134 PCB-143 PCB-139/140 PCB-131 PCB-142	J (all detects) UJ (all non-detects)	P

Sample	Internal Standards	%R (Limits)	Compound	Flag	A or P
JW-RG-COMP-120508 (continued)	¹³ C-PCB-37 ¹³ C-PCB-77 ¹³ C-PCB-81 ¹³ C-PCB-126 ¹³ C-PCB-156/157 ¹³ C-PCB-167 ¹³ C-PCB-189	132 (25-123) 164 (31-109) 179 (14-127) 139 (50-106) 123 (40-120) 122 (45-118) 124 (47-116)	PCB-132 PCB-133 PCB-156/157 Total Hexa-CBs PCB-165 PCB-146 PCB-161 PCB-153/168 PCB-141 PCB-130 PCB-137 PCB-164 PCB-163/138/129 PCB-160 PCB-158 PCB-128/166 PCB-159 PCB-162 PCB-167 PCB-179 PCB-184 PCB-176 PCB-186 PCB-178 PCB-175 PCB-187 PCB-182 PCB-183 PCB-185 PCB-174 PCB-177 PCB-181 PCB-171/173 PCB-172 PCB-192 PCB-180/193 PCB-191 PCB-170 PCB-190 PCB-189 Total Hepta-CBs	J (all detects) UJ (all non-detects)	P

X. Target Compound Identification

Raw data were not reviewed for this SDG.

XI. Compound Quantitation and RLs

All compound quantitation and RLs were within validation criteria with the following exceptions:

Sample	Compound	Flag	A or P
All samples in SDG A4371	All compounds reported as estimated maximum possible concentration (EMPC).	J (all detects)	A

XII. System Performance

Raw data were not reviewed for this SDG.

XIII. Overall Assessment of Data

The analysis was conducted within all specifications of the method. No results were rejected in this SDG.

Due to initial calibration ion abundance ratio, internal standards %R and compound quantitation problems, data were qualified as estimated in ten samples.

Due to method blank contamination problems, data were qualified as nondetected in eight samples.

The quality control criteria reviewed, other than those discussed above, were met and are considered acceptable. Sample results that were found to be estimated (J) are usable for limited purposes only. Based upon the Stage 2B data validation all other results are considered valid and usable for all purposes.

Data flags are summarized at the end of this report if data has been qualified.

XIV. Field Duplicates

Samples JW-EA58-COMP-120507 and JW-EA08-COMP-120507 were identified as field duplicates. No polychlorinated biphenyls as congeners were detected in any of the samples with the following exceptions:

Compound	Concentration (pg/g)		RPD (Limits)
	JW-EA58-COMP-120507	JW-EA08-COMP-120507	
PCB-1	20	13.6	38 (≤50)
PCB-2	14.1	6.64	72 (≤50)
PCB-3	24.7	13.7	57 (≤50)
PCB-4	11	7.37	40 (≤50)
PCB-10	0.579	2.05U	200 (≤50)
PCB-9	2.24	1.76	24 (≤50)
PCB-7	1.94	1.93U	200 (≤50)
PCB-6	8	7.69	4 (≤50)

Compound	Concentration (pg/g)		RPD (Limits)
	JW-EA58-COMP-120507	JW-EA08-COMP-120507	
PCB-5	0.895	0.878	2 (≤50)
PCB-8	40.4	33.8	18 (≤50)
PCB-14	0.373	1.75U	200 (≤50)
PCB-11	108	70.7	42 (≤50)
PCB-13/12	8.51	6.74	23 (≤50)
PCB-15	46.6	37.5	22 (≤50)
PCB-19	3.89	2.31	51 (≤50)
PCB-30/18	64.6	40.4	46 (≤50)
PCB-17	32.4	20.4	45 (≤50)
PCB-27	5.39	3.78	35 (≤50)
PCB-24	0.784	0.636U	200 (≤50)
PCB-16	29.1	20	37 (≤50)
PCB-32	23.5	16.9	33 (≤50)
PCB-26/29	21	13.1	46 (≤50)
PCB-25	10.9	6.65	48 (≤50)
PCB-31	131	79.9	48 (≤50)
PCB-28/20	174	107	48 (≤50)
PCB-21/33	68.5	42.3	47 (≤50)
PCB-22	51.5	31	50 (≤50)
PCB-36	1.33	0.957U	200 (≤50)
PCB-35	6.18	2.98	70 (≤50)
PCB-37	77.1	44.6	53 (≤50)

Compound	Concentration (pg/g)		RPD (Limits)
	JW-EA58-COMP-120507	JW-EA08-COMP-120507	
PCB-54	0.272	0.17U	200 (≤50)
PCB-50/53	10.2	5.38	62 (≤50)
PCB-45	9.29	5.41	53 (≤50)
PCB-51	3.03	1.31	79 (≤50)
PCB-46	4.09	2.18	61 (≤50)
PCB-52	257	105	84 (≤50)
PCB-73	0.366	0.135U	200 (≤50)
PCB-43	3.4	2.03	50 (≤50)
PCB-69/49	82.7	43	63 (≤50)
PCB-48	18.8	11.2	51 (≤50)
PCB-44/47/65	143	69	70 (≤50)
PCB-59/62/75	8.42	5.01	51 (≤50)
PCB-42	29.2	16.2	57 (≤50)
PCB-41	8.49	4.07	70 (≤50)
PCB-71/40	53.9	30.8	55 (≤50)
PCB-64	53	26.7	66 (≤50)
PCB-72	2.58	1.57	49 (≤50)
PCB-68	1.54	0.839	59 (≤50)
PCB-57	0.672	0.405U	200 (≤50)
PCB-58	0.823	3.39	122 (≤50)
PCB-67	6.69	3.6	60 (≤50)
PCB-63	8.18	4.42	60 (≤50)

Compound	Concentration (pg/g)		RPD (Limits)
	JW-EA58-COMP-120507	JW-EA08-COMP-120507	
PCB-61/70/74/76	536	253	72 (≤50)
PCB-66	268	143	61 (≤50)
PCB-55	4.6	1.87	84 (≤50)
PCB-56	111	58	63 (≤50)
PCB-60	55.1	29.4	61 (≤50)
PCB-79	5.66	1.54	114 (≤50)
PCB-81	0.901	0.39U	200 (≤50)
PCB-77	28.2	15.1	61 (≤50)
PCB-96	2.76	0.241U	200 (≤50)
PCB-103	3.04	1.23	85 (≤50)
PCB-94	1.69	0.562U	200 (≤50)
PCB-95	423	129	107 (≤50)
PCB-100/93	2.8	0.512U	200 (≤50)
PCB-102	10.6	4.01	90 (≤50)
PCB-91	69.5	20.7	108 (≤50)
PCB-84	166	45.4	114 (≤50)
PCB-89	4.68	1.63	97 (≤50)
PCB-92	132	39.6	108 (≤50)
PCB-113/90/101	751	224	108 (≤50)
PCB-83	37.4	10.7	111 (≤50)
PCB-99	387	122	104 (≤50)
PCB-109/119/86/97/125/87	532	152	111 (≤50)

Compound	Concentration (pg/g)		RPD (Limits)
	JW-EA58-COMP-120507	JW-EA08-COMP-120507	
PCB-117	23.3	7.29	105 (≤50)
PCB-116/85	106	33.7	104 (≤50)
PCB-110	910	280	106 (≤50)
PCB-115	25.2	4.57	139 (≤50)
PCB-82	91	27.7	107 (≤50)
PCB-120	1.9	0.408U	200 (≤50)
PCB-108/124	32.1	9.5	109 (≤50)
PCB-107	57.4	18.6	102 (≤50)
PCB-123	13.8	4.32	105 (≤50)
PCB-118	874	264	107 (≤50)
PCB-122	10.9	2.83	118 (≤50)
PCB-114	17.6	4.88	113 (≤50)
PCB-105	373	109	110 (≤50)
PCB-126	1.94	0.673	97 (≤50)
PCB-136	84.6	23.3	114 (≤50)
PCB-151/135	206	68.8	100 (≤50)
PCB-154	8.28	3.19	89 (≤50)
PCB-144	32.6	10.1	105 (≤50)
PCB-147/149	591	179	107 (≤50)
PCB-134	51.3	14.7	111 (≤50)
PCB-143	1.84	0.321U	200 (≤50)
PCB-139/140	17.4	5.44	105 (≤50)

Compound	Concentration (pg/g)		RPD (Limits)
	JW-EA58-COMP-120507	JW-EA08-COMP-120507	
PCB-131	13.7	3.31	122 (≤50)
PCB-132	308	83.9	114 (≤50)
PCB-133	12.7	4.79	90 (≤50)
PCB-146	135	46.3	98 (≤50)
PCB-153/168	675	216	103 (≤50)
PCB-141	148	42.5	111 (≤50)
PCB-130	71.9	20.5	111 (≤50)
PCB-137	61.8	16.1	117 (≤50)
PCB-164	58.4	17.9	106 (≤50)
PCB-163/138/129	1120	327	110 (≤50)
PCB-158	107	30.2	112 (≤50)
PCB-128/166	172	42.3	121 (≤50)
PCB-162	3.51	1	111 (≤50)
PCB-167	40.5	10.2	120 (≤50)
PCB-156/157	149	35.3	123 (≤50)
PCB-179	44.7	17.4	88 (≤50)
PCB-176	12.4	4.15	100 (≤50)
PCB-178	23.2	10.6	75 (≤50)
PCB-175	5.29	1.65	105 (≤50)
PCB-187	145	53.1	93 (≤50)
PCB-182	0.894	0.686U	200 (≤50)
PCB-183	69	23.5	98 (≤50)

Compound	Concentration (pg/g)		RPD (Limits)
	JW-EA58-COMP-120507	JW-EA08-COMP-120507	
PCB-185	8.01	1.58	134 (≤50)
PCB-174	123	38.4	105 (≤50)
PCB-177	79.7	26	102 (≤50)
PCB-181	1.84	0.746U	200 (≤50)
PCB-171/173	43.9	13.3	107 (≤50)
PCB-172	10.9	4.41	85 (≤50)
PCB-180/193	182	62.7	98 (≤50)
PCB-191	4.18	1.27	107 (≤50)
PCB-170	91.6	28.6	105 (≤50)
PCB-190	19.1	6.51	98 (≤50)
PCB-189	6.13	1.73	112 (≤50)
PCB-202	16.9	6.82	85 (≤50)
PCB-201	7.9	2.76	96 (≤50)
PCB-197	0.981	0.641U	200 (≤50)
PCB-200	8.57	2.82	101 (≤50)
PCB-198/199	70.8	28.1	86 (≤50)
PCB-196	25.8	10.9	81 (≤50)
PCB-203	42.1	15.3	93 (≤50)
PCB-195	20.8	7.68	92 (≤50)
PCB-194	58.5	22.3	90 (≤50)
PCB-205	2.21	0.863U	200 (≤50)
PCB-208	14.4	5.56	89 (≤50)

Compound	Concentration (pg/g)		RPD (Limits)
	JW-EA58-COMP-120507	JW-EA08-COMP-120507	
PCB-207	4.78	2.11	78 (≤50)
PCB-206	44.3	17.9	85 (≤50)
PCB-209	26	10.7	83 (≤50)
Total Mono-CBs	58.8	34	53 (≤50)
Total Di-CBs	229	166	32 (≤50)
Total Tri-CBs	701	431	48 (≤50)
Total Tetra-CBs	1720	842	69 (≤50)
Total Penta-CBs	5060	1520	108 (≤50)
Total Hexa-CBs	4060	1200	109 (≤50)
Total Hepta-CBs	871	295	99 (≤50)
Total Octa-CBs	255	96.7	90 (≤50)
Total Nona-CBs	63.4	25.5	85 (≤50)

XV. Field Blanks

No field blanks were identified in this SDG.

**Jeld-Wen Maulsby Marsh
Polychlorinated Biphenyls as Congeners - Data Qualification Summary - SDG A4371**

SDG	Sample	Compound	Flag	A or P	Reason
A4371	JW-EA58-COMP-120507 JW-EA08-COMP-120507 JW-EA06-COMP-120507 JW-EA03-COMP-120507 JW-EA02-COMP-120507 JW-EA04-COMP-120507 JW-EA09-COMP-120507 JW-UR-COMP-120508 JW-DR-COMP-120508 JW-RG-COMP-120508	PCB-4 PCB-5 PCB-6 PCB-7 PCB-8 PCB-9 PCB-10 PCB-11 PCB-12 PCB-12 PCB-13 PCB-14 PCB-15 Total Di-CBs	J (all detects) UJ (all non-detects)	P	Initial calibration (ion abundance ratio)
A4371	JW-EA58-COMP-120507 JW-EA06-COMP-120507	PCB-50/53 PCB-45 PCB-51 PCB-46 PCB-52 PCB-73 PCB-43 PCB-69/49 PCB-48 PCB-44/47/65 PCB-59/62/75 PCB-42 PCB-41 PCB-71/40 PCB-64 PCB-72 PCB-68 PCB-57 PCB-58 PCB-67 PCB-63 PCB-61/70/74/76 PCB-66 PCB-55 PCB-56 PCB-60 PCB-80 PCB-79 PCB-78 PCB-77 PCB-81 Total Tetra-CBs PCB-126 Total Penta-CBs PCB-152 PCB-150 PCB-136 PCB-145 PCB-148 PCB-151/135 PCB-154 PCB-144 PCB-147/149 PCB-134 PCB-143 PCB-139/140	J (all detects) UJ (all non-detects)	P	Internal standards (%R)

SDG	Sample	Compound	Flag	A or P	Reason
A4371	JW-EA58-COMP-120507 JW-EA06-COMP-120507	PCB-131 PCB-142 PCB-132 PCB-133 PCB-156/157 Total Hexa-CBs PCB-165 PCB-146 PCB-161 PCB-153/168 PCB-141 PCB-130 PCB-137 PCB-164 PCB-163/138/129 PCB-160 PCB-158 PCB-128/166 PCB-159 PCB-162 PCB-167 PCB-179 PCB-184 PCB-176 PCB-186 PCB-178 PCB-175 PCB-187 PCB-182 PCB-183 PCB-185 PCB-174 PCB-177 PCB-181 PCB-171/173 PCB-172 PCB-192 PCB-180/193 PCB-191 PCB-170 PCB-190 PCB-189 Total Hepta-CBs	J (all detects) UJ (all non-detects)	P	Internal standards (%R)

SDG	Sample	Compound	Flag	A or P	Reason
A4371	JW-EA08-COMP-120507	PCB-30/18 PCB-17 PCB-27 PCB-24 PCB-16 PCB-32 PCB-34 PCB-23 PCB-26/29 PCB-25 PCB-31 PCB-28/20 PCB-21/33 PCB-22 PCB-36 PCB-39 PCB-38 PCB-35 PCB-37 Total Tri-CBs PCB-50/53 PCB-45 PCB-51 PCB-46 PCB-52 PCB-73 PCB-43 PCB-69/49 PCB-48 PCB-44/47/65 PCB-59/62/75 PCB-42 PCB-41 PCB-71/40 PCB-64 Total Tetra-CBs PCB-72 PCB-68 PCB-57 PCB-58 PCB-67 PCB-63 PCB-61/70/74/76 PCB-66 PCB-55 PCB-56 PCB-60 PCB-80 PCB-79 PCB-78 PCB-81 PCB-77 PCB-126 Total Penta-CBs PCB-165 PCB-146 PCB-161 PCB-153/168 PCB-141 PCB-130 PCB-137 PCB-164 PCB-163/138/129 PCB-160 PCB-158 PCB-128/166 PCB-159 PCB-162 PCB-167	J (all detects) UJ (all non-detects)	P	Internal standards (%R)

SDG	Sample	Compound	Flag	A or P	Reason
A4371	JW-EA08-COMP-120507	PCB-152 PCB-150 PCB-136 PCB-145 PCB-148 PCB-151/135 PCB-154 PCB-144 PCB-147/149 PCB-134 PCB-143 PCB-139/140 PCB-131 PCB-142 PCB-132 PCB-133 Total Hexa-CBs PCB-179 PCB-184 PCB-176 PCB-186 PCB-178 PCB-175 PCB-187 PCB-182 PCB-183 PCB-185 PCB-174 PCB-177 PCB-181 PCB-171/173 PCB-172 PCB-192 PCB-180/193 PCB-191 PCB-170 PCB-190 PCB-189 Total Hepta-CBs	J (all detects) UJ (all non-detects)	P	Internal standards (%R)

SDG	Sample	Compound	Flag	A or P	Reason
A4371	JW-EA03-COMP-120507 JW-UR-COMP-120508	PCB-50/53 PCB-45 PCB-51 PCB-46 PCB-52 PCB-73 PCB-43 PCB-69/49 PCB-48 PCB-44/47/65 PCB-59/62/75 PCB-42 PCB-41 PCB-71/40 PCB-64 Total Tetra-CBs PCB-72 PCB-68 PCB-57 PCB-58 PCB-67 PCB-63 PCB-61/70/74/76 PCB-66 PCB-55 PCB-56 PCB-60 PCB-80 PCB-79 PCB-78 PCB-81 PCB-77 PCB-126 Total Penta-CBs PCB-131 PCB-142 PCB-132 PCB-133 PCB-165 PCB-146 PCB-152 PCB-150 PCB-136 PCB-145 PCB-148 PCB-151/135 PCB-154 PCB-144 PCB-147/149 PCB-134 PCB-143 PCB-139/140 PCB-161 PCB-153/168 PCB-141 PCB-130 PCB-137 PCB-164 PCB-163/138/129 PCB-160 PCB-158 PCB-128/166 PCB-159 PCB-162 Total Hexa-CBs	J (all detects) UJ (all non-detects)	P	Internal standards (%R)

SDG	Sample	Compound	Flag	A or P	Reason
A4371	JW-EA03-COMP-120507 JW-UR-COMP-120508	PCB-167 PCB-179 PCB-184 PCB-176 PCB-186 PCB-178 PCB-175 PCB-187 PCB-182 PCB-183 PCB-185 PCB-174 PCB-177 PCB-181 PCB-171/173 PCB-172 PCB-192 PCB-180/193 PCB-191 PCB-170 PCB-190 PCB-189 Total Hepta-CBs	J (all detects) UJ (all non-detects)	P	Internal standards (%R)

SDG	Sample	Compound	Flag	A or P	Reason
A4371	JW-EA02-COMP-120507 JW-EA04-COMP-120507	PCB-50/53 PCB-45 PCB-51 PCB-46 PCB-52 PCB-73 PCB-43 PCB-69/49 PCB-48 PCB-44/47/65 PCB-59/62/75 PCB-42 PCB-41 PCB-71/40 PCB-64 Total Tetra-CBs PCB-72 PCB-68 PCB-57 PCB-58 PCB-67 PCB-63 PCB-61/70/74/76 PCB-66 PCB-55 PCB-56 PCB-60 PCB-80 PCB-79 PCB-78 PCB-81 PCB-77 PCB-126 Total Penta-CBs PCB-179 PCB-184 PCB-176 PCB-186 PCB-178 PCB-175 PCB-187 PCB-182 PCB-183 PCB-185 PCB-174 PCB-177 PCB-181 PCB-171/173 PCB-172 PCB-192 PCB-180/193 PCB-191 PCB-170 PCB-190 PCB-189 Total Hepta-CBs	J (all detects) UJ (all non-detects)	P	Internal standards (%R)

SDG	Sample	Compound	Flag	A or P	Reason
A4371	JW-EA09-COMP-120507 JW-RG-COMP-120508	PCB-30/18 PCB-17 PCB-27 PCB-24 PCB-16 PCB-32 PCB-34 PCB-23 PCB-26/29 PCB-25 PCB-31 PCB-28/20 PCB-21/33 PCB-22 PCB-36 PCB-39 PCB-38 PCB-35 PCB-37 Total Tri-CBs PCB-50/53 PCB-45 PCB-51 PCB-46 PCB-52 PCB-73 PCB-43 PCB-69/49 PCB-48 PCB-44/47/65 PCB-59/62/75 PCB-42 PCB-41 PCB-71/40 PCB-64 Total Tetra-CBs PCB-72 PCB-68 PCB-57 PCB-58 PCB-67 PCB-63 PCB-61/70/74/76 PCB-66 PCB-55 PCB-56 PCB-60 PCB-80 PCB-79 PCB-78 PCB-81 PCB-77 PCB-126 Total Penta-CBs PCB-152 PCB-150 PCB-136 PCB-145 PCB-148 PCB-151/135 PCB-154 PCB-144 PCB-147/149 PCB-134 PCB-143 PCB-139/140	J (all detects) UJ (all non-detects)	P	Internal standards (%R)

SDG	Sample	Compound	Flag	A or P	Reason
A4371	JW-EA09-COMP-120507 JW-RG-COMP-120508	PCB-131 PCB-142 PCB-132 PCB-133 PCB-165 PCB-146 PCB-161 PCB-153/168 PCB-141 PCB-130 PCB-137 PCB-164 PCB-163/138/129 PCB-160 PCB-158 PCB-128/166 PCB-159 PCB-162 Total Hexa-CBs PCB-156/157 PCB-167 PCB-179 PCB-184 PCB-176 PCB-186 PCB-178 PCB-175 PCB-187 PCB-182 PCB-183 PCB-185 PCB-174 PCB-177 PCB-181 PCB-171/173 PCB-172 PCB-192 PCB-180/193 PCB-191 PCB-170 PCB-190 PCB-189 Total Hepta-CBs	J (all detects) UJ (all non-detects)	P	Internal standards (%R)

SDG	Sample	Compound	Flag	A or P	Reason
A4371	JW-DR-COMP-120508	PCB-30/18 PCB-17 PCB-27 PCB-24 PCB-16 PCB-32 PCB-34 PCB-23 PCB-26/29 PCB-25 PCB-31 PCB-28/20 PCB-21/33 PCB-22 PCB-36 PCB-39 PCB-38 PCB-35 PCB-37 Total Tri-CBs PCB-50/53 PCB-45 PCB-51 PCB-46 PCB-52 PCB-73 PCB-43 PCB-69/49 PCB-48 PCB-44/47/65 PCB-59/62/75 PCB-42 PCB-41 PCB-71/40 PCB-64 Total Tetra-CBs PCB-72 PCB-68 PCB-57 PCB-58 PCB-67 PCB-63 PCB-61/70/74/76 PCB-66 PCB-55 PCB-56 PCB-60 PCB-80 PCB-79 PCB-78 PCB-81 PCB-77 PCB-126 Total Penta-CBs PCB-152 PCB-150 PCB-136 PCB-145 PCB-148 PCB-151/135 PCB-154 PCB-144 PCB-147/149 PCB-134 PCB-143 PCB-139/140	J (all detects) UJ (all non-detects)	P	Internal standards (%R)

SDG	Sample	Compound	Flag	A or P	Reason
A4371	JW-DR-COMP-120508	PCB-131 PCB-142 PCB-132 PCB-133 Total Hexa-CBs PCB-165 PCB-146 PCB-161 PCB-153/168 PCB-141 PCB-130 PCB-137 PCB-164 PCB-163/138/129 PCB-160 PCB-158 PCB-128/166 PCB-159 PCB-162 PCB-167 PCB-179 PCB-184 PCB-176 PCB-186 PCB-178 PCB-175 PCB-187 PCB-182 PCB-183 PCB-185 PCB-174 PCB-177 PCB-181 PCB-171/173 PCB-172 PCB-192 PCB-180/193 PCB-191 PCB-170 PCB-190 PCB-189 Total Hepta-CBs	J (all detects) UJ (all non-detects)	P	Internal standards (%R)
A4371	JW-EA58-COMP-120507 JW-EA08-COMP-120507 JW-EA06-COMP-120507 JW-EA03-COMP-120507 JW-EA02-COMP-120507 JW-EA04-COMP-120507 JW-EA09-COMP-120507 JW-UR-COMP-120508 JW-DR-COMP-120508 JW-RG-COMP-120508	All compounds reported as estimated maximum possible concentration (EMPC).	J (all detects)	A	Compound quantitation and RLs

**Jeld-Wen Maulsby Marsh
Polychlorinated Biphenyls as Congeners - Laboratory Blank Data Qualification
Summary - SDG A4371**

SDG	Sample	Compound	Modified Final Concentration	A or P
A4371	JW-EA58-COMP-120507	PCB-11	108U pg/g	A

SDG	Sample	Compound	Modified Final Concentration	A or P
A4371	JW-EA08-COMP-120507	PCB-11	70.7U pg/g	A
A4371	JW-EA06-COMP-120507	PCB-11 Total Di-CBs	39.3U pg/g 107U pg/g	A
A4371	JW-EA03-COMP-120507	PCB-1 PCB-11 Total Di-CBs	2.08U pg/g 20.9U pg/g 54.1U pg/g	A
A4371	JW-EA02-COMP-120507	PCB-11	40.7U pg/g	A
A4371	JW-EA04-COMP-120507	PCB-11	23.7U pg/g	A
A4371	JW-UR-COMP-120508	PCB-11 Total Di-CBs	21.1U pg/g 59.5U pg/g	A
A4371	JW-RG-COMP-120508	PCB-11	61.1U pg/g	A

METHOD: HRGC/HRMS Polychlorinated Biphenyl Congeners (EPA Method 1668B)

The samples listed below were reviewed for each of the following validation areas. Validation findings are noted in attached validation findings worksheets.

	Validation Area		Comments
I.	Technical holding times	A	Sampling dates: 5/7-5/8/12
II.	GC/MS Instrument performance check	A	
III.	Initial calibration	SW	RSD = 20
IV.	Routine calibration/ICV	A	CEV = 30/50
V.	Blanks	SW	
VI.	Matrix spike/Matrix spike duplicates	N	clean
VII.	Laboratory control samples	A	OPR
VIII.	Regional quality assurance and quality control	N	
IX.	Internal standards	SW	
X.	Target compound identifications	N	
XI.	Compound quantitation/RL/LOQ/LODs	SW	EMPC - <i>[Signature]</i> A
XII.	System performance	N	
XIII.	Overall assessment of data	A	
XIV.	Field duplicates	SW	D = 1+2
XV.	Field blanks	N	

Note: A = Acceptable
 N = Not provided/applicable
 SW = See worksheet

ND = No compounds detected
 R = Rinsate
 FB = Field blank

D = Duplicate
 TB = Trip blank
 EB = Equipment blank

Validated Samples: *sediment*

1	JW-EA58-COMP-120507	11	<i>MB73532</i>	21		31	
2	JW-EA08-COMP-120507	12		22		32	
3	JW-EA06-COMP-120507	13		23		33	
4	JW-EA03-COMP-120507	14		24		34	
5	JW-EA02-COMP-120507	15		25		35	
6	JW-EA04-COMP-120507	16		26		36	
7	JW-EA09-COMP-120507	17		27		37	
8	JW-UR-COMP-120508	18		28		38	
9	JW-DR-COMP-120508	19		29		39	
10	JW-RG-COMP-120508	20		30		40	

Reviewer: [Signature]
 2nd Reviewer: [Signature]

Blanks

METHOD: HRGC/HRMS PCB Congeners (EPA Method 1668B)

Blank extraction date: 5/25/12 **Blank analysis date:** 7/5/12

Conc. units: pg/g

Associated samples All Qualify U

Compound	Blank ID	Sample Identification																			
		5x	1	2	3	4	5	6	8	10											
	MBZ3532																				
PCB-1	0.517	2.585				2.08															
PCB-8	1.45	7.25																			
PCB-11	22	110	108	70.7	39.3	20.9	40.7	23.7	21.1	61.1											
PCB-30/18	1.85	9.25																			
PCB-17	1.09	5.45																			
PCB-26/29	0.623	3.115																			
PCB-31	1.34	6.7																			
PCB-28/20	1.58	7.9																			
PCB-21/33	0.696	3.48																			
PCB-22	0.542	2.71																			
PCB-37	0.538	2.69																			
PCB-52	3.08	15.4																			
PCB-69/49	1.07	5.35																			
PCB-44/47/65	1.69	8.45																			
PCB-71/40	0.448	2.24																			
PCB-64	0.388*	1.94																			
PCB-61/70/74/76	1.98	9.9																			
PCB-66	1.17	5.85																			
PCB-95	2.67	13.35																			
PCB-113/90/101	2.72	13.6																			
PCB-99	1.15	5.75																			
PCB-109/119/86/97/125/87	1.2*	6																			
PCB-110	2.46	12.3																			
PCB-118	1.69	8.45																			

Compound	Blank ID	Sample Identification												
		5x	1	2	3	4	5	6	8	10				
	MBZ3532													
PCB-105	0.611*	3.055												
PCB-151/135	1.45	7.25												
PCB-147/149	3.2	16												
PCB-132	0.866*	4.33												
PCB-153/168	2.58	12.9												
PCB-163/138/129	2.96	14.8												
Total Mono-CBs	0.517	2.585												
Total Di-CBs	23.5	117.5	107	54.1									59.5	
Total Tri-CBs	8.25	41.25												
Total Tetra-CBs	9.83*	49.15												
Total Penta-CBs	12.5*	62.5												
Total Hexa-CBs	11.1*	55.5												

*EMPC

VALIDATION FINDINGS WORKSHEET
Internal Standards

METHOD: HRGC/HRMS PCB Congeners (EPA Method 1668B)

Please see qualifications below for all questions answered "N". Not applicable questions are identified as "N/A".

Y/N/N/A Are all internal standard recoveries within the QC criteria?

Y/N/N/A Was the S/N ratio all internal standard peaks ≥ 10 ?

#	Date	Lab ID/Reference	Internal Standard	% Recovery (Limit:)	Qualifications
		1	PCB-77	52 (31-109)	J/W/P (su expanded)
			81	165 (14-127)	
			26	26 (50-106)	
			56/57	27 (40-20)	
			67	30 (45-118)	
			89	26 (47-116)	
				()	
2			37	24 (25-23)	
			77	51 ()	
			81	67 ()	
			26	35 ()	
			67	26 ()	
			89	32 ()	
				()	
3			77	53 ()	
			81	170 ()	
			26	33 ()	
			56/57	22 ()	
			67	27 ()	
			89	29 ()	
				()	
4			77	58 ()	
			81	74 ()	
			26	35 ()	
			67	23 ()	
			89	31 ()	
				()	
				()	
				()	
				()	

VALIDATION FINDINGS WORKSHEET
Internal Standards

METHOD: HRGC/HRMS PCB Congeners (EPA Method 1668B)

Please see qualifications below for all questions answered "N". Not applicable questions are identified as "N/A".

Y N/A Are all internal standard recoveries within the QC criteria?
Y N/A Was the S/N ratio all internal standard peaks ≥ 10 ?

#	Date	Lab ID/Reference	Internal Standard	% Recovery (Limit:)	Qualifications
5			13C-PCB-77	52 (see pg 13)	JUT/P
			81	63	
			26	37	
			89	21	
6			77	46	
			81	61	
			26	26	
			89	23	
7			37	25	
			77	55	
			81	70	
			26	31	
8			156/157	24	
			67	28	
			89	25	
			77	60	
9			81	69	
			26	32	
			67	25	
			89	28	
			37	24	
			77	60	
			81	72	
			26	38	
			67	22	
			189	23	

Sample ID: MB #73532 **MB #73532** **13C-PCB-27** **13C-PCB-27 A-81** **Method 1668B**

Client Data		Sample Data		Laboratory Data		Date Received:		
Name:	JELD-WEN, Inc.	Matrix:	Solid	Project No.:	A4371	Date Received:	n/a	
Project ID:	Jeld-Wen Surface Sediment	Weight/Volume:	5.00 g	Sample ID:	MB1_9893_PCB_SDS-RJ	Date Extracted:	25-May-2012	
Date Collected:	n/a	% Solids	n/a	QC Batch No.:	9893	Date Analyzed:	05-Jul-2012	
		Units	pg/g	Checkcode:	223-346-WHS	Time Analyzed:	14:38:04	
Mono	Conc.	Qualifiers	Tri	Conc.	Qualifiers	Tetra	Conc.	Qualifiers
PCB-1	0.517 (0.325)	J	PCB-19	(0.491)		PCB-72	(0.211)	
PCB-2	(0.36)		PCB-30/18	1.85	J,C	PCB-68	(0.203)	
PCB-3			PCB-17	1.09	J	PCB-57	(0.225)	
Conc.	0.517		PCB-27	(0.856)		PCB-58	(0.226)	
EMPC	0.517		PCB-24	(0.373)		PCB-67	(0.22)	
			PCB-16	(0.595)		PCB-63	(0.205)	
			PCB-32	(0.331)		PCB-61/70/74/76	1.98	J,C
DI	Conc.	Qualifiers	PCB-34	(0.421)		PCB-66	1.17	J
PCB-4	(5.44)		PCB-23	(0.402)		PCB-55	(0.23)	
PCB-10	(3.11)		PCB-26/29	0.623	J,C	PCB-56	(0.235)	
PCB-9	(2.81)		PCB-25	(0.402)		PCB-60	(0.223)	
PCB-7	(2.49)		PCB-31	1.34	J	PCB-80	(0.201)	
PCB-6	(2.58)		PCB-28/20	1.58	J,C	PCB-79	(0.215)	
PCB-5	(2.63)		PCB-21/33	0.696	J,C	PCB-78	(0.26)	
PCB-8	1.45	J	PCB-22	0.542	J	PCB-81	(0.217)	
PCB-14	(2.26)		PCB-36	(0.413)		PCB-77	(0.234)	
PCB-11	22		PCB-39	(0.399)				
PCB-13/12	(2.66)	C	PCB-38	(0.448)				
PCB-15	(2.58)		PCB-35	(0.45)				
			PCB-37	0.538	J			
Conc.	23.5		Total Tri-CBS	8.25		Conc.	9.44	
EMPC	23.5		EMPC	8.25		EMPC	9.83	

Totals		Conc.		EMPC	
Mono-Tri	32.3				
Tetra-Hexa	30.3				
Hepta-Deca	0				
Mono-Deca	62.6				

SGS
ANALYTICAL PERSPECTIVES

2714 Exchange Drive
Wilmington, NC 28405, USA

Tel: +1 910 794-1613
Fax: +1 910 794-3919
www.us.sgs.com

VALIDATION FINDINGS WORKSHEET
Field Duplicates

METHOD: HRGC/HRMS PCB Congeners (EPA Method 1668B)

Compound	Concentration (pg/g)		(<50) RPD			
	1	2				
PCB-1	20	13.6	38			
PCB-2	14.1	6.64	72			
PCB-3	24.7	13.7	57			
PCB-4	11	7.37	40			
PCB-10	0.579	2.05U	200			
PCB-9	2.24	1.76	24			
PCB-7	1.94	1.93U	200			
PCB-6	8	7.69	4			
PCB-5	0.895	0.878	2			
PCB-8	40.4	33.8	18			
PCB-14	0.373	1.75U	200			
PCB-11	108	70.7	42			
PCB-13/12	8.51	6.74	23			
PCB-15	46.6	37.5	22			
PCB-19	3.89	2.31*	51			
PCB-30/18	64.6	40.4	46			
PCB-17	32.4	20.4	45			
PCB-27	5.39	3.78	35			
PCB-24	0.784	0.636U	200			
PCB-16	29.1	20	37			
PCB-32	23.5	16.9	33			
PCB-26/29	21	13.1	46			
PCB-25	10.9	6.65	48			
PCB-31	131	79.9	48			
PCB-28/20	174	107	48			
PCB-21/33	68.5	42.3	47			
PCB-22	51.5	31	50			
PCB-36	1.33*	0.957U	200			

VALIDATION FINDINGS WORKSHEET
Field Duplicates

METHOD: HRGC/HRMS PCB Congeners (EPA Method 1668B)

Compound	Concentration (pg/g)		(<50) RPD			
	1	2				
PCB-35	6.18	2.98*	70			
PCB-37	77.1	44.6	53			
PCB-54	0.272	0.17U	200			
PCB-50/53	10.2	5.38	62			
PCB-45	9.29	5.41	53			
PCB-51	3.03	1.31*	79			
PCB-46	4.09	2.18	61			
PCB-52	257	105	84			
PCB-73	0.366	0.135U	200			
PCB-43	3.4	2.03	50			
PCB-69/49	82.7	43	63			
PCB-48	18.8	11.2	51			
PCB-44/47/65	143	69	70			
PCB-59/62/75	8.42	5.01	51			
PCB-42	29.2	16.2	57			
PCB-41	8.49	4.07	70			
PCB-71/40	53.9	30.8	55			
PCB-64	53	26.7	66			
PCB-72	2.58	1.57	49			
PCB-68	1.54	0.839	59			
PCB-57	0.672	0.405U	200			
PCB-58	0.823	3.39	122			
PCB-67	6.69	3.6	60			
PCB-63	8.18	4.42	60			
PCB-61/70/74/76	536	253	72			
PCB-66	268	143	61			
PCB-55	4.6	1.87	84			
PCB-56	111	58	63			

VALIDATION FINDINGS WORKSHEET
Field Duplicates

METHOD: HRGC/HRMS PCB Congeners (EPA Method 1668B)

Compound	Concentration (pg/g)		(<50) RPD			
	1	2				
PCB-60	55.1	29.4	61			
PCB-79	5.66	1.54*	114			
PCB-81	0.901	0.39U	200			
PCB-77	28.2	15.1	61			
PCB-96	2.76	0.241U	200			
PCB-103	3.04	1.23*	85			
PCB-94	1.69*	0.562U	200			
PCB-95	423	129	107			
PCB-100/93	2.8	0.512U	200			
PCB-102	10.6	4.01	90			
PCB-91	69.5	20.7	108			
PCB-84	166	45.4	114			
PCB-89	4.68	1.63*	97			
PCB-92	132	39.6	108			
PCB-113/90/101	751	224	108			
PCB-83	37.4	10.7	111			
PCB-99	387	122	104			
PCB-109/119/86/97/125/87	532	152	111			
PCB-117	23.3	7.29	105			
PCB-116/85	106	33.7	104			
PCB-110	910	280	106			
PCB-115	25.2	4.57	139			
PCB-82	91	27.7	107			
PCB-120	1.9	0.408U	200			
PCB-108/124	32.1	9.5	109			
PCB-107	57.4	18.6	102			
PCB-123	13.8	4.32	105			
PCB-118	874	264	107			

VALIDATION FINDINGS WORKSHEET
Field Duplicates

METHOD: HRGC/HRMS PCB Congeners (EPA Method 1668B)

Compound	Concentration (pg/g)		(<50) RPD			
	1	2				
PCB-122	10.9	2.83	118			
PCB-114	17.6	4.88	113			
PCB-105	373	109	110			
PCB-126	1.94*	0.673	97			
PCB-136	84.6	23.3	114			
PCB-151/135	206	68.8	100			
PCB-154	8.28	3.19	89			
PCB-144	32.6	10.1	105			
PCB-147/149	591	179	107			
PCB-134	51.3	14.7	111			
PCB-143	1.84	0.321U	200			
PCB-139/140	17.4	5.44	105			
PCB-131	13.7	3.31	122			
PCB-132	308	83.9	114			
PCB-133	12.7	4.79	90			
PCB-146	135	46.3	98			
PCB-153/168	675	216	103			
PCB-141	148	42.5	111			
PCB-130	71.9	20.5	111			
PCB-137	61.8	16.1	117			
PCB-164	58.4	17.9	106			
PCB-163/138/129	1120	327	110			
PCB-158	107	30.2	112			
PCB-128/166	172	42.3	121			
PCB-162	3.51	1	111			
PCB-167	40.5	10.2	120			
PCB-156/157	149	35.3	123			
PCB-179	44.7	17.4	88			

VALIDATION FINDINGS WORKSHEET
Field Duplicates

METHOD: HRGC/HRMS PCB Congeners (EPA Method 1668B)

Compound	Concentration (pg/g)		(<50) RPD			
	1	2				
PCB-176	12.4*	4.15*	100			
PCB-178	23.2	10.6	75			
PCB-175	5.29	1.65	105			
PCB-187	145	53.1	93			
PCB-182	0.894	0.686U	200			
PCB-183	69	23.5	98			
PCB-185	8.01	1.58*	134			
PCB-174	123	38.4	105			
PCB-177	79.7	26	102			
PCB-181	1.84	0.746U	200			
PCB-171/173	43.9	13.3	107			
PCB-172	10.9	4.41	85			
PCB-180/193	182	62.7	98			
PCB-191	4.18	1.27	107			
PCB-170	91.6	28.6	105			
PCB-190	19.1	6.51	98			
PCB-189	6.13	1.73	112			
PCB-202	16.9	6.82	85			
PCB-201	7.9	2.76	96			
PCB-197	0.981*	0.641U	200			
PCB-200	8.57	2.82	101			
PCB-198/199	70.8	28.1	86			
PCB-196	25.8	10.9	81			
PCB-203	42.1	15.3*	93			
PCB-195	20.8	7.68	92			
PCB-194	58.5	22.3	90			
PCB-205	2.21	0.863U	200			
PCB-208	14.4	5.56	89			

VALIDATION FINDINGS WORKSHEET
Field Duplicates

METHOD: HRGC/HRMS PCB Congeners (EPA Method 1668B)

Compound	Concentration (pg/g)		(<50) RPD			
	1	2				
PCB-207	4.78	2.11	78			
PCB-206	44.3	17.9	85			
PCB-209	26	10.7	83			
Total Mono-CBs	58.8	34	53			
Total Di-CBs	229	166	32			
Total Tri-CBs	701*	431*	48			
Total Tetra-CBs	1720	842*	69			
Total Penta-CBs	5060	1520*	108			
Total Hexa-CBs	4060	1200	109			
Total Hepta-CBs	871*	295*	99			
Total Octa-CBs	255*	96.7*	90			
Total Nona-CBs	63.4	25.5	85			

*EMPC

**Laboratory Data Consultants, Inc.
Data Validation Report**

Project/Site Name: Jeld-Wen Maulsby Marsh
Collection Date: May 7 through May 9, 2012
LDC Report Date: August 9, 2012
Matrix: Sediment
Parameters: Polychlorinated Biphenyls as Congeners
Validation Level: Stage 2B
Laboratory: SGS Analytical Perspectives
Sample Delivery Group (SDG): A4373

Sample Identification

JW-EA10-SS39-120507
JW-EA10-SS43-120507
JW-EA10-SS41-120507
JW-EA10-SS42-120507
JW-EA10-SS40-120507
JW-EA10-SS90-120507
JW-EA01-COMP-120507
JW-EA05-COMP-120509
JW-EA07-COMP-120507

Introduction

This data review covers 9 sediment samples listed on the cover sheet including dilutions and reanalysis as applicable. The analyses were per EPA Method 1668B for Polychlorinated Biphenyl as Congeners.

This review follows USEPA Contract Laboratory Program National Functional Guidelines for Polychlorinated Dioxins/Dibenzofurans Data Review (September 2005).

A qualification summary table is provided at the end of this report if data has been qualified. Flags are classified as P (protocol) or A (advisory) to indicate whether the flag is due to a laboratory deviation from a specified protocol or is of technical advisory nature.

Raw data were not reviewed for this SDG. The review was based on QC data.

The following are definitions of the data qualifiers:

- U Indicates the compound or analyte was analyzed for but not detected at or above the stated limit.
- J Indicates an estimated value.
- R Quality control indicates the data is not usable.
- NJ Presumptive evidence of the presence of the compound at an estimated quantity.
- UJ Indicates the compound or analyte was analyzed for but not detected. The sample detection limit is an estimated value.
- A Indicates the finding is based upon technical validation criteria.
- P Indicates the finding is related to a protocol/contractual deviation.
- None Indicates the data was not significantly impacted by the finding, therefore qualification was not required.

I. Technical Holding Times

All technical holding time requirements were met.

The chain-of-custodies were reviewed for documentation of temperatures. Cooler temperatures for sample JW-EA05-COMP-120509 was reported at 11.6°C upon receipt by the laboratory. Since polychlorinated biphenyls as congeners are known to be environmentally stable, these compounds are not expected to degrade significantly during transport, the data did warrant qualification based on cooler temperature exceedance.

II. HRGC/HRMS Instrument Performance Check

Instrument performance was checked at the required daily frequency.

Retention time windows were established for all congeners. The chromatographic resolution between the congeners PCB-23 and PCB-34 and congeners PCB-182 and PCB-187 was resolved with a valley of less than or equal to 40%.

III. Initial Calibration

A five point initial calibration was performed at the required daily frequency.

The percent relative standard deviations (%RSD) were less than or equal to 20.0% for all compounds.

The ion abundance ratios for all compounds were within validation criteria.

The minimum S/N ratio was greater than or equal to 10 for each unlabeled compound and labeled compound.

IV. Continuing Calibration

Continuing calibration was performed at the required frequencies.

All of the continuing calibration percent differences (%D) between the initial calibration RRF and the routine calibration RRF were less than or equal to 30.0% for unlabeled compounds and less than or equal to 50.0% for labeled compounds with the following exceptions:

Date	Compound	%D	Associated Samples	Affected Compound	Flag	A or P
7/3/12	PCB-1 PCB-3	31.5 35.6	All samples in SDG A4373	PCB-1 PCB-3 Total Mono-CBs	J (all detects) J (all detects) J (all detects)	P

The ion abundance ratios for all compounds were within validation criteria.

The minimum S/N ratio was greater than or equal to 10 for each unlabeled compound and labeled compound.

V. Blanks

Method blanks were reviewed for each matrix as applicable. No polychlorinated biphenyls as congeners contaminants were found in the method blanks with the following exceptions:

Method Blank ID	Extraction Date	Compound	Concentration	Associated Samples
MB75624	6/8/12	PCB-11 PCB-52 PCB-95 PCB-113/90/101 PCB-109/119/86/97/125/87 PCB-110 PCB-118 PCB-105 PCB-147/149 PCB-153/168 PCB-163/138/129 Total Di-CBs Total Tetra-CBs Total Penta-CBs Total Hexa-CBs	7.6 pg/g 3.36 pg/g 1.87 pg/g 1.7 pg/g 1.43 pg/g 1.82 pg/g 1.03 pg/g 0.566 pg/g 1.76 pg/g 1.21 pg/g 1.72 pg/g 7.6 pg/g 3.36 pg/g 9.25 pg/g 4.69 pg/g	All samples in SDG A4373

Sample concentrations were compared to concentrations detected in the method blanks. The sample concentrations were either not detected or were significantly greater (>5X blank contaminants) than the concentrations found in the associated method blanks with the following exceptions:

Sample	Compound	Reported Concentration	Modified Final Concentration
JW-EA01-COMP-120507	PCB-11	27.8 pg/g	27.8U pg/g
JW-EA05-COMP-120509	PCB-11 Total Di-CBs	6.56 pg/g 21.8 pg/g	6.56U pg/g 21.8U pg/g

VI. Matrix Spike/Matrix Spike Duplicates

The laboratory has indicated that there were no matrix spike (MS) and matrix spike duplicate (MSD) analyses specified for the samples in this SDG, and therefore matrix spike and matrix spike duplicate analyses were not performed for this SDG.

VII. Ongoing Precision Recovery (OPR)

Ongoing precision recovery samples were reviewed for each matrix as applicable. Percent recoveries (%R) were within QC limits.

VIII. Regional Quality Assurance and Quality Control

Not applicable.

IX. Internal Standards

All internal standard recoveries (%R) were within QC limits with the following exceptions:

Sample	Internal Standards	%R (Limits)	Compound	Flag	A or P
MB75624	¹³ C-PCB-169	29.5 (37-117)	PCB-152 PCB-150 PCB-136 PCB-145 PCB-148 PCB-151/135 PCB-154 PCB-144 PCB-147/149 PCB-134 PCB-143 PCB-139/140 PCB-131 PCB-142 PCB-132 PCB-133 PCB-165 PCB-146 PCB-161 PCB-153/168 PCB-141 PCB-130 PCB-137 PCB-164 PCB-163/138/129 PCB-160 PCB-158 PCB-128/166 PCB-159 PCB-162 PCB-169 Total Hexa-CBs	J (all detects) UJ (all non-detects)	P

Sample	Internal Standards	%R (Limits)	Compound	Flag	A or P
JW-EA10-SS39-120507	¹³ C-PCB-167	124 (45-118)	PCB-152 PCB-150 PCB-136 PCB-145 PCB-148 PCB-151/135 PCB-154 PCB-144 PCB-147/149 PCB-134 PCB-143 PCB-139/140 PCB-131 PCB-142 PCB-132 PCB-133 PCB-165 PCB-146 PCB-161 PCB-153/168 PCB-141 PCB-130 PCB-137 PCB-164 PCB-163/138/129 PCB-160 PCB-158 PCB-128/166 PCB-159 PCB-162 PCB-167 Total Hexa-CBs	J (all detects) UJ (all non-detects)	P
JW-EA10-SS41-120507	¹³ C-PCB-105	49 (50-111)	PCB-105 Total Penta-CBs	J (all detects) UJ (all non-detects) J (all detects) UJ (all non-detects)	P

Sample	Internal Standards	%R (Limits)	Compound	Flag	A or P
JW-EA01-COMP-120507	¹³ C-PCB-167	120 (45-118)	PCB-152 PCB-150 PCB-136 PCB-145 PCB-148 PCB-151/135 PCB-154 PCB-144 PCB-147/149 PCB-134 PCB-143 PCB-139/140 PCB-131 PCB-142 PCB-132 PCB-133 PCB-165 PCB-146 PCB-161 PCB-153/168 PCB-141 PCB-130 PCB-137 PCB-164 PCB-163/138/129 PCB-160 PCB-158 PCB-128/166 PCB-159 PCB-162 PCB-167 Total Hexa-CBs	J (all detects) UJ (all non-detects)	P
JW-EA05-COMP-120509	¹³ C-PCB-77 ¹³ C-PCB-81 ¹³ C-PCB-156/157 ¹³ C-PCB-167	148 (31-109) 149 (14-127) 133 (40-120) 139 (45-118)	PCB-50/53 PCB-45 PCB-51 PCB-46 PCB-52 PCB-73 PCB-43 PCB-69/49 PCB-48 PCB-44/47/65 PCB-59/62/75 PCB-42 PCB-41 PCB-71/40 PCB-64 PCB-72 PCB-68 PCB-57 PCB-58 PCB-67 PCB-63 PCB-61/70/74/76 PCB-66 PCB-55 PCB-56 PCB-60 PCB-80 PCB-79 PCB-78 PCB-81 PCB-77 Total Tetra-CBs	J (all detects) UJ (all non-detects)	P

Sample	Internal Standards	%R (Limits)	Compound	Flag	A or P
JW-EA05-COMP-120509 (continued)	¹³ C-PCB-77 ¹³ C-PCB-81 ¹³ C-PCB-156/157 ¹³ C-PCB-167	148 (31-109) 149 (14-127) 133 (40-120) 139 (45-118)	PCB-152 PCB-150 PCB-136 PCB-145 PCB-148 PCB-151/135 PCB-154 PCB-144 PCB-147/149 PCB-134 PCB-143 PCB-139/140 PCB-131 PCB-142 PCB-132 PCB-133 PCB-165 PCB-146 PCB-161 PCB-153/168 PCB-141 PCB-130 PCB-137 PCB-164 PCB-163/138/129 PCB-160 PCB-158 PCB-128/166 PCB-159 PCB-162 PCB-156/157 Total Hexa-CBs	J (all detects) UJ (all non-detects)	P
JW-EA07-COMP-120507	¹³ C-PCB-77 ¹³ C-PCB-81	127 (31-109) 134 (14-127)	PCB-50/53 PCB-45 PCB-51 PCB-46 PCB-52 PCB-73 PCB-43 PCB-69/49 PCB-48 PCB-44/47/65 PCB-59/62/75 PCB-42 PCB-41 PCB-71/40 PCB-64 PCB-72 PCB-68 PCB-57 PCB-58 PCB-67 PCB-63 PCB-61/70/74/76 PCB-66 PCB-55 PCB-56 PCB-60 PCB-80 PCB-79 PCB-78 PCB-81 PCB-77 Total Tetra-CBs	J (all detects) UJ (all non-detects)	P

X. Target Compound Identification

Raw data were not reviewed for this SDG.

XI. Compound Quantitation and RLs

All compound quantitation and RLs were within validation criteria with the following exceptions:

Sample	Compound	Flag	A or P
All samples in SDG A4373	All compounds reported as estimated maximum possible concentration (EMPC).	J (all detects)	A

XII. System Performance

Raw data were not reviewed for this SDG.

XIII. Overall Assessment of Data

The analysis was conducted within all specifications of the method. No results were rejected in this SDG.

Due to continuing calibration %D, internal standards %R and compound quantitation problems, data were qualified as estimated in nine samples.

Due to method blank contamination problems, data were qualified as nondetected in two samples.

The quality control criteria reviewed, other than those discussed above, were met and are considered acceptable. Sample results that were found to be estimated (J) are usable for limited purposes only. Based upon the Stage 2B data validation all other results are considered valid and usable for all purposes.

Data flags are summarized at the end of this report if data has been qualified.

XIV. Field Duplicates

No field duplicates were identified in this SDG.

XV. Field Blanks

No field blanks were identified in this SDG.

**Jeld-Wen Maulsby Marsh
Polychlorinated Biphenyls as Congeners - Data Qualification Summary - SDG A4373**

SDG	Sample	Compound	Flag	A or P	Reason
A4373	JW-EA10-SS39-120507 JW-EA10-SS43-120507 JW-EA10-SS41-120507 JW-EA10-SS42-120507 JW-EA10-SS40-120507 JW-EA10-SS90-120507 JW-EA01-COMP-120507 JW-EA05-COMP-120509 JW-EA07-COMP-120507	PCB-1 PCB-3 Total Mono-CBs	J (all detects) J (all detects) J (all detects)	P	Continuing calibration (%D)
A4373	JW-EA10-SS39-120507 JW-EA01-COMP-120507	PCB-152 PCB-150 PCB-136 PCB-145 PCB-148 PCB-151/135 PCB-154 PCB-144 PCB-147/149 PCB-134 PCB-143 PCB-139/140 PCB-131 PCB-142 PCB-132 PCB-133 PCB-165 PCB-146 PCB-161 PCB-153/168 PCB-141 PCB-130 PCB-137 PCB-164 PCB-163/138/129 PCB-160 PCB-158 PCB-128/166 PCB-159 PCB-162 PCB-167 Total Hexa-CBs	J (all detects) UJ (all non-detects)	P	Internal standards (%R)
A4373	JW-EA10-SS41-120507	PCB-105 Total Penta-CBs	J (all detects) UJ (all non-detects) J (all detects) UJ (all non-detects)	P	Internal standards (%R)

SDG	Sample	Compound	Flag	A or P	Reason
A4373	JW-EA05-COMP-120509	PCB-50/53 PCB-45 PCB-51 PCB-46 PCB-52 PCB-73 PCB-43 PCB-69/49 PCB-48 PCB-44/47/65 PCB-59/62/75 PCB-42 PCB-41 PCB-71/40 PCB-64 PCB-72 PCB-68 PCB-57 PCB-58 PCB-67 PCB-63 PCB-61/70/74/76 PCB-66 PCB-55 PCB-56 PCB-60 PCB-80 PCB-79 PCB-78 PCB-81 PCB-77 Total Tetra-CBs PCB-152 PCB-150 PCB-136 PCB-145 PCB-148 PCB-151/135 PCB-154 PCB-144 PCB-147/149 PCB-134 PCB-143 PCB-139/140 PCB-131 PCB-142 PCB-132 PCB-133 PCB-165 PCB-146 PCB-161 PCB-153/168 PCB-141 PCB-130 PCB-137 PCB-164 PCB-163/138/129 PCB-160 PCB-158 PCB-128/166 PCB-159 PCB-162 PCB-156/157 Total Hexa-CBs Total Hexa-CBs	J (all detects) UJ (all non-detects)	P	Internal standards (%R)

SDG	Sample	Compound	Flag	A or P	Reason
A4373	JW-EA07-COMP-120507	PCB-50/53 PCB-45 PCB-51 PCB-46 PCB-52 PCB-73 PCB-43 PCB-69/49 PCB-48 PCB-44/47/65 PCB-59/62/75 PCB-42 PCB-41 PCB-71/40 PCB-64 PCB-72 PCB-68 PCB-57 PCB-58 PCB-67 PCB-63 PCB-61/70/74/76 PCB-66 PCB-55 PCB-56 PCB-60 PCB-80 PCB-79 PCB-78 PCB-81 PCB-77 Total Tetra-CBs	J (all detects) UJ (all non-detects)	P	Internal standards (%R)
A4373	JW-EA10-SS39-120507 JW-EA10-SS43-120507 JW-EA10-SS41-120507 JW-EA10-SS42-120507 JW-EA10-SS40-120507 JW-EA10-SS90-120507 JW-EA01-COMP-120507 JW-EA05-COMP-120509 JW-EA07-COMP-120507	All compounds reported as estimated maximum possible concentration (EMPC).	J (all detects)	A	Compound quantitation and RLs

**Jeld-Wen Maulsby Marsh
Polychlorinated Biphenyls as Congeners - Laboratory Blank Data Qualification
Summary - SDG A4373**

SDG	Sample	Compound	Modified Final Concentration	A or P
A4373	JW-EA01-COMP-120507	PCB-11	27.8U pg/g	A
A4373	JW-EA05-COMP-120509	PCB-11 Total Di-CBs	6.56U pg/g 21.8U pg/g	A

METHOD: HRGC/HRMS Polychlorinated Biphenyl Congeners (EPA Method 1668B)

The samples listed below were reviewed for each of the following validation areas. Validation findings are noted in attached validation findings worksheets.

	Validation Area		Comments
I.	Technical holding times	SW	Sampling dates: 5/7-5/9/12
II.	GC/MS Instrument performance check	A	
III.	Initial calibration	A SW	RSD ≤ 20%
IV.	Routine calibration/ACV	SW	COV ≤ 30/50%
V.	Blanks	SW	
VI.	Matrix spike/Matrix spike duplicates	N	check
VII.	Laboratory control samples	A	OPR
VIII.	Regional quality assurance and quality control	N	
IX.	Internal standards	SW	
X.	Target compound identifications	N	
XI.	Compound quantitation/RL/LQ/LODs	SW	EMPC - Jute / A
XII.	System performance	N	
XIII.	Overall assessment of data	A	
XIV.	Field duplicates	N	
XV.	Field blanks	N	

Note: A = Acceptable ND = No compounds detected D = Duplicate
 N = Not provided/applicable R = Rinsate TB = Trip blank
 SW = See worksheet FB = Field blank EB = Equipment blank

Validated Samples: sed

1	JW-EA10-SS39-120507	11	ND75624	21		31	
2	JW-EA10-SS43-120507	12		22		32	
3	JW-EA10-SS41-120507	13		23		33	
4	JW-EA10-SS42-120507	14		24		34	
5	JW-EA10-SS40-120507	15		25		35	
6	JW-EA10-SS90-120507	16		26		36	
7	JW-EA01-COMP-120507	17		27		37	
8	JW-EA05-COMP-120509	18		28		38	
9	JW-EA07-COMP-120507	19		29		39	
10		20		30		40	

Blanks

Reviewer: _____

2nd Reviewer: _____

METHOD: HRGC/HRMS PCB Congeners (EPA Method 1668B)

Blank extraction date: 6/8/12 **Blank analysis date:** 7/3/12

Conc. units: pg/g

Associated samples All Qualify U

Compound	Blank ID	Sample Identification				
		5x	7	8		
	MB75624					
PCB-11	7.6	38	27.8	6.56		
PCB-52	3.36	16.8				
PCB-95	1.87	9.35				
PCB-113/90/101	1.7	8.5				
PCB-109/119/86/97/125/87	1.43	7.15				
PCB-110	1.82	9.1				
PCB-118	1.03*	5.15				
PCB-105	0.566	2.83				
PCB-147/149	1.76*	8.8				
PCB-153/168	1.21*	6.05				
PCB-163/138/129	1.72*	8.6				
Total Di-CBs	7.6	38		21.8		
Total Tetra-CBs	3.36	16.8				
Total Penta-CBs	9.25*	46.25				
Total Hexa-CBs	4.69*	23.45				

*EMPC

Sample ID: MB #73532 *13C-PCB-27* **Method 1668B** *13C-PCB-77 A-81*

Client Data		Sample Data		Laboratory Data		Date Received:			
Name:	JELD-WEN, Inc.	Matrix:	Solid	Project No.:	A4371	Date Received:	n/a		
Project ID:	Jeld-Wen Surface Sediment	Weight/Volume:	5.00 g	Sample ID:	MB1_9893_PCB_SDS-RJ	Date Extracted:	25-May-2012		
Date Collected:	n/a	% Solids	n/a	QC Batch No.:	9893	Date Analyzed:	05-Jul-2012		
		Units:	pg/g	Checkcode:	223-346-WHS	Time Analyzed:	14:38:04		
Mono	Conc.	Qualifiers	Tri	Conc.	Qualifiers	Tetra	Conc.	Qualifiers	
PCB-1	0.517 (0.325)	J	PCB-19	(0.491)		PCB-72	(0.211)		
PCB-2	(0.36)		PCB-30/18	1.35	J,C	PCB-68	(0.203)		
PCB-3			PCB-17	1.09	J	PCB-57	(0.225)		
			PCB-27	(0.359)		PCB-58	(0.226)		
Conc.	0.517		PCB-24	(0.373)		PCB-67	(0.22)		
EMPC	0.517		PCB-19	(0.395)		PCB-69	(0.205)		
			PCB-32	(0.331)		PCB-61/70/74/76	1.98	J,C	
			PCB-34	(0.421)		PCB-66	1.17	J	
Di	Conc.	Qualifiers	PCB-23	(0.402)		PCB-55	(0.23)		
PCB-4	(5.44)		PCB-25	(0.402)		PCB-60	(0.223)		
PCB-10	(3.11)		PCB-31	1.34	J	PCB-80	(0.201)		
PCB-9	(2.81)		PCB-26/29	0.923	J,C	PCB-79	(0.215)		
PCB-7	(2.49)		PCB-20	(0.402)	J	PCB-78	(0.26)		
PCB-6	(2.58)		PCB-21/33	0.696	J,C	PCB-81	(0.217)		
PCB-5	(2.63)		PCB-22	0.542	J	PCB-77	(0.234)		
PCB-8	1.45	J	PCB-36	(0.413)					
PCB-14	(2.26)		PCB-39	(0.399)					
PCB-11	22		PCB-38	(0.448)					
PCB-13/12	(2.66)	C	PCB-35	(0.45)					
PCB-15	(2.58)		PCB-37	0.538	J				
			Total PCBs	8.25					
Conc.	23.5		Conc.	8.25		Conc.	9.44		
EMPC	23.5		EMPC	8.25		EMPC	9.83		
				Totals		Conc.		EMPC	
				Mono-Tri		32.3		32.3	
				Tetra-Hexa		30.3		33.4	
				Hepta-Deca		0		0	
				Mono-Deca		62.6		65.7	



2714 Exchange Drive
Wilmington, NC 28405, USA

Tel: +1 910 794-1613
Fax: +1 910 794-3919
www.us.sgs.com

Sample ID: MB #75624 **17c-PCB-167** **169** **Method 1668B**

Penta	Conc.	Qualifiers	Penta	Conc.	Qualifiers	Hexa	Conc.	Qualifiers	Hexa	Conc.	Qualifiers
PCB-104	(0.388)		PCB-109/119/86...	1.43	J C	PCB-155	(0.252)		PCB-165	(0.318)	
PCB-96	(0.407)		PCB-117	(0.409)		PCB-152	(0.252)		PCB-146	(0.362)	
PCB-103	(0.464)		PCB-116/85	(0.439)	C	PCB-150	(0.259)		PCB-161	(0.286)	
PCB-94	(0.536)		PCB-110	1.82	J	PCB-136	(0.272)		PCB-153/168	[1.21]	J EMPC C
PCB-95	1.87	J	PCB-115	(0.387)		PCB-145	(0.268)		PCB-141	(0.384)	
PCB-100/93	(0.501)	C	PCB-82	(0.631)		PCB-148	(0.356)		PCB-130	(0.434)	
PCB-102	(0.447)		PCB-111	(0.394)		PCB-151/135	(0.369)	C	PCB-137	(0.41)	
PCB-98	(0.536)		PCB-120	(0.369)		PCB-154	(0.32)		PCB-164	(0.287)	
PCB-88	(0.541)		PCB-108/124	(0.424)	C	PCB-144	(0.363)		PCB-163/138/129	[1.72]	J EMPC C
PCB-91	(0.464)		PCB-107	(0.385)		PCB-147/149	[1.76]	J EMPC C	PCB-160	(0.311)	
PCB-84	(0.579)		PCB-123	(0.401)		PCB-134	(0.416)		PCB-158	(0.293)	
PCB-89	(0.566)		PCB-106	(0.446)		PCB-143	(0.388)	C	PCB-128/166	(0.411)	C
PCB-121	(0.367)		PCB-118	[1.03]	J EMPC	PCB-139/140	(0.372)		PCB-159	(0.331)	
PCB-92	(0.529)		PCB-122	(0.426)		PCB-131	(0.421)		PCB-162	(0.353)	
PCB-113/90/101	1.7	J C	PCB-114	(0.374)		PCB-142	(0.421)		PCB-167	(0.306)	
PCB-83	(0.597)		PCB-105	0.666	J	PCB-132	(0.414)		PCB-156/457	(0.5)	17c-PCB-167 C
PCB-99	0.836	J	PCB-127	(0.44)		PCB-133	(0.386)		PCB-169	(1.29)	17c-PCB-169 C
PCB-112	(0.378)		PCB-126	(0.409)		Total Hexa-OBs				0	
			Conc.	8.22					Conc.	0	
			EMPC	9.25					EMPC	4.69	

Hepta	Conc.	Qualifiers	Hepta	Conc.	Qualifiers	Octa	Conc.	Qualifiers	Nona	Conc.	Qualifiers
PCB-188	(0.417)		PCB-174	(0.584)		PCB-202	(0.491)		PCB-208	(2.26)	
PCB-179	(0.425)		PCB-177	(0.683)		PCB-201	(0.4)		PCB-207	(2.28)	
PCB-184	(0.41)		PCB-181	(0.541)		PCB-204	(0.447)		PCB-206	(4.39)	
PCB-176	(0.377)		PCB-174/173	(0.632)	C	PCB-197	(0.394)				
PCB-186	(0.397)		PCB-172	(0.6)		PCB-200	(0.432)	C	Conc.	0	
PCB-178	(0.547)		PCB-192	(0.434)	C	PCB-198/199	(0.678)		EMPC	0	
PCB-175	(0.573)		PCB-180/193	(0.515)		PCB-196	(0.67)				
PCB-187	(0.531)		PCB-191	(0.429)		PCB-203	(0.624)		Deca		
PCB-182	(0.518)		PCB-170	(0.627)		PCB-195	(0.869)		PCB-209	(1.14)	
PCB-183	(0.519)		PCB-190	(0.478)		PCB-194	(0.907)				
PCB-185	(0.545)		PCB-189	(0.397)		PCB-205	(0.632)				
			Conc.	0		Conc.	0				
			EMPC	0		EMPC	0				

Jeld-Wen Maulsby Marsh - LDC 28017

SDG: A4367

Analytical Method E1668B

Sample ID	Lab Sample ID	Chemical Name	Anal Date	Result	Mod Res Report	Detect	Lab Qual	Val Qual	Reason	RL	MDL	Units
JW-FB-120507	A4367_9888_PCB	PCB-146	6/29/2012	2.72	Yes	N	U			9.43	2.72	pg/L
JW-FB-120507	A4367_9888_PCB	PCB-134	6/29/2012	3.55	Yes	N	U			9.43	3.55	pg/L
JW-FB-120507	A4367_9888_PCB	PCB-135/151	6/29/2012	2.78	Yes	N	C U			18.9	2.78	pg/L
JW-FB-120507	A4367_9888_PCB	PCB-136	6/29/2012	2.15	Yes	N	U			9.43	2.15	pg/L
JW-FB-120507	A4367_9888_PCB	PCB-137	6/29/2012	2.67	Yes	N	U			9.43	2.67	pg/L
JW-FB-120507	A4367_9888_PCB	PCB-139/140	6/29/2012	2.66	Yes	N	C U			18.9	2.66	pg/L
JW-FB-120507	A4367_9888_PCB	PCB-141	6/29/2012	2.85	Yes	N	U			9.43	2.85	pg/L
JW-FB-120507	A4367_9888_PCB	PCB-142	6/29/2012	3.06	Yes	N	U			9.43	3.06	pg/L
JW-FB-120507	A4367_9888_PCB	PCB-143	6/29/2012	2.72	Yes	N	U			9.43	2.72	pg/L
JW-FB-120507	A4367_9888_PCB	PCB-104	6/29/2012	2.5	Yes	N	U			9.43	2.5	pg/L
JW-FB-120507	A4367_9888_PCB	PCB-145	6/29/2012	2.07	Yes	N	U			9.43	2.07	pg/L
JW-FB-120507	A4367_9888_PCB	PCB-131	6/29/2012	3.16	Yes	N	U			9.43	3.16	pg/L
JW-FB-120507	A4367_9888_PCB	PCB-147/149	6/29/2012	14.7	Yes	Y	J EMPC	J	23	18.9	2.73	pg/L
JW-FB-120507	A4367_9888_PCB	PCB-148	6/29/2012	2.73	Yes	N	U			9.43	2.73	pg/L
JW-FB-120507	A4367_9888_PCB	PCB-150	6/29/2012	2.01	Yes	N	U			9.43	2.01	pg/L
JW-FB-120507	A4367_9888_PCB	PCB-152	6/29/2012	2.03	Yes	N	U			9.43	2.03	pg/L
JW-FB-120507	A4367_9888_PCB	PCB-153/168	6/29/2012	11.6	Yes	Y	J EMPC	J	23	18.9	2.19	pg/L
JW-FB-120507	A4367_9888_PCB	PCB-154	6/29/2012	2.51	Yes	N	U			9.43	2.51	pg/L
JW-FB-120507	A4367_9888_PCB	PCB-155	6/29/2012	1.84	Yes	N	U			9.43	1.84	pg/L
JW-FB-120507	A4367_9888_PCB	PCB-156/157	6/29/2012	2.26	Yes	N	C U			18.9	2.26	pg/L
JW-FB-120507	A4367_9888_PCB	PCB-158	6/29/2012	2.07	Yes	N	U			9.43	2.07	pg/L
JW-FB-120507	A4367_9888_PCB	PCB-144	6/29/2012	2.77	Yes	N	U			9.43	2.77	pg/L
JW-FB-120507	A4367_9888_PCB	PCB-120	6/29/2012	2.37	Yes	N	U			9.43	2.37	pg/L
JW-FB-120507	A4367_9888_PCB	PCB-061/070/074/076	6/29/2012	10.1	Yes	Y	J C			37.7	1.81	pg/L

SDG: A4367

Analytical Method E1668B

Sample ID	Lab Sample ID	Chemical Name	Anal Date	Result	Mod Res Report	Detect	Lab Qual	Val Qual	Reason	RL	MDL	Units
JW-FB-120507	A4367_9888_PCB	PCB-106	6/29/2012	2.5	Yes	N	U			9.43	2.5	pg/L
JW-FB-120507	A4367_9888_PCB	PCB-107	6/29/2012	2.63	Yes	N	U			9.43	2.63	pg/L
JW-FB-120507	A4367_9888_PCB	PCB-108/124	6/29/2012	2.6	Yes	N	C U			18.9	2.6	pg/L
JW-FB-120507	A4367_9888_PCB	PCB-110	6/29/2012	18.4	Yes	N	B U	7		9.43	2.8	pg/L
JW-FB-120507	A4367_9888_PCB	PCB-111	6/29/2012	2.39	Yes	N	U			9.43	2.39	pg/L
JW-FB-120507	A4367_9888_PCB	PCB-112	6/29/2012	2.48	Yes	N	U			9.43	2.48	pg/L
JW-FB-120507	A4367_9888_PCB	PCB-114	6/29/2012	2.48	Yes	N	U			9.43	2.48	pg/L
JW-FB-120507	A4367_9888_PCB	PCB-115	6/29/2012	2.24	Yes	N	U			9.43	2.24	pg/L
JW-FB-120507	A4367_9888_PCB	PCB-133	6/29/2012	2.96	Yes	N	U			9.43	2.96	pg/L
JW-FB-120507	A4367_9888_PCB	PCB-118	6/29/2012	9.14	Yes	N	J BEMP UJ	7,23		9.43	2.44	pg/L
JW-FB-120507	A4367_9888_PCB	PCB-132	6/29/2012	3.06	Yes	N	U			9.43	3.06	pg/L
JW-FB-120507	A4367_9888_PCB	PCB-121	6/29/2012	2.33	Yes	N	U			9.43	2.33	pg/L
JW-FB-120507	A4367_9888_PCB	PCB-122	6/29/2012	2.72	Yes	N	U			9.43	2.72	pg/L
JW-FB-120507	A4367_9888_PCB	PCB-123	6/29/2012	2.7	Yes	N	U			9.43	2.7	pg/L
JW-FB-120507	A4367_9888_PCB	PCB-126	6/29/2012	1.93	Yes	N	U			9.43	1.93	pg/L
JW-FB-120507	A4367_9888_PCB	PCB-127	6/29/2012	2.55	Yes	N	U			9.43	2.55	pg/L
JW-FB-120507	A4367_9888_PCB	PCB-128/166	6/29/2012	2.01	Yes	N	C U			18.9	2.01	pg/L
JW-FB-120507	A4367_9888_PCB	PCB-129/138/163	6/29/2012	19	Yes	Y	J C			28.3	2.68	pg/L
JW-FB-120507	A4367_9888_PCB	PCB-130	6/29/2012	3.34	Yes	N	U			9.43	3.34	pg/L
JW-FB-120507	A4367_9888_PCB	PCB-161	6/29/2012	2.22	Yes	N	U			9.43	2.22	pg/L
JW-FB-120507	A4367_9888_PCB	PCB-117	6/29/2012	3.06	Yes	N	U			9.43	3.06	pg/L
JW-FB-120507	A4367_9888_PCB	PCB-201	6/29/2012	2.62	Yes	N	U			9.43	2.62	pg/L
JW-FB-120507	A4367_9888_PCB	PCB-159	6/29/2012	1.77	Yes	N	U			9.43	1.77	pg/L
JW-FB-120507	A4367_9888_PCB	PCB-189	6/29/2012	1.62	Yes	N	U			9.43	1.62	pg/L
JW-FB-120507	A4367_9888_PCB	PCB-190	6/29/2012	2.31	Yes	N	U			9.43	2.31	pg/L

SDG: A4367

Analytical Method
E1668B

Sample ID	Lab Sample ID	Chemical Name	Anal Date	Result	Mod Res Report	Detect	Lab Qual	Val Qual	Reason	RL	MDL	Units
JW-FB-120507	A4367_9888_PCB	PCB-191	6/29/2012	2.35	Yes	N	U			9.43	2.35	pg/L
JW-FB-120507	A4367_9888_PCB	PCB-192	6/29/2012	2.46	Yes	N	U			9.43	2.46	pg/L
JW-FB-120507	A4367_9888_PCB	PCB-194	6/29/2012	2.37	Yes	N	U			9.43	2.37	pg/L
JW-FB-120507	A4367_9888_PCB	PCB-195	6/29/2012	2.55	Yes	N	U			9.43	2.55	pg/L
JW-FB-120507	A4367_9888_PCB	PCB-196	6/29/2012	3.51	Yes	N	U			9.43	3.51	pg/L
JW-FB-120507	A4367_9888_PCB	PCB-197	6/29/2012	2.67	Yes	N	U			9.43	2.67	pg/L
JW-FB-120507	A4367_9888_PCB	PCB-187	6/29/2012	3.31	Yes	N	U			9.43	3.31	pg/L
JW-FB-120507	A4367_9888_PCB	PCB-200	6/29/2012	2.62	Yes	N	U			9.43	2.62	pg/L
JW-FB-120507	A4367_9888_PCB	PCB-186	6/29/2012	2.46	Yes	N	U			9.43	2.46	pg/L
JW-FB-120507	A4367_9888_PCB	PCB-202	6/29/2012	2.99	Yes	N	U			9.43	2.99	pg/L
JW-FB-120507	A4367_9888_PCB	PCB-203	6/29/2012	3.33	Yes	N	U			9.43	3.33	pg/L
JW-FB-120507	A4367_9888_PCB	PCB-204	6/29/2012	2.77	Yes	N	U			9.43	2.77	pg/L
JW-FB-120507	A4367_9888_PCB	PCB-205	6/29/2012	1.61	Yes	N	U			9.43	1.61	pg/L
JW-FB-120507	A4367_9888_PCB	PCB-206	6/29/2012	2.39	Yes	N	U			9.43	2.39	pg/L
JW-FB-120507	A4367_9888_PCB	PCB-207	6/29/2012	2.26	Yes	N	U			9.43	2.26	pg/L
JW-FB-120507	A4367_9888_PCB	PCB-208	6/29/2012	2.28	Yes	N	U			9.43	2.28	pg/L
JW-FB-120507	A4367_9888_PCB	PCB-209	6/29/2012	2.36	Yes	N	U			9.43	2.36	pg/L
JW-FB-120507	A4367_9888_PCB	Dichlorobiphenyl homologs (Total reported, not calculated)	6/29/2012	32.3	Yes	N	U	UJ	5	0	32.3	pg/L
JW-FB-120507	A4367_9888_PCB	PCB-198/199	6/29/2012	3.69	Yes	N	C	U		18.9	3.69	pg/L
JW-FB-120507	A4367_9888_PCB	PCB-176	6/29/2012	2.29	Yes	N	U			9.43	2.29	pg/L
JW-FB-120507	A4367_9888_PCB	PCB-103	6/29/2012	2.98	Yes	N	U			9.43	2.98	pg/L
JW-FB-120507	A4367_9888_PCB	PCB-162	6/29/2012	1.74	Yes	N	U			9.43	1.74	pg/L
JW-FB-120507	A4367_9888_PCB	PCB-164	6/29/2012	2.28	Yes	N	U			9.43	2.28	pg/L
JW-FB-120507	A4367_9888_PCB	PCB-165	6/29/2012	2.43	Yes	N	U			9.43	2.43	pg/L
JW-FB-120507	A4367_9888_PCB	PCB-167	6/29/2012	1.76	Yes	N	U			9.43	1.76	pg/L

SDG: A4367

Analytical Method E1668B

Sample ID	Lab Sample ID	Chemical Name	Anal Date	Result	Mod Res Report	Detect	Lab Qual	Val Qual	Reason	RL	MDL	Units
JW-FB-120507	A4367_9888_PCB	PCB-169	6/29/2012	1.95	Yes	N	U			9.43	1.95	pg/L
JW-FB-120507	A4367_9888_PCB	PCB-170	6/29/2012	3	Yes	N	U			9.43	3	pg/L
JW-FB-120507	A4367_9888_PCB	PCB-171/173	6/29/2012	3.75	Yes	N	C U			18.9	3.75	pg/L
JW-FB-120507	A4367_9888_PCB	PCB-172	6/29/2012	3.16	Yes	N	U			9.43	3.16	pg/L
JW-FB-120507	A4367_9888_PCB	PCB-188	6/29/2012	2.3	Yes	N	U			9.43	2.3	pg/L
JW-FB-120507	A4367_9888_PCB	PCB-175	6/29/2012	3.39	Yes	N	U			9.43	3.39	pg/L
JW-FB-120507	A4367_9888_PCB	PCB-160	6/29/2012	2.32	Yes	N	U			9.43	2.32	pg/L
JW-FB-120507	A4367_9888_PCB	PCB-177	6/29/2012	3.91	Yes	N	U			9.43	3.91	pg/L
JW-FB-120507	A4367_9888_PCB	PCB-178	6/29/2012	3.38	Yes	N	U			9.43	3.38	pg/L
JW-FB-120507	A4367_9888_PCB	PCB-179	6/29/2012	2.52	Yes	N	U			9.43	2.52	pg/L
JW-FB-120507	A4367_9888_PCB	PCB-180/193	6/29/2012	6.48	Yes	Y	J C			18.9	2.48	pg/L
JW-FB-120507	A4367_9888_PCB	PCB-181	6/29/2012	3.32	Yes	N	U			9.43	3.32	pg/L
JW-FB-120507	A4367_9888_PCB	PCB-182	6/29/2012	3.24	Yes	N	U			9.43	3.24	pg/L
JW-FB-120507	A4367_9888_PCB	PCB-183	6/29/2012	2.88	Yes	N	U			9.43	2.88	pg/L
JW-FB-120507	A4367_9888_PCB	PCB-184	6/29/2012	2.56	Yes	N	U			9.43	2.56	pg/L
JW-FB-120507	A4367_9888_PCB	PCB-185	6/29/2012	3.64	Yes	N	U			9.43	3.64	pg/L
JW-FB-120507	A4367_9888_PCB	PCB-174	6/29/2012	4	Yes	N	U			9.43	4	pg/L
JW-FB-120507	A4367_9888_PCB	PCB-027	6/29/2012	2.17	Yes	N	U			9.43	2.17	pg/L
JW-FB-120507	A4367_9888_PCB	PCB-017	6/29/2012	2.95	Yes	N	U			9.43	2.95	pg/L
JW-FB-120507	A4367_9888_PCB	PCB-018/030	6/29/2012	2.45	Yes	N	C U			18.9	2.45	pg/L
JW-FB-120507	A4367_9888_PCB	PCB-019	6/29/2012	3.01	Yes	N	U			9.43	3.01	pg/L
JW-FB-120507	A4367_9888_PCB	PCB-020/028	6/29/2012	5.41	Yes	Y	J C			18.9	2.59	pg/L
JW-FB-120507	A4367_9888_PCB	PCB-021/033	6/29/2012	2.52	Yes	N	C U			18.9	2.52	pg/L
JW-FB-120507	A4367_9888_PCB	PCB-022	6/29/2012	2.79	Yes	N	U			9.43	2.79	pg/L
JW-FB-120507	A4367_9888_PCB	PCB-023	6/29/2012	2.59	Yes	N	U			9.43	2.59	pg/L

SDG: A4367

Analytical Method E1668B

Sample ID	Lab Sample ID	Chemical Name	Anal Date	Result	Mod Res Report	Detect	Lab Qual	Val Qual	Reason	RL	MDL	Units
JW-FB-120507	A4367_9888_PCB	PCB-024	6/29/2012	2.28	Yes	N	U			9.43	2.28	pg/L
JW-FB-120507	A4367_9888_PCB	PCB-105	6/29/2012	4.01	Yes	Y	J			9.43	2.51	pg/L
JW-FB-120507	A4367_9888_PCB	PCB-026/029	6/29/2012	2.57	Yes	N	C U			18.9	2.57	pg/L
JW-FB-120507	A4367_9888_PCB	PCB-014	6/29/2012	18.5	Yes	N	U	UJ	5	9.43	18.5	pg/L
JW-FB-120507	A4367_9888_PCB	PCB-031	6/29/2012	4.17	Yes	Y	J			9.43	2.48	pg/L
JW-FB-120507	A4367_9888_PCB	PCB-032	6/29/2012	2.04	Yes	N	U			9.43	2.04	pg/L
JW-FB-120507	A4367_9888_PCB	PCB-034	6/29/2012	2.7	Yes	N	U			9.43	2.7	pg/L
JW-FB-120507	A4367_9888_PCB	PCB-035	6/29/2012	2.88	Yes	N	U			9.43	2.88	pg/L
JW-FB-120507	A4367_9888_PCB	PCB-036	6/29/2012	2.62	Yes	N	U			9.43	2.62	pg/L
JW-FB-120507	A4367_9888_PCB	PCB-037	6/29/2012	2.86	Yes	N	U			9.43	2.86	pg/L
JW-FB-120507	A4367_9888_PCB	PCB-038	6/29/2012	2.84	Yes	N	U			9.43	2.84	pg/L
JW-FB-120507	A4367_9888_PCB	PCB-039	6/29/2012	2.47	Yes	N	U			9.43	2.47	pg/L
JW-FB-120507	A4367_9888_PCB	PCB-040/071	6/29/2012	2.03	Yes	N	C U			18.9	2.03	pg/L
JW-FB-120507	A4367_9888_PCB	PCB-025	6/29/2012	2.56	Yes	N	U			9.43	2.56	pg/L
JW-FB-120507	A4367_9888_PCB	PCB-004	6/29/2012	41	Yes	N	U	UJ	5	9.43	41	pg/L
JW-FB-120507	A4367_9888_PCB	Trichlorobiphenyl homologs (Total reported, not calculated)	6/29/2012	9.58	Yes	Y				0	2.93	pg/L
JW-FB-120507	A4367_9888_PCB	Pentachlorobiphenyl homologs (Total reported, not calculated)	6/29/2012	68.7	Yes	N	EMPC	UJ	7,23	0	2.43	pg/L
JW-FB-120507	A4367_9888_PCB	Hexachlorobiphenyl homologs (Total reported, not calculated)	6/29/2012	45.2	Yes	Y	EMPC	J	23	0	1.95	pg/L
JW-FB-120507	A4367_9888_PCB	Tetrachlorobiphenyl homologs (Total reported, not calculated)	6/29/2012	37.3	Yes	Y	EMPC	J	23	0	1.96	pg/L
JW-FB-120507	A4367_9888_PCB	Monochlorobiphenyl homologs (Total reported, not calculated)	6/29/2012	0	Yes	N	U			0	2.49	pg/L
JW-FB-120507	A4367_9888_PCB	Heptachlorobiphenyl homologs (Total reported, not calculated)	6/29/2012	6.48	Yes	Y				0	2.62	pg/L
JW-FB-120507	A4367_9888_PCB	Nonachlorobiphenyl homologs (Total reported, not calculated)	6/29/2012	0	Yes	N	U			0	2.34	pg/L

SDG: A4367

Analytical Method E1668B

Sample ID	Lab Sample ID	Chemical Name	Anal Date	Result	Mod Res Report	Detect	Lab Qual	Val Qual	Reason	RL	MDL	Units
JW-FB-120507	A4367_9888_PCB	Octachlorobiphenyl homologs (Total reported, not calculated)	6/29/2012	0	Yes	N	U			0	2.3	pg/L
JW-FB-120507	A4367_9888_PCB	PCB-001	6/29/2012	2.06	Yes	N	U			9.43	2.06	pg/L
JW-FB-120507	A4367_9888_PCB	PCB-016	6/29/2012	3.75	Yes	N	U			9.43	3.75	pg/L
JW-FB-120507	A4367_9888_PCB	PCB-003	6/29/2012	2.92	Yes	N	U			9.43	2.92	pg/L
JW-FB-120507	A4367_9888_PCB	PCB-015	6/29/2012	23.5	Yes	N	U	UJ	5	9.43	23.5	pg/L
JW-FB-120507	A4367_9888_PCB	PCB-005	6/29/2012	21.8	Yes	N	U	UJ	5	9.43	21.8	pg/L
JW-FB-120507	A4367_9888_PCB	PCB-006	6/29/2012	22.1	Yes	N	U	UJ	5	9.43	22.1	pg/L
JW-FB-120507	A4367_9888_PCB	PCB-007	6/29/2012	20.2	Yes	N	U	UJ	5	9.43	20.2	pg/L
JW-FB-120507	A4367_9888_PCB	PCB-008	6/29/2012	20.3	Yes	N	U	UJ	5	9.43	20.3	pg/L
JW-FB-120507	A4367_9888_PCB	PCB-009	6/29/2012	23.6	Yes	N	U	UJ	5	9.43	23.6	pg/L
JW-FB-120507	A4367_9888_PCB	PCB-010	6/29/2012	23.8	Yes	N	U	UJ	5	9.43	23.8	pg/L
JW-FB-120507	A4367_9888_PCB	PCB-011	6/29/2012	22.4	Yes	N	U	UJ	5	9.43	22.4	pg/L
JW-FB-120507	A4367_9888_PCB	PCB-012/013	6/29/2012	21.4	Yes	N	C U	UJ	5	18.9	21.4	pg/L
JW-FB-120507	A4367_9888_PCB	PCB-043	6/29/2012	2.4	Yes	N	U			9.43	2.4	pg/L
JW-FB-120507	A4367_9888_PCB	PCB-002	6/29/2012	2.67	Yes	N	U			9.43	2.67	pg/L
JW-FB-120507	A4367_9888_PCB	PCB-090/101/113	6/29/2012	10.9	Yes	N	J B EMP	UJ	7,23	28.3	2.86	pg/L
JW-FB-120507	A4367_9888_PCB	PCB-041	6/29/2012	2.49	Yes	N	U			9.43	2.49	pg/L
JW-FB-120507	A4367_9888_PCB	PCB-078	6/29/2012	2.03	Yes	N	U			9.43	2.03	pg/L
JW-FB-120507	A4367_9888_PCB	PCB-079	6/29/2012	1.75	Yes	N	U			9.43	1.75	pg/L
JW-FB-120507	A4367_9888_PCB	PCB-080	6/29/2012	1.66	Yes	N	U			9.43	1.66	pg/L
JW-FB-120507	A4367_9888_PCB	PCB-081	6/29/2012	1.86	Yes	N	U			9.43	1.86	pg/L
JW-FB-120507	A4367_9888_PCB	PCB-082	6/29/2012	3.82	Yes	N	U			9.43	3.82	pg/L
JW-FB-120507	A4367_9888_PCB	PCB-083	6/29/2012	4.02	Yes	N	U			9.43	4.02	pg/L
JW-FB-120507	A4367_9888_PCB	PCB-084	6/29/2012	3.67	Yes	N	U			9.43	3.67	pg/L
JW-FB-120507	A4367_9888_PCB	PCB-085/116	6/29/2012	2.57	Yes	N	C U			18.9	2.57	pg/L

SDG: A4367

Analytical Method E1668B

Sample ID	Lab Sample ID	Chemical Name	Anal Date	Result	Mod Res Report	Detect	Lab Qual	Val Qual	Reason	RL	MDL	Units
JW-FB-120507	A4367_9888_PCB	PCB-073	6/29/2012	1.6	Yes	N	U			9.43	1.6	pg/L
JW-FB-120507	A4367_9888_PCB	PCB-089	6/29/2012	3.52	Yes	N	U			9.43	3.52	pg/L
JW-FB-120507	A4367_9888_PCB	PCB-072	6/29/2012	1.82	Yes	N	U			9.43	1.82	pg/L
JW-FB-120507	A4367_9888_PCB	PCB-091	6/29/2012	3.01	Yes	N	U			9.43	3.01	pg/L
JW-FB-120507	A4367_9888_PCB	PCB-092	6/29/2012	3.32	Yes	N	U			9.43	3.32	pg/L
JW-FB-120507	A4367_9888_PCB	PCB-093/100	6/29/2012	3.07	Yes	N	C U			18.9	3.07	pg/L
JW-FB-120507	A4367_9888_PCB	PCB-094	6/29/2012	3.36	Yes	N	U			9.43	3.36	pg/L
JW-FB-120507	A4367_9888_PCB	PCB-095	6/29/2012	12.3	Yes	N	B U	7		9.43	3.26	pg/L
JW-FB-120507	A4367_9888_PCB	PCB-096	6/29/2012	2.64	Yes	N	U			9.43	2.64	pg/L
JW-FB-120507	A4367_9888_PCB	PCB-098	6/29/2012	3.25	Yes	N	U			9.43	3.25	pg/L
JW-FB-120507	A4367_9888_PCB	PCB-099	6/29/2012	5.44	Yes	Y	J			9.43	3.03	pg/L
JW-FB-120507	A4367_9888_PCB	PCB-102	6/29/2012	3.11	Yes	N	U			9.43	3.11	pg/L
JW-FB-120507	A4367_9888_PCB	PCB-088	6/29/2012	3.22	Yes	N	U			9.43	3.22	pg/L
JW-FB-120507	A4367_9888_PCB	PCB-056	6/29/2012	1.98	Yes	N	U			9.43	1.98	pg/L
JW-FB-120507	A4367_9888_PCB	PCB-086/087/097/109/119/125	6/29/2012	8.54	Yes	Y	J C			56.6	2.79	pg/L
JW-FB-120507	A4367_9888_PCB	PCB-044/047/065	6/29/2012	7.89	Yes	Y	J C			28.3	1.96	pg/L
JW-FB-120507	A4367_9888_PCB	PCB-045	6/29/2012	2.33	Yes	N	U			9.43	2.33	pg/L
JW-FB-120507	A4367_9888_PCB	PCB-046	6/29/2012	2.49	Yes	N	U			9.43	2.49	pg/L
JW-FB-120507	A4367_9888_PCB	PCB-048	6/29/2012	2.12	Yes	N	U			9.43	2.12	pg/L
JW-FB-120507	A4367_9888_PCB	PCB-049/069	6/29/2012	3.84	Yes	Y	J EMPC J	23		18.9	1.71	pg/L
JW-FB-120507	A4367_9888_PCB	PCB-050/053	6/29/2012	1.99	Yes	N	C U			18.9	1.99	pg/L
JW-FB-120507	A4367_9888_PCB	PCB-051	6/29/2012	1.99	Yes	N	U			9.43	1.99	pg/L
JW-FB-120507	A4367_9888_PCB	PCB-052	6/29/2012	11	Yes	Y				9.43	2.17	pg/L
JW-FB-120507	A4367_9888_PCB	PCB-077	6/29/2012	2.03	Yes	N	U			9.43	2.03	pg/L
JW-FB-120507	A4367_9888_PCB	PCB-055	6/29/2012	1.86	Yes	N	U			9.43	1.86	pg/L

SDG: A4367

Analytical Method E1668B

Sample ID	Lab Sample ID	Chemical Name	Anal Date	Result	Mod Res Report	Detect	Lab Qual	Val Qual	Reason	RI	MDL	Units
JW-FB-120507	A4367_9888_PCB	PCB-042	6/29/2012	2.21	Yes	N	U			9.43	2.21	pg/L
JW-FB-120507	A4367_9888_PCB	PCB-057	6/29/2012	1.88	Yes	N	U			9.43	1.88	pg/L
JW-FB-120507	A4367_9888_PCB	PCB-058	6/29/2012	1.85	Yes	N	U			9.43	1.85	pg/L
JW-FB-120507	A4367_9888_PCB	PCB-059/062/075	6/29/2012	1.54	Yes	N	C U			28.3	1.54	pg/L
JW-FB-120507	A4367_9888_PCB	PCB-060	6/29/2012	1.86	Yes	N	U			9.43	1.86	pg/L
JW-FB-120507	A4367_9888_PCB	PCB-063	6/29/2012	1.7	Yes	N	U			9.43	1.7	pg/L
JW-FB-120507	A4367_9888_PCB	PCB-064	6/29/2012	1.46	Yes	N	U			9.43	1.46	pg/L
JW-FB-120507	A4367_9888_PCB	PCB-066	6/29/2012	4.5	Yes	Y	J			9.43	1.97	pg/L
JW-FB-120507	A4367_9888_PCB	PCB-067	6/29/2012	1.8	Yes	N	U			9.43	1.8	pg/L
JW-FB-120507	A4367_9888_PCB	PCB-068	6/29/2012	1.68	Yes	N	U			9.43	1.68	pg/L
JW-FB-120507	A4367_9888_PCB	PCB-054	6/29/2012	1.74	Yes	N	U			9.43	1.74	pg/L
JW-RB-120507	A4367_9888_PCB	PCB-146	6/29/2012	7.2	Yes	Y	J			10.9	3.14	pg/L
JW-RB-120507	A4367_9888_PCB	PCB-134	6/29/2012	4.1	Yes	N	U			10.9	4.1	pg/L
JW-RB-120507	A4367_9888_PCB	PCB-135/151	6/29/2012	15.4	Yes	Y	J EMPC J	23		21.7	3.22	pg/L
JW-RB-120507	A4367_9888_PCB	PCB-136	6/29/2012	6.89	Yes	Y	J			10.9	2.49	pg/L
JW-RB-120507	A4367_9888_PCB	PCB-137	6/29/2012	3.08	Yes	N	U			10.9	3.08	pg/L
JW-RB-120507	A4367_9888_PCB	PCB-139/140	6/29/2012	3.07	Yes	N	C U			21.7	3.07	pg/L
JW-RB-120507	A4367_9888_PCB	PCB-141	6/29/2012	6.85	Yes	Y	J EMPC J	23		10.9	3.29	pg/L
JW-RB-120507	A4367_9888_PCB	PCB-142	6/29/2012	3.54	Yes	N	U			10.9	3.54	pg/L
JW-RB-120507	A4367_9888_PCB	PCB-143	6/29/2012	3.14	Yes	N	U			10.9	3.14	pg/L
JW-RB-120507	A4367_9888_PCB	PCB-104	6/29/2012	3.19	Yes	N	U			10.9	3.19	pg/L
JW-RB-120507	A4367_9888_PCB	PCB-145	6/29/2012	2.39	Yes	N	U			10.9	2.39	pg/L
JW-RB-120507	A4367_9888_PCB	PCB-131	6/29/2012	3.65	Yes	N	U			10.9	3.65	pg/L
JW-RB-120507	A4367_9888_PCB	PCB-147/149	6/29/2012	36.9	Yes	Y	EMPC C J	23		21.7	3.16	pg/L
JW-RB-120507	A4367_9888_PCB	PCB-148	6/29/2012	3.16	Yes	N	U			10.9	3.16	pg/L

SDG: A4367

Analytical Method
E1668B

Sample ID	Lab Sample ID	Chemical Name	Anal Date	Result	Mod Res Report	Detect	Lab Qual	Val Qual	Reason	RL	MDL	Units
JW-RB-120507	A4367_9888_PCB	PCB-150	6/29/2012	2.32	Yes	N	U			10.9	2.32	pg/L
JW-RB-120507	A4367_9888_PCB	PCB-152	6/29/2012	2.34	Yes	N	U			10.9	2.34	pg/L
JW-RB-120507	A4367_9888_PCB	PCB-153/168	6/29/2012	42.6	Yes	Y	C			21.7	2.53	pg/L
JW-RB-120507	A4367_9888_PCB	PCB-154	6/29/2012	2.9	Yes	N	U			10.9	2.9	pg/L
JW-RB-120507	A4367_9888_PCB	PCB-155	6/29/2012	2.13	Yes	N	U			10.9	2.13	pg/L
JW-RB-120507	A4367_9888_PCB	PCB-156/157	6/29/2012	4.76	Yes	Y	J C			21.7	3.48	pg/L
JW-RB-120507	A4367_9888_PCB	PCB-158	6/29/2012	5.94	Yes	Y	J			10.9	2.39	pg/L
JW-RB-120507	A4367_9888_PCB	PCB-144	6/29/2012	3.2	Yes	N	U			10.9	3.2	pg/L
JW-RB-120507	A4367_9888_PCB	PCB-120	6/29/2012	2.8	Yes	N	U			10.9	2.8	pg/L
JW-RB-120507	A4367_9888_PCB	Dichlorobiphenyl homologs (Total reported, not calculated)	6/29/2012	38.5	Yes	N	U	UJ	5	0	38.5	pg/L
JW-RB-120507	A4367_9888_PCB	PCB-106	6/29/2012	2.94	Yes	N	U			10.9	2.94	pg/L
JW-RB-120507	A4367_9888_PCB	PCB-107	6/29/2012	3.1	Yes	N	U			10.9	3.1	pg/L
JW-RB-120507	A4367_9888_PCB	PCB-108/124	6/29/2012	3.06	Yes	N	C U			21.7	3.06	pg/L
JW-RB-120507	A4367_9888_PCB	PCB-110	6/29/2012	66.9	Yes	Y	B			10.9	3.3	pg/L
JW-RB-120507	A4367_9888_PCB	PCB-111	6/29/2012	2.81	Yes	N	U			10.9	2.81	pg/L
JW-RB-120507	A4367_9888_PCB	PCB-112	6/29/2012	2.93	Yes	N	U			10.9	2.93	pg/L
JW-RB-120507	A4367_9888_PCB	PCB-114	6/29/2012	2.81	Yes	N	U			10.9	2.81	pg/L
JW-RB-120507	A4367_9888_PCB	PCB-115	6/29/2012	2.64	Yes	N	U			10.9	2.64	pg/L
JW-RB-120507	A4367_9888_PCB	PCB-133	6/29/2012	3.42	Yes	N	U			10.9	3.42	pg/L
JW-RB-120507	A4367_9888_PCB	PCB-118	6/29/2012	43.2	Yes	Y	B			10.9	2.61	pg/L
JW-RB-120507	A4367_9888_PCB	PCB-132	6/29/2012	20.7	Yes	Y	EMPC	J	23	10.9	3.53	pg/L
JW-RB-120507	A4367_9888_PCB	PCB-121	6/29/2012	2.75	Yes	N	U			10.9	2.75	pg/L
JW-RB-120507	A4367_9888_PCB	PCB-122	6/29/2012	3.08	Yes	N	U			10.9	3.08	pg/L
JW-RB-120507	A4367_9888_PCB	PCB-123	6/29/2012	3.18	Yes	N	U			10.9	3.18	pg/L
JW-RB-120507	A4367_9888_PCB	PCB-126	6/29/2012	3.05	Yes	N	U			10.9	3.05	pg/L

SDG: A4367

Analytical Method E1668B

Sample ID	Lab Sample ID	Chemical Name	Anal Date	Result	Mod Res Report	Detect	Lab Qual	Val Qual	Reason	RL	MDL	Units
JW-RB-120507	A4367_9888_PCB	PCB-127	6/29/2012	3.11	Yes	N	U			10.9	3.11	pg/L
JW-RB-120507	A4367_9888_PCB	PCB-128/166	6/29/2012	6.6	Yes	Y	J	EMPC	J 23	21.7	2.81	pg/L
JW-RB-120507	A4367_9888_PCB	PCB-129/138/163	6/29/2012	60.2	Yes	Y	C			32.6	3.1	pg/L
JW-RB-120507	A4367_9888_PCB	PCB-130	6/29/2012	3.86	Yes	N	U			10.9	3.86	pg/L
JW-RB-120507	A4367_9888_PCB	PCB-161	6/29/2012	2.56	Yes	N	U			10.9	2.56	pg/L
JW-RB-120507	A4367_9888_PCB	PCB-117	6/29/2012	3.61	Yes	N	U			10.9	3.61	pg/L
JW-RB-120507	A4367_9888_PCB	PCB-201	6/29/2012	3.17	Yes	N	U			10.9	3.17	pg/L
JW-RB-120507	A4367_9888_PCB	PCB-159	6/29/2012	2.48	Yes	N	U			10.9	2.48	pg/L
JW-RB-120507	A4367_9888_PCB	PCB-189	6/29/2012	2.11	Yes	N	U			10.9	2.11	pg/L
JW-RB-120507	A4367_9888_PCB	PCB-190	6/29/2012	3.41	Yes	N	U			10.9	3.41	pg/L
JW-RB-120507	A4367_9888_PCB	PCB-191	6/29/2012	3.48	Yes	N	U			10.9	3.48	pg/L
JW-RB-120507	A4367_9888_PCB	PCB-192	6/29/2012	3.63	Yes	N	U			10.9	3.63	pg/L
JW-RB-120507	A4367_9888_PCB	PCB-194	6/29/2012	3.57	Yes	N	U			10.9	3.57	pg/L
JW-RB-120507	A4367_9888_PCB	PCB-195	6/29/2012	3.84	Yes	N	U			10.9	3.84	pg/L
JW-RB-120507	A4367_9888_PCB	PCB-196	6/29/2012	4.25	Yes	N	U			10.9	4.25	pg/L
JW-RB-120507	A4367_9888_PCB	PCB-197	6/29/2012	3.23	Yes	N	U			10.9	3.23	pg/L
JW-RB-120507	A4367_9888_PCB	PCB-187	6/29/2012	12.2	Yes	Y				10.9	5.27	pg/L
JW-RB-120507	A4367_9888_PCB	PCB-200	6/29/2012	3.18	Yes	N	U			10.9	3.18	pg/L
JW-RB-120507	A4367_9888_PCB	PCB-186	6/29/2012	3.41	Yes	N	U			10.9	3.41	pg/L
JW-RB-120507	A4367_9888_PCB	PCB-202	6/29/2012	3.62	Yes	N	U			10.9	3.62	pg/L
JW-RB-120507	A4367_9888_PCB	PCB-203	6/29/2012	4.03	Yes	N	U			10.9	4.03	pg/L
JW-RB-120507	A4367_9888_PCB	PCB-204	6/29/2012	3.35	Yes	N	U			10.9	3.35	pg/L
JW-RB-120507	A4367_9888_PCB	PCB-205	6/29/2012	2.43	Yes	N	U			10.9	2.43	pg/L
JW-RB-120507	A4367_9888_PCB	PCB-206	6/29/2012	3.35	Yes	N	U			10.9	3.35	pg/L
JW-RB-120507	A4367_9888_PCB	PCB-207	6/29/2012	3.03	Yes	N	U			10.9	3.03	pg/L

SDG: A4367

Analytical Method E1668B

Sample ID	Lab Sample ID	Chemical Name	Anal Date	Result	Mod Res Report	Detect	Lab Qual	Val Qual	Reason	RL	MDL	Units
JW-RB-120507	A4367_9888_PCB	PCB-208	6/29/2012	3.06	Yes	N	U			10.9	3.06	pg/L
JW-RB-120507	A4367_9888_PCB	PCB-209	6/29/2012	2.93	Yes	N	U			10.9	2.93	pg/L
JW-RB-120507	A4367_9888_PCB	PCB-061/070/074/076	6/29/2012	32.8	Yes	Y	J C			43.5	2.26	pg/L
JW-RB-120507	A4367_9888_PCB	PCB-198/199	6/29/2012	4.47	Yes	N	C U			21.7	4.47	pg/L
JW-RB-120507	A4367_9888_PCB	PCB-176	6/29/2012	3.17	Yes	N	U			10.9	3.17	pg/L
JW-RB-120507	A4367_9888_PCB	PCB-103	6/29/2012	3.51	Yes	N	U			10.9	3.51	pg/L
JW-RB-120507	A4367_9888_PCB	PCB-162	6/29/2012	2.44	Yes	N	U			10.9	2.44	pg/L
JW-RB-120507	A4367_9888_PCB	PCB-164	6/29/2012	3.24	Yes	Y	J EMPC J	23		10.9	2.64	pg/L
JW-RB-120507	A4367_9888_PCB	PCB-165	6/29/2012	2.81	Yes	N	U			10.9	2.81	pg/L
JW-RB-120507	A4367_9888_PCB	PCB-167	6/29/2012	2.46	Yes	N	U			10.9	2.46	pg/L
JW-RB-120507	A4367_9888_PCB	PCB-169	6/29/2012	3.14	Yes	N	U			10.9	3.14	pg/L
JW-RB-120507	A4367_9888_PCB	PCB-170	6/29/2012	4.43	Yes	N	U			10.9	4.43	pg/L
JW-RB-120507	A4367_9888_PCB	PCB-171/173	6/29/2012	5.97	Yes	N	C U			21.7	5.97	pg/L
JW-RB-120507	A4367_9888_PCB	PCB-172	6/29/2012	4.67	Yes	N	U			10.9	4.67	pg/L
JW-RB-120507	A4367_9888_PCB	PCB-188	6/29/2012	3.2	Yes	N	U			10.9	3.2	pg/L
JW-RB-120507	A4367_9888_PCB	PCB-175	6/29/2012	5.41	Yes	N	U			10.9	5.41	pg/L
JW-RB-120507	A4367_9888_PCB	PCB-160	6/29/2012	2.68	Yes	N	U			10.9	2.68	pg/L
JW-RB-120507	A4367_9888_PCB	PCB-177	6/29/2012	6.23	Yes	N	U			10.9	6.23	pg/L
JW-RB-120507	A4367_9888_PCB	PCB-178	6/29/2012	4.69	Yes	N	U			10.9	4.69	pg/L
JW-RB-120507	A4367_9888_PCB	PCB-179	6/29/2012	3.49	Yes	N	U			10.9	3.49	pg/L
JW-RB-120507	A4367_9888_PCB	PCB-180/193	6/29/2012	13.5	Yes	Y	J C			21.7	3.67	pg/L
JW-RB-120507	A4367_9888_PCB	PCB-181	6/29/2012	5.3	Yes	N	U			10.9	5.3	pg/L
JW-RB-120507	A4367_9888_PCB	PCB-182	6/29/2012	5.17	Yes	N	U			10.9	5.17	pg/L
JW-RB-120507	A4367_9888_PCB	PCB-183	6/29/2012	4.59	Yes	N	U			10.9	4.59	pg/L
JW-RB-120507	A4367_9888_PCB	PCB-184	6/29/2012	3.56	Yes	N	U			10.9	3.56	pg/L

SDG: A4367

Analytical Method E1668B

Sample ID	Lab Sample ID	Chemical Name	Anal Date	Result	Mod Res Report	Detect	Lab Qual	Val Qual	Reason	RL	MDL	Units
JW-RB-120507	A4367_9888_PCB	PCB-165	6/29/2012	5.81	Yes	N	U			10.9	5.81	pg/L
JW-RB-120507	A4367_9888_PCB	PCB-174	6/29/2012	11.2	Yes	Y				10.9	6.38	pg/L
JW-RB-120507	A4367_9888_PCB	PCB-027	6/29/2012	2.5	Yes	N	U			10.9	2.5	pg/L
JW-RB-120507	A4367_9888_PCB	PCB-017	6/29/2012	5.65	Yes	Y	J	EMPC	J	23	3.4	pg/L
JW-RB-120507	A4367_9888_PCB	PCB-018/030	6/29/2012	8.14	Yes	Y	J	C		21.7	2.83	pg/L
JW-RB-120507	A4367_9888_PCB	PCB-019	6/29/2012	3.47	Yes	N	U			10.9	3.47	pg/L
JW-RB-120507	A4367_9888_PCB	PCB-020/028	6/29/2012	9.21	Yes	Y	J	EMPC	J	23	2.49	pg/L
JW-RB-120507	A4367_9888_PCB	PCB-021/033	6/29/2012	5.63	Yes	Y	J	C		21.7	2.42	pg/L
JW-RB-120507	A4367_9888_PCB	PCB-022	6/29/2012	3.67	Yes	Y	J	EMPC	J	23	2.67	pg/L
JW-RB-120507	A4367_9888_PCB	PCB-023	6/29/2012	2.48	Yes	N	U			10.9	2.48	pg/L
JW-RB-120507	A4367_9888_PCB	PCB-024	6/29/2012	2.63	Yes	N	U			10.9	2.63	pg/L
JW-RB-120507	A4367_9888_PCB	PCB-105	6/29/2012	15.6	Yes	Y				10.9	3.06	pg/L
JW-RB-120507	A4367_9888_PCB	PCB-026/029	6/29/2012	4.63	Yes	Y	J	C		21.7	2.46	pg/L
JW-RB-120507	A4367_9888_PCB	PCB-014	6/29/2012	24.6	Yes	N	U	UJ	5	10.9	24.6	pg/L
JW-RB-120507	A4367_9888_PCB	PCB-031	6/29/2012	9.4	Yes	Y	J			10.9	2.38	pg/L
JW-RB-120507	A4367_9888_PCB	PCB-032	6/29/2012	3.73	Yes	Y	J	EMPC	J	23	2.35	pg/L
JW-RB-120507	A4367_9888_PCB	PCB-034	6/29/2012	2.59	Yes	N	U			10.9	2.59	pg/L
JW-RB-120507	A4367_9888_PCB	PCB-035	6/29/2012	2.77	Yes	N	U			10.9	2.77	pg/L
JW-RB-120507	A4367_9888_PCB	PCB-036	6/29/2012	2.52	Yes	N	U			10.9	2.52	pg/L
JW-RB-120507	A4367_9888_PCB	PCB-037	6/29/2012	2.75	Yes	N	U			10.9	2.75	pg/L
JW-RB-120507	A4367_9888_PCB	PCB-038	6/29/2012	2.72	Yes	N	U			10.9	2.72	pg/L
JW-RB-120507	A4367_9888_PCB	PCB-039	6/29/2012	2.38	Yes	N	U			10.9	2.38	pg/L
JW-RB-120507	A4367_9888_PCB	PCB-040/071	6/29/2012	9.47	Yes	Y	J	C		21.7	2.61	pg/L
JW-RB-120507	A4367_9888_PCB	PCB-025	6/29/2012	2.46	Yes	N	U			10.9	2.46	pg/L
JW-RB-120507	A4367_9888_PCB	PCB-004	6/29/2012	45.5	Yes	N	U	UJ	5	10.9	45.5	pg/L

SDG: A4367

Analytical Method E1668B

Sample ID	Lab Sample ID	Chemical Name	Anal Date	Result	Mod Res	Report	Detect	Lab Qual	Val Qual	Reason	RL	MDL	Units
JW-RB-120507	A4367_9888_PCB	Trichlorobiphenyl homologs (Total reported, not calculated)	6/29/2012	50.1		Yes	Y	EMPC	J	23	0	3.11	pg/L
JW-RB-120507	A4367_9888_PCB	Pentachlorobiphenyl homologs (Total reported, not calculated)	6/29/2012	314		Yes	Y	EMPC	J	23	0	2.98	pg/L
JW-RB-120507	A4367_9888_PCB	Hexachlorobiphenyl homologs (Total reported, not calculated)	6/29/2012	217		Yes	Y	EMPC	J	23	0	2.8	pg/L
JW-RB-120507	A4367_9888_PCB	Tetrachlorobiphenyl homologs (Total reported, not calculated)	6/29/2012	194		Yes	Y	EMPC	J	23	0	2.36	pg/L
JW-RB-120507	A4367_9888_PCB	Monochlorobiphenyl homologs (Total reported, not calculated)	6/29/2012	0		Yes	N	U			0	2.8	pg/L
JW-RB-120507	A4367_9888_PCB	Heptachlorobiphenyl homologs (Total reported, not calculated)	6/29/2012	37		Yes	Y				0	3.85	pg/L
JW-RB-120507	A4367_9888_PCB	Nonachlorobiphenyl homologs (Total reported, not calculated)	6/29/2012	0		Yes	N	U			0	3.21	pg/L
JW-RB-120507	A4367_9888_PCB	Octachlorobiphenyl homologs (Total reported, not calculated)	6/29/2012	0		Yes	N	U			0	3.02	pg/L
JW-RB-120507	A4367_9888_PCB	PCB-001	6/29/2012	2.42		Yes	N	U			10.9	2.42	pg/L
JW-RB-120507	A4367_9888_PCB	PCB-016	6/29/2012	4.33		Yes	N	U			10.9	4.33	pg/L
JW-RB-120507	A4367_9888_PCB	PCB-003	6/29/2012	3.17		Yes	N	U			10.9	3.17	pg/L
JW-RB-120507	A4367_9888_PCB	PCB-015	6/29/2012	31.4		Yes	N	U	UJ	5	10.9	31.4	pg/L
JW-RB-120507	A4367_9888_PCB	PCB-005	6/29/2012	29.1		Yes	N	U	UJ	5	10.9	29.1	pg/L
JW-RB-120507	A4367_9888_PCB	PCB-006	6/29/2012	29.5		Yes	N	U	UJ	5	10.9	29.5	pg/L
JW-RB-120507	A4367_9888_PCB	PCB-007	6/29/2012	27		Yes	N	U	UJ	5	10.9	27	pg/L
JW-RB-120507	A4367_9888_PCB	PCB-008	6/29/2012	27.1		Yes	N	U	UJ	5	10.9	27.1	pg/L
JW-RB-120507	A4367_9888_PCB	PCB-009	6/29/2012	31.4		Yes	N	U	UJ	5	10.9	31.4	pg/L
JW-RB-120507	A4367_9888_PCB	PCB-010	6/29/2012	26.4		Yes	N	U	UJ	5	10.9	26.4	pg/L
JW-RB-120507	A4367_9888_PCB	PCB-011	6/29/2012	29.9		Yes	N	U	UJ	5	10.9	29.9	pg/L
JW-RB-120507	A4367_9888_PCB	PCB-012/013	6/29/2012	28.5		Yes	N	C U	UJ	5	21.7	28.5	pg/L
JW-RB-120507	A4367_9888_PCB	PCB-043	6/29/2012	3.08		Yes	N	U			10.9	3.08	pg/L
JW-RB-120507	A4367_9888_PCB	PCB-002	6/29/2012	2.9		Yes	N	U			10.9	2.9	pg/L

SDG: A4367

Analytical Method E1668B

Sample ID	Lab Sample ID	Chemical Name	Anal Date	Result	Mod Res Report	Detect	Lab Qual	Val Qual	Reason	RI	MDL	Units
JW-RB-120507	A4367_9888_PCB	PCB-090/101/113	6/29/2012	54.4	Yes	Y	B C			32.6	3.37	pg/L
JW-RB-120507	A4367_9888_PCB	PCB-041	6/29/2012	3.2	Yes	N	U			10.9	3.2	pg/L
JW-RB-120507	A4367_9888_PCB	PCB-078	6/29/2012	2.53	Yes	N	U			10.9	2.53	pg/L
JW-RB-120507	A4367_9888_PCB	PCB-079	6/29/2012	2.18	Yes	N	U			10.9	2.18	pg/L
JW-RB-120507	A4367_9888_PCB	PCB-080	6/29/2012	2.06	Yes	N	U			10.9	2.06	pg/L
JW-RB-120507	A4367_9888_PCB	PCB-081	6/29/2012	2.32	Yes	N	U			10.9	2.32	pg/L
JW-RB-120507	A4367_9888_PCB	PCB-082	6/29/2012	4.51	Yes	N	U			10.9	4.51	pg/L
JW-RB-120507	A4367_9888_PCB	PCB-083	6/29/2012	4.74	Yes	N	U			10.9	4.74	pg/L
JW-RB-120507	A4367_9888_PCB	PCB-084	6/29/2012	8.43	Yes	Y	J EMPC	J	23	10.9	4.32	pg/L
JW-RB-120507	A4367_9888_PCB	PCB-085/116	6/29/2012	5.66	Yes	Y	J EMPC	J	23	21.7	3.03	pg/L
JW-RB-120507	A4367_9888_PCB	PCB-073	6/29/2012	2.06	Yes	N	U			10.9	2.06	pg/L
JW-RB-120507	A4367_9888_PCB	PCB-089	6/29/2012	4.15	Yes	N	U			10.9	4.15	pg/L
JW-RB-120507	A4367_9888_PCB	PCB-072	6/29/2012	2.27	Yes	N	U			10.9	2.27	pg/L
JW-RB-120507	A4367_9888_PCB	PCB-091	6/29/2012	4.53	Yes	Y	J EMPC	J	23	10.9	3.55	pg/L
JW-RB-120507	A4367_9888_PCB	PCB-092	6/29/2012	9.96	Yes	Y	J			10.9	3.91	pg/L
JW-RB-120507	A4367_9888_PCB	PCB-093/100	6/29/2012	3.62	Yes	N	C U			21.7	3.62	pg/L
JW-RB-120507	A4367_9888_PCB	PCB-094	6/29/2012	3.96	Yes	N	U			10.9	3.96	pg/L
JW-RB-120507	A4367_9888_PCB	PCB-095	6/29/2012	40.3	Yes	N	B	U	7	10.9	3.84	pg/L
JW-RB-120507	A4367_9888_PCB	PCB-096	6/29/2012	3.36	Yes	N	U			10.9	3.36	pg/L
JW-RB-120507	A4367_9888_PCB	PCB-098	6/29/2012	3.83	Yes	N	U			10.9	3.83	pg/L
JW-RB-120507	A4367_9888_PCB	PCB-099	6/29/2012	28.8	Yes	Y				10.9	3.56	pg/L
JW-RB-120507	A4367_9888_PCB	PCB-102	6/29/2012	3.66	Yes	N	U			10.9	3.66	pg/L
JW-RB-120507	A4367_9888_PCB	PCB-088	6/29/2012	3.79	Yes	N	U			10.9	3.79	pg/L
JW-RB-120507	A4367_9888_PCB	PCB-056	6/29/2012	3.6	Yes	Y	J			10.9	2.47	pg/L
JW-RB-120507	A4367_9888_PCB	PCB-086/087/109/119/125	6/29/2012	36.2	Yes	Y	J C			65.2	3.29	pg/L

SDG: A4367

Analytical Method E1668B

Sample ID	Lab Sample ID	Chemical Name	Anal Date	Result	Mod Res Report	Detect	Lab Qual	Val Qual	Reason	RL	MDL	Units
JW-RB-120507	A4367_9888_PCB	PCB-044/047/065	6/29/2012	32.7	Yes	Y	C			32.6	2.52	pg/L
JW-RB-120507	A4367_9888_PCB	PCB-045	6/29/2012	3	Yes	N	U			10.9	3	pg/L
JW-RB-120507	A4367_9888_PCB	PCB-046	6/29/2012	3.2	Yes	N	U			10.9	3.2	pg/L
JW-RB-120507	A4367_9888_PCB	PCB-048	6/29/2012	2.72	Yes	N	U			10.9	2.72	pg/L
JW-RB-120507	A4367_9888_PCB	PCB-049/069	6/29/2012	26	Yes	Y	C			21.7	2.2	pg/L
JW-RB-120507	A4367_9888_PCB	PCB-050/053	6/29/2012	6.32	Yes	Y	J	EMPC	J 23	21.7	2.56	pg/L
JW-RB-120507	A4367_9888_PCB	PCB-051	6/29/2012	6.18	Yes	Y	J			10.9	2.56	pg/L
JW-RB-120507	A4367_9888_PCB	PCB-052	6/29/2012	49	Yes	Y				10.9	2.79	pg/L
JW-RB-120507	A4367_9888_PCB	PCB-077	6/29/2012	2.11	Yes	N	U			10.9	2.11	pg/L
JW-RB-120507	A4367_9888_PCB	PCB-055	6/29/2012	2.31	Yes	N	U			10.9	2.31	pg/L
JW-RB-120507	A4367_9888_PCB	PCB-042	6/29/2012	5.18	Yes	Y	J	EMPC	J 23	10.9	2.84	pg/L
JW-RB-120507	A4367_9888_PCB	PCB-057	6/29/2012	2.34	Yes	N	U			10.9	2.34	pg/L
JW-RB-120507	A4367_9888_PCB	PCB-058	6/29/2012	2.3	Yes	N	U			10.9	2.3	pg/L
JW-RB-120507	A4367_9888_PCB	PCB-059/062/075	6/29/2012	1.98	Yes	N	C	U		32.6	1.98	pg/L
JW-RB-120507	A4367_9888_PCB	PCB-060	6/29/2012	2.31	Yes	N	U			10.9	2.31	pg/L
JW-RB-120507	A4367_9888_PCB	PCB-063	6/29/2012	2.12	Yes	N	U			10.9	2.12	pg/L
JW-RB-120507	A4367_9888_PCB	PCB-064	6/29/2012	5.38	Yes	Y	J	EMPC	J 23	10.9	1.88	pg/L
JW-RB-120507	A4367_9888_PCB	PCB-066	6/29/2012	17.2	Yes	Y				10.9	2.45	pg/L
JW-RB-120507	A4367_9888_PCB	PCB-067	6/29/2012	2.24	Yes	N	U			10.9	2.24	pg/L
JW-RB-120507	A4367_9888_PCB	PCB-068	6/29/2012	2.09	Yes	N	U			10.9	2.09	pg/L
JW-RB-120507	A4367_9888_PCB	PCB-054	6/29/2012	2.03	Yes	N	U			10.9	2.03	pg/L

Jeld-Wen Maulsby Marsh - LDC 28017

SDG: A4369

Analytical Method E1668B

Sample ID	Lab Sample ID	Chemical Name	Anal Date	Result	Mod Res Report	Detect	Lab Qual	Val Qual	Reason	RL	MDL	Units
JW-DR-TISSUE-120508	A4369_9892_PCB	PCB-056	7/3/2012	8.23	Yes	Y				0.935	0.386	pg/g
JW-DR-TISSUE-120508	A4369_9892_PCB	PCB-072	7/3/2012	0.65	Yes	Y	J			0.935	0.366	pg/g
JW-DR-TISSUE-120508	A4369_9892_PCB	PCB-068	7/3/2012	0.394	Yes	Y	J	EMPC	J 23	0.935	0.336	pg/g
JW-DR-TISSUE-120508	A4369_9892_PCB	PCB-067	7/3/2012	2.12	Yes	Y				0.935	0.349	pg/g
JW-DR-TISSUE-120508	A4369_9892_PCB	PCB-066	7/3/2012	19.1	Yes	Y				0.935	0.386	pg/g
JW-DR-TISSUE-120508	A4369_9892_PCB	PCB-064	7/3/2012	7.43	Yes	Y				0.935	0.225	pg/g
JW-DR-TISSUE-120508	A4369_9892_PCB	PCB-063	7/3/2012	0.952	Yes	Y				0.935	0.335	pg/g
JW-DR-TISSUE-120508	A4369_9892_PCB	PCB-060	7/3/2012	4.19	Yes	Y				0.935	0.376	pg/g
JW-DR-TISSUE-120508	A4369_9892_PCB	PCB-059/062/075	7/3/2012	2.83	Yes	Y	C			2.8	0.233	pg/g
JW-DR-TISSUE-120508	A4369_9892_PCB	PCB-103	7/3/2012	0.505	Yes	N	U			0.935	0.505	pg/g
JW-DR-TISSUE-120508	A4369_9892_PCB	PCB-057	7/3/2012	0.374	Yes	N	U			0.935	0.374	pg/g
JW-DR-TISSUE-120508	A4369_9892_PCB	PCB-078	7/3/2012	0.404	Yes	N	U			0.935	0.404	pg/g
JW-DR-TISSUE-120508	A4369_9892_PCB	PCB-055	7/3/2012	0.374	Yes	N	U			0.935	0.374	pg/g
JW-DR-TISSUE-120508	A4369_9892_PCB	PCB-054	7/3/2012	0.263	Yes	N	U			0.935	0.263	pg/g
JW-DR-TISSUE-120508	A4369_9892_PCB	PCB-052	7/3/2012	27.8	Yes	Y				0.935	0.326	pg/g
JW-DR-TISSUE-120508	A4369_9892_PCB	PCB-051	7/3/2012	1.04	Yes	Y				0.935	0.294	pg/g
JW-DR-TISSUE-120508	A4369_9892_PCB	PCB-050/053	7/3/2012	2.23	Yes	Y	C			1.87	0.299	pg/g
JW-DR-TISSUE-120508	A4369_9892_PCB	PCB-049/069	7/3/2012	12.2	Yes	Y	C			1.87	0.264	pg/g
JW-DR-TISSUE-120508	A4369_9892_PCB	PCB-048	7/3/2012	3.23	Yes	Y				0.935	0.322	pg/g
JW-DR-TISSUE-120508	A4369_9892_PCB	PCB-046	7/3/2012	0.692	Yes	Y	J			0.935	0.364	pg/g
JW-DR-TISSUE-120508	A4369_9892_PCB	PCB-045	7/3/2012	1.81	Yes	Y				0.935	0.363	pg/g
JW-DR-TISSUE-120508	A4369_9892_PCB	PCB-058	7/3/2012	0.368	Yes	N	U			0.935	0.368	pg/g
JW-DR-TISSUE-120508	A4369_9892_PCB	PCB-089	7/3/2012	0.609	Yes	N	U			0.935	0.609	pg/g

SDG: A4369

Analytical Method E1668B

Sample ID	Lab Sample ID	Chemical Name	Anal Date	Result	Mod Res Report	Detect	Lab Qual	Val Qual	Reason	RL	MDL	Units
JW-DR-TISSUE-120508	A4369_9892_PCB	"Pentachlorobiphenyl homologs (Total reported, not calculated)"	7/3/2012	344	Yes	Y	EMPC	J	23	0	0.388	pg/g
JW-DR-TISSUE-120508	A4369_9892_PCB	PCB-099	7/3/2012	36.6	Yes	Y				0.935	0.544	pg/g
JW-DR-TISSUE-120508	A4369_9892_PCB	PCB-098	7/3/2012	0.615	Yes	N	U			0.935	0.615	pg/g
JW-DR-TISSUE-120508	A4369_9892_PCB	PCB-096	7/3/2012	0.352	Yes	N	U			0.935	0.352	pg/g
JW-DR-TISSUE-120508	A4369_9892_PCB	PCB-095	7/3/2012	38.6	Yes	Y				0.935	0.554	pg/g
JW-DR-TISSUE-120508	A4369_9892_PCB	"Dichlorobiphenyl homologs (Total reported, not calculated)"	7/3/2012	144	Yes	Y	J	J	5	0	1.6	pg/g
JW-DR-TISSUE-120508	A4369_9892_PCB	PCB-094	7/3/2012	0.579	Yes	N	U			0.935	0.579	pg/g
JW-DR-TISSUE-120508	A4369_9892_PCB	PCB-093/100	7/3/2012	0.542	Yes	N	C U			1.87	0.542	pg/g
JW-DR-TISSUE-120508	A4369_9892_PCB	PCB-092	7/3/2012	17.2	Yes	Y				0.935	0.586	pg/g
JW-DR-TISSUE-120508	A4369_9892_PCB	PCB-073	7/3/2012	0.254	Yes	N	U			0.935	0.254	pg/g
JW-DR-TISSUE-120508	A4369_9892_PCB	PCB-090/101/113	7/3/2012	57.3	Yes	Y	C			2.8	0.485	pg/g
JW-DR-TISSUE-120508	A4369_9892_PCB	PCB-077	7/3/2012	1.29	Yes	Y	EMPC	J	23	0.935	0.338	pg/g
JW-DR-TISSUE-120508	A4369_9892_PCB	PCB-088	7/3/2012	0.616	Yes	N	U			0.935	0.616	pg/g
JW-DR-TISSUE-120508	A4369_9892_PCB	PCB-085/116	7/3/2012	8.97	Yes	Y	C			1.87	0.424	pg/g
JW-DR-TISSUE-120508	A4369_9892_PCB	PCB-084	7/3/2012	9.92	Yes	Y				0.935	0.636	pg/g
JW-DR-TISSUE-120508	A4369_9892_PCB	PCB-083	7/3/2012	4.87	Yes	Y				0.935	0.673	pg/g
JW-DR-TISSUE-120508	A4369_9892_PCB	PCB-082	7/3/2012	5.88	Yes	Y				0.935	0.663	pg/g
JW-DR-TISSUE-120508	A4369_9892_PCB	PCB-081	7/3/2012	0.329	Yes	N	U			0.935	0.329	pg/g
JW-DR-TISSUE-120508	A4369_9892_PCB	PCB-080	7/3/2012	0.334	Yes	N	U			0.935	0.334	pg/g
JW-DR-TISSUE-120508	A4369_9892_PCB	PCB-079	7/3/2012	0.64	Yes	Y	J			0.935	0.34	pg/g
JW-DR-TISSUE-120508	A4369_9892_PCB	PCB-042	7/3/2012	5.03	Yes	Y				0.935	0.344	pg/g
JW-DR-TISSUE-120508	A4369_9892_PCB	PCB-091	7/3/2012	6.95	Yes	Y				0.935	0.492	pg/g
JW-DR-TISSUE-120508	A4369_9892_PCB	PCB-003	7/3/2012	1.78	Yes	Y				0.935	0.426	pg/g
JW-DR-TISSUE-120508	A4369_9892_PCB	PCB-044/047/065	7/3/2012	19.8	Yes	Y	C			2.8	0.297	pg/g

SDG: A4369

Analytical Method E1668B

Sample ID	Lab Sample ID	Chemical Name	Anal Date	Result	Mod Res Report	Detect	Lab Qual	Val Qual	Reason	RL	MDL	Units
JW-DR-TISSUE-120508	A4369_9892_PCB	PCB-014	7/3/2012	4.11	Yes	N	U	UJ	5	0.935	4.11	pg/g
JW-DR-TISSUE-120508	A4369_9892_PCB	PCB-012/013	7/3/2012	4.8	Yes	N	C U	UJ	5	1.87	4.8	pg/g
JW-DR-TISSUE-120508	A4369_9892_PCB	PCB-011	7/3/2012	130	Yes	Y		J	5	0.935	4.83	pg/g
JW-DR-TISSUE-120508	A4369_9892_PCB	PCB-010	7/3/2012	3.84	Yes	N	U	UJ	5	0.935	3.84	pg/g
JW-DR-TISSUE-120508	A4369_9892_PCB	PCB-009	7/3/2012	5.09	Yes	N	U	UJ	5	0.935	5.09	pg/g
JW-DR-TISSUE-120508	A4369_9892_PCB	PCB-008	7/3/2012	5.96	Yes	Y		J	5	0.935	0.964	pg/g
JW-DR-TISSUE-120508	A4369_9892_PCB	PCB-007	7/3/2012	4.32	Yes	N	U	UJ	5	0.935	4.32	pg/g
JW-DR-TISSUE-120508	A4369_9892_PCB	PCB-006	7/3/2012	1.94	Yes	Y		J	5	0.935	1.02	pg/g
JW-DR-TISSUE-120508	A4369_9892_PCB	PCB-016	7/3/2012	3.93	Yes	Y	EMPC	J	23	0.935	0.611	pg/g
JW-DR-TISSUE-120508	A4369_9892_PCB	PCB-004	7/3/2012	3.03	Yes	Y		J	5	0.935	2.23	pg/g
JW-DR-TISSUE-120508	A4369_9892_PCB	PCB-017	7/3/2012	4.65	Yes	Y		J	5	0.935	0.498	pg/g
JW-DR-TISSUE-120508	A4369_9892_PCB	PCB-002	7/3/2012	2.95	Yes	Y		J	5	0.935	0.421	pg/g
JW-DR-TISSUE-120508	A4369_9892_PCB	PCB-001	7/3/2012	1.97	Yes	Y		J	5	0.935	0.334	pg/g
JW-DR-TISSUE-120508	A4369_9892_PCB	"Octachlorobiphenyl homologs (Total reported, not calculated)"	7/3/2012	30.3	Yes	Y	EMPC	J	23	0	0.268	pg/g
JW-DR-TISSUE-120508	A4369_9892_PCB	"Nonachlorobiphenyl homologs (Total reported, not calculated)"	7/3/2012	0	Yes	N	U			0	0.404	pg/g
JW-DR-TISSUE-120508	A4369_9892_PCB	"Heptachlorobiphenyl homologs (Total reported, not calculated)"	7/3/2012	139	Yes	Y	EMPC	J	23	0	0.375	pg/g
JW-DR-TISSUE-120508	A4369_9892_PCB	"Monochlorobiphenyl homologs (Total reported, not calculated)"	7/3/2012	6.69	Yes	Y				0	0.38	pg/g
JW-DR-TISSUE-120508	A4369_9892_PCB	"Tetrachlorobiphenyl homologs (Total reported, not calculated)"	7/3/2012	164	Yes	Y	EMPC	J	23	0	0.311	pg/g
JW-DR-TISSUE-120508	A4369_9892_PCB	"Hexachlorobiphenyl homologs (Total reported, not calculated)"	7/3/2012	389	Yes	Y	EMPC	J	23	0	0.311	pg/g
JW-DR-TISSUE-120508	A4369_9892_PCB	PCB-204	7/3/2012	0.221	Yes	N	U			0.935	0.221	pg/g
JW-DR-TISSUE-120508	A4369_9892_PCB	PCB-005	7/3/2012	4.82	Yes	N	U	UJ	5	0.935	4.82	pg/g
JW-DR-TISSUE-120508	A4369_9892_PCB	PCB-027	7/3/2012	1.23	Yes	Y				0.935	0.378	pg/g
JW-DR-TISSUE-120508	A4369_9892_PCB	PCB-104	7/3/2012	0.342	Yes	N	U			0.935	0.342	pg/g

SDG: A4369

Analytical Method E1668B

Sample ID	Lab Sample ID	Chemical Name	Anal Date	Result	Mod Res Report	Detect	Lab Qual	Val Qual	Reason	RL	MDL	Units
JW-DR-TISSUE-120508	A4369_9892_PCB	PCB-041	7/3/2012	1.01	Yes	Y	EMPC	J	23	0.935	0.386	pg/g
JW-DR-TISSUE-120508	A4369_9892_PCB	PCB-040/071	7/3/2012	7.3	Yes	Y	C			1.87	0.308	pg/g
JW-DR-TISSUE-120508	A4369_9892_PCB	PCB-039	7/3/2012	0.554	Yes	N	U			0.935	0.554	pg/g
JW-DR-TISSUE-120508	A4369_9892_PCB	PCB-038	7/3/2012	0.619	Yes	N	U			0.935	0.619	pg/g
JW-DR-TISSUE-120508	A4369_9892_PCB	PCB-037	7/3/2012	3.21	Yes	Y				0.935	0.61	pg/g
JW-DR-TISSUE-120508	A4369_9892_PCB	PCB-036	7/3/2012	0.581	Yes	N	U			0.935	0.581	pg/g
JW-DR-TISSUE-120508	A4369_9892_PCB	PCB-035	7/3/2012	1.31	Yes	Y				0.935	0.635	pg/g
JW-DR-TISSUE-120508	A4369_9892_PCB	PCB-034	7/3/2012	0.59	Yes	N	U			0.935	0.59	pg/g
JW-DR-TISSUE-120508	A4369_9892_PCB	PCB-015	7/3/2012	2.21	Yes	Y		J	5	0.935	0.967	pg/g
JW-DR-TISSUE-120508	A4369_9892_PCB	PCB-031	7/3/2012	10	Yes	Y				0.935	0.551	pg/g
JW-DR-TISSUE-120508	A4369_9892_PCB	PCB-043	7/3/2012	0.563	Yes	Y	J	EMPC	J	23	0.351	pg/g
JW-DR-TISSUE-120508	A4369_9892_PCB	PCB-026/029	7/3/2012	2.83	Yes	Y	C			1.87	0.568	pg/g
JW-DR-TISSUE-120508	A4369_9892_PCB	PCB-025	7/3/2012	1.5	Yes	Y				0.935	0.567	pg/g
JW-DR-TISSUE-120508	A4369_9892_PCB	PCB-024	7/3/2012	0.4	Yes	N	U			0.935	0.4	pg/g
JW-DR-TISSUE-120508	A4369_9892_PCB	PCB-023	7/3/2012	0.573	Yes	N	U			0.935	0.573	pg/g
JW-DR-TISSUE-120508	A4369_9892_PCB	PCB-022	7/3/2012	4.08	Yes	Y				0.935	0.602	pg/g
JW-DR-TISSUE-120508	A4369_9892_PCB	PCB-021/033	7/3/2012	4.04	Yes	Y	C			1.87	0.559	pg/g
JW-DR-TISSUE-120508	A4369_9892_PCB	PCB-020/028	7/3/2012	12.6	Yes	Y	C			1.87	0.581	pg/g
JW-DR-TISSUE-120508	A4369_9892_PCB	PCB-019	7/3/2012	1.15	Yes	Y				0.935	0.515	pg/g
JW-DR-TISSUE-120508	A4369_9892_PCB	PCB-018/030	7/3/2012	8.73	Yes	Y	C			1.87	0.425	pg/g
JW-DR-TISSUE-120508	A4369_9892_PCB	PCB-032	7/3/2012	3.18	Yes	Y				0.935	0.356	pg/g
JW-DR-TISSUE-120508	A4369_9892_PCB	PCB-175	7/3/2012	0.958	Yes	Y	EMPC	J	23	0.935	0.469	pg/g
JW-DR-TISSUE-120508	A4369_9892_PCB	PCB-185	7/3/2012	0.482	Yes	N	U			0.935	0.482	pg/g
JW-DR-TISSUE-120508	A4369_9892_PCB	PCB-184	7/3/2012	0.33	Yes	N	U			0.935	0.33	pg/g
JW-DR-TISSUE-120508	A4369_9892_PCB	PCB-183	7/3/2012	10.5	Yes	Y				0.935	0.404	pg/g

SDG: A4369

Analytical Method E1668B

Sample ID	Lab Sample ID	Chemical Name	Anal Date	Result	Mod Res Report	Detect	Lab Qual	Val Qual	Reason	RL	MDL	Units
JW-DR-TISSUE-120508	A4369_9892_PCB	PCB-182	7/3/2012	0.435	Yes	N	U			0.935	0.435	pg/g
JW-DR-TISSUE-120508	A4369_9892_PCB	PCB-181	7/3/2012	0.451	Yes	N	U			0.935	0.451	pg/g
JW-DR-TISSUE-120508	A4369_9892_PCB	PCB-180/193	7/3/2012	23.7	Yes	Y	C			1.87	0.379	pg/g
JW-DR-TISSUE-120508	A4369_9892_PCB	PCB-179	7/3/2012	9.72	Yes	Y				0.935	0.317	pg/g
JW-DR-TISSUE-120508	A4369_9892_PCB	PCB-178	7/3/2012	11.9	Yes	Y				0.935	0.423	pg/g
JW-DR-TISSUE-120508	A4369_9892_PCB	PCB-102	7/3/2012	1.26	Yes	Y	EMPC	J	23	0.935	0.474	pg/g
JW-DR-TISSUE-120508	A4369_9892_PCB	PCB-176	7/3/2012	2.22	Yes	Y				0.935	0.296	pg/g
JW-DR-TISSUE-120508	A4369_9892_PCB	PCB-188	7/3/2012	0.325	Yes	N	U			0.935	0.325	pg/g
JW-DR-TISSUE-120508	A4369_9892_PCB	PCB-174	7/3/2012	8.28	Yes	Y				0.935	0.526	pg/g
JW-DR-TISSUE-120508	A4369_9892_PCB	PCB-172	7/3/2012	0.974	Yes	Y	EMPC	J	23	0.935	0.446	pg/g
JW-DR-TISSUE-120508	A4369_9892_PCB	PCB-171/173	7/3/2012	5.28	Yes	Y	C			1.87	0.504	pg/g
JW-DR-TISSUE-120508	A4369_9892_PCB	PCB-170	7/3/2012	5.53	Yes	Y				0.935	0.458	pg/g
JW-DR-TISSUE-120508	A4369_9892_PCB	PCB-169	7/3/2012	0.324	Yes	N	U			0.935	0.324	pg/g
JW-DR-TISSUE-120508	A4369_9892_PCB	PCB-167	7/3/2012	2.38	Yes	Y				0.935	0.29	pg/g
JW-DR-TISSUE-120508	A4369_9892_PCB	PCB-165	7/3/2012	0.266	Yes	N	U			0.935	0.266	pg/g
JW-DR-TISSUE-120508	A4369_9892_PCB	PCB-164	7/3/2012	6.58	Yes	Y				0.935	0.236	pg/g
JW-DR-TISSUE-120508	A4369_9892_PCB	PCB-162	7/3/2012	0.286	Yes	N	U			0.935	0.286	pg/g
JW-DR-TISSUE-120508	A4369_9892_PCB	PCB-177	7/3/2012	17.3	Yes	Y				0.935	0.526	pg/g
JW-DR-TISSUE-120508	A4369_9892_PCB	PCB-198/199	7/3/2012	9.73	Yes	Y	C			1.87	0.296	pg/g
JW-DR-TISSUE-120508	A4369_9892_PCB	PCB-205	7/3/2012	0.294	Yes	N	U			0.935	0.294	pg/g
JW-DR-TISSUE-120508	A4369_9892_PCB	PCB-206	7/3/2012	0.503	Yes	N	U			0.935	0.503	pg/g
JW-DR-TISSUE-120508	A4369_9892_PCB	PCB-207	7/3/2012	0.299	Yes	N	U			0.935	0.299	pg/g
JW-DR-TISSUE-120508	A4369_9892_PCB	PCB-208	7/3/2012	0.304	Yes	N	U			0.935	0.304	pg/g
JW-DR-TISSUE-120508	A4369_9892_PCB	PCB-209	7/3/2012	0.247	Yes	N	U			0.935	0.247	pg/g
JW-DR-TISSUE-120508	A4369_9892_PCB	PCB-061/070/074/076	7/3/2012	33.5	Yes	Y	C			3.74	0.362	pg/g

SDG: A4369

Analytical Method E1668B

Sample ID	Lab Sample ID	Chemical Name	Anal Date	Result	Mod Res Report	Detect	Lab Qual	Val Qual	Reason	RL	MDL	Units
JW-DR-TISSUE-120508	A4369_9892_PCB	PCB-086/087/097/109/119/125	7/3/2012	31.6	Yes	Y	C			5.61	0.469	pg/g
JW-DR-TISSUE-120508	A4369_9892_PCB	PCB-203	7/3/2012	3.27	Yes	Y				0.935	0.277	pg/g
JW-DR-TISSUE-120508	A4369_9892_PCB	PCB-202	7/3/2012	8.33	Yes	Y				0.935	0.242	pg/g
JW-DR-TISSUE-120508	A4369_9892_PCB	PCB-186	7/3/2012	0.307	Yes	N	U			0.935	0.307	pg/g
JW-DR-TISSUE-120508	A4369_9892_PCB	PCB-200	7/3/2012	0.238	Yes	N	U			0.935	0.238	pg/g
JW-DR-TISSUE-120508	A4369_9892_PCB	PCB-187	7/3/2012	40.7	Yes	Y				0.935	0.444	pg/g
JW-DR-TISSUE-120508	A4369_9892_PCB	PCB-197	7/3/2012	0.928	Yes	Y	J			0.935	0.226	pg/g
JW-DR-TISSUE-120508	A4369_9892_PCB	PCB-196	7/3/2012	3.15	Yes	Y	EMPC	J	23	0.935	0.292	pg/g
JW-DR-TISSUE-120508	A4369_9892_PCB	PCB-195	7/3/2012	0.984	Yes	Y				0.935	0.488	pg/g
JW-DR-TISSUE-120508	A4369_9892_PCB	PCB-194	7/3/2012	1.69	Yes	Y	EMPC	J	23	0.935	0.443	pg/g
JW-DR-TISSUE-120508	A4369_9892_PCB	PCB-192	7/3/2012	0.351	Yes	N	U			0.935	0.351	pg/g
JW-DR-TISSUE-120508	A4369_9892_PCB	PCB-191	7/3/2012	0.34	Yes	N	U			0.935	0.34	pg/g
JW-DR-TISSUE-120508	A4369_9892_PCB	PCB-190	7/3/2012	1.97	Yes	Y				0.935	0.35	pg/g
JW-DR-TISSUE-120508	A4369_9892_PCB	PCB-189	7/3/2012	0.262	Yes	N	U			0.935	0.262	pg/g
JW-DR-TISSUE-120508	A4369_9892_PCB	PCB-159	7/3/2012	0.296	Yes	N	U			0.935	0.296	pg/g
JW-DR-TISSUE-120508	A4369_9892_PCB	PCB-201	7/3/2012	2.26	Yes	Y				0.935	0.211	pg/g
JW-DR-TISSUE-120508	A4369_9892_PCB	PCB-117	7/3/2012	2.87	Yes	Y				0.935	0.594	pg/g
JW-DR-TISSUE-120508	A4369_9892_PCB	PCB-161	7/3/2012	0.233	Yes	N	U			0.935	0.233	pg/g
JW-DR-TISSUE-120508	A4369_9892_PCB	PCB-130	7/3/2012	9.43	Yes	Y				0.935	0.358	pg/g
JW-DR-TISSUE-120508	A4369_9892_PCB	PCB-129/138/163	7/3/2012	85.8	Yes	Y	C			2.8	0.29	pg/g
JW-DR-TISSUE-120508	A4369_9892_PCB	PCB-128/166	7/3/2012	11.1	Yes	Y	C			1.87	0.347	pg/g
JW-DR-TISSUE-120508	A4369_9892_PCB	PCB-127	7/3/2012	0.415	Yes	N	U			0.935	0.415	pg/g
JW-DR-TISSUE-120508	A4369_9892_PCB	PCB-126	7/3/2012	0.382	Yes	N	U			0.935	0.382	pg/g
JW-DR-TISSUE-120508	A4369_9892_PCB	PCB-123	7/3/2012	1.15	Yes	Y				0.935	0.451	pg/g
JW-DR-TISSUE-120508	A4369_9892_PCB	PCB-122	7/3/2012	0.442	Yes	N	U			0.935	0.442	pg/g

SDG: A4369

Analytical Method E1668B

Sample ID	Lab Sample ID	Chemical Name	Anal Date	Result	Mod Res Report	Detect	Lab Qual	Val Qual	Reason	RL	MDL	Units
JW-DR-TISSUE-120508	A4369_9892_PCB	PCB-121	7/3/2012	0.414	Yes	N	U			0.935	0.414	pg/g
JW-DR-TISSUE-120508	A4369_9892_PCB	PCB-132	7/3/2012	19.5	Yes	Y				0.935	0.328	pg/g
JW-DR-TISSUE-120508	A4369_9892_PCB	PCB-118	7/3/2012	39.5	Yes	Y				0.935	0.385	pg/g
JW-DR-TISSUE-120508	A4369_9892_PCB	PCB-133	7/3/2012	4.11	Yes	Y				0.935	0.331	pg/g
JW-DR-TISSUE-120508	A4369_9892_PCB	PCB-115	7/3/2012	1.52	Yes	Y				0.935	0.416	pg/g
JW-DR-TISSUE-120508	A4369_9892_PCB	PCB-114	7/3/2012	0.821	Yes	Y	J			0.935	0.368	pg/g
JW-DR-TISSUE-120508	A4369_9892_PCB	PCB-112	7/3/2012	0.403	Yes	N	U			0.935	0.403	pg/g
JW-DR-TISSUE-120508	A4369_9892_PCB	PCB-111	7/3/2012	0.414	Yes	N	U			0.935	0.414	pg/g
JW-DR-TISSUE-120508	A4369_9892_PCB	PCB-110	7/3/2012	57.1	Yes	Y				0.935	0.43	pg/g
JW-DR-TISSUE-120508	A4369_9892_PCB	PCB-108/124	7/3/2012	1.98	Yes	Y	C			1.87	0.438	pg/g
JW-DR-TISSUE-120508	A4369_9892_PCB	PCB-107	7/3/2012	4.51	Yes	Y				0.935	0.397	pg/g
JW-DR-TISSUE-120508	A4369_9892_PCB	PCB-106	7/3/2012	0.428	Yes	N	U			0.935	0.428	pg/g
JW-DR-TISSUE-120508	A4369_9892_PCB	PCB-105	7/3/2012	15.9	Yes	Y				0.935	0.398	pg/g
JW-DR-TISSUE-120508	A4369_9892_PCB	PCB-120	7/3/2012	0.409	Yes	N	U			0.935	0.409	pg/g
JW-DR-TISSUE-120508	A4369_9892_PCB	PCB-145	7/3/2012	0.236	Yes	N	U			0.935	0.236	pg/g
JW-DR-TISSUE-120508	A4369_9892_PCB	"Trichlorobiphenyl homologs (Total reported, not calculated)"	7/3/2012	62.5	Yes	Y	EMPC	J	23	0	0.563	pg/g
JW-DR-TISSUE-120508	A4369_9892_PCB	PCB-158	7/3/2012	7.25	Yes	Y				0.935	0.229	pg/g
JW-DR-TISSUE-120508	A4369_9892_PCB	PCB-156/157	7/3/2012	5.01	Yes	Y	C			1.87	0.423	pg/g
JW-DR-TISSUE-120508	A4369_9892_PCB	PCB-155	7/3/2012	0.208	Yes	N	U			0.935	0.208	pg/g
JW-DR-TISSUE-120508	A4369_9892_PCB	PCB-154	7/3/2012	2.02	Yes	Y				0.935	0.278	pg/g
JW-DR-TISSUE-120508	A4369_9892_PCB	PCB-153/168	7/3/2012	83	Yes	Y	C			1.87	0.248	pg/g
JW-DR-TISSUE-120508	A4369_9892_PCB	PCB-152	7/3/2012	0.224	Yes	N	U			0.935	0.224	pg/g
JW-DR-TISSUE-120508	A4369_9892_PCB	PCB-150	7/3/2012	0.221	Yes	N	U			0.935	0.221	pg/g
JW-DR-TISSUE-120508	A4369_9892_PCB	PCB-148	7/3/2012	0.305	Yes	N	U			0.935	0.305	pg/g
JW-DR-TISSUE-120508	A4369_9892_PCB	PCB-131	7/3/2012	0.354	Yes	N	U			0.935	0.354	pg/g

SDG: A4369

Analytical Method E1668B

Sample ID	Lab Sample ID	Chemical Name	Anal Date	Result	Mod Res Report	Detect	Lab Qual	Val Qual	Reason	RL	MDL	Units
JW-DR-TISSUE-120508	A4369_9892_PCB	PCB-146	7/3/2012	25.7	Yes	Y				0.935	0.303	pg/g
JW-DR-TISSUE-120508	A4369_9892_PCB	PCB-160	7/3/2012	0.241	Yes	N	U			0.935	0.241	pg/g
JW-DR-TISSUE-120508	A4369_9892_PCB	PCB-144	7/3/2012	3.06	Yes	Y				0.935	0.307	pg/g
JW-DR-TISSUE-120508	A4369_9892_PCB	PCB-143	7/3/2012	0.316	Yes	N	U			0.935	0.316	pg/g
JW-DR-TISSUE-120508	A4369_9892_PCB	PCB-142	7/3/2012	0.326	Yes	N	U			0.935	0.326	pg/g
JW-DR-TISSUE-120508	A4369_9892_PCB	PCB-141	7/3/2012	6.61	Yes	Y				0.935	0.329	pg/g
JW-DR-TISSUE-120508	A4369_9892_PCB	PCB-139/140	7/3/2012	1.83	Yes	Y	J C			1.87	0.294	pg/g
JW-DR-TISSUE-120508	A4369_9892_PCB	PCB-137	7/3/2012	4.2	Yes	Y				0.935	0.305	pg/g
JW-DR-TISSUE-120508	A4369_9892_PCB	PCB-136	7/3/2012	7.65	Yes	Y				0.935	0.24	pg/g
JW-DR-TISSUE-120508	A4369_9892_PCB	PCB-135/151	7/3/2012	34.2	Yes	Y	C			1.87	0.309	pg/g
JW-DR-TISSUE-120508	A4369_9892_PCB	PCB-134	7/3/2012	5.15	Yes	Y	EMPC	J	23	0.935	0.366	pg/g
JW-DR-TISSUE-120508	A4369_9892_PCB	PCB-147/149	7/3/2012	64.9	Yes	Y	C			1.87	0.3	pg/g
JW-EA01-TISSUE-120516	A4369_9892_PCB	"Hexachlorobiphenyl homologs (Total reported, not calculated)"	7/3/2012	415	Yes	Y	EMPC	J	23	0	0.252	pg/g
JW-EA01-TISSUE-120516	A4369_9892_PCB	PCB-005	7/3/2012	3.72	Yes	N	U	UJ	5	0.851	3.72	pg/g
JW-EA01-TISSUE-120516	A4369_9892_PCB	PCB-004	7/3/2012	24.9	Yes	Y		J	5	0.851	4.6	pg/g
JW-EA01-TISSUE-120516	A4369_9892_PCB	PCB-003	7/3/2012	1.24	Yes	Y				0.851	0.289	pg/g
JW-EA01-TISSUE-120516	A4369_9892_PCB	PCB-002	7/3/2012	1.48	Yes	Y				0.851	0.286	pg/g
JW-EA01-TISSUE-120516	A4369_9892_PCB	PCB-001	7/3/2012	1.65	Yes	Y				0.851	0.21	pg/g
JW-EA01-TISSUE-120516	A4369_9892_PCB	"Octachlorobiphenyl homologs (Total reported, not calculated)"	7/3/2012	18.9	Yes	Y	EMPC	J	23	0	0.262	pg/g
JW-EA01-TISSUE-120516	A4369_9892_PCB	"Nonachlorobiphenyl homologs (Total reported, not calculated)"	7/3/2012	0	Yes	N	U			0	0.389	pg/g
JW-EA01-TISSUE-120516	A4369_9892_PCB	"Heptachlorobiphenyl homologs (Total reported, not calculated)"	7/3/2012	103	Yes	Y	EMPC	J	23	0	0.322	pg/g
JW-EA01-TISSUE-120516	A4369_9892_PCB	PCB-034	7/3/2012	0.691	Yes	N	U			0.851	0.691	pg/g
JW-EA01-TISSUE-120516	A4369_9892_PCB	"Tetrachlorobiphenyl homologs (Total reported, not calculated)"	7/3/2012	1600	Yes	Y				0	0.251	pg/g

SDG: A4369

Analytical Method E1668B

Sample ID	Lab Sample ID	Chemical Name	Anal Date	Result	Mod Res Report	Detect	Lab Qual	Val Qual	Reason	RI	MDL	Units
JW-EA01-TISSUE-120516	A4369_9892_PCB	PCB-008	7/3/2012	26.2	Yes	Y	J	J	5	0.851	3.46	pg/g
JW-EA01-TISSUE-120516	A4369_9892_PCB	"Pentachlorobiphenyl homologs (Total reported, not calculated)"	7/3/2012	481	Yes	Y	EMPC	J	23	0	0.341	pg/g
JW-EA01-TISSUE-120516	A4369_9892_PCB	"Trichlorobiphenyl homologs (Total reported, not calculated)"	7/3/2012	1460	Yes	Y				0	0.589	pg/g
JW-EA01-TISSUE-120516	A4369_9892_PCB	"Dichlorobiphenyl homologs (Total reported, not calculated)"	7/3/2012	157	Yes	Y	J	J	5	0	4.04	pg/g
JW-EA01-TISSUE-120516	A4369_9892_PCB	PCB-153/168	7/3/2012	82.5	Yes	Y	C			1.7	0.197	pg/g
JW-EA01-TISSUE-120516	A4369_9892_PCB	PCB-152	7/3/2012	0.178	Yes	N	U			0.851	0.178	pg/g
JW-EA01-TISSUE-120516	A4369_9892_PCB	PCB-150	7/3/2012	0.176	Yes	N	U			0.851	0.176	pg/g
JW-EA01-TISSUE-120516	A4369_9892_PCB	PCB-148	7/3/2012	0.243	Yes	N	U			0.851	0.243	pg/g
JW-EA01-TISSUE-120516	A4369_9892_PCB	PCB-147/149	7/3/2012	65.8	Yes	Y	C			1.7	0.239	pg/g
JW-EA01-TISSUE-120516	A4369_9892_PCB	PCB-146	7/3/2012	26.2	Yes	Y				0.851	0.241	pg/g
JW-EA01-TISSUE-120516	A4369_9892_PCB	"Monochlorobiphenyl homologs (Total reported, not calculated)"	7/3/2012	4.36	Yes	Y				0	0.249	pg/g
JW-EA01-TISSUE-120516	A4369_9892_PCB	PCB-018/030	7/3/2012	115	Yes	Y	C			1.7	0.381	pg/g
JW-EA01-TISSUE-120516	A4369_9892_PCB	PCB-032	7/3/2012	72.7	Yes	Y				0.851	0.319	pg/g
JW-EA01-TISSUE-120516	A4369_9892_PCB	PCB-031	7/3/2012	298	Yes	Y				0.851	0.646	pg/g
JW-EA01-TISSUE-120516	A4369_9892_PCB	PCB-027	7/3/2012	21.1	Yes	Y				0.851	0.34	pg/g
JW-EA01-TISSUE-120516	A4369_9892_PCB	PCB-026/029	7/3/2012	50.5	Yes	Y	C			1.7	0.665	pg/g
JW-EA01-TISSUE-120516	A4369_9892_PCB	PCB-025	7/3/2012	24.8	Yes	Y				0.851	0.665	pg/g
JW-EA01-TISSUE-120516	A4369_9892_PCB	PCB-024	7/3/2012	4.33	Yes	Y				0.851	0.359	pg/g
JW-EA01-TISSUE-120516	A4369_9892_PCB	PCB-023	7/3/2012	0.672	Yes	N	U			0.851	0.672	pg/g
JW-EA01-TISSUE-120516	A4369_9892_PCB	PCB-022	7/3/2012	134	Yes	Y				0.851	0.705	pg/g
JW-EA01-TISSUE-120516	A4369_9892_PCB	PCB-021/033	7/3/2012	67.3	Yes	Y	C			1.7	0.655	pg/g
JW-EA01-TISSUE-120516	A4369_9892_PCB	PCB-006	7/3/2012	8.5	Yes	Y		J	5	0.851	0.883	pg/g
JW-EA01-TISSUE-120516	A4369_9892_PCB	PCB-019	7/3/2012	18.4	Yes	Y				0.851	0.463	pg/g

SDG: A4369

Analytical Method E1668B

Sample ID	Lab Sample ID	Chemical Name	Anal Date	Result	Mod Res Report	Detect	Lab Qual	Val Qual	Reason	RL	MDL	Units
JW-EA01-TISSUE-120516	A4369_9892_PCB	PCB-007	7/3/2012	1.64	Yes	Y	J	J	5	0.851	0.807	pg/g
JW-EA01-TISSUE-120516	A4369_9892_PCB	PCB-017	7/3/2012	104	Yes	Y				0.851	0.447	pg/g
JW-EA01-TISSUE-120516	A4369_9892_PCB	PCB-016	7/3/2012	92.8	Yes	Y				0.851	0.549	pg/g
JW-EA01-TISSUE-120516	A4369_9892_PCB	PCB-015	7/3/2012	34.1	Yes	Y	J	J	5	0.851	3.47	pg/g
JW-EA01-TISSUE-120516	A4369_9892_PCB	PCB-014	7/3/2012	3.17	Yes	N	U	UJ	5	0.851	3.17	pg/g
JW-EA01-TISSUE-120516	A4369_9892_PCB	PCB-012/013	7/3/2012	5.04	Yes	Y	C	J	5	1.7	0.897	pg/g
JW-EA01-TISSUE-120516	A4369_9892_PCB	PCB-011	7/3/2012	52.9	Yes	Y	B	J	5	0.851	3.73	pg/g
JW-EA01-TISSUE-120516	A4369_9892_PCB	PCB-010	7/3/2012	1.61	Yes	Y		J	5	0.851	1.14	pg/g
JW-EA01-TISSUE-120516	A4369_9892_PCB	PCB-009	7/3/2012	2.1	Yes	Y	J	J	5	0.851	0.951	pg/g
JW-EA01-TISSUE-120516	A4369_9892_PCB	PCB-142	7/3/2012	0.26	Yes	N	U			0.851	0.26	pg/g
JW-EA01-TISSUE-120516	A4369_9892_PCB	PCB-020/028	7/3/2012	389	Yes	Y	C			1.7	0.681	pg/g
JW-EA01-TISSUE-120516	A4369_9892_PCB	PCB-096	7/3/2012	2.54	Yes	Y				0.851	0.278	pg/g
JW-EA01-TISSUE-120516	A4369_9892_PCB	PCB-145	7/3/2012	0.188	Yes	N	U			0.851	0.188	pg/g
JW-EA01-TISSUE-120516	A4369_9892_PCB	PCB-110	7/3/2012	72.2	Yes	Y				0.851	0.391	pg/g
JW-EA01-TISSUE-120516	A4369_9892_PCB	PCB-108/124	7/3/2012	2.68	Yes	Y	C			1.7	0.397	pg/g
JW-EA01-TISSUE-120516	A4369_9892_PCB	PCB-107	7/3/2012	4.09	Yes	Y				0.851	0.361	pg/g
JW-EA01-TISSUE-120516	A4369_9892_PCB	PCB-106	7/3/2012	0.388	Yes	N	U			0.851	0.388	pg/g
JW-EA01-TISSUE-120516	A4369_9892_PCB	PCB-105	7/3/2012	16.4	Yes	Y				0.851	0.363	pg/g
JW-EA01-TISSUE-120516	A4369_9892_PCB	PCB-104	7/3/2012	0.27	Yes	N	U			0.851	0.27	pg/g
JW-EA01-TISSUE-120516	A4369_9892_PCB	PCB-103	7/3/2012	1.39	Yes	Y	EMPC	J	23	0.851	0.458	pg/g
JW-EA01-TISSUE-120516	A4369_9892_PCB	PCB-102	7/3/2012	5.26	Yes	Y				0.851	0.43	pg/g
JW-EA01-TISSUE-120516	A4369_9892_PCB	PCB-112	7/3/2012	0.366	Yes	N	U			0.851	0.366	pg/g
JW-EA01-TISSUE-120516	A4369_9892_PCB	PCB-098	7/3/2012	0.558	Yes	N	U			0.851	0.558	pg/g
JW-EA01-TISSUE-120516	A4369_9892_PCB	PCB-114	7/3/2012	0.834	Yes	Y	J			0.851	0.345	pg/g
JW-EA01-TISSUE-120516	A4369_9892_PCB	PCB-095	7/3/2012	91.4	Yes	Y				0.851	0.503	pg/g

SDG: A4369

Analytical Method E1668B

Sample ID	Lab Sample ID	Chemical Name	Anal Date	Result	Mod Res Report	Detect	Lab Qual	Val Qual	Reason	RL	MDL	Units
JW-EA01-TISSUE-120516	A4369_9892_PCB	PCB-094	7/3/2012	1.3	Yes	Y	EMPC	J	23	0.851	0.525	pg/g
JW-EA01-TISSUE-120516	A4369_9892_PCB	PCB-093/100	7/3/2012	2.7	Yes	Y	C			1.7	0.492	pg/g
JW-EA01-TISSUE-120516	A4369_9892_PCB	PCB-092	7/3/2012	26.1	Yes	Y				0.851	0.532	pg/g
JW-EA01-TISSUE-120516	A4369_9892_PCB	PCB-091	7/3/2012	15.5	Yes	Y				0.851	0.447	pg/g
JW-EA01-TISSUE-120516	A4369_9892_PCB	PCB-090/101/113	7/3/2012	76.8	Yes	Y	C			2.55	0.441	pg/g
JW-EA01-TISSUE-120516	A4369_9892_PCB	PCB-089	7/3/2012	1.01	Yes	Y	EMPC	J	23	0.851	0.553	pg/g
JW-EA01-TISSUE-120516	A4369_9892_PCB	PCB-086/087/109/119/125	7/3/2012	35.1	Yes	Y	C			5.11	0.426	pg/g
JW-EA01-TISSUE-120516	A4369_9892_PCB	PCB-088	7/3/2012	0.56	Yes	N	U			0.851	0.56	pg/g
JW-EA01-TISSUE-120516	A4369_9892_PCB	PCB-099	7/3/2012	42.6	Yes	Y				0.851	0.494	pg/g
JW-EA01-TISSUE-120516	A4369_9892_PCB	PCB-128/166	7/3/2012	13	Yes	Y	C			1.7	0.277	pg/g
JW-EA01-TISSUE-120516	A4369_9892_PCB	PCB-143	7/3/2012	0.251	Yes	N	U			0.851	0.251	pg/g
JW-EA01-TISSUE-120516	A4369_9892_PCB	PCB-139/140	7/3/2012	2.14	Yes	Y	EMPC	C	23	1.7	0.234	pg/g
JW-EA01-TISSUE-120516	A4369_9892_PCB	PCB-137	7/3/2012	5.73	Yes	Y				0.851	0.243	pg/g
JW-EA01-TISSUE-120516	A4369_9892_PCB	PCB-136	7/3/2012	8.32	Yes	Y				0.851	0.191	pg/g
JW-EA01-TISSUE-120516	A4369_9892_PCB	PCB-135/151	7/3/2012	36.1	Yes	Y	C			1.7	0.245	pg/g
JW-EA01-TISSUE-120516	A4369_9892_PCB	PCB-134	7/3/2012	6.31	Yes	Y				0.851	0.291	pg/g
JW-EA01-TISSUE-120516	A4369_9892_PCB	PCB-133	7/3/2012	4.59	Yes	Y				0.851	0.263	pg/g
JW-EA01-TISSUE-120516	A4369_9892_PCB	PCB-132	7/3/2012	22	Yes	Y				0.851	0.261	pg/g
JW-EA01-TISSUE-120516	A4369_9892_PCB	PCB-131	7/3/2012	0.93	Yes	Y				0.851	0.281	pg/g
JW-EA01-TISSUE-120516	A4369_9892_PCB	PCB-111	7/3/2012	0.376	Yes	N	U			0.851	0.376	pg/g
JW-EA01-TISSUE-120516	A4369_9892_PCB	PCB-129/138/163	7/3/2012	92.9	Yes	Y	C			2.55	0.231	pg/g
JW-EA01-TISSUE-120516	A4369_9892_PCB	PCB-144	7/3/2012	3.15	Yes	Y				0.851	0.244	pg/g
JW-EA01-TISSUE-120516	A4369_9892_PCB	PCB-127	7/3/2012	0.378	Yes	N	U			0.851	0.378	pg/g
JW-EA01-TISSUE-120516	A4369_9892_PCB	PCB-126	7/3/2012	0.322	Yes	N	U			0.851	0.322	pg/g
JW-EA01-TISSUE-120516	A4369_9892_PCB	PCB-123	7/3/2012	1.21	Yes	Y	EMPC	J	23	0.851	0.409	pg/g

SDG: A4369

Analytical Method E1668B

Sample ID	Lab Sample ID	Chemical Name	Anal Date	Result	Mod Res Report	Detect	Lab Qual	Val Qual	Reason	RL	MDL	Units
JW-EA01-TISSUE-120516	A4369_9892_PCB	PCB-122	7/3/2012	0.747	Yes	Y	J			0.851	0.414	pg/g
JW-EA01-TISSUE-120516	A4369_9892_PCB	PCB-121	7/3/2012	0.376	Yes	N	U			0.851	0.376	pg/g
JW-EA01-TISSUE-120516	A4369_9892_PCB	PCB-120	7/3/2012	0.371	Yes	N	U			0.851	0.371	pg/g
JW-EA01-TISSUE-120516	A4369_9892_PCB	PCB-118	7/3/2012	41.2	Yes	Y				0.851	0.334	pg/g
JW-EA01-TISSUE-120516	A4369_9892_PCB	PCB-117	7/3/2012	1.86	Yes	Y				0.851	0.539	pg/g
JW-EA01-TISSUE-120516	A4369_9892_PCB	PCB-115	7/3/2012	0.922	Yes	Y				0.851	0.377	pg/g
JW-EA01-TISSUE-120516	A4369_9892_PCB	PCB-130	7/3/2012	9.77	Yes	Y				0.851	0.285	pg/g
JW-EA01-TISSUE-120516	A4369_9892_PCB	PCB-174	7/3/2012	6.88	Yes	Y				0.851	0.48	pg/g
JW-EA01-TISSUE-120516	A4369_9892_PCB	PCB-185	7/3/2012	0.439	Yes	N	U			0.851	0.439	pg/g
JW-EA01-TISSUE-120516	A4369_9892_PCB	PCB-183	7/3/2012	8.38	Yes	Y				0.851	0.368	pg/g
JW-EA01-TISSUE-120516	A4369_9892_PCB	PCB-182	7/3/2012	0.396	Yes	N	U			0.851	0.396	pg/g
JW-EA01-TISSUE-120516	A4369_9892_PCB	PCB-181	7/3/2012	0.41	Yes	N	U			0.851	0.41	pg/g
JW-EA01-TISSUE-120516	A4369_9892_PCB	PCB-180/193	7/3/2012	19.2	Yes	Y	C			1.7	0.31	pg/g
JW-EA01-TISSUE-120516	A4369_9892_PCB	PCB-179	7/3/2012	6.87	Yes	Y				0.851	0.284	pg/g
JW-EA01-TISSUE-120516	A4369_9892_PCB	PCB-178	7/3/2012	8.3	Yes	Y				0.851	0.379	pg/g
JW-EA01-TISSUE-120516	A4369_9892_PCB	PCB-177	7/3/2012	11.9	Yes	Y				0.851	0.479	pg/g
JW-EA01-TISSUE-120516	A4369_9892_PCB	PCB-161	7/3/2012	0.185	Yes	N	U			0.851	0.185	pg/g
JW-EA01-TISSUE-120516	A4369_9892_PCB	PCB-175	7/3/2012	0.625	Yes	Y	J	JEMPC	J 23	0.851	0.427	pg/g
JW-EA01-TISSUE-120516	A4369_9892_PCB	PCB-189	7/3/2012	0.204	Yes	N	U			0.851	0.204	pg/g
JW-EA01-TISSUE-120516	A4369_9892_PCB	PCB-172	7/3/2012	0.84	Yes	Y	J			0.851	0.364	pg/g
JW-EA01-TISSUE-120516	A4369_9892_PCB	PCB-171/173	7/3/2012	3.98	Yes	Y	C			1.7	0.459	pg/g
JW-EA01-TISSUE-120516	A4369_9892_PCB	PCB-170	7/3/2012	4.09	Yes	Y				0.851	0.374	pg/g
JW-EA01-TISSUE-120516	A4369_9892_PCB	PCB-169	7/3/2012	0.292	Yes	N	U			0.851	0.292	pg/g
JW-EA01-TISSUE-120516	A4369_9892_PCB	PCB-167	7/3/2012	2.87	Yes	Y				0.851	0.231	pg/g
JW-EA01-TISSUE-120516	A4369_9892_PCB	PCB-165	7/3/2012	0.212	Yes	N	U			0.851	0.212	pg/g

SDG: A4369

Analytical Method E1668B

Sample ID	Lab Sample ID	Chemical Name	Anal Date	Result	Mod Res Report	Detect	Lab Qual	Val Qual	Reason	RL	MDL	Units
JW-EA01-TISSUE-120516	A4369_9892_PCB	PCB-164	7/3/2012	7.09	Yes	Y				0.851	0.188	pg/g
JW-EA01-TISSUE-120516	A4369_9892_PCB	PCB-162	7/3/2012	0.228	Yes	N	U			0.851	0.228	pg/g
JW-EA01-TISSUE-120516	A4369_9892_PCB	PCB-061/070/074/076	7/3/2012	157	Yes	Y	C			3.4	0.303	pg/g
JW-EA01-TISSUE-120516	A4369_9892_PCB	PCB-176	7/3/2012	1.59	Yes	Y				0.851	0.265	pg/g
JW-EA01-TISSUE-120516	A4369_9892_PCB	PCB-200	7/3/2012	0.28	Yes	N	U			0.851	0.28	pg/g
JW-EA01-TISSUE-120516	A4369_9892_PCB	PCB-141	7/3/2012	8.99	Yes	Y				0.851	0.262	pg/g
JW-EA01-TISSUE-120516	A4369_9892_PCB	PCB-035	7/3/2012	3.87	Yes	Y				0.851	0.745	pg/g
JW-EA01-TISSUE-120516	A4369_9892_PCB	PCB-209	7/3/2012	0.362	Yes	N	U			0.851	0.362	pg/g
JW-EA01-TISSUE-120516	A4369_9892_PCB	PCB-208	7/3/2012	0.338	Yes	N	U			0.851	0.338	pg/g
JW-EA01-TISSUE-120516	A4369_9892_PCB	PCB-207	7/3/2012	0.332	Yes	N	U			0.851	0.332	pg/g
JW-EA01-TISSUE-120516	A4369_9892_PCB	PCB-206	7/3/2012	0.441	Yes	N	U			0.851	0.441	pg/g
JW-EA01-TISSUE-120516	A4369_9892_PCB	PCB-205	7/3/2012	0.239	Yes	N	U			0.851	0.239	pg/g
JW-EA01-TISSUE-120516	A4369_9892_PCB	PCB-204	7/3/2012	0.26	Yes	N	U			0.851	0.26	pg/g
JW-EA01-TISSUE-120516	A4369_9892_PCB	PCB-203	7/3/2012	1.94	Yes	Y	EMPC	J	23	0.851	0.327	pg/g
JW-EA01-TISSUE-120516	A4369_9892_PCB	PCB-187	7/3/2012	28	Yes	Y				0.851	0.405	pg/g
JW-EA01-TISSUE-120516	A4369_9892_PCB	PCB-201	7/3/2012	1.42	Yes	Y				0.851	0.249	pg/g
JW-EA01-TISSUE-120516	A4369_9892_PCB	PCB-188	7/3/2012	0.291	Yes	N	U			0.851	0.291	pg/g
JW-EA01-TISSUE-120516	A4369_9892_PCB	PCB-198/199	7/3/2012	6.67	Yes	Y	C			1.7	0.349	pg/g
JW-EA01-TISSUE-120516	A4369_9892_PCB	PCB-197	7/3/2012	0.266	Yes	N	U			0.851	0.266	pg/g
JW-EA01-TISSUE-120516	A4369_9892_PCB	PCB-196	7/3/2012	2.42	Yes	Y				0.851	0.344	pg/g
JW-EA01-TISSUE-120516	A4369_9892_PCB	PCB-195	7/3/2012	0.579	Yes	Y	J			0.851	0.398	pg/g
JW-EA01-TISSUE-120516	A4369_9892_PCB	PCB-194	7/3/2012	1.14	Yes	Y				0.851	0.361	pg/g
JW-EA01-TISSUE-120516	A4369_9892_PCB	PCB-192	7/3/2012	0.287	Yes	N	U			0.851	0.287	pg/g
JW-EA01-TISSUE-120516	A4369_9892_PCB	PCB-191	7/3/2012	0.507	Yes	Y	JEMPC	J	23	0.851	0.278	pg/g
JW-EA01-TISSUE-120516	A4369_9892_PCB	PCB-190	7/3/2012	1.45	Yes	Y				0.851	0.286	pg/g

SDG: A4369

Analytical Method E1668B

Sample ID	Lab Sample ID	Chemical Name	Anal Date	Result	Mod Res Report	Detect	Lab Qual	Val Qual	Reason	RL	MDL	Units
JW-EA01-TISSUE-120516	A4369_9892_PCB	PCB-184	7/3/2012	0.295	Yes	N	U			0.851	0.295	pg/g
JW-EA01-TISSUE-120516	A4369_9892_PCB	PCB-202	7/3/2012	4.78	Yes	Y				0.851	0.284	pg/g
JW-EA01-TISSUE-120516	A4369_9892_PCB	PCB-045	7/3/2012	40.6	Yes	Y				0.851	0.248	pg/g
JW-EA01-TISSUE-120516	A4369_9892_PCB	PCB-059/062/075	7/3/2012	37	Yes	Y	C			2.55	0.159	pg/g
JW-EA01-TISSUE-120516	A4369_9892_PCB	PCB-058	7/3/2012	0.705	Yes	Y	J			0.851	0.308	pg/g
JW-EA01-TISSUE-120516	A4369_9892_PCB	PCB-057	7/3/2012	1.34	Yes	Y	EMPC	J	23	0.851	0.313	pg/g
JW-EA01-TISSUE-120516	A4369_9892_PCB	PCB-056	7/3/2012	14.9	Yes	Y				0.851	0.323	pg/g
JW-EA01-TISSUE-120516	A4369_9892_PCB	PCB-055	7/3/2012	1.96	Yes	Y				0.851	0.313	pg/g
JW-EA01-TISSUE-120516	A4369_9892_PCB	PCB-054	7/3/2012	0.818	Yes	Y	J			0.851	0.254	pg/g
JW-EA01-TISSUE-120516	A4369_9892_PCB	PCB-052	7/3/2012	283	Yes	Y				0.851	0.223	pg/g
JW-EA01-TISSUE-120516	A4369_9892_PCB	PCB-051	7/3/2012	10.9	Yes	Y	C			0.851	0.201	pg/g
JW-EA01-TISSUE-120516	A4369_9892_PCB	PCB-050/053	7/3/2012	33.6	Yes	Y	C			1.7	0.204	pg/g
JW-EA01-TISSUE-120516	A4369_9892_PCB	PCB-049/069	7/3/2012	162	Yes	Y	C			1.7	0.18	pg/g
JW-EA01-TISSUE-120516	A4369_9892_PCB	PCB-060	7/3/2012	7.45	Yes	Y				0.851	0.314	pg/g
JW-EA01-TISSUE-120516	A4369_9892_PCB	PCB-046	7/3/2012	14.4	Yes	Y				0.851	0.249	pg/g
JW-EA01-TISSUE-120516	A4369_9892_PCB	PCB-038	7/3/2012	0.726	Yes	N	U			0.851	0.726	pg/g
JW-EA01-TISSUE-120516	A4369_9892_PCB	PCB-044/047/065	7/3/2012	282	Yes	Y	C			2.55	0.203	pg/g
JW-EA01-TISSUE-120516	A4369_9892_PCB	PCB-043	7/3/2012	14.1	Yes	Y				0.851	0.24	pg/g
JW-EA01-TISSUE-120516	A4369_9892_PCB	PCB-042	7/3/2012	83.2	Yes	Y				0.851	0.235	pg/g
JW-EA01-TISSUE-120516	A4369_9892_PCB	PCB-041	7/3/2012	37.7	Yes	Y				0.851	0.264	pg/g
JW-EA01-TISSUE-120516	A4369_9892_PCB	PCB-040/071	7/3/2012	118	Yes	Y	C			1.7	0.211	pg/g
JW-EA01-TISSUE-120516	A4369_9892_PCB	PCB-039	7/3/2012	1.81	Yes	Y				0.851	0.649	pg/g
JW-EA01-TISSUE-120516	A4369_9892_PCB	PCB-160	7/3/2012	0.191	Yes	N	U			0.851	0.191	pg/g
JW-EA01-TISSUE-120516	A4369_9892_PCB	PCB-037	7/3/2012	62.9	Yes	Y				0.851	0.715	pg/g
JW-EA01-TISSUE-120516	A4369_9892_PCB	PCB-186	7/3/2012	0.275	Yes	N	U			0.851	0.275	pg/g

SDG: A4369

Analytical Method E1668B

Sample ID	Lab Sample ID	Chemical Name	Anal Date	Result	Mod Res Report	Detect	Lab Qual	Val Qual	Reason	RL	MDL	Units
JW-EA01-TISSUE-120516	A4369_9892_PCB	PCB-036	7/3/2012	0.681	Yes	N	U			0.851	0.681	pg/g
JW-EA01-TISSUE-120516	A4369_9892_PCB	PCB-048	7/3/2012	77.2	Yes	Y				0.851	0.22	pg/g
JW-EA01-TISSUE-120516	A4369_9892_PCB	PCB-158	7/3/2012	8.49	Yes	Y				0.851	0.182	pg/g
JW-EA01-TISSUE-120516	A4369_9892_PCB	PCB-159	7/3/2012	0.236	Yes	N	U			0.851	0.236	pg/g
JW-EA01-TISSUE-120516	A4369_9892_PCB	PCB-156/157	7/3/2012	6	Yes	Y	C			1.7	0.318	pg/g
JW-EA01-TISSUE-120516	A4369_9892_PCB	PCB-155	7/3/2012	0.166	Yes	N	U			0.851	0.166	pg/g
JW-EA01-TISSUE-120516	A4369_9892_PCB	PCB-154	7/3/2012	1.74	Yes	Y				0.851	0.221	pg/g
JW-EA01-TISSUE-120516	A4369_9892_PCB	PCB-085/116	7/3/2012	10.7	Yes	Y	C			1.7	0.385	pg/g
JW-EA01-TISSUE-120516	A4369_9892_PCB	PCB-084	7/3/2012	15.3	Yes	Y				0.851	0.577	pg/g
JW-EA01-TISSUE-120516	A4369_9892_PCB	PCB-083	7/3/2012	5.02	Yes	Y				0.851	0.611	pg/g
JW-EA01-TISSUE-120516	A4369_9892_PCB	PCB-082	7/3/2012	5.74	Yes	Y				0.851	0.602	pg/g
JW-EA01-TISSUE-120516	A4369_9892_PCB	PCB-081	7/3/2012	0.276	Yes	N	U			0.851	0.276	pg/g
JW-EA01-TISSUE-120516	A4369_9892_PCB	PCB-080	7/3/2012	0.279	Yes	N	U			0.851	0.279	pg/g
JW-EA01-TISSUE-120516	A4369_9892_PCB	PCB-063	7/3/2012	5.92	Yes	Y				0.851	0.281	pg/g
JW-EA01-TISSUE-120516	A4369_9892_PCB	PCB-078	7/3/2012	0.338	Yes	N	U			0.851	0.338	pg/g
JW-EA01-TISSUE-120516	A4369_9892_PCB	PCB-077	7/3/2012	1.38	Yes	Y				0.851	0.299	pg/g
JW-EA01-TISSUE-120516	A4369_9892_PCB	PCB-073	7/3/2012	0.99	Yes	Y				0.851	0.174	pg/g
JW-EA01-TISSUE-120516	A4369_9892_PCB	PCB-072	7/3/2012	2.42	Yes	Y				0.851	0.306	pg/g
JW-EA01-TISSUE-120516	A4369_9892_PCB	PCB-068	7/3/2012	1.29	Yes	Y				0.851	0.281	pg/g
JW-EA01-TISSUE-120516	A4369_9892_PCB	PCB-067	7/3/2012	7.9	Yes	Y				0.851	0.292	pg/g
JW-EA01-TISSUE-120516	A4369_9892_PCB	PCB-066	7/3/2012	75.2	Yes	Y				0.851	0.323	pg/g
JW-EA01-TISSUE-120516	A4369_9892_PCB	PCB-064	7/3/2012	124	Yes	Y				0.851	0.154	pg/g
JW-EA01-TISSUE-120516	A4369_9892_PCB	PCB-079	7/3/2012	0.686	Yes	Y	J			0.851	0.284	pg/g
JW-EA10-TISSUE-120516	A4369_9892_PCB	PCB-139/140	7/3/2012	3.93	Yes	Y	EMPCC	J	23	1.81	0.275	pg/g
JW-EA10-TISSUE-120516	A4369_9892_PCB	PCB-137	7/3/2012	10.1	Yes	Y				0.906	0.285	pg/g

SDG: A4369

Analytical Method E1668B

Sample ID	Lab Sample ID	Chemical Name	Anal Date	Result	Mod Res Report	Detect	Lab Qual	Val Qual	Reason	RL	MDL	Units
JW-EA10-TISSUE-120516	A4369_9892_PCB	PCB-136	7/3/2012	19.3	Yes	Y				0.906	0.224	pg/g
JW-EA10-TISSUE-120516	A4369_9892_PCB	PCB-135/151	7/3/2012	74.7	Yes	Y	C			1.81	0.289	pg/g
JW-EA10-TISSUE-120516	A4369_9892_PCB	PCB-134	7/3/2012	12.3	Yes	Y				0.906	0.342	pg/g
JW-EA10-TISSUE-120516	A4369_9892_PCB	PCB-133	7/3/2012	8.11	Yes	Y				0.906	0.31	pg/g
JW-EA10-TISSUE-120516	A4369_9892_PCB	PCB-132	7/3/2012	50	Yes	Y				0.906	0.307	pg/g
JW-EA10-TISSUE-120516	A4369_9892_PCB	PCB-141	7/3/2012	18.3	Yes	Y				0.906	0.308	pg/g
JW-EA10-TISSUE-120516	A4369_9892_PCB	PCB-130	7/3/2012	19.9	Yes	Y				0.906	0.335	pg/g
JW-EA10-TISSUE-120516	A4369_9892_PCB	PCB-148	7/3/2012	0.286	Yes	N	U			0.906	0.286	pg/g
JW-EA10-TISSUE-120516	A4369_9892_PCB	PCB-131	7/3/2012	2.06	Yes	Y	EMPC	J	23	0.906	0.331	pg/g
JW-EA10-TISSUE-120516	A4369_9892_PCB	PCB-142	7/3/2012	0.305	Yes	N	U			0.906	0.305	pg/g
JW-EA10-TISSUE-120516	A4369_9892_PCB	PCB-143	7/3/2012	0.295	Yes	N	U			0.906	0.295	pg/g
JW-EA10-TISSUE-120516	A4369_9892_PCB	PCB-144	7/3/2012	7.93	Yes	Y				0.906	0.287	pg/g
JW-EA10-TISSUE-120516	A4369_9892_PCB	PCB-145	7/3/2012	0.221	Yes	N	U			0.906	0.221	pg/g
JW-EA10-TISSUE-120516	A4369_9892_PCB	PCB-153/168	7/3/2012	185	Yes	Y	C			1.81	0.231	pg/g
JW-EA10-TISSUE-120516	A4369_9892_PCB	PCB-147/149	7/3/2012	148	Yes	Y	C			1.81	0.28	pg/g
JW-EA10-TISSUE-120516	A4369_9892_PCB	PCB-150	7/3/2012	0.206	Yes	N	U			0.906	0.206	pg/g
JW-EA10-TISSUE-120516	A4369_9892_PCB	PCB-152	7/3/2012	0.21	Yes	N	U			0.906	0.21	pg/g
JW-EA10-TISSUE-120516	A4369_9892_PCB	PCB-129/138/163	7/3/2012	202	Yes	Y	C			2.72	0.271	pg/g
JW-EA10-TISSUE-120516	A4369_9892_PCB	PCB-112	7/3/2012	0.597	Yes	N	U			0.906	0.597	pg/g
JW-EA10-TISSUE-120516	A4369_9892_PCB	PCB-154	7/3/2012	4.41	Yes	Y				0.906	0.26	pg/g
JW-EA10-TISSUE-120516	A4369_9892_PCB	PCB-146	7/3/2012	50.5	Yes	Y				0.906	0.284	pg/g
JW-EA10-TISSUE-120516	A4369_9892_PCB	PCB-114	7/3/2012	2.07	Yes	Y				0.906	0.613	pg/g
JW-EA10-TISSUE-120516	A4369_9892_PCB	PCB-208	7/3/2012	0.641	Yes	Y	J			0.906	0.519	pg/g
JW-EA10-TISSUE-120516	A4369_9892_PCB	PCB-103	7/3/2012	1.42	Yes	Y				0.906	0.748	pg/g
JW-EA10-TISSUE-120516	A4369_9892_PCB	PCB-099	7/3/2012	88	Yes	Y				0.906	0.807	pg/g

SDG: A4369

Analytical Method E1668B

Sample ID	Lab Sample ID	Chemical Name	Anal Date	Result	Mod Res Report	Detect	Lab Qual	Val Qual	Reason	RL	MDL	Units
JW-EA10-TISSUE-120516	A4369_9892_PCB	PCB-104	7/3/2012	0.439	Yes	N	U			0.906	0.439	pg/g
JW-EA10-TISSUE-120516	A4369_9892_PCB	PCB-105	7/3/2012	40.5	Yes	Y				0.906	0.662	pg/g
JW-EA10-TISSUE-120516	A4369_9892_PCB	PCB-106	7/3/2012	0.634	Yes	N	U			0.906	0.634	pg/g
JW-EA10-TISSUE-120516	A4369_9892_PCB	PCB-107	7/3/2012	9.92	Yes	Y				0.906	0.589	pg/g
JW-EA10-TISSUE-120516	A4369_9892_PCB	PCB-108/124	7/3/2012	4.84	Yes	Y	C			1.81	0.649	pg/g
JW-EA10-TISSUE-120516	A4369_9892_PCB	PCB-110	7/3/2012	150	Yes	Y				0.906	0.638	pg/g
JW-EA10-TISSUE-120516	A4369_9892_PCB	PCB-115	7/3/2012	3.46	Yes	Y				0.906	0.616	pg/g
JW-EA10-TISSUE-120516	A4369_9892_PCB	PCB-155	7/3/2012	0.195	Yes	N	U			0.906	0.195	pg/g
JW-EA10-TISSUE-120516	A4369_9892_PCB	PCB-128/166	7/3/2012	27.8	Yes	Y	C			1.81	0.43	pg/g
JW-EA10-TISSUE-120516	A4369_9892_PCB	PCB-102	7/3/2012	3.95	Yes	Y				0.906	0.702	pg/g
JW-EA10-TISSUE-120516	A4369_9892_PCB	PCB-117	7/3/2012	4.07	Yes	Y				0.906	0.88	pg/g
JW-EA10-TISSUE-120516	A4369_9892_PCB	PCB-118	7/3/2012	98.8	Yes	Y				0.906	0.556	pg/g
JW-EA10-TISSUE-120516	A4369_9892_PCB	PCB-120	7/3/2012	0.606	Yes	N	U			0.906	0.606	pg/g
JW-EA10-TISSUE-120516	A4369_9892_PCB	PCB-121	7/3/2012	0.614	Yes	N	U			0.906	0.614	pg/g
JW-EA10-TISSUE-120516	A4369_9892_PCB	PCB-122	7/3/2012	0.736	Yes	N	U			0.906	0.736	pg/g
JW-EA10-TISSUE-120516	A4369_9892_PCB	PCB-123	7/3/2012	1.84	Yes	Y				0.906	0.668	pg/g
JW-EA10-TISSUE-120516	A4369_9892_PCB	PCB-126	7/3/2012	0.402	Yes	N	U			0.906	0.402	pg/g
JW-EA10-TISSUE-120516	A4369_9892_PCB	PCB-127	7/3/2012	0.691	Yes	N	U			0.906	0.691	pg/g
JW-EA10-TISSUE-120516	A4369_9892_PCB	PCB-111	7/3/2012	0.614	Yes	N	U			0.906	0.614	pg/g
JW-EA10-TISSUE-120516	A4369_9892_PCB	PCB-200	7/3/2012	0.337	Yes	N	U			0.906	0.337	pg/g
JW-EA10-TISSUE-120516	A4369_9892_PCB	PCB-187	7/3/2012	77	Yes	Y				0.906	0.642	pg/g
JW-EA10-TISSUE-120516	A4369_9892_PCB	PCB-188	7/3/2012	0.396	Yes	N	U			0.906	0.396	pg/g
JW-EA10-TISSUE-120516	A4369_9892_PCB	PCB-189	7/3/2012	0.628	Yes	Y	J			0.906	0.272	pg/g
JW-EA10-TISSUE-120516	A4369_9892_PCB	PCB-190	7/3/2012	3.73	Yes	Y				0.906	0.447	pg/g
JW-EA10-TISSUE-120516	A4369_9892_PCB	PCB-191	7/3/2012	1.32	Yes	Y				0.906	0.434	pg/g

SDG: A4369

Analytical Method E1668B

Sample ID	Lab Sample ID	Chemical Name	Anal Date	Result	Mod Res Report	Detect	Lab Qual	Val Qual	Reason	RL	MDL	Units
JW-EA10-TISSUE-120516	A4369_9892_PCB	PCB-192	7/3/2012	0.448	Yes	N	U			0.906	0.448	pg/g
JW-EA10-TISSUE-120516	A4369_9892_PCB	PCB-194	7/3/2012	5.81	Yes	Y				0.906	0.471	pg/g
JW-EA10-TISSUE-120516	A4369_9892_PCB	PCB-195	7/3/2012	2.51	Yes	Y				0.906	0.519	pg/g
JW-EA10-TISSUE-120516	A4369_9892_PCB	PCB-196	7/3/2012	9.23	Yes	Y				0.906	0.413	pg/g
JW-EA10-TISSUE-120516	A4369_9892_PCB	PCB-206	7/3/2012	2.05	Yes	Y	EMPC	J	23	0.906	0.698	pg/g
JW-EA10-TISSUE-120516	A4369_9892_PCB	PCB-198/199	7/3/2012	23.9	Yes	Y	C			1.81	0.419	pg/g
JW-EA10-TISSUE-120516	A4369_9892_PCB	PCB-184	7/3/2012	0.401	Yes	N	U			0.906	0.401	pg/g
JW-EA10-TISSUE-120516	A4369_9892_PCB	PCB-201	7/3/2012	4.5	Yes	Y				0.906	0.298	pg/g
JW-EA10-TISSUE-120516	A4369_9892_PCB	PCB-202	7/3/2012	15.8	Yes	Y				0.906	0.341	pg/g
JW-EA10-TISSUE-120516	A4369_9892_PCB	PCB-203	7/3/2012	7.92	Yes	Y				0.906	0.392	pg/g
JW-EA10-TISSUE-120516	A4369_9892_PCB	PCB-204	7/3/2012	0.312	Yes	N	U			0.906	0.312	pg/g
JW-EA10-TISSUE-120516	A4369_9892_PCB	PCB-205	7/3/2012	0.313	Yes	N	U			0.906	0.313	pg/g
JW-EA10-TISSUE-120516	A4369_9892_PCB	PCB-207	7/3/2012	0.511	Yes	N	U			0.906	0.511	pg/g
JW-EA10-TISSUE-120516	A4369_9892_PCB	PCB-209	7/3/2012	0.381	Yes	N	U			0.906	0.381	pg/g
JW-EA10-TISSUE-120516	A4369_9892_PCB	PCB-061/070/074/076	7/3/2012	69.4	Yes	Y	C			3.62	0.339	pg/g
JW-EA10-TISSUE-120516	A4369_9892_PCB	PCB-098	7/3/2012	0.911	Yes	N	U			0.906	0.911	pg/g
JW-EA10-TISSUE-120516	A4369_9892_PCB	PCB-086/087/097/109/119/125	7/3/2012	78.1	Yes	Y	C			5.43	0.696	pg/g
JW-EA10-TISSUE-120516	A4369_9892_PCB	PCB-197	7/3/2012	1.78	Yes	Y				0.906	0.319	pg/g
JW-EA10-TISSUE-120516	A4369_9892_PCB	PCB-174	7/3/2012	21.2	Yes	Y				0.906	0.76	pg/g
JW-EA10-TISSUE-120516	A4369_9892_PCB	PCB-158	7/3/2012	19.5	Yes	Y				0.906	0.214	pg/g
JW-EA10-TISSUE-120516	A4369_9892_PCB	PCB-159	7/3/2012	0.366	Yes	N	U			0.906	0.366	pg/g
JW-EA10-TISSUE-120516	A4369_9892_PCB	PCB-160	7/3/2012	0.225	Yes	N	U			0.906	0.225	pg/g
JW-EA10-TISSUE-120516	A4369_9892_PCB	PCB-161	7/3/2012	0.218	Yes	N	U			0.906	0.218	pg/g
JW-EA10-TISSUE-120516	A4369_9892_PCB	PCB-162	7/3/2012	0.662	Yes	Y	J			0.906	0.354	pg/g
JW-EA10-TISSUE-120516	A4369_9892_PCB	PCB-164	7/3/2012	14.7	Yes	Y				0.906	0.221	pg/g

SDG: A4369

Analytical Method E1668B

Sample ID	Lab Sample ID	Chemical Name	Anal Date	Result	Mod Res	Report	Detect	Lab Qual	Val Qual	Reason	RL	MDL	Units
JW-EA10-TISSUE-120516	A4369_9892_PCB	PCB-165	7/3/2012	0.249	Yes	N	U				0.906	0.249	pg/g
JW-EA10-TISSUE-120516	A4369_9892_PCB	PCB-167	7/3/2012	5.42	Yes	Y					0.906	0.358	pg/g
JW-EA10-TISSUE-120516	A4369_9892_PCB	PCB-169	7/3/2012	0.479	Yes	N	U				0.906	0.479	pg/g
JW-EA10-TISSUE-120516	A4369_9892_PCB	PCB-170	7/3/2012	12.9	Yes	Y					0.906	0.584	pg/g
JW-EA10-TISSUE-120516	A4369_9892_PCB	PCB-186	7/3/2012	0.374	Yes	N	U				0.906	0.374	pg/g
JW-EA10-TISSUE-120516	A4369_9892_PCB	PCB-172	7/3/2012	2.39	Yes	Y					0.906	0.569	pg/g
JW-EA10-TISSUE-120516	A4369_9892_PCB	PCB-185	7/3/2012	1.51	Yes	Y					0.906	0.696	pg/g
JW-EA10-TISSUE-120516	A4369_9892_PCB	PCB-175	7/3/2012	2.15	Yes	Y					0.906	0.677	pg/g
JW-EA10-TISSUE-120516	A4369_9892_PCB	PCB-176	7/3/2012	4.47	Yes	Y					0.906	0.36	pg/g
JW-EA10-TISSUE-120516	A4369_9892_PCB	PCB-177	7/3/2012	31.8	Yes	Y					0.906	0.76	pg/g
JW-EA10-TISSUE-120516	A4369_9892_PCB	PCB-178	7/3/2012	16.8	Yes	Y	EMPC	J	23		0.906	0.515	pg/g
JW-EA10-TISSUE-120516	A4369_9892_PCB	PCB-179	7/3/2012	19.3	Yes	Y					0.906	0.386	pg/g
JW-EA10-TISSUE-120516	A4369_9892_PCB	PCB-180/193	7/3/2012	52.6	Yes	Y	C				1.81	0.484	pg/g
JW-EA10-TISSUE-120516	A4369_9892_PCB	PCB-181	7/3/2012	0.651	Yes	N	U				0.906	0.651	pg/g
JW-EA10-TISSUE-120516	A4369_9892_PCB	PCB-182	7/3/2012	0.628	Yes	N	U				0.906	0.628	pg/g
JW-EA10-TISSUE-120516	A4369_9892_PCB	PCB-183	7/3/2012	23.3	Yes	Y					0.906	0.584	pg/g
JW-EA10-TISSUE-120516	A4369_9892_PCB	PCB-156/157	7/3/2012	11.6	Yes	Y	C				1.81	0.519	pg/g
JW-EA10-TISSUE-120516	A4369_9892_PCB	PCB-171/173	7/3/2012	11	Yes	Y	C				1.81	0.728	pg/g
JW-EA10-TISSUE-120516	A4369_9892_PCB	PCB-035	7/3/2012	1.66	Yes	Y					0.906	0.564	pg/g
JW-EA10-TISSUE-120516	A4369_9892_PCB	PCB-045	7/3/2012	5.28	Yes	Y					0.906	0.333	pg/g
JW-EA10-TISSUE-120516	A4369_9892_PCB	"Heptachlorobiphenyl homologs (Total reported, not calculated)"	7/3/2012	282	Yes	Y	EMPC	J	23		0	0.479	pg/g
JW-EA10-TISSUE-120516	A4369_9892_PCB	PCB-023	7/3/2012	0.509	Yes	N	U				0.906	0.509	pg/g
JW-EA10-TISSUE-120516	A4369_9892_PCB	PCB-024	7/3/2012	0.781	Yes	Y	J				0.906	0.456	pg/g
JW-EA10-TISSUE-120516	A4369_9892_PCB	PCB-025	7/3/2012	6.16	Yes	Y					0.906	0.503	pg/g
JW-EA10-TISSUE-120516	A4369_9892_PCB	PCB-026/029	7/3/2012	14.2	Yes	Y	C				1.81	0.504	pg/g

SDG: A4369

Analytical Method E1668B

Sample ID	Lab Sample ID	Chemical Name	Anal Date	Result	Mod Res Report	Detect	Lab Qual	Val Qual	Reason	RL	MDL	Units
JW-EA10-TISSUE-120516	A4369_9892_PCB	PCB-027	7/3/2012	8.07	Yes	Y				0.906	0.431	pg/g
JW-EA10-TISSUE-120516	A4369_9892_PCB	PCB-031	7/3/2012	31	Yes	Y				0.906	0.489	pg/g
JW-EA10-TISSUE-120516	A4369_9892_PCB	PCB-019	7/3/2012	4.84	Yes	Y				0.906	0.587	pg/g
JW-EA10-TISSUE-120516	A4369_9892_PCB	PCB-034	7/3/2012	0.523	Yes	N	U			0.906	0.523	pg/g
JW-EA10-TISSUE-120516	A4369_9892_PCB	PCB-018/030	7/3/2012	24.5	Yes	Y	C			1.81	0.484	pg/g
JW-EA10-TISSUE-120516	A4369_9892_PCB	PCB-036	7/3/2012	0.71	Yes	Y	J			0.906	0.516	pg/g
JW-EA10-TISSUE-120516	A4369_9892_PCB	PCB-037	7/3/2012	6.87	Yes	Y				0.906	0.541	pg/g
JW-EA10-TISSUE-120516	A4369_9892_PCB	PCB-038	7/3/2012	0.55	Yes	N	U			0.906	0.55	pg/g
JW-EA10-TISSUE-120516	A4369_9892_PCB	PCB-039	7/3/2012	0.492	Yes	N	U			0.906	0.492	pg/g
JW-EA10-TISSUE-120516	A4369_9892_PCB	PCB-040/071	7/3/2012	24	Yes	Y	C			1.81	0.282	pg/g
JW-EA10-TISSUE-120516	A4369_9892_PCB	PCB-041	7/3/2012	3.45	Yes	Y				0.906	0.354	pg/g
JW-EA10-TISSUE-120516	A4369_9892_PCB	PCB-042	7/3/2012	12.2	Yes	Y				0.906	0.315	pg/g
JW-EA10-TISSUE-120516	A4369_9892_PCB	PCB-043	7/3/2012	1.63	Yes	Y				0.906	0.321	pg/g
JW-EA10-TISSUE-120516	A4369_9892_PCB	PCB-044/047/065	7/3/2012	55.9	Yes	Y	C			2.72	0.272	pg/g
JW-EA10-TISSUE-120516	A4369_9892_PCB	PCB-032	7/3/2012	12.3	Yes	Y				0.906	0.405	pg/g
JW-EA10-TISSUE-120516	A4369_9892_PCB	PCB-007	7/3/2012	4.05	Yes	N	U	UJ	5	0.906	4.05	pg/g
JW-EA10-TISSUE-120516	A4369_9892_PCB	PCB-096	7/3/2012	0.994	Yes	Y				0.906	0.452	pg/g
JW-EA10-TISSUE-120516	A4369_9892_PCB	PCB-094	7/3/2012	0.858	Yes	N	U			0.906	0.858	pg/g
JW-EA10-TISSUE-120516	A4369_9892_PCB	"Nonachlorobiphenyl homologs (Total reported, not calculated)"	7/3/2012	2.69	Yes	Y	EMPC	J	23	0	0.609	pg/g
JW-EA10-TISSUE-120516	A4369_9892_PCB	"Octachlorobiphenyl homologs (Total reported, not calculated)"	7/3/2012	71.5	Yes	Y				0	0.327	pg/g
JW-EA10-TISSUE-120516	A4369_9892_PCB	PCB-001	7/3/2012	1.46	Yes	Y				0.906	0.314	pg/g
JW-EA10-TISSUE-120516	A4369_9892_PCB	PCB-002	7/3/2012	2.34	Yes	Y				0.906	0.396	pg/g
JW-EA10-TISSUE-120516	A4369_9892_PCB	PCB-003	7/3/2012	1.56	Yes	Y				0.906	0.401	pg/g
JW-EA10-TISSUE-120516	A4369_9892_PCB	PCB-004	7/3/2012	7.56	Yes	Y		J	5	0.906	2.15	pg/g

SDG: A4369

Analytical Method E1668B

Sample ID	Lab Sample ID	Chemical Name	Anal Date	Result	Mod Res Report	Detect	Lab Qual	Val Qual	Reason	RL	MDL	Units
JW-EA10-TISSUE-120516	A4369_9892_PCB	PCB-021/033	7/3/2012	9.21	Yes	Y	C	J	5	1.81	0.496	pg/g
JW-EA10-TISSUE-120516	A4369_9892_PCB	PCB-006	7/3/2012	3.96	Yes	Y		J	5	0.906	1.26	pg/g
JW-EA10-TISSUE-120516	A4369_9892_PCB	PCB-022	7/3/2012	14.5	Yes	Y		J	5	0.906	0.534	pg/g
JW-EA10-TISSUE-120516	A4369_9892_PCB	PCB-008	7/3/2012	8.66	Yes	Y		J	5	0.906	1.19	pg/g
JW-EA10-TISSUE-120516	A4369_9892_PCB	PCB-009	7/3/2012	4.77	Yes	N	U	UJ	5	0.906	4.77	pg/g
JW-EA10-TISSUE-120516	A4369_9892_PCB	PCB-010	7/3/2012	4.93	Yes	N	U	UJ	5	0.906	4.93	pg/g
JW-EA10-TISSUE-120516	A4369_9892_PCB	PCB-011	7/3/2012	121	Yes	Y		J	5	0.906	4.52	pg/g
JW-EA10-TISSUE-120516	A4369_9892_PCB	PCB-012/013	7/3/2012	4.5	Yes	N	C U	UJ	5	1.81	4.5	pg/g
JW-EA10-TISSUE-120516	A4369_9892_PCB	PCB-014	7/3/2012	3.85	Yes	N	U	UJ	5	0.906	3.85	pg/g
JW-EA10-TISSUE-120516	A4369_9892_PCB	PCB-015	7/3/2012	6.22	Yes	Y		J	5	0.906	1.2	pg/g
JW-EA10-TISSUE-120516	A4369_9892_PCB	PCB-016	7/3/2012	12.6	Yes	Y				0.906	0.696	pg/g
JW-EA10-TISSUE-120516	A4369_9892_PCB	PCB-017	7/3/2012	15.2	Yes	Y				0.906	0.567	pg/g
JW-EA10-TISSUE-120516	A4369_9892_PCB	PCB-005	7/3/2012	4.51	Yes	N	U	UJ	5	0.906	4.51	pg/g
JW-EA10-TISSUE-120516	A4369_9892_PCB	"Monochlorobiphenyl homologs (Total reported, not calculated)"	7/3/2012	5.36	Yes	Y				0	0.358	pg/g
JW-EA10-TISSUE-120516	A4369_9892_PCB	PCB-079	7/3/2012	0.897	Yes	Y	J EMPC	J	23	0.906	0.317	pg/g
JW-EA10-TISSUE-120516	A4369_9892_PCB	PCB-080	7/3/2012	0.312	Yes	N	U			0.906	0.312	pg/g
JW-EA10-TISSUE-120516	A4369_9892_PCB	PCB-081	7/3/2012	0.308	Yes	N	U			0.906	0.308	pg/g
JW-EA10-TISSUE-120516	A4369_9892_PCB	PCB-082	7/3/2012	14.7	Yes	Y				0.906	0.983	pg/g
JW-EA10-TISSUE-120516	A4369_9892_PCB	PCB-083	7/3/2012	11	Yes	Y				0.906	0.998	pg/g
JW-EA10-TISSUE-120516	A4369_9892_PCB	PCB-084	7/3/2012	28.1	Yes	Y				0.906	0.942	pg/g
JW-EA10-TISSUE-120516	A4369_9892_PCB	PCB-085/116	7/3/2012	21.7	Yes	Y	C			1.81	0.628	pg/g
JW-EA10-TISSUE-120516	A4369_9892_PCB	PCB-092	7/3/2012	41.5	Yes	Y				0.906	0.869	pg/g
JW-EA10-TISSUE-120516	A4369_9892_PCB	PCB-078	7/3/2012	0.377	Yes	N	U			0.906	0.377	pg/g
JW-EA10-TISSUE-120516	A4369_9892_PCB	PCB-091	7/3/2012	17.8	Yes	Y				0.906	0.73	pg/g
JW-EA10-TISSUE-120516	A4369_9892_PCB	PCB-088	7/3/2012	0.914	Yes	N	U			0.906	0.914	pg/g

SDG: A4369

Analytical Method E1668B

Sample ID	Lab Sample ID	Chemical Name	Anal Date	Result	Mod Res Report	Detect	Lab Qual	Val Qual	Reason	RL	MDL	Units
JW-EA10-TISSUE-120516	A4369_9892_PCB	"Tetrachlorobiphenyl homologs (Total reported, not calculated)"	7/3/2012	423	Yes	Y	EMPC	J	23	0	0.313	pg/g
JW-EA10-TISSUE-120516	A4369_9892_PCB	"Hexachlorobiphenyl homologs (Total reported, not calculated)"	7/3/2012	896	Yes	Y	EMPC	J	23	0	0.388	pg/g
JW-EA10-TISSUE-120516	A4369_9892_PCB	"Pentachlorobiphenyl homologs (Total reported, not calculated)"	7/3/2012	883	Yes	Y				0	0.557	pg/g
JW-EA10-TISSUE-120516	A4369_9892_PCB	"Trichlorobiphenyl homologs (Total reported, not calculated)"	7/3/2012	204	Yes	Y				0	0.564	pg/g
JW-EA10-TISSUE-120516	A4369_9892_PCB	"Dichlorobiphenyl homologs (Total reported, not calculated)"	7/3/2012	148	Yes	Y	J	J	5	0	1.67	pg/g
JW-EA10-TISSUE-120516	A4369_9892_PCB	PCB-046	7/3/2012	2.57	Yes	Y				0.906	0.333	pg/g
JW-EA10-TISSUE-120516	A4369_9892_PCB	PCB-020/028	7/3/2012	41.5	Yes	Y	C			1.81	0.516	pg/g
JW-EA10-TISSUE-120516	A4369_9892_PCB	PCB-095	7/3/2012	112	Yes	Y				0.906	0.822	pg/g
JW-EA10-TISSUE-120516	A4369_9892_PCB	PCB-093/100	7/3/2012	1.71	Yes	Y	J	C		1.81	0.804	pg/g
JW-EA10-TISSUE-120516	A4369_9892_PCB	PCB-089	7/3/2012	0.902	Yes	N	U			0.906	0.902	pg/g
JW-EA10-TISSUE-120516	A4369_9892_PCB	PCB-051	7/3/2012	4.22	Yes	Y				0.906	0.269	pg/g
JW-EA10-TISSUE-120516	A4369_9892_PCB	PCB-048	7/3/2012	8.85	Yes	Y				0.906	0.295	pg/g
JW-EA10-TISSUE-120516	A4369_9892_PCB	PCB-049/069	7/3/2012	39.2	Yes	Y	C			1.81	0.242	pg/g
JW-EA10-TISSUE-120516	A4369_9892_PCB	PCB-090/101/113	7/3/2012	147	Yes	Y	C			2.72	0.719	pg/g
JW-EA10-TISSUE-120516	A4369_9892_PCB	PCB-050/053	7/3/2012	11.1	Yes	Y	C			1.81	0.273	pg/g
JW-EA10-TISSUE-120516	A4369_9892_PCB	PCB-052	7/3/2012	96.3	Yes	Y				0.906	0.299	pg/g
JW-EA10-TISSUE-120516	A4369_9892_PCB	PCB-054	7/3/2012	0.661	Yes	Y	J			0.906	0.327	pg/g
JW-EA10-TISSUE-120516	A4369_9892_PCB	PCB-055	7/3/2012	0.894	Yes	Y	J			0.906	0.35	pg/g
JW-EA10-TISSUE-120516	A4369_9892_PCB	PCB-056	7/3/2012	12.3	Yes	Y				0.906	0.361	pg/g
JW-EA10-TISSUE-120516	A4369_9892_PCB	PCB-057	7/3/2012	0.35	Yes	N	U			0.906	0.35	pg/g
JW-EA10-TISSUE-120516	A4369_9892_PCB	PCB-058	7/3/2012	0.396	Yes	Y	J			0.906	0.344	pg/g
JW-EA10-TISSUE-120516	A4369_9892_PCB	PCB-068	7/3/2012	1.53	Yes	Y				0.906	0.314	pg/g
JW-EA10-TISSUE-120516	A4369_9892_PCB	PCB-059/062/075	7/3/2012	5.35	Yes	Y	C			2.72	0.213	pg/g

SDG: A4369

Analytical Method E1668B

Sample ID	Lab Sample ID	Chemical Name	Anal Date	Result	Mod Res Report	Detect	Lab Qual	Val Qual	Reason	RL	MDL	Units
JW-EA10-TISSUE-120516	A4369_9892_PCB	PCB-073	7/3/2012	0.355	Yes	Y	J	EMPC	J	23	0.906	pg/g
JW-EA10-TISSUE-120516	A4369_9892_PCB	PCB-072	7/3/2012	1.41	Yes	Y					0.906	pg/g
JW-EA10-TISSUE-120516	A4369_9892_PCB	PCB-077	7/3/2012	2.36	Yes	Y					0.906	pg/g
JW-EA10-TISSUE-120516	A4369_9892_PCB	PCB-067	7/3/2012	2.59	Yes	Y					0.906	pg/g
JW-EA10-TISSUE-120516	A4369_9892_PCB	PCB-066	7/3/2012	33.7	Yes	Y					0.906	pg/g
JW-EA10-TISSUE-120516	A4369_9892_PCB	PCB-064	7/3/2012	19.1	Yes	Y					0.906	pg/g
JW-EA10-TISSUE-120516	A4369_9892_PCB	PCB-063	7/3/2012	1.55	Yes	Y					0.906	pg/g
JW-EA10-TISSUE-120516	A4369_9892_PCB	PCB-060	7/3/2012	5.87	Yes	Y					0.906	pg/g
JW-RG-TISSUE-120508	A4369_9892_PCB	PCB-052	7/3/2012	22.9	Yes	Y					0.928	pg/g
JW-RG-TISSUE-120508	A4369_9892_PCB	PCB-060	7/3/2012	3.08	Yes	Y					0.928	pg/g
JW-RG-TISSUE-120508	A4369_9892_PCB	PCB-058	7/3/2012	0.197	Yes	N	U				0.928	pg/g
JW-RG-TISSUE-120508	A4369_9892_PCB	PCB-063	7/3/2012	0.629	Yes	Y	J				0.928	pg/g
JW-RG-TISSUE-120508	A4369_9892_PCB	PCB-057	7/3/2012	0.201	Yes	N	U				0.928	pg/g
JW-RG-TISSUE-120508	A4369_9892_PCB	PCB-056	7/3/2012	6.07	Yes	Y					0.928	pg/g
JW-RG-TISSUE-120508	A4369_9892_PCB	PCB-055	7/3/2012	0.201	Yes	N	U				0.928	pg/g
JW-RG-TISSUE-120508	A4369_9892_PCB	PCB-054	7/3/2012	0.137	Yes	N	U				0.928	pg/g
JW-RG-TISSUE-120508	A4369_9892_PCB	PCB-059/062/075	7/3/2012	2.02	Yes	Y	J	C			2.78	pg/g
JW-RG-TISSUE-120508	A4369_9892_PCB	PCB-051	7/3/2012	0.677	Yes	Y	J	EMPC	J	23	0.928	pg/g
JW-RG-TISSUE-120508	A4369_9892_PCB	PCB-050/053	7/3/2012	1.74	Yes	Y	J	C			1.86	pg/g
JW-RG-TISSUE-120508	A4369_9892_PCB	PCB-049/069	7/3/2012	9.88	Yes	Y	C				1.86	pg/g
JW-RG-TISSUE-120508	A4369_9892_PCB	PCB-044/047/065	7/3/2012	16.1	Yes	Y	C				2.78	pg/g
JW-RG-TISSUE-120508	A4369_9892_PCB	PCB-046	7/3/2012	0.638	Yes	Y	J				0.928	pg/g
JW-RG-TISSUE-120508	A4369_9892_PCB	PCB-045	7/3/2012	1.37	Yes	Y					0.928	pg/g
JW-RG-TISSUE-120508	A4369_9892_PCB	PCB-042	7/3/2012	4.02	Yes	Y					0.928	pg/g
JW-RG-TISSUE-120508	A4369_9892_PCB	PCB-064	7/3/2012	5.8	Yes	Y					0.928	pg/g

SDG: A4369

Analytical Method E1668B

Sample ID	Lab Sample ID	Chemical Name	Anal Date	Result	Mod Res Report	Detect	Lab Qual	Val Qual	Reason	RL	MDL	Units
JW-RG-TISSUE-120508	A4369_9892_PCB	PCB-043	7/3/2012	0.482	Yes	Y	J			0.928	0.196	pg/g
JW-RG-TISSUE-120508	A4369_9892_PCB	PCB-048	7/3/2012	2.36	Yes	Y				0.928	0.18	pg/g
JW-RG-TISSUE-120508	A4369_9892_PCB	PCB-082	7/3/2012	3.82	Yes	Y				0.928	0.452	pg/g
JW-RG-TISSUE-120508	A4369_9892_PCB	PCB-041	7/3/2012	1.04	Yes	Y				0.928	0.216	pg/g
JW-RG-TISSUE-120508	A4369_9892_PCB	PCB-095	7/3/2012	28.5	Yes	Y				0.928	0.378	pg/g
JW-RG-TISSUE-120508	A4369_9892_PCB	PCB-094	7/3/2012	0.395	Yes	N	U			0.928	0.395	pg/g
JW-RG-TISSUE-120508	A4369_9892_PCB	PCB-092	7/3/2012	14.1	Yes	Y				0.928	0.4	pg/g
JW-RG-TISSUE-120508	A4369_9892_PCB	PCB-091	7/3/2012	4.38	Yes	Y				0.928	0.336	pg/g
JW-RG-TISSUE-120508	A4369_9892_PCB	PCB-090/101/113	7/3/2012	41.5	Yes	Y	C			2.78	0.331	pg/g
JW-RG-TISSUE-120508	A4369_9892_PCB	PCB-089	7/3/2012	0.415	Yes	N	U			0.928	0.415	pg/g
JW-RG-TISSUE-120508	A4369_9892_PCB	PCB-088	7/3/2012	0.421	Yes	N	U			0.928	0.421	pg/g
JW-RG-TISSUE-120508	A4369_9892_PCB	PCB-085/116	7/3/2012	5.67	Yes	Y	C			1.86	0.289	pg/g
JW-RG-TISSUE-120508	A4369_9892_PCB	PCB-093/100	7/3/2012	0.596	Yes	Y	J C			1.86	0.37	pg/g
JW-RG-TISSUE-120508	A4369_9892_PCB	PCB-083	7/3/2012	3.2	Yes	Y				0.928	0.459	pg/g
JW-RG-TISSUE-120508	A4369_9892_PCB	PCB-066	7/3/2012	15.9	Yes	Y				0.928	0.207	pg/g
JW-RG-TISSUE-120508	A4369_9892_PCB	PCB-081	7/3/2012	0.176	Yes	N	U			0.928	0.176	pg/g
JW-RG-TISSUE-120508	A4369_9892_PCB	PCB-080	7/3/2012	0.179	Yes	N	U			0.928	0.179	pg/g
JW-RG-TISSUE-120508	A4369_9892_PCB	PCB-079	7/3/2012	0.318	Yes	Y	J EMPC	J	23	0.928	0.182	pg/g
JW-RG-TISSUE-120508	A4369_9892_PCB	PCB-078	7/3/2012	0.216	Yes	N	U			0.928	0.216	pg/g
JW-RG-TISSUE-120508	A4369_9892_PCB	PCB-077	7/3/2012	1.32	Yes	Y				0.928	0.18	pg/g
JW-RG-TISSUE-120508	A4369_9892_PCB	PCB-073	7/3/2012	0.142	Yes	N	U			0.928	0.142	pg/g
JW-RG-TISSUE-120508	A4369_9892_PCB	PCB-072	7/3/2012	0.567	Yes	Y	J EMPC	J	23	0.928	0.196	pg/g
JW-RG-TISSUE-120508	A4369_9892_PCB	PCB-068	7/3/2012	0.327	Yes	Y	J EMPC	J	23	0.928	0.18	pg/g
JW-RG-TISSUE-120508	A4369_9892_PCB	PCB-067	7/3/2012	1.4	Yes	Y				0.928	0.187	pg/g
JW-RG-TISSUE-120508	A4369_9892_PCB	PCB-084	7/3/2012	6.24	Yes	Y				0.928	0.434	pg/g

SDG: A4369

Analytical Method E1668B

Sample ID	Lab Sample ID	Chemical Name	Anal Date	Result	Mod Res Report	Detect	Lab Qual	Val Qual	Reason	RL	MDL	Units
JW-RG-TISSUE-120508	A4369_9892_PCB	"Octachlorobiphenyl homologs (Total reported, not calculated)"	7/3/2012	23	Yes	Y				0	0.234	pg/g
JW-RG-TISSUE-120508	A4369_9892_PCB	"Pentachlorobiphenyl homologs (Total reported, not calculated)"	7/3/2012	238	Yes	Y	EMPC	J	23	0	0.266	pg/g
JW-RG-TISSUE-120508	A4369_9892_PCB	PCB-010	7/3/2012	2.95	Yes	N	U	UJ	5	0.928	2.95	pg/g
JW-RG-TISSUE-120508	A4369_9892_PCB	PCB-009	7/3/2012	2.93	Yes	N	U	UJ	5	0.928	2.93	pg/g
JW-RG-TISSUE-120508	A4369_9892_PCB	PCB-008	7/3/2012	3.68	Yes	Y		J	5	0.928	0.572	pg/g
JW-RG-TISSUE-120508	A4369_9892_PCB	PCB-007	7/3/2012	2.49	Yes	N	U	UJ	5	0.928	2.49	pg/g
JW-RG-TISSUE-120508	A4369_9892_PCB	PCB-006	7/3/2012	1.18	Yes	Y		J	5	0.928	0.603	pg/g
JW-RG-TISSUE-120508	A4369_9892_PCB	PCB-005	7/3/2012	2.77	Yes	N	U	UJ	5	0.928	2.77	pg/g
JW-RG-TISSUE-120508	A4369_9892_PCB	PCB-004	7/3/2012	2.68	Yes	Y		J	5	0.928	1.4	pg/g
JW-RG-TISSUE-120508	A4369_9892_PCB	PCB-003	7/3/2012	1.15	Yes	Y				0.928	0.224	pg/g
JW-RG-TISSUE-120508	A4369_9892_PCB	PCB-012/013	7/3/2012	2.77	Yes	N	C U	UJ	5	1.86	2.77	pg/g
JW-RG-TISSUE-120508	A4369_9892_PCB	PCB-001	7/3/2012	1.15	Yes	Y				0.928	0.176	pg/g
JW-RG-TISSUE-120508	A4369_9892_PCB	PCB-014	7/3/2012	2.37	Yes	N	U	UJ	5	0.928	2.37	pg/g
JW-RG-TISSUE-120508	A4369_9892_PCB	"Nonachlorobiphenyl homologs (Total reported, not calculated)"	7/3/2012	0	Yes	N	U			0	0.331	pg/g
JW-RG-TISSUE-120508	A4369_9892_PCB	"Heptachlorobiphenyl homologs (Total reported, not calculated)"	7/3/2012	103	Yes	Y	EMPC	J	23	0	0.287	pg/g
JW-RG-TISSUE-120508	A4369_9892_PCB	"Monochlorobiphenyl homologs (Total reported, not calculated)"	7/3/2012	4.06	Yes	Y				0	0.2	pg/g
JW-RG-TISSUE-120508	A4369_9892_PCB	"Tetrachlorobiphenyl homologs (Total reported, not calculated)"	7/3/2012	129	Yes	Y	EMPC	J	23	0	0.169	pg/g
JW-RG-TISSUE-120508	A4369_9892_PCB	"Hexachlorobiphenyl homologs (Total reported, not calculated)"	7/3/2012	278	Yes	Y	EMPC	J	23	0	0.197	pg/g
JW-RG-TISSUE-120508	A4369_9892_PCB	PCB-096	7/3/2012	0.246	Yes	N	U			0.928	0.246	pg/g
JW-RG-TISSUE-120508	A4369_9892_PCB	"Trichlorobiphenyl homologs (Total reported, not calculated)"	7/3/2012	46.7	Yes	Y	EMPC	J	23	0	0.32	pg/g
JW-RG-TISSUE-120508	A4369_9892_PCB	PCB-148	7/3/2012	0.22	Yes	N	U			0.928	0.22	pg/g
JW-RG-TISSUE-120508	A4369_9892_PCB	"Dichlorobiphenyl homologs (Total reported, not calculated)"	7/3/2012	67.1	Yes	Y		J	5	0	0.986	pg/g

SDG: A4369

Analytical Method E1668B

Sample ID	Lab Sample ID	Chemical Name	Anal Date	Result	Mod Res Report	Detect	Lab Qual	Val Qual	Reason	RL	MDL	Units
JW-RG-TISSUE-120508	A4369_9892_PCB	PCB-002	7/3/2012	1.76	Yes	Y				0.928	0.221	pg/g
JW-RG-TISSUE-120508	A4369_9892_PCB	PCB-024	7/3/2012	0.245	Yes	N	U			0.928	0.245	pg/g
JW-RG-TISSUE-120508	A4369_9892_PCB	PCB-039	7/3/2012	0.295	Yes	N	U			0.928	0.295	pg/g
JW-RG-TISSUE-120508	A4369_9892_PCB	PCB-038	7/3/2012	0.33	Yes	N	U			0.928	0.33	pg/g
JW-RG-TISSUE-120508	A4369_9892_PCB	PCB-037	7/3/2012	2.3	Yes	Y				0.928	0.325	pg/g
JW-RG-TISSUE-120508	A4369_9892_PCB	PCB-036	7/3/2012	0.32	Yes	Y	J			0.928	0.31	pg/g
JW-RG-TISSUE-120508	A4369_9892_PCB	PCB-035	7/3/2012	0.735	Yes	Y	J			0.928	0.339	pg/g
JW-RG-TISSUE-120508	A4369_9892_PCB	PCB-034	7/3/2012	0.314	Yes	N	U			0.928	0.314	pg/g
JW-RG-TISSUE-120508	A4369_9892_PCB	PCB-032	7/3/2012	2.16	Yes	Y				0.928	0.217	pg/g
JW-RG-TISSUE-120508	A4369_9892_PCB	PCB-031	7/3/2012	7.89	Yes	Y				0.928	0.294	pg/g
JW-RG-TISSUE-120508	A4369_9892_PCB	PCB-027	7/3/2012	0.805	Yes	Y	J			0.928	0.231	pg/g
JW-RG-TISSUE-120508	A4369_9892_PCB	PCB-011	7/3/2012	58.3	Yes	Y	B	J	5	0.928	2.78	pg/g
JW-RG-TISSUE-120508	A4369_9892_PCB	PCB-025	7/3/2012	1.22	Yes	Y				0.928	0.303	pg/g
JW-RG-TISSUE-120508	A4369_9892_PCB	PCB-040/071	7/3/2012	5.36	Yes	Y	C			1.86	0.173	pg/g
JW-RG-TISSUE-120508	A4369_9892_PCB	PCB-023	7/3/2012	0.306	Yes	N	U			0.928	0.306	pg/g
JW-RG-TISSUE-120508	A4369_9892_PCB	PCB-022	7/3/2012	2.94	Yes	Y				0.928	0.321	pg/g
JW-RG-TISSUE-120508	A4369_9892_PCB	PCB-021/033	7/3/2012	3.17	Yes	Y	B C			1.86	0.298	pg/g
JW-RG-TISSUE-120508	A4369_9892_PCB	PCB-020/028	7/3/2012	10	Yes	Y	C			1.86	0.31	pg/g
JW-RG-TISSUE-120508	A4369_9892_PCB	PCB-019	7/3/2012	0.787	Yes	Y	J			0.928	0.315	pg/g
JW-RG-TISSUE-120508	A4369_9892_PCB	PCB-018/030	7/3/2012	6.25	Yes	Y	B C			1.86	0.26	pg/g
JW-RG-TISSUE-120508	A4369_9892_PCB	PCB-017	7/3/2012	2.97	Yes	Y	EMPC	J	23	0.928	0.304	pg/g
JW-RG-TISSUE-120508	A4369_9892_PCB	PCB-016	7/3/2012	2.86	Yes	Y				0.928	0.373	pg/g
JW-RG-TISSUE-120508	A4369_9892_PCB	PCB-015	7/3/2012	1.32	Yes	Y	J			0.928	0.574	pg/g
JW-RG-TISSUE-120508	A4369_9892_PCB	PCB-026/029	7/3/2012	2.29	Yes	Y	C			1.86	0.303	pg/g
JW-RG-TISSUE-120508	A4369_9892_PCB	PCB-174	7/3/2012	5.52	Yes	Y				0.928	0.453	pg/g

SDG: A4369

Analytical Method E1668B

Sample ID	Lab Sample ID	Chemical Name	Anal Date	Result	Mod Res Report	Detect	Lab Qual	Val Qual	Reason	RL	MDL	Units
JW-RG-TISSUE-120508	A4369_9892_PCB	PCB-185	7/3/2012	0.415	Yes	N	U			0.928	0.415	pg/g
JW-RG-TISSUE-120508	A4369_9892_PCB	PCB-184	7/3/2012	0.24	Yes	N	U			0.928	0.24	pg/g
JW-RG-TISSUE-120508	A4369_9892_PCB	PCB-183	7/3/2012	7.74	Yes	Y				0.928	0.348	pg/g
JW-RG-TISSUE-120508	A4369_9892_PCB	PCB-182	7/3/2012	0.374	Yes	N	U			0.928	0.374	pg/g
JW-RG-TISSUE-120508	A4369_9892_PCB	PCB-181	7/3/2012	0.388	Yes	N	U			0.928	0.388	pg/g
JW-RG-TISSUE-120508	A4369_9892_PCB	PCB-180/193	7/3/2012	18.2	Yes	Y	C			1.86	0.293	pg/g
JW-RG-TISSUE-120508	A4369_9892_PCB	PCB-179	7/3/2012	6.05	Yes	Y	EMPC	J	23	0.928	0.23	pg/g
JW-RG-TISSUE-120508	A4369_9892_PCB	PCB-178	7/3/2012	9.68	Yes	Y				0.928	0.308	pg/g
JW-RG-TISSUE-120508	A4369_9892_PCB	PCB-177	7/3/2012	12.4	Yes	Y				0.928	0.453	pg/g
JW-RG-TISSUE-120508	A4369_9892_PCB	PCB-160	7/3/2012	0.174	Yes	N	U			0.928	0.174	pg/g
JW-RG-TISSUE-120508	A4369_9892_PCB	PCB-175	7/3/2012	0.968	Yes	Y				0.928	0.404	pg/g
JW-RG-TISSUE-120508	A4369_9892_PCB	PCB-188	7/3/2012	0.237	Yes	N	U			0.928	0.237	pg/g
JW-RG-TISSUE-120508	A4369_9892_PCB	PCB-172	7/3/2012	0.68	Yes	Y	J			0.928	0.344	pg/g
JW-RG-TISSUE-120508	A4369_9892_PCB	PCB-171/173	7/3/2012	3.29	Yes	Y	C			1.86	0.434	pg/g
JW-RG-TISSUE-120508	A4369_9892_PCB	PCB-170	7/3/2012	4.05	Yes	Y				0.928	0.354	pg/g
JW-RG-TISSUE-120508	A4369_9892_PCB	PCB-169	7/3/2012	0.209	Yes	N	U			0.928	0.209	pg/g
JW-RG-TISSUE-120508	A4369_9892_PCB	PCB-167	7/3/2012	1.71	Yes	Y				0.928	0.184	pg/g
JW-RG-TISSUE-120508	A4369_9892_PCB	PCB-165	7/3/2012	0.192	Yes	N	U			0.928	0.192	pg/g
JW-RG-TISSUE-120508	A4369_9892_PCB	PCB-164	7/3/2012	4.55	Yes	Y				0.928	0.17	pg/g
JW-RG-TISSUE-120508	A4369_9892_PCB	PCB-162	7/3/2012	0.182	Yes	N	U			0.928	0.182	pg/g
JW-RG-TISSUE-120508	A4369_9892_PCB	PCB-146	7/3/2012	20.8	Yes	Y				0.928	0.219	pg/g
JW-RG-TISSUE-120508	A4369_9892_PCB	PCB-176	7/3/2012	1.37	Yes	Y	EMPC	J	23	0.928	0.215	pg/g
JW-RG-TISSUE-120508	A4369_9892_PCB	PCB-200	7/3/2012	0.269	Yes	N	U			0.928	0.269	pg/g
JW-RG-TISSUE-120508	A4369_9892_PCB	PCB-209	7/3/2012	0.246	Yes	N	U			0.928	0.246	pg/g
JW-RG-TISSUE-120508	A4369_9892_PCB	PCB-208	7/3/2012	0.282	Yes	N	U			0.928	0.282	pg/g

SDG: A4369

Analytical Method E1668B

Sample ID	Lab Sample ID	Chemical Name	Anal Date	Result	Mod Res Report	Detect	Lab Qual	Val Qual	Reason	RL	MDL	Units
JW-RG-TISSUE-120508	A4369_9892_PCB	PCB-207	7/3/2012	0.278	Yes	N	U			0.928	0.278	pg/g
JW-RG-TISSUE-120508	A4369_9892_PCB	PCB-206	7/3/2012	0.379	Yes	N	U			0.928	0.379	pg/g
JW-RG-TISSUE-120508	A4369_9892_PCB	PCB-205	7/3/2012	0.196	Yes	N	U			0.928	0.196	pg/g
JW-RG-TISSUE-120508	A4369_9892_PCB	PCB-204	7/3/2012	0.249	Yes	N	U			0.928	0.249	pg/g
JW-RG-TISSUE-120508	A4369_9892_PCB	PCB-203	7/3/2012	2.29	Yes	Y				0.928	0.313	pg/g
JW-RG-TISSUE-120508	A4369_9892_PCB	PCB-086/087/097/109/119/125	7/3/2012	21	Yes	Y	C			5.57	0.32	pg/g
JW-RG-TISSUE-120508	A4369_9892_PCB	PCB-061/070/074/076	7/3/2012	24.8	Yes	Y	C			3.71	0.194	pg/g
JW-RG-TISSUE-120508	A4369_9892_PCB	PCB-186	7/3/2012	0.223	Yes	N	U			0.928	0.223	pg/g
JW-RG-TISSUE-120508	A4369_9892_PCB	PCB-201	7/3/2012	1.58	Yes	Y				0.928	0.238	pg/g
JW-RG-TISSUE-120508	A4369_9892_PCB	PCB-187	7/3/2012	31.1	Yes	Y				0.928	0.382	pg/g
JW-RG-TISSUE-120508	A4369_9892_PCB	PCB-198/199	7/3/2012	7.67	Yes	Y	C			1.86	0.334	pg/g
JW-RG-TISSUE-120508	A4369_9892_PCB	PCB-197	7/3/2012	0.494	Yes	Y	J			0.928	0.255	pg/g
JW-RG-TISSUE-120508	A4369_9892_PCB	PCB-196	7/3/2012	2.3	Yes	Y				0.928	0.329	pg/g
JW-RG-TISSUE-120508	A4369_9892_PCB	PCB-195	7/3/2012	0.778	Yes	Y	J			0.928	0.326	pg/g
JW-RG-TISSUE-120508	A4369_9892_PCB	PCB-194	7/3/2012	1.45	Yes	Y				0.928	0.296	pg/g
JW-RG-TISSUE-120508	A4369_9892_PCB	PCB-192	7/3/2012	0.271	Yes	N	U			0.928	0.271	pg/g
JW-RG-TISSUE-120508	A4369_9892_PCB	PCB-191	7/3/2012	0.499	Yes	Y	J			0.928	0.263	pg/g
JW-RG-TISSUE-120508	A4369_9892_PCB	PCB-190	7/3/2012	1.44	Yes	Y				0.928	0.27	pg/g
JW-RG-TISSUE-120508	A4369_9892_PCB	PCB-189	7/3/2012	0.165	Yes	N	U			0.928	0.165	pg/g
JW-RG-TISSUE-120508	A4369_9892_PCB	PCB-159	7/3/2012	0.188	Yes	N	U			0.928	0.188	pg/g
JW-RG-TISSUE-120508	A4369_9892_PCB	PCB-202	7/3/2012	6.41	Yes	Y				0.928	0.272	pg/g
JW-RG-TISSUE-120508	A4369_9892_PCB	PCB-111	7/3/2012	0.283	Yes	N	U			0.928	0.283	pg/g
JW-RG-TISSUE-120508	A4369_9892_PCB	PCB-161	7/3/2012	0.168	Yes	N	U			0.928	0.168	pg/g
JW-RG-TISSUE-120508	A4369_9892_PCB	PCB-126	7/3/2012	0.256	Yes	N	U			0.928	0.256	pg/g
JW-RG-TISSUE-120508	A4369_9892_PCB	PCB-123	7/3/2012	0.606	Yes	Y	J	JEMPC	J	0.928	0.307	pg/g

SDG: A4369

Analytical Method E1668B

Sample ID	Lab Sample ID	Chemical Name	Anal Date	Result	Mod Res Report	Detect	Lab Qual	Val Qual	Reason	RL	MDL	Units
JW-RG-TISSUE-120508	A4369_9892_PCB	PCB-122	7/3/2012	0.313	Yes	N	U			0.928	0.313	pg/g
JW-RG-TISSUE-120508	A4369_9892_PCB	PCB-121	7/3/2012	0.283	Yes	N	U			0.928	0.283	pg/g
JW-RG-TISSUE-120508	A4369_9892_PCB	PCB-120	7/3/2012	0.279	Yes	N	U			0.928	0.279	pg/g
JW-RG-TISSUE-120508	A4369_9892_PCB	PCB-118	7/3/2012	26.2	Yes	Y				0.928	0.261	pg/g
JW-RG-TISSUE-120508	A4369_9892_PCB	PCB-117	7/3/2012	2.05	Yes	Y				0.928	0.405	pg/g
JW-RG-TISSUE-120508	A4369_9892_PCB	PCB-115	7/3/2012	0.877	Yes	Y	J			0.928	0.284	pg/g
JW-RG-TISSUE-120508	A4369_9892_PCB	PCB-128/166	7/3/2012	7.02	Yes	Y	C			1.86	0.221	pg/g
JW-RG-TISSUE-120508	A4369_9892_PCB	PCB-112	7/3/2012	0.275	Yes	N	U			0.928	0.275	pg/g
JW-RG-TISSUE-120508	A4369_9892_PCB	PCB-129/138/163	7/3/2012	59	Yes	Y	C			2.78	0.209	pg/g
JW-RG-TISSUE-120508	A4369_9892_PCB	PCB-110	7/3/2012	36.8	Yes	Y				0.928	0.294	pg/g
JW-RG-TISSUE-120508	A4369_9892_PCB	PCB-108/124	7/3/2012	1.41	Yes	Y	J C			1.86	0.299	pg/g
JW-RG-TISSUE-120508	A4369_9892_PCB	PCB-107	7/3/2012	2.86	Yes	Y				0.928	0.271	pg/g
JW-RG-TISSUE-120508	A4369_9892_PCB	PCB-106	7/3/2012	0.292	Yes	N	U			0.928	0.292	pg/g
JW-RG-TISSUE-120508	A4369_9892_PCB	PCB-105	7/3/2012	10.2	Yes	Y				0.928	0.271	pg/g
JW-RG-TISSUE-120508	A4369_9892_PCB	PCB-104	7/3/2012	0.239	Yes	N	U			0.928	0.239	pg/g
JW-RG-TISSUE-120508	A4369_9892_PCB	PCB-103	7/3/2012	0.345	Yes	N	U			0.928	0.345	pg/g
JW-RG-TISSUE-120508	A4369_9892_PCB	PCB-102	7/3/2012	0.875	Yes	Y	J			0.928	0.323	pg/g
JW-RG-TISSUE-120508	A4369_9892_PCB	PCB-099	7/3/2012	26.2	Yes	Y				0.928	0.371	pg/g
JW-RG-TISSUE-120508	A4369_9892_PCB	PCB-114	7/3/2012	0.704	Yes	Y	J	EMPC	J 23	0.928	0.261	pg/g
JW-RG-TISSUE-120508	A4369_9892_PCB	PCB-142	7/3/2012	0.235	Yes	N	U			0.928	0.235	pg/g
JW-RG-TISSUE-120508	A4369_9892_PCB	PCB-158	7/3/2012	5.12	Yes	Y				0.928	0.165	pg/g
JW-RG-TISSUE-120508	A4369_9892_PCB	PCB-156/157	7/3/2012	3.31	Yes	Y	C			1.86	0.244	pg/g
JW-RG-TISSUE-120508	A4369_9892_PCB	PCB-155	7/3/2012	0.15	Yes	N	U			0.928	0.15	pg/g
JW-RG-TISSUE-120508	A4369_9892_PCB	PCB-154	7/3/2012	1.53	Yes	Y				0.928	0.2	pg/g
JW-RG-TISSUE-120508	A4369_9892_PCB	PCB-153/168	7/3/2012	60.5	Yes	Y	C			1.86	0.178	pg/g

SDG: A4369

Analytical Method E1668B

Sample ID	Lab Sample ID	Chemical Name	Anal Date	Result	Mod Res Report	Detect	Lab Qual	Val Qual	Reason	RL	MDL	Units
JW-RG-TISSUE-120508	A4369_9892_PCB	PCB-152	7/3/2012	0.162	Yes	N	U			0.928	0.162	pg/g
JW-RG-TISSUE-120508	A4369_9892_PCB	PCB-150	7/3/2012	0.159	Yes	N	U			0.928	0.159	pg/g
JW-RG-TISSUE-120508	A4369_9892_PCB	PCB-147/149	7/3/2012	46.1	Yes	Y	C			1.86	0.216	pg/g
JW-RG-TISSUE-120508	A4369_9892_PCB	PCB-145	7/3/2012	0.17	Yes	N	U			0.928	0.17	pg/g
JW-RG-TISSUE-120508	A4369_9892_PCB	PCB-127	7/3/2012	0.283	Yes	N	U			0.928	0.283	pg/g
JW-RG-TISSUE-120508	A4369_9892_PCB	PCB-143	7/3/2012	0.228	Yes	N	U			0.928	0.228	pg/g
JW-RG-TISSUE-120508	A4369_9892_PCB	PCB-098	7/3/2012	0.419	Yes	N	U			0.928	0.419	pg/g
JW-RG-TISSUE-120508	A4369_9892_PCB	PCB-141	7/3/2012	4.53	Yes	Y				0.928	0.237	pg/g
JW-RG-TISSUE-120508	A4369_9892_PCB	PCB-139/140	7/3/2012	1.21	Yes	Y	J	EMPC	J 23	1.86	0.212	pg/g
JW-RG-TISSUE-120508	A4369_9892_PCB	PCB-137	7/3/2012	2.98	Yes	Y				0.928	0.22	pg/g
JW-RG-TISSUE-120508	A4369_9892_PCB	PCB-136	7/3/2012	5.46	Yes	Y				0.928	0.173	pg/g
JW-RG-TISSUE-120508	A4369_9892_PCB	PCB-135/151	7/3/2012	25.6	Yes	Y	C			1.86	0.222	pg/g
JW-RG-TISSUE-120508	A4369_9892_PCB	PCB-134	7/3/2012	3.51	Yes	Y				0.928	0.264	pg/g
JW-RG-TISSUE-120508	A4369_9892_PCB	PCB-133	7/3/2012	3.76	Yes	Y				0.928	0.239	pg/g
JW-RG-TISSUE-120508	A4369_9892_PCB	PCB-132	7/3/2012	12.1	Yes	Y				0.928	0.237	pg/g
JW-RG-TISSUE-120508	A4369_9892_PCB	PCB-131	7/3/2012	0.255	Yes	N	U			0.928	0.255	pg/g
JW-RG-TISSUE-120508	A4369_9892_PCB	PCB-130	7/3/2012	6.69	Yes	Y				0.928	0.258	pg/g
JW-RG-TISSUE-120508	A4369_9892_PCB	PCB-144	7/3/2012	2.1	Yes	Y				0.928	0.221	pg/g
JW-RG-TISSUE-120508	A4369_9892_PCB	PCB-104	7/3/2012	0.2	Yes	N	U			0.907	0.2	pg/g
JW-RG-TISSUE-120508	A4369_9892_PCB	PCB-148	7/3/2012	0.614	Yes	Y	J			0.907	0.156	pg/g
JW-RG-TISSUE-120508	A4369_9892_PCB	PCB-136	7/3/2012	8.36	Yes	Y				0.907	0.123	pg/g
JW-RG-TISSUE-120508	A4369_9892_PCB	PCB-137	7/3/2012	5.03	Yes	Y				0.907	0.156	pg/g
JW-RG-TISSUE-120508	A4369_9892_PCB	PCB-139/140	7/3/2012	1.82	Yes	Y	C			1.81	0.15	pg/g
JW-RG-TISSUE-120508	A4369_9892_PCB	PCB-141	7/3/2012	6.37	Yes	Y				0.907	0.169	pg/g
JW-RG-TISSUE-120508	A4369_9892_PCB	PCB-142	7/3/2012	0.167	Yes	N	U			0.907	0.167	pg/g

SDG: A4369

Analytical Method E1668B

Sample ID	Lab Sample ID	Chemical Name	Anal Date	Result	Mod Res Report	Detect	Lab Qual	Val Qual	Reason	RL	MDL	Units
JW-UR-TISSUE-120508	A4369_9892_PCB	PCB-143	7/3/2012	0.162	Yes	N	U			0.907	0.162	pg/g
JW-UR-TISSUE-120508	A4369_9892_PCB	PCB-144	7/3/2012	3.14	Yes	Y				0.907	0.157	pg/g
JW-UR-TISSUE-120508	A4369_9892_PCB	PCB-145	7/3/2012	0.121	Yes	N	U			0.907	0.121	pg/g
JW-UR-TISSUE-120508	A4369_9892_PCB	PCB-161	7/3/2012	0.119	Yes	N	U			0.907	0.119	pg/g
JW-UR-TISSUE-120508	A4369_9892_PCB	PCB-147/149	7/3/2012	63.8	Yes	Y	C			1.81	0.154	pg/g
JW-UR-TISSUE-120508	A4369_9892_PCB	PCB-133	7/3/2012	4.83	Yes	Y				0.907	0.17	pg/g
JW-UR-TISSUE-120508	A4369_9892_PCB	PCB-150	7/3/2012	0.225	Yes	Y	J EMPC	J	23	0.907	0.113	pg/g
JW-UR-TISSUE-120508	A4369_9892_PCB	PCB-152	7/3/2012	0.115	Yes	N	U			0.907	0.115	pg/g
JW-UR-TISSUE-120508	A4369_9892_PCB	PCB-153/168	7/3/2012	81	Yes	Y	C			1.81	0.127	pg/g
JW-UR-TISSUE-120508	A4369_9892_PCB	PCB-154	7/3/2012	2	Yes	Y				0.907	0.142	pg/g
JW-UR-TISSUE-120508	A4369_9892_PCB	PCB-155	7/3/2012	0.231	Yes	Y	J EMPC	J	23	0.907	0.107	pg/g
JW-UR-TISSUE-120508	A4369_9892_PCB	PCB-156/157	7/3/2012	5.14	Yes	Y	C			1.81	0.162	pg/g
JW-UR-TISSUE-120508	A4369_9892_PCB	PCB-158	7/3/2012	7.7	Yes	Y				0.907	0.117	pg/g
JW-UR-TISSUE-120508	A4369_9892_PCB	PCB-159	7/3/2012	0.121	Yes	N	U			0.907	0.121	pg/g
JW-UR-TISSUE-120508	A4369_9892_PCB	PCB-102	7/3/2012	1.67	Yes	Y				0.907	0.523	pg/g
JW-UR-TISSUE-120508	A4369_9892_PCB	PCB-146	7/3/2012	26.7	Yes	Y				0.907	0.155	pg/g
JW-UR-TISSUE-120508	A4369_9892_PCB	PCB-122	7/3/2012	0.448	Yes	N	U			0.907	0.448	pg/g
JW-UR-TISSUE-120508	A4369_9892_PCB	PCB-107	7/3/2012	4.87	Yes	Y				0.907	0.439	pg/g
JW-UR-TISSUE-120508	A4369_9892_PCB	PCB-108/124	7/3/2012	2.27	Yes	Y	C			1.81	0.484	pg/g
JW-UR-TISSUE-120508	A4369_9892_PCB	PCB-110	7/3/2012	63.8	Yes	Y				0.907	0.475	pg/g
JW-UR-TISSUE-120508	A4369_9892_PCB	PCB-111	7/3/2012	0.458	Yes	N	U			0.907	0.458	pg/g
JW-UR-TISSUE-120508	A4369_9892_PCB	PCB-112	7/3/2012	0.445	Yes	N	U			0.907	0.445	pg/g
JW-UR-TISSUE-120508	A4369_9892_PCB	PCB-114	7/3/2012	1.09	Yes	Y				0.907	0.373	pg/g
JW-UR-TISSUE-120508	A4369_9892_PCB	PCB-115	7/3/2012	1.5	Yes	Y				0.907	0.459	pg/g
JW-UR-TISSUE-120508	A4369_9892_PCB	PCB-117	7/3/2012	3.13	Yes	Y				0.907	0.656	pg/g

SDG: A4369

Analytical Method E1668B

Sample ID	Lab Sample ID	Chemical Name	Anal Date	Result	Mod Res Report	Detect	Lab Qual	Val Qual	Reason	RL	MDL	Units
JW-UR-TISSUE-120508	A4369_9892_PCB	PCB-118	7/3/2012	42.3	Yes	Y				0.907	0.415	pg/g
JW-UR-TISSUE-120508	A4369_9892_PCB	PCB-135/151	7/3/2012	37.2	Yes	Y	C			1.81	0.158	pg/g
JW-UR-TISSUE-120508	A4369_9892_PCB	PCB-121	7/3/2012	0.458	Yes	N	U			0.907	0.458	pg/g
JW-UR-TISSUE-120508	A4369_9892_PCB	PCB-134	7/3/2012	4.95	Yes	Y				0.907	0.187	pg/g
JW-UR-TISSUE-120508	A4369_9892_PCB	PCB-123	7/3/2012	1.14	Yes	Y				0.907	0.498	pg/g
JW-UR-TISSUE-120508	A4369_9892_PCB	PCB-126	7/3/2012	0.239	Yes	N	U			0.907	0.239	pg/g
JW-UR-TISSUE-120508	A4369_9892_PCB	PCB-127	7/3/2012	0.438	Yes	N	U			0.907	0.438	pg/g
JW-UR-TISSUE-120508	A4369_9892_PCB	PCB-128/166	7/3/2012	10.3	Yes	Y	C			1.81	0.143	pg/g
JW-UR-TISSUE-120508	A4369_9892_PCB	PCB-129/138/163	7/3/2012	83.4	Yes	Y	C			2.72	0.148	pg/g
JW-UR-TISSUE-120508	A4369_9892_PCB	PCB-130	7/3/2012	9.28	Yes	Y				0.907	0.183	pg/g
JW-UR-TISSUE-120508	A4369_9892_PCB	PCB-131	7/3/2012	0.935	Yes	Y				0.907	0.181	pg/g
JW-UR-TISSUE-120508	A4369_9892_PCB	PCB-132	7/3/2012	17.3	Yes	Y				0.907	0.168	pg/g
JW-UR-TISSUE-120508	A4369_9892_PCB	PCB-162	7/3/2012	0.331	Yes	Y	J	EMPC	J	23	0.117	pg/g
JW-UR-TISSUE-120508	A4369_9892_PCB	PCB-120	7/3/2012	0.652	Yes	Y	J			0.907	0.451	pg/g
JW-UR-TISSUE-120508	A4369_9892_PCB	PCB-202	7/3/2012	6.5	Yes	Y				0.907	0.15	pg/g
JW-UR-TISSUE-120508	A4369_9892_PCB	PCB-190	7/3/2012	1.49	Yes	Y	EMPC	J	23	0.907	0.156	pg/g
JW-UR-TISSUE-120508	A4369_9892_PCB	PCB-191	7/3/2012	0.599	Yes	Y	J			0.907	0.152	pg/g
JW-UR-TISSUE-120508	A4369_9892_PCB	PCB-192	7/3/2012	0.157	Yes	N	U			0.907	0.157	pg/g
JW-UR-TISSUE-120508	A4369_9892_PCB	PCB-194	7/3/2012	1.84	Yes	Y				0.907	0.188	pg/g
JW-UR-TISSUE-120508	A4369_9892_PCB	PCB-195	7/3/2012	0.797	Yes	Y	J			0.907	0.207	pg/g
JW-UR-TISSUE-120508	A4369_9892_PCB	PCB-196	7/3/2012	2.66	Yes	Y				0.907	0.182	pg/g
JW-UR-TISSUE-120508	A4369_9892_PCB	PCB-197	7/3/2012	0.647	Yes	Y	J			0.907	0.141	pg/g
JW-UR-TISSUE-120508	A4369_9892_PCB	PCB-198/199	7/3/2012	9.23	Yes	Y	C			1.81	0.184	pg/g
JW-UR-TISSUE-120508	A4369_9892_PCB	PCB-160	7/3/2012	0.123	Yes	N	U			0.907	0.123	pg/g
JW-UR-TISSUE-120508	A4369_9892_PCB	PCB-201	7/3/2012	1.97	Yes	Y				0.907	0.131	pg/g

SDG: A4369

Analytical Method E1668B

Sample ID	Lab Sample ID	Chemical Name	Anal Date	Result	Mod Res Report	Detect	Lab Qual	Val Qual	Reason	RL	MDL	Units
JW-UR-TISSUE-120508	A4369_9892_PCB	PCB-187	7/3/2012	40.8	Yes	Y				0.907	0.212	pg/g
JW-UR-TISSUE-120508	A4369_9892_PCB	PCB-203	7/3/2012	2.47	Yes	Y				0.907	0.173	pg/g
JW-UR-TISSUE-120508	A4369_9892_PCB	PCB-204	7/3/2012	0.138	Yes	N	U			0.907	0.138	pg/g
JW-UR-TISSUE-120508	A4369_9892_PCB	PCB-205	7/3/2012	0.125	Yes	N	U			0.907	0.125	pg/g
JW-UR-TISSUE-120508	A4369_9892_PCB	PCB-206	7/3/2012	0.745	Yes	Y	J			0.907	0.24	pg/g
JW-UR-TISSUE-120508	A4369_9892_PCB	PCB-207	7/3/2012	0.171	Yes	N	U			0.907	0.171	pg/g
JW-UR-TISSUE-120508	A4369_9892_PCB	PCB-208	7/3/2012	0.269	Yes	Y	J			0.907	0.174	pg/g
JW-UR-TISSUE-120508	A4369_9892_PCB	PCB-209	7/3/2012	0.139	Yes	N	U			0.907	0.139	pg/g
JW-UR-TISSUE-120508	A4369_9892_PCB	PCB-061/070/074/076	7/3/2012	40.8	Yes	Y	C			3.63	0.192	pg/g
JW-UR-TISSUE-120508	A4369_9892_PCB	PCB-086/087/097/109/119/125	7/3/2012	34.3	Yes	Y	C			5.44	0.519	pg/g
JW-UR-TISSUE-120508	A4369_9892_PCB	PCB-200	7/3/2012	0.148	Yes	N	U			0.907	0.148	pg/g
JW-UR-TISSUE-120508	A4369_9892_PCB	PCB-178	7/3/2012	11.9	Yes	Y				0.907	0.206	pg/g
JW-UR-TISSUE-120508	A4369_9892_PCB	PCB-164	7/3/2012	5.74	Yes	Y				0.907	0.121	pg/g
JW-UR-TISSUE-120508	A4369_9892_PCB	PCB-165	7/3/2012	0.136	Yes	N	U			0.907	0.136	pg/g
JW-UR-TISSUE-120508	A4369_9892_PCB	PCB-167	7/3/2012	2.59	Yes	Y				0.907	0.119	pg/g
JW-UR-TISSUE-120508	A4369_9892_PCB	PCB-169	7/3/2012	0.144	Yes	N	U			0.907	0.144	pg/g
JW-UR-TISSUE-120508	A4369_9892_PCB	PCB-170	7/3/2012	4.82	Yes	Y				0.907	0.204	pg/g
JW-UR-TISSUE-120508	A4369_9892_PCB	PCB-171/173	7/3/2012	5.21	Yes	Y	C			1.81	0.241	pg/g
JW-UR-TISSUE-120508	A4369_9892_PCB	PCB-172	7/3/2012	0.8	Yes	Y	J	EMPC J 23		0.907	0.199	pg/g
JW-UR-TISSUE-120508	A4369_9892_PCB	PCB-174	7/3/2012	7.72	Yes	Y				0.907	0.251	pg/g
JW-UR-TISSUE-120508	A4369_9892_PCB	PCB-175	7/3/2012	1.26	Yes	Y				0.907	0.224	pg/g
JW-UR-TISSUE-120508	A4369_9892_PCB	PCB-189	7/3/2012	0.141	Yes	N	U			0.907	0.141	pg/g
JW-UR-TISSUE-120508	A4369_9892_PCB	PCB-177	7/3/2012	16.7	Yes	Y				0.907	0.251	pg/g
JW-UR-TISSUE-120508	A4369_9892_PCB	PCB-188	7/3/2012	0.158	Yes	N	U			0.907	0.158	pg/g
JW-UR-TISSUE-120508	A4369_9892_PCB	PCB-179	7/3/2012	9.5	Yes	Y				0.907	0.154	pg/g

SDG: A4369

Analytical Method E1668B

Sample ID	Lab Sample ID	Chemical Name	Anal Date	Result	Mod Res Report	Detect	Lab Qual	Val Qual	Reason	RL	MDL	Units
JW-UR-TISSUE-120508	A4369_9892_PCB	PCB-180/193	7/3/2012	23.1	Yes	Y	C			1.81	0.169	pg/g
JW-UR-TISSUE-120508	A4369_9892_PCB	PCB-181	7/3/2012	0.215	Yes	N	U			0.907	0.215	pg/g
JW-UR-TISSUE-120508	A4369_9892_PCB	PCB-182	7/3/2012	0.208	Yes	N	U			0.907	0.208	pg/g
JW-UR-TISSUE-120508	A4369_9892_PCB	PCB-183	7/3/2012	11.2	Yes	Y				0.907	0.193	pg/g
JW-UR-TISSUE-120508	A4369_9892_PCB	PCB-184	7/3/2012	0.161	Yes	N	U			0.907	0.161	pg/g
JW-UR-TISSUE-120508	A4369_9892_PCB	PCB-185	7/3/2012	0.23	Yes	N	U			0.907	0.23	pg/g
JW-UR-TISSUE-120508	A4369_9892_PCB	PCB-186	7/3/2012	0.15	Yes	N	U			0.907	0.15	pg/g
JW-UR-TISSUE-120508	A4369_9892_PCB	PCB-103	7/3/2012	0.928	Yes	Y				0.907	0.558	pg/g
JW-UR-TISSUE-120508	A4369_9892_PCB	PCB-176	7/3/2012	1.83	Yes	Y				0.907	0.144	pg/g
JW-UR-TISSUE-120508	A4369_9892_PCB	PCB-027	7/3/2012	1.32	Yes	Y				0.907	0.195	pg/g
JW-UR-TISSUE-120508	A4369_9892_PCB	PCB-017	7/3/2012	4.72	Yes	Y				0.907	0.256	pg/g
JW-UR-TISSUE-120508	A4369_9892_PCB	PCB-018/030	7/3/2012	8.95	Yes	Y	C			1.81	0.219	pg/g
JW-UR-TISSUE-120508	A4369_9892_PCB	PCB-019	7/3/2012	1.07	Yes	Y				0.907	0.265	pg/g
JW-UR-TISSUE-120508	A4369_9892_PCB	PCB-020/028	7/3/2012	16.4	Yes	Y	C			1.81	0.236	pg/g
JW-UR-TISSUE-120508	A4369_9892_PCB	PCB-021/033	7/3/2012	3.79	Yes	Y	C			1.81	0.227	pg/g
JW-UR-TISSUE-120508	A4369_9892_PCB	PCB-022	7/3/2012	4.94	Yes	Y				0.907	0.244	pg/g
JW-UR-TISSUE-120508	A4369_9892_PCB	PCB-023	7/3/2012	0.233	Yes	N	U			0.907	0.233	pg/g
JW-UR-TISSUE-120508	A4369_9892_PCB	PCB-024	7/3/2012	0.206	Yes	N	U			0.907	0.206	pg/g
JW-UR-TISSUE-120508	A4369_9892_PCB	PCB-106	7/3/2012	0.473	Yes	N	U			0.907	0.473	pg/g
JW-UR-TISSUE-120508	A4369_9892_PCB	PCB-026/029	7/3/2012	3.64	Yes	Y	C			1.81	0.23	pg/g
JW-UR-TISSUE-120508	A4369_9892_PCB	PCB-014	7/3/2012	1.11	Yes	N	U	UJ	5	0.907	1.11	pg/g
JW-UR-TISSUE-120508	A4369_9892_PCB	PCB-031	7/3/2012	12.3	Yes	Y				0.907	0.224	pg/g
JW-UR-TISSUE-120508	A4369_9892_PCB	PCB-032	7/3/2012	3.44	Yes	Y				0.907	0.183	pg/g
JW-UR-TISSUE-120508	A4369_9892_PCB	PCB-034	7/3/2012	0.239	Yes	N	U			0.907	0.239	pg/g
JW-UR-TISSUE-120508	A4369_9892_PCB	PCB-035	7/3/2012	0.942	Yes	Y				0.907	0.258	pg/g

SDG: A4369

Analytical Method E1668B

Sample ID	Lab Sample ID	Chemical Name	Anal Date	Result	Mod Res Report	Detect	Lab Qual	Val Qual	Reason	RL	MDL	Units
JW-JR-TISSUE-120508	A4369_9892_PCB	PCB-036	7/3/2012	0.304	Yes	Y	J			0.907	0.236	pg/g
JW-JR-TISSUE-120508	A4369_9892_PCB	PCB-037	7/3/2012	4.02	Yes	Y				0.907	0.248	pg/g
JW-JR-TISSUE-120508	A4369_9892_PCB	PCB-038	7/3/2012	0.251	Yes	N	U			0.907	0.251	pg/g
JW-JR-TISSUE-120508	A4369_9892_PCB	PCB-039	7/3/2012	0.225	Yes	N	U			0.907	0.225	pg/g
JW-JR-TISSUE-120508	A4369_9892_PCB	PCB-040/071	7/3/2012	8.76	Yes	Y	C			1.81	0.178	pg/g
JW-JR-TISSUE-120508	A4369_9892_PCB	PCB-025	7/3/2012	2.38	Yes	Y				0.907	0.23	pg/g
JW-JR-TISSUE-120508	A4369_9892_PCB	PCB-004	7/3/2012	2.44	Yes	Y	J	5		0.907	0.958	pg/g
JW-JR-TISSUE-120508	A4369_9892_PCB	"Trichlorobiphenyl homologs (Total reported, not calculated)"	7/3/2012	72.2	Yes	Y				0	0.256	pg/g
JW-JR-TISSUE-120508	A4369_9892_PCB	"Pentachlorobiphenyl homologs (Total reported, not calculated)"	7/3/2012	391	Yes	Y	EMPC	J	23	0	0.357	pg/g
JW-JR-TISSUE-120508	A4369_9892_PCB	"Hexachlorobiphenyl homologs (Total reported, not calculated)"	7/3/2012	389	Yes	Y	EMPC	J	23	0	0.133	pg/g
JW-JR-TISSUE-120508	A4369_9892_PCB	"Tetrachlorobiphenyl homologs (Total reported, not calculated)"	7/3/2012	205	Yes	Y	EMPC	J	23	0	0.165	pg/g
JW-JR-TISSUE-120508	A4369_9892_PCB	"Monochlorobiphenyl homologs (Total reported, not calculated)"	7/3/2012	4.94	Yes	Y				0	0.175	pg/g
JW-JR-TISSUE-120508	A4369_9892_PCB	"Heptachlorobiphenyl homologs (Total reported, not calculated)"	7/3/2012	137	Yes	Y	EMPC	J	23	0	0.18	pg/g
JW-JR-TISSUE-120508	A4369_9892_PCB	"Nonachlorobiphenyl homologs (Total reported, not calculated)"	7/3/2012	1.01	Yes	Y				0	0.207	pg/g
JW-JR-TISSUE-120508	A4369_9892_PCB	"Octachlorobiphenyl homologs (Total reported, not calculated)"	7/3/2012	26.1	Yes	Y				0	0.138	pg/g
JW-JR-TISSUE-120508	A4369_9892_PCB	PCB-001	7/3/2012	1.45	Yes	Y				0.907	0.155	pg/g
JW-JR-TISSUE-120508	A4369_9892_PCB	PCB-016	7/3/2012	3.91	Yes	Y				0.907	0.314	pg/g
JW-JR-TISSUE-120508	A4369_9892_PCB	PCB-003	7/3/2012	1.41	Yes	Y				0.907	0.195	pg/g
JW-JR-TISSUE-120508	A4369_9892_PCB	PCB-015	7/3/2012	1.97	Yes	Y	J	5		0.907	0.511	pg/g
JW-JR-TISSUE-120508	A4369_9892_PCB	PCB-005	7/3/2012	1.3	Yes	N	U	UJ	5	0.907	1.3	pg/g
JW-JR-TISSUE-120508	A4369_9892_PCB	PCB-006	7/3/2012	1.41	Yes	Y	J	J	5	0.907	0.537	pg/g
JW-JR-TISSUE-120508	A4369_9892_PCB	PCB-007	7/3/2012	1.16	Yes	N	U	UJ	5	0.907	1.16	pg/g

SDG: A4369

Analytical Method E1668B

Sample ID	Lab Sample ID	Chemical Name	Anal Date	Result	Mod Res Report	Detect	Lab Qual	Val Qual	Reason	RL	MDL	Units
JW-UR-TISSUE-120508	A4369_9892_PCB	PCB-008	7/3/2012	3.55	Yes	Y	J	J	5	0.907	0.51	pg/g
JW-UR-TISSUE-120508	A4369_9892_PCB	PCB-009	7/3/2012	1.37	Yes	N	U	UJ	5	0.907	1.37	pg/g
JW-UR-TISSUE-120508	A4369_9892_PCB	PCB-010	7/3/2012	2.02	Yes	N	U	UJ	5	0.907	2.02	pg/g
JW-UR-TISSUE-120508	A4369_9892_PCB	PCB-011	7/3/2012	59	Yes	Y	B	J	5	0.907	1.3	pg/g
JW-UR-TISSUE-120508	A4369_9892_PCB	PCB-012/013	7/3/2012	0.834	Yes	Y	J C	J	5	1.81	0.545	pg/g
JW-UR-TISSUE-120508	A4369_9892_PCB	PCB-043	7/3/2012	0.9	Yes	Y	J			0.907	0.203	pg/g
JW-UR-TISSUE-120508	A4369_9892_PCB	PCB-002	7/3/2012	2.08	Yes	Y				0.907	0.192	pg/g
JW-UR-TISSUE-120508	A4369_9892_PCB	PCB-090/101/113	7/3/2012	66.1	Yes	Y	C			2.72	0.536	pg/g
JW-UR-TISSUE-120508	A4369_9892_PCB	PCB-041	7/3/2012	1.54	Yes	Y				0.907	0.224	pg/g
JW-UR-TISSUE-120508	A4369_9892_PCB	PCB-078	7/3/2012	0.214	Yes	N	U			0.907	0.214	pg/g
JW-UR-TISSUE-120508	A4369_9892_PCB	PCB-079	7/3/2012	0.535	Yes	Y	J EMPC	J	23	0.907	0.18	pg/g
JW-UR-TISSUE-120508	A4369_9892_PCB	PCB-080	7/3/2012	0.177	Yes	N	U			0.907	0.177	pg/g
JW-UR-TISSUE-120508	A4369_9892_PCB	PCB-081	7/3/2012	0.175	Yes	N	U			0.907	0.175	pg/g
JW-UR-TISSUE-120508	A4369_9892_PCB	PCB-082	7/3/2012	6.48	Yes	Y				0.907	0.733	pg/g
JW-UR-TISSUE-120508	A4369_9892_PCB	PCB-083	7/3/2012	5.51	Yes	Y				0.907	0.744	pg/g
JW-UR-TISSUE-120508	A4369_9892_PCB	PCB-084	7/3/2012	11.2	Yes	Y				0.907	0.702	pg/g
JW-UR-TISSUE-120508	A4369_9892_PCB	PCB-085/116	7/3/2012	9.45	Yes	Y	C			1.81	0.468	pg/g
JW-UR-TISSUE-120508	A4369_9892_PCB	PCB-073	7/3/2012	0.147	Yes	N	U			0.907	0.147	pg/g
JW-UR-TISSUE-120508	A4369_9892_PCB	PCB-089	7/3/2012	0.673	Yes	N	U			0.907	0.673	pg/g
JW-UR-TISSUE-120508	A4369_9892_PCB	PCB-072	7/3/2012	1.03	Yes	Y				0.907	0.194	pg/g
JW-UR-TISSUE-120508	A4369_9892_PCB	PCB-091	7/3/2012	7.39	Yes	Y				0.907	0.544	pg/g
JW-UR-TISSUE-120508	A4369_9892_PCB	PCB-092	7/3/2012	22.6	Yes	Y				0.907	0.648	pg/g
JW-UR-TISSUE-120508	A4369_9892_PCB	PCB-093/100	7/3/2012	0.948	Yes	Y	J EMPC	J	23	1.81	0.599	pg/g
JW-UR-TISSUE-120508	A4369_9892_PCB	PCB-094	7/3/2012	0.639	Yes	N	U			0.907	0.639	pg/g
JW-UR-TISSUE-120508	A4369_9892_PCB	PCB-095	7/3/2012	45.4	Yes	Y				0.907	0.612	pg/g

SDG: A4369

Analytical Method E1668B

Sample ID	Lab Sample ID	Chemical Name	Anal Date	Result	Mod Res Report	Detect	Lab Qual	Val Qual	Reason	RL	MDL	Units
JW-UR-TISSUE-120508	A4369_9892_PCB	PCB-096	7/3/2012	0.297	Yes	Y	J			0.907	0.206	pg/g
JW-UR-TISSUE-120508	A4369_9892_PCB	PCB-098	7/3/2012	0.679	Yes	N	U			0.907	0.679	pg/g
JW-UR-TISSUE-120508	A4369_9892_PCB	PCB-099	7/3/2012	40.8	Yes	Y				0.907	0.602	pg/g
JW-UR-TISSUE-120508	A4369_9892_PCB	"Dichlorobiphenyl homologs (Total reported, not calculated)"	7/3/2012	69.2	Yes	Y	J	5		0	0.735	pg/g
JW-UR-TISSUE-120508	A4369_9892_PCB	PCB-088	7/3/2012	0.681	Yes	N	U			0.907	0.681	pg/g
JW-UR-TISSUE-120508	A4369_9892_PCB	PCB-056	7/3/2012	9.65	Yes	Y				0.907	0.205	pg/g
JW-UR-TISSUE-120508	A4369_9892_PCB	PCB-105	7/3/2012	17.1	Yes	Y				0.907	0.42	pg/g
JW-UR-TISSUE-120508	A4369_9892_PCB	PCB-044/047/065	7/3/2012	24.8	Yes	Y	C			2.72	0.172	pg/g
JW-UR-TISSUE-120508	A4369_9892_PCB	PCB-045	7/3/2012	2.2	Yes	Y				0.907	0.21	pg/g
JW-UR-TISSUE-120508	A4369_9892_PCB	PCB-046	7/3/2012	0.935	Yes	Y				0.907	0.211	pg/g
JW-UR-TISSUE-120508	A4369_9892_PCB	PCB-048	7/3/2012	4.07	Yes	Y	C			0.907	0.186	pg/g
JW-UR-TISSUE-120508	A4369_9892_PCB	PCB-049/069	7/3/2012	15.2	Yes	Y	C			1.81	0.153	pg/g
JW-UR-TISSUE-120508	A4369_9892_PCB	PCB-050/053	7/3/2012	2.81	Yes	Y	C			1.81	0.173	pg/g
JW-UR-TISSUE-120508	A4369_9892_PCB	PCB-051	7/3/2012	1.33	Yes	Y				0.907	0.17	pg/g
JW-UR-TISSUE-120508	A4369_9892_PCB	PCB-052	7/3/2012	34.8	Yes	Y				0.907	0.189	pg/g
JW-UR-TISSUE-120508	A4369_9892_PCB	PCB-077	7/3/2012	1.92	Yes	Y				0.907	0.176	pg/g
JW-UR-TISSUE-120508	A4369_9892_PCB	PCB-055	7/3/2012	0.775	Yes	Y	J			0.907	0.199	pg/g
JW-UR-TISSUE-120508	A4369_9892_PCB	PCB-042	7/3/2012	6.42	Yes	Y				0.907	0.199	pg/g
JW-UR-TISSUE-120508	A4369_9892_PCB	PCB-057	7/3/2012	0.311	Yes	Y	J	EMPC	J	23	0.199	pg/g
JW-UR-TISSUE-120508	A4369_9892_PCB	PCB-058	7/3/2012	0.27	Yes	Y	J			0.907	0.196	pg/g
JW-UR-TISSUE-120508	A4369_9892_PCB	PCB-059/062/075	7/3/2012	3.13	Yes	Y	C			2.72	0.135	pg/g
JW-UR-TISSUE-120508	A4369_9892_PCB	PCB-060	7/3/2012	4.91	Yes	Y				0.907	0.199	pg/g
JW-UR-TISSUE-120508	A4369_9892_PCB	PCB-063	7/3/2012	1.05	Yes	Y				0.907	0.178	pg/g
JW-UR-TISSUE-120508	A4369_9892_PCB	PCB-064	7/3/2012	9.04	Yes	Y				0.907	0.13	pg/g
JW-UR-TISSUE-120508	A4369_9892_PCB	PCB-066	7/3/2012	23.3	Yes	Y				0.907	0.205	pg/g

SDG: A4369

Analytical Method E1668B

Sample ID	Lab Sample ID	Chemical Name	Anal Date	Result	Mod Res Report	Detect	Lab Qual	Val Qual	Reason	RL	MDL	Units
JW-UR-TISSUE-120508	A4369_9892_PCB	PCB-067	7/3/2012	3.44	Yes	Y				0.907	0.185	pg/g
JW-UR-TISSUE-120508	A4369_9892_PCB	PCB-068	7/3/2012	0.596	Yes	Y	J			0.907	0.178	pg/g
JW-UR-TISSUE-120508	A4369_9892_PCB	PCB-054	7/3/2012	0.114	Yes	N	U			0.907	0.114	pg/g

Jeld-Wen Maulsby Marsh - LDC 28017

SDG: A4371

Analytical Method E1668B

Sample ID	Lab Sample ID	Chemical Name	Anal Date	Result	Mod Res Report	Detect	Lab Qual	Val Qual	Reason	RL	MDL	Units
JW-DR-COMP-120508	A4371_9893_PCB	PCB-146	7/6/2012	82.6	Yes	Y	J	J	19	1.3	0.435	pg/g
JW-DR-COMP-120508	A4371_9893_PCB	PCB-134	7/6/2012	28.2	Yes	Y	J	J	19	1.3	0.555	pg/g
JW-DR-COMP-120508	A4371_9893_PCB	PCB-135/151	7/6/2012	131	Yes	Y	C	J	19	2.6	0.461	pg/g
JW-DR-COMP-120508	A4371_9893_PCB	PCB-136	7/6/2012	46.3	Yes	Y	J	J	19	1.3	0.36	pg/g
JW-DR-COMP-120508	A4371_9893_PCB	PCB-137	7/6/2012	25.3	Yes	Y	J	J	19	1.3	0.406	pg/g
JW-DR-COMP-120508	A4371_9893_PCB	PCB-139/140	7/6/2012	10.8	Yes	Y	C	J	19	2.6	0.428	pg/g
JW-DR-COMP-120508	A4371_9893_PCB	PCB-141	7/6/2012	78.1	Yes	Y	J	J	19	1.3	0.452	pg/g
JW-DR-COMP-120508	A4371_9893_PCB	PCB-142	7/6/2012	0.482	Yes	N	U	UJ	19	1.3	0.482	pg/g
JW-DR-COMP-120508	A4371_9893_PCB	PCB-143	7/6/2012	0.461	Yes	N	U	UJ	19	1.3	0.461	pg/g
JW-DR-COMP-120508	A4371_9893_PCB	PCB-104	7/6/2012	0.378	Yes	N	U	J	19	1.3	0.378	pg/g
JW-DR-COMP-120508	A4371_9893_PCB	PCB-145	7/6/2012	0.347	Yes	N	U	UJ	19	1.3	0.347	pg/g
JW-DR-COMP-120508	A4371_9893_PCB	PCB-131	7/6/2012	5.78	Yes	Y	EMPC	J	19,23	1.3	0.505	pg/g
JW-DR-COMP-120508	A4371_9893_PCB	PCB-147/149	7/6/2012	348	Yes	Y	C	J	19	2.6	0.44	pg/g
JW-DR-COMP-120508	A4371_9893_PCB	PCB-148	7/6/2012	0.449	Yes	N	U	UJ	19	1.3	0.449	pg/g
JW-DR-COMP-120508	A4371_9893_PCB	PCB-150	7/6/2012	0.328	Yes	N	U	UJ	19	1.3	0.328	pg/g
JW-DR-COMP-120508	A4371_9893_PCB	PCB-152	7/6/2012	0.333	Yes	N	U	UJ	19	1.3	0.333	pg/g
JW-DR-COMP-120508	A4371_9893_PCB	PCB-153/168	7/6/2012	446	Yes	Y	C	J	19	2.6	0.371	pg/g
JW-DR-COMP-120508	A4371_9893_PCB	PCB-154	7/6/2012	6.38	Yes	Y	J	J	19	1.3	0.409	pg/g
JW-DR-COMP-120508	A4371_9893_PCB	PCB-155	7/6/2012	0.312	Yes	N	U	J	19	1.3	0.312	pg/g
JW-DR-COMP-120508	A4371_9893_PCB	PCB-156/157	7/6/2012	76.6	Yes	Y	C	J	19	2.6	0.879	pg/g
JW-DR-COMP-120508	A4371_9893_PCB	PCB-158	7/6/2012	60.5	Yes	Y	J	J	19	1.3	0.329	pg/g
JW-DR-COMP-120508	A4371_9893_PCB	PCB-144	7/6/2012	17.9	Yes	Y	J	J	19	1.3	0.448	pg/g
JW-DR-COMP-120508	A4371_9893_PCB	PCB-120	7/6/2012	2.34	Yes	Y	J	J	19	1.3	0.483	pg/g
JW-DR-COMP-120508	A4371_9893_PCB	PCB-105	7/6/2012	219	Yes	Y	J	J	19	1.3	0.476	pg/g

SDG: A4371

Analytical Method E1668B

Sample ID	Lab Sample ID	Chemical Name	Anal Date	Result	Mod Res Report	Detect	Lab Qual	Val Qual	Reason	RL	MDL	Units
JW-DR-COMP-120508	A4371_9893_PCB	PCB-106	7/6/2012	0.515	Yes	N	U			1.3	0.515	pg/g
JW-DR-COMP-120508	A4371_9893_PCB	PCB-107	7/6/2012	39.5	Yes	Y				1.3	0.525	pg/g
JW-DR-COMP-120508	A4371_9893_PCB	PCB-108/124	7/6/2012	19.3	Yes	Y	C			2.6	0.514	pg/g
JW-DR-COMP-120508	A4371_9893_PCB	PCB-110	7/6/2012	576	Yes	Y				1.3	0.545	pg/g
JW-DR-COMP-120508	A4371_9893_PCB	PCB-111	7/6/2012	0.477	Yes	N	U			1.3	0.477	pg/g
JW-DR-COMP-120508	A4371_9893_PCB	PCB-112	7/6/2012	0.504	Yes	N	U			1.3	0.504	pg/g
JW-DR-COMP-120508	A4371_9893_PCB	PCB-114	7/6/2012	10.6	Yes	Y				1.3	0.461	pg/g
JW-DR-COMP-120508	A4371_9893_PCB	PCB-115	7/6/2012	5.99	Yes	Y				1.3	0.474	pg/g
JW-DR-COMP-120508	A4371_9893_PCB	PCB-133	7/6/2012	8.63	Yes	Y		J	19	1.3	0.48	pg/g
JW-DR-COMP-120508	A4371_9893_PCB	PCB-118	7/6/2012	537	Yes	Y				1.3	0.465	pg/g
JW-DR-COMP-120508	A4371_9893_PCB	PCB-132	7/6/2012	169	Yes	Y		J	19	1.3	0.495	pg/g
JW-DR-COMP-120508	A4371_9893_PCB	PCB-121	7/6/2012	0.479	Yes	N	U			1.3	0.479	pg/g
JW-DR-COMP-120508	A4371_9893_PCB	PCB-122	7/6/2012	6.75	Yes	Y				1.3	0.536	pg/g
JW-DR-COMP-120508	A4371_9893_PCB	PCB-123	7/6/2012	9.28	Yes	Y				1.3	0.513	pg/g
JW-DR-COMP-120508	A4371_9893_PCB	PCB-126	7/6/2012	1.52	Yes	Y		J	19	1.3	0.536	pg/g
JW-DR-COMP-120508	A4371_9893_PCB	PCB-127	7/6/2012	1.52	Yes	Y	EMPC	J	23	1.3	0.495	pg/g
JW-DR-COMP-120508	A4371_9893_PCB	PCB-128/166	7/6/2012	87.8	Yes	Y	C		19	2.6	0.773	pg/g
JW-DR-COMP-120508	A4371_9893_PCB	PCB-129/138/163	7/6/2012	640	Yes	Y	C		19	3.9	0.42	pg/g
JW-DR-COMP-120508	A4371_9893_PCB	PCB-130	7/6/2012	42.8	Yes	Y		J	19	1.3	0.522	pg/g
JW-DR-COMP-120508	A4371_9893_PCB	PCB-164	7/6/2012	38.5	Yes	Y		J	19	1.3	0.369	pg/g
JW-DR-COMP-120508	A4371_9893_PCB	PCB-117	7/6/2012	9.31	Yes	Y				1.3	0.551	pg/g
JW-DR-COMP-120508	A4371_9893_PCB	PCB-203	7/6/2012	33.7	Yes	Y				1.3	0.803	pg/g
JW-DR-COMP-120508	A4371_9893_PCB	PCB-160	7/6/2012	0.379	Yes	N	U	UU	19	1.3	0.379	pg/g
JW-DR-COMP-120508	A4371_9893_PCB	PCB-191	7/6/2012	2.78	Yes	Y		J	19	1.3	0.453	pg/g
JW-DR-COMP-120508	A4371_9893_PCB	PCB-192	7/6/2012	0.463	Yes	N	U	UU	19	1.3	0.463	pg/g

SDG: A4371

Analytical Method E1668B

Sample ID	Lab Sample ID	Chemical Name	Anal Date	Result	Mod Res Report	Detect	Lab Qual	Val Qual	Reason	RL	MDL	Units
JW-DR-COMP-120508	A4371_9893_PCB	PCB-194	7/6/2012	35.7	Yes	Y				1.3	0.769	pg/g
JW-DR-COMP-120508	A4371_9893_PCB	PCB-195	7/6/2012	14.3	Yes	Y				1.3	0.861	pg/g
JW-DR-COMP-120508	A4371_9893_PCB	PCB-196	7/6/2012	21	Yes	Y				1.3	0.849	pg/g
JW-DR-COMP-120508	A4371_9893_PCB	PCB-197	7/6/2012	1.28	Yes	Y	J	EMPC	J	23	0.507	pg/g
JW-DR-COMP-120508	A4371_9893_PCB	PCB-198/199	7/6/2012	55.2	Yes	Y	C			2.6	0.872	pg/g
JW-DR-COMP-120508	A4371_9893_PCB	PCB-200	7/6/2012	2.95	Yes	Y	EMPC	J	J	23	0.58	pg/g
JW-DR-COMP-120508	A4371_9893_PCB	PCB-189	7/6/2012	3.72	Yes	Y		J		1.3	0.568	pg/g
JW-DR-COMP-120508	A4371_9893_PCB	PCB-202	7/6/2012	12.8	Yes	Y				1.3	0.615	pg/g
JW-DR-COMP-120508	A4371_9893_PCB	PCB-188	7/6/2012	0.322	Yes	N	U			1.3	0.322	pg/g
JW-DR-COMP-120508	A4371_9893_PCB	PCB-204	7/6/2012	0.562	Yes	N	U			1.3	0.562	pg/g
JW-DR-COMP-120508	A4371_9893_PCB	PCB-205	7/6/2012	1.39	Yes	Y				1.3	0.581	pg/g
JW-DR-COMP-120508	A4371_9893_PCB	PCB-206	7/6/2012	28.6	Yes	Y				1.3	1.66	pg/g
JW-DR-COMP-120508	A4371_9893_PCB	PCB-207	7/6/2012	3.17	Yes	Y				1.3	1.22	pg/g
JW-DR-COMP-120508	A4371_9893_PCB	PCB-208	7/6/2012	8.18	Yes	Y				1.3	1.26	pg/g
JW-DR-COMP-120508	A4371_9893_PCB	PCB-209	7/6/2012	15.1	Yes	Y				1.3	1.83	pg/g
JW-DR-COMP-120508	A4371_9893_PCB	PCB-061/070/074/076	7/6/2012	499	Yes	Y	C	J	J	19	0.715	pg/g
JW-DR-COMP-120508	A4371_9893_PCB	PCB-086/087/097/109/119/125	7/6/2012	301	Yes	Y	C			7.8	0.563	pg/g
JW-DR-COMP-120508	A4371_9893_PCB	PCB-058	7/6/2012	0.968	Yes	Y	J	J	J	1.3	0.743	pg/g
JW-DR-COMP-120508	A4371_9893_PCB	PCB-201	7/6/2012	5.63	Yes	Y				1.3	0.543	pg/g
JW-DR-COMP-120508	A4371_9893_PCB	PCB-178	7/6/2012	19	Yes	Y		J	J	1.3	0.44	pg/g
JW-DR-COMP-120508	A4371_9893_PCB	PCB-159	7/6/2012	0.693	Yes	N	U	UJ	UJ	1.3	0.693	pg/g
JW-DR-COMP-120508	A4371_9893_PCB	PCB-165	7/6/2012	0.388	Yes	N	U	UJ	UJ	1.3	0.388	pg/g
JW-DR-COMP-120508	A4371_9893_PCB	PCB-167	7/6/2012	23	Yes	Y		J	J	1.3	0.695	pg/g
JW-DR-COMP-120508	A4371_9893_PCB	PCB-169	7/6/2012	0.727	Yes	N	U			1.3	0.727	pg/g
JW-DR-COMP-120508	A4371_9893_PCB	PCB-170	7/6/2012	54	Yes	Y		J	J	1.3	0.437	pg/g

SDG: A4371

Analytical Method E1668B

Sample ID	Lab Sample ID	Chemical Name	Anal Date	Result	Mod Res	Report	Detect	Lab Qual	Val Qual	Reason	RL	MDL	Units
JW-DR-COMP-120508	A4371_9893_PCB	PCB-171/173	7/6/2012	28.1	Yes	Y	Y	C	J	19	2.6	0.664	pg/g
JW-DR-COMP-120508	A4371_9893_PCB	PCB-172	7/6/2012	10.8	Yes	Y	Y		J	19	1.3	0.599	pg/g
JW-DR-COMP-120508	A4371_9893_PCB	PCB-174	7/6/2012	73.9	Yes	Y	Y		J	19	1.3	0.655	pg/g
JW-DR-COMP-120508	A4371_9893_PCB	PCB-175	7/6/2012	3.68	Yes	Y	Y		J	19	1.3	0.589	pg/g
JW-DR-COMP-120508	A4371_9893_PCB	PCB-190	7/6/2012	14.1	Yes	Y	Y		J	19	1.3	0.46	pg/g
JW-DR-COMP-120508	A4371_9893_PCB	PCB-177	7/6/2012	59.1	Yes	Y	Y		J	19	1.3	0.687	pg/g
JW-DR-COMP-120508	A4371_9893_PCB	PCB-162	7/6/2012	1.78	Yes	Y	Y		J	19	1.3	0.658	pg/g
JW-DR-COMP-120508	A4371_9893_PCB	PCB-179	7/6/2012	29.6	Yes	Y	Y		J	19	1.3	0.323	pg/g
JW-DR-COMP-120508	A4371_9893_PCB	PCB-180/193	7/6/2012	110	Yes	Y	Y	C	J	19	2.6	0.362	pg/g
JW-DR-COMP-120508	A4371_9893_PCB	PCB-181	7/6/2012	0.601	Yes	N	N	U	UJ	19	1.3	0.601	pg/g
JW-DR-COMP-120508	A4371_9893_PCB	PCB-182	7/6/2012	0.553	Yes	N	N	U	UJ	19	1.3	0.553	pg/g
JW-DR-COMP-120508	A4371_9893_PCB	PCB-183	7/6/2012	48.1	Yes	Y	Y		J	19	1.3	0.552	pg/g
JW-DR-COMP-120508	A4371_9893_PCB	PCB-184	7/6/2012	0.331	Yes	N	N	U	UJ	19	1.3	0.331	pg/g
JW-DR-COMP-120508	A4371_9893_PCB	PCB-185	7/6/2012	8.04	Yes	Y	Y		J	19	1.3	0.576	pg/g
JW-DR-COMP-120508	A4371_9893_PCB	PCB-186	7/6/2012	0.312	Yes	N	N	U	UJ	19	1.3	0.312	pg/g
JW-DR-COMP-120508	A4371_9893_PCB	PCB-187	7/6/2012	117	Yes	Y	Y		J	19	1.3	0.57	pg/g
JW-DR-COMP-120508	A4371_9893_PCB	PCB-176	7/6/2012	8.09	Yes	Y	Y		J	19	1.3	0.303	pg/g
JW-DR-COMP-120508	A4371_9893_PCB	PCB-017	7/6/2012	36.1	Yes	Y	Y		J	19	1.3	1.54	pg/g
JW-DR-COMP-120508	A4371_9893_PCB	PCB-005	7/6/2012	1.55	Yes	Y	Y		J	5	1.3	0.84	pg/g
JW-DR-COMP-120508	A4371_9893_PCB	PCB-006	7/6/2012	10.6	Yes	Y	Y		J	5	1.3	2.66	pg/g
JW-DR-COMP-120508	A4371_9893_PCB	PCB-007	7/6/2012	2.97	Yes	Y	Y		J	5	1.3	0.777	pg/g
JW-DR-COMP-120508	A4371_9893_PCB	PCB-008	7/6/2012	56.8	Yes	Y	Y		J	5	1.3	2.56	pg/g
JW-DR-COMP-120508	A4371_9893_PCB	PCB-009	7/6/2012	3.51	Yes	Y	Y		J	5	1.3	0.916	pg/g
JW-DR-COMP-120508	A4371_9893_PCB	PCB-010	7/6/2012	3.49	Yes	N	N	U	UJ	5	1.3	3.49	pg/g
JW-DR-COMP-120508	A4371_9893_PCB	PCB-011	7/6/2012	128	Yes	Y	Y	B	J	5	1.3	2.59	pg/g

SDG: A4371

Analytical Method E1668B

Sample ID	Lab Sample ID	Chemical Name	Anal Date	Result	Mod Res Report	Defect	Lab Qual	Val Qual	Reason	RL	MDL	Units
JW-DR-COMP-120508	A4371_9893_PCB	PCB-012/013	7/6/2012	9.43	Yes	Y	C	J	5	2.6	0.826	pg/g
JW-DR-COMP-120508	A4371_9893_PCB	PCB-014	7/6/2012	2.23	Yes	N	U	UJ	5	1.3	2.23	pg/g
JW-DR-COMP-120508	A4371_9893_PCB	PCB-027	7/6/2012	6.26	Yes	Y	J	J	19	1.3	1.19	pg/g
JW-DR-COMP-120508	A4371_9893_PCB	PCB-016	7/6/2012	31.3	Yes	Y	J	J	19	1.3	1.99	pg/g
JW-DR-COMP-120508	A4371_9893_PCB	PCB-002	7/6/2012	15.9	Yes	Y				1.3	0.513	pg/g
JW-DR-COMP-120508	A4371_9893_PCB	PCB-018/030	7/6/2012	68.4	Yes	Y	C	J	19	2.6	1.31	pg/g
JW-DR-COMP-120508	A4371_9893_PCB	PCB-019	7/6/2012	4.28	Yes	Y				1.3	1.72	pg/g
JW-DR-COMP-120508	A4371_9893_PCB	PCB-020/028	7/6/2012	214	Yes	Y	C	J	19	2.6	1.28	pg/g
JW-DR-COMP-120508	A4371_9893_PCB	PCB-021/033	7/6/2012	75	Yes	Y	C	J	19	2.6	1.21	pg/g
JW-DR-COMP-120508	A4371_9893_PCB	PCB-022	7/6/2012	58.3	Yes	Y		J	19	1.3	1.36	pg/g
JW-DR-COMP-120508	A4371_9893_PCB	PCB-023	7/6/2012	1.22	Yes	N	U	UJ	19	1.3	1.22	pg/g
JW-DR-COMP-120508	A4371_9893_PCB	PCB-024	7/6/2012	1.17	Yes	N	U	UJ	19	1.3	1.17	pg/g
JW-DR-COMP-120508	A4371_9893_PCB	PCB-025	7/6/2012	12.5	Yes	Y		J	19	1.3	1.22	pg/g
JW-DR-COMP-120508	A4371_9893_PCB	PCB-026/029	7/6/2012	23.2	Yes	Y	C	J	19	2.6	1.22	pg/g
JW-DR-COMP-120508	A4371_9893_PCB	PCB-015	7/6/2012	61.5	Yes	Y		J	5	1.3	2.67	pg/g
JW-DR-COMP-120508	A4371_9893_PCB	"Dichlorobiphenyl homologs (Total reported, not calculated)"	7/6/2012	289	Yes	Y	EMPC	J	5,23	0	4.23	pg/g
JW-DR-COMP-120508	A4371_9893_PCB	PCB-161	7/6/2012	0.356	Yes	N	U	UJ	19	1.3	0.356	pg/g
JW-DR-COMP-120508	A4371_9893_PCB	PCB-059/062/075	7/6/2012	9	Yes	Y	C	J	19	3.9	0.297	pg/g
JW-DR-COMP-120508	A4371_9893_PCB	PCB-103	7/6/2012	2.41	Yes	Y	EMPC	J	23	1.3	0.608	pg/g
JW-DR-COMP-120508	A4371_9893_PCB	PCB-063	7/6/2012	8.61	Yes	Y		J	19	1.3	0.68	pg/g
JW-DR-COMP-120508	A4371_9893_PCB	PCB-064	7/6/2012	52.5	Yes	Y		J	19	1.3	0.274	pg/g
JW-DR-COMP-120508	A4371_9893_PCB	PCB-066	7/6/2012	288	Yes	Y		J	19	1.3	0.768	pg/g
JW-DR-COMP-120508	A4371_9893_PCB	PCB-067	7/6/2012	7.7	Yes	Y		J	19	1.3	0.717	pg/g
JW-DR-COMP-120508	A4371_9893_PCB	PCB-068	7/6/2012	1.82	Yes	Y		J	19	1.3	0.675	pg/g
JW-DR-COMP-120508	A4371_9893_PCB	PCB-072	7/6/2012	3.28	Yes	Y		J	19	1.3	0.733	pg/g

SDG: A4371

Analytical Method E1668B

Sample ID	Lab Sample ID	Chemical Name	Anal Date	Result	Mod Res Report	Detect	Lab Qual	Val Qual	Reason	RL	MDL	Units
JW-DR-COMP-120508	A4371_9893_PCB	PCB-004	7/6/2012	14.7	Yes	Y	EMPC	J	5,23	1.3	5.78	pg/g
JW-DR-COMP-120508	A4371_9893_PCB	PCB-077	7/6/2012	32.3	Yes	Y	J	J	19	1.3	0.674	pg/g
JW-DR-COMP-120508	A4371_9893_PCB	PCB-003	7/6/2012	79.1	Yes	Y	J	J	19	1.3	0.632	pg/g
JW-DR-COMP-120508	A4371_9893_PCB	"Trichlorobiphenyl homologs (Total reported, not calculated)"	7/6/2012	803	Yes	Y	J	J	19	0	1.59	pg/g
JW-DR-COMP-120508	A4371_9893_PCB	"Pentachlorobiphenyl homologs (Total reported, not calculated)"	7/6/2012	3080	Yes	Y	J	J	19	0	0.471	pg/g
JW-DR-COMP-120508	A4371_9893_PCB	"Hexachlorobiphenyl homologs (Total reported, not calculated)"	7/6/2012	2380	Yes	Y	EMPC	J	19,23	0	0.653	pg/g
JW-DR-COMP-120508	A4371_9893_PCB	"Tetrachlorobiphenyl homologs (Total reported, not calculated)"	7/6/2012	1640	Yes	Y	J	J	19	0	0.511	pg/g
JW-DR-COMP-120508	A4371_9893_PCB	"Monochlorobiphenyl homologs (Total reported, not calculated)"	7/6/2012	137	Yes	Y	J	J	19	0	0.56	pg/g
JW-DR-COMP-120508	A4371_9893_PCB	"Heptachlorobiphenyl homologs (Total reported, not calculated)"	7/6/2012	589	Yes	Y	J	J	19	0	0.519	pg/g
JW-DR-COMP-120508	A4371_9893_PCB	"Nonachlorobiphenyl homologs (Total reported, not calculated)"	7/6/2012	39.9	Yes	Y	J	J	19	0	1.46	pg/g
JW-DR-COMP-120508	A4371_9893_PCB	"Octachlorobiphenyl homologs (Total reported, not calculated)"	7/6/2012	184	Yes	Y	EMPC	J	23	0	0.598	pg/g
JW-DR-COMP-120508	A4371_9893_PCB	PCB-001	7/6/2012	42.1	Yes	Y	J	J	19	1.3	0.489	pg/g
JW-DR-COMP-120508	A4371_9893_PCB	PCB-060	7/6/2012	55.5	Yes	Y	J	J	19	1.3	0.714	pg/g
JW-DR-COMP-120508	A4371_9893_PCB	PCB-073	7/6/2012	0.316	Yes	N	U	UJ	19	1.3	0.316	pg/g
JW-DR-COMP-120508	A4371_9893_PCB	PCB-088	7/6/2012	0.715	Yes	N	U	U		1.3	0.715	pg/g
JW-DR-COMP-120508	A4371_9893_PCB	PCB-056	7/6/2012	111	Yes	Y	J	J	19	1.3	0.767	pg/g
JW-DR-COMP-120508	A4371_9893_PCB	PCB-057	7/6/2012	0.853	Yes	Y	J	J	19	1.3	0.749	pg/g
JW-DR-COMP-120508	A4371_9893_PCB	PCB-078	7/6/2012	0.778	Yes	N	U	UJ	19	1.3	0.778	pg/g
JW-DR-COMP-120508	A4371_9893_PCB	PCB-079	7/6/2012	3.73	Yes	Y	EMPC	J	19,23	1.3	0.668	pg/g
JW-DR-COMP-120508	A4371_9893_PCB	PCB-080	7/6/2012	0.663	Yes	N	U	UJ	19	1.3	0.663	pg/g
JW-DR-COMP-120508	A4371_9893_PCB	PCB-081	7/6/2012	1.21	Yes	Y	J	J	19	1.3	0.655	pg/g
JW-DR-COMP-120508	A4371_9893_PCB	PCB-082	7/6/2012	48.9	Yes	Y	J	J	19	1.3	0.762	pg/g

SDG: A4371

Analytical Method E1668B

Sample ID	Lab Sample ID	Chemical Name	Anal Date	Result	Mod Res Report	Detect	Lab Qual	Val Qual	Reason	RL	MDL	Units
JW-DR-COMP-120508	A4371_9893_PCB	PCB-083	7/6/2012	24.2	Yes	Y				1.3	0.797	pg/g
JW-DR-COMP-120508	A4371_9893_PCB	PCB-055	7/6/2012	0.716	Yes	N	U	UJ	19	1.3	0.716	pg/g
JW-DR-COMP-120508	A4371_9893_PCB	PCB-085/116	7/6/2012	69.7	Yes	Y	C			2.6	0.538	pg/g
JW-DR-COMP-120508	A4371_9893_PCB	PCB-098	7/6/2012	0.713	Yes	N	U			1.3	0.713	pg/g
JW-DR-COMP-120508	A4371_9893_PCB	PCB-089	7/6/2012	3.26	Yes	Y				1.3	0.722	pg/g
JW-DR-COMP-120508	A4371_9893_PCB	PCB-090/101/113	7/6/2012	448	Yes	Y	C			3.9	0.579	pg/g
JW-DR-COMP-120508	A4371_9893_PCB	PCB-091	7/6/2012	41.9	Yes	Y				1.3	0.578	pg/g
JW-DR-COMP-120508	A4371_9893_PCB	PCB-092	7/6/2012	79.7	Yes	Y				1.3	0.68	pg/g
JW-DR-COMP-120508	A4371_9893_PCB	PCB-093/100	7/6/2012	2.7	Yes	Y	C			2.6	0.651	pg/g
JW-DR-COMP-120508	A4371_9893_PCB	PCB-094	7/6/2012	0.991	Yes	Y	J	EMPC J	23	1.3	0.701	pg/g
JW-DR-COMP-120508	A4371_9893_PCB	PCB-095	7/6/2012	283	Yes	Y				1.3	0.681	pg/g
JW-DR-COMP-120508	A4371_9893_PCB	PCB-096	7/6/2012	1.84	Yes	Y				1.3	0.377	pg/g
JW-DR-COMP-120508	A4371_9893_PCB	PCB-099	7/6/2012	244	Yes	Y				1.3	0.659	pg/g
JW-DR-COMP-120508	A4371_9893_PCB	PCB-084	7/6/2012	86	Yes	Y				1.3	0.749	pg/g
JW-DR-COMP-120508	A4371_9893_PCB	PCB-038	7/6/2012	1.36	Yes	N	U	UJ	19	1.3	1.36	pg/g
JW-DR-COMP-120508	A4371_9893_PCB	PCB-102	7/6/2012	7.44	Yes	Y				1.3	0.553	pg/g
JW-DR-COMP-120508	A4371_9893_PCB	PCB-032	7/6/2012	28.6	Yes	Y		J	19	1.3	1.11	pg/g
JW-DR-COMP-120508	A4371_9893_PCB	PCB-034	7/6/2012	1.28	Yes	N	U	UJ	19	1.3	1.28	pg/g
JW-DR-COMP-120508	A4371_9893_PCB	PCB-035	7/6/2012	6.97	Yes	Y		J	19	1.3	1.39	pg/g
JW-DR-COMP-120508	A4371_9893_PCB	PCB-054	7/6/2012	0.403	Yes	N	U			1.3	0.403	pg/g
JW-DR-COMP-120508	A4371_9893_PCB	PCB-037	7/6/2012	87.9	Yes	Y		J	19	1.3	1.46	pg/g
JW-DR-COMP-120508	A4371_9893_PCB	PCB-031	7/6/2012	151	Yes	Y		J	19	1.3	1.18	pg/g
JW-DR-COMP-120508	A4371_9893_PCB	PCB-039	7/6/2012	1.23	Yes	N	U	UJ	19	1.3	1.23	pg/g
JW-DR-COMP-120508	A4371_9893_PCB	PCB-040/071	7/6/2012	52	Yes	Y	C	J	19	2.6	0.384	pg/g
JW-DR-COMP-120508	A4371_9893_PCB	PCB-041	7/6/2012	8.47	Yes	Y		J	19	1.3	0.466	pg/g

SDG: A4371

Analytical Method E1668B

Sample ID	Lab Sample ID	Chemical Name	Anal Date	Result	Mod Res Report	Detect	Lab Qual	Val Qual	Reason	RL	MDL	Units
JW-DR-COMP-120508	A4371_9893_PCB	PCB-043	7/6/2012	3.78	Yes	Y	J	J	19	1.3	0.458	pg/g
JW-DR-COMP-120508	A4371_9893_PCB	PCB-044/047/065	7/6/2012	134	Yes	Y	C	J	19	3.9	0.374	pg/g
JW-DR-COMP-120508	A4371_9893_PCB	PCB-045	7/6/2012	8.68	Yes	Y	J	J	19	1.3	0.454	pg/g
JW-DR-COMP-120508	A4371_9893_PCB	PCB-046	7/6/2012	3.29	Yes	Y	J	J	19	1.3	0.488	pg/g
JW-DR-COMP-120508	A4371_9893_PCB	PCB-048	7/6/2012	19.6	Yes	Y	J	J	19	1.3	0.395	pg/g
JW-DR-COMP-120508	A4371_9893_PCB	PCB-049/069	7/6/2012	83.9	Yes	Y	C	J	19	2.6	0.334	pg/g
JW-DR-COMP-120508	A4371_9893_PCB	PCB-050/053	7/6/2012	10.2	Yes	Y	C	J	19	2.6	0.401	pg/g
JW-DR-COMP-120508	A4371_9893_PCB	PCB-051	7/6/2012	3.04	Yes	Y	J	J	19	1.3	0.405	pg/g
JW-DR-COMP-120508	A4371_9893_PCB	PCB-042	7/6/2012	31.1	Yes	Y	J	J	19	1.3	0.413	pg/g
JW-DR-COMP-120508	A4371_9893_PCB	PCB-036	7/6/2012	1.27	Yes	N	U	UJ	19	1.3	1.27	pg/g
JW-DR-COMP-120508	A4371_9893_PCB	PCB-052	7/6/2012	206	Yes	Y	J	J	19	1.3	0.42	pg/g
JW-EA02-COMP-120507	A4371_9893_PCB	PCB-043	7/5/2012	10.9	Yes	Y	J	J	19	1.52	0.455	pg/g
JW-EA02-COMP-120507	A4371_9893_PCB	PCB-052	7/5/2012	277	Yes	Y	J	J	19	1.52	0.417	pg/g
JW-EA02-COMP-120507	A4371_9893_PCB	PCB-051	7/5/2012	9.75	Yes	Y	J	J	19	1.52	0.402	pg/g
JW-EA02-COMP-120507	A4371_9893_PCB	PCB-050/053	7/5/2012	30.7	Yes	Y	C	J	19	3.03	0.398	pg/g
JW-EA02-COMP-120507	A4371_9893_PCB	PCB-049/069	7/5/2012	150	Yes	Y	C	J	19	3.03	0.332	pg/g
JW-EA02-COMP-120507	A4371_9893_PCB	PCB-048	7/5/2012	56.6	Yes	Y	J	J	19	1.52	0.392	pg/g
JW-EA02-COMP-120507	A4371_9893_PCB	PCB-046	7/5/2012	14.8	Yes	Y	J	J	19	1.52	0.485	pg/g
JW-EA02-COMP-120507	A4371_9893_PCB	PCB-044/047/065	7/5/2012	259	Yes	Y	C	J	19	4.55	0.371	pg/g
JW-EA02-COMP-120507	A4371_9893_PCB	PCB-045	7/5/2012	36.8	Yes	Y	J	J	19	1.52	0.451	pg/g
JW-EA02-COMP-120507	A4371_9893_PCB	PCB-054	7/5/2012	0.827	Yes	Y	J	J	19	1.52	0.283	pg/g
JW-EA02-COMP-120507	A4371_9893_PCB	PCB-055	7/5/2012	2.13	Yes	Y	J	J	19	1.52	0.604	pg/g
JW-EA02-COMP-120507	A4371_9893_PCB	PCB-056	7/5/2012	39.9	Yes	Y	J	J	19	1.52	0.647	pg/g
JW-EA02-COMP-120507	A4371_9893_PCB	PCB-057	7/5/2012	1.69	Yes	Y	J	J	19	1.52	0.631	pg/g
JW-EA02-COMP-120507	A4371_9893_PCB	PCB-058	7/5/2012	0.627	Yes	N	U	UJ	19	1.52	0.627	pg/g

SDG: A4371

Analytical Method E1668B

Sample ID	Lab Sample ID	Chemical Name	Anal Date	Result	Mod Res Report	Detect	Lab Qual	Val Qual	Reason	RI	MDI	Units
JW-EA02-COMP-120507	A4371_9893_PCB	PCB-059/062/075	7/5/2012	24.9	Yes	Y	C	J	19	4.55	0.295	pg/g
JW-EA02-COMP-120507	A4371_9893_PCB	PCB-060	7/5/2012	17.9	Yes	Y		J	19	1.52	0.602	pg/g
JW-EA02-COMP-120507	A4371_9893_PCB	PCB-063	7/5/2012	7.83	Yes	Y		J	19	1.52	0.573	pg/g
JW-EA02-COMP-120507	A4371_9893_PCB	PCB-042	7/5/2012	71.9	Yes	Y		J	19	1.52	0.41	pg/g
JW-EA02-COMP-120507	A4371_9893_PCB	PCB-066	7/5/2012	148	Yes	Y		J	19	1.52	0.647	pg/g
JW-EA02-COMP-120507	A4371_9893_PCB	PCB-025	7/5/2012	24.8	Yes	Y				1.52	1.28	pg/g
JW-EA02-COMP-120507	A4371_9893_PCB	PCB-067	7/5/2012	9.25	Yes	Y		J	19	1.52	0.604	pg/g
JW-EA02-COMP-120507	A4371_9893_PCB	PCB-064	7/5/2012	106	Yes	Y		J	19	1.52	0.273	pg/g
JW-EA02-COMP-120507	A4371_9893_PCB	PCB-026/029	7/5/2012	47	Yes	Y	C			3.03	1.28	pg/g
JW-EA02-COMP-120507	A4371_9893_PCB	PCB-016	7/5/2012	82.8	Yes	Y				1.52	1.36	pg/g
JW-EA02-COMP-120507	A4371_9893_PCB	PCB-103	7/5/2012	2.28	Yes	Y	EMPC	J	23	1.52	0.684	pg/g
JW-EA02-COMP-120507	A4371_9893_PCB	PCB-068	7/5/2012	1.53	Yes	Y		J	19	1.52	0.57	pg/g
JW-EA02-COMP-120507	A4371_9893_PCB	PCB-017	7/5/2012	80.8	Yes	Y				1.52	1.06	pg/g
JW-EA02-COMP-120507	A4371_9893_PCB	PCB-018/030	7/5/2012	125	Yes	Y	C			3.03	0.902	pg/g
JW-EA02-COMP-120507	A4371_9893_PCB	PCB-019	7/5/2012	15.4	Yes	Y				1.52	1.18	pg/g
JW-EA02-COMP-120507	A4371_9893_PCB	PCB-020/028	7/5/2012	418	Yes	Y	C			3.03	1.34	pg/g
JW-EA02-COMP-120507	A4371_9893_PCB	PCB-021/033	7/5/2012	98.6	Yes	Y	C			3.03	1.27	pg/g
JW-EA02-COMP-120507	A4371_9893_PCB	PCB-022	7/5/2012	135	Yes	Y				1.52	1.42	pg/g
JW-EA02-COMP-120507	A4371_9893_PCB	PCB-027	7/5/2012	15.8	Yes	Y				1.52	0.816	pg/g
JW-EA02-COMP-120507	A4371_9893_PCB	PCB-024	7/5/2012	3.34	Yes	Y				1.52	0.802	pg/g
JW-EA02-COMP-120507	A4371_9893_PCB	PCB-041	7/5/2012	28.9	Yes	Y		J	19	1.52	0.463	pg/g
JW-EA02-COMP-120507	A4371_9893_PCB	PCB-031	7/5/2012	280	Yes	Y				1.52	1.23	pg/g
JW-EA02-COMP-120507	A4371_9893_PCB	PCB-032	7/5/2012	56.7	Yes	Y				1.52	0.765	pg/g
JW-EA02-COMP-120507	A4371_9893_PCB	PCB-034	7/5/2012	1.34	Yes	N	U			1.52	1.34	pg/g
JW-EA02-COMP-120507	A4371_9893_PCB	PCB-035	7/5/2012	6.23	Yes	Y	EMPC	J	23	1.52	1.45	pg/g

SDG: A4371

Analytical Method E1668B

Sample ID	Lab Sample ID	Chemical Name	Anal Date	Result	Mod Res Report	Detect	Lab Qual	Val Qual	Reason	RL	MDL	Units
JW-EA02-COMP-120507	A4371_9893_PCB	PCB-036	7/5/2012	1.33	Yes	N	U			1.52	1.33	pg/g
JW-EA02-COMP-120507	A4371_9893_PCB	PCB-037	7/5/2012	129	Yes	Y				1.52	1.53	pg/g
JW-EA02-COMP-120507	A4371_9893_PCB	PCB-038	7/5/2012	1.43	Yes	N	U			1.52	1.43	pg/g
JW-EA02-COMP-120507	A4371_9893_PCB	PCB-039	7/5/2012	1.28	Yes	N	U			1.52	1.28	pg/g
JW-EA02-COMP-120507	A4371_9893_PCB	PCB-040/071	7/5/2012	109	Yes	Y	C	J	19	3.03	0.382	pg/g
JW-EA02-COMP-120507	A4371_9893_PCB	PCB-023	7/5/2012	1.28	Yes	N	U			1.52	1.28	pg/g
JW-EA02-COMP-120507	A4371_9893_PCB	PCB-118	7/5/2012	253	Yes	Y				1.52	0.547	pg/g
JW-EA02-COMP-120507	A4371_9893_PCB	PCB-099	7/5/2012	135	Yes	Y				1.52	0.741	pg/g
JW-EA02-COMP-120507	A4371_9893_PCB	PCB-105	7/5/2012	99.2	Yes	Y				1.52	0.562	pg/g
JW-EA02-COMP-120507	A4371_9893_PCB	PCB-106	7/5/2012	0.579	Yes	N	U			1.52	0.579	pg/g
JW-EA02-COMP-120507	A4371_9893_PCB	PCB-107	7/5/2012	19.7	Yes	Y				1.52	0.59	pg/g
JW-EA02-COMP-120507	A4371_9893_PCB	PCB-108/124	7/5/2012	10.9	Yes	Y	C			3.03	0.578	pg/g
JW-EA02-COMP-120507	A4371_9893_PCB	PCB-110	7/5/2012	326	Yes	Y				1.52	0.613	pg/g
JW-EA02-COMP-120507	A4371_9893_PCB	PCB-111	7/5/2012	0.537	Yes	N	U			1.52	0.537	pg/g
JW-EA02-COMP-120507	A4371_9893_PCB	PCB-112	7/5/2012	0.566	Yes	N	U			1.52	0.566	pg/g
JW-EA02-COMP-120507	A4371_9893_PCB	PCB-114	7/5/2012	5.51	Yes	Y				1.52	0.553	pg/g
JW-EA02-COMP-120507	A4371_9893_PCB	PCB-015	7/5/2012	97.5	Yes	Y		J	5	1.52	2.65	pg/g
JW-EA02-COMP-120507	A4371_9893_PCB	PCB-117	7/5/2012	6.5	Yes	Y				1.52	0.62	pg/g
JW-EA02-COMP-120507	A4371_9893_PCB	PCB-102	7/5/2012	8.36	Yes	Y				1.52	0.622	pg/g
JW-EA02-COMP-120507	A4371_9893_PCB	PCB-120	7/5/2012	0.544	Yes	N	U			1.52	0.544	pg/g
JW-EA02-COMP-120507	A4371_9893_PCB	PCB-121	7/5/2012	0.539	Yes	N	U			1.52	0.539	pg/g
JW-EA02-COMP-120507	A4371_9893_PCB	PCB-122	7/5/2012	3.52	Yes	Y				1.52	0.643	pg/g
JW-EA02-COMP-120507	A4371_9893_PCB	PCB-123	7/5/2012	5.42	Yes	Y				1.52	0.577	pg/g
JW-EA02-COMP-120507	A4371_9893_PCB	PCB-126	7/5/2012	1.07	Yes	Y	JEMPC	J	19,23	1.52	0.486	pg/g
JW-EA02-COMP-120507	A4371_9893_PCB	PCB-127	7/5/2012	0.584	Yes	N	U			1.52	0.584	pg/g

SDG: A4371

Analytical Method E1668B

Sample ID	Lab Sample ID	Chemical Name	Anal Date	Result	Mod Res Report	Detect	Lab Qual	Val Qual	Reason	RL	MDL	Units
JW-EA02-COMP-120507	A4371_9893_PCB	PCB-128/166	7/5/2012	60.2	Yes	Y	C			3.03	0.687	pg/g
JW-EA02-COMP-120507	A4371_9893_PCB	PCB-061/070/074/076	7/5/2012	304	Yes	Y	C	J	19	6.07	0.603	pg/g
JW-EA02-COMP-120507	A4371_9893_PCB	PCB-011	7/5/2012	40.7	Yes	N	B	UJ	5,7	1.52	2.57	pg/g
JW-EA02-COMP-120507	A4371_9893_PCB	PCB-115	7/5/2012	7.46	Yes	Y				1.52	0.534	pg/g
JW-EA02-COMP-120507	A4371_9893_PCB	PCB-089	7/5/2012	2.48	Yes	Y	EMPC	J	23	1.52	0.811	pg/g
JW-EA02-COMP-120507	A4371_9893_PCB	PCB-073	7/5/2012	0.695	Yes	Y	J	J	19	1.52	0.314	pg/g
JW-EA02-COMP-120507	A4371_9893_PCB	PCB-077	7/5/2012	8.16	Yes	Y		J	19	1.52	0.599	pg/g
JW-EA02-COMP-120507	A4371_9893_PCB	PCB-078	7/5/2012	0.656	Yes	N	U	UJ	19	1.52	0.656	pg/g
JW-EA02-COMP-120507	A4371_9893_PCB	PCB-079	7/5/2012	2.72	Yes	Y		J	19	1.52	0.563	pg/g
JW-EA02-COMP-120507	A4371_9893_PCB	PCB-080	7/5/2012	0.559	Yes	N	U	UJ	19	1.52	0.559	pg/g
JW-EA02-COMP-120507	A4371_9893_PCB	PCB-081	7/5/2012	0.552	Yes	N	U	UJ	19	1.52	0.552	pg/g
JW-EA02-COMP-120507	A4371_9893_PCB	PCB-082	7/5/2012	28.5	Yes	Y				1.52	0.857	pg/g
JW-EA02-COMP-120507	A4371_9893_PCB	PCB-083	7/5/2012	15.7	Yes	Y				1.52	0.897	pg/g
JW-EA02-COMP-120507	A4371_9893_PCB	PCB-084	7/5/2012	64	Yes	Y				1.52	0.842	pg/g
JW-EA02-COMP-120507	A4371_9893_PCB	PCB-104	7/5/2012	0.491	Yes	N	U			1.52	0.491	pg/g
JW-EA02-COMP-120507	A4371_9893_PCB	PCB-088	7/5/2012	0.805	Yes	N	U			1.52	0.805	pg/g
JW-EA02-COMP-120507	A4371_9893_PCB	PCB-072	7/5/2012	2.64	Yes	Y		J	19	1.52	0.618	pg/g
JW-EA02-COMP-120507	A4371_9893_PCB	PCB-090/101/113	7/5/2012	254	Yes	Y	C			4.55	0.651	pg/g
JW-EA02-COMP-120507	A4371_9893_PCB	PCB-091	7/5/2012	36.4	Yes	Y				1.52	0.651	pg/g
JW-EA02-COMP-120507	A4371_9893_PCB	PCB-092	7/5/2012	48.6	Yes	Y				1.52	0.765	pg/g
JW-EA02-COMP-120507	A4371_9893_PCB	PCB-093/100	7/5/2012	3.37	Yes	Y	C			3.03	0.733	pg/g
JW-EA02-COMP-120507	A4371_9893_PCB	PCB-094	7/5/2012	1.66	Yes	Y	EMPC	J	23	1.52	0.788	pg/g
JW-EA02-COMP-120507	A4371_9893_PCB	PCB-095	7/5/2012	233	Yes	Y				1.52	0.766	pg/g
JW-EA02-COMP-120507	A4371_9893_PCB	PCB-096	7/5/2012	3.83	Yes	Y				1.52	0.489	pg/g
JW-EA02-COMP-120507	A4371_9893_PCB	PCB-098	7/5/2012	0.802	Yes	N	U			1.52	0.802	pg/g

SDG: A4371

Analytical Method E1668B

Sample ID	Lab Sample ID	Chemical Name	Anal Date	Result	Mod Res Report	Detect	Lab Qual	Val Qual	Reason	RL	MDL	Units
JW-EA02-COMP-120507	A4371_9893_PCB	PCB-086/087/097/109/119/125	7/5/2012	163	Yes	Y	C			9.1	0.633	pg/g
JW-EA02-COMP-120507	A4371_9893_PCB	PCB-085/116	7/5/2012	37.9	Yes	Y	C			3.03	0.606	pg/g
JW-EA02-COMP-120507	A4371_9893_PCB	PCB-171/173	7/5/2012	18.8	Yes	Y	C	J	19	3.03	1.01	pg/g
JW-EA02-COMP-120507	A4371_9893_PCB	PCB-182	7/5/2012	0.844	Yes	N	U	UJ	19	1.52	0.844	pg/g
JW-EA02-COMP-120507	A4371_9893_PCB	PCB-158	7/5/2012	38.4	Yes	Y				1.52	0.379	pg/g
JW-EA02-COMP-120507	A4371_9893_PCB	PCB-159	7/5/2012	0.616	Yes	N	U			1.52	0.616	pg/g
JW-EA02-COMP-120507	A4371_9893_PCB	PCB-160	7/5/2012	0.436	Yes	N	U			1.52	0.436	pg/g
JW-EA02-COMP-120507	A4371_9893_PCB	PCB-161	7/5/2012	0.41	Yes	N	U			1.52	0.41	pg/g
JW-EA02-COMP-120507	A4371_9893_PCB	PCB-162	7/5/2012	1.28	Yes	Y	J			1.52	0.585	pg/g
JW-EA02-COMP-120507	A4371_9893_PCB	PCB-164	7/5/2012	23.9	Yes	Y				1.52	0.425	pg/g
JW-EA02-COMP-120507	A4371_9893_PCB	PCB-165	7/5/2012	0.447	Yes	N	U			1.52	0.447	pg/g
JW-EA02-COMP-120507	A4371_9893_PCB	PCB-167	7/5/2012	14.2	Yes	Y				1.52	0.618	pg/g
JW-EA02-COMP-120507	A4371_9893_PCB	PCB-155	7/5/2012	0.36	Yes	N	U			1.52	0.36	pg/g
JW-EA02-COMP-120507	A4371_9893_PCB	PCB-170	7/5/2012	36.4	Yes	Y		J	19	1.52	0.63	pg/g
JW-EA02-COMP-120507	A4371_9893_PCB	PCB-154	7/5/2012	4.67	Yes	Y				1.52	0.471	pg/g
JW-EA02-COMP-120507	A4371_9893_PCB	PCB-172	7/5/2012	5.75	Yes	Y		J	19	1.52	0.863	pg/g
JW-EA02-COMP-120507	A4371_9893_PCB	PCB-174	7/5/2012	49.6	Yes	Y		J	19	1.52	0.999	pg/g
JW-EA02-COMP-120507	A4371_9893_PCB	PCB-175	7/5/2012	2.71	Yes	Y		J	19	1.52	0.898	pg/g
JW-EA02-COMP-120507	A4371_9893_PCB	PCB-176	7/5/2012	5.41	Yes	Y		J	19	1.52	0.272	pg/g
JW-EA02-COMP-120507	A4371_9893_PCB	PCB-177	7/5/2012	38.7	Yes	Y		J	19	1.52	1.05	pg/g
JW-EA02-COMP-120507	A4371_9893_PCB	PCB-178	7/5/2012	9.97	Yes	Y	EMPC	J	19,23	1.52	0.395	pg/g
JW-EA02-COMP-120507	A4371_9893_PCB	PCB-179	7/5/2012	21.1	Yes	Y		J	19	1.52	0.29	pg/g
JW-EA02-COMP-120507	A4371_9893_PCB	PCB-180/193	7/5/2012	70.6	Yes	Y	C	J	19	3.03	0.521	pg/g
JW-EA02-COMP-120507	A4371_9893_PCB	PCB-181	7/5/2012	0.917	Yes	N	U	UJ	19	1.52	0.917	pg/g
JW-EA02-COMP-120507	A4371_9893_PCB	PCB-169	7/5/2012	0.788	Yes	N	U			1.52	0.788	pg/g

SDG: A4371

Analytical Method E1668B

Sample ID	Lab Sample ID	Chemical Name	Anal Date	Result	Mod Res Report	Detect	Lab Qual	Val Qual	Reason	RL	MDL	Units
JW-EA02-COMP-120507	A4371_9893_PCB	PCB-142	7/5/2012	0.556	Yes	N	U			1.52	0.556	pg/g
JW-EA02-COMP-120507	A4371_9893_PCB	PCB-014	7/5/2012	2.21	Yes	N	U	UJ	5	1.52	2.21	pg/g
JW-EA02-COMP-120507	A4371_9893_PCB	PCB-129/138/163	7/5/2012	408	Yes	Y	C			4.55	0.484	pg/g
JW-EA02-COMP-120507	A4371_9893_PCB	PCB-130	7/5/2012	27.7	Yes	Y				1.52	0.602	pg/g
JW-EA02-COMP-120507	A4371_9893_PCB	PCB-132	7/5/2012	117	Yes	Y				1.52	0.57	pg/g
JW-EA02-COMP-120507	A4371_9893_PCB	PCB-133	7/5/2012	5.87	Yes	Y				1.52	0.553	pg/g
JW-EA02-COMP-120507	A4371_9893_PCB	PCB-134	7/5/2012	22.2	Yes	Y				1.52	0.64	pg/g
JW-EA02-COMP-120507	A4371_9893_PCB	PCB-135/151	7/5/2012	90.8	Yes	Y	C			3.03	0.531	pg/g
JW-EA02-COMP-120507	A4371_9893_PCB	PCB-136	7/5/2012	36.4	Yes	Y				1.52	0.415	pg/g
JW-EA02-COMP-120507	A4371_9893_PCB	PCB-137	7/5/2012	19	Yes	Y				1.52	0.468	pg/g
JW-EA02-COMP-120507	A4371_9893_PCB	PCB-156/157	7/5/2012	45.9	Yes	Y	C			3.03	0.793	pg/g
JW-EA02-COMP-120507	A4371_9893_PCB	PCB-141	7/5/2012	51.3	Yes	Y				1.52	0.52	pg/g
JW-EA02-COMP-120507	A4371_9893_PCB	PCB-131	7/5/2012	5.29	Yes	Y	EMPC	J	23	1.52	0.582	pg/g
JW-EA02-COMP-120507	A4371_9893_PCB	PCB-143	7/5/2012	0.531	Yes	N	U			1.52	0.531	pg/g
JW-EA02-COMP-120507	A4371_9893_PCB	PCB-144	7/5/2012	12.1	Yes	Y				1.52	0.516	pg/g
JW-EA02-COMP-120507	A4371_9893_PCB	PCB-145	7/5/2012	0.399	Yes	N	U			1.52	0.399	pg/g
JW-EA02-COMP-120507	A4371_9893_PCB	PCB-146	7/5/2012	56.1	Yes	Y				1.52	0.501	pg/g
JW-EA02-COMP-120507	A4371_9893_PCB	PCB-147/149	7/5/2012	234	Yes	Y	C			3.03	0.507	pg/g
JW-EA02-COMP-120507	A4371_9893_PCB	PCB-148	7/5/2012	0.518	Yes	N	U			1.52	0.518	pg/g
JW-EA02-COMP-120507	A4371_9893_PCB	PCB-150	7/5/2012	0.378	Yes	N	U			1.52	0.378	pg/g
JW-EA02-COMP-120507	A4371_9893_PCB	PCB-152	7/5/2012	0.383	Yes	N	U			1.52	0.383	pg/g
JW-EA02-COMP-120507	A4371_9893_PCB	PCB-153/168	7/5/2012	281	Yes	Y	C			3.03	0.427	pg/g
JW-EA02-COMP-120507	A4371_9893_PCB	PCB-139/140	7/5/2012	7.34	Yes	Y	C			3.03	0.493	pg/g
JW-EA02-COMP-120507	A4371_9893_PCB	PCB-001	7/5/2012	6.31	Yes	Y				1.52	0.376	pg/g
JW-EA02-COMP-120507	A4371_9893_PCB	PCB-209	7/5/2012	9.42	Yes	Y				1.52	1.43	pg/g

SDG: A4371

Analytical Method E1668B

Sample ID	Lab Sample ID	Chemical Name	Anal Date	Result	Mod Res	Report	Detect	Lab Qual	Val Qual	Reason	RI	MDL	Units
JW-EA02-COMP-120507	A4371_9893_PCB	"Dichlorobiphenyl homologs (Total reported, not calculated)"	7/5/2012	242		Yes	Y	J	J	5	0	3.92	pg/g
JW-EA02-COMP-120507	A4371_9893_PCB	"Trichlorobiphenyl homologs (Total reported, not calculated)"	7/5/2012	1520		Yes	Y	EMPC	J	23	0	1.35	pg/g
JW-EA02-COMP-120507	A4371_9893_PCB	"Pentachlorobiphenyl homologs (Total reported, not calculated)"	7/5/2012	1780		Yes	Y	EMPC	J	19,23	0	0.536	pg/g
JW-EA02-COMP-120507	A4371_9893_PCB	"Hexachlorobiphenyl homologs (Total reported, not calculated)"	7/5/2012	1560		Yes	Y				0	0.64	pg/g
JW-EA02-COMP-120507	A4371_9893_PCB	"Tetrachlorobiphenyl homologs (Total reported, not calculated)"	7/5/2012	1730		Yes	Y	J	J	19	0	0.45	pg/g
JW-EA02-COMP-120507	A4371_9893_PCB	"Monochlorobiphenyl homologs (Total reported, not calculated)"	7/5/2012	20		Yes	Y				0	0.431	pg/g
JW-EA02-COMP-120507	A4371_9893_PCB	PCB-010	7/5/2012	1.37		Yes	Y	J	J	5	1.52	0.709	pg/g
JW-EA02-COMP-120507	A4371_9893_PCB	PCB-208	7/5/2012	3.88		Yes	Y	EMPC	J	23	1.52	0.825	pg/g
JW-EA02-COMP-120507	A4371_9893_PCB	PCB-183	7/5/2012	32.2		Yes	Y	J	J	19	1.52	0.841	pg/g
JW-EA02-COMP-120507	A4371_9893_PCB	"Heptachlorobiphenyl homologs (Total reported, not calculated)"	7/5/2012	382		Yes	Y	EMPC	J	19,23	0	0.62	pg/g
JW-EA02-COMP-120507	A4371_9893_PCB	PCB-002	7/5/2012	5.83		Yes	Y				1.52	0.394	pg/g
JW-EA02-COMP-120507	A4371_9893_PCB	PCB-003	7/5/2012	7.82		Yes	Y				1.52	0.486	pg/g
JW-EA02-COMP-120507	A4371_9893_PCB	PCB-004	7/5/2012	20.5		Yes	Y	J	J	5	1.52	5.2	pg/g
JW-EA02-COMP-120507	A4371_9893_PCB	PCB-005	7/5/2012	1.12		Yes	Y	J	J	5	1.52	0.777	pg/g
JW-EA02-COMP-120507	A4371_9893_PCB	PCB-006	7/5/2012	10.8		Yes	Y				1.52	2.64	pg/g
JW-EA02-COMP-120507	A4371_9893_PCB	PCB-007	7/5/2012	1.83		Yes	Y	J	J	5	1.52	0.719	pg/g
JW-EA02-COMP-120507	A4371_9893_PCB	PCB-008	7/5/2012	55.1		Yes	Y	J	J	5	1.52	2.54	pg/g
JW-EA02-COMP-120507	A4371_9893_PCB	PCB-009	7/5/2012	3.21		Yes	Y	J	J	5	1.52	0.847	pg/g
JW-EA02-COMP-120507	A4371_9893_PCB	PCB-012/013	7/5/2012	9.44		Yes	Y	C	J	5	3.03	2.58	pg/g
JW-EA02-COMP-120507	A4371_9893_PCB	"Nonachlorobiphenyl homologs (Total reported, not calculated)"	7/5/2012	22		Yes	Y	EMPC	J	23	0	0.928	pg/g
JW-EA02-COMP-120507	A4371_9893_PCB	PCB-185	7/5/2012	2.72		Yes	Y	EMPC	J	19,23	1.52	0.879	pg/g
JW-EA02-COMP-120507	A4371_9893_PCB	"Octachlorobiphenyl homologs (Total reported, not calculated)"	7/5/2012	111		Yes	Y	EMPC	J	23	0	0.479	pg/g

SDG: A4371

Analytical Method E1668B

Sample ID	Lab Sample ID	Chemical Name	Anal Date	Result	Mod Res Report	Detect	Lab Qual	Val Qual	Reason	RL	MDL	Units
JW-EA02-COMP-120507	A4371_9893_PCB	PCB-184	7/5/2012	0.297	Yes	N	U	UJ	19	1.52	0.297	pg/g
JW-EA02-COMP-120507	A4371_9893_PCB	PCB-207	7/5/2012	1.83	Yes	Y				1.52	0.8	pg/g
JW-EA02-COMP-120507	A4371_9893_PCB	PCB-186	7/5/2012	0.281	Yes	N	U	UJ	19	1.52	0.281	pg/g
JW-EA02-COMP-120507	A4371_9893_PCB	PCB-187	7/5/2012	73.9	Yes	Y		J	19	1.52	0.87	pg/g
JW-EA02-COMP-120507	A4371_9893_PCB	PCB-188	7/5/2012	0.289	Yes	N	U			1.52	0.289	pg/g
JW-EA02-COMP-120507	A4371_9893_PCB	PCB-189	7/5/2012	2.23	Yes	Y	EMPC	J	19,23	1.52	0.431	pg/g
JW-EA02-COMP-120507	A4371_9893_PCB	PCB-190	7/5/2012	9.58	Yes	Y		J	19	1.52	0.663	pg/g
JW-EA02-COMP-120507	A4371_9893_PCB	PCB-191	7/5/2012	2.05	Yes	Y		J	19	1.52	0.652	pg/g
JW-EA02-COMP-120507	A4371_9893_PCB	PCB-192	7/5/2012	0.667	Yes	N	U	UJ	19	1.52	0.667	pg/g
JW-EA02-COMP-120507	A4371_9893_PCB	PCB-194	7/5/2012	21.9	Yes	Y				1.52	0.636	pg/g
JW-EA02-COMP-120507	A4371_9893_PCB	PCB-205	7/5/2012	1.02	Yes	Y	J			1.52	0.48	pg/g
JW-EA02-COMP-120507	A4371_9893_PCB	PCB-195	7/5/2012	8.87	Yes	Y				1.52	0.713	pg/g
JW-EA02-COMP-120507	A4371_9893_PCB	PCB-206	7/5/2012	16.3	Yes	Y				1.52	1.03	pg/g
JW-EA02-COMP-120507	A4371_9893_PCB	PCB-204	7/5/2012	0.437	Yes	N	U			1.52	0.437	pg/g
JW-EA02-COMP-120507	A4371_9893_PCB	PCB-203	7/5/2012	19.5	Yes	Y				1.52	0.624	pg/g
JW-EA02-COMP-120507	A4371_9893_PCB	PCB-202	7/5/2012	7.61	Yes	Y				1.52	0.478	pg/g
JW-EA02-COMP-120507	A4371_9893_PCB	PCB-201	7/5/2012	3.62	Yes	Y				1.52	0.422	pg/g
JW-EA02-COMP-120507	A4371_9893_PCB	PCB-200	7/5/2012	2.26	Yes	Y	EMPC	J	23	1.52	0.451	pg/g
JW-EA02-COMP-120507	A4371_9893_PCB	PCB-198/199	7/5/2012	32.6	Yes	Y	C			3.03	0.677	pg/g
JW-EA02-COMP-120507	A4371_9893_PCB	PCB-197	7/5/2012	0.673	Yes	Y	J			1.52	0.394	pg/g
JW-EA02-COMP-120507	A4371_9893_PCB	PCB-196	7/5/2012	13.3	Yes	Y				1.52	0.66	pg/g
JW-EA03-COMP-120507	A4371_9893_PCB	PCB-150	7/5/2012	0.218	Yes	N	U	UJ	19	1.45	0.218	pg/g
JW-EA03-COMP-120507	A4371_9893_PCB	PCB-142	7/5/2012	0.36	Yes	N	U	UJ	19	1.45	0.36	pg/g
JW-EA03-COMP-120507	A4371_9893_PCB	PCB-133	7/5/2012	1.86	Yes	Y		J	19	1.45	0.348	pg/g
JW-EA03-COMP-120507	A4371_9893_PCB	PCB-134	7/5/2012	5.32	Yes	Y		J	19	1.45	0.38	pg/g

SDG: A4371

Analytical Method E1668B

Sample ID	Lab Sample ID	Chemical Name	Anal Date	Result	Mod Res Report	Detect	Lab Qual	Val Qual	Reason	RL	MDL	Units
JW-EA03-COMP-120507	A4371_9893_PCB	PCB-135/151	7/5/2012	26	Yes	Y	C	J	19	2.89	0.318	pg/g
JW-EA03-COMP-120507	A4371_9893_PCB	PCB-136	7/5/2012	9.45	Yes	Y		J	19	1.45	0.241	pg/g
JW-EA03-COMP-120507	A4371_9893_PCB	PCB-137	7/5/2012	5.32	Yes	Y		J	19	1.45	0.337	pg/g
JW-EA03-COMP-120507	A4371_9893_PCB	PCB-139/140	7/5/2012	1.83	Yes	Y	J	EMPC	19,23	2.89	0.304	pg/g
JW-EA03-COMP-120507	A4371_9893_PCB	PCB-141	7/5/2012	15.4	Yes	Y		J	19	1.45	0.343	pg/g
JW-EA03-COMP-120507	A4371_9893_PCB	PCB-132	7/5/2012	30.8	Yes	Y		J	19	1.45	0.349	pg/g
JW-EA03-COMP-120507	A4371_9893_PCB	PCB-143	7/5/2012	0.336	Yes	N	U	UJ	19	1.45	0.336	pg/g
JW-EA03-COMP-120507	A4371_9893_PCB	PCB-144	7/5/2012	3.75	Yes	Y		J	19	1.45	0.318	pg/g
JW-EA03-COMP-120507	A4371_9893_PCB	PCB-145	7/5/2012	0.234	Yes	N	U	UJ	19	1.45	0.234	pg/g
JW-EA03-COMP-120507	A4371_9893_PCB	PCB-146	7/5/2012	17.4	Yes	Y		J	19	1.45	0.329	pg/g
JW-EA03-COMP-120507	A4371_9893_PCB	PCB-155	7/5/2012	0.211	Yes	N	U		19	1.45	0.211	pg/g
JW-EA03-COMP-120507	A4371_9893_PCB	PCB-148	7/5/2012	0.309	Yes	N	U	UJ	19	1.45	0.309	pg/g
JW-EA03-COMP-120507	A4371_9893_PCB	PCB-152	7/5/2012	0.224	Yes	N	U	UJ	19	1.45	0.224	pg/g
JW-EA03-COMP-120507	A4371_9893_PCB	PCB-153/168	7/5/2012	74.1	Yes	Y	C	J	19	2.89	0.251	pg/g
JW-EA03-COMP-120507	A4371_9893_PCB	PCB-154	7/5/2012	1.16	Yes	Y	J	EMPC	19,23	1.45	0.285	pg/g
JW-EA03-COMP-120507	A4371_9893_PCB	PCB-147/149	7/5/2012	64.4	Yes	Y	C	J	19	2.89	0.31	pg/g
JW-EA03-COMP-120507	A4371_9893_PCB	PCB-117	7/5/2012	2.69	Yes	Y			19	1.45	0.413	pg/g
JW-EA03-COMP-120507	A4371_9893_PCB	PCB-186	7/5/2012	0.207	Yes	N	U	UJ	19	1.45	0.207	pg/g
JW-EA03-COMP-120507	A4371_9893_PCB	PCB-104	7/5/2012	0.235	Yes	N	U		19	1.45	0.235	pg/g
JW-EA03-COMP-120507	A4371_9893_PCB	PCB-156/157	7/5/2012	9.89	Yes	Y	C		19	2.89	0.742	pg/g
JW-EA03-COMP-120507	A4371_9893_PCB	PCB-106	7/5/2012	0.315	Yes	N	U		19	1.45	0.315	pg/g
JW-EA03-COMP-120507	A4371_9893_PCB	PCB-107	7/5/2012	4.14	Yes	Y			19	1.45	0.301	pg/g
JW-EA03-COMP-120507	A4371_9893_PCB	PCB-108/124	7/5/2012	2.06	Yes	Y	J	C	2.89	2.89	0.307	pg/g
JW-EA03-COMP-120507	A4371_9893_PCB	PCB-110	7/5/2012	62.2	Yes	Y			19	1.45	0.297	pg/g
JW-EA03-COMP-120507	A4371_9893_PCB	PCB-111	7/5/2012	0.284	Yes	N	U		19	1.45	0.284	pg/g

SDG: A4371

Analytical Method E1668B

Sample ID	Lab Sample ID	Chemical Name	Anal Date	Result	Mod Res Report	Detect	Lab Qual	Val Qual	Reason	RL	MDL	Units
JW-EA03-COMP-120507	A4371_9893_PCB	PCB-112	7/5/2012	0.285	Yes	N	U			1.45	0.285	pg/g
JW-EA03-COMP-120507	A4371_9893_PCB	PCB-105	7/5/2012	20.5	Yes	Y				1.45	0.303	pg/g
JW-EA03-COMP-120507	A4371_9893_PCB	PCB-115	7/5/2012	1.09	Yes	Y	J	EMPC	J	23	0.294	pg/g
JW-EA03-COMP-120507	A4371_9893_PCB	PCB-131	7/5/2012	1.32	Yes	Y	J	EMPC	J	19,23	0.365	pg/g
JW-EA03-COMP-120507	A4371_9893_PCB	PCB-118	7/5/2012	51.5	Yes	Y				1.45	0.274	pg/g
JW-EA03-COMP-120507	A4371_9893_PCB	PCB-120	7/5/2012	0.283	Yes	N	U			1.45	0.283	pg/g
JW-EA03-COMP-120507	A4371_9893_PCB	PCB-121	7/5/2012	0.277	Yes	N	U			1.45	0.277	pg/g
JW-EA03-COMP-120507	A4371_9893_PCB	PCB-122	7/5/2012	0.343	Yes	N	U			1.45	0.343	pg/g
JW-EA03-COMP-120507	A4371_9893_PCB	PCB-123	7/5/2012	0.9	Yes	Y	J			1.45	0.319	pg/g
JW-EA03-COMP-120507	A4371_9893_PCB	PCB-126	7/5/2012	0.312	Yes	N	U	UJ	19	1.45	0.312	pg/g
JW-EA03-COMP-120507	A4371_9893_PCB	PCB-127	7/5/2012	0.33	Yes	N	U			1.45	0.33	pg/g
JW-EA03-COMP-120507	A4371_9893_PCB	PCB-128/166	7/5/2012	12.5	Yes	Y	C	J	19	2.89	0.501	pg/g
JW-EA03-COMP-120507	A4371_9893_PCB	PCB-129/138/163	7/5/2012	106	Yes	Y	C	J	19	4.34	0.311	pg/g
JW-EA03-COMP-120507	A4371_9893_PCB	PCB-130	7/5/2012	7.84	Yes	Y	J		19	1.45	0.383	pg/g
JW-EA03-COMP-120507	A4371_9893_PCB	PCB-114	7/5/2012	1.02	Yes	Y	J			1.45	0.302	pg/g
JW-EA03-COMP-120507	A4371_9893_PCB	PCB-201	7/5/2012	2.2	Yes	Y	EMPC	J	23	1.45	0.513	pg/g
JW-EA03-COMP-120507	A4371_9893_PCB	PCB-184	7/5/2012	0.215	Yes	N	U	UJ	19	1.45	0.215	pg/g
JW-EA03-COMP-120507	A4371_9893_PCB	PCB-189	7/5/2012	0.508	Yes	Y	J	EMPC	J	19,23	0.435	pg/g
JW-EA03-COMP-120507	A4371_9893_PCB	PCB-190	7/5/2012	2.57	Yes	Y		J	19	1.45	0.401	pg/g
JW-EA03-COMP-120507	A4371_9893_PCB	PCB-191	7/5/2012	0.392	Yes	N	U	UJ	19	1.45	0.392	pg/g
JW-EA03-COMP-120507	A4371_9893_PCB	PCB-192	7/5/2012	0.396	Yes	N	U	UJ	19	1.45	0.396	pg/g
JW-EA03-COMP-120507	A4371_9893_PCB	PCB-194	7/5/2012	17.7	Yes	Y				1.45	1.02	pg/g
JW-EA03-COMP-120507	A4371_9893_PCB	PCB-195	7/5/2012	4.61	Yes	Y				1.45	1.13	pg/g
JW-EA03-COMP-120507	A4371_9893_PCB	PCB-196	7/5/2012	6.53	Yes	Y	EMPC	J	23	1.45	0.723	pg/g
JW-EA03-COMP-120507	A4371_9893_PCB	PCB-197	7/5/2012	0.473	Yes	N	U			1.45	0.473	pg/g

SDG: A4371

Analytical Method E1668B

Sample ID	Lab Sample ID	Chemical Name	Anal Date	Result	Mod Res Report	Detect	Lab Qual	Val Qual	Reason	RL	MDL	Units
JW-EA03-COMP-120507	A4371_9893_PCB	PCB-187	7/5/2012	24.4	Yes	Y	J	J	19	1.45	0.515	pg/g
JW-EA03-COMP-120507	A4371_9893_PCB	PCB-200	7/5/2012	1.65	Yes	Y				1.45	0.593	pg/g
JW-EA03-COMP-120507	A4371_9893_PCB	PCB-185	7/5/2012	1.22	Yes	Y	J	J	19	1.45	0.569	pg/g
JW-EA03-COMP-120507	A4371_9893_PCB	PCB-202	7/5/2012	6.42	Yes	Y				1.45	0.614	pg/g
JW-EA03-COMP-120507	A4371_9893_PCB	PCB-203	7/5/2012	16	Yes	Y				1.45	0.663	pg/g
JW-EA03-COMP-120507	A4371_9893_PCB	PCB-204	7/5/2012	0.55	Yes	N	U			1.45	0.55	pg/g
JW-EA03-COMP-120507	A4371_9893_PCB	PCB-205	7/5/2012	0.692	Yes	N	U			1.45	0.692	pg/g
JW-EA03-COMP-120507	A4371_9893_PCB	PCB-206	7/5/2012	29	Yes	Y				1.45	1.23	pg/g
JW-EA03-COMP-120507	A4371_9893_PCB	PCB-207	7/5/2012	2.36	Yes	Y				1.45	0.844	pg/g
JW-EA03-COMP-120507	A4371_9893_PCB	PCB-208	7/5/2012	7.47	Yes	Y				1.45	0.878	pg/g
JW-EA03-COMP-120507	A4371_9893_PCB	PCB-103	7/5/2012	0.616	Yes	Y	J	J	19	1.45	0.341	pg/g
JW-EA03-COMP-120507	A4371_9893_PCB	PCB-041	7/5/2012	2.92	Yes	Y	C			1.45	0.223	pg/g
JW-EA03-COMP-120507	A4371_9893_PCB	PCB-198/199	7/5/2012	27.1	Yes	Y				2.89	0.731	pg/g
JW-EA03-COMP-120507	A4371_9893_PCB	PCB-175	7/5/2012	0.549	Yes	N	U	UJ	19	1.45	0.549	pg/g
JW-EA03-COMP-120507	A4371_9893_PCB	PCB-159	7/5/2012	0.47	Yes	N	U	UJ	19	1.45	0.47	pg/g
JW-EA03-COMP-120507	A4371_9893_PCB	PCB-160	7/5/2012	0.26	Yes	N	U	UJ	19	1.45	0.26	pg/g
JW-EA03-COMP-120507	A4371_9893_PCB	PCB-161	7/5/2012	0.254	Yes	N	U	UJ	19	1.45	0.254	pg/g
JW-EA03-COMP-120507	A4371_9893_PCB	PCB-162	7/5/2012	0.442	Yes	N	U	UJ	19	1.45	0.442	pg/g
JW-EA03-COMP-120507	A4371_9893_PCB	PCB-164	7/5/2012	6.45	Yes	Y		J	19	1.45	0.251	pg/g
JW-EA03-COMP-120507	A4371_9893_PCB	PCB-061/070/074/076	7/5/2012	45.3	Yes	Y	C	J	19	5.79	0.506	pg/g
JW-EA03-COMP-120507	A4371_9893_PCB	PCB-167	7/5/2012	2.97	Yes	Y		J	19	1.45	0.458	pg/g
JW-EA03-COMP-120507	A4371_9893_PCB	PCB-170	7/5/2012	10.4	Yes	Y		J	19	1.45	0.45	pg/g
JW-EA03-COMP-120507	A4371_9893_PCB	PCB-171/173	7/5/2012	4.83	Yes	Y	EMPC C	J	19,23	2.89	0.63	pg/g
JW-EA03-COMP-120507	A4371_9893_PCB	PCB-188	7/5/2012	0.203	Yes	N	U			1.45	0.203	pg/g
JW-EA03-COMP-120507	A4371_9893_PCB	PCB-174	7/5/2012	17	Yes	Y		J	19	1.45	0.628	pg/g

SDG: A4371

Analytical Method E1668B

Sample ID	Lab Sample ID	Chemical Name	Anal Date	Result	Mod Res Report	Detect	Lab Qual	Val Qual	Reason	RL	MDL	Units
JW-EA03-COMP-120507	A4371_9893_PCB	PCB-158	7/5/2012	10.3	Yes	Y	J	J	19	1.45	0.238	pg/g
JW-EA03-COMP-120507	A4371_9893_PCB	PCB-176	7/5/2012	1.89	Yes	Y	EMPC	J	19,23	1.45	0.194	pg/g
JW-EA03-COMP-120507	A4371_9893_PCB	PCB-177	7/5/2012	10	Yes	Y	EMPC	J	19,23	1.45	0.636	pg/g
JW-EA03-COMP-120507	A4371_9893_PCB	PCB-178	7/5/2012	4.62	Yes	Y	J	J	19	1.45	0.27	pg/g
JW-EA03-COMP-120507	A4371_9893_PCB	PCB-179	7/5/2012	8.28	Yes	Y	J	J	19	1.45	0.209	pg/g
JW-EA03-COMP-120507	A4371_9893_PCB	PCB-180/193	7/5/2012	26.6	Yes	Y	C	J	19	2.89	0.373	pg/g
JW-EA03-COMP-120507	A4371_9893_PCB	PCB-181	7/5/2012	0.564	Yes	N	U	UJ	19	1.45	0.564	pg/g
JW-EA03-COMP-120507	A4371_9893_PCB	PCB-182	7/5/2012	0.518	Yes	N	U	UJ	19	1.45	0.518	pg/g
JW-EA03-COMP-120507	A4371_9893_PCB	PCB-183	7/5/2012	9.09	Yes	Y	J	J	19	1.45	0.494	pg/g
JW-EA03-COMP-120507	A4371_9893_PCB	PCB-209	7/5/2012	15.1	Yes	Y	J	J	19	1.45	1.34	pg/g
JW-EA03-COMP-120507	A4371_9893_PCB	PCB-172	7/5/2012	1.73	Yes	Y	J	J	19	1.45	0.516	pg/g
JW-EA03-COMP-120507	A4371_9893_PCB	PCB-025	7/5/2012	2.82	Yes	Y	J	J	19	1.45	0.765	pg/g
JW-EA03-COMP-120507	A4371_9893_PCB	PCB-015	7/5/2012	12.5	Yes	Y	J	J	5	1.45	2.1	pg/g
JW-EA03-COMP-120507	A4371_9893_PCB	PCB-016	7/5/2012	12.4	Yes	Y	J	J	19	1.45	1.4	pg/g
JW-EA03-COMP-120507	A4371_9893_PCB	PCB-017	7/5/2012	12.2	Yes	Y	J	J	19	1.45	1.12	pg/g
JW-EA03-COMP-120507	A4371_9893_PCB	PCB-018/030	7/5/2012	20.3	Yes	Y	C	J	19	2.89	0.941	pg/g
JW-EA03-COMP-120507	A4371_9893_PCB	PCB-019	7/5/2012	1.94	Yes	Y	J	J	19	1.45	1.16	pg/g
JW-EA03-COMP-120507	A4371_9893_PCB	PCB-020/028	7/5/2012	42.5	Yes	Y	C	J	19	2.89	0.77	pg/g
JW-EA03-COMP-120507	A4371_9893_PCB	PCB-021/033	7/5/2012	14.5	Yes	Y	C	J	19,23	2.89	0.759	pg/g
JW-EA03-COMP-120507	A4371_9893_PCB	PCB-022	7/5/2012	14.5	Yes	Y	J	J	19,23	1.45	0.815	pg/g
JW-EA03-COMP-120507	A4371_9893_PCB	PCB-043	7/5/2012	0.8	Yes	Y	J	J	19,23	1.45	0.206	pg/g
JW-EA03-COMP-120507	A4371_9893_PCB	PCB-024	7/5/2012	0.88	Yes	N	U	J	19,23	1.45	0.88	pg/g
JW-EA03-COMP-120507	A4371_9893_PCB	PCB-011	7/5/2012	20.9	Yes	N	B	UJ	5,7	1.45	2.21	pg/g
JW-EA03-COMP-120507	A4371_9893_PCB	PCB-026/029	7/5/2012	5.94	Yes	Y	B	UJ	5,7	2.89	0.769	pg/g
JW-EA03-COMP-120507	A4371_9893_PCB	PCB-027	7/5/2012	2.1	Yes	Y	EMPC	J	23	1.45	0.841	pg/g

SDG: A4371

Analytical Method E1668B

Sample ID	Lab Sample ID	Chemical Name	Anal Date	Result	Mod Res Report	Detect	Lab Qual	Val Qual	Reason	RL	MDL	Units
JW-EA03-COMP-120507	A4371_9893_PCB	PCB-031	7/5/2012	31.7	Yes	Y				1.45	0.737	pg/g
JW-EA03-COMP-120507	A4371_9893_PCB	PCB-032	7/5/2012	8.26	Yes	Y				1.45	0.781	pg/g
JW-EA03-COMP-120507	A4371_9893_PCB	PCB-034	7/5/2012	0.8	Yes	N	U			1.45	0.8	pg/g
JW-EA03-COMP-120507	A4371_9893_PCB	PCB-035	7/5/2012	0.854	Yes	N	U			1.45	0.854	pg/g
JW-EA03-COMP-120507	A4371_9893_PCB	PCB-036	7/5/2012	0.785	Yes	N	U			1.45	0.785	pg/g
JW-EA03-COMP-120507	A4371_9893_PCB	PCB-037	7/5/2012	14.3	Yes	Y				1.45	0.909	pg/g
JW-EA03-COMP-120507	A4371_9893_PCB	PCB-038	7/5/2012	0.851	Yes	N	U			1.45	0.851	pg/g
JW-EA03-COMP-120507	A4371_9893_PCB	PCB-023	7/5/2012	0.764	Yes	N	U			1.45	0.764	pg/g
JW-EA03-COMP-120507	A4371_9893_PCB	PCB-002	7/5/2012	1.6	Yes	Y	EMPC	J	23	1.45	0.323	pg/g
JW-EA03-COMP-120507	A4371_9893_PCB	PCB-169	7/5/2012	0.545	Yes	N	U			1.45	0.545	pg/g
JW-EA03-COMP-120507	A4371_9893_PCB	"Dichlorobiphenyl homologs (Total reported, not calculated)"	7/5/2012	54.1	Yes	N		UJ	5,7	0	1.75	pg/g
JW-EA03-COMP-120507	A4371_9893_PCB	"Trichlorobiphenyl homologs (Total reported, not calculated)"	7/5/2012	183	Yes	Y	EMPC	J	23	0	1.03	pg/g
JW-EA03-COMP-120507	A4371_9893_PCB	"Pentachlorobiphenyl homologs (Total reported, not calculated)"	7/5/2012	344	Yes	Y	EMPC	J	19,23	0	0.291	pg/g
JW-EA03-COMP-120507	A4371_9893_PCB	"Hexachlorobiphenyl homologs (Total reported, not calculated)"	7/5/2012	414	Yes	Y	EMPC	J	19,23	0	0.489	pg/g
JW-EA03-COMP-120507	A4371_9893_PCB	"Tetrachlorobiphenyl homologs (Total reported, not calculated)"	7/5/2012	208	Yes	Y	EMPC	J	19,23	0	0.323	pg/g
JW-EA03-COMP-120507	A4371_9893_PCB	"Monochlorobiphenyl homologs (Total reported, not calculated)"	7/5/2012	6.17	Yes	Y	EMPC	J	23	0	0.313	pg/g
JW-EA03-COMP-120507	A4371_9893_PCB	"Heptachlorobiphenyl homologs (Total reported, not calculated)"	7/5/2012	123	Yes	Y	EMPC	J	19,23	0	0.426	pg/g
JW-EA03-COMP-120507	A4371_9893_PCB	"Nonachlorobiphenyl homologs (Total reported, not calculated)"	7/5/2012	38.8	Yes	Y				0	1.05	pg/g
JW-EA03-COMP-120507	A4371_9893_PCB	PCB-014	7/5/2012	1.84	Yes	N	U	UJ	5	1.45	1.84	pg/g
JW-EA03-COMP-120507	A4371_9893_PCB	PCB-001	7/5/2012	2.08	Yes	N	B EMPC	UJ	7,23	1.45	0.269	pg/g
JW-EA03-COMP-120507	A4371_9893_PCB	PCB-012/013	7/5/2012	2.03	Yes	Y	J C	J	5	2.89	0.708	pg/g
JW-EA03-COMP-120507	A4371_9893_PCB	PCB-003	7/5/2012	2.49	Yes	Y				1.45	0.358	pg/g

SDG: A4371

Analytical Method E1668B

Sample ID	Lab Sample ID	Chemical Name	Anal Date	Result	Mod Res	Report	Detect	Lab Qual	Val Qual	Reason	RL	MDL	Units
JW-EA03-COMP-120507	A4371_9893_PCB	PCB-004	7/5/2012	5.24	Yes	Y	Y	J	J	5	1.45	1.4	pg/g
JW-EA03-COMP-120507	A4371_9893_PCB	PCB-005	7/5/2012	2.14	Yes	N	N	U	UJ	5	1.45	2.14	pg/g
JW-EA03-COMP-120507	A4371_9893_PCB	PCB-006	7/5/2012	2.13	Yes	Y	Y	J	J	5	1.45	0.687	pg/g
JW-EA03-COMP-120507	A4371_9893_PCB	PCB-007	7/5/2012	2.03	Yes	N	N	U	UJ	5	1.45	2.03	pg/g
JW-EA03-COMP-120507	A4371_9893_PCB	PCB-008	7/5/2012	11.3	Yes	Y	Y	B	J	5	1.45	2.04	pg/g
JW-EA03-COMP-120507	A4371_9893_PCB	PCB-009	7/5/2012	2.29	Yes	N	N	U	UJ	5	1.45	2.29	pg/g
JW-EA03-COMP-120507	A4371_9893_PCB	PCB-010	7/5/2012	2.39	Yes	N	N	U	UJ	5	1.45	2.39	pg/g
JW-EA03-COMP-120507	A4371_9893_PCB	PCB-086/087/097/109/119/125	7/5/2012	33.6	Yes	Y	Y	C	J	23	8.68	0.328	pg/g
JW-EA03-COMP-120507	A4371_9893_PCB	"Octachlorobiphenyl homologs (Total reported, not calculated)"	7/5/2012	82.2	Yes	Y	Y	EMPC	J	23	0	0.653	pg/g
JW-EA03-COMP-120507	A4371_9893_PCB	PCB-089	7/5/2012	0.399	Yes	N	N	U	UJ	19	1.45	0.399	pg/g
JW-EA03-COMP-120507	A4371_9893_PCB	PCB-039	7/5/2012	0.758	Yes	N	N	U	UJ	19	1.45	0.758	pg/g
JW-EA03-COMP-120507	A4371_9893_PCB	PCB-077	7/5/2012	1.89	Yes	Y	Y	J	J	19	1.45	0.547	pg/g
JW-EA03-COMP-120507	A4371_9893_PCB	PCB-078	7/5/2012	0.601	Yes	N	N	U	UJ	19	1.45	0.601	pg/g
JW-EA03-COMP-120507	A4371_9893_PCB	PCB-079	7/5/2012	0.496	Yes	N	N	U	UJ	19	1.45	0.496	pg/g
JW-EA03-COMP-120507	A4371_9893_PCB	PCB-080	7/5/2012	0.465	Yes	N	N	U	UJ	19	1.45	0.465	pg/g
JW-EA03-COMP-120507	A4371_9893_PCB	PCB-081	7/5/2012	0.501	Yes	N	N	U	UJ	19	1.45	0.501	pg/g
JW-EA03-COMP-120507	A4371_9893_PCB	PCB-082	7/5/2012	5.68	Yes	Y	Y	U	UJ	19	1.45	0.456	pg/g
JW-EA03-COMP-120507	A4371_9893_PCB	PCB-083	7/5/2012	3.29	Yes	Y	Y	U	UJ	19	1.45	0.458	pg/g
JW-EA03-COMP-120507	A4371_9893_PCB	PCB-084	7/5/2012	12.3	Yes	Y	Y	U	UJ	19	1.45	0.418	pg/g
JW-EA03-COMP-120507	A4371_9893_PCB	PCB-072	7/5/2012	0.488	Yes	N	N	U	UJ	19	1.45	0.488	pg/g
JW-EA03-COMP-120507	A4371_9893_PCB	PCB-088	7/5/2012	0.4	Yes	N	N	U	UJ	19	1.45	0.4	pg/g
JW-EA03-COMP-120507	A4371_9893_PCB	PCB-068	7/5/2012	0.468	Yes	N	N	U	UJ	19	1.45	0.468	pg/g
JW-EA03-COMP-120507	A4371_9893_PCB	PCB-090/101/113	7/5/2012	52.5	Yes	Y	Y	C	UJ	19	4.34	0.336	pg/g
JW-EA03-COMP-120507	A4371_9893_PCB	PCB-091	7/5/2012	5.9	Yes	Y	Y	U	UJ	19	1.45	0.326	pg/g
JW-EA03-COMP-120507	A4371_9893_PCB	PCB-092	7/5/2012	10.5	Yes	Y	Y	U	UJ	19	1.45	0.396	pg/g

SDG: A4371

Analytical Method E1668B

Sample ID	Lab Sample ID	Chemical Name	Anal Date	Result	Mod Res Report	Detect	Lab Qual	Val Qual	Reason	RL	MDL	Units
JW-EA03-COMP-120507	A4371_9893_PCB	PCB-093/100	7/5/2012	0.356	Yes	N	C U			2.89	0.356	pg/g
JW-EA03-COMP-120507	A4371_9893_PCB	PCB-094	7/5/2012	0.39	Yes	N	U			1.45	0.39	pg/g
JW-EA03-COMP-120507	A4371_9893_PCB	PCB-095	7/5/2012	37.3	Yes	Y				1.45	0.356	pg/g
JW-EA03-COMP-120507	A4371_9893_PCB	PCB-096	7/5/2012	0.231	Yes	N	U			1.45	0.231	pg/g
JW-EA03-COMP-120507	A4371_9893_PCB	PCB-098	7/5/2012	0.411	Yes	N	U			1.45	0.411	pg/g
JW-EA03-COMP-120507	A4371_9893_PCB	PCB-099	7/5/2012	28.1	Yes	Y				1.45	0.378	pg/g
JW-EA03-COMP-120507	A4371_9893_PCB	PCB-085/116	7/5/2012	7.09	Yes	Y	C			2.89	0.295	pg/g
JW-EA03-COMP-120507	A4371_9893_PCB	PCB-055	7/5/2012	0.531	Yes	N	U	UJ	19	1.45	0.531	pg/g
JW-EA03-COMP-120507	A4371_9893_PCB	PCB-102	7/5/2012	1.43	Yes	Y	J			1.45	0.302	pg/g
JW-EA03-COMP-120507	A4371_9893_PCB	PCB-042	7/5/2012	7.38	Yes	Y		J	19	1.45	0.195	pg/g
JW-EA03-COMP-120507	A4371_9893_PCB	PCB-044/047/065	7/5/2012	27	Yes	Y	C	J	19	4.34	0.172	pg/g
JW-EA03-COMP-120507	A4371_9893_PCB	PCB-045	7/5/2012	3.71	Yes	Y		J	19	1.45	0.202	pg/g
JW-EA03-COMP-120507	A4371_9893_PCB	PCB-046	7/5/2012	1.61	Yes	Y		J	19	1.45	0.21	pg/g
JW-EA03-COMP-120507	A4371_9893_PCB	PCB-048	7/5/2012	5.45	Yes	Y		J	19	1.45	0.186	pg/g
JW-EA03-COMP-120507	A4371_9893_PCB	PCB-049/069	7/5/2012	15.6	Yes	Y	C	J	19	2.89	0.153	pg/g
JW-EA03-COMP-120507	A4371_9893_PCB	PCB-050/053	7/5/2012	3.03	Yes	Y	C	J	19	2.89	0.172	pg/g
JW-EA03-COMP-120507	A4371_9893_PCB	PCB-051	7/5/2012	0.989	Yes	Y	J	J	19	1.45	0.171	pg/g
JW-EA03-COMP-120507	A4371_9893_PCB	PCB-073	7/5/2012	0.143	Yes	N	U	UJ	19	1.45	0.143	pg/g
JW-EA03-COMP-120507	A4371_9893_PCB	PCB-054	7/5/2012	0.208	Yes	N	U			1.45	0.208	pg/g
JW-EA03-COMP-120507	A4371_9893_PCB	PCB-040/071	7/5/2012	11.8	Yes	Y	C	J	19	2.89	0.18	pg/g
JW-EA03-COMP-120507	A4371_9893_PCB	PCB-056	7/5/2012	7.89	Yes	Y		J	19	1.45	0.543	pg/g
JW-EA03-COMP-120507	A4371_9893_PCB	PCB-057	7/5/2012	0.521	Yes	N	U	UJ	19	1.45	0.521	pg/g
JW-EA03-COMP-120507	A4371_9893_PCB	PCB-058	7/5/2012	0.522	Yes	N	U	UJ	19	1.45	0.522	pg/g
JW-EA03-COMP-120507	A4371_9893_PCB	PCB-059/062/075	7/5/2012	2.53	Yes	Y	J C	J	19	4.34	0.137	pg/g
JW-EA03-COMP-120507	A4371_9893_PCB	PCB-060	7/5/2012	3.41	Yes	Y		J	19	1.45	0.516	pg/g

SDG: A4371

Analytical Method E1668B

Sample ID	Lab Sample ID	Chemical Name	Anal Date	Result	Mod Res	Report	Detect	Lab Qual	Val Qual	Reason	RL	MDL	Units
JW-EA03-COMP-120507	A4371_9893_PCB	PCB-063	7/5/2012	1	Yes	Y	Y	J	J	19,23	1.45	0.473	pg/g
JW-EA03-COMP-120507	A4371_9893_PCB	PCB-064	7/5/2012	11.2	Yes	Y	Y	J	J	19	1.45	0.128	pg/g
JW-EA03-COMP-120507	A4371_9893_PCB	PCB-066	7/5/2012	22.6	Yes	Y	Y	J	J	19	1.45	0.54	pg/g
JW-EA03-COMP-120507	A4371_9893_PCB	PCB-067	7/5/2012	1.42	Yes	Y	Y	J	J	19	1.45	0.508	pg/g
JW-EA03-COMP-120507	A4371_9893_PCB	PCB-052	7/5/2012	30.6	Yes	Y	Y	B	J	19	1.45	0.188	pg/g
JW-EA03-COMP-120507	A4371_9893_PCB	PCB-165	7/5/2012	0.284	Yes	N	N	U	UJ	19	1.45	0.284	pg/g
JW-EA04-COMP-120507	A4371_9893_PCB	PCB-132	7/5/2012	66.3	Yes	Y	Y				1.05	0.289	pg/g
JW-EA04-COMP-120507	A4371_9893_PCB	PCB-120	7/5/2012	1.31	Yes	Y	Y				1.05	0.256	pg/g
JW-EA04-COMP-120507	A4371_9893_PCB	PCB-121	7/5/2012	0.253	Yes	N	N	U			1.05	0.253	pg/g
JW-EA04-COMP-120507	A4371_9893_PCB	PCB-122	7/5/2012	2.04	Yes	Y	Y				1.05	0.27	pg/g
JW-EA04-COMP-120507	A4371_9893_PCB	PCB-123	7/5/2012	2.81	Yes	Y	Y				1.05	0.271	pg/g
JW-EA04-COMP-120507	A4371_9893_PCB	PCB-126	7/5/2012	0.583	Yes	Y	Y	J	J	19,23	1.05	0.39	pg/g
JW-EA04-COMP-120507	A4371_9893_PCB	PCB-127	7/5/2012	0.272	Yes	N	N	U			1.05	0.272	pg/g
JW-EA04-COMP-120507	A4371_9893_PCB	PCB-128/166	7/5/2012	29.8	Yes	Y	Y	C			2.1	0.456	pg/g
JW-EA04-COMP-120507	A4371_9893_PCB	PCB-129/138/163	7/5/2012	230	Yes	Y	Y	C			3.15	0.245	pg/g
JW-EA04-COMP-120507	A4371_9893_PCB	PCB-189	7/5/2012	1.59	Yes	Y	Y		J	19	1.05	0.321	pg/g
JW-EA04-COMP-120507	A4371_9893_PCB	PCB-131	7/5/2012	2.72	Yes	Y	Y	EMPC	J	23	1.05	0.295	pg/g
JW-EA04-COMP-120507	A4371_9893_PCB	PCB-115	7/5/2012	2.03	Yes	Y	Y				1.05	0.251	pg/g
JW-EA04-COMP-120507	A4371_9893_PCB	PCB-133	7/5/2012	5.01	Yes	Y	Y				1.05	0.28	pg/g
JW-EA04-COMP-120507	A4371_9893_PCB	PCB-134	7/5/2012	12.4	Yes	Y	Y				1.05	0.324	pg/g
JW-EA04-COMP-120507	A4371_9893_PCB	PCB-135/151	7/5/2012	64.8	Yes	Y	Y	C			2.1	0.269	pg/g
JW-EA04-COMP-120507	A4371_9893_PCB	PCB-136	7/5/2012	21.2	Yes	Y	Y				1.05	0.21	pg/g
JW-EA04-COMP-120507	A4371_9893_PCB	PCB-137	7/5/2012	8.32	Yes	Y	Y				1.05	0.237	pg/g
JW-EA04-COMP-120507	A4371_9893_PCB	PCB-139/140	7/5/2012	4.48	Yes	Y	Y	C			2.1	0.25	pg/g
JW-EA04-COMP-120507	A4371_9893_PCB	PCB-141	7/5/2012	31.4	Yes	Y	Y				1.05	0.264	pg/g

SDG: A4371

Analytical Method E1668B

Sample ID	Lab Sample ID	Chemical Name	Anal Date	Result	Mod Res Report	Detect	Lab Qual	Val Qual	Reason	RL	MDL	Units
JW-EA04-COMP-120507	A4371_9893_PCB	PCB-130	7/5/2012	15.7	Yes	Y				1.05	0.305	pg/g
JW-EA04-COMP-120507	A4371_9893_PCB	PCB-105	7/5/2012	59.8	Yes	Y				1.05	0.262	pg/g
JW-EA04-COMP-120507	A4371_9893_PCB	PCB-093/100	7/5/2012	1.92	Yes	Y	J C			2.1	0.344	pg/g
JW-EA04-COMP-120507	A4371_9893_PCB	PCB-094	7/5/2012	1.1	Yes	Y				1.05	0.37	pg/g
JW-EA04-COMP-120507	A4371_9893_PCB	PCB-095	7/5/2012	131	Yes	Y				1.05	0.36	pg/g
JW-EA04-COMP-120507	A4371_9893_PCB	PCB-096	7/5/2012	1.99	Yes	Y				1.05	0.255	pg/g
JW-EA04-COMP-120507	A4371_9893_PCB	PCB-098	7/5/2012	0.377	Yes	N	U			1.05	0.377	pg/g
JW-EA04-COMP-120507	A4371_9893_PCB	PCB-099	7/5/2012	95.4	Yes	Y				1.05	0.348	pg/g
JW-EA04-COMP-120507	A4371_9893_PCB	PCB-102	7/5/2012	5.06	Yes	Y				1.05	0.292	pg/g
JW-EA04-COMP-120507	A4371_9893_PCB	PCB-118	7/5/2012	151	Yes	Y				1.05	0.229	pg/g
JW-EA04-COMP-120507	A4371_9893_PCB	PCB-104	7/5/2012	0.256	Yes	N	U			1.05	0.256	pg/g
JW-EA04-COMP-120507	A4371_9893_PCB	PCB-117	7/5/2012	3.6	Yes	Y				1.05	0.291	pg/g
JW-EA04-COMP-120507	A4371_9893_PCB	PCB-106	7/5/2012	0.272	Yes	N	U			1.05	0.272	pg/g
JW-EA04-COMP-120507	A4371_9893_PCB	PCB-107	7/5/2012	14.2	Yes	Y				1.05	0.277	pg/g
JW-EA04-COMP-120507	A4371_9893_PCB	PCB-108/124	7/5/2012	5.82	Yes	Y	C			2.1	0.272	pg/g
JW-EA04-COMP-120507	A4371_9893_PCB	PCB-110	7/5/2012	209	Yes	Y				1.05	0.288	pg/g
JW-EA04-COMP-120507	A4371_9893_PCB	PCB-111	7/5/2012	0.252	Yes	N	U			1.05	0.252	pg/g
JW-EA04-COMP-120507	A4371_9893_PCB	PCB-112	7/5/2012	0.266	Yes	N	U			1.05	0.266	pg/g
JW-EA04-COMP-120507	A4371_9893_PCB	PCB-114	7/5/2012	3.12	Yes	Y				1.05	0.232	pg/g
JW-EA04-COMP-120507	A4371_9893_PCB	PCB-144	7/5/2012	8.17	Yes	Y				1.05	0.262	pg/g
JW-EA04-COMP-120507	A4371_9893_PCB	PCB-103	7/5/2012	1.69	Yes	Y	EMPC	J	23	1.05	0.321	pg/g
JW-EA04-COMP-120507	A4371_9893_PCB	PCB-180/193	7/5/2012	55.2	Yes	Y	C	J	19	2.1	0.411	pg/g
JW-EA04-COMP-120507	A4371_9893_PCB	PCB-142	7/5/2012	0.282	Yes	N	U			1.05	0.282	pg/g
JW-EA04-COMP-120507	A4371_9893_PCB	PCB-171/173	7/5/2012	13	Yes	Y	C	J	19	2.1	0.741	pg/g
JW-EA04-COMP-120507	A4371_9893_PCB	PCB-172	7/5/2012	4.54	Yes	Y				1.05	0.68	pg/g

SDG: A4371

Analytical Method E1668B

Sample ID	Lab Sample ID	Chemical Name	Anal Date	Result	Mod Res Report	Detect	Lab Qual	Val Qual	Reason	RL	MDL	Units
JW-EA04-COMP-120507	A4371_9893_PCB	PCB-174	7/5/2012	41.3	Yes	Y	J	J	19	1.05	0.73	pg/g
JW-EA04-COMP-120507	A4371_9893_PCB	PCB-175	7/5/2012	1.61	Yes	Y	EMPC	J	19,23	1.05	0.656	pg/g
JW-EA04-COMP-120507	A4371_9893_PCB	PCB-176	7/5/2012	5.03	Yes	Y	J	J	19	1.05	0.24	pg/g
JW-EA04-COMP-120507	A4371_9893_PCB	PCB-177	7/5/2012	30.5	Yes	Y	J	J	19	1.05	0.766	pg/g
JW-EA04-COMP-120507	A4371_9893_PCB	PCB-169	7/5/2012	0.729	Yes	N	U	J		1.05	0.729	pg/g
JW-EA04-COMP-120507	A4371_9893_PCB	PCB-179	7/5/2012	17.5	Yes	Y	J	J	19	1.05	0.256	pg/g
JW-EA04-COMP-120507	A4371_9893_PCB	PCB-167	7/5/2012	7.28	Yes	Y	J	J		1.05	0.41	pg/g
JW-EA04-COMP-120507	A4371_9893_PCB	PCB-181	7/5/2012	0.67	Yes	N	U	UJ	19	1.05	0.67	pg/g
JW-EA04-COMP-120507	A4371_9893_PCB	PCB-182	7/5/2012	0.617	Yes	N	U	UJ	19	1.05	0.617	pg/g
JW-EA04-COMP-120507	A4371_9893_PCB	PCB-183	7/5/2012	25.7	Yes	Y	J	J	19	1.05	0.615	pg/g
JW-EA04-COMP-120507	A4371_9893_PCB	PCB-184	7/5/2012	0.262	Yes	N	U	UJ	19	1.05	0.262	pg/g
JW-EA04-COMP-120507	A4371_9893_PCB	PCB-185	7/5/2012	3.98	Yes	Y	J	J	19	1.05	0.643	pg/g
JW-EA04-COMP-120507	A4371_9893_PCB	PCB-186	7/5/2012	0.247	Yes	N	U	UJ	19	1.05	0.247	pg/g
JW-EA04-COMP-120507	A4371_9893_PCB	PCB-187	7/5/2012	62.6	Yes	Y	J	J	19	1.05	0.636	pg/g
JW-EA04-COMP-120507	A4371_9893_PCB	PCB-188	7/5/2012	0.255	Yes	N	U	J		1.05	0.255	pg/g
JW-EA04-COMP-120507	A4371_9893_PCB	PCB-178	7/5/2012	10.2	Yes	Y	J	J	19	1.05	0.348	pg/g
JW-EA04-COMP-120507	A4371_9893_PCB	PCB-155	7/5/2012	0.182	Yes	N	U	J		1.05	0.182	pg/g
JW-EA04-COMP-120507	A4371_9893_PCB	PCB-090/101/113	7/5/2012	160	Yes	Y	C	J		3.15	0.306	pg/g
JW-EA04-COMP-120507	A4371_9893_PCB	PCB-145	7/5/2012	0.202	Yes	N	U	J		1.05	0.202	pg/g
JW-EA04-COMP-120507	A4371_9893_PCB	PCB-146	7/5/2012	42.4	Yes	Y	J	J		1.05	0.254	pg/g
JW-EA04-COMP-120507	A4371_9893_PCB	PCB-147/149	7/5/2012	157	Yes	Y	C	J		2.1	0.257	pg/g
JW-EA04-COMP-120507	A4371_9893_PCB	PCB-148	7/5/2012	0.955	Yes	Y	J	J	EMPC 23	1.05	0.262	pg/g
JW-EA04-COMP-120507	A4371_9893_PCB	PCB-150	7/5/2012	0.191	Yes	N	U	J		1.05	0.191	pg/g
JW-EA04-COMP-120507	A4371_9893_PCB	PCB-152	7/5/2012	0.194	Yes	N	U	J		1.05	0.194	pg/g
JW-EA04-COMP-120507	A4371_9893_PCB	PCB-170	7/5/2012	23.6	Yes	Y	J	J	19	1.05	0.497	pg/g

SDG: A4371

Analytical Method E1668B

Sample ID	Lab Sample ID	Chemical Name	Anal Date	Result	Mod Res Report	Detect	Lab Qual	Val Qual	Reason	RL	MDL	Units
JW-EA04-COMP-120507	A4371_9893_PCB	PCB-154	7/5/2012	4.19	Yes	Y	EMPC	J	23	1.05	0.239	pg/g
JW-EA04-COMP-120507	A4371_9893_PCB	PCB-143	7/5/2012	0.391	Yes	Y	JEMPC	J	23	1.05	0.269	pg/g
JW-EA04-COMP-120507	A4371_9893_PCB	PCB-156/157	7/5/2012	21.6	Yes	Y	C			2.1	0.628	pg/g
JW-EA04-COMP-120507	A4371_9893_PCB	PCB-158	7/5/2012	20.7	Yes	Y				1.05	0.192	pg/g
JW-EA04-COMP-120507	A4371_9893_PCB	PCB-159	7/5/2012	0.409	Yes	N	U			1.05	0.409	pg/g
JW-EA04-COMP-120507	A4371_9893_PCB	PCB-160	7/5/2012	0.221	Yes	N	U			1.05	0.221	pg/g
JW-EA04-COMP-120507	A4371_9893_PCB	PCB-161	7/5/2012	0.208	Yes	N	U			1.05	0.208	pg/g
JW-EA04-COMP-120507	A4371_9893_PCB	PCB-162	7/5/2012	0.799	Yes	Y	J			1.05	0.388	pg/g
JW-EA04-COMP-120507	A4371_9893_PCB	PCB-164	7/5/2012	15	Yes	Y				1.05	0.216	pg/g
JW-EA04-COMP-120507	A4371_9893_PCB	PCB-165	7/5/2012	0.227	Yes	N	U			1.05	0.227	pg/g
JW-EA04-COMP-120507	A4371_9893_PCB	PCB-153/168	7/5/2012	181	Yes	Y	C			2.1	0.217	pg/g
JW-EA04-COMP-120507	A4371_9893_PCB	PCB-024	7/5/2012	0.839	Yes	N	U			1.05	0.839	pg/g
JW-EA04-COMP-120507	A4371_9893_PCB	PCB-092	7/5/2012	32.4	Yes	Y				1.05	0.36	pg/g
JW-EA04-COMP-120507	A4371_9893_PCB	PCB-016	7/5/2012	46.1	Yes	Y				1.05	1.43	pg/g
JW-EA04-COMP-120507	A4371_9893_PCB	PCB-017	7/5/2012	43.6	Yes	Y				1.05	1.11	pg/g
JW-EA04-COMP-120507	A4371_9893_PCB	PCB-018/030	7/5/2012	78.1	Yes	Y	C			2.1	0.943	pg/g
JW-EA04-COMP-120507	A4371_9893_PCB	PCB-019	7/5/2012	7.77	Yes	Y				1.05	1.23	pg/g
JW-EA04-COMP-120507	A4371_9893_PCB	PCB-020/028	7/5/2012	185	Yes	Y	C			2.1	1.26	pg/g
JW-EA04-COMP-120507	A4371_9893_PCB	PCB-021/033	7/5/2012	64.1	Yes	Y	C			2.1	1.19	pg/g
JW-EA04-COMP-120507	A4371_9893_PCB	PCB-014	7/5/2012	1.55	Yes	N	U	UJ	5	1.05	1.55	pg/g
JW-EA04-COMP-120507	A4371_9893_PCB	PCB-023	7/5/2012	1.2	Yes	N	U			1.05	1.2	pg/g
JW-EA04-COMP-120507	A4371_9893_PCB	PCB-012/013	7/5/2012	4.49	Yes	Y	C	J	5	2.1	0.624	pg/g
JW-EA04-COMP-120507	A4371_9893_PCB	PCB-025	7/5/2012	11.7	Yes	Y				1.05	1.21	pg/g
JW-EA04-COMP-120507	A4371_9893_PCB	PCB-026/029	7/5/2012	23.1	Yes	Y	C			2.1	1.21	pg/g
JW-EA04-COMP-120507	A4371_9893_PCB	PCB-027	7/5/2012	7.87	Yes	Y				1.05	0.853	pg/g

SDG: A4371

Analytical Method E1668B

Sample ID	Lab Sample ID	Chemical Name	Anal Date	Result	Mod Res Report	Detect	Lab Qual	Val Qual	Reason	RL	MDL	Units
JW-EA04-COMP-120507	A4371_9893_PCB	PCB-031	7/5/2012	134	Yes	Y				1.05	1.16	pg/g
JW-EA04-COMP-120507	A4371_9893_PCB	PCB-032	7/5/2012	32.2	Yes	Y				1.05	0.799	pg/g
JW-EA04-COMP-120507	A4371_9893_PCB	PCB-034	7/5/2012	1.26	Yes	N	U			1.05	1.26	pg/g
JW-EA04-COMP-120507	A4371_9893_PCB	PCB-035	7/5/2012	3.3	Yes	Y				1.05	1.37	pg/g
JW-EA04-COMP-120507	A4371_9893_PCB	PCB-036	7/5/2012	1.25	Yes	N	U			1.05	1.25	pg/g
JW-EA04-COMP-120507	A4371_9893_PCB	PCB-022	7/5/2012	62.6	Yes	Y				1.05	1.34	pg/g
JW-EA04-COMP-120507	A4371_9893_PCB	PCB-003	7/5/2012	6.19	Yes	Y				1.05	0.366	pg/g
JW-EA04-COMP-120507	A4371_9893_PCB	"Dichlorobiphenyl homologs (Total reported, not calculated)"	7/5/2012	135	Yes	Y	EMPC	J	5,23	0	2.9	pg/g
JW-EA04-COMP-120507	A4371_9893_PCB	"Trichlorobiphenyl homologs (Total reported, not calculated)"	7/5/2012	755	Yes	Y				0	1.34	pg/g
JW-EA04-COMP-120507	A4371_9893_PCB	"Pentachlorobiphenyl homologs (Total reported, not calculated)"	7/5/2012	1100	Yes	Y		J	19	0	0.273	pg/g
JW-EA04-COMP-120507	A4371_9893_PCB	"Hexachlorobiphenyl homologs (Total reported, not calculated)"	7/5/2012	951	Yes	Y	EMPC	J	23	0	0.487	pg/g
JW-EA04-COMP-120507	A4371_9893_PCB	"Monochlorobiphenyl homologs (Total reported, not calculated)"	7/5/2012	15.7	Yes	Y				0	0.331	pg/g
JW-EA04-COMP-120507	A4371_9893_PCB	"Nonachlorobiphenyl homologs (Total reported, not calculated)"	7/5/2012	19.1	Yes	Y				0	0.701	pg/g
JW-EA04-COMP-120507	A4371_9893_PCB	"Octachlorobiphenyl homologs (Total reported, not calculated)"	7/5/2012	91.8	Yes	Y	EMPC	J	23	0	0.41	pg/g
JW-EA04-COMP-120507	A4371_9893_PCB	PCB-015	7/5/2012	43.7	Yes	Y		J	5	1.05	1.85	pg/g
JW-EA04-COMP-120507	A4371_9893_PCB	PCB-002	7/5/2012	3.36	Yes	Y				1.05	0.297	pg/g
JW-EA04-COMP-120507	A4371_9893_PCB	PCB-039	7/5/2012	1.21	Yes	N	U			1.05	1.21	pg/g
JW-EA04-COMP-120507	A4371_9893_PCB	PCB-004	7/5/2012	13.7	Yes	Y		J	5	1.05	3.95	pg/g
JW-EA04-COMP-120507	A4371_9893_PCB	PCB-005	7/5/2012	1.83	Yes	N	U	UJ	5	1.05	1.83	pg/g
JW-EA04-COMP-120507	A4371_9893_PCB	PCB-006	7/5/2012	8.01	Yes	Y	EMPC	J	5,23	1.05	1.84	pg/g
JW-EA04-COMP-120507	A4371_9893_PCB	PCB-007	7/5/2012	1.19	Yes	Y		J	5	1.05	0.587	pg/g
JW-EA04-COMP-120507	A4371_9893_PCB	PCB-008	7/5/2012	37.8	Yes	Y		J	5	1.05	1.78	pg/g

SDG: A4371

Analytical Method E1668B

Sample ID	Lab Sample ID	Chemical Name	Anal Date	Result	Mod Res Report	Detect	Lab Qual	Val Qual	Reason	RL	MDL	Units
JW-EA04-COMP-120507	A4371_9893_PCB	PCB-009	7/5/2012	2.17	Yes	Y	J	J	5	1.05	0.692	pg/g
JW-EA04-COMP-120507	A4371_9893_PCB	PCB-010	7/5/2012	2.39	Yes	N	U	UJ	5	1.05	2.39	pg/g
JW-EA04-COMP-120507	A4371_9893_PCB	PCB-011	7/5/2012	23.7	Yes	N	B	UJ	5,7	1.05	1.8	pg/g
JW-EA04-COMP-120507	A4371_9893_PCB	PCB-001	7/5/2012	6.12	Yes	Y				1.05	0.296	pg/g
JW-EA04-COMP-120507	A4371_9893_PCB	PCB-080	7/5/2012	0.339	Yes	N	U	UJ	19	1.05	0.339	pg/g
JW-EA04-COMP-120507	A4371_9893_PCB	PCB-064	7/5/2012	54.9	Yes	Y		J	19	1.05	0.205	pg/g
JW-EA04-COMP-120507	A4371_9893_PCB	PCB-066	7/5/2012	103	Yes	Y		J	19	1.05	0.392	pg/g
JW-EA04-COMP-120507	A4371_9893_PCB	PCB-067	7/5/2012	5.64	Yes	Y		J	19	1.05	0.367	pg/g
JW-EA04-COMP-120507	A4371_9893_PCB	PCB-068	7/5/2012	1.01	Yes	Y	J	J	19	1.05	0.345	pg/g
JW-EA04-COMP-120507	A4371_9893_PCB	PCB-072	7/5/2012	1.74	Yes	Y	EMPC	J	19,23	1.05	0.375	pg/g
JW-EA04-COMP-120507	A4371_9893_PCB	PCB-073	7/5/2012	0.422	Yes	Y	J	J	19	1.05	0.236	pg/g
JW-EA04-COMP-120507	A4371_9893_PCB	PCB-077	7/5/2012	8.36	Yes	Y		J	19	1.05	0.375	pg/g
JW-EA04-COMP-120507	A4371_9893_PCB	PCB-037	7/5/2012	54.4	Yes	Y				1.05	1.44	pg/g
JW-EA04-COMP-120507	A4371_9893_PCB	PCB-079	7/5/2012	1.63	Yes	Y		J	19	1.05	0.342	pg/g
JW-EA04-COMP-120507	A4371_9893_PCB	PCB-059/062/075	7/5/2012	12.9	Yes	Y	C	J	19	3.15	0.222	pg/g
JW-EA04-COMP-120507	A4371_9893_PCB	PCB-081	7/5/2012	0.335	Yes	N	U	UJ	19	1.05	0.335	pg/g
JW-EA04-COMP-120507	A4371_9893_PCB	PCB-082	7/5/2012	18.6	Yes	Y				1.05	0.403	pg/g
JW-EA04-COMP-120507	A4371_9893_PCB	PCB-083	7/5/2012	9.32	Yes	Y				1.05	0.422	pg/g
JW-EA04-COMP-120507	A4371_9893_PCB	PCB-084	7/5/2012	38.7	Yes	Y				1.05	0.396	pg/g
JW-EA04-COMP-120507	A4371_9893_PCB	PCB-065/116	7/5/2012	24.3	Yes	Y	C			2.1	0.285	pg/g
JW-EA04-COMP-120507	A4371_9893_PCB	PCB-088	7/5/2012	0.378	Yes	N	U			1.05	0.378	pg/g
JW-EA04-COMP-120507	A4371_9893_PCB	PCB-089	7/5/2012	1.65	Yes	Y	EMPC	J	23	1.05	0.381	pg/g
JW-EA04-COMP-120507	A4371_9893_PCB	"Heptachlorobiphenyl homologs (Total reported, not calculated)"	7/5/2012	305	Yes	Y	EMPC	J	19,23	0	0.478	pg/g
JW-EA04-COMP-120507	A4371_9893_PCB	PCB-078	7/5/2012	0.398	Yes	N	U	UJ	19	1.05	0.398	pg/g
JW-EA04-COMP-120507	A4371_9893_PCB	PCB-050/053	7/5/2012	17	Yes	Y	C	J	19	2.1	0.3	pg/g

SDG: A4371

Analytical Method E1668B

Sample ID	Lab Sample ID	Chemical Name	Anal Date	Result	Mod Res Report	Detect	Lab Qual	Val Qual	Reason	RL	MDL	Units
JW-EA04-COMP-120507	A4371_9893_PCB	PCB-091	7/5/2012	20.9	Yes	Y		J	19	1.05	0.306	pg/g
JW-EA04-COMP-120507	A4371_9893_PCB	PCB-040/071	7/5/2012	60.4	Yes	Y	C	J	19	2.1	0.287	pg/g
JW-EA04-COMP-120507	A4371_9893_PCB	PCB-041	7/5/2012	15.4	Yes	Y		J	19	1.05	0.348	pg/g
JW-EA04-COMP-120507	A4371_9893_PCB	PCB-042	7/5/2012	38.4	Yes	Y		J	19	1.05	0.308	pg/g
JW-EA04-COMP-120507	A4371_9893_PCB	PCB-043	7/5/2012	5.24	Yes	Y		J	19	1.05	0.342	pg/g
JW-EA04-COMP-120507	A4371_9893_PCB	PCB-044/047/065	7/5/2012	136	Yes	Y	C	J	19	3.15	0.279	pg/g
JW-EA04-COMP-120507	A4371_9893_PCB	PCB-045	7/5/2012	19.4	Yes	Y		J	19	1.05	0.339	pg/g
JW-EA04-COMP-120507	A4371_9893_PCB	PCB-046	7/5/2012	7.64	Yes	Y		J	19	1.05	0.365	pg/g
JW-EA04-COMP-120507	A4371_9893_PCB	PCB-063	7/5/2012	4.77	Yes	Y		J	19	1.05	0.348	pg/g
JW-EA04-COMP-120507	A4371_9893_PCB	PCB-049/069	7/5/2012	81.9	Yes	Y	C	J	19	2.1	0.25	pg/g
JW-EA04-COMP-120507	A4371_9893_PCB	PCB-060	7/5/2012	14.4	Yes	Y		J	19	1.05	0.365	pg/g
JW-EA04-COMP-120507	A4371_9893_PCB	PCB-051	7/5/2012	4.47	Yes	Y		J	19	1.05	0.302	pg/g
JW-EA04-COMP-120507	A4371_9893_PCB	PCB-052	7/5/2012	152	Yes	Y		J	19	1.05	0.314	pg/g
JW-EA04-COMP-120507	A4371_9893_PCB	PCB-054	7/5/2012	0.276	Yes	N	U			1.05	0.276	pg/g
JW-EA04-COMP-120507	A4371_9893_PCB	PCB-055	7/5/2012	1.68	Yes	Y		J	19	1.05	0.366	pg/g
JW-EA04-COMP-120507	A4371_9893_PCB	PCB-056	7/5/2012	36.1	Yes	Y		J	19	1.05	0.392	pg/g
JW-EA04-COMP-120507	A4371_9893_PCB	PCB-057	7/5/2012	0.854	Yes	Y	J	J	19	1.05	0.383	pg/g
JW-EA04-COMP-120507	A4371_9893_PCB	PCB-058	7/5/2012	0.518	Yes	Y	J	J	19,23	1.05	0.38	pg/g
JW-EA04-COMP-120507	A4371_9893_PCB	PCB-038	7/5/2012	1.34	Yes	N	U			1.05	1.34	pg/g
JW-EA04-COMP-120507	A4371_9893_PCB	PCB-048	7/5/2012	30	Yes	Y		J	19	1.05	0.295	pg/g
JW-EA04-COMP-120507	A4371_9893_PCB	PCB-206	7/5/2012	13.3	Yes	Y		J		1.05	0.856	pg/g
JW-EA04-COMP-120507	A4371_9893_PCB	PCB-190	7/5/2012	6.87	Yes	Y		J	19	1.05	0.523	pg/g
JW-EA04-COMP-120507	A4371_9893_PCB	"Tetrachlorobiphenyl homologs (Total reported, not calculated)"	7/5/2012	1010	Yes	Y	EMPC	J	19,23	0	0.32	pg/g
JW-EA04-COMP-120507	A4371_9893_PCB	PCB-086/087/097/109/119/125	7/5/2012	102	Yes	Y	C			6.3	0.297	pg/g
JW-EA04-COMP-120507	A4371_9893_PCB	PCB-061/070/074/076	7/5/2012	190	Yes	Y	C	J	19	4.2	0.366	pg/g

SDG: A4371

Analytical Method E1668B

Sample ID	Lab Sample ID	Chemical Name	Anal Date	Result	Mod Res Report	Detect	Lab Qual	Val Qual	Reason	RL	MDL	Units
JW-EA04-COMP-120507	A4371_9893_PCB	PCB-209	7/5/2012	8.01	Yes	Y				1.05	0.748	pg/g
JW-EA04-COMP-120507	A4371_9893_PCB	PCB-207	7/5/2012	1.54	Yes	Y				1.05	0.53	pg/g
JW-EA04-COMP-120507	A4371_9893_PCB	PCB-205	7/5/2012	0.755	Yes	Y	J			1.05	0.337	pg/g
JW-EA04-COMP-120507	A4371_9893_PCB	PCB-204	7/5/2012	0.441	Yes	N	U			1.05	0.441	pg/g
JW-EA04-COMP-120507	A4371_9893_PCB	PCB-203	7/5/2012	16.6	Yes	Y				1.05	0.63	pg/g
JW-EA04-COMP-120507	A4371_9893_PCB	PCB-194	7/5/2012	17.8	Yes	Y				1.05	0.447	pg/g
JW-EA04-COMP-120507	A4371_9893_PCB	PCB-191	7/5/2012	1.47	Yes	Y		J	19	1.05	0.515	pg/g
JW-EA04-COMP-120507	A4371_9893_PCB	PCB-208	7/5/2012	4.24	Yes	Y				1.05	0.547	pg/g
JW-EA04-COMP-120507	A4371_9893_PCB	PCB-192	7/5/2012	0.526	Yes	N	U	UU	19	1.05	0.526	pg/g
JW-EA04-COMP-120507	A4371_9893_PCB	PCB-202	7/5/2012	5.7	Yes	Y				1.05	0.482	pg/g
JW-EA04-COMP-120507	A4371_9893_PCB	PCB-195	7/5/2012	6.95	Yes	Y				1.05	0.501	pg/g
JW-EA04-COMP-120507	A4371_9893_PCB	PCB-196	7/5/2012	10.8	Yes	Y				1.05	0.666	pg/g
JW-EA04-COMP-120507	A4371_9893_PCB	PCB-197	7/5/2012	0.437	Yes	Y	J			1.05	0.397	pg/g
JW-EA04-COMP-120507	A4371_9893_PCB	PCB-198/199	7/5/2012	27.6	Yes	Y	C			2.1	0.684	pg/g
JW-EA04-COMP-120507	A4371_9893_PCB	PCB-200	7/5/2012	2.67	Yes	Y				1.05	0.455	pg/g
JW-EA04-COMP-120507	A4371_9893_PCB	PCB-201	7/5/2012	2.58	Yes	Y	EMPC	J	23	1.05	0.426	pg/g
JW-EA06-COMP-120507	A4371_9893_PCB	PCB-191	7/5/2012	1	Yes	Y	J	J	19	1.07	0.153	pg/g
JW-EA06-COMP-120507	A4371_9893_PCB	PCB-204	7/5/2012	0.177	Yes	N	U			1.07	0.177	pg/g
JW-EA06-COMP-120507	A4371_9893_PCB	PCB-185	7/5/2012	0.22	Yes	N	U	UU	19	1.07	0.22	pg/g
JW-EA06-COMP-120507	A4371_9893_PCB	PCB-186	7/5/2012	0.0956	Yes	N	U	UU	19	1.07	0.0956	pg/g
JW-EA06-COMP-120507	A4371_9893_PCB	PCB-187	7/5/2012	47.5	Yes	Y		J	19	1.07	0.199	pg/g
JW-EA06-COMP-120507	A4371_9893_PCB	PCB-188	7/5/2012	0.0939	Yes	N	U			1.07	0.0939	pg/g
JW-EA06-COMP-120507	A4371_9893_PCB	PCB-189	7/5/2012	1.2	Yes	Y		J	19	1.07	0.177	pg/g
JW-EA06-COMP-120507	A4371_9893_PCB	PCB-190	7/5/2012	4.8	Yes	Y		J	19	1.07	0.156	pg/g
JW-EA06-COMP-120507	A4371_9893_PCB	PCB-184	7/5/2012	0.0996	Yes	N	U	UU	19	1.07	0.0996	pg/g

SDG: A4371

Analytical Method E1668B

Sample ID	Lab Sample ID	Chemical Name	Anal Date	Result	Mod Res Report	Detect	Lab Qual	Val Qual	Reason	RL	MDL	Units
JW-EA06-COMP-120507	A4371_9893_PCB	PCB-192	7/5/2012	0.154	Yes	N	U	UJ	19	1.07	0.154	pg/g
JW-EA06-COMP-120507	A4371_9893_PCB	PCB-194	7/5/2012	18.8	Yes	Y				1.07	0.326	pg/g
JW-EA06-COMP-120507	A4371_9893_PCB	PCB-195	7/5/2012	6.83	Yes	Y				1.07	0.362	pg/g
JW-EA06-COMP-120507	A4371_9893_PCB	PCB-196	7/5/2012	8.36	Yes	Y				1.07	0.232	pg/g
JW-EA06-COMP-120507	A4371_9893_PCB	PCB-197	7/5/2012	0.429	Yes	Y	J			1.07	0.152	pg/g
JW-EA06-COMP-120507	A4371_9893_PCB	PCB-198/199	7/5/2012	21.9	Yes	Y	C			2.13	0.235	pg/g
JW-EA06-COMP-120507	A4371_9893_PCB	PCB-200	7/5/2012	2.31	Yes	Y				1.07	0.19	pg/g
JW-EA06-COMP-120507	A4371_9893_PCB	PCB-201	7/5/2012	2.49	Yes	Y				1.07	0.165	pg/g
JW-EA06-COMP-120507	A4371_9893_PCB	PCB-183	7/5/2012	21.1	Yes	Y		J	19	1.07	0.191	pg/g
JW-EA06-COMP-120507	A4371_9893_PCB	PCB-203	7/5/2012	12.5	Yes	Y				1.07	0.213	pg/g
JW-EA06-COMP-120507	A4371_9893_PCB	PCB-171/173	7/5/2012	9.97	Yes	Y	C	J	19	2.13	0.244	pg/g
JW-EA06-COMP-120507	A4371_9893_PCB	PCB-202	7/5/2012	5.52	Yes	Y				1.07	0.197	pg/g
JW-EA06-COMP-120507	A4371_9893_PCB	PCB-170	7/5/2012	20.5	Yes	Y		J	19	1.07	0.175	pg/g
JW-EA06-COMP-120507	A4371_9893_PCB	PCB-155	7/5/2012	0.0646	Yes	N	U			1.07	0.0646	pg/g
JW-EA06-COMP-120507	A4371_9893_PCB	PCB-156/157	7/5/2012	17.2	Yes	Y	C	J	19	2.13	0.338	pg/g
JW-EA06-COMP-120507	A4371_9893_PCB	PCB-158	7/5/2012	16.2	Yes	Y		J	19	1.07	0.0731	pg/g
JW-EA06-COMP-120507	A4371_9893_PCB	PCB-159	7/5/2012	0.249	Yes	N	U	UJ	19	1.07	0.249	pg/g
JW-EA06-COMP-120507	A4371_9893_PCB	PCB-160	7/5/2012	0.0797	Yes	N	U	UJ	19	1.07	0.0797	pg/g
JW-EA06-COMP-120507	A4371_9893_PCB	PCB-161	7/5/2012	0.0779	Yes	N	U	UJ	19	1.07	0.0779	pg/g
JW-EA06-COMP-120507	A4371_9893_PCB	PCB-162	7/5/2012	0.482	Yes	Y	J	J	19	1.07	0.234	pg/g
JW-EA06-COMP-120507	A4371_9893_PCB	PCB-164	7/5/2012	10.8	Yes	Y		J	19	1.07	0.0769	pg/g
JW-EA06-COMP-120507	A4371_9893_PCB	PCB-165	7/5/2012	0.0868	Yes	N	U	UJ	19	1.07	0.0868	pg/g
JW-EA06-COMP-120507	A4371_9893_PCB	PCB-174	7/5/2012	33.4	Yes	Y		J	19	1.07	0.243	pg/g
JW-EA06-COMP-120507	A4371_9893_PCB	PCB-169	7/5/2012	0.303	Yes	N	U			1.07	0.303	pg/g
JW-EA06-COMP-120507	A4371_9893_PCB	PCB-182	7/5/2012	0.201	Yes	N	U	UJ	19	1.07	0.201	pg/g

SDG: A4371

Analytical Method E1668B

Sample ID	Lab Sample ID	Chemical Name	Anal Date	Result	Mod Res	Report	Detect	Lab Qual	Val Qual	Reason	RL	MDL	Units
JW-EA06-COMP-120507	A4371_9893_PCB	PCB-035	7/5/2012	1.94	Yes	Y	Y	EMPC	J	23	1.07	0.395	pg/g
JW-EA06-COMP-120507	A4371_9893_PCB	PCB-172	7/5/2012	1.73	Yes	Y	Y		J	19	1.07	0.201	pg/g
JW-EA06-COMP-120507	A4371_9893_PCB	PCB-205	7/5/2012	0.669	Yes	Y	Y	J	J		1.07	0.222	pg/g
JW-EA06-COMP-120507	A4371_9893_PCB	PCB-175	7/5/2012	1.33	Yes	Y	Y		J	19	1.07	0.213	pg/g
JW-EA06-COMP-120507	A4371_9893_PCB	PCB-176	7/5/2012	3.97	Yes	Y	Y		J	19	1.07	0.0899	pg/g
JW-EA06-COMP-120507	A4371_9893_PCB	PCB-177	7/5/2012	23.2	Yes	Y	Y		J	19	1.07	0.246	pg/g
JW-EA06-COMP-120507	A4371_9893_PCB	PCB-178	7/5/2012	8.63	Yes	Y	Y		J	19	1.07	0.125	pg/g
JW-EA06-COMP-120507	A4371_9893_PCB	PCB-179	7/5/2012	15.4	Yes	Y	Y		J	19	1.07	0.0966	pg/g
JW-EA06-COMP-120507	A4371_9893_PCB	PCB-180/193	7/5/2012	50	Yes	Y	Y	C	J	19	2.13	0.145	pg/g
JW-EA06-COMP-120507	A4371_9893_PCB	PCB-181	7/5/2012	0.218	Yes	N	N	U	UJ	19	1.07	0.218	pg/g
JW-EA06-COMP-120507	A4371_9893_PCB	PCB-167	7/5/2012	5.6	Yes	Y	Y		J	19	1.07	0.242	pg/g
JW-EA06-COMP-120507	A4371_9893_PCB	PCB-005	7/5/2012	0.783	Yes	N	N	U	UJ	5	1.07	0.783	pg/g
JW-EA06-COMP-120507	A4371_9893_PCB	PCB-016	7/5/2012	20.4	Yes	Y	Y				1.07	0.425	pg/g
JW-EA06-COMP-120507	A4371_9893_PCB	PCB-015	7/5/2012	21.6	Yes	Y	Y		J	5	1.07	0.768	pg/g
JW-EA06-COMP-120507	A4371_9893_PCB	PCB-014	7/5/2012	0.674	Yes	N	N	U	UJ	5	1.07	0.674	pg/g
JW-EA06-COMP-120507	A4371_9893_PCB	PCB-012/013	7/5/2012	3.37	Yes	Y	Y	C	J	5	2.13	0.791	pg/g
JW-EA06-COMP-120507	A4371_9893_PCB	PCB-011	7/5/2012	39.3	Yes	N	N	B	UJ	5,7	1.07	0.81	pg/g
JW-EA06-COMP-120507	A4371_9893_PCB	PCB-010	7/5/2012	0.821	Yes	N	N	U	UJ	5	1.07	0.821	pg/g
JW-EA06-COMP-120507	A4371_9893_PCB	PCB-009	7/5/2012	1.31	Yes	Y	Y		J	5	1.07	0.5	pg/g
JW-EA06-COMP-120507	A4371_9893_PCB	PCB-008	7/5/2012	25.4	Yes	Y	Y		J	5	1.07	0.748	pg/g
JW-EA06-COMP-120507	A4371_9893_PCB	PCB-037	7/5/2012	30.8	Yes	Y	Y				1.07	0.42	pg/g
JW-EA06-COMP-120507	A4371_9893_PCB	PCB-006	7/5/2012	5.11	Yes	Y	Y		J	5	1.07	0.767	pg/g
JW-EA06-COMP-120507	A4371_9893_PCB	PCB-019	7/5/2012	3.17	Yes	Y	Y				1.07	0.35	pg/g
JW-EA06-COMP-120507	A4371_9893_PCB	PCB-004	7/5/2012	9.49	Yes	Y	Y		J	5	1.07	1.44	pg/g
JW-EA06-COMP-120507	A4371_9893_PCB	PCB-003	7/5/2012	9.67	Yes	Y	Y				1.07	0.14	pg/g

SDG: A4371

Analytical Method E1668B

Sample ID	Lab Sample ID	Chemical Name	Anal Date	Result	Mod Res	Report	Detect	Lab Qual	Val Qual	Reason	RL	MDL	Units
JW-EA06-COMP-120507	A4371_9893_PCB	PCB-002	7/5/2012	4.78		Yes	Y				1.07	0.126	pg/g
JW-EA06-COMP-120507	A4371_9893_PCB	PCB-001	7/5/2012	10.2		Yes	Y				1.07	0.117	pg/g
JW-EA06-COMP-120507	A4371_9893_PCB	"Octachlorobiphenyl homologs (Total reported, not calculated)"	7/5/2012	79.8		Yes	Y				0	0.209	pg/g
JW-EA06-COMP-120507	A4371_9893_PCB	"Nonachlorobiphenyl homologs (Total reported, not calculated)"	7/5/2012	16.6		Yes	Y				0	0.32	pg/g
JW-EA06-COMP-120507	A4371_9893_PCB	"Heptachlorobiphenyl homologs (Total reported, not calculated)"	7/5/2012	244		Yes	Y	J		19	0	0.171	pg/g
JW-EA06-COMP-120507	A4371_9893_PCB	"Monochlorobiphenyl homologs (Total reported, not calculated)"	7/5/2012	24.6		Yes	Y				0	0.129	pg/g
JW-EA06-COMP-120507	A4371_9893_PCB	"Tetrachlorobiphenyl homologs (Total reported, not calculated)"	7/5/2012	644		Yes	Y	EMPC	J	19,23	0	0.0922	pg/g
JW-EA06-COMP-120507	A4371_9893_PCB	PCB-007	7/5/2012	1		Yes	Y	J	J	5	1.07	0.443	pg/g
JW-EA06-COMP-120507	A4371_9893_PCB	PCB-034	7/5/2012	0.37		Yes	N	U			1.07	0.37	pg/g
JW-EA06-COMP-120507	A4371_9893_PCB	PCB-207	7/5/2012	1.34		Yes	Y				1.07	0.264	pg/g
JW-EA06-COMP-120507	A4371_9893_PCB	PCB-208	7/5/2012	3.51		Yes	Y				1.07	0.274	pg/g
JW-EA06-COMP-120507	A4371_9893_PCB	PCB-209	7/5/2012	8		Yes	Y				1.07	0.395	pg/g
JW-EA06-COMP-120507	A4371_9893_PCB	PCB-061/070/074/076	7/5/2012	175		Yes	Y	C	J	19	4.26	0.125	pg/g
JW-EA06-COMP-120507	A4371_9893_PCB	PCB-086/087/097/109/119/125	7/5/2012	82.8		Yes	Y	C			6.4	0.104	pg/g
JW-EA06-COMP-120507	A4371_9893_PCB	PCB-040/071	7/5/2012	25.6		Yes	Y	C	J	19	2.13	0.0657	pg/g
JW-EA06-COMP-120507	A4371_9893_PCB	PCB-039	7/5/2012	0.35		Yes	N	U			1.07	0.35	pg/g
JW-EA06-COMP-120507	A4371_9893_PCB	PCB-038	7/5/2012	0.394		Yes	N	U			1.07	0.394	pg/g
JW-EA06-COMP-120507	A4371_9893_PCB	PCB-154	7/5/2012	3.24		Yes	Y		J	19	1.07	0.0873	pg/g
JW-EA06-COMP-120507	A4371_9893_PCB	PCB-017	7/5/2012	22.1		Yes	Y				1.07	0.338	pg/g
JW-EA06-COMP-120507	A4371_9893_PCB	PCB-024	7/5/2012	0.721		Yes	Y	J	EMPC	23	1.07	0.266	pg/g
JW-EA06-COMP-120507	A4371_9893_PCB	PCB-018/030	7/5/2012	45.4		Yes	Y	C			2.13	0.285	pg/g
JW-EA06-COMP-120507	A4371_9893_PCB	PCB-032	7/5/2012	16.4		Yes	Y				1.07	0.236	pg/g
JW-EA06-COMP-120507	A4371_9893_PCB	PCB-031	7/5/2012	70.3		Yes	Y				1.07	0.341	pg/g

SDG: A4371

Analytical Method E1668B

Sample ID	Lab Sample ID	Chemical Name	Anal Date	Result	Mod Res Report	Detect	Lab Qual	Val Qual	Reason	RL	MDL	Units
JW-EA06-COMP-120507	A4371_9893_PCB	PCB-027	7/5/2012	3.68	Yes	Y				1.07	0.254	pg/g
JW-EA06-COMP-120507	A4371_9893_PCB	PCB-026/029	7/5/2012	11.5	Yes	Y	C			2.13	0.356	pg/g
JW-EA06-COMP-120507	A4371_9893_PCB	PCB-025	7/5/2012	5.95	Yes	Y				1.07	0.354	pg/g
JW-EA06-COMP-120507	A4371_9893_PCB	PCB-023	7/5/2012	0.353	Yes	N	U			1.07	0.353	pg/g
JW-EA06-COMP-120507	A4371_9893_PCB	PCB-021/033	7/5/2012	36	Yes	Y	C			2.13	0.351	pg/g
JW-EA06-COMP-120507	A4371_9893_PCB	PCB-020/028	7/5/2012	91.5	Yes	Y	C			2.13	0.356	pg/g
JW-EA06-COMP-120507	A4371_9893_PCB	PCB-206	7/5/2012	11.7	Yes	Y				1.07	0.365	pg/g
JW-EA06-COMP-120507	A4371_9893_PCB	PCB-036	7/5/2012	0.363	Yes	N	U			1.07	0.363	pg/g
JW-EA06-COMP-120507	A4371_9893_PCB	PCB-089	7/5/2012	1.24	Yes	Y				1.07	0.126	pg/g
JW-EA06-COMP-120507	A4371_9893_PCB	PCB-050/053	7/5/2012	5.55	Yes	Y	C	J	19	2.13	0.063	pg/g
JW-EA06-COMP-120507	A4371_9893_PCB	PCB-066	7/5/2012	105	Yes	Y		J	19	1.07	0.133	pg/g
JW-EA06-COMP-120507	A4371_9893_PCB	PCB-067	7/5/2012	3.52	Yes	Y		J	19	1.07	0.125	pg/g
JW-EA06-COMP-120507	A4371_9893_PCB	PCB-068	7/5/2012	0.82	Yes	Y	J	J	19	1.07	0.115	pg/g
JW-EA06-COMP-120507	A4371_9893_PCB	PCB-072	7/5/2012	1.33	Yes	Y		J	19	1.07	0.12	pg/g
JW-EA06-COMP-120507	A4371_9893_PCB	PCB-073	7/5/2012	0.122	Yes	Y	J	J	19,23	1.07	0.0521	pg/g
JW-EA06-COMP-120507	A4371_9893_PCB	PCB-077	7/5/2012	10.8	Yes	Y		J	19	1.07	0.134	pg/g
JW-EA06-COMP-120507	A4371_9893_PCB	PCB-081	7/5/2012	0.311	Yes	Y	J	J	19,23	1.07	0.123	pg/g
JW-EA06-COMP-120507	A4371_9893_PCB	PCB-078	7/5/2012	0.148	Yes	N	U	UJ	19	1.07	0.148	pg/g
JW-EA06-COMP-120507	A4371_9893_PCB	PCB-063	7/5/2012	3.54	Yes	Y		J	19	1.07	0.116	pg/g
JW-EA06-COMP-120507	A4371_9893_PCB	PCB-080	7/5/2012	0.115	Yes	N	U	UJ	19	1.07	0.115	pg/g
JW-EA06-COMP-120507	A4371_9893_PCB	PCB-060	7/5/2012	20.9	Yes	Y		J	19	1.07	0.127	pg/g
JW-EA06-COMP-120507	A4371_9893_PCB	PCB-088	7/5/2012	0.127	Yes	N	U			1.07	0.127	pg/g
JW-EA06-COMP-120507	A4371_9893_PCB	PCB-085/116	7/5/2012	19.5	Yes	Y	C			2.13	0.0933	pg/g
JW-EA06-COMP-120507	A4371_9893_PCB	PCB-084	7/5/2012	27.4	Yes	Y				1.07	0.132	pg/g
JW-EA06-COMP-120507	A4371_9893_PCB	PCB-083	7/5/2012	7.01	Yes	Y				1.07	0.145	pg/g

SDG: A4371

Analytical Method E1668B

Sample ID	Lab Sample ID	Chemical Name	Anal Date	Result	Mod Res	Report	Detect	Lab Qual	Val Qual	Reason	RL	MDL	Units
JW-EA06-COMP-120507	A4371_9893_PCB	PCB-153/168	7/5/2012	146	Yes	Y	Y	C	J	19	2.13	0.0768	pg/g
JW-EA06-COMP-120507	A4371_9893_PCB	PCB-090/101/113	7/5/2012	132	Yes	Y	Y	C			3.2	0.106	pg/g
JW-EA06-COMP-120507	A4371_9893_PCB	PCB-091	7/5/2012	13.7	Yes	Y	Y				1.07	0.103	pg/g
JW-EA06-COMP-120507	A4371_9893_PCB	PCB-092	7/5/2012	23.7	Yes	Y	Y				1.07	0.125	pg/g
JW-EA06-COMP-120507	A4371_9893_PCB	PCB-093/100	7/5/2012	1.11	Yes	Y	Y	J C			2.13	0.113	pg/g
JW-EA06-COMP-120507	A4371_9893_PCB	PCB-079	7/5/2012	1.17	Yes	Y	Y	J	J	19	1.07	0.122	pg/g
JW-EA06-COMP-120507	A4371_9893_PCB	"Dichlorobiphenyl homologs (Total reported, not calculated)"	7/5/2012	107	Yes	N	N	UJ	UJ	5,7	0	1.1	pg/g
JW-EA06-COMP-120507	A4371_9893_PCB	PCB-049/069	7/5/2012	37	Yes	Y	Y	C	J	19	2.13	0.0558	pg/g
JW-EA06-COMP-120507	A4371_9893_PCB	PCB-048	7/5/2012	10.2	Yes	Y	Y		J	19	1.07	0.0679	pg/g
JW-EA06-COMP-120507	A4371_9893_PCB	PCB-046	7/5/2012	2.41	Yes	Y	Y		J	19	1.07	0.0766	pg/g
JW-EA06-COMP-120507	A4371_9893_PCB	PCB-045	7/5/2012	5.8	Yes	Y	Y		J	19	1.07	0.0739	pg/g
JW-EA06-COMP-120507	A4371_9893_PCB	PCB-044/047/065	7/5/2012	59.4	Yes	Y	Y	C	J	19	3.2	0.0627	pg/g
JW-EA06-COMP-120507	A4371_9893_PCB	PCB-043	7/5/2012	1.69	Yes	Y	Y		J	19	1.07	0.0754	pg/g
JW-EA06-COMP-120507	A4371_9893_PCB	PCB-042	7/5/2012	15.1	Yes	Y	Y		J	19	1.07	0.0713	pg/g
JW-EA06-COMP-120507	A4371_9893_PCB	PCB-041	7/5/2012	4.49	Yes	Y	Y		J	19	1.07	0.0814	pg/g
JW-EA06-COMP-120507	A4371_9893_PCB	"Hexachlorobiphenyl homologs (Total reported, not calculated)"	7/5/2012	755	Yes	Y	Y		J	19	0	0.237	pg/g
JW-EA06-COMP-120507	A4371_9893_PCB	PCB-064	7/5/2012	22.9	Yes	Y	Y		J	19	1.07	0.0469	pg/g
JW-EA06-COMP-120507	A4371_9893_PCB	"Trichlorobiphenyl homologs (Total reported, not calculated)"	7/5/2012	387	Yes	Y	Y	EMPC	J	23	0	0.385	pg/g
JW-EA06-COMP-120507	A4371_9893_PCB	PCB-082	7/5/2012	15.3	Yes	Y	Y				1.07	0.144	pg/g
JW-EA06-COMP-120507	A4371_9893_PCB	PCB-022	7/5/2012	26.9	Yes	Y	Y				1.07	0.377	pg/g
JW-EA06-COMP-120507	A4371_9893_PCB	PCB-051	7/5/2012	1.76	Yes	Y	Y		J	19	1.07	0.0624	pg/g
JW-EA06-COMP-120507	A4371_9893_PCB	PCB-052	7/5/2012	77.7	Yes	Y	Y		J	19	1.07	0.0685	pg/g
JW-EA06-COMP-120507	A4371_9893_PCB	PCB-054	7/5/2012	0.0717	Yes	N	N	U			1.07	0.0717	pg/g
JW-EA06-COMP-120507	A4371_9893_PCB	PCB-055	7/5/2012	1.46	Yes	Y	Y		J	19	1.07	0.131	pg/g

SDG: A4371

Analytical Method E1668B

Sample ID	Lab Sample ID	Chemical Name	Anal Date	Result	Mod Res	Report	Detect	Lab Qual	Val Qual	Reason	RL	MDL	Units
JW-EA06-COMP-120507	A4371_9893_PCB	PCB-056	7/5/2012	44.3	Yes	Y	Y	J	J	19	1.07	0.134	pg/g
JW-EA06-COMP-120507	A4371_9893_PCB	PCB-057	7/5/2012	0.336	Yes	Y	Y	J	J	19,23	1.07	0.128	pg/g
JW-EA06-COMP-120507	A4371_9893_PCB	PCB-058	7/5/2012	0.374	Yes	Y	Y	J	J	19	1.07	0.128	pg/g
JW-EA06-COMP-120507	A4371_9893_PCB	PCB-059/062/075	7/5/2012	4.38	Yes	Y	Y	C	J	19	3.2	0.0499	pg/g
JW-EA06-COMP-120507	A4371_9893_PCB	"Pentachlorobiphenyl homologs (Total reported, not calculated)"	7/5/2012	851	Yes	Y	Y	J	J	19,23	0	0.102	pg/g
JW-EA06-COMP-120507	A4371_9893_PCB	PCB-141	7/5/2012	26.3	Yes	Y	Y	J	J	19	1.07	0.105	pg/g
JW-EA06-COMP-120507	A4371_9893_PCB	PCB-128/166	7/5/2012	22.2	Yes	Y	Y	C	J	19	2.13	0.265	pg/g
JW-EA06-COMP-120507	A4371_9893_PCB	PCB-129/138/163	7/5/2012	197	Yes	Y	Y	C	J	19	3.2	0.0953	pg/g
JW-EA06-COMP-120507	A4371_9893_PCB	PCB-130	7/5/2012	12.5	Yes	Y	Y	J	J	19	1.07	0.117	pg/g
JW-EA06-COMP-120507	A4371_9893_PCB	PCB-131	7/5/2012	1.97	Yes	Y	Y	J	J	19	1.07	0.112	pg/g
JW-EA06-COMP-120507	A4371_9893_PCB	PCB-132	7/5/2012	49.1	Yes	Y	Y	J	J	19	1.07	0.107	pg/g
JW-EA06-COMP-120507	A4371_9893_PCB	PCB-133	7/5/2012	3.53	Yes	Y	Y	J	J	19	1.07	0.107	pg/g
JW-EA06-COMP-120507	A4371_9893_PCB	PCB-134	7/5/2012	8.4	Yes	Y	Y	J	J	19	1.07	0.116	pg/g
JW-EA06-COMP-120507	A4371_9893_PCB	PCB-135/151	7/5/2012	47.2	Yes	Y	Y	C	J	19	2.13	0.0975	pg/g
JW-EA06-COMP-120507	A4371_9893_PCB	PCB-136	7/5/2012	16.4	Yes	Y	Y	J	J	19	1.07	0.074	pg/g
JW-EA06-COMP-120507	A4371_9893_PCB	PCB-094	7/5/2012	0.464	Yes	Y	Y	J	J		1.07	0.123	pg/g
JW-EA06-COMP-120507	A4371_9893_PCB	PCB-139/140	7/5/2012	2.94	Yes	Y	Y	C	J	19	2.13	0.0932	pg/g
JW-EA06-COMP-120507	A4371_9893_PCB	PCB-123	7/5/2012	2.18	Yes	Y	Y	J	J		1.07	0.101	pg/g
JW-EA06-COMP-120507	A4371_9893_PCB	PCB-142	7/5/2012	0.11	Yes	N	N	U	UJ	19	1.07	0.11	pg/g
JW-EA06-COMP-120507	A4371_9893_PCB	PCB-143	7/5/2012	0.437	Yes	Y	Y	J	J	19	1.07	0.103	pg/g
JW-EA06-COMP-120507	A4371_9893_PCB	PCB-144	7/5/2012	6.39	Yes	Y	Y	J	J	19	1.07	0.0976	pg/g
JW-EA06-COMP-120507	A4371_9893_PCB	PCB-145	7/5/2012	0.0717	Yes	N	N	U	UJ	19	1.07	0.0717	pg/g
JW-EA06-COMP-120507	A4371_9893_PCB	PCB-146	7/5/2012	32.4	Yes	Y	Y	J	J	19	1.07	0.101	pg/g
JW-EA06-COMP-120507	A4371_9893_PCB	PCB-147/149	7/5/2012	122	Yes	Y	Y	C	J	19	2.13	0.0951	pg/g
JW-EA06-COMP-120507	A4371_9893_PCB	PCB-148	7/5/2012	0.456	Yes	Y	Y	J	J	19	1.07	0.0946	pg/g

SDG: A4371

Analytical Method E1668B

Sample ID	Lab Sample ID	Chemical Name	Anal Date	Result	Mod Res	Report	Detect	Lab Qual	Val Qual	Reason	RL	MDL	Units
JW-EA06-COMP-120507	A4371_9893_PCB	PCB-150	7/5/2012	0.0669		Yes	N	U	UJ	19	1.07	0.0669	pg/g
JW-EA06-COMP-120507	A4371_9893_PCB	PCB-152	7/5/2012	0.0686		Yes	N	U	UJ	19	1.07	0.0686	pg/g
JW-EA06-COMP-120507	A4371_9893_PCB	PCB-137	7/5/2012	6.89		Yes	Y		J	19	1.07	0.103	pg/g
JW-EA06-COMP-120507	A4371_9893_PCB	PCB-110	7/5/2012	153		Yes	Y				1.07	0.0939	pg/g
JW-EA06-COMP-120507	A4371_9893_PCB	PCB-096	7/5/2012	0.795		Yes	Y	J			1.07	0.073	pg/g
JW-EA06-COMP-120507	A4371_9893_PCB	PCB-098	7/5/2012	0.13		Yes	N	U			1.07	0.13	pg/g
JW-EA06-COMP-120507	A4371_9893_PCB	PCB-099	7/5/2012	76.6		Yes	Y				1.07	0.12	pg/g
JW-EA06-COMP-120507	A4371_9893_PCB	PCB-102	7/5/2012	2.81		Yes	Y				1.07	0.0956	pg/g
JW-EA06-COMP-120507	A4371_9893_PCB	PCB-103	7/5/2012	1.28		Yes	Y				1.07	0.108	pg/g
JW-EA06-COMP-120507	A4371_9893_PCB	PCB-104	7/5/2012	0.0742		Yes	N	U			1.07	0.0742	pg/g
JW-EA06-COMP-120507	A4371_9893_PCB	PCB-105	7/5/2012	52.9		Yes	Y				1.07	0.104	pg/g
JW-EA06-COMP-120507	A4371_9893_PCB	PCB-106	7/5/2012	0.0998		Yes	N	U			1.07	0.0998	pg/g
JW-EA06-COMP-120507	A4371_9893_PCB	PCB-127	7/5/2012	0.113		Yes	N	U			1.07	0.113	pg/g
JW-EA06-COMP-120507	A4371_9893_PCB	PCB-108/124	7/5/2012	4.62		Yes	Y	C			2.13	0.0973	pg/g
JW-EA06-COMP-120507	A4371_9893_PCB	PCB-126	7/5/2012	0.575		Yes	Y	J	J	19	1.07	0.142	pg/g
JW-EA06-COMP-120507	A4371_9893_PCB	PCB-111	7/5/2012	0.09		Yes	N	U			1.07	0.09	pg/g
JW-EA06-COMP-120507	A4371_9893_PCB	PCB-112	7/5/2012	0.128		Yes	Y	J	J	23	1.07	0.0903	pg/g
JW-EA06-COMP-120507	A4371_9893_PCB	PCB-114	7/5/2012	2.47		Yes	Y				1.07	0.0993	pg/g
JW-EA06-COMP-120507	A4371_9893_PCB	PCB-115	7/5/2012	1.7		Yes	Y				1.07	0.093	pg/g
JW-EA06-COMP-120507	A4371_9893_PCB	PCB-117	7/5/2012	3.33		Yes	Y				1.07	0.131	pg/g
JW-EA06-COMP-120507	A4371_9893_PCB	PCB-118	7/5/2012	136		Yes	Y				1.07	0.0925	pg/g
JW-EA06-COMP-120507	A4371_9893_PCB	PCB-120	7/5/2012	0.745		Yes	Y	J	J	23	1.07	0.0897	pg/g
JW-EA06-COMP-120507	A4371_9893_PCB	PCB-121	7/5/2012	0.0875		Yes	N	U			1.07	0.0875	pg/g
JW-EA06-COMP-120507	A4371_9893_PCB	PCB-122	7/5/2012	1.67		Yes	Y				1.07	0.113	pg/g
JW-EA06-COMP-120507	A4371_9893_PCB	PCB-095	7/5/2012	74.4		Yes	Y				1.07	0.113	pg/g

SDG: A4371

Analytical Method E1668B

Sample ID	Lab Sample ID	Chemical Name	Anal Date	Result	Mod Res Report	Detect	Lab Qual	Val Qual	Reason	RL	MDL	Units
JW-EA06-COMP-120507	A4371_9893_PCB	PCB-107	7/5/2012	10.8	Yes	Y				1.07	0.0954	pg/g
JW-EA08-COMP-120507	A4371_9893_PCB	PCB-114	7/5/2012	4.88	Yes	Y				1.23	0.395	pg/g
JW-EA08-COMP-120507	A4371_9893_PCB	PCB-123	7/5/2012	4.32	Yes	Y				1.23	0.459	pg/g
JW-EA08-COMP-120507	A4371_9893_PCB	PCB-105	7/5/2012	109	Yes	Y				1.23	0.422	pg/g
JW-EA08-COMP-120507	A4371_9893_PCB	PCB-106	7/5/2012	0.454	Yes	N	U			1.23	0.454	pg/g
JW-EA08-COMP-120507	A4371_9893_PCB	PCB-107	7/5/2012	18.6	Yes	Y				1.23	0.434	pg/g
JW-EA08-COMP-120507	A4371_9893_PCB	PCB-108/124	7/5/2012	9.5	Yes	Y	C			2.45	0.443	pg/g
JW-EA08-COMP-120507	A4371_9893_PCB	PCB-110	7/5/2012	280	Yes	Y				1.23	0.428	pg/g
JW-EA08-COMP-120507	A4371_9893_PCB	PCB-111	7/5/2012	0.409	Yes	N	U			1.23	0.409	pg/g
JW-EA08-COMP-120507	A4371_9893_PCB	PCB-112	7/5/2012	0.411	Yes	N	U			1.23	0.411	pg/g
JW-EA08-COMP-120507	A4371_9893_PCB	PCB-169	7/5/2012	0.593	Yes	N	U			1.23	0.593	pg/g
JW-EA08-COMP-120507	A4371_9893_PCB	PCB-115	7/5/2012	4.57	Yes	Y				1.23	0.423	pg/g
JW-EA08-COMP-120507	A4371_9893_PCB	PCB-118	7/5/2012	264	Yes	Y				1.23	0.374	pg/g
JW-EA08-COMP-120507	A4371_9893_PCB	PCB-120	7/5/2012	0.408	Yes	N	U			1.23	0.408	pg/g
JW-EA08-COMP-120507	A4371_9893_PCB	PCB-117	7/5/2012	7.29	Yes	Y				1.23	0.595	pg/g
JW-EA08-COMP-120507	A4371_9893_PCB	PCB-122	7/5/2012	2.83	Yes	Y				1.23	0.448	pg/g
JW-EA08-COMP-120507	A4371_9893_PCB	PCB-139/140	7/5/2012	5.44	Yes	Y	C	J	19	2.45	0.292	pg/g
JW-EA08-COMP-120507	A4371_9893_PCB	PCB-126	7/5/2012	0.673	Yes	Y	J	J	19	1.23	0.428	pg/g
JW-EA08-COMP-120507	A4371_9893_PCB	PCB-127	7/5/2012	0.46	Yes	N	U			1.23	0.46	pg/g
JW-EA08-COMP-120507	A4371_9893_PCB	PCB-128/166	7/5/2012	42.3	Yes	Y	C	J	19	2.45	0.524	pg/g
JW-EA08-COMP-120507	A4371_9893_PCB	PCB-129/138/163	7/5/2012	327	Yes	Y	C	J	19	3.68	0.298	pg/g
JW-EA08-COMP-120507	A4371_9893_PCB	PCB-130	7/5/2012	20.5	Yes	Y	J	J	19	1.23	0.367	pg/g
JW-EA08-COMP-120507	A4371_9893_PCB	PCB-131	7/5/2012	3.31	Yes	Y	J	J	19	1.23	0.35	pg/g
JW-EA08-COMP-120507	A4371_9893_PCB	PCB-132	7/5/2012	83.9	Yes	Y	J	J	19	1.23	0.334	pg/g
JW-EA08-COMP-120507	A4371_9893_PCB	PCB-133	7/5/2012	4.79	Yes	Y	J	J	19	1.23	0.333	pg/g

SDG: A4371

Analytical Method E1668B

Sample ID	Lab Sample ID	Chemical Name	Anal Date	Result	Mod Res Report	Detect	Lab Qual	Val Qual	Reason	RL	MDL	Units
JW-EA08-COMP-120507	A4371_9893_PCB	PCB-134	7/5/2012	14.7	Yes	Y	J	J	19	1.23	0.364	pg/g
JW-EA08-COMP-120507	A4371_9893_PCB	PCB-135/151	7/5/2012	68.8	Yes	Y	C	J	19	2.45	0.305	pg/g
JW-EA08-COMP-120507	A4371_9893_PCB	PCB-136	7/5/2012	23.3	Yes	Y	J	J	19	1.23	0.231	pg/g
JW-EA08-COMP-120507	A4371_9893_PCB	PCB-137	7/5/2012	16.1	Yes	Y	J	J	19	1.23	0.323	pg/g
JW-EA08-COMP-120507	A4371_9893_PCB	PCB-121	7/5/2012	0.398	Yes	N	U			1.23	0.398	pg/g
JW-EA08-COMP-120507	A4371_9893_PCB	PCB-198/199	7/5/2012	28.1	Yes	Y	C			2.45	0.989	pg/g
JW-EA08-COMP-120507	A4371_9893_PCB	PCB-182	7/5/2012	0.686	Yes	N	U	UJ	19	1.23	0.686	pg/g
JW-EA08-COMP-120507	A4371_9893_PCB	PCB-183	7/5/2012	23.5	Yes	Y	J	J	19	1.23	0.653	pg/g
JW-EA08-COMP-120507	A4371_9893_PCB	PCB-184	7/5/2012	0.313	Yes	N	U	UJ	19	1.23	0.313	pg/g
JW-EA08-COMP-120507	A4371_9893_PCB	PCB-185	7/5/2012	1.58	Yes	Y	EMPC	J	19,23	1.23	0.754	pg/g
JW-EA08-COMP-120507	A4371_9893_PCB	PCB-186	7/5/2012	0.301	Yes	N	U	UJ	19	1.23	0.301	pg/g
JW-EA08-COMP-120507	A4371_9893_PCB	PCB-187	7/5/2012	53.1	Yes	Y	J	J	19	1.23	0.682	pg/g
JW-EA08-COMP-120507	A4371_9893_PCB	PCB-188	7/5/2012	0.295	Yes	N	U			1.23	0.295	pg/g
JW-EA08-COMP-120507	A4371_9893_PCB	PCB-189	7/5/2012	1.73	Yes	Y	J	J	19	1.23	0.367	pg/g
JW-EA08-COMP-120507	A4371_9893_PCB	PCB-190	7/5/2012	6.51	Yes	Y	J	J	19	1.23	0.516	pg/g
JW-EA08-COMP-120507	A4371_9893_PCB	PCB-191	7/5/2012	1.27	Yes	Y	J	J	19	1.23	0.504	pg/g
JW-EA08-COMP-120507	A4371_9893_PCB	PCB-192	7/5/2012	0.509	Yes	N	U	UJ	19	1.23	0.509	pg/g
JW-EA08-COMP-120507	A4371_9893_PCB	PCB-194	7/5/2012	22.3	Yes	Y				1.23	1.27	pg/g
JW-EA08-COMP-120507	A4371_9893_PCB	PCB-195	7/5/2012	7.68	Yes	Y				1.23	1.41	pg/g
JW-EA08-COMP-120507	A4371_9893_PCB	PCB-165	7/5/2012	0.272	Yes	N	U	UJ	19	1.23	0.272	pg/g
JW-EA08-COMP-120507	A4371_9893_PCB	PCB-205	7/5/2012	0.863	Yes	N	U			1.23	0.863	pg/g
JW-EA08-COMP-120507	A4371_9893_PCB	"Dichlorobiphenyl homologs (Total reported, not calculated)"	7/5/2012	166	Yes	Y	J	J	5	0	1.59	pg/g
JW-EA08-COMP-120507	A4371_9893_PCB	PCB-086/087/097/109/119/125	7/5/2012	152	Yes	Y	C			7.36	0.472	pg/g
JW-EA08-COMP-120507	A4371_9893_PCB	PCB-061/070/074/076	7/5/2012	253	Yes	Y	C	J	19	4.91	0.394	pg/g
JW-EA08-COMP-120507	A4371_9893_PCB	PCB-209	7/5/2012	10.7	Yes	Y				1.23	0.927	pg/g

SDG: A4371

Analytical Method E1668B

Sample ID	Lab Sample ID	Chemical Name	Anal Date	Result	Mod Res Report	Detect	Lab Qual	Val Qual	Reason	RL	MDL	Units
JW-EA08-COMP-120507	A4371_9893_PCB	PCB-208	7/5/2012	5.56	Yes	Y				1.23	0.671	pg/g
JW-EA08-COMP-120507	A4371_9893_PCB	PCB-196	7/5/2012	10.9	Yes	Y				1.23	0.978	pg/g
JW-EA08-COMP-120507	A4371_9893_PCB	PCB-206	7/5/2012	17.9	Yes	Y				1.23	1.04	pg/g
JW-EA08-COMP-120507	A4371_9893_PCB	PCB-197	7/5/2012	0.641	Yes	N	U			1.23	0.641	pg/g
JW-EA08-COMP-120507	A4371_9893_PCB	PCB-204	7/5/2012	0.745	Yes	N	U			1.23	0.745	pg/g
JW-EA08-COMP-120507	A4371_9893_PCB	PCB-203	7/5/2012	15.3	Yes	Y	EMPC	J	23	1.23	0.898	pg/g
JW-EA08-COMP-120507	A4371_9893_PCB	PCB-202	7/5/2012	6.82	Yes	Y				1.23	0.831	pg/g
JW-EA08-COMP-120507	A4371_9893_PCB	PCB-201	7/5/2012	2.76	Yes	Y				1.23	0.695	pg/g
JW-EA08-COMP-120507	A4371_9893_PCB	PCB-200	7/5/2012	2.82	Yes	Y				1.23	0.802	pg/g
JW-EA08-COMP-120507	A4371_9893_PCB	PCB-179	7/5/2012	17.4	Yes	Y		J	19	1.23	0.304	pg/g
JW-EA08-COMP-120507	A4371_9893_PCB	PCB-207	7/5/2012	2.11	Yes	Y				1.23	0.645	pg/g
JW-EA08-COMP-120507	A4371_9893_PCB	PCB-148	7/5/2012	0.296	Yes	N	U	UJ	19	1.23	0.296	pg/g
JW-EA08-COMP-120507	A4371_9893_PCB	PCB-181	7/5/2012	0.746	Yes	N	U	UJ	19	1.23	0.746	pg/g
JW-EA08-COMP-120507	A4371_9893_PCB	PCB-156/157	7/5/2012	35.3	Yes	Y	C			2.45	0.725	pg/g
JW-EA08-COMP-120507	A4371_9893_PCB	PCB-155	7/5/2012	0.202	Yes	N	U			1.23	0.202	pg/g
JW-EA08-COMP-120507	A4371_9893_PCB	PCB-154	7/5/2012	3.19	Yes	Y		J	19	1.23	0.273	pg/g
JW-EA08-COMP-120507	A4371_9893_PCB	PCB-153/168	7/5/2012	216	Yes	Y	C	J	19	2.45	0.24	pg/g
JW-EA08-COMP-120507	A4371_9893_PCB	PCB-159	7/5/2012	0.492	Yes	N	U	UJ	19	1.23	0.492	pg/g
JW-EA08-COMP-120507	A4371_9893_PCB	PCB-150	7/5/2012	0.209	Yes	N	U	UJ	19	1.23	0.209	pg/g
JW-EA08-COMP-120507	A4371_9893_PCB	PCB-160	7/5/2012	0.249	Yes	N	U	UJ	19	1.23	0.249	pg/g
JW-EA08-COMP-120507	A4371_9893_PCB	PCB-147/149	7/5/2012	179	Yes	Y	C	J	19	2.45	0.297	pg/g
JW-EA08-COMP-120507	A4371_9893_PCB	PCB-146	7/5/2012	46.3	Yes	Y		J	19	1.23	0.316	pg/g
JW-EA08-COMP-120507	A4371_9893_PCB	PCB-145	7/5/2012	0.224	Yes	N	U	UJ	19	1.23	0.224	pg/g
JW-EA08-COMP-120507	A4371_9893_PCB	PCB-144	7/5/2012	10.1	Yes	Y		J	19	1.23	0.305	pg/g
JW-EA08-COMP-120507	A4371_9893_PCB	PCB-143	7/5/2012	0.321	Yes	N	U	UJ	19	1.23	0.321	pg/g

SDG: A4371

Analytical Method E1668B

Sample ID	Lab Sample ID	Chemical Name	Anal Date	Result	Mod Res Report	Detect	Lab Qual	Val Qual	Reason	RL	MDL	Units
JW-EA08-COMP-120507	A4371_9893_PCB	PCB-142	7/5/2012	0.345	Yes	N	U	UJ	19	1.23	0.345	pg/g
JW-EA08-COMP-120507	A4371_9893_PCB	PCB-152	7/5/2012	0.214	Yes	N	U	UJ	19	1.23	0.214	pg/g
JW-EA08-COMP-120507	A4371_9893_PCB	PCB-171/173	7/5/2012	13.3	Yes	Y	C	J	19	2.45	0.834	pg/g
JW-EA08-COMP-120507	A4371_9893_PCB	PCB-141	7/5/2012	42.5	Yes	Y	J	J	19	1.23	0.328	pg/g
JW-EA08-COMP-120507	A4371_9893_PCB	PCB-178	7/5/2012	10.6	Yes	Y	J	J	19	1.23	0.393	pg/g
JW-EA08-COMP-120507	A4371_9893_PCB	PCB-177	7/5/2012	26	Yes	Y	J	J	19	1.23	0.841	pg/g
JW-EA08-COMP-120507	A4371_9893_PCB	PCB-176	7/5/2012	4.15	Yes	Y	EMPC	J	19,23	1.23	0.283	pg/g
JW-EA08-COMP-120507	A4371_9893_PCB	PCB-175	7/5/2012	1.65	Yes	Y	J	J	19	1.23	0.727	pg/g
JW-EA08-COMP-120507	A4371_9893_PCB	PCB-158	7/5/2012	30.2	Yes	Y	J	J	19	1.23	0.228	pg/g
JW-EA08-COMP-120507	A4371_9893_PCB	PCB-172	7/5/2012	4.41	Yes	Y	J	J	19	1.23	0.664	pg/g
JW-EA08-COMP-120507	A4371_9893_PCB	PCB-180/193	7/5/2012	62.7	Yes	Y	C	J	19	2.45	0.479	pg/g
JW-EA08-COMP-120507	A4371_9893_PCB	PCB-170	7/5/2012	28.6	Yes	Y	J	J	19	1.23	0.579	pg/g
JW-EA08-COMP-120507	A4371_9893_PCB	PCB-102	7/5/2012	4.01	Yes	Y	J	J	19	1.23	0.435	pg/g
JW-EA08-COMP-120507	A4371_9893_PCB	PCB-167	7/5/2012	10.2	Yes	Y	J	J	19	1.23	0.479	pg/g
JW-EA08-COMP-120507	A4371_9893_PCB	PCB-164	7/5/2012	17.9	Yes	Y	J	J	19	1.23	0.24	pg/g
JW-EA08-COMP-120507	A4371_9893_PCB	PCB-162	7/5/2012	1	Yes	Y	J	J	19	1.23	0.462	pg/g
JW-EA08-COMP-120507	A4371_9893_PCB	PCB-161	7/5/2012	0.244	Yes	N	U	UJ	19	1.23	0.244	pg/g
JW-EA08-COMP-120507	A4371_9893_PCB	PCB-174	7/5/2012	38.4	Yes	Y	J	J	19	1.23	0.832	pg/g
JW-EA08-COMP-120507	A4371_9893_PCB	PCB-027	7/5/2012	3.78	Yes	Y	J	J	19	1.23	0.608	pg/g
JW-EA08-COMP-120507	A4371_9893_PCB	"Trichlorobiphenyl homologs (Total reported, not calculated)"	7/5/2012	431	Yes	Y	EMPC	J	19,23	0	0.973	pg/g
JW-EA08-COMP-120507	A4371_9893_PCB	PCB-018/030	7/5/2012	40.4	Yes	Y	C	J	19	2.45	0.68	pg/g
JW-EA08-COMP-120507	A4371_9893_PCB	PCB-019	7/5/2012	2.31	Yes	Y	EMPC	J	23	1.23	0.837	pg/g
JW-EA08-COMP-120507	A4371_9893_PCB	PCB-020/028	7/5/2012	107	Yes	Y	C	J	19	2.45	0.94	pg/g
JW-EA08-COMP-120507	A4371_9893_PCB	PCB-021/033	7/5/2012	42.3	Yes	Y	C	J	19	2.45	0.926	pg/g
JW-EA08-COMP-120507	A4371_9893_PCB	PCB-022	7/5/2012	31	Yes	Y	J	J	19	1.23	0.994	pg/g

SDG: A4371

Analytical Method E1668B

Sample ID	Lab Sample ID	Chemical Name	Anal Date	Result	Mod Res	Report	Detect	Lab Qual	Val Qual	Reason	RL	MDL	Units
JW-EA08-COMP-120507	A4371_9893_PCB	PCB-023	7/5/2012	0.931	Yes	N	U	UJ	UJ	19	1.23	0.931	pg/g
JW-EA08-COMP-120507	A4371_9893_PCB	PCB-024	7/5/2012	0.636	Yes	N	U	UJ	UJ	19	1.23	0.636	pg/g
JW-EA08-COMP-120507	A4371_9893_PCB	PCB-041	7/5/2012	4.07	Yes	Y		J	J	19	1.23	0.21	pg/g
JW-EA08-COMP-120507	A4371_9893_PCB	PCB-026/029	7/5/2012	13.1	Yes	Y	C	J	J	19	2.45	0.938	pg/g
JW-EA08-COMP-120507	A4371_9893_PCB	PCB-012/013	7/5/2012	6.74	Yes	Y	C	J	J	5	2.45	2.06	pg/g
JW-EA08-COMP-120507	A4371_9893_PCB	PCB-031	7/5/2012	79.9	Yes	Y		J	J	19	1.23	0.899	pg/g
JW-EA08-COMP-120507	A4371_9893_PCB	PCB-032	7/5/2012	16.9	Yes	Y		J	J	19	1.23	0.565	pg/g
JW-EA08-COMP-120507	A4371_9893_PCB	PCB-034	7/5/2012	0.975	Yes	N	U	UJ	UJ	19	1.23	0.975	pg/g
JW-EA08-COMP-120507	A4371_9893_PCB	PCB-035	7/5/2012	2.98	Yes	Y	EMPC	J	J	19,23	1.23	1.04	pg/g
JW-EA08-COMP-120507	A4371_9893_PCB	PCB-036	7/5/2012	0.957	Yes	N	U	UJ	UJ	19	1.23	0.957	pg/g
JW-EA08-COMP-120507	A4371_9893_PCB	PCB-037	7/5/2012	44.6	Yes	Y		J	J	19	1.23	1.11	pg/g
JW-EA08-COMP-120507	A4371_9893_PCB	PCB-038	7/5/2012	1.04	Yes	N	U	UJ	UJ	19	1.23	1.04	pg/g
JW-EA08-COMP-120507	A4371_9893_PCB	PCB-039	7/5/2012	0.924	Yes	N	U	UJ	UJ	19	1.23	0.924	pg/g
JW-EA08-COMP-120507	A4371_9893_PCB	PCB-040/071	7/5/2012	30.8	Yes	Y	C	J	J	19	2.45	0.17	pg/g
JW-EA08-COMP-120507	A4371_9893_PCB	PCB-025	7/5/2012	6.65	Yes	Y		J	J	19	1.23	0.933	pg/g
JW-EA08-COMP-120507	A4371_9893_PCB	PCB-003	7/5/2012	13.7	Yes	Y					1.23	0.415	pg/g
JW-EA08-COMP-120507	A4371_9893_PCB	PCB-104	7/5/2012	0.245	Yes	N	U				1.23	0.245	pg/g
JW-EA08-COMP-120507	A4371_9893_PCB	PCB-103	7/5/2012	1.23	Yes	Y	EMPC	J	J	23	1.23	0.492	pg/g
JW-EA08-COMP-120507	A4371_9893_PCB	"Pentachlorobiphenyl homologs (Total reported, not calculated)"	7/5/2012	1520	Yes	Y	EMPC	J	J	19,23	0	0.387	pg/g
JW-EA08-COMP-120507	A4371_9893_PCB	"Hexachlorobiphenyl homologs (Total reported, not calculated)"	7/5/2012	1200	Yes	Y		J	J	19	0	0.5	pg/g
JW-EA08-COMP-120507	A4371_9893_PCB	"Tetrachlorobiphenyl homologs (Total reported, not calculated)"	7/5/2012	842	Yes	Y	EMPC	J	J	19,23	0	0.263	pg/g
JW-EA08-COMP-120507	A4371_9893_PCB	"Monochlorobiphenyl homologs (Total reported, not calculated)"	7/5/2012	34	Yes	Y					0	0.376	pg/g
JW-EA08-COMP-120507	A4371_9893_PCB	"Heptachlorobiphenyl homologs (Total reported, not calculated)"	7/5/2012	295	Yes	Y	EMPC	J	J	19,23	0	0.513	pg/g

SDG: A4371

Analytical Method E1668B

Sample ID	Lab Sample ID	Chemical Name	Anal Date	Result	Mod Res Report	Detect	Lab Qual	Val Qual	Reason	RL	MDL	Units
JW-EA08-COMP-120507	A4371_9893_PCB	"Nonachlorobiphenyl homologs (Total reported, not calculated)"	7/5/2012	25.5	Yes	Y				0	0.857	pg/g
JW-EA08-COMP-120507	A4371_9893_PCB	"Octachlorobiphenyl homologs (Total reported, not calculated)"	7/5/2012	96.7	Yes	Y	EMPC	J	23	0	0.847	pg/g
JW-EA08-COMP-120507	A4371_9893_PCB	PCB-016	7/5/2012	20	Yes	Y		J	19	1.23	1.02	pg/g
JW-EA08-COMP-120507	A4371_9893_PCB	PCB-002	7/5/2012	6.64	Yes	Y				1.23	0.375	pg/g
JW-EA08-COMP-120507	A4371_9893_PCB	PCB-014	7/5/2012	1.75	Yes	N	U	UJ	5	1.23	1.75	pg/g
JW-EA08-COMP-120507	A4371_9893_PCB	PCB-004	7/5/2012	7.37	Yes	Y		J	5	1.23	1.18	pg/g
JW-EA08-COMP-120507	A4371_9893_PCB	PCB-005	7/5/2012	0.878	Yes	Y	J	J	5	1.23	0.714	pg/g
JW-EA08-COMP-120507	A4371_9893_PCB	PCB-006	7/5/2012	7.69	Yes	Y		J	5	1.23	2	pg/g
JW-EA08-COMP-120507	A4371_9893_PCB	PCB-007	7/5/2012	1.93	Yes	N	U	UJ	5	1.23	1.93	pg/g
JW-EA08-COMP-120507	A4371_9893_PCB	PCB-008	7/5/2012	33.8	Yes	Y		J	5	1.23	1.95	pg/g
JW-EA08-COMP-120507	A4371_9893_PCB	PCB-009	7/5/2012	1.76	Yes	Y		J	5	1.23	0.763	pg/g
JW-EA08-COMP-120507	A4371_9893_PCB	PCB-010	7/5/2012	2.05	Yes	N	U	UJ	5	1.23	2.05	pg/g
JW-EA08-COMP-120507	A4371_9893_PCB	PCB-011	7/5/2012	70.7	Yes	N	B	UJ	5,7	1.23	2.11	pg/g
JW-EA08-COMP-120507	A4371_9893_PCB	PCB-017	7/5/2012	20.4	Yes	Y		J	19	1.23	0.807	pg/g
JW-EA08-COMP-120507	A4371_9893_PCB	PCB-001	7/5/2012	13.6	Yes	Y				1.23	0.337	pg/g
JW-EA08-COMP-120507	A4371_9893_PCB	PCB-089	7/5/2012	1.63	Yes	Y	EMPC	J	23	1.23	0.575	pg/g
JW-EA08-COMP-120507	A4371_9893_PCB	PCB-073	7/5/2012	0.135	Yes	N	U	UJ	19	1.23	0.135	pg/g
JW-EA08-COMP-120507	A4371_9893_PCB	PCB-077	7/5/2012	15.1	Yes	Y		J	19	1.23	0.415	pg/g
JW-EA08-COMP-120507	A4371_9893_PCB	PCB-078	7/5/2012	0.467	Yes	N	U	UJ	19	1.23	0.467	pg/g
JW-EA08-COMP-120507	A4371_9893_PCB	PCB-079	7/5/2012	1.54	Yes	Y	EMPC	J	19,23	1.23	0.386	pg/g
JW-EA08-COMP-120507	A4371_9893_PCB	PCB-080	7/5/2012	0.362	Yes	N	U	UJ	19	1.23	0.362	pg/g
JW-EA08-COMP-120507	A4371_9893_PCB	PCB-081	7/5/2012	0.39	Yes	N	U	UJ	19	1.23	0.39	pg/g
JW-EA08-COMP-120507	A4371_9893_PCB	PCB-082	7/5/2012	27.7	Yes	Y				1.23	0.657	pg/g
JW-EA08-COMP-120507	A4371_9893_PCB	PCB-083	7/5/2012	10.7	Yes	Y				1.23	0.66	pg/g

SDG: A4371

Analytical Method E1668B

Sample ID	Lab Sample ID	Chemical Name	Anal Date	Result	Mod Res Report	Detect	Lab Qual	Val Qual	Reason	RL	MDL	Units
JW-EA08-COMP-120507	A4371_9893_PCB	PCB-084	7/5/2012	45.4	Yes	Y				1.23	0.602	pg/g
JW-EA08-COMP-120507	A4371_9893_PCB	PCB-072	7/5/2012	1.57	Yes	Y	J	19		1.23	0.38	pg/g
JW-EA08-COMP-120507	A4371_9893_PCB	PCB-088	7/5/2012	0.576	Yes	N	U			1.23	0.576	pg/g
JW-EA08-COMP-120507	A4371_9893_PCB	PCB-098	7/5/2012	0.592	Yes	N	U			1.23	0.592	pg/g
JW-EA08-COMP-120507	A4371_9893_PCB	PCB-090/101/113	7/5/2012	224	Yes	Y	C			3.68	0.485	pg/g
JW-EA08-COMP-120507	A4371_9893_PCB	PCB-091	7/5/2012	20.7	Yes	Y				1.23	0.47	pg/g
JW-EA08-COMP-120507	A4371_9893_PCB	PCB-092	7/5/2012	39.6	Yes	Y				1.23	0.57	pg/g
JW-EA08-COMP-120507	A4371_9893_PCB	PCB-093/100	7/5/2012	0.512	Yes	N	C U			2.45	0.512	pg/g
JW-EA08-COMP-120507	A4371_9893_PCB	PCB-094	7/5/2012	0.562	Yes	N	U			1.23	0.562	pg/g
JW-EA08-COMP-120507	A4371_9893_PCB	PCB-095	7/5/2012	129	Yes	Y				1.23	0.513	pg/g
JW-EA08-COMP-120507	A4371_9893_PCB	PCB-096	7/5/2012	0.241	Yes	N	U			1.23	0.241	pg/g
JW-EA08-COMP-120507	A4371_9893_PCB	PCB-042	7/5/2012	16.2	Yes	Y	J	19		1.23	0.184	pg/g
JW-EA08-COMP-120507	A4371_9893_PCB	PCB-099	7/5/2012	122	Yes	Y				1.23	0.544	pg/g
JW-EA08-COMP-120507	A4371_9893_PCB	PCB-015	7/5/2012	37.5	Yes	Y	J	5		1.23	2	pg/g
JW-EA08-COMP-120507	A4371_9893_PCB	PCB-085/116	7/5/2012	33.7	Yes	Y	C			2.45	0.425	pg/g
JW-EA08-COMP-120507	A4371_9893_PCB	PCB-045	7/5/2012	5.41	Yes	Y	J	19		1.23	0.191	pg/g
JW-EA08-COMP-120507	A4371_9893_PCB	PCB-044/047/065	7/5/2012	69	Yes	Y	C	19		3.68	0.162	pg/g
JW-EA08-COMP-120507	A4371_9893_PCB	PCB-046	7/5/2012	2.18	Yes	Y	J	19		1.23	0.198	pg/g
JW-EA08-COMP-120507	A4371_9893_PCB	PCB-048	7/5/2012	11.2	Yes	Y	J	19		1.23	0.176	pg/g
JW-EA08-COMP-120507	A4371_9893_PCB	PCB-049/069	7/5/2012	43	Yes	Y	C	19		2.45	0.144	pg/g
JW-EA08-COMP-120507	A4371_9893_PCB	PCB-050/053	7/5/2012	5.38	Yes	Y	C	19		2.45	0.163	pg/g
JW-EA08-COMP-120507	A4371_9893_PCB	PCB-051	7/5/2012	1.31	Yes	Y	EMPC	J	19,23	1.23	0.161	pg/g
JW-EA08-COMP-120507	A4371_9893_PCB	PCB-052	7/5/2012	105	Yes	Y	J	19		1.23	0.177	pg/g
JW-EA08-COMP-120507	A4371_9893_PCB	PCB-054	7/5/2012	0.17	Yes	N	U			1.23	0.17	pg/g
JW-EA08-COMP-120507	A4371_9893_PCB	PCB-055	7/5/2012	1.87	Yes	Y	J	19		1.23	0.413	pg/g

SDG: A4371

Analytical Method E1668B

Sample ID	Lab Sample ID	Chemical Name	Anal Date	Result	Mod Res	Report	Detect	Lab Qual	Val Qual	Reason	RL	MDL	Units
JW-EA08-COMP-120507	A4371_9893_PCB	PCB-068	7/5/2012	0.839	Yes	Y	Y	J	J	19	1.23	0.365	pg/g
JW-EA08-COMP-120507	A4371_9893_PCB	PCB-057	7/5/2012	0.405	Yes	N	N	U	UJ	19	1.23	0.405	pg/g
JW-EA08-COMP-120507	A4371_9893_PCB	PCB-058	7/5/2012	3.39	Yes	Y	Y		J	19	1.23	0.406	pg/g
JW-EA08-COMP-120507	A4371_9893_PCB	PCB-059/062/075	7/5/2012	5.01	Yes	Y	Y	C	J	19	3.68	0.129	pg/g
JW-EA08-COMP-120507	A4371_9893_PCB	PCB-060	7/5/2012	29.4	Yes	Y	Y		J	19	1.23	0.402	pg/g
JW-EA08-COMP-120507	A4371_9893_PCB	PCB-063	7/5/2012	4.42	Yes	Y	Y		J	19	1.23	0.368	pg/g
JW-EA08-COMP-120507	A4371_9893_PCB	PCB-064	7/5/2012	26.7	Yes	Y	Y		J	19	1.23	0.121	pg/g
JW-EA08-COMP-120507	A4371_9893_PCB	PCB-066	7/5/2012	143	Yes	Y	Y		J	19	1.23	0.42	pg/g
JW-EA08-COMP-120507	A4371_9893_PCB	PCB-067	7/5/2012	3.6	Yes	Y	Y		J	19	1.23	0.396	pg/g
JW-EA08-COMP-120507	A4371_9893_PCB	PCB-043	7/5/2012	2.03	Yes	Y	Y		J	19	1.23	0.195	pg/g
JW-EA08-COMP-120507	A4371_9893_PCB	PCB-056	7/5/2012	58	Yes	Y	Y		J	19	1.23	0.423	pg/g
JW-EA09-COMP-120507	A4371_9893_PCB	PCB-144	7/5/2012	87.6	Yes	Y	Y		J	19	1.05	0.178	pg/g
JW-EA09-COMP-120507	A4371_9893_PCB	PCB-143	7/5/2012	7.65	Yes	Y	Y		J	19	1.05	0.183	pg/g
JW-EA09-COMP-120507	A4371_9893_PCB	PCB-142	7/5/2012	0.191	Yes	N	N	U	UJ	19	1.05	0.191	pg/g
JW-EA09-COMP-120507	A4371_9893_PCB	PCB-141	7/5/2012	351	Yes	Y	Y		J	19	1.05	0.179	pg/g
JW-EA09-COMP-120507	A4371_9893_PCB	PCB-139/140	7/5/2012	45.6	Yes	Y	Y	C	J	19	2.11	0.17	pg/g
JW-EA09-COMP-120507	A4371_9893_PCB	PCB-137	7/5/2012	136	Yes	Y	Y		J	19	1.05	0.161	pg/g
JW-EA09-COMP-120507	A4371_9893_PCB	PCB-145	7/5/2012	0.986	Yes	Y	Y	J	J	19,23	1.05	0.138	pg/g
JW-EA09-COMP-120507	A4371_9893_PCB	PCB-135/151	7/5/2012	561	Yes	Y	Y	C	J	19	2.11	0.183	pg/g
JW-EA09-COMP-120507	A4371_9893_PCB	PCB-154	7/5/2012	19.6	Yes	Y	Y		J	19	1.05	0.162	pg/g
JW-EA09-COMP-120507	A4371_9893_PCB	PCB-134	7/5/2012	142	Yes	Y	Y		J	19	1.05	0.22	pg/g
JW-EA09-COMP-120507	A4371_9893_PCB	PCB-136	7/5/2012	252	Yes	Y	Y		J	19	1.05	0.143	pg/g
JW-EA09-COMP-120507	A4371_9893_PCB	PCB-146	7/5/2012	320	Yes	Y	Y		J	19	1.05	0.173	pg/g
JW-EA09-COMP-120507	A4371_9893_PCB	PCB-147/149	7/5/2012	1570	Yes	Y	Y	C	J	19	2.11	0.175	pg/g
JW-EA09-COMP-120507	A4371_9893_PCB	PCB-148	7/5/2012	1.99	Yes	Y	Y		J	19	1.05	0.178	pg/g

SDG: A4371

Analytical Method E1668B

Sample ID	Lab Sample ID	Chemical Name	Anal Date	Result	Mod Res Report	Detect	Lab Qual	Val Qual	Reason	RL	MDL	Units
JW-EA09-COMP-120507	A4371_9893_PCB	PCB-150	7/5/2012	1.81	Yes	Y	EMPC	J	19,23	1.05	0.13	pg/g
JW-EA09-COMP-120507	A4371_9893_PCB	PCB-153/168	7/5/2012	1800	Yes	Y	C	J	19	2.11	0.147	pg/g
JW-EA09-COMP-120507	A4371_9893_PCB	PCB-155	7/5/2012	0.124	Yes	N	U	J		1.05	0.124	pg/g
JW-EA09-COMP-120507	A4371_9893_PCB	PCB-156/157	7/5/2012	376	Yes	Y	C	J	19	2.11	0.953	pg/g
JW-EA09-COMP-120507	A4371_9893_PCB	PCB-133	7/5/2012	31.2	Yes	Y	J	J	19	1.05	0.19	pg/g
JW-EA09-COMP-120507	A4371_9893_PCB	PCB-118	7/5/2012	2610	Yes	Y	J	J		1.05	0.216	pg/g
JW-EA09-COMP-120507	A4371_9893_PCB	PCB-158	7/5/2012	282	Yes	Y	J	J	19	1.05	0.13	pg/g
JW-EA09-COMP-120507	A4371_9893_PCB	PCB-152	7/5/2012	1.92	Yes	Y	J	J	19	1.05	0.132	pg/g
JW-EA09-COMP-120507	A4371_9893_PCB	PCB-120	7/5/2012	7.01	Yes	Y	J	J		1.05	0.224	pg/g
JW-EA09-COMP-120507	A4371_9893_PCB	PCB-102	7/5/2012	50.6	Yes	Y	J	J		1.05	0.256	pg/g
JW-EA09-COMP-120507	A4371_9893_PCB	PCB-106	7/5/2012	0.238	Yes	N	U	J		1.05	0.238	pg/g
JW-EA09-COMP-120507	A4371_9893_PCB	PCB-107	7/5/2012	202	Yes	Y	C	J		1.05	0.243	pg/g
JW-EA09-COMP-120507	A4371_9893_PCB	PCB-108/124	7/5/2012	104	Yes	Y	J	J		2.11	0.238	pg/g
JW-EA09-COMP-120507	A4371_9893_PCB	PCB-110	7/5/2012	3500	Yes	Y	J	J		1.05	0.252	pg/g
JW-EA09-COMP-120507	A4371_9893_PCB	PCB-111	7/5/2012	0.221	Yes	N	U	J		1.05	0.221	pg/g
JW-EA09-COMP-120507	A4371_9893_PCB	PCB-112	7/5/2012	0.233	Yes	N	U	J		1.05	0.233	pg/g
JW-EA09-COMP-120507	A4371_9893_PCB	PCB-114	7/5/2012	55.3	Yes	Y	J	J		1.05	0.212	pg/g
JW-EA09-COMP-120507	A4371_9893_PCB	PCB-115	7/5/2012	39.7	Yes	Y	J	J		1.05	0.22	pg/g
JW-EA09-COMP-120507	A4371_9893_PCB	PCB-121	7/5/2012	0.222	Yes	N	U	J		1.05	0.222	pg/g
JW-EA09-COMP-120507	A4371_9893_PCB	PCB-159	7/5/2012	0.674	Yes	N	U	UJ	19	1.05	0.674	pg/g
JW-EA09-COMP-120507	A4371_9893_PCB	PCB-132	7/5/2012	840	Yes	Y	J	J	19	1.05	0.196	pg/g
JW-EA09-COMP-120507	A4371_9893_PCB	PCB-105	7/5/2012	1160	Yes	Y	J	J		1.05	0.232	pg/g
JW-EA09-COMP-120507	A4371_9893_PCB	PCB-122	7/5/2012	33.3	Yes	Y	J	J		1.05	0.246	pg/g
JW-EA09-COMP-120507	A4371_9893_PCB	PCB-123	7/5/2012	41.1	Yes	Y	J	J		1.05	0.237	pg/g
JW-EA09-COMP-120507	A4371_9893_PCB	PCB-126	7/5/2012	4.75	Yes	Y	J	J	19	1.05	0.486	pg/g

SDG: A4371

Analytical Method E1668B

Sample ID	Lab Sample ID	Chemical Name	Anal Date	Result	Mod Res	Report	Detect	Lab Qual	Val Qual	Reason	RL	MDL	Units
JW-EA09-COMP-120507	A4371_9893_PCB	PCB-127	7/5/2012	0.241		Yes	N	U			1.05	0.241	pg/g
JW-EA09-COMP-120507	A4371_9893_PCB	PCB-128/166	7/5/2012	456		Yes	Y	C	J	19	2.11	0.752	pg/g
JW-EA09-COMP-120507	A4371_9893_PCB	PCB-129/138/163	7/5/2012	2730		Yes	Y	C	J	19	3.16	0.167	pg/g
JW-EA09-COMP-120507	A4371_9893_PCB	PCB-130	7/5/2012	184		Yes	Y		J	19	1.05	0.207	pg/g
JW-EA09-COMP-120507	A4371_9893_PCB	PCB-131	7/5/2012	36.6		Yes	Y		J	19	1.05	0.2	pg/g
JW-EA09-COMP-120507	A4371_9893_PCB	PCB-117	7/5/2012	50.6		Yes	Y				1.05	0.255	pg/g
JW-EA09-COMP-120507	A4371_9893_PCB	PCB-201	7/5/2012	17.6		Yes	Y				1.05	0.276	pg/g
JW-EA09-COMP-120507	A4371_9893_PCB	PCB-209	7/5/2012	28.6		Yes	Y				1.05	0.655	pg/g
JW-EA09-COMP-120507	A4371_9893_PCB	PCB-189	7/5/2012	12.7		Yes	Y		J	19	1.05	0.327	pg/g
JW-EA09-COMP-120507	A4371_9893_PCB	PCB-190	7/5/2012	48.4		Yes	Y		J	19	1.05	0.504	pg/g
JW-EA09-COMP-120507	A4371_9893_PCB	PCB-191	7/5/2012	11		Yes	Y		J	19	1.05	0.497	pg/g
JW-EA09-COMP-120507	A4371_9893_PCB	PCB-192	7/5/2012	0.508		Yes	N	U	UJ	19	1.05	0.508	pg/g
JW-EA09-COMP-120507	A4371_9893_PCB	PCB-194	7/5/2012	115		Yes	Y				1.05	0.64	pg/g
JW-EA09-COMP-120507	A4371_9893_PCB	PCB-195	7/5/2012	40.4		Yes	Y				1.05	0.717	pg/g
JW-EA09-COMP-120507	A4371_9893_PCB	PCB-196	7/5/2012	68.4		Yes	Y				1.05	0.431	pg/g
JW-EA09-COMP-120507	A4371_9893_PCB	PCB-197	7/5/2012	3.44		Yes	Y				1.05	0.258	pg/g
JW-EA09-COMP-120507	A4371_9893_PCB	PCB-187	7/5/2012	357		Yes	Y		J	19	1.05	0.642	pg/g
JW-EA09-COMP-120507	A4371_9893_PCB	PCB-200	7/5/2012	15.9		Yes	Y				1.05	0.295	pg/g
JW-EA09-COMP-120507	A4371_9893_PCB	PCB-186	7/5/2012	0.146		Yes	N	U	UJ	19	1.05	0.146	pg/g
JW-EA09-COMP-120507	A4371_9893_PCB	PCB-202	7/5/2012	35.7		Yes	Y				1.05	0.313	pg/g
JW-EA09-COMP-120507	A4371_9893_PCB	PCB-203	7/5/2012	112		Yes	Y				1.05	0.408	pg/g
JW-EA09-COMP-120507	A4371_9893_PCB	PCB-204	7/5/2012	0.286		Yes	N	U			1.05	0.286	pg/g
JW-EA09-COMP-120507	A4371_9893_PCB	PCB-205	7/5/2012	4.43		Yes	Y				1.05	0.483	pg/g
JW-EA09-COMP-120507	A4371_9893_PCB	PCB-206	7/5/2012	79.9		Yes	Y				1.05	0.676	pg/g
JW-EA09-COMP-120507	A4371_9893_PCB	PCB-207	7/5/2012	10.3		Yes	Y				1.05	0.464	pg/g

SDG: A4371

Analytical Method E1668B

Sample ID	Lab Sample ID	Chemical Name	Anal Date	Result	Mod Res	Report	Detect	Lab Qual	Val Qual	Reason	RL	MDL	Units
JW-EA09-COMP-120507	A4371_9893_PCB	PCB-208	7/5/2012	25.2		Yes	Y				1.05	0.478	pg/g
JW-EA09-COMP-120507	A4371_9893_PCB	PCB-061/070/074/076	7/5/2012	2310		Yes	Y	C	J	19	4.22	0.619	pg/g
JW-EA09-COMP-120507	A4371_9893_PCB	PCB-086/087/097/109/119/125	7/5/2012	1950		Yes	Y	C			6.33	0.26	pg/g
JW-EA09-COMP-120507	A4371_9893_PCB	PCB-198/199	7/5/2012	179		Yes	Y	C			2.11	0.443	pg/g
JW-EA09-COMP-120507	A4371_9893_PCB	PCB-176	7/5/2012	26.1		Yes	Y	EMPC	J	19,23	1.05	0.141	pg/g
JW-EA09-COMP-120507	A4371_9893_PCB	PCB-161	7/5/2012	0.141		Yes	N	U	UJ	19	1.05	0.141	pg/g
JW-EA09-COMP-120507	A4371_9893_PCB	PCB-162	7/5/2012	7.96		Yes	Y		J	19	1.05	0.64	pg/g
JW-EA09-COMP-120507	A4371_9893_PCB	PCB-164	7/5/2012	164		Yes	Y		J	19	1.05	0.147	pg/g
JW-EA09-COMP-120507	A4371_9893_PCB	PCB-165	7/5/2012	0.154		Yes	N	U	UJ	19	1.05	0.154	pg/g
JW-EA09-COMP-120507	A4371_9893_PCB	PCB-167	7/5/2012	103		Yes	Y		J	19	1.05	0.676	pg/g
JW-EA09-COMP-120507	A4371_9893_PCB	PCB-169	7/5/2012	0.885		Yes	N	U			1.05	0.885	pg/g
JW-EA09-COMP-120507	A4371_9893_PCB	PCB-170	7/5/2012	205		Yes	Y		J	19	1.05	0.479	pg/g
JW-EA09-COMP-120507	A4371_9893_PCB	PCB-171/173	7/5/2012	109		Yes	Y	C	J	19	2.11	0.747	pg/g
JW-EA09-COMP-120507	A4371_9893_PCB	PCB-172	7/5/2012	27.7		Yes	Y		J	19	1.05	0.657	pg/g
JW-EA09-COMP-120507	A4371_9893_PCB	PCB-188	7/5/2012	0.15		Yes	N	U			1.05	0.15	pg/g
JW-EA09-COMP-120507	A4371_9893_PCB	PCB-175	7/5/2012	12.1		Yes	Y		J	19	1.05	0.662	pg/g
JW-EA09-COMP-120507	A4371_9893_PCB	PCB-160	7/5/2012	0.15		Yes	N	U	UJ	19	1.05	0.15	pg/g
JW-EA09-COMP-120507	A4371_9893_PCB	PCB-177	7/5/2012	193		Yes	Y		J	19	1.05	0.773	pg/g
JW-EA09-COMP-120507	A4371_9893_PCB	PCB-178	7/5/2012	51.2		Yes	Y		J	19	1.05	0.205	pg/g
JW-EA09-COMP-120507	A4371_9893_PCB	PCB-179	7/5/2012	95.2		Yes	Y		J	19	1.05	0.151	pg/g
JW-EA09-COMP-120507	A4371_9893_PCB	PCB-180/193	7/5/2012	392		Yes	Y	C	J	19	2.11	0.397	pg/g
JW-EA09-COMP-120507	A4371_9893_PCB	PCB-181	7/5/2012	5.48		Yes	Y		J	19	1.05	0.676	pg/g
JW-EA09-COMP-120507	A4371_9893_PCB	PCB-182	7/5/2012	1.9		Yes	Y		J	19	1.05	0.622	pg/g
JW-EA09-COMP-120507	A4371_9893_PCB	PCB-183	7/5/2012	170		Yes	Y		J	19	1.05	0.62	pg/g
JW-EA09-COMP-120507	A4371_9893_PCB	PCB-184	7/5/2012	0.154		Yes	N	U	UJ	19	1.05	0.154	pg/g

SDG: A4371

Analytical Method E1668B

Sample ID	Lab Sample ID	Chemical Name	Anal Date	Result	Mod Res	Report	Detect	Lab Qual	Val Qual	Reason	RL	MDL	Units
JW-EA09-COMP-120507	A4371_9893_PCB	PCB-185	7/5/2012	19.4	Yes	Y	Y	J	J	19	1.05	0.648	pg/g
JW-EA09-COMP-120507	A4371_9893_PCB	PCB-174	7/5/2012	301	Yes	Y	Y	J	J	19	1.05	0.736	pg/g
JW-EA09-COMP-120507	A4371_9893_PCB	PCB-026/029	7/5/2012	69.5	Yes	Y	Y	C	J	19	2.11	0.86	pg/g
JW-EA09-COMP-120507	A4371_9893_PCB	PCB-016	7/5/2012	104	Yes	Y	Y	J	J	19	1.05	0.755	pg/g
JW-EA09-COMP-120507	A4371_9893_PCB	PCB-017	7/5/2012	108	Yes	Y	Y	J	J	19	1.05	0.586	pg/g
JW-EA09-COMP-120507	A4371_9893_PCB	PCB-018/030	7/5/2012	248	Yes	Y	Y	C	J	19	2.11	0.499	pg/g
JW-EA09-COMP-120507	A4371_9893_PCB	PCB-019	7/5/2012	16.4	Yes	Y	Y				1.05	0.652	pg/g
JW-EA09-COMP-120507	A4371_9893_PCB	PCB-020/028	7/5/2012	595	Yes	Y	Y	C	J	19	2.11	0.898	pg/g
JW-EA09-COMP-120507	A4371_9893_PCB	PCB-021/033	7/5/2012	221	Yes	Y	Y	C	J	19	2.11	0.851	pg/g
JW-EA09-COMP-120507	A4371_9893_PCB	PCB-022	7/5/2012	176	Yes	Y	Y	J	J	19	1.05	0.953	pg/g
JW-EA09-COMP-120507	A4371_9893_PCB	PCB-023	7/5/2012	0.858	Yes	N	N	U	UJ	19	1.05	0.858	pg/g
JW-EA09-COMP-120507	A4371_9893_PCB	PCB-040/071	7/5/2012	279	Yes	Y	Y	C	J	19	2.11	0.195	pg/g
JW-EA09-COMP-120507	A4371_9893_PCB	PCB-025	7/5/2012	32.4	Yes	Y	Y	J	J	19	1.05	0.859	pg/g
JW-EA09-COMP-120507	A4371_9893_PCB	PCB-010	7/5/2012	1.88	Yes	Y	Y	J	J	5	1.05	0.386	pg/g
JW-EA09-COMP-120507	A4371_9893_PCB	PCB-027	7/5/2012	19	Yes	Y	Y	J	J	19	1.05	0.452	pg/g
JW-EA09-COMP-120507	A4371_9893_PCB	PCB-031	7/5/2012	474	Yes	Y	Y	J	J	19	1.05	0.827	pg/g
JW-EA09-COMP-120507	A4371_9893_PCB	PCB-032	7/5/2012	86.2	Yes	Y	Y	J	J	19	1.05	0.423	pg/g
JW-EA09-COMP-120507	A4371_9893_PCB	PCB-034	7/5/2012	2.8	Yes	Y	Y	J	J	19	1.05	0.901	pg/g
JW-EA09-COMP-120507	A4371_9893_PCB	PCB-035	7/5/2012	18.5	Yes	Y	Y	J	J	19	1.05	0.976	pg/g
JW-EA09-COMP-120507	A4371_9893_PCB	PCB-036	7/5/2012	5.85	Yes	Y	Y	J	J	19	1.05	0.893	pg/g
JW-EA09-COMP-120507	A4371_9893_PCB	PCB-037	7/5/2012	209	Yes	Y	Y	J	J	19	1.05	1.03	pg/g
JW-EA09-COMP-120507	A4371_9893_PCB	PCB-038	7/5/2012	0.958	Yes	N	N	U	UJ	19	1.05	0.958	pg/g
JW-EA09-COMP-120507	A4371_9893_PCB	PCB-039	7/5/2012	3.87	Yes	Y	Y	J	J	19	1.05	0.861	pg/g
JW-EA09-COMP-120507	A4371_9893_PCB	PCB-024	7/5/2012	2.13	Yes	Y	Y	EMPC	J	19,23	1.05	0.444	pg/g
JW-EA09-COMP-120507	A4371_9893_PCB	PCB-001	7/5/2012	38	Yes	Y	Y				1.05	0.195	pg/g

SDG: A4371

Analytical Method E1668B

Sample ID	Lab Sample ID	Chemical Name	Anal Date	Result	Mod Res	Report	Detect	Lab Qual	Val Qual	Reason	RL	MDL	Units
JW-EA09-COMP-120507	A4371_9893_PCB	PCB-103	7/5/2012	10.9	Yes	Y	Y				1.05	0.281	pg/g
JW-EA09-COMP-120507	A4371_9893_PCB	PCB-104	7/5/2012	0.197	Yes	N	N	U			1.05	0.197	pg/g
JW-EA09-COMP-120507	A4371_9893_PCB	"Dichlorobiphenyl homologs (Total reported, not calculated)"	7/5/2012	713	Yes	Y	Y	EMPC	J	5,23	0	1.73	pg/g
JW-EA09-COMP-120507	A4371_9893_PCB	"Trichlorobiphenyl homologs (Total reported, not calculated)"	7/5/2012	2390	Yes	Y	Y		J	19	0	0.839	pg/g
JW-EA09-COMP-120507	A4371_9893_PCB	"Pentachlorobiphenyl homologs (Total reported, not calculated)"	7/5/2012	18400	Yes	Y	Y		J	19	0	0.263	pg/g
JW-EA09-COMP-120507	A4371_9893_PCB	"Hexachlorobiphenyl homologs (Total reported, not calculated)"	7/5/2012	10500	Yes	Y	Y		J	19	0	0.659	pg/g
JW-EA09-COMP-120507	A4371_9893_PCB	"Tetrachlorobiphenyl homologs (Total reported, not calculated)"	7/5/2012	7870	Yes	Y	Y		J	19	0	0.354	pg/g
JW-EA09-COMP-120507	A4371_9893_PCB	"Monochlorobiphenyl homologs (Total reported, not calculated)"	7/5/2012	105	Yes	Y	Y				0	0.212	pg/g
JW-EA09-COMP-120507	A4371_9893_PCB	"Heptachlorobiphenyl homologs (Total reported, not calculated)"	7/5/2012	2040	Yes	Y	Y	EMPC	J	19,23	0	0.449	pg/g
JW-EA09-COMP-120507	A4371_9893_PCB	PCB-015	7/5/2012	112	Yes	Y	Y		J	5	1.05	1.23	pg/g
JW-EA09-COMP-120507	A4371_9893_PCB	"Octachlorobiphenyl homologs (Total reported, not calculated)"	7/5/2012	592	Yes	Y	Y				0	0.398	pg/g
JW-EA09-COMP-120507	A4371_9893_PCB	PCB-012/013	7/5/2012	19.5	Yes	Y	Y	C	J	5	2.11	1.2	pg/g
JW-EA09-COMP-120507	A4371_9893_PCB	PCB-002	7/5/2012	23.6	Yes	Y	Y				1.05	0.185	pg/g
JW-EA09-COMP-120507	A4371_9893_PCB	PCB-003	7/5/2012	43.9	Yes	Y	Y				1.05	0.228	pg/g
JW-EA09-COMP-120507	A4371_9893_PCB	PCB-004	7/5/2012	36.2	Yes	Y	Y		J	5	1.05	2.22	pg/g
JW-EA09-COMP-120507	A4371_9893_PCB	PCB-005	7/5/2012	2.2	Yes	Y	Y		J	5	1.05	0.491	pg/g
JW-EA09-COMP-120507	A4371_9893_PCB	PCB-006	7/5/2012	20.1	Yes	Y	Y		J	5	1.05	1.23	pg/g
JW-EA09-COMP-120507	A4371_9893_PCB	PCB-007	7/5/2012	3.81	Yes	Y	Y	EMPC	J	5,23	1.05	1.13	pg/g
JW-EA09-COMP-120507	A4371_9893_PCB	PCB-008	7/5/2012	112	Yes	Y	Y		J	5	1.05	1.18	pg/g
JW-EA09-COMP-120507	A4371_9893_PCB	PCB-009	7/5/2012	5.4	Yes	Y	Y		J	5	1.05	1.33	pg/g
JW-EA09-COMP-120507	A4371_9893_PCB	PCB-014	7/5/2012	1.19	Yes	Y	Y		J	5	1.05	0.415	pg/g
JW-EA09-COMP-120507	A4371_9893_PCB	"Nonachlorobiphenyl homologs (Total reported, not calculated)"	7/5/2012	115	Yes	Y	Y				0	0.577	pg/g

SDG: A4371

Analytical Method E1668B

Sample ID	Lab Sample ID	Chemical Name	Anal Date	Result	Mod Res Report	Detect	Lab Qual	Val Qual	Reason	RL	MDL	Units
JW-EA09-COMP-120507	A4371_9893_PCB	PCB-090/101/113	7/5/2012	2750	Yes	Y	C			3.16	0.268	pg/g
JW-EA09-COMP-120507	A4371_9893_PCB	PCB-073	7/5/2012	1.89	Yes	Y		J	19	1.05	0.161	pg/g
JW-EA09-COMP-120507	A4371_9893_PCB	PCB-077	7/5/2012	95	Yes	Y		J	19	1.05	0.637	pg/g
JW-EA09-COMP-120507	A4371_9893_PCB	PCB-078	7/5/2012	0.673	Yes	N	U	UJ	19	1.05	0.673	pg/g
JW-EA09-COMP-120507	A4371_9893_PCB	PCB-079	7/5/2012	19.4	Yes	Y		J	19	1.05	0.578	pg/g
JW-EA09-COMP-120507	A4371_9893_PCB	PCB-080	7/5/2012	0.574	Yes	N	U	UJ	19	1.05	0.574	pg/g
JW-EA09-COMP-120507	A4371_9893_PCB	PCB-081	7/5/2012	3.23	Yes	Y		J	19	1.05	0.567	pg/g
JW-EA09-COMP-120507	A4371_9893_PCB	PCB-082	7/5/2012	344	Yes	Y				1.05	0.353	pg/g
JW-EA09-COMP-120507	A4371_9893_PCB	PCB-099	7/5/2012	1430	Yes	Y				1.05	0.305	pg/g
JW-EA09-COMP-120507	A4371_9893_PCB	PCB-084	7/5/2012	688	Yes	Y				1.05	0.347	pg/g
JW-EA09-COMP-120507	A4371_9893_PCB	PCB-072	7/5/2012	12	Yes	Y		J	19	1.05	0.635	pg/g
JW-EA09-COMP-120507	A4371_9893_PCB	PCB-089	7/5/2012	21.7	Yes	Y				1.05	0.334	pg/g
JW-EA09-COMP-120507	A4371_9893_PCB	PCB-083	7/5/2012	148	Yes	Y				1.05	0.369	pg/g
JW-EA09-COMP-120507	A4371_9893_PCB	PCB-091	7/5/2012	283	Yes	Y				1.05	0.268	pg/g
JW-EA09-COMP-120507	A4371_9893_PCB	PCB-092	7/5/2012	483	Yes	Y				1.05	0.315	pg/g
JW-EA09-COMP-120507	A4371_9893_PCB	PCB-093/100	7/5/2012	12	Yes	Y	C			2.11	0.301	pg/g
JW-EA09-COMP-120507	A4371_9893_PCB	PCB-094	7/5/2012	8.48	Yes	Y				1.05	0.324	pg/g
JW-EA09-COMP-120507	A4371_9893_PCB	PCB-095	7/5/2012	1920	Yes	Y				1.05	0.315	pg/g
JW-EA09-COMP-120507	A4371_9893_PCB	PCB-096	7/5/2012	11.3	Yes	Y				1.05	0.196	pg/g
JW-EA09-COMP-120507	A4371_9893_PCB	PCB-098	7/5/2012	1.84	Yes	Y				1.05	0.33	pg/g
JW-EA09-COMP-120507	A4371_9893_PCB	PCB-041	7/5/2012	39.5	Yes	Y		J	19	1.05	0.237	pg/g
JW-EA09-COMP-120507	A4371_9893_PCB	PCB-011	7/5/2012	398	Yes	Y		J	5	1.05	1.2	pg/g
JW-EA09-COMP-120507	A4371_9893_PCB	PCB-088	7/5/2012	1.08	Yes	Y				1.05	0.331	pg/g
JW-EA09-COMP-120507	A4371_9893_PCB	PCB-044/047/065	7/5/2012	740	Yes	Y	C	J	19	3.16	0.19	pg/g
JW-EA09-COMP-120507	A4371_9893_PCB	PCB-042	7/5/2012	140	Yes	Y		J	19	1.05	0.209	pg/g

SDG: A4371

Analytical Method E1668B

Sample ID	Lab Sample ID	Chemical Name	Anal Date	Result	Mod Res	Report Detect	Lab Qual	Val Qual	Reason	RL	MDL	Units
JW-EA09-COMP-120507	A4371_9893_PCB	PCB-085/116	7/5/2012	455	Yes	Y	C	J	19	2.11	0.249	pg/g
JW-EA09-COMP-120507	A4371_9893_PCB	PCB-043	7/5/2012	17.6	Yes	Y		J	19	1.05	0.232	pg/g
JW-EA09-COMP-120507	A4371_9893_PCB	PCB-045	7/5/2012	52.2	Yes	Y		J	19	1.05	0.23	pg/g
JW-EA09-COMP-120507	A4371_9893_PCB	PCB-046	7/5/2012	21.4	Yes	Y		J	19	1.05	0.248	pg/g
JW-EA09-COMP-120507	A4371_9893_PCB	PCB-048	7/5/2012	90.9	Yes	Y		J	19	1.05	0.2	pg/g
JW-EA09-COMP-120507	A4371_9893_PCB	PCB-049/069	7/5/2012	423	Yes	Y	C	J	19	2.11	0.17	pg/g
JW-EA09-COMP-120507	A4371_9893_PCB	PCB-050/053	7/5/2012	59.9	Yes	Y	C	J	19	2.11	0.204	pg/g
JW-EA09-COMP-120507	A4371_9893_PCB	PCB-051	7/5/2012	14.7	Yes	Y		J	19	1.05	0.205	pg/g
JW-EA09-COMP-120507	A4371_9893_PCB	PCB-052	7/5/2012	1400	Yes	Y		J	19	1.05	0.213	pg/g
JW-EA09-COMP-120507	A4371_9893_PCB	PCB-054	7/5/2012	0.651	Yes	Y	J	J		1.05	0.149	pg/g
JW-EA09-COMP-120507	A4371_9893_PCB	PCB-055	7/5/2012	15.8	Yes	Y		J	19	1.05	0.62	pg/g
JW-EA09-COMP-120507	A4371_9893_PCB	PCB-067	7/5/2012	22	Yes	Y		J	19	1.05	0.621	pg/g
JW-EA09-COMP-120507	A4371_9893_PCB	PCB-056	7/5/2012	462	Yes	Y		J	19	1.05	0.664	pg/g
JW-EA09-COMP-120507	A4371_9893_PCB	PCB-057	7/5/2012	2.67	Yes	Y		J	19	1.05	0.648	pg/g
JW-EA09-COMP-120507	A4371_9893_PCB	PCB-058	7/5/2012	3.67	Yes	Y		J	19	1.05	0.643	pg/g
JW-EA09-COMP-120507	A4371_9893_PCB	PCB-059/062/075	7/5/2012	38.3	Yes	Y	C	J	19	3.16	0.151	pg/g
JW-EA09-COMP-120507	A4371_9893_PCB	PCB-060	7/5/2012	232	Yes	Y		J	19	1.05	0.618	pg/g
JW-EA09-COMP-120507	A4371_9893_PCB	PCB-063	7/5/2012	36.2	Yes	Y		J	19	1.05	0.589	pg/g
JW-EA09-COMP-120507	A4371_9893_PCB	PCB-064	7/5/2012	265	Yes	Y		J	19	1.05	0.139	pg/g
JW-EA09-COMP-120507	A4371_9893_PCB	PCB-066	7/5/2012	1070	Yes	Y		J	19	1.05	0.664	pg/g
JW-EA09-COMP-120507	A4371_9893_PCB	PCB-068	7/5/2012	6.11	Yes	Y		J	19	1.05	0.585	pg/g
JW-EA58-COMP-120507	A4371_9893_PCB	PCB-060	7/5/2012	55.1	Yes	Y		J	19	1.39	0.428	pg/g
JW-EA58-COMP-120507	A4371_9893_PCB	PCB-063	7/5/2012	8.18	Yes	Y		J	19	1.39	0.392	pg/g
JW-EA58-COMP-120507	A4371_9893_PCB	PCB-064	7/5/2012	53	Yes	Y		J	19	1.39	0.112	pg/g
JW-EA58-COMP-120507	A4371_9893_PCB	PCB-066	7/5/2012	268	Yes	Y		J	19	1.39	0.448	pg/g

SDG: A4371

Analytical Method E1668B

Sample ID	Lab Sample ID	Chemical Name	Anal Date	Result	Mod Res Report	Detect	Lab Qual	Val Qual	Reason	RL	MDL	Units
JW-EA58-COMP-120507	A4371_9893_PCB	PCB-067	7/5/2012	6.69	Yes	Y	J	J	19	1.39	0.422	pg/g
JW-EA58-COMP-120507	A4371_9893_PCB	PCB-068	7/5/2012	1.54	Yes	Y	J	J	19	1.39	0.388	pg/g
JW-EA58-COMP-120507	A4371_9893_PCB	PCB-072	7/5/2012	2.58	Yes	Y	J	J	19	1.39	0.404	pg/g
JW-EA58-COMP-120507	A4371_9893_PCB	PCB-059/062/075	7/5/2012	8.42	Yes	Y	C	J	19	4.17	0.12	pg/g
JW-EA58-COMP-120507	A4371_9893_PCB	PCB-077	7/5/2012	28.2	Yes	Y	J	J	19	1.39	0.456	pg/g
JW-EA58-COMP-120507	A4371_9893_PCB	PCB-051	7/5/2012	3.03	Yes	Y	J	J	19	1.39	0.149	pg/g
JW-EA58-COMP-120507	A4371_9893_PCB	PCB-073	7/5/2012	0.366	Yes	Y	J	J	19	1.39	0.125	pg/g
JW-EA58-COMP-120507	A4371_9893_PCB	PCB-058	7/5/2012	0.823	Yes	Y	J	J	19	1.39	0.433	pg/g
JW-EA58-COMP-120507	A4371_9893_PCB	PCB-057	7/5/2012	0.672	Yes	Y	J	J	19	1.39	0.432	pg/g
JW-EA58-COMP-120507	A4371_9893_PCB	PCB-056	7/5/2012	1.11	Yes	Y	J	J	19	1.39	0.45	pg/g
JW-EA58-COMP-120507	A4371_9893_PCB	PCB-055	7/5/2012	4.6	Yes	Y	J	J	19	1.39	0.44	pg/g
JW-EA58-COMP-120507	A4371_9893_PCB	PCB-048	7/5/2012	18.8	Yes	Y	J	J	19	1.39	0.163	pg/g
JW-EA58-COMP-120507	A4371_9893_PCB	PCB-052	7/5/2012	257	Yes	Y	J	J	19	1.39	0.164	pg/g
JW-EA58-COMP-120507	A4371_9893_PCB	PCB-078	7/5/2012	0.498	Yes	N	U	UU	19	1.39	0.498	pg/g
JW-EA58-COMP-120507	A4371_9893_PCB	PCB-050/053	7/5/2012	10.2	Yes	Y	C	J	19	2.78	0.151	pg/g
JW-EA58-COMP-120507	A4371_9893_PCB	PCB-049/069	7/5/2012	82.7	Yes	Y	C	J	19	2.78	0.134	pg/g
JW-EA58-COMP-120507	A4371_9893_PCB	PCB-046	7/5/2012	4.09	Yes	Y	J	J	19	1.39	0.183	pg/g
JW-EA58-COMP-120507	A4371_9893_PCB	PCB-045	7/5/2012	9.29	Yes	Y	J	J	19	1.39	0.177	pg/g
JW-EA58-COMP-120507	A4371_9893_PCB	PCB-054	7/5/2012	0.272	Yes	Y	J	J	19	1.39	0.107	pg/g
JW-EA58-COMP-120507	A4371_9893_PCB	PCB-092	7/5/2012	132	Yes	Y	J	J	19	1.39	0.342	pg/g
JW-EA58-COMP-120507	A4371_9893_PCB	"Dichlorobiphenyl homologs (Total reported, not calculated)"	7/5/2012	229	Yes	Y	J	J	5	0	1.53	pg/g
JW-EA58-COMP-120507	A4371_9893_PCB	PCB-044/047/065	7/5/2012	143	Yes	Y	C	J	19	4.17	0.15	pg/g
JW-EA58-COMP-120507	A4371_9893_PCB	PCB-106	7/5/2012	0.272	Yes	N	U			1.39	0.272	pg/g
JW-EA58-COMP-120507	A4371_9893_PCB	PCB-104	7/5/2012	0.172	Yes	N	U			1.39	0.172	pg/g
JW-EA58-COMP-120507	A4371_9893_PCB	PCB-103	7/5/2012	3.04	Yes	Y				1.39	0.295	pg/g

SDG: A4371

Analytical Method E1668B

Sample ID	Lab Sample ID	Chemical Name	Anal Date	Result	Mod Res Report	Detect	Lab Qual	Val Qual	Reason	RL	MDL	Units
JW-EA58-COMP-120507	A4371_9893_PCB	PCB-102	7/5/2012	10.6	Yes	Y				1.39	0.261	pg/g
JW-EA58-COMP-120507	A4371_9893_PCB	PCB-099	7/5/2012	387	Yes	Y				1.39	0.327	pg/g
JW-EA58-COMP-120507	A4371_9893_PCB	PCB-098	7/5/2012	0.355	Yes	N	U			1.39	0.355	pg/g
JW-EA58-COMP-120507	A4371_9893_PCB	PCB-096	7/5/2012	2.76	Yes	Y				1.39	0.169	pg/g
JW-EA58-COMP-120507	A4371_9893_PCB	PCB-095	7/5/2012	423	Yes	Y				1.39	0.308	pg/g
JW-EA58-COMP-120507	A4371_9893_PCB	PCB-105	7/5/2012	373	Yes	Y				1.39	0.275	pg/g
JW-EA58-COMP-120507	A4371_9893_PCB	PCB-093/100	7/5/2012	2.8	Yes	Y	C			2.78	0.307	pg/g
JW-EA58-COMP-120507	A4371_9893_PCB	PCB-079	7/5/2012	5.66	Yes	Y		J	19	1.39	0.411	pg/g
JW-EA58-COMP-120507	A4371_9893_PCB	PCB-091	7/5/2012	69.5	Yes	Y				1.39	0.282	pg/g
JW-EA58-COMP-120507	A4371_9893_PCB	PCB-090/101/113	7/5/2012	751	Yes	Y	C			4.17	0.291	pg/g
JW-EA58-COMP-120507	A4371_9893_PCB	PCB-089	7/5/2012	4.68	Yes	Y				1.39	0.345	pg/g
JW-EA58-COMP-120507	A4371_9893_PCB	PCB-088	7/5/2012	0.346	Yes	N	U			1.39	0.346	pg/g
JW-EA58-COMP-120507	A4371_9893_PCB	PCB-085/116	7/5/2012	106	Yes	Y	C			2.78	0.255	pg/g
JW-EA58-COMP-120507	A4371_9893_PCB	PCB-084	7/5/2012	166	Yes	Y				1.39	0.361	pg/g
JW-EA58-COMP-120507	A4371_9893_PCB	PCB-083	7/5/2012	37.4	Yes	Y				1.39	0.396	pg/g
JW-EA58-COMP-120507	A4371_9893_PCB	PCB-082	7/5/2012	91	Yes	Y				1.39	0.394	pg/g
JW-EA58-COMP-120507	A4371_9893_PCB	PCB-081	7/5/2012	0.902	Yes	Y	J	J	19	1.39	0.416	pg/g
JW-EA58-COMP-120507	A4371_9893_PCB	PCB-080	7/5/2012	0.386	Yes	N	U	UJ	19	1.39	0.386	pg/g
JW-EA58-COMP-120507	A4371_9893_PCB	PCB-094	7/5/2012	1.69	Yes	Y	EMPC	J	23	1.39	0.337	pg/g
JW-EA58-COMP-120507	A4371_9893_PCB	PCB-002	7/5/2012	14.1	Yes	Y				1.39	0.219	pg/g
JW-EA58-COMP-120507	A4371_9893_PCB	"Pentachlorobiphenyl homologs (Total reported, not calculated)"	7/5/2012	5060	Yes	Y		J	19	0	0.273	pg/g
JW-EA58-COMP-120507	A4371_9893_PCB	PCB-012/013	7/5/2012	8.51	Yes	Y	C	J	5	2.78	1.14	pg/g
JW-EA58-COMP-120507	A4371_9893_PCB	PCB-011	7/5/2012	108	Yes	N		UJ	5,7	1.39	1.16	pg/g
JW-EA58-COMP-120507	A4371_9893_PCB	PCB-010	7/5/2012	0.579	Yes	Y	J	J	5	1.39	0.379	pg/g
JW-EA58-COMP-120507	A4371_9893_PCB	PCB-009	7/5/2012	2.24	Yes	Y		J	5	1.39	0.443	pg/g

SDG: A4371

Analytical Method E1668B

Sample ID	Lab Sample ID	Chemical Name	Anal Date	Result	Mod Res	Report	Detect	Lab Qual	Val Qual	Reason	RL	MDL	Units
JW-EA58-COMP-120507	A4371_9893_PCB	PCB-008	7/5/2012	40.4	Yes	Y	Y	J	J	5	1.39	1.08	pg/g
JW-EA58-COMP-120507	A4371_9893_PCB	PCB-007	7/5/2012	1.94	Yes	Y	Y	J	J	5	1.39	0.393	pg/g
JW-EA58-COMP-120507	A4371_9893_PCB	PCB-006	7/5/2012	8	Yes	Y	Y	J	J	5	1.39	1.1	pg/g
JW-EA58-COMP-120507	A4371_9893_PCB	PCB-005	7/5/2012	0.895	Yes	Y	Y	J	J	5	1.39	0.414	pg/g
JW-EA58-COMP-120507	A4371_9893_PCB	PCB-015	7/5/2012	46.6	Yes	Y	Y	J	J	5	1.39	1.1	pg/g
JW-EA58-COMP-120507	A4371_9893_PCB	PCB-003	7/5/2012	24.7	Yes	Y	Y				1.39	0.242	pg/g
JW-EA58-COMP-120507	A4371_9893_PCB	PCB-016	7/5/2012	29.1	Yes	Y	Y				1.39	0.694	pg/g
JW-EA58-COMP-120507	A4371_9893_PCB	PCB-001	7/5/2012	20	Yes	Y	Y				1.39	0.216	pg/g
JW-EA58-COMP-120507	A4371_9893_PCB	"Octachlorobiphenyl homologs (Total reported, not calculated)"	7/5/2012	255	Yes	Y	Y	EMPC	J	23	0	0.223	pg/g
JW-EA58-COMP-120507	A4371_9893_PCB	"Nonachlorobiphenyl homologs (Total reported, not calculated)"	7/5/2012	63.4	Yes	Y	Y				0	0.43	pg/g
JW-EA58-COMP-120507	A4371_9893_PCB	"Heptachlorobiphenyl homologs (Total reported, not calculated)"	7/5/2012	871	Yes	Y	Y	EMPC	J	19,23	0	0.278	pg/g
JW-EA58-COMP-120507	A4371_9893_PCB	"Monochlorobiphenyl homologs (Total reported, not calculated)"	7/5/2012	58.8	Yes	Y	Y				0	0.229	pg/g
JW-EA58-COMP-120507	A4371_9893_PCB	"Tetrachlorobiphenyl homologs (Total reported, not calculated)"	7/5/2012	1720	Yes	Y	Y	J	J	19	0	0.259	pg/g
JW-EA58-COMP-120507	A4371_9893_PCB	"Hexachlorobiphenyl homologs (Total reported, not calculated)"	7/5/2012	4060	Yes	Y	Y	J	J	19	0	0.71	pg/g
JW-EA58-COMP-120507	A4371_9893_PCB	PCB-107	7/5/2012	57.4	Yes	Y	Y				1.39	0.26	pg/g
JW-EA58-COMP-120507	A4371_9893_PCB	"Trichlorobiphenyl homologs (Total reported, not calculated)"	7/5/2012	701	Yes	Y	Y	EMPC	J	23	0	0.521	pg/g
JW-EA58-COMP-120507	A4371_9893_PCB	PCB-115	7/5/2012	25.2	Yes	Y	Y				1.39	0.254	pg/g
JW-EA58-COMP-120507	A4371_9893_PCB	PCB-004	7/5/2012	11	Yes	Y	Y	J	J	5	1.39	1.95	pg/g
JW-EA58-COMP-120507	A4371_9893_PCB	PCB-027	7/5/2012	5.39	Yes	Y	Y				1.39	0.415	pg/g
JW-EA58-COMP-120507	A4371_9893_PCB	PCB-042	7/5/2012	29.2	Yes	Y	Y	J	J	19	1.39	0.171	pg/g
JW-EA58-COMP-120507	A4371_9893_PCB	PCB-041	7/5/2012	8.49	Yes	Y	Y	J	J	19	1.39	0.195	pg/g
JW-EA58-COMP-120507	A4371_9893_PCB	PCB-040/071	7/5/2012	53.9	Yes	Y	Y	C	J	19	2.78	0.157	pg/g

SDG: A4371

Analytical Method E1668B

Sample ID	Lab Sample ID	Chemical Name	Anal Date	Result	Mod Res	Report	Detect	Lab Qual	Val Qual	Reason	RL	MOL	Units
JW-EA58-COMP-120507	A4371_9893_PCB	PCB-039	7/5/2012	0.393		Yes	N	U			1.39	0.393	pg/g
JW-EA58-COMP-120507	A4371_9893_PCB	PCB-038	7/5/2012	0.441		Yes	N	U			1.39	0.441	pg/g
JW-EA58-COMP-120507	A4371_9893_PCB	PCB-037	7/5/2012	77.1		Yes	Y				1.39	0.471	pg/g
JW-EA58-COMP-120507	A4371_9893_PCB	PCB-036	7/5/2012	1.33		Yes	Y	J	EMPC	J	23	0.407	pg/g
JW-EA58-COMP-120507	A4371_9893_PCB	PCB-035	7/5/2012	6.18		Yes	Y				1.39	0.442	pg/g
JW-EA58-COMP-120507	A4371_9893_PCB	PCB-034	7/5/2012	0.414		Yes	N	U			1.39	0.414	pg/g
JW-EA58-COMP-120507	A4371_9893_PCB	PCB-014	7/5/2012	0.373		Yes	Y	J		J	5	0.356	pg/g
JW-EA58-COMP-120507	A4371_9893_PCB	PCB-031	7/5/2012	131		Yes	Y				1.39	0.382	pg/g
JW-EA58-COMP-120507	A4371_9893_PCB	PCB-043	7/5/2012	3.4		Yes	Y	J		J	19	0.18	pg/g
JW-EA58-COMP-120507	A4371_9893_PCB	PCB-026/029	7/5/2012	21		Yes	Y	C			2.78	0.398	pg/g
JW-EA58-COMP-120507	A4371_9893_PCB	PCB-025	7/5/2012	10.9		Yes	Y				1.39	0.396	pg/g
JW-EA58-COMP-120507	A4371_9893_PCB	PCB-024	7/5/2012	0.784		Yes	Y	J			1.39	0.435	pg/g
JW-EA58-COMP-120507	A4371_9893_PCB	PCB-023	7/5/2012	0.396		Yes	N	U			1.39	0.396	pg/g
JW-EA58-COMP-120507	A4371_9893_PCB	PCB-022	7/5/2012	51.5		Yes	Y				1.39	0.422	pg/g
JW-EA58-COMP-120507	A4371_9893_PCB	PCB-021/033	7/5/2012	68.5		Yes	Y	C			2.78	0.393	pg/g
JW-EA58-COMP-120507	A4371_9893_PCB	PCB-020/028	7/5/2012	174		Yes	Y	C			2.78	0.399	pg/g
JW-EA58-COMP-120507	A4371_9893_PCB	PCB-019	7/5/2012	3.89		Yes	Y				1.39	0.572	pg/g
JW-EA58-COMP-120507	A4371_9893_PCB	PCB-018/030	7/5/2012	64.6		Yes	Y	C			2.78	0.465	pg/g
JW-EA58-COMP-120507	A4371_9893_PCB	PCB-017	7/5/2012	32.4		Yes	Y				1.39	0.552	pg/g
JW-EA58-COMP-120507	A4371_9893_PCB	PCB-032	7/5/2012	23.5		Yes	Y				1.39	0.386	pg/g
JW-EA58-COMP-120507	A4371_9893_PCB	PCB-177	7/5/2012	79.7		Yes	Y		J	J	19	0.402	pg/g
JW-EA58-COMP-120507	A4371_9893_PCB	PCB-164	7/5/2012	58.4		Yes	Y		J	J	19	0.145	pg/g
JW-EA58-COMP-120507	A4371_9893_PCB	PCB-186	7/5/2012	0.15		Yes	N	U	UU	UU	19	0.15	pg/g
JW-EA58-COMP-120507	A4371_9893_PCB	PCB-185	7/5/2012	8.01		Yes	Y		J	J	19	0.36	pg/g
JW-EA58-COMP-120507	A4371_9893_PCB	PCB-184	7/5/2012	0.156		Yes	N	U	UU	UU	19	0.156	pg/g

SDG: A4371

Analytical Method E1668B

Sample ID	Lab Sample ID	Chemical Name	Anal Date	Result	Mod Res Report	Detect	Lab Qual	Val Qual	Reason	RL	MDL	Units
JW-EA58-COMP-120507	A4371_9893_PCB	PCB-183	7/5/2012	69	Yes	Y	J	J	19	1.39	0.312	pg/g
JW-EA58-COMP-120507	A4371_9893_PCB	PCB-182	7/5/2012	0.894	Yes	Y	J	J	19	1.39	0.328	pg/g
JW-EA58-COMP-120507	A4371_9893_PCB	PCB-181	7/5/2012	1.84	Yes	Y	J	J	19	1.39	0.356	pg/g
JW-EA58-COMP-120507	A4371_9893_PCB	PCB-180/193	7/5/2012	182	Yes	Y	C	J	19	2.78	0.223	pg/g
JW-EA58-COMP-120507	A4371_9893_PCB	PCB-188	7/5/2012	0.148	Yes	N	U			1.39	0.148	pg/g
JW-EA58-COMP-120507	A4371_9893_PCB	PCB-178	7/5/2012	23.2	Yes	Y	J	J	19	1.39	0.196	pg/g
JW-EA58-COMP-120507	A4371_9893_PCB	PCB-189	7/5/2012	6.13	Yes	Y	J	J	19	1.39	0.308	pg/g
JW-EA58-COMP-120507	A4371_9893_PCB	PCB-176	7/5/2012	12.4	Yes	Y	EMPC	J	19,23	1.39	0.141	pg/g
JW-EA58-COMP-120507	A4371_9893_PCB	PCB-175	7/5/2012	5.29	Yes	Y	J	J	19	1.39	0.347	pg/g
JW-EA58-COMP-120507	A4371_9893_PCB	PCB-174	7/5/2012	123	Yes	Y	J	J	19	1.39	0.397	pg/g
JW-EA58-COMP-120507	A4371_9893_PCB	PCB-172	7/5/2012	10.9	Yes	Y	J	J	19	1.39	0.308	pg/g
JW-EA58-COMP-120507	A4371_9893_PCB	PCB-171/173	7/5/2012	43.9	Yes	Y	C	J	19	2.78	0.398	pg/g
JW-EA58-COMP-120507	A4371_9893_PCB	PCB-170	7/5/2012	91.6	Yes	Y	U	J	19	1.39	0.269	pg/g
JW-EA58-COMP-120507	A4371_9893_PCB	PCB-169	7/5/2012	1.02	Yes	N	U			1.39	1.02	pg/g
JW-EA58-COMP-120507	A4371_9893_PCB	PCB-167	7/5/2012	40.5	Yes	Y	J	J	19	1.39	0.717	pg/g
JW-EA58-COMP-120507	A4371_9893_PCB	PCB-165	7/5/2012	0.163	Yes	N	U	UJ	19	1.39	0.163	pg/g
JW-EA58-COMP-120507	A4371_9893_PCB	PCB-179	7/5/2012	44.7	Yes	Y	J	J	19	1.39	0.152	pg/g
JW-EA58-COMP-120507	A4371_9893_PCB	PCB-201	7/5/2012	7.9	Yes	Y				1.39	0.164	pg/g
JW-EA58-COMP-120507	A4371_9893_PCB	PCB-086/087/097/109/119/125	7/5/2012	532	Yes	Y	C			8.34	0.283	pg/g
JW-EA58-COMP-120507	A4371_9893_PCB	PCB-061/070/074/076	7/5/2012	536	Yes	Y	C	J	19	5.56	0.42	pg/g
JW-EA58-COMP-120507	A4371_9893_PCB	PCB-209	7/5/2012	26	Yes	Y				1.39	0.279	pg/g
JW-EA58-COMP-120507	A4371_9893_PCB	PCB-208	7/5/2012	14.4	Yes	Y				1.39	0.388	pg/g
JW-EA58-COMP-120507	A4371_9893_PCB	PCB-207	7/5/2012	4.78	Yes	Y				1.39	0.373	pg/g
JW-EA58-COMP-120507	A4371_9893_PCB	PCB-206	7/5/2012	44.3	Yes	Y				1.39	0.471	pg/g
JW-EA58-COMP-120507	A4371_9893_PCB	PCB-205	7/5/2012	2.21	Yes	Y				1.39	0.25	pg/g

SDG: A4371

Analytical Method E1668B

Sample ID	Lab Sample ID	Chemical Name	Anal Date	Result	Mod Res Report	Detect	Lab Qual	Val Qual	Reason	RL	MDL	Units
JW-EA58-COMP-120507	A4371_9893_PCB	PCB-112	7/5/2012	0.246	Yes	N	U			1.39	0.246	pg/g
JW-EA58-COMP-120507	A4371_9893_PCB	PCB-187	7/5/2012	145	Yes	Y		J	19	1.39	0.326	pg/g
JW-EA58-COMP-120507	A4371_9893_PCB	PCB-108/124	7/5/2012	32.1	Yes	Y	C			2.78	0.266	pg/g
JW-EA58-COMP-120507	A4371_9893_PCB	PCB-202	7/5/2012	16.9	Yes	Y				1.39	0.196	pg/g
JW-EA58-COMP-120507	A4371_9893_PCB	PCB-200	7/5/2012	8.57	Yes	Y				1.39	0.19	pg/g
JW-EA58-COMP-120507	A4371_9893_PCB	PCB-198/199	7/5/2012	70.8	Yes	Y	C			2.78	0.234	pg/g
JW-EA58-COMP-120507	A4371_9893_PCB	PCB-197	7/5/2012	0.981	Yes	Y	J	EMPC	23	1.39	0.151	pg/g
JW-EA58-COMP-120507	A4371_9893_PCB	PCB-196	7/5/2012	25.8	Yes	Y				1.39	0.231	pg/g
JW-EA58-COMP-120507	A4371_9893_PCB	PCB-195	7/5/2012	20.8	Yes	Y				1.39	0.407	pg/g
JW-EA58-COMP-120507	A4371_9893_PCB	PCB-194	7/5/2012	58.5	Yes	Y				1.39	0.367	pg/g
JW-EA58-COMP-120507	A4371_9893_PCB	PCB-192	7/5/2012	0.237	Yes	N	U	UJ	19	1.39	0.237	pg/g
JW-EA58-COMP-120507	A4371_9893_PCB	PCB-191	7/5/2012	4.18	Yes	Y		J	19	1.39	0.234	pg/g
JW-EA58-COMP-120507	A4371_9893_PCB	PCB-190	7/5/2012	19.1	Yes	Y		J	19	1.39	0.24	pg/g
JW-EA58-COMP-120507	A4371_9893_PCB	PCB-203	7/5/2012	42.1	Yes	Y				1.39	0.212	pg/g
JW-EA58-COMP-120507	A4371_9893_PCB	PCB-122	7/5/2012	10.9	Yes	Y				1.39	0.305	pg/g
JW-EA58-COMP-120507	A4371_9893_PCB	PCB-135/151	7/5/2012	206	Yes	Y	C	J	19	2.78	0.183	pg/g
JW-EA58-COMP-120507	A4371_9893_PCB	PCB-134	7/5/2012	51.3	Yes	Y		J	19	1.39	0.219	pg/g
JW-EA58-COMP-120507	A4371_9893_PCB	PCB-133	7/5/2012	12.7	Yes	Y		J	19	1.39	0.2	pg/g
JW-EA58-COMP-120507	A4371_9893_PCB	PCB-132	7/5/2012	308	Yes	Y		J	19	1.39	0.201	pg/g
JW-EA58-COMP-120507	A4371_9893_PCB	PCB-131	7/5/2012	13.7	Yes	Y		J	19	1.39	0.21	pg/g
JW-EA58-COMP-120507	A4371_9893_PCB	PCB-130	7/5/2012	71.9	Yes	Y		J	19	1.39	0.221	pg/g
JW-EA58-COMP-120507	A4371_9893_PCB	PCB-129/138/163	7/5/2012	1120	Yes	Y	C	J	19	4.17	0.179	pg/g
JW-EA58-COMP-120507	A4371_9893_PCB	PCB-128/166	7/5/2012	172	Yes	Y	C	J	19	2.78	0.784	pg/g
JW-EA58-COMP-120507	A4371_9893_PCB	PCB-136	7/5/2012	84.6	Yes	Y		J	19	1.39	0.139	pg/g
JW-EA58-COMP-120507	A4371_9893_PCB	PCB-126	7/5/2012	1.94	Yes	Y		J	19	1.39	0.392	pg/g

SDG: A4371

Analytical Method E1668B

Sample ID	Lab Sample ID	Chemical Name	Anal Date	Result	Mod Res Report	Detect	Lab Qual	Val Qual	Reason	RL	MDL	Units
JW-EA58-COMP-120507	A4371_9893_PCB	PCB-123	7/5/2012	13.8	Yes	Y				1.39	0.275	pg/g
JW-EA58-COMP-120507	A4371_9893_PCB	PCB-111	7/5/2012	0.246	Yes	N	U			1.39	0.246	pg/g
JW-EA58-COMP-120507	A4371_9893_PCB	PCB-120	7/5/2012	1.9	Yes	Y				1.39	0.245	pg/g
JW-EA58-COMP-120507	A4371_9893_PCB	PCB-118	7/5/2012	874	Yes	Y				1.39	0.257	pg/g
JW-EA58-COMP-120507	A4371_9893_PCB	PCB-117	7/5/2012	23.3	Yes	Y				1.39	0.357	pg/g
JW-EA58-COMP-120507	A4371_9893_PCB	PCB-114	7/5/2012	17.6	Yes	Y				1.39	0.268	pg/g
JW-EA58-COMP-120507	A4371_9893_PCB	PCB-162	7/5/2012	3.51	Yes	Y	J	19		1.39	0.691	pg/g
JW-EA58-COMP-120507	A4371_9893_PCB	PCB-204	7/5/2012	0.176	Yes	N	U			1.39	0.176	pg/g
JW-EA58-COMP-120507	A4371_9893_PCB	PCB-110	7/5/2012	910	Yes	Y				1.39	0.256	pg/g
JW-EA58-COMP-120507	A4371_9893_PCB	PCB-127	7/5/2012	0.3	Yes	N	U			1.39	0.3	pg/g
JW-EA58-COMP-120507	A4371_9893_PCB	PCB-159	7/5/2012	0.736	Yes	N	U	UU	19	1.39	0.736	pg/g
JW-EA58-COMP-120507	A4371_9893_PCB	PCB-156/157	7/5/2012	149	Yes	Y	C	J	19	2.78	0.981	pg/g
JW-EA58-COMP-120507	A4371_9893_PCB	PCB-155	7/5/2012	0.122	Yes	N	U			1.39	0.122	pg/g
JW-EA58-COMP-120507	A4371_9893_PCB	PCB-154	7/5/2012	8.28	Yes	Y		J	19	1.39	0.164	pg/g
JW-EA58-COMP-120507	A4371_9893_PCB	PCB-153/168	7/5/2012	675	Yes	Y	C	J	19	2.78	0.144	pg/g
JW-EA58-COMP-120507	A4371_9893_PCB	PCB-137	7/5/2012	61.8	Yes	Y		J	19	1.39	0.194	pg/g
JW-EA58-COMP-120507	A4371_9893_PCB	PCB-121	7/5/2012	0.239	Yes	N	U			1.39	0.239	pg/g
JW-EA58-COMP-120507	A4371_9893_PCB	PCB-158	7/5/2012	107	Yes	Y		J	19	1.39	0.137	pg/g
JW-EA58-COMP-120507	A4371_9893_PCB	PCB-160	7/5/2012	0.15	Yes	N	U	UU	19	1.39	0.15	pg/g
JW-EA58-COMP-120507	A4371_9893_PCB	PCB-152	7/5/2012	0.129	Yes	N	U	UU	19	1.39	0.129	pg/g
JW-EA58-COMP-120507	A4371_9893_PCB	PCB-161	7/5/2012	0.146	Yes	N	U	UU	19	1.39	0.146	pg/g
JW-EA58-COMP-120507	A4371_9893_PCB	PCB-144	7/5/2012	32.6	Yes	Y		J	19	1.39	0.184	pg/g
JW-EA58-COMP-120507	A4371_9893_PCB	PCB-150	7/5/2012	0.126	Yes	N	U	UU	19	1.39	0.126	pg/g
JW-EA58-COMP-120507	A4371_9893_PCB	PCB-148	7/5/2012	0.178	Yes	N	U	UU	19	1.39	0.178	pg/g
JW-EA58-COMP-120507	A4371_9893_PCB	PCB-147/149	7/5/2012	591	Yes	Y	C	J	19	2.78	0.179	pg/g

SDG: A4371

Analytical Method E1668B

Sample ID	Lab Sample ID	Chemical Name	Anal Date	Result	Mod Res Report	Detect	Lab Qual	Val Qual	Reason	RL	MDL	Units
JW-EA58-COMP-120507	A4371_9893_PCB	PCB-146	7/5/2012	135	Yes	Y	J	J	19	1.39	0.19	pg/g
JW-EA58-COMP-120507	A4371_9893_PCB	PCB-139/140	7/5/2012	17.4	Yes	Y	C	J	19	2.78	0.175	pg/g
JW-EA58-COMP-120507	A4371_9893_PCB	PCB-145	7/5/2012	0.135	Yes	N	U	UJ	19	1.39	0.135	pg/g
JW-EA58-COMP-120507	A4371_9893_PCB	PCB-141	7/5/2012	148	Yes	Y	J	J	19	1.39	0.197	pg/g
JW-EA58-COMP-120507	A4371_9893_PCB	PCB-142	7/5/2012	0.208	Yes	N	U	UJ	19	1.39	0.208	pg/g
JW-EA58-COMP-120507	A4371_9893_PCB	PCB-143	7/5/2012	1.84	Yes	Y	J	J	19	1.39	0.193	pg/g
JW-RG-COMP-120508	A4371_9893_PCB	PCB-043	7/6/2012	4.89	Yes	Y	J	J	19	1.07	0.269	pg/g
JW-RG-COMP-120508	A4371_9893_PCB	PCB-044/047/065	7/6/2012	167	Yes	Y	C	J	19	3.22	0.22	pg/g
JW-RG-COMP-120508	A4371_9893_PCB	PCB-050/053	7/6/2012	17.7	Yes	Y	C	J	19	2.15	0.236	pg/g
JW-RG-COMP-120508	A4371_9893_PCB	PCB-046	7/6/2012	7.76	Yes	Y	J	J	19	1.07	0.287	pg/g
JW-RG-COMP-120508	A4371_9893_PCB	PCB-051	7/6/2012	4.83	Yes	Y	J	J	19	1.07	0.238	pg/g
JW-RG-COMP-120508	A4371_9893_PCB	PCB-048	7/6/2012	26.3	Yes	Y	J	J	19	1.07	0.232	pg/g
JW-RG-COMP-120508	A4371_9893_PCB	PCB-049/069	7/6/2012	109	Yes	Y	C	J	19	2.15	0.196	pg/g
JW-RG-COMP-120508	A4371_9893_PCB	PCB-045	7/6/2012	18.8	Yes	Y	J	J	19	1.07	0.267	pg/g
JW-RG-COMP-120508	A4371_9893_PCB	PCB-042	7/6/2012	44.4	Yes	Y	J	J	19	1.07	0.242	pg/g
JW-RG-COMP-120508	A4371_9893_PCB	PCB-052	7/6/2012	192	Yes	Y	J	J	19	1.07	0.247	pg/g
JW-RG-COMP-120508	A4371_9893_PCB	PCB-040/071	7/6/2012	69.3	Yes	Y	C	J	19	2.15	0.226	pg/g
JW-RG-COMP-120508	A4371_9893_PCB	PCB-066	7/6/2012	241	Yes	Y	J	J	19	1.07	0.414	pg/g
JW-RG-COMP-120508	A4371_9893_PCB	PCB-039	7/6/2012	1.1	Yes	N	U	UJ	19	1.07	1.1	pg/g
JW-RG-COMP-120508	A4371_9893_PCB	PCB-038	7/6/2012	1.22	Yes	N	U	UJ	19	1.07	1.22	pg/g
JW-RG-COMP-120508	A4371_9893_PCB	PCB-037	7/6/2012	76.7	Yes	Y	J	J	19	1.07	1.31	pg/g
JW-RG-COMP-120508	A4371_9893_PCB	PCB-036	7/6/2012	1.14	Yes	N	U	UJ	19	1.07	1.14	pg/g
JW-RG-COMP-120508	A4371_9893_PCB	PCB-035	7/6/2012	5.42	Yes	Y	J	J	19	1.07	1.24	pg/g
JW-RG-COMP-120508	A4371_9893_PCB	PCB-034	7/6/2012	1.15	Yes	N	U	UJ	19	1.07	1.15	pg/g
JW-RG-COMP-120508	A4371_9893_PCB	PCB-032	7/6/2012	50.8	Yes	Y	J	J	19	1.07	0.647	pg/g

SDG: A4371

Analytical Method E1668B

Sample ID	Lab Sample ID	Chemical Name	Anal Date	Result	Mod Res Report	Detect	Lab Qual	Val Qual	Reason	RL	MDL	Units
JW-RG-COMP-120508	A4371_9893_PCB	PCB-031	7/6/2012	209	Yes	Y	J	J	19	1.07	1.05	pg/g
JW-RG-COMP-120508	A4371_9893_PCB	PCB-041	7/6/2012	9.12	Yes	Y	J	J	19	1.07	0.274	pg/g
JW-RG-COMP-120508	A4371_9893_PCB	PCB-073	7/6/2012	0.823	Yes	Y	J	J	19	1.07	0.186	pg/g
JW-RG-COMP-120508	A4371_9893_PCB	PCB-088	7/6/2012	0.457	Yes	N	U			1.07	0.457	pg/g
JW-RG-COMP-120508	A4371_9893_PCB	PCB-085/116	7/6/2012	34	Yes	Y	C			2.15	0.344	pg/g
JW-RG-COMP-120508	A4371_9893_PCB	PCB-084	7/6/2012	51.6	Yes	Y				1.07	0.478	pg/g
JW-RG-COMP-120508	A4371_9893_PCB	PCB-083	7/6/2012	14.1	Yes	Y				1.07	0.509	pg/g
JW-RG-COMP-120508	A4371_9893_PCB	PCB-082	7/6/2012	25.1	Yes	Y				1.07	0.487	pg/g
JW-RG-COMP-120508	A4371_9893_PCB	PCB-081	7/6/2012	0.353	Yes	N	U	UJ	19	1.07	0.353	pg/g
JW-RG-COMP-120508	A4371_9893_PCB	PCB-080	7/6/2012	0.358	Yes	N	U	UJ	19	1.07	0.358	pg/g
JW-RG-COMP-120508	A4371_9893_PCB	PCB-079	7/6/2012	2.29	Yes	Y	J	J	19	1.07	0.36	pg/g
JW-RG-COMP-120508	A4371_9893_PCB	PCB-078	7/6/2012	0.42	Yes	N	U	UJ	19	1.07	0.42	pg/g
JW-RG-COMP-120508	A4371_9893_PCB	PCB-063	7/6/2012	8.63	Yes	Y	J	J	19	1.07	0.367	pg/g
JW-RG-COMP-120508	A4371_9893_PCB	PCB-006	7/6/2012	17.6	Yes	Y	J	J	5	1.07	2	pg/g
JW-RG-COMP-120508	A4371_9893_PCB	PCB-054	7/6/2012	0.238	Yes	N	U			1.07	0.238	pg/g
JW-RG-COMP-120508	A4371_9893_PCB	PCB-072	7/6/2012	4.25	Yes	Y	J	J	19	1.07	0.395	pg/g
JW-RG-COMP-120508	A4371_9893_PCB	PCB-068	7/6/2012	2.46	Yes	Y	J	J	19	1.07	0.364	pg/g
JW-RG-COMP-120508	A4371_9893_PCB	PCB-067	7/6/2012	7.17	Yes	Y	J	J	19	1.07	0.387	pg/g
JW-RG-COMP-120508	A4371_9893_PCB	PCB-064	7/6/2012	61.8	Yes	Y	J	J	19	1.07	0.161	pg/g
JW-RG-COMP-120508	A4371_9893_PCB	PCB-060	7/6/2012	38.7	Yes	Y	J	J	19	1.07	0.385	pg/g
JW-RG-COMP-120508	A4371_9893_PCB	PCB-059/062/075	7/6/2012	14.9	Yes	Y	C	J	19	3.22	0.175	pg/g
JW-RG-COMP-120508	A4371_9893_PCB	PCB-058	7/6/2012	1.08	Yes	Y	EMPC	J	19,23	1.07	0.401	pg/g
JW-RG-COMP-120508	A4371_9893_PCB	PCB-057	7/6/2012	0.956	Yes	Y	JEMPC	J	19,23	1.07	0.404	pg/g
JW-RG-COMP-120508	A4371_9893_PCB	PCB-056	7/6/2012	101	Yes	Y	J	J	19	1.07	0.414	pg/g
JW-RG-COMP-120508	A4371_9893_PCB	PCB-055	7/6/2012	2.85	Yes	Y	J	J	19	1.07	0.386	pg/g

SDG: A4371

Analytical Method E1668B

Sample ID	Lab Sample ID	Chemical Name	Anal Date	Result	Mod Res Report	Detect	Lab Qual	Val Qual	Reason	RL	MDL	Units
JW-RG-COMP-120508	A4371_9893_PCB	PCB-077	7/6/2012	19.4	Yes	Y	J	J	19	1.07	0.397	pg/g
JW-RG-COMP-120508	A4371_9893_PCB	PCB-156/157	7/6/2012	20.5	Yes	Y	C	J	19	2.15	0.543	pg/g
JW-RG-COMP-120508	A4371_9893_PCB	PCB-008	7/6/2012	98.2	Yes	Y	J	J	5	1.07	1.93	pg/g
JW-RG-COMP-120508	A4371_9893_PCB	"Nonachlorobiphenyl homologs (Total reported, not calculated)"	7/6/2012	34.4	Yes	Y				0	0.769	pg/g
JW-RG-COMP-120508	A4371_9893_PCB	"Heptachlorobiphenyl homologs (Total reported, not calculated)"	7/6/2012	332	Yes	Y	EMPC	J	19,23	0	0.416	pg/g
JW-RG-COMP-120508	A4371_9893_PCB	"Monochlorobiphenyl homologs (Total reported, not calculated)"	7/6/2012	41.7	Yes	Y				0	0.319	pg/g
JW-RG-COMP-120508	A4371_9893_PCB	"Tetrachlorobiphenyl homologs (Total reported, not calculated)"	7/6/2012	1540	Yes	Y	J	J	19	0	0.294	pg/g
JW-RG-COMP-120508	A4371_9893_PCB	"Hexachlorobiphenyl homologs (Total reported, not calculated)"	7/6/2012	928	Yes	Y	EMPC	J	19,23	0	0.408	pg/g
JW-RG-COMP-120508	A4371_9893_PCB	"Pentachlorobiphenyl homologs (Total reported, not calculated)"	7/6/2012	1480	Yes	Y	J	J	19	0	0.317	pg/g
JW-RG-COMP-120508	A4371_9893_PCB	"Trichlorobiphenyl homologs (Total reported, not calculated)"	7/6/2012	1210	Yes	Y	J	J	19	0	1.15	pg/g
JW-RG-COMP-120508	A4371_9893_PCB	"Dichlorobiphenyl homologs (Total reported, not calculated)"	7/6/2012	286	Yes	Y	J	J	5	0	2.98	pg/g
JW-RG-COMP-120508	A4371_9893_PCB	PCB-001	7/6/2012	17.7	Yes	Y				1.07	0.289	pg/g
JW-RG-COMP-120508	A4371_9893_PCB	PCB-148	7/6/2012	0.286	Yes	N	U	UJ	19	1.07	0.286	pg/g
JW-RG-COMP-120508	A4371_9893_PCB	PCB-002	7/6/2012	8.82	Yes	Y				1.07	0.284	pg/g
JW-RG-COMP-120508	A4371_9893_PCB	PCB-158	7/6/2012	18.9	Yes	Y	J	J	19	1.07	0.209	pg/g
JW-RG-COMP-120508	A4371_9893_PCB	PCB-159	7/6/2012	0.407	Yes	N	U	UJ	19	1.07	0.407	pg/g
JW-RG-COMP-120508	A4371_9893_PCB	PCB-160	7/6/2012	0.241	Yes	N	U	UJ	19	1.07	0.241	pg/g
JW-RG-COMP-120508	A4371_9893_PCB	PCB-161	7/6/2012	0.226	Yes	N	U	UJ	19	1.07	0.226	pg/g
JW-RG-COMP-120508	A4371_9893_PCB	PCB-162	7/6/2012	0.387	Yes	N	U	UJ	19	1.07	0.387	pg/g
JW-RG-COMP-120508	A4371_9893_PCB	PCB-164	7/6/2012	14.8	Yes	Y	J	J	19	1.07	0.235	pg/g
JW-RG-COMP-120508	A4371_9893_PCB	PCB-165	7/6/2012	0.247	Yes	N	U	UJ	19	1.07	0.247	pg/g
JW-RG-COMP-120508	A4371_9893_PCB	PCB-167	7/6/2012	7.09	Yes	Y	J	J	19	1.07	0.408	pg/g

SDG: A4371

Analytical Method E1668B

Sample ID	Lab Sample ID	Chemical Name	Anal Date	Result	Mod Res Report	Detect	Lab Qual	Val Qual	Reason	RL	MDL	Units
JW-RG-COMP-120508	A4371_9893_PCB	PCB-169	7/6/2012	0.482	Yes	N	U			1.07	0.482	pg/g
JW-RG-COMP-120508	A4371_9893_PCB	PCB-089	7/6/2012	2.38	Yes	Y				1.07	0.461	pg/g
JW-RG-COMP-120508	A4371_9893_PCB	PCB-015	7/6/2012	62.6	Yes	Y		J	5	1.07	2.01	pg/g
JW-RG-COMP-120508	A4371_9893_PCB	PCB-026/029	7/6/2012	37.6	Yes	Y	C	J	19	2.15	1.09	pg/g
JW-RG-COMP-120508	A4371_9893_PCB	PCB-025	7/6/2012	18.7	Yes	Y		J	19	1.07	1.09	pg/g
JW-RG-COMP-120508	A4371_9893_PCB	PCB-024	7/6/2012	1.51	Yes	Y	EMPC	J	19,23	1.07	0.679	pg/g
JW-RG-COMP-120508	A4371_9893_PCB	PCB-023	7/6/2012	1.09	Yes	N	U	UJ	19	1.07	1.09	pg/g
JW-RG-COMP-120508	A4371_9893_PCB	PCB-022	7/6/2012	91.5	Yes	Y		J	19	1.07	1.21	pg/g
JW-RG-COMP-120508	A4371_9893_PCB	PCB-021/033	7/6/2012	116	Yes	Y	C	J	19	2.15	1.08	pg/g
JW-RG-COMP-120508	A4371_9893_PCB	PCB-020/028	7/6/2012	296	Yes	Y	C	J	19	2.15	1.14	pg/g
JW-RG-COMP-120508	A4371_9893_PCB	PCB-019	7/6/2012	11.3	Yes	Y				1.07	0.996	pg/g
JW-RG-COMP-120508	A4371_9893_PCB	PCB-018/030	7/6/2012	140	Yes	Y	C	J	19	2.15	0.763	pg/g
JW-RG-COMP-120508	A4371_9893_PCB	"Octachlorobiphenyl homologs (Total reported, not calculated)"	7/6/2012	149	Yes	Y				0	0.429	pg/g
JW-RG-COMP-120508	A4371_9893_PCB	PCB-016	7/6/2012	69.1	Yes	Y		J	19	1.07	1.15	pg/g
JW-RG-COMP-120508	A4371_9893_PCB	PCB-027	7/6/2012	13	Yes	Y		J	19	1.07	0.69	pg/g
JW-RG-COMP-120508	A4371_9893_PCB	PCB-014	7/6/2012	1.68	Yes	N	U	UJ	5	1.07	1.68	pg/g
JW-RG-COMP-120508	A4371_9893_PCB	PCB-012/013	7/6/2012	7.7	Yes	Y	C	J	5	2.15	1.95	pg/g
JW-RG-COMP-120508	A4371_9893_PCB	PCB-011	7/6/2012	61.1	Yes	N	B	UJ	5,7	1.07	1.95	pg/g
JW-RG-COMP-120508	A4371_9893_PCB	PCB-010	7/6/2012	1.49	Yes	Y		J	5	1.07	0.795	pg/g
JW-RG-COMP-120508	A4371_9893_PCB	PCB-009	7/6/2012	4.64	Yes	Y		J	5	1.07	0.684	pg/g
JW-RG-COMP-120508	A4371_9893_PCB	PCB-007	7/6/2012	3.03	Yes	Y		J	5	1.07	0.58	pg/g
JW-RG-COMP-120508	A4371_9893_PCB	PCB-005	7/6/2012	1.63	Yes	Y		J	5	1.07	0.628	pg/g
JW-RG-COMP-120508	A4371_9893_PCB	PCB-004	7/6/2012	27.6	Yes	Y		J	5	1.07	3.96	pg/g
JW-RG-COMP-120508	A4371_9893_PCB	PCB-003	7/6/2012	15.2	Yes	Y		J	5	1.07	0.35	pg/g
JW-RG-COMP-120508	A4371_9893_PCB	PCB-017	7/6/2012	74.6	Yes	Y		J	19	1.07	0.895	pg/g

SDG: A4371

Analytical Method E1668B

Sample ID	Lab Sample ID	Chemical Name	Anal Date	Result	Mod Res Report	Detect	Lab Qual	Val Qual	Reason	RL	MDL	Units
JW-RG-COMP-120508	A4371_9893_PCB	PCB-176	7/6/2012	4.73	Yes	Y	J	J	19	1.07	0.189	pg/g
JW-RG-COMP-120508	A4371_9893_PCB	PCB-186	7/6/2012	0.195	Yes	N	U	UJ	19	1.07	0.195	pg/g
JW-RG-COMP-120508	A4371_9893_PCB	PCB-185	7/6/2012	2.6	Yes	Y	J	J	19	1.07	0.561	pg/g
JW-RG-COMP-120508	A4371_9893_PCB	PCB-184	7/6/2012	0.206	Yes	N	U	UJ	19	1.07	0.206	pg/g
JW-RG-COMP-120508	A4371_9893_PCB	PCB-183	7/6/2012	27.7	Yes	Y	J	J	19	1.07	0.537	pg/g
JW-RG-COMP-120508	A4371_9893_PCB	PCB-182	7/6/2012	0.539	Yes	N	U	UJ	19	1.07	0.539	pg/g
JW-RG-COMP-120508	A4371_9893_PCB	PCB-181	7/6/2012	0.585	Yes	N	U	UJ	19	1.07	0.585	pg/g
JW-RG-COMP-120508	A4371_9893_PCB	PCB-180/193	7/6/2012	60.4	Yes	Y	C	J	19	2.15	0.333	pg/g
JW-RG-COMP-120508	A4371_9893_PCB	PCB-179	7/6/2012	17.8	Yes	Y	EMPC	J	19,23	1.07	0.202	pg/g
JW-RG-COMP-120508	A4371_9893_PCB	PCB-150	7/6/2012	0.208	Yes	N	U	UJ	19	1.07	0.208	pg/g
JW-RG-COMP-120508	A4371_9893_PCB	PCB-177	7/6/2012	32.4	Yes	Y	J	J	19	1.07	0.669	pg/g
JW-RG-COMP-120508	A4371_9893_PCB	PCB-190	7/6/2012	6.52	Yes	Y	J	J	19	1.07	0.423	pg/g
JW-RG-COMP-120508	A4371_9893_PCB	PCB-175	7/6/2012	2.35	Yes	Y	J	J	19	1.07	0.573	pg/g
JW-RG-COMP-120508	A4371_9893_PCB	PCB-174	7/6/2012	46.1	Yes	Y	J	J	19	1.07	0.637	pg/g
JW-RG-COMP-120508	A4371_9893_PCB	PCB-172	7/6/2012	4.81	Yes	Y	J	J	19	1.07	0.551	pg/g
JW-RG-COMP-120508	A4371_9893_PCB	PCB-171/173	7/6/2012	13.4	Yes	Y	C	J	19	2.15	0.647	pg/g
JW-RG-COMP-120508	A4371_9893_PCB	PCB-170	7/6/2012	23.3	Yes	Y	J	J	19	1.07	0.402	pg/g
JW-RG-COMP-120508	A4371_9893_PCB	PCB-155	7/6/2012	0.199	Yes	N	U	J	19	1.07	0.199	pg/g
JW-RG-COMP-120508	A4371_9893_PCB	PCB-154	7/6/2012	0.26	Yes	N	U	UJ	19	1.07	0.26	pg/g
JW-RG-COMP-120508	A4371_9893_PCB	PCB-153/168	7/6/2012	198	Yes	Y	C	J	19	2.15	0.236	pg/g
JW-RG-COMP-120508	A4371_9893_PCB	PCB-152	7/6/2012	0.212	Yes	N	U	UJ	19	1.07	0.212	pg/g
JW-RG-COMP-120508	A4371_9893_PCB	PCB-178	7/6/2012	10.6	Yes	Y	EMPC	J	19,23	1.07	0.274	pg/g
JW-RG-COMP-120508	A4371_9893_PCB	PCB-201	7/6/2012	4.1	Yes	Y	J	J	19	1.07	0.415	pg/g
JW-RG-COMP-120508	A4371_9893_PCB	PCB-146	7/6/2012	45.1	Yes	Y	J	J	19	1.07	0.277	pg/g
JW-RG-COMP-120508	A4371_9893_PCB	PCB-086/087/097/109/119/125	7/6/2012	135	Yes	Y	C	J	19	6.44	0.359	pg/g

SDG: A4371

Analytical Method E1668B

Sample ID	Lab Sample ID	Chemical Name	Anal Date	Result	Mod Res Report	Detect	Lab Qual	Val Qual	Reason	RL	MDL	Units
JW-RG-COMP-120508	A4371_9893_PCB	PCB-061/070/074/076	7/6/2012	365	Yes	Y	C	J	19	4.3	0.386	pg/g
JW-RG-COMP-120508	A4371_9893_PCB	PCB-209	7/6/2012	12.9	Yes	Y				1.07	1.13	pg/g
JW-RG-COMP-120508	A4371_9893_PCB	PCB-208	7/6/2012	6.8	Yes	Y				1.07	0.701	pg/g
JW-RG-COMP-120508	A4371_9893_PCB	PCB-207	7/6/2012	2.89	Yes	Y				1.07	0.68	pg/g
JW-RG-COMP-120508	A4371_9893_PCB	PCB-206	7/6/2012	24.8	Yes	Y				1.07	0.837	pg/g
JW-RG-COMP-120508	A4371_9893_PCB	PCB-205	7/6/2012	0.934	Yes	Y	J			1.07	0.388	pg/g
JW-RG-COMP-120508	A4371_9893_PCB	PCB-204	7/6/2012	0.43	Yes	N	U			1.07	0.43	pg/g
JW-RG-COMP-120508	A4371_9893_PCB	PCB-188	7/6/2012	0.201	Yes	N	U			1.07	0.201	pg/g
JW-RG-COMP-120508	A4371_9893_PCB	PCB-202	7/6/2012	8.88	Yes	Y				1.07	0.47	pg/g
JW-RG-COMP-120508	A4371_9893_PCB	PCB-090/101/113	7/6/2012	213	Yes	Y	C			3.22	0.37	pg/g
JW-RG-COMP-120508	A4371_9893_PCB	PCB-200	7/6/2012	3.46	Yes	Y				1.07	0.443	pg/g
JW-RG-COMP-120508	A4371_9893_PCB	PCB-198/199	7/6/2012	47.6	Yes	Y	C			2.15	0.666	pg/g
JW-RG-COMP-120508	A4371_9893_PCB	PCB-197	7/6/2012	1.1	Yes	Y				1.07	0.387	pg/g
JW-RG-COMP-120508	A4371_9893_PCB	PCB-196	7/6/2012	17.3	Yes	Y				1.07	0.649	pg/g
JW-RG-COMP-120508	A4371_9893_PCB	PCB-195	7/6/2012	9.39	Yes	Y				1.07	0.576	pg/g
JW-RG-COMP-120508	A4371_9893_PCB	PCB-194	7/6/2012	28.1	Yes	Y				1.07	0.515	pg/g
JW-RG-COMP-120508	A4371_9893_PCB	PCB-192	7/6/2012	0.426	Yes	N	U	UJ	19	1.07	0.426	pg/g
JW-RG-COMP-120508	A4371_9893_PCB	PCB-191	7/6/2012	1.55	Yes	Y		J	19	1.07	0.417	pg/g
JW-RG-COMP-120508	A4371_9893_PCB	PCB-187	7/6/2012	76.1	Yes	Y		J	19	1.07	0.555	pg/g
JW-RG-COMP-120508	A4371_9893_PCB	PCB-203	7/6/2012	27.8	Yes	Y				1.07	0.614	pg/g
JW-RG-COMP-120508	A4371_9893_PCB	PCB-102	7/6/2012	5.06	Yes	Y				1.07	0.353	pg/g
JW-RG-COMP-120508	A4371_9893_PCB	PCB-117	7/6/2012	4.3	Yes	Y				1.07	0.352	pg/g
JW-RG-COMP-120508	A4371_9893_PCB	PCB-115	7/6/2012	2.68	Yes	Y				1.07	0.303	pg/g
JW-RG-COMP-120508	A4371_9893_PCB	PCB-114	7/6/2012	3.35	Yes	Y	EMPC	J	23	1.07	0.304	pg/g
JW-RG-COMP-120508	A4371_9893_PCB	PCB-112	7/6/2012	0.321	Yes	N	U			1.07	0.321	pg/g

SDG: A4371

Analytical Method E1668B

Sample ID	Lab Sample ID	Chemical Name	Anal Date	Result	Mod Res	Report	Detect	Lab Qual	Val Qual	Reason	RL	MOL	Units
JW-RG-COMP-120508	A4371_9893_PCB	PCB-111	7/6/2012	0.305	Yes	N	U				1.07	0.305	pg/g
JW-RG-COMP-120508	A4371_9893_PCB	PCB-110	7/6/2012	282	Yes	Y					1.07	0.348	pg/g
JW-RG-COMP-120508	A4371_9893_PCB	PCB-108/124	7/6/2012	6.9	Yes	Y	C				2.15	0.328	pg/g
JW-RG-COMP-120508	A4371_9893_PCB	PCB-092	7/6/2012	45.7	Yes	Y					1.07	0.434	pg/g
JW-RG-COMP-120508	A4371_9893_PCB	PCB-106	7/6/2012	0.329	Yes	N	U				1.07	0.329	pg/g
JW-RG-COMP-120508	A4371_9893_PCB	PCB-118	7/6/2012	204	Yes	Y					1.07	0.296	pg/g
JW-RG-COMP-120508	A4371_9893_PCB	PCB-103	7/6/2012	3.3	Yes	Y					1.07	0.388	pg/g
JW-RG-COMP-120508	A4371_9893_PCB	PCB-107	7/6/2012	20.9	Yes	Y					1.07	0.335	pg/g
JW-RG-COMP-120508	A4371_9893_PCB	PCB-099	7/6/2012	151	Yes	Y					1.07	0.421	pg/g
JW-RG-COMP-120508	A4371_9893_PCB	PCB-098	7/6/2012	1.01	Yes	Y	J				1.07	0.455	pg/g
JW-RG-COMP-120508	A4371_9893_PCB	PCB-096	7/6/2012	1.44	Yes	Y					1.07	0.26	pg/g
JW-RG-COMP-120508	A4371_9893_PCB	PCB-095	7/6/2012	163	Yes	Y					1.07	0.435	pg/g
JW-RG-COMP-120508	A4371_9893_PCB	PCB-094	7/6/2012	1.13	Yes	Y	EMPC	J	23		1.07	0.447	pg/g
JW-RG-COMP-120508	A4371_9893_PCB	PCB-093/100	7/6/2012	2.44	Yes	Y	C				2.15	0.416	pg/g
JW-RG-COMP-120508	A4371_9893_PCB	PCB-147/149	7/6/2012	160	Yes	Y	C	J	19		2.15	0.28	pg/g
JW-RG-COMP-120508	A4371_9893_PCB	PCB-091	7/6/2012	27.7	Yes	Y					1.07	0.369	pg/g
JW-RG-COMP-120508	A4371_9893_PCB	PCB-189	7/6/2012	1.45	Yes	Y		J	19		1.07	0.339	pg/g
JW-RG-COMP-120508	A4371_9893_PCB	PCB-104	7/6/2012	0.261	Yes	N	U				1.07	0.261	pg/g
JW-RG-COMP-120508	A4371_9893_PCB	PCB-143	7/6/2012	0.293	Yes	N	U	UJ	19		1.07	0.293	pg/g
JW-RG-COMP-120508	A4371_9893_PCB	PCB-105	7/6/2012	75.4	Yes	Y					1.07	0.31	pg/g
JW-RG-COMP-120508	A4371_9893_PCB	PCB-144	7/6/2012	6.26	Yes	Y	EMPC	J	19,23		1.07	0.285	pg/g
JW-RG-COMP-120508	A4371_9893_PCB	PCB-120	7/6/2012	1.96	Yes	Y					1.07	0.309	pg/g
JW-RG-COMP-120508	A4371_9893_PCB	PCB-142	7/6/2012	0.307	Yes	N	U	UJ	19		1.07	0.307	pg/g
JW-RG-COMP-120508	A4371_9893_PCB	PCB-141	7/6/2012	26.4	Yes	Y		J	19		1.07	0.287	pg/g
JW-RG-COMP-120508	A4371_9893_PCB	PCB-139/140	7/6/2012	0.272	Yes	N	C U	UJ	19		2.15	0.272	pg/g

SDG: A4371

Analytical Method E1668B

Sample ID	Lab Sample ID	Chemical Name	Analytical Method	Anel Date	Result	Mod Res	Report	Detect	Lab Qual	Val Qual	Reason	RL	MOL	Units
JW-RG-COMP-120508	A4371_9893_PCB	PCB-137	E1668B	7/6/2012	7.27	Yes	Y	Y	J	J	19	1.07	0.258	pg/g
JW-RG-COMP-120508	A4371_9893_PCB	PCB-136	E1668B	7/6/2012	21.1	Yes	Y	Y	J	J	19	1.07	0.229	pg/g
JW-RG-COMP-120508	A4371_9893_PCB	PCB-135/151	E1668B	7/6/2012	67.1	Yes	Y	Y	C	J	19	2.15	0.293	pg/g
JW-RG-COMP-120508	A4371_9893_PCB	PCB-134	E1668B	7/6/2012	0.353	Yes	N	N	U	UJ	19	1.07	0.353	pg/g
JW-RG-COMP-120508	A4371_9893_PCB	PCB-133	E1668B	7/6/2012	4.82	Yes	Y	Y	J	J	19	1.07	0.305	pg/g
JW-RG-COMP-120508	A4371_9893_PCB	PCB-122	E1668B	7/6/2012	2.69	Yes	Y	Y	EMPC	J	23	1.07	0.354	pg/g
JW-RG-COMP-120508	A4371_9893_PCB	PCB-145	E1668B	7/6/2012	0.22	Yes	N	N	U	UJ	19	1.07	0.22	pg/g
JW-RG-COMP-120508	A4371_9893_PCB	PCB-132	E1668B	7/6/2012	58.6	Yes	Y	Y	J	J	19	1.07	0.315	pg/g
JW-RG-COMP-120508	A4371_9893_PCB	PCB-121	E1668B	7/6/2012	0.306	Yes	N	N	U			1.07	0.306	pg/g
JW-RG-COMP-120508	A4371_9893_PCB	PCB-123	E1668B	7/6/2012	3.16	Yes	Y	Y				1.07	0.327	pg/g
JW-RG-COMP-120508	A4371_9893_PCB	PCB-126	E1668B	7/6/2012	0.548	Yes	Y	Y	J EMPC	J	19,23	1.07	0.405	pg/g
JW-RG-COMP-120508	A4371_9893_PCB	PCB-127	E1668B	7/6/2012	0.322	Yes	N	N	U			1.07	0.322	pg/g
JW-RG-COMP-120508	A4371_9893_PCB	PCB-128/166	E1668B	7/6/2012	28.8	Yes	Y	Y	C	J	19	2.15	0.454	pg/g
JW-RG-COMP-120508	A4371_9893_PCB	PCB-129/138/163	E1668B	7/6/2012	228	Yes	Y	Y	C	J	19	3.22	0.267	pg/g
JW-RG-COMP-120508	A4371_9893_PCB	PCB-130	E1668B	7/6/2012	15.4	Yes	Y	Y	J	J	19	1.07	0.332	pg/g
JW-RG-COMP-120508	A4371_9893_PCB	PCB-131	E1668B	7/6/2012	0.321	Yes	N	N	U	UJ	19	1.07	0.321	pg/g
JW-UR-COMP-120508	A4371_9893_PCB	PCB-155	E1668B	7/5/2012	0.455	Yes	N	N	U			0.966	0.455	pg/g
JW-UR-COMP-120508	A4371_9893_PCB	PCB-146	E1668B	7/5/2012	30.8	Yes	Y	Y	J	J	19	0.966	0.634	pg/g
JW-UR-COMP-120508	A4371_9893_PCB	PCB-139/140	E1668B	7/5/2012	3.24	Yes	Y	Y	EMPC C	J	19,23	1.93	0.624	pg/g
JW-UR-COMP-120508	A4371_9893_PCB	PCB-141	E1668B	7/5/2012	23.2	Yes	Y	Y	J	J	19	0.966	0.658	pg/g
JW-UR-COMP-120508	A4371_9893_PCB	PCB-142	E1668B	7/5/2012	0.703	Yes	N	N	U	UJ	19	0.966	0.703	pg/g
JW-UR-COMP-120508	A4371_9893_PCB	PCB-143	E1668B	7/5/2012	0.671	Yes	N	N	U	UJ	19	0.966	0.671	pg/g
JW-UR-COMP-120508	A4371_9893_PCB	PCB-136	E1668B	7/5/2012	21	Yes	Y	Y	J	J	19	0.966	0.524	pg/g
JW-UR-COMP-120508	A4371_9893_PCB	PCB-144	E1668B	7/5/2012	7.04	Yes	Y	Y	J	J	19	0.966	0.653	pg/g
JW-UR-COMP-120508	A4371_9893_PCB	PCB-145	E1668B	7/5/2012	0.505	Yes	N	N	U	UJ	19	0.966	0.505	pg/g

SDG: A4371

Analytical Method E1668B

Sample ID	Lab Sample ID	Chemical Name	Anal Date	Result	Mod Res Report	Detect	Lab Qual	Val Qual	Reason	RL	MDL	Units
JW-UR-COMP-120508	A4371_9893_PCB	PCB-137	7/5/2012	9.05	Yes	Y	J	J	19	0.966	0.592	pg/g
JW-UR-COMP-120508	A4371_9893_PCB	PCB-147/149	7/5/2012	131	Yes	Y	C	J	19	1.93	0.641	pg/g
JW-UR-COMP-120508	A4371_9893_PCB	PCB-148	7/5/2012	0.655	Yes	N	U	UJ	19	0.966	0.655	pg/g
JW-UR-COMP-120508	A4371_9893_PCB	PCB-150	7/5/2012	0.478	Yes	N	U	UJ	19	0.966	0.478	pg/g
JW-UR-COMP-120508	A4371_9893_PCB	PCB-152	7/5/2012	0.485	Yes	N	U	UJ	19	0.966	0.485	pg/g
JW-UR-COMP-120508	A4371_9893_PCB	PCB-154	7/5/2012	3.48	Yes	Y	J	J	19	0.966	0.596	pg/g
JW-UR-COMP-120508	A4371_9893_PCB	PCB-156/157	7/5/2012	20.8	Yes	Y	C			1.93	0.864	pg/g
JW-UR-COMP-120508	A4371_9893_PCB	PCB-158	7/5/2012	20.4	Yes	Y	J	J	19	0.966	0.479	pg/g
JW-UR-COMP-120508	A4371_9893_PCB	PCB-159	7/5/2012	0.607	Yes	N	U	UJ	19	0.966	0.607	pg/g
JW-UR-COMP-120508	A4371_9893_PCB	PCB-160	7/5/2012	0.552	Yes	N	U	UJ	19	0.966	0.552	pg/g
JW-UR-COMP-120508	A4371_9893_PCB	PCB-135/151	7/5/2012	52.9	Yes	Y	C	J	19	1.93	0.672	pg/g
JW-UR-COMP-120508	A4371_9893_PCB	PCB-153/168	7/5/2012	162	Yes	Y	C	J	19	1.93	0.541	pg/g
JW-UR-COMP-120508	A4371_9893_PCB	PCB-121	7/5/2012	0.521	Yes	N	U			0.966	0.521	pg/g
JW-UR-COMP-120508	A4371_9893_PCB	PCB-086/087/097/109/119/125	7/5/2012	84.2	Yes	Y	C			5.8	0.612	pg/g
JW-UR-COMP-120508	A4371_9893_PCB	PCB-106	7/5/2012	0.56	Yes	N	U			0.966	0.56	pg/g
JW-UR-COMP-120508	A4371_9893_PCB	PCB-108/124	7/5/2012	5.07	Yes	Y	C			1.93	0.559	pg/g
JW-UR-COMP-120508	A4371_9893_PCB	PCB-110	7/5/2012	183	Yes	Y				0.966	0.593	pg/g
JW-UR-COMP-120508	A4371_9893_PCB	PCB-111	7/5/2012	0.519	Yes	N	U			0.966	0.519	pg/g
JW-UR-COMP-120508	A4371_9893_PCB	PCB-112	7/5/2012	0.548	Yes	N	U			0.966	0.548	pg/g
JW-UR-COMP-120508	A4371_9893_PCB	PCB-114	7/5/2012	2.17	Yes	Y	EMPC	J	23	0.966	0.531	pg/g
JW-UR-COMP-120508	A4371_9893_PCB	PCB-115	7/5/2012	2.35	Yes	Y				0.966	0.516	pg/g
JW-UR-COMP-120508	A4371_9893_PCB	PCB-117	7/5/2012	2.04	Yes	Y				0.966	0.6	pg/g
JW-UR-COMP-120508	A4371_9893_PCB	PCB-107	7/5/2012	11.2	Yes	Y				0.966	0.571	pg/g
JW-UR-COMP-120508	A4371_9893_PCB	PCB-120	7/5/2012	0.526	Yes	N	U			0.966	0.526	pg/g
JW-UR-COMP-120508	A4371_9893_PCB	PCB-134	7/5/2012	10.8	Yes	Y	J	J	19	0.966	0.809	pg/g

SDG: A4371

Analytical Method E1668B

Sample ID	Lab Sample ID	Chemical Name	Anal Date	Result	Mod Res Report	Detect	Lab Qual	Val Qual	Reason	RL	MDL	Units
JW-UR-COMP-120508	A4371_9893_PCB	PCB-122	7/5/2012	1.35	Yes	Y	EMPC	J	23	0.966	0.617	pg/g
JW-UR-COMP-120508	A4371_9893_PCB	PCB-123	7/5/2012	2.5	Yes	Y				0.966	0.558	pg/g
JW-UR-COMP-120508	A4371_9893_PCB	PCB-126	7/5/2012	0.494	Yes	N	U	UJ	19	0.966	0.494	pg/g
JW-UR-COMP-120508	A4371_9893_PCB	PCB-127	7/5/2012	0.514	Yes	N	U			0.966	0.514	pg/g
JW-UR-COMP-120508	A4371_9893_PCB	PCB-128/166	7/5/2012	29.4	Yes	Y	C	J	19	1.93	0.677	pg/g
JW-UR-COMP-120508	A4371_9893_PCB	PCB-129/138/163	7/5/2012	219	Yes	Y	C	J	19	2.9	0.612	pg/g
JW-UR-COMP-120508	A4371_9893_PCB	PCB-130	7/5/2012	14.9	Yes	Y		J	19	0.966	0.762	pg/g
JW-UR-COMP-120508	A4371_9893_PCB	PCB-131	7/5/2012	2.28	Yes	Y		J	19	0.966	0.736	pg/g
JW-UR-COMP-120508	A4371_9893_PCB	PCB-132	7/5/2012	59.3	Yes	Y		J	19	0.966	0.721	pg/g
JW-UR-COMP-120508	A4371_9893_PCB	PCB-133	7/5/2012	3.64	Yes	Y		J	19	0.966	0.699	pg/g
JW-UR-COMP-120508	A4371_9893_PCB	PCB-118	7/5/2012	128	Yes	Y				0.966	0.498	pg/g
JW-UR-COMP-120508	A4371_9893_PCB	PCB-202	7/5/2012	5.82	Yes	Y				0.966	1.14	pg/g
JW-UR-COMP-120508	A4371_9893_PCB	PCB-209	7/5/2012	11.3	Yes	Y				0.966	1.5	pg/g
JW-UR-COMP-120508	A4371_9893_PCB	PCB-190	7/5/2012	5.73	Yes	Y		J	19	0.966	0.908	pg/g
JW-UR-COMP-120508	A4371_9893_PCB	PCB-191	7/5/2012	0.894	Yes	N	U	UJ	19	0.966	0.894	pg/g
JW-UR-COMP-120508	A4371_9893_PCB	PCB-192	7/5/2012	0.914	Yes	N	U	UJ	19	0.966	0.914	pg/g
JW-UR-COMP-120508	A4371_9893_PCB	PCB-194	7/5/2012	19.1	Yes	Y				0.966	1.35	pg/g
JW-UR-COMP-120508	A4371_9893_PCB	PCB-195	7/5/2012	7.02	Yes	Y				0.966	1.51	pg/g
JW-UR-COMP-120508	A4371_9893_PCB	PCB-196	7/5/2012	10.6	Yes	Y				0.966	1.58	pg/g
JW-UR-COMP-120508	A4371_9893_PCB	PCB-197	7/5/2012	0.941	Yes	N	U			0.966	0.941	pg/g
JW-UR-COMP-120508	A4371_9893_PCB	PCB-198/199	7/5/2012	31.6	Yes	Y	C			1.93	1.62	pg/g
JW-UR-COMP-120508	A4371_9893_PCB	PCB-188	7/5/2012	0.473	Yes	N	U			0.966	0.473	pg/g
JW-UR-COMP-120508	A4371_9893_PCB	PCB-201	7/5/2012	2.81	Yes	Y				0.966	1.01	pg/g
JW-UR-COMP-120508	A4371_9893_PCB	PCB-187	7/5/2012	54.7	Yes	Y		J	19	0.966	1.23	pg/g
JW-UR-COMP-120508	A4371_9893_PCB	PCB-203	7/5/2012	18	Yes	Y				0.966	1.49	pg/g

SDG: A4371

Analytical Method E1668B

Sample ID	Lab Sample ID	Chemical Name	Anal Date	Result	Mod Res Report	Detect	Lab Qual	Val Qual	Reason	RL	MDL	Units
JW-UR-COMP-120508	A4371_9893_PCB	PCB-204	7/5/2012	1.04	Yes	N	U			0.966	1.04	pg/g
JW-UR-COMP-120508	A4371_9893_PCB	PCB-205	7/5/2012	1.02	Yes	N	U			0.966	1.02	pg/g
JW-UR-COMP-120508	A4371_9893_PCB	PCB-206	7/5/2012	15.7	Yes	Y				0.966	1.87	pg/g
JW-UR-COMP-120508	A4371_9893_PCB	PCB-207	7/5/2012	1.94	Yes	Y				0.966	1.19	pg/g
JW-UR-COMP-120508	A4371_9893_PCB	PCB-208	7/5/2012	5.1	Yes	Y				0.966	1.22	pg/g
JW-UR-COMP-120508	A4371_9893_PCB	PCB-105	7/5/2012	52.1	Yes	Y				0.966	0.495	pg/g
JW-UR-COMP-120508	A4371_9893_PCB	PCB-061/070/074/076	7/5/2012	121	Yes	Y	C	J	19	3.86	0.658	pg/g
JW-UR-COMP-120508	A4371_9893_PCB	PCB-042	7/5/2012	10.9	Yes	Y		J	19	0.966	0.393	pg/g
JW-UR-COMP-120508	A4371_9893_PCB	PCB-200	7/5/2012	1.71	Yes	Y				0.966	1.08	pg/g
JW-UR-COMP-120508	A4371_9893_PCB	PCB-177	7/5/2012	25.5	Yes	Y		J	19	0.966	1.48	pg/g
JW-UR-COMP-120508	A4371_9893_PCB	PCB-162	7/5/2012	0.576	Yes	N	U	UJ	19	0.966	0.576	pg/g
JW-UR-COMP-120508	A4371_9893_PCB	PCB-164	7/5/2012	12.8	Yes	Y		J	19	0.966	0.538	pg/g
JW-UR-COMP-120508	A4371_9893_PCB	PCB-165	7/5/2012	0.566	Yes	N	U	UJ	19	0.966	0.566	pg/g
JW-UR-COMP-120508	A4371_9893_PCB	PCB-167	7/5/2012	7.01	Yes	Y		J	19	0.966	0.609	pg/g
JW-UR-COMP-120508	A4371_9893_PCB	PCB-169	7/5/2012	0.898	Yes	N	U			0.966	0.898	pg/g
JW-UR-COMP-120508	A4371_9893_PCB	PCB-170	7/5/2012	21.6	Yes	Y		J	19	0.966	0.863	pg/g
JW-UR-COMP-120508	A4371_9893_PCB	PCB-171/173	7/5/2012	11.7	Yes	Y	C	J	19	1.93	1.43	pg/g
JW-UR-COMP-120508	A4371_9893_PCB	PCB-172	7/5/2012	4.64	Yes	Y		J	19	0.966	1.18	pg/g
JW-UR-COMP-120508	A4371_9893_PCB	PCB-174	7/5/2012	35.7	Yes	Y		J	19	0.966	1.41	pg/g
JW-UR-COMP-120508	A4371_9893_PCB	PCB-189	7/5/2012	1.28	Yes	Y		J	19	0.966	0.498	pg/g
JW-UR-COMP-120508	A4371_9893_PCB	PCB-176	7/5/2012	3.79	Yes	Y		J	19	0.966	0.445	pg/g
JW-UR-COMP-120508	A4371_9893_PCB	PCB-161	7/5/2012	0.519	Yes	N	U	UJ	19	0.966	0.519	pg/g
JW-UR-COMP-120508	A4371_9893_PCB	PCB-178	7/5/2012	7.75	Yes	Y	EMPC	J	19,23	0.966	0.646	pg/g
JW-UR-COMP-120508	A4371_9893_PCB	PCB-179	7/5/2012	15.6	Yes	Y		J	19	0.966	0.475	pg/g
JW-UR-COMP-120508	A4371_9893_PCB	PCB-180/193	7/5/2012	47.4	Yes	Y	C	J	19	1.93	0.714	pg/g

SDG: A4371

Analytical Method E1668B

Sample ID	Lab Sample ID	Chemical Name	Anal Date	Result	Mod Res	Report	Detect	Lab Qual	Val Qual	Reason	RL	MDL	Units
JW-UR-COMP-120508	A4371_9893_PCB	PCB-181	7/5/2012	1.29	Yes	N	N	U	UJ	19	0.966	1.29	pg/g
JW-UR-COMP-120508	A4371_9893_PCB	PCB-182	7/5/2012	1.19	Yes	N	N	U	UJ	19	0.966	1.19	pg/g
JW-UR-COMP-120508	A4371_9893_PCB	PCB-183	7/5/2012	20.3	Yes	Y	Y		J	19	0.966	1.19	pg/g
JW-UR-COMP-120508	A4371_9893_PCB	PCB-184	7/5/2012	0.486	Yes	N	N	U	UJ	19	0.966	0.486	pg/g
JW-UR-COMP-120508	A4371_9893_PCB	PCB-185	7/5/2012	4.39	Yes	Y	Y		J	19	0.966	1.24	pg/g
JW-UR-COMP-120508	A4371_9893_PCB	PCB-186	7/5/2012	0.459	Yes	N	N	U	UJ	19	0.966	0.459	pg/g
JW-UR-COMP-120508	A4371_9893_PCB	PCB-175	7/5/2012	1.27	Yes	N	N	U	UJ	19	0.966	1.27	pg/g
JW-UR-COMP-120508	A4371_9893_PCB	PCB-026/029	7/5/2012	7.3	Yes	Y	Y	C			1.93	1.3	pg/g
JW-UR-COMP-120508	A4371_9893_PCB	PCB-016	7/5/2012	11.7	Yes	Y	Y				0.966	2.2	pg/g
JW-UR-COMP-120508	A4371_9893_PCB	PCB-017	7/5/2012	14	Yes	Y	Y				0.966	1.7	pg/g
JW-UR-COMP-120508	A4371_9893_PCB	PCB-018/030	7/5/2012	23	Yes	Y	Y	C			1.93	1.45	pg/g
JW-UR-COMP-120508	A4371_9893_PCB	PCB-019	7/5/2012	1.9	Yes	N	N	U			0.966	1.9	pg/g
JW-UR-COMP-120508	A4371_9893_PCB	PCB-020/028	7/5/2012	57.4	Yes	Y	Y	C			1.93	1.36	pg/g
JW-UR-COMP-120508	A4371_9893_PCB	PCB-021/033	7/5/2012	20.6	Yes	Y	Y	C			1.93	1.28	pg/g
JW-UR-COMP-120508	A4371_9893_PCB	PCB-022	7/5/2012	16.9	Yes	Y	Y				0.966	1.44	pg/g
JW-UR-COMP-120508	A4371_9893_PCB	PCB-023	7/5/2012	1.29	Yes	N	N	U			0.966	1.29	pg/g
JW-UR-COMP-120508	A4371_9893_PCB	PCB-044/047/065	7/5/2012	44.4	Yes	Y	Y	C	J	19	2.9	0.356	pg/g
JW-UR-COMP-120508	A4371_9893_PCB	PCB-025	7/5/2012	3.01	Yes	Y	Y	EMPC	J	23	0.966	1.3	pg/g
JW-UR-COMP-120508	A4371_9893_PCB	PCB-012/013	7/5/2012	2.52	Yes	Y	Y	C	J	5	1.93	0.928	pg/g
JW-UR-COMP-120508	A4371_9893_PCB	PCB-027	7/5/2012	1.31	Yes	N	N	U			0.966	1.31	pg/g
JW-UR-COMP-120508	A4371_9893_PCB	PCB-031	7/5/2012	40.2	Yes	Y	Y				0.966	1.25	pg/g
JW-UR-COMP-120508	A4371_9893_PCB	PCB-032	7/5/2012	10.6	Yes	Y	Y				0.966	1.23	pg/g
JW-UR-COMP-120508	A4371_9893_PCB	PCB-034	7/5/2012	1.36	Yes	N	N	U			0.966	1.36	pg/g
JW-UR-COMP-120508	A4371_9893_PCB	PCB-035	7/5/2012	1.47	Yes	N	N	U			0.966	1.47	pg/g
JW-UR-COMP-120508	A4371_9893_PCB	PCB-036	7/5/2012	1.35	Yes	N	N	U			0.966	1.35	pg/g

SDG: A4371

Analytical Method E1668B

Sample ID	Lab Sample ID	Chemical Name	Anal Date	Result	Mod Res Report	Detect	Lab Qual	Val Qual	Reason	RL	MDL	Units
JW-UR-COMP-120508	A4371_9893_PCB	PCB-037	7/5/2012	21.7	Yes	Y				0.966	1.55	pg/g
JW-UR-COMP-120508	A4371_9893_PCB	PCB-038	7/5/2012	1.45	Yes	N	U			0.966	1.45	pg/g
JW-UR-COMP-120508	A4371_9893_PCB	PCB-039	7/5/2012	1.3	Yes	N	U			0.966	1.3	pg/g
JW-UR-COMP-120508	A4371_9893_PCB	PCB-024	7/5/2012	1.29	Yes	N	U			0.966	1.29	pg/g
JW-UR-COMP-120508	A4371_9893_PCB	PCB-003	7/5/2012	7.69	Yes	Y				0.966	0.657	pg/g
JW-UR-COMP-120508	A4371_9893_PCB	"Dichlorobiphenyl homologs (Total reported, not calculated)"	7/5/2012	59.5	Yes	N	UJ	UJ	5,7	0	2.8	pg/g
JW-UR-COMP-120508	A4371_9893_PCB	"Trichlorobiphenyl homologs (Total reported, not calculated)"	7/5/2012	226	Yes	Y	EMPC	J	23	0	1.72	pg/g
JW-UR-COMP-120508	A4371_9893_PCB	"Pentachlorobiphenyl homologs (Total reported, not calculated)"	7/5/2012	903	Yes	Y	EMPC	J	19,23	0	0.516	pg/g
JW-UR-COMP-120508	A4371_9893_PCB	"Hexachlorobiphenyl homologs (Total reported, not calculated)"	7/5/2012	844	Yes	Y	EMPC	J	19,23	0	0.707	pg/g
JW-UR-COMP-120508	A4371_9893_PCB	"Tetrachlorobiphenyl homologs (Total reported, not calculated)"	7/5/2012	453	Yes	Y	EMPC	J	19,23	0	0.475	pg/g
JW-UR-COMP-120508	A4371_9893_PCB	"Monochlorobiphenyl homologs (Total reported, not calculated)"	7/5/2012	17.6	Yes	Y				0	0.607	pg/g
JW-UR-COMP-120508	A4371_9893_PCB	"Heptachlorobiphenyl homologs (Total reported, not calculated)"	7/5/2012	260	Yes	Y	EMPC	J	19,23	0	0.855	pg/g
JW-UR-COMP-120508	A4371_9893_PCB	"Nonachlorobiphenyl homologs (Total reported, not calculated)"	7/5/2012	22.7	Yes	Y				0	1.55	pg/g
JW-UR-COMP-120508	A4371_9893_PCB	"Octachlorobiphenyl homologs (Total reported, not calculated)"	7/5/2012	96.7	Yes	Y				0	1.08	pg/g
JW-UR-COMP-120508	A4371_9893_PCB	PCB-015	7/5/2012	14.8	Yes	Y	J	J	5	0.966	3.21	pg/g
JW-UR-COMP-120508	A4371_9893_PCB	PCB-002	7/5/2012	2.92	Yes	Y				0.966	0.533	pg/g
JW-UR-COMP-120508	A4371_9893_PCB	PCB-014	7/5/2012	2.69	Yes	N	U	UJ	5	0.966	2.69	pg/g
JW-UR-COMP-120508	A4371_9893_PCB	PCB-004	7/5/2012	4.98	Yes	Y	J	J	5	0.966	2.38	pg/g
JW-UR-COMP-120508	A4371_9893_PCB	PCB-005	7/5/2012	3.18	Yes	N	U	UJ	5	0.966	3.18	pg/g
JW-UR-COMP-120508	A4371_9893_PCB	PCB-006	7/5/2012	3.1	Yes	Y	J	J	5	0.966	0.95	pg/g
JW-UR-COMP-120508	A4371_9893_PCB	PCB-007	7/5/2012	2.94	Yes	N	U	UJ	5	0.966	2.94	pg/g
JW-UR-COMP-120508	A4371_9893_PCB	PCB-008	7/5/2012	12.9	Yes	Y	B	J	5	0.966	3.09	pg/g

SDG: A4371

Analytical Method E1668B

Sample ID	Lab Sample ID	Chemical Name	Anal Date	Result	Mod Res	Report	Detect	Lab Qual	Val Qual	Reason	RL	MDL	Units
JW-UR-COMP-120508	A4371_9893_PCB	PCB-009	7/5/2012	3.47		Yes	N	U	UJ	5	0.966	3.47	pg/g
JW-UR-COMP-120508	A4371_9893_PCB	PCB-010	7/5/2012	4.13		Yes	N	U	UJ	5	0.966	4.13	pg/g
JW-UR-COMP-120508	A4371_9893_PCB	PCB-011	7/5/2012	21.1		Yes	N	B	UJ	5,7	0.966	3.12	pg/g
JW-UR-COMP-120508	A4371_9893_PCB	PCB-043	7/5/2012	1.1		Yes	Y		J	19	0.966	0.436	pg/g
JW-UR-COMP-120508	A4371_9893_PCB	PCB-001	7/5/2012	6.97		Yes	Y				0.966	0.557	pg/g
JW-UR-COMP-120508	A4371_9893_PCB	PCB-091	7/5/2012	16.4		Yes	Y				0.966	0.629	pg/g
JW-UR-COMP-120508	A4371_9893_PCB	PCB-040/071	7/5/2012	17.9		Yes	Y	C	J	19	1.93	0.366	pg/g
JW-UR-COMP-120508	A4371_9893_PCB	PCB-079	7/5/2012	0.856		Yes	Y	J	EMPC	J	0.966	0.615	pg/g
JW-UR-COMP-120508	A4371_9893_PCB	PCB-080	7/5/2012	0.61		Yes	N	U	UJ	19	0.966	0.61	pg/g
JW-UR-COMP-120508	A4371_9893_PCB	PCB-081	7/5/2012	0.602		Yes	N	U	UJ	19	0.966	0.602	pg/g
JW-UR-COMP-120508	A4371_9893_PCB	PCB-082	7/5/2012	14.8		Yes	Y				0.966	0.829	pg/g
JW-UR-COMP-120508	A4371_9893_PCB	PCB-083	7/5/2012	9.36		Yes	Y				0.966	0.867	pg/g
JW-UR-COMP-120508	A4371_9893_PCB	PCB-084	7/5/2012	30.1		Yes	Y				0.966	0.815	pg/g
JW-UR-COMP-120508	A4371_9893_PCB	PCB-085/116	7/5/2012	22.8		Yes	Y	C			1.93	0.586	pg/g
JW-UR-COMP-120508	A4371_9893_PCB	PCB-088	7/5/2012	0.778		Yes	N	U			0.966	0.778	pg/g
JW-UR-COMP-120508	A4371_9893_PCB	PCB-077	7/5/2012	6.72		Yes	Y		J	19	0.966	0.583	pg/g
JW-UR-COMP-120508	A4371_9893_PCB	PCB-090/101/113	7/5/2012	125		Yes	Y	C			2.9	0.63	pg/g
JW-UR-COMP-120508	A4371_9893_PCB	PCB-073	7/5/2012	0.301		Yes	N	U	UJ	19	0.966	0.301	pg/g
JW-UR-COMP-120508	A4371_9893_PCB	PCB-092	7/5/2012	25.3		Yes	Y				0.966	0.74	pg/g
JW-UR-COMP-120508	A4371_9893_PCB	PCB-093/100	7/5/2012	1.6		Yes	Y	J	C		1.93	0.709	pg/g
JW-UR-COMP-120508	A4371_9893_PCB	PCB-094	7/5/2012	0.762		Yes	N	U			0.966	0.762	pg/g
JW-UR-COMP-120508	A4371_9893_PCB	PCB-095	7/5/2012	99.6		Yes	Y				0.966	0.741	pg/g
JW-UR-COMP-120508	A4371_9893_PCB	PCB-096	7/5/2012	0.522		Yes	N	U			0.966	0.522	pg/g
JW-UR-COMP-120508	A4371_9893_PCB	PCB-098	7/5/2012	0.775		Yes	N	U			0.966	0.775	pg/g
JW-UR-COMP-120508	A4371_9893_PCB	PCB-099	7/5/2012	79		Yes	Y				0.966	0.717	pg/g

SDG: A4371

Analytical Method E1668B

Sample ID	Lab Sample ID	Chemical Name	Anal Date	Result	Mod Res Report	Detect	Lab Qual	Val Qual	Reason	RL	MDL	Units
JW-JR-COMP-120508	A4371_9893_PCB	PCB-102	7/5/2012	3.16	Yes	Y				0.966	0.602	pg/g
JW-JR-COMP-120508	A4371_9893_PCB	PCB-103	7/5/2012	1.39	Yes	Y				0.966	0.661	pg/g
JW-JR-COMP-120508	A4371_9893_PCB	PCB-089	7/5/2012	0.785	Yes	N	U			0.966	0.785	pg/g
JW-JR-COMP-120508	A4371_9893_PCB	PCB-057	7/5/2012	0.689	Yes	N	U	UJ	19	0.966	0.689	pg/g
JW-JR-COMP-120508	A4371_9893_PCB	PCB-104	7/5/2012	0.524	Yes	N	U			0.966	0.524	pg/g
JW-JR-COMP-120508	A4371_9893_PCB	PCB-045	7/5/2012	3.87	Yes	Y	EMPC	J	19,23	0.966	0.432	pg/g
JW-JR-COMP-120508	A4371_9893_PCB	PCB-046	7/5/2012	1.72	Yes	Y		J	19	0.966	0.465	pg/g
JW-JR-COMP-120508	A4371_9893_PCB	PCB-048	7/5/2012	6.36	Yes	Y		J	19	0.966	0.376	pg/g
JW-JR-COMP-120508	A4371_9893_PCB	PCB-049/069	7/5/2012	28.2	Yes	Y	C	J	19	1.93	0.318	pg/g
JW-JR-COMP-120508	A4371_9893_PCB	PCB-050/053	7/5/2012	5.13	Yes	Y	C	J	19	1.93	0.382	pg/g
JW-JR-COMP-120508	A4371_9893_PCB	PCB-051	7/5/2012	1.95	Yes	Y		J	19	0.966	0.385	pg/g
JW-JR-COMP-120508	A4371_9893_PCB	PCB-052	7/5/2012	60.3	Yes	Y	U	J	19	0.966	0.399	pg/g
JW-JR-COMP-120508	A4371_9893_PCB	PCB-054	7/5/2012	0.407	Yes	N				0.966	0.407	pg/g
JW-JR-COMP-120508	A4371_9893_PCB	PCB-078	7/5/2012	0.715	Yes	N	U	UJ	19	0.966	0.715	pg/g
JW-JR-COMP-120508	A4371_9893_PCB	PCB-056	7/5/2012	28.9	Yes	Y		J	19	0.966	0.706	pg/g
JW-JR-COMP-120508	A4371_9893_PCB	PCB-041	7/5/2012	2.46	Yes	Y		J	19	0.966	0.444	pg/g
JW-JR-COMP-120508	A4371_9893_PCB	PCB-058	7/5/2012	0.684	Yes	N	U	UJ	19	0.966	0.684	pg/g
JW-JR-COMP-120508	A4371_9893_PCB	PCB-059/062/075	7/5/2012	3.37	Yes	Y	C	J	19	2.9	0.283	pg/g
JW-JR-COMP-120508	A4371_9893_PCB	PCB-060	7/5/2012	12.5	Yes	Y		J	19	0.966	0.657	pg/g
JW-JR-COMP-120508	A4371_9893_PCB	PCB-063	7/5/2012	2.31	Yes	Y		J	19	0.966	0.625	pg/g
JW-JR-COMP-120508	A4371_9893_PCB	PCB-064	7/5/2012	16.3	Yes	Y		J	19	0.966	0.261	pg/g
JW-JR-COMP-120508	A4371_9893_PCB	PCB-066	7/5/2012	72	Yes	Y		J	19	0.966	0.706	pg/g
JW-JR-COMP-120508	A4371_9893_PCB	PCB-067	7/5/2012	2.57	Yes	Y		J	19	0.966	0.659	pg/g
JW-JR-COMP-120508	A4371_9893_PCB	PCB-068	7/5/2012	0.703	Yes	Y	J	J EMPC	19,23	0.966	0.621	pg/g
JW-JR-COMP-120508	A4371_9893_PCB	PCB-072	7/5/2012	1.16	Yes	Y		J	19	0.966	0.674	pg/g

SDG: A4371

Analytical Method E1668B

Sample ID Lab Sample ID Chemical Name

JW-UR-COMP-120508 A4371_9893_PCB PCB-055

Anal Date Result Mod Res Report Detect Lab Qual Val Qual Reason RL MDL Units
7/5/2012 0.955 Yes Y J J 19 0.966 0.659 pg/g

Jeld-Wen Maulsby Marsh - LDC 28017

SDG: A4373

Analytical Method E1668B

Sample ID	Lab Sample ID	Chemical Name	Anal Date	Result	Mod Res	Report	Detect	Lab Qual	Val Qual	Reason	RL	MDL	Units
JW-EA01-COMP-120507	A4373_9894_PCB	PCB-056	7/4/2012	59		Yes	Y				2.13	1.18	pg/g
JW-EA01-COMP-120507	A4373_9894_PCB	PCB-072	7/4/2012	4.61		Yes	Y				2.13	1.06	pg/g
JW-EA01-COMP-120507	A4373_9894_PCB	PCB-068	7/4/2012	1.96		Yes	Y	J	EMPC	J	2.13	1	pg/g
JW-EA01-COMP-120507	A4373_9894_PCB	PCB-067	7/4/2012	19.9		Yes	Y				2.13	1.05	pg/g
JW-EA01-COMP-120507	A4373_9894_PCB	PCB-066	7/4/2012	283		Yes	Y				2.13	1.18	pg/g
JW-EA01-COMP-120507	A4373_9894_PCB	PCB-064	7/4/2012	388		Yes	Y				2.13	0.767	pg/g
JW-EA01-COMP-120507	A4373_9894_PCB	PCB-063	7/4/2012	18.7		Yes	Y				2.13	1.03	pg/g
JW-EA01-COMP-120507	A4373_9894_PCB	PCB-060	7/4/2012	26.6		Yes	Y				2.13	1.13	pg/g
JW-EA01-COMP-120507	A4373_9894_PCB	PCB-059/062/075	7/4/2012	102		Yes	Y	C			6.4	0.817	pg/g
JW-EA01-COMP-120507	A4373_9894_PCB	PCB-044/047/065	7/4/2012	930		Yes	Y	C			6.4	1.03	pg/g
JW-EA01-COMP-120507	A4373_9894_PCB	PCB-057	7/4/2012	1.12		Yes	N	U			2.13	1.12	pg/g
JW-EA01-COMP-120507	A4373_9894_PCB	PCB-078	7/4/2012	1.22		Yes	N	U			2.13	1.22	pg/g
JW-EA01-COMP-120507	A4373_9894_PCB	PCB-055	7/4/2012	1.11		Yes	N	U			2.13	1.11	pg/g
JW-EA01-COMP-120507	A4373_9894_PCB	PCB-054	7/4/2012	1.8		Yes	Y	J			2.13	0.54	pg/g
JW-EA01-COMP-120507	A4373_9894_PCB	PCB-052	7/4/2012	838		Yes	Y				2.13	1.12	pg/g
JW-EA01-COMP-120507	A4373_9894_PCB	PCB-051	7/4/2012	30.3		Yes	Y				2.13	1.12	pg/g
JW-EA01-COMP-120507	A4373_9894_PCB	PCB-050/053	7/4/2012	130		Yes	Y	C			4.26	1.1	pg/g
JW-EA01-COMP-120507	A4373_9894_PCB	PCB-049/069	7/4/2012	540		Yes	Y	C			4.26	0.914	pg/g
JW-EA01-COMP-120507	A4373_9894_PCB	PCB-048	7/4/2012	218		Yes	Y				2.13	1.11	pg/g
JW-EA01-COMP-120507	A4373_9894_PCB	PCB-046	7/4/2012	58.4		Yes	Y				2.13	1.34	pg/g
JW-EA01-COMP-120507	A4373_9894_PCB	"Dichlorobiphenyl homologs (Total reported, not calculated)"	7/4/2012	434		Yes	Y	EMPC	J	23	0	2.69	pg/g
JW-EA01-COMP-120507	A4373_9894_PCB	PCB-058	7/4/2012	1.09		Yes	N	U			2.13	1.09	pg/g
JW-EA01-COMP-120507	A4373_9894_PCB	PCB-089	7/4/2012	5.08		Yes	Y				2.13	0.995	pg/g

SDG: A4373

Analytical Method E1668B

Sample ID	Lab Sample ID	Chemical Name	Anal Date	Result	Mod Res	Report	Detect	Lab Qual	Val Qual	Reason	RL	MOL	Units
JW-EA01-COMP-120507	A4373_9894_PCB	PCB-103	7/4/2012	4.18	Yes	Y	Y				2.13	0.83	pg/g
JW-EA01-COMP-120507	A4373_9894_PCB	PCB-102	7/4/2012	6.37	Yes	Y	Y				2.13	0.799	pg/g
JW-EA01-COMP-120507	A4373_9894_PCB	PCB-099	7/4/2012	175	Yes	Y	Y				2.13	0.879	pg/g
JW-EA01-COMP-120507	A4373_9894_PCB	PCB-098	7/4/2012	25.2	Yes	Y	Y				2.13	0.958	pg/g
JW-EA01-COMP-120507	A4373_9894_PCB	PCB-096	7/4/2012	8.42	Yes	Y	Y				2.13	0.325	pg/g
JW-EA01-COMP-120507	A4373_9894_PCB	PCB-095	7/4/2012	229	Yes	Y	Y				2.13	0.9	pg/g
JW-EA01-COMP-120507	A4373_9894_PCB	PCB-094	7/4/2012	3.37	Yes	Y	Y				2.13	0.958	pg/g
JW-EA01-COMP-120507	A4373_9894_PCB	PCB-093/100	7/4/2012	0.896	Yes	N	C	U			4.26	0.896	pg/g
JW-EA01-COMP-120507	A4373_9894_PCB	PCB-092	7/4/2012	67.9	Yes	Y	Y				2.13	0.945	pg/g
JW-EA01-COMP-120507	A4373_9894_PCB	PCB-073	7/4/2012	0.862	Yes	N	U				2.13	0.862	pg/g
JW-EA01-COMP-120507	A4373_9894_PCB	PCB-090/101/113	7/4/2012	290	Yes	Y	C				6.4	0.797	pg/g
JW-EA01-COMP-120507	A4373_9894_PCB	PCB-077	7/4/2012	10.8	Yes	Y	Y				2.13	1.24	pg/g
JW-EA01-COMP-120507	A4373_9894_PCB	PCB-088	7/4/2012	0.968	Yes	N	U				2.13	0.968	pg/g
JW-EA01-COMP-120507	A4373_9894_PCB	PCB-085/116	7/4/2012	47.4	Yes	Y	C				4.26	0.786	pg/g
JW-EA01-COMP-120507	A4373_9894_PCB	PCB-084	7/4/2012	92.3	Yes	Y	Y				2.13	1.03	pg/g
JW-EA01-COMP-120507	A4373_9894_PCB	PCB-083	7/4/2012	15.8	Yes	Y	Y				2.13	1.07	pg/g
JW-EA01-COMP-120507	A4373_9894_PCB	PCB-082	7/4/2012	29.8	Yes	Y	Y				2.13	1.13	pg/g
JW-EA01-COMP-120507	A4373_9894_PCB	PCB-081	7/4/2012	1.17	Yes	N	U				2.13	1.17	pg/g
JW-EA01-COMP-120507	A4373_9894_PCB	PCB-080	7/4/2012	1	Yes	N	U				2.13	1	pg/g
JW-EA01-COMP-120507	A4373_9894_PCB	PCB-079	7/4/2012	2.41	Yes	Y	Y				2.13	0.983	pg/g
JW-EA01-COMP-120507	A4373_9894_PCB	PCB-042	7/4/2012	294	Yes	Y	Y				2.13	1.21	pg/g
JW-EA01-COMP-120507	A4373_9894_PCB	PCB-091	7/4/2012	70.7	Yes	Y	Y				2.13	0.83	pg/g
JW-EA01-COMP-120507	A4373_9894_PCB	PCB-002	7/4/2012	2.39	Yes	Y	Y				2.13	0.853	pg/g
JW-EA01-COMP-120507	A4373_9894_PCB	PCB-012/013	7/4/2012	18.3	Yes	Y	C				4.26	1.73	pg/g
JW-EA01-COMP-120507	A4373_9894_PCB	PCB-011	7/4/2012	27.8	Yes	N	U	7			2.13	1.75	pg/g

SDG: A4373

Analytical Method E1668B

Sample ID	Lab Sample ID	Chemical Name	Anal Date	Result	Mod Res	Report	Detect	Lab Qual	Val Qual	Reason	RL	MDL	Units
JW-EA01-COMP-120507	A4373_9894_PCB	PCB-010	7/4/2012	2.77	Yes	Y	Y	EMPC	J	23	2.13	1.91	pg/g
JW-EA01-COMP-120507	A4373_9894_PCB	PCB-009	7/4/2012	6.21	Yes	Y	Y				2.13	1.96	pg/g
JW-EA01-COMP-120507	A4373_9894_PCB	PCB-008	7/4/2012	99.3	Yes	Y	Y				2.13	1.79	pg/g
JW-EA01-COMP-120507	A4373_9894_PCB	PCB-007	7/4/2012	3.65	Yes	Y	Y				2.13	1.69	pg/g
JW-EA01-COMP-120507	A4373_9894_PCB	PCB-006	7/4/2012	21.5	Yes	Y	Y				2.13	1.81	pg/g
JW-EA01-COMP-120507	A4373_9894_PCB	PCB-005	7/4/2012	1.79	Yes	N	N	U			2.13	1.79	pg/g
JW-EA01-COMP-120507	A4373_9894_PCB	PCB-045	7/4/2012	163	Yes	Y	Y				2.13	1.25	pg/g
JW-EA01-COMP-120507	A4373_9894_PCB	PCB-003	7/4/2012	9.4	Yes	Y	Y		J	5	2.13	1.16	pg/g
JW-EA01-COMP-120507	A4373_9894_PCB	PCB-016	7/4/2012	194	Yes	Y	Y				2.13	1.48	pg/g
JW-EA01-COMP-120507	A4373_9894_PCB	PCB-001	7/4/2012	7.87	Yes	Y	Y		J	5	2.13	1.03	pg/g
JW-EA01-COMP-120507	A4373_9894_PCB	"Octachlorobiphenyl homologs (Total reported, not calculated)"	7/4/2012	189	Yes	Y	Y	EMPC	J	23	0	0.835	pg/g
JW-EA01-COMP-120507	A4373_9894_PCB	"Nonachlorobiphenyl homologs (Total reported, not calculated)"	7/4/2012	39	Yes	Y	Y				0	1.71	pg/g
JW-EA01-COMP-120507	A4373_9894_PCB	"Heptachlorobiphenyl homologs (Total reported, not calculated)"	7/4/2012	622	Yes	Y	Y				0	0.557	pg/g
JW-EA01-COMP-120507	A4373_9894_PCB	"Monochlorobiphenyl homologs (Total reported, not calculated)"	7/4/2012	19.7	Yes	Y	Y		J	5	0	1.1	pg/g
JW-EA01-COMP-120507	A4373_9894_PCB	"Tetrachlorobiphenyl homologs (Total reported, not calculated)"	7/4/2012	5270	Yes	Y	Y	EMPC	J	23	0	1.03	pg/g
JW-EA01-COMP-120507	A4373_9894_PCB	"Hexachlorobiphenyl homologs (Total reported, not calculated)"	7/4/2012	1740	Yes	Y	Y		J	19	0	0.707	pg/g
JW-EA01-COMP-120507	A4373_9894_PCB	"Pentachlorobiphenyl homologs (Total reported, not calculated)"	7/4/2012	2000	Yes	Y	Y		J	19	0	0.642	pg/g
JW-EA01-COMP-120507	A4373_9894_PCB	"Trichlorobiphenyl homologs (Total reported, not calculated)"	7/4/2012	3650	Yes	Y	Y				0	1.43	pg/g
JW-EA01-COMP-120507	A4373_9894_PCB	PCB-004	7/4/2012	54.7	Yes	Y	Y				2.13	3.42	pg/g
JW-EA01-COMP-120507	A4373_9894_PCB	PCB-025	7/4/2012	62.6	Yes	Y	Y				2.13	1.15	pg/g
JW-EA01-COMP-120507	A4373_9894_PCB	PCB-040/071	7/4/2012	424	Yes	Y	Y		C		4.26	1.1	pg/g
JW-EA01-COMP-120507	A4373_9894_PCB	PCB-039	7/4/2012	5.4	Yes	Y	Y				2.13	1.08	pg/g

SDG: A4373

Analytical Method E1668B

Sample ID	Analytical Method	Lab Sample ID	Chemical Name	Anal Date	Result	Mod Res	Report	Detect	Lab Qual	Val Qual	Reason	RL	MDL	Units
JW-EA01-COMP-120507		A4373_9894_PCB	PCB-038	7/4/2012	1.21	Yes	N	U				2.13	1.21	pg/g
JW-EA01-COMP-120507		A4373_9894_PCB	PCB-037	7/4/2012	307	Yes	Y					2.13	1.55	pg/g
JW-EA01-COMP-120507		A4373_9894_PCB	PCB-036	7/4/2012	1.12	Yes	N	U				2.13	1.12	pg/g
JW-EA01-COMP-120507		A4373_9894_PCB	PCB-035	7/4/2012	12.2	Yes	Y					2.13	1.22	pg/g
JW-EA01-COMP-120507		A4373_9894_PCB	PCB-034	7/4/2012	2.19	Yes	Y					2.13	1.19	pg/g
JW-EA01-COMP-120507		A4373_9894_PCB	PCB-032	7/4/2012	138	Yes	Y					2.13	0.793	pg/g
JW-EA01-COMP-120507		A4373_9894_PCB	PCB-031	7/4/2012	689	Yes	Y					2.13	1.13	pg/g
JW-EA01-COMP-120507		A4373_9894_PCB	PCB-014	7/4/2012	1.5	Yes	N	U				2.13	1.5	pg/g
JW-EA01-COMP-120507		A4373_9894_PCB	PCB-026/029	7/4/2012	119	Yes	Y	C				4.26	1.16	pg/g
JW-EA01-COMP-120507		A4373_9894_PCB	PCB-015	7/4/2012	200	Yes	Y					2.13	1.95	pg/g
JW-EA01-COMP-120507		A4373_9894_PCB	PCB-024	7/4/2012	7.39	Yes	Y					2.13	0.859	pg/g
JW-EA01-COMP-120507		A4373_9894_PCB	PCB-023	7/4/2012	1.15	Yes	N	U				2.13	1.15	pg/g
JW-EA01-COMP-120507		A4373_9894_PCB	PCB-022	7/4/2012	327	Yes	Y					2.13	1.25	pg/g
JW-EA01-COMP-120507		A4373_9894_PCB	PCB-021/033	7/4/2012	224	Yes	Y	C				4.26	1.15	pg/g
JW-EA01-COMP-120507		A4373_9894_PCB	PCB-020/028	7/4/2012	1010	Yes	Y	C				4.26	1.17	pg/g
JW-EA01-COMP-120507		A4373_9894_PCB	PCB-019	7/4/2012	49.3	Yes	Y					2.13	1.31	pg/g
JW-EA01-COMP-120507		A4373_9894_PCB	PCB-018/030	7/4/2012	278	Yes	Y	C				4.26	0.952	pg/g
JW-EA01-COMP-120507		A4373_9894_PCB	PCB-017	7/4/2012	183	Yes	Y					2.13	1.13	pg/g
JW-EA01-COMP-120507		A4373_9894_PCB	PCB-106	7/4/2012	0.797	Yes	N	U				2.13	0.797	pg/g
JW-EA01-COMP-120507		A4373_9894_PCB	PCB-027	7/4/2012	40.8	Yes	Y					2.13	0.825	pg/g
JW-EA01-COMP-120507		A4373_9894_PCB	PCB-176	7/4/2012	9.01	Yes	Y					2.13	0.314	pg/g
JW-EA01-COMP-120507		A4373_9894_PCB	PCB-166	7/4/2012	0.331	Yes	N	U				2.13	0.331	pg/g
JW-EA01-COMP-120507		A4373_9894_PCB	PCB-165	7/4/2012	5.11	Yes	Y					2.13	0.624	pg/g
JW-EA01-COMP-120507		A4373_9894_PCB	PCB-184	7/4/2012	0.342	Yes	N	U				2.13	0.342	pg/g
JW-EA01-COMP-120507		A4373_9894_PCB	PCB-183	7/4/2012	47.1	Yes	Y					2.13	0.593	pg/g

SDG: A4373

Analytical Method E1668B

Sample ID	Lab Sample ID	Chemical Name	Anal Date	Result	Mod Res Report	Detect	Lab Qual	Val Qual	Reason	RL	MDL	Units
JW-EA01-COMP-120507	A4373_9894_PCB	PCB-182	7/4/2012	0.593	Yes	N	U			2.13	0.593	pg/g
JW-EA01-COMP-120507	A4373_9894_PCB	PCB-181	7/4/2012	0.956	Yes	Y	J			2.13	0.619	pg/g
JW-EA01-COMP-120507	A4373_9894_PCB	PCB-180/193	7/4/2012	164	Yes	Y	C			4.26	0.607	pg/g
JW-EA01-COMP-120507	A4373_9894_PCB	PCB-179	7/4/2012	34.5	Yes	Y				2.13	0.354	pg/g
JW-EA01-COMP-120507	A4373_9894_PCB	PCB-104	7/4/2012	0.31	Yes	N	U			2.13	0.31	pg/g
JW-EA01-COMP-120507	A4373_9894_PCB	PCB-177	7/4/2012	56.9	Yes	Y				2.13	0.781	pg/g
JW-EA01-COMP-120507	A4373_9894_PCB	PCB-189	7/4/2012	3.48	Yes	Y				2.13	0.517	pg/g
JW-EA01-COMP-120507	A4373_9894_PCB	PCB-175	7/4/2012	3.51	Yes	Y				2.13	0.656	pg/g
JW-EA01-COMP-120507	A4373_9894_PCB	PCB-174	7/4/2012	72.3	Yes	Y				2.13	0.668	pg/g
JW-EA01-COMP-120507	A4373_9894_PCB	PCB-172	7/4/2012	13.8	Yes	Y				2.13	0.708	pg/g
JW-EA01-COMP-120507	A4373_9894_PCB	PCB-171/173	7/4/2012	26.3	Yes	Y	C			4.26	0.723	pg/g
JW-EA01-COMP-120507	A4373_9894_PCB	PCB-170	7/4/2012	78.3	Yes	Y	U			2.13	0.74	pg/g
JW-EA01-COMP-120507	A4373_9894_PCB	PCB-169	7/4/2012	0.946	Yes	N				2.13	0.946	pg/g
JW-EA01-COMP-120507	A4373_9894_PCB	PCB-167	7/4/2012	15.8	Yes	Y		J	19	2.13	0.631	pg/g
JW-EA01-COMP-120507	A4373_9894_PCB	PCB-165	7/4/2012	0.354	Yes	N	U	UJ	19	2.13	0.354	pg/g
JW-EA01-COMP-120507	A4373_9894_PCB	PCB-164	7/4/2012	26.6	Yes	Y		J	19	2.13	0.319	pg/g
JW-EA01-COMP-120507	A4373_9894_PCB	PCB-178	7/4/2012	19.1	Yes	Y				2.13	0.456	pg/g
JW-EA01-COMP-120507	A4373_9894_PCB	PCB-200	7/4/2012	2.34	Yes	Y				2.13	0.64	pg/g
JW-EA01-COMP-120507	A4373_9894_PCB	PCB-086/087/097/109/119/125	7/4/2012	177	Yes	Y	C			12.8	0.804	pg/g
JW-EA01-COMP-120507	A4373_9894_PCB	PCB-061/070/074/076	7/4/2012	563	Yes	Y	C			8.53	1.09	pg/g
JW-EA01-COMP-120507	A4373_9894_PCB	PCB-209	7/4/2012	26	Yes	Y				2.13	1.28	pg/g
JW-EA01-COMP-120507	A4373_9894_PCB	PCB-208	7/4/2012	7.81	Yes	Y				2.13	1.18	pg/g
JW-EA01-COMP-120507	A4373_9894_PCB	PCB-207	7/4/2012	2.8	Yes	Y				2.13	1.19	pg/g
JW-EA01-COMP-120507	A4373_9894_PCB	PCB-206	7/4/2012	28.4	Yes	Y				2.13	2.24	pg/g
JW-EA01-COMP-120507	A4373_9894_PCB	PCB-205	7/4/2012	2.04	Yes	Y	J	JEMPC	23	2.13	0.943	pg/g

SDG: A4373

Analytical Method E1668B

Sample ID	Lab Sample ID	Chemical Name	Anal Date	Result	Mod Res	Report	Detect	Lab Qual	Val Qual	Reason	RL	MDL	Units
JW-EA01-COMP-120507	A4373_9894_PCB	PCB-204	7/4/2012	0.662		Yes	N	U			2.13	0.662	pg/g
JW-EA01-COMP-120507	A4373_9894_PCB	PCB-203	7/4/2012	31.3		Yes	Y				2.13	0.924	pg/g
JW-EA01-COMP-120507	A4373_9894_PCB	PCB-187	7/4/2012	70		Yes	Y				2.13	0.608	pg/g
JW-EA01-COMP-120507	A4373_9894_PCB	PCB-201	7/4/2012	4.65		Yes	Y	EMPC	J	23	2.13	0.592	pg/g
JW-EA01-COMP-120507	A4373_9894_PCB	PCB-188	7/4/2012	0.347		Yes	N	U			2.13	0.347	pg/g
JW-EA01-COMP-120507	A4373_9894_PCB	PCB-198/199	7/4/2012	52		Yes	Y	C			4.26	1	pg/g
JW-EA01-COMP-120507	A4373_9894_PCB	PCB-197	7/4/2012	0.719		Yes	Y	J			2.13	0.583	pg/g
JW-EA01-COMP-120507	A4373_9894_PCB	PCB-196	7/4/2012	22		Yes	Y				2.13	0.991	pg/g
JW-EA01-COMP-120507	A4373_9894_PCB	PCB-195	7/4/2012	17.3		Yes	Y				2.13	1.3	pg/g
JW-EA01-COMP-120507	A4373_9894_PCB	PCB-194	7/4/2012	44.6		Yes	Y				2.13	1.35	pg/g
JW-EA01-COMP-120507	A4373_9894_PCB	PCB-192	7/4/2012	0.512		Yes	N	U			2.13	0.512	pg/g
JW-EA01-COMP-120507	A4373_9894_PCB	PCB-191	7/4/2012	3.05		Yes	Y				2.13	0.506	pg/g
JW-EA01-COMP-120507	A4373_9894_PCB	PCB-190	7/4/2012	14.9		Yes	Y				2.13	0.564	pg/g
JW-EA01-COMP-120507	A4373_9894_PCB	PCB-160	7/4/2012	0.346		Yes	N	U	UJ	19	2.13	0.346	pg/g
JW-EA01-COMP-120507	A4373_9894_PCB	PCB-202	7/4/2012	11.7		Yes	Y				2.13	0.727	pg/g
JW-EA01-COMP-120507	A4373_9894_PCB	PCB-118	7/4/2012	235		Yes	Y				2.13	0.655	pg/g
JW-EA01-COMP-120507	A4373_9894_PCB	PCB-162	7/4/2012	1.99		Yes	Y	J	J	19	2.13	0.727	pg/g
JW-EA01-COMP-120507	A4373_9894_PCB	PCB-131	7/4/2012	5.34		Yes	Y		J	19	2.13	0.469	pg/g
JW-EA01-COMP-120507	A4373_9894_PCB	PCB-130	7/4/2012	28.6		Yes	Y		J	19	2.13	0.484	pg/g
JW-EA01-COMP-120507	A4373_9894_PCB	PCB-129/138/163	7/4/2012	438		Yes	Y	C	J	19	6.4	0.411	pg/g
JW-EA01-COMP-120507	A4373_9894_PCB	PCB-128/166	7/4/2012	83.3		Yes	Y	C	J	19	4.26	0.846	pg/g
JW-EA01-COMP-120507	A4373_9894_PCB	PCB-127	7/4/2012	0.94		Yes	N	U			2.13	0.94	pg/g
JW-EA01-COMP-120507	A4373_9894_PCB	PCB-126	7/4/2012	0.702		Yes	N	U			2.13	0.702	pg/g
JW-EA01-COMP-120507	A4373_9894_PCB	PCB-123	7/4/2012	5.5		Yes	Y				2.13	0.717	pg/g
JW-EA01-COMP-120507	A4373_9894_PCB	PCB-122	7/4/2012	3.1		Yes	Y				2.13	0.726	pg/g

SDG: A4373

Analytical Method E1668B

Sample ID	Lab Sample ID	Chemical Name	Anal Date	Result	Mod Res	Report	Detect	Lab Qual	Val Qual	Reason	RL	MDL	Units
JW-EA01-COMP-120507	A4373_9894_PCB	PCB-133	7/4/2012	7.08	Yes	Y	Y	J	J	19	2.13	0.43	pg/g
JW-EA01-COMP-120507	A4373_9894_PCB	PCB-120	7/4/2012	0.661	Yes	N	N	U			2.13	0.661	pg/g
JW-EA01-COMP-120507	A4373_9894_PCB	PCB-134	7/4/2012	18.9	Yes	Y	Y	J	J	19	2.13	0.464	pg/g
JW-EA01-COMP-120507	A4373_9894_PCB	PCB-117	7/4/2012	8.1	Yes	Y	Y				2.13	0.732	pg/g
JW-EA01-COMP-120507	A4373_9894_PCB	PCB-115	7/4/2012	0.692	Yes	N	N	U			2.13	0.692	pg/g
JW-EA01-COMP-120507	A4373_9894_PCB	PCB-114	7/4/2012	4.06	Yes	Y	Y				2.13	0.636	pg/g
JW-EA01-COMP-120507	A4373_9894_PCB	PCB-112	7/4/2012	0.676	Yes	N	N	U			2.13	0.676	pg/g
JW-EA01-COMP-120507	A4373_9894_PCB	PCB-111	7/4/2012	0.705	Yes	N	N	U			2.13	0.705	pg/g
JW-EA01-COMP-120507	A4373_9894_PCB	PCB-110	7/4/2012	383	Yes	Y	Y				2.13	0.737	pg/g
JW-EA01-COMP-120507	A4373_9894_PCB	PCB-108/124	7/4/2012	11.1	Yes	Y	Y	C			4.26	0.759	pg/g
JW-EA01-COMP-120507	A4373_9894_PCB	PCB-107	7/4/2012	19	Yes	Y	Y				2.13	0.689	pg/g
JW-EA01-COMP-120507	A4373_9894_PCB	PCB-041	7/4/2012	114	Yes	Y	Y				2.13	1.29	pg/g
JW-EA01-COMP-120507	A4373_9894_PCB	PCB-121	7/4/2012	0.656	Yes	N	N	U			2.13	0.656	pg/g
JW-EA01-COMP-120507	A4373_9894_PCB	PCB-146	7/4/2012	57	Yes	Y	Y	J	J	19	2.13	0.403	pg/g
JW-EA01-COMP-120507	A4373_9894_PCB	PCB-105	7/4/2012	84.2	Yes	Y	Y	J	J	19	2.13	0.83	pg/g
JW-EA01-COMP-120507	A4373_9894_PCB	PCB-159	7/4/2012	2.79	Yes	Y	Y	J	J	19	2.13	0.681	pg/g
JW-EA01-COMP-120507	A4373_9894_PCB	PCB-158	7/4/2012	42.4	Yes	Y	Y	J	J	19	2.13	0.326	pg/g
JW-EA01-COMP-120507	A4373_9894_PCB	PCB-156/157	7/4/2012	44.2	Yes	Y	Y	C			4.26	0.971	pg/g
JW-EA01-COMP-120507	A4373_9894_PCB	PCB-155	7/4/2012	0.28	Yes	N	N	U			2.13	0.28	pg/g
JW-EA01-COMP-120507	A4373_9894_PCB	PCB-154	7/4/2012	0.357	Yes	N	N	U	UJ	19	2.13	0.357	pg/g
JW-EA01-COMP-120507	A4373_9894_PCB	PCB-153/168	7/4/2012	318	Yes	Y	Y	C	J	19	4.26	0.343	pg/g
JW-EA01-COMP-120507	A4373_9894_PCB	PCB-152	7/4/2012	0.281	Yes	N	N	U	UJ	19	2.13	0.281	pg/g
JW-EA01-COMP-120507	A4373_9894_PCB	PCB-150	7/4/2012	0.841	Yes	Y	Y	J	J	19	2.13	0.289	pg/g
JW-EA01-COMP-120507	A4373_9894_PCB	PCB-132	7/4/2012	119	Yes	Y	Y	J	J	19	2.13	0.461	pg/g
JW-EA01-COMP-120507	A4373_9894_PCB	PCB-147/149	7/4/2012	271	Yes	Y	Y	C	J	19	4.26	0.394	pg/g

SDG: A4373

Analytical Method E1668B

Sample ID	Lab Sample ID	Chemical Name	Anal Date	Result	Mod Res Report	Detect	Lab Qual	Val Qual	Reason	RL	MDL	Units
JW-EA01-COMP-120507	A4373_9894_PCB	PCB-161	7/4/2012	0.318	Yes	N	U	UJ	19	2.13	0.318	pg/g
JW-EA01-COMP-120507	A4373_9894_PCB	PCB-145	7/4/2012	0.299	Yes	N	U	UJ	19	2.13	0.299	pg/g
JW-EA01-COMP-120507	A4373_9894_PCB	PCB-144	7/4/2012	15.2	Yes	Y		J	19	2.13	0.404	pg/g
JW-EA01-COMP-120507	A4373_9894_PCB	PCB-143	7/4/2012	0.432	Yes	N	U	UJ	19	2.13	0.432	pg/g
JW-EA01-COMP-120507	A4373_9894_PCB	PCB-142	7/4/2012	0.469	Yes	N	U	UJ	19	2.13	0.469	pg/g
JW-EA01-COMP-120507	A4373_9894_PCB	PCB-141	7/4/2012	52.5	Yes	Y		J	19	2.13	0.427	pg/g
JW-EA01-COMP-120507	A4373_9894_PCB	PCB-139/140	7/4/2012	8.38	Yes	Y	C	J	19	4.26	0.414	pg/g
JW-EA01-COMP-120507	A4373_9894_PCB	PCB-137	7/4/2012	21	Yes	Y		J	19	2.13	0.457	pg/g
JW-EA01-COMP-120507	A4373_9894_PCB	PCB-136	7/4/2012	42.7	Yes	Y		J	19	2.13	0.303	pg/g
JW-EA01-COMP-120507	A4373_9894_PCB	PCB-135/151	7/4/2012	115	Yes	Y	C	J	19	4.26	0.411	pg/g
JW-EA01-COMP-120507	A4373_9894_PCB	PCB-148	7/4/2012	0.397	Yes	N	U	UJ	19	2.13	0.397	pg/g
JW-EA01-COMP-120507	A4373_9894_PCB	PCB-043	7/4/2012	45.1	Yes	Y				2.13	1.25	pg/g
JW-EA05-COMP-120509	A4373_9894_PCB	PCB-054	7/4/2012	0.463	Yes	N	U			1.41	0.463	pg/g
JW-EA05-COMP-120509	A4373_9894_PCB	PCB-041	7/4/2012	1.32	Yes	Y	J	J	19	1.41	0.644	pg/g
JW-EA05-COMP-120509	A4373_9894_PCB	PCB-067	7/4/2012	0.555	Yes	N	U	UJ	19	1.41	0.555	pg/g
JW-EA05-COMP-120509	A4373_9894_PCB	PCB-066	7/4/2012	16.2	Yes	Y		J	19	1.41	0.624	pg/g
JW-EA05-COMP-120509	A4373_9894_PCB	PCB-064	7/4/2012	6.27	Yes	Y		J	19	1.41	0.382	pg/g
JW-EA05-COMP-120509	A4373_9894_PCB	PCB-063	7/4/2012	0.548	Yes	N	U	UJ	19	1.41	0.548	pg/g
JW-EA05-COMP-120509	A4373_9894_PCB	PCB-060	7/4/2012	3.06	Yes	Y		J	19	1.41	0.599	pg/g
JW-EA05-COMP-120509	A4373_9894_PCB	PCB-059/062/075	7/4/2012	1.24	Yes	Y	J C	J	19	4.22	0.407	pg/g
JW-EA05-COMP-120509	A4373_9894_PCB	PCB-058	7/4/2012	0.578	Yes	N	U	UJ	19	1.41	0.578	pg/g
JW-EA05-COMP-120509	A4373_9894_PCB	PCB-057	7/4/2012	0.594	Yes	N	U	UJ	19	1.41	0.594	pg/g
JW-EA05-COMP-120509	A4373_9894_PCB	PCB-055	7/4/2012	0.591	Yes	N	U	UJ	19	1.41	0.591	pg/g
JW-EA05-COMP-120509	A4373_9894_PCB	PCB-073	7/4/2012	0.43	Yes	N	U	UJ	19	1.41	0.43	pg/g
JW-EA05-COMP-120509	A4373_9894_PCB	PCB-052	7/4/2012	18.1	Yes	Y		J	19	1.41	0.556	pg/g

SDG: A4373

Analytical Method E1668B

Sample ID	Lab Sample ID	Chemical Name	Anal Date	Result	Mod Res	Report	Detect	Lab Qual	Val Qual	Reason	RL	MDL	Units
JW-EA05-COMP-120509	A4373_9894_PCB	PCB-051	7/4/2012	0.776	Yes	Y	Y	J	J	19	1.41	0.559	pg/g
JW-EA05-COMP-120509	A4373_9894_PCB	PCB-050/053	7/4/2012	2.23	Yes	Y	Y	J C	J	19	2.81	0.548	pg/g
JW-EA05-COMP-120509	A4373_9894_PCB	PCB-049/069	7/4/2012	10.1	Yes	Y	Y	C	J	19	2.81	0.455	pg/g
JW-EA05-COMP-120509	A4373_9894_PCB	PCB-048	7/4/2012	2.53	Yes	Y	Y	J	J	19	1.41	0.552	pg/g
JW-EA05-COMP-120509	A4373_9894_PCB	PCB-046	7/4/2012	0.663	Yes	Y	Y	EMPC	J	19,23	1.41	0.666	pg/g
JW-EA05-COMP-120509	A4373_9894_PCB	PCB-045	7/4/2012	1.81	Yes	Y	Y	J	J	19	1.41	0.622	pg/g
JW-EA05-COMP-120509	A4373_9894_PCB	PCB-086/087/097/109/119/125	7/4/2012	15.9	Yes	Y	Y	C			8.44	0.379	pg/g
JW-EA05-COMP-120509	A4373_9894_PCB	PCB-103	7/4/2012	0.392	Yes	N	Y	U			1.41	0.392	pg/g
JW-EA05-COMP-120509	A4373_9894_PCB	PCB-056	7/4/2012	7.12	Yes	Y	Y	J	J	19	1.41	0.627	pg/g
JW-EA05-COMP-120509	A4373_9894_PCB	PCB-088	7/4/2012	0.456	Yes	N	Y	U			1.41	0.456	pg/g
JW-EA05-COMP-120509	A4373_9894_PCB	PCB-102	7/4/2012	0.286	Yes	Y	Y	EMPC	J	23	1.41	0.377	pg/g
JW-EA05-COMP-120509	A4373_9894_PCB	PCB-099	7/4/2012	14.4	Yes	Y	Y	U			1.41	0.415	pg/g
JW-EA05-COMP-120509	A4373_9894_PCB	PCB-098	7/4/2012	0.828	Yes	Y	Y	J			1.41	0.452	pg/g
JW-EA05-COMP-120509	A4373_9894_PCB	PCB-096	7/4/2012	0.222	Yes	N	Y	U			1.41	0.222	pg/g
JW-EA05-COMP-120509	A4373_9894_PCB	PCB-095	7/4/2012	11.8	Yes	Y	Y				1.41	0.425	pg/g
JW-EA05-COMP-120509	A4373_9894_PCB	PCB-094	7/4/2012	0.452	Yes	N	Y	U			1.41	0.452	pg/g
JW-EA05-COMP-120509	A4373_9894_PCB	PCB-093/100	7/4/2012	0.423	Yes	N	Y	C U			2.81	0.423	pg/g
JW-EA05-COMP-120509	A4373_9894_PCB	PCB-092	7/4/2012	4.82	Yes	Y	Y				1.41	0.446	pg/g
JW-EA05-COMP-120509	A4373_9894_PCB	PCB-091	7/4/2012	3.06	Yes	Y	Y		UJ	19	1.41	0.392	pg/g
JW-EA05-COMP-120509	A4373_9894_PCB	PCB-088	7/4/2012	0.533	Yes	N	Y	U			1.41	0.533	pg/g
JW-EA05-COMP-120509	A4373_9894_PCB	PCB-089	7/4/2012	0.469	Yes	N	Y	U			1.41	0.469	pg/g
JW-EA05-COMP-120509	A4373_9894_PCB	PCB-072	7/4/2012	0.565	Yes	N	Y	U	UJ	19	1.41	0.565	pg/g
JW-EA05-COMP-120509	A4373_9894_PCB	PCB-085/116	7/4/2012	4.71	Yes	Y	Y	C			2.81	0.371	pg/g
JW-EA05-COMP-120509	A4373_9894_PCB	PCB-084	7/4/2012	6.19	Yes	Y	Y				1.41	0.488	pg/g
JW-EA05-COMP-120509	A4373_9894_PCB	PCB-083	7/4/2012	1.48	Yes	Y	Y				1.41	0.504	pg/g

SDG: A4373

Analytical Method E1668B

Sample ID	Lab Sample ID	Chemical Name	Anal Date	Result	Mont Res Report	Detect	Lab Qual	Val Qual	Reason	RL	MDL	Units
JW-EA05-COMP-120509	A4373_9894_PCB	PCB-082	7/4/2012	2.83	Yes	Y				1.41	0.532	pg/g
JW-EA05-COMP-120509	A4373_9894_PCB	PCB-081	7/4/2012	0.62	Yes	N	U	UJ	19	1.41	0.62	pg/g
JW-EA05-COMP-120509	A4373_9894_PCB	PCB-080	7/4/2012	0.531	Yes	N	U	UJ	19	1.41	0.531	pg/g
JW-EA05-COMP-120509	A4373_9894_PCB	PCB-079	7/4/2012	0.522	Yes	N	U	UJ	19	1.41	0.522	pg/g
JW-EA05-COMP-120509	A4373_9894_PCB	PCB-078	7/4/2012	0.646	Yes	N	U	UJ	19	1.41	0.646	pg/g
JW-EA05-COMP-120509	A4373_9894_PCB	PCB-077	7/4/2012	1.62	Yes	Y	EMPC	J	19,23	1.41	0.624	pg/g
JW-EA05-COMP-120509	A4373_9894_PCB	PCB-090/101/113	7/4/2012	24.5	Yes	Y	C			4.22	0.376	pg/g
JW-EA05-COMP-120509	A4373_9894_PCB	PCB-008	7/4/2012	5.26	Yes	Y				1.41	1.47	pg/g
JW-EA05-COMP-120509	A4373_9894_PCB	PCB-043	7/4/2012	0.62	Yes	N	U	UJ	19	1.41	0.62	pg/g
JW-EA05-COMP-120509	A4373_9894_PCB	PCB-019	7/4/2012	1.16	Yes	N	U			1.41	1.16	pg/g
JW-EA05-COMP-120509	A4373_9894_PCB	PCB-018/030	7/4/2012	7.71	Yes	Y	C			2.81	0.841	pg/g
JW-EA05-COMP-120509	A4373_9894_PCB	PCB-017	7/4/2012	4.65	Yes	Y				1.41	0.997	pg/g
JW-EA05-COMP-120509	A4373_9894_PCB	PCB-016	7/4/2012	4.11	Yes	Y				1.41	1.31	pg/g
JW-EA05-COMP-120509	A4373_9894_PCB	PCB-015	7/4/2012	5.44	Yes	Y				1.41	1.6	pg/g
JW-EA05-COMP-120509	A4373_9894_PCB	PCB-014	7/4/2012	1.23	Yes	N	U			1.41	1.23	pg/g
JW-EA05-COMP-120509	A4373_9894_PCB	PCB-012/013	7/4/2012	1.42	Yes	N	C U			2.81	1.42	pg/g
JW-EA05-COMP-120509	A4373_9894_PCB	PCB-011	7/4/2012	6.56	Yes	N		U	7	1.41	1.44	pg/g
JW-EA05-COMP-120509	A4373_9894_PCB	"Trichlorobiphenyl homologs (Total reported, not calculated)"	7/4/2012	70.8	Yes	Y				0	1.08	pg/g
JW-EA05-COMP-120509	A4373_9894_PCB	PCB-009	7/4/2012	1.61	Yes	N	U			1.41	1.61	pg/g
JW-EA05-COMP-120509	A4373_9894_PCB	"Pentachlorobiphenyl homologs (Total reported, not calculated)"	7/4/2012	158	Yes	Y	EMPC	J	23	0	0.297	pg/g
JW-EA05-COMP-120509	A4373_9894_PCB	PCB-007	7/4/2012	1.39	Yes	N	U			1.41	1.39	pg/g
JW-EA05-COMP-120509	A4373_9894_PCB	PCB-006	7/4/2012	1.24	Yes	Y	J			1.41	0.739	pg/g
JW-EA05-COMP-120509	A4373_9894_PCB	PCB-005	7/4/2012	1.47	Yes	N	U			1.41	1.47	pg/g
JW-EA05-COMP-120509	A4373_9894_PCB	PCB-004	7/4/2012	3.33	Yes	Y				1.41	1.95	pg/g

SDG: A4373

Analytical Method E1668B

Sample ID	Lab Sample ID	Chemical Name	Ancl Date	Result	Mod Res Report	Detect	Lab Qual	Val Qual	Reason	RL	MDL	Units
JW-EA05-COMP-120509	A4373_9894_PCB	PCB-003	7/4/2012	2.02	Yes	Y	J	J	5	1.41	0.942	pg/g
JW-EA05-COMP-120509	A4373_9894_PCB	PCB-002	7/4/2012	0.63	Yes	Y	J	J		1.41	0.249	pg/g
JW-EA05-COMP-120509	A4373_9894_PCB	PCB-001	7/4/2012	2.63	Yes	Y	J	J	5	1.41	0.758	pg/g
JW-EA05-COMP-120509	A4373_9894_PCB	"Octachlorobiphenyl homologs (Total reported, not calculated)"	7/4/2012	17.3	Yes	Y	EMPC	J	23	0	0.489	pg/g
JW-EA05-COMP-120509	A4373_9894_PCB	"Nonachlorobiphenyl homologs (Total reported, not calculated)"	7/4/2012	5.15	Yes	Y				0	0.98	pg/g
JW-EA05-COMP-120509	A4373_9894_PCB	PCB-010	7/4/2012	1.8	Yes	N	U	U		1.41	1.8	pg/g
JW-EA05-COMP-120509	A4373_9894_PCB	PCB-025	7/4/2012	1.52	Yes	Y				1.41	0.738	pg/g
JW-EA05-COMP-120509	A4373_9894_PCB	PCB-040/071	7/4/2012	6.92	Yes	Y	C	J	19	2.81	0.546	pg/g
JW-EA05-COMP-120509	A4373_9894_PCB	PCB-039	7/4/2012	0.691	Yes	N	U	U		1.41	0.691	pg/g
JW-EA05-COMP-120509	A4373_9894_PCB	PCB-038	7/4/2012	0.773	Yes	N	U	U		1.41	0.773	pg/g
JW-EA05-COMP-120509	A4373_9894_PCB	PCB-037	7/4/2012	7.11	Yes	Y				1.41	0.992	pg/g
JW-EA05-COMP-120509	A4373_9894_PCB	PCB-036	7/4/2012	0.716	Yes	N	U	U		1.41	0.716	pg/g
JW-EA05-COMP-120509	A4373_9894_PCB	PCB-035	7/4/2012	0.782	Yes	N	U	U		1.41	0.782	pg/g
JW-EA05-COMP-120509	A4373_9894_PCB	PCB-034	7/4/2012	0.764	Yes	N	U	U		1.41	0.764	pg/g
JW-EA05-COMP-120509	A4373_9894_PCB	PCB-032	7/4/2012	3.7	Yes	Y				1.41	0.701	pg/g
JW-EA05-COMP-120509	A4373_9894_PCB	PCB-031	7/4/2012	11.4	Yes	Y				1.41	0.723	pg/g
JW-EA05-COMP-120509	A4373_9894_PCB	"Dichlorobiphenyl homologs (Total reported, not calculated)"	7/4/2012	21.8	Yes	N		U	7	0	1.78	pg/g
JW-EA05-COMP-120509	A4373_9894_PCB	PCB-026/029	7/4/2012	2.49	Yes	Y	J	C		2.81	0.742	pg/g
JW-EA05-COMP-120509	A4373_9894_PCB	PCB-044/047/065	7/4/2012	15	Yes	Y	C	J	19	4.22	0.516	pg/g
JW-EA05-COMP-120509	A4373_9894_PCB	PCB-024	7/4/2012	0.759	Yes	N	U	U		1.41	0.759	pg/g
JW-EA05-COMP-120509	A4373_9894_PCB	PCB-023	7/4/2012	0.739	Yes	N	U	U		1.41	0.739	pg/g
JW-EA05-COMP-120509	A4373_9894_PCB	PCB-022	7/4/2012	5.09	Yes	Y				1.41	0.799	pg/g
JW-EA05-COMP-120509	A4373_9894_PCB	PCB-021/033	7/4/2012	5.95	Yes	Y	C			2.81	0.74	pg/g
JW-EA05-COMP-120509	A4373_9894_PCB	PCB-020/028	7/4/2012	16.3	Yes	Y	C			2.81	0.751	pg/g

SDG: A4373

Analytical Method E1668B

Sample ID	Lab Sample ID	Chemical Name	Anal Date	Result	Mod Res	Report	Detect	Lab Qual	Val Qual	Reason	RL	MDL	Units
JW-EA05-COMP-120509	A4373_9894_PCB	"Heptachlorobiphenyl homologs (Total reported, not calculated)"	7/4/2012	53	Yes	Y	Y	EMPC	J	23	0	0.296	pg/g
JW-EA05-COMP-120509	A4373_9894_PCB	"Monochlorobiphenyl homologs (Total reported, not calculated)"	7/4/2012	5.28	Yes	Y	Y		J	5	0	0.85	pg/g
JW-EA05-COMP-120509	A4373_9894_PCB	"Tetrachlorobiphenyl homologs (Total reported, not calculated)"	7/4/2012	126	Yes	Y	Y	EMPC	J	19,23	0	0.562	pg/g
JW-EA05-COMP-120509	A4373_9894_PCB	"Hexachlorobiphenyl homologs (Total reported, not calculated)"	7/4/2012	147	Yes	Y	Y	EMPC	J	19,23	0	0.264	pg/g
JW-EA05-COMP-120509	A4373_9894_PCB	PCB-027	7/4/2012	0.753	Yes	Y	Y	J			1.41	0.729	pg/g
JW-EA05-COMP-120509	A4373_9894_PCB	PCB-175	7/4/2012	0.372	Yes	N	N	U			1.41	0.372	pg/g
JW-EA05-COMP-120509	A4373_9894_PCB	PCB-161	7/4/2012	0.232	Yes	N	N	U	UJ	19	1.41	0.232	pg/g
JW-EA05-COMP-120509	A4373_9894_PCB	PCB-185	7/4/2012	0.558	Yes	Y	Y	J EMPC	J	23	1.41	0.354	pg/g
JW-EA05-COMP-120509	A4373_9894_PCB	PCB-184	7/4/2012	0.161	Yes	N	N	U			1.41	0.161	pg/g
JW-EA05-COMP-120509	A4373_9894_PCB	PCB-183	7/4/2012	3.92	Yes	Y	Y	U			1.41	0.336	pg/g
JW-EA05-COMP-120509	A4373_9894_PCB	PCB-182	7/4/2012	0.336	Yes	N	N	U			1.41	0.336	pg/g
JW-EA05-COMP-120509	A4373_9894_PCB	PCB-181	7/4/2012	0.351	Yes	N	N	U			1.41	0.351	pg/g
JW-EA05-COMP-120509	A4373_9894_PCB	PCB-180/193	7/4/2012	14.1	Yes	Y	Y	C			2.81	0.35	pg/g
JW-EA05-COMP-120509	A4373_9894_PCB	PCB-179	7/4/2012	3.27	Yes	Y	Y				1.41	0.167	pg/g
JW-EA05-COMP-120509	A4373_9894_PCB	PCB-178	7/4/2012	1.78	Yes	Y	Y				1.41	0.215	pg/g
JW-EA05-COMP-120509	A4373_9894_PCB	PCB-187	7/4/2012	8.18	Yes	Y	Y				1.41	0.344	pg/g
JW-EA05-COMP-120509	A4373_9894_PCB	PCB-176	7/4/2012	0.867	Yes	Y	Y	J			1.41	0.148	pg/g
JW-EA05-COMP-120509	A4373_9894_PCB	PCB-188	7/4/2012	0.163	Yes	N	N	U			1.41	0.163	pg/g
JW-EA05-COMP-120509	A4373_9894_PCB	PCB-174	7/4/2012	6.66	Yes	Y	Y				1.41	0.378	pg/g
JW-EA05-COMP-120509	A4373_9894_PCB	PCB-172	7/4/2012	1.03	Yes	Y	Y	J EMPC	J	23	1.41	0.407	pg/g
JW-EA05-COMP-120509	A4373_9894_PCB	PCB-171/173	7/4/2012	1.65	Yes	Y	Y	J C			2.81	0.41	pg/g
JW-EA05-COMP-120509	A4373_9894_PCB	PCB-170	7/4/2012	5.27	Yes	Y	Y				1.41	0.426	pg/g
JW-EA05-COMP-120509	A4373_9894_PCB	PCB-169	7/4/2012	0.311	Yes	N	N	U			1.41	0.311	pg/g

SDG: A4373

Analytical Method E1668B

Sample ID	Lab Sample ID	Chemical Name	Anal Date	Result	Mod Res Report	Detect	Lab Qual	Val Qual	Reason	RL	MDL	Units
JW-EA05-COMP-120509	A4373_9894_PCB	PCB-167	7/4/2012	1.03	Yes	Y	J			1.41	0.221	pg/g
JW-EA05-COMP-120509	A4373_9894_PCB	PCB-165	7/4/2012	0.258	Yes	N	U	UJ	19	1.41	0.258	pg/g
JW-EA05-COMP-120509	A4373_9894_PCB	PCB-164	7/4/2012	2.27	Yes	Y		J	19	1.41	0.232	pg/g
JW-EA05-COMP-120509	A4373_9894_PCB	PCB-162	7/4/2012	0.255	Yes	N	U	UJ	19	1.41	0.255	pg/g
JW-EA05-COMP-120509	A4373_9894_PCB	PCB-177	7/4/2012	4.47	Yes	Y				1.41	0.443	pg/g
JW-EA05-COMP-120509	A4373_9894_PCB	PCB-200	7/4/2012	0.341	Yes	N	U			1.41	0.341	pg/g
JW-EA05-COMP-120509	A4373_9894_PCB	PCB-042	7/4/2012	4.19	Yes	Y		J	19	1.41	0.603	pg/g
JW-EA05-COMP-120509	A4373_9894_PCB	PCB-061/070/074/076	7/4/2012	26.9	Yes	Y	C	J	19	5.63	0.58	pg/g
JW-EA05-COMP-120509	A4373_9894_PCB	PCB-104	7/4/2012	0.212	Yes	N	U			1.41	0.212	pg/g
JW-EA05-COMP-120509	A4373_9894_PCB	PCB-208	7/4/2012	1.17	Yes	Y	J			1.41	0.75	pg/g
JW-EA05-COMP-120509	A4373_9894_PCB	PCB-207	7/4/2012	0.755	Yes	N	U			1.41	0.755	pg/g
JW-EA05-COMP-120509	A4373_9894_PCB	PCB-206	7/4/2012	3.98	Yes	Y				1.41	1.21	pg/g
JW-EA05-COMP-120509	A4373_9894_PCB	PCB-205	7/4/2012	0.59	Yes	N	U			1.41	0.59	pg/g
JW-EA05-COMP-120509	A4373_9894_PCB	PCB-204	7/4/2012	0.353	Yes	N	U			1.41	0.353	pg/g
JW-EA05-COMP-120509	A4373_9894_PCB	PCB-203	7/4/2012	3.11	Yes	Y				1.41	0.492	pg/g
JW-EA05-COMP-120509	A4373_9894_PCB	PCB-186	7/4/2012	0.156	Yes	N	U			1.41	0.156	pg/g
JW-EA05-COMP-120509	A4373_9894_PCB	PCB-201	7/4/2012	0.441	Yes	Y	J	EMPC	J	23	0.315	pg/g
JW-EA05-COMP-120509	A4373_9894_PCB	PCB-209	7/4/2012	2.31	Yes	Y				1.41	0.696	pg/g
JW-EA05-COMP-120509	A4373_9894_PCB	PCB-198/199	7/4/2012	5.34	Yes	Y	C			2.81	0.535	pg/g
JW-EA05-COMP-120509	A4373_9894_PCB	PCB-197	7/4/2012	0.31	Yes	N	U			1.41	0.31	pg/g
JW-EA05-COMP-120509	A4373_9894_PCB	PCB-196	7/4/2012	1.64	Yes	Y	J	EMPC	J	23	0.528	pg/g
JW-EA05-COMP-120509	A4373_9894_PCB	PCB-195	7/4/2012	1.4	Yes	Y				1.41	0.811	pg/g
JW-EA05-COMP-120509	A4373_9894_PCB	PCB-194	7/4/2012	4.11	Yes	Y				1.41	0.847	pg/g
JW-EA05-COMP-120509	A4373_9894_PCB	PCB-192	7/4/2012	0.295	Yes	N	U			1.41	0.295	pg/g
JW-EA05-COMP-120509	A4373_9894_PCB	PCB-191	7/4/2012	0.291	Yes	N	U			1.41	0.291	pg/g

SDG: A4373

Analytical Method E1668B

Sample ID	Lab Sample ID	Chemical Name	Anal Date	Result	Mod Res	Report	Detect	Lab Qual	Val Qual	Reason	RL	MDL	Units
JW-EA05-COMP-120509	A4373_9894_PCB	PCB-190	7/4/2012	1.02	Yes	Y	Y	J EMPC	J	23	1.41	0.324	pg/g
JW-EA05-COMP-120509	A4373_9894_PCB	PCB-189	7/4/2012	0.221	Yes	Y	Y	EMPC	J	23	1.41	0.243	pg/g
JW-EA05-COMP-120509	A4373_9894_PCB	PCB-202	7/4/2012	1.31	Yes	Y	Y	J	J		1.41	0.387	pg/g
JW-EA05-COMP-120509	A4373_9894_PCB	PCB-118	7/4/2012	23.7	Yes	Y	Y		J	19	1.41	0.319	pg/g
JW-EA05-COMP-120509	A4373_9894_PCB	PCB-132	7/4/2012	10.6	Yes	Y	Y	U	UJ	19	1.41	0.336	pg/g
JW-EA05-COMP-120509	A4373_9894_PCB	PCB-131	7/4/2012	0.342	Yes	N	N	U	UJ	19	1.41	0.342	pg/g
JW-EA05-COMP-120509	A4373_9894_PCB	PCB-130	7/4/2012	2.42	Yes	Y	Y	EMPC	J	19,23	1.41	0.352	pg/g
JW-EA05-COMP-120509	A4373_9894_PCB	PCB-129/138/163	7/4/2012	32.2	Yes	Y	Y	C	J	19	4.22	0.299	pg/g
JW-EA05-COMP-120509	A4373_9894_PCB	PCB-128/166	7/4/2012	4.62	Yes	Y	Y	C	J	19	2.81	0.296	pg/g
JW-EA05-COMP-120509	A4373_9894_PCB	PCB-127	7/4/2012	0.455	Yes	N	N	U			1.41	0.455	pg/g
JW-EA05-COMP-120509	A4373_9894_PCB	PCB-126	7/4/2012	0.223	Yes	N	N	U			1.41	0.223	pg/g
JW-EA05-COMP-120509	A4373_9894_PCB	PCB-123	7/4/2012	0.423	Yes	Y	Y	J EMPC	J	23	1.41	0.338	pg/g
JW-EA05-COMP-120509	A4373_9894_PCB	PCB-122	7/4/2012	0.329	Yes	N	N	U			1.41	0.329	pg/g
JW-EA05-COMP-120509	A4373_9894_PCB	PCB-133	7/4/2012	0.811	Yes	Y	Y	J	J	19	1.41	0.313	pg/g
JW-EA05-COMP-120509	A4373_9894_PCB	PCB-120	7/4/2012	0.312	Yes	N	N	U			1.41	0.312	pg/g
JW-EA05-COMP-120509	A4373_9894_PCB	PCB-107	7/4/2012	2.16	Yes	Y	Y				1.41	0.325	pg/g
JW-EA05-COMP-120509	A4373_9894_PCB	PCB-117	7/4/2012	0.345	Yes	N	N	U			1.41	0.345	pg/g
JW-EA05-COMP-120509	A4373_9894_PCB	PCB-115	7/4/2012	0.327	Yes	N	N	U			1.41	0.327	pg/g
JW-EA05-COMP-120509	A4373_9894_PCB	PCB-114	7/4/2012	0.288	Yes	N	N	U			1.41	0.288	pg/g
JW-EA05-COMP-120509	A4373_9894_PCB	PCB-112	7/4/2012	0.319	Yes	N	N	U			1.41	0.319	pg/g
JW-EA05-COMP-120509	A4373_9894_PCB	PCB-111	7/4/2012	0.333	Yes	N	N	U			1.41	0.333	pg/g
JW-EA05-COMP-120509	A4373_9894_PCB	PCB-110	7/4/2012	30.9	Yes	Y	Y				1.41	0.348	pg/g
JW-EA05-COMP-120509	A4373_9894_PCB	PCB-108/124	7/4/2012	1.08	Yes	Y	Y	J EMPC	J	23	2.81	0.358	pg/g
JW-EA05-COMP-120509	A4373_9894_PCB	PCB-106	7/4/2012	0.376	Yes	N	N	U			1.41	0.376	pg/g
JW-EA05-COMP-120509	A4373_9894_PCB	PCB-160	7/4/2012	0.252	Yes	N	N	U	UJ	19	1.41	0.252	pg/g

SDG: A4373

Analytical Method E1668B

Sample ID	Lab Sample ID	Chemical Name	Anal Date	Result	Mod Res Report	Detect	Lab Qual	Val Qual	Reason	RL	MDL	Units
JW-EA05-COMP-120509	A4373_9894_PCB	PCB-121	7/4/2012	0.31	Yes	N	U			1.41	0.31	pg/g
JW-EA05-COMP-120509	A4373_9894_PCB	PCB-153/168	7/4/2012	30.8	Yes	Y	C	J	19	2.81	0.25	pg/g
JW-EA05-COMP-120509	A4373_9894_PCB	PCB-105	7/4/2012	9.2	Yes	Y				1.41	0.402	pg/g
JW-EA05-COMP-120509	A4373_9894_PCB	PCB-159	7/4/2012	0.239	Yes	N	U	UJ	19	1.41	0.239	pg/g
JW-EA05-COMP-120509	A4373_9894_PCB	PCB-158	7/4/2012	3.46	Yes	Y		J	19	1.41	0.237	pg/g
JW-EA05-COMP-120509	A4373_9894_PCB	PCB-156/157	7/4/2012	2.72	Yes	Y	J	EMPC	19,23	2.81	0.32	pg/g
JW-EA05-COMP-120509	A4373_9894_PCB	PCB-134	7/4/2012	1.52	Yes	Y	EMPC	J	19,23	1.41	0.338	pg/g
JW-EA05-COMP-120509	A4373_9894_PCB	PCB-154	7/4/2012	0.26	Yes	N	U	UJ	19	1.41	0.26	pg/g
JW-EA05-COMP-120509	A4373_9894_PCB	PCB-152	7/4/2012	0.205	Yes	N	U	UJ	19	1.41	0.205	pg/g
JW-EA05-COMP-120509	A4373_9894_PCB	PCB-150	7/4/2012	0.21	Yes	N	U	UJ	19	1.41	0.21	pg/g
JW-EA05-COMP-120509	A4373_9894_PCB	PCB-148	7/4/2012	0.289	Yes	N	U	UJ	19	1.41	0.289	pg/g
JW-EA05-COMP-120509	A4373_9894_PCB	PCB-147/149	7/4/2012	25.2	Yes	Y	C	J	19	2.81	0.287	pg/g
JW-EA05-COMP-120509	A4373_9894_PCB	PCB-136	7/4/2012	3.36	Yes	Y		J	19	1.41	0.221	pg/g
JW-EA05-COMP-120509	A4373_9894_PCB	PCB-145	7/4/2012	0.217	Yes	N	U	UJ	19	1.41	0.217	pg/g
JW-EA05-COMP-120509	A4373_9894_PCB	PCB-144	7/4/2012	1.51	Yes	Y		J	19	1.41	0.294	pg/g
JW-EA05-COMP-120509	A4373_9894_PCB	PCB-143	7/4/2012	0.314	Yes	N	U	UJ	19	1.41	0.314	pg/g
JW-EA05-COMP-120509	A4373_9894_PCB	PCB-142	7/4/2012	0.342	Yes	N	U	UJ	19	1.41	0.342	pg/g
JW-EA05-COMP-120509	A4373_9894_PCB	PCB-141	7/4/2012	5.37	Yes	Y		J	19	1.41	0.311	pg/g
JW-EA05-COMP-120509	A4373_9894_PCB	PCB-139/140	7/4/2012	0.301	Yes	N	C	UJ	19	2.81	0.301	pg/g
JW-EA05-COMP-120509	A4373_9894_PCB	PCB-137	7/4/2012	1.8	Yes	Y		J	19	1.41	0.332	pg/g
JW-EA05-COMP-120509	A4373_9894_PCB	PCB-146	7/4/2012	7.04	Yes	Y		J	19	1.41	0.294	pg/g
JW-EA05-COMP-120509	A4373_9894_PCB	PCB-135/151	7/4/2012	10.7	Yes	Y	C	J	19	2.81	0.299	pg/g
JW-EA05-COMP-120509	A4373_9894_PCB	PCB-155	7/4/2012	0.204	Yes	N	U			1.41	0.204	pg/g
JW-EA07-COMP-120507	A4373_9894_PCB	PCB-094	7/4/2012	1.92	Yes	Y				1.71	0.772	pg/g
JW-EA07-COMP-120507	A4373_9894_PCB	PCB-093/100	7/4/2012	0.722	Yes	N	C	U		3.42	0.722	pg/g

SDG: A4373

Analytical Method E1668B

Sample ID	Lab Sample ID	Chemical Name	Anal Date	Result	Mod Res Report	Detect	Lab Qual	Val Qual	Reason	RL	MDL	Units
JW-EA07-COMP-120507	A4373_9894_PCB	PCB-092	7/4/2012	157	Yes	Y				1.71	0.762	pg/g
JW-EA07-COMP-120507	A4373_9894_PCB	PCB-091	7/4/2012	92.8	Yes	Y				1.71	0.669	pg/g
JW-EA07-COMP-120507	A4373_9894_PCB	PCB-090/101/113	7/4/2012	856	Yes	Y	C			5.14	0.642	pg/g
JW-EA07-COMP-120507	A4373_9894_PCB	PCB-089	7/4/2012	6.51	Yes	Y				1.71	0.801	pg/g
JW-EA07-COMP-120507	A4373_9894_PCB	PCB-088	7/4/2012	0.779	Yes	N	U			1.71	0.779	pg/g
JW-EA07-COMP-120507	A4373_9894_PCB	PCB-084	7/4/2012	219	Yes	Y				1.71	0.834	pg/g
JW-EA07-COMP-120507	A4373_9894_PCB	PCB-108/124	7/4/2012	31.6	Yes	Y	C			3.42	0.611	pg/g
JW-EA07-COMP-120507	A4373_9894_PCB	PCB-085/116	7/4/2012	126	Yes	Y	C			3.42	0.633	pg/g
JW-EA07-COMP-120507	A4373_9894_PCB	PCB-095	7/4/2012	0.725	Yes	N	U			1.71	0.725	pg/g
JW-EA07-COMP-120507	A4373_9894_PCB	PCB-096	7/4/2012	3.71	Yes	Y				1.71	0.421	pg/g
JW-EA07-COMP-120507	A4373_9894_PCB	PCB-098	7/4/2012	487	Yes	Y				1.71	0.772	pg/g
JW-EA07-COMP-120507	A4373_9894_PCB	PCB-099	7/4/2012	415	Yes	Y				1.71	0.708	pg/g
JW-EA07-COMP-120507	A4373_9894_PCB	PCB-102	7/4/2012	3.45	Yes	Y	EMPC	J	23	1.71	0.643	pg/g
JW-EA07-COMP-120507	A4373_9894_PCB	PCB-103	7/4/2012	3.72	Yes	Y				1.71	0.669	pg/g
JW-EA07-COMP-120507	A4373_9894_PCB	PCB-104	7/4/2012	0.402	Yes	N	U			1.71	0.402	pg/g
JW-EA07-COMP-120507	A4373_9894_PCB	PCB-105	7/4/2012	297	Yes	Y				1.71	0.703	pg/g
JW-EA07-COMP-120507	A4373_9894_PCB	PCB-083	7/4/2012	45.9	Yes	Y				1.71	0.86	pg/g
JW-EA07-COMP-120507	A4373_9894_PCB	PCB-107	7/4/2012	51.6	Yes	Y				1.71	0.555	pg/g
JW-EA07-COMP-120507	A4373_9894_PCB	PCB-064	7/4/2012	102	Yes	Y		J	19	1.71	0.775	pg/g
JW-EA07-COMP-120507	A4373_9894_PCB	PCB-106	7/4/2012	0.642	Yes	N	U			1.71	0.642	pg/g
JW-EA07-COMP-120507	A4373_9894_PCB	PCB-066	7/4/2012	283	Yes	Y		J	19	1.71	1.65	pg/g
JW-EA07-COMP-120507	A4373_9894_PCB	PCB-188	7/4/2012	0.325	Yes	N	U			1.71	0.325	pg/g
JW-EA07-COMP-120507	A4373_9894_PCB	PCB-052	7/4/2012	510	Yes	Y		J	19	1.71	1.13	pg/g
JW-EA07-COMP-120507	A4373_9894_PCB	PCB-110	7/4/2012	1040	Yes	Y				1.71	0.594	pg/g
JW-EA07-COMP-120507	A4373_9894_PCB	PCB-054	7/4/2012	0.736	Yes	N	U			1.71	0.736	pg/g

SDG: A4373

Analytical Method E1668B

Sample ID	Lab Sample ID	Chemical Name	Anal Date	Result	Mod Res	Report	Detect	Lab Qual	Val Qual	Reason	RL	MDL	Units
JW-EA07-COMP-120507	A4373_9894_PCB	PCB-055	7/4/2012	1.57		Yes	N	U	UJ	19	1.71	1.57	pg/g
JW-EA07-COMP-120507	A4373_9894_PCB	PCB-056	7/4/2012	116		Yes	Y		J	19	1.71	1.66	pg/g
JW-EA07-COMP-120507	A4373_9894_PCB	PCB-057	7/4/2012	1.57		Yes	N	U	UJ	19	1.71	1.57	pg/g
JW-EA07-COMP-120507	A4373_9894_PCB	PCB-058	7/4/2012	13.9		Yes	Y		J	19	1.71	1.53	pg/g
JW-EA07-COMP-120507	A4373_9894_PCB	PCB-059/062/075	7/4/2012	15.1		Yes	Y	C	J	19	5.14	0.825	pg/g
JW-EA07-COMP-120507	A4373_9894_PCB	PCB-067	7/4/2012	7.98		Yes	Y		J	19	1.71	1.47	pg/g
JW-EA07-COMP-120507	A4373_9894_PCB	PCB-063	7/4/2012	10.4		Yes	Y		J	19	1.71	1.45	pg/g
JW-EA07-COMP-120507	A4373_9894_PCB	PCB-051	7/4/2012	4.52		Yes	Y	EMPC	J	19,23	1.71	1.13	pg/g
JW-EA07-COMP-120507	A4373_9894_PCB	PCB-068	7/4/2012	1.41		Yes	N	U	UJ	19	1.71	1.41	pg/g
JW-EA07-COMP-120507	A4373_9894_PCB	PCB-072	7/4/2012	2.17		Yes	Y	EMPC	J	19,23	1.71	1.5	pg/g
JW-EA07-COMP-120507	A4373_9894_PCB	PCB-073	7/4/2012	0.41		Yes	Y	EMPC	J	19,23	1.71	0.871	pg/g
JW-EA07-COMP-120507	A4373_9894_PCB	PCB-077	7/4/2012	24.5		Yes	Y		J	19	1.71	1.65	pg/g
JW-EA07-COMP-120507	A4373_9894_PCB	PCB-078	7/4/2012	1.71		Yes	N	U	UJ	19	1.71	1.71	pg/g
JW-EA07-COMP-120507	A4373_9894_PCB	PCB-079	7/4/2012	7.54		Yes	Y		J	19	1.71	1.38	pg/g
JW-EA07-COMP-120507	A4373_9894_PCB	PCB-080	7/4/2012	1.41		Yes	N	U	UJ	19	1.71	1.41	pg/g
JW-EA07-COMP-120507	A4373_9894_PCB	PCB-081	7/4/2012	1.64		Yes	N	U	UJ	19	1.71	1.64	pg/g
JW-EA07-COMP-120507	A4373_9894_PCB	PCB-082	7/4/2012	98.7		Yes	Y				1.71	0.909	pg/g
JW-EA07-COMP-120507	A4373_9894_PCB	PCB-060	7/4/2012	52.6		Yes	Y		J	19	1.71	1.59	pg/g
JW-EA07-COMP-120507	A4373_9894_PCB	PCB-203	7/4/2012	44.6		Yes	Y				1.71	0.812	pg/g
JW-EA07-COMP-120507	A4373_9894_PCB	PCB-186	7/4/2012	0.31		Yes	N	U			1.71	0.31	pg/g
JW-EA07-COMP-120507	A4373_9894_PCB	PCB-191	7/4/2012	4.32		Yes	Y				1.71	0.619	pg/g
JW-EA07-COMP-120507	A4373_9894_PCB	PCB-192	7/4/2012	0.627		Yes	N	U			1.71	0.627	pg/g
JW-EA07-COMP-120507	A4373_9894_PCB	PCB-194	7/4/2012	66.7		Yes	Y				1.71	1.4	pg/g
JW-EA07-COMP-120507	A4373_9894_PCB	PCB-195	7/4/2012	21.4		Yes	Y				1.71	1.34	pg/g
JW-EA07-COMP-120507	A4373_9894_PCB	PCB-196	7/4/2012	31.1		Yes	Y				1.71	0.871	pg/g

SDG: A4373

Analytical Method E1668B

Sample ID	Lab Sample ID	Chemical Name	Anal Date	Result	Mod Res	Report	Detect	Lab Qual	Val Qual	Reason	RL	MDL	Units
JW-EA07-COMP-120507	A4373_9894_PCB	PCB-197	7/4/2012	1.42		Yes	Y	J			1.71	0.512	pg/g
JW-EA07-COMP-120507	A4373_9894_PCB	PCB-198/199	7/4/2012	73		Yes	Y	C			3.42	0.882	pg/g
JW-EA07-COMP-120507	A4373_9894_PCB	PCB-200	7/4/2012	6.35		Yes	Y	EMPC	J	23	1.71	0.563	pg/g
JW-EA07-COMP-120507	A4373_9894_PCB	PCB-189	7/4/2012	5.24		Yes	Y				1.71	0.692	pg/g
JW-EA07-COMP-120507	A4373_9894_PCB	PCB-202	7/4/2012	17		Yes	Y				1.71	0.639	pg/g
JW-EA07-COMP-120507	A4373_9894_PCB	PCB-187	7/4/2012	130		Yes	Y				1.71	0.693	pg/g
JW-EA07-COMP-120507	A4373_9894_PCB	PCB-204	7/4/2012	0.582		Yes	N	U			1.71	0.582	pg/g
JW-EA07-COMP-120507	A4373_9894_PCB	PCB-205	7/4/2012	2.3		Yes	Y	EMPC	J	23	1.71	0.973	pg/g
JW-EA07-COMP-120507	A4373_9894_PCB	PCB-206	7/4/2012	44.2		Yes	Y				1.71	2.64	pg/g
JW-EA07-COMP-120507	A4373_9894_PCB	PCB-207	7/4/2012	5.26		Yes	Y				1.71	1.46	pg/g
JW-EA07-COMP-120507	A4373_9894_PCB	PCB-208	7/4/2012	11.6		Yes	Y				1.71	1.45	pg/g
JW-EA07-COMP-120507	A4373_9894_PCB	PCB-209	7/4/2012	21.7		Yes	Y				1.71	1.54	pg/g
JW-EA07-COMP-120507	A4373_9894_PCB	PCB-061/070/074/076	7/4/2012	626		Yes	Y	C	J	19	6.85	1.54	pg/g
JW-EA07-COMP-120507	A4373_9894_PCB	PCB-050/053	7/4/2012	22.5		Yes	Y	C	J	19	3.42	1.11	pg/g
JW-EA07-COMP-120507	A4373_9894_PCB	"Trichlorobiphenyl homologs (Total reported, not calculated)"	7/4/2012	628		Yes	Y				0	1.86	pg/g
JW-EA07-COMP-120507	A4373_9894_PCB	PCB-201	7/4/2012	8.51		Yes	Y				1.71	0.52	pg/g
JW-EA07-COMP-120507	A4373_9894_PCB	PCB-177	7/4/2012	70.8		Yes	Y				1.71	0.891	pg/g
JW-EA07-COMP-120507	A4373_9894_PCB	PCB-112	7/4/2012	0.544		Yes	N	U			1.71	0.544	pg/g
JW-EA07-COMP-120507	A4373_9894_PCB	PCB-114	7/4/2012	14		Yes	Y				1.71	0.541	pg/g
JW-EA07-COMP-120507	A4373_9894_PCB	PCB-115	7/4/2012	0.558		Yes	N	U			1.71	0.558	pg/g
JW-EA07-COMP-120507	A4373_9894_PCB	PCB-117	7/4/2012	17.2		Yes	Y				1.71	0.59	pg/g
JW-EA07-COMP-120507	A4373_9894_PCB	PCB-118	7/4/2012	737		Yes	Y				1.71	0.554	pg/g
JW-EA07-COMP-120507	A4373_9894_PCB	PCB-120	7/4/2012	0.532		Yes	N	U			1.71	0.532	pg/g
JW-EA07-COMP-120507	A4373_9894_PCB	PCB-121	7/4/2012	0.529		Yes	N	U			1.71	0.529	pg/g
JW-EA07-COMP-120507	A4373_9894_PCB	PCB-122	7/4/2012	7.82		Yes	Y				1.71	0.617	pg/g

SDG: A4373

Analytical Method E1668B

Sample ID	Lab Sample ID	Chemical Name	Anal Date	Result	Mod Res Report	Detected	Lab Qual	Val Qual	Reason	RL	MDL	Units
JW-EA07-COMP-120507	A4373_9894_PCB	PCB-123	7/4/2012	11	Yes	Y				1.71	0.578	pg/g
JW-EA07-COMP-120507	A4373_9894_PCB	PCB-190	7/4/2012	19.5	Yes	Y				1.71	0.69	pg/g
JW-EA07-COMP-120507	A4373_9894_PCB	PCB-176	7/4/2012	12.7	Yes	Y				1.71	0.294	pg/g
JW-EA07-COMP-120507	A4373_9894_PCB	PCB-111	7/4/2012	0.568	Yes	N	U			1.71	0.568	pg/g
JW-EA07-COMP-120507	A4373_9894_PCB	PCB-178	7/4/2012	23.6	Yes	Y				1.71	0.427	pg/g
JW-EA07-COMP-120507	A4373_9894_PCB	PCB-179	7/4/2012	50.8	Yes	Y				1.71	0.331	pg/g
JW-EA07-COMP-120507	A4373_9894_PCB	PCB-180/193	7/4/2012	228	Yes	Y	C			3.42	0.743	pg/g
JW-EA07-COMP-120507	A4373_9894_PCB	PCB-181	7/4/2012	0.706	Yes	N	U			1.71	0.706	pg/g
JW-EA07-COMP-120507	A4373_9894_PCB	PCB-182	7/4/2012	0.677	Yes	N	U			1.71	0.677	pg/g
JW-EA07-COMP-120507	A4373_9894_PCB	PCB-183	7/4/2012	73.4	Yes	Y				1.71	0.677	pg/g
JW-EA07-COMP-120507	A4373_9894_PCB	PCB-184	7/4/2012	0.32	Yes	N	U			1.71	0.32	pg/g
JW-EA07-COMP-120507	A4373_9894_PCB	PCB-185	7/4/2012	0.712	Yes	N	U			1.71	0.712	pg/g
JW-EA07-COMP-120507	A4373_9894_PCB	PCB-086/087/097/109/119/125	7/4/2012	586	Yes	Y	C			10.3	0.648	pg/g
JW-EA07-COMP-120507	A4373_9894_PCB	PCB-175	7/4/2012	4.78	Yes	Y				1.71	0.749	pg/g
JW-EA07-COMP-120507	A4373_9894_PCB	PCB-169	7/4/2012	1.07	Yes	N	U			1.71	1.07	pg/g
JW-EA07-COMP-120507	A4373_9894_PCB	PCB-127	7/4/2012	0.795	Yes	N	U			1.71	0.795	pg/g
JW-EA07-COMP-120507	A4373_9894_PCB	PCB-156/157	7/4/2012	107	Yes	Y	C			3.42	1.17	pg/g
JW-EA07-COMP-120507	A4373_9894_PCB	PCB-158	7/4/2012	87.4	Yes	Y				1.71	0.327	pg/g
JW-EA07-COMP-120507	A4373_9894_PCB	PCB-159	7/4/2012	4.37	Yes	Y				1.71	0.785	pg/g
JW-EA07-COMP-120507	A4373_9894_PCB	PCB-160	7/4/2012	0.347	Yes	N	U			1.71	0.347	pg/g
JW-EA07-COMP-120507	A4373_9894_PCB	PCB-161	7/4/2012	0.319	Yes	N	U			1.71	0.319	pg/g
JW-EA07-COMP-120507	A4373_9894_PCB	PCB-162	7/4/2012	2.95	Yes	Y				1.71	0.838	pg/g
JW-EA07-COMP-120507	A4373_9894_PCB	PCB-164	7/4/2012	48.7	Yes	Y				1.71	0.32	pg/g
JW-EA07-COMP-120507	A4373_9894_PCB	"Monochlorobiphenyl homologs (Total reported, not calculated)"	7/4/2012	36.4	Yes	Y		J	5	0	1.18	pg/g
JW-EA07-COMP-120507	A4373_9894_PCB	PCB-167	7/4/2012	29.5	Yes	Y				1.71	0.727	pg/g

SDG: A4373

Analytical Method E1668B

Sample ID	Lab Sample ID	Chemical Name	Anal Date	Result	Mod Res	Report	Detect	Lab Qual	Val Qual	Reason	RL	MDL	Units
JW-EA07-COMP-120507	A4373_9894_PCB	PCB-150	7/4/2012	0.289		Yes	N	U			1.71	0.289	pg/g
JW-EA07-COMP-120507	A4373_9894_PCB	PCB-170	7/4/2012	104		Yes	Y				1.71	0.905	pg/g
JW-EA07-COMP-120507	A4373_9894_PCB	PCB-171/173	7/4/2012	35.6		Yes	Y	C			3.42	0.825	pg/g
JW-EA07-COMP-120507	A4373_9894_PCB	PCB-172	7/4/2012	18.8		Yes	Y				1.71	0.866	pg/g
JW-EA07-COMP-120507	A4373_9894_PCB	PCB-174	7/4/2012	99.9		Yes	Y				1.71	0.762	pg/g
JW-EA07-COMP-120507	A4373_9894_PCB	"Dichlorobiphenyl homologs (Total reported, not calculated)"	7/4/2012	142		Yes	Y	EMPC	J	23	0	3.43	pg/g
JW-EA07-COMP-120507	A4373_9894_PCB	"Hexachlorobiphenyl homologs (Total reported, not calculated)"	7/4/2012	3360		Yes	Y				0	0.81	pg/g
JW-EA07-COMP-120507	A4373_9894_PCB	"Pentachlorobiphenyl homologs (Total reported, not calculated)"	7/4/2012	5310		Yes	Y				0	0.593	pg/g
JW-EA07-COMP-120507	A4373_9894_PCB	PCB-126	7/4/2012	2.14		Yes	Y				1.71	0.778	pg/g
JW-EA07-COMP-120507	A4373_9894_PCB	"Tetrachlorobiphenyl homologs (Total reported, not calculated)"	7/4/2012	2480		Yes	Y	EMPC	J	19,23	0	1.25	pg/g
JW-EA07-COMP-120507	A4373_9894_PCB	PCB-165	7/4/2012	0.355		Yes	N	U			1.71	0.355	pg/g
JW-EA07-COMP-120507	A4373_9894_PCB	PCB-139/140	7/4/2012	16.8		Yes	Y	C			3.42	0.415	pg/g
JW-EA07-COMP-120507	A4373_9894_PCB	PCB-049/069	7/4/2012	161		Yes	Y	C	J	19	3.42	0.923	pg/g
JW-EA07-COMP-120507	A4373_9894_PCB	PCB-128/166	7/4/2012	149		Yes	Y	C			3.42	0.975	pg/g
JW-EA07-COMP-120507	A4373_9894_PCB	PCB-129/138/163	7/4/2012	860		Yes	Y	C			5.14	0.412	pg/g
JW-EA07-COMP-120507	A4373_9894_PCB	PCB-130	7/4/2012	54.6		Yes	Y				1.71	0.485	pg/g
JW-EA07-COMP-120507	A4373_9894_PCB	PCB-131	7/4/2012	12		Yes	Y				1.71	0.471	pg/g
JW-EA07-COMP-120507	A4373_9894_PCB	PCB-132	7/4/2012	264		Yes	Y				1.71	0.462	pg/g
JW-EA07-COMP-120507	A4373_9894_PCB	PCB-133	7/4/2012	10.3		Yes	Y				1.71	0.431	pg/g
JW-EA07-COMP-120507	A4373_9894_PCB	PCB-134	7/4/2012	43.5		Yes	Y				1.71	0.465	pg/g
JW-EA07-COMP-120507	A4373_9894_PCB	PCB-135/151	7/4/2012	198		Yes	Y	C			3.42	0.412	pg/g
JW-EA07-COMP-120507	A4373_9894_PCB	PCB-154	7/4/2012	9.28		Yes	Y				1.71	0.357	pg/g
JW-EA07-COMP-120507	A4373_9894_PCB	PCB-137	7/4/2012	48.2		Yes	Y				1.71	0.458	pg/g

SDG: A4373

Analytical Method E1668B

Sample ID	Lab Sample ID	Chemical Name	Anal Date	Result	Mod Res Report	Detect	Lab Qual	Val Qual	Reason	RL	MDL	Units
JW-EA07-COMP-120507	A4373_9894_PCB	PCB-152	7/4/2012	0.282	Yes	N	U			1.71	0.282	pg/g
JW-EA07-COMP-120507	A4373_9894_PCB	PCB-141	7/4/2012	109	Yes	Y				1.71	0.428	pg/g
JW-EA07-COMP-120507	A4373_9894_PCB	PCB-142	7/4/2012	0.47	Yes	N	U			1.71	0.47	pg/g
JW-EA07-COMP-120507	A4373_9894_PCB	PCB-143	7/4/2012	0.433	Yes	N	U			1.71	0.433	pg/g
JW-EA07-COMP-120507	A4373_9894_PCB	PCB-144	7/4/2012	31.4	Yes	Y				1.71	0.405	pg/g
JW-EA07-COMP-120507	A4373_9894_PCB	PCB-145	7/4/2012	0.299	Yes	N	U			1.71	0.299	pg/g
JW-EA07-COMP-120507	A4373_9894_PCB	PCB-146	7/4/2012	106	Yes	Y				1.71	0.404	pg/g
JW-EA07-COMP-120507	A4373_9894_PCB	PCB-147/149	7/4/2012	516	Yes	Y	C			3.42	0.395	pg/g
JW-EA07-COMP-120507	A4373_9894_PCB	PCB-148	7/4/2012	0.398	Yes	N	U			1.71	0.398	pg/g
JW-EA07-COMP-120507	A4373_9894_PCB	PCB-155	7/4/2012	0.281	Yes	N	U			1.71	0.281	pg/g
JW-EA07-COMP-120507	A4373_9894_PCB	PCB-136	7/4/2012	85.3	Yes	Y				1.71	0.304	pg/g
JW-EA07-COMP-120507	A4373_9894_PCB	PCB-038	7/4/2012	1.28	Yes	N	U			1.71	1.28	pg/g
JW-EA07-COMP-120507	A4373_9894_PCB	PCB-023	7/4/2012	1.23	Yes	N	U			1.71	1.23	pg/g
JW-EA07-COMP-120507	A4373_9894_PCB	PCB-024	7/4/2012	1.35	Yes	N	U			1.71	1.35	pg/g
JW-EA07-COMP-120507	A4373_9894_PCB	PCB-025	7/4/2012	10	Yes	Y				1.71	1.22	pg/g
JW-EA07-COMP-120507	A4373_9894_PCB	PCB-026/029	7/4/2012	19.6	Yes	Y	C			3.42	1.23	pg/g
JW-EA07-COMP-120507	A4373_9894_PCB	PCB-027	7/4/2012	4.49	Yes	Y				1.71	1.3	pg/g
JW-EA07-COMP-120507	A4373_9894_PCB	PCB-031	7/4/2012	120	Yes	Y				1.71	1.2	pg/g
JW-EA07-COMP-120507	A4373_9894_PCB	PCB-032	7/4/2012	26.7	Yes	Y				1.71	1.25	pg/g
JW-EA07-COMP-120507	A4373_9894_PCB	PCB-034	7/4/2012	1.27	Yes	N	U			1.71	1.27	pg/g
JW-EA07-COMP-120507	A4373_9894_PCB	PCB-035	7/4/2012	1.3	Yes	N	U			1.71	1.3	pg/g
JW-EA07-COMP-120507	A4373_9894_PCB	PCB-022	7/4/2012	46.6	Yes	Y				1.71	1.33	pg/g
JW-EA07-COMP-120507	A4373_9894_PCB	PCB-037	7/4/2012	61.6	Yes	Y				1.71	1.65	pg/g
JW-EA07-COMP-120507	A4373_9894_PCB	PCB-046	7/4/2012	7.52	Yes	Y		J	19	1.71	1.35	pg/g
JW-EA07-COMP-120507	A4373_9894_PCB	PCB-039	7/4/2012	1.15	Yes	N	U			1.71	1.15	pg/g

SDG: A4373

Analytical Method E1668B

Sample ID	Lab Sample ID	Chemical Name	Anal Date	Result	Mod Res	Report	Detect	Lab Qual	Val Qual	Reason	RL	MDL	Units
JW-EA07-COMP-120507	A4373_9894_PCB	PCB-040/071	7/4/2012	103	Yes	Y	Y	C	J	19	3.42	1.11	pg/g
JW-EA07-COMP-120507	A4373_9894_PCB	PCB-041	7/4/2012	13.9	Yes	Y	Y	C	J	19	1.71	1.31	pg/g
JW-EA07-COMP-120507	A4373_9894_PCB	PCB-042	7/4/2012	53.3	Yes	Y	Y	C	J	19	1.71	1.22	pg/g
JW-EA07-COMP-120507	A4373_9894_PCB	PCB-043	7/4/2012	5.76	Yes	Y	Y	C	J	19	1.71	1.26	pg/g
JW-EA07-COMP-120507	A4373_9894_PCB	PCB-044/047/065	7/4/2012	279	Yes	Y	Y	C	J	19	5.14	1.04	pg/g
JW-EA07-COMP-120507	A4373_9894_PCB	PCB-045	7/4/2012	18.9	Yes	Y	Y	C	J	19	1.71	1.26	pg/g
JW-EA07-COMP-120507	A4373_9894_PCB	"Heptachlorobiphenyl homologs (Total reported, not calculated)"	7/4/2012	881	Yes	Y	Y	C	J	19	0	0.658	pg/g
JW-EA07-COMP-120507	A4373_9894_PCB	PCB-048	7/4/2012	33.5	Yes	Y	Y	C	J	19	1.71	1.12	pg/g
JW-EA07-COMP-120507	A4373_9894_PCB	PCB-153/168	7/4/2012	567	Yes	Y	Y	C	J	19	3.42	0.344	pg/g
JW-EA07-COMP-120507	A4373_9894_PCB	PCB-036	7/4/2012	1.19	Yes	N	N	U	J	23	1.71	1.19	pg/g
JW-EA07-COMP-120507	A4373_9894_PCB	"Octachlorobiphenyl homologs (Total reported, not calculated)"	7/4/2012	272	Yes	Y	Y	EMPC	J	23	0	0.806	pg/g
JW-EA07-COMP-120507	A4373_9894_PCB	"Nonachlorobiphenyl homologs (Total reported, not calculated)"	7/4/2012	61	Yes	Y	Y	EMPC	J	23	0	2.05	pg/g
JW-EA07-COMP-120507	A4373_9894_PCB	PCB-001	7/4/2012	15.4	Yes	Y	Y	C	J	5	1.71	1.05	pg/g
JW-EA07-COMP-120507	A4373_9894_PCB	PCB-002	7/4/2012	5.3	Yes	Y	Y	C	J	5	1.71	0.96	pg/g
JW-EA07-COMP-120507	A4373_9894_PCB	PCB-003	7/4/2012	15.7	Yes	Y	Y	C	J	5	1.71	1.31	pg/g
JW-EA07-COMP-120507	A4373_9894_PCB	PCB-004	7/4/2012	12.7	Yes	Y	Y	C	J	5	1.71	4.42	pg/g
JW-EA07-COMP-120507	A4373_9894_PCB	PCB-005	7/4/2012	2.23	Yes	N	N	U	J	23	1.71	2.23	pg/g
JW-EA07-COMP-120507	A4373_9894_PCB	PCB-006	7/4/2012	7.11	Yes	Y	Y	EMPC	J	23	1.71	2.25	pg/g
JW-EA07-COMP-120507	A4373_9894_PCB	PCB-007	7/4/2012	2.1	Yes	N	N	U	J	23	1.71	2.1	pg/g
JW-EA07-COMP-120507	A4373_9894_PCB	PCB-008	7/4/2012	33.1	Yes	Y	Y	C	J	23	1.71	2.22	pg/g
JW-EA07-COMP-120507	A4373_9894_PCB	PCB-009	7/4/2012	2.43	Yes	N	N	U	J	23	1.71	2.43	pg/g
JW-EA07-COMP-120507	A4373_9894_PCB	PCB-018/030	7/4/2012	61.3	Yes	Y	Y	C	J	23	3.42	1.5	pg/g
JW-EA07-COMP-120507	A4373_9894_PCB	PCB-010	7/4/2012	2.47	Yes	N	N	U	J	23	1.71	2.47	pg/g
JW-EA07-COMP-120507	A4373_9894_PCB	PCB-019	7/4/2012	4.66	Yes	Y	Y	C	J	23	1.71	2.07	pg/g

SDG: A4373

Analytical Method E1668B

Sample ID	Lab Sample ID	Chemical Name	Anal Date	Result	Mod Res	Report	Detect	Lab Qual	Val Qual	Reason	RL	MDL	Units
JW-EA07-COMP-120507	A4373_9894_PCB	PCB-021/033	7/4/2012	61.5	Yes	Y	C				3.42	1.23	pg/g
JW-EA07-COMP-120507	A4373_9894_PCB	PCB-017	7/4/2012	31.4	Yes	Y					1.71	1.78	pg/g
JW-EA07-COMP-120507	A4373_9894_PCB	PCB-016	7/4/2012	28.4	Yes	Y					1.71	2.33	pg/g
JW-EA07-COMP-120507	A4373_9894_PCB	PCB-015	7/4/2012	32.2	Yes	Y					1.71	2.43	pg/g
JW-EA07-COMP-120507	A4373_9894_PCB	PCB-014	7/4/2012	1.86	Yes	N	U				1.71	1.86	pg/g
JW-EA07-COMP-120507	A4373_9894_PCB	PCB-012/013	7/4/2012	5.39	Yes	Y	C				3.42	2.15	pg/g
JW-EA07-COMP-120507	A4373_9894_PCB	PCB-011	7/4/2012	51.3	Yes	Y					1.71	2.18	pg/g
JW-EA07-COMP-120507	A4373_9894_PCB	PCB-020/028	7/4/2012	152	Yes	Y	C				3.42	1.25	pg/g
JW-EA10-SS39-120507	A4373_9894_PCB	PCB-145	7/3/2012	0.254	Yes	N	U	UJ	UJ	19	1.55	0.254	pg/g
JW-EA10-SS39-120507	A4373_9894_PCB	PCB-144	7/3/2012	401	Yes	Y		J	J	19	1.55	0.343	pg/g
JW-EA10-SS39-120507	A4373_9894_PCB	PCB-143	7/3/2012	0.367	Yes	N	U	UJ	UJ	19	1.55	0.367	pg/g
JW-EA10-SS39-120507	A4373_9894_PCB	PCB-142	7/3/2012	0.399	Yes	N	U	UJ	UJ	19	1.55	0.399	pg/g
JW-EA10-SS39-120507	A4373_9894_PCB	PCB-141	7/3/2012	1650	Yes	Y		J	J	19	1.55	0.363	pg/g
JW-EA10-SS39-120507	A4373_9894_PCB	PCB-139/140	7/3/2012	246	Yes	Y	C	J	J	19	3.11	0.352	pg/g
JW-EA10-SS39-120507	A4373_9894_PCB	PCB-137	7/3/2012	908	Yes	Y		J	J	19	1.55	0.388	pg/g
JW-EA10-SS39-120507	A4373_9894_PCB	PCB-146	7/3/2012	1220	Yes	Y		J	J	19	1.55	0.343	pg/g
JW-EA10-SS39-120507	A4373_9894_PCB	PCB-135/151	7/3/2012	2240	Yes	Y	C	J	J	19	3.11	0.349	pg/g
JW-EA10-SS39-120507	A4373_9894_PCB	PCB-155	7/3/2012	0.238	Yes	N	U				1.55	0.238	pg/g
JW-EA10-SS39-120507	A4373_9894_PCB	PCB-136	7/3/2012	1110	Yes	Y		J	J	19	1.55	0.258	pg/g
JW-EA10-SS39-120507	A4373_9894_PCB	PCB-147/149	7/3/2012	6670	Yes	Y	C	J	J	19	3.11	0.335	pg/g
JW-EA10-SS39-120507	A4373_9894_PCB	PCB-148	7/3/2012	5.71	Yes	Y		J	J	19	1.55	0.337	pg/g
JW-EA10-SS39-120507	A4373_9894_PCB	PCB-150	7/3/2012	8.71	Yes	Y		J	J	19	1.55	0.245	pg/g
JW-EA10-SS39-120507	A4373_9894_PCB	PCB-152	7/3/2012	10.1	Yes	Y		J	J	19	1.55	0.239	pg/g
JW-EA10-SS39-120507	A4373_9894_PCB	PCB-159	7/3/2012	32.3	Yes	Y		J	J	19	1.55	0.913	pg/g
JW-EA10-SS39-120507	A4373_9894_PCB	PCB-154	7/3/2012	0.303	Yes	N	U	UJ	UJ	19	1.55	0.303	pg/g

SDG: A4373

Analytical Method E1668B

Sample ID	Lab Sample ID	Chemical Name	Anal Date	Result	Mod Res	Report	Detect	Lab Qual	Val Qual	Reason	RL	MDL	Units
JW-EA10-SS39-120507	A4373_9894_PCB	PCB-156/157	7/3/2012	1820	Yes	Y	C				3.11	1.36	pg/g
JW-EA10-SS39-120507	A4373_9894_PCB	PCB-158	7/3/2012	1350	Yes	Y		J	19		1.55	0.277	pg/g
JW-EA10-SS39-120507	A4373_9894_PCB	PCB-134	7/3/2012	662	Yes	Y		J	19		1.55	0.394	pg/g
JW-EA10-SS39-120507	A4373_9894_PCB	PCB-120	7/3/2012	1.19	Yes	N	U				1.55	1.19	pg/g
JW-EA10-SS39-120507	A4373_9894_PCB	PCB-153/168	7/3/2012	7520	Yes	Y	C	J	19		3.11	0.292	pg/g
JW-EA10-SS39-120507	A4373_9894_PCB	PCB-121	7/3/2012	1.19	Yes	N	U				1.55	1.19	pg/g
JW-EA10-SS39-120507	A4373_9894_PCB	PCB-107	7/3/2012	675	Yes	Y					1.55	1.25	pg/g
JW-EA10-SS39-120507	A4373_9894_PCB	PCB-108/124	7/3/2012	467	Yes	Y	C				3.11	1.37	pg/g
JW-EA10-SS39-120507	A4373_9894_PCB	PCB-110	7/3/2012	13800	Yes	Y	E				1.55	1.33	pg/g
JW-EA10-SS39-120507	A4373_9894_PCB	PCB-111	7/3/2012	1.27	Yes	N	U				1.55	1.27	pg/g
JW-EA10-SS39-120507	A4373_9894_PCB	PCB-112	7/3/2012	1.22	Yes	N	U				1.55	1.22	pg/g
JW-EA10-SS39-120507	A4373_9894_PCB	PCB-114	7/3/2012	207	Yes	Y					1.55	1.22	pg/g
JW-EA10-SS39-120507	A4373_9894_PCB	PCB-115	7/3/2012	1.25	Yes	N	U				1.55	1.25	pg/g
JW-EA10-SS39-120507	A4373_9894_PCB	PCB-117	7/3/2012	1.32	Yes	N	U				1.55	1.32	pg/g
JW-EA10-SS39-120507	A4373_9894_PCB	PCB-122	7/3/2012	1.4	Yes	N	U				1.55	1.4	pg/g
JW-EA10-SS39-120507	A4373_9894_PCB	PCB-160	7/3/2012	0.294	Yes	N	U	UJ	19		1.55	0.294	pg/g
JW-EA10-SS39-120507	A4373_9894_PCB	PCB-133	7/3/2012	120	Yes	Y		J	19		1.55	0.365	pg/g
JW-EA10-SS39-120507	A4373_9894_PCB	PCB-106	7/3/2012	1.44	Yes	N	U				1.55	1.44	pg/g
JW-EA10-SS39-120507	A4373_9894_PCB	PCB-123	7/3/2012	169	Yes	Y					1.55	1.3	pg/g
JW-EA10-SS39-120507	A4373_9894_PCB	PCB-126	7/3/2012	8.96	Yes	Y					1.55	0.791	pg/g
JW-EA10-SS39-120507	A4373_9894_PCB	PCB-127	7/3/2012	1.96	Yes	N	U				1.55	1.96	pg/g
JW-EA10-SS39-120507	A4373_9894_PCB	PCB-128/166	7/3/2012	2200	Yes	Y	C	J	19		3.11	1.13	pg/g
JW-EA10-SS39-120507	A4373_9894_PCB	PCB-129/138/163	7/3/2012	12700	Yes	Y	C	J	19		4.66	0.349	pg/g
JW-EA10-SS39-120507	A4373_9894_PCB	PCB-130	7/3/2012	846	Yes	Y		J	19		1.55	0.411	pg/g
JW-EA10-SS39-120507	A4373_9894_PCB	PCB-131	7/3/2012	195	Yes	Y		J	19		1.55	0.399	pg/g

SDG: A4373

Analytical Method E1668B

Sample ID	Lab Sample ID	Chemical Name	Anal Date	Result	Mod Res	Report	Detect	Lab Qual	Val Qual	Reason	RL	MDL	Units
JW-EA10-SS39-120507	A4373_9894_PCB	PCB-132	7/3/2012	3980		Yes	Y		J	19	1.55	0.392	pg/g
JW-EA10-SS39-120507	A4373_9894_PCB	PCB-118	7/3/2012	10200		Yes	Y	E			1.55	1.21	pg/g
JW-EA10-SS39-120507	A4373_9894_PCB	PCB-203	7/3/2012	195		Yes	Y				1.55	0.517	pg/g
JW-EA10-SS39-120507	A4373_9894_PCB	PCB-190	7/3/2012	184		Yes	Y				1.55	0.638	pg/g
JW-EA10-SS39-120507	A4373_9894_PCB	PCB-191	7/3/2012	40.5		Yes	Y				1.55	0.572	pg/g
JW-EA10-SS39-120507	A4373_9894_PCB	PCB-192	7/3/2012	0.58		Yes	N	U			1.55	0.58	pg/g
JW-EA10-SS39-120507	A4373_9894_PCB	PCB-194	7/3/2012	249		Yes	Y				1.55	0.782	pg/g
JW-EA10-SS39-120507	A4373_9894_PCB	PCB-195	7/3/2012	88.2		Yes	Y				1.55	0.749	pg/g
JW-EA10-SS39-120507	A4373_9894_PCB	PCB-196	7/3/2012	129		Yes	Y				1.55	0.555	pg/g
JW-EA10-SS39-120507	A4373_9894_PCB	PCB-197	7/3/2012	5.24		Yes	Y				1.55	0.326	pg/g
JW-EA10-SS39-120507	A4373_9894_PCB	PCB-198/199	7/3/2012	292		Yes	Y	C			3.11	0.562	pg/g
JW-EA10-SS39-120507	A4373_9894_PCB	PCB-200	7/3/2012	32.4		Yes	Y				1.55	0.358	pg/g
JW-EA10-SS39-120507	A4373_9894_PCB	PCB-209	7/3/2012	29.9		Yes	Y				1.55	0.741	pg/g
JW-EA10-SS39-120507	A4373_9894_PCB	PCB-202	7/3/2012	64.4		Yes	Y				1.55	0.407	pg/g
JW-EA10-SS39-120507	A4373_9894_PCB	PCB-187	7/3/2012	605		Yes	Y				1.55	0.757	pg/g
JW-EA10-SS39-120507	A4373_9894_PCB	PCB-204	7/3/2012	0.371		Yes	N	U			1.55	0.371	pg/g
JW-EA10-SS39-120507	A4373_9894_PCB	PCB-205	7/3/2012	10.9		Yes	Y				1.55	0.545	pg/g
JW-EA10-SS39-120507	A4373_9894_PCB	PCB-206	7/3/2012	159		Yes	Y				1.55	3.57	pg/g
JW-EA10-SS39-120507	A4373_9894_PCB	PCB-207	7/3/2012	20		Yes	Y				1.55	1.93	pg/g
JW-EA10-SS39-120507	A4373_9894_PCB	PCB-208	7/3/2012	43		Yes	Y				1.55	1.92	pg/g
JW-EA10-SS39-120507	A4373_9894_PCB	PCB-105	7/3/2012	4180		Yes	Y				1.55	1.74	pg/g
JW-EA10-SS39-120507	A4373_9894_PCB	PCB-061/070/074/076	7/3/2012	4690		Yes	Y	C			6.21	4.64	pg/g
JW-EA10-SS39-120507	A4373_9894_PCB	PCB-098	7/3/2012	230		Yes	Y				1.55	1.73	pg/g
JW-EA10-SS39-120507	A4373_9894_PCB	PCB-086/087/097/109/119/125	7/3/2012	7770		Yes	Y	C			9.32	1.45	pg/g
JW-EA10-SS39-120507	A4373_9894_PCB	PCB-201	7/3/2012	33.9		Yes	Y				1.55	0.331	pg/g

SDG: A4373

Analytical Method E1668B

Sample ID	Lab Sample ID	Chemical Name	Anal Date	Result	Mod Res Report	Detect	Lab Qual	Val Qual	Reason	RL	MDL	Units
JW-EA10-SS39-120507	A4373_9894_PCB	PCB-177	7/3/2012	518	Yes	Y				1.55	0.973	pg/g
JW-EA10-SS39-120507	A4373_9894_PCB	PCB-162	7/3/2012	42	Yes	Y		J	19	1.55	0.974	pg/g
JW-EA10-SS39-120507	A4373_9894_PCB	PCB-164	7/3/2012	682	Yes	Y		J	19	1.55	0.271	pg/g
JW-EA10-SS39-120507	A4373_9894_PCB	PCB-165	7/3/2012	0.301	Yes	N	U	UJ	19	1.55	0.301	pg/g
JW-EA10-SS39-120507	A4373_9894_PCB	PCB-167	7/3/2012	468	Yes	Y		J	19	1.55	0.845	pg/g
JW-EA10-SS39-120507	A4373_9894_PCB	PCB-169	7/3/2012	1.58	Yes	N	U			1.55	1.58	pg/g
JW-EA10-SS39-120507	A4373_9894_PCB	PCB-170	7/3/2012	1150	Yes	Y				1.55	0.837	pg/g
JW-EA10-SS39-120507	A4373_9894_PCB	PCB-171/173	7/3/2012	364	Yes	Y	C			3.11	0.901	pg/g
JW-EA10-SS39-120507	A4373_9894_PCB	PCB-172	7/3/2012	146	Yes	Y				1.55	0.801	pg/g
JW-EA10-SS39-120507	A4373_9894_PCB	PCB-174	7/3/2012	808	Yes	Y				1.55	0.832	pg/g
JW-EA10-SS39-120507	A4373_9894_PCB	PCB-189	7/3/2012	54.2	Yes	Y				1.55	0.436	pg/g
JW-EA10-SS39-120507	A4373_9894_PCB	PCB-176	7/3/2012	98.4	Yes	Y				1.55	0.318	pg/g
JW-EA10-SS39-120507	A4373_9894_PCB	PCB-188	7/3/2012	1.11	Yes	Y	J	EMPC	J	1.55	0.351	pg/g
JW-EA10-SS39-120507	A4373_9894_PCB	PCB-178	7/3/2012	125	Yes	Y				1.55	0.461	pg/g
JW-EA10-SS39-120507	A4373_9894_PCB	PCB-179	7/3/2012	256	Yes	Y				1.55	0.358	pg/g
JW-EA10-SS39-120507	A4373_9894_PCB	PCB-180/193	7/3/2012	1700	Yes	Y	C			3.11	0.688	pg/g
JW-EA10-SS39-120507	A4373_9894_PCB	PCB-181	7/3/2012	28.4	Yes	Y				1.55	0.771	pg/g
JW-EA10-SS39-120507	A4373_9894_PCB	PCB-182	7/3/2012	8.03	Yes	Y				1.55	0.739	pg/g
JW-EA10-SS39-120507	A4373_9894_PCB	PCB-183	7/3/2012	518	Yes	Y				1.55	0.739	pg/g
JW-EA10-SS39-120507	A4373_9894_PCB	PCB-184	7/3/2012	0.968	Yes	Y	J			1.55	0.346	pg/g
JW-EA10-SS39-120507	A4373_9894_PCB	PCB-185	7/3/2012	40.6	Yes	Y				1.55	0.777	pg/g
JW-EA10-SS39-120507	A4373_9894_PCB	PCB-186	7/3/2012	0.713	Yes	Y	J	EMPC	J	1.55	0.335	pg/g
JW-EA10-SS39-120507	A4373_9894_PCB	PCB-161	7/3/2012	0.27	Yes	N	U	UJ	19	1.55	0.27	pg/g
JW-EA10-SS39-120507	A4373_9894_PCB	PCB-175	7/3/2012	37.3	Yes	Y				1.55	0.818	pg/g
JW-EA10-SS39-120507	A4373_9894_PCB	PCB-026/029	7/3/2012	50.5	Yes	Y	C			3.11	1.05	pg/g

SDG: A4373

Analytical Method E1668B

Sample ID	Lab Sample ID	Chemical Name	Anal Date	Result	Mod Res Report	Detect	Lab Qual	Val Qual	Reason	RL	MDL	Units
JW-EA10-SS39-120507	A4373_9894_PCB	PCB-016	7/3/2012	59.9	Yes	Y				1.55	1.91	pg/g
JW-EA10-SS39-120507	A4373_9894_PCB	PCB-017	7/3/2012	60.7	Yes	Y				1.55	1.46	pg/g
JW-EA10-SS39-120507	A4373_9894_PCB	PCB-018/030	7/3/2012	144	Yes	Y	C			3.11	1.23	pg/g
JW-EA10-SS39-120507	A4373_9894_PCB	PCB-019	7/3/2012	10.7	Yes	Y				1.55	1.7	pg/g
JW-EA10-SS39-120507	A4373_9894_PCB	PCB-020/028	7/3/2012	334	Yes	Y	C			3.11	1.06	pg/g
JW-EA10-SS39-120507	A4373_9894_PCB	PCB-021/033	7/3/2012	137	Yes	Y	C			3.11	1.05	pg/g
JW-EA10-SS39-120507	A4373_9894_PCB	PCB-022	7/3/2012	101	Yes	Y				1.55	1.13	pg/g
JW-EA10-SS39-120507	A4373_9894_PCB	PCB-023	7/3/2012	1.05	Yes	N	U			1.55	1.05	pg/g
JW-EA10-SS39-120507	A4373_9894_PCB	PCB-040/071	7/3/2012	440	Yes	Y	C			3.11	1.35	pg/g
JW-EA10-SS39-120507	A4373_9894_PCB	PCB-025	7/3/2012	22.1	Yes	Y				1.55	1.04	pg/g
JW-EA10-SS39-120507	A4373_9894_PCB	PCB-012/013	7/3/2012	8.89	Yes	Y	C			3.11	2.47	pg/g
JW-EA10-SS39-120507	A4373_9894_PCB	PCB-027	7/3/2012	11.6	Yes	Y				1.55	1.07	pg/g
JW-EA10-SS39-120507	A4373_9894_PCB	PCB-031	7/3/2012	315	Yes	Y				1.55	1.02	pg/g
JW-EA10-SS39-120507	A4373_9894_PCB	PCB-032	7/3/2012	61.2	Yes	Y				1.55	1.02	pg/g
JW-EA10-SS39-120507	A4373_9894_PCB	PCB-034	7/3/2012	1.49	Yes	Y	J	JEMPC	23	1.55	1.08	pg/g
JW-EA10-SS39-120507	A4373_9894_PCB	PCB-035	7/3/2012	8.73	Yes	Y				1.55	1.11	pg/g
JW-EA10-SS39-120507	A4373_9894_PCB	PCB-036	7/3/2012	1.01	Yes	N	U			1.55	1.01	pg/g
JW-EA10-SS39-120507	A4373_9894_PCB	PCB-037	7/3/2012	115	Yes	Y				1.55	1.4	pg/g
JW-EA10-SS39-120507	A4373_9894_PCB	PCB-038	7/3/2012	1.09	Yes	N	U			1.55	1.09	pg/g
JW-EA10-SS39-120507	A4373_9894_PCB	PCB-039	7/3/2012	3.41	Yes	Y				1.55	0.978	pg/g
JW-EA10-SS39-120507	A4373_9894_PCB	PCB-024	7/3/2012	1.11	Yes	N	U			1.55	1.11	pg/g
JW-EA10-SS39-120507	A4373_9894_PCB	PCB-003	7/3/2012	21.7	Yes	Y		J	5	1.55	1.66	pg/g
JW-EA10-SS39-120507	A4373_9894_PCB	PCB-102	7/3/2012	30.6	Yes	Y				1.55	1.44	pg/g
JW-EA10-SS39-120507	A4373_9894_PCB	"Trichlorobiphenyl homologs (Total reported, not calculated)"	7/3/2012	1440	Yes	Y				0	1.55	pg/g
JW-EA10-SS39-120507	A4373_9894_PCB	PCB-104	7/3/2012	0.264	Yes	N	U			1.55	0.264	pg/g

SDG: A4373

Analytical Method E1668B

Sample ID	Lab Sample ID	Chemical Name	Anal Date	Result	Mod Res	Report	Detect	Lab Qual	Val Qual	Reason	RL	MDL	Units
JW-EA10-SS39-120507	A4373_9894_PCB	"Hexachlorobiphenyl homologs (Total reported, not calculated)"	7/3/2012	47100		Yes	Y		J	19	0	1.01	pg/g
JW-EA10-SS39-120507	A4373_9894_PCB	"Tetrachlorobiphenyl homologs (Total reported, not calculated)"	7/3/2012	15900		Yes	Y				0	2.89	pg/g
JW-EA10-SS39-120507	A4373_9894_PCB	"Monochlorobiphenyl homologs (Total reported, not calculated)"	7/3/2012	53.4		Yes	Y		J	5	0	1.5	pg/g
JW-EA10-SS39-120507	A4373_9894_PCB	"Heptachlorobiphenyl homologs (Total reported, not calculated)"	7/3/2012	6690		Yes	Y				0	0.602	pg/g
JW-EA10-SS39-120507	A4373_9894_PCB	"Nonachlorobiphenyl homologs (Total reported, not calculated)"	7/3/2012	222		Yes	Y				0	2.75	pg/g
JW-EA10-SS39-120507	A4373_9894_PCB	"Octachlorobiphenyl homologs (Total reported, not calculated)"	7/3/2012	1100		Yes	Y				0	0.476	pg/g
JW-EA10-SS39-120507	A4373_9894_PCB	PCB-015	7/3/2012	52.2		Yes	Y				1.55	2.78	pg/g
JW-EA10-SS39-120507	A4373_9894_PCB	PCB-002	7/3/2012	10.6		Yes	Y				1.55	1.22	pg/g
JW-EA10-SS39-120507	A4373_9894_PCB	PCB-014	7/3/2012	2.13		Yes	N	U			1.55	2.13	pg/g
JW-EA10-SS39-120507	A4373_9894_PCB	PCB-004	7/3/2012	17.8		Yes	Y				1.55	4.22	pg/g
JW-EA10-SS39-120507	A4373_9894_PCB	PCB-005	7/3/2012	2.55		Yes	N	U			1.55	2.55	pg/g
JW-EA10-SS39-120507	A4373_9894_PCB	PCB-006	7/3/2012	10.8		Yes	Y				1.55	2.58	pg/g
JW-EA10-SS39-120507	A4373_9894_PCB	PCB-007	7/3/2012	2.07		Yes	Y				1.55	1.08	pg/g
JW-EA10-SS39-120507	A4373_9894_PCB	PCB-008	7/3/2012	50.2		Yes	Y				1.55	2.55	pg/g
JW-EA10-SS39-120507	A4373_9894_PCB	PCB-009	7/3/2012	3.05		Yes	Y				1.55	1.25	pg/g
JW-EA10-SS39-120507	A4373_9894_PCB	PCB-010	7/3/2012	2.36		Yes	N	U			1.55	2.36	pg/g
JW-EA10-SS39-120507	A4373_9894_PCB	PCB-011	7/3/2012	169		Yes	Y				1.55	2.5	pg/g
JW-EA10-SS39-120507	A4373_9894_PCB	"Pentachlorobiphenyl homologs (Total reported, not calculated)"	7/3/2012	68400		Yes	Y				0	1.09	pg/g
JW-EA10-SS39-120507	A4373_9894_PCB	PCB-001	7/3/2012	21.1		Yes	Y		J	5	1.55	1.34	pg/g
JW-EA10-SS39-120507	A4373_9894_PCB	PCB-090/101/113	7/3/2012	11300		Yes	Y	C			4.66	1.44	pg/g
JW-EA10-SS39-120507	A4373_9894_PCB	PCB-077	7/3/2012	71.8		Yes	Y				1.55	5.99	pg/g
JW-EA10-SS39-120507	A4373_9894_PCB	PCB-078	7/3/2012	5.16		Yes	N	U			1.55	5.16	pg/g

SDG: A4373

Analytical Method E1668B

Sample ID	Lab Sample ID	Chemical Name	Anal Date	Result	Mod Res Report	Detect	Lab Qual	Val Qual	Reason	RL	MDL	Units
JW-EA10-SS39-120507	A4373_9894_PCB	PCB-079	7/3/2012	85.2	Yes	Y				1.55	4.17	pg/g
JW-EA10-SS39-120507	A4373_9894_PCB	PCB-080	7/3/2012	4.24	Yes	N	U			1.55	4.24	pg/g
JW-EA10-SS39-120507	A4373_9894_PCB	PCB-081	7/3/2012	4.95	Yes	N	U			1.55	4.95	pg/g
JW-EA10-SS39-120507	A4373_9894_PCB	PCB-082	7/3/2012	1260	Yes	Y				1.55	2.04	pg/g
JW-EA10-SS39-120507	A4373_9894_PCB	PCB-083	7/3/2012	571	Yes	Y				1.55	1.93	pg/g
JW-EA10-SS39-120507	A4373_9894_PCB	PCB-084	7/3/2012	2700	Yes	Y				1.55	1.87	pg/g
JW-EA10-SS39-120507	A4373_9894_PCB	PCB-085/116	7/3/2012	1920	Yes	Y	C			3.11	1.42	pg/g
JW-EA10-SS39-120507	A4373_9894_PCB	PCB-073	7/3/2012	1.07	Yes	N	U			1.55	1.07	pg/g
JW-EA10-SS39-120507	A4373_9894_PCB	PCB-089	7/3/2012	63.6	Yes	Y				1.55	1.8	pg/g
JW-EA10-SS39-120507	A4373_9894_PCB	PCB-099	7/3/2012	5200	Yes	Y				1.55	1.59	pg/g
JW-EA10-SS39-120507	A4373_9894_PCB	PCB-091	7/3/2012	1150	Yes	Y				1.55	1.5	pg/g
JW-EA10-SS39-120507	A4373_9894_PCB	PCB-092	7/3/2012	2050	Yes	Y				1.55	1.71	pg/g
JW-EA10-SS39-120507	A4373_9894_PCB	PCB-093/100	7/3/2012	1.62	Yes	N	C U			3.11	1.62	pg/g
JW-EA10-SS39-120507	A4373_9894_PCB	PCB-094	7/3/2012	18.7	Yes	Y				1.55	1.73	pg/g
JW-EA10-SS39-120507	A4373_9894_PCB	PCB-095	7/3/2012	4300	Yes	Y				1.55	1.63	pg/g
JW-EA10-SS39-120507	A4373_9894_PCB	PCB-096	7/3/2012	34.4	Yes	Y				1.55	0.277	pg/g
JW-EA10-SS39-120507	A4373_9894_PCB	PCB-103	7/3/2012	26.3	Yes	Y				1.55	1.5	pg/g
JW-EA10-SS39-120507	A4373_9894_PCB	PCB-041	7/3/2012	34.9	Yes	Y				1.55	1.6	pg/g
JW-EA10-SS39-120507	A4373_9894_PCB	"Dichlorobiphenyl homologs (Total reported, not calculated)"	7/3/2012	315	Yes	Y				0	3.5	pg/g
JW-EA10-SS39-120507	A4373_9894_PCB	PCB-088	7/3/2012	1.75	Yes	N	U			1.55	1.75	pg/g
JW-EA10-SS39-120507	A4373_9894_PCB	PCB-050/053	7/3/2012	88.9	Yes	Y	C			3.11	1.36	pg/g
JW-EA10-SS39-120507	A4373_9894_PCB	PCB-042	7/3/2012	188	Yes	Y				1.55	1.5	pg/g
JW-EA10-SS39-120507	A4373_9894_PCB	PCB-043	7/3/2012	20.6	Yes	Y				1.55	1.54	pg/g
JW-EA10-SS39-120507	A4373_9894_PCB	PCB-045	7/3/2012	50.5	Yes	Y				1.55	1.54	pg/g
JW-EA10-SS39-120507	A4373_9894_PCB	PCB-046	7/3/2012	20.8	Yes	Y				1.55	1.65	pg/g

SDG: A4373

Analytical Method E1668B

Sample ID	Lab Sample ID	Chemical Name	Anal Date	Result	Mod Res Report	Detect	Lab Qual	Val Qual	Reason	RL	MDL	Units
JW-EA10-SS39-120507	A4373_9894_PCB	PCB-072	7/3/2012	9.88	Yes	Y				1.55	4.52	pg/g
JW-EA10-SS39-120507	A4373_9894_PCB	PCB-049/069	7/3/2012	956	Yes	Y	C			3.11	1.13	pg/g
JW-EA10-SS39-120507	A4373_9894_PCB	PCB-044/047/065	7/3/2012	1770	Yes	Y	C			4.66	1.28	pg/g
JW-EA10-SS39-120507	A4373_9894_PCB	PCB-051	7/3/2012	12.9	Yes	Y				1.55	1.39	pg/g
JW-EA10-SS39-120507	A4373_9894_PCB	PCB-052	7/3/2012	4580	Yes	Y				1.55	1.38	pg/g
JW-EA10-SS39-120507	A4373_9894_PCB	PCB-054	7/3/2012	0.769	Yes	N	U			1.55	0.769	pg/g
JW-EA10-SS39-120507	A4373_9894_PCB	PCB-064	7/3/2012	554	Yes	Y				1.55	0.948	pg/g
JW-EA10-SS39-120507	A4373_9894_PCB	PCB-068	7/3/2012	4.01	Yes	Y				1.55	4.26	pg/g
JW-EA10-SS39-120507	A4373_9894_PCB	PCB-048	7/3/2012	111	Yes	Y				1.55	1.37	pg/g
JW-EA10-SS39-120507	A4373_9894_PCB	PCB-066	7/3/2012	1350	Yes	Y				1.55	4.98	pg/g
JW-EA10-SS39-120507	A4373_9894_PCB	PCB-067	7/3/2012	4.43	Yes	N	U			1.55	4.43	pg/g
JW-EA10-SS39-120507	A4373_9894_PCB	PCB-063	7/3/2012	4.38	Yes	N	U			1.55	4.38	pg/g
JW-EA10-SS39-120507	A4373_9894_PCB	PCB-060	7/3/2012	228	Yes	Y				1.55	4.78	pg/g
JW-EA10-SS39-120507	A4373_9894_PCB	PCB-059/062/075	7/3/2012	44.3	Yes	Y	C			4.66	1.01	pg/g
JW-EA10-SS39-120507	A4373_9894_PCB	PCB-058	7/3/2012	118	Yes	Y				1.55	4.62	pg/g
JW-EA10-SS39-120507	A4373_9894_PCB	PCB-057	7/3/2012	4.74	Yes	N	U			1.55	4.74	pg/g
JW-EA10-SS39-120507	A4373_9894_PCB	PCB-056	7/3/2012	522	Yes	Y				1.55	5.01	pg/g
JW-EA10-SS39-120507	A4373_9894_PCB	PCB-055	7/3/2012	4.72	Yes	N	U			1.55	4.72	pg/g
JW-EA10-SS40-120507	A4373_9894_PCB	PCB-057	7/4/2012	2.68	Yes	N	U			1.64	2.68	pg/g
JW-EA10-SS40-120507	A4373_9894_PCB	PCB-054	7/4/2012	1.23	Yes	N	U			1.64	1.23	pg/g
JW-EA10-SS40-120507	A4373_9894_PCB	PCB-055	7/4/2012	7	Yes	Y				1.64	2.67	pg/g
JW-EA10-SS40-120507	A4373_9894_PCB	PCB-056	7/4/2012	314	Yes	Y				1.64	2.83	pg/g
JW-EA10-SS40-120507	A4373_9894_PCB	PCB-058	7/4/2012	2.61	Yes	N	U			1.64	2.61	pg/g
JW-EA10-SS40-120507	A4373_9894_PCB	PCB-059/062/075	7/4/2012	35.7	Yes	Y	C			4.91	1.27	pg/g
JW-EA10-SS40-120507	A4373_9894_PCB	PCB-060	7/4/2012	149	Yes	Y				1.64	2.7	pg/g

SDG: A4373

Analytical Method E1668B

Sample ID	Lab Sample ID	Chemical Name	Anal Date	Result	Mod Res Report	Detect	Lab Qual	Val Qual	Reason	RL	MDL	Units
JW-EA10-SS40-120507	A4373_9894_PCB	PCB-064	7/4/2012	289	Yes	Y				1.64	1.19	pg/g
JW-EA10-SS40-120507	A4373_9894_PCB	PCB-063	7/4/2012	26.6	Yes	Y				1.64	2.48	pg/g
JW-EA10-SS40-120507	A4373_9894_PCB	PCB-052	7/4/2012	1710	Yes	Y				1.64	1.73	pg/g
JW-EA10-SS40-120507	A4373_9894_PCB	PCB-051	7/4/2012	11.1	Yes	Y				1.64	1.74	pg/g
JW-EA10-SS40-120507	A4373_9894_PCB	PCB-050/053	7/4/2012	52.2	Yes	Y	C			3.27	1.71	pg/g
JW-EA10-SS40-120507	A4373_9894_PCB	PCB-049/069	7/4/2012	458	Yes	Y	C			3.27	1.42	pg/g
JW-EA10-SS40-120507	A4373_9894_PCB	PCB-048	7/4/2012	77.6	Yes	Y				1.64	1.72	pg/g
JW-EA10-SS40-120507	A4373_9894_PCB	PCB-046	7/4/2012	16.9	Yes	Y				1.64	2.07	pg/g
JW-EA10-SS40-120507	A4373_9894_PCB	PCB-045	7/4/2012	40.9	Yes	Y				1.64	1.94	pg/g
JW-EA10-SS40-120507	A4373_9894_PCB	PCB-044/047/065	7/4/2012	805	Yes	Y	C			4.91	1.6	pg/g
JW-EA10-SS40-120507	A4373_9894_PCB	PCB-042	7/4/2012	132	Yes	Y				1.64	1.88	pg/g
JW-EA10-SS40-120507	A4373_9894_PCB	PCB-082	7/4/2012	466	Yes	Y				1.64	2.62	pg/g
JW-EA10-SS40-120507	A4373_9894_PCB	PCB-041	7/4/2012	31.8	Yes	Y				1.64	2	pg/g
JW-EA10-SS40-120507	A4373_9894_PCB	PCB-043	7/4/2012	14.2	Yes	Y				1.64	1.93	pg/g
JW-EA10-SS40-120507	A4373_9894_PCB	PCB-081	7/4/2012	2.8	Yes	N	U			1.64	2.8	pg/g
JW-EA10-SS40-120507	A4373_9894_PCB	PCB-010	7/4/2012	4.73	Yes	N	U			1.64	4.73	pg/g
JW-EA10-SS40-120507	A4373_9894_PCB	PCB-040/071	7/4/2012	304	Yes	Y	C			3.27	1.7	pg/g
JW-EA10-SS40-120507	A4373_9894_PCB	PCB-093/100	7/4/2012	2.08	Yes	N	C U			3.27	2.08	pg/g
JW-EA10-SS40-120507	A4373_9894_PCB	PCB-092	7/4/2012	725	Yes	Y				1.64	2.2	pg/g
JW-EA10-SS40-120507	A4373_9894_PCB	PCB-090/101/113	7/4/2012	4010	Yes	Y	C			4.91	1.85	pg/g
JW-EA10-SS40-120507	A4373_9894_PCB	PCB-095	7/4/2012	2630	Yes	Y				1.64	2.09	pg/g
JW-EA10-SS40-120507	A4373_9894_PCB	PCB-088	7/4/2012	2.25	Yes	N	U			1.64	2.25	pg/g
JW-EA10-SS40-120507	A4373_9894_PCB	PCB-085/116	7/4/2012	709	Yes	Y	C			3.27	1.82	pg/g
JW-EA10-SS40-120507	A4373_9894_PCB	PCB-080	7/4/2012	2.4	Yes	N	U			1.64	2.4	pg/g
JW-EA10-SS40-120507	A4373_9894_PCB	PCB-083	7/4/2012	218	Yes	Y				1.64	2.48	pg/g

SDG: A4373

Analytical Method E1668B

Sample ID	Lab Sample ID	Chemical Name	Anal Date	Result	Mod Res Report	Detect	Lab Qual	Val Qual	Reason	RL	MDL	Units
JW-EA10-SS40-120507	A4373_9894_PCB	PCB-066	7/4/2012	752	Yes	Y				1.64	2.82	pg/g
JW-EA10-SS40-120507	A4373_9894_PCB	PCB-094	7/4/2012	10.5	Yes	Y				1.64	2.22	pg/g
JW-EA10-SS40-120507	A4373_9894_PCB	PCB-079	7/4/2012	37.3	Yes	Y				1.64	2.36	pg/g
JW-EA10-SS40-120507	A4373_9894_PCB	PCB-078	7/4/2012	2.92	Yes	N	U			1.64	2.92	pg/g
JW-EA10-SS40-120507	A4373_9894_PCB	PCB-077	7/4/2012	56.6	Yes	Y				1.64	2.71	pg/g
JW-EA10-SS40-120507	A4373_9894_PCB	PCB-073	7/4/2012	0.677	Yes	Y	EMPC	J	23	1.64	1.34	pg/g
JW-EA10-SS40-120507	A4373_9894_PCB	PCB-072	7/4/2012	8.37	Yes	Y				1.64	2.55	pg/g
JW-EA10-SS40-120507	A4373_9894_PCB	PCB-068	7/4/2012	6.19	Yes	Y				1.64	2.41	pg/g
JW-EA10-SS40-120507	A4373_9894_PCB	PCB-067	7/4/2012	15.7	Yes	Y				1.64	2.51	pg/g
JW-EA10-SS40-120507	A4373_9894_PCB	PCB-084	7/4/2012	928	Yes	Y				1.64	2.4	pg/g
JW-EA10-SS40-120507	A4373_9894_PCB	"Nonachlorobiphenyl homologs (Total reported, not calculated)"	7/4/2012	643	Yes	Y				0	2.92	pg/g
JW-EA10-SS40-120507	A4373_9894_PCB	PCB-009	7/4/2012	3.79	Yes	Y	EMPC	J	23	1.64	4.34	pg/g
JW-EA10-SS40-120507	A4373_9894_PCB	PCB-008	7/4/2012	63.5	Yes	Y				1.64	3.96	pg/g
JW-EA10-SS40-120507	A4373_9894_PCB	PCB-007	7/4/2012	3.75	Yes	N	U			1.64	3.75	pg/g
JW-EA10-SS40-120507	A4373_9894_PCB	PCB-006	7/4/2012	13.2	Yes	Y	EMPC	J	23	1.64	4.01	pg/g
JW-EA10-SS40-120507	A4373_9894_PCB	PCB-005	7/4/2012	3.97	Yes	N	U			1.64	3.97	pg/g
JW-EA10-SS40-120507	A4373_9894_PCB	PCB-004	7/4/2012	26.3	Yes	Y				1.64	8.47	pg/g
JW-EA10-SS40-120507	A4373_9894_PCB	PCB-003	7/4/2012	23.8	Yes	Y		J	5	1.64	2.09	pg/g
JW-EA10-SS40-120507	A4373_9894_PCB	PCB-002	7/4/2012	11.3	Yes	Y				1.64	1.54	pg/g
JW-EA10-SS40-120507	A4373_9894_PCB	PCB-012/013	7/4/2012	3.84	Yes	N	C U			3.27	3.84	pg/g
JW-EA10-SS40-120507	A4373_9894_PCB	"Octachlorobiphenyl homologs (Total reported, not calculated)"	7/4/2012	1660	Yes	Y				0	1.16	pg/g
JW-EA10-SS40-120507	A4373_9894_PCB	PCB-015	7/4/2012	63.2	Yes	Y				1.64	4.33	pg/g
JW-EA10-SS40-120507	A4373_9894_PCB	"Heptachlorobiphenyl homologs (Total reported, not calculated)"	7/4/2012	3220	Yes	Y				0	1.01	pg/g

SDG: A4373

Analytical Method E1668B

Sample ID	Lab Sample ID	Chemical Name	Anal Date	Result	Mod Res Report	Detect	Lab Qual	Val Qual	Reason	RL	MDL	Units
JW-EA10-SS40-120507	A4373_9894_PCB	"Monochlorobiphenyl homologs (Total reported, not calculated)"	7/4/2012	58.8	Yes	Y	J	5	0	0	1.85	pg/g
JW-EA10-SS40-120507	A4373_9894_PCB	"Tetrachlorobiphenyl homologs (Total reported, not calculated)"	7/4/2012	7270	Yes	Y	J	5	0	0	2.04	pg/g
JW-EA10-SS40-120507	A4373_9894_PCB	"Hexachlorobiphenyl homologs (Total reported, not calculated)"	7/4/2012	17500	Yes	Y	J	5	0	0	1.31	pg/g
JW-EA10-SS40-120507	A4373_9894_PCB	"Pentachlorobiphenyl homologs (Total reported, not calculated)"	7/4/2012	25900	Yes	Y	J	5	0	0	1.47	pg/g
JW-EA10-SS40-120507	A4373_9894_PCB	"Trichlorobiphenyl homologs (Total reported, not calculated)"	7/4/2012	1450	Yes	Y	J	5	0	0	2.68	pg/g
JW-EA10-SS40-120507	A4373_9894_PCB	"Dichlorobiphenyl homologs (Total reported, not calculated)"	7/4/2012	339	Yes	Y	EMPC	J	23	0	6.4	pg/g
JW-EA10-SS40-120507	A4373_9894_PCB	PCB-091	7/4/2012	397	Yes	Y	J	5	1.64	1.64	1.93	pg/g
JW-EA10-SS40-120507	A4373_9894_PCB	PCB-001	7/4/2012	23.6	Yes	Y	J	5	1.64	1.64	1.61	pg/g
JW-EA10-SS40-120507	A4373_9894_PCB	PCB-024	7/4/2012	2.01	Yes	Y	J	5	1.64	1.64	1.95	pg/g
JW-EA10-SS40-120507	A4373_9894_PCB	PCB-038	7/4/2012	1.86	Yes	N	U		1.64	1.64	1.86	pg/g
JW-EA10-SS40-120507	A4373_9894_PCB	PCB-037	7/4/2012	126	Yes	Y	J	5	1.64	1.64	2.38	pg/g
JW-EA10-SS40-120507	A4373_9894_PCB	PCB-036	7/4/2012	2.25	Yes	Y	EMPC	J	23	1.64	1.72	pg/g
JW-EA10-SS40-120507	A4373_9894_PCB	PCB-035	7/4/2012	9.89	Yes	Y	J	5	1.64	1.64	1.88	pg/g
JW-EA10-SS40-120507	A4373_9894_PCB	PCB-034	7/4/2012	1.58	Yes	Y	EMPC	J	23	1.64	1.84	pg/g
JW-EA10-SS40-120507	A4373_9894_PCB	PCB-032	7/4/2012	76.4	Yes	Y	J	5	1.64	1.64	1.8	pg/g
JW-EA10-SS40-120507	A4373_9894_PCB	PCB-031	7/4/2012	272	Yes	Y	J	5	1.64	1.64	1.73	pg/g
JW-EA10-SS40-120507	A4373_9894_PCB	PCB-027	7/4/2012	13.5	Yes	Y	J	5	1.64	1.64	1.88	pg/g
JW-EA10-SS40-120507	A4373_9894_PCB	PCB-011	7/4/2012	169	Yes	Y	J	5	1.64	1.64	3.88	pg/g
JW-EA10-SS40-120507	A4373_9894_PCB	PCB-025	7/4/2012	20.2	Yes	Y	J	5	1.64	1.64	1.77	pg/g
JW-EA10-SS40-120507	A4373_9894_PCB	PCB-014	7/4/2012	3.32	Yes	N	U		1.64	1.64	3.32	pg/g
JW-EA10-SS40-120507	A4373_9894_PCB	PCB-023	7/4/2012	1.77	Yes	N	U		1.64	1.64	1.77	pg/g
JW-EA10-SS40-120507	A4373_9894_PCB	PCB-022	7/4/2012	104	Yes	Y	J	5	1.64	1.64	1.92	pg/g
JW-EA10-SS40-120507	A4373_9894_PCB	PCB-021/033	7/4/2012	126	Yes	Y	C		3.27	3.27	1.78	pg/g

SDG: A4373

Analytical Method E1668B

Sample ID	Lab Sample ID	Chemical Name	Anal Date	Result	Mod Res Report	Detect	Lab Qual	Val Qual	Reason	RL	MDL	Units
JW-EA10-SS40-120507	A4373_9894_PCB	PCB-020/028	7/4/2012	344	Yes	Y	C			3.27	1.8	pg/g
JW-EA10-SS40-120507	A4373_9894_PCB	PCB-019	7/4/2012	12.8	Yes	Y				1.64	2.99	pg/g
JW-EA10-SS40-120507	A4373_9894_PCB	PCB-018/030	7/4/2012	156	Yes	Y	C			3.27	2.17	pg/g
JW-EA10-SS40-120507	A4373_9894_PCB	PCB-017	7/4/2012	71.3	Yes	Y				1.64	2.57	pg/g
JW-EA10-SS40-120507	A4373_9894_PCB	PCB-016	7/4/2012	70.5	Yes	Y				1.64	3.37	pg/g
JW-EA10-SS40-120507	A4373_9894_PCB	PCB-039	7/4/2012	2.99	Yes	Y				1.64	1.66	pg/g
JW-EA10-SS40-120507	A4373_9894_PCB	PCB-026/029	7/4/2012	42.4	Yes	Y	C			3.27	1.78	pg/g
JW-EA10-SS40-120507	A4373_9894_PCB	PCB-172	7/4/2012	67.7	Yes	Y				1.64	1.35	pg/g
JW-EA10-SS40-120507	A4373_9894_PCB	PCB-158	7/4/2012	515	Yes	Y				1.64	0.604	pg/g
JW-EA10-SS40-120507	A4373_9894_PCB	PCB-183	7/4/2012	231	Yes	Y				1.64	1.02	pg/g
JW-EA10-SS40-120507	A4373_9894_PCB	PCB-182	7/4/2012	3.36	Yes	Y				1.64	1.02	pg/g
JW-EA10-SS40-120507	A4373_9894_PCB	PCB-181	7/4/2012	8.64	Yes	Y				1.64	1.06	pg/g
JW-EA10-SS40-120507	A4373_9894_PCB	PCB-180/193	7/4/2012	874	Yes	Y	C			3.27	1.16	pg/g
JW-EA10-SS40-120507	A4373_9894_PCB	PCB-179	7/4/2012	155	Yes	Y				1.64	0.554	pg/g
JW-EA10-SS40-120507	A4373_9894_PCB	PCB-178	7/4/2012	70.2	Yes	Y				1.64	0.714	pg/g
JW-EA10-SS40-120507	A4373_9894_PCB	PCB-177	7/4/2012	228	Yes	Y				1.64	1.34	pg/g
JW-EA10-SS40-120507	A4373_9894_PCB	PCB-176	7/4/2012	44.6	Yes	Y				1.64	0.492	pg/g
JW-EA10-SS40-120507	A4373_9894_PCB	PCB-185	7/4/2012	24.3	Yes	Y				1.64	1.07	pg/g
JW-EA10-SS40-120507	A4373_9894_PCB	PCB-174	7/4/2012	358	Yes	Y				1.64	1.14	pg/g
JW-EA10-SS40-120507	A4373_9894_PCB	PCB-186	7/4/2012	0.518	Yes	N	U			1.64	0.518	pg/g
JW-EA10-SS40-120507	A4373_9894_PCB	PCB-171/173	7/4/2012	135	Yes	Y	C			3.27	1.24	pg/g
JW-EA10-SS40-120507	A4373_9894_PCB	PCB-170	7/4/2012	439	Yes	Y				1.64	1.41	pg/g
JW-EA10-SS40-120507	A4373_9894_PCB	PCB-169	7/4/2012	1.82	Yes	N	U			1.64	1.82	pg/g
JW-EA10-SS40-120507	A4373_9894_PCB	PCB-167	7/4/2012	168	Yes	Y				1.64	1.16	pg/g
JW-EA10-SS40-120507	A4373_9894_PCB	PCB-165	7/4/2012	0.656	Yes	N	U			1.64	0.656	pg/g

SDG: A4373

Analytical Method E1668B

Sample ID	Lab Sample ID	Chemical Name	Anal Date	Result	Mod Res Report	Detect	Lab Qual	Val Qual	Reason	RL	MIDL	Units
JW-EA10-SS40-120507	A4373_9894_PCB	PCB-164	7/4/2012	246	Yes	Y				1.64	0.591	pg/g
JW-EA10-SS40-120507	A4373_9894_PCB	PCB-162	7/4/2012	17.4	Yes	Y				1.64	1.34	pg/g
JW-EA10-SS40-120507	A4373_9894_PCB	PCB-161	7/4/2012	0.589	Yes	N	U			1.64	0.589	pg/g
JW-EA10-SS40-120507	A4373_9894_PCB	PCB-160	7/4/2012	0.641	Yes	N	U			1.64	0.641	pg/g
JW-EA10-SS40-120507	A4373_9894_PCB	PCB-159	7/4/2012	15.9	Yes	Y				1.64	1.25	pg/g
JW-EA10-SS40-120507	A4373_9894_PCB	PCB-175	7/4/2012	16.6	Yes	Y				1.64	1.12	pg/g
JW-EA10-SS40-120507	A4373_9894_PCB	PCB-198/199	7/4/2012	522	Yes	Y	C			3.27	1.34	pg/g
JW-EA10-SS40-120507	A4373_9894_PCB	PCB-089	7/4/2012	25.5	Yes	Y				1.64	2.31	pg/g
JW-EA10-SS40-120507	A4373_9894_PCB	PCB-086/087/097/109/119/125	7/4/2012	2800	Yes	Y	C			9.82	1.87	pg/g
JW-EA10-SS40-120507	A4373_9894_PCB	PCB-209	7/4/2012	61	Yes	Y				1.64	1.64	pg/g
JW-EA10-SS40-120507	A4373_9894_PCB	PCB-207	7/4/2012	46.2	Yes	Y				1.64	2.27	pg/g
JW-EA10-SS40-120507	A4373_9894_PCB	PCB-206	7/4/2012	490	Yes	Y				1.64	3.57	pg/g
JW-EA10-SS40-120507	A4373_9894_PCB	PCB-205	7/4/2012	10.3	Yes	Y				1.64	1.35	pg/g
JW-EA10-SS40-120507	A4373_9894_PCB	PCB-204	7/4/2012	0.882	Yes	N	U			1.64	0.882	pg/g
JW-EA10-SS40-120507	A4373_9894_PCB	PCB-203	7/4/2012	333	Yes	Y				1.64	1.23	pg/g
JW-EA10-SS40-120507	A4373_9894_PCB	PCB-202	7/4/2012	119	Yes	Y				1.64	0.969	pg/g
JW-EA10-SS40-120507	A4373_9894_PCB	PCB-184	7/4/2012	0.536	Yes	N	U			1.64	0.536	pg/g
JW-EA10-SS40-120507	A4373_9894_PCB	PCB-200	7/4/2012	40.6	Yes	Y				1.64	0.853	pg/g
JW-EA10-SS40-120507	A4373_9894_PCB	PCB-208	7/4/2012	106	Yes	Y				1.64	2.26	pg/g
JW-EA10-SS40-120507	A4373_9894_PCB	PCB-197	7/4/2012	5.73	Yes	Y				1.64	0.776	pg/g
JW-EA10-SS40-120507	A4373_9894_PCB	PCB-196	7/4/2012	147	Yes	Y				1.64	1.32	pg/g
JW-EA10-SS40-120507	A4373_9894_PCB	PCB-195	7/4/2012	75.9	Yes	Y				1.64	1.85	pg/g
JW-EA10-SS40-120507	A4373_9894_PCB	PCB-194	7/4/2012	368	Yes	Y				1.64	1.93	pg/g
JW-EA10-SS40-120507	A4373_9894_PCB	PCB-192	7/4/2012	0.978	Yes	N	U			1.64	0.978	pg/g
JW-EA10-SS40-120507	A4373_9894_PCB	PCB-191	7/4/2012	16	Yes	Y				1.64	0.966	pg/g

SDG: A4373

Analytical Method E1668B

Sample ID	Lab Sample ID	Chemical Name	Anal Date	Result	Mod Res Report	Detect	Lab Qual	Val Qual	Reason	RL	MOL	Units
JW-EA10-SS40-120507	A4373_9894_PCB	PCB-190	7/4/2012	77.1	Yes	Y				1.64	1.08	pg/g
JW-EA10-SS40-120507	A4373_9894_PCB	PCB-189	7/4/2012	22.1	Yes	Y				1.64	1.01	pg/g
JW-EA10-SS40-120507	A4373_9894_PCB	PCB-188	7/4/2012	0.544	Yes	N	U			1.64	0.544	pg/g
JW-EA10-SS40-120507	A4373_9894_PCB	PCB-187	7/4/2012	447	Yes	Y				1.64	1.04	pg/g
JW-EA10-SS40-120507	A4373_9894_PCB	PCB-201	7/4/2012	43.2	Yes	Y				1.64	0.789	pg/g
JW-EA10-SS40-120507	A4373_9894_PCB	PCB-108/124	7/4/2012	169	Yes	Y	C			3.27	1.76	pg/g
JW-EA10-SS40-120507	A4373_9894_PCB	PCB-126	7/4/2012	3.86	Yes	Y				1.64	1.36	pg/g
JW-EA10-SS40-120507	A4373_9894_PCB	PCB-123	7/4/2012	64.4	Yes	Y				1.64	1.67	pg/g
JW-EA10-SS40-120507	A4373_9894_PCB	PCB-122	7/4/2012	40	Yes	Y				1.64	1.77	pg/g
JW-EA10-SS40-120507	A4373_9894_PCB	PCB-121	7/4/2012	1.52	Yes	N	U			1.64	1.52	pg/g
JW-EA10-SS40-120507	A4373_9894_PCB	PCB-120	7/4/2012	1.53	Yes	N	U			1.64	1.53	pg/g
JW-EA10-SS40-120507	A4373_9894_PCB	PCB-118	7/4/2012	3780	Yes	Y				1.64	1.61	pg/g
JW-EA10-SS40-120507	A4373_9894_PCB	PCB-117	7/4/2012	1.7	Yes	N	U			1.64	1.7	pg/g
JW-EA10-SS40-120507	A4373_9894_PCB	PCB-115	7/4/2012	1.61	Yes	N	U			1.64	1.61	pg/g
JW-EA10-SS40-120507	A4373_9894_PCB	PCB-114	7/4/2012	76.4	Yes	Y				1.64	1.55	pg/g
JW-EA10-SS40-120507	A4373_9894_PCB	PCB-112	7/4/2012	1.57	Yes	N	U			1.64	1.57	pg/g
JW-EA10-SS40-120507	A4373_9894_PCB	PCB-127	7/4/2012	2.29	Yes	N	U			1.64	2.29	pg/g
JW-EA10-SS40-120507	A4373_9894_PCB	PCB-110	7/4/2012	5030	Yes	Y				1.64	1.71	pg/g
JW-EA10-SS40-120507	A4373_9894_PCB	PCB-102	7/4/2012	84.4	Yes	Y				1.64	1.86	pg/g
JW-EA10-SS40-120507	A4373_9894_PCB	PCB-107	7/4/2012	253	Yes	Y				1.64	1.6	pg/g
JW-EA10-SS40-120507	A4373_9894_PCB	PCB-106	7/4/2012	1.85	Yes	N	U			1.64	1.85	pg/g
JW-EA10-SS40-120507	A4373_9894_PCB	PCB-105	7/4/2012	1530	Yes	Y				1.64	2.02	pg/g
JW-EA10-SS40-120507	A4373_9894_PCB	PCB-104	7/4/2012	0.593	Yes	N	U			1.64	0.593	pg/g
JW-EA10-SS40-120507	A4373_9894_PCB	PCB-096	7/4/2012	13.5	Yes	Y				1.64	0.621	pg/g
JW-EA10-SS40-120507	A4373_9894_PCB	PCB-103	7/4/2012	15	Yes	Y				1.64	1.93	pg/g

SDG: A4373

Analytical Method E1668B

Sample ID	Lab Sample ID	Chemical Name	Anal Date	Result	Mod Res Report	Detect	Lab Qual	Val Qual	Reason	RL	MDL	Units
JW-EA10-SS40-120507	A4373_9894_PCB	PCB-099	7/4/2012	1940	Yes	Y				1.64	2.04	pg/g
JW-EA10-SS40-120507	A4373_9894_PCB	PCB-098	7/4/2012	2.22	Yes	N	U			1.64	2.22	pg/g
JW-EA10-SS40-120507	A4373_9894_PCB	PCB-156/157	7/4/2012	640	Yes	Y	C			3.27	1.74	pg/g
JW-EA10-SS40-120507	A4373_9894_PCB	PCB-061/070/074/076	7/4/2012	1920	Yes	Y	C			6.55	2.62	pg/g
JW-EA10-SS40-120507	A4373_9894_PCB	PCB-111	7/4/2012	1.64	Yes	N	U			1.64	1.64	pg/g
JW-EA10-SS40-120507	A4373_9894_PCB	PCB-152	7/4/2012	3.68	Yes	Y				1.64	0.52	pg/g
JW-EA10-SS40-120507	A4373_9894_PCB	PCB-154	7/4/2012	32.8	Yes	Y				1.64	0.66	pg/g
JW-EA10-SS40-120507	A4373_9894_PCB	PCB-128/166	7/4/2012	856	Yes	Y	C			3.27	1.55	pg/g
JW-EA10-SS40-120507	A4373_9894_PCB	PCB-155	7/4/2012	0.519	Yes	N	U			1.64	0.519	pg/g
JW-EA10-SS40-120507	A4373_9894_PCB	PCB-153/168	7/4/2012	3010	Yes	Y	C			3.27	0.636	pg/g
JW-EA10-SS40-120507	A4373_9894_PCB	PCB-150	7/4/2012	3.76	Yes	Y				1.64	0.535	pg/g
JW-EA10-SS40-120507	A4373_9894_PCB	PCB-148	7/4/2012	2.37	Yes	Y	EMPC	J	23	1.64	0.735	pg/g
JW-EA10-SS40-120507	A4373_9894_PCB	PCB-147/149	7/4/2012	2640	Yes	Y	C			3.27	0.73	pg/g
JW-EA10-SS40-120507	A4373_9894_PCB	PCB-146	7/4/2012	519	Yes	Y				1.64	0.747	pg/g
JW-EA10-SS40-120507	A4373_9894_PCB	PCB-145	7/4/2012	1.58	Yes	Y	J			1.64	0.553	pg/g
JW-EA10-SS40-120507	A4373_9894_PCB	PCB-144	7/4/2012	156	Yes	Y				1.64	0.749	pg/g
JW-EA10-SS40-120507	A4373_9894_PCB	PCB-143	7/4/2012	16.5	Yes	Y				1.64	0.8	pg/g
JW-EA10-SS40-120507	A4373_9894_PCB	PCB-132	7/4/2012	1480	Yes	Y				1.64	0.854	pg/g
JW-EA10-SS40-120507	A4373_9894_PCB	PCB-142	7/4/2012	0.869	Yes	N	U			1.64	0.869	pg/g
JW-EA10-SS40-120507	A4373_9894_PCB	PCB-130	7/4/2012	287	Yes	Y				1.64	0.896	pg/g
JW-EA10-SS40-120507	A4373_9894_PCB	PCB-131	7/4/2012	71.6	Yes	Y				1.64	0.869	pg/g
JW-EA10-SS40-120507	A4373_9894_PCB	PCB-129/138/163	7/4/2012	4250	Yes	Y	C			4.91	0.761	pg/g
JW-EA10-SS40-120507	A4373_9894_PCB	PCB-133	7/4/2012	48.7	Yes	Y				1.64	0.795	pg/g
JW-EA10-SS40-120507	A4373_9894_PCB	PCB-135/151	7/4/2012	914	Yes	Y	C			3.27	0.761	pg/g
JW-EA10-SS40-120507	A4373_9894_PCB	PCB-136	7/4/2012	404	Yes	Y				1.64	0.562	pg/g

SDG: A4373

Analytical Method E1668B

Sample ID	Lab Sample ID	Chemical Name	Anal Date	Result	Mod Res Report	Detect	Lab Qual	Val Qual	Reason	RL	MDL	Units
JW-EA10-SS40-120507	A4373_9894_PCB	PCB-137	7/4/2012	307	Yes	Y				1.64	0.846	pg/g
JW-EA10-SS40-120507	A4373_9894_PCB	PCB-139/140	7/4/2012	95	Yes	Y	C			3.27	0.767	pg/g
JW-EA10-SS40-120507	A4373_9894_PCB	PCB-134	7/4/2012	228	Yes	Y				1.64	0.859	pg/g
JW-EA10-SS40-120507	A4373_9894_PCB	PCB-141	7/4/2012	601	Yes	Y				1.64	0.791	pg/g
JW-EA10-SS41-120507	A4373_9894_PCB	PCB-148	7/4/2012	2.24	Yes	Y				1.51	0.315	pg/g
JW-EA10-SS41-120507	A4373_9894_PCB	PCB-156/157	7/4/2012	622	Yes	Y	C			3.01	1.12	pg/g
JW-EA10-SS41-120507	A4373_9894_PCB	PCB-155	7/4/2012	0.223	Yes	N	U			1.51	0.223	pg/g
JW-EA10-SS41-120507	A4373_9894_PCB	PCB-154	7/4/2012	27.8	Yes	Y				1.51	0.283	pg/g
JW-EA10-SS41-120507	A4373_9894_PCB	PCB-153/168	7/4/2012	2540	Yes	Y	C			3.01	0.273	pg/g
JW-EA10-SS41-120507	A4373_9894_PCB	PCB-147/149	7/4/2012	2060	Yes	Y	C			3.01	0.313	pg/g
JW-EA10-SS41-120507	A4373_9894_PCB	PCB-150	7/4/2012	3.25	Yes	Y				1.51	0.229	pg/g
JW-EA10-SS41-120507	A4373_9894_PCB	PCB-164	7/4/2012	214	Yes	Y				1.51	0.254	pg/g
JW-EA10-SS41-120507	A4373_9894_PCB	PCB-146	7/4/2012	439	Yes	Y				1.51	0.32	pg/g
JW-EA10-SS41-120507	A4373_9894_PCB	PCB-152	7/4/2012	3.19	Yes	Y				1.51	0.223	pg/g
JW-EA10-SS41-120507	A4373_9894_PCB	PCB-158	7/4/2012	454	Yes	Y				1.51	0.259	pg/g
JW-EA10-SS41-120507	A4373_9894_PCB	PCB-159	7/4/2012	12	Yes	Y				1.51	0.773	pg/g
JW-EA10-SS41-120507	A4373_9894_PCB	PCB-160	7/4/2012	0.275	Yes	N	U			1.51	0.275	pg/g
JW-EA10-SS41-120507	A4373_9894_PCB	PCB-170	7/4/2012	415	Yes	Y				1.51	0.614	pg/g
JW-EA10-SS41-120507	A4373_9894_PCB	PCB-162	7/4/2012	14.8	Yes	Y				1.51	0.824	pg/g
JW-EA10-SS41-120507	A4373_9894_PCB	PCB-165	7/4/2012	0.281	Yes	N	U			1.51	0.281	pg/g
JW-EA10-SS41-120507	A4373_9894_PCB	PCB-167	7/4/2012	160	Yes	Y				1.51	0.715	pg/g
JW-EA10-SS41-120507	A4373_9894_PCB	PCB-169	7/4/2012	1.1	Yes	N	U			1.51	1.1	pg/g
JW-EA10-SS41-120507	A4373_9894_PCB	PCB-132	7/4/2012	1230	Yes	Y				1.51	0.366	pg/g
JW-EA10-SS41-120507	A4373_9894_PCB	PCB-171/173	7/4/2012	141	Yes	Y	C			3.01	0.69	pg/g
JW-EA10-SS41-120507	A4373_9894_PCB	PCB-172	7/4/2012	56.6	Yes	Y				1.51	0.587	pg/g

SDG: A4373

Analytical Method E1668B

Sample ID	Lab Sample ID	Chemical Name	Anal Date	Result	Mod Res Report	Detect	Lab Qual	Val Qual	Reason	RL	MDL	Units
JW-EA10-SS41-120507	A4373_9894_PCB	PCB-161	7/4/2012	0.253	Yes	N	U			1.51	0.253	pg/g
JW-EA10-SS41-120507	A4373_9894_PCB	PCB-133	7/4/2012	43.4	Yes	Y				1.51	0.341	pg/g
JW-EA10-SS41-120507	A4373_9894_PCB	PCB-120	7/4/2012	1.05	Yes	N	U			1.51	1.05	pg/g
JW-EA10-SS41-120507	A4373_9894_PCB	PCB-202	7/4/2012	32.3	Yes	Y				1.51	0.531	pg/g
JW-EA10-SS41-120507	A4373_9894_PCB	PCB-174	7/4/2012	320	Yes	Y				1.51	0.638	pg/g
JW-EA10-SS41-120507	A4373_9894_PCB	PCB-122	7/4/2012	36.4	Yes	Y				1.51	1.18	pg/g
JW-EA10-SS41-120507	A4373_9894_PCB	PCB-123	7/4/2012	57.5	Yes	Y				1.51	1.14	pg/g
JW-EA10-SS41-120507	A4373_9894_PCB	PCB-126	7/4/2012	5.32	Yes	Y				1.51	0.46	pg/g
JW-EA10-SS41-120507	A4373_9894_PCB	PCB-127	7/4/2012	1.54	Yes	N	U			1.51	1.54	pg/g
JW-EA10-SS41-120507	A4373_9894_PCB	PCB-128/166	7/4/2012	798	Yes	Y	C			3.01	0.959	pg/g
JW-EA10-SS41-120507	A4373_9894_PCB	PCB-129/138/163	7/4/2012	4140	Yes	Y	C			4.52	0.326	pg/g
JW-EA10-SS41-120507	A4373_9894_PCB	PCB-134	7/4/2012	208	Yes	Y				1.51	0.368	pg/g
JW-EA10-SS41-120507	A4373_9894_PCB	PCB-131	7/4/2012	59.4	Yes	Y				1.51	0.373	pg/g
JW-EA10-SS41-120507	A4373_9894_PCB	PCB-145	7/4/2012	1.3	Yes	Y	J			1.51	0.237	pg/g
JW-EA10-SS41-120507	A4373_9894_PCB	PCB-121	7/4/2012	1.04	Yes	N	U			1.51	1.04	pg/g
JW-EA10-SS41-120507	A4373_9894_PCB	PCB-135/151	7/4/2012	764	Yes	Y	C			3.01	0.327	pg/g
JW-EA10-SS41-120507	A4373_9894_PCB	PCB-136	7/4/2012	363	Yes	Y				1.51	0.241	pg/g
JW-EA10-SS41-120507	A4373_9894_PCB	PCB-137	7/4/2012	279	Yes	Y				1.51	0.363	pg/g
JW-EA10-SS41-120507	A4373_9894_PCB	PCB-139/140	7/4/2012	79	Yes	Y	C			3.01	0.329	pg/g
JW-EA10-SS41-120507	A4373_9894_PCB	PCB-141	7/4/2012	544	Yes	Y				1.51	0.339	pg/g
JW-EA10-SS41-120507	A4373_9894_PCB	PCB-142	7/4/2012	0.373	Yes	N	U			1.51	0.373	pg/g
JW-EA10-SS41-120507	A4373_9894_PCB	PCB-143	7/4/2012	0.343	Yes	N	U			1.51	0.343	pg/g
JW-EA10-SS41-120507	A4373_9894_PCB	PCB-144	7/4/2012	129	Yes	Y				1.51	0.321	pg/g
JW-EA10-SS41-120507	A4373_9894_PCB	PCB-130	7/4/2012	265	Yes	Y				1.51	0.384	pg/g
JW-EA10-SS41-120507	A4373_9894_PCB	PCB-021/033	7/4/2012	92.1	Yes	Y	C			3.01	0.669	pg/g

SDG: A4373

Analytical Method E1668B

Sample ID	Lab Sample ID	Chemical Name	Anal Date	Result	Mod Res Report	Detect	Lab Qual	Val Qual	Reason	RL	MDL	Units
JW-EA10-SS41-120507	A4373_9894_PCB	PCB-200	7/4/2012	13	Yes	Y				1.51	0.468	pg/g
JW-EA10-SS41-120507	A4373_9894_PCB	PCB-204	7/4/2012	0.484	Yes	N	U			1.51	0.484	pg/g
JW-EA10-SS41-120507	A4373_9894_PCB	PCB-205	7/4/2012	5.45	Yes	Y				1.51	0.661	pg/g
JW-EA10-SS41-120507	A4373_9894_PCB	PCB-206	7/4/2012	78.1	Yes	Y				1.51	1.85	pg/g
JW-EA10-SS41-120507	A4373_9894_PCB	PCB-207	7/4/2012	8.79	Yes	Y				1.51	0.95	pg/g
JW-EA10-SS41-120507	A4373_9894_PCB	PCB-208	7/4/2012	21.7	Yes	Y				1.51	0.945	pg/g
JW-EA10-SS41-120507	A4373_9894_PCB	PCB-209	7/4/2012	32.8	Yes	Y				1.51	0.752	pg/g
JW-EA10-SS41-120507	A4373_9894_PCB	PCB-061/070/074/076	7/4/2012	1800	Yes	Y	C			6.02	1.9	pg/g
JW-EA10-SS41-120507	A4373_9894_PCB	PCB-086/087/097/109/119/125	7/4/2012	2590	Yes	Y	C			9.04	1.28	pg/g
JW-EA10-SS41-120507	A4373_9894_PCB	PCB-201	7/4/2012	15.3	Yes	Y				1.51	0.433	pg/g
JW-EA10-SS41-120507	A4373_9894_PCB	PCB-022	7/4/2012	72.7	Yes	Y				1.51	0.723	pg/g
JW-EA10-SS41-120507	A4373_9894_PCB	PCB-198/199	7/4/2012	144	Yes	Y	C			3.01	0.733	pg/g
JW-EA10-SS41-120507	A4373_9894_PCB	PCB-020/028	7/4/2012	241	Yes	Y	C			3.01	0.679	pg/g
JW-EA10-SS41-120507	A4373_9894_PCB	PCB-019	7/4/2012	8.1	Yes	Y				1.51	1.09	pg/g
JW-EA10-SS41-120507	A4373_9894_PCB	PCB-018/030	7/4/2012	96.4	Yes	Y	C			3.01	0.794	pg/g
JW-EA10-SS41-120507	A4373_9894_PCB	PCB-017	7/4/2012	43.5	Yes	Y				1.51	0.941	pg/g
JW-EA10-SS41-120507	A4373_9894_PCB	PCB-016	7/4/2012	47.3	Yes	Y				1.51	1.23	pg/g
JW-EA10-SS41-120507	A4373_9894_PCB	PCB-015	7/4/2012	50.8	Yes	Y				1.51	1.34	pg/g
JW-EA10-SS41-120507	A4373_9894_PCB	PCB-014	7/4/2012	1.03	Yes	N	U			1.51	1.03	pg/g
JW-EA10-SS41-120507	A4373_9894_PCB	PCB-118	7/4/2012	3760	Yes	Y				1.51	1.08	pg/g
JW-EA10-SS41-120507	A4373_9894_PCB	PCB-110	7/4/2012	4750	Yes	Y				1.51	1.17	pg/g
JW-EA10-SS41-120507	A4373_9894_PCB	PCB-023	7/4/2012	0.669	Yes	N	U			1.51	0.669	pg/g
JW-EA10-SS41-120507	A4373_9894_PCB	PCB-187	7/4/2012	302	Yes	Y				1.51	0.58	pg/g
JW-EA10-SS41-120507	A4373_9894_PCB	PCB-176	7/4/2012	38.9	Yes	Y				1.51	0.279	pg/g
JW-EA10-SS41-120507	A4373_9894_PCB	PCB-177	7/4/2012	225	Yes	Y				1.51	0.746	pg/g

SDG: A4373

Analytical Method E1668B

Sample ID	Lab Sample ID	Chemical Name	Anal Date	Result	Mod Res Report	Detect	Lab Qual	Val Qual	Reason	RL	MDL	Units
JW-EA10-SS41-120507	A4373_9894_PCB	PCB-178	7/4/2012	57.6	Yes	Y				1.51	0.405	pg/g
JW-EA10-SS41-120507	A4373_9894_PCB	PCB-179	7/4/2012	119	Yes	Y				1.51	0.314	pg/g
JW-EA10-SS41-120507	A4373_9894_PCB	PCB-180/193	7/4/2012	671	Yes	Y	C			3.01	0.504	pg/g
JW-EA10-SS41-120507	A4373_9894_PCB	PCB-181	7/4/2012	9.36	Yes	Y				1.51	0.591	pg/g
JW-EA10-SS41-120507	A4373_9894_PCB	PCB-182	7/4/2012	2.91	Yes	Y	EMPC	J	23	1.51	0.566	pg/g
JW-EA10-SS41-120507	A4373_9894_PCB	PCB-183	7/4/2012	205	Yes	Y				1.51	0.567	pg/g
JW-EA10-SS41-120507	A4373_9894_PCB	PCB-184	7/4/2012	0.304	Yes	N	U			1.51	0.304	pg/g
JW-EA10-SS41-120507	A4373_9894_PCB	PCB-203	7/4/2012	90.9	Yes	Y				1.51	0.675	pg/g
JW-EA10-SS41-120507	A4373_9894_PCB	PCB-186	7/4/2012	0.294	Yes	N	U			1.51	0.294	pg/g
JW-EA10-SS41-120507	A4373_9894_PCB	PCB-175	7/4/2012	16.2	Yes	Y				1.51	0.627	pg/g
JW-EA10-SS41-120507	A4373_9894_PCB	PCB-188	7/4/2012	0.589	Yes	Y	J			1.51	0.308	pg/g
JW-EA10-SS41-120507	A4373_9894_PCB	PCB-189	7/4/2012	21.4	Yes	Y				1.51	0.548	pg/g
JW-EA10-SS41-120507	A4373_9894_PCB	PCB-190	7/4/2012	69.6	Yes	Y				1.51	0.468	pg/g
JW-EA10-SS41-120507	A4373_9894_PCB	PCB-191	7/4/2012	14.7	Yes	Y				1.51	0.42	pg/g
JW-EA10-SS41-120507	A4373_9894_PCB	PCB-192	7/4/2012	0.425	Yes	N	U			1.51	0.425	pg/g
JW-EA10-SS41-120507	A4373_9894_PCB	PCB-194	7/4/2012	133	Yes	Y				1.51	0.948	pg/g
JW-EA10-SS41-120507	A4373_9894_PCB	PCB-195	7/4/2012	45.8	Yes	Y				1.51	0.908	pg/g
JW-EA10-SS41-120507	A4373_9894_PCB	PCB-196	7/4/2012	60.7	Yes	Y				1.51	0.724	pg/g
JW-EA10-SS41-120507	A4373_9894_PCB	PCB-197	7/4/2012	2.76	Yes	Y				1.51	0.426	pg/g
JW-EA10-SS41-120507	A4373_9894_PCB	PCB-185	7/4/2012	19	Yes	Y				1.51	0.596	pg/g
JW-EA10-SS41-120507	A4373_9894_PCB	PCB-041	7/4/2012	23.4	Yes	Y				1.51	1.02	pg/g
JW-EA10-SS41-120507	A4373_9894_PCB	PCB-026/029	7/4/2012	36.1	Yes	Y	C			3.01	0.671	pg/g
JW-EA10-SS41-120507	A4373_9894_PCB	PCB-027	7/4/2012	7.91	Yes	Y				1.51	0.688	pg/g
JW-EA10-SS41-120507	A4373_9894_PCB	PCB-031	7/4/2012	196	Yes	Y				1.51	0.654	pg/g
JW-EA10-SS41-120507	A4373_9894_PCB	PCB-032	7/4/2012	38.6	Yes	Y				1.51	0.661	pg/g

SDG: A4373

Analytical Method E1668B

Sample ID	Lab Sample ID	Chemical Name	Anal Date	Result	Mod Res	Report	Detect	Lab Qual	Val Qual	Reason	RL	MDL	Units
JW-EA10-SS41-120507	A4373_9894_PCB	PCB-034	7/4/2012	1.27		Yes	Y	J			1.51	0.692	pg/g
JW-EA10-SS41-120507	A4373_9894_PCB	PCB-035	7/4/2012	7.76		Yes	Y				1.51	0.708	pg/g
JW-EA10-SS41-120507	A4373_9894_PCB	PCB-036	7/4/2012	1.71		Yes	Y				1.51	0.648	pg/g
JW-EA10-SS41-120507	A4373_9894_PCB	PCB-037	7/4/2012	91.6		Yes	Y				1.51	0.897	pg/g
JW-EA10-SS41-120507	A4373_9894_PCB	PCB-038	7/4/2012	0.7		Yes	N	U			1.51	0.7	pg/g
JW-EA10-SS41-120507	A4373_9894_PCB	PCB-052	7/4/2012	1600		Yes	Y				1.51	0.878	pg/g
JW-EA10-SS41-120507	A4373_9894_PCB	PCB-040/071	7/4/2012	238		Yes	Y	C			3.01	0.863	pg/g
JW-EA10-SS41-120507	A4373_9894_PCB	PCB-012/013	7/4/2012	8.13		Yes	Y	C			3.01	1.19	pg/g
JW-EA10-SS41-120507	A4373_9894_PCB	PCB-042	7/4/2012	112		Yes	Y				1.51	0.953	pg/g
JW-EA10-SS41-120507	A4373_9894_PCB	PCB-043	7/4/2012	10.8		Yes	Y				1.51	0.98	pg/g
JW-EA10-SS41-120507	A4373_9894_PCB	PCB-044/047/065	7/4/2012	717		Yes	Y	C			4.52	0.814	pg/g
JW-EA10-SS41-120507	A4373_9894_PCB	PCB-045	7/4/2012	34.5		Yes	Y				1.51	0.983	pg/g
JW-EA10-SS41-120507	A4373_9894_PCB	PCB-046	7/4/2012	15.1		Yes	Y				1.51	1.05	pg/g
JW-EA10-SS41-120507	A4373_9894_PCB	PCB-048	7/4/2012	57.1		Yes	Y				1.51	0.872	pg/g
JW-EA10-SS41-120507	A4373_9894_PCB	PCB-049/069	7/4/2012	425		Yes	Y	C			3.01	0.719	pg/g
JW-EA10-SS41-120507	A4373_9894_PCB	PCB-050/053	7/4/2012	43.9		Yes	Y	C			3.01	0.866	pg/g
JW-EA10-SS41-120507	A4373_9894_PCB	PCB-051	7/4/2012	8.15		Yes	Y				1.51	0.883	pg/g
JW-EA10-SS41-120507	A4373_9894_PCB	PCB-039	7/4/2012	0.626		Yes	N	U			1.51	0.626	pg/g
JW-EA10-SS41-120507	A4373_9894_PCB	PCB-002	7/4/2012	11.3		Yes	Y				1.51	0.726	pg/g
JW-EA10-SS41-120507	A4373_9894_PCB	"Dichlorobiphenyl homologs (Total reported, not calculated)"	7/4/2012	257		Yes	Y				0	2.06	pg/g
JW-EA10-SS41-120507	A4373_9894_PCB	PCB-112	7/4/2012	1.07		Yes	N	U			1.51	1.07	pg/g
JW-EA10-SS41-120507	A4373_9894_PCB	"Trichlorobiphenyl homologs (Total reported, not calculated)"	7/4/2012	1000		Yes	Y				0	0.996	pg/g
JW-EA10-SS41-120507	A4373_9894_PCB	PCB-117	7/4/2012	1.16		Yes	N	U			1.51	1.16	pg/g
JW-EA10-SS41-120507	A4373_9894_PCB	"Hexachlorobiphenyl homologs (Total reported, not calculated)"	7/4/2012	15500		Yes	Y				0	0.789	pg/g

SDG: A4373

Analytical Method E1668B

Sample ID	Lab Sample ID	Chemical Name	Anal Date	Result	Mod Res Report	Detect	Lab Qual	Val Qual	Reason	RL	MDL	Units
JW-EA10-SS41-120507	A4373_9894_PCB	"Tetrachlorobiphenyl homologs (Total reported, not calculated)"	7/4/2012	6620	Yes	Y				0	1.28	pg/g
JW-EA10-SS41-120507	A4373_9894_PCB	"Monochlorobiphenyl homologs (Total reported, not calculated)"	7/4/2012	74.8	Yes	Y	J	5		0	0.912	pg/g
JW-EA10-SS41-120507	A4373_9894_PCB	"Heptachlorobiphenyl homologs (Total reported, not calculated)"	7/4/2012	2700	Yes	Y				0	0.518	pg/g
JW-EA10-SS41-120507	A4373_9894_PCB	"Nonachlorobiphenyl homologs (Total reported, not calculated)"	7/4/2012	109	Yes	Y				0	1.4	pg/g
JW-EA10-SS41-120507	A4373_9894_PCB	PCB-025	7/4/2012	20.8	Yes	Y				1.51	0.668	pg/g
JW-EA10-SS41-120507	A4373_9894_PCB	PCB-001	7/4/2012	35.5	Yes	Y	J	5		1.51	0.835	pg/g
JW-EA10-SS41-120507	A4373_9894_PCB	PCB-024	7/4/2012	1.14	Yes	Y	J	EMPC	J	23	0.716	pg/g
JW-EA10-SS41-120507	A4373_9894_PCB	PCB-003	7/4/2012	28	Yes	Y				1.51	0.989	pg/g
JW-EA10-SS41-120507	A4373_9894_PCB	PCB-004	7/4/2012	22.2	Yes	Y				1.51	2.79	pg/g
JW-EA10-SS41-120507	A4373_9894_PCB	PCB-005	7/4/2012	1.29	Yes	Y	J			1.51	1.23	pg/g
JW-EA10-SS41-120507	A4373_9894_PCB	PCB-006	7/4/2012	10.2	Yes	Y				1.51	1.24	pg/g
JW-EA10-SS41-120507	A4373_9894_PCB	PCB-007	7/4/2012	2.35	Yes	Y				1.51	1.16	pg/g
JW-EA10-SS41-120507	A4373_9894_PCB	PCB-008	7/4/2012	49	Yes	Y				1.51	1.23	pg/g
JW-EA10-SS41-120507	A4373_9894_PCB	PCB-009	7/4/2012	3.23	Yes	Y				1.51	1.35	pg/g
JW-EA10-SS41-120507	A4373_9894_PCB	PCB-010	7/4/2012	1.34	Yes	Y	J			1.51	0.828	pg/g
JW-EA10-SS41-120507	A4373_9894_PCB	PCB-011	7/4/2012	109	Yes	Y				1.51	1.2	pg/g
JW-EA10-SS41-120507	A4373_9894_PCB	"Pentachlorobiphenyl homologs (Total reported, not calculated)"	7/4/2012	24100	Yes	Y				0	0.891	pg/g
JW-EA10-SS41-120507	A4373_9894_PCB	"Octachlorobiphenyl homologs (Total reported, not calculated)"	7/4/2012	543	Yes	Y				0	0.596	pg/g
JW-EA10-SS41-120507	A4373_9894_PCB	PCB-102	7/4/2012	12.1	Yes	Y				1.51	1.27	pg/g
JW-EA10-SS41-120507	A4373_9894_PCB	PCB-088	7/4/2012	1.53	Yes	N	U			1.51	1.53	pg/g
JW-EA10-SS41-120507	A4373_9894_PCB	PCB-089	7/4/2012	22.5	Yes	Y				1.51	1.58	pg/g
JW-EA10-SS41-120507	A4373_9894_PCB	PCB-090/101/113	7/4/2012	3990	Yes	Y	C			4.52	1.26	pg/g
JW-EA10-SS41-120507	A4373_9894_PCB	PCB-091	7/4/2012	393	Yes	Y				1.51	1.32	pg/g

SDG: A4373

Analytical Method E1668B

Sample ID	Lab Sample ID	Chemical Name	Anal Date	Result	Mod Res Report	Detect	Lab Qual	Val Qual	Reason	RL	MDL	Units
JW-EA10-SS41-120507	A4373_9894_PCB	PCB-092	7/4/2012	735	Yes	Y				1.51	1.5	pg/g
JW-EA10-SS41-120507	A4373_9894_PCB	PCB-093/100	7/4/2012	1.42	Yes	N	C	U		3.01	1.42	pg/g
JW-EA10-SS41-120507	A4373_9894_PCB	PCB-094	7/4/2012	7.01	Yes	Y				1.51	1.52	pg/g
JW-EA10-SS41-120507	A4373_9894_PCB	PCB-095	7/4/2012	1510	Yes	Y				1.51	1.43	pg/g
JW-EA10-SS41-120507	A4373_9894_PCB	PCB-085/116	7/4/2012	667	Yes	Y	C			3.01	1.25	pg/g
JW-EA10-SS41-120507	A4373_9894_PCB	PCB-098	7/4/2012	80.1	Yes	Y				1.51	1.52	pg/g
JW-EA10-SS41-120507	A4373_9894_PCB	PCB-096	7/4/2012	12.2	Yes	Y				1.51	0.287	pg/g
JW-EA10-SS41-120507	A4373_9894_PCB	PCB-103	7/4/2012	11.9	Yes	Y				1.51	1.32	pg/g
JW-EA10-SS41-120507	A4373_9894_PCB	PCB-104	7/4/2012	0.274	Yes	N	U			1.51	0.274	pg/g
JW-EA10-SS41-120507	A4373_9894_PCB	PCB-105	7/4/2012	1400	Yes	Y				1.51	1.36	pg/g
JW-EA10-SS41-120507	A4373_9894_PCB	PCB-106	7/4/2012	1.26	Yes	N	U			1.51	1.26	pg/g
JW-EA10-SS41-120507	A4373_9894_PCB	PCB-107	7/4/2012	274	Yes	Y				1.51	1.09	pg/g
JW-EA10-SS41-120507	A4373_9894_PCB	PCB-108/124	7/4/2012	160	Yes	Y	C			3.01	1.2	pg/g
JW-EA10-SS41-120507	A4373_9894_PCB	PCB-115	7/4/2012	1.1	Yes	N	U			1.51	1.1	pg/g
JW-EA10-SS41-120507	A4373_9894_PCB	PCB-111	7/4/2012	1.12	Yes	N	U			1.51	1.12	pg/g
JW-EA10-SS41-120507	A4373_9894_PCB	PCB-054	7/4/2012	0.46	Yes	N	U			1.51	0.46	pg/g
JW-EA10-SS41-120507	A4373_9894_PCB	PCB-114	7/4/2012	70.2	Yes	Y				1.51	1.04	pg/g
JW-EA10-SS41-120507	A4373_9894_PCB	PCB-064	7/4/2012	231	Yes	Y				1.51	0.604	pg/g
JW-EA10-SS41-120507	A4373_9894_PCB	PCB-099	7/4/2012	1910	Yes	Y				1.51	1.39	pg/g
JW-EA10-SS41-120507	A4373_9894_PCB	PCB-084	7/4/2012	982	Yes	Y				1.51	1.64	pg/g
JW-EA10-SS41-120507	A4373_9894_PCB	PCB-057	7/4/2012	1.94	Yes	N	U			1.51	1.94	pg/g
JW-EA10-SS41-120507	A4373_9894_PCB	PCB-058	7/4/2012	34.6	Yes	Y				1.51	1.89	pg/g
JW-EA10-SS41-120507	A4373_9894_PCB	PCB-059/062/075	7/4/2012	29.2	Yes	Y	C			4.52	0.643	pg/g
JW-EA10-SS41-120507	A4373_9894_PCB	PCB-063	7/4/2012	1.79	Yes	N	U			1.51	1.79	pg/g
JW-EA10-SS41-120507	A4373_9894_PCB	PCB-056	7/4/2012	246	Yes	Y				1.51	2.05	pg/g

SDG: A4373

Analytical Method E1668B

Sample ID	Lab Sample ID	Chemical Name	Anal Date	Result	Mod Res Report	Detect	Lab Qual	Val Qual	Reason	RL	MDL	Units
JW-EA10-SS41-120507	A4373_9894_PCB	PCB-066	7/4/2012	788	Yes	Y				1.51	2.04	pg/g
JW-EA10-SS41-120507	A4373_9894_PCB	PCB-067	7/4/2012	1.79	Yes	Y	EMPC	J	23	1.51	1.82	pg/g
JW-EA10-SS41-120507	A4373_9894_PCB	PCB-055	7/4/2012	1.93	Yes	N	U			1.51	1.93	pg/g
JW-EA10-SS41-120507	A4373_9894_PCB	PCB-082	7/4/2012	447	Yes	Y				1.51	1.79	pg/g
JW-EA10-SS41-120507	A4373_9894_PCB	PCB-060	7/4/2012	102	Yes	Y				1.51	1.96	pg/g
JW-EA10-SS41-120507	A4373_9894_PCB	PCB-083	7/4/2012	185	Yes	Y				1.51	1.69	pg/g
JW-EA10-SS41-120507	A4373_9894_PCB	PCB-068	7/4/2012	7.08	Yes	Y				1.51	1.74	pg/g
JW-EA10-SS41-120507	A4373_9894_PCB	PCB-081	7/4/2012	1.84	Yes	Y	EMPC	J	23	1.51	2.03	pg/g
JW-EA10-SS41-120507	A4373_9894_PCB	PCB-080	7/4/2012	1.74	Yes	N	U			1.51	1.74	pg/g
JW-EA10-SS41-120507	A4373_9894_PCB	PCB-079	7/4/2012	22.7	Yes	Y				1.51	1.71	pg/g
JW-EA10-SS41-120507	A4373_9894_PCB	PCB-078	7/4/2012	2.11	Yes	N	U			1.51	2.11	pg/g
JW-EA10-SS41-120507	A4373_9894_PCB	PCB-077	7/4/2012	54.8	Yes	Y				1.51	2.15	pg/g
JW-EA10-SS41-120507	A4373_9894_PCB	PCB-073	7/4/2012	0.679	Yes	N	U			1.51	0.679	pg/g
JW-EA10-SS41-120507	A4373_9894_PCB	PCB-072	7/4/2012	9.47	Yes	Y				1.51	1.85	pg/g
JW-EA10-SS42-120507	A4373_9894_PCB	PCB-144	7/4/2012	240	Yes	Y				1.52	0.228	pg/g
JW-EA10-SS42-120507	A4373_9894_PCB	PCB-135/151	7/4/2012	1340	Yes	Y	C			3.03	0.232	pg/g
JW-EA10-SS42-120507	A4373_9894_PCB	PCB-136	7/4/2012	649	Yes	Y				1.52	0.171	pg/g
JW-EA10-SS42-120507	A4373_9894_PCB	PCB-137	7/4/2012	514	Yes	Y				1.52	0.258	pg/g
JW-EA10-SS42-120507	A4373_9894_PCB	PCB-139/140	7/4/2012	153	Yes	Y	C			3.03	0.234	pg/g
JW-EA10-SS42-120507	A4373_9894_PCB	PCB-141	7/4/2012	982	Yes	Y				1.52	0.241	pg/g
JW-EA10-SS42-120507	A4373_9894_PCB	PCB-142	7/4/2012	0.265	Yes	N	U			1.52	0.265	pg/g
JW-EA10-SS42-120507	A4373_9894_PCB	PCB-143	7/4/2012	0.244	Yes	N	U			1.52	0.244	pg/g
JW-EA10-SS42-120507	A4373_9894_PCB	PCB-134	7/4/2012	393	Yes	Y				1.52	0.262	pg/g
JW-EA10-SS42-120507	A4373_9894_PCB	PCB-145	7/4/2012	2.75	Yes	Y				1.52	0.169	pg/g
JW-EA10-SS42-120507	A4373_9894_PCB	PCB-146	7/4/2012	710	Yes	Y				1.52	0.228	pg/g

SDG: A4373

Analytical Method E1668B

Sample ID	Lab Sample ID	Chemical Name	Anal Date	Result	Mod Res Report	Detect	Lab Qual	Val Qual	Reason	RL	MDL	Units
JW-EA10-SS42-120507	A4373_9894_PCB	PCB-147/149	7/4/2012	3900	Yes	Y	C			3.03	0.222	pg/g
JW-EA10-SS42-120507	A4373_9894_PCB	PCB-148	7/4/2012	3.52	Yes	Y				1.52	0.224	pg/g
JW-EA10-SS42-120507	A4373_9894_PCB	PCB-150	7/4/2012	5.33	Yes	Y				1.52	0.163	pg/g
JW-EA10-SS42-120507	A4373_9894_PCB	PCB-152	7/4/2012	6.18	Yes	Y				1.52	0.159	pg/g
JW-EA10-SS42-120507	A4373_9894_PCB	PCB-153/168	7/4/2012	4440	Yes	Y	C			3.03	0.194	pg/g
JW-EA10-SS42-120507	A4373_9894_PCB	PCB-154	7/4/2012	0.201	Yes	N	U			1.52	0.201	pg/g
JW-EA10-SS42-120507	A4373_9894_PCB	PCB-156/157	7/4/2012	1170	Yes	Y	C			3.03	0.648	pg/g
JW-EA10-SS42-120507	A4373_9894_PCB	PCB-133	7/4/2012	72.8	Yes	Y				1.52	0.242	pg/g
JW-EA10-SS42-120507	A4373_9894_PCB	PCB-086/087/097/109/119/125	7/4/2012	4830	Yes	Y	C			9.09	0.929	pg/g
JW-EA10-SS42-120507	A4373_9894_PCB	PCB-118	7/4/2012	6900	Yes	Y	E			1.52	0.777	pg/g
JW-EA10-SS42-120507	A4373_9894_PCB	PCB-105	7/4/2012	2610	Yes	Y				1.52	1.03	pg/g
JW-EA10-SS42-120507	A4373_9894_PCB	PCB-186	7/4/2012	0.203	Yes	N	U			1.52	0.203	pg/g
JW-EA10-SS42-120507	A4373_9894_PCB	PCB-106	7/4/2012	0.921	Yes	N	U			1.52	0.921	pg/g
JW-EA10-SS42-120507	A4373_9894_PCB	PCB-159	7/4/2012	18.8	Yes	Y				1.52	0.462	pg/g
JW-EA10-SS42-120507	A4373_9894_PCB	PCB-108/124	7/4/2012	311	Yes	Y	C			3.03	0.876	pg/g
JW-EA10-SS42-120507	A4373_9894_PCB	PCB-110	7/4/2012	8470	Yes	Y	E			1.52	0.852	pg/g
JW-EA10-SS42-120507	A4373_9894_PCB	PCB-111	7/4/2012	0.815	Yes	N	U			1.52	0.815	pg/g
JW-EA10-SS42-120507	A4373_9894_PCB	PCB-112	7/4/2012	3.87	Yes	Y				1.52	0.78	pg/g
JW-EA10-SS42-120507	A4373_9894_PCB	PCB-114	7/4/2012	0.71	Yes	N	U			1.52	0.71	pg/g
JW-EA10-SS42-120507	A4373_9894_PCB	PCB-107	7/4/2012	462	Yes	Y				1.52	0.796	pg/g
JW-EA10-SS42-120507	A4373_9894_PCB	PCB-117	7/4/2012	140	Yes	Y				1.52	0.845	pg/g
JW-EA10-SS42-120507	A4373_9894_PCB	PCB-132	7/4/2012	2360	Yes	Y				1.52	0.26	pg/g
JW-EA10-SS42-120507	A4373_9894_PCB	PCB-120	7/4/2012	5.43	Yes	Y				1.52	0.763	pg/g
JW-EA10-SS42-120507	A4373_9894_PCB	PCB-121	7/4/2012	0.758	Yes	N	U			1.52	0.758	pg/g
JW-EA10-SS42-120507	A4373_9894_PCB	PCB-122	7/4/2012	74	Yes	Y				1.52	0.81	pg/g

SDG: A4373

Analytical Method E1668B

Sample ID	Lab Sample ID	Chemical Name	Anal Date	Result	Mod Res Report	Detect	Lab Qual	Val Qual	Reason	RL	MDL	Units
JW-EA10-SS42-120507	A4373_9894_PCB	PCB-123	7/4/2012	99.4	Yes	Y				1.52	0.828	pg/g
JW-EA10-SS42-120507	A4373_9894_PCB	PCB-126	7/4/2012	5.8	Yes	Y				1.52	0.547	pg/g
JW-EA10-SS42-120507	A4373_9894_PCB	PCB-127	7/4/2012	1.16	Yes	N	U			1.52	1.16	pg/g
JW-EA10-SS42-120507	A4373_9894_PCB	PCB-128/166	7/4/2012	1470	Yes	Y	C			3.03	0.573	pg/g
JW-EA10-SS42-120507	A4373_9894_PCB	PCB-129/138/163	7/4/2012	7330	Yes	Y	C			4.55	0.232	pg/g
JW-EA10-SS42-120507	A4373_9894_PCB	PCB-130	7/4/2012	488	Yes	Y				1.52	0.273	pg/g
JW-EA10-SS42-120507	A4373_9894_PCB	PCB-131	7/4/2012	120	Yes	Y				1.52	0.265	pg/g
JW-EA10-SS42-120507	A4373_9894_PCB	PCB-115	7/4/2012	0.8	Yes	N	U			1.52	0.8	pg/g
JW-EA10-SS42-120507	A4373_9894_PCB	PCB-202	7/4/2012	57.5	Yes	Y				1.52	0.361	pg/g
JW-EA10-SS42-120507	A4373_9894_PCB	PCB-184	7/4/2012	0.577	Yes	Y	J	EMPC	J 23	1.52	0.209	pg/g
JW-EA10-SS42-120507	A4373_9894_PCB	PCB-190	7/4/2012	106	Yes	Y				1.52	0.435	pg/g
JW-EA10-SS42-120507	A4373_9894_PCB	PCB-191	7/4/2012	22.6	Yes	Y				1.52	0.391	pg/g
JW-EA10-SS42-120507	A4373_9894_PCB	PCB-192	7/4/2012	0.396	Yes	N	U			1.52	0.396	pg/g
JW-EA10-SS42-120507	A4373_9894_PCB	PCB-194	7/4/2012	187	Yes	Y				1.52	0.743	pg/g
JW-EA10-SS42-120507	A4373_9894_PCB	PCB-195	7/4/2012	58.4	Yes	Y				1.52	0.711	pg/g
JW-EA10-SS42-120507	A4373_9894_PCB	PCB-196	7/4/2012	86.6	Yes	Y				1.52	0.492	pg/g
JW-EA10-SS42-120507	A4373_9894_PCB	PCB-197	7/4/2012	2.99	Yes	Y				1.52	0.289	pg/g
JW-EA10-SS42-120507	A4373_9894_PCB	PCB-198/199	7/4/2012	230	Yes	Y	C			3.03	0.498	pg/g
JW-EA10-SS42-120507	A4373_9894_PCB	PCB-188	7/4/2012	0.717	Yes	Y	J	EMPC	J 23	1.52	0.213	pg/g
JW-EA10-SS42-120507	A4373_9894_PCB	PCB-201	7/4/2012	23.7	Yes	Y				1.52	0.294	pg/g
JW-EA10-SS42-120507	A4373_9894_PCB	PCB-187	7/4/2012	346	Yes	Y				1.52	0.459	pg/g
JW-EA10-SS42-120507	A4373_9894_PCB	PCB-203	7/4/2012	153	Yes	Y				1.52	0.458	pg/g
JW-EA10-SS42-120507	A4373_9894_PCB	PCB-204	7/4/2012	0.328	Yes	N	U			1.52	0.328	pg/g
JW-EA10-SS42-120507	A4373_9894_PCB	PCB-205	7/4/2012	7.21	Yes	Y				1.52	0.518	pg/g
JW-EA10-SS42-120507	A4373_9894_PCB	PCB-206	7/4/2012	155	Yes	Y				1.52	1.53	pg/g

SDG: A4373

Analytical Method E1668B

Sample ID	Lab Sample ID	Chemical Name	Anal Date	Result	Mod Res Report	Detect	Lab Qual	Val Qual	Reason	RL	MDL	Units
JW-EA10-SS42-120507	A4373_9894_PCB	PCB-207	7/4/2012	16.2	Yes	Y				1.52	0.859	pg/g
JW-EA10-SS42-120507	A4373_9894_PCB	PCB-208	7/4/2012	39.3	Yes	Y				1.52	0.854	pg/g
JW-EA10-SS42-120507	A4373_9894_PCB	PCB-209	7/4/2012	30.6	Yes	Y				1.52	0.641	pg/g
JW-EA10-SS42-120507	A4373_9894_PCB	PCB-104	7/4/2012	0.191	Yes	N	U			1.52	0.191	pg/g
JW-EA10-SS42-120507	A4373_9894_PCB	PCB-155	7/4/2012	0.158	Yes	N	U			1.52	0.158	pg/g
JW-EA10-SS42-120507	A4373_9894_PCB	PCB-200	7/4/2012	18.9	Yes	Y				1.52	0.318	pg/g
JW-EA10-SS42-120507	A4373_9894_PCB	PCB-176	7/4/2012	60.2	Yes	Y				1.52	0.192	pg/g
JW-EA10-SS42-120507	A4373_9894_PCB	PCB-161	7/4/2012	0.18	Yes	N	U			1.52	0.18	pg/g
JW-EA10-SS42-120507	A4373_9894_PCB	PCB-162	7/4/2012	29.1	Yes	Y				1.52	0.492	pg/g
JW-EA10-SS42-120507	A4373_9894_PCB	PCB-164	7/4/2012	410	Yes	Y				1.52	0.18	pg/g
JW-EA10-SS42-120507	A4373_9894_PCB	PCB-165	7/4/2012	0.2	Yes	N	U			1.52	0.2	pg/g
JW-EA10-SS42-120507	A4373_9894_PCB	PCB-167	7/4/2012	300	Yes	Y				1.52	0.427	pg/g
JW-EA10-SS42-120507	A4373_9894_PCB	PCB-169	7/4/2012	0.859	Yes	N	U			1.52	0.859	pg/g
JW-EA10-SS42-120507	A4373_9894_PCB	PCB-170	7/4/2012	643	Yes	Y				1.52	0.571	pg/g
JW-EA10-SS42-120507	A4373_9894_PCB	PCB-171/173	7/4/2012	211	Yes	Y	C			3.03	0.546	pg/g
JW-EA10-SS42-120507	A4373_9894_PCB	PCB-172	7/4/2012	88.3	Yes	Y				1.52	0.546	pg/g
JW-EA10-SS42-120507	A4373_9894_PCB	PCB-189	7/4/2012	34.6	Yes	Y				1.52	0.402	pg/g
JW-EA10-SS42-120507	A4373_9894_PCB	PCB-175	7/4/2012	22.7	Yes	Y				1.52	0.495	pg/g
JW-EA10-SS42-120507	A4373_9894_PCB	PCB-160	7/4/2012	0.195	Yes	N	U			1.52	0.195	pg/g
JW-EA10-SS42-120507	A4373_9894_PCB	PCB-177	7/4/2012	312	Yes	Y				1.52	0.59	pg/g
JW-EA10-SS42-120507	A4373_9894_PCB	PCB-178	7/4/2012	80.4	Yes	Y				1.52	0.279	pg/g
JW-EA10-SS42-120507	A4373_9894_PCB	PCB-179	7/4/2012	168	Yes	Y				1.52	0.217	pg/g
JW-EA10-SS42-120507	A4373_9894_PCB	PCB-180/193	7/4/2012	1000	Yes	Y	C			3.03	0.469	pg/g
JW-EA10-SS42-120507	A4373_9894_PCB	PCB-181	7/4/2012	15.1	Yes	Y				1.52	0.467	pg/g
JW-EA10-SS42-120507	A4373_9894_PCB	PCB-182	7/4/2012	0.448	Yes	N	U			1.52	0.448	pg/g

SDG: A4373

Analytical Method E1668B

Sample ID	Lab Sample ID	Chemical Name	Anal Date	Result	Mod Res Report	Detect	Lab Qual	Val Qual	Reason	RL	MDL	Units
JW-EA10-SS42-120507	A4373_9894_PCB	PCB-183	7/4/2012	296	Yes	Y				1.52	0.448	pg/g
JW-EA10-SS42-120507	A4373_9894_PCB	PCB-061/070/074/076	7/4/2012	2910	Yes	Y	C			6.06	3	pg/g
JW-EA10-SS42-120507	A4373_9894_PCB	PCB-185	7/4/2012	27.3	Yes	Y				1.52	0.471	pg/g
JW-EA10-SS42-120507	A4373_9894_PCB	PCB-174	7/4/2012	450	Yes	Y				1.52	0.504	pg/g
JW-EA10-SS42-120507	A4373_9894_PCB	PCB-027	7/4/2012	7.71	Yes	Y				1.52	0.593	pg/g
JW-EA10-SS42-120507	A4373_9894_PCB	PCB-041	7/4/2012	19.4	Yes	Y				1.52	0.572	pg/g
JW-EA10-SS42-120507	A4373_9894_PCB	PCB-017	7/4/2012	35.1	Yes	Y				1.52	0.811	pg/g
JW-EA10-SS42-120507	A4373_9894_PCB	PCB-018/030	7/4/2012	73.8	Yes	Y	C			3.03	0.684	pg/g
JW-EA10-SS42-120507	A4373_9894_PCB	PCB-019	7/4/2012	6.38	Yes	Y				1.52	0.943	pg/g
JW-EA10-SS42-120507	A4373_9894_PCB	PCB-020/028	7/4/2012	195	Yes	Y	C			3.03	0.577	pg/g
JW-EA10-SS42-120507	A4373_9894_PCB	PCB-021/033	7/4/2012	73.4	Yes	Y	C			3.03	0.569	pg/g
JW-EA10-SS42-120507	A4373_9894_PCB	PCB-022	7/4/2012	57.2	Yes	Y				1.52	0.614	pg/g
JW-EA10-SS42-120507	A4373_9894_PCB	PCB-023	7/4/2012	0.569	Yes	N	U			1.52	0.569	pg/g
JW-EA10-SS42-120507	A4373_9894_PCB	PCB-024	7/4/2012	1.01	Yes	Y	J			1.52	0.617	pg/g
JW-EA10-SS42-120507	A4373_9894_PCB	PCB-015	7/4/2012	43.1	Yes	Y				1.52	1.44	pg/g
JW-EA10-SS42-120507	A4373_9894_PCB	PCB-026/029	7/4/2012	31.6	Yes	Y	C			3.03	0.571	pg/g
JW-EA10-SS42-120507	A4373_9894_PCB	PCB-158	7/4/2012	840	Yes	Y				1.52	0.184	pg/g
JW-EA10-SS42-120507	A4373_9894_PCB	PCB-031	7/4/2012	159	Yes	Y				1.52	0.556	pg/g
JW-EA10-SS42-120507	A4373_9894_PCB	PCB-032	7/4/2012	34.4	Yes	Y				1.52	0.57	pg/g
JW-EA10-SS42-120507	A4373_9894_PCB	PCB-034	7/4/2012	0.991	Yes	Y	J			1.52	0.588	pg/g
JW-EA10-SS42-120507	A4373_9894_PCB	PCB-035	7/4/2012	6.73	Yes	Y				1.52	0.602	pg/g
JW-EA10-SS42-120507	A4373_9894_PCB	PCB-036	7/4/2012	1.93	Yes	Y				1.52	0.551	pg/g
JW-EA10-SS42-120507	A4373_9894_PCB	PCB-037	7/4/2012	85.4	Yes	Y				1.52	0.763	pg/g
JW-EA10-SS42-120507	A4373_9894_PCB	PCB-038	7/4/2012	0.595	Yes	N	U			1.52	0.595	pg/g
JW-EA10-SS42-120507	A4373_9894_PCB	PCB-039	7/4/2012	0.532	Yes	N	U			1.52	0.532	pg/g

SDG: A4373

Analytical Method E1668B

Sample ID	Lab Sample ID	Chemical Name	Anal Date	Result	Mod Res Report	Detect	Lab Qual	Val Qual	Reason	RL	MDL	Units
JW-EA10-SS42-120507	A4373_9894_PCB	PCB-040/071	7/4/2012	233	Yes	Y	C			3.03	0.485	pg/g
JW-EA10-SS42-120507	A4373_9894_PCB	PCB-025	7/4/2012	15	Yes	Y				1.52	0.568	pg/g
JW-EA10-SS42-120507	A4373_9894_PCB	PCB-003	7/4/2012	17.3	Yes	Y	J	5		1.52	0.808	pg/g
JW-EA10-SS42-120507	A4373_9894_PCB	PCB-103	7/4/2012	16.9	Yes	Y				1.52	0.959	pg/g
JW-EA10-SS42-120507	A4373_9894_PCB	"Trichlorobiphenyl homologs (Total reported, not calculated)"	7/4/2012	816	Yes	Y				0	0.853	pg/g
JW-EA10-SS42-120507	A4373_9894_PCB	"Pentachlorobiphenyl homologs (Total reported, not calculated)"	7/4/2012	42800	Yes	Y				0	0.68	pg/g
JW-EA10-SS42-120507	A4373_9894_PCB	"Hexachlorobiphenyl homologs (Total reported, not calculated)"	7/4/2012	28000	Yes	Y				0	0.523	pg/g
JW-EA10-SS42-120507	A4373_9894_PCB	"Tetrachlorobiphenyl homologs (Total reported, not calculated)"	7/4/2012	9240	Yes	Y				0	1.63	pg/g
JW-EA10-SS42-120507	A4373_9894_PCB	"Monochlorobiphenyl homologs (Total reported, not calculated)"	7/4/2012	43.4	Yes	Y	J	5		0	0.745	pg/g
JW-EA10-SS42-120507	A4373_9894_PCB	"Heptachlorobiphenyl homologs (Total reported, not calculated)"	7/4/2012	3890	Yes	Y				0	0.414	pg/g
JW-EA10-SS42-120507	A4373_9894_PCB	"Nonachlorobiphenyl homologs (Total reported, not calculated)"	7/4/2012	211	Yes	Y				0	1.19	pg/g
JW-EA10-SS42-120507	A4373_9894_PCB	"Octachlorobiphenyl homologs (Total reported, not calculated)"	7/4/2012	825	Yes	Y				0	0.439	pg/g
JW-EA10-SS42-120507	A4373_9894_PCB	"Dichlorobiphenyl homologs (Total reported, not calculated)"	7/4/2012	250	Yes	Y	EMPC	J	23	0	1.91	pg/g
JW-EA10-SS42-120507	A4373_9894_PCB	PCB-002	7/4/2012	9.65	Yes	Y				1.52	0.593	pg/g
JW-EA10-SS42-120507	A4373_9894_PCB	PCB-016	7/4/2012	31.7	Yes	Y				1.52	1.06	pg/g
JW-EA10-SS42-120507	A4373_9894_PCB	PCB-004	7/4/2012	13.4	Yes	Y				1.52	2.39	pg/g
JW-EA10-SS42-120507	A4373_9894_PCB	PCB-005	7/4/2012	1.32	Yes	N	U			1.52	1.32	pg/g
JW-EA10-SS42-120507	A4373_9894_PCB	PCB-006	7/4/2012	7.94	Yes	Y				1.52	1.33	pg/g
JW-EA10-SS42-120507	A4373_9894_PCB	PCB-007	7/4/2012	1.42	Yes	Y	J			1.52	1.25	pg/g
JW-EA10-SS42-120507	A4373_9894_PCB	PCB-008	7/4/2012	37.2	Yes	Y				1.52	1.32	pg/g
JW-EA10-SS42-120507	A4373_9894_PCB	PCB-009	7/4/2012	1.69	Yes	Y	EMPC	J	23	1.52	1.44	pg/g
JW-EA10-SS42-120507	A4373_9894_PCB	PCB-010	7/4/2012	1.34	Yes	N	U			1.52	1.34	pg/g

SDG: A4373

Analytical Method E1668B

Sample ID	Lab Sample ID	Chemical Name	Anal Date	Result	Mod Res Report	Detect	Lab Qual	Val Qual	Reason	RL	MDL	Units
JW-EA10-SS42-120507	A4373_9894_PCB	PCB-011	7/4/2012	140	Yes	Y				1.52	1.29	pg/g
JW-EA10-SS42-120507	A4373_9894_PCB	PCB-012/013	7/4/2012	5.31	Yes	Y	C			3.03	1.28	pg/g
JW-EA10-SS42-120507	A4373_9894_PCB	PCB-001	7/4/2012	16.4	Yes	Y		J	5	1.52	0.681	pg/g
JW-EA10-SS42-120507	A4373_9894_PCB	PCB-092	7/4/2012	1280	Yes	Y				1.52	1.09	pg/g
JW-EA10-SS42-120507	A4373_9894_PCB	PCB-077	7/4/2012	52.4	Yes	Y				1.52	3.6	pg/g
JW-EA10-SS42-120507	A4373_9894_PCB	PCB-078	7/4/2012	3.34	Yes	N	U			1.52	3.34	pg/g
JW-EA10-SS42-120507	A4373_9894_PCB	PCB-079	7/4/2012	52.6	Yes	Y				1.52	2.7	pg/g
JW-EA10-SS42-120507	A4373_9894_PCB	PCB-080	7/4/2012	2.75	Yes	N	U			1.52	2.75	pg/g
JW-EA10-SS42-120507	A4373_9894_PCB	PCB-081	7/4/2012	2.73	Yes	Y				1.52	3.21	pg/g
JW-EA10-SS42-120507	A4373_9894_PCB	PCB-082	7/4/2012	783	Yes	Y				1.52	1.3	pg/g
JW-EA10-SS42-120507	A4373_9894_PCB	PCB-083	7/4/2012	356	Yes	Y				1.52	1.23	pg/g
JW-EA10-SS42-120507	A4373_9894_PCB	PCB-084	7/4/2012	1600	Yes	Y				1.52	1.2	pg/g
JW-EA10-SS42-120507	A4373_9894_PCB	PCB-088	7/4/2012	1.12	Yes	N	U			1.52	1.12	pg/g
JW-EA10-SS42-120507	A4373_9894_PCB	PCB-073	7/4/2012	0.382	Yes	N	U			1.52	0.382	pg/g
JW-EA10-SS42-120507	A4373_9894_PCB	PCB-091	7/4/2012	696	Yes	Y				1.52	0.959	pg/g
JW-EA10-SS42-120507	A4373_9894_PCB	PCB-085/116	7/4/2012	1060	Yes	Y	C			3.03	0.907	pg/g
JW-EA10-SS42-120507	A4373_9894_PCB	PCB-093/100	7/4/2012	1.04	Yes	N	C U			3.03	1.04	pg/g
JW-EA10-SS42-120507	A4373_9894_PCB	PCB-094	7/4/2012	11.6	Yes	Y				1.52	1.11	pg/g
JW-EA10-SS42-120507	A4373_9894_PCB	PCB-095	7/4/2012	2550	Yes	Y				1.52	1.04	pg/g
JW-EA10-SS42-120507	A4373_9894_PCB	PCB-096	7/4/2012	20.7	Yes	Y				1.52	0.2	pg/g
JW-EA10-SS42-120507	A4373_9894_PCB	PCB-098	7/4/2012	134	Yes	Y				1.52	1.11	pg/g
JW-EA10-SS42-120507	A4373_9894_PCB	PCB-099	7/4/2012	3310	Yes	Y				1.52	1.02	pg/g
JW-EA10-SS42-120507	A4373_9894_PCB	PCB-042	7/4/2012	104	Yes	Y				1.52	0.536	pg/g
JW-EA10-SS42-120507	A4373_9894_PCB	PCB-014	7/4/2012	1.1	Yes	N	U			1.52	1.1	pg/g
JW-EA10-SS42-120507	A4373_9894_PCB	PCB-102	7/4/2012	19.1	Yes	Y				1.52	0.923	pg/g

SDG: A4373

Analytical Method E1668B

Sample ID	Lab Sample ID	Chemical Name	Anal Date	Result	Mod Res Report	Detect	Lab Qual	Val Qual	Reason	RL	MDL	Units
JW-EA10-SS42-120507	A4373_9894_PCB	PCB-090/101/113	7/4/2012	6980	Yes	Y	C			4.55	0.92	pg/g
JW-EA10-SS42-120507	A4373_9894_PCB	PCB-045	7/4/2012	23.5	Yes	Y				1.52	0.553	pg/g
JW-EA10-SS42-120507	A4373_9894_PCB	PCB-043	7/4/2012	10.7	Yes	Y				1.52	0.551	pg/g
JW-EA10-SS42-120507	A4373_9894_PCB	PCB-089	7/4/2012	38.3	Yes	Y				1.52	1.15	pg/g
JW-EA10-SS42-120507	A4373_9894_PCB	PCB-044/047/065	7/4/2012	938	Yes	Y	C			4.55	0.458	pg/g
JW-EA10-SS42-120507	A4373_9894_PCB	PCB-072	7/4/2012	5.26	Yes	Y				1.52	2.93	pg/g
JW-EA10-SS42-120507	A4373_9894_PCB	PCB-046	7/4/2012	10.7	Yes	Y				1.52	0.592	pg/g
JW-EA10-SS42-120507	A4373_9894_PCB	PCB-048	7/4/2012	57.3	Yes	Y				1.52	0.49	pg/g
JW-EA10-SS42-120507	A4373_9894_PCB	PCB-049/069	7/4/2012	523	Yes	Y	C			3.03	0.405	pg/g
JW-EA10-SS42-120507	A4373_9894_PCB	PCB-050/053	7/4/2012	45.4	Yes	Y	C			3.03	0.487	pg/g
JW-EA10-SS42-120507	A4373_9894_PCB	PCB-051	7/4/2012	7.75	Yes	Y				1.52	0.497	pg/g
JW-EA10-SS42-120507	A4373_9894_PCB	PCB-052	7/4/2012	2450	Yes	Y				1.52	0.494	pg/g
JW-EA10-SS42-120507	A4373_9894_PCB	PCB-054	7/4/2012	0.35	Yes	N	U			1.52	0.35	pg/g
JW-EA10-SS42-120507	A4373_9894_PCB	PCB-055	7/4/2012	3.06	Yes	N	U			1.52	3.06	pg/g
JW-EA10-SS42-120507	A4373_9894_PCB	PCB-066	7/4/2012	883	Yes	Y				1.52	3.23	pg/g
JW-EA10-SS42-120507	A4373_9894_PCB	PCB-056	7/4/2012	328	Yes	Y				1.52	3.24	pg/g
JW-EA10-SS42-120507	A4373_9894_PCB	PCB-067	7/4/2012	2.87	Yes	N	U			1.52	2.87	pg/g
JW-EA10-SS42-120507	A4373_9894_PCB	PCB-064	7/4/2012	313	Yes	Y				1.52	0.34	pg/g
JW-EA10-SS42-120507	A4373_9894_PCB	PCB-063	7/4/2012	29.9	Yes	Y				1.52	2.84	pg/g
JW-EA10-SS42-120507	A4373_9894_PCB	PCB-060	7/4/2012	137	Yes	Y				1.52	3.1	pg/g
JW-EA10-SS42-120507	A4373_9894_PCB	PCB-059/062/075	7/4/2012	24.9	Yes	Y	C			4.55	0.362	pg/g
JW-EA10-SS42-120507	A4373_9894_PCB	PCB-058	7/4/2012	73.5	Yes	Y				1.52	2.99	pg/g
JW-EA10-SS42-120507	A4373_9894_PCB	PCB-057	7/4/2012	3.07	Yes	N	U			1.52	3.07	pg/g
JW-EA10-SS42-120507	A4373_9894_PCB	PCB-068	7/4/2012	2.39	Yes	Y				1.52	2.76	pg/g
JW-EA10-SS43-120507	A4373_9894_PCB	PCB-137	7/3/2012	287	Yes	Y				1.81	0.285	pg/g

SDG: A4373

Analytical Method E1668B

Sample ID	Lab Sample ID	Chemical Name	Anal Date	Result	Mod Res	Report	Detect	Lab Qual	Val Qual	Reason	RL	MDL	Units
JW-EA10-SS43-120507	A4373_9894_PCB	PCB-155	7/3/2012	0.175		Yes	N	U			1.81	0.175	pg/g
JW-EA10-SS43-120507	A4373_9894_PCB	PCB-146	7/3/2012	509		Yes	Y				1.81	0.252	pg/g
JW-EA10-SS43-120507	A4373_9894_PCB	PCB-139/140	7/3/2012	92.9		Yes	Y	C			3.61	0.258	pg/g
JW-EA10-SS43-120507	A4373_9894_PCB	PCB-141	7/3/2012	660		Yes	Y				1.81	0.266	pg/g
JW-EA10-SS43-120507	A4373_9894_PCB	PCB-136	7/3/2012	458		Yes	Y				1.81	0.189	pg/g
JW-EA10-SS43-120507	A4373_9894_PCB	PCB-142	7/3/2012	0.293		Yes	N	U			1.81	0.293	pg/g
JW-EA10-SS43-120507	A4373_9894_PCB	PCB-143	7/3/2012	0.269		Yes	N	U			1.81	0.269	pg/g
JW-EA10-SS43-120507	A4373_9894_PCB	PCB-144	7/3/2012	164		Yes	Y				1.81	0.252	pg/g
JW-EA10-SS43-120507	A4373_9894_PCB	PCB-145	7/3/2012	1.64		Yes	Y	J	EMPC	J	23	0.186	pg/g
JW-EA10-SS43-120507	A4373_9894_PCB	PCB-147/149	7/3/2012	2750		Yes	Y	C			3.61	0.246	pg/g
JW-EA10-SS43-120507	A4373_9894_PCB	PCB-148	7/3/2012	2.41		Yes	Y				1.81	0.248	pg/g
JW-EA10-SS43-120507	A4373_9894_PCB	PCB-150	7/3/2012	3.4		Yes	Y				1.81	0.18	pg/g
JW-EA10-SS43-120507	A4373_9894_PCB	PCB-152	7/3/2012	3.63		Yes	Y				1.81	0.175	pg/g
JW-EA10-SS43-120507	A4373_9894_PCB	PCB-160	7/3/2012	0.216		Yes	N	U			1.81	0.216	pg/g
JW-EA10-SS43-120507	A4373_9894_PCB	PCB-154	7/3/2012	0.222		Yes	N	U			1.81	0.222	pg/g
JW-EA10-SS43-120507	A4373_9894_PCB	PCB-156/157	7/3/2012	694		Yes	Y	C			3.61	0.725	pg/g
JW-EA10-SS43-120507	A4373_9894_PCB	PCB-158	7/3/2012	544		Yes	Y				1.81	0.203	pg/g
JW-EA10-SS43-120507	A4373_9894_PCB	PCB-105	7/3/2012	1850		Yes	Y				1.81	1.01	pg/g
JW-EA10-SS43-120507	A4373_9894_PCB	PCB-135/151	7/3/2012	996		Yes	Y	C			3.61	0.256	pg/g
JW-EA10-SS43-120507	A4373_9894_PCB	PCB-153/168	7/3/2012	3160		Yes	Y	C			3.61	0.214	pg/g
JW-EA10-SS43-120507	A4373_9894_PCB	PCB-122	7/3/2012	47.4		Yes	Y				1.81	0.843	pg/g
JW-EA10-SS43-120507	A4373_9894_PCB	PCB-106	7/3/2012	0.925		Yes	N	U			1.81	0.925	pg/g
JW-EA10-SS43-120507	A4373_9894_PCB	PCB-108/124	7/3/2012	193		Yes	Y	C			3.61	0.88	pg/g
JW-EA10-SS43-120507	A4373_9894_PCB	PCB-110	7/3/2012	6050		Yes	Y				1.81	0.856	pg/g
JW-EA10-SS43-120507	A4373_9894_PCB	PCB-111	7/3/2012	0.819		Yes	N	U			1.81	0.819	pg/g

SDG: A4373

Analytical Method E1668B

Sample ID	Lab Sample ID	Chemical Name	Anal Date	Result	Mod Res Report	Detect	Lab Qual	Val Qual	Reason	RL	MDL	Units
JW-EA10-SS43-120507	A4373_9894_PCB	PCB-112	7/3/2012	2.58	Yes	Y	EMPC	J	23	1.81	0.784	pg/g
JW-EA10-SS43-120507	A4373_9894_PCB	PCB-114	7/3/2012	88	Yes	Y				1.81	0.739	pg/g
JW-EA10-SS43-120507	A4373_9894_PCB	PCB-115	7/3/2012	0.803	Yes	N	U			1.81	0.803	pg/g
JW-EA10-SS43-120507	A4373_9894_PCB	PCB-117	7/3/2012	0.849	Yes	N	U			1.81	0.849	pg/g
JW-EA10-SS43-120507	A4373_9894_PCB	PCB-118	7/3/2012	4580	Yes	Y				1.81	0.784	pg/g
JW-EA10-SS43-120507	A4373_9894_PCB	PCB-107	7/3/2012	305	Yes	Y				1.81	0.8	pg/g
JW-EA10-SS43-120507	A4373_9894_PCB	PCB-121	7/3/2012	0.762	Yes	N	U			1.81	0.762	pg/g
JW-EA10-SS43-120507	A4373_9894_PCB	PCB-134	7/3/2012	255	Yes	Y				1.81	0.289	pg/g
JW-EA10-SS43-120507	A4373_9894_PCB	PCB-123	7/3/2012	72.3	Yes	Y				1.81	0.832	pg/g
JW-EA10-SS43-120507	A4373_9894_PCB	PCB-126	7/3/2012	6.09	Yes	Y				1.81	0.533	pg/g
JW-EA10-SS43-120507	A4373_9894_PCB	PCB-127	7/3/2012	1.14	Yes	N	U			1.81	1.14	pg/g
JW-EA10-SS43-120507	A4373_9894_PCB	PCB-128/166	7/3/2012	888	Yes	Y	C			3.61	0.62	pg/g
JW-EA10-SS43-120507	A4373_9894_PCB	PCB-129/138/163	7/3/2012	5050	Yes	Y	C			5.42	0.256	pg/g
JW-EA10-SS43-120507	A4373_9894_PCB	PCB-130	7/3/2012	311	Yes	Y				1.81	0.302	pg/g
JW-EA10-SS43-120507	A4373_9894_PCB	PCB-131	7/3/2012	74.9	Yes	Y				1.81	0.293	pg/g
JW-EA10-SS43-120507	A4373_9894_PCB	PCB-132	7/3/2012	1550	Yes	Y				1.81	0.288	pg/g
JW-EA10-SS43-120507	A4373_9894_PCB	PCB-133	7/3/2012	50.8	Yes	Y				1.81	0.268	pg/g
JW-EA10-SS43-120507	A4373_9894_PCB	PCB-120	7/3/2012	0.767	Yes	N	U			1.81	0.767	pg/g
JW-EA10-SS43-120507	A4373_9894_PCB	PCB-203	7/3/2012	330	Yes	Y				1.81	0.44	pg/g
JW-EA10-SS43-120507	A4373_9894_PCB	PCB-061/070/074/076	7/3/2012	2550	Yes	Y	C			7.22	1.92	pg/g
JW-EA10-SS43-120507	A4373_9894_PCB	PCB-191	7/3/2012	19.6	Yes	Y				1.81	0.379	pg/g
JW-EA10-SS43-120507	A4373_9894_PCB	PCB-192	7/3/2012	0.384	Yes	N	U			1.81	0.384	pg/g
JW-EA10-SS43-120507	A4373_9894_PCB	PCB-194	7/3/2012	331	Yes	Y				1.81	0.617	pg/g
JW-EA10-SS43-120507	A4373_9894_PCB	PCB-195	7/3/2012	86.6	Yes	Y				1.81	0.591	pg/g
JW-EA10-SS43-120507	A4373_9894_PCB	PCB-196	7/3/2012	144	Yes	Y				1.81	0.472	pg/g

SDG: A4373

Analytical Method E1668B

Sample ID	Lab Sample ID	Chemical Name	Anal Date	Result	Mod Res Report	Detect	Lab Qual	Val Qual	Reason	RL	MDL	Units
JW-EA10-SS43-120507	A4373_9894_PCB	PCB-197	7/3/2012	2.75	Yes	Y				1.81	0.278	pg/g
JW-EA10-SS43-120507	A4373_9894_PCB	PCB-198/199	7/3/2012	563	Yes	Y	C			3.61	0.478	pg/g
JW-EA10-SS43-120507	A4373_9894_PCB	PCB-200	7/3/2012	40	Yes	Y				1.81	0.305	pg/g
JW-EA10-SS43-120507	A4373_9894_PCB	PCB-189	7/3/2012	25.5	Yes	Y				1.81	0.433	pg/g
JW-EA10-SS43-120507	A4373_9894_PCB	PCB-202	7/3/2012	127	Yes	Y				1.81	0.346	pg/g
JW-EA10-SS43-120507	A4373_9894_PCB	PCB-188	7/3/2012	0.65	Yes	Y	J			1.81	0.22	pg/g
JW-EA10-SS43-120507	A4373_9894_PCB	PCB-204	7/3/2012	0.315	Yes	N	U			1.81	0.315	pg/g
JW-EA10-SS43-120507	A4373_9894_PCB	PCB-205	7/3/2012	9.67	Yes	Y				1.81	0.43	pg/g
JW-EA10-SS43-120507	A4373_9894_PCB	PCB-206	7/3/2012	829	Yes	Y				1.81	1.79	pg/g
JW-EA10-SS43-120507	A4373_9894_PCB	PCB-207	7/3/2012	76.8	Yes	Y				1.81	1.06	pg/g
JW-EA10-SS43-120507	A4373_9894_PCB	PCB-208	7/3/2012	280	Yes	Y				1.81	1.06	pg/g
JW-EA10-SS43-120507	A4373_9894_PCB	PCB-209	7/3/2012	187	Yes	Y				1.81	0.623	pg/g
JW-EA10-SS43-120507	A4373_9894_PCB	PCB-104	7/3/2012	0.225	Yes	N	U			1.81	0.225	pg/g
JW-EA10-SS43-120507	A4373_9894_PCB	PCB-086/087/097/109/119/125	7/3/2012	3350	Yes	Y	C			10.8	0.933	pg/g
JW-EA10-SS43-120507	A4373_9894_PCB	PCB-159	7/3/2012	18.2	Yes	Y				1.81	0.5	pg/g
JW-EA10-SS43-120507	A4373_9894_PCB	PCB-201	7/3/2012	42.3	Yes	Y				1.81	0.282	pg/g
JW-EA10-SS43-120507	A4373_9894_PCB	PCB-178	7/3/2012	87.1	Yes	Y				1.81	0.288	pg/g
JW-EA10-SS43-120507	A4373_9894_PCB	PCB-164	7/3/2012	256	Yes	Y				1.81	0.199	pg/g
JW-EA10-SS43-120507	A4373_9894_PCB	PCB-165	7/3/2012	0.221	Yes	N	U			1.81	0.221	pg/g
JW-EA10-SS43-120507	A4373_9894_PCB	PCB-167	7/3/2012	178	Yes	Y				1.81	0.463	pg/g
JW-EA10-SS43-120507	A4373_9894_PCB	PCB-169	7/3/2012	4.02	Yes	Y				1.81	0.647	pg/g
JW-EA10-SS43-120507	A4373_9894_PCB	PCB-170	7/3/2012	529	Yes	Y				1.81	0.555	pg/g
JW-EA10-SS43-120507	A4373_9894_PCB	PCB-171/173	7/3/2012	173	Yes	Y	C			3.61	0.599	pg/g
JW-EA10-SS43-120507	A4373_9894_PCB	PCB-172	7/3/2012	77.4	Yes	Y				1.81	0.531	pg/g
JW-EA10-SS43-120507	A4373_9894_PCB	PCB-174	7/3/2012	462	Yes	Y				1.81	0.554	pg/g

SDG: A4373

Analytical Method E1668B

Sample ID	Lab Sample ID	Chemical Name	Anal Date	Result	Mod Res Report	Detect	Lab Qual	Val Qual	Reason	RL	MDL	Units
JW-EA10-SS43-120507	A4373_9894_PCB	PCB-175	7/3/2012	20.1	Yes	Y				1.81	0.544	pg/g
JW-EA10-SS43-120507	A4373_9894_PCB	PCB-190	7/3/2012	91.9	Yes	Y				1.81	0.423	pg/g
JW-EA10-SS43-120507	A4373_9894_PCB	PCB-177	7/3/2012	295	Yes	Y				1.81	0.647	pg/g
JW-EA10-SS43-120507	A4373_9894_PCB	PCB-162	7/3/2012	16	Yes	Y				1.81	0.533	pg/g
JW-EA10-SS43-120507	A4373_9894_PCB	PCB-179	7/3/2012	180	Yes	Y				1.81	0.224	pg/g
JW-EA10-SS43-120507	A4373_9894_PCB	PCB-180/193	7/3/2012	981	Yes	Y	C			3.61	0.456	pg/g
JW-EA10-SS43-120507	A4373_9894_PCB	PCB-181	7/3/2012	9.04	Yes	Y				1.81	0.513	pg/g
JW-EA10-SS43-120507	A4373_9894_PCB	PCB-182	7/3/2012	3.09	Yes	Y				1.81	0.491	pg/g
JW-EA10-SS43-120507	A4373_9894_PCB	PCB-183	7/3/2012	277	Yes	Y				1.81	0.492	pg/g
JW-EA10-SS43-120507	A4373_9894_PCB	PCB-184	7/3/2012	0.216	Yes	N	U			1.81	0.216	pg/g
JW-EA10-SS43-120507	A4373_9894_PCB	PCB-185	7/3/2012	40.9	Yes	Y				1.81	0.517	pg/g
JW-EA10-SS43-120507	A4373_9894_PCB	PCB-186	7/3/2012	0.209	Yes	N	U			1.81	0.209	pg/g
JW-EA10-SS43-120507	A4373_9894_PCB	PCB-187	7/3/2012	480	Yes	Y				1.81	0.504	pg/g
JW-EA10-SS43-120507	A4373_9894_PCB	PCB-176	7/3/2012	55.7	Yes	Y				1.81	0.198	pg/g
JW-EA10-SS43-120507	A4373_9894_PCB	PCB-027	7/3/2012	10.9	Yes	Y				1.81	0.633	pg/g
JW-EA10-SS43-120507	A4373_9894_PCB	PCB-041	7/3/2012	23.4	Yes	Y				1.81	0.796	pg/g
JW-EA10-SS43-120507	A4373_9894_PCB	PCB-017	7/3/2012	50.1	Yes	Y				1.81	0.866	pg/g
JW-EA10-SS43-120507	A4373_9894_PCB	PCB-018/030	7/3/2012	107	Yes	Y	C			3.61	0.731	pg/g
JW-EA10-SS43-120507	A4373_9894_PCB	PCB-019	7/3/2012	9.46	Yes	Y				1.81	1.01	pg/g
JW-EA10-SS43-120507	A4373_9894_PCB	PCB-020/028	7/3/2012	270	Yes	Y	C			3.61	0.636	pg/g
JW-EA10-SS43-120507	A4373_9894_PCB	PCB-021/033	7/3/2012	101	Yes	Y	C			3.61	0.626	pg/g
JW-EA10-SS43-120507	A4373_9894_PCB	PCB-022	7/3/2012	77.2	Yes	Y				1.81	0.677	pg/g
JW-EA10-SS43-120507	A4373_9894_PCB	PCB-023	7/3/2012	0.626	Yes	N	U			1.81	0.626	pg/g
JW-EA10-SS43-120507	A4373_9894_PCB	PCB-024	7/3/2012	1.41	Yes	Y	J			1.81	0.659	pg/g
JW-EA10-SS43-120507	A4373_9894_PCB	PCB-015	7/3/2012	58.4	Yes	Y				1.81	1.59	pg/g

SDG: A4373

Analytical Method E1668B

Sample ID	Lab Sample ID	Chemical Name	Anal Date	Result	Mod Res Report	Detect	Lab Qual	Val Qual	Reason	RL	MDL	Units
JW-EA10-SS43-120507	A4373_9894_PCB	PCB-026/029	7/3/2012	45	Yes	Y	C			3.61	0.628	pg/g
JW-EA10-SS43-120507	A4373_9894_PCB	PCB-103	7/3/2012	13	Yes	Y				1.81	0.964	pg/g
JW-EA10-SS43-120507	A4373_9894_PCB	PCB-031	7/3/2012	223	Yes	Y				1.81	0.612	pg/g
JW-EA10-SS43-120507	A4373_9894_PCB	PCB-032	7/3/2012	47.8	Yes	Y				1.81	0.609	pg/g
JW-EA10-SS43-120507	A4373_9894_PCB	PCB-034	7/3/2012	1.51	Yes	Y	J			1.81	0.647	pg/g
JW-EA10-SS43-120507	A4373_9894_PCB	PCB-035	7/3/2012	0.663	Yes	N	U			1.81	0.663	pg/g
JW-EA10-SS43-120507	A4373_9894_PCB	PCB-036	7/3/2012	2.47	Yes	Y				1.81	0.607	pg/g
JW-EA10-SS43-120507	A4373_9894_PCB	PCB-037	7/3/2012	109	Yes	Y				1.81	0.84	pg/g
JW-EA10-SS43-120507	A4373_9894_PCB	PCB-038	7/3/2012	0.655	Yes	N	U			1.81	0.655	pg/g
JW-EA10-SS43-120507	A4373_9894_PCB	PCB-039	7/3/2012	2.28	Yes	Y				1.81	0.586	pg/g
JW-EA10-SS43-120507	A4373_9894_PCB	PCB-040/071	7/3/2012	298	Yes	Y	C			3.61	0.675	pg/g
JW-EA10-SS43-120507	A4373_9894_PCB	PCB-025	7/3/2012	20.3	Yes	Y				1.81	0.625	pg/g
JW-EA10-SS43-120507	A4373_9894_PCB	PCB-003	7/3/2012	25.7	Yes	Y		J	5	1.81	0.989	pg/g
JW-EA10-SS43-120507	A4373_9894_PCB	PCB-161	7/3/2012	0.198	Yes	N	U			1.81	0.198	pg/g
JW-EA10-SS43-120507	A4373_9894_PCB	"Trichlorobiphenyl homologs (Total reported, not calculated)"	7/3/2012	1120	Yes	Y				0	0.924	pg/g
JW-EA10-SS43-120507	A4373_9894_PCB	"Pentachlorobiphenyl homologs (Total reported, not calculated)"	7/3/2012	29900	Yes	Y				0	0.687	pg/g
JW-EA10-SS43-120507	A4373_9894_PCB	"Hexachlorobiphenyl homologs (Total reported, not calculated)"	7/3/2012	19000	Yes	Y				0	0.503	pg/g
JW-EA10-SS43-120507	A4373_9894_PCB	"Tetrachlorobiphenyl homologs (Total reported, not calculated)"	7/3/2012	9210	Yes	Y				0	1.21	pg/g
JW-EA10-SS43-120507	A4373_9894_PCB	"Monochlorobiphenyl homologs (Total reported, not calculated)"	7/3/2012	59.5	Yes	Y		J	5	0	0.88	pg/g
JW-EA10-SS43-120507	A4373_9894_PCB	"Heptachlorobiphenyl homologs (Total reported, not calculated)"	7/3/2012	3810	Yes	Y				0	0.432	pg/g
JW-EA10-SS43-120507	A4373_9894_PCB	"Nonachlorobiphenyl homologs (Total reported, not calculated)"	7/3/2012	1190	Yes	Y				0	1.43	pg/g
JW-EA10-SS43-120507	A4373_9894_PCB	"Octachlorobiphenyl homologs (Total reported, not calculated)"	7/3/2012	1680	Yes	Y				0	0.388	pg/g

SDG: A4373

Analytical Method E1668B

Sample ID	Lab Sample ID	Chemical Name	Anal Date	Result	Mod Res	Report	Detect	Lab Qual	Val Qual	Reason	RL	MDL	Units
JW-EA10-SS43-120507	A4373_9894_PCB	"Dichlorobiphenyl homologs (Total reported, not calculated)"	7/3/2012	323		Yes	Y	EMPC	J	23	0	2.34	pg/g
JW-EA10-SS43-120507	A4373_9894_PCB	PCB-002	7/3/2012	12		Yes	Y				1.81	0.726	pg/g
JW-EA10-SS43-120507	A4373_9894_PCB	PCB-016	7/3/2012	43.9		Yes	Y				1.81	1.14	pg/g
JW-EA10-SS43-120507	A4373_9894_PCB	PCB-004	7/3/2012	19.5		Yes	Y				1.81	3.08	pg/g
JW-EA10-SS43-120507	A4373_9894_PCB	PCB-005	7/3/2012	1.46		Yes	N	U			1.81	1.46	pg/g
JW-EA10-SS43-120507	A4373_9894_PCB	PCB-006	7/3/2012	11.3		Yes	Y				1.81	1.48	pg/g
JW-EA10-SS43-120507	A4373_9894_PCB	PCB-007	7/3/2012	2.26		Yes	Y	EMPC	J	23	1.81	1.38	pg/g
JW-EA10-SS43-120507	A4373_9894_PCB	PCB-008	7/3/2012	50.8		Yes	Y				1.81	1.46	pg/g
JW-EA10-SS43-120507	A4373_9894_PCB	PCB-009	7/3/2012	3.24		Yes	Y				1.81	1.6	pg/g
JW-EA10-SS43-120507	A4373_9894_PCB	PCB-010	7/3/2012	1.72		Yes	N	U			1.81	1.72	pg/g
JW-EA10-SS43-120507	A4373_9894_PCB	PCB-011	7/3/2012	168		Yes	Y				1.81	1.43	pg/g
JW-EA10-SS43-120507	A4373_9894_PCB	PCB-012/013	7/3/2012	9.12		Yes	Y	C			3.61	1.41	pg/g
JW-EA10-SS43-120507	A4373_9894_PCB	PCB-001	7/3/2012	21.9		Yes	Y		J	5	1.81	0.772	pg/g
JW-EA10-SS43-120507	A4373_9894_PCB	PCB-092	7/3/2012	885		Yes	Y				1.81	1.1	pg/g
JW-EA10-SS43-120507	A4373_9894_PCB	PCB-077	7/3/2012	64.8		Yes	Y				1.81	2.21	pg/g
JW-EA10-SS43-120507	A4373_9894_PCB	PCB-078	7/3/2012	2.14		Yes	N	U			1.81	2.14	pg/g
JW-EA10-SS43-120507	A4373_9894_PCB	PCB-079	7/3/2012	35.6		Yes	Y				1.81	1.73	pg/g
JW-EA10-SS43-120507	A4373_9894_PCB	PCB-080	7/3/2012	1.76		Yes	N	U			1.81	1.76	pg/g
JW-EA10-SS43-120507	A4373_9894_PCB	PCB-081	7/3/2012	2.05		Yes	N	U			1.81	2.05	pg/g
JW-EA10-SS43-120507	A4373_9894_PCB	PCB-082	7/3/2012	550		Yes	Y				1.81	1.31	pg/g
JW-EA10-SS43-120507	A4373_9894_PCB	PCB-083	7/3/2012	246		Yes	Y				1.81	1.24	pg/g
JW-EA10-SS43-120507	A4373_9894_PCB	PCB-084	7/3/2012	1200		Yes	Y				1.81	1.2	pg/g
JW-EA10-SS43-120507	A4373_9894_PCB	PCB-088	7/3/2012	1.12		Yes	N	U			1.81	1.12	pg/g
JW-EA10-SS43-120507	A4373_9894_PCB	PCB-073	7/3/2012	0.531		Yes	N	U			1.81	0.531	pg/g
JW-EA10-SS43-120507	A4373_9894_PCB	PCB-091	7/3/2012	508		Yes	Y				1.81	0.964	pg/g

SDG: A4373

Analytical Method E1668B

Sample ID	Lab Sample ID	Chemical Name	Anal Date	Result	Mod Res Report	Detect	Lab Qual	Val Qual	Reason	RL	MDL	Units
JW-EA10-SS43-120507	A4373_9894_PCB	PCB-085/116	7/3/2012	860	Yes	Y	C			3.61	0.912	pg/g
JW-EA10-SS43-120507	A4373_9894_PCB	PCB-093/100	7/3/2012	8.88	Yes	Y	C			3.61	1.04	pg/g
JW-EA10-SS43-120507	A4373_9894_PCB	PCB-094	7/3/2012	7.95	Yes	Y				1.81	1.11	pg/g
JW-EA10-SS43-120507	A4373_9894_PCB	PCB-095	7/3/2012	1750	Yes	Y				1.81	1.04	pg/g
JW-EA10-SS43-120507	A4373_9894_PCB	PCB-096	7/3/2012	16.5	Yes	Y				1.81	0.235	pg/g
JW-EA10-SS43-120507	A4373_9894_PCB	PCB-098	7/3/2012	96.4	Yes	Y				1.81	1.11	pg/g
JW-EA10-SS43-120507	A4373_9894_PCB	PCB-099	7/3/2012	2320	Yes	Y				1.81	1.02	pg/g
JW-EA10-SS43-120507	A4373_9894_PCB	PCB-042	7/3/2012	124	Yes	Y				1.81	0.746	pg/g
JW-EA10-SS43-120507	A4373_9894_PCB	PCB-014	7/3/2012	1.22	Yes	N	U			1.81	1.22	pg/g
JW-EA10-SS43-120507	A4373_9894_PCB	PCB-102	7/3/2012	0.927	Yes	N	U			1.81	0.927	pg/g
JW-EA10-SS43-120507	A4373_9894_PCB	PCB-090/101/113	7/3/2012	4850	Yes	Y	C			5.42	0.925	pg/g
JW-EA10-SS43-120507	A4373_9894_PCB	PCB-045	7/3/2012	32.6	Yes	Y				1.81	0.769	pg/g
JW-EA10-SS43-120507	A4373_9894_PCB	PCB-043	7/3/2012	11.5	Yes	Y				1.81	0.767	pg/g
JW-EA10-SS43-120507	A4373_9894_PCB	PCB-089	7/3/2012	29.1	Yes	Y				1.81	1.15	pg/g
JW-EA10-SS43-120507	A4373_9894_PCB	PCB-044/047/065	7/3/2012	1030	Yes	Y	C			5.42	0.637	pg/g
JW-EA10-SS43-120507	A4373_9894_PCB	PCB-072	7/3/2012	8.64	Yes	Y				1.81	1.87	pg/g
JW-EA10-SS43-120507	A4373_9894_PCB	PCB-046	7/3/2012	14.2	Yes	Y				1.81	0.824	pg/g
JW-EA10-SS43-120507	A4373_9894_PCB	PCB-048	7/3/2012	65.6	Yes	Y				1.81	0.682	pg/g
JW-EA10-SS43-120507	A4373_9894_PCB	PCB-049/069	7/3/2012	578	Yes	Y	C			3.61	0.563	pg/g
JW-EA10-SS43-120507	A4373_9894_PCB	PCB-050/053	7/3/2012	59.2	Yes	Y	C			3.61	0.678	pg/g
JW-EA10-SS43-120507	A4373_9894_PCB	PCB-051	7/3/2012	10.2	Yes	Y				1.81	0.691	pg/g
JW-EA10-SS43-120507	A4373_9894_PCB	PCB-052	7/3/2012	2580	Yes	Y				1.81	0.687	pg/g
JW-EA10-SS43-120507	A4373_9894_PCB	PCB-054	7/3/2012	0.528	Yes	Y	J	EMPC	J 23	1.81	0.416	pg/g
JW-EA10-SS43-120507	A4373_9894_PCB	PCB-055	7/3/2012	1.96	Yes	N	U			1.81	1.96	pg/g
JW-EA10-SS43-120507	A4373_9894_PCB	PCB-066	7/3/2012	861	Yes	Y				1.81	2.07	pg/g

SDG: A4373

Analytical Method E1668B

Sample ID	Lab Sample ID	Chemical Name	Ancl Date	Result	Mod Res	Report	Detect	Lab Qual	Val Qual	Reason	RL	MDL	Units
JW-EA10-SS43-120507	A4373_9894_PCB	PCB-056	7/3/2012	317	Yes	Y	Y				1.81	2.08	pg/g
JW-EA10-SS43-120507	A4373_9894_PCB	PCB-067	7/3/2012	1.84	Yes	N	N	U			1.81	1.84	pg/g
JW-EA10-SS43-120507	A4373_9894_PCB	PCB-064	7/3/2012	329	Yes	Y	Y				1.81	0.473	pg/g
JW-EA10-SS43-120507	A4373_9894_PCB	PCB-063	7/3/2012	1.82	Yes	N	N	U			1.81	1.82	pg/g
JW-EA10-SS43-120507	A4373_9894_PCB	PCB-060	7/3/2012	132	Yes	Y	Y				1.81	1.98	pg/g
JW-EA10-SS43-120507	A4373_9894_PCB	PCB-059/062/075	7/3/2012	31.3	Yes	Y	Y	C			5.42	0.503	pg/g
JW-EA10-SS43-120507	A4373_9894_PCB	PCB-058	7/3/2012	47.6	Yes	Y	Y				1.81	1.92	pg/g
JW-EA10-SS43-120507	A4373_9894_PCB	PCB-057	7/3/2012	1.97	Yes	N	N	U			1.81	1.97	pg/g
JW-EA10-SS43-120507	A4373_9894_PCB	PCB-068	7/3/2012	3.91	Yes	Y	Y				1.81	1.77	pg/g
JW-EA10-SS90-120507	A4373_9894_PCB	PCB-137	7/4/2012	169	Yes	Y	Y				1.66	0.25	pg/g
JW-EA10-SS90-120507	A4373_9894_PCB	PCB-155	7/4/2012	0.154	Yes	N	N	U			1.66	0.154	pg/g
JW-EA10-SS90-120507	A4373_9894_PCB	PCB-146	7/4/2012	301	Yes	Y	Y				1.66	0.221	pg/g
JW-EA10-SS90-120507	A4373_9894_PCB	PCB-139/140	7/4/2012	50	Yes	Y	Y	C			3.32	0.227	pg/g
JW-EA10-SS90-120507	A4373_9894_PCB	PCB-141	7/4/2012	333	Yes	Y	Y				1.66	0.234	pg/g
JW-EA10-SS90-120507	A4373_9894_PCB	PCB-136	7/4/2012	219	Yes	Y	Y				1.66	0.166	pg/g
JW-EA10-SS90-120507	A4373_9894_PCB	PCB-142	7/4/2012	0.257	Yes	N	N	U			1.66	0.257	pg/g
JW-EA10-SS90-120507	A4373_9894_PCB	PCB-143	7/4/2012	6.95	Yes	Y	Y				1.66	0.237	pg/g
JW-EA10-SS90-120507	A4373_9894_PCB	PCB-144	7/4/2012	82	Yes	Y	Y				1.66	0.221	pg/g
JW-EA10-SS90-120507	A4373_9894_PCB	PCB-145	7/4/2012	0.838	Yes	Y	Y	J			1.66	0.164	pg/g
JW-EA10-SS90-120507	A4373_9894_PCB	PCB-147/149	7/4/2012	1430	Yes	Y	Y	C			3.32	0.216	pg/g
JW-EA10-SS90-120507	A4373_9894_PCB	PCB-148	7/4/2012	2.15	Yes	Y	Y				1.66	0.217	pg/g
JW-EA10-SS90-120507	A4373_9894_PCB	PCB-150	7/4/2012	2.19	Yes	Y	Y				1.66	0.158	pg/g
JW-EA10-SS90-120507	A4373_9894_PCB	PCB-152	7/4/2012	1.97	Yes	Y	Y				1.66	0.154	pg/g
JW-EA10-SS90-120507	A4373_9894_PCB	PCB-159	7/4/2012	0.605	Yes	N	N	U			1.66	0.605	pg/g
JW-EA10-SS90-120507	A4373_9894_PCB	PCB-154	7/4/2012	20.3	Yes	Y	Y				1.66	0.195	pg/g

SDG: A4373

Analytical Method E1668B

Sample ID	Lab Sample ID	Chemical Name	Anal Date	Result	Mod Res Report	Detect	Lab Qual	Val Qual	Reason	RL	MDL	Units
JW-EA10-SS90-120507	A4373_9894_PCB	PCB-156/157	7/4/2012	345	Yes	Y	C			3.32	0.802	pg/g
JW-EA10-SS90-120507	A4373_9894_PCB	PCB-158	7/4/2012	288	Yes	Y				1.66	0.179	pg/g
JW-EA10-SS90-120507	A4373_9894_PCB	PCB-105	7/4/2012	930	Yes	Y				1.66	0.88	pg/g
JW-EA10-SS90-120507	A4373_9894_PCB	PCB-135/151	7/4/2012	540	Yes	Y	C			3.32	0.225	pg/g
JW-EA10-SS90-120507	A4373_9894_PCB	PCB-153/168	7/4/2012	1750	Yes	Y	C			3.32	0.188	pg/g
JW-EA10-SS90-120507	A4373_9894_PCB	PCB-122	7/4/2012	23.8	Yes	Y				1.66	0.712	pg/g
JW-EA10-SS90-120507	A4373_9894_PCB	PCB-106	7/4/2012	0.761	Yes	N	U			1.66	0.761	pg/g
JW-EA10-SS90-120507	A4373_9894_PCB	PCB-108/124	7/4/2012	101	Yes	Y	C			3.32	0.724	pg/g
JW-EA10-SS90-120507	A4373_9894_PCB	PCB-110	7/4/2012	3060	Yes	Y				1.66	0.704	pg/g
JW-EA10-SS90-120507	A4373_9894_PCB	PCB-111	7/4/2012	1.72	Yes	Y				1.66	0.673	pg/g
JW-EA10-SS90-120507	A4373_9894_PCB	PCB-112	7/4/2012	0.644	Yes	N	U			1.66	0.644	pg/g
JW-EA10-SS90-120507	A4373_9894_PCB	PCB-114	7/4/2012	45.9	Yes	Y				1.66	0.624	pg/g
JW-EA10-SS90-120507	A4373_9894_PCB	PCB-115	7/4/2012	0.66	Yes	N	U			1.66	0.66	pg/g
JW-EA10-SS90-120507	A4373_9894_PCB	PCB-117	7/4/2012	68.9	Yes	Y				1.66	0.698	pg/g
JW-EA10-SS90-120507	A4373_9894_PCB	PCB-118	7/4/2012	2450	Yes	Y				1.66	0.665	pg/g
JW-EA10-SS90-120507	A4373_9894_PCB	PCB-107	7/4/2012	181	Yes	Y				1.66	0.657	pg/g
JW-EA10-SS90-120507	A4373_9894_PCB	PCB-121	7/4/2012	0.626	Yes	N	U			1.66	0.626	pg/g
JW-EA10-SS90-120507	A4373_9894_PCB	PCB-134	7/4/2012	120	Yes	Y				1.66	0.254	pg/g
JW-EA10-SS90-120507	A4373_9894_PCB	PCB-123	7/4/2012	40	Yes	Y				1.66	0.684	pg/g
JW-EA10-SS90-120507	A4373_9894_PCB	PCB-126	7/4/2012	5.29	Yes	Y				1.66	0.629	pg/g
JW-EA10-SS90-120507	A4373_9894_PCB	PCB-127	7/4/2012	0.996	Yes	N	U			1.66	0.996	pg/g
JW-EA10-SS90-120507	A4373_9894_PCB	PCB-128/166	7/4/2012	486	Yes	Y	C			3.32	0.751	pg/g
JW-EA10-SS90-120507	A4373_9894_PCB	PCB-129/138/163	7/4/2012	2720	Yes	Y	C			4.98	0.225	pg/g
JW-EA10-SS90-120507	A4373_9894_PCB	PCB-130	7/4/2012	181	Yes	Y				1.66	0.265	pg/g
JW-EA10-SS90-120507	A4373_9894_PCB	PCB-131	7/4/2012	35.7	Yes	Y				1.66	0.257	pg/g

SDG: A4373

Analytical Method E1668B

Sample ID	Lab Sample ID	Chemical Name	Anal Date	Result	Mod Res Report	Detect	Lab Qual	Val Qual	Reason	RL	MDL	Units
JW-EA10-SS90-120507	A4373_9894_PCB	PCB-132	7/4/2012	764	Yes	Y				1.66	0.253	pg/g
JW-EA10-SS90-120507	A4373_9894_PCB	PCB-133	7/4/2012	31.4	Yes	Y				1.66	0.235	pg/g
JW-EA10-SS90-120507	A4373_9894_PCB	PCB-120	7/4/2012	0.63	Yes	N	U			1.66	0.63	pg/g
JW-EA10-SS90-120507	A4373_9894_PCB	PCB-202	7/4/2012	75.3	Yes	Y				1.66	0.335	pg/g
JW-EA10-SS90-120507	A4373_9894_PCB	PCB-189	7/4/2012	14.4	Yes	Y				1.66	0.388	pg/g
JW-EA10-SS90-120507	A4373_9894_PCB	PCB-190	7/4/2012	47.8	Yes	Y				1.66	0.3	pg/g
JW-EA10-SS90-120507	A4373_9894_PCB	PCB-191	7/4/2012	10.1	Yes	Y				1.66	0.269	pg/g
JW-EA10-SS90-120507	A4373_9894_PCB	PCB-192	7/4/2012	0.272	Yes	N	U			1.66	0.272	pg/g
JW-EA10-SS90-120507	A4373_9894_PCB	PCB-194	7/4/2012	240	Yes	Y				1.66	0.889	pg/g
JW-EA10-SS90-120507	A4373_9894_PCB	PCB-195	7/4/2012	56.8	Yes	Y				1.66	0.852	pg/g
JW-EA10-SS90-120507	A4373_9894_PCB	PCB-196	7/4/2012	99	Yes	Y				1.66	0.456	pg/g
JW-EA10-SS90-120507	A4373_9894_PCB	PCB-197	7/4/2012	2.57	Yes	Y				1.66	0.268	pg/g
JW-EA10-SS90-120507	A4373_9894_PCB	PCB-198/199	7/4/2012	324	Yes	Y	C			3.32	0.462	pg/g
JW-EA10-SS90-120507	A4373_9894_PCB	PCB-209	7/4/2012	54.9	Yes	Y				1.66	0.682	pg/g
JW-EA10-SS90-120507	A4373_9894_PCB	PCB-201	7/4/2012	28.2	Yes	Y				1.66	0.272	pg/g
JW-EA10-SS90-120507	A4373_9894_PCB	PCB-186	7/4/2012	0.174	Yes	N	U			1.66	0.174	pg/g
JW-EA10-SS90-120507	A4373_9894_PCB	PCB-203	7/4/2012	210	Yes	Y				1.66	0.425	pg/g
JW-EA10-SS90-120507	A4373_9894_PCB	PCB-204	7/4/2012	0.305	Yes	N	U			1.66	0.305	pg/g
JW-EA10-SS90-120507	A4373_9894_PCB	PCB-205	7/4/2012	6.17	Yes	Y				1.66	0.62	pg/g
JW-EA10-SS90-120507	A4373_9894_PCB	PCB-206	7/4/2012	279	Yes	Y				1.66	1.42	pg/g
JW-EA10-SS90-120507	A4373_9894_PCB	PCB-207	7/4/2012	26.4	Yes	Y				1.66	0.733	pg/g
JW-EA10-SS90-120507	A4373_9894_PCB	PCB-208	7/4/2012	65.4	Yes	Y				1.66	0.729	pg/g
JW-EA10-SS90-120507	A4373_9894_PCB	PCB-104	7/4/2012	0.183	Yes	N	U			1.66	0.183	pg/g
JW-EA10-SS90-120507	A4373_9894_PCB	PCB-061/070/074/076	7/4/2012	1530	Yes	Y	C			6.63	1.38	pg/g
JW-EA10-SS90-120507	A4373_9894_PCB	PCB-041	7/4/2012	49.1	Yes	Y				1.66	0.621	pg/g

SDG: A4373

Analytical Method E1668B

Sample ID	Lab Sample ID	Chemical Name	Anal Date	Result	Mod Res Report	Detect	Lab Qual	Val Qual	Reason	RL	MDL	Units
JW-EA10-SS90-120507	A4373_9894_PCB	PCB-200	7/4/2012	22	Yes	Y				1.66	0.295	pg/g
JW-EA10-SS90-120507	A4373_9894_PCB	PCB-176	7/4/2012	29.9	Yes	Y				1.66	0.165	pg/g
JW-EA10-SS90-120507	A4373_9894_PCB	PCB-161	7/4/2012	0.174	Yes	N	U			1.66	0.174	pg/g
JW-EA10-SS90-120507	A4373_9894_PCB	PCB-162	7/4/2012	8.93	Yes	Y				1.66	0.645	pg/g
JW-EA10-SS90-120507	A4373_9894_PCB	PCB-164	7/4/2012	145	Yes	Y				1.66	0.175	pg/g
JW-EA10-SS90-120507	A4373_9894_PCB	PCB-165	7/4/2012	0.194	Yes	N	U			1.66	0.194	pg/g
JW-EA10-SS90-120507	A4373_9894_PCB	PCB-167	7/4/2012	93.8	Yes	Y				1.66	0.56	pg/g
JW-EA10-SS90-120507	A4373_9894_PCB	PCB-169	7/4/2012	1.35	Yes	N	U			1.66	1.35	pg/g
JW-EA10-SS90-120507	A4373_9894_PCB	PCB-170	7/4/2012	270	Yes	Y				1.66	0.393	pg/g
JW-EA10-SS90-120507	A4373_9894_PCB	PCB-171/173	7/4/2012	97.2	Yes	Y	C			3.32	0.401	pg/g
JW-EA10-SS90-120507	A4373_9894_PCB	PCB-172	7/4/2012	43.9	Yes	Y				1.66	0.376	pg/g
JW-EA10-SS90-120507	A4373_9894_PCB	PCB-188	7/4/2012	0.631	Yes	Y	J			1.66	0.182	pg/g
JW-EA10-SS90-120507	A4373_9894_PCB	PCB-175	7/4/2012	12.6	Yes	Y				1.66	0.364	pg/g
JW-EA10-SS90-120507	A4373_9894_PCB	PCB-187	7/4/2012	289	Yes	Y				1.66	0.337	pg/g
JW-EA10-SS90-120507	A4373_9894_PCB	PCB-177	7/4/2012	187	Yes	Y				1.66	0.433	pg/g
JW-EA10-SS90-120507	A4373_9894_PCB	PCB-178	7/4/2012	57.4	Yes	Y				1.66	0.239	pg/g
JW-EA10-SS90-120507	A4373_9894_PCB	PCB-179	7/4/2012	111	Yes	Y				1.66	0.186	pg/g
JW-EA10-SS90-120507	A4373_9894_PCB	PCB-180/193	7/4/2012	567	Yes	Y	C			3.32	0.323	pg/g
JW-EA10-SS90-120507	A4373_9894_PCB	PCB-181	7/4/2012	4.68	Yes	Y				1.66	0.343	pg/g
JW-EA10-SS90-120507	A4373_9894_PCB	PCB-182	7/4/2012	0.329	Yes	N	U			1.66	0.329	pg/g
JW-EA10-SS90-120507	A4373_9894_PCB	PCB-183	7/4/2012	173	Yes	Y				1.66	0.329	pg/g
JW-EA10-SS90-120507	A4373_9894_PCB	PCB-184	7/4/2012	0.179	Yes	N	U			1.66	0.179	pg/g
JW-EA10-SS90-120507	A4373_9894_PCB	PCB-185	7/4/2012	17.7	Yes	Y				1.66	0.346	pg/g
JW-EA10-SS90-120507	A4373_9894_PCB	PCB-160	7/4/2012	0.19	Yes	N	U			1.66	0.19	pg/g
JW-EA10-SS90-120507	A4373_9894_PCB	PCB-174	7/4/2012	259	Yes	Y				1.66	0.37	pg/g

SDG: A4373

Analytical Method E1668B

Sample ID	Lab Sample ID	Chemical Name	Anal Date	Result	Mod Res Report	Detect	Lab Qual	Val Qual	Reason	RL	MDL	Units
JW-EA10-SS90-120507	A4373_9894_PCB	PCB-025	7/4/2012	34.5	Yes	Y				1.66	0.48	pg/g
JW-EA10-SS90-120507	A4373_9894_PCB	PCB-015	7/4/2012	100	Yes	Y				1.66	0.792	pg/g
JW-EA10-SS90-120507	A4373_9894_PCB	PCB-016	7/4/2012	93.1	Yes	Y				1.66	0.829	pg/g
JW-EA10-SS90-120507	A4373_9894_PCB	PCB-017	7/4/2012	95.1	Yes	Y				1.66	0.632	pg/g
JW-EA10-SS90-120507	A4373_9894_PCB	PCB-018/030	7/4/2012	207	Yes	Y	C			3.32	0.533	pg/g
JW-EA10-SS90-120507	A4373_9894_PCB	PCB-019	7/4/2012	15.5	Yes	Y				1.66	0.735	pg/g
JW-EA10-SS90-120507	A4373_9894_PCB	PCB-020/028	7/4/2012	557	Yes	Y	C			3.32	0.488	pg/g
JW-EA10-SS90-120507	A4373_9894_PCB	PCB-021/033	7/4/2012	209	Yes	Y	C			3.32	0.481	pg/g
JW-EA10-SS90-120507	A4373_9894_PCB	PCB-022	7/4/2012	167	Yes	Y				1.66	0.52	pg/g
JW-EA10-SS90-120507	A4373_9894_PCB	PCB-043	7/4/2012	0.599	Yes	N	U			1.66	0.599	pg/g
JW-EA10-SS90-120507	A4373_9894_PCB	PCB-024	7/4/2012	1.87	Yes	Y	EMPC	J	23	1.66	0.481	pg/g
JW-EA10-SS90-120507	A4373_9894_PCB	PCB-011	7/4/2012	243	Yes	Y				1.66	0.711	pg/g
JW-EA10-SS90-120507	A4373_9894_PCB	PCB-026/029	7/4/2012	74.3	Yes	Y	C			3.32	0.483	pg/g
JW-EA10-SS90-120507	A4373_9894_PCB	PCB-027	7/4/2012	17.7	Yes	Y				1.66	0.462	pg/g
JW-EA10-SS90-120507	A4373_9894_PCB	PCB-031	7/4/2012	453	Yes	Y				1.66	0.47	pg/g
JW-EA10-SS90-120507	A4373_9894_PCB	PCB-032	7/4/2012	68.3	Yes	Y				1.66	0.444	pg/g
JW-EA10-SS90-120507	A4373_9894_PCB	PCB-034	7/4/2012	3.4	Yes	Y				1.66	0.497	pg/g
JW-EA10-SS90-120507	A4373_9894_PCB	PCB-035	7/4/2012	14.9	Yes	Y				1.66	0.509	pg/g
JW-EA10-SS90-120507	A4373_9894_PCB	PCB-036	7/4/2012	4.18	Yes	Y				1.66	0.466	pg/g
JW-EA10-SS90-120507	A4373_9894_PCB	PCB-037	7/4/2012	188	Yes	Y				1.66	0.645	pg/g
JW-EA10-SS90-120507	A4373_9894_PCB	PCB-038	7/4/2012	0.831	Yes	Y	J			1.66	0.503	pg/g
JW-EA10-SS90-120507	A4373_9894_PCB	PCB-023	7/4/2012	0.408	Yes	Y	EMPC	J	23	1.66	0.481	pg/g
JW-EA10-SS90-120507	A4373_9894_PCB	PCB-002	7/4/2012	14.6	Yes	Y				1.66	0.521	pg/g
JW-EA10-SS90-120507	A4373_9894_PCB	PCB-086/087/097/109/119/125	7/4/2012	1720	Yes	Y	C			9.95	0.767	pg/g
JW-EA10-SS90-120507	A4373_9894_PCB	"Dichlorobiphenyl homologs (Total reported, not calculated)"	7/4/2012	502	Yes	Y				0	1.31	pg/g

SDG: A4373

Analytical Method E1668B

Sample ID	Lab Sample ID	Chemical Name	Anal Date	Result	Mod Res	Report	Detect	Lab Qual	Val Qual	Reason	RL	MDL	Units
JW-EA10-SS90-120507	A4373_9894_PCB	"Trichlorobiphenyl homologs (Total reported, not calculated)"	7/4/2012	2210		Yes	Y				0	0.69	pg/g
JW-EA10-SS90-120507	A4373_9894_PCB	"Pentachlorobiphenyl homologs (Total reported, not calculated)"	7/4/2012	15800		Yes	Y				0	0.611	pg/g
JW-EA10-SS90-120507	A4373_9894_PCB	"Hexachlorobiphenyl homologs (Total reported, not calculated)"	7/4/2012	10100		Yes	Y				0	0.717	pg/g
JW-EA10-SS90-120507	A4373_9894_PCB	"Tetrachlorobiphenyl homologs (Total reported, not calculated)"	7/4/2012	8470		Yes	Y				0	0.886	pg/g
JW-EA10-SS90-120507	A4373_9894_PCB	"Monochlorobiphenyl homologs (Total reported, not calculated)"	7/4/2012	79.4		Yes	Y	J	5		0	0.645	pg/g
JW-EA10-SS90-120507	A4373_9894_PCB	"Heptachlorobiphenyl homologs (Total reported, not calculated)"	7/4/2012	2190		Yes	Y				0	0.328	pg/g
JW-EA10-SS90-120507	A4373_9894_PCB	"Nonachlorobiphenyl homologs (Total reported, not calculated)"	7/4/2012	370		Yes	Y				0	1.07	pg/g
JW-EA10-SS90-120507	A4373_9894_PCB	PCB-014	7/4/2012	0.608		Yes	N	U			1.66	0.608	pg/g
JW-EA10-SS90-120507	A4373_9894_PCB	PCB-001	7/4/2012	30.8		Yes	Y	J	5		1.66	0.58	pg/g
JW-EA10-SS90-120507	A4373_9894_PCB	PCB-012/013	7/4/2012	13.3		Yes	Y	C			3.32	0.703	pg/g
JW-EA10-SS90-120507	A4373_9894_PCB	PCB-003	7/4/2012	34		Yes	Y	J	5		1.66	0.709	pg/g
JW-EA10-SS90-120507	A4373_9894_PCB	PCB-004	7/4/2012	32.5		Yes	Y				1.66	1.84	pg/g
JW-EA10-SS90-120507	A4373_9894_PCB	PCB-005	7/4/2012	1.74		Yes	Y				1.66	0.727	pg/g
JW-EA10-SS90-120507	A4373_9894_PCB	PCB-006	7/4/2012	15.8		Yes	Y				1.66	0.735	pg/g
JW-EA10-SS90-120507	A4373_9894_PCB	PCB-007	7/4/2012	3.2		Yes	Y				1.66	0.686	pg/g
JW-EA10-SS90-120507	A4373_9894_PCB	PCB-008	7/4/2012	85.5		Yes	Y				1.66	0.725	pg/g
JW-EA10-SS90-120507	A4373_9894_PCB	PCB-009	7/4/2012	4.32		Yes	Y				1.66	0.794	pg/g
JW-EA10-SS90-120507	A4373_9894_PCB	PCB-010	7/4/2012	1.68		Yes	Y				1.66	1.03	pg/g
JW-EA10-SS90-120507	A4373_9894_PCB	PCB-042	7/4/2012	198		Yes	Y				1.66	0.582	pg/g
JW-EA10-SS90-120507	A4373_9894_PCB	"Octachlorobiphenyl homologs (Total reported, not calculated)"	7/4/2012	1060		Yes	Y				0	0.477	pg/g
JW-EA10-SS90-120507	A4373_9894_PCB	PCB-090/101/113	7/4/2012	2570		Yes	Y	C			4.98	0.76	pg/g
JW-EA10-SS90-120507	A4373_9894_PCB	PCB-039	7/4/2012	3.97		Yes	Y				1.66	0.45	pg/g

SDG: A4373


Analytical Method E1668B

Sample ID	Lab Sample ID	Chemical Name	Anal Date	Result	Mod Res Report	Detect	Lab Qual	Val Qual	Reason	RL	MDL	Units
JW-EA10-SS90-120507	A4373_9894_PCB	PCB-078	7/4/2012	1.54	Yes	N	U			1.66	1.54	pg/g
JW-EA10-SS90-120507	A4373_9894_PCB	PCB-079	7/4/2012	20.4	Yes	Y				1.66	1.24	pg/g
JW-EA10-SS90-120507	A4373_9894_PCB	PCB-080	7/4/2012	1.26	Yes	N	U			1.66	1.26	pg/g
JW-EA10-SS90-120507	A4373_9894_PCB	PCB-081	7/4/2012	2.51	Yes	Y				1.66	1.47	pg/g
JW-EA10-SS90-120507	A4373_9894_PCB	PCB-082	7/4/2012	289	Yes	Y				1.66	1.08	pg/g
JW-EA10-SS90-120507	A4373_9894_PCB	PCB-083	7/4/2012	132	Yes	Y				1.66	1.02	pg/g
JW-EA10-SS90-120507	A4373_9894_PCB	PCB-084	7/4/2012	578	Yes	Y				1.66	0.987	pg/g
JW-EA10-SS90-120507	A4373_9894_PCB	PCB-085/116	7/4/2012	379	Yes	Y	C			3.32	0.75	pg/g
JW-EA10-SS90-120507	A4373_9894_PCB	PCB-073	7/4/2012	0.415	Yes	N	U			1.66	0.415	pg/g
JW-EA10-SS90-120507	A4373_9894_PCB	PCB-089	7/4/2012	18.1	Yes	Y				1.66	0.949	pg/g
JW-EA10-SS90-120507	A4373_9894_PCB	PCB-072	7/4/2012	13.2	Yes	Y				1.66	1.34	pg/g
JW-EA10-SS90-120507	A4373_9894_PCB	PCB-091	7/4/2012	262	Yes	Y				1.66	0.792	pg/g
JW-EA10-SS90-120507	A4373_9894_PCB	PCB-092	7/4/2012	499	Yes	Y				1.66	0.902	pg/g
JW-EA10-SS90-120507	A4373_9894_PCB	PCB-093/100	7/4/2012	0.855	Yes	N	C U			3.32	0.855	pg/g
JW-EA10-SS90-120507	A4373_9894_PCB	PCB-094	7/4/2012	6.17	Yes	Y				1.66	0.914	pg/g
JW-EA10-SS90-120507	A4373_9894_PCB	PCB-095	7/4/2012	1050	Yes	Y				1.66	0.859	pg/g
JW-EA10-SS90-120507	A4373_9894_PCB	PCB-096	7/4/2012	8.39	Yes	Y				1.66	0.192	pg/g
JW-EA10-SS90-120507	A4373_9894_PCB	PCB-098	7/4/2012	60.5	Yes	Y				1.66	0.914	pg/g
JW-EA10-SS90-120507	A4373_9894_PCB	PCB-099	7/4/2012	1290	Yes	Y				1.66	0.839	pg/g
JW-EA10-SS90-120507	A4373_9894_PCB	PCB-102	7/4/2012	9.1	Yes	Y				1.66	0.762	pg/g
JW-EA10-SS90-120507	A4373_9894_PCB	PCB-088	7/4/2012	0.923	Yes	N	U			1.66	0.923	pg/g
JW-EA10-SS90-120507	A4373_9894_PCB	PCB-056	7/4/2012	372	Yes	Y				1.66	1.49	pg/g
JW-EA10-SS90-120507	A4373_9894_PCB	PCB-103	7/4/2012	11.5	Yes	Y				1.66	0.792	pg/g
JW-EA10-SS90-120507	A4373_9894_PCB	PCB-044/047/065	7/4/2012	961	Yes	Y	C			4.98	0.497	pg/g
JW-EA10-SS90-120507	A4373_9894_PCB	PCB-045	7/4/2012	68	Yes	Y				1.66	0.6	pg/g

SDG: A4373

Analytical Method E1668B

Sample ID	Lab Sample ID	Chemical Name	Anal Date	Result	Mod Res Report	Detect	Lab Qual	Val Qual	Reason	RL	MDL	Units
JW-EA10-SS90-120507	A4373_9894_PCB	PCB-046	7/4/2012	27.6	Yes	Y				1.66	0.643	pg/g
JW-EA10-SS90-120507	A4373_9894_PCB	PCB-048	7/4/2012	121	Yes	Y				1.66	0.532	pg/g
JW-EA10-SS90-120507	A4373_9894_PCB	PCB-049/069	7/4/2012	582	Yes	Y	C			3.32	0.439	pg/g
JW-EA10-SS90-120507	A4373_9894_PCB	PCB-050/053	7/4/2012	77.8	Yes	Y	C			3.32	0.529	pg/g
JW-EA10-SS90-120507	A4373_9894_PCB	PCB-051	7/4/2012	17.5	Yes	Y				1.66	0.539	pg/g
JW-EA10-SS90-120507	A4373_9894_PCB	PCB-052	7/4/2012	1850	Yes	Y				1.66	0.536	pg/g
JW-EA10-SS90-120507	A4373_9894_PCB	PCB-077	7/4/2012	83.7	Yes	Y				1.66	1.58	pg/g
JW-EA10-SS90-120507	A4373_9894_PCB	PCB-055	7/4/2012	9.37	Yes	Y				1.66	1.41	pg/g
JW-EA10-SS90-120507	A4373_9894_PCB	PCB-040/071	7/4/2012	431	Yes	Y	C			3.32	0.527	pg/g
JW-EA10-SS90-120507	A4373_9894_PCB	PCB-057	7/4/2012	1.41	Yes	N	U			1.66	1.41	pg/g
JW-EA10-SS90-120507	A4373_9894_PCB	PCB-058	7/4/2012	30.2	Yes	Y				1.66	1.37	pg/g
JW-EA10-SS90-120507	A4373_9894_PCB	PCB-059/062/075	7/4/2012	54.7	Yes	Y	C			4.98	0.393	pg/g
JW-EA10-SS90-120507	A4373_9894_PCB	PCB-060	7/4/2012	180	Yes	Y				1.66	1.42	pg/g
JW-EA10-SS90-120507	A4373_9894_PCB	PCB-063	7/4/2012	1.3	Yes	N	U			1.66	1.3	pg/g
JW-EA10-SS90-120507	A4373_9894_PCB	PCB-064	7/4/2012	333	Yes	Y				1.66	0.369	pg/g
JW-EA10-SS90-120507	A4373_9894_PCB	PCB-066	7/4/2012	1440	Yes	Y				1.66	1.48	pg/g
JW-EA10-SS90-120507	A4373_9894_PCB	PCB-067	7/4/2012	2.91	Yes	Y				1.66	1.32	pg/g
JW-EA10-SS90-120507	A4373_9894_PCB	PCB-068	7/4/2012	6.79	Yes	Y				1.66	1.27	pg/g
JW-EA10-SS90-120507	A4373_9894_PCB	PCB-054	7/4/2012	0.578	Yes	Y	J			1.66	0.307	pg/g



Laboratory Data Consultants, Inc.

7750 El Camino Real, Ste. 2L Carlsbad, CA 92009

Phone 760.634.0437

Web www.lab-data.com

Fax 760.634.0439

Anchor QEA, LLC
720 Olive Way, Suite 900
Seattle, WA 98101
ATTN: Ms. Cindy Fields

August 6, 2012

SUBJECT: Jeld-Wen Maulsby Marsh, Data Validation

Dear Ms. Fields,

Enclosed is the final validation report for the fraction listed below. This SDG was received on July 19, 2012. Attachment 1 is a summary of the samples that were reviewed for each analysis.

LDC Project # 28037:

<u>SDG #</u>	<u>Fraction</u>
31201450	Dioxins/Dibenzofurans

The data validation was performed under Stage 2B guidelines. The analyses were validated using the following documents, as applicable to each method:

- USEPA, Contract Laboratory Program National Functional Guidelines for Polychlorinated Dioxins/Dibenzofurans Data Review, September 2005

Please feel free to contact us if you have any questions.

Sincerely,

Ming-Hwa Hwang
Project Manager/Senior Chemist

**Laboratory Data Consultants, Inc.
Data Validation Report**

Project/Site Name: Jeld-Wen Maulsby Marsh
Collection Date: May 7 through May 18, 2012
LDC Report Date: August 3, 2012
Matrix: Sediment/Tissue/Water
Parameters: Dioxins/Dibenzofurans
Validation Level: Stage 2B
Laboratory: SGS Analytical Perspectives
Sample Delivery Group (SDG): 31201450

Sample Identification

JW-EA58-COMP-120507	JW-EA07-COMP-120507
JW-EA08-COMP-120507	JW-EA10-TISSUE-120516
JW-EA06-COMP-120507	JW-EA01-TISSUE-120516
JW-EA10-COMP-120507	JW-RB-120507
JW-EA03-COMP-120507	
JW-EA02-COMP-120507	
JW-EA04-COMP-120507	
JW-EA01-SS04-120507	
JW-EA01-SS01-120507	
JW-EA01-SS02-120507	
JW-EA01-SS03-120507	
JW-EA01-SS51-120507	
JW-EA09-COMP-120507	
JW-UR-TISSUE-120508	
JW-DR-TISSUE-120508	
JW-RG-TISSUE-120508	
JW-EA05-COMP-120509	
JW-UR-COMP-120508	
JW-DR-COMP-120508	
JW-RG-COMP-120508	

Introduction

This data review covers 18 sediment samples, 5 tissue samples, and one water sample listed on the cover sheet including dilutions and reanalysis, as applicable. The analyses were per EPA Method 1613B for Polychlorinated Dioxins/Dibenzofurans.

This review follows USEPA Contract Laboratory Program National Functional Guidelines for Polychlorinated Dioxins/Dibenzofurans Data Review (September 2005).

A qualification summary table is provided at the end of this report if data has been qualified. Flags are classified as P (protocol) or A (advisory) to indicate whether the flag is due to a laboratory deviation from a specified protocol or is of technical advisory nature.

Raw data were not reviewed for this SDG. The review was based on QC data.

The following are definitions of the data qualifiers:

- U Indicates the compound or analyte was analyzed for but not detected at or above the stated limit.
- J Indicates an estimated value.
- R Quality control indicates the data is not usable.
- NJ Presumptive evidence of the presence of the compound at an estimated quantity.
- UJ Indicates the compound or analyte was analyzed for but not detected. The sample detection limit is an estimated value.

EMPC Estimated Maximum Possible Concentration

- A Indicates the finding is based upon technical validation criteria.
- P Indicates the finding is related to a protocol/contractual deviation.
- None Indicates the data was not significantly impacted by the finding, therefore qualification was not required.

I. Technical Holding Times

All technical holding time requirements were met.

The chain-of-custodies were reviewed for documentation of cooler temperatures. Cooler temperatures for sample JW-EA05-COMP-120509 was reported at 11°C upon receipt by the laboratory. Since polychlorinated dioxins/dibenzofurans are known to be environmentally stable, these compounds are not expected to degrade significantly during transport, the data did warrant qualification based on cooler temperature exceedance.

II. HRGC/HRMS Instrument Performance Check

Instrument performance was checked at the required daily frequency.

Retention time windows were established for all homologues. The chromatographic resolution between 2,3,7,8-TCDD and peaks representing any other unlabeled TCDD isomer was less than or equal to 25%.

III. Initial Calibration

A five point initial calibration was performed as required by the method.

Percent relative standard deviations (%RSD) were less than or equal to 20.0% for unlabeled compounds and less than or equal to 30.0% for labeled compounds.

The ion abundance ratios for all PCDDs and PCDFs were within validation criteria.

IV. Continuing Calibration

Continuing calibration was performed at the required frequencies.

All of the continuing calibration results were within the QC limits for unlabeled compounds and labeled compounds with the following exceptions:

Date	Compound	Concentration (Limits)	Associated Samples	Affected Compound	Flag	A or P
6/23/12 (02:08)	¹³ C-1,2,3,6,7,8-HxCDD	127.411 ug/L (85-118)	JW-EA01-SS03-120507 JW-EA01-SS51-120507 JW-EA09-COMP-120507 JW-UR-TISSUE-120508 JW-DR-TISSUE-120508 JW-RG-TISSUE-120508 JW-EA05-COMP-120509 JW-UR-COMP-120508 JW-DR-COMP-120508 JW-RG-COMP-120508 JW-EA07-COMP-120507 JW-EA10-TISSUE-120516 JW-EA01-TISSUE-120516 JW-RB-120507 71972MB 75161MB	1,2,3,6,7,8-HxCDD 1,2,3,7,8,9-HxCDD Total HxCDD	J (all detects)	P

The ion abundance ratios for all PCDDs and PCDFs were within validation criteria.

V. Blanks

Method blanks were reviewed for each matrix as applicable. No polychlorinated dioxin/dibenzofuran contaminants were found in the method blanks with the following exceptions:

Method Blank ID	Extraction Date	Compound	Concentration	Associated Samples
71972MB	5/15/12	1,2,3,7,8-PeCDD 1,2,3,4,7,8-HxCDD 1,2,3,6,7,8-HxCDD 1,2,3,7,8,9-HxCDD 1,2,3,4,6,7,8-HpCDD OCDD 1,2,3,7,8-PeCDF 2,3,4,7,8-PeCDF 1,2,3,4,7,8-HxCDF 1,2,3,6,7,8-HxCDF 2,3,4,6,7,8-HxCDF 1,2,3,7,8,9-HxCDF 1,2,3,4,6,7,8-HpCDF 1,2,3,4,7,8,9-HpCDF OCDF Total PeCDD Total PeCDF Total HxCDD Total HxCDF Total HpCDD Total HpCDF	0.00422 ng/L 0.00806 ng/L 0.00764 ng/L 0.00844 ng/L 0.0128 ng/L 0.0273 ng/L 0.00396 ng/L 0.00438 ng/L 0.00760 ng/L 0.00608 ng/L 0.00840 ng/L 0.0129 ng/L 0.00908 ng/L 0.0119 ng/L 0.0353 ng/L 0.00422 ng/L 0.00834 ng/L 0.0241 ng/L 0.0350 ng/L 0.0128 ng/L 0.0210 ng/L	JW-RB-120507
73530MB	5/24/12	1,2,3,4,7,8-HxCDD 1,2,3,6,7,8-HxCDD 1,2,3,7,8,9-HxCDD OCDD 2,3,4,7,8-PeCDF 1,2,3,4,7,8-HxCDF 1,2,3,6,7,8-HxCDF 2,3,4,6,7,8-HxCDF 1,2,3,7,8,9-HxCDF 1,2,3,4,6,7,8-HpCDF 1,2,3,4,7,8,9-HpCDF OCDF Total PeCDF Total HxCDD Total HxCDF Total HpCDF	0.170 pg/g 0.146 pg/g 0.210 pg/g 1.06 pg/g 0.152 pg/g 0.154 pg/g 0.160 pg/g 0.178 pg/g 0.152 pg/g 0.202 pg/g 0.268 pg/g 0.582 pg/g 0.152 pg/g 0.526 pg/g 0.644 pg/g 0.470 pg/g	JW-EA58-COMP-120507 JW-EA08-COMP-120507 JW-EA06-COMP-120507 JW-EA03-COMP-120507 JW-EA02-COMP-120507 JW-EA04-COMP-120507 JW-EA09-COMP-120507 JW-UR-COMP-120508 JW-DR-COMP-120508 JW-RG-COMP-120508
735600MB	5/30/12	OCDD 1,2,3,4,6,7,8-HpCDF Total TCDF Total HpCDF	5.84 pg/g 0.212 pg/g 0.260 pg/g 0.212 pg/g	JW-UR-TISSUE-120508 JW-DR-TISSUE-120508 JW-RG-TISSUE-120508 JW-EA10-TISSUE-120516 JW-EA01-TISSUE-120516

Method Blank ID	Extraction Date	Compound	Concentration	Associated Samples
75161MB	6/5/12	1,2,3,7,8-PeCDD	0.358 pg/g	JW-EA10-COMP-120507
		1,2,3,4,7,8-HxCDD	0.526 pg/g	JW-EA01-SS04-120507
		1,2,3,6,7,8-HxCDD	0.466 pg/g	JW-EA01-SS01-120507
		1,2,3,7,8,9-HxCDD	0.562 pg/g	JW-EA01-SS02-120507
		1,2,3,4,6,7,8-HpCDD	0.664 pg/g	JW-EA01-SS03-120507
		1,2,3,7,8-PeCDF	0.360 pg/g	JW-EA01-SS51-120507
		2,3,4,7,8-PeCDF	0.426 pg/g	JW-EA05-COMP-120509
		1,2,3,4,7,8-HxCDF	0.478 pg/g	JW-EA07-COMP-120507
		1,2,3,6,7,8-HxCDF	0.484 pg/g	
		2,3,4,6,7,8-HxCDF	0.570 pg/g	
		1,2,3,7,8,9-HxCDF	0.658 pg/g	
		1,2,3,4,6,7,8-HpCDF	0.578 pg/g	
		1,2,3,4,7,8,9-HpCDF	0.632 pg/g	
		OCDF	1.75 pg/g	
		Total PeCDD	0.780 pg/g	
		Total PeCDF	1.39 pg/g	
		Total HxCDD	2.13 pg/g	
		Total HxCDF	2.65 pg/g	
		Total HpCDD	1.34 pg/g	
		Total HpCDF	1.21 pg/g	

Sample concentrations were compared to concentrations detected in the method blanks. The sample concentrations were either not detected or were significantly greater (>5X blank contaminants) than the concentrations found in the associated method blanks with the following exceptions:

Sample	Compound	Reported Concentration	Modified Final Concentration
JW-RB-120507	1,2,3,4,6,7,8-HpCDD	0.00550 ng/L	0.00550U ng/L
	OCDD	0.0678 ng/L	0.0678U ng/L
	1,2,3,4,6,7,8-HpCDF	0.00117 ng/L	0.00117U ng/L
	Total HxCDF	0.00117 ng/L	0.00117U ng/L
	Total HpCDD	0.0121 ng/L	0.0121U ng/L
	Total HpCDF	0.00328 ng/L	0.00328U ng/L
JW-EA58-COMP-120507	1,2,3,7,8,9-HxCDF	0.607 pg/g	0.607U pg/g
JW-EA08-COMP-120507	1,2,3,4,7,8-HxCDD	0.677 pg/g	0.677U pg/g
	2,3,4,7,8-PeCDF	0.684 pg/g	0.684U pg/g
	1,2,3,4,7,8-HxCDF	0.952 pg/g	0.952U pg/g
	1,2,3,6,7,8-HxCDF	0.729 pg/g	0.729U pg/g
	1,2,3,7,8,9-HxCDF	0.316 pg/g	0.316U pg/g
JW-EA03-COMP-120507	1,2,3,4,7,8-HxCDD	0.451 pg/g	0.451U pg/g
	1,2,3,7,8,9-HxCDD	0.920 pg/g	0.920U pg/g
	2,3,4,7,8-PeCDF	0.347 pg/g	0.347U pg/g
	1,2,3,4,7,8-HxCDF	0.677 pg/g	0.677U pg/g
	1,2,3,6,7,8-HxCDF	0.596 pg/g	0.596U pg/g
	2,3,4,6,7,8-HxCDF	0.628 pg/g	0.628U pg/g
JW-EA02-COMP-120507	1,2,3,7,8,9-HxCDF	0.577 pg/g	0.577U pg/g
JW-EA04-COMP-120507	1,2,3,7,8,9-HxCDF	0.539 pg/g	0.539U pg/g

Sample	Compound	Reported Concentration	Modified Final Concentration
JW-EA09-COMP-120507	1,2,3,7,8,9-HxCDF 1,2,3,4,7,8,9-HpCDF	0.395 pg/g 1.01 pg/g	0.395U pg/g 1.01U pg/g
JW-UR-COMP-120508	1,2,3,4,7,8-HxCDD 1,2,3,7,8,9-HxCDD OCDD 1,2,3,4,7,8-HxCDF 1,2,3,6,7,8-HxCDF 2,3,4,6,7,8-HxCDF 1,2,3,4,7,8,9-HpCDF	0.299 pg/g 0.624 pg/g 0.317 pg/g 0.249 pg/g 0.199 pg/g 0.307 pg/g 0.298 pg/g	0.299U pg/g 0.624U pg/g 0.317U pg/g 0.249U pg/g 0.199U pg/g 0.307U pg/g 0.298U pg/g
JW-DR-COMP-120508	1,2,3,4,7,8-HxCDF 1,2,3,6,7,8-HxCDF 2,3,4,6,7,8-HxCDF 1,2,3,7,8,9-HxCDF 1,2,3,4,7,8,9-HpCDF	0.677 pg/g 0.505 pg/g 0.674 pg/g 0.216 pg/g 0.383 pg/g	0.677U pg/g 0.505U pg/g 0.674U pg/g 0.216U pg/g 0.383U pg/g
JW-RG-COMP-120508	1,2,3,4,7,8-HxCDD 1,2,3,7,8,9-HxCDD 2,3,4,7,8-PeCDF 1,2,3,4,7,8-HxCDF 1,2,3,6,7,8-HxCDF 2,3,4,6,7,8-HxCDF 1,2,3,7,8,9-HxCDF 1,2,3,4,7,8,9-HpCDF	0.344 pg/g 0.866 pg/g 0.460 pg/g 0.301 pg/g 0.258 pg/g 0.359 pg/g 0.125 pg/g 0.168 pg/g	0.344U pg/g 0.866U pg/g 0.460U pg/g 0.301U pg/g 0.258U pg/g 0.359U pg/g 0.125U pg/g 0.168U pg/g
JW-UR-TISSUE-120508	OCDD 1,2,3,4,6,7,8-HpCDF Total HpCDF	12.1 pg/g 0.358 pg/g 0.837 pg/g	12.1U pg/g 0.358U pg/g 0.837U pg/g
JW-DR-TISSUE-120508	OCDD 1,2,3,4,6,7,8-HpCDF	9.80 pg/g 0.329 pg/g	9.80U pg/g 0.329U pg/g
JW-RG-TISSUE-120508	OCDD 1,2,3,4,6,7,8-HpCDF Total TCDF Total HpCDF	10.1 pg/g 0.254 pg/g 0.449 pg/g 0.443 pg/g	10.1U pg/g 0.254U pg/g 0.449U pg/g 0.443U pg/g
JW-EA10-TISSUE-120516	OCDD	19.4 pg/g	19.4U pg/g
JW-EA01-TISSUE-120516	OCDD 1,2,3,4,6,7,8-HpCDF Total HpCDF	7.92 pg/g 0.334 pg/g 0.671 pg/g	7.92U pg/g 0.334U pg/g 0.671U pg/g
JW-EA10-COMP-120507	1,2,3,7,8-PeCDD 1,2,3,4,7,8-HxCDD 1,2,3,7,8-PeCDF 2,3,4,7,8-PeCDF 1,2,3,4,7,8-HxCDF 1,2,3,6,7,8-HxCDF 2,3,4,6,7,8-HxCDF 1,2,3,7,8,9-HxCDF 1,2,3,4,7,8,9-HpCDF	1.17 pg/g 1.59 pg/g 1.05 pg/g 1.94 pg/g 1.94 pg/g 1.60 pg/g 2.22 pg/g 0.633 pg/g 1.69 pg/g	1.17U pg/g 1.59U pg/g 1.05U pg/g 1.94U pg/g 1.94U pg/g 1.60U pg/g 2.22U pg/g 0.633U pg/g 1.69U pg/g

Sample	Compound	Reported Concentration	Modified Final Concentration
JW-EA01-SS04-120507	1,2,3,7,8-PeCDD 1,2,3,4,7,8-HxCDD 2,3,4,7,8-PeCDF 1,2,3,4,7,8-HxCDF 1,2,3,6,7,8-HxCDF 2,3,4,6,7,8-HxCDF 1,2,3,7,8,9-HxCDF 1,2,3,4,7,8,9-HpCDF	0.765 pg/g 1.73 pg/g 0.941 pg/g 1.59 pg/g 1.38 pg/g 1.60 pg/g 0.579 pg/g 1.85 pg/g	0.765U pg/g 1.73U pg/g 0.941U pg/g 1.59U pg/g 1.38U pg/g 1.60U pg/g 0.579U pg/g 1.85U pg/g
JW-EA01-SS01-120507	1,2,3,7,8-PeCDD 1,2,3,4,7,8-HxCDD 1,2,3,7,8-PeCDF 2,3,4,7,8-PeCDF 1,2,3,4,7,8-HxCDF 1,2,3,6,7,8-HxCDF 1,2,3,7,8,9-HxCDF	1.07 pg/g 2.18 pg/g 0.745 pg/g 1.26 pg/g 2.14 pg/g 2.00 pg/g 0.552 pg/g	1.07U pg/g 2.18U pg/g 0.745U pg/g 1.26U pg/g 2.14U pg/g 2.00U pg/g 0.552U pg/g
JW-EA01-SS02-120507	1,2,3,7,8-PeCDD 1,2,3,7,8-PeCDF 1,2,3,6,7,8-HxCDF 1,2,3,4,7,8,9-HpCDF	1.37 pg/g 0.767 pg/g 2.32 pg/g 2.67 pg/g	1.37U pg/g 0.767U pg/g 2.32U pg/g 2.67U pg/g
JW-EA01-SS03-120507	1,2,3,7,8-PeCDD 1,2,3,7,8-PeCDF 2,3,4,7,8-PeCDF 1,2,3,6,7,8-HxCDF 1,2,3,7,8,9-HxCDF 1,2,3,4,7,8,9-HpCDF	1.32 pg/g 0.671 pg/g 1.49 pg/g 1.88 pg/g 0.715 pg/g 2.27 pg/g	1.32U pg/g 0.671U pg/g 1.49U pg/g 1.88U pg/g 0.715U pg/g 2.27U pg/g
JW-EA01-SS51-120507	1,2,3,7,8-PeCDD 2,3,4,7,8-PeCDF 1,2,3,7,8,9-HxCDF	1.33 pg/g 1.81 pg/g 1.40 pg/g	1.33U pg/g 1.81U pg/g 1.40U pg/g
JW-EA05-COMP-120509	1,2,3,6,7,8-HxCDD 1,2,3,7,8,9-HxCDD 1,2,3,4,7,8-HxCDF 1,2,3,6,7,8-HxCDF 2,3,4,6,7,8-HxCDF Total PeCDF Total HxCDD Total HxCDF	0.569 pg/g 0.462 pg/g 0.206 pg/g 0.155 pg/g 0.182 pg/g 0.788 pg/g 4.77 pg/g 3.14 pg/g	0.569U pg/g 0.462U pg/g 0.206U pg/g 0.155U pg/g 0.182U pg/g 0.788U pg/g 4.77U pg/g 3.14U pg/g
JW-EA07-COMP-120507	1,2,3,7,8-PeCDD 1,2,3,7,8-PeCDF 2,3,4,7,8-PeCDF 1,2,3,4,7,8-HxCDF 1,2,3,6,7,8-HxCDF 1,2,3,7,8,9-HxCDF 1,2,3,4,7,8,9-HpCDF	0.865 pg/g 0.908 pg/g 1.61 pg/g 1.80 pg/g 1.29 pg/g 1.09 pg/g 2.30 pg/g	0.865U pg/g 0.908U pg/g 1.61U pg/g 1.80U pg/g 1.29U pg/g 1.09U pg/g 2.30U pg/g

VI. Matrix Spike/Matrix Spike Duplicates

The laboratory has indicated that there were no matrix spike (MS) and matrix spike duplicate (MSD) analyses specified for the samples in this SDG, and therefore matrix spike and matrix spike duplicate analyses were not performed for this SDG.

VII. Ongoing Precision Recovery (OPR)/Standard Reference Material (SRM)

Ongoing precision recovery samples were reviewed for each matrix as applicable. Percent recoveries (%R) were within QC limits.

VIII. Regional Quality Assurance and Quality Control

Not applicable.

IX. Internal Standards

All internal standard recoveries were within QC limits.

X. Target Compound Identifications

Raw data were not reviewed for this SDG.

XI. Compound Quantitation and RLs

All compound quantitation and RLs were within validation criteria with the following exceptions:

Sample	Compound	Flag	A or P
All samples in SDG 31201450	All compounds reported by the laboratory as estimated maximum possible concentration (EMPC)	J (all detects)	A

Raw data were not reviewed for this SDG.

XII. System Performance

Raw data were not reviewed for this SDG.

XIII. Overall Assessment of Data

The analysis was conducted within all specifications of the method. No results were rejected in this SDG.

Due to calibration concentration problems, data were qualified as estimated in thirteen samples.

No data were qualified due to high calibration concentration problems for sample JW-RB-120507, the associated results were non-detected.

Due to compound quantitation problems, data were qualified as estimated in twenty four samples.

Due to method blank contamination problems, data were qualified as nondetected in twenty four samples.

The quality control criteria reviewed, other than those discussed above, were met and are considered acceptable. Sample results that were found to be estimated (J) are usable for limited purposes only. Based upon the Stage 2B data validation all other results are considered valid and usable for all purposes.

Data flags are summarized at the end of this report if data has been qualified.

XIV. Field Duplicates

Samples JW-EA58-COMP-120507 and JW-EA08-COMP-120507 and samples JW-EA01-SS01-120507 and JW-EA01-SS51-120507 were identified as field duplicates. No polychlorinated dioxins/dibenzofurans were detected in any of the samples with the following exceptions:

Compound	Concentration (pg/g)		RPD (Limits)
	JW-EA58-COMP-120507	JW-EA08-COMP-120507	
2,3,7,8-TCDD	0.412	0.613U	200 (≤50)
1,2,3,7,8-PeCDD	0.941	0.464	68 (≤50)
1,2,3,4,7,8-HxCDD	1.24	0.677	59 (≤50)
1,2,3,6,7,8-HxCDD	16.3	7.51	74 (≤50)
1,2,3,7,8,9-HxCDD	6.73	2.50	92 (≤50)
1,2,3,4,6,7,8-HpCDD	174	95.0	59 (≤50)
OCDD	1330	770	53 (≤50)
2,3,7,8-TCDF	1.36	0.601	77 (≤50)
1,2,3,7,8-PeCDF	0.866	0.383	77 (≤50)
2,3,4,7,8-PeCDF	1.58	0.684	79 (≤50)
1,2,3,4,7,8-HxCDF	2.12	0.952	76 (≤50)
1,2,3,6,7,8-HxCDF	1.42	0.729	64 (≤50)
2,3,4,6,7,8-HxCDF	2.41	1.18	69 (≤50)

Compound	Concentration (pg/g)		RPD (Limits)
	JW-EA58-COMP-120507	JW-EA08-COMP-120507	
1,2,3,7,8,9-HxCDF	0.607	0.316	63 (≤50)
1,2,3,4,6,7,8-HpCDF	34.0	16.2	71 (≤50)
1,2,3,4,7,8,9-HpCDF	1.85	0.991	60 (≤50)
OCDF	66.3	36.7	57 (≤50)
Total TCDD	12.1	9.67	22 (≤50)
Total TCDF	21.0	6.89	101 (≤50)
Total PeCDD	11.5	8.34	32 (≤50)
Total PeCDF	18.7	7.97	80 (≤50)
Total HxCDD	110	55.9	65 (≤50)
Total HxCDF	51.5	24.4	71 (≤50)
Total HpCDD	359	188	63 (≤50)
Total HpCDF	91.4	46.6	65 (≤50)

Compound	Concentration (pg/g)		RPD (Limits)
	JW-EA01-SS01-120507	JW-EA01-SS51-12050	
2,3,7,8-TCDD	0.985U	0.320	200 (≤50)
1,2,3,7,8-PeCDD	1.07	1.33	22 (≤50)
1,2,3,4,7,8-HxCDD	2.18	4.72	74 (≤50)
1,2,3,6,7,8-HxCDD	14.4	16.3	12 (≤50)
1,2,3,7,8,9-HxCDD	4.49	8.37	60 (≤50)
1,2,3,4,6,7,8-HpCDD	246	341	32 (≤50)
OCDD	2570	3110	19 (≤50)
2,3,7,8-TCDF	0.709	1.19	51 (≤50)

Compound	Concentration (pg/g)		RPD (Limits)
	JW-EA01-SS01-120507	JW-EA01-SS51-12050	
1,2,3,7,8-PeCDF	0.745	5.0U	200 (≤50)
2,3,4,7,8-PeCDF	1.26	1.81	36 (≤50)
1,2,3,4,7,8-HxCDF	2.14	3.06	35 (≤50)
1,2,3,6,7,8-HxCDF	2.00	2.60	26 (≤50)
2,3,4,6,7,8-HxCDF	3.16	4.10	26 (≤50)
1,2,3,7,8,9-HxCDF	0.552	1.40	87 (≤50)
1,2,3,4,6,7,8-HpCDF	50.1	65.1	26 (≤50)
1,2,3,4,7,8,9-HpCDF	3.55	3.83	8 (≤50)
OCDF	143	194	30 (≤50)
Total TCDD	6.47	13.4	70 (≤50)
Total TCDF	5.95	17.8	100 (≤50)
Total PeCDD	4.23	12.3	98 (≤50)
Total PeCDF	16.0	24.6	42 (≤50)
Total HxCDD	83.9	123	38 (≤50)
Total HxCDF	67.1	93.5	33 (≤50)
Total HpCDD	503	728	37 (≤50)
Total HpCDF	147	196	29 (≤50)

XV. Field Blanks

Sample JW-RB-120507 was identified as a rinsate blank. No polychlorinated dioxin/dibenzofuran contaminants were found with the following exceptions:

Blank ID	Compound	Concentration (ng/L)
JW-RB-120507	1,2,3,4,6,7,8-HpCDD OCDD 1,2,3,4,6,7,8-HpCDF Total HxCDF Total HpCDD Total HpCDF	0.000550 0.0678 0.00117 0.00117 0.0121 0.00328

**Jeld-Wen Maulsby Marsh
Dioxins/Dibenzofurans - Data Qualification Summary - SDG 31201450**

SDG	Sample	Compound	Flag	A or P	Reason
31201450	JW-EA01-SS03-120507 JW-EA01-SS51-120507 JW-EA09-COMP-120507 JW-UR-TISSUE-120508 JW-DR-TISSUE-120508 JW-RG-TISSUE-120508 JW-EA05-COMP-120509 JW-UR-COMP-120508 JW-DR-COMP-120508 JW-RG-COMP-120508 JW-EA07-COMP-120507 JW-EA10-TISSUE-120516 JW-EA01-TISSUE-120516 JW-RB-120507	1,2,3,6,7,8-HxCDD 1,2,3,7,8,9-HxCDD Total HxCDD	J (all detects)	P	Continuing calibration (Concentration)
31201450	JW-EA58-COMP-120507 JW-EA08-COMP-120507 JW-EA06-COMP-120507 JW-EA10-COMP-120507 JW-EA03-COMP-120507 JW-EA02-COMP-120507 JW-EA04-COMP-120507 JW-EA01-SS04-120507 JW-EA01-SS01-120507 JW-EA01-SS02-120507 JW-EA01-SS03-120507 JW-EA01-SS51-120507 JW-EA09-COMP-120507 JW-UR-TISSUE-120508 JW-DR-TISSUE-120508 JW-RG-TISSUE-120508 JW-EA05-COMP-120509 JW-UR-COMP-120508 JW-DR-COMP-120508 JW-RG-COMP-120508 JW-EA07-COMP-120507 JW-EA10-TISSUE-120516 JW-EA01-TISSUE-120516 JW-RB-120507	All compounds reported by the laboratory as estimated maximum possible concentration (EMPC)	J (all detects)	A	Compound quantitation and RLs (EMPC)

**Jeld-Wen Maulsby Marsh
Dioxins/Dibenzofurans - Laboratory Blank Data Qualification Summary - SDG
31201450**

SDG	Sample	Compound	Modified Final Activity	A or P
31201450	JW-RB-120507	1,2,3,4,6,7,8-HpCDD OCDD 1,2,3,4,6,7,8-HpCDF Total HxCDF Total HpCDD Total HpCDF	0.00550U ng/L 0.0678U ng/L 0.00117U ng/L 0.00117U ng/L 0.0121U ng/L 0.00328U ng/L	A
31201450	JW-EA58-COMP-120507	1,2,3,7,8,9-HxCDF	0.607U pg/g	A

SDG	Sample	Compound	Modified Final Activity	A or P
31201450	JW-EA08-COMP-120507	1,2,3,4,7,8-HxCDD 2,3,4,7,8-PeCDF 1,2,3,4,7,8-HxCDF 1,2,3,6,7,8-HxCDF 1,2,3,7,8,9-HxCDF	0.677U pg/g 0.684U pg/g 0.952U pg/g 0.729U pg/g 0.316U pg/g	A
31201450	JW-EA03-COMP-120507	1,2,3,4,7,8-HxCDD 1,2,3,7,8,9-HxCDD 2,3,4,7,8-PeCDF 1,2,3,4,7,8-HxCDF 1,2,3,6,7,8-HxCDF 2,3,4,6,7,8-HxCDF	0.451U pg/g 0.920U pg/g 0.347U pg/g 0.677U pg/g 0.596U pg/g 0.628U pg/g	A
31201450	JW-EA02-COMP-120507	1,2,3,7,8,9-HxCDF	0.577U pg/g	A
31201450	JW-EA04-COMP-120507	1,2,3,7,8,9-HxCDF	0.539U pg/g	A
31201450	JW-EA09-COMP-120507	1,2,3,7,8,9-HxCDF 1,2,3,4,7,8,9-HpCDF	0.395U pg/g 1.01U pg/g	A
31201450	JW-UR-COMP-120508	1,2,3,4,7,8-HxCDD 1,2,3,7,8,9-HxCDD OCDD 1,2,3,4,7,8-HxCDF 1,2,3,6,7,8-HxCDF 2,3,4,6,7,8-HxCDF 1,2,3,4,7,8,9-HpCDF	0.299U pg/g 0.624U pg/g 0.317U pg/g 0.249U pg/g 0.199U pg/g 0.307U pg/g 0.298U pg/g	A
31201450	JW-DR-COMP-120508	1,2,3,4,7,8-HxCDF 1,2,3,6,7,8-HxCDF 2,3,4,6,7,8-HxCDF 1,2,3,7,8,9-HxCDF 1,2,3,4,7,8,9-HpCDF	0.677U pg/g 0.505U pg/g 0.674U pg/g 0.216U pg/g 0.383U pg/g	A
31201450	JW-RG-COMP-120508	1,2,3,4,7,8-HxCDD 1,2,3,7,8,9-HxCDD 2,3,4,7,8-PeCDF 1,2,3,4,7,8-HxCDF 1,2,3,6,7,8-HxCDF 2,3,4,6,7,8-HxCDF 1,2,3,7,8,9-HxCDF 1,2,3,4,7,8,9-HpCDF	0.344U pg/g 0.866U pg/g 0.460U pg/g 0.301U pg/g 0.258U pg/g 0.359U pg/g 0.125U pg/g 0.168U pg/g	A
31201450	JW-UR-TISSUE-120508	OCDD 1,2,3,4,6,7,8-HpCDF Total HpCDF	12.1U pg/g 0.358U pg/g 0.837U pg/g	A
31201450	JW-DR-TISSUE-120508	OCDD 1,2,3,4,6,7,8-HpCDF	9.80U pg/g 0.329U pg/g	A
31201450	JW-RG-TISSUE-120508	OCDD 1,2,3,4,6,7,8-HpCDF Total TCDF Total HpCDF	10.1U pg/g 0.254U pg/g 0.449U pg/g 0.443U pg/g	A

SDG	Sample	Compound	Modified Final Activity	A or P
31201450	JW-EA10-TISSUE-120516	OCDD	19.4U pg/g	A
31201450	JW-EA01-TISSUE-120516	OCDD 1,2,3,4,6,7,8-HpCDF Total HpCDF	7.92U pg/g 0.334U pg/g 0.671U pg/g	A
31201450	JW-EA10-COMP-120507	1,2,3,7,8-PeCDD 1,2,3,4,7,8-HxCDD 1,2,3,7,8-PeCDF 2,3,4,7,8-PeCDF 1,2,3,4,7,8-HxCDF 1,2,3,6,7,8-HxCDF 2,3,4,6,7,8-HxCDF 1,2,3,7,8,9-HxCDF 1,2,3,4,7,8,9-HpCDF	1.17U pg/g 1.59U pg/g 1.05U pg/g 1.94U pg/g 1.94U pg/g 1.60U pg/g 2.22U pg/g 0.633U pg/g 1.69U pg/g	A
31201450	JW-EA01-SS04-120507	1,2,3,7,8-PeCDD 1,2,3,4,7,8-HxCDD 2,3,4,7,8-PeCDF 1,2,3,4,7,8-HxCDF 1,2,3,6,7,8-HxCDF 2,3,4,6,7,8-HxCDF 1,2,3,7,8,9-HxCDF 1,2,3,4,7,8,9-HpCDF	0.765U pg/g 1.73U pg/g 0.941U pg/g 1.59U pg/g 1.38U pg/g 1.60U pg/g 0.579U pg/g 1.85U pg/g	A
31201450	JW-EA01-SS01-120507	1,2,3,7,8-PeCDD 1,2,3,4,7,8-HxCDD 1,2,3,7,8-PeCDF 2,3,4,7,8-PeCDF 1,2,3,4,7,8-HxCDF 1,2,3,6,7,8-HxCDF 1,2,3,7,8,9-HxCDF	1.07U pg/g 2.18U pg/g 0.745U pg/g 1.26U pg/g 2.14U pg/g 2.00U pg/g 0.552U pg/g	A
31201450	JW-EA01-SS02-120507	1,2,3,7,8-PeCDD 1,2,3,7,8-PeCDF 1,2,3,6,7,8-HxCDF 1,2,3,4,7,8,9-HpCDF	1.37U pg/g 0.767U pg/g 2.32U pg/g 2.67U pg/g	A
31201450	JW-EA01-SS03-120507	1,2,3,7,8-PeCDD 1,2,3,7,8-PeCDF 2,3,4,7,8-PeCDF 1,2,3,6,7,8-HxCDF 1,2,3,7,8,9-HxCDF 1,2,3,4,7,8,9-HpCDF	1.32U pg/g 0.671U pg/g 1.49U pg/g 1.88U pg/g 0.715U pg/g 2.27U pg/g	A
31201450	JW-EA01-SS51-120507	1,2,3,7,8-PeCDD 2,3,4,7,8-PeCDF 1,2,3,7,8,9-HxCDF	1.33U pg/g 1.81U pg/g 1.40U pg/g	A
31201450	JW-EA05-COMP-120509	1,2,3,6,7,8-HxCDD 1,2,3,7,8,9-HxCDD 1,2,3,4,7,8-HxCDF 1,2,3,6,7,8-HxCDF 2,3,4,6,7,8-HxCDF Total PeCDF Total HxCDD Total HxCDF	0.569U pg/g 0.462U pg/g 0.206U pg/g 0.155U pg/g 0.182U pg/g 0.788U pg/g 4.77U pg/g 3.14U pg/g	A

SDG	Sample	Compound	Modified Final Activity	A or P
31201450	JW-EA07-COMP-120507	1,2,3,7,8-PeCDD 1,2,3,7,8-PeCDF 2,3,4,7,8-PeCDF 1,2,3,4,7,8-HxCDF 1,2,3,6,7,8-HxCDF 1,2,3,7,8,9-HxCDF 1,2,3,4,7,8,9-HpCDF	0.865U pg/g 0.908U pg/g 1.61U pg/g 1.80U pg/g 1.29U pg/g 1.09U pg/g 2.30U pg/g	A

LDC #: 28037A21

VALIDATION COMPLETENESS WORKSHEET

SDG #: 31201450

Level III

Laboratory: SGS Analytical Perspectives

Date: 8/01/12

Page: 1 of 1

Reviewer: [Signature]

2nd Reviewer: [Signature]

METHOD: HRGC/HRMS Dioxins/Dibenzofurans (EPA Method 1613B)

The samples listed below were reviewed for each of the following validation areas. Validation findings are noted in attached validation findings worksheets.

#17 cooler temp = 11°C text

	Validation Area		Comments
I.	Technical holding times	Δ	Sampling dates: 5/1 - 5/18/12
II.	HRGC/HRMS Instrument performance check	Δ	
III.	Initial calibration	A	% PSD ≤ 20/35
IV.	Routine calibration/ICV	SW	QC limit
V.	Blanks	SW	
VI.	Matrix spike/Matrix spike duplicates	N	client specified
VII.	Laboratory control samples	A	OPR
VIII.	Regional quality assurance and quality control	N	
IX.	Internal standards	A	QC limit
X.	Target compound identifications	SW	
XI.	Compound quantitation/RL/LOQ/LODs	N	
XII.	System performance	N	
XIII.	Overall assessment of data	A	
XIV.	Field duplicates	SW	D = 1,2 9,12
XV.	Field blanks	SW	RB = 24

Note: A = Acceptable ND = No compounds detected D = Duplicate
 N = Not provided/applicable R = Rinsate TB = Trip blank
 SW = See worksheet FB = Field blank EB = Equipment blank

Validated Samples: Sediments, Tissue + water (l)

1	2	JW-EA58-COMP-120507	SW	11	4	JW-EA01-SS03-120507	SW	21	4	JW-EA07-COMP-120507	SW	31	1	71972 MB
2	2	JW-EA08-COMP-120507		12	4	JW-EA01-SS51-120507		22	3	JW-E10-TISSUE-120516		32	2	73530 MB
3	2	JW-EA06-COMP-120507		13	2	JW-EA09-COMP-120507		23	3	JW-EA01-TISSUE-120516		33	3	73560 MB
4	4	JW-EA10-COMP-120507		14	3	JW-UR-TISSUE-120508	T	24	1	JW-RB-120507		34	4	75161 MB
5	2	JW-EA03-COMP-120507		15	3	JW-DR-TISSUE-120508		25				35		
6	2	JW-EA02-COMP-120507		16	3	JW-RG-TISSUE-120508		26				36		
7	2	JW-EA04-COMP-120507		17	4	JW-EA05-COMP-120509	SW	27				37		
8	4	JW-EA01-SS04-120507		18	2	JW-UR-COMP-120508		28				38		
9	4	JW-EA01-SS01-120507		19	2	JW-DR-COMP-120508		29				39		
10	4	JW-EA01-SS02-120507		20	2	JW-RG-COMP-120508		30				40		

Notes: _____

VALIDATION FINDINGS WORKSHEET

METHOD: HRGC/HRMS Dioxins/Dibenzofurans (EPA SW 846 Method ~~8290~~) *1513 B*

A. 2,3,7,8-TCDD	F. 1,2,3,4,6,7,8-HpCDD	K. 1,2,3,4,7,8-HxCDF	P. 1,2,3,4,7,8,9-HpCDF	U. Total HpCDD
B. 1,2,3,7,8-PeCDD	G. OCDD	L. 1,2,3,6,7,8-HxCDF	Q. OCDF	V. Total TCDF
C. 1,2,3,4,7,8-HxCDD	H. 2,3,7,8-TCDF	M. 2,3,4,6,7,8-HxCDF	R. Total TCDD	W. Total PeCDF
D. 1,2,3,6,7,8-HxCDD	I. 1,2,3,7,8-PeCDF	N. 1,2,3,7,8,9-HxCDF	S. Total PeCDD	X. Total HxCDF
E. 1,2,3,7,8,9-HxCDD	J. 2,3,4,7,8-PeCDF	O. 1,2,3,4,6,7,8-HpCDF	T. Total HxCDD	Y. Total HpCDF

Notes:

VALIDATION FINDINGS WORKSHEET

Blanks

METHOD: HRGC/HRMS Dioxins/Dibenzofurans (EPA Method 1613B)

Please see qualifications below for all questions answered "N". Not applicable questions are identified as "N/A".

- Y N N/A Were all samples associated with a method blank?
- Y N N/A Was a method blank performed for each matrix and whenever a sample extraction was performed?
- Y N N/A Was the method blank contaminated?

Blank extraction date: 6/23/12 Blank analysis date: 5/15/12 6/23/12

Conc. units: ng/L 5/15/12 Associated samples: 24

(BATCH 1) Compound	Blank ID	Sample Identification							
	71972MB	5X	24						
B	0.00422*	0.0211							
C	0.00806*	0.0403							
D	0.00764*	0.0382							
E	0.00844	0.0422							
F	0.0128	0.064	0.00550*/U						
G	0.0273*	0.1365	0.0678*/U						
I	0.00396	0.0198							
J	0.00438*	0.0219							
K	0.00760*	0.038							
L	0.00608	0.0304							
M	0.00840*	0.042							
N	0.0129	0.0645							
O	0.00908	0.0454	0.00117/U						
P	0.0119*	0.0595							
Q	0.0353	0.1765							
S	0.00422*	0.0211							
W	0.00834*	0.0417							
T	0.0241*	0.1205							
X	0.0350*	0.175	0.00117*/U						
U	0.0128	0.064	0.0121/U						
Y	0.0210*	0.105	0.00328*/U						

*EXMPC

VALIDATION FINDINGS WORKSHEET

Blanks

METHOD: HRGC/HRMS Dioxins/Dibenzofurans (EPA Method 1613B)

Please see qualifications below for all questions answered "N". Not applicable questions are identified as "N/A".

Y N N/A Were all samples associated with a method blank?

Y N N/A Was a method blank performed for each matrix and whenever a sample extraction was performed?

Y N N/A Was the method blank contaminated?

Blank extraction date: 5/24/12 Blank analysis date: 6/21/12

Conc. units: pg/g Associated samples: 1 - 3, 5 - 7, 13, 18 -20

(BATCH 2) Compound	Blank ID	Sample Identification							
		5X	1	2	5	6	7	13	18
	73530MB								
C	0.170*	0.85		0.677*U	0.451U				0.299*U
D	0.146	0.73							
E	0.210*	1.05			0.920U				0.624U
G	1.06	5.3							
J	0.152*	0.76		0.684*U	0.347*U				0.317U
K	0.154*	0.77		0.952*U	0.677U				0.249U
L	0.160	0.8		0.729U	0.596U				0.199*U
M	0.178	0.89			0.628*U				0.307U
N	0.152	0.76	0.607/U	0.316U		0.577U	0.539U	0.395U	
O	0.202	1.01							
P	0.268*	1.34						1.01U	0.298*U
Q	0.582	2.91							
W	0.152*	0.76							
T	0.526*	2.63							
X	0.644*	3.22							
Y	0.470*	2.35							

*EXMPC

VALIDATION FINDINGS WORKSHEET

Blanks

Reviewer: [Signature]
 2nd Reviewer: [Signature]

METHOD: HRGC/HRMS Dioxins/Dibenzofurans (EPA Method 1613B)

Please see qualifications below for all questions answered "N". Not applicable questions are identified as "N/A".

- Y N N/A Were all samples associated with a method blank?
- Y N N/A Was a method blank performed for each matrix and whenever a sample extraction was performed?
- Y N N/A Was the method blank contaminated?

Blank extraction date: 5/24/12 **Blank analysis date:** 6/21/12

Conc. units: pg/g **Associated samples:** 1 - 3, 5 - 7, 13, 18 -20

(BATCH 2) Compound	Blank ID	Sample Identification						
	73530MB	5X	19	20				
C	0.170*	0.85		0.344U				
D	0.146	0.73						
E	0.210*	1.05		0.866U				
G	1.06	5.3						
J	0.152*	0.76		0.460U				
K	0.154*	0.77	0.677U	0.301U				
L	0.160	0.8	0.505*U	0.258*U				
M	0.178	0.89	0674U	0.359U				
N	0.152	0.76	0.216*U	0.125U				
O	0.202	1.01						
P	0.268*	1.34	0.383U	0.168U				
Q	0.582	2.91						
W	0.152*	0.76						
T	0.526*	2.63						
X	0.644*	3.22						
Y	0.470*	2.35						

*EXMPC

VALIDATION FINDINGS WORKSHEET

Blanks

METHOD: HRGC/HRMS Dioxins/Dibenzofurans (EPA Method 1613B)

Please see qualifications below for all questions answered "N". Not applicable questions are identified as "N/A".

Y N N/A Were all samples associated with a method blank?

Y N N/A Was a method blank performed for each matrix and whenever a sample extraction was performed?

Y N N/A Was the method blank contaminated?

Blank extraction date: 5/30/12 Blank analysis date: 6/21/12

Conc. units: pg/g

Associated samples: 14, 15, 16, 22, 23

(BATCH 3) Compound	Blank ID	Sample Identification							
	735600MB	5X	14	15	16	22	23		
G	5.84*	29.2	12.1U	9.80*U	10.1*U	19.4*U	7.92U		
O	0.212*	1.06	0.358U	0.329*U	0.254*U		0.334*U		
V	0.260*	1.3			0.449*U				
Y	0.212*	1.06	0.837*U		0.443*U		0.671*U		

*EXMPC

VALIDATION FINDINGS WORKSHEET

Blanks

METHOD: HRGC/HRMS Dioxins/Dibenzofurans (EPA Method 1613B)

Please see qualifications below for all questions answered "N". Not applicable questions are identified as "N/A".

- Y N N/A Were all samples associated with a method blank?
- Y N N/A Was a method blank performed for each matrix and whenever a sample extraction was performed?
- Y N N/A Was the method blank contaminated?

Blank extraction date: 6/05/12 Blank analysis date: 6/23/12

Conc. units: pg/g

Associated samples: 4, 8-12, 17, 21

(BATCH 4) Compound	Blank ID	Sample Identification								
		5X	4	8	9	10	11	12	17	21
	75161MB									
B	0.358*	1.79	1.17U	0.765*U	1.07*U	1.37*U	1.32U	1.33*U		0.865*U
C	0.526*	2.63	1.59U	1.73*U	2.18*U					
D	0.466	2.33							0.569U	
E	0.562	2.81							0.462*U	
F	0.664	3.32								
I	0.360	1.8	1.05U		0.745*U	0.767U	0.671U			0.908*U
J	0.426*	2.13	1.94U	0.941*U	1.26U		1.49U	1.81*U		1.61U
K	0.478	2.39	1.94U	1.59*U	2.14U				0.206*U	1.80U
L	0.484	2.42	1.60*U	1.38*U	2.00U	2.32U	1.88U		0.155*U	1.29U
M	0.570	2.85	2.22U	1.60U					0.182U	
N	0.658	3.29	0.633U	0.579*U	0.552*U		0.715U	1.40U		1.09U
O	0.578	2.89								
P	0.632	3.16	1.69U	1.85*U		2.67U	2.27*U			2.30U
Q	1.75*	8.75								
S	0.780*	3.9								
W	1.39*	6.95							0.788U	
T	2.13*	10.65							4.77*U	
X	2.65*	13.25							3.14*U	
U	1.34	6.7								
Y	1.21*	6.05								

*EXMPC

LDC#: 28037A2/

VALIDATION FINDINGS WORKSHEET
Field Duplicates

Page: 1 of 2
 Reviewer: D
 2nd Reviewer: D

METHOD: Method 1613B

Y N NA Were field duplicate pairs identified in this SDG?
Y N NA Were target analytes detected in the field duplicate pairs?

Compound	Concentration (pg/g)		≤ 50 RPD		
	1	2			
A	0.412	0.613U	200		
B	0.941	0.464	68		
C	1.24	0.677*	59		
D	16.3	7.51	74		
E	6.73	2.50	92		
F	174	95.0	59		
G	1330	770	53		
H	1.36	0.601*	77		
I	0.866	0.383	77		
J	1.58	0.684*	79		
K	2.12	0.952*	76		
L	1.42*	0.729	64		
M	2.41	1.18	69		
N	0.607	0.316	63		
O	34.0	16.2	71		
P	1.85	0.991	60		
Q	66.3	36.7	57		
R	12.1*	9.67*	22		
V	21.0*	6.89*	101		
S	11.5*	8.34	32		
W	18.7*	7.97*	80		
T	110	55.9*	65		
X	51.5*	24.4*	71		
U	359	188	63		
Y	91.4*	46.6*	65		

METHOD: Method 1613B

Y N NA Were field duplicate pairs identified in this SDG?
Y N NA Were target analytes detected in the field duplicate pairs?

Compound	Concentration (pg/g)		≤ SD RPD		
	9	12			
A	0.985U	0.320*	200		
B	1.07*	1.33*	22		
C	2.18*	4.72	74		
D	14.4	16.3	12		
E	4.49	8.37	60		
F	246	341	32		
G	2570	3110	19		
H	0.709*	1.19*	51		
I	0.745*	5.0U	200		
J	1.26	1.81*	36		
K	2.14	3.06	35		
L	2.00	2.60	26		
M	3.16	4.10	26		
N	0.552*	1.40	87		
O	50.1	65.1	26		
P	3.55	3.83	8		
Q	143	194	30		
R	6.47*	13.4*	70		
V	5.95*	17.8*	100		
S	4.23*	12.3*	98		
W	16.0*	24.6*	42		
T	83.9*	123*	38		
X	67.1*	93.5	33		
U	503	728	37		
Y	147	196	29		

LDC #: 28037A2 /

VALIDATION FINDINGS WORKSHEET Field Blanks

Page: 6 of 1
Reviewer: [Signature]
2nd Reviewer: [Signature]

METHOD: GC/MS Dioxins/Dibenzofurans (Method 1613B)

Y N N/A Were field blanks identified in this SDG?

Blank units: ng/L Associated sample units: pg/g

Sampling date: 5/7/12

Field blank type: (circle one) Field Blank / Rinsate / Other: RB

Associated Samples: ~~113 (>5X)~~

Compound	Blank ID	Sample Identification							
	24	5X							
F	0.000550*	0.00275							
G	0.0678*	0.359							
O	0.00117	0.00585							
X	0.00117*	0.00585							
U	0.0121*	0.0605							
Y	0.00328*	0.0164							

*EMPC

Jeld-Wen Maulsby Marsh - LDC 28037

SDG: 31201450

Analytical Method		E1613B										
Sample ID	Lab Sample ID	Chemical Name	Anal Date	Result	Mod Res Report	Detect	Lab Qual	Val Qual	Reason	RL	MDL	Units
JW-DR-COMP-120508	31201450028-A	1,2,3,4,6,7,8-Heptachlorodibenzo-p-dioxin (HpCDD)	6/23/2012	46.3	Yes	Y				3.25	0.270	pg/g
JW-DR-COMP-120508	31201450028-A	2,3,7,8-Tetrachlorodibenzo-p-dioxin (TCDD)	6/23/2012	0.33	Yes	Y	J EMPC	J	23	0.651	0.0549	pg/g
JW-DR-COMP-120508	31201450028-A	1,2,3,7,8,9-Hexachlorodibenzo-p-dioxin (HxCDD)	6/23/2012	1.95	Yes	Y	J	J	5	3.25	0.0916	pg/g
JW-DR-COMP-120508	31201450028-A	Total Tetrachlorodibenzofuran (TCDF)	6/23/2012	15.5	Yes	Y	EMPC	J	23	0.651	0.0583	pg/g
JW-DR-COMP-120508	31201450028-A	Total Pentachlorodibenzofuran (PeCDF)	6/23/2012	9.44	Yes	Y	EMPC	J	23	3.25	0.0830	pg/g
JW-DR-COMP-120508	31201450028-A	Total Hexachlorodibenzo-p-dioxin (HxCDD)	6/23/2012	37.2	Yes	Y		J	5	3.25	0.0926	pg/g
JW-DR-COMP-120508	31201450028-A	Total Pentachlorodibenzo-p-dioxin (PeCDD)	6/23/2012	13.9	Yes	Y	EMPC	J	23	3.25	0.0461	pg/g
JW-DR-COMP-120508	31201450028-A	Total Heptachlorodibenzo-p-dioxin (HpCDD)	6/23/2012	127	Yes	Y				3.25	0.270	pg/g
JW-DR-COMP-120508	31201450028-A	Total Heptachlorodibenzofuran (HpCDF)	6/23/2012	19.1	Yes	Y				3.25	0.142	pg/g
JW-DR-COMP-120508	31201450028-A	1,2,3,4,6,7,8,9-Octachlorodibenzofuran (OCDF)	6/23/2012	20.5	Yes	Y				6.51	0.169	pg/g
JW-DR-COMP-120508	31201450028-A	1,2,3,4,7,8-Hexachlorodibenzo-p-dioxin (HxCDD)	6/23/2012	0.872	Yes	Y	J			3.25	0.0906	pg/g
JW-DR-COMP-120508	31201450028-A	1,2,3,7,8-Pentachlorodibenzo-p-dioxin (PeCDD)	6/23/2012	0.627	Yes	Y	J EMPC	J	23	3.25	0.0461	pg/g
JW-DR-COMP-120508	31201450028-A	Total Tetrachlorodibenzo-p-dioxin (TCDD)	6/23/2012	21.1	Yes	Y	EMPC	J	23	0.651	0.0549	pg/g
JW-DR-COMP-120508	31201450028-A	1,2,3,4,6,7,8-Heptachlorodibenzofuran (HpCDF)	6/23/2012	7.24	Yes	Y				3.25	0.0828	pg/g
JW-DR-COMP-120508	31201450028-A	1,2,3,4,6,7,8,9-Octachlorodibenzo-p-dioxin (OCDD)	6/23/2012	458	Yes	Y				6.51	0.646	pg/g
JW-DR-COMP-120508	31201450028-A	2,3,7,8-Tetrachlorodibenzofuran (TCDF)	6/23/2012	1.48	Yes	Y				0.651	0.0583	pg/g
JW-DR-COMP-120508	31201450028-A	1,2,3,7,8,9-Hexachlorodibenzofuran (HxCDF)	6/23/2012	0.216	Yes	N	J EMPC	U	7	3.25	0.0978	pg/g
JW-DR-COMP-120508	31201450028-A	1,2,3,4,7,8-Hexachlorodibenzofuran (HxCDF)	6/23/2012	0.677	Yes	N	J	U	7	3.25	0.0645	pg/g

Analytical Method		E1613B										
Sample ID	Lab Sample ID	Chemical Name	Anal Date	Result	Mod Res Report	Detect	Lab Qual	Val Qual	Reason	RL	MDL	Units
JW-DR-COMP-120508	31201450028-A	2,3,4,6,7,8-Hexachlorodibenzofuran (HxCDF)	6/23/2012	0.674	Yes	N	J	U	7	3.25	0.0643	pg/g
JW-DR-COMP-120508	31201450028-A	1,2,3,6,7,8-Hexachlorodibenzo-p-dioxin (HxCDD)	6/23/2012	2.88	Yes	Y	J	J	5	3.25	0.0926	pg/g
JW-DR-COMP-120508	31201450028-A	1,2,3,6,7,8-Hexachlorodibenzofuran (HxCDF)	6/23/2012	0.505	Yes	N	J EMPC	U	7	3.25	0.0565	pg/g
JW-DR-COMP-120508	31201450028-A	1,2,3,7,8-Pentachlorodibenzofuran (PeCDF)	6/23/2012	0.403	Yes	Y	J EMPC	J	23	3.25	0.110	pg/g
JW-DR-COMP-120508	31201450028-A	2,3,4,7,8-Pentachlorodibenzofuran (PeCDF)	6/23/2012	0.791	Yes	Y	J			3.25	0.0593	pg/g
JW-DR-COMP-120508	31201450028-A	Total Hexachlorodibenzofuran (HxCDF)	6/23/2012	13.1	Yes	Y	EMPC	J	23	3.25	0.0978	pg/g
JW-DR-COMP-120508	31201450028-A	1,2,3,4,7,8,9-Heptachlorodibenzofuran (HpCDF)	6/23/2012	0.383	Yes	N	J	U	7	3.25	0.142	pg/g
JW-DR-COMP-120508	31201450028-A	2,3,7,8-Tetrachlorodibenzofuran (TCDF)	7/2/2012	1.32	Yes	Y				0.651	0.0695	pg/g
JW-DR-TISSUE-120508	31201450024-A	Total Heptachlorodibenzofuran (HpCDF)	6/23/2012	0.57	Yes	Y	J EMPC	J	23	2.34	0.0996	pg/g
JW-DR-TISSUE-120508	31201450024-A	Total Hexachlorodibenzofuran (HxCDF)	6/23/2012	0.49	Yes	Y	J EMPC	J	23	2.34	0.0436	pg/g
JW-DR-TISSUE-120508	31201450024-A	1,2,3,4,7,8-Hexachlorodibenzo-p-dioxin (HxCDD)	6/23/2012	0.06	Yes	N	U			2.34	0.0600	pg/g
JW-DR-TISSUE-120508	31201450024-A	1,2,3,7,8-Pentachlorodibenzo-p-dioxin (PeCDD)	6/23/2012	0.0344	Yes	N	U			2.34	0.0344	pg/g
JW-DR-TISSUE-120508	31201450024-A	Total Tetrachlorodibenzo-p-dioxin (TCDD)	6/23/2012	0.95	Yes	Y	EMPC	J	23	0.467	0.0469	pg/g
JW-DR-TISSUE-120508	31201450024-A	2,3,7,8-Tetrachlorodibenzofuran (TCDF)	6/23/2012	0.0499	Yes	N	U			0.467	0.0499	pg/g
JW-DR-TISSUE-120508	31201450024-A	1,2,3,4,6,7,8,9-Octachlorodibenzofuran (OCDF)	6/23/2012	0.375	Yes	N	U			4.67	0.375	pg/g
JW-DR-TISSUE-120508	31201450024-A	1,2,3,7,8-Pentachlorodibenzofuran (PeCDF)	6/23/2012	0.0497	Yes	N	U			2.34	0.0497	pg/g
JW-DR-TISSUE-120508	31201450024-A	1,2,3,6,7,8-Hexachlorodibenzofuran (HxCDF)	6/23/2012	0.0275	Yes	N	U			2.34	0.0275	pg/g
JW-DR-TISSUE-120508	31201450024-A	1,2,3,6,7,8-Hexachlorodibenzo-p-dioxin (HxCDD)	6/23/2012	0.133	Yes	Y	J EMPC	J	5,23	2.34	0.0654	pg/g
JW-DR-TISSUE-120508	31201450024-A	2,3,4,6,7,8-Hexachlorodibenzofuran (HxCDF)	6/23/2012	0.0346	Yes	N	U			2.34	0.0346	pg/g

Analytical Method		E1613B										
Sample ID	Lab Sample ID	Chemical Name	Anal Date	Result	Mod Res Report	Detect	Lab Qual	Val Qual	Reason	RL	MDL	Units
JW-DR-TISSUE-120508	31201450024-A	1,2,3,4,6,7,8-Heptachlorodibenzofuran (HpCDF)	6/23/2012	0.329	Yes	N	J EMPC	U	7	2.34	0.0699	pg/g
JW-DR-TISSUE-120508	31201450024-A	1,2,3,7,8,9-Hexachlorodibenzofuran (HxCDF)	6/23/2012	0.0436	Yes	N	U			2.34	0.0436	pg/g
JW-DR-TISSUE-120508	31201450024-A	Total Heptachlorodibenzo-p-dioxin (HpCDD)	6/23/2012	3.32	Yes	Y	EMPC	J	23	2.34	0.126	pg/g
JW-DR-TISSUE-120508	31201450024-A	1,2,3,4,7,8,9-Heptachlorodibenzofuran (HpCDF)	6/23/2012	0.0996	Yes	N	U			2.34	0.0996	pg/g
JW-DR-TISSUE-120508	31201450024-A	1,2,3,4,7,8-Hexachlorodibenzofuran (HxCDF)	6/23/2012	0.0308	Yes	N	U			2.34	0.0308	pg/g
JW-DR-TISSUE-120508	31201450024-A	2,3,4,7,8-Pentachlorodibenzofuran (PeCDF)	6/23/2012	0.0295	Yes	N	U			2.34	0.0295	pg/g
JW-DR-TISSUE-120508	31201450024-A	1,2,3,4,6,7,8-Heptachlorodibenzo-p-dioxin (HpCDD)	6/23/2012	1.11	Yes	Y	J EMPC	J	23	2.34	0.126	pg/g
JW-DR-TISSUE-120508	31201450024-A	Total Hexachlorodibenzo-p-dioxin (HxCDD)	6/23/2012	0.92	Yes	Y	J EMPC	J	5,23	2.34	0.0654	pg/g
JW-DR-TISSUE-120508	31201450024-A	1,2,3,4,6,7,8,9-Octachlorodibenzo-p-dioxin (OCDD)	6/23/2012	9.8	Yes	N	EMPC	U	7	4.67	0.731	pg/g
JW-DR-TISSUE-120508	31201450024-A	Total Pentachlorodibenzofuran (PeCDF)	6/23/2012	0.226	Yes	Y	J			2.34	0.0163	pg/g
JW-DR-TISSUE-120508	31201450024-A	Total Tetrachlorodibenzofuran (TCDF)	6/23/2012	0.0499	Yes	N	U			0.467	0.0499	pg/g
JW-DR-TISSUE-120508	31201450024-A	2,3,7,8-Tetrachlorodibenzo-p-dioxin (TCDD)	6/23/2012	0.0469	Yes	N	U			0.467	0.0469	pg/g
JW-DR-TISSUE-120508	31201450024-A	1,2,3,7,8,9-Hexachlorodibenzo-p-dioxin (HxCDD)	6/23/2012	0.0626	Yes	N	U			2.34	0.0626	pg/g
JW-DR-TISSUE-120508	31201450024-A	Total Pentachlorodibenzo-p-dioxin (PeCDD)	6/23/2012	0.0344	Yes	N	U			2.34	0.0344	pg/g
JW-EA01-SS01-120507	31201450015-A	Total Heptachlorodibenzofuran (HpCDF)	6/21/2012	147	Yes	Y				4.93	0.316	pg/g
JW-EA01-SS01-120507	31201450015-A	Total Heptachlorodibenzo-p-dioxin (HpCDD)	6/21/2012	503	Yes	Y				4.93	0.981	pg/g
JW-EA01-SS01-120507	31201450015-A	Total Pentachlorodibenzo-p-dioxin (PeCDD)	6/21/2012	4.23	Yes	Y	J EMPC	J	23	4.93	0.299	pg/g
JW-EA01-SS01-120507	31201450015-A	1,2,3,4,6,7,8-Heptachlorodibenzo-p-dioxin (HpCDD)	6/21/2012	246	Yes	Y				4.93	0.981	pg/g
JW-EA01-SS01-120507	31201450015-A	Total Hexachlorodibenzo-p-dioxin (HxCDD)	6/21/2012	83.9	Yes	Y	EMPC	J	23	4.93	0.407	pg/g

Analytical Method		E1613B										
Sample ID	Lab Sample ID	Chemical Name	Anal Date	Result	Mod Res Report	Detect	Lab Qual	Val Qual	Reason	RL	MDL	Units
JW-EA01-SS01-120507	31201450015-A	1,2,3,4,6,7,8,9-Octachlorodibenzo-p-dioxin (OCDD)	6/21/2012	2570	Yes	Y				9.85	1.80	pg/g
JW-EA01-SS01-120507	31201450015-A	1,2,3,4,6,7,8,9-Octachlorodibenzofuran (OCDF)	6/21/2012	143	Yes	Y				9.85	0.669	pg/g
JW-EA01-SS01-120507	31201450015-A	Total Tetrachlorodibenzofuran (TCDF)	6/21/2012	5.95	Yes	Y	EMPC	J	23	0.985	0.380	pg/g
JW-EA01-SS01-120507	31201450015-A	Total Tetrachlorodibenzo-p-dioxin (TCDD)	6/21/2012	6.47	Yes	Y	EMPC	J	23	0.985	0.256	pg/g
JW-EA01-SS01-120507	31201450015-A	1,2,3,7,8,9-Hexachlorodibenzo-p-dioxin (HxCDD)	6/21/2012	4.49	Yes	Y	J			4.93	0.398	pg/g
JW-EA01-SS01-120507	31201450015-A	2,3,7,8-Tetrachlorodibenzo-p-dioxin (TCDD)	6/21/2012	0.256	Yes	N	U			0.985	0.256	pg/g
JW-EA01-SS01-120507	31201450015-A	Total Pentachlorodibenzofuran (PeCDF)	6/21/2012	16	Yes	Y	EMPC	J	23	4.93	0.121	pg/g
JW-EA01-SS01-120507	31201450015-A	1,2,3,6,7,8-Hexachlorodibenzo-p-dioxin (HxCDD)	6/21/2012	14.4	Yes	Y				4.93	0.407	pg/g
JW-EA01-SS01-120507	31201450015-A	Total Hexachlorodibenzofuran (HxCDF)	6/21/2012	67.1	Yes	Y	EMPC	J	23	4.93	0.291	pg/g
JW-EA01-SS01-120507	31201450015-A	2,3,7,8-Tetrachlorodibenzofuran (TCDF)	6/21/2012	1.01	Yes	Y				0.985	0.380	pg/g
JW-EA01-SS01-120507	31201450015-A	2,3,4,7,8-Pentachlorodibenzofuran (PeCDF)	6/21/2012	1.26	Yes	N	J	U	7	4.93	0.203	pg/g
JW-EA01-SS01-120507	31201450015-A	1,2,3,4,7,8,9-Heptachlorodibenzofuran (HpCDF)	6/21/2012	3.55	Yes	Y	J			4.93	0.316	pg/g
JW-EA01-SS01-120507	31201450015-A	1,2,3,4,7,8-Hexachlorodibenzo-p-dioxin (HxCDD)	6/21/2012	2.18	Yes	N	J EMPC	U	7	4.93	0.389	pg/g
JW-EA01-SS01-120507	31201450015-A	1,2,3,6,7,8-Hexachlorodibenzofuran (HxCDF)	6/21/2012	2	Yes	N	J	U	7	4.93	0.204	pg/g
JW-EA01-SS01-120507	31201450015-A	2,3,4,6,7,8-Hexachlorodibenzofuran (HxCDF)	6/21/2012	3.16	Yes	Y	J			4.93	0.220	pg/g
JW-EA01-SS01-120507	31201450015-A	1,2,3,4,6,7,8-Heptachlorodibenzofuran (HpCDF)	6/21/2012	50.1	Yes	Y				4.93	0.188	pg/g
JW-EA01-SS01-120507	31201450015-A	1,2,3,4,7,8-Hexachlorodibenzofuran (HxCDF)	6/21/2012	2.14	Yes	N	J	U	7	4.93	0.223	pg/g
JW-EA01-SS01-120507	31201450015-A	1,2,3,7,8,9-Hexachlorodibenzofuran (HxCDF)	6/21/2012	0.552	Yes	N	J EMPC	U	7	4.93	0.291	pg/g
JW-EA01-SS01-120507	31201450015-A	1,2,3,7,8-Pentachlorodibenzo-p-dioxin (PeCDD)	6/21/2012	1.07	Yes	N	J EMPC	U	7	4.93	0.299	pg/g

Analytical Method		E1613B										
Sample ID	Lab Sample ID	Chemical Name	Anal Date	Result	Mod Res Report	Detect	Lab Qual	Val Qual	Reason	RL	MDL	Units
JW-EA01-SS01-120507	31201450015-A	1,2,3,7,8-Pentachlorodibenzofuran (PeCDF)	6/21/2012	0.745	Yes	N	J EMPC	U	7	4.93	0.361	pg/g
JW-EA01-SS01-120507	31201450015-A	2,3,7,8-Tetrachlorodibenzofuran (TCDF)	7/2/2012	0.709	Yes	Y	J EMPC	J	23	0.985	0.0997	pg/g
JW-EA01-SS02-120507	31201450016-A	1,2,3,4,6,7,8-Heptachlorodibenzofuran (HpCDF)	6/21/2012	50	Yes	Y				4.28	0.239	pg/g
JW-EA01-SS02-120507	31201450016-A	1,2,3,4,7,8-Hexachlorodibenzo-p-dioxin (HxCDD)	6/21/2012	2.8	Yes	Y	J			4.28	0.332	pg/g
JW-EA01-SS02-120507	31201450016-A	1,2,3,7,8,9-Hexachlorodibenzofuran (HxCDF)	6/21/2012	0.188	Yes	N	U			4.28	0.188	pg/g
JW-EA01-SS02-120507	31201450016-A	1,2,3,4,7,8-Hexachlorodibenzofuran (HxCDF)	6/21/2012	3.27	Yes	Y	J			4.28	0.145	pg/g
JW-EA01-SS02-120507	31201450016-A	1,2,3,4,6,7,8,9-Octachlorodibenzofuran (OCDF)	6/21/2012	119	Yes	Y				8.56	0.348	pg/g
JW-EA01-SS02-120507	31201450016-A	Total Pentachlorodibenzofuran (PeCDF)	6/21/2012	30.6	Yes	Y	EMPC	J	23	4.28	0.0893	pg/g
JW-EA01-SS02-120507	31201450016-A	2,3,7,8-Tetrachlorodibenzo-p-dioxin (TCDD)	6/21/2012	0.835	Yes	Y	J			0.856	0.239	pg/g
JW-EA01-SS02-120507	31201450016-A	1,2,3,7,8,9-Hexachlorodibenzo-p-dioxin (HxCDD)	6/21/2012	6.1	Yes	Y				4.28	0.348	pg/g
JW-EA01-SS02-120507	31201450016-A	Total Tetrachlorodibenzofuran (TCDF)	6/21/2012	19.4	Yes	Y	EMPC	J	23	0.856	0.344	pg/g
JW-EA01-SS02-120507	31201450016-A	1,2,3,4,6,7,8,9-Octachlorodibenzo-p-dioxin (OCDD)	6/21/2012	1970	Yes	Y				8.56	1.02	pg/g
JW-EA01-SS02-120507	31201450016-A	1,2,3,4,6,7,8-Heptachlorodibenzo-p-dioxin (HpCDD)	6/21/2012	230	Yes	Y				4.28	0.958	pg/g
JW-EA01-SS02-120507	31201450016-A	Total Pentachlorodibenzo-p-dioxin (PeCDD)	6/21/2012	14.5	Yes	Y	EMPC	J	23	4.28	0.269	pg/g
JW-EA01-SS02-120507	31201450016-A	Total Tetrachlorodibenzo-p-dioxin (TCDD)	6/21/2012	13.2	Yes	Y	EMPC	J	23	0.856	0.239	pg/g
JW-EA01-SS02-120507	31201450016-A	Total Heptachlorodibenzofuran (HpCDF)	6/21/2012	141	Yes	Y	EMPC	J	23	4.28	0.407	pg/g
JW-EA01-SS02-120507	31201450016-A	2,3,4,6,7,8-Hexachlorodibenzofuran (HxCDF)	6/21/2012	3.92	Yes	Y	J			4.28	0.135	pg/g
JW-EA01-SS02-120507	31201450016-A	1,2,3,7,8-Pentachlorodibenzo-p-dioxin (PeCDD)	6/21/2012	1.37	Yes	N	J EMPC	U	7	4.28	0.269	pg/g
JW-EA01-SS02-120507	31201450016-A	2,3,7,8-Tetrachlorodibenzofuran (TCDF)	6/21/2012	2.39	Yes	Y				0.856	0.344	pg/g

SDG: 31201450

Analytical Method		E1613B										
Sample ID	Lab Sample ID	Chemical Name	Anal Date	Result	Mod Res Report	Detect	Lab Qual	Val Qual	Reason	RL	MDL	Units
JW-EA01-SS02-120507	31201450016-A	1,2,3,4,7,8,9-Heptachlorodibenzofuran (HpCDF)	6/21/2012	2.67	Yes	N	J	U	7	4.28	0.407	pg/g
JW-EA01-SS02-120507	31201450016-A	Total Hexachlorodibenzofuran (HxCDF)	6/21/2012	91.4	Yes	Y	EMPC	J	23	4.28	0.188	pg/g
JW-EA01-SS02-120507	31201450016-A	2,3,4,7,8-Pentachlorodibenzofuran (PeCDF)	6/21/2012	2.22	Yes	Y	J			4.28	0.231	pg/g
JW-EA01-SS02-120507	31201450016-A	1,2,3,7,8-Pentachlorodibenzofuran (PeCDF)	6/21/2012	0.767	Yes	N	J	U	7	4.28	0.412	pg/g
JW-EA01-SS02-120507	31201450016-A	1,2,3,6,7,8-Hexachlorodibenzofuran (HxCDF)	6/21/2012	2.32	Yes	N	J	U	7	4.28	0.132	pg/g
JW-EA01-SS02-120507	31201450016-A	1,2,3,6,7,8-Hexachlorodibenzo-p-dioxin (HxCDD)	6/21/2012	33.8	Yes	Y				4.28	0.365	pg/g
JW-EA01-SS02-120507	31201450016-A	Total Heptachlorodibenzo-p-dioxin (HpCDD)	6/21/2012	506	Yes	Y				4.28	0.958	pg/g
JW-EA01-SS02-120507	31201450016-A	Total Hexachlorodibenzo-p-dioxin (HxCDD)	6/21/2012	138	Yes	Y	EMPC	J	23	4.28	0.365	pg/g
JW-EA01-SS02-120507	31201450016-A	2,3,7,8-Tetrachlorodibenzofuran (TCDF)	7/2/2012	1.44	Yes	Y				0.856	0.0900	pg/g
JW-EA01-SS03-120507	31201450017-A	1,2,3,7,8-Pentachlorodibenzo-p-dioxin (PeCDD)	6/23/2012	1.32	Yes	N	J	U	7	3.25	0.0572	pg/g
JW-EA01-SS03-120507	31201450017-A	2,3,7,8-Tetrachlorodibenzo-p-dioxin (TCDD)	6/23/2012	0.341	Yes	Y	J EMPC	J	23	0.650	0.0973	pg/g
JW-EA01-SS03-120507	31201450017-A	1,2,3,7,8,9-Hexachlorodibenzo-p-dioxin (HxCDD)	6/23/2012	5.25	Yes	Y		J	5	3.25	0.236	pg/g
JW-EA01-SS03-120507	31201450017-A	Total Tetrachlorodibenzofuran (TCDF)	6/23/2012	13.9	Yes	Y	EMPC	J	23	0.650	0.101	pg/g
JW-EA01-SS03-120507	31201450017-A	Total Pentachlorodibenzofuran (PeCDF)	6/23/2012	22.6	Yes	Y	EMPC	J	23	3.25	0.0601	pg/g
JW-EA01-SS03-120507	31201450017-A	1,2,3,4,6,7,8,9-Octachlorodibenzo-p-dioxin (OCDD)	6/23/2012	1830	Yes	Y				6.50	1.15	pg/g
JW-EA01-SS03-120507	31201450017-A	Total Hexachlorodibenzo-p-dioxin (HxCDD)	6/23/2012	75.9	Yes	Y	EMPC	J	5,23	3.25	0.241	pg/g
JW-EA01-SS03-120507	31201450017-A	1,2,3,4,6,7,8-Heptachlorodibenzo-p-dioxin (HpCDD)	6/23/2012	204	Yes	Y				3.25	0.550	pg/g
JW-EA01-SS03-120507	31201450017-A	Total Pentachlorodibenzo-p-dioxin (PeCDD)	6/23/2012	9.24	Yes	Y	EMPC	J	23	3.25	0.0572	pg/g
JW-EA01-SS03-120507	31201450017-A	Total Heptachlorodibenzo-p-dioxin (HpCDD)	6/23/2012	426	Yes	Y				3.25	0.550	pg/g

Analytical Method		E1613B										
Sample ID	Lab Sample ID	Chemical Name	Anal Date	Result	Mod Res Report	Detect	Lab Qual	Val Qual	Reason	RL	MDL	Units
JW-EA01-SS03-120507	31201450017-A	Total Heptachlorodibenzofuran (HpCDF)	6/23/2012	115	Yes	Y	EMPC	J	23	3.25	0.458	pg/g
JW-EA01-SS03-120507	31201450017-A	1,2,3,4,7,8-Hexachlorodibenzo-p-dioxin (HxCDD)	6/23/2012	2.86	Yes	Y	J			3.25	0.232	pg/g
JW-EA01-SS03-120507	31201450017-A	Total Hexachlorodibenzofuran (HxCDF)	6/23/2012	69	Yes	Y	EMPC	J	23	3.25	0.171	pg/g
JW-EA01-SS03-120507	31201450017-A	Total Tetrachlorodibenzo-p-dioxin (TCDD)	6/23/2012	9.52	Yes	Y	EMPC	J	23	0.650	0.0973	pg/g
JW-EA01-SS03-120507	31201450017-A	2,3,7,8-Tetrachlorodibenzofuran (TCDF)	6/23/2012	1.04	Yes	Y				0.650	0.101	pg/g
JW-EA01-SS03-120507	31201450017-A	1,2,3,4,7,8,9-Heptachlorodibenzofuran (HpCDF)	6/23/2012	2.27	Yes	N	J EMPC	U	7	3.25	0.458	pg/g
JW-EA01-SS03-120507	31201450017-A	2,3,4,7,8-Pentachlorodibenzofuran (PeCDF)	6/23/2012	1.49	Yes	N	J	U	7	3.25	0.0658	pg/g
JW-EA01-SS03-120507	31201450017-A	1,2,3,6,7,8-Hexachlorodibenzofuran (HxCDF)	6/23/2012	1.88	Yes	N	J	U	7	3.25	0.107	pg/g
JW-EA01-SS03-120507	31201450017-A	1,2,3,6,7,8-Hexachlorodibenzo-p-dioxin (HxCDD)	6/23/2012	12.1	Yes	Y		J	5	3.25	0.241	pg/g
JW-EA01-SS03-120507	31201450017-A	2,3,4,6,7,8-Hexachlorodibenzofuran (HxCDF)	6/23/2012	2.97	Yes	Y	J			3.25	0.114	pg/g
JW-EA01-SS03-120507	31201450017-A	1,2,3,4,6,7,8-Heptachlorodibenzofuran (HpCDF)	6/23/2012	40.9	Yes	Y				3.25	0.250	pg/g
JW-EA01-SS03-120507	31201450017-A	1,2,3,4,7,8-Hexachlorodibenzofuran (HxCDF)	6/23/2012	2.53	Yes	Y	J			3.25	0.121	pg/g
JW-EA01-SS03-120507	31201450017-A	1,2,3,7,8,9-Hexachlorodibenzofuran (HxCDF)	6/23/2012	0.715	Yes	N	J	U	7	3.25	0.171	pg/g
JW-EA01-SS03-120507	31201450017-A	1,2,3,4,6,7,8,9-Octachlorodibenzofuran (OCDF)	6/23/2012	104	Yes	Y				6.50	0.492	pg/g
JW-EA01-SS03-120507	31201450017-A	1,2,3,7,8-Pentachlorodibenzofuran (PeCDF)	6/23/2012	0.671	Yes	N	J	U	7	3.25	0.116	pg/g
JW-EA01-SS03-120507	31201450017-A	2,3,7,8-Tetrachlorodibenzofuran (TCDF)	7/2/2012	0.921	Yes	Y				0.650	0.0929	pg/g
JW-EA01-SS04-120507	31201450014-A	Total Tetrachlorodibenzo-p-dioxin (TCDD)	6/21/2012	12.1	Yes	Y	EMPC	J	23	0.817	0.201	pg/g
JW-EA01-SS04-120507	31201450014-A	2,3,7,8-Tetrachlorodibenzo-p-dioxin (TCDD)	6/21/2012	0.201	Yes	N	U			0.817	0.201	pg/g
JW-EA01-SS04-120507	31201450014-A	1,2,3,7,8,9-Hexachlorodibenzo-p-dioxin (HxCDD)	6/21/2012	3.98	Yes	Y	J			4.09	0.204	pg/g

Analytical Method		E1613B										
Sample ID	Lab Sample ID	Chemical Name	Anal Date	Result	Mod Res Report	Detect	Lab Qual	Val Qual	Reason	RL	MDL	Units
JW-EA01-SS04-120507	31201450014-A	Total Tetrachlorodibenzofuran (TCDF)	6/21/2012	12.5	Yes	Y	EMPC	J	23	0.817	0.310	pg/g
JW-EA01-SS04-120507	31201450014-A	1,2,3,4,6,7,8,9-Octachlorodibenzo-p-dioxin (OCDD)	6/21/2012	1050	Yes	Y				8.17	0.711	pg/g
JW-EA01-SS04-120507	31201450014-A	1,2,3,4,6,7,8-Heptachlorodibenzo-p-dioxin (HpCDD)	6/21/2012	121	Yes	Y				4.09	0.583	pg/g
JW-EA01-SS04-120507	31201450014-A	Total Pentachlorodibenzo-p-dioxin (PeCDD)	6/21/2012	11.2	Yes	Y	EMPC	J	23	4.09	0.177	pg/g
JW-EA01-SS04-120507	31201450014-A	Total Heptachlorodibenzo-p-dioxin (HpCDD)	6/21/2012	286	Yes	Y				4.09	0.583	pg/g
JW-EA01-SS04-120507	31201450014-A	Total Heptachlorodibenzofuran (HpCDF)	6/21/2012	73.4	Yes	Y	EMPC	J	23	4.09	0.229	pg/g
JW-EA01-SS04-120507	31201450014-A	1,2,3,4,6,7,8,9-Octachlorodibenzofuran (OCDF)	6/21/2012	60.7	Yes	Y				8.17	0.293	pg/g
JW-EA01-SS04-120507	31201450014-A	1,2,3,7,8-Pentachlorodibenzo-p-dioxin (PeCDD)	6/21/2012	0.765	Yes	N	J EMPC	U	7	4.09	0.177	pg/g
JW-EA01-SS04-120507	31201450014-A	Total Pentachlorodibenzofuran (PeCDF)	6/21/2012	11.8	Yes	Y	EMPC	J	23	4.09	0.266	pg/g
JW-EA01-SS04-120507	31201450014-A	2,3,7,8-Tetrachlorodibenzofuran (TCDF)	6/21/2012	1.31	Yes	Y				0.817	0.310	pg/g
JW-EA01-SS04-120507	31201450014-A	1,2,3,4,7,8,9-Heptachlorodibenzofuran (HpCDF)	6/21/2012	1.85	Yes	N	J EMPC	U	7	4.09	0.229	pg/g
JW-EA01-SS04-120507	31201450014-A	Total Hexachlorodibenzofuran (HxCDF)	6/21/2012	42.7	Yes	Y	EMPC	J	23	4.09	0.224	pg/g
JW-EA01-SS04-120507	31201450014-A	2,3,4,7,8-Pentachlorodibenzofuran (PeCDF)	6/21/2012	0.941	Yes	N	J EMPC	U	7	4.09	0.188	pg/g
JW-EA01-SS04-120507	31201450014-A	1,2,3,7,8-Pentachlorodibenzofuran (PeCDF)	6/21/2012	0.35	Yes	N	U			4.09	0.350	pg/g
JW-EA01-SS04-120507	31201450014-A	1,2,3,6,7,8-Hexachlorodibenzofuran (HxCDF)	6/21/2012	1.38	Yes	N	J EMPC	U	7	4.09	0.148	pg/g
JW-EA01-SS04-120507	31201450014-A	1,2,3,6,7,8-Hexachlorodibenzo-p-dioxin (HxCDD)	6/21/2012	10.6	Yes	Y				4.09	0.212	pg/g
JW-EA01-SS04-120507	31201450014-A	2,3,4,6,7,8-Hexachlorodibenzofuran (HxCDF)	6/21/2012	1.6	Yes	N	J	U	7	4.09	0.163	pg/g
JW-EA01-SS04-120507	31201450014-A	1,2,3,4,6,7,8-Heptachlorodibenzofuran (HpCDF)	6/21/2012	25.7	Yes	Y				4.09	0.132	pg/g
JW-EA01-SS04-120507	31201450014-A	1,2,3,4,7,8-Hexachlorodibenzofuran (HxCDF)	6/21/2012	1.59	Yes	N	J EMPC	U	7	4.09	0.169	pg/g

Analytical Method		E1613B										
Sample ID	Lab Sample ID	Chemical Name	Anal Date	Result	Mod Res Report	Detect	Lab Qual	Val Qual	Reason	RL	MDL	Units
JW-EA01-SS04-120507	31201450014-A	1,2,3,7,8,9-Hexachlorodibenzofuran (HxCDF)	6/21/2012	0.579	Yes	N	J EMPC	U	7	4.09	0.224	pg/g
JW-EA01-SS04-120507	31201450014-A	1,2,3,4,7,8-Hexachlorodibenzo-p-dioxin (HxCDD)	6/21/2012	1.73	Yes	N	J EMPC	U	7	4.09	0.195	pg/g
JW-EA01-SS04-120507	31201450014-A	Total Hexachlorodibenzo-p-dioxin (HxCDD)	6/21/2012	77	Yes	Y	EMPC	J	23	4.09	0.212	pg/g
JW-EA01-SS04-120507	31201450014-A	2,3,7,8-Tetrachlorodibenzofuran (TCDF)	6/21/2012	1.47	Yes	Y	EMPC	J	23	0.817	0.210	pg/g
JW-EA01-SS51-120507	31201450018-A	1,2,3,6,7,8-Hexachlorodibenzofuran (HxCDF)	6/23/2012	2.6	Yes	Y	J			5.00	0.152	pg/g
JW-EA01-SS51-120507	31201450018-A	1,2,3,4,6,7,8,9-Octachlorodibenzofuran (OCDF)	6/23/2012	194	Yes	Y				10.0	0.698	pg/g
JW-EA01-SS51-120507	31201450018-A	1,2,3,4,7,8-Hexachlorodibenzo-p-dioxin (HxCDD)	6/23/2012	4.72	Yes	Y	J			5.00	0.259	pg/g
JW-EA01-SS51-120507	31201450018-A	1,2,3,7,8-Pentachlorodibenzo-p-dioxin (PeCDD)	6/23/2012	1.33	Yes	N	J EMPC	U	7	5.00	0.198	pg/g
JW-EA01-SS51-120507	31201450018-A	Total Tetrachlorodibenzo-p-dioxin (TCDD)	6/23/2012	13.4	Yes	Y	EMPC	J	23	1.00	0.158	pg/g
JW-EA01-SS51-120507	31201450018-A	2,3,7,8-Tetrachlorodibenzofuran (TCDF)	6/23/2012	1.41	Yes	Y				1.00	0.206	pg/g
JW-EA01-SS51-120507	31201450018-A	Total Heptachlorodibenzofuran (HpCDF)	6/23/2012	196	Yes	Y				5.00	0.502	pg/g
JW-EA01-SS51-120507	31201450018-A	1,2,3,7,8,9-Hexachlorodibenzofuran (HxCDF)	6/23/2012	1.4	Yes	N	J	U	7	5.00	0.231	pg/g
JW-EA01-SS51-120507	31201450018-A	1,2,3,4,6,7,8-Heptachlorodibenzofuran (HpCDF)	6/23/2012	65.1	Yes	Y				5.00	0.271	pg/g
JW-EA01-SS51-120507	31201450018-A	Total Hexachlorodibenzofuran (HxCDF)	6/23/2012	93.5	Yes	Y				5.00	0.231	pg/g
JW-EA01-SS51-120507	31201450018-A	1,2,3,6,7,8-Hexachlorodibenzo-p-dioxin (HxCDD)	6/23/2012	16.3	Yes	Y		J	5	5.00	0.276	pg/g
JW-EA01-SS51-120507	31201450018-A	1,2,3,4,7,8,9-Heptachlorodibenzofuran (HpCDF)	6/23/2012	3.83	Yes	Y	J			5.00	0.502	pg/g
JW-EA01-SS51-120507	31201450018-A	1,2,3,7,8-Pentachlorodibenzofuran (PeCDF)	6/23/2012	0.322	Yes	N	U			5.00	0.322	pg/g
JW-EA01-SS51-120507	31201450018-A	2,3,4,7,8-Pentachlorodibenzofuran (PeCDF)	6/23/2012	1.81	Yes	N	J EMPC	U	7	5.00	0.0933	pg/g
JW-EA01-SS51-120507	31201450018-A	Total Hexachlorodibenzo-p-dioxin (HxCDD)	6/23/2012	123	Yes	Y	EMPC	J	5,23	5.00	0.276	pg/g

Analytical Method		E1613B										
Sample ID	Lab Sample ID	Chemical Name	Anal Date	Result	Mod Res Report	Detect	Lab Qual	Val Qual	Reason	RL	MDL	Units
JW-EA01-SS51-120507	31201450018-A	1,2,3,4,6,7,8,9-Octachlorodibenzo-p-dioxin (OCDD)	6/23/2012	3110	Yes	Y				10.0	2.05	pg/g
JW-EA01-SS51-120507	31201450018-A	Total Pentachlorodibenzofuran (PeCDF)	6/23/2012	24.6	Yes	Y	EMPC	J	23	5.00	0.0849	pg/g
JW-EA01-SS51-120507	31201450018-A	Total Tetrachlorodibenzofuran (TCDF)	6/23/2012	17.8	Yes	Y	EMPC	J	23	1.00	0.206	pg/g
JW-EA01-SS51-120507	31201450018-A	1,2,3,7,8,9-Hexachlorodibenzo-p-dioxin (HxCDD)	6/23/2012	8.37	Yes	Y		J	5	5.00	0.267	pg/g
JW-EA01-SS51-120507	31201450018-A	2,3,7,8-Tetrachlorodibenzo-p-dioxin (TCDD)	6/23/2012	0.32	Yes	Y	J EMPC	J	23	1.00	0.158	pg/g
JW-EA01-SS51-120507	31201450018-A	2,3,4,6,7,8-Hexachlorodibenzofuran (HxCDF)	6/23/2012	4.1	Yes	Y	J			5.00	0.176	pg/g
JW-EA01-SS51-120507	31201450018-A	1,2,3,4,6,7,8-Heptachlorodibenzo-p-dioxin (HpCDD)	6/23/2012	341	Yes	Y				5.00	1.46	pg/g
JW-EA01-SS51-120507	31201450018-A	Total Heptachlorodibenzo-p-dioxin (HpCDD)	6/23/2012	728	Yes	Y				5.00	1.46	pg/g
JW-EA01-SS51-120507	31201450018-A	Total Pentachlorodibenzo-p-dioxin (PeCDD)	6/23/2012	12.3	Yes	Y	EMPC	J	23	5.00	0.198	pg/g
JW-EA01-SS51-120507	31201450018-A	1,2,3,4,7,8-Hexachlorodibenzofuran (HxCDF)	6/23/2012	3.06	Yes	Y	J			5.00	0.178	pg/g
JW-EA01-SS51-120507	31201450018-A	2,3,7,8-Tetrachlorodibenzofuran (TCDF)	7/2/2012	1.19	Yes	Y	EMPC	J	23	1.00	0.119	pg/g
JW-EA01-TISSUE-120516	31201450032-A	1,2,3,7,8,9-Hexachlorodibenzofuran (HxCDF)	6/23/2012	0.0987	Yes	N	U			2.13	0.0987	pg/g
JW-EA01-TISSUE-120516	31201450032-A	Total Pentachlorodibenzo-p-dioxin (PeCDD)	6/23/2012	0.0565	Yes	N	U			2.13	0.0565	pg/g
JW-EA01-TISSUE-120516	31201450032-A	1,2,3,4,7,8-Hexachlorodibenzofuran (HxCDF)	6/23/2012	0.0638	Yes	N	U			2.13	0.0638	pg/g
JW-EA01-TISSUE-120516	31201450032-A	1,2,3,4,6,7,8-Heptachlorodibenzofuran (HpCDF)	6/23/2012	0.334	Yes	N	J EMPC	U	7	2.13	0.101	pg/g
JW-EA01-TISSUE-120516	31201450032-A	2,3,4,6,7,8-Hexachlorodibenzofuran (HxCDF)	6/23/2012	0.0523	Yes	N	U			2.13	0.0523	pg/g
JW-EA01-TISSUE-120516	31201450032-A	1,2,3,6,7,8-Hexachlorodibenzo-p-dioxin (HxCDD)	6/23/2012	0.143	Yes	N	U			2.13	0.143	pg/g
JW-EA01-TISSUE-120516	31201450032-A	1,2,3,4,7,8-Hexachlorodibenzo-p-dioxin (HxCDD)	6/23/2012	0.138	Yes	N	U			2.13	0.138	pg/g
JW-EA01-TISSUE-120516	31201450032-A	1,2,3,6,7,8-Hexachlorodibenzofuran (HxCDF)	6/23/2012	0.0579	Yes	N	U			2.13	0.0579	pg/g

Analytical Method		E1613B												
Sample ID	Lab Sample ID	Chemical Name	Anal Date	Result	Mod Res	Report	Detect	Lab Qual	Val Qual	Reason	RL	MDL	Units	
JW-EA01-TISSUE-120516	31201450032-A	1,2,3,7,8-Pentachlorodibenzofuran (PeCDF)	6/23/2012	0.0938	Yes		N	U			2.13	0.0938	pg/g	
JW-EA01-TISSUE-120516	31201450032-A	2,3,4,7,8-Pentachlorodibenzofuran (PeCDF)	6/23/2012	0.0395	Yes		N	U			2.13	0.0395	pg/g	
JW-EA01-TISSUE-120516	31201450032-A	Total Pentachlorodibenzofuran (PeCDF)	6/23/2012	0.386	Yes	Y	J	EMPC	J	23	2.13	0.0620	pg/g	
JW-EA01-TISSUE-120516	31201450032-A	Total Hexachlorodibenzofuran (HxCDF)	6/23/2012	0.417	Yes	Y	J	EMPC	J	23	2.13	0.0987	pg/g	
JW-EA01-TISSUE-120516	31201450032-A	1,2,3,4,6,7,8-Heptachlorodibenzo-p-dioxin (HpCDD)	6/23/2012	0.948	Yes	Y	J	EMPC	J	23	2.13	0.186	pg/g	
JW-EA01-TISSUE-120516	31201450032-A	Total Heptachlorodibenzo-p-dioxin (HpCDD)	6/23/2012	2.91	Yes	Y		EMPC	J	23	2.13	0.186	pg/g	
JW-EA01-TISSUE-120516	31201450032-A	1,2,3,4,6,7,8,9-Octachlorodibenzo-p-dioxin (OCDD)	6/23/2012	7.92	Yes	N			U	7	4.26	1.10	pg/g	
JW-EA01-TISSUE-120516	31201450032-A	Total Tetrachlorodibenzofuran (TCDF)	6/23/2012	0.062	Yes	N		U			0.426	0.0620	pg/g	
JW-EA01-TISSUE-120516	31201450032-A	1,2,3,7,8,9-Hexachlorodibenzo-p-dioxin (HxCDD)	6/23/2012	0.14	Yes	N		U			2.13	0.140	pg/g	
JW-EA01-TISSUE-120516	31201450032-A	1,2,3,4,7,8,9-Heptachlorodibenzofuran (HpCDF)	6/23/2012	0.177	Yes	N		U			2.13	0.177	pg/g	
JW-EA01-TISSUE-120516	31201450032-A	Total Heptachlorodibenzofuran (HpCDF)	6/23/2012	0.671	Yes	N		J	EMPC	U	7	2.13	0.177	pg/g
JW-EA01-TISSUE-120516	31201450032-A	1,2,3,4,6,7,8,9-Octachlorodibenzofuran (OCDF)	6/23/2012	0.494	Yes	N		U			4.26	0.494	pg/g	
JW-EA01-TISSUE-120516	31201450032-A	1,2,3,7,8-Pentachlorodibenzo-p-dioxin (PeCDD)	6/23/2012	0.0565	Yes	N		U			2.13	0.0565	pg/g	
JW-EA01-TISSUE-120516	31201450032-A	Total Tetrachlorodibenzo-p-dioxin (TCDD)	6/23/2012	0.616	Yes	Y		EMPC	J	23	0.426	0.0809	pg/g	
JW-EA01-TISSUE-120516	31201450032-A	2,3,7,8-Tetrachlorodibenzofuran (TCDF)	6/23/2012	0.062	Yes	N		U			0.426	0.0620	pg/g	
JW-EA01-TISSUE-120516	31201450032-A	2,3,7,8-Tetrachlorodibenzo-p-dioxin (TCDD)	6/23/2012	0.0809	Yes	N		U			0.426	0.0809	pg/g	
JW-EA01-TISSUE-120516	31201450032-A	Total Hexachlorodibenzo-p-dioxin (HxCDD)	6/23/2012	0.318	Yes	Y		J	EMPC	J	5,23	2.13	0.143	pg/g
JW-EA02-COMP-120507	31201450012-A	1,2,3,7,8-Pentachlorodibenzo-p-dioxin (PeCDD)	6/21/2012	0.586	Yes	Y		J			3.79	0.0749	pg/g	
JW-EA02-COMP-120507	31201450012-A	2,3,7,8-Tetrachlorodibenzofuran (TCDF)	6/21/2012	0.589	Yes	Y		J			0.759	0.148	pg/g	
JW-EA02-COMP-120507	31201450012-A	1,2,3,4,7,8,9-Heptachlorodibenzofuran (HpCDF)	6/21/2012	1.46	Yes	Y		J			3.79	0.175	pg/g	

SDG: 31201450

Analytical Method		E1613B										
Sample ID	Lab Sample ID	Chemical Name	Anal Date	Result	Mod Res Report	Detect	Lab Qual	Val Qual	Reason	RI	MDL	Units
JW-EA02-COMP-120507	31201450012-A	Total Hexachlorodibenzofuran (HxCDF)	6/21/2012	49.6	Yes	Y				3.79	0.134	pg/g
JW-EA02-COMP-120507	31201450012-A	2,3,4,7,8-Pentachlorodibenzofuran (PeCDF)	6/21/2012	1.17	Yes	Y	J			3.79	0.0901	pg/g
JW-EA02-COMP-120507	31201450012-A	1,2,3,7,8-Pentachlorodibenzofuran (PeCDF)	6/21/2012	0.168	Yes	N	U			3.79	0.168	pg/g
JW-EA02-COMP-120507	31201450012-A	1,2,3,6,7,8-Hexachlorodibenzofuran (HxCDF)	6/21/2012	1.56	Yes	Y	J			3.79	0.0892	pg/g
JW-EA02-COMP-120507	31201450012-A	2,3,4,6,7,8-Hexachlorodibenzofuran (HxCDF)	6/21/2012	2.4	Yes	Y	J			3.79	0.0974	pg/g
JW-EA02-COMP-120507	31201450012-A	Total Pentachlorodibenzofuran (PeCDF)	6/21/2012	16	Yes	Y				3.79	0.0437	pg/g
JW-EA02-COMP-120507	31201450012-A	1,2,3,4,6,7,8-Heptachlorodibenzofuran (HpCDF)	6/21/2012	27.8	Yes	Y				3.79	0.107	pg/g
JW-EA02-COMP-120507	31201450012-A	1,2,3,4,7,8-Hexachlorodibenzofuran (HxCDF)	6/21/2012	1.6	Yes	Y	J			3.79	0.0992	pg/g
JW-EA02-COMP-120507	31201450012-A	1,2,3,6,7,8-Hexachlorodibenzo-p-dioxin (HxCDD)	6/21/2012	6.37	Yes	Y				3.79	0.125	pg/g
JW-EA02-COMP-120507	31201450012-A	1,2,3,4,6,7,8,9-Octachlorodibenzofuran (OCDF)	6/21/2012	58.7	Yes	Y				7.59	0.180	pg/g
JW-EA02-COMP-120507	31201450012-A	Total Heptachlorodibenzofuran (HpCDF)	6/21/2012	76.3	Yes	Y	EMPC	J	23	3.79	0.175	pg/g
JW-EA02-COMP-120507	31201450012-A	Total Heptachlorodibenzo-p-dioxin (HpCDD)	6/21/2012	224	Yes	Y				3.79	0.273	pg/g
JW-EA02-COMP-120507	31201450012-A	Total Pentachlorodibenzo-p-dioxin (PeCDD)	6/21/2012	5.14	Yes	Y	EMPC	J	23	3.79	0.0749	pg/g
JW-EA02-COMP-120507	31201450012-A	1,2,3,4,6,7,8-Heptachlorodibenzo-p-dioxin (HpCDD)	6/21/2012	99.7	Yes	Y				3.79	0.273	pg/g
JW-EA02-COMP-120507	31201450012-A	1,2,3,7,8,9-Hexachlorodibenzofuran (HxCDF)	6/21/2012	0.577	Yes	N	J	U	7	3.79	0.134	pg/g
JW-EA02-COMP-120507	31201450012-A	1,2,3,4,6,7,8,9-Octachlorodibenzo-p-dioxin (OCDD)	6/21/2012	944	Yes	Y				7.59	0.523	pg/g
JW-EA02-COMP-120507	31201450012-A	Total Tetrachlorodibenzofuran (TCDF)	6/21/2012	7.39	Yes	Y	EMPC	J	23	0.759	0.148	pg/g
JW-EA02-COMP-120507	31201450012-A	1,2,3,7,8,9-Hexachlorodibenzo-p-dioxin (HxCDD)	6/21/2012	2.32	Yes	Y	J			3.79	0.119	pg/g
JW-EA02-COMP-120507	31201450012-A	Total Tetrachlorodibenzo-p-dioxin (TCDD)	6/21/2012	4.64	Yes	Y	EMPC	J	23	0.759	0.102	pg/g

Analytical Method		E1613B											
Sample ID	Lab Sample ID	Chemical Name	Anal Date	Result	Mod Res	Report	Detect	Lab Qual	Val Qual	Reason	RL	MDL	Units
JW-EA02-COMP-120507	31201450012-A	2,3,7,8-Tetrachlorodibenzo-p-dioxin (TCDD)	6/21/2012	0.102	Yes		N	U			0.759	0.102	pg/g
JW-EA02-COMP-120507	31201450012-A	Total Hexachlorodibenzo-p-dioxin (HxCDD)	6/21/2012	39	Yes		Y	EMPC	J	23	3.79	0.125	pg/g
JW-EA02-COMP-120507	31201450012-A	1,2,3,4,7,8-Hexachlorodibenzo-p-dioxin (HxCDD)	6/21/2012	1.11	Yes		Y	J EMPC	J	23	3.79	0.113	pg/g
JW-EA03-COMP-120507	31201450011-A	2,3,7,8-Tetrachlorodibenzo-p-dioxin (TCDD)	6/25/2012	0.251	Yes		N	U			0.724	0.251	pg/g
JW-EA03-COMP-120507	31201450011-A	Total Heptachlorodibenzo-p-dioxin (HpCDD)	6/25/2012	68.3	Yes		Y				3.62	0.342	pg/g
JW-EA03-COMP-120507	31201450011-A	1,2,3,4,6,7,8-Heptachlorodibenzo-p-dioxin (HpCDD)	6/25/2012	22.6	Yes		Y				3.62	0.342	pg/g
JW-EA03-COMP-120507	31201450011-A	Total Hexachlorodibenzo-p-dioxin (HxCDD)	6/25/2012	11.5	Yes		Y				3.62	0.277	pg/g
JW-EA03-COMP-120507	31201450011-A	1,2,3,4,6,7,8,9-Octachlorodibenzo-p-dioxin (OCDD)	6/25/2012	160	Yes		Y				7.24	0.797	pg/g
JW-EA03-COMP-120507	31201450011-A	Total Pentachlorodibenzofuran (PeCDF)	6/25/2012	3.04	Yes		Y	J EMPC	J	23	3.62	0.234	pg/g
JW-EA03-COMP-120507	31201450011-A	Total Tetrachlorodibenzofuran (TCDF)	6/25/2012	0.654	Yes		Y	J EMPC	J	23	0.724	0.248	pg/g
JW-EA03-COMP-120507	31201450011-A	1,2,3,7,8,9-Hexachlorodibenzo-p-dioxin (HxCDD)	6/25/2012	0.92	Yes		N	J	U	7	3.62	0.265	pg/g
JW-EA03-COMP-120507	31201450011-A	Total Pentachlorodibenzo-p-dioxin (PeCDD)	6/25/2012	0.168	Yes		N	U			3.62	0.168	pg/g
JW-EA03-COMP-120507	31201450011-A	1,2,3,7,8,9-Hexachlorodibenzofuran (HxCDF)	6/25/2012	0.201	Yes		N	U			3.62	0.201	pg/g
JW-EA03-COMP-120507	31201450011-A	1,2,3,4,7,8-Hexachlorodibenzofuran (HxCDF)	6/25/2012	0.677	Yes		N	J	U	7	3.62	0.138	pg/g
JW-EA03-COMP-120507	31201450011-A	1,2,3,4,6,7,8-Heptachlorodibenzofuran (HpCDF)	6/25/2012	7.48	Yes		Y				3.62	0.144	pg/g
JW-EA03-COMP-120507	31201450011-A	2,3,4,6,7,8-Hexachlorodibenzofuran (HxCDF)	6/25/2012	0.628	Yes		N	J EMPC	U	7	3.62	0.133	pg/g
JW-EA03-COMP-120507	31201450011-A	2,3,7,8-Tetrachlorodibenzofuran (TCDF)	6/25/2012	0.177	Yes		Y	J EMPC	J	23	0.724	0.177	pg/g
JW-EA03-COMP-120507	31201450011-A	Total Heptachlorodibenzofuran (HpCDF)	6/25/2012	17.4	Yes		Y				3.62	0.214	pg/g
JW-EA03-COMP-120507	31201450011-A	1,2,3,6,7,8-Hexachlorodibenzo-p-dioxin (HxCDD)	6/25/2012	1.59	Yes		Y	J			3.62	0.277	pg/g

Analytical Method		E1613B										
Sample ID	Lab Sample ID	Chemical Name	Anal Date	Result	Mod Res Report	Detect	Lab Qual	Val Qual	Reason	RL	MDL	Units
JW-EA03-COMP-120507	31201450011-A	1,2,3,4,7,8-Hexachlorodibenzo-p-dioxin (HxCDD)	6/25/2012	0.451	Yes	N	J	U	7	3.62	0.254	pg/g
JW-EA03-COMP-120507	31201450011-A	Total Tetrachlorodibenzo-p-dioxin (TCDD)	6/25/2012	1.18	Yes	Y	EMPC	J	23	0.724	0.251	pg/g
JW-EA03-COMP-120507	31201450011-A	1,2,3,4,6,7,8,9-Octachlorodibenzofuran (OCDF)	6/25/2012	13.3	Yes	Y				7.24	0.575	pg/g
JW-EA03-COMP-120507	31201450011-A	1,2,3,4,7,8,9-Heptachlorodibenzofuran (HpCDF)	6/25/2012	0.214	Yes	N	U			3.62	0.214	pg/g
JW-EA03-COMP-120507	31201450011-A	Total Hexachlorodibenzofuran (HxCDF)	6/25/2012	14	Yes	Y	EMPC	J	23	3.62	0.201	pg/g
JW-EA03-COMP-120507	31201450011-A	2,3,4,7,8-Pentachlorodibenzofuran (PeCDF)	6/25/2012	0.347	Yes	N	J EMPC	U	7	3.62	0.129	pg/g
JW-EA03-COMP-120507	31201450011-A	1,2,3,7,8-Pentachlorodibenzofuran (PeCDF)	6/25/2012	0.234	Yes	N	U			3.62	0.234	pg/g
JW-EA03-COMP-120507	31201450011-A	1,2,3,6,7,8-Hexachlorodibenzofuran (HxCDF)	6/25/2012	0.596	Yes	N	J	U	7	3.62	0.124	pg/g
JW-EA03-COMP-120507	31201450011-A	1,2,3,7,8-Pentachlorodibenzo-p-dioxin (PeCDD)	6/25/2012	0.168	Yes	N	U			3.62	0.168	pg/g
JW-EA04-COMP-120507	31201450013-A	1,2,3,4,6,7,8,9-Octachlorodibenzofuran (OCDF)	6/21/2012	65.5	Yes	Y				5.25	0.182	pg/g
JW-EA04-COMP-120507	31201450013-A	1,2,3,4,7,8-Hexachlorodibenzo-p-dioxin (HxCDD)	6/21/2012	0.932	Yes	Y	J			2.62	0.118	pg/g
JW-EA04-COMP-120507	31201450013-A	1,2,3,4,6,7,8-Heptachlorodibenzo-p-dioxin (HpCDD)	6/21/2012	78.6	Yes	Y				2.62	0.271	pg/g
JW-EA04-COMP-120507	31201450013-A	Total Heptachlorodibenzofuran (HpCDF)	6/21/2012	73.6	Yes	Y				2.62	0.145	pg/g
JW-EA04-COMP-120507	31201450013-A	Total Heptachlorodibenzo-p-dioxin (HpCDD)	6/21/2012	153	Yes	Y				2.62	0.271	pg/g
JW-EA04-COMP-120507	31201450013-A	Total Pentachlorodibenzo-p-dioxin (PeCDD)	6/21/2012	4.34	Yes	Y	EMPC	J	23	2.62	0.0588	pg/g
JW-EA04-COMP-120507	31201450013-A	Total Hexachlorodibenzo-p-dioxin (HxCDD)	6/21/2012	37.9	Yes	Y	EMPC	J	23	2.62	0.124	pg/g
JW-EA04-COMP-120507	31201450013-A	1,2,3,4,6,7,8,9-Octachlorodibenzo-p-dioxin (OCDD)	6/21/2012	665	Yes	Y				5.25	0.462	pg/g
JW-EA04-COMP-120507	31201450013-A	Total Pentachlorodibenzofuran (PeCDF)	6/21/2012	15.8	Yes	Y	EMPC	J	23	2.62	0.0334	pg/g
JW-EA04-COMP-120507	31201450013-A	2,3,7,8-Tetrachlorodibenzo-p-dioxin (TCDD)	6/21/2012	0.0734	Yes	N	U			0.525	0.0734	pg/g

Analytical Method		E1613B										
Sample ID	Lab Sample ID	Chemical Name	Anal Date	Result	Mod Res Report	Detect	Lab Qual	Val Qual	Reason	RL	MDL	Units
JW-EA04-COMP-120507	31201450013-A	1,2,3,7,8,9-Hexachlorodibenzo-p-dioxin (HxCDD)	6/21/2012	2.82	Yes	Y	EMPC	J	23	2.62	0.121	pg/g
JW-EA04-COMP-120507	31201450013-A	1,2,3,7,8-Pentachlorodibenzo-p-dioxin (PeCDD)	6/21/2012	0.674	Yes	Y	J			2.62	0.0588	pg/g
JW-EA04-COMP-120507	31201450013-A	1,2,3,7,8-Pentachlorodibenzofuran (PeCDF)	6/21/2012	0.455	Yes	Y	J			2.62	0.123	pg/g
JW-EA04-COMP-120507	31201450013-A	Total Tetrachlorodibenzofuran (TCDF)	6/21/2012	6.36	Yes	Y	EMPC	J	23	0.525	0.0839	pg/g
JW-EA04-COMP-120507	31201450013-A	1,2,3,4,7,8-Hexachlorodibenzofuran (HxCDF)	6/21/2012	1.26	Yes	Y	J			2.62	0.0661	pg/g
JW-EA04-COMP-120507	31201450013-A	Total Hexachlorodibenzofuran (HxCDF)	6/21/2012	48.9	Yes	Y				2.62	0.0848	pg/g
JW-EA04-COMP-120507	31201450013-A	Total Tetrachlorodibenzo-p-dioxin (TCDD)	6/21/2012	3.34	Yes	Y	EMPC	J	23	0.525	0.0734	pg/g
JW-EA04-COMP-120507	31201450013-A	1,2,3,7,8,9-Hexachlorodibenzofuran (HxCDF)	6/21/2012	0.539	Yes	N	J	U	7	2.62	0.0848	pg/g
JW-EA04-COMP-120507	31201450013-A	1,2,3,4,6,7,8-Heptachlorodibenzofuran (HpCDF)	6/21/2012	29.4	Yes	Y				2.62	0.0894	pg/g
JW-EA04-COMP-120507	31201450013-A	2,3,4,6,7,8-Hexachlorodibenzofuran (HxCDF)	6/21/2012	2.48	Yes	Y	J			2.62	0.0615	pg/g
JW-EA04-COMP-120507	31201450013-A	1,2,3,6,7,8-Hexachlorodibenzo-p-dioxin (HxCDD)	6/21/2012	7.63	Yes	Y				2.62	0.124	pg/g
JW-EA04-COMP-120507	31201450013-A	1,2,3,6,7,8-Hexachlorodibenzofuran (HxCDF)	6/21/2012	1.38	Yes	Y	J			2.62	0.0592	pg/g
JW-EA04-COMP-120507	31201450013-A	2,3,4,7,8-Pentachlorodibenzofuran (PeCDF)	6/21/2012	0.865	Yes	Y	J EMPC	J	23	2.62	0.0663	pg/g
JW-EA04-COMP-120507	31201450013-A	1,2,3,4,7,8,9-Heptachlorodibenzofuran (HpCDF)	6/21/2012	1.48	Yes	Y	J			2.62	0.145	pg/g
JW-EA04-COMP-120507	31201450013-A	2,3,7,8-Tetrachlorodibenzofuran (TCDF)	6/21/2012	0.535	Yes	Y				0.525	0.0839	pg/g
JW-EA04-COMP-120507	31201450013-A	2,3,7,8-Tetrachlorodibenzofuran (TCDF)	7/2/2012	0.441	Yes	Y	J			0.525	0.0388	pg/g
JW-EA05-COMP-120509	31201450026-A	1,2,3,4,7,8-Hexachlorodibenzofuran (HxCDF)	6/23/2012	0.206	Yes	N	J EMPC	U	7	2.74	0.0637	pg/g
JW-EA05-COMP-120509	31201450026-A	Total Pentachlorodibenzo-p-dioxin (PeCDD)	6/23/2012	0.0648	Yes	N	U			2.74	0.0648	pg/g
JW-EA05-COMP-120509	31201450026-A	1,2,3,4,7,8,9-Heptachlorodibenzofuran (HpCDF)	6/23/2012	0.153	Yes	N	U			2.74	0.153	pg/g

Analytical Method		E1613B										
Sample ID	Lab Sample ID	Chemical Name	Anal Date	Result	Mod Res Report	Detect	Lab Qual	Val Qual	Reason	RL	MDL	Units
JW-EA05-COMP-120509	31201450026-A	1,2,3,4,6,7,8-Heptachlorodibenzofuran (HpCDF)	6/23/2012	2.22	Yes	Y	J			2.74	0.0910	pg/g
JW-EA05-COMP-120509	31201450026-A	2,3,4,6,7,8-Hexachlorodibenzofuran (HxCDF)	6/23/2012	0.182	Yes	N	J	U	7	2.74	0.0676	pg/g
JW-EA05-COMP-120509	31201450026-A	1,2,3,6,7,8-Hexachlorodibenzofuran (HxCDF)	6/23/2012	0.155	Yes	N	J EMPC	U	7	2.74	0.0562	pg/g
JW-EA05-COMP-120509	31201450026-A	1,2,3,7,8,9-Hexachlorodibenzofuran (HxCDF)	6/23/2012	0.0952	Yes	N	U			2.74	0.0952	pg/g
JW-EA05-COMP-120509	31201450026-A	2,3,4,7,8-Pentachlorodibenzofuran (PeCDF)	6/23/2012	0.058	Yes	N	U			2.74	0.0580	pg/g
JW-EA05-COMP-120509	31201450026-A	Total Hexachlorodibenzofuran (HxCDF)	6/23/2012	3.14	Yes	N	EMPC	U	7	2.74	0.0952	pg/g
JW-EA05-COMP-120509	31201450026-A	2,3,7,8-Tetrachlorodibenzofuran (TCDF)	6/23/2012	0.0773	Yes	N	U			0.547	0.0773	pg/g
JW-EA05-COMP-120509	31201450026-A	Total Tetrachlorodibenzo-p-dioxin (TCDD)	6/23/2012	2.02	Yes	Y	EMPC	J	23	0.547	0.122	pg/g
JW-EA05-COMP-120509	31201450026-A	1,2,3,7,8-Pentachlorodibenzo-p-dioxin (PeCDD)	6/23/2012	0.0648	Yes	N	U			2.74	0.0648	pg/g
JW-EA05-COMP-120509	31201450026-A	1,2,3,4,7,8-Hexachlorodibenzo-p-dioxin (HxCDD)	6/23/2012	0.139	Yes	N	U			2.74	0.139	pg/g
JW-EA05-COMP-120509	31201450026-A	1,2,3,4,6,7,8,9-Octachlorodibenzofuran (OCDF)	6/23/2012	10.7	Yes	Y				5.47	0.401	pg/g
JW-EA05-COMP-120509	31201450026-A	Total Heptachlorodibenzo-p-dioxin (HpCDD)	6/23/2012	26	Yes	Y				2.74	0.411	pg/g
JW-EA05-COMP-120509	31201450026-A	1,2,3,4,6,7,8-Heptachlorodibenzo-p-dioxin (HpCDD)	6/23/2012	12	Yes	Y				2.74	0.411	pg/g
JW-EA05-COMP-120509	31201450026-A	Total Hexachlorodibenzo-p-dioxin (HxCDD)	6/23/2012	4.77	Yes	N	EMPC	UJ	5,7	2.74	0.142	pg/g
JW-EA05-COMP-120509	31201450026-A	1,2,3,7,8-Pentachlorodibenzofuran (PeCDF)	6/23/2012	0.101	Yes	N	U			2.74	0.101	pg/g
JW-EA05-COMP-120509	31201450026-A	Total Heptachlorodibenzofuran (HpCDF)	6/23/2012	7.01	Yes	Y				2.74	0.153	pg/g
JW-EA05-COMP-120509	31201450026-A	1,2,3,7,8,9-Hexachlorodibenzo-p-dioxin (HxCDD)	6/23/2012	0.462	Yes	N	J EMPC	UJ	5,7	2.74	0.140	pg/g
JW-EA05-COMP-120509	31201450026-A	Total Tetrachlorodibenzofuran (TCDF)	6/23/2012	0.0773	Yes	N	U			0.547	0.0773	pg/g
JW-EA05-COMP-120509	31201450026-A	2,3,7,8-Tetrachlorodibenzo-p-dioxin (TCDD)	6/23/2012	0.122	Yes	N	U			0.547	0.122	pg/g

Analytical Method		E1613B										
Sample ID	Lab Sample ID	Chemical Name	Anal Date	Result	Mod Res Report	Detect	Lab Qual	Val Qual	Reason	RL	MDL	Units
JW-EA05-COMP-120509	31201450026-A	1,2,3,6,7,8-Hexachlorodibenzo-p-dioxin (HxCDD)	6/23/2012	0.569	Yes	N	J	UJ	5,7	2.74	0.142	pg/g
JW-EA05-COMP-120509	31201450026-A	1,2,3,4,6,7,8,9-Octachlorodibenzo-p-dioxin (OCDD)	6/23/2012	122	Yes	Y				5.47	0.737	pg/g
JW-EA05-COMP-120509	31201450026-A	Total Pentachlorodibenzofuran (PeCDF)	6/23/2012	0.788	Yes	N	J	U	7	2.74	0.0407	pg/g
JW-EA06-COMP-120507	31201450003-A	1,2,3,7,8,9-Hexachlorodibenzofuran (HxCDF)	6/21/2012	1.13	Yes	Y	J EMPC	J	23	2.67	0.172	pg/g
JW-EA06-COMP-120507	31201450003-A	1,2,3,4,7,8-Hexachlorodibenzofuran (HxCDF)	6/21/2012	2.3	Yes	Y	J			2.67	0.130	pg/g
JW-EA06-COMP-120507	31201450003-A	1,2,3,4,6,7,8-Heptachlorodibenzofuran (HpCDF)	6/21/2012	106	Yes	Y				2.67	0.130	pg/g
JW-EA06-COMP-120507	31201450003-A	2,3,7,8-Tetrachlorodibenzofuran (TCDF)	6/21/2012	0.84	Yes	Y				0.533	0.0951	pg/g
JW-EA06-COMP-120507	31201450003-A	1,2,3,6,7,8-Hexachlorodibenzofuran (HxCDF)	6/21/2012	1.48	Yes	Y	J			2.67	0.115	pg/g
JW-EA06-COMP-120507	31201450003-A	1,2,3,7,8-Pentachlorodibenzofuran (PeCDF)	6/21/2012	0.373	Yes	Y	J EMPC	J	23	2.67	0.114	pg/g
JW-EA06-COMP-120507	31201450003-A	2,3,4,7,8-Pentachlorodibenzofuran (PeCDF)	6/21/2012	0.86	Yes	Y	J			2.67	0.0625	pg/g
JW-EA06-COMP-120507	31201450003-A	Total Hexachlorodibenzofuran (HxCDF)	6/21/2012	104	Yes	Y	EMPC	J	23	2.67	0.172	pg/g
JW-EA06-COMP-120507	31201450003-A	1,2,3,4,7,8,9-Heptachlorodibenzofuran (HpCDF)	6/21/2012	2.81	Yes	Y				2.67	0.204	pg/g
JW-EA06-COMP-120507	31201450003-A	2,3,4,6,7,8-Hexachlorodibenzofuran (HxCDF)	6/21/2012	3.76	Yes	Y				2.67	0.128	pg/g
JW-EA06-COMP-120507	31201450003-A	Total Tetrachlorodibenzofuran (TCDF)	6/21/2012	6.87	Yes	Y	EMPC	J	23	0.533	0.0951	pg/g
JW-EA06-COMP-120507	31201450003-A	2,3,7,8-Tetrachlorodibenzo-p-dioxin (TCDD)	6/21/2012	0.0753	Yes	N	U			0.533	0.0753	pg/g
JW-EA06-COMP-120507	31201450003-A	1,2,3,6,7,8-Hexachlorodibenzo-p-dioxin (HxCDD)	6/21/2012	42	Yes	Y				2.67	0.186	pg/g
JW-EA06-COMP-120507	31201450003-A	1,2,3,7,8,9-Hexachlorodibenzo-p-dioxin (HxCDD)	6/21/2012	13.6	Yes	Y				2.67	0.180	pg/g
JW-EA06-COMP-120507	31201450003-A	Total Tetrachlorodibenzo-p-dioxin (TCDD)	6/21/2012	5.25	Yes	Y	EMPC	J	23	0.533	0.0753	pg/g
JW-EA06-COMP-120507	31201450003-A	Total Pentachlorodibenzofuran (PeCDF)	6/21/2012	13.4	Yes	Y	EMPC	J	23	2.67	0.0314	pg/g

Analytical Method		E1613B											
Sample ID	Lab Sample ID	Chemical Name	Anal Date	Result	Mod Res Report	Detect	Lab Qual	Val Qual	Reason	RL	MDL	Units	
JW-EA06-COMP-120507	31201450003-A	1,2,3,4,6,7,8,9-Octachlorodibenzo-p-dioxin (OCDD)	6/21/2012	778		Yes	Y			5.33	0.399	pg/g	
JW-EA06-COMP-120507	31201450003-A	Total Hexachlorodibenzo-p-dioxin (HxCDD)	6/21/2012	255		Yes	Y	EMPC	J	23	2.67	0.186	pg/g
JW-EA06-COMP-120507	31201450003-A	1,2,3,4,6,7,8-Heptachlorodibenzo-p-dioxin (HpCDD)	6/21/2012	279		Yes	Y			2.67	0.295	pg/g	
JW-EA06-COMP-120507	31201450003-A	Total Heptachlorodibenzo-p-dioxin (HpCDD)	6/21/2012	594		Yes	Y			2.67	0.295	pg/g	
JW-EA06-COMP-120507	31201450003-A	Total Heptachlorodibenzofuran (HpCDF)	6/21/2012	292		Yes	Y			2.67	0.204	pg/g	
JW-EA06-COMP-120507	31201450003-A	1,2,3,4,6,7,8,9-Octachlorodibenzofuran (OCDF)	6/21/2012	84		Yes	Y			5.33	0.195	pg/g	
JW-EA06-COMP-120507	31201450003-A	1,2,3,4,7,8-Hexachlorodibenzo-p-dioxin (HxCDD)	6/21/2012	0.174		Yes	N	U		2.67	0.174	pg/g	
JW-EA06-COMP-120507	31201450003-A	1,2,3,7,8-Pentachlorodibenzo-p-dioxin (PeCDD)	6/21/2012	0.499		Yes	Y	J EMPC	J	23	2.67	0.0960	pg/g
JW-EA06-COMP-120507	31201450003-A	Total Pentachlorodibenzo-p-dioxin (PeCDD)	6/21/2012	6.51		Yes	Y	EMPC	J	23	2.67	0.0960	pg/g
JW-EA06-COMP-120507	31201450003-A	2,3,7,8-Tetrachlorodibenzofuran (TCDF)	6/21/2012	0.471		Yes	Y	J		0.533	0.100	pg/g	
JW-EA07-COMP-120507	31201450030-A	1,2,3,4,6,7,8-Heptachlorodibenzofuran (HpCDF)	6/23/2012	71.3		Yes	Y			3.34	0.235	pg/g	
JW-EA07-COMP-120507	31201450030-A	Total Tetrachlorodibenzo-p-dioxin (TCDD)	6/23/2012	18.9		Yes	Y	EMPC	J	23	0.667	0.134	pg/g
JW-EA07-COMP-120507	31201450030-A	2,3,7,8-Tetrachlorodibenzofuran (TCDF)	6/23/2012	1.97		Yes	Y			0.667	0.160	pg/g	
JW-EA07-COMP-120507	31201450030-A	1,2,3,4,7,8,9-Heptachlorodibenzofuran (HpCDF)	6/23/2012	2.3		Yes	N	J	U	7	3.34	0.449	pg/g
JW-EA07-COMP-120507	31201450030-A	Total Hexachlorodibenzofuran (HxCDF)	6/23/2012	91.1		Yes	Y	EMPC	J	23	3.34	0.191	pg/g
JW-EA07-COMP-120507	31201450030-A	2,3,4,7,8-Pentachlorodibenzofuran (PeCDF)	6/23/2012	1.61		Yes	N	J	U	7	3.34	0.0825	pg/g
JW-EA07-COMP-120507	31201450030-A	1,2,3,7,8-Pentachlorodibenzofuran (PeCDF)	6/23/2012	0.908		Yes	N	J EMPC	U	7	3.34	0.145	pg/g
JW-EA07-COMP-120507	31201450030-A	1,2,3,6,7,8-Hexachlorodibenzofuran (HxCDF)	6/23/2012	1.29		Yes	N	J	U	7	3.34	0.125	pg/g
JW-EA07-COMP-120507	31201450030-A	2,3,4,6,7,8-Hexachlorodibenzofuran (HxCDF)	6/23/2012	3.44		Yes	Y			3.34	0.133	pg/g	

SDG: 31201450

Analytical Method		E1613B										
Sample ID	Lab Sample ID	Chemical Name	Anal Date	Result	Mod Res Report	Detect	Lab Qual	Val Qual	Reason	RL	MDL	Units
JW-EA07-COMP-120507	31201450030-A	1,2,3,7,8,9-Hexachlorodibenzofuran (HxCDF)	6/23/2012	1.09	Yes	N	J	U	7	3.34	0.191	pg/g
JW-EA07-COMP-120507	31201450030-A	1,2,3,4,7,8-Hexachlorodibenzofuran (HxCDF)	6/23/2012	1.8	Yes	N	J	U	7	3.34	0.137	pg/g
JW-EA07-COMP-120507	31201450030-A	1,2,3,7,8-Pentachlorodibenzo-p-dioxin (PeCDD)	6/23/2012	0.865	Yes	N	J EMPC	U	7	3.34	0.161	pg/g
JW-EA07-COMP-120507	31201450030-A	1,2,3,6,7,8-Hexachlorodibenzo-p-dioxin (HxCDD)	6/23/2012	73.6	Yes	Y		J	5	3.34	0.389	pg/g
JW-EA07-COMP-120507	31201450030-A	Total Pentachlorodibenzofuran (PeCDF)	6/23/2012	25.3	Yes	Y	EMPC	J	23	3.34	0.112	pg/g
JW-EA07-COMP-120507	31201450030-A	1,2,3,4,7,8-Hexachlorodibenzo-p-dioxin (HxCDD)	6/23/2012	0.375	Yes	N	U			3.34	0.375	pg/g
JW-EA07-COMP-120507	31201450030-A	Total Tetrachlorodibenzofuran (TCDF)	6/23/2012	25.8	Yes	Y	EMPC	J	23	0.667	0.160	pg/g
JW-EA07-COMP-120507	31201450030-A	2,3,7,8-Tetrachlorodibenzo-p-dioxin (TCDD)	6/23/2012	0.31	Yes	Y	J EMPC	J	23	0.667	0.134	pg/g
JW-EA07-COMP-120507	31201450030-A	1,2,3,4,6,7,8,9-Octachlorodibenzo-p-dioxin (OCDD)	6/23/2012	1350	Yes	Y				6.67	1.17	pg/g
JW-EA07-COMP-120507	31201450030-A	Total Hexachlorodibenzo-p-dioxin (HxCDD)	6/23/2012	546	Yes	Y		J	5	3.34	0.389	pg/g
JW-EA07-COMP-120507	31201450030-A	1,2,3,4,6,7,8-Heptachlorodibenzo-p-dioxin (HpCDD)	6/23/2012	584	Yes	Y				3.34	1.02	pg/g
JW-EA07-COMP-120507	31201450030-A	Total Pentachlorodibenzo-p-dioxin (PeCDD)	6/23/2012	19.5	Yes	Y	EMPC	J	23	3.34	0.161	pg/g
JW-EA07-COMP-120507	31201450030-A	Total Heptachlorodibenzo-p-dioxin (HpCDD)	6/23/2012	1260	Yes	Y				3.34	1.02	pg/g
JW-EA07-COMP-120507	31201450030-A	Total Heptachlorodibenzofuran (HpCDF)	6/23/2012	198	Yes	Y				3.34	0.449	pg/g
JW-EA07-COMP-120507	31201450030-A	1,2,3,4,6,7,8,9-Octachlorodibenzofuran (OCDF)	6/23/2012	92.4	Yes	Y				6.67	0.450	pg/g
JW-EA07-COMP-120507	31201450030-A	1,2,3,7,8,9-Hexachlorodibenzo-p-dioxin (HxCDD)	6/23/2012	27.1	Yes	Y		J	5	3.34	0.381	pg/g
JW-EA07-COMP-120507	31201450030-A	2,3,7,8-Tetrachlorodibenzofuran (TCDF)	7/2/2012	1.43	Yes	Y				0.667	0.147	pg/g
JW-EA08-COMP-120507	31201450002-A	1,2,3,4,7,8-Hexachlorodibenzo-p-dioxin (HxCDD)	6/21/2012	0.677	Yes	N	J EMPC	U	7	3.07	0.224	pg/g
JW-EA08-COMP-120507	31201450002-A	1,2,3,7,8-Pentachlorodibenzo-p-dioxin (PeCDD)	6/21/2012	0.464	Yes	Y	J			3.07	0.171	pg/g

Analytical Method		E1613B										
Sample ID	Lab Sample ID	Chemical Name	Anal Date	Result	Mod Res Report	Detect	Lab Qual	Val Qual	Reason	RL	MDL	Units
JW-EA08-COMP-120507	31201450002-A	Total Tetrachlorodibenzo-p-dioxin (TCDD)	6/21/2012	9.67	Yes	Y	EMPC	J	23	0.613	0.0819	pg/g
JW-EA08-COMP-120507	31201450002-A	2,3,7,8-Tetrachlorodibenzofuran (TCDF)	6/21/2012	0.67	Yes	Y				0.613	0.115	pg/g
JW-EA08-COMP-120507	31201450002-A	1,2,3,4,7,8,9-Heptachlorodibenzofuran (HpCDF)	6/21/2012	0.991	Yes	Y	J			3.07	0.0989	pg/g
JW-EA08-COMP-120507	31201450002-A	Total Hexachlorodibenzofuran (HxCDF)	6/21/2012	24.4	Yes	Y	EMPC	J	23	3.07	0.103	pg/g
JW-EA08-COMP-120507	31201450002-A	1,2,3,7,8-Pentachlorodibenzofuran (PeCDF)	6/21/2012	0.383	Yes	Y	J			3.07	0.212	pg/g
JW-EA08-COMP-120507	31201450002-A	1,2,3,6,7,8-Hexachlorodibenzo-p-dioxin (HxCDD)	6/21/2012	7.51	Yes	Y				3.07	0.245	pg/g
JW-EA08-COMP-120507	31201450002-A	2,3,4,6,7,8-Hexachlorodibenzofuran (HxCDF)	6/21/2012	1.18	Yes	Y	J			3.07	0.0741	pg/g
JW-EA08-COMP-120507	31201450002-A	1,2,3,4,6,7,8,9-Octachlorodibenzofuran (OCDF)	6/21/2012	36.7	Yes	Y				6.13	0.139	pg/g
JW-EA08-COMP-120507	31201450002-A	1,2,3,4,7,8-Hexachlorodibenzofuran (HxCDF)	6/21/2012	0.952	Yes	N	J EMPC	U	7	3.07	0.0770	pg/g
JW-EA08-COMP-120507	31201450002-A	2,3,4,7,8-Pentachlorodibenzofuran (PeCDF)	6/21/2012	0.684	Yes	N	J EMPC	U	7	3.07	0.113	pg/g
JW-EA08-COMP-120507	31201450002-A	1,2,3,7,8,9-Hexachlorodibenzofuran (HxCDF)	6/21/2012	0.316	Yes	N	J	U	7	3.07	0.103	pg/g
JW-EA08-COMP-120507	31201450002-A	1,2,3,4,6,7,8-Heptachlorodibenzofuran (HpCDF)	6/21/2012	16.2	Yes	Y				3.07	0.0746	pg/g
JW-EA08-COMP-120507	31201450002-A	1,2,3,7,8,9-Hexachlorodibenzo-p-dioxin (HxCDD)	6/21/2012	2.5	Yes	Y	J			3.07	0.235	pg/g
JW-EA08-COMP-120507	31201450002-A	Total Heptachlorodibenzofuran (HpCDF)	6/21/2012	46.6	Yes	Y	EMPC	J	23	3.07	0.0989	pg/g
JW-EA08-COMP-120507	31201450002-A	1,2,3,6,7,8-Hexachlorodibenzofuran (HxCDF)	6/21/2012	0.729	Yes	N	J	U	7	3.07	0.0692	pg/g
JW-EA08-COMP-120507	31201450002-A	2,3,7,8-Tetrachlorodibenzo-p-dioxin (TCDD)	6/21/2012	0.0819	Yes	N	U			0.613	0.0819	pg/g
JW-EA08-COMP-120507	31201450002-A	Total Tetrachlorodibenzofuran (TCDF)	6/21/2012	6.89	Yes	Y	EMPC	J	23	0.613	0.115	pg/g
JW-EA08-COMP-120507	31201450002-A	Total Pentachlorodibenzofuran (PeCDF)	6/21/2012	7.97	Yes	Y	EMPC	J	23	3.07	0.0351	pg/g
JW-EA08-COMP-120507	31201450002-A	1,2,3,4,6,7,8,9-Octachlorodibenzo-p-dioxin (OCDD)	6/21/2012	770	Yes	Y				6.13	0.293	pg/g

Analytical Method		E1613B										
Sample ID	Lab Sample ID	Chemical Name	Anal Date	Result	Mod Res Report	Detect	Lab Qual	Val Qual	Reason	RL	MDL	Units
JW-EA08-COMP-120507	31201450002-A	Total Hexachlorodibenzo-p-dioxin (HxCDD)	6/21/2012	55.9	Yes	Y	EMPC	J	23	3.07	0.245	pg/g
JW-EA08-COMP-120507	31201450002-A	1,2,3,4,6,7,8-Heptachlorodibenzo-p-dioxin (HpCDD)	6/21/2012	95	Yes	Y				3.07	0.273	pg/g
JW-EA08-COMP-120507	31201450002-A	Total Pentachlorodibenzo-p-dioxin (PeCDD)	6/21/2012	8.34	Yes	Y				3.07	0.171	pg/g
JW-EA08-COMP-120507	31201450002-A	Total Heptachlorodibenzo-p-dioxin (HpCDD)	6/21/2012	188	Yes	Y				3.07	0.273	pg/g
JW-EA08-COMP-120507	31201450002-A	2,3,7,8-Tetrachlorodibenzofuran (TCDF)	6/21/2012	0.601	Yes	Y	J EMPC	J	23	0.613	0.170	pg/g
JW-EA09-COMP-120507	31201450021-A	1,2,3,4,7,8-Hexachlorodibenzo-p-dioxin (HxCDD)	6/23/2012	1.39	Yes	Y	J			2.64	0.0928	pg/g
JW-EA09-COMP-120507	31201450021-A	Total Heptachlorodibenzo-p-dioxin (HpCDD)	6/23/2012	175	Yes	Y				2.64	0.333	pg/g
JW-EA09-COMP-120507	31201450021-A	Total Heptachlorodibenzofuran (HpCDF)	6/23/2012	48.3	Yes	Y	EMPC	J	23	2.64	0.108	pg/g
JW-EA09-COMP-120507	31201450021-A	1,2,3,6,7,8-Hexachlorodibenzo-p-dioxin (HxCDD)	6/23/2012	4.89	Yes	Y		J	5	2.64	0.0977	pg/g
JW-EA09-COMP-120507	31201450021-A	1,2,3,4,6,7,8,9-Octachlorodibenzofuran (OCDF)	6/23/2012	47.4	Yes	Y				5.27	0.176	pg/g
JW-EA09-COMP-120507	31201450021-A	Total Pentachlorodibenzo-p-dioxin (PeCDD)	6/23/2012	38.9	Yes	Y	EMPC	J	23	2.64	0.0517	pg/g
JW-EA09-COMP-120507	31201450021-A	1,2,3,7,8-Pentachlorodibenzo-p-dioxin (PeCDD)	6/23/2012	0.928	Yes	Y	J			2.64	0.0517	pg/g
JW-EA09-COMP-120507	31201450021-A	Total Tetrachlorodibenzo-p-dioxin (TCDD)	6/23/2012	51.9	Yes	Y	EMPC	J	23	0.527	0.0348	pg/g
JW-EA09-COMP-120507	31201450021-A	2,3,7,8-Tetrachlorodibenzofuran (TCDF)	6/23/2012	3.26	Yes	Y				0.527	0.0470	pg/g
JW-EA09-COMP-120507	31201450021-A	1,2,3,4,6,7,8-Heptachlorodibenzo-p-dioxin (HpCDD)	6/23/2012	70.6	Yes	Y				2.64	0.333	pg/g
JW-EA09-COMP-120507	31201450021-A	Total Hexachlorodibenzofuran (HxCDF)	6/23/2012	24.8	Yes	Y	EMPC	J	23	2.64	0.0597	pg/g
JW-EA09-COMP-120507	31201450021-A	1,2,3,4,6,7,8,9-Octachlorodibenzo-p-dioxin (OCDD)	6/23/2012	511	Yes	Y				5.27	0.539	pg/g
JW-EA09-COMP-120507	31201450021-A	2,3,4,7,8-Pentachlorodibenzofuran (PeCDF)	6/23/2012	1.39	Yes	Y	J			2.64	0.0525	pg/g
JW-EA09-COMP-120507	31201450021-A	1,2,3,7,8-Pentachlorodibenzofuran (PeCDF)	6/23/2012	0.789	Yes	Y	J EMPC	J	23	2.64	0.0947	pg/g

Analytical Method		E1613B											
Sample ID	Lab Sample ID	Chemical Name	Anal Date	Result	Mod Res	Report	Detect	Lab Qual	Val Qual	Reason	RL	MDL	Units
JW-EA09-COMP-120507	31201450021-A	1,2,3,6,7,8-Hexachlorodibenzofuran (HxCDF)	6/23/2012	0.848	Yes	Y	J				2.64	0.0365	pg/g
JW-EA09-COMP-120507	31201450021-A	1,2,3,4,7,8,9-Heptachlorodibenzofuran (HpCDF)	6/23/2012	1.01	Yes	N	J	U		7	2.64	0.108	pg/g
JW-EA09-COMP-120507	31201450021-A	1,2,3,7,8,9-Hexachlorodibenzo-p-dioxin (HxCDD)	6/23/2012	3.03	Yes	Y	J			5	2.64	0.0952	pg/g
JW-EA09-COMP-120507	31201450021-A	1,2,3,4,7,8-Hexachlorodibenzofuran (HxCDF)	6/23/2012	1.27	Yes	Y	J				2.64	0.0422	pg/g
JW-EA09-COMP-120507	31201450021-A	1,2,3,7,8,9-Hexachlorodibenzofuran (HxCDF)	6/23/2012	0.395	Yes	N	J	U		7	2.64	0.0597	pg/g
JW-EA09-COMP-120507	31201450021-A	2,3,7,8-Tetrachlorodibenzo-p-dioxin (TCDD)	6/23/2012	0.445	Yes	Y	J	EMPC	J	23	0.527	0.0348	pg/g
JW-EA09-COMP-120507	31201450021-A	Total Hexachlorodibenzo-p-dioxin (HxCDD)	6/23/2012	63.9	Yes	Y	J	EMPC	J	5,23	2.64	0.0977	pg/g
JW-EA09-COMP-120507	31201450021-A	Total Tetrachlorodibenzofuran (TCDF)	6/23/2012	37.5	Yes	Y	J	EMPC	J	23	0.527	0.0470	pg/g
JW-EA09-COMP-120507	31201450021-A	Total Pentachlorodibenzofuran (PeCDF)	6/23/2012	17.8	Yes	Y	J	EMPC	J	23	2.64	0.0179	pg/g
JW-EA09-COMP-120507	31201450021-A	2,3,4,6,7,8-Hexachlorodibenzofuran (HxCDF)	6/23/2012	1.23	Yes	Y	J				2.64	0.0426	pg/g
JW-EA09-COMP-120507	31201450021-A	1,2,3,4,6,7,8-Heptachlorodibenzofuran (HpCDF)	6/23/2012	15.3	Yes	Y	J				2.64	0.0660	pg/g
JW-EA09-COMP-120507	31201450021-A	2,3,7,8-Tetrachlorodibenzofuran (TCDF)	7/2/2012	2.78	Yes	Y	J				0.527	0.0418	pg/g
JW-EA10-COMP-120507	31201450010-A	Total Heptachlorodibenzofuran (HpCDF)	6/21/2012	58	Yes	Y	J				2.90	0.176	pg/g
JW-EA10-COMP-120507	31201450010-A	1,2,3,4,6,7,8,9-Octachlorodibenzofuran (OCDF)	6/21/2012	46.8	Yes	Y	J				5.80	0.207	pg/g
JW-EA10-COMP-120507	31201450010-A	Total Tetrachlorodibenzo-p-dioxin (TCDD)	6/21/2012	34.7	Yes	Y	J	EMPC	J	23	0.580	0.108	pg/g
JW-EA10-COMP-120507	31201450010-A	1,2,3,4,7,8-Hexachlorodibenzo-p-dioxin (HxCDD)	6/21/2012	1.59	Yes	N	J	U		7	2.90	0.160	pg/g
JW-EA10-COMP-120507	31201450010-A	Total Heptachlorodibenzo-p-dioxin (HpCDD)	6/21/2012	242	Yes	Y	J				2.90	0.537	pg/g
JW-EA10-COMP-120507	31201450010-A	Total Pentachlorodibenzo-p-dioxin (PeCDD)	6/21/2012	31.3	Yes	Y	J	EMPC	J	23	2.90	0.182	pg/g
JW-EA10-COMP-120507	31201450010-A	1,2,3,4,7,8,9-Heptachlorodibenzofuran (HpCDF)	6/21/2012	1.69	Yes	N	J	U		7	2.90	0.176	pg/g

Analytical Method		E1613B										
Sample ID	Lab Sample ID	Chemical Name	Anal Date	Result	Mod Res Report	Detect	Lab Qual	Val Qual	Reason	RL	MDL	Units
JW-EA10-COMP-120507	31201450010-A	Total Hexachlorodibenzofuran (HxCDF)	6/21/2012	38.6	Yes	Y	EMPC	J	23	2.90	0.145	pg/g
JW-EA10-COMP-120507	31201450010-A	2,3,4,7,8-Pentachlorodibenzofuran (PeCDF)	6/21/2012	1.94	Yes	N	J	U	7	2.90	0.0995	pg/g
JW-EA10-COMP-120507	31201450010-A	1,2,3,7,8-Pentachlorodibenzofuran (PeCDF)	6/21/2012	1.05	Yes	N	J	U	7	2.90	0.178	pg/g
JW-EA10-COMP-120507	31201450010-A	1,2,3,6,7,8-Hexachlorodibenzofuran (HxCDF)	6/21/2012	1.6	Yes	N	J EMPC	U	7	2.90	0.0953	pg/g
JW-EA10-COMP-120507	31201450010-A	1,2,3,6,7,8-Hexachlorodibenzo-p-dioxin (HxCDD)	6/21/2012	7.78	Yes	Y				2.90	0.176	pg/g
JW-EA10-COMP-120507	31201450010-A	2,3,4,6,7,8-Hexachlorodibenzofuran (HxCDF)	6/21/2012	2.22	Yes	N	J	U	7	2.90	0.105	pg/g
JW-EA10-COMP-120507	31201450010-A	1,2,3,4,6,7,8-Heptachlorodibenzofuran (HpCDF)	6/21/2012	21.9	Yes	Y				2.90	0.112	pg/g
JW-EA10-COMP-120507	31201450010-A	1,2,3,4,6,7,8-Heptachlorodibenzo-p-dioxin (HpCDD)	6/21/2012	99.7	Yes	Y				2.90	0.537	pg/g
JW-EA10-COMP-120507	31201450010-A	1,2,3,7,8,9-Hexachlorodibenzofuran (HxCDF)	6/21/2012	0.633	Yes	N	J	U	7	2.90	0.145	pg/g
JW-EA10-COMP-120507	31201450010-A	1,2,3,7,8-Pentachlorodibenzo-p-dioxin (PeCDD)	6/21/2012	1.17	Yes	N	J	U	7	2.90	0.182	pg/g
JW-EA10-COMP-120507	31201450010-A	1,2,3,4,7,8-Hexachlorodibenzofuran (HxCDF)	6/21/2012	1.94	Yes	N	J	U	7	2.90	0.111	pg/g
JW-EA10-COMP-120507	31201450010-A	2,3,7,8-Tetrachlorodibenzofuran (TCDF)	6/21/2012	4.22	Yes	Y				0.580	0.148	pg/g
JW-EA10-COMP-120507	31201450010-A	1,2,3,4,6,7,8,9-Octachlorodibenzo-p-dioxin (OCDD)	6/21/2012	833	Yes	Y				5.80	0.854	pg/g
JW-EA10-COMP-120507	31201450010-A	Total Pentachlorodibenzofuran (PeCDF)	6/21/2012	21.6	Yes	Y	EMPC	J	23	2.90	0.0735	pg/g
JW-EA10-COMP-120507	31201450010-A	Total Hexachlorodibenzo-p-dioxin (HxCDD)	6/21/2012	86.8	Yes	Y	EMPC	J	23	2.90	0.176	pg/g
JW-EA10-COMP-120507	31201450010-A	Total Tetrachlorodibenzofuran (TCDF)	6/21/2012	45.9	Yes	Y	EMPC	J	23	0.580	0.148	pg/g
JW-EA10-COMP-120507	31201450010-A	1,2,3,7,8,9-Hexachlorodibenzo-p-dioxin (HxCDD)	6/21/2012	3.99	Yes	Y				2.90	0.168	pg/g
JW-EA10-COMP-120507	31201450010-A	2,3,7,8-Tetrachlorodibenzo-p-dioxin (TCDD)	6/21/2012	0.108	Yes	N	U			0.580	0.108	pg/g
JW-EA10-COMP-120507	31201450010-A	2,3,7,8-Tetrachlorodibenzofuran (TCDF)	6/21/2012	2.85	Yes	Y	EMPC	J	23	0.580	0.379	pg/g
JW-EA10-TISSUE-120516	31201450031-A	2,3,7,8-Tetrachlorodibenzofuran (TCDF)	6/23/2012	0.0542	Yes	N	U			0.453	0.0542	pg/g

SDG: 31201450

Analytical Method		E1613B										
Sample ID	Lab Sample ID	Chemical Name	Anal Date	Result	Mod Res Report	Detect	Lab Qual	Val Qual	Reason	RL	MDL	Units
JW-EA10-TISSUE-120516	31201450031-A	1,2,3,4,7,8,9-Heptachlorodibenzofuran (HpCDF)	6/23/2012	0.288	Yes	Y	J			2.26	0.144	pg/g
JW-EA10-TISSUE-120516	31201450031-A	Total Hexachlorodibenzofuran (HxCDF)	6/23/2012	1.94	Yes	Y	J EMPC	J	23	2.26	0.0509	pg/g
JW-EA10-TISSUE-120516	31201450031-A	2,3,4,7,8-Pentachlorodibenzofuran (PeCDF)	6/23/2012	0.063	Yes	N	U			2.26	0.0630	pg/g
JW-EA10-TISSUE-120516	31201450031-A	1,2,3,7,8-Pentachlorodibenzofuran (PeCDF)	6/23/2012	0.114	Yes	N	U			2.26	0.114	pg/g
JW-EA10-TISSUE-120516	31201450031-A	Total Tetrachlorodibenzo-p-dioxin (TCDD)	6/23/2012	0.409	Yes	Y	J EMPC	J	23	0.453	0.0565	pg/g
JW-EA10-TISSUE-120516	31201450031-A	1,2,3,6,7,8-Hexachlorodibenzo-p-dioxin (HxCDD)	6/23/2012	0.241	Yes	Y	J	J	5	2.26	0.0696	pg/g
JW-EA10-TISSUE-120516	31201450031-A	Total Heptachlorodibenzo-p-dioxin (HpCDD)	6/23/2012	5.1	Yes	Y	EMPC	J	23	2.26	0.207	pg/g
JW-EA10-TISSUE-120516	31201450031-A	1,2,3,6,7,8-Hexachlorodibenzofuran (HxCDF)	6/23/2012	0.196	Yes	Y	J EMPC	J	23	2.26	0.0306	pg/g
JW-EA10-TISSUE-120516	31201450031-A	1,2,3,7,8-Pentachlorodibenzo-p-dioxin (PeCDD)	6/23/2012	0.0469	Yes	N	U			2.26	0.0469	pg/g
JW-EA10-TISSUE-120516	31201450031-A	1,2,3,4,7,8-Hexachlorodibenzo-p-dioxin (HxCDD)	6/23/2012	0.0623	Yes	N	U			2.26	0.0623	pg/g
JW-EA10-TISSUE-120516	31201450031-A	2,3,4,6,7,8-Hexachlorodibenzofuran (HxCDF)	6/23/2012	0.165	Yes	Y	J EMPC	J	23	2.26	0.0361	pg/g
JW-EA10-TISSUE-120516	31201450031-A	Total Heptachlorodibenzofuran (HpCDF)	6/23/2012	3.24	Yes	Y				2.26	0.144	pg/g
JW-EA10-TISSUE-120516	31201450031-A	Total Pentachlorodibenzo-p-dioxin (PeCDD)	6/23/2012	0.0469	Yes	N	U			2.26	0.0469	pg/g
JW-EA10-TISSUE-120516	31201450031-A	1,2,3,4,6,7,8-Heptachlorodibenzo-p-dioxin (HpCDD)	6/23/2012	2.05	Yes	Y	J EMPC	J	23	2.26	0.207	pg/g
JW-EA10-TISSUE-120516	31201450031-A	1,2,3,4,6,7,8,9-Octachlorodibenzo-p-dioxin (OCDD)	6/23/2012	19.4	Yes	N	EMPC	U	7	4.53	0.859	pg/g
JW-EA10-TISSUE-120516	31201450031-A	2,3,7,8-Tetrachlorodibenzo-p-dioxin (TCDD)	6/23/2012	0.0565	Yes	N	U			0.453	0.0565	pg/g
JW-EA10-TISSUE-120516	31201450031-A	1,2,3,7,8,9-Hexachlorodibenzo-p-dioxin (HxCDD)	6/23/2012	0.0661	Yes	N	U			2.26	0.0661	pg/g
JW-EA10-TISSUE-120516	31201450031-A	Total Tetrachlorodibenzofuran (TCDF)	6/23/2012	0.0542	Yes	N	U			0.453	0.0542	pg/g
JW-EA10-TISSUE-120516	31201450031-A	1,2,3,4,6,7,8,9-Octachlorodibenzofuran (OCDF)	6/23/2012	4.59	Yes	Y				4.53	0.462	pg/g

Analytical Method		E1613B										
Sample ID	Lab Sample ID	Chemical Name	Anal Date	Result	Mod Res Report	Detect	Lab Qual	Val Qual	Reason	RL	MDL	Units
JW-EA10-TISSUE-120516	31201450031-A	1,2,3,4,6,7,8-Heptachlorodibenzofuran (HpCDF)	6/23/2012	1.91	Yes	Y	J			2.26	0.0893	pg/g
JW-EA10-TISSUE-120516	31201450031-A	Total Hexachlorodibenzo-p-dioxin (HxCDD)	6/23/2012	1.18	Yes	Y	J EMPC	J	5,23	2.26	0.0696	pg/g
JW-EA10-TISSUE-120516	31201450031-A	1,2,3,4,7,8-Hexachlorodibenzofuran (HxCDF)	6/23/2012	0.389	Yes	Y	J			2.26	0.0346	pg/g
JW-EA10-TISSUE-120516	31201450031-A	Total Pentachlorodibenzofuran (PeCDF)	6/23/2012	0.281	Yes	Y	J			2.26	0.0371	pg/g
JW-EA10-TISSUE-120516	31201450031-A	1,2,3,7,8,9-Hexachlorodibenzofuran (HxCDF)	6/23/2012	0.12	Yes	Y	J			2.26	0.0509	pg/g
JW-EA58-COMP-120507	31201450001-A	1,2,3,7,8,9-Hexachlorodibenzo-p-dioxin (HxCDD)	6/21/2012	6.73	Yes	Y				3.48	0.176	pg/g
JW-EA58-COMP-120507	31201450001-A	1,2,3,4,7,8-Hexachlorodibenzofuran (HxCDF)	6/21/2012	2.12	Yes	Y	J			3.48	0.143	pg/g
JW-EA58-COMP-120507	31201450001-A	2,3,4,6,7,8-Hexachlorodibenzofuran (HxCDF)	6/21/2012	2.41	Yes	Y	J			3.48	0.142	pg/g
JW-EA58-COMP-120507	31201450001-A	1,2,3,6,7,8-Hexachlorodibenzo-p-dioxin (HxCDD)	6/21/2012	16.3	Yes	Y				3.48	0.184	pg/g
JW-EA58-COMP-120507	31201450001-A	1,2,3,6,7,8-Hexachlorodibenzofuran (HxCDF)	6/21/2012	1.42	Yes	Y	J EMPC	J	23	3.48	0.130	pg/g
JW-EA58-COMP-120507	31201450001-A	1,2,3,7,8-Pentachlorodibenzofuran (PeCDF)	6/21/2012	0.866	Yes	Y	J			3.48	0.293	pg/g
JW-EA58-COMP-120507	31201450001-A	2,3,4,7,8-Pentachlorodibenzofuran (PeCDF)	6/21/2012	1.58	Yes	Y	J			3.48	0.161	pg/g
JW-EA58-COMP-120507	31201450001-A	Total Hexachlorodibenzofuran (HxCDF)	6/21/2012	51.5	Yes	Y	EMPC	J	23	3.48	0.188	pg/g
JW-EA58-COMP-120507	31201450001-A	1,2,3,4,7,8,9-Heptachlorodibenzofuran (HpCDF)	6/21/2012	1.85	Yes	Y	J			3.48	0.157	pg/g
JW-EA58-COMP-120507	31201450001-A	Total Tetrachlorodibenzo-p-dioxin (TCDD)	6/21/2012	12.1	Yes	Y	EMPC	J	23	0.696	0.132	pg/g
JW-EA58-COMP-120507	31201450001-A	1,2,3,4,6,7,8,9-Octachlorodibenzo-p-dioxin (OCDD)	6/21/2012	1330	Yes	Y				6.96	0.555	pg/g
JW-EA58-COMP-120507	31201450001-A	Total Pentachlorodibenzofuran (PeCDF)	6/21/2012	18.7	Yes	Y	EMPC	J	23	3.48	0.0476	pg/g
JW-EA58-COMP-120507	31201450001-A	1,2,3,7,8,9-Hexachlorodibenzofuran (HxCDF)	6/21/2012	0.607	Yes	N	J	U	7	3.48	0.188	pg/g
JW-EA58-COMP-120507	31201450001-A	1,2,3,7,8-Pentachlorodibenzo-p-dioxin (PeCDD)	6/21/2012	0.941	Yes	Y	J			3.48	0.120	pg/g

Analytical Method		E1613B												
Sample ID	Lab Sample ID	Chemical Name	Anal Date	Result	Mod Res	Report	Detect	Lab Qual	Val Qual	Reason	RL	MDL	Units	
JW-EA58-COMP-120507	31201450001-A	1,2,3,4,7,8-Hexachlorodibenzo-p-dioxin (HxCDD)	6/21/2012	1.24			Yes	Y	J		3.48	0.168	pg/g	
JW-EA58-COMP-120507	31201450001-A	1,2,3,4,6,7,8,9-Octachlorodibenzofuran (OCDF)	6/21/2012	66.3			Yes	Y			6.96	0.174	pg/g	
JW-EA58-COMP-120507	31201450001-A	Total Heptachlorodibenzofuran (HpCDF)	6/21/2012	91.4			Yes	Y	EMPC	J	23	3.48	0.157	pg/g
JW-EA58-COMP-120507	31201450001-A	Total Heptachlorodibenzo-p-dioxin (HpCDD)	6/21/2012	359			Yes	Y			3.48	0.500	pg/g	
JW-EA58-COMP-120507	31201450001-A	Total Pentachlorodibenzo-p-dioxin (PeCDD)	6/21/2012	11.5			Yes	Y	EMPC	J	23	3.48	0.120	pg/g
JW-EA58-COMP-120507	31201450001-A	1,2,3,4,6,7,8-Heptachlorodibenzo-p-dioxin (HpCDD)	6/21/2012	174			Yes	Y			3.48	0.500	pg/g	
JW-EA58-COMP-120507	31201450001-A	Total Hexachlorodibenzo-p-dioxin (HxCDD)	6/21/2012	110			Yes	Y			3.48	0.184	pg/g	
JW-EA58-COMP-120507	31201450001-A	2,3,7,8-Tetrachlorodibenzofuran (TCDF)	6/21/2012	1.73			Yes	Y			0.696	0.131	pg/g	
JW-EA58-COMP-120507	31201450001-A	Total Tetrachlorodibenzofuran (TCDF)	6/21/2012	21			Yes	Y	EMPC	J	23	0.696	0.131	pg/g
JW-EA58-COMP-120507	31201450001-A	2,3,7,8-Tetrachlorodibenzo-p-dioxin (TCDD)	6/21/2012	0.412			Yes	Y	J		0.696	0.132	pg/g	
JW-EA58-COMP-120507	31201450001-A	1,2,3,4,6,7,8-Heptachlorodibenzofuran (HpCDF)	6/21/2012	34			Yes	Y			3.48	0.0988	pg/g	
JW-EA58-COMP-120507	31201450001-A	2,3,7,8-Tetrachlorodibenzofuran (TCDF)	6/21/2012	1.36			Yes	Y			0.696	0.280	pg/g	
JW-RB-120507	31201450020-A	Total Heptachlorodibenzofuran (HpCDF)	6/23/2012	0.00328			Yes	N	J EMPC	U	7	0.0543	0.000765	ng/L
JW-RB-120507	31201450020-A	1,2,3,4,7,8,9-Heptachlorodibenzofuran (HpCDF)	6/23/2012	#####			Yes	N	U		0.0543	0.000765	ng/L	
JW-RB-120507	31201450020-A	1,2,3,4,6,7,8-Heptachlorodibenzo-p-dioxin (HpCDD)	6/23/2012	0.0055			Yes	N	J EMPC	U	7	0.0543	0.000993	ng/L
JW-RB-120507	31201450020-A	1,2,3,4,6,7,8-Heptachlorodibenzofuran (HpCDF)	6/23/2012	0.00117			Yes	N	J	U	7	0.0543	0.000391	ng/L
JW-RB-120507	31201450020-A	Total Tetrachlorodibenzo-p-dioxin (TCDD)	6/23/2012	0.00025			Yes	N	U		0.0109	0.000250	ng/L	
JW-RB-120507	31201450020-A	Total Hexachlorodibenzofuran (HxCDF)	6/23/2012	0.00117			Yes	N	J EMPC	U	7	0.0543	0.000474	ng/L
JW-RB-120507	31201450020-A	1,2,3,4,6,7,8,9-Octachlorodibenzofuran (OCDF)	6/23/2012	0.00207			Yes	N	U		0.109	0.00207	ng/L	
JW-RB-120507	31201450020-A	2,3,7,8-Tetrachlorodibenzofuran (TCDF)	6/23/2012	#####			Yes	N	U		0.0109	0.000311	ng/L	

SDG: 31201450

Analytical Method		E1613B											
Sample ID	Lab Sample ID	Chemical Name	Anal Date	Result	Mod Res	Report	Detect	Lab Qual	Val Qual	Reason	RL	MDL	Units
JW-RB-120507	31201450020-A	Total Pentachlorodibenzo-p-dioxin (PeCDD)	6/23/2012	#####	Yes	N	U				0.0543	0.000313	ng/L
JW-RB-120507	31201450020-A	Total Heptachlorodibenzo-p-dioxin (HpCDD)	6/23/2012	0.0121	Yes	N	J EMPC	U		7	0.0543	0.000993	ng/L
JW-RB-120507	31201450020-A	1,2,3,7,8,9-Hexachlorodibenzofuran (HxCDF)	6/23/2012	#####	Yes	N	U				0.0543	0.000474	ng/L
JW-RB-120507	31201450020-A	1,2,3,4,7,8-Hexachlorodibenzo-p-dioxin (HxCDD)	6/23/2012	#####	Yes	N	U				0.0543	0.000439	ng/L
JW-RB-120507	31201450020-A	1,2,3,7,8,9-Hexachlorodibenzo-p-dioxin (HxCDD)	6/23/2012	#####	Yes	N	U				0.0543	0.000448	ng/L
JW-RB-120507	31201450020-A	1,2,3,4,7,8-Hexachlorodibenzofuran (HxCDF)	6/23/2012	0.00028	Yes	N	U				0.0543	0.000280	ng/L
JW-RB-120507	31201450020-A	1,2,3,7,8-Pentachlorodibenzo-p-dioxin (PeCDD)	6/23/2012	#####	Yes	N	U				0.0543	0.000313	ng/L
JW-RB-120507	31201450020-A	Total Tetrachlorodibenzofuran (TCDF)	6/23/2012	#####	Yes	N	U				0.0109	0.000311	ng/L
JW-RB-120507	31201450020-A	2,3,4,7,8-Pentachlorodibenzofuran (PeCDF)	6/23/2012	#####	Yes	N	U				0.0543	0.000215	ng/L
JW-RB-120507	31201450020-A	2,3,7,8-Tetrachlorodibenzo-p-dioxin (TCDD)	6/23/2012	0.00025	Yes	N	U				0.0109	0.000250	ng/L
JW-RB-120507	31201450020-A	2,3,4,6,7,8-Hexachlorodibenzofuran (HxCDF)	6/23/2012	#####	Yes	N	U				0.0543	0.000274	ng/L
JW-RB-120507	31201450020-A	Total Pentachlorodibenzofuran (PeCDF)	6/23/2012	#####	Yes	N	U				0.0543	0.000365	ng/L
JW-RB-120507	31201450020-A	1,2,3,7,8-Pentachlorodibenzofuran (PeCDF)	6/23/2012	#####	Yes	N	U				0.0543	0.000365	ng/L
JW-RB-120507	31201450020-A	Total Hexachlorodibenzo-p-dioxin (HxCDD)	6/23/2012	#####	Yes	N	U				0.0543	0.000457	ng/L
JW-RB-120507	31201450020-A	1,2,3,6,7,8-Hexachlorodibenzo-p-dioxin (HxCDD)	6/23/2012	#####	Yes	N	U				0.0543	0.000457	ng/L
JW-RB-120507	31201450020-A	1,2,3,6,7,8-Hexachlorodibenzofuran (HxCDF)	6/23/2012	#####	Yes	N	U				0.0543	0.000235	ng/L
JW-RB-120507	31201450020-A	1,2,3,4,6,7,8,9-Octachlorodibenzo-p-dioxin (OCDD)	6/23/2012	0.0678	Yes	N	J EMPC	U		7	0.109	0.00399	ng/L
JW-RG-COMP-120508	31201450029-A	1,2,3,4,7,8-Hexachlorodibenzo-p-dioxin (HxCDD)	6/23/2012	0.344	Yes	N	J	U		7	2.68	0.0520	pg/g

Analytical Method		E1613B										
Sample ID	Lab Sample ID	Chemical Name	Anal Date	Result	Mod Res Report	Detect	Lab Qual	Val Qual	Reason	RL	MDL	Units
JW-RG-COMP-120508	31201450029-A	1,2,3,4,6,7,8,9-Octachlorodibenzofuran (OCDF)	6/23/2012	7.5	Yes	Y				5.37	0.122	pg/g
JW-RG-COMP-120508	31201450029-A	Total Heptachlorodibenzofuran (HpCDF)	6/23/2012	7.97	Yes	Y				2.68	0.0851	pg/g
JW-RG-COMP-120508	31201450029-A	Total Heptachlorodibenzo-p-dioxin (HpCDD)	6/23/2012	43.7	Yes	Y				2.68	0.128	pg/g
JW-RG-COMP-120508	31201450029-A	Total Pentachlorodibenzo-p-dioxin (PeCDD)	6/23/2012	3.98	Yes	Y	EMPC	J	23	2.68	0.0324	pg/g
JW-RG-COMP-120508	31201450029-A	1,2,3,4,6,7,8-Heptachlorodibenzo-p-dioxin (HpCDD)	6/23/2012	15.7	Yes	Y				2.68	0.128	pg/g
JW-RG-COMP-120508	31201450029-A	2,3,7,8-Tetrachlorodibenzo-p-dioxin (TCDD)	6/23/2012	0.234	Yes	Y	J EMPC	J	23	0.537	0.0376	pg/g
JW-RG-COMP-120508	31201450029-A	1,2,3,4,6,7,8,9-Octachlorodibenzo-p-dioxin (OCDD)	6/23/2012	149	Yes	Y				5.37	0.359	pg/g
JW-RG-COMP-120508	31201450029-A	Total Tetrachlorodibenzofuran (TCDF)	6/23/2012	10.7	Yes	Y	EMPC	J	23	0.537	0.0470	pg/g
JW-RG-COMP-120508	31201450029-A	Total Pentachlorodibenzofuran (PeCDF)	6/23/2012	5.31	Yes	Y	EMPC	J	23	2.68	0.0365	pg/g
JW-RG-COMP-120508	31201450029-A	1,2,3,7,8-Pentachlorodibenzo-p-dioxin (PeCDD)	6/23/2012	0.281	Yes	Y	J EMPC	J	23	2.68	0.0324	pg/g
JW-RG-COMP-120508	31201450029-A	Total Hexachlorodibenzo-p-dioxin (HxCDD)	6/23/2012	14	Yes	Y	EMPC	J	5,23	2.68	0.0548	pg/g
JW-RG-COMP-120508	31201450029-A	1,2,3,7,8,9-Hexachlorodibenzo-p-dioxin (HxCDD)	6/23/2012	0.866	Yes	N	J	UJ	5,7	2.68	0.0533	pg/g
JW-RG-COMP-120508	31201450029-A	Total Tetrachlorodibenzo-p-dioxin (TCDD)	6/23/2012	5.88	Yes	Y	EMPC	J	23	0.537	0.0376	pg/g
JW-RG-COMP-120508	31201450029-A	1,2,3,7,8,9-Hexachlorodibenzofuran (HxCDF)	6/23/2012	0.125	Yes	N	J	U	7	2.68	0.0498	pg/g
JW-RG-COMP-120508	31201450029-A	1,2,3,4,7,8-Hexachlorodibenzofuran (HxCDF)	6/23/2012	0.301	Yes	N	J	U	7	2.68	0.0331	pg/g
JW-RG-COMP-120508	31201450029-A	1,2,3,4,6,7,8-Heptachlorodibenzofuran (HpCDF)	6/23/2012	3.19	Yes	Y				2.68	0.0464	pg/g
JW-RG-COMP-120508	31201450029-A	2,3,4,6,7,8-Hexachlorodibenzofuran (HxCDF)	6/23/2012	0.359	Yes	N	J	U	7	2.68	0.0320	pg/g
JW-RG-COMP-120508	31201450029-A	1,2,3,6,7,8-Hexachlorodibenzo-p-dioxin (HxCDD)	6/23/2012	1.28	Yes	Y	J	J	5	2.68	0.0548	pg/g
JW-RG-COMP-120508	31201450029-A	1,2,3,7,8-Pentachlorodibenzofuran (PeCDF)	6/23/2012	0.226	Yes	Y	J EMPC	J	23	2.68	0.0481	pg/g

Analytical Method		E1613B										
Sample ID	Lab Sample ID	Chemical Name	Anal Date	Result	Mod Res Report	Detect	Lab Qual	Val Qual	Reason	RL	MDL	Units
JW-RG-COMP-120508	31201450029-A	2,3,4,7,8-Pentachlorodibenzofuran (PeCDF)	6/23/2012	0.46	Yes	N	J	U	7	2.68	0.0260	pg/g
JW-RG-COMP-120508	31201450029-A	Total Hexachlorodibenzofuran (HxCDF)	6/23/2012	5.65	Yes	Y	EMPC	J	23	2.68	0.0498	pg/g
JW-RG-COMP-120508	31201450029-A	1,2,3,4,7,8,9-Heptachlorodibenzofuran (HpCDF)	6/23/2012	0.168	Yes	N	J	U	7	2.68	0.0851	pg/g
JW-RG-COMP-120508	31201450029-A	1,2,3,6,7,8-Hexachlorodibenzofuran (HxCDF)	6/23/2012	0.258	Yes	N	J EMPC	U	7	2.68	0.0281	pg/g
JW-RG-COMP-120508	31201450029-A	2,3,7,8-Tetrachlorodibenzofuran (TCDF)	6/23/2012	1.48	Yes	Y				0.537	0.0470	pg/g
JW-RG-COMP-120508	31201450029-A	2,3,7,8-Tetrachlorodibenzofuran (TCDF)	7/2/2012	1.23	Yes	Y				0.537	0.0518	pg/g
JW-RG-TISSUE-120508	31201450025-A	1,2,3,4,6,7,8-Heptachlorodibenzo-p-dioxin (HpCDD)	6/23/2012	0.655	Yes	Y	J			2.32	0.178	pg/g
JW-RG-TISSUE-120508	31201450025-A	Total Tetrachlorodibenzo-p-dioxin (TCDD)	6/23/2012	0.623	Yes	Y	EMPC	J	23	0.464	0.0640	pg/g
JW-RG-TISSUE-120508	31201450025-A	1,2,3,7,8-Pentachlorodibenzo-p-dioxin (PeCDD)	6/23/2012	0.0423	Yes	N	U			2.32	0.0423	pg/g
JW-RG-TISSUE-120508	31201450025-A	1,2,3,4,7,8-Hexachlorodibenzo-p-dioxin (HxCDD)	6/23/2012	0.141	Yes	N	U			2.32	0.141	pg/g
JW-RG-TISSUE-120508	31201450025-A	1,2,3,4,6,7,8,9-Octachlorodibenzofuran (OCDF)	6/23/2012	0.338	Yes	N	U			4.64	0.338	pg/g
JW-RG-TISSUE-120508	31201450025-A	Total Heptachlorodibenzofuran (HpCDF)	6/23/2012	0.443	Yes	N	J EMPC	U	7	2.32	0.0842	pg/g
JW-RG-TISSUE-120508	31201450025-A	2,3,7,8-Tetrachlorodibenzofuran (TCDF)	6/23/2012	0.109	Yes	Y	J			0.464	0.0419	pg/g
JW-RG-TISSUE-120508	31201450025-A	Total Pentachlorodibenzo-p-dioxin (PeCDD)	6/23/2012	0.0423	Yes	N	U			2.32	0.0423	pg/g
JW-RG-TISSUE-120508	31201450025-A	1,2,3,6,7,8-Hexachlorodibenzofuran (HxCDF)	6/23/2012	0.0256	Yes	N	U			2.32	0.0256	pg/g
JW-RG-TISSUE-120508	31201450025-A	Total Hexachlorodibenzo-p-dioxin (HxCDD)	6/23/2012	0.163	Yes	Y	J EMPC	J	5,23	2.32	0.155	pg/g
JW-RG-TISSUE-120508	31201450025-A	1,2,3,4,6,7,8,9-Octachlorodibenzo-p-dioxin (OCDD)	6/23/2012	10.1	Yes	N	EMPC	U	7	4.64	0.818	pg/g
JW-RG-TISSUE-120508	31201450025-A	Total Tetrachlorodibenzofuran (TCDF)	6/23/2012	0.449	Yes	N	J EMPC	U	7	0.464	0.0419	pg/g
JW-RG-TISSUE-120508	31201450025-A	Total Heptachlorodibenzo-p-dioxin (HpCDD)	6/23/2012	1.65	Yes	Y	J EMPC	J	23	2.32	0.178	pg/g
JW-RG-TISSUE-120508	31201450025-A	1,2,3,4,7,8,9-Heptachlorodibenzofuran (HpCDF)	6/23/2012	0.0842	Yes	N	U			2.32	0.0842	pg/g

Analytical Method		E1613B										
Sample ID	Lab Sample ID	Chemical Name	Anal Date	Result	Mod Res Report	Detect	Lab Qual	Val Qual	Reason	RL	MDL	Units
JW-RG-TISSUE-120508	31201450025-A	Total Hexachlorodibenzofuran (HxCDF)	6/23/2012	0.0436	Yes	N	U			2.32	0.0436	pg/g
JW-RG-TISSUE-120508	31201450025-A	1,2,3,6,7,8-Hexachlorodibenzo-p-dioxin (HxCDD)	6/23/2012	0.155	Yes	N	U			2.32	0.155	pg/g
JW-RG-TISSUE-120508	31201450025-A	1,2,3,7,8-Pentachlorodibenzofuran (PeCDF)	6/23/2012	0.0514	Yes	N	U			2.32	0.0514	pg/g
JW-RG-TISSUE-120508	31201450025-A	Total Pentachlorodibenzofuran (PeCDF)	6/23/2012	0.156	Yes	Y	J EMPC	J	23	2.32	0.0288	pg/g
JW-RG-TISSUE-120508	31201450025-A	2,3,4,6,7,8-Hexachlorodibenzofuran (HxCDF)	6/23/2012	0.0314	Yes	N	U			2.32	0.0314	pg/g
JW-RG-TISSUE-120508	31201450025-A	1,2,3,4,6,7,8-Heptachlorodibenzofuran (HpCDF)	6/23/2012	0.254	Yes	N	J EMPC	U	7	2.32	0.0588	pg/g
JW-RG-TISSUE-120508	31201450025-A	1,2,3,4,7,8-Hexachlorodibenzofuran (HxCDF)	6/23/2012	0.0293	Yes	N	U			2.32	0.0293	pg/g
JW-RG-TISSUE-120508	31201450025-A	1,2,3,7,8,9-Hexachlorodibenzofuran (HxCDF)	6/23/2012	0.0436	Yes	N	U			2.32	0.0436	pg/g
JW-RG-TISSUE-120508	31201450025-A	1,2,3,7,8,9-Hexachlorodibenzo-p-dioxin (HxCDD)	6/23/2012	0.148	Yes	N	U			2.32	0.148	pg/g
JW-RG-TISSUE-120508	31201450025-A	2,3,7,8-Tetrachlorodibenzo-p-dioxin (TCDD)	6/23/2012	0.064	Yes	N	U			0.464	0.0640	pg/g
JW-RG-TISSUE-120508	31201450025-A	2,3,4,7,8-Pentachlorodibenzofuran (PeCDF)	6/23/2012	0.0288	Yes	N	U			2.32	0.0288	pg/g
JW-UR-COMP-120508	31201450027-A	2,3,4,7,8-Pentachlorodibenzofuran (PeCDF)	6/23/2012	0.317	Yes	N	J	U	7	2.42	0.0207	pg/g
JW-UR-COMP-120508	31201450027-A	1,2,3,7,8-Pentachlorodibenzo-p-dioxin (PeCDD)	6/23/2012	0.214	Yes	Y	J			2.42	0.0317	pg/g
JW-UR-COMP-120508	31201450027-A	2,3,7,8-Tetrachlorodibenzo-p-dioxin (TCDD)	6/23/2012	0.137	Yes	Y	J			0.483	0.0352	pg/g
JW-UR-COMP-120508	31201450027-A	1,2,3,7,8,9-Hexachlorodibenzo-p-dioxin (HxCDD)	6/23/2012	0.624	Yes	N	J	UJ	5,7	2.42	0.0848	pg/g
JW-UR-COMP-120508	31201450027-A	Total Tetrachlorodibenzofuran (TCDF)	6/23/2012	3.84	Yes	Y	EMPC	J	23	0.483	0.0319	pg/g
JW-UR-COMP-120508	31201450027-A	Total Pentachlorodibenzofuran (PeCDF)	6/23/2012	3.18	Yes	Y	EMPC	J	23	2.42	0.0166	pg/g
JW-UR-COMP-120508	31201450027-A	1,2,3,4,6,7,8,9-Octachlorodibenzo-p-dioxin (OCDD)	6/23/2012	270	Yes	Y				4.83	0.611	pg/g
JW-UR-COMP-120508	31201450027-A	Total Hexachlorodibenzo-p-dioxin (HxCDD)	6/23/2012	12.1	Yes	Y	EMPC	J	5,23	2.42	0.0866	pg/g

Analytical Method		E1613B										
Sample ID	Lab Sample ID	Chemical Name	Anal Date	Result	Mod Res Report	Detect	Lab Qual	Val Qual	Reason	RL	MDL	Units
JW-UR-COMP-120508	31201450027-A	1,2,3,4,6,7,8-Heptachlorodibenzo-p-dioxin (HpCDD)	6/23/2012	25.3	Yes	Y				2.42	0.245	pg/g
JW-UR-COMP-120508	31201450027-A	Total Pentachlorodibenzo-p-dioxin (PeCDD)	6/23/2012	2.53	Yes	Y	EMPC	J	23	2.42	0.0317	pg/g
JW-UR-COMP-120508	31201450027-A	Total Heptachlorodibenzo-p-dioxin (HpCDD)	6/23/2012	81.9	Yes	Y				2.42	0.245	pg/g
JW-UR-COMP-120508	31201450027-A	Total Heptachlorodibenzofuran (HpCDF)	6/23/2012	12.2	Yes	Y	EMPC	J	23	2.42	0.130	pg/g
JW-UR-COMP-120508	31201450027-A	1,2,3,6,7,8-Hexachlorodibenzofuran (HxCDF)	6/23/2012	0.199	Yes	N	J EMPC	U	7	2.42	0.0406	pg/g
JW-UR-COMP-120508	31201450027-A	1,2,3,4,7,8-Hexachlorodibenzo-p-dioxin (HxCDD)	6/23/2012	0.299	Yes	N	J EMPC	U	7	2.42	0.0833	pg/g
JW-UR-COMP-120508	31201450027-A	1,2,3,7,8,9-Hexachlorodibenzofuran (HxCDF)	6/23/2012	0.0692	Yes	N	U			2.42	0.0692	pg/g
JW-UR-COMP-120508	31201450027-A	Total Tetrachlorodibenzo-p-dioxin (TCDD)	6/23/2012	5.02	Yes	Y	EMPC	J	23	0.483	0.0352	pg/g
JW-UR-COMP-120508	31201450027-A	2,3,7,8-Tetrachlorodibenzofuran (TCDF)	6/23/2012	0.452	Yes	Y	J			0.483	0.0319	pg/g
JW-UR-COMP-120508	31201450027-A	1,2,3,4,7,8,9-Heptachlorodibenzofuran (HpCDF)	6/23/2012	0.298	Yes	N	J EMPC	U	7	2.42	0.130	pg/g
JW-UR-COMP-120508	31201450027-A	Total Hexachlorodibenzofuran (HxCDF)	6/23/2012	5.71	Yes	Y	EMPC	J	23	2.42	0.0692	pg/g
JW-UR-COMP-120508	31201450027-A	1,2,3,7,8-Pentachlorodibenzofuran (PeCDF)	6/23/2012	0.133	Yes	Y	J EMPC	J	23	2.42	0.0363	pg/g
JW-UR-COMP-120508	31201450027-A	1,2,3,6,7,8-Hexachlorodibenzo-p-dioxin (HxCDD)	6/23/2012	0.993	Yes	Y	J	J	5	2.42	0.0866	pg/g
JW-UR-COMP-120508	31201450027-A	2,3,4,6,7,8-Hexachlorodibenzofuran (HxCDF)	6/23/2012	0.307	Yes	N	J	U	7	2.42	0.0471	pg/g
JW-UR-COMP-120508	31201450027-A	1,2,3,4,6,7,8-Heptachlorodibenzofuran (HpCDF)	6/23/2012	4.33	Yes	Y				2.42	0.0725	pg/g
JW-UR-COMP-120508	31201450027-A	1,2,3,4,7,8-Hexachlorodibenzofuran (HxCDF)	6/23/2012	0.249	Yes	N	J	U	7	2.42	0.0479	pg/g
JW-UR-COMP-120508	31201450027-A	1,2,3,4,6,7,8,9-Octachlorodibenzofuran (OCDF)	6/23/2012	15.2	Yes	Y				4.83	0.318	pg/g
JW-UR-TISSUE-120508	31201450023-A	Total Heptachlorodibenzo-p-dioxin (HpCDD)	6/23/2012	3.37	Yes	Y	EMPC	J	23	2.27	0.363	pg/g
JW-UR-TISSUE-120508	31201450023-A	2,3,7,8-Tetrachlorodibenzo-p-dioxin (TCDD)	6/23/2012	0.0494	Yes	N	U			0.454	0.0494	pg/g

Analytical Method		E1613B										
Sample ID	Lab Sample ID	Chemical Name	Anal Date	Result	Mod Res Report	Detect	Lab Qual	Val Qual	Reason	RL	MDL	Units
JW-UR-TISSUE-120508	31201450023-A	1,2,3,4,7,8,9-Heptachlorodibenzofuran (HpCDF)	6/23/2012	0.111	Yes	N	U			2.27	0.111	pg/g
JW-UR-TISSUE-120508	31201450023-A	1,2,3,7,8,9-Hexachlorodibenzo-p-dioxin (HxCDD)	6/23/2012	0.0788	Yes	N	U			2.27	0.0788	pg/g
JW-UR-TISSUE-120508	31201450023-A	1,2,3,7,8,9-Hexachlorodibenzofuran (HxCDF)	6/23/2012	0.0459	Yes	N	U			2.27	0.0459	pg/g
JW-UR-TISSUE-120508	31201450023-A	1,2,3,4,7,8-Hexachlorodibenzofuran (HxCDF)	6/23/2012	0.0319	Yes	N	U			2.27	0.0319	pg/g
JW-UR-TISSUE-120508	31201450023-A	1,2,3,4,6,7,8-Heptachlorodibenzofuran (HpCDF)	6/23/2012	0.358	Yes	N	J	U	7	2.27	0.0786	pg/g
JW-UR-TISSUE-120508	31201450023-A	2,3,4,6,7,8-Hexachlorodibenzofuran (HxCDF)	6/23/2012	0.0726	Yes	Y	J			2.27	0.0343	pg/g
JW-UR-TISSUE-120508	31201450023-A	1,2,3,6,7,8-Hexachlorodibenzo-p-dioxin (HxCDD)	6/23/2012	0.0817	Yes	N	U			2.27	0.0817	pg/g
JW-UR-TISSUE-120508	31201450023-A	1,2,3,6,7,8-Hexachlorodibenzofuran (HxCDF)	6/23/2012	0.0285	Yes	N	U			2.27	0.0285	pg/g
JW-UR-TISSUE-120508	31201450023-A	1,2,3,7,8-Pentachlorodibenzofuran (PeCDF)	6/23/2012	0.0541	Yes	N	U			2.27	0.0541	pg/g
JW-UR-TISSUE-120508	31201450023-A	1,2,3,4,6,7,8-Heptachlorodibenzo-p-dioxin (HpCDD)	6/23/2012	1.26	Yes	Y	J EMPC	J	23	2.27	0.363	pg/g
JW-UR-TISSUE-120508	31201450023-A	Total Hexachlorodibenzofuran (HxCDF)	6/23/2012	0.43	Yes	Y	J			2.27	0.0459	pg/g
JW-UR-TISSUE-120508	31201450023-A	2,3,7,8-Tetrachlorodibenzofuran (TCDF)	6/23/2012	0.0492	Yes	N	U			0.454	0.0492	pg/g
JW-UR-TISSUE-120508	31201450023-A	Total Hexachlorodibenzo-p-dioxin (HxCDD)	6/23/2012	0.26	Yes	Y	J EMPC	J	5,23	2.27	0.0817	pg/g
JW-UR-TISSUE-120508	31201450023-A	Total Tetrachlorodibenzofuran (TCDF)	6/23/2012	0.0492	Yes	N	U			0.454	0.0492	pg/g
JW-UR-TISSUE-120508	31201450023-A	2,3,4,7,8-Pentachlorodibenzofuran (PeCDF)	6/23/2012	0.0301	Yes	N	U			2.27	0.0301	pg/g
JW-UR-TISSUE-120508	31201450023-A	1,2,3,4,6,7,8,9-Octachlorodibenzo-p-dioxin (OCDD)	6/23/2012	12.1	Yes	N		U	7	4.54	0.705	pg/g
JW-UR-TISSUE-120508	31201450023-A	Total Tetrachlorodibenzo-p-dioxin (TCDD)	6/23/2012	0.764	Yes	Y	EMPC	J	23	0.454	0.0494	pg/g
JW-UR-TISSUE-120508	31201450023-A	Total Pentachlorodibenzo-p-dioxin (PeCDD)	6/23/2012	0.0481	Yes	N	U			2.27	0.0481	pg/g
JW-UR-TISSUE-120508	31201450023-A	Total Heptachlorodibenzofuran (HpCDF)	6/23/2012	0.837	Yes	N	J EMPC	U	7	2.27	0.111	pg/g

SDG: 31201450


Analytical Method												
E1613B												
Sample ID	Lab Sample ID	Chemical Name	Anal Date	Result	Mod Res Report	Detect	Lab Qual	Val Qual	Reason	RL	MDL	Units
JW-UR-TISSUE-120508	31201450023-A	1,2,3,4,6,7,8,9-Octachlorodibenzofuran (OCDF)	6/23/2012	1.26	Yes	Y	J EMPC	J	23	4.54	0.279	pg/g
JW-UR-TISSUE-120508	31201450023-A	1,2,3,4,7,8-Hexachlorodibenzo-p-dioxin (HxCDD)	6/23/2012	0.076	Yes	N	U			2.27	0.0760	pg/g
JW-UR-TISSUE-120508	31201450023-A	1,2,3,7,8-Pentachlorodibenzo-p-dioxin (PeCDD)	6/23/2012	0.0481	Yes	N	U			2.27	0.0481	pg/g
JW-UR-TISSUE-120508	31201450023-A	Total Pentachlorodibenzofuran (PeCDF)	6/23/2012	0.192	Yes	Y	J			2.27	0.0122	pg/g

Analytical Method												
NOAALipids1993												
Sample ID	Lab Sample ID	Chemical Name	Anal Date	Result	Mod Res Report	Detect	Lab Qual	Val Qual	Reason	RL	MDL	Units
JW-DR-TISSUE-120508	31201450024-B	Lipids	5/30/2012	0.319	Yes	Y						pct
JW-EA01-TISSUE-120516	31201450032-A	Lipids	5/30/2012	0.5	Yes	Y						pct
JW-EA10-TISSUE-120516	31201450031-A	Lipids	5/30/2012	0.519	Yes	Y						pct
JW-RG-TISSUE-120508	31201450025-E	Lipids	5/30/2012	0.459	Yes	Y						pct
JW-UR-TISSUE-120508	31201450023-C	Lipids	5/30/2012	0.559	Yes	Y						pct

Analytical Method												
SM2540G												
Sample ID	Lab Sample ID	Chemical Name	Anal Date	Result	Mod Res Report	Detect	Lab Qual	Val Qual	Reason	RL	MDL	Units
JW-DR-COMP-120508	31201450028	Moisture, percent	5/15/2012	49.7	Yes	Y						pct
JW-EA01-COMP-120507	31201450019	Moisture, percent	5/15/2012	55.9	Yes	Y						pct
JW-EA01-SS01-120507	31201450015	Moisture, percent	5/15/2012	59.3	Yes	Y						pct
JW-EA01-SS02-120507	31201450016	Moisture, percent	5/15/2012	57	Yes	Y						pct
JW-EA01-SS03-120507	31201450017	Moisture, percent	5/15/2012	41.7	Yes	Y						pct
JW-EA01-SS04-120507	31201450014	Moisture, percent	5/15/2012	50.9	Yes	Y						pct
JW-EA01-SS51-120507	31201450018	Moisture, percent	5/15/2012	59.3	Yes	Y						pct
JW-EA02-COMP-120507	31201450012	Moisture, percent	5/15/2012	55.2	Yes	Y						pct
JW-EA03-COMP-120507	31201450011	Moisture, percent	5/15/2012	55.4	Yes	Y						pct
JW-EA04-COMP-120507	31201450013	Moisture, percent	5/15/2012	39.9	Yes	Y						pct
JW-EA05-COMP-120509	31201450026	Moisture, percent	5/15/2012	33.7	Yes	Y						pct

SDG: 31201450

Analytical Method		SM2540G										
Sample ID	Lab Sample ID	Chemical Name	Anal Date	Result	Mod Res Report	Detect	Lab Qual	Val Qual	Reason	RL	MDL	Units
JW-EA06-COMP-120507	31201450003	Moisture, percent	5/15/2012	41.8	Yes	Y						pct
JW-EA07-COMP-120507	31201450030	Moisture, percent	5/17/2012	41.7	Yes	Y						pct
JW-EA08-COMP-120507	31201450002	Moisture, percent	5/15/2012	48.4	Yes	Y						pct
JW-EA09-COMP-120507	31201450021	Moisture, percent	5/15/2012	36.6	Yes	Y						pct
JW-EA10-COMP-120507	31201450010	Moisture, percent	5/15/2012	40.4	Yes	Y						pct
JW-EA10-SS39-120507	31201450004	Moisture, percent	5/15/2012	39.1	Yes	Y						pct
JW-EA10-SS40-120507	31201450008	Moisture, percent	5/15/2012	42.3	Yes	Y						pct
JW-EA10-SS41-120507	31201450006	Moisture, percent	5/15/2012	35.9	Yes	Y						pct
JW-EA10-SS42-120507	31201450007	Moisture, percent	5/15/2012	40.1	Yes	Y						pct
JW-EA10-SS43-120507	31201450005	Moisture, percent	5/15/2012	42.3	Yes	Y						pct
JW-EA10-SS90-120507	31201450009	Moisture, percent	5/15/2012	41.4	Yes	Y						pct
JW-EA58-COMP-120507	31201450001	Moisture, percent	5/15/2012	49.6	Yes	Y						pct
JW-RG-COMP-120508	31201450029	Moisture, percent	5/15/2012	37.3	Yes	Y						pct
JW-UR-COMP-120508	31201450027	Moisture, percent	5/15/2012	44.9	Yes	Y						pct



Laboratory Data Consultants, Inc.

7750 El Camino Real, Ste. 2L Carlsbad, CA 92009

Phone 760.634.0437

Web www.lab-data.com

Fax 760.634.0439

Anchor QEA, LLC
720 Olive Way, Suite 900
Seattle, WA 98101
ATTN: Ms. Cindy Fields

August 10, 2012

SUBJECT: Jeld-Wen Maulsby Marsh, Data Validation

Dear Ms. Fields,

Enclosed is the final validation report for the fraction listed below. These SDGs were received on July 24, 2012. Attachment 1 is a summary of the samples that were reviewed for each analysis.

LDC Project # 28077:

<u>SDG #</u>	<u>Fraction</u>
31201486, 31201996	Polynuclear Aromatic Hydrocarbons

The data validation was performed under Stage 2B guidelines. The analyses were validated using the following documents, as applicable to each method:

- USEPA, Contract Laboratory Program National Functional Guidelines for Polychlorinated Dioxins/Dibenzofurans Data Review, September 2005

Please feel free to contact us if you have any questions.

Sincerely,

Ming-Hwa Hwang
Project Manager/Senior Chemist

Laboratory Data Consultants, Inc. Data Validation Report

Project/Site Name: Jeld-Wen Maulsby Marsh
Collection Date: May 8, 2012
LDC Report Date: August 9, 2012
Matrix: Tissue
Parameters: Polynuclear Aromatic Hydrocarbons
Validation Level: Stage 2B
Laboratory: SGS Analytical Perspectives

Sample Delivery Group (SDG): 31201486

Sample Identification

JW-UR-TISSUE-120508
JW-DR-TISSUE-120508
JW-RG-TISSUE-120508

Introduction

This data review covers 3 tissue samples listed on the cover sheet including dilutions and reanalysis as applicable. The analyses were per a modification of EPA SW 846 Method 8270D using Selected Ion Monitoring (SIM) for Polynuclear Aromatic Hydrocarbons.

This review follows a modified outline of the USEPA Contract Laboratory Program National Functional Guidelines for Superfund Organic Methods Data Review (June 2008).

A qualification summary table is provided at the end of this report if data has been qualified. Flags are classified as P (protocol) or A (advisory) to indicate whether the flag is due to a laboratory deviation from a specified protocol or is of technical advisory nature.

Raw data were not reviewed for this SDG. The review was based on QC data.

The following are definitions of the data qualifiers:

- U Indicates the compound or analyte was analyzed for but not detected at or above the stated limit.
- J Indicates an estimated value.
- R Quality control indicates the data is not usable.
- NJ Presumptive evidence of the presence of the compound at an estimated quantity.
- UJ Indicates the compound or analyte was analyzed for but not detected. The sample detection limit is an estimated value.
- A Indicates the finding is based upon technical validation criteria.
- P Indicates the finding is related to a protocol/contractual deviation.
- None Indicates the data was not significantly impacted by the finding, therefore qualification was not required.

I. Technical Holding Times

All technical holding time requirements were met.

The chain-of-custodies were reviewed for documentation of cooler temperatures. All cooler temperatures met validation criteria.

II. GC/MS Instrument Performance Check

Instrument performance was checked at 12 hour intervals. All ion abundance requirements were met.

III. Initial Calibration

Initial calibration was performed using required standard concentrations.

Percent relative standard deviations (%RSD) were less than or equal to 20.0% for all compounds.

Average relative response factors (RRF) for all compounds were within method and validation criteria.

IV. Continuing Calibration

Continuing calibration was performed at the required frequencies.

Percent differences (%D) between the initial calibration RRF and the continuing calibration RRF were within the method criteria of less than or equal to 20.0% for all compounds.

The percent differences (%D) of the second source calibration standard were less than or equal to 30.0% for all compounds.

All of the continuing calibration relative response factors (RRF) were within method and validation criteria.

V. Blanks

Method blanks were reviewed for each matrix as applicable. No polynuclear aromatic hydrocarbon contaminants were found in the method blanks.

VI. Surrogate Spikes

Surrogates were added to all samples and blanks as required by the method. Surrogate recoveries (%R) were not within QC limits for samples JW-DR-TISSUE-120508 and JW-RG-TISSUE-120508. Since the samples were diluted out, no data were qualified.

VII. Matrix Spike/Matrix Spike Duplicates

The laboratory has indicated that there were no matrix spike (MS) and matrix spike duplicate (MSD) analyses specified for the samples in this SDG, and therefore matrix spike and matrix spike duplicate analyses were not performed for this SDG.

VIII. Laboratory Control Samples (LCS)

Laboratory control samples were reviewed for each matrix as applicable. Percent recoveries (%R) and relative percent differences (RPD) were within QC limits with the following exceptions:

LCS ID (Associated Samples)	Compound	LCS %R (Limits)	LCSD %R (Limits)	RPD (Limits)	Flag	A or P
XMS1546-LCS/D (All samples in SDG 31201486)	Dibenzo(a,h)anthracene	-	30 (50-150)	-	J (all detects) UJ (all non-detects)	P

IX. Regional Quality Assurance and Quality Control

Not applicable.

X. Internal Standards

All internal standard areas and retention times were within QC limits.

XI. Target Compound Identifications

Raw data were not reviewed for this SDG.

XII. Compound Quantitation and RLs

Raw data were not reviewed for this SDG.

XIII. Tentatively Identified Compounds (TICs)

Raw data were not reviewed for this SDG.

XIV. System Performance

Raw data were not reviewed for this SDG.

XV. Overall Assessment

The analysis was conducted within all specifications of the method. No results were rejected in this SDG.

Due to LCSD %R problems, data were qualified as estimated in three samples.

The quality control criteria reviewed, other than those discussed above, were met and are considered acceptable. Sample results that were found to be estimated (J) are usable for limited purposes only. Based upon the Stage 2B data validation all other results are considered valid and usable for all purposes.

Data flags are summarized at the end of this report if data has been qualified.

XVI. Field Duplicates

No field duplicates were identified in this SDG.

XVII. Field Blanks

No field blanks were identified in this SDG.

**Jeld-Wen Maulsby Marsh
 Polynuclear Aromatic Hydrocarbons - Data Qualification Summary - SDG 31201486**

SDG	Sample	Compound	Flag	A or P	Reason
31201486	JW-UR-TISSUE-120508 JW-DR-TISSUE-120508 JW-RG-TISSUE-120508	Dibenzo(a,h)anthracene	J (all detects) UJ (all non-detects)	P	Laboratory control samples (%R)

**Jeld-Wen Maulsby Marsh
 Polynuclear Aromatic Hydrocarbons - Laboratory Blank Data Qualification Summary
 - SDG 31201486**

No Sample Data Qualified in this SDG

LDC #: 28077A2b

VALIDATION COMPLETENESS WORKSHEET

Date: 8/7/12

SDG #: 31201486

Stage 2B

Page: 1 of 1

Laboratory: SGS Analytical Perspective

Reviewer: DR

2nd Reviewer: F

METHOD: GC/MS Polynuclear Aromatic Hydrocarbons (EPA SW 846 Method 8270C-SIM)

The samples listed below were reviewed for each of the following validation areas. Validation findings are noted in attached validation findings worksheets.

	Validation Area		Comments
I.	Technical holding times	A	Sampling dates: 5/8/12
II.	GC/MS Instrument performance check	A	
III.	Initial calibration	A	KSD ≤ 20%
IV.	Continuing calibration/ICV	A	ICV ≤ 30% CCV ≤ 20%
V.	Blanks	A	
VI.	Surrogate spikes	SW	
VII.	Matrix spike/Matrix spike duplicates	N	
VIII.	Laboratory control samples	SW	LCS/D
IX.	Regional Quality Assurance and Quality Control	N	
X.	Internal standards	A	
XI.	Target compound identification	N	
XII.	Compound quantitation/RL/LOQ/LODs	N	
XIII.	Tentitatively identified compounds (TICs)	N	
XIV.	System performance	N	
XV.	Overall assessment of data	A	
XVI.	Field duplicates	N	
XVII.	Field blanks	N	

Note: A = Acceptable
 N = Not provided/applicable
 SW = See worksheet

ND = No compounds detected
 R = Rinsate
 FB = Field blank

D = Duplicate
 TB = Trip blank
 EB = Equipment blank

Validated Samples: Tissue

1	JW-UR-TISSUE-120508	11		21		31	XMS1546-MR
2	JW-DR-TISSUE-120508	12		22		32	
3	JW-RG-TISSUE-120508	13		23		33	
4		14		24		34	
5		15		25		35	
6		16		26		36	
7		17		27		37	
8		18		28		38	
9		19		29		39	
10		20		30		40	

VALIDATION FINDINGS WORKSHEET

METHOD: GC/MS BNA (EPA Method 8270)

A. Phenol	P. Bis(2-chloroethoxy)methane	EE. 2,6-Dinitrotoluene	TT. Pentachlorophenol * *	III. Benzo(a)pyrene * *
B. Bis (2-chloroethyl) ether	Q. 2,4-Dichlorophenol * *	FF. 3-Nitroaniline	UU. Phenanthrene	JJJ. Indeno(1,2,3-cd)pyrene
C. 2-Chlorophenol	R. 1,2,4-Trichlorobenzene	GG. Acenaphthene * *	VV. Anthracene	KKK. Dibenz(a,h)anthracene
D. 1,3-Dichlorobenzene	S. Naphthalene	HH. 2,4-Dinitrophenol *	WW. Carbazole	LLL. Benzo(g,h,i)perylene
E. 1,4-Dichlorobenzene * *	T. 4-Chloroaniline	II. 4-Nitrophenol *	XX. Di-n-butylphthalate	MMM. Bis(2-Chloroisopropyl)ether
F. 1,2-Dichlorobenzene	U. Hexachlorobutadiene * *	JJ. Dibenzofuran	YY. Fluoranthene * *	NNN. Aniline
G. 2-Methylphenol	V. 4-Chloro-3-methylphenol * *	KK. 2,4-Dinitrotoluene	ZZ. Pyrene	OOO. N-Nitrosodimethylamine
H. 2,2'-Oxybis(1-chloropropane)	W. 2-Methylnaphthalene	LL. Diethylphthalate	AAA. Butylbenzylphthalate	PPP. Benzoic Acid
I. 4-Methylphenol	X. Hexachlorocyclopentadiene *	MM. 4-Chlorophenyl-phenyl ether	BBB. 3,3'-Dichlorobenzidine	QQQ. Benzyl alcohol
J. N-Nitroso-di-n-propylamine *	Y. 2,4,6-Trichlorophenol * *	NN. Fluorene	CCC. Benzo(a)anthracene	RRR. Pyridine
K. Hexachloroethane	Z. 2,4,5-Trichlorophenol	OO. 4-Nitroaniline	DDD. Chrysene	SSS. Benzidine
L. Nitrobenzene	AA. 2-Chloronaphthalene	PP. 4,6-Dinitro-2-methylphenol	EEE. Bis(2-ethylhexyl)phthalate	TTT. 1-Methylnaphthalene
M. Isophorone	BB. 2-Nitroaniline	QQ. N-Nitrosodiphenylamine (1) * *	FFF. Di-n-octylphthalate * *	UUU.
N. 2-Nitrophenol * *	CC. Dimethylphthalate	RR. 4-Bromophenyl-phenylether	GGG. Benzo(b)fluoranthene	VVV.
O. 2,4-Dimethylphenol	DD. Acenaphthylene	SS. Hexachlorobenzene	HHH. Benzo(k)fluoranthene	WWW.

* * CCC

* Spec

Jeld-Wen Maulsby Marsh - LDC 28077

SDG: 31201486

Analytical Method		SW8270SIM										
Sample ID	Lab Sample ID	Chemical Name	Anal Date	Result	Mod Res Report	Detect	Lab Qual	Val Qual	Reason	RL	MDL	Units
JW-DR-TISSUE-120508	31201486002-A	Acenaphthene	6/5/2012	7.96	Yes	N	U			7.96	0.994	ug/kg
JW-DR-TISSUE-120508	31201486002-A	Anthracene	6/5/2012	7.96	Yes	N	U			7.96	0.994	ug/kg
JW-DR-TISSUE-120508	31201486002-A	2-Methylnaphthalene	6/5/2012	1.08	Yes	Y	J			7.96	0.994	ug/kg
JW-DR-TISSUE-120508	31201486002-A	Naphthalene	6/5/2012	1.63	Yes	Y	J			7.96	0.994	ug/kg
JW-DR-TISSUE-120508	31201486002-A	1-Methylnaphthalene	6/5/2012	7.96	Yes	N	U			7.96	0.994	ug/kg
JW-DR-TISSUE-120508	31201486002-A	Phenanthrene	6/5/2012	3.42	Yes	Y	J			7.96	0.994	ug/kg
JW-DR-TISSUE-120508	31201486002-A	Benzo(a)anthracene	6/5/2012	7.96	Yes	N	U			7.96	0.994	ug/kg
JW-DR-TISSUE-120508	31201486002-A	Dibenzo(a,h)anthracene	6/5/2012	7.96	Yes	N	U	UJ	10	7.96	0.994	ug/kg
JW-DR-TISSUE-120508	31201486002-A	Benzo(a)pyrene	6/5/2012	7.96	Yes	N	U			7.96	0.994	ug/kg
JW-DR-TISSUE-120508	31201486002-A	Chrysene	6/5/2012	1.5	Yes	Y	J			7.96	0.994	ug/kg
JW-DR-TISSUE-120508	31201486002-A	Dibenzofuran	6/5/2012	7.96	Yes	N	U			7.96	0.994	ug/kg
JW-DR-TISSUE-120508	31201486002-A	Benzo(k)fluoranthene	6/5/2012	7.96	Yes	N	U			7.96	0.994	ug/kg
JW-DR-TISSUE-120508	31201486002-A	Fluoranthene	6/5/2012	5.09	Yes	Y	J			7.96	2.05	ug/kg
JW-DR-TISSUE-120508	31201486002-A	Benzo(b)fluoranthene	6/5/2012	2.33	Yes	Y	J			7.96	0.994	ug/kg
JW-DR-TISSUE-120508	31201486002-A	Perylene	6/5/2012	3.25	Yes	Y	J			7.96	0.994	ug/kg
JW-DR-TISSUE-120508	31201486002-A	Indeno(1,2,3-c,d)pyrene	6/5/2012	1.81	Yes	Y	J			7.96	0.994	ug/kg
JW-DR-TISSUE-120508	31201486002-A	Benzo(e)pyrene	6/5/2012	2.38	Yes	Y	J			7.96	0.994	ug/kg
JW-DR-TISSUE-120508	31201486002-A	Benzo(g,h,i)perylene	6/5/2012	3.06	Yes	Y	J			7.96	0.994	ug/kg
JW-DR-TISSUE-120508	31201486002-A	Acenaphthylene	6/5/2012	7.96	Yes	N	U			7.96	0.994	ug/kg
JW-DR-TISSUE-120508	31201486002-A	Fluorene	6/5/2012	7.96	Yes	N	U			7.96	0.994	ug/kg
JW-DR-TISSUE-120508	31201486002-A	Pyrene	6/5/2012	5.67	Yes	Y	J			7.96	1.41	ug/kg
JW-RG-TISSUE-120508	31201486003-A	Benzo(a)pyrene	6/5/2012	7.92	Yes	N	U			7.92	0.990	ug/kg
JW-RG-TISSUE-120508	31201486003-A	Dibenzo(a,h)anthracene	6/5/2012	7.92	Yes	N	U	UJ	10	7.92	0.990	ug/kg
JW-RG-TISSUE-120508	31201486003-A	Benzo(a)anthracene	6/5/2012	7.92	Yes	N	U			7.92	0.990	ug/kg

Analytical Method		SW8270SIM										
Sample ID	Lab Sample ID	Chemical Name	Anal Date	Result	Mod Res Report	Detect	Lab Qual	Val Qual	Reason	RL	MDL	Units
JW-RG-TISSUE-120508	31201486003-A	Acenaphthene	6/5/2012	7.92	Yes	N	U			7.92	0.990	ug/kg
JW-RG-TISSUE-120508	31201486003-A	Phenanthrene	6/5/2012	1.93	Yes	Y	J			7.92	0.990	ug/kg
JW-RG-TISSUE-120508	31201486003-A	Fluorene	6/5/2012	7.92	Yes	N	U			7.92	0.990	ug/kg
JW-RG-TISSUE-120508	31201486003-A	1-Methylnaphthalene	6/5/2012	7.92	Yes	N	U			7.92	0.990	ug/kg
JW-RG-TISSUE-120508	31201486003-A	2-Methylnaphthalene	6/5/2012	7.92	Yes	N	U			7.92	0.990	ug/kg
JW-RG-TISSUE-120508	31201486003-A	Chrysene	6/5/2012	7.92	Yes	N	U			7.92	0.990	ug/kg
JW-RG-TISSUE-120508	31201486003-A	Benzo(e)pyrene	6/5/2012	7.92	Yes	N	U			7.92	0.990	ug/kg
JW-RG-TISSUE-120508	31201486003-A	Naphthalene	6/5/2012	1.2	Yes	Y	J			7.92	0.990	ug/kg
JW-RG-TISSUE-120508	31201486003-A	Anthracene	6/5/2012	7.92	Yes	N	U			7.92	0.990	ug/kg
JW-RG-TISSUE-120508	31201486003-A	Benzo(k)fluoranthene	6/5/2012	7.92	Yes	N	U			7.92	0.990	ug/kg
JW-RG-TISSUE-120508	31201486003-A	Fluoranthene	6/5/2012	7.92	Yes	N	U			7.92	2.04	ug/kg
JW-RG-TISSUE-120508	31201486003-A	Benzo(b)fluoranthene	6/5/2012	7.92	Yes	N	U			7.92	0.990	ug/kg
JW-RG-TISSUE-120508	31201486003-A	Indeno(1,2,3-c,d)pyrene	6/5/2012	7.92	Yes	N	U			7.92	0.990	ug/kg
JW-RG-TISSUE-120508	31201486003-A	Benzo(g,h,i)perylene	6/5/2012	18.4	Yes	Y				7.92	0.990	ug/kg
JW-RG-TISSUE-120508	31201486003-A	Dibenzofuran	6/5/2012	7.92	Yes	N	U			7.92	0.990	ug/kg
JW-RG-TISSUE-120508	31201486003-A	Pyrene	6/5/2012	7.92	Yes	N	U			7.92	1.41	ug/kg
JW-RG-TISSUE-120508	31201486003-A	Acenaphthylene	6/5/2012	7.92	Yes	N	U			7.92	0.990	ug/kg
JW-RG-TISSUE-120508	31201486003-A	Perylene	6/5/2012	2.54	Yes	Y	J			7.92	0.990	ug/kg
JW-UR-TISSUE-120508	31201486001-A	Fluoranthene	6/4/2012	6.86	Yes	Y				0.389	0.100	ug/kg
JW-UR-TISSUE-120508	31201486001-A	Benzo(b)fluoranthene	6/4/2012	0.389	Yes	N	U			0.389	0.0486	ug/kg
JW-UR-TISSUE-120508	31201486001-A	Perylene	6/4/2012	0.618	Yes	Y				0.389	0.0486	ug/kg
JW-UR-TISSUE-120508	31201486001-A	Indeno(1,2,3-c,d)pyrene	6/4/2012	0.389	Yes	N	U			0.389	0.0486	ug/kg
JW-UR-TISSUE-120508	31201486001-A	Benzo(e)pyrene	6/4/2012	0.389	Yes	N	U			0.389	0.0486	ug/kg
JW-UR-TISSUE-120508	31201486001-A	Benzo(g,h,i)perylene	6/4/2012	0.389	Yes	N	U			0.389	0.0486	ug/kg
JW-UR-TISSUE-120508	31201486001-A	Dibenzofuran	6/4/2012	0.362	Yes	Y	J			0.389	0.0486	ug/kg

Analytical Method		SW8270SIM										
Sample ID	Lab Sample ID	Chemical Name	Anal Date	Result	Mod Res Report	Detect	Lab Qual	Val Qual	Reason	RL	MDL	Units
JW-UR-TISSUE-120508	31201486001-A	Anthracene	6/4/2012	0.352	Yes	Y	J			0.389	0.0486	ug/kg
JW-UR-TISSUE-120508	31201486001-A	Chrysene	6/4/2012	3.61	Yes	Y				0.389	0.0486	ug/kg
JW-UR-TISSUE-120508	31201486001-A	Pyrene	6/4/2012	5.39	Yes	Y				0.389	0.0691	ug/kg
JW-UR-TISSUE-120508	31201486001-A	Naphthalene	6/4/2012	0.704	Yes	Y				0.389	0.0486	ug/kg
JW-UR-TISSUE-120508	31201486001-A	Acenaphthylene	6/4/2012	0.389	Yes	N	U			0.389	0.0486	ug/kg
JW-UR-TISSUE-120508	31201486001-A	Benzo(k)fluoranthene	6/4/2012	0.389	Yes	N	U			0.389	0.0486	ug/kg
JW-UR-TISSUE-120508	31201486001-A	2-Methylnaphthalene	6/4/2012	0.76	Yes	Y				0.389	0.0486	ug/kg
JW-UR-TISSUE-120508	31201486001-A	1-Methylnaphthalene	6/4/2012	0.569	Yes	Y				0.389	0.0486	ug/kg
JW-UR-TISSUE-120508	31201486001-A	Fluorene	6/4/2012	0.549	Yes	Y				0.389	0.0486	ug/kg
JW-UR-TISSUE-120508	31201486001-A	Phenanthrene	6/4/2012	3.24	Yes	Y				0.389	0.0486	ug/kg
JW-UR-TISSUE-120508	31201486001-A	Acenaphthene	6/4/2012	0.389	Yes	N	U			0.389	0.0486	ug/kg
JW-UR-TISSUE-120508	31201486001-A	Benzo(a)anthracene	6/4/2012	2.72	Yes	Y				0.389	0.0486	ug/kg
JW-UR-TISSUE-120508	31201486001-A	Dibenzo(a,h)anthracene	6/4/2012	0.389	Yes	N	U	UJ	10	0.389	0.0486	ug/kg
JW-UR-TISSUE-120508	31201486001-A	Benzo(a)pyrene	6/4/2012	0.389	Yes	N	U			0.389	0.0486	ug/kg

**Laboratory Data Consultants, Inc.
Data Validation Report**

Project/Site Name: Jeld-Wen Maulsby Marsh
Collection Date: May 16, 2012
LDC Report Date: August 9, 2012
Matrix: Tissue
Parameters: Polynuclear Aromatic Hydrocarbons
Validation Level: Stage 2B
Laboratory: SGS Analytical Perspectives
Sample Delivery Group (SDG): 31201996

Sample Identification

JW-EA10-TISSUE-120516
JW-EA01-TISSUE-120516

Introduction

This data review covers 2 tissue samples listed on the cover sheet including dilutions and reanalysis as applicable. The analyses were per a modification of EPA SW 846 Method 8270D using Selected Ion Monitoring (SIM) for Polynuclear Aromatic Hydrocarbons.

This review follows a modified outline of the USEPA Contract Laboratory Program National Functional Guidelines for Superfund Organic Methods Data Review (June 2008).

A qualification summary table is provided at the end of this report if data has been qualified. Flags are classified as P (protocol) or A (advisory) to indicate whether the flag is due to a laboratory deviation from a specified protocol or is of technical advisory nature.

Raw data were not reviewed for this SDG. The review was based on QC data.

The following are definitions of the data qualifiers:

- U Indicates the compound or analyte was analyzed for but not detected at or above the stated limit.
- J Indicates an estimated value.
- R Quality control indicates the data is not usable.
- NJ Presumptive evidence of the presence of the compound at an estimated quantity.
- UJ Indicates the compound or analyte was analyzed for but not detected. The sample detection limit is an estimated value.
- A Indicates the finding is based upon technical validation criteria.
- P Indicates the finding is related to a protocol/contractual deviation.
- None Indicates the data was not significantly impacted by the finding, therefore qualification was not required.

I. Technical Holding Times

All technical holding time requirements were met.

The chain-of-custodies were reviewed for documentation of cooler temperatures. All cooler temperatures met validation criteria.

II. GC/MS Instrument Performance Check

Instrument performance was checked at 12 hour intervals. All ion abundance requirements were met.

III. Initial Calibration

Initial calibration was performed using required standard concentrations.

Percent relative standard deviations (%RSD) were less than or equal to 20.0% for all compounds.

Average relative response factors (RRF) for all compounds were within method and validation criteria.

IV. Continuing Calibration

Continuing calibration was performed at the required frequencies.

Percent differences (%D) between the initial calibration RRF and the continuing calibration RRF were within the method criteria of less than or equal to 20.0% for all compounds.

The percent differences (%D) of the second source calibration standard were less than or equal to 30.0% for all compounds.

All of the continuing calibration relative response factors (RRF) were within method and validation criteria.

V. Blanks

Method blanks were reviewed for each matrix as applicable. No polynuclear aromatic hydrocarbon contaminants were found in the method blanks with the following exceptions:

Method Blank ID	Extraction Date	Compound TIC (RT in minutes)	Concentration	Associated Samples
XMS1602-MB	7/15/12	Indeno(1,2,3-cd)pyrene Dibenzo(a,h)anthracene Benzo(g,h,i)perylene	0.445 ug/Kg 0.698 ug/Kg 0.435 ug/Kg	All samples in SDG 31201996

Sample concentrations were compared to concentrations detected in the method blanks. The sample concentrations were either not detected or were significantly greater (>5X blank contaminants) than the concentrations found in the associated method blanks with the following exceptions:

Sample	Compound TIC (RT in minutes)	Reported Concentration	Modified Final Concentration
JW-EA10-TISSUE-120516	Indeno(1,2,3-cd)pyrene Dibenzo(a,h)anthracene Benzo(g,h,i)perylene	0.886 ug/Kg 0.909 ug/Kg 1.13 ug/Kg	1.74U ug/Kg 1.74U ug/Kg 1.74U ug/Kg

VI. Surrogate Spikes

Surrogates were added to all samples and blanks as required by the method. All surrogate recoveries (%R) were within QC limits.

VII. Matrix Spike/Matrix Spike Duplicates

The laboratory has indicated that there were no matrix spike (MS) and matrix spike duplicate (MSD) analyses specified for the samples in this SDG, and therefore matrix spike and matrix spike duplicate analyses were not performed for this SDG.

VIII. Laboratory Control Samples (LCS)

Laboratory control samples were reviewed for each matrix as applicable. Percent recoveries (%R) and relative percent differences (RPD) were within QC limits.

IX. Regional Quality Assurance and Quality Control

Not applicable.

X. Internal Standards

All internal standard areas and retention times were within QC limits.

XI. Target Compound Identifications

Raw data were not reviewed for this SDG.

XII. Compound Quantitation and LOQs/LODs

Raw data were not reviewed for this SDG.

XIII. Tentatively Identified Compounds (TICs)

Raw data were not reviewed for this SDG.

XIV. System Performance

Raw data were not reviewed for this SDG.

XV. Overall Assessment

The analysis was conducted within all specifications of the method. No results were rejected in this SDG.

Due to method blank contamination problems, data were qualified as not detected in one sample.

The quality control criteria reviewed, other than those discussed above, were met and are considered acceptable. Based upon the Stage 2B data validation all other results are considered valid and usable for all purposes.

Data flags are summarized at the end of this report if data has been qualified.

XVI. Field Duplicates

No field duplicates were identified in this SDG.

XVII. Field Blanks

No field blanks were identified in this SDG.

**Jeld-Wen Maulsby Marsh
Polynuclear Aromatic Hydrocarbons - Data Qualification Summary - SDG 31201996**

No Sample Data Qualified in this SDG

**Jeld-Wen Maulsby Marsh
Polynuclear Aromatic Hydrocarbons - Laboratory Blank Data Qualification Summary
- SDG 31201996**

SDG	Sample	Compound TIC (RT in minutes)	Modified Final Concentration	A or P
31201996	JW-EA10-TISSUE-120516	Indeno(1,2,3-cd)pyrene Dibenzo(a,h)anthracene Benzo(g,h,i)perylene	1.74U ug/Kg 1.74U ug/Kg 1.74U ug/Kg	A

LDC #: 28077B2b

VALIDATION COMPLETENESS WORKSHEET

Date: 8/7/12

SDG #: 31201996

Stage 2B

Page: 1 of 1

Laboratory: SGS Analytical Perspectives

Reviewer: OR

2nd Reviewer: J

METHOD: GC/MS Polynuclear Aromatic Hydrocarbons (EPA SW 846 Method 8270C-SIM)

The samples listed below were reviewed for each of the following validation areas. Validation findings are noted in attached validation findings worksheets.

	Validation Area		Comments
I.	Technical holding times	A	Sampling dates: 8/16/12
II.	GC/MS Instrument performance check	A	
III.	Initial calibration	A	RSD ≤ 20%
IV.	Continuing calibration/ICV	A	ICV ≤ 30% CCV ≤ 20%
V.	Blanks	ASW	
VI.	Surrogate spikes	A	
VII.	Matrix spike/Matrix spike duplicates	N	Client spec.
VIII.	Laboratory control samples	A	LCS/D
IX.	Regional Quality Assurance and Quality Control	N	
X.	Internal standards	A	
XI.	Target compound identification	N	
XII.	Compound quantitation/RL/LOQ/LODs	N	
XIII.	Tentatively identified compounds (TICs)	N	
XIV.	System performance	N	
XV.	Overall assessment of data	A	
XVI.	Field duplicates	N	
XVII.	Field blanks	N	

Note: A = Acceptable
 N = Not provided/applicable
 SW = See worksheet

ND = No compounds detected
 R = Rinsate
 FB = Field blank

D = Duplicate
 TB = Trip blank
 EB = Equipment blank

Validated Samples: Tissue

1	JW-EA ^A 10-TISSUE-120516	11	21	31	XMS1602-MB
2	JW-EA ^A 1-TISSUE-120516	12	22	32	
3		13	23	33	
4		14	24	34	
5		15	25	35	
6		16	26	36	
7		17	27	37	
8		18	28	38	
9		19	29	39	
10		20	30	40	

VALIDATION FINDINGS WORKSHEET

METHOD: GC/MS BNA (EPA Method 8270)

A. Phenol	P. Bis(2-chloroethoxy)methane	EE. 2,6-Dinitrotoluene	TT. Pentachlorophenol * *	III. Benzo(a)pyrene * *
B. Bis (2-chloroethyl) ether	Q. 2,4-Dichlorophenol * *	FF. 3-Nitroaniline	UU. Phenanthrene	JJJ. Indeno(1,2,3-cd)pyrene
C. 2-Chlorophenol	R. 1,2,4-Trichlorobenzene	GG. Acenaphthene * *	VV. Anthracene	KKK. Dibenz(a,h)anthracene
D. 1,3-Dichlorobenzene	S. Naphthalene	HH. 2,4-Dinitrophenol *	WW. Carbazole	LLL. Benzo(g,h,i)perylene
E. 1,4-Dichlorobenzene * *	T. 4-Chloroaniline	II. 4-Nitrophenol *	XX. Di-n-butylphthalate	MMM. Bis(2-Chloroisopropyl)ether
F. 1,2-Dichlorobenzene	U. Hexachlorobutadiene * *	JJ. Dibenzofuran	YY. Fluoranthene * *	NNN. Aniline
G. 2-Methylphenol	V. 4-Chloro-3-methylphenol * *	KK. 2,4-Dinitrotoluene	ZZ. Pyrene	OOO. N-Nitrosodimethylamine
H. 2,2'-Oxybis(1-chloropropane)	W. 2-Methylnaphthalene	LL. Diethylphthalate	AAA. Butylbenzylphthalate	PPP. Benzoic Acid
I. 4-Methylphenol	X. Hexachlorocyclopentadiene *	MM. 4-Chlorophenyl-phenyl ether	BBB. 3,3'-Dichlorobenzidine	QQQ. Benzyl alcohol
J. N-Nitroso-di-n-propylamine *	Y. 2,4,6-Trichlorophenol * *	NN. Fluorene	CCC. Benzo(a)anthracene	RRR. Pyridine
K. Hexachloroethane	Z. 2,4,5-Trichlorophenol	OO. 4-Nitroaniline	DDD. Chrysene	SSS. Benzidine
L. Nitrobenzene	AA. 2-Chloronaphthalene	PP. 4,6-Dinitro-2-methylphenol	EEE. Bis(2-ethylhexyl)phthalate	TTT. 1-Methylnaphthalene
M. Isophorone	BB. 2-Nitroaniline	QQ. N-Nitrosodiphenylamine (1) * *	FFF. Di-n-octylphthalate * *	UUU.
N. 2-Nitrophenol * *	CC. Dimethylphthalate	RR. 4-Bromophenyl-phenylether	GGG. Benzo(b)fluoranthene	VVV.
O. 2,4-Dimethylphenol	DD. Acenaphthylene	SS. Hexachlorobenzene	HHH. Benzo(k)fluoranthene	WWW.

* * CCC

* Spec

LDC #: 28077B26

SDG #: see cover

VALIDATION FINDINGS WORKSHEET

Blanks

Page: 1 of 1

Reviewer: BR

2nd Reviewer: FJ

METHOD: GC/MS BNA (EPA SW 846 Method 8270C)

Please see qualifications below for all questions answered "N". Not applicable questions are identified as "N/A".

- N N/A Was a method blank analyzed for each matrix?
- N N/A Was a method blank analyzed for each concentration preparation level?
- N N/A Was a method blank associated with every sample?
- N N/A Was the blank contaminated? If yes, please see qualification below.

Blank extraction date: 7/15/12 Blank analysis date: 7/18/12

Conc. units: ug/L Associated Samples: All

Compound	Blank ID	Sample Identification							
	X MS1602-MB 5X								
JJJ	0.445	2.225	0.886	1.74u					
KKK	0.698	3.41	0.909	1.74u					
LLL	0.435	2.175	1.13	1.74u					

Blank extraction date: _____ Blank analysis date: _____


Conc. units: _____ Associated Samples: _____

Compound	Blank ID	Sample Identification							

CIRCLED RESULTS WERE NOT QUALIFIED. ALL RESULTS NOT CIRCLED WERE QUALIFIED BY THE FOLLOWING STATEMENT:
 Common contaminants such as the phthalates and TICs noted above that were detected in samples within ten times the associated method blank concentration were qualified as not detected, "U". Other contaminants within five times the method blank concentration were also qualified as not detected, "U".

Analytical Method		SW8270SIM										
Sample ID	Lab Sample ID	Chemical Name	Anal Date	Result	Mod Res Report	Detect	Lab Qual	Val Qual	Reason	RL	MDL	Units
JW-EA01-TISSUE-120516	31201996002	Acenaphthene	7/18/2012	1.45	Yes	Y	J			1.86	0.233	ug/kg
JW-EA01-TISSUE-120516	31201996002	Benzo(k)fluoranthene	7/18/2012	1.11	Yes	Y	J			1.86	0.233	ug/kg
JW-EA01-TISSUE-120516	31201996002	Benzo(g,h,i)perylene	7/18/2012	1.86	Yes	N	U			1.86	0.233	ug/kg
JW-EA01-TISSUE-120516	31201996002	Benzo(e)pyrene	7/18/2012	2.48	Yes	Y				1.86	0.233	ug/kg
JW-EA01-TISSUE-120516	31201996002	Indeno(1,2,3-c,d)pyrene	7/18/2012	1.86	Yes	N	U			1.86	0.233	ug/kg
JW-EA01-TISSUE-120516	31201996002	Pyrene	7/18/2012	18.3	Yes	Y				1.86	0.331	ug/kg
JW-EA01-TISSUE-120516	31201996002	Perylene	7/18/2012	1.83	Yes	Y	J			1.86	0.233	ug/kg
JW-EA01-TISSUE-120516	31201996002	Benzo(b)fluoranthene	7/18/2012	2.66	Yes	Y				1.86	0.233	ug/kg
JW-EA01-TISSUE-120516	31201996002	Fluoranthene	7/18/2012	25.2	Yes	Y				1.86	0.480	ug/kg
JW-EA01-TISSUE-120516	31201996002	Dibenzofuran	7/18/2012	1.27	Yes	Y	J			1.86	0.233	ug/kg
JW-EA01-TISSUE-120516	31201996002	Acenaphthylene	7/18/2012	1.86	Yes	N	U			1.86	0.233	ug/kg
JW-EA01-TISSUE-120516	31201996002	Chrysene	7/18/2012	5.56	Yes	Y				1.86	0.233	ug/kg
JW-EA01-TISSUE-120516	31201996002	Benzo(a)pyrene	7/18/2012	0.627	Yes	Y	J			1.86	0.233	ug/kg
JW-EA01-TISSUE-120516	31201996002	Anthracene	7/18/2012	0.733	Yes	Y	J			1.86	0.233	ug/kg
JW-EA01-TISSUE-120516	31201996002	Benzo(a)anthracene	7/18/2012	5.55	Yes	Y				1.86	0.233	ug/kg
JW-EA01-TISSUE-120516	31201996002	Phenanthrene	7/18/2012	12.1	Yes	Y				1.86	0.233	ug/kg
JW-EA01-TISSUE-120516	31201996002	Fluorene	7/18/2012	2.09	Yes	Y				1.86	0.233	ug/kg
JW-EA01-TISSUE-120516	31201996002	1-Methylnaphthalene	7/18/2012	0.721	Yes	Y	J			1.86	0.233	ug/kg
JW-EA01-TISSUE-120516	31201996002	Naphthalene	7/18/2012	0.709	Yes	Y	J			1.86	0.233	ug/kg
JW-EA01-TISSUE-120516	31201996002	2-Methylnaphthalene	7/18/2012	0.821	Yes	Y	J			1.86	0.233	ug/kg
JW-EA01-TISSUE-120516	31201996002	Dibenzo(a,h)anthracene	7/18/2012	1.86	Yes	N	U			1.86	0.233	ug/kg
JW-EA10-TISSUE-120516	31201996001	Benzo(a)anthracene	7/18/2012	2.58	Yes	Y				1.74	0.217	ug/kg
JW-EA10-TISSUE-120516	31201996001	Benzo(k)fluoranthene	7/18/2012	1.74	Yes	N	U			1.74	0.217	ug/kg
JW-EA10-TISSUE-120516	31201996001	Anthracene	7/18/2012	0.765	Yes	Y	J			1.74	0.217	ug/kg
JW-EA10-TISSUE-120516	31201996001	Pyrene	7/18/2012	8.78	Yes	Y				1.74	0.308	ug/kg

Analytical Method		SW8270SIM												
Sample ID	Lab Sample ID	Chemical Name	Anal Date	Result	Mod Res	Report	Detect	Lab Qual	Val Qual	Reason	RL	MDL	Units	
JW-EA10-TISSUE-120516	31201996001	Dibenzofuran	7/18/2012	0.895	1.74	Yes	N	J	U	7	1.74	0.217	ug/kg	
JW-EA10-TISSUE-120516	31201996001	Benzo(g,h,i)perylene	7/18/2012	1.13	1.74	Yes	N	J	U	7	1.74	0.217	ug/kg	
JW-EA10-TISSUE-120516	31201996001	Benzo(e)pyrene	7/18/2012	2.33		Yes	Y				1.74	0.217	ug/kg	
JW-EA10-TISSUE-120516	31201996001	Indeno(1,2,3-c,d)pyrene	7/18/2012	0.886	1.74	Yes	N	J	U	7	1.74	0.217	ug/kg	
JW-EA10-TISSUE-120516	31201996001	Perylene	7/18/2012	7.16		Yes	Y				1.74	0.217	ug/kg	
JW-EA10-TISSUE-120516	31201996001	Phenanthrene	7/18/2012	8.99		Yes	Y				1.74	0.217	ug/kg	
JW-EA10-TISSUE-120516	31201996001	Fluoranthene	7/18/2012	15.9		Yes	Y				1.74	0.447	ug/kg	
JW-EA10-TISSUE-120516	31201996001	2-Methylnaphthalene	7/18/2012	0.759		Yes	Y	J			1.74	0.217	ug/kg	
JW-EA10-TISSUE-120516	31201996001	Acenaphthylene	7/18/2012	1.74		Yes	N	U			1.74	0.217	ug/kg	
JW-EA10-TISSUE-120516	31201996001	Chrysene	7/18/2012	3.42		Yes	Y				1.74	0.217	ug/kg	
JW-EA10-TISSUE-120516	31201996001	Benzo(a)pyrene	7/18/2012	0.671		Yes	Y	J			1.74	0.217	ug/kg	
JW-EA10-TISSUE-120516	31201996001	Dibenzo(a,h)anthracene	7/18/2012	0.909		Yes	Y	J			1.74	0.217	ug/kg	
JW-EA10-TISSUE-120516	31201996001	Acenaphthene	7/18/2012	1.74		Yes	N	U			1.74	0.217	ug/kg	
JW-EA10-TISSUE-120516	31201996001	Fluorene	7/18/2012	1.39		Yes	Y	J			1.74	0.217	ug/kg	
JW-EA10-TISSUE-120516	31201996001	1-Methylnaphthalene	7/18/2012	0.758		Yes	Y	J			1.74	0.217	ug/kg	
JW-EA10-TISSUE-120516	31201996001	Naphthalene	7/18/2012	1.14		Yes	Y	J			1.74	0.217	ug/kg	
JW-EA10-TISSUE-120516	31201996001	Benzo(b)fluoranthene	7/18/2012	1.74		Yes	N	U			1.74	0.217	ug/kg	



Laboratory Data Consultants, Inc.

7750 El Camino Real, Ste. 2L Carlsbad, CA 92009

Phone 760.634.0437

Web www.lab-data.com

Fax 760.634.0439

Anchor QEA, LLC
720 Olive Way, Suite 900
Seattle, WA 98101
ATTN: Ms. Cindy Fields

December 7, 2012

SUBJECT: Jeld-Wen Maulsby Marsh, Data Validation

Dear Ms. Fields,

Enclosed are the final validation reports for the fractions listed below. These SDGs were received on November 15th & 20th, 2012. Attachment 1 is a summary of the samples that were reviewed for each analysis.

LDC Project # 28777 & 28839:

SDG #

Fraction

LDC# 28777:

LDC# 28839:

LDC# 28777

LDC# 28839

31203246

31203251

Dioxins

Dioxins

31203249

PCB as Congeners

PCB as Congeners

580-32803-2

Total Organic Carbon

The data validation was performed under Stage 2B guidelines. The analyses were validated using the following documents, as applicable to each method:

- USEPA, Contract Laboratory Program National Functional Guidelines for Polychlorinated Dioxins/Dibenzofurans Data Review, September 2005
- USEPA, Contract Laboratory Program National Functional Guidelines for Inorganic Superfund Data Review, January 2010
- EPA SW 846, Third Edition, Test Methods for Evaluating Solid Waste, update 1, July 1992; update IIA, August 1993; update II, September 1994; update IIB, January 1995; update III, December 1996; update IIIA, April 1998; IIIB, November 2004; Update IV, February 2007

Please feel free to contact us if you have any questions.

Sincerely,

Ming-Hwa Hwang
Project Manager/Senior Chemist

**Laboratory Data Consultants, Inc.
Data Validation Report**

Project/Site Name: Jeld-Wen Maulsby Marsh
Collection Date: May 7, 2012
LDC Report Date: November 26, 2012
Matrix: Sediment
Parameters: Dioxins/Dibenzofurans
Validation Level: Stage 2B
Laboratory: SGS Environmental Services, Inc
Sample Delivery Group (SDG): 31203246

Sample Identification

JW-EA02-SS05-120507
JW-EA02-SS06-120507
JW-EA04-SS13-120507
JW-EA04-SS14-120507
JW-EA04-SS15-120507
JW-EA04-SS16-120507
JW-EA06-SS21-120507
JW-EA06-SS22-120507
JW-EA06-SS23-120507
JW-EA06-SS24-120507
JW-EA07-SS25-120507

Introduction

This data review covers 11 sediment samples listed on the cover sheet including dilutions and reanalysis, as applicable. The analyses were per EPA Method 1613B for Polychlorinated Dioxins/Dibenzofurans.

This review follows USEPA Contract Laboratory Program National Functional Guidelines for Polychlorinated Dioxins/Dibenzofurans Data Review (September 2005).

A qualification summary table is provided at the end of this report if data has been qualified. Flags are classified as P (protocol) or A (advisory) to indicate whether the flag is due to a laboratory deviation from a specified protocol or is of technical advisory nature.

Raw data were not reviewed for this SDG. The review was based on QC data.

The following are definitions of the data qualifiers:

- U Indicates the compound or analyte was analyzed for but not detected at or above the stated limit.
- J Indicates an estimated value.
- R Quality control indicates the data is not usable.
- NJ Presumptive evidence of the presence of the compound at an estimated quantity.
- UJ Indicates the compound or analyte was analyzed for but not detected. The sample detection limit is an estimated value.

EMPC Estimated Maximum Possible Concentration

- A Indicates the finding is based upon technical validation criteria.
- P Indicates the finding is related to a protocol/contractual deviation.
- None Indicates the data was not significantly impacted by the finding, therefore qualification was not required.

I. Technical Holding Times

All technical holding time requirements were met.

The chain-of-custodies were reviewed for documentation of cooler temperatures. All cooler temperatures met validation criteria with the following exceptions:

II. HRGC/HRMS Instrument Performance Check

Instrument performance was checked at the required daily frequency.

Retention time windows were established for all homologues. The chromatographic resolution between 2,3,7,8-TCDD and peaks representing any other unlabeled TCDD isomer was less than or equal to 25% .

III. Initial Calibration

A five point initial calibration was performed as required by the method.

Percent relative standard deviations (%RSD) were less than or equal to 20.0% for unlabeled compounds and less than or equal to 35.0% for labeled compounds.

The ion abundance ratios for all PCDDs and PCDFs were within validation criteria.

IV. Continuing Calibration

Continuing calibration was performed at the required frequencies.

All of the continuing calibration results were within the QC limits for unlabeled compounds and labeled compounds.

The ion abundance ratios for all PCDDs and PCDFs were within validation criteria.

V. Blanks

Method blanks were reviewed for each matrix as applicable. No polychlorinated dioxin/dibenzofuran contaminants were found in the method blanks.

VI. Matrix Spike/Matrix Spike Duplicates

The laboratory has indicated that there were no matrix spike (MS) and matrix spike duplicate (MSD) analyses specified for the samples in this SDG, and therefore matrix spike and matrix spike duplicate analyses were not performed for this SDG.

VII. Ongoing Precision Recovery (OPR)/Standard Reference Material (SRM)

Ongoing precision recovery samples were reviewed for each matrix as applicable. Percent recoveries (%R) were within QC limits.

VIII. Regional Quality Assurance and Quality Control

Not applicable.

IX. Internal Standards

All internal standard recoveries were within QC limits.

X. Target Compound Identifications

Raw data were not reviewed for this SDG.

XI. Compound Quantitation and RLs

All compound quantitation and RLs were within validation criteria with the following exceptions:

Sample	Compound	Finding	Criteria	Flag	A or P
JW-EA06-SS23-120507	1,2,3,4,6,7,8-HpCDD OCDD	Sample result exceeded calibration range.	Reported result should be within calibration range.	J (all detects) J (all detects)	P

Sample	Compound	Flag	A or P
All samples in SDG 31203246	All compounds reported by the laboratory as estimated maximum possible concentration (EMPC)	J (all detects)	A

Raw data were not reviewed for this SDG.

XII. System Performance

Raw data were not reviewed for this SDG.

XIII. Overall Assessment of Data

The analysis was conducted within all specifications of the method.

In the case where more than one result was reported for an individual sample, the least technically acceptable results were rejected as follows:

Sample	Compound	Flag	A or P
All samples in SDG 31203246	2,3,7,8-TCDF (from DB-5MS)	R	A

**Jeld-Wen Maulsby Marsh
Dioxins/Dibenzofurans - Data Qualification Summary - SDG 31203246**

SDG	Sample	Compound	Flag	A or P	Reason
31203246	JW-EA06-SS23-120507	1,2,3,4,6,7,8-HpCDD OCDD	J (all detects) J (all detects)	P	Compound quantitation and RLs (exceeded range)
31203246	JW-EA02-SS05-120507 JW-EA02-SS06-120507 JW-EA04-SS13-120507 JW-EA04-SS14-120507 JW-EA04-SS15-120507 JW-EA04-SS16-120507 JW-EA06-SS21-120507 JW-EA06-SS22-120507 JW-EA06-SS23-120507 JW-EA06-SS24-120507 JW-EA07-SS25-120507	All compounds reported by the laboratory as estimated maximum possible concentration (EMPC)	J (all detects)	A	Compound quantitation and RLs
31203246	JW-EA02-SS05-120507 JW-EA02-SS06-120507 JW-EA04-SS13-120507 JW-EA04-SS14-120507 JW-EA04-SS15-120507 JW-EA04-SS16-120507 JW-EA06-SS21-120507 JW-EA06-SS22-120507 JW-EA06-SS23-120507 JW-EA06-SS24-120507 JW-EA07-SS25-120507	2,3,7,8-TCDF (from DB-5MS)	R	A	Overall assessment of data

**Jeld-Wen Maulsby Marsh
Dioxins/Dibenzofurans - Laboratory Blank Data Qualification Summary - SDG 31203246**

No Sample Data Qualified in this SDG

LDC #: 28777A21

VALIDATION COMPLETENESS WORKSHEET

SDG #: 31203246

Stage 2B

Laboratory: SGS Environmental Services, Inc.

Date: 4/20/12

Page: 1 of 1

Reviewer: [Signature]

2nd Reviewer: [Signature]

METHOD: HRGC/HRMS Dioxins/Dibenzofurans (EPA Method 1613B)

The samples listed below were reviewed for each of the following validation areas. Validation findings are noted in attached validation findings worksheets.

	Validation Area		Comments
I.	Technical holding times	A	Sampling dates: 5/7/12
II.	HRGC/HRMS Instrument performance check	A	
III.	Initial calibration	A	20/3570
IV.	Continuing calibration/ICV	A	QC units
V.	Blanks	A	
VI.	Matrix spike/Matrix spike duplicates	N	CS
VII.	Laboratory control samples	A	
VIII.	Regional quality assurance and quality control	N	
IX.	Internal standards	A	
X.	Target compound identifications	N	
XI.	Compound quantitation/RL/LOQ/LODs	N	
XII.	System performance	N	
XIII.	Overall assessment of data	SW	2.3.7.8-TOOF on DB-SUS R/A
XIV.	Field duplicates	N	
XV.	Field blanks	N	

Note: A = Acceptable
N = Not provided/applicable
SW = See worksheet

ND = No compounds detected
R = Rinsate
FB = Field blank

D = Duplicate
TB = Trip blank
EB = Equipment blank

Validated Samples:

1	JW-EA02-SS05-120507	11	JW-EA07-SS25-120507	21	HXX180TMS	31	
2	JW-EA02-SS06-120507	12		22		32	
3	JW-EA04-SS13-120507	13		23		33	
4	JW-EA04-SS14-120507	14		24		34	
5	JW-EA04-SS15-120507	15		25		35	
6	JW-EA04-SS16-120507	16		26		36	
7	JW-EA06-SS21-120507	17		27		37	
8	JW-EA06-SS22-120507	18		28		38	
9	JW-EA06-SS23-120507	19		29		39	
10	JW-EA06-SS24-120507	20		30		40	

VALIDATION FINDINGS WORKSHEET

METHOD: HRGC/HRMS Dioxins/Dibenzofurans (EPA Method 1613B)

A. 2,3,7,8-TCDD	F. 1,2,3,4,6,7,8-HpCDD	K. 1,2,3,4,7,8-HxCDF	P. 1,2,3,4,7,8,9-HpCDF	U. Total HpCDD
B. 1,2,3,7,8-PeCDD	G. OCDD	L. 1,2,3,6,7,8-HxCDF	Q. OCDF	V. Total TCDF
C. 1,2,3,4,7,8-HxCDD	H. 2,3,7,8-TCDF	M. 2,3,4,6,7,8-HxCDF	R. Total TCDD	W. Total PeCDF
D. 1,2,3,6,7,8-HxCDD	I. 1,2,3,7,8-PeCDF	N. 1,2,3,7,8,9-HxCDF	S. Total PeCDD	X. Total HxCDF
E. 1,2,3,7,8,9-HxCDD	J. 2,3,4,7,8-PeCDF	O. 1,2,3,4,6,7,8-HpCDF	T. Total HxCDD	Y. Total HpCDF

Notes:

Laboratory Data Consultants, Inc. Data Validation Report

Project/Site Name: Jeld-Wen Maulsby Marsh
Collection Date: May 7, 2012
LDC Report Date: November 26, 2012
Matrix: Sediment
Parameters: Dioxins/Dibenzofurans
Validation Level: Stage 2B
Laboratory: SGS Environmental Services, Inc
Sample Delivery Group (SDG): 31203249

Sample Identification

JW-EA07-SS26-120507
JW-EA07-SS27-120507
JW-EA07-SS28-120507
JW-EA08-SS29-120507
JW-EA08-SS30-120507
JW-EA08-SS31-120507
JW-EA08-SS32-120507
JW-EA09-SS33-120507
JW-EA09-SS34-120507
JW-EA09-SS35-120507
JW-EA09-SS36-120507
JW-EA08-SS131-120507

Introduction

This data review covers 12 sediment samples listed on the cover sheet including dilutions and reanalysis, as applicable. The analyses were per EPA Method 1613B for Polychlorinated Dioxins/Dibenzofurans.

This review follows USEPA Contract Laboratory Program National Functional Guidelines for Polychlorinated Dioxins/Dibenzofurans Data Review (September 2005).

A qualification summary table is provided at the end of this report if data has been qualified. Flags are classified as P (protocol) or A (advisory) to indicate whether the flag is due to a laboratory deviation from a specified protocol or is of technical advisory nature.

Raw data were not reviewed for this SDG. The review was based on QC data.

The following are definitions of the data qualifiers:

- U Indicates the compound or analyte was analyzed for but not detected at or above the stated limit.
- J Indicates an estimated value.
- R Quality control indicates the data is not usable.
- NJ Presumptive evidence of the presence of the compound at an estimated quantity.
- UJ Indicates the compound or analyte was analyzed for but not detected. The sample detection limit is an estimated value.

EMPC Estimated Maximum Possible Concentration

- A Indicates the finding is based upon technical validation criteria.
- P Indicates the finding is related to a protocol/contractual deviation.
- None Indicates the data was not significantly impacted by the finding, therefore qualification was not required.

I. Technical Holding Times

All technical holding time requirements were met.

The chain-of-custodies were reviewed for documentation of cooler temperatures. All cooler temperatures met validation criteria with the following exceptions:

II. HRGC/HRMS Instrument Performance Check

Instrument performance was checked at the required daily frequency.

Retention time windows were established for all homologues. The chromatographic resolution between 2,3,7,8-TCDD and peaks representing any other unlabeled TCDD isomer was less than or equal to 25% .

III. Initial Calibration

A five point initial calibration was performed as required by the method.

Percent relative standard deviations (%RSD) were less than or equal to 20.0% for unlabeled compounds and less than or equal to 35.0% for labeled compounds.

The ion abundance ratios for all PCDDs and PCDFs were within validation criteria.

IV. Continuing Calibration

Continuing calibration was performed at the required frequencies.

All of the continuing calibration results were within the QC limits for unlabeled compounds and labeled compounds.

The ion abundance ratios for all PCDDs and PCDFs were within validation criteria.

V. Blanks

Method blanks were reviewed for each matrix as applicable. No polychlorinated dioxin/dibenzofuran contaminants were found in the method blanks with the following exceptions:

Method Blank ID	Extraction Date	Compound	Concentration	Associated Samples
MBHXX1802	10/10/12	OCDD Total HpCDD	1.35 pg/g 0.203 pg/g	JW-EA07-SS26-120507 JW-EA07-SS27-120507 JW-EA07-SS28-120507 JW-EA08-SS29-120507 JW-EA08-SS30-120507 JW-EA08-SS31-120507 JW-EA09-SS33-120507 JW-EA09-SS34-120507 JW-EA09-SS35-120507 JW-EA09-SS36-120507 JW-EA08-SS131-120507

Sample concentrations were compared to concentrations detected in the method blanks. The sample concentrations were either not detected or were significantly greater (>5X blank contaminants) than the concentrations found in the associated method blanks.

VI. Matrix Spike/Matrix Spike Duplicates

The laboratory has indicated that there were no matrix spike (MS) and matrix spike duplicate (MSD) analyses specified for the samples in this SDG, and therefore matrix spike and matrix spike duplicate analyses were not performed for this SDG.

VII. Ongoing Precision Recovery (OPR)/Standard Reference Material (SRM)

Ongoing precision recovery samples were reviewed for each matrix as applicable. Percent recoveries (%R) were within QC limits.

VIII. Regional Quality Assurance and Quality Control

Not applicable.

IX. Internal Standards

All internal standard recoveries were within QC limits.

X. Target Compound Identifications

Raw data were not reviewed for this SDG.

XI. Compound Quantitation and RLs

All compound quantitation and RLs were within validation criteria with the following exceptions:

Sample	Compound	Flag	A or P
All samples in SDG 31203249	All compounds reported by the laboratory as estimated maximum possible concentration (EMPC)	J (all detects)	A

Raw data were not reviewed for this SDG.

XII. System Performance

Raw data were not reviewed for this SDG.

XIII. Overall Assessment of Data

The analysis was conducted within all specifications of the method.

In the case where more than one result was reported for an individual sample, the least technically acceptable results were rejected as follows:

Sample	Compound	Flag	A or P
All samples in SDG 31203249	2,3,7,8-TCDF (from DB-5MS)	R	A

Due to compound quantitation problems, data were qualified as estimated in twelve samples.

The quality control criteria reviewed, other than those discussed above, were met and are considered acceptable. Sample results that were found to be rejected (R) are unusable for all purposes. Sample results that were found to be estimated (J) are usable for limited purposes only. Based upon the Stage 2B data validation all other results are considered valid and usable for all purposes.

Data flags are summarized at the end of this report if data has been qualified.

XIV. Field Duplicates

Samples JW-EA08-SS31-120507 and JW-EA08-SS131-120507 were identified as field duplicates. No polychlorinated dioxins/dibenzofurans were detected in any of the samples with the following exceptions:

Compound	Concentration (pg/g)		RPD (Limits)
	JW-EA08-SS31-120507	JW-EA08-SS131-120507	
2,3,7,8-TCDD	0.480	0.492	2 (≤50)
1,2,3,7,8-PeCDD	1.84	2.10	13 (≤50)
1,2,3,4,7,8-HxCDD	3.15	3.59	13 (≤50)
1,2,3,6,7,8-HxCDD	32.4	42.8	28 (≤50)
1,2,3,7,8,9-HxCDD	12.4	15.1	20 (≤50)
1,2,3,4,6,7,8-HpCDD	370	467	23 (≤50)
OCDD	2990	3630	19 (≤50)
2,3,7,8-TCDF	2.48	2.59	4 (≤50)
1,2,3,7,8-PeCDF	1.63	1.57	4 (≤50)
2,3,4,7,8-PeCDF	3.23	3.49	8 (≤50)
1,2,3,4,7,8-HxCDF	4.59	5.14	11 (≤50)
1,2,3,6,7,8-HxCDF	3.23	3.54	9 (≤50)
2,3,4,6,7,8-HxCDF	4.75	5.38	12 (≤50)
1,2,3,4,6,7,8-HpCDF	82.0	101	21 (≤50)
1,2,3,4,7,8,9-HpCDF	4.09	4.69	14 (≤50)
OCDF	128	143	11 (≤50)
Total TCDD	29.2	29.3	0 (≤50)
Total TCDF	34.4	36.9	7 (≤50)
Total PeCDD	29.3	28.8	2 (≤50)
Total PeCDF	42.5	43.9	3 (≤50)
Total HxCDD	241	294	20 (≤50)
Total HxCDF	120	146	20 (≤50)

Compound	Concentration (pg/g)		RPD (Limits)
	JW-EA08-SS31-120507	JW-EA08-SS131-120507	
Total HpCDD	721	894	21 (≤50)
Total HpCDF	251	298	17 (≤50)

XV. Field Blanks

No field blanks were identified in this SDG.

**Jeld-Wen Maulsby Marsh
Dioxins/Dibenzofurans - Data Qualification Summary - SDG 31203249**

SDG	Sample	Compound	Flag	A or P	Reason
31203249	JW-EA07-SS26-120507 JW-EA07-SS27-120507 JW-EA07-SS28-120507 JW-EA08-SS29-120507 JW-EA08-SS30-120507 JW-EA08-SS31-120507 JW-EA08-SS32-120507 JW-EA09-SS33-120507 JW-EA09-SS34-120507 JW-EA09-SS35-120507 JW-EA09-SS36-120507 JW-EA08-SS131-120507	All compounds reported by the laboratory as estimated maximum possible concentration (EMPC)	J (all detects)	A	Compound quantitation and RLs
31203249	JW-EA07-SS26-120507 JW-EA07-SS27-120507 JW-EA07-SS28-120507 JW-EA08-SS29-120507 JW-EA08-SS30-120507 JW-EA08-SS31-120507 JW-EA08-SS32-120507 JW-EA09-SS33-120507 JW-EA09-SS34-120507 JW-EA09-SS35-120507 JW-EA09-SS36-120507 JW-EA08-SS131-120507	2,3,7,8-TCDF (from DB-5MS)	R	A	Overall assessment of data

**Jeld-Wen Maulsby Marsh
Dioxins/Dibenzofurans - Laboratory Blank Data Qualification Summary - SDG 31203249**

No Sample Data Qualified in this SDG

LDC #: 28777B21

VALIDATION COMPLETENESS WORKSHEET

SDG #: 31203249

Stage 2B

Laboratory: SGS Environmental Services, Inc.

Date: 11/21/12

Page: 1 of 1

Reviewer: [Signature]

2nd Reviewer: [Signature]

METHOD: HRGC/HRMS Dioxins/Dibenzofurans (EPA Method 1613B)

The samples listed below were reviewed for each of the following validation areas. Validation findings are noted in attached validation findings worksheets.

	Validation Area		Comments
I.	Technical holding times	A	Sampling dates: 5/7/12
II.	HRGC/HRMS Instrument performance check	A	
III.	Initial calibration	A	29/3570
IV.	Continuing calibration/ CV	A	QC limits
V.	Blanks	W	
VI.	Matrix spike/Matrix spike duplicates	N	CS
VII.	Laboratory control samples	A	OPR
VIII.	Regional quality assurance and quality control	N	
IX.	Internal standards	A	
X.	Target compound identifications	N	
XI.	Compound quantitation/RL/LOQ/LODs	SW	empirical results - Jdelet/A
XII.	System performance	N	
XIII.	Overall assessment of data	W	2.3.7.8-TCOF on BB-SUS - R/A
XIV.	Field duplicates	W	D=6+12
XV.	Field blanks	N	

Note: A = Acceptable
N = Not provided/applicable
SW = See worksheet

ND = No compounds detected
R = Rinsate
FB = Field blank

D = Duplicate
TB = Trip blank
EB = Equipment blank

Validated Samples:

W Sed's

1	JW-EA07-SS26-120507	≥ 11	JW-EA09-SS36-120507	≥ 21	HXX 1802 MB	31
2	JW-EA07-SS27-120507	≥ 12	JW-EA08-SS131-120507	≥ 22	HXX 1857 MB	32
3	JW-EA07-SS28-120507	≥ 13		23		33
4	JW-EA08-SS29-120507	✓ 14		24		34
5	JW-EA08-SS30-120507	≥ 15		25		35
6	JW-EA08-SS31-120507	✓ 16		26		36
7	JW-EA08-SS32-120507	✓ 17		27		37
8	JW-EA09-SS33-120507	≥ 18		28		38
9	JW-EA09-SS34-120507	✓ 19		29		39
10	JW-EA09-SS35-120507	✓ 20		30		40

VALIDATION FINDINGS WORKSHEET

METHOD: HRGC/HRMS Dioxins/Dibenzofurans (EPA Method 1613B)

A. 2,3,7,8-TCDD	F. 1,2,3,4,6,7,8-HpCDD	K. 1,2,3,4,7,8-HxCDF	P. 1,2,3,4,7,8,9-HpCDF	U. Total HpCDD
B. 1,2,3,7,8-PeCDD	G. OCDD	L. 1,2,3,6,7,8-HxCDF	Q. OCDF	V. Total TCDF
C. 1,2,3,4,7,8-HxCDD	H. 2,3,7,8-TCDF	M. 2,3,4,6,7,8-HxCDF	R. Total TCDD	W. Total PeCDF
D. 1,2,3,6,7,8-HxCDD	I. 1,2,3,7,8-PeCDF	N. 1,2,3,7,8,9-HxCDF	S. Total PeCDD	X. Total HxCDF
E. 1,2,3,7,8,9-HxCDD	J. 2,3,4,7,8-PeCDF	O. 1,2,3,4,6,7,8-HpCDF	T. Total HxCDD	Y. Total HpCDF

Notes:

VALIDATION FINDINGS WORKSHEET
Field Duplicate

METHOD: HRGC/HRMS Dioxins/Dibenzofurans (EPA Method 1613B)

Y N NA
Y N NA

Were field duplicate/split pairs identified in this SDG?

Were target analytes detected in the field duplicate/split pairs?

Compound	Concentration (pg/g)		RPD (≤50)
	6	12	
A	0.480	0.492 *	2
B	1.84	2.10	13
C	3.15	3.59	13
D	32.4	42.8	28
E	12.4	15.1	20
F	370	467	23
G	2990	3630	19
H	2.48	2.59	4
I	1.63	1.57	4
J	3.23	3.49	8
K	4.59	5.14	11
L	3.23	3.54	9
M	4.75	5.38	12
O	82.0	101	21
P	4.09	4.69	14
Q	128	143	11
R	29.2 *	29.3 *	0
V	34.4 *	36.9 *	7
S	29.3	28.8 *	2
W	42.5 *	43.9 *	3
T	241	294	20
X	120	146	20
U	721	894	21
Y	251	298	17

* EMPC

**Laboratory Data Consultants, Inc.
Data Validation Report**

Project/Site Name: Jeld-Wen Maulsby Marsh
Collection Date: May 7, 2012
LDC Report Date: November 26, 2012
Matrix: Sediment
Parameters: Polychlorinated Biphenyls as Congeners
Validation Level: Stage 2B
Laboratory: SGS Environmental Services, Inc.
Sample Delivery Group (SDG): 31203249

Sample Identification

JW-EA09-SS33-120507
JW-EA09-SS34-120507
JW-EA09-SS35-120507
JW-EA09-SS36-120507

Introduction

This data review covers 4 sediment samples listed on the cover sheet including dilutions and reanalysis as applicable. The analyses were per EPA Method 1668B for Polychlorinated Biphenyl as Congeners.

This review follows USEPA Contract Laboratory Program National Functional Guidelines for Polychlorinated Dioxins/Dibenzofurans Data Review (September 2005).

A qualification summary table is provided at the end of this report if data has been qualified. Flags are classified as P (protocol) or A (advisory) to indicate whether the flag is due to a laboratory deviation from a specified protocol or is of technical advisory nature.

Raw data were not reviewed for this SDG. The review was based on QC data.

The following are definitions of the data qualifiers:

- U Indicates the compound or analyte was analyzed for but not detected at or above the stated limit.
- J Indicates an estimated value.
- R Quality control indicates the data is not usable.
- NJ Presumptive evidence of the presence of the compound at an estimated quantity.
- UJ Indicates the compound or analyte was analyzed for but not detected. The sample detection limit is an estimated value.
- A Indicates the finding is based upon technical validation criteria.
- P Indicates the finding is related to a protocol/contractual deviation.
- None Indicates the data was not significantly impacted by the finding, therefore qualification was not required.

I. Technical Holding Times

All technical holding time requirements were met.

The chain-of-custodies were reviewed for documentation of cooler temperatures. All cooler temperatures met validation criteria.

II. HRGC/HRMS Instrument Performance Check

Instrument performance was checked at the required daily frequency.

Retention time windows were established for all congeners. The chromatographic resolution between the congeners PCB-23 and PCB-34 and congeners PCB-182 and PCB-187 was resolved with a valley of less than or equal to 40%.

III. Initial Calibration

A five point initial calibration was performed at the required daily frequency.

Percent relative standard deviations (%RSD) were less than or equal to 20.0% % for all compounds.

The ion abundance ratios for all compounds were within validation criteria with the following exceptions:

Date	Standard ID	Compound	Ion Abundance Ratio (Limits)	Associated Samples	Affected Compounds	Flag	A or P
7/26/12	ICAL-CS1	PCB-4	0 (1.33-1.81)	All samples in SDG 31203249	PCB-4	J (all detects) UJ (all non-detects)	P

The laboratory indicated that the Dichlorobiphenyl congeners listed above were quantitated using single ion mode. The area for the secondary ion (m/z 223.9974) was not integrated due to significant interference from PFK therefore ion abundance ratio criteria cannot be met. Using professional judgment, associated data were qualified as estimated.

IV. Continuing Calibration

Continuing calibration was performed at the required frequencies.

All of the continuing calibration percent differences (%D) between the initial calibration RRF and the routine calibration RRF were less than or equal to 30.0% for unlabeled compounds and less than or equal to 50.0% for labeled compounds.

The ion abundance ratios for all compounds were within validation criteria.

V. Blanks

Method blanks were reviewed for each matrix as applicable. No polychlorinated biphenyls as congeners contaminants were found in the method blanks with the following exceptions:

Method Blank ID	Extraction Date	Compound	Concentration	Associated Samples
MB_HXX1803	10/10/12	1-MoCB	0.348 pg/g	All samples in SDG 31203249
		2-MoCB	0.256 pg/g	
		3-MoCB	0.234 pg/g	
		4-DiCB	0.336 pg/g	
		8-DiCB	0.620 pg/g	
		11-DiCB	7.17 pg/g	
		15-DiCB	0.233 pg/g	
		18/30-TrCB	0.392 pg/g	
		20/28-TrCB	0.605 pg/g	
		21/33-TrCB	0.331 pg/g	
		22-TrCB	0.192 pg/g	
		31-TrCB	0.445 pg/g	
		37-TrCB	0.135 pg/g	
		40/71-TeCB	0.152 pg/g	
		44/47/65-TeCB	0.440 pg/g	
		49/69-TeCB	0.205 pg/g	
		52-TeCB	0.649 pg/g	
		56-TeCB	0.134 pg/g	
		61/70/74/76-TeCB	0.523 pg/g	
		64-TeCB	0.133 pg/g	
		66-TeCB	0.231 pg/g	
		84-PeCB	0.112 pg/g	
		86/108/119/125/87/97-PeCB	0.445 pg/g	
		90/101/113-PeCB	0.714 pg/g	
		95-PeCB	0.635 pg/g	
		99-PeCB	0.226 pg/g	
		105-PeCB	0.238 pg/g	
		110-PeCB	0.669 pg/g	
		118-PeCB	0.440 pg/g	
		128/166-HxCB	0.123 pg/g	
		129/138/163HxCB	1.40 pg/g	
		132-HxCB	0.422 pg/g	
		135/151-HxCB	0.593 pg/g	
		136-HxCB	0.254 pg/g	
		141-HxCB	0.331 pg/g	
		146-HxCB	0.155 pg/g	
147/149-HxCB	1.19 pg/g			
153/168-HxCB	1.06 pg/g			
156/157-HxCB	0.136 pg/g			
158-HxCB	0.105 pg/g			
164-HxCB	0.0722 pg/g			
170-HpCB	0.467 pg/g			
171/173-HpCB	0.170 pg/g			
174-HpCB	0.766 pg/g			
177-HpCB	0.370 pg/g			
179-HpCB	0.217 pg/g			
180/193-HpCB	1.26 pg/g			
183-HpCB	0.373 pg/g			
187-HpCB	0.687 pg/g			
190-HpCB	0.0925 pg/g			
194-OcCB	0.384 pg/g			
195-OcCB	0.124 pg/g			
196-OcCB	0.155 pg/g			
198/199-OcCB	0.365 pg/g			
203-OcCB	0.187 pg/g			
209-DeCB	0.0947 pg/g			

Sample concentrations were compared to concentrations detected in the method blanks. The sample concentrations were either not detected or were significantly greater (>5X blank contaminants) than the concentrations found in the associated method blanks.

VI. Matrix Spike/Matrix Spike Duplicates

The laboratory has indicated that there were no matrix spike (MS) and matrix spike duplicate (MSD) analyses specified for the samples in this SDG, and therefore matrix spike and matrix spike duplicate analyses were not performed for this SDG.

VII. Ongoing Precision Recovery (OPR)

Ongoing precision recovery samples were reviewed for each matrix as applicable. Percent recoveries (%R) were within QC limits.

VIII. Regional Quality Assurance and Quality Control

Not applicable.

IX. Internal Standards

All internal standard recoveries (%R) were within QC limits with the following exceptions:

Sample	Internal Standards	%R (Limits)	Compound	Flag	A or P
HXX1803MB	54L-TeCB	109 (13.0-105)	54-TeCB	J (all detects) UJ (all non-detects)	P
JW-EA09-SS33-120507	54L-TeCB	112 (13.0-105)	54-TeCB	J (all detects) UJ (all non-detects)	P
JW-EA09-SS34-120507	54L-TeCB	116 (13.0-105)	54-TeCB	J (all detects) UJ (all non-detects)	P
JW-EA09-SS35-120507	54L-TeCB	110 (13.0-105)	54-TeCB	J (all detects) UJ (all non-detects)	P
JW-EA09-SS36-120507	54L-TeCB 206L-NoCB	111 (13.0-105) 136 (38.0-122)	54-TeCB 206-NoCB	J (all detects) UJ (all non-detects) J (all detects) UJ (all non-detects)	P

X. Target Compound Identification

Raw data were not reviewed for this SDG.

XI. Compound Quantitation and RLs

All compound quantitation and RLs were within validation criteria with the following exceptions:

Sample	Compound	Finding	Criteria	Flag	A or P
JW-EA09-SS36-120507	All compounds flagged "E" by the laboratory	Sample result exceeded calibration range.	Reported result should be within calibration range.	J (all detects)	P

Sample	Compound	Flag	A or P
All samples in SDG 31203249	All compounds reported as estimated maximum possible concentration (EMPC).	J (all detects)	A

XII. System Performance

Raw data were not reviewed for this SDG.

XIII. Overall Assessment of Data

The analysis was conducted within all specifications of the method. No results were rejected in this SDG.

Due to initial calibration ion abundance ratio, internal standard %R, and compound quantitation problems, data were qualified as estimated in four samples.

The quality control criteria reviewed, other than those discussed above, were met and are considered acceptable. Sample results that were found to be estimated (J) are usable for limited purposes only. Based upon the Stage 2B data validation all other results are considered valid and usable for all purposes.

Data flags are summarized at the end of this report if data has been qualified.

XIV. Field Duplicates

No field duplicates were identified in this SDG.

XV. Field Blanks

No field blanks were identified in this SDG.

**Jeld-Wen Maulsby Marsh
 Polychlorinated Biphenyls as Congeners - Data Qualification Summary - SDG
 31203249**

SDG	Sample	Compound	Flag	A or P	Reason
31203249	JW-EA09-SS33-120507 JW-EA09-SS34-120507 JW-EA09-SS35-120507 JW-EA09-SS36-120507	PCB-4	J (all detects) UJ (all non-detects)	P	Initial calibration (ion abundance ratio)
31203249	JW-EA09-SS33-120507 JW-EA09-SS34-120507 JW-EA09-SS35-120507	54-TeCB	J (all detects) UJ (all non-detects)	P	Internal standards (%R)
31203249	JW-EA09-SS36-120507	54-TeCB 206-NoCB	J (all detects) UJ (all non-detects) J (all detects) UJ (all non-detects)	P	Internal standards (%R)
31203249	JW-EA09-SS36-120507	All compounds flagged "E" by the laboratory	J (all detects)	P	Compound quantitation and RLs (exceeded range)
31203249	JW-EA09-SS33-120507 JW-EA09-SS34-120507 JW-EA09-SS35-120507 JW-EA09-SS36-120507	All compounds reported as estimated maximum possible concentration (EMPC).	J (all detects)	A	Compound quantitation and RLs

**Jeld-Wen Maulsby Marsh
 Polychlorinated Biphenyls as Congeners - Laboratory Blank Data Qualification
 Summary - SDG 31203249**

No Sample Data Qualified in this SDG

LDC #: 28777B31

VALIDATION COMPLETENESS WORKSHEET

Date: 4/21/12

SDG #: 31203249

Stage 2B

Page: 1 of 1

Laboratory: SGS Environmental Services, Inc.

Reviewer: [Signature]

2nd Reviewer: [Signature]

METHOD: HRGC/HRMS Polychlorinated Biphenyl Congeners (EPA Method 1668B)

The samples listed below were reviewed for each of the following validation areas. Validation findings are noted in attached validation findings worksheets.

	Validation Area		Comments
I.	Technical holding times	A	Sampling dates: 6/7/12
II.	GC/MS Instrument performance check	A	
III.	Initial calibration	SW 2070	
IV.	Routine calibration/ICV	A	CV < 30/50/0
V.	Blanks	W	
VI.	Matrix spike/Matrix spike duplicates	N	CS
VII.	Laboratory control samples	A	OPR
VIII.	Regional quality assurance and quality control	N	
IX.	Internal standards	W	
X.	Target compound identifications	N	
XI.	Compound quantitation/RL/LOQ/LODs	SW	
XII.	System performance	N	
XIII.	Overall assessment of data	A	
XIV.	Field duplicates	N	
XV.	Field blanks	N	

Note: A = Acceptable ND = No compounds detected D = Duplicate
 N = Not provided/applicable R = Rinsate TB = Trip blank
 SW = See worksheet FB = Field blank EB = Equipment blank

Validated Samples:

1	JW-EA09-SS33-120507	11	HXX1803MB	21	31
2	JW-EA09-SS34-120507	12		22	32
3	JW-EA09-SS35-120507	13		23	33
4	JW-EA09-SS36-120507	14		24	34
5		15		25	35
6		16		26	36
7		17		27	37
8		18		28	38
9		19		29	39
10		20		30	40

Compound	Blank ID	Sample Identification									
		5X									
	MB HXX1803										
90/10/113-PeCB	0.714	3.57									
95-PeCB	0.635	3.175									
99-PeCB	0.226	1.13									
105-PeCB	0.238	1.19									
110-PeCB	0.669	3.345									
118-PeCB	0.440 *	2.2									
128/166-HxCB	0.123 *	0.615									
129/138/163HxCB	1.40	7									
132-HxCB	0.422 *	2.11									
135/151-HxCB	0.593	2.965									
136-HxCB	0.254	1.27									
141-HxCB	0.331	1.655									
146-HxCB	0.155	0.775									
147/149-HxCB	1.19	5.95									
153/168-HxCB	1.06	5.3									
156/157-HxCB	0.136 *	0.68									
158-HxCB	0.105	0.525									
164-HxCB	0.0722 *	0.361									
170-HpCB	0.467	2.335									
171/173-HpCB	0.170	0.85									
174-HpCB	0.766	3.83									
177-HpCB	0.370	1.85									
179-HpCB	0.217 *	1.085									
180/193-HpCB	1.26	6.3									
183-HpCB	0.373	1.865									
187-HpCB	0.687	3.435									
190-HpCB	0.0925 *	0.4625									
194-OcCB	0.384	1.92									

Compound	Blank ID	Sample Identification																			
		5X																			
195-OcCB	MB HXX1803	0.62																			
196-OcCB	0.124 *	0.775																			
198/199-OcCB	0.155	1.825																			
203-OcCB	0.365	0.935																			
209-DeCB	0.187	0.4735																			
Total Monochlorobiphenyls	0.0947	4.19																			
Total Dichlorobiphenyls	0.838	8.36																			
Total Trichlorobiphenyls	8.36	2.10																			
Total Tetrachlorobiphenyls	2.10	2.46																			
Total Pentachlorobiphenyls	2.46	3.48																			
Total Hexachlorobiphenyls	3.48	5.85																			
Total Heptachlorobiphenyls	5.85	4.40																			
Total Octachlorobiphenyls	4.40	1.22																			
	1.22	6.1																			

*EMPC

CIRCLED RESULTS WERE NOT QUALIFIED. ALL RESULTS NOT CIRCLED WERE QUALIFIED BY THE FOLLOWING STATEMENT:
All contaminants within five times the method blank concentration were qualified as not detected, "U".

Laboratory Data Consultants, Inc.
Data Validation Report

Project/Site Name: Jeld-Wen Maulsby Marsh
Collection Date: May 7, 2012
LDC Report Date: November 20, 2012
Matrix: Sediment
Parameters: Total Organic Carbon
Validation Level: Stage 2B
Laboratory: TestAmerica, Inc.
Sample Delivery Group (SDG): 580-32803-2

Sample Identification

JW-EA08-SS29-120507	JW-EA09-SS38-120507
JW-EA08-SS30-120507	JW-EA09-SS36-120507
JW-EA08-SS31-120507	JW-EA09-SS33-120507
JW-EA08-SS32-120507	JW-EA09-SS35-120507
JW-EA06-SS22-120507	JW-EA08-SS29-120507MS
JW-EA06-SS21-120507	JW-EA08-SS29-120507MSD
JW-EA06-SS23-120507	JW-EA08-SS29-120507DUP
JW-EA06-SS24-120507	JW-EA09-SS38-120507MS
JW-EA07-SS28-120507	JW-EA09-SS38-120507MSD
JW-EA07-SS25-120507	JW-EA09-SS38-120507DUP
JW-EA07-SS27-120507	
JW-EA07-SS26-120507	
JW-EA02-SS05-120507	
JW-EA02-SS06-120507	
JW-EA04-SS13-120507	
JW-EA04-SS16-120507	
JW-EA04-SS14-120507	
JW-EA04-SS15-120507	
JW-EA09-SS37-120507	
JW-EA09-SS34-120507	

Introduction

This data review covers 30 sediment samples listed on the cover sheet including dilutions and reanalysis as applicable. The analyses were per EPA SW 846 Method 9060 for Total Organic Carbon.

The review follows a modified outline of the USEPA Contract Laboratory Program National Functional Guidelines for Inorganic Superfund Data Review (January 2010).

A qualification summary table is provided at the end of this report if data has been qualified. Flags are classified as P (protocol) or A (advisory) to indicate whether the flag is due to a laboratory deviation from a specified protocol or is of technical advisory nature.

Raw data were not reviewed for this SDG. The review was based on QC data.

The following are definitions of the data qualifiers:

- U Indicates the compound or analyte was analyzed for but not detected at or above the stated limit.
- J Indicates an estimated value.
- R Quality control indicates the data is not usable.
- NJ Presumptive evidence of the presence of the compound at an estimated quantity.
- UJ Indicates the compound or analyte was analyzed for but not detected. The sample detection limit is an estimated value.
- A Indicates the finding is based upon technical validation criteria.
- P Indicates the finding is related to a protocol/contractual deviation.
- None Indicates the data was not significantly impacted by the finding, therefore qualification was not required.

I. Technical Holding Times

All technical holding time requirements were met.

The chain-of-custodies were reviewed for documentation of cooler temperatures. All cooler temperatures met validation criteria.

II. Initial Calibration

All criteria for the initial calibration of each method were met.

III. Calibration Verification

Calibration verification frequency and analysis criteria were met for each method when applicable.

IV. Blanks

Method blanks were reviewed for each matrix as applicable. No total organic carbon was found in the initial, continuing and preparation blanks.

V. Matrix Spike/Matrix Spike Duplicates

Matrix spike (MS) and matrix spike duplicate (MSD) samples were reviewed for each matrix as applicable. Percent recoveries (%R) and relative percent differences (RPD) were within QC limits.

VI. Duplicates

Duplicate (DUP) sample analyses were reviewed for each matrix as applicable. Results were within QC limits.

VII. Laboratory Control Samples

Laboratory control samples were reviewed for each matrix as applicable. Percent recoveries (%R) and relative percent differences (RPD) were within QC limits.

VIII. Sample Result Verification

Raw data were not reviewed for this SDG.

IX. Overall Assessment of Data

The analysis was conducted within all specifications of the method. No results were rejected in this SDG.

The quality control criteria reviewed were met and are considered acceptable. Based upon the Stage 2B data validation all results are considered valid and usable for all purposes.

X. Field Duplicates

No field duplicates were identified in this SDG.

XI. Field Blanks

No field blanks were identified in this SDG.

**Jeld-Wen Maulsby Marsh
Total Organic Carbon - Data Qualification Summary - SDG 580-32803-2**

No Sample Data Qualified in this SDG

**Jeld-Wen Maulsby Marsh
Total Organic Carbon - Laboratory Blank Data Qualification Summary - SDG 580-32803-2**

No Sample Data Qualified in this SDG

LDC #: 28777C6

VALIDATION COMPLETENESS WORKSHEET

Date: 11-19-12

SDG #: 580-32803-2

Stage 2B

Page: 1 of 1

Laboratory: Test America, Inc.

Reviewer: *ca*

2nd Reviewer: *[Signature]*

SW846 9060

METHOD: (Analyte) TOC (PSEP Method)

The samples listed below were reviewed for each of the following validation areas. Validation findings are noted in attached validation findings worksheets.

	Validation Area		Comments
I.	Technical holding times	A	Sampling dates: 5/17/12
II.	Initial calibration	A	
III.	Calibration verification	A	
IV.	Blanks	A	
V.	Matrix Spike/Matrix Spike Duplicates	A	MS/D
VI.	Duplicates	A	DUP
VII.	Laboratory control samples	A	LCS/D
VIII.	Sample result verification	N	
IX.	Overall assessment of data	A	
X.	Field duplicates	<i>N</i>	
XI.	Field blanks	<i>N</i>	

Note: A = Acceptable
 N = Not provided/applicable
 SW = See worksheet

ND = No compounds detected
 R = Rinsate
 FB = Field blank

D = Duplicate
 TB = Trip blank
 EB = Equipment blank

Validated Samples: *Sediment*

1	JW-EA08-SS29-120507	11	JW-EA07-SS27-120507	21	JW-EA09-SS38-120507	31	
2	JW-EA08-SS30-120507	12	JW-EA07-SS26-120507	22	JW-EA09-SS36-120507	32	
3	JW-EA08-SS31-120507	13	JW-EA02-SS05-120507	23	JW-EA09-SS33-120507	33	
4	JW-EA08-SS32-120507	14	JW-EA02-SS06-120507	24	JW-EA09-SS35-120507	34	
5	JW-EA06-SS22-120507	15	JW-EA04-SS13-120507	25	JW-EA08-SS29-120507MS	35	
6	JW-EA06-SS21-120507	16	JW-EA04-SS16-120507	26	JW-EA08-SS29-120507MSD	36	
7	JW-EA06-SS23-120507	17	JW-EA04-SS14-120507	27	JW-EA08-SS29-120507DUP	37	
8	JW-EA06-SS24-120507	18	JW-EA04-SS15-120507	28	JW-EA09-SS38-120507MS	38	
9	JW-EA07-SS28-120507	19	JW-EA09-SS37-120507	29	JW-EA09-SS38-120507MSD	39	
10	JW-EA07-SS25-120507	20	JW-EA09-SS34-120507	30	JW-EA09-SS38-120507DUP	40	

Notes: _____

**Laboratory Data Consultants, Inc.
Data Validation Report**

Project/Site Name: Jeld-Wen Maulsby Marsh
Collection Date: May 7, 2012
LDC Report Date: December 5, 2012
Matrix: Sediment
Parameters: Dioxins/Dibenzofurans
Validation Level: Stage 2B
Laboratory: SGS Environmental Services, Inc
Sample Delivery Group (SDG): 31203251

Sample Identification

JW-EA09-SS37-120507
JW-EA09-SS38-120507
JW-EA10-SS39-120507
JW-EA10-SS40-120507
JW-EA10-SS41-120507
JW-EA10-SS42-120507
JW-EA10-SS43-120507

Introduction

This data review covers 7 sediment samples listed on the cover sheet including dilutions and reanalysis, as applicable. The analyses were per EPA Method 1613B for Polychlorinated Dioxins/Dibenzofurans.

This review follows USEPA Contract Laboratory Program National Functional Guidelines for Polychlorinated Dioxins/Dibenzofurans Data Review (September 2005).

A qualification summary table is provided at the end of this report if data has been qualified. Flags are classified as P (protocol) or A (advisory) to indicate whether the flag is due to a laboratory deviation from a specified protocol or is of technical advisory nature.

Raw data were not reviewed for this SDG. The review was based on QC data.

The following are definitions of the data qualifiers:

- U Indicates the compound or analyte was analyzed for but not detected at or above the stated limit.
- J Indicates an estimated value.
- R Quality control indicates the data is not usable.
- NJ Presumptive evidence of the presence of the compound at an estimated quantity.
- UJ Indicates the compound or analyte was analyzed for but not detected. The sample detection limit is an estimated value.

EMPC Estimated Maximum Possible Concentration

- A Indicates the finding is based upon technical validation criteria.
- P Indicates the finding is related to a protocol/contractual deviation.
- None Indicates the data was not significantly impacted by the finding, therefore qualification was not required.

I. Technical Holding Times

All technical holding time requirements were met.

The chain-of-custodies were reviewed for documentation of cooler temperatures. All cooler temperatures met validation criteria with the following exceptions:

II. HRGC/HRMS Instrument Performance Check

Instrument performance was checked at the required daily frequency.

Retention time windows were established for all homologues. The chromatographic resolution between 2,3,7,8-TCDD and peaks representing any other unlabeled TCDD isomer was less than or equal to 25% .

III. Initial Calibration

A five point initial calibration was performed as required by the method.

Percent relative standard deviations (%RSD) were less than or equal to 20.0% for unlabeled compounds and less than or equal to 35.0% for labeled compounds.

The ion abundance ratios for all PCDDs and PCDFs were within validation criteria.

IV. Continuing Calibration

Continuing calibration was performed at the required frequencies.

All of the continuing calibration results were within the QC limits for unlabeled compounds and labeled compounds.

The ion abundance ratios for all PCDDs and PCDFs were within validation criteria.

V. Blanks

Method blanks were reviewed for each matrix as applicable. No polychlorinated dioxin/dibenzofuran contaminants were found in the method blanks with the following exceptions:

Method Blank ID	Extraction Date	Compound	Concentration	Associated Samples
MBHXX1816	10/16/12	Total HpCDD	0.0801 pg/g	All samples in SDG 31203251

Sample concentrations were compared to concentrations detected in the method blanks. The sample concentrations were either not detected or were significantly greater (>5X blank contaminants) than the concentrations found in the associated method blanks.

VI. Matrix Spike/Matrix Spike Duplicates

The laboratory has indicated that there were no matrix spike (MS) and matrix spike duplicate (MSD) analyses specified for the samples in this SDG, and therefore matrix spike and matrix spike duplicate analyses were not performed for this SDG.

VII. Ongoing Precision Recovery (OPR)/Standard Reference Material (SRM)

Ongoing precision recovery samples were reviewed for each matrix as applicable. Percent recoveries (%R) were within QC limits.

VIII. Regional Quality Assurance and Quality Control

Not applicable.

IX. Internal Standards

All internal standard recoveries were within QC limits.

X. Target Compound Identifications

Raw data were not reviewed for this SDG.

XI. Compound Quantitation and RLs

All compound quantitation and RLs were within validation criteria with the following exceptions:

Sample	Compound	Flag	A or P
All samples in SDG 31203251	All compounds reported by the laboratory as estimated maximum possible concentration (EMPC)	J (all detects)	A
JW-EA09-SS37-120507 JW-EA09-SS38-120507 JW-EA10-SS39-120507 JW-EA10-SS40-120507 JW-EA10-SS41-120507 JW-EA10-SS43-120507	All compounds flagged "DPE" by the laboratory, The Polychlorinated Diphenyl Ether (PCDPE) interferences were above the S/N ratio of 2.5 .	J (all detects)	A

Raw data were not reviewed for this SDG.

XII. System Performance

Raw data were not reviewed for this SDG.

XIII. Overall Assessment of Data

The analysis was conducted within all specifications of the method.

In the case where more than one result was reported for an individual sample, the least technically acceptable results were rejected as follows:

Sample	Compound	Flag	A or P
All samples in SDG 31203251	2,3,7,8-TCDF (from DB-5MS)	R	A

Due to compound quantitation problems, data were qualified as estimated in seven samples.

The quality control criteria reviewed, other than those discussed above, were met and are considered acceptable. Sample results that were found to be rejected (R) are unusable for all purposes. Sample results that were found to be estimated (J) are usable for limited purposes only. Based upon the Stage 2B data validation all other results are considered valid and usable for all purposes.

Data flags are summarized at the end of this report if data has been qualified.

XIV. Field Duplicates

No field duplicates were identified in this SDG.

XV. Field Blanks

No field blanks were identified in this SDG.

**Jeld-Wen Maulsby Marsh
Dioxins/Dibenzofurans - Data Qualification Summary - SDG 31203251**

SDG	Sample	Compound	Flag	A or P	Reason
31203251	JW-EA09-SS37-120507 JW-EA09-SS38-120507 JW-EA10-SS39-120507 JW-EA10-SS40-120507 JW-EA10-SS41-120507 JW-EA10-SS42-120507 JW-EA10-SS43-120507	All compounds reported by the laboratory as estimated maximum possible concentration (EMPC)	J (all detects)	A	Compound quantitation and RLs
31203251	JW-EA09-SS37-120507 JW-EA09-SS38-120507 JW-EA10-SS39-120507 JW-EA10-SS40-120507 JW-EA10-SS41-120507 JW-EA10-SS43-120507	All compounds flagged "DPE" by the laboratory, The Polychlorinated Diphenyl Ether (PCDPE) interferences were above the S/N ratio of 2.5 .	J (all detects)	A	Compound quantitation and RLs
31203251	JW-EA09-SS37-120507 JW-EA09-SS38-120507 JW-EA10-SS39-120507 JW-EA10-SS40-120507 JW-EA10-SS41-120507 JW-EA10-SS42-120507 JW-EA10-SS43-120507	2,3,7,8-TCDF (from DB-5MS)	R	A	Overall assessment of data

**Jeld-Wen Maulsby Marsh
Dioxins/Dibenzofurans - Laboratory Blank Data Qualification Summary - SDG 31203251**

No Sample Data Qualified in this SDG

LDC #: 28839A21

VALIDATION COMPLETENESS WORKSHEET

SDG #: 31203251

Stage 2B

Laboratory: SGS Environmental Services, Inc.

Date: 5/5/12

Page: 1 of 1

Reviewer: [Signature]

2nd Reviewer: [Signature]

METHOD: HRGC/HRMS Dioxins/Dibenzofurans (EPA Method 1613B)

The samples listed below were reviewed for each of the following validation areas. Validation findings are noted in attached validation findings worksheets.

	Validation Area		Comments
I.	Technical holding times	A	Sampling dates: 5/7/12
II.	HRGC/HRMS Instrument performance check	A	
III.	Initial calibration	A	20/3570
IV.	Continuing calibration/CCX	A	Re-calibrates
V.	Blanks	SW	
VI.	Matrix spike/Matrix spike duplicates	N	CS
VII.	Laboratory control samples	A	OPR
VIII.	Regional quality assurance and quality control	N	
IX.	Internal standards	A	
X.	Target compound identifications	N	
XI.	Compound quantitation/RL/LOQ/LODs	AN	
XII.	System performance	N	
XIII.	Overall assessment of data	SW	2.3.7.8-TSDP on DB-SUG-R/A
XIV.	Field duplicates	N	
XV.	Field blanks	N	

Note: A = Acceptable
N = Not provided/applicable
SW = See worksheet

ND = No compounds detected
R = Rinsate
FB = Field blank

D = Duplicate
TB = Trip blank
EB = Equipment blank

Validated Samples:

W sed =

1	JW-EA09-SS37-120507	11	HXX1816 MB	21		31	
2	JW-EA09-SS38-120507	12		22		32	
3	JW-EA10-SS39-120507	13		23		33	
4	JW-EA10-SS40-120507	14		24		34	
5	JW-EA10-SS41-120507	15		25		35	
6	JW-EA10-SS42-120507	16		26		36	
7	JW-EA10-SS43-120507	17		27		37	
8		18		28		38	
9		19		29		39	
10		20		30		40	

VALIDATION FINDINGS WORKSHEET

METHOD: HRGC/HRMS Dioxins/Dibenzofurans (EPA Method 1613B)

A. 2,3,7,8-TCDD	F. 1,2,3,4,6,7,8-HpCDD	K. 1,2,3,4,7,8-HxCDF	P. 1,2,3,4,7,8,9-HpCDF	U. Total HpCDD
B. 1,2,3,7,8-PeCDD	G. OCDD	L. 1,2,3,6,7,8-HxCDF	Q. OCDF	V. Total TCDF
C. 1,2,3,4,7,8-HxCDD	H. 2,3,7,8-TCDF	M. 2,3,4,6,7,8-HxCDF	R. Total TCDD	W. Total PeCDF
D. 1,2,3,6,7,8-HxCDD	I. 1,2,3,7,8-PeCDF	N. 1,2,3,7,8,9-HxCDF	S. Total PeCDD	X. Total HxCDF
E. 1,2,3,7,8,9-HxCDD	J. 2,3,4,7,8-PeCDF	O. 1,2,3,4,6,7,8-HpCDF	T. Total HxCDD	Y. Total HpCDF

Notes:

**Laboratory Data Consultants, Inc.
Data Validation Report**

Project/Site Name: Jeld-Wen Maulsby Marsh
Collection Date: May 7, 2012
LDC Report Date: December 5, 2012
Matrix: Sediment
Parameters: Polychlorinated Biphenyls as Congeners
Validation Level: Stage 2B
Laboratory: SGS Analytical Perspectives
Sample Delivery Group (SDG): 31203251

Sample Identification

JW-EA09-SS37-120507
JW-EA09-SS38-120507

Introduction

This data review covers 2 sediment samples listed on the cover sheet including dilutions and reanalysis as applicable. The analyses were per EPA Method 1668B for Polychlorinated Biphenyl as Congeners.

This review follows USEPA Contract Laboratory Program National Functional Guidelines for Polychlorinated Dioxins/Dibenzofurans Data Review (September 2005).

A qualification summary table is provided at the end of this report if data has been qualified. Flags are classified as P (protocol) or A (advisory) to indicate whether the flag is due to a laboratory deviation from a specified protocol or is of technical advisory nature.

Raw data were not reviewed for this SDG. The review was based on QC data.

The following are definitions of the data qualifiers:

- U Indicates the compound or analyte was analyzed for but not detected at or above the stated limit.
- J Indicates an estimated value.
- R Quality control indicates the data is not usable.
- NJ Presumptive evidence of the presence of the compound at an estimated quantity.
- UJ Indicates the compound or analyte was analyzed for but not detected. The sample detection limit is an estimated value.
- A Indicates the finding is based upon technical validation criteria.
- P Indicates the finding is related to a protocol/contractual deviation.
- None Indicates the data was not significantly impacted by the finding, therefore qualification was not required.

I. Technical Holding Times

All technical holding time requirements were met.

The chain-of-custodies were reviewed for documentation of cooler temperatures. All cooler temperatures met validation criteria.

II. HRGC/HRMS Instrument Performance Check

Instrument performance was checked at the required daily frequency.

Retention time windows were established for all congeners. The chromatographic resolution between the congeners PCB-23 and PCB-34 and congeners PCB-182 and PCB-187 was resolved with a valley of less than or equal to 40%.

III. Initial Calibration

A five point initial calibration was performed at the required daily frequency.

The percent relative standard deviations (%RSD) were less than or equal to 20.0% for all compounds.

The ion abundance ratios for all compounds were within validation criteria with the following exceptions:

Date	Standard ID	Compound	Ion Abundance Ratio (Limits)	Associated Samples	Affected Compounds	Flag	A or P
7/26/12	ICAL-CS1	PCB-4	0 (1.33-1.81)	All samples in SDG 31203251	PCB-4	J (all detects) UJ (all non-detects)	P

The laboratory indicated that the Dichlorobiphenyl congeners listed above were quantitated using single ion mode. The area for the secondary ion (m/z 223.9974) was not integrated due to significant interference from PFK therefore ion abundance ratio criteria cannot be met. Using professional judgment, associated data were qualified as estimated.

IV. Continuing Calibration

Continuing calibration was performed at the required frequencies.

All of the continuing calibration percent differences (%D) between the initial calibration RRF and the routine calibration RRF were less than or equal to 30.0% for unlabeled compounds and less than or equal to 50.0% for labeled compounds.

The ion abundance ratios for all compounds were within validation criteria.

V. Blanks

Method blanks were reviewed for each matrix as applicable. No polychlorinated biphenyls as congeners contaminants were found in the method blanks with the following exceptions:

Method Blank ID	Extraction Date	Compound	Concentration	Associated Samples
MB_HXX1817	10/16/12	1-MoCB	0.227 pg/g	All samples in SDG 31203251
		2-MoCB	0.214 pg/g	
		3-MoCB	0.153 pg/g	
		7-DiCB	0.455 pg/g	
		8-DiCB	0.376 pg/g	
		11-DiCB	4.63 pg/g	
		18/30-TrCB	0.320 pg/g	
		20/28-TrCB	0.444 pg/g	
		21/33-TrCB	0.203 pg/g	
		31-TrCB	0.357 pg/g	
		44/47/65-TeCB	0.458 pg/g	
		49/69-TeCB	0.258 pg/g	
		52-TeCB	0.681 pg/g	
		56-TeCB	0.180 pg/g	
		61/70/74/76-TeCB	0.665 pg/g	
		66-TeCB	0.283 pg/g	
		86/108/119/125/87/97-PeCB	0.802 pg/g	
		90/101/113-PeCB	1.14 pg/g	
		92-PeCB	0.196 pg/g	
		95-PeCB	0.803 pg/g	
		99-PeCB	0.425 pg/g	
		105-PeCB	0.480 pg/g	
		110-PeCB	1.05 pg/g	
		118-PeCB	0.999 pg/g	
		128/166-HxCB	0.196 pg/g	
		129/138/163HxCB	2.10 pg/g	
		132-HxCB	0.668 pg/g	
		135/151-HxCB	0.627 pg/g	
		136-HxCB	0.222 pg/g	
		141-HxCB	0.494 pg/g	
		147/149-HxCB	1.53 pg/g	
		153/168-HxCB	1.73 pg/g	
		156/157-HxCB	0.216 pg/g	
		158-HxCB	0.210 pg/g	
170-HpCB	0.727 pg/g			
174-HpCB	0.963 pg/g			
177-HpCB	0.425 pg/g			
179-HpCB	0.281 pg/g			
180/193-HpCB	1.59 pg/g			
183-HpCB	0.444 pg/g			
187-HpCB	0.918 pg/g			
194-OcCB	0.463 pg/g			
195-OcCB	0.181 pg/g			

Sample concentrations were compared to concentrations detected in the method blanks. The sample concentrations were either not detected or were significantly greater (>5X blank contaminants) than the concentrations found in the associated method blanks with the following exceptions:

Sample	Compound	Reported Concentration	Modified Final Concentration
JW-EA09-SS37-120507	7-DiCB	2.02 pg/g	2.02U pg/g

VI. Matrix Spike/Matrix Spike Duplicates

The laboratory has indicated that there were no matrix spike (MS) and matrix spike duplicate (MSD) analyses specified for the samples in this SDG, and therefore matrix spike and matrix spike duplicate analyses were not performed for this SDG.

VII. Ongoing Precision Recovery (OPR)

Ongoing precision recovery samples were reviewed for each matrix as applicable. Percent recoveries (%R) were within QC limits.

VIII. Regional Quality Assurance and Quality Control

Not applicable.

IX. Internal Standards

All internal standard recoveries (%R) were within QC limits with the following exceptions:

Sample	Internal Standards	%R (Limits)	Compound	Flag	A or P
JW-EA09-SS38-120507	206L-NoCB	137 (38.0-122)	206-NoCB	J (all detects) UJ (all non-detects)	P
MB_HXX1817	4L-DiCB	112 (14.0-107)	4-DiCB 10-DiCB	J (all detects) UJ (all non-detects) J (all detects) UJ (all non-detects)	P

X. Target Compound Identification

Raw data were not reviewed for this SDG.

XI. Compound Quantitation and RLs

All compound quantitation and RLs were within validation criteria with the following exceptions:

Sample	Compound	Flag	A or P
All samples in SDG 31203251	All compounds reported as estimated maximum possible concentration (EMPC).	J (all detects)	A
JW-EA09-SS38-120507	All compounds flagged "E" by the laboratory	J (all detects)	P

XII. System Performance

Raw data were not reviewed for this SDG.

XIII. Overall Assessment of Data

The analysis was conducted within all specifications of the method. No results were rejected in this SDG.

Due to initial calibration ion abundance ratio, internal standards %R, and compound quantitation problems, data were qualified as estimated in two samples.

Due to method blank contamination problems, data were qualified as nondetected in one sample.

The quality control criteria reviewed, other than those discussed above, were met and are considered acceptable. Sample results that were found to be estimated (J) are usable for limited purposes only. Based upon the Stage 2B data validation all other results are considered valid and usable for all purposes.

Data flags are summarized at the end of this report if data has been qualified.

XIV. Field Duplicates

No field duplicates were identified in this SDG.

XV. Field Blanks

No field blanks were identified in this SDG.

**Jeld-Wen Maulsby Marsh
 Polychlorinated Biphenyls as Congeners - Data Qualification Summary - SDG
 31203251**

SDG	Sample	Compound	Flag	A or P	Reason
31203251	JW-EA09-SS37-120507 JW-EA09-SS38-120507	PCB-4	J (all detects) UJ (all non-detects)	P	Initial calibration (ion abundance ratio)
31203251	JW-EA09-SS38-120507	206-NoCB	J (all detects) UJ (all non-detects)	P	Internal standards (%R)
31203251	JW-EA09-SS37-120507 JW-EA09-SS38-120507	All compounds reported as estimated maximum possible concentration (EMPC).	J (all detects)	A	Compound quantitation and RLs
31203251	JW-EA09-SS38-120507	All compounds flagged "E" by the laboratory	J (all detects)	P	Compound quantitation and RLs

**Jeld-Wen Maulsby Marsh
 Polychlorinated Biphenyls as Congeners - Laboratory Blank Data Qualification
 Summary - SDG 31203251**

SDG	Sample	Compound	Modified Final Concentration	A or P
31203251	JW-EA09-SS37-120507	7-DiCB	2.02U pg/g	A

LDC #: 2883931A31

VALIDATION COMPLETENESS WORKSHEET

Date: 7/5/12

SDG #: 31203251

Stage 2B

Page: 1 of 1

Laboratory: SGS Environmental Services, Inc.

Reviewer: [Signature]

2nd Reviewer: [Signature]

METHOD: HRGC/HRMS Polychlorinated Biphenyl Congeners (EPA Method 1668B)

The samples listed below were reviewed for each of the following validation areas. Validation findings are noted in attached validation findings worksheets.

	Validation Area		Comments
I.	Technical holding times	A	Sampling dates: 5/7/12
II.	GC/MS Instrument performance check	A	
III.	Initial calibration	TW	2070
IV.	Routine calibration/LOV	A	30/5070
V.	Blanks	TW	
VI.	Matrix spike/Matrix spike duplicates	N	29
VII.	Laboratory control samples	A	OPR
VIII.	Regional quality assurance and quality control	N	
IX.	Internal standards	TW	
X.	Target compound identifications	N	
XI.	Compound quantitation/RL/LOQ/LODs	SN	
XII.	System performance	N	
XIII.	Overall assessment of data	A	
XIV.	Field duplicates	N	
XV.	Field blanks	N	

Note: A = Acceptable
N = Not provided/applicable
SW = See worksheet

ND = No compounds detected
R = Rinsate
FB = Field blank

D = Duplicate
TB = Trip blank
EB = Equipment blank

Validated Samples:

All Sed's

1	JW-EA09-SS37-120507	11	HXX181TMB	21		31	
2	JW-EA09-SS38-120507	12		22		32	
3		13		23		33	
4		14		24		34	
5		15		25		35	
6		16		26		36	
7		17		27		37	
8		18		28		38	
9		19		29		39	
10		20		30		40	

Blanks

METHOD: HRGC/HRMS PCB Congeners (EPA Method 1668B)

Blank extraction date: 10/16/12 Blank analysis date: 10/24/12

Conc. units: pg/g Associated samples: All Qual U

Compound	Blank ID	Sample Identification									
		5X	1								
1-MoCB	MB_HXX1817 0.227	1.135									
2-MoCB	0.214	1.07									
3-MoCB	0.153 *	0.765									
7-DiCB	0.455	2.275	2.02								
8-DiCB	0.376	1.88									
11-DiCB	4.63	23.15									
18/30-TrCB	0.320	1.6									
20/28-TrCB	0.444	2.22									
21/33-TrCB	0.203 *	1.015									
31-TrCB	0.357	1.785									
44/47/65-TeCB	0.458	2.29									
49/69-TeCB	0.258	1.29									
52-TeCB	0.681	3.405									
56-TeCB	0.180 *	0.9									
61/70/74/76-TeCB	0.665	3.325									
66-TeCB	0.283	1.415									
86/108/119/125/87/97-PeCB	0.802	4.01									
90/101/113-PeCB	1.14	5.7									
92-PeCB	0.196 *	0.98									
95-PeCB	0.803	4.015									
99-PeCB	0.425	2.125									
105-PeCB	0.480	2.4									
110-PeCB	1.05	5.25									

Compound	Blank ID	Sample Identification									
		5X	1								
118-PeCB	MB HXX1817	4.995									
128/166-HxCB	0.999	0.98									
129/138/163HxCB	0.196	10.5									
132-HxCB	2.10	3.34									
135/151-HxCB	0.668	3.135									
136-HxCB	0.627	1.11									
141-HxCB	0.222	2.47									
147/149-HxCB	0.494	7.65									
153/168-HxCB	1.53	8.65									
156/157-HxCB	1.73	1.08									
158-HxCB	0.216	1.05									
170-HpCB	0.210	3.635									
174-HpCB	0.727	4.815									
177-HpCB	0.963	2.125									
179-HpCB	0.425	1.405									
180/193-HpCB	0.281	7.95									
183-HpCB	1.59	2.22									
187-HpCB	0.444	4.59									
194-OcCB	0.918	2.315									
195-OcCB	0.463	0.905									
	0.181										

*EMPC

CIRCLED RESULTS WERE NOT QUALIFIED. ALL RESULTS NOT CIRCLED WERE QUALIFIED BY THE FOLLOWING STATEMENT:
All contaminants within five times the method blank concentration were qualified as not detected, "U".

Jeld-Wen Maulsby Marsh - LDC 28777 and 28839

SDG: 31203246

Analytical Method E1613B

Sample ID	Analytical Method	Lab Sample ID	Chemical Name	Anal Date	Result	Mod Res	Report	Detected	Lab Qual	Val Qual	Reason	RL	MDL	Units
JW-EA02-SS05-120507		31203246001-A	1,2,3,7,8-Pentachlorodibenzofuran (PeCDF)	10/21/2012	0.813	Yes	Y	J				2.48	0.0820	pg/g
JW-EA02-SS05-120507		31203246001-A	2,3,7,8-Tetrachlorodibenzo-p-dioxin (TCDD)	10/21/2012	0.419	Yes	Y	J				0.496	0.0701	pg/g
JW-EA02-SS05-120507		31203246001-A	1,2,3,7,8,9-Hexachlorodibenzofuran (HxCDF)	10/21/2012	0.14	Yes	N	U				2.48	0.140	pg/g
JW-EA02-SS05-120507		31203246001-A	1,2,3,4,7,8-Hexachlorodibenzofuran (HxCDF)	10/21/2012	2.79	Yes	Y					2.48	0.113	pg/g
JW-EA02-SS05-120507		31203246001-A	1,2,3,4,6,7,8-Heptachlorodibenzofuran (HpCDF)	10/21/2012	62.7	Yes	Y					2.48	0.178	pg/g
JW-EA02-SS05-120507		31203246001-A	2,3,4,6,7,8-Hexachlorodibenzofuran (HxCDF)	10/21/2012	3.81	Yes	Y					2.48	0.104	pg/g
JW-EA02-SS05-120507		31203246001-A	1,2,3,6,7,8-Hexachlorodibenzofuran (HxCDF)	10/21/2012	2.48	Yes	Y					2.48	0.100	pg/g
JW-EA02-SS05-120507		31203246001-A	2,3,4,7,8-Pentachlorodibenzofuran (PeCDF)	10/21/2012	1.79	Yes	Y	J				2.48	0.0758	pg/g
JW-EA02-SS05-120507		31203246001-A	Total Hexachlorodibenzofuran (HxCDF)	10/21/2012	87.1	Yes	Y	EMPC	J	23		2.48	0.113	pg/g
JW-EA02-SS05-120507		31203246001-A	1,2,3,4,7,8,9-Heptachlorodibenzofuran (HpCDF)	10/21/2012	3.37	Yes	Y					2.48	0.240	pg/g
JW-EA02-SS05-120507		31203246001-A	2,3,7,8-Tetrachlorodibenzofuran (TCDF)	10/21/2012	1.43	No	Y	R	22			0.496	0.0540	pg/g
JW-EA02-SS05-120507		31203246001-A	Total Tetrachlorodibenzo-p-dioxin (TCDD)	10/21/2012	21.4	Yes	Y	EMPC	J	23		0.496	0.0701	pg/g
JW-EA02-SS05-120507		31203246001-A	Total Tetrachlorodibenzofuran (TCDF)	10/21/2012	18.8	Yes	Y	EMPC	J	23		0.496	0.0540	pg/g
JW-EA02-SS05-120507		31203246001-A	1,2,3,6,7,8-Hexachlorodibenzo-p-dioxin (HxCDD)	10/21/2012	18.5	Yes	Y					2.48	0.211	pg/g
JW-EA02-SS05-120507		31203246001-A	1,2,3,7,8,9-Hexachlorodibenzo-p-dioxin (HxCDD)	10/21/2012	7.64	Yes	Y					2.48	0.206	pg/g
JW-EA02-SS05-120507		31203246001-A	1,2,3,7,8-Pentachlorodibenzo-p-dioxin (PeCDD)	10/21/2012	1.51	Yes	Y	J				2.48	0.0840	pg/g
JW-EA02-SS05-120507		31203246001-A	Total Pentachlorodibenzofuran (PeCDF)	10/21/2012	25.6	Yes	Y					2.48	0.0789	pg/g
JW-EA02-SS05-120507		31203246001-A	1,2,3,4,6,7,8,9-Octachlorodibenzo-p-dioxin (OCDD)	10/21/2012	3550	Yes	Y					4.96	0.183	pg/g

SDG: 31203246

Analytical Method E1613B

Sample ID	Lab Sample ID	Chemical Name	Anal Date	Result	Mod Res Report	Detect	Lab Qual	Val Qual	Reason	RL	MDL	Units
JW-EA02-SS05-120507	31203246001-A	Total Hexachlorodibenzo-p-dioxin (HxCDD)	10/21/2012	148	Yes	Y				2.48	0.205	pg/g
JW-EA02-SS05-120507	31203246001-A	Total Pentachlorodibenzo-p-dioxin (PeCDD)	10/21/2012	19.8	Yes	Y	EMPC	J	23	2.48	0.0840	pg/g
JW-EA02-SS05-120507	31203246001-A	Total Heptachlorodibenzo-p-dioxin (HpCDD)	10/21/2012	723	Yes	Y				2.48	0.651	pg/g
JW-EA02-SS05-120507	31203246001-A	Total Heptachlorodibenzo-furan (HpCDF)	10/21/2012	201	Yes	Y				2.48	0.206	pg/g
JW-EA02-SS05-120507	31203246001-A	1,2,3,4,6,7,8,9-Octachlorodibenzofuran (OCDF)	10/21/2012	150	Yes	Y				4.96	0.0921	pg/g
JW-EA02-SS05-120507	31203246001-A	1,2,3,4,7,8-Hexachlorodibenzo-p-dioxin (HxCDD)	10/21/2012	3.1	Yes	Y				2.48	0.199	pg/g
JW-EA02-SS05-120507	31203246001-A	1,2,3,4,6,7,8-Heptachlorodibenzo-p-dioxin (HpCDD)	10/21/2012	335	Yes	Y				2.48	0.651	pg/g
JW-EA02-SS05-120507	31203246001-A	2,3,7,8-Tetrachlorodibenzofuran (TCDF)	11/13/2012	1.21	Yes	Y	J			2.78	0.210	pg/g
JW-EA02-SS06-120507	31203246002-A	1,2,3,7,8,9-Hexachlorodibenzofuran (HxCDF)	10/21/2012	0.0996	Yes	N	U			2.50	0.0996	pg/g
JW-EA02-SS06-120507	31203246002-A	2,3,7,8-Tetrachlorodibenzofuran (TCDF)	10/21/2012	1.21	No	Y		R	22	0.500	0.0423	pg/g
JW-EA02-SS06-120507	31203246002-A	Total Hexachlorodibenzofuran (HxCDF)	10/21/2012	35	Yes	Y				2.50	0.0731	pg/g
JW-EA02-SS06-120507	31203246002-A	2,3,4,7,8-Pentachlorodibenzofuran (PeCDF)	10/21/2012	0.924	Yes	Y	J			2.50	0.0845	pg/g
JW-EA02-SS06-120507	31203246002-A	1,2,3,7,8-Pentachlorodibenzofuran (PeCDF)	10/21/2012	0.44	Yes	Y	J			2.50	0.0806	pg/g
JW-EA02-SS06-120507	31203246002-A	1,2,3,6,7,8-Hexachlorodibenzofuran (HxCDF)	10/21/2012	1.19	Yes	Y	J			2.50	0.0632	pg/g
JW-EA02-SS06-120507	31203246002-A	1,2,3,6,7,8-Hexachlorodibenzo-p-dioxin (HxCDD)	10/21/2012	7.4	Yes	Y				2.50	0.180	pg/g
JW-EA02-SS06-120507	31203246002-A	2,3,4,6,7,8-Hexachlorodibenzofuran (HxCDF)	10/21/2012	1.62	Yes	Y	J			2.50	0.0638	pg/g
JW-EA02-SS06-120507	31203246002-A	1,2,3,4,7,8-Hexachlorodibenzofuran (HxCDF)	10/21/2012	1.34	Yes	Y	J			2.50	0.0731	pg/g
JW-EA02-SS06-120507	31203246002-A	Total Tetrachlorodibenzo-p-dioxin (TCDD)	10/21/2012	15.4	Yes	Y	EMPC	J	23	0.500	0.0639	pg/g
JW-EA02-SS06-120507	31203246002-A	1,2,3,7,8-Pentachlorodibenzo-p-dioxin (PeCDD)	10/21/2012	0.76	Yes	Y	J			2.50	0.132	pg/g

SDG: 31203246

Analytical Method E1613B

Sample ID	Analytical Method	Lab Sample ID	Chemical Name	Anal Date	Result	Mod Res	Report	Detect	Lab Qual	Val Qual	Reason	RL	MDL	Units
JW-EA02-SS06-120507		31203246002-A	1,2,3,4,6,7,8-Heptachlorodibenzofuran (HpCDF)	10/21/2012	30.5	Yes	Y					2.50	0.135	pg/g
JW-EA02-SS06-120507		31203246002-A	1,2,3,7,8,9-Hexachlorodibenzo-p-dioxin (HxCDD)	10/21/2012	3.65	Yes	Y					2.50	0.171	pg/g
JW-EA02-SS06-120507		31203246002-A	1,2,3,4,7,8,9-Heptachlorodibenzofuran (HpCDF)	10/21/2012	1.25	Yes	Y	J				2.50	0.188	pg/g
JW-EA02-SS06-120507		31203246002-A	1,2,3,4,7,8-Hexachlorodibenzo-p-dioxin (HxCDD)	10/21/2012	1.51	Yes	Y	J				2.50	0.161	pg/g
JW-EA02-SS06-120507		31203246002-A	2,3,7,8-Tetrachlorodibenzo-p-dioxin (TCDD)	10/21/2012	0.205	Yes	Y	J	EMPC	J	23	0.500	0.0639	pg/g
JW-EA02-SS06-120507		31203246002-A	Total Tetrachlorodibenzofuran (TCDF)	10/21/2012	13.3	Yes	Y	EMPC	J		23	0.500	0.0423	pg/g
JW-EA02-SS06-120507		31203246002-A	Total Pentachlorodibenzofuran (PeCDF)	10/21/2012	13.4	Yes	Y	EMPC	J		23	2.50	0.0825	pg/g
JW-EA02-SS06-120507		31203246002-A	1,2,3,4,6,7,8,9-Octachlorodibenzo-p-dioxin (OCDD)	10/21/2012	899	Yes	Y					5.00	0.170	pg/g
JW-EA02-SS06-120507		31203246002-A	Total Hexachlorodibenzo-p-dioxin (HxCDD)	10/21/2012	65	Yes	Y					2.50	0.171	pg/g
JW-EA02-SS06-120507		31203246002-A	Total Pentachlorodibenzo-p-dioxin (PeCDD)	10/21/2012	12.4	Yes	Y	EMPC	J		23	2.50	0.132	pg/g
JW-EA02-SS06-120507		31203246002-A	Total Heptachlorodibenzo-p-dioxin (HpCDD)	10/21/2012	246	Yes	Y					2.50	0.338	pg/g
JW-EA02-SS06-120507		31203246002-A	Total Heptachlorodibenzofuran (HpCDF)	10/21/2012	77.3	Yes	Y					2.50	0.159	pg/g
JW-EA02-SS06-120507		31203246002-A	1,2,3,4,6,7,8-Heptachlorodibenzo-p-dioxin (HpCDD)	10/21/2012	106	Yes	Y					2.50	0.338	pg/g
JW-EA02-SS06-120507		31203246002-A	1,2,3,4,6,7,8,9-Octachlorodibenzofuran (OCDF)	10/21/2012	54.6	Yes	Y					5.00	0.0821	pg/g
JW-EA02-SS06-120507		31203246002-A	2,3,7,8-Tetrachlorodibenzofuran (TCDF)	11/13/2012	1.22	Yes	Y	J	EMPC	J	23	3.00	0.503	pg/g
JW-EA04-SS13-120507		31203246003-A	1,2,3,4,6,7,8,9-Octachlorodibenzo-p-dioxin (OCDD)	10/21/2012	2820	Yes	Y					4.93	0.176	pg/g
JW-EA04-SS13-120507		31203246003-A	1,2,3,4,7,8-Hexachlorodibenzo-p-dioxin (HxCDD)	10/21/2012	4.82	Yes	Y					2.46	0.216	pg/g
JW-EA04-SS13-120507		31203246003-A	1,2,3,4,6,7,8,9-Octachlorodibenzofuran (OCDF)	10/21/2012	268	Yes	Y					4.93	0.103	pg/g
JW-EA04-SS13-120507		31203246003-A	Total Heptachlorodibenzofuran (HpCDF)	10/21/2012	395	Yes	Y					2.46	0.262	pg/g

SDG: 31203246

Analytical Method E1613B

Sample ID	Lab Sample ID	Chemical Name	Anal Date	Result	Mod Res Report	Detect	Lab Qual	Val Qual	Reason	RL	MDL	Units
JW-EA04-SS13-120507	31203246003-A	1,2,3,7,8,9-Hexachlorodibenzo-p-dioxin (HxCDD)	10/21/2012	12	Yes	Y				2.46	0.228	pg/g
JW-EA04-SS13-120507	31203246003-A	Total Heptachlorodibenzo-p-dioxin (HpCDD)	10/21/2012	666	Yes	Y				2.46	0.661	pg/g
JW-EA04-SS13-120507	31203246003-A	Total Pentachlorodibenzo-p-dioxin (PeCDD)	10/21/2012	17.3	Yes	Y	EMPC	J	23	2.46	0.155	pg/g
JW-EA04-SS13-120507	31203246003-A	Total Hexachlorodibenzo-p-dioxin (HxCDD)	10/21/2012	169	Yes	Y				2.46	0.227	pg/g
JW-EA04-SS13-120507	31203246003-A	Total Pentachlorodibenzofuran (PeCDF)	10/21/2012	66.3	Yes	Y				2.46	0.106	pg/g
JW-EA04-SS13-120507	31203246003-A	1,2,3,7,8-Pentachlorodibenzo-p-dioxin (PeCDD)	10/21/2012	2.61	Yes	Y				2.46	0.155	pg/g
JW-EA04-SS13-120507	31203246003-A	Total Tetrachlorodibenzofuran (TCDF)	10/21/2012	23.2	Yes	Y	EMPC	J	23	0.493	0.0450	pg/g
JW-EA04-SS13-120507	31203246003-A	1,2,3,6,7,8-Hexachlorodibenzo-p-dioxin (HxCDD)	10/21/2012	33.8	Yes	Y				2.46	0.238	pg/g
JW-EA04-SS13-120507	31203246003-A	1,2,3,4,6,7,8-Heptachlorodibenzo-p-dioxin (HpCDD)	10/21/2012	359	Yes	Y				2.46	0.661	pg/g
JW-EA04-SS13-120507	31203246003-A	1,2,3,7,8,9-Hexachlorodibenzofuran (HxCDF)	10/21/2012	0.23	Yes	N	U			2.46	0.230	pg/g
JW-EA04-SS13-120507	31203246003-A	2,3,7,8-Tetrachlorodibenzo-p-dioxin (TCDD)	10/21/2012	0.257	Yes	Y	JEMPC	J	23	0.493	0.0617	pg/g
JW-EA04-SS13-120507	31203246003-A	2,3,4,6,7,8-Hexachlorodibenzofuran (HxCDF)	10/21/2012	9.74	Yes	Y				2.46	0.144	pg/g
JW-EA04-SS13-120507	31203246003-A	1,2,3,7,8-Pentachlorodibenzofuran (PeCDF)	10/21/2012	1.15	Yes	Y	J			2.46	0.106	pg/g
JW-EA04-SS13-120507	31203246003-A	1,2,3,4,7,8-Hexachlorodibenzofuran (HxCDF)	10/21/2012	5.57	Yes	Y				2.46	0.164	pg/g
JW-EA04-SS13-120507	31203246003-A	Total Tetrachlorodibenzo-p-dioxin (TCDD)	10/21/2012	10.6	Yes	Y	EMPC	J	23	0.493	0.0617	pg/g
JW-EA04-SS13-120507	31203246003-A	1,2,3,6,7,8-Hexachlorodibenzofuran (HxCDF)	10/21/2012	6.47	Yes	Y				2.46	0.149	pg/g
JW-EA04-SS13-120507	31203246003-A	2,3,4,7,8-Pentachlorodibenzofuran (PeCDF)	10/21/2012	3.25	Yes	Y				2.46	0.105	pg/g
JW-EA04-SS13-120507	31203246003-A	Total Hexachlorodibenzofuran (HxCDF)	10/21/2012	224	Yes	Y	EMPC	J	23	2.46	0.168	pg/g
JW-EA04-SS13-120507	31203246003-A	1,2,3,4,7,8,9-Heptachlorodibenzofuran (HpCDF)	10/21/2012	6.63	Yes	Y				2.46	0.310	pg/g

SDG: 31203246

Analytical Method E1613B

Sample ID	Lab Sample ID	Chemical Name	Anal Date	Result	Mod Res Report	Detect	Lab Qual	Val Qual	Reason	RL	MDL	Units
JW-EA04-SS13-120507	31203246003-A	2,3,7,8-Tetrachlorodibenzofuran (TCDF)	10/21/2012	1.54	No	Y	R	22	22	0.493	0.0450	pg/g
JW-EA04-SS13-120507	31203246003-A	1,2,3,4,6,7,8-Heptachlorodibenzofuran (HpCDF)	10/21/2012	137	Yes	Y				2.46	0.225	pg/g
JW-EA04-SS13-120507	31203246003-A	2,3,7,8-Tetrachlorodibenzofuran (TCDF)	11/13/2012	1.68	Yes	Y	J	J	23	1.91	0.614	pg/g
JW-EA04-SS14-120507	31203246004-A	1,2,3,4,7,8-Hexachlorodibenzofuran (HxCDF)	10/21/2012	0.612	Yes	Y	J	J		2.49	0.0366	pg/g
JW-EA04-SS14-120507	31203246004-A	Total Pentachlorodibenzo-p-dioxin (PeCDD)	10/21/2012	6.79	Yes	Y				2.49	0.0507	pg/g
JW-EA04-SS14-120507	31203246004-A	1,2,3,7,8,9-Hexachlorodibenzofuran (HxCDF)	10/21/2012	0.052	Yes	N	U			2.49	0.0520	pg/g
JW-EA04-SS14-120507	31203246004-A	1,2,3,4,6,7,8,9-Octachlorodibenzofuran (OCDF)	10/21/2012	17.4	Yes	Y				4.97	0.108	pg/g
JW-EA04-SS14-120507	31203246004-A	Total Heptachlorodibenzofuran (HpCDF)	10/21/2012	24.1	Yes	Y	J	J	23	2.49	0.0874	pg/g
JW-EA04-SS14-120507	31203246004-A	1,2,3,6,7,8-Hexachlorodibenzo-p-dioxin (HxCDD)	10/21/2012	2.93	Yes	Y				2.49	0.109	pg/g
JW-EA04-SS14-120507	31203246004-A	1,2,3,6,7,8-Hexachlorodibenzofuran (HxCDF)	10/21/2012	0.44	Yes	Y	J	J	23	2.49	0.0328	pg/g
JW-EA04-SS14-120507	31203246004-A	1,2,3,7,8-Pentachlorodibenzofuran (PeCDF)	10/21/2012	0.214	Yes	Y	J	J	23	2.49	0.0471	pg/g
JW-EA04-SS14-120507	31203246004-A	2,3,4,7,8-Pentachlorodibenzofuran (PeCDF)	10/21/2012	0.536	Yes	Y	J	J		2.49	0.0487	pg/g
JW-EA04-SS14-120507	31203246004-A	Total Hexachlorodibenzofuran (HxCDF)	10/21/2012	14	Yes	Y	J	J	23	2.49	0.0385	pg/g
JW-EA04-SS14-120507	31203246004-A	1,2,3,4,7,8,9-Heptachlorodibenzofuran (HpCDF)	10/21/2012	0.549	Yes	Y	J	J		2.49	0.101	pg/g
JW-EA04-SS14-120507	31203246004-A	2,3,7,8-Tetrachlorodibenzofuran (TCDF)	10/21/2012	0.911	No	Y	R	22	22	0.497	0.0336	pg/g
JW-EA04-SS14-120507	31203246004-A	Total Tetrachlorodibenzo-p-dioxin (TCDD)	10/21/2012	8.42	Yes	Y	J	J	23	0.497	0.0488	pg/g
JW-EA04-SS14-120507	31203246004-A	1,2,3,4,6,7,8-Heptachlorodibenzofuran (HpCDF)	10/21/2012	8.43	Yes	Y				2.49	0.0763	pg/g
JW-EA04-SS14-120507	31203246004-A	1,2,3,4,7,8-Hexachlorodibenzo-p-dioxin (HxCDD)	10/21/2012	0.714	Yes	Y	J	J		2.49	0.101	pg/g
JW-EA04-SS14-120507	31203246004-A	Total Heptachlorodibenzo-p-dioxin (HpCDD)	10/21/2012	103	Yes	Y				2.49	0.215	pg/g

SDG: 31203246

Analytical Method E1613B

Sample ID	Lab Sample ID	Chemical Name	Anal Date	Result	Mod Res Report	Detect	Lab Qual	Val Qual	Reason	RL	MDL	Units
JW-EA04-SS14-120507	31203246004-A	1,2,3,4,6,7,8-Heptachlorodibenzo-p-dioxin (HpCDD)	10/21/2012	38.2	Yes	Y				2.49	0.215	pg/g
JW-EA04-SS14-120507	31203246004-A	Total Hexachlorodibenzo-p-dioxin (HxCDD)	10/21/2012	28.9	Yes	Y				2.49	0.105	pg/g
JW-EA04-SS14-120507	31203246004-A	1,2,3,4,6,7,8,9-Octachlorodibenzo-p-dioxin (OCDD)	10/21/2012	333	Yes	Y				4.97	0.177	pg/g
JW-EA04-SS14-120507	31203246004-A	Total Pentachlorodibenzofuran (PeCDF)	10/21/2012	6.28	Yes	Y	EMPC	J	23	2.49	0.0479	pg/g
JW-EA04-SS14-120507	31203246004-A	Total Tetrachlorodibenzofuran (TCDF)	10/21/2012	8.84	Yes	Y	EMPC	J	23	0.497	0.0336	pg/g
JW-EA04-SS14-120507	31203246004-A	1,2,3,7,8,9-Hexachlorodibenzo-p-dioxin (HxCDD)	10/21/2012	1.62	Yes	Y	J			2.49	0.106	pg/g
JW-EA04-SS14-120507	31203246004-A	2,3,7,8-Tetrachlorodibenzo-p-dioxin (TCDD)	10/21/2012	0.137	Yes	Y	J	EMPC	J	0.497	0.0488	pg/g
JW-EA04-SS14-120507	31203246004-A	2,3,4,6,7,8-Hexachlorodibenzofuran (HxCDF)	10/21/2012	0.623	Yes	Y	J			2.49	0.0359	pg/g
JW-EA04-SS14-120507	31203246004-A	1,2,3,7,8-Pentachlorodibenzo-p-dioxin (PeCDD)	10/21/2012	0.431	Yes	Y	J			2.49	0.0507	pg/g
JW-EA04-SS14-120507	31203246004-A	2,3,7,8-Tetrachlorodibenzofuran (TCDF)	11/13/2012	0.732	Yes	Y	J	EMPC	J	2.03	0.158	pg/g
JW-EA04-SS15-120507	31203246005-A	2,3,4,6,7,8-Hexachlorodibenzofuran (HxCDF)	10/21/2012	1.92	Yes	Y	J			2.50	0.0973	pg/g
JW-EA04-SS15-120507	31203246005-A	1,2,3,7,8,9-Hexachlorodibenzofuran (HxCDF)	10/21/2012	0.152	Yes	N	U			2.50	0.152	pg/g
JW-EA04-SS15-120507	31203246005-A	Total Heptachlorodibenzofuran (HpCDF)	10/21/2012	75.9	Yes	Y				2.50	0.150	pg/g
JW-EA04-SS15-120507	31203246005-A	2,3,7,8-Tetrachlorodibenzo-p-dioxin (TCDD)	10/21/2012	0.121	Yes	Y	J	EMPC	J	0.499	0.0517	pg/g
JW-EA04-SS15-120507	31203246005-A	1,2,3,7,8,9-Hexachlorodibenzo-p-dioxin (HxCDD)	10/21/2012	3	Yes	Y				2.50	0.158	pg/g
JW-EA04-SS15-120507	31203246005-A	Total Tetrachlorodibenzofuran (TCDF)	10/21/2012	9.87	Yes	Y	EMPC	J	23	0.499	0.0421	pg/g
JW-EA04-SS15-120507	31203246005-A	Total Pentachlorodibenzofuran (PeCDF)	10/21/2012	14.5	Yes	Y	EMPC	J	23	2.50	0.0847	pg/g
JW-EA04-SS15-120507	31203246005-A	1,2,3,4,6,7,8,9-Octachlorodibenzo-p-dioxin (OCDD)	10/21/2012	704	Yes	Y				4.99	0.232	pg/g
JW-EA04-SS15-120507	31203246005-A	Total Hexachlorodibenzo-p-dioxin (HxCDD)	10/21/2012	47.2	Yes	Y	EMPC	J	23	2.50	0.158	pg/g
JW-EA04-SS15-120507	31203246005-A	1,2,3,4,6,7,8-Heptachlorodibenzo-p-dioxin (HpCDD)	10/21/2012	85	Yes	Y				2.50	0.360	pg/g

SDG: 31203246

Analytical Method E1613B

Sample ID	Lab Sample ID	Chemical Name	Anal Date	Result	Mod Res	Report	Detect	Lab Qual	Val Qual	Reason	RL	MDL	Units
JW-EA04-SS15-120507	31203246005-A	Total Pentachlorodibenzo-p-dioxin (PeCDD)	10/21/2012	8.16		Yes	Y	EMPC	J	23	2.50	0.0883	pg/g
JW-EA04-SS15-120507	31203246005-A	1,2,3,4,7,8-Hexachlorodibenzofuran (HxCDF)	10/21/2012	1.24		Yes	Y	J			2.50	0.107	pg/g
JW-EA04-SS15-120507	31203246005-A	Total Heptachlorodibenzo-p-dioxin (HpCDD)	10/21/2012	178		Yes	Y				2.50	0.360	pg/g
JW-EA04-SS15-120507	31203246005-A	1,2,3,4,6,7,8-Heptachlorodibenzofuran (HpCDF)	10/21/2012	26.3		Yes	Y				2.50	0.122	pg/g
JW-EA04-SS15-120507	31203246005-A	1,2,3,4,6,7,8,9-Octachlorodibenzofuran (OCDF)	10/21/2012	49.9		Yes	Y	J			4.99	0.142	pg/g
JW-EA04-SS15-120507	31203246005-A	1,2,3,4,7,8-Hexachlorodibenzo-p-dioxin (HxCDD)	10/21/2012	1.2		Yes	Y	J			2.50	0.150	pg/g
JW-EA04-SS15-120507	31203246005-A	1,2,3,7,8-Pentachlorodibenzo-p-dioxin (PeCDD)	10/21/2012	0.708		Yes	Y	J			2.50	0.0883	pg/g
JW-EA04-SS15-120507	31203246005-A	Total Tetrachlorodibenzo-p-dioxin (TCDD)	10/21/2012	7.61		Yes	Y	EMPC	J	23	0.499	0.0517	pg/g
JW-EA04-SS15-120507	31203246005-A	2,3,7,8-Tetrachlorodibenzofuran (TCDF)	10/21/2012	0.832		No	Y	R		22	0.499	0.0421	pg/g
JW-EA04-SS15-120507	31203246005-A	1,2,3,4,7,8,9-Heptachlorodibenzofuran (HpCDF)	10/21/2012	1.34		Yes	Y	J			2.50	0.185	pg/g
JW-EA04-SS15-120507	31203246005-A	Total Hexachlorodibenzofuran (HxCDF)	10/21/2012	44.7		Yes	Y				2.50	0.108	pg/g
JW-EA04-SS15-120507	31203246005-A	2,3,4,7,8-Pentachlorodibenzofuran (PeCDF)	10/21/2012	0.935		Yes	Y	J			2.50	0.0840	pg/g
JW-EA04-SS15-120507	31203246005-A	1,2,3,7,8-Pentachlorodibenzofuran (PeCDD)	10/21/2012	0.292		Yes	Y	J			2.50	0.0854	pg/g
JW-EA04-SS15-120507	31203246005-A	1,2,3,6,7,8-Hexachlorodibenzofuran (HxCDF)	10/21/2012	1.02		Yes	Y	J			2.50	0.0900	pg/g
JW-EA04-SS15-120507	31203246005-A	1,2,3,6,7,8-Hexachlorodibenzo-p-dioxin (HxCDD)	10/21/2012	6.78		Yes	Y				2.50	0.165	pg/g
JW-EA04-SS15-120507	31203246005-A	2,3,7,8-Tetrachlorodibenzofuran (TCDF)	11/13/2012	0.904		Yes	Y	J	EMPC	J	23	0.369	pg/g
JW-EA04-SS16-120507	31203246006-A	1,2,3,7,8,9-Hexachlorodibenzofuran (HxCDF)	10/21/2012	0.0452		Yes	N	U			2.49	0.0452	pg/g
JW-EA04-SS16-120507	31203246006-A	1,2,3,4,7,8-Hexachlorodibenzofuran (HxCDF)	10/21/2012	0.439		Yes	Y	J			2.49	0.0328	pg/g
JW-EA04-SS16-120507	31203246006-A	1,2,3,6,7,8-Hexachlorodibenzofuran (HxCDF)	10/21/2012	0.307		Yes	Y	J	EMPC	J	23	0.0305	pg/g

SDG: 31203246

Analytical Method E1613B

Sample ID	Lab Sample ID	Chemical Name	Anal Date	Result	Mod Res Report	Detect	Lab Qual	Val Qual	Reason	RL	MDL	Units
JW-EA04-SS16-120507	31203246006-A	Total Pentachlorodibenzofuran (PeCDF)	10/21/2012	5.69	Yes	Y	EMPC	J	23	2.49	0.0409	pg/g
JW-EA04-SS16-120507	31203246006-A	1,2,3,4,6,7,8,9-Octachlorodibenzofuran (OCDF)	10/21/2012	17.5	Yes	Y				4.97	0.102	pg/g
JW-EA04-SS16-120507	31203246006-A	Total Hexachlorodibenzop-dioxin (HxCDD)	10/21/2012	28.5	Yes	Y				2.49	0.104	pg/g
JW-EA04-SS16-120507	31203246006-A	1,2,3,4,6,7,8-Heptachlorodibenzo-p-dioxin (HpCDD)	10/21/2012	37.4	Yes	Y				2.49	0.221	pg/g
JW-EA04-SS16-120507	31203246006-A	1,2,3,4,6,7,8-Heptachlorodibenzofuran (HpCDF)	10/21/2012	6.49	Yes	Y				2.49	0.0562	pg/g
JW-EA04-SS16-120507	31203246006-A	Total Pentachlorodibenzo-p-dioxin (PeCDD)	10/21/2012	7.82	Yes	Y	EMPC	J	23	2.49	0.0447	pg/g
JW-EA04-SS16-120507	31203246006-A	1,2,3,7,8,9-Hexachlorodibenzo-p-dioxin (HxCDD)	10/21/2012	1.48	Yes	Y	J			2.49	0.104	pg/g
JW-EA04-SS16-120507	31203246006-A	2,3,7,8-Tetrachlorodibenzo-p-dioxin (TCDD)	10/21/2012	0.133	Yes	Y	J	EMPC	J	0.497	0.0495	pg/g
JW-EA04-SS16-120507	31203246006-A	Total Heptachlorodibenzofuran (HpCDF)	10/21/2012	19.4	Yes	Y				2.49	0.0675	pg/g
JW-EA04-SS16-120507	31203246006-A	Total Tetrachlorodibenzofuran (TCDF)	10/21/2012	7.49	Yes	Y	EMPC	J	23	0.497	0.0304	pg/g
JW-EA04-SS16-120507	31203246006-A	1,2,3,7,8-Pentachlorodibenzofuran (PeCDF)	10/21/2012	0.206	Yes	Y	J			2.49	0.0407	pg/g
JW-EA04-SS16-120507	31203246006-A	2,3,4,7,8-Pentachlorodibenzofuran (PeCDF)	10/21/2012	0.535	Yes	Y	J			2.49	0.0412	pg/g
JW-EA04-SS16-120507	31203246006-A	Total Hexachlorodibenzofuran (HxCDF)	10/21/2012	9.61	Yes	Y	EMPC	J	23	2.49	0.0344	pg/g
JW-EA04-SS16-120507	31203246006-A	1,2,3,4,7,8,9-Heptachlorodibenzofuran (HpCDF)	10/21/2012	0.385	Yes	Y	J			2.49	0.0820	pg/g
JW-EA04-SS16-120507	31203246006-A	2,3,7,8-Tetrachlorodibenzofuran (TCDF)	10/21/2012	0.711	No	Y	R	22		0.497	0.0304	pg/g
JW-EA04-SS16-120507	31203246006-A	Total Tetrachlorodibenzo-p-dioxin (TCDD)	10/21/2012	10.5	Yes	Y	EMPC	J	23	0.497	0.0495	pg/g
JW-EA04-SS16-120507	31203246006-A	1,2,3,7,8-Pentachlorodibenzo-p-dioxin (PeCDD)	10/21/2012	0.318	Yes	Y	J	EMPC	J	2.49	0.0447	pg/g
JW-EA04-SS16-120507	31203246006-A	1,2,3,4,7,8-Hexachlorodibenzo-p-dioxin (HxCDD)	10/21/2012	0.66	Yes	Y	J			2.49	0.0985	pg/g
JW-EA04-SS16-120507	31203246006-A	Total Heptachlorodibenzo-p-dioxin (HpCDD)	10/21/2012	110	Yes	Y				2.49	0.221	pg/g

SDG: 31203246

Analytical Method E1613B

Sample ID	Lab Sample ID	Chemical Name	Anal Date	Result	Mod Res	Report	Detect	Lab Qual	Val Qual	Reason	RL	MDL	Units
JW-EA04-SS16-120507	31203246006-A	1,2,3,4,6,7,8,9-Octachlorodibenzo-p-dioxin (OCDD)	10/21/2012	356	Yes	Y					4.97	0.144	pg/g
JW-EA04-SS16-120507	31203246006-A	1,2,3,6,7,8-Hexachlorodibenzo-p-dioxin (HxCDD)	10/21/2012	2.28	Yes	Y	J				2.49	0.109	pg/g
JW-EA04-SS16-120507	31203246006-A	2,3,4,6,7,8-Hexachlorodibenzofuran (HxCDF)	10/21/2012	0.5	Yes	Y	J				2.49	0.0320	pg/g
JW-EA04-SS16-120507	31203246006-A	2,3,7,8-Tetrachlorodibenzofuran (TCDF)	11/13/2012	1.1	Yes	Y	J	EMPC	J	23	1.97	0.518	pg/g
JW-EA06-SS21-120507	31203246007-A	Total Heptachlorodibenzofuran (HpCDF)	10/21/2012	84.8	Yes	Y					2.49	0.138	pg/g
JW-EA06-SS21-120507	31203246007-A	2,3,7,8-Tetrachlorodibenzofuran (TCDF)	10/21/2012	1.41	No	Y		R		22	0.498	0.0482	pg/g
JW-EA06-SS21-120507	31203246007-A	1,2,3,7,8-Pentachlorodibenzo-p-dioxin (PeCDD)	10/21/2012	1.91	Yes	Y	J				2.49	0.114	pg/g
JW-EA06-SS21-120507	31203246007-A	1,2,3,4,7,8,9-Heptachlorodibenzofuran (HpCDF)	10/21/2012	1.2	Yes	Y	J				2.49	0.162	pg/g
JW-EA06-SS21-120507	31203246007-A	1,2,3,4,6,7,8,9-Octachlorodibenzofuran (OCDF)	10/21/2012	43.9	Yes	Y					4.98	0.129	pg/g
JW-EA06-SS21-120507	31203246007-A	1,2,3,4,6,7,8,9-Octachlorodibenzo-p-dioxin (OCDD)	10/21/2012	2340	Yes	Y					4.98	0.126	pg/g
JW-EA06-SS21-120507	31203246007-A	Total Heptachlorodibenzo-p-dioxin (HpCDD)	10/21/2012	546	Yes	Y					2.49	0.558	pg/g
JW-EA06-SS21-120507	31203246007-A	Total Pentachlorodibenzo-p-dioxin (PeCDD)	10/21/2012	22.8	Yes	Y					2.49	0.114	pg/g
JW-EA06-SS21-120507	31203246007-A	1,2,3,4,6,7,8-Heptachlorodibenzo-p-dioxin (HpCDD)	10/21/2012	226	Yes	Y					2.49	0.558	pg/g
JW-EA06-SS21-120507	31203246007-A	Total Hexachlorodibenzofuran (HxCDF)	10/21/2012	40.7	Yes	Y	J	EMPC	J	23	2.49	0.0851	pg/g
JW-EA06-SS21-120507	31203246007-A	Total Hexachlorodibenzo-p-dioxin (HxCDD)	10/21/2012	173	Yes	Y					2.49	0.185	pg/g
JW-EA06-SS21-120507	31203246007-A	1,2,3,4,7,8-Hexachlorodibenzo-p-dioxin (HxCDD)	10/21/2012	2.88	Yes	Y					2.49	0.177	pg/g
JW-EA06-SS21-120507	31203246007-A	2,3,4,6,7,8-Hexachlorodibenzofuran (HxCDF)	10/21/2012	1.72	Yes	Y	J				2.49	0.0758	pg/g
JW-EA06-SS21-120507	31203246007-A	2,3,4,7,8-Pentachlorodibenzofuran (PeCDF)	10/21/2012	1.14	Yes	Y	J				2.49	0.0694	pg/g
JW-EA06-SS21-120507	31203246007-A	1,2,3,7,8-Pentachlorodibenzofuran (PeCDF)	10/21/2012	0.468	Yes	Y	J				2.49	0.0712	pg/g

SDG: 31203246

Analytical Method E1613B

Sample ID	Analytical Method	Lab Sample ID	Chemical Name	Anal Date	Result	Mod Res Report	Detect	Lab Qual	Val Qual	Reason	RL	MDL	Units
JW-EA06-SS21-120507		31203246007-A	Total Tetrachlorodibenzo-p-dioxin (TCDD)	10/21/2012	24.3	Yes	Y				0.498	0.0619	pg/g
JW-EA06-SS21-120507		31203246007-A	1,2,3,6,7,8-Hexachlorodibenzo-p-dioxin (HxCDD)	10/21/2012	20.9	Yes	Y				2.49	0.192	pg/g
JW-EA06-SS21-120507		31203246007-A	Total Pentachlorodibenzofuran (PeCDF)	10/21/2012	14.6	Yes	Y	EMPC	J	23	2.49	0.0703	pg/g
JW-EA06-SS21-120507		31203246007-A	1,2,3,4,6,7,8-Heptachlorodibenzofuran (HpCDF)	10/21/2012	29.4	Yes	Y				2.49	0.118	pg/g
JW-EA06-SS21-120507		31203246007-A	1,2,3,4,7,8-Hexachlorodibenzofuran (HxCDF)	10/21/2012	1.59	Yes	Y	J			2.49	0.0827	pg/g
JW-EA06-SS21-120507		31203246007-A	1,2,3,7,8,9-Hexachlorodibenzofuran (HxCDF)	10/21/2012	0.117	Yes	N	U			2.49	0.117	pg/g
JW-EA06-SS21-120507		31203246007-A	2,3,7,8-Tetrachlorodibenzo-p-dioxin (TCDD)	10/21/2012	0.522	Yes	Y				0.498	0.0619	pg/g
JW-EA06-SS21-120507		31203246007-A	1,2,3,7,8,9-Hexachlorodibenzo-p-dioxin (HxCDD)	10/21/2012	14.2	Yes	Y				2.49	0.185	pg/g
JW-EA06-SS21-120507		31203246007-A	Total Tetrachlorodibenzofuran (TCDF)	10/21/2012	15.7	Yes	Y	EMPC	J	23	0.498	0.0482	pg/g
JW-EA06-SS21-120507		31203246007-A	1,2,3,6,7,8-Hexachlorodibenzofuran (HxCDF)	10/21/2012	1.15	Yes	Y	J			2.49	0.0729	pg/g
JW-EA06-SS21-120507		31203246007-A	2,3,7,8-Tetrachlorodibenzofuran (TCDF)	11/13/2012	1.75	Yes	Y	J			2.71	0.500	pg/g
JW-EA06-SS22-120507		31203246008-A	Total Tetrachlorodibenzo-p-dioxin (TCDD)	10/21/2012	7.96	Yes	Y	EMPC	J	23	0.498	0.0690	pg/g
JW-EA06-SS22-120507		31203246008-A	1,2,3,7,8,9-Hexachlorodibenzofuran (HxCDF)	10/21/2012	0.139	Yes	N	U			2.49	0.139	pg/g
JW-EA06-SS22-120507		31203246008-A	1,2,3,4,6,7,8-Heptachlorodibenzo-p-dioxin (HpCDD)	10/21/2012	42.3	Yes	Y				2.49	0.425	pg/g
JW-EA06-SS22-120507		31203246008-A	Total Pentachlorodibenzo-p-dioxin (PeCDD)	10/21/2012	6.22	Yes	Y	EMPC	J	23	2.49	0.137	pg/g
JW-EA06-SS22-120507		31203246008-A	Total Heptachlorodibenzo-p-dioxin (HpCDD)	10/21/2012	98.7	Yes	Y				2.49	0.425	pg/g
JW-EA06-SS22-120507		31203246008-A	Total Heptachlorodibenzofuran (HpCDF)	10/21/2012	21.7	Yes	Y	EMPC	J	23	2.49	0.131	pg/g
JW-EA06-SS22-120507		31203246008-A	1,2,3,4,6,7,8,9-Octachlorodibenzofuran (OCDF)	10/21/2012	18.1	Yes	Y				4.98	0.149	pg/g
JW-EA06-SS22-120507		31203246008-A	1,2,3,4,7,8-Hexachlorodibenzo-p-dioxin (HxCDD)	10/21/2012	0.541	Yes	Y	J			2.49	0.142	pg/g

SDG: 31203246

Analytical Method E1613B

Sample ID	Lab Sample ID	Chemical Name	Anal Date	Result	Mod Res	Report	Detect	Lab Qual	Val Qual	Reason	RL	MDL	Units
JW-EA06-SS22-120507	31203246008-A	1,2,3,7,8-Pentachlorodibenzo-p-dioxin (PeCDD)	10/21/2012	0.245	Yes	Y	J	J	J	EMPC	23	2.49	0.137 pg/g
JW-EA06-SS22-120507	31203246008-A	1,2,3,4,6,7,8-Heptachlorodibenzofuran (HpCDF)	10/21/2012	7	Yes	Y						2.49	0.108 pg/g
JW-EA06-SS22-120507	31203246008-A	2,3,7,8-Tetrachlorodibenzo-p-dioxin (TCDD)	10/21/2012	0.136	Yes	Y	J	J	J	EMPC	23	0.498	0.0890 pg/g
JW-EA06-SS22-120507	31203246008-A	1,2,3,7,8,9-Hexachlorodibenzo-p-dioxin (HxCDD)	10/21/2012	1.31	Yes	Y						2.49	0.150 pg/g
JW-EA06-SS22-120507	31203246008-A	Total Tetrachlorodibenzofuran (TCDF)	10/21/2012	8.55	Yes	Y	J	J	J	EMPC	23	0.498	0.0685 pg/g
JW-EA06-SS22-120507	31203246008-A	Total Pentachlorodibenzofuran (PeCDF)	10/21/2012	4.83	Yes	Y	J	J	J	EMPC	23	2.49	0.120 pg/g
JW-EA06-SS22-120507	31203246008-A	1,2,3,4,6,7,8,9-Octachlorodibenzo-p-dioxin (OCDD)	10/21/2012	488	Yes	Y						4.98	0.249 pg/g
JW-EA06-SS22-120507	31203246008-A	Total Hexachlorodibenzo-p-dioxin (HxCDD)	10/21/2012	23.7	Yes	Y						2.49	0.150 pg/g
JW-EA06-SS22-120507	31203246008-A	1,2,3,4,7,8-Hexachlorodibenzofuran (HxCDF)	10/21/2012	0.46	Yes	Y	J	J	J	EMPC	23	2.49	0.0954 pg/g
JW-EA06-SS22-120507	31203246008-A	2,3,7,8-Tetrachlorodibenzofuran (TCDF)	10/21/2012	0.888	No	Y			R		22	0.498	0.0685 pg/g
JW-EA06-SS22-120507	31203246008-A	2,3,4,6,7,8-Hexachlorodibenzofuran (HxCDF)	10/21/2012	0.517	Yes	Y	J	J				2.49	0.0796 pg/g
JW-EA06-SS22-120507	31203246008-A	1,2,3,6,7,8-Hexachlorodibenzo-p-dioxin (HxCDD)	10/21/2012	2.22	Yes	Y	J	J				2.49	0.158 pg/g
JW-EA06-SS22-120507	31203246008-A	1,2,3,6,7,8-Hexachlorodibenzofuran (HxCDF)	10/21/2012	0.428	Yes	Y	J	J				2.49	0.0823 pg/g
JW-EA06-SS22-120507	31203246008-A	1,2,3,7,8-Pentachlorodibenzofuran (PeCDF)	10/21/2012	0.176	Yes	Y	J	J	J	EMPC	23	2.49	0.126 pg/g
JW-EA06-SS22-120507	31203246008-A	2,3,4,7,8-Pentachlorodibenzofuran (PeCDF)	10/21/2012	0.455	Yes	Y	J	J				2.49	0.114 pg/g
JW-EA06-SS22-120507	31203246008-A	Total Hexachlorodibenzofuran (HxCDF)	10/21/2012	10.5	Yes	Y	J	J	J	EMPC	23	2.49	0.0955 pg/g
JW-EA06-SS22-120507	31203246008-A	1,2,3,4,7,8,9-Heptachlorodibenzofuran (HpCDF)	10/21/2012	0.511	Yes	Y	J	J				2.49	0.161 pg/g
JW-EA06-SS22-120507	31203246008-A	2,3,7,8-Tetrachlorodibenzofuran (TCDF)	11/13/2012	1.01	Yes	Y	J	J	J	EMPC	23	1.88	0.479 pg/g
JW-EA06-SS23-120507	31203246009-A	Total Tetrachlorodibenzo-p-dioxin (TCDD)	10/21/2012	19.9	Yes	Y	J	J	J	EMPC	23	0.496	0.0436 pg/g

SDG: 31203246

Analytical Method E1613B

Sample ID	Lab Sample ID	Chemical Name	Anal Date	Result	Mod Res	Report	Detect	Lab Qual	Val Qual	Reason	RL	MDL	Units
JW-EA06-SS23-120507	31203246009-A	1,2,3,4,6,7,8,9-Octachlorodibenzo-p-dioxin (OCDD)	10/21/2012	5940		Yes	Y	E	J	20	4.96	0.124	pg/g
JW-EA06-SS23-120507	31203246009-A	2,3,7,8-Tetrachlorodibenzo-p-dioxin (TCDD)	10/21/2012	0.299		Yes	Y	J	EMPC	23	0.496	0.0436	pg/g
JW-EA06-SS23-120507	31203246009-A	1,2,3,7,8,9-Hexachlorodibenzo-p-dioxin (HxCDD)	10/21/2012	124		Yes	Y				2.48	0.110	pg/g
JW-EA06-SS23-120507	31203246009-A	Total Pentachlorodibenzofuran (PeCDF)	10/21/2012	44.1		Yes	Y				2.48	0.0858	pg/g
JW-EA06-SS23-120507	31203246009-A	Total Hexachlorodibenzo-p-dioxin (HxCDD)	10/21/2012	2760		Yes	Y				2.48	0.110	pg/g
JW-EA06-SS23-120507	31203246009-A	1,2,3,4,6,7,8-Heptachlorodibenzo-p-dioxin (HpCDD)	10/21/2012	2650		Yes	Y	E	J	20	2.48	0.665	pg/g
JW-EA06-SS23-120507	31203246009-A	Total Pentachlorodibenzo-p-dioxin (PeCDD)	10/21/2012	30.6		Yes	Y				2.48	0.0855	pg/g
JW-EA06-SS23-120507	31203246009-A	Total Heptachlorodibenzo-p-dioxin (HpCDD)	10/21/2012	5760		Yes	Y				2.48	0.665	pg/g
JW-EA06-SS23-120507	31203246009-A	Total Heptachlorodibenzofuran (HpCDF)	10/21/2012	996		Yes	Y				2.48	0.304	pg/g
JW-EA06-SS23-120507	31203246009-A	1,2,3,4,6,7,8,9-Octachlorodibenzofuran (OCDF)	10/21/2012	302		Yes	Y				4.96	0.0878	pg/g
JW-EA06-SS23-120507	31203246009-A	1,2,3,4,7,8-Hexachlorodibenzo-p-dioxin (HxCDD)	10/21/2012	5.35		Yes	Y				2.48	0.106	pg/g
JW-EA06-SS23-120507	31203246009-A	Total Tetrachlorodibenzofuran (TCDF)	10/21/2012	19.2		Yes	Y				0.496	0.0361	pg/g
JW-EA06-SS23-120507	31203246009-A	2,3,4,6,7,8-Hexachlorodibenzofuran (HxCDF)	10/21/2012	13.5		Yes	Y				2.48	0.141	pg/g
JW-EA06-SS23-120507	31203246009-A	1,2,3,4,7,8,9-Heptachlorodibenzofuran (HpCDF)	10/21/2012	10.3		Yes	Y				2.48	0.354	pg/g
JW-EA06-SS23-120507	31203246009-A	1,2,3,7,8,9-Hexachlorodibenzofuran (HxCDF)	10/21/2012	0.219		Yes	N	U			2.48	0.219	pg/g
JW-EA06-SS23-120507	31203246009-A	1,2,3,4,6,7,8-Heptachlorodibenzofuran (HpCDF)	10/21/2012	334		Yes	Y				2.48	0.264	pg/g
JW-EA06-SS23-120507	31203246009-A	1,2,3,6,7,8-Hexachlorodibenzo-p-dioxin (HxCDD)	10/21/2012	401		Yes	Y				2.48	0.113	pg/g
JW-EA06-SS23-120507	31203246009-A	1,2,3,6,7,8-Hexachlorodibenzofuran (HxCDF)	10/21/2012	4.93		Yes	Y				2.48	0.143	pg/g
JW-EA06-SS23-120507	31203246009-A	1,2,3,7,8-Pentachlorodibenzofuran (PeCDF)	10/21/2012	0.981		Yes	Y	J			2.48	0.0886	pg/g

SDG: 31203246

Analytical Method E1613B

Sample ID	Lab Sample ID	Chemical Name	Anal Date	Result	Mod Res Report	Detect	Lab Qual	Val Qual	Reason	RL	MDL	Units
JW-EA06-SS23-120507	31203246009-A	2,3,4,7,8-Pentachlorodibenzofuran (PeCDF)	10/21/2012	3.22	Yes	Y				2.48	0.0831	pg/g
JW-EA06-SS23-120507	31203246009-A	Total Hexachlorodibenzofuran (HxCDF)	10/21/2012	347	Yes	Y	EMPC	J	23	2.48	0.163	pg/g
JW-EA06-SS23-120507	31203246009-A	1,2,3,7,8-Pentachlorodibenzo-p-dioxin (PeCDD)	10/21/2012	1.83	Yes	Y	J			2.48	0.0855	pg/g
JW-EA06-SS23-120507	31203246009-A	2,3,7,8-Tetrachlorodibenzofuran (TCDF)	10/21/2012	1.62	No	Y		R	22	0.496	0.0361	pg/g
JW-EA06-SS23-120507	31203246009-A	1,2,3,4,7,8-Hexachlorodibenzofuran (HxCDF)	10/21/2012	6.5	Yes	Y				2.48	0.162	pg/g
JW-EA06-SS23-120507	31203246009-A	2,3,7,8-Tetrachlorodibenzofuran (TCDF)	11/13/2012	1.47	Yes	Y	J EMPC	J	23	2.56	0.526	pg/g
JW-EA06-SS24-120507	31203246010-A	1,2,3,4,7,8-Hexachlorodibenzofuran (HxCDF)	10/21/2012	0.453	Yes	Y	J			2.45	0.0537	pg/g
JW-EA06-SS24-120507	31203246010-A	1,2,3,7,8,9-Hexachlorodibenzo-p-dioxin (HxCDD)	10/21/2012	1.42	Yes	Y	J			2.45	0.143	pg/g
JW-EA06-SS24-120507	31203246010-A	Total Pentachlorodibenzofuran (PeCDF)	10/21/2012	5.82	Yes	Y	EMPC	J	23	2.45	0.0778	pg/g
JW-EA06-SS24-120507	31203246010-A	1,2,3,4,6,7,8,9-Octachlorodibenzo-p-dioxin (OCDD)	10/21/2012	329	Yes	Y				4.91	0.209	pg/g
JW-EA06-SS24-120507	31203246010-A	Total Hexachlorodibenzo-p-dioxin (HxCDD)	10/21/2012	39.9	Yes	Y				2.45	0.143	pg/g
JW-EA06-SS24-120507	31203246010-A	1,2,3,4,6,7,8-Heptachlorodibenzo-p-dioxin (HpCDD)	10/21/2012	50.5	Yes	Y				2.45	0.279	pg/g
JW-EA06-SS24-120507	31203246010-A	Total Pentachlorodibenzo-p-dioxin (PeCDD)	10/21/2012	6.01	Yes	Y	EMPC	J	23	2.45	0.106	pg/g
JW-EA06-SS24-120507	31203246010-A	Total Heptachlorodibenzo-p-dioxin (HpCDD)	10/21/2012	152	Yes	Y				2.45	0.279	pg/g
JW-EA06-SS24-120507	31203246010-A	Total Heptachlorodibenzofuran (HpCDF)	10/21/2012	21.2	Yes	Y	EMPC	J	23	2.45	0.0892	pg/g
JW-EA06-SS24-120507	31203246010-A	1,2,3,4,7,8-Hexachlorodibenzo-p-dioxin (HxCDD)	10/21/2012	0.605	Yes	Y	J			2.45	0.137	pg/g
JW-EA06-SS24-120507	31203246010-A	1,2,3,7,8,9-Hexachlorodibenzofuran (HxCDF)	10/21/2012	0.0794	Yes	N	U			2.45	0.0794	pg/g
JW-EA06-SS24-120507	31203246010-A	2,3,7,8-Tetrachlorodibenzo-p-dioxin (TCDD)	10/21/2012	0.101	Yes	Y	J EMPC	J	23	0.491	0.0461	pg/g
JW-EA06-SS24-120507	31203246010-A	1,2,3,4,6,7,8-Heptachlorodibenzofuran (HpCDF)	10/21/2012	7.27	Yes	Y				2.45	0.0785	pg/g

SDG: 31203246

Analytical Method E1613B

Sample ID	Lab Sample ID	Chemical Name	Anal Date	Result	Mod Res Report	Detect	Lab Qual	Val Qual	Reason	RL	MDL	Units
JW-EA06-SS24-120507	31203246010-A	2,3,4,6,7,8-Hexachlorodibenzofuran (HxCDF)	10/21/2012	0.538	Yes	Y	J			2.45	0.0491	pg/g
JW-EA06-SS24-120507	31203246010-A	1,2,3,6,7,8-Hexachlorodibenzo-p-dioxin (HxCDD)	10/21/2012	3.11	Yes	Y				2.45	0.149	pg/g
JW-EA06-SS24-120507	31203246010-A	1,2,3,6,7,8-Hexachlorodibenzofuran (HxCDF)	10/21/2012	0.3	Yes	Y	J	EMPC	J	23	0.0464	pg/g
JW-EA06-SS24-120507	31203246010-A	1,2,3,7,8-Pentachlorodibenzofuran (PeCDF)	10/21/2012	0.248	Yes	Y	J			2.45	0.0809	pg/g
JW-EA06-SS24-120507	31203246010-A	2,3,4,7,8-Pentachlorodibenzofuran (PeCDF)	10/21/2012	0.513	Yes	Y	J			2.45	0.0748	pg/g
JW-EA06-SS24-120507	31203246010-A	Total Hexachlorodibenzofuran (HxCDF)	10/21/2012	11.5	Yes	Y	EMPC	J	23	2.45	0.0555	pg/g
JW-EA06-SS24-120507	31203246010-A	1,2,3,4,7,8,9-Heptachlorodibenzofuran (HpCDF)	10/21/2012	0.29	Yes	Y	J	EMPC	J	23	0.103	pg/g
JW-EA06-SS24-120507	31203246010-A	2,3,7,8-Tetrachlorodibenzofuran (TCDF)	10/21/2012	0.917	No	Y		R	22	0.491	0.0491	pg/g
JW-EA06-SS24-120507	31203246010-A	Total Tetrachlorodibenzo-p-dioxin (TCDD)	10/21/2012	5.95	Yes	Y	EMPC	J	23	0.491	0.0461	pg/g
JW-EA06-SS24-120507	31203246010-A	1,2,3,7,8-Pentachlorodibenzo-p-dioxin (PeCDD)	10/21/2012	0.394	Yes	Y	J			2.45	0.106	pg/g
JW-EA06-SS24-120507	31203246010-A	1,2,3,4,6,7,8,9-Octachlorodibenzofuran (OCDF)	10/21/2012	10.6	Yes	Y				4.91	0.149	pg/g
JW-EA06-SS24-120507	31203246010-A	Total Tetrachlorodibenzofuran (TCDF)	10/21/2012	9.62	Yes	Y	EMPC	J	23	0.491	0.0491	pg/g
JW-EA06-SS24-120507	31203246010-A	2,3,7,8-Tetrachlorodibenzofuran (TCDF)	11/13/2012	1.29	Yes	Y	J	EMPC	J	23	0.450	pg/g
JW-EA07-SS25-120507	31203246011-A	Total Hexachlorodibenzo-p-dioxin (HxCDD)	10/21/2012	238	Yes	Y				2.46	0.178	pg/g
JW-EA07-SS25-120507	31203246011-A	1,2,3,4,7,8,9-Heptachlorodibenzofuran (HpCDF)	10/21/2012	1.52	Yes	Y	J			2.46	0.172	pg/g
JW-EA07-SS25-120507	31203246011-A	1,2,3,7,8-Pentachlorodibenzo-p-dioxin (PeCDD)	10/21/2012	0.841	Yes	Y	J			2.46	0.0942	pg/g
JW-EA07-SS25-120507	31203246011-A	1,2,3,4,6,7,8,9-Octachlorodibenzofuran (OCDF)	10/21/2012	50.4	Yes	Y				4.92	0.132	pg/g
JW-EA07-SS25-120507	31203246011-A	Total Heptachlorodibenzofuran (HpCDF)	10/21/2012	112	Yes	Y				2.46	0.143	pg/g
JW-EA07-SS25-120507	31203246011-A	Total Heptachlorodibenzo-p-dioxin (HpCDD)	10/21/2012	515	Yes	Y				2.46	0.552	pg/g
JW-EA07-SS25-120507	31203246011-A	2,3,7,8-Tetrachlorodibenzofuran (TCDF)	10/21/2012	1.54	No	Y		R	22	0.492	0.0511	pg/g

SDG: 31203246

Analytical Method E1613B

Sample ID	Lab Sample ID	Chemical Name	Anal Date	Result	Mod Res	Report	Detect	Lab Qual	Val Qual	Reason	RL	MDL	Units
JW-EA07-SS25-120507	31203246011-A	1,2,3,4,6,7,8-Heptachlorodibenzo-p-dioxin (HpCDD)	10/21/2012	231		Yes	Y				2.46	0.552	pg/g
JW-EA07-SS25-120507	31203246011-A	Total Tetrachlorodibenzo-p-dioxin (TCDD)	10/21/2012	29.1		Yes	Y	EMPC	J	23	0.492	0.0600	pg/g
JW-EA07-SS25-120507	31203246011-A	1,2,3,4,6,7,8,9-Octachlorodibenzo-p-dioxin (OCDD)	10/21/2012	883		Yes	Y				4.92	0.296	pg/g
JW-EA07-SS25-120507	31203246011-A	Total Pentachlorodibenzofuran (PeCDF)	10/21/2012	16.7		Yes	Y	EMPC	J	23	2.46	0.0657	pg/g
JW-EA07-SS25-120507	31203246011-A	Total Tetrachlorodibenzofuran (TCDF)	10/21/2012	21.1		Yes	Y	EMPC	J	23	0.492	0.0511	pg/g
JW-EA07-SS25-120507	31203246011-A	1,2,3,7,8,9-Hexachlorodibenzo-p-dioxin (HxCDD)	10/21/2012	12.4		Yes	Y				2.46	0.179	pg/g
JW-EA07-SS25-120507	31203246011-A	2,3,7,8-Tetrachlorodibenzo-p-dioxin (TCDD)	10/21/2012	0.287		Yes	Y	JEMPC	J	23	0.492	0.0600	pg/g
JW-EA07-SS25-120507	31203246011-A	Total Pentachlorodibenzo-p-dioxin (PeCDD)	10/21/2012	20		Yes	Y	EMPC	J	23	2.46	0.0942	pg/g
JW-EA07-SS25-120507	31203246011-A	1,2,3,6,7,8-Hexachlorodibenzofuran (HxCDF)	10/21/2012	1.34		Yes	Y	J			2.46	0.0816	pg/g
JW-EA07-SS25-120507	31203246011-A	1,2,3,7,8,9-Hexachlorodibenzofuran (HxCDF)	10/21/2012	0.121		Yes	N	U			2.46	0.121	pg/g
JW-EA07-SS25-120507	31203246011-A	1,2,3,4,7,8-Hexachlorodibenzofuran (HxCDF)	10/21/2012	1.5		Yes	Y	J			2.46	0.0864	pg/g
JW-EA07-SS25-120507	31203246011-A	1,2,3,4,6,7,8-Heptachlorodibenzofuran (HpCDF)	10/21/2012	40.7		Yes	Y				2.46	0.120	pg/g
JW-EA07-SS25-120507	31203246011-A	1,2,3,4,7,8-Hexachlorodibenzo-p-dioxin (HxCDD)	10/21/2012	1.66		Yes	Y	J			2.46	0.170	pg/g
JW-EA07-SS25-120507	31203246011-A	1,2,3,6,7,8-Hexachlorodibenzo-p-dioxin (HxCDD)	10/21/2012	32.7		Yes	Y				2.46	0.186	pg/g
JW-EA07-SS25-120507	31203246011-A	1,2,3,7,8-Pentachlorodibenzofuran (PeCDF)	10/21/2012	0.633		Yes	Y	J			2.46	0.0655	pg/g
JW-EA07-SS25-120507	31203246011-A	2,3,4,7,8-Pentachlorodibenzofuran (PeCDF)	10/21/2012	1.26		Yes	Y	J			2.46	0.0660	pg/g
JW-EA07-SS25-120507	31203246011-A	Total Hexachlorodibenzofuran (HxCDF)	10/21/2012	52.1		Yes	Y	EMPC	J	23	2.46	0.0903	pg/g
JW-EA07-SS25-120507	31203246011-A	2,3,4,6,7,8-Hexachlorodibenzofuran (HxCDF)	10/21/2012	2.3		Yes	Y	J			2.46	0.0798	pg/g
JW-EA07-SS25-120507	31203246011-A	2,3,7,8-Tetrachlorodibenzofuran (TCDF)	11/13/2012	1.63		Yes	Y	JEMPC	J	23	1.89	0.599	pg/g

SDG: 31203249

Analytical Method E1613B

Sample ID	Lab Sample ID	Chemical Name	Anal Date	Result	Mod Res Report	Detected	Lab Qual	Val Qual	Reason	RL	MDL	Units
JW-EA07-SS26-120507	31203249001-A	2,3,4,7,8-Pentachlorodibenzofuran (PeCDF)	10/20/2012	1.04	Yes	Y	J			2.50	0.0707	pg/g
JW-EA07-SS26-120507	31203249001-A	2,3,7,8-Tetrachlorodibenzo-p-dioxin (TCDD)	10/20/2012	0.293	Yes	Y	J			0.499	0.0623	pg/g
JW-EA07-SS26-120507	31203249001-A	1,2,3,7,8,9-Hexachlorodibenzo-p-dioxin (HxCDD)	10/20/2012	2.69	Yes	Y				2.50	0.145	pg/g
JW-EA07-SS26-120507	31203249001-A	Total Tetrachlorodibenzofuran (TCDF)	10/20/2012	22.3	Yes	Y	EMPC	J	23	0.499	0.0500	pg/g
JW-EA07-SS26-120507	31203249001-A	Total Pentachlorodibenzofuran (PeCDF)	10/20/2012	12.6	Yes	Y	EMPC	J	23	2.50	0.0760	pg/g
JW-EA07-SS26-120507	31203249001-A	1,2,3,4,6,7,8,9-Octachlorodibenzo-p-dioxin (OCDD)	10/20/2012	569	Yes	Y				4.99	0.168	pg/g
JW-EA07-SS26-120507	31203249001-A	Total Hexachlorodibenzo-p-dioxin (HxCDD)	10/20/2012	54.7	Yes	Y				2.50	0.145	pg/g
JW-EA07-SS26-120507	31203249001-A	1,2,3,4,6,7,8-Heptachlorodibenzo-p-dioxin (HpCDD)	10/20/2012	69.4	Yes	Y				2.50	0.373	pg/g
JW-EA07-SS26-120507	31203249001-A	Total Pentachlorodibenzo-p-dioxin (PeCDD)	10/20/2012	14.8	Yes	Y	EMPC	J	23	2.50	0.0822	pg/g
JW-EA07-SS26-120507	31203249001-A	Total Heptachlorodibenzo-p-dioxin (HpCDD)	10/20/2012	220	Yes	Y				2.50	0.373	pg/g
JW-EA07-SS26-120507	31203249001-A	Total Heptachlorodibenzofuran (HpCDF)	10/20/2012	29.3	Yes	Y				2.50	0.106	pg/g
JW-EA07-SS26-120507	31203249001-A	1,2,3,4,6,7,8,9-Octachlorodibenzofuran (OCDF)	10/20/2012	22.6	Yes	Y				4.99	0.118	pg/g
JW-EA07-SS26-120507	31203249001-A	1,2,3,4,7,8-Hexachlorodibenzo-p-dioxin (HxCDD)	10/20/2012	1.08	Yes	Y	J			2.50	0.138	pg/g
JW-EA07-SS26-120507	31203249001-A	1,2,3,7,8-Pentachlorodibenzofuran (PeCDF)	10/20/2012	0.588	Yes	Y	J			2.50	0.0815	pg/g
JW-EA07-SS26-120507	31203249001-A	1,2,3,6,7,8-Hexachlorodibenzo-p-dioxin (HxCDD)	10/20/2012	5.02	Yes	Y				2.50	0.151	pg/g
JW-EA07-SS26-120507	31203249001-A	Total Hexachlorodibenzofuran (HxCDF)	10/20/2012	16.1	Yes	Y	EMPC	J	23	2.50	0.0684	pg/g
JW-EA07-SS26-120507	31203249001-A	2,3,4,6,7,8-Hexachlorodibenzofuran (HxCDF)	10/20/2012	0.826	Yes	Y	J	EMPC	J	23	0.0581	pg/g
JW-EA07-SS26-120507	31203249001-A	1,2,3,6,7,8-Hexachlorodibenzofuran (HxCDF)	10/20/2012	0.659	Yes	Y	J			2.50	0.0625	pg/g
JW-EA07-SS26-120507	31203249001-A	1,2,3,4,7,8,9-Heptachlorodibenzofuran (HpCDF)	10/20/2012	0.615	Yes	Y	J			2.50	0.123	pg/g

SDG: 31203249

Analytical Method E1613B

Sample ID	Lab Sample ID	Chemical Name	Anal Date	Result	Mod Res	Report	Detect	Lab Qual	Val Qual	Reason	RL	MDL	Units
JW-EA07-SS26-120507	31203249001-A	2,3,7,8-Tetrachlorodibenzofuran (TCDF)	10/20/2012	1.99	No	Y	R	22	0.499	0.0500	0.0500	pg/g	
JW-EA07-SS26-120507	31203249001-A	1,2,3,7,8,9-Hexachlorodibenzofuran (HxCDF)	10/20/2012	0.0847	Yes	N	U		2.50	0.0847	0.0847	pg/g	
JW-EA07-SS26-120507	31203249001-A	Total Tetrachlorodibenzo-p-dioxin (TCDD)	10/20/2012	16.9	Yes	Y	EMPC	J	23	0.499	0.0623	pg/g	
JW-EA07-SS26-120507	31203249001-A	1,2,3,4,7,8-Hexachlorodibenzofuran (HxCDF)	10/20/2012	0.824	Yes	Y	J		2.50	0.0722	0.0722	pg/g	
JW-EA07-SS26-120507	31203249001-A	1,2,3,4,6,7,8-Heptachlorodibenzofuran (HpCDF)	10/20/2012	10.2	Yes	Y			2.50	0.0922	0.0922	pg/g	
JW-EA07-SS26-120507	31203249001-A	1,2,3,7,8-Pentachlorodibenzo-p-dioxin (PeCDD)	10/20/2012	0.749	Yes	Y	J		2.50	0.0822	0.0822	pg/g	
JW-EA07-SS26-120507	31203249001-A	2,3,7,8-Tetrachlorodibenzofuran (TCDF)	10/31/2012	1.64	Yes	Y	J EMPC	J	23	1.70	0.0558	pg/g	
JW-EA07-SS27-120507	31203249002-A	1,2,3,6,7,8-Hexachlorodibenzofuran (HxCDF)	10/20/2012	4.84	Yes	Y			2.50	0.151	0.151	pg/g	
JW-EA07-SS27-120507	31203249002-A	1,2,3,4,7,8-Hexachlorodibenzo-p-dioxin (HxCDD)	10/20/2012	4.88	Yes	Y			2.50	0.148	0.148	pg/g	
JW-EA07-SS27-120507	31203249002-A	2,3,7,8-Tetrachlorodibenzo-p-dioxin (TCDD)	10/20/2012	0.49	Yes	Y	J EMPC	J	23	0.500	0.0605	pg/g	
JW-EA07-SS27-120507	31203249002-A	1,2,3,7,8,9-Hexachlorodibenzo-p-dioxin (HxCDD)	10/20/2012	65.8	Yes	Y			2.50	0.153	0.153	pg/g	
JW-EA07-SS27-120507	31203249002-A	Total Tetrachlorodibenzofuran (TCDF)	10/20/2012	43.7	Yes	Y			0.500	0.0611	0.0611	pg/g	
JW-EA07-SS27-120507	31203249002-A	Total Pentachlorodibenzofuran (PeCDF)	10/20/2012	67.4	Yes	Y	EMPC	J	23	2.50	0.109	pg/g	
JW-EA07-SS27-120507	31203249002-A	1,2,3,4,6,7,8,9-Octachlorodibenzo-p-dioxin (OCDD)	10/20/2012	2810	Yes	Y			5.00	0.231	0.231	pg/g	
JW-EA07-SS27-120507	31203249002-A	Total Hexachlorodibenzo-p-dioxin (HxCDD)	10/20/2012	1490	Yes	Y			2.50	0.153	0.153	pg/g	
JW-EA07-SS27-120507	31203249002-A	1,2,3,4,6,7,8-Heptachlorodibenzo-p-dioxin (HpCDD)	10/20/2012	1130	Yes	Y			2.50	0.546	0.546	pg/g	
JW-EA07-SS27-120507	31203249002-A	Total Pentachlorodibenzo-p-dioxin (PeCDD)	10/20/2012	37.4	Yes	Y			2.50	0.0731	0.0731	pg/g	
JW-EA07-SS27-120507	31203249002-A	Total Heptachlorodibenzo-p-dioxin (HpCDD)	10/20/2012	2240	Yes	Y			2.50	0.546	0.546	pg/g	
JW-EA07-SS27-120507	31203249002-A	2,3,4,6,7,8-Hexachlorodibenzofuran (HxCDF)	10/20/2012	9.82	Yes	Y			2.50	0.147	0.147	pg/g	

SDG: 31203249

Analytical Method E1613B

Sample ID	Lab Sample ID	Chemical Name	Anal Date	Result	Mod Res Report	Detect	Lab Qual	Val Qual	Reason	RL	MDL	Units
JW-EA07-SS27-120507	31203249002-A	1,2,3,4,6,7,8,9-Octachlorodibenzofuran (OCDF)	10/20/2012	152	Yes	Y				5.00	0.0946	pg/g
JW-EA07-SS27-120507	31203249002-A	1,2,3,7,8,9-Hexachlorodibenzofuran (HxCDF)	10/20/2012	0.195	Yes	N	U			2.50	0.195	pg/g
JW-EA07-SS27-120507	31203249002-A	1,2,3,7,8-Pentachlorodibenzo-p-dioxin (PeCDD)	10/20/2012	2.69	Yes	Y				2.50	0.0731	pg/g
JW-EA07-SS27-120507	31203249002-A	Total Tetrachlorodibenzo-p-dioxin (TCDD)	10/20/2012	27.3	Yes	Y	EMPC	J	23	0.500	0.0605	pg/g
JW-EA07-SS27-120507	31203249002-A	2,3,7,8-Tetrachlorodibenzofuran (TCDF)	10/20/2012	3.36	No	Y	R		22	0.500	0.0611	pg/g
JW-EA07-SS27-120507	31203249002-A	1,2,3,4,7,8,9-Heptachlorodibenzofuran (HpCDF)	10/20/2012	6.19	Yes	Y				2.50	0.338	pg/g
JW-EA07-SS27-120507	31203249002-A	Total Hexachlorodibenzofuran (HxCDF)	10/20/2012	313	Yes	Y				2.50	0.162	pg/g
JW-EA07-SS27-120507	31203249002-A	2,3,4,7,8-Pentachlorodibenzofuran (PeCDF)	10/20/2012	4.04	Yes	Y				2.50	0.101	pg/g
JW-EA07-SS27-120507	31203249002-A	1,2,3,7,8-Pentachlorodibenzofuran (PeCDF)	10/20/2012	1.66	Yes	Y	J			2.50	0.118	pg/g
JW-EA07-SS27-120507	31203249002-A	1,2,3,6,7,8-Hexachlorodibenzo-p-dioxin (HxCDD)	10/20/2012	210	Yes	Y				2.50	0.157	pg/g
JW-EA07-SS27-120507	31203249002-A	1,2,3,4,6,7,8-Heptachlorodibenzofuran (HpCDF)	10/20/2012	186	Yes	Y				2.50	0.251	pg/g
JW-EA07-SS27-120507	31203249002-A	1,2,3,4,7,8-Hexachlorodibenzofuran (HxCDF)	10/20/2012	6.4	Yes	Y				2.50	0.161	pg/g
JW-EA07-SS27-120507	31203249002-A	Total Heptachlorodibenzofuran (HpCDF)	10/20/2012	555	Yes	Y				2.50	0.290	pg/g
JW-EA07-SS27-120507	31203249002-A	2,3,7,8-Tetrachlorodibenzofuran (TCDF)	10/31/2012	3.1	Yes	Y				1.94	0.0824	pg/g
JW-EA07-SS28-120507	31203249003-A	1,2,3,4,6,7,8,9-Octachlorodibenzo-p-dioxin (OCDD)	10/20/2012	550	Yes	Y				4.98	0.216	pg/g
JW-EA07-SS28-120507	31203249003-A	2,3,4,7,8-Pentachlorodibenzofuran (PeCDF)	10/20/2012	1.43	Yes	Y	J			2.49	0.0756	pg/g
JW-EA07-SS28-120507	31203249003-A	1,2,3,4,7,8,9-Heptachlorodibenzofuran (HpCDF)	10/20/2012	0.627	Yes	Y	JEMPC	J	23	2.49	0.131	pg/g
JW-EA07-SS28-120507	31203249003-A	2,3,7,8-Tetrachlorodibenzofuran (TCDF)	10/20/2012	2.81	No	Y	R		22	0.498	0.0542	pg/g
JW-EA07-SS28-120507	31203249003-A	Total Tetrachlorodibenzo-p-dioxin (TCDD)	10/20/2012	42.7	Yes	Y	EMPC	J	23	0.498	0.0789	pg/g

SDG: 31203249

Analytical Method E1613B

Sample ID	Lab Sample ID	Chemical Name	Anal Date	Result	Mod Res	Report	Detect	Lab Qual	Val Qual	Reason	RL	MDL	Units
JW-EA07-SS28-120507	31203249003-A	1,2,3,7,8-Pentachlorodibenzo-p-dioxin (PeCDD)	10/20/2012	0.962		Yes	Y	J	J	EMPC	23	0.0986	pg/g
JW-EA07-SS28-120507	31203249003-A	1,2,3,4,7,8-Hexachlorodibenzo-p-dioxin (HxCDD)	10/20/2012	1.36		Yes	Y	J	J			0.214	pg/g
JW-EA07-SS28-120507	31203249003-A	1,2,3,4,6,7,8,9-Octachlorodibenzofuran (OCDF)	10/20/2012	27.3		Yes	Y					0.148	pg/g
JW-EA07-SS28-120507	31203249003-A	Total Heptachlorodibenzofuran (HpCDF)	10/20/2012	46.6		Yes	Y	EMPC	J		23	0.120	pg/g
JW-EA07-SS28-120507	31203249003-A	Total Heptachlorodibenzo-p-dioxin (HpCDD)	10/20/2012	192		Yes	Y					0.354	pg/g
JW-EA07-SS28-120507	31203249003-A	Total Pentachlorodibenzo-p-dioxin (PeCDD)	10/20/2012	22.6		Yes	Y	EMPC	J		23	0.0986	pg/g
JW-EA07-SS28-120507	31203249003-A	2,3,4,6,7,8-Hexachlorodibenzofuran (HxCDF)	10/20/2012	1.35		Yes	Y	J	J			0.0536	pg/g
JW-EA07-SS28-120507	31203249003-A	Total Hexachlorodibenzo-p-dioxin (HxCDD)	10/20/2012	77.1		Yes	Y					0.228	pg/g
JW-EA07-SS28-120507	31203249003-A	Total Hexachlorodibenzofuran (HxCDF)	10/20/2012	31.8		Yes	Y	EMPC	J		23	0.0637	pg/g
JW-EA07-SS28-120507	31203249003-A	1,2,3,7,8-Pentachlorodibenzofuran (PeCDF)	10/20/2012	0.823		Yes	Y	J	J			0.0836	pg/g
JW-EA07-SS28-120507	31203249003-A	Total Pentachlorodibenzofuran (PeCDF)	10/20/2012	17.9		Yes	Y	EMPC	J		23	0.0795	pg/g
JW-EA07-SS28-120507	31203249003-A	Total Tetrachlorodibenzofuran (TCDF)	10/20/2012	33.4		Yes	Y	EMPC	J		23	0.0542	pg/g
JW-EA07-SS28-120507	31203249003-A	1,2,3,7,8,9-Hexachlorodibenzo-p-dioxin (HxCDD)	10/20/2012	3.84		Yes	Y					0.229	pg/g
JW-EA07-SS28-120507	31203249003-A	2,3,7,8-Tetrachlorodibenzo-p-dioxin (TCDD)	10/20/2012	0.48		Yes	Y	J	J			0.0789	pg/g
JW-EA07-SS28-120507	31203249003-A	1,2,3,6,7,8-Hexachlorodibenzo-p-dioxin (HxCDD)	10/20/2012	8.43		Yes	Y					0.241	pg/g
JW-EA07-SS28-120507	31203249003-A	1,2,3,4,6,7,8-Heptachlorodibenzofuran (HpCDF)	10/20/2012	16.6		Yes	Y					0.110	pg/g
JW-EA07-SS28-120507	31203249003-A	1,2,3,4,7,8-Hexachlorodibenzofuran (HxCDF)	10/20/2012	1.19		Yes	Y	J	J			0.0644	pg/g
JW-EA07-SS28-120507	31203249003-A	1,2,3,7,8,9-Hexachlorodibenzofuran (HxCDF)	10/20/2012	0.0861		Yes	N	U	U			0.0861	pg/g
JW-EA07-SS28-120507	31203249003-A	1,2,3,6,7,8-Hexachlorodibenzofuran (HxCDF)	10/20/2012	0.954		Yes	Y	J	J			0.0564	pg/g

SDG: 31203249

Analytical Method E1613B

Sample ID	Lab Sample ID	Chemical Name	Anal Date	Result	Mod Res Report	Detect	Lab Qual	Val Qual	Reason	RL	MDL	Units
JW-EA07-SS28-120507	31203249003-A	1,2,3,4,6,7,8-Heptachlorodibenzo-p-dioxin (HpCDD)	10/20/2012	82.6	Yes	Y				2.49	0.354	pg/g
JW-EA07-SS28-120507	31203249003-A	2,3,7,8-Tetrachlorodibenzofuran (TCDF)	10/31/2012	2.41	Yes	Y				1.70	0.0699	pg/g
JW-EA08-SS131-120507	31203249012-A	Total Tetrachlorodibenzo-p-dioxin (TCDD)	10/20/2012	29.3	Yes	Y	EMPC	J	23	0.499	0.0614	pg/g
JW-EA08-SS131-120507	31203249012-A	2,3,7,8-Tetrachlorodibenzo-p-dioxin (TCDD)	10/20/2012	0.492	Yes	Y	J EMPC	J	23	0.499	0.0614	pg/g
JW-EA08-SS131-120507	31203249012-A	1,2,3,7,8,9-Hexachlorodibenzo-p-dioxin (HxCDD)	10/20/2012	15.1	Yes	Y				2.49	0.113	pg/g
JW-EA08-SS131-120507	31203249012-A	Total Tetrachlorodibenzofuran (TCDF)	10/20/2012	36.9	Yes	Y	EMPC	J	23	0.499	0.0420	pg/g
JW-EA08-SS131-120507	31203249012-A	Total Pentachlorodibenzofuran (PeCDF)	10/20/2012	43.9	Yes	Y	EMPC	J	23	2.49	0.0715	pg/g
JW-EA08-SS131-120507	31203249012-A	1,2,3,4,6,7,8,9-Octachlorodibenzo-p-dioxin (OCDD)	10/20/2012	3630	Yes	Y				4.99	0.111	pg/g
JW-EA08-SS131-120507	31203249012-A	Total Hexachlorodibenzo-p-dioxin (HxCDD)	10/20/2012	294	Yes	Y				2.49	0.112	pg/g
JW-EA08-SS131-120507	31203249012-A	1,2,3,4,6,7,8-Heptachlorodibenzo-p-dioxin (HpCDD)	10/20/2012	467	Yes	Y				2.49	0.579	pg/g
JW-EA08-SS131-120507	31203249012-A	Total Pentachlorodibenzo-p-dioxin (PeCDD)	10/20/2012	28.8	Yes	Y	EMPC	J	23	2.49	0.0756	pg/g
JW-EA08-SS131-120507	31203249012-A	Total Heptachlorodibenzo-p-dioxin (HpCDD)	10/20/2012	894	Yes	Y				2.49	0.579	pg/g
JW-EA08-SS131-120507	31203249012-A	Total Heptachlorodibenzofuran (HpCDF)	10/20/2012	298	Yes	Y				2.49	0.188	pg/g
JW-EA08-SS131-120507	31203249012-A	1,2,3,4,6,7,8,9-Octachlorodibenzofuran (OCDF)	10/20/2012	143	Yes	Y				4.99	0.0670	pg/g
JW-EA08-SS131-120507	31203249012-A	1,2,3,7,8-Pentachlorodibenzo-p-dioxin (PeCDD)	10/20/2012	2.1	Yes	Y	J			2.49	0.0756	pg/g
JW-EA08-SS131-120507	31203249012-A	1,2,3,7,8,9-Hexachlorodibenzofuran (HxCDF)	10/20/2012	0.157	Yes	N	U			2.49	0.157	pg/g
JW-EA08-SS131-120507	31203249012-A	2,3,7,8-Tetrachlorodibenzofuran (TCDF)	10/20/2012	2.96	No	Y		R	22	0.499	0.0420	pg/g
JW-EA08-SS131-120507	31203249012-A	1,2,3,4,7,8-Heptachlorodibenzofuran (HpCDF)	10/20/2012	4.69	Yes	Y				2.49	0.205	pg/g
JW-EA08-SS131-120507	31203249012-A	Total Hexachlorodibenzofuran (HxCDF)	10/20/2012	146	Yes	Y				2.49	0.126	pg/g
JW-EA08-SS131-120507	31203249012-A	2,3,4,7,8-Pentachlorodibenzofuran (PeCDF)	10/20/2012	3.49	Yes	Y				2.49	0.0686	pg/g

SDG: 31203249

Analytical Method E1613B

Sample ID	Analytical Method	Lab Sample ID	Chemical Name	Anal Date	Result	Mod Res	Report	Detected	Lab Qual	Val Qual	Reason	RL	MDL	Units
JW-EA08-SS131-120507		31203249012-A	1,2,3,7,8-Pentachlorodibenzofuran (PeCDF)	10/20/2012	1.57		Yes	Y	J			2.49	0.0745	pg/g
JW-EA08-SS131-120507		31203249012-A	1,2,3,6,7,8-Hexachlorodibenzofuran (HxCDF)	10/20/2012	3.54		Yes	Y				2.49	0.120	pg/g
JW-EA08-SS131-120507		31203249012-A	1,2,3,6,7,8-Hexachlorodibenzo-p-dioxin (HxCDD)	10/20/2012	42.8		Yes	Y				2.49	0.115	pg/g
JW-EA08-SS131-120507		31203249012-A	2,3,4,6,7,8-Hexachlorodibenzofuran (HxCDF)	10/20/2012	5.38		Yes	Y				2.49	0.107	pg/g
JW-EA08-SS131-120507		31203249012-A	1,2,3,4,6,7,8-Heptachlorodibenzofuran (HpCDF)	10/20/2012	101		Yes	Y				2.49	0.175	pg/g
JW-EA08-SS131-120507		31203249012-A	1,2,3,4,7,8-Hexachlorodibenzofuran (HxCDF)	10/20/2012	5.14		Yes	Y				2.49	0.129	pg/g
JW-EA08-SS131-120507		31203249012-A	1,2,3,4,7,8-Hexachlorodibenzo-p-dioxin (HxCDD)	10/20/2012	3.59		Yes	Y				2.49	0.109	pg/g
JW-EA08-SS131-120507		31203249012-A	2,3,7,8-Tetrachlorodibenzofuran (TCDF)	10/31/2012	2.59		Yes	Y	J	EMPC	J	23	0.0752	pg/g
JW-EA08-SS29-120507		31203249004-A	1,2,3,7,8-Pentachlorodibenzo-p-dioxin (PeCDD)	10/19/2012	1.64		Yes	Y	J	EMPC	J	23	0.0892	pg/g
JW-EA08-SS29-120507		31203249004-A	Total Tetrachlorodibenzo-p-dioxin (TCDD)	10/19/2012	46		Yes	Y	EMPC	J	23	0.500	0.0726	pg/g
JW-EA08-SS29-120507		31203249004-A	2,3,7,8-Tetrachlorodibenzo-p-dioxin (TCDD)	10/19/2012	0.551		Yes	Y				0.500	0.0726	pg/g
JW-EA08-SS29-120507		31203249004-A	1,2,3,7,8,9-Hexachlorodibenzo-p-dioxin (HxCDD)	10/19/2012	14.3		Yes	Y				2.50	0.202	pg/g
JW-EA08-SS29-120507		31203249004-A	Total Tetrachlorodibenzofuran (TCDF)	10/19/2012	37.7		Yes	Y	EMPC	J	23	0.500	0.0487	pg/g
JW-EA08-SS29-120507		31203249004-A	Total Pentachlorodibenzofuran (PeCDF)	10/19/2012	35		Yes	Y	EMPC	J	23	2.50	0.0716	pg/g
JW-EA08-SS29-120507		31203249004-A	1,2,3,4,6,7,8,9-Octachlorodibenzo-p-dioxin (OCDD)	10/19/2012	1880		Yes	Y				5.00	0.150	pg/g
JW-EA08-SS29-120507		31203249004-A	Total Hexachlorodibenzo-p-dioxin (HxCDD)	10/19/2012	278		Yes	Y	EMPC	J	23	2.50	0.202	pg/g
JW-EA08-SS29-120507		31203249004-A	1,2,3,4,6,7,8-Heptachlorodibenzo-p-dioxin (HpCDD)	10/19/2012	327		Yes	Y				2.50	0.510	pg/g
JW-EA08-SS29-120507		31203249004-A	Total Pentachlorodibenzo-p-dioxin (PeCDD)	10/19/2012	34.1		Yes	Y	EMPC	J	23	2.50	0.0892	pg/g
JW-EA08-SS29-120507		31203249004-A	Total Heptachlorodibenzo-p-dioxin (HpCDD)	10/19/2012	693		Yes	Y				2.50	0.510	pg/g

SDG: 31203249

Analytical Method E1613B

Sample ID	Lab Sample ID	Chemical Name	Anal Date	Result	Mod Res Report	Detect	Lab Qual	Val Qual	Reason	RL	MDL	Units
JW-EA08-SS29-120507	31203249004-A	Total Heptachlorodibenzofuran (HpCDF)	10/19/2012	173	Yes	Y				2.50	0.173	pg/g
JW-EA08-SS29-120507	31203249004-A	1,2,3,4,6,7,8,9-Octachlorodibenzofuran (OCDF)	10/19/2012	92.5	Yes	Y				5.00	0.0788	pg/g
JW-EA08-SS29-120507	31203249004-A	2,3,7,8-Tetrachlorodibenzofuran (TCDF)	10/19/2012	3.06	No	Y	R	22		0.500	0.0487	pg/g
JW-EA08-SS29-120507	31203249004-A	1,2,3,4,7,8-Hexachlorodibenzo-p-dioxin (HxCDD)	10/19/2012	3.2	Yes	Y				2.50	0.198	pg/g
JW-EA08-SS29-120507	31203249004-A	1,2,3,4,7,8,9-Heptachlorodibenzofuran (HpCDF)	10/19/2012	2.93	Yes	Y				2.50	0.204	pg/g
JW-EA08-SS29-120507	31203249004-A	Total Hexachlorodibenzofuran (HxCDF)	10/19/2012	86.1	Yes	Y				2.50	0.100	pg/g
JW-EA08-SS29-120507	31203249004-A	2,3,4,7,8-Pentachlorodibenzofuran (PeCDF)	10/19/2012	2.4	Yes	Y	J			2.50	0.0673	pg/g
JW-EA08-SS29-120507	31203249004-A	1,2,3,7,8-Pentachlorodibenzofuran (PeCDF)	10/19/2012	1.29	Yes	Y	J			2.50	0.0761	pg/g
JW-EA08-SS29-120507	31203249004-A	1,2,3,6,7,8-Hexachlorodibenzofuran (HxCDF)	10/19/2012	2.78	Yes	Y				2.50	0.0941	pg/g
JW-EA08-SS29-120507	31203249004-A	1,2,3,6,7,8-Hexachlorodibenzo-p-dioxin (HxCDD)	10/19/2012	35.2	Yes	Y				2.50	0.205	pg/g
JW-EA08-SS29-120507	31203249004-A	2,3,4,6,7,8-Hexachlorodibenzofuran (HxCDF)	10/19/2012	4.18	Yes	Y				2.50	0.0859	pg/g
JW-EA08-SS29-120507	31203249004-A	1,2,3,4,6,7,8-Heptachlorodibenzofuran (HpCDF)	10/19/2012	62.3	Yes	Y				2.50	0.147	pg/g
JW-EA08-SS29-120507	31203249004-A	1,2,3,4,7,8-Hexachlorodibenzofuran (HxCDF)	10/19/2012	3.04	Yes	Y				2.50	0.101	pg/g
JW-EA08-SS29-120507	31203249004-A	1,2,3,7,8,9-Hexachlorodibenzofuran (HxCDF)	10/19/2012	0.127	Yes	N	U			2.50	0.127	pg/g
JW-EA08-SS29-120507	31203249004-A	2,3,7,8-Tetrachlorodibenzofuran (TCDF)	10/31/2012	3.54	Yes	Y				2.08	0.0728	pg/g
JW-EA08-SS30-120507	31203249005-A	1,2,3,7,8,9-Hexachlorodibenzofuran (HxCDF)	10/20/2012	0.129	Yes	N	U			2.50	0.129	pg/g
JW-EA08-SS30-120507	31203249005-A	1,2,3,4,7,8-Hexachlorodibenzo-p-dioxin (HxCDD)	10/20/2012	1.92	Yes	Y	J			2.50	0.176	pg/g
JW-EA08-SS30-120507	31203249005-A	1,2,3,4,6,7,8-Heptachlorodibenzo-p-dioxin (HpCDD)	10/20/2012	124	Yes	Y				2.50	0.462	pg/g
JW-EA08-SS30-120507	31203249005-A	2,3,7,8-Tetrachlorodibenzo-p-dioxin (TCDD)	10/20/2012	0.514	Yes	Y	EMPC	J	23	0.499	0.0842	pg/g

SDG: 31203249

Analytical Method E1613B

Sample ID	Lab Sample ID	Chemical Name	Anal Date	Result	Mod Res Report	Detect	Lab Qual	Val Qual	Reason	RL	MDL	Units
JW-EA08-SS30-120507	31203249005-A	1,2,3,7,8,9-Hexachlorodibenzo-p-dioxin (HxCDD)	10/20/2012	4.97	Yes	Y				2.50	0.186	pg/g
JW-EA08-SS30-120507	31203249005-A	Total Tetrachlorodibenzofuran (TCDF)	10/20/2012	43.9	Yes	Y	EMPC	J	23	0.499	0.0594	pg/g
JW-EA08-SS30-120507	31203249005-A	Total Pentachlorodibenzofuran (PeCDF)	10/20/2012	23.2	Yes	Y	EMPC	J	23	2.50	0.0700	pg/g
JW-EA08-SS30-120507	31203249005-A	Total Tetrachlorodibenzo-p-dioxin (TCDD)	10/20/2012	41.2	Yes	Y	EMPC	J	23	0.499	0.0842	pg/g
JW-EA08-SS30-120507	31203249005-A	Total Hexachlorodibenzo-p-dioxin (HxCDD)	10/20/2012	94.4	Yes	Y				2.50	0.185	pg/g
JW-EA08-SS30-120507	31203249005-A	1,2,3,4,7,8-Hexachlorodibenzofuran (HxCDF)	10/20/2012	1.67	Yes	Y	J			2.50	0.0986	pg/g
JW-EA08-SS30-120507	31203249005-A	Total Pentachlorodibenzo-p-dioxin (PeCDD)	10/20/2012	31	Yes	Y	EMPC	J	23	2.50	0.0849	pg/g
JW-EA08-SS30-120507	31203249005-A	Total Heptachlorodibenzo-p-dioxin (HpCDD)	10/20/2012	273	Yes	Y				2.50	0.462	pg/g
JW-EA08-SS30-120507	31203249005-A	Total Heptachlorodibenzofuran (HpCDF)	10/20/2012	68.9	Yes	Y				2.50	0.120	pg/g
JW-EA08-SS30-120507	31203249005-A	1,2,3,4,6,7,8,9-Octachlorodibenzofuran (OCDF)	10/20/2012	51.2	Yes	Y				4.99	0.165	pg/g
JW-EA08-SS30-120507	31203249005-A	1,2,3,4,7,8,9-Heptachlorodibenzofuran (HpCDF)	10/20/2012	1.31	Yes	Y	J			2.50	0.140	pg/g
JW-EA08-SS30-120507	31203249005-A	2,3,4,6,7,8-Hexachlorodibenzofuran (HxCDF)	10/20/2012	1.7	Yes	Y	J			2.50	0.0827	pg/g
JW-EA08-SS30-120507	31203249005-A	1,2,3,4,6,7,8,9-Octachlorodibenzo-p-dioxin (OCDD)	10/20/2012	903	Yes	Y				4.99	0.183	pg/g
JW-EA08-SS30-120507	31203249005-A	1,2,3,6,7,8-Hexachlorodibenzo-p-dioxin (HxCDD)	10/20/2012	10.1	Yes	Y				2.50	0.194	pg/g
JW-EA08-SS30-120507	31203249005-A	1,2,3,6,7,8-Hexachlorodibenzofuran (HxCDF)	10/20/2012	1.35	Yes	Y	J			2.50	0.0921	pg/g
JW-EA08-SS30-120507	31203249005-A	1,2,3,7,8-Pentachlorodibenzofuran (PeCDF)	10/20/2012	1.07	Yes	Y	J			2.50	0.0733	pg/g
JW-EA08-SS30-120507	31203249005-A	1,2,3,4,6,7,8-Heptachlorodibenzofuran (HpCDF)	10/20/2012	23.2	Yes	Y				2.50	0.103	pg/g
JW-EA08-SS30-120507	31203249005-A	Total Hexachlorodibenzofuran (HxCDF)	10/20/2012	36.5	Yes	Y				2.50	0.0987	pg/g
JW-EA08-SS30-120507	31203249005-A	2,3,7,8-Tetrachlorodibenzofuran (TCDF)	10/20/2012	3.39	No	Y		R	22	0.499	0.0594	pg/g

SDG: 31203249

Analytical Method E1613B

Sample ID	Lab Sample ID	Chemical Name	Anal Date	Result	Mod Res Report	Detect	Lab Qual	Val Qual	Reason	RL	MDL	Units
JW-EA08-SS30-120507	31203249005-A	1,2,3,7,8-Pentachlorodibenzo-p-dioxin (PeCDD)	10/20/2012	1.27	Yes	Y	J			2.50	0.0849	pg/g
JW-EA08-SS30-120507	31203249005-A	2,3,4,7,8-Pentachlorodibenzofuran (PeCDF)	10/20/2012	1.87	Yes	Y	J			2.50	0.0669	pg/g
JW-EA08-SS30-120507	31203249005-A	2,3,7,8-Tetrachlorodibenzofuran (TCDF)	10/31/2012	3.07	Yes	Y				2.02	0.0863	pg/g
JW-EA08-SS31-120507	31203249006-A	Total Tetrachlorodibenzo-p-dioxin (TCDD)	10/19/2012	29.2	Yes	Y	EMPC	J	23	0.496	0.0757	pg/g
JW-EA08-SS31-120507	31203249006-A	2,3,7,8-Tetrachlorodibenzofuran (TCDF)	10/19/2012	2.68	No	Y		R	22	0.496	0.0400	pg/g
JW-EA08-SS31-120507	31203249006-A	1,2,3,4,7,8,9-Heptachlorodibenzofuran (HpCDF)	10/19/2012	4.09	Yes	Y				2.48	0.256	pg/g
JW-EA08-SS31-120507	31203249006-A	1,2,3,7,8-Pentachlorodibenzo-p-dioxin (PeCDD)	10/19/2012	1.84	Yes	Y	J			2.48	0.0810	pg/g
JW-EA08-SS31-120507	31203249006-A	2,3,7,8-Tetrachlorodibenzo-p-dioxin (TCDD)	10/19/2012	0.48	Yes	Y	J			0.496	0.0757	pg/g
JW-EA08-SS31-120507	31203249006-A	1,2,3,4,6,7,8,9-Octachlorodibenzofuran (OCDF)	10/19/2012	128	Yes	Y				4.96	0.0971	pg/g
JW-EA08-SS31-120507	31203249006-A	Total Heptachlorodibenzofuran (HpCDF)	10/19/2012	251	Yes	Y				2.48	0.235	pg/g
JW-EA08-SS31-120507	31203249006-A	Total Heptachlorodibenzo-p-dioxin (HpCDD)	10/19/2012	721	Yes	Y				2.48	0.597	pg/g
JW-EA08-SS31-120507	31203249006-A	2,3,4,7,8-Pentachlorodibenzofuran (PeCDF)	10/19/2012	3.23	Yes	Y				2.48	0.107	pg/g
JW-EA08-SS31-120507	31203249006-A	Total Pentachlorodibenzo-p-dioxin (PeCDD)	10/19/2012	29.3	Yes	Y				2.48	0.0810	pg/g
JW-EA08-SS31-120507	31203249006-A	1,2,3,4,6,7,8-Heptachlorodibenzo-p-dioxin (HpCDD)	10/19/2012	370	Yes	Y				2.48	0.597	pg/g
JW-EA08-SS31-120507	31203249006-A	1,2,3,4,7,8-Hexachlorodibenzo-p-dioxin (HxCDD)	10/19/2012	3.15	Yes	Y				2.48	0.215	pg/g
JW-EA08-SS31-120507	31203249006-A	Total Hexachlorodibenzofuran (HxCDF)	10/19/2012	120	Yes	Y				2.48	0.126	pg/g
JW-EA08-SS31-120507	31203249006-A	Total Hexachlorodibenzo-p-dioxin (HxCDD)	10/19/2012	241	Yes	Y				2.48	0.217	pg/g
JW-EA08-SS31-120507	31203249006-A	1,2,3,4,6,7,8,9-Octachlorodibenzo-p-dioxin (OCDD)	10/19/2012	2990	Yes	Y				4.96	0.181	pg/g
JW-EA08-SS31-120507	31203249006-A	Total Pentachlorodibenzofuran (PeCDF)	10/19/2012	42.5	Yes	Y	EMPC	J	23	2.48	0.110	pg/g

SDG: 31203249

Analytical Method E1613B

Sample ID	Lab Sample ID	Chemical Name	Anal Date	Result	Mod Res Report	Detect	Lab Qual	Val Qual	Reason	RL	MDL	Units
JW-EA08-SS31-120507	31203249006-A	1,2,3,7,8,9-Hexachlorodibenzo-p-dioxin (HxCDD)	10/19/2012	12.4	Yes	Y				2.48	0.218	pg/g
JW-EA08-SS31-120507	31203249006-A	1,2,3,6,7,8-Hexachlorodibenzofuran (HxCDF)	10/19/2012	3.23	Yes	Y				2.48	0.115	pg/g
JW-EA08-SS31-120507	31203249006-A	1,2,3,6,7,8-Hexachlorodibenzo-p-dioxin (HxCDD)	10/19/2012	32.4	Yes	Y				2.48	0.218	pg/g
JW-EA08-SS31-120507	31203249006-A	2,3,4,6,7,8-Hexachlorodibenzofuran (HxCDF)	10/19/2012	4.75	Yes	Y				2.48	0.112	pg/g
JW-EA08-SS31-120507	31203249006-A	1,2,3,4,6,7,8-Heptachlorodibenzofuran (HpCDF)	10/19/2012	82	Yes	Y				2.48	0.216	pg/g
JW-EA08-SS31-120507	31203249006-A	1,2,3,4,7,8-Hexachlorodibenzofuran (HxCDF)	10/19/2012	4.59	Yes	Y				2.48	0.125	pg/g
JW-EA08-SS31-120507	31203249006-A	1,2,3,7,8,9-Hexachlorodibenzofuran (HxCDF)	10/19/2012	0.161	Yes	N	U			2.48	0.161	pg/g
JW-EA08-SS31-120507	31203249006-A	1,2,3,7,8-Pentachlorodibenzofuran (PeCDF)	10/19/2012	1.63	Yes	Y	J			2.48	0.114	pg/g
JW-EA08-SS31-120507	31203249006-A	Total Tetrachlorodibenzofuran (TCDF)	10/19/2012	34.4	Yes	Y	EMPC	J	23	0.496	0.0400	pg/g
JW-EA08-SS31-120507	31203249006-A	2,3,7,8-Tetrachlorodibenzofuran (TCDF)	10/31/2012	2.48	Yes	Y				1.66	0.0750	pg/g
JW-EA08-SS32-120507	31203249007	2,3,7,8-Tetrachlorodibenzo-p-dioxin (TCDD)	10/27/2012	0.419	Yes	Y	J	EMPC	23	0.489	0.0850	pg/g
JW-EA08-SS32-120507	31203249007	Total Tetrachlorodibenzo-p-dioxin (TCDD)	10/27/2012	51.7	Yes	Y	EMPC	J	23	0.489	0.0850	pg/g
JW-EA08-SS32-120507	31203249007	1,2,3,7,8,9-Hexachlorodibenzo-p-dioxin (HxCDD)	10/27/2012	5.61	Yes	Y				2.44	0.263	pg/g
JW-EA08-SS32-120507	31203249007	Total Pentachlorodibenzofuran (PeCDF)	10/27/2012	24.5	Yes	Y	EMPC	J	23	2.44	0.111	pg/g
JW-EA08-SS32-120507	31203249007	1,2,3,4,6,7,8,9-Octachlorodibenzo-p-dioxin (OCDD)	10/27/2012	977	Yes	Y				4.89	0.327	pg/g
JW-EA08-SS32-120507	31203249007	Total Hexachlorodibenzo-p-dioxin (HxCDD)	10/27/2012	123	Yes	Y	EMPC	J	23	2.44	0.262	pg/g
JW-EA08-SS32-120507	31203249007	1,2,3,4,6,7,8-Heptachlorodibenzo-p-dioxin (HpCDD)	10/27/2012	135	Yes	Y				2.44	0.787	pg/g
JW-EA08-SS32-120507	31203249007	Total Pentachlorodibenzo-p-dioxin (PeCDD)	10/27/2012	40.2	Yes	Y	EMPC	J	23	2.44	0.116	pg/g
JW-EA08-SS32-120507	31203249007	Total Heptachlorodibenzo-p-dioxin (HpCDD)	10/27/2012	298	Yes	Y				2.44	0.787	pg/g

SDG: 31203249

Analytical Method E1613B

Sample ID	Lab Sample ID	Chemical Name	Anal Date	Result	Mod Res	Report	Detect	Lab Qual	Val Qual	Reason	RL	MDL	Units
JW-EA08-SS32-120507	31203249007	Total Heptachlorodibenzofuran (HpCDF)	10/27/2012	80.6		Yes	Y				2.44	0.235	pg/g
JW-EA08-SS32-120507	31203249007	1,2,3,4,6,7,8,9-Octachlorodibenzofuran (OCDF)	10/27/2012	52.4		Yes	Y				4.89	0.137	pg/g
JW-EA08-SS32-120507	31203249007	Total Tetrachlorodibenzofuran (TCDF)	10/27/2012	38.5		Yes	Y	EMPC	J	23	0.489	0.0793	pg/g
JW-EA08-SS32-120507	31203249007	1,2,3,7,8-Pentachlorodibenzo-p-dioxin (PeCDD)	10/27/2012	1.28		Yes	Y	J			2.44	0.116	pg/g
JW-EA08-SS32-120507	31203249007	2,3,7,8-Tetrachlorodibenzofuran (TCDF)	10/27/2012	3.31		No	Y	R		22	0.489	0.0793	pg/g
JW-EA08-SS32-120507	31203249007	1,2,3,4,7,8,9-Heptachlorodibenzofuran (HpCDF)	10/27/2012	1.38		Yes	Y	J			2.44	0.268	pg/g
JW-EA08-SS32-120507	31203249007	Total Hexachlorodibenzofuran (HxCDF)	10/27/2012	42.4		Yes	Y	EMPC	J	23	2.44	0.148	pg/g
JW-EA08-SS32-120507	31203249007	2,3,4,7,8-Pentachlorodibenzofuran (PeCDF)	10/27/2012	1.95		Yes	Y	J			2.44	0.105	pg/g
JW-EA08-SS32-120507	31203249007	1,2,3,7,8-Pentachlorodibenzofuran (PeCDF)	10/27/2012	1.08		Yes	Y	J			2.44	0.118	pg/g
JW-EA08-SS32-120507	31203249007	1,2,3,6,7,8-Hexachlorodibenzofuran (HxCDF)	10/27/2012	1.49		Yes	Y	J			2.44	0.129	pg/g
JW-EA08-SS32-120507	31203249007	1,2,3,6,7,8-Hexachlorodibenzo-p-dioxin (HxCDD)	10/27/2012	12.5		Yes	Y				2.44	0.268	pg/g
JW-EA08-SS32-120507	31203249007	2,3,4,6,7,8-Hexachlorodibenzofuran (HxCDF)	10/27/2012	2		Yes	Y	J			2.44	0.131	pg/g
JW-EA08-SS32-120507	31203249007	1,2,3,4,6,7,8-Heptachlorodibenzofuran (HpCDF)	10/27/2012	25.7		Yes	Y				2.44	0.209	pg/g
JW-EA08-SS32-120507	31203249007	1,2,3,4,7,8-Hexachlorodibenzofuran (HxCDF)	10/27/2012	1.86		Yes	Y	J			2.44	0.141	pg/g
JW-EA08-SS32-120507	31203249007	1,2,3,7,8,9-Hexachlorodibenzofuran (HxCDF)	10/27/2012	0.411		Yes	Y	J			2.44	0.203	pg/g
JW-EA08-SS32-120507	31203249007	1,2,3,4,7,8-Hexachlorodibenzo-p-dioxin (HxCDD)	10/27/2012	1.87		Yes	Y	J	EMPC	J	23	0.256	pg/g
JW-EA08-SS32-120507	31203249007	2,3,7,8-Tetrachlorodibenzofuran (TCDF)	10/31/2012	2.97		Yes	Y				1.96	0.0922	pg/g
JW-EA09-SS33-120507	31203249008-A	1,2,3,7,8-Pentachlorodibenzo-p-dioxin (PeCDD)	10/20/2012	0.718		Yes	Y	J			2.49	0.129	pg/g
JW-EA09-SS33-120507	31203249008-A	Total Heptachlorodibenzofuran (HpCDF)	10/20/2012	31.8		Yes	Y				2.49	0.122	pg/g
JW-EA09-SS33-120507	31203249008-A	1,2,3,4,7,8-Hexachlorodibenzofuran (HxCDF)	10/20/2012	0.779		Yes	Y	J			2.49	0.0876	pg/g

SDG: 31203249

Analytical Method E1613B

Sample ID	Analytical Method	Lab Sample ID	Chemical Name	Anal Date	Result	Mod Res	Report	Detect	Lab Qual	Val Qual	Reason	RL	MDL	Units
JW-EA09-SS33-120507		31203249008-A	1,2,3,4,6,7,8-Heptachlorodibenzofuran (HpCDF)	10/20/2012	10.9	Yes	Y	Y				2.49	0.104	pg/g
JW-EA09-SS33-120507		31203249008-A	2,3,4,6,7,8-Hexachlorodibenzofuran (HxCDF)	10/20/2012	0.881	Yes	Y	J				2.49	0.0708	pg/g
JW-EA09-SS33-120507		31203249008-A	1,2,3,6,7,8-Hexachlorodibenzofuran (HxCDF)	10/20/2012	0.497	Yes	Y	J	EMPC	J	23	2.49	0.0791	pg/g
JW-EA09-SS33-120507		31203249008-A	2,3,7,8-Tetrachlorodibenzofuran (TCDF)	10/20/2012	1.55	No	Y	R			22	0.498	0.0515	pg/g
JW-EA09-SS33-120507		31203249008-A	2,3,4,7,8-Pentachlorodibenzofuran (PeCDF)	10/20/2012	0.865	Yes	Y	J				2.49	0.0893	pg/g
JW-EA09-SS33-120507		31203249008-A	Total Hexachlorodibenzofuran (HxCDF)	10/20/2012	16.5	Yes	Y	EMPC	J		23	2.49	0.0856	pg/g
JW-EA09-SS33-120507		31203249008-A	1,2,3,4,7,8,9-Heptachlorodibenzofuran (HpCDF)	10/20/2012	0.638	Yes	Y	J				2.49	0.143	pg/g
JW-EA09-SS33-120507		31203249008-A	Total Tetrachlorodibenzop-dioxin (TCDD)	10/20/2012	17.9	Yes	Y	EMPC	J		23	0.498	0.0665	pg/g
JW-EA09-SS33-120507		31203249008-A	1,2,3,7,8,9-Hexachlorodibenzofuran (HxCDF)	10/20/2012	0.112	Yes	N	U				2.49	0.112	pg/g
JW-EA09-SS33-120507		31203249008-A	1,2,3,4,6,7,8,9-Octachlorodibenzofuran (OCDF)	10/20/2012	22.6	Yes	Y					4.98	0.110	pg/g
JW-EA09-SS33-120507		31203249008-A	1,2,3,6,7,8-Hexachlorodibenzo-p-dioxin (HxCDD)	10/20/2012	5.51	Yes	Y					2.49	0.200	pg/g
JW-EA09-SS33-120507		31203249008-A	Total Heptachlorodibenzo-p-dioxin (HpCDD)	10/20/2012	143	Yes	Y					2.49	0.343	pg/g
JW-EA09-SS33-120507		31203249008-A	Total Pentachlorodibenzo-p-dioxin (PeCDD)	10/20/2012	13	Yes	Y	EMPC	J		23	2.49	0.129	pg/g
JW-EA09-SS33-120507		31203249008-A	1,2,3,4,6,7,8-Heptachlorodibenzo-p-dioxin (HpCDD)	10/20/2012	61.4	Yes	Y					2.49	0.343	pg/g
JW-EA09-SS33-120507		31203249008-A	Total Hexachlorodibenzo-p-dioxin (HxCDD)	10/20/2012	50.2	Yes	Y					2.49	0.198	pg/g
JW-EA09-SS33-120507		31203249008-A	1,2,3,4,6,7,8,9-Octachlorodibenzo-p-dioxin (OCDD)	10/20/2012	468	Yes	Y					4.98	0.257	pg/g
JW-EA09-SS33-120507		31203249008-A	Total Pentachlorodibenzofuran (PeCDF)	10/20/2012	10.6	Yes	Y	EMPC	J		23	2.49	0.0928	pg/g
JW-EA09-SS33-120507		31203249008-A	Total Tetrachlorodibenzofuran (TCDF)	10/20/2012	17.3	Yes	Y	EMPC	J		23	0.498	0.0515	pg/g
JW-EA09-SS33-120507		31203249008-A	1,2,3,7,8,9-Hexachlorodibenzo-p-dioxin (HxCDD)	10/20/2012	2.68	Yes	Y					2.49	0.199	pg/g

SDG: 31203249

Analytical Method E1613B

Sample ID	Lab Sample ID	Chemical Name	Anal Date	Result	Mod Res	Report	Detect	Lab Qual	Val Qual	Reason	RL	MDL	Units
JW-EA09-SS33-120507	31203249008-A	2,3,7,8-Tetrachlorodibenzo-p-dioxin (TCDD)	10/20/2012	0.236		Yes	Y	J	EMPC	J	23	0.498	0.0665 pg/g
JW-EA09-SS33-120507	31203249008-A	1,2,3,4,7,8-Hexachlorodibenzo-p-dioxin (HxCDD)	10/20/2012	0.831		Yes	Y	J			2.49	0.195	pg/g
JW-EA09-SS33-120507	31203249008-A	1,2,3,7,8-Pentachlorodibenzofuran (PeCDF)	10/20/2012	0.405		Yes	Y	J			2.49	0.0964	pg/g
JW-EA09-SS33-120507	31203249008-A	2,3,7,8-Tetrachlorodibenzofuran (TCDF)	10/31/2012	1.29		Yes	Y	J			1.93	0.0787	pg/g
JW-EA09-SS34-120507	31203249009-A	1,2,3,4,7,8-Hexachlorodibenzofuran (HxCDF)	10/19/2012	1.42		Yes	Y	J			2.50	0.0618	pg/g
JW-EA09-SS34-120507	31203249009-A	1,2,3,7,8,9-Hexachlorodibenzofuran (HxCDF)	10/19/2012	0.0834		Yes	N	U			2.50	0.0834	pg/g
JW-EA09-SS34-120507	31203249009-A	Total Hexachlorodibenzofuran (HxCDF)	10/19/2012	30.4		Yes	Y	EMPC	J	23	2.50	0.0662	pg/g
JW-EA09-SS34-120507	31203249009-A	1,2,3,4,6,7,8-Heptachlorodibenzofuran (HpCDF)	10/19/2012	19.3		Yes	Y				2.50	0.136	pg/g
JW-EA09-SS34-120507	31203249009-A	2,3,4,6,7,8-Hexachlorodibenzofuran (HxCDF)	10/19/2012	1.52		Yes	Y	J			2.50	0.0632	pg/g
JW-EA09-SS34-120507	31203249009-A	1,2,3,6,7,8-Hexachlorodibenzo-p-dioxin (HxCDD)	10/19/2012	10.1		Yes	Y				2.50	0.214	pg/g
JW-EA09-SS34-120507	31203249009-A	1,2,3,6,7,8-Hexachlorodibenzofuran (HxCDF)	10/19/2012	1		Yes	Y	J			2.50	0.0593	pg/g
JW-EA09-SS34-120507	31203249009-A	1,2,3,7,8-Pentachlorodibenzofuran (PeCDF)	10/19/2012	0.936		Yes	Y	J			2.50	0.0700	pg/g
JW-EA09-SS34-120507	31203249009-A	Total Pentachlorodibenzo-p-dioxin (PeCDD)	10/19/2012	31.4		Yes	Y	EMPC	J	23	2.50	0.0913	pg/g
JW-EA09-SS34-120507	31203249009-A	1,2,3,4,6,7,8-Heptachlorodibenzo-p-dioxin (HpCDD)	10/19/2012	94.1		Yes	Y				2.50	0.434	pg/g
JW-EA09-SS34-120507	31203249009-A	Total Hexachlorodibenzo-p-dioxin (HxCDD)	10/19/2012	103		Yes	Y				2.50	0.204	pg/g
JW-EA09-SS34-120507	31203249009-A	1,2,3,4,6,7,8,9-Octachlorodibenzo-p-dioxin (OCDD)	10/19/2012	619		Yes	Y				5.00	0.231	pg/g
JW-EA09-SS34-120507	31203249009-A	Total Pentachlorodibenzofuran (PeCDF)	10/19/2012	20.4		Yes	Y	EMPC	J	23	2.50	0.0703	pg/g
JW-EA09-SS34-120507	31203249009-A	2,3,7,8-Tetrachlorodibenzofuran (TCDF)	10/19/2012	3.18		No	Y	R			0.500	0.0802	pg/g
JW-EA09-SS34-120507	31203249009-A	Total Tetrachlorodibenzofuran (TCDF)	10/19/2012	39.6		Yes	Y	EMPC	J	23	0.500	0.0802	pg/g

SDG: 31203249

Analytical Method E1613B

Sample ID	Lab Sample ID	Chemical Name	Anal Date	Result	Mod Res	Report	Detect	Lab Qual	Val Qual	Reason	RL	MDL	Units
JW-EA09-SS34-120507	31203249009-A	1,2,3,4,7,8,9-Heptachlorodibenzofuran (HpCDF)	10/19/2012	0.975		Yes	Y	J			2.50	0.157	pg/g
JW-EA09-SS34-120507	31203249009-A	Total Tetrachlorodibenzo-p-dioxin (TCDD)	10/19/2012	32.5		Yes	Y	EMPC	J	23	0.500	0.0712	pg/g
JW-EA09-SS34-120507	31203249009-A	1,2,3,7,8-Pentachlorodibenzo-p-dioxin (PeCDD)	10/19/2012	1.2		Yes	Y	J			2.50	0.0913	pg/g
JW-EA09-SS34-120507	31203249009-A	1,2,3,4,7,8-Hexachlorodibenzo-p-dioxin (HxCDD)	10/19/2012	1.62		Yes	Y	J			2.50	0.193	pg/g
JW-EA09-SS34-120507	31203249009-A	1,2,3,4,6,7,8,9-Octachlorodibenzofuran (OCDF)	10/19/2012	31.5		Yes	Y				5.00	0.145	pg/g
JW-EA09-SS34-120507	31203249009-A	Total Heptachlorodibenzo-p-dioxin (HpCDD)	10/19/2012	214		Yes	Y				2.50	0.434	pg/g
JW-EA09-SS34-120507	31203249009-A	2,3,4,7,8-Pentachlorodibenzofuran (PeCDF)	10/19/2012	1.54		Yes	Y	J			2.50	0.0706	pg/g
JW-EA09-SS34-120507	31203249009-A	2,3,7,8-Tetrachlorodibenzo-p-dioxin (TCDD)	10/19/2012	0.448		Yes	Y	J	EMPC	J	0.500	0.0712	pg/g
JW-EA09-SS34-120507	31203249009-A	1,2,3,7,8,9-Hexachlorodibenzo-p-dioxin (HxCDD)	10/19/2012	4.76		Yes	Y				2.50	0.204	pg/g
JW-EA09-SS34-120507	31203249009-A	Total Heptachlorodibenzofuran (HpCDF)	10/19/2012	52.2		Yes	Y				2.50	0.146	pg/g
JW-EA09-SS34-120507	31203249009-A	2,3,7,8-Tetrachlorodibenzofuran (TCDF)	10/31/2012	2.98		Yes	Y				1.71	0.0799	pg/g
JW-EA09-SS35-120507	31203249010-A	1,2,3,6,7,8-Hexachlorodibenzo-p-dioxin (HxCDD)	10/19/2012	6.83		Yes	Y				2.49	0.200	pg/g
JW-EA09-SS35-120507	31203249010-A	Total Tetrachlorodibenzo-p-dioxin (TCDD)	10/19/2012	23.5		Yes	Y	EMPC	J	23	0.499	0.0696	pg/g
JW-EA09-SS35-120507	31203249010-A	2,3,7,8-Tetrachlorodibenzofuran (TCDF)	10/19/2012	2.2		No	Y		R	22	0.499	0.0784	pg/g
JW-EA09-SS35-120507	31203249010-A	2,3,4,7,8-Pentachlorodibenzofuran (PeCDF)	10/19/2012	1.19		Yes	Y	J			2.49	0.0823	pg/g
JW-EA09-SS35-120507	31203249010-A	Total Hexachlorodibenzofuran (HxCDF)	10/19/2012	19.8		Yes	Y	EMPC	J	23	2.49	0.0924	pg/g
JW-EA09-SS35-120507	31203249010-A	1,2,3,7,8-Pentachlorodibenzofuran (PeCDF)	10/19/2012	0.575		Yes	Y	J			2.49	0.0932	pg/g
JW-EA09-SS35-120507	31203249010-A	1,2,3,4,6,7,8-Heptachlorodibenzofuran (HpCDF)	10/19/2012	11.5		Yes	Y				2.49	0.127	pg/g
JW-EA09-SS35-120507	31203249010-A	1,2,3,6,7,8-Hexachlorodibenzofuran (HxCDF)	10/19/2012	0.719		Yes	Y	J			2.49	0.0811	pg/g

SDG: 31203249

Analytical Method E1613B

Sample ID	Lab Sample ID	Chemical Name	Anal Date	Result	Mod Res	Report	Detect	Lab Qual	Val Qual	Reason	RL	MDL	Units
JW-EA09-SS35-120507	31203249010-A	2,3,4,6,7,8-Hexachlorodibenzofuran (HxCDF)	10/19/2012	1.02		Yes	Y	J			2.49	0.0811	pg/g
JW-EA09-SS35-120507	31203249010-A	1,2,3,7,8-Pentachlorodibenzo-p-dioxin (PeCDD)	10/19/2012	0.776		Yes	Y	J			2.49	0.148	pg/g
JW-EA09-SS35-120507	31203249010-A	Total Pentachlorodibenzofuran (PeCDF)	10/19/2012	14.6		Yes	Y	EMPC	J	23	2.49	0.0877	pg/g
JW-EA09-SS35-120507	31203249010-A	1,2,3,4,7,8-Hexachlorodibenzofuran (HxCDF)	10/19/2012	0.944		Yes	Y	J			2.49	0.0953	pg/g
JW-EA09-SS35-120507	31203249010-A	1,2,3,4,7,8-Hexachlorodibenzo-p-dioxin (HxCDD)	10/19/2012	1.12		Yes	Y	J			2.49	0.180	pg/g
JW-EA09-SS35-120507	31203249010-A	1,2,3,4,6,7,8,9-Octachlorodibenzofuran (OCDF)	10/19/2012	22.4		Yes	Y				4.99	0.175	pg/g
JW-EA09-SS35-120507	31203249010-A	Total Heptachlorodibenzofuran (HpCDF)	10/19/2012	33.1		Yes	Y	EMPC	J	23	2.49	0.142	pg/g
JW-EA09-SS35-120507	31203249010-A	Total Heptachlorodibenzo-p-dioxin (HpCDD)	10/19/2012	165		Yes	Y				2.49	0.388	pg/g
JW-EA09-SS35-120507	31203249010-A	Total Pentachlorodibenzo-p-dioxin (PeCDD)	10/19/2012	21.4		Yes	Y	EMPC	J	23	2.49	0.148	pg/g
JW-EA09-SS35-120507	31203249010-A	Total Hexachlorodibenzo-p-dioxin (HxCDD)	10/19/2012	72.8		Yes	Y				2.49	0.190	pg/g
JW-EA09-SS35-120507	31203249010-A	1,2,3,7,8,9-Hexachlorodibenzofuran (HxCDF)	10/19/2012	0.117		Yes	N	U			2.49	0.117	pg/g
JW-EA09-SS35-120507	31203249010-A	1,2,3,4,6,7,8,9-Octachlorodibenzo-p-dioxin (OCDD)	10/19/2012	467		Yes	Y				4.99	0.201	pg/g
JW-EA09-SS35-120507	31203249010-A	1,2,3,7,8,9-Hexachlorodibenzo-p-dioxin (HxCDD)	10/19/2012	3.3		Yes	Y	J			2.49	0.191	pg/g
JW-EA09-SS35-120507	31203249010-A	2,3,7,8-Tetrachlorodibenzo-p-dioxin (TCDD)	10/19/2012	0.376		Yes	Y				0.499	0.0696	pg/g
JW-EA09-SS35-120507	31203249010-A	Total Tetrachlorodibenzofuran (TCDF)	10/19/2012	26.7		Yes	Y	EMPC	J	23	0.499	0.0784	pg/g
JW-EA09-SS35-120507	31203249010-A	1,2,3,4,6,7,8-Heptachlorodibenzo-p-dioxin (HpCDD)	10/19/2012	67.1		Yes	Y				2.49	0.388	pg/g
JW-EA09-SS35-120507	31203249010-A	1,2,3,4,7,8,9-Heptachlorodibenzofuran (HpCDF)	10/19/2012	0.623		Yes	Y	J	EMPC	J	2.49	0.160	pg/g
JW-EA09-SS35-120507	31203249010-A	2,3,7,8-Tetrachlorodibenzofuran (TCDF)	10/31/2012	2.08		Yes	Y				2.05	0.117	pg/g
JW-EA09-SS36-120507	31203249011-A	1,2,3,7,8-Pentachlorodibenzofuran (PeCDF)	10/19/2012	1.44		Yes	Y	J			2.49	0.0895	pg/g

SDG: 31203249

Analytical Method E1613B

Sample ID	Lab Sample ID	Chemical Name	Anal Date	Result	Mod Res	Report	Detect	Lab Qual	Val Qual	Reason	RL	MDL	Units
JW-EA09-SS36-120507	31203249011-A	1,2,3,4,6,7,8,9-Octachlorodibenzofuran (OCDF)	10/19/2012	37.2	Yes	Y	Y				4.98	0.160	pg/g
JW-EA09-SS36-120507	31203249011-A	1,2,3,4,7,8-Hexachlorodibenzo-p-dioxin (HxCDD)	10/19/2012	2.08	Yes	Y	Y	J			2.49	0.214	pg/g
JW-EA09-SS36-120507	31203249011-A	1,2,3,7,8-Pentachlorodibenzo-p-dioxin (PeCDD)	10/19/2012	1.56	Yes	Y	Y	J			2.49	0.152	pg/g
JW-EA09-SS36-120507	31203249011-A	Total Tetrachlorodibenzo-p-dioxin (TCDD)	10/19/2012	56.9	Yes	Y	Y	EMPC	J	23	0.498	0.0852	pg/g
JW-EA09-SS36-120507	31203249011-A	2,3,7,8-Tetrachlorodibenzofuran (TCDF)	10/19/2012	6.44	No	Y	Y	R		22	0.498	0.0684	pg/g
JW-EA09-SS36-120507	31203249011-A	1,2,3,4,7,8,9-Heptachlorodibenzofuran (HpCDF)	10/19/2012	1.31	Yes	Y	Y	J	EMPC	J	2.49	0.227	pg/g
JW-EA09-SS36-120507	31203249011-A	Total Heptachlorodibenzofuran (HpCDF)	10/19/2012	60.8	Yes	Y	Y	EMPC	J	23	2.49	0.203	pg/g
JW-EA09-SS36-120507	31203249011-A	2,3,4,7,8-Pentachlorodibenzofuran (PeCDF)	10/19/2012	2.68	Yes	Y	Y				2.49	0.0865	pg/g
JW-EA09-SS36-120507	31203249011-A	2,3,4,6,7,8-Hexachlorodibenzofuran (HxCDF)	10/19/2012	2.03	Yes	Y	Y	J			2.49	0.103	pg/g
JW-EA09-SS36-120507	31203249011-A	1,2,3,6,7,8-Hexachlorodibenzofuran (HxCDF)	10/19/2012	1.53	Yes	Y	Y	J			2.49	0.102	pg/g
JW-EA09-SS36-120507	31203249011-A	1,2,3,6,7,8-Hexachlorodibenzo-p-dioxin (HxCDD)	10/19/2012	8.16	Yes	Y	Y				2.49	0.230	pg/g
JW-EA09-SS36-120507	31203249011-A	1,2,3,4,6,7,8-Heptachlorodibenzofuran (HpCDF)	10/19/2012	21.4	Yes	Y	Y				2.49	0.183	pg/g
JW-EA09-SS36-120507	31203249011-A	1,2,3,7,8,9-Hexachlorodibenzofuran (HxCDF)	10/19/2012	0.162	Yes	N	Y	U			2.49	0.162	pg/g
JW-EA09-SS36-120507	31203249011-A	Total Hexachlorodibenzofuran (HxCDF)	10/19/2012	38.9	Yes	Y	Y	EMPC	J	23	2.49	0.118	pg/g
JW-EA09-SS36-120507	31203249011-A	2,3,7,8-Tetrachlorodibenzo-p-dioxin (TCDD)	10/19/2012	0.745	Yes	Y	Y				0.498	0.0852	pg/g
JW-EA09-SS36-120507	31203249011-A	Total Pentachlorodibenzo-p-dioxin (PeCDD)	10/19/2012	44.5	Yes	Y	Y	EMPC	J	23	2.49	0.152	pg/g
JW-EA09-SS36-120507	31203249011-A	1,2,3,4,6,7,8-Heptachlorodibenzo-p-dioxin (HpCDD)	10/19/2012	93.8	Yes	Y	Y				2.49	0.573	pg/g
JW-EA09-SS36-120507	31203249011-A	Total Hexachlorodibenzo-p-dioxin (HxCDD)	10/19/2012	98.6	Yes	Y	Y				2.49	0.222	pg/g
JW-EA09-SS36-120507	31203249011-A	1,2,3,4,6,7,8,9-Octachlorodibenzo-p-dioxin (OCDD)	10/19/2012	656	Yes	Y	Y				4.98	0.255	pg/g

SDG: 31203249

Analytical Method E1613B

Sample ID	Lab Sample ID	Chemical Name	Anal Date	Result	Mod Res Report	Detect	Lab Qual	Val Qual	Reason	RL	MDL	Units
JW-EA09-SS36-120507	31203249011-A	Total Pentachlorodibenzofuran (PeCDF)	10/19/2012	33.8	Yes	Y	EMPC	J	23	2.49	0.0880	pg/g
JW-EA09-SS36-120507	31203249011-A	Total Tetrachlorodibenzofuran (TCDF)	10/19/2012	78	Yes	Y	EMPC	J	23	0.498	0.0684	pg/g
JW-EA09-SS36-120507	31203249011-A	1,2,3,7,8,9-Hexachlorodibenzo-p-dioxin (HxCDD)	10/19/2012	4.52	Yes	Y				2.49	0.223	pg/g
JW-EA09-SS36-120507	31203249011-A	1,2,3,4,7,8-Hexachlorodibenzofuran (HxCDF)	10/19/2012	1.84	Yes	Y	J			2.49	0.117	pg/g
JW-EA09-SS36-120507	31203249011-A	Total Heptachlorodibenzo-p-dioxin (HpCDD)	10/19/2012	230	Yes	Y				2.49	0.573	pg/g
JW-EA09-SS36-120507	31203249011-A	2,3,7,8-Tetrachlorodibenzofuran (TCDF)	10/31/2012	5.71	Yes	Y				1.63	0.137	pg/g

Analytical Method E1668

Sample ID	Lab Sample ID	Chemical Name	Anal Date	Result	Mod Res Report	Detect	Lab Qual	Val Qual	Reason	RL	MDL	Units
JW-EA09-SS33-120507	31203249008-A	PCB-129/138/163	10/17/2012	528	Yes	Y				2.99	0.112	pg/g
JW-EA09-SS33-120507	31203249008-A	PCB-156/157	10/17/2012	65	Yes	Y				1.99	0.335	pg/g
JW-EA09-SS33-120507	31203249008-A	PCB-155	10/17/2012	0.0749	Yes	N	U			0.996	0.0749	pg/g
JW-EA09-SS33-120507	31203249008-A	PCB-154	10/17/2012	6.93	Yes	Y				0.996	0.105	pg/g
JW-EA09-SS33-120507	31203249008-A	PCB-152	10/17/2012	0.334	Yes	Y	JEMPC	J	23	0.996	0.0863	pg/g
JW-EA09-SS33-120507	31203249008-A	PCB-165	10/17/2012	0.101	Yes	N	U			0.996	0.101	pg/g
JW-EA09-SS33-120507	31203249008-A	PCB-153/168	10/17/2012	366	Yes	Y				1.99	0.0879	pg/g
JW-EA09-SS33-120507	31203249008-A	PCB-159	10/17/2012	0.273	Yes	N	U			0.996	0.273	pg/g
JW-EA09-SS33-120507	31203249008-A	PCB-161	10/17/2012	0.0923	Yes	N	U			0.996	0.0923	pg/g
JW-EA09-SS33-120507	31203249008-A	PCB-150	10/17/2012	0.559	Yes	Y	JEMPC	J	23	0.996	0.0832	pg/g
JW-EA09-SS33-120507	31203249008-A	PCB-164	10/17/2012	29	Yes	Y				0.996	0.0857	pg/g
JW-EA09-SS33-120507	31203249008-A	PCB-142	10/17/2012	0.135	Yes	N	U			0.996	0.135	pg/g
JW-EA09-SS33-120507	31203249008-A	PCB-167	10/17/2012	19.5	Yes	Y				0.996	0.245	pg/g
JW-EA09-SS33-120507	31203249008-A	PCB-169	10/17/2012	0.316	Yes	N	U			0.996	0.316	pg/g
JW-EA09-SS33-120507	31203249008-A	PCB-170	10/17/2012	82.7	Yes	Y				0.996	0.322	pg/g
JW-EA09-SS33-120507	31203249008-A	PCB-171/173	10/17/2012	25	Yes	Y				1.99	0.272	pg/g

SDG: 31203249

Analytical Method E1668

Sample ID	Lab Sample ID	Chemical Name	Anal Date	Result	Mod Res	Report	Detect	Lab Qual	Val Qual	Reason	RL	MDL	Units
JW-EA09-SS33-120507	31203249008-A	PCB-162	10/17/2012	1.99		Yes	Y				0.996	0.263	pg/g
JW-EA09-SS33-120507	31203249008-A	PCB-136	10/17/2012	45.1		Yes	Y				0.996	0.0913	pg/g
JW-EA09-SS33-120507	31203249008-A	PCB-135/151	10/17/2012	121		Yes	Y				1.99	0.121	pg/g
JW-EA09-SS33-120507	31203249008-A	PCB-134	10/17/2012	24.8		Yes	Y				0.996	0.150	pg/g
JW-EA09-SS33-120507	31203249008-A	PCB-133	10/17/2012	8.32		Yes	Y				0.996	0.128	pg/g
JW-EA09-SS33-120507	31203249008-A	PCB-132	10/17/2012	141		Yes	Y				0.996	0.130	pg/g
JW-EA09-SS33-120507	31203249008-A	PCB-187	10/17/2012	116		Yes	Y				0.996	0.233	pg/g
JW-EA09-SS33-120507	31203249008-A	PCB-131	10/17/2012	5.63		Yes	Y				0.996	0.136	pg/g
JW-EA09-SS33-120507	31203249008-A	PCB-144	10/17/2012	16.8		Yes	Y				0.996	0.117	pg/g
JW-EA09-SS33-120507	31203249008-A	PCB-130	10/17/2012	33.5		Yes	Y				0.996	0.140	pg/g
JW-EA09-SS33-120507	31203249008-A	PCB-148	10/17/2012	0.94		Yes	Y	J			0.996	0.118	pg/g
JW-EA09-SS33-120507	31203249008-A	PCB-137	10/17/2012	22.4		Yes	Y				0.996	0.124	pg/g
JW-EA09-SS33-120507	31203249008-A	PCB-139/140	10/17/2012	8.99		Yes	Y				1.99	0.115	pg/g
JW-EA09-SS33-120507	31203249008-A	PCB-141	10/17/2012	65.8		Yes	Y				0.996	0.122	pg/g
JW-EA09-SS33-120507	31203249008-A	PCB-143	10/17/2012	1.34		Yes	Y				0.996	0.120	pg/g
JW-EA09-SS33-120507	31203249008-A	PCB-145	10/17/2012	0.0891		Yes	N	U			0.996	0.0891	pg/g
JW-EA09-SS33-120507	31203249008-A	PCB-146	10/17/2012	55.8		Yes	Y				0.996	0.113	pg/g
JW-EA09-SS33-120507	31203249008-A	PCB-147/149	10/17/2012	309		Yes	Y				1.99	0.117	pg/g
JW-EA09-SS33-120507	31203249008-A	PCB-172	10/17/2012	15.7		Yes	Y				0.996	0.329	pg/g
JW-EA09-SS33-120507	31203249008-A	PCB-204	10/17/2012	0.208		Yes	N	U			0.996	0.208	pg/g
JW-EA09-SS33-120507	31203249008-A	PCB-195	10/17/2012	15.7		Yes	Y				0.996	0.350	pg/g
JW-EA09-SS33-120507	31203249008-A	PCB-196	10/17/2012	23.7		Yes	Y				0.996	0.279	pg/g
JW-EA09-SS33-120507	31203249008-A	PCB-197/200	10/17/2012	5.22		Yes	Y				0.996	0.190	pg/g
JW-EA09-SS33-120507	31203249008-A	PCB-198/199	10/17/2012	68.5		Yes	Y				1.99	0.290	pg/g
JW-EA09-SS33-120507	31203249008-A	PCB-200	10/17/2012	0.209		Yes	N	U			0.996	0.209	pg/g

SDG: 31203249

Analytical Method E1668

Sample ID	Lab Sample ID	Chemical Name	Anal Date	Result	Mod Res Report	Detect	Lab Qual	Val Qual	Reason	RL	MDL	Units
JW-EA09-SS33-120507	31203249008-A	PCB-201	10/17/2012	8.05	Yes	Y				0.996	0.197	pg/g
JW-EA09-SS33-120507	31203249008-A	PCB-185	10/17/2012	7.69	Yes	Y				0.996	0.245	pg/g
JW-EA09-SS33-120507	31203249008-A	PCB-203	10/17/2012	44.6	Yes	Y				0.996	0.265	pg/g
JW-EA09-SS33-120507	31203249008-A	PCB-191	10/17/2012	3.54	Yes	Y				0.996	0.240	pg/g
JW-EA09-SS33-120507	31203249008-A	PCB-205	10/17/2012	1.7	Yes	Y				0.996	0.242	pg/g
JW-EA09-SS33-120507	31203249008-A	PCB-206	10/17/2012	43.1	Yes	Y				0.996	0.249	pg/g
JW-EA09-SS33-120507	31203249008-A	PCB-207	10/17/2012	5.58	Yes	Y				0.996	0.192	pg/g
JW-EA09-SS33-120507	31203249008-A	PCB-208	10/17/2012	13	Yes	Y				0.996	0.176	pg/g
JW-EA09-SS33-120507	31203249008-A	PCB-209	10/17/2012	21.4	Yes	Y				0.996	0.294	pg/g
JW-EA09-SS33-120507	31203249008-A	PCB-061/070/074/076	10/17/2012	540	Yes	Y				3.98	0.253	pg/g
JW-EA09-SS33-120507	31203249008-A	PCB-086/087/097/108/119/125	10/17/2012	310	Yes	Y				5.98	0.160	pg/g
JW-EA09-SS33-120507	31203249008-A	PCB-202	10/17/2012	17.5	Yes	Y		J	EMPC	0.996	0.212	pg/g
JW-EA09-SS33-120507	31203249008-A	PCB-184	10/17/2012	0.176	Yes	Y		J	EMPC	0.996	0.107	pg/g
JW-EA09-SS33-120507	31203249008-A	PCB-175	10/17/2012	3.33	Yes	Y				0.996	0.249	pg/g
JW-EA09-SS33-120507	31203249008-A	PCB-176	10/17/2012	8.52	Yes	Y				0.996	0.0971	pg/g
JW-EA09-SS33-120507	31203249008-A	PCB-177	10/17/2012	51.2	Yes	Y				0.996	0.277	pg/g
JW-EA09-SS33-120507	31203249008-A	PCB-178	10/17/2012	19.8	Yes	Y				0.996	0.143	pg/g
JW-EA09-SS33-120507	31203249008-A	PCB-179	10/17/2012	36.1	Yes	Y				0.996	0.107	pg/g
JW-EA09-SS33-120507	31203249008-A	PCB-180/193	10/17/2012	181	Yes	Y				1.99	0.258	pg/g
JW-EA09-SS33-120507	31203249008-A	PCB-181	10/17/2012	0.894	Yes	Y		J		0.996	0.238	pg/g
JW-EA09-SS33-120507	31203249008-A	PCB-194	10/17/2012	50.2	Yes	Y				0.996	0.326	pg/g
JW-EA09-SS33-120507	31203249008-A	PCB-183/185	10/17/2012	42.4	Yes	Y				0.996	0.214	pg/g
JW-EA09-SS33-120507	31203249008-A	PCB-192	10/17/2012	0.25	Yes	N		U		0.996	0.250	pg/g
JW-EA09-SS33-120507	31203249008-A	PCB-127	10/17/2012	0.156	Yes	N		U		0.996	0.156	pg/g
JW-EA09-SS33-120507	31203249008-A	PCB-186	10/17/2012	0.103	Yes	N		U		0.996	0.103	pg/g

SDG: 31203249

Analytical Method E1668

Sample ID	Analytical Method	Lab Sample ID	Chemical Name	Anal Date	Result	Mod Res Report	Detect	Lab Qual	Val Qual	Reason	RL	MDL	Units
JW-EA09-SS33-120507		31203249008-A	PCB-126	10/17/2012	2.11	Yes	Y				0.996	0.226	pg/g
JW-EA09-SS33-120507		31203249008-A	PCB-188	10/17/2012	0.293	Yes	Y	J			0.996	0.0943	pg/g
JW-EA09-SS33-120507		31203249008-A	PCB-189	10/17/2012	3.51	Yes	Y				0.996	0.164	pg/g
JW-EA09-SS33-120507		31203249008-A	PCB-190	10/17/2012	13.6	Yes	Y				0.996	0.240	pg/g
JW-EA09-SS33-120507		31203249008-A	PCB-174	10/17/2012	71.4	Yes	Y				0.996	0.267	pg/g
JW-EA09-SS33-120507		31203249008-A	PCB-182	10/17/2012	0.716	Yes	Y	J			0.996	0.225	pg/g
JW-EA09-SS33-120507		31203249008-A	PCB-043	10/17/2012	5.8	Yes	Y				0.996	0.163	pg/g
JW-EA09-SS33-120507		31203249008-A	PCB-056	10/17/2012	120	Yes	Y				0.996	0.275	pg/g
JW-EA09-SS33-120507		31203249008-A	PCB-031	10/17/2012	181	Yes	Y				0.996	0.204	pg/g
JW-EA09-SS33-120507		31203249008-A	PCB-032	10/17/2012	27.8	Yes	Y				0.996	0.159	pg/g
JW-EA09-SS33-120507		31203249008-A	PCB-034	10/17/2012	0.954	Yes	Y	J			0.996	0.226	pg/g
JW-EA09-SS33-120507		31203249008-A	PCB-035	10/17/2012	7.17	Yes	Y				0.996	0.226	pg/g
JW-EA09-SS33-120507		31203249008-A	PCB-036	10/17/2012	2.17	Yes	Y				0.996	0.210	pg/g
JW-EA09-SS33-120507		31203249008-A	PCB-037	10/17/2012	85.4	Yes	Y				0.996	0.216	pg/g
JW-EA09-SS33-120507		31203249008-A	PCB-038	10/17/2012	0.23	Yes	N	U			0.996	0.230	pg/g
JW-EA09-SS33-120507		31203249008-A	PCB-039	10/17/2012	1.03	Yes	Y				0.996	0.199	pg/g
JW-EA09-SS33-120507		31203249008-A	PCB-040/071	10/17/2012	84.9	Yes	Y				1.99	0.123	pg/g
JW-EA09-SS33-120507		31203249008-A	PCB-026/029	10/17/2012	29.8	Yes	Y				1.99	0.211	pg/g
JW-EA09-SS33-120507		31203249008-A	PCB-042	10/17/2012	48.5	Yes	Y				0.996	0.136	pg/g
JW-EA09-SS33-120507		31203249008-A	PCB-025	10/17/2012	15.8	Yes	Y				0.996	0.213	pg/g
JW-EA09-SS33-120507		31203249008-A	PCB-044/047/065	10/17/2012	214	Yes	Y				2.99	0.122	pg/g
JW-EA09-SS33-120507		31203249008-A	PCB-045/051	10/17/2012	15.9	Yes	Y				0.996	0.144	pg/g
JW-EA09-SS33-120507		31203249008-A	PCB-046	10/17/2012	6.14	Yes	Y				0.996	0.157	pg/g
JW-EA09-SS33-120507		31203249008-A	PCB-048	10/17/2012	31.5	Yes	Y				0.996	0.129	pg/g
JW-EA09-SS33-120507		31203249008-A	PCB-049/069	10/17/2012	133	Yes	Y				1.99	0.106	pg/g

SDG: 31203249

Analytical Method E1668

Sample ID	Lab Sample ID	Chemical Name	Anal Date	Result	Mod Res	Report	Detect	Lab Qual	Val Qual	Reason	RL	MDL	Units
JW-EA09-SS33-120507	31203249008-A	PCB-050/053	10/17/2012	16.5	Yes	Y					1.99	0.126	pg/g
JW-EA09-SS33-120507	31203249008-A	PCB-051	10/17/2012	3.92	Yes	Y					0.996	0.129	pg/g
JW-EA09-SS33-120507	31203249008-A	PCB-052	10/17/2012	341	Yes	Y					0.996	0.132	pg/g
JW-EA09-SS33-120507	31203249008-A	PCB-054	10/17/2012	0.182	Yes	Y	J	J	19		0.996	0.0845	pg/g
JW-EA09-SS33-120507	31203249008-A	PCB-128/166	10/17/2012	91.2	Yes	Y					1.99	0.315	pg/g
JW-EA09-SS33-120507	31203249008-A	PCB-041	10/17/2012	14.1	Yes	Y					0.996	0.166	pg/g
JW-EA09-SS33-120507	31203249008-A	PCB-014	10/17/2012	0.725	Yes	Y	J				0.996	0.254	pg/g
JW-EA09-SS33-120507	31203249008-A	PCB-001	10/17/2012	61.2	Yes	Y					0.996	0.136	pg/g
JW-EA09-SS33-120507	31203249008-A	PCB-002	10/17/2012	24	Yes	Y					0.996	0.134	pg/g
JW-EA09-SS33-120507	31203249008-A	PCB-003	10/17/2012	64.3	Yes	Y					0.996	0.127	pg/g
JW-EA09-SS33-120507	31203249008-A	PCB-004	10/17/2012	17.5	Yes	Y		J	5		1.49	1.49	pg/g
JW-EA09-SS33-120507	31203249008-A	PCB-005	10/17/2012	1.3	Yes	Y					0.996	0.302	pg/g
JW-EA09-SS33-120507	31203249008-A	PCB-006	10/17/2012	14.6	Yes	Y					0.996	0.719	pg/g
JW-EA09-SS33-120507	31203249008-A	PCB-007	10/17/2012	3.64	Yes	Y					0.996	0.675	pg/g
JW-EA09-SS33-120507	31203249008-A	PCB-008	10/17/2012	70.2	Yes	Y					0.996	0.596	pg/g
JW-EA09-SS33-120507	31203249008-A	PCB-009	10/17/2012	4.85	Yes	Y					0.996	0.767	pg/g
JW-EA09-SS33-120507	31203249008-A	PCB-010	10/17/2012	1.31	Yes	Y	EMPC	J	23		1.06	1.06	pg/g
JW-EA09-SS33-120507	31203249008-A	PCB-027	10/17/2012	6.16	Yes	Y					0.996	0.166	pg/g
JW-EA09-SS33-120507	31203249008-A	PCB-012/013	10/17/2012	12.7	Yes	Y					1.99	0.598	pg/g
JW-EA09-SS33-120507	31203249008-A	PCB-057	10/17/2012	0.932	Yes	Y	J				0.996	0.256	pg/g
JW-EA09-SS33-120507	31203249008-A	PCB-015	10/17/2012	73.2	Yes	Y					0.996	0.656	pg/g
JW-EA09-SS33-120507	31203249008-A	PCB-016	10/17/2012	33.6	Yes	Y					0.996	0.310	pg/g
JW-EA09-SS33-120507	31203249008-A	PCB-017	10/17/2012	37.2	Yes	Y					0.996	0.226	pg/g
JW-EA09-SS33-120507	31203249008-A	PCB-018/030	10/17/2012	73.6	Yes	Y					1.99	0.192	pg/g
JW-EA09-SS33-120507	31203249008-A	PCB-019	10/17/2012	4.41	Yes	Y					0.996	0.244	pg/g

SDG: 31203249

Analytical Method E1668

Sample ID	Lab Sample ID	Chemical Name	Anal Date	Result	Mod Res Report	Detect	Lab Qual	Val Qual	Reason	RL	MDL	Units
JW-EA09-SS33-120507	31203249008-A	PCB-020/028	10/17/2012	246	Yes	Y				1.99	0.216	pg/g
JW-EA09-SS33-120507	31203249008-A	PCB-021/033	10/17/2012	88.9	Yes	Y				1.99	0.213	pg/g
JW-EA09-SS33-120507	31203249008-A	PCB-022	10/17/2012	67.4	Yes	Y				0.996	0.227	pg/g
JW-EA09-SS33-120507	31203249008-A	PCB-023	10/17/2012	0.214	Yes	N	U			0.996	0.214	pg/g
JW-EA09-SS33-120507	31203249008-A	PCB-024	10/17/2012	0.86	Yes	Y	J			0.996	0.170	pg/g
JW-EA09-SS33-120507	31203249008-A	PCB-011	10/17/2012	140	Yes	Y				0.996	0.712	pg/g
JW-EA09-SS33-120507	31203249008-A	PCB-110/115	10/17/2012	602	Yes	Y				0.996	0.155	pg/g
JW-EA09-SS33-120507	31203249008-A	PCB-055	10/17/2012	3.82	Yes	Y				0.996	0.266	pg/g
JW-EA09-SS33-120507	31203249008-A	PCB-095	10/17/2012	279	Yes	Y				0.996	0.182	pg/g
JW-EA09-SS33-120507	31203249008-A	PCB-096	10/17/2012	2.04	Yes	Y				0.996	0.127	pg/g
JW-EA09-SS33-120507	31203249008-A	PCB-098/102	10/17/2012	0.598	Yes	Y	J	EMPC	J 23	0.996	0.188	pg/g
JW-EA09-SS33-120507	31203249008-A	PCB-099	10/17/2012	238	Yes	Y				0.996	0.163	pg/g
JW-EA09-SS33-120507	31203249008-A	PCB-102	10/17/2012	9.72	Yes	Y				0.996	0.177	pg/g
JW-EA09-SS33-120507	31203249008-A	PCB-103	10/17/2012	3.35	Yes	Y				0.996	0.167	pg/g
JW-EA09-SS33-120507	31203249008-A	PCB-104	10/17/2012	0.0963	Yes	N	U			0.996	0.0963	pg/g
JW-EA09-SS33-120507	31203249008-A	PCB-105	10/17/2012	220	Yes	Y				0.996	0.152	pg/g
JW-EA09-SS33-120507	31203249008-A	PCB-106	10/17/2012	0.151	Yes	N	U			0.996	0.151	pg/g
JW-EA09-SS33-120507	31203249008-A	PCB-093/100	10/17/2012	2.92	Yes	Y				1.99	0.175	pg/g
JW-EA09-SS33-120507	31203249008-A	PCB-109	10/17/2012	36.2	Yes	Y				0.996	0.135	pg/g
JW-EA09-SS33-120507	31203249008-A	PCB-092	10/17/2012	83.9	Yes	Y				0.996	0.191	pg/g
JW-EA09-SS33-120507	31203249008-A	PCB-111	10/17/2012	0.133	Yes	N	U			0.996	0.133	pg/g
JW-EA09-SS33-120507	31203249008-A	PCB-112	10/17/2012	0.138	Yes	N	U			0.996	0.138	pg/g
JW-EA09-SS33-120507	31203249008-A	PCB-114	10/17/2012	10.6	Yes	Y				0.996	0.144	pg/g
JW-EA09-SS33-120507	31203249008-A	PCB-115	10/17/2012	7.51	Yes	Y				0.996	0.128	pg/g
JW-EA09-SS33-120507	31203249008-A	PCB-117	10/17/2012	14.6	Yes	Y				0.996	0.176	pg/g

SDG: 31203249

Analytical Method E1668

Sample ID	Analytical Method	Lab Sample ID	Chemical Name	Anal Date	Result	Mod Res	Report	Detect	Lab Qual	Val Qual	Reason	RL	MDL	Units
JW-EA09-SS33-120507		31203249008-A	PCB-118	10/17/2012	526		Yes	Y				0.996	0.142	pg/g
JW-EA09-SS33-120507		31203249008-A	PCB-120	10/17/2012	2.36		Yes	Y				0.996	0.135	pg/g
JW-EA09-SS33-120507		31203249008-A	PCB-121	10/17/2012	0.131		Yes	N	U			0.996	0.131	pg/g
JW-EA09-SS33-120507		31203249008-A	PCB-122	10/17/2012	5.77		Yes	Y				0.996	0.165	pg/g
JW-EA09-SS33-120507		31203249008-A	PCB-123	10/17/2012	6.96		Yes	Y				0.996	0.132	pg/g
JW-EA09-SS33-120507		31203249008-A	PCB-107/124	10/17/2012	17.4		Yes	Y				1.99	0.143	pg/g
JW-EA09-SS33-120507		31203249008-A	PCB-079	10/17/2012	3.49		Yes	Y				0.996	0.243	pg/g
JW-EA09-SS33-120507		31203249008-A	PCB-058	10/17/2012	0.942		Yes	Y	J			0.996	0.255	pg/g
JW-EA09-SS33-120507		31203249008-A	PCB-059/062/075	10/17/2012	14.8		Yes	Y				2.99	0.0950	pg/g
JW-EA09-SS33-120507		31203249008-A	PCB-060	10/17/2012	59.6		Yes	Y				0.996	0.264	pg/g
JW-EA09-SS33-120507		31203249008-A	PCB-063	10/17/2012	9.22		Yes	Y				0.996	0.233	pg/g
JW-EA09-SS33-120507		31203249008-A	PCB-064	10/17/2012	84.9		Yes	Y				0.996	0.0885	pg/g
JW-EA09-SS33-120507		31203249008-A	PCB-066	10/17/2012	306		Yes	Y				0.996	0.266	pg/g
JW-EA09-SS33-120507		31203249008-A	PCB-067	10/17/2012	8.35		Yes	Y				0.996	0.248	pg/g
JW-EA09-SS33-120507		31203249008-A	PCB-068	10/17/2012	2.16		Yes	Y				0.996	0.236	pg/g
JW-EA09-SS33-120507		31203249008-A	PCB-072	10/17/2012	3.68		Yes	Y				0.996	0.256	pg/g
JW-EA09-SS33-120507		31203249008-A	PCB-073	10/17/2012	0.553		Yes	Y	J			0.996	0.0940	pg/g
JW-EA09-SS33-120507		31203249008-A	PCB-094	10/17/2012	1.48		Yes	Y				0.996	0.193	pg/g
JW-EA09-SS33-120507		31203249008-A	PCB-078	10/17/2012	0.286		Yes	N	U			0.996	0.286	pg/g
JW-EA09-SS33-120507		31203249008-A	PCB-160	10/17/2012	0.0983		Yes	N	U			0.996	0.0983	pg/g
JW-EA09-SS33-120507		31203249008-A	PCB-080	10/17/2012	0.23		Yes	N	U			0.996	0.230	pg/g
JW-EA09-SS33-120507		31203249008-A	PCB-081	10/17/2012	1		Yes	Y	EMPC	J	23	0.996	0.263	pg/g
JW-EA09-SS33-120507		31203249008-A	PCB-082	10/17/2012	50.9		Yes	Y				0.996	0.224	pg/g
JW-EA09-SS33-120507		31203249008-A	PCB-083	10/17/2012	26.9		Yes	Y				0.996	0.232	pg/g
JW-EA09-SS33-120507		31203249008-A	PCB-084	10/17/2012	103		Yes	Y				0.996	0.217	pg/g

SDG: 31203249

Analytical Method E1668

Sample ID	Lab Sample ID	Chemical Name	Anal Date	Result	Mod Res	Report	Detect	Lab Qual	Val Qual	Reason	RL	MDL	Units
JW-EA09-SS33-120507	31203249008-A	PCB-085/116	10/17/2012	72.6	Yes	Y	Y				1.99	0.147	pg/g
JW-EA09-SS33-120507	31203249008-A	PCB-088/091	10/17/2012	0.19	Yes	N	U				0.996	0.190	pg/g
JW-EA09-SS33-120507	31203249008-A	PCB-089	10/17/2012	3.57	Yes	Y	Y				0.996	0.199	pg/g
JW-EA09-SS33-120507	31203249008-A	PCB-090/101/113	10/17/2012	480	Yes	Y	Y				2.99	0.162	pg/g
JW-EA09-SS33-120507	31203249008-A	PCB-091	10/17/2012	50	Yes	Y	Y				0.996	0.171	pg/g
JW-EA09-SS33-120507	31203249008-A	PCB-077	10/17/2012	34.1	Yes	Y	Y				0.996	0.256	pg/g
JW-EA09-SS33-120507	31203249008-A	PCB-158	10/17/2012	48.2	Yes	Y	Y				0.996	0.0862	pg/g
JW-EA09-SS34-120507	31203249009-A	PCB-037	10/17/2012	157	Yes	Y	Y				0.999	0.311	pg/g
JW-EA09-SS34-120507	31203249009-A	PCB-038	10/17/2012	0.817	Yes	Y	J				0.999	0.331	pg/g
JW-EA09-SS34-120507	31203249009-A	PCB-039	10/17/2012	2.59	Yes	Y	Y				0.999	0.286	pg/g
JW-EA09-SS34-120507	31203249009-A	PCB-040/071	10/17/2012	201	Yes	Y	Y				2.00	0.103	pg/g
JW-EA09-SS34-120507	31203249009-A	PCB-041	10/17/2012	23.7	Yes	Y	Y				0.999	0.139	pg/g
JW-EA09-SS34-120507	31203249009-A	PCB-042	10/17/2012	103	Yes	Y	Y				0.999	0.113	pg/g
JW-EA09-SS34-120507	31203249009-A	PCB-043	10/17/2012	13.3	Yes	Y	Y				0.999	0.136	pg/g
JW-EA09-SS34-120507	31203249009-A	PCB-044/047/065	10/17/2012	558	Yes	Y	Y				3.00	0.102	pg/g
JW-EA09-SS34-120507	31203249009-A	PCB-007	10/17/2012	4.91	Yes	Y	Y				0.999	0.652	pg/g
JW-EA09-SS34-120507	31203249009-A	PCB-046	10/17/2012	13.9	Yes	Y	Y				0.999	0.131	pg/g
JW-EA09-SS34-120507	31203249009-A	PCB-034	10/17/2012	2.56	Yes	Y	Y				0.999	0.324	pg/g
JW-EA09-SS34-120507	31203249009-A	PCB-048	10/17/2012	66.8	Yes	Y	Y				0.999	0.108	pg/g
JW-EA09-SS34-120507	31203249009-A	PCB-049/069	10/17/2012	344	Yes	Y	Y				2.00	0.0886	pg/g
JW-EA09-SS34-120507	31203249009-A	PCB-050/053	10/17/2012	41.9	Yes	Y	Y				2.00	0.105	pg/g
JW-EA09-SS34-120507	31203249009-A	PCB-051	10/17/2012	9.68	Yes	Y	Y				0.999	0.108	pg/g
JW-EA09-SS34-120507	31203249009-A	PCB-052	10/17/2012	1120	Yes	Y	Y				0.999	0.110	pg/g
JW-EA09-SS34-120507	31203249009-A	PCB-054	10/17/2012	0.295	Yes	Y	J	J	J	19	0.999	0.0586	pg/g
JW-EA09-SS34-120507	31203249009-A	PCB-055	10/17/2012	6.41	Yes	Y	Y				0.999	0.397	pg/g

SDG: 31203249

Analytical Method E1668

Sample ID	Lab Sample ID	Chemical Name	Anal Date	Result	Mod Res	Report	Detect	Lab Qual	Val Qual	Reason	RL	MDL	Units
JW-EA09-SS34-120507	31203249009-A	PCB-056	10/17/2012	271		Yes	Y				0.999	0.411	pg/g
JW-EA09-SS34-120507	31203249009-A	PCB-057	10/17/2012	0.8		Yes	Y	J			0.999	0.384	pg/g
JW-EA09-SS34-120507	31203249009-A	PCB-045/051	10/17/2012	35.2		Yes	Y				0.999	0.120	pg/g
JW-EA09-SS34-120507	31203249009-A	PCB-019	10/17/2012	8.69		Yes	Y				0.999	0.162	pg/g
JW-EA09-SS34-120507	31203249009-A	PCB-008	10/17/2012	110		Yes	Y				0.999	0.672	pg/g
JW-EA09-SS34-120507	31203249009-A	PCB-009	10/17/2012	6.53		Yes	Y				0.999	0.741	pg/g
JW-EA09-SS34-120507	31203249009-A	PCB-010	10/17/2012	1.81	EMPC	Yes	Y	J	23		0.999	0.614	pg/g
JW-EA09-SS34-120507	31203249009-A	PCB-011	10/17/2012	310		Yes	Y				0.999	0.688	pg/g
JW-EA09-SS34-120507	31203249009-A	PCB-012/013	10/17/2012	21.2		Yes	Y				2.00	0.674	pg/g
JW-EA09-SS34-120507	31203249009-A	PCB-014	10/17/2012	1.46		Yes	Y				0.999	0.585	pg/g
JW-EA09-SS34-120507	31203249009-A	PCB-015	10/17/2012	112		Yes	Y				0.999	0.633	pg/g
JW-EA09-SS34-120507	31203249009-A	PCB-016	10/17/2012	66		Yes	Y				0.999	0.206	pg/g
JW-EA09-SS34-120507	31203249009-A	PCB-036	10/17/2012	5.04		Yes	Y				0.999	0.301	pg/g
JW-EA09-SS34-120507	31203249009-A	PCB-018/030	10/17/2012	137		Yes	Y				2.00	0.128	pg/g
JW-EA09-SS34-120507	31203249009-A	PCB-035	10/17/2012	16.2		Yes	Y				0.999	0.324	pg/g
JW-EA09-SS34-120507	31203249009-A	PCB-020/028	10/17/2012	568		Yes	Y				2.00	0.311	pg/g
JW-EA09-SS34-120507	31203249009-A	PCB-022	10/17/2012	155		Yes	Y				0.999	0.326	pg/g
JW-EA09-SS34-120507	31203249009-A	PCB-024	10/17/2012	1.79		Yes	Y				0.999	0.113	pg/g
JW-EA09-SS34-120507	31203249009-A	PCB-025	10/17/2012	35.9		Yes	Y				0.999	0.306	pg/g
JW-EA09-SS34-120507	31203249009-A	PCB-026/029	10/17/2012	73.2		Yes	Y				2.00	0.304	pg/g
JW-EA09-SS34-120507	31203249009-A	PCB-027	10/17/2012	12.8		Yes	Y				0.999	0.110	pg/g
JW-EA09-SS34-120507	31203249009-A	PCB-031	10/17/2012	427		Yes	Y				0.999	0.292	pg/g
JW-EA09-SS34-120507	31203249009-A	PCB-032	10/17/2012	47		Yes	Y				0.999	0.105	pg/g
JW-EA09-SS34-120507	31203249009-A	PCB-060	10/17/2012	134		Yes	Y				0.999	0.395	pg/g
JW-EA09-SS34-120507	31203249009-A	PCB-017	10/17/2012	70.6		Yes	Y				0.999	0.150	pg/g

SDG: 31203249

Analytical Method E1668

Sample ID	Lab Sample ID	Chemical Name	Anal Date	Result	Mod Res	Report	Detect	Lab Qual	Val Qual	Reason	RL	MDL	Units
JW-EA09-SS34-120507	31203249009-A	PCB-106	10/17/2012	0.124		Yes	N	U			0.999	0.124	pg/g
JW-EA09-SS34-120507	31203249009-A	PCB-093/100	10/17/2012	4.74		Yes	Y				2.00	0.144	pg/g
JW-EA09-SS34-120507	31203249009-A	PCB-094	10/17/2012	3.12		Yes	Y				0.999	0.159	pg/g
JW-EA09-SS34-120507	31203249009-A	PCB-095	10/17/2012	646		Yes	Y				0.999	0.150	pg/g
JW-EA09-SS34-120507	31203249009-A	PCB-096	10/17/2012	7.03		Yes	Y				0.999	0.0879	pg/g
JW-EA09-SS34-120507	31203249009-A	PCB-098/102	10/17/2012	1.27		Yes	Y				0.999	0.155	pg/g
JW-EA09-SS34-120507	31203249009-A	PCB-099	10/17/2012	892		Yes	Y				0.999	0.134	pg/g
JW-EA09-SS34-120507	31203249009-A	PCB-102	10/17/2012	24.6		Yes	Y				0.999	0.145	pg/g
JW-EA09-SS34-120507	31203249009-A	PCB-103	10/17/2012	6.23		Yes	Y				0.999	0.137	pg/g
JW-EA09-SS34-120507	31203249009-A	PCB-058	10/17/2012	1.5		Yes	Y				0.999	0.382	pg/g
JW-EA09-SS34-120507	31203249009-A	PCB-105	10/17/2012	866		Yes	Y				0.999	0.130	pg/g
JW-EA09-SS34-120507	31203249009-A	PCB-090/101/113	10/17/2012	1900		Yes	Y				3.00	0.133	pg/g
JW-EA09-SS34-120507	31203249009-A	PCB-107/124	10/17/2012	74.1		Yes	Y				2.00	0.118	pg/g
JW-EA09-SS34-120507	31203249009-A	PCB-109	10/17/2012	135		Yes	Y				0.999	0.111	pg/g
JW-EA09-SS34-120507	31203249009-A	PCB-110/115	10/17/2012	2370		Yes	Y				0.999	0.128	pg/g
JW-EA09-SS34-120507	31203249009-A	PCB-111	10/17/2012	1.53		Yes	Y				0.999	0.109	pg/g
JW-EA09-SS34-120507	31203249009-A	PCB-112	10/17/2012	0.113		Yes	N	U			0.999	0.113	pg/g
JW-EA09-SS34-120507	31203249009-A	PCB-114	10/17/2012	44.1		Yes	Y				0.999	0.125	pg/g
JW-EA09-SS34-120507	31203249009-A	PCB-115	10/17/2012	26.5		Yes	Y				0.999	0.105	pg/g
JW-EA09-SS34-120507	31203249009-A	PCB-117	10/17/2012	38		Yes	Y				0.999	0.145	pg/g
JW-EA09-SS34-120507	31203249009-A	PCB-104	10/17/2012	0.0667		Yes	N	U			0.999	0.0667	pg/g
JW-EA09-SS34-120507	31203249009-A	PCB-079	10/17/2012	12.9		Yes	Y				0.999	0.363	pg/g
JW-EA09-SS34-120507	31203249009-A	PCB-021/033	10/17/2012	209		Yes	Y				2.00	0.306	pg/g
JW-EA09-SS34-120507	31203249009-A	PCB-063	10/17/2012	18.2		Yes	Y				0.999	0.349	pg/g
JW-EA09-SS34-120507	31203249009-A	PCB-064	10/17/2012	177		Yes	Y				0.999	0.0739	pg/g

SDG: 31203249

Analytical Method E1668

Sample ID	Analytical Method	Lab Sample ID	Chemical Name	Anal Date	Result	Mod Res Report	Detect	Lab Qual	Val Qual	Reason	RL	MDL	Units
JW-EA09-SS34-120507		31203249009-A	PCB-066	10/17/2012	684	Yes	Y				0.999	0.398	pg/g
JW-EA09-SS34-120507		31203249009-A	PCB-067	10/17/2012	9.37	Yes	Y				0.999	0.372	pg/g
JW-EA09-SS34-120507		31203249009-A	PCB-068	10/17/2012	3.39	Yes	Y				0.999	0.353	pg/g
JW-EA09-SS34-120507		31203249009-A	PCB-072	10/17/2012	6.66	Yes	Y				0.999	0.384	pg/g
JW-EA09-SS34-120507		31203249009-A	PCB-073	10/17/2012	0.862	Yes	Y	J			0.999	0.0785	pg/g
JW-EA09-SS34-120507		31203249009-A	PCB-092	10/17/2012	357	Yes	Y				0.999	0.157	pg/g
JW-EA09-SS34-120507		31203249009-A	PCB-078	10/17/2012	0.428	Yes	N	U			0.999	0.428	pg/g
JW-EA09-SS34-120507		31203249009-A	PCB-091	10/17/2012	188	Yes	Y				0.999	0.141	pg/g
JW-EA09-SS34-120507		31203249009-A	PCB-080	10/17/2012	0.344	Yes	N	U			0.999	0.344	pg/g
JW-EA09-SS34-120507		31203249009-A	PCB-081	10/17/2012	2.42	Yes	Y				0.999	0.394	pg/g
JW-EA09-SS34-120507		31203249009-A	PCB-082	10/17/2012	204	Yes	Y				0.999	0.184	pg/g
JW-EA09-SS34-120507		31203249009-A	PCB-083	10/17/2012	92.8	Yes	Y				0.999	0.191	pg/g
JW-EA09-SS34-120507		31203249009-A	PCB-084	10/17/2012	430	Yes	Y				0.999	0.178	pg/g
JW-EA09-SS34-120507		31203249009-A	PCB-085/116	10/17/2012	277	Yes	Y				2.00	0.121	pg/g
JW-EA09-SS34-120507		31203249009-A	PCB-088/091	10/17/2012	0.156	Yes	N	U			0.999	0.156	pg/g
JW-EA09-SS34-120507		31203249009-A	PCB-089	10/17/2012	11.1	Yes	Y				0.999	0.164	pg/g
JW-EA09-SS34-120507		31203249009-A	PCB-059/062/075	10/17/2012	29.9	Yes	Y				3.00	0.0793	pg/g
JW-EA09-SS34-120507		31203249009-A	PCB-077	10/17/2012	77	Yes	Y				0.999	0.384	pg/g
JW-EA09-SS34-120507		31203249009-A	PCB-158	10/17/2012	222	Yes	Y				0.999	0.0719	pg/g
JW-EA09-SS34-120507		31203249009-A	PCB-171/173	10/17/2012	74.3	Yes	Y				2.00	0.260	pg/g
JW-EA09-SS34-120507		31203249009-A	PCB-146	10/17/2012	187	Yes	Y				0.999	0.0942	pg/g
JW-EA09-SS34-120507		31203249009-A	PCB-147/149	10/17/2012	1180	Yes	Y				2.00	0.0973	pg/g
JW-EA09-SS34-120507		31203249009-A	PCB-148	10/17/2012	2.09	Yes	Y				0.999	0.0987	pg/g
JW-EA09-SS34-120507		31203249009-A	PCB-150	10/17/2012	1.89	Yes	Y				0.999	0.0694	pg/g
JW-EA09-SS34-120507		31203249009-A	PCB-152	10/17/2012	1.59	Yes	Y				0.999	0.0720	pg/g

SDG: 31203249

Analytical Method E1668

Sample ID	Lab Sample ID	Chemical Name	Anal Date	Result	Mod Res Report	Detect	Lab Qual	Val Qual	Reason	RL	MDL	Units
JW-EA09-SS34-120507	31203249009-A	PCB-023	10/17/2012	0.308	Yes	N	U			0.999	0.308	pg/g
JW-EA09-SS34-120507	31203249009-A	PCB-154	10/17/2012	19.2	Yes	Y				0.999	0.0879	pg/g
JW-EA09-SS34-120507	31203249009-A	PCB-144	10/17/2012	66.6	Yes	Y				0.999	0.0976	pg/g
JW-EA09-SS34-120507	31203249009-A	PCB-156/157	10/17/2012	304	Yes	Y				2.00	0.458	pg/g
JW-EA09-SS34-120507	31203249009-A	PCB-143	10/17/2012	6.12	Yes	Y				0.999	0.0999	pg/g
JW-EA09-SS34-120507	31203249009-A	PCB-159	10/17/2012	0.368	Yes	N	U			0.999	0.368	pg/g
JW-EA09-SS34-120507	31203249009-A	PCB-160	10/17/2012	0.082	Yes	N	U			0.999	0.0820	pg/g
JW-EA09-SS34-120507	31203249009-A	PCB-161	10/17/2012	0.077	Yes	N	U			0.999	0.0770	pg/g
JW-EA09-SS34-120507	31203249009-A	PCB-162	10/17/2012	7.91	Yes	Y				0.999	0.355	pg/g
JW-EA09-SS34-120507	31203249009-A	PCB-164	10/17/2012	111	Yes	Y				0.999	0.0715	pg/g
JW-EA09-SS34-120507	31203249009-A	PCB-165	10/17/2012	0.501	Yes	Y	J			0.999	0.0845	pg/g
JW-EA09-SS34-120507	31203249009-A	PCB-167	10/17/2012	85.6	Yes	Y				0.999	0.331	pg/g
JW-EA09-SS34-120507	31203249009-A	PCB-169	10/17/2012	0.415	Yes	N	U			0.999	0.415	pg/g
JW-EA09-SS34-120507	31203249009-A	PCB-170	10/17/2012	224	Yes	Y				0.999	0.291	pg/g
JW-EA09-SS34-120507	31203249009-A	PCB-006	10/17/2012	19.1	Yes	Y				0.999	0.695	pg/g
JW-EA09-SS34-120507	31203249009-A	PCB-131	10/17/2012	28.8	Yes	Y				0.999	0.113	pg/g
JW-EA09-SS34-120507	31203249009-A	PCB-118	10/17/2012	2090	Yes	Y				0.999	0.121	pg/g
JW-EA09-SS34-120507	31203249009-A	PCB-120	10/17/2012	5.86	Yes	Y				0.999	0.111	pg/g
JW-EA09-SS34-120507	31203249009-A	PCB-121	10/17/2012	0.108	Yes	N	U			0.999	0.108	pg/g
JW-EA09-SS34-120507	31203249009-A	PCB-122	10/17/2012	23.4	Yes	Y				0.999	0.144	pg/g
JW-EA09-SS34-120507	31203249009-A	PCB-123	10/17/2012	27.7	Yes	Y				0.999	0.108	pg/g
JW-EA09-SS34-120507	31203249009-A	PCB-126	10/17/2012	3.47	Yes	Y				0.999	0.221	pg/g
JW-EA09-SS34-120507	31203249009-A	PCB-127	10/17/2012	0.133	Yes	N	U			0.999	0.133	pg/g
JW-EA09-SS34-120507	31203249009-A	PCB-128/166	10/17/2012	399	Yes	Y				2.00	0.425	pg/g
JW-EA09-SS34-120507	31203249009-A	PCB-145	10/17/2012	0.743	Yes	Y	J			0.999	0.0743	pg/g

SDG: 31203249

Analytical Method E1668

Sample ID	Lab Sample ID	Chemical Name	Anal Date	Result	Mod Res	Report	Detect	Lab Qual	Val Qual	Reason	RL	MDL	Units
JW-EA09-SS34-120507	31203249009-A	PCB-130	10/17/2012	146	Yes	Y	Y				0.999	0.116	pg/g
JW-EA09-SS34-120507	31203249009-A	PCB-155	10/17/2012	0.0625	Yes	N	U				0.999	0.0625	pg/g
JW-EA09-SS34-120507	31203249009-A	PCB-132	10/17/2012	624	Yes	Y	Y				0.999	0.109	pg/g
JW-EA09-SS34-120507	31203249009-A	PCB-133	10/17/2012	26.6	Yes	Y	Y				0.999	0.107	pg/g
JW-EA09-SS34-120507	31203249009-A	PCB-134	10/17/2012	114	Yes	Y	Y				0.999	0.125	pg/g
JW-EA09-SS34-120507	31203249009-A	PCB-135/151	10/17/2012	446	Yes	Y	Y				2.00	0.101	pg/g
JW-EA09-SS34-120507	31203249009-A	PCB-136	10/17/2012	191	Yes	Y	Y				0.999	0.0761	pg/g
JW-EA09-SS34-120507	31203249009-A	PCB-137	10/17/2012	131	Yes	Y	Y				0.999	0.104	pg/g
JW-EA09-SS34-120507	31203249009-A	PCB-139/140	10/17/2012	40.8	Yes	Y	Y				2.00	0.0960	pg/g
JW-EA09-SS34-120507	31203249009-A	PCB-141	10/17/2012	278	Yes	Y	Y				0.999	0.102	pg/g
JW-EA09-SS34-120507	31203249009-A	PCB-142	10/17/2012	0.51	Yes	Y	J				0.999	0.112	pg/g
JW-EA09-SS34-120507	31203249009-A	PCB-129/138/163	10/17/2012	2150	Yes	Y	Y				3.00	0.0937	pg/g
JW-EA09-SS34-120507	31203249009-A	PCB-172	10/17/2012	40.5	Yes	Y	Y				0.999	0.298	pg/g
JW-EA09-SS34-120507	31203249009-A	PCB-197/200	10/17/2012	2.66	Yes	Y	EMPC	J	23		0.999	0.127	pg/g
JW-EA09-SS34-120507	31203249009-A	PCB-198/199	10/17/2012	134	Yes	Y	Y				2.00	0.194	pg/g
JW-EA09-SS34-120507	31203249009-A	PCB-200	10/17/2012	8.57	Yes	Y	Y				0.999	0.140	pg/g
JW-EA09-SS34-120507	31203249009-A	PCB-201	10/17/2012	14.9	Yes	Y	Y				0.999	0.132	pg/g
JW-EA09-SS34-120507	31203249009-A	PCB-202	10/17/2012	31.9	Yes	Y	Y				0.999	0.142	pg/g
JW-EA09-SS34-120507	31203249009-A	PCB-203	10/17/2012	85.2	Yes	Y	Y				0.999	0.177	pg/g
JW-EA09-SS34-120507	31203249009-A	PCB-204	10/17/2012	0.139	Yes	N	U				0.999	0.139	pg/g
JW-EA09-SS34-120507	31203249009-A	PCB-205	10/17/2012	3.7	Yes	Y	Y				0.999	0.186	pg/g
JW-EA09-SS34-120507	31203249009-A	PCB-196	10/17/2012	47.7	Yes	Y	Y				0.999	0.186	pg/g
JW-EA09-SS34-120507	31203249009-A	PCB-207	10/17/2012	9.44	Yes	Y	Y				0.999	0.149	pg/g
JW-EA09-SS34-120507	31203249009-A	PCB-208	10/17/2012	21.6	Yes	Y	Y				0.999	0.137	pg/g
JW-EA09-SS34-120507	31203249009-A	PCB-209	10/17/2012	29.9	Yes	Y	Y				0.999	0.183	pg/g

SDG: 31203249

Analytical Method E1668

Sample ID	Lab Sample ID	Chemical Name	Anal Date	Result	Mod Res	Report	Detect	Lab Qual	Val Qual	Reason	RL	MDL	Units
JW-EA09-SS34-120507	31203249009-A	PCB-153/168	10/17/2012	1290	Yes	Y					2.00	0.0733	pg/g
JW-EA09-SS34-120507	31203249009-A	PCB-086/087/097/108/119/125	10/17/2012	1270	Yes	Y					5.99	0.131	pg/g
JW-EA09-SS34-120507	31203249009-A	PCB-001	10/17/2012	41.3	Yes	Y					0.999	0.115	pg/g
JW-EA09-SS34-120507	31203249009-A	PCB-002	10/17/2012	35.5	Yes	Y					0.999	0.109	pg/g
JW-EA09-SS34-120507	31203249009-A	PCB-003	10/17/2012	50.5	Yes	Y					0.999	0.104	pg/g
JW-EA09-SS34-120507	31203249009-A	PCB-004	10/17/2012	25.1	Yes	Y	J		5		0.999	0.862	pg/g
JW-EA09-SS34-120507	31203249009-A	PCB-005	10/17/2012	2.23	Yes	Y					0.999	0.696	pg/g
JW-EA09-SS34-120507	31203249009-A	PCB-206	10/17/2012	70.2	Yes	Y					0.999	0.196	pg/g
JW-EA09-SS34-120507	31203249009-A	PCB-179	10/17/2012	84.6	Yes	Y					0.999	0.0923	pg/g
JW-EA09-SS34-120507	31203249009-A	PCB-061/070/074/076	10/17/2012	1380	Yes	Y					4.00	0.379	pg/g
JW-EA09-SS34-120507	31203249009-A	PCB-195	10/17/2012	33.1	Yes	Y					0.999	0.270	pg/g
JW-EA09-SS34-120507	31203249009-A	PCB-174	10/17/2012	199	Yes	Y					0.999	0.256	pg/g
JW-EA09-SS34-120507	31203249009-A	PCB-175	10/17/2012	8.97	Yes	Y					0.999	0.238	pg/g
JW-EA09-SS34-120507	31203249009-A	PCB-176	10/17/2012	23.8	Yes	Y					0.999	0.0840	pg/g
JW-EA09-SS34-120507	31203249009-A	PCB-178	10/17/2012	44.3	Yes	Y					0.999	0.124	pg/g
JW-EA09-SS34-120507	31203249009-A	PCB-180/193	10/17/2012	466	Yes	Y					2.00	0.233	pg/g
JW-EA09-SS34-120507	31203249009-A	PCB-181	10/17/2012	3.63	Yes	Y					0.999	0.228	pg/g
JW-EA09-SS34-120507	31203249009-A	PCB-182	10/17/2012	2.08	Yes	Y					0.999	0.215	pg/g
JW-EA09-SS34-120507	31203249009-A	PCB-183/185	10/17/2012	118	Yes	Y					0.999	0.205	pg/g
JW-EA09-SS34-120507	31203249009-A	PCB-184	10/17/2012	0.293	Yes	Y	J				0.999	0.0922	pg/g
JW-EA09-SS34-120507	31203249009-A	PCB-189	10/17/2012	10.5	Yes	Y					0.999	0.182	pg/g
JW-EA09-SS34-120507	31203249009-A	PCB-194	10/17/2012	102	Yes	Y					0.999	0.251	pg/g
JW-EA09-SS34-120507	31203249009-A	PCB-177	10/17/2012	133	Yes	Y					0.999	0.265	pg/g
JW-EA09-SS34-120507	31203249009-A	PCB-185	10/17/2012	13.2	Yes	Y					0.999	0.234	pg/g
JW-EA09-SS34-120507	31203249009-A	PCB-191	10/17/2012	9.85	Yes	Y					0.999	0.218	pg/g

SDG: 31203249

Analytical Method E1668

Sample ID	Analytical Method	Lab Sample ID	Chemical Name	Anal Date	Result	Mod Res	Report	Detect	Lab Qual	Val Qual	Reason	RL	MDL	Units
JW-EA09-SS34-120507		31203249009-A	PCB-190	10/17/2012	43.6	Yes	Y	Y				0.999	0.217	pg/g
JW-EA09-SS34-120507		31203249009-A	PCB-192	10/17/2012	0.226	Yes	N	U				0.999	0.226	pg/g
JW-EA09-SS34-120507		31203249009-A	PCB-188	10/17/2012	0.429	Yes	Y	J				0.999	0.0815	pg/g
JW-EA09-SS34-120507		31203249009-A	PCB-187	10/17/2012	257	Yes	Y					0.999	0.223	pg/g
JW-EA09-SS34-120507		31203249009-A	PCB-186	10/17/2012	0.0893	Yes	N	U				0.999	0.0893	pg/g
JW-EA09-SS35-120507		31203249010-A	PCB-055	10/17/2012	5.27	Yes	Y					0.998	0.247	pg/g
JW-EA09-SS35-120507		31203249010-A	PCB-058	10/17/2012	1.38	Yes	Y					0.998	0.237	pg/g
JW-EA09-SS35-120507		31203249010-A	PCB-054	10/17/2012	0.243	Yes	Y	J	J	19		0.998	0.0608	pg/g
JW-EA09-SS35-120507		31203249010-A	PCB-057	10/17/2012	1.43	Yes	Y					0.998	0.238	pg/g
JW-EA09-SS35-120507		31203249010-A	PCB-052	10/17/2012	543	Yes	Y					0.998	0.113	pg/g
JW-EA09-SS35-120507		31203249010-A	PCB-056	10/17/2012	186	Yes	Y					0.998	0.255	pg/g
JW-EA09-SS35-120507		31203249010-A	PCB-059/062/075	10/17/2012	22.9	Yes	Y					2.99	0.0810	pg/g
JW-EA09-SS35-120507		31203249010-A	PCB-060	10/17/2012	93	Yes	Y					0.998	0.245	pg/g
JW-EA09-SS35-120507		31203249010-A	PCB-064	10/17/2012	134	Yes	Y					0.998	0.0754	pg/g
JW-EA09-SS35-120507		31203249010-A	PCB-051	10/17/2012	7.28	Yes	Y					0.998	0.110	pg/g
JW-EA09-SS35-120507		31203249010-A	PCB-035	10/17/2012	10.9	Yes	Y					0.998	0.256	pg/g
JW-EA09-SS35-120507		31203249010-A	PCB-067	10/17/2012	12.1	Yes	Y					0.998	0.231	pg/g
JW-EA09-SS35-120507		31203249010-A	PCB-066	10/17/2012	464	Yes	Y					0.998	0.247	pg/g
JW-EA09-SS35-120507		31203249010-A	PCB-063	10/17/2012	14.6	Yes	Y					0.998	0.216	pg/g
JW-EA09-SS35-120507		31203249010-A	PCB-050/053	10/17/2012	27.1	Yes	Y					2.00	0.107	pg/g
JW-EA09-SS35-120507		31203249010-A	PCB-048	10/17/2012	48.9	Yes	Y					0.998	0.110	pg/g
JW-EA09-SS35-120507		31203249010-A	PCB-045/051	10/17/2012	24	Yes	Y					0.998	0.123	pg/g
JW-EA09-SS35-120507		31203249010-A	PCB-044/047/065	10/17/2012	331	Yes	Y					2.99	0.104	pg/g
JW-EA09-SS35-120507		31203249010-A	PCB-043	10/17/2012	9.54	Yes	Y					0.998	0.139	pg/g
JW-EA09-SS35-120507		31203249010-A	PCB-042	10/17/2012	76.4	Yes	Y					0.998	0.116	pg/g

SDG: 31203249

Analytical Method E1668

Sample ID	Analytical Method	Lab Sample ID	Chemical Name	Anal Date	Result	Mod Res Report	Detect	Lab Qual	Val Qual	Reason	RL	MDL	Units
JW-EA09-SS35-120507		31203249010-A	PCB-041	10/17/2012	19.1	Yes	Y				0.998	0.142	pg/g
JW-EA09-SS35-120507		31203249010-A	PCB-040/071	10/17/2012	136	Yes	Y				2.00	0.105	pg/g
JW-EA09-SS35-120507		31203249010-A	PCB-039	10/17/2012	1.67	Yes	Y				0.998	0.225	pg/g
JW-EA09-SS35-120507		31203249010-A	PCB-038	10/17/2012	0.498	Yes	Y	J	EMPC	J 23	0.998	0.260	pg/g
JW-EA09-SS35-120507		31203249010-A	PCB-036	10/17/2012	3.44	Yes	Y				0.998	0.237	pg/g
JW-EA09-SS35-120507		31203249010-A	PCB-034	10/17/2012	1.58	Yes	Y				0.998	0.255	pg/g
JW-EA09-SS35-120507		31203249010-A	PCB-049/069	10/17/2012	211	Yes	Y				2.00	0.0905	pg/g
JW-EA09-SS35-120507		31203249010-A	PCB-068	10/17/2012	3.1	Yes	Y				0.998	0.219	pg/g
JW-EA09-SS35-120507		31203249010-A	PCB-037	10/17/2012	125	Yes	Y				0.998	0.245	pg/g
JW-EA09-SS35-120507		31203249010-A	PCB-046	10/17/2012	9.57	Yes	Y				0.998	0.134	pg/g
JW-EA09-SS35-120507		31203249010-A	PCB-026/029	10/17/2012	45.6	Yes	Y				2.00	0.239	pg/g
JW-EA09-SS35-120507		31203249010-A	PCB-190	10/17/2012	38.7	Yes	Y				0.998	0.244	pg/g
JW-EA09-SS35-120507		31203249010-A	PCB-191	10/17/2012	8.45	Yes	Y				0.998	0.245	pg/g
JW-EA09-SS35-120507		31203249010-A	PCB-192	10/17/2012	0.254	Yes	N	U			0.998	0.254	pg/g
JW-EA09-SS35-120507		31203249010-A	PCB-194	10/17/2012	79.1	Yes	Y				0.998	0.149	pg/g
JW-EA09-SS35-120507		31203249010-A	PCB-195	10/17/2012	29	Yes	Y				0.998	0.160	pg/g
JW-EA09-SS35-120507		31203249010-A	PCB-196	10/17/2012	41.9	Yes	Y				0.998	0.129	pg/g
JW-EA09-SS35-120507		31203249010-A	PCB-197/200	10/17/2012	2.91	Yes	Y				0.998	0.0878	pg/g
JW-EA09-SS35-120507		31203249010-A	PCB-188	10/17/2012	0.4	Yes	Y	J			0.998	0.0676	pg/g
JW-EA09-SS35-120507		31203249010-A	PCB-200	10/17/2012	6.19	Yes	Y				0.998	0.0967	pg/g
JW-EA09-SS35-120507		31203249010-A	PCB-187	10/17/2012	235	Yes	Y				0.998	0.256	pg/g
JW-EA09-SS35-120507		31203249010-A	PCB-202	10/17/2012	20.9	Yes	Y				0.998	0.0981	pg/g
JW-EA09-SS35-120507		31203249010-A	PCB-203	10/17/2012	60.9	Yes	Y				0.998	0.123	pg/g
JW-EA09-SS35-120507		31203249010-A	PCB-204	10/17/2012	0.0963	Yes	N	U			0.998	0.0963	pg/g
JW-EA09-SS35-120507		31203249010-A	PCB-205	10/17/2012	3.43	Yes	Y				0.998	0.111	pg/g

SDG: 31203249

Analytical Method E1668

Sample ID	Analytical Method	Lab Sample ID	Chemical Name	Anal Data	Result	Mod Res Report	Detect	Lab Qual	Val Qual	Reason	RL	MDL	Units
JW-EA09-SS35-120507		31203249010-A	PCB-206	10/17/2012	35.1	Yes	Y				0.998	0.132	pg/g
JW-EA09-SS35-120507		31203249010-A	PCB-207	10/17/2012	4.99	Yes	Y				0.998	0.110	pg/g
JW-EA09-SS35-120507		31203249010-A	PCB-208	10/17/2012	11	Yes	Y				0.998	0.101	pg/g
JW-EA09-SS35-120507		31203249010-A	PCB-209	10/17/2012	19.3	Yes	Y				0.998	0.110	pg/g
JW-EA09-SS35-120507		31203249010-A	PCB-072	10/17/2012	5.41	Yes	Y				0.998	0.238	pg/g
JW-EA09-SS35-120507		31203249010-A	PCB-178	10/17/2012	40.9	Yes	Y				0.998	0.103	pg/g
JW-EA09-SS35-120507		31203249010-A	PCB-027	10/17/2012	10.4	Yes	Y				0.998	0.128	pg/g
JW-EA09-SS35-120507		31203249010-A	PCB-031	10/17/2012	286	Yes	Y				0.998	0.230	pg/g
JW-EA09-SS35-120507		31203249010-A	PCB-032	10/17/2012	39.7	Yes	Y				0.998	0.122	pg/g
JW-EA09-SS35-120507		31203249010-A	PCB-170	10/17/2012	205	Yes	Y				0.998	0.327	pg/g
JW-EA09-SS35-120507		31203249010-A	PCB-171/173	10/17/2012	61.2	Yes	Y				2.00	0.299	pg/g
JW-EA09-SS35-120507		31203249010-A	PCB-172	10/17/2012	31.8	Yes	Y				0.998	0.335	pg/g
JW-EA09-SS35-120507		31203249010-A	PCB-174	10/17/2012	189	Yes	Y				0.998	0.294	pg/g
JW-EA09-SS35-120507		31203249010-A	PCB-175	10/17/2012	8.14	Yes	Y				0.998	0.274	pg/g
JW-EA09-SS35-120507		31203249010-A	PCB-189	10/17/2012	7.92	Yes	Y				0.998	0.144	pg/g
JW-EA09-SS35-120507		31203249010-A	PCB-177	10/17/2012	122	Yes	Y				0.998	0.304	pg/g
JW-EA09-SS35-120507		31203249010-A	PCB-118	10/17/2012	989	Yes	Y				0.998	0.482	pg/g
JW-EA09-SS35-120507		31203249010-A	PCB-179	10/17/2012	80.3	Yes	Y				0.998	0.0766	pg/g
JW-EA09-SS35-120507		31203249010-A	PCB-180/193	10/17/2012	401	Yes	Y				2.00	0.262	pg/g
JW-EA09-SS35-120507		31203249010-A	PCB-181	10/17/2012	2.17	Yes	Y				0.998	0.261	pg/g
JW-EA09-SS35-120507		31203249010-A	PCB-182	10/17/2012	1.49	Yes	Y				0.998	0.247	pg/g
JW-EA09-SS35-120507		31203249010-A	PCB-183/185	10/17/2012	99.9	Yes	Y				0.998	0.235	pg/g
JW-EA09-SS35-120507		31203249010-A	PCB-184	10/17/2012	0.232	Yes	Y	JEMPC	J	23	0.998	0.0765	pg/g
JW-EA09-SS35-120507		31203249010-A	PCB-185	10/17/2012	19.2	Yes	Y				0.998	0.269	pg/g
JW-EA09-SS35-120507		31203249010-A	PCB-186	10/17/2012	0.0741	Yes	N	U			0.998	0.0741	pg/g

SDG: 31203249

Analytical Method E1668

Sample ID	Lab Sample ID	Chemical Name	Anal Date	Result	Mod Res Report	Detect	Lab Qual	Val Qual	Reason	RL	MDL	Units
JW-EA09-SS35-120507	31203249010-A	PCB-176	10/17/2012	21.3	Yes	Y				0.998	0.0697	pg/g
JW-EA09-SS35-120507	31203249010-A	PCB-158	10/17/2012	114	Yes	Y				0.998	0.0460	pg/g
JW-EA09-SS35-120507	31203249010-A	PCB-145	10/17/2012	0.0476	Yes	N	U			0.998	0.0476	pg/g
JW-EA09-SS35-120507	31203249010-A	PCB-146	10/17/2012	109	Yes	Y				0.998	0.0603	pg/g
JW-EA09-SS35-120507	31203249010-A	PCB-147/149	10/17/2012	708	Yes	Y				2.00	0.0623	pg/g
JW-EA09-SS35-120507	31203249010-A	PCB-148	10/17/2012	1.3	Yes	Y				0.998	0.0632	pg/g
JW-EA09-SS35-120507	31203249010-A	PCB-150	10/17/2012	1.38	Yes	Y				0.998	0.0444	pg/g
JW-EA09-SS35-120507	31203249010-A	PCB-152	10/17/2012	0.835	Yes	Y	J			0.998	0.0461	pg/g
JW-EA09-SS35-120507	31203249010-A	PCB-153/168	10/17/2012	773	Yes	Y				2.00	0.0469	pg/g
JW-EA09-SS35-120507	31203249010-A	PCB-154	10/17/2012	11.7	Yes	Y				0.998	0.0563	pg/g
JW-EA09-SS35-120507	31203249010-A	PCB-061/070/074/076	10/17/2012	853	Yes	Y				3.99	0.235	pg/g
JW-EA09-SS35-120507	31203249010-A	PCB-156/157	10/17/2012	144	Yes	Y				2.00	0.301	pg/g
JW-EA09-SS35-120507	31203249010-A	PCB-142	10/17/2012	0.072	Yes	N	U			0.998	0.0720	pg/g
JW-EA09-SS35-120507	31203249010-A	PCB-159	10/17/2012	0.239	Yes	N	U			0.998	0.239	pg/g
JW-EA09-SS35-120507	31203249010-A	PCB-160	10/17/2012	0.0525	Yes	N	U			0.998	0.0525	pg/g
JW-EA09-SS35-120507	31203249010-A	PCB-161	10/17/2012	0.0493	Yes	N	U			0.998	0.0493	pg/g
JW-EA09-SS35-120507	31203249010-A	PCB-162	10/17/2012	3.91	Yes	Y				0.998	0.230	pg/g
JW-EA09-SS35-120507	31203249010-A	PCB-164	10/17/2012	68.2	Yes	Y				0.998	0.0458	pg/g
JW-EA09-SS35-120507	31203249010-A	PCB-165	10/17/2012	0.0541	Yes	N	U			0.998	0.0541	pg/g
JW-EA09-SS35-120507	31203249010-A	PCB-167	10/17/2012	43.1	Yes	Y				0.998	0.215	pg/g
JW-EA09-SS35-120507	31203249010-A	PCB-169	10/17/2012	0.234	Yes	N	U			0.998	0.234	pg/g
JW-EA09-SS35-120507	31203249010-A	PCB-155	10/17/2012	0.04	Yes	N	U			0.998	0.0400	pg/g
JW-EA09-SS35-120507	31203249010-A	PCB-131	10/17/2012	13.9	Yes	Y				0.998	0.0724	pg/g
JW-EA09-SS35-120507	31203249010-A	PCB-198/199	10/17/2012	103	Yes	Y				2.00	0.134	pg/g
JW-EA09-SS35-120507	31203249010-A	PCB-120	10/17/2012	3.36	Yes	Y				0.998	0.456	pg/g

SDG: 31203249

Analytical Method E1668

Sample ID	Analytical Method	Lab Sample ID	Chemical Name	Anal Date	Result	Mod Res Report	Detect	Lab Qual	Va Qual	Reason	RL	MDL	Units
JW-EA09-SS35-120507		31203249010-A	PCB-121	10/17/2012	0.443	Yes	N	U			0.998	0.443	pg/g
JW-EA09-SS35-120507		31203249010-A	PCB-122	10/17/2012	11.8	Yes	Y				0.998	0.565	pg/g
JW-EA09-SS35-120507		31203249010-A	PCB-123	10/17/2012	12.7	Yes	Y				0.998	0.445	pg/g
JW-EA09-SS35-120507		31203249010-A	PCB-126	10/17/2012	2.64	Yes	Y				0.998	0.204	pg/g
JW-EA09-SS35-120507		31203249010-A	PCB-127	10/17/2012	0.568	Yes	N	U			0.998	0.568	pg/g
JW-EA09-SS35-120507		31203249010-A	PCB-128/166	10/17/2012	186	Yes	Y				2.00	0.276	pg/g
JW-EA09-SS35-120507		31203249010-A	PCB-144	10/17/2012	40.9	Yes	Y				0.998	0.0625	pg/g
JW-EA09-SS35-120507		31203249010-A	PCB-130	10/17/2012	73.9	Yes	Y				0.998	0.0745	pg/g
JW-EA09-SS35-120507		31203249010-A	PCB-143	10/17/2012	2.95	Yes	Y				0.998	0.0640	pg/g
JW-EA09-SS35-120507		31203249010-A	PCB-132	10/17/2012	333	Yes	Y				0.998	0.0695	pg/g
JW-EA09-SS35-120507		31203249010-A	PCB-133	10/17/2012	15.7	Yes	Y				0.998	0.0683	pg/g
JW-EA09-SS35-120507		31203249010-A	PCB-134	10/17/2012	56.6	Yes	Y				0.998	0.0801	pg/g
JW-EA09-SS35-120507		31203249010-A	PCB-135/151	10/17/2012	272	Yes	Y				2.00	0.0647	pg/g
JW-EA09-SS35-120507		31203249010-A	PCB-136	10/17/2012	114	Yes	Y				0.998	0.0487	pg/g
JW-EA09-SS35-120507		31203249010-A	PCB-137	10/17/2012	52	Yes	Y				0.998	0.0664	pg/g
JW-EA09-SS35-120507		31203249010-A	PCB-139/140	10/17/2012	19.4	Yes	Y				2.00	0.0614	pg/g
JW-EA09-SS35-120507		31203249010-A	PCB-141	10/17/2012	177	Yes	Y				0.998	0.0654	pg/g
JW-EA09-SS35-120507		31203249010-A	PCB-086/087/097/108/119/125	10/17/2012	600	Yes	Y				5.99	0.540	pg/g
JW-EA09-SS35-120507		31203249010-A	PCB-129/138/163	10/17/2012	1170	Yes	Y				2.99	0.0600	pg/g
JW-EA09-SS35-120507		31203249010-A	PCB-106	10/17/2012	0.51	Yes	N	U			0.998	0.510	pg/g
JW-EA09-SS35-120507		31203249010-A	PCB-117	10/17/2012	28.3	Yes	Y				0.998	0.594	pg/g
JW-EA09-SS35-120507		31203249010-A	PCB-096	10/17/2012	4.43	Yes	Y				0.998	0.0876	pg/g
JW-EA09-SS35-120507		31203249010-A	PCB-098/102	10/17/2012	1.31	Yes	Y				0.998	0.636	pg/g
JW-EA09-SS35-120507		31203249010-A	PCB-099	10/17/2012	430	Yes	Y				0.998	0.551	pg/g
JW-EA09-SS35-120507		31203249010-A	PCB-102	10/17/2012	18.3	Yes	Y				0.998	0.596	pg/g

SDG: 31203249

Analytical Method E1668

Sample ID	Lab Sample ID	Chemical Name	Anal Date	Result	Mod Res Report	Detect	Lab Qual	Val Qual	Reason	RL	MDL	Units
JW-EA09-SS35-120507	31203249010-A	PCB-103	10/17/2012	5.54	Yes	Y				0.998	0.564	pg/g
JW-EA09-SS35-120507	31203249010-A	PCB-025	10/17/2012	23.5	Yes	Y				0.998	0.241	pg/g
JW-EA09-SS35-120507	31203249010-A	PCB-105	10/17/2012	415	Yes	Y				0.998	0.553	pg/g
JW-EA09-SS35-120507	31203249010-A	PCB-093/100	10/17/2012	4.83	Yes	Y				2.00	0.590	pg/g
JW-EA09-SS35-120507	31203249010-A	PCB-107/124	10/17/2012	35.1	Yes	Y				2.00	0.484	pg/g
JW-EA09-SS35-120507	31203249010-A	PCB-109	10/17/2012	68.2	Yes	Y				0.998	0.455	pg/g
JW-EA09-SS35-120507	31203249010-A	PCB-110/115	10/17/2012	1130	Yes	Y				0.998	0.525	pg/g
JW-EA09-SS35-120507	31203249010-A	PCB-111	10/17/2012	0.774	Yes	Y	J			0.998	0.449	pg/g
JW-EA09-SS35-120507	31203249010-A	PCB-112	10/17/2012	0.465	Yes	N	U			0.998	0.465	pg/g
JW-EA09-SS35-120507	31203249010-A	PCB-114	10/17/2012	21.3	Yes	Y				0.998	0.491	pg/g
JW-EA09-SS35-120507	31203249010-A	PCB-115	10/17/2012	13.4	Yes	Y				0.998	0.431	pg/g
JW-EA09-SS35-120507	31203249010-A	PCB-104	10/17/2012	0.0665	Yes	N	U			0.998	0.0665	pg/g
JW-EA09-SS35-120507	31203249010-A	PCB-084	10/17/2012	200	Yes	Y				0.998	0.732	pg/g
JW-EA09-SS35-120507	31203249010-A	PCB-073	10/17/2012	0.54	Yes	Y	J			0.998	0.0802	pg/g
JW-EA09-SS35-120507	31203249010-A	PCB-077	10/17/2012	50.2	Yes	Y				0.998	0.266	pg/g
JW-EA09-SS35-120507	31203249010-A	PCB-078	10/17/2012	0.265	Yes	N	U			0.998	0.265	pg/g
JW-EA09-SS35-120507	31203249010-A	PCB-079	10/17/2012	6.43	Yes	Y				0.998	0.225	pg/g
JW-EA09-SS35-120507	31203249010-A	PCB-080	10/17/2012	0.213	Yes	N	U			0.998	0.213	pg/g
JW-EA09-SS35-120507	31203249010-A	PCB-081	10/17/2012	1.82	Yes	Y				0.998	0.244	pg/g
JW-EA09-SS35-120507	31203249010-A	PCB-095	10/17/2012	521	Yes	Y				0.998	0.615	pg/g
JW-EA09-SS35-120507	31203249010-A	PCB-083	10/17/2012	53.5	Yes	Y				0.998	0.783	pg/g
JW-EA09-SS35-120507	31203249010-A	PCB-084	10/17/2012	3.01	Yes	Y				0.998	0.652	pg/g
JW-EA09-SS35-120507	31203249010-A	PCB-085/116	10/17/2012	133	Yes	Y				2.00	0.497	pg/g
JW-EA09-SS35-120507	31203249010-A	PCB-088/091	10/17/2012	0.642	Yes	N	U			0.998	0.642	pg/g
JW-EA09-SS35-120507	31203249010-A	PCB-089	10/17/2012	5.99	Yes	Y				0.998	0.672	pg/g

SDG: 31203249

Analytical Method E1668

Sample ID	Lab Sample ID	Chemical Name	Anal Date	Result	Mod Res Report	Detect	Lab Qual	Val Qual	Reason	RL	MDL	Units
JW-EA09-SS35-120507	31203249010-A	PCB-090/101/113	10/17/2012	922	Yes	Y				2.99	0.546	pg/g
JW-EA09-SS35-120507	31203249010-A	PCB-091	10/17/2012	95.7	Yes	Y				0.998	0.578	pg/g
JW-EA09-SS35-120507	31203249010-A	PCB-092	10/17/2012	157	Yes	Y				0.998	0.644	pg/g
JW-EA09-SS35-120507	31203249010-A	PCB-201	10/17/2012	11.2	Yes	Y				0.998	0.0913	pg/g
JW-EA09-SS35-120507	31203249010-A	PCB-082	10/17/2012	99.3	Yes	Y				0.998	0.755	pg/g
JW-EA09-SS35-120507	31203249010-A	PCB-014	10/17/2012	0.853	Yes	Y	J			0.998	0.217	pg/g
JW-EA09-SS35-120507	31203249010-A	PCB-002	10/17/2012	30.1	Yes	Y				0.998	0.137	pg/g
JW-EA09-SS35-120507	31203249010-A	PCB-004	10/17/2012	25.3	Yes	Y	J	5		1.61	1.61	pg/g
JW-EA09-SS35-120507	31203249010-A	PCB-005	10/17/2012	2.13	Yes	Y				0.998	0.854	pg/g
JW-EA09-SS35-120507	31203249010-A	PCB-006	10/17/2012	17.7	Yes	Y				0.998	0.852	pg/g
JW-EA09-SS35-120507	31203249010-A	PCB-007	10/17/2012	5.14	Yes	Y				0.998	0.800	pg/g
JW-EA09-SS35-120507	31203249010-A	PCB-008	10/17/2012	98.5	Yes	Y				0.998	0.825	pg/g
JW-EA09-SS35-120507	31203249010-A	PCB-009	10/17/2012	6.67	Yes	Y				0.998	0.909	pg/g
JW-EA09-SS35-120507	31203249010-A	PCB-010	10/17/2012	2.06	Yes	Y				0.998	0.225	pg/g
JW-EA09-SS35-120507	31203249010-A	PCB-024	10/17/2012	1.39	Yes	Y	EMPC	J	23	0.998	0.131	pg/g
JW-EA09-SS35-120507	31203249010-A	PCB-012/013	10/17/2012	18.1	Yes	Y				2.00	0.827	pg/g
JW-EA09-SS35-120507	31203249010-A	PCB-001	10/17/2012	69.4	Yes	Y				0.998	0.164	pg/g
JW-EA09-SS35-120507	31203249010-A	PCB-015	10/17/2012	98.6	Yes	Y				0.998	0.777	pg/g
JW-EA09-SS35-120507	31203249010-A	PCB-016	10/17/2012	58.9	Yes	Y				0.998	0.239	pg/g
JW-EA09-SS35-120507	31203249010-A	PCB-017	10/17/2012	63	Yes	Y				0.998	0.174	pg/g
JW-EA09-SS35-120507	31203249010-A	PCB-018/030	10/17/2012	119	Yes	Y				2.00	0.148	pg/g
JW-EA09-SS35-120507	31203249010-A	PCB-019	10/17/2012	7.49	Yes	Y				0.998	0.188	pg/g
JW-EA09-SS35-120507	31203249010-A	PCB-020/028	10/17/2012	383	Yes	Y				2.00	0.245	pg/g
JW-EA09-SS35-120507	31203249010-A	PCB-021/033	10/17/2012	141	Yes	Y				2.00	0.241	pg/g
JW-EA09-SS35-120507	31203249010-A	PCB-022	10/17/2012	102	Yes	Y				0.998	0.257	pg/g

SDG: 31203249

Analytical Method E1668

Sample ID	Lab Sample ID	Chemical Name	Anal Date	Result	Mod Res	Report	Detect	Lab Qual	Val Qual	Reason	RL	MDL	Units
JW-EA09-SS36-120507	31203249010-A	PCB-023	10/17/2012	0.242		Yes	N	U			0.998	0.242	pg/g
JW-EA09-SS36-120507	31203249010-A	PCB-011	10/17/2012	216		Yes	Y				0.998	0.844	pg/g
JW-EA09-SS36-120507	31203249010-A	PCB-003	10/17/2012	48.6		Yes	Y				0.998	0.131	pg/g
JW-EA09-SS36-120507	31203249011-A	PCB-093/100	10/17/2012	22.2		Yes	Y				1.99	0.254	pg/g
JW-EA09-SS36-120507	31203249011-A	PCB-056	10/17/2012	817		Yes	Y				1.00	1.00	pg/g
JW-EA09-SS36-120507	31203249011-A	PCB-055	10/17/2012	25.3		Yes	Y				0.995	0.966	pg/g
JW-EA09-SS36-120507	31203249011-A	PCB-054	10/17/2012	1.05		Yes	Y	J	19		0.995	0.117	pg/g
JW-EA09-SS36-120507	31203249011-A	PCB-052	10/17/2012	2960		Yes	Y				0.995	0.259	pg/g
JW-EA09-SS36-120507	31203249011-A	PCB-051	10/17/2012	33.9		Yes	Y				0.995	0.252	pg/g
JW-EA09-SS36-120507	31203249011-A	PCB-050/053	10/17/2012	162		Yes	Y				1.99	0.246	pg/g
JW-EA09-SS36-120507	31203249011-A	PCB-049/069	10/17/2012	1050		Yes	Y				1.99	0.208	pg/g
JW-EA09-SS36-120507	31203249011-A	PCB-048	10/17/2012	253		Yes	Y				0.995	0.252	pg/g
JW-EA09-SS36-120507	31203249011-A	PCB-058	10/17/2012	7.33		Yes	Y				0.995	0.929	pg/g
JW-EA09-SS36-120507	31203249011-A	PCB-092	10/17/2012	1010		Yes	Y				0.995	0.277	pg/g
JW-EA09-SS36-120507	31203249011-A	PCB-059/062/075	10/17/2012	109		Yes	Y				2.99	0.186	pg/g
JW-EA09-SS36-120507	31203249011-A	PCB-094	10/17/2012	13.3		Yes	Y				0.995	0.280	pg/g
JW-EA09-SS36-120507	31203249011-A	PCB-095	10/17/2012	2720		Yes	Y				0.995	0.264	pg/g
JW-EA09-SS36-120507	31203249011-A	PCB-096	10/17/2012	20.2		Yes	Y				0.995	0.161	pg/g
JW-EA09-SS36-120507	31203249011-A	PCB-098/102	10/17/2012	3.6		Yes	Y				0.995	0.273	pg/g
JW-EA09-SS36-120507	31203249011-A	PCB-099	10/17/2012	2110		Yes	Y				0.995	0.237	pg/g
JW-EA09-SS36-120507	31203249011-A	PCB-102	10/17/2012	109		Yes	Y				0.995	0.256	pg/g
JW-EA09-SS36-120507	31203249011-A	PCB-103	10/17/2012	45.1		Yes	Y				0.995	0.242	pg/g
JW-EA09-SS36-120507	31203249011-A	PCB-104	10/17/2012	0.123		Yes	N	U			0.995	0.123	pg/g
JW-EA09-SS36-120507	31203249011-A	PCB-105	10/17/2012	1670		Yes	Y				0.995	0.229	pg/g
JW-EA09-SS36-120507	31203249011-A	PCB-046	10/17/2012	60.3		Yes	Y				0.995	0.308	pg/g

SDG: 31203249

Analytical Method E1668

Sample ID	Lab Sample ID	Chemical Name	Anal Date	Result	Mod Res Report	Detect	Lab Qual	Val Qual	Reason	RL	MDL	Units
JW-EA09-SS36-120507	31203249011-A	PCB-073	10/17/2012	2.63	Yes	Y				0.995	0.184	pg/g
JW-EA09-SS36-120507	31203249011-A	PCB-079	10/17/2012	27.4	Yes	Y				0.995	0.883	pg/g
JW-EA09-SS36-120507	31203249011-A	PCB-080	10/17/2012	0.835	Yes	N	U			0.995	0.835	pg/g
JW-EA09-SS36-120507	31203249011-A	PCB-081	10/17/2012	6.55	Yes	Y				0.995	0.957	pg/g
JW-EA09-SS36-120507	31203249011-A	PCB-082	10/17/2012	462	Yes	Y				0.995	0.324	pg/g
JW-EA09-SS36-120507	31203249011-A	PCB-083	10/17/2012	237	Yes	Y				0.995	0.337	pg/g
JW-EA09-SS36-120507	31203249011-A	PCB-084	10/17/2012	999	Yes	Y				0.995	0.314	pg/g
JW-EA09-SS36-120507	31203249011-A	PCB-085/116	10/17/2012	597	Yes	Y				1.99	0.214	pg/g
JW-EA09-SS36-120507	31203249011-A	PCB-088/091	10/17/2012	0.276	Yes	N	U			0.995	0.276	pg/g
JW-EA09-SS36-120507	31203249011-A	PCB-089	10/17/2012	26.9	Yes	Y				0.995	0.289	pg/g
JW-EA09-SS36-120507	31203249011-A	PCB-057	10/17/2012	6.17	Yes	Y				0.995	0.933	pg/g
JW-EA09-SS36-120507	31203249011-A	PCB-077	10/17/2012	194	Yes	Y				0.995	0.974	pg/g
JW-EA09-SS36-120507	31203249011-A	PCB-078	10/17/2012	1.04	Yes	N	U			1.04	1.04	pg/g
JW-EA09-SS36-120507	31203249011-A	PCB-106	10/17/2012	0.219	Yes	N	U			0.995	0.219	pg/g
JW-EA09-SS36-120507	31203249011-A	PCB-072	10/17/2012	25.6	Yes	Y				0.995	0.932	pg/g
JW-EA09-SS36-120507	31203249011-A	PCB-068	10/17/2012	14.5	Yes	Y				0.995	0.859	pg/g
JW-EA09-SS36-120507	31203249011-A	PCB-067	10/17/2012	45.8	Yes	Y				0.995	0.903	pg/g
JW-EA09-SS36-120507	31203249011-A	PCB-066	10/17/2012	1930	Yes	Y				0.995	0.967	pg/g
JW-EA09-SS36-120507	31203249011-A	PCB-064	10/17/2012	600	Yes	Y				0.995	0.173	pg/g
JW-EA09-SS36-120507	31203249011-A	PCB-063	10/17/2012	68.7	Yes	Y				0.995	0.848	pg/g
JW-EA09-SS36-120507	31203249011-A	PCB-091	10/17/2012	440	Yes	Y				0.995	0.248	pg/g
JW-EA09-SS36-120507	31203249011-A	PCB-060	10/17/2012	438	Yes	Y				0.995	0.961	pg/g
JW-EA09-SS36-120507	31203249011-A	PCB-090/101/113	10/17/2012	4650	Yes	Y				2.99	0.235	pg/g
JW-EA09-SS36-120507	31203249011-A	PCB-195	10/17/2012	82.6	Yes	Y				0.995	0.611	pg/g
JW-EA09-SS36-120507	31203249011-A	PCB-120	10/17/2012	22.4	Yes	Y				0.995	0.196	pg/g

SDG: 31203249

Analytical Method E1668

Sample ID	Lab Sample ID	Chemical Name	Anal Date	Result	Mod Res Report	Detect	Lab Qual	Val Qual	Reason	RL	MDL	Units
JW-EA09-SS36-120507	31203249011-A	PCB-183/185	10/17/2012	310	Yes	Y				0.995	0.335	pg/g
JW-EA09-SS36-120507	31203249011-A	PCB-184	10/17/2012	0.573	Yes	Y	J			0.995	0.132	pg/g
JW-EA09-SS36-120507	31203249011-A	PCB-171/173	10/17/2012	191	Yes	Y				1.99	0.425	pg/g
JW-EA09-SS36-120507	31203249011-A	PCB-186	10/17/2012	0.128	Yes	N	U			0.995	0.128	pg/g
JW-EA09-SS36-120507	31203249011-A	PCB-188	10/17/2012	0.753	Yes	Y	J			0.995	0.117	pg/g
JW-EA09-SS36-120507	31203249011-A	PCB-189	10/17/2012	23.3	Yes	Y				0.995	0.295	pg/g
JW-EA09-SS36-120507	31203249011-A	PCB-190	10/17/2012	89.7	Yes	Y				0.995	0.385	pg/g
JW-EA09-SS36-120507	31203249011-A	PCB-191	10/17/2012	25.8	Yes	Y				0.995	0.385	pg/g
JW-EA09-SS36-120507	31203249011-A	PCB-200	10/17/2012	20.7	Yes	Y				0.995	0.259	pg/g
JW-EA09-SS36-120507	31203249011-A	PCB-194	10/17/2012	237	Yes	Y				0.995	0.569	pg/g
JW-EA09-SS36-120507	31203249011-A	PCB-201	10/17/2012	30.3	Yes	Y				0.995	0.244	pg/g
JW-EA09-SS36-120507	31203249011-A	PCB-121	10/17/2012	0.19	Yes	N	U			0.995	0.190	pg/g
JW-EA09-SS36-120507	31203249011-A	PCB-122	10/17/2012	43.2	Yes	Y				0.995	0.243	pg/g
JW-EA09-SS36-120507	31203249011-A	PCB-123	10/17/2012	52.3	Yes	Y				0.995	0.191	pg/g
JW-EA09-SS36-120507	31203249011-A	PCB-126	10/17/2012	7.16	Yes	Y				0.995	0.337	pg/g
JW-EA09-SS36-120507	31203249011-A	PCB-127	10/17/2012	0.235	Yes	N	U			0.995	0.235	pg/g
JW-EA09-SS36-120507	31203249011-A	PCB-128/166	10/17/2012	751	Yes	Y				1.99	0.733	pg/g
JW-EA09-SS36-120507	31203249011-A	PCB-129/138/163	10/17/2012	4300	Yes	Y				2.99	0.156	pg/g
JW-EA09-SS36-120507	31203249011-A	PCB-182	10/17/2012	4.82	Yes	Y				0.995	0.351	pg/g
JW-EA09-SS36-120507	31203249011-A	PCB-196	10/17/2012	112	Yes	Y				0.995	0.345	pg/g
JW-EA09-SS36-120507	31203249011-A	PCB-192	10/17/2012	0.401	Yes	N	U			0.995	0.401	pg/g
JW-EA09-SS36-120507	31203249011-A	PCB-185	10/17/2012	38.7	Yes	Y				0.995	0.383	pg/g
JW-EA09-SS36-120507	31203249011-A	PCB-109	10/17/2012	292	Yes	Y				0.995	0.196	pg/g
JW-EA09-SS36-120507	31203249011-A	PCB-110/115	10/17/2012	5130	Yes	Y	E	J	20	0.995	0.225	pg/g
JW-EA09-SS36-120507	31203249011-A	PCB-111	10/17/2012	0.193	Yes	N	U			0.995	0.193	pg/g

SDG: 31203249

Analytical Method E1668

Sample ID	Lab Sample ID	Chemical Name	Anal Date	Result	Mod Res Report	Detect	Lab Qual	Val Qual	Reason	RL	MDL	Units
JW-EA09-SS36-120507	31203249011-A	PCB-112	10/17/2012	0.2	Yes	N	U			0.995	0.200	pg/g
JW-EA09-SS36-120507	31203249011-A	PCB-114	10/17/2012	84.1	Yes	Y				0.995	0.211	pg/g
JW-EA09-SS36-120507	31203249011-A	PCB-115	10/17/2012	65.8	Yes	Y				0.995	0.185	pg/g
JW-EA09-SS36-120507	31203249011-A	PCB-117	10/17/2012	119	Yes	Y				0.995	0.255	pg/g
JW-EA09-SS36-120507	31203249011-A	PCB-118	10/17/2012	4000	Yes	Y	E	J	20	0.995	0.209	pg/g
JW-EA09-SS36-120507	31203249011-A	PCB-045/051	10/17/2012	157	Yes	Y				0.995	0.281	pg/g
JW-EA09-SS36-120507	31203249011-A	PCB-198/199	10/17/2012	259	Yes	Y				1.99	0.359	pg/g
JW-EA09-SS36-120507	31203249011-A	PCB-197/200	10/17/2012	5.88	Yes	Y				0.995	0.235	pg/g
JW-EA09-SS36-120507	31203249011-A	PCB-107/124	10/17/2012	146	Yes	Y				1.99	0.208	pg/g
JW-EA09-SS36-120507	31203249011-A	PCB-061/070/074/076	10/17/2012	3710	Yes	Y				3.98	0.920	pg/g
JW-EA09-SS36-120507	31203249011-A	PCB-209	10/17/2012	45.5	Yes	Y				0.995	0.386	pg/g
JW-EA09-SS36-120507	31203249011-A	PCB-208	10/17/2012	29.9	Yes	Y				0.995	0.253	pg/g
JW-EA09-SS36-120507	31203249011-A	PCB-207	10/17/2012	13.6	Yes	Y				0.995	0.275	pg/g
JW-EA09-SS36-120507	31203249011-A	PCB-206	10/17/2012	79.5	Yes	Y		J	19	0.995	0.324	pg/g
JW-EA09-SS36-120507	31203249011-A	PCB-205	10/17/2012	8.86	Yes	Y				0.995	0.422	pg/g
JW-EA09-SS36-120507	31203249011-A	PCB-204	10/17/2012	0.258	Yes	N	U			0.995	0.258	pg/g
JW-EA09-SS36-120507	31203249011-A	PCB-203	10/17/2012	160	Yes	Y				0.995	0.328	pg/g
JW-EA09-SS36-120507	31203249011-A	PCB-202	10/17/2012	55.6	Yes	Y				0.995	0.263	pg/g
JW-EA09-SS36-120507	31203249011-A	PCB-086/087/097/108/119/125	10/17/2012	2850	Yes	Y				5.97	0.232	pg/g
JW-EA09-SS36-120507	31203249011-A	PCB-133	10/17/2012	74.9	Yes	Y				0.995	0.178	pg/g
JW-EA09-SS36-120507	31203249011-A	PCB-179	10/17/2012	251	Yes	Y				0.995	0.132	pg/g
JW-EA09-SS36-120507	31203249011-A	PCB-144	10/17/2012	186	Yes	Y				0.995	0.162	pg/g
JW-EA09-SS36-120507	31203249011-A	PCB-143	10/17/2012	13.7	Yes	Y				0.995	0.166	pg/g
JW-EA09-SS36-120507	31203249011-A	PCB-142	10/17/2012	0.187	Yes	N	U			0.995	0.187	pg/g
JW-EA09-SS36-120507	31203249011-A	PCB-141	10/17/2012	645	Yes	Y				0.995	0.170	pg/g

SDG: 31203249

Analytical Method E1668

Sample ID	Lab Sample ID	Chemical Name	Anal Date	Result	Mod Res	Report	Detect	Lab Qual	Val Qual	Reason	RL	MDL	Units
JW-EA09-SS36-120507	31203249011-A	PCB-139/140	10/17/2012	80.4	Yes	Y	Y				1.99	0.160	pg/g
JW-EA09-SS36-120507	31203249011-A	PCB-137	10/17/2012	184	Yes	Y	Y				0.995	0.173	pg/g
JW-EA09-SS36-120507	31203249011-A	PCB-136	10/17/2012	533	Yes	Y	Y				0.995	0.127	pg/g
JW-EA09-SS36-120507	31203249011-A	PCB-146	10/17/2012	527	Yes	Y	Y				0.995	0.157	pg/g
JW-EA09-SS36-120507	31203249011-A	PCB-134	10/17/2012	259	Yes	Y	Y				0.995	0.208	pg/g
JW-EA09-SS36-120507	31203249011-A	PCB-147/149	10/17/2012	3090	Yes	Y	Y				1.99	0.162	pg/g
JW-EA09-SS36-120507	31203249011-A	PCB-132	10/17/2012	1360	Yes	Y	Y				0.995	0.181	pg/g
JW-EA09-SS36-120507	31203249011-A	PCB-131	10/17/2012	57.4	Yes	Y	Y				0.995	0.188	pg/g
JW-EA09-SS36-120507	31203249011-A	PCB-130	10/17/2012	301	Yes	Y	Y				0.995	0.194	pg/g
JW-EA09-SS36-120507	31203249011-A	PCB-174	10/17/2012	578	Yes	Y	Y				0.995	0.418	pg/g
JW-EA09-SS36-120507	31203249011-A	PCB-175	10/17/2012	28	Yes	Y	Y				0.995	0.389	pg/g
JW-EA09-SS36-120507	31203249011-A	PCB-176	10/17/2012	66.1	Yes	Y	Y				0.995	0.120	pg/g
JW-EA09-SS36-120507	31203249011-A	PCB-177	10/17/2012	342	Yes	Y	Y				0.995	0.433	pg/g
JW-EA09-SS36-120507	31203249011-A	PCB-178	10/17/2012	116	Yes	Y	Y				0.995	0.177	pg/g
JW-EA09-SS36-120507	31203249011-A	PCB-135/151	10/17/2012	1360	Yes	Y	Y				1.99	0.168	pg/g
JW-EA09-SS36-120507	31203249011-A	PCB-159	10/17/2012	0.634	Yes	N	U				0.995	0.634	pg/g
JW-EA09-SS36-120507	31203249011-A	PCB-044/047/065	10/17/2012	1680	Yes	Y	Y				2.99	0.238	pg/g
JW-EA09-SS36-120507	31203249011-A	PCB-187	10/17/2012	658	Yes	Y	Y				0.995	0.364	pg/g
JW-EA09-SS36-120507	31203249011-A	PCB-170	10/17/2012	586	Yes	Y	Y				0.995	0.515	pg/g
JW-EA09-SS36-120507	31203249011-A	PCB-169	10/17/2012	0.824	Yes	N	U				0.995	0.824	pg/g
JW-EA09-SS36-120507	31203249011-A	PCB-167	10/17/2012	160	Yes	Y	Y				0.995	0.570	pg/g
JW-EA09-SS36-120507	31203249011-A	PCB-165	10/17/2012	1.36	Yes	Y	Y				0.995	0.141	pg/g
JW-EA09-SS36-120507	31203249011-A	PCB-164	10/17/2012	264	Yes	Y	Y				0.995	0.119	pg/g
JW-EA09-SS36-120507	31203249011-A	PCB-162	10/17/2012	15.1	Yes	Y	Y				0.995	0.612	pg/g
JW-EA09-SS36-120507	31203249011-A	PCB-145	10/17/2012	1.45	Yes	Y	Y				0.995	0.124	pg/g

SDG: 31203249

Analytical Method E1668

Sample ID	Lab Sample ID	Chemical Name	Anal Date	Result	Mod Res	Report	Detect	Lab Qual	Val Qual	Reason	RL	MDL	Units
JW-EA09-SS36-120507	31203249011-A	PCB-160	10/17/2012	0.136		Yes	N	U			0.995	0.136	pg/g
JW-EA09-SS36-120507	31203249011-A	PCB-172	10/17/2012	110		Yes	Y				0.995	0.528	pg/g
JW-EA09-SS36-120507	31203249011-A	PCB-158	10/17/2012	428		Yes	Y				0.995	0.120	pg/g
JW-EA09-SS36-120507	31203249011-A	PCB-156/157	10/17/2012	538		Yes	Y				1.99	0.753	pg/g
JW-EA09-SS36-120507	31203249011-A	PCB-155	10/17/2012	0.104		Yes	N	U			0.995	0.104	pg/g
JW-EA09-SS36-120507	31203249011-A	PCB-154	10/17/2012	57.4		Yes	Y				0.995	0.146	pg/g
JW-EA09-SS36-120507	31203249011-A	PCB-153/168	10/17/2012	2930		Yes	Y				1.99	0.122	pg/g
JW-EA09-SS36-120507	31203249011-A	PCB-152	10/17/2012	3.03		Yes	Y				0.995	0.120	pg/g
JW-EA09-SS36-120507	31203249011-A	PCB-150	10/17/2012	3.54		Yes	Y				0.995	0.116	pg/g
JW-EA09-SS36-120507	31203249011-A	PCB-148	10/17/2012	8.18		Yes	Y				0.995	0.164	pg/g
JW-EA09-SS36-120507	31203249011-A	PCB-161	10/17/2012	0.128		Yes	N	U			0.995	0.128	pg/g
JW-EA09-SS36-120507	31203249011-A	PCB-012/013	10/17/2012	42.2		Yes	Y				1.99	1.08	pg/g
JW-EA09-SS36-120507	31203249011-A	PCB-005	10/17/2012	4.85		Yes	Y				1.11	1.11	pg/g
JW-EA09-SS36-120507	31203249011-A	PCB-020/028	10/17/2012	1520		Yes	Y				1.99	0.627	pg/g
JW-EA09-SS36-120507	31203249011-A	PCB-019	10/17/2012	35.6		Yes	Y				0.995	0.287	pg/g
JW-EA09-SS36-120507	31203249011-A	PCB-018/030	10/17/2012	542		Yes	Y				1.99	0.226	pg/g
JW-EA09-SS36-120507	31203249011-A	PCB-017	10/17/2012	242		Yes	Y				0.995	0.266	pg/g
JW-EA09-SS36-120507	31203249011-A	PCB-016	10/17/2012	249		Yes	Y				0.995	0.365	pg/g
JW-EA09-SS36-120507	31203249011-A	PCB-022	10/17/2012	444		Yes	Y				0.995	0.657	pg/g
JW-EA09-SS36-120507	31203249011-A	PCB-014	10/17/2012	2.81		Yes	Y				0.995	0.933	pg/g
JW-EA09-SS36-120507	31203249011-A	PCB-024	10/17/2012	4.22		Yes	Y				0.995	0.200	pg/g
JW-EA09-SS36-120507	31203249011-A	PCB-011	10/17/2012	750		Yes	Y				1.10	1.10	pg/g
JW-EA09-SS36-120507	31203249011-A	PCB-010	10/17/2012	4.11		Yes	Y	EMPC	J	23	1.27	1.27	pg/g
JW-EA09-SS36-120507	31203249011-A	PCB-009	10/17/2012	13.9		Yes	Y				1.18	1.18	pg/g
JW-EA09-SS36-120507	31203249011-A	PCB-008	10/17/2012	273		Yes	Y				1.07	1.07	pg/g

SDG: 31203249

Analytical Method E1668

Sample ID	Lab Sample ID	Chemical Name	Anal Date	Result	Mod Res Report	Detect	Lab Qual	Val Qual	Reason	RL	MDL	Units
JW-EA09-SS36-120507	31203249011-A	PCB-007	10/17/2012	9.85	Yes	Y				1.04	1.04	pg/g
JW-EA09-SS36-120507	31203249011-A	PCB-006	10/17/2012	48.5	Yes	Y				1.11	1.11	pg/g
JW-EA09-SS36-120507	31203249011-A	PCB-015	10/17/2012	232	Yes	Y				1.01	1.01	pg/g
JW-EA09-SS36-120507	31203249011-A	PCB-035	10/17/2012	39.5	Yes	Y				0.995	0.655	pg/g
JW-EA09-SS36-120507	31203249011-A	PCB-043	10/17/2012	50	Yes	Y				0.995	0.319	pg/g
JW-EA09-SS36-120507	31203249011-A	PCB-042	10/17/2012	384	Yes	Y				0.995	0.266	pg/g
JW-EA09-SS36-120507	31203249011-A	PCB-041	10/17/2012	118	Yes	Y				0.995	0.326	pg/g
JW-EA09-SS36-120507	31203249011-A	PCB-040/071	10/17/2012	711	Yes	Y				1.99	0.240	pg/g
JW-EA09-SS36-120507	31203249011-A	PCB-039	10/17/2012	7.54	Yes	Y				0.995	0.577	pg/g
JW-EA09-SS36-120507	31203249011-A	PCB-038	10/17/2012	0.667	Yes	N	U			0.995	0.667	pg/g
JW-EA09-SS36-120507	31203249011-A	PCB-180/193	10/17/2012	1200	Yes	Y				1.99	0.413	pg/g
JW-EA09-SS36-120507	31203249011-A	PCB-036	10/17/2012	9.79	Yes	Y				0.995	0.607	pg/g
JW-EA09-SS36-120507	31203249011-A	PCB-021/033	10/17/2012	589	Yes	Y				1.99	0.617	pg/g
JW-EA09-SS36-120507	31203249011-A	PCB-034	10/17/2012	8.08	Yes	Y				0.995	0.654	pg/g
JW-EA09-SS36-120507	31203249011-A	PCB-032	10/17/2012	170	Yes	Y				0.995	0.187	pg/g
JW-EA09-SS36-120507	31203249011-A	PCB-031	10/17/2012	1230	Yes	Y				0.995	0.590	pg/g
JW-EA09-SS36-120507	31203249011-A	PCB-027	10/17/2012	41.6	Yes	Y				0.995	0.196	pg/g
JW-EA09-SS36-120507	31203249011-A	PCB-026/029	10/17/2012	194	Yes	Y				1.99	0.612	pg/g
JW-EA09-SS36-120507	31203249011-A	PCB-025	10/17/2012	91.3	Yes	Y				0.995	0.617	pg/g
JW-EA09-SS36-120507	31203249011-A	PCB-037	10/17/2012	390	Yes	Y				0.995	0.627	pg/g
JW-EA09-SS36-120507	31203249011-A	PCB-181	10/17/2012	7.3	Yes	Y				0.995	0.372	pg/g
JW-EA09-SS36-120507	31203249011-A	PCB-023	10/17/2012	0.825	Yes	Y	J			0.995	0.621	pg/g
JW-EA09-SS36-120507	31203249011-A	PCB-001	10/17/2012	79.4	Yes	Y				0.995	0.165	pg/g
JW-EA09-SS36-120507	31203249011-A	PCB-002	10/17/2012	58.2	Yes	Y				0.995	0.170	pg/g
JW-EA09-SS36-120507	31203249011-A	PCB-003	10/17/2012	82.9	Yes	Y				0.995	0.162	pg/g

SDG: 31203249

Analytical Method E1668

Sample ID	Lab Sample ID	Chemical Name	Anal Date	Result	Mod Res Report	Detect	Lab Qual	Val Qual	Reason	RL	MDL	Units
JW-EA09-SS36-120507	31203249011-A	PCB-004	10/17/2012	76.3	Yes	Y		J	5	1.78	1.78	pg/g

SDG: 31203251

Analytical Method E1613B

Sample ID	Lab Sample ID	Chemical Name	Anal Date	Result	Mod Res	Report	Detect	Lab Qual	Val Qual	Reason	RL	MDL	Units
JW-EA09-SS37-120507	31203251001-A	1,2,3,7,8,9-Hexachlorodibenzo-p-dioxin (HxCDD)	10/28/2012	1.41		Yes	Y	J			2.48	0.0768	pg/g
JW-EA09-SS37-120507	31203251001-A	1,2,3,7,8-Pentachlorodibenzo-p-dioxin (PeCDD)	10/28/2012	0.421		Yes	Y	J			2.48	0.0264	pg/g
JW-EA09-SS37-120507	31203251001-A	1,2,3,4,7,8-Hexachlorodibenzo-p-dioxin (HxCDD)	10/28/2012	0.644		Yes	Y	J			2.48	0.0718	pg/g
JW-EA09-SS37-120507	31203251001-A	1,2,3,4,6,7,8,9-Octachlorodibenzofuran (OCDF)	10/28/2012	34.2		Yes	Y				4.95	0.0452	pg/g
JW-EA09-SS37-120507	31203251001-A	Total Heptachlorodibenzofuran (HpCDF)	10/28/2012	32.2		Yes	Y	EMPC	J	23	2.48	0.0494	pg/g
JW-EA09-SS37-120507	31203251001-A	Total Heptachlorodibenzo-p-dioxin (HpCDD)	10/28/2012	80.3		Yes	Y				2.48	0.208	pg/g
JW-EA09-SS37-120507	31203251001-A	Total Pentachlorodibenzo-p-dioxin (PeCDD)	10/28/2012	12.1		Yes	Y	EMPC	J	23	2.48	0.0264	pg/g
JW-EA09-SS37-120507	31203251001-A	1,2,3,4,6,7,8-Heptachlorodibenzo-p-dioxin (HpCDD)	10/28/2012	34.7		Yes	Y				2.48	0.208	pg/g
JW-EA09-SS37-120507	31203251001-A	Total Hexachlorodibenzo-p-dioxin (HxCDD)	10/28/2012	28.6		Yes	Y	EMPC	J	23	2.48	0.0765	pg/g
JW-EA09-SS37-120507	31203251001-A	1,2,3,4,6,7,8,9-Octachlorodibenzo-p-dioxin (OCDD)	10/28/2012	265		Yes	Y				4.95	0.0701	pg/g
JW-EA09-SS37-120507	31203251001-A	Total Tetrachlorodibenzofuran (TCDF)	10/28/2012	19.4		Yes	Y	EMPC	J	23	0.495	0.0193	pg/g
JW-EA09-SS37-120507	31203251001-A	2,3,7,8-Tetrachlorodibenzo-p-dioxin (TCDD)	10/28/2012	0.223		Yes	Y	JEMPC	J	23	0.495	0.0280	pg/g
JW-EA09-SS37-120507	31203251001-A	2,3,4,6,7,8-Hexachlorodibenzofuran (HxCDF)	10/28/2012	0.554		Yes	Y	J			2.48	0.0321	pg/g
JW-EA09-SS37-120507	31203251001-A	2,3,7,8-Tetrachlorodibenzofuran (TCDF)	10/28/2012	1.74		No	Y		R	22	0.495	0.0193	pg/g
JW-EA09-SS37-120507	31203251001-A	1,2,3,7,8,9-Hexachlorodibenzofuran (HxCDF)	10/28/2012	0.0492		Yes	N	U			2.48	0.0492	pg/g
JW-EA09-SS37-120507	31203251001-A	1,2,3,6,7,8-Hexachlorodibenzofuran (HxCDF)	10/28/2012	0.39		Yes	Y	JDPE	J	24	2.48	0.0294	pg/g
JW-EA09-SS37-120507	31203251001-A	Total Hexachlorodibenzofuran (HxCDF)	10/28/2012	11.4		Yes	Y	EMPC	J	23,24	2.48	0.0355	pg/g
JW-EA09-SS37-120507	31203251001-A	1,2,3,4,7,8-Hexachlorodibenzofuran (HxCDF)	10/28/2012	0.508		Yes	Y	J			2.48	0.0350	pg/g
JW-EA09-SS37-120507	31203251001-A	1,2,3,4,6,7,8-Heptachlorodibenzofuran (HpCDF)	10/28/2012	8.56		Yes	Y				2.48	0.0409	pg/g

SDG: 31203251

Analytical Method E1613B

Sample ID	Lab Sample ID	Chemical Name	Anal Date	Result	Mod Res Report	Detect	Lab Qual	Val Qual	Reason	RL	MDL	Units
JW-EA09-SS37-120507	31203251001-A	Total Tetrachlorodibenzo-p-dioxin (TCDD)	10/28/2012	17.4	Yes	Y	EMPC	J	23	0.495	0.0280	pg/g
JW-EA09-SS37-120507	31203251001-A	1,2,3,6,7,8-Hexachlorodibenzo-p-dioxin (HxCDD)	10/28/2012	2.61	Yes	Y				2.48	0.0810	pg/g
JW-EA09-SS37-120507	31203251001-A	1,2,3,4,7,8,9-Heptachlorodibenzofuran (HpCDF)	10/28/2012	0.513	Yes	Y	J			2.48	0.0595	pg/g
JW-EA09-SS37-120507	31203251001-A	Total Pentachlorodibenzofuran (PeCDF)	10/28/2012	8.39	Yes	Y	EMPC	D J	23,24	2.48	0.0285	pg/g
JW-EA09-SS37-120507	31203251001-A	2,3,4,7,8-Pentachlorodibenzofuran (PeCDF)	10/28/2012	0.679	Yes	Y	J			2.48	0.0275	pg/g
JW-EA09-SS37-120507	31203251001-A	1,2,3,7,8-Pentachlorodibenzofuran (PeCDF)	10/28/2012	0.4	Yes	Y	J			2.48	0.0295	pg/g
JW-EA09-SS37-120507	31203251001-A	2,3,7,8-Tetrachlorodibenzofuran (TCDF)	11/13/2012	2.82	Yes	Y	EMPC	J	23	1.68	0.893	pg/g
JW-EA09-SS38-120507	31203251002-A	1,2,3,7,8,9-Hexachlorodibenzofuran (HxCDF)	10/28/2012	0.139	Yes	N	U			2.47	0.139	pg/g
JW-EA09-SS38-120507	31203251002-A	Total Heptachlorodibenzofuran (HpCDF)	10/28/2012	106	Yes	Y				2.47	0.161	pg/g
JW-EA09-SS38-120507	31203251002-A	1,2,3,4,7,8-Hexachlorodibenzofuran (HxCDF)	10/28/2012	3.43	Yes	Y				2.47	0.0961	pg/g
JW-EA09-SS38-120507	31203251002-A	Total Heptachlorodibenzo-p-dioxin (HpCDD)	10/28/2012	369	Yes	Y				2.47	0.534	pg/g
JW-EA09-SS38-120507	31203251002-A	1,2,3,7,8-Pentachlorodibenzo-p-dioxin (PeCDD)	10/28/2012	3.13	Yes	Y				2.47	0.0785	pg/g
JW-EA09-SS38-120507	31203251002-A	2,3,7,8-Tetrachlorodibenzo-p-dioxin (TCDD)	10/28/2012	1.8	Yes	Y				0.493	0.0516	pg/g
JW-EA09-SS38-120507	31203251002-A	Total Pentachlorodibenzofuran (PeCDF)	10/28/2012	69.3	Yes	Y	EMPC	D J	23,24	2.47	0.0923	pg/g
JW-EA09-SS38-120507	31203251002-A	1,2,3,4,6,7,8,9-Octachlorodibenzofuran (OCDF)	10/28/2012	68.8	Yes	Y				4.93	0.0735	pg/g
JW-EA09-SS38-120507	31203251002-A	1,2,3,7,8,9-Hexachlorodibenzo-p-dioxin (HxCDD)	10/28/2012	7.78	Yes	Y				2.47	0.153	pg/g
JW-EA09-SS38-120507	31203251002-A	Total Tetrachlorodibenzofuran (TCDF)	10/28/2012	140	Yes	Y	EMPC	J	23	0.493	0.0475	pg/g
JW-EA09-SS38-120507	31203251002-A	Total Hexachlorodibenzofuran (HxCDF)	10/28/2012	67.7	Yes	Y	EMPC	D J	23,24	2.47	0.0981	pg/g
JW-EA09-SS38-120507	31203251002-A	1,2,3,4,6,7,8,9-Octachlorodibenzo-p-dioxin (OCDD)	10/28/2012	1080	Yes	Y				4.93	0.116	pg/g
JW-EA09-SS38-120507	31203251002-A	Total Hexachlorodibenzo-p-dioxin (HxCDD)	10/28/2012	187	Yes	Y	EMPC	J	23	2.47	0.152	pg/g

SDG: 31203251

Analytical Method E1613B

Sample ID	Lab Sample ID	Chemical Name	Anal Date	Result	Mod Res Report	Detect	Lab Qual	Val Qual	Reason	RL	MDL	Units
JW-EA09-SS38-120507	31203251002-A	1,2,3,4,6,7,8-Heptachlorodibenzo-p-dioxin (HpCDD)	10/28/2012	161	Yes	Y				2.47	0.534	pg/g
JW-EA09-SS38-120507	31203251002-A	1,2,3,7,8-Pentachlorodibenzofuran (PeCDF)	10/28/2012	3.03	Yes	Y				2.47	0.0963	pg/g
JW-EA09-SS38-120507	31203251002-A	1,2,3,4,7,8-Hexachlorodibenzo-p-dioxin (HxCDD)	10/28/2012	3.98	Yes	Y				2.47	0.142	pg/g
JW-EA09-SS38-120507	31203251002-A	Total Tetrachlorodibenzo-p-dioxin (TCDD)	10/28/2012	163	Yes	Y				0.493	0.0516	pg/g
JW-EA09-SS38-120507	31203251002-A	2,3,7,8-Tetrachlorodibenzofuran (TCDF)	10/28/2012	11.2	No	Y	R	22		0.493	0.0475	pg/g
JW-EA09-SS38-120507	31203251002-A	1,2,3,4,7,8,9-Heptachlorodibenzofuran (HpCDF)	10/28/2012	2.56	Yes	Y				2.47	0.180	pg/g
JW-EA09-SS38-120507	31203251002-A	2,3,4,7,8-Pentachlorodibenzofuran (PeCDF)	10/28/2012	5.21	Yes	Y				2.47	0.0884	pg/g
JW-EA09-SS38-120507	31203251002-A	1,2,3,6,7,8-Hexachlorodibenzofuran (HxCDF)	10/28/2012	2.82	Yes	Y	DPE	J	24	2.47	0.0815	pg/g
JW-EA09-SS38-120507	31203251002-A	1,2,3,6,7,8-Hexachlorodibenzo-p-dioxin (HxCDD)	10/28/2012	12.8	Yes	Y				2.47	0.163	pg/g
JW-EA09-SS38-120507	31203251002-A	2,3,4,6,7,8-Hexachlorodibenzofuran (HxCDF)	10/28/2012	3.78	Yes	Y				2.47	0.0876	pg/g
JW-EA09-SS38-120507	31203251002-A	1,2,3,4,6,7,8-Heptachlorodibenzofuran (HpCDF)	10/28/2012	36.1	Yes	Y				2.47	0.146	pg/g
JW-EA09-SS38-120507	31203251002-A	Total Pentachlorodibenzo-p-dioxin (PeCDD)	10/28/2012	111	Yes	Y				2.47	0.0785	pg/g
JW-EA09-SS38-120507	31203251002-A	2,3,7,8-Tetrachlorodibenzofuran (TCDF)	11/13/2012	9.89	Yes	Y				2.28	0.819	pg/g
JW-EA10-SS39-120507	31203251003-A	Total Pentachlorodibenzo-p-dioxin (PeCDD)	10/28/2012	106	Yes	Y				2.48	0.0763	pg/g
JW-EA10-SS39-120507	31203251003-A	1,2,3,6,7,8-Hexachlorodibenzofuran (HxCDF)	10/28/2012	1.42	Yes	Y	J DPE	J	24	2.48	0.0703	pg/g
JW-EA10-SS39-120507	31203251003-A	Total Tetrachlorodibenzo-p-dioxin (TCDD)	10/28/2012	211	Yes	Y	EMPC	J	23	0.496	0.0616	pg/g
JW-EA10-SS39-120507	31203251003-A	1,2,3,4,6,7,8-Heptachlorodibenzofuran (HpCDF)	10/28/2012	17.8	Yes	Y				2.48	0.141	pg/g
JW-EA10-SS39-120507	31203251003-A	1,2,3,4,6,7,8-Heptachlorodibenzo-p-dioxin (HpCDD)	10/28/2012	85.7	Yes	Y				2.48	0.431	pg/g

SDG: 31203251

Analytical Method E1613B

Sample ID	Lab Sample ID	Chemical Name	Anal Date	Result	Mod Res	Report	Detect	Lab Qual	Val Qual	Reason	RL	MDL	Units
JW-EA10-SS39-120507	31203251003-A	Total Heptachlorodibenzo-p-dioxin (HpCDD)	10/28/2012	222		Yes	Y				2.48	0.431	pg/g
JW-EA10-SS39-120507	31203251003-A	Total Heptachlorodibenzo-furan (HpCDF)	10/28/2012	51.9		Yes	Y				2.48	0.164	pg/g
JW-EA10-SS39-120507	31203251003-A	1,2,3,4,6,7,8,9-Octachlorodibenzo-furan (OCDF)	10/28/2012	27.3		Yes	Y				4.96	0.114	pg/g
JW-EA10-SS39-120507	31203251003-A	2,3,7,8-Tetrachlorodibenzo-p-dioxin (TCDD)	10/28/2012	0.648		Yes	Y	EMPC	J	23	0.496	0.0616	pg/g
JW-EA10-SS39-120507	31203251003-A	1,2,3,7,8-Pentachlorodibenzo-p-dioxin (PeCDD)	10/28/2012	1.52		Yes	Y	J			2.48	0.0763	pg/g
JW-EA10-SS39-120507	31203251003-A	Total Hexachlorodibenzo-p-dioxin (HxCDD)	10/28/2012	115		Yes	Y	EMPC	J	23	2.48	0.178	pg/g
JW-EA10-SS39-120507	31203251003-A	1,2,3,4,6,7,8,9-Octachlorodibenzo-p-dioxin (OCDD)	10/28/2012	622		Yes	Y				4.96	0.198	pg/g
JW-EA10-SS39-120507	31203251003-A	1,2,3,4,7,8-Hexachlorodibenzo-furan (HxCDF)	10/28/2012	1.92		Yes	Y	J			2.48	0.0844	pg/g
JW-EA10-SS39-120507	31203251003-A	1,2,3,4,7,8-Hexachlorodibenzo-p-dioxin (HxCDD)	10/28/2012	2.32		Yes	Y	J			2.48	0.168	pg/g
JW-EA10-SS39-120507	31203251003-A	2,3,4,6,7,8-Hexachlorodibenzo-furan (HxCDF)	10/28/2012	1.82		Yes	Y	J			2.48	0.0758	pg/g
JW-EA10-SS39-120507	31203251003-A	1,2,3,6,7,8-Hexachlorodibenzo-p-dioxin (HxCDD)	10/28/2012	8.16		Yes	Y				2.48	0.188	pg/g
JW-EA10-SS39-120507	31203251003-A	1,2,3,7,8-Pentachlorodibenzo-furan (PeCDF)	10/28/2012	1.28		Yes	Y	J			2.48	0.0782	pg/g
JW-EA10-SS39-120507	31203251003-A	2,3,4,7,8-Pentachlorodibenzo-furan (PeCDF)	10/28/2012	2.28		Yes	Y	J			2.48	0.0823	pg/g
JW-EA10-SS39-120507	31203251003-A	Total Hexachlorodibenzo-furan (HxCDF)	10/28/2012	31.5		Yes	Y	EMPC	D J	23,24	2.48	0.0845	pg/g
JW-EA10-SS39-120507	31203251003-A	1,2,3,4,7,8,9-Heptachlorodibenzo-furan (HpCDF)	10/28/2012	1.18		Yes	Y	J			2.48	0.190	pg/g
JW-EA10-SS39-120507	31203251003-A	2,3,7,8-Tetrachlorodibenzo-furan (TCDF)	10/28/2012	4.51		No	Y		R	22	0.496	0.0627	pg/g
JW-EA10-SS39-120507	31203251003-A	1,2,3,7,8,9-Hexachlorodibenzo-furan (HxCDF)	10/28/2012	0.115		Yes	N	U			2.48	0.115	pg/g
JW-EA10-SS39-120507	31203251003-A	Total Tetrachlorodibenzo-furan (TCDF)	10/28/2012	56.9		Yes	Y	EMPC	J	23	0.496	0.0627	pg/g
JW-EA10-SS39-120507	31203251003-A	Total Pentachlorodibenzo-furan (PeCDF)	10/28/2012	29		Yes	Y	EMPC	D J	23,24	2.48	0.0801	pg/g

SDG: 31203251

Analytical Method E1613B

Sample ID	Lab Sample ID	Chemical Name	Anal Date	Result	Mod Res	Report	Detect	Lab Qual	Val Qual	Reason	RL	MDL	Units
JW-EA10-SS39-120507	31203251003-A	1,2,3,7,8,9-Hexachlorodibenzo-p-dioxin (HxCDD)	10/28/2012	4.04	Yes	Y	EMPC	J	23	23	2.48	0.179	pg/g
JW-EA10-SS39-120507	31203251003-A	2,3,7,8-Tetrachlorodibenzofuran (TCDF)	11/13/2012	4.01	Yes	Y					2.01	0.790	pg/g
JW-EA10-SS40-120507	31203251004-A	Total Pentachlorodibenzofuran (PeCDF)	10/28/2012	34.4	Yes	Y	EMPC	D	J	23,24	2.47	0.100	pg/g
JW-EA10-SS40-120507	31203251004-A	1,2,3,6,7,8-Hexachlorodibenzofuran (HxCDF)	10/28/2012	1.74	Yes	Y	J				2.47	0.0929	pg/g
JW-EA10-SS40-120507	31203251004-A	1,2,3,7,8-Pentachlorodibenzofuran (PeCDF)	10/28/2012	1.63	Yes	Y	J				2.47	0.109	pg/g
JW-EA10-SS40-120507	31203251004-A	2,3,4,7,8-Pentachlorodibenzofuran (PeCDF)	10/28/2012	2.79	Yes	Y					2.47	0.0925	pg/g
JW-EA10-SS40-120507	31203251004-A	Total Hexachlorodibenzo-p-dioxin (HxCDD)	10/28/2012	132	Yes	Y					2.47	0.226	pg/g
JW-EA10-SS40-120507	31203251004-A	1,2,3,4,7,8,9-Heptachlorodibenzofuran (HpCDF)	10/28/2012	1.22	Yes	Y	J				2.47	0.282	pg/g
JW-EA10-SS40-120507	31203251004-A	Total Tetrachlorodibenzofuran (TCDF)	10/28/2012	74.5	Yes	Y	EMPC	J	23	23	0.494	0.0979	pg/g
JW-EA10-SS40-120507	31203251004-A	2,3,7,8-Tetrachlorodibenzofuran (TCDF)	10/28/2012	6.73	No	Y		R	22	22	0.494	0.0979	pg/g
JW-EA10-SS40-120507	31203251004-A	Total Tetrachlorodibenzo-p-dioxin (TCDD)	10/28/2012	81.1	Yes	Y	EMPC	J	23	23	0.494	0.115	pg/g
JW-EA10-SS40-120507	31203251004-A	1,2,3,7,8-Pentachlorodibenzo-p-dioxin (PeCDD)	10/28/2012	1.9	Yes	Y	J				2.47	0.143	pg/g
JW-EA10-SS40-120507	31203251004-A	1,2,3,4,7,8-Hexachlorodibenzo-p-dioxin (HxCDD)	10/28/2012	2.81	Yes	Y					2.47	0.217	pg/g
JW-EA10-SS40-120507	31203251004-A	Total Hexachlorodibenzofuran (HxCDF)	10/28/2012	43.8	Yes	Y	EMPC	J	23	23	2.47	0.113	pg/g
JW-EA10-SS40-120507	31203251004-A	1,2,3,7,8,9-Hexachlorodibenzo-p-dioxin (HxCDD)	10/28/2012	5.18	Yes	Y					2.47	0.227	pg/g
JW-EA10-SS40-120507	31203251004-A	1,2,3,4,6,7,8,9-Octachlorodibenzo-p-dioxin (OCDD)	10/28/2012	781	Yes	Y					4.94	0.321	pg/g
JW-EA10-SS40-120507	31203251004-A	1,2,3,4,6,7,8,9-Octachlorodibenzofuran (OCDF)	10/28/2012	36.4	Yes	Y					4.94	0.228	pg/g
JW-EA10-SS40-120507	31203251004-A	Total Heptachlorodibenzofuran (HpCDF)	10/28/2012	61.7	Yes	Y					2.47	0.231	pg/g
JW-EA10-SS40-120507	31203251004-A	Total Heptachlorodibenzo-p-dioxin (HpCDD)	10/28/2012	267	Yes	Y					2.47	0.741	pg/g
JW-EA10-SS40-120507	31203251004-A	Total Pentachlorodibenzo-p-dioxin (PeCDD)	10/28/2012	59.5	Yes	Y	EMPC	J	23	23	2.47	0.143	pg/g

SDG: 31203251

Analytical Method E1613B

Sample ID	Lab Sample ID	Chemical Name	Anal Date	Result	Mod Res	Report	Detect	Lab Qual	Val Qual	Reason	RL	MDL	Units
JW-EA10-SS40-120507	31203251004-A	1,2,3,4,6,7,8-Heptachlorodibenzo-p-dioxin (HpCDD)	10/28/2012	112		Yes	Y				2.47	0.741	pg/g
JW-EA10-SS40-120507	31203251004-A	1,2,3,6,7,8-Hexachlorodibenzo-p-dioxin (HxCDD)	10/28/2012	9.92		Yes	Y				2.47	0.234	pg/g
JW-EA10-SS40-120507	31203251004-A	2,3,4,6,7,8-Hexachlorodibenzofuran (HxCDF)	10/28/2012	2.43		Yes	Y	J			2.47	0.101	pg/g
JW-EA10-SS40-120507	31203251004-A	1,2,3,4,6,7,8-Heptachlorodibenzofuran (HpCDF)	10/28/2012	22.3		Yes	Y				2.47	0.190	pg/g
JW-EA10-SS40-120507	31203251004-A	1,2,3,4,7,8-Hexachlorodibenzofuran (HxCDF)	10/28/2012	2.47		Yes	Y				2.47	0.110	pg/g
JW-EA10-SS40-120507	31203251004-A	1,2,3,7,8,9-Hexachlorodibenzofuran (HxCDF)	10/28/2012	0.163		Yes	N	U			2.47	0.163	pg/g
JW-EA10-SS40-120507	31203251004-A	2,3,7,8-Tetrachlorodibenzo-p-dioxin (TCDD)	10/28/2012	0.879		Yes	Y				0.494	0.115	pg/g
JW-EA10-SS40-120507	31203251004-A	2,3,7,8-Tetrachlorodibenzofuran (TCDF)	11/13/2012	5.23		Yes	Y	EMPC	J	23	2.04	0.372	pg/g
JW-EA10-SS41-120507	31203251005-A	1,2,3,6,7,8-Hexachlorodibenzofuran (HxCDF)	10/28/2012	1.58		Yes	Y	J DPE	J	24	2.46	0.0645	pg/g
JW-EA10-SS41-120507	31203251005-A	1,2,3,7,8,9-Hexachlorodibenzo-p-dioxin (HxCDD)	10/28/2012	5.2		Yes	Y				2.46	0.222	pg/g
JW-EA10-SS41-120507	31203251005-A	1,2,3,4,6,7,8,9-Octachlorodibenzofuran (OCDF)	10/28/2012	36.3		Yes	Y				4.91	0.148	pg/g
JW-EA10-SS41-120507	31203251005-A	Total Heptachlorodibenzofuran (HpCDF)	10/28/2012	61		Yes	Y				2.46	0.169	pg/g
JW-EA10-SS41-120507	31203251005-A	Total Heptachlorodibenzo-p-dioxin (HpCDD)	10/28/2012	266		Yes	Y				2.46	0.583	pg/g
JW-EA10-SS41-120507	31203251005-A	Total Pentachlorodibenzo-p-dioxin (PeCDD)	10/28/2012	46.7		Yes	Y				2.46	0.0983	pg/g
JW-EA10-SS41-120507	31203251005-A	1,2,3,4,6,7,8-Heptachlorodibenzo-p-dioxin (HpCDD)	10/28/2012	117		Yes	Y				2.46	0.583	pg/g
JW-EA10-SS41-120507	31203251005-A	1,2,3,4,7,8-Hexachlorodibenzo-p-dioxin (HxCDD)	10/28/2012	2.21		Yes	Y	J			2.46	0.212	pg/g
JW-EA10-SS41-120507	31203251005-A	1,2,3,4,6,7,8,9-Octachlorodibenzo-p-dioxin (OCDD)	10/28/2012	1020		Yes	Y				4.91	0.147	pg/g
JW-EA10-SS41-120507	31203251005-A	Total Hexachlorodibenzofuran (HxCDF)	10/28/2012	43.8		Yes	Y	EMPC	D	23,24	2.46	0.0780	pg/g
JW-EA10-SS41-120507	31203251005-A	Total Tetrachlorodibenzofuran (TCDF)	10/28/2012	58.1		Yes	Y	EMPC	J	23	0.491	0.0538	pg/g

SDG: 31203251

Analytical Method E1613B

Sample ID	Lab Sample ID	Chemical Name	Anal Date	Result	Mod Res	Report	Detect	Lab Qual	Val Qual	Reason	RL	MDL	Units
JW-EA10-SS41-120507	31203251005-A	2,3,7,8-Tetrachlorodibenzo-p-dioxin (TCDD)	10/28/2012	0.785	Yes	Y	Y				0.491	0.0600	pg/g
JW-EA10-SS41-120507	31203251005-A	1,2,3,7,8,9-Hexachlorodibenzofuran (HxCDF)	10/28/2012	0.112	Yes	N	U				2.46	0.112	pg/g
JW-EA10-SS41-120507	31203251005-A	1,2,3,4,7,8-Hexachlorodibenzofuran (HxCDF)	10/28/2012	2.45	Yes	Y	J				2.46	0.0756	pg/g
JW-EA10-SS41-120507	31203251005-A	1,2,3,4,6,7,8-Heptachlorodibenzofuran (HpCDD)	10/28/2012	20.9	Yes	Y					2.46	0.143	pg/g
JW-EA10-SS41-120507	31203251005-A	Total Pentachlorodibenzofuran (PeCDF)	10/28/2012	34	Yes	Y	EMPC D	J	23,24		2.46	0.0782	pg/g
JW-EA10-SS41-120507	31203251005-A	Total Hexachlorodibenzo-p-dioxin (HxCDD)	10/28/2012	120	Yes	Y					2.46	0.221	pg/g
JW-EA10-SS41-120507	31203251005-A	Total Tetrachlorodibenzo-p-dioxin (TCDD)	10/28/2012	54	Yes	Y	EMPC	J	23		0.491	0.0600	pg/g
JW-EA10-SS41-120507	31203251005-A	2,3,7,8-Tetrachlorodibenzofuran (TCDF)	10/28/2012	4.79	No	Y		R	22		0.491	0.0538	pg/g
JW-EA10-SS41-120507	31203251005-A	1,2,3,4,7,8,9-Heptachlorodibenzofuran (HpCDF)	10/28/2012	1.38	Yes	Y	J				2.46	0.200	pg/g
JW-EA10-SS41-120507	31203251005-A	2,3,4,7,8-Pentachlorodibenzofuran (PeCDF)	10/28/2012	2.68	Yes	Y					2.46	0.0732	pg/g
JW-EA10-SS41-120507	31203251005-A	1,2,3,7,8-Pentachlorodibenzofuran (PeCDF)	10/28/2012	1.9	Yes	Y	J				2.46	0.0838	pg/g
JW-EA10-SS41-120507	31203251005-A	1,2,3,6,7,8-Hexachlorodibenzo-p-dioxin (HxCDD)	10/28/2012	9.33	Yes	Y					2.46	0.229	pg/g
JW-EA10-SS41-120507	31203251005-A	2,3,4,6,7,8-Hexachlorodibenzofuran (HxCDF)	10/28/2012	2.3	Yes	Y	J				2.46	0.0686	pg/g
JW-EA10-SS41-120507	31203251005-A	1,2,3,7,8-Pentachlorodibenzo-p-dioxin (PeCDD)	10/28/2012	1.48	Yes	Y	J				2.46	0.0983	pg/g
JW-EA10-SS41-120507	31203251005-A	2,3,7,8-Tetrachlorodibenzofuran (TCDF)	11/13/2012	4.04	Yes	Y					1.88	0.344	pg/g
JW-EA10-SS42-120507	31203251006-A	1,2,3,7,8-Pentachlorodibenzofuran (PeCDF)	10/28/2012	0.949	Yes	Y	J				2.46	0.0960	pg/g
JW-EA10-SS42-120507	31203251006-A	Total Heptachlorodibenzo-p-dioxin (HpCDD)	10/28/2012	206	Yes	Y					2.46	0.509	pg/g
JW-EA10-SS42-120507	31203251006-A	Total Heptachlorodibenzofuran (HpCDF)	10/28/2012	52.5	Yes	Y					2.46	0.152	pg/g
JW-EA10-SS42-120507	31203251006-A	1,2,3,4,6,7,8,9-Octachlorodibenzofuran (OCDF)	10/28/2012	34.8	Yes	Y					4.91	0.135	pg/g

SDG: 31203251

Analytical Method E1613B

Sample ID	Analytical Method	Lab Sample ID	Chemical Name	Anal Date	Result	Mod Res	Report	Detect	Lab Qual	Val Qual	Reason	RL	MDL	Units
JW-EA10-SS42-120507		31203251006-A	1,2,3,4,7,8-Hexachlorodibenzo-p-dioxin (HxCDD)	10/28/2012	1.85	Yes	Y	J				2.46	0.209	pg/g
JW-EA10-SS42-120507		31203251006-A	1,2,3,7,8-Pentachlorodibenzo-p-dioxin (PeCDD)	10/28/2012	1.16	Yes	Y	J				2.46	0.104	pg/g
JW-EA10-SS42-120507		31203251006-A	Total Tetrachlorodibenzo-p-dioxin (TCDD)	10/28/2012	45.3	Yes	Y	EMPC	J	23		0.491	0.0863	pg/g
JW-EA10-SS42-120507		31203251006-A	2,3,7,8-Tetrachlorodibenzofuran (TCDF)	10/28/2012	3.45	No	Y	R	22			0.491	0.0589	pg/g
JW-EA10-SS42-120507		31203251006-A	1,2,3,4,7,8,9-Heptachlorodibenzofuran (HpCDF)	10/28/2012	1	Yes	Y	J				2.46	0.183	pg/g
JW-EA10-SS42-120507		31203251006-A	Total Pentachlorodibenzo-p-dioxin (PeCDD)	10/28/2012	36.1	Yes	Y					2.46	0.104	pg/g
JW-EA10-SS42-120507		31203251006-A	2,3,4,7,8-Pentachlorodibenzofuran (PeCDF)	10/28/2012	1.87	Yes	Y	J				2.46	0.0959	pg/g
JW-EA10-SS42-120507		31203251006-A	1,2,3,7,8,9-Hexachlorodibenzo-p-dioxin (HxCDD)	10/28/2012	4.01	Yes	Y	U				2.46	0.213	pg/g
JW-EA10-SS42-120507		31203251006-A	1,2,3,7,8,9-Hexachlorodibenzofuran (HxCDF)	10/28/2012	0.16	Yes	N					2.46	0.160	pg/g
JW-EA10-SS42-120507		31203251006-A	Total Hexachlorodibenzofuran (HxCDF)	10/28/2012	30.4	Yes	Y					2.46	0.112	pg/g
JW-EA10-SS42-120507		31203251006-A	1,2,3,4,6,7,8-Heptachlorodibenzo-p-dioxin (HpCDD)	10/28/2012	89.4	Yes	Y					2.46	0.509	pg/g
JW-EA10-SS42-120507		31203251006-A	Total Hexachlorodibenzo-p-dioxin (HxCDD)	10/28/2012	83.6	Yes	Y	EMPC	J	23		2.46	0.212	pg/g
JW-EA10-SS42-120507		31203251006-A	1,2,3,4,6,7,8,9-Octachlorodibenzo-p-dioxin (OCDD)	10/28/2012	848	Yes	Y					4.91	0.248	pg/g
JW-EA10-SS42-120507		31203251006-A	2,3,7,8-Tetrachlorodibenzo-p-dioxin (TCDD)	10/28/2012	0.531	Yes	Y					0.491	0.0863	pg/g
JW-EA10-SS42-120507		31203251006-A	Total Tetrachlorodibenzofuran (TCDF)	10/28/2012	41.9	Yes	Y	EMPC	J	23		0.491	0.0589	pg/g
JW-EA10-SS42-120507		31203251006-A	1,2,3,4,7,8-Hexachlorodibenzofuran (HxCDF)	10/28/2012	1.81	Yes	Y	J				2.46	0.105	pg/g
JW-EA10-SS42-120507		31203251006-A	1,2,3,4,6,7,8-Heptachlorodibenzofuran (HpCDF)	10/28/2012	17.3	Yes	Y					2.46	0.127	pg/g
JW-EA10-SS42-120507		31203251006-A	2,3,4,6,7,8-Hexachlorodibenzofuran (HxCDF)	10/28/2012	1.57	Yes	Y	J				2.46	0.0974	pg/g
JW-EA10-SS42-120507		31203251006-A	1,2,3,6,7,8-Hexachlorodibenzo-p-dioxin (HxCDD)	10/28/2012	6.87	Yes	Y					2.46	0.215	pg/g

SDG: 31203251

Analytical Method E1613B

Sample ID	Lab Sample ID	Chemical Name	Anal Date	Result	Mod Res Report	Detect	Lab Qual	Val Qual	Reason	RI	MDL	Units
JW-EA10-SS42-120507	31203251006-A	1,2,3,6,7,8-Hexachlorodibenzofuran (HxCDF)	10/28/2012	1.41	Yes	Y	J			2.46	0.0973	pg/g
JW-EA10-SS42-120507	31203251006-A	Total Pentachlorodibenzofuran (PeCDF)	10/28/2012	22.6	Yes	Y	EMPC	J	23	2.46	0.0959	pg/g
JW-EA10-SS42-120507	31203251006-A	2,3,7,8-Tetrachlorodibenzofuran (TCDF)	11/13/2012	2.94	Yes	Y				2.07	0.362	pg/g
JW-EA10-SS43-120507	31203251007-A	2,3,7,8-Tetrachlorodibenzo-p-dioxin (TCDD)	10/28/2012	0.628	Yes	Y				0.497	0.0319	pg/g
JW-EA10-SS43-120507	31203251007-A	Total Pentachlorodibenzofuran (PeCDF)	10/28/2012	25	Yes	Y	DPE	J	24	2.49	0.0631	pg/g
JW-EA10-SS43-120507	31203251007-A	1,2,3,6,7,8-Hexachlorodibenzofuran (HxCDF)	10/28/2012	1.39	Yes	Y	JDPE	J	24	2.49	0.0622	pg/g
JW-EA10-SS43-120507	31203251007-A	Total Hexachlorodibenzo-p-dioxin (HxCDD)	10/28/2012	93.2	Yes	Y				2.49	0.136	pg/g
JW-EA10-SS43-120507	31203251007-A	Total Hexachlorodibenzofuran (HxCDF)	10/28/2012	31.1	Yes	Y	EMPC D	J	23,24	2.49	0.0707	pg/g
JW-EA10-SS43-120507	31203251007-A	1,2,3,7,8,9-Hexachlorodibenzo-p-dioxin (HxCDD)	10/28/2012	4.18	Yes	Y				2.49	0.137	pg/g
JW-EA10-SS43-120507	31203251007-A	Total Tetrachlorodibenzofuran (TCDF)	10/28/2012	47.5	Yes	Y	EMPC	J	23	0.497	0.0417	pg/g
JW-EA10-SS43-120507	31203251007-A	1,2,3,4,6,7,8,9-Octachlorodibenzo-p-dioxin (OCDD)	10/28/2012	697	Yes	Y				4.97	0.128	pg/g
JW-EA10-SS43-120507	31203251007-A	1,2,3,4,6,7,8-Heptachlorodibenzo-p-dioxin (HpCDD)	10/28/2012	86.8	Yes	Y				2.49	0.394	pg/g
JW-EA10-SS43-120507	31203251007-A	Total Pentachlorodibenzo-p-dioxin (PeCDD)	10/28/2012	32.4	Yes	Y	EMPC	J	23	2.49	0.0735	pg/g
JW-EA10-SS43-120507	31203251007-A	Total Heptachlorodibenzo-p-dioxin (HpCDD)	10/28/2012	209	Yes	Y				2.49	0.394	pg/g
JW-EA10-SS43-120507	31203251007-A	Total Heptachlorodibenzofuran (HpCDF)	10/28/2012	54.5	Yes	Y	EMPC	J	23	2.49	0.136	pg/g
JW-EA10-SS43-120507	31203251007-A	1,2,3,4,6,7,8,9-Octachlorodibenzofuran (OCDF)	10/28/2012	33.6	Yes	Y				4.97	0.0734	pg/g
JW-EA10-SS43-120507	31203251007-A	1,2,3,4,7,8-Hexachlorodibenzo-p-dioxin (HxCDD)	10/28/2012	1.92	Yes	Y	J			2.49	0.132	pg/g
JW-EA10-SS43-120507	31203251007-A	1,2,3,7,8-Pentachlorodibenzo-p-dioxin (PeCDD)	10/28/2012	1.15	Yes	Y	J			2.49	0.0735	pg/g
JW-EA10-SS43-120507	31203251007-A	Total Tetrachlorodibenzo-p-dioxin (TCDD)	10/28/2012	45.2	Yes	Y	EMPC	J	23	0.497	0.0319	pg/g
JW-EA10-SS43-120507	31203251007-A	2,3,7,8-Tetrachlorodibenzofuran (TCDF)	10/28/2012	3.97	No	Y		R	22	0.497	0.0417	pg/g

SDG: 31203251

Analytical Method E1613B

Sample ID	Lab Sample ID	Chemical Name	Anal Date	Result	Mod Res	Report	Detect	Lab Qual	Val Qual	Reason	RL	MDL	Units
JW-EA10-SS43-120507	31203251007-A	2,3,4,7,8-Pentachlorodibenzofuran (PeCDF)	10/28/2012	2.04	Yes	Y	J	J			2.49	0.0609	pg/g
JW-EA10-SS43-120507	31203251007-A	1,2,3,7,8,9-Hexachlorodibenzofuran (HxCDF)	10/28/2012	0.0973	Yes	N	U	U			2.49	0.0973	pg/g
JW-EA10-SS43-120507	31203251007-A	1,2,3,4,7,8,9-Heptachlorodibenzofuran (HpCDF)	10/28/2012	1.1	Yes	Y	J	J	EMPC	J	23	0.160	pg/g
JW-EA10-SS43-120507	31203251007-A	1,2,3,7,8-Pentachlorodibenzofuran (PeCDF)	10/28/2012	1.22	Yes	Y	J	J			2.49	0.0654	pg/g
JW-EA10-SS43-120507	31203251007-A	1,2,3,6,7,8-Hexachlorodibenzo-p-dioxin (HxCDD)	10/28/2012	7.5	Yes	Y	J	J			2.49	0.140	pg/g
JW-EA10-SS43-120507	31203251007-A	2,3,4,6,7,8-Hexachlorodibenzofuran (HxCDF)	10/28/2012	1.67	Yes	Y	J	J			2.49	0.0634	pg/g
JW-EA10-SS43-120507	31203251007-A	1,2,3,4,6,7,8-Heptachlorodibenzofuran (HpCDF)	10/28/2012	18.4	Yes	Y	J	J			2.49	0.116	pg/g
JW-EA10-SS43-120507	31203251007-A	1,2,3,4,7,8-Hexachlorodibenzofuran (HxCDF)	10/28/2012	1.95	Yes	Y	J	J			2.49	0.0659	pg/g
JW-EA10-SS43-120507	31203251007-A	2,3,7,8-Tetrachlorodibenzofuran (TCDF)	11/13/2012	4.05	Yes	Y	J	J	EMPC	J	23	0.734	pg/g

Analytical Method E1668

Sample ID	Lab Sample ID	Chemical Name	Anal Date	Result	Mod Res	Report	Detect	Lab Qual	Val Qual	Reason	RL	MDL	Units
JW-EA09-SS37-120507	31203251001-A	PCB-136	10/24/2012	51.8	Yes	Y	J	J			0.991	0.0517	pg/g
JW-EA09-SS37-120507	31203251001-A	PCB-148	10/24/2012	0.711	Yes	Y	J	J			0.991	0.0643	pg/g
JW-EA09-SS37-120507	31203251001-A	PCB-126	10/24/2012	1.61	Yes	Y	J	J			0.991	0.111	pg/g
JW-EA09-SS37-120507	31203251001-A	PCB-127	10/24/2012	0.302	Yes	N	U	U			0.991	0.302	pg/g
JW-EA09-SS37-120507	31203251001-A	PCB-128/166	10/24/2012	67.1	Yes	Y	J	J			1.98	0.171	pg/g
JW-EA09-SS37-120507	31203251001-A	PCB-129/138/163	10/24/2012	444	Yes	Y	J	J			2.97	0.0624	pg/g
JW-EA09-SS37-120507	31203251001-A	PCB-130	10/24/2012	28.3	Yes	Y	J	J			0.991	0.0753	pg/g
JW-EA09-SS37-120507	31203251001-A	PCB-131	10/24/2012	4.14	Yes	Y	J	J			0.991	0.0734	pg/g
JW-EA09-SS37-120507	31203251001-A	PCB-132	10/24/2012	121	Yes	Y	J	J			0.991	0.0713	pg/g
JW-EA09-SS37-120507	31203251001-A	PCB-133	10/24/2012	7.14	Yes	Y	J	J			0.991	0.0687	pg/g
JW-EA09-SS37-120507	31203251001-A	PCB-139/140	10/24/2012	5.92	Yes	Y	J	J			1.98	0.0627	pg/g

SDG: 31203251

Analytical Method E1668

Sample ID	Lab Sample ID	Chemical Name	Anal Date	Result	Mod Res Report	Detect	Lab Qual	Val Qual	Reason	RL	MDL	Units
JW-EA09-SS37-120507	31203251001-A	PCB-135/151	10/24/2012	140	Yes	Y				1.98	0.0662	pg/g
JW-EA09-SS37-120507	31203251001-A	PCB-141	10/24/2012	64.9	Yes	Y				0.991	0.0653	pg/g
JW-EA09-SS37-120507	31203251001-A	PCB-137	10/24/2012	13.9	Yes	Y				0.991	0.0691	pg/g
JW-EA09-SS37-120507	31203251001-A	PCB-122	10/24/2012	4.59	Yes	Y				0.991	0.338	pg/g
JW-EA09-SS37-120507	31203251001-A	PCB-147/149	10/24/2012	325	Yes	Y				1.98	0.0642	pg/g
JW-EA09-SS37-120507	31203251001-A	PCB-121	10/24/2012	0.299	Yes	N	U			0.991	0.299	pg/g
JW-EA09-SS37-120507	31203251001-A	PCB-146	10/24/2012	62.8	Yes	Y				0.991	0.0617	pg/g
JW-EA09-SS37-120507	31203251001-A	PCB-145	10/24/2012	0.0502	Yes	N	U			0.991	0.0502	pg/g
JW-EA09-SS37-120507	31203251001-A	PCB-144	10/24/2012	18.8	Yes	Y				0.991	0.0640	pg/g
JW-EA09-SS37-120507	31203251001-A	PCB-143	10/24/2012	0.0658	Yes	N	U			0.991	0.0658	pg/g
JW-EA09-SS37-120507	31203251001-A	PCB-142	10/24/2012	0.072	Yes	N	U			0.991	0.0720	pg/g
JW-EA09-SS37-120507	31203251001-A	PCB-134	10/24/2012	23.9	Yes	Y				0.991	0.0806	pg/g
JW-EA09-SS37-120507	31203251001-A	PCB-090/101/113	10/24/2012	593	Yes	Y				2.97	0.363	pg/g
JW-EA09-SS37-120507	31203251001-A	PCB-123	10/24/2012	5.02	Yes	Y				0.991	0.275	pg/g
JW-EA09-SS37-120507	31203251001-A	PCB-096	10/24/2012	2.2	Yes	Y				0.991	0.0608	pg/g
JW-EA09-SS37-120507	31203251001-A	PCB-095	10/24/2012	445	Yes	Y				0.991	0.417	pg/g
JW-EA09-SS37-120507	31203251001-A	PCB-094	10/24/2012	3.07	Yes	Y				0.991	0.446	pg/g
JW-EA09-SS37-120507	31203251001-A	PCB-093/100	10/24/2012	3.47	Yes	Y				1.98	0.402	pg/g
JW-EA09-SS37-120507	31203251001-A	PCB-099	10/24/2012	254	Yes	Y				0.991	0.367	pg/g
JW-EA09-SS37-120507	31203251001-A	PCB-091	10/24/2012	58.3	Yes	Y				0.991	0.392	pg/g
JW-EA09-SS37-120507	31203251001-A	PCB-102	10/24/2012	23.9	Yes	Y				0.991	0.404	pg/g
JW-EA09-SS37-120507	31203251001-A	PCB-089	10/24/2012	6.31	Yes	Y				0.991	0.455	pg/g
JW-EA09-SS37-120507	31203251001-A	PCB-088/091	10/24/2012	0.531	Yes	N	U			0.991	0.531	pg/g
JW-EA09-SS37-120507	31203251001-A	PCB-085/116	10/24/2012	85.2	Yes	Y				1.98	0.321	pg/g
JW-EA09-SS37-120507	31203251001-A	PCB-084	10/24/2012	121	Yes	Y				0.991	0.485	pg/g

SDG: 31203251

Analytical Method E1668

Sample ID	Analytical Method	Lab Sample ID	Chemical Name	Anal Date	Result	Mod Res Report	Detect	Lab Qual	Val Qual	Reason	RL	MDL	Units
JW-EA09-SS37-120507		31203251001-A	PCB-083	10/24/2012	27.6	Yes	Y				0.991	0.511	pg/g
JW-EA09-SS37-120507		31203251001-A	PCB-082	10/24/2012	53.5	Yes	Y				0.991	0.486	pg/g
JW-EA09-SS37-120507		31203251001-A	PCB-092	10/24/2012	109	Yes	Y				0.991	0.429	pg/g
JW-EA09-SS37-120507		31203251001-A	PCB-110/115	10/24/2012	543	Yes	Y				0.991	0.298	pg/g
JW-EA09-SS37-120507		31203251001-A	PCB-120	10/24/2012	2.59	Yes	Y				0.991	0.287	pg/g
JW-EA09-SS37-120507		31203251001-A	PCB-118	10/24/2012	398	Yes	Y				0.991	0.293	pg/g
JW-EA09-SS37-120507		31203251001-A	PCB-117	10/24/2012	0.392	Yes	N	U			0.991	0.392	pg/g
JW-EA09-SS37-120507		31203251001-A	PCB-115	10/24/2012	0.319	Yes	N	U			0.991	0.319	pg/g
JW-EA09-SS37-120507		31203251001-A	PCB-114	10/24/2012	7.9	Yes	Y				0.991	0.288	pg/g
JW-EA09-SS37-120507		31203251001-A	PCB-098/102	10/24/2012	0.431	Yes	N	U			0.991	0.431	pg/g
JW-EA09-SS37-120507		31203251001-A	PCB-111	10/24/2012	0.63	Yes	Y	J			0.991	0.289	pg/g
JW-EA09-SS37-120507		31203251001-A	PCB-154	10/24/2012	4.86	Yes	Y				0.991	0.0581	pg/g
JW-EA09-SS37-120507		31203251001-A	PCB-109	10/24/2012	34.8	Yes	Y				0.991	0.290	pg/g
JW-EA09-SS37-120507		31203251001-A	PCB-107/124	10/24/2012	14.7	Yes	Y				1.98	0.309	pg/g
JW-EA09-SS37-120507		31203251001-A	PCB-106	10/24/2012	0.315	Yes	N	U			0.991	0.315	pg/g
JW-EA09-SS37-120507		31203251001-A	PCB-105	10/24/2012	175	Yes	Y				0.991	0.300	pg/g
JW-EA09-SS37-120507		31203251001-A	PCB-104	10/24/2012	0.048	Yes	N	U			0.991	0.0480	pg/g
JW-EA09-SS37-120507		31203251001-A	PCB-103	10/24/2012	5.85	Yes	Y				0.991	0.384	pg/g
JW-EA09-SS37-120507		31203251001-A	PCB-112	10/24/2012	0.307	Yes	N	U			0.991	0.307	pg/g
JW-EA09-SS37-120507		31203251001-A	PCB-192	10/24/2012	0.096	Yes	N	U			0.991	0.0960	pg/g
JW-EA09-SS37-120507		31203251001-A	PCB-179	10/24/2012	35.9	Yes	Y				0.991	0.0570	pg/g
JW-EA09-SS37-120507		31203251001-A	PCB-180/193	10/24/2012	214	Yes	Y				1.98	0.110	pg/g
JW-EA09-SS37-120507		31203251001-A	PCB-181	10/24/2012	0.591	Yes	Y	J			0.991	0.0938	pg/g
JW-EA09-SS37-120507		31203251001-A	PCB-182	10/24/2012	0.0901	Yes	N	U			0.991	0.0901	pg/g
JW-EA09-SS37-120507		31203251001-A	PCB-183/185	10/24/2012	53.4	Yes	Y				0.991	0.0875	pg/g

SDG: 31203251

Analytical Method E1668

Sample ID	Lab Sample ID	Chemical Name	Anal Date	Result	Mod Res	Report	Detect	Lab Qual	Val Qual	Reason	RL	MDL	Units
JW-EA09-SS37-120507	31203251001-A	PCB-184	10/24/2012	0.0587		Yes	N	U			0.991	0.0587	pg/g
JW-EA09-SS37-120507	31203251001-A	PCB-185	10/24/2012	0.0953		Yes	N	U			0.991	0.0953	pg/g
JW-EA09-SS37-120507	31203251001-A	PCB-186	10/24/2012	0.0564		Yes	N	U			0.991	0.0564	pg/g
JW-EA09-SS37-120507	31203251001-A	PCB-187	10/24/2012	109		Yes	Y				0.991	0.0930	pg/g
JW-EA09-SS37-120507	31203251001-A	PCB-188	10/24/2012	0.156		Yes	Y	J			0.991	0.0547	pg/g
JW-EA09-SS37-120507	31203251001-A	PCB-189	10/24/2012	3.36		Yes	Y				0.991	0.111	pg/g
JW-EA09-SS37-120507	31203251001-A	PCB-152	10/24/2012	0.278		Yes	Y	J			0.991	0.0488	pg/g
JW-EA09-SS37-120507	31203251001-A	PCB-191	10/24/2012	3.94		Yes	Y				0.991	0.0927	pg/g
JW-EA09-SS37-120507	31203251001-A	PCB-176	10/24/2012	9.84		Yes	Y				0.991	0.0529	pg/g
JW-EA09-SS37-120507	31203251001-A	PCB-194	10/24/2012	46		Yes	Y				0.991	0.214	pg/g
JW-EA09-SS37-120507	31203251001-A	PCB-195	10/24/2012	16.2		Yes	Y				0.991	0.230	pg/g
JW-EA09-SS37-120507	31203251001-A	PCB-196	10/24/2012	21.6		Yes	Y				0.991	0.148	pg/g
JW-EA09-SS37-120507	31203251001-A	PCB-197/200	10/24/2012	0.896		Yes	Y	J			0.991	0.100	pg/g
JW-EA09-SS37-120507	31203251001-A	PCB-198/199	10/24/2012	46.4		Yes	Y				1.98	0.151	pg/g
JW-EA09-SS37-120507	31203251001-A	PCB-200	10/24/2012	4.19		Yes	Y				0.991	0.110	pg/g
JW-EA09-SS37-120507	31203251001-A	PCB-201	10/24/2012	5.51		Yes	Y				0.991	0.104	pg/g
JW-EA09-SS37-120507	31203251001-A	PCB-202	10/24/2012	10.5		Yes	Y				0.991	0.116	pg/g
JW-EA09-SS37-120507	31203251001-A	PCB-203	10/24/2012	30.5		Yes	Y				0.991	0.140	pg/g
JW-EA09-SS37-120507	31203251001-A	PCB-204	10/24/2012	0.11		Yes	N	U			0.991	0.110	pg/g
JW-EA09-SS37-120507	31203251001-A	PCB-205	10/24/2012	1.77		Yes	Y				0.991	0.157	pg/g
JW-EA09-SS37-120507	31203251001-A	PCB-190	10/24/2012	15.7		Yes	Y				0.991	0.0952	pg/g
JW-EA09-SS37-120507	31203251001-A	PCB-160	10/24/2012	0.0531		Yes	N	U			0.991	0.0531	pg/g
JW-EA09-SS37-120507	31203251001-A	PCB-007	10/24/2012	2.02		Yes	N		U	7	0.991	0.330	pg/g
JW-EA09-SS37-120507	31203251001-A	PCB-081	10/24/2012	1.23		Yes	Y				0.991	0.162	pg/g
JW-EA09-SS37-120507	31203251001-A	PCB-153/168	10/24/2012	357		Yes	Y				1.98	0.0515	pg/g

SDG: 31203251

Analytical Method E1668

Sample ID	Lab Sample ID	Chemical Name	Anal Date	Result	Mod Res	Report	Detect	Lab Qual	Val Qual	Reason	RL	MDL	Units
JW-EA09-SS37-120507	31203251001-A	PCB-206	10/24/2012	19.5	Yes	Y	Y				0.991	0.136	pg/g
JW-EA09-SS37-120507	31203251001-A	PCB-155	10/24/2012	0.0439	Yes	N	U				0.991	0.0439	pg/g
JW-EA09-SS37-120507	31203251001-A	PCB-156/157	10/24/2012	44.3	Yes	Y	Y				1.98	0.161	pg/g
JW-EA09-SS37-120507	31203251001-A	PCB-158	10/24/2012	41.1	Yes	Y	Y				0.991	0.0481	pg/g
JW-EA09-SS37-120507	31203251001-A	PCB-086/087/097/108/119/125	10/24/2012	337	Yes	Y	Y				5.95	0.357	pg/g
JW-EA09-SS37-120507	31203251001-A	PCB-061/070/074/076	10/24/2012	672	Yes	Y	Y				3.96	0.187	pg/g
JW-EA09-SS37-120507	31203251001-A	PCB-209	10/24/2012	18.3	Yes	Y	Y				0.991	0.156	pg/g
JW-EA09-SS37-120507	31203251001-A	PCB-208	10/24/2012	6.3	Yes	Y	Y				0.991	0.0979	pg/g
JW-EA09-SS37-120507	31203251001-A	PCB-178	10/24/2012	20.3	Yes	Y	Y				0.991	0.0775	pg/g
JW-EA09-SS37-120507	31203251001-A	PCB-159	10/24/2012	0.145	Yes	N	U				0.991	0.145	pg/g
JW-EA09-SS37-120507	31203251001-A	PCB-177	10/24/2012	53	Yes	Y	Y				0.991	0.108	pg/g
JW-EA09-SS37-120507	31203251001-A	PCB-161	10/24/2012	0.0501	Yes	N	U				0.991	0.0501	pg/g
JW-EA09-SS37-120507	31203251001-A	PCB-162	10/24/2012	1.13	Yes	Y	Y				0.991	0.139	pg/g
JW-EA09-SS37-120507	31203251001-A	PCB-164	10/24/2012	28.5	Yes	Y	Y				0.991	0.0530	pg/g
JW-EA09-SS37-120507	31203251001-A	PCB-165	10/24/2012	0.0552	Yes	N	U				0.991	0.0552	pg/g
JW-EA09-SS37-120507	31203251001-A	PCB-167	10/24/2012	13.7	Yes	Y	Y				0.991	0.129	pg/g
JW-EA09-SS37-120507	31203251001-A	PCB-169	10/24/2012	0.165	Yes	N	U				0.991	0.165	pg/g
JW-EA09-SS37-120507	31203251001-A	PCB-170	10/24/2012	102	Yes	Y	Y				0.991	0.137	pg/g
JW-EA09-SS37-120507	31203251001-A	PCB-171/173	10/24/2012	26	Yes	Y	Y				1.98	0.107	pg/g
JW-EA09-SS37-120507	31203251001-A	PCB-172	10/24/2012	16.2	Yes	Y	Y				0.991	0.126	pg/g
JW-EA09-SS37-120507	31203251001-A	PCB-174	10/24/2012	80.5	Yes	Y	Y				0.991	0.107	pg/g
JW-EA09-SS37-120507	31203251001-A	PCB-175	10/24/2012	3.59	Yes	Y	Y				0.991	0.0993	pg/g
JW-EA09-SS37-120507	31203251001-A	PCB-150	10/24/2012	0.484	Yes	Y	Y				0.991	0.0475	pg/g
JW-EA09-SS37-120507	31203251001-A	PCB-207	10/24/2012	2.84	Yes	Y	Y				0.991	0.108	pg/g
JW-EA09-SS37-120507	31203251001-A	PCB-017	10/24/2012	48.1	Yes	Y	Y				0.991	0.0898	pg/g

SDG: 31203251

Analytical Method E1668

Sample ID	Lab Sample ID	Chemical Name	Anal Date	Result	Mod Res	Report	Detect	Lab Qual	Val Qual	Reason	RL	MDL	Units
JW-EA09-SS37-120507	31203251001-A	PCB-036	10/24/2012	2.17	Yes	Y	Y				0.991	0.127	pg/g
JW-EA09-SS37-120507	31203251001-A	PCB-035	10/24/2012	8.8	Yes	Y	Y				0.991	0.136	pg/g
JW-EA09-SS37-120507	31203251001-A	PCB-034	10/24/2012	1.48	Yes	Y	Y				0.991	0.152	pg/g
JW-EA09-SS37-120507	31203251001-A	PCB-032	10/24/2012	39.3	Yes	Y	Y				0.991	0.0633	pg/g
JW-EA09-SS37-120507	31203251001-A	PCB-031	10/24/2012	227	Yes	Y	Y				0.991	0.132	pg/g
JW-EA09-SS37-120507	31203251001-A	PCB-027	10/24/2012	8.13	Yes	Y	Y				0.991	0.0672	pg/g
JW-EA09-SS37-120507	31203251001-A	PCB-026/029	10/24/2012	33.3	Yes	Y	Y				1.98	0.139	pg/g
JW-EA09-SS37-120507	31203251001-A	PCB-025	10/24/2012	16	Yes	Y	Y				0.991	0.138	pg/g
JW-EA09-SS37-120507	31203251001-A	PCB-024	10/24/2012	0.0685	Yes	N	U	U			0.991	0.0685	pg/g
JW-EA09-SS37-120507	31203251001-A	PCB-023	10/24/2012	0.215	Yes	Y	Y	J			0.991	0.143	pg/g
JW-EA09-SS37-120507	31203251001-A	PCB-022	10/24/2012	82.4	Yes	Y	Y				0.991	0.144	pg/g
JW-EA09-SS37-120507	31203251001-A	PCB-021/033	10/24/2012	107	Yes	Y	Y				1.98	0.133	pg/g
JW-EA09-SS37-120507	31203251001-A	PCB-020/028	10/24/2012	287	Yes	Y	Y				1.98	0.138	pg/g
JW-EA09-SS37-120507	31203251001-A	PCB-037	10/24/2012	73.8	Yes	Y	Y				0.991	0.116	pg/g
JW-EA09-SS37-120507	31203251001-A	PCB-006	10/24/2012	9.71	Yes	Y	Y				0.991	0.350	pg/g
JW-EA09-SS37-120507	31203251001-A	PCB-080	10/24/2012	0.17	Yes	N	U	U			0.991	0.170	pg/g
JW-EA09-SS37-120507	31203251001-A	PCB-009	10/24/2012	3.09	Yes	Y	Y				0.991	0.381	pg/g
JW-EA09-SS37-120507	31203251001-A	PCB-001	10/24/2012	13.7	Yes	Y	Y				0.991	0.0714	pg/g
JW-EA09-SS37-120507	31203251001-A	PCB-002	10/24/2012	19.7	Yes	Y	Y				0.991	0.0766	pg/g
JW-EA09-SS37-120507	31203251001-A	PCB-003	10/24/2012	15.8	Yes	Y	Y				0.991	0.0626	pg/g
JW-EA09-SS37-120507	31203251001-A	PCB-019	10/24/2012	6.3	Yes	Y	Y				0.991	0.0980	pg/g
JW-EA09-SS37-120507	31203251001-A	PCB-005	10/24/2012	1.05	Yes	Y	Y				0.991	0.350	pg/g
JW-EA09-SS37-120507	31203251001-A	PCB-018/030	10/24/2012	103	Yes	Y	Y				1.98	0.0779	pg/g
JW-EA09-SS37-120507	31203251001-A	PCB-008	10/24/2012	53.5	Yes	Y	Y				0.991	0.334	pg/g
JW-EA09-SS37-120507	31203251001-A	PCB-010	10/24/2012	0.932	Yes	Y	Y	J			0.991	0.206	pg/g

SDG: 31203251

Analytical Method E:1668

Sample ID	Lab Sample ID	Chemical Name	Anal Date	Result	Mod Res	Report	Detect	Lab Qual	Val Qual	Reason	RL	MDL	Units
JW-EA09-SS37-120507	31203251001-A	PCB-012/013	10/24/2012	9.65	Yes	Y	Y				1.98	0.316	pg/g
JW-EA09-SS37-120507	31203251001-A	PCB-015	10/24/2012	41.2	Yes	Y	Y				0.991	0.255	pg/g
JW-EA09-SS37-120507	31203251001-A	PCB-016	10/24/2012	47.4	Yes	Y	Y				0.991	0.119	pg/g
JW-EA09-SS37-120507	31203251001-A	PCB-014	10/24/2012	0.951	Yes	Y	Y	J			0.991	0.284	pg/g
JW-EA09-SS37-120507	31203251001-A	PCB-004	10/24/2012	14.3	Yes	Y	Y	J	5		0.991	0.286	pg/g
JW-EA09-SS37-120507	31203251001-A	PCB-072	10/24/2012	5.23	Yes	Y	Y				0.991	0.198	pg/g
JW-EA09-SS37-120507	31203251001-A	PCB-057	10/24/2012	0.197	Yes	N	U				0.991	0.197	pg/g
JW-EA09-SS37-120507	31203251001-A	PCB-058	10/24/2012	1.67	Yes	Y	Y				0.991	0.195	pg/g
JW-EA09-SS37-120507	31203251001-A	PCB-059/062/075	10/24/2012	22.1	Yes	Y	Y				2.97	0.0610	pg/g
JW-EA09-SS37-120507	31203251001-A	PCB-060	10/24/2012	87	Yes	Y	Y				0.991	0.192	pg/g
JW-EA09-SS37-120507	31203251001-A	PCB-063	10/24/2012	13	Yes	Y	Y				0.991	0.175	pg/g
JW-EA09-SS37-120507	31203251001-A	PCB-056	10/24/2012	170	Yes	Y	Y				0.991	0.204	pg/g
JW-EA09-SS37-120507	31203251001-A	PCB-067	10/24/2012	9.81	Yes	Y	Y				0.991	0.186	pg/g
JW-EA09-SS37-120507	31203251001-A	PCB-066	10/24/2012	391	Yes	Y	Y				0.991	0.195	pg/g
JW-EA09-SS37-120507	31203251001-A	PCB-073	10/24/2012	0.0644	Yes	N	U				0.991	0.0644	pg/g
JW-EA09-SS37-120507	31203251001-A	PCB-077	10/24/2012	33	Yes	Y	Y				0.991	0.153	pg/g
JW-EA09-SS37-120507	31203251001-A	PCB-038	10/24/2012	0.463	Yes	Y	Y	J			0.991	0.138	pg/g
JW-EA09-SS37-120507	31203251001-A	PCB-011	10/24/2012	148	Yes	Y	Y				0.991	0.324	pg/g
JW-EA09-SS37-120507	31203251001-A	PCB-078	10/24/2012	0.196	Yes	N	U				0.991	0.196	pg/g
JW-EA09-SS37-120507	31203251001-A	PCB-079	10/24/2012	2.96	Yes	Y	Y				0.991	0.171	pg/g
JW-EA09-SS37-120507	31203251001-A	PCB-064	10/24/2012	125	Yes	Y	Y				0.991	0.0569	pg/g
JW-EA09-SS37-120507	31203251001-A	PCB-040/071	10/24/2012	155	Yes	Y	Y				1.98	0.0815	pg/g
JW-EA09-SS37-120507	31203251001-A	PCB-041	10/24/2012	20.5	Yes	Y	Y				0.991	0.0973	pg/g
JW-EA09-SS37-120507	31203251001-A	PCB-042	10/24/2012	78.9	Yes	Y	Y				0.991	0.0886	pg/g
JW-EA09-SS37-120507	31203251001-A	PCB-068	10/24/2012	2.87	Yes	Y	Y				0.991	0.173	pg/g

SDG: 31203251

Analytical Method E1668

Sample ID	Lab Sample ID	Chemical Name	Anal Date	Result	Mod Res	Report	Detect	Lab Qual	Val Qual	Reason	RL	MDL	Units
JW-EA09-SS37-120507	31203251001-A	PCB-055	10/24/2012	0.202		Yes	N	U			0.991	0.202	pg/g
JW-EA09-SS37-120507	31203251001-A	PCB-043	10/24/2012	9.79		Yes	Y				0.991	0.0961	pg/g
JW-EA09-SS37-120507	31203251001-A	PCB-045/051	10/24/2012	32		Yes	Y				0.991	0.101	pg/g
JW-EA09-SS37-120507	31203251001-A	PCB-046	10/24/2012	11.9		Yes	Y				0.991	0.103	pg/g
JW-EA09-SS37-120507	31203251001-A	PCB-049/069	10/24/2012	195		Yes	Y				1.98	0.0687	pg/g
JW-EA09-SS37-120507	31203251001-A	PCB-054	10/24/2012	0.221		Yes	Y	J			0.991	0.0556	pg/g
JW-EA09-SS37-120507	31203251001-A	PCB-039	10/24/2012	1.29		Yes	Y				0.991	0.123	pg/g
JW-EA09-SS37-120507	31203251001-A	PCB-050/053	10/24/2012	33.5		Yes	Y				1.98	0.0839	pg/g
JW-EA09-SS37-120507	31203251001-A	PCB-048	10/24/2012	51.4		Yes	Y				0.991	0.0832	pg/g
JW-EA09-SS37-120507	31203251001-A	PCB-052	10/24/2012	469		Yes	Y				0.991	0.0843	pg/g
JW-EA09-SS37-120507	31203251001-A	PCB-044/047/065	10/24/2012	328		Yes	Y				2.97	0.0786	pg/g
JW-EA09-SS37-120507	31203251001-A	PCB-051	10/24/2012	7.54		Yes	Y				0.991	0.0798	pg/g
JW-EA09-SS38-120507	31203251002-A	PCB-045/051	10/24/2012	412		Yes	Y				0.986	0.218	pg/g
JW-EA09-SS38-120507	31203251002-A	PCB-050/053	10/24/2012	398		Yes	Y				1.97	0.181	pg/g
JW-EA09-SS38-120507	31203251002-A	PCB-049/069	10/24/2012	2130		Yes	Y				1.97	0.148	pg/g
JW-EA09-SS38-120507	31203251002-A	PCB-048	10/24/2012	575		Yes	Y				0.986	0.180	pg/g
JW-EA09-SS38-120507	31203251002-A	PCB-046	10/24/2012	146		Yes	Y				0.986	0.222	pg/g
JW-EA09-SS38-120507	31203251002-A	PCB-051	10/24/2012	70.7		Yes	Y				0.986	0.172	pg/g
JW-EA09-SS38-120507	31203251002-A	PCB-059/062/075	10/24/2012	236		Yes	Y				2.96	0.132	pg/g
JW-EA09-SS38-120507	31203251002-A	PCB-044/047/065	10/24/2012	3710		Yes	Y				2.96	0.170	pg/g
JW-EA09-SS38-120507	31203251002-A	PCB-043	10/24/2012	113		Yes	Y				0.986	0.207	pg/g
JW-EA09-SS38-120507	31203251002-A	PCB-052	10/24/2012	5760		Yes	Y	E	J	24	0.986	0.182	pg/g
JW-EA09-SS38-120507	31203251002-A	PCB-054	10/24/2012	2.78		Yes	Y				0.986	0.0829	pg/g
JW-EA09-SS38-120507	31203251002-A	PCB-055	10/24/2012	1.42		Yes	N	U			1.42	1.42	pg/g
JW-EA09-SS38-120507	31203251002-A	PCB-056	10/24/2012	2060		Yes	Y				1.43	1.43	pg/g

SDG: 31203251

Analytical Method E1668

Sample ID	Lab Sample ID	Chemical Name	Anal Date	Result	Mod Res Report	Detect	Lab Qual	Val Qual	Reason	RL	MDL	Units
JW-EA09-SS38-120507	31203251002-A	PCB-058	10/24/2012	17.9	Yes	Y				1.37	1.37	pg/g
JW-EA09-SS38-120507	31203251002-A	PCB-060	10/24/2012	1120	Yes	Y				1.35	1.35	pg/g
JW-EA09-SS38-120507	31203251002-A	PCB-063	10/24/2012	159	Yes	Y				1.23	1.23	pg/g
JW-EA09-SS38-120507	31203251002-A	PCB-042	10/24/2012	836	Yes	Y				0.986	0.191	pg/g
JW-EA09-SS38-120507	31203251002-A	PCB-023	10/24/2012	1.73	Yes	Y	EMPC	J	23	0.986	0.873	pg/g
JW-EA09-SS38-120507	31203251002-A	PCB-064	10/24/2012	1440	Yes	Y				0.986	0.123	pg/g
JW-EA09-SS38-120507	31203251002-A	PCB-066	10/24/2012	4560	Yes	Y	E	J	24	1.37	1.37	pg/g
JW-EA09-SS38-120507	31203251002-A	PCB-057	10/24/2012	1.38	Yes	N	U			1.38	1.38	pg/g
JW-EA09-SS38-120507	31203251002-A	PCB-031	10/24/2012	2870	Yes	Y				0.986	0.809	pg/g
JW-EA09-SS38-120507	31203251002-A	PCB-198/199	10/24/2012	616	Yes	Y				1.97	0.167	pg/g
JW-EA09-SS38-120507	31203251002-A	PCB-067	10/24/2012	99.8	Yes	Y				1.31	1.31	pg/g
JW-EA09-SS38-120507	31203251002-A	PCB-018/030	10/24/2012	1080	Yes	Y				1.97	0.116	pg/g
JW-EA09-SS38-120507	31203251002-A	PCB-019	10/24/2012	79.2	Yes	Y				0.986	0.146	pg/g
JW-EA09-SS38-120507	31203251002-A	PCB-020/028	10/24/2012	3420	Yes	Y				1.97	0.843	pg/g
JW-EA09-SS38-120507	31203251002-A	PCB-021/033	10/24/2012	1270	Yes	Y				1.97	0.811	pg/g
JW-EA09-SS38-120507	31203251002-A	PCB-022	10/24/2012	961	Yes	Y				0.986	0.880	pg/g
JW-EA09-SS38-120507	31203251002-A	PCB-024	10/24/2012	0.102	Yes	N	U			0.986	0.102	pg/g
JW-EA09-SS38-120507	31203251002-A	PCB-025	10/24/2012	199	Yes	Y				0.986	0.847	pg/g
JW-EA09-SS38-120507	31203251002-A	PCB-027	10/24/2012	83.7	Yes	Y				0.986	0.0997	pg/g
JW-EA09-SS38-120507	31203251002-A	PCB-041	10/24/2012	252	Yes	Y				0.986	0.210	pg/g
JW-EA09-SS38-120507	31203251002-A	PCB-032	10/24/2012	389	Yes	Y				0.986	0.0940	pg/g
JW-EA09-SS38-120507	31203251002-A	PCB-034	10/24/2012	19.7	Yes	Y				0.986	0.929	pg/g
JW-EA09-SS38-120507	31203251002-A	PCB-035	10/24/2012	97.8	Yes	Y				0.986	0.834	pg/g
JW-EA09-SS38-120507	31203251002-A	PCB-036	10/24/2012	33.5	Yes	Y				0.986	0.775	pg/g
JW-EA09-SS38-120507	31203251002-A	PCB-037	10/24/2012	821	Yes	Y				0.986	0.708	pg/g

SDG: 31203251

Analytical Method E1668

Sample ID	Analytical Method	Lab Sample ID	Chemical Name	Anal Date	Result	Mod Res	Report	Detect	Lab Qual	Val Qual	Reason	RL	MDL	Units
JW-EA09-SS38-120507		31203251002-A	PCB-038	10/24/2012	2.87	Yes	Y	EMPC	J	23	0.986	0.845	pg/g	
JW-EA09-SS38-120507		31203251002-A	PCB-039	10/24/2012	15.4	Yes	Y				0.986	0.752	pg/g	
JW-EA09-SS38-120507		31203251002-A	PCB-040/071	10/24/2012	1760	Yes	Y				1.97	0.176	pg/g	
JW-EA09-SS38-120507		31203251002-A	PCB-026/029	10/24/2012	487	Yes	Y				1.97	0.853	pg/g	
JW-EA09-SS38-120507		31203251002-A	PCB-202	10/24/2012	137	Yes	Y				0.986	0.128	pg/g	
JW-EA09-SS38-120507		31203251002-A	PCB-103	10/24/2012	32.6	Yes	Y				2.64	2.64	pg/g	
JW-EA09-SS38-120507		31203251002-A	PCB-104	10/24/2012	0.266	Yes	Y	J			0.986	0.0762	pg/g	
JW-EA09-SS38-120507		31203251002-A	PCB-105	10/24/2012	2910	Yes	Y				2.08	2.08	pg/g	
JW-EA09-SS38-120507		31203251002-A	PCB-106	10/24/2012	2.17	Yes	N	U			2.17	2.17	pg/g	
JW-EA09-SS38-120507		31203251002-A	PCB-107/124	10/24/2012	230	Yes	Y				2.13	2.13	pg/g	
JW-EA09-SS38-120507		31203251002-A	PCB-017	10/24/2012	434	Yes	Y				0.986	0.133	pg/g	
JW-EA09-SS38-120507		31203251002-A	PCB-197/200	10/24/2012	15.2	Yes	Y				0.986	0.110	pg/g	
JW-EA09-SS38-120507		31203251002-A	PCB-115	10/24/2012	2.2	Yes	N	U			2.20	2.20	pg/g	
JW-EA09-SS38-120507		31203251002-A	PCB-109	10/24/2012	579	Yes	Y				2.00	2.00	pg/g	
JW-EA09-SS38-120507		31203251002-A	PCB-201	10/24/2012	71.5	Yes	Y				0.986	0.114	pg/g	
JW-EA09-SS38-120507		31203251002-A	PCB-098/102	10/24/2012	2.97	Yes	N	U			2.97	2.97	pg/g	
JW-EA09-SS38-120507		31203251002-A	PCB-203	10/24/2012	368	Yes	Y				0.986	0.154	pg/g	
JW-EA09-SS38-120507		31203251002-A	PCB-204	10/24/2012	0.122	Yes	N	U			0.986	0.122	pg/g	
JW-EA09-SS38-120507		31203251002-A	PCB-205	10/24/2012	20.7	Yes	Y				0.986	0.309	pg/g	
JW-EA09-SS38-120507		31203251002-A	PCB-206	10/24/2012	196	Yes	Y		J	19	0.986	0.205	pg/g	
JW-EA09-SS38-120507		31203251002-A	PCB-207	10/24/2012	36.5	Yes	Y				0.986	0.158	pg/g	
JW-EA09-SS38-120507		31203251002-A	PCB-208	10/24/2012	76.6	Yes	Y				0.986	0.143	pg/g	
JW-EA09-SS38-120507		31203251002-A	PCB-209	10/24/2012	138	Yes	Y				0.986	0.252	pg/g	
JW-EA09-SS38-120507		31203251002-A	PCB-061/070/074/076	10/24/2012	8490	Yes	Y				3.94	1.31	pg/g	
JW-EA09-SS38-120507		31203251002-A	PCB-086/087/097/108/119/125	10/24/2012	4640	Yes	Y				5.92	2.46	pg/g	

SDG: 31203251

Analytical Method E1668

Sample ID	Analytical Method	Lab Sample ID	Chemical Name	Anal Date	Result	Mod Res	Report	Detect	Lab Qual	Val Qual	Reason	RL	MDL	Units
JW-EA09-SS38-120507		31203251002-A	PCB-200	10/24/2012	51		Yes	Y				0.986	0.121	pg/g
JW-EA09-SS38-120507		31203251002-A	PCB-088/091	10/24/2012	3.66		Yes	N	U			3.66	3.66	pg/g
JW-EA09-SS38-120507		31203251002-A	PCB-072	10/24/2012	64.6		Yes	Y				1.39	1.39	pg/g
JW-EA09-SS38-120507		31203251002-A	PCB-073	10/24/2012	0.139		Yes	N	U			0.986	0.139	pg/g
JW-EA09-SS38-120507		31203251002-A	PCB-077	10/24/2012	407		Yes	Y				1.08	1.08	pg/g
JW-EA09-SS38-120507		31203251002-A	PCB-078	10/24/2012	1.38		Yes	N	U			1.38	1.38	pg/g
JW-EA09-SS38-120507		31203251002-A	PCB-079	10/24/2012	36.1		Yes	Y				1.20	1.20	pg/g
JW-EA09-SS38-120507		31203251002-A	PCB-080	10/24/2012	1.2		Yes	N	U			1.20	1.20	pg/g
JW-EA09-SS38-120507		31203251002-A	PCB-081	10/24/2012	14.5		Yes	Y				1.14	1.14	pg/g
JW-EA09-SS38-120507		31203251002-A	PCB-082	10/24/2012	846		Yes	Y				3.35	3.35	pg/g
JW-EA09-SS38-120507		31203251002-A	PCB-083	10/24/2012	394		Yes	Y				3.52	3.52	pg/g
JW-EA09-SS38-120507		31203251002-A	PCB-102	10/24/2012	163		Yes	Y				2.78	2.78	pg/g
JW-EA09-SS38-120507		31203251002-A	PCB-085/116	10/24/2012	2.22		Yes	N	U			2.22	2.22	pg/g
JW-EA09-SS38-120507		31203251002-A	PCB-099	10/24/2012	3180		Yes	Y				2.53	2.53	pg/g
JW-EA09-SS38-120507		31203251002-A	PCB-089	10/24/2012	76		Yes	Y				3.14	3.14	pg/g
JW-EA09-SS38-120507		31203251002-A	PCB-090/101/113	10/24/2012	6610		Yes	Y				2.96	2.51	pg/g
JW-EA09-SS38-120507		31203251002-A	PCB-091	10/24/2012	765		Yes	Y				2.71	2.71	pg/g
JW-EA09-SS38-120507		31203251002-A	PCB-092	10/24/2012	1320		Yes	Y				2.96	2.96	pg/g
JW-EA09-SS38-120507		31203251002-A	PCB-093/100	10/24/2012	30.8		Yes	Y				2.77	2.77	pg/g
JW-EA09-SS38-120507		31203251002-A	PCB-094	10/24/2012	21.8		Yes	Y				3.07	3.07	pg/g
JW-EA09-SS38-120507		31203251002-A	PCB-095	10/24/2012	3720		Yes	Y				2.87	2.87	pg/g
JW-EA09-SS38-120507		31203251002-A	PCB-096	10/24/2012	34.2		Yes	Y				0.986	0.986	pg/g
JW-EA09-SS38-120507		31203251002-A	PCB-068	10/24/2012	28.5		Yes	Y				1.22	1.22	pg/g
JW-EA09-SS38-120507		31203251002-A	PCB-084	10/24/2012	1620		Yes	Y				3.34	3.34	pg/g
JW-EA09-SS38-120507		31203251002-A	PCB-159	10/24/2012	0.666		Yes	N	U			0.986	0.666	pg/g

SDG: 31203251

Analytical Method E1668

Sample ID	Lab Sample ID	Chemical Name	Anal Date	Result	Mod Res	Report	Detect	Lab Qual	Val Qual	Reason	RL	MDL	Units
JW-EA09-SS38-120507	31203251002-A	PCB-172	10/24/2012	193	Yes	Y	Y				0.986	0.665	pg/g
JW-EA09-SS38-120507	31203251002-A	PCB-171/173	10/24/2012	319	Yes	Y	Y				1.97	0.572	pg/g
JW-EA09-SS38-120507	31203251002-A	PCB-170	10/24/2012	1220	Yes	Y	Y				0.986	0.725	pg/g
JW-EA09-SS38-120507	31203251002-A	PCB-169	10/24/2012	0.823	Yes	N	U				0.986	0.823	pg/g
JW-EA09-SS38-120507	31203251002-A	PCB-167	10/24/2012	208	Yes	Y	Y				0.986	0.591	pg/g
JW-EA09-SS38-120507	31203251002-A	PCB-165	10/24/2012	0.116	Yes	N	U				0.986	0.116	pg/g
JW-EA09-SS38-120507	31203251002-A	PCB-164	10/24/2012	409	Yes	Y	Y				0.986	0.111	pg/g
JW-EA09-SS38-120507	31203251002-A	PCB-112	10/24/2012	2.12	Yes	N	U				2.12	2.12	pg/g
JW-EA09-SS38-120507	31203251002-A	PCB-147/149	10/24/2012	3970	Yes	Y	Y				1.97	0.135	pg/g
JW-EA09-SS38-120507	31203251002-A	PCB-016	10/24/2012	452	Yes	Y	Y				0.986	0.176	pg/g
JW-EA09-SS38-120507	31203251002-A	PCB-176	10/24/2012	123	Yes	Y	Y				0.986	0.0881	pg/g
JW-EA09-SS38-120507	31203251002-A	PCB-158	10/24/2012	626	Yes	Y	Y				0.986	0.101	pg/g
JW-EA09-SS38-120507	31203251002-A	PCB-156/157	10/24/2012	710	Yes	Y	Y				1.97	0.787	pg/g
JW-EA09-SS38-120507	31203251002-A	PCB-155	10/24/2012	0.0924	Yes	N	U				0.986	0.0924	pg/g
JW-EA09-SS38-120507	31203251002-A	PCB-154	10/24/2012	44.5	Yes	Y	Y				0.986	0.122	pg/g
JW-EA09-SS38-120507	31203251002-A	PCB-153/168	10/24/2012	4420	Yes	Y	Y				1.97	0.108	pg/g
JW-EA09-SS38-120507	31203251002-A	PCB-152	10/24/2012	3.69	Yes	Y	Y				0.986	0.103	pg/g
JW-EA09-SS38-120507	31203251002-A	PCB-150	10/24/2012	4.37	Yes	Y	Y				0.986	0.0998	pg/g
JW-EA09-SS38-120507	31203251002-A	PCB-148	10/24/2012	4.4	Yes	Y	Y				0.986	0.135	pg/g
JW-EA09-SS38-120507	31203251002-A	PCB-161	10/24/2012	0.105	Yes	N	U				0.986	0.105	pg/g
JW-EA09-SS38-120507	31203251002-A	PCB-185	10/24/2012	0.511	Yes	N	U				0.986	0.511	pg/g
JW-EA09-SS38-120507	31203251002-A	PCB-196	10/24/2012	254	Yes	Y	Y				0.986	0.164	pg/g
JW-EA09-SS38-120507	31203251002-A	PCB-195	10/24/2012	215	Yes	Y	Y				0.986	0.453	pg/g
JW-EA09-SS38-120507	31203251002-A	PCB-194	10/24/2012	548	Yes	Y	Y				0.986	0.422	pg/g
JW-EA09-SS38-120507	31203251002-A	PCB-192	10/24/2012	0.509	Yes	N	U				0.986	0.509	pg/g

SDG: 31203251

Analytical Method E1668

Sample ID	Lab Sample ID	Chemical Name	Anal Date	Result	Mod Res	Report	Detect	Lab Qual	Val Qual	Reason	RL	MDL	Units
JW-EA09-SS38-120507	31203251002-A	PCB-191	10/24/2012	46.5	Yes	Y					0.986	0.491	pg/g
JW-EA09-SS38-120507	31203251002-A	PCB-190	10/24/2012	198	Yes	Y					0.986	0.505	pg/g
JW-EA09-SS38-120507	31203251002-A	PCB-189	10/24/2012	41.6	Yes	Y					0.986	0.324	pg/g
JW-EA09-SS38-120507	31203251002-A	PCB-188	10/24/2012	1.19	Yes	Y					0.986	0.0912	pg/g
JW-EA09-SS38-120507	31203251002-A	PCB-174	10/24/2012	1020	Yes	Y					0.986	0.573	pg/g
JW-EA09-SS38-120507	31203251002-A	PCB-186	10/24/2012	0.247	Yes	Y	J	EMPC	J	23	0.986	0.0940	pg/g
JW-EA09-SS38-120507	31203251002-A	PCB-175	10/24/2012	43.3	Yes	Y					0.986	0.532	pg/g
JW-EA09-SS38-120507	31203251002-A	PCB-184	10/24/2012	0.821	Yes	Y	J				0.986	0.0979	pg/g
JW-EA09-SS38-120507	31203251002-A	PCB-183/185	10/24/2012	616	Yes	Y					0.986	0.469	pg/g
JW-EA09-SS38-120507	31203251002-A	PCB-182	10/24/2012	5.09	Yes	Y					0.986	0.483	pg/g
JW-EA09-SS38-120507	31203251002-A	PCB-181	10/24/2012	9.13	Yes	Y					0.986	0.503	pg/g
JW-EA09-SS38-120507	31203251002-A	PCB-180/193	10/24/2012	2500	Yes	Y					1.97	0.581	pg/g
JW-EA09-SS38-120507	31203251002-A	PCB-179	10/24/2012	457	Yes	Y					0.986	0.0950	pg/g
JW-EA09-SS38-120507	31203251002-A	PCB-178	10/24/2012	222	Yes	Y					0.986	0.129	pg/g
JW-EA09-SS38-120507	31203251002-A	PCB-177	10/24/2012	609	Yes	Y					0.986	0.578	pg/g
JW-EA09-SS38-120507	31203251002-A	PCB-160	10/24/2012	0.112	Yes	N	U				0.986	0.112	pg/g
JW-EA09-SS38-120507	31203251002-A	PCB-187	10/24/2012	1210	Yes	Y					0.986	0.498	pg/g
JW-EA09-SS38-120507	31203251002-A	PCB-162	10/24/2012	37	Yes	Y					0.986	0.638	pg/g
JW-EA09-SS38-120507	31203251002-A	PCB-118	10/24/2012	6210	Yes	Y	E	J	24		1.90	1.90	pg/g
JW-EA09-SS38-120507	31203251002-A	PCB-117	10/24/2012	1540	Yes	Y					2.70	2.70	pg/g
JW-EA09-SS38-120507	31203251002-A	PCB-114	10/24/2012	125	Yes	Y					1.82	1.82	pg/g
JW-EA09-SS38-120507	31203251002-A	PCB-111	10/24/2012	1.99	Yes	N	U				1.99	1.99	pg/g
JW-EA09-SS38-120507	31203251002-A	PCB-110/115	10/24/2012	7270	Yes	Y	E	J	24		2.05	2.05	pg/g
JW-EA09-SS38-120507	31203251002-A	PCB-001	10/24/2012	123	Yes	Y					0.986	0.109	pg/g
JW-EA09-SS38-120507	31203251002-A	PCB-002	10/24/2012	109	Yes	Y					0.986	0.132	pg/g

SDG: 31203251

Analytical Method E1668

Sample ID	Analytical Method	Lab Sample ID	Chemical Name	Anal Date	Result	Mod Res Report	Detect	Lab Qual	Val Qual	Reason	RL	MDL	Units
JW-EA09-SS38-120507		31203251002-A	PCB-003	10/24/2012	118	Yes	Y				0.986	0.108	pg/g
JW-EA09-SS38-120507		31203251002-A	PCB-120	10/24/2012	31.3	Yes	Y				1.98	1.98	pg/g
JW-EA09-SS38-120507		31203251002-A	PCB-005	10/24/2012	7.65	Yes	Y				0.986	0.766	pg/g
JW-EA09-SS38-120507		31203251002-A	PCB-004	10/24/2012	163	Yes	Y	J	5		0.986	0.455	pg/g
JW-EA09-SS38-120507		31203251002-A	PCB-007	10/24/2012	18.9	Yes	Y				0.986	0.721	pg/g
JW-EA09-SS38-120507		31203251002-A	PCB-008	10/24/2012	617	Yes	Y				0.986	0.731	pg/g
JW-EA09-SS38-120507		31203251002-A	PCB-009	10/24/2012	30.2	Yes	Y				0.986	0.833	pg/g
JW-EA09-SS38-120507		31203251002-A	PCB-010	10/24/2012	8.85	Yes	Y				0.986	0.326	pg/g
JW-EA09-SS38-120507		31203251002-A	PCB-011	10/24/2012	2640	Yes	Y				0.986	0.708	pg/g
JW-EA09-SS38-120507		31203251002-A	PCB-012/013	10/24/2012	83.1	Yes	Y				1.97	0.691	pg/g
JW-EA09-SS38-120507		31203251002-A	PCB-014	10/24/2012	5.28	Yes	Y				0.986	0.621	pg/g
JW-EA09-SS38-120507		31203251002-A	PCB-015	10/24/2012	421	Yes	Y				0.986	0.557	pg/g
JW-EA09-SS38-120507		31203251002-A	PCB-146	10/24/2012	702	Yes	Y				0.986	0.130	pg/g
JW-EA09-SS38-120507		31203251002-A	PCB-139/140	10/24/2012	93.2	Yes	Y				1.97	0.132	pg/g
JW-EA09-SS38-120507		31203251002-A	PCB-006	10/24/2012	113	Yes	Y				0.986	0.765	pg/g
JW-EA09-SS38-120507		31203251002-A	PCB-121	10/24/2012	2.06	Yes	N	U			2.06	2.06	pg/g
JW-EA09-SS38-120507		31203251002-A	PCB-145	10/24/2012	1.92	Yes	Y				0.986	0.106	pg/g
JW-EA09-SS38-120507		31203251002-A	PCB-144	10/24/2012	240	Yes	Y				0.986	0.135	pg/g
JW-EA09-SS38-120507		31203251002-A	PCB-143	10/24/2012	0.138	Yes	N	U			0.986	0.138	pg/g
JW-EA09-SS38-120507		31203251002-A	PCB-141	10/24/2012	830	Yes	Y				0.986	0.137	pg/g
JW-EA09-SS38-120507		31203251002-A	PCB-137	10/24/2012	244	Yes	Y				0.986	0.145	pg/g
JW-EA09-SS38-120507		31203251002-A	PCB-136	10/24/2012	630	Yes	Y				0.986	0.109	pg/g
JW-EA09-SS38-120507		31203251002-A	PCB-135/151	10/24/2012	1630	Yes	Y				1.97	0.139	pg/g
JW-EA09-SS38-120507		31203251002-A	PCB-134	10/24/2012	342	Yes	Y				0.986	0.169	pg/g
JW-EA09-SS38-120507		31203251002-A	PCB-126	10/24/2012	14	Yes	Y				0.986	0.388	pg/g

SDG: 31203251

Analytical Method E1668

Sample ID	Analytical Method	Lab Sample ID	Chemical Name	Anal Date	Result	Mod Res Report	Detect	Lab Qual	Val Qual	Reason	RL	MDL	Units
JW-EA09-SS38-120507		31203251002-A	PCB-122	10/24/2012	70.1	Yes	Y				2.14	2.14	pg/g
JW-EA09-SS38-120507		31203251002-A	PCB-142	10/24/2012	0.151	Yes	N	U			0.986	0.151	pg/g
JW-EA09-SS38-120507		31203251002-A	PCB-123	10/24/2012	1.9	Yes	N	U			1.90	1.90	pg/g
JW-EA09-SS38-120507		31203251002-A	PCB-133	10/24/2012	85	Yes	Y				0.986	0.144	pg/g
JW-EA09-SS38-120507		31203251002-A	PCB-127	10/24/2012	2.09	Yes	N	U			2.09	2.09	pg/g
JW-EA09-SS38-120507		31203251002-A	PCB-128/166	10/24/2012	1070	Yes	Y				1.97	0.786	pg/g
JW-EA09-SS38-120507		31203251002-A	PCB-129/138/163	10/24/2012	6330	Yes	Y				2.96	0.131	pg/g
JW-EA09-SS38-120507		31203251002-A	PCB-130	10/24/2012	429	Yes	Y				0.986	0.158	pg/g
JW-EA09-SS38-120507		31203251002-A	PCB-131	10/24/2012	72.8	Yes	Y				0.986	0.154	pg/g
JW-EA09-SS38-120507		31203251002-A	PCB-132	10/24/2012	1780	Yes	Y				0.986	0.150	pg/g

SDG: 580-32803-2

Analytical Method SW9060M

Sample ID	Lab Sample ID	Chemical Name	Anal Date	Result	Mod Res Report	Detect	Lab Qual	Val Qual	Reason	RL	MDL	Units
JW-EA02-SS05-120507	580-32803-32	Total organic carbon	11/7/2012	26000	Yes	Y				2000	610	mg/kg
JW-EA02-SS06-120507	580-32803-33	Total organic carbon	11/7/2012	26000	Yes	Y				2000	610	mg/kg
JW-EA04-SS13-120507	580-32803-37	Total organic carbon	11/7/2012	19000	Yes	Y				2000	610	mg/kg
JW-EA04-SS14-120507	580-32803-39	Total organic carbon	11/7/2012	19000	Yes	Y				2000	610	mg/kg
JW-EA04-SS15-120507	580-32803-40	Total organic carbon	11/7/2012	13000	Yes	Y				2000	610	mg/kg
JW-EA04-SS16-120507	580-32803-38	Total organic carbon	11/7/2012	18000	Yes	Y				2000	610	mg/kg
JW-EA06-SS21-120507	580-32803-12	Total organic carbon	11/7/2012	29000	Yes	Y				2000	610	mg/kg
JW-EA06-SS22-120507	580-32803-11	Total organic carbon	11/7/2012	13000	Yes	Y				2000	610	mg/kg
JW-EA06-SS23-120507	580-32803-13	Total organic carbon	11/7/2012	26000	Yes	Y				2000	610	mg/kg
JW-EA06-SS24-120507	580-32803-14	Total organic carbon	11/7/2012	11000	Yes	Y				2000	610	mg/kg
JW-EA07-SS25-120507	580-32803-23	Total organic carbon	11/7/2012	21000	Yes	Y				2000	610	mg/kg
JW-EA07-SS26-120507	580-32803-25	Total organic carbon	11/7/2012	27000	Yes	Y				2000	610	mg/kg
JW-EA07-SS27-120507	580-32803-24	Total organic carbon	11/7/2012	32000	Yes	Y				2000	610	mg/kg
JW-EA07-SS28-120507	580-32803-22	Total organic carbon	11/7/2012	35000	Yes	Y				2000	610	mg/kg
JW-EA08-SS29-120507	580-32803-5	Total organic carbon	11/7/2012	34000	Yes	Y				2000	610	mg/kg
JW-EA08-SS30-120507	580-32803-6	Total organic carbon	11/7/2012	35000	Yes	Y				2000	610	mg/kg
JW-EA08-SS31-120507	580-32803-8	Total organic carbon	11/7/2012	22000	Yes	Y				2000	610	mg/kg
JW-EA08-SS32-120507	580-32803-9	Total organic carbon	11/7/2012	26000	Yes	Y				2000	610	mg/kg
JW-EA09-SS33-120507	580-32803-51	Total organic carbon	11/7/2012	19000	Yes	Y				2000	610	mg/kg
JW-EA09-SS34-120507	580-32803-48	Total organic carbon	11/7/2012	18000	Yes	Y				2000	610	mg/kg
JW-EA09-SS35-120507	580-32803-52	Total organic carbon	11/7/2012	21000	Yes	Y				2000	610	mg/kg
JW-EA09-SS36-120507	580-32803-50	Total organic carbon	11/7/2012	25000	Yes	Y				2000	610	mg/kg
JW-EA09-SS37-120507	580-32803-47	Total organic carbon	11/7/2012	8600	Yes	Y				2000	610	mg/kg
JW-EA09-SS38-120507	580-32803-49	Total organic carbon	11/7/2012	27000	Yes	Y				2000	610	mg/kg



Laboratory Data Consultants, Inc.

7750 El Camino Real, Ste. 2L Carlsbad, CA 92009

Phone 760.634.0437

Web www.lab-data.com

Fax 760.634.0439

Anchor QEA, LLC
720 Olive Way, Suite 900
Seattle, WA 98101
ATTN: Ms. Cindy Fields

May 28, 2013

SUBJECT: Jeld-Wen Maulsby Marsh, Data Validation

Dear Ms. Fields,

Enclosed are the final validation reports for the fraction listed below. These SDGs were received on May 14, 2013. Attachment 1 is a summary of the samples that were reviewed for each analysis.

LDC Project # 29724:

<u>SDG #</u>	<u>Fraction</u>
A5435	Dioxins/Dibenzofurans
A5436	
A5439	

The data validation was performed under Stage 2B guidelines. The analyses were validated using the following documents, as applicable to each method:

- USEPA Contract Laboratory Program, CLP, National Functional Guidelines for Chlorinated Dibenzo-p-Dioxins, CDDs and Chlorinated Dibenzofurans, CDFs, Data Review, September 2011

Please feel free to contact us if you have any questions.

Sincerely,


Ming-Hwa Hwang
Project Manager/Senior Chemist

**Laboratory Data Consultants, Inc.
Data Validation Report**

Project/Site Name: Jeld-Wen Maulsby Marsh
Collection Date: April 23, 2013
LDC Report Date: May 24, 2013
Matrix: Sediment
Parameters: Dioxins/Dibenzofurans
Validation Level: Stage 2B
Laboratory: SGS Environmental Services, Inc
Sample Delivery Group (SDG): A5435

Sample Identification

JW-EA04-SC13-A-130423
JW-EA04-SC13-B-130423
JW-EA04-SC13-C-130423
JW-EA06-SC23-A-130423
JW-EA06-SC23-B-130423
JW-EA06-SC23-C-130423

Introduction

This data review covers 6 sediment samples listed on the cover sheet including dilutions and reanalysis, as applicable. The analyses were per EPA Method 1613B for Polychlorinated Dioxins/Dibenzofurans.

This review follows USEPA Contract Laboratory Program (CLP) National Functional Guidelines for Chlorinated Dibenzo-p-Dioxins (CDDs) and Chlorinated Dibenzofurans (CDFs) Data Review (September 2011).

A qualification summary table is provided at the end of this report if data has been qualified. Flags are classified as P (protocol) or A (advisory) to indicate whether the flag is due to a laboratory deviation from a specified protocol or is of technical advisory nature.

Raw data were not reviewed for this SDG. The review was based on QC data.

The following are definitions of the data qualifiers:

- U Indicates the compound or analyte was analyzed for but not detected at or above the stated limit.
- J Indicates an estimated value.
- R Quality control indicates the data is not usable.
- NJ Presumptive evidence of the presence of the compound at an estimated quantity.
- UJ Indicates the compound or analyte was analyzed for but not detected. The sample detection limit is an estimated value.

EMPC Estimated Maximum Possible Concentration

- A Indicates the finding is based upon technical validation criteria.
- P Indicates the finding is related to a protocol/contractual deviation.
- None Indicates the data was not significantly impacted by the finding, therefore qualification was not required.

I. Technical Holding Times

All technical holding time requirements were met.

The chain-of-custodies were reviewed for documentation of cooler temperatures. All cooler temperatures met validation criteria.

II. HRGC/HRMS Instrument Performance Check

Instrument performance was checked at the required daily frequency.

Retention time windows were established for all homologues. The chromatographic resolution between 2,3,7,8-TCDD and peaks representing any other unlabeled TCDD isomer was less than or equal to 25%.

III. Initial Calibration

A five point initial calibration was performed as required by the method.

Percent relative standard deviations (%RSD) were less than or equal to 20.0% for unlabeled compounds and less than or equal to 35.0% for labeled compounds.

The ion abundance ratios for all PCDDs and PCDFs were within validation criteria.

IV. Continuing Calibration

Continuing calibration was performed at the required frequencies.

All of the continuing calibration results were within the QC limits for unlabeled compounds and labeled compounds.

The ion abundance ratios for all PCDDs and PCDFs were within validation criteria.

V. Blanks

Method blanks were reviewed for each matrix as applicable. No polychlorinated dioxin/dibenzofuran contaminants were found in the method blanks.

VI. Matrix Spike/Matrix Spike Duplicates

The laboratory has indicated that there were no matrix spike (MS) and matrix spike duplicate (MSD) analyses specified for the samples in this SDG, and therefore matrix spike and matrix spike duplicate analyses were not performed for this SDG.

VII. Ongoing Precision Recovery (OPR)

Ongoing precision recovery samples were reviewed for each matrix as applicable. Percent recoveries (%R) were within QC limits.

VIII. Regional Quality Assurance and Quality Control

Not applicable.

IX. Internal Standards

All internal standard recoveries were within QC limits.

X. Target Compound Identifications

Raw data were not reviewed for this SDG.

XI. Compound Quantitation

All compound quantitations were within validation criteria with the following exceptions:

Sample	Compound	Flag	A or P
All samples in SDG A5435	All compounds reported by the laboratory as estimated maximum possible concentration (EMPC)	J (all detects)	A

Raw data were not reviewed for this SDG.

XII. System Performance

Raw data were not reviewed for this SDG.

XIII. Overall Assessment of Data

The analysis was conducted within all specifications of the method. No results were rejected in this SDG.

Due to compound quantitation problems, data were qualified as estimated in six samples.

The quality control criteria reviewed, other than those discussed above, were met and are considered acceptable. Sample results that were found to be estimated (J) are usable for limited purposes only. Based upon the Stage 2B data validation all other results are considered valid and usable for all purposes.

Data flags are summarized at the end of this report if data has been qualified.

XIV. Field Duplicates

No field duplicates were identified in this SDG.

XV. Field Blanks

No field blanks were identified in this SDG.

**Jeld-Wen Maulsby Marsh
Dioxins/Dibenzofurans - Data Qualification Summary - SDG A5435**

SDG	Sample	Compound	Flag	A or P	Reason
A5435	JW-EA04-SC13-A-130423 JW-EA04-SC13-B-130423 JW-EA04-SC13-C-130423 JW-EA06-SC23-A-130423 JW-EA06-SC23-B-130423 JW-EA06-SC23-C-130423	All compounds reported by the laboratory as estimated maximum possible concentration (EMPC)	J (all detects)	A	Compound quantitation

**Jeld-Wen Maulsby Marsh
Dioxins/Dibenzofurans - Laboratory Blank Data Qualification Summary - SDG A5435**

No Sample Data Qualified in this SDG

LDC #: 29724A21

VALIDATION COMPLETENESS WORKSHEET

Date: 5-21-13

SDG #: A5435

Stage 2B

Page: 1 of 1

Laboratory: SGS Environmental Services, Inc.

Reviewer: *[Signature]*

2nd Reviewer: *[Signature]*

METHOD: HRGC/HRMS Dioxins/Dibenzofurans (EPA Method 1613B)

The samples listed below were reviewed for each of the following validation areas. Validation findings are noted in attached validation findings worksheets.

	Validation Area		Comments
I.	Technical holding times	A	Sampling dates: 4/23/13
II.	HRGC/HRMS Instrument performance check	A	
III.	Initial calibration	A	≤ 20/35
IV.	Continuing calibration/ CV	A	QC limits
V.	Blanks	A	
VI.	Matrix spike/Matrix spike duplicates	N	client
VII.	Laboratory control samples	A	OPR
VIII.	Regional quality assurance and quality control	N	
IX.	Internal standards	A	
X.	Target compound identifications	N	
XI.	Compound quantitation/ RL /LOQ/LODs	SW	
XII.	System performance	N	
XIII.	Overall assessment of data	A	
XIV.	Field duplicates	N	
XV.	Field blanks	N	

Note: A = Acceptable
 N = Not provided/applicable
 SW = See worksheet

ND = No compounds detected
 R = Rinsate
 FB = Field blank

D = Duplicate
 TB = Trip blank
 EB = Equipment blank

Validated Samples: *Sediment*

1	JW-EA04-SC13-A-130423	11		21		31	
2	JW-EA04-SC13-B-130423	12		22		32	
3	JW-EA04-SC13-C-130423	13		23		33	
4	JW-EA06-SC23-A-130423	14		24		34	
5	JW-EA06-SC23-B-130423	15		25		35	
6	JW-EA06-SC23-C-130423	16		26		36	
7		17		27		37	
8		18		28		38	
9		19		29		39	
10		20	MB1-10886	30		40	

Laboratory Data Consultants, Inc. Data Validation Report

Project/Site Name: Jeld-Wen Maulsby Marsh
Collection Date: April 23, 2013
LDC Report Date: May 24, 2013
Matrix: Sediment
Parameters: Dioxins/Dibenzofurans
Validation Level: Stage 2B
Laboratory: SGS Environmental Services, Inc
Sample Delivery Group (SDG): A5436

Sample Identification

JW-EA02-SC05-A-130423
JW-EA02-SC05-B-130423
JW-EA02-SC05-C-130423
JW-EA02-SC105-B-130423

Introduction

This data review covers 4 sediment samples listed on the cover sheet including dilutions and reanalysis, as applicable. The analyses were per EPA Method 1613B for Polychlorinated Dioxins/Dibenzofurans.

This review follows USEPA Contract Laboratory Program (CLP) National Functional Guidelines for Chlorinated Dibenzo-p-Dioxins (CDDs) and Chlorinated Dibenzofurans (CDFs) Data Review (September 2011).

A qualification summary table is provided at the end of this report if data has been qualified. Flags are classified as P (protocol) or A (advisory) to indicate whether the flag is due to a laboratory deviation from a specified protocol or is of technical advisory nature.

Raw data were not reviewed for this SDG. The review was based on QC data.

The following are definitions of the data qualifiers:

- U Indicates the compound or analyte was analyzed for but not detected at or above the stated limit.
- J Indicates an estimated value.
- R Quality control indicates the data is not usable.
- NJ Presumptive evidence of the presence of the compound at an estimated quantity.
- UJ Indicates the compound or analyte was analyzed for but not detected. The sample detection limit is an estimated value.

EMPC Estimated Maximum Possible Concentration

- A Indicates the finding is based upon technical validation criteria.
- P Indicates the finding is related to a protocol/contractual deviation.
- None Indicates the data was not significantly impacted by the finding, therefore qualification was not required.

I. Technical Holding Times

All technical holding time requirements were met.

The chain-of-custodies were reviewed for documentation of cooler temperatures. All cooler temperatures met validation criteria.

II. HRGC/HRMS Instrument Performance Check

Instrument performance was checked at the required daily frequency.

Retention time windows were established for all homologues. The chromatographic resolution between 2,3,7,8-TCDD and peaks representing any other unlabeled TCDD isomer was less than or equal to 25%.

III. Initial Calibration

A five point initial calibration was performed as required by the method.

Percent relative standard deviations (%RSD) were less than or equal to 20.0% for unlabeled compounds and less than or equal to 35.0% for labeled compounds.

The ion abundance ratios for all PCDDs and PCDFs were within validation criteria.

IV. Continuing Calibration

Continuing calibration was performed at the required frequencies.

All of the continuing calibration results were within the QC limits for unlabeled compounds and labeled compounds.

The ion abundance ratios for all PCDDs and PCDFs were within validation criteria.

V. Blanks

Method blanks were reviewed for each matrix as applicable. No polychlorinated dioxin/dibenzofuran contaminants were found in the method blanks.

VI. Matrix Spike/Matrix Spike Duplicates

The laboratory has indicated that there were no matrix spike (MS) and matrix spike duplicate (MSD) analyses specified for the samples in this SDG, and therefore matrix spike and matrix spike duplicate analyses were not performed for this SDG.

VII. Ongoing Precision Recovery (OPR)

Ongoing precision recovery samples were reviewed for each matrix as applicable. Percent recoveries (%R) were within QC limits.

VIII. Regional Quality Assurance and Quality Control

Not applicable.

IX. Internal Standards

All internal standard recoveries were within QC limits.

X. Target Compound Identifications

Raw data were not reviewed for this SDG.

XI. Compound Quantitation

All compound quantitations were within validation criteria with the following exceptions:

Sample	Compound	Flag	A or P
All samples in SDG A5436	All compounds reported by the laboratory as estimated maximum possible concentration (EMPC)	J (all detects)	A

Raw data were not reviewed for this SDG.

XII. System Performance

Raw data were not reviewed for this SDG.

XIII. Overall Assessment of Data

The analysis was conducted within all specifications of the method. No results were rejected in this SDG.

Due to compound quantitation problems, data were qualified as estimated in four samples.

The quality control criteria reviewed, other than those discussed above, were met and are considered acceptable. Sample results that were found to be estimated (J) are usable for limited purposes only. Based upon the Stage 2B data validation all other results are considered valid and usable for all purposes.

Data flags are summarized at the end of this report if data has been qualified.

XIV. Field Duplicates

Samples JW-EA02-SC05-B-130423 and JW-EA02-SC105-B-130423 were identified as field duplicates. No polychlorinated dioxins/dibenzofurans were detected in any of the samples with the following exceptions:

Compound	Concentration (pg/g)		RPD (Limits)
	JW-EA02-SC05-B-130423	JW-EA02-SC105-B-130423	
2,3,7,8-TCDD	0.869	0.773	12 (≤50)
1,2,3,7,8-PeCDD	4.78	4.35	9 (≤50)
1,2,3,4,7,8-HxCDD	8.53	7.69	10 (≤50)
1,2,3,6,7,8-HxCDD	72.9	61.9	16 (≤50)
1,2,3,7,8,9-HxCDD	21.7	20	8 (≤50)
1,2,3,4,6,7,8-HpCDD	863	756	13 (≤50)
OCDD	5410	5070	6 (≤50)
2,3,7,8-TCDF	5.79	5.51	5 (≤50)
1,2,3,7,8-PeCDF	2.49	2.17	14 (≤50)
2,3,4,7,8-PeCDF	6.52	5.51	17 (≤50)
1,2,3,4,7,8-HxCDF	8.63	6.68	25 (≤50)
1,2,3,6,7,8-HxCDF	8.94	7.61	16 (≤50)
2,3,4,6,7,8-HxCDF	15.4	12.9	18 (≤50)
1,2,3,4,6,7,8-HpCDF	210	185	13 (≤50)
1,2,3,4,7,8,9-HpCDF	8.99	8.39	7 (≤50)
OCDF	265	257	3 (≤50)
Total TCDD	66.6	53.4	22 (≤50)
Total PeCDD	95.5	76.8	22 (≤50)
Total HxCDD	459	403	13 (≤50)
Total HpCDD	1620	1430	12 (≤50)
Total TCDF	60.2	53.7	11 (≤50)
Total PeCDF	116	106	9 (≤50)

Compound	Concentration (pg/g)		RPD (Limits)
	JW-EA02-SC05-B-130423	JW-EA02-SC105-B-130423	
Total HxCDF	366	288	24 (≤50)
Total HpCDF	585	511	14 (≤50)

XV. Field Blanks

No field blanks were identified in this SDG.

**Jeld-Wen Maulsby Marsh
Dioxins/Dibenzofurans - Data Qualification Summary - SDG A5436**

SDG	Sample	Compound	Flag	A or P	Reason
A5436	JW-EA02-SC05-A-130423 JW-EA02-SC05-B-130423 JW-EA02-SC05-C-130423 JW-EA02-SC105-B-130423	All compounds reported by the laboratory as estimated maximum possible concentration (EMPC)	J (all detects)	A	Compound quantitation

**Jeld-Wen Maulsby Marsh
Dioxins/Dibenzofurans - Laboratory Blank Data Qualification Summary - SDG A5436**

No Sample Data Qualified in this SDG

LDC #: 29724B21

VALIDATION COMPLETENESS WORKSHEET

Date: 5/21/13

SDG #: A5436

Stage 2B

Page: 1 of 1

Laboratory: SGS Environmental Services, Inc.

Reviewer: *[Signature]*2nd Reviewer: *[Signature]***METHOD:** HRGC/HRMS Dioxins/Dibenzofurans (EPA Method 1613B)

The samples listed below were reviewed for each of the following validation areas. Validation findings are noted in attached validation findings worksheets.

	Validation Area		Comments
I.	Technical holding times	A	Sampling dates: 4-23-13
II.	HRGC/HRMS Instrument performance check	A	
III.	Initial calibration	A	≤ 20/35
IV.	Continuing calibration/ ICV	A	QC limits
V.	Blanks	A	
VI.	Matrix spike/Matrix spike duplicates	N	client
VII.	Laboratory control samples	A	OPR
VIII.	Regional quality assurance and quality control	N	
IX.	Internal standards	A	
X.	Target compound identifications	N	
XI.	Compound quantitation/ RL/LOQ/LODs	SW	
XII.	System performance	N	
XIII.	Overall assessment of data	A	
XIV.	Field duplicates	SW	D = 2+4
XV.	Field blanks	N	

Note: A = Acceptable
N = Not provided/applicable
SW = See worksheet

ND = No compounds detected
R = Rinsate
FB = Field blank

D = Duplicate
TB = Trip blank
EB = Equipment blank

Validated Samples: *Sediment*

1	JW-EA02-SC05-A-130423	11		21		31	
2	JW-EA02-SC05-B-130423	12		22		32	
3	JW-EA02-SC05-C-130423	13		23		33	
4	JW-EA02-SC105-B-130423	14		24		34	
5		15		25		35	
6		16		26		36	
7		17		27		37	
8		18		28		38	
9		19		29		39	
10		20	MB1-10886	30		40	

VALIDATION FINDINGS WORKSHEET

METHOD: HRGC/HRMS Dioxins/Dibenzofurans (EPA Method 1613B)

A. 2,3,7,8-TCDD	F. 1,2,3,4,6,7,8-HpCDD	K. 1,2,3,4,7,8-HxCDF	P. 1,2,3,4,7,8,9-HpCDF	U. Total HpCDD
B. 1,2,3,7,8-PeCDD	G. OCDD	L. 1,2,3,6,7,8-HxCDF	Q. OCDF	V. Total TCDF
C. 1,2,3,4,7,8-HxCDD	H. 2,3,7,8-TCDF	M. 2,3,4,6,7,8-HxCDF	R. Total TCDD	W. Total PeCDF
D. 1,2,3,6,7,8-HxCDD	I. 1,2,3,7,8-PeCDF	N. 1,2,3,7,8,9-HxCDF	S. Total PeCDD	X. Total HxCDF
E. 1,2,3,7,8,9-HxCDD	J. 2,3,4,7,8-PeCDF	O. 1,2,3,4,6,7,8-HpCDF	T. Total HxCDD	Y. Total HpCDF

Notes:

VALIDATION FINDINGS WORKSHEET
Field Duplicates

METHOD:

HRGC/HRMS Dioxins/Furans (EPA Method 1613B)

~~Y~~ ~~N~~ ~~NA~~
~~Y~~ ~~N~~ ~~NA~~

Were field duplicate pairs identified in this SDG?

Were target analytes detected in the field duplicate pairs?

Compound	Concentration (pg/g)		RPD (≤50)
	2	4	
A	0.869	0.773	12
B	4.78*	4.35	9
C	8.53	7.69	10
D	72.9	61.9	16
E	21.7	20	8
F	863	756	13
G	5410	5070	6
H	5.79	5.51	5
I	2.49	2.17	14
J	6.52	5.51	17
K	8.63	6.68	25
L	8.94	7.61	16
M	15.4	12.9	18
O	210	185	13
P	8.99	8.39	7
Q	265	257	3
R	66.6*	53.4*	22
S	95.5*	76.8*	22
T	459	403	13
U	1620	1430	12
V	60.2*	53.7*	11
W	116	106*	9
X	366	288	24
Y	585	511	14

*EMPC

V:\FIELD DUPLICATES\29724B21_FD.wpdP

**Laboratory Data Consultants, Inc.
Data Validation Report**

Project/Site Name: Jeld-Wen Maulsby Marsh
Collection Date: May 7, 2012
LDC Report Date: May 24, 2013
Matrix: Sediment
Parameters: Dioxins/Dibenzofurans
Validation Level: Stage 2B
Laboratory: SGS Environmental Services, Inc
Sample Delivery Group (SDG): A5439

Sample Identification

JW-EA02-SS07-120507
JW-EA03-SS11-120507
JW-EA03-SS12-120507

Introduction

This data review covers 3 sediment samples listed on the cover sheet including dilutions and reanalysis, as applicable. The analyses were per EPA Method 1613B for Polychlorinated Dioxins/Dibenzofurans.

This review follows USEPA Contract Laboratory Program (CLP) National Functional Guidelines for Chlorinated Dibenzo-p-Dioxins (CDDs) and Chlorinated Dibenzofurans (CDFs) Data Review (September 2011).

A qualification summary table is provided at the end of this report if data has been qualified. Flags are classified as P (protocol) or A (advisory) to indicate whether the flag is due to a laboratory deviation from a specified protocol or is of technical advisory nature.

Raw data were not reviewed for this SDG. The review was based on QC data.

The following are definitions of the data qualifiers:

- U Indicates the compound or analyte was analyzed for but not detected at or above the stated limit.
- J Indicates an estimated value.
- R Quality control indicates the data is not usable.
- NJ Presumptive evidence of the presence of the compound at an estimated quantity.
- UJ Indicates the compound or analyte was analyzed for but not detected. The sample detection limit is an estimated value.

EMPC Estimated Maximum Possible Concentration

- A Indicates the finding is based upon technical validation criteria.
- P Indicates the finding is related to a protocol/contractual deviation.
- None Indicates the data was not significantly impacted by the finding, therefore qualification was not required.

I. Technical Holding Times

All technical holding time requirements were met.

The chain-of-custodies were reviewed for documentation of cooler temperatures. All cooler temperatures met validation criteria.

II. HRGC/HRMS Instrument Performance Check

Instrument performance was checked at the required daily frequency.

Retention time windows were established for all homologues. The chromatographic resolution between 2,3,7,8-TCDD and peaks representing any other unlabeled TCDD isomer was less than or equal to 25%.

III. Initial Calibration

A five point initial calibration was performed as required by the method.

Percent relative standard deviations (%RSD) were less than or equal to 20.0% for unlabeled compounds and less than or equal to 35.0% for labeled compounds.

The ion abundance ratios for all PCDDs and PCDFs were within validation criteria.

IV. Continuing Calibration

Continuing calibration was performed at the required frequencies.

All of the continuing calibration results were within the QC limits for unlabeled compounds and labeled compounds.

The ion abundance ratios for all PCDDs and PCDFs were within validation criteria.

V. Blanks

Method blanks were reviewed for each matrix as applicable. No polychlorinated dioxin/dibenzofuran contaminants were found in the method blanks with the following exceptions:

Method Blank ID	Extraction Date	Compound	Concentration	Associated Samples
MBI_10881	4/29/13	OCDD	0.417 pg/g	All samples in SDG A5439

Sample concentrations were compared to concentrations detected in the method blanks. The sample concentrations were either not detected or were significantly greater (>5X blank contaminants) than the concentrations found in the associated method blanks.

VI. Matrix Spike/Matrix Spike Duplicates

The laboratory has indicated that there were no matrix spike (MS) and matrix spike duplicate (MSD) analyses specified for the samples in this SDG, and therefore matrix spike and matrix spike duplicate analyses were not performed for this SDG.

VII. Ongoing Precision Recovery (OPR)

Ongoing precision recovery samples were reviewed for each matrix as applicable. Percent recoveries (%R) were within QC limits.

VIII. Regional Quality Assurance and Quality Control

Not applicable.

IX. Internal Standards

All internal standard recoveries were within QC limits.

X. Target Compound Identifications

Raw data were not reviewed for this SDG.

XI. Compound Quantitation

All compound quantitations were within validation criteria with the following exceptions:

Sample	Compound	Flag	A or P
All samples in SDG A5439	All compounds reported by the laboratory as estimated maximum possible concentration (EMPC)	J (all detects)	A

Raw data were not reviewed for this SDG.

XII. System Performance

Raw data were not reviewed for this SDG.

XIII. Overall Assessment of Data

The analysis was conducted within all specifications of the method. No results were rejected in this SDG.

Due to compound quantitation problems, data were qualified as estimated in three samples.

The quality control criteria reviewed, other than those discussed above, were met and are considered acceptable. Sample results that were found to be estimated (J) are usable for limited purposes only. Based upon the Stage 2B data validation all other results are considered valid and usable for all purposes.

Data flags are summarized at the end of this report if data has been qualified.

XIV. Field Duplicates

No field duplicates were identified in this SDG.

XV. Field Blanks

No field blanks were identified in this SDG.

**Jeld-Wen Maulsby Marsh
Dioxins/Dibenzofurans - Data Qualification Summary - SDG A5439**

SDG	Sample	Compound	Flag	A or P	Reason
A5439	JW-EA02-SS07-120507 JW-EA03-SS11-120507 JW-EA03-SS12-120507	All compounds reported by the laboratory as estimated maximum possible concentration (EMPC)	J (all detects)	A	Compound quantitation

**Jeld-Wen Maulsby Marsh
Dioxins/Dibenzofurans - Laboratory Blank Data Qualification Summary - SDG A5439**

No Sample Data Qualified in this SDG

LDC #: 29724C21

VALIDATION COMPLETENESS WORKSHEET

Date: 5-21-13

SDG #: A5439

Stage 2B

Page: 1 of 1

Laboratory: SGS Environmental Services, Inc.

Reviewer: gm

2nd Reviewer: [Signature]

METHOD: HRGC/HRMS Dioxins/Dibenzofurans (EPA Method 1613B)

The samples listed below were reviewed for each of the following validation areas. Validation findings are noted in attached validation findings worksheets.

	Validation Area		Comments
I.	Technical holding times	A	Sampling dates: 5-7-12
II.	HRGC/HRMS Instrument performance check	A	
III.	Initial calibration	A	5/20/35
IV.	Continuing calibration/lev	A	QC limits
V.	Blanks	SW	
VI.	Matrix spike/Matrix spike duplicates	N	Client
VII.	Laboratory control samples	A	OPR
VIII.	Regional quality assurance and quality control	N	
IX.	Internal standards	A	
X.	Target compound identifications	N	
XI.	Compound quantitation/RL/LOQ/LODs	SW	
XII.	System performance	N	
XIII.	Overall assessment of data	A	
XIV.	Field duplicates	N	
XV.	Field blanks	N	

Note: A = Acceptable
 N = Not provided/applicable
 SW = See worksheet

ND = No compounds detected
 R = Rinsate
 FB = Field blank

D = Duplicate
 TB = Trip blank
 EB = Equipment blank

Validated Samples: Sediment

1	JW-EA02-SS07-120507	11		21		31	
2	JW-EA03-SS11-120507	12		22		32	
3	JW-EA03-SS12-120507	13		23		33	
4		14		24		34	
5		15		25		35	
6		16		26		36	
7		17		27		37	
8		18		28		38	
9		19		29		39	
10		20	MB1-10881	30		40	

VALIDATION FINDINGS WORKSHEET

METHOD: HRGC/HRMS Dioxins/Dibenzofurans (EPA Method 1613B)

A. 2,3,7,8-TCDD	F. 1,2,3,4,6,7,8-HpCDD	K. 1,2,3,4,7,8-HxCDF	P. 1,2,3,4,7,8,9-HpCDF	U. Total HpCDD
B. 1,2,3,7,8-PeCDD	G. OCDD	L. 1,2,3,6,7,8-HxCDF	Q. OCDF	V. Total TCDF
C. 1,2,3,4,7,8-HxCDD	H. 2,3,7,8-TCDF	M. 2,3,4,6,7,8-HxCDF	R. Total TCDD	W. Total PeCDF
D. 1,2,3,6,7,8-HxCDD	I. 1,2,3,7,8-PeCDF	N. 1,2,3,7,8,9-HxCDF	S. Total PeCDD	X. Total HxCDF
E. 1,2,3,7,8,9-HxCDD	J. 2,3,4,7,8-PeCDF	O. 1,2,3,4,6,7,8-HpCDF	T. Total HxCDD	Y. Total HpCDF

Notes: _____

Jeld-Wen Maulsby Marsh - LDC# 29724

SDG: A5435

Analytical Method E1613B

Sample ID	Lab Sample ID	Chemical Name	Anal Date	Result	Mod Res Report	Detected	Lab Qual	Val Qual	Reason	RL	MDL	Units
JW-EA04-SC13-A-130423	A5435_10886_DF	1,2,3,7,8-Pentachlorodibenzofuran (PeCDF)	5/4/2013	1.26	Yes	Y	J			2.1626	0.0902	pg/g
JW-EA04-SC13-A-130423	A5435_10886_DF	2,3,7,8-Tetrachlorodibenzo-p-dioxin (TCDD)	5/4/2013	0.445	Yes	Y				0.4325	0.1133	pg/g
JW-EA04-SC13-A-130423	A5435_10886_DF	1,2,3,7,8,9-Hexachlorodibenzofuran (HxCDF)	5/4/2013	0.1672	Yes	N	U			2.1626	0.1672	pg/g
JW-EA04-SC13-A-130423	A5435_10886_DF	1,2,3,4,7,8-Hexachlorodibenzofuran (HxCDF)	5/4/2013	3.48	Yes	Y				2.1626	0.1428	pg/g
JW-EA04-SC13-A-130423	A5435_10886_DF	1,2,3,4,6,7,8-Heptachlorodibenzofuran (HpCDF)	5/4/2013	85.4	Yes	Y				2.1626	0.0903	pg/g
JW-EA04-SC13-A-130423	A5435_10886_DF	2,3,4,6,7,8-Hexachlorodibenzofuran (HxCDF)	5/4/2013	7.04	Yes	Y				2.1626	0.1405	pg/g
JW-EA04-SC13-A-130423	A5435_10886_DF	1,2,3,6,7,8-Hexachlorodibenzofuran (HxCDF)	5/4/2013	4.15	Yes	Y				2.1626	0.128	pg/g
JW-EA04-SC13-A-130423	A5435_10886_DF	2,3,4,7,8-Pentachlorodibenzofuran (PeCDF)	5/4/2013	3.32	Yes	Y				2.1626	0.088	pg/g
JW-EA04-SC13-A-130423	A5435_10886_DF	Total Hexachlorodibenzofuran (HxCDF)	5/4/2013	153	Yes	Y	EMPC	J	23	2.1626	0.1437	pg/g
JW-EA04-SC13-A-130423	A5435_10886_DF	1,2,3,4,7,8,9-Heptachlorodibenzofuran (HpCDF)	5/4/2013	3.51	Yes	Y				2.1626	0.1086	pg/g
JW-EA04-SC13-A-130423	A5435_10886_DF	2,3,7,8-Tetrachlorodibenzofuran (TCDF)	5/4/2013	3.53	Yes	Y				0.4325	0.0872	pg/g
JW-EA04-SC13-A-130423	A5435_10886_DF	Total Tetrachlorodibenzo-p-dioxin (TCDD)	5/4/2013	31.6	Yes	Y	EMPC	J	23	0.4325	0.1133	pg/g
JW-EA04-SC13-A-130423	A5435_10886_DF	Total Tetrachlorodibenzofuran (TCDF)	5/4/2013	35.1	Yes	Y	EMPC	J	23	0.4325	0.0872	pg/g
JW-EA04-SC13-A-130423	A5435_10886_DF	1,2,3,6,7,8-Hexachlorodibenzo-p-dioxin (HxCDD)	5/4/2013	23	Yes	Y				2.1626	0.1864	pg/g
JW-EA04-SC13-A-130423	A5435_10886_DF	1,2,3,7,8,9-Hexachlorodibenzo-p-dioxin (HxCDD)	5/4/2013	7.23	Yes	Y				2.1626	0.1804	pg/g
JW-EA04-SC13-A-130423	A5435_10886_DF	1,2,3,7,8-Pentachlorodibenzo-p-dioxin (PeCDD)	5/4/2013	2.1	Yes	Y	J			2.1626	0.1128	pg/g
JW-EA04-SC13-A-130423	A5435_10886_DF	Total Pentachlorodibenzofuran (PeCDF)	5/4/2013	54.4	Yes	Y	EMPC	J	23	2.1626	0.0892	pg/g
JW-EA04-SC13-A-130423	A5435_10886_DF	1,2,3,4,6,7,8,9-Octachlorodibenzo-p-dioxin (OCDD)	5/4/2013	1350	Yes	Y				4.3253	0.1497	pg/g

SDG: A5435

Analytical Method E1613B

Sample ID	Lab Sample ID	Chemical Name	Anal Date	Result	Mod Res Report	Detect	Lab Qual	Val Qual	Reason	RL	MDL	Units
JW-EA04-SC13-A-130423	A5435_10886_DF	Total Hexachlorodibenzo-p-dioxin (HxCDD)	5/4/2013	150	Yes	Y				2.1626	0.1808	pg/g
JW-EA04-SC13-A-130423	A5435_10886_DF	Total Pentachlorodibenzo-p-dioxin (PeCDD)	5/4/2013	37.7	Yes	Y	EMPC	J	23	2.1626	0.1128	pg/g
JW-EA04-SC13-A-130423	A5435_10886_DF	Total Heptachlorodibenzo-p-dioxin (HpCDD)	5/4/2013	455	Yes	Y				2.1626	0.1121	pg/g
JW-EA04-SC13-A-130423	A5435_10886_DF	Total Heptachlorodibenzo-furan (HpCDF)	5/4/2013	221	Yes	Y				2.1626	0.0988	pg/g
JW-EA04-SC13-A-130423	A5435_10886_DF	1,2,3,4,6,7,8-Octachlorodibenzofuran (OCDF)	5/4/2013	118	Yes	Y				4.3253	0.1493	pg/g
JW-EA04-SC13-A-130423	A5435_10886_DF	1,2,3,4,7,8-Hexachlorodibenzo-p-dioxin (HxCDD)	5/4/2013	3.03	Yes	Y				2.1626	0.1763	pg/g
JW-EA04-SC13-A-130423	A5435_10886_DF	1,2,3,4,6,7,8-Heptachlorodibenzo-p-dioxin (HpCDD)	5/4/2013	216	Yes	Y				2.1626	0.1121	pg/g
JW-EA04-SC13-B-130423	A5435_10886_DF	1,2,3,7,8,9-Hexachlorodibenzo-p-dioxin (HxCDD)	5/4/2013	14.6	Yes	Y				2.157	0.2179	pg/g
JW-EA04-SC13-B-130423	A5435_10886_DF	1,2,3,4,6,7,8,9-Octachlorodibenzofuran (OCDF)	5/4/2013	171	Yes	Y				4.3141	0.2618	pg/g
JW-EA04-SC13-B-130423	A5435_10886_DF	Total Heptachlorodibenzofuran (HpCDF)	5/4/2013	524	Yes	Y				2.157	0.125	pg/g
JW-EA04-SC13-B-130423	A5435_10886_DF	Total Heptachlorodibenzo-p-dioxin (HpCDD)	5/4/2013	888	Yes	Y				2.157	0.2476	pg/g
JW-EA04-SC13-B-130423	A5435_10886_DF	Total Pentachlorodibenzo-p-dioxin (PeCDD)	5/4/2013	99.5	Yes	Y				2.157	0.2416	pg/g
JW-EA04-SC13-B-130423	A5435_10886_DF	1,2,3,4,6,7,8-Heptachlorodibenzo-p-dioxin (HpCDD)	5/4/2013	465	Yes	Y				2.157	0.2476	pg/g
JW-EA04-SC13-B-130423	A5435_10886_DF	Total Hexachlorodibenzo-p-dioxin (HxCDD)	5/4/2013	363	Yes	Y				2.157	0.2167	pg/g
JW-EA04-SC13-B-130423	A5435_10886_DF	1,2,3,4,6,7,8,9-Octachlorodibenzo-p-dioxin (OCDD)	5/4/2013	2300	Yes	Y				4.3141	0.2775	pg/g
JW-EA04-SC13-B-130423	A5435_10886_DF	2,3,7,8-Tetrachlorodibenzo-p-dioxin (TCDD)	5/4/2013	0.717	Yes	Y				0.4314	0.1742	pg/g
JW-EA04-SC13-B-130423	A5435_10886_DF	Total Tetrachlorodibenzofuran (TCDF)	5/4/2013	68.6	Yes	Y	EMPC	J	23	0.4314	0.1427	pg/g
JW-EA04-SC13-B-130423	A5435_10886_DF	2,3,4,7,8-Pentachlorodibenzofuran (PeCDF)	5/4/2013	8.76	Yes	Y				2.157	0.1962	pg/g
JW-EA04-SC13-B-130423	A5435_10886_DF	1,2,3,4,7,8-Hexachlorodibenzo-p-dioxin (HxCDD)	5/4/2013	7.57	Yes	Y				2.157	0.2196	pg/g

SDG: A5435

Analytical Method E1613B

Sample ID	Lab Sample ID	Chemical Name	Anal Date	Result	Mod Res Report	Detect	Lab Qual	Val Qual	Reason	RL	MDL	Units
JW-EA04-SC13-B-130423	A5435_10886_DF	Total Pentachlorodibenzofuran (PeCDF)	5/4/2013	146	Yes	Y				2.157	0.2057	pg/g
JW-EA04-SC13-B-130423	A5435_10886_DF	1,2,3,6,7,8-Hexachlorodibenzo-p-dioxin (HxCDD)	5/4/2013	60.3	Yes	Y				2.157	0.2136	pg/g
JW-EA04-SC13-B-130423	A5435_10886_DF	1,2,3,4,7,8,9-Heptachlorodibenzofuran (HpCDF)	5/4/2013	9.92	Yes	Y				2.157	0.1362	pg/g
JW-EA04-SC13-B-130423	A5435_10886_DF	1,2,3,7,8,9-Hexachlorodibenzofuran (HxCDF)	5/4/2013	0.4028	Yes	N	U			2.157	0.4028	pg/g
JW-EA04-SC13-B-130423	A5435_10886_DF	1,2,3,7,8-Pentachlorodibenzo-p-dioxin (PeCDD)	5/4/2013	4.75	Yes	Y				2.157	0.2416	pg/g
JW-EA04-SC13-B-130423	A5435_10886_DF	1,2,3,4,7,8-Hexachlorodibenzofuran (HxCDF)	5/4/2013	9.99	Yes	Y				2.157	0.339	pg/g
JW-EA04-SC13-B-130423	A5435_10886_DF	2,3,4,6,7,8-Hexachlorodibenzofuran (HxCDF)	5/4/2013	22.9	Yes	Y				2.157	0.3582	pg/g
JW-EA04-SC13-B-130423	A5435_10886_DF	1,2,3,6,7,8-Hexachlorodibenzofuran (HxCDF)	5/4/2013	13.7	Yes	Y				2.157	0.346	pg/g
JW-EA04-SC13-B-130423	A5435_10886_DF	1,2,3,7,8-Pentachlorodibenzofuran (PeCDF)	5/4/2013	2.85	Yes	Y				2.157	0.2146	pg/g
JW-EA04-SC13-B-130423	A5435_10886_DF	Total Hexachlorodibenzofuran (HxCDF)	5/4/2013	473	Yes	Y				2.157	0.3596	pg/g
JW-EA04-SC13-B-130423	A5435_10886_DF	2,3,7,8-Tetrachlorodibenzofuran (TCDF)	5/4/2013	6.19	Yes	Y				0.4314	0.1427	pg/g
JW-EA04-SC13-B-130423	A5435_10886_DF	Total Tetrachlorodibenzo-p-dioxin (TCDD)	5/4/2013	77.3	Yes	Y	EMPC	J	23	0.4314	0.1742	pg/g
JW-EA04-SC13-B-130423	A5435_10886_DF	1,2,3,4,6,7,8-Heptachlorodibenzofuran (HpCDF)	5/4/2013	220	Yes	Y				2.157	0.1153	pg/g
JW-EA04-SC13-C-130423	A5435_10886_DF	1,2,3,7,8,9-Hexachlorodibenzo-p-dioxin (HxCDD)	5/4/2013	2.37	Yes	Y				1.8208	0.1204	pg/g
JW-EA04-SC13-C-130423	A5435_10886_DF	1,2,3,4,6,7,8-Heptachlorodibenzofuran (HpCDF)	5/4/2013	23.3	Yes	Y				1.8208	0.0447	pg/g
JW-EA04-SC13-C-130423	A5435_10886_DF	Total Heptachlorodibenzo-p-dioxin (HpCDD)	5/4/2013	169	Yes	Y				1.8208	0.0945	pg/g
JW-EA04-SC13-C-130423	A5435_10886_DF	1,2,3,6,7,8-Hexachlorodibenzo-p-dioxin (HxCDD)	5/4/2013	6.56	Yes	Y				1.8208	0.1258	pg/g
JW-EA04-SC13-C-130423	A5435_10886_DF	1,2,3,4,7,8-Hexachlorodibenzofuran (HxCDF)	5/4/2013	1.09	Yes	Y	J			1.8208	0.0627	pg/g
JW-EA04-SC13-C-130423	A5435_10886_DF	1,2,3,4,6,7,8,9-Octachlorodibenzofuran (OCDF)	5/4/2013	31.5	Yes	Y				3.6417	0.0938	pg/g

SDG: A5435

Analytical Method E1613B

Sample ID	Lab Sample ID	Chemical Name	Anal Date	Result	Mod Res Report	Detect	Lab Qual	Val Qual	Reason	RL	MDL	Units
JW-EA04-SC13-C-130423	A5435_10886_DF	Total Heptachlorodibenzofuran (HpCDF)	5/4/2013	63.3	Yes	Y				1.8208	0.0481	pg/g
JW-EA04-SC13-C-130423	A5435_10886_DF	Total Pentachlorodibenzo-p-dioxin (PeCDD)	5/4/2013	21.3	Yes	Y	EMPC	J	23	1.8208	0.0754	pg/g
JW-EA04-SC13-C-130423	A5435_10886_DF	1,2,3,4,6,7,8-Heptachlorodibenzo-p-dioxin (HpCDD)	5/4/2013	77.5	Yes	Y				1.8208	0.0945	pg/g
JW-EA04-SC13-C-130423	A5435_10886_DF	Total Hexachlorodibenzo-p-dioxin (HxCDD)	5/4/2013	58.3	Yes	Y				1.8208	0.1216	pg/g
JW-EA04-SC13-C-130423	A5435_10886_DF	1,2,3,4,6,7,8,9-Octachlorodibenzo-p-dioxin (OCDD)	5/4/2013	553	Yes	Y				3.6417	0.1188	pg/g
JW-EA04-SC13-C-130423	A5435_10886_DF	Total Tetrachlorodibenzofuran (TCDF)	5/4/2013	15.1	Yes	Y	EMPC	J	23	0.3642	0.0546	pg/g
JW-EA04-SC13-C-130423	A5435_10886_DF	2,3,7,8-Tetrachlorodibenzo-p-dioxin (TCDD)	5/4/2013	0.173	Yes	Y	J			0.3642	0.059	pg/g
JW-EA04-SC13-C-130423	A5435_10886_DF	2,3,4,6,7,8-Hexachlorodibenzofuran (HxCDF)	5/4/2013	1.81	Yes	Y	J			1.8208	0.0632	pg/g
JW-EA04-SC13-C-130423	A5435_10886_DF	1,2,3,7,8,9-Hexachlorodibenzofuran (HxCDF)	5/4/2013	0.0773	Yes	N	U			1.8208	0.0773	pg/g
JW-EA04-SC13-C-130423	A5435_10886_DF	Total Pentachlorodibenzofuran (PeCDF)	5/4/2013	15.6	Yes	Y	EMPC	J	23	1.8208	0.0626	pg/g
JW-EA04-SC13-C-130423	A5435_10886_DF	1,2,3,4,7,8,9-Heptachlorodibenzofuran (HpCDF)	5/4/2013	1.06	Yes	Y	J			1.8208	0.0519	pg/g
JW-EA04-SC13-C-130423	A5435_10886_DF	1,2,3,4,7,8-Hexachlorodibenzo-p-dioxin (HxCDD)	5/4/2013	1.06	Yes	Y	J			1.8208	0.1192	pg/g
JW-EA04-SC13-C-130423	A5435_10886_DF	1,2,3,6,7,8-Hexachlorodibenzofuran (HxCDF)	5/4/2013	1.09	Yes	Y	J			1.8208	0.0623	pg/g
JW-EA04-SC13-C-130423	A5435_10886_DF	1,2,3,7,8-Pentachlorodibenzofuran (PeCDF)	5/4/2013	0.426	Yes	Y	J			1.8208	0.0615	pg/g
JW-EA04-SC13-C-130423	A5435_10886_DF	Total Hexachlorodibenzofuran (HxCDF)	5/4/2013	40.9	Yes	Y				1.8208	0.0659	pg/g
JW-EA04-SC13-C-130423	A5435_10886_DF	2,3,7,8-Tetrachlorodibenzofuran (TCDF)	5/4/2013	1.86	Yes	Y				0.3642	0.0546	pg/g
JW-EA04-SC13-C-130423	A5435_10886_DF	Total Tetrachlorodibenzo-p-dioxin (TCDD)	5/4/2013	24.3	Yes	Y				0.3642	0.059	pg/g
JW-EA04-SC13-C-130423	A5435_10886_DF	1,2,3,7,8-Pentachlorodibenzo-p-dioxin (PeCDD)	5/4/2013	0.7	Yes	Y	J			1.8208	0.0754	pg/g
JW-EA04-SC13-C-130423	A5435_10886_DF	2,3,4,7,8-Pentachlorodibenzofuran (PeCDF)	5/4/2013	1.13	Yes	Y	J			1.8208	0.0637	pg/g
JW-EA06-SC23-A-130423	A5435_10886_DF	Total Pentachlorodibenzofuran (PeCDF)	5/4/2013	42.7	Yes	Y	EMPC	J	23	2.2748	0.1161	pg/g

SDG: A5435

Analytical Method E1613B

Sample ID	Lab Sample ID	Chemical Name	Anal Date	Result	Mod Res Report	Detect	Lab Qual	Val Qual	Reason	RL	MDL	Units
JW-EA06-SC23-A-130423	A5435_10886_DF	1,2,3,7,8-Pentachlorodibenzofuran (PeCDF)	5/4/2013	1.19	Yes	Y	J			2.2748	0.1196	pg/g
JW-EA06-SC23-A-130423	A5435_10886_DF	2,3,4,7,8-Pentachlorodibenzofuran (PeCDF)	5/4/2013	3.05	Yes	Y				2.2748	0.1125	pg/g
JW-EA06-SC23-A-130423	A5435_10886_DF	Total Hexachlorodibenzofuran (HxCDF)	5/4/2013	213	Yes	Y				2.2748	0.2435	pg/g
JW-EA06-SC23-A-130423	A5435_10886_DF	2,3,7,8-Tetrachlorodibenzo-p-dioxin (TCDD)	5/4/2013	0.45	Yes	Y	J			0.455	0.1238	pg/g
JW-EA06-SC23-A-130423	A5435_10886_DF	1,2,3,7,8,9-Hexachlorodibenzo-p-dioxin (HxCDD)	5/4/2013	43.5	Yes	Y				2.2748	0.1945	pg/g
JW-EA06-SC23-A-130423	A5435_10886_DF	1,2,3,6,7,8-Hexachlorodibenzo-p-dioxin (HxCDD)	5/4/2013	140	Yes	Y				2.2748	0.1958	pg/g
JW-EA06-SC23-A-130423	A5435_10886_DF	2,3,4,6,7,8-Hexachlorodibenzofuran (HxCDF)	5/4/2013	8.3	Yes	Y				2.2748	0.2572	pg/g
JW-EA06-SC23-A-130423	A5435_10886_DF	1,2,3,4,6,7,8-Heptachlorodibenzofuran (HpCDF)	5/4/2013	172	Yes	Y				2.2748	0.1017	pg/g
JW-EA06-SC23-A-130423	A5435_10886_DF	1,2,3,4,7,8-Hexachlorodibenzofuran (HxCDF)	5/4/2013	4.48	Yes	Y				2.2748	0.2371	pg/g
JW-EA06-SC23-A-130423	A5435_10886_DF	Total Pentachlorodibenzo-p-dioxin (PeCDD)	5/4/2013	41.6	Yes	Y	EMPC	J	23	2.2748	0.1477	pg/g
JW-EA06-SC23-A-130423	A5435_10886_DF	1,2,3,6,7,8-Hexachlorodibenzofuran (HxCDF)	5/4/2013	3.46	Yes	Y				2.2748	0.2223	pg/g
JW-EA06-SC23-A-130423	A5435_10886_DF	1,2,3,7,8,9-Hexachlorodibenzofuran (HxCDF)	5/4/2013	0.2619	Yes	N	U			2.2748	0.2619	pg/g
JW-EA06-SC23-A-130423	A5435_10886_DF	1,2,3,4,7,8,9-Heptachlorodibenzofuran (HpCDF)	5/4/2013	6	Yes	Y				2.2748	0.1159	pg/g
JW-EA06-SC23-A-130423	A5435_10886_DF	1,2,3,4,6,7,8,9-Octachlorodibenzo-p-dioxin (OCDD)	5/4/2013	3240	Yes	Y				4.5496	0.1515	pg/g
JW-EA06-SC23-A-130423	A5435_10886_DF	Total Hexachlorodibenzo-p-dioxin (HxCDD)	5/4/2013	940	Yes	Y				2.2748	0.1953	pg/g
JW-EA06-SC23-A-130423	A5435_10886_DF	1,2,3,4,6,7,8-Heptachlorodibenzo-p-dioxin (HpCDD)	5/4/2013	1070	Yes	Y				2.2748	0.1376	pg/g
JW-EA06-SC23-A-130423	A5435_10886_DF	2,3,7,8-Tetrachlorodibenzofuran (TCDF)	5/4/2013	3.8	Yes	Y				0.455	0.1025	pg/g
JW-EA06-SC23-A-130423	A5435_10886_DF	Total Tetrachlorodibenzo-p-dioxin (TCDD)	5/4/2013	33.1	Yes	Y				0.455	0.1238	pg/g

SDG: A5435

Analytical Method E1613B

Sample ID	Lab Sample ID	Chemical Name	Anal Date	Result	Mod Res	Report	Detect	Lab Qual	Val Qual	Reason	RL	MDL	Units
JW-EA06-SC23-A-130423	A5435_10886_DF	1,2,3,7,8-Pentachlorodibenzo-p-dioxin (PeCDD)	5/4/2013	2.04		Yes	Y	J			2.2748	0.1477	pg/g
JW-EA06-SC23-A-130423	A5435_10886_DF	1,2,3,4,7,8-Hexachlorodibenzo-p-dioxin (HxCDD)	5/4/2013	3.36		Yes	Y				2.2748	0.1962	pg/g
JW-EA06-SC23-A-130423	A5435_10886_DF	1,2,3,4,6,7,8,9-Octachlorodibenzofuran (OCDF)	5/4/2013	167		Yes	Y				4.5496	0.1782	pg/g
JW-EA06-SC23-A-130423	A5435_10886_DF	Total Heptachlorodibenzofuran (HpCDF)	5/4/2013	473		Yes	Y			23	2.2748	0.1083	pg/g
JW-EA06-SC23-A-130423	A5435_10886_DF	Total Heptachlorodibenzo-p-dioxin (HpCDD)	5/4/2013	2260		Yes	Y				2.2748	0.1376	pg/g
JW-EA06-SC23-A-130423	A5435_10886_DF	Total Tetrachlorodibenzofuran (TCDF)	5/4/2013	34		Yes	Y	EMPC	J		0.455	0.1025	pg/g
JW-EA06-SC23-B-130423	A5435_10886_DF	1,2,3,4,6,7,8,9-Octachlorodibenzofuran (OCDF)	5/4/2013	199		Yes	Y				3.9872	0.1221	pg/g
JW-EA06-SC23-B-130423	A5435_10886_DF	1,2,3,4,6,7,8,9-Octachlorodibenzo-p-dioxin (OCDD)	5/4/2013	5430		Yes	Y				3.9872	0.163	pg/g
JW-EA06-SC23-B-130423	A5435_10886_DF	1,2,3,4,6,7,8-Heptachlorodibenzo-p-dioxin (HpCDD)	5/4/2013	660		Yes	Y				1.9936	0.1187	pg/g
JW-EA06-SC23-B-130423	A5435_10886_DF	Total Pentachlorodibenzo-p-dioxin (PeCDD)	5/4/2013	88.6		Yes	Y	EMPC	J	23	1.9936	0.082	pg/g
JW-EA06-SC23-B-130423	A5435_10886_DF	Total Heptachlorodibenzofuran (HpCDF)	5/4/2013	418		Yes	Y				1.9936	0.075	pg/g
JW-EA06-SC23-B-130423	A5435_10886_DF	Total Tetrachlorodibenzofuran (TCDF)	5/4/2013	110		Yes	Y				0.3987	0.098	pg/g
JW-EA06-SC23-B-130423	A5435_10886_DF	Total Heptachlorodibenzo-p-dioxin (HpCDD)	5/4/2013	1150		Yes	Y				1.9936	0.1187	pg/g
JW-EA06-SC23-B-130423	A5435_10886_DF	1,2,3,6,7,8-Hexachlorodibenzofuran (HxCDF)	5/4/2013	5		Yes	Y				1.9936	0.2117	pg/g
JW-EA06-SC23-B-130423	A5435_10886_DF	1,2,3,4,7,8-Hexachlorodibenzo-p-dioxin (HxCDD)	5/4/2013	2.39		Yes	Y				1.9936	0.1291	pg/g
JW-EA06-SC23-B-130423	A5435_10886_DF	1,2,3,7,8-Pentachlorodibenzo-p-dioxin (PeCDD)	5/4/2013	1.83		Yes	Y	J			1.9936	0.082	pg/g
JW-EA06-SC23-B-130423	A5435_10886_DF	Total Tetrachlorodibenzo-p-dioxin (TCDD)	5/4/2013	74.1		Yes	Y	EMPC	J	23	0.3987	0.1001	pg/g
JW-EA06-SC23-B-130423	A5435_10886_DF	2,3,7,8-Tetrachlorodibenzofuran (TCDF)	5/4/2013	9.69		Yes	Y				0.3987	0.098	pg/g
JW-EA06-SC23-B-130423	A5435_10886_DF	1,2,3,4,7,8-Heptachlorodibenzofuran (HpCDF)	5/4/2013	6.74		Yes	Y				1.9936	0.0847	pg/g
JW-EA06-SC23-B-130423	A5435_10886_DF	Total Hexachlorodibenzofuran (HxCDF)	5/4/2013	309		Yes	Y				1.9936	0.2232	pg/g

SDG: A5435

Analytical Method E1613B

Sample ID	Lab Sample ID	Chemical Name	Anal Date	Result	Mod Res Report	Detected	Lab Qual	Val Qual	Reason	RL	MMD	Units
JW-EA06-SC23-B-130423	A5435_10886_DF	1,2,3,7,8,9-Hexachlorodibenzofuran (HxCDF)	5/4/2013	0.2421	Yes	N	U			1.9936	0.2421	pg/g
JW-EA06-SC23-B-130423	A5435_10886_DF	1,2,3,7,8-Pentachlorodibenzofuran (PeCDF)	5/4/2013	3.25	Yes	Y				1.9936	0.111	pg/g
JW-EA06-SC23-B-130423	A5435_10886_DF	1,2,3,7,8,9-Hexachlorodibenzo-p-dioxin (HxCDD)	5/4/2013	6.63	Yes	Y				1.9936	0.1265	pg/g
JW-EA06-SC23-B-130423	A5435_10886_DF	1,2,3,6,7,8-Hexachlorodibenzo-p-dioxin (HxCDD)	5/4/2013	23.8	Yes	Y				1.9936	0.1357	pg/g
JW-EA06-SC23-B-130423	A5435_10886_DF	2,3,4,6,7,8-Hexachlorodibenzofuran (HxCDF)	5/4/2013	6.56	Yes	Y				1.9936	0.2247	pg/g
JW-EA06-SC23-B-130423	A5435_10886_DF	1,2,3,4,6,7,8-Heptachlorodibenzofuran (HpCDF)	5/4/2013	121	Yes	Y				1.9936	0.0666	pg/g
JW-EA06-SC23-B-130423	A5435_10886_DF	Total Hexachlorodibenzo-p-dioxin (HxCDD)	5/4/2013	214	Yes	Y				1.9936	0.1302	pg/g
JW-EA06-SC23-B-130423	A5435_10886_DF	1,2,3,4,7,8-Hexachlorodibenzofuran (HxCDF)	5/4/2013	13.9	Yes	Y				1.9936	0.2184	pg/g
JW-EA06-SC23-B-130423	A5435_10886_DF	2,3,7,8-Tetrachlorodibenzo-p-dioxin (TCDD)	5/4/2013	1.38	Yes	Y				0.3987	0.1001	pg/g
JW-EA06-SC23-B-130423	A5435_10886_DF	2,3,4,7,8-Pentachlorodibenzofuran (PeCDF)	5/4/2013	12.3	Yes	Y				1.9936	0.1107	pg/g
JW-EA06-SC23-B-130423	A5435_10886_DF	Total Pentachlorodibenzofuran (PeCDF)	5/4/2013	140	Yes	Y				1.9936	0.1108	pg/g
JW-EA06-SC23-C-130423	A5435_10886_DF	1,2,3,4,7,8-Hexachlorodibenzo-p-dioxin (HxCDD)	5/4/2013	0.1313	Yes	N	U			2.2163	0.1313	pg/g
JW-EA06-SC23-C-130423	A5435_10886_DF	2,3,4,7,8-Pentachlorodibenzofuran (PeCDF)	5/4/2013	0.0827	Yes	N	U			2.2163	0.0827	pg/g
JW-EA06-SC23-C-130423	A5435_10886_DF	Total Hexachlorodibenzofuran (HxCDF)	5/4/2013	0.357	Yes	Y				2.2163	0.0685	pg/g
JW-EA06-SC23-C-130423	A5435_10886_DF	1,2,3,4,6,7,8,9-Octachlorodibenzofuran (OCDF)	5/4/2013	1.59	Yes	Y	J			4.4326	0.1509	pg/g
JW-EA06-SC23-C-130423	A5435_10886_DF	Total Heptachlorodibenzofuran (HpCDF)	5/4/2013	1.69	Yes	Y				2.2163	0.114	pg/g
JW-EA06-SC23-C-130423	A5435_10886_DF	Total Heptachlorodibenzo-p-dioxin (HpCDD)	5/4/2013	4.64	Yes	Y				2.2163	0.1637	pg/g
JW-EA06-SC23-C-130423	A5435_10886_DF	1,2,3,4,7,8,9-Heptachlorodibenzofuran (HpCDF)	5/4/2013	0.1199	Yes	N	U			2.2163	0.1199	pg/g
JW-EA06-SC23-C-130423	A5435_10886_DF	2,3,7,8-Tetrachlorodibenzofuran (TCDF)	5/4/2013	0.1285	Yes	N	U			0.4433	0.1285	pg/g

SDG: A5435

Analytical Method E1613B

Sample ID	Lab Sample ID	Chemical Name	Anal Date	Result	Mod Res Report	Detect	Lab Qual	Val Qual	Reason	RL	MDL	Units
JW-EA06-SC23-C-130423	A5435_10886_DF	Total Tetrachlorodibenzo-p-dioxin (TCDD)	5/4/2013	0.582	Yes	Y	EMPC	J	23	0.4433	0.1286	pg/g
JW-EA06-SC23-C-130423	A5435_10886_DF	1,2,3,7,8-Pentachlorodibenzofuran (PeCDF)	5/4/2013	0.0836	Yes	N	U			2.2163	0.0836	pg/g
JW-EA06-SC23-C-130423	A5435_10886_DF	1,2,3,7,8-Pentachlorodibenzo-p-dioxin (PeCDD)	5/4/2013	0.1287	Yes	N	U			2.2163	0.1287	pg/g
JW-EA06-SC23-C-130423	A5435_10886_DF	Total Pentachlorodibenzo-p-dioxin (PeCDD)	5/4/2013	0.1287	Yes	N	U			2.2163	0.1287	pg/g
JW-EA06-SC23-C-130423	A5435_10886_DF	1,2,3,4,6,7,8-Heptachlorodibenzo-p-dioxin (HpCDD)	5/4/2013	2.27	Yes	Y				2.2163	0.1637	pg/g
JW-EA06-SC23-C-130423	A5435_10886_DF	Total Hexachlorodibenzo-p-dioxin (HxCDD)	5/4/2013	1.16	Yes	Y	EMPC	J	23	2.2163	0.1393	pg/g
JW-EA06-SC23-C-130423	A5435_10886_DF	1,2,3,4,6,7,8,9-Octachlorodibenzo-p-dioxin (OCDD)	5/4/2013	15.5	Yes	Y				4.4326	0.2967	pg/g
JW-EA06-SC23-C-130423	A5435_10886_DF	1,2,3,4,6,7,8-Heptachlorodibenzofuran (HpCDF)	5/4/2013	0.471	Yes	Y	J			2.2163	0.1087	pg/g
JW-EA06-SC23-C-130423	A5435_10886_DF	2,3,7,8-Tetrachlorodibenzo-p-dioxin (TCDD)	5/4/2013	0.1286	Yes	N	U			0.4433	0.1286	pg/g
JW-EA06-SC23-C-130423	A5435_10886_DF	1,2,3,6,7,8-Hexachlorodibenzofuran (HxCDF)	5/4/2013	0.0642	Yes	N	U			2.2163	0.0642	pg/g
JW-EA06-SC23-C-130423	A5435_10886_DF	1,2,3,6,7,8-Hexachlorodibenzo-p-dioxin (HxCDD)	5/4/2013	0.1494	Yes	N	U			2.2163	0.1494	pg/g
JW-EA06-SC23-C-130423	A5435_10886_DF	1,2,3,7,8,9-Hexachlorodibenzofuran (HxCDF)	5/4/2013	0.0827	Yes	N	U			2.2163	0.0827	pg/g
JW-EA06-SC23-C-130423	A5435_10886_DF	2,3,4,6,7,8-Hexachlorodibenzofuran (HxCDF)	5/4/2013	0.0652	Yes	N	U			2.2163	0.0652	pg/g
JW-EA06-SC23-C-130423	A5435_10886_DF	1,2,3,4,7,8-Hexachlorodibenzofuran (HxCDF)	5/4/2013	0.0642	Yes	N	U			2.2163	0.0642	pg/g
JW-EA06-SC23-C-130423	A5435_10886_DF	1,2,3,7,8,9-Hexachlorodibenzo-p-dioxin (HxCDD)	5/4/2013	0.1375	Yes	N	U			2.2163	0.1375	pg/g
JW-EA06-SC23-C-130423	A5435_10886_DF	Total Tetrachlorodibenzofuran (TCDF)	5/4/2013	0.1285	Yes	N	U			0.4433	0.1285	pg/g
JW-EA06-SC23-C-130423	A5435_10886_DF	Total Pentachlorodibenzofuran (PeCDF)	5/4/2013	0.0832	Yes	N	U			2.2163	0.0832	pg/g

SDG: A5436

Analytical Method E1613B

Sample ID	Lab Sample ID	Chemical Name	Anal Date	Result	Mod Res	Report	Detect	Lab Qual	Val Qual	Reason	RL	MDL	Units
JW-EA02-SC05-A-130423	A5436_10886_DF	1,2,3,6,7,8-Hexachlorodibenzofuran (HxCDF)	5/4/2013	1.83		Yes	Y	J			2.3084	0.1291	pg/g
JW-EA02-SC05-A-130423	A5436_10886_DF	1,2,3,7,8-Pentachlorodibenzofuran (PeCDF)	5/4/2013	0.747		Yes	Y	J			2.3084	0.0833	pg/g
JW-EA02-SC05-A-130423	A5436_10886_DF	1,2,3,4,7,8,9-Heptachlorodibenzofuran (HpCDF)	5/4/2013	2.13		Yes	Y	J			2.3084	0.1012	pg/g
JW-EA02-SC05-A-130423	A5436_10886_DF	Total Hexachlorodibenzofuran (HxCDF)	5/4/2013	61.5		Yes	Y	EMPC	J	23	2.3084	0.139	pg/g
JW-EA02-SC05-A-130423	A5436_10886_DF	2,3,4,7,8-Pentachlorodibenzofuran (PeCDF)	5/4/2013	1.68		Yes	Y	J			2.3084	0.0787	pg/g
JW-EA02-SC05-A-130423	A5436_10886_DF	2,3,4,6,7,8-Hexachlorodibenzofuran (HxCDF)	5/4/2013	2.88		Yes	Y				2.3084	0.1303	pg/g
JW-EA02-SC05-A-130423	A5436_10886_DF	1,2,3,4,6,7,8-Heptachlorodibenzofuran (HpCDF)	5/4/2013	41.4		Yes	Y				2.3084	0.0964	pg/g
JW-EA02-SC05-A-130423	A5436_10886_DF	1,2,3,7,8,9-Hexachlorodibenzofuran (HxCDF)	5/4/2013	0.1659		Yes	N	U			2.3084	0.1659	pg/g
JW-EA02-SC05-A-130423	A5436_10886_DF	1,2,3,6,7,8-Hexachlorodibenzo-p-dioxin (HxCDD)	5/4/2013	17.2		Yes	Y				2.3084	0.1795	pg/g
JW-EA02-SC05-A-130423	A5436_10886_DF	Total Heptachlorodibenzo-p-dioxin (HpCDD)	5/4/2013	561		Yes	Y				2.3084	0.1748	pg/g
JW-EA02-SC05-A-130423	A5436_10886_DF	2,3,7,8-Tetrachlorodibenzofuran (TCDF)	5/4/2013	1.56		Yes	Y				0.4617	0.117	pg/g
JW-EA02-SC05-A-130423	A5436_10886_DF	Total Tetrachlorodibenzo-p-dioxin (TCDD)	5/4/2013	18.6		Yes	Y	EMPC	J	23	0.4617	0.1095	pg/g
JW-EA02-SC05-A-130423	A5436_10886_DF	1,2,3,7,8-Pentachlorodibenzo-p-dioxin (PeCDD)	5/4/2013	1.38		Yes	Y	J			2.3084	0.1315	pg/g
JW-EA02-SC05-A-130423	A5436_10886_DF	1,2,3,4,7,8-Hexachlorodibenzo-p-dioxin (HxCDD)	5/4/2013	2.34		Yes	Y				2.3084	0.1742	pg/g
JW-EA02-SC05-A-130423	A5436_10886_DF	1,2,3,4,7,8-Hexachlorodibenzofuran (HxCDF)	5/4/2013	2.02		Yes	Y	J			2.3084	0.1349	pg/g
JW-EA02-SC05-A-130423	A5436_10886_DF	Total Heptachlorodibenzofuran (HpCDF)	5/4/2013	120		Yes	Y				2.3084	0.0987	pg/g
JW-EA02-SC05-A-130423	A5436_10886_DF	2,3,7,8-Tetrachlorodibenzo-p-dioxin (TCDD)	5/4/2013	0.278		Yes	Y	EMPC	J	23	0.4617	0.1095	pg/g
JW-EA02-SC05-A-130423	A5436_10886_DF	Total Pentachlorodibenzo-p-dioxin (PeCDD)	5/4/2013	23.8		Yes	Y	EMPC	J	23	2.3084	0.1315	pg/g
JW-EA02-SC05-A-130423	A5436_10886_DF	1,2,3,4,6,7,8-Heptachlorodibenzo-p-dioxin (HpCDD)	5/4/2013	278		Yes	Y				2.3084	0.1748	pg/g

SDG: A5436

Analytical Method E1613B

Sample ID	Lab Sample ID	Chemical Name	Anal Date	Result	Mod Res Report	Detected	Lab Qual	Val Qual	Reason	RL	MDL	Units
JW-EA02-SC05-A-130423	A5436_10886_DF	Total Hexachlorodibenzo-p-dioxin (HxCDD)	5/4/2013	147	Yes	Y				2.3084	0.1727	pg/g
JW-EA02-SC05-A-130423	A5436_10886_DF	1,2,3,4,6,7,8,9-Octachlorodibenzo-p-dioxin (OCDD)	5/4/2013	2450	Yes	Y				4.6168	0.1557	pg/g
JW-EA02-SC05-A-130423	A5436_10886_DF	Total Pentachlorodibenzofuran (PeCDF)	5/4/2013	23	Yes	Y	EMPC	J	23	2.3084	0.081	pg/g
JW-EA02-SC05-A-130423	A5436_10886_DF	Total Tetrachlorodibenzofuran (TCDF)	5/4/2013	19	Yes	Y	EMPC	J	23	0.4617	0.117	pg/g
JW-EA02-SC05-A-130423	A5436_10886_DF	1,2,3,7,8,9-Hexachlorodibenzo-p-dioxin (HxCDD)	5/4/2013	6.58	Yes	Y				2.3084	0.1655	pg/g
JW-EA02-SC05-A-130423	A5436_10886_DF	1,2,3,4,6,7,8,9-Octachlorodibenzofuran (OCDF)	5/4/2013	92.4	Yes	Y				4.6168	0.1169	pg/g
JW-EA02-SC05-B-130423	A5436_10886_DF	2,3,4,6,7,8-Hexachlorodibenzofuran (HxCDF)	5/5/2013	15.4	Yes	Y				2.3321	0.3523	pg/g
JW-EA02-SC05-B-130423	A5436_10886_DF	1,2,3,4,7,8-Hexachlorodibenzo-p-dioxin (HxCDD)	5/5/2013	8.53	Yes	Y				2.3321	0.2624	pg/g
JW-EA02-SC05-B-130423	A5436_10886_DF	Total Hexachlorodibenzofuran (HxCDF)	5/5/2013	366	Yes	Y				2.3321	0.3594	pg/g
JW-EA02-SC05-B-130423	A5436_10886_DF	1,2,3,4,7,8,9-Heptachlorodibenzofuran (HpCDF)	5/5/2013	8.99	Yes	Y				2.3321	0.1593	pg/g
JW-EA02-SC05-B-130423	A5436_10886_DF	2,3,7,8-Tetrachlorodibenzofuran (TCDF)	5/5/2013	5.79	Yes	Y				0.4664	0.1287	pg/g
JW-EA02-SC05-B-130423	A5436_10886_DF	Total Tetrachlorodibenzo-p-dioxin (TCDD)	5/5/2013	66.6	Yes	Y	EMPC	J	23	0.4664	0.1258	pg/g
JW-EA02-SC05-B-130423	A5436_10886_DF	1,2,3,7,8-Pentachlorodibenzo-p-dioxin (PeCDD)	5/5/2013	4.78	Yes	Y	EMPC	J	23	2.3321	0.2157	pg/g
JW-EA02-SC05-B-130423	A5436_10886_DF	1,2,3,7,8-Pentachlorodibenzofuran (PeCDF)	5/5/2013	2.49	Yes	Y				2.3321	0.1833	pg/g
JW-EA02-SC05-B-130423	A5436_10886_DF	1,2,3,4,6,7,8-Heptachlorodibenzofuran (HpCDF)	5/5/2013	210	Yes	Y				2.3321	0.1384	pg/g
JW-EA02-SC05-B-130423	A5436_10886_DF	1,2,3,4,7,8-Hexachlorodibenzofuran (HxCDF)	5/5/2013	8.63	Yes	Y				2.3321	0.3213	pg/g
JW-EA02-SC05-B-130423	A5436_10886_DF	1,2,3,7,8,9-Hexachlorodibenzofuran (HxCDF)	5/5/2013	0.434	Yes	N	U			2.3321	0.434	pg/g
JW-EA02-SC05-B-130423	A5436_10886_DF	Total Tetrachlorodibenzofuran (TCDF)	5/5/2013	60.2	Yes	Y	EMPC	J	23	0.4664	0.1287	pg/g
JW-EA02-SC05-B-130423	A5436_10886_DF	1,2,3,7,8,9-Hexachlorodibenzo-p-dioxin (HxCDD)	5/5/2013	21.7	Yes	Y				2.3321	0.272	pg/g

SDG: A5436

Analytical Method E1613B

Sample ID	Lab Sample ID	Chemical Name	Anal Date	Result	Mod Res Report	Detect	Lab Qual	Val Qual	Reason	RL	MDL	Units
JW-EA02-SC05-B-130423	A5436_10886_DF	2,3,7,8-Tetrachlorodibenzo-p-dioxin (TCDD)	5/5/2013	0.869	Yes	Y				0.4664	0.1258	pg/g
JW-EA02-SC05-B-130423	A5436_10886_DF	1,2,3,6,7,8-Hexachlorodibenzofuran (HxCDF)	5/5/2013	8.94	Yes	Y				2.3321	0.3422	pg/g
JW-EA02-SC05-B-130423	A5436_10886_DF	Total Pentachlorodibenzofuran (PeCDF)	5/5/2013	116	Yes	Y				2.3321	0.1783	pg/g
JW-EA02-SC05-B-130423	A5436_10886_DF	1,2,3,4,6,7,8,9-Octachlorodibenzofuran (OCDF)	5/5/2013	265	Yes	Y				4.6642	0.157	pg/g
JW-EA02-SC05-B-130423	A5436_10886_DF	1,2,3,4,6,7,8,9-Octachlorodibenzo-p-dioxin (OCDD)	5/5/2013	5410	Yes	Y				4.6642	0.1621	pg/g
JW-EA02-SC05-B-130423	A5436_10886_DF	Total Hexachlorodibenzo-p-dioxin (HxCDD)	5/5/2013	459	Yes	Y				2.3321	0.2693	pg/g
JW-EA02-SC05-B-130423	A5436_10886_DF	1,2,3,4,6,7,8-Heptachlorodibenzo-p-dioxin (HpCDD)	5/5/2013	863	Yes	Y				2.3321	0.2492	pg/g
JW-EA02-SC05-B-130423	A5436_10886_DF	2,3,4,7,8-Pentachlorodibenzofuran (PeCDF)	5/5/2013	6.52	Yes	Y				2.3321	0.1734	pg/g
JW-EA02-SC05-B-130423	A5436_10886_DF	Total Pentachlorodibenzo-p-dioxin (PeCDD)	5/5/2013	95.5	Yes	Y	EMPC	J	23	2.3321	0.2157	pg/g
JW-EA02-SC05-B-130423	A5436_10886_DF	Total Heptachlorodibenzo-p-dioxin (HpCDD)	5/5/2013	1620	Yes	Y				2.3321	0.2492	pg/g
JW-EA02-SC05-B-130423	A5436_10886_DF	Total Heptachlorodibenzofuran (HpCDF)	5/5/2013	585	Yes	Y				2.3321	0.1481	pg/g
JW-EA02-SC05-B-130423	A5436_10886_DF	1,2,3,6,7,8-Hexachlorodibenzo-p-dioxin (HxCDD)	5/5/2013	72.9	Yes	Y				2.3321	0.2742	pg/g
JW-EA02-SC05-C-130423	A5436_10886_DF	Total Pentachlorodibenzofuran (PeCDF)	5/5/2013	185	Yes	Y	EMPC	J	23	2.2789	0.204	pg/g
JW-EA02-SC05-C-130423	A5436_10886_DF	Total Hexachlorodibenzofuran (HxCDF)	5/5/2013	532	Yes	Y				2.2789	0.3283	pg/g
JW-EA02-SC05-C-130423	A5436_10886_DF	1,2,3,4,7,8-Hexachlorodibenzofuran (HxCDF)	5/5/2013	11.8	Yes	Y				2.2789	0.3182	pg/g
JW-EA02-SC05-C-130423	A5436_10886_DF	1,2,3,4,6,7,8-Heptachlorodibenzofuran (HpCDF)	5/5/2013	292	Yes	Y				2.2789	0.1542	pg/g
JW-EA02-SC05-C-130423	A5436_10886_DF	2,3,4,6,7,8-Hexachlorodibenzofuran (HxCDF)	5/5/2013	25.1	Yes	Y				2.2789	0.3452	pg/g
JW-EA02-SC05-C-130423	A5436_10886_DF	1,2,3,6,7,8-Hexachlorodibenzo-p-dioxin (HxCDD)	5/5/2013	114	Yes	Y				2.2789	0.2709	pg/g
JW-EA02-SC05-C-130423	A5436_10886_DF	1,2,3,6,7,8-Hexachlorodibenzofuran (HxCDF)	5/5/2013	13.9	Yes	Y				2.2789	0.2931	pg/g

SDG: A5436

Analytical Method E1613B

Sample ID	Lab Sample ID	Chemical Name	Anal Date	Result	Mod Res Report	Detected	Lab Qual	Val Qual	Reason	RL	MDL	Units
JW-EA02-SC05-C-130423	A5436_10886_DF	Total Hexachlorodibenzo-p-dioxin (HxCDD)	5/5/2013	594	Yes	Y				2.2789	0.2768	pg/g
JW-EA02-SC05-C-130423	A5436_10886_DF	2,3,4,7,8-Pentachlorodibenzofuran (PeCDF)	5/5/2013	9.78	Yes	Y				2.2789	0.205	pg/g
JW-EA02-SC05-C-130423	A5436_10886_DF	Total Tetrachlorodibenzo-p-dioxin (TCDD)	5/5/2013	71.2	Yes	Y	EMPC	J	23	0.4558	0.1413	pg/g
JW-EA02-SC05-C-130423	A5436_10886_DF	1,2,3,4,7,8,9-Heptachlorodibenzofuran (HpCDF)	5/5/2013	14.6	Yes	Y				2.2789	0.1841	pg/g
JW-EA02-SC05-C-130423	A5436_10886_DF	2,3,7,8-Tetrachlorodibenzofuran (TCDF)	5/5/2013	6.24	Yes	Y				0.4558	0.1665	pg/g
JW-EA02-SC05-C-130423	A5436_10886_DF	1,2,3,7,8,9-Hexachlorodibenzofuran (HxCDF)	5/5/2013	0.3648	Yes	N	U			2.2789	0.3648	pg/g
JW-EA02-SC05-C-130423	A5436_10886_DF	1,2,3,4,7,8-Hexachlorodibenzo-p-dioxin (HxCDD)	5/5/2013	10.6	Yes	Y				2.2789	0.279	pg/g
JW-EA02-SC05-C-130423	A5436_10886_DF	1,2,3,7,8-Pentachlorodibenzofuran (PeCDF)	5/5/2013	3.55	Yes	Y				2.2789	0.2031	pg/g
JW-EA02-SC05-C-130423	A5436_10886_DF	1,2,3,7,8-Pentachlorodibenzo-p-dioxin (PeCDD)	5/5/2013	6.57	Yes	Y				2.2789	0.223	pg/g
JW-EA02-SC05-C-130423	A5436_10886_DF	2,3,7,8-Tetrachlorodibenzo-p-dioxin (TCDD)	5/5/2013	1.01	Yes	Y				0.4558	0.1413	pg/g
JW-EA02-SC05-C-130423	A5436_10886_DF	1,2,3,4,6,7,8,9-Octachlorodibenzofuran (OCDF)	5/5/2013	363	Yes	Y				4.5579	0.2154	pg/g
JW-EA02-SC05-C-130423	A5436_10886_DF	Total Heptachlorodibenzofuran (HpCDF)	5/5/2013	831	Yes	Y				2.2789	0.1679	pg/g
JW-EA02-SC05-C-130423	A5436_10886_DF	Total Heptachlorodibenzo-p-dioxin (HpCDD)	5/5/2013	2000	Yes	Y				2.2789	0.2066	pg/g
JW-EA02-SC05-C-130423	A5436_10886_DF	Total Pentachlorodibenzo-p-dioxin (PeCDD)	5/5/2013	96.6	Yes	Y	EMPC	J	23	2.2789	0.223	pg/g
JW-EA02-SC05-C-130423	A5436_10886_DF	1,2,3,4,6,7,8-Heptachlorodibenzo-p-dioxin (HpCDD)	5/5/2013	1060	Yes	Y				2.2789	0.2066	pg/g
JW-EA02-SC05-C-130423	A5436_10886_DF	1,2,3,4,6,7,8,9-Octachlorodibenzo-p-dioxin (OCDD)	5/5/2013	6600	Yes	Y				4.5579	0.3268	pg/g
JW-EA02-SC05-C-130423	A5436_10886_DF	Total Tetrachlorodibenzofuran (TCDF)	5/5/2013	78.1	Yes	Y	EMPC	J	23	0.4558	0.1665	pg/g
JW-EA02-SC05-C-130423	A5436_10886_DF	1,2,3,7,8,9-Hexachlorodibenzo-p-dioxin (HxCDD)	5/5/2013	27.2	Yes	Y				2.2789	0.2816	pg/g
JW-EA02-SC105-B-13042	A5436_10886_DF	Total Tetrachlorodibenzofuran (TCDF)	5/5/2013	53.7	Yes	Y	EMPC	J	23	0.4726	0.1334	pg/g

SDG: A5436

Analytical Method E1613B

Sample ID	Lab Sample ID	Chemical Name	Anal Date	Result	Mod Res Report	Detected	Lab Qual	Val Qual	Reason	RL	MDL	Units
JW-EA02-SC105-B-13042	A5436_10886_DF	1,2,3,4,6,7,8,9-Octachlorodibenzofuran (OCDF)	5/5/2013	257	Yes	Y				4.7259	0.2026	pg/g
JW-EA02-SC105-B-13042	A5436_10886_DF	Total Heptachlorodibenzofuran (HpCDF)	5/5/2013	511	Yes	Y				2.3629	0.1334	pg/g
JW-EA02-SC105-B-13042	A5436_10886_DF	Total Heptachlorodibenzo-p-dioxin (HpCDD)	5/5/2013	1430	Yes	Y				2.3629	0.273	pg/g
JW-EA02-SC105-B-13042	A5436_10886_DF	Total Pentachlorodibenzo-p-dioxin (PeCDD)	5/5/2013	76.8	Yes	Y	EMPC	J	23	2.3629	0.1961	pg/g
JW-EA02-SC105-B-13042	A5436_10886_DF	1,2,3,4,6,7,8-Heptachlorodibenzo-p-dioxin (HpCDD)	5/5/2013	756	Yes	Y				2.3629	0.273	pg/g
JW-EA02-SC105-B-13042	A5436_10886_DF	Total Hexachlorodibenzo-p-dioxin (HxCDD)	5/5/2013	403	Yes	Y				2.3629	0.3508	pg/g
JW-EA02-SC105-B-13042	A5436_10886_DF	1,2,3,4,6,7,8,9-Octachlorodibenzo-p-dioxin (OCDD)	5/5/2013	5070	Yes	Y				4.7259	0.3279	pg/g
JW-EA02-SC105-B-13042	A5436_10886_DF	Total Pentachlorodibenzofuran (PeCDF)	5/5/2013	106	Yes	Y	EMPC	J	23	2.3629	0.132	pg/g
JW-EA02-SC105-B-13042	A5436_10886_DF	1,2,3,4,7,8-Hexachlorodibenzo-p-dioxin (HxCDD)	5/5/2013	7.69	Yes	Y				2.3629	0.3456	pg/g
JW-EA02-SC105-B-13042	A5436_10886_DF	Total Tetrachlorodibenzo-p-dioxin (TCDD)	5/5/2013	53.4	Yes	Y	EMPC	J	23	0.4726	0.1068	pg/g
JW-EA02-SC105-B-13042	A5436_10886_DF	2,3,7,8-Tetrachlorodibenzofuran (TCDF)	5/5/2013	5.51	Yes	Y				0.4726	0.1334	pg/g
JW-EA02-SC105-B-13042	A5436_10886_DF	1,2,3,4,7,8,9-Heptachlorodibenzofuran (HpCDF)	5/5/2013	8.39	Yes	Y				2.3629	0.1423	pg/g
JW-EA02-SC105-B-13042	A5436_10886_DF	Total Hexachlorodibenzofuran (HxCDF)	5/5/2013	288	Yes	Y				2.3629	0.3083	pg/g
JW-EA02-SC105-B-13042	A5436_10886_DF	2,3,4,7,8-Pentachlorodibenzofuran (PeCDF)	5/5/2013	5.51	Yes	Y				2.3629	0.1323	pg/g
JW-EA02-SC105-B-13042	A5436_10886_DF	1,2,3,7,8,9-Hexachlorodibenzo-p-dioxin (HxCDD)	5/5/2013	20	Yes	Y				2.3629	0.3437	pg/g
JW-EA02-SC105-B-13042	A5436_10886_DF	1,2,3,6,7,8-Hexachlorodibenzofuran (HxCDF)	5/5/2013	7.61	Yes	Y				2.3629	0.29	pg/g
JW-EA02-SC105-B-13042	A5436_10886_DF	1,2,3,7,8-Pentachlorodibenzo-p-dioxin (PeCDD)	5/5/2013	4.35	Yes	Y				2.3629	0.1961	pg/g
JW-EA02-SC105-B-13042	A5436_10886_DF	2,3,7,8-Tetrachlorodibenzo-p-dioxin (TCDD)	5/5/2013	0.773	Yes	Y				0.4726	0.1068	pg/g
JW-EA02-SC105-B-13042	A5436_10886_DF	1,2,3,7,8,9-Hexachlorodibenzofuran (HxCDF)	5/5/2013	0.3298	Yes	N		U		2.3629	0.3298	pg/g

SDG: A5436

Analytical Method E1613B

Sample ID	Lab Sample ID	Chemical Name	Anal Date	Result	Mod Res Report	Detected	Lab Qual	Val Qual	Reason	RL	MDC	Units
JW-EA02-SC105-B-13042	A5436_10886_DF	1,2,3,4,7,8-Hexachlorodibenzofuran (HxCDF)	5/5/2013	6.68	Yes	Y				2.3629	0.2891	pg/g
JW-EA02-SC105-B-13042	A5436_10886_DF	1,2,3,4,6,7,8-Heptachlorodibenzofuran (HpCDF)	5/5/2013	185	Yes	Y				2.3629	0.1253	pg/g
JW-EA02-SC105-B-13042	A5436_10886_DF	2,3,4,6,7,8-Hexachlorodibenzofuran (HxCDF)	5/5/2013	12.9	Yes	Y				2.3629	0.3297	pg/g
JW-EA02-SC105-B-13042	A5436_10886_DF	1,2,3,6,7,8-Hexachlorodibenzo-p-dioxin (HxCDD)	5/5/2013	61.9	Yes	Y				2.3629	0.3645	pg/g
JW-EA02-SC105-B-13042	A5436_10886_DF	1,2,3,7,8-Pentachlorodibenzofuran (PeCDF)	5/5/2013	2.17	Yes	Y	J			2.3629	0.1318	pg/g

SDG: A5439

Analytical Method E1613B

Sample ID	Lab Sample ID	Chemical Name	Anal Date	Result	Mod Res Report	Detected	Lab Qual	Val Qual	Reason	RL	MDL	Units
JW-EA02-SS07-120507	A5439_10881_DF	Total Hexachlorodibenzo-p-dioxin (HxCDD)	5/5/2013	148	Yes	Y				4.6211	0.4329	pg/g
JW-EA02-SS07-120507	A5439_10881_DF	1,2,3,7,8,9-Hexachlorodibenzofuran (HxCDF)	5/5/2013	0.4716	Yes	N	U			4.6211	0.4716	pg/g
JW-EA02-SS07-120507	A5439_10881_DF	2,3,7,8-Tetrachlorodibenzo-p-dioxin (TCDD)	5/5/2013	0.234	Yes	N	U			0.9242	0.234	pg/g
JW-EA02-SS07-120507	A5439_10881_DF	1,2,3,7,8,9-Hexachlorodibenzo-p-dioxin (HxCDD)	5/5/2013	7.15	Yes	Y				4.6211	0.4267	pg/g
JW-EA02-SS07-120507	A5439_10881_DF	Total Tetrachlorodibenzofuran (TCDF)	5/5/2013	14.9	Yes	Y	EMPC	J	23	0.9242	0.252	pg/g
JW-EA02-SS07-120507	A5439_10881_DF	Total Tetrachlorodibenzo-p-dioxin (TCDD)	5/5/2013	19.6	Yes	Y	EMPC	J	23	0.9242	0.234	pg/g
JW-EA02-SS07-120507	A5439_10881_DF	Total Hexachlorodibenzofuran (HxCDF)	5/5/2013	155	Yes	Y	EMPC	J	23	4.6211	0.4059	pg/g
JW-EA02-SS07-120507	A5439_10881_DF	2,3,4,7,8-Pentachlorodibenzofuran (PeCDF)	5/5/2013	5.55	Yes	Y				4.6211	0.2427	pg/g
JW-EA02-SS07-120507	A5439_10881_DF	1,2,3,7,8-Pentachlorodibenzofuran (PeCDF)	5/5/2013	0.924	Yes	Y	J			4.6211	0.2499	pg/g
JW-EA02-SS07-120507	A5439_10881_DF	1,2,3,6,7,8-Hexachlorodibenzofuran (HxCDF)	5/5/2013	5.19	Yes	Y				4.6211	0.3762	pg/g
JW-EA02-SS07-120507	A5439_10881_DF	1,2,3,6,7,8-Hexachlorodibenzo-p-dioxin (HxCDD)	5/5/2013	30.4	Yes	Y				4.6211	0.4543	pg/g
JW-EA02-SS07-120507	A5439_10881_DF	2,3,4,6,7,8-Hexachlorodibenzofuran (HxCDF)	5/5/2013	7.39	Yes	Y				4.6211	0.4009	pg/g
JW-EA02-SS07-120507	A5439_10881_DF	1,2,3,4,6,7,8-Heptachlorodibenzofuran (HpCDF)	5/5/2013	99.3	Yes	Y				4.6211	0.2631	pg/g
JW-EA02-SS07-120507	A5439_10881_DF	Total Pentachlorodibenzofuran (PeCDF)	5/5/2013	46.1	Yes	Y	EMPC	J	23	4.6211	0.2464	pg/g
JW-EA02-SS07-120507	A5439_10881_DF	2,3,7,8-Tetrachlorodibenzofuran (TCDF)	5/5/2013	1.32	Yes	Y				0.9242	0.252	pg/g
JW-EA02-SS07-120507	A5439_10881_DF	1,2,3,4,6,7,8-Octachlorodibenzo-p-dioxin (OCDD)	5/5/2013	3610	Yes	Y				9.2421	0.515	pg/g
JW-EA02-SS07-120507	A5439_10881_DF	1,2,3,7,8-Pentachlorodibenzo-p-dioxin (PeCDD)	5/5/2013	1.2	Yes	Y	EMPC	J	23	4.6211	0.3494	pg/g
JW-EA02-SS07-120507	A5439_10881_DF	1,2,3,4,7,8-Hexachlorodibenzo-p-dioxin (HxCDD)	5/5/2013	2.69	Yes	Y	J			4.6211	0.4206	pg/g
JW-EA02-SS07-120507	A5439_10881_DF	1,2,3,4,6,7,8,9-Octachlorodibenzofuran (OCDF)	5/5/2013	230	Yes	Y				9.2421	0.4144	pg/g

SDG: A5439

Analytical Method E1613B

Sample ID	Lab Sample ID	Chemical Name	Anal Date	Result	Mod Res Report	Detect	Lab Qual	Val Qual	Reason	RL	MDL	Units
JW-EA02-SS07-120507	A5439_10881_DF	Total Heptachlorodibenzofuran (HpCDF)	5/5/2013	321	Yes	Y				4.6211	0.2926	pg/g
JW-EA02-SS07-120507	A5439_10881_DF	Total Heptachlorodibenzo-p-dioxin (HpCDD)	5/5/2013	861	Yes	Y				4.6211	0.3487	pg/g
JW-EA02-SS07-120507	A5439_10881_DF	Total Pentachlorodibenzo-p-dioxin (PeCDD)	5/5/2013	15.1	Yes	Y	EMPC	J	23	4.6211	0.3494	pg/g
JW-EA02-SS07-120507	A5439_10881_DF	1,2,3,4,6,7,8-Heptachlorodibenzo-p-dioxin (HpCDD)	5/5/2013	482	Yes	Y				4.6211	0.3487	pg/g
JW-EA02-SS07-120507	A5439_10881_DF	1,2,3,4,7,8-Heptachlorodibenzofuran (HpCDF)	5/5/2013	6.6	Yes	Y				4.6211	0.3269	pg/g
JW-EA02-SS07-120507	A5439_10881_DF	1,2,3,4,7,8-Hexachlorodibenzofuran (HxCDF)	5/5/2013	11.2	Yes	Y				4.6211	0.3872	pg/g
JW-EA03-SS11-120507	A5439_10881_DF	2,3,4,7,8-Pentachlorodibenzofuran (PeCDF)	5/5/2013	1.39	Yes	Y	J			3.962	0.1873	pg/g
JW-EA03-SS11-120507	A5439_10881_DF	2,3,7,8-Tetrachlorodibenzo-p-dioxin (TCDD)	5/5/2013	0.2738	Yes	N	U			0.7924	0.2738	pg/g
JW-EA03-SS11-120507	A5439_10881_DF	1,2,3,7,8-Hexachlorodibenzo-p-dioxin (HxCDD)	5/5/2013	4.08	Yes	Y				3.962	0.357	pg/g
JW-EA03-SS11-120507	A5439_10881_DF	1,2,3,4,7,8-Hexachlorodibenzofuran (HxCDF)	5/5/2013	1.48	Yes	Y	EMPC	J	23	3.962	0.2652	pg/g
JW-EA03-SS11-120507	A5439_10881_DF	1,2,3,4,6,7,8-Heptachlorodibenzofuran (HpCDF)	5/5/2013	35.2	Yes	Y				3.962	0.2082	pg/g
JW-EA03-SS11-120507	A5439_10881_DF	2,3,4,6,7,8-Hexachlorodibenzofuran (HxCDF)	5/5/2013	3.11	Yes	Y	J			3.962	0.288	pg/g
JW-EA03-SS11-120507	A5439_10881_DF	1,2,3,6,7,8-Hexachlorodibenzo-p-dioxin (HxCDD)	5/5/2013	9.89	Yes	Y				3.962	0.3605	pg/g
JW-EA03-SS11-120507	A5439_10881_DF	1,2,3,7,8-Pentachlorodibenzofuran (PeCDF)	5/5/2013	0.595	Yes	Y	J			3.962	0.2037	pg/g
JW-EA03-SS11-120507	A5439_10881_DF	1,2,3,7,8,9-Hexachlorodibenzofuran (HxCDF)	5/5/2013	0.3159	Yes	N	U			3.962	0.3159	pg/g
JW-EA03-SS11-120507	A5439_10881_DF	Total Hexachlorodibenzofuran (HxCDF)	5/5/2013	59.6	Yes	Y	EMPC	J	23	3.962	0.2751	pg/g
JW-EA03-SS11-120507	A5439_10881_DF	1,2,3,4,7,8-Heptachlorodibenzofuran (HpCDF)	5/5/2013	2.13	Yes	Y	J			3.962	0.2623	pg/g
JW-EA03-SS11-120507	A5439_10881_DF	2,3,7,8-Tetrachlorodibenzofuran (TCDF)	5/5/2013	1.04	Yes	Y				0.7924	0.206	pg/g
JW-EA03-SS11-120507	A5439_10881_DF	Total Tetrachlorodibenzo-p-dioxin (TCDD)	5/5/2013	12.6	Yes	Y	EMPC	J	23	0.7924	0.2738	pg/g

SDG: A5439

Analytical Method E1613B

Sample ID	Lab Sample ID	Chemical Name	Anal Date	Result	Mod Res Report	Detected	Lab Qual	Val Qual	Reason	RL	MDL	Units
JW-EA03-SS11-120507	A5439_10881_DF	1,2,3,4,6,7,8-Heptachlorodibenzo-p-dioxin (HpCDD)	5/5/2013	113	Yes	Y				3.962	0.3096	pg/g
JW-EA03-SS11-120507	A5439_10881_DF	1,2,3,6,7,8-Hexachlorodibenzofuran (HxCDF)	5/5/2013	1.91	Yes	Y	J			3.962	0.2411	pg/g
JW-EA03-SS11-120507	A5439_10881_DF	1,2,3,7,8-Pentachlorodibenzo-p-dioxin (PeCDD)	5/5/2013	1.04	Yes	Y	J			3.962	0.2527	pg/g
JW-EA03-SS11-120507	A5439_10881_DF	Total Pentachlorodibenzofuran (PeCDF)	5/5/2013	23.4	Yes	Y	EMPC	J	23	3.962	0.1956	pg/g
JW-EA03-SS11-120507	A5439_10881_DF	Total Hexachlorodibenzo-p-dioxin (HxCDD)	5/5/2013	103	Yes	Y				3.962	0.3557	pg/g
JW-EA03-SS11-120507	A5439_10881_DF	Total Tetrachlorodibenzofuran (TCDF)	5/5/2013	13	Yes	Y	EMPC	J	23	0.7924	0.206	pg/g
JW-EA03-SS11-120507	A5439_10881_DF	Total Pentachlorodibenzo-p-dioxin (PeCDD)	5/5/2013	14.5	Yes	Y	EMPC	J	23	3.962	0.2527	pg/g
JW-EA03-SS11-120507	A5439_10881_DF	Total Heptachlorodibenzo-p-dioxin (HpCDD)	5/5/2013	242	Yes	Y				3.962	0.3096	pg/g
JW-EA03-SS11-120507	A5439_10881_DF	Total Heptachlorodibenzofuran (HpCDF)	5/5/2013	94.3	Yes	Y				3.962	0.2329	pg/g
JW-EA03-SS11-120507	A5439_10881_DF	1,2,3,4,6,7,8,9-Octachlorodibenzofuran (OCDF)	5/5/2013	52.6	Yes	Y				7.9239	0.4069	pg/g
JW-EA03-SS11-120507	A5439_10881_DF	1,2,3,4,7,8-Hexachlorodibenzo-p-dioxin (HxCDD)	5/5/2013	1.85	Yes	Y	J			3.962	0.3508	pg/g
JW-EA03-SS11-120507	A5439_10881_DF	1,2,3,4,6,7,8,9-Octachlorodibenzo-p-dioxin (OCDD)	5/5/2013	823	Yes	Y				7.9239	0.5173	pg/g
JW-EA03-SS12-120507	A5439_10881_DF	Total Pentachlorodibenzo-p-dioxin (PeCDD)	5/5/2013	11.8	Yes	Y	EMPC	J	23	4.5455	0.2857	pg/g
JW-EA03-SS12-120507	A5439_10881_DF	1,2,3,4,7,8-Hexachlorodibenzo-p-dioxin (HxCDD)	5/5/2013	0.824	Yes	Y	EMPC	J	23	4.5455	0.4131	pg/g
JW-EA03-SS12-120507	A5439_10881_DF	Total Heptachlorodibenzo-p-dioxin (HpCDD)	5/5/2013	188	Yes	Y				4.5455	0.3687	pg/g
JW-EA03-SS12-120507	A5439_10881_DF	Total Heptachlorodibenzofuran (HpCDF)	5/5/2013	42	Yes	Y				4.5455	0.2115	pg/g
JW-EA03-SS12-120507	A5439_10881_DF	1,2,3,4,6,7,8,9-Octachlorodibenzofuran (OCDF)	5/5/2013	36.6	Yes	Y				9.0909	0.3997	pg/g
JW-EA03-SS12-120507	A5439_10881_DF	1,2,3,7,8-Pentachlorodibenzo-p-dioxin (PeCDD)	5/5/2013	0.762	Yes	Y	J			4.5455	0.2857	pg/g
JW-EA03-SS12-120507	A5439_10881_DF	Total Tetrachlorodibenzo-p-dioxin (TCDD)	5/5/2013	11.7	Yes	Y				0.9091	0.3413	pg/g

SDG: A5439

Analytical Method E1613B

Sample ID	Lab Sample ID	Chemical Name	Anal Date	Result	Mod Res Report	Detected	Lab Qual	Val Qual	Reason	RL	MDL	Units
JW-EA03-SS12-120507	A5439_10881_DF	2,3,7,8-Tetrachlorodibenzofuran (TCDF)	5/5/2013	0.974	Yes	Y				0.9091	0.3215	pg/g
JW-EA03-SS12-120507	A5439_10881_DF	1,2,3,4,7,8,9-Heptachlorodibenzofuran (HpCDF)	5/5/2013	0.841	Yes	Y	J			4.5455	0.2349	pg/g
JW-EA03-SS12-120507	A5439_10881_DF	Total Hexachlorodibenzofuran (HxCDF)	5/5/2013	19.3	Yes	Y	EMPC	J	23	4.5455	0.1929	pg/g
JW-EA03-SS12-120507	A5439_10881_DF	1,2,3,4,6,7,8-Heptachlorodibenzo-p-dioxin (HpCDD)	5/5/2013	71.4	Yes	Y				4.5455	0.3687	pg/g
JW-EA03-SS12-120507	A5439_10881_DF	2,3,4,7,8-Pentachlorodibenzofuran (PeCDF)	5/5/2013	0.733	Yes	Y	EMPC	J	23	4.5455	0.2399	pg/g
JW-EA03-SS12-120507	A5439_10881_DF	Total Hexachlorodibenzo-p-dioxin (HxCDD)	5/5/2013	45.5	Yes	Y	EMPC	J	23	4.5455	0.4204	pg/g
JW-EA03-SS12-120507	A5439_10881_DF	1,2,3,4,6,7,8,9-Octachlorodibenzo-p-dioxin (OCDD)	5/5/2013	609	Yes	Y				9.0909	0.5569	pg/g
JW-EA03-SS12-120507	A5439_10881_DF	Total Pentachlorodibenzofuran (PeCDF)	5/5/2013	8.71	Yes	Y	EMPC	J	23	4.5455	0.2358	pg/g
JW-EA03-SS12-120507	A5439_10881_DF	Total Tetrachlorodibenzofuran (TCDF)	5/5/2013	8.94	Yes	Y	EMPC	J	23	0.9091	0.3215	pg/g
JW-EA03-SS12-120507	A5439_10881_DF	1,2,3,7,8,9-Hexachlorodibenzo-p-dioxin (HxCDD)	5/5/2013	2.44	Yes	Y	J			4.5455	0.4347	pg/g
JW-EA03-SS12-120507	A5439_10881_DF	2,3,7,8-Tetrachlorodibenzo-p-dioxin (TCDD)	5/5/2013	0.3413	Yes	N	U			0.9091	0.3413	pg/g
JW-EA03-SS12-120507	A5439_10881_DF	1,2,3,6,7,8-Hexachlorodibenzofuran (HxCDF)	5/5/2013	0.742	Yes	Y	J			4.5455	0.1925	pg/g
JW-EA03-SS12-120507	A5439_10881_DF	1,2,3,6,7,8-Hexachlorodibenzo-p-dioxin (HxCDD)	5/5/2013	3.91	Yes	Y	J			4.5455	0.4142	pg/g
JW-EA03-SS12-120507	A5439_10881_DF	2,3,4,6,7,8-Hexachlorodibenzofuran (HxCDF)	5/5/2013	1.03	Yes	Y	J			4.5455	0.1973	pg/g
JW-EA03-SS12-120507	A5439_10881_DF	1,2,3,4,6,7,8-Heptachlorodibenzofuran (HpCDF)	5/5/2013	12.6	Yes	Y				4.5455	0.1911	pg/g
JW-EA03-SS12-120507	A5439_10881_DF	1,2,3,7,8,9-Hexachlorodibenzofuran (HxCDF)	5/5/2013	0.2098	Yes	N	U			4.5455	0.2098	pg/g
JW-EA03-SS12-120507	A5439_10881_DF	1,2,3,7,8-Pentachlorodibenzofuran (PeCDF)	5/5/2013	0.367	Yes	Y	J			4.5455	0.2319	pg/g
JW-EA03-SS12-120507	A5439_10881_DF	1,2,3,4,7,8-Hexachlorodibenzofuran (HxCDF)	5/5/2013	0.879	Yes	Y	J			4.5455	0.1748	pg/g



Laboratory Data Consultants, Inc.

7750 El Camino Real, Ste. 2L Carlsbad, CA 92009

Phone 760.634.0437

Web www.lab-data.com

Fax 760.634.0439

Anchor QEA, LLC
720 Olive Way, Suite 900
Seattle, WA 98101
ATTN: Ms. Cindy Fields

June 21, 2013

SUBJECT: Jeld-Wen Maulsby Marsh, Data Validation

Dear Ms. Fields,

Enclosed is the final validation report for the fractions listed below. This SDG was received on June 11, 2013. Attachment 1 is a summary of the samples that were reviewed for each analysis.

LDC Project # 29891:

<u>SDG #</u>	<u>Fraction</u>
A5448	Dioxins/Dibenzofurans, Polychlorinated Biphenyls as Congeners

The data validation was performed under Stage 2B guidelines. The analyses were validated using the following documents, as applicable to each method:

- USEPA Contract Laboratory Program, CLP, National Functional Guidelines for Chlorinated Dibenzo-p-Dioxins, CDDs and Chlorinated Dibenzofurans, CDFs, Data Review, September 2011

Please feel free to contact us if you have any questions.

Sincerely,

Ming-Hwa Hwang
Project Manager/Senior Chemist

**Laboratory Data Consultants, Inc.
Data Validation Report**

Project/Site Name: Jeld-Wen Maulsby Marsh
Collection Date: April 26, 2013
LDC Report Date: June 18, 2013
Matrix: Sediment
Parameters: Dioxins/Dibenzofurans
Validation Level: Stage 2B
Laboratory: SGS Analytical Perspectives
Sample Delivery Group (SDG): A5448

Sample Identification

JW-EA10-SC42-A-130426
JW-EA10-SC42-B-130426
JW-EA10-SC42-C-130426

Introduction

This data review covers 3 sediment samples listed on the cover sheet including dilutions and reanalysis as applicable. The analyses were per EPA Method 1613B for Polychlorinated Dioxins/Dibenzofurans.

This review follows USEPA Contract Laboratory Program (CLP) National Functional Guidelines for Chlorinated Dibenzo-p-Dioxins (CDDs) and Chlorinated Dibenzofurans (CDFs) Data Review (September 2011).

A qualification summary table is provided at the end of this report if data has been qualified. Flags are classified as P (protocol) or A (advisory) to indicate whether the flag is due to a laboratory deviation from a specified protocol or is of technical advisory nature.

Raw data were not reviewed for this SDG. The review was based on QC data.

The following are definitions of the data qualifiers:

- U Indicates the compound or analyte was analyzed for but not detected at or above the stated limit.
- J Indicates an estimated value.
- R Quality control indicates the data is not usable.
- NJ Presumptive evidence of the presence of the compound at an estimated quantity.
- UJ Indicates the compound or analyte was analyzed for but not detected. The sample detection limit is an estimated value.

EMPC Estimated Maximum Possible Concentration

- A Indicates the finding is based upon technical validation criteria.
- P Indicates the finding is related to a protocol/contractual deviation.
- None Indicates the data was not significantly impacted by the finding, therefore qualification was not required.

I. Technical Holding Times

All technical holding time requirements were met.

The chain-of-custodies were reviewed for documentation of cooler temperatures. All cooler temperatures met validation criteria.

II. HRGC/HRMS Instrument Performance Check

Instrument performance was checked at the required daily frequency.

Retention time windows were established for all homologues. The chromatographic resolution between 2,3,7,8-TCDD and peaks representing any other unlabeled TCDD isomer was less than or equal to 25%.

III. Initial Calibration

A five point initial calibration was performed as required by the method.

Percent relative standard deviations (%RSD) were less than or equal to 20.0% for unlabeled compounds and less than or equal to 35.0% for labeled compounds.

The ion abundance ratios for all PCDDs and PCDFs were within validation criteria.

IV. Continuing Calibration

Continuing calibration was performed at the required frequencies.

All of the continuing calibration results were within the QC limits for unlabeled compounds and labeled compounds.

The ion abundance ratios for all PCDDs and PCDFs were within validation criteria.

V. Blanks

Method blanks were reviewed for each matrix as applicable. No polychlorinated dioxin/dibenzofuran contaminants were found in the method blanks.

VI. Matrix Spike/Matrix Spike Duplicates

The laboratory has indicated that there were no matrix spike (MS) and matrix spike duplicate (MSD) analyses specified for the samples in this SDG, and therefore matrix spike and matrix spike duplicate analyses were not performed for this SDG.

VII. Ongoing Precision Recovery (OPR)

Ongoing precision recovery samples were reviewed for each matrix as applicable. Percent recoveries (%R) were within QC limits.

VIII. Regional Quality Assurance and Quality Control

Not applicable.

IX. Internal Standards

All internal standard recoveries were within QC limits.

X. Target Compound Identifications

Raw data were not reviewed for this SDG.

XI. Compound Quantitation

All compound quantitations were within validation criteria with the following exceptions:

Sample	Compound	Flag	A or P
All samples in SDG A5448	All compounds reported by the laboratory as estimated maximum possible concentration (EMPC)	J (all detects)	A

Raw data were not reviewed for this SDG.

XII. System Performance

Raw data were not reviewed for this SDG.

XIII. Overall Assessment of Data

The analysis was conducted within all specifications of the method. No results were rejected in this SDG.

Due to compound quantitation problems, data were qualified as estimated in three samples.

The quality control criteria reviewed, other than those discussed above, were met and are considered acceptable. Sample results that were found to be estimated (J) are usable for limited purposes only. Based upon the Stage 2B data validation all other results are considered valid and usable for all purposes.

Data flags are summarized at the end of this report if data has been qualified.

XIV. Field Duplicates

No field duplicates were identified in this SDG.

XV. Field Blanks

No field blanks were identified in this SDG.

**Jeld-Wen Maulsby Marsh
Dioxins/Dibenzofurans - Data Qualification Summary - SDG A5448**

SDG	Sample	Compound	Flag	A or P	Reason
A5448	JW-EA10-SC42-A-130426 JW-EA10-SC42-B-130426 JW-EA10-SC42-C-130426	All compounds reported by the laboratory as estimated maximum possible concentration (EMPC)	J (all detects)	A	Compound quantitation

**Jeld-Wen Maulsby Marsh
Dioxins/Dibenzofurans - Laboratory Blank Data Qualification Summary - SDG A5448**

No Sample Data Qualified in this SDG

LDC #: 29891A21

VALIDATION COMPLETENESS WORKSHEET

Date: 6-14-13

SDG #: A5448/A5448F

Stage 2B

Page: (of 1)

Laboratory: SGS Environmental Services, Inc.

Reviewer: *[Signature]*

SGS-Analytical Perspectives

2nd Reviewer: *[Signature]*

METHOD: HRGC/HRMS Dioxins/Dibenzofurans (EPA Method 1613B)

The samples listed below were reviewed for each of the following validation areas. Validation findings are noted in attached validation findings worksheets.

	Validation Area		Comments
I.	Technical holding times	A	Sampling dates: 4/26/13
II.	HRGC/HRMS Instrument performance check	A	
III.	Initial calibration	A	≤ 20/35
IV.	Continuing calibration 4CV	A	QC limits
V.	Blanks	A	
VI.	Matrix spike/Matrix spike duplicates	N	client
VII.	Laboratory control samples	A	OPR
VIII.	Regional quality assurance and quality control	N	
IX.	Internal standards	A	
X.	Target compound identifications	N	
XI.	Compound quantitation/ RL/LOQ/LODs	SW	
XII.	System performance	N	
XIII.	Overall assessment of data	A	
XIV.	Field duplicates	N	
XV.	Field blanks	N	

Note: A = Acceptable ND = No compounds detected D = Duplicate
 N = Not provided/applicable R = Rinsate TB = Trip blank
 SW = See worksheet FB = Field blank EB = Equipment blank

Validated Samples: *Sediment*

1	1	JW-EA10-SC42-A-130426	11		21		31	
2	2	JW-EA10-SC42-B-130426	12		22		32	
3	1	JW-EA10-SC42-C-130426	13		23		33	
4			14		24		34	
5			15		25		35	
6			16		26		36	
7			17		27		37	
8			18		28		38	
9			19	1 MB1-10904	29		39	
10			20	2 MB1-10968	30		40	

**Laboratory Data Consultants, Inc.
Data Validation Report**

Project/Site Name: Jeld-Wen Maulsby Marsh
Collection Date: April 26, 2013
LDC Report Date: June 18, 2013
Matrix: Sediment
Parameters: Polychlorinated Biphenyls as Congeners
Validation Level: Stage 2B
Laboratory: SGS Analytical Perspectives
Sample Delivery Group (SDG): A5448

Sample Identification

JW-EA10-SC42-A-130426
JW-EA10-SC42-B-130426
JW-EA10-SC42-C-130426

Introduction

This data review covers 3 sediment samples listed on the cover sheet including dilutions and reanalysis as applicable. The analyses were per EPA Method 1668A for Polychlorinated Biphenyl as Congeners.

This review follows USEPA Contract Laboratory Program (CLP) National Functional Guidelines for Chlorinated Dibenzo-p-Dioxins (CDDs) and Chlorinated Dibenzofurans (CDFs) Data Review (September 2011).

A qualification summary table is provided at the end of this report if data has been qualified. Flags are classified as P (protocol) or A (advisory) to indicate whether the flag is due to a laboratory deviation from a specified protocol or is of technical advisory nature.

Raw data were not reviewed for this SDG. The review was based on QC data.

The following are definitions of the data qualifiers:

- U Indicates the compound or analyte was analyzed for but not detected at or above the stated limit.
- J Indicates an estimated value.
- R Quality control indicates the data is not usable.
- NJ Presumptive evidence of the presence of the compound at an estimated quantity.
- UJ Indicates the compound or analyte was analyzed for but not detected. The sample detection limit is an estimated value.
- A Indicates the finding is based upon technical validation criteria.
- P Indicates the finding is related to a protocol/contractual deviation.
- None Indicates the data was not significantly impacted by the finding, therefore qualification was not required.

I. Technical Holding Times

All technical holding time requirements were met.

The chain-of-custodies were reviewed for documentation of cooler temperatures. All cooler temperatures met validation criteria.

II. HRGC/HRMS Instrument Performance Check

Instrument performance was checked at the required daily frequency.

Retention time windows were established for all congeners. The chromatographic resolution between the congeners PCB-23 and PCB-34 and congeners PCB-182 and PCB-187 was resolved with a valley of less than or equal to 40%.

III. Initial Calibration

A five point initial calibration was performed at the required daily frequency.

Percent relative standard deviations (%RSD) were less than or equal to 20.0% % for all compounds.

The ion abundance ratios for all compounds were within validation criteria with the following exceptions:

Date	Standard ID	Compound	Ion Abundance Ratio (Limits)	Associated Samples	Affected Compounds	Flag	A or P
7/26/12	120725X16	PCB-4	0 (1.33-1.79)	All samples in SDG A5448	PCB-4	J (all detects) UJ (all non-detects)	P

The laboratory indicated that the Dichlorobiphenyl congeners listed above were quantitated using single ion mode. The area for the secondary ion (m/z 223.9974) was not integrated due to significant interference from PFK therefore ion abundance ratio criteria cannot be met. Using professional judgment, associated data were qualified as estimated.

IV. Continuing Calibration

Continuing calibration was performed at the required frequencies.

All of the continuing calibration percent differences (%D) between the initial calibration RRF and the routine calibration RRF were less than or equal to 30.0% for unlabeled compounds and less than or equal to 50.0% for labeled compounds.

The ion abundance ratios for all compounds were within validation criteria.

V. Blanks

Method blanks were reviewed for each matrix as applicable. No polychlorinated biphenyls as congeners contaminants were found in the method blanks with the following exceptions:

Method Blank ID	Extraction Date	Compound	Concentration	Associated Samples
MB1_10904	5/6/13	PCB-105 PCB-118 PCB-11 PCB-31 PCB-28/20 PCB-52 PCB-69/49 PCB-44/47/65 PCB-61/70/74/76 PCB-95 PCB-113/90/101 PCB-99 PCB-108/119/86/97/125/87 PCB-110 PCB-147/149 PCB-153/168 PCB-163/138/129 PCB-187 PCB-174 PCB-180/193	0.198 pg/g 0.7 pg/g 4.44 pg/g 0.307 pg/g 0.601 pg/g 0.575 pg/g 0.299 pg/g 0.406 pg/g 0.526 pg/g 0.339 pg/g 0.694 pg/g 0.336 pg/g 0.339 pg/g 0.351 pg/g 0.572 pg/g 0.747 pg/g 0.756 pg/g 0.295 pg/g 0.205 pg/g 0.427 pg/g	All samples in SDG A5448

Sample concentrations were compared to concentrations detected in the method blanks. The sample concentrations were either not detected or were significantly greater (>5X blank contaminants) than the concentrations found in the associated method blanks with the following exceptions:

Sample	Compound	Reported Concentration	Modified Final Concentration
JW-EA10-SC42-B-130426	PCB-11	6.24 pg/g	6.24U pg/g
JW-EA10-SC42-C-130426	PCB-105 PCB-118 PCB-11 PCB-31 PCB-28/20 PCB-52 PCB-69/49 PCB-44/47/65 PCB-61/70/74/76 PCB-95 PCB-113/90/101 PCB-99 PCB-108/119/86/97/125/87 PCB-110 PCB-147/149 PCB-153/168 PCB-163/138/129 PCB-187 PCB-180/193	0.344 pg/g 0.783 pg/g 3.34 pg/g 0.504 pg/g 0.576 pg/g 0.861 pg/g 0.282 pg/g 0.642 pg/g 0.913 pg/g 0.977 pg/g 1.21 pg/g 0.38 pg/g 0.632 pg/g 1.17 pg/g 1.91 pg/g 2.33 pg/g 2.36 pg/g 1.29 pg/g 1.98 pg/g	0.344U pg/g 0.783U pg/g 3.34U pg/g 0.504U pg/g 0.576U pg/g 0.861U pg/g 0.282U pg/g 0.642U pg/g 0.913U pg/g 0.977U pg/g 1.21U pg/g 0.38U pg/g 0.632U pg/g 1.17U pg/g 1.91U pg/g 2.33U pg/g 2.36U pg/g 1.29U pg/g 1.98U pg/g

VI. Matrix Spike/Matrix Spike Duplicates

The laboratory has indicated that there were no matrix spike (MS) and matrix spike duplicate (MSD) analyses specified for the samples in this SDG, and therefore matrix spike and matrix spike duplicate analyses were not performed for this SDG.

VII. Ongoing Precision Recovery (OPR)

Ongoing precision recovery samples were reviewed for each matrix as applicable. Percent recoveries (%R) were within QC limits.

VIII. Regional Quality Assurance and Quality Control

Not applicable.

IX. Internal Standards

All internal standard recoveries (%R) were within QC limits.

X. Target Compound Identification

Raw data were not reviewed for this SDG.

XI. Compound Quantitation

All compound quantitations were within validation criteria with the following exceptions:

Sample	Compound	Flag	A or P
All samples in SDG A5448	All compounds reported as estimated maximum possible concentration (EMPC).	J (all detects)	A

Sample	Compound	Finding	Criteria	Flag	A or P
JW-EA10-SC42-A-130426	PCB-110 PCB-118	Sample result exceeded calibration range.	Reported result should be within calibration range.	J (all detects) J (all detects)	P

XII. System Performance

Raw data were not reviewed for this SDG.

XIII. Overall Assessment of Data

The analysis was conducted within all specifications of the method. No results were rejected in this SDG.

Due to initial calibration ion abundance ratio and compound quantitation problems, data were qualified as estimated in three samples.

Due to method blank contamination problems, data were qualified as nondetected in two samples.

The quality control criteria reviewed, other than those discussed above, were met and are considered acceptable. Sample results that were found to be estimated (J) are usable for limited purposes only. Based upon the Stage 2B data validation all other results are considered valid and usable for all purposes.

Data flags are summarized at the end of this report if data has been qualified.

XIV. Field Duplicates

No field duplicates were identified in this SDG.

XV. Field Blanks

No field blanks were identified in this SDG.

**Jeld-Wen Maulsby Marsh
Polychlorinated Biphenyls as Congeners - Data Qualification Summary - SDG A5448**

SDG	Sample	Compound	Flag	A or P	Reason
A5448	JW-EA10-SC42-A-130426 JW-EA10-SC42-B-130426 JW-EA10-SC42-C-130426	PCB-4	J (all detects) UJ (all non-detects)	P	Initial calibration (ion abundance ratio)
A5448	JW-EA10-SC42-A-130426 JW-EA10-SC42-B-130426 JW-EA10-SC42-C-130426	All compounds reported as estimated maximum possible concentration (EMPC).	J (all detects)	A	Compound quantitation
A5448	JW-EA10-SC42-A-130426	PCB-110 PCB-118	J (all detects) J (all detects)	P	Compound quantitation (exceeded range)

**Jeld-Wen Maulsby Marsh
Polychlorinated Biphenyls as Congeners - Laboratory Blank Data Qualification Summary - SDG A5448**

SDG	Sample	Compound	Modified Final Concentration	A or P
A5448	JW-EA10-SC42-B-130426	PCB-11	6.24U pg/g	A
A5448	JW-EA10-SC42-C-130426	PCB-105 PCB-118 PCB-11 PCB-31 PCB-28/20 PCB-52 PCB-69/49 PCB-44/47/65 PCB-61/70/74/76 PCB-95 PCB-113/90/101 PCB-99 PCB-108/119/86/97/125/87 PCB-110 PCB-147/149 PCB-153/168 PCB-163/138/129 PCB-187 PCB-180/193	0.344U pg/g 0.783U pg/g 3.34U pg/g 0.504U pg/g 0.576U pg/g 0.861U pg/g 0.282U pg/g 0.642U pg/g 0.913U pg/g 0.977U pg/g 1.21U pg/g 0.38U pg/g 0.632U pg/g 1.17U pg/g 1.91U pg/g 2.33U pg/g 2.36U pg/g 1.29U pg/g 1.98U pg/g	A

LDC #: 29891A31

VALIDATION COMPLETENESS WORKSHEET

Date: 6-14-13

SDG #: A5448/A5448R

Stage 2B

Page: 1 of 1

Laboratory: SGS Environmental Services, Inc.

Reviewer: *SM**SGS - Analytical Perspectives*2nd Reviewer: *✓*

METHOD: HRGC/HRMS Polychlorinated Biphenyl Congeners (EPA Method 1668A)

The samples listed below were reviewed for each of the following validation areas. Validation findings are noted in attached validation findings worksheets.

	Validation Area		Comments
I.	Technical holding times	A	Sampling dates: 4/26/13
II.	GC/MS Instrument performance check	A	
III.	Initial calibration	SW	≤ 20
IV.	Routine calibration #CV	A	≤ 30/50
V.	Blanks	SW	
VI.	Matrix spike/Matrix spike duplicates	N	client
VII.	Laboratory control samples	A	OPR
VIII.	Regional quality assurance and quality control	N	
IX.	Internal standards	A	
X.	Target compound identifications	N	
XI.	Compound quantitation PL/LOQ/LOD	SW	
XII.	System performance	N	
XIII.	Overall assessment of data	A	
XIV.	Field duplicates	N	
XV.	Field blanks	N	

Note: A = Acceptable
N = Not provided/applicable
SW = See worksheet

ND = No compounds detected
R = Rinsate
FB = Field blank

D = Duplicate
TB = Trip blank
EB = Equipment blank

Validated Samples: *Sediment*

1	JW-EA10-SC42-A-130426	11		21		31	
2	JW-EA10-SC42-B-130426	12		22		32	
3	JW-EA10-SC42-C-130426	13		23		33	
4		14		24		34	
5		15		25		35	
6		16		26		36	
7		17		27		37	
8		18		28		38	
9		19		29		39	
10		20	<i>MB1-10904</i>	30		40	

VALIDATION FINDINGS WORKSHEET

Blanks

METHOD: HRGC/HRMS PCB Congeners (EPA Method 1668A)

Please see qualifications below for all questions answered "N". Not applicable questions are identified as "N/A".

N N/A Were all samples associated with a method blank?

N N/A Was a method blank performed for each matrix and whenever a sample extraction was performed?

Y N N/A Was the method blank contaminated?

Blank extraction date: 05/06/13 Blank analysis date: 05/13/13 Associated samples: All Qual U

Conc. units: pg/g

Compound	Blank ID		Sample Identification		
	MB1 10904	5x	2	3	
PCB-105	0.198	0.99		0.344*	
PCB-118	0.7	3.5		0.783	
Di-CBs	4.44	22.2	16.5	3.34*	
Tri-CBs	0.909*	4.545		1.42*	
Tetra-CBs	1.81*	9.05		3.36*	
Penta-CBs	2.96*	14.8		5.5*	
Hexa-CBs	2.08*	10.4		10*	
Hepta-CBs	0.927*	4.635			
Total PCB (Mene Deee)	13.1*	65.5		35.5*	
PCB-11	4.44	22.2	6.24	3.34*	
PCB-31	0.307*	1.535		0.504	
PCB-28/20	0.601	3.005		0.576*	
PCB-52	0.575	2.875		0.861	
PCB-69/49	0.299*	1.495		0.282*	
PCB-44/47/65	0.406*	2.03		0.642*	
PCB-61/70/74/76	0.526	2.63		0.913	
PCB-95	0.339*	1.695		0.977	
PCB-113/90/101	0.694	3.47		1.21	
PCB-99	0.336*	1.68		0.38*	
PCB-108/119/86/97/125/87	0.339	1.695		0.632*	
PCB-110	0.351*	1.755		1.17	

2012

OK

Compound	Blank ID		Sample Identification				
	MB1_10904	5x	2	3			
PCB-147/149	0.572	2.86		1.91			
PCB-153/168	0.747	3.735		2.33			
PCB-163/138/129	0.756*	3.78		2.36			
PCB-187	0.295	1.475		1.29			
PCB-174	0.205*	1.025					
PCB-180/193	0.427*	2.135		1.98*			

*EMPC

All contaminants within five times the method blank concentration were qualified as not detected, "U".

Jeld-Wen Maulsby Marsh - LDC# 29891

SDG: A5448

Analytical Method E1613B

Sample ID	Lab Sample ID	Chemical Name	Anal Date	Result	Mod Res Report	Detected	Lab Qual	Val Qual	Reason	RL	MDL	Units
JW-EA10-SC42-A-130426	A5448_10904_DF	1,2,3,7,8-Pentachlorodibenzo-p-dioxin (PeCDD)	5/11/2013	1.71	Yes	Y	J			2.4752	0.1074	pg/g
JW-EA10-SC42-A-130426	A5448_10904_DF	1,2,3,4,7,8,9-Heptachlorodibenzofuran (HpCDF)	5/11/2013	1.04	Yes	Y	J			2.4752	0.1197	pg/g
JW-EA10-SC42-A-130426	A5448_10904_DF	1,2,3,6,7,8-Hexachlorodibenzo-p-dioxin (HxCDD)	5/11/2013	6.27	Yes	Y				2.4752	0.1601	pg/g
JW-EA10-SC42-A-130426	A5448_10904_DF	Total Hexachlorodibenzo-p-dioxin (HxCDD)	5/11/2013	95.8	Yes	Y				2.4752	0.1612	pg/g
JW-EA10-SC42-A-130426	A5448_10904_DF	2,3,4,6,7,8-Hexachlorodibenzofuran (HxCDF)	5/11/2013	2.04	Yes	Y	J			2.4752	0.1127	pg/g
JW-EA10-SC42-A-130426	A5448_10904_DF	1,2,3,4,6,7,8,9-Octachlorodibenzofuran (OCDF)	5/11/2013	30	Yes	Y				4.9505	0.1578	pg/g
JW-EA10-SC42-A-130426	A5448_10904_DF	1,2,3,6,7,8-Hexachlorodibenzofuran (HxCDF)	5/11/2013	1.52	Yes	Y	J			2.4752	0.1101	pg/g
JW-EA10-SC42-A-130426	A5448_10904_DF	1,2,3,7,8,9-Hexachlorodibenzofuran (HxCDF)	5/11/2013	0.1334	Yes	N	U			2.4752	0.1334	pg/g
JW-EA10-SC42-A-130426	A5448_10904_DF	1,2,3,7,8,9-Hexachlorodibenzo-p-dioxin (HxCDD)	5/11/2013	3.44	Yes	Y				2.4752	0.1578	pg/g
JW-EA10-SC42-A-130426	A5448_10904_DF	Total Heptachlorodibenzofuran (HpCDF)	5/11/2013	45.7	Yes	Y				2.4752	0.114	pg/g
JW-EA10-SC42-A-130426	A5448_10904_DF	1,2,3,4,7,8-Hexachlorodibenzo-p-dioxin (HxCDD)	5/11/2013	2.02	Yes	Y	J			2.4752	0.1668	pg/g
JW-EA10-SC42-A-130426	A5448_10904_DF	2,3,4,7,8-Pentachlorodibenzofuran (PeCDF)	5/11/2013	3.25	Yes	Y				2.4752	0.1069	pg/g
JW-EA10-SC42-A-130426	A5448_10904_DF	Total Hexachlorodibenzofuran (HxCDF)	5/11/2013	31.4	Yes	Y	EMPC	J	23	2.4752	0.1169	pg/g
JW-EA10-SC42-A-130426	A5448_10904_DF	Total Tetrachlorodibenzofuran (TCDF)	5/11/2013	100	Yes	Y				0.495	0.1033	pg/g
JW-EA10-SC42-A-130426	A5448_10904_DF	Total Heptachlorodibenzo-p-dioxin (HpCDD)	5/11/2013	164	Yes	Y				2.4752	0.1308	pg/g
JW-EA10-SC42-A-130426	A5448_10904_DF	1,2,3,4,7,8-Hexachlorodibenzofuran (HxCDF)	5/11/2013	1.6	Yes	Y	J			2.4752	0.1141	pg/g
JW-EA10-SC42-A-130426	A5448_10904_DF	Total Pentachlorodibenzo-p-dioxin (PeCDD)	5/11/2013	68.1	Yes	Y	EMPC	J	23	2.4752	0.1074	pg/g
JW-EA10-SC42-A-130426	A5448_10904_DF	Total Pentachlorodibenzofuran (PeCDF)	5/11/2013	41.9	Yes	Y	EMPC	J	23	2.4752	0.1092	pg/g

SDG: A5448

Analytical Method		E1613B														
Sample ID	Lab Sample ID	Chemical Name	Anal Date	Result	Mod Res	Report	Detect	Lab Qual	Val Qual	Reason	RL	MUL	Units			
JW-EA10-SC42-A-130426	A5448_10904_DF	1,2,3,4,6,7,8-Heptachlorodibenzo-p-dioxin (HpCDD)	5/11/2013	77.8		Yes	Y				2.4752	0.1308	pg/g			
JW-EA10-SC42-A-130426	A5448_10904_DF	1,2,3,7,8-Pentachlorodibenzofuran (PeCDF)	5/11/2013	1.76		Yes	Y	J			2.4752	0.1116	pg/g			
JW-EA10-SC42-A-130426	A5448_10904_DF	2,3,7,8-Tetrachlorodibenzofuran (TCDF)	5/11/2013	6.48		Yes	Y				0.495	0.1033	pg/g			
JW-EA10-SC42-A-130426	A5448_10904_DF	1,2,3,4,6,7,8-Heptachlorodibenzofuran (HpCDF)	5/11/2013	17.1		Yes	Y				2.4752	0.1088	pg/g			
JW-EA10-SC42-A-130426	A5448_10904_DF	Total Tetrachlorodibenzo-p-dioxin (TCDD)	5/11/2013	84.4		Yes	Y	EMPC	J	23	0.495	0.1024	pg/g			
JW-EA10-SC42-A-130426	A5448_10904_DF	1,2,3,4,6,7,8,9-Octachlorodibenzo-p-dioxin (OCDD)	5/11/2013	532		Yes	Y				4.9505	0.1764	pg/g			
JW-EA10-SC42-A-130426	A5448_10904_DF	2,3,7,8-Tetrachlorodibenzo-p-dioxin (TCDD)	5/11/2013	0.87		Yes	Y				0.495	0.1024	pg/g			
JW-EA10-SC42-B-130426	A5448_10968_DF	1,2,3,6,7,8-Hexachlorodibenzo-p-dioxin (HxCDD)	5/30/2013	0.1573		Yes	N	U			3.0084	0.1573	pg/g			
JW-EA10-SC42-B-130426	A5448_10968_DF	Total Tetrachlorodibenzofuran (TCDF)	5/30/2013	1.9		Yes	Y				0.6017	0.1418	pg/g			
JW-EA10-SC42-B-130426	A5448_10968_DF	Total Pentachlorodibenzo-p-dioxin (PeCDD)	5/30/2013	0.622		Yes	Y	EMPC	J	23	3.0084	0.1407	pg/g			
JW-EA10-SC42-B-130426	A5448_10968_DF	Total Hexachlorodibenzofuran (HxCDF)	5/30/2013	0.1092		Yes	N	U			3.0084	0.1092	pg/g			
JW-EA10-SC42-B-130426	A5448_10968_DF	Total Hexachlorodibenzo-p-dioxin (HxCDD)	5/30/2013	1.16		Yes	Y	EMPC	J	23	3.0084	0.1545	pg/g			
JW-EA10-SC42-B-130426	A5448_10968_DF	Total Pentachlorodibenzofuran (PeCDF)	5/30/2013	0.1343		Yes	N	U			3.0084	0.1343	pg/g			
JW-EA10-SC42-B-130426	A5448_10968_DF	1,2,3,7,8,9-Hexachlorodibenzo-p-dioxin (HxCDD)	5/30/2013	0.1508		Yes	N	U			3.0084	0.1508	pg/g			
JW-EA10-SC42-B-130426	A5448_10968_DF	1,2,3,7,8,9-Hexachlorodibenzofuran (HxCDF)	5/30/2013	0.1226		Yes	N	U			3.0084	0.1226	pg/g			
JW-EA10-SC42-B-130426	A5448_10968_DF	1,2,3,7,8-Pentachlorodibenzofuran (PeCDF)	5/30/2013	0.1431		Yes	N	U			3.0084	0.1431	pg/g			
JW-EA10-SC42-B-130426	A5448_10968_DF	Total Tetrachlorodibenzo-p-dioxin (TCDD)	5/30/2013	1.18		Yes	Y				0.6017	0.1368	pg/g			
JW-EA10-SC42-B-130426	A5448_10968_DF	1,2,3,4,7,8,9-Heptachlorodibenzofuran (HpCDF)	5/30/2013	0.1838		Yes	N	U			3.0084	0.1838	pg/g			
JW-EA10-SC42-B-130426	A5448_10968_DF	1,2,3,4,6,7,8-Heptachlorodibenzofuran (HpCDF)	5/30/2013	0.1337		Yes	N	U			3.0084	0.1337	pg/g			

SDG: A5448

Analytical Method E1613B

Sample ID	Lab Sample ID	Chemical Name	Anal Date	Result	Mod Res Report	Detect	Lab Qual	Val Qual	Reason	RL	MDL	Units
JW-EA10-SC42-B-130426	A5448_10968_DF	2,3,4,7,8-Pentachlorodibenzofuran (PeCDF)	5/30/2013	0.1254	Yes	N	U			3.0084	0.1254	pg/g
JW-EA10-SC42-B-130426	A5448_10968_DF	1,2,3,4,6,7,8,9-Octachlorodibenzo-p-dioxin (OCDD)	5/30/2013	3.65	Yes	Y	J			6.0168	0.2873	pg/g
JW-EA10-SC42-B-130426	A5448_10968_DF	2,3,7,8-Tetrachlorodibenzo-p-dioxin (TCDD)	5/30/2013	0.1368	Yes	N	U			0.6017	0.1368	pg/g
JW-EA10-SC42-B-130426	A5448_10968_DF	2,3,7,8-Tetrachlorodibenzofuran (TCDF)	5/30/2013	0.293	Yes	Y	J			0.6017	0.1418	pg/g
JW-EA10-SC42-B-130426	A5448_10968_DF	2,3,4,6,7,8-Hexachlorodibenzofuran (HxCDF)	5/30/2013	0.1203	Yes	N	U			3.0084	0.1203	pg/g
JW-EA10-SC42-B-130426	A5448_10968_DF	1,2,3,4,6,7,8-Heptachlorodibenzo-p-dioxin (HpCDD)	5/30/2013	0.461	Yes	Y	EMPC J	J	23	3.0084	0.1501	pg/g
JW-EA10-SC42-B-130426	A5448_10968_DF	1,2,3,7,8-Pentachlorodibenzo-p-dioxin (PeCDD)	5/30/2013	0.1407	Yes	N	U			3.0084	0.1407	pg/g
JW-EA10-SC42-B-130426	A5448_10968_DF	1,2,3,4,6,7,8,9-Octachlorodibenzofuran (OCDF)	5/30/2013	0.3732	Yes	N	U			6.0168	0.3732	pg/g
JW-EA10-SC42-B-130426	A5448_10968_DF	1,2,3,4,7,8-Hexachlorodibenzofuran (HxCDF)	5/30/2013	0.1021	Yes	N	U			3.0084	0.1021	pg/g
JW-EA10-SC42-B-130426	A5448_10968_DF	1,2,3,4,7,8-Hexachlorodibenzo-p-dioxin (HxCDD)	5/30/2013	0.1566	Yes	N	U			3.0084	0.1566	pg/g
JW-EA10-SC42-B-130426	A5448_10968_DF	Total Heptachlorodibenzofuran (HpCDF)	5/30/2013	0.1554	Yes	N	U			3.0084	0.1554	pg/g
JW-EA10-SC42-B-130426	A5448_10968_DF	1,2,3,6,7,8-Hexachlorodibenzofuran (HxCDF)	5/30/2013	0.0957	Yes	N	U			3.0084	0.0957	pg/g
JW-EA10-SC42-B-130426	A5448_10968_DF	Total Heptachlorodibenzo-p-dioxin (HpCDD)	5/30/2013	1.2	Yes	Y	EMPC J	J	23	3.0084	0.1501	pg/g
JW-EA10-SC42-C-130426	A5448_10904_DF	2,3,7,8-Tetrachlorodibenzofuran (TCDF)	5/11/2013	0.08	Yes	N	U			0.4566	0.08	pg/g
JW-EA10-SC42-C-130426	A5448_10904_DF	Total Pentachlorodibenzofuran (PeCDF)	5/11/2013	0.0801	Yes	N	U			2.2831	0.0801	pg/g
JW-EA10-SC42-C-130426	A5448_10904_DF	2,3,7,8-Tetrachlorodibenzo-p-dioxin (TCDD)	5/11/2013	0.1048	Yes	N	U			0.4566	0.1048	pg/g
JW-EA10-SC42-C-130426	A5448_10904_DF	2,3,4,7,8-Pentachlorodibenzofuran (PeCDF)	5/11/2013	0.0828	Yes	N	U			2.2831	0.0828	pg/g
JW-EA10-SC42-C-130426	A5448_10904_DF	Total Heptachlorodibenzofuran (HpCDF)	5/11/2013	0.093	Yes	N	U			2.2831	0.093	pg/g
JW-EA10-SC42-C-130426	A5448_10904_DF	2,3,4,6,7,8-Hexachlorodibenzofuran (HxCDF)	5/11/2013	0.0841	Yes	N	U			2.2831	0.0841	pg/g

SDG: A5448

Analytical Method E1613B

Sample ID	Lab Sample ID	Chemical Name	Anal Date	Result	Mod Res	Report	Detect	Lab Qual	Val Qual	Reason	RL	MUL	Units
JW-EA10-SC42-C-130426	A5448_10904_DF	Total Heptachlorodibenzo-p-dioxin (HpCDD)	5/11/2013	0.754		Yes	Y	EMPC	J	23	2.2831	0.1244	pg/g
JW-EA10-SC42-C-130426	A5448_10904_DF	1,2,3,7,8-Pentachlorodibenzo-p-dioxin (PeCDD)	5/11/2013	0.1066		Yes	N	U			2.2831	0.1066	pg/g
JW-EA10-SC42-C-130426	A5448_10904_DF	Total Hexachlorodibenzofuran (HxCDF)	5/11/2013	0.0873		Yes	N	U			2.2831	0.0873	pg/g
JW-EA10-SC42-C-130426	A5448_10904_DF	Total Hexachlorodibenzo-p-dioxin (HxCDD)	5/11/2013	0.127		Yes	N	U			2.2831	0.127	pg/g
JW-EA10-SC42-C-130426	A5448_10904_DF	1,2,3,7,8,9-Hexachlorodibenzofuran (HxCDF)	5/11/2013	0.1021		Yes	N	U			2.2831	0.1021	pg/g
JW-EA10-SC42-C-130426	A5448_10904_DF	Total Pentachlorodibenzo-p-dioxin (PeCDD)	5/11/2013	0.1066		Yes	N	U			2.2831	0.1066	pg/g
JW-EA10-SC42-C-130426	A5448_10904_DF	1,2,3,4,7,8-Hexachlorodibenzo-p-dioxin (HxCDD)	5/11/2013	0.1284		Yes	N	U			2.2831	0.1284	pg/g
JW-EA10-SC42-C-130426	A5448_10904_DF	1,2,3,4,7,8-Hexachlorodibenzofuran (HxCDF)	5/11/2013	0.0837		Yes	N	U			2.2831	0.0837	pg/g
JW-EA10-SC42-C-130426	A5448_10904_DF	1,2,3,4,6,7,8-Heptachlorodibenzofuran (HpCDF)	5/11/2013	0.0923		Yes	N	U			2.2831	0.0923	pg/g
JW-EA10-SC42-C-130426	A5448_10904_DF	1,2,3,4,6,7,8,9-Octachlorodibenzo-p-dioxin (OCDD)	5/11/2013	2.66		Yes	Y	J			4.5662	0.1937	pg/g
JW-EA10-SC42-C-130426	A5448_10904_DF	1,2,3,6,7,8-Hexachlorodibenzofuran (HxCDF)	5/11/2013	0.0819		Yes	N	U			2.2831	0.0819	pg/g
JW-EA10-SC42-C-130426	A5448_10904_DF	1,2,3,4,7,8,9-Heptachlorodibenzofuran (HpCDF)	5/11/2013	0.0936		Yes	N	U			2.2831	0.0936	pg/g
JW-EA10-SC42-C-130426	A5448_10904_DF	1,2,3,7,8,9-Hexachlorodibenzo-p-dioxin (HxCDD)	5/11/2013	0.124		Yes	N	U			2.2831	0.124	pg/g
JW-EA10-SC42-C-130426	A5448_10904_DF	1,2,3,4,6,7,8-Heptachlorodibenzo-p-dioxin (HpCDD)	5/11/2013	0.26		Yes	Y	EMPC J	J	23	2.2831	0.1244	pg/g
JW-EA10-SC42-C-130426	A5448_10904_DF	1,2,3,4,6,7,8,9-Octachlorodibenzofuran (OCDF)	5/11/2013	0.1454		Yes	N	U			4.5662	0.1454	pg/g
JW-EA10-SC42-C-130426	A5448_10904_DF	1,2,3,7,8-Pentachlorodibenzofuran (PeCDF)	5/11/2013	0.0776		Yes	N	U			2.2831	0.0776	pg/g
JW-EA10-SC42-C-130426	A5448_10904_DF	Total Tetrachlorodibenzo-p-dioxin (TCDD)	5/11/2013	0.306		Yes	Y	EMPC	J	23	0.4566	0.1048	pg/g
JW-EA10-SC42-C-130426	A5448_10904_DF	Total Tetrachlorodibenzofuran (TCDF)	5/11/2013	0.08		Yes	N	U			0.4566	0.08	pg/g

SDG: A5448

Analytical Method E1613B

Sample ID	Lab Sample ID	Chemical Name	Anal Date	Result	Mod Res Report	Detect	Lab Qual	Val Qual	Reason	RL	MDL	Units
JW-EA10-SC42-C-130426	A5448_10904_DF	1,2,3,6,7,8-Hexachlorodibenzo-p-dioxin (HxCDD)	5/11/2013	0.1293	Yes	N	U			2.2831	0.1293	pg/g

Analytical Method E1668A

Sample ID	Lab Sample ID	Chemical Name	Anal Date	Result	Mod Res Report	Detect	Lab Qual	Val Qual	Reason	RL	MDL	Units
JW-EA10-SC42-A-130426	A5448_10904_PC	PCB-137	5/13/2013	261	Yes	Y				0.99	0.216	pg/g
JW-EA10-SC42-A-130426	A5448_10904_PC	PCB-046	5/13/2013	32.2	Yes	Y				0.99	0.543	pg/g
JW-EA10-SC42-A-130426	A5448_10904_PC	PCB-139/140	5/13/2013	90.4	Yes	Y	C			1.98	0.241	pg/g
JW-EA10-SC42-A-130426	A5448_10904_PC	PCB-045	5/13/2013	59.2	Yes	Y				0.99	0.483	pg/g
JW-EA10-SC42-A-130426	A5448_10904_PC	PCB-048	5/13/2013	126	Yes	Y				0.99	0.43	pg/g
JW-EA10-SC42-A-130426	A5448_10904_PC	PCB-141	5/13/2013	694	Yes	Y				0.99	0.251	pg/g
JW-EA10-SC42-A-130426	A5448_10904_PC	PCB-086/087/097/108/119/125	5/13/2013	3180	Yes	Y	C	J	EMPC	5.94	2.27	pg/g
JW-EA10-SC42-A-130426	A5448_10904_PC	PCB-142	5/13/2013	0.94	Yes	Y			23	0.99	0.285	pg/g
JW-EA10-SC42-A-130426	A5448_10904_PC	PCB-044/047/065	5/13/2013	1120	Yes	Y	C			2.97	0.405	pg/g
JW-EA10-SC42-A-130426	A5448_10904_PC	PCB-136	5/13/2013	455	Yes	Y				0.99	0.181	pg/g
JW-EA10-SC42-A-130426	A5448_10904_PC	PCB-049/069	5/13/2013	649	Yes	Y	C			1.98	0.361	pg/g
JW-EA10-SC42-A-130426	A5448_10904_PC	PCB-135/151	5/13/2013	1050	Yes	Y	C			1.98	0.259	pg/g
JW-EA10-SC42-A-130426	A5448_10904_PC	PCB-043	5/13/2013	24.9	Yes	Y				0.99	0.501	pg/g
JW-EA10-SC42-A-130426	A5448_10904_PC	PCB-134	5/13/2013	263	Yes	Y				0.99	0.299	pg/g
JW-EA10-SC42-A-130426	A5448_10904_PC	PCB-040/071	5/13/2013	499	Yes	Y	C			1.98	0.421	pg/g
JW-EA10-SC42-A-130426	A5448_10904_PC	PCB-051	5/13/2013	34.2	Yes	Y				0.99	0.455	pg/g
JW-EA10-SC42-A-130426	A5448_10904_PC	PCB-133	5/13/2013	56.4	Yes	Y				0.99	0.259	pg/g
JW-EA10-SC42-A-130426	A5448_10904_PC	PCB-052	5/13/2013	2130	Yes	Y				0.99	0.444	pg/g
JW-EA10-SC42-A-130426	A5448_10904_PC	PCB-132	5/13/2013	1540	Yes	Y				0.99	0.275	pg/g
JW-EA10-SC42-A-130426	A5448_10904_PC	PCB-054	5/13/2013	0.916	Yes	Y	J			0.99	0.195	pg/g
JW-EA10-SC42-A-130426	A5448_10904_PC	PCB-131	5/13/2013	67.9	Yes	Y				0.99	0.28	pg/g
JW-EA10-SC42-A-130426	A5448_10904_PC	PCB-055	5/13/2013	14.6	Yes	Y				0.99	1.1	pg/g

SDG: A5448

Analytical Method E1668A

Sample ID	Lab Sample ID	Chemical Name	Anal Date	Result	Mod Res Report	Detect	Lab Qual	Val Qual	Reason	RL	MDL	Units
JW-EA10-SC42-A-130426	A5448_10904_PC	PCB-130	5/13/2013	336	Yes	Y				0.99	0.282	pg/g
JW-EA10-SC42-A-130426	A5448_10904_PC	PCB-050/053	5/13/2013	89.3	Yes	Y	C			1.98	0.44	pg/g
JW-EA10-SC42-A-130426	A5448_10904_PC	PCB-037	5/13/2013	236	Yes	Y				0.99	0.568	pg/g
JW-EA10-SC42-A-130426	A5448_10904_PC	PCB-027	5/13/2013	17.3	Yes	Y				0.99	0.332	pg/g
JW-EA10-SC42-A-130426	A5448_10904_PC	PCB-156/157	5/13/2013	642	Yes	Y	C			1.98	0.875	pg/g
JW-EA10-SC42-A-130426	A5448_10904_PC	PCB-031	5/13/2013	506	Yes	Y				0.99	0.516	pg/g
JW-EA10-SC42-A-130426	A5448_10904_PC	PCB-155	5/13/2013	0.266	Yes	Y	J			0.99	0.161	pg/g
JW-EA10-SC42-A-130426	A5448_10904_PC	PCB-032	5/13/2013	93.1	Yes	Y				0.99	0.316	pg/g
JW-EA10-SC42-A-130426	A5448_10904_PC	PCB-154	5/13/2013	32.7	Yes	Y				0.99	0.225	pg/g
JW-EA10-SC42-A-130426	A5448_10904_PC	PCB-034	5/13/2013	3	Yes	Y				0.99	0.548	pg/g
JW-EA10-SC42-A-130426	A5448_10904_PC	PCB-153/168	5/13/2013	3260	Yes	Y	C			1.98	0.195	pg/g
JW-EA10-SC42-A-130426	A5448_10904_PC	PCB-035	5/13/2013	25.4	Yes	Y				0.99	0.553	pg/g
JW-EA10-SC42-A-130426	A5448_10904_PC	PCB-152	5/13/2013	3.45	Yes	Y				0.99	0.169	pg/g
JW-EA10-SC42-A-130426	A5448_10904_PC	PCB-041	5/13/2013	48.7	Yes	Y				0.99	0.51	pg/g
JW-EA10-SC42-A-130426	A5448_10904_PC	PCB-150	5/13/2013	3.77	Yes	Y				0.99	0.166	pg/g
JW-EA10-SC42-A-130426	A5448_10904_PC	PCB-143	5/13/2013	0.265	Yes	N	U			0.99	0.265	pg/g
JW-EA10-SC42-A-130426	A5448_10904_PC	PCB-148	5/13/2013	3.07	Yes	Y				0.99	0.251	pg/g
JW-EA10-SC42-A-130426	A5448_10904_PC	PCB-038	5/13/2013	1.81	Yes	Y				0.99	0.534	pg/g
JW-EA10-SC42-A-130426	A5448_10904_PC	PCB-147/149	5/13/2013	2880	Yes	Y	C			1.98	0.247	pg/g
JW-EA10-SC42-A-130426	A5448_10904_PC	PCB-039	5/13/2013	4.09	Yes	Y				0.99	0.485	pg/g
JW-EA10-SC42-A-130426	A5448_10904_PC	PCB-146	5/13/2013	559	Yes	Y				0.99	0.234	pg/g
JW-EA10-SC42-A-130426	A5448_10904_PC	PCB-123	5/13/2013	99.8	Yes	Y				0.99	1.82	pg/g
JW-EA10-SC42-A-130426	A5448_10904_PC	PCB-145	5/13/2013	1.92	Yes	Y				0.99	0.175	pg/g
JW-EA10-SC42-A-130426	A5448_10904_PC	PCB-056	5/13/2013	504	Yes	Y				0.99	1.12	pg/g
JW-EA10-SC42-A-130426	A5448_10904_PC	PCB-144	5/13/2013	166	Yes	Y				0.99	0.25	pg/g

SDG: A5448

Analytical Method E1668A

Sample ID	Lab Sample ID	Chemical Name	Anal Date	Result	Mod Res Report	Detect	Lab Qual	Val Qual	Reason	RI	MDL	Units
JW-EA10-SC42-A-130426	A5448_10904_PC	PCB-042	5/13/2013	213	Yes	Y				0.99	0.47	pg/g
JW-EA10-SC42-A-130426	A5448_10904_PC	PCB-036	5/13/2013	5.92	Yes	Y				0.99	0.504	pg/g
JW-EA10-SC42-A-130426	A5448_10904_PC	PCB-109	5/13/2013	287	Yes	Y				0.99	1.8	pg/g
JW-EA10-SC42-A-130426	A5448_10904_PC	PCB-077	5/13/2013	138	Yes	Y				0.99	1.02	pg/g
JW-EA10-SC42-A-130426	A5448_10904_PC	PCB-098	5/13/2013	114	Yes	Y				0.99	3.11	pg/g
JW-EA10-SC42-A-130426	A5448_10904_PC	PCB-111	5/13/2013	1.82	Yes	N	U			0.99	1.82	pg/g
JW-EA10-SC42-A-130426	A5448_10904_PC	PCB-093/100	5/13/2013	258	Yes	Y	C			1.98	2.68	pg/g
JW-EA10-SC42-A-130426	A5448_10904_PC	PCB-078	5/13/2013	1.08	Yes	N	U			0.99	1.08	pg/g
JW-EA10-SC42-A-130426	A5448_10904_PC	PCB-099	5/13/2013	2210	Yes	Y				0.99	2.38	pg/g
JW-EA10-SC42-A-130426	A5448_10904_PC	PCB-158	5/13/2013	544	Yes	Y				0.99	0.176	pg/g
JW-EA10-SC42-A-130426	A5448_10904_PC	PCB-022	5/13/2013	177	Yes	Y				0.99	0.567	pg/g
JW-EA10-SC42-A-130426	A5448_10904_PC	PCB-092	5/13/2013	815	Yes	Y				0.99	2.7	pg/g
JW-EA10-SC42-A-130426	A5448_10904_PC	PCB-126	5/13/2013	7.48	Yes	Y				0.99	0.608	pg/g
JW-EA10-SC42-A-130426	A5448_10904_PC	PCB-102	5/13/2013	2.26	Yes	N	U			0.99	2.26	pg/g
JW-EA10-SC42-A-130426	A5448_10904_PC	PCB-096	5/13/2013	18.8	Yes	Y				0.99	0.185	pg/g
JW-EA10-SC42-A-130426	A5448_10904_PC	PCB-091	5/13/2013	477	Yes	Y				0.99	2.4	pg/g
JW-EA10-SC42-A-130426	A5448_10904_PC	PCB-103	5/13/2013	19	Yes	Y				0.99	2.51	pg/g
JW-EA10-SC42-A-130426	A5448_10904_PC	PCB-090/101/113	5/13/2013	4510	Yes	Y	C			2.97	2.31	pg/g
JW-EA10-SC42-A-130426	A5448_10904_PC	PCB-104	5/13/2013	0.155	Yes	N	U			0.99	0.155	pg/g
JW-EA10-SC42-A-130426	A5448_10904_PC	PCB-089	5/13/2013	35.9	Yes	Y				0.99	2.94	pg/g
JW-EA10-SC42-A-130426	A5448_10904_PC	PCB-105	5/13/2013	2050	Yes	Y				0.99	1.97	pg/g
JW-EA10-SC42-A-130426	A5448_10904_PC	PCB-088	5/13/2013	2.97	Yes	N	U			0.99	2.97	pg/g
JW-EA10-SC42-A-130426	A5448_10904_PC	PCB-081	5/13/2013	1.11	Yes	N	U			0.99	1.11	pg/g
JW-EA10-SC42-A-130426	A5448_10904_PC	PCB-107/124	5/13/2013	182	Yes	Y	C			1.98	1.94	pg/g
JW-EA10-SC42-A-130426	A5448_10904_PC	PCB-080	5/13/2013	13.8	Yes	Y				0.99	0.921	pg/g

SDG: A5448

Analytical Method E1668A

Sample ID	Lab Sample ID	Chemical Name	Anal Date	Result	Mod Res	Report	Detect	Lab Qual	Val Qual	Reason	RL	MDL	Units
JW-EA10-SC42-A-130426	A5448_10904_PC	PCB-079	5/13/2013	20.2		Yes	Y				0.99	0.935	pg/g
JW-EA10-SC42-A-130426	A5448_10904_PC	PCB-120	5/13/2013	11.9		Yes	Y				0.99	1.8	pg/g
JW-EA10-SC42-A-130426	A5448_10904_PC	PCB-057	5/13/2013	2.33		Yes	Y				0.99	1.08	pg/g
JW-EA10-SC42-A-130426	A5448_10904_PC	PCB-128/166	5/13/2013	890		Yes	Y	C			1.98	0.821	pg/g
JW-EA10-SC42-A-130426	A5448_10904_PC	PCB-058	5/13/2013	8		Yes	Y				0.99	1.06	pg/g
JW-EA10-SC42-A-130426	A5448_10904_PC	PCB-127	5/13/2013	6.02		Yes	Y				0.99	1.83	pg/g
JW-EA10-SC42-A-130426	A5448_10904_PC	PCB-059/062/075	5/13/2013	55.4		Yes	Y	C			2.97	0.318	pg/g
JW-EA10-SC42-A-130426	A5448_10904_PC	PCB-110	5/13/2013	4830		Yes	Y	E	J	20	0.99	1.9	pg/g
JW-EA10-SC42-A-130426	A5448_10904_PC	PCB-060	5/13/2013	261		Yes	Y				0.99	1.08	pg/g
JW-EA10-SC42-A-130426	A5448_10904_PC	PCB-061/070/074/076	5/13/2013	2760		Yes	Y	C			3.96	1.05	pg/g
JW-EA10-SC42-A-130426	A5448_10904_PC	PCB-122	5/13/2013	49.1		Yes	Y				0.99	2.04	pg/g
JW-EA10-SC42-A-130426	A5448_10904_PC	PCB-063	5/13/2013	42.6		Yes	Y				0.99	0.97	pg/g
JW-EA10-SC42-A-130426	A5448_10904_PC	PCB-094	5/13/2013	13.6		Yes	Y				0.99	2.87	pg/g
JW-EA10-SC42-A-130426	A5448_10904_PC	PCB-064	5/13/2013	421		Yes	Y				0.99	0.296	pg/g
JW-EA10-SC42-A-130426	A5448_10904_PC	PCB-112	5/13/2013	1.95		Yes	N	U			0.99	1.95	pg/g
JW-EA10-SC42-A-130426	A5448_10904_PC	PCB-066	5/13/2013	1260		Yes	Y				0.99	1.11	pg/g
JW-EA10-SC42-A-130426	A5448_10904_PC	PCB-118	5/13/2013	4850		Yes	Y	E	J	20	0.99	1.84	pg/g
JW-EA10-SC42-A-130426	A5448_10904_PC	PCB-067	5/13/2013	21.7		Yes	Y				0.99	1.03	pg/g
JW-EA10-SC42-A-130426	A5448_10904_PC	PCB-117	5/13/2013	115		Yes	Y				0.99	1.88	pg/g
JW-EA10-SC42-A-130426	A5448_10904_PC	PCB-068	5/13/2013	9.4		Yes	Y				0.99	0.974	pg/g
JW-EA10-SC42-A-130426	A5448_10904_PC	PCB-115	5/13/2013	388		Yes	Y				0.99	2.07	pg/g
JW-EA10-SC42-A-130426	A5448_10904_PC	PCB-072	5/13/2013	18.1		Yes	Y				0.99	1.05	pg/g
JW-EA10-SC42-A-130426	A5448_10904_PC	PCB-114	5/13/2013	97.2		Yes	Y				0.99	1.76	pg/g
JW-EA10-SC42-A-130426	A5448_10904_PC	PCB-073	5/13/2013	0.336		Yes	N	U			0.99	0.336	pg/g
JW-EA10-SC42-A-130426	A5448_10904_PC	PCB-129/138/163	5/13/2013	5250		Yes	Y	C			2.97	0.237	pg/g

SDG: A5448

Analytical Method E1668A

Sample ID	Lab Sample ID	Chemical Name	Anal Date	Result	Mod Res Report	Detected	Lab Qual	Val Qual	Reason	RL	MDL	Units
JW-EA10-SC42-A-130426	A5448_10904_PC	PCB-121	5/13/2013	1.9	Yes	N	U			0.99	1.9	pg/g
JW-EA10-SC42-A-130426	A5448_10904_PC	PCB-209	5/13/2013	114	Yes	Y				0.99	0.31	pg/g
JW-EA10-SC42-A-130426	A5448_10904_PC	PCB-205	5/13/2013	8.4	Yes	Y				0.99	0.42	pg/g
JW-EA10-SC42-A-130426	A5448_10904_PC	PCB-011	5/13/2013	425	Yes	Y				0.99	0.323	pg/g
JW-EA10-SC42-A-130426	A5448_10904_PC	PCB-190	5/13/2013	93.2	Yes	Y				0.99	0.435	pg/g
JW-EA10-SC42-A-130426	A5448_10904_PC	PCB-206	5/13/2013	146	Yes	Y				0.99	0.899	pg/g
JW-EA10-SC42-A-130426	A5448_10904_PC	PCB-207	5/13/2013	18.6	Yes	Y				0.99	0.589	pg/g
JW-EA10-SC42-A-130426	A5448_10904_PC	PCB-012/013	5/13/2013	31.5	Yes	Y	C			1.98	0.32	pg/g
JW-EA10-SC42-A-130426	A5448_10904_PC	PCB-189	5/13/2013	23.7	Yes	Y				0.99	0.436	pg/g
JW-EA10-SC42-A-130426	A5448_10904_PC	PCB-171/173	5/13/2013	194	Yes	Y	C			1.98	0.669	pg/g
JW-EA10-SC42-A-130426	A5448_10904_PC	PCB-014	5/13/2013	2.99	Yes	Y				0.99	0.281	pg/g
JW-EA10-SC42-A-130426	A5448_10904_PC	PCB-010	5/13/2013	0.352	Yes	N	U			0.99	0.352	pg/g
JW-EA10-SC42-A-130426	A5448_10904_PC	PCB-188	5/13/2013	0.987	Yes	Y	J	EMPC	23	0.99	0.209	pg/g
JW-EA10-SC42-A-130426	A5448_10904_PC	PCB-082	5/13/2013	532	Yes	Y				0.99	3.06	pg/g
JW-EA10-SC42-A-130426	A5448_10904_PC	PCB-015	5/13/2013	126	Yes	Y				0.99	0.31	pg/g
JW-EA10-SC42-A-130426	A5448_10904_PC	PCB-004	5/13/2013	29.4	Yes	Y		J	5	0.99	0.508	pg/g
JW-EA10-SC42-A-130426	A5448_10904_PC	PCB-172	5/13/2013	91.7	Yes	Y				0.99	0.638	pg/g
JW-EA10-SC42-A-130426	A5448_10904_PC	PCB-194	5/13/2013	225	Yes	Y				0.99	0.583	pg/g
JW-EA10-SC42-A-130426	A5448_10904_PC	PCB-016	5/13/2013	94.5	Yes	Y				0.99	0.587	pg/g
JW-EA10-SC42-A-130426	A5448_10904_PC	PCB-084	5/13/2013	1100	Yes	Y				0.99	3.17	pg/g
JW-EA10-SC42-A-130426	A5448_10904_PC	PCB-208	5/13/2013	56.9	Yes	Y				0.99	0.595	pg/g
JW-EA10-SC42-A-130426	A5448_10904_PC	PCB-195	5/13/2013	81.1	Yes	Y				0.99	0.641	pg/g
JW-EA10-SC42-A-130426	A5448_10904_PC	PCB-198/199	5/13/2013	235	Yes	Y	C			1.98	0.268	pg/g
JW-EA10-SC42-A-130426	A5448_10904_PC	PCB-200	5/13/2013	25.8	Yes	Y				0.99	0.224	pg/g
JW-EA10-SC42-A-130426	A5448_10904_PC	PCB-005	5/13/2013	118	Yes	Y				0.99	0.336	pg/g

SDG: A5448

Analytical Method E1668A

Sample ID	Lab Sample ID	Chemical Name	Anal Date	Result	Mod Res Report	Detect	Lab Qual	Val Qual	Reason	RL	MDL	Units
JW-EA10-SC42-A-130426	A5448_10904_PC	PCB-197	5/13/2013	7.75	Yes	Y				0.99	0.197	pg/g
JW-EA10-SC42-A-130426	A5448_10904_PC	PCB-003	5/13/2013	54.5	Yes	Y				0.99	0.463	pg/g
JW-EA10-SC42-A-130426	A5448_10904_PC	PCB-006	5/13/2013	22	Yes	Y				0.99	0.341	pg/g
JW-EA10-SC42-A-130426	A5448_10904_PC	PCB-196	5/13/2013	99.4	Yes	Y				0.99	0.263	pg/g
JW-EA10-SC42-A-130426	A5448_10904_PC	PCB-201	5/13/2013	30.7	Yes	Y				0.99	0.206	pg/g
JW-EA10-SC42-A-130426	A5448_10904_PC	PCB-204	5/13/2013	0.218	Yes	N	U			0.99	0.218	pg/g
JW-EA10-SC42-A-130426	A5448_10904_PC	PCB-002	5/13/2013	41.9	Yes	Y				0.99	0.424	pg/g
JW-EA10-SC42-A-130426	A5448_10904_PC	PCB-191	5/13/2013	22.6	Yes	Y				0.99	0.451	pg/g
JW-EA10-SC42-A-130426	A5448_10904_PC	PCB-008	5/13/2013	0.331	Yes	N	U			0.99	0.331	pg/g
JW-EA10-SC42-A-130426	A5448_10904_PC	PCB-202	5/13/2013	59.8	Yes	Y				0.99	0.228	pg/g
JW-EA10-SC42-A-130426	A5448_10904_PC	PCB-026/029	5/13/2013	72.2	Yes	Y	C			1.98	0.535	pg/g
JW-EA10-SC42-A-130426	A5448_10904_PC	PCB-009	5/13/2013	6.09	Yes	Y				0.99	0.361	pg/g
JW-EA10-SC42-A-130426	A5448_10904_PC	PCB-001	5/13/2013	35.6	Yes	Y				0.99	0.381	pg/g
JW-EA10-SC42-A-130426	A5448_10904_PC	PCB-192	5/13/2013	0.483	Yes	N	U			0.99	0.483	pg/g
JW-EA10-SC42-A-130426	A5448_10904_PC	PCB-203	5/13/2013	142	Yes	Y				0.99	0.254	pg/g
JW-EA10-SC42-A-130426	A5448_10904_PC	PCB-083	5/13/2013	178	Yes	Y				0.99	3.11	pg/g
JW-EA10-SC42-A-130426	A5448_10904_PC	PCB-007	5/13/2013	4.79	Yes	Y				0.99	0.317	pg/g
JW-EA10-SC42-A-130426	A5448_10904_PC	PCB-161	5/13/2013	0.187	Yes	N	U			0.99	0.187	pg/g
JW-EA10-SC42-A-130426	A5448_10904_PC	PCB-180/193	5/13/2013	1050	Yes	Y	C			1.98	0.5	pg/g
JW-EA10-SC42-A-130426	A5448_10904_PC	PCB-164	5/13/2013	305	Yes	Y				0.99	0.198	pg/g
JW-EA10-SC42-A-130426	A5448_10904_PC	PCB-106	5/13/2013	1.92	Yes	N	U			0.99	1.92	pg/g
JW-EA10-SC42-A-130426	A5448_10904_PC	PCB-017	5/13/2013	94.6	Yes	Y				0.99	0.444	pg/g
JW-EA10-SC42-A-130426	A5448_10904_PC	PCB-162	5/13/2013	16.8	Yes	Y				0.99	0.679	pg/g
JW-EA10-SC42-A-130426	A5448_10904_PC	PCB-095	5/13/2013	2630	Yes	Y				0.99	2.68	pg/g
JW-EA10-SC42-A-130426	A5448_10904_PC	PCB-182	5/13/2013	3.12	Yes	Y	EMPC	J	23	0.99	0.558	pg/g

SDG: A5448

Analytical Method E1668A

Sample ID	Lab Sample ID	Chemical Name	Anal Date	Result	Mod Res Report	Detect	Lab Qual	Val Qual	Reason	RL	MDL	Units
JW-EA10-SC42-A-130426	A5448_10904_PC	PCB-021/033	5/13/2013	229	Yes	Y	C			1.98	0.531	pg/g
JW-EA10-SC42-A-130426	A5448_10904_PC	PCB-183	5/13/2013	306	Yes	Y				0.99	0.579	pg/g
JW-EA10-SC42-A-130426	A5448_10904_PC	PCB-181	5/13/2013	9.52	Yes	Y				0.99	0.584	pg/g
JW-EA10-SC42-A-130426	A5448_10904_PC	PCB-184	5/13/2013	0.591	Yes	Y	J			0.99	0.231	pg/g
JW-EA10-SC42-A-130426	A5448_10904_PC	PCB-024	5/13/2013	2.21	Yes	Y				0.99	0.349	pg/g
JW-EA10-SC42-A-130426	A5448_10904_PC	PCB-160	5/13/2013	0.187	Yes	N	U			0.99	0.187	pg/g
JW-EA10-SC42-A-130426	A5448_10904_PC	PCB-185	5/13/2013	55.6	Yes	Y				0.99	0.565	pg/g
JW-EA10-SC42-A-130426	A5448_10904_PC	PCB-025	5/13/2013	34.2	Yes	Y				0.99	0.534	pg/g
JW-EA10-SC42-A-130426	A5448_10904_PC	PCB-186	5/13/2013	0.221	Yes	N	U			0.99	0.221	pg/g
JW-EA10-SC42-A-130426	A5448_10904_PC	PCB-159	5/13/2013	15.4	Yes	Y				0.99	0.682	pg/g
JW-EA10-SC42-A-130426	A5448_10904_PC	PCB-187	5/13/2013	580	Yes	Y				0.99	0.572	pg/g
JW-EA10-SC42-A-130426	A5448_10904_PC	PCB-023	5/13/2013	0.546	Yes	N	U			0.99	0.546	pg/g
JW-EA10-SC42-A-130426	A5448_10904_PC	PCB-177	5/13/2013	318	Yes	Y				0.99	0.676	pg/g
JW-EA10-SC42-A-130426	A5448_10904_PC	PCB-169	5/13/2013	0.682	Yes	N	U			0.99	0.682	pg/g
JW-EA10-SC42-A-130426	A5448_10904_PC	PCB-175	5/13/2013	22.5	Yes	Y				0.99	0.607	pg/g
JW-EA10-SC42-A-130426	A5448_10904_PC	PCB-176	5/13/2013	59.2	Yes	Y				0.99	0.208	pg/g
JW-EA10-SC42-A-130426	A5448_10904_PC	PCB-174	5/13/2013	532	Yes	Y				0.99	0.662	pg/g
JW-EA10-SC42-A-130426	A5448_10904_PC	PCB-170	5/13/2013	577	Yes	Y				0.99	0.592	pg/g
JW-EA10-SC42-A-130426	A5448_10904_PC	PCB-018/030	5/13/2013	229	Yes	Y	C			1.98	0.386	pg/g
JW-EA10-SC42-A-130426	A5448_10904_PC	PCB-019	5/13/2013	15.6	Yes	Y				0.99	0.503	pg/g
JW-EA10-SC42-A-130426	A5448_10904_PC	PCB-167	5/13/2013	181	Yes	Y				0.99	0.628	pg/g
JW-EA10-SC42-A-130426	A5448_10904_PC	PCB-085/116	5/13/2013	748	Yes	Y	C			1.98	2.38	pg/g
JW-EA10-SC42-A-130426	A5448_10904_PC	PCB-178	5/13/2013	93.5	Yes	Y				0.99	0.29	pg/g
JW-EA10-SC42-A-130426	A5448_10904_PC	PCB-020/028	5/13/2013	615	Yes	Y	C			1.98	0.544	pg/g
JW-EA10-SC42-A-130426	A5448_10904_PC	PCB-165	5/13/2013	0.21	Yes	N	U			0.99	0.21	pg/g

SDG: A5448

Analytical Method E1668A

Sample ID	Lab Sample ID	Chemical Name	Anal Date	Result	Mod Res Report	Detect	Lab Qual	Val Qual	Reason	RL	MDL	Units
JW-EA10-SC42-A-130426	A5448_10904_PC	PCB-179	5/13/2013	188	Yes	Y				0.99	0.222	pg/g
JW-EA10-SC42-B-130426	A5448_10904_PC	PCB-001	5/13/2013	1.28	Yes	Y				0.876	0.636	pg/g
JW-EA10-SC42-B-130426	A5448_10904_PC	PCB-081	5/13/2013	0.794	Yes	N	U			0.876	0.794	pg/g
JW-EA10-SC42-B-130426	A5448_10904_PC	PCB-003	5/13/2013	3.21	Yes	Y				0.876	0.498	pg/g
JW-EA10-SC42-B-130426	A5448_10904_PC	PCB-002	5/13/2013	4.18	Yes	Y				0.876	0.457	pg/g
JW-EA10-SC42-B-130426	A5448_10904_PC	PCB-093/100	5/13/2013	0.495	Yes	N	C U			1.75	0.495	pg/g
JW-EA10-SC42-B-130426	A5448_10904_PC	PCB-067	5/13/2013	0.743	Yes	N	U			0.876	0.743	pg/g
JW-EA10-SC42-B-130426	A5448_10904_PC	PCB-094	5/13/2013	0.531	Yes	N	U			0.876	0.531	pg/g
JW-EA10-SC42-B-130426	A5448_10904_PC	PCB-066	5/13/2013	9.1	Yes	Y				0.876	0.798	pg/g
JW-EA10-SC42-B-130426	A5448_10904_PC	PCB-088	5/13/2013	0.549	Yes	N	U			0.876	0.549	pg/g
JW-EA10-SC42-B-130426	A5448_10904_PC	PCB-073	5/13/2013	0.463	Yes	N	U			0.876	0.463	pg/g
JW-EA10-SC42-B-130426	A5448_10904_PC	PCB-068	5/13/2013	0.7	Yes	N	U			0.876	0.7	pg/g
JW-EA10-SC42-B-130426	A5448_10904_PC	PCB-090/101/113	5/13/2013	6.28	Yes	Y	B C			2.63	0.427	pg/g
JW-EA10-SC42-B-130426	A5448_10904_PC	PCB-079	5/13/2013	0.672	Yes	N	U			0.876	0.672	pg/g
JW-EA10-SC42-B-130426	A5448_10904_PC	PCB-072	5/13/2013	0.758	Yes	N	U			0.876	0.758	pg/g
JW-EA10-SC42-B-130426	A5448_10904_PC	PCB-091	5/13/2013	0.443	Yes	N	U			0.876	0.443	pg/g
JW-EA10-SC42-B-130426	A5448_10904_PC	PCB-080	5/13/2013	0.662	Yes	N	U			0.876	0.662	pg/g
JW-EA10-SC42-B-130426	A5448_10904_PC	PCB-089	5/13/2013	0.544	Yes	N	U			0.876	0.544	pg/g
JW-EA10-SC42-B-130426	A5448_10904_PC	PCB-078	5/13/2013	0.779	Yes	N	U			0.876	0.779	pg/g
JW-EA10-SC42-B-130426	A5448_10904_PC	PCB-077	5/13/2013	0.874	Yes	N	U			0.876	0.874	pg/g
JW-EA10-SC42-B-130426	A5448_10904_PC	PCB-092	5/13/2013	1.05	Yes	Y	EMPC	J	23	0.876	0.501	pg/g
JW-EA10-SC42-B-130426	A5448_10904_PC	PCB-037	5/13/2013	3.53	Yes	Y				0.876	0.841	pg/g
JW-EA10-SC42-B-130426	A5448_10904_PC	PCB-044/047/065	5/13/2013	10.4	Yes	Y	C			2.63	0.558	pg/g
JW-EA10-SC42-B-130426	A5448_10904_PC	PCB-016	5/13/2013	2.29	Yes	Y	EMPC	J	23	0.876	1.02	pg/g
JW-EA10-SC42-B-130426	A5448_10904_PC	PCB-043	5/13/2013	0.689	Yes	N	U			0.876	0.689	pg/g

SDG: A5448

Analytical Method E1668A

Sample ID	Lab Sample ID	Chemical Name	Anal Date	Result	Mod Res Report	Detect	Lab Qual	Val Qual	Reason	RL	MIL	Units
JW-EA10-SC42-B-130426	A5448_10904_PC	PCB-017	5/13/2013	2.47	Yes	Y				0.876	0.774	pg/g
JW-EA10-SC42-B-130426	A5448_10904_PC	PCB-042	5/13/2013	2.13	Yes	Y				0.876	0.646	pg/g
JW-EA10-SC42-B-130426	A5448_10904_PC	PCB-041	5/13/2013	0.93	Yes	Y	EMPC	J	23	0.876	0.702	pg/g
JW-EA10-SC42-B-130426	A5448_10904_PC	PCB-018/030	5/13/2013	4.74	Yes	Y	C			1.75	0.673	pg/g
JW-EA10-SC42-B-130426	A5448_10904_PC	PCB-040/071	5/13/2013	3.46	Yes	Y	C			1.75	0.579	pg/g
JW-EA10-SC42-B-130426	A5448_10904_PC	PCB-019	5/13/2013	0.876	Yes	N	U			0.876	0.876	pg/g
JW-EA10-SC42-B-130426	A5448_10904_PC	PCB-039	5/13/2013	0.718	Yes	N	U			0.876	0.718	pg/g
JW-EA10-SC42-B-130426	A5448_10904_PC	PCB-056	5/13/2013	1.74	Yes	Y				0.876	0.802	pg/g
JW-EA10-SC42-B-130426	A5448_10904_PC	PCB-020/028	5/13/2013	9.44	Yes	Y	C			1.75	0.806	pg/g
JW-EA10-SC42-B-130426	A5448_10904_PC	PCB-046	5/13/2013	0.747	Yes	N	U			0.876	0.747	pg/g
JW-EA10-SC42-B-130426	A5448_10904_PC	PCB-036	5/13/2013	0.747	Yes	N	U			0.876	0.747	pg/g
JW-EA10-SC42-B-130426	A5448_10904_PC	PCB-035	5/13/2013	1.52	Yes	Y				0.876	0.819	pg/g
JW-EA10-SC42-B-130426	A5448_10904_PC	PCB-022	5/13/2013	3.47	Yes	Y				0.876	0.84	pg/g
JW-EA10-SC42-B-130426	A5448_10904_PC	PCB-034	5/13/2013	0.812	Yes	N	U			0.876	0.812	pg/g
JW-EA10-SC42-B-130426	A5448_10904_PC	PCB-023	5/13/2013	0.808	Yes	N	U			0.876	0.808	pg/g
JW-EA10-SC42-B-130426	A5448_10904_PC	PCB-032	5/13/2013	1.87	Yes	Y				0.876	0.55	pg/g
JW-EA10-SC42-B-130426	A5448_10904_PC	PCB-031	5/13/2013	8.78	Yes	Y				0.876	0.765	pg/g
JW-EA10-SC42-B-130426	A5448_10904_PC	PCB-024	5/13/2013	0.608	Yes	N	U			0.876	0.608	pg/g
JW-EA10-SC42-B-130426	A5448_10904_PC	PCB-027	5/13/2013	0.58	Yes	N	U			0.876	0.58	pg/g
JW-EA10-SC42-B-130426	A5448_10904_PC	PCB-025	5/13/2013	0.969	Yes	Y	EMPC	J	23	0.876	0.791	pg/g
JW-EA10-SC42-B-130426	A5448_10904_PC	PCB-026/029	5/13/2013	2.36	Yes	Y	EMPC	C	23	1.75	0.792	pg/g
JW-EA10-SC42-B-130426	A5448_10904_PC	PCB-038	5/13/2013	0.791	Yes	N	U			0.876	0.791	pg/g
JW-EA10-SC42-B-130426	A5448_10904_PC	PCB-009	5/13/2013	0.592	Yes	N	U			0.876	0.592	pg/g
JW-EA10-SC42-B-130426	A5448_10904_PC	PCB-063	5/13/2013	0.697	Yes	N	U			0.876	0.697	pg/g
JW-EA10-SC42-B-130426	A5448_10904_PC	PCB-004	5/13/2013	0.436	Yes	N	U	UJ	5	0.876	0.436	pg/g

SDG: A5448

Analytical Method E1668A

Sample ID	Lab Sample ID	Chemical Name	Anal Date	Result	Mod Res Report	Detect	Lab Qual	Val Qual	Reason	RL	MDL	Units
JW-EA10-SC42-B-130426	A5448_10904_PC	PCB-061/070/074/076	5/13/2013	0.754	Yes	N	C	U		3.5	0.754	Pg/g
JW-EA10-SC42-B-130426	A5448_10904_PC	PCB-005	5/13/2013	0.551	Yes	N	U			0.876	0.551	Pg/g
JW-EA10-SC42-B-130426	A5448_10904_PC	PCB-060	5/13/2013	0.777	Yes	N	U			0.876	0.777	Pg/g
JW-EA10-SC42-B-130426	A5448_10904_PC	PCB-059/062/075	5/13/2013	0.679	Yes	Y	J	EMPC	J	23	0.437	Pg/g
JW-EA10-SC42-B-130426	A5448_10904_PC	PCB-006	5/13/2013	0.834	Yes	Y	J			0.876	0.56	Pg/g
JW-EA10-SC42-B-130426	A5448_10904_PC	PCB-058	5/13/2013	0.761	Yes	N	U			0.876	0.761	Pg/g
JW-EA10-SC42-B-130426	A5448_10904_PC	PCB-007	5/13/2013	0.521	Yes	N	U			0.876	0.521	Pg/g
JW-EA10-SC42-B-130426	A5448_10904_PC	PCB-057	5/13/2013	0.778	Yes	N	U			0.876	0.778	Pg/g
JW-EA10-SC42-B-130426	A5448_10904_PC	PCB-021/033	5/13/2013	6.01	Yes	Y	C			1.75	0.787	Pg/g
JW-EA10-SC42-B-130426	A5448_10904_PC	PCB-015	5/13/2013	2.99	Yes	Y				0.876	0.509	Pg/g
JW-EA10-SC42-B-130426	A5448_10904_PC	PCB-055	5/13/2013	3.9	Yes	Y				0.876	0.788	Pg/g
JW-EA10-SC42-B-130426	A5448_10904_PC	PCB-045	5/13/2013	1.32	Yes	Y				0.876	0.663	Pg/g
JW-EA10-SC42-B-130426	A5448_10904_PC	PCB-054	5/13/2013	0.307	Yes	N	U			0.876	0.307	Pg/g
JW-EA10-SC42-B-130426	A5448_10904_PC	PCB-052	5/13/2013	8.04	Yes	Y	EMPC	J	23	0.876	0.61	Pg/g
JW-EA10-SC42-B-130426	A5448_10904_PC	PCB-010	5/13/2013	0.302	Yes	N	U			0.876	0.302	Pg/g
JW-EA10-SC42-B-130426	A5448_10904_PC	PCB-051	5/13/2013	1.1	Yes	Y				0.876	0.626	Pg/g
JW-EA10-SC42-B-130426	A5448_10904_PC	PCB-011	5/13/2013	6.24	Yes	N	B	U	7	0.876	0.531	Pg/g
JW-EA10-SC42-B-130426	A5448_10904_PC	PCB-050/053	5/13/2013	1.03	Yes	Y	J	EMPC	J	23	0.605	Pg/g
JW-EA10-SC42-B-130426	A5448_10904_PC	PCB-049/069	5/13/2013	4.84	Yes	Y	C			1.75	0.497	Pg/g
JW-EA10-SC42-B-130426	A5448_10904_PC	PCB-012/013	5/13/2013	3.8	Yes	Y	C			1.75	0.525	Pg/g
JW-EA10-SC42-B-130426	A5448_10904_PC	PCB-048	5/13/2013	1.86	Yes	Y	EMPC	J	23	0.876	0.591	Pg/g
JW-EA10-SC42-B-130426	A5448_10904_PC	PCB-014	5/13/2013	0.461	Yes	N	U			0.876	0.461	Pg/g
JW-EA10-SC42-B-130426	A5448_10904_PC	PCB-064	5/13/2013	2.31	Yes	Y				0.876	0.407	Pg/g
JW-EA10-SC42-B-130426	A5448_10904_PC	PCB-008	5/13/2013	2.63	Yes	Y				0.876	0.543	Pg/g
JW-EA10-SC42-B-130426	A5448_10904_PC	PCB-164	5/13/2013	0.633	Yes	Y	J			0.876	0.255	Pg/g

SDG: A5448

Analytical Method E1668A

Sample ID	Lab Sample ID	Chemical Name	Anal Date	Result	Mod Res Report	Detect	Lab Qual	Val Qual	Reason	RL	MDL	Units
JW-EA10-SC42-B-130426	A5448_10904_PC	PCB-122	5/13/2013	0.368	Yes	N	U			0.876	0.368	pg/g
JW-EA10-SC42-B-130426	A5448_10904_PC	PCB-139/140	5/13/2013	0.309	Yes	N	C U			1.75	0.309	pg/g
JW-EA10-SC42-B-130426	A5448_10904_PC	PCB-086/087/097/108/119/125	5/13/2013	3.3	Yes	Y	J B C			5.25	0.42	pg/g
JW-EA10-SC42-B-130426	A5448_10904_PC	PCB-195	5/13/2013	0.925	Yes	N	U			0.876	0.925	pg/g
JW-EA10-SC42-B-130426	A5448_10904_PC	PCB-137	5/13/2013	0.278	Yes	N	U			0.876	0.278	pg/g
JW-EA10-SC42-B-130426	A5448_10904_PC	PCB-196	5/13/2013	0.958	Yes	Y				0.876	0.59	pg/g
JW-EA10-SC42-B-130426	A5448_10904_PC	PCB-136	5/13/2013	1.39	Yes	Y				0.876	0.224	pg/g
JW-EA10-SC42-B-130426	A5448_10904_PC	PCB-135/151	5/13/2013	3.64	Yes	Y	EMPC C J	23		1.75	0.333	pg/g
JW-EA10-SC42-B-130426	A5448_10904_PC	PCB-197	5/13/2013	0.443	Yes	N	U			0.876	0.443	pg/g
JW-EA10-SC42-B-130426	A5448_10904_PC	PCB-134	5/13/2013	0.385	Yes	N	U			0.876	0.385	pg/g
JW-EA10-SC42-B-130426	A5448_10904_PC	PCB-198/199	5/13/2013	2.09	Yes	Y	C			1.75	0.601	pg/g
JW-EA10-SC42-B-130426	A5448_10904_PC	PCB-133	5/13/2013	0.334	Yes	N	U			0.876	0.334	pg/g
JW-EA10-SC42-B-130426	A5448_10904_PC	PCB-141	5/13/2013	1.8	Yes	Y				0.876	0.322	pg/g
JW-EA10-SC42-B-130426	A5448_10904_PC	PCB-200	5/13/2013	0.502	Yes	N	U			0.876	0.502	pg/g
JW-EA10-SC42-B-130426	A5448_10904_PC	PCB-142	5/13/2013	0.366	Yes	N	U			0.876	0.366	pg/g
JW-EA10-SC42-B-130426	A5448_10904_PC	PCB-131	5/13/2013	0.36	Yes	N	U			0.876	0.36	pg/g
JW-EA10-SC42-B-130426	A5448_10904_PC	PCB-153/168	5/13/2013	8.8	Yes	Y	C			1.75	0.251	pg/g
JW-EA10-SC42-B-130426	A5448_10904_PC	PCB-130	5/13/2013	0.363	Yes	N	U			0.876	0.363	pg/g
JW-EA10-SC42-B-130426	A5448_10904_PC	PCB-129/138/163	5/13/2013	7.78	Yes	Y	C			2.63	0.305	pg/g
JW-EA10-SC42-B-130426	A5448_10904_PC	PCB-202	5/13/2013	0.512	Yes	N	U			0.876	0.512	pg/g
JW-EA10-SC42-B-130426	A5448_10904_PC	PCB-128/166	5/13/2013	0.735	Yes	Y	J EMPC J	23		1.75	0.432	pg/g
JW-EA10-SC42-B-130426	A5448_10904_PC	PCB-203	5/13/2013	1.18	Yes	Y				0.876	0.57	pg/g
JW-EA10-SC42-B-130426	A5448_10904_PC	PCB-127	5/13/2013	0.311	Yes	N	U			0.876	0.311	pg/g
JW-EA10-SC42-B-130426	A5448_10904_PC	PCB-204	5/13/2013	0.489	Yes	N	U			0.876	0.489	pg/g
JW-EA10-SC42-B-130426	A5448_10904_PC	PCB-126	5/13/2013	0.531	Yes	N	U			0.876	0.531	pg/g

SDG: A5448

Analytical Method E1668A

Sample ID	Lab Sample ID	Chemical Name	Anal Date	Result	Mod Res Report	Detect	Lab Qual	Val Qual	Reason	RL	MDL	Units
JW-EA10-SC42-B-130426	A5448_10904_PC	PCB-205	5/13/2013	0.606	Yes	N	U			0.876	0.606	pg/g
JW-EA10-SC42-B-130426	A5448_10904_PC	PCB-123	5/13/2013	0.337	Yes	N	U			0.876	0.337	pg/g
JW-EA10-SC42-B-130426	A5448_10904_PC	PCB-206	5/13/2013	1.1	Yes	N	U			0.876	1.1	pg/g
JW-EA10-SC42-B-130426	A5448_10904_PC	PCB-132	5/13/2013	2.17	Yes	Y				0.876	0.354	pg/g
JW-EA10-SC42-B-130426	A5448_10904_PC	PCB-095	5/13/2013	5.26	Yes	Y				0.876	0.495	pg/g
JW-EA10-SC42-B-130426	A5448_10904_PC	PCB-162	5/13/2013	0.357	Yes	N	U			0.876	0.357	pg/g
JW-EA10-SC42-B-130426	A5448_10904_PC	PCB-161	5/13/2013	0.241	Yes	N	U			0.876	0.241	pg/g
JW-EA10-SC42-B-130426	A5448_10904_PC	PCB-165	5/13/2013	0.27	Yes	N	U			0.876	0.27	pg/g
JW-EA10-SC42-B-130426	A5448_10904_PC	PCB-160	5/13/2013	0.241	Yes	N	U			0.876	0.241	pg/g
JW-EA10-SC42-B-130426	A5448_10904_PC	PCB-167	5/13/2013	0.33	Yes	N	U			0.876	0.33	pg/g
JW-EA10-SC42-B-130426	A5448_10904_PC	PCB-159	5/13/2013	0.359	Yes	N	U			0.876	0.359	pg/g
JW-EA10-SC42-B-130426	A5448_10904_PC	PCB-158	5/13/2013	0.646	Yes	Y	J			0.876	0.227	pg/g
JW-EA10-SC42-B-130426	A5448_10904_PC	PCB-169	5/13/2013	0.462	Yes	N	U			0.876	0.462	pg/g
JW-EA10-SC42-B-130426	A5448_10904_PC	PCB-156/157	5/13/2013	0.776	Yes	Y	J C			1.75	0.53	pg/g
JW-EA10-SC42-B-130426	A5448_10904_PC	PCB-170	5/13/2013	2.77	Yes	Y				0.876	0.472	pg/g
JW-EA10-SC42-B-130426	A5448_10904_PC	PCB-155	5/13/2013	0.199	Yes	N	U			0.876	0.199	pg/g
JW-EA10-SC42-B-130426	A5448_10904_PC	PCB-154	5/13/2013	0.29	Yes	N	U			0.876	0.29	pg/g
JW-EA10-SC42-B-130426	A5448_10904_PC	PCB-194	5/13/2013	1.62	Yes	Y	EMPC	J	23	0.876	0.842	pg/g
JW-EA10-SC42-B-130426	A5448_10904_PC	PCB-172	5/13/2013	0.513	Yes	N	U			0.876	0.513	pg/g
JW-EA10-SC42-B-130426	A5448_10904_PC	PCB-201	5/13/2013	0.463	Yes	N	U			0.876	0.463	pg/g
JW-EA10-SC42-B-130426	A5448_10904_PC	PCB-152	5/13/2013	0.209	Yes	N	U			0.876	0.209	pg/g
JW-EA10-SC42-B-130426	A5448_10904_PC	PCB-150	5/13/2013	0.206	Yes	N	U			0.876	0.206	pg/g
JW-EA10-SC42-B-130426	A5448_10904_PC	PCB-188	5/13/2013	0.234	Yes	N	U			0.876	0.234	pg/g
JW-EA10-SC42-B-130426	A5448_10904_PC	PCB-148	5/13/2013	0.323	Yes	N	U			0.876	0.323	pg/g
JW-EA10-SC42-B-130426	A5448_10904_PC	PCB-189	5/13/2013	0.376	Yes	N	U			0.876	0.376	pg/g

SDG: A5448

Analytical Method E1668A

Sample ID	Lab Sample ID	Chemical Name	Anal Date	Result	Mod Res Report	Detect	Lab Qual	Val Qual	Reason	RL	MDL	Units
JW-EA10-SC42-B-130426	A5448_10904_PC	PCB-147/149	5/13/2013	7.5	Yes	Y	C			1.75	0.317	pg/g
JW-EA10-SC42-B-130426	A5448_10904_PC	PCB-146	5/13/2013	1.04	Yes	Y				0.876	0.301	pg/g
JW-EA10-SC42-B-130426	A5448_10904_PC	PCB-190	5/13/2013	0.568	Yes	Y	J			0.876	0.347	pg/g
JW-EA10-SC42-B-130426	A5448_10904_PC	PCB-145	5/13/2013	0.216	Yes	N	U			0.876	0.216	pg/g
JW-EA10-SC42-B-130426	A5448_10904_PC	PCB-191	5/13/2013	0.363	Yes	N	U			0.876	0.363	pg/g
JW-EA10-SC42-B-130426	A5448_10904_PC	PCB-144	5/13/2013	0.555	Yes	Y	J			0.876	0.322	pg/g
JW-EA10-SC42-B-130426	A5448_10904_PC	PCB-143	5/13/2013	0.341	Yes	N	U			0.876	0.341	pg/g
JW-EA10-SC42-B-130426	A5448_10904_PC	PCB-192	5/13/2013	0.389	Yes	N	U			0.876	0.389	pg/g
JW-EA10-SC42-B-130426	A5448_10904_PC	PCB-171/173	5/13/2013	0.761	Yes	Y	J EMPC	J	23	1.75	0.538	pg/g
JW-EA10-SC42-B-130426	A5448_10904_PC	PCB-182	5/13/2013	0.448	Yes	N	U			0.876	0.448	pg/g
JW-EA10-SC42-B-130426	A5448_10904_PC	PCB-099	5/13/2013	2.13	Yes	Y	B EMPC	J	23	0.876	0.441	pg/g
JW-EA10-SC42-B-130426	A5448_10904_PC	PCB-085/116	5/13/2013	0.834	Yes	Y	J EMPC	J	23	1.75	0.441	pg/g
JW-EA10-SC42-B-130426	A5448_10904_PC	PCB-184	5/13/2013	0.258	Yes	N	U			0.876	0.258	pg/g
JW-EA10-SC42-B-130426	A5448_10904_PC	PCB-107/124	5/13/2013	0.359	Yes	N	C U			1.75	0.359	pg/g
JW-EA10-SC42-B-130426	A5448_10904_PC	PCB-174	5/13/2013	3.85	Yes	Y				0.876	0.532	pg/g
JW-EA10-SC42-B-130426	A5448_10904_PC	PCB-102	5/13/2013	0.418	Yes	N	U			0.876	0.418	pg/g
JW-EA10-SC42-B-130426	A5448_10904_PC	PCB-111	5/13/2013	0.337	Yes	N	U			0.876	0.337	pg/g
JW-EA10-SC42-B-130426	A5448_10904_PC	PCB-175	5/13/2013	0.488	Yes	N	U			0.876	0.488	pg/g
JW-EA10-SC42-B-130426	A5448_10904_PC	PCB-183	5/13/2013	2.24	Yes	Y				0.876	0.465	pg/g
JW-EA10-SC42-B-130426	A5448_10904_PC	PCB-110	5/13/2013	4.41	Yes	Y				0.876	0.351	pg/g
JW-EA10-SC42-B-130426	A5448_10904_PC	PCB-114	5/13/2013	0.317	Yes	N	U			0.876	0.317	pg/g
JW-EA10-SC42-B-130426	A5448_10904_PC	PCB-103	5/13/2013	0.464	Yes	N	U			0.876	0.464	pg/g
JW-EA10-SC42-B-130426	A5448_10904_PC	PCB-112	5/13/2013	0.362	Yes	N	U			0.876	0.362	pg/g
JW-EA10-SC42-B-130426	A5448_10904_PC	PCB-109	5/13/2013	0.333	Yes	N	U			0.876	0.333	pg/g
JW-EA10-SC42-B-130426	A5448_10904_PC	PCB-177	5/13/2013	1.42	Yes	Y	EMPC	J	23	0.876	0.544	pg/g

SDG: A5448

Analytical Method E1668A

Sample ID	Lab Sample ID	Chemical Name	Anal Date	Result	Mod Res Report	Detect	Lab Qual	Val Qual	Reason	RL	MDL	Units
JW-EA10-SC42-B-130426	A5448_10904_PC	PCB-207	5/13/2013	0.729	Yes	N	U			0.876	0.729	pg/g
JW-EA10-SC42-B-130426	A5448_10904_PC	PCB-178	5/13/2013	0.613	Yes	Y	J	EMPC	J	23	0.325	pg/g
JW-EA10-SC42-B-130426	A5448_10904_PC	PCB-104	5/13/2013	0.219	Yes	N	U			0.876	0.219	pg/g
JW-EA10-SC42-B-130426	A5448_10904_PC	PCB-181	5/13/2013	0.47	Yes	N	U			0.876	0.47	pg/g
JW-EA10-SC42-B-130426	A5448_10904_PC	PCB-179	5/13/2013	1.39	Yes	Y				0.876	0.248	pg/g
JW-EA10-SC42-B-130426	A5448_10904_PC	PCB-106	5/13/2013	0.355	Yes	N	U			0.876	0.355	pg/g
JW-EA10-SC42-B-130426	A5448_10904_PC	PCB-105	5/13/2013	1.49	Yes	Y	B	EMPC	J	23	0.335	pg/g
JW-EA10-SC42-B-130426	A5448_10904_PC	PCB-180/193	5/13/2013	6.51	Yes	Y	C			1.75	0.402	pg/g
JW-EA10-SC42-B-130426	A5448_10904_PC	PCB-176	5/13/2013	0.455	Yes	Y	J			0.876	0.232	pg/g
JW-EA10-SC42-B-130426	A5448_10904_PC	PCB-098	5/13/2013	0.576	Yes	N	U			0.876	0.576	pg/g
JW-EA10-SC42-B-130426	A5448_10904_PC	PCB-186	5/13/2013	0.247	Yes	N	U			0.876	0.247	pg/g
JW-EA10-SC42-B-130426	A5448_10904_PC	PCB-096	5/13/2013	0.262	Yes	N	U			0.876	0.262	pg/g
JW-EA10-SC42-B-130426	A5448_10904_PC	PCB-084	5/13/2013	1.16	Yes	Y	EMPC	J	23	0.876	0.586	pg/g
JW-EA10-SC42-B-130426	A5448_10904_PC	PCB-120	5/13/2013	0.332	Yes	N	U			0.876	0.332	pg/g
JW-EA10-SC42-B-130426	A5448_10904_PC	PCB-082	5/13/2013	0.566	Yes	N	U			0.876	0.566	pg/g
JW-EA10-SC42-B-130426	A5448_10904_PC	PCB-209	5/13/2013	2.31	Yes	Y				0.876	0.609	pg/g
JW-EA10-SC42-B-130426	A5448_10904_PC	PCB-117	5/13/2013	0.348	Yes	N	U			0.876	0.348	pg/g
JW-EA10-SC42-B-130426	A5448_10904_PC	PCB-118	5/13/2013	3.83	Yes	Y	B			0.876	0.315	pg/g
JW-EA10-SC42-B-130426	A5448_10904_PC	PCB-208	5/13/2013	0.737	Yes	N	U			0.876	0.737	pg/g
JW-EA10-SC42-B-130426	A5448_10904_PC	PCB-121	5/13/2013	0.351	Yes	N	U			0.876	0.351	pg/g
JW-EA10-SC42-B-130426	A5448_10904_PC	PCB-083	5/13/2013	0.576	Yes	N	U			0.876	0.576	pg/g
JW-EA10-SC42-B-130426	A5448_10904_PC	PCB-115	5/13/2013	0.384	Yes	N	U			0.876	0.384	pg/g
JW-EA10-SC42-B-130426	A5448_10904_PC	PCB-185	5/13/2013	0.455	Yes	N	U			0.876	0.455	pg/g
JW-EA10-SC42-B-130426	A5448_10904_PC	PCB-187	5/13/2013	3.52	Yes	Y	EMPC	J	23	0.876	0.46	pg/g
JW-EA10-SC42-C-130426	A5448_10904_PC	PCB-164	5/13/2013	0.284	Yes	Y	J			0.913	0.134	pg/g

SDG: A5448

Analytical Method E1668A

Sample ID	Lab Sample ID	Chemical Name	Anal Date	Result	Mod Res Report	Detected	Lab Qual	Val Qual	Reason	RL	MDL	Units
JW-EA10-SC42-C-130426	A5448_10904_PC	PCB-188	5/13/2013	0.123	Yes	N	U			0.913	0.123	pg/g
JW-EA10-SC42-C-130426	A5448_10904_PC	PCB-186	5/13/2013	0.13	Yes	N	U			0.913	0.13	pg/g
JW-EA10-SC42-C-130426	A5448_10904_PC	PCB-181	5/13/2013	0.214	Yes	N	U			0.913	0.214	pg/g
JW-EA10-SC42-C-130426	A5448_10904_PC	PCB-153/168	5/13/2013	2.33	Yes	N	B C	U	7	1.83	0.132	pg/g
JW-EA10-SC42-C-130426	A5448_10904_PC	PCB-172	5/13/2013	0.233	Yes	N	U			0.913	0.233	pg/g
JW-EA10-SC42-C-130426	A5448_10904_PC	PCB-105	5/13/2013	0.344	Yes	N	J B EMP	U	7	0.913	0.138	pg/g
JW-EA10-SC42-C-130426	A5448_10904_PC	PCB-014	5/13/2013	0.179	Yes	N	U			0.913	0.179	pg/g
JW-EA10-SC42-C-130426	A5448_10904_PC	PCB-012/013	5/13/2013	0.204	Yes	N	C U			1.83	0.204	pg/g
JW-EA10-SC42-C-130426	A5448_10904_PC	PCB-019	5/13/2013	0.402	Yes	N	U			0.913	0.402	pg/g
JW-EA10-SC42-C-130426	A5448_10904_PC	PCB-183	5/13/2013	0.643	Yes	Y	J EMPC	J	23	0.913	0.212	pg/g
JW-EA10-SC42-C-130426	A5448_10904_PC	PCB-165	5/13/2013	0.142	Yes	N	U			0.913	0.142	pg/g
JW-EA10-SC42-C-130426	A5448_10904_PC	PCB-185	5/13/2013	0.207	Yes	N	U			0.913	0.207	pg/g
JW-EA10-SC42-C-130426	A5448_10904_PC	PCB-171/173	5/13/2013	0.315	Yes	Y	J EMPC	J	23	1.83	0.245	pg/g
JW-EA10-SC42-C-130426	A5448_10904_PC	PCB-015	5/13/2013	0.198	Yes	N	U			0.913	0.198	pg/g
JW-EA10-SC42-C-130426	A5448_10904_PC	PCB-018/030	5/13/2013	0.309	Yes	N	C U			1.83	0.309	pg/g
JW-EA10-SC42-C-130426	A5448_10904_PC	PCB-170	5/13/2013	0.907	Yes	Y	J EMPC	J	23	0.913	0.229	pg/g
JW-EA10-SC42-C-130426	A5448_10904_PC	PCB-016	5/13/2013	0.47	Yes	N	U			0.913	0.47	pg/g
JW-EA10-SC42-C-130426	A5448_10904_PC	PCB-049/069	5/13/2013	0.282	Yes	N	J B EMP	U	7	1.83	0.179	pg/g
JW-EA10-SC42-C-130426	A5448_10904_PC	PCB-167	5/13/2013	0.134	Yes	N	U			0.913	0.134	pg/g
JW-EA10-SC42-C-130426	A5448_10904_PC	PCB-169	5/13/2013	0.155	Yes	N	U			0.913	0.155	pg/g
JW-EA10-SC42-C-130426	A5448_10904_PC	PCB-184	5/13/2013	0.136	Yes	N	U			0.913	0.136	pg/g
JW-EA10-SC42-C-130426	A5448_10904_PC	PCB-017	5/13/2013	0.355	Yes	N	U			0.913	0.355	pg/g
JW-EA10-SC42-C-130426	A5448_10904_PC	PCB-182	5/13/2013	0.204	Yes	N	U			0.913	0.204	pg/g
JW-EA10-SC42-C-130426	A5448_10904_PC	PCB-011	5/13/2013	3.34	Yes	N	B EMPC	U	7	0.913	0.207	pg/g
JW-EA10-SC42-C-130426	A5448_10904_PC	PCB-084	5/13/2013	0.242	Yes	N	U			0.913	0.242	pg/g

SDG: A5448

Analytical Method E1668A

Sample ID	Lab Sample ID	Chemical Name	Anal Date	Result	Mod Res Report	Dataset	Lab Qual	Val Qual	Reason	RL	MIL	Units
JW-EA10-SC42-C-130426	A5448_10904_PC	PCB-003	5/13/2013	0.483	Yes	Y	J			0.913	0.185	pg/g
JW-EA10-SC42-C-130426	A5448_10904_PC	PCB-198/199	5/13/2013	0.578	Yes	Y	J C			1.83	0.168	pg/g
JW-EA10-SC42-C-130426	A5448_10904_PC	PCB-002	5/13/2013	0.756	Yes	Y	J			0.913	0.169	pg/g
JW-EA10-SC42-C-130426	A5448_10904_PC	PCB-083	5/13/2013	0.237	Yes	N	U			0.913	0.237	pg/g
JW-EA10-SC42-C-130426	A5448_10904_PC	PCB-082	5/13/2013	0.233	Yes	N	U			0.913	0.233	pg/g
JW-EA10-SC42-C-130426	A5448_10904_PC	PCB-001	5/13/2013	0.23	Yes	N	U			0.913	0.23	pg/g
JW-EA10-SC42-C-130426	A5448_10904_PC	PCB-008	5/13/2013	0.211	Yes	N	U			0.913	0.211	pg/g
JW-EA10-SC42-C-130426	A5448_10904_PC	PCB-202	5/13/2013	0.143	Yes	N	U			0.913	0.143	pg/g
JW-EA10-SC42-C-130426	A5448_10904_PC	PCB-174	5/13/2013	1.52	Yes	Y	B			0.913	0.242	pg/g
JW-EA10-SC42-C-130426	A5448_10904_PC	PCB-203	5/13/2013	0.419	Yes	Y	J			0.913	0.159	pg/g
JW-EA10-SC42-C-130426	A5448_10904_PC	PCB-209	5/13/2013	0.273	Yes	N	U			0.913	0.273	pg/g
JW-EA10-SC42-C-130426	A5448_10904_PC	PCB-204	5/13/2013	0.136	Yes	N	U			0.913	0.136	pg/g
JW-EA10-SC42-C-130426	A5448_10904_PC	PCB-208	5/13/2013	0.42	Yes	N	U			0.913	0.42	pg/g
JW-EA10-SC42-C-130426	A5448_10904_PC	PCB-205	5/13/2013	0.156	Yes	N	U			0.913	0.156	pg/g
JW-EA10-SC42-C-130426	A5448_10904_PC	PCB-206	5/13/2013	0.643	Yes	N	U			0.913	0.643	pg/g
JW-EA10-SC42-C-130426	A5448_10904_PC	PCB-207	5/13/2013	0.416	Yes	N	U			0.913	0.416	pg/g
JW-EA10-SC42-C-130426	A5448_10904_PC	PCB-201	5/13/2013	0.129	Yes	N	U			0.913	0.129	pg/g
JW-EA10-SC42-C-130426	A5448_10904_PC	PCB-007	5/13/2013	0.203	Yes	N	U			0.913	0.203	pg/g
JW-EA10-SC42-C-130426	A5448_10904_PC	PCB-179	5/13/2013	0.467	Yes	Y	J			0.913	0.131	pg/g
JW-EA10-SC42-C-130426	A5448_10904_PC	PCB-010	5/13/2013	0.201	Yes	N	U			0.913	0.201	pg/g
JW-EA10-SC42-C-130426	A5448_10904_PC	PCB-190	5/13/2013	0.195	Yes	Y	J EMPC J	23		0.913	0.168	pg/g
JW-EA10-SC42-C-130426	A5448_10904_PC	PCB-178	5/13/2013	0.335	Yes	Y	J EMPC J	23		0.913	0.171	pg/g
JW-EA10-SC42-C-130426	A5448_10904_PC	PCB-009	5/13/2013	0.23	Yes	N	U			0.913	0.23	pg/g
JW-EA10-SC42-C-130426	A5448_10904_PC	PCB-191	5/13/2013	0.165	Yes	N	U			0.913	0.165	pg/g
JW-EA10-SC42-C-130426	A5448_10904_PC	PCB-200	5/13/2013	0.14	Yes	N	U			0.913	0.14	pg/g

SDG: A5448

Analytical Method E1668A

Sample ID	Lab Sample ID	Chemical Name	Anal Date	Result	Mod Res Report	Detect	Lab Qual	Val Qual	Reason	RL	MLL	Units
JW-EA10-SC42-C-130426	A5448_10904_PC	PCB-197	5/13/2013	0.123	Yes	N	U			0.913	0.123	Pg/g
JW-EA10-SC42-C-130426	A5448_10904_PC	PCB-192	5/13/2013	0.177	Yes	N	U			0.913	0.177	Pg/g
JW-EA10-SC42-C-130426	A5448_10904_PC	PCB-004	5/13/2013	0.291	Yes	N	U	UJ	5	0.913	0.291	Pg/g
JW-EA10-SC42-C-130426	A5448_10904_PC	PCB-176	5/13/2013	0.147	Yes	Y	J			0.913	0.122	Pg/g
JW-EA10-SC42-C-130426	A5448_10904_PC	PCB-194	5/13/2013	0.695	Yes	Y	J			0.913	0.216	Pg/g
JW-EA10-SC42-C-130426	A5448_10904_PC	PCB-006	5/13/2013	0.218	Yes	N	U			0.913	0.218	Pg/g
JW-EA10-SC42-C-130426	A5448_10904_PC	PCB-175	5/13/2013	0.222	Yes	N	U			0.913	0.222	Pg/g
JW-EA10-SC42-C-130426	A5448_10904_PC	PCB-195	5/13/2013	0.282	Yes	Y	J	EMPC J	23	0.913	0.237	Pg/g
JW-EA10-SC42-C-130426	A5448_10904_PC	PCB-005	5/13/2013	0.215	Yes	N	U			0.913	0.215	Pg/g
JW-EA10-SC42-C-130426	A5448_10904_PC	PCB-196	5/13/2013	0.284	Yes	Y	J			0.913	0.164	Pg/g
JW-EA10-SC42-C-130426	A5448_10904_PC	PCB-189	5/13/2013	0.134	Yes	N	U			0.913	0.134	Pg/g
JW-EA10-SC42-C-130426	A5448_10904_PC	PCB-177	5/13/2013	0.553	Yes	Y	J	EMPC J	23	0.913	0.247	Pg/g
JW-EA10-SC42-C-130426	A5448_10904_PC	PCB-060	5/13/2013	0.287	Yes	N	U			0.913	0.287	Pg/g
JW-EA10-SC42-C-130426	A5448_10904_PC	PCB-112	5/13/2013	0.149	Yes	N	U			0.913	0.149	Pg/g
JW-EA10-SC42-C-130426	A5448_10904_PC	PCB-068	5/13/2013	0.259	Yes	N	U			0.913	0.259	Pg/g
JW-EA10-SC42-C-130426	A5448_10904_PC	PCB-114	5/13/2013	0.142	Yes	N	U			0.913	0.142	Pg/g
JW-EA10-SC42-C-130426	A5448_10904_PC	PCB-067	5/13/2013	0.275	Yes	N	U			0.913	0.275	Pg/g
JW-EA10-SC42-C-130426	A5448_10904_PC	PCB-115	5/13/2013	0.158	Yes	N	U			0.913	0.158	Pg/g
JW-EA10-SC42-C-130426	A5448_10904_PC	PCB-066	5/13/2013	0.427	Yes	Y	J			0.913	0.295	Pg/g
JW-EA10-SC42-C-130426	A5448_10904_PC	PCB-117	5/13/2013	0.143	Yes	N	U			0.913	0.143	Pg/g
JW-EA10-SC42-C-130426	A5448_10904_PC	PCB-064	5/13/2013	0.239	Yes	Y	J			0.913	0.146	Pg/g
JW-EA10-SC42-C-130426	A5448_10904_PC	PCB-090/101/113	5/13/2013	1.21	Yes	N	J	B C U	7	2.74	0.176	Pg/g
JW-EA10-SC42-C-130426	A5448_10904_PC	PCB-063	5/13/2013	0.258	Yes	N	U			0.913	0.258	Pg/g
JW-EA10-SC42-C-130426	A5448_10904_PC	PCB-120	5/13/2013	0.137	Yes	N	U			0.913	0.137	Pg/g
JW-EA10-SC42-C-130426	A5448_10904_PC	PCB-054	5/13/2013	0.137	Yes	N	U			0.913	0.137	Pg/g

SDG: A5448

Analytical Method E1668A

Sample ID	Lab Sample ID	Chemical Name	Anal Date	Result	Mod Res Report	Detected	Lab Qual	Val Qual	Reason	RL	MDL	Units
JW-EA10-SC42-C-130426	A5448_10904_PC	PCB-121	5/13/2013	0.145	Yes	N	U			0.913	0.145	pg/g
JW-EA10-SC42-C-130426	A5448_10904_PC	PCB-073	5/13/2013	0.167	Yes	N	U			0.913	0.167	pg/g
JW-EA10-SC42-C-130426	A5448_10904_PC	PCB-122	5/13/2013	0.164	Yes	N	U			0.913	0.164	pg/g
JW-EA10-SC42-C-130426	A5448_10904_PC	PCB-059/062/075	5/13/2013	0.157	Yes	N	C U			2.74	0.157	pg/g
JW-EA10-SC42-C-130426	A5448_10904_PC	PCB-123	5/13/2013	0.139	Yes	N	U			0.913	0.139	pg/g
JW-EA10-SC42-C-130426	A5448_10904_PC	PCB-058	5/13/2013	0.281	Yes	N	U			0.913	0.281	pg/g
JW-EA10-SC42-C-130426	A5448_10904_PC	PCB-126	5/13/2013	0.166	Yes	N	U			0.913	0.166	pg/g
JW-EA10-SC42-C-130426	A5448_10904_PC	PCB-057	5/13/2013	0.288	Yes	N	U			0.913	0.288	pg/g
JW-EA10-SC42-C-130426	A5448_10904_PC	PCB-127	5/13/2013	0.128	Yes	N	U			0.913	0.128	pg/g
JW-EA10-SC42-C-130426	A5448_10904_PC	PCB-056	5/13/2013	0.297	Yes	N	U			0.913	0.297	pg/g
JW-EA10-SC42-C-130426	A5448_10904_PC	PCB-128/166	5/13/2013	0.276	Yes	Y	J EMPC	J	23	1.83	0.175	pg/g
JW-EA10-SC42-C-130426	A5448_10904_PC	PCB-055	5/13/2013	0.291	Yes	N	U			0.913	0.291	pg/g
JW-EA10-SC42-C-130426	A5448_10904_PC	PCB-152	5/13/2013	0.116	Yes	N	U			0.913	0.116	pg/g
JW-EA10-SC42-C-130426	A5448_10904_PC	PCB-044/047/065	5/13/2013	0.642	Yes	N	J B EMP	U	7	2.74	0.201	pg/g
JW-EA10-SC42-C-130426	A5448_10904_PC	PCB-104	5/13/2013	0.084	Yes	N	U			0.913	0.084	pg/g
JW-EA10-SC42-C-130426	A5448_10904_PC	PCB-094	5/13/2013	0.219	Yes	N	U			0.913	0.219	pg/g
JW-EA10-SC42-C-130426	A5448_10904_PC	PCB-052	5/13/2013	0.861	Yes	N	J B	U	7	0.913	0.22	pg/g
JW-EA10-SC42-C-130426	A5448_10904_PC	PCB-093/100	5/13/2013	0.204	Yes	N	C U			1.83	0.204	pg/g
JW-EA10-SC42-C-130426	A5448_10904_PC	PCB-096	5/13/2013	0.1	Yes	N	U			0.913	0.1	pg/g
JW-EA10-SC42-C-130426	A5448_10904_PC	PCB-092	5/13/2013	0.206	Yes	N	U			0.913	0.206	pg/g
JW-EA10-SC42-C-130426	A5448_10904_PC	PCB-098	5/13/2013	0.237	Yes	N	U			0.913	0.237	pg/g
JW-EA10-SC42-C-130426	A5448_10904_PC	PCB-091	5/13/2013	0.183	Yes	N	U			0.913	0.183	pg/g
JW-EA10-SC42-C-130426	A5448_10904_PC	PCB-061/070/074/076	5/13/2013	0.913	Yes	N	J B C	U	7	3.65	0.279	pg/g
JW-EA10-SC42-C-130426	A5448_10904_PC	PCB-118	5/13/2013	0.783	Yes	N	J B	U	7	0.913	0.14	pg/g
JW-EA10-SC42-C-130426	A5448_10904_PC	PCB-102	5/13/2013	0.172	Yes	N	U			0.913	0.172	pg/g

SDG: A5448

Analytical Method E1668A

Sample ID	Lab Sample ID	Chemical Name	Anal Date	Result	Mod Res Report	Detected	Lab Qual	Val Qual	Reason	RL	MDL	Units
JW-EA10-SC42-C-130426	A5448_10904_PC	PCB-089	5/13/2013	0.224	Yes	N	U			0.913	0.224	pg/g
JW-EA10-SC42-C-130426	A5448_10904_PC	PCB-072	5/13/2013	0.28	Yes	N	U			0.913	0.28	pg/g
JW-EA10-SC42-C-130426	A5448_10904_PC	PCB-088	5/13/2013	0.226	Yes	N	U			0.913	0.226	pg/g
JW-EA10-SC42-C-130426	A5448_10904_PC	PCB-111	5/13/2013	0.139	Yes	N	U			0.913	0.139	pg/g
JW-EA10-SC42-C-130426	A5448_10904_PC	PCB-085/116	5/13/2013	0.182	Yes	N	C U			1.83	0.182	pg/g
JW-EA10-SC42-C-130426	A5448_10904_PC	PCB-081	5/13/2013	0.294	Yes	N	U			0.913	0.294	pg/g
JW-EA10-SC42-C-130426	A5448_10904_PC	PCB-129/138/163	5/13/2013	2.36	Yes	N	J B C	U	7	2.74	0.16	pg/g
JW-EA10-SC42-C-130426	A5448_10904_PC	PCB-080	5/13/2013	0.245	Yes	N	U			0.913	0.245	pg/g
JW-EA10-SC42-C-130426	A5448_10904_PC	PCB-106	5/13/2013	0.146	Yes	N	U			0.913	0.146	pg/g
JW-EA10-SC42-C-130426	A5448_10904_PC	PCB-079	5/13/2013	0.248	Yes	N	U			0.913	0.248	pg/g
JW-EA10-SC42-C-130426	A5448_10904_PC	PCB-107/124	5/13/2013	0.148	Yes	N	C U			1.83	0.148	pg/g
JW-EA10-SC42-C-130426	A5448_10904_PC	PCB-078	5/13/2013	0.288	Yes	N	U			0.913	0.288	pg/g
JW-EA10-SC42-C-130426	A5448_10904_PC	PCB-109	5/13/2013	0.137	Yes	N	U			0.913	0.137	pg/g
JW-EA10-SC42-C-130426	A5448_10904_PC	PCB-077	5/13/2013	0.279	Yes	N	U			0.913	0.279	pg/g
JW-EA10-SC42-C-130426	A5448_10904_PC	PCB-110	5/13/2013	1.17	Yes	N	B	U	7	0.913	0.145	pg/g
JW-EA10-SC42-C-130426	A5448_10904_PC	PCB-130	5/13/2013	0.191	Yes	N	U			0.913	0.191	pg/g
JW-EA10-SC42-C-130426	A5448_10904_PC	PCB-103	5/13/2013	0.191	Yes	N	U			0.913	0.191	pg/g
JW-EA10-SC42-C-130426	A5448_10904_PC	PCB-155	5/13/2013	0.111	Yes	N	U			0.913	0.111	pg/g
JW-EA10-SC42-C-130426	A5448_10904_PC	PCB-037	5/13/2013	0.292	Yes	N	U			0.913	0.292	pg/g
JW-EA10-SC42-C-130426	A5448_10904_PC	PCB-147/149	5/13/2013	1.91	Yes	N	B C	U	7	1.83	0.167	pg/g
JW-EA10-SC42-C-130426	A5448_10904_PC	PCB-036	5/13/2013	0.26	Yes	N	U			0.913	0.26	pg/g
JW-EA10-SC42-C-130426	A5448_10904_PC	PCB-148	5/13/2013	0.17	Yes	N	U			0.913	0.17	pg/g
JW-EA10-SC42-C-130426	A5448_10904_PC	PCB-035	5/13/2013	0.285	Yes	N	U			0.913	0.285	pg/g
JW-EA10-SC42-C-130426	A5448_10904_PC	PCB-150	5/13/2013	0.114	Yes	N	U			0.913	0.114	pg/g
JW-EA10-SC42-C-130426	A5448_10904_PC	PCB-034	5/13/2013	0.282	Yes	N	U			0.913	0.282	pg/g

SDG: A5448

Analytical Method E1668A

Sample ID	Lab Sample ID	Chemical Name	Anal Date	Result	Mod Res Report	Detect	Lab Qual	Val Qual	Reason	RL	MDL	Units
JW-EA10-SC42-C-130426	A5448_10904_PC	PCB-095	5/13/2013	0.977	Yes	N	B	U	7	0.913	0.204	pg/g
JW-EA10-SC42-C-130426	A5448_10904_PC	PCB-032	5/13/2013	0.253	Yes	N	U			0.913	0.253	pg/g
JW-EA10-SC42-C-130426	A5448_10904_PC	PCB-180/193	5/13/2013	1.98	Yes	N	B	EMPC	U	1.83	0.183	pg/g
JW-EA10-SC42-C-130426	A5448_10904_PC	PCB-099	5/13/2013	0.38	Yes	N	J	B	EMP	U	0.182	pg/g
JW-EA10-SC42-C-130426	A5448_10904_PC	PCB-187	5/13/2013	1.29	Yes	N	B	U	7	0.913	0.209	pg/g
JW-EA10-SC42-C-130426	A5448_10904_PC	PCB-027	5/13/2013	0.266	Yes	N	U			0.913	0.266	pg/g
JW-EA10-SC42-C-130426	A5448_10904_PC	PCB-145	5/13/2013	0.12	Yes	N	U			0.913	0.12	pg/g
JW-EA10-SC42-C-130426	A5448_10904_PC	PCB-026/029	5/13/2013	0.276	Yes	N	C	U		1.83	0.276	pg/g
JW-EA10-SC42-C-130426	A5448_10904_PC	PCB-156/157	5/13/2013	0.222	Yes	N	C	U		1.83	0.222	pg/g
JW-EA10-SC42-C-130426	A5448_10904_PC	PCB-025	5/13/2013	0.275	Yes	N	U			0.913	0.275	pg/g
JW-EA10-SC42-C-130426	A5448_10904_PC	PCB-158	5/13/2013	0.237	Yes	Y	J	EMPC	J	23	0.119	pg/g
JW-EA10-SC42-C-130426	A5448_10904_PC	PCB-024	5/13/2013	0.279	Yes	N	U			0.913	0.279	pg/g
JW-EA10-SC42-C-130426	A5448_10904_PC	PCB-159	5/13/2013	0.145	Yes	N	U			0.913	0.145	pg/g
JW-EA10-SC42-C-130426	A5448_10904_PC	PCB-023	5/13/2013	0.281	Yes	N	U			0.913	0.281	pg/g
JW-EA10-SC42-C-130426	A5448_10904_PC	PCB-160	5/13/2013	0.127	Yes	N	U			0.913	0.127	pg/g
JW-EA10-SC42-C-130426	A5448_10904_PC	PCB-022	5/13/2013	0.292	Yes	N	U			0.913	0.292	pg/g
JW-EA10-SC42-C-130426	A5448_10904_PC	PCB-161	5/13/2013	0.126	Yes	N	U			0.913	0.126	pg/g
JW-EA10-SC42-C-130426	A5448_10904_PC	PCB-021/033	5/13/2013	0.335	Yes	Y	J	C		1.83	0.274	pg/g
JW-EA10-SC42-C-130426	A5448_10904_PC	PCB-154	5/13/2013	0.152	Yes	N	U			0.913	0.152	pg/g
JW-EA10-SC42-C-130426	A5448_10904_PC	PCB-137	5/13/2013	0.146	Yes	N	U			0.913	0.146	pg/g
JW-EA10-SC42-C-130426	A5448_10904_PC	PCB-086/087/097/108/119/125	5/13/2013	0.632	Yes	N	J	B	EMP	U	0.173	pg/g
JW-EA10-SC42-C-130426	A5448_10904_PC	PCB-131	5/13/2013	0.189	Yes	N	U			0.913	0.189	pg/g
JW-EA10-SC42-C-130426	A5448_10904_PC	PCB-051	5/13/2013	0.225	Yes	N	U			0.913	0.225	pg/g
JW-EA10-SC42-C-130426	A5448_10904_PC	PCB-132	5/13/2013	0.623	Yes	Y	J			0.913	0.186	pg/g
JW-EA10-SC42-C-130426	A5448_10904_PC	PCB-050/053	5/13/2013	0.218	Yes	N	C	U		1.83	0.218	pg/g

SDG: A5448

Analytical Method E1668A

Sample ID	Lab Sample ID	Chemical Name	Anal Date	Result	Mod Res	Report	Detect	Lab Qual	Val Qual	Reason	RL	MDL	Units
JW-EA10-SC42-C-130426	A5448_10904_PC	PCB-133	5/13/2013	0.175		Yes	N	U			0.913	0.175	pg/g
JW-EA10-SC42-C-130426	A5448_10904_PC	PCB-020/028	5/13/2013	0.576		Yes	N	J B EMP	U	7	1.83	0.28	pg/g
JW-EA10-SC42-C-130426	A5448_10904_PC	PCB-134	5/13/2013	0.202		Yes	N	U			0.913	0.202	pg/g
JW-EA10-SC42-C-130426	A5448_10904_PC	PCB-048	5/13/2013	0.213		Yes	N	U			0.913	0.213	pg/g
JW-EA10-SC42-C-130426	A5448_10904_PC	PCB-135/151	5/13/2013	0.845		Yes	Y	J EMPC	J	23	1.83	0.175	pg/g
JW-EA10-SC42-C-130426	A5448_10904_PC	PCB-046	5/13/2013	0.269		Yes	N	U			0.913	0.269	pg/g
JW-EA10-SC42-C-130426	A5448_10904_PC	PCB-146	5/13/2013	0.158		Yes	N	U			0.913	0.158	pg/g
JW-EA10-SC42-C-130426	A5448_10904_PC	PCB-045	5/13/2013	0.239		Yes	N	U			0.913	0.239	pg/g
JW-EA10-SC42-C-130426	A5448_10904_PC	PCB-038	5/13/2013	0.275		Yes	N	U			0.913	0.275	pg/g
JW-EA10-SC42-C-130426	A5448_10904_PC	PCB-031	5/13/2013	0.504		Yes	N	J B	U	7	0.913	0.266	pg/g
JW-EA10-SC42-C-130426	A5448_10904_PC	PCB-139/140	5/13/2013	0.163		Yes	N	C U			1.83	0.163	pg/g
JW-EA10-SC42-C-130426	A5448_10904_PC	PCB-043	5/13/2013	0.248		Yes	N	U			0.913	0.248	pg/g
JW-EA10-SC42-C-130426	A5448_10904_PC	PCB-141	5/13/2013	0.715		Yes	Y	J			0.913	0.169	pg/g
JW-EA10-SC42-C-130426	A5448_10904_PC	PCB-042	5/13/2013	0.233		Yes	N	U			0.913	0.233	pg/g
JW-EA10-SC42-C-130426	A5448_10904_PC	PCB-142	5/13/2013	0.193		Yes	N	U			0.913	0.193	pg/g
JW-EA10-SC42-C-130426	A5448_10904_PC	PCB-041	5/13/2013	0.253		Yes	N	U			0.913	0.253	pg/g
JW-EA10-SC42-C-130426	A5448_10904_PC	PCB-143	5/13/2013	0.179		Yes	N	U			0.913	0.179	pg/g
JW-EA10-SC42-C-130426	A5448_10904_PC	PCB-040/071	5/13/2013	0.209		Yes	N	C U			1.83	0.209	pg/g
JW-EA10-SC42-C-130426	A5448_10904_PC	PCB-144	5/13/2013	0.169		Yes	N	U			0.913	0.169	pg/g
JW-EA10-SC42-C-130426	A5448_10904_PC	PCB-039	5/13/2013	0.25		Yes	N	U			0.913	0.25	pg/g
JW-EA10-SC42-C-130426	A5448_10904_PC	PCB-162	5/13/2013	0.145		Yes	N	U			0.913	0.145	pg/g
JW-EA10-SC42-C-130426	A5448_10904_PC	PCB-136	5/13/2013	0.435		Yes	Y	J			0.913	0.124	pg/g



Laboratory Data Consultants, Inc.

7750 El Camino Real, Ste. 2L Carlsbad, CA 92009

Phone 760.634.0437

Web www.lab-data.com

Fax 760.634.0439

Anchor QEA, LLC
720 Olive Way, Suite 900
Seattle, WA 98101
ATTN: Ms. Cindy Fields

June 21, 2013

SUBJECT: Jeld-Wen Maulsby Marsh, Data Validation

Dear Ms. Fields,

Enclosed are the final validation reports for the fractions listed below. These SDGs were received on June 12, 2013. Attachment 1 is a summary of the samples that were reviewed for each analysis.

LDC Project # 29895:

<u>SDG #</u>	<u>Fraction</u>
A5450, A5451 A5461, A5462 A5464	Dioxins/Dibenzofurans, Polychlorinated Biphenyls as Congeners

The data validation was performed under Stage 2B guidelines. The analyses were validated using the following documents, as applicable to each method:

- USEPA Contract Laboratory Program, CLP, National Functional Guidelines for Chlorinated Dibenzo-p-Dioxins, CDDs and Chlorinated Dibenzofurans, CDFs, Data Review, September 2011

Please feel free to contact us if you have any questions.

Sincerely,

Ming-Hwa Hwang
Project Manager/Senior Chemist

LDC #29895 (Anchor Environmental-Seattle WA /Jeld-Wen Mulsby Marsh)

LDC	EDD	SDG#	DATE REC'D	(3) DATE DUE	Dioxins (1613B)		PCB, Cong (1668A)		W		S		W		S		W		S		W		S		W		S		W		S		W		S	
					W	S	W	S	W	S	W	S	W	S	W	S	W	S	W	S	W	S	W	S	W	S	W	S	W	S	W	S	W	S	W	S
Matrix: Water/Soil-Sediment																																				
A		A5450	06/12/13	07/03/13	0	4	0	4																												
B		A5451	06/12/13	07/03/13	2	0	2	0																												
C		A5461	06/12/13	07/03/13	0	9	0	6																												
D		A5462	06/12/13	07/03/13	2	0	2	0																												
E		A5464	06/12/13	07/03/13	0	3	-	-																												

Laboratory Data Consultants, Inc. Data Validation Report

Project/Site Name: Jeld-Wen Maulsby Marsh
Collection Date: April 26, 2013
LDC Report Date: June 18, 2013
Matrix: Sediment
Parameters: Dioxins/Dibenzofurans
Validation Level: Stage 2B
Laboratory: SGS Analytical Perspectives
Sample Delivery Group (SDG): A5450

Sample Identification

JW-EA09-SC38-A-130426
JW-EA09-SC38-B-130426
JW-EA09-SC38-C-130426
JW-EA09-SC138-C-130426

Introduction

This data review covers 4 sediment samples listed on the cover sheet including dilutions and reanalysis as applicable. The analyses were per EPA Method 1613B for Polychlorinated Dioxins/Dibenzofurans.

This review follows USEPA Contract Laboratory Program (CLP) National Functional Guidelines for Chlorinated Dibenzo-p-Dioxins (CDDs) and Chlorinated Dibenzofurans (CDFs) Data Review (September 2011).

A qualification summary table is provided at the end of this report if data has been qualified. Flags are classified as P (protocol) or A (advisory) to indicate whether the flag is due to a laboratory deviation from a specified protocol or is of technical advisory nature.

Raw data were not reviewed for this SDG. The review was based on QC data.

The following are definitions of the data qualifiers:

- U Indicates the compound or analyte was analyzed for but not detected at or above the stated limit.
- J Indicates an estimated value.
- R Quality control indicates the data is not usable.
- NJ Presumptive evidence of the presence of the compound at an estimated quantity.
- UJ Indicates the compound or analyte was analyzed for but not detected. The sample detection limit is an estimated value.

EMPC Estimated Maximum Possible Concentration

- A Indicates the finding is based upon technical validation criteria.
- P Indicates the finding is related to a protocol/contractual deviation.
- None Indicates the data was not significantly impacted by the finding, therefore qualification was not required.

I. Technical Holding Times

All technical holding time requirements were met.

The chain-of-custodies were reviewed for documentation of cooler temperatures. All cooler temperatures met validation criteria.

II. HRGC/HRMS Instrument Performance Check

Instrument performance was checked at the required daily frequency.

Retention time windows were established for all homologues. The chromatographic resolution between 2,3,7,8-TCDD and peaks representing any other unlabeled TCDD isomer was less than or equal to 25%.

III. Initial Calibration

A five point initial calibration was performed as required by the method.

Percent relative standard deviations (%RSD) were less than or equal to 20.0% for unlabeled compounds and less than or equal to 35.0% for labeled compounds.

The ion abundance ratios for all PCDDs and PCDFs were within validation criteria.

IV. Continuing Calibration

Continuing calibration was performed at the required frequencies.

All of the continuing calibration results were within the QC limits for unlabeled compounds and labeled compounds.

The ion abundance ratios for all PCDDs and PCDFs were within validation criteria.

V. Blanks

Method blanks were reviewed for each matrix as applicable. No polychlorinated dioxin/dibenzofuran contaminants were found in the method blanks.

VI. Matrix Spike/Matrix Spike Duplicates

The laboratory has indicated that there were no matrix spike (MS) and matrix spike duplicate (MSD) analyses specified for the samples in this SDG, and therefore matrix spike and matrix spike duplicate analyses were not performed for this SDG.

VII. Ongoing Precision Recovery (OPR)

Ongoing precision recovery samples were reviewed for each matrix as applicable. Percent recoveries (%R) were within QC limits.

VIII. Regional Quality Assurance and Quality Control

Not applicable.

IX. Internal Standards

All internal standard recoveries were within QC limits.

X. Target Compound Identifications

Raw data were not reviewed for this SDG.

XI. Compound Quantitation

All compound quantitations were within validation criteria with the following exceptions:

Sample	Compound	Flag	A or P
JW-EA09-SC38-A-130426 JW-EA09-SC38-C-130426 JW-EA09-SC138-C-130426	All compounds reported by the laboratory as estimated maximum possible concentration (EMPC)	J (all detects)	A

Raw data were not reviewed for this SDG.

XII. System Performance

Raw data were not reviewed for this SDG.

XIII. Overall Assessment of Data

The analysis was conducted within all specifications of the method. No results were rejected in this SDG.

Due to compound quantitation problems, data were qualified as estimated in three samples.

The quality control criteria reviewed, other than those discussed above, were met and are considered acceptable. Sample results that were found to be estimated (J) are usable for limited purposes only. Based upon the Stage 2B data validation all other results are considered valid and usable for all purposes.

Data flags are summarized at the end of this report if data has been qualified.

XIV. Field Duplicates

Samples JW-EA09-SC38-C-130426 and JW-EA09-SC138-C-130426 were identified as field duplicates. No polychlorinated dioxins/dibenzofurans were detected in any of the samples with the following exceptions:

Compound	Concentration (pg/g)		RPD (Limits)
	JW-EA09-SC38-C-130426	JW-EA09-SC138-C-130426	
1,2,3,4,6,7,8-HpCDD	0.355	0.407	14 (≤50)
OCDD	3.81	4.7	21 (≤50)
Total TCDD	0.362	0.588	48 (≤50)
Total HpCDD	1.04	1.11	7 (≤50)

XV. Field Blanks

No field blanks were identified in this SDG.

**Jeld-Wen Maulsby Marsh
Dioxins/Dibenzofurans - Data Qualification Summary - SDG A5450**

SDG	Sample	Compound	Flag	A or P	Reason
A5450	JW-EA09-SC38-A-130426 JW-EA09-SC38-C-130426 JW-EA09-SC138-C-130426	All compounds reported by the laboratory as estimated maximum possible concentration (EMPC)	J (all detects)	A	Compound quantitation

**Jeld-Wen Maulsby Marsh
Dioxins/Dibenzofurans - Laboratory Blank Data Qualification Summary - SDG A5450**

No Sample Data Qualified in this SDG

LDC #: 29895A21

VALIDATION COMPLETENESS WORKSHEET

Date: 6-14-13

SDG #: A5450

Stage 2B

Page: 1 of 1

Laboratory: ~~SGS Environmental Services, Inc.~~Reviewer: *[Signature]**Analytical Perspectives*2nd Reviewer: *[Signature]***METHOD:** HRGC/HRMS Dioxins/Dibenzofurans (EPA Method 1613B)

The samples listed below were reviewed for each of the following validation areas. Validation findings are noted in attached validation findings worksheets.

	Validation Area		Comments
I.	Technical holding times	A	Sampling dates: 4/26/13
II.	HRGC/HRMS Instrument performance check	A	
III.	Initial calibration	A	≤ 20/35
IV.	Continuing calibration AEV	A	QC limits
V.	Blanks	A	
VI.	Matrix spike/Matrix spike duplicates	N	client
VII.	Laboratory control samples	A	OPL
VIII.	Regional quality assurance and quality control	N	
IX.	Internal standards	A	
X.	Target compound identifications	N	
XI.	Compound quantitation RL/LOQ/LODs	SW	
XII.	System performance	N	
XIII.	Overall assessment of data	A	
XIV.	Field duplicates	SW	D = 3+4
XV.	Field blanks	N	

Note: A = Acceptable
N = Not provided/applicable
SW = See worksheet

ND = No compounds detected
R = Rinsate
FB = Field blank

D = Duplicate
TB = Trip blank
EB = Equipment blank

Validated Samples:

Sediment

1	JW-EA09-SC38-A-130426	11		21		31	
2	JW-EA09-SC38-B-130426	12		22		32	
3	JW-EA09-SC38-C-130426	13		23		33	
4	JW-EA09-SC138-C-130426	14		24		34	
5		15		25		35	
6		16		26		36	
7		17		27		37	
8		18		28		38	
9		19		29		39	
10		20	MB1-10904	30		40	

VALIDATION FINDINGS WORKSHEET

METHOD: HRGC/HRMS Dioxins/Dibenzofurans (EPA Method 1613B)

A. 2,3,7,8-TCDD	F. 1,2,3,4,6,7,8-HpCDD	K. 1,2,3,4,7,8-HxCDF	P. 1,2,3,4,7,8,9-HpCDF	U. Total HpCDD
B. 1,2,3,7,8-PeCDD	G. OCDD	L. 1,2,3,6,7,8-HxCDF	Q. OCDF	V. Total TCDF
C. 1,2,3,4,7,8-HxCDD	H. 2,3,7,8-TCDF	M. 2,3,4,6,7,8-HxCDF	R. Total TCDD	W. Total PeCDF
D. 1,2,3,6,7,8-HxCDD	I. 1,2,3,7,8-PeCDF	N. 1,2,3,7,8,9-HxCDF	S. Total PeCDD	X. Total HxCDF
E. 1,2,3,7,8,9-HxCDD	J. 2,3,4,7,8-PeCDF	O. 1,2,3,4,6,7,8-HpCDF	T. Total HxCDD	Y. Total HpCDF

Notes: _____

LDC#: 29895A21

VALIDATION FINDINGS WORKSHEET
Field Duplicates

Page: 1 of 1
Reviewer: [Signature]
2nd Reviewer: [Signature]

METHOD: HRGC/HRMS Dioxins/Dibenzofurans (EPA Method 1613B)

N NA
 N NA

Were field duplicate pairs identified in this SDG?

Were target analytes detected in the field duplicate pairs?

Compound	Concentration (pg/g)		RPD (≤ 50)
	3	4	
F	0.355	0.407	14
G	3.81	4.7	21
R	0.362*	0.588*	48
U	1.04	1.11	7

*EMPC

**Laboratory Data Consultants, Inc.
Data Validation Report**

Project/Site Name: Jeld-Wen Maulsby Marsh
Collection Date: April 26, 2013
LDC Report Date: June 18, 2013
Matrix: Sediment
Parameters: Polychlorinated Biphenyls as Congeners
Validation Level: Stage 2B
Laboratory: SGS Analytical Perspectives
Sample Delivery Group (SDG): A5450

Sample Identification

JW-EA09-SC38-A-130426
JW-EA09-SC38-B-130426
JW-EA09-SC38-C-130426
JW-EA09-SC138-C-130426

Introduction

This data review covers 4 sediment samples listed on the cover sheet including dilutions and reanalysis as applicable. The analyses were per EPA Method 1668A for Polychlorinated Biphenyl as Congeners.

This review follows USEPA Contract Laboratory Program (CLP) National Functional Guidelines for Chlorinated Dibenzo-p-Dioxins (CDDs) and Chlorinated Dibenzofurans (CDFs) Data Review (September 2011).

A qualification summary table is provided at the end of this report if data has been qualified. Flags are classified as P (protocol) or A (advisory) to indicate whether the flag is due to a laboratory deviation from a specified protocol or is of technical advisory nature.

Raw data were not reviewed for this SDG. The review was based on QC data.

The following are definitions of the data qualifiers:

- U Indicates the compound or analyte was analyzed for but not detected at or above the stated limit.
- J Indicates an estimated value.
- R Quality control indicates the data is not usable.
- NJ Presumptive evidence of the presence of the compound at an estimated quantity.
- UJ Indicates the compound or analyte was analyzed for but not detected. The sample detection limit is an estimated value.
- A Indicates the finding is based upon technical validation criteria.
- P Indicates the finding is related to a protocol/contractual deviation.
- None Indicates the data was not significantly impacted by the finding, therefore qualification was not required.

I. Technical Holding Times

All technical holding time requirements were met.

The chain-of-custodies were reviewed for documentation of cooler temperatures. All cooler temperatures met validation criteria.

II. HRGC/HRMS Instrument Performance Check

Instrument performance was checked at the required daily frequency.

Retention time windows were established for all congeners. The chromatographic resolution between the congeners PCB-23 and PCB-34 and congeners PCB-182 and PCB-187 was resolved with a valley of less than or equal to 40%.

III. Initial Calibration

A five point initial calibration was performed at the required daily frequency.

Percent relative standard deviations (%RSD) were less than or equal to 20.0% % for all compounds.

The ion abundance ratios for all compounds were within validation criteria with the following exceptions:

Date	Standard ID	Compound	Ion Abundance Ratio (Limits)	Associated Samples	Affected Compounds	Flag	A or P
7/26/12	120725X16	PCB-4	0 (1.33-1.79)	All samples in SDG A5450	PCB-4	J (all detects) UJ (all non-detects)	P

The laboratory indicated that the Dichlorobiphenyl congeners listed above were quantitated using single ion mode. The area for the secondary ion (m/z 223.9974) was not integrated due to significant interference from PFK therefore ion abundance ratio criteria cannot be met. Using professional judgment, associated data were qualified as estimated.

IV. Continuing Calibration

Continuing calibration was performed at the required frequencies.

All of the continuing calibration percent differences (%D) between the initial calibration RRF and the routine calibration RRF were less than or equal to 30.0% for unlabeled compounds and less than or equal to 50.0% for labeled compounds.

The ion abundance ratios for all compounds were within validation criteria.

V. Blanks

Method blanks were reviewed for each matrix as applicable. No polychlorinated biphenyls as congeners contaminants were found in the method blanks with the following exceptions:

Method Blank ID	Extraction Date	Compound	Concentration	Associated Samples
MB1_10904	5/6/13	PCB-105 PCB-118 PCB-11 PCB-31 PCB-28/20 PCB-52 PCB-69/49 PCB-44/47/65 PCB-61/70/74/76 PCB-95 PCB-113/90/101 PCB-99 PCB-108/119/86/97/125/87 PCB-110 PCB-147/149 PCB-153/168 PCB-163/138/129 PCB-187 PCB-174 PCB-180/193	0.198 pg/g 0.7 pg/g 4.44 pg/g 0.307 pg/g 0.601 pg/g 0.575 pg/g 0.299 pg/g 0.406 pg/g 0.526 pg/g 0.339 pg/g 0.694 pg/g 0.336 pg/g 0.339 pg/g 0.351 pg/g 0.572 pg/g 0.747 pg/g 0.756 pg/g 0.295 pg/g 0.205 pg/g 0.427 pg/g	All samples in SDG A5450

Sample concentrations were compared to concentrations detected in the method blanks. The sample concentrations were either not detected or were significantly greater (>5X blank contaminants) than the concentrations found in the associated method blanks with the following exceptions:

Sample	Compound	Reported Concentration	Modified Final Concentration
JW-EA09-SC38-B-130426	PCB-105 PCB-118 PCB-11 PCB-31 PCB-28/20 PCB-52 PCB-69/49 PCB-44/47/65 PCB-61/70/74/76 PCB-113/90/101 PCB-99 PCB-108/119/86/97/125/87 PCB-147/149 PCB-153/168 PCB-163/138/129 PCB-187 PCB-180/193	0.818 pg/g 2.1 pg/g 4.19 pg/g 0.985 pg/g 1.27 pg/g 1.49 pg/g 0.556 pg/g 0.949 pg/g 2.41 pg/g 1.98 pg/g 0.677 pg/g 1.29 pg/g 2.14 pg/g 2.1 pg/g 3.42 pg/g 1.21 pg/g 1.63 pg/g	0.818U pg/g 2.1U pg/g 4.19U pg/g 0.985U pg/g 1.27U pg/g 1.49U pg/g 0.556U pg/g 0.949U pg/g 2.41U pg/g 1.98U pg/g 0.677U pg/g 1.29U pg/g 2.14U pg/g 2.1U pg/g 3.42U pg/g 1.21U pg/g 1.63U pg/g

Sample	Compound	Reported Concentration	Modified Final Concentration
JW-EA09-SC38-C-130426	PCB-105	0.39 pg/g	0.39U pg/g
	PCB-118	1.02 pg/g	1.02U pg/g
	PCB-11	2.74 pg/g	2.74U pg/g
	PCB-28/20	0.729 pg/g	0.729U pg/g
	PCB-52	0.902 pg/g	0.902U pg/g
	PCB-69/49	0.424 pg/g	0.424U pg/g
	PCB-44/47/65	0.769 pg/g	0.769U pg/g
	PCB-113/90/101	0.956 pg/g	0.956U pg/g
	PCB-99	0.516 pg/g	0.516U pg/g
	PCB-110	0.809 pg/g	0.809U pg/g
	PCB-147/149	0.803 pg/g	0.803U pg/g
	PCB-153/168	1.05 pg/g	1.05U pg/g
	PCB-163/138/129	1.5 pg/g	1.5U pg/g
	PCB-187	0.594 pg/g	0.594U pg/g
PCB-180/193	0.606 pg/g	0.606U pg/g	
JW-EA09-SC138-C-130426	PCB-105	0.54 pg/g	0.54U pg/g
	PCB-118	1.41 pg/g	1.41U pg/g
	PCB-11	2.65 pg/g	2.65U pg/g
	PCB-31	0.655 pg/g	0.655U pg/g
	PCB-28/20	0.784 pg/g	0.784U pg/g
	PCB-52	1.11 pg/g	1.11U pg/g
	PCB-69/49	0.465 pg/g	0.465U pg/g
	PCB-44/47/65	0.838 pg/g	0.838U pg/g
	PCB-61/70/74/76	1.59 pg/g	1.59U pg/g
	PCB-95	0.99 pg/g	0.99U pg/g
	PCB-113/90/101	1.25 pg/g	1.25U pg/g
	PCB-99	0.702 pg/g	0.702U pg/g
	PCB-108/119/86/97/125/87	0.899 pg/g	0.899U pg/g
	PCB-110	1.4 pg/g	1.4U pg/g
	PCB-147/149	1.14 pg/g	1.14U pg/g
	PCB-153/168	1.59 pg/g	1.59U pg/g
	PCB-163/138/129	1.75 pg/g	1.75U pg/g
	PCB-187	0.62 pg/g	0.62U pg/g
PCB-174	0.363 pg/g	0.363U pg/g	
PCB-180/193	0.909 pg/g	0.909U pg/g	

VI. Matrix Spike/Matrix Spike Duplicates

The laboratory has indicated that there were no matrix spike (MS) and matrix spike duplicate (MSD) analyses specified for the samples in this SDG, and therefore matrix spike and matrix spike duplicate analyses were not performed for this SDG.

VII. Ongoing Precision Recovery (OPR)

Ongoing precision recovery samples were reviewed for each matrix as applicable. Percent recoveries (%R) were within QC limits.

VIII. Regional Quality Assurance and Quality Control

Not applicable.

IX. Internal Standards

All internal standard recoveries (%R) were within QC limits.

X. Target Compound Identification

Raw data were not reviewed for this SDG.

XI. Compound Quantitation

All compound quantitations were within validation criteria with the following exceptions:

Sample	Compound	Flag	A or P
All samples in SDG A5450	All compounds reported as estimated maximum possible concentration (EMPC).	J (all detects)	A

XII. System Performance

Raw data were not reviewed for this SDG.

XIII. Overall Assessment of Data

The analysis was conducted within all specifications of the method. No results were rejected in this SDG.

Due to initial calibration ion abundance ratio and compound quantitation problems, data were qualified as estimated in four samples.

Due to method blank contamination problems, data were qualified as nondetected in three samples.

The quality control criteria reviewed, other than those discussed above, were met and are considered acceptable. Sample results that were found to be estimated (J) are usable for limited purposes only. Based upon the Stage 2B data validation all other results are considered valid and usable for all purposes.

Data flags are summarized at the end of this report if data has been qualified.

XIV. Field Duplicates

Samples JW-EA09-SC38-C-130426 and JW-EA09-SC138-C-130426 were identified as field duplicates. No polychlorinated biphenyls as congeners were detected in any of the samples with the following exceptions:

Compound	Concentration (pg/g)		RPD (Limits)
	JW-EA09-SC38-C-130426	JW-EA09-SC138-C-130426	
PCB-105	0.39	0.54	32 (≤50)

Compound	Concentration (pg/g)		RPD (Limits)
	JW-EA09-SC38-C-130426	JW-EA09-SC138-C-130426	
PCB-118	1.02	1.41	32 (≤50)
PCB-2	1.49	2.5	51 (≤50)
PCB-3	0.383U	1.75	200 (≤50)
PCB-8	0.343U	0.323	200 (≤50)
PCB-11	2.74	2.65	3 (≤50)
PCB-30/18	0.572U	0.601	200 (≤50)
PCB-31	0.557U	0.655	200 (≤50)
PCB-28/20	0.729	0.784	7 (≤50)
PCB-52	0.902	1.11	21 (≤50)
PCB-69/49	0.424	0.465	9 (≤50)
PCB-44/47/65	0.769	0.838	9 (≤50)
PCB-71/40	0.326U	0.312	200 (≤50)
PCB-64	0.229U	0.388	200 (≤50)
PCB-61/70/74/76	0.463U	1.59	200 (≤50)
PCB-66	1.03	0.865	17 (≤50)
PCB-95	0.354U	0.99	200 (≤50)
PCB-92	0.358U	0.253	200 (≤50)
PCB-113/90/101	0.956	1.25	27 (≤50)
PCB-99	0.516	0.702	31 (≤50)
PCB-108/119/86/97/125/87	0.301U	0.899	200 (≤50)
PCB-116/85	0.315U	0.208	200 (≤50)
PCB-110	0.809	1.4	54 (≤50)

Compound	Concentration (pg/g)		RPD (Limits)
	JW-EA09-SC38-C-130426	JW-EA09-SC138-C-130426	
PCB-151/135	0.261U	0.374	200 (≤50)
PCB-147/149	0.803	1.14	35 (≤50)
PCB-132	0.278U	0.525	200 (≤50)
PCB-146	0.235U	0.217	200 (≤50)
PCB-153/168	1.05	1.59	41 (≤50)
PCB-141	0.253U	0.247	200 (≤50)
PCB-163/138/129	1.5	1.75	15 (≤50)
PCB-158	0.177U	0.141	200 (≤50)
PCB-128/166	0.238U	0.32	200 (≤50)
PCB-187	0.594	0.62	4 (≤50)
PCB-183	0.324U	0.411	200 (≤50)
PCB-174	0.371U	0.363	200 (≤50)
PCB-177	0.379U	0.295	200 (≤50)
PCB-180/193	0.606	0.909	40 (≤50)
PCB-170	0.359U	0.37	200 (≤50)
PCB-198/199	0.334U	0.353	200 (≤50)

XV. Field Blanks

No field blanks were identified in this SDG.

**Jeld-Wen Maulsby Marsh
Polychlorinated Biphenyls as Congeners - Data Qualification Summary - SDG A5450**

SDG	Sample	Compound	Flag	A or P	Reason
A5450	JW-EA09-SC38-A-130426 JW-EA09-SC38-B-130426 JW-EA09-SC38-C-130426 JW-EA09-SC138-C-130426	PCB-4	J (all detects) UJ (all non-detects)	P	Initial calibration (ion abundance ratio)
A5450	JW-EA09-SC38-A-130426 JW-EA09-SC38-B-130426 JW-EA09-SC38-C-130426 JW-EA09-SC138-C-130426	All compounds reported as estimated maximum possible concentration (EMPC).	J (all detects)	A	Compound quantitation

**Jeld-Wen Maulsby Marsh
Polychlorinated Biphenyls as Congeners - Laboratory Blank Data Qualification Summary - SDG A5450**

SDG	Sample	Compound	Modified Final Concentration	A or P
A5450	JW-EA09-SC38-B-130426	PCB-105 PCB-118 PCB-11 PCB-31 PCB-28/20 PCB-52 PCB-69/49 PCB-44/47/65 PCB-61/70/74/76 PCB-113/90/101 PCB-99 PCB-108/119/86/97/125/87 PCB-147/149 PCB-153/168 PCB-163/138/129 PCB-187 PCB-180/193	0.818U pg/g 2.1U pg/g 4.19U pg/g 0.985U pg/g 1.27U pg/g 1.49U pg/g 0.556U pg/g 0.949U pg/g 2.41U pg/g 1.98U pg/g 0.677U pg/g 1.29U pg/g 2.14U pg/g 2.1U pg/g 3.42U pg/g 1.21U pg/g 1.63U pg/g	A
A5450	JW-EA09-SC38-C-130426	PCB-105 PCB-118 PCB-11 PCB-28/20 PCB-52 PCB-69/49 PCB-44/47/65 PCB-113/90/101 PCB-99 PCB-110 PCB-147/149 PCB-153/168 PCB-163/138/129 PCB-187 PCB-180/193	0.39U pg/g 1.02U pg/g 2.74U pg/g 0.729U pg/g 0.902U pg/g 0.424U pg/g 0.769U pg/g 0.956U pg/g 0.516U pg/g 0.809U pg/g 0.803U pg/g 1.05U pg/g 1.5U pg/g 0.594U pg/g 0.606U pg/g	A

SDG	Sample	Compound	Modified Final Concentration	A or P
A5450	JW-EA09-SC138-C-130426	PCB-105 PCB-118 PCB-11 PCB-31 PCB-28/20 PCB-52 PCB-69/49 PCB-44/47/65 PCB-61/70/74/76 PCB-95 PCB-113/90/101 PCB-99 PCB-108/119/86/97/125/87 PCB-110 PCB-147/149 PCB-153/168 PCB-163/138/129 PCB-187 PCB-174 PCB-180/193	0.54U pg/g 1.41U pg/g 2.65U pg/g 0.655U pg/g 0.784U pg/g 1.11U pg/g 0.465U pg/g 0.838U pg/g 1.59U pg/g 0.99U pg/g 1.25U pg/g 0.702U pg/g 0.899U pg/g 1.4U pg/g 1.14U pg/g 1.59U pg/g 1.75U pg/g 0.62U pg/g 0.363U pg/g 0.909U pg/g	A

LDC #: 29895A31

VALIDATION COMPLETENESS WORKSHEET

Date: 6-14-13

SDG #: A5450

Stage 2B

Page: 1 of 1

Laboratory: ~~SGS Environmental Services, Inc.~~

SGS - Analytical Perspectives

Reviewer: gm

2nd Reviewer: [Signature]

METHOD: HRGC/HRMS Polychlorinated Biphenyl Congeners (EPA Method 1668^A)

The samples listed below were reviewed for each of the following validation areas. Validation findings are noted in attached validation findings worksheets.

	Validation Area		Comments
I.	Technical holding times	A	Sampling dates:
II.	GC/MS Instrument performance check	A	
III.	Initial calibration	SW	≤ 20
IV.	Routine calibration CV	A	≤ 30/50
V.	Blanks	SW	
VI.	Matrix spike/Matrix spike duplicates	N	client
VII.	Laboratory control samples	A	OPR
VIII.	Regional quality assurance and quality control	N	
IX.	Internal standards	A	
X.	Target compound identifications	N	
XI.	Compound quantitation RL/LOQ/LODs	SW	
XII.	System performance	N	
XIII.	Overall assessment of data	A	
XIV.	Field duplicates	SW	D = 3+4
XV.	Field blanks	N	

Note: A = Acceptable
 N = Not provided/applicable
 SW = See worksheet

ND = No compounds detected
 R = Rinsate
 FB = Field blank

D = Duplicate
 TB = Trip blank
 EB = Equipment blank

Validated Samples: *Sediment*

1	JW-EA09-SC38-A-130426	11		21		31	
2	JW-EA09-SC38-B-130426	12		22		32	
3	JW-EA09-SC38-C-130426	13		23		33	
4	JW-EA09-SC138-C-130426	14		24		34	
5		15		25		35	
6		16		26		36	
7		17		27		37	
8		18		28		38	
9		19		29		39	
10		20	MB1-10904	30		40	

VALIDATION FINDINGS WORKSHEET
Blanks

METHOD: HRGC/HRMS PCB Congeners (EPA Method 1668A)

Please see qualifications below for all questions answered "N". Not applicable questions are identified as "N/A".

- N N/A Were all samples associated with a method blank?
- N N/A Was a method blank performed for each matrix and whenever a sample extraction was performed?
- N N/A Was the method blank contaminated?

Blank extraction date: 05/06/13 Blank analysis date: 05/13/13 Associated samples: All Qual U
Conc. units: pg/g

Compound	Blank ID		Sample Identification			
	MB1_10904	5x	2	3	4	
PCB-105	0.198	0.99	0.818	0.39*	0.54	
PCB-118	0.7	3.5	2.1	1.02	1.41	
Di-CBs	4.44	22.2	4.19	2.74	2.97	
Tri-CBs	0.909*	4.545	3.3	0.729	2.04	
Tetra-CBs	1.81*	9.05	8.22*	3.13	5.57*	
Penta-CBs	2.96*	14.8	9.48*	3.69*	7.65*	
Hexa-CBs	2.08*	10.4		3.36*	6.3*	
Hepta-CBs	0.927*	4.635		1.2	2.97*	
Total PCB (Mono-Deca)	43.1*	65.5	46.8*	16.3*	32.1*	
PCB-11	4.44	22.2	4.19	2.74	2.65	
PCB-31	0.307*	1.535	0.985		0.655	
PCB-28/20	0.601	3.005	1.27	0.729	0.784	
PCB-52	0.575	2.875	1.49	0.902	1.11	
PCB-69/49	0.299*	1.495	0.556	0.424	0.465*	
PCB-44/47/65	0.406*	2.03	0.949*	0.769	0.838	
PCB-61/70/74/76	0.526	2.63	2.41		1.59	
PCB-95	0.339*	1.695			0.99*	
PCB-113/90/101	0.694	3.47	1.98	0.956*	1.25*	
PCB-99	0.336*	1.68	0.677*	0.516	0.702	
PCB-108/119/86/97/125/87	0.339	1.695	1.29		0.899	
PCB-110	0.351*	1.755		0.809*	1.4	

2012

MA

Compound	Blank ID		Sample Identification			
	MB1 10904	5x	2	3	4	
PCB-147/149	0.572	2.86	2.14*	0.803*	1.14	
PCB-153/166	0.747	3.735	2.1	1.05*	1.59	
PCB-163/138/129	0.756*	3.78	3.42	1.5	1.75*	
PCB-187	0.295	1.475	1.21	0.594	0.62*	
PCB-174	0.205*	1.025			0.363*	
PCB-180/193	0.427*	2.135	1.63*	0.606	0.909	

*EMPC
 All contaminants within five times the method blank concentration were qualified as not detected, "U".

VALIDATION FINDINGS WORKSHEET
Field Duplicates

METHOD: HRGC/HRMS PCB Congeners (EPA Method 1668A)

X N NA
Y N NA

Were field duplicate pairs identified in this SDG?

Were target analytes detected in the field duplicate pairs?

Compound	Concentration (pg/g)		RPD (≤ 50)
	3	4	
PCB-105	0.39*	0.54	32
PCB-118	1.02	1.41	32
PCB-2	1.49	2.5	51
PCB-3	0.383U	1.75*	200
PCB-8	0.343U	0.323	200
PCB-11	2.74	2.65	3
PCB-30/18	0.572U	0.601	200
PCB-31	0.557U	0.655	200
PCB-28/20	0.729	0.784	7
PCB-52	0.902	1.11	21
PCB-69/49	0.424	0.465*	9
PCB-44/47/65	0.769	0.838	9
PCB-71/40	0.326U	0.312	200
PCB-64	0.229U	0.388	200
PCB-61/70/74/76	0.463U	1.59	200
PCB-66	1.03	0.865*	17
PCB-95	0.354U	0.99*	200
PCB-92	0.358U	0.253	200
PCB-113/90/101	0.956*	1.25*	27
PCB-99	0.516	0.702	31
PCB-108/119/86/97/125/87	0.301U	0.899	200
PCB-116/85	0.315U	0.208*	200
PCB-110	0.809*	1.4	54
PCB-151/135	0.261U	0.374	200
PCB-147/149	0.803*	1.14	35
PCB-132	0.278U	0.525	200
PCB-146	0.235U	0.217*	200

VALIDATION FINDINGS WORKSHEET
Field Duplicates

METHOD: HRGC/HRMS PCB Congeners (EPA Method 1668A)

Compound	Concentration (pg/g)		RPD (≤ 50)
	3	4	
PCB-153/168	1.05*	1.59	41
PCB-141	0.253U	0.247*	200
PCB-163/138/129	1.5	1.75*	15
PCB-158	0.177U	0.141*	200
PCB-128/166	0.238U	0.32	200
PCB-187	0.594	0.62*	4
PCB-183	0.324U	0.411*	200
PCB-174	0.371U	0.363*	200
PCB-177	0.379U	0.295	200
PCB-180/193	0.606	0.909	40
PCB-170	0.359U	0.37*	200
PCB-198/199	0.334U	0.353	200
Moно-CBs	1.49	4.25*	96
Di-CBs	2.74	2.97	8
Tri-CBs	0.729	2.04	95
Tetra-CBs	3.13	5.57*	56
Penta-CBs	3.69*	7.65*	70
Hexa-CBs	3.36*	6.3*	61
Hepta-CBs	1.2	2.97*	85
Octa-CBs	0.297U	0.353	200

*EMPC

**Laboratory Data Consultants, Inc.
Data Validation Report**

Project/Site Name: Jeld-Wen Maulsby Marsh
Collection Date: April 26, 2013
LDC Report Date: June 18, 2013
Matrix: Water
Parameters: Dioxins/Dibenzofurans
Validation Level: Stage 2B
Laboratory: SGS Analytical Perspectives
Sample Delivery Group (SDG): A5451

Sample Identification

JW-SCFB-130426
JW-SCRB-130426

Introduction

This data review covers 2 water samples listed on the cover sheet including dilutions and reanalysis as applicable. The analyses were per EPA Method 1613B for Polychlorinated Dioxins/Dibenzofurans.

This review follows USEPA Contract Laboratory Program (CLP) National Functional Guidelines for Chlorinated Dibenzo-p-Dioxins (CDDs) and Chlorinated Dibenzofurans (CDFs) Data Review (September 2011).

A qualification summary table is provided at the end of this report if data has been qualified. Flags are classified as P (protocol) or A (advisory) to indicate whether the flag is due to a laboratory deviation from a specified protocol or is of technical advisory nature.

Raw data were not reviewed for this SDG. The review was based on QC data.

The following are definitions of the data qualifiers:

- U Indicates the compound or analyte was analyzed for but not detected at or above the stated limit.
- J Indicates an estimated value.
- R Quality control indicates the data is not usable.
- NJ Presumptive evidence of the presence of the compound at an estimated quantity.
- UJ Indicates the compound or analyte was analyzed for but not detected. The sample detection limit is an estimated value.

EMPC Estimated Maximum Possible Concentration

- A Indicates the finding is based upon technical validation criteria.
- P Indicates the finding is related to a protocol/contractual deviation.
- None Indicates the data was not significantly impacted by the finding, therefore qualification was not required.

I. Technical Holding Times

All technical holding time requirements were met.

The chain-of-custodies were reviewed for documentation of cooler temperatures. All cooler temperatures met validation criteria.

II. HRGC/HRMS Instrument Performance Check

Instrument performance was checked at the required daily frequency.

Retention time windows were established for all homologues. The chromatographic resolution between 2,3,7,8-TCDD and peaks representing any other unlabeled TCDD isomer was less than or equal to 25%.

III. Initial Calibration

A five point initial calibration was performed as required by the method.

Percent relative standard deviations (%RSD) were less than or equal to 20.0% for unlabeled compounds and less than or equal to 35.0% for labeled compounds.

The ion abundance ratios for all PCDDs and PCDFs were within validation criteria.

IV. Continuing Calibration

Continuing calibration was performed at the required frequencies.

All of the continuing calibration results were within the QC limits for unlabeled compounds and labeled compounds.

The ion abundance ratios for all PCDDs and PCDFs were within validation criteria.

V. Blanks

Method blanks were reviewed for each matrix as applicable. No polychlorinated dioxin/dibenzofuran contaminants were found in the method blanks.

VI. Matrix Spike/Matrix Spike Duplicates

The laboratory has indicated that there were no matrix spike (MS) and matrix spike duplicate (MSD) analyses specified for the samples in this SDG, and therefore matrix spike and matrix spike duplicate analyses were not performed for this SDG.

VII. Ongoing Precision Recovery (OPR)

Ongoing precision recovery samples were reviewed for each matrix as applicable. Percent recoveries (%R) were within QC limits.

VIII. Regional Quality Assurance and Quality Control

Not applicable.

IX. Internal Standards

All internal standard recoveries were within QC limits.

X. Target Compound Identifications

Raw data were not reviewed for this SDG.

XI. Compound Quantitation

Raw data were not reviewed for this SDG.

XII. System Performance

Raw data were not reviewed for this SDG.

XIII. Overall Assessment of Data

The analysis was conducted within all specifications of the method. No results were rejected in this SDG.

The quality control criteria reviewed were met and are considered acceptable. Based upon the Stage 2B data validation all results are considered valid and usable for all purposes.

XIV. Field Duplicates

No field duplicates were identified in this SDG.

XV. Field Blanks

Sample JW-SCRB-130426 was identified as a rinsate blank. No polychlorinated dioxin/dibenzofuran contaminants were found.

Sample JW-SCFB-130426 was identified as a field blank. No polychlorinated dioxin/dibenzofuran contaminants were found.

**Jeld-Wen Maulsby Marsh
Dioxins/Dibenzofurans - Data Qualification Summary - SDG A5451**

No Sample Data Qualified in this SDG

**Jeld-Wen Maulsby Marsh
Dioxins/Dibenzofurans - Laboratory Blank Data Qualification Summary - SDG A5451**

No Sample Data Qualified in this SDG

METHOD: HRGC/HRMS Dioxins/Dibenzofurans (EPA Method 1613B)

The samples listed below were reviewed for each of the following validation areas. Validation findings are noted in attached validation findings worksheets.

	Validation Area		Comments
I.	Technical holding times	A	Sampling dates: 4-26-13
II.	HRGC/HRMS Instrument performance check	A	
III.	Initial calibration	A	≤ 20/35
IV.	Continuing calibration/CV	A	QC limits
V.	Blanks	A	
VI.	Matrix spike/Matrix spike duplicates	N	client
VII.	Laboratory control samples	A	OPR
VIII.	Regional quality assurance and quality control	N	
IX.	Internal standards	A	
X.	Target compound identifications	N	
XI.	Compound quantitation/RL/LOQ/LOD	SW N	
XII.	System performance	N	
XIII.	Overall assessment of data	A	
XIV.	Field duplicates	N	
XV.	Field blanks	ND	FB=1 ; RB=2

Note: A = Acceptable ND = No compounds detected D = Duplicate
 N = Not provided/applicable R = Rinsate TB = Trip blank
 SW = See worksheet FB = Field blank EB = Equipment blank

Validated Samples: *Water*

1	JW-SCFB-130426	11		21		31	
2	JW-SCRB-130426	12		22		32	
3		13		23		33	
4		14		24		34	
5		15		25		35	
6		16		26		36	
7		17		27		37	
8		18		28		38	
9		19		29		39	
10		20	MB1-10924	30		40	

**Laboratory Data Consultants, Inc.
Data Validation Report**

Project/Site Name: Jeld-Wen Maulsby Marsh
Collection Date: April 26, 2013
LDC Report Date: June 18, 2013
Matrix: Water
Parameters: Polychlorinated Biphenyls as Congeners
Validation Level: Stage 2B
Laboratory: SGS Analytical Perspectives
Sample Delivery Group (SDG): A5451

Sample Identification

JW-SCFB-130426
JW-SCRB-130426

Introduction

This data review covers 2 water samples listed on the cover sheet including dilutions and reanalysis as applicable. The analyses were per EPA Method 1668A for Polychlorinated Biphenyl as Congeners.

This review follows USEPA Contract Laboratory Program (CLP) National Functional Guidelines for Chlorinated Dibenzo-p-Dioxins (CDDs) and Chlorinated Dibenzofurans (CDFs) Data Review (September 2011).

A qualification summary table is provided at the end of this report if data has been qualified. Flags are classified as P (protocol) or A (advisory) to indicate whether the flag is due to a laboratory deviation from a specified protocol or is of technical advisory nature.

Raw data were not reviewed for this SDG. The review was based on QC data.

The following are definitions of the data qualifiers:

- U Indicates the compound or analyte was analyzed for but not detected at or above the stated limit.
- J Indicates an estimated value.
- R Quality control indicates the data is not usable.
- NJ Presumptive evidence of the presence of the compound at an estimated quantity.
- UJ Indicates the compound or analyte was analyzed for but not detected. The sample detection limit is an estimated value.
- A Indicates the finding is based upon technical validation criteria.
- P Indicates the finding is related to a protocol/contractual deviation.
- None Indicates the data was not significantly impacted by the finding, therefore qualification was not required.

I. Technical Holding Times

All technical holding time requirements were met.

The chain-of-custodies were reviewed for documentation of cooler temperatures. All cooler temperatures met validation criteria.

II. HRGC/HRMS Instrument Performance Check

Instrument performance was checked at the required daily frequency.

Retention time windows were established for all congeners. The chromatographic resolution between the congeners PCB-23 and PCB-34 and congeners PCB-182 and PCB-187 was resolved with a valley of less than or equal to 40%.

III. Initial Calibration

A five point initial calibration was performed at the required daily frequency.

Percent relative standard deviations (%RSD) were less than or equal to 20.0% % for all compounds.

The ion abundance ratios for all compounds were within validation criteria with the following exceptions:

Date	Standard ID	Compound	Ion Abundance Ratio (Limits)	Associated Samples	Affected Compounds	Flag	A or P
7/26/12	120725X16	PCB-4	0 (1.33-1.79)	All samples in SDG A5451	PCB-4	J (all detects) UJ (all non-detects)	P

The laboratory indicated that the Dichlorobiphenyl congeners listed above were quantitated using single ion mode. The area for the secondary ion (m/z 223.9974) was not integrated due to significant interference from PFK therefore ion abundance ratio criteria cannot be met. Using professional judgment, associated data were qualified as estimated.

IV. Continuing Calibration

Continuing calibration was performed at the required frequencies.

All of the continuing calibration percent differences (%D) between the initial calibration RRF and the routine calibration RRF were less than or equal to 30.0% for unlabeled compounds and less than or equal to 50.0% for labeled compounds.

The ion abundance ratios for all compounds were within validation criteria.

V. Blanks

Method blanks were reviewed for each matrix as applicable. No polychlorinated biphenyls as congeners contaminants were found in the method blanks with the following exceptions:

Method Blank ID	Extraction Date	Compound	Concentration	Associated Samples
MB1_10924	5/9/13	PCB-105 PCB-118 PCB-126 PCB-156/157 PCB-169 PCB-11 PCB-31 PCB-28/20 PCB-52 PCB-44/47/65 PCB-61/70/74/76 PCB-113/90/101 PCB-108/119/86/97/125/87 PCB-110 PCB-147/149 PCB-153/168 PCB-163/138/129 PCB-180/193 PCB-209	1.52 pg/L 1.35 pg/L 1.56 pg/L 1.25 pg/L 3.46 pg/L 19.3 pg/L 1.72 pg/L 2.69 pg/L 1.8 pg/L 1.04 pg/L 2.15 pg/L 1.78 pg/L 1.53 pg/L 1.62 pg/L 1.88 pg/L 2.04 pg/L 2.04 pg/L 1.38 pg/L 1.25 pg/L	All samples in SDG A5451

Sample concentrations were compared to concentrations detected in the method blanks. The sample concentrations were either not detected or were significantly greater (>5X blank contaminants) than the concentrations found in the associated method blanks with the following exceptions:

Sample	Compound	Reported Concentration	Modified Final Concentration
JW-SCFB-130426	PCB-156/157 PCB-169 PCB-11 PCB-52 PCB-110 PCB-153/168 PCB-163/138/129 PCB-180/193	1.95 pg/L 6.58 pg/L 17.5 pg/L 2.17 pg/L 1.31 pg/L 1.96 pg/L 2.34 pg/L 3.77 pg/L	1.95U pg/L 6.58U pg/L 17.5U pg/L 2.17U pg/L 1.31U pg/L 1.96U pg/L 2.34U pg/L 3.77U pg/L
JW-SCRB-130426	PCB-105 PCB-118 PCB-156/157 PCB-169 PCB-11 PCB-28/20 PCB-52 PCB-113/90/101 PCB-108/119/86/97/125/87 PCB-110 PCB-147/149 PCB-153/168 PCB-163/138/129 PCB-180/193	2.81 pg/L 4.35 pg/L 1.72 pg/L 3.93 pg/L 17.8 pg/L 3.11 pg/L 2.18 pg/L 3.31 pg/L 2.98 pg/L 4.47 pg/L 2.17 pg/L 2.79 pg/L 5.24 pg/L 1.73 pg/L	2.81U pg/L 4.35U pg/L 1.72U pg/L 3.93U pg/L 17.8U pg/L 3.11U pg/L 2.18U pg/L 3.31U pg/L 2.98U pg/L 4.47U pg/L 2.17U pg/L 2.79U pg/L 5.24U pg/L 1.73U pg/L

VI. Matrix Spike/Matrix Spike Duplicates

The laboratory has indicated that there were no matrix spike (MS) and matrix spike duplicate (MSD) analyses specified for the samples in this SDG, and therefore matrix spike and matrix spike duplicate analyses were not performed for this SDG.

VII. Ongoing Precision Recovery (OPR)

Ongoing precision recovery samples were reviewed for each matrix as applicable. Percent recoveries (%R) were within QC limits.

VIII. Regional Quality Assurance and Quality Control

Not applicable.

IX. Internal Standards

All internal standard recoveries (%R) were within QC limits.

X. Target Compound Identification

Raw data were not reviewed for this SDG.

XI. Compound Quantitation

All compound quantitations were within validation criteria with the following exceptions:

Sample	Compound	Flag	A or P
All samples in SDG A5451	All compounds reported as estimated maximum possible concentration (EMPC).	J (all detects)	A

XII. System Performance

Raw data were not reviewed for this SDG.

XIII. Overall Assessment of Data

The analysis was conducted within all specifications of the method. No results were rejected in this SDG.

Due to initial calibration ion abundance ratio and compound quantitation problems, data were qualified as estimated in two samples.

Due to method blank contamination problems, data were qualified as nondetected in two samples.

The quality control criteria reviewed, other than those discussed above, were met and are considered acceptable. Sample results that were found to be estimated (J) are usable for limited purposes only. Based upon the Stage 2B data validation all other results are considered valid and usable for all purposes.

Data flags are summarized at the end of this report if data has been qualified.

XIV. Field Duplicates

No field duplicates were identified in this SDG.

XV. Field Blanks

Sample JW-SCRB-130426 was identified as a rinsate blank. No polychlorinated biphenyls as congeners contaminants were found with the following exceptions:

Blank ID	Compound	Concentration (pg/L)
JW-SCRB-130426	PCB-105	2.81
	PCB-118	4.35
	PCB-156/157	1.72
	PCB-169	3.93
	PCB-8	2.7
	PCB-11	17.8
	PCB-28/20	3.11
	PCB-52	2.18
	PCB-95	2.57
	PCB-113/90/101	3.31
	PCB-99	1.5
	PCB-108/119/86/97/125/87	2.98
	PCB-110	4.47
	PCB-147/149	2.17
	PCB-132	2.31
	PCB-153/168	2.79
PCB-163/138/129	5.24	
PCB-180/193	1.73	

Sample JW-SCFB-130426 was identified as a field blank. No polychlorinated biphenyls as congeners contaminants were found with the following exceptions:

Blank ID	Compound	Concentration (pg/L)
JW-SCFB-130426	PCB-156/157	1.95
	PCB-169	6.58
	PCB-11	17.5
	PCB-52	2.17
	PCB-110	1.31
	PCB-153/168	1.96
	PCB-163/138/129	2.34
	PCB-180/193	3.77

**Jeld-Wen Maulsby Marsh
Polychlorinated Biphenyls as Congeners - Data Qualification Summary - SDG A5451**

SDG	Sample	Compound	Flag	A or P	Reason
A5451	JW-SCFB-130426 JW-SCRB-130426	PCB-4	J (all detects) UJ (all non-detects)	P	Initial calibration (ion abundance ratio)
A5451	JW-SCFB-130426 JW-SCRB-130426	All compounds reported as estimated maximum possible concentration (EMPC).	J (all detects)	A	Compound quantitation

**Jeld-Wen Maulsby Marsh
Polychlorinated Biphenyls as Congeners - Laboratory Blank Data Qualification Summary - SDG A5451**

SDG	Sample	Compound	Modified Final Concentration	A or P
A5451	JW-SCFB-130426	PCB-156/157 PCB-169 PCB-11 PCB-52 PCB-110 PCB-153/168 PCB-163/138/129 PCB-180/193	1.95U pg/L 6.58U pg/L 17.5U pg/L 2.17U pg/L 1.31U pg/L 1.96U pg/L 2.34U pg/L 3.77U pg/L	A
A5451	JW-SCRB-130426	PCB-105 PCB-118 PCB-156/157 PCB-169 PCB-11 PCB-28/20 PCB-52 PCB-113/90/101 PCB-108/119/86/97/125/87 PCB-110 PCB-147/149 PCB-153/168 PCB-163/138/129 PCB-180/193	2.81U pg/L 4.35U pg/L 1.72U pg/L 3.93U pg/L 17.8U pg/L 3.11U pg/L 2.18U pg/L 3.31U pg/L 2.98U pg/L 4.47U pg/L 2.17U pg/L 2.79U pg/L 5.24U pg/L 1.73U pg/L	A

LDC #: 29895B31

VALIDATION COMPLETENESS WORKSHEET

Date: 6-14-13

SDG #: A5451

Stage 2B

Page: 1 of 1

Laboratory: ~~SGS Environmental Services, Inc.~~Reviewer: gm

SGS Analytical Perspectives

2nd Reviewer: lvMETHOD: HRGC/HRMS Polychlorinated Biphenyl Congeners (EPA Method 1668~~B~~)

The samples listed below were reviewed for each of the following validation areas. Validation findings are noted in attached validation findings worksheets.

	Validation Area		Comments
I.	Technical holding times	A	Sampling dates: 4/26/13
II.	GC/MS Instrument performance check	A	
III.	Initial calibration	SW	≤ 20
IV.	Routine calibration ACV	A	≤ 30/50
V.	Blanks	SW	
VI.	Matrix spike/Matrix spike duplicates	N	client
VII.	Laboratory control samples	A	OPR
VIII.	Regional quality assurance and quality control	N	
IX.	Internal standards	A	
X.	Target compound identifications	N	
XI.	Compound quantitation RL/LOQ/LODs	SW	
XII.	System performance	N	
XIII.	Overall assessment of data	A	
XIV.	Field duplicates	N	
XV.	Field blanks	SW	FB=1; RB=2

Note: A = Acceptable
N = Not provided/applicable
SW = See worksheet

ND = No compounds detected
R = Rinsate
FB = Field blank

D = Duplicate
TB = Trip blank
EB = Equipment blank

Validated Samples:

water

1	JW-SCFB-130426	11		21		31	
2	JW-SCRB-130426	12		22		32	
3		13		23		33	
4		14		24		34	
5		15		25		35	
6		16		26		36	
7		17		27		37	
8		18		28		38	
9		19		29		39	
10		20	MB1-10924	30		40	

VALIDATION FINDINGS WORKSHEET

Blanks

METHOD: HRGC/HRMS PCB Congeners (EPA Method 1668A)

Please see qualifications below for all questions answered "N". Not applicable questions are identified as "N/A".

- N N/A Were all samples associated with a method blank?
- N N/A Was a method blank performed for each matrix and whenever a sample extraction was performed?
- N N/A Was the method blank contaminated?

Blank extraction date: 05/09/13 **Blank analysis date:** 05/18/13 **Associated samples:** All Qual U
Conc. units: pg/L

Compound	Blank ID		Sample Identification			
	MB1_10924	5x	1	2		
PCB-105	1.52	7.6		2.81		
PCB-118	1.35*	6.75		4.35		
PCB-126	1.56	7.8				
PCB-156/157	1.25	6.25	1.95	1.72		
PCB-169	3.46*	17.3	6.58	3.93		
Bi-CBs	19.3	96.5	17.5	20.5		
Tri-CBs	4.41	22.05		3.11		
Tetra-CBs	4.99*	24.95	2.17	2.18*		
Penta-CBs	9.35*	46.75	1.31*	22*		
Hexa-CBs	10.7*	53.5	12.8	18.2*		
Hepta-CBs	1.38*	6.9	3.77*	1.73		
Deca-CB	1.25	6.25				
Total PCB (Mono-Deca)	51.4*	257	37.6	67.7		
PCB-11	19.3	96.5	17.5	17.8		
PCB-31	1.72	8.6				
PCB-28/20	2.69	13.45		3.11		
PCB-52	1.8	9	2.17	2.18*		
PCB-44/47/65	1.04*	5.2				
PCB-61/70/74/76	2.15	10.75				
PCB-113/90/101	1.78*	8.9		3.31		

Compound	Blank ID		Sample Identification							
	MB1_10924	5x	1	2						
PCB-108/119/86/97/125/87	1.53	7.65		2.98						
PCB-110	1.62	8.1	1.31*	4.47						
PCB-147/149	1.88	9.4		2.17*						
PCB-153/168	2.04	10.2	1.96	2.79*						
PCB-163/138/129	2.04*	10.2	2.34	5.24						
PCB-180/193	1.38*	6.9	3.77*	1.73						
PCB-209	1.25	6.25								

2022 JHR

*EMPC
All contaminants within five times the method blank concentration were qualified as not detected, "U".

VALIDATION FINDINGS WORKSHEET

Field Blanks

METHOD: HRGC/HRMS PCB Congeners (EPA Method 1668A)

Blank units: pg/L Associated sample units: pg/L

Sampling date: 04/26/13

Field blank type: (circle one) Field Blank / Rinsate / Other: EB RB Associated Samples: No association

Compound	Blank ID	Sample Identification									
	2										
PCB-105	2.81										
PCB-118	4.35										
PCB-156/157	1.72										
PCB-169	3.93										
Di-CBs	20.5										
Tri-CBs	3.11										
Tetra-CBs	2.18*										
Penta-CBs	22*										
Hexa-CBs	18.2*										
Hepta-CBs	1.73										
Total PCB (Mono-Dec)	67.7*										
PCB-8	2.7										
PCB-11	17.8										
PCB-28/20	3.11										
PCB-52	2.18*										
PCB-95	2.57*										
PCB-113/90/101	3.31										
PCB-99	1.5*										
PCB-108/119/86/97/125/87	2.98										
PCB-110	4.47										
PCB-147/149	2.17*										
PCB-132	2.31										

Compound	Blank ID	Sample Identification									
	2										
PCB-153/168	2.79*										
PCB-163/138/129	5.24										
PCB-180/193	1.73										

3083 Jm

*EMPC

**Laboratory Data Consultants, Inc.
Data Validation Report**

Project/Site Name: Jeld-Wen Maulsby Marsh
Collection Date: April 29, 2013
LDC Report Date: June 18, 2013
Matrix: Sediment
Parameters: Dioxins/Dibenzofurans
Validation Level: Stage 2B
Laboratory: SGS Analytical Perspectives
Sample Delivery Group (SDG): A5461

Sample Identification

JW-SS-101-130429
JW-SS-102-130429
JW-SS-103-130429
JW-SS-104-130429
JW-SS-105-130429
JW-SS-108-130429
JW-SS-109-130429
JW-SS-110-130429
JW-SS-310-130429

Introduction

This data review covers 9 sediment samples listed on the cover sheet including dilutions and reanalysis as applicable. The analyses were per EPA Method 1613B for Polychlorinated Dioxins/Dibenzofurans.

This review follows USEPA Contract Laboratory Program (CLP) National Functional Guidelines for Chlorinated Dibenzo-p-Dioxins (CDDs) and Chlorinated Dibenzofurans (CDFs) Data Review (September 2011).

A qualification summary table is provided at the end of this report if data has been qualified. Flags are classified as P (protocol) or A (advisory) to indicate whether the flag is due to a laboratory deviation from a specified protocol or is of technical advisory nature.

Raw data were not reviewed for this SDG. The review was based on QC data.

The following are definitions of the data qualifiers:

- U Indicates the compound or analyte was analyzed for but not detected at or above the stated limit.
- J Indicates an estimated value.
- R Quality control indicates the data is not usable.
- NJ Presumptive evidence of the presence of the compound at an estimated quantity.
- UJ Indicates the compound or analyte was analyzed for but not detected. The sample detection limit is an estimated value.

EMPC Estimated Maximum Possible Concentration

- A Indicates the finding is based upon technical validation criteria.
- P Indicates the finding is related to a protocol/contractual deviation.
- None Indicates the data was not significantly impacted by the finding, therefore qualification was not required.

I. Technical Holding Times

All technical holding time requirements were met.

The chain-of-custodies were reviewed for documentation of cooler temperatures. All cooler temperatures met validation criteria.

II. HRGC/HRMS Instrument Performance Check

Instrument performance was checked at the required daily frequency.

Retention time windows were established for all homologues. The chromatographic resolution between 2,3,7,8-TCDD and peaks representing any other unlabeled TCDD isomer was less than or equal to 25%.

III. Initial Calibration

A five point initial calibration was performed as required by the method.

Percent relative standard deviations (%RSD) were less than or equal to 20.0% for unlabeled compounds and less than or equal to 35.0% for labeled compounds.

The ion abundance ratios for all PCDDs and PCDFs were within validation criteria.

IV. Continuing Calibration

Continuing calibration was performed at the required frequencies.

All of the continuing calibration results were within the QC limits for unlabeled compounds and labeled compounds.

The ion abundance ratios for all PCDDs and PCDFs were within validation criteria.

V. Blanks

Method blanks were reviewed for each matrix as applicable. No polychlorinated dioxin/dibenzofuran contaminants were found in the method blanks.

VI. Matrix Spike/Matrix Spike Duplicates

The laboratory has indicated that there were no matrix spike (MS) and matrix spike duplicate (MSD) analyses specified for the samples in this SDG, and therefore matrix spike and matrix spike duplicate analyses were not performed for this SDG.

VII. Ongoing Precision Recovery (OPR)

Ongoing precision recovery samples were reviewed for each matrix as applicable. Percent recoveries (%R) were within QC limits.

VIII. Regional Quality Assurance and Quality Control

Not applicable.

IX. Internal Standards

All internal standard recoveries were within QC limits.

X. Target Compound Identifications

Raw data were not reviewed for this SDG.

XI. Compound Quantitation

All compound quantitations were within validation criteria with the following exceptions:

Sample	Compound	Flag	A or P
All samples in SDG A5461	All compounds reported by the laboratory as estimated maximum possible concentration (EMPC)	J (all detects)	A

Raw data were not reviewed for this SDG.

XII. System Performance

Raw data were not reviewed for this SDG.

XIII. Overall Assessment of Data

The analysis was conducted within all specifications of the method. No results were rejected in this SDG.

Due to compound quantitation problems, data were qualified as estimated in nine samples.

The quality control criteria reviewed, other than those discussed above, were met and are considered acceptable. Sample results that were found to be estimated (J) are usable for limited purposes only. Based upon the Stage 2B data validation all other results are considered valid and usable for all purposes.

Data flags are summarized at the end of this report if data has been qualified.

XIV. Field Duplicates

Samples JW-SS-110-130429 and JW-SS-310-130429 were identified as field duplicates. No polychlorinated dioxins/dibenzofurans were detected in any of the samples with the following exceptions:

Compound	Concentration (pg/g)		RPD (Limits)
	JW-SS-110-130429	JW-SS-310-130429	
2,3,7,8-TCDD	0.82	0.844	3 (≤50)
1,2,3,7,8-PeCDD	2.36	2.21	7 (≤50)
1,2,3,4,7,8-HxCDD	2.92	2.75	6 (≤50)
1,2,3,6,7,8-HxCDD	10.1	8.29	20 (≤50)
1,2,3,7,8,9-HxCDD	5.78	4.48	25 (≤50)
1,2,3,4,6,7,8-HpCDD	151	114	28 (≤50)
OCDD	1180	780	41 (≤50)
2,3,7,8-TCDF	8.32	6.92	18 (≤50)
1,2,3,7,8-PeCDF	1.57	1.39	12 (≤50)
2,3,4,7,8-PeCDF	3.32	2.72	20 (≤50)
1,2,3,4,7,8-HxCDF	2.14	1.75	20 (≤50)
1,2,3,6,7,8-HxCDF	1.68	1.48	13 (≤50)
2,3,4,6,7,8-HxCDF	2.86	2.35	20 (≤50)
1,2,3,4,6,7,8-HpCDF	30.2	22.9	27 (≤50)
1,2,3,4,7,8,9-HpCDF	2.03	1.64	21 (≤50)
OCDF	84.6	49.6	52 (≤50)
Total TCDD	73.3	63.7	14 (≤50)
Total PeCDD	70.3	57	21 (≤50)
Total HxCDD	111	91.7	19 (≤50)
Total HpCDD	316	241	27 (≤50)
Total TCDF	77.2	67.1	14 (≤50)

Compound	Concentration (pg/g)		RPD (Limits)
	JW-SS-110-130429	JW-SS-310-130429	
Total PeCDF	42	33.7	22 (≤ 50)
Total HxCDF	45.5	36.9	21 (≤ 50)
Total HpCDF	91.8	66.4	32 (≤ 50)

XV. Field Blanks

No field blanks were identified in this SDG.

**Jeld-Wen Maulsby Marsh
Dioxins/Dibenzofurans - Data Qualification Summary - SDG A5461**

SDG	Sample	Compound	Flag	A or P	Reason
A5461	JW-SS-101-130429 JW-SS-102-130429 JW-SS-103-130429 JW-SS-104-130429 JW-SS-105-130429 JW-SS-108-130429 JW-SS-109-130429 JW-SS-110-130429 JW-SS-310-130429	All compounds reported by the laboratory as estimated maximum possible concentration (EMPC)	J (all detects)	A	Compound quantitation

**Jeld-Wen Maulsby Marsh
Dioxins/Dibenzofurans - Laboratory Blank Data Qualification Summary - SDG A5461**

No Sample Data Qualified in this SDG

LDC #: 29895C21

VALIDATION COMPLETENESS WORKSHEET

Date: 6-17-13

SDG #: A5461

Stage 2B

Page: 1 of 1

Laboratory: SGS Analytical Perspectives

Reviewer: *[Signature]*

2nd Reviewer: *[Signature]*

METHOD: HRGC/HRMS Dioxins/Dibenzofurans (EPA Method 1613B)

The samples listed below were reviewed for each of the following validation areas. Validation findings are noted in attached validation findings worksheets.

	Validation Area		Comments
I.	Technical holding times	A	Sampling dates: 4/29/13
II.	HRGC/HRMS Instrument performance check	A	
III.	Initial calibration	A	≤ 20/35
IV.	Continuing calibration for	A	QC limits
V.	Blanks	A	
VI.	Matrix spike/Matrix spike duplicates	N	client
VII.	Laboratory control samples	A	OPR
VIII.	Regional quality assurance and quality control	N	
IX.	Internal standards	A	
X.	Target compound identifications	N	
XI.	Compound quantitation RL/LOQ/LODs	SW	
XII.	System performance	N	
XIII.	Overall assessment of data	A	
XIV.	Field duplicates	SW	D = 8+9
XV.	Field blanks	N	

Note: A = Acceptable
 N = Not provided/applicable
 SW = See worksheet

ND = No compounds detected
 R = Rinsate
 FB = Field blank

D = Duplicate
 TB = Trip blank
 EB = Equipment blank

Validated Samples: *Sediment*

1	JW-SS-101-130429	11		21		31	
2	JW-SS-102-130429	12		22		32	
3	JW-SS-103-130429	13		23		33	
4	JW-SS-104-130429	14		24		34	
5	JW-SS-105-130429	15		25		35	
6	JW-SS-108-130429	16		26		36	
7	JW-SS-109-130429	17		27		37	
8	JW-SS-110-130429	18		28		38	
9	JW-SS-310-130429	19		29		39	
10		20	<i>NBI-10905</i>	30		40	

VALIDATION FINDINGS WORKSHEET

METHOD: HRGC/HRMS Dioxins/Dibenzofurans (EPA Method 1613B)

A. 2,3,7,8-TCDD	F. 1,2,3,4,6,7,8-HpCDD	K. 1,2,3,4,7,8-HxCDF	P. 1,2,3,4,7,8,9-HpCDF	U. Total HpCDD
B. 1,2,3,7,8-PeCDD	G. OCDD	L. 1,2,3,6,7,8-HxCDF	Q. OCDF	V. Total TCDF
C. 1,2,3,4,7,8-HxCDD	H. 2,3,7,8-TCDF	M. 2,3,4,6,7,8-HxCDF	R. Total TCDD	W. Total PeCDF
D. 1,2,3,6,7,8-HxCDD	I. 1,2,3,7,8-PeCDF	N. 1,2,3,7,8,9-HxCDF	S. Total PeCDD	X. Total HxCDF
E. 1,2,3,7,8,9-HxCDD	J. 2,3,4,7,8-PeCDF	O. 1,2,3,4,6,7,8-HpCDF	T. Total HxCDD	Y. Total HpCDF

Notes:

VALIDATION FINDINGS WORKSHEET
Field Duplicates

METHOD: HRGC/HRMS Dioxins/Dibenzofurans (EPA Method 1613B)

Y N NA
Y N NA

Were field duplicate pairs identified in this SDG?

Were target analytes detected in the field duplicate pairs?

Compound	Concentration (pg/g)		RPD (≤ 50)
	8	9	
A	0.82	0.844	3
B	2.36	2.21	7
C	2.92	2.75	6
D	10.1	8.29	20
E	5.78	4.48	25
F	151	114	28
G	1180	780	41
H	8.32	6.92	18
I	1.57	1.39	12
J	3.32	2.72	20
K	2.14	1.75	20
L	1.68	1.48	13
M	2.86	2.35	20
O	30.2	22.9	27
P	2.03*	1.64	21
Q	84.6	49.6	52
R	73.3*	63.7*	14
S	70.3*	57*	21
T	111	91.7*	19
U	316	241	27
V	77.2*	67.1*	14
W	42*	33.7*	22
X	45.5*	36.9	21
Y	91.8*	66.4	32

*EMPC

V:\FIELD DUPLICATES\29895C21_FD.wpd

Laboratory Data Consultants, Inc. Data Validation Report

Project/Site Name: Jeld-Wen Maulsby Marsh
Collection Date: April 29, 2013
LDC Report Date: June 18, 2013
Matrix: Sediment
Parameters: Polychlorinated Biphenyls as Congeners
Validation Level: Stage 2B
Laboratory: SGS Analytical Perspectives
Sample Delivery Group (SDG): A5461

Sample Identification

JW-SS-106-130429
JW-SS-107-130429
JW-SS-108-130429
JW-SS-109-130429
JW-SS-110-130429
JW-SS-310-130429

Introduction

This data review covers 6 sediment samples listed on the cover sheet including dilutions and reanalysis as applicable. The analyses were per EPA Method 1668A for Polychlorinated Biphenyl as Congeners.

This review follows USEPA Contract Laboratory Program (CLP) National Functional Guidelines for Chlorinated Dibenzo-p-Dioxins (CDDs) and Chlorinated Dibenzofurans (CDFs) Data Review (September 2011)

A qualification summary table is provided at the end of this report if data has been qualified. Flags are classified as P (protocol) or A (advisory) to indicate whether the flag is due to a laboratory deviation from a specified protocol or is of technical advisory nature.

Raw data were not reviewed for this SDG. The review was based on QC data.

The following are definitions of the data qualifiers:

- U Indicates the compound or analyte was analyzed for but not detected at or above the stated limit.
- J Indicates an estimated value.
- R Quality control indicates the data is not usable.
- NJ Presumptive evidence of the presence of the compound at an estimated quantity.
- UJ Indicates the compound or analyte was analyzed for but not detected. The sample detection limit is an estimated value.
- A Indicates the finding is based upon technical validation criteria.
- P Indicates the finding is related to a protocol/contractual deviation.
- None Indicates the data was not significantly impacted by the finding, therefore qualification was not required.

I. Technical Holding Times

All technical holding time requirements were met.

The chain-of-custodies were reviewed for documentation of cooler temperatures. All cooler temperatures met validation criteria.

II. HRGC/HRMS Instrument Performance Check

Instrument performance was checked at the required daily frequency.

Retention time windows were established for all congeners. The chromatographic resolution between the congeners PCB-23 and PCB-34 and congeners PCB-182 and PCB-187 was resolved with a valley of less than or equal to 40%.

III. Initial Calibration

A five point initial calibration was performed at the required daily frequency.

The percent relative standard deviations (%RSD) were less than or equal to 20.0% for all compounds.

The ion abundance ratios for all compounds were within validation criteria with the following exceptions:

Date	Standard ID	Compound	Ion Abundance Ratio (Limits)	Associated Samples	Affected Compounds	Flag	A or P
7/26/12	120725X16	PCB-4	0 (1.33:1.79)	All samples in SDG A5461	PCB-4	J (all detects) UJ (all non-detects)	P

The laboratory indicated that the Dichlorobiphenyl congeners listed above were quantitated using single ion mode. The area for the secondary ion (m/z 223.9974) was not integrated due to significant interference from PFK therefore ion abundance ratio criteria cannot be met. Using professional judgment, associated data were qualified as estimated.

IV. Continuing Calibration

Continuing calibration was performed at the required frequencies.

All of the continuing calibration percent differences (%D) between the initial calibration RRF and the routine calibration RRF were less than or equal to 30.0% for unlabeled compounds and less than or equal to 50.0% for labeled compounds.

The ion abundance ratios for all compounds were within validation criteria.

V. Blanks

Method blanks were reviewed for each matrix as applicable. No polychlorinated biphenyls as congeners contaminants were found in the method blanks with the following exceptions:

Method Blank ID	Extraction Date	Compound	Concentration	Associated Samples
MB1_10905	5/6/13	PCB-105	0.22 pg/g	All samples in SDG A5461
		PCB-118	0.421 pg/g	
		PCB-11	4.87 pg/g	
		PCB-31	0.221 pg/g	
		PCB-28/20	0.382 pg/g	
		PCB-52	0.446 pg/g	
		PCB-69/49	0.225 pg/g	
		PCB-44/47/65	0.994 pg/g	
		PCB-61/70/74/76	0.395 pg/g	
		PCB-66	0.264 pg/g	
		PCB-95	0.482 pg/g	
		PCB-113/90/101	0.61 pg/g	
		PCB-110	0.50 pg/g	
		PCB-151/135	0.348 pg/g	
		PCB-147/149	0.72 pg/g	
		PCB-132	0.265 pg/g	
		PCB-153/168	0.76 pg/g	
		PCB-141	0.194 pg/g	
		PCB-163/138/129	0.638 pg/g	
		PCB-187	0.343 pg/g	
PCB-183	0.196 pg/g			
PCB-174	0.361 pg/g			
PCB-180/193	0.64 pg/g			
PCB-170	0.208 pg/g			

Sample concentrations were compared to concentrations detected in the method blanks. The sample concentrations were either not detected or were significantly greater (>5X blank contaminants) than the concentrations found in the associated method blanks.

VI. Matrix Spike/Matrix Spike Duplicates

The laboratory has indicated that there were no matrix spike (MS) and matrix spike duplicate (MSD) analyses specified for the samples in this SDG, and therefore matrix spike and matrix spike duplicate analyses were not performed for this SDG.

VII. Ongoing Precision Recovery (OPR)

Ongoing precision recovery samples were reviewed for each matrix as applicable. Percent recoveries (%R) were within QC limits.

VIII. Regional Quality Assurance and Quality Control

Not applicable.

IX. Internal Standards

All internal standard recoveries (%R) were within QC limits.

X. Target Compound Identification

Raw data were not reviewed for this SDG.

XI. Compound Quantitation

All compound quantitations were within validation criteria with the following exceptions:

Sample	Compound	Flag	A or P
All samples in SDG A5461	All compounds reported as estimated maximum possible concentration (EMPC).	J (all detects)	A

Sample	Compound	Finding	Criteria	Flag	A or P
JW-SS-110-130429	PCB-110	Sample result exceeded calibration range.	Reported result should be within calibration range.	J (all detects)	P

XII. System Performance

Raw data were not reviewed for this SDG.

XIII. Overall Assessment of Data

The analysis was conducted within all specifications of the method. No results were rejected in this SDG.

Due to initial calibration ion abundance ratio and compound quantitation problems, data were qualified as estimated in six samples.

The quality control criteria reviewed, other than those discussed above, were met and are considered acceptable. Sample results that were found to be estimated (J) are usable for limited purposes only. Based upon the Stage 2B data validation all other results are considered valid and usable for all purposes.

Data flags are summarized at the end of this report if data has been qualified.

XIV. Field Duplicates

Samples JW-SS-110-130429 and JW-SS-310-130429 were identified as field duplicates. No polychlorinated biphenyls as congeners were detected in any of the samples with the following exceptions:

Analyte	Concentration (pg/g)		RPD (Limits)
	JW-SS-110-130429	JW-SS-310-130429	
PCB-1	88.3	101	13 (≤50)
PCB-2	85.9	69.7	21 (≤50)
PCB-3	112	104	7 (≤50)
PCB-4	87.6	81.3	7 (≤50)
PCB-5	350	6.75	192 (≤50)
PCB-6	67	58.4	14 (≤50)
PCB-7	14.2	12.5	13 (≤50)
PCB-8	0.223U	308	200 (≤50)
PCB-9	20.4	18.1	12 (≤50)
PCB-10	4.89	4.51	8 (≤50)
PCB-11	948	774	20 (≤50)
PCB-12/13	56.7	45.9	21 (≤50)
PCB-14	3.18	2.63	19 (≤50)
PCB-15	307	249	21 (≤50)
PCB-16	286	255	11 (≤50)
PCB-17	279	248	12 (≤50)
PCB-18/30	620	556	11 (≤50)
PCB-19	42.3	36.3	15 (≤50)
PCB-20/28	1570	1310	18 (≤50)
PCB-21/33	595	502	17 (≤50)
PCB-22	477	395	19 (≤50)
PCB-23	0.952	0.852	11 (≤50)
PCB-24	5.83	5.8	1 (≤50)
PCB-25	100	79.8	22 (≤50)
PCB-26/29	200	163	20 (≤50)
PCB-27	49.4	43.7	12 (≤50)

Analyte	Concentration (pg/g)		RPD (Limits)
	JW-SS-110-130429	JW-SS-310-130429	
PCB-31	1260	1070	16 (≤50)
PCB-32	224	204	9 (≤50)
PCB-34	8.78	7.01	22 (≤50)
PCB-35	50.2	40.8	21 (≤50)
PCB-036	12.9	10.7	19 (≤50)
PCB-37	522	423	21 (≤50)
PCB-38	1.76	1.34	27 (≤50)
PCB-39	9.28	3.55	89 (≤50)
PCB-40/71	926	753	21 (≤50)
PCB-41	121	99.9	19 (≤50)
PCB-42	460	375	20 (≤50)
PCB-43	53.2	43.7	20 (≤50)
PCB-44/47/65	1890	1550	20 (≤50)
PCB-45	197	168	16 (≤50)
PCB-46	69.8	58.2	18 (≤50)
PCB-48	284	239	17 (≤50)
PCB-49/69	1120	922	19 (≤50)
PCB-50/53	182	152	18 (≤50)
PCB-51	37.2	30.1	21 (≤50)
PCB-52	2940	2450	18 (≤50)
PCB-54	1.7	1.29	27 (≤50)
PCB-55	27.8	18.2	42 (≤50)
PCB-56	978	811	19 (≤50)
PCB-57	6.28	5.53	13 (≤50)
PCB-58	8.94	6.09	38 (≤50)
PCB-59/62/75	124	103	19 (≤50)

Analyte	Concentration (pg/g)		RPD (Limits)
	JW-SS-110-130429	JW-SS-310-130429	
PCB-60	507	411	21 (≤50)
PCB-61/70/74/76	3770	3230	15 (≤50)
PCB-63	70.4	58.6	18 (≤50)
PCB-64	743	611	19 (≤50)
PCB-66	2150	1790	18 (≤50)
PCB-67	49.1	41.1	18 (≤50)
PCB-68	14.1	11	25 (≤50)
PCB-72	27.6	22.1	22 (≤50)
PCB-73	0.177U	2.42	200 (≤50)
PCB-77	256	198	26 (≤50)
PCB-79	25.2	21.3	17 (≤50)
PCB-80	13.3	11.2	17 (≤50)
PCB-81	8.42	5.96	34 (≤50)
PCB-82	457	369	21 (≤50)
PCB-83	207	167	21 (≤50)
PCB-84	854	714	18 (≤50)
PCB-85/116	612	488	23 (≤50)
PCB-89	37.6	30.6	21 (≤50)
PCB-90/101/113	3450	2880	18 (≤50)
PCB-91	342	290	16 (≤50)
PCB-92	681	574	17 (≤50)
PCB-93/100	15	13.3	12 (≤50)
PCB-94	12.6	10.3	20 (≤50)
PCB-95	2200	1870	16 (≤50)
PCB-96	19.4	15.2	24 (≤50)
PCB-98	8.85	2.39	115 (≤50)

Analyte	Concentration (pg/g)		RPD (Limits)
	JW-SS-110-130429	JW-SS-310-130429	
PCB-99	1630	1340	20 (≤50)
PCB-102	67.2	58.6	14 (≤50)
PCB-103	18	14.3	23 (≤50)
PCB-105	1710	1350	24 (≤50)
PCB-107/124	128	106	19 (≤50)
PCB-108/119/86/97/125/87	2460	2040	19 (≤50)
PCB-109	257	210	20 (≤50)
PCB-110	4270	3490	20 (≤50)
PCB-111	2.54	1.76	36 (≤50)
PCB-112	11.3	2.08	138 (≤50)
PCB-114	71.3	59	19 (≤50)
PCB-115	74	64.2	14 (≤50)
PCB-117	84.7	58.4	37 (≤50)
PCB-118	3610	2960	20 (≤50)
PCB-120	14.3	10.8	28 (≤50)
PCB-122	35.4	29.2	19 (≤50)
PCB-123	56.5	40.9	32 (≤50)
PCB-126	12.6	11	14 (≤50)
PCB-127	4.18	3.27	24 (≤50)
PCB-128/166	585	504	15 (≤50)
PCB-129/138/163	3760	3060	21 (≤50)
PCB-130	262	212	21 (≤50)
PCB-131	47.1	38.4	20 (≤50)
PCB-132	1140	933	20 (≤50)
PCB-133	48.9	39.8	21 (≤50)
PCB-134	200	167	18 (≤50)

Analyte	Concentration (pg/g)		RPD (Limits)
	JW-SS-110-130429	JW-SS-310-130429	
PCB-135/151	966	783	21 (≤50)
PCB-136	353	302	16 (≤50)
PCB-137	148	132	11 (≤50)
PCB-139/140	63.1	51.1	21 (≤50)
PCB-141	523	465	12 (≤50)
PCB-142	0.631	0.857	30 (≤50)
PCB-143	15.6	8.52	59 (≤50)
PCB-144	143	117	20 (≤50)
PCB-145	1.15	0.997	14 (≤50)
PCB-146	495	396	22 (≤50)
PCB-147/149	2400	1960	20 (≤50)
PCB-148	2.92	2.37	21 (≤50)
PCB-150	2.79	2.28	20 (≤50)
PCB-152	2.35	1.96	18 (≤50)
PCB-153/168	2950	2370	22 (≤50)
PCB-154	29.1	22.6	25 (≤50)
PCB-156/157	424	364	15 (≤50)
PCB-158	366	308	17 (≤50)
PCB-159	17.2	14.6	16 (≤50)
PCB-162	11.1	10	10 (≤50)
PCB-164	257	200	25 (≤50)
PCB-165	1	0.782	24 (≤50)
PCB-167	124	104	18 (≤50)
PCB-170	670	572	16 (≤50)
PCB-171/173	205	178	14 (≤50)
PCB-172	106	93	13 (≤50)

Analyte	Concentration (pg/g)		RPD (Limits)
	JW-SS-110-130429	JW-SS-310-130429	
PCB-174	672	564	17 (≤50)
PCB-175	27.4	23.6	15 (≤50)
PCB-176	62.7	55	13 (≤50)
PCB-177	395	339	15 (≤50)
PCB-178	103	92.8	10 (≤50)
PCB-179	225	197	13 (≤50)
PCB-180/193	1320	1150	14 (≤50)
PCB-181	6.66	5.9	12 (≤50)
PCB-182	3.93	3.5	12 (≤50)
PCB-183	337	323	4 (≤50)
PCB-184	0.528	0.136U	200 (≤50)
PCB-185	85.7	36	82 (≤50)
PCB-187	770	646	18 (≤50)
PCB-188	0.848	0.67	23 (≤50)
PCB-189	23.2	20	15 (≤50)
PCB-190	106	90.7	16 (≤50)
PCB-191	23.2	20.1	14 (≤50)
PCB-194	311	262	17 (≤50)
PCB-195	110	92.4	17 (≤50)
PCB-196	124	105	17 (≤50)
PCB-197	0.231U	6.53	200 (≤50)
PCB-198/199	281	245	14 (≤50)
PCB-200	44.8	30.1	39 (≤50)
PCB-201	38.9	32.3	19 (≤50)
PCB-202	87.7	69.4	23 (≤50)
PCB-203	167	142	16 (≤50)

Analyte	Concentration (pg/g)		RPD (Limits)
	JW-SS-110-130429	JW-SS-310-130429	
PCB-205	10.9	9.35	15 (≤50)
PCB-206	112	94.3	17 (≤50)
PCB-207	20.6	16.1	25 (≤50)
PCB-208	54.3	42.5	24 (≤50)
PCB-209	79.1	66.5	17 (≤50)

XV. Field Blanks

No field blanks were identified in this SDG.

**Jeld-Wen Maulsby Marsh
Polychlorinated Biphenyls as Congeners - Data Qualification Summary - SDG A5461**

SDG	Sample	Compound	Flag	A or P	Reason
A5461	JW-SS-106-130429 JW-SS-107-130429 JW-SS-108-130429 JW-SS-109-130429 JW-SS-110-130429 JW-SS-310-130429	PCB-4	J (all detects) UJ (all non-detects)	P	Initial calibration (ion abundance ratio)
A5461	JW-SS-106-130429 JW-SS-107-130429 JW-SS-108-130429 JW-SS-109-130429 JW-SS-110-130429 JW-SS-310-130429	All compounds reported as estimated maximum possible concentration (EMPC).	J (all detects)	A	Compound quantitation
A5461	JW-SS-110-130429	PCB-110	J (all detects)	P	Compound quantitation (exceeded range)

**Jeld-Wen Maulsby Marsh
Polychlorinated Biphenyls as Congeners - Laboratory Blank Data Qualification
Summary - SDG A5461**

No Sample Data Qualified in this SDG

METHOD: HRGC/HRMS Polychlorinated Biphenyl Congeners (EPA Method 1668A)

The samples listed below were reviewed for each of the following validation areas. Validation findings are noted in attached validation findings worksheets.

	Validation Area		Comments
I.	Technical holding times	A	Sampling dates: 4/29/13
II.	GC/MS Instrument performance check	A	
III.	Initial calibration	SW	≤ 20
IV.	Routine calibration 4CV	A	≤ 30/50
V.	Blanks	SW	
VI.	Matrix spike/Matrix spike duplicates	N	client
VII.	Laboratory control samples	A	OPR
VIII.	Regional quality assurance and quality control	N	
IX.	Internal standards	A	
X.	Target compound identifications	N	
XI.	Compound quantitation RL/LOQ/LOD	SW	
XII.	System performance	N	
XIII.	Overall assessment of data	A	
XIV.	Field duplicates	SW	D = 5+6
XV.	Field blanks	N	

Note: A = Acceptable ND = No compounds detected D = Duplicate
 N = Not provided/applicable R = Rinsate TB = Trip blank
 SW = See worksheet FB = Field blank EB = Equipment blank

Validated Samples: Sediment

1	JW-SS-106-130429	11		21		31	
2	JW-SS-107-130429	12		22		32	
3	JW-SS-108-130429	13		23		33	
4	JW-SS-109-130429	14		24		34	
5	JW-SS-110-130429	15		25		35	
6	JW-SS-310-130429	16		26		36	
7		17		27		37	
8		18		28		38	
9		19		29		39	
10		20	<u>MB1-10905</u>	30		40	

VALIDATION FINDINGS WORKSHEET
Blanks

METHOD: HRGC/HRMS PCB Congeners (EPA Method 1668A)

Please see qualifications below for all questions answered "N". Not applicable questions are identified as "N/A".

- Y** **N** **N/A** Were all samples associated with a method blank?
- Y** **N** **N/A** Was a method blank performed for each matrix and whenever a sample extraction was performed?
- Y** **N** **N/A** Was the method blank contaminated?

Blank extraction date: 05/06/13 **Blank analysis date:** 05/19/13 **Associated samples:** All >5x
Conc. units: pg/g

Compound	Blank ID		Sample Identification																	
	MB1_10905	5x																		
PCB-105	0.22*	1.1																		
PCB-118	0.421	2.105																		
Di-CBs	4.87	24.35																		
Tri-CBs	0.604	3.02																		
Tetra-CBs	2.33	11.65																		
Penta-CBs	2.23*	11.15																		
Hexa-CBs	2.92*	14.6																		
Hepta-CBs	1.75*	8.75																		
Total PCB (Mono-Deca)	14.7*	73.5																		
PCB-11	4.87	24.35																		
PCB-31	0.221	1.105																		
PCB-28/20	0.382	1.91																		
PCB-52	0.446	2.23																		
PCB-69/49	0.225	1.125																		
PCB-44/47/65	0.994	4.97																		
PCB-61/70/74/76	0.395	1.975																		
PCB-66	0.264	1.32																		
PCB-95	0.482	2.41																		
PCB-113/90/101	0.61	3.05																		
PCB-110	0.50	2.5																		

7072
JM

Compound	Blank ID		Sample Identification																	
	MB1_10905	5x																		
PCB-151/135	0.348	1.74																		
PCB-147/149	0.72	3.6																		
PCB-132	0.265	1.325																		
PCB-153/168	0.76*	3.8																		
PCB-141	0.194*	0.97																		
PCB-163/138/129	0.638*	3.19																		
PCB-187	0.343	1.715																		
PCB-183	0.196*	0.98																		
PCB-174	0.361	1.805																		
PCB-180/193	0.64	3.2																		
PCB-170	0.208*	1.04																		

*EMPC
All contaminants within five times the method blank concentration were qualified as not detected, "U".

ANALYTE	5 (pg/g)	6 (pg/g)	RPD(≤ 50)
PCB-1	88.3	101	13
PCB-2	85.9	69.7	21
PCB-3	112	104	7
PCB-4	87.6	81.3	7
PCB-5	350	6.75	192
PCB-6	67	58.4	14
PCB-7	14.2	12.5	13
PCB-8	0.223U	308	200
PCB-9	20.4	18.1	12
PCB-10	4.89	4.51	8
PCB-11	948	774	20
PCB-12/13	56.7	45.9	21
PCB-14	3.18	2.63	19
PCB-15	307	249	21
PCB-16	286	255	11
PCB-17	279	248	12
PCB-18/30	620	556	11
PCB-19	42.3	36.3	15
PCB-20/28	1570	1310	18
PCB-21/33	595	502	17
PCB-22	477	395	19
PCB-23	0.952	0.852	11
PCB-24	5.83	5.8	1
PCB-25	100	79.8	22
PCB-26/29	200	163	20
PCB-27	49.4	43.7	12
PCB-31	1260	1070	16
PCB-32	224	204	9
PCB-34	8.78	7.01	22
PCB-35	50.2	40.8	21
PCB-036	12.9	10.7	19
PCB-37	522	423	21
PCB-38	1.76*	1.34*	27
PCB-39	9.28	3.55	89
PCB-40/71	926	753	21
PCB-41	121	99.9	19
PCB-42	460	375	20
PCB-43	53.2	43.7	20
PCB-44/47/65	1890	1550	20
PCB-45	197	168	16
PCB-46	69.8	58.2	18
PCB-48	284	239	17
PCB-49/69	1120	922	19
PCB-50/53	182	152	18
PCB-51	37.2	30.1	21
PCB-52	2940	2450	18
PCB-54	1.7	1.29	27

ANALYTE	5 (pg/g)	6 (pg/g)	RPD(≤ 50)
PCB-55	27.8	18.2	42
PCB-56	978	811	19
PCB-57	6.28	5.53	13
PCB-58	8.94	6.09	38
PCB-59/62/75	124	103	19
PCB-60	507	411	21
PCB-61/70/74/76	3770	3230	15
PCB-63	70.4	58.6	18
PCB-64	743	611	19
PCB-66	2150	1790	18
PCB-67	49.1	41.1	18
PCB-68	14.1	11	25
PCB-72	27.6	22.1	22
PCB-73	0.177U	2.42	200
PCB-77	256	198	26
PCB-79	25.2	21.3	17
PCB-80	13.3	11.2	17
PCB-81	8.42	5.96	34
PCB-82	457	369	21
PCB-83	207	167	21
PCB-84	854	714	18
PCB-85/116	612	488	23
PCB-89	37.6	30.6	21
PCB-90/101/113	3450	2880	18
PCB-91	342	290	16
PCB-92	681	574	17
PCB-93/100	15	13.3	12
PCB-94	12.6	10.3	20
PCB-95	2200	1870	16
PCB-96	19.4	15.2	24
PCB-98	8.85	2.39	115
PCB-99	1630	1340	20
PCB-102	67.2	58.6	14
PCB-103	18	14.3	23
PCB-105	1710	1350	24
PCB-107/124	128	106	19
PCB-108/119/86/97/11	2460	2040	19
PCB-109	257	210	20
PCB-110	4270	3490	20
PCB-111	2.54	1.76	36
PCB-112	11.3	2.08	138
PCB-114	71.3	59	19
PCB-115	74	64.2	14
PCB-117	84.7	58.4	37
PCB-118	3610	2960	20
PCB-120	14.3	10.8	28
PCB-122	35.4	29.2	19

ANALYTE	5 (pg/g)	6 (pg/g)	RPD(≤ 50)
PCB-123	56.5	40.9	32
PCB-126	12.6	11	14
PCB-127	4.18	3.27	24
PCB-128/166	585	504	15
PCB-129/138/163	3760	3060	21
PCB-130	262	212	21
PCB-131	47.1	38.4	20
PCB-132	1140	933	20
PCB-133	48.9	39.8	21
PCB-134	200	167	18
PCB-135/151	966	783	21
PCB-136	353	302	16
PCB-137	148	132	11
PCB-139/140	63.1	51.1	21
PCB-141	523	465	12
PCB-142	0.631*	0.857	30
PCB-143	15.6	8.52	59
PCB-144	143	117	20
PCB-145	1.15	0.997	14
PCB-146	495	396	22
PCB-147/149	2400	1960	20
PCB-148	2.92	2.37	21
PCB-150	2.79	2.28	20
PCB-152	2.35	1.96	18
PCB-153/168	2950	2370	22
PCB-154	29.1	22.6	25
PCB-156/157	424	364	15
PCB-158	366	308	17
PCB-159	17.2	14.6	16
PCB-162	11.1	10	10
PCB-164	257	200	25
PCB-165	1	0.782*	24
PCB-167	124	104	18
PCB-170	670	572	16
PCB-171/173	205	178	14
PCB-172	106	93	13
PCB-174	672	564	17
PCB-175	27.4	23.6	15
PCB-176	62.7	55	13
PCB-177	395	339	15
PCB-178	103	92.8	10
PCB-179	225	197	13
PCB-180/193	1320	1150	14
PCB-181	6.66	5.9	12
PCB-182	3.93	3.5	12
PCB-183	337	323	4
PCB-184	0.528*	0.136U	200

ANALYTE	5 (pg/g)	6 (pg/g)	RPD(≤ 50)
PCB-185	85.7	36	82
PCB-187	770	646	18
PCB-188	0.848*	0.67*	23
PCB-189	23.2	20	15
PCB-190	106	90.7	16
PCB-191	23.2	20.1	14
PCB-194	311	262	17
PCB-195	110	92.4	17
PCB-196	124	105	17
PCB-197	0.231U	6.53	200
PCB-198/199	281	245	14
PCB-200	44.8	30.1	39
PCB-201	38.9	32.3	19
PCB-202	87.7	69.4	23
PCB-203	167	142	16
PCB-205	10.9	9.35	15
PCB-206	112	94.3	17
PCB-207	20.6	16.1	25
PCB-208	54.3	42.5	24
PCB-209	79.1	66.5	17

Laboratory Data Consultants, Inc. Data Validation Report

Project/Site Name: Jeld-Wen Maulsby Marsh
Collection Date: April 29, 2013
LDC Report Date: June 18, 2013
Matrix: Water
Parameters: Dioxins/Dibenzofurans
Validation Level: Stage 2B
Laboratory: SGS Analytical Perspectives
Sample Delivery Group (SDG): A5462

Sample Identification

JW-SSRB-130429
JW-SSFB-130429

Introduction

This data review covers 2 water samples listed on the cover sheet including dilutions and reanalysis as applicable. The analyses were per EPA Method 1613B for Polychlorinated Dioxins/Dibenzofurans.

This review follows USEPA Contract Laboratory Program (CLP) National Functional Guidelines for Chlorinated Dibenzo-p-Dioxins (CDDs) and Chlorinated Dibenzofurans (CDFs) Data Review (September 2011).

A qualification summary table is provided at the end of this report if data has been qualified. Flags are classified as P (protocol) or A (advisory) to indicate whether the flag is due to a laboratory deviation from a specified protocol or is of technical advisory nature.

Raw data were not reviewed for this SDG. The review was based on QC data.

The following are definitions of the data qualifiers:

- U Indicates the compound or analyte was analyzed for but not detected at or above the stated limit.
- J Indicates an estimated value.
- R Quality control indicates the data is not usable.
- NJ Presumptive evidence of the presence of the compound at an estimated quantity.
- UJ Indicates the compound or analyte was analyzed for but not detected. The sample detection limit is an estimated value.

EMPC Estimated Maximum Possible Concentration

- A Indicates the finding is based upon technical validation criteria.
- P Indicates the finding is related to a protocol/contractual deviation.
- None Indicates the data was not significantly impacted by the finding, therefore qualification was not required.

I. Technical Holding Times

All technical holding time requirements were met.

The chain-of-custodies were reviewed for documentation of cooler temperatures. All cooler temperatures met validation criteria.

II. HRGC/HRMS Instrument Performance Check

Instrument performance was checked at the required daily frequency.

Retention time windows were established for all homologues. The chromatographic resolution between 2,3,7,8-TCDD and peaks representing any other unlabeled TCDD isomer was less than or equal to 25%.

III. Initial Calibration

A five point initial calibration was performed as required by the method.

Percent relative standard deviations (%RSD) were less than or equal to 20.0% for unlabeled compounds and less than or equal to 35.0% for labeled compounds.

The ion abundance ratios for all PCDDs and PCDFs were within validation criteria.

IV. Continuing Calibration

Continuing calibration was performed at the required frequencies.

All of the continuing calibration results were within the QC limits for unlabeled compounds and labeled compounds.

The ion abundance ratios for all PCDDs and PCDFs were within validation criteria.

V. Blanks

Method blanks were reviewed for each matrix as applicable. No polychlorinated dioxin/dibenzofuran contaminants were found in the method blanks.

VI. Matrix Spike/Matrix Spike Duplicates

The laboratory has indicated that there were no matrix spike (MS) and matrix spike duplicate (MSD) analyses specified for the samples in this SDG, and therefore matrix spike and matrix spike duplicate analyses were not performed for this SDG.

VII. Ongoing Precision Recovery (OPR)

Ongoing precision recovery samples were reviewed for each matrix as applicable. Percent recoveries (%R) were within QC limits.

VIII. Regional Quality Assurance and Quality Control

Not applicable.

IX. Internal Standards

All internal standard recoveries were within QC limits.

X. Target Compound Identifications

Raw data were not reviewed for this SDG.

XI. Compound Quantitation

Raw data were not reviewed for this SDG.

XII. System Performance

Raw data were not reviewed for this SDG.

XIII. Overall Assessment of Data

The analysis was conducted within all specifications of the method. No results were rejected in this SDG.

The quality control criteria reviewed were met and are considered acceptable. Based upon the Stage 2B data validation all results are considered valid and usable for all purposes.

XIV. Field Duplicates

No field duplicates were identified in this SDG.

XV. Field Blanks

Sample JW-SSRB-130429 was identified as a rinsate blank. No polychlorinated dioxin/dibenzofuran contaminants were found.

Sample JW-SSFB-130429 was identified as a field blank. No polychlorinated dioxin/dibenzofuran contaminants were found.

**Jeld-Wen Maulsby Marsh
Dioxins/Dibenzofurans - Data Qualification Summary - SDG A5462**

No Sample Data Qualified in this SDG

**Jeld-Wen Maulsby Marsh
Dioxins/Dibenzofurans - Laboratory Blank Data Qualification Summary - SDG A5462**

No Sample Data Qualified in this SDG

LDC #: 29895D21

VALIDATION COMPLETENESS WORKSHEET

Date: 6-14-13

SDG #: A5462

Stage 2B

Page: 1 of 1

Laboratory: ~~SGS Environmental Services, Inc.~~

Reviewer: *[Signature]*

SGS-AP

2nd Reviewer: *[Signature]*

METHOD: HRGC/HRMS Dioxins/Dibenzofurans (EPA Method 1613B)

The samples listed below were reviewed for each of the following validation areas. Validation findings are noted in attached validation findings worksheets.

	Validation Area		Comments
I.	Technical holding times	A	Sampling dates: 4/29/13
II.	HRGC/HRMS Instrument performance check	A	
III.	Initial calibration	A	≤ 20/35
IV.	Continuing calibration rev	A	QC limits
V.	Blanks	A	
VI.	Matrix spike/Matrix spike duplicates	N	client
VII.	Laboratory control samples	A	OPR
VIII.	Regional quality assurance and quality control	N	
IX.	Internal standards	A	
X.	Target compound identifications	N	
XI.	Compound quantitation RL/LOQ/LODs	N	
XII.	System performance	N	
XIII.	Overall assessment of data	A	
XIV.	Field duplicates	N	
XV.	Field blanks	ND	FB = 2; RB = 1

Note: A = Acceptable
 N = Not provided/applicable
 SW = See worksheet

ND = No compounds detected
 R = Rinsate
 FB = Field blank

D = Duplicate
 TB = Trip blank
 EB = Equipment blank

Validated Samples: *water*

1	JW-SSRB-130429	11		21		31	
2	JW-SSFB-130429	12		22		32	
3		13		23		33	
4		14		24		34	
5		15		25		35	
6		16		26		36	
7		17		27		37	
8		18		28		38	
9		19		29		39	
10		20	MB1-10924	30		40	

**Laboratory Data Consultants, Inc.
Data Validation Report**

Project/Site Name: Jeld-Wen Maulsby Marsh
Collection Date: April 29, 2013
LDC Report Date: June 19, 2013
Matrix: Water
Parameters: Polychlorinated Biphenyls as Congeners
Validation Level: Stage 2B
Laboratory: SGS Analytical Perspectives
Sample Delivery Group (SDG): A5462

Sample Identification

JW-SSRB-130429
JW-SSFB-130429

Introduction

This data review covers 2 water samples listed on the cover sheet including dilutions and reanalysis as applicable. The analyses were per EPA Method 1668A for Polychlorinated Biphenyl as Congeners.

This review follows USEPA Contract Laboratory Program (CLP) National Functional Guidelines for Chlorinated Dibenzo-p-Dioxins (CDDs) and Chlorinated Dibenzofurans (CDFs) Data Review (September 2011).

A qualification summary table is provided at the end of this report if data has been qualified. Flags are classified as P (protocol) or A (advisory) to indicate whether the flag is due to a laboratory deviation from a specified protocol or is of technical advisory nature.

Raw data were not reviewed for this SDG. The review was based on QC data.

The following are definitions of the data qualifiers:

- U Indicates the compound or analyte was analyzed for but not detected at or above the stated limit.
- J Indicates an estimated value.
- R Quality control indicates the data is not usable.
- NJ Presumptive evidence of the presence of the compound at an estimated quantity.
- UJ Indicates the compound or analyte was analyzed for but not detected. The sample detection limit is an estimated value.
- A Indicates the finding is based upon technical validation criteria.
- P Indicates the finding is related to a protocol/contractual deviation.
- None Indicates the data was not significantly impacted by the finding, therefore qualification was not required.

I. Technical Holding Times

All technical holding time requirements were met.

The chain-of-custodies were reviewed for documentation of cooler temperatures. All cooler temperatures met validation criteria.

II. HRGC/HRMS Instrument Performance Check

Instrument performance was checked at the required daily frequency.

Retention time windows were established for all congeners. The chromatographic resolution between the congeners PCB-23 and PCB-34 and congeners PCB-182 and PCB-187 was resolved with a valley of less than or equal to 40%.

III. Initial Calibration

A five point initial calibration was performed at the required daily frequency.

Percent relative standard deviations (%RSD) were less than or equal to 20.0% % for all compounds.

The ion abundance ratios for all compounds were within validation criteria with the following exceptions:

Date	Standard ID	Compound	Ion Abundance Ratio (Limits)	Associated Samples	Affected Compounds	Flag	A or P
7/26/12	120725X16	PCB-4	0 (1.33-1.79)	All samples in SDG A5462	PCB-4	J (all detects) UJ (all non-detects)	P

The laboratory indicated that the Dichlorobiphenyl congeners listed above were quantitated using single ion mode. The area for the secondary ion (m/z 223.9974) was not integrated due to significant interference from PFK therefore ion abundance ratio criteria cannot be met. Using professional judgment, associated data were qualified as estimated.

IV. Continuing Calibration

Continuing calibration was performed at the required frequencies.

All of the continuing calibration percent differences (%D) between the initial calibration RRF and the routine calibration RRF were less than or equal to 30.0% for unlabeled compounds and less than or equal to 50.0% for labeled compounds.

The ion abundance ratios for all compounds were within validation criteria.

V. Blanks

Method blanks were reviewed for each matrix as applicable. No polychlorinated biphenyls as congeners contaminants were found in the method blanks with the following exceptions:

Method Blank ID	Extraction Date	Compound	Concentration	Associated Samples
MB1_10924	5/9/13	PCB-105 PCB-118 PCB-126 PCB-156/157 PCB-169 PCB-11 PCB-31 PCB-28/20 PCB-52 PCB-44/47/65 PCB-61/70/74/76 PCB-113/90/101 PCB-108/119/86/97/125/87 PCB-110 PCB-147/149 PCB-153/168 PCB-163/138/129 PCB-180/193 PCB-209	1.52 pg/L 1.35 pg/L 1.56 pg/L 1.25 pg/L 3.46 pg/L 19.3 pg/L 1.72 pg/L 2.69 pg/L 1.8 pg/L 1.04 pg/L 2.15 pg/L 1.78 pg/L 1.53 pg/L 1.62 pg/L 1.88 pg/L 2.04 pg/L 2.04 pg/L 1.38 pg/L 1.25 pg/L	All samples in SDGA5462

Sample concentrations were compared to concentrations detected in the method blanks. The sample concentrations were either not detected or were significantly greater (>5X blank contaminants) than the concentrations found in the associated method blanks with the following exceptions:

Sample	Compound	Reported Concentration	Modified Final Concentration
JW-SSRB-130429	PCB-105 PCB-118 PCB-156/157 PCB-11 PCB-31 PCB-28/20 PCB-52 PCB-44/47/65 PCB-61/70/74/76 PCB-113/90/101 PCB-108/119/86/97/125/87 PCB-110 PCB-147/149 PCB-153/168 PCB-163/138/129 PCB-180/193 PCB-209	3.08 pg/L 5.68 pg/L 1 pg/L 13.7 pg/L 1.6 pg/L 2.05 pg/L 1.93 pg/L 2.01 pg/L 3.11 pg/L 4.21 pg/L 3.29 pg/L 6.16 pg/L 3.8 pg/L 4.23 pg/L 6.58 pg/L 1.72 pg/L 0.805 pg/L	3.08U pg/L 5.68U pg/L 1U pg/L 13.7U pg/L 1.6U pg/L 2.05U pg/L 1.93U pg/L 2.01U pg/L 3.11U pg/L 4.21U pg/L 3.29U pg/L 6.16U pg/L 3.8U pg/L 4.23U pg/L 6.58U pg/L 1.72U pg/L 0.805U pg/L

Sample	Compound	Reported Concentration	Modified Final Concentration
JW-SSFB-130429	PCB-105	2.56 pg/L	2.56U pg/L
	PCB-118	5.37 pg/L	5.37U pg/L
	PCB-156/157	1.73 pg/L	1.73U pg/L
	PCB-11	17.3 pg/L	17.3U pg/L
	PCB-31	1.76 pg/L	1.76U pg/L
	PCB-28/20	2.67 pg/L	2.67U pg/L
	PCB-52	2.39 pg/L	2.39U pg/L
	PCB-44/47/65	2 pg/L	2U pg/L
	PCB-61/70/74/76	2.45 pg/L	2.45U pg/L
	PCB-113/90/101	3.16 pg/L	3.16U pg/L
	PCB-108/119/86/97/125/87	2.85 pg/L	2.85U pg/L
	PCB-110	4.88 pg/L	4.88U pg/L
	PCB-147/149	3.69 pg/L	3.69U pg/L
	PCB-153/168	5.37 pg/L	5.37U pg/L
	PCB-163/138/129	7.69 pg/L	7.69U pg/L
	PCB-180/193	2.46 pg/L	2.46U pg/L
	PCB-209	0.833 pg/L	0.833U pg/L

VI. Matrix Spike/Matrix Spike Duplicates

The laboratory has indicated that there were no matrix spike (MS) and matrix spike duplicate (MSD) analyses specified for the samples in this SDG, and therefore matrix spike and matrix spike duplicate analyses were not performed for this SDG.

VII. Ongoing Precision Recovery (OPR)

Ongoing precision recovery samples were reviewed for each matrix as applicable. Percent recoveries (%R) were within QC limits.

VIII. Regional Quality Assurance and Quality Control

Not applicable.

IX. Internal Standards

All internal standard recoveries (%R) were within QC limits.

X. Target Compound Identification

Raw data were not reviewed for this SDG.

XI. Compound Quantitation

All compound quantitations were within validation criteria with the following exceptions:

Sample	Compound	Flag	A or P
All samples in SDGA5462	All compounds reported as estimated maximum possible concentration (EMPC).	J (all detects)	A

XII. System Performance

Raw data were not reviewed for this SDG.

XIII. Overall Assessment of Data

The analysis was conducted within all specifications of the method. No results were rejected in this SDG.

Due to initial calibration ion abundance ratio and compound quantitation problems, data were qualified as estimated in two samples.

Due to method blank contamination problems, data were qualified as nondetected in two samples.

The quality control criteria reviewed, other than those discussed above, were met and are considered acceptable. Sample results that were found to be estimated (J) are usable for limited purposes only. Based upon the Stage 2B data validation all other results are considered valid and usable for all purposes.

Data flags are summarized at the end of this report if data has been qualified.

XIV. Field Duplicates

No field duplicates were identified in this SDG.

XV. Field Blanks

Sample JW-SSRB-130429 was identified as a rinsate blank. No polychlorinated biphenyl contaminants were found with the following exceptions:

Blank ID	Compound	Concentration (pg/L)
JW-SSRB-130429	PCB-77	1.18
	PCB-105	3.08
	PCB-118	5.68
	PCB-156/157	1
	PCB-8	1.96
	PCB-11	13.7
	PCB-30/18	1.85
	PCB-31	1.6
	PCB-28/20	2.05
	PCB-52	1.93
	PCB-69/49	0.9
	PCB-44/47/65	2.01
	PCB-61/70/74/76	3.11
	PCB-66	1.2
	PCB-95	1.89
	PCB-113/90/101	4.21
	PCB-99	1.58
	PCB-108/119/86/97/125/87	3.29
	PCB-110	6.16
	PCB-151/135	1.33
	PCB-147/149	3.8
PCB-132	2.27	
PCB-153/168	4.23	
PCB-141	1.12	
PCB-163/138/129	6.58	
PCB-128/166	0.921	
PCB-187	1.04	
PCB-180/193	1.72	
PCB-170	0.81	
PCB-209	0.805	

Sample JW-SSFB-130429 was identified as a field blank. No polychlorinated biphenyl contaminants were found with the following exceptions:

Blank ID	Compound	Concentration (pg/L)
JW-SSFB-130429	PCB-105	2.56
	PCB-118	5.37
	PCB-156/157	1.73
	PCB-8	3
	PCB-11	17.3
	PCB-31	1.76
	PCB-28/20	2.67
	PCB-52	2.39
	PCB-69/49	0.705
	PCB-44/47/65	2
	PCB-64	0.691
	PCB-61/70/74/76	2.45
	PCB-66	1.08
	PCB-95	1.63
	PCB-113/90/101	3.16
	PCB-108/119/86/97/125/87	2.85
	PCB-110	4.88
	PCB-151/135	1.62
	PCB-147/149	3.69
	PCB-132	2.29
	PCB-146	1.04
	PCB-153/168	5.37
	PCB-141	1.42
PCB-164	1.11	
PCB-163/138/129	7.69	
PCB-128/166	1.46	
PCB-174	0.999	
PCB-177	1.24	
PCB-180/193	2.46	
PCB-170	1.32	
PCB-209	0.833	

**Jeld-Wen Maulsby Marsh
Polychlorinated Biphenyls as Congeners - Data Qualification Summary - SDG A5462**

SDG	Sample	Compound	Flag	A or P	Reason
A5462	JW-SSRB-130429 JW-SSFB-130429	PCB-4	J (all detects) UJ (all non-detects)	P	Initial calibration (ion abundance ratio)
A5462	JW-SSRB-130429 JW-SSFB-130429	All compounds reported as estimated maximum possible concentration (EMPC).	J (all detects)	A	Compound quantitation

**Jeld-Wen Maulsby Marsh
Polychlorinated Biphenyls as Congeners - Laboratory Blank Data Qualification Summary - SDG A5462**

SDG	Sample	Compound	Modified Final Concentration	A or P
A5462	JW-SSRB-130429	PCB-105 PCB-118 PCB-156/157 PCB-11 PCB-31 PCB-28/20 PCB-52 PCB-44/47/65 PCB-61/70/74/76 PCB-113/90/101 PCB-108/119/86/97/125/87 PCB-110 PCB-147/149 PCB-153/168 PCB-163/138/129 PCB-180/193 PCB-209	3.08U pg/L 5.68U pg/L 1U pg/L 13.7U pg/L 1.6U pg/L 2.05U pg/L 1.93U pg/L 2.01U pg/L 3.11U pg/L 4.21U pg/L 3.29U pg/L 6.16U pg/L 3.8U pg/L 4.23U pg/L 6.58U pg/L 1.72U pg/L 0.805U pg/L	A
A5462	JW-SSFB-130429	PCB-105 PCB-118 PCB-156/157 PCB-11 PCB-31 PCB-28/20 PCB-52 PCB-44/47/65 PCB-61/70/74/76 PCB-113/90/101 PCB-108/119/86/97/125/87 PCB-110 PCB-147/149 PCB-153/168 PCB-163/138/129 PCB-180/193 PCB-209	2.56U pg/L 5.37U pg/L 1.73U pg/L 17.3U pg/L 1.76U pg/L 2.67U pg/L 2.39U pg/L 2U pg/L 2.45U pg/L 3.16U pg/L 2.85U pg/L 4.88U pg/L 3.69U pg/L 5.37U pg/L 7.69U pg/L 2.46U pg/L 0.833U pg/L	A

LDC #: 29895D31

VALIDATION COMPLETENESS WORKSHEET

Date: 6-14-13

SDG #: A5462

Stage 2B

Page: 1 of 1

Laboratory: ~~SGS Environmental Services, Inc.~~
SGS-AP

Reviewer: DM

2nd Reviewer: [Signature]

METHOD: HRGC/HRMS Polychlorinated Biphenyl Congeners (EPA Method 1668^A_B)

The samples listed below were reviewed for each of the following validation areas. Validation findings are noted in attached validation findings worksheets.

	Validation Area		Comments
I.	Technical holding times	A	Sampling dates: 4/29/13
II.	GC/MS Instrument performance check	A	
III.	Initial calibration	SW	≤ 20
IV.	Routine calibration/OCV	A	≤ 30/50
V.	Blanks	SW	
VI.	Matrix spike/Matrix spike duplicates	N	client
VII.	Laboratory control samples	A	OPR
VIII.	Regional quality assurance and quality control	N	
IX.	Internal standards	A	
X.	Target compound identifications	N	
XI.	Compound quantitation/ RL/LOQ/LODs	SW	
XII.	System performance	N	
XIII.	Overall assessment of data	A	
XIV.	Field duplicates	N	
XV.	Field blanks	SW	RB=1; FB=2

Note: A = Acceptable
N = Not provided/applicable
SW = See worksheet

ND = No compounds detected
R = Rinsate
FB = Field blank

D = Duplicate
TB = Trip blank
EB = Equipment blank

Validated Samples: *Water*

1	JW-SSRB-130429	11		21		31	
2	JW-SSFB-130429	12		22		32	
3		13		23		33	
4		14		24		34	
5		15		25		35	
6		16		26		36	
7		17		27		37	
8		18		28		38	
9		19		29		39	
10		20	MB1-10924	30		40	

VALIDATION FINDINGS WORKSHEET

Blanks

METHOD: HRGC/HRMS PCB Congeners (EPA Method 1668A)

Please see qualifications below for all questions answered "N". Not applicable questions are identified as "N/A".

- Y N N/A Were all samples associated with a method blank?
- N N/A Was a method blank performed for each matrix and whenever a sample extraction was performed?
- Y N N/A Was the method blank contaminated?

Blank extraction date: 05/09/13 Blank analysis date: 05/18/13 Associated samples: All Qual U
 Conc. units: pg/L

Compound	Blank ID		Sample Identification	
	MB1_10924	5x	1	2
PCB-105	1.52	7.6	3.08	2.56*
PCB-118	1.35*	6.75	5.68	5.37
PCB-126	1.56	7.8		
PCB-156/157	1.25	6.25	1*	1.73*
PCB-169	3.46*	17.3		
Di-CBs	19.3	96.5	15.7	20.3
Tri-CBs	4.41	22.05	5.5*	4.42*
Tetra-CBs	4.99*	24.95	10.3*	9.31
Penta-CBs	9.35*	46.75	25.9*	20.5*
Hexa-CBs	10.7*	53.5	21.3*	27.4*
Hepta-CBs	1.38*	6.9	3.57*	6.01*
Deca-CB	1.25	6.25	0.805*	0.833*
Total PCB (Mono-Deca)	51.4*	257	69.1*	68.8*
PCB-11	19.3	96.5	13.7	17.3
PCB-31	1.72	8.6	1.6	1.76*
PCB-28/20	2.69	13.45	2.05*	2.67
PCB-52	1.8	9	1.93*	2.39
PCB-44/47/65	1.04*	5.2	2.01	2
PCB-61/70/74/76	2.15	10.75	3.11	2.45
PCB-113/90/101	1.78*	8.9	4.21	3.16

Compound	Blank ID		Sample Identification					
	MB1_10924	5x	1	2				
PCB-108/119/86/97/125/87	1.53	7.65	3.29	2.85				
PCB-110	1.62	8.1	6.16	4.88				
PCB-147/149	1.88	9.4	3.8	3.69				
PCB-153/168	2.04	10.2	4.23	5.37				
PCB-163/138/129	2.04*	10.2	6.58	7.69				
PCB-180/193	1.38*	6.9	1.72	2.46				
PCB-209	1.25	6.25	0.805*	0.833*				

20825m

*EMPC
All contaminants within five times the method blank concentration were qualified as not detected, "U".

VALIDATION FINDINGS WORKSHEET
Field Blanks

METHOD: HRGC/HRMS PCB Congeners (EPA Method 1668A)

2X11

Blank units: pg/L **Associated sample units:** pg/L

Sampling date: 04/29/13

Field blank type: (circle one) Field Blank / Rinsate / Other: RB **Associated Samples:** No association

Compound	Blank ID	Sample Identification									
	1										
PCB-77	1.18										
PCB-105	3.08										
PCB-118	5.68										
PCB-156/157	1*										
Df-CBs	15.7										
Tri-CBs	5.5*										
Tetra-CBs	10.3*										
Penta-CBs	25.9*										
Hexa-CBs	21.3*										
Hepta-CBs	3.57*										
Deca-CB	0.805*										
Total PCB (Mono-Deca)	63.1*										
PCB-8	1.96										
PCB-11	13.7										
PCB-30/18	1.85										
PCB-31	1.6										
PCB-28/20	2.05*										
PCB-52	1.93*										
PCB-69/49	0.9										
PCB-44/47/65	2.01										
PCB-61/70/74/76	3.11										
PCB-66	1.2*										

VALIDATION FINDINGS WORKSHEET
Field Blanks

METHOD: HRGC/HRMS PCB Congeners (EPA Method 1668A)

Blank units: pg/L **Associated sample units:** pg/L

Sampling date: 04/29/13

Field blank type: (circle one) Field Blank / Rinsate / Other: **Associated Samples:** **No association**

Compound	Blank ID	Sample Identification									
	2										
PCB-105	2.56*										
PCB-118	5.37										
PCB-156/157	1.73*										
Di-CBs	20.3										
Tri-CBs	4.42*										
Tetra-CBs	9.31										
Penta-CBs	20.5*										
Hexa-CBs	27.4*										
Hepta-CBs	6.01*										
Deca-CB	0.833*										
Total PCB (Mono-Deca)	88.8*										
PCB-8	3										
PCB-11	17.3										
PCB-31	1.76*										
PCB-28/20	2.67										
PCB-52	2.39										
PCB-69/49	0.705										
PCB-44/47/65	2										
PCB-64	0.691										
PCB-51/70/74/76	2.45										
PCB-66	1.08										
PCB-95	1.63*										

**Laboratory Data Consultants, Inc.
Data Validation Report**

Project/Site Name: Jeld-Wen Maulsby Marsh
Collection Date: April 29, 2013
LDC Report Date: June 18, 2013
Matrix: Water
Parameters: Dioxins/Dibenzofurans
Validation Level: Stage 2B
Laboratory: SGS Analytical Perspectives

Sample Delivery Group (SDG): A5464

Sample Identification

JW-EA07-SC27-A-130429
JW-EA07-SC27-B-130429
JW-EA07-SC27-C-130429

Introduction

This data review covers 3 sediment samples listed on the cover sheet including dilutions and reanalysis as applicable. The analyses were per EPA Method 1613B for Polychlorinated Dioxins/Dibenzofurans.

This review follows USEPA Contract Laboratory Program (CLP) National Functional Guidelines for Chlorinated Dibenzo-p-Dioxins (CDDs) and Chlorinated Dibenzofurans (CDFs) Data Review (September 2011).

A qualification summary table is provided at the end of this report if data has been qualified. Flags are classified as P (protocol) or A (advisory) to indicate whether the flag is due to a laboratory deviation from a specified protocol or is of technical advisory nature.

Raw data were not reviewed for this SDG. The review was based on QC data.

The following are definitions of the data qualifiers:

- U Indicates the compound or analyte was analyzed for but not detected at or above the stated limit.
- J Indicates an estimated value.
- R Quality control indicates the data is not usable.
- NJ Presumptive evidence of the presence of the compound at an estimated quantity.
- UJ Indicates the compound or analyte was analyzed for but not detected. The sample detection limit is an estimated value.

EMPC Estimated Maximum Possible Concentration

- A Indicates the finding is based upon technical validation criteria.
- P Indicates the finding is related to a protocol/contractual deviation.
- None Indicates the data was not significantly impacted by the finding, therefore qualification was not required.

I. Technical Holding Times

All technical holding time requirements were met.

The chain-of-custodies were reviewed for documentation of cooler temperatures. All cooler temperatures met validation criteria.

II. HRGC/HRMS Instrument Performance Check

Instrument performance was checked at the required daily frequency.

Retention time windows were established for all homologues. The chromatographic resolution between 2,3,7,8-TCDD and peaks representing any other unlabeled TCDD isomer was less than or equal to 25%.

III. Initial Calibration

A five point initial calibration was performed as required by the method.

Percent relative standard deviations (%RSD) were less than or equal to 20.0% for unlabeled compounds and less than or equal to 35.0% for labeled compounds.

The ion abundance ratios for all PCDDs and PCDFs were within validation criteria.

IV. Continuing Calibration

Continuing calibration was performed at the required frequencies.

All of the continuing calibration results were within the QC limits for unlabeled compounds and labeled compounds.

The ion abundance ratios for all PCDDs and PCDFs were within validation criteria.

V. Blanks

Method blanks were reviewed for each matrix as applicable. No polychlorinated dioxin/dibenzofuran contaminants were found in the method blanks.

VI. Matrix Spike/Matrix Spike Duplicates

The laboratory has indicated that there were no matrix spike (MS) and matrix spike duplicate (MSD) analyses specified for the samples in this SDG, and therefore matrix spike and matrix spike duplicate analyses were not performed for this SDG.

VII. Ongoing Precision Recovery (OPR)

Ongoing precision recovery samples were reviewed for each matrix as applicable. Percent recoveries (%R) were within QC limits.

VIII. Regional Quality Assurance and Quality Control

Not applicable.

IX. Internal Standards

All internal standard recoveries were within QC limits.

X. Target Compound Identifications

Raw data were not reviewed for this SDG.

XI. Compound Quantitation

All compound quantitations were within validation criteria with the following exceptions:

Sample	Compound	Flag	A or P
All samples in SDGA5464	All compounds reported by the laboratory as estimated maximum possible concentration(EMPC)	J (all detects)	A

Raw data were not reviewed for this SDG.

XII. System Performance

Raw data were not reviewed for this SDG.

XIII. Overall Assessment of Data

The analysis was conducted within all specifications of the method. No results were rejected in this SDG.

Due to compound quantitation problems, data were qualified as estimated in three samples.

The quality control criteria reviewed, other than those discussed above, were met and are considered acceptable. Sample results that were found to be estimated (J) are usable for limited purposes only. Based upon the Stage 2B data validation all other results are considered valid and usable for all purposes.

Data flags are summarized at the end of this report if data has been qualified.

XIV. Field Duplicates

No field duplicates were identified in this SDG.

XV. Field Blanks

No field blanks were identified in this SDG.

**Jeld-Wen Maulsby Marsh
Dioxins/Dibenzofurans - Data Qualification Summary - SDG A5464**

SDG	Sample	Compound	Flag	A or P	Reason
A5464	JW-EA07-SC27-A-130429 JW-EA07-SC27-B-130429 JW-EA07-SC27-C-130429	All compounds reported by the laboratory as estimated maximum possible concentration (EMPC)	J (all detects)	A	Compound quantitation

**Jeld-Wen Maulsby Marsh
Dioxins/Dibenzofurans - Laboratory Blank Data Qualification Summary - SDG A5464**

No Sample Data Qualified in this SDG

LDC #: 29895E21

VALIDATION COMPLETENESS WORKSHEET

Date: 6-14-13

SDG #: A5464

Stage 2B

Page: 1 of 1

Laboratory: ~~SGS Environmental Services, Inc.~~

Reviewer: *SM*

SGS-AP

2nd Reviewer: *[checkmark]*

METHOD: HRGC/HRMS Dioxins/Dibenzofurans (EPA Method 1613B)

The samples listed below were reviewed for each of the following validation areas. Validation findings are noted in attached validation findings worksheets.

	Validation Area		Comments
I.	Technical holding times	A	Sampling dates: 4/29/13
II.	HRGC/HRMS Instrument performance check	A	
III.	Initial calibration	A	≤20/35
IV.	Continuing calibration#CV	A	QC limits
V.	Blanks	A	
VI.	Matrix spike/Matrix spike duplicates	N	client
VII.	Laboratory control samples	A	OPR
VIII.	Regional quality assurance and quality control	N	
IX.	Internal standards	A	
X.	Target compound identifications	N	
XI.	Compound quantitation/ RL/LOQ/LODs	SW	
XII.	System performance	N	
XIII.	Overall assessment of data	A	
XIV.	Field duplicates	N	
XV.	Field blanks	N	

Note: A = Acceptable
 N = Not provided/applicable
 SW = See worksheet

ND = No compounds detected
 R = Rinsate
 FB = Field blank

D = Duplicate
 TB = Trip blank
 EB = Equipment blank

Validated Samples: *Sediment*

1	JW-EA07-SC27-A-130429	11		21		31	
2	JW-EA07-SC27-B-130429	12		22		32	
3	JW-EA07-SC27-C-130429	13		23		33	
4		14		24		34	
5		15		25		35	
6		16		26		36	
7		17		27		37	
8		18		28		38	
9		19		29		39	
10		20	<i>MB1-10910</i>	30		40	

Jeld-Wen Maulsby Marsh - LDC# 29895

SDG: A5450

Analytical Method E1613B

Sample ID	Lab Sample ID	Chemical Name	Anal Date	Result	Mod Res	Report	Detect	Lab Qual	Val Qual	Reason	RL	MDL	Units
JW-EA09-SC138-C-13042	A5450_10904_DF	1,2,3,7,8-Pentachlorodibenzofuran (PeCDF)	5/12/2013	0.1037		Yes	N	U			2.439	0.1037	pg/g
JW-EA09-SC138-C-13042	A5450_10904_DF	2,3,7,8-Tetrachlorodibenzo-p-dioxin (TCDD)	5/12/2013	0.1451		Yes	N	U			0.4878	0.1451	pg/g
JW-EA09-SC138-C-13042	A5450_10904_DF	1,2,3,7,8,9-Hexachlorodibenzofuran (HxCDF)	5/12/2013	0.132		Yes	N	U			2.439	0.132	pg/g
JW-EA09-SC138-C-13042	A5450_10904_DF	1,2,3,4,7,8-Hexachlorodibenzofuran (HxCDF)	5/12/2013	0.1092		Yes	N	U			2.439	0.1092	pg/g
JW-EA09-SC138-C-13042	A5450_10904_DF	1,2,3,4,6,7,8-Heptachlorodibenzofuran (HpCDF)	5/12/2013	0.1663		Yes	N	U			2.439	0.1663	pg/g
JW-EA09-SC138-C-13042	A5450_10904_DF	2,3,4,6,7,8-Hexachlorodibenzofuran (HxCDF)	5/12/2013	0.1086		Yes	N	U			2.439	0.1086	pg/g
JW-EA09-SC138-C-13042	A5450_10904_DF	1,2,3,6,7,8-Hexachlorodibenzofuran (HxCDF)	5/12/2013	0.1073		Yes	N	U			2.439	0.1073	pg/g
JW-EA09-SC138-C-13042	A5450_10904_DF	2,3,4,7,8-Pentachlorodibenzofuran (PeCDF)	5/12/2013	0.1118		Yes	N	U			2.439	0.1118	pg/g
JW-EA09-SC138-C-13042	A5450_10904_DF	Total Hexachlorodibenzofuran (HxCDF)	5/12/2013	0.1135		Yes	N	U			2.439	0.1135	pg/g
JW-EA09-SC138-C-13042	A5450_10904_DF	1,2,3,4,7,8,9-Heptachlorodibenzofuran (HpCDF)	5/12/2013	0.1593		Yes	N	U			2.439	0.1593	pg/g
JW-EA09-SC138-C-13042	A5450_10904_DF	2,3,7,8-Tetrachlorodibenzofuran (TCDF)	5/12/2013	0.1299		Yes	N	U			0.4878	0.1299	pg/g
JW-EA09-SC138-C-13042	A5450_10904_DF	Total Tetrachlorodibenzo-p-dioxin (TCDD)	5/12/2013	0.588		Yes	Y	EMPC	J	23	0.4878	0.1451	pg/g
JW-EA09-SC138-C-13042	A5450_10904_DF	Total Tetrachlorodibenzofuran (TCDF)	5/12/2013	0.1299		Yes	N	U			0.4878	0.1299	pg/g
JW-EA09-SC138-C-13042	A5450_10904_DF	1,2,3,6,7,8-Hexachlorodibenzo-p-dioxin (HxCDD)	5/12/2013	0.165		Yes	N	U			2.439	0.165	pg/g
JW-EA09-SC138-C-13042	A5450_10904_DF	1,2,3,7,8,9-Hexachlorodibenzo-p-dioxin (HxCDD)	5/12/2013	0.1594		Yes	N	U			2.439	0.1594	pg/g
JW-EA09-SC138-C-13042	A5450_10904_DF	1,2,3,7,8-Pentachlorodibenzo-p-dioxin (PeCDD)	5/12/2013	0.1544		Yes	N	U			2.439	0.1544	pg/g
JW-EA09-SC138-C-13042	A5450_10904_DF	Total Pentachlorodibenzofuran (PeCDF)	5/12/2013	0.1077		Yes	N	U			2.439	0.1077	pg/g
JW-EA09-SC138-C-13042	A5450_10904_DF	1,2,3,4,6,7,8,9-Octachlorodibenzo-p-dioxin (OCDD)	5/12/2013	4.7		Yes	Y	J			4.878	0.2995	pg/g

SDG: A5450

Analytical Method E1613B

Sample ID	Lab Sample ID	Chemical Name	Anal Date	Result	Mod Res Report	Detect	Lab Qual	Val Qual	Reason	RL	MDL	Units
JW-EA09-SC138-C-13042	A5450_10904_DF	Total Hexachlorodibenzo-p-dioxin (HxCDD)	5/12/2013	0.1633	Yes	N	U			2.439	0.1633	pg/g
JW-EA09-SC138-C-13042	A5450_10904_DF	Total Pentachlorodibenzo-p-dioxin (PeCDD)	5/12/2013	0.1544	Yes	N	U			2.439	0.1544	pg/g
JW-EA09-SC138-C-13042	A5450_10904_DF	Total Heptachlorodibenzo-p-dioxin (HpCDD)	5/12/2013	1.11	Yes	Y				2.439	0.1927	pg/g
JW-EA09-SC138-C-13042	A5450_10904_DF	Total Heptachlorodibenzo-furan (HpCDF)	5/12/2013	0.1631	Yes	N	U			2.439	0.1631	pg/g
JW-EA09-SC138-C-13042	A5450_10904_DF	1,2,3,4,6,7,8,9-Octachlorodibenzofuran (OCDF)	5/12/2013	0.265	Yes	N	U			4.878	0.265	pg/g
JW-EA09-SC138-C-13042	A5450_10904_DF	1,2,3,4,7,8-Hexachlorodibenzo-p-dioxin (HxCDD)	5/12/2013	0.1664	Yes	N	U			2.439	0.1664	pg/g
JW-EA09-SC138-C-13042	A5450_10904_DF	1,2,3,4,6,7,8-Heptachlorodibenzo-p-dioxin (HpCDD)	5/12/2013	0.407	Yes	Y	J			2.439	0.1927	pg/g
JW-EA09-SC38-A-130426	A5450_10904_DF	1,2,3,4,7,8-Hexachlorodibenzofuran (HxCDF)	5/11/2013	0.332	Yes	Y	J			2.3563	0.1902	pg/g
JW-EA09-SC38-A-130426	A5450_10904_DF	2,3,7,8-Tetrachlorodibenzofuran (TCDF)	5/11/2013	2.11	Yes	Y				0.4713	0.2168	pg/g
JW-EA09-SC38-A-130426	A5450_10904_DF	1,2,3,4,7,8-Heptachlorodibenzofuran (HpCDF)	5/11/2013	0.2511	Yes	N	U			2.3563	0.2511	pg/g
JW-EA09-SC38-A-130426	A5450_10904_DF	Total Hexachlorodibenzofuran (HxCDF)	5/11/2013	8.05	Yes	Y	EMPC J	J	23	2.3563	0.1872	pg/g
JW-EA09-SC38-A-130426	A5450_10904_DF	2,3,4,7,8-Pentachlorodibenzofuran (PeCDF)	5/11/2013	1.35	Yes	Y	J			2.3563	0.221	pg/g
JW-EA09-SC38-A-130426	A5450_10904_DF	1,2,3,7,8-Pentachlorodibenzofuran (PeCDF)	5/11/2013	0.574	Yes	Y	EMPC J	J	23	2.3563	0.2209	pg/g
JW-EA09-SC38-A-130426	A5450_10904_DF	1,2,3,6,7,8-Hexachlorodibenzofuran (HxCDF)	5/11/2013	0.375	Yes	Y	EMPC J	J	23	2.3563	0.1825	pg/g
JW-EA09-SC38-A-130426	A5450_10904_DF	1,2,3,6,7,8-Hexachlorodibenzo-p-dioxin (HxCDD)	5/11/2013	1.47	Yes	Y	J			2.3563	0.1948	pg/g
JW-EA09-SC38-A-130426	A5450_10904_DF	1,2,3,7,8,9-Hexachlorodibenzofuran (HxCDF)	5/11/2013	0.204	Yes	N	U			2.3563	0.204	pg/g
JW-EA09-SC38-A-130426	A5450_10904_DF	1,2,3,4,6,7,8-Heptachlorodibenzofuran (HpCDF)	5/11/2013	4.73	Yes	Y				2.3563	0.2434	pg/g
JW-EA09-SC38-A-130426	A5450_10904_DF	Total Heptachlorodibenzofuran (HpCDF)	5/11/2013	11.3	Yes	Y				2.3563	0.2472	pg/g
JW-EA09-SC38-A-130426	A5450_10904_DF	Total Tetrachlorodibenzo-p-dioxin (TCDD)	5/11/2013	42.8	Yes	Y	EMPC J	J	23	0.4713	0.2615	pg/g

SDG: A5450

Analytical Method E1613B

Sample ID	Lab Sample ID	Chemical Name	Anal Date	Result	Mod Res Report	Detect	Lab Qual	Val Qual	Reason	RL	MDL	Units
JW-EA09-SC38-A-130426	A5450_10904_DF	2,3,4,6,7,8-Hexachlorodibenzofuran (HxCDF)	5/11/2013	0.617	Yes	Y	J			2.3563	0.176	pg/g
JW-EA09-SC38-A-130426	A5450_10904_DF	Total Pentachlorodibenzofuran (PeCDF)	5/11/2013	15.9	Yes	Y	EMPC	J	23	2.3563	0.2209	pg/g
JW-EA09-SC38-A-130426	A5450_10904_DF	1,2,3,4,6,7,8,9-Octachlorodibenzofuran (OCDF)	5/11/2013	9.52	Yes	Y				4.7125	0.421	pg/g
JW-EA09-SC38-A-130426	A5450_10904_DF	2,3,7,8-Tetrachlorodibenzo-p-dioxin (TCDD)	5/11/2013	0.472	Yes	Y	EMPC	J	23	0.4713	0.2615	pg/g
JW-EA09-SC38-A-130426	A5450_10904_DF	Total Tetrachlorodibenzofuran (TCDF)	5/11/2013	32.8	Yes	Y	EMPC	J	23	0.4713	0.2168	pg/g
JW-EA09-SC38-A-130426	A5450_10904_DF	1,2,3,7,8-Pentachlorodibenzo-p-dioxin (PeCDD)	5/11/2013	0.2647	Yes	N	U			2.3563	0.2647	pg/g
JW-EA09-SC38-A-130426	A5450_10904_DF	1,2,3,4,6,7,8,9-Octachlorodibenzo-p-dioxin (OCDD)	5/11/2013	115	Yes	Y				4.7125	0.5367	pg/g
JW-EA09-SC38-A-130426	A5450_10904_DF	Total Hexachlorodibenzo-p-dioxin (HxCDD)	5/11/2013	34.1	Yes	Y	EMPC	J	23	2.3563	0.1923	pg/g
JW-EA09-SC38-A-130426	A5450_10904_DF	1,2,3,4,6,7,8-Heptachlorodibenzo-p-dioxin (HpCDD)	5/11/2013	18.9	Yes	Y				2.3563	0.3104	pg/g
JW-EA09-SC38-A-130426	A5450_10904_DF	Total Pentachlorodibenzo-p-dioxin (PeCDD)	5/11/2013	31.3	Yes	Y				2.3563	0.2647	pg/g
JW-EA09-SC38-A-130426	A5450_10904_DF	Total Heptachlorodibenzo-p-dioxin (HpCDD)	5/11/2013	40.3	Yes	Y				2.3563	0.3104	pg/g
JW-EA09-SC38-A-130426	A5450_10904_DF	1,2,3,4,7,8-Hexachlorodibenzo-p-dioxin (HxCDD)	5/11/2013	0.598	Yes	Y	J			2.3563	0.201	pg/g
JW-EA09-SC38-A-130426	A5450_10904_DF	1,2,3,7,8,9-Hexachlorodibenzo-p-dioxin (HxCDD)	5/11/2013	1.06	Yes	Y	J			2.3563	0.1832	pg/g
JW-EA09-SC38-B-130426	A5450_10904_DF	1,2,3,6,7,8-Hexachlorodibenzo-p-dioxin (HxCDD)	5/11/2013	0.1239	Yes	N	U			2.2936	0.1239	pg/g
JW-EA09-SC38-B-130426	A5450_10904_DF	Total Pentachlorodibenzofuran (PeCDF)	5/11/2013	0.0753	Yes	N	U			2.2936	0.0753	pg/g
JW-EA09-SC38-B-130426	A5450_10904_DF	1,2,3,4,7,8-Hexachlorodibenzofuran (HxCDF)	5/11/2013	0.0719	Yes	N	U			2.2936	0.0719	pg/g
JW-EA09-SC38-B-130426	A5450_10904_DF	1,2,3,4,6,7,8-Heptachlorodibenzofuran (HpCDD)	5/11/2013	0.097	Yes	N	U			2.2936	0.097	pg/g
JW-EA09-SC38-B-130426	A5450_10904_DF	2,3,4,6,7,8-Hexachlorodibenzofuran (HxCDF)	5/11/2013	0.0656	Yes	N	U			2.2936	0.0656	pg/g
JW-EA09-SC38-B-130426	A5450_10904_DF	1,2,3,4,7,8-Hexachlorodibenzo-p-dioxin (HxCDD)	5/11/2013	0.1298	Yes	N	U			2.2936	0.1298	pg/g

SDG: A5450

Analytical Method E1613B

Sample ID	Lab Sample ID	Chemical Name	Anal Date	Result	Mod Res Report	Detect	Lab Qual	Val Qual	Reason	RL	MDL	Units
JW-EA09-SC38-B-130426	A5450_10904_DF	1,2,3,7,8,9-Hexachlorodibenzo-p-dioxin (HxCDD)	5/11/2013	0.1191	Yes	N	U			2.2936	0.1191	pg/g
JW-EA09-SC38-B-130426	A5450_10904_DF	Total Tetrachlorodibenzofuran (TCDF)	5/11/2013	0.0865	Yes	N	U			0.4587	0.0865	pg/g
JW-EA09-SC38-B-130426	A5450_10904_DF	1,2,3,4,6,7,8,9-Octachlorodibenzo-p-dioxin (OCDD)	5/11/2013	3.51	Yes	Y	J			4.5872	0.2062	pg/g
JW-EA09-SC38-B-130426	A5450_10904_DF	1,2,3,7,8,9-Hexachlorodibenzofuran (HxCDF)	5/11/2013	0.0823	Yes	N	U			2.2936	0.0823	pg/g
JW-EA09-SC38-B-130426	A5450_10904_DF	1,2,3,4,6,7,8-Heptachlorodibenzo-p-dioxin (HpCDD)	5/11/2013	0.328	Yes	Y	J			2.2936	0.1243	pg/g
JW-EA09-SC38-B-130426	A5450_10904_DF	Total Pentachlorodibenzo-p-dioxin (PeCDD)	5/11/2013	0.116	Yes	N	U			2.2936	0.116	pg/g
JW-EA09-SC38-B-130426	A5450_10904_DF	Total Heptachlorodibenzo-p-dioxin (HpCDD)	5/11/2013	0.834	Yes	Y				2.2936	0.1243	pg/g
JW-EA09-SC38-B-130426	A5450_10904_DF	Total Hexachlorodibenzo-p-dioxin (HxCDD)	5/11/2013	0.218	Yes	Y				2.2936	0.124	pg/g
JW-EA09-SC38-B-130426	A5450_10904_DF	1,2,3,4,6,7,8,9-Octachlorodibenzofuran (OCDF)	5/11/2013	0.1882	Yes	N	U			4.5872	0.1882	pg/g
JW-EA09-SC38-B-130426	A5450_10904_DF	1,2,3,6,7,8-Hexachlorodibenzofuran (HxCDF)	5/11/2013	0.0674	Yes	N	U			2.2936	0.0674	pg/g
JW-EA09-SC38-B-130426	A5450_10904_DF	1,2,3,7,8-Pentachlorodibenzo-p-dioxin (PeCDD)	5/11/2013	0.116	Yes	N	U			2.2936	0.116	pg/g
JW-EA09-SC38-B-130426	A5450_10904_DF	Total Tetrachlorodibenzo-p-dioxin (TCDD)	5/11/2013	0.525	Yes	Y				0.4587	0.09	pg/g
JW-EA09-SC38-B-130426	A5450_10904_DF	2,3,7,8-Tetrachlorodibenzofuran (TCDF)	5/11/2013	0.0865	Yes	N	U			0.4587	0.0865	pg/g
JW-EA09-SC38-B-130426	A5450_10904_DF	1,2,3,4,7,8,9-Heptachlorodibenzofuran (HpCDF)	5/11/2013	0.1078	Yes	N	U			2.2936	0.1078	pg/g
JW-EA09-SC38-B-130426	A5450_10904_DF	Total Hexachlorodibenzofuran (HxCDF)	5/11/2013	0.0713	Yes	N	U			2.2936	0.0713	pg/g
JW-EA09-SC38-B-130426	A5450_10904_DF	2,3,7,8-Tetrachlorodibenzo-p-dioxin (TCDD)	5/11/2013	0.09	Yes	N	U			0.4587	0.09	pg/g
JW-EA09-SC38-B-130426	A5450_10904_DF	2,3,4,7,8-Pentachlorodibenzofuran (PeCDF)	5/11/2013	0.0789	Yes	N	U			2.2936	0.0789	pg/g
JW-EA09-SC38-B-130426	A5450_10904_DF	1,2,3,7,8-Pentachlorodibenzofuran (PeCDF)	5/11/2013	0.0719	Yes	N	U			2.2936	0.0719	pg/g
JW-EA09-SC38-B-130426	A5450_10904_DF	Total Heptachlorodibenzofuran (HpCDF)	5/11/2013	0.1023	Yes	N	U			2.2936	0.1023	pg/g

SDG: A5450

Analytical Method E1613B

Sample ID	Lab Sample ID	Chemical Name	Anal Date	Result	Mod Res Report	Detect	Lab Qual	Val Qual	Reason	RL	MDL	Units
JW-EA09-SC38-C-130426	A5450_10904_DF	Total Heptachlorodibenzofuran (HpCDF)	5/12/2013	0.0966	Yes	N	U			2.4248	0.0966	pg/g
JW-EA09-SC38-C-130426	A5450_10904_DF	1,2,3,7,8-Pentachlorodibenzo-p-dioxin (PeCDD)	5/12/2013	0.1158	Yes	N	U			2.4248	0.1158	pg/g
JW-EA09-SC38-C-130426	A5450_10904_DF	1,2,3,7,8,9-Hexachlorodibenzofuran (HxCDF)	5/12/2013	0.1127	Yes	N	U			2.4248	0.1127	pg/g
JW-EA09-SC38-C-130426	A5450_10904_DF	1,2,3,4,6,7,8-Heptachlorodibenzofuran (HpCDF)	5/12/2013	0.0917	Yes	N	U			2.4248	0.0917	pg/g
JW-EA09-SC38-C-130426	A5450_10904_DF	2,3,4,6,7,8-Hexachlorodibenzofuran (HxCDF)	5/12/2013	0.0882	Yes	N	U			2.4248	0.0882	pg/g
JW-EA09-SC38-C-130426	A5450_10904_DF	1,2,3,6,7,8-Hexachlorodibenzo-p-dioxin (HxCDD)	5/12/2013	0.1442	Yes	N	U			2.4248	0.1442	pg/g
JW-EA09-SC38-C-130426	A5450_10904_DF	1,2,3,6,7,8-Hexachlorodibenzofuran (HxCDF)	5/12/2013	0.084	Yes	N	U			2.4248	0.084	pg/g
JW-EA09-SC38-C-130426	A5450_10904_DF	1,2,3,7,8-Pentachlorodibenzofuran (PeCDF)	5/12/2013	0.0778	Yes	N	U			2.4248	0.0778	pg/g
JW-EA09-SC38-C-130426	A5450_10904_DF	2,3,4,7,8-Pentachlorodibenzofuran (PeCDF)	5/12/2013	0.0779	Yes	N	U			2.4248	0.0779	pg/g
JW-EA09-SC38-C-130426	A5450_10904_DF	Total Hexachlorodibenzofuran (HxCDF)	5/12/2013	0.0922	Yes	N	U			2.4248	0.0922	pg/g
JW-EA09-SC38-C-130426	A5450_10904_DF	1,2,3,4,7,8,9-Heptachlorodibenzofuran (HpCDF)	5/12/2013	0.1018	Yes	N	U			2.4248	0.1018	pg/g
JW-EA09-SC38-C-130426	A5450_10904_DF	Total Pentachlorodibenzo-p-dioxin (PeCDD)	5/12/2013	0.1158	Yes	N	U			2.4248	0.1158	pg/g
JW-EA09-SC38-C-130426	A5450_10904_DF	Total Tetrachlorodibenzo-p-dioxin (TCDD)	5/12/2013	0.362	Yes	Y	EMPC	J	23	0.485	0.1028	pg/g
JW-EA09-SC38-C-130426	A5450_10904_DF	2,3,7,8-Tetrachlorodibenzo-p-dioxin (TCDD)	5/12/2013	0.1028	Yes	N	U			0.485	0.1028	pg/g
JW-EA09-SC38-C-130426	A5450_10904_DF	1,2,3,4,7,8-Hexachlorodibenzo-p-dioxin (HxCDD)	5/12/2013	0.156	Yes	N	U			2.4248	0.156	pg/g
JW-EA09-SC38-C-130426	A5450_10904_DF	1,2,3,4,6,7,8,9-Octachlorodibenzofuran (OCDF)	5/12/2013	0.1744	Yes	N	U			4.8497	0.1744	pg/g
JW-EA09-SC38-C-130426	A5450_10904_DF	1,2,3,4,7,8-Hexachlorodibenzofuran (HxCDF)	5/12/2013	0.087	Yes	N	U			2.4248	0.087	pg/g
JW-EA09-SC38-C-130426	A5450_10904_DF	Total Heptachlorodibenzo-p-dioxin (HpCDD)	5/12/2013	1.04	Yes	Y				2.4248	0.1591	pg/g

SDG: A5450

Analytical Method E1613B

Sample ID	Lab Sample ID	Chemical Name	Anal Date	Result	Mod Res Report	Detect	Lab Qual	Val Qual	Reason	RI	MDL	Units
JW-EA09-SC38-C-130426	A5450_10904_DF	1,2,3,4,6,7,8-Heptachlorodibenzo-p-dioxin (HpCDD)	5/12/2013	0.355	Yes	Y	J			2.4248	0.1591	pg/g
JW-EA09-SC38-C-130426	A5450_10904_DF	Total Hexachlorodibenzo-p-dioxin (HxCDD)	5/12/2013	0.1522	Yes	N	U			2.4248	0.1522	pg/g
JW-EA09-SC38-C-130426	A5450_10904_DF	1,2,3,4,6,7,8,9-Octachlorodibenzo-p-dioxin (OCDD)	5/12/2013	3.81	Yes	Y	J			4.8497	0.22	pg/g
JW-EA09-SC38-C-130426	A5450_10904_DF	Total Pentachlorodibenzofuran (PeCDF)	5/12/2013	0.0778	Yes	N	U			2.4248	0.0778	pg/g
JW-EA09-SC38-C-130426	A5450_10904_DF	Total Tetrachlorodibenzofuran (TCDF)	5/12/2013	0.0911	Yes	N	U			0.485	0.0911	pg/g
JW-EA09-SC38-C-130426	A5450_10904_DF	1,2,3,7,8,9-Hexachlorodibenzo-p-dioxin (HxCDD)	5/12/2013	0.1567	Yes	N	U			2.4248	0.1567	pg/g
JW-EA09-SC38-C-130426	A5450_10904_DF	2,3,7,8-Tetrachlorodibenzofuran (TCDF)	5/12/2013	0.0911	Yes	N	U			0.485	0.0911	pg/g

Analytical Method E1668A

Sample ID	Lab Sample ID	Chemical Name	Anal Date	Result	Mod Res Report	Detect	Lab Qual	Val Qual	Reason	RI	MDL	Units
JW-EA09-SC138-C-13042	A5450_10904_PC	PCB-089	5/14/2013	0.221	Yes	N	U			0.976	0.221	pg/g
JW-EA09-SC138-C-13042	A5450_10904_PC	PCB-178	5/14/2013	0.173	Yes	N	U			0.976	0.173	pg/g
JW-EA09-SC138-C-13042	A5450_10904_PC	PCB-209	5/14/2013	0.247	Yes	N	U			0.976	0.247	pg/g
JW-EA09-SC138-C-13042	A5450_10904_PC	PCB-129/138/163	5/14/2013	1.75	Yes	N	J B EMP	U	7	2.93	0.189	pg/g
JW-EA09-SC138-C-13042	A5450_10904_PC	PCB-011	5/14/2013	2.65	Yes	N	B	U	7	0.976	0.281	pg/g
JW-EA09-SC138-C-13042	A5450_10904_PC	PCB-003	5/14/2013	1.75	Yes	Y	EMPC	J	23	0.976	0.194	pg/g
JW-EA09-SC138-C-13042	A5450_10904_PC	PCB-002	5/14/2013	2.5	Yes	Y				0.976	0.177	pg/g
JW-EA09-SC138-C-13042	A5450_10904_PC	PCB-096	5/14/2013	0.158	Yes	N	U			0.976	0.158	pg/g
JW-EA09-SC138-C-13042	A5450_10904_PC	PCB-044/047/065	5/14/2013	0.838	Yes	N	J B C	U	7	2.93	0.244	pg/g
JW-EA09-SC138-C-13042	A5450_10904_PC	PCB-094	5/14/2013	0.215	Yes	N	U			0.976	0.215	pg/g
JW-EA09-SC138-C-13042	A5450_10904_PC	PCB-093/100	5/14/2013	0.201	Yes	N	C U			1.95	0.201	pg/g
JW-EA09-SC138-C-13042	A5450_10904_PC	PCB-092	5/14/2013	0.253	Yes	Y	J			0.976	0.203	pg/g
JW-EA09-SC138-C-13042	A5450_10904_PC	PCB-207	5/14/2013	0.406	Yes	N	U			0.976	0.406	pg/g
JW-EA09-SC138-C-13042	A5450_10904_PC	PCB-020/028	5/14/2013	0.784	Yes	N	J B C	U	7	1.95	0.4	pg/g

SDG: A5450

Analytical Method E1668A

Sample ID	Lab Sample ID	Chemical Name	Anal Date	Result	Mod Res Report	Detect	Lab Qual	Val Qual	Reason	RL	MDL	Units
JW-EA09-SC138-C-13042	A5450_10904_PC	PCB-206	5/14/2013	0.59	Yes	N	U			0.976	0.59	pg/g
JW-EA09-SC138-C-13042	A5450_10904_PC	PCB-088	5/14/2013	0.223	Yes	N	U			0.976	0.223	pg/g
JW-EA09-SC138-C-13042	A5450_10904_PC	PCB-085/116	5/14/2013	0.208	Yes	Y	J	EMPC	J 23	1.95	0.179	pg/g
JW-EA09-SC138-C-13042	A5450_10904_PC	PCB-084	5/14/2013	0.238	Yes	N	U			0.976	0.238	pg/g
JW-EA09-SC138-C-13042	A5450_10904_PC	PCB-083	5/14/2013	0.234	Yes	N	U			0.976	0.234	pg/g
JW-EA09-SC138-C-13042	A5450_10904_PC	PCB-082	5/14/2013	0.23	Yes	N	U			0.976	0.23	pg/g
JW-EA09-SC138-C-13042	A5450_10904_PC	PCB-081	5/14/2013	0.314	Yes	N	U			0.976	0.314	pg/g
JW-EA09-SC138-C-13042	A5450_10904_PC	PCB-080	5/14/2013	0.262	Yes	N	U			0.976	0.262	pg/g
JW-EA09-SC138-C-13042	A5450_10904_PC	PCB-079	5/14/2013	0.266	Yes	N	U			0.976	0.266	pg/g
JW-EA09-SC138-C-13042	A5450_10904_PC	PCB-078	5/14/2013	0.309	Yes	N	U			0.976	0.309	pg/g
JW-EA09-SC138-C-13042	A5450_10904_PC	PCB-077	5/14/2013	0.291	Yes	N	U			0.976	0.291	pg/g
JW-EA09-SC138-C-13042	A5450_10904_PC	PCB-073	5/14/2013	0.203	Yes	N	U			0.976	0.203	pg/g
JW-EA09-SC138-C-13042	A5450_10904_PC	PCB-091	5/14/2013	0.18	Yes	N	U			0.976	0.18	pg/g
JW-EA09-SC138-C-13042	A5450_10904_PC	PCB-192	5/14/2013	0.173	Yes	N	U			0.976	0.173	pg/g
JW-EA09-SC138-C-13042	A5450_10904_PC	PCB-179	5/14/2013	0.132	Yes	N	U			0.976	0.132	pg/g
JW-EA09-SC138-C-13042	A5450_10904_PC	PCB-153/168	5/14/2013	1.59	Yes	N	J	B C U	7	1.95	0.156	pg/g
JW-EA09-SC138-C-13042	A5450_10904_PC	PCB-181	5/14/2013	0.209	Yes	N	U			0.976	0.209	pg/g
JW-EA09-SC138-C-13042	A5450_10904_PC	PCB-182	5/14/2013	0.199	Yes	N	U			0.976	0.199	pg/g
JW-EA09-SC138-C-13042	A5450_10904_PC	PCB-183	5/14/2013	0.411	Yes	Y	J	EMPC	J 23	0.976	0.207	pg/g
JW-EA09-SC138-C-13042	A5450_10904_PC	PCB-184	5/14/2013	0.137	Yes	N	U			0.976	0.137	pg/g
JW-EA09-SC138-C-13042	A5450_10904_PC	PCB-185	5/14/2013	0.202	Yes	N	U			0.976	0.202	pg/g
JW-EA09-SC138-C-13042	A5450_10904_PC	PCB-186	5/14/2013	0.131	Yes	N	U			0.976	0.131	pg/g
JW-EA09-SC138-C-13042	A5450_10904_PC	PCB-061/070/074/076	5/14/2013	1.59	Yes	N	J	B C U	7	3.9	0.298	pg/g
JW-EA09-SC138-C-13042	A5450_10904_PC	PCB-188	5/14/2013	0.124	Yes	N	U			0.976	0.124	pg/g
JW-EA09-SC138-C-13042	A5450_10904_PC	PCB-189	5/14/2013	0.121	Yes	N	U			0.976	0.121	pg/g

SDG: A5450

Analytical Method E1668A

Sample ID	Lab Sample ID	Chemical Name	Anal Date	Result	Mod Res Report	Detect	Lab Qual	Val Qual	Reason	RI	MDL	Units
JW-EA09-SC138-C-13042	A5450_10904_PC	PCB-208	5/14/2013	0.41	Yes	N	U			0.976	0.41	pg/g
JW-EA09-SC138-C-13042	A5450_10904_PC	PCB-191	5/14/2013	0.161	Yes	N	U			0.976	0.161	pg/g
JW-EA09-SC138-C-13042	A5450_10904_PC	PCB-067	5/14/2013	0.294	Yes	N	U			0.976	0.294	pg/g
JW-EA09-SC138-C-13042	A5450_10904_PC	PCB-194	5/14/2013	0.273	Yes	N	U			0.976	0.273	pg/g
JW-EA09-SC138-C-13042	A5450_10904_PC	PCB-195	5/14/2013	0.3	Yes	N	U			0.976	0.3	pg/g
JW-EA09-SC138-C-13042	A5450_10904_PC	PCB-196	5/14/2013	0.176	Yes	N	U			0.976	0.176	pg/g
JW-EA09-SC138-C-13042	A5450_10904_PC	PCB-197	5/14/2013	0.132	Yes	N	U			0.976	0.132	pg/g
JW-EA09-SC138-C-13042	A5450_10904_PC	PCB-198/199	5/14/2013	0.353	Yes	Y	J C			1.95	0.18	pg/g
JW-EA09-SC138-C-13042	A5450_10904_PC	PCB-200	5/14/2013	0.15	Yes	N	U			0.976	0.15	pg/g
JW-EA09-SC138-C-13042	A5450_10904_PC	PCB-201	5/14/2013	0.139	Yes	N	U			0.976	0.139	pg/g
JW-EA09-SC138-C-13042	A5450_10904_PC	PCB-202	5/14/2013	0.153	Yes	N	U			0.976	0.153	pg/g
JW-EA09-SC138-C-13042	A5450_10904_PC	PCB-203	5/14/2013	0.171	Yes	N	U			0.976	0.171	pg/g
JW-EA09-SC138-C-13042	A5450_10904_PC	PCB-204	5/14/2013	0.146	Yes	N	U			0.976	0.146	pg/g
JW-EA09-SC138-C-13042	A5450_10904_PC	PCB-205	5/14/2013	0.197	Yes	N	U			0.976	0.197	pg/g
JW-EA09-SC138-C-13042	A5450_10904_PC	PCB-190	5/14/2013	0.167	Yes	N	U			0.976	0.167	pg/g
JW-EA09-SC138-C-13042	A5450_10904_PC	PCB-015	5/14/2013	0.269	Yes	N	U			0.976	0.269	pg/g
JW-EA09-SC138-C-13042	A5450_10904_PC	PCB-105	5/14/2013	0.54	Yes	N	J B	U	7	0.976	0.149	pg/g
JW-EA09-SC138-C-13042	A5450_10904_PC	PCB-027	5/14/2013	0.334	Yes	N	U			0.976	0.334	pg/g
JW-EA09-SC138-C-13042	A5450_10904_PC	PCB-026/029	5/14/2013	0.393	Yes	N	C U			1.95	0.393	pg/g
JW-EA09-SC138-C-13042	A5450_10904_PC	PCB-025	5/14/2013	0.393	Yes	N	U			0.976	0.393	pg/g
JW-EA09-SC138-C-13042	A5450_10904_PC	PCB-024	5/14/2013	0.35	Yes	N	U			0.976	0.35	pg/g
JW-EA09-SC138-C-13042	A5450_10904_PC	PCB-023	5/14/2013	0.401	Yes	N	U			0.976	0.401	pg/g
JW-EA09-SC138-C-13042	A5450_10904_PC	PCB-022	5/14/2013	0.417	Yes	N	U			0.976	0.417	pg/g
JW-EA09-SC138-C-13042	A5450_10904_PC	PCB-021/033	5/14/2013	0.39	Yes	N	C U			1.95	0.39	pg/g
JW-EA09-SC138-C-13042	A5450_10904_PC	PCB-049/069	5/14/2013	0.465	Yes	N	J B EMP	U	7	1.95	0.218	pg/g

SDG: A5450

Analytical Method E1668A

Sample ID	Lab Sample ID	Chemical Name	Anal Date	Result	Mod Res Report	Detect	Lab Qual	Val Qual	Reason	RL	MDL	Units
JW-EA09-SC138-C-13042	A5450_10904_PC	PCB-019	5/14/2013	0.505	Yes	N	U			0.976	0.505	pg/g
JW-EA09-SC138-C-13042	A5450_10904_PC	PCB-018/030	5/14/2013	0.601	Yes	Y	J C			1.95	0.388	pg/g
JW-EA09-SC138-C-13042	A5450_10904_PC	PCB-072	5/14/2013	0.3	Yes	N	U			0.976	0.3	pg/g
JW-EA09-SC138-C-13042	A5450_10904_PC	PCB-016	5/14/2013	0.59	Yes	N	U			0.976	0.59	pg/g
JW-EA09-SC138-C-13042	A5450_10904_PC	PCB-035	5/14/2013	0.406	Yes	N	U			0.976	0.406	pg/g
JW-EA09-SC138-C-13042	A5450_10904_PC	PCB-014	5/14/2013	0.244	Yes	N	U			0.976	0.244	pg/g
JW-EA09-SC138-C-13042	A5450_10904_PC	PCB-012/013	5/14/2013	0.277	Yes	N	C U			1.95	0.277	pg/g
JW-EA09-SC138-C-13042	A5450_10904_PC	PCB-174	5/14/2013	0.363	Yes	N	J B EMP U	7		0.976	0.237	pg/g
JW-EA09-SC138-C-13042	A5450_10904_PC	PCB-010	5/14/2013	0.142	Yes	N	U			0.976	0.142	pg/g
JW-EA09-SC138-C-13042	A5450_10904_PC	PCB-009	5/14/2013	0.313	Yes	N	U			0.976	0.313	pg/g
JW-EA09-SC138-C-13042	A5450_10904_PC	PCB-008	5/14/2013	0.323	Yes	Y	J			0.976	0.287	pg/g
JW-EA09-SC138-C-13042	A5450_10904_PC	PCB-007	5/14/2013	0.275	Yes	N	U			0.976	0.275	pg/g
JW-EA09-SC138-C-13042	A5450_10904_PC	PCB-006	5/14/2013	0.296	Yes	N	U			0.976	0.296	pg/g
JW-EA09-SC138-C-13042	A5450_10904_PC	PCB-005	5/14/2013	0.292	Yes	N	U			0.976	0.292	pg/g
JW-EA09-SC138-C-13042	A5450_10904_PC	PCB-004	5/14/2013	0.206	Yes	N	U	UJ	5	0.976	0.206	pg/g
JW-EA09-SC138-C-13042	A5450_10904_PC	PCB-001	5/14/2013	0.228	Yes	N	U			0.976	0.228	pg/g
JW-EA09-SC138-C-13042	A5450_10904_PC	PCB-017	5/14/2013	0.447	Yes	N	U			0.976	0.447	pg/g
JW-EA09-SC138-C-13042	A5450_10904_PC	PCB-031	5/14/2013	0.655	Yes	N	J B	U	7	0.976	0.379	pg/g
JW-EA09-SC138-C-13042	A5450_10904_PC	PCB-050/053	5/14/2013	0.265	Yes	N	C U			1.95	0.265	pg/g
JW-EA09-SC138-C-13042	A5450_10904_PC	PCB-066	5/14/2013	0.865	Yes	Y	J EMP C J	23		0.976	0.316	pg/g
JW-EA09-SC138-C-13042	A5450_10904_PC	PCB-064	5/14/2013	0.388	Yes	Y	J			0.976	0.178	pg/g
JW-EA09-SC138-C-13042	A5450_10904_PC	PCB-063	5/14/2013	0.276	Yes	N	U			0.976	0.276	pg/g
JW-EA09-SC138-C-13042	A5450_10904_PC	PCB-060	5/14/2013	0.307	Yes	N	U			0.976	0.307	pg/g
JW-EA09-SC138-C-13042	A5450_10904_PC	PCB-059/062/075	5/14/2013	0.191	Yes	N	C U			2.93	0.191	pg/g
JW-EA09-SC138-C-13042	A5450_10904_PC	PCB-058	5/14/2013	0.301	Yes	N	U			0.976	0.301	pg/g

SDG: A5450

Analytical Method E1668A

Sample ID	Lab Sample ID	Chemical Name	Anal Date	Result	Mod Res Report	Detect	Lab Qual	Val Qual	Reason	RL	MDL	Units
JW-EA09-SC138-C-13042	A5450_10904_PC	PCB-057	5/14/2013	0.308	Yes	N	U			0.976	0.308	pg/g
JW-EA09-SC138-C-13042	A5450_10904_PC	PCB-056	5/14/2013	0.317	Yes	N	U			0.976	0.317	pg/g
JW-EA09-SC138-C-13042	A5450_10904_PC	PCB-055	5/14/2013	0.312	Yes	N	U			0.976	0.312	pg/g
JW-EA09-SC138-C-13042	A5450_10904_PC	PCB-054	5/14/2013	0.159	Yes	N	U			0.976	0.159	pg/g
JW-EA09-SC138-C-13042	A5450_10904_PC	PCB-032	5/14/2013	0.317	Yes	N	U			0.976	0.317	pg/g
JW-EA09-SC138-C-13042	A5450_10904_PC	PCB-051	5/14/2013	0.274	Yes	N	U			0.976	0.274	pg/g
JW-EA09-SC138-C-13042	A5450_10904_PC	PCB-034	5/14/2013	0.403	Yes	N	U			0.976	0.403	pg/g
JW-EA09-SC138-C-13042	A5450_10904_PC	PCB-046	5/14/2013	0.327	Yes	N	U			0.976	0.327	pg/g
JW-EA09-SC138-C-13042	A5450_10904_PC	PCB-045	5/14/2013	0.29	Yes	N	U			0.976	0.29	pg/g
JW-EA09-SC138-C-13042	A5450_10904_PC	PCB-187	5/14/2013	0.62	Yes	N	J B EMP	U	7	0.976	0.205	pg/g
JW-EA09-SC138-C-13042	A5450_10904_PC	PCB-043	5/14/2013	0.302	Yes	N	U			0.976	0.302	pg/g
JW-EA09-SC138-C-13042	A5450_10904_PC	PCB-042	5/14/2013	0.283	Yes	N	U			0.976	0.283	pg/g
JW-EA09-SC138-C-13042	A5450_10904_PC	PCB-041	5/14/2013	0.307	Yes	N	U			0.976	0.307	pg/g
JW-EA09-SC138-C-13042	A5450_10904_PC	PCB-040/071	5/14/2013	0.312	Yes	Y	J C			1.95	0.254	pg/g
JW-EA09-SC138-C-13042	A5450_10904_PC	PCB-039	5/14/2013	0.356	Yes	N	U			0.976	0.356	pg/g
JW-EA09-SC138-C-13042	A5450_10904_PC	PCB-038	5/14/2013	0.392	Yes	N	U			0.976	0.392	pg/g
JW-EA09-SC138-C-13042	A5450_10904_PC	PCB-037	5/14/2013	0.417	Yes	N	U			0.976	0.417	pg/g
JW-EA09-SC138-C-13042	A5450_10904_PC	PCB-036	5/14/2013	0.371	Yes	N	U			0.976	0.371	pg/g
JW-EA09-SC138-C-13042	A5450_10904_PC	PCB-068	5/14/2013	0.277	Yes	N	U			0.976	0.277	pg/g
JW-EA09-SC138-C-13042	A5450_10904_PC	PCB-099	5/14/2013	0.702	Yes	N	J B	U	7	0.976	0.179	pg/g
JW-EA09-SC138-C-13042	A5450_10904_PC	PCB-147/149	5/14/2013	1.14	Yes	N	J B C	U	7	1.95	0.197	pg/g
JW-EA09-SC138-C-13042	A5450_10904_PC	PCB-136	5/14/2013	0.141	Yes	N	U			0.976	0.141	pg/g
JW-EA09-SC138-C-13042	A5450_10904_PC	PCB-052	5/14/2013	1.11	Yes	N	B	U	7	0.976	0.267	pg/g
JW-EA09-SC138-C-13042	A5450_10904_PC	PCB-120	5/14/2013	0.135	Yes	N	U			0.976	0.135	pg/g
JW-EA09-SC138-C-13042	A5450_10904_PC	PCB-122	5/14/2013	0.157	Yes	N	U			0.976	0.157	pg/g

SDG: A5450

Analytical Method E1668A

Sample ID	Lab Sample ID	Chemical Name	Anal Date	Result	Mod Res Report	Detect	Lab Qual	Val Qual	Reason	RI	MDL	Units
JW-EA09-SC138-C-13042	A5450_10904_PC	PCB-126	5/14/2013	0.146	Yes	N	U			0.976	0.146	pg/g
JW-EA09-SC138-C-13042	A5450_10904_PC	PCB-115	5/14/2013	0.156	Yes	N	U			0.976	0.156	pg/g
JW-EA09-SC138-C-13042	A5450_10904_PC	PCB-128/166	5/14/2013	0.32	Yes	Y	J C			1.95	0.176	pg/g
JW-EA09-SC138-C-13042	A5450_10904_PC	PCB-114	5/14/2013	0.136	Yes	N	U			0.976	0.136	pg/g
JW-EA09-SC138-C-13042	A5450_10904_PC	PCB-130	5/14/2013	0.225	Yes	N	U			0.976	0.225	pg/g
JW-EA09-SC138-C-13042	A5450_10904_PC	PCB-131	5/14/2013	0.223	Yes	N	U			0.976	0.223	pg/g
JW-EA09-SC138-C-13042	A5450_10904_PC	PCB-132	5/14/2013	0.525	Yes	Y	J			0.976	0.219	pg/g
JW-EA09-SC138-C-13042	A5450_10904_PC	PCB-133	5/14/2013	0.207	Yes	N	U			0.976	0.207	pg/g
JW-EA09-SC138-C-13042	A5450_10904_PC	PCB-134	5/14/2013	0.238	Yes	N	U			0.976	0.238	pg/g
JW-EA09-SC138-C-13042	A5450_10904_PC	PCB-135/151	5/14/2013	0.374	Yes	Y	J C			1.95	0.206	pg/g
JW-EA09-SC138-C-13042	A5450_10904_PC	PCB-127	5/14/2013	0.139	Yes	N	U			0.976	0.139	pg/g
JW-EA09-SC138-C-13042	A5450_10904_PC	PCB-180/193	5/14/2013	0.909	Yes	N	J B C	U	7	1.95	0.179	pg/g
JW-EA09-SC138-C-13042	A5450_10904_PC	PCB-048	5/14/2013	0.259	Yes	N	U			0.976	0.259	pg/g
JW-EA09-SC138-C-13042	A5450_10904_PC	PCB-177	5/14/2013	0.295	Yes	Y	J			0.976	0.242	pg/g
JW-EA09-SC138-C-13042	A5450_10904_PC	PCB-098	5/14/2013	0.234	Yes	N	U			0.976	0.234	pg/g
JW-EA09-SC138-C-13042	A5450_10904_PC	PCB-086/087/108/119/125	5/14/2013	0.899	Yes	N	J B C	U	7	5.85	0.171	pg/g
JW-EA09-SC138-C-13042	A5450_10904_PC	PCB-102	5/14/2013	0.17	Yes	N	U			0.976	0.17	pg/g
JW-EA09-SC138-C-13042	A5450_10904_PC	PCB-117	5/14/2013	0.141	Yes	N	U			0.976	0.141	pg/g
JW-EA09-SC138-C-13042	A5450_10904_PC	PCB-104	5/14/2013	0.133	Yes	N	U			0.976	0.133	pg/g
JW-EA09-SC138-C-13042	A5450_10904_PC	PCB-123	5/14/2013	0.137	Yes	N	U			0.976	0.137	pg/g
JW-EA09-SC138-C-13042	A5450_10904_PC	PCB-106	5/14/2013	0.144	Yes	N	U			0.976	0.144	pg/g
JW-EA09-SC138-C-13042	A5450_10904_PC	PCB-107/124	5/14/2013	0.146	Yes	N	C U			1.95	0.146	pg/g
JW-EA09-SC138-C-13042	A5450_10904_PC	PCB-109	5/14/2013	0.135	Yes	N	U			0.976	0.135	pg/g
JW-EA09-SC138-C-13042	A5450_10904_PC	PCB-095	5/14/2013	0.99	Yes	N	B EMPC	U	7	0.976	0.201	pg/g
JW-EA09-SC138-C-13042	A5450_10904_PC	PCB-111	5/14/2013	0.137	Yes	N	U			0.976	0.137	pg/g

SDG: A5450

Analytical Method E1668A

Sample ID	Lab Sample ID	Chemical Name	Anal Date	Result	Mod Res Report	Detect	Lab Qual	Val Qual	Reason	RL	MDL	Units
JW-EA09-SC138-C-13042	A5450_10904_PC	PCB-112	5/14/2013	0.147	Yes	N	U			0.976	0.147	pg/g
JW-EA09-SC138-C-13042	A5450_10904_PC	PCB-103	5/14/2013	0.188	Yes	N	U			0.976	0.188	pg/g
JW-EA09-SC138-C-13042	A5450_10904_PC	PCB-160	5/14/2013	0.149	Yes	N	U			0.976	0.149	pg/g
JW-EA09-SC138-C-13042	A5450_10904_PC	PCB-144	5/14/2013	0.199	Yes	N	U			0.976	0.199	pg/g
JW-EA09-SC138-C-13042	A5450_10904_PC	PCB-145	5/14/2013	0.136	Yes	N	U			0.976	0.136	pg/g
JW-EA09-SC138-C-13042	A5450_10904_PC	PCB-146	5/14/2013	0.217	Yes	Y	J EMPC	J	23	0.976	0.186	pg/g
JW-EA09-SC138-C-13042	A5450_10904_PC	PCB-090/101/113	5/14/2013	1.25	Yes	N	J B EMP	U	7	2.93	0.173	pg/g
JW-EA09-SC138-C-13042	A5450_10904_PC	PCB-148	5/14/2013	0.2	Yes	N	U			0.976	0.2	pg/g
JW-EA09-SC138-C-13042	A5450_10904_PC	PCB-150	5/14/2013	0.13	Yes	N	U			0.976	0.13	pg/g
JW-EA09-SC138-C-13042	A5450_10904_PC	PCB-152	5/14/2013	0.132	Yes	N	U			0.976	0.132	pg/g
JW-EA09-SC138-C-13042	A5450_10904_PC	PCB-110	5/14/2013	1.4	Yes	N	B	U	7	0.976	0.143	pg/g
JW-EA09-SC138-C-13042	A5450_10904_PC	PCB-154	5/14/2013	0.18	Yes	N	U			0.976	0.18	pg/g
JW-EA09-SC138-C-13042	A5450_10904_PC	PCB-155	5/14/2013	0.126	Yes	N	U			0.976	0.126	pg/g
JW-EA09-SC138-C-13042	A5450_10904_PC	PCB-156/157	5/14/2013	0.208	Yes	N	C U			1.95	0.208	pg/g
JW-EA09-SC138-C-13042	A5450_10904_PC	PCB-143	5/14/2013	0.211	Yes	N	U			0.976	0.211	pg/g
JW-EA09-SC138-C-13042	A5450_10904_PC	PCB-159	5/14/2013	0.146	Yes	N	U			0.976	0.146	pg/g
JW-EA09-SC138-C-13042	A5450_10904_PC	PCB-170	5/14/2013	0.37	Yes	Y	J EMPC	J	23	0.976	0.228	pg/g
JW-EA09-SC138-C-13042	A5450_10904_PC	PCB-161	5/14/2013	0.149	Yes	N	U			0.976	0.149	pg/g
JW-EA09-SC138-C-13042	A5450_10904_PC	PCB-162	5/14/2013	0.145	Yes	N	U			0.976	0.145	pg/g
JW-EA09-SC138-C-13042	A5450_10904_PC	PCB-164	5/14/2013	0.158	Yes	N	U			0.976	0.158	pg/g
JW-EA09-SC138-C-13042	A5450_10904_PC	PCB-165	5/14/2013	0.167	Yes	N	U			0.976	0.167	pg/g
JW-EA09-SC138-C-13042	A5450_10904_PC	PCB-167	5/14/2013	0.134	Yes	N	U			0.976	0.134	pg/g
JW-EA09-SC138-C-13042	A5450_10904_PC	PCB-169	5/14/2013	0.151	Yes	N	U			0.976	0.151	pg/g
JW-EA09-SC138-C-13042	A5450_10904_PC	PCB-171/173	5/14/2013	0.239	Yes	N	C U			1.95	0.239	pg/g
JW-EA09-SC138-C-13042	A5450_10904_PC	PCB-121	5/14/2013	0.143	Yes	N	U			0.976	0.143	pg/g

SDG: A5450

Analytical Method E1668A

Sample ID	Lab Sample ID	Chemical Name	Anal Date	Result	Mod Res Report	Detect	Lab Qual	Val Qual	Reason	RL	MDL	Units
JW-EA09-SC138-C-13042	A5450_10904_PC	PCB-118	5/14/2013	1.41	Yes	N	B	U	7	0.976	0.155	pg/g
JW-EA09-SC138-C-13042	A5450_10904_PC	PCB-175	5/14/2013	0.217	Yes	N	U			0.976	0.217	pg/g
JW-EA09-SC138-C-13042	A5450_10904_PC	PCB-176	5/14/2013	0.124	Yes	N	U			0.976	0.124	pg/g
JW-EA09-SC138-C-13042	A5450_10904_PC	PCB-158	5/14/2013	0.141	Yes	Y	JEMPC	J	23	0.976	0.14	pg/g
JW-EA09-SC138-C-13042	A5450_10904_PC	PCB-141	5/14/2013	0.247	Yes	Y	JEMPC	J	23	0.976	0.2	pg/g
JW-EA09-SC138-C-13042	A5450_10904_PC	PCB-139/140	5/14/2013	0.192	Yes	N	C	U		1.95	0.192	pg/g
JW-EA09-SC138-C-13042	A5450_10904_PC	PCB-172	5/14/2013	0.228	Yes	N	U			0.976	0.228	pg/g
JW-EA09-SC138-C-13042	A5450_10904_PC	PCB-137	5/14/2013	0.172	Yes	N	U			0.976	0.172	pg/g
JW-EA09-SC138-C-13042	A5450_10904_PC	PCB-142	5/14/2013	0.227	Yes	N	U			0.976	0.227	pg/g
JW-EA09-SC38-A-130426	A5450_10904_PC	PCB-182	5/13/2013	0.454	Yes	Y	JEMPC	J	23	0.943	0.226	pg/g
JW-EA09-SC38-A-130426	A5450_10904_PC	PCB-061/070/074/076	5/13/2013	1480	Yes	Y	C			3.77	0.486	pg/g
JW-EA09-SC38-A-130426	A5450_10904_PC	PCB-086/087/097/108/119/125	5/13/2013	716	Yes	Y	C			5.66	0.592	pg/g
JW-EA09-SC38-A-130426	A5450_10904_PC	PCB-190	5/13/2013	13.3	Yes	Y				0.943	0.187	pg/g
JW-EA09-SC38-A-130426	A5450_10904_PC	PCB-189	5/13/2013	3.11	Yes	Y				0.943	0.184	pg/g
JW-EA09-SC38-A-130426	A5450_10904_PC	PCB-188	5/13/2013	0.139	Yes	N	U			0.943	0.139	pg/g
JW-EA09-SC38-A-130426	A5450_10904_PC	PCB-187	5/13/2013	101	Yes	Y				0.943	0.232	pg/g
JW-EA09-SC38-A-130426	A5450_10904_PC	PCB-186	5/13/2013	0.147	Yes	N	U			0.943	0.147	pg/g
JW-EA09-SC38-A-130426	A5450_10904_PC	PCB-185	5/13/2013	5.21	Yes	Y				0.943	0.229	pg/g
JW-EA09-SC38-A-130426	A5450_10904_PC	PCB-209	5/13/2013	73.3	Yes	Y				0.943	0.289	pg/g
JW-EA09-SC38-A-130426	A5450_10904_PC	PCB-183	5/13/2013	49.8	Yes	Y				0.943	0.235	pg/g
JW-EA09-SC38-A-130426	A5450_10904_PC	PCB-206	5/13/2013	51.4	Yes	Y				0.943	0.596	pg/g
JW-EA09-SC38-A-130426	A5450_10904_PC	PCB-181	5/13/2013	0.237	Yes	N	U			0.943	0.237	pg/g
JW-EA09-SC38-A-130426	A5450_10904_PC	PCB-180/193	5/13/2013	156	Yes	Y	C			1.89	0.203	pg/g
JW-EA09-SC38-A-130426	A5450_10904_PC	PCB-179	5/13/2013	34.9	Yes	Y				0.943	0.147	pg/g
JW-EA09-SC38-A-130426	A5450_10904_PC	PCB-184	5/13/2013	0.153	Yes	N	U			0.943	0.153	pg/g

SDG: A5450

Analytical Method E1668A

Sample ID	Lab Sample ID	Chemical Name	Anal Date	Result	Mod Res Report	Detect	Lab Qual	Val Qual	Reason	RL	MDL	Units
JW-EA09-SC38-A-130426	A5450_10904_PC	PCB-200	5/13/2013	5.51	Yes	Y				0.943	0.149	pg/g
JW-EA09-SC38-A-130426	A5450_10904_PC	PCB-110	5/13/2013	1640	Yes	Y				0.943	0.495	pg/g
JW-EA09-SC38-A-130426	A5450_10904_PC	PCB-112	5/13/2013	1.64	Yes	Y				0.943	0.509	pg/g
JW-EA09-SC38-A-130426	A5450_10904_PC	PCB-141	5/13/2013	66.7	Yes	Y				0.943	0.16	pg/g
JW-EA09-SC38-A-130426	A5450_10904_PC	PCB-139/140	5/13/2013	12.1	Yes	Y	C			1.89	0.154	pg/g
JW-EA09-SC38-A-130426	A5450_10904_PC	PCB-194	5/13/2013	41.1	Yes	Y				0.943	0.296	pg/g
JW-EA09-SC38-A-130426	A5450_10904_PC	PCB-195	5/13/2013	14.4	Yes	Y				0.943	0.325	pg/g
JW-EA09-SC38-A-130426	A5450_10904_PC	PCB-196	5/13/2013	20.6	Yes	Y				0.943	0.176	pg/g
JW-EA09-SC38-A-130426	A5450_10904_PC	PCB-208	5/13/2013	19.7	Yes	Y				0.943	0.411	pg/g
JW-EA09-SC38-A-130426	A5450_10904_PC	PCB-198/199	5/13/2013	53	Yes	Y	C			1.89	0.179	pg/g
JW-EA09-SC38-A-130426	A5450_10904_PC	PCB-178	5/13/2013	16.9	Yes	Y				0.943	0.193	pg/g
JW-EA09-SC38-A-130426	A5450_10904_PC	PCB-201	5/13/2013	6.72	Yes	Y				0.943	0.138	pg/g
JW-EA09-SC38-A-130426	A5450_10904_PC	PCB-202	5/13/2013	13.9	Yes	Y				0.943	0.152	pg/g
JW-EA09-SC38-A-130426	A5450_10904_PC	PCB-203	5/13/2013	28.3	Yes	Y				0.943	0.17	pg/g
JW-EA09-SC38-A-130426	A5450_10904_PC	PCB-204	5/13/2013	0.146	Yes	N	U			0.943	0.146	pg/g
JW-EA09-SC38-A-130426	A5450_10904_PC	PCB-205	5/13/2013	1.49	Yes	Y				0.943	0.213	pg/g
JW-EA09-SC38-A-130426	A5450_10904_PC	PCB-174	5/13/2013	79.7	Yes	Y				0.943	0.268	pg/g
JW-EA09-SC38-A-130426	A5450_10904_PC	PCB-207	5/13/2013	6.29	Yes	Y				0.943	0.407	pg/g
JW-EA09-SC38-A-130426	A5450_10904_PC	PCB-197	5/13/2013	1.93	Yes	Y				0.943	0.132	pg/g
JW-EA09-SC38-A-130426	A5450_10904_PC	PCB-120	5/13/2013	9.46	Yes	Y				0.943	0.468	pg/g
JW-EA09-SC38-A-130426	A5450_10904_PC	PCB-130	5/13/2013	38.1	Yes	Y				0.943	0.181	pg/g
JW-EA09-SC38-A-130426	A5450_10904_PC	PCB-129/138/163	5/13/2013	621	Yes	Y	C			2.83	0.152	pg/g
JW-EA09-SC38-A-130426	A5450_10904_PC	PCB-128/166	5/13/2013	94.8	Yes	Y	C			1.89	0.339	pg/g
JW-EA09-SC38-A-130426	A5450_10904_PC	PCB-127	5/13/2013	0.563	Yes	Y	J			0.943	0.475	pg/g
JW-EA09-SC38-A-130426	A5450_10904_PC	PCB-126	5/13/2013	2.15	Yes	Y				0.943	0.249	pg/g

SDG: A5450

Analytical Method E1668A

Sample ID	Lab Sample ID	Chemical Name	Anal Date	Result	Mod Res Report	Detect	Lab Qual	Val Qual	Reason	RL	MDL	Units
JW-EA09-SC38-A-130426	A5450_10904_PC	PCB-123	5/13/2013	8.32	Yes	Y				0.943	0.475	pg/g
JW-EA09-SC38-A-130426	A5450_10904_PC	PCB-176	5/13/2013	8.9	Yes	Y				0.943	0.138	pg/g
JW-EA09-SC38-A-130426	A5450_10904_PC	PCB-121	5/13/2013	0.495	Yes	N	U			0.943	0.495	pg/g
JW-EA09-SC38-A-130426	A5450_10904_PC	PCB-133	5/13/2013	10.2	Yes	Y				0.943	0.166	pg/g
JW-EA09-SC38-A-130426	A5450_10904_PC	PCB-109	5/13/2013	94.3	Yes	Y				0.943	0.469	pg/g
JW-EA09-SC38-A-130426	A5450_10904_PC	PCB-118	5/13/2013	1130	Yes	Y				0.943	0.471	pg/g
JW-EA09-SC38-A-130426	A5450_10904_PC	PCB-111	5/13/2013	1.09	Yes	Y	EMPC	J	23	0.943	0.474	pg/g
JW-EA09-SC38-A-130426	A5450_10904_PC	PCB-117	5/13/2013	30.9	Yes	Y				0.943	0.49	pg/g
JW-EA09-SC38-A-130426	A5450_10904_PC	PCB-115	5/13/2013	56.3	Yes	Y				0.943	0.541	pg/g
JW-EA09-SC38-A-130426	A5450_10904_PC	PCB-192	5/13/2013	0.196	Yes	N	U			0.943	0.196	pg/g
JW-EA09-SC38-A-130426	A5450_10904_PC	PCB-122	5/13/2013	6.16	Yes	Y				0.943	0.55	pg/g
JW-EA09-SC38-A-130426	A5450_10904_PC	PCB-164	5/13/2013	39.3	Yes	Y				0.943	0.127	pg/g
JW-EA09-SC38-A-130426	A5450_10904_PC	PCB-175	5/13/2013	3.8	Yes	Y				0.943	0.246	pg/g
JW-EA09-SC38-A-130426	A5450_10904_PC	PCB-172	5/13/2013	14	Yes	Y				0.943	0.259	pg/g
JW-EA09-SC38-A-130426	A5450_10904_PC	PCB-171/173	5/13/2013	26.3	Yes	Y	C			1.89	0.271	pg/g
JW-EA09-SC38-A-130426	A5450_10904_PC	PCB-170	5/13/2013	74.4	Yes	Y				0.943	0.255	pg/g
JW-EA09-SC38-A-130426	A5450_10904_PC	PCB-169	5/13/2013	0.284	Yes	N	U			0.943	0.284	pg/g
JW-EA09-SC38-A-130426	A5450_10904_PC	PCB-167	5/13/2013	17.5	Yes	Y				0.943	0.259	pg/g
JW-EA09-SC38-A-130426	A5450_10904_PC	PCB-131	5/13/2013	6.94	Yes	Y				0.943	0.179	pg/g
JW-EA09-SC38-A-130426	A5450_10904_PC	PCB-165	5/13/2013	0.135	Yes	N	U			0.943	0.135	pg/g
JW-EA09-SC38-A-130426	A5450_10904_PC	PCB-132	5/13/2013	191	Yes	Y				0.943	0.176	pg/g
JW-EA09-SC38-A-130426	A5450_10904_PC	PCB-162	5/13/2013	1.82	Yes	Y				0.943	0.281	pg/g
JW-EA09-SC38-A-130426	A5450_10904_PC	PCB-137	5/13/2013	22.7	Yes	Y				0.943	0.138	pg/g
JW-EA09-SC38-A-130426	A5450_10904_PC	PCB-136	5/13/2013	123	Yes	Y				0.943	0.124	pg/g
JW-EA09-SC38-A-130426	A5450_10904_PC	PCB-135/151	5/13/2013	214	Yes	Y	C			1.89	0.166	pg/g

SDG: A5450

Analytical Method E1668A

Sample ID	Lab Sample ID	Chemical Name	Anal Date	Result	Mod Res Report	Detect	Lab Qual	Val Qual	Reason	RL	MDL	Units
JW-EA09-SC38-A-130426	A5450_10904_PC	PCB-142	5/13/2013	0.182	Yes	N	U			0.943	0.182	pg/g
JW-EA09-SC38-A-130426	A5450_10904_PC	PCB-134	5/13/2013	49.3	Yes	Y				0.943	0.191	pg/g
JW-EA09-SC38-A-130426	A5450_10904_PC	PCB-177	5/13/2013	47.6	Yes	Y				0.943	0.274	pg/g
JW-EA09-SC38-A-130426	A5450_10904_PC	PCB-191	5/13/2013	3.24	Yes	Y				0.943	0.183	pg/g
JW-EA09-SC38-A-130426	A5450_10904_PC	PCB-025	5/13/2013	18	Yes	Y				0.943	0.416	pg/g
JW-EA09-SC38-A-130426	A5450_10904_PC	PCB-012/013	5/13/2013	11.9	Yes	Y	C			1.89	0.253	pg/g
JW-EA09-SC38-A-130426	A5450_10904_PC	PCB-014	5/13/2013	1.57	Yes	Y				0.943	0.223	pg/g
JW-EA09-SC38-A-130426	A5450_10904_PC	PCB-015	5/13/2013	56.2	Yes	Y				0.943	0.246	pg/g
JW-EA09-SC38-A-130426	A5450_10904_PC	PCB-016	5/13/2013	59.1	Yes	Y				0.943	0.56	pg/g
JW-EA09-SC38-A-130426	A5450_10904_PC	PCB-017	5/13/2013	66	Yes	Y				0.943	0.424	pg/g
JW-EA09-SC38-A-130426	A5450_10904_PC	PCB-018/030	5/13/2013	135	Yes	Y	C			1.89	0.369	pg/g
JW-EA09-SC38-A-130426	A5450_10904_PC	PCB-019	5/13/2013	9.32	Yes	Y				0.943	0.48	pg/g
JW-EA09-SC38-A-130426	A5450_10904_PC	PCB-114	5/13/2013	11.5	Yes	Y				0.943	0.476	pg/g
JW-EA09-SC38-A-130426	A5450_10904_PC	PCB-021/033	5/13/2013	133	Yes	Y	C			1.89	0.413	pg/g
JW-EA09-SC38-A-130426	A5450_10904_PC	PCB-107/124	5/13/2013	21.6	Yes	Y	C			1.89	0.506	pg/g
JW-EA09-SC38-A-130426	A5450_10904_PC	PCB-041	5/13/2013	22.2	Yes	Y				0.943	0.325	pg/g
JW-EA09-SC38-A-130426	A5450_10904_PC	PCB-024	5/13/2013	1.57	Yes	Y				0.943	0.333	pg/g
JW-EA09-SC38-A-130426	A5450_10904_PC	PCB-009	5/13/2013	2.66	Yes	Y				0.943	0.286	pg/g
JW-EA09-SC38-A-130426	A5450_10904_PC	PCB-026/029	5/13/2013	37.1	Yes	Y	C			1.89	0.416	pg/g
JW-EA09-SC38-A-130426	A5450_10904_PC	PCB-027	5/13/2013	9.45	Yes	Y				0.943	0.317	pg/g
JW-EA09-SC38-A-130426	A5450_10904_PC	PCB-031	5/13/2013	278	Yes	Y				0.943	0.402	pg/g
JW-EA09-SC38-A-130426	A5450_10904_PC	PCB-032	5/13/2013	56.3	Yes	Y				0.943	0.301	pg/g
JW-EA09-SC38-A-130426	A5450_10904_PC	PCB-034	5/13/2013	1.68	Yes	Y				0.943	0.427	pg/g
JW-EA09-SC38-A-130426	A5450_10904_PC	PCB-035	5/13/2013	12.3	Yes	Y				0.943	0.43	pg/g
JW-EA09-SC38-A-130426	A5450_10904_PC	PCB-036	5/13/2013	3.26	Yes	Y				0.943	0.393	pg/g

SDG: A5450

Analytical Method E1668A

Sample ID	Lab Sample ID	Chemical Name	Anal Date	Result	Mod Res Report	Detect	Lab Qual	Val Qual	Reason	RL	MDL	Units
JW-EA09-SC38-A-130426	A5450_10904_PC	PCB-037	5/13/2013	112	Yes	Y				0.943	0.442	pg/g
JW-EA09-SC38-A-130426	A5450_10904_PC	PCB-038	5/13/2013	1.17	Yes	Y				0.943	0.416	pg/g
JW-EA09-SC38-A-130426	A5450_10904_PC	PCB-039	5/13/2013	1.97	Yes	Y				0.943	0.377	pg/g
JW-EA09-SC38-A-130426	A5450_10904_PC	PCB-040/071	5/13/2013	229	Yes	Y	C			1.89	0.269	pg/g
JW-EA09-SC38-A-130426	A5450_10904_PC	PCB-023	5/13/2013	0.425	Yes	N	U			0.943	0.425	pg/g
JW-EA09-SC38-A-130426	A5450_10904_PC	PCB-145	5/13/2013	0.266	Yes	Y	JEMPC	J	23	0.943	0.119	pg/g
JW-EA09-SC38-A-130426	A5450_10904_PC	PCB-161	5/13/2013	0.12	Yes	N	U			0.943	0.12	pg/g
JW-EA09-SC38-A-130426	A5450_10904_PC	PCB-160	5/13/2013	0.12	Yes	N	U			0.943	0.12	pg/g
JW-EA09-SC38-A-130426	A5450_10904_PC	PCB-159	5/13/2013	2.31	Yes	Y				0.943	0.282	pg/g
JW-EA09-SC38-A-130426	A5450_10904_PC	PCB-158	5/13/2013	57.2	Yes	Y				0.943	0.113	pg/g
JW-EA09-SC38-A-130426	A5450_10904_PC	PCB-156/157	5/13/2013	59.8	Yes	Y	C			1.89	0.378	pg/g
JW-EA09-SC38-A-130426	A5450_10904_PC	PCB-155	5/13/2013	0.11	Yes	N	U			0.943	0.11	pg/g
JW-EA09-SC38-A-130426	A5450_10904_PC	PCB-154	5/13/2013	8.25	Yes	Y				0.943	0.144	pg/g
JW-EA09-SC38-A-130426	A5450_10904_PC	PCB-153/168	5/13/2013	540	Yes	Y	C			1.89	0.125	pg/g
JW-EA09-SC38-A-130426	A5450_10904_PC	PCB-152	5/13/2013	1.02	Yes	Y	EMPC	J	23	0.943	0.115	pg/g
JW-EA09-SC38-A-130426	A5450_10904_PC	PCB-150	5/13/2013	1.85	Yes	Y				0.943	0.113	pg/g
JW-EA09-SC38-A-130426	A5450_10904_PC	PCB-148	5/13/2013	0.996	Yes	Y				0.943	0.161	pg/g
JW-EA09-SC38-A-130426	A5450_10904_PC	PCB-011	5/13/2013	245	Yes	Y				0.943	0.256	pg/g
JW-EA09-SC38-A-130426	A5450_10904_PC	PCB-146	5/13/2013	98.6	Yes	Y				0.943	0.15	pg/g
JW-EA09-SC38-A-130426	A5450_10904_PC	PCB-010	5/13/2013	0.555	Yes	Y	J			0.943	0.204	pg/g
JW-EA09-SC38-A-130426	A5450_10904_PC	PCB-144	5/13/2013	20.5	Yes	Y				0.943	0.16	pg/g
JW-EA09-SC38-A-130426	A5450_10904_PC	PCB-143	5/13/2013	1.95	Yes	Y				0.943	0.17	pg/g
JW-EA09-SC38-A-130426	A5450_10904_PC	PCB-001	5/13/2013	8.01	Yes	Y				0.943	0.351	pg/g
JW-EA09-SC38-A-130426	A5450_10904_PC	PCB-002	5/13/2013	15.8	Yes	Y				0.943	0.257	pg/g
JW-EA09-SC38-A-130426	A5450_10904_PC	PCB-003	5/13/2013	15.4	Yes	Y				0.943	0.281	pg/g

SDG: A5450

Analytical Method E1668A

Sample ID	Lab Sample ID	Chemical Name	Anal Date	Result	Mod Res Report	Detect	Lab Qual	Val Qual	Reason	RL	MDL	Units
JW-EA09-SC38-A-130426	A5450_10904_PC	PCB-004	5/13/2013	14.6	Yes	Y	J	5	0.943	0.295	pg/g	
JW-EA09-SC38-A-130426	A5450_10904_PC	PCB-005	5/13/2013	1.2	Yes	Y	J	5	0.943	0.266	pg/g	
JW-EA09-SC38-A-130426	A5450_10904_PC	PCB-006	5/13/2013	10.3	Yes	Y	J	5	0.943	0.271	pg/g	
JW-EA09-SC38-A-130426	A5450_10904_PC	PCB-007	5/13/2013	1.46	Yes	Y	J	5	0.943	0.252	pg/g	
JW-EA09-SC38-A-130426	A5450_10904_PC	PCB-008	5/13/2013	65.2	Yes	Y	J	5	0.943	0.262	pg/g	
JW-EA09-SC38-A-130426	A5450_10904_PC	PCB-022	5/13/2013	98.3	Yes	Y	J	5	0.943	0.441	pg/g	
JW-EA09-SC38-A-130426	A5450_10904_PC	PCB-147/149	5/13/2013	465	Yes	Y	C	1.89	0.158	0.158	pg/g	
JW-EA09-SC38-A-130426	A5450_10904_PC	PCB-092	5/13/2013	307	Yes	Y	J	5	0.943	0.705	pg/g	
JW-EA09-SC38-A-130426	A5450_10904_PC	PCB-078	5/13/2013	0.503	Yes	N	U	0.943	0.943	0.503	pg/g	
JW-EA09-SC38-A-130426	A5450_10904_PC	PCB-079	5/13/2013	8.76	Yes	Y	J	5	0.943	0.433	pg/g	
JW-EA09-SC38-A-130426	A5450_10904_PC	PCB-080	5/13/2013	0.427	Yes	N	U	0.943	0.943	0.427	pg/g	
JW-EA09-SC38-A-130426	A5450_10904_PC	PCB-081	5/13/2013	1.71	Yes	Y	J	5	0.943	0.512	pg/g	
JW-EA09-SC38-A-130426	A5450_10904_PC	PCB-082	5/13/2013	89.7	Yes	Y	J	5	0.943	0.798	pg/g	
JW-EA09-SC38-A-130426	A5450_10904_PC	PCB-083	5/13/2013	94.4	Yes	Y	J	5	0.943	0.812	pg/g	
JW-EA09-SC38-A-130426	A5450_10904_PC	PCB-084	5/13/2013	609	Yes	Y	J	5	0.943	0.826	pg/g	
JW-EA09-SC38-A-130426	A5450_10904_PC	PCB-085/116	5/13/2013	132	Yes	Y	C	1.89	0.621	0.621	pg/g	
JW-EA09-SC38-A-130426	A5450_10904_PC	PCB-088	5/13/2013	0.774	Yes	N	U	0.943	0.943	0.774	pg/g	
JW-EA09-SC38-A-130426	A5450_10904_PC	PCB-089	5/13/2013	9.05	Yes	Y	J	5	0.943	0.767	pg/g	
JW-EA09-SC38-A-130426	A5450_10904_PC	PCB-077	5/13/2013	49.7	Yes	Y	J	5	0.943	0.472	pg/g	
JW-EA09-SC38-A-130426	A5450_10904_PC	PCB-091	5/13/2013	504	Yes	Y	J	5	0.943	0.625	pg/g	
JW-EA09-SC38-A-130426	A5450_10904_PC	PCB-096	5/13/2013	12.5	Yes	Y	J	5	0.943	0.117	pg/g	
JW-EA09-SC38-A-130426	A5450_10904_PC	PCB-093/100	5/13/2013	16	Yes	Y	C	1.89	0.698	0.698	pg/g	
JW-EA09-SC38-A-130426	A5450_10904_PC	PCB-094	5/13/2013	6.38	Yes	Y	J	5	0.943	0.748	pg/g	
JW-EA09-SC38-A-130426	A5450_10904_PC	PCB-095	5/13/2013	1630	Yes	Y	J	5	0.943	0.698	pg/g	
JW-EA09-SC38-A-130426	A5450_10904_PC	PCB-042	5/13/2013	346	Yes	Y	J	5	0.943	0.299	pg/g	

SDG: A5450

Analytical Method E1668A

Sample ID	Lab Sample ID	Chemical Name	Anal Date	Result	Mod Res Report	Detect	Lab Qual	Val Qual	Reason	RL	MDL	Units
JW-EA09-SC38-A-130426	A5450_10904_PC	PCB-098	5/13/2013	4.95	Yes	Y				0.943	0.811	pg/g
JW-EA09-SC38-A-130426	A5450_10904_PC	PCB-020/028	5/13/2013	347	Yes	Y	C			1.89	0.424	pg/g
JW-EA09-SC38-A-130426	A5450_10904_PC	PCB-102	5/13/2013	29.8	Yes	Y				0.943	0.588	pg/g
JW-EA09-SC38-A-130426	A5450_10904_PC	PCB-103	5/13/2013	20.8	Yes	Y				0.943	0.654	pg/g
JW-EA09-SC38-A-130426	A5450_10904_PC	PCB-104	5/13/2013	0.264	Yes	Y	J			0.943	0.0975	pg/g
JW-EA09-SC38-A-130426	A5450_10904_PC	PCB-105	5/13/2013	275	Yes	Y				0.943	0.511	pg/g
JW-EA09-SC38-A-130426	A5450_10904_PC	PCB-106	5/13/2013	0.499	Yes	N	U			0.943	0.499	pg/g
JW-EA09-SC38-A-130426	A5450_10904_PC	PCB-090/101/113	5/13/2013	1440	Yes	Y	C			2.83	0.602	pg/g
JW-EA09-SC38-A-130426	A5450_10904_PC	PCB-045	5/13/2013	37.6	Yes	Y				0.943	0.308	pg/g
JW-EA09-SC38-A-130426	A5450_10904_PC	PCB-099	5/13/2013	923	Yes	Y				0.943	0.622	pg/g
JW-EA09-SC38-A-130426	A5450_10904_PC	PCB-073	5/13/2013	0.215	Yes	N	U			0.943	0.215	pg/g
JW-EA09-SC38-A-130426	A5450_10904_PC	PCB-043	5/13/2013	11.9	Yes	Y				0.943	0.32	pg/g
JW-EA09-SC38-A-130426	A5450_10904_PC	PCB-044/047/065	5/13/2013	1130	Yes	Y	C			2.83	0.259	pg/g
JW-EA09-SC38-A-130426	A5450_10904_PC	PCB-046	5/13/2013	18.2	Yes	Y				0.943	0.346	pg/g
JW-EA09-SC38-A-130426	A5450_10904_PC	PCB-048	5/13/2013	61.6	Yes	Y				0.943	0.274	pg/g
JW-EA09-SC38-A-130426	A5450_10904_PC	PCB-049/069	5/13/2013	1130	Yes	Y	C			1.89	0.23	pg/g
JW-EA09-SC38-A-130426	A5450_10904_PC	PCB-050/053	5/13/2013	65.8	Yes	Y	C			1.89	0.281	pg/g
JW-EA09-SC38-A-130426	A5450_10904_PC	PCB-051	5/13/2013	34.8	Yes	Y				0.943	0.29	pg/g
JW-EA09-SC38-A-130426	A5450_10904_PC	PCB-052	5/13/2013	1950	Yes	Y				0.943	0.283	pg/g
JW-EA09-SC38-A-130426	A5450_10904_PC	PCB-054	5/13/2013	0.426	Yes	Y	J	EMPC	23	0.943	0.175	pg/g
JW-EA09-SC38-A-130426	A5450_10904_PC	PCB-066	5/13/2013	873	Yes	Y				0.943	0.515	pg/g
JW-EA09-SC38-A-130426	A5450_10904_PC	PCB-056	5/13/2013	219	Yes	Y				0.943	0.518	pg/g
JW-EA09-SC38-A-130426	A5450_10904_PC	PCB-057	5/13/2013	1.41	Yes	Y				0.943	0.502	pg/g
JW-EA09-SC38-A-130426	A5450_10904_PC	PCB-058	5/13/2013	4.5	Yes	Y				0.943	0.491	pg/g
JW-EA09-SC38-A-130426	A5450_10904_PC	PCB-059/062/075	5/13/2013	39.2	Yes	Y	C			2.83	0.203	pg/g

SDG: A5450

Analytical Method E1668A

Sample ID	Lab Sample ID	Chemical Name	Anal Date	Result	Mod Res Report	Detect	Lab Qual	Val Qual	Reason	RL	MDL	Units
JW-EA09-SC38-A-130426	A5450_10904_PC	PCB-060	5/13/2013	92.5	Yes	Y				0.943	0.501	pg/g
JW-EA09-SC38-A-130426	A5450_10904_PC	PCB-063	5/13/2013	27.2	Yes	Y				0.943	0.45	pg/g
JW-EA09-SC38-A-130426	A5450_10904_PC	PCB-064	5/13/2013	346	Yes	Y				0.943	0.189	pg/g
JW-EA09-SC38-A-130426	A5450_10904_PC	PCB-067	5/13/2013	9.03	Yes	Y				0.943	0.48	pg/g
JW-EA09-SC38-A-130426	A5450_10904_PC	PCB-068	5/13/2013	12.8	Yes	Y				0.943	0.452	pg/g
JW-EA09-SC38-A-130426	A5450_10904_PC	PCB-072	5/13/2013	23.2	Yes	Y				0.943	0.489	pg/g
JW-EA09-SC38-A-130426	A5450_10904_PC	PCB-055	5/13/2013	4.53	Yes	Y				0.943	0.509	pg/g
JW-EA09-SC38-B-130426	A5450_10904_PC	PCB-184	5/13/2013	0.18	Yes	N	U			0.917	0.18	pg/g
JW-EA09-SC38-B-130426	A5450_10904_PC	PCB-185	5/13/2013	0.284	Yes	N	U			0.917	0.284	pg/g
JW-EA09-SC38-B-130426	A5450_10904_PC	PCB-186	5/13/2013	0.172	Yes	N	U			0.917	0.172	pg/g
JW-EA09-SC38-B-130426	A5450_10904_PC	PCB-061/070/074/076	5/13/2013	2.41	Yes	N	J B C	U	7	3.67	0.405	pg/g
JW-EA09-SC38-B-130426	A5450_10904_PC	PCB-188	5/13/2013	0.163	Yes	N	U			0.917	0.163	pg/g
JW-EA09-SC38-B-130426	A5450_10904_PC	PCB-189	5/13/2013	0.225	Yes	N	U			0.917	0.225	pg/g
JW-EA09-SC38-B-130426	A5450_10904_PC	PCB-191	5/13/2013	0.226	Yes	N	U			0.917	0.226	pg/g
JW-EA09-SC38-B-130426	A5450_10904_PC	PCB-192	5/13/2013	0.242	Yes	N	U			0.917	0.242	pg/g
JW-EA09-SC38-B-130426	A5450_10904_PC	PCB-190	5/13/2013	0.217	Yes	N	U			0.917	0.217	pg/g
JW-EA09-SC38-B-130426	A5450_10904_PC	PCB-183	5/13/2013	0.587	Yes	Y	J			0.917	0.29	pg/g
JW-EA09-SC38-B-130426	A5450_10904_PC	PCB-182	5/13/2013	0.28	Yes	N	U			0.917	0.28	pg/g
JW-EA09-SC38-B-130426	A5450_10904_PC	PCB-176	5/13/2013	0.162	Yes	N	U			0.917	0.162	pg/g
JW-EA09-SC38-B-130426	A5450_10904_PC	PCB-147/149	5/13/2013	2.14	Yes	N	B E M P C	U	7	1.83	0.238	pg/g
JW-EA09-SC38-B-130426	A5450_10904_PC	PCB-179	5/13/2013	0.467	Yes	Y	J			0.917	0.173	pg/g
JW-EA09-SC38-B-130426	A5450_10904_PC	PCB-178	5/13/2013	0.226	Yes	N	U			0.917	0.226	pg/g
JW-EA09-SC38-B-130426	A5450_10904_PC	PCB-177	5/13/2013	0.814	Yes	Y	J			0.917	0.339	pg/g
JW-EA09-SC38-B-130426	A5450_10904_PC	PCB-194	5/13/2013	0.435	Yes	N	U			0.917	0.435	pg/g
JW-EA09-SC38-B-130426	A5450_10904_PC	PCB-208	5/13/2013	0.643	Yes	N	U			0.917	0.643	pg/g

SDG: A5450

Analytical Method E1668A

Sample ID	Lab Sample ID	Chemical Name	Anal Date	Result	Mod Res Report	Detect	Lab Qual	Val Qual	Reason	RL	MDL	Units
JW-EA09-SC38-B-130426	A5450_10904_PC	PCB-181	5/13/2013	0.293	Yes	N	U			0.917	0.293	pg/g
JW-EA09-SC38-B-130426	A5450_10904_PC	PCB-204	5/13/2013	0.285	Yes	N	U			0.917	0.285	pg/g
JW-EA09-SC38-B-130426	A5450_10904_PC	PCB-001	5/13/2013	0.384	Yes	N	U			0.917	0.384	pg/g
JW-EA09-SC38-B-130426	A5450_10904_PC	PCB-175	5/13/2013	0.304	Yes	N	U			0.917	0.304	pg/g
JW-EA09-SC38-B-130426	A5450_10904_PC	PCB-002	5/13/2013	1.72	Yes	Y				0.917	0.308	pg/g
JW-EA09-SC38-B-130426	A5450_10904_PC	PCB-139/140	5/13/2013	0.232	Yes	N	C U			1.83	0.232	pg/g
JW-EA09-SC38-B-130426	A5450_10904_PC	PCB-011	5/13/2013	4.19	Yes	N	B	U	7	0.917	0.313	pg/g
JW-EA09-SC38-B-130426	A5450_10904_PC	PCB-129/138/163	5/13/2013	3.42	Yes	N	B C	U	7	2.75	0.229	pg/g
JW-EA09-SC38-B-130426	A5450_10904_PC	PCB-209	5/13/2013	0.361	Yes	N	U			0.917	0.361	pg/g
JW-EA09-SC38-B-130426	A5450_10904_PC	PCB-206	5/13/2013	0.972	Yes	N	U			0.917	0.972	pg/g
JW-EA09-SC38-B-130426	A5450_10904_PC	PCB-205	5/13/2013	0.313	Yes	N	U			0.917	0.313	pg/g
JW-EA09-SC38-B-130426	A5450_10904_PC	PCB-195	5/13/2013	0.478	Yes	N	U			0.917	0.478	pg/g
JW-EA09-SC38-B-130426	A5450_10904_PC	PCB-203	5/13/2013	0.332	Yes	N	U			0.917	0.332	pg/g
JW-EA09-SC38-B-130426	A5450_10904_PC	PCB-202	5/13/2013	0.298	Yes	N	U			0.917	0.298	pg/g
JW-EA09-SC38-B-130426	A5450_10904_PC	PCB-201	5/13/2013	0.27	Yes	N	U			0.917	0.27	pg/g
JW-EA09-SC38-B-130426	A5450_10904_PC	PCB-200	5/13/2013	0.292	Yes	N	U			0.917	0.292	pg/g
JW-EA09-SC38-B-130426	A5450_10904_PC	PCB-198/199	5/13/2013	0.35	Yes	N	C U			1.83	0.35	pg/g
JW-EA09-SC38-B-130426	A5450_10904_PC	PCB-197	5/13/2013	0.258	Yes	N	U			0.917	0.258	pg/g
JW-EA09-SC38-B-130426	A5450_10904_PC	PCB-196	5/13/2013	0.343	Yes	N	U			0.917	0.343	pg/g
JW-EA09-SC38-B-130426	A5450_10904_PC	PCB-207	5/13/2013	0.636	Yes	N	U			0.917	0.636	pg/g
JW-EA09-SC38-B-130426	A5450_10904_PC	PCB-054	5/13/2013	0.26	Yes	N	U			0.917	0.26	pg/g
JW-EA09-SC38-B-130426	A5450_10904_PC	PCB-045	5/13/2013	0.319	Yes	N	U			0.917	0.319	pg/g
JW-EA09-SC38-B-130426	A5450_10904_PC	PCB-064	5/13/2013	0.478	Yes	Y	J EMPC	J	23	0.917	0.196	pg/g
JW-EA09-SC38-B-130426	A5450_10904_PC	PCB-063	5/13/2013	0.374	Yes	N	U			0.917	0.374	pg/g
JW-EA09-SC38-B-130426	A5450_10904_PC	PCB-060	5/13/2013	0.417	Yes	N	U			0.917	0.417	pg/g

SDG: A5450

Analytical Method E1668A

Sample ID	Lab Sample ID	Chemical Name	Anal Date	Result	Mod Res Report	Detect	Lab Qual	Val Qual	Reason	RL	MDL	Units
JW-EA09-SC38-B-130426	A5450_10904_PC	PCB-059/062/075	5/13/2013	0.21	Yes	N	C U			2.75	0.21	pg/g
JW-EA09-SC38-B-130426	A5450_10904_PC	PCB-058	5/13/2013	0.408	Yes	N	U			0.917	0.408	pg/g
JW-EA09-SC38-B-130426	A5450_10904_PC	PCB-057	5/13/2013	0.418	Yes	N	U			0.917	0.418	pg/g
JW-EA09-SC38-B-130426	A5450_10904_PC	PCB-067	5/13/2013	0.399	Yes	N	U			0.917	0.399	pg/g
JW-EA09-SC38-B-130426	A5450_10904_PC	PCB-055	5/13/2013	0.423	Yes	N	U			0.917	0.423	pg/g
JW-EA09-SC38-B-130426	A5450_10904_PC	PCB-068	5/13/2013	0.376	Yes	N	U			0.917	0.376	pg/g
JW-EA09-SC38-B-130426	A5450_10904_PC	PCB-187	5/13/2013	1.21	Yes	N	B U	7		0.917	0.287	pg/g
JW-EA09-SC38-B-130426	A5450_10904_PC	PCB-051	5/13/2013	0.301	Yes	N	U			0.917	0.301	pg/g
JW-EA09-SC38-B-130426	A5450_10904_PC	PCB-050/053	5/13/2013	0.291	Yes	N	C U			1.83	0.291	pg/g
JW-EA09-SC38-B-130426	A5450_10904_PC	PCB-031	5/13/2013	0.985	Yes	N	B U	7		0.917	0.431	pg/g
JW-EA09-SC38-B-130426	A5450_10904_PC	PCB-174	5/13/2013	1.14	Yes	Y	B			0.917	0.332	pg/g
JW-EA09-SC38-B-130426	A5450_10904_PC	PCB-046	5/13/2013	0.359	Yes	N	U			0.917	0.359	pg/g
JW-EA09-SC38-B-130426	A5450_10904_PC	PCB-094	5/13/2013	0.245	Yes	N	U			0.917	0.245	pg/g
JW-EA09-SC38-B-130426	A5450_10904_PC	PCB-056	5/13/2013	0.525	Yes	Y	J EMP C	23		0.917	0.43	pg/g
JW-EA09-SC38-B-130426	A5450_10904_PC	PCB-082	5/13/2013	0.262	Yes	N	U			0.917	0.262	pg/g
JW-EA09-SC38-B-130426	A5450_10904_PC	PCB-093/100	5/13/2013	0.229	Yes	N	C U			1.83	0.229	pg/g
JW-EA09-SC38-B-130426	A5450_10904_PC	PCB-092	5/13/2013	0.231	Yes	N	U			0.917	0.231	pg/g
JW-EA09-SC38-B-130426	A5450_10904_PC	PCB-091	5/13/2013	0.205	Yes	N	U			0.917	0.205	pg/g
JW-EA09-SC38-B-130426	A5450_10904_PC	PCB-020/028	5/13/2013	1.27	Yes	N	J B C	7		1.83	0.455	pg/g
JW-EA09-SC38-B-130426	A5450_10904_PC	PCB-089	5/13/2013	0.252	Yes	N	U			0.917	0.252	pg/g
JW-EA09-SC38-B-130426	A5450_10904_PC	PCB-088	5/13/2013	0.254	Yes	N	U			0.917	0.254	pg/g
JW-EA09-SC38-B-130426	A5450_10904_PC	PCB-085/116	5/13/2013	0.371	Yes	Y	J C			1.83	0.204	pg/g
JW-EA09-SC38-B-130426	A5450_10904_PC	PCB-066	5/13/2013	1.28	Yes	Y				0.917	0.428	pg/g
JW-EA09-SC38-B-130426	A5450_10904_PC	PCB-083	5/13/2013	0.266	Yes	N	U			0.917	0.266	pg/g
JW-EA09-SC38-B-130426	A5450_10904_PC	PCB-044/047/065	5/13/2013	0.949	Yes	N	J B EMP	7		2.75	0.268	pg/g

SDG: A5450

Analytical Method E1668A

Sample ID	Lab Sample ID	Chemical Name	Anal Date	Result	Mod Res Report	Detect	Lab Qual	Val Qual	Reason	RL	MDL	Units
JW-EA09-SC38-B-130426	A5450_10904_PC	PCB-081	5/13/2013	0.426	Yes	N	U			0.917	0.426	pg/g
JW-EA09-SC38-B-130426	A5450_10904_PC	PCB-080	5/13/2013	0.355	Yes	N	U			0.917	0.355	pg/g
JW-EA09-SC38-B-130426	A5450_10904_PC	PCB-079	5/13/2013	0.361	Yes	N	U			0.917	0.361	pg/g
JW-EA09-SC38-B-130426	A5450_10904_PC	PCB-078	5/13/2013	0.418	Yes	N	U			0.917	0.418	pg/g
JW-EA09-SC38-B-130426	A5450_10904_PC	PCB-077	5/13/2013	0.39	Yes	N	U			0.917	0.39	pg/g
JW-EA09-SC38-B-130426	A5450_10904_PC	PCB-073	5/13/2013	0.223	Yes	N	U			0.917	0.223	pg/g
JW-EA09-SC38-B-130426	A5450_10904_PC	PCB-072	5/13/2013	0.407	Yes	N	U			0.917	0.407	pg/g
JW-EA09-SC38-B-130426	A5450_10904_PC	PCB-084	5/13/2013	0.271	Yes	N	U			0.917	0.271	pg/g
JW-EA09-SC38-B-130426	A5450_10904_PC	PCB-010	5/13/2013	0.266	Yes	N	U			0.917	0.266	pg/g
JW-EA09-SC38-B-130426	A5450_10904_PC	PCB-142	5/13/2013	0.275	Yes	N	U			0.917	0.275	pg/g
JW-EA09-SC38-B-130426	A5450_10904_PC	PCB-019	5/13/2013	0.596	Yes	N	U			0.917	0.596	pg/g
JW-EA09-SC38-B-130426	A5450_10904_PC	PCB-018/030	5/13/2013	0.497	Yes	Y	J C			1.83	0.457	pg/g
JW-EA09-SC38-B-130426	A5450_10904_PC	PCB-017	5/13/2013	0.526	Yes	N	U			0.917	0.526	pg/g
JW-EA09-SC38-B-130426	A5450_10904_PC	PCB-016	5/13/2013	0.695	Yes	N	U			0.917	0.695	pg/g
JW-EA09-SC38-B-130426	A5450_10904_PC	PCB-015	5/13/2013	0.301	Yes	N	U			0.917	0.301	pg/g
JW-EA09-SC38-B-130426	A5450_10904_PC	PCB-014	5/13/2013	0.272	Yes	N	U			0.917	0.272	pg/g
JW-EA09-SC38-B-130426	A5450_10904_PC	PCB-021/033	5/13/2013	0.549	Yes	Y	J C			1.83	0.444	pg/g
JW-EA09-SC38-B-130426	A5450_10904_PC	PCB-049/069	5/13/2013	0.556	Yes	N	J B C	U	7	1.83	0.239	pg/g
JW-EA09-SC38-B-130426	A5450_10904_PC	PCB-022	5/13/2013	0.474	Yes	N	U			0.917	0.474	pg/g
JW-EA09-SC38-B-130426	A5450_10904_PC	PCB-009	5/13/2013	0.349	Yes	N	U			0.917	0.349	pg/g
JW-EA09-SC38-B-130426	A5450_10904_PC	PCB-008	5/13/2013	0.32	Yes	N	U			0.917	0.32	pg/g
JW-EA09-SC38-B-130426	A5450_10904_PC	PCB-007	5/13/2013	0.307	Yes	N	U			0.917	0.307	pg/g
JW-EA09-SC38-B-130426	A5450_10904_PC	PCB-006	5/13/2013	0.331	Yes	N	U			0.917	0.331	pg/g
JW-EA09-SC38-B-130426	A5450_10904_PC	PCB-005	5/13/2013	0.326	Yes	N	U			0.917	0.326	pg/g
JW-EA09-SC38-B-130426	A5450_10904_PC	PCB-004	5/13/2013	0.385	Yes	N	U	UJ	5	0.917	0.385	pg/g

SDG: A5450

Analytical Method E1668A

Sample ID	Lab Sample ID	Chemical Name	Anal Date	Result	Mod Res Report	Detect	Lab Qual	Val Qual	Reason	RL	MDL	Units
JW-EA09-SC38-B-130426	A5450_10904_PC	PCB-003	5/13/2013	1.08	Yes	Y				0.917	0.336	pg/g
JW-EA09-SC38-B-130426	A5450_10904_PC	PCB-012/013	5/13/2013	0.31	Yes	N	C	U		1.83	0.31	pg/g
JW-EA09-SC38-B-130426	A5450_10904_PC	PCB-034	5/13/2013	0.458	Yes	N	U			0.917	0.458	pg/g
JW-EA09-SC38-B-130426	A5450_10904_PC	PCB-043	5/13/2013	0.332	Yes	N	U			0.917	0.332	pg/g
JW-EA09-SC38-B-130426	A5450_10904_PC	PCB-042	5/13/2013	0.311	Yes	N	U			0.917	0.311	pg/g
JW-EA09-SC38-B-130426	A5450_10904_PC	PCB-041	5/13/2013	0.338	Yes	N	U			0.917	0.338	pg/g
JW-EA09-SC38-B-130426	A5450_10904_PC	PCB-040/071	5/13/2013	0.527	Yes	Y	J	C		1.83	0.279	pg/g
JW-EA09-SC38-B-130426	A5450_10904_PC	PCB-039	5/13/2013	0.405	Yes	N	U			0.917	0.405	pg/g
JW-EA09-SC38-B-130426	A5450_10904_PC	PCB-038	5/13/2013	0.446	Yes	N	U			0.917	0.446	pg/g
JW-EA09-SC38-B-130426	A5450_10904_PC	PCB-037	5/13/2013	0.474	Yes	N	U			0.917	0.474	pg/g
JW-EA09-SC38-B-130426	A5450_10904_PC	PCB-099	5/13/2013	0.677	Yes	N	J	B EMP U	7	0.917	0.204	pg/g
JW-EA09-SC38-B-130426	A5450_10904_PC	PCB-035	5/13/2013	0.462	Yes	N	U			0.917	0.462	pg/g
JW-EA09-SC38-B-130426	A5450_10904_PC	PCB-048	5/13/2013	0.284	Yes	N	U			0.917	0.284	pg/g
JW-EA09-SC38-B-130426	A5450_10904_PC	PCB-032	5/13/2013	0.374	Yes	N	U			0.917	0.374	pg/g
JW-EA09-SC38-B-130426	A5450_10904_PC	PCB-105	5/13/2013	0.818	Yes	N	J	B U	7	0.917	0.165	pg/g
JW-EA09-SC38-B-130426	A5450_10904_PC	PCB-027	5/13/2013	0.394	Yes	N	U			0.917	0.394	pg/g
JW-EA09-SC38-B-130426	A5450_10904_PC	PCB-026/029	5/13/2013	0.447	Yes	N	C	U		1.83	0.447	pg/g
JW-EA09-SC38-B-130426	A5450_10904_PC	PCB-025	5/13/2013	0.446	Yes	N	U			0.917	0.446	pg/g
JW-EA09-SC38-B-130426	A5450_10904_PC	PCB-024	5/13/2013	0.413	Yes	N	U			0.917	0.413	pg/g
JW-EA09-SC38-B-130426	A5450_10904_PC	PCB-023	5/13/2013	0.456	Yes	N	U			0.917	0.456	pg/g
JW-EA09-SC38-B-130426	A5450_10904_PC	PCB-036	5/13/2013	0.421	Yes	N	U			0.917	0.421	pg/g
JW-EA09-SC38-B-130426	A5450_10904_PC	PCB-135/151	5/13/2013	0.956	Yes	Y	J	EMPC J	23	1.83	0.25	pg/g
JW-EA09-SC38-B-130426	A5450_10904_PC	PCB-118	5/13/2013	2.1	Yes	N	B	U	7	0.917	0.162	pg/g
JW-EA09-SC38-B-130426	A5450_10904_PC	PCB-146	5/13/2013	0.225	Yes	N	U			0.917	0.225	pg/g
JW-EA09-SC38-B-130426	A5450_10904_PC	PCB-145	5/13/2013	0.18	Yes	N	U			0.917	0.18	pg/g

SDG: A5450

Analytical Method E1668A

Sample ID	Lab Sample ID	Chemical Name	Anal Date	Result	Mod Res Report	Detect	Lab Qual	Val Qual	Reason	RL	MDL	Units
JW-EA09-SC38-B-130426	A5450_10904_PC	PCB-144	5/13/2013	0.241	Yes	N	U			0.917	0.241	pg/g
JW-EA09-SC38-B-130426	A5450_10904_PC	PCB-170	5/13/2013	0.779	Yes	Y	J	EMPC	J 23	0.917	0.296	pg/g
JW-EA09-SC38-B-130426	A5450_10904_PC	PCB-141	5/13/2013	0.459	Yes	Y	J			0.917	0.242	pg/g
JW-EA09-SC38-B-130426	A5450_10904_PC	PCB-127	5/13/2013	0.153	Yes	N	U			0.917	0.153	pg/g
JW-EA09-SC38-B-130426	A5450_10904_PC	PCB-136	5/13/2013	0.369	Yes	Y	J			0.917	0.186	pg/g
JW-EA09-SC38-B-130426	A5450_10904_PC	PCB-152	5/13/2013	0.174	Yes	N	U			0.917	0.174	pg/g
JW-EA09-SC38-B-130426	A5450_10904_PC	PCB-134	5/13/2013	0.288	Yes	N	U			0.917	0.288	pg/g
JW-EA09-SC38-B-130426	A5450_10904_PC	PCB-133	5/13/2013	0.25	Yes	N	U			0.917	0.25	pg/g
JW-EA09-SC38-B-130426	A5450_10904_PC	PCB-132	5/13/2013	1.14	Yes	Y				0.917	0.266	pg/g
JW-EA09-SC38-B-130426	A5450_10904_PC	PCB-131	5/13/2013	0.27	Yes	N	U			0.917	0.27	pg/g
JW-EA09-SC38-B-130426	A5450_10904_PC	PCB-130	5/13/2013	0.272	Yes	N	U			0.917	0.272	pg/g
JW-EA09-SC38-B-130426	A5450_10904_PC	PCB-090/101/113	5/13/2013	1.98	Yes	N	J	B C	U 7	2.75	0.198	pg/g
JW-EA09-SC38-B-130426	A5450_10904_PC	PCB-128/166	5/13/2013	0.346	Yes	Y	J	EMPC	J 23	1.83	0.176	pg/g
JW-EA09-SC38-B-130426	A5450_10904_PC	PCB-137	5/13/2013	0.209	Yes	N	U			0.917	0.209	pg/g
JW-EA09-SC38-B-130426	A5450_10904_PC	PCB-160	5/13/2013	0.181	Yes	N	U			0.917	0.181	pg/g
JW-EA09-SC38-B-130426	A5450_10904_PC	PCB-172	5/13/2013	0.32	Yes	N	U			0.917	0.32	pg/g
JW-EA09-SC38-B-130426	A5450_10904_PC	PCB-171/173	5/13/2013	0.433	Yes	Y	J	C		1.83	0.336	pg/g
JW-EA09-SC38-B-130426	A5450_10904_PC	PCB-095	5/13/2013	0.229	Yes	N	U			0.917	0.229	pg/g
JW-EA09-SC38-B-130426	A5450_10904_PC	PCB-169	5/13/2013	0.16	Yes	N	U			0.917	0.16	pg/g
JW-EA09-SC38-B-130426	A5450_10904_PC	PCB-167	5/13/2013	0.134	Yes	N	U			0.917	0.134	pg/g
JW-EA09-SC38-B-130426	A5450_10904_PC	PCB-165	5/13/2013	0.203	Yes	N	U			0.917	0.203	pg/g
JW-EA09-SC38-B-130426	A5450_10904_PC	PCB-164	5/13/2013	0.227	Yes	Y	J	EMPC	J 23	0.917	0.191	pg/g
JW-EA09-SC38-B-130426	A5450_10904_PC	PCB-148	5/13/2013	0.242	Yes	N	U			0.917	0.242	pg/g
JW-EA09-SC38-B-130426	A5450_10904_PC	PCB-161	5/13/2013	0.18	Yes	N	U			0.917	0.18	pg/g
JW-EA09-SC38-B-130426	A5450_10904_PC	PCB-150	5/13/2013	0.171	Yes	N	U			0.917	0.171	pg/g

SDG: A5450

Analytical Method E1668A

Sample ID	Lab Sample ID	Chemical Name	Anal Date	Result	Mod Res Report	Detected	Lab Qual	Val Qual	Reason	RL	MDL	Units
JW-EA09-SC38-B-130426	A5450_10904_PC	PCB-159	5/13/2013	0.146	Yes	N	U			0.917	0.146	pg/g
JW-EA09-SC38-B-130426	A5450_10904_PC	PCB-158	5/13/2013	0.315	Yes	Y	J	EMPC	J 23	0.917	0.17	pg/g
JW-EA09-SC38-B-130426	A5450_10904_PC	PCB-156/157	5/13/2013	0.414	Yes	Y	J	C		1.83	0.218	pg/g
JW-EA09-SC38-B-130426	A5450_10904_PC	PCB-155	5/13/2013	0.166	Yes	N	U			0.917	0.166	pg/g
JW-EA09-SC38-B-130426	A5450_10904_PC	PCB-154	5/13/2013	0.217	Yes	N	U			0.917	0.217	pg/g
JW-EA09-SC38-B-130426	A5450_10904_PC	PCB-153/168	5/13/2013	2.1	Yes	N	B	C	U 7	1.83	0.188	pg/g
JW-EA09-SC38-B-130426	A5450_10904_PC	PCB-143	5/13/2013	0.256	Yes	N	U			0.917	0.256	pg/g
JW-EA09-SC38-B-130426	A5450_10904_PC	PCB-162	5/13/2013	0.145	Yes	N	U			0.917	0.145	pg/g
JW-EA09-SC38-B-130426	A5450_10904_PC	PCB-102	5/13/2013	0.193	Yes	N	U			0.917	0.193	pg/g
JW-EA09-SC38-B-130426	A5450_10904_PC	PCB-096	5/13/2013	0.191	Yes	N	U			0.917	0.191	pg/g
JW-EA09-SC38-B-130426	A5450_10904_PC	PCB-126	5/13/2013	0.219	Yes	N	U			0.917	0.219	pg/g
JW-EA09-SC38-B-130426	A5450_10904_PC	PCB-086/087/097/108/119/125	5/13/2013	1.29	Yes	N	J	B	C U 7	5.5	0.194	pg/g
JW-EA09-SC38-B-130426	A5450_10904_PC	PCB-103	5/13/2013	0.215	Yes	N	U			0.917	0.215	pg/g
JW-EA09-SC38-B-130426	A5450_10904_PC	PCB-104	5/13/2013	0.16	Yes	N	U			0.917	0.16	pg/g
JW-EA09-SC38-B-130426	A5450_10904_PC	PCB-052	5/13/2013	1.49	Yes	N	B		U 7	0.917	0.294	pg/g
JW-EA09-SC38-B-130426	A5450_10904_PC	PCB-106	5/13/2013	0.164	Yes	N	U			0.917	0.164	pg/g
JW-EA09-SC38-B-130426	A5450_10904_PC	PCB-107/124	5/13/2013	0.166	Yes	N	C	U		1.83	0.166	pg/g
JW-EA09-SC38-B-130426	A5450_10904_PC	PCB-109	5/13/2013	0.154	Yes	N	U			0.917	0.154	pg/g
JW-EA09-SC38-B-130426	A5450_10904_PC	PCB-110	5/13/2013	2.24	Yes	Y	B			0.917	0.162	pg/g
JW-EA09-SC38-B-130426	A5450_10904_PC	PCB-121	5/13/2013	0.162	Yes	N	U			0.917	0.162	pg/g
JW-EA09-SC38-B-130426	A5450_10904_PC	PCB-111	5/13/2013	0.156	Yes	N	U			0.917	0.156	pg/g
JW-EA09-SC38-B-130426	A5450_10904_PC	PCB-112	5/13/2013	0.167	Yes	N	U			0.917	0.167	pg/g
JW-EA09-SC38-B-130426	A5450_10904_PC	PCB-114	5/13/2013	0.16	Yes	N	U			0.917	0.16	pg/g
JW-EA09-SC38-B-130426	A5450_10904_PC	PCB-115	5/13/2013	0.177	Yes	N	U			0.917	0.177	pg/g
JW-EA09-SC38-B-130426	A5450_10904_PC	PCB-117	5/13/2013	0.161	Yes	N	U			0.917	0.161	pg/g

SDG: A5450

Analytical Method E1668A

Sample ID	Lab Sample ID	Chemical Name	Anal Date	Result	Mod Res Report	Detect	Lab Qual	Val Qual	Reason	RL	MDL	Units
JW-EA09-SC38-B-130426	A5450_10904_PC	PCB-180/193	5/13/2013	1.63	Yes	N	J B EMP	U	7	1.83	0.251	pg/g
JW-EA09-SC38-B-130426	A5450_10904_PC	PCB-120	5/13/2013	0.154	Yes	N	U			0.917	0.154	pg/g
JW-EA09-SC38-B-130426	A5450_10904_PC	PCB-098	5/13/2013	0.266	Yes	N	U			0.917	0.266	pg/g
JW-EA09-SC38-B-130426	A5450_10904_PC	PCB-122	5/13/2013	0.185	Yes	N	U			0.917	0.185	pg/g
JW-EA09-SC38-B-130426	A5450_10904_PC	PCB-123	5/13/2013	0.156	Yes	N	U			0.917	0.156	pg/g
JW-EA09-SC38-C-130426	A5450_10904_PC	PCB-150	5/14/2013	0.18	Yes	N	U			0.97	0.18	pg/g
JW-EA09-SC38-C-130426	A5450_10904_PC	PCB-148	5/14/2013	0.253	Yes	N	U			0.97	0.253	pg/g
JW-EA09-SC38-C-130426	A5450_10904_PC	PCB-118	5/14/2013	1.02	Yes	N	B	U	7	0.97	0.246	pg/g
JW-EA09-SC38-C-130426	A5450_10904_PC	PCB-111	5/14/2013	0.241	Yes	N	U			0.97	0.241	pg/g
JW-EA09-SC38-C-130426	A5450_10904_PC	PCB-146	5/14/2013	0.235	Yes	N	U			0.97	0.235	pg/g
JW-EA09-SC38-C-130426	A5450_10904_PC	PCB-145	5/14/2013	0.189	Yes	N	U			0.97	0.189	pg/g
JW-EA09-SC38-C-130426	A5450_10904_PC	PCB-143	5/14/2013	0.267	Yes	N	U			0.97	0.267	pg/g
JW-EA09-SC38-C-130426	A5450_10904_PC	PCB-156/157	5/14/2013	0.295	Yes	N	C U			1.94	0.295	pg/g
JW-EA09-SC38-C-130426	A5450_10904_PC	PCB-142	5/14/2013	0.287	Yes	N	U			0.97	0.287	pg/g
JW-EA09-SC38-C-130426	A5450_10904_PC	PCB-144	5/14/2013	0.252	Yes	N	U			0.97	0.252	pg/g
JW-EA09-SC38-C-130426	A5450_10904_PC	PCB-152	5/14/2013	0.183	Yes	N	U			0.97	0.183	pg/g
JW-EA09-SC38-C-130426	A5450_10904_PC	PCB-153/168	5/14/2013	1.05	Yes	N	J B EMP	U	7	1.94	0.197	pg/g
JW-EA09-SC38-C-130426	A5450_10904_PC	PCB-155	5/14/2013	0.175	Yes	N	U			0.97	0.175	pg/g
JW-EA09-SC38-C-130426	A5450_10904_PC	PCB-162	5/14/2013	0.197	Yes	N	U			0.97	0.197	pg/g
JW-EA09-SC38-C-130426	A5450_10904_PC	PCB-158	5/14/2013	0.177	Yes	N	U			0.97	0.177	pg/g
JW-EA09-SC38-C-130426	A5450_10904_PC	PCB-159	5/14/2013	0.198	Yes	N	U			0.97	0.198	pg/g
JW-EA09-SC38-C-130426	A5450_10904_PC	PCB-160	5/14/2013	0.189	Yes	N	U			0.97	0.189	pg/g
JW-EA09-SC38-C-130426	A5450_10904_PC	PCB-141	5/14/2013	0.253	Yes	N	U			0.97	0.253	pg/g
JW-EA09-SC38-C-130426	A5450_10904_PC	PCB-052	5/14/2013	0.902	Yes	N	J B	U	7	0.97	0.343	pg/g
JW-EA09-SC38-C-130426	A5450_10904_PC	PCB-161	5/14/2013	0.188	Yes	N	U			0.97	0.188	pg/g

SDG: A5450

Analytical Method E1668A

Sample ID	Lab Sample ID	Chemical Name	Anal Date	Result	Mod Res Report	Detect	Lab Qual	Val Qual	Reason	RI	MDL	Units
JW-EA09-SC38-C-130426	A5450_10904_PC	PCB-154	5/14/2013	0.227	Yes	N	U			0.97	0.227	pg/g
JW-EA09-SC38-C-130426	A5450_10904_PC	PCB-117	5/14/2013	0.249	Yes	N	U			0.97	0.249	pg/g
JW-EA09-SC38-C-130426	A5450_10904_PC	PCB-130	5/14/2013	0.284	Yes	N	U			0.97	0.284	pg/g
JW-EA09-SC38-C-130426	A5450_10904_PC	PCB-164	5/14/2013	0.2	Yes	N	U			0.97	0.2	pg/g
JW-EA09-SC38-C-130426	A5450_10904_PC	PCB-090/101/113	5/14/2013	0.956	Yes	N	J BEMP	U	7	2.91	0.305	pg/g
JW-EA09-SC38-C-130426	A5450_10904_PC	PCB-128/166	5/14/2013	0.238	Yes	N	C U			1.94	0.238	pg/g
JW-EA09-SC38-C-130426	A5450_10904_PC	PCB-127	5/14/2013	0.242	Yes	N	U			0.97	0.242	pg/g
JW-EA09-SC38-C-130426	A5450_10904_PC	PCB-126	5/14/2013	0.263	Yes	N	U			0.97	0.263	pg/g
JW-EA09-SC38-C-130426	A5450_10904_PC	PCB-123	5/14/2013	0.241	Yes	N	U			0.97	0.241	pg/g
JW-EA09-SC38-C-130426	A5450_10904_PC	PCB-122	5/14/2013	0.271	Yes	N	U			0.97	0.271	pg/g
JW-EA09-SC38-C-130426	A5450_10904_PC	PCB-115	5/14/2013	0.274	Yes	N	U			0.97	0.274	pg/g
JW-EA09-SC38-C-130426	A5450_10904_PC	PCB-120	5/14/2013	0.237	Yes	N	U			0.97	0.237	pg/g
JW-EA09-SC38-C-130426	A5450_10904_PC	PCB-139/140	5/14/2013	0.242	Yes	N	C U			1.94	0.242	pg/g
JW-EA09-SC38-C-130426	A5450_10904_PC	PCB-131	5/14/2013	0.282	Yes	N	U			0.97	0.282	pg/g
JW-EA09-SC38-C-130426	A5450_10904_PC	PCB-114	5/14/2013	0.234	Yes	N	U			0.97	0.234	pg/g
JW-EA09-SC38-C-130426	A5450_10904_PC	PCB-112	5/14/2013	0.258	Yes	N	U			0.97	0.258	pg/g
JW-EA09-SC38-C-130426	A5450_10904_PC	PCB-132	5/14/2013	0.278	Yes	N	U			0.97	0.278	pg/g
JW-EA09-SC38-C-130426	A5450_10904_PC	PCB-133	5/14/2013	0.261	Yes	N	U			0.97	0.261	pg/g
JW-EA09-SC38-C-130426	A5450_10904_PC	PCB-134	5/14/2013	0.301	Yes	N	U			0.97	0.301	pg/g
JW-EA09-SC38-C-130426	A5450_10904_PC	PCB-135/151	5/14/2013	0.261	Yes	N	C U			1.94	0.261	pg/g
JW-EA09-SC38-C-130426	A5450_10904_PC	PCB-136	5/14/2013	0.196	Yes	N	U			0.97	0.196	pg/g
JW-EA09-SC38-C-130426	A5450_10904_PC	PCB-137	5/14/2013	0.218	Yes	N	U			0.97	0.218	pg/g
JW-EA09-SC38-C-130426	A5450_10904_PC	PCB-121	5/14/2013	0.251	Yes	N	U			0.97	0.251	pg/g
JW-EA09-SC38-C-130426	A5450_10904_PC	PCB-207	5/14/2013	0.653	Yes	N	U			0.97	0.653	pg/g
JW-EA09-SC38-C-130426	A5450_10904_PC	PCB-194	5/14/2013	0.428	Yes	N	U			0.97	0.428	pg/g

SDG: A5450

Analytical Method E1668A

Sample ID	Lab Sample ID	Chemical Name	Anal Date	Result	Mod Res	Report	Detect	Lab Qual	Val Qual	Reason	RL	MDL	Units
JW-EA09-SC38-C-130426	A5450_10904_PC	PCB-192	5/14/2013	0.271	Yes	N	U	U			0.97	0.271	pg/g
JW-EA09-SC38-C-130426	A5450_10904_PC	PCB-196	5/14/2013	0.328	Yes	N	U	U			0.97	0.328	pg/g
JW-EA09-SC38-C-130426	A5450_10904_PC	PCB-195	5/14/2013	0.471	Yes	N	U	U			0.97	0.471	pg/g
JW-EA09-SC38-C-130426	A5450_10904_PC	PCB-110	5/14/2013	0.809	Yes	N	J B EMP	U	7		0.97	0.251	pg/g
JW-EA09-SC38-C-130426	A5450_10904_PC	PCB-032	5/14/2013	0.468	Yes	N	U	U			0.97	0.468	pg/g
JW-EA09-SC38-C-130426	A5450_10904_PC	PCB-086/087/097/108/119/125	5/14/2013	0.301	Yes	N	C U	U			5.82	0.301	pg/g
JW-EA09-SC38-C-130426	A5450_10904_PC	PCB-061/070/074/076	5/14/2013	0.463	Yes	N	C U	U			3.88	0.463	pg/g
JW-EA09-SC38-C-130426	A5450_10904_PC	PCB-190	5/14/2013	0.264	Yes	N	U	U			0.97	0.264	pg/g
JW-EA09-SC38-C-130426	A5450_10904_PC	PCB-208	5/14/2013	0.66	Yes	N	U	U			0.97	0.66	pg/g
JW-EA09-SC38-C-130426	A5450_10904_PC	PCB-189	5/14/2013	0.234	Yes	N	U	U			0.97	0.234	pg/g
JW-EA09-SC38-C-130426	A5450_10904_PC	PCB-206	5/14/2013	1	Yes	N	U	U			0.97	1	pg/g
JW-EA09-SC38-C-130426	A5450_10904_PC	PCB-205	5/14/2013	0.309	Yes	N	U	U			0.97	0.309	pg/g
JW-EA09-SC38-C-130426	A5450_10904_PC	PCB-204	5/14/2013	0.272	Yes	N	U	U			0.97	0.272	pg/g
JW-EA09-SC38-C-130426	A5450_10904_PC	PCB-203	5/14/2013	0.317	Yes	N	U	U			0.97	0.317	pg/g
JW-EA09-SC38-C-130426	A5450_10904_PC	PCB-202	5/14/2013	0.285	Yes	N	U	U			0.97	0.285	pg/g
JW-EA09-SC38-C-130426	A5450_10904_PC	PCB-201	5/14/2013	0.258	Yes	N	U	U			0.97	0.258	pg/g
JW-EA09-SC38-C-130426	A5450_10904_PC	PCB-200	5/14/2013	0.279	Yes	N	U	U			0.97	0.279	pg/g
JW-EA09-SC38-C-130426	A5450_10904_PC	PCB-198/199	5/14/2013	0.334	Yes	N	C U	U			1.94	0.334	pg/g
JW-EA09-SC38-C-130426	A5450_10904_PC	PCB-197	5/14/2013	0.246	Yes	N	U	U			0.97	0.246	pg/g
JW-EA09-SC38-C-130426	A5450_10904_PC	PCB-209	5/14/2013	0.489	Yes	N	U	U			0.97	0.489	pg/g
JW-EA09-SC38-C-130426	A5450_10904_PC	PCB-179	5/14/2013	0.239	Yes	N	U	U			0.97	0.239	pg/g
JW-EA09-SC38-C-130426	A5450_10904_PC	PCB-167	5/14/2013	0.182	Yes	N	U	U			0.97	0.182	pg/g
JW-EA09-SC38-C-130426	A5450_10904_PC	PCB-169	5/14/2013	0.217	Yes	N	U	U			0.97	0.217	pg/g
JW-EA09-SC38-C-130426	A5450_10904_PC	PCB-170	5/14/2013	0.359	Yes	N	U	U			0.97	0.359	pg/g
JW-EA09-SC38-C-130426	A5450_10904_PC	PCB-171/173	5/14/2013	0.375	Yes	N	C U	U			1.94	0.375	pg/g

SDG: A5450

Analytical Method E1668A

Sample ID	Lab Sample ID	Chemical Name	Anal Date	Result	Mod Res Report	Detect	Lab Qual	Val Qual	Reason	RL	MDL	Units
JW-EA09-SC38-C-130426	A5450_10904_PC	PCB-172	5/14/2013	0.357	Yes	N	U			0.97	0.357	pg/g
JW-EA09-SC38-C-130426	A5450_10904_PC	PCB-174	5/14/2013	0.371	Yes	N	U			0.97	0.371	pg/g
JW-EA09-SC38-C-130426	A5450_10904_PC	PCB-175	5/14/2013	0.34	Yes	N	U			0.97	0.34	pg/g
JW-EA09-SC38-C-130426	A5450_10904_PC	PCB-176	5/14/2013	0.224	Yes	N	U			0.97	0.224	pg/g
JW-EA09-SC38-C-130426	A5450_10904_PC	PCB-191	5/14/2013	0.253	Yes	N	U			0.97	0.253	pg/g
JW-EA09-SC38-C-130426	A5450_10904_PC	PCB-178	5/14/2013	0.313	Yes	N	U			0.97	0.313	pg/g
JW-EA09-SC38-C-130426	A5450_10904_PC	PCB-165	5/14/2013	0.212	Yes	N	U			0.97	0.212	pg/g
JW-EA09-SC38-C-130426	A5450_10904_PC	PCB-129/138/163	5/14/2013	1.5	Yes	N	J B C	U	7	2.91	0.239	pg/g
JW-EA09-SC38-C-130426	A5450_10904_PC	PCB-181	5/14/2013	0.327	Yes	N	U			0.97	0.327	pg/g
JW-EA09-SC38-C-130426	A5450_10904_PC	PCB-182	5/14/2013	0.312	Yes	N	U			0.97	0.312	pg/g
JW-EA09-SC38-C-130426	A5450_10904_PC	PCB-183	5/14/2013	0.324	Yes	N	U			0.97	0.324	pg/g
JW-EA09-SC38-C-130426	A5450_10904_PC	PCB-184	5/14/2013	0.249	Yes	N	U			0.97	0.249	pg/g
JW-EA09-SC38-C-130426	A5450_10904_PC	PCB-185	5/14/2013	0.317	Yes	N	U			0.97	0.317	pg/g
JW-EA09-SC38-C-130426	A5450_10904_PC	PCB-186	5/14/2013	0.238	Yes	N	U			0.97	0.238	pg/g
JW-EA09-SC38-C-130426	A5450_10904_PC	PCB-011	5/14/2013	2.74	Yes	N	B	U	7	0.97	0.335	pg/g
JW-EA09-SC38-C-130426	A5450_10904_PC	PCB-188	5/14/2013	0.225	Yes	N	U			0.97	0.225	pg/g
JW-EA09-SC38-C-130426	A5450_10904_PC	PCB-177	5/14/2013	0.379	Yes	N	U			0.97	0.379	pg/g
JW-EA09-SC38-C-130426	A5450_10904_PC	PCB-038	5/14/2013	0.576	Yes	N	U			0.97	0.576	pg/g
JW-EA09-SC38-C-130426	A5450_10904_PC	PCB-022	5/14/2013	0.612	Yes	N	U			0.97	0.612	pg/g
JW-EA09-SC38-C-130426	A5450_10904_PC	PCB-023	5/14/2013	0.589	Yes	N	U			0.97	0.589	pg/g
JW-EA09-SC38-C-130426	A5450_10904_PC	PCB-024	5/14/2013	0.516	Yes	N	U			0.97	0.516	pg/g
JW-EA09-SC38-C-130426	A5450_10904_PC	PCB-025	5/14/2013	0.576	Yes	N	U			0.97	0.576	pg/g
JW-EA09-SC38-C-130426	A5450_10904_PC	PCB-026/029	5/14/2013	0.577	Yes	N	C U			1.94	0.577	pg/g
JW-EA09-SC38-C-130426	A5450_10904_PC	PCB-027	5/14/2013	0.493	Yes	N	U			0.97	0.493	pg/g
JW-EA09-SC38-C-130426	A5450_10904_PC	PCB-031	5/14/2013	0.557	Yes	N	U			0.97	0.557	pg/g

SDG: A5450

Analytical Method E1668A

Sample ID	Lab Sample ID	Chemical Name	Anal Date	Result	Mod Res Report	Detect	Lab Qual	Val Qual	Reason	RL	MDL	Units
JW-EA09-SC38-C-130426	A5450_10904_PC	PCB-034	5/14/2013	0.591	Yes	N	U			0.97	0.591	pg/g
JW-EA09-SC38-C-130426	A5450_10904_PC	PCB-050/053	5/14/2013	0.34	Yes	N	C U			1.94	0.34	pg/g
JW-EA09-SC38-C-130426	A5450_10904_PC	PCB-037	5/14/2013	0.612	Yes	N	U			0.97	0.612	pg/g
JW-EA09-SC38-C-130426	A5450_10904_PC	PCB-019	5/14/2013	0.745	Yes	N	U			0.97	0.745	pg/g
JW-EA09-SC38-C-130426	A5450_10904_PC	PCB-039	5/14/2013	0.523	Yes	N	U			0.97	0.523	pg/g
JW-EA09-SC38-C-130426	A5450_10904_PC	PCB-040/071	5/14/2013	0.326	Yes	N	C U			1.94	0.326	pg/g
JW-EA09-SC38-C-130426	A5450_10904_PC	PCB-041	5/14/2013	0.395	Yes	N	U			0.97	0.395	pg/g
JW-EA09-SC38-C-130426	A5450_10904_PC	PCB-043	5/14/2013	0.387	Yes	N	U			0.97	0.387	pg/g
JW-EA09-SC38-C-130426	A5450_10904_PC	PCB-045	5/14/2013	0.373	Yes	N	U			0.97	0.373	pg/g
JW-EA09-SC38-C-130426	A5450_10904_PC	PCB-046	5/14/2013	0.42	Yes	N	U			0.97	0.42	pg/g
JW-EA09-SC38-C-130426	A5450_10904_PC	PCB-048	5/14/2013	0.332	Yes	N	U			0.97	0.332	pg/g
JW-EA09-SC38-C-130426	A5450_10904_PC	PCB-187	5/14/2013	0.594	Yes	N	J B	U	7	0.97	0.32	pg/g
JW-EA09-SC38-C-130426	A5450_10904_PC	PCB-036	5/14/2013	0.544	Yes	N	U			0.97	0.544	pg/g
JW-EA09-SC38-C-130426	A5450_10904_PC	PCB-010	5/14/2013	0.233	Yes	N	U			0.97	0.233	pg/g
JW-EA09-SC38-C-130426	A5450_10904_PC	PCB-109	5/14/2013	0.238	Yes	N	U			0.97	0.238	pg/g
JW-EA09-SC38-C-130426	A5450_10904_PC	PCB-035	5/14/2013	0.596	Yes	N	U			0.97	0.596	pg/g
JW-EA09-SC38-C-130426	A5450_10904_PC	PCB-002	5/14/2013	1.49	Yes	Y				0.97	0.351	pg/g
JW-EA09-SC38-C-130426	A5450_10904_PC	PCB-003	5/14/2013	0.383	Yes	N	U			0.97	0.383	pg/g
JW-EA09-SC38-C-130426	A5450_10904_PC	PCB-004	5/14/2013	0.337	Yes	N	U	UJ	5	0.97	0.337	pg/g
JW-EA09-SC38-C-130426	A5450_10904_PC	PCB-005	5/14/2013	0.348	Yes	N	U			0.97	0.348	pg/g
JW-EA09-SC38-C-130426	A5450_10904_PC	PCB-006	5/14/2013	0.354	Yes	N	U			0.97	0.354	pg/g
JW-EA09-SC38-C-130426	A5450_10904_PC	PCB-007	5/14/2013	0.329	Yes	N	U			0.97	0.329	pg/g
JW-EA09-SC38-C-130426	A5450_10904_PC	PCB-021/033	5/14/2013	0.573	Yes	N	C U			1.94	0.573	pg/g
JW-EA09-SC38-C-130426	A5450_10904_PC	PCB-009	5/14/2013	0.374	Yes	N	U			0.97	0.374	pg/g
JW-EA09-SC38-C-130426	A5450_10904_PC	PCB-049/069	5/14/2013	0.424	Yes	N	J B C	U	7	1.94	0.279	pg/g

SDG: A5450

Analytical Method E1668A

Sample ID	Lab Sample ID	Chemical Name	Anal Date	Result	Mod Res	Report	Detect	Lab Qual	Val Qual	Reason	RI	MDL	Units
JW-EA09-SC38-C-130426	A5450_10904_PC	PCB-105	5/14/2013	0.39	Yes	N	N	J B	U	7	0.97	0.261	pg/g
JW-EA09-SC38-C-130426	A5450_10904_PC	PCB-012/013	5/14/2013	0.331	Yes	N	N	C U			1.94	0.331	pg/g
JW-EA09-SC38-C-130426	A5450_10904_PC	PCB-014	5/14/2013	0.291	Yes	N	N	U			0.97	0.291	pg/g
JW-EA09-SC38-C-130426	A5450_10904_PC	PCB-015	5/14/2013	0.322	Yes	N	N	U			0.97	0.322	pg/g
JW-EA09-SC38-C-130426	A5450_10904_PC	PCB-001	5/14/2013	0.442	Yes	N	N	U			0.97	0.442	pg/g
JW-EA09-SC38-C-130426	A5450_10904_PC	PCB-016	5/14/2013	0.869	Yes	N	N	U			0.97	0.869	pg/g
JW-EA09-SC38-C-130426	A5450_10904_PC	PCB-017	5/14/2013	0.658	Yes	N	N	U			0.97	0.658	pg/g
JW-EA09-SC38-C-130426	A5450_10904_PC	PCB-018/030	5/14/2013	0.572	Yes	N	N	C U			1.94	0.572	pg/g
JW-EA09-SC38-C-130426	A5450_10904_PC	PCB-099	5/14/2013	0.516	Yes	N	N	J B	U	7	0.97	0.315	pg/g
JW-EA09-SC38-C-130426	A5450_10904_PC	PCB-008	5/14/2013	0.343	Yes	N	N	U			0.97	0.343	pg/g
JW-EA09-SC38-C-130426	A5450_10904_PC	PCB-095	5/14/2013	0.354	Yes	N	N	U			0.97	0.354	pg/g
JW-EA09-SC38-C-130426	A5450_10904_PC	PCB-083	5/14/2013	0.412	Yes	N	N	U			0.97	0.412	pg/g
JW-EA09-SC38-C-130426	A5450_10904_PC	PCB-084	5/14/2013	0.419	Yes	N	N	U			0.97	0.419	pg/g
JW-EA09-SC38-C-130426	A5450_10904_PC	PCB-051	5/14/2013	0.352	Yes	N	N	U			0.97	0.352	pg/g
JW-EA09-SC38-C-130426	A5450_10904_PC	PCB-088	5/14/2013	0.393	Yes	N	N	U			0.97	0.393	pg/g
JW-EA09-SC38-C-130426	A5450_10904_PC	PCB-042	5/14/2013	0.363	Yes	N	N	U			0.97	0.363	pg/g
JW-EA09-SC38-C-130426	A5450_10904_PC	PCB-020/028	5/14/2013	0.729	Yes	N	N	J B C	U	7	1.94	0.587	pg/g
JW-EA09-SC38-C-130426	A5450_10904_PC	PCB-091	5/14/2013	0.317	Yes	N	N	U			0.97	0.317	pg/g
JW-EA09-SC38-C-130426	A5450_10904_PC	PCB-092	5/14/2013	0.358	Yes	N	N	U			0.97	0.358	pg/g
JW-EA09-SC38-C-130426	A5450_10904_PC	PCB-082	5/14/2013	0.405	Yes	N	N	U			0.97	0.405	pg/g
JW-EA09-SC38-C-130426	A5450_10904_PC	PCB-094	5/14/2013	0.379	Yes	N	N	U			0.97	0.379	pg/g
JW-EA09-SC38-C-130426	A5450_10904_PC	PCB-085/116	5/14/2013	0.315	Yes	N	N	C U			1.94	0.315	pg/g
JW-EA09-SC38-C-130426	A5450_10904_PC	PCB-096	5/14/2013	0.244	Yes	N	N	U			0.97	0.244	pg/g
JW-EA09-SC38-C-130426	A5450_10904_PC	PCB-098	5/14/2013	0.411	Yes	N	N	U			0.97	0.411	pg/g
JW-EA09-SC38-C-130426	A5450_10904_PC	PCB-044/047/065	5/14/2013	0.769	Yes	N	N	J B C	U	7	2.91	0.314	pg/g

SDG: A5450

Analytical Method E1668A

Sample ID	Lab Sample ID	Chemical Name	Anal Date	Result	Mod Res Report	Detect	Lab Qual	Val Qual	Reason	RL	MDL	Units
JW-EA09-SC38-C-130426	A5450_10904_PC	PCB-102	5/14/2013	0.299	Yes	N	U			0.97	0.299	pg/g
JW-EA09-SC38-C-130426	A5450_10904_PC	PCB-103	5/14/2013	0.332	Yes	N	U			0.97	0.332	pg/g
JW-EA09-SC38-C-130426	A5450_10904_PC	PCB-104	5/14/2013	0.204	Yes	N	U			0.97	0.204	pg/g
JW-EA09-SC38-C-130426	A5450_10904_PC	PCB-147/149	5/14/2013	0.803	Yes	N	J B EMP	U	7	1.94	0.249	pg/g
JW-EA09-SC38-C-130426	A5450_10904_PC	PCB-106	5/14/2013	0.253	Yes	N	U			0.97	0.253	pg/g
JW-EA09-SC38-C-130426	A5450_10904_PC	PCB-107/124	5/14/2013	0.257	Yes	N	C U			1.94	0.257	pg/g
JW-EA09-SC38-C-130426	A5450_10904_PC	PCB-093/100	5/14/2013	0.354	Yes	N	C U			1.94	0.354	pg/g
JW-EA09-SC38-C-130426	A5450_10904_PC	PCB-060	5/14/2013	0.477	Yes	N	U			0.97	0.477	pg/g
JW-EA09-SC38-C-130426	A5450_10904_PC	PCB-180/193	5/14/2013	0.606	Yes	N	J B C	U	7	1.94	0.28	pg/g
JW-EA09-SC38-C-130426	A5450_10904_PC	PCB-054	5/14/2013	0.259	Yes	N	U			0.97	0.259	pg/g
JW-EA09-SC38-C-130426	A5450_10904_PC	PCB-055	5/14/2013	0.485	Yes	N	U			0.97	0.485	pg/g
JW-EA09-SC38-C-130426	A5450_10904_PC	PCB-056	5/14/2013	0.493	Yes	N	U			0.97	0.493	pg/g
JW-EA09-SC38-C-130426	A5450_10904_PC	PCB-089	5/14/2013	0.389	Yes	N	U			0.97	0.389	pg/g
JW-EA09-SC38-C-130426	A5450_10904_PC	PCB-081	5/14/2013	0.488	Yes	N	U			0.97	0.488	pg/g
JW-EA09-SC38-C-130426	A5450_10904_PC	PCB-059/062/075	5/14/2013	0.246	Yes	N	C U			2.91	0.246	pg/g
JW-EA09-SC38-C-130426	A5450_10904_PC	PCB-057	5/14/2013	0.478	Yes	N	U			0.97	0.478	pg/g
JW-EA09-SC38-C-130426	A5450_10904_PC	PCB-063	5/14/2013	0.428	Yes	N	U			0.97	0.428	pg/g
JW-EA09-SC38-C-130426	A5450_10904_PC	PCB-073	5/14/2013	0.26	Yes	N	U			0.97	0.26	pg/g
JW-EA09-SC38-C-130426	A5450_10904_PC	PCB-080	5/14/2013	0.407	Yes	N	U			0.97	0.407	pg/g
JW-EA09-SC38-C-130426	A5450_10904_PC	PCB-079	5/14/2013	0.413	Yes	N	U			0.97	0.413	pg/g
JW-EA09-SC38-C-130426	A5450_10904_PC	PCB-058	5/14/2013	0.468	Yes	N	U			0.97	0.468	pg/g
JW-EA09-SC38-C-130426	A5450_10904_PC	PCB-077	5/14/2013	0.508	Yes	N	U			0.97	0.508	pg/g
JW-EA09-SC38-C-130426	A5450_10904_PC	PCB-064	5/14/2013	0.229	Yes	N	U			0.97	0.229	pg/g
JW-EA09-SC38-C-130426	A5450_10904_PC	PCB-072	5/14/2013	0.466	Yes	N	U			0.97	0.466	pg/g
JW-EA09-SC38-C-130426	A5450_10904_PC	PCB-068	5/14/2013	0.43	Yes	N	U			0.97	0.43	pg/g

SDG: A5450

Analytical Method E1668A

Sample ID	Lab Sample ID	Chemical Name	Anal Date	Result	Mod Res Report	Detect	Lab Qual	Val Qual	Reason	RL	MDL	Units
JW-EA09-SC38-C-130426	A5450_10904_PC	PCB-067	5/14/2013	0.457	Yes	N	U			0.97	0.457	pg/g
JW-EA09-SC38-C-130426	A5450_10904_PC	PCB-066	5/14/2013	1.03	Yes	Y				0.97	0.49	pg/g
JW-EA09-SC38-C-130426	A5450_10904_PC	PCB-078	5/14/2013	0.479	Yes	N	U			0.97	0.479	pg/g

SDG: A5451

E1613B

Analytical Method	Lab Sample ID	Chemical Name	Anal Date	Result	Mod Res Report	Detect	Lab Qual	Val Qual	Reason	RL	MDL	Units
JW-SCFB-130426	A5451_10924_DF	Total Tetrachlorodibenzo-p-dioxin (TCDD)	5/19/2013	1.8375	Yes	N	U			5.1546	1.8375	pg/L
JW-SCFB-130426	A5451_10924_DF	2,3,4,7,8-Pentachlorodibenzofuran (PeCDF)	5/19/2013	1.5123	Yes	N	U			25.7732	1.5123	pg/L
JW-SCFB-130426	A5451_10924_DF	2,3,7,8-Tetrachlorodibenzofuran (TCDF)	5/19/2013	1.4577	Yes	N	U			5.1546	1.4577	pg/L
JW-SCFB-130426	A5451_10924_DF	1,2,3,4,7,8,9-Heptachlorodibenzofuran (HpCDF)	5/19/2013	1.6668	Yes	N	U			25.7732	1.6668	pg/L
JW-SCFB-130426	A5451_10924_DF	Total Hexachlorodibenzofuran (HxCDF)	5/19/2013	1.1627	Yes	N	U			25.7732	1.1627	pg/L
JW-SCFB-130426	A5451_10924_DF	1,2,3,6,7,8-Hexachlorodibenzofuran (HxCDF)	5/19/2013	1.0755	Yes	N	U			25.7732	1.0755	pg/L
JW-SCFB-130426	A5451_10924_DF	2,3,4,6,7,8-Hexachlorodibenzofuran (HxCDF)	5/19/2013	1.1432	Yes	N	U			25.7732	1.1432	pg/L
JW-SCFB-130426	A5451_10924_DF	1,2,3,4,6,7,8-Heptachlorodibenzofuran (HpCDF)	5/19/2013	1.3828	Yes	N	U			25.7732	1.3828	pg/L
JW-SCFB-130426	A5451_10924_DF	1,2,3,4,7,8-Hexachlorodibenzofuran (HxCDF)	5/19/2013	1.1414	Yes	N	U			25.7732	1.1414	pg/L
JW-SCFB-130426	A5451_10924_DF	1,2,3,7,8,9-Hexachlorodibenzofuran (HxCDF)	5/19/2013	1.3122	Yes	N	U			25.7732	1.3122	pg/L
JW-SCFB-130426	A5451_10924_DF	1,2,3,7,8-Pentachlorodibenzo-p-dioxin (PeCDD)	5/19/2013	2.0504	Yes	N	U			25.7732	2.0504	pg/L
JW-SCFB-130426	A5451_10924_DF	1,2,3,7,8-Pentachlorodibenzofuran (PeCDF)	5/19/2013	1.454	Yes	N	U			25.7732	1.454	pg/L
JW-SCFB-130426	A5451_10924_DF	Total Tetrachlorodibenzofuran (TCDF)	5/19/2013	1.4577	Yes	N	U			5.1546	1.4577	pg/L
JW-SCFB-130426	A5451_10924_DF	2,3,7,8-Tetrachlorodibenzo-p-dioxin (TCDD)	5/19/2013	1.8375	Yes	N	U			5.1546	1.8375	pg/L
JW-SCFB-130426	A5451_10924_DF	1,2,3,7,8,9-Hexachlorodibenzo-p-dioxin (HxCDD)	5/19/2013	1.6489	Yes	N	U			25.7732	1.6489	pg/L
JW-SCFB-130426	A5451_10924_DF	Total Pentachlorodibenzofuran (PeCDF)	5/19/2013	1.4826	Yes	N	U			25.7732	1.4826	pg/L
JW-SCFB-130426	A5451_10924_DF	1,2,3,4,6,7,8,9-Octachlorodibenzo-p-dioxin (OCDD)	5/19/2013	4.6578	Yes	N	U			51.5464	4.6578	pg/L
JW-SCFB-130426	A5451_10924_DF	1,2,3,4,7,8-Hexachlorodibenzo-p-dioxin (HxCDD)	5/19/2013	1.6301	Yes	N	U			25.7732	1.6301	pg/L
JW-SCFB-130426	A5451_10924_DF	Total Hexachlorodibenzo-p-dioxin (HxCDD)	5/19/2013	1.6873	Yes	N	U			25.7732	1.6873	pg/L

SDG: A5451

E1613B

Sample ID	Lab Sample ID	Chemical Name	Anal Date	Result	Mod Res Report	Detect	Lab Qual	Val Qual	Reason	RL	MDL	Units
JW-SCFB-130426	A5451_10924_DF	1,2,3,4,6,7,8-Heptachlorodibenzo-p-dioxin (HpCDD)	5/19/2013	1.4072	Yes	N	U			25.7732	1.4072	pg/L
JW-SCFB-130426	A5451_10924_DF	Total Pentachlorodibenzo-p-dioxin (PeCDD)	5/19/2013	2.0504	Yes	N	U			25.7732	2.0504	pg/L
JW-SCFB-130426	A5451_10924_DF	Total Heptachlorodibenzo-p-dioxin (HpCDD)	5/19/2013	1.4072	Yes	N	U			25.7732	1.4072	pg/L
JW-SCFB-130426	A5451_10924_DF	Total Heptachlorodibenzofuran (HpCDF)	5/19/2013	1.5127	Yes	N	U			25.7732	1.5127	pg/L
JW-SCFB-130426	A5451_10924_DF	1,2,3,4,6,7,8,9-Octachlorodibenzofuran (OCDF)	5/19/2013	3.0341	Yes	N	U			51.5464	3.0341	pg/L
JW-SCFB-130426	A5451_10924_DF	1,2,3,6,7,8-Hexachlorodibenzo-p-dioxin (HxCDD)	5/19/2013	1.7973	Yes	N	U			25.7732	1.7973	pg/L
JW-SCRB-130426	A5451_10924_DF	Total Tetrachlorodibenzofuran (TCDF)	5/19/2013	1.4567	Yes	N	U			5.2632	1.4567	pg/L
JW-SCRB-130426	A5451_10924_DF	2,3,7,8-Tetrachlorodibenzo-p-dioxin (TCDD)	5/19/2013	1.9035	Yes	N	U			5.2632	1.9035	pg/L
JW-SCRB-130426	A5451_10924_DF	Total Heptachlorodibenzofuran (HpCDF)	5/19/2013	1.5503	Yes	N	U			26.3158	1.5503	pg/L
JW-SCRB-130426	A5451_10924_DF	Total Pentachlorodibenzo-p-dioxin (PeCDD)	5/19/2013	1.6082	Yes	N	U			26.3158	1.6082	pg/L
JW-SCRB-130426	A5451_10924_DF	1,2,3,4,6,7,8-Heptachlorodibenzo-p-dioxin (HpCDD)	5/19/2013	1.9078	Yes	N	U			26.3158	1.9078	pg/L
JW-SCRB-130426	A5451_10924_DF	Total Hexachlorodibenzo-p-dioxin (HxCDD)	5/19/2013	1.8554	Yes	N	U			26.3158	1.8554	pg/L
JW-SCRB-130426	A5451_10924_DF	Total Pentachlorodibenzofuran (PeCDF)	5/19/2013	1.2867	Yes	N	U			26.3158	1.2867	pg/L
JW-SCRB-130426	A5451_10924_DF	1,2,3,7,8,9-Hexachlorodibenzofuran (HxCDF)	5/19/2013	1.2239	Yes	N	U			26.3158	1.2239	pg/L
JW-SCRB-130426	A5451_10924_DF	1,2,3,7,8,9-Hexachlorodibenzo-p-dioxin (HxCDD)	5/19/2013	1.8169	Yes	N	U			26.3158	1.8169	pg/L
JW-SCRB-130426	A5451_10924_DF	1,2,3,4,7,8-Hexachlorodibenzo-p-dioxin (HxCDD)	5/19/2013	1.8889	Yes	N	U			26.3158	1.8889	pg/L
JW-SCRB-130426	A5451_10924_DF	1,2,3,4,6,7,8,9-Octachlorodibenzofuran (OCDF)	5/19/2013	2.833	Yes	N	U			52.6316	2.833	pg/L
JW-SCRB-130426	A5451_10924_DF	1,2,3,4,6,7,8,9-Octachlorodibenzo-p-dioxin (OCDD)	5/19/2013	4.4776	Yes	N	U			52.6316	4.4776	pg/L
JW-SCRB-130426	A5451_10924_DF	2,3,4,6,7,8-Hexachlorodibenzofuran (HxCDF)	5/19/2013	1.1978	Yes	N	U			26.3158	1.1978	pg/L

SDG: A5451

Analytical Method E1613B

Sample ID	Lab Sample ID	Chemical Name	Anal Date	Result	Mod Res Report	Detect	Lab Qual	Val Qual	Reason	RI	MDL	Units
JW-SCRB-130426	A5451_10924_DF	1,2,3,4,7,8-Hexachlorodibenzofuran (HxCDF)	5/19/2013	1.1582	Yes	N	U			26.3158	1.1582	pg/L
JW-SCRB-130426	A5451_10924_DF	Total Heptachlorodibenzo-p-dioxin (HpCDD)	5/19/2013	1.9078	Yes	N	U			26.3158	1.9078	pg/L
JW-SCRB-130426	A5451_10924_DF	1,2,3,7,8-Pentachlorodibenzo-p-dioxin (PeCDD)	5/19/2013	1.6082	Yes	N	U			26.3158	1.6082	pg/L
JW-SCRB-130426	A5451_10924_DF	1,2,3,4,6,7,8-Heptachlorodibenzofuran (HpCDF)	5/19/2013	1.4596	Yes	N	U			26.3158	1.4596	pg/L
JW-SCRB-130426	A5451_10924_DF	1,2,3,6,7,8-Hexachlorodibenzo-p-dioxin (HxCDD)	5/19/2013	1.8717	Yes	N	U			26.3158	1.8717	pg/L
JW-SCRB-130426	A5451_10924_DF	1,2,3,6,7,8-Hexachlorodibenzofuran (HxCDF)	5/19/2013	1.1307	Yes	N	U			26.3158	1.1307	pg/L
JW-SCRB-130426	A5451_10924_DF	1,2,3,7,8-Pentachlorodibenzofuran (PeCDF)	5/19/2013	1.2652	Yes	N	U			26.3158	1.2652	pg/L
JW-SCRB-130426	A5451_10924_DF	2,3,4,7,8-Pentachlorodibenzofuran (PeCDF)	5/19/2013	1.3089	Yes	N	U			26.3158	1.3089	pg/L
JW-SCRB-130426	A5451_10924_DF	Total Hexachlorodibenzofuran (HxCDF)	5/19/2013	1.1752	Yes	N	U			26.3158	1.1752	pg/L
JW-SCRB-130426	A5451_10924_DF	1,2,3,4,7,8,9-Heptachlorodibenzofuran (HpCDF)	5/19/2013	1.6511	Yes	N	U			26.3158	1.6511	pg/L
JW-SCRB-130426	A5451_10924_DF	2,3,7,8-Tetrachlorodibenzofuran (TCDF)	5/19/2013	1.4567	Yes	N	U			5.2632	1.4567	pg/L
JW-SCRB-130426	A5451_10924_DF	Total Tetrachlorodibenzo-p-dioxin (TCDD)	5/19/2013	1.9035	Yes	N	U			5.2632	1.9035	pg/L

Analytical Method E1668A

Sample ID	Lab Sample ID	Chemical Name	Anal Date	Result	Mod Res Report	Detect	Lab Qual	Val Qual	Reason	RI	MDL	Units
JW-SCFB-130426	A5451_10924_PC	PCB-164	5/18/2013	1.02	Yes	N	U			10.3	1.02	pg/L
JW-SCFB-130426	A5451_10924_PC	PCB-154	5/18/2013	1.22	Yes	N	U			10.3	1.22	pg/L
JW-SCFB-130426	A5451_10924_PC	PCB-169	5/18/2013	6.58	Yes	N	J B	U	7	10.3	3.66	pg/L
JW-SCFB-130426	A5451_10924_PC	PCB-150	5/18/2013	1.02	Yes	N	U			10.3	1.02	pg/L
JW-SCFB-130426	A5451_10924_PC	PCB-152	5/18/2013	1.04	Yes	N	U			10.3	1.04	pg/L
JW-SCFB-130426	A5451_10924_PC	PCB-129/138/163	5/18/2013	2.34	Yes	N	J B C	U	7	30.9	1.32	pg/L
JW-SCFB-130426	A5451_10924_PC	PCB-170	5/18/2013	1.64	Yes	N	U			10.3	1.64	pg/L

SDG: A5451

Analytical Method E1668A

Sample ID	Lab Sample ID	Chemical Name	Anal Date	Result	Mod Res Report	Detect	Lab Qual	Val Qual	Reason	RL	MDL	Units
JW-SCFB-130426	A5451_10924_PC	PCB-155	5/18/2013	1.09	Yes	N	U			10.3	1.09	pg/L
JW-SCFB-130426	A5451_10924_PC	PCB-180/193	5/18/2013	3.77	Yes	N	J B	U	7	20.6	1.23	pg/L
JW-SCFB-130426	A5451_10924_PC	PCB-158	5/18/2013	1	Yes	N	U			10.3	1	pg/L
JW-SCFB-130426	A5451_10924_PC	PCB-159	5/18/2013	1.09	Yes	N	U			10.3	1.09	pg/L
JW-SCFB-130426	A5451_10924_PC	PCB-160	5/18/2013	1.1	Yes	N	U			10.3	1.1	pg/L
JW-SCFB-130426	A5451_10924_PC	PCB-162	5/18/2013	1.08	Yes	N	U			10.3	1.08	pg/L
JW-SCFB-130426	A5451_10924_PC	PCB-165	5/18/2013	1.16	Yes	N	U			10.3	1.16	pg/L
JW-SCFB-130426	A5451_10924_PC	PCB-167	5/18/2013	0.997	Yes	N	U			10.3	0.997	pg/L
JW-SCFB-130426	A5451_10924_PC	PCB-161	5/18/2013	1.04	Yes	N	U			10.3	1.04	pg/L
JW-SCFB-130426	A5451_10924_PC	PCB-137	5/18/2013	1.4	Yes	N	U			10.3	1.4	pg/L
JW-SCFB-130426	A5451_10924_PC	PCB-052	5/18/2013	2.17	Yes	N	J B	U	7	10.3	1.32	pg/L
JW-SCFB-130426	A5451_10924_PC	PCB-130	5/18/2013	1.59	Yes	N	U			10.3	1.59	pg/L
JW-SCFB-130426	A5451_10924_PC	PCB-191	5/18/2013	1.03	Yes	N	U			10.3	1.03	pg/L
JW-SCFB-130426	A5451_10924_PC	PCB-131	5/18/2013	1.55	Yes	N	U			10.3	1.55	pg/L
JW-SCFB-130426	A5451_10924_PC	PCB-171/173	5/18/2013	1.45	Yes	N	C U			20.6	1.45	pg/L
JW-SCFB-130426	A5451_10924_PC	PCB-133	5/18/2013	1.43	Yes	N	U			10.3	1.43	pg/L
JW-SCFB-130426	A5451_10924_PC	PCB-134	5/18/2013	1.68	Yes	N	U			10.3	1.68	pg/L
JW-SCFB-130426	A5451_10924_PC	PCB-132	5/18/2013	1.51	Yes	N	U			10.3	1.51	pg/L
JW-SCFB-130426	A5451_10924_PC	PCB-136	5/18/2013	1.1	Yes	N	U			10.3	1.1	pg/L
JW-SCFB-130426	A5451_10924_PC	PCB-148	5/18/2013	1.36	Yes	N	U			10.3	1.36	pg/L
JW-SCFB-130426	A5451_10924_PC	PCB-139/140	5/18/2013	1.34	Yes	N	C U			20.6	1.34	pg/L
JW-SCFB-130426	A5451_10924_PC	PCB-141	5/18/2013	1.42	Yes	N	U			10.3	1.42	pg/L
JW-SCFB-130426	A5451_10924_PC	PCB-142	5/18/2013	1.59	Yes	N	U			10.3	1.59	pg/L
JW-SCFB-130426	A5451_10924_PC	PCB-143	5/18/2013	1.43	Yes	N	U			10.3	1.43	pg/L
JW-SCFB-130426	A5451_10924_PC	PCB-144	5/18/2013	1.37	Yes	N	U			10.3	1.37	pg/L

SDG: A5451

Analytical Method E1668A

Sample ID	Lab Sample ID	Chemical Name	Anal Date	Result	Mod Res Report	Detect	Lab Qual	Val Qual	Reason	RL	MDL	Units
JW-SCFB-130426	A5451_10924_PC	PCB-145	5/18/2013	1.08	Yes	N	U			10.3	1.08	pg/L
JW-SCFB-130426	A5451_10924_PC	PCB-146	5/18/2013	1.32	Yes	N	U			10.3	1.32	pg/L
JW-SCFB-130426	A5451_10924_PC	PCB-147/149	5/18/2013	1.36	Yes	N	C U			20.6	1.36	pg/L
JW-SCFB-130426	A5451_10924_PC	PCB-135/151	5/18/2013	1.4	Yes	N	C U			20.6	1.4	pg/L
JW-SCFB-130426	A5451_10924_PC	PCB-206	5/18/2013	3.9	Yes	N	U			10.3	3.9	pg/L
JW-SCFB-130426	A5451_10924_PC	PCB-189	5/18/2013	1.2	Yes	N	U			10.3	1.2	pg/L
JW-SCFB-130426	A5451_10924_PC	PCB-197	5/18/2013	1.06	Yes	N	U			10.3	1.06	pg/L
JW-SCFB-130426	A5451_10924_PC	PCB-198/199	5/18/2013	1.53	Yes	N	C U			20.6	1.53	pg/L
JW-SCFB-130426	A5451_10924_PC	PCB-200	5/18/2013	1.06	Yes	N	U			10.3	1.06	pg/L
JW-SCFB-130426	A5451_10924_PC	PCB-201	5/18/2013	1.04	Yes	N	U			10.3	1.04	pg/L
JW-SCFB-130426	A5451_10924_PC	PCB-202	5/18/2013	1.3	Yes	N	U			10.3	1.3	pg/L
JW-SCFB-130426	A5451_10924_PC	PCB-203	5/18/2013	1.42	Yes	N	U			10.3	1.42	pg/L
JW-SCFB-130426	A5451_10924_PC	PCB-195	5/18/2013	1.54	Yes	N	U			10.3	1.54	pg/L
JW-SCFB-130426	A5451_10924_PC	PCB-205	5/18/2013	1.09	Yes	N	U			10.3	1.09	pg/L
JW-SCFB-130426	A5451_10924_PC	PCB-194	5/18/2013	1.48	Yes	N	U			10.3	1.48	pg/L
JW-SCFB-130426	A5451_10924_PC	PCB-207	5/18/2013	2.47	Yes	N	U			10.3	2.47	pg/L
JW-SCFB-130426	A5451_10924_PC	PCB-208	5/18/2013	2.54	Yes	N	U			10.3	2.54	pg/L
JW-SCFB-130426	A5451_10924_PC	PCB-209	5/18/2013	1.25	Yes	N	U			10.3	1.25	pg/L
JW-SCFB-130426	A5451_10924_PC	PCB-061/070/074/076	5/18/2013	1.39	Yes	N	C U			41.2	1.39	pg/L
JW-SCFB-130426	A5451_10924_PC	PCB-086/087/097/108/119/125	5/18/2013	1.11	Yes	N	C U			61.9	1.11	pg/L
JW-SCFB-130426	A5451_10924_PC	PCB-128/166	5/18/2013	1.3	Yes	N	C U			20.6	1.3	pg/L
JW-SCFB-130426	A5451_10924_PC	PCB-098	5/18/2013	1.42	Yes	N	U			10.3	1.42	pg/L
JW-SCFB-130426	A5451_10924_PC	PCB-204	5/18/2013	1.11	Yes	N	U			10.3	1.11	pg/L
JW-SCFB-130426	A5451_10924_PC	PCB-183	5/18/2013	1.11	Yes	N	U			10.3	1.11	pg/L
JW-SCFB-130426	A5451_10924_PC	PCB-174	5/18/2013	1.46	Yes	N	U			10.3	1.46	pg/L

SDG: A5451

E1668A

Analytical Method	Lab Sample ID	Chemical Name	Anal Date	Result	Mod Res Report	Detect	Lab Qual	Val Qual	Reason	RL	MDL	Units
JW-SCFB-130426	A5451_10924_PC	PCB-175	5/18/2013	1.29	Yes	N	U			10.3	1.29	pg/L
JW-SCFB-130426	A5451_10924_PC	PCB-176	5/18/2013	1.03	Yes	N	U			10.3	1.03	pg/L
JW-SCFB-130426	A5451_10924_PC	PCB-177	5/18/2013	1.47	Yes	N	U			10.3	1.47	pg/L
JW-SCFB-130426	A5451_10924_PC	PCB-178	5/18/2013	1.51	Yes	N	U			10.3	1.51	pg/L
JW-SCFB-130426	A5451_10924_PC	PCB-179	5/18/2013	1.13	Yes	N	U			10.3	1.13	pg/L
JW-SCFB-130426	A5451_10924_PC	PCB-011	5/18/2013	17.5	Yes	N	B	U	7	10.3	3.08	pg/L
JW-SCFB-130426	A5451_10924_PC	PCB-196	5/18/2013	1.47	Yes	N	U			10.3	1.47	pg/L
JW-SCFB-130426	A5451_10924_PC	PCB-182	5/18/2013	1.2	Yes	N	U			10.3	1.2	pg/L
JW-SCFB-130426	A5451_10924_PC	PCB-172	5/18/2013	1.4	Yes	N	U			10.3	1.4	pg/L
JW-SCFB-130426	A5451_10924_PC	PCB-184	5/18/2013	1.15	Yes	N	U			10.3	1.15	pg/L
JW-SCFB-130426	A5451_10924_PC	PCB-185	5/18/2013	1.37	Yes	N	U			10.3	1.37	pg/L
JW-SCFB-130426	A5451_10924_PC	PCB-186	5/18/2013	1.1	Yes	N	U			10.3	1.1	pg/L
JW-SCFB-130426	A5451_10924_PC	PCB-187	5/18/2013	1.23	Yes	N	U			10.3	1.23	pg/L
JW-SCFB-130426	A5451_10924_PC	PCB-188	5/18/2013	1.2	Yes	N	U			10.3	1.2	pg/L
JW-SCFB-130426	A5451_10924_PC	PCB-190	5/18/2013	1.14	Yes	N	U			10.3	1.14	pg/L
JW-SCFB-130426	A5451_10924_PC	PCB-192	5/18/2013	1.09	Yes	N	U			10.3	1.09	pg/L
JW-SCFB-130426	A5451_10924_PC	PCB-181	5/18/2013	1.29	Yes	N	U			10.3	1.29	pg/L
JW-SCFB-130426	A5451_10924_PC	PCB-042	5/18/2013	1.38	Yes	N	U			10.3	1.38	pg/L
JW-SCFB-130426	A5451_10924_PC	PCB-027	5/18/2013	2.1	Yes	N	U			10.3	2.1	pg/L
JW-SCFB-130426	A5451_10924_PC	PCB-031	5/18/2013	2.3	Yes	N	U			10.3	2.3	pg/L
JW-SCFB-130426	A5451_10924_PC	PCB-032	5/18/2013	1.98	Yes	N	U			10.3	1.98	pg/L
JW-SCFB-130426	A5451_10924_PC	PCB-034	5/18/2013	2.45	Yes	N	U			10.3	2.45	pg/L
JW-SCFB-130426	A5451_10924_PC	PCB-035	5/18/2013	2.51	Yes	N	U			10.3	2.51	pg/L
JW-SCFB-130426	A5451_10924_PC	PCB-036	5/18/2013	2.3	Yes	N	U			10.3	2.3	pg/L
JW-SCFB-130426	A5451_10924_PC	PCB-037	5/18/2013	2.42	Yes	N	U			10.3	2.42	pg/L

SDG: A5451

Analytical Method E1668A

Sample ID	Lab Sample ID	Chemical Name	Anal Date	Result	Mod Res Report	Detect	Lab Qual	Val Qual	Reason	RL	MDL	Units
JW-SCFB-130426	A5451_10924_PC	PCB-038	5/18/2013	2.43	Yes	N	U			10.3	2.43	pg/L
JW-SCFB-130426	A5451_10924_PC	PCB-039	5/18/2013	2.21	Yes	N	U			10.3	2.21	pg/L
JW-SCFB-130426	A5451_10924_PC	PCB-055	5/18/2013	1.45	Yes	N	U			10.3	1.45	pg/L
JW-SCFB-130426	A5451_10924_PC	PCB-041	5/18/2013	1.48	Yes	N	U			10.3	1.48	pg/L
JW-SCFB-130426	A5451_10924_PC	PCB-024	5/18/2013	2.18	Yes	N	U			10.3	2.18	pg/L
JW-SCFB-130426	A5451_10924_PC	PCB-043	5/18/2013	1.54	Yes	N	U			10.3	1.54	pg/L
JW-SCFB-130426	A5451_10924_PC	PCB-044/047/065	5/18/2013	1.22	Yes	N	C U			30.9	1.22	pg/L
JW-SCFB-130426	A5451_10924_PC	PCB-045	5/18/2013	1.59	Yes	N	U			10.3	1.59	pg/L
JW-SCFB-130426	A5451_10924_PC	PCB-046	5/18/2013	1.59	Yes	N	U			10.3	1.59	pg/L
JW-SCFB-130426	A5451_10924_PC	PCB-048	5/18/2013	1.29	Yes	N	U			10.3	1.29	pg/L
JW-SCFB-130426	A5451_10924_PC	PCB-049/069	5/18/2013	1.08	Yes	N	C U			20.6	1.08	pg/L
JW-SCFB-130426	A5451_10924_PC	PCB-050/053	5/18/2013	1.28	Yes	N	C U			20.6	1.28	pg/L
JW-SCFB-130426	A5451_10924_PC	PCB-051	5/18/2013	1.2	Yes	N	U			10.3	1.2	pg/L
JW-SCFB-130426	A5451_10924_PC	PCB-156/157	5/18/2013	1.95	Yes	N	J B C	U	7	20.6	1.43	pg/L
JW-SCFB-130426	A5451_10924_PC	PCB-054	5/18/2013	1.04	Yes	N	U			10.3	1.04	pg/L
JW-SCFB-130426	A5451_10924_PC	PCB-040/071	5/18/2013	1.28	Yes	N	C U			20.6	1.28	pg/L
JW-SCFB-130426	A5451_10924_PC	PCB-014	5/18/2013	2.67	Yes	N	U			10.3	2.67	pg/L
JW-SCFB-130426	A5451_10924_PC	PCB-001	5/18/2013	2.67	Yes	N	U			10.3	2.67	pg/L
JW-SCFB-130426	A5451_10924_PC	PCB-002	5/18/2013	2.95	Yes	N	U			10.3	2.95	pg/L
JW-SCFB-130426	A5451_10924_PC	PCB-003	5/18/2013	2.99	Yes	N	U			10.3	2.99	pg/L
JW-SCFB-130426	A5451_10924_PC	PCB-004	5/18/2013	3.16	Yes	N	U	UJ	5	10.3	3.16	pg/L
JW-SCFB-130426	A5451_10924_PC	PCB-005	5/18/2013	3.21	Yes	N	U			10.3	3.21	pg/L
JW-SCFB-130426	A5451_10924_PC	PCB-006	5/18/2013	3.2	Yes	N	U			10.3	3.2	pg/L
JW-SCFB-130426	A5451_10924_PC	PCB-007	5/18/2013	3.02	Yes	N	U			10.3	3.02	pg/L
JW-SCFB-130426	A5451_10924_PC	PCB-008	5/18/2013	3.12	Yes	N	U			10.3	3.12	pg/L

SDG: A5451

Analytical Method E1668A

Sample ID	Lab Sample ID	Chemical Name	Anal Date	Result	Mod Res Report	Detect	Lab Qual	Val Qual	Reason	RL	MDL	Units
JW-SCFB-130426	A5451_10924_PC	PCB-009	5/18/2013	3.42	Yes	N	U			10.3	3.42	pg/L
JW-SCFB-130426	A5451_10924_PC	PCB-010	5/18/2013	2.03	Yes	N	U			10.3	2.03	pg/L
JW-SCFB-130426	A5451_10924_PC	PCB-026/029	5/18/2013	2.4	Yes	N	C U			20.6	2.4	pg/L
JW-SCFB-130426	A5451_10924_PC	PCB-102	5/18/2013	1.13	Yes	N	U			10.3	1.13	pg/L
JW-SCFB-130426	A5451_10924_PC	PCB-025	5/18/2013	2.39	Yes	N	U			10.3	2.39	pg/L
JW-SCFB-130426	A5451_10924_PC	PCB-127	5/18/2013	1	Yes	N	U			10.3	1	pg/L
JW-SCFB-130426	A5451_10924_PC	PCB-016	5/18/2013	3.64	Yes	N	U			10.3	3.64	pg/L
JW-SCFB-130426	A5451_10924_PC	PCB-017	5/18/2013	2.8	Yes	N	U			10.3	2.8	pg/L
JW-SCFB-130426	A5451_10924_PC	PCB-018/030	5/18/2013	2.41	Yes	N	C U			20.6	2.41	pg/L
JW-SCFB-130426	A5451_10924_PC	PCB-019	5/18/2013	3.21	Yes	N	U			10.3	3.21	pg/L
JW-SCFB-130426	A5451_10924_PC	PCB-020/028	5/18/2013	2.44	Yes	N	C U			20.6	2.44	pg/L
JW-SCFB-130426	A5451_10924_PC	PCB-021/033	5/18/2013	2.34	Yes	N	C U			20.6	2.34	pg/L
JW-SCFB-130426	A5451_10924_PC	PCB-022	5/18/2013	2.53	Yes	N	U			10.3	2.53	pg/L
JW-SCFB-130426	A5451_10924_PC	PCB-023	5/18/2013	2.44	Yes	N	U			10.3	2.44	pg/L
JW-SCFB-130426	A5451_10924_PC	PCB-015	5/18/2013	2.75	Yes	N	U			10.3	2.75	pg/L
JW-SCFB-130426	A5451_10924_PC	PCB-110	5/18/2013	1.31	Yes	N	J B EMP U	7		10.3	0.942	pg/L
JW-SCFB-130426	A5451_10924_PC	PCB-111	5/18/2013	0.905	Yes	N	U			10.3	0.905	pg/L
JW-SCFB-130426	A5451_10924_PC	PCB-093/100	5/18/2013	1.3	Yes	N	C U			20.6	1.3	pg/L
JW-SCFB-130426	A5451_10924_PC	PCB-094	5/18/2013	1.38	Yes	N	U			10.3	1.38	pg/L
JW-SCFB-130426	A5451_10924_PC	PCB-095	5/18/2013	1.29	Yes	N	U			10.3	1.29	pg/L
JW-SCFB-130426	A5451_10924_PC	PCB-096	5/18/2013	1.18	Yes	N	U			10.3	1.18	pg/L
JW-SCFB-130426	A5451_10924_PC	PCB-099	5/18/2013	1.11	Yes	N	U			10.3	1.11	pg/L
JW-SCFB-130426	A5451_10924_PC	PCB-103	5/18/2013	1.19	Yes	N	U			10.3	1.19	pg/L
JW-SCFB-130426	A5451_10924_PC	PCB-104	5/18/2013	1.16	Yes	N	U			10.3	1.16	pg/L
JW-SCFB-130426	A5451_10924_PC	PCB-105	5/18/2013	1.08	Yes	N	U			10.3	1.08	pg/L

SDG: A5451

Analytical Method E1668A

Sample ID	Lab Sample ID	Chemical Name	Anal Date	Result	Mod Res Report	Detect	Lab Qual	Val Qual	Reason	RL	MDL	Units
JW-SCFB-130426	A5451_10924_PC	PCB-106	5/18/2013	1.01	Yes	N	U			10.3	1.01	pg/L
JW-SCFB-130426	A5451_10924_PC	PCB-107/124	5/18/2013	0.983	Yes	N	C U			20.6	0.983	pg/L
JW-SCFB-130426	A5451_10924_PC	PCB-092	5/18/2013	1.33	Yes	N	U			10.3	1.33	pg/L
JW-SCFB-130426	A5451_10924_PC	PCB-153/168	5/18/2013	1.96	Yes	N	J B C	U	7	20.6	1.22	pg/L
JW-SCFB-130426	A5451_10924_PC	PCB-115	5/18/2013	0.991	Yes	N	U			10.3	0.991	pg/L
JW-SCFB-130426	A5451_10924_PC	PCB-112	5/18/2013	1	Yes	N	U			10.3	1	pg/L
JW-SCFB-130426	A5451_10924_PC	PCB-114	5/18/2013	1.01	Yes	N	U			10.3	1.01	pg/L
JW-SCFB-130426	A5451_10924_PC	PCB-117	5/18/2013	0.962	Yes	N	U			10.3	0.962	pg/L
JW-SCFB-130426	A5451_10924_PC	PCB-120	5/18/2013	0.908	Yes	N	U			10.3	0.908	pg/L
JW-SCFB-130426	A5451_10924_PC	PCB-121	5/18/2013	0.934	Yes	N	U			10.3	0.934	pg/L
JW-SCFB-130426	A5451_10924_PC	PCB-122	5/18/2013	1.1	Yes	N	U			10.3	1.1	pg/L
JW-SCFB-130426	A5451_10924_PC	PCB-123	5/18/2013	0.954	Yes	N	U			10.3	0.954	pg/L
JW-SCFB-130426	A5451_10924_PC	PCB-126	5/18/2013	1.49	Yes	N	U			10.3	1.49	pg/L
JW-SCFB-130426	A5451_10924_PC	PCB-056	5/18/2013	1.49	Yes	N	U			10.3	1.49	pg/L
JW-SCFB-130426	A5451_10924_PC	PCB-012/013	5/18/2013	3.07	Yes	N	C U			20.6	3.07	pg/L
JW-SCFB-130426	A5451_10924_PC	PCB-109	5/18/2013	0.889	Yes	N	U			10.3	0.889	pg/L
JW-SCFB-130426	A5451_10924_PC	PCB-064	5/18/2013	0.894	Yes	N	U			10.3	0.894	pg/L
JW-SCFB-130426	A5451_10924_PC	PCB-057	5/18/2013	1.44	Yes	N	U			10.3	1.44	pg/L
JW-SCFB-130426	A5451_10924_PC	PCB-058	5/18/2013	1.39	Yes	N	U			10.3	1.39	pg/L
JW-SCFB-130426	A5451_10924_PC	PCB-118	5/18/2013	1.04	Yes	N	U			10.3	1.04	pg/L
JW-SCFB-130426	A5451_10924_PC	PCB-091	5/18/2013	1.17	Yes	N	U			10.3	1.17	pg/L
JW-SCFB-130426	A5451_10924_PC	PCB-059/062/075	5/18/2013	0.959	Yes	N	C U			30.9	0.959	pg/L
JW-SCFB-130426	A5451_10924_PC	PCB-063	5/18/2013	1.27	Yes	N	U			10.3	1.27	pg/L
JW-SCFB-130426	A5451_10924_PC	PCB-066	5/18/2013	1.47	Yes	N	U			10.3	1.47	pg/L
JW-SCFB-130426	A5451_10924_PC	PCB-067	5/18/2013	1.34	Yes	N	U			10.3	1.34	pg/L

SDG: A5451

Analytical Method E1668A

Sample ID	Lab Sample ID	Chemical Name	Anal Date	Result	Mod Res Report	Detect	Lab Qual	Val Qual	Reason	RL	MDL	Units
JW-SCFB-130426	A5451_10924_PC	PCB-068	5/18/2013	1.29	Yes	N	U			10.3	1.29	pg/L
JW-SCFB-130426	A5451_10924_PC	PCB-072	5/18/2013	1.36	Yes	N	U			10.3	1.36	pg/L
JW-SCFB-130426	A5451_10924_PC	PCB-073	5/18/2013	0.999	Yes	N	U			10.3	0.999	pg/L
JW-SCFB-130426	A5451_10924_PC	PCB-083	5/18/2013	1.53	Yes	N	U			10.3	1.53	pg/L
JW-SCFB-130426	A5451_10924_PC	PCB-085/116	5/18/2013	1.18	Yes	N	C U			20.6	1.18	pg/L
JW-SCFB-130426	A5451_10924_PC	PCB-060	5/18/2013	1.44	Yes	N	U			10.3	1.44	pg/L
JW-SCFB-130426	A5451_10924_PC	PCB-089	5/18/2013	1.42	Yes	N	U			10.3	1.42	pg/L
JW-SCFB-130426	A5451_10924_PC	PCB-077	5/18/2013	1.42	Yes	N	U			10.3	1.42	pg/L
JW-SCFB-130426	A5451_10924_PC	PCB-090/101/113	5/18/2013	1.13	Yes	N	C U			30.9	1.13	pg/L
JW-SCFB-130426	A5451_10924_PC	PCB-088	5/18/2013	1.43	Yes	N	U			10.3	1.43	pg/L
JW-SCFB-130426	A5451_10924_PC	PCB-084	5/18/2013	1.52	Yes	N	U			10.3	1.52	pg/L
JW-SCFB-130426	A5451_10924_PC	PCB-082	5/18/2013	1.55	Yes	N	U			10.3	1.55	pg/L
JW-SCFB-130426	A5451_10924_PC	PCB-081	5/18/2013	1.4	Yes	N	U			10.3	1.4	pg/L
JW-SCFB-130426	A5451_10924_PC	PCB-080	5/18/2013	1.24	Yes	N	U			10.3	1.24	pg/L
JW-SCFB-130426	A5451_10924_PC	PCB-079	5/18/2013	1.25	Yes	N	U			10.3	1.25	pg/L
JW-SCFB-130426	A5451_10924_PC	PCB-078	5/18/2013	1.49	Yes	N	U			10.3	1.49	pg/L
JW-SCRB-130426	A5451_10924_PC	PCB-056	5/18/2013	1.34	Yes	N	U			10.5	1.34	pg/L
JW-SCRB-130426	A5451_10924_PC	PCB-046	5/18/2013	1.11	Yes	N	U			10.5	1.11	pg/L
JW-SCRB-130426	A5451_10924_PC	PCB-057	5/18/2013	1.3	Yes	N	U			10.5	1.3	pg/L
JW-SCRB-130426	A5451_10924_PC	PCB-054	5/18/2013	1.01	Yes	N	U			10.5	1.01	pg/L
JW-SCRB-130426	A5451_10924_PC	PCB-058	5/18/2013	1.26	Yes	N	U			10.5	1.26	pg/L
JW-SCRB-130426	A5451_10924_PC	PCB-052	5/18/2013	2.18	Yes	N	J B EMP U	7		10.5	0.923	pg/L
JW-SCRB-130426	A5451_10924_PC	PCB-055	5/18/2013	1.3	Yes	N	U			10.5	1.3	pg/L
JW-SCRB-130426	A5451_10924_PC	PCB-051	5/18/2013	0.838	Yes	N	U			10.5	0.838	pg/L
JW-SCRB-130426	A5451_10924_PC	PCB-050/053	5/18/2013	0.893	Yes	N	C U			21.1	0.893	pg/L

SDG: A5451

E1668A

Sample ID	Analytical Method	Lab Sample ID	Chemical Name	Anal Date	Result	Mod Res Report	Detect	Lab Qual	Val Qual	Reason	RL	MDL	Units
JW-SCRB-130426		A5451_10924_PC	PCB-048	5/18/2013	0.901	Yes	N	U			10.5	0.901	pg/L
JW-SCRB-130426		A5451_10924_PC	PCB-045	5/18/2013	1.11	Yes	N	U			10.5	1.11	pg/L
JW-SCRB-130426		A5451_10924_PC	PCB-044/047/065	5/18/2013	0.851	Yes	N	C U			31.6	0.851	pg/L
JW-SCRB-130426		A5451_10924_PC	PCB-059/062/075	5/18/2013	0.668	Yes	N	C U			31.6	0.668	pg/L
JW-SCRB-130426		A5451_10924_PC	PCB-080	5/18/2013	1.12	Yes	N	U			10.5	1.12	pg/L
JW-SCRB-130426		A5451_10924_PC	PCB-043	5/18/2013	1.07	Yes	N	U			10.5	1.07	pg/L
JW-SCRB-130426		A5451_10924_PC	PCB-042	5/18/2013	0.964	Yes	N	U			10.5	0.964	pg/L
JW-SCRB-130426		A5451_10924_PC	PCB-049/069	5/18/2013	0.756	Yes	N	C U			21.1	0.756	pg/L
JW-SCRB-130426		A5451_10924_PC	PCB-077	5/18/2013	1.21	Yes	N	U			10.5	1.21	pg/L
JW-SCRB-130426		A5451_10924_PC	PCB-010	5/18/2013	1.59	Yes	N	U			10.5	1.59	pg/L
JW-SCRB-130426		A5451_10924_PC	PCB-041	5/18/2013	1.03	Yes	N	U			10.5	1.03	pg/L
JW-SCRB-130426		A5451_10924_PC	PCB-085/116	5/18/2013	1.02	Yes	N	C U			21.1	1.02	pg/L
JW-SCRB-130426		A5451_10924_PC	PCB-084	5/18/2013	1.32	Yes	N	U			10.5	1.32	pg/L
JW-SCRB-130426		A5451_10924_PC	PCB-083	5/18/2013	1.34	Yes	N	U			10.5	1.34	pg/L
JW-SCRB-130426		A5451_10924_PC	PCB-082	5/18/2013	1.35	Yes	N	U			10.5	1.35	pg/L
JW-SCRB-130426		A5451_10924_PC	PCB-078	5/18/2013	1.34	Yes	N	U			10.5	1.34	pg/L
JW-SCRB-130426		A5451_10924_PC	PCB-079	5/18/2013	1.13	Yes	N	U			10.5	1.13	pg/L
JW-SCRB-130426		A5451_10924_PC	PCB-060	5/18/2013	1.29	Yes	N	U			10.5	1.29	pg/L
JW-SCRB-130426		A5451_10924_PC	PCB-073	5/18/2013	0.696	Yes	N	U			10.5	0.696	pg/L
JW-SCRB-130426		A5451_10924_PC	PCB-072	5/18/2013	1.23	Yes	N	U			10.5	1.23	pg/L
JW-SCRB-130426		A5451_10924_PC	PCB-068	5/18/2013	1.16	Yes	N	U			10.5	1.16	pg/L
JW-SCRB-130426		A5451_10924_PC	PCB-067	5/18/2013	1.21	Yes	N	U			10.5	1.21	pg/L
JW-SCRB-130426		A5451_10924_PC	PCB-066	5/18/2013	1.32	Yes	N	U			10.5	1.32	pg/L
JW-SCRB-130426		A5451_10924_PC	PCB-064	5/18/2013	0.623	Yes	N	U			10.5	0.623	pg/L
JW-SCRB-130426		A5451_10924_PC	PCB-063	5/18/2013	1.14	Yes	N	U			10.5	1.14	pg/L

SDG: A5451

Analytical Method E1668A

Sample ID	Lab Sample ID	Chemical Name	Anal Date	Result	Mod Res Report	Detect	Lab Qual	Val Qual	Reason	RI	MDL	Units
JW-SCRB-130426	A5451_10924_PC	PCB-081	5/18/2013	1.26	Yes	N	U			10.5	1.26	pg/L
JW-SCRB-130426	A5451_10924_PC	PCB-007	5/18/2013	2.32	Yes	N	U			10.5	2.32	pg/L
JW-SCRB-130426	A5451_10924_PC	PCB-012/013	5/18/2013	2.36	Yes	N	C U			21.1	2.36	pg/L
JW-SCRB-130426	A5451_10924_PC	PCB-017	5/18/2013	2.64	Yes	N	U			10.5	2.64	pg/L
JW-SCRB-130426	A5451_10924_PC	PCB-016	5/18/2013	3.42	Yes	N	U			10.5	3.42	pg/L
JW-SCRB-130426	A5451_10924_PC	PCB-015	5/18/2013	2.11	Yes	N	U			10.5	2.11	pg/L
JW-SCRB-130426	A5451_10924_PC	PCB-014	5/18/2013	2.05	Yes	N	U			10.5	2.05	pg/L
JW-SCRB-130426	A5451_10924_PC	PCB-011	5/18/2013	17.8	Yes	N	B	U	7	10.5	2.37	pg/L
JW-SCRB-130426	A5451_10924_PC	PCB-019	5/18/2013	3.02	Yes	N	U			10.5	3.02	pg/L
JW-SCRB-130426	A5451_10924_PC	PCB-008	5/18/2013	2.7	Yes	Y	J			10.5	2.4	pg/L
JW-SCRB-130426	A5451_10924_PC	PCB-020/028	5/18/2013	3.11	Yes	N	J B C	U	7	21.1	1.98	pg/L
JW-SCRB-130426	A5451_10924_PC	PCB-006	5/18/2013	2.46	Yes	N	U			10.5	2.46	pg/L
JW-SCRB-130426	A5451_10924_PC	PCB-005	5/18/2013	2.47	Yes	N	U			10.5	2.47	pg/L
JW-SCRB-130426	A5451_10924_PC	PCB-004	5/18/2013	2.47	Yes	N	U	UJ	5	10.5	2.47	pg/L
JW-SCRB-130426	A5451_10924_PC	PCB-003	5/18/2013	2.33	Yes	N	U			10.5	2.33	pg/L
JW-SCRB-130426	A5451_10924_PC	PCB-002	5/18/2013	2.31	Yes	N	U			10.5	2.31	pg/L
JW-SCRB-130426	A5451_10924_PC	PCB-001	5/18/2013	2.01	Yes	N	U			10.5	2.01	pg/L
JW-SCRB-130426	A5451_10924_PC	PCB-088	5/18/2013	1.25	Yes	N	U			10.5	1.25	pg/L
JW-SCRB-130426	A5451_10924_PC	PCB-009	5/18/2013	2.63	Yes	N	U			10.5	2.63	pg/L
JW-SCRB-130426	A5451_10924_PC	PCB-031	5/18/2013	1.87	Yes	N	U			10.5	1.87	pg/L
JW-SCRB-130426	A5451_10924_PC	PCB-137	5/18/2013	1.01	Yes	N	U			10.5	1.01	pg/L
JW-SCRB-130426	A5451_10924_PC	PCB-039	5/18/2013	1.8	Yes	N	U			10.5	1.8	pg/L
JW-SCRB-130426	A5451_10924_PC	PCB-038	5/18/2013	1.98	Yes	N	U			10.5	1.98	pg/L
JW-SCRB-130426	A5451_10924_PC	PCB-037	5/18/2013	1.97	Yes	N	U			10.5	1.97	pg/L
JW-SCRB-130426	A5451_10924_PC	PCB-036	5/18/2013	1.87	Yes	N	U			10.5	1.87	pg/L

SDG: A5451

Analytical Method E1668A

Sample ID	Lab Sample ID	Chemical Name	Anal Date	Result	Mod Res	Report	Detect	Lab Qual	Val Qual	Reason	RL	MDL	Units
JW-SCRB-130426	A5451_10924_PC	PCB-035	5/18/2013	2.04	Yes	N	U	U			10.5	2.04	pg/L
JW-SCRB-130426	A5451_10924_PC	PCB-018/030	5/18/2013	2.27	Yes	N	C	U			21.1	2.27	pg/L
JW-SCRB-130426	A5451_10924_PC	PCB-032	5/18/2013	1.86	Yes	N	U	U			10.5	1.86	pg/L
JW-SCRB-130426	A5451_10924_PC	PCB-040/071	5/18/2013	0.895	Yes	N	C	U			21.1	0.895	pg/L
JW-SCRB-130426	A5451_10924_PC	PCB-027	5/18/2013	1.98	Yes	N	U	U			10.5	1.98	pg/L
JW-SCRB-130426	A5451_10924_PC	PCB-026/029	5/18/2013	1.95	Yes	N	C	U			21.1	1.95	pg/L
JW-SCRB-130426	A5451_10924_PC	PCB-025	5/18/2013	1.94	Yes	N	U	U			10.5	1.94	pg/L
JW-SCRB-130426	A5451_10924_PC	PCB-024	5/18/2013	2.05	Yes	N	U	U			10.5	2.05	pg/L
JW-SCRB-130426	A5451_10924_PC	PCB-023	5/18/2013	1.98	Yes	N	U	U			10.5	1.98	pg/L
JW-SCRB-130426	A5451_10924_PC	PCB-022	5/18/2013	2.06	Yes	N	U	U			10.5	2.06	pg/L
JW-SCRB-130426	A5451_10924_PC	PCB-021/033	5/18/2013	1.91	Yes	N	C	U			21.1	1.91	pg/L
JW-SCRB-130426	A5451_10924_PC	PCB-034	5/18/2013	1.99	Yes	N	U	U			10.5	1.99	pg/L
JW-SCRB-130426	A5451_10924_PC	PCB-171/173	5/18/2013	0.953	Yes	N	C	U			21.1	0.953	pg/L
JW-SCRB-130426	A5451_10924_PC	PCB-184	5/18/2013	0.884	Yes	N	U	U			10.5	0.884	pg/L
JW-SCRB-130426	A5451_10924_PC	PCB-183	5/18/2013	0.726	Yes	N	U	U			10.5	0.726	pg/L
JW-SCRB-130426	A5451_10924_PC	PCB-182	5/18/2013	0.788	Yes	N	U	U			10.5	0.788	pg/L
JW-SCRB-130426	A5451_10924_PC	PCB-181	5/18/2013	0.844	Yes	N	U	U			10.5	0.844	pg/L
JW-SCRB-130426	A5451_10924_PC	PCB-180/193	5/18/2013	1.73	Yes	N	J	B	C	U	21.1	0.804	pg/L
JW-SCRB-130426	A5451_10924_PC	PCB-179	5/18/2013	0.871	Yes	N	U	U			10.5	0.871	pg/L
JW-SCRB-130426	A5451_10924_PC	PCB-178	5/18/2013	1.16	Yes	N	U	U			10.5	1.16	pg/L
JW-SCRB-130426	A5451_10924_PC	PCB-177	5/18/2013	0.963	Yes	N	U	U			10.5	0.963	pg/L
JW-SCRB-130426	A5451_10924_PC	PCB-176	5/18/2013	0.797	Yes	N	U	U			10.5	0.797	pg/L
JW-SCRB-130426	A5451_10924_PC	PCB-175	5/18/2013	0.845	Yes	N	U	U			10.5	0.845	pg/L
JW-SCRB-130426	A5451_10924_PC	PCB-154	5/18/2013	0.877	Yes	N	U	U			10.5	0.877	pg/L
JW-SCRB-130426	A5451_10924_PC	PCB-172	5/18/2013	0.92	Yes	N	U	U			10.5	0.92	pg/L

SDG: A5451

Analytical Method E1668A

Sample ID	Lab Sample ID	Chemical Name	Anal Date	Result	Mod Res Report	Detect	Lab Qual	Val Qual	Reason	RL	MDL	Units
JW-SCRB-130426	A5451_10924_PC	PCB-187	5/18/2013	0.804	Yes	N	U			10.5	0.804	pg/L
JW-SCRB-130426	A5451_10924_PC	PCB-170	5/18/2013	1.1	Yes	N	U			10.5	1.1	pg/L
JW-SCRB-130426	A5451_10924_PC	PCB-169	5/18/2013	3.93	Yes	N	JB	U	7	10.5	2.3	pg/L
JW-SCRB-130426	A5451_10924_PC	PCB-167	5/18/2013	0.745	Yes	N	U			10.5	0.745	pg/L
JW-SCRB-130426	A5451_10924_PC	PCB-165	5/18/2013	0.836	Yes	N	U			10.5	0.836	pg/L
JW-SCRB-130426	A5451_10924_PC	PCB-164	5/18/2013	0.735	Yes	N	U			10.5	0.735	pg/L
JW-SCRB-130426	A5451_10924_PC	PCB-161	5/18/2013	0.747	Yes	N	U			10.5	0.747	pg/L
JW-SCRB-130426	A5451_10924_PC	PCB-159	5/18/2013	0.814	Yes	N	U			10.5	0.814	pg/L
JW-SCRB-130426	A5451_10924_PC	PCB-158	5/18/2013	0.722	Yes	N	U			10.5	0.722	pg/L
JW-SCRB-130426	A5451_10924_PC	PCB-156/157	5/18/2013	1.72	Yes	N	JBC	U	7	21.1	1.09	pg/L
JW-SCRB-130426	A5451_10924_PC	PCB-155	5/18/2013	0.788	Yes	N	U			10.5	0.788	pg/L
JW-SCRB-130426	A5451_10924_PC	PCB-174	5/18/2013	0.96	Yes	N	U			10.5	0.96	pg/L
JW-SCRB-130426	A5451_10924_PC	PCB-200	5/18/2013	0.798	Yes	N	U			10.5	0.798	pg/L
JW-SCRB-130426	A5451_10924_PC	PCB-089	5/18/2013	1.23	Yes	N	U			10.5	1.23	pg/L
JW-SCRB-130426	A5451_10924_PC	PCB-086/087/108/119/125	5/18/2013	2.98	Yes	N	JBC	U	7	63.2	0.971	pg/L
JW-SCRB-130426	A5451_10924_PC	PCB-061/070/074/076	5/18/2013	1.25	Yes	N	CU			42.1	1.25	pg/L
JW-SCRB-130426	A5451_10924_PC	PCB-209	5/18/2013	0.978	Yes	N	U			10.5	0.978	pg/L
JW-SCRB-130426	A5451_10924_PC	PCB-208	5/18/2013	1.9	Yes	N	U			10.5	1.9	pg/L
JW-SCRB-130426	A5451_10924_PC	PCB-207	5/18/2013	1.86	Yes	N	U			10.5	1.86	pg/L
JW-SCRB-130426	A5451_10924_PC	PCB-206	5/18/2013	2.8	Yes	N	U			10.5	2.8	pg/L
JW-SCRB-130426	A5451_10924_PC	PCB-205	5/18/2013	0.886	Yes	N	U			10.5	0.886	pg/L
JW-SCRB-130426	A5451_10924_PC	PCB-204	5/18/2013	0.837	Yes	N	U			10.5	0.837	pg/L
JW-SCRB-130426	A5451_10924_PC	PCB-203	5/18/2013	1.07	Yes	N	U			10.5	1.07	pg/L
JW-SCRB-130426	A5451_10924_PC	PCB-185	5/18/2013	0.9	Yes	N	U			10.5	0.9	pg/L
JW-SCRB-130426	A5451_10924_PC	PCB-201	5/18/2013	0.785	Yes	N	U			10.5	0.785	pg/L

SDG: A5451

Analytical Method E1668A

Sample ID	Lab Sample ID	Chemical Name	Anal Date	Result	Mod Res Report	Detect	Lab Qual	Val Qual	Reason	RI	MDL	Units
JW-SCRB-130426	A5451_10924_PC	PCB-186	5/18/2013	0.848	Yes	N	U			10.5	0.848	pg/L
JW-SCRB-130426	A5451_10924_PC	PCB-198/199	5/18/2013	1.15	Yes	N	C U			21.1	1.15	pg/L
JW-SCRB-130426	A5451_10924_PC	PCB-197	5/18/2013	0.798	Yes	N	U			10.5	0.798	pg/L
JW-SCRB-130426	A5451_10924_PC	PCB-196	5/18/2013	1.1	Yes	N	U			10.5	1.1	pg/L
JW-SCRB-130426	A5451_10924_PC	PCB-195	5/18/2013	1.25	Yes	N	U			10.5	1.25	pg/L
JW-SCRB-130426	A5451_10924_PC	PCB-194	5/18/2013	1.2	Yes	N	U			10.5	1.2	pg/L
JW-SCRB-130426	A5451_10924_PC	PCB-192	5/18/2013	0.712	Yes	N	U			10.5	0.712	pg/L
JW-SCRB-130426	A5451_10924_PC	PCB-191	5/18/2013	0.678	Yes	N	U			10.5	0.678	pg/L
JW-SCRB-130426	A5451_10924_PC	PCB-190	5/18/2013	0.766	Yes	N	U			10.5	0.766	pg/L
JW-SCRB-130426	A5451_10924_PC	PCB-189	5/18/2013	0.776	Yes	N	U			10.5	0.776	pg/L
JW-SCRB-130426	A5451_10924_PC	PCB-188	5/18/2013	0.927	Yes	N	U			10.5	0.927	pg/L
JW-SCRB-130426	A5451_10924_PC	PCB-160	5/18/2013	0.795	Yes	N	U			10.5	0.795	pg/L
JW-SCRB-130426	A5451_10924_PC	PCB-202	5/18/2013	0.975	Yes	N	U			10.5	0.975	pg/L
JW-SCRB-130426	A5451_10924_PC	PCB-104	5/18/2013	1.01	Yes	N	U			10.5	1.01	pg/L
JW-SCRB-130426	A5451_10924_PC	PCB-120	5/18/2013	0.791	Yes	N	U			10.5	0.791	pg/L
JW-SCRB-130426	A5451_10924_PC	PCB-118	5/18/2013	4.35	Yes	N	J B	U	7	10.5	0.845	pg/L
JW-SCRB-130426	A5451_10924_PC	PCB-117	5/18/2013	0.838	Yes	N	U			10.5	0.838	pg/L
JW-SCRB-130426	A5451_10924_PC	PCB-153/168	5/18/2013	2.79	Yes	N	J B EMP	U	7	21.1	0.876	pg/L
JW-SCRB-130426	A5451_10924_PC	PCB-114	5/18/2013	0.827	Yes	N	U			10.5	0.827	pg/L
JW-SCRB-130426	A5451_10924_PC	PCB-162	5/18/2013	0.81	Yes	N	U			10.5	0.81	pg/L
JW-SCRB-130426	A5451_10924_PC	PCB-111	5/18/2013	0.788	Yes	N	U			10.5	0.788	pg/L
JW-SCRB-130426	A5451_10924_PC	PCB-110	5/18/2013	4.47	Yes	N	J B	U	7	10.5	0.821	pg/L
JW-SCRB-130426	A5451_10924_PC	PCB-109	5/18/2013	0.774	Yes	N	U			10.5	0.774	pg/L
JW-SCRB-130426	A5451_10924_PC	PCB-107/124	5/18/2013	0.856	Yes	N	C U			21.1	0.856	pg/L
JW-SCRB-130426	A5451_10924_PC	PCB-121	5/18/2013	0.813	Yes	N	U			10.5	0.813	pg/L

SDG: A5451

Analytical Method E1668A

Sample ID	Lab Sample ID	Chemical Name	Anal Date	Result	Mod Res Report	Detect	Lab Qual	Val Qual	Reason	RL	MDL	Units
JW-SCRB-130426	A5451_10924_PC	PCB-105	5/18/2013	2.81	Yes	N	J B	U	7	10.5	0.87	pg/L
JW-SCRB-130426	A5451_10924_PC	PCB-115	5/18/2013	0.863	Yes	N	U			10.5	0.863	pg/L
JW-SCRB-130426	A5451_10924_PC	PCB-103	5/18/2013	1.04	Yes	N	U			10.5	1.04	pg/L
JW-SCRB-130426	A5451_10924_PC	PCB-102	5/18/2013	0.984	Yes	N	U			10.5	0.984	pg/L
JW-SCRB-130426	A5451_10924_PC	PCB-099	5/18/2013	1.5	Yes	Y	J EMPC	J	23	10.5	0.97	pg/L
JW-SCRB-130426	A5451_10924_PC	PCB-098	5/18/2013	1.24	Yes	N	U			10.5	1.24	pg/L
JW-SCRB-130426	A5451_10924_PC	PCB-096	5/18/2013	1.03	Yes	N	U			10.5	1.03	pg/L
JW-SCRB-130426	A5451_10924_PC	PCB-095	5/18/2013	2.57	Yes	Y	J EMPC	J	23	10.5	1.12	pg/L
JW-SCRB-130426	A5451_10924_PC	PCB-094	5/18/2013	1.2	Yes	N	U			10.5	1.2	pg/L
JW-SCRB-130426	A5451_10924_PC	PCB-093/100	5/18/2013	1.13	Yes	N	C U			21.1	1.13	pg/L
JW-SCRB-130426	A5451_10924_PC	PCB-092	5/18/2013	1.16	Yes	N	U			10.5	1.16	pg/L
JW-SCRB-130426	A5451_10924_PC	PCB-091	5/18/2013	1.02	Yes	N	U			10.5	1.02	pg/L
JW-SCRB-130426	A5451_10924_PC	PCB-090/101/113	5/18/2013	3.31	Yes	N	J B C	U	7	31.6	0.983	pg/L
JW-SCRB-130426	A5451_10924_PC	PCB-106	5/18/2013	0.88	Yes	N	U			10.5	0.88	pg/L
JW-SCRB-130426	A5451_10924_PC	PCB-145	5/18/2013	0.782	Yes	N	U			10.5	0.782	pg/L
JW-SCRB-130426	A5451_10924_PC	PCB-152	5/18/2013	0.754	Yes	N	U			10.5	0.754	pg/L
JW-SCRB-130426	A5451_10924_PC	PCB-150	5/18/2013	0.741	Yes	N	U			10.5	0.741	pg/L
JW-SCRB-130426	A5451_10924_PC	PCB-148	5/18/2013	0.975	Yes	N	U			10.5	0.975	pg/L
JW-SCRB-130426	A5451_10924_PC	PCB-147/149	5/18/2013	2.17	Yes	N	J B EMP	U	7	21.1	0.98	pg/L
JW-SCRB-130426	A5451_10924_PC	PCB-112	5/18/2013	0.875	Yes	N	U			10.5	0.875	pg/L
JW-SCRB-130426	A5451_10924_PC	PCB-146	5/18/2013	0.952	Yes	N	U			10.5	0.952	pg/L
JW-SCRB-130426	A5451_10924_PC	PCB-122	5/18/2013	0.905	Yes	N	U			10.5	0.905	pg/L
JW-SCRB-130426	A5451_10924_PC	PCB-144	5/18/2013	0.985	Yes	N	U			10.5	0.985	pg/L
JW-SCRB-130426	A5451_10924_PC	PCB-143	5/18/2013	1.03	Yes	N	U			10.5	1.03	pg/L
JW-SCRB-130426	A5451_10924_PC	PCB-142	5/18/2013	1.14	Yes	N	U			10.5	1.14	pg/L

SDG: A5451

Analytical Method E1668A

Sample ID	Lab Sample ID	Chemical Name	Anal Date	Result	Mod Res Report	Detect	Lab Qual	Val Qual	Reason	RL	MDL	Units
JW-SCRB-130426	A5451_10924_PC	PCB-141	5/18/2013	1.02	Yes	N	U			10.5	1.02	pg/L
JW-SCRB-130426	A5451_10924_PC	PCB-139/140	5/18/2013	0.962	Yes	N	C U			21.1	0.962	pg/L
JW-SCRB-130426	A5451_10924_PC	PCB-126	5/18/2013	1.14	Yes	N	U			10.5	1.14	pg/L
JW-SCRB-130426	A5451_10924_PC	PCB-123	5/18/2013	0.831	Yes	N	U			10.5	0.831	pg/L
JW-SCRB-130426	A5451_10924_PC	PCB-135/151	5/18/2013	1.01	Yes	N	C U			21.1	1.01	pg/L
JW-SCRB-130426	A5451_10924_PC	PCB-127	5/18/2013	0.809	Yes	N	U			10.5	0.809	pg/L
JW-SCRB-130426	A5451_10924_PC	PCB-128/166	5/18/2013	0.969	Yes	N	C U			21.1	0.969	pg/L
JW-SCRB-130426	A5451_10924_PC	PCB-129/138/163	5/18/2013	5.24	Yes	N	J B C	U	7	31.6	0.947	pg/L
JW-SCRB-130426	A5451_10924_PC	PCB-131	5/18/2013	1.11	Yes	N	U			10.5	1.11	pg/L
JW-SCRB-130426	A5451_10924_PC	PCB-132	5/18/2013	2.31	Yes	Y	J			10.5	1.08	pg/L
JW-SCRB-130426	A5451_10924_PC	PCB-133	5/18/2013	1.03	Yes	N	U			10.5	1.03	pg/L
JW-SCRB-130426	A5451_10924_PC	PCB-134	5/18/2013	1.21	Yes	N	U			10.5	1.21	pg/L
JW-SCRB-130426	A5451_10924_PC	PCB-136	5/18/2013	0.799	Yes	N	U			10.5	0.799	pg/L
JW-SCRB-130426	A5451_10924_PC	PCB-130	5/18/2013	1.14	Yes	N	U			10.5	1.14	pg/L

SDG: A5461

Analytical Method E1613B

Sample ID	Lab Sample ID	Chemical Name	Anal Date	Result	Mod Res	Report	Detect	Lab Qual	Val Qual	Reason	RL	MDL	Units
JW-SS-101-130429	A5461_10905_DF	1,2,3,4,7,8-Hexachlorodibenzofuran (HxCDF)	5/12/2013	0.673		Yes	Y	J			2.3764	0.178	pg/g
JW-SS-101-130429	A5461_10905_DF	2,3,7,8-Tetrachlorodibenzofuran (TCDF)	5/12/2013	1.19		Yes	Y				0.4753	0.1369	pg/g
JW-SS-101-130429	A5461_10905_DF	1,2,3,4,7,8,9-Heptachlorodibenzofuran (HpCDF)	5/12/2013	0.677		Yes	Y	J			2.3764	0.2026	pg/g
JW-SS-101-130429	A5461_10905_DF	Total Hexachlorodibenzofuran (HxCDF)	5/12/2013	15.4		Yes	Y	EMPC	J	23	2.3764	0.1853	pg/g
JW-SS-101-130429	A5461_10905_DF	2,3,4,7,8-Pentachlorodibenzofuran (PeCDF)	5/12/2013	0.866		Yes	Y	J			2.3764	0.1641	pg/g
JW-SS-101-130429	A5461_10905_DF	1,2,3,7,8-Pentachlorodibenzofuran (PeCDF)	5/12/2013	0.405		Yes	Y	J			2.3764	0.1638	pg/g
JW-SS-101-130429	A5461_10905_DF	1,2,3,6,7,8-Hexachlorodibenzofuran (HxCDF)	5/12/2013	0.479		Yes	Y	EMPC	J	23	2.3764	0.1707	pg/g
JW-SS-101-130429	A5461_10905_DF	1,2,3,6,7,8-Hexachlorodibenzo-p-dioxin (HxCDD)	5/12/2013	5.91		Yes	Y				2.3764	0.2308	pg/g
JW-SS-101-130429	A5461_10905_DF	1,2,3,7,8,9-Hexachlorodibenzofuran (HxCDF)	5/12/2013	0.213		Yes	N	U			2.3764	0.213	pg/g
JW-SS-101-130429	A5461_10905_DF	1,2,3,4,6,7,8-Heptachlorodibenzofuran (HpCDF)	5/12/2013	11.6		Yes	Y				2.3764	0.2073	pg/g
JW-SS-101-130429	A5461_10905_DF	Total Tetrachlorodibenzo-p-dioxin (TCDD)	5/12/2013	22.2		Yes	Y	EMPC	J	23	0.4753	0.1756	pg/g
JW-SS-101-130429	A5461_10905_DF	1,2,3,4,6,7,8,9-Octachlorodibenzofuran (OCDF)	5/12/2013	24.5		Yes	Y				4.7529	0.2889	pg/g
JW-SS-101-130429	A5461_10905_DF	2,3,4,6,7,8-Hexachlorodibenzofuran (HxCDF)	5/12/2013	0.816		Yes	Y	J			2.3764	0.1832	pg/g
JW-SS-101-130429	A5461_10905_DF	Total Hexachlorodibenzo-p-dioxin (HxCDD)	5/12/2013	55.3		Yes	Y	EMPC	J	23	2.3764	0.23	pg/g
JW-SS-101-130429	A5461_10905_DF	2,3,7,8-Tetrachlorodibenzo-p-dioxin (TCDD)	5/12/2013	0.1756		Yes	N	U			0.4753	0.1756	pg/g
JW-SS-101-130429	A5461_10905_DF	1,2,3,7,8-Pentachlorodibenzo-p-dioxin (PeCDD)	5/12/2013	0.749		Yes	Y	J			2.3764	0.2273	pg/g
JW-SS-101-130429	A5461_10905_DF	Total Tetrachlorodibenzofuran (TCDF)	5/12/2013	13.8		Yes	Y	EMPC	J	23	0.4753	0.1369	pg/g
JW-SS-101-130429	A5461_10905_DF	1,2,3,4,6,7,8,9-Octachlorodibenzo-p-dioxin (OCDD)	5/12/2013	513		Yes	Y				4.7529	0.2957	pg/g
JW-SS-101-130429	A5461_10905_DF	1,2,3,7,8,9-Hexachlorodibenzo-p-dioxin (HxCDD)	5/12/2013	2.96		Yes	Y				2.3764	0.23	pg/g

SDG: A5461

E1613B

Analytical Method	Lab Sample ID	Chemical Name	Anal Date	Result	Mod Res	Report	Detect	Lab Qual	Val Qual	Reason	RL	MDL	Units
JW-SS-101-130429	A5461_10905_DF	1,2,3,4,6,7,8-Heptachlorodibenzo-p-dioxin (HpCDD)	5/12/2013	71.4		Yes	Y				2.3764	0.1899	pg/g
JW-SS-101-130429	A5461_10905_DF	Total Pentachlorodibenzo-p-dioxin (PeCDD)	5/12/2013	18.7		Yes	Y				2.3764	0.2273	pg/g
JW-SS-101-130429	A5461_10905_DF	Total Heptachlorodibenzo-p-dioxin (HpCDD)	5/12/2013	165		Yes	Y				2.3764	0.1899	pg/g
JW-SS-101-130429	A5461_10905_DF	Total Heptachlorodibenzo-furan (HpCDF)	5/12/2013	32.4		Yes	Y	EMPC	J	23	2.3764	0.2051	pg/g
JW-SS-101-130429	A5461_10905_DF	1,2,3,4,7,8-Hexachlorodibenzo-p-dioxin (HxCDD)	5/12/2013	1.26		Yes	Y	J			2.3764	0.23	pg/g
JW-SS-101-130429	A5461_10905_DF	Total Pentachlorodibenzo-furan (PeCDF)	5/12/2013	9.59		Yes	Y	EMPC	J	23	2.3764	0.1639	pg/g
JW-SS-102-130429	A5461_10905_DF	1,2,3,6,7,8-Hexachlorodibenzo-furan (HxCDF)	5/12/2013	0.572		Yes	Y	J			2.4777	0.1023	pg/g
JW-SS-102-130429	A5461_10905_DF	Total Hexachlorodibenzo-furan (HxCDF)	5/12/2013	13.8		Yes	Y	EMPC	J	23	2.4777	0.1044	pg/g
JW-SS-102-130429	A5461_10905_DF	2,3,4,7,8-Pentachlorodibenzo-furan (PeCDF)	5/12/2013	0.959		Yes	Y	J			2.4777	0.1049	pg/g
JW-SS-102-130429	A5461_10905_DF	1,2,3,7,8-Pentachlorodibenzo-furan (PeCDF)	5/12/2013	0.392		Yes	Y	J			2.4777	0.1109	pg/g
JW-SS-102-130429	A5461_10905_DF	1,2,3,4,7,8,9-Heptachlorodibenzo-furan (HpCDF)	5/12/2013	0.6		Yes	Y	J			2.4777	0.12	pg/g
JW-SS-102-130429	A5461_10905_DF	1,2,3,6,7,8-Hexachlorodibenzo-p-dioxin (HxCDD)	5/12/2013	4.07		Yes	Y				2.4777	0.1779	pg/g
JW-SS-102-130429	A5461_10905_DF	2,3,4,6,7,8-Hexachlorodibenzo-furan (HxCDF)	5/12/2013	0.861		Yes	Y	J			2.4777	0.1029	pg/g
JW-SS-102-130429	A5461_10905_DF	2,3,7,8-Tetrachlorodibenzo-furan (TCDF)	5/12/2013	1.26		Yes	Y				0.4955	0.0933	pg/g
JW-SS-102-130429	A5461_10905_DF	1,2,3,4,7,8-Hexachlorodibenzo-furan (HxCDF)	5/12/2013	0.627		Yes	Y	EMPC	J	23	2.4777	0.1022	pg/g
JW-SS-102-130429	A5461_10905_DF	1,2,3,4,7,8-Hexachlorodibenzo-p-dioxin (HxCDD)	5/12/2013	1.07		Yes	Y	J			2.4777	0.1534	pg/g
JW-SS-102-130429	A5461_10905_DF	1,2,3,4,6,7,8-Heptachlorodibenzo-furan (HpCDF)	5/12/2013	9.91		Yes	Y				2.4777	0.1262	pg/g
JW-SS-102-130429	A5461_10905_DF	1,2,3,7,8,9-Hexachlorodibenzo-furan (HxCDF)	5/12/2013	0.1115		Yes	N	U			2.4777	0.1115	pg/g
JW-SS-102-130429	A5461_10905_DF	Total Hexachlorodibenzo-p-dioxin (HxCDD)	5/12/2013	42.6		Yes	Y				2.4777	0.1654	pg/g

SDG: A5461

Analytical Method E1613B

Sample ID	Lab Sample ID	Chemical Name	Anal Date	Result	Mod Res	Report	Detect	Lab Qual	Val Qual	Reason	RL	MDL	Units
JW-SS-102-130429	A5461_10905_DF	2,3,7,8-Tetrachlorodibenzo-p-dioxin (TCDD)	5/12/2013	0.276		Yes	Y	J			0.4955	0.1151	pg/g
JW-SS-102-130429	A5461_10905_DF	1,2,3,7,8,9-Hexachlorodibenzo-p-dioxin (HxCDD)	5/12/2013	2.4		Yes	Y	J			2.4777	0.1655	pg/g
JW-SS-102-130429	A5461_10905_DF	Total Tetrachlorodibenzofuran (TCDF)	5/12/2013	14.2		Yes	Y	EMPC	J	23	0.4955	0.0933	pg/g
JW-SS-102-130429	A5461_10905_DF	Total Tetrachlorodibenzo-p-dioxin (TCDD)	5/12/2013	21.5		Yes	Y	EMPC	J	23	0.4955	0.1151	pg/g
JW-SS-102-130429	A5461_10905_DF	1,2,3,7,8-Pentachlorodibenzo-p-dioxin (PeCDD)	5/12/2013	0.629		Yes	Y	EMPC	J	23	2.4777	0.1807	pg/g
JW-SS-102-130429	A5461_10905_DF	1,2,3,4,6,7,8,9-Octachlorodibenzo-p-dioxin (OCDD)	5/12/2013	554		Yes	Y				4.9554	0.2036	pg/g
JW-SS-102-130429	A5461_10905_DF	1,2,3,4,6,7,8-Heptachlorodibenzo-p-dioxin (HpCDD)	5/12/2013	59.6		Yes	Y				2.4777	0.1923	pg/g
JW-SS-102-130429	A5461_10905_DF	Total Pentachlorodibenzo-p-dioxin (PeCDD)	5/12/2013	13.9		Yes	Y	EMPC	J	23	2.4777	0.1807	pg/g
JW-SS-102-130429	A5461_10905_DF	Total Heptachlorodibenzo-p-dioxin (HpCDD)	5/12/2013	147		Yes	Y				2.4777	0.1923	pg/g
JW-SS-102-130429	A5461_10905_DF	Total Heptachlorodibenzofuran (HpCDF)	5/12/2013	27.6		Yes	Y				2.4777	0.1232	pg/g
JW-SS-102-130429	A5461_10905_DF	1,2,3,4,6,7,8,9-Octachlorodibenzofuran (OCDF)	5/12/2013	23.6		Yes	Y				4.9554	0.1635	pg/g
JW-SS-102-130429	A5461_10905_DF	Total Pentachlorodibenzofuran (PeCDF)	5/12/2013	10.7		Yes	Y	EMPC	J	23	2.4777	0.108	pg/g
JW-SS-103-130429	A5461_10905_DF	1,2,3,4,6,7,8-Heptachlorodibenzofuran (HpCDF)	5/12/2013	8.47		Yes	Y				2.3901	0.1724	pg/g
JW-SS-103-130429	A5461_10905_DF	1,2,3,7,8-Pentachlorodibenzofuran (PeCDF)	5/12/2013	0.472		Yes	Y	EMPC	J	23	2.3901	0.1839	pg/g
JW-SS-103-130429	A5461_10905_DF	2,3,4,7,8-Pentachlorodibenzofuran (PeCDF)	5/12/2013	1.03		Yes	Y	EMPC	J	23	2.3901	0.1638	pg/g
JW-SS-103-130429	A5461_10905_DF	1,2,3,4,6,7,8-Heptachlorodibenzo-p-dioxin (HpCDD)	5/12/2013	47.2		Yes	Y				2.3901	0.2213	pg/g
JW-SS-103-130429	A5461_10905_DF	Total Hexachlorodibenzofuran (HxCDF)	5/12/2013	14.2		Yes	Y	EMPC	J	23	2.3901	0.1355	pg/g
JW-SS-103-130429	A5461_10905_DF	1,2,3,4,7,8-Heptachlorodibenzofuran (HpCDF)	5/12/2013	0.442		Yes	Y	J			2.3901	0.181	pg/g
JW-SS-103-130429	A5461_10905_DF	2,3,4,6,7,8-Hexachlorodibenzofuran (HxCDF)	5/12/2013	0.752		Yes	Y	EMPC	J	23	2.3901	0.1288	pg/g

SDG: A5461

Analytical Method E1613B

Sample ID	Lab Sample ID	Chemical Name	Anal Date	Result	Mod Res	Report	Detect	Lab Qual	Val Qual	Reason	RL	MDL	Units
JW-SS-103-130429	A5461_10905_DF	1,2,3,6,7,8-Hexachlorodibenzofuran (HxCDF)	5/12/2013	0.434		Yes	Y	EMPC	J	23	2.3901	0.1361	pg/g
JW-SS-103-130429	A5461_10905_DF	1,2,3,4,7,8-Hexachlorodibenzofuran (HxCDF)	5/12/2013	0.499		Yes	Y	EMPC	J	23	2.3901	0.1304	pg/g
JW-SS-103-130429	A5461_10905_DF	Total Pentachlorodibenzo-p-dioxin (PeCDD)	5/12/2013	18.1		Yes	Y	EMPC	J	23	2.3901	0.2384	pg/g
JW-SS-103-130429	A5461_10905_DF	2,3,7,8-Tetrachlorodibenzofuran (TCDF)	5/12/2013	2.37		Yes	Y				0.478	0.1689	pg/g
JW-SS-103-130429	A5461_10905_DF	1,2,3,7,8,9-Hexachlorodibenzofuran (HxCDF)	5/12/2013	0.1483		Yes	N	U			2.3901	0.1483	pg/g
JW-SS-103-130429	A5461_10905_DF	2,3,7,8-Tetrachlorodibenzo-p-dioxin (TCDD)	5/12/2013	0.328		Yes	Y	J			0.478	0.1614	pg/g
JW-SS-103-130429	A5461_10905_DF	Total Tetrachlorodibenzo-p-dioxin (TCDD)	5/12/2013	23.3		Yes	Y	EMPC	J	23	0.478	0.1614	pg/g
JW-SS-103-130429	A5461_10905_DF	Total Heptachlorodibenzofuran (HpCDF)	5/12/2013	24.3		Yes	Y				2.3901	0.1765	pg/g
JW-SS-103-130429	A5461_10905_DF	Total Pentachlorodibenzofuran (PeCDF)	5/12/2013	12.8		Yes	Y	EMPC	J	23	2.3901	0.1736	pg/g
JW-SS-103-130429	A5461_10905_DF	1,2,3,7,8,9-Hexachlorodibenzo-p-dioxin (HxCDD)	5/12/2013	1.87		Yes	Y	J			2.3901	0.2138	pg/g
JW-SS-103-130429	A5461_10905_DF	Total Tetrachlorodibenzofuran (TCDF)	5/12/2013	24.2		Yes	Y	EMPC	J	23	0.478	0.1689	pg/g
JW-SS-103-130429	A5461_10905_DF	Total Hexachlorodibenzo-p-dioxin (HxCDD)	5/12/2013	41.9		Yes	Y				2.3901	0.2205	pg/g
JW-SS-103-130429	A5461_10905_DF	Total Heptachlorodibenzo-p-dioxin (HpCDD)	5/12/2013	118		Yes	Y				2.3901	0.2213	pg/g
JW-SS-103-130429	A5461_10905_DF	1,2,3,6,7,8-Hexachlorodibenzo-p-dioxin (HxCDD)	5/12/2013	3.82		Yes	Y				2.3901	0.216	pg/g
JW-SS-103-130429	A5461_10905_DF	1,2,3,4,6,7,8,9-Octachlorodibenzofuran (OCDF)	5/12/2013	17.4		Yes	Y				4.7801	0.2653	pg/g
JW-SS-103-130429	A5461_10905_DF	1,2,3,4,7,8-Hexachlorodibenzo-p-dioxin (HxCDD)	5/12/2013	0.866		Yes	Y	J			2.3901	0.2329	pg/g
JW-SS-103-130429	A5461_10905_DF	1,2,3,7,8-Pentachlorodibenzo-p-dioxin (PeCDD)	5/12/2013	0.751		Yes	Y	J			2.3901	0.2384	pg/g
JW-SS-103-130429	A5461_10905_DF	1,2,3,4,6,7,8,9-Octachlorodibenzo-p-dioxin (OCDD)	5/12/2013	340		Yes	Y				4.7801	0.3169	pg/g
JW-SS-104-130429	A5461_10905_DF	Total Hexachlorodibenzo-p-dioxin (HxCDD)	5/12/2013	55.8		Yes	Y	EMPC	J	23	2.4704	0.2246	pg/g

SDG: A5461

Analytical Method E1613B

Sample ID	Lab Sample ID	Chemical Name	Anal Date	Result	Mod Res Report	Detect	Lab Qual	Val Qual	Reason	RL	MDL	Units
JW-SS-104-130429	A5461_10905_DF	Total Heptachlorodibenzo-p-dioxin (HpCDD)	5/12/2013	144	Yes	Y				2.4704	0.1522	pg/g
JW-SS-104-130429	A5461_10905_DF	Total Pentachlorodibenzo-p-dioxin (PeCDD)	5/12/2013	17.1	Yes	Y	EMPC	J	23	2.4704	0.1793	pg/g
JW-SS-104-130429	A5461_10905_DF	1,2,3,4,6,7,8-Heptachlorodibenzo-p-dioxin (HpCDD)	5/12/2013	63.5	Yes	Y				2.4704	0.1522	pg/g
JW-SS-104-130429	A5461_10905_DF	1,2,3,4,6,7,8,9-Octachlorodibenzo-p-dioxin (OCDD)	5/12/2013	402	Yes	Y				4.9407	0.1902	pg/g
JW-SS-104-130429	A5461_10905_DF	Total Pentachlorodibenzofuran (PeCDF)	5/12/2013	11	Yes	Y	EMPC	J	23	2.4704	0.1064	pg/g
JW-SS-104-130429	A5461_10905_DF	Total Tetrachlorodibenzofuran (TCDF)	5/12/2013	21.1	Yes	Y	EMPC	J	23	0.4941	0.1239	pg/g
JW-SS-104-130429	A5461_10905_DF	Total Heptachlorodibenzofuran (HpCDF)	5/12/2013	29.3	Yes	Y				2.4704	0.1327	pg/g
JW-SS-104-130429	A5461_10905_DF	2,3,7,8-Tetrachlorodibenzo-p-dioxin (TCDD)	5/12/2013	0.189	Yes	Y	J			0.4941	0.1087	pg/g
JW-SS-104-130429	A5461_10905_DF	1,2,3,4,7,8,9-Heptachlorodibenzofuran (HpCDF)	5/12/2013	0.51	Yes	Y	J			2.4704	0.1416	pg/g
JW-SS-104-130429	A5461_10905_DF	1,2,3,7,8,9-Hexachlorodibenzo-p-dioxin (HxCDD)	5/12/2013	2.58	Yes	Y				2.4704	0.2287	pg/g
JW-SS-104-130429	A5461_10905_DF	1,2,3,4,6,7,8,9-Octachlorodibenzofuran (OCDF)	5/12/2013	19.6	Yes	Y				4.9407	0.2083	pg/g
JW-SS-104-130429	A5461_10905_DF	1,2,3,4,7,8-Hexachlorodibenzo-p-dioxin (HxCDD)	5/12/2013	1.06	Yes	Y	J			2.4704	0.2127	pg/g
JW-SS-104-130429	A5461_10905_DF	1,2,3,7,8-Pentachlorodibenzo-p-dioxin (PeCDD)	5/12/2013	0.621	Yes	Y	J			2.4704	0.1793	pg/g
JW-SS-104-130429	A5461_10905_DF	2,3,7,8-Tetrachlorodibenzofuran (TCDF)	5/12/2013	1.72	Yes	Y				0.4941	0.1239	pg/g
JW-SS-104-130429	A5461_10905_DF	Total Hexachlorodibenzofuran (HxCDF)	5/12/2013	15.3	Yes	Y	EMPC	J	23	2.4704	0.1238	pg/g
JW-SS-104-130429	A5461_10905_DF	2,3,4,7,8-Pentachlorodibenzofuran (PeCDF)	5/12/2013	0.957	Yes	Y	EMPC	J	23	2.4704	0.1037	pg/g
JW-SS-104-130429	A5461_10905_DF	1,2,3,7,8-Pentachlorodibenzofuran (PeCDF)	5/12/2013	0.512	Yes	Y	J			2.4704	0.109	pg/g
JW-SS-104-130429	A5461_10905_DF	1,2,3,6,7,8-Hexachlorodibenzofuran (HxCDF)	5/12/2013	0.529	Yes	Y	J			2.4704	0.1165	pg/g
JW-SS-104-130429	A5461_10905_DF	1,2,3,6,7,8-Hexachlorodibenzo-p-dioxin (HxCDD)	5/12/2013	5.87	Yes	Y				2.4704	0.2332	pg/g

SDG: A5461

Analytical Method E1613B

Sample ID	Lab Sample ID	Chemical Name	Anal Date	Result	Mod Res	Report	Detect	Lab Qual	Val Qual	Reason	RL	MDL	Units
JW-SS-104-130429	A5461_10905_DF	2,3,4,6,7,8-Hexachlorodibenzofuran (HxCDF)	5/12/2013	0.847	Yes	Y	J				2.4704	0.116	pg/g
JW-SS-104-130429	A5461_10905_DF	1,2,3,4,6,7,8-Heptachlorodibenzofuran (HpCDF)	5/12/2013	10.5	Yes	Y					2.4704	0.1245	pg/g
JW-SS-104-130429	A5461_10905_DF	1,2,3,4,7,8-Hexachlorodibenzofuran (HxCDF)	5/12/2013	0.681	Yes	Y	J				2.4704	0.1168	pg/g
JW-SS-104-130429	A5461_10905_DF	1,2,3,7,8,9-Hexachlorodibenzofuran (HxCDF)	5/12/2013	0.1504	Yes	N	U				2.4704	0.1504	pg/g
JW-SS-104-130429	A5461_10905_DF	Total Tetrachlorodibenzo-p-dioxin (TCDD)	5/12/2013	21.3	Yes	Y	EMPC	J	23		0.4941	0.1087	pg/g
JW-SS-105-130429	A5461_10905_DF	Total Pentachlorodibenzofuran (PeCDF)	5/12/2013	9.59	Yes	Y	EMPC	J	23		2.3518	0.1205	pg/g
JW-SS-105-130429	A5461_10905_DF	1,2,3,7,8-Pentachlorodibenzo-p-dioxin (PeCDD)	5/12/2013	0.521	Yes	Y	EMPC	J	23		2.3518	0.1273	pg/g
JW-SS-105-130429	A5461_10905_DF	1,2,3,6,7,8-Hexachlorodibenzo-p-dioxin (HxCDD)	5/12/2013	4.33	Yes	Y					2.3518	0.1807	pg/g
JW-SS-105-130429	A5461_10905_DF	1,2,3,7,8,9-Hexachlorodibenzofuran (HxCDF)	5/12/2013	0.0997	Yes	N	U				2.3518	0.0997	pg/g
JW-SS-105-130429	A5461_10905_DF	1,2,3,4,7,8-Hexachlorodibenzofuran (HxCDF)	5/12/2013	0.424	Yes	Y	EMPC	J	23		2.3518	0.0851	pg/g
JW-SS-105-130429	A5461_10905_DF	2,3,4,6,7,8-Hexachlorodibenzofuran (HxCDF)	5/12/2013	0.681	Yes	Y	J				2.3518	0.086	pg/g
JW-SS-105-130429	A5461_10905_DF	1,2,3,6,7,8-Hexachlorodibenzofuran (HxCDF)	5/12/2013	0.379	Yes	Y	EMPC	J	23		2.3518	0.0838	pg/g
JW-SS-105-130429	A5461_10905_DF	1,2,3,7,8-Pentachlorodibenzofuran (PeCDF)	5/12/2013	0.436	Yes	Y	J				2.3518	0.1157	pg/g
JW-SS-105-130429	A5461_10905_DF	2,3,4,7,8-Pentachlorodibenzofuran (PeCDF)	5/12/2013	0.735	Yes	Y	J				2.3518	0.1254	pg/g
JW-SS-105-130429	A5461_10905_DF	Total Hexachlorodibenzofuran (HxCDF)	5/12/2013	11.3	Yes	Y	EMPC	J	23		2.3518	0.0882	pg/g
JW-SS-105-130429	A5461_10905_DF	1,2,3,4,7,8,9-Heptachlorodibenzofuran (HpCDF)	5/12/2013	0.474	Yes	Y	J				2.3518	0.1243	pg/g
JW-SS-105-130429	A5461_10905_DF	1,2,3,7,8,9-Hexachlorodibenzo-p-dioxin (HxCDD)	5/12/2013	2.43	Yes	Y					2.3518	0.1858	pg/g
JW-SS-105-130429	A5461_10905_DF	Total Tetrachlorodibenzo-p-dioxin (TCDD)	5/12/2013	33.3	Yes	Y	EMPC	J	23		0.4704	0.135	pg/g

SDG: A5461

Analytical Method E1613B

Sample ID	Lab Sample ID	Chemical Name	Anal Date	Result	Mod Res Report	Detect	Lab Qual	Val Qual	Reason	RL	MDL	Units
JW-SS-105-130429	A5461_10905_DF	2,3,7,8-Tetrachlorodibenzo-p-dioxin (TCDD)	5/12/2013	0.183	Yes	Y	J			0.4704	0.135	pg/g
JW-SS-105-130429	A5461_10905_DF	1,2,3,4,7,8-Hexachlorodibenzo-p-dioxin (HxCDD)	5/12/2013	0.865	Yes	Y	EMPC	J	23	2.3518	0.1805	pg/g
JW-SS-105-130429	A5461_10905_DF	1,2,3,4,6,7,8,9-Octachlorodibenzofuran (OCDF)	5/12/2013	15.8	Yes	Y				4.7037	0.1773	pg/g
JW-SS-105-130429	A5461_10905_DF	Total Heptachlorodibenzofuran (HpCDF)	5/12/2013	22	Yes	Y				2.3518	0.1212	pg/g
JW-SS-105-130429	A5461_10905_DF	Total Heptachlorodibenzo-p-dioxin (HpCDD)	5/12/2013	116	Yes	Y				2.3518	0.158	pg/g
JW-SS-105-130429	A5461_10905_DF	Total Pentachlorodibenzo-p-dioxin (PeCDD)	5/12/2013	26.3	Yes	Y	EMPC	J	23	2.3518	0.1273	pg/g
JW-SS-105-130429	A5461_10905_DF	1,2,3,4,6,7,8-Heptachlorodibenzo-p-dioxin (HpCDD)	5/12/2013	49.3	Yes	Y				2.3518	0.158	pg/g
JW-SS-105-130429	A5461_10905_DF	Total Hexachlorodibenzo-p-dioxin (HxCDD)	5/12/2013	52.9	Yes	Y	EMPC	J	23	2.3518	0.1822	pg/g
JW-SS-105-130429	A5461_10905_DF	1,2,3,4,6,7,8,9-Octachlorodibenzo-p-dioxin (OCDD)	5/12/2013	324	Yes	Y				4.7037	0.2184	pg/g
JW-SS-105-130429	A5461_10905_DF	Total Tetrachlorodibenzofuran (TCDF)	5/12/2013	17	Yes	Y	EMPC	J	23	0.4704	0.1081	pg/g
JW-SS-105-130429	A5461_10905_DF	2,3,7,8-Tetrachlorodibenzofuran (TCDF)	5/12/2013	1.24	Yes	Y	EMPC	J	23	0.4704	0.1081	pg/g
JW-SS-105-130429	A5461_10905_DF	1,2,3,4,6,7,8-Heptachlorodibenzofuran (HpCDF)	5/12/2013	7.87	Yes	Y				2.3518	0.1183	pg/g
JW-SS-108-130429	A5461_10905_DF	1,2,3,4,6,7,8,9-Octachlorodibenzofuran (OCDF)	5/12/2013	39.4	Yes	Y				4.8733	0.2128	pg/g
JW-SS-108-130429	A5461_10905_DF	2,3,4,6,7,8-Hexachlorodibenzofuran (HxCDF)	5/12/2013	2.51	Yes	Y				2.4366	0.153	pg/g
JW-SS-108-130429	A5461_10905_DF	1,2,3,6,7,8-Hexachlorodibenzo-p-dioxin (HxCDD)	5/12/2013	8.99	Yes	Y				2.4366	0.2612	pg/g
JW-SS-108-130429	A5461_10905_DF	1,2,3,6,7,8-Hexachlorodibenzofuran (HxCDF)	5/12/2013	1.59	Yes	Y	J			2.4366	0.1618	pg/g
JW-SS-108-130429	A5461_10905_DF	1,2,3,7,8-Pentachlorodibenzofuran (PeCDF)	5/12/2013	1.57	Yes	Y	J			2.4366	0.1389	pg/g
JW-SS-108-130429	A5461_10905_DF	2,3,4,7,8-Pentachlorodibenzofuran (PeCDF)	5/12/2013	3.05	Yes	Y				2.4366	0.1511	pg/g
JW-SS-108-130429	A5461_10905_DF	Total Hexachlorodibenzofuran (HxCDF)	5/12/2013	41.3	Yes	Y	EMPC	J	23	2.4366	0.1639	pg/g

SDG: A5461

Analytical Method E1613B

Sample ID	Analytical Method	Lab Sample ID	Chemical Name	Anal Date	Result	Mod Res	Report	Detect	Lab Qual	Val Qual	Reason	RL	MDL	Units
JW-SS-108-130429		A5461_10905_DF	1,2,3,4,7,8,9-Heptachlorodibenzofuran (HpCDF)	5/12/2013	1.34	Yes	Y	J				2.4366	0.1318	pg/g
JW-SS-108-130429		A5461_10905_DF	2,3,7,8-Tetrachlorodibenzofuran (TCDF)	5/12/2013	8.03	Yes	Y					0.4873	0.112	pg/g
JW-SS-108-130429		A5461_10905_DF	Total Tetrachlorodibenzo-p-dioxin (TCDD)	5/12/2013	69.2	Yes	Y	EMPC	J	23		0.4873	0.1498	pg/g
JW-SS-108-130429		A5461_10905_DF	1,2,3,4,7,8-Hexachlorodibenzofuran (HxCDF)	5/12/2013	1.74	Yes	Y	J				2.4366	0.1661	pg/g
JW-SS-108-130429		A5461_10905_DF	1,2,3,4,7,8-Hexachlorodibenzo-p-dioxin (HxCDD)	5/12/2013	2.22	Yes	Y	J				2.4366	0.2507	pg/g
JW-SS-108-130429		A5461_10905_DF	1,2,3,7,8,9-Hexachlorodibenzofuran (HxCDF)	5/12/2013	0.1771	Yes	N	U				2.4366	0.1771	pg/g
JW-SS-108-130429		A5461_10905_DF	Total Heptachlorodibenzofuran (HpCDF)	5/12/2013	59.6	Yes	Y					2.4366	0.1282	pg/g
JW-SS-108-130429		A5461_10905_DF	Total Heptachlorodibenzo-p-dioxin (HpCDD)	5/12/2013	223	Yes	Y					2.4366	0.2157	pg/g
JW-SS-108-130429		A5461_10905_DF	Total Pentachlorodibenzo-p-dioxin (PeCDD)	5/12/2013	64.4	Yes	Y	EMPC	J	23		2.4366	0.1933	pg/g
JW-SS-108-130429		A5461_10905_DF	1,2,3,4,6,7,8-Heptachlorodibenzo-p-dioxin (HpCDD)	5/12/2013	106	Yes	Y					2.4366	0.2157	pg/g
JW-SS-108-130429		A5461_10905_DF	Total Hexachlorodibenzo-p-dioxin (HxCDD)	5/12/2013	104	Yes	Y					2.4366	0.2551	pg/g
JW-SS-108-130429		A5461_10905_DF	1,2,3,4,6,7,8,9-Octachlorodibenzo-p-dioxin (OCDD)	5/12/2013	664	Yes	Y					4.8733	0.2524	pg/g
JW-SS-108-130429		A5461_10905_DF	Total Pentachlorodibenzofuran (PeCDF)	5/12/2013	37.8	Yes	Y	EMPC	J	23		2.4366	0.1449	pg/g
JW-SS-108-130429		A5461_10905_DF	Total Tetrachlorodibenzofuran (TCDF)	5/12/2013	73.9	Yes	Y	EMPC	J	23		0.4873	0.112	pg/g
JW-SS-108-130429		A5461_10905_DF	1,2,3,7,8,9-Hexachlorodibenzo-p-dioxin (HxCDD)	5/12/2013	4.62	Yes	Y					2.4366	0.2545	pg/g
JW-SS-108-130429		A5461_10905_DF	2,3,7,8-Tetrachlorodibenzo-p-dioxin (TCDD)	5/12/2013	0.701	Yes	Y					0.4873	0.1498	pg/g
JW-SS-108-130429		A5461_10905_DF	1,2,3,7,8-Pentachlorodibenzo-p-dioxin (PeCDD)	5/12/2013	1.96	Yes	Y	J				2.4366	0.1933	pg/g
JW-SS-108-130429		A5461_10905_DF	1,2,3,4,6,7,8-Heptachlorodibenzofuran (HpCDF)	5/12/2013	21.9	Yes	Y					2.4366	0.1248	pg/g
JW-SS-109-130429		A5461_10905_DF	Total Tetrachlorodibenzo-p-dioxin (TCDD)	5/12/2013	79.8	Yes	Y	EMPC	J	23		0.4748	0.0983	pg/g

SDG: A5461

Analytical Method E1613B

Sample ID	Lab Sample ID	Chemical Name	Anal Date	Result	Mod Res Report	Detect	Lab Qual	Val Qual	Reason	RL	MDL	Units
JW-SS-109-130429	A5461_10905_DF	Total Heptachlorodibenzofuran (HpCDF)	5/12/2013	86.5	Yes	Y				2.3742	0.1846	pg/g
JW-SS-109-130429	A5461_10905_DF	1,2,3,7,8,9-Hexachlorodibenzofuran (HxCDF)	5/12/2013	0.1618	Yes	N	U			2.3742	0.1618	pg/g
JW-SS-109-130429	A5461_10905_DF	1,2,3,4,7,8-Hexachlorodibenzofuran (HxCDF)	5/12/2013	1.64	Yes	Y	J			2.3742	0.135	pg/g
JW-SS-109-130429	A5461_10905_DF	1,2,3,4,6,7,8-Heptachlorodibenzofuran (HpCDF)	5/12/2013	23.8	Yes	Y				2.3742	0.1752	pg/g
JW-SS-109-130429	A5461_10905_DF	2,3,4,6,7,8-Hexachlorodibenzofuran (HxCDF)	5/12/2013	2.35	Yes	Y	J			2.3742	0.1307	pg/g
JW-SS-109-130429	A5461_10905_DF	1,2,3,6,7,8-Hexachlorodibenzo-p-dioxin (HxCDD)	5/12/2013	5.38	Yes	Y				2.3742	0.1545	pg/g
JW-SS-109-130429	A5461_10905_DF	1,2,3,6,7,8-Hexachlorodibenzofuran (HxCDF)	5/12/2013	1.52	Yes	Y	J			2.3742	0.1326	pg/g
JW-SS-109-130429	A5461_10905_DF	1,2,3,7,8-Pentachlorodibenzofuran (PeCDF)	5/12/2013	1.5	Yes	Y	J			2.3742	0.0956	pg/g
JW-SS-109-130429	A5461_10905_DF	2,3,4,7,8-Pentachlorodibenzofuran (PeCDF)	5/12/2013	3.89	Yes	Y				2.3742	0.0957	pg/g
JW-SS-109-130429	A5461_10905_DF	Total Hexachlorodibenzofuran (HxCDF)	5/12/2013	34.9	Yes	Y	EMPC	J	23	2.3742	0.1392	pg/g
JW-SS-109-130429	A5461_10905_DF	2,3,7,8-Tetrachlorodibenzofuran (TCDF)	5/12/2013	5.09	Yes	Y				0.4748	0.104	pg/g
JW-SS-109-130429	A5461_10905_DF	1,2,3,7,8-Pentachlorodibenzo-p-dioxin (PeCDD)	5/12/2013	1.78	Yes	Y	J			2.3742	0.1534	pg/g
JW-SS-109-130429	A5461_10905_DF	1,2,3,4,7,8-Hexachlorodibenzo-p-dioxin (HxCDD)	5/12/2013	2.07	Yes	Y	J			2.3742	0.1379	pg/g
JW-SS-109-130429	A5461_10905_DF	1,2,3,4,6,7,8,9-Octachlorodibenzo-p-dioxin (OCDD)	5/12/2013	1170	Yes	Y				4.7483	0.1818	pg/g
JW-SS-109-130429	A5461_10905_DF	Total Heptachlorodibenzo-p-dioxin (HpCDD)	5/12/2013	218	Yes	Y				2.3742	0.1627	pg/g
JW-SS-109-130429	A5461_10905_DF	Total Pentachlorodibenzo-p-dioxin (PeCDD)	5/12/2013	68.7	Yes	Y	EMPC	J	23	2.3742	0.1534	pg/g
JW-SS-109-130429	A5461_10905_DF	1,2,3,4,7,8,9-Heptachlorodibenzofuran (HpCDF)	5/12/2013	1.28	Yes	Y	J			2.3742	0.1948	pg/g
JW-SS-109-130429	A5461_10905_DF	Total Hexachlorodibenzo-p-dioxin (HxCDD)	5/12/2013	87.6	Yes	Y				2.3742	0.1415	pg/g
JW-SS-109-130429	A5461_10905_DF	1,2,3,4,6,7,8,9-Octachlorodibenzofuran (OCDF)	5/12/2013	162	Yes	Y				4.7483	0.1568	pg/g

SDG: A5461

Analytical Method E1613B

Sample ID	Lab Sample ID	Chemical Name	Anal Date	Result	Mod Res Report	Detect	Lab Qual	Val Qual	Reason	RI	MDL	Units
JW-SS-109-130429	A5461_10905_DF	Total Pentachlorodibenzofuran (PeCDF)	5/12/2013	47	Yes	Y	EMPC	J	23	2.3742	0.0956	pg/g
JW-SS-109-130429	A5461_10905_DF	Total Tetrachlorodibenzofuran (TCDF)	5/12/2013	86	Yes	Y	EMPC	J	23	0.4748	0.104	pg/g
JW-SS-109-130429	A5461_10905_DF	1,2,3,7,8,9-Hexachlorodibenzo-p-dioxin (HxCDD)	5/12/2013	3.21	Yes	Y				2.3742	0.1337	pg/g
JW-SS-109-130429	A5461_10905_DF	2,3,7,8-Tetrachlorodibenzo-p-dioxin (TCDD)	5/12/2013	0.785	Yes	Y				0.4748	0.0983	pg/g
JW-SS-109-130429	A5461_10905_DF	1,2,3,4,6,7,8-Heptachlorodibenzo-p-dioxin (HpCDD)	5/12/2013	103	Yes	Y				2.3742	0.1627	pg/g
JW-SS-110-130429	A5461_10905_DF	2,3,7,8-Tetrachlorodibenzo-p-dioxin (TCDD)	5/13/2013	0.82	Yes	Y				0.497	0.1232	pg/g
JW-SS-110-130429	A5461_10905_DF	Total Heptachlorodibenzofuran (HpCDF)	5/13/2013	91.8	Yes	Y	EMPC	J	23	2.4851	0.1272	pg/g
JW-SS-110-130429	A5461_10905_DF	1,2,3,7,8,9-Hexachlorodibenzo-p-dioxin (HxCDD)	5/13/2013	5.78	Yes	Y				2.4851	0.1813	pg/g
JW-SS-110-130429	A5461_10905_DF	2,3,4,7,8-Pentachlorodibenzofuran (PeCDF)	5/13/2013	3.32	Yes	Y				2.4851	0.1063	pg/g
JW-SS-110-130429	A5461_10905_DF	Total Pentachlorodibenzofuran (PeCDF)	5/13/2013	42	Yes	Y	EMPC	J	23	2.4851	0.1055	pg/g
JW-SS-110-130429	A5461_10905_DF	1,2,3,4,6,7,8,9-Octachlorodibenzo-p-dioxin (OCDD)	5/13/2013	1180	Yes	Y				4.9702	0.195	pg/g
JW-SS-110-130429	A5461_10905_DF	Total Tetrachlorodibenzofuran (TCDF)	5/13/2013	77.2	Yes	Y	EMPC	J	23	0.497	0.1015	pg/g
JW-SS-110-130429	A5461_10905_DF	Total Hexachlorodibenzo-p-dioxin (HxCDD)	5/13/2013	111	Yes	Y				2.4851	0.1766	pg/g
JW-SS-110-130429	A5461_10905_DF	1,2,3,4,6,7,8-Heptachlorodibenzo-p-dioxin (HpCDD)	5/13/2013	151	Yes	Y				2.4851	0.1998	pg/g
JW-SS-110-130429	A5461_10905_DF	Total Pentachlorodibenzo-p-dioxin (PeCDD)	5/13/2013	70.3	Yes	Y	EMPC	J	23	2.4851	0.1836	pg/g
JW-SS-110-130429	A5461_10905_DF	Total Heptachlorodibenzo-p-dioxin (HpCDD)	5/13/2013	316	Yes	Y				2.4851	0.1998	pg/g
JW-SS-110-130429	A5461_10905_DF	1,2,3,6,7,8-Hexachlorodibenzo-p-dioxin (HxCDD)	5/13/2013	10.1	Yes	Y				2.4851	0.1802	pg/g
JW-SS-110-130429	A5461_10905_DF	2,3,4,6,7,8-Hexachlorodibenzofuran (HxCDF)	5/13/2013	2.86	Yes	Y				2.4851	0.136	pg/g
JW-SS-110-130429	A5461_10905_DF	1,2,3,4,7,8,9-Heptachlorodibenzofuran (HpCDF)	5/13/2013	2.03	Yes	Y	EMPC	J	23	2.4851	0.1323	pg/g

SDG: A5461

Analytical Method E1613B

Sample ID	Lab Sample ID	Chemical Name	Anal Date	Result	Mod Res Report	Detect	Lab Qual	Val Qual	Reason	RL	MDL	Units
JW-SS-110-130429	A5461_10905_DF	1,2,3,4,6,7,8,9-Octachlorodibenzofuran (OCDF)	5/13/2013	84.6	Yes	Y				4.9702	0.2094	pg/g
JW-SS-110-130429	A5461_10905_DF	1,2,3,6,7,8-Hexachlorodibenzofuran (HxCDF)	5/13/2013	1.68	Yes	Y	J			2.4851	0.127	pg/g
JW-SS-110-130429	A5461_10905_DF	Total Hexachlorodibenzofuran (HxCDF)	5/13/2013	45.5	Yes	Y	EMPC	J	23	2.4851	0.1407	pg/g
JW-SS-110-130429	A5461_10905_DF	2,3,7,8-Tetrachlorodibenzofuran (TCDF)	5/13/2013	8.32	Yes	Y				0.497	0.1015	pg/g
JW-SS-110-130429	A5461_10905_DF	Total Tetrachlorodibenzo-p-dioxin (TCDD)	5/13/2013	73.3	Yes	Y	EMPC	J	23	0.497	0.1232	pg/g
JW-SS-110-130429	A5461_10905_DF	1,2,3,7,8-Pentachlorodibenzo-p-dioxin (PeCDD)	5/13/2013	2.36	Yes	Y	J			2.4851	0.1836	pg/g
JW-SS-110-130429	A5461_10905_DF	1,2,3,4,7,8-Hexachlorodibenzo-p-dioxin (HxCDD)	5/13/2013	2.92	Yes	Y				2.4851	0.1686	pg/g
JW-SS-110-130429	A5461_10905_DF	1,2,3,7,8-Pentachlorodibenzofuran (PeCDF)	5/13/2013	1.57	Yes	Y	J			2.4851	0.1046	pg/g
JW-SS-110-130429	A5461_10905_DF	1,2,3,4,7,8-Hexachlorodibenzofuran (HxCDF)	5/13/2013	2.14	Yes	Y	J			2.4851	0.1394	pg/g
JW-SS-110-130429	A5461_10905_DF	1,2,3,7,8,9-Hexachlorodibenzofuran (HxCDF)	5/13/2013	0.1646	Yes	N	U			2.4851	0.1646	pg/g
JW-SS-110-130429	A5461_10905_DF	1,2,3,4,6,7,8-Heptachlorodibenzofuran (HpCDF)	5/13/2013	30.2	Yes	Y				2.4851	0.1224	pg/g
JW-SS-310-130429	A5461_10905_DF	2,3,7,8-Tetrachlorodibenzofuran (TCDF)	5/13/2013	6.92	Yes	Y				0.4831	0.1254	pg/g
JW-SS-310-130429	A5461_10905_DF	1,2,3,7,8,9-Hexachlorodibenzo-p-dioxin (HxCDD)	5/13/2013	4.48	Yes	Y				2.4155	0.1838	pg/g
JW-SS-310-130429	A5461_10905_DF	Total Tetrachlorodibenzofuran (TCDF)	5/13/2013	67.1	Yes	Y	EMPC	J	23	0.4831	0.1254	pg/g
JW-SS-310-130429	A5461_10905_DF	Total Pentachlorodibenzofuran (PeCDF)	5/13/2013	33.7	Yes	Y	EMPC	J	23	2.4155	0.1338	pg/g
JW-SS-310-130429	A5461_10905_DF	1,2,3,4,6,7,8,9-Octachlorodibenzo-p-dioxin (OCDD)	5/13/2013	780	Yes	Y				4.8309	0.2407	pg/g
JW-SS-310-130429	A5461_10905_DF	Total Hexachlorodibenzo-p-dioxin (HxCDD)	5/13/2013	91.7	Yes	Y	EMPC	J	23	2.4155	0.1927	pg/g
JW-SS-310-130429	A5461_10905_DF	1,2,3,4,6,7,8-Heptachlorodibenzo-p-dioxin (HpCDD)	5/13/2013	114	Yes	Y				2.4155	0.2102	pg/g
JW-SS-310-130429	A5461_10905_DF	Total Pentachlorodibenzo-p-dioxin (PeCDD)	5/13/2013	57	Yes	Y	EMPC	J	23	2.4155	0.2639	pg/g

SDG: A5461

Analytical Method E1613B

Sample ID	Lab Sample ID	Chemical Name	Anal Date	Result	Mod Res Report	Detect	Lab Qual	Val Qual	Reason	RL	MDL	Units
JW-SS-310-130429	A5461_10905_DF	Total Heptachlorodibenzo-p-dioxin (HpCDD)	5/13/2013	241	Yes	Y				2.4155	0.2102	pg/g
JW-SS-310-130429	A5461_10905_DF	Total Heptachlorodibenzofuran (HpCDF)	5/13/2013	66.4	Yes	Y				2.4155	0.137	pg/g
JW-SS-310-130429	A5461_10905_DF	1,2,3,4,6,7,8,9-Octachlorodibenzofuran (OCDF)	5/13/2013	49.6	Yes	Y				4.8309	0.2185	pg/g
JW-SS-310-130429	A5461_10905_DF	1,2,3,4,7,8-Hexachlorodibenzo-p-dioxin (HxCDD)	5/13/2013	2.75	Yes	Y				2.4155	0.1927	pg/g
JW-SS-310-130429	A5461_10905_DF	2,3,7,8-Tetrachlorodibenzo-p-dioxin (TCDD)	5/13/2013	0.844	Yes	Y				0.4831	0.141	pg/g
JW-SS-310-130429	A5461_10905_DF	Total Tetrachlorodibenzo-p-dioxin (TCDD)	5/13/2013	63.7	Yes	Y	EMPC	J	23	0.4831	0.141	pg/g
JW-SS-310-130429	A5461_10905_DF	1,2,3,6,7,8-Hexachlorodibenzo-p-dioxin (HxCDD)	5/13/2013	8.29	Yes	Y				2.4155	0.2035	pg/g
JW-SS-310-130429	A5461_10905_DF	1,2,3,4,7,8,9-Heptachlorodibenzofuran (HpCDF)	5/13/2013	1.64	Yes	Y	J			2.4155	0.1446	pg/g
JW-SS-310-130429	A5461_10905_DF	Total Hexachlorodibenzofuran (HxCDF)	5/13/2013	36.9	Yes	Y				2.4155	0.1522	pg/g
JW-SS-310-130429	A5461_10905_DF	2,3,4,7,8-Pentachlorodibenzofuran (PeCDF)	5/13/2013	2.72	Yes	Y				2.4155	0.1351	pg/g
JW-SS-310-130429	A5461_10905_DF	1,2,3,7,8-Pentachlorodibenzofuran (PeCDF)	5/13/2013	1.39	Yes	Y	J			2.4155	0.1326	pg/g
JW-SS-310-130429	A5461_10905_DF	1,2,3,6,7,8-Hexachlorodibenzofuran (HxCDF)	5/13/2013	1.48	Yes	Y	J			2.4155	0.1506	pg/g
JW-SS-310-130429	A5461_10905_DF	2,3,4,6,7,8-Hexachlorodibenzofuran (HxCDF)	5/13/2013	2.35	Yes	Y	J			2.4155	0.1371	pg/g
JW-SS-310-130429	A5461_10905_DF	1,2,3,4,7,8-Hexachlorodibenzofuran (HxCDF)	5/13/2013	1.75	Yes	Y	J			2.4155	0.1531	pg/g
JW-SS-310-130429	A5461_10905_DF	1,2,3,7,8,9-Hexachlorodibenzofuran (HxCDF)	5/13/2013	0.1714	Yes	N	U			2.4155	0.1714	pg/g
JW-SS-310-130429	A5461_10905_DF	1,2,3,7,8-Pentachlorodibenzo-p-dioxin (PeCDD)	5/13/2013	2.21	Yes	Y	J			2.4155	0.2639	pg/g
JW-SS-310-130429	A5461_10905_DF	1,2,3,4,6,7,8-Heptachlorodibenzofuran (HpCDF)	5/13/2013	22.9	Yes	Y				2.4155	0.1299	pg/g

Analytical Method E1668A

Sample ID	Lab Sample ID	Chemical Name	Anal Date	Result	Mod Res Report	Detect	Lab Qual	Val Qual	Reason	RL	MDL	Units
-----------	---------------	---------------	-----------	--------	----------------	--------	----------	----------	--------	----	-----	-------

SDG: A5461

Analytical Method E1668A

Sample ID	Lab Sample ID	Chemical Name	Anal Date	Result	Mod Res Report	Detect	Lab Qual	Val Qual	Reason	RL	MDL	Units
JW-SS-106-130429	A5461_10905_PC	PCB-131	5/19/2013	3.41	Yes	Y				0.969	0.104	pg/g
JW-SS-106-130429	A5461_10905_PC	PCB-148	5/19/2013	0.72	Yes	Y	JEMPC	J	23	0.969	0.0911	pg/g
JW-SS-106-130429	A5461_10905_PC	PCB-128/166	5/19/2013	47.3	Yes	Y	C	C		1.94	0.232	pg/g
JW-SS-106-130429	A5461_10905_PC	PCB-130	5/19/2013	23.7	Yes	Y				0.969	0.107	pg/g
JW-SS-106-130429	A5461_10905_PC	PCB-129/138/163	5/19/2013	358	Yes	Y	C	C		2.91	0.0864	pg/g
JW-SS-106-130429	A5461_10905_PC	PCB-127	5/19/2013	0.393	Yes	N	U	U		0.969	0.393	pg/g
JW-SS-106-130429	A5461_10905_PC	PCB-126	5/19/2013	1.86	Yes	Y				0.969	0.137	pg/g
JW-SS-106-130429	A5461_10905_PC	PCB-123	5/19/2013	5.96	Yes	Y				0.969	0.39	pg/g
JW-SS-106-130429	A5461_10905_PC	PCB-122	5/19/2013	4.3	Yes	Y				0.969	0.439	pg/g
JW-SS-106-130429	A5461_10905_PC	PCB-120	5/19/2013	2.2	Yes	Y				0.969	0.374	pg/g
JW-SS-106-130429	A5461_10905_PC	PCB-118	5/19/2013	383	Yes	Y				0.969	0.382	pg/g
JW-SS-106-130429	A5461_10905_PC	PCB-121	5/19/2013	0.388	Yes	N	U	U		0.969	0.388	pg/g
JW-SS-106-130429	A5461_10905_PC	PCB-200	5/19/2013	3.91	Yes	Y				0.969	0.0837	pg/g
JW-SS-106-130429	A5461_10905_PC	PCB-132	5/19/2013	90.3	Yes	Y				0.969	0.1	pg/g
JW-SS-106-130429	A5461_10905_PC	PCB-185	5/19/2013	5.51	Yes	Y				0.969	0.15	pg/g
JW-SS-106-130429	A5461_10905_PC	PCB-186	5/19/2013	0.0698	Yes	N	U	U		0.969	0.0698	pg/g
JW-SS-106-130429	A5461_10905_PC	PCB-187	5/19/2013	91.9	Yes	Y				0.969	0.141	pg/g
JW-SS-106-130429	A5461_10905_PC	PCB-188	5/19/2013	0.0746	Yes	N	U	U		0.969	0.0746	pg/g
JW-SS-106-130429	A5461_10905_PC	PCB-189	5/19/2013	2.26	Yes	Y				0.969	0.102	pg/g
JW-SS-106-130429	A5461_10905_PC	PCB-190	5/19/2013	10.8	Yes	Y				0.969	0.124	pg/g
JW-SS-106-130429	A5461_10905_PC	PCB-191	5/19/2013	2.2	Yes	Y				0.969	0.118	pg/g
JW-SS-106-130429	A5461_10905_PC	PCB-192	5/19/2013	0.125	Yes	N	U	U		0.969	0.125	pg/g
JW-SS-106-130429	A5461_10905_PC	PCB-194	5/19/2013	31.8	Yes	Y				0.969	0.15	pg/g
JW-SS-106-130429	A5461_10905_PC	PCB-195	5/19/2013	11.1	Yes	Y				0.969	0.16	pg/g
JW-SS-106-130429	A5461_10905_PC	PCB-196	5/19/2013	14.2	Yes	Y				0.969	0.103	pg/g

SDG: A5461

Analytical Method E1668A

Sample ID	Lab Sample ID	Chemical Name	Anal Date	Result	Mod Res Report	Detect	Lab Qual	Val Qual	Reason	RL	MDL	Units
JW-SS-106-130429	A5461_10905_PC	PCB-183	5/19/2013	34.8	Yes	Y				0.969	0.135	pg/g
JW-SS-106-130429	A5461_10905_PC	PCB-198/199	5/19/2013	34.3	Yes	Y	C			1.94	0.107	pg/g
JW-SS-106-130429	A5461_10905_PC	PCB-182	5/19/2013	0.574	Yes	Y	J			0.969	0.139	pg/g
JW-SS-106-130429	A5461_10905_PC	PCB-201	5/19/2013	4.45	Yes	Y				0.969	0.0742	pg/g
JW-SS-106-130429	A5461_10905_PC	PCB-202	5/19/2013	11.1	Yes	Y				0.969	0.0925	pg/g
JW-SS-106-130429	A5461_10905_PC	PCB-203	5/19/2013	21.9	Yes	Y				0.969	0.0998	pg/g
JW-SS-106-130429	A5461_10905_PC	PCB-204	5/19/2013	0.0785	Yes	N	U			0.969	0.0785	pg/g
JW-SS-106-130429	A5461_10905_PC	PCB-205	5/19/2013	1.2	Yes	Y				0.969	0.111	pg/g
JW-SS-106-130429	A5461_10905_PC	PCB-206	5/19/2013	20.3	Yes	Y				0.969	0.264	pg/g
JW-SS-106-130429	A5461_10905_PC	PCB-207	5/19/2013	2.29	Yes	Y				0.969	0.162	pg/g
JW-SS-106-130429	A5461_10905_PC	PCB-208	5/19/2013	6.84	Yes	Y				0.969	0.167	pg/g
JW-SS-106-130429	A5461_10905_PC	PCB-209	5/19/2013	12.4	Yes	Y				0.969	0.0772	pg/g
JW-SS-106-130429	A5461_10905_PC	PCB-061/070/074/076	5/19/2013	438	Yes	Y	C			3.88	0.228	pg/g
JW-SS-106-130429	A5461_10905_PC	PCB-086/087/097/108/119/125	5/19/2013	233	Yes	Y	C			5.81	0.456	pg/g
JW-SS-106-130429	A5461_10905_PC	PCB-150	5/19/2013	0.537	Yes	Y	J			0.969	0.0733	pg/g
JW-SS-106-130429	A5461_10905_PC	PCB-197	5/19/2013	1.04	Yes	Y				0.969	0.0683	pg/g
JW-SS-106-130429	A5461_10905_PC	PCB-167	5/19/2013	11.4	Yes	Y				0.969	0.175	pg/g
JW-SS-106-130429	A5461_10905_PC	PCB-134	5/19/2013	17.6	Yes	Y				0.969	0.12	pg/g
JW-SS-106-130429	A5461_10905_PC	PCB-135/151	5/19/2013	93.9	Yes	Y	C			1.94	0.094	pg/g
JW-SS-106-130429	A5461_10905_PC	PCB-137	5/19/2013	13.3	Yes	Y				0.969	0.0852	pg/g
JW-SS-106-130429	A5461_10905_PC	PCB-139/140	5/19/2013	5.83	Yes	Y	C			1.94	0.0899	pg/g
JW-SS-106-130429	A5461_10905_PC	PCB-141	5/19/2013	46.7	Yes	Y				0.969	0.0982	pg/g
JW-SS-106-130429	A5461_10905_PC	PCB-142	5/19/2013	0.106	Yes	N	U			0.969	0.106	pg/g
JW-SS-106-130429	A5461_10905_PC	PCB-143	5/19/2013	0.564	Yes	Y	J			0.969	0.0911	pg/g
JW-SS-106-130429	A5461_10905_PC	PCB-144	5/19/2013	11.7	Yes	Y				0.969	0.0919	pg/g

SDG: A5461

Analytical Method E1668A

Sample ID	Lab Sample ID	Chemical Name	Anal Date	Result	Mod Res Report	Detect	Lab Qual	Val Qual	Reason	RL	MDL	Units
JW-SS-106-130429	A5461_10905_PC	PCB-145	5/19/2013	0.0775	Yes	N	U			0.969	0.0775	pg/g
JW-SS-106-130429	A5461_10905_PC	PCB-146	5/19/2013	56.3	Yes	Y				0.969	0.0861	pg/g
JW-SS-106-130429	A5461_10905_PC	PCB-147/149	5/19/2013	225	Yes	Y	C			1.94	0.0909	pg/g
JW-SS-106-130429	A5461_10905_PC	PCB-162	5/19/2013	1.16	Yes	Y				0.969	0.19	pg/g
JW-SS-106-130429	A5461_10905_PC	PCB-184	5/19/2013	0.0733	Yes	N	U			0.969	0.0733	pg/g
JW-SS-106-130429	A5461_10905_PC	PCB-165	5/19/2013	0.238	Yes	Y	J			0.969	0.0782	pg/g
JW-SS-106-130429	A5461_10905_PC	PCB-133	5/19/2013	6.24	Yes	Y				0.969	0.0952	pg/g
JW-SS-106-130429	A5461_10905_PC	PCB-169	5/19/2013	0.209	Yes	N	U			0.969	0.209	pg/g
JW-SS-106-130429	A5461_10905_PC	PCB-170	5/19/2013	61.1	Yes	Y				0.969	0.175	pg/g
JW-SS-106-130429	A5461_10905_PC	PCB-171/173	5/19/2013	19	Yes	Y	C			1.94	0.166	pg/g
JW-SS-106-130429	A5461_10905_PC	PCB-172	5/19/2013	10.2	Yes	Y				0.969	0.161	pg/g
JW-SS-106-130429	A5461_10905_PC	PCB-174	5/19/2013	59.1	Yes	Y				0.969	0.165	pg/g
JW-SS-106-130429	A5461_10905_PC	PCB-175	5/19/2013	2.56	Yes	Y				0.969	0.149	pg/g
JW-SS-106-130429	A5461_10905_PC	PCB-176	5/19/2013	7.09	Yes	Y				0.969	0.0656	pg/g
JW-SS-106-130429	A5461_10905_PC	PCB-177	5/19/2013	42	Yes	Y				0.969	0.169	pg/g
JW-SS-106-130429	A5461_10905_PC	PCB-178	5/19/2013	15.8	Yes	Y				0.969	0.0943	pg/g
JW-SS-106-130429	A5461_10905_PC	PCB-179	5/19/2013	27.4	Yes	Y				0.969	0.0713	pg/g
JW-SS-106-130429	A5461_10905_PC	PCB-180/193	5/19/2013	140	Yes	Y	C			1.94	0.138	pg/g
JW-SS-106-130429	A5461_10905_PC	PCB-181	5/19/2013	0.484	Yes	Y	J	EMPC	J 23	0.969	0.146	pg/g
JW-SS-106-130429	A5461_10905_PC	PCB-164	5/19/2013	21.6	Yes	Y				0.969	0.0735	pg/g
JW-SS-106-130429	A5461_10905_PC	PCB-153/168	5/19/2013	305	Yes	Y	C			1.94	0.0793	pg/g
JW-SS-106-130429	A5461_10905_PC	PCB-083	5/19/2013	19.5	Yes	Y				0.969	0.651	pg/g
JW-SS-106-130429	A5461_10905_PC	PCB-082	5/19/2013	45.7	Yes	Y				0.969	0.627	pg/g
JW-SS-106-130429	A5461_10905_PC	PCB-081	5/19/2013	1.27	Yes	Y				0.969	0.232	pg/g
JW-SS-106-130429	A5461_10905_PC	PCB-080	5/19/2013	0.205	Yes	N	U			0.969	0.205	pg/g

SDG: A5461

Analytical Method E1668A

Sample ID	Lab Sample ID	Chemical Name	Anal Date	Result	Mod Res Report	Detect	Lab Qual	Val Qual	Reason	RL	MDL	Units
JW-SS-106-130429	A5461_10905_PC	PCB-079	5/19/2013	3.3	Yes	Y				0.969	0.206	pg/g
JW-SS-106-130429	A5461_10905_PC	PCB-161	5/19/2013	0.0718	Yes	N	U			0.969	0.0718	pg/g
JW-SS-106-130429	A5461_10905_PC	PCB-160	5/19/2013	0.0777	Yes	N	U			0.969	0.0777	pg/g
JW-SS-106-130429	A5461_10905_PC	PCB-159	5/19/2013	1.66	Yes	Y	EMPC	J	23	0.969	0.191	pg/g
JW-SS-106-130429	A5461_10905_PC	PCB-158	5/19/2013	31	Yes	Y				0.969	0.0673	pg/g
JW-SS-106-130429	A5461_10905_PC	PCB-156/157	5/19/2013	35.4	Yes	Y	C			1.94	0.243	pg/g
JW-SS-106-130429	A5461_10905_PC	PCB-010	5/19/2013	1.94	Yes	Y				0.969	0.174	pg/g
JW-SS-106-130429	A5461_10905_PC	PCB-154	5/19/2013	5.42	Yes	Y				0.969	0.0824	pg/g
JW-SS-106-130429	A5461_10905_PC	PCB-088	5/19/2013	2.86	Yes	Y				0.969	0.637	pg/g
JW-SS-106-130429	A5461_10905_PC	PCB-152	5/19/2013	0.28	Yes	Y	J EMPC	J	23	0.969	0.0729	pg/g
JW-SS-106-130429	A5461_10905_PC	PCB-001	5/19/2013	108	Yes	Y				0.969	0.384	pg/g
JW-SS-106-130429	A5461_10905_PC	PCB-002	5/19/2013	41.5	Yes	Y				0.969	0.297	pg/g
JW-SS-106-130429	A5461_10905_PC	PCB-003	5/19/2013	70.6	Yes	Y				0.969	0.3	pg/g
JW-SS-106-130429	A5461_10905_PC	PCB-004	5/19/2013	28.1	Yes	Y		J	5	0.969	0.266	pg/g
JW-SS-106-130429	A5461_10905_PC	PCB-005	5/19/2013	2.49	Yes	Y				0.969	0.156	pg/g
JW-SS-106-130429	A5461_10905_PC	PCB-006	5/19/2013	17.7	Yes	Y				0.969	0.155	pg/g
JW-SS-106-130429	A5461_10905_PC	PCB-007	5/19/2013	4.99	Yes	Y				0.969	0.145	pg/g
JW-SS-106-130429	A5461_10905_PC	PCB-008	5/19/2013	86.7	Yes	Y				0.969	0.153	pg/g
JW-SS-106-130429	A5461_10905_PC	PCB-009	5/19/2013	6.56	Yes	Y				0.969	0.164	pg/g
JW-SS-106-130429	A5461_10905_PC	PCB-155	5/19/2013	0.0778	Yes	N	U			0.969	0.0778	pg/g
JW-SS-106-130429	A5461_10905_PC	PCB-102	5/19/2013	6.92	Yes	Y				0.969	0.432	pg/g
JW-SS-106-130429	A5461_10905_PC	PCB-117	5/19/2013	10.1	Yes	Y				0.969	0.419	pg/g
JW-SS-106-130429	A5461_10905_PC	PCB-115	5/19/2013	7.67	Yes	Y				0.969	0.393	pg/g
JW-SS-106-130429	A5461_10905_PC	PCB-114	5/19/2013	8.23	Yes	Y				0.969	0.402	pg/g
JW-SS-106-130429	A5461_10905_PC	PCB-112	5/19/2013	0.399	Yes	N	U			0.969	0.399	pg/g

SDG: A5461

Analytical Method E1668A

Sample ID	Lab Sample ID	Chemical Name	Anal Date	Result	Mod Res Report	Detect	Lab Qual	Val Qual	Reason	RL	MDL	Units
JW-SS-106-130429	A5461_10905_PC	PCB-111	5/19/2013	0.373	Yes	N	U			0.969	0.373	pg/g
JW-SS-106-130429	A5461_10905_PC	PCB-110	5/19/2013	416	Yes	Y				0.969	0.424	pg/g
JW-SS-106-130429	A5461_10905_PC	PCB-109	5/19/2013	29.1	Yes	Y				0.969	0.379	pg/g
JW-SS-106-130429	A5461_10905_PC	PCB-107/124	5/19/2013	12.6	Yes	Y	C			1.94	0.405	pg/g
JW-SS-106-130429	A5461_10905_PC	PCB-106	5/19/2013	0.405	Yes	N	U			0.969	0.405	pg/g
JW-SS-106-130429	A5461_10905_PC	PCB-105	5/19/2013	167	Yes	Y				0.969	0.424	pg/g
JW-SS-106-130429	A5461_10905_PC	PCB-084	5/19/2013	67.8	Yes	Y				0.969	0.624	pg/g
JW-SS-106-130429	A5461_10905_PC	PCB-103	5/19/2013	2.8	Yes	Y				0.969	0.494	pg/g
JW-SS-106-130429	A5461_10905_PC	PCB-078	5/19/2013	0.243	Yes	N	U			0.969	0.243	pg/g
JW-SS-106-130429	A5461_10905_PC	PCB-099	5/19/2013	190	Yes	Y				0.969	0.463	pg/g
JW-SS-106-130429	A5461_10905_PC	PCB-098	5/19/2013	0.703	Yes	N	U			0.969	0.703	pg/g
JW-SS-106-130429	A5461_10905_PC	PCB-096	5/19/2013	2.97	Yes	Y				0.969	0.0913	pg/g
JW-SS-106-130429	A5461_10905_PC	PCB-095	5/19/2013	174	Yes	Y				0.969	0.527	pg/g
JW-SS-106-130429	A5461_10905_PC	PCB-094	5/19/2013	1.16	Yes	Y	EMPC	J	23	0.969	0.572	pg/g
JW-SS-106-130429	A5461_10905_PC	PCB-093/100	5/19/2013	2.57	Yes	Y	C			1.94	0.516	pg/g
JW-SS-106-130429	A5461_10905_PC	PCB-092	5/19/2013	67.6	Yes	Y				0.969	0.551	pg/g
JW-SS-106-130429	A5461_10905_PC	PCB-091	5/19/2013	28.5	Yes	Y				0.969	0.449	pg/g
JW-SS-106-130429	A5461_10905_PC	PCB-090/101/113	5/19/2013	342	Yes	Y	C			2.91	0.46	pg/g
JW-SS-106-130429	A5461_10905_PC	PCB-136	5/19/2013	32.4	Yes	Y				0.969	0.0786	pg/g
JW-SS-106-130429	A5461_10905_PC	PCB-085/116	5/19/2013	64.5	Yes	Y	C			1.94	0.455	pg/g
JW-SS-106-130429	A5461_10905_PC	PCB-104	5/19/2013	0.0877	Yes	N	U			0.969	0.0877	pg/g
JW-SS-106-130429	A5461_10905_PC	PCB-037	5/19/2013	82.2	Yes	Y				0.969	0.284	pg/g
JW-SS-106-130429	A5461_10905_PC	PCB-049/069	5/19/2013	164	Yes	Y	C			1.94	0.0909	pg/g
JW-SS-106-130429	A5461_10905_PC	PCB-048	5/19/2013	49.9	Yes	Y				0.969	0.109	pg/g
JW-SS-106-130429	A5461_10905_PC	PCB-046	5/19/2013	12.4	Yes	Y				0.969	0.133	pg/g

SDG: A5461

Analytical Method E1668A

Sample ID	Lab Sample ID	Chemical Name	Anal Date	Result	Mod Res Report	Detect	Lab Qual	Val Qual	Reason	RL	MDL	Units
JW-SS-106-130429	A5461_10905_PC	PCB-045	5/19/2013	34	Yes	Y				0.969	0.136	pg/g
JW-SS-106-130429	A5461_10905_PC	PCB-044/047/065	5/19/2013	258	Yes	Y	C			2.91	0.102	pg/g
JW-SS-106-130429	A5461_10905_PC	PCB-043	5/19/2013	8.54	Yes	Y				0.969	0.129	pg/g
JW-SS-106-130429	A5461_10905_PC	PCB-041	5/19/2013	21.8	Yes	Y				0.969	0.124	pg/g
JW-SS-106-130429	A5461_10905_PC	PCB-025	5/19/2013	17.7	Yes	Y				0.969	0.278	pg/g
JW-SS-106-130429	A5461_10905_PC	PCB-038	5/19/2013	0.438	Yes	Y	J	EMPC	J 23	0.969	0.284	pg/g
JW-SS-106-130429	A5461_10905_PC	PCB-052	5/19/2013	327	Yes	Y				0.969	0.11	pg/g
JW-SS-106-130429	A5461_10905_PC	PCB-036	5/19/2013	1.89	Yes	Y				0.969	0.267	pg/g
JW-SS-106-130429	A5461_10905_PC	PCB-035	5/19/2013	6.84	Yes	Y				0.969	0.291	pg/g
JW-SS-106-130429	A5461_10905_PC	PCB-034	5/19/2013	1.43	Yes	Y				0.969	0.287	pg/g
JW-SS-106-130429	A5461_10905_PC	PCB-032	5/19/2013	52.1	Yes	Y				0.969	0.187	pg/g
JW-SS-106-130429	A5461_10905_PC	PCB-031	5/19/2013	224	Yes	Y				0.969	0.269	pg/g
JW-SS-106-130429	A5461_10905_PC	PCB-027	5/19/2013	10.3	Yes	Y				0.969	0.198	pg/g
JW-SS-106-130429	A5461_10905_PC	PCB-026/029	5/19/2013	34.9	Yes	Y	C			1.94	0.281	pg/g
JW-SS-106-130429	A5461_10905_PC	PCB-039	5/19/2013	0.922	Yes	Y	J			0.969	0.258	pg/g
JW-SS-106-130429	A5461_10905_PC	PCB-063	5/19/2013	8.89	Yes	Y				0.969	0.213	pg/g
JW-SS-106-130429	A5461_10905_PC	PCB-077	5/19/2013	32.9	Yes	Y				0.969	0.242	pg/g
JW-SS-106-130429	A5461_10905_PC	PCB-073	5/19/2013	0.371	Yes	Y	J	EMPC	J 23	0.969	0.0838	pg/g
JW-SS-106-130429	A5461_10905_PC	PCB-089	5/19/2013	4.44	Yes	Y				0.969	0.585	pg/g
JW-SS-106-130429	A5461_10905_PC	PCB-011	5/19/2013	94.2	Yes	Y				0.969	0.148	pg/g
JW-SS-106-130429	A5461_10905_PC	PCB-072	5/19/2013	3.5	Yes	Y				0.969	0.227	pg/g
JW-SS-106-130429	A5461_10905_PC	PCB-068	5/19/2013	1.82	Yes	Y				0.969	0.214	pg/g
JW-SS-106-130429	A5461_10905_PC	PCB-067	5/19/2013	7.28	Yes	Y				0.969	0.223	pg/g
JW-SS-106-130429	A5461_10905_PC	PCB-050/053	5/19/2013	29.6	Yes	Y	C			1.94	0.109	pg/g
JW-SS-106-130429	A5461_10905_PC	PCB-064	5/19/2013	104	Yes	Y				0.969	0.0749	pg/g

SDG: A5461

Analytical Method E1668A

Sample ID	Lab Sample ID	Chemical Name	Anal Date	Result	Mod Res Report	Detect	Lab Qual	Val Qual	Reason	RL	MDL	Units
JW-SS-106-130429	A5461_10905_PC	PCB-051	5/19/2013	7.28	Yes	Y				0.969	0.1	pg/g
JW-SS-106-130429	A5461_10905_PC	PCB-060	5/19/2013	63.6	Yes	Y				0.969	0.237	pg/g
JW-SS-106-130429	A5461_10905_PC	PCB-059/062/075	5/19/2013	19.9	Yes	Y	C			2.91	0.0804	pg/g
JW-SS-106-130429	A5461_10905_PC	PCB-058	5/19/2013	0.971	Yes	Y				0.969	0.23	pg/g
JW-SS-106-130429	A5461_10905_PC	PCB-057	5/19/2013	1.08	Yes	Y				0.969	0.236	pg/g
JW-SS-106-130429	A5461_10905_PC	PCB-056	5/19/2013	145	Yes	Y				0.969	0.245	pg/g
JW-SS-106-130429	A5461_10905_PC	PCB-055	5/19/2013	3.45	Yes	Y				0.969	0.243	pg/g
JW-SS-106-130429	A5461_10905_PC	PCB-054	5/19/2013	0.581	Yes	Y	J			0.969	0.103	pg/g
JW-SS-106-130429	A5461_10905_PC	PCB-040/071	5/19/2013	115	Yes	Y	C			1.94	0.108	pg/g
JW-SS-106-130429	A5461_10905_PC	PCB-066	5/19/2013	292	Yes	Y				0.969	0.24	pg/g
JW-SS-106-130429	A5461_10905_PC	PCB-016	5/19/2013	64.7	Yes	Y				0.969	0.346	pg/g
JW-SS-106-130429	A5461_10905_PC	PCB-024	5/19/2013	1.33	Yes	Y				0.969	0.205	pg/g
JW-SS-106-130429	A5461_10905_PC	PCB-018/030	5/19/2013	148	Yes	Y	C			1.94	0.229	pg/g
JW-SS-106-130429	A5461_10905_PC	PCB-023	5/19/2013	0.287	Yes	N	U			0.969	0.287	pg/g
JW-SS-106-130429	A5461_10905_PC	PCB-022	5/19/2013	84	Yes	Y				0.969	0.298	pg/g
JW-SS-106-130429	A5461_10905_PC	PCB-021/033	5/19/2013	110	Yes	Y	C			1.94	0.275	pg/g
JW-SS-106-130429	A5461_10905_PC	PCB-020/028	5/19/2013	290	Yes	Y	C			1.94	0.285	pg/g
JW-SS-106-130429	A5461_10905_PC	PCB-019	5/19/2013	9.2	Yes	Y				0.969	0.299	pg/g
JW-SS-106-130429	A5461_10905_PC	PCB-017	5/19/2013	66.4	Yes	Y				0.969	0.264	pg/g
JW-SS-106-130429	A5461_10905_PC	PCB-042	5/19/2013	67.8	Yes	Y				0.969	0.117	pg/g
JW-SS-106-130429	A5461_10905_PC	PCB-012/013	5/19/2013	12.6	Yes	Y	C			1.94	0.147	pg/g
JW-SS-106-130429	A5461_10905_PC	PCB-015	5/19/2013	58.3	Yes	Y				0.969	0.132	pg/g
JW-SS-106-130429	A5461_10905_PC	PCB-014	5/19/2013	1.13	Yes	Y				0.969	0.129	pg/g
JW-SS-107-130429	A5461_10905_PC	PCB-128/166	5/19/2013	63.4	Yes	Y	C			1.96	0.241	pg/g
JW-SS-107-130429	A5461_10905_PC	PCB-127	5/19/2013	0.276	Yes	N	U			0.98	0.276	pg/g

SDG: A5461

Analytical Method E1668A

Sample ID	Lab Sample ID	Chemical Name	Anal Date	Result	Mod Res Report	Detect	Lab Qual	Val Qual	Reason	RL	MDL	Units
JW-SS-107-130429	A5461_10905_PC	PCB-126	5/19/2013	2.39	Yes	Y				0.98	0.217	pg/g
JW-SS-107-130429	A5461_10905_PC	PCB-123	5/19/2013	6.97	Yes	Y				0.98	0.277	pg/g
JW-SS-107-130429	A5461_10905_PC	PCB-129/138/163	5/19/2013	474	Yes	Y	C			2.94	0.113	pg/g
JW-SS-107-130429	A5461_10905_PC	PCB-121	5/19/2013	0.275	Yes	N	U			0.98	0.275	pg/g
JW-SS-107-130429	A5461_10905_PC	PCB-134	5/19/2013	23.9	Yes	Y				0.98	0.157	pg/g
JW-SS-107-130429	A5461_10905_PC	PCB-120	5/19/2013	3.3	Yes	Y				0.98	0.266	pg/g
JW-SS-107-130429	A5461_10905_PC	PCB-122	5/19/2013	5.22	Yes	Y				0.98	0.292	pg/g
JW-SS-107-130429	A5461_10905_PC	PCB-139/140	5/19/2013	7.25	Yes	Y	C			1.96	0.117	pg/g
JW-SS-107-130429	A5461_10905_PC	PCB-147/149	5/19/2013	311	Yes	Y	C			1.96	0.119	pg/g
JW-SS-107-130429	A5461_10905_PC	PCB-146	5/19/2013	75.2	Yes	Y				0.98	0.112	pg/g
JW-SS-107-130429	A5461_10905_PC	PCB-145	5/19/2013	0.0946	Yes	N	U			0.98	0.0946	pg/g
JW-SS-107-130429	A5461_10905_PC	PCB-144	5/19/2013	16	Yes	Y				0.98	0.12	pg/g
JW-SS-107-130429	A5461_10905_PC	PCB-143	5/19/2013	0.614	Yes	Y	J	EMPC	J	0.98	0.119	pg/g
JW-SS-107-130429	A5461_10905_PC	PCB-132	5/19/2013	127	Yes	Y				0.98	0.131	pg/g
JW-SS-107-130429	A5461_10905_PC	PCB-141	5/19/2013	65.9	Yes	Y				0.98	0.128	pg/g
JW-SS-107-130429	A5461_10905_PC	PCB-130	5/19/2013	31.7	Yes	Y				0.98	0.139	pg/g
JW-SS-107-130429	A5461_10905_PC	PCB-137	5/19/2013	17.1	Yes	Y				0.98	0.111	pg/g
JW-SS-107-130429	A5461_10905_PC	PCB-136	5/19/2013	46.3	Yes	Y				0.98	0.0959	pg/g
JW-SS-107-130429	A5461_10905_PC	PCB-135/151	5/19/2013	128	Yes	Y	C			1.96	0.123	pg/g
JW-SS-107-130429	A5461_10905_PC	PCB-088	5/19/2013	69.2	Yes	Y				0.98	0.452	pg/g
JW-SS-107-130429	A5461_10905_PC	PCB-133	5/19/2013	7.89	Yes	Y				0.98	0.124	pg/g
JW-SS-107-130429	A5461_10905_PC	PCB-131	5/19/2013	4.07	Yes	Y	EMPC	J	23	0.98	0.135	pg/g
JW-SS-107-130429	A5461_10905_PC	PCB-142	5/19/2013	0.138	Yes	N	U			0.98	0.138	pg/g
JW-SS-107-130429	A5461_10905_PC	PCB-102	5/19/2013	9.63	Yes	Y				0.98	0.307	pg/g
JW-SS-107-130429	A5461_10905_PC	PCB-118	5/19/2013	512	Yes	Y				0.98	0.28	pg/g

SDG: A5461

Analytical Method E1668A

Sample ID	Lab Sample ID	Chemical Name	Anal Date	Result	Mod Res Report	Detect	Lab Qual	Val Qual	Reason	RL	MDL	Units
JW-SS-107-130429	A5461_10905_PC	PCB-115	5/19/2013	8.84	Yes	Y				0.98	0.279	pg/g
JW-SS-107-130429	A5461_10905_PC	PCB-114	5/19/2013	9.69	Yes	Y				0.98	0.267	pg/g
JW-SS-107-130429	A5461_10905_PC	PCB-112	5/19/2013	0.529	Yes	Y	J	EMPC	J 23	0.98	0.283	pg/g
JW-SS-107-130429	A5461_10905_PC	PCB-111	5/19/2013	0.541	Yes	Y	J	EMPC	J 23	0.98	0.265	pg/g
JW-SS-107-130429	A5461_10905_PC	PCB-110	5/19/2013	593	Yes	Y				0.98	0.301	pg/g
JW-SS-107-130429	A5461_10905_PC	PCB-181	5/19/2013	0.643	Yes	Y	J			0.98	0.222	pg/g
JW-SS-107-130429	A5461_10905_PC	PCB-109	5/19/2013	40.8	Yes	Y				0.98	0.269	pg/g
JW-SS-107-130429	A5461_10905_PC	PCB-148	5/19/2013	0.811	Yes	Y	J			0.98	0.119	pg/g
JW-SS-107-130429	A5461_10905_PC	PCB-107/124	5/19/2013	16.4	Yes	Y	C			1.96	0.287	pg/g
JW-SS-107-130429	A5461_10905_PC	PCB-106	5/19/2013	0.288	Yes	N	U			0.98	0.288	pg/g
JW-SS-107-130429	A5461_10905_PC	PCB-105	5/19/2013	220	Yes	Y				0.98	0.298	pg/g
JW-SS-107-130429	A5461_10905_PC	PCB-084	5/19/2013	106	Yes	Y				0.98	0.443	pg/g
JW-SS-107-130429	A5461_10905_PC	PCB-103	5/19/2013	4.07	Yes	Y				0.98	0.351	pg/g
JW-SS-107-130429	A5461_10905_PC	PCB-083	5/19/2013	26.4	Yes	Y				0.98	0.462	pg/g
JW-SS-107-130429	A5461_10905_PC	PCB-099	5/19/2013	255	Yes	Y				0.98	0.329	pg/g
JW-SS-107-130429	A5461_10905_PC	PCB-098	5/19/2013	1.1	Yes	Y				0.98	0.499	pg/g
JW-SS-107-130429	A5461_10905_PC	PCB-096	5/19/2013	2.89	Yes	Y				0.98	0.128	pg/g
JW-SS-107-130429	A5461_10905_PC	PCB-095	5/19/2013	273	Yes	Y				0.98	0.374	pg/g
JW-SS-107-130429	A5461_10905_PC	PCB-094	5/19/2013	1.73	Yes	Y				0.98	0.406	pg/g
JW-SS-107-130429	A5461_10905_PC	PCB-093/100	5/19/2013	3.6	Yes	Y	C			1.96	0.366	pg/g
JW-SS-107-130429	A5461_10905_PC	PCB-092	5/19/2013	97.3	Yes	Y				0.98	0.391	pg/g
JW-SS-107-130429	A5461_10905_PC	PCB-091	5/19/2013	0.319	Yes	N	U			0.98	0.319	pg/g
JW-SS-107-130429	A5461_10905_PC	PCB-090/101/113	5/19/2013	484	Yes	Y	C			2.94	0.327	pg/g
JW-SS-107-130429	A5461_10905_PC	PCB-089	5/19/2013	5.05	Yes	Y				0.98	0.415	pg/g
JW-SS-107-130429	A5461_10905_PC	PCB-117	5/19/2013	10.2	Yes	Y				0.98	0.298	pg/g

SDG: A5461

Analytical Method E1668A

Sample ID	Lab Sample ID	Chemical Name	Anal Date	Result	Mod Res Report	Detect	Lab Qual	Val Qual	Reason	RL	MDL	Units
JW-SS-107-130429	A5461_10905_PC	PCB-085/116	5/19/2013	82.8	Yes	Y	C			1.96	0.323	pg/g
JW-SS-107-130429	A5461_10905_PC	PCB-104	5/19/2013	0.123	Yes	N	U			0.98	0.123	pg/g
JW-SS-107-130429	A5461_10905_PC	PCB-200	5/19/2013	5.43	Yes	Y				0.98	0.102	pg/g
JW-SS-107-130429	A5461_10905_PC	PCB-185	5/19/2013	4.95	Yes	Y				0.98	0.229	pg/g
JW-SS-107-130429	A5461_10905_PC	PCB-186	5/19/2013	0.0949	Yes	N	U			0.98	0.0949	pg/g
JW-SS-107-130429	A5461_10905_PC	PCB-187	5/19/2013	118	Yes	Y				0.98	0.216	pg/g
JW-SS-107-130429	A5461_10905_PC	PCB-188	5/19/2013	0.245	Yes	Y	J	EMPC	23	0.98	0.101	pg/g
JW-SS-107-130429	A5461_10905_PC	PCB-189	5/19/2013	3.25	Yes	Y				0.98	0.16	pg/g
JW-SS-107-130429	A5461_10905_PC	PCB-190	5/19/2013	14.6	Yes	Y				0.98	0.18	pg/g
JW-SS-107-130429	A5461_10905_PC	PCB-191	5/19/2013	3.21	Yes	Y				0.98	0.18	pg/g
JW-SS-107-130429	A5461_10905_PC	PCB-192	5/19/2013	0.191	Yes	N	U			0.98	0.191	pg/g
JW-SS-107-130429	A5461_10905_PC	PCB-194	5/19/2013	44.8	Yes	Y				0.98	0.265	pg/g
JW-SS-107-130429	A5461_10905_PC	PCB-195	5/19/2013	15.1	Yes	Y				0.98	0.283	pg/g
JW-SS-107-130429	A5461_10905_PC	PCB-196	5/19/2013	19.2	Yes	Y				0.98	0.126	pg/g
JW-SS-107-130429	A5461_10905_PC	PCB-179	5/19/2013	37	Yes	Y				0.98	0.0969	pg/g
JW-SS-107-130429	A5461_10905_PC	PCB-198/199	5/19/2013	50	Yes	Y	C			1.96	0.13	pg/g
JW-SS-107-130429	A5461_10905_PC	PCB-008	5/19/2013	224	Yes	Y				0.98	0.333	pg/g
JW-SS-107-130429	A5461_10905_PC	PCB-201	5/19/2013	5.87	Yes	Y				0.98	0.0904	pg/g
JW-SS-107-130429	A5461_10905_PC	PCB-202	5/19/2013	13.8	Yes	Y				0.98	0.113	pg/g
JW-SS-107-130429	A5461_10905_PC	PCB-203	5/19/2013	28.8	Yes	Y				0.98	0.122	pg/g
JW-SS-107-130429	A5461_10905_PC	PCB-204	5/19/2013	0.0957	Yes	N	U			0.98	0.0957	pg/g
JW-SS-107-130429	A5461_10905_PC	PCB-205	5/19/2013	1.85	Yes	Y				0.98	0.196	pg/g
JW-SS-107-130429	A5461_10905_PC	PCB-206	5/19/2013	25.3	Yes	Y				0.98	0.34	pg/g
JW-SS-107-130429	A5461_10905_PC	PCB-207	5/19/2013	3.23	Yes	Y				0.98	0.224	pg/g
JW-SS-107-130429	A5461_10905_PC	PCB-208	5/19/2013	8.44	Yes	Y				0.98	0.231	pg/g

SDG: A5461

Analytical Method E1668A

Sample ID	Lab Sample ID	Chemical Name	Anal Date	Result	Mod Res Report	Detect	Lab Qual	Val Qual	Reason	RL	MDL	Units
JW-SS-107-130429	A5461_10905_PC	PCB-209	5/19/2013	14.8	Yes	Y				0.98	0.148	pg/g
JW-SS-107-130429	A5461_10905_PC	PCB-061/070/074/076	5/19/2013	789	Yes	Y	C			3.92	0.252	pg/g
JW-SS-107-130429	A5461_10905_PC	PCB-086/087/097/108/119/125	5/19/2013	320	Yes	Y	C			5.88	0.324	pg/g
JW-SS-107-130429	A5461_10905_PC	PCB-197	5/19/2013	1.21	Yes	Y				0.98	0.0833	pg/g
JW-SS-107-130429	A5461_10905_PC	PCB-169	5/19/2013	0.23	Yes	N	U			0.98	0.23	pg/g
JW-SS-107-130429	A5461_10905_PC	PCB-152	5/19/2013	0.294	Yes	Y	J	EMPC	23	0.98	0.089	pg/g
JW-SS-107-130429	A5461_10905_PC	PCB-153/168	5/19/2013	404	Yes	Y	C			1.96	0.104	pg/g
JW-SS-107-130429	A5461_10905_PC	PCB-154	5/19/2013	6.13	Yes	Y				0.98	0.108	pg/g
JW-SS-107-130429	A5461_10905_PC	PCB-155	5/19/2013	0.0949	Yes	N	U			0.98	0.0949	pg/g
JW-SS-107-130429	A5461_10905_PC	PCB-156/157	5/19/2013	47.2	Yes	Y	C			1.96	0.26	pg/g
JW-SS-107-130429	A5461_10905_PC	PCB-158	5/19/2013	42.2	Yes	Y				0.98	0.0878	pg/g
JW-SS-107-130429	A5461_10905_PC	PCB-159	5/19/2013	2.96	Yes	Y				0.98	0.199	pg/g
JW-SS-107-130429	A5461_10905_PC	PCB-160	5/19/2013	0.101	Yes	N	U			0.98	0.101	pg/g
JW-SS-107-130429	A5461_10905_PC	PCB-161	5/19/2013	0.0938	Yes	N	U			0.98	0.0938	pg/g
JW-SS-107-130429	A5461_10905_PC	PCB-162	5/19/2013	1.52	Yes	Y				0.98	0.198	pg/g
JW-SS-107-130429	A5461_10905_PC	PCB-164	5/19/2013	29.5	Yes	Y				0.98	0.096	pg/g
JW-SS-107-130429	A5461_10905_PC	PCB-184	5/19/2013	0.0996	Yes	N	U			0.98	0.0996	pg/g
JW-SS-107-130429	A5461_10905_PC	PCB-167	5/19/2013	14.4	Yes	Y				0.98	0.182	pg/g
JW-SS-107-130429	A5461_10905_PC	PCB-082	5/19/2013	57.3	Yes	Y				0.98	0.445	pg/g
JW-SS-107-130429	A5461_10905_PC	PCB-170	5/19/2013	84.1	Yes	Y				0.98	0.255	pg/g
JW-SS-107-130429	A5461_10905_PC	PCB-171/173	5/19/2013	26.3	Yes	Y	C			1.96	0.254	pg/g
JW-SS-107-130429	A5461_10905_PC	PCB-172	5/19/2013	14.9	Yes	Y				0.98	0.245	pg/g
JW-SS-107-130429	A5461_10905_PC	PCB-174	5/19/2013	83.9	Yes	Y				0.98	0.251	pg/g
JW-SS-107-130429	A5461_10905_PC	PCB-175	5/19/2013	3.73	Yes	Y				0.98	0.227	pg/g
JW-SS-107-130429	A5461_10905_PC	PCB-176	5/19/2013	9.25	Yes	Y				0.98	0.0891	pg/g

SDG: A5461

Analytical Method E1668A

Sample ID	Lab Sample ID	Chemical Name	Anal Date	Result	Mod Res Report	Detect	Lab Qual	Val Qual	Reason	RI	MDL	Units
JW-SS-107-130429	A5461_10905_PC	PCB-177	5/19/2013	54.8	Yes	Y				0.98	0.258	pg/g
JW-SS-107-130429	A5461_10905_PC	PCB-178	5/19/2013	19.7	Yes	Y				0.98	0.128	pg/g
JW-SS-107-130429	A5461_10905_PC	PCB-180/193	5/19/2013	191	Yes	Y	C			1.96	0.211	pg/g
JW-SS-107-130429	A5461_10905_PC	PCB-182	5/19/2013	0.748	Yes	Y	J			0.98	0.212	pg/g
JW-SS-107-130429	A5461_10905_PC	PCB-183	5/19/2013	49.5	Yes	Y				0.98	0.206	pg/g
JW-SS-107-130429	A5461_10905_PC	PCB-150	5/19/2013	0.625	Yes	Y	J			0.98	0.0895	pg/g
JW-SS-107-130429	A5461_10905_PC	PCB-165	5/19/2013	0.102	Yes	N	U			0.98	0.102	pg/g
JW-SS-107-130429	A5461_10905_PC	PCB-037	5/19/2013	134	Yes	Y				0.98	0.363	pg/g
JW-SS-107-130429	A5461_10905_PC	PCB-046	5/19/2013	12.4	Yes	Y				0.98	0.186	pg/g
JW-SS-107-130429	A5461_10905_PC	PCB-023	5/19/2013	0.366	Yes	N	U			0.98	0.366	pg/g
JW-SS-107-130429	A5461_10905_PC	PCB-025	5/19/2013	27.7	Yes	Y				0.98	0.355	pg/g
JW-SS-107-130429	A5461_10905_PC	PCB-027	5/19/2013	23.1	Yes	Y				0.98	0.324	pg/g
JW-SS-107-130429	A5461_10905_PC	PCB-031	5/19/2013	349	Yes	Y				0.98	0.343	pg/g
JW-SS-107-130429	A5461_10905_PC	PCB-032	5/19/2013	112	Yes	Y				0.98	0.306	pg/g
JW-SS-107-130429	A5461_10905_PC	PCB-034	5/19/2013	2.29	Yes	Y				0.98	0.367	pg/g
JW-SS-107-130429	A5461_10905_PC	PCB-021/033	5/19/2013	176	Yes	Y	C			1.96	0.352	pg/g
JW-SS-107-130429	A5461_10905_PC	PCB-036	5/19/2013	2.71	Yes	Y				0.98	0.341	pg/g
JW-SS-107-130429	A5461_10905_PC	PCB-020/028	5/19/2013	460	Yes	Y	C			1.96	0.364	pg/g
JW-SS-107-130429	A5461_10905_PC	PCB-038	5/19/2013	0.875	Yes	Y	J			0.98	0.363	pg/g
JW-SS-107-130429	A5461_10905_PC	PCB-039	5/19/2013	1.12	Yes	Y				0.98	0.33	pg/g
JW-SS-107-130429	A5461_10905_PC	PCB-040/071	5/19/2013	160	Yes	Y	C			1.96	0.151	pg/g
JW-SS-107-130429	A5461_10905_PC	PCB-041	5/19/2013	20.2	Yes	Y				0.98	0.174	pg/g
JW-SS-107-130429	A5461_10905_PC	PCB-042	5/19/2013	90.4	Yes	Y				0.98	0.163	pg/g
JW-SS-107-130429	A5461_10905_PC	PCB-043	5/19/2013	10.2	Yes	Y				0.98	0.181	pg/g
JW-SS-107-130429	A5461_10905_PC	PCB-044/047/065	5/19/2013	339	Yes	Y	C			2.94	0.143	pg/g

SDG: A5461

Analytical Method E1668A

Sample ID	Lab Sample ID	Chemical Name	Anal Date	Result	Mod Res Report	Detect	Lab Qual	Val Qual	Reason	RL	MDL	Units
JW-SS-107-130429	A5461_10905_PC	PCB-045	5/19/2013	35.2	Yes	Y				0.98	0.189	pg/g
JW-SS-107-130429	A5461_10905_PC	PCB-035	5/19/2013	11.5	Yes	Y				0.98	0.372	pg/g
JW-SS-107-130429	A5461_10905_PC	PCB-009	5/19/2013	17.6	Yes	Y				0.98	0.357	pg/g
JW-SS-107-130429	A5461_10905_PC	PCB-010	5/19/2013	6.37	Yes	Y				0.98	0.308	pg/g
JW-SS-107-130429	A5461_10905_PC	PCB-081	5/19/2013	1.86	Yes	Y				0.98	0.257	pg/g
JW-SS-107-130429	A5461_10905_PC	PCB-001	5/19/2013	761	Yes	Y				0.98	0.527	pg/g
JW-SS-107-130429	A5461_10905_PC	PCB-002	5/19/2013	126	Yes	Y				0.98	0.504	pg/g
JW-SS-107-130429	A5461_10905_PC	PCB-003	5/19/2013	501	Yes	Y				0.98	0.51	pg/g
JW-SS-107-130429	A5461_10905_PC	PCB-004	5/19/2013	82.1	Yes	Y	J	5		0.98	0.471	pg/g
JW-SS-107-130429	A5461_10905_PC	PCB-005	5/19/2013	7.7	Yes	Y				0.98	0.338	pg/g
JW-SS-107-130429	A5461_10905_PC	PCB-022	5/19/2013	135	Yes	Y				0.98	0.38	pg/g
JW-SS-107-130429	A5461_10905_PC	PCB-007	5/19/2013	14.6	Yes	Y				0.98	0.315	pg/g
JW-SS-107-130429	A5461_10905_PC	PCB-026/029	5/19/2013	54.9	Yes	Y	C			1.96	0.358	pg/g
JW-SS-107-130429	A5461_10905_PC	PCB-011	5/19/2013	163	Yes	Y				0.98	0.322	pg/g
JW-SS-107-130429	A5461_10905_PC	PCB-012/013	5/19/2013	31.1	Yes	Y	C			1.96	0.32	pg/g
JW-SS-107-130429	A5461_10905_PC	PCB-014	5/19/2013	0.28	Yes	N	U			0.98	0.28	pg/g
JW-SS-107-130429	A5461_10905_PC	PCB-015	5/19/2013	133	Yes	Y				0.98	0.286	pg/g
JW-SS-107-130429	A5461_10905_PC	PCB-016	5/19/2013	131	Yes	Y				0.98	0.566	pg/g
JW-SS-107-130429	A5461_10905_PC	PCB-017	5/19/2013	141	Yes	Y				0.98	0.432	pg/g
JW-SS-107-130429	A5461_10905_PC	PCB-018/030	5/19/2013	285	Yes	Y	C			1.96	0.375	pg/g
JW-SS-107-130429	A5461_10905_PC	PCB-019	5/19/2013	16.3	Yes	Y				0.98	0.49	pg/g
JW-SS-107-130429	A5461_10905_PC	PCB-006	5/19/2013	46.3	Yes	Y				0.98	0.337	pg/g
JW-SS-107-130429	A5461_10905_PC	PCB-063	5/19/2013	16	Yes	Y				0.98	0.236	pg/g
JW-SS-107-130429	A5461_10905_PC	PCB-050/053	5/19/2013	30.4	Yes	Y	C			1.96	0.152	pg/g
JW-SS-107-130429	A5461_10905_PC	PCB-051	5/19/2013	7.79	Yes	Y				0.98	0.14	pg/g

SDG: A5461

Analytical Method E1668A

Sample ID	Lab Sample ID	Chemical Name	Anal Date	Result	Mod Res Report	Detect	Lab Qual	Val Qual	Reason	RL	MDL	Units
JW-SS-107-130429	A5461_10905_PC	PCB-052	5/19/2013	440	Yes	Y				0.98	0.153	pg/g
JW-SS-107-130429	A5461_10905_PC	PCB-054	5/19/2013	0.374	Yes	Y	J			0.98	0.15	pg/g
JW-SS-107-130429	A5461_10905_PC	PCB-055	5/19/2013	4.78	Yes	Y				0.98	0.268	pg/g
JW-SS-107-130429	A5461_10905_PC	PCB-056	5/19/2013	205	Yes	Y				0.98	0.271	pg/g
JW-SS-107-130429	A5461_10905_PC	PCB-057	5/19/2013	1.86	Yes	Y				0.98	0.261	pg/g
JW-SS-107-130429	A5461_10905_PC	PCB-058	5/19/2013	1.81	Yes	Y				0.98	0.254	pg/g
JW-SS-107-130429	A5461_10905_PC	PCB-049/069	5/19/2013	220	Yes	Y	C			1.96	0.127	pg/g
JW-SS-107-130429	A5461_10905_PC	PCB-060	5/19/2013	98.2	Yes	Y				0.98	0.261	pg/g
JW-SS-107-130429	A5461_10905_PC	PCB-073	5/19/2013	0.515	Yes	Y	J			0.98	0.117	pg/g
JW-SS-107-130429	A5461_10905_PC	PCB-064	5/19/2013	140	Yes	Y				0.98	0.105	pg/g
JW-SS-107-130429	A5461_10905_PC	PCB-066	5/19/2013	480	Yes	Y				0.98	0.265	pg/g
JW-SS-107-130429	A5461_10905_PC	PCB-067	5/19/2013	12.6	Yes	Y				0.98	0.247	pg/g
JW-SS-107-130429	A5461_10905_PC	PCB-068	5/19/2013	3.44	Yes	Y				0.98	0.237	pg/g
JW-SS-107-130429	A5461_10905_PC	PCB-072	5/19/2013	6.1	Yes	Y				0.98	0.251	pg/g
JW-SS-107-130429	A5461_10905_PC	PCB-077	5/19/2013	46.6	Yes	Y				0.98	0.271	pg/g
JW-SS-107-130429	A5461_10905_PC	PCB-024	5/19/2013	3.62	Yes	Y				0.98	0.336	pg/g
JW-SS-107-130429	A5461_10905_PC	PCB-079	5/19/2013	4.23	Yes	Y				0.98	0.227	pg/g
JW-SS-107-130429	A5461_10905_PC	PCB-080	5/19/2013	1.88	Yes	Y				0.98	0.227	pg/g
JW-SS-107-130429	A5461_10905_PC	PCB-059/062/075	5/19/2013	27.5	Yes	Y	C			2.94	0.112	pg/g
JW-SS-107-130429	A5461_10905_PC	PCB-048	5/19/2013	57.9	Yes	Y				0.98	0.152	pg/g
JW-SS-107-130429	A5461_10905_PC	PCB-078	5/19/2013	0.268	Yes	N	U			0.98	0.268	pg/g
JW-SS-108-130429	A5461_10905_PC	PCB-111	5/19/2013	1.82	Yes	Y				0.975	0.776	pg/g
JW-SS-108-130429	A5461_10905_PC	PCB-121	5/19/2013	0.805	Yes	N	U			0.975	0.805	pg/g
JW-SS-108-130429	A5461_10905_PC	PCB-120	5/19/2013	10.6	Yes	Y				0.975	0.777	pg/g
JW-SS-108-130429	A5461_10905_PC	PCB-118	5/19/2013	2420	Yes	Y				0.975	0.838	pg/g

SDG: A5461

Analytical Method E1668A

Sample ID	Lab Sample ID	Chemical Name	Anal Date	Result	Mod Res Report	Detect	Lab Qual	Val Qual	Reason	RL	MDL	Units
JW-SS-108-130429	A5461_10905_PC	PCB-117	5/19/2013	59.1	Yes	Y				0.975	0.871	pg/g
JW-SS-108-130429	A5461_10905_PC	PCB-115	5/19/2013	65.9	Yes	Y				0.975	0.816	pg/g
JW-SS-108-130429	A5461_10905_PC	PCB-112	5/19/2013	2.28	Yes	Y				0.975	0.828	pg/g
JW-SS-108-130429	A5461_10905_PC	PCB-126	5/19/2013	9.53	Yes	Y				0.975	0.343	pg/g
JW-SS-108-130429	A5461_10905_PC	PCB-110	5/19/2013	2800	Yes	Y				0.975	0.88	pg/g
JW-SS-108-130429	A5461_10905_PC	PCB-109	5/19/2013	176	Yes	Y				0.975	0.787	pg/g
JW-SS-108-130429	A5461_10905_PC	PCB-107/124	5/19/2013	82.4	Yes	Y	C			1.95	0.841	pg/g
JW-SS-108-130429	A5461_10905_PC	PCB-106	5/19/2013	0.842	Yes	N	U			0.975	0.842	pg/g
JW-SS-108-130429	A5461_10905_PC	PCB-105	5/19/2013	1060	Yes	Y				0.975	0.872	pg/g
JW-SS-108-130429	A5461_10905_PC	PCB-114	5/19/2013	46.8	Yes	Y				0.975	0.802	pg/g
JW-SS-108-130429	A5461_10905_PC	PCB-123	5/19/2013	34.4	Yes	Y				0.975	0.81	pg/g
JW-SS-108-130429	A5461_10905_PC	PCB-089	5/19/2013	22.4	Yes	Y				0.975	1.21	pg/g
JW-SS-108-130429	A5461_10905_PC	PCB-127	5/19/2013	2.49	Yes	Y				0.975	0.809	pg/g
JW-SS-108-130429	A5461_10905_PC	PCB-128/166	5/19/2013	374	Yes	Y	C			1.95	0.601	pg/g
JW-SS-108-130429	A5461_10905_PC	PCB-129/138/163	5/19/2013	2380	Yes	Y	C			2.92	0.133	pg/g
JW-SS-108-130429	A5461_10905_PC	PCB-130	5/19/2013	165	Yes	Y				0.975	0.164	pg/g
JW-SS-108-130429	A5461_10905_PC	PCB-131	5/19/2013	29.2	Yes	Y				0.975	0.16	pg/g
JW-SS-108-130429	A5461_10905_PC	PCB-132	5/19/2013	699	Yes	Y				0.975	0.155	pg/g
JW-SS-108-130429	A5461_10905_PC	PCB-133	5/19/2013	32.4	Yes	Y				0.975	0.147	pg/g
JW-SS-108-130429	A5461_10905_PC	PCB-134	5/19/2013	125	Yes	Y				0.975	0.185	pg/g
JW-SS-108-130429	A5461_10905_PC	PCB-135/151	5/19/2013	604	Yes	Y	C			1.95	0.145	pg/g
JW-SS-108-130429	A5461_10905_PC	PCB-136	5/19/2013	229	Yes	Y				0.975	0.118	pg/g
JW-SS-108-130429	A5461_10905_PC	PCB-137	5/19/2013	100	Yes	Y				0.975	0.131	pg/g
JW-SS-108-130429	A5461_10905_PC	PCB-139/140	5/19/2013	39	Yes	Y	C			1.95	0.139	pg/g
JW-SS-108-130429	A5461_10905_PC	PCB-122	5/19/2013	24.2	Yes	Y				0.975	0.877	pg/g

SDG: A5461

Analytical Method E1668A

Sample ID	Lab Sample ID	Chemical Name	Anal Date	Result	Mod Res Report	Detect	Lab Qual	Val Qual	Reason	RL	MDL	Units
JW-SS-108-130429	A5461_10905_PC	PCB-082	5/19/2013	288	Yes	Y				0.975	1.3	pg/g
JW-SS-108-130429	A5461_10905_PC	PCB-181	5/19/2013	3.78	Yes	Y				0.975	0.248	pg/g
JW-SS-108-130429	A5461_10905_PC	PCB-060	5/19/2013	352	Yes	Y				0.975	1.06	pg/g
JW-SS-108-130429	A5461_10905_PC	PCB-063	5/19/2013	47.9	Yes	Y				0.975	0.953	pg/g
JW-SS-108-130429	A5461_10905_PC	PCB-064	5/19/2013	532	Yes	Y				0.975	0.145	pg/g
JW-SS-108-130429	A5461_10905_PC	PCB-066	5/19/2013	1580	Yes	Y				0.975	1.07	pg/g
JW-SS-108-130429	A5461_10905_PC	PCB-067	5/19/2013	37.6	Yes	Y				0.975	0.996	pg/g
JW-SS-108-130429	A5461_10905_PC	PCB-068	5/19/2013	10.3	Yes	Y				0.975	0.956	pg/g
JW-SS-108-130429	A5461_10905_PC	PCB-072	5/19/2013	21.5	Yes	Y				0.975	1.01	pg/g
JW-SS-108-130429	A5461_10905_PC	PCB-073	5/19/2013	0.162	Yes	N	U			0.975	0.162	pg/g
JW-SS-108-130429	A5461_10905_PC	PCB-077	5/19/2013	181	Yes	Y				0.975	1.08	pg/g
JW-SS-108-130429	A5461_10905_PC	PCB-078	5/19/2013	1.08	Yes	N	U			0.975	1.08	pg/g
JW-SS-108-130429	A5461_10905_PC	PCB-079	5/19/2013	0.918	Yes	N	U			0.975	0.918	pg/g
JW-SS-108-130429	A5461_10905_PC	PCB-088	5/19/2013	1.32	Yes	N	U			0.975	1.32	pg/g
JW-SS-108-130429	A5461_10905_PC	PCB-081	5/19/2013	5.71	Yes	Y				0.975	1.04	pg/g
JW-SS-108-130429	A5461_10905_PC	PCB-103	5/19/2013	13.7	Yes	Y				0.975	1.03	pg/g
JW-SS-108-130429	A5461_10905_PC	PCB-083	5/19/2013	133	Yes	Y				0.975	1.35	pg/g
JW-SS-108-130429	A5461_10905_PC	PCB-085/116	5/19/2013	400	Yes	Y	C			1.95	0.945	pg/g
JW-SS-108-130429	A5461_10905_PC	PCB-084	5/19/2013	529	Yes	Y				0.975	1.3	pg/g
JW-SS-108-130429	A5461_10905_PC	PCB-090/101/113	5/19/2013	2270	Yes	Y	C			2.92	0.956	pg/g
JW-SS-108-130429	A5461_10905_PC	PCB-091	5/19/2013	229	Yes	Y				0.975	0.933	pg/g
JW-SS-108-130429	A5461_10905_PC	PCB-092	5/19/2013	450	Yes	Y				0.975	1.14	pg/g
JW-SS-108-130429	A5461_10905_PC	PCB-093/100	5/19/2013	11.1	Yes	Y	C			1.95	1.07	pg/g
JW-SS-108-130429	A5461_10905_PC	PCB-094	5/19/2013	7.6	Yes	Y				0.975	1.19	pg/g
JW-SS-108-130429	A5461_10905_PC	PCB-095	5/19/2013	1410	Yes	Y				0.975	1.09	pg/g

SDG: A5461

Analytical Method E1668A

Sample ID	Lab Sample ID	Chemical Name	Anal Date	Result	Mod Res Report	Detect	Lab Qual	Val Qual	Reason	RL	MDL	Units
JW-SS-108-130429	A5461_10905_PC	PCB-096	5/19/2013	12.3	Yes	Y				0.975	0.113	pg/g
JW-SS-108-130429	A5461_10905_PC	PCB-098	5/19/2013	8.49	Yes	Y				0.975	1.46	pg/g
JW-SS-108-130429	A5461_10905_PC	PCB-099	5/19/2013	1140	Yes	Y				0.975	0.962	pg/g
JW-SS-108-130429	A5461_10905_PC	PCB-141	5/19/2013	346	Yes	Y				0.975	0.151	pg/g
JW-SS-108-130429	A5461_10905_PC	PCB-080	5/19/2013	8.27	Yes	Y				0.975	0.916	pg/g
JW-SS-108-130429	A5461_10905_PC	PCB-197	5/19/2013	0.106	Yes	N	U			0.975	0.106	pg/g
JW-SS-108-130429	A5461_10905_PC	PCB-179	5/19/2013	155	Yes	Y				0.975	0.103	pg/g
JW-SS-108-130429	A5461_10905_PC	PCB-182	5/19/2013	2.71	Yes	Y				0.975	0.237	pg/g
JW-SS-108-130429	A5461_10905_PC	PCB-183	5/19/2013	255	Yes	Y				0.975	0.23	pg/g
JW-SS-108-130429	A5461_10905_PC	PCB-184	5/19/2013	0.488	Yes	Y	J			0.975	0.106	pg/g
JW-SS-108-130429	A5461_10905_PC	PCB-185	5/19/2013	0.255	Yes	N	U			0.975	0.255	pg/g
JW-SS-108-130429	A5461_10905_PC	PCB-186	5/19/2013	0.101	Yes	N	U			0.975	0.101	pg/g
JW-SS-108-130429	A5461_10905_PC	PCB-187	5/19/2013	492	Yes	Y				0.975	0.241	pg/g
JW-SS-108-130429	A5461_10905_PC	PCB-188	5/19/2013	0.706	Yes	Y	J			0.975	0.108	pg/g
JW-SS-108-130429	A5461_10905_PC	PCB-189	5/19/2013	14.5	Yes	Y				0.975	0.245	pg/g
JW-SS-108-130429	A5461_10905_PC	PCB-190	5/19/2013	66.1	Yes	Y				0.975	0.211	pg/g
JW-SS-108-130429	A5461_10905_PC	PCB-191	5/19/2013	14.9	Yes	Y				0.975	0.201	pg/g
JW-SS-108-130429	A5461_10905_PC	PCB-192	5/19/2013	0.214	Yes	N	U			0.975	0.214	pg/g
JW-SS-108-130429	A5461_10905_PC	PCB-194	5/19/2013	211	Yes	Y				0.975	0.378	pg/g
JW-SS-108-130429	A5461_10905_PC	PCB-180/193	5/19/2013	851	Yes	Y	C			1.95	0.236	pg/g
JW-SS-108-130429	A5461_10905_PC	PCB-204	5/19/2013	0.121	Yes	N	U			0.975	0.121	pg/g
JW-SS-108-130429	A5461_10905_PC	PCB-209	5/19/2013	55.2	Yes	Y				0.975	0.205	pg/g
JW-SS-108-130429	A5461_10905_PC	PCB-061/070/074/076	5/19/2013	2600	Yes	Y	C			3.9	1.02	pg/g
JW-SS-108-130429	A5461_10905_PC	PCB-086/087/097/108/119/125	5/19/2013	1590	Yes	Y	C			5.85	0.948	pg/g
JW-SS-108-130429	A5461_10905_PC	PCB-208	5/19/2013	34.4	Yes	Y				0.975	0.248	pg/g

SDG: A5461

Analytical Method E1668A

Sample ID	Lab Sample ID	Chemical Name	Anal Date	Result	Mod Res Report	Detect	Lab Qual	Val Qual	Reason	RL	MDL	Units
JW-SS-108-130429	A5461_10905_PC	PCB-207	5/19/2013	13.6	Yes	Y				0.975	0.241	pg/g
JW-SS-108-130429	A5461_10905_PC	PCB-195	5/19/2013	70.8	Yes	Y				0.975	0.403	pg/g
JW-SS-108-130429	A5461_10905_PC	PCB-205	5/19/2013	7.2	Yes	Y				0.975	0.28	pg/g
JW-SS-108-130429	A5461_10905_PC	PCB-196	5/19/2013	82.7	Yes	Y				0.975	0.16	pg/g
JW-SS-108-130429	A5461_10905_PC	PCB-203	5/19/2013	128	Yes	Y				0.975	0.154	pg/g
JW-SS-108-130429	A5461_10905_PC	PCB-202	5/19/2013	57	Yes	Y				0.975	0.143	pg/g
JW-SS-108-130429	A5461_10905_PC	PCB-201	5/19/2013	25.9	Yes	Y				0.975	0.115	pg/g
JW-SS-108-130429	A5461_10905_PC	PCB-200	5/19/2013	30.9	Yes	Y				0.975	0.129	pg/g
JW-SS-108-130429	A5461_10905_PC	PCB-198/199	5/19/2013	208	Yes	Y	C			1.95	0.165	pg/g
JW-SS-108-130429	A5461_10905_PC	PCB-059/062/075	5/19/2013	100	Yes	Y	C			2.92	0.156	pg/g
JW-SS-108-130429	A5461_10905_PC	PCB-206	5/19/2013	86.8	Yes	Y				0.975	0.357	pg/g
JW-SS-108-130429	A5461_10905_PC	PCB-161	5/19/2013	0.111	Yes	N	U			0.975	0.111	pg/g
JW-SS-108-130429	A5461_10905_PC	PCB-143	5/19/2013	6.45	Yes	Y				0.975	0.14	pg/g
JW-SS-108-130429	A5461_10905_PC	PCB-144	5/19/2013	85.8	Yes	Y				0.975	0.142	pg/g
JW-SS-108-130429	A5461_10905_PC	PCB-145	5/19/2013	0.647	Yes	Y	J			0.975	0.117	pg/g
JW-SS-108-130429	A5461_10905_PC	PCB-146	5/19/2013	320	Yes	Y				0.975	0.133	pg/g
JW-SS-108-130429	A5461_10905_PC	PCB-147/149	5/19/2013	1510	Yes	Y	C			1.95	0.14	pg/g
JW-SS-108-130429	A5461_10905_PC	PCB-148	5/19/2013	2.25	Yes	Y				0.975	0.14	pg/g
JW-SS-108-130429	A5461_10905_PC	PCB-150	5/19/2013	2.1	Yes	Y				0.975	0.11	pg/g
JW-SS-108-130429	A5461_10905_PC	PCB-152	5/19/2013	1.53	Yes	Y				0.975	0.11	pg/g
JW-SS-108-130429	A5461_10905_PC	PCB-153/168	5/19/2013	1860	Yes	Y	C			1.95	0.122	pg/g
JW-SS-108-130429	A5461_10905_PC	PCB-154	5/19/2013	20.9	Yes	Y				0.975	0.127	pg/g
JW-SS-108-130429	A5461_10905_PC	PCB-155	5/19/2013	0.117	Yes	N	U			0.975	0.117	pg/g
JW-SS-108-130429	A5461_10905_PC	PCB-156/157	5/19/2013	254	Yes	Y	C			1.95	0.587	pg/g
JW-SS-108-130429	A5461_10905_PC	PCB-158	5/19/2013	234	Yes	Y				0.975	0.104	pg/g

SDG: A5461

Analytical Method E1668A

Sample ID	Lab Sample ID	Chemical Name	Anal Date	Result	Mod Res Report	Detect	Lab Qual	Val Qual	Reason	RL	MDL	Units
JW-SS-108-130429	A5461_10905_PC	PCB-102	5/19/2013	42.3	Yes	Y				0.975	0.897	pg/g
JW-SS-108-130429	A5461_10905_PC	PCB-170	5/19/2013	406	Yes	Y				0.975	0.298	pg/g
JW-SS-108-130429	A5461_10905_PC	PCB-178	5/19/2013	69.8	Yes	Y				0.975	0.137	pg/g
JW-SS-108-130429	A5461_10905_PC	PCB-177	5/19/2013	248	Yes	Y				0.975	0.288	pg/g
JW-SS-108-130429	A5461_10905_PC	PCB-176	5/19/2013	41.4	Yes	Y				0.975	0.0951	pg/g
JW-SS-108-130429	A5461_10905_PC	PCB-175	5/19/2013	17	Yes	Y				0.975	0.253	pg/g
JW-SS-108-130429	A5461_10905_PC	PCB-174	5/19/2013	410	Yes	Y				0.975	0.281	pg/g
JW-SS-108-130429	A5461_10905_PC	PCB-159	5/19/2013	11.3	Yes	Y				0.975	0.496	pg/g
JW-SS-108-130429	A5461_10905_PC	PCB-171/173	5/19/2013	125	Yes	Y	C			1.95	0.283	pg/g
JW-SS-108-130429	A5461_10905_PC	PCB-160	5/19/2013	0.12	Yes	N	U			0.975	0.12	pg/g
JW-SS-108-130429	A5461_10905_PC	PCB-169	5/19/2013	0.532	Yes	N	U			0.975	0.532	pg/g
JW-SS-108-130429	A5461_10905_PC	PCB-167	5/19/2013	75.4	Yes	Y				0.975	0.453	pg/g
JW-SS-108-130429	A5461_10905_PC	PCB-165	5/19/2013	0.7	Yes	Y	J			0.975	0.121	pg/g
JW-SS-108-130429	A5461_10905_PC	PCB-164	5/19/2013	154	Yes	Y				0.975	0.113	pg/g
JW-SS-108-130429	A5461_10905_PC	PCB-162	5/19/2013	7.55	Yes	Y				0.975	0.493	pg/g
JW-SS-108-130429	A5461_10905_PC	PCB-142	5/19/2013	0.466	Yes	Y	J	EMPC	J 23	0.975	0.163	pg/g
JW-SS-108-130429	A5461_10905_PC	PCB-172	5/19/2013	68.7	Yes	Y				0.975	0.274	pg/g
JW-SS-108-130429	A5461_10905_PC	PCB-012/013	5/19/2013	49.9	Yes	Y	C			1.95	0.242	pg/g
JW-SS-108-130429	A5461_10905_PC	PCB-025	5/19/2013	130	Yes	Y				0.975	0.477	pg/g
JW-SS-108-130429	A5461_10905_PC	PCB-024	5/19/2013	6.05	Yes	Y				0.975	0.168	pg/g
JW-SS-108-130429	A5461_10905_PC	PCB-023	5/19/2013	0.933	Yes	Y	J			0.975	0.492	pg/g
JW-SS-108-130429	A5461_10905_PC	PCB-022	5/19/2013	418	Yes	Y				0.975	0.511	pg/g
JW-SS-108-130429	A5461_10905_PC	PCB-021/033	5/19/2013	538	Yes	Y	C			1.95	0.472	pg/g
JW-SS-108-130429	A5461_10905_PC	PCB-020/028	5/19/2013	1430	Yes	Y	C			1.95	0.489	pg/g
JW-SS-108-130429	A5461_10905_PC	PCB-019	5/19/2013	50.9	Yes	Y				0.975	0.245	pg/g

SDG: A5461

E1668A

Analytical Method													
Sample ID	Lab Sample ID	Chemical Name	Anal Date	Result	Mod Res	Report	Detect	Lab Qual	Val Qual	Reason	RL	MDL	Units
JW-SS-108-130429	A5461_10905_PC	PCB-018/030	5/19/2013	581	Yes	Y	Y	C			1.95	0.188	pg/g
JW-SS-108-130429	A5461_10905_PC	PCB-017	5/19/2013	263	Yes	Y	Y				0.975	0.217	pg/g
JW-SS-108-130429	A5461_10905_PC	PCB-016	5/19/2013	241	Yes	Y	Y				0.975	0.284	pg/g
JW-SS-108-130429	A5461_10905_PC	PCB-026/029	5/19/2013	302	Yes	Y	Y	C			1.95	0.481	pg/g
JW-SS-108-130429	A5461_10905_PC	PCB-014	5/19/2013	2.79	Yes	Y	Y				0.975	0.212	pg/g
JW-SS-108-130429	A5461_10905_PC	PCB-003	5/19/2013	125	Yes	Y	Y				0.975	0.555	pg/g
JW-SS-108-130429	A5461_10905_PC	PCB-011	5/19/2013	598	Yes	Y	Y				0.975	0.244	pg/g
JW-SS-108-130429	A5461_10905_PC	PCB-010	5/19/2013	5.41	Yes	Y	Y				0.975	0.249	pg/g
JW-SS-108-130429	A5461_10905_PC	PCB-009	5/19/2013	20.6	Yes	Y	Y				0.975	0.27	pg/g
JW-SS-108-130429	A5461_10905_PC	PCB-008	5/19/2013	334	Yes	Y	Y				0.975	0.252	pg/g
JW-SS-108-130429	A5461_10905_PC	PCB-007	5/19/2013	14.4	Yes	Y	Y				0.975	0.239	pg/g
JW-SS-108-130429	A5461_10905_PC	PCB-006	5/19/2013	76.6	Yes	Y	Y				0.975	0.255	pg/g
JW-SS-108-130429	A5461_10905_PC	PCB-005	5/19/2013	7.91	Yes	Y	Y				0.975	0.256	pg/g
JW-SS-108-130429	A5461_10905_PC	PCB-004	5/19/2013	106	Yes	Y	Y		J	5	0.975	0.381	pg/g
JW-SS-108-130429	A5461_10905_PC	PCB-002	5/19/2013	71.9	Yes	Y	Y				0.975	0.548	pg/g
JW-SS-108-130429	A5461_10905_PC	PCB-104	5/19/2013	0.19	Yes	Y	Y	J			0.975	0.108	pg/g
JW-SS-108-130429	A5461_10905_PC	PCB-058	5/19/2013	5.6	Yes	Y	Y				0.975	1.03	pg/g
JW-SS-108-130429	A5461_10905_PC	PCB-015	5/19/2013	270	Yes	Y	Y				0.975	0.216	pg/g
JW-SS-108-130429	A5461_10905_PC	PCB-048	5/19/2013	219	Yes	Y	Y				0.975	0.211	pg/g
JW-SS-108-130429	A5461_10905_PC	PCB-001	5/19/2013	124	Yes	Y	Y				0.975	0.332	pg/g
JW-SS-108-130429	A5461_10905_PC	PCB-056	5/19/2013	719	Yes	Y	Y				0.975	1.09	pg/g
JW-SS-108-130429	A5461_10905_PC	PCB-057	5/19/2013	5	Yes	Y	Y				0.975	1.05	pg/g
JW-SS-108-130429	A5461_10905_PC	PCB-054	5/19/2013	1.26	Yes	Y	Y				0.975	0.101	pg/g
JW-SS-108-130429	A5461_10905_PC	PCB-052	5/19/2013	2180	Yes	Y	Y				0.975	0.213	pg/g
JW-SS-108-130429	A5461_10905_PC	PCB-051	5/19/2013	33.7	Yes	Y	Y				0.975	0.195	pg/g

SDG: A5461

Analytical Method E1668A

Sample ID	Lab Sample ID	Chemical Name	Anal Date	Result	Mod Res Report	Detect	Lab Qual	Val Qual	Reason	RL	MDL	Units
JW-SS-108-130429	A5461_10905_PC	PCB-027	5/19/2013	54.9	Yes	Y				0.975	0.162	pg/g
JW-SS-108-130429	A5461_10905_PC	PCB-049/069	5/19/2013	940	Yes	Y	C			1.95	0.176	pg/g
JW-SS-108-130429	A5461_10905_PC	PCB-055	5/19/2013	23.5	Yes	Y				0.975	1.08	pg/g
JW-SS-108-130429	A5461_10905_PC	PCB-046	5/19/2013	51.8	Yes	Y				0.975	0.258	pg/g
JW-SS-108-130429	A5461_10905_PC	PCB-045	5/19/2013	145	Yes	Y				0.975	0.263	pg/g
JW-SS-108-130429	A5461_10905_PC	PCB-044/047/065	5/19/2013	1360	Yes	Y	C			2.92	0.198	pg/g
JW-SS-108-130429	A5461_10905_PC	PCB-036	5/19/2013	8.81	Yes	Y				0.975	0.457	pg/g
JW-SS-108-130429	A5461_10905_PC	PCB-031	5/19/2013	1130	Yes	Y				0.975	0.461	pg/g
JW-SS-108-130429	A5461_10905_PC	PCB-050/053	5/19/2013	152	Yes	Y	C			1.95	0.21	pg/g
JW-SS-108-130429	A5461_10905_PC	PCB-043	5/19/2013	37.2	Yes	Y				0.975	0.251	pg/g
JW-SS-108-130429	A5461_10905_PC	PCB-035	5/19/2013	39.2	Yes	Y				0.975	0.5	pg/g
JW-SS-108-130429	A5461_10905_PC	PCB-032	5/19/2013	200	Yes	Y				0.975	0.153	pg/g
JW-SS-108-130429	A5461_10905_PC	PCB-037	5/19/2013	426	Yes	Y				0.975	0.487	pg/g
JW-SS-108-130429	A5461_10905_PC	PCB-038	5/19/2013	1.58	Yes	Y				0.975	0.487	pg/g
JW-SS-108-130429	A5461_10905_PC	PCB-039	5/19/2013	3.3	Yes	Y				0.975	0.443	pg/g
JW-SS-108-130429	A5461_10905_PC	PCB-040/071	5/19/2013	704	Yes	Y	C			1.95	0.21	pg/g
JW-SS-108-130429	A5461_10905_PC	PCB-041	5/19/2013	85.8	Yes	Y				0.975	0.241	pg/g
JW-SS-108-130429	A5461_10905_PC	PCB-042	5/19/2013	332	Yes	Y				0.975	0.226	pg/g
JW-SS-108-130429	A5461_10905_PC	PCB-034	5/19/2013	7.09	Yes	Y				0.975	0.493	pg/g
JW-SS-109-130429	A5461_10905_PC	PCB-160	5/19/2013	0.121	Yes	N	U			0.95	0.121	pg/g
JW-SS-109-130429	A5461_10905_PC	PCB-162	5/19/2013	8.93	Yes	Y				0.95	0.346	pg/g
JW-SS-109-130429	A5461_10905_PC	PCB-161	5/19/2013	0.112	Yes	N	U			0.95	0.112	pg/g
JW-SS-109-130429	A5461_10905_PC	PCB-159	5/19/2013	8.03	Yes	Y				0.95	0.348	pg/g
JW-SS-109-130429	A5461_10905_PC	PCB-158	5/19/2013	271	Yes	Y				0.95	0.105	pg/g
JW-SS-109-130429	A5461_10905_PC	PCB-156/157	5/19/2013	335	Yes	Y	C			1.9	0.453	pg/g

SDG: A5461

Analytical Method E1668A

Sample ID	Lab Sample ID	Chemical Name	Anal Date	Result	Mod Res Report	Detect	Lab Qual	Val Qual	Reason	RL	MDL	Units
JW-SS-109-130429	A5461_10905_PC	PCB-155	5/19/2013	0.107	Yes	N	U			0.95	0.107	pg/g
JW-SS-109-130429	A5461_10905_PC	PCB-153/168	5/19/2013	1910	Yes	Y	C			1.9	0.123	pg/g
JW-SS-109-130429	A5461_10905_PC	PCB-154	5/19/2013	20.4	Yes	Y				0.95	0.128	pg/g
JW-SS-109-130429	A5461_10905_PC	PCB-164	5/19/2013	168	Yes	Y				0.95	0.114	pg/g
JW-SS-109-130429	A5461_10905_PC	PCB-165	5/19/2013	0.122	Yes	N	U			0.95	0.122	pg/g
JW-SS-109-130429	A5461_10905_PC	PCB-167	5/19/2013	94.6	Yes	Y				0.95	0.318	pg/g
JW-SS-109-130429	A5461_10905_PC	PCB-169	5/19/2013	0.409	Yes	N	U			0.95	0.409	pg/g
JW-SS-109-130429	A5461_10905_PC	PCB-170	5/19/2013	323	Yes	Y				0.95	0.313	pg/g
JW-SS-109-130429	A5461_10905_PC	PCB-171/173	5/19/2013	101	Yes	Y	C			1.9	0.292	pg/g
JW-SS-109-130429	A5461_10905_PC	PCB-172	5/19/2013	52.3	Yes	Y				0.95	0.283	pg/g
JW-SS-109-130429	A5461_10905_PC	PCB-174	5/19/2013	301	Yes	Y				0.95	0.29	pg/g
JW-SS-109-130429	A5461_10905_PC	PCB-175	5/19/2013	13.3	Yes	Y				0.95	0.261	pg/g
JW-SS-109-130429	A5461_10905_PC	PCB-177	5/19/2013	180	Yes	Y				0.95	0.297	pg/g
JW-SS-109-130429	A5461_10905_PC	PCB-136	5/19/2013	238	Yes	Y				0.95	0.108	pg/g
JW-SS-109-130429	A5461_10905_PC	PCB-178	5/19/2013	52.3	Yes	Y				0.95	0.136	pg/g
JW-SS-109-130429	A5461_10905_PC	PCB-176	5/19/2013	31.1	Yes	Y				0.95	0.0942	pg/g
JW-SS-109-130429	A5461_10905_PC	PCB-135/151	5/19/2013	584	Yes	Y	C			1.9	0.146	pg/g
JW-SS-109-130429	A5461_10905_PC	PCB-208	5/19/2013	71	Yes	Y				0.95	0.218	pg/g
JW-SS-109-130429	A5461_10905_PC	PCB-179	5/19/2013	107	Yes	Y				0.95	0.103	pg/g
JW-SS-109-130429	A5461_10905_PC	PCB-126	5/19/2013	8.32	Yes	Y				0.95	0.33	pg/g
JW-SS-109-130429	A5461_10905_PC	PCB-127	5/19/2013	0.816	Yes	N	U			0.95	0.816	pg/g
JW-SS-109-130429	A5461_10905_PC	PCB-128/166	5/19/2013	471	Yes	Y	C			1.9	0.421	pg/g
JW-SS-109-130429	A5461_10905_PC	PCB-129/138/163	5/19/2013	2620	Yes	Y	C			2.85	0.135	pg/g
JW-SS-109-130429	A5461_10905_PC	PCB-130	5/19/2013	181	Yes	Y				0.95	0.166	pg/g
JW-SS-109-130429	A5461_10905_PC	PCB-131	5/19/2013	35.6	Yes	Y				0.95	0.161	pg/g

SDG: A5461

Analytical Method E1668A

Sample ID	Lab Sample ID	Chemical Name	Anal Date	Result	Mod Res Report	Detect	Lab Qual	Val Qual	Reason	RL	MDL	Units
JW-SS-109-130429	A5461_10905_PC	PCB-132	5/19/2013	810	Yes	Y				0.95	0.156	pg/g
JW-SS-109-130429	A5461_10905_PC	PCB-139/140	5/19/2013	50.1	Yes	Y	C			1.9	0.14	pg/g
JW-SS-109-130429	A5461_10905_PC	PCB-134	5/19/2013	147	Yes	Y				0.95	0.187	pg/g
JW-SS-109-130429	A5461_10905_PC	PCB-152	5/19/2013	1.99	Yes	Y				0.95	0.1	pg/g
JW-SS-109-130429	A5461_10905_PC	PCB-137	5/19/2013	131	Yes	Y				0.95	0.133	pg/g
JW-SS-109-130429	A5461_10905_PC	PCB-141	5/19/2013	364	Yes	Y				0.95	0.153	pg/g
JW-SS-109-130429	A5461_10905_PC	PCB-142	5/19/2013	0.592	Yes	Y	J			0.95	0.165	pg/g
JW-SS-109-130429	A5461_10905_PC	PCB-143	5/19/2013	7.92	Yes	Y				0.95	0.142	pg/g
JW-SS-109-130429	A5461_10905_PC	PCB-144	5/19/2013	89.9	Yes	Y				0.95	0.143	pg/g
JW-SS-109-130429	A5461_10905_PC	PCB-145	5/19/2013	0.794	Yes	Y	J	EMPC	J 23	0.95	0.106	pg/g
JW-SS-109-130429	A5461_10905_PC	PCB-146	5/19/2013	311	Yes	Y				0.95	0.134	pg/g
JW-SS-109-130429	A5461_10905_PC	PCB-147/149	5/19/2013	1560	Yes	Y	C			1.9	0.142	pg/g
JW-SS-109-130429	A5461_10905_PC	PCB-148	5/19/2013	1.87	Yes	Y				0.95	0.142	pg/g
JW-SS-109-130429	A5461_10905_PC	PCB-150	5/19/2013	2.08	Yes	Y				0.95	0.101	pg/g
JW-SS-109-130429	A5461_10905_PC	PCB-133	5/19/2013	30.9	Yes	Y				0.95	0.148	pg/g
JW-SS-109-130429	A5461_10905_PC	PCB-011	5/19/2013	951	Yes	Y				0.95	0.223	pg/g
JW-SS-109-130429	A5461_10905_PC	PCB-090/101/113	5/19/2013	2750	Yes	Y	C			2.85	0.959	pg/g
JW-SS-109-130429	A5461_10905_PC	PCB-209	5/19/2013	217	Yes	Y				0.95	0.271	pg/g
JW-SS-109-130429	A5461_10905_PC	PCB-061/070/074/076	5/19/2013	2200	Yes	Y	C			3.8	1.02	pg/g
JW-SS-109-130429	A5461_10905_PC	PCB-086/087/097/108/119/125	5/19/2013	1970	Yes	Y	C			5.7	0.952	pg/g
JW-SS-109-130429	A5461_10905_PC	PCB-019	5/19/2013	28.1	Yes	Y				0.95	0.23	pg/g
JW-SS-109-130429	A5461_10905_PC	PCB-018/030	5/19/2013	356	Yes	Y	C			1.9	0.177	pg/g
JW-SS-109-130429	A5461_10905_PC	PCB-017	5/19/2013	166	Yes	Y				0.95	0.203	pg/g
JW-SS-109-130429	A5461_10905_PC	PCB-016	5/19/2013	167	Yes	Y				0.95	0.266	pg/g
JW-SS-109-130429	A5461_10905_PC	PCB-015	5/19/2013	163	Yes	Y				0.95	0.198	pg/g

SDG: A5461

E1668A

Analytical Method	Lab Sample ID	Chemical Name	Anal Date	Result	Mod Res Report	Detect	Lab Qual	Val Qual	Reason	RL	MDL	Units
JW-SS-109-130429	A5461_10905_PC	PCB-206	5/19/2013	154	Yes	Y				0.95	0.365	pg/g
JW-SS-109-130429	A5461_10905_PC	PCB-012/013	5/19/2013	36.5	Yes	Y	C			1.9	0.221	pg/g
JW-SS-109-130429	A5461_10905_PC	PCB-205	5/19/2013	4.94	Yes	Y				0.95	0.31	pg/g
JW-SS-109-130429	A5461_10905_PC	PCB-010	5/19/2013	2.12	Yes	Y				0.95	0.208	pg/g
JW-SS-109-130429	A5461_10905_PC	PCB-009	5/19/2013	8.77	Yes	Y				0.95	0.247	pg/g
JW-SS-109-130429	A5461_10905_PC	PCB-008	5/19/2013	0.23	Yes	N	U			0.95	0.23	pg/g
JW-SS-109-130429	A5461_10905_PC	PCB-007	5/19/2013	5.19	Yes	Y				0.95	0.218	pg/g
JW-SS-109-130429	A5461_10905_PC	PCB-006	5/19/2013	33.9	Yes	Y				0.95	0.233	pg/g
JW-SS-109-130429	A5461_10905_PC	PCB-005	5/19/2013	191	Yes	Y				0.95	0.234	pg/g
JW-SS-109-130429	A5461_10905_PC	PCB-004	5/19/2013	48.9	Yes	Y		J	5	0.95	0.317	pg/g
JW-SS-109-130429	A5461_10905_PC	PCB-003	5/19/2013	54	Yes	Y				0.95	0.461	pg/g
JW-SS-109-130429	A5461_10905_PC	PCB-002	5/19/2013	73.3	Yes	Y				0.95	0.455	pg/g
JW-SS-109-130429	A5461_10905_PC	PCB-001	5/19/2013	33.6	Yes	Y				0.95	0.294	pg/g
JW-SS-109-130429	A5461_10905_PC	PCB-014	5/19/2013	3.85	Yes	Y				0.95	0.194	pg/g
JW-SS-109-130429	A5461_10905_PC	PCB-194	5/19/2013	148	Yes	Y				0.95	0.418	pg/g
JW-SS-109-130429	A5461_10905_PC	PCB-181	5/19/2013	4.64	Yes	Y				0.95	0.256	pg/g
JW-SS-109-130429	A5461_10905_PC	PCB-182	5/19/2013	2.57	Yes	Y				0.95	0.244	pg/g
JW-SS-109-130429	A5461_10905_PC	PCB-183	5/19/2013	179	Yes	Y				0.95	0.237	pg/g
JW-SS-109-130429	A5461_10905_PC	PCB-184	5/19/2013	0.105	Yes	N	U			0.95	0.105	pg/g
JW-SS-109-130429	A5461_10905_PC	PCB-185	5/19/2013	20	Yes	Y				0.95	0.264	pg/g
JW-SS-109-130429	A5461_10905_PC	PCB-186	5/19/2013	0.1	Yes	N	U			0.95	0.1	pg/g
JW-SS-109-130429	A5461_10905_PC	PCB-187	5/19/2013	366	Yes	Y				0.95	0.249	pg/g
JW-SS-109-130429	A5461_10905_PC	PCB-188	5/19/2013	0.792	Yes	Y	J			0.95	0.107	pg/g
JW-SS-109-130429	A5461_10905_PC	PCB-189	5/19/2013	12.4	Yes	Y				0.95	0.24	pg/g
JW-SS-109-130429	A5461_10905_PC	PCB-190	5/19/2013	49.3	Yes	Y				0.95	0.221	pg/g

SDG: A5461

Analytical Method E1668A

Sample ID	Lab Sample ID	Chemical Name	Anal Date	Result	Mod Res Report	Detect	Lab Qual	Val Qual	Reason	RL	MDL	Units
JW-SS-109-130429	A5461_10905_PC	PCB-207	5/19/2013	19.9	Yes	Y				0.95	0.211	pg/g
JW-SS-109-130429	A5461_10905_PC	PCB-192	5/19/2013	0.22	Yes	N	U			0.95	0.22	pg/g
JW-SS-109-130429	A5461_10905_PC	PCB-123	5/19/2013	41	Yes	Y				0.95	0.813	pg/g
JW-SS-109-130429	A5461_10905_PC	PCB-195	5/19/2013	48.4	Yes	Y				0.95	0.446	pg/g
JW-SS-109-130429	A5461_10905_PC	PCB-196	5/19/2013	62.2	Yes	Y				0.95	0.198	pg/g
JW-SS-109-130429	A5461_10905_PC	PCB-197	5/19/2013	0.131	Yes	N	U			0.95	0.131	pg/g
JW-SS-109-130429	A5461_10905_PC	PCB-198/199	5/19/2013	161	Yes	Y	C			1.9	0.204	pg/g
JW-SS-109-130429	A5461_10905_PC	PCB-200	5/19/2013	23.9	Yes	Y				0.95	0.16	pg/g
JW-SS-109-130429	A5461_10905_PC	PCB-201	5/19/2013	21.8	Yes	Y				0.95	0.142	pg/g
JW-SS-109-130429	A5461_10905_PC	PCB-202	5/19/2013	53.5	Yes	Y				0.95	0.177	pg/g
JW-SS-109-130429	A5461_10905_PC	PCB-203	5/19/2013	90.6	Yes	Y				0.95	0.191	pg/g
JW-SS-109-130429	A5461_10905_PC	PCB-204	5/19/2013	0.15	Yes	N	U			0.95	0.15	pg/g
JW-SS-109-130429	A5461_10905_PC	PCB-180/193	5/19/2013	635	Yes	Y	C			1.9	0.243	pg/g
JW-SS-109-130429	A5461_10905_PC	PCB-191	5/19/2013	11.8	Yes	Y				0.95	0.208	pg/g
JW-SS-109-130429	A5461_10905_PC	PCB-063	5/19/2013	33.3	Yes	Y				0.95	0.956	pg/g
JW-SS-109-130429	A5461_10905_PC	PCB-049/069	5/19/2013	682	Yes	Y	C			1.9	0.177	pg/g
JW-SS-109-130429	A5461_10905_PC	PCB-050/053	5/19/2013	104	Yes	Y	C			1.9	0.212	pg/g
JW-SS-109-130429	A5461_10905_PC	PCB-051	5/19/2013	20.3	Yes	Y				0.95	0.196	pg/g
JW-SS-109-130429	A5461_10905_PC	PCB-052	5/19/2013	2190	Yes	Y				0.95	0.214	pg/g
JW-SS-109-130429	A5461_10905_PC	PCB-054	5/19/2013	0.803	Yes	Y	J			0.95	0.1	pg/g
JW-SS-109-130429	A5461_10905_PC	PCB-055	5/19/2013	13	Yes	Y				0.95	1.09	pg/g
JW-SS-109-130429	A5461_10905_PC	PCB-056	5/19/2013	479	Yes	Y				0.95	1.1	pg/g
JW-SS-109-130429	A5461_10905_PC	PCB-057	5/19/2013	2.9	Yes	Y				0.95	1.06	pg/g
JW-SS-109-130429	A5461_10905_PC	PCB-058	5/19/2013	3.53	Yes	Y				0.95	1.03	pg/g
JW-SS-109-130429	A5461_10905_PC	PCB-122	5/19/2013	27.8	Yes	Y				0.95	0.909	pg/g

SDG: A5461

Analytical Method E1668A

Sample ID	Lab Sample ID	Chemical Name	Anal Date	Result	Mod Res Report	Detect	Lab Qual	Val Qual	Reason	RL	MDL	Units
JW-SS-109-130429	A5461_10905_PC	PCB-060	5/19/2013	235	Yes	Y				0.95	1.06	pg/g
JW-SS-109-130429	A5461_10905_PC	PCB-045	5/19/2013	102	Yes	Y				0.95	0.264	pg/g
JW-SS-109-130429	A5461_10905_PC	PCB-064	5/19/2013	419	Yes	Y				0.95	0.146	pg/g
JW-SS-109-130429	A5461_10905_PC	PCB-066	5/19/2013	1090	Yes	Y				0.95	1.08	pg/g
JW-SS-109-130429	A5461_10905_PC	PCB-067	5/19/2013	23.1	Yes	Y				0.95	0.999	pg/g
JW-SS-109-130429	A5461_10905_PC	PCB-068	5/19/2013	8.1	Yes	Y				0.95	0.96	pg/g
JW-SS-109-130429	A5461_10905_PC	PCB-072	5/19/2013	14	Yes	Y				0.95	1.02	pg/g
JW-SS-109-130429	A5461_10905_PC	PCB-073	5/19/2013	0.163	Yes	N	U			0.95	0.163	pg/g
JW-SS-109-130429	A5461_10905_PC	PCB-077	5/19/2013	123	Yes	Y				0.95	1.05	pg/g
JW-SS-109-130429	A5461_10905_PC	PCB-092	5/19/2013	525	Yes	Y				0.95	1.15	pg/g
JW-SS-109-130429	A5461_10905_PC	PCB-079	5/19/2013	20	Yes	Y				0.95	0.921	pg/g
JW-SS-109-130429	A5461_10905_PC	PCB-059/062/075	5/19/2013	64.7	Yes	Y	C			2.85	0.157	pg/g
JW-SS-109-130429	A5461_10905_PC	PCB-035	5/19/2013	35	Yes	Y				0.95	0.398	pg/g
JW-SS-109-130429	A5461_10905_PC	PCB-020/028	5/19/2013	920	Yes	Y	C			1.9	0.39	pg/g
JW-SS-109-130429	A5461_10905_PC	PCB-021/033	5/19/2013	339	Yes	Y	C			1.9	0.377	pg/g
JW-SS-109-130429	A5461_10905_PC	PCB-022	5/19/2013	269	Yes	Y				0.95	0.407	pg/g
JW-SS-109-130429	A5461_10905_PC	PCB-023	5/19/2013	0.733	Yes	Y	J			0.95	0.393	pg/g
JW-SS-109-130429	A5461_10905_PC	PCB-024	5/19/2013	4.54	Yes	Y				0.95	0.158	pg/g
JW-SS-109-130429	A5461_10905_PC	PCB-025	5/19/2013	57.2	Yes	Y				0.95	0.38	pg/g
JW-SS-109-130429	A5461_10905_PC	PCB-026/029	5/19/2013	115	Yes	Y	C			1.9	0.384	pg/g
JW-SS-109-130429	A5461_10905_PC	PCB-027	5/19/2013	31.4	Yes	Y				0.95	0.152	pg/g
JW-SS-109-130429	A5461_10905_PC	PCB-031	5/19/2013	705	Yes	Y				0.95	0.368	pg/g
JW-SS-109-130429	A5461_10905_PC	PCB-048	5/19/2013	138	Yes	Y				0.95	0.212	pg/g
JW-SS-109-130429	A5461_10905_PC	PCB-034	5/19/2013	4.15	Yes	Y				0.95	0.393	pg/g
JW-SS-109-130429	A5461_10905_PC	PCB-046	5/19/2013	35.6	Yes	Y				0.95	0.26	pg/g

SDG: A5461

Analytical Method E1668A

Sample ID	Lab Sample ID	Chemical Name	Anal Date	Result	Mod Res Report	Detect	Lab Qual	Val Qual	Reason	RI	MDL	Units
JW-SS-109-130429	A5461_10905_PC	PCB-036	5/19/2013	13	Yes	Y				0.95	0.365	pg/g
JW-SS-109-130429	A5461_10905_PC	PCB-037	5/19/2013	285	Yes	Y				0.95	0.389	pg/g
JW-SS-109-130429	A5461_10905_PC	PCB-038	5/19/2013	1.96	Yes	Y				0.95	0.388	pg/g
JW-SS-109-130429	A5461_10905_PC	PCB-039	5/19/2013	4.77	Yes	Y				0.95	0.353	pg/g
JW-SS-109-130429	A5461_10905_PC	PCB-040/071	5/19/2013	500	Yes	Y	C			1.9	0.211	pg/g
JW-SS-109-130429	A5461_10905_PC	PCB-041	5/19/2013	52.2	Yes	Y				0.95	0.242	pg/g
JW-SS-109-130429	A5461_10905_PC	PCB-042	5/19/2013	235	Yes	Y				0.95	0.227	pg/g
JW-SS-109-130429	A5461_10905_PC	PCB-043	5/19/2013	26.2	Yes	Y				0.95	0.252	pg/g
JW-SS-109-130429	A5461_10905_PC	PCB-044/047/065	5/19/2013	1170	Yes	Y	C			2.85	0.199	pg/g
JW-SS-109-130429	A5461_10905_PC	PCB-080	5/19/2013	0.919	Yes	N	U			0.95	0.919	pg/g
JW-SS-109-130429	A5461_10905_PC	PCB-032	5/19/2013	131	Yes	Y				0.95	0.144	pg/g
JW-SS-109-130429	A5461_10905_PC	PCB-107/124	5/19/2013	105	Yes	Y	C			1.9	0.844	pg/g
JW-SS-109-130429	A5461_10905_PC	PCB-093/100	5/19/2013	12	Yes	Y	C			1.9	1.08	pg/g
JW-SS-109-130429	A5461_10905_PC	PCB-078	5/19/2013	1.09	Yes	N	U			0.95	1.09	pg/g
JW-SS-109-130429	A5461_10905_PC	PCB-095	5/19/2013	1760	Yes	Y				0.95	1.1	pg/g
JW-SS-109-130429	A5461_10905_PC	PCB-096	5/19/2013	12.1	Yes	Y				0.95	0.109	pg/g
JW-SS-109-130429	A5461_10905_PC	PCB-098	5/19/2013	3.73	Yes	Y				0.95	1.47	pg/g
JW-SS-109-130429	A5461_10905_PC	PCB-099	5/19/2013	1360	Yes	Y				0.95	0.966	pg/g
JW-SS-109-130429	A5461_10905_PC	PCB-102	5/19/2013	48	Yes	Y				0.95	0.901	pg/g
JW-SS-109-130429	A5461_10905_PC	PCB-103	5/19/2013	13.8	Yes	Y				0.95	1.03	pg/g
JW-SS-109-130429	A5461_10905_PC	PCB-104	5/19/2013	0.104	Yes	N	U			0.95	0.104	pg/g
JW-SS-109-130429	A5461_10905_PC	PCB-081	5/19/2013	4.29	Yes	Y				0.95	1.04	pg/g
JW-SS-109-130429	A5461_10905_PC	PCB-106	5/19/2013	0.845	Yes	N	U			0.95	0.845	pg/g
JW-SS-109-130429	A5461_10905_PC	PCB-091	5/19/2013	266	Yes	Y				0.95	0.937	pg/g
JW-SS-109-130429	A5461_10905_PC	PCB-109	5/19/2013	196	Yes	Y				0.95	0.79	pg/g

SDG: A5461

Analytical Method E1668A

Sample ID	Lab Sample ID	Chemical Name	Anal Date	Result	Mod Res Report	Detect	Lab Qual	Val Qual	Reason	RL	MDL	Units
JW-SS-109-130429	A5461_10905_PC	PCB-110	5/19/2013	3470	Yes	Y				0.95	0.884	pg/g
JW-SS-109-130429	A5461_10905_PC	PCB-111	5/19/2013	1.84	Yes	Y				0.95	0.779	pg/g
JW-SS-109-130429	A5461_10905_PC	PCB-112	5/19/2013	1.27	Yes	Y				0.95	0.831	pg/g
JW-SS-109-130429	A5461_10905_PC	PCB-114	5/19/2013	56.9	Yes	Y				0.95	0.832	pg/g
JW-SS-109-130429	A5461_10905_PC	PCB-115	5/19/2013	41.9	Yes	Y				0.95	0.819	pg/g
JW-SS-109-130429	A5461_10905_PC	PCB-117	5/19/2013	71.3	Yes	Y				0.95	0.874	pg/g
JW-SS-109-130429	A5461_10905_PC	PCB-118	5/19/2013	2880	Yes	Y				0.95	0.833	pg/g
JW-SS-109-130429	A5461_10905_PC	PCB-120	5/19/2013	9.34	Yes	Y				0.95	0.78	pg/g
JW-SS-109-130429	A5461_10905_PC	PCB-121	5/19/2013	0.808	Yes	N	U			0.95	0.808	pg/g
JW-SS-109-130429	A5461_10905_PC	PCB-105	5/19/2013	1260	Yes	Y				0.95	0.88	pg/g
JW-SS-109-130429	A5461_10905_PC	PCB-088	5/19/2013	1.33	Yes	N	U			0.95	1.33	pg/g
JW-SS-109-130429	A5461_10905_PC	PCB-082	5/19/2013	336	Yes	Y				0.95	1.31	pg/g
JW-SS-109-130429	A5461_10905_PC	PCB-083	5/19/2013	143	Yes	Y				0.95	1.36	pg/g
JW-SS-109-130429	A5461_10905_PC	PCB-084	5/19/2013	675	Yes	Y				0.95	1.3	pg/g
JW-SS-109-130429	A5461_10905_PC	PCB-085/116	5/19/2013	428	Yes	Y	C			1.9	0.949	pg/g
JW-SS-109-130429	A5461_10905_PC	PCB-089	5/19/2013	23.5	Yes	Y				0.95	1.22	pg/g
JW-SS-109-130429	A5461_10905_PC	PCB-094	5/19/2013	8.16	Yes	Y				0.95	1.19	pg/g
JW-SS-110-130429	A5461_10905_PC	PCB-161	5/19/2013	0.103	Yes	N	U			0.994	0.103	pg/g
JW-SS-110-130429	A5461_10905_PC	PCB-178	5/19/2013	103	Yes	Y				0.994	0.173	pg/g
JW-SS-110-130429	A5461_10905_PC	PCB-177	5/19/2013	395	Yes	Y				0.994	0.551	pg/g
JW-SS-110-130429	A5461_10905_PC	PCB-176	5/19/2013	62.7	Yes	Y				0.994	0.12	pg/g
JW-SS-110-130429	A5461_10905_PC	PCB-154	5/19/2013	29.1	Yes	Y				0.994	0.118	pg/g
JW-SS-110-130429	A5461_10905_PC	PCB-155	5/19/2013	0.101	Yes	N	U			0.994	0.101	pg/g
JW-SS-110-130429	A5461_10905_PC	PCB-156/157	5/19/2013	424	Yes	Y	C			1.99	0.74	pg/g
JW-SS-110-130429	A5461_10905_PC	PCB-158	5/19/2013	366	Yes	Y				0.994	0.0963	pg/g

SDG: A5461

Analytical Method E1668A

Sample ID	Lab Sample ID	Chemical Name	Anal Date	Result	Mod Res Report	Detect	Lab Qual	Val Qual	Reason	RL	MDL	Units
JW-SS-110-130429	A5461_10905_PC	PCB-160	5/19/2013	0.111	Yes	N	U			0.994	0.111	pg/g
JW-SS-110-130429	A5461_10905_PC	PCB-162	5/19/2013	11.1	Yes	Y				0.994	0.564	pg/g
JW-SS-110-130429	A5461_10905_PC	PCB-164	5/19/2013	257	Yes	Y				0.994	0.105	pg/g
JW-SS-110-130429	A5461_10905_PC	PCB-165	5/19/2013	1	Yes	Y				0.994	0.112	pg/g
JW-SS-110-130429	A5461_10905_PC	PCB-167	5/19/2013	124	Yes	Y				0.994	0.518	pg/g
JW-SS-110-130429	A5461_10905_PC	PCB-169	5/19/2013	0.66	Yes	N	U			0.994	0.66	pg/g
JW-SS-110-130429	A5461_10905_PC	PCB-170	5/19/2013	670	Yes	Y				0.994	0.596	pg/g
JW-SS-110-130429	A5461_10905_PC	PCB-171/173	5/19/2013	205	Yes	Y	C			1.99	0.542	pg/g
JW-SS-110-130429	A5461_10905_PC	PCB-172	5/19/2013	106	Yes	Y				0.994	0.525	pg/g
JW-SS-110-130429	A5461_10905_PC	PCB-174	5/19/2013	672	Yes	Y				0.994	0.538	pg/g
JW-SS-110-130429	A5461_10905_PC	PCB-175	5/19/2013	27.4	Yes	Y				0.994	0.485	pg/g
JW-SS-110-130429	A5461_10905_PC	PCB-159	5/19/2013	17.2	Yes	Y				0.994	0.567	pg/g
JW-SS-110-130429	A5461_10905_PC	PCB-188	5/19/2013	0.848	Yes	Y	J EMPC	J	23	0.994	0.137	pg/g
JW-SS-110-130429	A5461_10905_PC	PCB-179	5/19/2013	225	Yes	Y				0.994	0.131	pg/g
JW-SS-110-130429	A5461_10905_PC	PCB-180/193	5/19/2013	1320	Yes	Y	C			1.99	0.452	pg/g
JW-SS-110-130429	A5461_10905_PC	PCB-181	5/19/2013	6.66	Yes	Y				0.994	0.475	pg/g
JW-SS-110-130429	A5461_10905_PC	PCB-182	5/19/2013	3.93	Yes	Y				0.994	0.453	pg/g
JW-SS-110-130429	A5461_10905_PC	PCB-183	5/19/2013	337	Yes	Y				0.994	0.44	pg/g
JW-SS-110-130429	A5461_10905_PC	PCB-184	5/19/2013	0.528	Yes	Y	J EMPC	J	23	0.994	0.135	pg/g
JW-SS-110-130429	A5461_10905_PC	PCB-185	5/19/2013	85.7	Yes	Y				0.994	0.489	pg/g
JW-SS-110-130429	A5461_10905_PC	PCB-129/138/163	5/19/2013	3760	Yes	Y	C			2.98	0.124	pg/g
JW-SS-110-130429	A5461_10905_PC	PCB-187	5/19/2013	770	Yes	Y				0.994	0.462	pg/g
JW-SS-110-130429	A5461_10905_PC	PCB-150	5/19/2013	2.79	Yes	Y				0.994	0.0948	pg/g
JW-SS-110-130429	A5461_10905_PC	PCB-189	5/19/2013	23.2	Yes	Y				0.994	0.376	pg/g
JW-SS-110-130429	A5461_10905_PC	PCB-190	5/19/2013	106	Yes	Y				0.994	0.422	pg/g

SDG: A5461

Analytical Method E1668A

Sample ID	Lab Sample ID	Chemical Name	Anal Date	Result	Mod Res Report	Detect	Lab Qual	Val Qual	Reason	RL	MDL	Units
JW-SS-110-130429	A5461_10905_PC	PCB-191	5/19/2013	23.2	Yes	Y				0.994	0.385	pg/g
JW-SS-110-130429	A5461_10905_PC	PCB-192	5/19/2013	0.409	Yes	N	U			0.994	0.409	pg/g
JW-SS-110-130429	A5461_10905_PC	PCB-194	5/19/2013	311	Yes	Y				0.994	0.485	pg/g
JW-SS-110-130429	A5461_10905_PC	PCB-195	5/19/2013	110	Yes	Y				0.994	0.517	pg/g
JW-SS-110-130429	A5461_10905_PC	PCB-196	5/19/2013	124	Yes	Y				0.994	0.35	pg/g
JW-SS-110-130429	A5461_10905_PC	PCB-186	5/19/2013	0.128	Yes	N	U			0.994	0.128	pg/g
JW-SS-110-130429	A5461_10905_PC	PCB-139/140	5/19/2013	63.1	Yes	Y	C			1.99	0.129	pg/g
JW-SS-110-130429	A5461_10905_PC	PCB-130	5/19/2013	262	Yes	Y				0.994	0.153	pg/g
JW-SS-110-130429	A5461_10905_PC	PCB-131	5/19/2013	47.1	Yes	Y				0.994	0.148	pg/g
JW-SS-110-130429	A5461_10905_PC	PCB-132	5/19/2013	1140	Yes	Y				0.994	0.144	pg/g
JW-SS-110-130429	A5461_10905_PC	PCB-133	5/19/2013	48.9	Yes	Y				0.994	0.136	pg/g
JW-SS-110-130429	A5461_10905_PC	PCB-134	5/19/2013	200	Yes	Y				0.994	0.172	pg/g
JW-SS-110-130429	A5461_10905_PC	PCB-135/151	5/19/2013	966	Yes	Y	C			1.99	0.135	pg/g
JW-SS-110-130429	A5461_10905_PC	PCB-136	5/19/2013	353	Yes	Y				0.994	0.102	pg/g
JW-SS-110-130429	A5461_10905_PC	PCB-153/168	5/19/2013	2950	Yes	Y	C			1.99	0.114	pg/g
JW-SS-110-130429	A5461_10905_PC	PCB-137	5/19/2013	148	Yes	Y				0.994	0.122	pg/g
JW-SS-110-130429	A5461_10905_PC	PCB-152	5/19/2013	2.35	Yes	Y				0.994	0.0944	pg/g
JW-SS-110-130429	A5461_10905_PC	PCB-141	5/19/2013	523	Yes	Y				0.994	0.141	pg/g
JW-SS-110-130429	A5461_10905_PC	PCB-142	5/19/2013	0.631	Yes	Y	J	EMPC	J 23	0.994	0.152	pg/g
JW-SS-110-130429	A5461_10905_PC	PCB-143	5/19/2013	15.6	Yes	Y				0.994	0.13	pg/g
JW-SS-110-130429	A5461_10905_PC	PCB-145	5/19/2013	1.15	Yes	Y				0.994	0.1	pg/g
JW-SS-110-130429	A5461_10905_PC	PCB-147/149	5/19/2013	2400	Yes	Y	C			1.99	0.13	pg/g
JW-SS-110-130429	A5461_10905_PC	PCB-148	5/19/2013	2.92	Yes	Y				0.994	0.13	pg/g
JW-SS-110-130429	A5461_10905_PC	PCB-200	5/19/2013	44.8	Yes	Y				0.994	0.283	pg/g
JW-SS-110-130429	A5461_10905_PC	PCB-001	5/19/2013	88.3	Yes	Y				0.994	0.246	pg/g

SDG: A5461

Analytical Method E1668A

Sample ID	Lab Sample ID	Chemical Name	Anal Date	Result	Mod Res Report	Detect	Lab Qual	Val Qual	Reason	RI	MDL	Units
JW-SS-110-130429	A5461_10905_PC	PCB-008	5/19/2013	0.223	Yes	N	U			0.994	0.223	pg/g
JW-SS-110-130429	A5461_10905_PC	PCB-197	5/19/2013	0.231	Yes	N	U			0.994	0.231	pg/g
JW-SS-110-130429	A5461_10905_PC	PCB-017	5/19/2013	279	Yes	Y				0.994	0.233	pg/g
JW-SS-110-130429	A5461_10905_PC	PCB-016	5/19/2013	286	Yes	Y				0.994	0.305	pg/g
JW-SS-110-130429	A5461_10905_PC	PCB-015	5/19/2013	307	Yes	Y				0.994	0.192	pg/g
JW-SS-110-130429	A5461_10905_PC	PCB-014	5/19/2013	3.18	Yes	Y				0.994	0.187	pg/g
JW-SS-110-130429	A5461_10905_PC	PCB-012/013	5/19/2013	56.7	Yes	Y	C			1.99	0.214	pg/g
JW-SS-110-130429	A5461_10905_PC	PCB-011	5/19/2013	948	Yes	Y				0.994	0.216	pg/g
JW-SS-110-130429	A5461_10905_PC	PCB-019	5/19/2013	42.3	Yes	Y				0.994	0.264	pg/g
JW-SS-110-130429	A5461_10905_PC	PCB-009	5/19/2013	20.4	Yes	Y				0.994	0.239	pg/g
JW-SS-110-130429	A5461_10905_PC	PCB-020/028	5/19/2013	1570	Yes	Y	C			1.99	0.418	pg/g
JW-SS-110-130429	A5461_10905_PC	PCB-007	5/19/2013	14.2	Yes	Y				0.994	0.211	pg/g
JW-SS-110-130429	A5461_10905_PC	PCB-006	5/19/2013	67	Yes	Y				0.994	0.226	pg/g
JW-SS-110-130429	A5461_10905_PC	PCB-005	5/19/2013	350	Yes	Y				0.994	0.227	pg/g
JW-SS-110-130429	A5461_10905_PC	PCB-004	5/19/2013	87.6	Yes	Y		J	5	0.994	0.336	pg/g
JW-SS-110-130429	A5461_10905_PC	PCB-026/029	5/19/2013	200	Yes	Y	C			1.99	0.412	pg/g
JW-SS-110-130429	A5461_10905_PC	PCB-002	5/19/2013	85.9	Yes	Y				0.994	0.431	pg/g
JW-SS-110-130429	A5461_10905_PC	PCB-003	5/19/2013	112	Yes	Y				0.994	0.436	pg/g
JW-SS-110-130429	A5461_10905_PC	PCB-010	5/19/2013	4.89	Yes	Y				0.994	0.22	pg/g
JW-SS-110-130429	A5461_10905_PC	PCB-209	5/19/2013	79.1	Yes	Y				0.994	0.385	pg/g
JW-SS-110-130429	A5461_10905_PC	PCB-144	5/19/2013	143	Yes	Y				0.994	0.132	pg/g
JW-SS-110-130429	A5461_10905_PC	PCB-201	5/19/2013	38.9	Yes	Y				0.994	0.251	pg/g
JW-SS-110-130429	A5461_10905_PC	PCB-202	5/19/2013	87.7	Yes	Y				0.994	0.313	pg/g
JW-SS-110-130429	A5461_10905_PC	PCB-203	5/19/2013	167	Yes	Y				0.994	0.338	pg/g
JW-SS-110-130429	A5461_10905_PC	PCB-204	5/19/2013	0.266	Yes	N	U			0.994	0.266	pg/g

SDG: A5461

Analytical Method E1668A

Sample ID	Lab Sample ID	Chemical Name	Anal Date	Result	Mod Res Report	Detect	Lab Qual	Val Qual	Reason	RL	MDL	Units
JW-SS-110-130429	A5461_10905_PC	PCB-205	5/19/2013	10.9	Yes	Y				0.994	0.36	pg/g
JW-SS-110-130429	A5461_10905_PC	PCB-206	5/19/2013	112	Yes	Y				0.994	0.421	pg/g
JW-SS-110-130429	A5461_10905_PC	PCB-018/030	5/19/2013	620	Yes	Y	C			1.99	0.202	pg/g
JW-SS-110-130429	A5461_10905_PC	PCB-208	5/19/2013	54.3	Yes	Y				0.994	0.307	pg/g
JW-SS-110-130429	A5461_10905_PC	PCB-198/199	5/19/2013	281	Yes	Y	C			1.99	0.362	pg/g
JW-SS-110-130429	A5461_10905_PC	PCB-061/070/074/076	5/19/2013	3770	Yes	Y	C			3.98	1.55	pg/g
JW-SS-110-130429	A5461_10905_PC	PCB-086/087/097/108/119/125	5/19/2013	2460	Yes	Y	C			5.96	1.15	pg/g
JW-SS-110-130429	A5461_10905_PC	PCB-025	5/19/2013	100	Yes	Y				0.994	0.408	pg/g
JW-SS-110-130429	A5461_10905_PC	PCB-024	5/19/2013	5.83	Yes	Y				0.994	0.181	pg/g
JW-SS-110-130429	A5461_10905_PC	PCB-023	5/19/2013	0.952	Yes	Y	J			0.994	0.421	pg/g
JW-SS-110-130429	A5461_10905_PC	PCB-022	5/19/2013	477	Yes	Y				0.994	0.437	pg/g
JW-SS-110-130429	A5461_10905_PC	PCB-021/033	5/19/2013	595	Yes	Y	C			1.99	0.404	pg/g
JW-SS-110-130429	A5461_10905_PC	PCB-207	5/19/2013	20.6	Yes	Y				0.994	0.298	pg/g
JW-SS-110-130429	A5461_10905_PC	PCB-083	5/19/2013	207	Yes	Y				0.994	1.65	pg/g
JW-SS-110-130429	A5461_10905_PC	PCB-099	5/19/2013	1630	Yes	Y				0.994	1.17	pg/g
JW-SS-110-130429	A5461_10905_PC	PCB-064	5/19/2013	743	Yes	Y				0.994	0.159	pg/g
JW-SS-110-130429	A5461_10905_PC	PCB-066	5/19/2013	2150	Yes	Y				0.994	1.64	pg/g
JW-SS-110-130429	A5461_10905_PC	PCB-067	5/19/2013	49.1	Yes	Y				0.994	1.52	pg/g
JW-SS-110-130429	A5461_10905_PC	PCB-068	5/19/2013	14.1	Yes	Y				0.994	1.46	pg/g
JW-SS-110-130429	A5461_10905_PC	PCB-072	5/19/2013	27.6	Yes	Y				0.994	1.55	pg/g
JW-SS-110-130429	A5461_10905_PC	PCB-073	5/19/2013	0.177	Yes	N	U			0.994	0.177	pg/g
JW-SS-110-130429	A5461_10905_PC	PCB-077	5/19/2013	256	Yes	Y				0.994	1.63	pg/g
JW-SS-110-130429	A5461_10905_PC	PCB-078	5/19/2013	1.65	Yes	N	U			0.994	1.65	pg/g
JW-SS-110-130429	A5461_10905_PC	PCB-079	5/19/2013	25.2	Yes	Y				0.994	1.4	pg/g
JW-SS-110-130429	A5461_10905_PC	PCB-080	5/19/2013	13.3	Yes	Y				0.994	1.4	pg/g

SDG: A5461

Analytical Method E1668A

Sample ID	Lab Sample ID	Chemical Name	Anal Date	Result	Mod Res Report	Detect	Lab Qual	Val Qual	Reason	RI	MDL	Units
JW-SS-110-130429	A5461_10905_PC	PCB-060	5/19/2013	507	Yes	Y				0.994	1.61	pg/g
JW-SS-110-130429	A5461_10905_PC	PCB-082	5/19/2013	457	Yes	Y				0.994	1.59	pg/g
JW-SS-110-130429	A5461_10905_PC	PCB-059/062/075	5/19/2013	124	Yes	Y	C			2.98	0.17	pg/g
JW-SS-110-130429	A5461_10905_PC	PCB-084	5/19/2013	854	Yes	Y				0.994	1.58	pg/g
JW-SS-110-130429	A5461_10905_PC	PCB-085/116	5/19/2013	612	Yes	Y	C			1.99	1.15	pg/g
JW-SS-110-130429	A5461_10905_PC	PCB-088	5/19/2013	1.61	Yes	N	U			0.994	1.61	pg/g
JW-SS-110-130429	A5461_10905_PC	PCB-089	5/19/2013	37.6	Yes	Y				0.994	1.48	pg/g
JW-SS-110-130429	A5461_10905_PC	PCB-090/101/113	5/19/2013	3450	Yes	Y	C			2.98	1.16	pg/g
JW-SS-110-130429	A5461_10905_PC	PCB-091	5/19/2013	342	Yes	Y				0.994	1.14	pg/g
JW-SS-110-130429	A5461_10905_PC	PCB-092	5/19/2013	681	Yes	Y				0.994	1.39	pg/g
JW-SS-110-130429	A5461_10905_PC	PCB-093/100	5/19/2013	15	Yes	Y	C			1.99	1.3	pg/g
JW-SS-110-130429	A5461_10905_PC	PCB-094	5/19/2013	12.6	Yes	Y				0.994	1.45	pg/g
JW-SS-110-130429	A5461_10905_PC	PCB-095	5/19/2013	2200	Yes	Y				0.994	1.33	pg/g
JW-SS-110-130429	A5461_10905_PC	PCB-096	5/19/2013	19.4	Yes	Y				0.994	0.127	pg/g
JW-SS-110-130429	A5461_10905_PC	PCB-098	5/19/2013	8.85	Yes	Y				0.994	1.78	pg/g
JW-SS-110-130429	A5461_10905_PC	PCB-081	5/19/2013	8.42	Yes	Y				0.994	1.58	pg/g
JW-SS-110-130429	A5461_10905_PC	PCB-044/047/065	5/19/2013	1890	Yes	Y	C			2.98	0.217	pg/g
JW-SS-110-130429	A5461_10905_PC	PCB-027	5/19/2013	49.4	Yes	Y				0.994	0.174	pg/g
JW-SS-110-130429	A5461_10905_PC	PCB-031	5/19/2013	1260	Yes	Y				0.994	0.394	pg/g
JW-SS-110-130429	A5461_10905_PC	PCB-032	5/19/2013	224	Yes	Y				0.994	0.165	pg/g
JW-SS-110-130429	A5461_10905_PC	PCB-034	5/19/2013	8.78	Yes	Y				0.994	0.421	pg/g
JW-SS-110-130429	A5461_10905_PC	PCB-035	5/19/2013	50.2	Yes	Y				0.994	0.427	pg/g
JW-SS-110-130429	A5461_10905_PC	PCB-036	5/19/2013	12.9	Yes	Y				0.994	0.391	pg/g
JW-SS-110-130429	A5461_10905_PC	PCB-037	5/19/2013	522	Yes	Y				0.994	0.417	pg/g
JW-SS-110-130429	A5461_10905_PC	PCB-038	5/19/2013	1.76	Yes	Y	EMPC	J	23	0.994	0.417	pg/g

SDG: A5461

Analytical Method E1668A

Sample ID	Lab Sample ID	Chemical Name	Anal Date	Result	Mod Res Report	Detect	Lab Qual	Val Qual	Reason	RL	MDL	Units
JW-SS-110-130429	A5461_10905_PC	PCB-039	5/19/2013	9.28	Yes	Y				0.994	0.379	pg/g
JW-SS-110-130429	A5461_10905_PC	PCB-040/071	5/19/2013	926	Yes	Y	C			1.99	0.229	pg/g
JW-SS-110-130429	A5461_10905_PC	PCB-041	5/19/2013	121	Yes	Y				0.994	0.263	pg/g
JW-SS-110-130429	A5461_10905_PC	PCB-063	5/19/2013	70.4	Yes	Y				0.994	1.46	pg/g
JW-SS-110-130429	A5461_10905_PC	PCB-043	5/19/2013	53.2	Yes	Y				0.994	0.274	pg/g
JW-SS-110-130429	A5461_10905_PC	PCB-058	5/19/2013	8.94	Yes	Y				0.994	1.57	pg/g
JW-SS-110-130429	A5461_10905_PC	PCB-045	5/19/2013	197	Yes	Y				0.994	0.287	pg/g
JW-SS-110-130429	A5461_10905_PC	PCB-046	5/19/2013	69.8	Yes	Y				0.994	0.282	pg/g
JW-SS-110-130429	A5461_10905_PC	PCB-048	5/19/2013	284	Yes	Y				0.994	0.23	pg/g
JW-SS-110-130429	A5461_10905_PC	PCB-049/069	5/19/2013	1120	Yes	Y	C			1.99	0.192	pg/g
JW-SS-110-130429	A5461_10905_PC	PCB-050/053	5/19/2013	182	Yes	Y	C			1.99	0.23	pg/g
JW-SS-110-130429	A5461_10905_PC	PCB-051	5/19/2013	37.2	Yes	Y				0.994	0.213	pg/g
JW-SS-110-130429	A5461_10905_PC	PCB-052	5/19/2013	2940	Yes	Y				0.994	0.232	pg/g
JW-SS-110-130429	A5461_10905_PC	PCB-054	5/19/2013	1.7	Yes	Y				0.994	0.106	pg/g
JW-SS-110-130429	A5461_10905_PC	PCB-055	5/19/2013	27.8	Yes	Y				0.994	1.66	pg/g
JW-SS-110-130429	A5461_10905_PC	PCB-146	5/19/2013	495	Yes	Y				0.994	0.123	pg/g
JW-SS-110-130429	A5461_10905_PC	PCB-057	5/19/2013	6.28	Yes	Y				0.994	1.61	pg/g
JW-SS-110-130429	A5461_10905_PC	PCB-128/166	5/19/2013	585	Yes	Y	C			1.99	0.688	pg/g
JW-SS-110-130429	A5461_10905_PC	PCB-042	5/19/2013	460	Yes	Y				0.994	0.247	pg/g
JW-SS-110-130429	A5461_10905_PC	PCB-056	5/19/2013	978	Yes	Y				0.994	1.67	pg/g
JW-SS-110-130429	A5461_10905_PC	PCB-126	5/19/2013	12.6	Yes	Y				0.994	0.354	pg/g
JW-SS-110-130429	A5461_10905_PC	PCB-117	5/19/2013	84.7	Yes	Y				0.994	1.06	pg/g
JW-SS-110-130429	A5461_10905_PC	PCB-118	5/19/2013	3610	Yes	Y				0.994	1.02	pg/g
JW-SS-110-130429	A5461_10905_PC	PCB-120	5/19/2013	14.3	Yes	Y				0.994	0.947	pg/g
JW-SS-110-130429	A5461_10905_PC	PCB-121	5/19/2013	0.981	Yes	N	U			0.994	0.981	pg/g

SDG: A5461

Analytical Method E1668A

Sample ID	Lab Sample ID	Chemical Name	Anal Date	Result	Mod Res Report	Detect	Lab Qual	Val Qual	Reason	RL	MDL	Units
JW-SS-110-130429	A5461_10905_PC	PCB-102	5/19/2013	67.2	Yes	Y				0.994	1.09	pg/g
JW-SS-110-130429	A5461_10905_PC	PCB-127	5/19/2013	4.18	Yes	Y				0.994	0.999	pg/g
JW-SS-110-130429	A5461_10905_PC	PCB-122	5/19/2013	35.4	Yes	Y				0.994	1.06	pg/g
JW-SS-110-130429	A5461_10905_PC	PCB-115	5/19/2013	74	Yes	Y				0.994	0.994	pg/g
JW-SS-110-130429	A5461_10905_PC	PCB-114	5/19/2013	71.3	Yes	Y				0.994	0.966	pg/g
JW-SS-110-130429	A5461_10905_PC	PCB-109	5/19/2013	257	Yes	Y				0.994	0.959	pg/g
JW-SS-110-130429	A5461_10905_PC	PCB-106	5/19/2013	1.03	Yes	N	U			0.994	1.03	pg/g
JW-SS-110-130429	A5461_10905_PC	PCB-105	5/19/2013	1710	Yes	Y				0.994	1.08	pg/g
JW-SS-110-130429	A5461_10905_PC	PCB-112	5/19/2013	11.3	Yes	Y				0.994	1.01	pg/g
JW-SS-110-130429	A5461_10905_PC	PCB-104	5/19/2013	0.122	Yes	N	U			0.994	0.122	pg/g
JW-SS-110-130429	A5461_10905_PC	PCB-107/124	5/19/2013	128	Yes	Y	C			1.99	1.02	pg/g
JW-SS-110-130429	A5461_10905_PC	PCB-123	5/19/2013	56.5	Yes	Y				0.994	0.987	pg/g
JW-SS-110-130429	A5461_10905_PC	PCB-103	5/19/2013	18	Yes	Y				0.994	1.25	pg/g
JW-SS-110-130429	A5461_10905_PC	PCB-110	5/19/2013	4270	Yes	Y	E	J	20	0.994	1.07	pg/g
JW-SS-110-130429	A5461_10905_PC	PCB-111	5/19/2013	2.54	Yes	Y				0.994	0.945	pg/g
JW-SS-310-130429	A5461_10905_PC	PCB-016	5/19/2013	255	Yes	Y				0.966	0.389	pg/g
JW-SS-310-130429	A5461_10905_PC	PCB-008	5/19/2013	308	Yes	Y				0.966	0.27	pg/g
JW-SS-310-130429	A5461_10905_PC	PCB-010	5/19/2013	4.51	Yes	Y				0.966	0.157	pg/g
JW-SS-310-130429	A5461_10905_PC	PCB-011	5/19/2013	774	Yes	Y				0.966	0.262	pg/g
JW-SS-310-130429	A5461_10905_PC	PCB-007	5/19/2013	12.5	Yes	Y				0.966	0.256	pg/g
JW-SS-310-130429	A5461_10905_PC	PCB-006	5/19/2013	58.4	Yes	Y				0.966	0.274	pg/g
JW-SS-310-130429	A5461_10905_PC	PCB-009	5/19/2013	18.1	Yes	Y				0.966	0.29	pg/g
JW-SS-310-130429	A5461_10905_PC	PCB-012/013	5/19/2013	45.9	Yes	Y	C			1.93	0.26	pg/g
JW-SS-310-130429	A5461_10905_PC	PCB-019	5/19/2013	36.3	Yes	Y				0.966	0.336	pg/g
JW-SS-310-130429	A5461_10905_PC	PCB-015	5/19/2013	249	Yes	Y				0.966	0.232	pg/g

SDG: A5461

Analytical Method E1668A

Sample ID	Lab Sample ID	Chemical Name	Anal Date	Result	Mod Res Report	Detect	Lab Qual	Val Qual	Reason	RL	MDL	Units
JW-SS-310-130429	A5461_10905_PC	PCB-017	5/19/2013	248	Yes	Y				0.966	0.297	pg/g
JW-SS-310-130429	A5461_10905_PC	PCB-018/030	5/19/2013	556	Yes	Y	C			1.93	0.258	pg/g
JW-SS-310-130429	A5461_10905_PC	PCB-005	5/19/2013	6.75	Yes	Y				0.966	0.275	pg/g
JW-SS-310-130429	A5461_10905_PC	PCB-020/028	5/19/2013	1310	Yes	Y	C			1.93	0.381	pg/g
JW-SS-310-130429	A5461_10905_PC	PCB-021/033	5/19/2013	502	Yes	Y	C			1.93	0.368	pg/g
JW-SS-310-130429	A5461_10905_PC	PCB-022	5/19/2013	395	Yes	Y				0.966	0.398	pg/g
JW-SS-310-130429	A5461_10905_PC	PCB-023	5/19/2013	0.852	Yes	Y	J			0.966	0.384	pg/g
JW-SS-310-130429	A5461_10905_PC	PCB-024	5/19/2013	5.8	Yes	Y				0.966	0.231	pg/g
JW-SS-310-130429	A5461_10905_PC	PCB-014	5/19/2013	2.63	Yes	Y				0.966	0.227	pg/g
JW-SS-310-130429	A5461_10905_PC	PCB-177	5/19/2013	339	Yes	Y				0.966	0.531	pg/g
JW-SS-310-130429	A5461_10905_PC	PCB-159	5/19/2013	14.6	Yes	Y				0.966	0.445	pg/g
JW-SS-310-130429	A5461_10905_PC	PCB-160	5/19/2013	0.137	Yes	N	U			0.966	0.137	pg/g
JW-SS-310-130429	A5461_10905_PC	PCB-161	5/19/2013	0.126	Yes	N	U			0.966	0.126	pg/g
JW-SS-310-130429	A5461_10905_PC	PCB-162	5/19/2013	10	Yes	Y				0.966	0.442	pg/g
JW-SS-310-130429	A5461_10905_PC	PCB-164	5/19/2013	200	Yes	Y				0.966	0.129	pg/g
JW-SS-310-130429	A5461_10905_PC	PCB-165	5/19/2013	0.782	Yes	Y	J EMP C	J	23	0.966	0.138	pg/g
JW-SS-310-130429	A5461_10905_PC	PCB-167	5/19/2013	104	Yes	Y				0.966	0.407	pg/g
JW-SS-310-130429	A5461_10905_PC	PCB-169	5/19/2013	0.565	Yes	N	U			0.966	0.565	pg/g
JW-SS-310-130429	A5461_10905_PC	PCB-170	5/19/2013	572	Yes	Y				0.966	0.611	pg/g
JW-SS-310-130429	A5461_10905_PC	PCB-171/173	5/19/2013	178	Yes	Y	C			1.93	0.523	pg/g
JW-SS-310-130429	A5461_10905_PC	PCB-172	5/19/2013	93	Yes	Y				0.966	0.506	pg/g
JW-SS-310-130429	A5461_10905_PC	PCB-174	5/19/2013	564	Yes	Y				0.966	0.519	pg/g
JW-SS-310-130429	A5461_10905_PC	PCB-185	5/19/2013	36	Yes	Y				0.966	0.471	pg/g
JW-SS-310-130429	A5461_10905_PC	PCB-176	5/19/2013	55	Yes	Y				0.966	0.121	pg/g
JW-SS-310-130429	A5461_10905_PC	PCB-004	5/19/2013	81.3	Yes	Y		J	5	0.966	0.24	pg/g

SDG: A5461

Analytical Method E1668A

Sample ID	Lab Sample ID	Chemical Name	Anal Date	Result	Mod Res Report	Detect	Lab Qual	Val Qual	Reason	RL	MDL	Units
JW-SS-310-130429	A5461_10905_PC	PCB-178	5/19/2013	92.8	Yes	Y				0.966	0.175	pg/g
JW-SS-310-130429	A5461_10905_PC	PCB-179	5/19/2013	197	Yes	Y				0.966	0.132	pg/g
JW-SS-310-130429	A5461_10905_PC	PCB-180/193	5/19/2013	1150	Yes	Y	C			1.93	0.435	pg/g
JW-SS-310-130429	A5461_10905_PC	PCB-181	5/19/2013	5.9	Yes	Y				0.966	0.458	pg/g
JW-SS-310-130429	A5461_10905_PC	PCB-182	5/19/2013	3.5	Yes	Y				0.966	0.437	pg/g
JW-SS-310-130429	A5461_10905_PC	PCB-183	5/19/2013	323	Yes	Y				0.966	0.424	pg/g
JW-SS-310-130429	A5461_10905_PC	PCB-038	5/19/2013	1.34	Yes	Y	EMPC	J	23	0.966	0.38	pg/g
JW-SS-310-130429	A5461_10905_PC	PCB-184	5/19/2013	0.136	Yes	N	U			0.966	0.136	pg/g
JW-SS-310-130429	A5461_10905_PC	PCB-025	5/19/2013	79.8	Yes	Y				0.966	0.372	pg/g
JW-SS-310-130429	A5461_10905_PC	PCB-001	5/19/2013	101	Yes	Y				0.966	0.293	pg/g
JW-SS-310-130429	A5461_10905_PC	PCB-002	5/19/2013	69.7	Yes	Y				0.966	0.381	pg/g
JW-SS-310-130429	A5461_10905_PC	PCB-003	5/19/2013	104	Yes	Y				0.966	0.386	pg/g
JW-SS-310-130429	A5461_10905_PC	PCB-175	5/19/2013	23.6	Yes	Y				0.966	0.468	pg/g
JW-SS-310-130429	A5461_10905_PC	PCB-055	5/19/2013	18.2	Yes	Y				0.966	1.54	pg/g
JW-SS-310-130429	A5461_10905_PC	PCB-036	5/19/2013	10.7	Yes	Y				0.966	0.356	pg/g
JW-SS-310-130429	A5461_10905_PC	PCB-196	5/19/2013	105	Yes	Y				0.966	0.359	pg/g
JW-SS-310-130429	A5461_10905_PC	PCB-195	5/19/2013	92.4	Yes	Y				0.966	0.589	pg/g
JW-SS-310-130429	A5461_10905_PC	PCB-194	5/19/2013	262	Yes	Y				0.966	0.552	pg/g
JW-SS-310-130429	A5461_10905_PC	PCB-192	5/19/2013	0.394	Yes	N	U			0.966	0.394	pg/g
JW-SS-310-130429	A5461_10905_PC	PCB-191	5/19/2013	20.1	Yes	Y				0.966	0.371	pg/g
JW-SS-310-130429	A5461_10905_PC	PCB-190	5/19/2013	90.7	Yes	Y				0.966	0.432	pg/g
JW-SS-310-130429	A5461_10905_PC	PCB-189	5/19/2013	20	Yes	Y				0.966	0.34	pg/g
JW-SS-310-130429	A5461_10905_PC	PCB-188	5/19/2013	0.67	Yes	Y	J	EMPC	J	0.966	0.138	pg/g
JW-SS-310-130429	A5461_10905_PC	PCB-187	5/19/2013	646	Yes	Y				0.966	0.445	pg/g
JW-SS-310-130429	A5461_10905_PC	PCB-198/199	5/19/2013	245	Yes	Y	C			1.93	0.371	pg/g

SDG: A5461

Analytical Method E1668A

Sample ID	Lab Sample ID	Chemical Name	Anal Date	Result	Mod Res Report	Detect	Lab Qual	Val Qual	Reason	RL	MDL	Units
JW-SS-310-130429	A5461_10905_PC	PCB-056	5/19/2013	811	Yes	Y				0.966	1.56	pg/g
JW-SS-310-130429	A5461_10905_PC	PCB-200	5/19/2013	30.1	Yes	Y				0.966	0.291	pg/g
JW-SS-310-130429	A5461_10905_PC	PCB-054	5/19/2013	1.29	Yes	Y				0.966	0.143	pg/g
JW-SS-310-130429	A5461_10905_PC	PCB-052	5/19/2013	2450	Yes	Y				0.966	0.209	pg/g
JW-SS-310-130429	A5461_10905_PC	PCB-051	5/19/2013	30.1	Yes	Y				0.966	0.191	pg/g
JW-SS-310-130429	A5461_10905_PC	PCB-050/053	5/19/2013	152	Yes	Y	C			1.93	0.207	pg/g
JW-SS-310-130429	A5461_10905_PC	PCB-049/069	5/19/2013	922	Yes	Y	C			1.93	0.173	pg/g
JW-SS-310-130429	A5461_10905_PC	PCB-048	5/19/2013	239	Yes	Y				0.966	0.207	pg/g
JW-SS-310-130429	A5461_10905_PC	PCB-046	5/19/2013	58.2	Yes	Y				0.966	0.254	pg/g
JW-SS-310-130429	A5461_10905_PC	PCB-045	5/19/2013	168	Yes	Y				0.966	0.258	pg/g
JW-SS-310-130429	A5461_10905_PC	PCB-121	5/19/2013	0.228	Yes	N	U			0.966	0.228	pg/g
JW-SS-310-130429	A5461_10905_PC	PCB-158	5/19/2013	308	Yes	Y				0.966	0.118	pg/g
JW-SS-310-130429	A5461_10905_PC	PCB-186	5/19/2013	0.129	Yes	N	U			0.966	0.129	pg/g
JW-SS-310-130429	A5461_10905_PC	PCB-086/087/097/108/119/125	5/19/2013	2040	Yes	Y	C			5.8	0.268	pg/g
JW-SS-310-130429	A5461_10905_PC	PCB-027	5/19/2013	43.7	Yes	Y				0.966	0.222	pg/g
JW-SS-310-130429	A5461_10905_PC	PCB-031	5/19/2013	1070	Yes	Y				0.966	0.359	pg/g
JW-SS-310-130429	A5461_10905_PC	PCB-032	5/19/2013	204	Yes	Y				0.966	0.21	pg/g
JW-SS-310-130429	A5461_10905_PC	PCB-034	5/19/2013	7.01	Yes	Y				0.966	0.384	pg/g
JW-SS-310-130429	A5461_10905_PC	PCB-035	5/19/2013	40.8	Yes	Y				0.966	0.389	pg/g
JW-SS-310-130429	A5461_10905_PC	PCB-037	5/19/2013	423	Yes	Y				0.966	0.38	pg/g
JW-SS-310-130429	A5461_10905_PC	PCB-039	5/19/2013	3.55	Yes	Y				0.966	0.345	pg/g
JW-SS-310-130429	A5461_10905_PC	PCB-040/071	5/19/2013	753	Yes	Y	C			1.93	0.206	pg/g
JW-SS-310-130429	A5461_10905_PC	PCB-041	5/19/2013	99.9	Yes	Y				0.966	0.237	pg/g
JW-SS-310-130429	A5461_10905_PC	PCB-042	5/19/2013	375	Yes	Y				0.966	0.222	pg/g
JW-SS-310-130429	A5461_10905_PC	PCB-197	5/19/2013	6.53	Yes	Y				0.966	0.237	pg/g

SDG: A5461

Analytical Method E1668A

Sample ID	Lab Sample ID	Chemical Name	Anal Date	Result	Mod Res Report	Detect	Lab Qual	Val Qual	Reason	RL	MDL	Units
JW-SS-310-130429	A5461_10905_PC	PCB-044/047/065	5/19/2013	1550	Yes	Y	C			2.9	0.195	pg/g
JW-SS-310-130429	A5461_10905_PC	PCB-026/029	5/19/2013	163	Yes	Y	C			1.93	0.375	pg/g
JW-SS-310-130429	A5461_10905_PC	PCB-061/070/074/076	5/19/2013	3230	Yes	Y	C			3.86	1.45	pg/g
JW-SS-310-130429	A5461_10905_PC	PCB-209	5/19/2013	66.5	Yes	Y				0.966	0.404	pg/g
JW-SS-310-130429	A5461_10905_PC	PCB-208	5/19/2013	42.5	Yes	Y				0.966	0.314	pg/g
JW-SS-310-130429	A5461_10905_PC	PCB-207	5/19/2013	16.1	Yes	Y				0.966	0.305	pg/g
JW-SS-310-130429	A5461_10905_PC	PCB-206	5/19/2013	94.3	Yes	Y				0.966	0.44	pg/g
JW-SS-310-130429	A5461_10905_PC	PCB-205	5/19/2013	9.35	Yes	Y				0.966	0.41	pg/g
JW-SS-310-130429	A5461_10905_PC	PCB-204	5/19/2013	0.273	Yes	N	U			0.966	0.273	pg/g
JW-SS-310-130429	A5461_10905_PC	PCB-203	5/19/2013	142	Yes	Y				0.966	0.346	pg/g
JW-SS-310-130429	A5461_10905_PC	PCB-202	5/19/2013	69.4	Yes	Y				0.966	0.321	pg/g
JW-SS-310-130429	A5461_10905_PC	PCB-201	5/19/2013	32.3	Yes	Y				0.966	0.257	pg/g
JW-SS-310-130429	A5461_10905_PC	PCB-043	5/19/2013	43.7	Yes	Y				0.966	0.246	pg/g
JW-SS-310-130429	A5461_10905_PC	PCB-109	5/19/2013	210	Yes	Y				0.966	0.222	pg/g
JW-SS-310-130429	A5461_10905_PC	PCB-127	5/19/2013	3.27	Yes	Y				0.966	0.221	pg/g
JW-SS-310-130429	A5461_10905_PC	PCB-123	5/19/2013	40.9	Yes	Y				0.966	0.229	pg/g
JW-SS-310-130429	A5461_10905_PC	PCB-095	5/19/2013	1870	Yes	Y				0.966	0.309	pg/g
JW-SS-310-130429	A5461_10905_PC	PCB-156/157	5/19/2013	364	Yes	Y	C			1.93	0.592	pg/g
JW-SS-310-130429	A5461_10905_PC	PCB-098	5/19/2013	2.39	Yes	Y				0.966	0.413	pg/g
JW-SS-310-130429	A5461_10905_PC	PCB-099	5/19/2013	1340	Yes	Y				0.966	0.272	pg/g
JW-SS-310-130429	A5461_10905_PC	PCB-102	5/19/2013	58.6	Yes	Y				0.966	0.254	pg/g
JW-SS-310-130429	A5461_10905_PC	PCB-103	5/19/2013	14.3	Yes	Y				0.966	0.29	pg/g
JW-SS-310-130429	A5461_10905_PC	PCB-104	5/19/2013	0.123	Yes	N	U			0.966	0.123	pg/g
JW-SS-310-130429	A5461_10905_PC	PCB-105	5/19/2013	1350	Yes	Y				0.966	0.238	pg/g
JW-SS-310-130429	A5461_10905_PC	PCB-092	5/19/2013	574	Yes	Y				0.966	0.323	pg/g

SDG: A5461

Analytical Method E1668A

Sample ID	Lab Sample ID	Chemical Name	Anal Date	Result	Mod Res Report	Detect	Lab Qual	Val Qual	Reason	RL	MDL	Units
JW-SS-310-130429	A5461_10905_PC	PCB-107/124	5/19/2013	106	Yes	Y	C			1.93	0.238	pg/g
JW-SS-310-130429	A5461_10905_PC	PCB-091	5/19/2013	290	Yes	Y				0.966	0.264	pg/g
JW-SS-310-130429	A5461_10905_PC	PCB-110	5/19/2013	3490	Yes	Y				0.966	0.249	pg/g
JW-SS-310-130429	A5461_10905_PC	PCB-111	5/19/2013	1.76	Yes	Y				0.966	0.219	pg/g
JW-SS-310-130429	A5461_10905_PC	PCB-112	5/19/2013	2.08	Yes	Y				0.966	0.234	pg/g
JW-SS-310-130429	A5461_10905_PC	PCB-114	5/19/2013	59	Yes	Y				0.966	0.214	pg/g
JW-SS-310-130429	A5461_10905_PC	PCB-115	5/19/2013	64.2	Yes	Y				0.966	0.231	pg/g
JW-SS-310-130429	A5461_10905_PC	PCB-117	5/19/2013	58.4	Yes	Y				0.966	0.246	pg/g
JW-SS-310-130429	A5461_10905_PC	PCB-118	5/19/2013	2960	Yes	Y				0.966	0.231	pg/g
JW-SS-310-130429	A5461_10905_PC	PCB-120	5/19/2013	10.8	Yes	Y				0.966	0.22	pg/g
JW-SS-310-130429	A5461_10905_PC	PCB-122	5/19/2013	29.2	Yes	Y				0.966	0.234	pg/g
JW-SS-310-130429	A5461_10905_PC	PCB-126	5/19/2013	11	Yes	Y				0.966	0.418	pg/g
JW-SS-310-130429	A5461_10905_PC	PCB-106	5/19/2013	0.238	Yes	N	U			0.966	0.238	pg/g
JW-SS-310-130429	A5461_10905_PC	PCB-078	5/19/2013	1.54	Yes	N	U			0.966	1.54	pg/g
JW-SS-310-130429	A5461_10905_PC	PCB-057	5/19/2013	5.53	Yes	Y				0.966	1.5	pg/g
JW-SS-310-130429	A5461_10905_PC	PCB-058	5/19/2013	6.09	Yes	Y				0.966	1.46	pg/g
JW-SS-310-130429	A5461_10905_PC	PCB-059/062/075	5/19/2013	103	Yes	Y	C			2.9	0.153	pg/g
JW-SS-310-130429	A5461_10905_PC	PCB-060	5/19/2013	411	Yes	Y				0.966	1.5	pg/g
JW-SS-310-130429	A5461_10905_PC	PCB-063	5/19/2013	58.6	Yes	Y				0.966	1.35	pg/g
JW-SS-310-130429	A5461_10905_PC	PCB-064	5/19/2013	611	Yes	Y				0.966	0.143	pg/g
JW-SS-310-130429	A5461_10905_PC	PCB-066	5/19/2013	1790	Yes	Y				0.966	1.52	pg/g
JW-SS-310-130429	A5461_10905_PC	PCB-067	5/19/2013	41.1	Yes	Y				0.966	1.41	pg/g
JW-SS-310-130429	A5461_10905_PC	PCB-068	5/19/2013	11	Yes	Y				0.966	1.36	pg/g
JW-SS-310-130429	A5461_10905_PC	PCB-072	5/19/2013	22.1	Yes	Y				0.966	1.44	pg/g
JW-SS-310-130429	A5461_10905_PC	PCB-093/100	5/19/2013	13.3	Yes	Y	C			1.93	0.303	pg/g

SDG: A5461

Analytical Method
E1668A

Sample ID	Lab Sample ID	Chemical Name	Anal Date	Result	Mod Res Report	Detect	Lab Qual	Val Qual	Reason	RI	MDL	Units
JW-SS-310-130429	A5461_10905_PC	PCB-077	5/19/2013	198	Yes	Y				0.966	1.39	pg/g
JW-SS-310-130429	A5461_10905_PC	PCB-096	5/19/2013	15.2	Yes	Y				0.966	0.128	pg/g
JW-SS-310-130429	A5461_10905_PC	PCB-079	5/19/2013	21.3	Yes	Y				0.966	1.3	pg/g
JW-SS-310-130429	A5461_10905_PC	PCB-080	5/19/2013	11.2	Yes	Y				0.966	1.3	pg/g
JW-SS-310-130429	A5461_10905_PC	PCB-081	5/19/2013	5.96	Yes	Y				0.966	1.47	pg/g
JW-SS-310-130429	A5461_10905_PC	PCB-082	5/19/2013	369	Yes	Y				0.966	0.368	pg/g
JW-SS-310-130429	A5461_10905_PC	PCB-083	5/19/2013	167	Yes	Y				0.966	0.382	pg/g
JW-SS-310-130429	A5461_10905_PC	PCB-084	5/19/2013	714	Yes	Y				0.966	0.366	pg/g
JW-SS-310-130429	A5461_10905_PC	PCB-085/116	5/19/2013	488	Yes	Y	C			1.93	0.267	pg/g
JW-SS-310-130429	A5461_10905_PC	PCB-088	5/19/2013	0.374	Yes	N	U			0.966	0.374	pg/g
JW-SS-310-130429	A5461_10905_PC	PCB-089	5/19/2013	30.6	Yes	Y				0.966	0.343	pg/g
JW-SS-310-130429	A5461_10905_PC	PCB-090/101/113	5/19/2013	2880	Yes	Y	C			2.9	0.27	pg/g
JW-SS-310-130429	A5461_10905_PC	PCB-073	5/19/2013	2.42	Yes	Y				0.966	0.159	pg/g
JW-SS-310-130429	A5461_10905_PC	PCB-152	5/19/2013	1.96	Yes	Y				0.966	0.117	pg/g
JW-SS-310-130429	A5461_10905_PC	PCB-155	5/19/2013	0.124	Yes	N	U			0.966	0.124	pg/g
JW-SS-310-130429	A5461_10905_PC	PCB-094	5/19/2013	10.3	Yes	Y				0.966	0.336	pg/g
JW-SS-310-130429	A5461_10905_PC	PCB-153/168	5/19/2013	2370	Yes	Y	C			1.93	0.14	pg/g
JW-SS-310-130429	A5461_10905_PC	PCB-128/166	5/19/2013	504	Yes	Y	C			1.93	0.539	pg/g
JW-SS-310-130429	A5461_10905_PC	PCB-150	5/19/2013	2.28	Yes	Y				0.966	0.117	pg/g
JW-SS-310-130429	A5461_10905_PC	PCB-148	5/19/2013	2.37	Yes	Y				0.966	0.16	pg/g
JW-SS-310-130429	A5461_10905_PC	PCB-147/149	5/19/2013	1960	Yes	Y	C			1.93	0.16	pg/g
JW-SS-310-130429	A5461_10905_PC	PCB-146	5/19/2013	396	Yes	Y				0.966	0.152	pg/g
JW-SS-310-130429	A5461_10905_PC	PCB-145	5/19/2013	0.997	Yes	Y				0.966	0.124	pg/g
JW-SS-310-130429	A5461_10905_PC	PCB-144	5/19/2013	117	Yes	Y				0.966	0.162	pg/g
JW-SS-310-130429	A5461_10905_PC	PCB-143	5/19/2013	8.52	Yes	Y				0.966	0.16	pg/g

SDG: A5461

Analytical Method E1668A

Sample ID	Lab Sample ID	Chemical Name	Anal Date	Result	Mod Res Report	Detect	Lab Qual	Val Qual	Reason	RL	MDL	Units
JW-SS-310-130429	A5461_10905_PC	PCB-135/151	5/19/2013	783	Yes	Y	C			1.93	0.166	pg/g
JW-SS-310-130429	A5461_10905_PC	PCB-142	5/19/2013	0.857	Yes	Y	J			0.966	0.186	pg/g
JW-SS-310-130429	A5461_10905_PC	PCB-131	5/19/2013	38.4	Yes	Y				0.966	0.182	pg/g
JW-SS-310-130429	A5461_10905_PC	PCB-154	5/19/2013	22.6	Yes	Y				0.966	0.145	pg/g
JW-SS-310-130429	A5461_10905_PC	PCB-133	5/19/2013	39.8	Yes	Y				0.966	0.168	pg/g
JW-SS-310-130429	A5461_10905_PC	PCB-130	5/19/2013	212	Yes	Y				0.966	0.188	pg/g
JW-SS-310-130429	A5461_10905_PC	PCB-136	5/19/2013	302	Yes	Y				0.966	0.126	pg/g
JW-SS-310-130429	A5461_10905_PC	PCB-137	5/19/2013	132	Yes	Y				0.966	0.15	pg/g
JW-SS-310-130429	A5461_10905_PC	PCB-139/140	5/19/2013	51.1	Yes	Y	C			1.93	0.158	pg/g
JW-SS-310-130429	A5461_10905_PC	PCB-132	5/19/2013	933	Yes	Y				0.966	0.177	pg/g
JW-SS-310-130429	A5461_10905_PC	PCB-129/138/163	5/19/2013	3060	Yes	Y	C			2.9	0.152	pg/g
JW-SS-310-130429	A5461_10905_PC	PCB-141	5/19/2013	465	Yes	Y				0.966	0.173	pg/g
JW-SS-310-130429	A5461_10905_PC	PCB-134	5/19/2013	167	Yes	Y				0.966	0.212	pg/g

SDG: A5462

Analytical Method E1613B

Sample ID	Lab Sample ID	Chemical Name	Anal Date	Result	Mod Res Report	Detect	Lab Qual	Val Qual	Reason	RL	MDL	Units
JW-SSFB-130429	A5462_10924_DF	Total Heptachlorodibenzo-p-dioxin (HpCDD)	5/19/2013	1.3379	Yes	N	U			25.5102	1.3379	pg/L
JW-SSFB-130429	A5462_10924_DF	Total Pentachlorodibenzo-p-dioxin (PeCDD)	5/19/2013	1.2909	Yes	N	U			25.5102	1.2909	pg/L
JW-SSFB-130429	A5462_10924_DF	1,2,3,4,6,7,8-Heptachlorodibenzo-p-dioxin (HpCDD)	5/19/2013	1.3379	Yes	N	U			25.5102	1.3379	pg/L
JW-SSFB-130429	A5462_10924_DF	1,2,3,4,6,7,8,9-Octachlorodibenzo-p-dioxin (OCDD)	5/19/2013	2.796	Yes	N	U			51.0204	2.796	pg/L
JW-SSFB-130429	A5462_10924_DF	Total Tetrachlorodibenzofuran (TCDF)	5/19/2013	1.1763	Yes	N	U			5.102	1.1763	pg/L
JW-SSFB-130429	A5462_10924_DF	Total Heptachlorodibenzofuran (HpCDF)	5/19/2013	1.254	Yes	N	U			25.5102	1.254	pg/L
JW-SSFB-130429	A5462_10924_DF	2,3,7,8-Tetrachlorodibenzo-p-dioxin (TCDD)	5/19/2013	1.3844	Yes	N	U			5.102	1.3844	pg/L
JW-SSFB-130429	A5462_10924_DF	2,3,7,8-Tetrachlorodibenzofuran (TCDF)	5/19/2013	1.1763	Yes	N	U			5.102	1.1763	pg/L
JW-SSFB-130429	A5462_10924_DF	1,2,3,7,8,9-Hexachlorodibenzo-p-dioxin (HxCDD)	5/19/2013	1.7557	Yes	N	U			25.5102	1.7557	pg/L
JW-SSFB-130429	A5462_10924_DF	1,2,3,4,6,7,8,9-Octachlorodibenzofuran (OCDF)	5/19/2013	2.2179	Yes	N	U			51.0204	2.2179	pg/L
JW-SSFB-130429	A5462_10924_DF	1,2,3,4,7,8-Hexachlorodibenzo-p-dioxin (HxCDD)	5/19/2013	1.8202	Yes	N	U			25.5102	1.8202	pg/L
JW-SSFB-130429	A5462_10924_DF	Total Tetrachlorodibenzo-p-dioxin (TCDD)	5/19/2013	1.3844	Yes	N	U			5.102	1.3844	pg/L
JW-SSFB-130429	A5462_10924_DF	Total Pentachlorodibenzofuran (PeCDF)	5/19/2013	1.1212	Yes	N	U			25.5102	1.1212	pg/L
JW-SSFB-130429	A5462_10924_DF	1,2,3,4,7,8,9-Heptachlorodibenzofuran (HpCDF)	5/19/2013	1.2464	Yes	N	U			25.5102	1.2464	pg/L
JW-SSFB-130429	A5462_10924_DF	Total Hexachlorodibenzofuran (HxCDF)	5/19/2013	0.9921	Yes	N	U			25.5102	0.9921	pg/L
JW-SSFB-130429	A5462_10924_DF	2,3,4,7,8-Pentachlorodibenzofuran (PeCDF)	5/19/2013	1.175	Yes	N	U			25.5102	1.175	pg/L
JW-SSFB-130429	A5462_10924_DF	1,2,3,7,8-Pentachlorodibenzofuran (PeCDF)	5/19/2013	1.0714	Yes	N	U			25.5102	1.0714	pg/L
JW-SSFB-130429	A5462_10924_DF	1,2,3,6,7,8-Hexachlorodibenzofuran (HxCDF)	5/19/2013	1.041	Yes	N	U			25.5102	1.041	pg/L
JW-SSFB-130429	A5462_10924_DF	1,2,3,6,7,8-Hexachlorodibenzo-p-dioxin (HxCDD)	5/19/2013	1.9854	Yes	N	U			25.5102	1.9854	pg/L

SDG: A5462

Analytical Method E1613B

Sample ID	Lab Sample ID	Chemical Name	Anal Date	Result	Mod Res Report	Detect	Lab Qual	Val Qual	Reason	RL	MDL	Units
JW-SSFB-130429	A5462_10924_DF	2,3,4,6,7,8-Hexachlorodibenzofuran (HxCDF)	5/19/2013	0.9747	Yes	N	U			25.5102	0.9747	pg/L
JW-SSFB-130429	A5462_10924_DF	1,2,3,4,6,7,8-Heptachlorodibenzofuran (HpCDF)	5/19/2013	1.2597	Yes	N	U			25.5102	1.2597	pg/L
JW-SSFB-130429	A5462_10924_DF	1,2,3,4,7,8-Hexachlorodibenzofuran (HxCDF)	5/19/2013	0.9512	Yes	N	U			25.5102	0.9512	pg/L
JW-SSFB-130429	A5462_10924_DF	1,2,3,7,8,9-Hexachlorodibenzofuran (HxCDF)	5/19/2013	1.0047	Yes	N	U			25.5102	1.0047	pg/L
JW-SSFB-130429	A5462_10924_DF	1,2,3,7,8-Pentachlorodibenzo-p-dioxin (PeCDD)	5/19/2013	1.2909	Yes	N	U			25.5102	1.2909	pg/L
JW-SSFB-130429	A5462_10924_DF	Total Hexachlorodibenzo-p-dioxin (HxCDD)	5/19/2013	1.8466	Yes	N	U			25.5102	1.8466	pg/L
JW-SSRB-130429	A5462_10924_DF	1,2,3,4,6,7,8-Heptachlorodibenzofuran (HpCDF)	5/19/2013	1.1698	Yes	N	U			25.2525	1.1698	pg/L
JW-SSRB-130429	A5462_10924_DF	1,2,3,4,7,8-Hexachlorodibenzofuran (HxCDF)	5/19/2013	1.1279	Yes	N	U			25.2525	1.1279	pg/L
JW-SSRB-130429	A5462_10924_DF	2,3,7,8-Tetrachlorodibenzo-p-dioxin (TCDD)	5/19/2013	1.6564	Yes	N	U			5.0505	1.6564	pg/L
JW-SSRB-130429	A5462_10924_DF	2,3,4,6,7,8-Hexachlorodibenzofuran (HxCDF)	5/19/2013	0.9981	Yes	N	U			25.2525	0.9981	pg/L
JW-SSRB-130429	A5462_10924_DF	1,2,3,6,7,8-Hexachlorodibenzo-p-dioxin (HxCDD)	5/19/2013	1.9932	Yes	N	U			25.2525	1.9932	pg/L
JW-SSRB-130429	A5462_10924_DF	1,2,3,6,7,8-Hexachlorodibenzofuran (HxCDF)	5/19/2013	1.0543	Yes	N	U			25.2525	1.0543	pg/L
JW-SSRB-130429	A5462_10924_DF	1,2,3,7,8-Pentachlorodibenzofuran (PeCDF)	5/19/2013	1.294	Yes	N	U			25.2525	1.294	pg/L
JW-SSRB-130429	A5462_10924_DF	2,3,4,7,8-Pentachlorodibenzofuran (PeCDF)	5/19/2013	1.2551	Yes	N	U			25.2525	1.2551	pg/L
JW-SSRB-130429	A5462_10924_DF	Total Hexachlorodibenzofuran (HxCDF)	5/19/2013	1.1009	Yes	N	U			25.2525	1.1009	pg/L
JW-SSRB-130429	A5462_10924_DF	1,2,3,4,7,8,9-Heptachlorodibenzofuran (HpCDF)	5/19/2013	1.3006	Yes	N	U			25.2525	1.3006	pg/L
JW-SSRB-130429	A5462_10924_DF	2,3,7,8-Tetrachlorodibenzofuran (TCDF)	5/19/2013	1.3208	Yes	N	U			5.0505	1.3208	pg/L
JW-SSRB-130429	A5462_10924_DF	Total Tetrachlorodibenzo-p-dioxin (TCDD)	5/19/2013	1.6564	Yes	N	U			5.0505	1.6564	pg/L
JW-SSRB-130429	A5462_10924_DF	Total Tetrachlorodibenzofuran (TCDF)	5/19/2013	1.3208	Yes	N	U			5.0505	1.3208	pg/L

SDG: A5462

Analytical Method E1613B

Sample ID	Lab Sample ID	Chemical Name	Anal Date	Result	Mod Res Report	Detect	Lab Qual	Val Qual	Reason	RL	MDL	Units
JW-SSRB-130429	A5462_10924_DF	1,2,3,7,8,9-Hexachlorodibenzofuran (HxCDF)	5/19/2013	1.2522	Yes	N	U			25.2525	1.2522	pg/L
JW-SSRB-130429	A5462_10924_DF	1,2,3,7,8-Pentachlorodibenzo-p-dioxin (PeCDD)	5/19/2013	1.6857	Yes	N	U			25.2525	1.6857	pg/L
JW-SSRB-130429	A5462_10924_DF	1,2,3,7,8,9-Hexachlorodibenzo-p-dioxin (HxCDD)	5/19/2013	1.7533	Yes	N	U			25.2525	1.7533	pg/L
JW-SSRB-130429	A5462_10924_DF	Total Pentachlorodibenzofuran (PeCDF)	5/19/2013	1.2752	Yes	N	U			25.2525	1.2752	pg/L
JW-SSRB-130429	A5462_10924_DF	1,2,3,4,6,7,8,9-Octachlorodibenzo-p-dioxin (OCDD)	5/19/2013	3.577	Yes	N	U			50.5051	3.577	pg/L
JW-SSRB-130429	A5462_10924_DF	Total Hexachlorodibenzo-p-dioxin (HxCDD)	5/19/2013	1.8773	Yes	N	U			25.2525	1.8773	pg/L
JW-SSRB-130429	A5462_10924_DF	1,2,3,4,6,7,8,9-Octachlorodibenzofuran (OCDF)	5/19/2013	2.485	Yes	N	U			50.5051	2.485	pg/L
JW-SSRB-130429	A5462_10924_DF	Total Pentachlorodibenzo-p-dioxin (PeCDD)	5/19/2013	1.6857	Yes	N	U			25.2525	1.6857	pg/L
JW-SSRB-130429	A5462_10924_DF	Total Heptachlorodibenzo-p-dioxin (HpCDD)	5/19/2013	1.5486	Yes	N	U			25.2525	1.5486	pg/L
JW-SSRB-130429	A5462_10924_DF	Total Heptachlorodibenzofuran (HpCDF)	5/19/2013	1.2322	Yes	N	U			25.2525	1.2322	pg/L
JW-SSRB-130429	A5462_10924_DF	1,2,3,4,6,7,8-Heptachlorodibenzo-p-dioxin (HpCDD)	5/19/2013	1.5486	Yes	N	U			25.2525	1.5486	pg/L
JW-SSRB-130429	A5462_10924_DF	1,2,3,4,7,8-Hexachlorodibenzo-p-dioxin (HxCDD)	5/19/2013	1.9097	Yes	N	U			25.2525	1.9097	pg/L

Analytical Method E1668A

Sample ID	Lab Sample ID	Chemical Name	Anal Date	Result	Mod Res Report	Detect	Lab Qual	Val Qual	Reason	RL	MDL	Units
JW-SSFB-130429	A5462_10924_PC	PCB-012/013	5/18/2013	2.15	Yes	N	C U			20.4	2.15	pg/L
JW-SSFB-130429	A5462_10924_PC	PCB-014	5/18/2013	1.87	Yes	N	U			10.2	1.87	pg/L
JW-SSFB-130429	A5462_10924_PC	PCB-015	5/18/2013	1.92	Yes	N	U			10.2	1.92	pg/L
JW-SSFB-130429	A5462_10924_PC	PCB-016	5/18/2013	2.75	Yes	N	U			10.2	2.75	pg/L
JW-SSFB-130429	A5462_10924_PC	PCB-020/028	5/18/2013	2.67	Yes	N	J B C	U	7	20.4	1.51	pg/L
JW-SSFB-130429	A5462_10924_PC	PCB-018/030	5/18/2013	1.82	Yes	N	C U			20.4	1.82	pg/L
JW-SSFB-130429	A5462_10924_PC	PCB-019	5/18/2013	2.42	Yes	N	U			10.2	2.42	pg/L

SDG: A5462

Analytical Method E1668A

Sample ID	Lab Sample ID	Chemical Name	Anal Date	Result	Mod Res Report	Detect	Lab Qual	Val Qual	Reason	RL	MDL	Units
JW-SSFB-130429	A5462_10924_PC	PCB-011	5/18/2013	17.3	Yes	N	B	U	7	10.2	2.16	pg/L
JW-SSFB-130429	A5462_10924_PC	PCB-004	5/18/2013	1.68	Yes	N	U	UJ	5	10.2	1.68	pg/L
JW-SSFB-130429	A5462_10924_PC	PCB-017	5/18/2013	2.12	Yes	N	U			10.2	2.12	pg/L
JW-SSFB-130429	A5462_10924_PC	PCB-010	5/18/2013	1.08	Yes	N	U			10.2	1.08	pg/L
JW-SSFB-130429	A5462_10924_PC	PCB-021/033	5/18/2013	1.45	Yes	N	C U			20.4	1.45	pg/L
JW-SSFB-130429	A5462_10924_PC	PCB-009	5/18/2013	2.4	Yes	N	U			10.2	2.4	pg/L
JW-SSFB-130429	A5462_10924_PC	PCB-008	5/18/2013	3	Yes	Y	J			10.2	2.19	pg/L
JW-SSFB-130429	A5462_10924_PC	PCB-007	5/18/2013	2.12	Yes	N	U			10.2	2.12	pg/L
JW-SSFB-130429	A5462_10924_PC	PCB-005	5/18/2013	2.25	Yes	N	U			10.2	2.25	pg/L
JW-SSFB-130429	A5462_10924_PC	PCB-003	5/18/2013	1.98	Yes	N	U			10.2	1.98	pg/L
JW-SSFB-130429	A5462_10924_PC	PCB-002	5/18/2013	1.96	Yes	N	U			10.2	1.96	pg/L
JW-SSFB-130429	A5462_10924_PC	PCB-001	5/18/2013	1.79	Yes	N	U			10.2	1.79	pg/L
JW-SSFB-130429	A5462_10924_PC	PCB-040/071	5/18/2013	0.784	Yes	N	C U			20.4	0.784	pg/L
JW-SSFB-130429	A5462_10924_PC	PCB-006	5/18/2013	2.24	Yes	N	U			10.2	2.24	pg/L
JW-SSFB-130429	A5462_10924_PC	PCB-160	5/18/2013	0.582	Yes	N	U			10.2	0.582	pg/L
JW-SSFB-130429	A5462_10924_PC	PCB-171/173	5/18/2013	0.945	Yes	N	C U			20.4	0.945	pg/L
JW-SSFB-130429	A5462_10924_PC	PCB-150	5/18/2013	0.565	Yes	N	U			10.2	0.565	pg/L
JW-SSFB-130429	A5462_10924_PC	PCB-152	5/18/2013	0.575	Yes	N	U			10.2	0.575	pg/L
JW-SSFB-130429	A5462_10924_PC	PCB-153/168	5/18/2013	5.37	Yes	N	J B C	U	7	20.4	0.641	pg/L
JW-SSFB-130429	A5462_10924_PC	PCB-154	5/18/2013	0.642	Yes	N	U			10.2	0.642	pg/L
JW-SSFB-130429	A5462_10924_PC	PCB-155	5/18/2013	0.601	Yes	N	U			10.2	0.601	pg/L
JW-SSFB-130429	A5462_10924_PC	PCB-156/157	5/18/2013	1.73	Yes	N	J B EMP	U	7	20.4	0.802	pg/L
JW-SSFB-130429	A5462_10924_PC	PCB-147/149	5/18/2013	3.69	Yes	N	J B C	U	7	20.4	0.718	pg/L
JW-SSFB-130429	A5462_10924_PC	PCB-159	5/18/2013	0.642	Yes	N	U			10.2	0.642	pg/L
JW-SSFB-130429	A5462_10924_PC	PCB-146	5/18/2013	1.04	Yes	Y	J			10.2	0.697	pg/L

SDG: A5462

Analytical Method E1668A

Sample ID	Lab Sample ID	Chemical Name	Anal Date	Result	Mod Res Report	Detect	Lab Qual	Val Qual	Reason	RI	MDL	Units
JW-SSFB-130429	A5462_10924_PC	PCB-161	5/18/2013	0.547	Yes	N	U			10.2	0.547	pg/L
JW-SSFB-130429	A5462_10924_PC	PCB-162	5/18/2013	0.638	Yes	N	U			10.2	0.638	pg/L
JW-SSFB-130429	A5462_10924_PC	PCB-164	5/18/2013	1.11	Yes	Y	J			10.2	0.539	pg/L
JW-SSFB-130429	A5462_10924_PC	PCB-165	5/18/2013	0.612	Yes	N	U			10.2	0.612	pg/L
JW-SSFB-130429	A5462_10924_PC	PCB-167	5/18/2013	0.587	Yes	N	U			10.2	0.587	pg/L
JW-SSFB-130429	A5462_10924_PC	PCB-169	5/18/2013	1.84	Yes	N	U			10.2	1.84	pg/L
JW-SSFB-130429	A5462_10924_PC	PCB-126	5/18/2013	0.783	Yes	N	U			10.2	0.783	pg/L
JW-SSFB-130429	A5462_10924_PC	PCB-158	5/18/2013	0.529	Yes	N	U			10.2	0.529	pg/L
JW-SSFB-130429	A5462_10924_PC	PCB-136	5/18/2013	0.609	Yes	N	U			10.2	0.609	pg/L
JW-SSFB-130429	A5462_10924_PC	PCB-127	5/18/2013	0.708	Yes	N	U			10.2	0.708	pg/L
JW-SSFB-130429	A5462_10924_PC	PCB-128/166	5/18/2013	1.46	Yes	Y	J C			20.4	0.764	pg/L
JW-SSFB-130429	A5462_10924_PC	PCB-129/138/163	5/18/2013	7.69	Yes	N	J B C	U	7	30.6	0.694	pg/L
JW-SSFB-130429	A5462_10924_PC	PCB-130	5/18/2013	0.837	Yes	N	U			10.2	0.837	pg/L
JW-SSFB-130429	A5462_10924_PC	PCB-131	5/18/2013	0.814	Yes	N	U			10.2	0.814	pg/L
JW-SSFB-130429	A5462_10924_PC	PCB-132	5/18/2013	2.29	Yes	Y	J			10.2	0.794	pg/L
JW-SSFB-130429	A5462_10924_PC	PCB-133	5/18/2013	0.754	Yes	N	U			10.2	0.754	pg/L
JW-SSFB-130429	A5462_10924_PC	PCB-148	5/18/2013	0.714	Yes	N	U			10.2	0.714	pg/L
JW-SSFB-130429	A5462_10924_PC	PCB-135/151	5/18/2013	1.62	Yes	Y	J C			20.4	0.739	pg/L
JW-SSFB-130429	A5462_10924_PC	PCB-172	5/18/2013	0.912	Yes	N	U			10.2	0.912	pg/L
JW-SSFB-130429	A5462_10924_PC	PCB-137	5/18/2013	0.736	Yes	N	U			10.2	0.736	pg/L
JW-SSFB-130429	A5462_10924_PC	PCB-139/140	5/18/2013	0.704	Yes	N	C U			20.4	0.704	pg/L
JW-SSFB-130429	A5462_10924_PC	PCB-141	5/18/2013	1.42	Yes	Y	J			10.2	0.746	pg/L
JW-SSFB-130429	A5462_10924_PC	PCB-142	5/18/2013	0.836	Yes	N	U			10.2	0.836	pg/L
JW-SSFB-130429	A5462_10924_PC	PCB-143	5/18/2013	0.755	Yes	N	U			10.2	0.755	pg/L
JW-SSFB-130429	A5462_10924_PC	PCB-144	5/18/2013	0.721	Yes	N	U			10.2	0.721	pg/L

SDG: A5462

Analytical Method E1668A

Sample ID	Lab Sample ID	Chemical Name	Anal Date	Result	Mod Res Report	Detect	Lab Qual	Val Qual	Reason	RL	MDI	Units
JW-SSFB-130429	A5462_10924_PC	PCB-145	5/18/2013	0.596	Yes	N	U			10.2	0.596	pg/L
JW-SSFB-130429	A5462_10924_PC	PCB-134	5/18/2013	0.887	Yes	N	U			10.2	0.887	pg/L
JW-SSFB-130429	A5462_10924_PC	PCB-206	5/18/2013	2.25	Yes	N	U			10.2	2.25	pg/L
JW-SSFB-130429	A5462_10924_PC	PCB-170	5/18/2013	1.32	Yes	Y	J			10.2	0.972	pg/L
JW-SSFB-130429	A5462_10924_PC	PCB-197	5/18/2013	0.636	Yes	N	U			10.2	0.636	pg/L
JW-SSFB-130429	A5462_10924_PC	PCB-198/199	5/18/2013	0.915	Yes	N	C U			20.4	0.915	pg/L
JW-SSFB-130429	A5462_10924_PC	PCB-200	5/18/2013	0.636	Yes	N	U			10.2	0.636	pg/L
JW-SSFB-130429	A5462_10924_PC	PCB-201	5/18/2013	0.626	Yes	N	U			10.2	0.626	pg/L
JW-SSFB-130429	A5462_10924_PC	PCB-202	5/18/2013	0.777	Yes	N	U			10.2	0.777	pg/L
JW-SSFB-130429	A5462_10924_PC	PCB-203	5/18/2013	0.85	Yes	N	U			10.2	0.85	pg/L
JW-SSFB-130429	A5462_10924_PC	PCB-195	5/18/2013	0.975	Yes	N	U			10.2	0.975	pg/L
JW-SSFB-130429	A5462_10924_PC	PCB-205	5/18/2013	0.688	Yes	N	U			10.2	0.688	pg/L
JW-SSFB-130429	A5462_10924_PC	PCB-194	5/18/2013	0.933	Yes	N	U			10.2	0.933	pg/L
JW-SSFB-130429	A5462_10924_PC	PCB-207	5/18/2013	1.44	Yes	N	U			10.2	1.44	pg/L
JW-SSFB-130429	A5462_10924_PC	PCB-208	5/18/2013	1.48	Yes	N	U			10.2	1.48	pg/L
JW-SSFB-130429	A5462_10924_PC	PCB-209	5/18/2013	0.833	Yes	N	J B EMP	U	7	10.2	0.741	pg/L
JW-SSFB-130429	A5462_10924_PC	PCB-061/070/074/076	5/18/2013	2.45	Yes	N	J B C	U	7	40.8	0.963	pg/L
JW-SSFB-130429	A5462_10924_PC	PCB-086/087/097/108/119/125	5/18/2013	2.85	Yes	N	J B C	U	7	61.2	0.828	pg/L
JW-SSFB-130429	A5462_10924_PC	PCB-022	5/18/2013	1.57	Yes	N	U			10.2	1.57	pg/L
JW-SSFB-130429	A5462_10924_PC	PCB-038	5/18/2013	1.51	Yes	N	U			10.2	1.51	pg/L
JW-SSFB-130429	A5462_10924_PC	PCB-204	5/18/2013	0.667	Yes	N	U			10.2	0.667	pg/L
JW-SSFB-130429	A5462_10924_PC	PCB-185	5/18/2013	0.892	Yes	N	U			10.2	0.892	pg/L
JW-SSFB-130429	A5462_10924_PC	PCB-174	5/18/2013	0.999	Yes	Y	J EMP C	J	23	10.2	0.952	pg/L
JW-SSFB-130429	A5462_10924_PC	PCB-175	5/18/2013	0.838	Yes	N	U			10.2	0.838	pg/L
JW-SSFB-130429	A5462_10924_PC	PCB-177	5/18/2013	1.24	Yes	Y	J			10.2	0.954	pg/L

SDG: A5462

Analytical Method		E1668A																				
Sample ID	Lab Sample ID	Chemical Name	Anal Date	Result	Mod Res Report	Detect	Lab Qual	Val Qual	Reason	RL	MDL	Units										
JW-SSFB-130429	A5462_10924_PC	PCB-179	5/18/2013	0.696	Yes	N	U			10.2	0.696	pg/L										
JW-SSFB-130429	A5462_10924_PC	PCB-180/193	5/18/2013	2.46	Yes	N	JBC	U	7	20.4	0.797	pg/L										
JW-SSFB-130429	A5462_10924_PC	PCB-181	5/18/2013	0.836	Yes	N	U			10.2	0.836	pg/L										
JW-SSFB-130429	A5462_10924_PC	PCB-182	5/18/2013	0.782	Yes	N	U			10.2	0.782	pg/L										
JW-SSFB-130429	A5462_10924_PC	PCB-196	5/18/2013	0.88	Yes	N	U			10.2	0.88	pg/L										
JW-SSFB-130429	A5462_10924_PC	PCB-184	5/18/2013	0.706	Yes	N	U			10.2	0.706	pg/L										
JW-SSFB-130429	A5462_10924_PC	PCB-176	5/18/2013	0.636	Yes	N	U			10.2	0.636	pg/L										
JW-SSFB-130429	A5462_10924_PC	PCB-186	5/18/2013	0.678	Yes	N	U			10.2	0.678	pg/L										
JW-SSFB-130429	A5462_10924_PC	PCB-187	5/18/2013	0.798	Yes	N	U			10.2	0.798	pg/L										
JW-SSFB-130429	A5462_10924_PC	PCB-188	5/18/2013	0.74	Yes	N	U			10.2	0.74	pg/L										
JW-SSFB-130429	A5462_10924_PC	PCB-189	5/18/2013	0.606	Yes	N	U			10.2	0.606	pg/L										
JW-SSFB-130429	A5462_10924_PC	PCB-190	5/18/2013	0.677	Yes	N	U			10.2	0.677	pg/L										
JW-SSFB-130429	A5462_10924_PC	PCB-191	5/18/2013	0.672	Yes	N	U			10.2	0.672	pg/L										
JW-SSFB-130429	A5462_10924_PC	PCB-192	5/18/2013	0.706	Yes	N	U			10.2	0.706	pg/L										
JW-SSFB-130429	A5462_10924_PC	PCB-183	5/18/2013	0.72	Yes	N	U			10.2	0.72	pg/L										
JW-SSFB-130429	A5462_10924_PC	PCB-059/062/075	5/18/2013	0.585	Yes	N	CU			30.6	0.585	pg/L										
JW-SSFB-130429	A5462_10924_PC	PCB-073	5/18/2013	0.609	Yes	N	U			10.2	0.609	pg/L										
JW-SSFB-130429	A5462_10924_PC	PCB-050/053	5/18/2013	0.781	Yes	N	CU			20.4	0.781	pg/L										
JW-SSFB-130429	A5462_10924_PC	PCB-051	5/18/2013	0.733	Yes	N	U			10.2	0.733	pg/L										
JW-SSFB-130429	A5462_10924_PC	PCB-052	5/18/2013	2.39	Yes	N	JB	U	7	10.2	0.808	pg/L										
JW-SSFB-130429	A5462_10924_PC	PCB-054	5/18/2013	0.796	Yes	N	U			10.2	0.796	pg/L										
JW-SSFB-130429	A5462_10924_PC	PCB-055	5/18/2013	1	Yes	N	U			10.2	1	pg/L										
JW-SSFB-130429	A5462_10924_PC	PCB-056	5/18/2013	1.03	Yes	N	U			10.2	1.03	pg/L										
JW-SSFB-130429	A5462_10924_PC	PCB-046	5/18/2013	0.972	Yes	N	U			10.2	0.972	pg/L										
JW-SSFB-130429	A5462_10924_PC	PCB-058	5/18/2013	0.966	Yes	N	U			10.2	0.966	pg/L										

SDG: A5462

Analytical Method E1668A

Sample ID	Lab Sample ID	Chemical Name	Anal Date	Result	Mod Res Report	Detect	Lab Qual	Val Qual	Reason	RL	MDL	Units
JW-SSFB-130429	A5462_10924_PC	PCB-044/047/065	5/18/2013	2	Yes	N	JBC	U	7	30.6	0.745	pg/L
JW-SSFB-130429	A5462_10924_PC	PCB-060	5/18/2013	0.996	Yes	N	U			10.2	0.996	pg/L
JW-SSFB-130429	A5462_10924_PC	PCB-063	5/18/2013	0.879	Yes	N	U			10.2	0.879	pg/L
JW-SSFB-130429	A5462_10924_PC	PCB-064	5/18/2013	0.691	Yes	Y	J			10.2	0.545	pg/L
JW-SSFB-130429	A5462_10924_PC	PCB-066	5/18/2013	1.08	Yes	Y	J			10.2	1.02	pg/L
JW-SSFB-130429	A5462_10924_PC	PCB-067	5/18/2013	0.932	Yes	N	U			10.2	0.932	pg/L
JW-SSFB-130429	A5462_10924_PC	PCB-068	5/18/2013	0.892	Yes	N	U			10.2	0.892	pg/L
JW-SSFB-130429	A5462_10924_PC	PCB-072	5/18/2013	0.946	Yes	N	U			10.2	0.946	pg/L
JW-SSFB-130429	A5462_10924_PC	PCB-057	5/18/2013	0.997	Yes	N	U			10.2	0.997	pg/L
JW-SSFB-130429	A5462_10924_PC	PCB-034	5/18/2013	1.52	Yes	N	U			10.2	1.52	pg/L
JW-SSFB-130429	A5462_10924_PC	PCB-024	5/18/2013	1.65	Yes	N	U			10.2	1.65	pg/L
JW-SSFB-130429	A5462_10924_PC	PCB-023	5/18/2013	1.51	Yes	N	U			10.2	1.51	pg/L
JW-SSFB-130429	A5462_10924_PC	PCB-178	5/18/2013	0.928	Yes	N	U			10.2	0.928	pg/L
JW-SSFB-130429	A5462_10924_PC	PCB-123	5/18/2013	0.709	Yes	N	U			10.2	0.709	pg/L
JW-SSFB-130429	A5462_10924_PC	PCB-025	5/18/2013	1.48	Yes	N	U			10.2	1.48	pg/L
JW-SSFB-130429	A5462_10924_PC	PCB-026/029	5/18/2013	1.49	Yes	N	C U			20.4	1.49	pg/L
JW-SSFB-130429	A5462_10924_PC	PCB-027	5/18/2013	1.59	Yes	N	U			10.2	1.59	pg/L
JW-SSFB-130429	A5462_10924_PC	PCB-049/069	5/18/2013	0.705	Yes	Y	J C			20.4	0.662	pg/L
JW-SSFB-130429	A5462_10924_PC	PCB-032	5/18/2013	1.49	Yes	N	U			10.2	1.49	pg/L
JW-SSFB-130429	A5462_10924_PC	PCB-048	5/18/2013	0.789	Yes	N	U			10.2	0.789	pg/L
JW-SSFB-130429	A5462_10924_PC	PCB-035	5/18/2013	1.55	Yes	N	U			10.2	1.55	pg/L
JW-SSFB-130429	A5462_10924_PC	PCB-036	5/18/2013	1.43	Yes	N	U			10.2	1.43	pg/L
JW-SSFB-130429	A5462_10924_PC	PCB-037	5/18/2013	1.5	Yes	N	U			10.2	1.5	pg/L
JW-SSFB-130429	A5462_10924_PC	PCB-039	5/18/2013	1.37	Yes	N	U			10.2	1.37	pg/L
JW-SSFB-130429	A5462_10924_PC	PCB-041	5/18/2013	0.905	Yes	N	U			10.2	0.905	pg/L

SDG: A5462

Analytical Method E1668A

Sample ID	Lab Sample ID	Chemical Name	Anal Date	Result	Mod Res Report	Detect	Lab Qual	Val Qual	Reason	RL	MDL	Units
JW-SSFB-130429	A5462_10924_PC	PCB-042	5/18/2013	0.844	Yes	N	U			10.2	0.844	pg/L
JW-SSFB-130429	A5462_10924_PC	PCB-043	5/18/2013	0.94	Yes	N	U			10.2	0.94	pg/L
JW-SSFB-130429	A5462_10924_PC	PCB-031	5/18/2013	1.76	Yes	N	J B EMP	U	7	10.2	1.42	pg/L
JW-SSFB-130429	A5462_10924_PC	PCB-112	5/18/2013	0.746	Yes	N	U			10.2	0.746	pg/L
JW-SSFB-130429	A5462_10924_PC	PCB-122	5/18/2013	0.795	Yes	N	U			10.2	0.795	pg/L
JW-SSFB-130429	A5462_10924_PC	PCB-099	5/18/2013	0.828	Yes	N	U			10.2	0.828	pg/L
JW-SSFB-130429	A5462_10924_PC	PCB-102	5/18/2013	0.839	Yes	N	U			10.2	0.839	pg/L
JW-SSFB-130429	A5462_10924_PC	PCB-103	5/18/2013	0.887	Yes	N	U			10.2	0.887	pg/L
JW-SSFB-130429	A5462_10924_PC	PCB-104	5/18/2013	0.732	Yes	N	U			10.2	0.732	pg/L
JW-SSFB-130429	A5462_10924_PC	PCB-106	5/18/2013	0.751	Yes	N	U			10.2	0.751	pg/L
JW-SSFB-130429	A5462_10924_PC	PCB-109	5/18/2013	0.66	Yes	N	U			10.2	0.66	pg/L
JW-SSFB-130429	A5462_10924_PC	PCB-098	5/18/2013	1.06	Yes	N	U			10.2	1.06	pg/L
JW-SSFB-130429	A5462_10924_PC	PCB-111	5/18/2013	0.672	Yes	N	U			10.2	0.672	pg/L
JW-SSFB-130429	A5462_10924_PC	PCB-105	5/18/2013	2.56	Yes	N	J B EMP	U	7	10.2	0.762	pg/L
JW-SSFB-130429	A5462_10924_PC	PCB-114	5/18/2013	0.727	Yes	N	U			10.2	0.727	pg/L
JW-SSFB-130429	A5462_10924_PC	PCB-115	5/18/2013	0.736	Yes	N	U			10.2	0.736	pg/L
JW-SSFB-130429	A5462_10924_PC	PCB-117	5/18/2013	0.715	Yes	N	U			10.2	0.715	pg/L
JW-SSFB-130429	A5462_10924_PC	PCB-121	5/18/2013	0.694	Yes	N	U			10.2	0.694	pg/L
JW-SSFB-130429	A5462_10924_PC	PCB-077	5/18/2013	0.89	Yes	N	U			10.2	0.89	pg/L
JW-SSFB-130429	A5462_10924_PC	PCB-045	5/18/2013	0.968	Yes	N	U			10.2	0.968	pg/L
JW-SSFB-130429	A5462_10924_PC	PCB-118	5/18/2013	5.37	Yes	N	J B	U	7	10.2	0.709	pg/L
JW-SSFB-130429	A5462_10924_PC	PCB-120	5/18/2013	0.674	Yes	N	U			10.2	0.674	pg/L
JW-SSFB-130429	A5462_10924_PC	PCB-110	5/18/2013	4.88	Yes	N	J B	U	7	10.2	0.7	pg/L
JW-SSFB-130429	A5462_10924_PC	PCB-088	5/18/2013	1.06	Yes	N	U			10.2	1.06	pg/L
JW-SSFB-130429	A5462_10924_PC	PCB-078	5/18/2013	1.03	Yes	N	U			10.2	1.03	pg/L

SDG: A5462

Analytical Method E1668A

Sample ID	Lab Sample ID	Chemical Name	Anal Date	Result	Mod Res Report	Detect	Lab Qual	Val Qual	Reason	RL	MDL	Units
JW-SSFB-130429	A5462_10924_PC	PCB-079	5/18/2013	0.868	Yes	N	U			10.2	0.868	pg/L
JW-SSFB-130429	A5462_10924_PC	PCB-080	5/18/2013	0.859	Yes	N	U			10.2	0.859	pg/L
JW-SSFB-130429	A5462_10924_PC	PCB-107/1124	5/18/2013	0.73	Yes	N	C U			20.4	0.73	pg/L
JW-SSFB-130429	A5462_10924_PC	PCB-082	5/18/2013	1.15	Yes	N	U			10.2	1.15	pg/L
JW-SSFB-130429	A5462_10924_PC	PCB-083	5/18/2013	1.14	Yes	N	U			10.2	1.14	pg/L
JW-SSFB-130429	A5462_10924_PC	PCB-085/116	5/18/2013	0.874	Yes	N	C U			20.4	0.874	pg/L
JW-SSFB-130429	A5462_10924_PC	PCB-081	5/18/2013	0.974	Yes	N	U			10.2	0.974	pg/L
JW-SSFB-130429	A5462_10924_PC	PCB-089	5/18/2013	1.05	Yes	N	U			10.2	1.05	pg/L
JW-SSFB-130429	A5462_10924_PC	PCB-090/101/113	5/18/2013	3.16	Yes	N	J B C	U	7	30.6	0.838	pg/L
JW-SSFB-130429	A5462_10924_PC	PCB-096	5/18/2013	0.746	Yes	N	U			10.2	0.746	pg/L
JW-SSFB-130429	A5462_10924_PC	PCB-091	5/18/2013	0.868	Yes	N	U			10.2	0.868	pg/L
JW-SSFB-130429	A5462_10924_PC	PCB-092	5/18/2013	0.986	Yes	N	U			10.2	0.986	pg/L
JW-SSFB-130429	A5462_10924_PC	PCB-095	5/18/2013	1.63	Yes	Y	J E M P C	J	23	10.2	0.957	pg/L
JW-SSFB-130429	A5462_10924_PC	PCB-094	5/18/2013	1.03	Yes	N	U			10.2	1.03	pg/L
JW-SSFB-130429	A5462_10924_PC	PCB-084	5/18/2013	1.13	Yes	N	U			10.2	1.13	pg/L
JW-SSFB-130429	A5462_10924_PC	PCB-093/100	5/18/2013	0.966	Yes	N	C U			20.4	0.966	pg/L
JW-SSRB-130429	A5462_10924_PC	PCB-143	5/18/2013	0.749	Yes	N	U			10.1	0.749	pg/L
JW-SSRB-130429	A5462_10924_PC	PCB-147/149	5/18/2013	3.8	Yes	N	J B C	U	7	20.2	0.713	pg/L
JW-SSRB-130429	A5462_10924_PC	PCB-146	5/18/2013	0.693	Yes	N	U			10.1	0.693	pg/L
JW-SSRB-130429	A5462_10924_PC	PCB-144	5/18/2013	0.716	Yes	N	U			10.1	0.716	pg/L
JW-SSRB-130429	A5462_10924_PC	PCB-142	5/18/2013	0.83	Yes	N	U			10.1	0.83	pg/L
JW-SSRB-130429	A5462_10924_PC	PCB-148	5/18/2013	0.709	Yes	N	U			10.1	0.709	pg/L
JW-SSRB-130429	A5462_10924_PC	PCB-139/140	5/18/2013	0.7	Yes	N	C U			20.2	0.7	pg/L
JW-SSRB-130429	A5462_10924_PC	PCB-141	5/18/2013	1.12	Yes	Y	J E M P C	J	23	10.1	0.74	pg/L
JW-SSRB-130429	A5462_10924_PC	PCB-145	5/18/2013	0.563	Yes	N	U			10.1	0.563	pg/L

SDG: A5462

Analytical Method E1668A

Sample ID	Lab Sample ID	Chemical Name	Anal Date	Result	Mod Res Report	Detect	Lab Qual	Val Qual	Reason	RL	MDL	Units
JW-SSRB-130429	A5462_10924_PC	PCB-150	5/18/2013	0.534	Yes	N	U			10.1	0.534	pg/L
JW-SSRB-130429	A5462_10924_PC	PCB-152	5/18/2013	0.543	Yes	N	U			10.1	0.543	pg/L
JW-SSRB-130429	A5462_10924_PC	PCB-153/168	5/18/2013	4.23	Yes	N	J B C	U	7	20.2	0.637	pg/L
JW-SSRB-130429	A5462_10924_PC	PCB-154	5/18/2013	0.638	Yes	N	U			10.1	0.638	pg/L
JW-SSRB-130429	A5462_10924_PC	PCB-160	5/18/2013	0.578	Yes	N	U			10.1	0.578	pg/L
JW-SSRB-130429	A5462_10924_PC	PCB-158	5/18/2013	0.525	Yes	N	U			10.1	0.525	pg/L
JW-SSRB-130429	A5462_10924_PC	PCB-159	5/18/2013	0.559	Yes	N	U			10.1	0.559	pg/L
JW-SSRB-130429	A5462_10924_PC	PCB-137	5/18/2013	0.731	Yes	N	U			10.1	0.731	pg/L
JW-SSRB-130429	A5462_10924_PC	PCB-117	5/18/2013	0.628	Yes	N	U			10.1	0.628	pg/L
JW-SSRB-130429	A5462_10924_PC	PCB-156/157	5/18/2013	1	Yes	N	J B EMP	U	7	20.2	0.735	pg/L
JW-SSRB-130429	A5462_10924_PC	PCB-155	5/18/2013	0.568	Yes	N	U			10.1	0.568	pg/L
JW-SSRB-130429	A5462_10924_PC	PCB-126	5/18/2013	0.753	Yes	N	U			10.1	0.753	pg/L
JW-SSRB-130429	A5462_10924_PC	PCB-111	5/18/2013	0.591	Yes	N	U			10.1	0.591	pg/L
JW-SSRB-130429	A5462_10924_PC	PCB-112	5/18/2013	0.656	Yes	N	U			10.1	0.656	pg/L
JW-SSRB-130429	A5462_10924_PC	PCB-206	5/18/2013	2.1	Yes	N	U			10.1	2.1	pg/L
JW-SSRB-130429	A5462_10924_PC	PCB-161	5/18/2013	0.543	Yes	N	U			10.1	0.543	pg/L
JW-SSRB-130429	A5462_10924_PC	PCB-114	5/18/2013	0.647	Yes	N	U			10.1	0.647	pg/L
JW-SSRB-130429	A5462_10924_PC	PCB-115	5/18/2013	0.647	Yes	N	U			10.1	0.647	pg/L
JW-SSRB-130429	A5462_10924_PC	PCB-118	5/18/2013	5.68	Yes	N	J B	U	7	10.1	0.649	pg/L
JW-SSRB-130429	A5462_10924_PC	PCB-121	5/18/2013	0.61	Yes	N	U			10.1	0.61	pg/L
JW-SSRB-130429	A5462_10924_PC	PCB-120	5/18/2013	0.593	Yes	N	U			10.1	0.593	pg/L
JW-SSRB-130429	A5462_10924_PC	PCB-123	5/18/2013	0.623	Yes	N	U			10.1	0.623	pg/L
JW-SSRB-130429	A5462_10924_PC	PCB-136	5/18/2013	0.575	Yes	N	U			10.1	0.575	pg/L
JW-SSRB-130429	A5462_10924_PC	PCB-127	5/18/2013	0.626	Yes	N	U			10.1	0.626	pg/L
JW-SSRB-130429	A5462_10924_PC	PCB-128/166	5/18/2013	0.921	Yes	Y	J EMP C	J	23	20.2	0.666	pg/L

SDG: A5462

Analytical Method E1668A

Sample ID	Lab Sample ID	Chemical Name	Anal Date	Result	Mod Res Report	Detect	Lab Qual	Val Qual	Reason	RL	MDL	Units
JW-SSRB-130429	A5462_10924_PC	PCB-129/138/163	5/18/2013	6.58	Yes	N	J B C	U	7	30.3	0.689	pg/L
JW-SSRB-130429	A5462_10924_PC	PCB-130	5/18/2013	0.831	Yes	N	U			10.1	0.831	pg/L
JW-SSRB-130429	A5462_10924_PC	PCB-131	5/18/2013	0.808	Yes	N	U			10.1	0.808	pg/L
JW-SSRB-130429	A5462_10924_PC	PCB-132	5/18/2013	2.27	Yes	Y	J			10.1	0.788	pg/L
JW-SSRB-130429	A5462_10924_PC	PCB-133	5/18/2013	0.749	Yes	N	U			10.1	0.749	pg/L
JW-SSRB-130429	A5462_10924_PC	PCB-134	5/18/2013	0.881	Yes	N	U			10.1	0.881	pg/L
JW-SSRB-130429	A5462_10924_PC	PCB-135/151	5/18/2013	1.33	Yes	Y	J C			20.2	0.734	pg/L
JW-SSRB-130429	A5462_10924_PC	PCB-122	5/18/2013	0.708	Yes	N	U			10.1	0.708	pg/L
JW-SSRB-130429	A5462_10924_PC	PCB-202	5/18/2013	0.771	Yes	N	U			10.1	0.771	pg/L
JW-SSRB-130429	A5462_10924_PC	PCB-190	5/18/2013	0.522	Yes	N	U			10.1	0.522	pg/L
JW-SSRB-130429	A5462_10924_PC	PCB-191	5/18/2013	0.512	Yes	N	U			10.1	0.512	pg/L
JW-SSRB-130429	A5462_10924_PC	PCB-192	5/18/2013	0.538	Yes	N	U			10.1	0.538	pg/L
JW-SSRB-130429	A5462_10924_PC	PCB-194	5/18/2013	0.876	Yes	N	U			10.1	0.876	pg/L
JW-SSRB-130429	A5462_10924_PC	PCB-195	5/18/2013	0.915	Yes	N	U			10.1	0.915	pg/L
JW-SSRB-130429	A5462_10924_PC	PCB-196	5/18/2013	0.872	Yes	N	U			10.1	0.872	pg/L
JW-SSRB-130429	A5462_10924_PC	PCB-197	5/18/2013	0.63	Yes	N	U			10.1	0.63	pg/L
JW-SSRB-130429	A5462_10924_PC	PCB-198/199	5/18/2013	0.907	Yes	N	C U			20.2	0.907	pg/L
JW-SSRB-130429	A5462_10924_PC	PCB-204	5/18/2013	0.661	Yes	N	U			10.1	0.661	pg/L
JW-SSRB-130429	A5462_10924_PC	PCB-201	5/18/2013	0.62	Yes	N	U			10.1	0.62	pg/L
JW-SSRB-130429	A5462_10924_PC	PCB-187	5/18/2013	1.04	Yes	Y	J			10.1	0.608	pg/L
JW-SSRB-130429	A5462_10924_PC	PCB-203	5/18/2013	0.842	Yes	N	U			10.1	0.842	pg/L
JW-SSRB-130429	A5462_10924_PC	PCB-205	5/18/2013	0.646	Yes	N	U			10.1	0.646	pg/L
JW-SSRB-130429	A5462_10924_PC	PCB-207	5/18/2013	1.3	Yes	N	U			10.1	1.3	pg/L
JW-SSRB-130429	A5462_10924_PC	PCB-208	5/18/2013	1.33	Yes	N	U			10.1	1.33	pg/L
JW-SSRB-130429	A5462_10924_PC	PCB-209	5/18/2013	0.805	Yes	N	J B EMP	U	7	10.1	0.71	pg/L

SDG: A5462

Analytical Method E1668A

Sample ID	Lab Sample ID	Chemical Name	Anal Date	Result	Mod Res Report	Detect	Lab Qual	Val Qual	Reason	RL	MDL	Units
JW-SSRB-130429	A5462_10924_PC	PCB-061/070/074/076	5/18/2013	3.11	Yes	N	JBC	U	7	40.4	0.897	pg/L
JW-SSRB-130429	A5462_10924_PC	PCB-086/087/097/108/119/125	5/18/2013	3.29	Yes	N	JBC	U	7	60.6	0.728	pg/L
JW-SSRB-130429	A5462_10924_PC	PCB-110	5/18/2013	6.16	Yes	N	JB	U	7	10.1	0.615	pg/L
JW-SSRB-130429	A5462_10924_PC	PCB-055	5/18/2013	0.935	Yes	N	U			10.1	0.935	pg/L
JW-SSRB-130429	A5462_10924_PC	PCB-200	5/18/2013	0.631	Yes	N	U			10.1	0.631	pg/L
JW-SSRB-130429	A5462_10924_PC	PCB-178	5/18/2013	0.97	Yes	N	U			10.1	0.97	pg/L
JW-SSRB-130429	A5462_10924_PC	PCB-164	5/18/2013	0.535	Yes	N	U			10.1	0.535	pg/L
JW-SSRB-130429	A5462_10924_PC	PCB-165	5/18/2013	0.608	Yes	N	U			10.1	0.608	pg/L
JW-SSRB-130429	A5462_10924_PC	PCB-167	5/18/2013	0.512	Yes	N	U			10.1	0.512	pg/L
JW-SSRB-130429	A5462_10924_PC	PCB-169	5/18/2013	1.35	Yes	N	U			10.1	1.35	pg/L
JW-SSRB-130429	A5462_10924_PC	PCB-170	5/18/2013	0.81	Yes	Y	J EMP C	J	23	10.1	0.749	pg/L
JW-SSRB-130429	A5462_10924_PC	PCB-171/173	5/18/2013	0.719	Yes	N	C U			20.2	0.719	pg/L
JW-SSRB-130429	A5462_10924_PC	PCB-172	5/18/2013	0.694	Yes	N	U			10.1	0.694	pg/L
JW-SSRB-130429	A5462_10924_PC	PCB-174	5/18/2013	0.725	Yes	N	U			10.1	0.725	pg/L
JW-SSRB-130429	A5462_10924_PC	PCB-175	5/18/2013	0.638	Yes	N	U			10.1	0.638	pg/L
JW-SSRB-130429	A5462_10924_PC	PCB-189	5/18/2013	0.503	Yes	N	U			10.1	0.503	pg/L
JW-SSRB-130429	A5462_10924_PC	PCB-177	5/18/2013	0.727	Yes	N	U			10.1	0.727	pg/L
JW-SSRB-130429	A5462_10924_PC	PCB-188	5/18/2013	0.774	Yes	N	U			10.1	0.774	pg/L
JW-SSRB-130429	A5462_10924_PC	PCB-179	5/18/2013	0.727	Yes	N	U			10.1	0.727	pg/L
JW-SSRB-130429	A5462_10924_PC	PCB-180/193	5/18/2013	1.72	Yes	N	JBC	U	7	20.2	0.607	pg/L
JW-SSRB-130429	A5462_10924_PC	PCB-181	5/18/2013	0.637	Yes	N	U			10.1	0.637	pg/L
JW-SSRB-130429	A5462_10924_PC	PCB-182	5/18/2013	0.595	Yes	N	U			10.1	0.595	pg/L
JW-SSRB-130429	A5462_10924_PC	PCB-183	5/18/2013	0.548	Yes	N	U			10.1	0.548	pg/L
JW-SSRB-130429	A5462_10924_PC	PCB-184	5/18/2013	0.738	Yes	N	U			10.1	0.738	pg/L
JW-SSRB-130429	A5462_10924_PC	PCB-185	5/18/2013	0.679	Yes	N	U			10.1	0.679	pg/L

SDG: A5462

Analytical Method E1668A

Sample ID	Lab Sample ID	Chemical Name	Anal Date	Result	Mod Res Report	Detect	Lab Qual	Val Qual	Reason	RL	MDL	Units
JW-SSRB-130429	A5462_10924_PC	PCB-186	5/18/2013	0.708	Yes	N	U			10.1	0.708	pg/L
JW-SSRB-130429	A5462_10924_PC	PCB-162	5/18/2013	0.556	Yes	N	U			10.1	0.556	pg/L
JW-SSRB-130429	A5462_10924_PC	PCB-176	5/18/2013	0.666	Yes	N	U			10.1	0.666	pg/L
JW-SSRB-130429	A5462_10924_PC	PCB-038	5/18/2013	1.3	Yes	N	U			10.1	1.3	pg/L
JW-SSRB-130429	A5462_10924_PC	PCB-024	5/18/2013	1.48	Yes	N	U			10.1	1.48	pg/L
JW-SSRB-130429	A5462_10924_PC	PCB-025	5/18/2013	1.28	Yes	N	U			10.1	1.28	pg/L
JW-SSRB-130429	A5462_10924_PC	PCB-026/029	5/18/2013	1.28	Yes	N	C U			20.2	1.28	pg/L
JW-SSRB-130429	A5462_10924_PC	PCB-027	5/18/2013	1.43	Yes	N	U			10.1	1.43	pg/L
JW-SSRB-130429	A5462_10924_PC	PCB-031	5/18/2013	1.6	Yes	N	J B	U	7	10.1	1.23	pg/L
JW-SSRB-130429	A5462_10924_PC	PCB-032	5/18/2013	1.35	Yes	N	U			10.1	1.35	pg/L
JW-SSRB-130429	A5462_10924_PC	PCB-034	5/18/2013	1.31	Yes	N	U			10.1	1.31	pg/L
JW-SSRB-130429	A5462_10924_PC	PCB-035	5/18/2013	1.34	Yes	N	U			10.1	1.34	pg/L
JW-SSRB-130429	A5462_10924_PC	PCB-048	5/18/2013	0.825	Yes	N	U			10.1	0.825	pg/L
JW-SSRB-130429	A5462_10924_PC	PCB-037	5/18/2013	1.29	Yes	N	U			10.1	1.29	pg/L
JW-SSRB-130429	A5462_10924_PC	PCB-021/033	5/18/2013	1.25	Yes	N	C U			20.2	1.25	pg/L
JW-SSRB-130429	A5462_10924_PC	PCB-039	5/18/2013	1.18	Yes	N	U			10.1	1.18	pg/L
JW-SSRB-130429	A5462_10924_PC	PCB-040/071	5/18/2013	0.82	Yes	N	C U			20.2	0.82	pg/L
JW-SSRB-130429	A5462_10924_PC	PCB-041	5/18/2013	0.947	Yes	N	U			10.1	0.947	pg/L
JW-SSRB-130429	A5462_10924_PC	PCB-042	5/18/2013	0.883	Yes	N	U			10.1	0.883	pg/L
JW-SSRB-130429	A5462_10924_PC	PCB-043	5/18/2013	0.983	Yes	N	U			10.1	0.983	pg/L
JW-SSRB-130429	A5462_10924_PC	PCB-044/047/065	5/18/2013	2.01	Yes	N	J B C	U	7	30.3	0.78	pg/L
JW-SSRB-130429	A5462_10924_PC	PCB-045	5/18/2013	1.01	Yes	N	U			10.1	1.01	pg/L
JW-SSRB-130429	A5462_10924_PC	PCB-046	5/18/2013	1.02	Yes	N	U			10.1	1.02	pg/L
JW-SSRB-130429	A5462_10924_PC	PCB-036	5/18/2013	1.23	Yes	N	U			10.1	1.23	pg/L
JW-SSRB-130429	A5462_10924_PC	PCB-011	5/18/2013	13.7	Yes	N	B	U	7	10.1	1.77	pg/L

SDG: A5462

Analytical Method E1668A

Sample ID	Lab Sample ID	Chemical Name	Anal Date	Result	Mod Res Report	Detect	Lab Qual	Val Qual	Reason	RL	MDL	Units
JW-SSRB-130429	A5462_10924_PC	PCB-001	5/18/2013	1.45	Yes	N	U			10.1	1.45	pg/L
JW-SSRB-130429	A5462_10924_PC	PCB-002	5/18/2013	1.62	Yes	N	U			10.1	1.62	pg/L
JW-SSRB-130429	A5462_10924_PC	PCB-003	5/18/2013	1.64	Yes	N	U			10.1	1.64	pg/L
JW-SSRB-130429	A5462_10924_PC	PCB-057	5/18/2013	0.929	Yes	N	U			10.1	0.929	pg/L
JW-SSRB-130429	A5462_10924_PC	PCB-005	5/18/2013	1.85	Yes	N	U			10.1	1.85	pg/L
JW-SSRB-130429	A5462_10924_PC	PCB-109	5/18/2013	0.58	Yes	N	U			10.1	0.58	pg/L
JW-SSRB-130429	A5462_10924_PC	PCB-007	5/18/2013	1.74	Yes	N	U			10.1	1.74	pg/L
JW-SSRB-130429	A5462_10924_PC	PCB-008	5/18/2013	1.96	Yes	Y	J			10.1	1.8	pg/L
JW-SSRB-130429	A5462_10924_PC	PCB-023	5/18/2013	1.3	Yes	N	U			10.1	1.3	pg/L
JW-SSRB-130429	A5462_10924_PC	PCB-010	5/18/2013	1.25	Yes	N	U			10.1	1.25	pg/L
JW-SSRB-130429	A5462_10924_PC	PCB-022	5/18/2013	1.35	Yes	N	U			10.1	1.35	pg/L
JW-SSRB-130429	A5462_10924_PC	PCB-012/013	5/18/2013	1.76	Yes	N	C U			20.2	1.76	pg/L
JW-SSRB-130429	A5462_10924_PC	PCB-014	5/18/2013	1.53	Yes	N	U			10.1	1.53	pg/L
JW-SSRB-130429	A5462_10924_PC	PCB-015	5/18/2013	1.58	Yes	N	U			10.1	1.58	pg/L
JW-SSRB-130429	A5462_10924_PC	PCB-016	5/18/2013	2.48	Yes	N	U			10.1	2.48	pg/L
JW-SSRB-130429	A5462_10924_PC	PCB-017	5/18/2013	1.91	Yes	N	U			10.1	1.91	pg/L
JW-SSRB-130429	A5462_10924_PC	PCB-018/030	5/18/2013	1.85	Yes	Y	J C			20.2	1.64	pg/L
JW-SSRB-130429	A5462_10924_PC	PCB-019	5/18/2013	2.18	Yes	N	U			10.1	2.18	pg/L
JW-SSRB-130429	A5462_10924_PC	PCB-020/028	5/18/2013	2.05	Yes	N	J B EMP	U	7	20.2	1.3	pg/L
JW-SSRB-130429	A5462_10924_PC	PCB-006	5/18/2013	1.84	Yes	N	U			10.1	1.84	pg/L
JW-SSRB-130429	A5462_10924_PC	PCB-009	5/18/2013	1.97	Yes	N	U			10.1	1.97	pg/L
JW-SSRB-130429	A5462_10924_PC	PCB-099	5/18/2013	1.58	Yes	Y	J			10.1	0.728	pg/L
JW-SSRB-130429	A5462_10924_PC	PCB-084	5/18/2013	0.991	Yes	N	U			10.1	0.991	pg/L
JW-SSRB-130429	A5462_10924_PC	PCB-085/116	5/18/2013	0.768	Yes	N	C U			20.2	0.768	pg/L
JW-SSRB-130429	A5462_10924_PC	PCB-088	5/18/2013	0.935	Yes	N	U			10.1	0.935	pg/L

SDG: A5462

Analytical Method E1668A

Sample ID	Lab Sample ID	Chemical Name	Anal Date	Result	Mod Res Report	Detect	Lab Qual	Val Qual	Reason	RI	MDL	Units
JW-SSRB-130429	A5462_10924_PC	PCB-090/101/113	5/18/2013	4.21	Yes	N	JBC	U	7	30.3	0.737	pg/L
JW-SSRB-130429	A5462_10924_PC	PCB-092	5/18/2013	0.867	Yes	N	U			10.1	0.867	pg/L
JW-SSRB-130429	A5462_10924_PC	PCB-093/100	5/18/2013	0.849	Yes	N	CU			20.2	0.849	pg/L
JW-SSRB-130429	A5462_10924_PC	PCB-094	5/18/2013	0.902	Yes	N	U			10.1	0.902	pg/L
JW-SSRB-130429	A5462_10924_PC	PCB-095	5/18/2013	1.89	Yes	Y	JEMPC	J	23	10.1	0.841	pg/L
JW-SSRB-130429	A5462_10924_PC	PCB-083	5/18/2013	1	Yes	N	U			10.1	1	pg/L
JW-SSRB-130429	A5462_10924_PC	PCB-098	5/18/2013	0.929	Yes	N	U			10.1	0.929	pg/L
JW-SSRB-130429	A5462_10924_PC	PCB-089	5/18/2013	0.925	Yes	N	U			10.1	0.925	pg/L
JW-SSRB-130429	A5462_10924_PC	PCB-102	5/18/2013	0.738	Yes	N	U			10.1	0.738	pg/L
JW-SSRB-130429	A5462_10924_PC	PCB-103	5/18/2013	0.779	Yes	N	U			10.1	0.779	pg/L
JW-SSRB-130429	A5462_10924_PC	PCB-104	5/18/2013	0.693	Yes	N	U			10.1	0.693	pg/L
JW-SSRB-130429	A5462_10924_PC	PCB-105	5/18/2013	3.08	Yes	N	JB	U	7	10.1	0.673	pg/L
JW-SSRB-130429	A5462_10924_PC	PCB-106	5/18/2013	0.66	Yes	N	U			10.1	0.66	pg/L
JW-SSRB-130429	A5462_10924_PC	PCB-107/124	5/18/2013	0.642	Yes	N	CU			20.2	0.642	pg/L
JW-SSRB-130429	A5462_10924_PC	PCB-004	5/18/2013	1.94	Yes	N	U	UJ	5	10.1	1.94	pg/L
JW-SSRB-130429	A5462_10924_PC	PCB-049/069	5/18/2013	0.9	Yes	Y	JC			20.2	0.692	pg/L
JW-SSRB-130429	A5462_10924_PC	PCB-096	5/18/2013	0.707	Yes	N	U			10.1	0.707	pg/L
JW-SSRB-130429	A5462_10924_PC	PCB-059/062/075	5/18/2013	0.612	Yes	N	CU			30.3	0.612	pg/L
JW-SSRB-130429	A5462_10924_PC	PCB-050/053	5/18/2013	0.817	Yes	N	CU			20.2	0.817	pg/L
JW-SSRB-130429	A5462_10924_PC	PCB-051	5/18/2013	0.767	Yes	N	U			10.1	0.767	pg/L
JW-SSRB-130429	A5462_10924_PC	PCB-052	5/18/2013	1.93	Yes	N	JBEMP	U	7	10.1	0.845	pg/L
JW-SSRB-130429	A5462_10924_PC	PCB-054	5/18/2013	0.631	Yes	N	U			10.1	0.631	pg/L
JW-SSRB-130429	A5462_10924_PC	PCB-091	5/18/2013	0.763	Yes	N	U			10.1	0.763	pg/L
JW-SSRB-130429	A5462_10924_PC	PCB-058	5/18/2013	0.9	Yes	N	U			10.1	0.9	pg/L
JW-SSRB-130429	A5462_10924_PC	PCB-082	5/18/2013	1.01	Yes	N	U			10.1	1.01	pg/L

SDG: A5462

Analytical Method E1668A

Sample ID	Lab Sample ID	Chemical Name	Anal Date	Result	Mod Res Report	Detect	Lab Qual	Val Qual	Reason	RL	MDL	Units
JW-SSRB-130429	A5462_10924_PC	PCB-060	5/18/2013	0.928	Yes	N	U			10.1	0.928	pg/L
JW-SSRB-130429	A5462_10924_PC	PCB-063	5/18/2013	0.819	Yes	N	U			10.1	0.819	pg/L
JW-SSRB-130429	A5462_10924_PC	PCB-064	5/18/2013	0.57	Yes	N	U			10.1	0.57	pg/L
JW-SSRB-130429	A5462_10924_PC	PCB-066	5/18/2013	1.2	Yes	Y	J	EMP	23	10.1	0.95	pg/L
JW-SSRB-130429	A5462_10924_PC	PCB-068	5/18/2013	0.831	Yes	N	U			10.1	0.831	pg/L
JW-SSRB-130429	A5462_10924_PC	PCB-072	5/18/2013	0.882	Yes	N	U			10.1	0.882	pg/L
JW-SSRB-130429	A5462_10924_PC	PCB-073	5/18/2013	0.638	Yes	N	U			10.1	0.638	pg/L
JW-SSRB-130429	A5462_10924_PC	PCB-077	5/18/2013	1.18	Yes	Y	J			10.1	0.861	pg/L
JW-SSRB-130429	A5462_10924_PC	PCB-078	5/18/2013	0.964	Yes	N	U			10.1	0.964	pg/L
JW-SSRB-130429	A5462_10924_PC	PCB-079	5/18/2013	0.809	Yes	N	U			10.1	0.809	pg/L
JW-SSRB-130429	A5462_10924_PC	PCB-081	5/18/2013	0.907	Yes	N	U			10.1	0.907	pg/L
JW-SSRB-130429	A5462_10924_PC	PCB-067	5/18/2013	0.868	Yes	N	U			10.1	0.868	pg/L
JW-SSRB-130429	A5462_10924_PC	PCB-056	5/18/2013	0.962	Yes	N	U			10.1	0.962	pg/L
JW-SSRB-130429	A5462_10924_PC	PCB-080	5/18/2013	0.8	Yes	N	U			10.1	0.8	pg/L

SDG: A5464

Analytical Method E1613B

Sample ID	Lab Sample ID	Chemical Name	Anal Date	Result	Mod Res Report	Detect	Lab Qual	Val Qual	Reason	RL	MDL	Units
JW-EA07-SC27-A-130429	A5464_10910_DF	1,2,3,4,7,8-Hexachlorodibenzofuran (HxCDF)	5/12/2013	8.1	Yes	Y				2.4319	0.2976	pg/g
JW-EA07-SC27-A-130429	A5464_10910_DF	Total Tetrachlorodibenzo-p-dioxin (TCDD)	5/12/2013	70.7	Yes	Y	EMPC	J	23	0.4864	0.123	pg/g
JW-EA07-SC27-A-130429	A5464_10910_DF	2,3,7,8-Tetrachlorodibenzofuran (TCDF)	5/12/2013	4.13	Yes	Y				0.4864	0.1151	pg/g
JW-EA07-SC27-A-130429	A5464_10910_DF	Total Hexachlorodibenzofuran (HxCDF)	5/12/2013	383	Yes	Y				2.4319	0.2947	pg/g
JW-EA07-SC27-A-130429	A5464_10910_DF	1,2,3,7,8-Pentachlorodibenzofuran (PeCDF)	5/12/2013	2.15	Yes	Y	J			2.4319	0.1607	pg/g
JW-EA07-SC27-A-130429	A5464_10910_DF	1,2,3,6,7,8-Hexachlorodibenzofuran (HxCDF)	5/12/2013	6.64	Yes	Y				2.4319	0.2695	pg/g
JW-EA07-SC27-A-130429	A5464_10910_DF	1,2,3,6,7,8-Hexachlorodibenzo-p-dioxin (HxCDD)	5/12/2013	185	Yes	Y				2.4319	0.3752	pg/g
JW-EA07-SC27-A-130429	A5464_10910_DF	1,2,3,4,6,7,8-Heptachlorodibenzofuran (HpCDF)	5/12/2013	298	Yes	Y				2.4319	0.1838	pg/g
JW-EA07-SC27-A-130429	A5464_10910_DF	1,2,3,7,8-Hexachlorodibenzofuran (HxCDF)	5/12/2013	0.3316	Yes	N	U			2.4319	0.3316	pg/g
JW-EA07-SC27-A-130429	A5464_10910_DF	1,2,3,4,7,8,9-Heptachlorodibenzofuran (HpCDF)	5/12/2013	9.41	Yes	Y				2.4319	0.1853	pg/g
JW-EA07-SC27-A-130429	A5464_10910_DF	1,2,3,7,8-Pentachlorodibenzo-p-dioxin (PeCDD)	5/12/2013	3.94	Yes	Y				2.4319	0.1832	pg/g
JW-EA07-SC27-A-130429	A5464_10910_DF	2,3,4,6,7,8-Hexachlorodibenzofuran (HxCDF)	5/12/2013	14.1	Yes	Y				2.4319	0.2867	pg/g
JW-EA07-SC27-A-130429	A5464_10910_DF	Total Pentachlorodibenzofuran (PeCDF)	5/12/2013	89.1	Yes	Y	EMPC	J	23	2.4319	0.1608	pg/g
JW-EA07-SC27-A-130429	A5464_10910_DF	1,2,3,4,7,8-Hexachlorodibenzo-p-dioxin (HxCDD)	5/12/2013	10.5	Yes	Y				2.4319	0.3797	pg/g
JW-EA07-SC27-A-130429	A5464_10910_DF	2,3,4,7,8-Pentachlorodibenzofuran (PeCDF)	5/12/2013	5.24	Yes	Y				2.4319	0.1608	pg/g
JW-EA07-SC27-A-130429	A5464_10910_DF	Total Tetrachlorodibenzofuran (TCDF)	5/12/2013	52	Yes	Y	EMPC	J	23	0.4864	0.1151	pg/g
JW-EA07-SC27-A-130429	A5464_10910_DF	2,3,7,8-Tetrachlorodibenzo-p-dioxin (TCDD)	5/12/2013	0.686	Yes	Y				0.4864	0.123	pg/g
JW-EA07-SC27-A-130429	A5464_10910_DF	1,2,3,4,6,7,8,9-Octachlorodibenzo-p-dioxin (OCDD)	5/12/2013	3240	Yes	Y				4.8638	0.2441	pg/g
JW-EA07-SC27-A-130429	A5464_10910_DF	Total Hexachlorodibenzo-p-dioxin (HxCDD)	5/12/2013	1200	Yes	Y				2.4319	0.3783	pg/g

SDG: A5464

Analytical Method E1613B

Sample ID	Lab Sample ID	Chemical Name	Anal Date	Result	Mod Res Report	Detect	Lab Qual	Val Qual	Reason	RI	MDL	Units
JW-EA07-SC27-A-130429	A5464_10910_DF	1,2,3,4,6,7,8-Heptachlorodibenzo-p-dioxin (HpCDD)	5/12/2013	1250	Yes	Y				2.4319	0.2298	pg/g
JW-EA07-SC27-A-130429	A5464_10910_DF	Total Pentachlorodibenzo-p-dioxin (PeCDD)	5/12/2013	72	Yes	Y				2.4319	0.1832	pg/g
JW-EA07-SC27-A-130429	A5464_10910_DF	Total Heptachlorodibenzo-p-dioxin (HpCDD)	5/12/2013	2480	Yes	Y				2.4319	0.2298	pg/g
JW-EA07-SC27-A-130429	A5464_10910_DF	Total Heptachlorodibenzofuran (HpCDF)	5/12/2013	822	Yes	Y				2.4319	0.1846	pg/g
JW-EA07-SC27-A-130429	A5464_10910_DF	1,2,3,4,6,7,8,9-Octachlorodibenzofuran (OCDF)	5/12/2013	238	Yes	Y				4.8638	0.1792	pg/g
JW-EA07-SC27-A-130429	A5464_10910_DF	1,2,3,7,8,9-Hexachlorodibenzo-p-dioxin (HxCDD)	5/12/2013	55.2	Yes	Y				2.4319	0.3808	pg/g
JW-EA07-SC27-B-130429	A5464_10910_DF	Total Tetrachlorodibenzo-p-dioxin (TCDD)	5/12/2013	125	Yes	Y	EMPC	J	23	0.4975	0.1381	pg/g
JW-EA07-SC27-B-130429	A5464_10910_DF	2,3,7,8-Tetrachlorodibenzofuran (TCDF)	5/12/2013	12.4	Yes	Y				0.4975	0.135	pg/g
JW-EA07-SC27-B-130429	A5464_10910_DF	1,2,3,4,7,8,9-Heptachlorodibenzofuran (HpCDF)	5/12/2013	31.6	Yes	Y				2.4876	0.1239	pg/g
JW-EA07-SC27-B-130429	A5464_10910_DF	Total Hexachlorodibenzofuran (HxCDF)	5/12/2013	1400	Yes	Y				2.4876	0.4043	pg/g
JW-EA07-SC27-B-130429	A5464_10910_DF	1,2,3,7,8-Pentachlorodibenzofuran (PeCDF)	5/12/2013	5.63	Yes	Y				2.4876	0.164	pg/g
JW-EA07-SC27-B-130429	A5464_10910_DF	1,2,3,6,7,8-Hexachlorodibenzo-p-dioxin (HxCDD)	5/12/2013	327	Yes	Y				2.4876	0.5665	pg/g
JW-EA07-SC27-B-130429	A5464_10910_DF	2,3,4,6,7,8-Hexachlorodibenzofuran (HxCDF)	5/12/2013	48.2	Yes	Y				2.4876	0.4429	pg/g
JW-EA07-SC27-B-130429	A5464_10910_DF	1,2,3,4,6,7,8-Heptachlorodibenzofuran (HpCDF)	5/12/2013	1050	Yes	Y				2.4876	0.1101	pg/g
JW-EA07-SC27-B-130429	A5464_10910_DF	1,2,3,7,8-Pentachlorodibenzo-p-dioxin (PeCDD)	5/12/2013	7.83	Yes	Y				2.4876	0.1661	pg/g
JW-EA07-SC27-B-130429	A5464_10910_DF	1,2,3,7,8,9-Hexachlorodibenzofuran (HxCDF)	5/12/2013	0.3677	Yes	N	U			2.4876	0.3677	pg/g
JW-EA07-SC27-B-130429	A5464_10910_DF	2,3,4,7,8-Pentachlorodibenzofuran (PeCDF)	5/12/2013	15.9	Yes	Y				2.4876	0.1628	pg/g
JW-EA07-SC27-B-130429	A5464_10910_DF	1,2,3,4,7,8-Hexachlorodibenzofuran (HxCDF)	5/12/2013	26.4	Yes	Y				2.4876	0.4068	pg/g
JW-EA07-SC27-B-130429	A5464_10910_DF	1,2,3,4,6,7,8,9-Octachlorodibenzo-p-dioxin (OCDD)	5/12/2013	6440	Yes	Y				4.9751	0.2175	pg/g

SDG: A5464


Analytical Method E1613B

Sample ID	Lab Sample ID	Chemical Name	Anal Date	Result	Mod Res Report	Detect	Lab Qual	Val Qual	Reason	RL	MDL	Units
JW-EA07-SC27-B-130429	A5464_10910_DF	1,2,3,6,7,8-Hexachlorodibenzofuran (HxCDF)	5/12/2013	20.3	Yes	Y				2.4876	0.4009	pg/g
JW-EA07-SC27-B-130429	A5464_10910_DF	1,2,3,7,8,9-Hexachlorodibenzo-p-dioxin (HxCDD)	5/12/2013	82.4	Yes	Y				2.4876	0.5828	pg/g
JW-EA07-SC27-B-130429	A5464_10910_DF	1,2,3,4,7,8-Hexachlorodibenzo-p-dioxin (HxCDD)	5/12/2013	18.5	Yes	Y				2.4876	0.5206	pg/g
JW-EA07-SC27-B-130429	A5464_10910_DF	Total Pentachlorodibenzofuran (PeCDF)	5/12/2013	301	Yes	Y	EMPC	J	23	2.4876	0.1634	pg/g
JW-EA07-SC27-B-130429	A5464_10910_DF	2,3,7,8-Tetrachlorodibenzo-p-dioxin (TCDD)	5/12/2013	1.44	Yes	Y	EMPC	J	23	0.4975	0.1381	pg/g
JW-EA07-SC27-B-130429	A5464_10910_DF	Total Hexachlorodibenzo-p-dioxin (HxCDD)	5/12/2013	2010	Yes	Y				2.4876	0.5565	pg/g
JW-EA07-SC27-B-130429	A5464_10910_DF	1,2,3,4,6,7,8-Heptachlorodibenzo-p-dioxin (HpCDD)	5/12/2013	2410	Yes	Y				2.4876	0.1935	pg/g
JW-EA07-SC27-B-130429	A5464_10910_DF	Total Pentachlorodibenzo-p-dioxin (PeCDD)	5/12/2013	163	Yes	Y	EMPC	J	23	2.4876	0.1661	pg/g
JW-EA07-SC27-B-130429	A5464_10910_DF	Total Heptachlorodibenzo-p-dioxin (HpCDD)	5/12/2013	4600	Yes	Y				2.4876	0.1935	pg/g
JW-EA07-SC27-B-130429	A5464_10910_DF	Total Heptachlorodibenzofuran (HpCDF)	5/12/2013	2930	Yes	Y				2.4876	0.1167	pg/g
JW-EA07-SC27-B-130429	A5464_10910_DF	1,2,3,4,6,7,8,9-Octachlorodibenzofuran (OCDF)	5/12/2013	718	Yes	Y				4.9751	0.2061	pg/g
JW-EA07-SC27-B-130429	A5464_10910_DF	Total Tetrachlorodibenzofuran (TCDF)	5/12/2013	163	Yes	Y	EMPC	J	23	0.4975	0.135	pg/g
JW-EA07-SC27-C-130429	A5464_10910_DF	2,3,7,8-Tetrachlorodibenzofuran (TCDF)	5/12/2013	14	Yes	Y				0.4936	0.2058	pg/g
JW-EA07-SC27-C-130429	A5464_10910_DF	1,2,3,4,7,8,9-Heptachlorodibenzofuran (HpCDF)	5/12/2013	3.59	Yes	Y				2.4679	0.2176	pg/g
JW-EA07-SC27-C-130429	A5464_10910_DF	Total Hexachlorodibenzofuran (HxCDF)	5/12/2013	134	Yes	Y				2.4679	0.2472	pg/g
JW-EA07-SC27-C-130429	A5464_10910_DF	2,3,4,7,8-Pentachlorodibenzofuran (PeCDF)	5/12/2013	8.72	Yes	Y				2.4679	0.215	pg/g
JW-EA07-SC27-C-130429	A5464_10910_DF	1,2,3,7,8-Pentachlorodibenzofuran (PeCDF)	5/12/2013	4.46	Yes	Y				2.4679	0.2094	pg/g
JW-EA07-SC27-C-130429	A5464_10910_DF	1,2,3,6,7,8-Hexachlorodibenzofuran (HxCDF)	5/12/2013	3.82	Yes	Y				2.4679	0.2529	pg/g
JW-EA07-SC27-C-130429	A5464_10910_DF	1,2,3,6,7,8-Hexachlorodibenzo-p-dioxin (HxCDD)	5/12/2013	50.4	Yes	Y				2.4679	0.2818	pg/g

SDG: A5464

Analytical Method E1613B

Sample ID	Lab Sample ID	Chemical Name	Anal Date	Result	Mod Res Report	Detect	Lab Qual	Val Qual	Reason	RL	MDL	Units
JW-EA07-SC27-C-130429	A5464_10910_DF	2,3,4,6,7,8-Hexachlorodibenzofuran (HxCDF)	5/12/2013	6.44	Yes	Y				2.4679	0.2602	pg/g
JW-EA07-SC27-C-130429	A5464_10910_DF	Total Tetrachlorodibenzo-p-dioxin (TCDD)	5/12/2013	190	Yes	Y				0.4936	0.1979	pg/g
JW-EA07-SC27-C-130429	A5464_10910_DF	1,2,3,4,7,8-Hexachlorodibenzofuran (HxCDF)	5/12/2013	4.6	Yes	Y				2.4679	0.2392	pg/g
JW-EA07-SC27-C-130429	A5464_10910_DF	Total Hexachlorodibenzo-p-dioxin (HxCDD)	5/12/2013	403	Yes	Y				2.4679	0.2845	pg/g
JW-EA07-SC27-C-130429	A5464_10910_DF	1,2,3,4,6,7,8-Heptachlorodibenzofuran (HpCDF)	5/12/2013	90.1	Yes	Y				2.4679	0.1982	pg/g
JW-EA07-SC27-C-130429	A5464_10910_DF	1,2,3,7,8-Pentachlorodibenzo-p-dioxin (PeCDD)	5/12/2013	4.28	Yes	Y				2.4679	0.2536	pg/g
JW-EA07-SC27-C-130429	A5464_10910_DF	1,2,3,4,7,8-Hexachlorodibenzo-p-dioxin (HxCDD)	5/12/2013	4.65	Yes	Y				2.4679	0.281	pg/g
JW-EA07-SC27-C-130429	A5464_10910_DF	1,2,3,4,6,7,8,9-Octachlorodibenzofuran (OCDF)	5/12/2013	127	Yes	Y				4.9358	0.2979	pg/g
JW-EA07-SC27-C-130429	A5464_10910_DF	Total Heptachlorodibenzofuran (HpCDF)	5/12/2013	250	Yes	Y	EMPC	J	23	2.4679	0.2076	pg/g
JW-EA07-SC27-C-130429	A5464_10910_DF	Total Heptachlorodibenzo-p-dioxin (HpCDD)	5/12/2013	709	Yes	Y				2.4679	0.2745	pg/g
JW-EA07-SC27-C-130429	A5464_10910_DF	1,2,3,4,6,7,8-Heptachlorodibenzo-p-dioxin (HpCDD)	5/12/2013	370	Yes	Y				2.4679	0.2745	pg/g
JW-EA07-SC27-C-130429	A5464_10910_DF	1,2,3,4,6,7,8,9-Octachlorodibenzo-p-dioxin (OCDD)	5/12/2013	1490	Yes	Y				4.9358	0.2911	pg/g
JW-EA07-SC27-C-130429	A5464_10910_DF	Total Pentachlorodibenzofuran (PeCDF)	5/12/2013	114	Yes	Y	EMPC	J	23	2.4679	0.2121	pg/g
JW-EA07-SC27-C-130429	A5464_10910_DF	Total Tetrachlorodibenzofuran (TCDF)	5/12/2013	220	Yes	Y	EMPC	J	23	0.4936	0.2058	pg/g
JW-EA07-SC27-C-130429	A5464_10910_DF	1,2,3,7,8,9-Hexachlorodibenzo-p-dioxin (HxCDD)	5/12/2013	17.3	Yes	Y				2.4679	0.2914	pg/g
JW-EA07-SC27-C-130429	A5464_10910_DF	2,3,7,8-Tetrachlorodibenzo-p-dioxin (TCDD)	5/12/2013	2.43	Yes	Y				0.4936	0.1979	pg/g
JW-EA07-SC27-C-130429	A5464_10910_DF	1,2,3,7,8,9-Hexachlorodibenzofuran (HxCDF)	5/12/2013	0.2364	Yes	N	U			2.4679	0.2364	pg/g
JW-EA07-SC27-C-130429	A5464_10910_DF	Total Pentachlorodibenzo-p-dioxin (PeCDD)	5/12/2013	157	Yes	Y	EMPC	J	23	2.4679	0.2536	pg/g



LABORATORY DATA CONSULTANTS, INC.

7750 El Camino Real, Suite 2L, Carlsbad, CA 92009 Bus: 760/634-0437 Fax: 760/634-0439

Anchor QEA, LLC
720 Olive Way, Suite 900
Seattle, WA 98101
ATTN: Ms. Cindy Fields

August 7, 2013

SUBJECT: Jeld-Wen Maulsby Marsh, Data Validation

Dear Ms. Fields,

Enclosed are the final validation reports for the fractions listed below. These SDGs were received on July 29, 2013. Attachment 1 is a summary of the samples that were reviewed for each analysis.

LDC Project # 30122:

<u>SDG #</u>	<u>Fraction</u>
A5698 & WW94	Semivolatiles, Dioxins/Dibenzofurans, Polychlorinated Biphenyls as Congeners, Wet Chemistry

The data validation was performed under Stage 2B guidelines. The analyses were validated using the following documents, as applicable to each method:

- USEPA Contract Laboratory Program, CLP, National Functional Guidelines for Chlorinated Dibenzo-p-Dioxins, CDDs and Chlorinated Dibenzofurans, CDFs, Data Review, September 2011
- USEPA, Contract Laboratory Program National Functional Guidelines for Superfund Organic Methods Data Review, June 2008
- USEPA, Contract Laboratory Program National Functional Guidelines for Inorganic Superfund Data Review, January 2010
- EPA SW 846, Third Edition, Test Methods for Evaluating Solid Waste, update 1, July 1992; update IIA, August 1993; update II, September 1994; update IIB, January 1995; update III, December 1996; update IIIA, April 1998; IIIB, November 2004; Update IV, February 2007

Please feel free to contact us if you have any questions.

Sincerely,

Ming-Hwa Hwang
Project Manager/Senior Chemist

EDD LDC #30122 (Anchor Environmental-Seattle WA /Jeld-Wen Maulsby Marsh)

LDC	SDG#	DATE REC'D	(3) DATE DUE	SVOA (8270D)		PAH (8270D-SIM)		TOC Plumb		Total Solids (2540B)		Dioxins (1613B)		PCB (1668B)																				
				W	S	W	S	W	S	W	S	W	S	W	S	W	S	W	S	W	S	W	S	W	S	W	S	W	S	W	S	W	S	
Matrix: Water/Soil-Sediment				W	S	W	S	W	S	W	S	W	S	W	S	W	S	W	S	W	S	W	S	W	S	W	S	W	S	W	S	W	S	
A	A5698	07/29/13	08/12/13	-	-	-	-	-	-	-	-	0	12	0	8																			
B	WW94	07/29/13	08/12/13	0	2	0	2	0	15	0	15	-	-	-	-																			
Total				0	2	0	2	0	15	0	15	0	12	0	8	0	0	0	0	0	0	0	0	0	0	0	0	0	0	0	0	0	0	54

Shaded cells indicate Stage 4 validation (all other cells are Stage 2B validation). These sample counts do not include MS, MSD, or DUP's.

**Laboratory Data Consultants, Inc.
Data Validation Report**

Project/Site Name: Jeld-Wen Maulsby Marsh
Collection Date: April 23 through April 29, 2013
LDC Report Date: August 5, 2013
Matrix: Sediment
Parameters: Dioxins/Dibenzofurans
Validation Level: Stage 2B
Laboratory: SGS Analytical Perspectives
Sample Delivery Group (SDG): A5698

Sample Identification

JW-SS-211-130429
JW-SS-214-130429
JW-SS-215-130429
JW-SS-216-130429
JW-EA02-SC05-D-130423
JW-EA04-SC13-D-130423
JW-EA06-SC21-A-130423
JW-EA06-SC21-B-130423
JW-EA07-SC28-A-130426
JW-EA07-SC28-B-130426
JW-EA07-SC28-C-130426
JW-EA09-SC36-A-130426

Introduction

This data review covers 12 sediment samples listed on the cover sheet including dilutions and reanalysis as applicable. The analyses were per EPA Method 1613B for Polychlorinated Dioxins/Dibenzofurans.

This review follows USEPA Contract Laboratory Program (CLP) National Functional Guidelines for Chlorinated Dibenzo-p-Dioxins (CDDs) and Chlorinated Dibenzofurans (CDFs) Data Review (September 2011).

A qualification summary table is provided at the end of this report if data has been qualified. Flags are classified as P (protocol) or A (advisory) to indicate whether the flag is due to a laboratory deviation from a specified protocol or is of technical advisory nature.

Raw data were not reviewed for this SDG. The review was based on QC data.

The following are definitions of the data qualifiers:

- U Indicates the compound or analyte was analyzed for but not detected at or above the stated limit.
- J Indicates an estimated value.
- R Quality control indicates the data is not usable.
- NJ Presumptive evidence of the presence of the compound at an estimated quantity.
- UJ Indicates the compound or analyte was analyzed for but not detected. The sample detection limit is an estimated value.

EMPC Estimated Maximum Possible Concentration

- A Indicates the finding is based upon technical validation criteria.
- P Indicates the finding is related to a protocol/contractual deviation.
- None Indicates the data was not significantly impacted by the finding, therefore qualification was not required.

I. Technical Holding Times

All technical holding time requirements were met.

The chain-of-custodies were reviewed for documentation of cooler temperatures. All cooler temperatures met validation criteria.

II. HRGC/HRMS Instrument Performance Check

Instrument performance was checked at the required daily frequency.

Retention time windows were established for all homologues. The chromatographic resolution between 2,3,7,8-TCDD and peaks representing any other unlabeled TCDD isomer was less than or equal to 25%.

III. Initial Calibration

A five point initial calibration was performed as required by the method.

Percent relative standard deviations (%RSD) were less than or equal to 20.0% for unlabeled compounds and less than or equal to 35.0% for labeled compounds.

The ion abundance ratios for all PCDDs and PCDFs were within validation criteria.

IV. Continuing Calibration

Continuing calibration was performed at the required frequencies.

All of the continuing calibration results were within the QC limits for unlabeled compounds and labeled compounds.

The ion abundance ratios for all PCDDs and PCDFs were within validation criteria.

V. Blanks

Method blanks were reviewed for each matrix as applicable. No polychlorinated dioxin/dibenzofuran contaminants were found in the method blanks with the following exceptions:

Method Blank ID	Extraction Date	Compound	Concentration	Associated Samples
MB1_11123	7/10/13	1,2,3,7,8,9-HxCDD OCDD Total TCDD Total HxCDD	0.0951 pg/g 0.223 pg/g 0.0695 pg/g 0.0951 pg/g	All samples in SDG A5698

Sample concentrations were compared to concentrations detected in the method blanks. The sample concentrations were either not detected or were significantly greater (>5X blank contaminants) than the concentrations found in the associated method blanks with the following exceptions:

Sample	Compound	Reported Concentration	Modified Final Concentration
JW-EA07-SC28-C-130426	Total HxCDD	0.341 pg/g	0.341U pg/g

VI. Matrix Spike/Matrix Spike Duplicates

The laboratory has indicated that there were no matrix spike (MS) and matrix spike duplicate (MSD) analyses specified for the samples in this SDG, and therefore matrix spike and matrix spike duplicate analyses were not performed for this SDG.

VII. Ongoing Precision Recovery (OPR)

Ongoing precision recovery samples were reviewed for each matrix as applicable. Percent recoveries (%R) were within QC limits.

VIII. Regional Quality Assurance and Quality Control

Not applicable.

IX. Internal Standards

All internal standard recoveries were within QC limits.

X. Target Compound Identifications

Raw data were not reviewed for this SDG.

XI. Compound Quantitation

All compound quantitations were within validation criteria with the following exceptions:

Sample	Compound	Finding	Criteria	Flag	A or P
JW-EA02-SC05-D-130423	OCDD	Sample result exceeded calibration range.	Reported result should be within calibration range.	J (all detects)	P

Sample	Compound	Flag	A or P
All samples in SDG A5698	All compounds reported by the laboratory as estimated maximum possible concentration (EMPC)	J (all detects)	A

Raw data were not reviewed for this SDG.

XII. System Performance

Raw data were not reviewed for this SDG.

XIII. Overall Assessment of Data

The analysis was conducted within all specifications of the method. No results were rejected in this SDG.

Due to compound quantitation problems, data were qualified as estimated in twelve samples.

Due to method blank contamination problems, data were qualified as nondetected in one sample.

The quality control criteria reviewed, other than those discussed above, were met and are considered acceptable. Sample results that were found to be estimated (J) are usable for limited purposes only. Based upon the Stage 2B data validation all other results are considered valid and usable for all purposes.

Data flags are summarized at the end of this report if data has been qualified.

XIV. Field Duplicates

No field duplicates were identified in this SDG.

XV. Field Blanks

No field blanks were identified in this SDG.

**Jeld-Wen Maulsby Marsh
Dioxins/Dibenzofurans - Data Qualification Summary - SDG A5698**

SDG	Sample	Compound	Flag	A or P	Reason
A5698	JW-SS-211-130429 JW-SS-214-130429 JW-SS-215-130429 JW-SS-216-130429 JW-EA02-SC05-D-130423 JW-EA04-SC13-D-130423 JW-EA06-SC21-A-130423 JW-EA06-SC21-B-130423 JW-EA07-SC28-A-130426 JW-EA07-SC28-B-130426 JW-EA07-SC28-C-130426 JW-EA09-SC36-A-130426	All compounds reported by the laboratory as estimated maximum possible concentration (EMPC)	J (all detects)	A	Compound quantitation
A5698	JW-EA02-SC05-D-130423	OCDD	J (all detects)	P	Compound quantitation (exceeded calibration range)

**Jeld-Wen Maulsby Marsh
Dioxins/Dibenzofurans - Laboratory Blank Data Qualification Summary - SDG A5698**

SDG	Sample	Compound	Modified Final Concentration	A or P
A5698	JW-EA07-SC28-C-130426	Total HxCDD	0.341U pg/G	A

LDC #: 30122A21 **VALIDATION COMPLETENESS WORKSHEET**

SDG #: A5698 *Medical Respects* Stage 2B

Laboratory: *SGS Environmental Services, Inc.*

Date: *7-31-13*

Page: *1 of 1*

Reviewer: *[Signature]*

2nd Reviewer: *[Signature]*

METHOD: HRGC/HRMS Dioxins/Dibenzofurans (EPA Method 1613B)

The samples listed below were reviewed for each of the following validation areas. Validation findings are noted in attached validation findings worksheets.

	Validation Area		Comments
I.	Technical holding times	A	Sampling dates: <i>4-23-13 → 4-29-13</i>
II.	HRGC/HRMS Instrument performance check	A	
III.	Initial calibration	A	<i>≤ 20/35</i>
IV.	Continuing calibration/ ICV	A	<i>QC limits</i>
V.	Blanks	<i>SW</i>	
VI.	Matrix spike/Matrix spike duplicates	<i>N</i>	<i>client</i>
VII.	Laboratory control samples	<i>A</i>	<i>OPR</i>
VIII.	Regional quality assurance and quality control	N	
IX.	Internal standards	A	
X.	Target compound identifications	N	
XI.	Compound quantitation/RL/LOQ/LODs	<i>SW</i>	
XII.	System performance	N	
XIII.	Overall assessment of data	<i>A</i>	
XIV.	Field duplicates	<i>N</i>	
XV.	Field blanks	<i>N</i>	

Note: A = Acceptable ND = No compounds detected D = Duplicate
 N = Not provided/applicable R = Rinsate TB = Trip blank
 SW = See worksheet FB = Field blank EB = Equipment blank

Validated Samples: *Sediment*

1	JW-SS-211-130429	11	JW-EA07-SC28-C-130426	21		31	
2	JW-SS-214-130429	12	JW-EA09-SC36-A-130426	22		32	
3	JW-SS-215-130429	13		23		33	
4	JW-SS-216-130429	14		24		34	
5	JW-EA02-SC05-D-130423	15		25		35	
6	JW-EA04-SC13-D-130423	16		26		36	
7	JW-EA06-SC21-A-130423	17		27		37	
8	JW-EA06-SC21-B-130423	18		28		38	
9	JW-EA07-SC28-A-130426	19		29		39	
10	JW-EA07-SC28-B-130426	20		30		40	<i>MB1-11123</i>

VALIDATION FINDINGS WORKSHEET

METHOD: HRGC/HRMS Dioxins/Dibenzofurans (EPA Method 1613B)

A. 2,3,7,8-TCDD	F. 1,2,3,4,6,7,8-HpCDD	K. 1,2,3,4,7,8-HxCDF	P. 1,2,3,4,7,8,9-HpCDF	U. Total HpCDD
B. 1,2,3,7,8-PeCDD	G. OCDD	L. 1,2,3,6,7,8-HxCDF	Q. OCDF	V. Total TCDF
C. 1,2,3,4,7,8-HxCDD	H. 2,3,7,8-TCDF	M. 2,3,4,6,7,8-HxCDF	R. Total TCDD	W. Total PeCDF
D. 1,2,3,6,7,8-HxCDD	I. 1,2,3,7,8-PeCDF	N. 1,2,3,7,8,9-HxCDF	S. Total PeCDD	X. Total HxCDF
E. 1,2,3,7,8,9-HxCDD	J. 2,3,4,7,8-PeCDF	O. 1,2,3,4,6,7,8-HpCDF	T. Total HxCDD	Y. Total HpCDF

Notes: _____

**Laboratory Data Consultants, Inc.
Data Validation Report**

Project/Site Name: Jeld-Wen Maulsby Marsh
Collection Date: April 26 through April 29, 2013
LDC Report Date: August 1, 2013
Matrix: Sediment
Parameters: Polychlorinated Biphenyls as Congeners
Validation Level: Stage 2B
Laboratory: SGS Analytical Perspectives
Sample Delivery Group (SDG): A5698

Sample Identification

JW-SS-207-130429
JW-SS-208-130429
JW-SS-209-130429
JW-SS-211-130429
JW-SS-214-130429
JW-SS-215-130429
JW-SS-216-130429
JW-EA09-SC36-A-130426

Introduction

This data review covers 8 sediment samples listed on the cover sheet including dilutions and reanalysis as applicable. The analyses were per EPA Method 1668A for Polychlorinated Biphenyl as Congeners.

This review follows USEPA Contract Laboratory Program (CLP) National Functional Guidelines for Chlorinated Dibenzo-p-Dioxins (CDDs) and Chlorinated Dibenzofurans (CDFs) Data Review (September 2011).

A qualification summary table is provided at the end of this report if data has been qualified. Flags are classified as P (protocol) or A (advisory) to indicate whether the flag is due to a laboratory deviation from a specified protocol or is of technical advisory nature.

Raw data were not reviewed for this SDG. The review was based on QC data.

The following are definitions of the data qualifiers:

- U Indicates the compound or analyte was analyzed for but not detected at or above the stated limit.
- J Indicates an estimated value.
- R Quality control indicates the data is not usable.
- NJ Presumptive evidence of the presence of the compound at an estimated quantity.
- UJ Indicates the compound or analyte was analyzed for but not detected. The sample detection limit is an estimated value.
- A Indicates the finding is based upon technical validation criteria.
- P Indicates the finding is related to a protocol/contractual deviation.
- None Indicates the data was not significantly impacted by the finding, therefore qualification was not required.

I. Technical Holding Times

All technical holding time requirements were met.

The chain-of-custodies were reviewed for documentation of cooler temperatures. All cooler temperatures met validation criteria.

II. HRGC/HRMS Instrument Performance Check

Instrument performance was checked at the required daily frequency.

Retention time windows were established for all congeners. The chromatographic resolution between the congeners PCB-23 and PCB-34 and congeners PCB-182 and PCB-187 was resolved with a valley of less than or equal to 40%.

III. Initial Calibration

A five point initial calibration was performed at the required daily frequency.

Percent relative standard deviations (%RSD) were less than or equal to 20.0% % for all compounds.

The ion abundance ratios for all compounds were within validation criteria.

IV. Continuing Calibration

Continuing calibration was performed at the required frequencies.

All of the continuing calibration percent differences (%D) between the initial calibration RRF and the routine calibration RRF were less than or equal to 30.0% for unlabeled compounds and less than or equal to 50.0% for labeled compounds.

The ion abundance ratios for all compounds were within validation criteria.

V. Blanks

Method blanks were reviewed for each matrix as applicable. No polychlorinated biphenyls as congeners contaminants were found in the method blanks with the following exceptions:

Method Blank ID	Extraction Date	Compound	Concentration	Associated Samples
MB1_11123	7/10/13	PCB-105	0.836 pg/g	All samples in SDG A5698
		PCB-118	1.95 pg/g	
		PCB-156/157	1.3 pg/g	
		PCB-167	0.352 pg/g	
		PCB-189	0.459 pg/g	
		PCB-8	0.661 pg/g	
		PCB-11	18 pg/g	
		PCB-15	0.497 pg/g	
		PCB-30/18	0.858 pg/g	
		PCB-17	0.437 pg/g	
		PCB-32	0.351 pg/g	
		PCB-26/29	0.339 pg/g	
		PCB-31	1.41 pg/g	
		PCB-28/20	1.95 pg/g	
		PCB-21/33	1.06 pg/g	
		PCB-22	0.789 pg/g	
		PCB-37	0.514 pg/g	
		PCB-52	1.9 pg/g	
		PCB-69/49	0.871 pg/g	
		PCB-44/47/65	1.63 pg/g	
		PCB-71/40	0.475 pg/g	
		PCB-64	0.472 pg/g	
		PCB-61/70/74/76	2.47 pg/g	
		PCB-66	1.34 pg/g	
		PCB-56	0.531 pg/g	
		PCB-95	1.68 pg/g	
		PCB-84	0.472 pg/g	
		PCB-92	0.327 pg/g	
		PCB-113/90/101	2.36 pg/g	
		PCB-99	1.1 pg/g	
		PCB-108/119/86/97/125/87	1.71 pg/g	
		PCB-110	2.86 pg/g	
		PCB-136	0.709 pg/g	
		PCB-151/135	2.45 pg/g	
		PCB-144	0.274 pg/g	
		PCB-147/149	6.97 pg/g	
		PCB-134	0.309 pg/g	
		PCB-132	2.66 pg/g	
		PCB-146	1.64 pg/g	
		PCB-153/168	11.7 pg/g	
PCB-141	2.46 pg/g			
PCB-164	0.95 pg/g			
PCB-163/138/129	14.5 pg/g			
PCB-158	1.18 pg/g			
PCB-128/166	1.37 pg/g			
PCB-159	0.291 pg/g			
PCB-179	1.85 pg/g			
PCB-176	0.471 pg/g			
PCB-178	0.978 pg/g			
PCB-187	7.35 pg/g			
PCB-183	4.5 pg/g			
PCB-174	7.79 pg/g			
PCB-177	4.18 pg/g			
PCB-171/173	2.55 pg/g			
PCB-172	1.48 pg/g			
PCB-180/193	24.1 pg/g			
PCB-170	12.1 pg/g			
PCB-190	2.08 pg/g			
PCB-202	0.532 pg/g			
PCB-201	0.372 pg/g			
PCB-200	0.604 pg/g			
PCB-198/199	5.13 pg/g			
PCB-196	3.06 pg/g			
PCB-203	3.24 pg/g			
PCB-195	3.1 pg/g			
PCB-194	7.46 pg/g			
PCB-206	1.44 pg/g			

Sample concentrations were compared to concentrations detected in the method blanks. The sample concentrations were either not detected or were significantly greater (>5X blank contaminants) than the concentrations found in the associated method blanks with the following exceptions:

Sample	Compound	Reported Concentration	Modified Final Concentration
JW-SS-207-130429	PCB-11	89.3 pg/g	89.3U pg/g
JW-SS-208-130429	PCB-11 PCB-170 PCB-195	90 pg/g 60.4 pg/g 13.3 pg/g	90U pg/g 60.4U pg/g 13.3U pg/g
JW-SS-216-130429	PCB-11 PCB-195 PCB-194	80.4 pg/g 12.2 pg/g 35.3 pg/g	80.4U pg/g 12.2U pg/g 35.3U pg/g

VI. Matrix Spike/Matrix Spike Duplicates

The laboratory has indicated that there were no matrix spike (MS) and matrix spike duplicate (MSD) analyses specified for the samples in this SDG, and therefore matrix spike and matrix spike duplicate analyses were not performed for this SDG.

VII. Ongoing Precision Recovery (OPR)

Ongoing precision recovery samples were reviewed for each matrix as applicable. Percent recoveries (%R) were within QC limits.

VIII. Regional Quality Assurance and Quality Control

Not applicable.

IX. Internal Standards

All internal standard recoveries (%R) were within QC limits.

X. Target Compound Identification

Raw data were not reviewed for this SDG.

XI. Compound Quantitation

All compound quantitations were within validation criteria with the following exceptions:

Sample	Compound	Flag	A or P
All samples in SDG A5698	All compounds reported as estimated maximum possible concentration (EMPC).	J (all detects)	A

XII. System Performance

Raw data were not reviewed for this SDG.

XIII. Overall Assessment of Data

The analysis was conducted within all specifications of the method. No results were rejected in this SDG.

Due to compound quantitation problems, data were qualified as estimated in eight samples.

Due to method blank contamination problems, data were qualified as nondetected in three samples.

The quality control criteria reviewed, other than those discussed above, were met and are considered acceptable. Sample results that were found to be estimated (J) are usable for limited purposes only. Based upon the Stage 2B data validation all other results are considered valid and usable for all purposes.

Data flags are summarized at the end of this report if data has been qualified.

XIV. Field Duplicates

No field duplicates were identified in this SDG.

XV. Field Blanks

No field blanks were identified in this SDG.

**Jeld-Wen Maulsby Marsh
Polychlorinated Biphenyls as Congeners - Data Qualification Summary - SDG A5698**

SDG	Sample	Compound	Flag	A or P	Reason
A5698	JW-SS-207-130429 JW-SS-208-130429 JW-SS-209-130429 JW-SS-211-130429 JW-SS-214-130429 JW-SS-215-130429 JW-SS-216-130429 JW-EA09-SC36-A-130426	All compounds reported as estimated maximum possible concentration (EMPC).	J (all detects)	A	Compound quantitation

**Jeld-Wen Maulsby Marsh
Polychlorinated Biphenyls as Congeners - Laboratory Blank Data Qualification Summary - SDG A5698**

SDG	Sample	Compound	Modified Final Concentration	A or P
A5698	JW-SS-207-130429	PCB-11	89.3U pg/g	A
A5698	JW-SS-208-130429	PCB-11 PCB-170 PCB-195	90U pg/g 60.4U pg/g 13.3U pg/g	A
A5698	JW-SS-216-130429	PCB-11 PCB-195 PCB-194	80.4U pg/g 12.2U pg/g 35.3U pg/g	A

LDC #: 30122A31

VALIDATION COMPLETENESS WORKSHEET

Date: 7-31-13

SDG #: A5698

Stage 2B

Page: 1 of 1

Laboratory: ~~SGS Environmental Services, Inc.~~
Analytical Resources

Reviewer: *cm*

2nd Reviewer: *L*

METHOD: HRGC/HRMS Polychlorinated Biphenyl Congeners (EPA Method 16687) ^A

The samples listed below were reviewed for each of the following validation areas. Validation findings are noted in attached validation findings worksheets.

	Validation Area		Comments
I.	Technical holding times	A	Sampling dates: 4-26-13 → 4-29-13
II.	GC/MS Instrument performance check	A	
III.	Initial calibration	A	≤ 20
IV.	Routine calibration/ CV	A	≤ 30/50
V.	Blanks	SW	
VI.	Matrix spike/Matrix spike duplicates	N	client
VII.	Laboratory control samples	A	OPR
VIII.	Regional quality assurance and quality control	N	
IX.	Internal standards	A	
X.	Target compound identifications	N	
XI.	Compound quantitation/RL/ LOQ /LODs-	SW	
XII.	System performance	N	
XIII.	Overall assessment of data	A	
XIV.	Field duplicates	N	
XV.	Field blanks	N	

Note: A = Acceptable
N = Not provided/applicable
SW = See worksheet

ND = No compounds detected
R = Rinsate
FB = Field blank

D = Duplicate
TB = Trip blank
EB = Equipment blank

Validated Samples: *Sediment*

1	JW-SS-207-130429	11		21		31	
2	JW-SS-208-130429	12		22		32	
3	JW-SS-209-130429	13		23		33	
4	JW-SS-211-130429	14		24		34	
5	JW-SS-214-130429	15		25		35	
6	JW-SS-215-130429	16		26		36	
7	JW-SS-216-130429	17		27		37	
8	JW-EA09-SC36-A-130426	18		28		38	
9		19		29		39	
10		20		30		40	MB1-11123

VALIDATION FINDINGS WORKSHEET

Blanks

METHOD: HRGC/HRMS PCB Congeners (EPA Method 1668A)

Please see qualifications below for all questions answered "N". Not applicable questions are identified as "N/A".

Y N N/A Were all samples associated with a method blank?

Y N N/A Was a method blank performed for each matrix and whenever a sample extraction was performed?

Y N N/A Was the method blank contaminated?

Blank extraction date: 07/10/13 **Blank analysis date:** 07/19/13 **Associated samples:** All Qual U

Conc. units: pg/g

Compound	Blank ID		Sample Identification						
	MB1_11123	5x	1	2	7				
PCB-105	0.836*	4.18							
PCB-118	1.95	9.75							
PCB-156/157	1.3	6.50							
PCB-167	0.352*	1.76							
PCB-189	0.459	2.30							
PCB-8	0.661	3.31							
PCB-11	18	90.0	89.3	90	80.4				
PCB-15	0.497	2.49							
PCB-30/18	0.858	4.29							
PCB-17	0.437	2.19							
PCB-32	0.351	1.76							
PCB-26/29	0.339	1.70							
PCB-31	1.41	7.05							
PCB-28/20	1.95	9.75							
PCB-21/33	1.06	5.30							
PCB-22	0.789	3.95							
PCB-37	0.514	2.57							
PCB-52	1.9	9.50							
PCB-69/49	0.871	4.36							

*EMPC

2023
cm

Compound	Blank ID		Sample Identification						
	MB1_11123	5x	1	2	7				
PCB-44/47/65	1.63	8.15							
PCB-71/40	0.475*	2.38							
PCB-64	0.472	2.36							
PCB-61/70/74/76	2.47	12.35							
PCB-66	1.34	6.70							
PCB-56	0.531*	2.66							
PCB-95	1.68*	8.40							
PCB-84	0.472	2.36							
PCB-92	0.327*	1.64							
PCB-113/90/101	2.36*	11.80							
PCB-99	1.1	5.50							
PCB-108/119/86/97/125/87	1.71	8.55							
PCB-110	2.86	14.30							
PCB-136	0.709	3.55							
PCB-151/135	2.45	12.25							
PCB-144	0.274	1.37							
PCB-147/149	6.97	34.85							
PCB-134	0.309	1.55							
PCB-132	2.66	13.30							
PCB-146	1.64	8.20							
PCB-153/168	11.7	58.50							
PCB-141	2.46	12.30							
PCB-164	0.95	4.75							
PCB-163/138/129	14.5	72.50							
PCB-158	1.18	5.90							
PCB-128/166	1.37*	6.85							

*EMPC

All contaminants within five times the method blank concentration were qualified as not detected, "U".

V:\Validation-Blanks\30122A31_MB.wpd

30/3
 4m

Compound	Blank ID		Sample Identification						
	MB1_11123	5x	1	2	7				
PCB-159	0.291*	1.46							
PCB-179	1.85	9.25							
PCB-176	0.471*	2.36							
PCB-178	0.978	4.89							
PCB-187	7.35	36.75							
PCB-183	4.5	22.50							
PCB-174	7.79	38.95							
PCB-177	4.18	20.90							
PCB-171/173	2.55	12.75							
PCB-172	1.48	7.40							
PCB-180/193	24.1	120.50							
PCB-170	12.1	60.50		60.4					
PCB-190	2.08*	10.40							
PCB-202	0.532	2.66							
PCB-201	0.372	1.86							
PCB-200	0.604	3.02							
PCB-198/199	5.13	25.65							
PCB-196	3.06	15.30							
PCB-203	3.24	16.20							
PCB-195	3.1	15.50		13.3	12.2				
PCB-194	7.46	37.30			35.3				
PCB-206	1.44	7.20							

*EMPC

All contaminants within five times the method blank concentration were qualified as not detected, "U".

**Laboratory Data Consultants, Inc.
Data Validation Report**

Project/Site Name: Jeld-Wen Maulsby Marsh

Collection Date: April 23, 2013

LDC Report Date: August 5, 2013

Matrix: Sediment

Parameters: Semivolatile

Validation Level: Stage 2B

Laboratory: Analytical Resources, Inc.

Sample Delivery Group (SDG): WW94

Sample Identification

JW-EA02-SC05-D-130423

JW-EA04-SC13-D-130423

Introduction

This data review covers 2 sediment samples listed on the cover sheet including dilutions and reanalysis as applicable. The analyses were per EPA SW 846 Method 8270D for Semivolatile.

This review follows a modified outline of the USEPA Contract Laboratory Program National Functional Guidelines for Superfund Organic Methods Data Review (June 2008).

A qualification summary table is provided at the end of this report if data has been qualified. Flags are classified as P (protocol) or A (advisory) to indicate whether the flag is due to a laboratory deviation from a specified protocol or is of technical advisory nature.

Raw data were not reviewed for this SDG. The review was based on QC data.

The following are definitions of the data qualifiers:

- U Indicates the compound or analyte was analyzed for but not detected at or above the stated limit.
- J Indicates an estimated value.
- R Quality control indicates the data is not usable.
- NJ Presumptive evidence of the presence of the compound at an estimated quantity.
- UJ Indicates the compound or analyte was analyzed for but not detected. The sample detection limit is an estimated value.
- A Indicates the finding is based upon technical validation criteria.
- P Indicates the finding is related to a protocol/contractual deviation.
- None Indicates the data was not significantly impacted by the finding, therefore qualification was not required.

I. Technical Holding Times

All technical holding time requirements were met.

The chain-of-custodies were reviewed for documentation of cooler temperatures. All cooler temperatures met validation criteria.

II. GC/MS Instrument Performance Check

Instrument performance was checked at 12 hour intervals. All ion abundance requirements were met.

III. Initial Calibration

Initial calibration was performed using required standard concentrations.

Percent relative standard deviations (%RSD) were less than or equal to 20.0% for all compounds.

In the case where the laboratory used a calibration curve to evaluate the compounds, all coefficients of determination (r^2) were greater than or equal to 0.990

Average relative response factors (RRF) for all compounds were within method and validation criteria.

IV. Continuing Calibration

Continuing calibration was performed at the required frequencies.

Percent differences (%D) between the initial calibration RRF and the continuing calibration RRF were within the method criteria of less than or equal to 20.0% for all compounds.

The percent differences (%D) of the second source calibration standard were less than or equal to 30.0% for all compounds.

All of the continuing calibration relative response factors (RRF) were within method and validation criteria.

V. Blanks

Method blanks were reviewed for each matrix as applicable. No semivolatile contaminants were found in the method blanks with the following exceptions:

Method Blank ID	Extraction Date	Compound	Concentration	Associated Samples
MB-071513	7/15/13	Diethylphthalate	40 ug/Kg	All samples in SDG WW94

Sample concentrations were compared to concentrations detected in the method blanks. The sample concentrations were either not detected or were significantly greater (>10X for common contaminants, >5X for other contaminants) than the concentrations found in the associated method blanks.

VI. Surrogate Spikes

Surrogates were added to all samples and blanks as required by the method. All surrogate recoveries (%R) were within QC limits.

VII. Matrix Spike/Matrix Spike Duplicates

The laboratory has indicated that there were no matrix spike (MS) and matrix spike duplicate (MSD) analyses specified for the samples in this SDG, and therefore matrix spike and matrix spike duplicate analyses were not performed for this SDG.

VIII. Laboratory Control Samples (LCS)

Laboratory control samples were reviewed for each matrix as applicable. Percent recoveries (%R) and relative percent differences (RPD) were within QC limits with the following exceptions:

LCS ID (Associated Samples)	Compound	LCS %R (Limits)	LCSD %R (Limits)	RPD (Limits)	Flag	A or P
LCS/D-071513 (All samples in SDG WW94)	Benzoic acid	44.7 (50-150)	45.5 (50-150)	-	J (all detects) UJ (all non-detects)	P
	Pentachlorophenol	42.7 (50-150)	46.1 (50-150)	-	J (all detects) UJ (all non-detects)	

IX. Regional Quality Assurance and Quality Control

Not applicable.

X. Internal Standards

All internal standard areas and retention times were within QC limits.

XI. Target Compound Identifications

Raw data were not reviewed for this SDG.

XII. Compound Quantitation and RLs

Raw data were not reviewed for this SDG.

XIII. Tentatively Identified Compounds (TICs)

Raw data were not reviewed for this SDG.

XIV. System Performance

Raw data were not reviewed for this SDG.

XV. Overall Assessment

The analysis was conducted within all specifications of the method. No results were rejected in this SDG.

Due to LCS/LCSD %R problems, data were qualified as estimated in two samples.

The quality control criteria reviewed, other than those discussed above, were met and are considered acceptable. Sample results that were found to be estimated (J) are usable for limited purposes only. Based upon the Stage 2B data validation all other results are considered valid and usable for all purposes.

Data flags are summarized at the end of this report if data has been qualified.

XVI. Field Duplicates

No field duplicates were identified in this SDG.

XVII. Field Blanks

No field blanks were identified in this SDG.

**Jeld-Wen Maulsby Marsh
Semivolatile - Data Qualification Summary - SDG WW94**

SDG	Sample	Compound	Flag	A or P	Reason
WW94	JW-EA02-SC05-D-130423 JW-EA04-SC13-D-130423	Benzoic acid Pentachlorophenol	J (all detects) UJ (all non-detects) J (all detects) UJ (all non-detects)	P	Laboratory control samples (%R)

**Jeld-Wen Maulsby Marsh
Semivolatile - Laboratory Blank Data Qualification Summary - SDG WW94**

No Sample Data Qualified in this SDG

LDC #: 30122B2a

VALIDATION COMPLETENESS WORKSHEET

Date: 7/31/13

SDG #: WW94

Stage 2B

Page: 1 of 1

Laboratory: Analytical Resources, Inc.

Reviewer: [Signature]

2nd Reviewer: [Signature]

METHOD: GC/MS Semivolatiles (EPA SW 846 Method 8270D)

The samples listed below were reviewed for each of the following validation areas. Validation findings are noted in attached validation findings worksheets.

	Validation Area		Comments
I.	Technical holding times	A	Sampling dates: 4/23/13
II.	GC/MS Instrument performance check	A	
III.	Initial calibration	A	% PSD ≤ 20, r ²
IV.	Continuing calibration/ICV	A	ICV ≤ 30, CCV ≤ 20
V.	Blanks	SW	
VI.	Surrogate spikes	A	
VII.	Matrix spike/Matrix spike duplicates	N	client specified
VIII.	Laboratory control samples	SW	res/res D
IX.	Regional Quality Assurance and Quality Control	N	
X.	Internal standards	A	
XI.	Target compound identification	N	
XII.	Compound quantitation/RL/LOQ/LODs	N	
XIII.	Tentitatively identified compounds (TICs)	N	
XIV.	System performance	N	
XV.	Overall assessment of data	A	
XVI.	Field duplicates	N	
XVII.	Field blanks	N	

Note: A = Acceptable
 ND = No compounds detected
 D = Duplicate
 N = Not provided/applicable
 R = Rinsate
 TB = Trip blank
 SW = See worksheet
 FB = Field blank
 EB = Equipment blank

Validated Samples: soil sediment

1	JW-EA02-SC05-D-130423	11	MB-071513	21	31
2	JW-EA04-SC13-D-130423	12		22	32
3		13		23	33
4		14		24	34
5		15		25	35
6		16		26	36
7		17		27	37
8		18		28	38
9		19		29	39
10		20		30	40

VALIDATION FINDINGS WORKSHEET

METHOD: GC/MS SVOA

A. Phenol	T. 4-Chloroaniline	MM. 4-Chlorophenyl-phenyl ether	FFF. Di-n-octylphthalate	YYY. 2,3,5-Trimethylnaphthalene
B. Bis (2-chloroethyl) ether	U. Hexachlorobutadiene	NN. Fluorene	GGG. Benzo(b)fluoranthene	ZZZ. Perylene
C. 2-Chlorophenol	V. 4-Chloro-3-methylphenol	OO. 4-Nitroaniline	HHH. Benzo(k)fluoranthene	AAAA. Dibenzothiophene
D. 1,3-Dichlorobenzene	W. 2-Methylnaphthalene	PP. 4,6-Dinitro-2-methylphenol	III. Benzo(a)pyrene	BBBB. Benzo(a)fluoranthene
E. 1,4-Dichlorobenzene	X. Hexachlorocyclopentadiene	QQ. N-Nitrosodiphenylamine	JJJ. Indeno(1,2,3-cd)pyrene	CCCC. Benzo(b)fluorene
F. 1,2-Dichlorobenzene	Y. 2,4,6-Trichlorophenol	RR. 4-Bromophenyl-phenylether	KKK. Dibenz(a,h)anthracene	DDDD. cis/trans-Decalin
G. 2-Methylphenol	Z. 2,4,5-Trichlorophenol	SS. Hexachlorobenzene	LLL. Benzo(g,h,i)perylene	EEEE. Biphenyl
H. 2,2'-Oxybis(1-chloropropane)	AA. 2-Chloronaphthalene	TT. Pentachlorophenol	MMM. Bis(2-Chloroisopropyl)ether	FFFF. Retene
I. 4-Methylphenol	BB. 2-Nitroaniline	UU. Phenanthrene	NNN. Aniline	GGGG. C30-Hopane
J. N-Nitroso-di-n-propylamine	CC. Dimethylphthalate	VV. Anthracene	OOO. N-Nitrosodimethylamine	HHHH. 1-Methylphenanthrene
K. Hexachloroethane	DD. Acenaphthylene	WW. Carbazole	PPP. Benzoic Acid	IIII. 1,4-Dioxane
L. Nitrobenzene	EE. 2,6-Dinitrotoluene	XX. Di-n-butylphthalate	QQQ. Benzyl alcohol	JJJJ. Acetophenone
M. Isophorone	FF. 3-Nitroaniline	YY. Fluoranthene	RRR. Pyridine	KKKK. Atrazine
N. 2-Nitrophenol	GG. Acenaphthene	ZZ. Pyrene	SSS. Benzidine	LLLL. Benzaldehyde
O. 2,4-Dimethylphenol	HH. 2,4-Dinitrophenol	AAA. Butylbenzylphthalate	TTT. 1-Methylnaphthalene	MMMM. Caprolactam
P. Bis(2-chloroethoxy)methane	II. 4-Nitrophenol	BBB. 3,3'-Dichlorobenzidine	UUU. Benzo(b)thiophene	NNNN.
Q. 2,4-Dichlorophenol	JJ. Dibenzofuran	CCC. Benzo(a)anthracene	VVV. Benzonaphthothiophene	OOOO.
R. 1,2,4-Trichlorobenzene	KK. 2,4-Dinitrotoluene	DDD. Chrysene	WWW. Benzo(e)pyrene	PPPP.
S. Naphthalene	LL. Diethylphthalate	EEE. Bis(2-ethylhexyl)phthalate	XXX. 2,6-Dimethylnaphthalene	QQQQ.

VALIDATION FINDINGS WORKSHEET
Blanks

METHOD: GC/MS BNA (EPA SW 846 Method 8270C)

Please see qualifications below for all questions answered "N". Not applicable questions are identified as "N/A".

- N N/A Was a method blank analyzed for each matrix?
- Y N N/A Was a method blank analyzed for each concentration preparation level?
- Y N N/A Was a method blank associated with every sample?
- Y N N/A Was the blank contaminated? If yes, please see qualification below.

Blank extraction date: 7/15/13 Blank analysis date: 7/17/13

Conc. units: ug/kg Associated Samples: All (ND)

Compound	Blank ID	Sample Identification							
	MB-0715	13							
LL	40								

Blank extraction date: _____ Blank analysis date: _____

Conc. units: _____ Associated Samples: _____

Compound	Blank ID	Sample Identification							

CIRCLED RESULTS WERE NOT QUALIFIED. ALL RESULTS NOT CIRCLED WERE QUALIFIED BY THE FOLLOWING STATEMENT:
Common contaminants such as the phthalates and TICs noted above that were detected in samples within ten times the associated method blank concentration were qualified as not detected, "U". Other contaminants within five times the method blank concentration were also qualified as not detected, "U".

**Laboratory Data Consultants, Inc.
Data Validation Report**

Project/Site Name: Jeld-Wen Maulsby Marsh

Collection Date: April 23, 2013

LDC Report Date: August 5, 2013

Matrix: Sediment

Parameters: Semivolatile

Validation Level: Stage 2B

Laboratory: Analytical Resources, Inc.

Sample Delivery Group (SDG): WW94

Sample Identification

JW-EA02-SC05-D-130423

JW-EA04-SC13-D-130423

Introduction

This data review covers 2 sediment samples listed on the cover sheet including dilutions and reanalysis as applicable. The analyses were per a modification of EPA SW 846 Method 8270D using Selected Ion Monitoring (SIM) for Semivolatile.

This review follows a modified outline of the USEPA Contract Laboratory Program National Functional Guidelines for Superfund Organic Methods Data Review (June 2008).

A qualification summary table is provided at the end of this report if data has been qualified. Flags are classified as P (protocol) or A (advisory) to indicate whether the flag is due to a laboratory deviation from a specified protocol or is of technical advisory nature.

Raw data were not reviewed for this SDG. The review was based on QC data.

The following are definitions of the data qualifiers:

- U Indicates the compound or analyte was analyzed for but not detected at or above the stated limit.
- J Indicates an estimated value.
- R Quality control indicates the data is not usable.
- NJ Presumptive evidence of the presence of the compound at an estimated quantity.
- UJ Indicates the compound or analyte was analyzed for but not detected. The sample detection limit is an estimated value.
- A Indicates the finding is based upon technical validation criteria.
- P Indicates the finding is related to a protocol/contractual deviation.
- None Indicates the data was not significantly impacted by the finding, therefore qualification was not required.

I. Technical Holding Times

All technical holding time requirements were met.

The chain-of-custodies were reviewed for documentation of cooler temperatures. All cooler temperatures met validation criteria.

II. GC/MS Instrument Performance Check

Instrument performance was checked at 12 hour intervals. All ion abundance requirements were met.

III. Initial Calibration

Initial calibration was performed using required standard concentrations.

Percent relative standard deviations (%RSD) were less than or equal to 20.0% for all compounds.

In the case where the laboratory used a calibration curve to evaluate the compounds, all coefficients of determination (r^2) were greater than or equal to 0.990

Average relative response factors (RRF) for all compounds were within method and validation criteria.

IV. Continuing Calibration

Continuing calibration was performed at the required frequencies.

Percent differences (%D) between the initial calibration RRF and the continuing calibration RRF were within the method criteria of less than or equal to 20.0% for all compounds with the following exceptions:

Date	Compound	%D	Associated Samples	Flag	A or P
7/17/13	Benzyl alcohol	27.8	All samples in SDG WW94	J (all detects) UJ (all non-detects)	A

The percent differences (%D) of the second source calibration standard were less than or equal to 20.0% for all compounds.

All of the continuing calibration relative response factors (RRF) were within method and validation criteria.

V. Blanks

Method blanks were reviewed for each matrix as applicable. No semivolatile contaminants were found in the method blanks.

VI. Surrogate Spikes

Surrogates were added to all samples and blanks as required by the method. All surrogate recoveries (%R) were within QC limits.

VII. Matrix Spike/Matrix Spike Duplicates

The laboratory has indicated that there were no matrix spike (MS) and matrix spike duplicate (MSD) analyses specified for the samples in this SDG, and therefore matrix spike and matrix spike duplicate analyses were not performed for this SDG.

VIII. Laboratory Control Samples (LCS)

Laboratory control samples were reviewed for each matrix as applicable. Percent recoveries (%R) and relative percent differences (RPD) were within QC limits with the following exceptions:

LCS ID (Associated Samples)	Compound	LCS %R (Limits)	LCSD %R (Limits)	RPD (Limits)	Flag	A or P
LCS/D-071513 (All samples in SDG WW94)	Pentachlorophenol	46.8 (50-150)	-	-	J (all detects) UJ (all non-detects)	P

IX. Regional Quality Assurance and Quality Control

Not applicable.

X. Internal Standards

All internal standard areas and retention times were within QC limits.

XI. Target Compound Identifications

Raw data were not reviewed for this SDG.

XII. Compound Quantitation and RLs

Raw data were not reviewed for this SDG.

XIII. Tentatively Identified Compounds (TICs)

Raw data were not reviewed for this SDG.

XIV. System Performance

Raw data were not reviewed for this SDG.

XV. Overall Assessment

The analysis was conducted within all specifications of the method. No results were rejected in this SDG.

Due to calibration %D and LCS/LCSD %R problems, data were qualified as estimated in two samples.

The quality control criteria reviewed, other than those discussed above, were met and are considered acceptable. Sample results that were found to be estimated (J) are usable for limited purposes only. Based upon the Stage 2B data validation all other results are considered valid and usable for all purposes.

Data flags are summarized at the end of this report if data has been qualified.

XVI. Field Duplicates

No field duplicates were identified in this SDG.

XVII. Field Blanks

No field blanks were identified in this SDG.

**Jeld-Wen Maulsby Marsh
Semivolatile - Data Qualification Summary - SDG WW94**

SDG	Sample	Compound	Flag	A or P	Reason
WW94	JW-EA02-SC05-D-130423 JW-EA04-SC13-D-130423	Benzyl alcohol	J (all detects) UJ (all non-detects)	A	Continuing calibration (CCV %D)
WW94	JW-EA02-SC05-D-130423 JW-EA04-SC13-D-130423	Pentachlorophenol	J (all detects) UJ (all non-detects)	P	Laboratory control samples (%R)

**Jeld-Wen Maulsby Marsh
Semivolatile - Laboratory Blank Data Qualification Summary - SDG WW94**

No Sample Data Qualified in this SDG

LDC #: 30122B2b

VALIDATION COMPLETENESS WORKSHEET

Date: 7/31/13

SDG #: WW94

Stage 2B

Page: 1 of 1

Laboratory: Analytical Resources, Inc.

Reviewer: F7

2nd Reviewer: [Signature]

METHOD: GC/MS Semivolatiles (EPA SW 846 Method 8270D-SIM)

The samples listed below were reviewed for each of the following validation areas. Validation findings are noted in attached validation findings worksheets.

	Validation Area		Comments
I.	Technical holding times	Δ	Sampling dates: 4/23/13
II.	GC/MS Instrument performance check	Δ	
III.	Initial calibration	Δ	% RSD ≤ 20, r ²
IV.	Continuing calibration/ACC	SW	F7 RSD ≤ 20, CCV ≤ 20
V.	Blanks	Δ	
VI.	Surrogate spikes	Δ	
VII.	Matrix spike/Matrix spike duplicates	N	client specified
VIII.	Laboratory control samples	SW	res 10
IX.	Regional Quality Assurance and Quality Control	N	
X.	Internal standards	Δ	
XI.	Target compound identification	N	
XII.	Compound quantitation/RL/LOQ/LODs	N	
XIII.	Tentatively identified compounds (TICs)	N	
XIV.	System performance	N	
XV.	Overall assessment of data	Δ	
XVI.	Field duplicates	N	
XVII.	Field blanks	N	

Note: A = Acceptable ND = No compounds detected D = Duplicate
 N = Not provided/applicable R = Rinsate TB = Trip blank
 SW = See worksheet FB = Field blank EB = Equipment blank

Validated Samples: see Sediment ✓

1	JW-EA02-SC05-D-130423	11	MB - 071513	21	31
2	JW-EA04-SC13-D-130423	12		22	32
3		13		23	33
4		14		24	34
5		15		25	35
6		16		26	36
7		17		27	37
8		18		28	38
9		19		29	39
10		20		30	40

VALIDATION FINDINGS WORKSHEET

METHOD: GC/MS SVOA

A. Phenol	T. 4-Chloroaniline	MM. 4-Chlorophenyl-phenyl ether	FFF. Di-n-octylphthalate	YYY. 2,3,5-Trimethylnaphthalene
B. Bis (2-chloroethyl) ether	U. Hexachlorobutadiene	NN. Fluorene	GGG. Benzo(b)fluoranthene	ZZZ. Perylene
C. 2-Chlorophenol	V. 4-Chloro-3-methylphenol	OO. 4-Nitroaniline	HHH. Benzo(k)fluoranthene	AAAA. Dibenzothiophene
D. 1,3-Dichlorobenzene	W. 2-Methylnaphthalene	PP. 4,6-Dinitro-2-methylphenol	III. Benzo(a)pyrene	BBBB. Benzo(a)fluoranthene
E. 1,4-Dichlorobenzene	X. Hexachlorocyclopentadiene	QQ. N-Nitrosodiphenylamine	JJJ. Indeno(1,2,3-cd)pyrene	CCCC. Benzo(b)fluorene
F. 1,2-Dichlorobenzene	Y. 2,4,6-Trichlorophenol	RR. 4-Bromophenyl-phenylether	KKK. Dibenz(a,h)anthracene	DDDD. cis/trans-Decalin
G. 2-Methylphenol	Z. 2,4,5-Trichlorophenol	SS. Hexachlorobenzene	LLL. Benzo(g,h,i)perylene	EEEE. Biphenyl
H. 2,2'-Oxybis(1-chloropropane)	AA. 2-Chloronaphthalene	TT. Pentachlorophenol	MMM. Bis(2-Chloroisopropyl)ether	FFFF. Retene
I. 4-Methylphenol	BB. 2-Nitroaniline	UU. Phenanthrene	NNN. Aniline	GGGG. C30-Hopane
J. N-Nitroso-di-n-propylamine	CC. Dimethylphthalate	VV. Anthracene	OOO. N-Nitrosodimethylamine	HHHH. 1-Methylphenanthrene
K. Hexachloroethane	DD. Acenaphthylene	WW. Carbazole	PPP. Benzoic Acid	IIII. 1,4-Dioxane
L. Nitrobenzene	EE. 2,6-Dinitrotoluene	XX. Di-n-butylphthalate	QQQ. Benzyl alcohol	JJJJ. Acetophenone
M. Isophorone	FF. 3-Nitroaniline	YY. Fluoranthene	RRR. Pyridine	KKKK. Atrazine
N. 2-Nitrophenol	GG. Acenaphthene	ZZ. Pyrene	SSS. Benzidine	LLLL. Benzaldehyde
O. 2,4-Dimethylphenol	HH. 2,4-Dinitrophenol	AAA. Butylbenzylphthalate	TTT. 1-Methylnaphthalene	MMMM. Caprolactam
P. Bis(2-chloroethoxy)methane	II. 4-Nitrophenol	BBB. 3,3'-Dichlorobenzidine	UUU. Benzo(b)thiophene	NNNN.
Q. 2,4-Dichlorophenol	JJ. Dibenzofuran	CCC. Benzo(a)anthracene	VVV. Benzonaphthothiophene	OOOO.
R. 1,2,4-Trichlorobenzene	KK. 2,4-Dinitrotoluene	DDD. Chrysene	WWW. Benzo(e)pyrene	PPPP.
S. Naphthalene	LL. Diethylphthalate	EEE. Bis(2-ethylhexyl)phthalate	XXX. 2,6-Dimethylnaphthalene	QQQQ.

**Laboratory Data Consultants, Inc.
Data Validation Report**

Project/Site Name: Jeld-Wen Maulsby Marsh
Collection Date: April 23 through April 29, 2013
LDC Report Date: August 5, 2013
Matrix: Sediment
Parameters: Wet Chemistry
Validation Level: Stage 2B
Laboratory: Analytical Resources, Inc.
Sample Delivery Group (SDG): WW94

Sample Identification

JW-EA02-SC05-D-130423
JW-EA04-SC13-D-130423
JW-SS-207-130429
JW-SS-208-130429
JW-SS-209-130429
JW-SS-211-130429
JW-SS-214-130429
JW-SS-215-130429
JW-SS-216-130429
JW-EA06-SC21-A-130423
JW-EA06-SC21-B-130423
JW-EA07-SC23-A-130426
JW-EA07-SC28-B-130426
JW-EA07-SC28-C-130426
JW-EA09-SC36-A-130426
JW-EA02-SC05-D-130423MS
JW-EA02-SC05-D-130423DUP
JW-EA02-SC05-D-130423TRP

Introduction

This data review covers 18 sediment samples listed on the cover sheet including dilutions and reanalysis as applicable. The analyses were per Standard Method 2540B for Total Solids and Plumb Method for Total Organic Carbon.

The review follows a modified outline of the USEPA Contract Laboratory Program National Functional Guidelines for Inorganic Superfund Data Review (January 2010).

A qualification summary table is provided at the end of this report if data has been qualified. Flags are classified as P (protocol) or A (advisory) to indicate whether the flag is due to a laboratory deviation from a specified protocol or is of technical advisory nature.

Raw data were not reviewed for this SDG. The review was based on QC data.

The following are definitions of the data qualifiers:

- U Indicates the compound or analyte was analyzed for but not detected at or above the stated limit.
- J Indicates an estimated value.
- R Quality control indicates the data is not usable.
- NJ Presumptive evidence of the presence of the compound at an estimated quantity.
- UJ Indicates the compound or analyte was analyzed for but not detected. The sample detection limit is an estimated value.
- A Indicates the finding is based upon technical validation criteria.
- P Indicates the finding is related to a protocol/contractual deviation.
- None Indicates the data was not significantly impacted by the finding, therefore qualification was not required.

I. Technical Holding Times

All technical holding time requirements were met.

The chain-of-custodies were reviewed for documentation of cooler temperatures. All cooler temperatures met validation criteria.

II. Initial Calibration

All criteria for the initial calibration of each method were met.

III. Calibration Verification

Calibration verification frequency and analysis criteria were met for each method when applicable.

IV. Blanks

Method blanks were reviewed for each matrix as applicable. No contaminant concentrations were found in the initial, continuing and preparation blanks.

V. Matrix Spike/Matrix Spike Duplicates

Matrix spike (MS) analyses were reviewed for each matrix as applicable. Percent recoveries (%R) were within QC limits with the following exceptions:

Spike ID (Associated Samples)	Analyte	%R (Limits)	Flag	A or P
JW-EA02-SC05-D-130423MS (All samples in SDG WW94)	Total organic carbon	70.5 (75-125)	J (all detects) UJ (all non-detects)	A

VI. Triplicates

Triplicate (TRP) sample analyses were reviewed for each matrix as applicable. Results were within QC limits.

VII. Laboratory Control Samples

Laboratory control samples were reviewed for each matrix as applicable. Percent recoveries (%R) were within QC limits.

The results of the standard reference material (SRM) were within the QC limits for all compounds.

VIII. Sample Result Verification

Raw data were not reviewed for this SDG.

IX. Overall Assessment of Data

The analysis was conducted within all specifications of the method. No results were rejected in this SDG.

Due to MS %R problems, data were qualified as estimated in fifteen samples.

The quality control criteria reviewed, other than those discussed above, were met and are considered acceptable. Sample results that were found to be estimated (J) are usable for limited purposes only. Based upon the Stage 2B data validation all other results are considered valid and usable for all purposes.

Data flags are summarized at the end of this report if data has been qualified.

X. Field Duplicates

No field duplicates were identified in this SDG.

XI. Field Blanks

No field blanks were identified in this SDG.

**Jeld-Wen Maulsby Marsh
Wet Chemistry - Data Qualification Summary - SDG WW94**

SDG	Sample	Analyte	Flag	A or P	Reason
WW94	JW-EA02-SC05-D-130423 JW-EA04-SC13-D-130423 JW-SS-207-130429 JW-SS-208-130429 JW-SS-209-130429 JW-SS-211-130429 JW-SS-214-130429 JW-SS-215-130429 JW-SS-216-130429 JW-EA06-SC21-A-130423 JW-EA06-SC21-B-130423 JW-EA07-SC23-A-130426 JW-EA07-SC28-B-130426 JW-EA07-SC28-C-130426 JW-EA09-SC36-A-130426	Total organic carbon	J (all detects) UJ (all non-detects)	A	Matrix spike/Matrix spike duplicate (%R)

**Jeld-Wen Maulsby Marsh
Wet Chemistry - Laboratory Blank Data Qualification Summary - SDG WW94**

No Sample Data Qualified in this SDG

LDC #: 30122B6

VALIDATION COMPLETENESS WORKSHEET

Date: 7/2/13

SDG #: WW94

Stage 2B

Page: 1 of 1

Laboratory: Analytical Resources, Inc.

Reviewer: [Signature]

2nd Reviewer: [Signature]

METHOD: ~~Total Organic Carbon (Plumb 1981)~~, Total Solids (SM2540B)

The samples listed below were reviewed for each of the following validation areas. Validation findings are noted in attached validation findings worksheets.

	Validation Area		Comments
I.	Technical holding times	A	Sampling dates: 4/23/13 - 4/29/13
II	Initial calibration	A	
III.	Calibration verification	A	
IV	Blanks	A	
V	Matrix Spike/Matrix Spike Duplicates	SW	MS
VI.	Duplicates Triplicates	A	
VII.	Laboratory control samples	A	LCS, SRM
VIII.	Sample result verification	N	
IX.	Overall assessment of data	A	
X.	Field duplicates	N	
XI	Field blanks	N	

Note: A = Acceptable
 N = Not provided/applicable
 SW = See worksheet

ND = No compounds detected
 R = Rinsate
 FB = Field blank

D = Duplicate
 TB = Trip blank
 EB = Equipment blank

Validated Samples:

Sediment

1	JW-EA02-SC05-D-130423	11	JW-EA06-SC21-B-130423	21	MS	31	
2	JW-EA04-SC13-D-130423	12	JW-EA07-SC23-A-130426	22		32	
3	JW-SS-207-130429	13	JW-EA07-SC28-B-130426	23		33	
4	JW-SS-208-130429	14	JW-EA07-SC28-C-130426	24		34	
5	JW-SS-209-130429	15	JW-EA09-SC36-A-130426	25		35	
6	JW-SS-211-130429	16	JW-EA02-SC05-D-130423MS	26		36	
7	JW-SS-214-130429	17	JW-EA02-SC05-D-130423MSD	27		37	
8	JW-SS-215-130429	18	JW-EA02-SC05-D-130423DUP	28		38	
9	JW-SS-216-130429	19		29		39	
10	JW-EA06-SC21-A-130423	20		30		40	

Notes: _____

Jeld-Wen Maulsby Marsh - LDC# 30122

SDG: A5698

Analytical Method		E1613B											
Sample ID	Lab Sample ID	Chemical Name	Anal Date	Result	Mod Res Report	Detect	Lab Qual	Val Qual	Reason	RL	MDL	Units	
JW-EA02-SC05-D-130423	A5698_11123_DF	Total Pentachlorodibenzo-p-dioxin (PeCDD)	7/18/2013	155		Yes	Y			4.6296	0.2884	pg/g	
JW-EA02-SC05-D-130423	A5698_11123_DF	Total Tetrachlorodibenzofuran (TCDF)	7/18/2013	106		Yes	Y	EMPC	J	23	0.9259	0.1322	pg/g
JW-EA02-SC05-D-130423	A5698_11123_DF	Total Pentachlorodibenzofuran (PeCDF)	7/18/2013	213		Yes	Y	EMPC	J	23	4.6296	0.2369	pg/g
JW-EA02-SC05-D-130423	A5698_11123_DF	Total Hexachlorodibenzo-p-dioxin (HxCDD)	7/18/2013	878		Yes	Y			4.6296	0.521	pg/g	
JW-EA02-SC05-D-130423	A5698_11123_DF	Total Hexachlorodibenzofuran (HxCDF)	7/18/2013	765		Yes	Y			4.6296	0.5106	pg/g	
JW-EA02-SC05-D-130423	A5698_11123_DF	Total Heptachlorodibenzo-p-dioxin (HpCDD)	7/18/2013	5700		Yes	Y			4.6296	0.3765	pg/g	
JW-EA02-SC05-D-130423	A5698_11123_DF	Total Heptachlorodibenzofuran (HpCDF)	7/18/2013	1840		Yes	Y			4.6296	0.2104	pg/g	
JW-EA02-SC05-D-130423	A5698_11123_DF	2,3,7,8-Tetrachlorodibenzo-p-dioxin (TCDD)	7/18/2013	1.39		Yes	Y	EMPC	J	23	0.9259	0.1594	pg/g
JW-EA02-SC05-D-130423	A5698_11123_DF	2,3,7,8-Tetrachlorodibenzofuran (TCDF)	7/18/2013	14.8		Yes	Y			0.9259	0.1322	pg/g	
JW-EA02-SC05-D-130423	A5698_11123_DF	2,3,4,7,8-Pentachlorodibenzofuran (PeCDF)	7/18/2013	11.6		Yes	Y			4.6296	0.2287	pg/g	
JW-EA02-SC05-D-130423	A5698_11123_DF	2,3,4,6,7,8-Hexachlorodibenzofuran (HxCDF)	7/18/2013	30.4		Yes	Y			4.6296	0.5028	pg/g	
JW-EA02-SC05-D-130423	A5698_11123_DF	1,2,3,7,8-Pentachlorodibenzo-p-dioxin (PeCDD)	7/18/2013	8.36		Yes	Y			4.6296	0.2884	pg/g	
JW-EA02-SC05-D-130423	A5698_11123_DF	1,2,3,7,8-Pentachlorodibenzofuran (PeCDF)	7/18/2013	4.18		Yes	Y		J	4.6296	0.2455	pg/g	
JW-EA02-SC05-D-130423	A5698_11123_DF	1,2,3,7,8,9-Hexachlorodibenzo-p-dioxin (HxCDD)	7/18/2013	43.2		Yes	Y			4.6296	0.4946	pg/g	
JW-EA02-SC05-D-130423	A5698_11123_DF	1,2,3,7,8,9-Hexachlorodibenzofuran (HxCDF)	7/18/2013	0.5529		Yes	N		U	4.6296	0.5529	pg/g	
JW-EA02-SC05-D-130423	A5698_11123_DF	1,2,3,4,6,7,8-Heptachlorodibenzofuran (HpCDF)	7/18/2013	559		Yes	Y			4.6296	0.1992	pg/g	
JW-EA02-SC05-D-130423	A5698_11123_DF	1,2,3,6,7,8-Hexachlorodibenzofuran (HxCDF)	7/18/2013	17.2		Yes	Y			4.6296	0.4877	pg/g	
JW-EA02-SC05-D-130423	A5698_11123_DF	1,2,3,4,7,8-Hexachlorodibenzo-p-dioxin (HxCDD)	7/18/2013	16.9		Yes	Y			4.6296	0.5142	pg/g	

Analytical Method		E1613B										
Sample ID	Lab Sample ID	Chemical Name	Anal Date	Result	Mod Res Report	Detect	Lab Qual	Val Qual	Reason	RL	MDL	Units
JW-EA02-SC05-D-130423	A5698_11123_DF	1,2,3,4,7,8-Hexachlorodibenzofuran (HxCDF)	7/18/2013	18.4	Yes	Y				4.6296	0.5055	pg/g
JW-EA02-SC05-D-130423	A5698_11123_DF	1,2,3,4,7,8,9-Heptachlorodibenzofuran (HpCDF)	7/18/2013	31.5	Yes	Y				4.6296	0.2227	pg/g
JW-EA02-SC05-D-130423	A5698_11123_DF	1,2,3,4,6,7,8-Heptachlorodibenzo-p-dioxin (HpCDD)	7/18/2013	2940	Yes	Y				4.6296	0.3765	pg/g
JW-EA02-SC05-D-130423	A5698_11123_DF	1,2,3,6,7,8-Hexachlorodibenzo-p-dioxin (HxCDD)	7/18/2013	136	Yes	Y				4.6296	0.5581	pg/g
JW-EA02-SC05-D-130423	A5698_11123_DF	Total Tetrachlorodibenzo-p-dioxin (TCDD)	7/18/2013	120	Yes	Y	EMPC	J	23	0.9259	0.1594	pg/g
JW-EA02-SC05-D-130423	A5698_11123_DF	1,2,3,4,6,7,8,9-Octachlorodibenzo-p-dioxin (OCDD)	7/18/2013	35500	Yes	Y	E	J	20	9.2593	0.3055	pg/g
JW-EA02-SC05-D-130423	A5698_11123_DF	1,2,3,4,6,7,8,9-Octachlorodibenzofuran (OCDF)	7/18/2013	1250	Yes	Y				9.2593	0.1627	pg/g
JW-EA04-SC13-D-130423	A5698_11123_DF	1,2,3,6,7,8-Hexachlorodibenzofuran (HxCDF)	7/18/2013	1.73	Yes	Y	J			3.4247	0.2339	pg/g
JW-EA04-SC13-D-130423	A5698_11123_DF	1,2,3,6,7,8-Hexachlorodibenzo-p-dioxin (HxCDD)	7/18/2013	10.1	Yes	Y				3.4247	0.2112	pg/g
JW-EA04-SC13-D-130423	A5698_11123_DF	1,2,3,7,8,9-Hexachlorodibenzofuran (HxCDF)	7/18/2013	0.2574	Yes	N	U			3.4247	0.2574	pg/g
JW-EA04-SC13-D-130423	A5698_11123_DF	1,2,3,7,8,9-Hexachlorodibenzo-p-dioxin (HxCDD)	7/18/2013	5.26	Yes	Y				3.4247	0.207	pg/g
JW-EA04-SC13-D-130423	A5698_11123_DF	1,2,3,7,8-Pentachlorodibenzofuran (PeCDF)	7/18/2013	1.02	Yes	Y	J			3.4247	0.1757	pg/g
JW-EA04-SC13-D-130423	A5698_11123_DF	1,2,3,7,8-Pentachlorodibenzo-p-dioxin (PeCDD)	7/18/2013	1.52	Yes	Y	J			3.4247	0.2729	pg/g
JW-EA04-SC13-D-130423	A5698_11123_DF	2,3,4,7,8-Pentachlorodibenzofuran (PeCDF)	7/18/2013	2.68	Yes	Y	J			3.4247	0.1795	pg/g
JW-EA04-SC13-D-130423	A5698_11123_DF	1,2,3,4,7,8,9-Heptachlorodibenzofuran (HpCDF)	7/18/2013	3.72	Yes	Y				3.4247	0.1875	pg/g
JW-EA04-SC13-D-130423	A5698_11123_DF	2,3,7,8-Tetrachlorodibenzofuran (TCDF)	7/18/2013	5.8	Yes	Y				0.6849	0.1549	pg/g
JW-EA04-SC13-D-130423	A5698_11123_DF	2,3,7,8-Tetrachlorodibenzo-p-dioxin (TCDD)	7/18/2013	0.842	Yes	Y				0.6849	0.1728	pg/g
JW-EA04-SC13-D-130423	A5698_11123_DF	Total Heptachlorodibenzofuran (HpCDF)	7/18/2013	196	Yes	Y				3.4247	0.1642	pg/g

SDG: A5698

Analytical Method		E1613B										
Sample ID	Lab Sample ID	Chemical Name	Anal Date	Result	Mod Res Report	Detect	Lab Qual	Val Qual	Reason	RL	MDL	Units
JW-EA04-SC13-D-130423	A5698_11123_DF	Total Heptachlorodibenzo-p-dioxin (HpCDD)	7/18/2013	487	Yes	Y				3.4247	0.3731	pg/g
JW-EA04-SC13-D-130423	A5698_11123_DF	2,3,4,6,7,8-Hexachlorodibenzofuran (HxCDF)	7/18/2013	2.85	Yes	Y	J			3.4247	0.2361	pg/g
JW-EA04-SC13-D-130423	A5698_11123_DF	Total Pentachlorodibenzo-p-dioxin (PeCDD)	7/18/2013	37.6	Yes	Y	EMPC	J	23	3.4247	0.2729	pg/g
JW-EA04-SC13-D-130423	A5698_11123_DF	1,2,3,4,7,8-Hexachlorodibenzo-p-dioxin (HxCDD)	7/18/2013	2.55	Yes	Y	J			3.4247	0.2079	pg/g
JW-EA04-SC13-D-130423	A5698_11123_DF	Total Tetrachlorodibenzofuran (TCDF)	7/18/2013	56.3	Yes	Y	EMPC	J	23	0.6849	0.1549	pg/g
JW-EA04-SC13-D-130423	A5698_11123_DF	1,2,3,4,7,8-Hexachlorodibenzofuran (HxCDF)	7/18/2013	2.31	Yes	Y	J			3.4247	0.2474	pg/g
JW-EA04-SC13-D-130423	A5698_11123_DF	Total Pentachlorodibenzofuran (PeCDF)	7/18/2013	35.3	Yes	Y	EMPC	J	23	3.4247	0.1776	pg/g
JW-EA04-SC13-D-130423	A5698_11123_DF	Total Hexachlorodibenzo-p-dioxin (HxCDD)	7/18/2013	107	Yes	Y				3.4247	0.2083	pg/g
JW-EA04-SC13-D-130423	A5698_11123_DF	Total Hexachlorodibenzofuran (HxCDF)	7/18/2013	69.2	Yes	Y	EMPC	J	23	3.4247	0.2431	pg/g
JW-EA04-SC13-D-130423	A5698_11123_DF	1,2,3,4,6,7,8,9-Octachlorodibenzofuran (OCDF)	7/18/2013	177	Yes	Y				6.8493	0.2224	pg/g
JW-EA04-SC13-D-130423	A5698_11123_DF	1,2,3,4,6,7,8,9-Octachlorodibenzo-p-dioxin (OCDD)	7/18/2013	1670	Yes	Y				6.8493	0.5349	pg/g
JW-EA04-SC13-D-130423	A5698_11123_DF	1,2,3,4,6,7,8-Heptachlorodibenzofuran (HpCDF)	7/18/2013	53.7	Yes	Y				3.4247	0.1435	pg/g
JW-EA04-SC13-D-130423	A5698_11123_DF	1,2,3,4,6,7,8-Heptachlorodibenzo-p-dioxin (HpCDD)	7/18/2013	215	Yes	Y				3.4247	0.3731	pg/g
JW-EA04-SC13-D-130423	A5698_11123_DF	Total Tetrachlorodibenzo-p-dioxin (TCDD)	7/18/2013	42.8	Yes	Y	EMPC	J	23	0.6849	0.1728	pg/g
JW-EA06-SC21-A-130423	A5698_11123_DF	1,2,3,7,8,9-Hexachlorodibenzofuran (HxCDF)	7/18/2013	0.2639	Yes	N	U			3.5211	0.2639	pg/g
JW-EA06-SC21-A-130423	A5698_11123_DF	2,3,7,8-Tetrachlorodibenzo-p-dioxin (TCDD)	7/18/2013	0.506	Yes	Y	J			0.7042	0.1192	pg/g
JW-EA06-SC21-A-130423	A5698_11123_DF	Total Tetrachlorodibenzo-p-dioxin (TCDD)	7/18/2013	43.7	Yes	Y	EMPC	J	23	0.7042	0.1192	pg/g
JW-EA06-SC21-A-130423	A5698_11123_DF	Total Tetrachlorodibenzofuran (TCDF)	7/18/2013	39.9	Yes	Y	EMPC	J	23	0.7042	0.0962	pg/g
JW-EA06-SC21-A-130423	A5698_11123_DF	Total Pentachlorodibenzo-p-dioxin (PeCDD)	7/18/2013	45.7	Yes	Y	EMPC	J	23	3.5211	0.1775	pg/g

Analytical Method		E1613B										
Sample ID	Lab Sample ID	Chemical Name	Anal Date	Result	Mod Res Report	Detect	Lab Qual	Val Qual	Reason	RL	MDL	Units
JW-EA06-SC21-A-130423	A5698_11123_DF	Total Pentachlorodibenzofuran (PeCDF)	7/18/2013	56	Yes	Y	EMPC	J	23	3.5211	0.118	pg/g
JW-EA06-SC21-A-130423	A5698_11123_DF	Total Hexachlorodibenzo-p-dioxin (HxCDD)	7/18/2013	578	Yes	Y				3.5211	0.2059	pg/g
JW-EA06-SC21-A-130423	A5698_11123_DF	Total Hexachlorodibenzofuran (HxCDF)	7/18/2013	196	Yes	Y				3.5211	0.2373	pg/g
JW-EA06-SC21-A-130423	A5698_11123_DF	Total Heptachlorodibenzo-p-dioxin (HpCDD)	7/18/2013	1430	Yes	Y				3.5211	0.1826	pg/g
JW-EA06-SC21-A-130423	A5698_11123_DF	Total Heptachlorodibenzofuran (HpCDF)	7/18/2013	424	Yes	Y				3.5211	0.1306	pg/g
JW-EA06-SC21-A-130423	A5698_11123_DF	1,2,3,4,6,7,8-Heptachlorodibenzofuran (HpCDF)	7/18/2013	157	Yes	Y				3.5211	0.1309	pg/g
JW-EA06-SC21-A-130423	A5698_11123_DF	1,2,3,7,8-Pentachlorodibenzofuran (PeCDF)	7/18/2013	1.6	Yes	Y	J			3.5211	0.1221	pg/g
JW-EA06-SC21-A-130423	A5698_11123_DF	2,3,7,8-Tetrachlorodibenzofuran (TCDF)	7/18/2013	3.62	Yes	Y				0.7042	0.0962	pg/g
JW-EA06-SC21-A-130423	A5698_11123_DF	1,2,3,4,6,7,8,9-Octachlorodibenzo-p-dioxin (OCDD)	7/18/2013	5370	Yes	Y				7.0423	0.189	pg/g
JW-EA06-SC21-A-130423	A5698_11123_DF	1,2,3,4,6,7,8-Heptachlorodibenzo-p-dioxin (HpCDD)	7/18/2013	711	Yes	Y				3.5211	0.1826	pg/g
JW-EA06-SC21-A-130423	A5698_11123_DF	1,2,3,4,7,8-Hexachlorodibenzo-p-dioxin (HxCDD)	7/18/2013	3.95	Yes	Y				3.5211	0.2034	pg/g
JW-EA06-SC21-A-130423	A5698_11123_DF	1,2,3,6,7,8-Hexachlorodibenzofuran (HxCDF)	7/18/2013	3.99	Yes	Y				3.5211	0.2267	pg/g
JW-EA06-SC21-A-130423	A5698_11123_DF	1,2,3,4,7,8,9-Heptachlorodibenzofuran (HpCDF)	7/18/2013	5.91	Yes	Y				3.5211	0.1302	pg/g
JW-EA06-SC21-A-130423	A5698_11123_DF	1,2,3,7,8,9-Hexachlorodibenzo-p-dioxin (HxCDD)	7/18/2013	28.4	Yes	Y				3.5211	0.186	pg/g
JW-EA06-SC21-A-130423	A5698_11123_DF	1,2,3,4,7,8-Hexachlorodibenzofuran (HxCDF)	7/18/2013	4.43	Yes	Y				3.5211	0.2265	pg/g
JW-EA06-SC21-A-130423	A5698_11123_DF	1,2,3,7,8-Pentachlorodibenzo-p-dioxin (PeCDD)	7/18/2013	2	Yes	Y	EMPC	J J	23	3.5211	0.1775	pg/g
JW-EA06-SC21-A-130423	A5698_11123_DF	2,3,4,6,7,8-Hexachlorodibenzofuran (HxCDF)	7/18/2013	8.88	Yes	Y				3.5211	0.2356	pg/g
JW-EA06-SC21-A-130423	A5698_11123_DF	2,3,4,7,8-Pentachlorodibenzofuran (PeCDF)	7/18/2013	3.92	Yes	Y				3.5211	0.1141	pg/g
JW-EA06-SC21-A-130423	A5698_11123_DF	1,2,3,6,7,8-Hexachlorodibenzo-p-dioxin (HxCDD)	7/18/2013	95.2	Yes	Y				3.5211	0.231	pg/g

Analytical Method		E1613B										
Sample ID	Lab Sample ID	Chemical Name	Anal Date	Result	Mod Res Report	Detect	Lab Qual	Val Qual	Reason	RL	MDL	Units
JW-EA06-SC21-A-130423	A5698_11123_DF	1,2,3,4,6,7,8,9-Octachlorodibenzofuran (OCDF)	7/18/2013	168	Yes	Y				7.0423	0.1326	pg/g
JW-EA06-SC21-B-130423	A5698_11123_DF	Total Tetrachlorodibenzofuran (TCDF)	7/19/2013	102	Yes	Y	EMPC	J	23	0.7485	0.1204	pg/g
JW-EA06-SC21-B-130423	A5698_11123_DF	2,3,7,8-Tetrachlorodibenzofuran (TCDF)	7/19/2013	11	Yes	Y				0.7485	0.1204	pg/g
JW-EA06-SC21-B-130423	A5698_11123_DF	Total Heptachlorodibenzofuran (HpCDF)	7/19/2013	266	Yes	Y				3.7425	0.2163	pg/g
JW-EA06-SC21-B-130423	A5698_11123_DF	Total Heptachlorodibenzo-p-dioxin (HpCDD)	7/19/2013	538	Yes	Y				3.7425	0.2801	pg/g
JW-EA06-SC21-B-130423	A5698_11123_DF	Total Hexachlorodibenzofuran (HxCDF)	7/19/2013	94.7	Yes	Y	EMPC	J	23	3.7425	0.2278	pg/g
JW-EA06-SC21-B-130423	A5698_11123_DF	Total Hexachlorodibenzo-p-dioxin (HxCDD)	7/19/2013	142	Yes	Y	EMPC	J	23	3.7425	0.3548	pg/g
JW-EA06-SC21-B-130423	A5698_11123_DF	Total Pentachlorodibenzo-p-dioxin (PeCDD)	7/19/2013	60.7	Yes	Y				3.7425	0.2837	pg/g
JW-EA06-SC21-B-130423	A5698_11123_DF	Total Tetrachlorodibenzo-p-dioxin (TCDD)	7/19/2013	76.5	Yes	Y	EMPC	J	23	0.7485	0.1845	pg/g
JW-EA06-SC21-B-130423	A5698_11123_DF	2,3,4,7,8-Pentachlorodibenzofuran (PeCDF)	7/19/2013	4.22	Yes	Y				3.7425	0.1598	pg/g
JW-EA06-SC21-B-130423	A5698_11123_DF	Total Pentachlorodibenzofuran (PeCDF)	7/19/2013	54.1	Yes	Y	EMPC	J	23	3.7425	0.1583	pg/g
JW-EA06-SC21-B-130423	A5698_11123_DF	1,2,3,4,6,7,8-Heptachlorodibenzofuran (HpCDF)	7/19/2013	69.6	Yes	Y				3.7425	0.2006	pg/g
JW-EA06-SC21-B-130423	A5698_11123_DF	2,3,7,8-Tetrachlorodibenzo-p-dioxin (TCDD)	7/19/2013	1.12	Yes	Y	EMPC	J	23	0.7485	0.1845	pg/g
JW-EA06-SC21-B-130423	A5698_11123_DF	1,2,3,4,6,7,8,9-Octachlorodibenzo-p-dioxin (OCDD)	7/19/2013	2010	Yes	Y				7.485	0.495	pg/g
JW-EA06-SC21-B-130423	A5698_11123_DF	2,3,4,6,7,8-Hexachlorodibenzofuran (HxCDF)	7/19/2013	4.39	Yes	Y				3.7425	0.2183	pg/g
JW-EA06-SC21-B-130423	A5698_11123_DF	1,2,3,4,6,7,8-Heptachlorodibenzo-p-dioxin (HpCDD)	7/19/2013	273	Yes	Y				3.7425	0.2801	pg/g
JW-EA06-SC21-B-130423	A5698_11123_DF	1,2,3,4,7,8,9-Heptachlorodibenzofuran (HpCDF)	7/19/2013	4.63	Yes	Y				3.7425	0.2329	pg/g
JW-EA06-SC21-B-130423	A5698_11123_DF	1,2,3,4,7,8-Hexachlorodibenzofuran (HxCDF)	7/19/2013	3.52	Yes	Y	J			3.7425	0.226	pg/g
JW-EA06-SC21-B-130423	A5698_11123_DF	1,2,3,6,7,8-Hexachlorodibenzofuran (HxCDF)	7/19/2013	2.42	Yes	Y	J			3.7425	0.2086	pg/g

SDG: A5698

Analytical Method		E1613B										
Sample ID	Lab Sample ID	Chemical Name	Anal Date	Result	Mod Res Report	Detect	Lab Qual	Val Qual	Reason	RL	MDL	Units
JW-EA06-SC21-B-130423	A5698_11123_DF	1,2,3,6,7,8-Hexachlorodibenzo-p-dioxin (HxCDD)	7/19/2013	15.7	Yes	Y				3.7425	0.3727	pg/g
JW-EA06-SC21-B-130423	A5698_11123_DF	1,2,3,7,8,9-Hexachlorodibenzofuran (HxCDF)	7/19/2013	0.2636	Yes	N	U			3.7425	0.2636	pg/g
JW-EA06-SC21-B-130423	A5698_11123_DF	1,2,3,7,8,9-Hexachlorodibenzo-p-dioxin (HxCDD)	7/19/2013	6.67	Yes	Y				3.7425	0.3554	pg/g
JW-EA06-SC21-B-130423	A5698_11123_DF	1,2,3,7,8-Pentachlorodibenzofuran (PeCDF)	7/19/2013	2.14	Yes	Y	J			3.7425	0.1568	pg/g
JW-EA06-SC21-B-130423	A5698_11123_DF	1,2,3,7,8-Pentachlorodibenzo-p-dioxin (PeCDD)	7/19/2013	2.32	Yes	Y	J			3.7425	0.2837	pg/g
JW-EA06-SC21-B-130423	A5698_11123_DF	1,2,3,4,7,8-Hexachlorodibenzo-p-dioxin (HxCDD)	7/19/2013	2.95	Yes	Y	J			3.7425	0.3389	pg/g
JW-EA06-SC21-B-130423	A5698_11123_DF	1,2,3,4,6,7,8,9-Octachlorodibenzofuran (OCDF)	7/19/2013	220	Yes	Y				7.485	0.2189	pg/g
JW-EA07-SC28-A-130426	A5698_11123_DF	2,3,7,8-Tetrachlorodibenzo-p-dioxin (TCDD)	7/19/2013	1.79	Yes	Y				0.6868	0.2206	pg/g
JW-EA07-SC28-A-130426	A5698_11123_DF	Total Heptachlorodibenzofuran (HpCDF)	7/19/2013	165	Yes	Y				3.4341	0.1845	pg/g
JW-EA07-SC28-A-130426	A5698_11123_DF	Total Heptachlorodibenzo-p-dioxin (HpCDD)	7/19/2013	341	Yes	Y				3.4341	0.4146	pg/g
JW-EA07-SC28-A-130426	A5698_11123_DF	Total Hexachlorodibenzofuran (HxCDF)	7/19/2013	72.5	Yes	Y				3.4341	0.2596	pg/g
JW-EA07-SC28-A-130426	A5698_11123_DF	Total Hexachlorodibenzo-p-dioxin (HxCDD)	7/19/2013	142	Yes	Y				3.4341	0.3091	pg/g
JW-EA07-SC28-A-130426	A5698_11123_DF	Total Pentachlorodibenzofuran (PeCDF)	7/19/2013	72.8	Yes	Y	EMPC	J	23	3.4341	0.2535	pg/g
JW-EA07-SC28-A-130426	A5698_11123_DF	Total Pentachlorodibenzo-p-dioxin (PeCDD)	7/19/2013	99.1	Yes	Y				3.4341	0.2134	pg/g
JW-EA07-SC28-A-130426	A5698_11123_DF	Total Tetrachlorodibenzo-p-dioxin (TCDD)	7/19/2013	122	Yes	Y	EMPC	J	23	0.6868	0.2206	pg/g
JW-EA07-SC28-A-130426	A5698_11123_DF	1,2,3,4,6,7,8-Heptachlorodibenzo-p-dioxin (HpCDD)	7/19/2013	172	Yes	Y				3.4341	0.4146	pg/g
JW-EA07-SC28-A-130426	A5698_11123_DF	Total Tetrachlorodibenzofuran (TCDF)	7/19/2013	149	Yes	Y	EMPC	J	23	0.6868	0.1373	pg/g
JW-EA07-SC28-A-130426	A5698_11123_DF	1,2,3,4,6,7,8,9-Octachlorodibenzo-p-dioxin (OCDD)	7/19/2013	1160	Yes	Y				6.8681	0.3875	pg/g
JW-EA07-SC28-A-130426	A5698_11123_DF	1,2,3,4,7,8,9-Heptachlorodibenzofuran (HpCDF)	7/19/2013	3.05	Yes	Y	J			3.4341	0.2052	pg/g

Analytical Method		E1613B										
Sample ID	Lab Sample ID	Chemical Name	Anal Date	Result	Mod Res Report	Detect	Lab Qual	Val Qual	Reason	RL	MDL	Units
JW-EA07-SC28-A-130426	A5698_11123_DF	2,3,7,8-Tetrachlorodibenzofuran (TCDF)	7/19/2013	11.7	Yes	Y				0.6868	0.1373	pg/g
JW-EA07-SC28-A-130426	A5698_11123_DF	1,2,3,4,6,7,8,9-Octachlorodibenzofuran (OCDF)	7/19/2013	148	Yes	Y				6.8681	0.2263	pg/g
JW-EA07-SC28-A-130426	A5698_11123_DF	1,2,3,4,6,7,8-Heptachlorodibenzofuran (HpCDF)	7/19/2013	58.7	Yes	Y				3.4341	0.1655	pg/g
JW-EA07-SC28-A-130426	A5698_11123_DF	1,2,3,4,7,8-Hexachlorodibenzo-p-dioxin (HxCDD)	7/19/2013	3.25	Yes	Y	J			3.4341	0.3061	pg/g
JW-EA07-SC28-A-130426	A5698_11123_DF	1,2,3,6,7,8-Hexachlorodibenzofuran (HxCDF)	7/19/2013	2.57	Yes	Y	J			3.4341	0.2449	pg/g
JW-EA07-SC28-A-130426	A5698_11123_DF	1,2,3,7,8,9-Hexachlorodibenzofuran (HxCDF)	7/19/2013	0.2935	Yes	N	U			3.4341	0.2935	pg/g
JW-EA07-SC28-A-130426	A5698_11123_DF	1,2,3,7,8,9-Hexachlorodibenzo-p-dioxin (HxCDD)	7/19/2013	5.79	Yes	Y				3.4341	0.3047	pg/g
JW-EA07-SC28-A-130426	A5698_11123_DF	1,2,3,7,8-Pentachlorodibenzofuran (PeCDF)	7/19/2013	3.59	Yes	Y				3.4341	0.2639	pg/g
JW-EA07-SC28-A-130426	A5698_11123_DF	2,3,4,7,8-Pentachlorodibenzofuran (PeCDF)	7/19/2013	5.86	Yes	Y				3.4341	0.2436	pg/g
JW-EA07-SC28-A-130426	A5698_11123_DF	1,2,3,7,8-Pentachlorodibenzo-p-dioxin (PeCDD)	7/19/2013	2.94	Yes	Y	J			3.4341	0.2134	pg/g
JW-EA07-SC28-A-130426	A5698_11123_DF	2,3,4,6,7,8-Hexachlorodibenzofuran (HxCDF)	7/19/2013	3.77	Yes	Y				3.4341	0.2488	pg/g
JW-EA07-SC28-A-130426	A5698_11123_DF	1,2,3,6,7,8-Hexachlorodibenzo-p-dioxin (HxCDD)	7/19/2013	12.6	Yes	Y				3.4341	0.3177	pg/g
JW-EA07-SC28-A-130426	A5698_11123_DF	1,2,3,4,7,8-Hexachlorodibenzofuran (HxCDF)	7/19/2013	3.19	Yes	Y	J			3.4341	0.2556	pg/g
JW-EA07-SC28-B-130426	A5698_11123_DF	Total Tetrachlorodibenzo-p-dioxin (TCDD)	7/19/2013	3.12	Yes	Y	EMPC	J	23	0.5501	0.1051	pg/g
JW-EA07-SC28-B-130426	A5698_11123_DF	Total Heptachlorodibenzofuran (HpCDF)	7/19/2013	0.1433	Yes	N	U			2.7503	0.1433	pg/g
JW-EA07-SC28-B-130426	A5698_11123_DF	Total Heptachlorodibenzo-p-dioxin (HpCDD)	7/19/2013	2.97	Yes	Y				2.7503	0.1542	pg/g
JW-EA07-SC28-B-130426	A5698_11123_DF	Total Hexachlorodibenzofuran (HxCDF)	7/19/2013	0.0959	Yes	Y				2.7503	0.0934	pg/g
JW-EA07-SC28-B-130426	A5698_11123_DF	Total Hexachlorodibenzo-p-dioxin (HxCDD)	7/19/2013	1.69	Yes	Y				2.7503	0.166	pg/g
JW-EA07-SC28-B-130426	A5698_11123_DF	Total Pentachlorodibenzofuran (PeCDF)	7/19/2013	1.28	Yes	Y	EMPC	J	23	2.7503	0.1046	pg/g

Analytical Method		E1613B										
Sample ID	Lab Sample ID	Chemical Name	Anal Date	Result	Mod Res Report	Detect	Lab Qual	Val Qual	Reason	RL	MDL	Units
JW-EA07-SC28-B-130426	A5698_11123_DF	Total Tetrachlorodibenzofuran (TCDF)	7/19/2013	6.19	Yes	Y	EMPC	J	23	0.5501	0.0818	pg/g
JW-EA07-SC28-B-130426	A5698_11123_DF	2,3,7,8-Tetrachlorodibenzofuran (TCDF)	7/19/2013	0.939	Yes	Y				0.5501	0.0818	pg/g
JW-EA07-SC28-B-130426	A5698_11123_DF	2,3,4,7,8-Pentachlorodibenzofuran (PeCDF)	7/19/2013	0.211	Yes	Y	J			2.7503	0.1036	pg/g
JW-EA07-SC28-B-130426	A5698_11123_DF	Total Pentachlorodibenzo-p-dioxin (PeCDD)	7/19/2013	1.36	Yes	Y	EMPC	J	23	2.7503	0.157	pg/g
JW-EA07-SC28-B-130426	A5698_11123_DF	1,2,3,6,7,8-Hexachlorodibenzofuran (HxCDF)	7/19/2013	0.0884	Yes	N	U			2.7503	0.0884	pg/g
JW-EA07-SC28-B-130426	A5698_11123_DF	1,2,3,4,6,7,8-Heptachlorodibenzo-p-dioxin (HpCDD)	7/19/2013	1.13	Yes	Y	J			2.7503	0.1542	pg/g
JW-EA07-SC28-B-130426	A5698_11123_DF	2,3,7,8-Tetrachlorodibenzo-p-dioxin (TCDD)	7/19/2013	0.1051	Yes	N	U			0.5501	0.1051	pg/g
JW-EA07-SC28-B-130426	A5698_11123_DF	1,2,3,4,6,7,8-Heptachlorodibenzofuran (HpCDF)	7/19/2013	0.134	Yes	N	U			2.7503	0.134	pg/g
JW-EA07-SC28-B-130426	A5698_11123_DF	1,2,3,4,6,7,8,9-Octachlorodibenzo-p-dioxin (OCDD)	7/19/2013	14.9	Yes	Y				5.5006	0.2925	pg/g
JW-EA07-SC28-B-130426	A5698_11123_DF	1,2,3,4,6,7,8,9-Octachlorodibenzofuran (OCDF)	7/19/2013	0.1353	Yes	N	U			5.5006	0.1353	pg/g
JW-EA07-SC28-B-130426	A5698_11123_DF	1,2,3,4,7,8,9-Heptachlorodibenzofuran (HpCDF)	7/19/2013	0.1532	Yes	N	U			2.7503	0.1532	pg/g
JW-EA07-SC28-B-130426	A5698_11123_DF	1,2,3,4,7,8-Hexachlorodibenzo-p-dioxin (HxCDD)	7/19/2013	0.1642	Yes	N	U			2.7503	0.1642	pg/g
JW-EA07-SC28-B-130426	A5698_11123_DF	1,2,3,6,7,8-Hexachlorodibenzo-p-dioxin (HxCDD)	7/19/2013	0.1758	Yes	N	U			2.7503	0.1758	pg/g
JW-EA07-SC28-B-130426	A5698_11123_DF	1,2,3,7,8,9-Hexachlorodibenzofuran (HxCDF)	7/19/2013	0.0994	Yes	N	U			2.7503	0.0994	pg/g
JW-EA07-SC28-B-130426	A5698_11123_DF	1,2,3,7,8,9-Hexachlorodibenzo-p-dioxin (HxCDD)	7/19/2013	0.1595	Yes	N	U			2.7503	0.1595	pg/g
JW-EA07-SC28-B-130426	A5698_11123_DF	1,2,3,7,8-Pentachlorodibenzofuran (PeCDF)	7/19/2013	0.284	Yes	Y	J			2.7503	0.1057	pg/g
JW-EA07-SC28-B-130426	A5698_11123_DF	1,2,3,7,8-Pentachlorodibenzo-p-dioxin (PeCDD)	7/19/2013	0.157	Yes	N	U			2.7503	0.157	pg/g
JW-EA07-SC28-B-130426	A5698_11123_DF	2,3,4,6,7,8-Hexachlorodibenzofuran (HxCDF)	7/19/2013	0.0955	Yes	N	U			2.7503	0.0955	pg/g

SDG: A5698

Analytical Method		E1613B										
Sample ID	Lab Sample ID	Chemical Name	Anal Date	Result	Mod Res Report	Detect	Lab Qual	Val Qual	Reason	RL	MDL	Units
JW-EA07-SC28-B-130426	A5698_11123_DF	1,2,3,4,7,8-Hexachlorodibenzofuran (HxCDF)	7/19/2013	0.0959	Yes	Y	J			2.7503	0.0912	pg/g
JW-EA07-SC28-C-130426	A5698_11123_DF	Total Heptachlorodibenzofuran (HpCDF)	7/19/2013	0.0996	Yes	N	U			3.023	0.0996	pg/g
JW-EA07-SC28-C-130426	A5698_11123_DF	Total Tetrachlorodibenzo-p-dioxin (TCDD)	7/19/2013	0.866	Yes	Y	EMPC	J	23	0.6046	0.1182	pg/g
JW-EA07-SC28-C-130426	A5698_11123_DF	Total Tetrachlorodibenzofuran (TCDF)	7/19/2013	0.653	Yes	Y	EMPC	J	23	0.6046	0.0869	pg/g
JW-EA07-SC28-C-130426	A5698_11123_DF	Total Pentachlorodibenzo-p-dioxin (PeCDD)	7/19/2013	0.1015	Yes	N	U			3.023	0.1015	pg/g
JW-EA07-SC28-C-130426	A5698_11123_DF	Total Pentachlorodibenzofuran (PeCDF)	7/19/2013	0.0679	Yes	N	U			3.023	0.0679	pg/g
JW-EA07-SC28-C-130426	A5698_11123_DF	Total Hexachlorodibenzo-p-dioxin (HxCDD)	7/19/2013	0.341	Yes	N		U	7	3.023	0.1579	pg/g
JW-EA07-SC28-C-130426	A5698_11123_DF	Total Heptachlorodibenzo-p-dioxin (HpCDD)	7/19/2013	1.45	Yes	Y				3.023	0.1735	pg/g
JW-EA07-SC28-C-130426	A5698_11123_DF	1,2,3,6,7,8-Hexachlorodibenzo-p-dioxin (HxCDD)	7/19/2013	0.1622	Yes	N	U			3.023	0.1622	pg/g
JW-EA07-SC28-C-130426	A5698_11123_DF	2,3,7,8-Tetrachlorodibenzo-p-dioxin (TCDD)	7/19/2013	0.1182	Yes	N	U			0.6046	0.1182	pg/g
JW-EA07-SC28-C-130426	A5698_11123_DF	Total Hexachlorodibenzofuran (HxCDF)	7/19/2013	0.0929	Yes	N	U			3.023	0.0929	pg/g
JW-EA07-SC28-C-130426	A5698_11123_DF	1,2,3,4,7,8-Hexachlorodibenzofuran (HxCDF)	7/19/2013	0.0893	Yes	N	U			3.023	0.0893	pg/g
JW-EA07-SC28-C-130426	A5698_11123_DF	1,2,3,7,8,9-Hexachlorodibenzo-p-dioxin (HxCDD)	7/19/2013	0.156	Yes	N	U			3.023	0.156	pg/g
JW-EA07-SC28-C-130426	A5698_11123_DF	2,3,7,8-Tetrachlorodibenzofuran (TCDF)	7/19/2013	0.229	Yes	Y	J			0.6046	0.0869	pg/g
JW-EA07-SC28-C-130426	A5698_11123_DF	1,2,3,7,8,9-Hexachlorodibenzofuran (HxCDF)	7/19/2013	0.1064	Yes	N	U			3.023	0.1064	pg/g
JW-EA07-SC28-C-130426	A5698_11123_DF	1,2,3,4,7,8-Hexachlorodibenzo-p-dioxin (HxCDD)	7/19/2013	0.1568	Yes	N	U			3.023	0.1568	pg/g
JW-EA07-SC28-C-130426	A5698_11123_DF	1,2,3,4,7,8,9-Heptachlorodibenzofuran (HpCDF)	7/19/2013	0.109	Yes	N	U			3.023	0.109	pg/g
JW-EA07-SC28-C-130426	A5698_11123_DF	1,2,3,4,6,7,8-Heptachlorodibenzo-p-dioxin (HpCDD)	7/19/2013	0.542	Yes	Y	J			3.023	0.1735	pg/g
JW-EA07-SC28-C-130426	A5698_11123_DF	1,2,3,4,6,7,8-Heptachlorodibenzofuran (HpCDF)	7/19/2013	0.0912	Yes	N	U			3.023	0.0912	pg/g

Analytical Method		E1613B										
Sample ID	Lab Sample ID	Chemical Name	Anal Date	Result	Mod Res Report	Detect	Lab Qual	Val Qual	Reason	RL	MDL	Units
JW-EA07-SC28-C-130426	A5698_11123_DF	1,2,3,4,6,7,8,9-Octachlorodibenzo-p-dioxin (OCDD)	7/19/2013	6.66	Yes	Y				6.0459	0.2229	pg/g
JW-EA07-SC28-C-130426	A5698_11123_DF	1,2,3,7,8-Pentachlorodibenzofuran (PeCDF)	7/19/2013	0.0694	Yes	N	U			3.023	0.0694	pg/g
JW-EA07-SC28-C-130426	A5698_11123_DF	1,2,3,7,8-Pentachlorodibenzo-p-dioxin (PeCDD)	7/19/2013	0.1015	Yes	N	U			3.023	0.1015	pg/g
JW-EA07-SC28-C-130426	A5698_11123_DF	2,3,4,6,7,8-Hexachlorodibenzofuran (HxCDF)	7/19/2013	0.0916	Yes	N	U			3.023	0.0916	pg/g
JW-EA07-SC28-C-130426	A5698_11123_DF	1,2,3,4,6,7,8,9-Octachlorodibenzofuran (OCDF)	7/19/2013	0.1687	Yes	N	U			6.0459	0.1687	pg/g
JW-EA07-SC28-C-130426	A5698_11123_DF	2,3,4,7,8-Pentachlorodibenzofuran (PeCDF)	7/19/2013	0.0665	Yes	N	U			3.023	0.0665	pg/g
JW-EA07-SC28-C-130426	A5698_11123_DF	1,2,3,6,7,8-Hexachlorodibenzofuran (HxCDF)	7/19/2013	0.0861	Yes	N	U			3.023	0.0861	pg/g
JW-EA09-SC36-A-130426	A5698_11123_DF	1,2,3,7,8,9-Hexachlorodibenzo-p-dioxin (HxCDD)	7/19/2013	2.36	Yes	Y	J			3.125	0.1895	pg/g
JW-EA09-SC36-A-130426	A5698_11123_DF	1,2,3,4,7,8-Hexachlorodibenzofuran (HxCDF)	7/19/2013	0.941	Yes	Y	J			3.125	0.1469	pg/g
JW-EA09-SC36-A-130426	A5698_11123_DF	1,2,3,4,6,7,8,9-Octachlorodibenzofuran (OCDF)	7/19/2013	15.6	Yes	Y				6.25	0.2335	pg/g
JW-EA09-SC36-A-130426	A5698_11123_DF	1,2,3,4,6,7,8,9-Octachlorodibenzo-p-dioxin (OCDD)	7/19/2013	308	Yes	Y				6.25	0.2941	pg/g
JW-EA09-SC36-A-130426	A5698_11123_DF	1,2,3,4,6,7,8-Heptachlorodibenzofuran (HpCDF)	7/19/2013	9.32	Yes	Y				3.125	0.1469	pg/g
JW-EA09-SC36-A-130426	A5698_11123_DF	1,2,3,4,6,7,8-Heptachlorodibenzo-p-dioxin (HpCDD)	7/19/2013	44.6	Yes	Y				3.125	0.295	pg/g
JW-EA09-SC36-A-130426	A5698_11123_DF	1,2,3,4,7,8,9-Heptachlorodibenzofuran (HpCDF)	7/19/2013	0.683	Yes	Y	J			3.125	0.1783	pg/g
JW-EA09-SC36-A-130426	A5698_11123_DF	2,3,7,8-Tetrachlorodibenzofuran (TCDF)	7/19/2013	3.44	Yes	Y				0.625	0.1083	pg/g
JW-EA09-SC36-A-130426	A5698_11123_DF	Total Hexachlorodibenzofuran (HxCDF)	7/19/2013	19.5	Yes	Y	EMPC	J	23	3.125	0.1564	pg/g
JW-EA09-SC36-A-130426	A5698_11123_DF	Total Heptachlorodibenzofuran (HpCDF)	7/19/2013	25.3	Yes	Y				3.125	0.1617	pg/g
JW-EA09-SC36-A-130426	A5698_11123_DF	Total Heptachlorodibenzo-p-dioxin (HpCDD)	7/19/2013	96.1	Yes	Y				3.125	0.295	pg/g
JW-EA09-SC36-A-130426	A5698_11123_DF	Total Hexachlorodibenzo-p-dioxin (HxCDD)	7/19/2013	49.4	Yes	Y	EMPC	J	23	3.125	0.1979	pg/g

Analytical Method		E1613B										
Sample ID	Lab Sample ID	Chemical Name	Anal Date	Result	Mod Res Report	Detect	Lab Qual	Val Qual	Reason	RL	MDL	Units
JW-EA09-SC36-A-130426	A5698_11123_DF	Total Pentachlorodibenzo-p-dioxin (PeCDD)	7/19/2013	34	Yes	Y	EMPC	J	23	3.125	0.1362	pg/g
JW-EA09-SC36-A-130426	A5698_11123_DF	Total Tetrachlorodibenzofuran (TCDF)	7/19/2013	44.2	Yes	Y	EMPC	J	23	0.625	0.1083	pg/g
JW-EA09-SC36-A-130426	A5698_11123_DF	1,2,3,6,7,8-Hexachlorodibenzo-p-dioxin (HxCDD)	7/19/2013	4	Yes	Y				3.125	0.2131	pg/g
JW-EA09-SC36-A-130426	A5698_11123_DF	2,3,7,8-Tetrachlorodibenzo-p-dioxin (TCDD)	7/19/2013	0.434	Yes	Y	J			0.625	0.1302	pg/g
JW-EA09-SC36-A-130426	A5698_11123_DF	1,2,3,4,7,8-Hexachlorodibenzo-p-dioxin (HxCDD)	7/19/2013	0.985	Yes	Y	EMPC	J J	23	3.125	0.1931	pg/g
JW-EA09-SC36-A-130426	A5698_11123_DF	2,3,4,7,8-Pentachlorodibenzofuran (PeCDF)	7/19/2013	1.79	Yes	Y	J			3.125	0.1176	pg/g
JW-EA09-SC36-A-130426	A5698_11123_DF	2,3,4,6,7,8-Hexachlorodibenzofuran (HxCDF)	7/19/2013	1.2	Yes	Y	J			3.125	0.165	pg/g
JW-EA09-SC36-A-130426	A5698_11123_DF	1,2,3,7,8-Pentachlorodibenzo-p-dioxin (PeCDD)	7/19/2013	1.06	Yes	Y	J			3.125	0.1362	pg/g
JW-EA09-SC36-A-130426	A5698_11123_DF	1,2,3,7,8-Pentachlorodibenzofuran (PeCDF)	7/19/2013	0.976	Yes	Y	J			3.125	0.1255	pg/g
JW-EA09-SC36-A-130426	A5698_11123_DF	1,2,3,7,8,9-Hexachlorodibenzofuran (HxCDF)	7/19/2013	0.1693	Yes	N	U			3.125	0.1693	pg/g
JW-EA09-SC36-A-130426	A5698_11123_DF	1,2,3,6,7,8-Hexachlorodibenzofuran (HxCDF)	7/19/2013	0.833	Yes	Y	J			3.125	0.1463	pg/g
JW-EA09-SC36-A-130426	A5698_11123_DF	Total Tetrachlorodibenzo-p-dioxin (TCDD)	7/19/2013	45.8	Yes	Y	EMPC	J	23	0.625	0.1302	pg/g
JW-EA09-SC36-A-130426	A5698_11123_DF	Total Pentachlorodibenzofuran (PeCDF)	7/19/2013	20.4	Yes	Y	EMPC	J	23	3.125	0.1214	pg/g
JW-SS-211-130429	A5698_11123_DF	1,2,3,4,7,8,9-Heptachlorodibenzofuran (HpCDF)	7/18/2013	0.557	Yes	Y	EMPC	J J	23	3.9746	0.2349	pg/g
JW-SS-211-130429	A5698_11123_DF	2,3,7,8-Tetrachlorodibenzo-p-dioxin (TCDD)	7/18/2013	0.205	Yes	Y	J			0.7949	0.1913	pg/g
JW-SS-211-130429	A5698_11123_DF	2,3,7,8-Tetrachlorodibenzofuran (TCDF)	7/18/2013	1.57	Yes	Y				0.7949	0.1527	pg/g
JW-SS-211-130429	A5698_11123_DF	2,3,4,7,8-Pentachlorodibenzofuran (PeCDF)	7/18/2013	0.903	Yes	Y	J			3.9746	0.1455	pg/g
JW-SS-211-130429	A5698_11123_DF	2,3,4,6,7,8-Hexachlorodibenzofuran (HxCDF)	7/18/2013	0.99	Yes	Y	J			3.9746	0.1563	pg/g
JW-SS-211-130429	A5698_11123_DF	1,2,3,7,8-Pentachlorodibenzo-p-dioxin (PeCDD)	7/18/2013	0.74	Yes	Y	J			3.9746	0.2383	pg/g

Analytical Method		E1613B										
Sample ID	Lab Sample ID	Chemical Name	Anal Date	Result	Mod Res Report	Detect	Lab Qual	Val Qual	Reason	RL	MDL	Units
JW-SS-211-130429	A5698_11123_DF	1,2,3,7,8-Pentachlorodibenzofuran (PeCDF)	7/18/2013	0.532	Yes	Y	J			3.9746	0.1502	pg/g
JW-SS-211-130429	A5698_11123_DF	1,2,3,7,8,9-Hexachlorodibenzo-p-dioxin (HxCDD)	7/18/2013	2.36	Yes	Y	J			3.9746	0.3039	pg/g
JW-SS-211-130429	A5698_11123_DF	1,2,3,7,8,9-Hexachlorodibenzofuran (HxCDF)	7/18/2013	0.1583	Yes	N	U			3.9746	0.1583	pg/g
JW-SS-211-130429	A5698_11123_DF	1,2,3,6,7,8-Hexachlorodibenzo-p-dioxin (HxCDD)	7/18/2013	3.78	Yes	Y	J			3.9746	0.316	pg/g
JW-SS-211-130429	A5698_11123_DF	1,2,3,6,7,8-Hexachlorodibenzofuran (HxCDF)	7/18/2013	0.673	Yes	Y	J			3.9746	0.1388	pg/g
JW-SS-211-130429	A5698_11123_DF	1,2,3,4,7,8-Hexachlorodibenzofuran (HxCDF)	7/18/2013	0.784	Yes	Y	J			3.9746	0.1545	pg/g
JW-SS-211-130429	A5698_11123_DF	Total Tetrachlorodibenzofuran (TCDF)	7/18/2013	16.7	Yes	Y	EMPC	J	23	0.7949	0.1527	pg/g
JW-SS-211-130429	A5698_11123_DF	Total Heptachlorodibenzofuran (HpCDF)	7/18/2013	26.8	Yes	Y	EMPC	J	23	3.9746	0.2074	pg/g
JW-SS-211-130429	A5698_11123_DF	Total Heptachlorodibenzo-p-dioxin (HpCDD)	7/18/2013	127	Yes	Y				3.9746	0.3681	pg/g
JW-SS-211-130429	A5698_11123_DF	Total Hexachlorodibenzofuran (HxCDF)	7/18/2013	15.6	Yes	Y	EMPC	J	23	3.9746	0.1515	pg/g
JW-SS-211-130429	A5698_11123_DF	Total Hexachlorodibenzo-p-dioxin (HxCDD)	7/18/2013	40.6	Yes	Y	EMPC	J	23	3.9746	0.3052	pg/g
JW-SS-211-130429	A5698_11123_DF	1,2,3,4,7,8-Hexachlorodibenzo-p-dioxin (HxCDD)	7/18/2013	1.43	Yes	Y	J			3.9746	0.2975	pg/g
JW-SS-211-130429	A5698_11123_DF	Total Pentachlorodibenzo-p-dioxin (PeCDD)	7/18/2013	14.5	Yes	Y	EMPC	J	23	3.9746	0.2383	pg/g
JW-SS-211-130429	A5698_11123_DF	Total Tetrachlorodibenzo-p-dioxin (TCDD)	7/18/2013	17.1	Yes	Y				0.7949	0.1913	pg/g
JW-SS-211-130429	A5698_11123_DF	1,2,3,4,6,7,8,9-Octachlorodibenzofuran (OCDF)	7/18/2013	23.1	Yes	Y				7.9491	0.271	pg/g
JW-SS-211-130429	A5698_11123_DF	1,2,3,4,6,7,8,9-Octachlorodibenzo-p-dioxin (OCDD)	7/18/2013	428	Yes	Y				7.9491	0.2353	pg/g
JW-SS-211-130429	A5698_11123_DF	1,2,3,4,6,7,8-Heptachlorodibenzofuran (HpCDF)	7/18/2013	9.74	Yes	Y				3.9746	0.1824	pg/g
JW-SS-211-130429	A5698_11123_DF	1,2,3,4,6,7,8-Heptachlorodibenzo-p-dioxin (HpCDD)	7/18/2013	55	Yes	Y				3.9746	0.3681	pg/g
JW-SS-211-130429	A5698_11123_DF	Total Pentachlorodibenzofuran (PeCDF)	7/18/2013	10.9	Yes	Y	EMPC	J	23	3.9746	0.1477	pg/g

Analytical Method		E1613B										
Sample ID	Lab Sample ID	Chemical Name	Anal Date	Result	Mod Res Report	Detect	Lab Qual	Val Qual	Reason	RL	MDL	Units
JW-SS-214-130429	A5698_11123_DF	2,3,7,8-Tetrachlorodibenzofuran (TCDF)	7/18/2013	3.96	Yes	Y				0.9141	0.1313	pg/g
JW-SS-214-130429	A5698_11123_DF	Total Hexachlorodibenzo-p-dioxin (HxCDD)	7/18/2013	111	Yes	Y				4.5704	0.3004	pg/g
JW-SS-214-130429	A5698_11123_DF	Total Hexachlorodibenzofuran (HxCDF)	7/18/2013	53.3	Yes	Y	EMPC	J	23	4.5704	0.2018	pg/g
JW-SS-214-130429	A5698_11123_DF	1,2,3,7,8,9-Hexachlorodibenzo-p-dioxin (HxCDD)	7/18/2013	9.07	Yes	Y				4.5704	0.2995	pg/g
JW-SS-214-130429	A5698_11123_DF	1,2,3,4,6,7,8,9-Octachlorodibenzofuran (OCDF)	7/18/2013	91	Yes	Y				9.1408	0.2123	pg/g
JW-SS-214-130429	A5698_11123_DF	1,2,3,4,6,7,8,9-Octachlorodibenzo-p-dioxin (OCDD)	7/18/2013	1150	Yes	Y				9.1408	0.2777	pg/g
JW-SS-214-130429	A5698_11123_DF	1,2,3,4,6,7,8-Heptachlorodibenzofuran (HpCDF)	7/18/2013	31.9	Yes	Y				4.5704	0.1841	pg/g
JW-SS-214-130429	A5698_11123_DF	1,2,3,4,6,7,8-Heptachlorodibenzo-p-dioxin (HpCDD)	7/18/2013	177	Yes	Y				4.5704	0.2543	pg/g
JW-SS-214-130429	A5698_11123_DF	1,2,3,4,7,8,9-Heptachlorodibenzofuran (HpCDF)	7/18/2013	2.19	Yes	Y	J			4.5704	0.228	pg/g
JW-SS-214-130429	A5698_11123_DF	1,2,3,4,7,8-Hexachlorodibenzofuran (HxCDF)	7/18/2013	2.54	Yes	Y	J			4.5704	0.2016	pg/g
JW-SS-214-130429	A5698_11123_DF	1,2,3,4,7,8-Hexachlorodibenzo-p-dioxin (HxCDD)	7/18/2013	4.06	Yes	Y	J			4.5704	0.2988	pg/g
JW-SS-214-130429	A5698_11123_DF	1,2,3,6,7,8-Hexachlorodibenzofuran (HxCDF)	7/18/2013	2.06	Yes	Y	J			4.5704	0.2002	pg/g
JW-SS-214-130429	A5698_11123_DF	Total Tetrachlorodibenzo-p-dioxin (TCDD)	7/18/2013	57.5	Yes	Y	EMPC	J	23	0.9141	0.1637	pg/g
JW-SS-214-130429	A5698_11123_DF	1,2,3,7,8,9-Hexachlorodibenzofuran (HxCDF)	7/18/2013	0.1953	Yes	N	U			4.5704	0.1953	pg/g
JW-SS-214-130429	A5698_11123_DF	Total Pentachlorodibenzofuran (PeCDF)	7/18/2013	32.2	Yes	Y	EMPC	J	23	4.5704	0.1563	pg/g
JW-SS-214-130429	A5698_11123_DF	1,2,3,7,8-Pentachlorodibenzofuran (PeCDF)	7/18/2013	1.34	Yes	Y	J			4.5704	0.1598	pg/g
JW-SS-214-130429	A5698_11123_DF	1,2,3,7,8-Pentachlorodibenzo-p-dioxin (PeCDD)	7/18/2013	2.35	Yes	Y	J			4.5704	0.2372	pg/g
JW-SS-214-130429	A5698_11123_DF	2,3,4,6,7,8-Hexachlorodibenzofuran (HxCDF)	7/18/2013	2.65	Yes	Y	J			4.5704	0.211	pg/g
JW-SS-214-130429	A5698_11123_DF	2,3,4,7,8-Pentachlorodibenzofuran (PeCDF)	7/18/2013	2.68	Yes	Y	J			4.5704	0.1529	pg/g

Analytical Method		E1613B										
Sample ID	Lab Sample ID	Chemical Name	Anal Date	Result	Mod Res Report	Detect	Lab Qual	Val Qual	Reason	RL	MDL	Units
JW-SS-214-130429	A5698_11123_DF	Total Heptachlorodibenzo-p-dioxin (HpCDD)	7/18/2013	352	Yes	Y				4.5704	0.2543	pg/g
JW-SS-214-130429	A5698_11123_DF	2,3,7,8-Tetrachlorodibenzo-p-dioxin (TCDD)	7/18/2013	0.872	Yes	Y	J			0.9141	0.1637	pg/g
JW-SS-214-130429	A5698_11123_DF	Total Heptachlorodibenzofuran (HpCDF)	7/18/2013	90.3	Yes	Y				4.5704	0.2048	pg/g
JW-SS-214-130429	A5698_11123_DF	Total Tetrachlorodibenzofuran (TCDF)	7/18/2013	47.7	Yes	Y	EMPC	J	23	0.9141	0.1313	pg/g
JW-SS-214-130429	A5698_11123_DF	Total Pentachlorodibenzo-p-dioxin (PeCDD)	7/18/2013	47.9	Yes	Y	EMPC	J	23	4.5704	0.2372	pg/g
JW-SS-214-130429	A5698_11123_DF	1,2,3,6,7,8-Hexachlorodibenzo-p-dioxin (HxCDD)	7/18/2013	11.4	Yes	Y				4.5704	0.304	pg/g
JW-SS-215-130429	A5698_11123_DF	1,2,3,4,6,7,8,9-Octachlorodibenzo-p-dioxin (OCDD)	7/18/2013	575	Yes	Y				8.6505	0.2466	pg/g
JW-SS-215-130429	A5698_11123_DF	1,2,3,6,7,8-Hexachlorodibenzo-p-dioxin (HxCDD)	7/18/2013	7.27	Yes	Y				4.3253	0.3011	pg/g
JW-SS-215-130429	A5698_11123_DF	1,2,3,7,8,9-Hexachlorodibenzofuran (HxCDF)	7/18/2013	0.1747	Yes	N	U			4.3253	0.1747	pg/g
JW-SS-215-130429	A5698_11123_DF	1,2,3,7,8,9-Hexachlorodibenzo-p-dioxin (HxCDD)	7/18/2013	4	Yes	Y	J			4.3253	0.2823	pg/g
JW-SS-215-130429	A5698_11123_DF	1,2,3,7,8-Pentachlorodibenzofuran (PeCDF)	7/18/2013	0.989	Yes	Y	J			4.3253	0.2258	pg/g
JW-SS-215-130429	A5698_11123_DF	1,2,3,7,8-Pentachlorodibenzo-p-dioxin (PeCDD)	7/18/2013	1.38	Yes	Y	J			4.3253	0.2923	pg/g
JW-SS-215-130429	A5698_11123_DF	2,3,4,6,7,8-Hexachlorodibenzofuran (HxCDF)	7/18/2013	1.71	Yes	Y	J			4.3253	0.1547	pg/g
JW-SS-215-130429	A5698_11123_DF	2,3,4,7,8-Pentachlorodibenzofuran (PeCDF)	7/18/2013	1.84	Yes	Y	J			4.3253	0.2151	pg/g
JW-SS-215-130429	A5698_11123_DF	2,3,7,8-Tetrachlorodibenzofuran (TCDF)	7/18/2013	4.06	Yes	Y				0.8651	0.1402	pg/g
JW-SS-215-130429	A5698_11123_DF	1,2,3,4,6,7,8,9-Octachlorodibenzofuran (OCDF)	7/18/2013	27.7	Yes	Y				8.6505	0.2551	pg/g
JW-SS-215-130429	A5698_11123_DF	1,2,3,4,6,7,8-Heptachlorodibenzofuran (HpCDF)	7/18/2013	15.6	Yes	Y				4.3253	0.1502	pg/g
JW-SS-215-130429	A5698_11123_DF	1,2,3,4,6,7,8-Heptachlorodibenzo-p-dioxin (HpCDD)	7/18/2013	85	Yes	Y				4.3253	0.2844	pg/g
JW-SS-215-130429	A5698_11123_DF	Total Hexachlorodibenzo-p-dioxin (HxCDD)	7/18/2013	87.6	Yes	Y				4.3253	0.2904	pg/g

Analytical Method		E1613B										
Sample ID	Lab Sample ID	Chemical Name	Anal Date	Result	Mod Res Report	Detect	Lab Qual	Val Qual	Reason	RL	MDL	Units
JW-SS-215-130429	A5698_11123_DF	Total Tetrachlorodibenzo-p-dioxin (TCDD)	7/18/2013	52.1	Yes	Y	EMPC	J	23	0.8651	0.2005	pg/g
JW-SS-215-130429	A5698_11123_DF	Total Tetrachlorodibenzofuran (TCDF)	7/18/2013	44.1	Yes	Y	EMPC	J	23	0.8651	0.1402	pg/g
JW-SS-215-130429	A5698_11123_DF	2,3,7,8-Tetrachlorodibenzo-p-dioxin (TCDD)	7/18/2013	0.529	Yes	Y	EMPC	J J	23	0.8651	0.2005	pg/g
JW-SS-215-130429	A5698_11123_DF	Total Pentachlorodibenzofuran (PeCDF)	7/18/2013	24.5	Yes	Y	EMPC	J	23	4.3253	0.2206	pg/g
JW-SS-215-130429	A5698_11123_DF	1,2,3,4,7,8,9-Heptachlorodibenzofuran (HpCDF)	7/18/2013	1.11	Yes	Y	J			4.3253	0.1825	pg/g
JW-SS-215-130429	A5698_11123_DF	Total Hexachlorodibenzofuran (HxCDF)	7/18/2013	29.4	Yes	Y				4.3253	0.1607	pg/g
JW-SS-215-130429	A5698_11123_DF	Total Heptachlorodibenzo-p-dioxin (HpCDD)	7/18/2013	201	Yes	Y				4.3253	0.2844	pg/g
JW-SS-215-130429	A5698_11123_DF	Total Heptachlorodibenzofuran (HpCDF)	7/18/2013	41.8	Yes	Y	EMPC	J	23	4.3253	0.1652	pg/g
JW-SS-215-130429	A5698_11123_DF	1,2,3,6,7,8-Hexachlorodibenzofuran (HxCDF)	7/18/2013	1.14	Yes	Y	J			4.3253	0.1531	pg/g
JW-SS-215-130429	A5698_11123_DF	1,2,3,4,7,8-Hexachlorodibenzo-p-dioxin (HxCDD)	7/18/2013	2.07	Yes	Y	J			4.3253	0.2897	pg/g
JW-SS-215-130429	A5698_11123_DF	1,2,3,4,7,8-Hexachlorodibenzofuran (HxCDF)	7/18/2013	1.32	Yes	Y	J			4.3253	0.1626	pg/g
JW-SS-215-130429	A5698_11123_DF	Total Pentachlorodibenzo-p-dioxin (PeCDD)	7/18/2013	45	Yes	Y	EMPC	J	23	4.3253	0.2923	pg/g
JW-SS-216-130429	A5698_11123_DF	Total Pentachlorodibenzo-p-dioxin (PeCDD)	7/18/2013	19.3	Yes	Y				2.9516	0.155	pg/g
JW-SS-216-130429	A5698_11123_DF	1,2,3,6,7,8-Hexachlorodibenzofuran (HxCDF)	7/18/2013	0.311	Yes	Y	J			2.9516	0.105	pg/g
JW-SS-216-130429	A5698_11123_DF	Total Heptachlorodibenzofuran (HpCDF)	7/18/2013	12	Yes	Y				2.9516	0.1179	pg/g
JW-SS-216-130429	A5698_11123_DF	Total Heptachlorodibenzo-p-dioxin (HpCDD)	7/18/2013	54.6	Yes	Y				2.9516	0.1802	pg/g
JW-SS-216-130429	A5698_11123_DF	Total Tetrachlorodibenzo-p-dioxin (TCDD)	7/18/2013	17.5	Yes	Y	EMPC	J	23	0.5903	0.1243	pg/g
JW-SS-216-130429	A5698_11123_DF	Total Hexachlorodibenzofuran (HxCDF)	7/18/2013	9.06	Yes	Y	EMPC	J	23	2.9516	0.1075	pg/g
JW-SS-216-130429	A5698_11123_DF	Total Hexachlorodibenzo-p-dioxin (HxCDD)	7/18/2013	32.5	Yes	Y	EMPC	J	23	2.9516	0.1842	pg/g
JW-SS-216-130429	A5698_11123_DF	Total Pentachlorodibenzofuran (PeCDF)	7/18/2013	6.96	Yes	Y	EMPC	J	23	2.9516	0.0784	pg/g

SDG: A5698

Analytical Method		E1613B										
Sample ID	Lab Sample ID	Chemical Name	Anal Date	Result	Mod Res Report	Detect	Lab Qual	Val Qual	Reason	RL	MDL	Units
JW-SS-216-130429	A5698_11123_DF	1,2,3,6,7,8-Hexachlorodibenzo-p-dioxin (HxCDD)	7/18/2013	2.4	Yes	Y	J			2.9516	0.1919	pg/g
JW-SS-216-130429	A5698_11123_DF	1,2,3,4,6,7,8,9-Octachlorodibenzofuran (OCDF)	7/18/2013	8.57	Yes	Y				5.9032	0.1833	pg/g
JW-SS-216-130429	A5698_11123_DF	1,2,3,4,6,7,8,9-Octachlorodibenzo-p-dioxin (OCDD)	7/18/2013	157	Yes	Y				5.9032	0.2039	pg/g
JW-SS-216-130429	A5698_11123_DF	1,2,3,4,6,7,8-Heptachlorodibenzofuran (HpCDF)	7/18/2013	4.48	Yes	Y				2.9516	0.1033	pg/g
JW-SS-216-130429	A5698_11123_DF	1,2,3,4,6,7,8-Heptachlorodibenzo-p-dioxin (HpCDD)	7/18/2013	24.2	Yes	Y				2.9516	0.1802	pg/g
JW-SS-216-130429	A5698_11123_DF	1,2,3,4,7,8,9-Heptachlorodibenzofuran (HpCDF)	7/18/2013	0.228	Yes	Y	J			2.9516	0.1343	pg/g
JW-SS-216-130429	A5698_11123_DF	1,2,3,4,7,8-Hexachlorodibenzofuran (HxCDF)	7/18/2013	0.287	Yes	Y	EMPC J	J	23	2.9516	0.1046	pg/g
JW-SS-216-130429	A5698_11123_DF	1,2,3,7,8,9-Hexachlorodibenzofuran (HxCDF)	7/18/2013	0.1124	Yes	N	U			2.9516	0.1124	pg/g
JW-SS-216-130429	A5698_11123_DF	2,3,7,8-Tetrachlorodibenzo-p-dioxin (TCDD)	7/18/2013	0.155	Yes	Y	EMPC J	J	23	0.5903	0.1243	pg/g
JW-SS-216-130429	A5698_11123_DF	2,3,7,8-Tetrachlorodibenzofuran (TCDF)	7/18/2013	1.28	Yes	Y				0.5903	0.0856	pg/g
JW-SS-216-130429	A5698_11123_DF	Total Tetrachlorodibenzofuran (TCDF)	7/18/2013	12.2	Yes	Y	EMPC	J	23	0.5903	0.0856	pg/g
JW-SS-216-130429	A5698_11123_DF	1,2,3,7,8,9-Hexachlorodibenzo-p-dioxin (HxCDD)	7/18/2013	1.36	Yes	Y	J			2.9516	0.185	pg/g
JW-SS-216-130429	A5698_11123_DF	1,2,3,7,8-Pentachlorodibenzofuran (PeCDF)	7/18/2013	0.267	Yes	Y	J			2.9516	0.0797	pg/g
JW-SS-216-130429	A5698_11123_DF	1,2,3,7,8-Pentachlorodibenzo-p-dioxin (PeCDD)	7/18/2013	0.388	Yes	Y	J			2.9516	0.155	pg/g
JW-SS-216-130429	A5698_11123_DF	2,3,4,6,7,8-Hexachlorodibenzofuran (HxCDF)	7/18/2013	0.518	Yes	Y	EMPC J	J	23	2.9516	0.1087	pg/g
JW-SS-216-130429	A5698_11123_DF	2,3,4,7,8-Pentachlorodibenzofuran (PeCDF)	7/18/2013	0.589	Yes	Y	J			2.9516	0.0773	pg/g
JW-SS-216-130429	A5698_11123_DF	1,2,3,4,7,8-Hexachlorodibenzo-p-dioxin (HxCDD)	7/18/2013	0.707	Yes	Y	EMPC J	J	23	2.9516	0.177	pg/g

Analytical Method		E1668A										
Sample ID	Lab Sample ID	Chemical Name	Anal Date	Result	Mod Res Report	Detect	Lab Qual	Val Qual	Reason	RL	MDL	Units

Analytical Method		E1668A										
Sample ID	Lab Sample ID	Chemical Name	Anal Date	Result	Mod Res Report	Detect	Lab Qual	Val Qual	Reason	RL	MDL	Units
JW-EA09-SC36-A-130426	A5698_11123_PC	PCB-206	7/19/2013	68	Yes	Y				1.25	1.02	pg/g
JW-EA09-SC36-A-130426	A5698_11123_PC	PCB-192	7/19/2013	0.759	Yes	N	U			1.25	0.759	pg/g
JW-EA09-SC36-A-130426	A5698_11123_PC	PCB-194	7/19/2013	128	Yes	Y				1.25	1.03	pg/g
JW-EA09-SC36-A-130426	A5698_11123_PC	PCB-195	7/19/2013	50.8	Yes	Y				1.25	1.06	pg/g
JW-EA09-SC36-A-130426	A5698_11123_PC	PCB-196	7/19/2013	61.1	Yes	Y				1.25	0.562	pg/g
JW-EA09-SC36-A-130426	A5698_11123_PC	PCB-197	7/19/2013	4.4	Yes	Y	EMPC	J	23	1.25	0.398	pg/g
JW-EA09-SC36-A-130426	A5698_11123_PC	PCB-198/199	7/19/2013	133	Yes	Y	C			2.5	0.576	pg/g
JW-EA09-SC36-A-130426	A5698_11123_PC	PCB-200	7/19/2013	14.4	Yes	Y				1.25	0.402	pg/g
JW-EA09-SC36-A-130426	A5698_11123_PC	PCB-201	7/19/2013	16.6	Yes	Y				1.25	0.389	pg/g
JW-EA09-SC36-A-130426	A5698_11123_PC	PCB-202	7/19/2013	30.2	Yes	Y				1.25	0.427	pg/g
JW-EA09-SC36-A-130426	A5698_11123_PC	PCB-203	7/19/2013	78.4	Yes	Y				1.25	0.542	pg/g
JW-EA09-SC36-A-130426	A5698_11123_PC	PCB-096	7/19/2013	4.89	Yes	Y				1.25	0.259	pg/g
JW-EA09-SC36-A-130426	A5698_11123_PC	PCB-205	7/19/2013	6.29	Yes	Y				1.25	0.834	pg/g
JW-EA09-SC36-A-130426	A5698_11123_PC	PCB-189	7/19/2013	9.57	Yes	Y				1.25	0.677	pg/g
JW-EA09-SC36-A-130426	A5698_11123_PC	PCB-207	7/19/2013	8.33	Yes	Y				1.25	0.631	pg/g
JW-EA09-SC36-A-130426	A5698_11123_PC	PCB-045	7/19/2013	35.1	Yes	Y				1.25	0.417	pg/g
JW-EA09-SC36-A-130426	A5698_11123_PC	PCB-044/047/065	7/19/2013	428	Yes	Y	C			3.75	0.385	pg/g
JW-EA09-SC36-A-130426	A5698_11123_PC	PCB-043	7/19/2013	14	Yes	Y				1.25	0.473	pg/g
JW-EA09-SC36-A-130426	A5698_11123_PC	PCB-042	7/19/2013	97.9	Yes	Y				1.25	0.428	pg/g
JW-EA09-SC36-A-130426	A5698_11123_PC	PCB-041	7/19/2013	27.7	Yes	Y				1.25	0.497	pg/g
JW-EA09-SC36-A-130426	A5698_11123_PC	PCB-040/071	7/19/2013	186	Yes	Y	C			2.5	0.398	pg/g
JW-EA09-SC36-A-130426	A5698_11123_PC	PCB-039	7/19/2013	2.92	Yes	Y				1.25	0.655	pg/g
JW-EA09-SC36-A-130426	A5698_11123_PC	PCB-038	7/19/2013	0.69	Yes	N	U			1.25	0.69	pg/g
JW-EA09-SC36-A-130426	A5698_11123_PC	PCB-159	7/19/2013	10.8	Yes	Y				1.25	0.921	pg/g
JW-EA09-SC36-A-130426	A5698_11123_PC	PCB-204	7/19/2013	0.413	Yes	N	U			1.25	0.413	pg/g

Analytical Method		E1668A										
Sample ID	Lab Sample ID	Chemical Name	Anal Date	Result	Mod Res Report	Detect	Lab Qual	Val Qual	Reason	RL	MDL	Units
JW-EA09-SC36-A-130426	A5698_11123_PC	PCB-176	7/19/2013	29.1	Yes	Y				1.25	0.273	pg/g
JW-EA09-SC36-A-130426	A5698_11123_PC	PCB-160	7/19/2013	19.4	Yes	Y				1.25	0.276	pg/g
JW-EA09-SC36-A-130426	A5698_11123_PC	PCB-161	7/19/2013	0.403	Yes	Y	J EMPC	J	23	1.25	0.27	pg/g
JW-EA09-SC36-A-130426	A5698_11123_PC	PCB-162	7/19/2013	3.61	Yes	Y				1.25	0.94	pg/g
JW-EA09-SC36-A-130426	A5698_11123_PC	PCB-164	7/19/2013	78.2	Yes	Y				1.25	0.291	pg/g
JW-EA09-SC36-A-130426	A5698_11123_PC	PCB-165	7/19/2013	0.31	Yes	N	U			1.25	0.31	pg/g
JW-EA09-SC36-A-130426	A5698_11123_PC	PCB-167	7/19/2013	44.2	Yes	Y				1.25	0.865	pg/g
JW-EA09-SC36-A-130426	A5698_11123_PC	PCB-169	7/19/2013	1.24	Yes	N	U			1.25	1.24	pg/g
JW-EA09-SC36-A-130426	A5698_11123_PC	PCB-170	7/19/2013	262	Yes	Y				1.25	1.11	pg/g
JW-EA09-SC36-A-130426	A5698_11123_PC	PCB-171/173	7/19/2013	80.3	Yes	Y	C			2.5	0.941	pg/g
JW-EA09-SC36-A-130426	A5698_11123_PC	PCB-172	7/19/2013	44.5	Yes	Y				1.25	0.964	pg/g
JW-EA09-SC36-A-130426	A5698_11123_PC	PCB-191	7/19/2013	14.2	Yes	Y				1.25	0.738	pg/g
JW-EA09-SC36-A-130426	A5698_11123_PC	PCB-175	7/19/2013	11.2	Yes	Y				1.25	0.846	pg/g
JW-EA09-SC36-A-130426	A5698_11123_PC	PCB-190	7/19/2013	49.9	Yes	Y				1.25	0.87	pg/g
JW-EA09-SC36-A-130426	A5698_11123_PC	PCB-177	7/19/2013	149	Yes	Y				1.25	0.931	pg/g
JW-EA09-SC36-A-130426	A5698_11123_PC	PCB-178	7/19/2013	47.4	Yes	Y				1.25	0.387	pg/g
JW-EA09-SC36-A-130426	A5698_11123_PC	PCB-180/193	7/19/2013	543	Yes	Y	C			2.5	0.801	pg/g
JW-EA09-SC36-A-130426	A5698_11123_PC	PCB-182	7/19/2013	1.79	Yes	Y				1.25	0.772	pg/g
JW-EA09-SC36-A-130426	A5698_11123_PC	PCB-183	7/19/2013	155	Yes	Y				1.25	0.813	pg/g
JW-EA09-SC36-A-130426	A5698_11123_PC	PCB-184	7/19/2013	0.303	Yes	N	U			1.25	0.303	pg/g
JW-EA09-SC36-A-130426	A5698_11123_PC	PCB-185	7/19/2013	22.5	Yes	Y				1.25	0.817	pg/g
JW-EA09-SC36-A-130426	A5698_11123_PC	PCB-186	7/19/2013	0.287	Yes	N	U			1.25	0.287	pg/g
JW-EA09-SC36-A-130426	A5698_11123_PC	PCB-187	7/19/2013	281	Yes	Y				1.25	0.787	pg/g
JW-EA09-SC36-A-130426	A5698_11123_PC	PCB-188	7/19/2013	0.282	Yes	N	U			1.25	0.282	pg/g
JW-EA09-SC36-A-130426	A5698_11123_PC	PCB-209	7/19/2013	44.4	Yes	Y				1.25	0.69	pg/g

Analytical Method		E1668A										
Sample ID	Lab Sample ID	Chemical Name	Anal Date	Result	Mod Res Report	Detect	Lab Qual	Val Qual	Reason	RL	MDL	Units
JW-EA09-SC36-A-130426	A5698_11123_PC	PCB-174	7/19/2013	250	Yes	Y				1.25	0.917	pg/g
JW-EA09-SC36-A-130426	A5698_11123_PC	PCB-128/166	7/19/2013	197	Yes	Y	C			2.5	1.05	pg/g
JW-EA09-SC36-A-130426	A5698_11123_PC	PCB-014	7/19/2013	1.63	Yes	Y				1.25	0.55	pg/g
JW-EA09-SC36-A-130426	A5698_11123_PC	PCB-012/013	7/19/2013	18.5	Yes	Y	C			2.5	0.683	pg/g
JW-EA09-SC36-A-130426	A5698_11123_PC	PCB-005	7/19/2013	1.82	Yes	Y				1.25	0.64	pg/g
JW-EA09-SC36-A-130426	A5698_11123_PC	PCB-010	7/19/2013	1.41	Yes	Y				1.25	0.206	pg/g
JW-EA09-SC36-A-130426	A5698_11123_PC	PCB-006	7/19/2013	14.2	Yes	Y				1.25	0.65	pg/g
JW-EA09-SC36-A-130426	A5698_11123_PC	PCB-007	7/19/2013	2.75	Yes	Y				1.25	0.596	pg/g
JW-EA09-SC36-A-130426	A5698_11123_PC	PCB-008	7/19/2013	74.3	Yes	Y				1.25	0.635	pg/g
JW-EA09-SC36-A-130426	A5698_11123_PC	PCB-122	7/19/2013	13.8	Yes	Y				1.25	0.593	pg/g
JW-EA09-SC36-A-130426	A5698_11123_PC	PCB-123	7/19/2013	18.1	Yes	Y				1.25	0.491	pg/g
JW-EA09-SC36-A-130426	A5698_11123_PC	PCB-126	7/19/2013	3.82	Yes	Y				1.25	0.624	pg/g
JW-EA09-SC36-A-130426	A5698_11123_PC	PCB-037	7/19/2013	135	Yes	Y				1.25	0.724	pg/g
JW-EA09-SC36-A-130426	A5698_11123_PC	PCB-048	7/19/2013	62.9	Yes	Y				1.25	0.409	pg/g
JW-EA09-SC36-A-130426	A5698_11123_PC	PCB-017	7/19/2013	74.3	Yes	Y				1.25	0.512	pg/g
JW-EA09-SC36-A-130426	A5698_11123_PC	PCB-129/138/163	7/19/2013	1310	Yes	Y	C			3.75	0.358	pg/g
JW-EA09-SC36-A-130426	A5698_11123_PC	PCB-130	7/19/2013	83.4	Yes	Y				1.25	0.416	pg/g
JW-EA09-SC36-A-130426	A5698_11123_PC	PCB-090/101/113	7/19/2013	1010	Yes	Y	C			3.75	0.574	pg/g
JW-EA09-SC36-A-130426	A5698_11123_PC	PCB-009	7/19/2013	4.13	Yes	Y				1.25	0.669	pg/g
JW-EA09-SC36-A-130426	A5698_11123_PC	PCB-102	7/19/2013	24.9	Yes	Y				1.25	0.637	pg/g
JW-EA09-SC36-A-130426	A5698_11123_PC	PCB-091	7/19/2013	0.546	Yes	N	U			1.25	0.546	pg/g
JW-EA09-SC36-A-130426	A5698_11123_PC	PCB-092	7/19/2013	195	Yes	Y				1.25	0.667	pg/g
JW-EA09-SC36-A-130426	A5698_11123_PC	PCB-099	7/19/2013	532	Yes	Y				1.25	0.634	pg/g
JW-EA09-SC36-A-130426	A5698_11123_PC	PCB-093/100	7/19/2013	5.81	Yes	Y	C			2.5	0.63	pg/g
JW-EA09-SC36-A-130426	A5698_11123_PC	PCB-094	7/19/2013	3.4	Yes	Y				1.25	0.688	pg/g

SDG: A5698

Analytical Method		E1668A										
Sample ID	Lab Sample ID	Chemical Name	Anal Date	Result	Mod Res Report	Detect	Lab Qual	Val Qual	Reason	RL	MDL	Units
JW-EA09-SC36-A-130426	A5698_11123_PC	PCB-127	7/19/2013	0.569	Yes	N	U			1.25	0.569	pg/g
JW-EA09-SC36-A-130426	A5698_11123_PC	PCB-004	7/19/2013	22.7	Yes	Y				1.25	0.321	pg/g
JW-EA09-SC36-A-130426	A5698_11123_PC	PCB-036	7/19/2013	3	Yes	Y				1.25	0.649	pg/g
JW-EA09-SC36-A-130426	A5698_11123_PC	PCB-035	7/19/2013	14.5	Yes	Y				1.25	0.766	pg/g
JW-EA09-SC36-A-130426	A5698_11123_PC	PCB-034	7/19/2013	2.17	Yes	Y				1.25	0.656	pg/g
JW-EA09-SC36-A-130426	A5698_11123_PC	PCB-032	7/19/2013	63.7	Yes	Y				1.25	0.366	pg/g
JW-EA09-SC36-A-130426	A5698_11123_PC	PCB-098	7/19/2013	0.63	Yes	N	U			1.25	0.63	pg/g
JW-EA09-SC36-A-130426	A5698_11123_PC	PCB-031	7/19/2013	313	Yes	Y				1.25	0.62	pg/g
JW-EA09-SC36-A-130426	A5698_11123_PC	PCB-027	7/19/2013	13.7	Yes	Y				1.25	0.39	pg/g
JW-EA09-SC36-A-130426	A5698_11123_PC	PCB-026/029	7/19/2013	49.6	Yes	Y	C			2.5	0.646	pg/g
JW-EA09-SC36-A-130426	A5698_11123_PC	PCB-089	7/19/2013	11.7	Yes	Y				1.25	0.703	pg/g
JW-EA09-SC36-A-130426	A5698_11123_PC	PCB-001	7/19/2013	18.9	Yes	Y				1.25	0.512	pg/g
JW-EA09-SC36-A-130426	A5698_11123_PC	PCB-015	7/19/2013	78.3	Yes	Y				1.25	0.611	pg/g
JW-EA09-SC36-A-130426	A5698_11123_PC	PCB-003	7/19/2013	27.1	Yes	Y				1.25	0.236	pg/g
JW-EA09-SC36-A-130426	A5698_11123_PC	PCB-016	7/19/2013	73.5	Yes	Y				1.25	0.658	pg/g
JW-EA09-SC36-A-130426	A5698_11123_PC	PCB-095	7/19/2013	625	Yes	Y				1.25	0.648	pg/g
JW-EA09-SC36-A-130426	A5698_11123_PC	PCB-025	7/19/2013	23.5	Yes	Y				1.25	0.632	pg/g
JW-EA09-SC36-A-130426	A5698_11123_PC	PCB-208	7/19/2013	25	Yes	Y				1.25	0.609	pg/g
JW-EA09-SC36-A-130426	A5698_11123_PC	PCB-024	7/19/2013	1.9	Yes	Y				1.25	0.397	pg/g
JW-EA09-SC36-A-130426	A5698_11123_PC	PCB-023	7/19/2013	0.635	Yes	N	U			1.25	0.635	pg/g
JW-EA09-SC36-A-130426	A5698_11123_PC	PCB-022	7/19/2013	118	Yes	Y				1.25	0.696	pg/g
JW-EA09-SC36-A-130426	A5698_11123_PC	PCB-021/033	7/19/2013	146	Yes	Y	C			2.5	0.637	pg/g
JW-EA09-SC36-A-130426	A5698_11123_PC	PCB-020/028	7/19/2013	400	Yes	Y	C			2.5	0.665	pg/g
JW-EA09-SC36-A-130426	A5698_11123_PC	PCB-019	7/19/2013	13.3	Yes	Y				1.25	0.571	pg/g
JW-EA09-SC36-A-130426	A5698_11123_PC	PCB-018/030	7/19/2013	168	Yes	Y	C			2.5	0.441	pg/g

Analytical Method		E1668A										
Sample ID	Lab Sample ID	Chemical Name	Anal Date	Result	Mod Res Report	Detect	Lab Qual	Val Qual	Reason	RL	MDL	Units
JW-EA09-SC36-A-130426	A5698_11123_PC	PCB-179	7/19/2013	101	Yes	Y				1.25	0.301	pg/g
JW-EA09-SC36-A-130426	A5698_11123_PC	PCB-002	7/19/2013	21.2	Yes	Y				1.25	0.237	pg/g
JW-EA09-SC36-A-130426	A5698_11123_PC	PCB-059/062/075	7/19/2013	28.6	Yes	Y	C			3.75	0.304	pg/g
JW-EA09-SC36-A-130426	A5698_11123_PC	PCB-068	7/19/2013	4.54	Yes	Y				1.25	0.788	pg/g
JW-EA09-SC36-A-130426	A5698_11123_PC	PCB-067	7/19/2013	12.7	Yes	Y				1.25	0.82	pg/g
JW-EA09-SC36-A-130426	A5698_11123_PC	PCB-066	7/19/2013	529	Yes	Y				1.25	0.928	pg/g
JW-EA09-SC36-A-130426	A5698_11123_PC	PCB-181	7/19/2013	2.56	Yes	Y	EMPC	J	23	1.25	0.834	pg/g
JW-EA09-SC36-A-130426	A5698_11123_PC	PCB-158	7/19/2013	130	Yes	Y				1.25	0.266	pg/g
JW-EA09-SC36-A-130426	A5698_11123_PC	PCB-064	7/19/2013	154	Yes	Y				1.25	0.281	pg/g
JW-EA09-SC36-A-130426	A5698_11123_PC	PCB-063	7/19/2013	18.1	Yes	Y				1.25	0.795	pg/g
JW-EA09-SC36-A-130426	A5698_11123_PC	PCB-050/053	7/19/2013	40.2	Yes	Y	C			2.5	0.389	pg/g
JW-EA09-SC36-A-130426	A5698_11123_PC	PCB-060	7/19/2013	115	Yes	Y				1.25	0.911	pg/g
JW-EA09-SC36-A-130426	A5698_11123_PC	PCB-120	7/19/2013	0.485	Yes	N	U			1.25	0.485	pg/g
JW-EA09-SC36-A-130426	A5698_11123_PC	PCB-011	7/19/2013	214	Yes	Y				1.25	0.687	pg/g
JW-EA09-SC36-A-130426	A5698_11123_PC	PCB-058	7/19/2013	2.26	Yes	Y				1.25	0.878	pg/g
JW-EA09-SC36-A-130426	A5698_11123_PC	PCB-057	7/19/2013	1.65	Yes	Y	EMPC	J	23	1.25	0.874	pg/g
JW-EA09-SC36-A-130426	A5698_11123_PC	PCB-073	7/19/2013	2.07	Yes	Y				1.25	0.304	pg/g
JW-EA09-SC36-A-130426	A5698_11123_PC	PCB-056	7/19/2013	230	Yes	Y				1.25	0.923	pg/g
JW-EA09-SC36-A-130426	A5698_11123_PC	PCB-054	7/19/2013	0.296	Yes	N	U			1.25	0.296	pg/g
JW-EA09-SC36-A-130426	A5698_11123_PC	PCB-052	7/19/2013	672	Yes	Y				1.25	0.411	pg/g
JW-EA09-SC36-A-130426	A5698_11123_PC	PCB-051	7/19/2013	12.3	Yes	Y				1.25	0.408	pg/g
JW-EA09-SC36-A-130426	A5698_11123_PC	PCB-061/070/074/076	7/19/2013	900	Yes	Y	C			5	0.848	pg/g
JW-EA09-SC36-A-130426	A5698_11123_PC	PCB-109	7/19/2013	74.4	Yes	Y				1.25	0.505	pg/g
JW-EA09-SC36-A-130426	A5698_11123_PC	PCB-077	7/19/2013	64.4	Yes	Y				1.25	0.957	pg/g
JW-EA09-SC36-A-130426	A5698_11123_PC	PCB-078	7/19/2013	0.99	Yes	N	U			1.25	0.99	pg/g

Analytical Method		E1668A										
Sample ID	Lab Sample ID	Chemical Name	Anal Date	Result	Mod Res Report	Detect	Lab Qual	Val Qual	Reason	RL	MDL	Units
JW-EA09-SC36-A-130426	A5698_11123_PC	PCB-079	7/19/2013	10.3	Yes	Y				1.25	0.829	pg/g
JW-EA09-SC36-A-130426	A5698_11123_PC	PCB-088	7/19/2013	128	Yes	Y				1.25	0.753	pg/g
JW-EA09-SC36-A-130426	A5698_11123_PC	PCB-086/087/097/108/119/125	7/19/2013	692	Yes	Y	C			7.5	0.58	pg/g
JW-EA09-SC36-A-130426	A5698_11123_PC	PCB-103	7/19/2013	5.66	Yes	Y				1.25	0.601	pg/g
JW-EA09-SC36-A-130426	A5698_11123_PC	PCB-104	7/19/2013	0.231	Yes	N	U			1.25	0.231	pg/g
JW-EA09-SC36-A-130426	A5698_11123_PC	PCB-105	7/19/2013	427	Yes	Y				1.25	0.552	pg/g
JW-EA09-SC36-A-130426	A5698_11123_PC	PCB-072	7/19/2013	8.49	Yes	Y				1.25	0.825	pg/g
JW-EA09-SC36-A-130426	A5698_11123_PC	PCB-107/124	7/19/2013	38	Yes	Y	C			2.5	0.543	pg/g
JW-EA09-SC36-A-130426	A5698_11123_PC	PCB-121	7/19/2013	0.473	Yes	N	U			1.25	0.473	pg/g
JW-EA09-SC36-A-130426	A5698_11123_PC	PCB-110	7/19/2013	1310	Yes	Y				1.25	0.577	pg/g
JW-EA09-SC36-A-130426	A5698_11123_PC	PCB-111	7/19/2013	0.476	Yes	N	U			1.25	0.476	pg/g
JW-EA09-SC36-A-130426	A5698_11123_PC	PCB-112	7/19/2013	0.492	Yes	N	U			1.25	0.492	pg/g
JW-EA09-SC36-A-130426	A5698_11123_PC	PCB-114	7/19/2013	20.3	Yes	Y				1.25	0.498	pg/g
JW-EA09-SC36-A-130426	A5698_11123_PC	PCB-115	7/19/2013	23	Yes	Y				1.25	0.445	pg/g
JW-EA09-SC36-A-130426	A5698_11123_PC	PCB-117	7/19/2013	25.9	Yes	Y				1.25	0.563	pg/g
JW-EA09-SC36-A-130426	A5698_11123_PC	PCB-118	7/19/2013	962	Yes	Y				1.25	0.492	pg/g
JW-EA09-SC36-A-130426	A5698_11123_PC	PCB-055	7/19/2013	8.07	Yes	Y				1.25	0.891	pg/g
JW-EA09-SC36-A-130426	A5698_11123_PC	PCB-106	7/19/2013	0.55	Yes	N	U			1.25	0.55	pg/g
JW-EA09-SC36-A-130426	A5698_11123_PC	PCB-085/116	7/19/2013	160	Yes	Y	C			2.5	0.559	pg/g
JW-EA09-SC36-A-130426	A5698_11123_PC	PCB-137	7/19/2013	55.9	Yes	Y				1.25	0.336	pg/g
JW-EA09-SC36-A-130426	A5698_11123_PC	PCB-136	7/19/2013	122	Yes	Y				1.25	0.253	pg/g
JW-EA09-SC36-A-130426	A5698_11123_PC	PCB-135/151	7/19/2013	322	Yes	Y	C			2.5	0.353	pg/g
JW-EA09-SC36-A-130426	A5698_11123_PC	PCB-134	7/19/2013	63.7	Yes	Y				1.25	0.42	pg/g
JW-EA09-SC36-A-130426	A5698_11123_PC	PCB-133	7/19/2013	16.5	Yes	Y				1.25	0.371	pg/g
JW-EA09-SC36-A-130426	A5698_11123_PC	PCB-132	7/19/2013	352	Yes	Y				1.25	0.378	pg/g

Analytical Method		E1668A										
Sample ID	Lab Sample ID	Chemical Name	Anal Date	Result	Mod Res Report	Detect	Lab Qual	Val Qual	Reason	RL	MDL	Units
JW-EA09-SC36-A-130426	A5698_11123_PC	PCB-131	7/19/2013	14.1	Yes	Y				1.25	0.389	pg/g
JW-EA09-SC36-A-130426	A5698_11123_PC	PCB-080	7/19/2013	0.769	Yes	N	U			1.25	0.769	pg/g
JW-EA09-SC36-A-130426	A5698_11123_PC	PCB-081	7/19/2013	2.71	Yes	Y				1.25	0.901	pg/g
JW-EA09-SC36-A-130426	A5698_11123_PC	PCB-082	7/19/2013	124	Yes	Y				1.25	0.763	pg/g
JW-EA09-SC36-A-130426	A5698_11123_PC	PCB-049/069	7/19/2013	261	Yes	Y	C			2.5	0.338	pg/g
JW-EA09-SC36-A-130426	A5698_11123_PC	PCB-084	7/19/2013	218	Yes	Y				1.25	0.742	pg/g
JW-EA09-SC36-A-130426	A5698_11123_PC	PCB-139/140	7/19/2013	20	Yes	Y	C			2.5	0.34	pg/g
JW-EA09-SC36-A-130426	A5698_11123_PC	PCB-145	7/19/2013	0.247	Yes	N	U			1.25	0.247	pg/g
JW-EA09-SC36-A-130426	A5698_11123_PC	PCB-146	7/19/2013	170	Yes	Y				1.25	0.359	pg/g
JW-EA09-SC36-A-130426	A5698_11123_PC	PCB-147/149	7/19/2013	806	Yes	Y	C			2.5	0.346	pg/g
JW-EA09-SC36-A-130426	A5698_11123_PC	PCB-148	7/19/2013	0.617	Yes	Y	J EMPC	J	23	1.25	0.338	pg/g
JW-EA09-SC36-A-130426	A5698_11123_PC	PCB-150	7/19/2013	0.881	Yes	Y	J			1.25	0.228	pg/g
JW-EA09-SC36-A-130426	A5698_11123_PC	PCB-152	7/19/2013	0.714	Yes	Y	J			1.25	0.231	pg/g
JW-EA09-SC36-A-130426	A5698_11123_PC	PCB-153/168	7/19/2013	896	Yes	Y	C			2.5	0.278	pg/g
JW-EA09-SC36-A-130426	A5698_11123_PC	PCB-154	7/19/2013	9.82	Yes	Y				1.25	0.312	pg/g
JW-EA09-SC36-A-130426	A5698_11123_PC	PCB-155	7/19/2013	0.212	Yes	N	U			1.25	0.212	pg/g
JW-EA09-SC36-A-130426	A5698_11123_PC	PCB-156/157	7/19/2013	148	Yes	Y	C			2.5	1.38	pg/g
JW-EA09-SC36-A-130426	A5698_11123_PC	PCB-083	7/19/2013	52.7	Yes	Y				1.25	0.794	pg/g
JW-EA09-SC36-A-130426	A5698_11123_PC	PCB-142	7/19/2013	0.382	Yes	N	U			1.25	0.382	pg/g
JW-EA09-SC36-A-130426	A5698_11123_PC	PCB-143	7/19/2013	3.52	Yes	Y				1.25	0.353	pg/g
JW-EA09-SC36-A-130426	A5698_11123_PC	PCB-141	7/19/2013	208	Yes	Y				1.25	0.36	pg/g
JW-EA09-SC36-A-130426	A5698_11123_PC	PCB-144	7/19/2013	46.4	Yes	Y				1.25	0.342	pg/g
JW-EA09-SC36-A-130426	A5698_11123_PC	PCB-046	7/19/2013	16	Yes	Y				1.25	0.477	pg/g
JW-SS-207-130429	A5698_11123_PC	PCB-129/138/163	7/19/2013	714	Yes	Y	C			5.13	0.29	pg/g
JW-SS-207-130429	A5698_11123_PC	PCB-204	7/19/2013	0.256	Yes	N	U			1.71	0.256	pg/g

Analytical Method		E1668A										
Sample ID	Lab Sample ID	Chemical Name	Anal Date	Result	Mod Res Report	Detect	Lab Qual	Val Qual	Reason	RL	MDL	Units
JW-SS-207-130429	A5698_11123_PC	PCB-133	7/19/2013	11.7	Yes	Y				1.71	0.301	pg/g
JW-SS-207-130429	A5698_11123_PC	PCB-132	7/19/2013	196	Yes	Y				1.71	0.306	pg/g
JW-SS-207-130429	A5698_11123_PC	PCB-131	7/19/2013	8.62	Yes	Y				1.71	0.316	pg/g
JW-SS-207-130429	A5698_11123_PC	PCB-203	7/19/2013	32.1	Yes	Y	B			1.71	0.336	pg/g
JW-SS-207-130429	A5698_11123_PC	PCB-078	7/19/2013	0.682	Yes	N	U			1.71	0.682	pg/g
JW-SS-207-130429	A5698_11123_PC	PCB-126	7/19/2013	1.56	Yes	Y	J EMPC	J	23	1.71	0.628	pg/g
JW-SS-207-130429	A5698_11123_PC	PCB-128/166	7/19/2013	109	Yes	Y	C			3.42	0.827	pg/g
JW-SS-207-130429	A5698_11123_PC	PCB-127	7/19/2013	1.34	Yes	Y	J EMPC	J	23	1.71	0.711	pg/g
JW-SS-207-130429	A5698_11123_PC	PCB-130	7/19/2013	48.5	Yes	Y				1.71	0.337	pg/g
JW-SS-207-130429	A5698_11123_PC	PCB-202	7/19/2013	13.5	Yes	Y				1.71	0.265	pg/g
JW-SS-207-130429	A5698_11123_PC	PCB-192	7/19/2013	0.501	Yes	N	U			1.71	0.501	pg/g
JW-SS-207-130429	A5698_11123_PC	PCB-200	7/19/2013	4.9	Yes	Y	B			1.71	0.249	pg/g
JW-SS-207-130429	A5698_11123_PC	PCB-136	7/19/2013	66	Yes	Y				1.71	0.223	pg/g
JW-SS-207-130429	A5698_11123_PC	PCB-198/199	7/19/2013	48.6	Yes	Y	B C			3.42	0.357	pg/g
JW-SS-207-130429	A5698_11123_PC	PCB-135/151	7/19/2013	152	Yes	Y	C			3.42	0.286	pg/g
JW-SS-207-130429	A5698_11123_PC	PCB-197	7/19/2013	1.36	Yes	Y	J			1.71	0.247	pg/g
JW-SS-207-130429	A5698_11123_PC	PCB-196	7/19/2013	20.2	Yes	Y	B			1.71	0.348	pg/g
JW-SS-207-130429	A5698_11123_PC	PCB-195	7/19/2013	16.3	Yes	Y	B			1.71	0.685	pg/g
JW-SS-207-130429	A5698_11123_PC	PCB-134	7/19/2013	38.1	Yes	Y				1.71	0.341	pg/g
JW-SS-207-130429	A5698_11123_PC	PCB-194	7/19/2013	45.1	Yes	Y	B			1.71	0.663	pg/g
JW-SS-207-130429	A5698_11123_PC	PCB-123	7/19/2013	11.6	Yes	Y				1.71	0.579	pg/g
JW-SS-207-130429	A5698_11123_PC	PCB-201	7/19/2013	6.43	Yes	Y				1.71	0.241	pg/g
JW-SS-207-130429	A5698_11123_PC	PCB-091	7/19/2013	57.1	Yes	Y				1.71	0.643	pg/g
JW-SS-207-130429	A5698_11123_PC	PCB-073	7/19/2013	0.274	Yes	N	U			1.71	0.274	pg/g
JW-SS-207-130429	A5698_11123_PC	PCB-103	7/19/2013	3.97	Yes	Y				1.71	0.708	pg/g

Analytical Method		E1668A										
Sample ID	Lab Sample ID	Chemical Name	Anal Date	Result	Mod Res Report	Detect	Lab Qual	Val Qual	Reason	RL	MDL	Units
JW-SS-207-130429	A5698_11123_PC	PCB-102	7/19/2013	11.7	Yes	Y				1.71	0.751	pg/g
JW-SS-207-130429	A5698_11123_PC	PCB-099	7/19/2013	324	Yes	Y				1.71	0.747	pg/g
JW-SS-207-130429	A5698_11123_PC	PCB-098	7/19/2013	0.743	Yes	N	U			1.71	0.743	pg/g
JW-SS-207-130429	A5698_11123_PC	PCB-096	7/19/2013	2.66	Yes	Y				1.71	0.266	pg/g
JW-SS-207-130429	A5698_11123_PC	PCB-095	7/19/2013	375	Yes	Y				1.71	0.764	pg/g
JW-SS-207-130429	A5698_11123_PC	PCB-094	7/19/2013	1.68	Yes	Y	J			1.71	0.81	pg/g
JW-SS-207-130429	A5698_11123_PC	PCB-105	7/19/2013	268	Yes	Y				1.71	0.691	pg/g
JW-SS-207-130429	A5698_11123_PC	PCB-092	7/19/2013	113	Yes	Y				1.71	0.786	pg/g
JW-SS-207-130429	A5698_11123_PC	PCB-106	7/19/2013	0.648	Yes	N	U			1.71	0.648	pg/g
JW-SS-207-130429	A5698_11123_PC	PCB-090/101/113	7/19/2013	613	Yes	Y	C			5.13	0.676	pg/g
JW-SS-207-130429	A5698_11123_PC	PCB-089	7/19/2013	4.14	Yes	Y				1.71	0.828	pg/g
JW-SS-207-130429	A5698_11123_PC	PCB-088	7/19/2013	0.888	Yes	N	U			1.71	0.888	pg/g
JW-SS-207-130429	A5698_11123_PC	PCB-086/087/097/108/119/125	7/19/2013	427	Yes	Y	C			10.3	0.683	pg/g
JW-SS-207-130429	A5698_11123_PC	PCB-085/116	7/19/2013	92.2	Yes	Y	C			3.42	0.659	pg/g
JW-SS-207-130429	A5698_11123_PC	PCB-084	7/19/2013	137	Yes	Y				1.71	0.875	pg/g
JW-SS-207-130429	A5698_11123_PC	PCB-137	7/19/2013	32.8	Yes	Y				1.71	0.273	pg/g
JW-SS-207-130429	A5698_11123_PC	PCB-007	7/19/2013	2.4	Yes	Y				1.71	0.372	pg/g
JW-SS-207-130429	A5698_11123_PC	PCB-093/100	7/19/2013	3.6	Yes	Y	C			3.42	0.742	pg/g
JW-SS-207-130429	A5698_11123_PC	PCB-115	7/19/2013	30.3	Yes	Y				1.71	0.524	pg/g
JW-SS-207-130429	A5698_11123_PC	PCB-121	7/19/2013	0.557	Yes	N	U			1.71	0.557	pg/g
JW-SS-207-130429	A5698_11123_PC	PCB-191	7/19/2013	4.75	Yes	Y				1.71	0.486	pg/g
JW-SS-207-130429	A5698_11123_PC	PCB-072	7/19/2013	3.08	Yes	Y				1.71	0.568	pg/g
JW-SS-207-130429	A5698_11123_PC	PCB-077	7/19/2013	26.5	Yes	Y				1.71	0.708	pg/g
JW-SS-207-130429	A5698_11123_PC	PCB-079	7/19/2013	6.11	Yes	Y				1.71	0.571	pg/g
JW-SS-207-130429	A5698_11123_PC	PCB-080	7/19/2013	0.53	Yes	N	U			1.71	0.53	pg/g

Analytical Method		E1668A										
Sample ID	Lab Sample ID	Chemical Name	Anal Date	Result	Mod Res Report	Detect	Lab Qual	Val Qual	Reason	RL	MDL	Units
JW-SS-207-130429	A5698_11123_PC	PCB-081	7/19/2013	1.22	Yes	Y	J EMPC	J	23	1.71	0.62	pg/g
JW-SS-207-130429	A5698_11123_PC	PCB-120	7/19/2013	2.54	Yes	Y				1.71	0.572	pg/g
JW-SS-207-130429	A5698_11123_PC	PCB-104	7/19/2013	0.238	Yes	N	U			1.71	0.238	pg/g
JW-SS-207-130429	A5698_11123_PC	PCB-117	7/19/2013	18.6	Yes	Y				1.71	0.663	pg/g
JW-SS-207-130429	A5698_11123_PC	PCB-122	7/19/2013	9.23	Yes	Y				1.71	0.673	pg/g
JW-SS-207-130429	A5698_11123_PC	PCB-114	7/19/2013	13.3	Yes	Y				1.71	0.566	pg/g
JW-SS-207-130429	A5698_11123_PC	PCB-112	7/19/2013	0.58	Yes	N	U			1.71	0.58	pg/g
JW-SS-207-130429	A5698_11123_PC	PCB-111	7/19/2013	0.561	Yes	N	U			1.71	0.561	pg/g
JW-SS-207-130429	A5698_11123_PC	PCB-110	7/19/2013	788	Yes	Y				1.71	0.68	pg/g
JW-SS-207-130429	A5698_11123_PC	PCB-082	7/19/2013	70.8	Yes	Y				1.71	0.9	pg/g
JW-SS-207-130429	A5698_11123_PC	PCB-109	7/19/2013	43.8	Yes	Y				1.71	0.595	pg/g
JW-SS-207-130429	A5698_11123_PC	PCB-083	7/19/2013	35.1	Yes	Y				1.71	0.936	pg/g
JW-SS-207-130429	A5698_11123_PC	PCB-107/124	7/19/2013	24.9	Yes	Y	C			3.42	0.64	pg/g
JW-SS-207-130429	A5698_11123_PC	PCB-118	7/19/2013	599	Yes	Y				1.71	0.578	pg/g
JW-SS-207-130429	A5698_11123_PC	PCB-020/028	7/19/2013	221	Yes	Y	C			3.42	0.666	pg/g
JW-SS-207-130429	A5698_11123_PC	PCB-002	7/19/2013	44.3	Yes	Y				1.71	0.328	pg/g
JW-SS-207-130429	A5698_11123_PC	PCB-036	7/19/2013	1.54	Yes	Y	J EMPC	J	23	1.71	0.651	pg/g
JW-SS-207-130429	A5698_11123_PC	PCB-035	7/19/2013	6.36	Yes	Y				1.71	0.768	pg/g
JW-SS-207-130429	A5698_11123_PC	PCB-034	7/19/2013	1	Yes	Y	J EMPC	J	23	1.71	0.657	pg/g
JW-SS-207-130429	A5698_11123_PC	PCB-032	7/19/2013	27.7	Yes	Y				1.71	0.392	pg/g
JW-SS-207-130429	A5698_11123_PC	PCB-031	7/19/2013	161	Yes	Y				1.71	0.621	pg/g
JW-SS-207-130429	A5698_11123_PC	PCB-027	7/19/2013	6.86	Yes	Y				1.71	0.416	pg/g
JW-SS-207-130429	A5698_11123_PC	PCB-026/029	7/19/2013	29.9	Yes	Y	C			3.42	0.648	pg/g
JW-SS-207-130429	A5698_11123_PC	PCB-025	7/19/2013	16.3	Yes	Y				1.71	0.633	pg/g
JW-SS-207-130429	A5698_11123_PC	PCB-024	7/19/2013	0.905	Yes	Y	J EMPC	J	23	1.71	0.424	pg/g

Analytical Method		E1668A										
Sample ID	Lab Sample ID	Chemical Name	Anal Date	Result	Mod Res Report	Detect	Lab Qual	Val Qual	Reason	RL	MDL	Units
JW-SS-207-130429	A5698_11123_PC	PCB-023	7/19/2013	0.636	Yes	N	U			1.71	0.636	pg/g
JW-SS-207-130429	A5698_11123_PC	PCB-038	7/19/2013	0.691	Yes	N	U			1.71	0.691	pg/g
JW-SS-207-130429	A5698_11123_PC	PCB-021/033	7/19/2013	85.6	Yes	Y	C			3.42	0.639	pg/g
JW-SS-207-130429	A5698_11123_PC	PCB-039	7/19/2013	1.19	Yes	Y	J EMPC	J	23	1.71	0.656	pg/g
JW-SS-207-130429	A5698_11123_PC	PCB-019	7/19/2013	4.73	Yes	Y				1.71	0.61	pg/g
JW-SS-207-130429	A5698_11123_PC	PCB-018/030	7/19/2013	72.3	Yes	Y	C			3.42	0.471	pg/g
JW-SS-207-130429	A5698_11123_PC	PCB-017	7/19/2013	39.1	Yes	Y				1.71	0.548	pg/g
JW-SS-207-130429	A5698_11123_PC	PCB-016	7/19/2013	33.2	Yes	Y				1.71	0.704	pg/g
JW-SS-207-130429	A5698_11123_PC	PCB-015	7/19/2013	51.3	Yes	Y				1.71	0.381	pg/g
JW-SS-207-130429	A5698_11123_PC	PCB-014	7/19/2013	1.4	Yes	Y	J			1.71	0.343	pg/g
JW-SS-207-130429	A5698_11123_PC	PCB-012/013	7/19/2013	10.2	Yes	Y	C			3.42	0.426	pg/g
JW-SS-207-130429	A5698_11123_PC	PCB-010	7/19/2013	0.375	Yes	N	U			1.71	0.375	pg/g
JW-SS-207-130429	A5698_11123_PC	PCB-188	7/19/2013	0.341	Yes	Y	J EMPC	J	23	1.71	0.189	pg/g
JW-SS-207-130429	A5698_11123_PC	PCB-187	7/19/2013	117	Yes	Y				1.71	0.519	pg/g
JW-SS-207-130429	A5698_11123_PC	PCB-009	7/19/2013	3.88	Yes	Y				1.71	0.417	pg/g
JW-SS-207-130429	A5698_11123_PC	PCB-022	7/19/2013	61.8	Yes	Y				1.71	0.697	pg/g
JW-SS-207-130429	A5698_11123_PC	PCB-052	7/19/2013	334	Yes	Y				1.71	0.37	pg/g
JW-SS-207-130429	A5698_11123_PC	PCB-068	7/19/2013	1.91	Yes	Y				1.71	0.543	pg/g
JW-SS-207-130429	A5698_11123_PC	PCB-067	7/19/2013	7.36	Yes	Y				1.71	0.565	pg/g
JW-SS-207-130429	A5698_11123_PC	PCB-066	7/19/2013	247	Yes	Y				1.71	0.639	pg/g
JW-SS-207-130429	A5698_11123_PC	PCB-064	7/19/2013	62.8	Yes	Y				1.71	0.254	pg/g
JW-SS-207-130429	A5698_11123_PC	PCB-063	7/19/2013	7.72	Yes	Y				1.71	0.548	pg/g
JW-SS-207-130429	A5698_11123_PC	PCB-061/070/074/076	7/19/2013	457	Yes	Y	C			6.84	0.584	pg/g
JW-SS-207-130429	A5698_11123_PC	PCB-060	7/19/2013	40.2	Yes	Y				1.71	0.628	pg/g
JW-SS-207-130429	A5698_11123_PC	PCB-059/062/075	7/19/2013	11.5	Yes	Y	C			5.13	0.274	pg/g

Analytical Method		E1668A										
Sample ID	Lab Sample ID	Chemical Name	Anal Date	Result	Mod Res Report	Detect	Lab Qual	Val Qual	Reason	RL	MDL	Units
JW-SS-207-130429	A5698_11123_PC	PCB-058	7/19/2013	0.762	Yes	Y	J EMPC	J	23	1.71	0.605	pg/g
JW-SS-207-130429	A5698_11123_PC	PCB-057	7/19/2013	0.602	Yes	N	U			1.71	0.602	pg/g
JW-SS-207-130429	A5698_11123_PC	PCB-056	7/19/2013	98	Yes	Y				1.71	0.636	pg/g
JW-SS-207-130429	A5698_11123_PC	PCB-037	7/19/2013	72.2	Yes	Y				1.71	0.725	pg/g
JW-SS-207-130429	A5698_11123_PC	PCB-054	7/19/2013	0.303	Yes	N	U			1.71	0.303	pg/g
JW-SS-207-130429	A5698_11123_PC	PCB-003	7/19/2013	28.1	Yes	Y				1.71	0.326	pg/g
JW-SS-207-130429	A5698_11123_PC	PCB-051	7/19/2013	3.96	Yes	Y				1.71	0.367	pg/g
JW-SS-207-130429	A5698_11123_PC	PCB-050/053	7/19/2013	14.5	Yes	Y	C			3.42	0.35	pg/g
JW-SS-207-130429	A5698_11123_PC	PCB-049/069	7/19/2013	115	Yes	Y	C			3.42	0.304	pg/g
JW-SS-207-130429	A5698_11123_PC	PCB-048	7/19/2013	25	Yes	Y				1.71	0.369	pg/g
JW-SS-207-130429	A5698_11123_PC	PCB-046	7/19/2013	5.12	Yes	Y				1.71	0.43	pg/g
JW-SS-207-130429	A5698_11123_PC	PCB-045	7/19/2013	11.7	Yes	Y				1.71	0.376	pg/g
JW-SS-207-130429	A5698_11123_PC	PCB-044/047/065	7/19/2013	187	Yes	Y	C			5.13	0.347	pg/g
JW-SS-207-130429	A5698_11123_PC	PCB-043	7/19/2013	4.94	Yes	Y				1.71	0.426	pg/g
JW-SS-207-130429	A5698_11123_PC	PCB-042	7/19/2013	37.7	Yes	Y				1.71	0.386	pg/g
JW-SS-207-130429	A5698_11123_PC	PCB-041	7/19/2013	8.14	Yes	Y				1.71	0.448	pg/g
JW-SS-207-130429	A5698_11123_PC	PCB-040/071	7/19/2013	58.6	Yes	Y	C			3.42	0.358	pg/g
JW-SS-207-130429	A5698_11123_PC	PCB-055	7/19/2013	3.28	Yes	Y				1.71	0.614	pg/g
JW-SS-207-130429	A5698_11123_PC	PCB-154	7/19/2013	10.5	Yes	Y				1.71	0.253	pg/g
JW-SS-207-130429	A5698_11123_PC	PCB-001	7/19/2013	25.8	Yes	Y				1.71	0.36	pg/g
JW-SS-207-130429	A5698_11123_PC	PCB-170	7/19/2013	89	Yes	Y	B			1.71	0.7	pg/g
JW-SS-207-130429	A5698_11123_PC	PCB-169	7/19/2013	1.14	Yes	N	U			1.71	1.14	pg/g
JW-SS-207-130429	A5698_11123_PC	PCB-167	7/19/2013	24.9	Yes	Y				1.71	0.678	pg/g
JW-SS-207-130429	A5698_11123_PC	PCB-165	7/19/2013	0.252	Yes	N	U			1.71	0.252	pg/g
JW-SS-207-130429	A5698_11123_PC	PCB-164	7/19/2013	44.1	Yes	Y				1.71	0.236	pg/g

Analytical Method		E1668A										
Sample ID	Lab Sample ID	Chemical Name	Anal Date	Result	Mod Res Report	Detect	Lab Qual	Val Qual	Reason	RL	MDL	Units
JW-SS-207-130429	A5698_11123_PC	PCB-162	7/19/2013	2.2	Yes	Y				1.71	0.737	pg/g
JW-SS-207-130429	A5698_11123_PC	PCB-161	7/19/2013	0.219	Yes	N	U			1.71	0.219	pg/g
JW-SS-207-130429	A5698_11123_PC	PCB-160	7/19/2013	7.33	Yes	Y				1.71	0.224	pg/g
JW-SS-207-130429	A5698_11123_PC	PCB-159	7/19/2013	3.24	Yes	Y				1.71	0.722	pg/g
JW-SS-207-130429	A5698_11123_PC	PCB-158	7/19/2013	69.8	Yes	Y				1.71	0.216	pg/g
JW-SS-207-130429	A5698_11123_PC	PCB-172	7/19/2013	15.7	Yes	Y				1.71	0.636	pg/g
JW-SS-207-130429	A5698_11123_PC	PCB-155	7/19/2013	0.186	Yes	N	U			1.71	0.186	pg/g
JW-SS-207-130429	A5698_11123_PC	PCB-174	7/19/2013	80.2	Yes	Y				1.71	0.605	pg/g
JW-SS-207-130429	A5698_11123_PC	PCB-153/168	7/19/2013	463	Yes	Y	C			3.42	0.225	pg/g
JW-SS-207-130429	A5698_11123_PC	PCB-152	7/19/2013	0.455	Yes	Y	J EMPC	J	23	1.71	0.203	pg/g
JW-SS-207-130429	A5698_11123_PC	PCB-150	7/19/2013	1.13	Yes	Y	J			1.71	0.2	pg/g
JW-SS-207-130429	A5698_11123_PC	PCB-148	7/19/2013	1.23	Yes	Y	J			1.71	0.274	pg/g
JW-SS-207-130429	A5698_11123_PC	PCB-147/149	7/19/2013	404	Yes	Y	C			3.42	0.28	pg/g
JW-SS-207-130429	A5698_11123_PC	PCB-146	7/19/2013	102	Yes	Y				1.71	0.291	pg/g
JW-SS-207-130429	A5698_11123_PC	PCB-145	7/19/2013	0.217	Yes	N	U			1.71	0.217	pg/g
JW-SS-207-130429	A5698_11123_PC	PCB-144	7/19/2013	21.8	Yes	Y				1.71	0.277	pg/g
JW-SS-207-130429	A5698_11123_PC	PCB-143	7/19/2013	0.286	Yes	N	U			1.71	0.286	pg/g
JW-SS-207-130429	A5698_11123_PC	PCB-142	7/19/2013	0.31	Yes	N	U			1.71	0.31	pg/g
JW-SS-207-130429	A5698_11123_PC	PCB-141	7/19/2013	94.4	Yes	Y				1.71	0.292	pg/g
JW-SS-207-130429	A5698_11123_PC	PCB-156/157	7/19/2013	88.8	Yes	Y	C			3.42	1.06	pg/g
JW-SS-207-130429	A5698_11123_PC	PCB-185	7/19/2013	8.36	Yes	Y				1.71	0.539	pg/g
JW-SS-207-130429	A5698_11123_PC	PCB-004	7/19/2013	12.8	Yes	Y				1.71	0.584	pg/g
JW-SS-207-130429	A5698_11123_PC	PCB-005	7/19/2013	1.33	Yes	Y	J			1.71	0.4	pg/g
JW-SS-207-130429	A5698_11123_PC	PCB-006	7/19/2013	12.4	Yes	Y				1.71	0.406	pg/g
JW-SS-207-130429	A5698_11123_PC	PCB-008	7/19/2013	61.2	Yes	Y				1.71	0.396	pg/g

Analytical Method		E1668A										
Sample ID	Lab Sample ID	Chemical Name	Anal Date	Result	Mod Res Report	Detect	Lab Qual	Val Qual	Reason	RL	MDL	Units
JW-SS-207-130429	A5698_11123_PC	PCB-205	7/19/2013	1.91	Yes	Y				1.71	0.538	pg/g
JW-SS-207-130429	A5698_11123_PC	PCB-206	7/19/2013	30.5	Yes	Y				1.71	0.987	pg/g
JW-SS-207-130429	A5698_11123_PC	PCB-207	7/19/2013	3.89	Yes	Y				1.71	0.622	pg/g
JW-SS-207-130429	A5698_11123_PC	PCB-208	7/19/2013	9.95	Yes	Y				1.71	0.6	pg/g
JW-SS-207-130429	A5698_11123_PC	PCB-011	7/19/2013	89.3	Yes	N	B	U	7	1.71	0.428	pg/g
JW-SS-207-130429	A5698_11123_PC	PCB-189	7/19/2013	3.9	Yes	Y	B			1.71	0.429	pg/g
JW-SS-207-130429	A5698_11123_PC	PCB-171/173	7/19/2013	29	Yes	Y	C			3.42	0.621	pg/g
JW-SS-207-130429	A5698_11123_PC	PCB-186	7/19/2013	0.192	Yes	N	U			1.71	0.192	pg/g
JW-SS-207-130429	A5698_11123_PC	PCB-139/140	7/19/2013	13.6	Yes	Y	C			3.42	0.276	pg/g
JW-SS-207-130429	A5698_11123_PC	PCB-184	7/19/2013	0.328	Yes	Y	J			1.71	0.202	pg/g
JW-SS-207-130429	A5698_11123_PC	PCB-183	7/19/2013	50.5	Yes	Y				1.71	0.536	pg/g
JW-SS-207-130429	A5698_11123_PC	PCB-182	7/19/2013	1.17	Yes	Y	J EMPC	J	23	1.71	0.509	pg/g
JW-SS-207-130429	A5698_11123_PC	PCB-181	7/19/2013	1.26	Yes	Y	J			1.71	0.55	pg/g
JW-SS-207-130429	A5698_11123_PC	PCB-180/193	7/19/2013	183	Yes	Y	B C			3.42	0.528	pg/g
JW-SS-207-130429	A5698_11123_PC	PCB-209	7/19/2013	20.9	Yes	Y				1.71	0.438	pg/g
JW-SS-207-130429	A5698_11123_PC	PCB-179	7/19/2013	37.8	Yes	Y				1.71	0.201	pg/g
JW-SS-207-130429	A5698_11123_PC	PCB-178	7/19/2013	21	Yes	Y				1.71	0.259	pg/g
JW-SS-207-130429	A5698_11123_PC	PCB-177	7/19/2013	56.6	Yes	Y				1.71	0.614	pg/g
JW-SS-207-130429	A5698_11123_PC	PCB-176	7/19/2013	9.94	Yes	Y				1.71	0.183	pg/g
JW-SS-207-130429	A5698_11123_PC	PCB-175	7/19/2013	4.16	Yes	Y				1.71	0.558	pg/g
JW-SS-207-130429	A5698_11123_PC	PCB-190	7/19/2013	17.8	Yes	Y	B			1.71	0.548	pg/g
JW-SS-208-130429	A5698_11123_PC	PCB-201	7/19/2013	5.27	Yes	Y				1.82	0.629	pg/g
JW-SS-208-130429	A5698_11123_PC	PCB-182	7/19/2013	0.882	Yes	N	U			1.82	0.882	pg/g
JW-SS-208-130429	A5698_11123_PC	PCB-175	7/19/2013	2.51	Yes	Y				1.82	0.967	pg/g
JW-SS-208-130429	A5698_11123_PC	PCB-188	7/19/2013	0.4	Yes	N	U			1.82	0.4	pg/g

Analytical Method		E1668A										
Sample ID	Lab Sample ID	Chemical Name	Anal Date	Result	Mod Res Report	Detect	Lab Qual	Val Qual	Reason	RL	MDL	Units
JW-SS-208-130429	A5698_11123_PC	PCB-187	7/19/2013	94.9	Yes	Y				1.82	0.899	pg/g
JW-SS-208-130429	A5698_11123_PC	PCB-186	7/19/2013	0.406	Yes	N	U			1.82	0.406	pg/g
JW-SS-208-130429	A5698_11123_PC	PCB-185	7/19/2013	5.69	Yes	Y				1.82	0.933	pg/g
JW-SS-208-130429	A5698_11123_PC	PCB-190	7/19/2013	12.6	Yes	Y	B			1.82	0.886	pg/g
JW-SS-208-130429	A5698_11123_PC	PCB-183	7/19/2013	38.6	Yes	Y	B			1.82	0.929	pg/g
JW-SS-208-130429	A5698_11123_PC	PCB-191	7/19/2013	3.05	Yes	Y				1.82	0.843	pg/g
JW-SS-208-130429	A5698_11123_PC	PCB-181	7/19/2013	0.953	Yes	N	U			1.82	0.953	pg/g
JW-SS-208-130429	A5698_11123_PC	PCB-180/193	7/19/2013	131	Yes	Y	B C			3.65	0.915	pg/g
JW-SS-208-130429	A5698_11123_PC	PCB-179	7/19/2013	29.1	Yes	Y				1.82	0.427	pg/g
JW-SS-208-130429	A5698_11123_PC	PCB-178	7/19/2013	16.6	Yes	Y				1.82	0.549	pg/g
JW-SS-208-130429	A5698_11123_PC	PCB-177	7/19/2013	44.3	Yes	Y				1.82	1.06	pg/g
JW-SS-208-130429	A5698_11123_PC	PCB-198/199	7/19/2013	43	Yes	Y	B C			3.65	0.931	pg/g
JW-SS-208-130429	A5698_11123_PC	PCB-184	7/19/2013	0.429	Yes	N	U			1.82	0.429	pg/g
JW-SS-208-130429	A5698_11123_PC	PCB-203	7/19/2013	25.6	Yes	Y	B			1.82	0.876	pg/g
JW-SS-208-130429	A5698_11123_PC	PCB-096	7/19/2013	1.13	Yes	Y	J EMPC	J	23	1.82	0.534	pg/g
JW-SS-208-130429	A5698_11123_PC	PCB-209	7/19/2013	17.4	Yes	Y				1.82	0.777	pg/g
JW-SS-208-130429	A5698_11123_PC	PCB-208	7/19/2013	8.28	Yes	Y				1.82	1.08	pg/g
JW-SS-208-130429	A5698_11123_PC	PCB-207	7/19/2013	3.51	Yes	Y				1.82	1.12	pg/g
JW-SS-208-130429	A5698_11123_PC	PCB-206	7/19/2013	27.6	Yes	Y				1.82	1.79	pg/g
JW-SS-208-130429	A5698_11123_PC	PCB-189	7/19/2013	2.55	Yes	Y	B			1.82	0.777	pg/g
JW-SS-208-130429	A5698_11123_PC	PCB-204	7/19/2013	0.668	Yes	N	U			1.82	0.668	pg/g
JW-SS-208-130429	A5698_11123_PC	PCB-174	7/19/2013	57.6	Yes	Y	B			1.82	1.05	pg/g
JW-SS-208-130429	A5698_11123_PC	PCB-202	7/19/2013	11.6	Yes	Y				1.82	0.69	pg/g
JW-SS-208-130429	A5698_11123_PC	PCB-200	7/19/2013	3.44	Yes	Y	B EMPC	J	23	1.82	0.65	pg/g
JW-SS-208-130429	A5698_11123_PC	PCB-197	7/19/2013	1.25	Yes	Y	J			1.82	0.644	pg/g

Analytical Method		E1668A										
Sample ID	Lab Sample ID	Chemical Name	Anal Date	Result	Mod Res Report	Detect	Lab Qual	Val Qual	Reason	RL	MDL	Units
JW-SS-208-130429	A5698_11123_PC	PCB-196	7/19/2013	15.9	Yes	Y	B			1.82	0.909	pg/g
JW-SS-208-130429	A5698_11123_PC	PCB-194	7/19/2013	38.8	Yes	Y	B			1.82	1.47	pg/g
JW-SS-208-130429	A5698_11123_PC	PCB-192	7/19/2013	0.868	Yes	N	U			1.82	0.868	pg/g
JW-SS-208-130429	A5698_11123_PC	PCB-205	7/19/2013	1.92	Yes	Y				1.82	1.19	pg/g
JW-SS-208-130429	A5698_11123_PC	PCB-143	7/19/2013	0.558	Yes	N	U			1.82	0.558	pg/g
JW-SS-208-130429	A5698_11123_PC	PCB-176	7/19/2013	7.1	Yes	Y				1.82	0.387	pg/g
JW-SS-208-130429	A5698_11123_PC	PCB-150	7/19/2013	0.736	Yes	Y	J EMPC	J	23	1.82	0.379	pg/g
JW-SS-208-130429	A5698_11123_PC	PCB-148	7/19/2013	0.534	Yes	N	U			1.82	0.534	pg/g
JW-SS-208-130429	A5698_11123_PC	PCB-147/149	7/19/2013	230	Yes	Y	C			3.65	0.546	pg/g
JW-SS-208-130429	A5698_11123_PC	PCB-146	7/19/2013	65.9	Yes	Y				1.82	0.568	pg/g
JW-SS-208-130429	A5698_11123_PC	PCB-153/168	7/19/2013	283	Yes	Y	C			3.65	0.439	pg/g
JW-SS-208-130429	A5698_11123_PC	PCB-144	7/19/2013	11.7	Yes	Y				1.82	0.54	pg/g
JW-SS-208-130429	A5698_11123_PC	PCB-154	7/19/2013	6.97	Yes	Y				1.82	0.493	pg/g
JW-SS-208-130429	A5698_11123_PC	PCB-142	7/19/2013	0.603	Yes	N	U			1.82	0.603	pg/g
JW-SS-208-130429	A5698_11123_PC	PCB-141	7/19/2013	50.2	Yes	Y				1.82	0.569	pg/g
JW-SS-208-130429	A5698_11123_PC	PCB-139/140	7/19/2013	6.78	Yes	Y	C			3.65	0.537	pg/g
JW-SS-208-130429	A5698_11123_PC	PCB-137	7/19/2013	14.9	Yes	Y				1.82	0.531	pg/g
JW-SS-208-130429	A5698_11123_PC	PCB-136	7/19/2013	33.7	Yes	Y				1.82	0.422	pg/g
JW-SS-208-130429	A5698_11123_PC	PCB-135/151	7/19/2013	93.7	Yes	Y	C			3.65	0.558	pg/g
JW-SS-208-130429	A5698_11123_PC	PCB-145	7/19/2013	0.411	Yes	N	U			1.82	0.411	pg/g
JW-SS-208-130429	A5698_11123_PC	PCB-162	7/19/2013	0.946	Yes	N	U			1.82	0.946	pg/g
JW-SS-208-130429	A5698_11123_PC	PCB-172	7/19/2013	11.2	Yes	Y	B			1.82	1.1	pg/g
JW-SS-208-130429	A5698_11123_PC	PCB-171/173	7/19/2013	20.1	Yes	Y	B C			3.65	1.08	pg/g
JW-SS-208-130429	A5698_11123_PC	PCB-195	7/19/2013	13.3	Yes	N	B	U	7	1.82	1.51	pg/g
JW-SS-208-130429	A5698_11123_PC	PCB-169	7/19/2013	1.44	Yes	N	U			1.82	1.44	pg/g

Analytical Method		E1668A										
Sample ID	Lab Sample ID	Chemical Name	Anal Date	Result	Mod Res Report	Detect	Lab Qual	Val Qual	Reason	RL	MDL	Units
JW-SS-208-130429	A5698_11123_PC	PCB-167	7/19/2013	12.2	Yes	Y				1.82	0.87	pg/g
JW-SS-208-130429	A5698_11123_PC	PCB-152	7/19/2013	0.384	Yes	N	U			1.82	0.384	pg/g
JW-SS-208-130429	A5698_11123_PC	PCB-164	7/19/2013	23.5	Yes	Y				1.82	0.46	pg/g
JW-SS-208-130429	A5698_11123_PC	PCB-134	7/19/2013	17.6	Yes	Y				1.82	0.664	pg/g
JW-SS-208-130429	A5698_11123_PC	PCB-161	7/19/2013	0.427	Yes	N	U			1.82	0.427	pg/g
JW-SS-208-130429	A5698_11123_PC	PCB-160	7/19/2013	4.93	Yes	Y				1.82	0.436	pg/g
JW-SS-208-130429	A5698_11123_PC	PCB-159	7/19/2013	0.927	Yes	N	U			1.82	0.927	pg/g
JW-SS-208-130429	A5698_11123_PC	PCB-158	7/19/2013	34	Yes	Y				1.82	0.42	pg/g
JW-SS-208-130429	A5698_11123_PC	PCB-156/157	7/19/2013	41.5	Yes	Y	C			3.65	1.36	pg/g
JW-SS-208-130429	A5698_11123_PC	PCB-155	7/19/2013	0.352	Yes	N	U			1.82	0.352	pg/g
JW-SS-208-130429	A5698_11123_PC	PCB-165	7/19/2013	0.491	Yes	N	U			1.82	0.491	pg/g
JW-SS-208-130429	A5698_11123_PC	PCB-044/047/065	7/19/2013	121	Yes	Y	C			5.47	0.674	pg/g
JW-SS-208-130429	A5698_11123_PC	PCB-037	7/19/2013	65	Yes	Y				1.82	1.05	pg/g
JW-SS-208-130429	A5698_11123_PC	PCB-051	7/19/2013	2.91	Yes	Y				1.82	0.713	pg/g
JW-SS-208-130429	A5698_11123_PC	PCB-050/053	7/19/2013	10.6	Yes	Y	C			3.65	0.68	pg/g
JW-SS-208-130429	A5698_11123_PC	PCB-049/069	7/19/2013	83.5	Yes	Y	C			3.65	0.591	pg/g
JW-SS-208-130429	A5698_11123_PC	PCB-048	7/19/2013	21.4	Yes	Y				1.82	0.716	pg/g
JW-SS-208-130429	A5698_11123_PC	PCB-054	7/19/2013	0.626	Yes	N	U			1.82	0.626	pg/g
JW-SS-208-130429	A5698_11123_PC	PCB-045	7/19/2013	9.68	Yes	Y				1.82	0.73	pg/g
JW-SS-208-130429	A5698_11123_PC	PCB-055	7/19/2013	2.56	Yes	Y	EMPC	J	23	1.82	0.892	pg/g
JW-SS-208-130429	A5698_11123_PC	PCB-043	7/19/2013	3.81	Yes	Y				1.82	0.828	pg/g
JW-SS-208-130429	A5698_11123_PC	PCB-042	7/19/2013	31.4	Yes	Y				1.82	0.749	pg/g
JW-SS-208-130429	A5698_11123_PC	PCB-041	7/19/2013	8.57	Yes	Y				1.82	0.87	pg/g
JW-SS-208-130429	A5698_11123_PC	PCB-040/071	7/19/2013	46.3	Yes	Y	C			3.65	0.696	pg/g
JW-SS-208-130429	A5698_11123_PC	PCB-039	7/19/2013	0.954	Yes	N	U			1.82	0.954	pg/g

Analytical Method		E1668A										
Sample ID	Lab Sample ID	Chemical Name	Anal Date	Result	Mod Res Report	Detect	Lab Qual	Val Qual	Reason	RL	MDL	Units
JW-SS-208-130429	A5698_11123_PC	PCB-078	7/19/2013	0.991	Yes	N	U			1.82	0.991	pg/g
JW-SS-208-130429	A5698_11123_PC	PCB-046	7/19/2013	4.03	Yes	Y				1.82	0.834	pg/g
JW-SS-208-130429	A5698_11123_PC	PCB-063	7/19/2013	6.15	Yes	Y				1.82	0.796	pg/g
JW-SS-208-130429	A5698_11123_PC	PCB-077	7/19/2013	23.6	Yes	Y				1.82	0.935	pg/g
JW-SS-208-130429	A5698_11123_PC	PCB-073	7/19/2013	0.533	Yes	N	U			1.82	0.533	pg/g
JW-SS-208-130429	A5698_11123_PC	PCB-072	7/19/2013	2.21	Yes	Y				1.82	0.826	pg/g
JW-SS-208-130429	A5698_11123_PC	PCB-068	7/19/2013	1.3	Yes	Y	J			1.82	0.789	pg/g
JW-SS-208-130429	A5698_11123_PC	PCB-067	7/19/2013	0.821	Yes	N	U			1.82	0.821	pg/g
JW-SS-208-130429	A5698_11123_PC	PCB-052	7/19/2013	160	Yes	Y				1.82	0.719	pg/g
JW-SS-208-130429	A5698_11123_PC	PCB-064	7/19/2013	45.1	Yes	Y				1.82	0.493	pg/g
JW-SS-208-130429	A5698_11123_PC	PCB-036	7/19/2013	1.66	Yes	Y	J			1.82	0.946	pg/g
JW-SS-208-130429	A5698_11123_PC	PCB-061/070/074/076	7/19/2013	296	Yes	Y	C			7.3	0.849	pg/g
JW-SS-208-130429	A5698_11123_PC	PCB-060	7/19/2013	37.2	Yes	Y				1.82	0.913	pg/g
JW-SS-208-130429	A5698_11123_PC	PCB-059/062/075	7/19/2013	10.2	Yes	Y	C			5.47	0.532	pg/g
JW-SS-208-130429	A5698_11123_PC	PCB-058	7/19/2013	0.879	Yes	N	U			1.82	0.879	pg/g
JW-SS-208-130429	A5698_11123_PC	PCB-057	7/19/2013	0.875	Yes	N	U			1.82	0.875	pg/g
JW-SS-208-130429	A5698_11123_PC	PCB-056	7/19/2013	80	Yes	Y				1.82	0.924	pg/g
JW-SS-208-130429	A5698_11123_PC	PCB-066	7/19/2013	196	Yes	Y				1.82	0.929	pg/g
JW-SS-208-130429	A5698_11123_PC	PCB-006	7/19/2013	13.5	Yes	Y				1.82	1.03	pg/g
JW-SS-208-130429	A5698_11123_PC	PCB-038	7/19/2013	1	Yes	N	U			1.82	1	pg/g
JW-SS-208-130429	A5698_11123_PC	PCB-012/013	7/19/2013	10.6	Yes	Y	C			3.65	1.09	pg/g
JW-SS-208-130429	A5698_11123_PC	PCB-170	7/19/2013	60.4	Yes	N	B	U	7	1.82	1.13	pg/g
JW-SS-208-130429	A5698_11123_PC	PCB-010	7/19/2013	1.45	Yes	Y	J			1.82	0.617	pg/g
JW-SS-208-130429	A5698_11123_PC	PCB-009	7/19/2013	4.3	Yes	Y				1.82	1.06	pg/g
JW-SS-208-130429	A5698_11123_PC	PCB-015	7/19/2013	49.7	Yes	Y				1.82	0.972	pg/g

Analytical Method		E1668A										
Sample ID	Lab Sample ID	Chemical Name	Anal Date	Result	Mod Res Report	Detect	Lab Qual	Val Qual	Reason	RL	MDL	Units
JW-SS-208-130429	A5698_11123_PC	PCB-007	7/19/2013	2.9	Yes	Y				1.82	0.947	pg/g
JW-SS-208-130429	A5698_11123_PC	PCB-016	7/19/2013	30	Yes	Y				1.82	1.41	pg/g
JW-SS-208-130429	A5698_11123_PC	PCB-005	7/19/2013	1.49	Yes	Y	J			1.82	1.02	pg/g
JW-SS-208-130429	A5698_11123_PC	PCB-004	7/19/2013	17	Yes	Y				1.82	0.961	pg/g
JW-SS-208-130429	A5698_11123_PC	PCB-003	7/19/2013	35.9	Yes	Y				1.82	0.604	pg/g
JW-SS-208-130429	A5698_11123_PC	PCB-002	7/19/2013	43.5	Yes	Y				1.82	0.607	pg/g
JW-SS-208-130429	A5698_11123_PC	PCB-001	7/19/2013	45.6	Yes	Y				1.82	0.72	pg/g
JW-SS-208-130429	A5698_11123_PC	PCB-011	7/19/2013	90	Yes	N	B	U	7	1.82	1.09	pg/g
JW-SS-208-130429	A5698_11123_PC	PCB-008	7/19/2013	57.2	Yes	Y				1.82	1.01	pg/g
JW-SS-208-130429	A5698_11123_PC	PCB-023	7/19/2013	0.925	Yes	N	U			1.82	0.925	pg/g
JW-SS-208-130429	A5698_11123_PC	PCB-035	7/19/2013	5.87	Yes	Y				1.82	1.12	pg/g
JW-SS-208-130429	A5698_11123_PC	PCB-034	7/19/2013	0.956	Yes	N	U			1.82	0.956	pg/g
JW-SS-208-130429	A5698_11123_PC	PCB-032	7/19/2013	25.9	Yes	Y				1.82	0.786	pg/g
JW-SS-208-130429	A5698_11123_PC	PCB-031	7/19/2013	136	Yes	Y				1.82	0.903	pg/g
JW-SS-208-130429	A5698_11123_PC	PCB-027	7/19/2013	6.33	Yes	Y				1.82	0.836	pg/g
JW-SS-208-130429	A5698_11123_PC	PCB-014	7/19/2013	1.15	Yes	Y	J			1.82	0.874	pg/g
JW-SS-208-130429	A5698_11123_PC	PCB-025	7/19/2013	13.7	Yes	Y				1.82	0.92	pg/g
JW-SS-208-130429	A5698_11123_PC	PCB-024	7/19/2013	0.97	Yes	Y	J			1.82	0.852	pg/g
JW-SS-208-130429	A5698_11123_PC	PCB-099	7/19/2013	165	Yes	Y				1.82	0.877	pg/g
JW-SS-208-130429	A5698_11123_PC	PCB-021/033	7/19/2013	69.1	Yes	Y	C			3.65	0.929	pg/g
JW-SS-208-130429	A5698_11123_PC	PCB-020/028	7/19/2013	194	Yes	Y	C			3.65	0.968	pg/g
JW-SS-208-130429	A5698_11123_PC	PCB-019	7/19/2013	4.42	Yes	Y				1.82	1.22	pg/g
JW-SS-208-130429	A5698_11123_PC	PCB-018/030	7/19/2013	67.2	Yes	Y	C			3.65	0.946	pg/g
JW-SS-208-130429	A5698_11123_PC	PCB-017	7/19/2013	36.1	Yes	Y				1.82	1.1	pg/g
JW-SS-208-130429	A5698_11123_PC	PCB-026/029	7/19/2013	24.5	Yes	Y	C			3.65	0.942	pg/g

Analytical Method		E1668A										
Sample ID	Lab Sample ID	Chemical Name	Anal Date	Result	Mod Res Report	Detect	Lab Qual	Val Qual	Reason	RL	MDL	Units
JW-SS-208-130429	A5698_11123_PC	PCB-123	7/19/2013	5.42	Yes	Y				1.82	0.68	pg/g
JW-SS-208-130429	A5698_11123_PC	PCB-109	7/19/2013	24.6	Yes	Y				1.82	0.699	pg/g
JW-SS-208-130429	A5698_11123_PC	PCB-110	7/19/2013	342	Yes	Y				1.82	0.799	pg/g
JW-SS-208-130429	A5698_11123_PC	PCB-111	7/19/2013	0.659	Yes	N	U			1.82	0.659	pg/g
JW-SS-208-130429	A5698_11123_PC	PCB-112	7/19/2013	0.681	Yes	N	U			1.82	0.681	pg/g
JW-SS-208-130429	A5698_11123_PC	PCB-114	7/19/2013	6.44	Yes	Y				1.82	0.666	pg/g
JW-SS-208-130429	A5698_11123_PC	PCB-115	7/19/2013	6.14	Yes	Y				1.82	0.616	pg/g
JW-SS-208-130429	A5698_11123_PC	PCB-117	7/19/2013	6.58	Yes	Y				1.82	0.779	pg/g
JW-SS-208-130429	A5698_11123_PC	PCB-118	7/19/2013	294	Yes	Y				1.82	0.688	pg/g
JW-SS-208-130429	A5698_11123_PC	PCB-107/124	7/19/2013	11.1	Yes	Y	C			3.65	0.752	pg/g
JW-SS-208-130429	A5698_11123_PC	PCB-121	7/19/2013	0.654	Yes	N	U			1.82	0.654	pg/g
JW-SS-208-130429	A5698_11123_PC	PCB-122	7/19/2013	5.25	Yes	Y				1.82	0.793	pg/g
JW-SS-208-130429	A5698_11123_PC	PCB-127	7/19/2013	0.77	Yes	N	U			1.82	0.77	pg/g
JW-SS-208-130429	A5698_11123_PC	PCB-128/166	7/19/2013	54.9	Yes	Y	C			3.65	1.06	pg/g
JW-SS-208-130429	A5698_11123_PC	PCB-129/138/163	7/19/2013	386	Yes	Y	C			5.47	0.565	pg/g
JW-SS-208-130429	A5698_11123_PC	PCB-130	7/19/2013	25.6	Yes	Y				1.82	0.657	pg/g
JW-SS-208-130429	A5698_11123_PC	PCB-131	7/19/2013	4.03	Yes	Y				1.82	0.615	pg/g
JW-SS-208-130429	A5698_11123_PC	PCB-132	7/19/2013	92.3	Yes	Y				1.82	0.597	pg/g
JW-SS-208-130429	A5698_11123_PC	PCB-133	7/19/2013	7.36	Yes	Y				1.82	0.586	pg/g
JW-SS-208-130429	A5698_11123_PC	PCB-022	7/19/2013	53.7	Yes	Y				1.82	1.01	pg/g
JW-SS-208-130429	A5698_11123_PC	PCB-079	7/19/2013	3.29	Yes	Y				1.82	0.83	pg/g
JW-SS-208-130429	A5698_11123_PC	PCB-120	7/19/2013	0.672	Yes	N	U			1.82	0.672	pg/g
JW-SS-208-130429	A5698_11123_PC	PCB-088	7/19/2013	32.6	Yes	Y				1.82	1.04	pg/g
JW-SS-208-130429	A5698_11123_PC	PCB-081	7/19/2013	0.902	Yes	N	U			1.82	0.902	pg/g
JW-SS-208-130429	A5698_11123_PC	PCB-126	7/19/2013	0.948	Yes	N	U			1.82	0.948	pg/g

Analytical Method		E1668A										
Sample ID	Lab Sample ID	Chemical Name	Anal Date	Result	Mod Res Report	Detect	Lab Qual	Val Qual	Reason	RL	MDL	Units
JW-SS-208-130429	A5698_11123_PC	PCB-106	7/19/2013	0.761	Yes	N	U			1.82	0.761	pg/g
JW-SS-208-130429	A5698_11123_PC	PCB-082	7/19/2013	30.5	Yes	Y				1.82	1.06	pg/g
JW-SS-208-130429	A5698_11123_PC	PCB-083	7/19/2013	11.1	Yes	Y				1.82	1.1	pg/g
JW-SS-208-130429	A5698_11123_PC	PCB-084	7/19/2013	46.2	Yes	Y				1.82	1.03	pg/g
JW-SS-208-130429	A5698_11123_PC	PCB-080	7/19/2013	1.49	Yes	Y	J			1.82	0.77	pg/g
JW-SS-208-130429	A5698_11123_PC	PCB-086/087/097/108/119/125	7/19/2013	173	Yes	Y	C			10.9	0.803	pg/g
JW-SS-208-130429	A5698_11123_PC	PCB-089	7/19/2013	2.3	Yes	Y				1.82	0.973	pg/g
JW-SS-208-130429	A5698_11123_PC	PCB-090/101/113	7/19/2013	268	Yes	Y	C			5.47	0.795	pg/g
JW-SS-208-130429	A5698_11123_PC	PCB-102	7/19/2013	5.88	Yes	Y				1.82	0.882	pg/g
JW-SS-208-130429	A5698_11123_PC	PCB-105	7/19/2013	120	Yes	Y				1.82	0.748	pg/g
JW-SS-208-130429	A5698_11123_PC	PCB-104	7/19/2013	0.476	Yes	N	U			1.82	0.476	pg/g
JW-SS-208-130429	A5698_11123_PC	PCB-085/116	7/19/2013	45.2	Yes	Y	C			3.65	0.774	pg/g
JW-SS-208-130429	A5698_11123_PC	PCB-103	7/19/2013	1.95	Yes	Y				1.82	0.832	pg/g
JW-SS-208-130429	A5698_11123_PC	PCB-098	7/19/2013	0.872	Yes	N	U			1.82	0.872	pg/g
JW-SS-208-130429	A5698_11123_PC	PCB-095	7/19/2013	133	Yes	Y				1.82	0.898	pg/g
JW-SS-208-130429	A5698_11123_PC	PCB-094	7/19/2013	0.952	Yes	N	U			1.82	0.952	pg/g
JW-SS-208-130429	A5698_11123_PC	PCB-093/100	7/19/2013	0.872	Yes	N	C U			3.65	0.872	pg/g
JW-SS-208-130429	A5698_11123_PC	PCB-092	7/19/2013	52.9	Yes	Y				1.82	0.923	pg/g
JW-SS-208-130429	A5698_11123_PC	PCB-091	7/19/2013	0.756	Yes	N	U			1.82	0.756	pg/g
JW-SS-209-130429	A5698_11123_PC	PCB-083	7/19/2013	1.1	Yes	N	U			1.55	1.1	pg/g
JW-SS-209-130429	A5698_11123_PC	PCB-093/100	7/19/2013	4.18	Yes	Y	C			3.1	0.87	pg/g
JW-SS-209-130429	A5698_11123_PC	PCB-066	7/19/2013	387	Yes	Y				1.55	1.1	pg/g
JW-SS-209-130429	A5698_11123_PC	PCB-092	7/19/2013	102	Yes	Y				1.55	0.921	pg/g
JW-SS-209-130429	A5698_11123_PC	PCB-090/101/113	7/19/2013	529	Yes	Y	C			4.65	0.792	pg/g
JW-SS-209-130429	A5698_11123_PC	PCB-089	7/19/2013	4.39	Yes	Y				1.55	0.97	pg/g

Analytical Method		E1668A										
Sample ID	Lab Sample ID	Chemical Name	Anal Date	Result	Mod Res Report	Detect	Lab Qual	Val Qual	Reason	RL	MDL	Units
JW-SS-209-130429	A5698_11123_PC	PCB-088	7/19/2013	1.04	Yes	N	U			1.55	1.04	pg/g
JW-SS-209-130429	A5698_11123_PC	PCB-086/087/097/108/119/125	7/19/2013	347	Yes	Y	C			9.3	0.801	pg/g
JW-SS-209-130429	A5698_11123_PC	PCB-085/116	7/19/2013	81	Yes	Y	C			3.1	0.772	pg/g
JW-SS-209-130429	A5698_11123_PC	PCB-084	7/19/2013	109	Yes	Y				1.55	1.02	pg/g
JW-SS-209-130429	A5698_11123_PC	PCB-091	7/19/2013	51.2	Yes	Y				1.55	0.754	pg/g
JW-SS-209-130429	A5698_11123_PC	PCB-082	7/19/2013	62.1	Yes	Y				1.55	1.05	pg/g
JW-SS-209-130429	A5698_11123_PC	PCB-081	7/19/2013	1.45	Yes	Y	J EMPC	J	23	1.55	1.07	pg/g
JW-SS-209-130429	A5698_11123_PC	PCB-080	7/19/2013	0.911	Yes	N	U			1.55	0.911	pg/g
JW-SS-209-130429	A5698_11123_PC	PCB-079	7/19/2013	7.54	Yes	Y				1.55	0.981	pg/g
JW-SS-209-130429	A5698_11123_PC	PCB-078	7/19/2013	1.17	Yes	N	U			1.55	1.17	pg/g
JW-SS-209-130429	A5698_11123_PC	PCB-077	7/19/2013	38.1	Yes	Y				1.55	1.15	pg/g
JW-SS-209-130429	A5698_11123_PC	PCB-073	7/19/2013	2.02	Yes	Y				1.55	0.305	pg/g
JW-SS-209-130429	A5698_11123_PC	PCB-072	7/19/2013	4.8	Yes	Y				1.55	0.976	pg/g
JW-SS-209-130429	A5698_11123_PC	PCB-067	7/19/2013	11.5	Yes	Y				1.55	0.971	pg/g
JW-SS-209-130429	A5698_11123_PC	PCB-064	7/19/2013	101	Yes	Y				1.55	0.282	pg/g
JW-SS-209-130429	A5698_11123_PC	PCB-094	7/19/2013	1.86	Yes	Y				1.55	0.949	pg/g
JW-SS-209-130429	A5698_11123_PC	PCB-122	7/19/2013	8.66	Yes	Y				1.55	0.834	pg/g
JW-SS-209-130429	A5698_11123_PC	PCB-068	7/19/2013	2.9	Yes	Y				1.55	0.934	pg/g
JW-SS-209-130429	A5698_11123_PC	PCB-110	7/19/2013	686	Yes	Y				1.55	0.797	pg/g
JW-SS-209-130429	A5698_11123_PC	PCB-127	7/19/2013	0.833	Yes	N	U			1.55	0.833	pg/g
JW-SS-209-130429	A5698_11123_PC	PCB-126	7/19/2013	1.84	Yes	Y	EMPC	J	23	1.55	0.566	pg/g
JW-SS-209-130429	A5698_11123_PC	PCB-123	7/19/2013	7.9	Yes	Y				1.55	0.679	pg/g
JW-SS-209-130429	A5698_11123_PC	PCB-036	7/19/2013	2.18	Yes	Y	EMPC	J	23	1.55	0.444	pg/g
JW-SS-209-130429	A5698_11123_PC	PCB-121	7/19/2013	0.652	Yes	N	U			1.55	0.652	pg/g
JW-SS-209-130429	A5698_11123_PC	PCB-063	7/19/2013	13.2	Yes	Y				1.55	0.941	pg/g

Analytical Method		E1668A										
Sample ID	Lab Sample ID	Chemical Name	Anal Date	Result	Mod Res Report	Detect	Lab Qual	Val Qual	Reason	RL	MDL	Units
JW-SS-209-130429	A5698_11123_PC	PCB-118	7/19/2013	534	Yes	Y				1.55	0.714	pg/g
JW-SS-209-130429	A5698_11123_PC	PCB-117	7/19/2013	14.5	Yes	Y				1.55	0.777	pg/g
JW-SS-209-130429	A5698_11123_PC	PCB-115	7/19/2013	0.614	Yes	N	U			1.55	0.614	pg/g
JW-SS-209-130429	A5698_11123_PC	PCB-114	7/19/2013	11.6	Yes	Y				1.55	0.701	pg/g
JW-SS-209-130429	A5698_11123_PC	PCB-112	7/19/2013	0.679	Yes	N	U			1.55	0.679	pg/g
JW-SS-209-130429	A5698_11123_PC	PCB-120	7/19/2013	3.3	Yes	Y				1.55	0.67	pg/g
JW-SS-209-130429	A5698_11123_PC	PCB-034	7/19/2013	1.68	Yes	Y				1.55	0.449	pg/g
JW-SS-209-130429	A5698_11123_PC	PCB-095	7/19/2013	319	Yes	Y				1.55	0.895	pg/g
JW-SS-209-130429	A5698_11123_PC	PCB-146	7/19/2013	88.8	Yes	Y				1.55	0.31	pg/g
JW-SS-209-130429	A5698_11123_PC	PCB-109	7/19/2013	41.9	Yes	Y				1.55	0.697	pg/g
JW-SS-209-130429	A5698_11123_PC	PCB-107/124	7/19/2013	20.9	Yes	Y	C			3.1	0.75	pg/g
JW-SS-209-130429	A5698_11123_PC	PCB-106	7/19/2013	0.759	Yes	N	U			1.55	0.759	pg/g
JW-SS-209-130429	A5698_11123_PC	PCB-105	7/19/2013	225	Yes	Y				1.55	0.81	pg/g
JW-SS-209-130429	A5698_11123_PC	PCB-104	7/19/2013	0.184	Yes	N	U			1.55	0.184	pg/g
JW-SS-209-130429	A5698_11123_PC	PCB-103	7/19/2013	4.3	Yes	Y				1.55	0.829	pg/g
JW-SS-209-130429	A5698_11123_PC	PCB-102	7/19/2013	12.6	Yes	Y				1.55	0.88	pg/g
JW-SS-209-130429	A5698_11123_PC	PCB-099	7/19/2013	319	Yes	Y				1.55	0.875	pg/g
JW-SS-209-130429	A5698_11123_PC	PCB-098	7/19/2013	0.87	Yes	N	U			1.55	0.87	pg/g
JW-SS-209-130429	A5698_11123_PC	PCB-096	7/19/2013	1.76	Yes	Y	EMPC	J	23	1.55	0.206	pg/g
JW-SS-209-130429	A5698_11123_PC	PCB-111	7/19/2013	0.657	Yes	N	U			1.55	0.657	pg/g
JW-SS-209-130429	A5698_11123_PC	PCB-008	7/19/2013	92.3	Yes	Y				1.55	0.818	pg/g
JW-SS-209-130429	A5698_11123_PC	PCB-128/166	7/19/2013	89.5	Yes	Y	C			3.1	0.899	pg/g
JW-SS-209-130429	A5698_11123_PC	PCB-043	7/19/2013	8.02	Yes	Y				1.55	0.474	pg/g
JW-SS-209-130429	A5698_11123_PC	PCB-044/047/065	7/19/2013	258	Yes	Y	C			4.65	0.386	pg/g
JW-SS-209-130429	A5698_11123_PC	PCB-045	7/19/2013	19.6	Yes	Y				1.55	0.418	pg/g

Analytical Method		E1668A										
Sample ID	Lab Sample ID	Chemical Name	Anal Date	Result	Mod Res Report	Detect	Lab Qual	Val Qual	Reason	RL	MDL	Units
JW-SS-209-130429	A5698_11123_PC	PCB-046	7/19/2013	8.51	Yes	Y				1.55	0.478	pg/g
JW-SS-209-130429	A5698_11123_PC	PCB-048	7/19/2013	43.8	Yes	Y				1.55	0.41	pg/g
JW-SS-209-130429	A5698_11123_PC	PCB-049/069	7/19/2013	167	Yes	Y	C			3.1	0.339	pg/g
JW-SS-209-130429	A5698_11123_PC	PCB-050/053	7/19/2013	21.5	Yes	Y	C			3.1	0.39	pg/g
JW-SS-209-130429	A5698_11123_PC	PCB-031	7/19/2013	241	Yes	Y				1.55	0.424	pg/g
JW-SS-209-130429	A5698_11123_PC	PCB-012/013	7/19/2013	14.8	Yes	Y	C			3.1	0.88	pg/g
JW-SS-209-130429	A5698_11123_PC	PCB-041	7/19/2013	17.4	Yes	Y				1.55	0.498	pg/g
JW-SS-209-130429	A5698_11123_PC	PCB-009	7/19/2013	5.96	Yes	Y				1.55	0.862	pg/g
JW-SS-209-130429	A5698_11123_PC	PCB-040/071	7/19/2013	101	Yes	Y	C			3.1	0.399	pg/g
JW-SS-209-130429	A5698_11123_PC	PCB-007	7/19/2013	3.91	Yes	Y				1.55	0.768	pg/g
JW-SS-209-130429	A5698_11123_PC	PCB-006	7/19/2013	18.7	Yes	Y				1.55	0.838	pg/g
JW-SS-209-130429	A5698_11123_PC	PCB-005	7/19/2013	1.93	Yes	Y				1.55	0.825	pg/g
JW-SS-209-130429	A5698_11123_PC	PCB-004	7/19/2013	21.7	Yes	Y				1.55	0.503	pg/g
JW-SS-209-130429	A5698_11123_PC	PCB-003	7/19/2013	46.2	Yes	Y				1.55	0.29	pg/g
JW-SS-209-130429	A5698_11123_PC	PCB-002	7/19/2013	32.8	Yes	Y				1.55	0.292	pg/g
JW-SS-209-130429	A5698_11123_PC	PCB-001	7/19/2013	53.1	Yes	Y				1.55	0.29	pg/g
JW-SS-209-130429	A5698_11123_PC	PCB-027	7/19/2013	9.65	Yes	Y				1.55	0.41	pg/g
JW-SS-209-130429	A5698_11123_PC	PCB-026/029	7/19/2013	40.2	Yes	Y	C			3.1	0.442	pg/g
JW-SS-209-130429	A5698_11123_PC	PCB-025	7/19/2013	21.3	Yes	Y				1.55	0.432	pg/g
JW-SS-209-130429	A5698_11123_PC	PCB-032	7/19/2013	44.2	Yes	Y				1.55	0.385	pg/g
JW-SS-209-130429	A5698_11123_PC	PCB-010	7/19/2013	1.8	Yes	Y				1.55	0.323	pg/g
JW-SS-209-130429	A5698_11123_PC	PCB-021/033	7/19/2013	124	Yes	Y	C			3.1	0.436	pg/g
JW-SS-209-130429	A5698_11123_PC	PCB-060	7/19/2013	68.6	Yes	Y				1.55	1.08	pg/g
JW-SS-209-130429	A5698_11123_PC	PCB-059/062/075	7/19/2013	21	Yes	Y	C			4.65	0.304	pg/g
JW-SS-209-130429	A5698_11123_PC	PCB-058	7/19/2013	1.39	Yes	Y	J			1.55	1.04	pg/g

Analytical Method		E1668A										
Sample ID	Lab Sample ID	Chemical Name	Anal Date	Result	Mod Res Report	Detect	Lab Qual	Val Qual	Reason	RL	MDL	Units
JW-SS-209-130429	A5698_11123_PC	PCB-057	7/19/2013	1.34	Yes	Y	J			1.55	1.04	pg/g
JW-SS-209-130429	A5698_11123_PC	PCB-056	7/19/2013	156	Yes	Y				1.55	1.09	pg/g
JW-SS-209-130429	A5698_11123_PC	PCB-055	7/19/2013	7.21	Yes	Y				1.55	1.06	pg/g
JW-SS-209-130429	A5698_11123_PC	PCB-054	7/19/2013	0.308	Yes	N	U			1.55	0.308	pg/g
JW-SS-209-130429	A5698_11123_PC	PCB-052	7/19/2013	344	Yes	Y				1.55	0.412	pg/g
JW-SS-209-130429	A5698_11123_PC	PCB-051	7/19/2013	6.98	Yes	Y				1.55	0.409	pg/g
JW-SS-209-130429	A5698_11123_PC	PCB-024	7/19/2013	1.53	Yes	Y	J			1.55	0.417	pg/g
JW-SS-209-130429	A5698_11123_PC	PCB-042	7/19/2013	64.9	Yes	Y				1.55	0.429	pg/g
JW-SS-209-130429	A5698_11123_PC	PCB-022	7/19/2013	95.8	Yes	Y				1.55	0.476	pg/g
JW-SS-209-130429	A5698_11123_PC	PCB-061/070/074/076	7/19/2013	624	Yes	Y	C			6.2	1	pg/g
JW-SS-209-130429	A5698_11123_PC	PCB-020/028	7/19/2013	329	Yes	Y	C			3.1	0.454	pg/g
JW-SS-209-130429	A5698_11123_PC	PCB-019	7/19/2013	7.08	Yes	Y				1.55	0.6	pg/g
JW-SS-209-130429	A5698_11123_PC	PCB-018/030	7/19/2013	112	Yes	Y	C			3.1	0.464	pg/g
JW-SS-209-130429	A5698_11123_PC	PCB-017	7/19/2013	56.7	Yes	Y				1.55	0.539	pg/g
JW-SS-209-130429	A5698_11123_PC	PCB-016	7/19/2013	49.9	Yes	Y				1.55	0.692	pg/g
JW-SS-209-130429	A5698_11123_PC	PCB-015	7/19/2013	72.3	Yes	Y				1.55	0.787	pg/g
JW-SS-209-130429	A5698_11123_PC	PCB-014	7/19/2013	1.04	Yes	Y	J			1.55	0.708	pg/g
JW-SS-209-130429	A5698_11123_PC	PCB-035	7/19/2013	9.05	Yes	Y				1.55	0.524	pg/g
JW-SS-209-130429	A5698_11123_PC	PCB-037	7/19/2013	103	Yes	Y				1.55	0.495	pg/g
JW-SS-209-130429	A5698_11123_PC	PCB-038	7/19/2013	0.472	Yes	N	U			1.55	0.472	pg/g
JW-SS-209-130429	A5698_11123_PC	PCB-039	7/19/2013	2.22	Yes	Y				1.55	0.448	pg/g
JW-SS-209-130429	A5698_11123_PC	PCB-023	7/19/2013	0.434	Yes	N	U			1.55	0.434	pg/g
JW-SS-209-130429	A5698_11123_PC	PCB-182	7/19/2013	0.751	Yes	Y	J EMPC	J	23	1.55	0.598	pg/g
JW-SS-209-130429	A5698_11123_PC	PCB-190	7/19/2013	16.5	Yes	Y	B			1.55	0.674	pg/g
JW-SS-209-130429	A5698_11123_PC	PCB-189	7/19/2013	3.58	Yes	Y	B			1.55	0.576	pg/g

Analytical Method		E1668A										
Sample ID	Lab Sample ID	Chemical Name	Anal Date	Result	Mod Res Report	Detect	Lab Qual	Val Qual	Reason	RL	MDL	Units
JW-SS-209-130429	A5698_11123_PC	PCB-188	7/19/2013	0.29	Yes	Y	J EMPC	J	23	1.55	0.236	pg/g
JW-SS-209-130429	A5698_11123_PC	PCB-187	7/19/2013	119	Yes	Y				1.55	0.609	pg/g
JW-SS-209-130429	A5698_11123_PC	PCB-186	7/19/2013	0.24	Yes	N	U			1.55	0.24	pg/g
JW-SS-209-130429	A5698_11123_PC	PCB-185	7/19/2013	5.66	Yes	Y				1.55	0.633	pg/g
JW-SS-209-130429	A5698_11123_PC	PCB-175	7/19/2013	3.08	Yes	Y	EMPC	J	23	1.55	0.655	pg/g
JW-SS-209-130429	A5698_11123_PC	PCB-183	7/19/2013	52.3	Yes	Y				1.55	0.63	pg/g
JW-SS-209-130429	A5698_11123_PC	PCB-194	7/19/2013	47.1	Yes	Y	B			1.55	0.927	pg/g
JW-SS-209-130429	A5698_11123_PC	PCB-181	7/19/2013	0.9	Yes	Y	J EMPC	J	23	1.55	0.646	pg/g
JW-SS-209-130429	A5698_11123_PC	PCB-180/193	7/19/2013	183	Yes	Y	B C			3.1	0.621	pg/g
JW-SS-209-130429	A5698_11123_PC	PCB-179	7/19/2013	36	Yes	Y				1.55	0.252	pg/g
JW-SS-209-130429	A5698_11123_PC	PCB-178	7/19/2013	19.7	Yes	Y				1.55	0.324	pg/g
JW-SS-209-130429	A5698_11123_PC	PCB-177	7/19/2013	57.5	Yes	Y				1.55	0.722	pg/g
JW-SS-209-130429	A5698_11123_PC	PCB-176	7/19/2013	9.08	Yes	Y				1.55	0.228	pg/g
JW-SS-209-130429	A5698_11123_PC	PCB-184	7/19/2013	0.253	Yes	N	U			1.55	0.253	pg/g
JW-SS-209-130429	A5698_11123_PC	PCB-204	7/19/2013	0.397	Yes	N	U			1.55	0.397	pg/g
JW-SS-209-130429	A5698_11123_PC	PCB-011	7/19/2013	134	Yes	Y	B			1.55	0.885	pg/g
JW-SS-209-130429	A5698_11123_PC	PCB-129/138/163	7/19/2013	586	Yes	Y	C			4.65	0.309	pg/g
JW-SS-209-130429	A5698_11123_PC	PCB-144	7/19/2013	18	Yes	Y				1.55	0.295	pg/g
JW-SS-209-130429	A5698_11123_PC	PCB-209	7/19/2013	20.1	Yes	Y				1.55	0.727	pg/g
JW-SS-209-130429	A5698_11123_PC	PCB-208	7/19/2013	8.81	Yes	Y				1.55	0.713	pg/g
JW-SS-209-130429	A5698_11123_PC	PCB-207	7/19/2013	3.34	Yes	Y				1.55	0.74	pg/g
JW-SS-209-130429	A5698_11123_PC	PCB-191	7/19/2013	4.7	Yes	Y				1.55	0.571	pg/g
JW-SS-209-130429	A5698_11123_PC	PCB-205	7/19/2013	2.83	Yes	Y				1.55	0.752	pg/g
JW-SS-209-130429	A5698_11123_PC	PCB-192	7/19/2013	0.588	Yes	N	U			1.55	0.588	pg/g
JW-SS-209-130429	A5698_11123_PC	PCB-203	7/19/2013	28.6	Yes	Y	B			1.55	0.52	pg/g

SDG: A5698

Analytical Method		E1668A										
Sample ID	Lab Sample ID	Chemical Name	Anal Date	Result	Mod Res Report	Detect	Lab Qual	Val Qual	Reason	RL	MDL	Units
JW-SS-209-130429	A5698_11123_PC	PCB-202	7/19/2013	13	Yes	Y				1.55	0.41	pg/g
JW-SS-209-130429	A5698_11123_PC	PCB-201	7/19/2013	6.46	Yes	Y				1.55	0.373	pg/g
JW-SS-209-130429	A5698_11123_PC	PCB-198/199	7/19/2013	48.3	Yes	Y	B C			3.1	0.552	pg/g
JW-SS-209-130429	A5698_11123_PC	PCB-196	7/19/2013	20.5	Yes	Y	B			1.55	0.539	pg/g
JW-SS-209-130429	A5698_11123_PC	PCB-195	7/19/2013	16.4	Yes	Y	B			1.55	0.959	pg/g
JW-SS-209-130429	A5698_11123_PC	PCB-197	7/19/2013	1.76	Yes	Y	EMPC	J	23	1.55	0.382	pg/g
JW-SS-209-130429	A5698_11123_PC	PCB-206	7/19/2013	29.9	Yes	Y				1.55	1.13	pg/g
JW-SS-209-130429	A5698_11123_PC	PCB-134	7/19/2013	27.1	Yes	Y				1.55	0.362	pg/g
JW-SS-209-130429	A5698_11123_PC	PCB-148	7/19/2013	1.13	Yes	Y	J			1.55	0.292	pg/g
JW-SS-209-130429	A5698_11123_PC	PCB-147/149	7/19/2013	353	Yes	Y	C			3.1	0.298	pg/g
JW-SS-209-130429	A5698_11123_PC	PCB-145	7/19/2013	0.218	Yes	N	U			1.55	0.218	pg/g
JW-SS-209-130429	A5698_11123_PC	PCB-143	7/19/2013	1.63	Yes	Y				1.55	0.304	pg/g
JW-SS-209-130429	A5698_11123_PC	PCB-142	7/19/2013	0.329	Yes	N	U			1.55	0.329	pg/g
JW-SS-209-130429	A5698_11123_PC	PCB-141	7/19/2013	80.3	Yes	Y				1.55	0.31	pg/g
JW-SS-209-130429	A5698_11123_PC	PCB-150	7/19/2013	0.78	Yes	Y	J			1.55	0.201	pg/g
JW-SS-209-130429	A5698_11123_PC	PCB-135/151	7/19/2013	136	Yes	Y	C			3.1	0.304	pg/g
JW-SS-209-130429	A5698_11123_PC	PCB-139/140	7/19/2013	10.7	Yes	Y	C			3.1	0.293	pg/g
JW-SS-209-130429	A5698_11123_PC	PCB-133	7/19/2013	9.91	Yes	Y				1.55	0.32	pg/g
JW-SS-209-130429	A5698_11123_PC	PCB-132	7/19/2013	153	Yes	Y				1.55	0.326	pg/g
JW-SS-209-130429	A5698_11123_PC	PCB-131	7/19/2013	6.35	Yes	Y				1.55	0.336	pg/g
JW-SS-209-130429	A5698_11123_PC	PCB-174	7/19/2013	79.1	Yes	Y				1.55	0.71	pg/g
JW-SS-209-130429	A5698_11123_PC	PCB-200	7/19/2013	4.91	Yes	Y	B			1.55	0.386	pg/g
JW-SS-209-130429	A5698_11123_PC	PCB-130	7/19/2013	39.2	Yes	Y				1.55	0.359	pg/g
JW-SS-209-130429	A5698_11123_PC	PCB-137	7/19/2013	25.9	Yes	Y				1.55	0.29	pg/g
JW-SS-209-130429	A5698_11123_PC	PCB-162	7/19/2013	1.84	Yes	Y	EMPC	J	23	1.55	0.802	pg/g

Analytical Method		E1668A										
Sample ID	Lab Sample ID	Chemical Name	Anal Date	Result	Mod Res Report	Detect	Lab Qual	Val Qual	Reason	RL	MDL	Units
JW-SS-209-130429	A5698_11123_PC	PCB-172	7/19/2013	15.7	Yes	Y				1.55	0.747	pg/g
JW-SS-209-130429	A5698_11123_PC	PCB-171/173	7/19/2013	26.7	Yes	Y	C			3.1	0.729	pg/g
JW-SS-209-130429	A5698_11123_PC	PCB-136	7/19/2013	49	Yes	Y				1.55	0.224	pg/g
JW-SS-209-130429	A5698_11123_PC	PCB-152	7/19/2013	0.299	Yes	Y	J EMPC	J	23	1.55	0.204	pg/g
JW-SS-209-130429	A5698_11123_PC	PCB-169	7/19/2013	1.24	Yes	N	U			1.55	1.24	pg/g
JW-SS-209-130429	A5698_11123_PC	PCB-167	7/19/2013	20.6	Yes	Y				1.55	0.738	pg/g
JW-SS-209-130429	A5698_11123_PC	PCB-164	7/19/2013	33.3	Yes	Y				1.55	0.251	pg/g
JW-SS-209-130429	A5698_11123_PC	PCB-170	7/19/2013	87.7	Yes	Y	B			1.55	0.86	pg/g
JW-SS-209-130429	A5698_11123_PC	PCB-161	7/19/2013	0.233	Yes	N	U			1.55	0.233	pg/g
JW-SS-209-130429	A5698_11123_PC	PCB-160	7/19/2013	6.16	Yes	Y				1.55	0.238	pg/g
JW-SS-209-130429	A5698_11123_PC	PCB-153/168	7/19/2013	407	Yes	Y	C			3.1	0.239	pg/g
JW-SS-209-130429	A5698_11123_PC	PCB-159	7/19/2013	4.26	Yes	Y				1.55	0.786	pg/g
JW-SS-209-130429	A5698_11123_PC	PCB-158	7/19/2013	53.1	Yes	Y				1.55	0.229	pg/g
JW-SS-209-130429	A5698_11123_PC	PCB-156/157	7/19/2013	71.1	Yes	Y	C			3.1	1.25	pg/g
JW-SS-209-130429	A5698_11123_PC	PCB-154	7/19/2013	8.45	Yes	Y				1.55	0.269	pg/g
JW-SS-209-130429	A5698_11123_PC	PCB-165	7/19/2013	0.268	Yes	N	U			1.55	0.268	pg/g
JW-SS-209-130429	A5698_11123_PC	PCB-155	7/19/2013	0.187	Yes	N	U			1.55	0.187	pg/g
JW-SS-211-130429	A5698_11123_PC	PCB-141	7/19/2013	70.4	Yes	Y				1.59	0.415	pg/g
JW-SS-211-130429	A5698_11123_PC	PCB-145	7/19/2013	0.318	Yes	N	U			1.59	0.318	pg/g
JW-SS-211-130429	A5698_11123_PC	PCB-144	7/19/2013	16.5	Yes	Y				1.59	0.394	pg/g
JW-SS-211-130429	A5698_11123_PC	PCB-143	7/19/2013	0.407	Yes	N	U			1.59	0.407	pg/g
JW-SS-211-130429	A5698_11123_PC	PCB-135/151	7/19/2013	122	Yes	Y	C			3.18	0.407	pg/g
JW-SS-211-130429	A5698_11123_PC	PCB-137	7/19/2013	22.9	Yes	Y				1.59	0.387	pg/g
JW-SS-211-130429	A5698_11123_PC	PCB-136	7/19/2013	46.9	Yes	Y				1.59	0.326	pg/g
JW-SS-211-130429	A5698_11123_PC	PCB-146	7/19/2013	76.2	Yes	Y				1.59	0.414	pg/g

Analytical Method		E1668A										
Sample ID	Lab Sample ID	Chemical Name	Anal Date	Result	Mod Res Report	Detect	Lab Qual	Val Qual	Reason	RL	MDL	Units
JW-SS-211-130429	A5698_11123_PC	PCB-139/140	7/19/2013	9.33	Yes	Y	C			3.18	0.392	pg/g
JW-SS-211-130429	A5698_11123_PC	PCB-142	7/19/2013	0.44	Yes	N	U			1.59	0.44	pg/g
JW-SS-211-130429	A5698_11123_PC	PCB-147/149	7/19/2013	308	Yes	Y	C			3.18	0.398	pg/g
JW-SS-211-130429	A5698_11123_PC	PCB-148	7/19/2013	1.05	Yes	Y	J			1.59	0.39	pg/g
JW-SS-211-130429	A5698_11123_PC	PCB-150	7/19/2013	0.862	Yes	Y	J			1.59	0.293	pg/g
JW-SS-211-130429	A5698_11123_PC	PCB-152	7/19/2013	0.297	Yes	N	U			1.59	0.297	pg/g
JW-SS-211-130429	A5698_11123_PC	PCB-153/168	7/19/2013	359	Yes	Y	C			3.18	0.32	pg/g
JW-SS-211-130429	A5698_11123_PC	PCB-155	7/19/2013	0.273	Yes	N	U			1.59	0.273	pg/g
JW-SS-211-130429	A5698_11123_PC	PCB-156/157	7/19/2013	64.5	Yes	Y	C			3.18	1.03	pg/g
JW-SS-211-130429	A5698_11123_PC	PCB-134	7/19/2013	25.9	Yes	Y				1.59	0.484	pg/g
JW-SS-211-130429	A5698_11123_PC	PCB-109	7/19/2013	35.6	Yes	Y				1.59	0.519	pg/g
JW-SS-211-130429	A5698_11123_PC	PCB-158	7/19/2013	50.2	Yes	Y				1.59	0.307	pg/g
JW-SS-211-130429	A5698_11123_PC	PCB-159	7/19/2013	2.74	Yes	Y	B			1.59	0.689	pg/g
JW-SS-211-130429	A5698_11123_PC	PCB-154	7/19/2013	6.47	Yes	Y				1.59	0.359	pg/g
JW-SS-211-130429	A5698_11123_PC	PCB-121	7/19/2013	0.486	Yes	N	U			1.59	0.486	pg/g
JW-SS-211-130429	A5698_11123_PC	PCB-201	7/19/2013	6.17	Yes	Y				1.59	0.466	pg/g
JW-SS-211-130429	A5698_11123_PC	PCB-160	7/19/2013	6.45	Yes	Y				1.59	0.318	pg/g
JW-SS-211-130429	A5698_11123_PC	PCB-105	7/19/2013	192	Yes	Y				1.59	0.594	pg/g
JW-SS-211-130429	A5698_11123_PC	PCB-106	7/19/2013	0.565	Yes	N	U			1.59	0.565	pg/g
JW-SS-211-130429	A5698_11123_PC	PCB-107/124	7/19/2013	17.6	Yes	Y	C			3.18	0.558	pg/g
JW-SS-211-130429	A5698_11123_PC	PCB-110	7/19/2013	548	Yes	Y				1.59	0.593	pg/g
JW-SS-211-130429	A5698_11123_PC	PCB-114	7/19/2013	9.6	Yes	Y				1.59	0.5	pg/g
JW-SS-211-130429	A5698_11123_PC	PCB-117	7/19/2013	9.98	Yes	Y				1.59	0.578	pg/g
JW-SS-211-130429	A5698_11123_PC	PCB-111	7/19/2013	0.489	Yes	N	U			1.59	0.489	pg/g
JW-SS-211-130429	A5698_11123_PC	PCB-120	7/19/2013	0.499	Yes	N	U			1.59	0.499	pg/g

Analytical Method		E1668A										
Sample ID	Lab Sample ID	Chemical Name	Anal Date	Result	Mod Res Report	Detect	Lab Qual	Val Qual	Reason	RL	MDL	Units
JW-SS-211-130429	A5698_11123_PC	PCB-133	7/19/2013	8.45	Yes	Y				1.59	0.427	pg/g
JW-SS-211-130429	A5698_11123_PC	PCB-122	7/19/2013	6.68	Yes	Y	EMPC	J	23	1.59	0.595	pg/g
JW-SS-211-130429	A5698_11123_PC	PCB-123	7/19/2013	7.22	Yes	Y				1.59	0.505	pg/g
JW-SS-211-130429	A5698_11123_PC	PCB-126	7/19/2013	2.11	Yes	Y				1.59	0.601	pg/g
JW-SS-211-130429	A5698_11123_PC	PCB-127	7/19/2013	0.611	Yes	N	U			1.59	0.611	pg/g
JW-SS-211-130429	A5698_11123_PC	PCB-128/166	7/19/2013	79.3	Yes	Y	C			3.18	0.789	pg/g
JW-SS-211-130429	A5698_11123_PC	PCB-129/138/163	7/19/2013	541	Yes	Y	C			4.77	0.413	pg/g
JW-SS-211-130429	A5698_11123_PC	PCB-130	7/19/2013	36.6	Yes	Y				1.59	0.48	pg/g
JW-SS-211-130429	A5698_11123_PC	PCB-131	7/19/2013	5.41	Yes	Y				1.59	0.449	pg/g
JW-SS-211-130429	A5698_11123_PC	PCB-132	7/19/2013	138	Yes	Y				1.59	0.435	pg/g
JW-SS-211-130429	A5698_11123_PC	PCB-118	7/19/2013	442	Yes	Y				1.59	0.499	pg/g
JW-SS-211-130429	A5698_11123_PC	PCB-200	7/19/2013	4.87	Yes	Y	B			1.59	0.481	pg/g
JW-SS-211-130429	A5698_11123_PC	PCB-198/199	7/19/2013	48	Yes	Y	B C			3.18	0.69	pg/g
JW-SS-211-130429	A5698_11123_PC	PCB-189	7/19/2013	3.66	Yes	Y	B			1.59	0.631	pg/g
JW-SS-211-130429	A5698_11123_PC	PCB-190	7/19/2013	16.1	Yes	Y	B			1.59	0.733	pg/g
JW-SS-211-130429	A5698_11123_PC	PCB-191	7/19/2013	4.44	Yes	Y				1.59	0.695	pg/g
JW-SS-211-130429	A5698_11123_PC	PCB-192	7/19/2013	0.716	Yes	N	U			1.59	0.716	pg/g
JW-SS-211-130429	A5698_11123_PC	PCB-194	7/19/2013	46.2	Yes	Y	B			1.59	1.1	pg/g
JW-SS-211-130429	A5698_11123_PC	PCB-195	7/19/2013	16.9	Yes	Y	B			1.59	1.14	pg/g
JW-SS-211-130429	A5698_11123_PC	PCB-196	7/19/2013	20.9	Yes	Y	B			1.59	0.673	pg/g
JW-SS-211-130429	A5698_11123_PC	PCB-187	7/19/2013	106	Yes	Y				1.59	0.741	pg/g
JW-SS-211-130429	A5698_11123_PC	PCB-104	7/19/2013	0.294	Yes	N	U			1.59	0.294	pg/g
JW-SS-211-130429	A5698_11123_PC	PCB-186	7/19/2013	0.233	Yes	N	U			1.59	0.233	pg/g
JW-SS-211-130429	A5698_11123_PC	PCB-112	7/19/2013	0.506	Yes	N	U			1.59	0.506	pg/g
JW-SS-211-130429	A5698_11123_PC	PCB-202	7/19/2013	13.2	Yes	Y				1.59	0.511	pg/g

Analytical Method		E1668A										
Sample ID	Lab Sample ID	Chemical Name	Anal Date	Result	Mod Res Report	Detect	Lab Qual	Val Qual	Reason	RL	MDL	Units
JW-SS-211-130429	A5698_11123_PC	PCB-203	7/19/2013	31.5	Yes	Y	B			1.59	0.649	pg/g
JW-SS-211-130429	A5698_11123_PC	PCB-204	7/19/2013	0.495	Yes	N	U			1.59	0.495	pg/g
JW-SS-211-130429	A5698_11123_PC	PCB-205	7/19/2013	2.19	Yes	Y				1.59	0.894	pg/g
JW-SS-211-130429	A5698_11123_PC	PCB-206	7/19/2013	31.3	Yes	Y				1.59	1.31	pg/g
JW-SS-211-130429	A5698_11123_PC	PCB-207	7/19/2013	3.66	Yes	Y				1.59	0.85	pg/g
JW-SS-211-130429	A5698_11123_PC	PCB-208	7/19/2013	8.95	Yes	Y				1.59	0.819	pg/g
JW-SS-211-130429	A5698_11123_PC	PCB-209	7/19/2013	17.1	Yes	Y				1.59	0.786	pg/g
JW-SS-211-130429	A5698_11123_PC	PCB-197	7/19/2013	1.6	Yes	Y				1.59	0.477	pg/g
JW-SS-211-130429	A5698_11123_PC	PCB-176	7/19/2013	9.16	Yes	Y				1.59	0.222	pg/g
JW-SS-211-130429	A5698_11123_PC	PCB-162	7/19/2013	1.62	Yes	Y				1.59	0.703	pg/g
JW-SS-211-130429	A5698_11123_PC	PCB-164	7/19/2013	33.2	Yes	Y				1.59	0.336	pg/g
JW-SS-211-130429	A5698_11123_PC	PCB-165	7/19/2013	0.358	Yes	N	U			1.59	0.358	pg/g
JW-SS-211-130429	A5698_11123_PC	PCB-167	7/19/2013	18.4	Yes	Y				1.59	0.647	pg/g
JW-SS-211-130429	A5698_11123_PC	PCB-169	7/19/2013	1.47	Yes	N	U			1.59	1.47	pg/g
JW-SS-211-130429	A5698_11123_PC	PCB-170	7/19/2013	86.2	Yes	Y	B			1.59	0.935	pg/g
JW-SS-211-130429	A5698_11123_PC	PCB-171/173	7/19/2013	26.1	Yes	Y	C			3.18	0.887	pg/g
JW-SS-211-130429	A5698_11123_PC	PCB-172	7/19/2013	14.5	Yes	Y	B			1.59	0.908	pg/g
JW-SS-211-130429	A5698_11123_PC	PCB-188	7/19/2013	0.229	Yes	N	U			1.59	0.229	pg/g
JW-SS-211-130429	A5698_11123_PC	PCB-175	7/19/2013	3.15	Yes	Y				1.59	0.797	pg/g
JW-SS-211-130429	A5698_11123_PC	PCB-161	7/19/2013	0.311	Yes	N	U			1.59	0.311	pg/g
JW-SS-211-130429	A5698_11123_PC	PCB-177	7/19/2013	54	Yes	Y				1.59	0.878	pg/g
JW-SS-211-130429	A5698_11123_PC	PCB-178	7/19/2013	19.9	Yes	Y				1.59	0.314	pg/g
JW-SS-211-130429	A5698_11123_PC	PCB-179	7/19/2013	33.9	Yes	Y				1.59	0.244	pg/g
JW-SS-211-130429	A5698_11123_PC	PCB-180/193	7/19/2013	171	Yes	Y	B C			3.18	0.755	pg/g
JW-SS-211-130429	A5698_11123_PC	PCB-181	7/19/2013	1.13	Yes	Y	J			1.59	0.786	pg/g

Analytical Method		E1668A										
Sample ID	Lab Sample ID	Chemical Name	Anal Date	Result	Mod Res Report	Detect	Lab Qual	Val Qual	Reason	RL	MDL	Units
JW-SS-211-130429	A5698_11123_PC	PCB-182	7/19/2013	0.956	Yes	Y	J			1.59	0.727	pg/g
JW-SS-211-130429	A5698_11123_PC	PCB-183	7/19/2013	48.4	Yes	Y				1.59	0.766	pg/g
JW-SS-211-130429	A5698_11123_PC	PCB-184	7/19/2013	0.245	Yes	N	U			1.59	0.245	pg/g
JW-SS-211-130429	A5698_11123_PC	PCB-185	7/19/2013	5.6	Yes	Y				1.59	0.77	pg/g
JW-SS-211-130429	A5698_11123_PC	PCB-174	7/19/2013	75.4	Yes	Y	B			1.59	0.864	pg/g
JW-SS-211-130429	A5698_11123_PC	PCB-022	7/19/2013	58.3	Yes	Y				1.59	0.799	pg/g
JW-SS-211-130429	A5698_11123_PC	PCB-049/069	7/19/2013	101	Yes	Y	C			3.18	0.404	pg/g
JW-SS-211-130429	A5698_11123_PC	PCB-012/013	7/19/2013	11.3	Yes	Y	C			3.18	0.763	pg/g
JW-SS-211-130429	A5698_11123_PC	PCB-014	7/19/2013	1.14	Yes	Y	J			1.59	0.614	pg/g
JW-SS-211-130429	A5698_11123_PC	PCB-015	7/19/2013	55.8	Yes	Y				1.59	0.683	pg/g
JW-SS-211-130429	A5698_11123_PC	PCB-016	7/19/2013	28.5	Yes	Y				1.59	0.892	pg/g
JW-SS-211-130429	A5698_11123_PC	PCB-017	7/19/2013	31.8	Yes	Y				1.59	0.694	pg/g
JW-SS-211-130429	A5698_11123_PC	PCB-018/030	7/19/2013	60.6	Yes	Y	C			3.18	0.597	pg/g
JW-SS-211-130429	A5698_11123_PC	PCB-019	7/19/2013	4.17	Yes	Y				1.59	0.773	pg/g
JW-SS-211-130429	A5698_11123_PC	PCB-027	7/19/2013	5.36	Yes	Y				1.59	0.528	pg/g
JW-SS-211-130429	A5698_11123_PC	PCB-021/033	7/19/2013	76.1	Yes	Y	C			3.18	0.732	pg/g
JW-SS-211-130429	A5698_11123_PC	PCB-031	7/19/2013	152	Yes	Y				1.59	0.711	pg/g
JW-SS-211-130429	A5698_11123_PC	PCB-023	7/19/2013	0.729	Yes	N	U			1.59	0.729	pg/g
JW-SS-211-130429	A5698_11123_PC	PCB-024	7/19/2013	0.802	Yes	Y	J			1.59	0.537	pg/g
JW-SS-211-130429	A5698_11123_PC	PCB-025	7/19/2013	14.8	Yes	Y				1.59	0.725	pg/g
JW-SS-211-130429	A5698_11123_PC	PCB-042	7/19/2013	36.5	Yes	Y				1.59	0.512	pg/g
JW-SS-211-130429	A5698_11123_PC	PCB-043	7/19/2013	4.67	Yes	Y				1.59	0.567	pg/g
JW-SS-211-130429	A5698_11123_PC	PCB-044/047/065	7/19/2013	152	Yes	Y	C			4.77	0.461	pg/g
JW-SS-211-130429	A5698_11123_PC	PCB-045	7/19/2013	11.1	Yes	Y				1.59	0.499	pg/g
JW-SS-211-130429	A5698_11123_PC	PCB-046	7/19/2013	4.86	Yes	Y				1.59	0.571	pg/g

Analytical Method		E1668A										
Sample ID	Lab Sample ID	Chemical Name	Anal Date	Result	Mod Res Report	Detect	Lab Qual	Val Qual	Reason	RL	MDL	Units
JW-SS-211-130429	A5698_11123_PC	PCB-048	7/19/2013	23.4	Yes	Y				1.59	0.49	pg/g
JW-SS-211-130429	A5698_11123_PC	PCB-020/028	7/19/2013	209	Yes	Y	C			3.18	0.763	pg/g
JW-SS-211-130429	A5698_11123_PC	PCB-010	7/19/2013	1.07	Yes	Y	J			1.59	0.319	pg/g
JW-SS-211-130429	A5698_11123_PC	PCB-001	7/19/2013	44.7	Yes	Y				1.59	0.46	pg/g
JW-SS-211-130429	A5698_11123_PC	PCB-011	7/19/2013	127	Yes	Y	B			1.59	0.767	pg/g
JW-SS-211-130429	A5698_11123_PC	PCB-115	7/19/2013	10.4	Yes	Y				1.59	0.457	pg/g
JW-SS-211-130429	A5698_11123_PC	PCB-003	7/19/2013	39.1	Yes	Y				1.59	0.386	pg/g
JW-SS-211-130429	A5698_11123_PC	PCB-103	7/19/2013	2.63	Yes	Y	EMPC	J	23	1.59	0.617	pg/g
JW-SS-211-130429	A5698_11123_PC	PCB-005	7/19/2013	1.47	Yes	Y	J			1.59	0.716	pg/g
JW-SS-211-130429	A5698_11123_PC	PCB-006	7/19/2013	12.5	Yes	Y				1.59	0.727	pg/g
JW-SS-211-130429	A5698_11123_PC	PCB-007	7/19/2013	3.14	Yes	Y				1.59	0.666	pg/g
JW-SS-211-130429	A5698_11123_PC	PCB-026/029	7/19/2013	26.5	Yes	Y	C			3.18	0.742	pg/g
JW-SS-211-130429	A5698_11123_PC	PCB-009	7/19/2013	4.43	Yes	Y				1.59	0.748	pg/g
JW-SS-211-130429	A5698_11123_PC	PCB-004	7/19/2013	14.6	Yes	Y				1.59	0.496	pg/g
JW-SS-211-130429	A5698_11123_PC	PCB-041	7/19/2013	9.29	Yes	Y				1.59	0.595	pg/g
JW-SS-211-130429	A5698_11123_PC	PCB-040/071	7/19/2013	56.2	Yes	Y	C			3.18	0.476	pg/g
JW-SS-211-130429	A5698_11123_PC	PCB-039	7/19/2013	1.37	Yes	Y	J			1.59	0.752	pg/g
JW-SS-211-130429	A5698_11123_PC	PCB-038	7/19/2013	0.792	Yes	N	U			1.59	0.792	pg/g
JW-SS-211-130429	A5698_11123_PC	PCB-037	7/19/2013	73.3	Yes	Y				1.59	0.831	pg/g
JW-SS-211-130429	A5698_11123_PC	PCB-036	7/19/2013	2.13	Yes	Y				1.59	0.745	pg/g
JW-SS-211-130429	A5698_11123_PC	PCB-035	7/19/2013	7.49	Yes	Y				1.59	0.88	pg/g
JW-SS-211-130429	A5698_11123_PC	PCB-034	7/19/2013	0.753	Yes	N	U			1.59	0.753	pg/g
JW-SS-211-130429	A5698_11123_PC	PCB-032	7/19/2013	24.5	Yes	Y				1.59	0.496	pg/g
JW-SS-211-130429	A5698_11123_PC	PCB-008	7/19/2013	57.9	Yes	Y				1.59	0.709	pg/g
JW-SS-211-130429	A5698_11123_PC	PCB-091	7/19/2013	36.5	Yes	Y				1.59	0.561	pg/g

Analytical Method		E1668A										
Sample ID	Lab Sample ID	Chemical Name	Anal Date	Result	Mod Res Report	Detect	Lab Qual	Val Qual	Reason	RL	MDL	Units
JW-SS-211-130429	A5698_11123_PC	PCB-080	7/19/2013	0.654	Yes	N	U			1.59	0.654	pg/g
JW-SS-211-130429	A5698_11123_PC	PCB-081	7/19/2013	1.16	Yes	Y	J EMPC	J	23	1.59	0.766	pg/g
JW-SS-211-130429	A5698_11123_PC	PCB-082	7/19/2013	48	Yes	Y				1.59	0.785	pg/g
JW-SS-211-130429	A5698_11123_PC	PCB-083	7/19/2013	23.7	Yes	Y				1.59	0.816	pg/g
JW-SS-211-130429	A5698_11123_PC	PCB-084	7/19/2013	79.8	Yes	Y				1.59	0.763	pg/g
JW-SS-211-130429	A5698_11123_PC	PCB-085/116	7/19/2013	67.4	Yes	Y	C			3.18	0.575	pg/g
JW-SS-211-130429	A5698_11123_PC	PCB-086/087/097/108/119/125	7/19/2013	272	Yes	Y	C			9.54	0.596	pg/g
JW-SS-211-130429	A5698_11123_PC	PCB-088	7/19/2013	0.774	Yes	N	U			1.59	0.774	pg/g
JW-SS-211-130429	A5698_11123_PC	PCB-079	7/19/2013	4.52	Yes	Y				1.59	0.705	pg/g
JW-SS-211-130429	A5698_11123_PC	PCB-090/101/113	7/19/2013	410	Yes	Y	C			4.77	0.59	pg/g
JW-SS-211-130429	A5698_11123_PC	PCB-095	7/19/2013	228	Yes	Y				1.59	0.666	pg/g
JW-SS-211-130429	A5698_11123_PC	PCB-092	7/19/2013	77.4	Yes	Y				1.59	0.685	pg/g
JW-SS-211-130429	A5698_11123_PC	PCB-093/100	7/19/2013	2.54	Yes	Y	J C			3.18	0.647	pg/g
JW-SS-211-130429	A5698_11123_PC	PCB-094	7/19/2013	1.11	Yes	Y	J EMPC	J	23	1.59	0.707	pg/g
JW-SS-211-130429	A5698_11123_PC	PCB-096	7/19/2013	1.65	Yes	Y				1.59	0.33	pg/g
JW-SS-211-130429	A5698_11123_PC	PCB-099	7/19/2013	226	Yes	Y				1.59	0.651	pg/g
JW-SS-211-130429	A5698_11123_PC	PCB-102	7/19/2013	8.24	Yes	Y				1.59	0.655	pg/g
JW-SS-211-130429	A5698_11123_PC	PCB-050/053	7/19/2013	12.4	Yes	Y	C			3.18	0.465	pg/g
JW-SS-211-130429	A5698_11123_PC	PCB-002	7/19/2013	34.9	Yes	Y				1.59	0.388	pg/g
JW-SS-211-130429	A5698_11123_PC	PCB-089	7/19/2013	3.1	Yes	Y				1.59	0.722	pg/g
JW-SS-211-130429	A5698_11123_PC	PCB-051	7/19/2013	3.71	Yes	Y				1.59	0.488	pg/g
JW-SS-211-130429	A5698_11123_PC	PCB-054	7/19/2013	0.327	Yes	N	U			1.59	0.327	pg/g
JW-SS-211-130429	A5698_11123_PC	PCB-055	7/19/2013	3.83	Yes	Y				1.59	0.758	pg/g
JW-SS-211-130429	A5698_11123_PC	PCB-056	7/19/2013	101	Yes	Y				1.59	0.785	pg/g
JW-SS-211-130429	A5698_11123_PC	PCB-078	7/19/2013	0.842	Yes	N	U			1.59	0.842	pg/g

Analytical Method		E1668A										
Sample ID	Lab Sample ID	Chemical Name	Anal Date	Result	Mod Res Report	Detect	Lab Qual	Val Qual	Reason	RL	MDL	Units
JW-SS-211-130429	A5698_11123_PC	PCB-098	7/19/2013	0.648	Yes	N	U			1.59	0.648	pg/g
JW-SS-211-130429	A5698_11123_PC	PCB-058	7/19/2013	0.937	Yes	Y	J			1.59	0.747	pg/g
JW-SS-211-130429	A5698_11123_PC	PCB-059/062/075	7/19/2013	11.6	Yes	Y	C			4.77	0.364	pg/g
JW-SS-211-130429	A5698_11123_PC	PCB-057	7/19/2013	0.744	Yes	N	U			1.59	0.744	pg/g
JW-SS-211-130429	A5698_11123_PC	PCB-060	7/19/2013	46.8	Yes	Y				1.59	0.775	pg/g
JW-SS-211-130429	A5698_11123_PC	PCB-061/070/074/076	7/19/2013	400	Yes	Y	C			6.36	0.722	pg/g
JW-SS-211-130429	A5698_11123_PC	PCB-068	7/19/2013	1.58	Yes	Y	J			1.59	0.671	pg/g
JW-SS-211-130429	A5698_11123_PC	PCB-052	7/19/2013	230	Yes	Y				1.59	0.492	pg/g
JW-SS-211-130429	A5698_11123_PC	PCB-077	7/19/2013	32	Yes	Y				1.59	0.846	pg/g
JW-SS-211-130429	A5698_11123_PC	PCB-073	7/19/2013	0.798	Yes	Y	J			1.59	0.364	pg/g
JW-SS-211-130429	A5698_11123_PC	PCB-072	7/19/2013	2.72	Yes	Y				1.59	0.702	pg/g
JW-SS-211-130429	A5698_11123_PC	PCB-063	7/19/2013	7.78	Yes	Y				1.59	0.676	pg/g
JW-SS-211-130429	A5698_11123_PC	PCB-067	7/19/2013	6.68	Yes	Y				1.59	0.698	pg/g
JW-SS-211-130429	A5698_11123_PC	PCB-066	7/19/2013	248	Yes	Y				1.59	0.79	pg/g
JW-SS-211-130429	A5698_11123_PC	PCB-064	7/19/2013	55.4	Yes	Y				1.59	0.337	pg/g
JW-SS-214-130429	A5698_11123_PC	PCB-139/140	7/19/2013	40	Yes	Y	C			3.66	0.517	pg/g
JW-SS-214-130429	A5698_11123_PC	PCB-137	7/19/2013	110	Yes	Y				1.83	0.511	pg/g
JW-SS-214-130429	A5698_11123_PC	PCB-144	7/19/2013	69.7	Yes	Y				1.83	0.52	pg/g
JW-SS-214-130429	A5698_11123_PC	PCB-136	7/19/2013	183	Yes	Y				1.83	0.371	pg/g
JW-SS-214-130429	A5698_11123_PC	PCB-142	7/19/2013	0.581	Yes	N	U			1.83	0.581	pg/g
JW-SS-214-130429	A5698_11123_PC	PCB-135/151	7/19/2013	451	Yes	Y	C			3.66	0.537	pg/g
JW-SS-214-130429	A5698_11123_PC	PCB-143	7/19/2013	0.537	Yes	N	U			1.83	0.537	pg/g
JW-SS-214-130429	A5698_11123_PC	PCB-141	7/19/2013	306	Yes	Y				1.83	0.548	pg/g
JW-SS-214-130429	A5698_11123_PC	PCB-145	7/19/2013	0.362	Yes	N	U			1.83	0.362	pg/g
JW-SS-214-130429	A5698_11123_PC	PCB-146	7/19/2013	265	Yes	Y				1.83	0.546	pg/g

Analytical Method		E1668A										
Sample ID	Lab Sample ID	Chemical Name	Anal Date	Result	Mod Res Report	Detect	Lab Qual	Val Qual	Reason	RL	MDL	Units
JW-SS-214-130429	A5698_11123_PC	PCB-147/149	7/19/2013	1230	Yes	Y	C			3.66	0.526	pg/g
JW-SS-214-130429	A5698_11123_PC	PCB-134	7/19/2013	121	Yes	Y				1.83	0.639	pg/g
JW-SS-214-130429	A5698_11123_PC	PCB-150	7/19/2013	1.79	Yes	Y	J			1.83	0.333	pg/g
JW-SS-214-130429	A5698_11123_PC	PCB-121	7/19/2013	0.826	Yes	N	U			1.83	0.826	pg/g
JW-SS-214-130429	A5698_11123_PC	PCB-152	7/19/2013	1.51	Yes	Y	J			1.83	0.338	pg/g
JW-SS-214-130429	A5698_11123_PC	PCB-153/168	7/19/2013	1390	Yes	Y	C			3.66	0.422	pg/g
JW-SS-214-130429	A5698_11123_PC	PCB-154	7/19/2013	18.4	Yes	Y				1.83	0.474	pg/g
JW-SS-214-130429	A5698_11123_PC	PCB-155	7/19/2013	0.31	Yes	N	U			1.83	0.31	pg/g
JW-SS-214-130429	A5698_11123_PC	PCB-156/157	7/19/2013	296	Yes	Y	C			3.66	1.55	pg/g
JW-SS-214-130429	A5698_11123_PC	PCB-158	7/19/2013	234	Yes	Y				1.83	0.404	pg/g
JW-SS-214-130429	A5698_11123_PC	PCB-148	7/19/2013	1.37	Yes	Y	J			1.83	0.514	pg/g
JW-SS-214-130429	A5698_11123_PC	PCB-117	7/19/2013	43.8	Yes	Y				1.83	0.983	pg/g
JW-SS-214-130429	A5698_11123_PC	PCB-106	7/19/2013	0.961	Yes	N	U			1.83	0.961	pg/g
JW-SS-214-130429	A5698_11123_PC	PCB-107/124	7/19/2013	87	Yes	Y	C			3.66	0.949	pg/g
JW-SS-214-130429	A5698_11123_PC	PCB-109	7/19/2013	152	Yes	Y				1.83	0.882	pg/g
JW-SS-214-130429	A5698_11123_PC	PCB-110	7/19/2013	2650	Yes	Y				1.83	1.01	pg/g
JW-SS-214-130429	A5698_11123_PC	PCB-105	7/19/2013	921	Yes	Y				1.83	1	pg/g
JW-SS-214-130429	A5698_11123_PC	PCB-111	7/19/2013	0.832	Yes	N	U			1.83	0.832	pg/g
JW-SS-214-130429	A5698_11123_PC	PCB-112	7/19/2013	0.86	Yes	N	U			1.83	0.86	pg/g
JW-SS-214-130429	A5698_11123_PC	PCB-185	7/19/2013	14.3	Yes	Y				1.83	1.01	pg/g
JW-SS-214-130429	A5698_11123_PC	PCB-159	7/19/2013	6.88	Yes	Y	EMPC	J	23	1.83	1.02	pg/g
JW-SS-214-130429	A5698_11123_PC	PCB-123	7/19/2013	34.7	Yes	Y				1.83	0.859	pg/g
JW-SS-214-130429	A5698_11123_PC	PCB-115	7/19/2013	37	Yes	Y				1.83	0.778	pg/g
JW-SS-214-130429	A5698_11123_PC	PCB-133	7/19/2013	28	Yes	Y				1.83	0.564	pg/g
JW-SS-214-130429	A5698_11123_PC	PCB-118	7/19/2013	2100	Yes	Y				1.83	0.907	pg/g

Analytical Method		E1668A										
Sample ID	Lab Sample ID	Chemical Name	Anal Date	Result	Mod Res Report	Detect	Lab Qual	Val Qual	Reason	RL	MDL	Units
JW-SS-214-130429	A5698_11123_PC	PCB-120	7/19/2013	0.849	Yes	N	U			1.83	0.849	pg/g
JW-SS-214-130429	A5698_11123_PC	PCB-122	7/19/2013	28.2	Yes	Y				1.83	1.04	pg/g
JW-SS-214-130429	A5698_11123_PC	PCB-126	7/19/2013	6.03	Yes	Y				1.83	0.913	pg/g
JW-SS-214-130429	A5698_11123_PC	PCB-127	7/19/2013	1.03	Yes	N	U			1.83	1.03	pg/g
JW-SS-214-130429	A5698_11123_PC	PCB-128/166	7/19/2013	363	Yes	Y	C			3.66	1.17	pg/g
JW-SS-214-130429	A5698_11123_PC	PCB-129/138/163	7/19/2013	2280	Yes	Y	C			5.48	0.544	pg/g
JW-SS-214-130429	A5698_11123_PC	PCB-130	7/19/2013	156	Yes	Y				1.83	0.633	pg/g
JW-SS-214-130429	A5698_11123_PC	PCB-131	7/19/2013	30.6	Yes	Y				1.83	0.592	pg/g
JW-SS-214-130429	A5698_11123_PC	PCB-132	7/19/2013	621	Yes	Y				1.83	0.574	pg/g
JW-SS-214-130429	A5698_11123_PC	PCB-114	7/19/2013	47.3	Yes	Y				1.83	0.87	pg/g
JW-SS-214-130429	A5698_11123_PC	PCB-202	7/19/2013	33.6	Yes	Y				1.83	0.647	pg/g
JW-SS-214-130429	A5698_11123_PC	PCB-190	7/19/2013	46.7	Yes	Y				1.83	1.1	pg/g
JW-SS-214-130429	A5698_11123_PC	PCB-191	7/19/2013	13.1	Yes	Y				1.83	0.91	pg/g
JW-SS-214-130429	A5698_11123_PC	PCB-192	7/19/2013	0.937	Yes	N	U			1.83	0.937	pg/g
JW-SS-214-130429	A5698_11123_PC	PCB-194	7/19/2013	113	Yes	Y				1.83	1.46	pg/g
JW-SS-214-130429	A5698_11123_PC	PCB-195	7/19/2013	39.3	Yes	Y				1.83	1.51	pg/g
JW-SS-214-130429	A5698_11123_PC	PCB-196	7/19/2013	52.6	Yes	Y				1.83	0.852	pg/g
JW-SS-214-130429	A5698_11123_PC	PCB-197	7/19/2013	2.83	Yes	Y				1.83	0.603	pg/g
JW-SS-214-130429	A5698_11123_PC	PCB-198/199	7/19/2013	120	Yes	Y	C			3.66	0.873	pg/g
JW-SS-214-130429	A5698_11123_PC	PCB-183	7/19/2013	142	Yes	Y				1.83	1	pg/g
JW-SS-214-130429	A5698_11123_PC	PCB-201	7/19/2013	16.5	Yes	Y				1.83	0.589	pg/g
JW-SS-214-130429	A5698_11123_PC	PCB-187	7/19/2013	271	Yes	Y				1.83	0.97	pg/g
JW-SS-214-130429	A5698_11123_PC	PCB-203	7/19/2013	78.4	Yes	Y				1.83	0.821	pg/g
JW-SS-214-130429	A5698_11123_PC	PCB-204	7/19/2013	0.626	Yes	N	U			1.83	0.626	pg/g
JW-SS-214-130429	A5698_11123_PC	PCB-003	7/19/2013	53.8	Yes	Y				1.83	0.361	pg/g

Analytical Method		E1668A										
Sample ID	Lab Sample ID	Chemical Name	Anal Date	Result	Mod Res Report	Detect	Lab Qual	Val Qual	Reason	RL	MDL	Units
JW-SS-214-130429	A5698_11123_PC	PCB-104	7/19/2013	0.283	Yes	N	U			1.83	0.283	pg/g
JW-SS-214-130429	A5698_11123_PC	PCB-206	7/19/2013	76.4	Yes	Y				1.83	1.75	pg/g
JW-SS-214-130429	A5698_11123_PC	PCB-205	7/19/2013	4.63	Yes	Y	EMPC	J	23	1.83	1.19	pg/g
JW-SS-214-130429	A5698_11123_PC	PCB-209	7/19/2013	37.1	Yes	Y				1.83	0.814	pg/g
JW-SS-214-130429	A5698_11123_PC	PCB-208	7/19/2013	22.8	Yes	Y				1.83	0.98	pg/g
JW-SS-214-130429	A5698_11123_PC	PCB-207	7/19/2013	9.25	Yes	Y				1.83	1.02	pg/g
JW-SS-214-130429	A5698_11123_PC	PCB-200	7/19/2013	12.8	Yes	Y				1.83	0.609	pg/g
JW-SS-214-130429	A5698_11123_PC	PCB-176	7/19/2013	24.4	Yes	Y				1.83	0.375	pg/g
JW-SS-214-130429	A5698_11123_PC	PCB-161	7/19/2013	1.19	Yes	Y	J			1.83	0.41	pg/g
JW-SS-214-130429	A5698_11123_PC	PCB-162	7/19/2013	7.01	Yes	Y				1.83	1.04	pg/g
JW-SS-214-130429	A5698_11123_PC	PCB-164	7/19/2013	143	Yes	Y				1.83	0.443	pg/g
JW-SS-214-130429	A5698_11123_PC	PCB-165	7/19/2013	0.472	Yes	N	U			1.83	0.472	pg/g
JW-SS-214-130429	A5698_11123_PC	PCB-167	7/19/2013	83.4	Yes	Y				1.83	0.956	pg/g
JW-SS-214-130429	A5698_11123_PC	PCB-169	7/19/2013	1.58	Yes	N	U			1.83	1.58	pg/g
JW-SS-214-130429	A5698_11123_PC	PCB-170	7/19/2013	256	Yes	Y				1.83	1.4	pg/g
JW-SS-214-130429	A5698_11123_PC	PCB-171/173	7/19/2013	76.2	Yes	Y	C			3.66	1.16	pg/g
JW-SS-214-130429	A5698_11123_PC	PCB-172	7/19/2013	41.5	Yes	Y				1.83	1.19	pg/g
JW-SS-214-130429	A5698_11123_PC	PCB-189	7/19/2013	10.9	Yes	Y				1.83	0.887	pg/g
JW-SS-214-130429	A5698_11123_PC	PCB-175	7/19/2013	9.81	Yes	Y				1.83	1.04	pg/g
JW-SS-214-130429	A5698_11123_PC	PCB-188	7/19/2013	0.615	Yes	Y	J			1.83	0.387	pg/g
JW-SS-214-130429	A5698_11123_PC	PCB-177	7/19/2013	137	Yes	Y				1.83	1.15	pg/g
JW-SS-214-130429	A5698_11123_PC	PCB-178	7/19/2013	44.3	Yes	Y				1.83	0.531	pg/g
JW-SS-214-130429	A5698_11123_PC	PCB-179	7/19/2013	85.3	Yes	Y				1.83	0.413	pg/g
JW-SS-214-130429	A5698_11123_PC	PCB-180/193	7/19/2013	484	Yes	Y	C			3.66	0.988	pg/g
JW-SS-214-130429	A5698_11123_PC	PCB-181	7/19/2013	4.3	Yes	Y				1.83	1.03	pg/g

Analytical Method		E1668A										
Sample ID	Lab Sample ID	Chemical Name	Anal Date	Result	Mod Res Report	Detect	Lab Qual	Val Qual	Reason	RL	MDL	Units
JW-SS-214-130429	A5698_11123_PC	PCB-182	7/19/2013	2.29	Yes	Y				1.83	0.952	pg/g
JW-SS-214-130429	A5698_11123_PC	PCB-184	7/19/2013	0.415	Yes	N	U			1.83	0.415	pg/g
JW-SS-214-130429	A5698_11123_PC	PCB-186	7/19/2013	0.394	Yes	N	U			1.83	0.394	pg/g
JW-SS-214-130429	A5698_11123_PC	PCB-160	7/19/2013	45.8	Yes	Y				1.83	0.42	pg/g
JW-SS-214-130429	A5698_11123_PC	PCB-174	7/19/2013	207	Yes	Y				1.83	1.13	pg/g
JW-SS-214-130429	A5698_11123_PC	PCB-038	7/19/2013	1.02	Yes	N	U			1.83	1.02	pg/g
JW-SS-214-130429	A5698_11123_PC	PCB-025	7/19/2013	44.5	Yes	Y				1.83	0.932	pg/g
JW-SS-214-130429	A5698_11123_PC	PCB-026/029	7/19/2013	91.5	Yes	Y	C			3.66	0.954	pg/g
JW-SS-214-130429	A5698_11123_PC	PCB-027	7/19/2013	19.3	Yes	Y				1.83	0.597	pg/g
JW-SS-214-130429	A5698_11123_PC	PCB-031	7/19/2013	616	Yes	Y				1.83	0.915	pg/g
JW-SS-214-130429	A5698_11123_PC	PCB-032	7/19/2013	90.1	Yes	Y				1.83	0.562	pg/g
JW-SS-214-130429	A5698_11123_PC	PCB-034	7/19/2013	3.39	Yes	Y	EMPC	J	23	1.83	0.969	pg/g
JW-SS-214-130429	A5698_11123_PC	PCB-035	7/19/2013	32.7	Yes	Y				1.83	1.13	pg/g
JW-SS-214-130429	A5698_11123_PC	PCB-048	7/19/2013	85.5	Yes	Y				1.83	0.5	pg/g
JW-SS-214-130429	A5698_11123_PC	PCB-037	7/19/2013	280	Yes	Y				1.83	1.07	pg/g
JW-SS-214-130429	A5698_11123_PC	PCB-021/033	7/19/2013	310	Yes	Y	C			3.66	0.941	pg/g
JW-SS-214-130429	A5698_11123_PC	PCB-039	7/19/2013	6.81	Yes	Y				1.83	0.967	pg/g
JW-SS-214-130429	A5698_11123_PC	PCB-040/071	7/19/2013	228	Yes	Y	C			3.66	0.486	pg/g
JW-SS-214-130429	A5698_11123_PC	PCB-041	7/19/2013	27.8	Yes	Y				1.83	0.608	pg/g
JW-SS-214-130429	A5698_11123_PC	PCB-042	7/19/2013	123	Yes	Y				1.83	0.523	pg/g
JW-SS-214-130429	A5698_11123_PC	PCB-043	7/19/2013	17.4	Yes	Y				1.83	0.579	pg/g
JW-SS-214-130429	A5698_11123_PC	PCB-044/047/065	7/19/2013	591	Yes	Y	C			5.48	0.471	pg/g
JW-SS-214-130429	A5698_11123_PC	PCB-045	7/19/2013	39.4	Yes	Y				1.83	0.51	pg/g
JW-SS-214-130429	A5698_11123_PC	PCB-046	7/19/2013	16.7	Yes	Y				1.83	0.583	pg/g
JW-SS-214-130429	A5698_11123_PC	PCB-036	7/19/2013	6.85	Yes	Y				1.83	0.959	pg/g

Analytical Method		E1668A										
Sample ID	Lab Sample ID	Chemical Name	Anal Date	Result	Mod Res Report	Detect	Lab Qual	Val Qual	Reason	RL	MDL	Units
JW-SS-214-130429	A5698_11123_PC	PCB-010	7/19/2013	1.92	Yes	Y				1.83	0.359	pg/g
JW-SS-214-130429	A5698_11123_PC	PCB-011	7/19/2013	421	Yes	Y				1.83	0.733	pg/g
JW-SS-214-130429	A5698_11123_PC	PCB-005	7/19/2013	3.16	Yes	Y				1.83	0.684	pg/g
JW-SS-214-130429	A5698_11123_PC	PCB-103	7/19/2013	8.55	Yes	Y				1.83	1.05	pg/g
JW-SS-214-130429	A5698_11123_PC	PCB-001	7/19/2013	45.7	Yes	Y				1.83	0.378	pg/g
JW-SS-214-130429	A5698_11123_PC	PCB-002	7/19/2013	40.1	Yes	Y				1.83	0.363	pg/g
JW-SS-214-130429	A5698_11123_PC	PCB-004	7/19/2013	33.3	Yes	Y				1.83	0.559	pg/g
JW-SS-214-130429	A5698_11123_PC	PCB-006	7/19/2013	27.8	Yes	Y				1.83	0.695	pg/g
JW-SS-214-130429	A5698_11123_PC	PCB-007	7/19/2013	5.97	Yes	Y				1.83	0.636	pg/g
JW-SS-214-130429	A5698_11123_PC	PCB-024	7/19/2013	2.58	Yes	Y				1.83	0.608	pg/g
JW-SS-214-130429	A5698_11123_PC	PCB-009	7/19/2013	8.09	Yes	Y				1.83	0.714	pg/g
JW-SS-214-130429	A5698_11123_PC	PCB-023	7/19/2013	0.937	Yes	N	U			1.83	0.937	pg/g
JW-SS-214-130429	A5698_11123_PC	PCB-012/013	7/19/2013	31.7	Yes	Y	C			3.66	0.729	pg/g
JW-SS-214-130429	A5698_11123_PC	PCB-014	7/19/2013	1.5	Yes	Y	J			1.83	0.587	pg/g
JW-SS-214-130429	A5698_11123_PC	PCB-015	7/19/2013	140	Yes	Y				1.83	0.653	pg/g
JW-SS-214-130429	A5698_11123_PC	PCB-016	7/19/2013	91.8	Yes	Y				1.83	1.01	pg/g
JW-SS-214-130429	A5698_11123_PC	PCB-017	7/19/2013	104	Yes	Y				1.83	0.785	pg/g
JW-SS-214-130429	A5698_11123_PC	PCB-018/030	7/19/2013	220	Yes	Y	C			3.66	0.676	pg/g
JW-SS-214-130429	A5698_11123_PC	PCB-019	7/19/2013	13.9	Yes	Y				1.83	0.875	pg/g
JW-SS-214-130429	A5698_11123_PC	PCB-022	7/19/2013	212	Yes	Y				1.83	1.03	pg/g
JW-SS-214-130429	A5698_11123_PC	PCB-008	7/19/2013	165	Yes	Y				1.83	0.678	pg/g
JW-SS-214-130429	A5698_11123_PC	PCB-092	7/19/2013	356	Yes	Y				1.83	1.17	pg/g
JW-SS-214-130429	A5698_11123_PC	PCB-081	7/19/2013	4.61	Yes	Y				1.83	1.46	pg/g
JW-SS-214-130429	A5698_11123_PC	PCB-082	7/19/2013	232	Yes	Y				1.83	1.33	pg/g
JW-SS-214-130429	A5698_11123_PC	PCB-083	7/19/2013	107	Yes	Y				1.83	1.39	pg/g

Analytical Method		E1668A										
Sample ID	Lab Sample ID	Chemical Name	Anal Date	Result	Mod Res Report	Detect	Lab Qual	Val Qual	Reason	RL	MDL	Units
JW-SS-214-130429	A5698_11123_PC	PCB-084	7/19/2013	390	Yes	Y				1.83	1.3	pg/g
JW-SS-214-130429	A5698_11123_PC	PCB-085/116	7/19/2013	326	Yes	Y	C			3.66	0.978	pg/g
JW-SS-214-130429	A5698_11123_PC	PCB-086/087/097/108/119/125	7/19/2013	1370	Yes	Y	C			11	1.01	pg/g
JW-SS-214-130429	A5698_11123_PC	PCB-088	7/19/2013	1.32	Yes	N	U			1.83	1.32	pg/g
JW-SS-214-130429	A5698_11123_PC	PCB-089	7/19/2013	13.9	Yes	Y				1.83	1.23	pg/g
JW-SS-214-130429	A5698_11123_PC	PCB-080	7/19/2013	1.25	Yes	N	U			1.83	1.25	pg/g
JW-SS-214-130429	A5698_11123_PC	PCB-091	7/19/2013	169	Yes	Y				1.83	0.954	pg/g
JW-SS-214-130429	A5698_11123_PC	PCB-096	7/19/2013	7.32	Yes	Y				1.83	0.317	pg/g
JW-SS-214-130429	A5698_11123_PC	PCB-093/100	7/19/2013	9.21	Yes	Y	C			3.66	1.1	pg/g
JW-SS-214-130429	A5698_11123_PC	PCB-094	7/19/2013	4.95	Yes	Y				1.83	1.2	pg/g
JW-SS-214-130429	A5698_11123_PC	PCB-095	7/19/2013	1110	Yes	Y				1.83	1.13	pg/g
JW-SS-214-130429	A5698_11123_PC	PCB-049/069	7/19/2013	376	Yes	Y	C			3.66	0.413	pg/g
JW-SS-214-130429	A5698_11123_PC	PCB-098	7/19/2013	1.1	Yes	N	U			1.83	1.1	pg/g
JW-SS-214-130429	A5698_11123_PC	PCB-020/028	7/19/2013	798	Yes	Y	C			3.66	0.981	pg/g
JW-SS-214-130429	A5698_11123_PC	PCB-099	7/19/2013	1020	Yes	Y				1.83	1.11	pg/g
JW-SS-214-130429	A5698_11123_PC	PCB-102	7/19/2013	37.3	Yes	Y				1.83	1.11	pg/g
JW-SS-214-130429	A5698_11123_PC	PCB-090/101/113	7/19/2013	1920	Yes	Y	C			5.48	1	pg/g
JW-SS-214-130429	A5698_11123_PC	PCB-056	7/19/2013	367	Yes	Y				1.83	1.5	pg/g
JW-SS-214-130429	A5698_11123_PC	PCB-050/053	7/19/2013	46.4	Yes	Y	C			3.66	0.475	pg/g
JW-SS-214-130429	A5698_11123_PC	PCB-079	7/19/2013	21.4	Yes	Y				1.83	1.35	pg/g
JW-SS-214-130429	A5698_11123_PC	PCB-051	7/19/2013	11.9	Yes	Y				1.83	0.498	pg/g
JW-SS-214-130429	A5698_11123_PC	PCB-052	7/19/2013	1040	Yes	Y				1.83	0.502	pg/g
JW-SS-214-130429	A5698_11123_PC	PCB-054	7/19/2013	0.469	Yes	Y	J EMPC	J	23	1.83	0.36	pg/g
JW-SS-214-130429	A5698_11123_PC	PCB-055	7/19/2013	11.4	Yes	Y				1.83	1.45	pg/g
JW-SS-214-130429	A5698_11123_PC	PCB-057	7/19/2013	2.41	Yes	Y				1.83	1.42	pg/g

Analytical Method		E1668A										
Sample ID	Lab Sample ID	Chemical Name	Anal Date	Result	Mod Res Report	Detect	Lab Qual	Val Qual	Reason	RL	MDL	Units
JW-SS-214-130429	A5698_11123_PC	PCB-058	7/19/2013	2.59	Yes	Y				1.83	1.43	pg/g
JW-SS-214-130429	A5698_11123_PC	PCB-059/062/075	7/19/2013	38.4	Yes	Y	C			5.48	0.371	pg/g
JW-SS-214-130429	A5698_11123_PC	PCB-060	7/19/2013	156	Yes	Y				1.83	1.48	pg/g
JW-SS-214-130429	A5698_11123_PC	PCB-061/070/074/076	7/19/2013	1720	Yes	Y	C			7.31	1.38	pg/g
JW-SS-214-130429	A5698_11123_PC	PCB-063	7/19/2013	29.2	Yes	Y				1.83	1.29	pg/g
JW-SS-214-130429	A5698_11123_PC	PCB-077	7/19/2013	149	Yes	Y				1.83	1.63	pg/g
JW-SS-214-130429	A5698_11123_PC	PCB-066	7/19/2013	1030	Yes	Y				1.83	1.51	pg/g
JW-SS-214-130429	A5698_11123_PC	PCB-067	7/19/2013	20.8	Yes	Y				1.83	1.33	pg/g
JW-SS-214-130429	A5698_11123_PC	PCB-068	7/19/2013	5.69	Yes	Y				1.83	1.28	pg/g
JW-SS-214-130429	A5698_11123_PC	PCB-072	7/19/2013	9.04	Yes	Y				1.83	1.34	pg/g
JW-SS-214-130429	A5698_11123_PC	PCB-073	7/19/2013	0.372	Yes	N	U			1.83	0.372	pg/g
JW-SS-214-130429	A5698_11123_PC	PCB-064	7/19/2013	208	Yes	Y				1.83	0.344	pg/g
JW-SS-214-130429	A5698_11123_PC	PCB-078	7/19/2013	1.61	Yes	N	U			1.83	1.61	pg/g
JW-SS-215-130429	A5698_11123_PC	PCB-142	7/19/2013	0.473	Yes	N	U			1.73	0.473	pg/g
JW-SS-215-130429	A5698_11123_PC	PCB-156/157	7/19/2013	183	Yes	Y	C			3.46	1.57	pg/g
JW-SS-215-130429	A5698_11123_PC	PCB-141	7/19/2013	225	Yes	Y				1.73	0.446	pg/g
JW-SS-215-130429	A5698_11123_PC	PCB-139/140	7/19/2013	24.4	Yes	Y	C			3.46	0.421	pg/g
JW-SS-215-130429	A5698_11123_PC	PCB-137	7/19/2013	58.7	Yes	Y				1.73	0.416	pg/g
JW-SS-215-130429	A5698_11123_PC	PCB-135/151	7/19/2013	384	Yes	Y	C			3.46	0.437	pg/g
JW-SS-215-130429	A5698_11123_PC	PCB-147/149	7/19/2013	970	Yes	Y	C			3.46	0.428	pg/g
JW-SS-215-130429	A5698_11123_PC	PCB-134	7/19/2013	75.7	Yes	Y				1.73	0.52	pg/g
JW-SS-215-130429	A5698_11123_PC	PCB-133	7/19/2013	22.9	Yes	Y				1.73	0.459	pg/g
JW-SS-215-130429	A5698_11123_PC	PCB-136	7/19/2013	151	Yes	Y				1.73	0.328	pg/g
JW-SS-215-130429	A5698_11123_PC	PCB-143	7/19/2013	4.86	Yes	Y				1.73	0.437	pg/g
JW-SS-215-130429	A5698_11123_PC	PCB-144	7/19/2013	54	Yes	Y				1.73	0.424	pg/g

Analytical Method		E1668A										
Sample ID	Lab Sample ID	Chemical Name	Anal Date	Result	Mod Res Report	Detect	Lab Qual	Vai Qual	Reason	RL	MDL	Units
JW-SS-215-130429	A5698_11123_PC	PCB-150	7/19/2013	1.32	Yes	Y	J			1.73	0.295	pg/g
JW-SS-215-130429	A5698_11123_PC	PCB-146	7/19/2013	217	Yes	Y				1.73	0.445	pg/g
JW-SS-215-130429	A5698_11123_PC	PCB-155	7/19/2013	0.274	Yes	N	U			1.73	0.274	pg/g
JW-SS-215-130429	A5698_11123_PC	PCB-148	7/19/2013	1.65	Yes	Y	J			1.73	0.419	pg/g
JW-SS-215-130429	A5698_11123_PC	PCB-154	7/19/2013	15	Yes	Y				1.73	0.386	pg/g
JW-SS-215-130429	A5698_11123_PC	PCB-153/168	7/19/2013	1090	Yes	Y	C			3.46	0.344	pg/g
JW-SS-215-130429	A5698_11123_PC	PCB-132	7/19/2013	425	Yes	Y				1.73	0.468	pg/g
JW-SS-215-130429	A5698_11123_PC	PCB-117	7/19/2013	28.2	Yes	Y				1.73	1.67	pg/g
JW-SS-215-130429	A5698_11123_PC	PCB-152	7/19/2013	0.734	Yes	Y	J EMPC	J	23	1.73	0.299	pg/g
JW-SS-215-130429	A5698_11123_PC	PCB-145	7/19/2013	0.32	Yes	N	U			1.73	0.32	pg/g
JW-SS-215-130429	A5698_11123_PC	PCB-115	7/19/2013	36.8	Yes	Y				1.73	1.32	pg/g
JW-SS-215-130429	A5698_11123_PC	PCB-202	7/19/2013	33.3	Yes	Y				1.73	0.596	pg/g
JW-SS-215-130429	A5698_11123_PC	PCB-158	7/19/2013	151	Yes	Y				1.73	0.329	pg/g
JW-SS-215-130429	A5698_11123_PC	PCB-103	7/19/2013	9.65	Yes	Y				1.73	1.78	pg/g
JW-SS-215-130429	A5698_11123_PC	PCB-104	7/19/2013	0.322	Yes	N	U			1.73	0.322	pg/g
JW-SS-215-130429	A5698_11123_PC	PCB-105	7/19/2013	662	Yes	Y				1.73	1.66	pg/g
JW-SS-215-130429	A5698_11123_PC	PCB-106	7/19/2013	1.63	Yes	N	U			1.73	1.63	pg/g
JW-SS-215-130429	A5698_11123_PC	PCB-109	7/19/2013	111	Yes	Y				1.73	1.5	pg/g
JW-SS-215-130429	A5698_11123_PC	PCB-110	7/19/2013	1980	Yes	Y				1.73	1.71	pg/g
JW-SS-215-130429	A5698_11123_PC	PCB-111	7/19/2013	1.41	Yes	N	U			1.73	1.41	pg/g
JW-SS-215-130429	A5698_11123_PC	PCB-120	7/19/2013	1.44	Yes	N	U			1.73	1.44	pg/g
JW-SS-215-130429	A5698_11123_PC	PCB-114	7/19/2013	31.7	Yes	Y				1.73	1.42	pg/g
JW-SS-215-130429	A5698_11123_PC	PCB-131	7/19/2013	17.3	Yes	Y				1.73	0.482	pg/g
JW-SS-215-130429	A5698_11123_PC	PCB-118	7/19/2013	1460	Yes	Y				1.73	1.44	pg/g
JW-SS-215-130429	A5698_11123_PC	PCB-107/124	7/19/2013	56.6	Yes	Y	C			3.46	1.61	pg/g

Analytical Method		E1668A										
Sample ID	Lab Sample ID	Chemical Name	Anal Date	Result	Mod Res Report	Detect	Lab Qual	Val Qual	Reason	RL	MDL	Units
JW-SS-215-130429	A5698_11123_PC	PCB-121	7/19/2013	1.4	Yes	N	U			1.73	1.4	pg/g
JW-SS-215-130429	A5698_11123_PC	PCB-122	7/19/2013	21.4	Yes	Y				1.73	1.69	pg/g
JW-SS-215-130429	A5698_11123_PC	PCB-123	7/19/2013	23.9	Yes	Y				1.73	1.46	pg/g
JW-SS-215-130429	A5698_11123_PC	PCB-126	7/19/2013	5.19	Yes	Y				1.73	0.885	pg/g
JW-SS-215-130429	A5698_11123_PC	PCB-127	7/19/2013	1.71	Yes	N	U			1.73	1.71	pg/g
JW-SS-215-130429	A5698_11123_PC	PCB-128/166	7/19/2013	257	Yes	Y	C			3.46	1.21	pg/g
JW-SS-215-130429	A5698_11123_PC	PCB-129/138/163	7/19/2013	1580	Yes	Y	C			5.19	0.443	pg/g
JW-SS-215-130429	A5698_11123_PC	PCB-130	7/19/2013	106	Yes	Y				1.73	0.515	pg/g
JW-SS-215-130429	A5698_11123_PC	PCB-112	7/19/2013	1.46	Yes	N	U			1.73	1.46	pg/g
JW-SS-215-130429	A5698_11123_PC	PCB-207	7/19/2013	8.44	Yes	Y				1.73	1.01	pg/g
JW-SS-215-130429	A5698_11123_PC	PCB-203	7/19/2013	85.4	Yes	Y				1.73	0.756	pg/g
JW-SS-215-130429	A5698_11123_PC	PCB-187	7/19/2013	303	Yes	Y				1.73	1.02	pg/g
JW-SS-215-130429	A5698_11123_PC	PCB-188	7/19/2013	0.506	Yes	Y	J EMPC	J	23	1.73	0.363	pg/g
JW-SS-215-130429	A5698_11123_PC	PCB-189	7/19/2013	10.4	Yes	Y				1.73	0.716	pg/g
JW-SS-215-130429	A5698_11123_PC	PCB-190	7/19/2013	48.1	Yes	Y				1.73	1.2	pg/g
JW-SS-215-130429	A5698_11123_PC	PCB-191	7/19/2013	14.4	Yes	Y				1.73	0.96	pg/g
JW-SS-215-130429	A5698_11123_PC	PCB-192	7/19/2013	0.989	Yes	N	U			1.73	0.989	pg/g
JW-SS-215-130429	A5698_11123_PC	PCB-194	7/19/2013	134	Yes	Y				1.73	1.82	pg/g
JW-SS-215-130429	A5698_11123_PC	PCB-195	7/19/2013	49.2	Yes	Y				1.73	1.88	pg/g
JW-SS-215-130429	A5698_11123_PC	PCB-185	7/19/2013	23.3	Yes	Y				1.73	1.06	pg/g
JW-SS-215-130429	A5698_11123_PC	PCB-208	7/19/2013	20.9	Yes	Y				1.73	0.971	pg/g
JW-SS-215-130429	A5698_11123_PC	PCB-184	7/19/2013	0.39	Yes	N	U			1.73	0.39	pg/g
JW-SS-215-130429	A5698_11123_PC	PCB-206	7/19/2013	65.6	Yes	Y				1.73	1.58	pg/g
JW-SS-215-130429	A5698_11123_PC	PCB-205	7/19/2013	6.35	Yes	Y				1.73	1.47	pg/g
JW-SS-215-130429	A5698_11123_PC	PCB-204	7/19/2013	0.577	Yes	N	U			1.73	0.577	pg/g

SDG: A5698

Analytical Method		E1668A										
Sample ID	Lab Sample ID	Chemical Name	Anal Date	Result	Mod Res Report	Detect	Lab Qual	Val Qual	Reason	RL	MDL	Units
JW-SS-215-130429	A5698_11123_PC	PCB-197	7/19/2013	3.65	Yes	Y				1.73	0.556	pg/g
JW-SS-215-130429	A5698_11123_PC	PCB-198/199	7/19/2013	137	Yes	Y	C			3.46	0.804	pg/g
JW-SS-215-130429	A5698_11123_PC	PCB-020/028	7/19/2013	706	Yes	Y	C			3.46	0.69	pg/g
JW-SS-215-130429	A5698_11123_PC	PCB-102	7/19/2013	35.6	Yes	Y				1.73	1.89	pg/g
JW-SS-215-130429	A5698_11123_PC	PCB-200	7/19/2013	14.9	Yes	Y				1.73	0.561	pg/g
JW-SS-215-130429	A5698_11123_PC	PCB-201	7/19/2013	17.1	Yes	Y				1.73	0.543	pg/g
JW-SS-215-130429	A5698_11123_PC	PCB-196	7/19/2013	61.5	Yes	Y				1.73	0.784	pg/g
JW-SS-215-130429	A5698_11123_PC	PCB-175	7/19/2013	11.1	Yes	Y				1.73	1.1	pg/g
JW-SS-215-130429	A5698_11123_PC	PCB-160	7/19/2013	22.1	Yes	Y				1.73	0.342	pg/g
JW-SS-215-130429	A5698_11123_PC	PCB-161	7/19/2013	1.09	Yes	Y	J			1.73	0.334	pg/g
JW-SS-215-130429	A5698_11123_PC	PCB-162	7/19/2013	4.72	Yes	Y				1.73	1.08	pg/g
JW-SS-215-130429	A5698_11123_PC	PCB-164	7/19/2013	99.5	Yes	Y				1.73	0.361	pg/g
JW-SS-215-130429	A5698_11123_PC	PCB-165	7/19/2013	0.385	Yes	N	U			1.73	0.385	pg/g
JW-SS-215-130429	A5698_11123_PC	PCB-167	7/19/2013	56.4	Yes	Y				1.73	0.991	pg/g
JW-SS-215-130429	A5698_11123_PC	PCB-169	7/19/2013	1.77	Yes	N	U			1.73	1.77	pg/g
JW-SS-215-130429	A5698_11123_PC	PCB-170	7/19/2013	265	Yes	Y				1.73	1.53	pg/g
JW-SS-215-130429	A5698_11123_PC	PCB-171/173	7/19/2013	80.9	Yes	Y	C			3.46	1.23	pg/g
JW-SS-215-130429	A5698_11123_PC	PCB-186	7/19/2013	0.37	Yes	N	U			1.73	0.37	pg/g
JW-SS-215-130429	A5698_11123_PC	PCB-174	7/19/2013	241	Yes	Y				1.73	1.19	pg/g
JW-SS-215-130429	A5698_11123_PC	PCB-159	7/19/2013	12.3	Yes	Y				1.73	1.06	pg/g
JW-SS-215-130429	A5698_11123_PC	PCB-176	7/19/2013	29.6	Yes	Y				1.73	0.352	pg/g
JW-SS-215-130429	A5698_11123_PC	PCB-177	7/19/2013	159	Yes	Y				1.73	1.21	pg/g
JW-SS-215-130429	A5698_11123_PC	PCB-209	7/19/2013	32.4	Yes	Y				1.73	1.08	pg/g
JW-SS-215-130429	A5698_11123_PC	PCB-178	7/19/2013	52.3	Yes	Y				1.73	0.499	pg/g
JW-SS-215-130429	A5698_11123_PC	PCB-179	7/19/2013	108	Yes	Y				1.73	0.388	pg/g

SDG: A5698

Analytical Method		E1668A										
Sample ID	Lab Sample ID	Chemical Name	Anal Date	Result	Mod Res Report	Detect	Lab Qual	Val Qual	Reason	RL	MDL	Units
JW-SS-215-130429	A5698_11123_PC	PCB-180/193	7/19/2013	546	Yes	Y	C			3.46	1.04	pg/g
JW-SS-215-130429	A5698_11123_PC	PCB-181	7/19/2013	3.22	Yes	Y				1.73	1.09	pg/g
JW-SS-215-130429	A5698_11123_PC	PCB-182	7/19/2013	2.4	Yes	Y				1.73	1.01	pg/g
JW-SS-215-130429	A5698_11123_PC	PCB-183	7/19/2013	148	Yes	Y				1.73	1.06	pg/g
JW-SS-215-130429	A5698_11123_PC	PCB-172	7/19/2013	46.1	Yes	Y				1.73	1.26	pg/g
JW-SS-215-130429	A5698_11123_PC	PCB-037	7/19/2013	231	Yes	Y				1.73	0.752	pg/g
JW-SS-215-130429	A5698_11123_PC	PCB-024	7/19/2013	3.33	Yes	Y				1.73	0.491	pg/g
JW-SS-215-130429	A5698_11123_PC	PCB-025	7/19/2013	45.2	Yes	Y				1.73	0.656	pg/g
JW-SS-215-130429	A5698_11123_PC	PCB-026/029	7/19/2013	89.1	Yes	Y	C			3.46	0.671	pg/g
JW-SS-215-130429	A5698_11123_PC	PCB-027	7/19/2013	20.7	Yes	Y				1.73	0.482	pg/g
JW-SS-215-130429	A5698_11123_PC	PCB-031	7/19/2013	545	Yes	Y				1.73	0.644	pg/g
JW-SS-215-130429	A5698_11123_PC	PCB-032	7/19/2013	93.6	Yes	Y				1.73	0.453	pg/g
JW-SS-215-130429	A5698_11123_PC	PCB-034	7/19/2013	4.2	Yes	Y				1.73	0.681	pg/g
JW-SS-215-130429	A5698_11123_PC	PCB-046	7/19/2013	20.4	Yes	Y				1.73	0.825	pg/g
JW-SS-215-130429	A5698_11123_PC	PCB-036	7/19/2013	5.95	Yes	Y				1.73	0.674	pg/g
JW-SS-215-130429	A5698_11123_PC	PCB-018/030	7/19/2013	245	Yes	Y	C			3.46	0.546	pg/g
JW-SS-215-130429	A5698_11123_PC	PCB-038	7/19/2013	1.19	Yes	Y	J			1.73	0.716	pg/g
JW-SS-215-130429	A5698_11123_PC	PCB-039	7/19/2013	5.18	Yes	Y				1.73	0.68	pg/g
JW-SS-215-130429	A5698_11123_PC	PCB-040/071	7/19/2013	291	Yes	Y	C			3.46	0.688	pg/g
JW-SS-215-130429	A5698_11123_PC	PCB-041	7/19/2013	40.3	Yes	Y				1.73	0.86	pg/g
JW-SS-215-130429	A5698_11123_PC	PCB-042	7/19/2013	159	Yes	Y				1.73	0.74	pg/g
JW-SS-215-130429	A5698_11123_PC	PCB-043	7/19/2013	21.1	Yes	Y				1.73	0.819	pg/g
JW-SS-215-130429	A5698_11123_PC	PCB-044/047/065	7/19/2013	682	Yes	Y	C			5.19	0.666	pg/g
JW-SS-215-130429	A5698_11123_PC	PCB-045	7/19/2013	48.1	Yes	Y				1.73	0.722	pg/g
JW-SS-215-130429	A5698_11123_PC	PCB-035	7/19/2013	22.9	Yes	Y				1.73	0.796	pg/g

Analytical Method		E1668A										
Sample ID	Lab Sample ID	Chemical Name	Anal Date	Result	Mod Res Report	Detect	Lab Qual	Val Qual	Reason	RL	MDL	Units
JW-SS-215-130429	A5698_11123_PC	PCB-009	7/19/2013	11.7	Yes	Y				1.73	0.493	pg/g
JW-SS-215-130429	A5698_11123_PC	PCB-022	7/19/2013	203	Yes	Y				1.73	0.722	pg/g
JW-SS-215-130429	A5698_11123_PC	PCB-099	7/19/2013	807	Yes	Y				1.73	1.88	pg/g
JW-SS-215-130429	A5698_11123_PC	PCB-001	7/19/2013	82.2	Yes	Y				1.73	0.537	pg/g
JW-SS-215-130429	A5698_11123_PC	PCB-002	7/19/2013	52.6	Yes	Y				1.73	0.511	pg/g
JW-SS-215-130429	A5698_11123_PC	PCB-003	7/19/2013	82.9	Yes	Y				1.73	0.508	pg/g
JW-SS-215-130429	A5698_11123_PC	PCB-004	7/19/2013	41.9	Yes	Y				1.73	0.566	pg/g
JW-SS-215-130429	A5698_11123_PC	PCB-005	7/19/2013	4.78	Yes	Y				1.73	0.472	pg/g
JW-SS-215-130429	A5698_11123_PC	PCB-006	7/19/2013	36.9	Yes	Y				1.73	0.479	pg/g
JW-SS-215-130429	A5698_11123_PC	PCB-023	7/19/2013	0.66	Yes	N	U			1.73	0.66	pg/g
JW-SS-215-130429	A5698_11123_PC	PCB-008	7/19/2013	179	Yes	Y				1.73	0.468	pg/g
JW-SS-215-130429	A5698_11123_PC	PCB-021/033	7/19/2013	272	Yes	Y	C			3.46	0.662	pg/g
JW-SS-215-130429	A5698_11123_PC	PCB-010	7/19/2013	2.53	Yes	Y				1.73	0.363	pg/g
JW-SS-215-130429	A5698_11123_PC	PCB-011	7/19/2013	394	Yes	Y				1.73	0.506	pg/g
JW-SS-215-130429	A5698_11123_PC	PCB-012/013	7/19/2013	33.1	Yes	Y	C			3.46	0.503	pg/g
JW-SS-215-130429	A5698_11123_PC	PCB-014	7/19/2013	2.16	Yes	Y				1.73	0.405	pg/g
JW-SS-215-130429	A5698_11123_PC	PCB-015	7/19/2013	152	Yes	Y				1.73	0.45	pg/g
JW-SS-215-130429	A5698_11123_PC	PCB-016	7/19/2013	106	Yes	Y				1.73	0.815	pg/g
JW-SS-215-130429	A5698_11123_PC	PCB-017	7/19/2013	119	Yes	Y				1.73	0.634	pg/g
JW-SS-215-130429	A5698_11123_PC	PCB-019	7/19/2013	14.5	Yes	Y				1.73	0.706	pg/g
JW-SS-215-130429	A5698_11123_PC	PCB-007	7/19/2013	8.17	Yes	Y				1.73	0.439	pg/g
JW-SS-215-130429	A5698_11123_PC	PCB-090/101/113	7/19/2013	1520	Yes	Y	C			5.19	1.7	pg/g
JW-SS-215-130429	A5698_11123_PC	PCB-078	7/19/2013	2.19	Yes	N	U			1.73	2.19	pg/g
JW-SS-215-130429	A5698_11123_PC	PCB-079	7/19/2013	20.2	Yes	Y				1.73	1.83	pg/g
JW-SS-215-130429	A5698_11123_PC	PCB-080	7/19/2013	1.7	Yes	N	U			1.73	1.7	pg/g

Analytical Method		E1668A										
Sample ID	Lab Sample ID	Chemical Name	Anal Date	Result	Mod Res Report	Detect	Lab Qual	Val Qual	Reason	RL	MDL	Units
JW-SS-215-130429	A5698_11123_PC	PCB-081	7/19/2013	3.34	Yes	Y				1.73	1.99	pg/g
JW-SS-215-130429	A5698_11123_PC	PCB-082	7/19/2013	175	Yes	Y				1.73	2.27	pg/g
JW-SS-215-130429	A5698_11123_PC	PCB-083	7/19/2013	82.9	Yes	Y				1.73	2.36	pg/g
JW-SS-215-130429	A5698_11123_PC	PCB-085/116	7/19/2013	249	Yes	Y	C			3.46	1.66	pg/g
JW-SS-215-130429	A5698_11123_PC	PCB-077	7/19/2013	97.8	Yes	Y				1.73	2.13	pg/g
JW-SS-215-130429	A5698_11123_PC	PCB-089	7/19/2013	13.6	Yes	Y				1.73	2.09	pg/g
JW-SS-215-130429	A5698_11123_PC	PCB-084	7/19/2013	343	Yes	Y				1.73	2.2	pg/g
JW-SS-215-130429	A5698_11123_PC	PCB-091	7/19/2013	149	Yes	Y				1.73	1.62	pg/g
JW-SS-215-130429	A5698_11123_PC	PCB-092	7/19/2013	289	Yes	Y				1.73	1.98	pg/g
JW-SS-215-130429	A5698_11123_PC	PCB-093/100	7/19/2013	9.99	Yes	Y	C			3.46	1.87	pg/g
JW-SS-215-130429	A5698_11123_PC	PCB-094	7/19/2013	5.17	Yes	Y				1.73	2.04	pg/g
JW-SS-215-130429	A5698_11123_PC	PCB-095	7/19/2013	1010	Yes	Y				1.73	1.92	pg/g
JW-SS-215-130429	A5698_11123_PC	PCB-048	7/19/2013	102	Yes	Y				1.73	0.708	pg/g
JW-SS-215-130429	A5698_11123_PC	PCB-096	7/19/2013	6.36	Yes	Y				1.73	0.361	pg/g
JW-SS-215-130429	A5698_11123_PC	PCB-098	7/19/2013	1.87	Yes	N	U			1.73	1.87	pg/g
JW-SS-215-130429	A5698_11123_PC	PCB-088	7/19/2013	2.24	Yes	N	U			1.73	2.24	pg/g
JW-SS-215-130429	A5698_11123_PC	PCB-052	7/19/2013	1050	Yes	Y				1.73	0.711	pg/g
JW-SS-215-130429	A5698_11123_PC	PCB-049/069	7/19/2013	428	Yes	Y	C			3.46	0.584	pg/g
JW-SS-215-130429	A5698_11123_PC	PCB-050/053	7/19/2013	53.4	Yes	Y	C			3.46	0.672	pg/g
JW-SS-215-130429	A5698_11123_PC	PCB-086/087/097/108/119/125	7/19/2013	1030	Yes	Y	C			10.4	1.72	pg/g
JW-SS-215-130429	A5698_11123_PC	PCB-051	7/19/2013	15.3	Yes	Y				1.73	0.705	pg/g
JW-SS-215-130429	A5698_11123_PC	PCB-073	7/19/2013	2.8	Yes	Y	EMPC	J	23	1.73	0.526	pg/g
JW-SS-215-130429	A5698_11123_PC	PCB-054	7/19/2013	0.387	Yes	N	U			1.73	0.387	pg/g
JW-SS-215-130429	A5698_11123_PC	PCB-055	7/19/2013	13.2	Yes	Y				1.73	1.97	pg/g
JW-SS-215-130429	A5698_11123_PC	PCB-056	7/19/2013	390	Yes	Y				1.73	2.04	pg/g

SDG: A5698

Analytical Method		E1668A										
Sample ID	Lab Sample ID	Chemical Name	Anal Date	Result	Mod Res Report	Detect	Lab Qual	Val Qual	Reason	RL	MDL	Units
JW-SS-215-130429	A5698_11123_PC	PCB-057	7/19/2013	3.01	Yes	Y				1.73	1.93	pg/g
JW-SS-215-130429	A5698_11123_PC	PCB-058	7/19/2013	4.31	Yes	Y				1.73	1.94	pg/g
JW-SS-215-130429	A5698_11123_PC	PCB-059/062/075	7/19/2013	48.6	Yes	Y	C			5.19	0.525	pg/g
JW-SS-215-130429	A5698_11123_PC	PCB-060	7/19/2013	170	Yes	Y				1.73	2.01	pg/g
JW-SS-215-130429	A5698_11123_PC	PCB-072	7/19/2013	14	Yes	Y				1.73	1.82	pg/g
JW-SS-215-130429	A5698_11123_PC	PCB-061/070/074/076	7/19/2013	1680	Yes	Y	C			6.92	1.87	pg/g
JW-SS-215-130429	A5698_11123_PC	PCB-063	7/19/2013	32.5	Yes	Y				1.73	1.76	pg/g
JW-SS-215-130429	A5698_11123_PC	PCB-064	7/19/2013	257	Yes	Y				1.73	0.487	pg/g
JW-SS-215-130429	A5698_11123_PC	PCB-066	7/19/2013	970	Yes	Y				1.73	2.05	pg/g
JW-SS-215-130429	A5698_11123_PC	PCB-067	7/19/2013	23.3	Yes	Y				1.73	1.81	pg/g
JW-SS-215-130429	A5698_11123_PC	PCB-068	7/19/2013	7.59	Yes	Y				1.73	1.74	pg/g
JW-SS-216-130429	A5698_11123_PC	PCB-137	7/19/2013	12.8	Yes	Y				1.18	0.284	pg/g
JW-SS-216-130429	A5698_11123_PC	PCB-136	7/19/2013	39	Yes	Y				1.18	0.228	pg/g
JW-SS-216-130429	A5698_11123_PC	PCB-135/151	7/19/2013	103	Yes	Y	C			2.36	0.299	pg/g
JW-SS-216-130429	A5698_11123_PC	PCB-134	7/19/2013	17.4	Yes	Y				1.18	0.355	pg/g
JW-SS-216-130429	A5698_11123_PC	PCB-133	7/19/2013	5.73	Yes	Y				1.18	0.314	pg/g
JW-SS-216-130429	A5698_11123_PC	PCB-132	7/19/2013	103	Yes	Y				1.18	0.319	pg/g
JW-SS-216-130429	A5698_11123_PC	PCB-153/168	7/19/2013	274	Yes	Y	C			2.36	0.235	pg/g
JW-SS-216-130429	A5698_11123_PC	PCB-130	7/19/2013	24.7	Yes	Y				1.18	0.352	pg/g
JW-SS-216-130429	A5698_11123_PC	PCB-143	7/19/2013	1.88	Yes	Y				1.18	0.299	pg/g
JW-SS-216-130429	A5698_11123_PC	PCB-129/138/163	7/19/2013	368	Yes	Y	C			3.54	0.303	pg/g
JW-SS-216-130429	A5698_11123_PC	PCB-131	7/19/2013	3.72	Yes	Y				1.18	0.329	pg/g
JW-SS-216-130429	A5698_11123_PC	PCB-139/140	7/19/2013	5.75	Yes	Y	C			2.36	0.288	pg/g
JW-SS-216-130429	A5698_11123_PC	PCB-152	7/19/2013	0.208	Yes	N	U			1.18	0.208	pg/g
JW-SS-216-130429	A5698_11123_PC	PCB-148	7/19/2013	0.521	Yes	Y	J EMPC	J	23	1.18	0.286	pg/g

Analytical Method		E1668A										
Sample ID	Lab Sample ID	Chemical Name	Anal Date	Result	Mod Res Report	Detect	Lab Qual	Val Qual	Reason	RL	MDL	Units
JW-SS-216-130429	A5698_11123_PC	PCB-142	7/19/2013	0.323	Yes	N	U			1.18	0.323	pg/g
JW-SS-216-130429	A5698_11123_PC	PCB-128/166	7/19/2013	50.4	Yes	Y	C			2.36	0.61	pg/g
JW-SS-216-130429	A5698_11123_PC	PCB-144	7/19/2013	13.6	Yes	Y				1.18	0.289	pg/g
JW-SS-216-130429	A5698_11123_PC	PCB-145	7/19/2013	0.222	Yes	N	U			1.18	0.222	pg/g
JW-SS-216-130429	A5698_11123_PC	PCB-146	7/19/2013	58.2	Yes	Y				1.18	0.304	pg/g
JW-SS-216-130429	A5698_11123_PC	PCB-147/149	7/19/2013	245	Yes	Y	C			2.36	0.292	pg/g
JW-SS-216-130429	A5698_11123_PC	PCB-150	7/19/2013	0.205	Yes	N	U			1.18	0.205	pg/g
JW-SS-216-130429	A5698_11123_PC	PCB-099	7/19/2013	199	Yes	Y				1.18	0.717	pg/g
JW-SS-216-130429	A5698_11123_PC	PCB-141	7/19/2013	55.5	Yes	Y				1.18	0.305	pg/g
JW-SS-216-130429	A5698_11123_PC	PCB-111	7/19/2013	0.539	Yes	N	U			1.18	0.539	pg/g
JW-SS-216-130429	A5698_11123_PC	PCB-095	7/19/2013	225	Yes	Y				1.18	0.734	pg/g
JW-SS-216-130429	A5698_11123_PC	PCB-202	7/19/2013	10.1	Yes	Y				1.18	0.451	pg/g
JW-SS-216-130429	A5698_11123_PC	PCB-154	7/19/2013	4.83	Yes	Y				1.18	0.264	pg/g
JW-SS-216-130429	A5698_11123_PC	PCB-098	7/19/2013	0.713	Yes	N	U			1.18	0.713	pg/g
JW-SS-216-130429	A5698_11123_PC	PCB-102	7/19/2013	10.3	Yes	Y				1.18	0.721	pg/g
JW-SS-216-130429	A5698_11123_PC	PCB-096	7/19/2013	1.95	Yes	Y	EMPC	J	23	1.18	0.266	pg/g
JW-SS-216-130429	A5698_11123_PC	PCB-104	7/19/2013	0.237	Yes	N	U			1.18	0.237	pg/g
JW-SS-216-130429	A5698_11123_PC	PCB-105	7/19/2013	139	Yes	Y				1.18	0.66	pg/g
JW-SS-216-130429	A5698_11123_PC	PCB-106	7/19/2013	0.622	Yes	N	U			1.18	0.622	pg/g
JW-SS-216-130429	A5698_11123_PC	PCB-103	7/19/2013	3.56	Yes	Y				1.18	0.68	pg/g
JW-SS-216-130429	A5698_11123_PC	PCB-109	7/19/2013	28.1	Yes	Y				1.18	0.571	pg/g
JW-SS-216-130429	A5698_11123_PC	PCB-127	7/19/2013	0.679	Yes	N	U			1.18	0.679	pg/g
JW-SS-216-130429	A5698_11123_PC	PCB-112	7/19/2013	1.71	Yes	Y				1.18	0.557	pg/g
JW-SS-216-130429	A5698_11123_PC	PCB-114	7/19/2013	6.94	Yes	Y				1.18	0.586	pg/g
JW-SS-216-130429	A5698_11123_PC	PCB-115	7/19/2013	8.29	Yes	Y				1.18	0.503	pg/g

Analytical Method		E1668A										
Sample ID	Lab Sample ID	Chemical Name	Anal Date	Result	Mod Res Report	Detect	Lab Qual	Val Qual	Reason	RL	MDL	Units
JW-SS-216-130429	A5698_11123_PC	PCB-117	7/19/2013	9.42	Yes	Y				1.18	0.637	pg/g
JW-SS-216-130429	A5698_11123_PC	PCB-118	7/19/2013	318	Yes	Y				1.18	0.59	pg/g
JW-SS-216-130429	A5698_11123_PC	PCB-120	7/19/2013	0.549	Yes	N	U			1.18	0.549	pg/g
JW-SS-216-130429	A5698_11123_PC	PCB-121	7/19/2013	0.535	Yes	N	U			1.18	0.535	pg/g
JW-SS-216-130429	A5698_11123_PC	PCB-122	7/19/2013	4.87	Yes	Y				1.18	0.697	pg/g
JW-SS-216-130429	A5698_11123_PC	PCB-123	7/19/2013	4.96	Yes	Y				1.18	0.556	pg/g
JW-SS-216-130429	A5698_11123_PC	PCB-126	7/19/2013	1.48	Yes	Y				1.18	0.462	pg/g
JW-SS-216-130429	A5698_11123_PC	PCB-107/124	7/19/2013	11.9	Yes	Y	C			2.36	0.614	pg/g
JW-SS-216-130429	A5698_11123_PC	PCB-198/199	7/19/2013	40.7	Yes	Y	B C			2.36	0.609	pg/g
JW-SS-216-130429	A5698_11123_PC	PCB-186	7/19/2013	0.26	Yes	N	U			1.18	0.26	pg/g
JW-SS-216-130429	A5698_11123_PC	PCB-187	7/19/2013	88	Yes	Y				1.18	0.609	pg/g
JW-SS-216-130429	A5698_11123_PC	PCB-188	7/19/2013	0.256	Yes	N	U			1.18	0.256	pg/g
JW-SS-216-130429	A5698_11123_PC	PCB-189	7/19/2013	2.39	Yes	Y	B			1.18	0.47	pg/g
JW-SS-216-130429	A5698_11123_PC	PCB-190	7/19/2013	12.2	Yes	Y	B			1.18	0.578	pg/g
JW-SS-216-130429	A5698_11123_PC	PCB-191	7/19/2013	3.38	Yes	Y				1.18	0.571	pg/g
JW-SS-216-130429	A5698_11123_PC	PCB-192	7/19/2013	0.588	Yes	N	U			1.18	0.588	pg/g
JW-SS-216-130429	A5698_11123_PC	PCB-194	7/19/2013	35.3	Yes	N	B	U	7	1.18	1.07	pg/g
JW-SS-216-130429	A5698_11123_PC	PCB-195	7/19/2013	12.2	Yes	N	B	U	7	1.18	1.1	pg/g
JW-SS-216-130429	A5698_11123_PC	PCB-200	7/19/2013	4.04	Yes	Y	B			1.18	0.425	pg/g
JW-SS-216-130429	A5698_11123_PC	PCB-197	7/19/2013	1.13	Yes	Y	J EMPC	J	23	1.18	0.421	pg/g
JW-SS-216-130429	A5698_11123_PC	PCB-183	7/19/2013	38.7	Yes	Y	B			1.18	0.63	pg/g
JW-SS-216-130429	A5698_11123_PC	PCB-094	7/19/2013	1.46	Yes	Y	EMPC	J	23	1.18	0.778	pg/g
JW-SS-216-130429	A5698_11123_PC	PCB-201	7/19/2013	5.1	Yes	Y				1.18	0.411	pg/g
JW-SS-216-130429	A5698_11123_PC	PCB-110	7/19/2013	436	Yes	Y				1.18	0.653	pg/g
JW-SS-216-130429	A5698_11123_PC	PCB-203	7/19/2013	24.3	Yes	Y	B			1.18	0.573	pg/g

Analytical Method		E1668A										
Sample ID	Lab Sample ID	Chemical Name	Anal Date	Result	Mod Res Report	Detect	Lab Qual	Val Qual	Reason	RL	MDL	Units
JW-SS-216-130429	A5698_11123_PC	PCB-204	7/19/2013	0.437	Yes	N	U			1.18	0.437	pg/g
JW-SS-216-130429	A5698_11123_PC	PCB-205	7/19/2013	1.74	Yes	Y				1.18	0.864	pg/g
JW-SS-216-130429	A5698_11123_PC	PCB-206	7/19/2013	20.8	Yes	Y				1.18	1.15	pg/g
JW-SS-216-130429	A5698_11123_PC	PCB-207	7/19/2013	2.54	Yes	Y				1.18	0.702	pg/g
JW-SS-216-130429	A5698_11123_PC	PCB-208	7/19/2013	6.38	Yes	Y				1.18	0.677	pg/g
JW-SS-216-130429	A5698_11123_PC	PCB-209	7/19/2013	10.7	Yes	Y				1.18	0.655	pg/g
JW-SS-216-130429	A5698_11123_PC	PCB-196	7/19/2013	16.9	Yes	Y	B			1.18	0.594	pg/g
JW-SS-216-130429	A5698_11123_PC	PCB-172	7/19/2013	11.6	Yes	Y	B			1.18	0.747	pg/g
JW-SS-216-130429	A5698_11123_PC	PCB-156/157	7/19/2013	38.2	Yes	Y	C			2.36	0.824	pg/g
JW-SS-216-130429	A5698_11123_PC	PCB-158	7/19/2013	33.2	Yes	Y				1.18	0.225	pg/g
JW-SS-216-130429	A5698_11123_PC	PCB-159	7/19/2013	2.79	Yes	Y	B			1.18	0.533	pg/g
JW-SS-216-130429	A5698_11123_PC	PCB-160	7/19/2013	4.59	Yes	Y				1.18	0.234	pg/g
JW-SS-216-130429	A5698_11123_PC	PCB-161	7/19/2013	0.228	Yes	N	U			1.18	0.228	pg/g
JW-SS-216-130429	A5698_11123_PC	PCB-162	7/19/2013	1.24	Yes	Y				1.18	0.544	pg/g
JW-SS-216-130429	A5698_11123_PC	PCB-164	7/19/2013	23.1	Yes	Y				1.18	0.246	pg/g
JW-SS-216-130429	A5698_11123_PC	PCB-165	7/19/2013	0.263	Yes	N	U			1.18	0.263	pg/g
JW-SS-216-130429	A5698_11123_PC	PCB-167	7/19/2013	11.7	Yes	Y				1.18	0.5	pg/g
JW-SS-216-130429	A5698_11123_PC	PCB-169	7/19/2013	0.818	Yes	N	U			1.18	0.818	pg/g
JW-SS-216-130429	A5698_11123_PC	PCB-185	7/19/2013	7.1	Yes	Y				1.18	0.633	pg/g
JW-SS-216-130429	A5698_11123_PC	PCB-171/173	7/19/2013	20.7	Yes	Y	B C			2.36	0.729	pg/g
JW-SS-216-130429	A5698_11123_PC	PCB-184	7/19/2013	0.275	Yes	N	U			1.18	0.275	pg/g
JW-SS-216-130429	A5698_11123_PC	PCB-174	7/19/2013	65.1	Yes	Y	B			1.18	0.71	pg/g
JW-SS-216-130429	A5698_11123_PC	PCB-175	7/19/2013	2.99	Yes	Y				1.18	0.655	pg/g
JW-SS-216-130429	A5698_11123_PC	PCB-176	7/19/2013	7.55	Yes	Y				1.18	0.248	pg/g
JW-SS-216-130429	A5698_11123_PC	PCB-177	7/19/2013	42.3	Yes	Y				1.18	0.721	pg/g

Analytical Method		E1668A										
Sample ID	Lab Sample ID	Chemical Name	Anal Date	Result	Mod Res Report	Detect	Lab Qual	Val Qual	Reason	RL	MDL	Units
JW-SS-216-130429	A5698_11123_PC	PCB-178	7/19/2013	14.9	Yes	Y				1.18	0.352	pg/g
JW-SS-216-130429	A5698_11123_PC	PCB-179	7/19/2013	29.1	Yes	Y				1.18	0.273	pg/g
JW-SS-216-130429	A5698_11123_PC	PCB-180/193	7/19/2013	144	Yes	Y	B C			2.36	0.62	pg/g
JW-SS-216-130429	A5698_11123_PC	PCB-181	7/19/2013	0.646	Yes	N	U			1.18	0.646	pg/g
JW-SS-216-130429	A5698_11123_PC	PCB-182	7/19/2013	0.598	Yes	N	U			1.18	0.598	pg/g
JW-SS-216-130429	A5698_11123_PC	PCB-155	7/19/2013	0.191	Yes	N	U			1.18	0.191	pg/g
JW-SS-216-130429	A5698_11123_PC	PCB-170	7/19/2013	65.2	Yes	Y	B			1.18	0.738	pg/g
JW-SS-216-130429	A5698_11123_PC	PCB-035	7/19/2013	6.88	Yes	Y				1.18	0.548	pg/g
JW-SS-216-130429	A5698_11123_PC	PCB-045	7/19/2013	23.4	Yes	Y				1.18	0.457	pg/g
JW-SS-216-130429	A5698_11123_PC	PCB-023	7/19/2013	0.454	Yes	N	U			1.18	0.454	pg/g
JW-SS-216-130429	A5698_11123_PC	PCB-024	7/19/2013	1.66	Yes	Y				1.18	0.416	pg/g
JW-SS-216-130429	A5698_11123_PC	PCB-025	7/19/2013	16.3	Yes	Y				1.18	0.451	pg/g
JW-SS-216-130429	A5698_11123_PC	PCB-026/029	7/19/2013	32.4	Yes	Y	C			2.36	0.462	pg/g
JW-SS-216-130429	A5698_11123_PC	PCB-027	7/19/2013	8.95	Yes	Y				1.18	0.408	pg/g
JW-SS-216-130429	A5698_11123_PC	PCB-031	7/19/2013	199	Yes	Y				1.18	0.443	pg/g
JW-SS-216-130429	A5698_11123_PC	PCB-002	7/19/2013	20.9	Yes	Y				1.18	0.275	pg/g
JW-SS-216-130429	A5698_11123_PC	PCB-034	7/19/2013	1.37	Yes	Y				1.18	0.469	pg/g
JW-SS-216-130429	A5698_11123_PC	PCB-003	7/19/2013	40.4	Yes	Y				1.18	0.273	pg/g
JW-SS-216-130429	A5698_11123_PC	PCB-036	7/19/2013	1.39	Yes	Y				1.18	0.464	pg/g
JW-SS-216-130429	A5698_11123_PC	PCB-093/100	7/19/2013	3.3	Yes	Y	C			2.36	0.713	pg/g
JW-SS-216-130429	A5698_11123_PC	PCB-038	7/19/2013	0.493	Yes	N	U			1.18	0.493	pg/g
JW-SS-216-130429	A5698_11123_PC	PCB-040/071	7/19/2013	106	Yes	Y	C			2.36	0.436	pg/g
JW-SS-216-130429	A5698_11123_PC	PCB-041	7/19/2013	16.5	Yes	Y				1.18	0.545	pg/g
JW-SS-216-130429	A5698_11123_PC	PCB-042	7/19/2013	64.5	Yes	Y				1.18	0.469	pg/g
JW-SS-216-130429	A5698_11123_PC	PCB-043	7/19/2013	8.31	Yes	Y				1.18	0.519	pg/g

Analytical Method		E1668A										
Sample ID	Lab Sample ID	Chemical Name	Anal Date	Result	Mod Res Report	Detect	Lab Qual	Val Qual	Reason	RL	MDL	Units
JW-SS-216-130429	A5698_11123_PC	PCB-044/047/065	7/19/2013	240	Yes	Y	C			3.54	0.422	pg/g
JW-SS-216-130429	A5698_11123_PC	PCB-032	7/19/2013	42.4	Yes	Y				1.18	0.384	pg/g
JW-SS-216-130429	A5698_11123_PC	PCB-012/013	7/19/2013	13.2	Yes	Y	C			2.36	0.594	pg/g
JW-SS-216-130429	A5698_11123_PC	PCB-022	7/19/2013	78.3	Yes	Y				1.18	0.497	pg/g
JW-SS-216-130429	A5698_11123_PC	PCB-021/033	7/19/2013	101	Yes	Y	C			2.36	0.455	pg/g
JW-SS-216-130429	A5698_11123_PC	PCB-020/028	7/19/2013	259	Yes	Y	C			2.36	0.475	pg/g
JW-SS-216-130429	A5698_11123_PC	PCB-019	7/19/2013	8.16	Yes	Y				1.18	0.598	pg/g
JW-SS-216-130429	A5698_11123_PC	PCB-018/030	7/19/2013	113	Yes	Y	C			2.36	0.462	pg/g
JW-SS-216-130429	A5698_11123_PC	PCB-017	7/19/2013	55	Yes	Y				1.18	0.537	pg/g
JW-SS-216-130429	A5698_11123_PC	PCB-016	7/19/2013	49.9	Yes	Y				1.18	0.69	pg/g
JW-SS-216-130429	A5698_11123_PC	PCB-001	7/19/2013	53.6	Yes	Y				1.18	0.366	pg/g
JW-SS-216-130429	A5698_11123_PC	PCB-014	7/19/2013	0.768	Yes	Y	J			1.18	0.478	pg/g
JW-SS-216-130429	A5698_11123_PC	PCB-039	7/19/2013	1.79	Yes	Y	EMPC	J	23	1.18	0.468	pg/g
JW-SS-216-130429	A5698_11123_PC	PCB-010	7/19/2013	1.58	Yes	Y	EMPC	J	23	1.18	0.296	pg/g
JW-SS-216-130429	A5698_11123_PC	PCB-009	7/19/2013	6.89	Yes	Y				1.18	0.582	pg/g
JW-SS-216-130429	A5698_11123_PC	PCB-008	7/19/2013	85.5	Yes	Y				1.18	0.552	pg/g
JW-SS-216-130429	A5698_11123_PC	PCB-007	7/19/2013	4.78	Yes	Y	EMPC	J	23	1.18	0.518	pg/g
JW-SS-216-130429	A5698_11123_PC	PCB-006	7/19/2013	19.1	Yes	Y				1.18	0.566	pg/g
JW-SS-216-130429	A5698_11123_PC	PCB-005	7/19/2013	2.7	Yes	Y				1.18	0.557	pg/g
JW-SS-216-130429	A5698_11123_PC	PCB-011	7/19/2013	80.4	Yes	N	B	U	7	1.18	0.597	pg/g
JW-SS-216-130429	A5698_11123_PC	PCB-004	7/19/2013	25.5	Yes	Y				1.18	0.462	pg/g
JW-SS-216-130429	A5698_11123_PC	PCB-015	7/19/2013	55	Yes	Y				1.18	0.532	pg/g
JW-SS-216-130429	A5698_11123_PC	PCB-083	7/19/2013	20.6	Yes	Y				1.18	0.899	pg/g
JW-SS-216-130429	A5698_11123_PC	PCB-046	7/19/2013	9.45	Yes	Y				1.18	0.523	pg/g
JW-SS-216-130429	A5698_11123_PC	PCB-072	7/19/2013	4.28	Yes	Y				1.18	0.646	pg/g

Analytical Method		E1668A										
Sample ID	Lab Sample ID	Chemical Name	Anal Date	Result	Mod Res Report	Detect	Lab Qual	Val Qual	Reason	RL	MDL	Units
JW-SS-216-130429	A5698_11123_PC	PCB-037	7/19/2013	76.1	Yes	Y				1.18	0.517	pg/g
JW-SS-216-130429	A5698_11123_PC	PCB-073	7/19/2013	1.5	Yes	Y				1.18	0.334	pg/g
JW-SS-216-130429	A5698_11123_PC	PCB-077	7/19/2013	28.1	Yes	Y				1.18	0.715	pg/g
JW-SS-216-130429	A5698_11123_PC	PCB-078	7/19/2013	0.775	Yes	N	U			1.18	0.775	pg/g
JW-SS-216-130429	A5698_11123_PC	PCB-079	7/19/2013	4.57	Yes	Y				1.18	0.649	pg/g
JW-SS-216-130429	A5698_11123_PC	PCB-080	7/19/2013	0.602	Yes	N	U			1.18	0.602	pg/g
JW-SS-216-130429	A5698_11123_PC	PCB-067	7/19/2013	8.52	Yes	Y				1.18	0.642	pg/g
JW-SS-216-130429	A5698_11123_PC	PCB-082	7/19/2013	42.9	Yes	Y				1.18	0.864	pg/g
JW-SS-216-130429	A5698_11123_PC	PCB-068	7/19/2013	2.39	Yes	Y				1.18	0.617	pg/g
JW-SS-216-130429	A5698_11123_PC	PCB-084	7/19/2013	80	Yes	Y				1.18	0.84	pg/g
JW-SS-216-130429	A5698_11123_PC	PCB-085/116	7/19/2013	55	Yes	Y	C			2.36	0.633	pg/g
JW-SS-216-130429	A5698_11123_PC	PCB-086/087/097/108/119/125	7/19/2013	225	Yes	Y	C			7.08	0.656	pg/g
JW-SS-216-130429	A5698_11123_PC	PCB-088	7/19/2013	0.853	Yes	N	U			1.18	0.853	pg/g
JW-SS-216-130429	A5698_11123_PC	PCB-089	7/19/2013	4.34	Yes	Y				1.18	0.795	pg/g
JW-SS-216-130429	A5698_11123_PC	PCB-090/101/113	7/19/2013	329	Yes	Y	C			3.54	0.649	pg/g
JW-SS-216-130429	A5698_11123_PC	PCB-091	7/19/2013	38	Yes	Y				1.18	0.618	pg/g
JW-SS-216-130429	A5698_11123_PC	PCB-092	7/19/2013	67.4	Yes	Y				1.18	0.754	pg/g
JW-SS-216-130429	A5698_11123_PC	PCB-081	7/19/2013	1.52	Yes	Y				1.18	0.705	pg/g
JW-SS-216-130429	A5698_11123_PC	PCB-057	7/19/2013	1.01	Yes	Y	J			1.18	0.685	pg/g
JW-SS-216-130429	A5698_11123_PC	PCB-048	7/19/2013	42	Yes	Y				1.18	0.449	pg/g
JW-SS-216-130429	A5698_11123_PC	PCB-049/069	7/19/2013	151	Yes	Y	C			2.36	0.37	pg/g
JW-SS-216-130429	A5698_11123_PC	PCB-050/053	7/19/2013	23.5	Yes	Y	C			2.36	0.426	pg/g
JW-SS-216-130429	A5698_11123_PC	PCB-051	7/19/2013	6.09	Yes	Y				1.18	0.447	pg/g
JW-SS-216-130429	A5698_11123_PC	PCB-052	7/19/2013	293	Yes	Y				1.18	0.45	pg/g
JW-SS-216-130429	A5698_11123_PC	PCB-054	7/19/2013	0.262	Yes	N	U			1.18	0.262	pg/g

Analytical Method		E1668A										
Sample ID	Lab Sample ID	Chemical Name	Anal Date	Result	Mod Res Report	Detect	Lab Qual	Val Qual	Reason	RL	MDL	Units
JW-SS-216-130429	A5698_11123_PC	PCB-055	7/19/2013	4.28	Yes	Y				1.18	0.698	pg/g
JW-SS-216-130429	A5698_11123_PC	PCB-056	7/19/2013	135	Yes	Y				1.18	0.723	pg/g
JW-SS-216-130429	A5698_11123_PC	PCB-066	7/19/2013	313	Yes	Y				1.18	0.727	pg/g
JW-SS-216-130429	A5698_11123_PC	PCB-058	7/19/2013	1.04	Yes	Y	J			1.18	0.687	pg/g
JW-SS-216-130429	A5698_11123_PC	PCB-059/062/075	7/19/2013	20.1	Yes	Y	C			3.54	0.333	pg/g
JW-SS-216-130429	A5698_11123_PC	PCB-060	7/19/2013	65.2	Yes	Y				1.18	0.714	pg/g
JW-SS-216-130429	A5698_11123_PC	PCB-064	7/19/2013	94.9	Yes	Y				1.18	0.309	pg/g
JW-SS-216-130429	A5698_11123_PC	PCB-061/070/074/076	7/19/2013	498	Yes	Y	C			4.72	0.664	pg/g
JW-SS-216-130429	A5698_11123_PC	PCB-063	7/19/2013	11.1	Yes	Y				1.18	0.622	pg/g

SDG: WW94

Analytical Method		Plumb 1981										
Sample ID	Lab Sample ID	Chemical Name	Anal Date	Result	Mod Res Report	Detect	Lab Qual	Val Qual	Reason	RL	MDL	Units
JW-EA02-SC05-D-130423	13-14426-WW94A	Total organic carbon	7/24/2013	4.35	Yes	Y		J	8	0.020	0.00290	pct
JW-EA04-SC13-D-130423	13-14427-WW94B	Total organic carbon	7/24/2013	2.55	Yes	Y		J	8	0.020	0.00290	pct
JW-EA06-SC21-A-130423	13-14435-WW94J	Total organic carbon	7/24/2013	2.43	Yes	Y		J	8	0.020	0.00290	pct
JW-EA06-SC21-B-130423	13-14436-WW94K	Total organic carbon	7/24/2013	2.55	Yes	Y		J	8	0.020	0.00290	pct
JW-EA07-SC23-A-130426	13-14437-WW94L	Total organic carbon	7/24/2013	2.24	Yes	Y		J	8	0.020	0.00290	pct
JW-EA07-SC28-B-130426	13-14438-WW94	Total organic carbon	7/24/2013	0.8	Yes	Y		J	8	0.020	0.00290	pct
JW-EA07-SC28-C-130426	13-14439-WW94N	Total organic carbon	7/24/2013	0.45	Yes	Y		J	8	0.020	0.00290	pct
JW-EA09-SC36-A-130426	13-14440-WW94O	Total organic carbon	7/24/2013	1.84	Yes	Y		J	8	0.020	0.00290	pct
JW-SS-207-130429	13-14428-WW94C	Total organic carbon	7/24/2013	2.35	Yes	Y		J	8	0.020	0.00290	pct
JW-SS-208-130429	13-14429-WW94D	Total organic carbon	7/24/2013	2.18	Yes	Y		J	8	0.020	0.00290	pct
JW-SS-209-130429	13-14430-WW94E	Total organic carbon	7/24/2013	1.67	Yes	Y		J	8	0.020	0.00290	pct
JW-SS-211-130429	13-14431-WW94F	Total organic carbon	7/24/2013	2.53	Yes	Y		J	8	0.020	0.00290	pct
JW-SS-214-130429	13-14432-WW94G	Total organic carbon	7/24/2013	2.91	Yes	Y		J	8	0.020	0.00290	pct
JW-SS-215-130429	13-14433-WW94H	Total organic carbon	7/24/2013	2.23	Yes	Y		J	8	0.020	0.00290	pct
JW-SS-216-130429	13-14434-WW94I	Total organic carbon	7/24/2013	2.2	Yes	Y		J	8	0.020	0.00290	pct

Analytical Method		SM2540B										
Sample ID	Lab Sample ID	Chemical Name	Anal Date	Result	Mod Res Report	Detect	Lab Qual	Val Qual	Reason	RL	MDL	Units
JW-EA02-SC05-D-130423	13-14426-WW94A	Total solids	7/11/2013	51.08	Yes	Y				0.01		pct
JW-EA04-SC13-D-130423	13-14427-WW94B	Total solids	7/11/2013	60.73	Yes	Y				0.01		pct
JW-EA06-SC21-A-130423	13-14435-WW94J	Total solids	7/11/2013	49.73	Yes	Y				0.01		pct
JW-EA06-SC21-B-130423	13-14436-WW94K	Total solids	7/11/2013	70.81	Yes	Y				0.01		pct
JW-EA07-SC23-A-130426	13-14437-WW94L	Total solids	7/11/2013	85.81	Yes	Y				0.01		pct
JW-EA07-SC28-B-130426	13-14438-WW94	Total solids	7/11/2013	80.86	Yes	Y				0.01		pct
JW-EA07-SC28-C-130426	13-14439-WW94N	Total solids	7/11/2013	78.07	Yes	Y				0.01		pct
JW-EA09-SC36-A-130426	13-14440-WW94O	Total solids	7/11/2013	72.68	Yes	Y				0.01		pct

Analytical Method		SM2540B										
Sample ID	Lab Sample ID	Chemical Name	Anal Date	Result	Mod Res Report	Detect	Lab Qual	Val Qual	Reason	RL	MDL	Units
JW-SS-207-130429	13-14428-WW94C	Total solids	7/11/2013	49.9	Yes	Y				0.01		pct
JW-SS-208-130429	13-14429-WW94D	Total solids	7/11/2013	49.1	Yes	Y				0.01		pct
JW-SS-209-130429	13-14430-WW94E	Total solids	7/11/2013	54.5	Yes	Y				0.01		pct
JW-SS-211-130429	13-14431-WW94F	Total solids	7/11/2013	57.66	Yes	Y				0.01		pct
JW-SS-214-130429	13-14432-WW94G	Total solids	7/11/2013	37.05	Yes	Y				0.01		pct
JW-SS-215-130429	13-14433-WW94H	Total solids	7/11/2013	59.04	Yes	Y				0.01		pct
JW-SS-216-130429	13-14434-WW94I	Total solids	7/11/2013	76.68	Yes	Y				0.01		pct

Analytical Method		SW8270D										
Sample ID	Lab Sample ID	Chemical Name	Anal Date	Result	Mod Res Report	Detect	Lab Qual	Val Qual	Reason	RL	MDL	Units
JW-EA02-SC05-D-130423	13-14426-WW94A	1,2,4-Trichlorobenzene	7/17/2013	19	Yes	N	U			19	3.3	ug/kg
JW-EA02-SC05-D-130423	13-14426-WW94A	Acenaphthylene	7/17/2013	30	Yes	Y				19	5.4	ug/kg
JW-EA02-SC05-D-130423	13-14426-WW94A	Acenaphthene	7/17/2013	48	Yes	Y				19	3.1	ug/kg
JW-EA02-SC05-D-130423	13-14426-WW94A	4-Methylphenol (p-Cresol)	7/17/2013	260	Yes	Y				19	6.3	ug/kg
JW-EA02-SC05-D-130423	13-14426-WW94A	2-Methylphenol (o-Cresol)	7/17/2013	12	Yes	Y	J			19	5.0	ug/kg
JW-EA02-SC05-D-130423	13-14426-WW94A	2-Methylnaphthalene	7/17/2013	84	Yes	Y				19	2.9	ug/kg
JW-EA02-SC05-D-130423	13-14426-WW94A	2,4-Dimethylphenol	7/17/2013	38	Yes	N	U			38	3.3	ug/kg
JW-EA02-SC05-D-130423	13-14426-WW94A	Benzo(a)anthracene	7/17/2013	110	Yes	Y				19	3.1	ug/kg
JW-EA02-SC05-D-130423	13-14426-WW94A	1,2-Dichlorobenzene	7/17/2013	19	Yes	N	U			19	2.4	ug/kg
JW-EA02-SC05-D-130423	13-14426-WW94A	Benzo(a)pyrene	7/17/2013	72	Yes	Y				19	5.2	ug/kg
JW-EA02-SC05-D-130423	13-14426-WW94A	Pentachlorophenol	7/17/2013	190	Yes	N	U	UJ	10	190	46	ug/kg
JW-EA02-SC05-D-130423	13-14426-WW94A	Pyrene	7/17/2013	400	Yes	Y				19	1.8	ug/kg
JW-EA02-SC05-D-130423	13-14426-WW94A	Phenol	7/17/2013	280	Yes	Y				19	8.2	ug/kg
JW-EA02-SC05-D-130423	13-14426-WW94A	Phenanthrene	7/17/2013	240	Yes	Y				19	3.5	ug/kg
JW-EA02-SC05-D-130423	13-14426-WW94A	n-Nitrosodiphenylamine	7/17/2013	19	Yes	N	U			19	5.1	ug/kg
JW-EA02-SC05-D-130423	13-14426-WW94A	1,4-Dichlorobenzene	7/17/2013	19	Yes	N	U			19	2.7	ug/kg

SDG: WW94

Analytical Method		SW8270D										
Sample ID	Lab Sample ID	Chemical Name	Anal Date	Result	Mod Res Report	Detect	Lab Qual	Val Qual	Reason	RI	MDL	Units
JW-EA02-SC05-D-130423	13-14426-WW94A	Hexachlorobutadiene (Hexachloro-1,3-butadiene)	7/17/2013	19	Yes	N	U			19	4.3	ug/kg
JW-EA02-SC05-D-130423	13-14426-WW94A	Dimethyl phthalate	7/17/2013	19	Yes	N	U			19	2.8	ug/kg
JW-EA02-SC05-D-130423	13-14426-WW94A	Di-n-octyl phthalate	7/17/2013	12	Yes	Y	J			19	5.6	ug/kg
JW-EA02-SC05-D-130423	13-14426-WW94A	Fluoranthene	7/17/2013	430	Yes	Y				19	2.8	ug/kg
JW-EA02-SC05-D-130423	13-14426-WW94A	Diethyl phthalate	7/17/2013	48	Yes	N	U			48	35	ug/kg
JW-EA02-SC05-D-130423	13-14426-WW94A	Dibenzofuran	7/17/2013	83	Yes	Y				19	3.9	ug/kg
JW-EA02-SC05-D-130423	13-14426-WW94A	Dibenzo(a,h)anthracene	7/17/2013	11	Yes	Y	J			19	4.1	ug/kg
JW-EA02-SC05-D-130423	13-14426-WW94A	Chrysene	7/17/2013	200	Yes	Y				19	3.6	ug/kg
JW-EA02-SC05-D-130423	13-14426-WW94A	Anthracene	7/17/2013	88	Yes	Y				19	4.3	ug/kg
JW-EA02-SC05-D-130423	13-14426-WW94A	Hexachlorobenzene	7/17/2013	19	Yes	N	U			19	4.1	ug/kg
JW-EA02-SC05-D-130423	13-14426-WW94A	Di-n-butyl phthalate	7/17/2013	19	Yes	N	U			19	7.8	ug/kg
JW-EA02-SC05-D-130423	13-14426-WW94A	Hexachloroethane	7/17/2013	19	Yes	N	U			19	2.8	ug/kg
JW-EA02-SC05-D-130423	13-14426-WW94A	Indeno(1,2,3-c,d)pyrene	7/17/2013	37	Yes	Y				19	4.4	ug/kg
JW-EA02-SC05-D-130423	13-14426-WW94A	Naphthalene	7/17/2013	220	Yes	Y				19	2.6	ug/kg
JW-EA02-SC05-D-130423	13-14426-WW94A	Butylbenzyl phthalate	7/17/2013	19	Yes	N	U			19	5.8	ug/kg
JW-EA02-SC05-D-130423	13-14426-WW94A	bis(2-Ethylhexyl)phthalate	7/17/2013	150	Yes	Y				24	14	ug/kg
JW-EA02-SC05-D-130423	13-14426-WW94A	Benzyl alcohol	7/17/2013	160	Yes	Y				19	5.8	ug/kg
JW-EA02-SC05-D-130423	13-14426-WW94A	Benzoic acid	7/17/2013	690	Yes	Y		J	10	380	96	ug/kg
JW-EA02-SC05-D-130423	13-14426-WW94A	Benzo(g,h,i)perylene	7/17/2013	52	Yes	Y				19	4.2	ug/kg
JW-EA02-SC05-D-130423	13-14426-WW94A	Benzo(b,j,k)fluoranthenes	7/17/2013	190	Yes	Y				38	2.6	ug/kg
JW-EA02-SC05-D-130423	13-14426-WW94A	Fluorene	7/17/2013	83	Yes	Y				19	4.1	ug/kg
JW-EA04-SC13-D-130423	13-14427-WW94B	2-Methylphenol (o-Cresol)	7/17/2013	13	Yes	Y	J			19	4.9	ug/kg
JW-EA04-SC13-D-130423	13-14427-WW94B	Fluorene	7/17/2013	370	Yes	Y				19	4.1	ug/kg
JW-EA04-SC13-D-130423	13-14427-WW94B	Benzoic acid	7/17/2013	580	Yes	Y		J	10	370	94	ug/kg
JW-EA04-SC13-D-130423	13-14427-WW94B	Benzyl alcohol	7/17/2013	190	Yes	Y				19	5.7	ug/kg

SDG: WW94

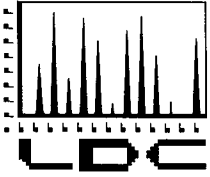
Analytical Method		SW8270D										
Sample ID	Lab Sample ID	Chemical Name	Anal Date	Result	Mod Res Report	Detect	Lab Qual	Val Qual	Reason	RL	MDL	Units
JW-EA04-SC13-D-130423	13-14427-WW94B	bis(2-Ethylhexyl)phthalate	7/17/2013	25	Yes	Y				23	14	ug/kg
JW-EA04-SC13-D-130423	13-14427-WW94B	Butylbenzyl phthalate	7/17/2013	19	Yes	N	U			19	5.7	ug/kg
JW-EA04-SC13-D-130423	13-14427-WW94B	Dibenzo(a,h)anthracene	7/17/2013	19	Yes	N	U			19	4.0	ug/kg
JW-EA04-SC13-D-130423	13-14427-WW94B	Dibenzofuran	7/17/2013	290	Yes	Y				19	3.8	ug/kg
JW-EA04-SC13-D-130423	13-14427-WW94B	Diethyl phthalate	7/17/2013	47	Yes	N	U			47	34	ug/kg
JW-EA04-SC13-D-130423	13-14427-WW94B	Dimethyl phthalate	7/17/2013	19	Yes	N	U			19	2.7	ug/kg
JW-EA04-SC13-D-130423	13-14427-WW94B	Di-n-butyl phthalate	7/17/2013	19	Yes	N	U			19	7.6	ug/kg
JW-EA04-SC13-D-130423	13-14427-WW94B	Benzo(g,h,i)perylene	7/17/2013	60	Yes	Y				19	4.1	ug/kg
JW-EA04-SC13-D-130423	13-14427-WW94B	Fluoranthene	7/17/2013	880	Yes	Y				19	2.7	ug/kg
JW-EA04-SC13-D-130423	13-14427-WW94B	Chrysene	7/17/2013	200	Yes	Y				19	3.5	ug/kg
JW-EA04-SC13-D-130423	13-14427-WW94B	Hexachlorobenzene	7/17/2013	19	Yes	N	U			19	4.0	ug/kg
JW-EA04-SC13-D-130423	13-14427-WW94B	Hexachlorobutadiene (Hexachloro-1,3-butadiene)	7/17/2013	19	Yes	N	U			19	4.3	ug/kg
JW-EA04-SC13-D-130423	13-14427-WW94B	Hexachloroethane	7/17/2013	19	Yes	N	U			19	2.7	ug/kg
JW-EA04-SC13-D-130423	13-14427-WW94B	Indeno(1,2,3-c,d)pyrene	7/17/2013	34	Yes	Y				19	4.4	ug/kg
JW-EA04-SC13-D-130423	13-14427-WW94B	Naphthalene	7/17/2013	960	Yes	Y				19	2.6	ug/kg
JW-EA04-SC13-D-130423	13-14427-WW94B	n-Nitrosodiphenylamine	7/17/2013	19	Yes	N	U			19	5.0	ug/kg
JW-EA04-SC13-D-130423	13-14427-WW94B	Pentachlorophenol	7/17/2013	190	Yes	N	U	UJ	10	190	45	ug/kg
JW-EA04-SC13-D-130423	13-14427-WW94B	Phenanthrene	7/17/2013	1200	Yes	Y				19	3.4	ug/kg
JW-EA04-SC13-D-130423	13-14427-WW94B	Phenol	7/17/2013	190	Yes	Y				19	8.1	ug/kg
JW-EA04-SC13-D-130423	13-14427-WW94B	Pyrene	7/17/2013	750	Yes	Y				19	1.8	ug/kg
JW-EA04-SC13-D-130423	13-14427-WW94B	Di-n-octyl phthalate	7/17/2013	19	Yes	N	U			19	5.4	ug/kg
JW-EA04-SC13-D-130423	13-14427-WW94B	1,4-Dichlorobenzene	7/17/2013	19	Yes	N	U			19	2.7	ug/kg
JW-EA04-SC13-D-130423	13-14427-WW94B	Benzo(b,j,k)fluoranthenes	7/17/2013	160	Yes	Y				37	2.6	ug/kg
JW-EA04-SC13-D-130423	13-14427-WW94B	Benzo(a)pyrene	7/17/2013	72	Yes	Y				19	5.1	ug/kg
JW-EA04-SC13-D-130423	13-14427-WW94B	4-Methylphenol (p-Cresol)	7/17/2013	1600	Yes	Y				19	6.2	ug/kg

SDG: WW94

Analytical Method		SW8270D										
Sample ID	Lab Sample ID	Chemical Name	Anal Date	Result	Mod Res Report	Detect	Lab Qual	Val Qual	Reason	RL	MDL	Units
JW-EA04-SC13-D-130423	13-14427-WW94B	1,2,4-Trichlorobenzene	7/17/2013	19	Yes	N	U			19	3.2	ug/kg
JW-EA04-SC13-D-130423	13-14427-WW94B	Benzo(a)anthracene	7/17/2013	140	Yes	Y				19	3.1	ug/kg
JW-EA04-SC13-D-130423	13-14427-WW94B	1,2-Dichlorobenzene	7/17/2013	19	Yes	N	U			19	2.3	ug/kg
JW-EA04-SC13-D-130423	13-14427-WW94B	Anthracene	7/17/2013	160	Yes	Y				19	4.2	ug/kg
JW-EA04-SC13-D-130423	13-14427-WW94B	2-Methylnaphthalene	7/17/2013	360	Yes	Y				19	2.9	ug/kg
JW-EA04-SC13-D-130423	13-14427-WW94B	Acenaphthene	7/17/2013	410	Yes	Y				19	3.1	ug/kg
JW-EA04-SC13-D-130423	13-14427-WW94B	2,4-Dimethylphenol	7/17/2013	37	Yes	N	U			37	3.2	ug/kg
JW-EA04-SC13-D-130423	13-14427-WW94B	Acenaphthylene	7/17/2013	140	Yes	Y				19	5.3	ug/kg

Analytical Method		SW8270DSIM										
Sample ID	Lab Sample ID	Chemical Name	Anal Date	Result	Mod Res Report	Detect	Lab Qual	Val Qual	Reason	RL	MDL	Units
JW-EA02-SC05-D-130423	13-14426-WW94A	1,2-Dichlorobenzene	7/17/2013	4.8	Yes	N	U			4.8	1.0	ug/kg
JW-EA02-SC05-D-130423	13-14426-WW94A	1,2,4-Trichlorobenzene	7/17/2013	4.8	Yes	N	U			4.8	1.8	ug/kg
JW-EA02-SC05-D-130423	13-14426-WW94A	1,4-Dichlorobenzene	7/17/2013	3.4	Yes	Y	J			4.8	1.1	ug/kg
JW-EA02-SC05-D-130423	13-14426-WW94A	Hexachlorobutadiene (Hexachloro-1,3-butadiene)	7/17/2013	4.8	Yes	N	U			4.8	0.91	ug/kg
JW-EA02-SC05-D-130423	13-14426-WW94A	Pentachlorophenol	7/17/2013	31	Yes	Y	J	J	10	48	14	ug/kg
JW-EA02-SC05-D-130423	13-14426-WW94A	Hexachlorobenzene	7/17/2013	4.8	Yes	N	U			4.8	1.2	ug/kg
JW-EA02-SC05-D-130423	13-14426-WW94A	2-Methylphenol (o-Cresol)	7/17/2013	13	Yes	Y				4.8	1.7	ug/kg
JW-EA02-SC05-D-130423	13-14426-WW94A	Dimethyl phthalate	7/17/2013	4.8	Yes	N	U			4.8	1.3	ug/kg
JW-EA02-SC05-D-130423	13-14426-WW94A	Butylbenzyl phthalate	7/17/2013	4.8	Yes	N	U			4.8	2.7	ug/kg
JW-EA02-SC05-D-130423	13-14426-WW94A	2,4-Dimethylphenol	7/17/2013	7.3	Yes	Y	J			19	2.7	ug/kg
JW-EA02-SC05-D-130423	13-14426-WW94A	Dibenzo(a,h)anthracene	7/17/2013	12	Yes	Y				4.8	1.9	ug/kg
JW-EA02-SC05-D-130423	13-14426-WW94A	n-Nitrosodiphenylamine	7/17/2013	19	Yes	N	U			19	1.3	ug/kg
JW-EA02-SC05-D-130423	13-14426-WW94A	Benzyl alcohol	7/17/2013	250	Yes	Y		J	5	19	6.7	ug/kg
JW-EA04-SC13-D-130423	13-14427-WW94B	Benzyl alcohol	7/17/2013	250	Yes	Y		J	5	19	6.8	ug/kg
JW-EA04-SC13-D-130423	13-14427-WW94B	1,2,4-Trichlorobenzene	7/17/2013	4.8	Yes	N	U			4.8	1.8	ug/kg

Analytical Method		SW8270DSIM												
Sample ID	Lab Sample ID	Chemical Name	Anal Date	Result	Mod Res Report	Detect	Lab Qual	Val Qual	Reason	RL	MDL	Units		
JW-EA04-SC13-D-130423	13-14427-WW94B	Pentachlorophenol	7/17/2013	15	Yes	Y	J	J	10	48	14	ug/kg		
JW-EA04-SC13-D-130423	13-14427-WW94B	n-Nitrosodiphenylamine	7/17/2013	19	Yes	N	U			19	1.3	ug/kg		
JW-EA04-SC13-D-130423	13-14427-WW94B	2-Methylphenol (o-Cresol)	7/17/2013	16	Yes	Y				4.8	1.7	ug/kg		
JW-EA04-SC13-D-130423	13-14427-WW94B	2,4-Dimethylphenol	7/17/2013	19	Yes	N	U			19	2.8	ug/kg		
JW-EA04-SC13-D-130423	13-14427-WW94B	Dibenzo(a,h)anthracene	7/17/2013	6.8	Yes	Y				4.8	1.9	ug/kg		
JW-EA04-SC13-D-130423	13-14427-WW94B	Hexachlorobutadiene (Hexachloro-1,3-butadiene)	7/17/2013	4.8	Yes	N	U			4.8	0.93	ug/kg		
JW-EA04-SC13-D-130423	13-14427-WW94B	1,4-Dichlorobenzene	7/17/2013	4.8	Yes	N	U			4.8	1.1	ug/kg		
JW-EA04-SC13-D-130423	13-14427-WW94B	Hexachlorobenzene	7/17/2013	4.8	Yes	N	U			4.8	1.2	ug/kg		
JW-EA04-SC13-D-130423	13-14427-WW94B	Dimethyl phthalate	7/17/2013	4.8	Yes	N	U			4.8	1.3	ug/kg		
JW-EA04-SC13-D-130423	13-14427-WW94B	Butylbenzyl phthalate	7/17/2013	4.8	Yes	N	U			4.8	2.8	ug/kg		
JW-EA04-SC13-D-130423	13-14427-WW94B	1,2-Dichlorobenzene	7/17/2013	4.8	Yes	N	U			4.8	1.1	ug/kg		



LABORATORY DATA CONSULTANTS, INC.

2701 Loker Ave. West, Suite 220, Carlsbad, CA 92010 Bus: 760-827-1100 Fax: 760-827-1099

Anchor QEA, LLC
720 Olive Way, Suite 900
Seattle, WA 98101
ATTN: Ms. Cindy Fields

November 13, 2013

SUBJECT: Jeld-Wen Maulsby Marsh, Data Validation

Dear Ms. Fields,

Enclosed are the final validation reports for the fractions listed below. These SDGs were received on October 24, 2013. Attachment 1 is a summary of the samples that were reviewed for each analysis.

LDC Project # 30665:

<u>SDG #</u>	<u>Fraction</u>
A5941, A5942 A5950, A5959 A5975, XF92 XH24, XH90	Polychlorinated Biphenyls as Congeners, Dioxins/Dibenzofurans, Wet Chemistry

The data validation was performed under Stage 2B guidelines. The analyses were validated using the following documents, as applicable to each method:

- USEPA Contract Laboratory Program, CLP, National Functional Guidelines for Chlorinated Dibenzo-p-Dioxins, CDDS, and Chlorinated Dibenzofurans, CDFs, Data Review, September 2011
- USEPA, Contract Laboratory Program National Functional Guidelines for Inorganic Superfund Data Review, January 2010

Please feel free to contact us if you have any questions.

Sincerely,

Ming-Hwa Hwang
Project Manager/Senior Chemist

EDD **LDC #30665 (Anchor Environmental-Seattle WA /Jeld-Wen Maulsby Marsh)**

LDC	SDG#	DATE REC'D	(3) DATE DUE	PCB Cong. (1668A)		Dioxins (1613B)		TOC (Plumb)		Total Solids (2540B)																														
				W	S	W	S	W	S	W	S	W	S	W	S	W	S	W	S	W	S	W	S	W	S	W	S	W	S	W	S	W	S	W	S	W	S	W	S	
Matrix: Water/Soil-Sediment				W	S	W	S	W	S	W	S	W	S	W	S	W	S	W	S	W	S	W	S	W	S	W	S	W	S	W	S	W	S	W	S	W	S			
A	A5941	10/24/13	11/14/13	0	7	-	-	-	-	-	-																													
B	A5942	10/24/13	11/14/13	1	0	-	-	-	-	-	-																													
C	A5950	10/24/13	11/14/13	-	-	0	1	-	-	-	-																													
D	A5959	10/24/13	11/14/13	0	2	-	-	-	-	-	-																													
E	A5975	10/24/13	11/14/13	-	-	0	7	-	-	-	-																													
F	XF92	10/24/13	11/14/13	-	-	-	-	0	7	0	7																													
G	XH24	10/24/13	11/14/13	-	-	-	-	0	8	0	8																													
H	XH90	10/24/13	11/14/13	-	-	-	-	0	3	0	3																													
Total				1	9	0	8	0	18	0	18	0	0	0	0	0	0	0	0	0	0	0	0	0	0	0	0	0	0	0	0	0	0	0	0	0	0	0	0	54

**Laboratory Data Consultants, Inc.
Data Validation Report**

Project/Site Name: Jeld-Wen Maulsby Marsh
Collection Date: September 19, 2013
LDC Report Date: November 11, 2013
Matrix: Sediment/Soil
Parameters: Polychlorinated Biphenyls as Congeners
Validation Level: Stage 2B
Laboratory: SGS Analytical Perspectives
Sample Delivery Group (SDG): A5941

Sample Identification

JW-302-130919
JW-301-130919
JW-BL-307-130919
JW-BL-303-130919
JW-BL-305-130919
JW-BL-304-130919
JW-BL-306-130919

Introduction

This data review covers 2 sediment samples and 5 soil samples listed on the cover sheet including dilutions and reanalysis as applicable. The analyses were per EPA Method 1668A for Polychlorinated Biphenyl as Congeners.

This review follows USEPA Contract Laboratory Program (CLP) National Functional Guidelines for Chlorinated Dibenzo-p-Dioxins (CDDs) and Chlorinated Dibenzofurans (CDFs) Data Review (September 2011).

A qualification summary table is provided at the end of this report if data has been qualified. Flags are classified as P (protocol) or A (advisory) to indicate whether the flag is due to a laboratory deviation from a specified protocol or is of technical advisory nature.

Raw data were not reviewed for this SDG. The review was based on QC data.

The following are definitions of the data qualifiers:

- U Indicates the compound or analyte was analyzed for but not detected at or above the stated limit.
- J Indicates an estimated value.
- R Quality control indicates the data is not usable.
- NJ Presumptive evidence of the presence of the compound at an estimated quantity.
- UJ Indicates the compound or analyte was analyzed for but not detected. The sample detection limit is an estimated value.
- A Indicates the finding is based upon technical validation criteria.
- P Indicates the finding is related to a protocol/contractual deviation.
- None Indicates the data was not significantly impacted by the finding, therefore qualification was not required.

I. Technical Holding Times

All technical holding time requirements were met.

The chain-of-custodies were reviewed for documentation of cooler temperatures. All cooler temperatures met validation criteria.

II. HRGC/HRMS Instrument Performance Check

Instrument performance was checked at the required daily frequency.

Retention time windows were established for all congeners. The chromatographic resolution between the congeners PCB-23 and PCB-34 and congeners PCB-182 and PCB-187 was resolved with a valley of less than or equal to 40%.

III. Initial Calibration

A five point initial calibration was performed at the required daily frequency.

Percent relative standard deviations (%RSD) were less than or equal to 20.0% % for all compounds.

The ion abundance ratios for all compounds were within validation criteria.

IV. Continuing Calibration

Continuing calibration was performed at the required frequencies.

All of the continuing calibration percent differences (%D) between the initial calibration RRF and the routine calibration RRF were less than or equal to 30.0% for unlabeled compounds and less than or equal to 50.0% for labeled compounds.

The ion abundance ratios for all compounds were within validation criteria.

V. Blanks

Method blanks were reviewed for each matrix as applicable. No polychlorinated biphenyls as congeners contaminants were found in the method blanks with the following exceptions:

Method Blank ID	Extraction Date	Compound	Concentration	Associated Samples
MB1_11356	9/26/13	PCB-11	3.75 pg/g	All samples in SDG A5941

Sample concentrations were compared to concentrations detected in the method blanks. The sample concentrations were either not detected or were significantly greater (>5X blank contaminants) than the concentrations found in the associated method blanks with the following exceptions:

Sample	Compound	Reported Concentration	Modified Final Concentration
JW-BL-307-130919	PCB-11	5.34 pg/g	5.34U pg/g
JW-BL-303-130919	PCB-11	6.01 pg/g	6.01U pg/g
JW-BL-305-130919	PCB-11	3.96 pg/g	3.96U pg/g
JW-BL-304-130919	PCB-11	5.53 pg/g	5.53U pg/g
JW-BL-306-130919	PCB-11	5.3 pg/g	5.3U pg/g

VI. Matrix Spike/Matrix Spike Duplicates

The laboratory has indicated that there were no matrix spike (MS) and matrix spike duplicate (MSD) analyses specified for the samples in this SDG, and therefore matrix spike and matrix spike duplicate analyses were not performed for this SDG.

VII. Ongoing Precision Recovery (OPR)

Ongoing precision recovery samples were reviewed for each matrix as applicable. Percent recoveries (%R) were within QC limits.

VIII. Regional Quality Assurance and Quality Control

Not applicable.

IX. Internal Standards

All internal standard recoveries (%R) were within QC limits.

X. Target Compound Identification

Raw data were not reviewed for this SDG.

XI. Compound Quantitation

All compound quantitations were within validation criteria with the following exceptions:

Sample	Compound	Flag	A or P
All samples in SDG A5941	All compounds reported as estimated maximum possible concentration (EMPC).	J (all detects)	A

XII. System Performance

Raw data were not reviewed for this SDG.

XIII. Overall Assessment of Data

The analysis was conducted within all specifications of the method. No results were rejected in this SDG.

Due to compound quantitation problems, data were qualified as estimated in seven samples.

Due to method blank contamination problems, data were qualified as nondetected in five samples.

The quality control criteria reviewed, other than those discussed above, were met and are considered acceptable. Sample results that were found to be estimated (J) are usable for limited purposes only. Based upon the Stage 2B data validation all other results are considered valid and usable for all purposes.

Data flags are summarized at the end of this report if data has been qualified.

XIV. Field Duplicates

No field duplicates were identified in this SDG.

XV. Field Blanks

No field blanks were identified in this SDG.

**Jeld-Wen Maulsby Marsh
Polychlorinated Biphenyls as Congeners - Data Qualification Summary - SDG A5941**

SDG	Sample	Compound	Flag	A or P	Reason
A5941	JW-302-130919 JW-301-130919 JW-BL-307-130919 JW-BL-303-130919 JW-BL-305-130919 JW-BL-304-130919 JW-BL-306-130919	All compounds reported as estimated maximum possible concentration (EMPC).	J (all detects)	A	Compound quantitation

**Jeld-Wen Maulsby Marsh
Polychlorinated Biphenyls as Congeners - Laboratory Blank Data Qualification Summary - SDG A5941**

SDG	Sample	Compound	Modified Final Concentration	A or P
A5941	JW-BL-307-130919	PCB-11	5.34U pg/g	A
A5941	JW-BL-303-130919	PCB-11	6.01U pg/g	A
A5941	JW-BL-305-130919	PCB-11	3.96U pg/g	A
A5941	JW-BL-304-130919	PCB-11	5.53U pg/g	A
A5941	JW-BL-306-130919	PCB-11	5.3U pg/g	A

LDC #: 30665A31

VALIDATION COMPLETENESS WORKSHEET

Date: 11-8-13

SDG #: A5941

Stage 2B

Page: 1 of 1

Laboratory: ~~SGS Environmental Services, Inc.~~

Reviewer: *[Signature]*

SGS Analytical Perspectives

2nd Reviewer: *[Signature]*

METHOD: HRGC/HRMS Polychlorinated Biphenyl Congeners (EPA Method 1668A)

The samples listed below were reviewed for each of the following validation areas. Validation findings are noted in attached validation findings worksheets.

Validation Area			Comments
I.	Technical holding times	A	Sampling dates: 9/19/13
II.	GC/MS Instrument performance check	A	
III.	Initial calibration	A	≤20
IV.	Routine calibration/ECV	A	≤30/50
V.	Blanks	SW	
VI.	Matrix spike/Matrix spike duplicates	N	client
VII.	Laboratory control samples	A	OPR
VIII.	Regional quality assurance and quality control	N	
IX.	Internal standards	A	
X.	Target compound identifications	N	
XI.	Compound quantitation/RL/LQG/LODs	SW	
XII.	System performance	N	
XIII.	Overall assessment of data	A	
XIV.	Field duplicates	N	
XV.	Field blanks	N	

Note: A = Acceptable ND = No compounds detected D = Duplicate
 N = Not provided/applicable R = Rinsate TB = Trip blank
 SW = See worksheet FB = Field blank EB = Equipment blank

Validated Samples: *2 sediments/5 soils*

1	JW-302-130919	11		21		31	
2	JW-301-130919	12		22		32	
3	JW-BL-307-130919	13		23		33	
4	JW-BL-303-130919	14		24		34	
5	JW-BL-305-130919	15		25		35	
6	JW-BL-304-130919	16		26		36	
7	JW-BL-306-130919	17		27		37	
8		18		28		38	
9		19		29		39	
10		20	<i>MB1-11356</i>	30		40	

VALIDATION FINDINGS WORKSHEET

Blanks

METHOD: HRGC/HRMS PCB Congeners (EPA Method 1668A)

Please see qualifications below for all questions answered "N". Not applicable questions are identified as "N/A".

- Y N N/A Were all samples associated with a method blank?
- Y N N/A Was a method blank performed for each matrix and whenever a sample extraction was performed?
- Y N N/A Was the method blank contaminated?

Blank extraction date: 09/26/13 **Blank analysis date:** 10/02/13 **Associated samples:** All Qual U

Conc. units: pg/g

Compound	Blank ID		Sample Identification							
	MB1_11356	5x	3	4	5	6	7			
PCB-11	3.75	18.8	5.34	6.01*	3.96	5.53	5.3			

*EMPC

All contaminants within five times the method blank concentration were qualified as not detected.

VALIDATION FINDINGS WORKSHEET
Compound Quantitation and Reported CRQLs

METHOD: HRGC/HRMS PCB Congeners (EPA Method 1668A)

Please see qualifications below for all questions answered "N". Not applicable questions are identified as "N/A".

Y N ~~N/A~~ Were the correct internal standard (IS), quantitation ions and relative response factors (RRF) used to quantitate the compound?
 Y N ~~N/A~~ Compound quantitation and CRQLs were adjusted to reflect all sample dilutions and dry weight factors (if necessary).

#	Date	Compound	Finding	Associated Samples	Qualifications
			results flagged as EMPC	All	Jdets/A

Comments: See sample calculation verification worksheet for recalculations

Jeld-Wen Maulsby Marsh - LDC# 30665

SDG: A5941

Analytical Method		E1668A										
Sample ID	Lab Sample ID	Chemical Name	Anal Date	Result	Mod Res Report	Detect	Lab Qual	Val Qual	Reason	RL	MDL	Units
JW-301-130919	A5941_11356_PC	PCB-022	10/2/2013	121	Yes	Y				0.999	0.919	pg/g
JW-301-130919	A5941_11356_PC	PCB-107/124	10/2/2013	23.6	Yes	Y	C			2	0.476	pg/g
JW-301-130919	A5941_11356_PC	PCB-106	10/2/2013	0.451	Yes	N	U			0.999	0.451	pg/g
JW-301-130919	A5941_11356_PC	PCB-036	10/2/2013	3	Yes	Y				0.999	0.862	pg/g
JW-301-130919	A5941_11356_PC	PCB-035	10/2/2013	11.9	Yes	Y				0.999	0.985	pg/g
JW-301-130919	A5941_11356_PC	PCB-034	10/2/2013	1.42	Yes	Y	EMPC	J	23	0.999	0.878	pg/g
JW-301-130919	A5941_11356_PC	PCB-032	10/2/2013	54.2	Yes	Y				0.999	0.264	pg/g
JW-301-130919	A5941_11356_PC	PCB-031	10/2/2013	298	Yes	Y				0.999	0.824	pg/g
JW-301-130919	A5941_11356_PC	PCB-026/029	10/2/2013	49.6	Yes	Y	C			2	0.867	pg/g
JW-301-130919	A5941_11356_PC	PCB-012/013	10/2/2013	21.2	Yes	Y	C			2	0.561	pg/g
JW-301-130919	A5941_11356_PC	PCB-023	10/2/2013	0.853	Yes	N	U			0.999	0.853	pg/g
JW-301-130919	A5941_11356_PC	PCB-111	10/2/2013	0.423	Yes	N	U			0.999	0.423	pg/g
JW-301-130919	A5941_11356_PC	PCB-021/033	10/2/2013	159	Yes	Y	C			2	0.854	pg/g
JW-301-130919	A5941_11356_PC	PCB-020/028	10/2/2013	415	Yes	Y	C			2	0.891	pg/g
JW-301-130919	A5941_11356_PC	PCB-019	10/2/2013	8.74	Yes	Y				0.999	0.418	pg/g
JW-301-130919	A5941_11356_PC	PCB-018/030	10/2/2013	140	Yes	Y	C			2	0.328	pg/g
JW-301-130919	A5941_11356_PC	PCB-017	10/2/2013	72.6	Yes	Y				0.999	0.377	pg/g
JW-301-130919	A5941_11356_PC	PCB-016	10/2/2013	67.1	Yes	Y				0.999	0.51	pg/g
JW-301-130919	A5941_11356_PC	PCB-015	10/2/2013	111	Yes	Y				0.999	0.505	pg/g
JW-301-130919	A5941_11356_PC	PCB-136	10/2/2013	54.3	Yes	Y				0.999	0.186	pg/g
JW-301-130919	A5941_11356_PC	PCB-024	10/2/2013	2.02	Yes	Y				0.999	0.291	pg/g
JW-301-130919	A5941_11356_PC	PCB-123	10/2/2013	8.75	Yes	Y				0.999	0.421	pg/g
JW-301-130919	A5941_11356_PC	PCB-135/151	10/2/2013	154	Yes	Y	C			2	0.283	pg/g
JW-301-130919	A5941_11356_PC	PCB-134	10/2/2013	34.3	Yes	Y				0.999	0.364	pg/g

Analytical Method		E1668A										
Sample ID	Lab Sample ID	Chemical Name	Anal Date	Result	Mod Res Report	Detect	Lab Qual	Val Qual	Reason	RL	MDL	Units
JW-301-130919	A5941_11356_PC	PCB-133	10/2/2013	0.289	Yes	N	U			0.999	0.289	pg/g
JW-301-130919	A5941_11356_PC	PCB-132	10/2/2013	179	Yes	Y				0.999	0.303	pg/g
JW-301-130919	A5941_11356_PC	PCB-131	10/2/2013	7.16	Yes	Y				0.999	0.311	pg/g
JW-301-130919	A5941_11356_PC	PCB-130	10/2/2013	43.2	Yes	Y				0.999	0.316	pg/g
JW-301-130919	A5941_11356_PC	PCB-129/138/163	10/2/2013	683	Yes	Y	C			3	0.265	pg/g
JW-301-130919	A5941_11356_PC	PCB-128/166	10/2/2013	105	Yes	Y	C			2	0.847	pg/g
JW-301-130919	A5941_11356_PC	PCB-109	10/2/2013	44.6	Yes	Y				0.999	0.413	pg/g
JW-301-130919	A5941_11356_PC	PCB-126	10/2/2013	3.46	Yes	Y				0.999	0.541	pg/g
JW-301-130919	A5941_11356_PC	PCB-110	10/2/2013	666	Yes	Y				0.999	0.448	pg/g
JW-301-130919	A5941_11356_PC	PCB-122	10/2/2013	8.39	Yes	Y				0.999	0.475	pg/g
JW-301-130919	A5941_11356_PC	PCB-121	10/2/2013	0.425	Yes	N	U			0.999	0.425	pg/g
JW-301-130919	A5941_11356_PC	PCB-120	10/2/2013	0.425	Yes	N	U			0.999	0.425	pg/g
JW-301-130919	A5941_11356_PC	PCB-118	10/2/2013	615	Yes	Y				0.999	0.421	pg/g
JW-301-130919	A5941_11356_PC	PCB-117	10/2/2013	14.2	Yes	Y				0.999	0.453	pg/g
JW-301-130919	A5941_11356_PC	PCB-115	10/2/2013	0.469	Yes	N	U			0.999	0.469	pg/g
JW-301-130919	A5941_11356_PC	PCB-114	10/2/2013	12.1	Yes	Y				0.999	0.396	pg/g
JW-301-130919	A5941_11356_PC	PCB-112	10/2/2013	0.455	Yes	N	U			0.999	0.455	pg/g
JW-301-130919	A5941_11356_PC	PCB-011	10/2/2013	187	Yes	Y				0.999	0.565	pg/g
JW-301-130919	A5941_11356_PC	PCB-127	10/2/2013	0.494	Yes	N	U			0.999	0.494	pg/g
JW-301-130919	A5941_11356_PC	PCB-096	10/2/2013	2.39	Yes	Y				0.999	0.267	pg/g
JW-301-130919	A5941_11356_PC	PCB-084	10/2/2013	124	Yes	Y				0.999	0.706	pg/g
JW-301-130919	A5941_11356_PC	PCB-085/116	10/2/2013	98.3	Yes	Y	C			2	0.558	pg/g
JW-301-130919	A5941_11356_PC	PCB-088	10/2/2013	0.661	Yes	N	U			0.999	0.661	pg/g
JW-301-130919	A5941_11356_PC	PCB-089	10/2/2013	4.38	Yes	Y				0.999	0.653	pg/g
JW-301-130919	A5941_11356_PC	PCB-090/101/113	10/2/2013	557	Yes	Y	C			3	0.521	pg/g

Analytical Method		E1668A										
Sample ID	Lab Sample ID	Chemical Name	Anal Date	Result	Mod Res Report	Detect	Lab Qual	Val Qual	Reason	RL	MDL	Units
JW-301-130919	A5941_11356_PC	PCB-091	10/2/2013	55.2	Yes	Y				0.999	0.524	pg/g
JW-301-130919	A5941_11356_PC	PCB-092	10/2/2013	106	Yes	Y				0.999	0.62	pg/g
JW-301-130919	A5941_11356_PC	PCB-093/100	10/2/2013	3.2	Yes	Y	EMPC C	J	23	2	0.602	pg/g
JW-301-130919	A5941_11356_PC	PCB-014	10/2/2013	0.468	Yes	N	U			0.999	0.468	pg/g
JW-301-130919	A5941_11356_PC	PCB-095	10/2/2013	357	Yes	Y				0.999	0.61	pg/g
JW-301-130919	A5941_11356_PC	PCB-081	10/2/2013	1.75	Yes	Y	EMPC	J	23	0.999	0.671	pg/g
JW-301-130919	A5941_11356_PC	PCB-098	10/2/2013	0.667	Yes	N	U			0.999	0.667	pg/g
JW-301-130919	A5941_11356_PC	PCB-099	10/2/2013	306	Yes	Y				0.999	0.581	pg/g
JW-301-130919	A5941_11356_PC	PCB-102	10/2/2013	11	Yes	Y				0.999	0.53	pg/g
JW-301-130919	A5941_11356_PC	PCB-103	10/2/2013	3.82	Yes	Y				0.999	0.562	pg/g
JW-301-130919	A5941_11356_PC	PCB-104	10/2/2013	0.232	Yes	N	U			0.999	0.232	pg/g
JW-301-130919	A5941_11356_PC	PCB-105	10/2/2013	262	Yes	Y				0.999	0.494	pg/g
JW-301-130919	A5941_11356_PC	PCB-004	10/2/2013	35.8	Yes	Y				0.999	0.587	pg/g
JW-301-130919	A5941_11356_PC	PCB-077	10/2/2013	47.2	Yes	Y				0.999	0.74	pg/g
JW-301-130919	A5941_11356_PC	PCB-094	10/2/2013	1.69	Yes	Y	EMPC	J	23	0.999	0.658	pg/g
JW-301-130919	A5941_11356_PC	PCB-203	10/2/2013	38.5	Yes	Y				0.999	0.388	pg/g
JW-301-130919	A5941_11356_PC	PCB-010	10/2/2013	2.21	Yes	Y				0.999	0.377	pg/g
JW-301-130919	A5941_11356_PC	PCB-009	10/2/2013	10.8	Yes	Y				0.999	0.599	pg/g
JW-301-130919	A5941_11356_PC	PCB-008	10/2/2013	157	Yes	Y				0.999	0.547	pg/g
JW-301-130919	A5941_11356_PC	PCB-007	10/2/2013	8.64	Yes	Y				0.999	0.537	pg/g
JW-301-130919	A5941_11356_PC	PCB-006	10/2/2013	31.4	Yes	Y				0.999	0.568	pg/g
JW-301-130919	A5941_11356_PC	PCB-005	10/2/2013	3.73	Yes	Y				0.999	0.562	pg/g
JW-301-130919	A5941_11356_PC	PCB-198/199	10/2/2013	60.9	Yes	Y	C			2	0.417	pg/g
JW-301-130919	A5941_11356_PC	PCB-200	10/2/2013	6.05	Yes	Y				0.999	0.313	pg/g
JW-301-130919	A5941_11356_PC	PCB-083	10/2/2013	31.8	Yes	Y				0.999	0.701	pg/g

Analytical Method		E1668A										
Sample ID	Lab Sample ID	Chemical Name	Anal Date	Result	Mod Res Report	Detect	Lab Qual	Val Qual	Reason	RL	MDL	Units
JW-301-130919	A5941_11356_PC	PCB-202	10/2/2013	15.1	Yes	Y				0.999	0.321	pg/g
JW-301-130919	A5941_11356_PC	PCB-082	10/2/2013	67.7	Yes	Y				0.999	0.724	pg/g
JW-301-130919	A5941_11356_PC	PCB-204	10/2/2013	0.307	Yes	N	U			0.999	0.307	pg/g
JW-301-130919	A5941_11356_PC	PCB-205	10/2/2013	2.73	Yes	Y				0.999	0.656	pg/g
JW-301-130919	A5941_11356_PC	PCB-206	10/2/2013	29.9	Yes	Y				0.999	0.644	pg/g
JW-301-130919	A5941_11356_PC	PCB-207	10/2/2013	3.77	Yes	Y				0.999	0.439	pg/g
JW-301-130919	A5941_11356_PC	PCB-208	10/2/2013	9.37	Yes	Y				0.999	0.436	pg/g
JW-301-130919	A5941_11356_PC	PCB-078	10/2/2013	0.746	Yes	N	U			0.999	0.746	pg/g
JW-301-130919	A5941_11356_PC	PCB-079	10/2/2013	5.05	Yes	Y				0.999	0.6	pg/g
JW-301-130919	A5941_11356_PC	PCB-080	10/2/2013	0.586	Yes	N	U			0.999	0.586	pg/g
JW-301-130919	A5941_11356_PC	PCB-027	10/2/2013	12.1	Yes	Y				0.999	0.286	pg/g
JW-301-130919	A5941_11356_PC	PCB-201	10/2/2013	7.23	Yes	Y				0.999	0.285	pg/g
JW-301-130919	A5941_11356_PC	PCB-038	10/2/2013	0.925	Yes	N	U			0.999	0.925	pg/g
JW-301-130919	A5941_11356_PC	PCB-189	10/2/2013	4.52	Yes	Y				0.999	0.451	pg/g
JW-301-130919	A5941_11356_PC	PCB-048	10/2/2013	44.7	Yes	Y				0.999	0.489	pg/g
JW-301-130919	A5941_11356_PC	PCB-046	10/2/2013	7.34	Yes	Y				0.999	0.573	pg/g
JW-301-130919	A5941_11356_PC	PCB-045	10/2/2013	22.4	Yes	Y				0.999	0.563	pg/g
JW-301-130919	A5941_11356_PC	PCB-044/047/065	10/2/2013	274	Yes	Y	C			3	0.457	pg/g
JW-301-130919	A5941_11356_PC	PCB-043	10/2/2013	7.37	Yes	Y				0.999	0.538	pg/g
JW-301-130919	A5941_11356_PC	PCB-042	10/2/2013	68.1	Yes	Y				0.999	0.513	pg/g
JW-301-130919	A5941_11356_PC	PCB-041	10/2/2013	17.5	Yes	Y				0.999	0.579	pg/g
JW-301-130919	A5941_11356_PC	PCB-050/053	10/2/2013	20.8	Yes	Y	C			2	0.477	pg/g
JW-301-130919	A5941_11356_PC	PCB-039	10/2/2013	2.05	Yes	Y				0.999	0.83	pg/g
JW-301-130919	A5941_11356_PC	PCB-051	10/2/2013	4.67	Yes	Y				0.999	0.457	pg/g
JW-301-130919	A5941_11356_PC	PCB-037	10/2/2013	126	Yes	Y				0.999	0.875	pg/g

Analytical Method		E1668A										
Sample ID	Lab Sample ID	Chemical Name	Anal Date	Result	Mod Res Report	Detect	Lab Qual	Val Qual	Reason	RL	MDL	Units
JW-301-130919	A5941_11356_PC	PCB-001	10/2/2013	83	Yes	Y				0.999	0.357	pg/g
JW-301-130919	A5941_11356_PC	PCB-197	10/2/2013	1.62	Yes	Y				0.999	0.276	pg/g
JW-301-130919	A5941_11356_PC	PCB-196	10/2/2013	26	Yes	Y				0.999	0.404	pg/g
JW-301-130919	A5941_11356_PC	PCB-195	10/2/2013	22	Yes	Y				0.999	0.887	pg/g
JW-301-130919	A5941_11356_PC	PCB-194	10/2/2013	61.4	Yes	Y				0.999	0.822	pg/g
JW-301-130919	A5941_11356_PC	PCB-192	10/2/2013	0.518	Yes	N	U			0.999	0.518	pg/g
JW-301-130919	A5941_11356_PC	PCB-191	10/2/2013	4.55	Yes	Y				0.999	0.495	pg/g
JW-301-130919	A5941_11356_PC	PCB-190	10/2/2013	20.3	Yes	Y				0.999	0.505	pg/g
JW-301-130919	A5941_11356_PC	PCB-040/071	10/2/2013	115	Yes	Y	C			2	0.478	pg/g
JW-301-130919	A5941_11356_PC	PCB-064	10/2/2013	114	Yes	Y				0.999	0.338	pg/g
JW-301-130919	A5941_11356_PC	PCB-002	10/2/2013	36.1	Yes	Y				0.999	0.347	pg/g
JW-301-130919	A5941_11356_PC	PCB-003	10/2/2013	68.8	Yes	Y				0.999	0.332	pg/g
JW-301-130919	A5941_11356_PC	PCB-209	10/2/2013	17	Yes	Y				0.999	0.347	pg/g
JW-301-130919	A5941_11356_PC	PCB-061/070/074/076	10/2/2013	725	Yes	Y	C			4	0.657	pg/g
JW-301-130919	A5941_11356_PC	PCB-086/087/097/108/119/125	10/2/2013	377	Yes	Y	C			5.99	0.524	pg/g
JW-301-130919	A5941_11356_PC	PCB-073	10/2/2013	0.389	Yes	N	U			0.999	0.389	pg/g
JW-301-130919	A5941_11356_PC	PCB-072	10/2/2013	4.86	Yes	Y				0.999	0.731	pg/g
JW-301-130919	A5941_11356_PC	PCB-068	10/2/2013	2.62	Yes	Y				0.999	0.607	pg/g
JW-301-130919	A5941_11356_PC	PCB-049/069	10/2/2013	174	Yes	Y	C			2	0.406	pg/g
JW-301-130919	A5941_11356_PC	PCB-066	10/2/2013	426	Yes	Y				0.999	0.698	pg/g
JW-301-130919	A5941_11356_PC	PCB-057	10/2/2013	1.51	Yes	Y				0.999	0.676	pg/g
JW-301-130919	A5941_11356_PC	PCB-063	10/2/2013	13.4	Yes	Y				0.999	0.603	pg/g
JW-301-130919	A5941_11356_PC	PCB-060	10/2/2013	87.4	Yes	Y				0.999	0.685	pg/g
JW-301-130919	A5941_11356_PC	PCB-025	10/2/2013	25.4	Yes	Y				0.999	0.83	pg/g
JW-301-130919	A5941_11356_PC	PCB-058	10/2/2013	1.21	Yes	Y				0.999	0.656	pg/g

Analytical Method		E1668A										
Sample ID	Lab Sample ID	Chemical Name	Anal Date	Result	Mod Res Report	Detect	Lab Qual	Val Qual	Reason	RL	MDL	Units
JW-301-130919	A5941_11356_PC	PCB-137	10/2/2013	27.3	Yes	Y				0.999	0.257	pg/g
JW-301-130919	A5941_11356_PC	PCB-056	10/2/2013	175	Yes	Y				0.999	0.7	pg/g
JW-301-130919	A5941_11356_PC	PCB-055	10/2/2013	0.69	Yes	N	U			0.999	0.69	pg/g
JW-301-130919	A5941_11356_PC	PCB-054	10/2/2013	0.274	Yes	N	U			0.999	0.274	pg/g
JW-301-130919	A5941_11356_PC	PCB-052	10/2/2013	385	Yes	Y				0.999	0.49	pg/g
JW-301-130919	A5941_11356_PC	PCB-067	10/2/2013	11.9	Yes	Y				0.999	0.623	pg/g
JW-301-130919	A5941_11356_PC	PCB-148	10/2/2013	1.12	Yes	Y				0.999	0.275	pg/g
JW-301-130919	A5941_11356_PC	PCB-164	10/2/2013	40.6	Yes	Y				0.999	0.22	pg/g
JW-301-130919	A5941_11356_PC	PCB-162	10/2/2013	2.57	Yes	Y				0.999	0.712	pg/g
JW-301-130919	A5941_11356_PC	PCB-161	10/2/2013	0.208	Yes	N	U			0.999	0.208	pg/g
JW-301-130919	A5941_11356_PC	PCB-160	10/2/2013	0.236	Yes	N	U			0.999	0.236	pg/g
JW-301-130919	A5941_11356_PC	PCB-159	10/2/2013	3.55	Yes	Y				0.999	0.711	pg/g
JW-301-130919	A5941_11356_PC	PCB-158	10/2/2013	62.2	Yes	Y				0.999	0.205	pg/g
JW-301-130919	A5941_11356_PC	PCB-156/157	10/2/2013	78.9	Yes	Y	C			2	1.01	pg/g
JW-301-130919	A5941_11356_PC	PCB-155	10/2/2013	0.152	Yes	N	U			0.999	0.152	pg/g
JW-301-130919	A5941_11356_PC	PCB-154	10/2/2013	7.92	Yes	Y				0.999	0.247	pg/g
JW-301-130919	A5941_11356_PC	PCB-165	10/2/2013	0.235	Yes	N	U			0.999	0.235	pg/g
JW-301-130919	A5941_11356_PC	PCB-152	10/2/2013	0.331	Yes	Y	J			0.999	0.167	pg/g
JW-301-130919	A5941_11356_PC	PCB-150	10/2/2013	0.168	Yes	N	U			0.999	0.168	pg/g
JW-301-130919	A5941_11356_PC	PCB-146	10/2/2013	91.3	Yes	Y				0.999	0.259	pg/g
JW-301-130919	A5941_11356_PC	PCB-145	10/2/2013	0.179	Yes	N	U			0.999	0.179	pg/g
JW-301-130919	A5941_11356_PC	PCB-144	10/2/2013	19.9	Yes	Y				0.999	0.273	pg/g
JW-301-130919	A5941_11356_PC	PCB-143	10/2/2013	0.267	Yes	N	U			0.999	0.267	pg/g
JW-301-130919	A5941_11356_PC	PCB-142	10/2/2013	0.309	Yes	N	U			0.999	0.309	pg/g
JW-301-130919	A5941_11356_PC	PCB-141	10/2/2013	83.2	Yes	Y				0.999	0.275	pg/g

Analytical Method		E1668A										
Sample ID	Lab Sample ID	Chemical Name	Anal Date	Result	Mod Res Report	Detect	Lab Qual	Val Qual	Reason	RL	MDL	Units
JW-301-130919	A5941_11356_PC	PCB-188	10/2/2013	0.191	Yes	N	U			0.999	0.191	pg/g
JW-301-130919	A5941_11356_PC	PCB-059/062/075	10/2/2013	21.4	Yes	Y	C			3	0.364	pg/g
JW-301-130919	A5941_11356_PC	PCB-139/140	10/2/2013	10.3	Yes	Y	C			2	0.267	pg/g
JW-301-130919	A5941_11356_PC	PCB-153/168	10/2/2013	473	Yes	Y	C			2	0.213	pg/g
JW-301-130919	A5941_11356_PC	PCB-179	10/2/2013	40.2	Yes	Y				0.999	0.199	pg/g
JW-301-130919	A5941_11356_PC	PCB-186	10/2/2013	0.197	Yes	N	U			0.999	0.197	pg/g
JW-301-130919	A5941_11356_PC	PCB-187	10/2/2013	151	Yes	Y				0.999	0.581	pg/g
JW-301-130919	A5941_11356_PC	PCB-185	10/2/2013	9.67	Yes	Y				0.999	0.627	pg/g
JW-301-130919	A5941_11356_PC	PCB-147/149	10/2/2013	392	Yes	Y	C			2	0.268	pg/g
JW-301-130919	A5941_11356_PC	PCB-167	10/2/2013	22.8	Yes	Y				0.999	0.657	pg/g
JW-301-130919	A5941_11356_PC	PCB-184	10/2/2013	0.205	Yes	N	U			0.999	0.205	pg/g
JW-301-130919	A5941_11356_PC	PCB-183	10/2/2013	59.9	Yes	Y				0.999	0.562	pg/g
JW-301-130919	A5941_11356_PC	PCB-182	10/2/2013	0.559	Yes	N	U			0.999	0.559	pg/g
JW-301-130919	A5941_11356_PC	PCB-180/193	10/2/2013	235	Yes	Y	C			2	0.55	pg/g
JW-301-130919	A5941_11356_PC	PCB-178	10/2/2013	24.5	Yes	Y				0.999	0.275	pg/g
JW-301-130919	A5941_11356_PC	PCB-171/173	10/2/2013	35.7	Yes	Y	C			2	0.692	pg/g
JW-301-130919	A5941_11356_PC	PCB-169	10/2/2013	0.895	Yes	N	U			0.999	0.895	pg/g
JW-301-130919	A5941_11356_PC	PCB-170	10/2/2013	109	Yes	Y				0.999	0.678	pg/g
JW-301-130919	A5941_11356_PC	PCB-176	10/2/2013	10.5	Yes	Y				0.999	0.183	pg/g
JW-301-130919	A5941_11356_PC	PCB-175	10/2/2013	0.658	Yes	N	U			0.999	0.658	pg/g
JW-301-130919	A5941_11356_PC	PCB-174	10/2/2013	99.2	Yes	Y				0.999	0.653	pg/g
JW-301-130919	A5941_11356_PC	PCB-172	10/2/2013	20.7	Yes	Y				0.999	0.678	pg/g
JW-301-130919	A5941_11356_PC	PCB-177	10/2/2013	72.7	Yes	Y				0.999	0.689	pg/g
JW-301-130919	A5941_11356_PC	PCB-181	10/2/2013	1.4	Yes	Y				0.999	0.591	pg/g
JW-302-130919	A5941_11356_PC	PCB-159	10/2/2013	2.28	Yes	Y	EMPC	J	23	0.999	0.488	pg/g

Analytical Method		E1668A										
Sample ID	Lab Sample ID	Chemical Name	Anal Date	Result	Mod Res Report	Detect	Lab Qual	Val Qual	Reason	RL	MDL	Units
JW-302-130919	A5941_11356_PC	PCB-161	10/2/2013	0.188	Yes	N	U			0.999	0.188	pg/g
JW-302-130919	A5941_11356_PC	PCB-177	10/2/2013	40.2	Yes	Y				0.999	0.568	pg/g
JW-302-130919	A5941_11356_PC	PCB-164	10/2/2013	25.2	Yes	Y				0.999	0.2	pg/g
JW-302-130919	A5941_11356_PC	PCB-165	10/2/2013	0.213	Yes	N	U			0.999	0.213	pg/g
JW-302-130919	A5941_11356_PC	PCB-176	10/2/2013	6.5	Yes	Y				0.999	0.191	pg/g
JW-302-130919	A5941_11356_PC	PCB-167	10/2/2013	15.5	Yes	Y				0.999	0.451	pg/g
JW-302-130919	A5941_11356_PC	PCB-170	10/2/2013	62	Yes	Y				0.999	0.586	pg/g
JW-302-130919	A5941_11356_PC	PCB-158	10/2/2013	37.8	Yes	Y				0.999	0.186	pg/g
JW-302-130919	A5941_11356_PC	PCB-146	10/2/2013	55.7	Yes	Y				0.999	0.235	pg/g
JW-302-130919	A5941_11356_PC	PCB-171/173	10/2/2013	19.5	Yes	Y	C			2	0.57	pg/g
JW-302-130919	A5941_11356_PC	PCB-175	10/2/2013	3.01	Yes	Y				0.999	0.542	pg/g
JW-302-130919	A5941_11356_PC	PCB-172	10/2/2013	11.1	Yes	Y				0.999	0.559	pg/g
JW-302-130919	A5941_11356_PC	PCB-174	10/2/2013	53.1	Yes	Y				0.999	0.538	pg/g
JW-302-130919	A5941_11356_PC	PCB-169	10/2/2013	1.09	Yes	N	U			0.999	1.09	pg/g
JW-302-130919	A5941_11356_PC	PCB-145	10/2/2013	0.206	Yes	N	U			0.999	0.206	pg/g
JW-302-130919	A5941_11356_PC	PCB-143	10/2/2013	0.242	Yes	N	U			0.999	0.242	pg/g
JW-302-130919	A5941_11356_PC	PCB-142	10/2/2013	0.28	Yes	N	U			0.999	0.28	pg/g
JW-302-130919	A5941_11356_PC	PCB-141	10/2/2013	51.5	Yes	Y				0.999	0.249	pg/g
JW-302-130919	A5941_11356_PC	PCB-139/140	10/2/2013	7.37	Yes	Y	C			2	0.242	pg/g
JW-302-130919	A5941_11356_PC	PCB-202	10/2/2013	9.05	Yes	Y				0.999	0.282	pg/g
JW-302-130919	A5941_11356_PC	PCB-148	10/2/2013	0.61	Yes	Y	J			0.999	0.249	pg/g
JW-302-130919	A5941_11356_PC	PCB-144	10/2/2013	12.4	Yes	Y				0.999	0.247	pg/g
JW-302-130919	A5941_11356_PC	PCB-156/157	10/2/2013	53.6	Yes	Y	C			2	0.691	pg/g
JW-302-130919	A5941_11356_PC	PCB-147/149	10/2/2013	234	Yes	Y	C			2	0.243	pg/g
JW-302-130919	A5941_11356_PC	PCB-150	10/2/2013	0.193	Yes	N	U			0.999	0.193	pg/g

Analytical Method		E1668A										
Sample ID	Lab Sample ID	Chemical Name	Anal Date	Result	Mod Res Report	Detect	Lab Qual	Val Qual	Reason	RL	MDL	Units
JW-302-130919	A5941_11356_PC	PCB-152	10/2/2013	0.192	Yes	N	U			0.999	0.192	pg/g
JW-302-130919	A5941_11356_PC	PCB-153/168	10/2/2013	286	Yes	Y	C			2	0.193	pg/g
JW-302-130919	A5941_11356_PC	PCB-154	10/2/2013	4.48	Yes	Y	EMPC	J	23	0.999	0.224	pg/g
JW-302-130919	A5941_11356_PC	PCB-155	10/2/2013	0.174	Yes	N	U			0.999	0.174	pg/g
JW-302-130919	A5941_11356_PC	PCB-178	10/2/2013	15.4	Yes	Y				0.999	0.287	pg/g
JW-302-130919	A5941_11356_PC	PCB-207	10/2/2013	2.73	Yes	Y				0.999	0.403	pg/g
JW-302-130919	A5941_11356_PC	PCB-200	10/2/2013	3.11	Yes	Y				0.999	0.275	pg/g
JW-302-130919	A5941_11356_PC	PCB-198/199	10/2/2013	34.8	Yes	Y	C			2	0.367	pg/g
JW-302-130919	A5941_11356_PC	PCB-201	10/2/2013	4.26	Yes	Y				0.999	0.251	pg/g
JW-302-130919	A5941_11356_PC	PCB-203	10/2/2013	22.8	Yes	Y				0.999	0.341	pg/g
JW-302-130919	A5941_11356_PC	PCB-204	10/2/2013	0.27	Yes	N	U			0.999	0.27	pg/g
JW-302-130919	A5941_11356_PC	PCB-196	10/2/2013	14.1	Yes	Y				0.999	0.355	pg/g
JW-302-130919	A5941_11356_PC	PCB-206	10/2/2013	24.4	Yes	Y				0.999	0.624	pg/g
JW-302-130919	A5941_11356_PC	PCB-195	10/2/2013	11.6	Yes	Y				0.999	0.477	pg/g
JW-302-130919	A5941_11356_PC	PCB-208	10/2/2013	6.73	Yes	Y				0.999	0.4	pg/g
JW-302-130919	A5941_11356_PC	PCB-209	10/2/2013	12	Yes	Y				0.999	0.413	pg/g
JW-302-130919	A5941_11356_PC	PCB-086/087/097/108/119/125	10/2/2013	237	Yes	Y	C			5.99	0.409	pg/g
JW-302-130919	A5941_11356_PC	PCB-061/070/074/076	10/2/2013	398	Yes	Y	C			4	0.641	pg/g
JW-302-130919	A5941_11356_PC	PCB-160	10/2/2013	0.214	Yes	N	U			0.999	0.214	pg/g
JW-302-130919	A5941_11356_PC	PCB-137	10/2/2013	18.8	Yes	Y				0.999	0.233	pg/g
JW-302-130919	A5941_11356_PC	PCB-205	10/2/2013	1.5	Yes	Y				0.999	0.353	pg/g
JW-302-130919	A5941_11356_PC	PCB-187	10/2/2013	83.9	Yes	Y				0.999	0.479	pg/g
JW-302-130919	A5941_11356_PC	PCB-180/193	10/2/2013	126	Yes	Y	C			2	0.453	pg/g
JW-302-130919	A5941_11356_PC	PCB-181	10/2/2013	0.487	Yes	N	U			0.999	0.487	pg/g
JW-302-130919	A5941_11356_PC	PCB-182	10/2/2013	0.461	Yes	N	U			0.999	0.461	pg/g

Analytical Method		E1668A										
Sample ID	Lab Sample ID	Chemical Name	Anal Date	Result	Mod Res Report	Detect	Lab Qual	Val Qual	Reason	RL	MDL	Units
JW-302-130919	A5941_11356_PC	PCB-183	10/2/2013	32.1	Yes	Y				0.999	0.463	pg/g
JW-302-130919	A5941_11356_PC	PCB-184	10/2/2013	0.214	Yes	N	U			0.999	0.214	pg/g
JW-302-130919	A5941_11356_PC	PCB-197	10/2/2013	1	Yes	Y	EMPC	J	23	0.999	0.242	pg/g
JW-302-130919	A5941_11356_PC	PCB-186	10/2/2013	0.206	Yes	N	U			0.999	0.206	pg/g
JW-302-130919	A5941_11356_PC	PCB-179	10/2/2013	23.4	Yes	Y				0.999	0.208	pg/g
JW-302-130919	A5941_11356_PC	PCB-188	10/2/2013	0.199	Yes	N	U			0.999	0.199	pg/g
JW-302-130919	A5941_11356_PC	PCB-189	10/2/2013	3.12	Yes	Y				0.999	0.367	pg/g
JW-302-130919	A5941_11356_PC	PCB-190	10/2/2013	10.8	Yes	Y				0.999	0.436	pg/g
JW-302-130919	A5941_11356_PC	PCB-191	10/2/2013	2.44	Yes	Y				0.999	0.408	pg/g
JW-302-130919	A5941_11356_PC	PCB-192	10/2/2013	0.427	Yes	N	U			0.999	0.427	pg/g
JW-302-130919	A5941_11356_PC	PCB-194	10/2/2013	32.1	Yes	Y				0.999	0.442	pg/g
JW-302-130919	A5941_11356_PC	PCB-185	10/2/2013	6.41	Yes	Y				0.999	0.517	pg/g
JW-302-130919	A5941_11356_PC	PCB-050/053	10/2/2013	13.1	Yes	Y	C			2	0.368	pg/g
JW-302-130919	A5941_11356_PC	PCB-037	10/2/2013	69.5	Yes	Y				0.999	0.635	pg/g
JW-302-130919	A5941_11356_PC	PCB-162	10/2/2013	1.67	Yes	Y				0.999	0.489	pg/g
JW-302-130919	A5941_11356_PC	PCB-038	10/2/2013	2.11	Yes	Y				0.999	0.672	pg/g
JW-302-130919	A5941_11356_PC	PCB-039	10/2/2013	0.603	Yes	N	U			0.999	0.603	pg/g
JW-302-130919	A5941_11356_PC	PCB-040/071	10/2/2013	69.2	Yes	Y	C			2	0.369	pg/g
JW-302-130919	A5941_11356_PC	PCB-041	10/2/2013	11.3	Yes	Y				0.999	0.447	pg/g
JW-302-130919	A5941_11356_PC	PCB-042	10/2/2013	41.7	Yes	Y				0.999	0.396	pg/g
JW-302-130919	A5941_11356_PC	PCB-043	10/2/2013	4.41	Yes	Y				0.999	0.415	pg/g
JW-302-130919	A5941_11356_PC	PCB-044/047/065	10/2/2013	159	Yes	Y	C			3	0.353	pg/g
JW-302-130919	A5941_11356_PC	PCB-045	10/2/2013	13.3	Yes	Y				0.999	0.434	pg/g
JW-302-130919	A5941_11356_PC	PCB-046	10/2/2013	5.37	Yes	Y				0.999	0.442	pg/g
JW-302-130919	A5941_11356_PC	PCB-092	10/2/2013	66.2	Yes	Y				0.999	0.484	pg/g

Analytical Method		E1668A										
Sample ID	Lab Sample ID	Chemical Name	Anal Date	Result	Mod Res Report	Detect	Lab Qual	Val Qual	Reason	RL	MDL	Units
JW-302-130919	A5941_11356_PC	PCB-049/069	10/2/2013	101	Yes	Y	C			2	0.313	pg/g
JW-302-130919	A5941_11356_PC	PCB-056	10/2/2013	98.7	Yes	Y				0.999	0.683	pg/g
JW-302-130919	A5941_11356_PC	PCB-051	10/2/2013	4.05	Yes	Y				0.999	0.353	pg/g
JW-302-130919	A5941_11356_PC	PCB-052	10/2/2013	211	Yes	Y				0.999	0.378	pg/g
JW-302-130919	A5941_11356_PC	PCB-054	10/2/2013	0.294	Yes	N	U			0.999	0.294	pg/g
JW-302-130919	A5941_11356_PC	PCB-091	10/2/2013	34.6	Yes	Y				0.999	0.409	pg/g
JW-302-130919	A5941_11356_PC	PCB-077	10/2/2013	28.5	Yes	Y				0.999	0.675	pg/g
JW-302-130919	A5941_11356_PC	PCB-090/101/113	10/2/2013	353	Yes	Y	C			3	0.406	pg/g
JW-302-130919	A5941_11356_PC	PCB-089	10/2/2013	2.82	Yes	Y	EMPC	J	23	0.999	0.509	pg/g
JW-302-130919	A5941_11356_PC	PCB-088	10/2/2013	0.516	Yes	N	U			0.999	0.516	pg/g
JW-302-130919	A5941_11356_PC	PCB-085/116	10/2/2013	65.5	Yes	Y	C			2	0.435	pg/g
JW-302-130919	A5941_11356_PC	PCB-084	10/2/2013	73.1	Yes	Y				0.999	0.551	pg/g
JW-302-130919	A5941_11356_PC	PCB-083	10/2/2013	17.6	Yes	Y				0.999	0.547	pg/g
JW-302-130919	A5941_11356_PC	PCB-048	10/2/2013	27.2	Yes	Y				0.999	0.378	pg/g
JW-302-130919	A5941_11356_PC	PCB-034	10/2/2013	0.757	Yes	Y	J EMPC	J	23	0.999	0.638	pg/g
JW-302-130919	A5941_11356_PC	PCB-093/100	10/2/2013	0.47	Yes	N	C U			2	0.47	pg/g
JW-302-130919	A5941_11356_PC	PCB-094	10/2/2013	0.513	Yes	N	U			0.999	0.513	pg/g
JW-302-130919	A5941_11356_PC	PCB-095	10/2/2013	216	Yes	Y				0.999	0.477	pg/g
JW-302-130919	A5941_11356_PC	PCB-096	10/2/2013	1.64	Yes	Y				0.999	0.252	pg/g
JW-302-130919	A5941_11356_PC	PCB-098	10/2/2013	0.521	Yes	N	U			0.999	0.521	pg/g
JW-302-130919	A5941_11356_PC	PCB-099	10/2/2013	199	Yes	Y				0.999	0.453	pg/g
JW-302-130919	A5941_11356_PC	PCB-102	10/2/2013	6.88	Yes	Y				0.999	0.414	pg/g
JW-302-130919	A5941_11356_PC	PCB-103	10/2/2013	2.11	Yes	Y				0.999	0.439	pg/g
JW-302-130919	A5941_11356_PC	PCB-104	10/2/2013	0.219	Yes	N	U			0.999	0.219	pg/g
JW-302-130919	A5941_11356_PC	PCB-105	10/2/2013	165	Yes	Y				0.999	0.372	pg/g

Analytical Method		E1668A										
Sample ID	Lab Sample ID	Chemical Name	Anal Date	Result	Mod Res Report	Detect	Lab Qual	Val Qual	Reason	RL	MDL	Units
JW-302-130919	A5941_11356_PC	PCB-106	10/2/2013	0.352	Yes	N	U			0.999	0.352	pg/g
JW-302-130919	A5941_11356_PC	PCB-136	10/2/2013	35.4	Yes	Y				0.999	0.214	pg/g
JW-302-130919	A5941_11356_PC	PCB-035	10/2/2013	8.32	Yes	Y				0.999	0.715	pg/g
JW-302-130919	A5941_11356_PC	PCB-055	10/2/2013	0.674	Yes	N	U			0.999	0.674	pg/g
JW-302-130919	A5941_11356_PC	PCB-073	10/2/2013	0.3	Yes	N	U			0.999	0.3	pg/g
JW-302-130919	A5941_11356_PC	PCB-072	10/2/2013	2.69	Yes	Y				0.999	0.713	pg/g
JW-302-130919	A5941_11356_PC	PCB-068	10/2/2013	1.63	Yes	Y				0.999	0.593	pg/g
JW-302-130919	A5941_11356_PC	PCB-067	10/2/2013	7.6	Yes	Y				0.999	0.608	pg/g
JW-302-130919	A5941_11356_PC	PCB-066	10/2/2013	238	Yes	Y				0.999	0.681	pg/g
JW-302-130919	A5941_11356_PC	PCB-064	10/2/2013	65.6	Yes	Y				0.999	0.26	pg/g
JW-302-130919	A5941_11356_PC	PCB-063	10/2/2013	7.45	Yes	Y				0.999	0.589	pg/g
JW-302-130919	A5941_11356_PC	PCB-060	10/2/2013	47.4	Yes	Y				0.999	0.668	pg/g
JW-302-130919	A5941_11356_PC	PCB-059/062/075	10/2/2013	13.6	Yes	Y	C			3	0.281	pg/g
JW-302-130919	A5941_11356_PC	PCB-058	10/2/2013	0.64	Yes	N	U			0.999	0.64	pg/g
JW-302-130919	A5941_11356_PC	PCB-057	10/2/2013	0.775	Yes	Y	J	EMPC	J	23	0.66	pg/g
JW-302-130919	A5941_11356_PC	PCB-080	10/2/2013	0.572	Yes	N	U			0.999	0.572	pg/g
JW-302-130919	A5941_11356_PC	PCB-036	10/2/2013	1.79	Yes	Y				0.999	0.626	pg/g
JW-302-130919	A5941_11356_PC	PCB-121	10/2/2013	0.331	Yes	N	U			0.999	0.331	pg/g
JW-302-130919	A5941_11356_PC	PCB-082	10/2/2013	43	Yes	Y				0.999	0.565	pg/g
JW-302-130919	A5941_11356_PC	PCB-002	10/2/2013	64.8	Yes	Y				0.999	0.397	pg/g
JW-302-130919	A5941_11356_PC	PCB-107/124	10/2/2013	15.5	Yes	Y	C			2	0.372	pg/g
JW-302-130919	A5941_11356_PC	PCB-109	10/2/2013	28.9	Yes	Y				0.999	0.322	pg/g
JW-302-130919	A5941_11356_PC	PCB-110	10/2/2013	413	Yes	Y				0.999	0.35	pg/g
JW-302-130919	A5941_11356_PC	PCB-111	10/2/2013	0.33	Yes	N	U			0.999	0.33	pg/g
JW-302-130919	A5941_11356_PC	PCB-112	10/2/2013	0.73	Yes	Y	J			0.999	0.355	pg/g

Analytical Method		E1668A										
Sample ID	Lab Sample ID	Chemical Name	Anal Date	Result	Mod Res Report	Detect	Lab Qual	Val Qual	Reason	RL	MDL	Units
JW-302-130919	A5941_11356_PC	PCB-114	10/2/2013	8.3	Yes	Y				0.999	0.318	pg/g
JW-302-130919	A5941_11356_PC	PCB-001	10/2/2013	139	Yes	Y				0.999	0.412	pg/g
JW-302-130919	A5941_11356_PC	PCB-115	10/2/2013	0.366	Yes	N	U			0.999	0.366	pg/g
JW-302-130919	A5941_11356_PC	PCB-117	10/2/2013	9.81	Yes	Y				0.999	0.353	pg/g
JW-302-130919	A5941_11356_PC	PCB-004	10/2/2013	23.6	Yes	Y				0.999	0.416	pg/g
JW-302-130919	A5941_11356_PC	PCB-120	10/2/2013	0.332	Yes	N	U			0.999	0.332	pg/g
JW-302-130919	A5941_11356_PC	PCB-005	10/2/2013	3.17	Yes	Y				0.999	0.424	pg/g
JW-302-130919	A5941_11356_PC	PCB-122	10/2/2013	5.77	Yes	Y				0.999	0.382	pg/g
JW-302-130919	A5941_11356_PC	PCB-123	10/2/2013	6.75	Yes	Y				0.999	0.329	pg/g
JW-302-130919	A5941_11356_PC	PCB-126	10/2/2013	1.97	Yes	Y				0.999	0.644	pg/g
JW-302-130919	A5941_11356_PC	PCB-127	10/2/2013	0.372	Yes	N	U			0.999	0.372	pg/g
JW-302-130919	A5941_11356_PC	PCB-128/166	10/2/2013	72.7	Yes	Y	C			2	0.581	pg/g
JW-302-130919	A5941_11356_PC	PCB-129/138/163	10/2/2013	420	Yes	Y	C			3	0.24	pg/g
JW-302-130919	A5941_11356_PC	PCB-130	10/2/2013	28	Yes	Y				0.999	0.286	pg/g
JW-302-130919	A5941_11356_PC	PCB-131	10/2/2013	4.98	Yes	Y				0.999	0.282	pg/g
JW-302-130919	A5941_11356_PC	PCB-132	10/2/2013	112	Yes	Y				0.999	0.274	pg/g
JW-302-130919	A5941_11356_PC	PCB-133	10/2/2013	6.46	Yes	Y				0.999	0.262	pg/g
JW-302-130919	A5941_11356_PC	PCB-134	10/2/2013	22.1	Yes	Y				0.999	0.33	pg/g
JW-302-130919	A5941_11356_PC	PCB-135/151	10/2/2013	89.5	Yes	Y	C			2	0.256	pg/g
JW-302-130919	A5941_11356_PC	PCB-118	10/2/2013	387	Yes	Y				0.999	0.341	pg/g
JW-302-130919	A5941_11356_PC	PCB-019	10/2/2013	5.1	Yes	Y				0.999	0.6	pg/g
JW-302-130919	A5941_11356_PC	PCB-079	10/2/2013	3.69	Yes	Y				0.999	0.585	pg/g
JW-302-130919	A5941_11356_PC	PCB-078	10/2/2013	0.728	Yes	N	U			0.999	0.728	pg/g
JW-302-130919	A5941_11356_PC	PCB-032	10/2/2013	33.2	Yes	Y				0.999	0.379	pg/g
JW-302-130919	A5941_11356_PC	PCB-031	10/2/2013	157	Yes	Y				0.999	0.598	pg/g

Analytical Method		E1668A										
Sample ID	Lab Sample ID	Chemical Name	Anal Date	Result	Mod Res Report	Detect	Lab Qual	Val Qual	Reason	RL	MDL	Units
JW-302-130919	A5941_11356_PC	PCB-027	10/2/2013	7.62	Yes	Y				0.999	0.411	pg/g
JW-302-130919	A5941_11356_PC	PCB-026/029	10/2/2013	27.9	Yes	Y	C			2	0.629	pg/g
JW-302-130919	A5941_11356_PC	PCB-025	10/2/2013	14.6	Yes	Y				0.999	0.603	pg/g
JW-302-130919	A5941_11356_PC	PCB-024	10/2/2013	1.07	Yes	Y				0.999	0.418	pg/g
JW-302-130919	A5941_11356_PC	PCB-023	10/2/2013	0.62	Yes	N	U			0.999	0.62	pg/g
JW-302-130919	A5941_11356_PC	PCB-022	10/2/2013	64.2	Yes	Y				0.999	0.667	pg/g
JW-302-130919	A5941_11356_PC	PCB-003	10/2/2013	177	Yes	Y				0.999	0.38	pg/g
JW-302-130919	A5941_11356_PC	PCB-020/028	10/2/2013	220	Yes	Y	C			2	0.647	pg/g
JW-302-130919	A5941_11356_PC	PCB-081	10/2/2013	0.689	Yes	Y	J			0.999	0.655	pg/g
JW-302-130919	A5941_11356_PC	PCB-018/030	10/2/2013	84.3	Yes	Y	C			2	0.471	pg/g
JW-302-130919	A5941_11356_PC	PCB-017	10/2/2013	44	Yes	Y				0.999	0.541	pg/g
JW-302-130919	A5941_11356_PC	PCB-016	10/2/2013	41.7	Yes	Y				0.999	0.732	pg/g
JW-302-130919	A5941_11356_PC	PCB-015	10/2/2013	75.6	Yes	Y				0.999	0.381	pg/g
JW-302-130919	A5941_11356_PC	PCB-014	10/2/2013	0.353	Yes	N	U			0.999	0.353	pg/g
JW-302-130919	A5941_11356_PC	PCB-012/013	10/2/2013	21.8	Yes	Y	C			2	0.423	pg/g
JW-302-130919	A5941_11356_PC	PCB-011	10/2/2013	131	Yes	Y				0.999	0.425	pg/g
JW-302-130919	A5941_11356_PC	PCB-010	10/2/2013	1.66	Yes	Y				0.999	0.267	pg/g
JW-302-130919	A5941_11356_PC	PCB-009	10/2/2013	7.29	Yes	Y				0.999	0.451	pg/g
JW-302-130919	A5941_11356_PC	PCB-008	10/2/2013	87.6	Yes	Y				0.999	0.412	pg/g
JW-302-130919	A5941_11356_PC	PCB-007	10/2/2013	5.85	Yes	Y				0.999	0.405	pg/g
JW-302-130919	A5941_11356_PC	PCB-006	10/2/2013	19.7	Yes	Y				0.999	0.428	pg/g
JW-302-130919	A5941_11356_PC	PCB-021/033	10/2/2013	83.2	Yes	Y	C			2	0.62	pg/g
JW-BL-303-130919	A5941_11356_PC	PCB-012/013	10/2/2013	2.14	Yes	Y	C			2	0.699	pg/g
JW-BL-303-130919	A5941_11356_PC	PCB-009	10/2/2013	0.747	Yes	N	U			0.999	0.747	pg/g
JW-BL-303-130919	A5941_11356_PC	PCB-025	10/2/2013	1.04	Yes	Y	EMPC	J	23	0.999	0.444	pg/g

Analytical Method		E1668A										
Sample ID	Lab Sample ID	Chemical Name	Anal Date	Result	Mod Res Report	Detect	Lab Qual	Val Qual	Reason	RL	MDL	Units
JW-BL-303-130919	A5941_11356_PC	PCB-178	10/2/2013	10.9	Yes	Y				0.999	0.271	pg/g
JW-BL-303-130919	A5941_11356_PC	PCB-014	10/2/2013	0.584	Yes	N	U			0.999	0.584	pg/g
JW-BL-303-130919	A5941_11356_PC	PCB-015	10/2/2013	10	Yes	Y				0.999	0.63	pg/g
JW-BL-303-130919	A5941_11356_PC	PCB-016	10/2/2013	3.4	Yes	Y				0.999	0.842	pg/g
JW-BL-303-130919	A5941_11356_PC	PCB-017	10/2/2013	3.19	Yes	Y				0.999	0.622	pg/g
JW-BL-303-130919	A5941_11356_PC	PCB-018/030	10/2/2013	6.57	Yes	Y	C			2	0.541	pg/g
JW-BL-303-130919	A5941_11356_PC	PCB-019	10/2/2013	1.14	Yes	Y				0.999	0.689	pg/g
JW-BL-303-130919	A5941_11356_PC	PCB-020/028	10/2/2013	19.5	Yes	Y	C			2	0.477	pg/g
JW-BL-303-130919	A5941_11356_PC	PCB-021/033	10/2/2013	7.57	Yes	Y	C			2	0.457	pg/g
JW-BL-303-130919	A5941_11356_PC	PCB-022	10/2/2013	5.75	Yes	Y				0.999	0.492	pg/g
JW-BL-303-130919	A5941_11356_PC	PCB-010	10/2/2013	0.362	Yes	N	U			0.999	0.362	pg/g
JW-BL-303-130919	A5941_11356_PC	PCB-203	10/2/2013	38.9	Yes	Y				0.999	0.388	pg/g
JW-BL-303-130919	A5941_11356_PC	PCB-176	10/2/2013	4.45	Yes	Y				0.999	0.18	pg/g
JW-BL-303-130919	A5941_11356_PC	PCB-197	10/2/2013	0.9	Yes	Y	J EMPC	J	23	0.999	0.276	pg/g
JW-BL-303-130919	A5941_11356_PC	PCB-192	10/2/2013	0.399	Yes	N	U			0.999	0.399	pg/g
JW-BL-303-130919	A5941_11356_PC	PCB-194	10/2/2013	41.1	Yes	Y				0.999	0.648	pg/g
JW-BL-303-130919	A5941_11356_PC	PCB-195	10/2/2013	14.1	Yes	Y				0.999	0.698	pg/g
JW-BL-303-130919	A5941_11356_PC	PCB-196	10/2/2013	17.2	Yes	Y				0.999	0.404	pg/g
JW-BL-303-130919	A5941_11356_PC	PCB-198/199	10/2/2013	64.6	Yes	Y	C			2	0.417	pg/g
JW-BL-303-130919	A5941_11356_PC	PCB-200	10/2/2013	6.4	Yes	Y				0.999	0.313	pg/g
JW-BL-303-130919	A5941_11356_PC	PCB-191	10/2/2013	1.79	Yes	Y	EMPC	J	23	0.999	0.381	pg/g
JW-BL-303-130919	A5941_11356_PC	PCB-202	10/2/2013	16	Yes	Y				0.999	0.321	pg/g
JW-BL-303-130919	A5941_11356_PC	PCB-188	10/2/2013	0.188	Yes	N	U			0.999	0.188	pg/g
JW-BL-303-130919	A5941_11356_PC	PCB-204	10/2/2013	0.307	Yes	N	U			0.999	0.307	pg/g
JW-BL-303-130919	A5941_11356_PC	PCB-205	10/2/2013	1.86	Yes	Y				0.999	0.517	pg/g

Analytical Method		E1668A										
Sample ID	Lab Sample ID	Chemical Name	Anal Date	Result	Mod Res Report	Detect	Lab Qual	Val Qual	Reason	RL	MDL	Units
JW-BL-303-130919	A5941_11356_PC	PCB-206	10/2/2013	40.2	Yes	Y				0.999	0.704	pg/g
JW-BL-303-130919	A5941_11356_PC	PCB-207	10/2/2013	4.06	Yes	Y				0.999	0.505	pg/g
JW-BL-303-130919	A5941_11356_PC	PCB-208	10/2/2013	11.5	Yes	Y				0.999	0.502	pg/g
JW-BL-303-130919	A5941_11356_PC	PCB-209	10/2/2013	14.3	Yes	Y				0.999	0.434	pg/g
JW-BL-303-130919	A5941_11356_PC	PCB-061/070/074/076	10/2/2013	62.2	Yes	Y	C			4	0.437	pg/g
JW-BL-303-130919	A5941_11356_PC	PCB-086/087/097/108/119/125	10/2/2013	60.5	Yes	Y	C			5.99	0.421	pg/g
JW-BL-303-130919	A5941_11356_PC	PCB-011	10/2/2013	6.01	Yes	N	B EMPC	U	7	0.999	0.704	pg/g
JW-BL-303-130919	A5941_11356_PC	PCB-201	10/2/2013	5.63	Yes	Y				0.999	0.286	pg/g
JW-BL-303-130919	A5941_11356_PC	PCB-177	10/2/2013	29.2	Yes	Y				0.999	0.531	pg/g
JW-BL-303-130919	A5941_11356_PC	PCB-164	10/2/2013	15.5	Yes	Y				0.999	0.22	pg/g
JW-BL-303-130919	A5941_11356_PC	PCB-165	10/2/2013	0.234	Yes	N	U			0.999	0.234	pg/g
JW-BL-303-130919	A5941_11356_PC	PCB-167	10/2/2013	8.08	Yes	Y				0.999	0.407	pg/g
JW-BL-303-130919	A5941_11356_PC	PCB-169	10/2/2013	1.38	Yes	N	U			0.999	1.38	pg/g
JW-BL-303-130919	A5941_11356_PC	PCB-170	10/2/2013	48.2	Yes	Y				0.999	0.526	pg/g
JW-BL-303-130919	A5941_11356_PC	PCB-171/173	10/2/2013	14.2	Yes	Y	C			2	0.532	pg/g
JW-BL-303-130919	A5941_11356_PC	PCB-172	10/2/2013	7.85	Yes	Y				0.999	0.522	pg/g
JW-BL-303-130919	A5941_11356_PC	PCB-174	10/2/2013	47.6	Yes	Y				0.999	0.503	pg/g
JW-BL-303-130919	A5941_11356_PC	PCB-190	10/2/2013	9.31	Yes	Y				0.999	0.392	pg/g
JW-BL-303-130919	A5941_11356_PC	PCB-023	10/2/2013	0.456	Yes	N	U			0.999	0.456	pg/g
JW-BL-303-130919	A5941_11356_PC	PCB-162	10/2/2013	0.858	Yes	Y	J			0.999	0.441	pg/g
JW-BL-303-130919	A5941_11356_PC	PCB-179	10/2/2013	18.6	Yes	Y				0.999	0.197	pg/g
JW-BL-303-130919	A5941_11356_PC	PCB-180/193	10/2/2013	106	Yes	Y	C			2	0.423	pg/g
JW-BL-303-130919	A5941_11356_PC	PCB-181	10/2/2013	0.455	Yes	N	U			0.999	0.455	pg/g
JW-BL-303-130919	A5941_11356_PC	PCB-182	10/2/2013	0.43	Yes	N	U			0.999	0.43	pg/g
JW-BL-303-130919	A5941_11356_PC	PCB-183	10/2/2013	26.5	Yes	Y				0.999	0.433	pg/g

Analytical Method		E1668A											
Sample ID	Lab Sample ID	Chemical Name	Anal Date	Result	Mod Res	Report	Detect	Lab Qual	Val Qual	Reason	RL	MDL	Units
JW-BL-303-130919	A5941_11356_PC	PCB-184	10/2/2013	0.202	Yes	N	U				0.999	0.202	pg/g
JW-BL-303-130919	A5941_11356_PC	PCB-185	10/2/2013	3.39	Yes	Y					0.999	0.483	pg/g
JW-BL-303-130919	A5941_11356_PC	PCB-186	10/2/2013	0.194	Yes	N	U				0.999	0.194	pg/g
JW-BL-303-130919	A5941_11356_PC	PCB-187	10/2/2013	80.8	Yes	Y					0.999	0.447	pg/g
JW-BL-303-130919	A5941_11356_PC	PCB-189	10/2/2013	1.48	Yes	Y	EMPC	J	23		0.999	0.373	pg/g
JW-BL-303-130919	A5941_11356_PC	PCB-114	10/2/2013	2.59	Yes	Y					0.999	0.338	pg/g
JW-BL-303-130919	A5941_11356_PC	PCB-130	10/2/2013	14.1	Yes	Y					0.999	0.315	pg/g
JW-BL-303-130919	A5941_11356_PC	PCB-129/138/163	10/2/2013	218	Yes	Y	C				3	0.264	pg/g
JW-BL-303-130919	A5941_11356_PC	PCB-128/166	10/2/2013	42.7	Yes	Y	C				2	0.525	pg/g
JW-BL-303-130919	A5941_11356_PC	PCB-127	10/2/2013	0.386	Yes	N	U				0.999	0.386	pg/g
JW-BL-303-130919	A5941_11356_PC	PCB-126	10/2/2013	0.571	Yes	N	U				0.999	0.571	pg/g
JW-BL-303-130919	A5941_11356_PC	PCB-123	10/2/2013	2.64	Yes	Y					0.999	0.338	pg/g
JW-BL-303-130919	A5941_11356_PC	PCB-122	10/2/2013	2.13	Yes	Y					0.999	0.406	pg/g
JW-BL-303-130919	A5941_11356_PC	PCB-121	10/2/2013	0.341	Yes	N	U				0.999	0.341	pg/g
JW-BL-303-130919	A5941_11356_PC	PCB-120	10/2/2013	0.341	Yes	N	U				0.999	0.341	pg/g
JW-BL-303-130919	A5941_11356_PC	PCB-118	10/2/2013	104	Yes	Y					0.999	0.373	pg/g
JW-BL-303-130919	A5941_11356_PC	PCB-095	10/2/2013	65.2	Yes	Y					0.999	0.49	pg/g
JW-BL-303-130919	A5941_11356_PC	PCB-115	10/2/2013	0.376	Yes	N	U				0.999	0.376	pg/g
JW-BL-303-130919	A5941_11356_PC	PCB-133	10/2/2013	3.03	Yes	Y					0.999	0.288	pg/g
JW-BL-303-130919	A5941_11356_PC	PCB-112	10/2/2013	0.366	Yes	N	U				0.999	0.366	pg/g
JW-BL-303-130919	A5941_11356_PC	PCB-111	10/2/2013	0.34	Yes	N	U				0.999	0.34	pg/g
JW-BL-303-130919	A5941_11356_PC	PCB-110	10/2/2013	148	Yes	Y					0.999	0.36	pg/g
JW-BL-303-130919	A5941_11356_PC	PCB-109	10/2/2013	8.18	Yes	Y					0.999	0.332	pg/g
JW-BL-303-130919	A5941_11356_PC	PCB-107/124	10/2/2013	4.81	Yes	Y	C				2	0.382	pg/g
JW-BL-303-130919	A5941_11356_PC	PCB-106	10/2/2013	0.362	Yes	N	U				0.999	0.362	pg/g

Analytical Method		E1668A										
Sample ID	Lab Sample ID	Chemical Name	Anal Date	Result	Mod Res Report	Detect	Lab Qual	Val Qual	Reason	RL	MDL	Units
JW-BL-303-130919	A5941_11356_PC	PCB-105	10/2/2013	54.1	Yes	Y				0.999	0.386	pg/g
JW-BL-303-130919	A5941_11356_PC	PCB-103	10/2/2013	0.451	Yes	N	U			0.999	0.451	pg/g
JW-BL-303-130919	A5941_11356_PC	PCB-099	10/2/2013	48.8	Yes	Y				0.999	0.466	pg/g
JW-BL-303-130919	A5941_11356_PC	PCB-098	10/2/2013	0.536	Yes	N	U			0.999	0.536	pg/g
JW-BL-303-130919	A5941_11356_PC	PCB-059/062/075	10/2/2013	1.99	Yes	Y	J C			3	0.336	pg/g
JW-BL-303-130919	A5941_11356_PC	PCB-117	10/2/2013	3.46	Yes	Y				0.999	0.364	pg/g
JW-BL-303-130919	A5941_11356_PC	PCB-146	10/2/2013	25	Yes	Y				0.999	0.259	pg/g
JW-BL-303-130919	A5941_11356_PC	PCB-102	10/2/2013	2	Yes	Y				0.999	0.426	pg/g
JW-BL-303-130919	A5941_11356_PC	PCB-161	10/2/2013	0.207	Yes	N	U			0.999	0.207	pg/g
JW-BL-303-130919	A5941_11356_PC	PCB-160	10/2/2013	0.236	Yes	N	U			0.999	0.236	pg/g
JW-BL-303-130919	A5941_11356_PC	PCB-159	10/2/2013	2.17	Yes	Y				0.999	0.44	pg/g
JW-BL-303-130919	A5941_11356_PC	PCB-158	10/2/2013	20	Yes	Y				0.999	0.205	pg/g
JW-BL-303-130919	A5941_11356_PC	PCB-156/157	10/2/2013	25.4	Yes	Y	C			2	0.613	pg/g
JW-BL-303-130919	A5941_11356_PC	PCB-155	10/2/2013	0.204	Yes	N	U			0.999	0.204	pg/g
JW-BL-303-130919	A5941_11356_PC	PCB-154	10/2/2013	1.14	Yes	Y				0.999	0.247	pg/g
JW-BL-303-130919	A5941_11356_PC	PCB-153/168	10/2/2013	128	Yes	Y	C			2	0.212	pg/g
JW-BL-303-130919	A5941_11356_PC	PCB-152	10/2/2013	0.225	Yes	N	U			0.999	0.225	pg/g
JW-BL-303-130919	A5941_11356_PC	PCB-150	10/2/2013	0.226	Yes	N	U			0.999	0.226	pg/g
JW-BL-303-130919	A5941_11356_PC	PCB-175	10/2/2013	0.99	Yes	Y	J EMPC	J	23	0.999	0.506	pg/g
JW-BL-303-130919	A5941_11356_PC	PCB-147/149	10/2/2013	117	Yes	Y	C			2	0.267	pg/g
JW-BL-303-130919	A5941_11356_PC	PCB-132	10/2/2013	47.1	Yes	Y				0.999	0.302	pg/g
JW-BL-303-130919	A5941_11356_PC	PCB-145	10/2/2013	0.241	Yes	N	U			0.999	0.241	pg/g
JW-BL-303-130919	A5941_11356_PC	PCB-144	10/2/2013	4.56	Yes	Y				0.999	0.272	pg/g
JW-BL-303-130919	A5941_11356_PC	PCB-143	10/2/2013	0.266	Yes	N	U			0.999	0.266	pg/g
JW-BL-303-130919	A5941_11356_PC	PCB-142	10/2/2013	0.308	Yes	N	U			0.999	0.308	pg/g

Analytical Method		E1668A										
Sample ID	Lab Sample ID	Chemical Name	Anal Date	Result	Mod Res Report	Detect	Lab Qual	Val Qual	Reason	RL	MDL	Units
JW-BL-303-130919	A5941_11356_PC	PCB-141	10/2/2013	21.9	Yes	Y				0.999	0.274	pg/g
JW-BL-303-130919	A5941_11356_PC	PCB-139/140	10/2/2013	3.23	Yes	Y	C			2	0.267	pg/g
JW-BL-303-130919	A5941_11356_PC	PCB-137	10/2/2013	9.18	Yes	Y				0.999	0.257	pg/g
JW-BL-303-130919	A5941_11356_PC	PCB-136	10/2/2013	17	Yes	Y				0.999	0.251	pg/g
JW-BL-303-130919	A5941_11356_PC	PCB-135/151	10/2/2013	36	Yes	Y	C			2	0.282	pg/g
JW-BL-303-130919	A5941_11356_PC	PCB-134	10/2/2013	8.54	Yes	Y				0.999	0.363	pg/g
JW-BL-303-130919	A5941_11356_PC	PCB-094	10/2/2013	0.528	Yes	N	U			0.999	0.528	pg/g
JW-BL-303-130919	A5941_11356_PC	PCB-148	10/2/2013	0.274	Yes	N	U			0.999	0.274	pg/g
JW-BL-303-130919	A5941_11356_PC	PCB-040/071	10/2/2013	11.1	Yes	Y	C			2	0.441	pg/g
JW-BL-303-130919	A5941_11356_PC	PCB-054	10/2/2013	0.393	Yes	N	U			0.999	0.393	pg/g
JW-BL-303-130919	A5941_11356_PC	PCB-052	10/2/2013	44.4	Yes	Y				0.999	0.452	pg/g
JW-BL-303-130919	A5941_11356_PC	PCB-051	10/2/2013	0.629	Yes	Y	J			0.999	0.422	pg/g
JW-BL-303-130919	A5941_11356_PC	PCB-050/053	10/2/2013	3.77	Yes	Y	C			2	0.441	pg/g
JW-BL-303-130919	A5941_11356_PC	PCB-049/069	10/2/2013	15.7	Yes	Y	C			2	0.375	pg/g
JW-BL-303-130919	A5941_11356_PC	PCB-048	10/2/2013	3.29	Yes	Y				0.999	0.452	pg/g
JW-BL-303-130919	A5941_11356_PC	PCB-046	10/2/2013	1.28	Yes	Y				0.999	0.529	pg/g
JW-BL-303-130919	A5941_11356_PC	PCB-045	10/2/2013	2.99	Yes	Y				0.999	0.519	pg/g
JW-BL-303-130919	A5941_11356_PC	PCB-044/047/065	10/2/2013	27.1	Yes	Y	C			3	0.422	pg/g
JW-BL-303-130919	A5941_11356_PC	PCB-043	10/2/2013	0.496	Yes	N	U			0.999	0.496	pg/g
JW-BL-303-130919	A5941_11356_PC	PCB-131	10/2/2013	1.66	Yes	Y	EMPC	J	23	0.999	0.31	pg/g
JW-BL-303-130919	A5941_11356_PC	PCB-063	10/2/2013	0.805	Yes	Y	J EMPC	J	23	0.999	0.402	pg/g
JW-BL-303-130919	A5941_11356_PC	PCB-057	10/2/2013	0.45	Yes	N	U			0.999	0.45	pg/g
JW-BL-303-130919	A5941_11356_PC	PCB-039	10/2/2013	0.444	Yes	N	U			0.999	0.444	pg/g
JW-BL-303-130919	A5941_11356_PC	PCB-038	10/2/2013	0.495	Yes	N	U			0.999	0.495	pg/g
JW-BL-303-130919	A5941_11356_PC	PCB-037	10/2/2013	11.6	Yes	Y				0.999	0.468	pg/g

Analytical Method		E1668A											
Sample ID	Lab Sample ID	Chemical Name	Anal Date	Result	Mod Res Report	Detect	Lab Qual	Val Qual	Reason	RL	MDL	Units	
JW-BL-303-130919	A5941_11356_PC	PCB-036	10/2/2013	0.461	Yes	N	U				0.999	0.461	pg/g
JW-BL-303-130919	A5941_11356_PC	PCB-035	10/2/2013	0.785	Yes	Y	J				0.999	0.527	pg/g
JW-BL-303-130919	A5941_11356_PC	PCB-034	10/2/2013	0.47	Yes	N	U				0.999	0.47	pg/g
JW-BL-303-130919	A5941_11356_PC	PCB-032	10/2/2013	3.31	Yes	Y					0.999	0.435	pg/g
JW-BL-303-130919	A5941_11356_PC	PCB-031	10/2/2013	14.3	Yes	Y					0.999	0.441	pg/g
JW-BL-303-130919	A5941_11356_PC	PCB-027	10/2/2013	0.472	Yes	N	U				0.999	0.472	pg/g
JW-BL-303-130919	A5941_11356_PC	PCB-041	10/2/2013	1.13	Yes	Y	EMPC	J	23		0.999	0.534	pg/g
JW-BL-303-130919	A5941_11356_PC	PCB-026/029	10/2/2013	1.95	Yes	Y	J EMPC	J	23	2	0.999	0.464	pg/g
JW-BL-303-130919	A5941_11356_PC	PCB-042	10/2/2013	5.78	Yes	Y					0.999	0.474	pg/g
JW-BL-303-130919	A5941_11356_PC	PCB-078	10/2/2013	0.497	Yes	N	U				0.999	0.497	pg/g
JW-BL-303-130919	A5941_11356_PC	PCB-093/100	10/2/2013	0.483	Yes	N	C U			2	0.999	0.483	pg/g
JW-BL-303-130919	A5941_11356_PC	PCB-092	10/2/2013	14.9	Yes	Y					0.999	0.498	pg/g
JW-BL-303-130919	A5941_11356_PC	PCB-091	10/2/2013	10.9	Yes	Y					0.999	0.421	pg/g
JW-BL-303-130919	A5941_11356_PC	PCB-090/101/113	10/2/2013	81.1	Yes	Y	C			3	0.999	0.418	pg/g
JW-BL-303-130919	A5941_11356_PC	PCB-096	10/2/2013	0.527	Yes	Y	J EMPC	J	23		0.999	0.229	pg/g
JW-BL-303-130919	A5941_11356_PC	PCB-088	10/2/2013	0.531	Yes	N	U				0.999	0.531	pg/g
JW-BL-303-130919	A5941_11356_PC	PCB-085/116	10/2/2013	19.4	Yes	Y	C			2	0.999	0.448	pg/g
JW-BL-303-130919	A5941_11356_PC	PCB-084	10/2/2013	22.4	Yes	Y					0.999	0.567	pg/g
JW-BL-303-130919	A5941_11356_PC	PCB-083	10/2/2013	4.87	Yes	Y					0.999	0.563	pg/g
JW-BL-303-130919	A5941_11356_PC	PCB-082	10/2/2013	11.8	Yes	Y					0.999	0.581	pg/g
JW-BL-303-130919	A5941_11356_PC	PCB-081	10/2/2013	0.447	Yes	N	U				0.999	0.447	pg/g
JW-BL-303-130919	A5941_11356_PC	PCB-055	10/2/2013	0.46	Yes	N	U				0.999	0.46	pg/g
JW-BL-303-130919	A5941_11356_PC	PCB-089	10/2/2013	0.859	Yes	Y	J EMPC	J	23		0.999	0.524	pg/g
JW-BL-303-130919	A5941_11356_PC	PCB-056	10/2/2013	15.7	Yes	Y					0.999	0.466	pg/g
JW-BL-303-130919	A5941_11356_PC	PCB-077	10/2/2013	6.09	Yes	Y					0.999	0.441	pg/g

Analytical Method		E1668A										
Sample ID	Lab Sample ID	Chemical Name	Anal Date	Result	Mod Res Report	Detect	Lab Qual	Val Qual	Reason	RL	MDL	Units
JW-BL-303-130919	A5941_11356_PC	PCB-073	10/2/2013	0.359	Yes	N	U			0.999	0.359	pg/g
JW-BL-303-130919	A5941_11356_PC	PCB-072	10/2/2013	0.487	Yes	N	U			0.999	0.487	pg/g
JW-BL-303-130919	A5941_11356_PC	PCB-068	10/2/2013	0.404	Yes	N	U			0.999	0.404	pg/g
JW-BL-303-130919	A5941_11356_PC	PCB-067	10/2/2013	0.415	Yes	N	U			0.999	0.415	pg/g
JW-BL-303-130919	A5941_11356_PC	PCB-066	10/2/2013	34.8	Yes	Y				0.999	0.465	pg/g
JW-BL-303-130919	A5941_11356_PC	PCB-064	10/2/2013	11	Yes	Y				0.999	0.312	pg/g
JW-BL-303-130919	A5941_11356_PC	PCB-079	10/2/2013	0.683	Yes	Y	J EMPC	J	23	0.999	0.399	pg/g
JW-BL-303-130919	A5941_11356_PC	PCB-060	10/2/2013	8.47	Yes	Y				0.999	0.456	pg/g
JW-BL-303-130919	A5941_11356_PC	PCB-058	10/2/2013	0.437	Yes	N	U			0.999	0.437	pg/g
JW-BL-303-130919	A5941_11356_PC	PCB-024	10/2/2013	0.48	Yes	N	U			0.999	0.48	pg/g
JW-BL-303-130919	A5941_11356_PC	PCB-080	10/2/2013	0.39	Yes	N	U			0.999	0.39	pg/g
JW-BL-303-130919	A5941_11356_PC	PCB-001	10/2/2013	6.41	Yes	Y				0.999	0.393	pg/g
JW-BL-303-130919	A5941_11356_PC	PCB-104	10/2/2013	0.199	Yes	N	U			0.999	0.199	pg/g
JW-BL-303-130919	A5941_11356_PC	PCB-008	10/2/2013	8.22	Yes	Y				0.999	0.681	pg/g
JW-BL-303-130919	A5941_11356_PC	PCB-007	10/2/2013	0.67	Yes	N	U			0.999	0.67	pg/g
JW-BL-303-130919	A5941_11356_PC	PCB-006	10/2/2013	1.59	Yes	Y				0.999	0.708	pg/g
JW-BL-303-130919	A5941_11356_PC	PCB-005	10/2/2013	0.701	Yes	N	U			0.999	0.701	pg/g
JW-BL-303-130919	A5941_11356_PC	PCB-004	10/2/2013	1.83	Yes	Y				0.999	0.564	pg/g
JW-BL-303-130919	A5941_11356_PC	PCB-003	10/2/2013	9.87	Yes	Y				0.999	0.328	pg/g
JW-BL-303-130919	A5941_11356_PC	PCB-002	10/2/2013	3.34	Yes	Y				0.999	0.343	pg/g
JW-BL-304-130919	A5941_11356_PC	PCB-181	10/2/2013	0.693	Yes	N	U			0.998	0.693	pg/g
JW-BL-304-130919	A5941_11356_PC	PCB-175	10/2/2013	1.35	Yes	Y				0.998	0.771	pg/g
JW-BL-304-130919	A5941_11356_PC	PCB-165	10/2/2013	0.323	Yes	N	U			0.998	0.323	pg/g
JW-BL-304-130919	A5941_11356_PC	PCB-167	10/2/2013	4.7	Yes	Y				0.998	0.521	pg/g
JW-BL-304-130919	A5941_11356_PC	PCB-169	10/2/2013	1.12	Yes	N	U			0.998	1.12	pg/g

Analytical Method		E1668A										
Sample ID	Lab Sample ID	Chemical Name	Anal Date	Result	Mod Res Report	Detect	Lab Qual	Val Qual	Reason	RL	MDL	Units
JW-BL-304-130919	A5941_11356_PC	PCB-170	10/2/2013	23.4	Yes	Y				0.998	0.763	pg/g
JW-BL-304-130919	A5941_11356_PC	PCB-171/173	10/2/2013	7.85	Yes	Y	C			2	0.811	pg/g
JW-BL-304-130919	A5941_11356_PC	PCB-172	10/2/2013	4.36	Yes	Y				0.998	0.796	pg/g
JW-BL-304-130919	A5941_11356_PC	PCB-174	10/2/2013	26.7	Yes	Y				0.998	0.766	pg/g
JW-BL-304-130919	A5941_11356_PC	PCB-164	10/2/2013	9.25	Yes	Y				0.998	0.303	pg/g
JW-BL-304-130919	A5941_11356_PC	PCB-176	10/2/2013	2.86	Yes	Y				0.998	0.262	pg/g
JW-BL-304-130919	A5941_11356_PC	PCB-177	10/2/2013	14.8	Yes	Y				0.998	0.809	pg/g
JW-BL-304-130919	A5941_11356_PC	PCB-178	10/2/2013	5.95	Yes	Y				0.998	0.393	pg/g
JW-BL-304-130919	A5941_11356_PC	PCB-162	10/2/2013	0.565	Yes	N	U			0.998	0.565	pg/g
JW-BL-304-130919	A5941_11356_PC	PCB-180/193	10/2/2013	55.9	Yes	Y	C			2	0.645	pg/g
JW-BL-304-130919	A5941_11356_PC	PCB-155	10/2/2013	0.259	Yes	N	U			0.998	0.259	pg/g
JW-BL-304-130919	A5941_11356_PC	PCB-182	10/2/2013	0.656	Yes	N	U			0.998	0.656	pg/g
JW-BL-304-130919	A5941_11356_PC	PCB-183	10/2/2013	14.3	Yes	Y				0.998	0.66	pg/g
JW-BL-304-130919	A5941_11356_PC	PCB-184	10/2/2013	0.294	Yes	N	U			0.998	0.294	pg/g
JW-BL-304-130919	A5941_11356_PC	PCB-195	10/2/2013	4.75	Yes	Y	EMPC	J	23	0.998	0.889	pg/g
JW-BL-304-130919	A5941_11356_PC	PCB-179	10/2/2013	10.7	Yes	Y				0.998	0.286	pg/g
JW-BL-304-130919	A5941_11356_PC	PCB-150	10/2/2013	0.286	Yes	N	U			0.998	0.286	pg/g
JW-BL-304-130919	A5941_11356_PC	PCB-011	10/2/2013	5.53	Yes	N	B	U	7	0.998	0.811	pg/g
JW-BL-304-130919	A5941_11356_PC	PCB-139/140	10/2/2013	2.65	Yes	Y	C			2	0.368	pg/g
JW-BL-304-130919	A5941_11356_PC	PCB-141	10/2/2013	16.4	Yes	Y				0.998	0.378	pg/g
JW-BL-304-130919	A5941_11356_PC	PCB-142	10/2/2013	0.425	Yes	N	U			0.998	0.425	pg/g
JW-BL-304-130919	A5941_11356_PC	PCB-143	10/2/2013	0.367	Yes	N	U			0.998	0.367	pg/g
JW-BL-304-130919	A5941_11356_PC	PCB-144	10/2/2013	4.14	Yes	Y				0.998	0.375	pg/g
JW-BL-304-130919	A5941_11356_PC	PCB-145	10/2/2013	0.306	Yes	N	U			0.998	0.306	pg/g
JW-BL-304-130919	A5941_11356_PC	PCB-146	10/2/2013	16.5	Yes	Y				0.998	0.357	pg/g

Analytical Method		E1668A										
Sample ID	Lab Sample ID	Chemical Name	Anal Date	Result	Mod Res Report	Detect	Lab Qual	Val Qual	Reason	RL	MDL	Units
JW-BL-304-130919	A5941_11356_PC	PCB-158	10/2/2013	13.7	Yes	Y				0.998	0.282	pg/g
JW-BL-304-130919	A5941_11356_PC	PCB-148	10/2/2013	0.378	Yes	N	U			0.998	0.378	pg/g
JW-BL-304-130919	A5941_11356_PC	PCB-161	10/2/2013	0.286	Yes	N	U			0.998	0.286	pg/g
JW-BL-304-130919	A5941_11356_PC	PCB-152	10/2/2013	0.286	Yes	N	U			0.998	0.286	pg/g
JW-BL-304-130919	A5941_11356_PC	PCB-153/168	10/2/2013	96.2	Yes	Y	C			2	0.293	pg/g
JW-BL-304-130919	A5941_11356_PC	PCB-189	10/2/2013	0.785	Yes	Y	J EMPC	J	23	0.998	0.45	pg/g
JW-BL-304-130919	A5941_11356_PC	PCB-196	10/2/2013	7.18	Yes	Y				0.998	0.623	pg/g
JW-BL-304-130919	A5941_11356_PC	PCB-156/157	10/2/2013	15.1	Yes	Y	C			2	0.774	pg/g
JW-BL-304-130919	A5941_11356_PC	PCB-186	10/2/2013	0.282	Yes	N	U			0.998	0.282	pg/g
JW-BL-304-130919	A5941_11356_PC	PCB-159	10/2/2013	0.563	Yes	N	U			0.998	0.563	pg/g
JW-BL-304-130919	A5941_11356_PC	PCB-160	10/2/2013	0.325	Yes	N	U			0.998	0.325	pg/g
JW-BL-304-130919	A5941_11356_PC	PCB-147/149	10/2/2013	92.9	Yes	Y	C			2	0.369	pg/g
JW-BL-304-130919	A5941_11356_PC	PCB-015	10/2/2013	4.76	Yes	Y				0.998	0.726	pg/g
JW-BL-304-130919	A5941_11356_PC	PCB-004	10/2/2013	1.59	Yes	N	U			0.998	1.59	pg/g
JW-BL-304-130919	A5941_11356_PC	PCB-005	10/2/2013	0.808	Yes	N	U			0.998	0.808	pg/g
JW-BL-304-130919	A5941_11356_PC	PCB-006	10/2/2013	0.95	Yes	Y	J			0.998	0.816	pg/g
JW-BL-304-130919	A5941_11356_PC	PCB-007	10/2/2013	0.772	Yes	N	U			0.998	0.772	pg/g
JW-BL-304-130919	A5941_11356_PC	PCB-008	10/2/2013	4.11	Yes	Y				0.998	0.785	pg/g
JW-BL-304-130919	A5941_11356_PC	PCB-009	10/2/2013	0.86	Yes	N	U			0.998	0.86	pg/g
JW-BL-304-130919	A5941_11356_PC	PCB-010	10/2/2013	1.02	Yes	N	U			0.998	1.02	pg/g
JW-BL-304-130919	A5941_11356_PC	PCB-026/029	10/2/2013	1.58	Yes	Y	J EMPC	J	23	2	0.674	pg/g
JW-BL-304-130919	A5941_11356_PC	PCB-192	10/2/2013	0.608	Yes	N	U			0.998	0.608	pg/g
JW-BL-304-130919	A5941_11356_PC	PCB-014	10/2/2013	0.673	Yes	N	U			0.998	0.673	pg/g
JW-BL-304-130919	A5941_11356_PC	PCB-001	10/2/2013	5.79	Yes	Y				0.998	0.996	pg/g
JW-BL-304-130919	A5941_11356_PC	PCB-048	10/2/2013	1.63	Yes	Y	EMPC	J	23	0.998	0.595	pg/g

Analytical Method		E1668A										
Sample ID	Lab Sample ID	Chemical Name	Anal Date	Result	Mod Res Report	Detect	Lab Qual	Val Qual	Reason	RL	MDL	Units
JW-BL-304-130919	A5941_11356_PC	PCB-017	10/2/2013	2.74	Yes	Y				0.998	0.894	pg/g
JW-BL-304-130919	A5941_11356_PC	PCB-018/030	10/2/2013	5.67	Yes	Y	C			2	0.778	pg/g
JW-BL-304-130919	A5941_11356_PC	PCB-019	10/2/2013	0.991	Yes	N	U			0.998	0.991	pg/g
JW-BL-304-130919	A5941_11356_PC	PCB-020/028	10/2/2013	14.1	Yes	Y	C			2	0.693	pg/g
JW-BL-304-130919	A5941_11356_PC	PCB-021/033	10/2/2013	5.64	Yes	Y	C			2	0.664	pg/g
JW-BL-304-130919	A5941_11356_PC	PCB-022	10/2/2013	4.57	Yes	Y				0.998	0.715	pg/g
JW-BL-304-130919	A5941_11356_PC	PCB-023	10/2/2013	0.664	Yes	N	U			0.998	0.664	pg/g
JW-BL-304-130919	A5941_11356_PC	PCB-012/013	10/2/2013	0.806	Yes	N	C U			2	0.806	pg/g
JW-BL-304-130919	A5941_11356_PC	PCB-204	10/2/2013	0.473	Yes	N	U			0.998	0.473	pg/g
JW-BL-304-130919	A5941_11356_PC	PCB-200	10/2/2013	2.08	Yes	Y	EMPC	J	23	0.998	0.482	pg/g
JW-BL-304-130919	A5941_11356_PC	PCB-191	10/2/2013	0.922	Yes	Y	J			0.998	0.581	pg/g
JW-BL-304-130919	A5941_11356_PC	PCB-137	10/2/2013	7.02	Yes	Y				0.998	0.354	pg/g
JW-BL-304-130919	A5941_11356_PC	PCB-194	10/2/2013	16.5	Yes	Y				0.998	0.825	pg/g
JW-BL-304-130919	A5941_11356_PC	PCB-188	10/2/2013	0.273	Yes	N	U			0.998	0.273	pg/g
JW-BL-304-130919	A5941_11356_PC	PCB-197	10/2/2013	0.425	Yes	N	U			0.998	0.425	pg/g
JW-BL-304-130919	A5941_11356_PC	PCB-198/199	10/2/2013	26.3	Yes	Y	C			2	0.643	pg/g
JW-BL-304-130919	A5941_11356_PC	PCB-201	10/2/2013	2.63	Yes	Y				0.998	0.44	pg/g
JW-BL-304-130919	A5941_11356_PC	PCB-003	10/2/2013	5.27	Yes	Y				0.998	0.691	pg/g
JW-BL-304-130919	A5941_11356_PC	PCB-203	10/2/2013	16	Yes	Y				0.998	0.599	pg/g
JW-BL-304-130919	A5941_11356_PC	PCB-002	10/2/2013	2.06	Yes	Y				0.998	0.723	pg/g
JW-BL-304-130919	A5941_11356_PC	PCB-205	10/2/2013	0.658	Yes	N	U			0.998	0.658	pg/g
JW-BL-304-130919	A5941_11356_PC	PCB-206	10/2/2013	14.6	Yes	Y				0.998	0.804	pg/g
JW-BL-304-130919	A5941_11356_PC	PCB-207	10/2/2013	1.43	Yes	Y				0.998	0.549	pg/g
JW-BL-304-130919	A5941_11356_PC	PCB-208	10/2/2013	4.52	Yes	Y				0.998	0.546	pg/g
JW-BL-304-130919	A5941_11356_PC	PCB-209	10/2/2013	7.06	Yes	Y				0.998	0.658	pg/g

Analytical Method		E1668A										
Sample ID	Lab Sample ID	Chemical Name	Anal Date	Result	Mod Res Report	Detect	Lab Qual	Val Qual	Reason	RL	MDL	Units
JW-BL-304-130919	A5941_11356_PC	PCB-061/070/074/076	10/2/2013	41.3	Yes	Y	C			3.99	0.556	pg/g
JW-BL-304-130919	A5941_11356_PC	PCB-086/087/097/108/119/125	10/2/2013	42.2	Yes	Y	C			5.99	0.719	pg/g
JW-BL-304-130919	A5941_11356_PC	PCB-016	10/2/2013	1.88	Yes	Y	EMPC	J	23	0.998	1.21	pg/g
JW-BL-304-130919	A5941_11356_PC	PCB-187	10/2/2013	38.9	Yes	Y				0.998	0.681	pg/g
JW-BL-304-130919	A5941_11356_PC	PCB-202	10/2/2013	6.99	Yes	Y				0.998	0.494	pg/g
JW-BL-304-130919	A5941_11356_PC	PCB-063	10/2/2013	0.603	Yes	Y	J			0.998	0.511	pg/g
JW-BL-304-130919	A5941_11356_PC	PCB-081	10/2/2013	0.568	Yes	N	U			0.998	0.568	pg/g
JW-BL-304-130919	A5941_11356_PC	PCB-025	10/2/2013	0.646	Yes	N	U			0.998	0.646	pg/g
JW-BL-304-130919	A5941_11356_PC	PCB-024	10/2/2013	0.69	Yes	N	U			0.998	0.69	pg/g
JW-BL-304-130919	A5941_11356_PC	PCB-052	10/2/2013	29.7	Yes	Y				0.998	0.595	pg/g
JW-BL-304-130919	A5941_11356_PC	PCB-055	10/2/2013	0.584	Yes	N	U			0.998	0.584	pg/g
JW-BL-304-130919	A5941_11356_PC	PCB-056	10/2/2013	9.96	Yes	Y				0.998	0.593	pg/g
JW-BL-304-130919	A5941_11356_PC	PCB-057	10/2/2013	0.573	Yes	N	U			0.998	0.573	pg/g
JW-BL-304-130919	A5941_11356_PC	PCB-058	10/2/2013	0.556	Yes	N	U			0.998	0.556	pg/g
JW-BL-304-130919	A5941_11356_PC	PCB-050/053	10/2/2013	1.44	Yes	Y	J EMPC	J	23	2	0.58	pg/g
JW-BL-304-130919	A5941_11356_PC	PCB-154	10/2/2013	1.14	Yes	Y	EMPC	J	23	0.998	0.34	pg/g
JW-BL-304-130919	A5941_11356_PC	PCB-027	10/2/2013	0.679	Yes	N	U			0.998	0.679	pg/g
JW-BL-304-130919	A5941_11356_PC	PCB-064	10/2/2013	7.08	Yes	Y				0.998	0.41	pg/g
JW-BL-304-130919	A5941_11356_PC	PCB-066	10/2/2013	22.8	Yes	Y				0.998	0.591	pg/g
JW-BL-304-130919	A5941_11356_PC	PCB-067	10/2/2013	0.528	Yes	N	U			0.998	0.528	pg/g
JW-BL-304-130919	A5941_11356_PC	PCB-068	10/2/2013	0.514	Yes	N	U			0.998	0.514	pg/g
JW-BL-304-130919	A5941_11356_PC	PCB-039	10/2/2013	0.646	Yes	N	U			0.998	0.646	pg/g
JW-BL-304-130919	A5941_11356_PC	PCB-073	10/2/2013	0.473	Yes	N	U			0.998	0.473	pg/g
JW-BL-304-130919	A5941_11356_PC	PCB-078	10/2/2013	0.632	Yes	N	U			0.998	0.632	pg/g
JW-BL-304-130919	A5941_11356_PC	PCB-079	10/2/2013	0.508	Yes	N	U			0.998	0.508	pg/g

Analytical Method		E1668A										
Sample ID	Lab Sample ID	Chemical Name	Anal Date	Result	Mod Res Report	Detect	Lab Qual	Val Qual	Reason	RL	MDL	Units
JW-BL-304-130919	A5941_11356_PC	PCB-080	10/2/2013	0.496	Yes	N	U			0.998	0.496	pg/g
JW-BL-304-130919	A5941_11356_PC	PCB-059/062/075	10/2/2013	1.04	Yes	Y	J C			2.99	0.442	pg/g
JW-BL-304-130919	A5941_11356_PC	PCB-051	10/2/2013	0.556	Yes	N	U			0.998	0.556	pg/g
JW-BL-304-130919	A5941_11356_PC	PCB-040/071	10/2/2013	6.74	Yes	Y	C			2	0.581	pg/g
JW-BL-304-130919	A5941_11356_PC	PCB-041	10/2/2013	0.704	Yes	N	U			0.998	0.704	pg/g
JW-BL-304-130919	A5941_11356_PC	PCB-042	10/2/2013	3.86	Yes	Y				0.998	0.624	pg/g
JW-BL-304-130919	A5941_11356_PC	PCB-043	10/2/2013	0.653	Yes	N	U			0.998	0.653	pg/g
JW-BL-304-130919	A5941_11356_PC	PCB-044/047/065	10/2/2013	17.5	Yes	Y	C			2.99	0.556	pg/g
JW-BL-304-130919	A5941_11356_PC	PCB-045	10/2/2013	1.29	Yes	Y				0.998	0.684	pg/g
JW-BL-304-130919	A5941_11356_PC	PCB-046	10/2/2013	0.696	Yes	N	U			0.998	0.696	pg/g
JW-BL-304-130919	A5941_11356_PC	PCB-060	10/2/2013	4.5	Yes	Y	EMPC	J	23	0.998	0.58	pg/g
JW-BL-304-130919	A5941_11356_PC	PCB-054	10/2/2013	0.668	Yes	N	U			0.998	0.668	pg/g
JW-BL-304-130919	A5941_11356_PC	PCB-114	10/2/2013	1.7	Yes	Y	EMPC	J	23	0.998	0.618	pg/g
JW-BL-304-130919	A5941_11356_PC	PCB-077	10/2/2013	2.94	Yes	Y				0.998	0.544	pg/g
JW-BL-304-130919	A5941_11356_PC	PCB-190	10/2/2013	4.46	Yes	Y				0.998	0.568	pg/g
JW-BL-304-130919	A5941_11356_PC	PCB-038	10/2/2013	0.72	Yes	N	U			0.998	0.72	pg/g
JW-BL-304-130919	A5941_11356_PC	PCB-136	10/2/2013	12	Yes	Y				0.998	0.318	pg/g
JW-BL-304-130919	A5941_11356_PC	PCB-037	10/2/2013	5.46	Yes	Y				0.998	0.681	pg/g
JW-BL-304-130919	A5941_11356_PC	PCB-036	10/2/2013	0.67	Yes	N	U			0.998	0.67	pg/g
JW-BL-304-130919	A5941_11356_PC	PCB-035	10/2/2013	0.766	Yes	N	U			0.998	0.766	pg/g
JW-BL-304-130919	A5941_11356_PC	PCB-034	10/2/2013	0.683	Yes	N	U			0.998	0.683	pg/g
JW-BL-304-130919	A5941_11356_PC	PCB-032	10/2/2013	2.37	Yes	Y				0.998	0.626	pg/g
JW-BL-304-130919	A5941_11356_PC	PCB-031	10/2/2013	11.1	Yes	Y				0.998	0.641	pg/g
JW-BL-304-130919	A5941_11356_PC	PCB-049/069	10/2/2013	10.6	Yes	Y	C			2	0.494	pg/g
JW-BL-304-130919	A5941_11356_PC	PCB-107/124	10/2/2013	3.39	Yes	Y	C			2	0.653	pg/g

Analytical Method		E1668A										
Sample ID	Lab Sample ID	Chemical Name	Anal Date	Result	Mod Res Report	Detect	Lab Qual	Val Qual	Reason	RL	MDL	Units
JW-BL-304-130919	A5941_11356_PC	PCB-131	10/2/2013	1.57	Yes	Y				0.998	0.428	pg/g
JW-BL-304-130919	A5941_11356_PC	PCB-130	10/2/2013	9.29	Yes	Y				0.998	0.434	pg/g
JW-BL-304-130919	A5941_11356_PC	PCB-129/138/163	10/2/2013	158	Yes	Y	C			2.99	0.364	pg/g
JW-BL-304-130919	A5941_11356_PC	PCB-128/166	10/2/2013	27.1	Yes	Y	C			2	0.672	pg/g
JW-BL-304-130919	A5941_11356_PC	PCB-127	10/2/2013	0.733	Yes	N	U			0.998	0.733	pg/g
JW-BL-304-130919	A5941_11356_PC	PCB-126	10/2/2013	0.559	Yes	N	U			0.998	0.559	pg/g
JW-BL-304-130919	A5941_11356_PC	PCB-082	10/2/2013	9.1	Yes	Y				0.998	0.993	pg/g
JW-BL-304-130919	A5941_11356_PC	PCB-123	10/2/2013	2.14	Yes	Y				0.998	0.578	pg/g
JW-BL-304-130919	A5941_11356_PC	PCB-115	10/2/2013	0.643	Yes	N	U			0.998	0.643	pg/g
JW-BL-304-130919	A5941_11356_PC	PCB-122	10/2/2013	0.742	Yes	N	U			0.998	0.742	pg/g
JW-BL-304-130919	A5941_11356_PC	PCB-103	10/2/2013	0.771	Yes	N	U			0.998	0.771	pg/g
JW-BL-304-130919	A5941_11356_PC	PCB-121	10/2/2013	0.582	Yes	N	U			0.998	0.582	pg/g
JW-BL-304-130919	A5941_11356_PC	PCB-109	10/2/2013	5.72	Yes	Y				0.998	0.566	pg/g
JW-BL-304-130919	A5941_11356_PC	PCB-120	10/2/2013	0.582	Yes	N	U			0.998	0.582	pg/g
JW-BL-304-130919	A5941_11356_PC	PCB-118	10/2/2013	79.9	Yes	Y				0.998	0.659	pg/g
JW-BL-304-130919	A5941_11356_PC	PCB-117	10/2/2013	0.621	Yes	N	U			0.998	0.621	pg/g
JW-BL-304-130919	A5941_11356_PC	PCB-110	10/2/2013	99.2	Yes	Y				0.998	0.615	pg/g
JW-BL-304-130919	A5941_11356_PC	PCB-111	10/2/2013	0.58	Yes	N	U			0.998	0.58	pg/g
JW-BL-304-130919	A5941_11356_PC	PCB-112	10/2/2013	0.625	Yes	N	U			0.998	0.625	pg/g
JW-BL-304-130919	A5941_11356_PC	PCB-185	10/2/2013	2.28	Yes	Y	EMPC	J	23	0.998	0.736	pg/g
JW-BL-304-130919	A5941_11356_PC	PCB-072	10/2/2013	0.619	Yes	N	U			0.998	0.619	pg/g
JW-BL-304-130919	A5941_11356_PC	PCB-091	10/2/2013	9.51	Yes	Y				0.998	0.719	pg/g
JW-BL-304-130919	A5941_11356_PC	PCB-083	10/2/2013	3.74	Yes	Y				0.998	0.961	pg/g
JW-BL-304-130919	A5941_11356_PC	PCB-135/151	10/2/2013	30.6	Yes	Y	C			2	0.389	pg/g
JW-BL-304-130919	A5941_11356_PC	PCB-084	10/2/2013	18.7	Yes	Y				0.998	0.968	pg/g

Analytical Method		E1668A										
Sample ID	Lab Sample ID	Chemical Name	Anal Date	Result	Mod Res Report	Detect	Lab Qual	Val Qual	Reason	RL	MDL	Units
JW-BL-304-130919	A5941_11356_PC	PCB-085/116	10/2/2013	20.5	Yes	Y	C			2	0.765	pg/g
JW-BL-304-130919	A5941_11356_PC	PCB-088	10/2/2013	0.906	Yes	N	U			0.998	0.906	pg/g
JW-BL-304-130919	A5941_11356_PC	PCB-134	10/2/2013	7.32	Yes	Y				0.998	0.501	pg/g
JW-BL-304-130919	A5941_11356_PC	PCB-133	10/2/2013	2.02	Yes	Y				0.998	0.397	pg/g
JW-BL-304-130919	A5941_11356_PC	PCB-089	10/2/2013	0.895	Yes	N	U			0.998	0.895	pg/g
JW-BL-304-130919	A5941_11356_PC	PCB-105	10/2/2013	39.1	Yes	Y				0.998	0.732	pg/g
JW-BL-304-130919	A5941_11356_PC	PCB-132	10/2/2013	34.7	Yes	Y				0.998	0.417	pg/g
JW-BL-304-130919	A5941_11356_PC	PCB-104	10/2/2013	0.36	Yes	N	U			0.998	0.36	pg/g
JW-BL-304-130919	A5941_11356_PC	PCB-092	10/2/2013	11.6	Yes	Y				0.998	0.85	pg/g
JW-BL-304-130919	A5941_11356_PC	PCB-093/100	10/2/2013	0.825	Yes	N	C U			2	0.825	pg/g
JW-BL-304-130919	A5941_11356_PC	PCB-094	10/2/2013	0.902	Yes	N	U			0.998	0.902	pg/g
JW-BL-304-130919	A5941_11356_PC	PCB-095	10/2/2013	56	Yes	Y				0.998	0.837	pg/g
JW-BL-304-130919	A5941_11356_PC	PCB-096	10/2/2013	0.414	Yes	N	U			0.998	0.414	pg/g
JW-BL-304-130919	A5941_11356_PC	PCB-098	10/2/2013	0.915	Yes	N	U			0.998	0.915	pg/g
JW-BL-304-130919	A5941_11356_PC	PCB-099	10/2/2013	42.5	Yes	Y				0.998	0.796	pg/g
JW-BL-304-130919	A5941_11356_PC	PCB-102	10/2/2013	1.93	Yes	Y				0.998	0.727	pg/g
JW-BL-304-130919	A5941_11356_PC	PCB-106	10/2/2013	0.619	Yes	N	U			0.998	0.619	pg/g
JW-BL-304-130919	A5941_11356_PC	PCB-090/101/113	10/2/2013	59.7	Yes	Y	C			2.99	0.714	pg/g
JW-BL-305-130919	A5941_11356_PC	PCB-152	10/2/2013	0.205	Yes	N	U			0.999	0.205	pg/g
JW-BL-305-130919	A5941_11356_PC	PCB-142	10/2/2013	0.284	Yes	N	U			0.999	0.284	pg/g
JW-BL-305-130919	A5941_11356_PC	PCB-150	10/2/2013	0.205	Yes	N	U			0.999	0.205	pg/g
JW-BL-305-130919	A5941_11356_PC	PCB-148	10/2/2013	0.252	Yes	N	U			0.999	0.252	pg/g
JW-BL-305-130919	A5941_11356_PC	PCB-147/149	10/2/2013	61.4	Yes	Y	C			2	0.246	pg/g
JW-BL-305-130919	A5941_11356_PC	PCB-098	10/2/2013	0.543	Yes	N	U			0.999	0.543	pg/g
JW-BL-305-130919	A5941_11356_PC	PCB-146	10/2/2013	10.5	Yes	Y				0.999	0.238	pg/g

Analytical Method		E1668A										
Sample ID	Lab Sample ID	Chemical Name	Anal Date	Result	Mod Res Report	Detect	Lab Qual	Val Qual	Reason	RL	MDL	Units
JW-BL-305-130919	A5941_11356_PC	PCB-145	10/2/2013	0.219	Yes	N	U			0.999	0.219	pg/g
JW-BL-305-130919	A5941_11356_PC	PCB-136	10/2/2013	10.8	Yes	Y				0.999	0.228	pg/g
JW-BL-305-130919	A5941_11356_PC	PCB-143	10/2/2013	0.245	Yes	N	U			0.999	0.245	pg/g
JW-BL-305-130919	A5941_11356_PC	PCB-131	10/2/2013	0.285	Yes	N	U			0.999	0.285	pg/g
JW-BL-305-130919	A5941_11356_PC	PCB-141	10/2/2013	11.2	Yes	Y				0.999	0.253	pg/g
JW-BL-305-130919	A5941_11356_PC	PCB-139/140	10/2/2013	1.49	Yes	Y	J C			2	0.246	pg/g
JW-BL-305-130919	A5941_11356_PC	PCB-137	10/2/2013	3.92	Yes	Y				0.999	0.236	pg/g
JW-BL-305-130919	A5941_11356_PC	PCB-135/151	10/2/2013	21.7	Yes	Y	C			2	0.26	pg/g
JW-BL-305-130919	A5941_11356_PC	PCB-134	10/2/2013	5.11	Yes	Y				0.999	0.334	pg/g
JW-BL-305-130919	A5941_11356_PC	PCB-133	10/2/2013	1.31	Yes	Y				0.999	0.265	pg/g
JW-BL-305-130919	A5941_11356_PC	PCB-132	10/2/2013	25.8	Yes	Y				0.999	0.278	pg/g
JW-BL-305-130919	A5941_11356_PC	PCB-144	10/2/2013	2.63	Yes	Y				0.999	0.25	pg/g
JW-BL-305-130919	A5941_11356_PC	PCB-111	10/2/2013	0.344	Yes	N	U			0.999	0.344	pg/g
JW-BL-305-130919	A5941_11356_PC	PCB-092	10/2/2013	12.2	Yes	Y				0.999	0.504	pg/g
JW-BL-305-130919	A5941_11356_PC	PCB-093/100	10/2/2013	0.489	Yes	N	C U			2	0.489	pg/g
JW-BL-305-130919	A5941_11356_PC	PCB-094	10/2/2013	0.535	Yes	N	U			0.999	0.535	pg/g
JW-BL-305-130919	A5941_11356_PC	PCB-095	10/2/2013	49.1	Yes	Y				0.999	0.497	pg/g
JW-BL-305-130919	A5941_11356_PC	PCB-096	10/2/2013	0.233	Yes	N	U			0.999	0.233	pg/g
JW-BL-305-130919	A5941_11356_PC	PCB-099	10/2/2013	28.2	Yes	Y				0.999	0.472	pg/g
JW-BL-305-130919	A5941_11356_PC	PCB-153/168	10/2/2013	59.9	Yes	Y	C			2	0.195	pg/g
JW-BL-305-130919	A5941_11356_PC	PCB-103	10/2/2013	0.457	Yes	N	U			0.999	0.457	pg/g
JW-BL-305-130919	A5941_11356_PC	PCB-104	10/2/2013	0.202	Yes	N	U			0.999	0.202	pg/g
JW-BL-305-130919	A5941_11356_PC	PCB-105	10/2/2013	20.9	Yes	Y				0.999	0.405	pg/g
JW-BL-305-130919	A5941_11356_PC	PCB-106	10/2/2013	0.367	Yes	N	U			0.999	0.367	pg/g
JW-BL-305-130919	A5941_11356_PC	PCB-107/124	10/2/2013	2.04	Yes	Y	C			2	0.387	pg/g

Analytical Method		E1668A											
Sample ID	Lab Sample ID	Chemical Name	Anal Date	Result	Mod Res	Report	Detect	Lab Qual	Val Qual	Reason	RL	MDL	Units
JW-BL-305-130919	A5941_11356_PC	PCB-102	10/2/2013	1.2	Yes		Y				0.999	0.431	pg/g
JW-BL-305-130919	A5941_11356_PC	PCB-110	10/2/2013	73.2	Yes		Y				0.999	0.365	pg/g
JW-BL-305-130919	A5941_11356_PC	PCB-130	10/2/2013	5.24	Yes		Y				0.999	0.29	pg/g
JW-BL-305-130919	A5941_11356_PC	PCB-112	10/2/2013	0.371	Yes		N	U			0.999	0.371	pg/g
JW-BL-305-130919	A5941_11356_PC	PCB-114	10/2/2013	0.792	Yes		Y	J			0.999	0.335	pg/g
JW-BL-305-130919	A5941_11356_PC	PCB-115	10/2/2013	0.381	Yes		N	U			0.999	0.381	pg/g
JW-BL-305-130919	A5941_11356_PC	PCB-117	10/2/2013	1.64	Yes		Y				0.999	0.368	pg/g
JW-BL-305-130919	A5941_11356_PC	PCB-118	10/2/2013	50.9	Yes		Y				0.999	0.338	pg/g
JW-BL-305-130919	A5941_11356_PC	PCB-120	10/2/2013	0.346	Yes		N	U			0.999	0.346	pg/g
JW-BL-305-130919	A5941_11356_PC	PCB-121	10/2/2013	0.345	Yes		N	U			0.999	0.345	pg/g
JW-BL-305-130919	A5941_11356_PC	PCB-122	10/2/2013	0.402	Yes		N	U			0.999	0.402	pg/g
JW-BL-305-130919	A5941_11356_PC	PCB-123	10/2/2013	1.14	Yes		Y				0.999	0.343	pg/g
JW-BL-305-130919	A5941_11356_PC	PCB-126	10/2/2013	0.473	Yes		N	U			0.999	0.473	pg/g
JW-BL-305-130919	A5941_11356_PC	PCB-127	10/2/2013	0.405	Yes		N	U			0.999	0.405	pg/g
JW-BL-305-130919	A5941_11356_PC	PCB-128/166	10/2/2013	16.1	Yes		Y	C			2	0.415	pg/g
JW-BL-305-130919	A5941_11356_PC	PCB-129/138/163	10/2/2013	84.2	Yes		Y	C			3	0.243	pg/g
JW-BL-305-130919	A5941_11356_PC	PCB-109	10/2/2013	3.35	Yes		Y				0.999	0.336	pg/g
JW-BL-305-130919	A5941_11356_PC	PCB-204	10/2/2013	0.256	Yes		N	U			0.999	0.256	pg/g
JW-BL-305-130919	A5941_11356_PC	PCB-180/193	10/2/2013	37.6	Yes		Y	C			2	0.299	pg/g
JW-BL-305-130919	A5941_11356_PC	PCB-189	10/2/2013	0.578	Yes		Y	J			0.999	0.399	pg/g
JW-BL-305-130919	A5941_11356_PC	PCB-190	10/2/2013	2.58	Yes		Y				0.999	0.272	pg/g
JW-BL-305-130919	A5941_11356_PC	PCB-191	10/2/2013	0.775	Yes		Y	J			0.999	0.269	pg/g
JW-BL-305-130919	A5941_11356_PC	PCB-192	10/2/2013	0.281	Yes		N	U			0.999	0.281	pg/g
JW-BL-305-130919	A5941_11356_PC	PCB-194	10/2/2013	13.7	Yes		Y				0.999	0.503	pg/g
JW-BL-305-130919	A5941_11356_PC	PCB-195	10/2/2013	4.44	Yes		Y				0.999	0.543	pg/g

Analytical Method		E1668A											
Sample ID	Lab Sample ID	Chemical Name	Anal Date	Result	Mod Res	Report	Detect	Lab Qual	Val Qual	Reason	RL	MDL	Units
JW-BL-305-130919	A5941_11356_PC	PCB-197	10/2/2013	0.23	Yes	N	U				0.999	0.23	pg/g
JW-BL-305-130919	A5941_11356_PC	PCB-198/199	10/2/2013	18.2	Yes	Y	C				2	0.348	pg/g
JW-BL-305-130919	A5941_11356_PC	PCB-201	10/2/2013	1.8	Yes	Y					0.999	0.238	pg/g
JW-BL-305-130919	A5941_11356_PC	PCB-187	10/2/2013	26	Yes	Y					0.999	0.316	pg/g
JW-BL-305-130919	A5941_11356_PC	PCB-203	10/2/2013	11.4	Yes	Y					0.999	0.324	pg/g
JW-BL-305-130919	A5941_11356_PC	PCB-186	10/2/2013	0.179	Yes	N	U				0.999	0.179	pg/g
JW-BL-305-130919	A5941_11356_PC	PCB-205	10/2/2013	0.402	Yes	N	U				0.999	0.402	pg/g
JW-BL-305-130919	A5941_11356_PC	PCB-206	10/2/2013	12.3	Yes	Y					0.999	0.576	pg/g
JW-BL-305-130919	A5941_11356_PC	PCB-207	10/2/2013	1.35	Yes	Y					0.999	0.363	pg/g
JW-BL-305-130919	A5941_11356_PC	PCB-208	10/2/2013	3.99	Yes	Y					0.999	0.36	pg/g
JW-BL-305-130919	A5941_11356_PC	PCB-209	10/2/2013	9.09	Yes	Y					0.999	0.4	pg/g
JW-BL-305-130919	A5941_11356_PC	PCB-061/070/074/076	10/2/2013	33.2	Yes	Y	C				4	0.483	pg/g
JW-BL-305-130919	A5941_11356_PC	PCB-086/087/097/108/119/125	10/2/2013	30.1	Yes	Y	C				5.99	0.427	pg/g
JW-BL-305-130919	A5941_11356_PC	PCB-091	10/2/2013	6.97	Yes	Y					0.999	0.426	pg/g
JW-BL-305-130919	A5941_11356_PC	PCB-172	10/2/2013	2.87	Yes	Y					0.999	0.369	pg/g
JW-BL-305-130919	A5941_11356_PC	PCB-011	10/2/2013	3.96	Yes	N	B	U	7		0.999	0.455	pg/g
JW-BL-305-130919	A5941_11356_PC	PCB-202	10/2/2013	4.55	Yes	Y					0.999	0.268	pg/g
JW-BL-305-130919	A5941_11356_PC	PCB-171/173	10/2/2013	5.84	Yes	Y	C				2	0.376	pg/g
JW-BL-305-130919	A5941_11356_PC	PCB-155	10/2/2013	0.186	Yes	N	U				0.999	0.186	pg/g
JW-BL-305-130919	A5941_11356_PC	PCB-156/157	10/2/2013	9.23	Yes	Y	C				2	0.515	pg/g
JW-BL-305-130919	A5941_11356_PC	PCB-158	10/2/2013	8.42	Yes	Y					0.999	0.189	pg/g
JW-BL-305-130919	A5941_11356_PC	PCB-159	10/2/2013	0.348	Yes	N	U				0.999	0.348	pg/g
JW-BL-305-130919	A5941_11356_PC	PCB-160	10/2/2013	0.217	Yes	N	U				0.999	0.217	pg/g
JW-BL-305-130919	A5941_11356_PC	PCB-161	10/2/2013	0.191	Yes	N	U				0.999	0.191	pg/g
JW-BL-305-130919	A5941_11356_PC	PCB-162	10/2/2013	0.349	Yes	N	U				0.999	0.349	pg/g

Analytical Method		E1668A										
Sample ID	Lab Sample ID	Chemical Name	Anal Date	Result	Mod Res Report	Detect	Lab Qual	Val Qual	Reason	RI	MDL	Units
JW-BL-305-130919	A5941_11356_PC	PCB-164	10/2/2013	6.2	Yes	Y				0.999	0.202	pg/g
JW-BL-305-130919	A5941_11356_PC	PCB-165	10/2/2013	0.215	Yes	N	U			0.999	0.215	pg/g
JW-BL-305-130919	A5941_11356_PC	PCB-167	10/2/2013	3.18	Yes	Y				0.999	0.322	pg/g
JW-BL-305-130919	A5941_11356_PC	PCB-188	10/2/2013	0.174	Yes	N	U			0.999	0.174	pg/g
JW-BL-305-130919	A5941_11356_PC	PCB-170	10/2/2013	14.7	Yes	Y				0.999	0.365	pg/g
JW-BL-305-130919	A5941_11356_PC	PCB-154	10/2/2013	0.227	Yes	N	U			0.999	0.227	pg/g
JW-BL-305-130919	A5941_11356_PC	PCB-174	10/2/2013	18.3	Yes	Y				0.999	0.355	pg/g
JW-BL-305-130919	A5941_11356_PC	PCB-176	10/2/2013	1.82	Yes	Y				0.999	0.167	pg/g
JW-BL-305-130919	A5941_11356_PC	PCB-177	10/2/2013	10.4	Yes	Y				0.999	0.375	pg/g
JW-BL-305-130919	A5941_11356_PC	PCB-178	10/2/2013	3.43	Yes	Y				0.999	0.251	pg/g
JW-BL-305-130919	A5941_11356_PC	PCB-179	10/2/2013	7.44	Yes	Y				0.999	0.182	pg/g
JW-BL-305-130919	A5941_11356_PC	PCB-181	10/2/2013	0.321	Yes	N	U			0.999	0.321	pg/g
JW-BL-305-130919	A5941_11356_PC	PCB-182	10/2/2013	0.304	Yes	N	U			0.999	0.304	pg/g
JW-BL-305-130919	A5941_11356_PC	PCB-183	10/2/2013	9.59	Yes	Y				0.999	0.306	pg/g
JW-BL-305-130919	A5941_11356_PC	PCB-184	10/2/2013	0.187	Yes	N	U			0.999	0.187	pg/g
JW-BL-305-130919	A5941_11356_PC	PCB-185	10/2/2013	1.13	Yes	Y				0.999	0.341	pg/g
JW-BL-305-130919	A5941_11356_PC	PCB-169	10/2/2013	0.893	Yes	N	U			0.999	0.893	pg/g
JW-BL-305-130919	A5941_11356_PC	PCB-044/047/065	10/2/2013	13.5	Yes	Y	C			3	0.345	pg/g
JW-BL-305-130919	A5941_11356_PC	PCB-031	10/2/2013	8.73	Yes	Y				0.999	0.368	pg/g
JW-BL-305-130919	A5941_11356_PC	PCB-032	10/2/2013	2.87	Yes	Y				0.999	0.557	pg/g
JW-BL-305-130919	A5941_11356_PC	PCB-034	10/2/2013	0.392	Yes	N	U			0.999	0.392	pg/g
JW-BL-305-130919	A5941_11356_PC	PCB-035	10/2/2013	0.44	Yes	N	U			0.999	0.44	pg/g
JW-BL-305-130919	A5941_11356_PC	PCB-036	10/2/2013	0.385	Yes	N	U			0.999	0.385	pg/g
JW-BL-305-130919	A5941_11356_PC	PCB-037	10/2/2013	5.9	Yes	Y				0.999	0.391	pg/g
JW-BL-305-130919	A5941_11356_PC	PCB-038	10/2/2013	0.413	Yes	N	U			0.999	0.413	pg/g

Analytical Method		E1668A										
Sample ID	Lab Sample ID	Chemical Name	Anal Date	Result	Mod Res Report	Detect	Lab Qual	Val Qual	Reason	RL	MDL	Units
JW-BL-305-130919	A5941_11356_PC	PCB-039	10/2/2013	0.371	Yes	N	U			0.999	0.371	pg/g
JW-BL-305-130919	A5941_11356_PC	PCB-040/071	10/2/2013	5.92	Yes	Y	C			2	0.361	pg/g
JW-BL-305-130919	A5941_11356_PC	PCB-041	10/2/2013	0.724	Yes	Y	J			0.999	0.437	pg/g
JW-BL-305-130919	A5941_11356_PC	PCB-057	10/2/2013	0.497	Yes	N	U			0.999	0.497	pg/g
JW-BL-305-130919	A5941_11356_PC	PCB-043	10/2/2013	0.406	Yes	N	U			0.999	0.406	pg/g
JW-BL-305-130919	A5941_11356_PC	PCB-175	10/2/2013	0.612	Yes	Y	J EMPC	J	23	0.999	0.357	pg/g
JW-BL-305-130919	A5941_11356_PC	PCB-045	10/2/2013	1.68	Yes	Y				0.999	0.425	pg/g
JW-BL-305-130919	A5941_11356_PC	PCB-046	10/2/2013	0.68	Yes	Y	J			0.999	0.432	pg/g
JW-BL-305-130919	A5941_11356_PC	PCB-048	10/2/2013	1.49	Yes	Y				0.999	0.369	pg/g
JW-BL-305-130919	A5941_11356_PC	PCB-049/069	10/2/2013	8.53	Yes	Y	C			2	0.307	pg/g
JW-BL-305-130919	A5941_11356_PC	PCB-050/053	10/2/2013	1.86	Yes	Y	J C			2	0.36	pg/g
JW-BL-305-130919	A5941_11356_PC	PCB-051	10/2/2013	0.345	Yes	N	U			0.999	0.345	pg/g
JW-BL-305-130919	A5941_11356_PC	PCB-052	10/2/2013	34	Yes	Y				0.999	0.37	pg/g
JW-BL-305-130919	A5941_11356_PC	PCB-054	10/2/2013	0.406	Yes	N	U			0.999	0.406	pg/g
JW-BL-305-130919	A5941_11356_PC	PCB-055	10/2/2013	0.507	Yes	N	U			0.999	0.507	pg/g
JW-BL-305-130919	A5941_11356_PC	PCB-056	10/2/2013	8.31	Yes	Y				0.999	0.515	pg/g
JW-BL-305-130919	A5941_11356_PC	PCB-042	10/2/2013	3.04	Yes	Y				0.999	0.388	pg/g
JW-BL-305-130919	A5941_11356_PC	PCB-059/062/075	10/2/2013	1.1	Yes	Y	J EMPC	J	23	3	0.275	pg/g
JW-BL-305-130919	A5941_11356_PC	PCB-001	10/2/2013	5.71	Yes	Y	EMPC	J	23	0.999	0.513	pg/g
JW-BL-305-130919	A5941_11356_PC	PCB-016	10/2/2013	2.34	Yes	Y	EMPC	J	23	0.999	1.08	pg/g
JW-BL-305-130919	A5941_11356_PC	PCB-025	10/2/2013	0.532	Yes	Y	J EMPC	J	23	0.999	0.371	pg/g
JW-BL-305-130919	A5941_11356_PC	PCB-002	10/2/2013	1.3	Yes	Y				0.999	0.379	pg/g
JW-BL-305-130919	A5941_11356_PC	PCB-003	10/2/2013	5.17	Yes	Y				0.999	0.362	pg/g
JW-BL-305-130919	A5941_11356_PC	PCB-004	10/2/2013	1.2	Yes	Y				0.999	0.789	pg/g
JW-BL-305-130919	A5941_11356_PC	PCB-005	10/2/2013	0.453	Yes	N	U			0.999	0.453	pg/g

Analytical Method		E1668A										
Sample ID	Lab Sample ID	Chemical Name	Anal Date	Result	Mod Res Report	Detect	Lab Qual	Val Qual	Reason	RL	MDL	Units
JW-BL-305-130919	A5941_11356_PC	PCB-006	10/2/2013	0.981	Yes	Y	J			0.999	0.458	pg/g
JW-BL-305-130919	A5941_11356_PC	PCB-007	10/2/2013	0.433	Yes	N	U			0.999	0.433	pg/g
JW-BL-305-130919	A5941_11356_PC	PCB-008	10/2/2013	4.57	Yes	Y				0.999	0.44	pg/g
JW-BL-305-130919	A5941_11356_PC	PCB-027	10/2/2013	0.604	Yes	N	U			0.999	0.604	pg/g
JW-BL-305-130919	A5941_11356_PC	PCB-010	10/2/2013	0.506	Yes	N	U			0.999	0.506	pg/g
JW-BL-305-130919	A5941_11356_PC	PCB-026/029	10/2/2013	1.26	Yes	Y	J C			2	0.387	pg/g
JW-BL-305-130919	A5941_11356_PC	PCB-012/013	10/2/2013	0.932	Yes	Y	J C			2	0.452	pg/g
JW-BL-305-130919	A5941_11356_PC	PCB-014	10/2/2013	0.378	Yes	N	U			0.999	0.378	pg/g
JW-BL-305-130919	A5941_11356_PC	PCB-015	10/2/2013	4.75	Yes	Y				0.999	0.407	pg/g
JW-BL-305-130919	A5941_11356_PC	PCB-082	10/2/2013	4.13	Yes	Y	EMPC	J	23	0.999	0.589	pg/g
JW-BL-305-130919	A5941_11356_PC	PCB-017	10/2/2013	3.19	Yes	Y				0.999	0.795	pg/g
JW-BL-305-130919	A5941_11356_PC	PCB-018/030	10/2/2013	5.15	Yes	Y	C			2	0.692	pg/g
JW-BL-305-130919	A5941_11356_PC	PCB-019	10/2/2013	0.882	Yes	N	U			0.999	0.882	pg/g
JW-BL-305-130919	A5941_11356_PC	PCB-020/028	10/2/2013	13.2	Yes	Y	C			2	0.398	pg/g
JW-BL-305-130919	A5941_11356_PC	PCB-021/033	10/2/2013	4.48	Yes	Y	C			2	0.381	pg/g
JW-BL-305-130919	A5941_11356_PC	PCB-023	10/2/2013	0.381	Yes	N	U			0.999	0.381	pg/g
JW-BL-305-130919	A5941_11356_PC	PCB-024	10/2/2013	0.614	Yes	N	U			0.999	0.614	pg/g
JW-BL-305-130919	A5941_11356_PC	PCB-009	10/2/2013	0.483	Yes	N	U			0.999	0.483	pg/g
JW-BL-305-130919	A5941_11356_PC	PCB-089	10/2/2013	0.531	Yes	N	U			0.999	0.531	pg/g
JW-BL-305-130919	A5941_11356_PC	PCB-058	10/2/2013	0.482	Yes	N	U			0.999	0.482	pg/g
JW-BL-305-130919	A5941_11356_PC	PCB-022	10/2/2013	3.86	Yes	Y				0.999	0.41	pg/g
JW-BL-305-130919	A5941_11356_PC	PCB-090/101/113	10/2/2013	49.8	Yes	Y	C			3	0.424	pg/g
JW-BL-305-130919	A5941_11356_PC	PCB-088	10/2/2013	0.538	Yes	N	U			0.999	0.538	pg/g
JW-BL-305-130919	A5941_11356_PC	PCB-085/116	10/2/2013	9.61	Yes	Y	C			2	0.454	pg/g
JW-BL-305-130919	A5941_11356_PC	PCB-084	10/2/2013	14.6	Yes	Y				0.999	0.574	pg/g

Analytical Method		E1668A										
Sample ID	Lab Sample ID	Chemical Name	Anal Date	Result	Mod Res Report	Detect	Lab Qual	Val Qual	Reason	RL	MDL	Units
JW-BL-305-130919	A5941_11356_PC	PCB-083	10/2/2013	2.3	Yes	Y				0.999	0.57	pg/g
JW-BL-305-130919	A5941_11356_PC	PCB-200	10/2/2013	1.35	Yes	Y	EMPC	J	23	0.999	0.261	pg/g
JW-BL-305-130919	A5941_11356_PC	PCB-081	10/2/2013	0.493	Yes	N	U			0.999	0.493	pg/g
JW-BL-305-130919	A5941_11356_PC	PCB-080	10/2/2013	0.431	Yes	N	U			0.999	0.431	pg/g
JW-BL-305-130919	A5941_11356_PC	PCB-079	10/2/2013	0.441	Yes	N	U			0.999	0.441	pg/g
JW-BL-305-130919	A5941_11356_PC	PCB-063	10/2/2013	0.444	Yes	N	U			0.999	0.444	pg/g
JW-BL-305-130919	A5941_11356_PC	PCB-077	10/2/2013	1.99	Yes	Y				0.999	0.534	pg/g
JW-BL-305-130919	A5941_11356_PC	PCB-073	10/2/2013	0.294	Yes	N	U			0.999	0.294	pg/g
JW-BL-305-130919	A5941_11356_PC	PCB-072	10/2/2013	0.537	Yes	N	U			0.999	0.537	pg/g
JW-BL-305-130919	A5941_11356_PC	PCB-068	10/2/2013	0.446	Yes	N	U			0.999	0.446	pg/g
JW-BL-305-130919	A5941_11356_PC	PCB-067	10/2/2013	0.458	Yes	N	U			0.999	0.458	pg/g
JW-BL-305-130919	A5941_11356_PC	PCB-066	10/2/2013	18.7	Yes	Y				0.999	0.513	pg/g
JW-BL-305-130919	A5941_11356_PC	PCB-064	10/2/2013	6.6	Yes	Y				0.999	0.255	pg/g
JW-BL-305-130919	A5941_11356_PC	PCB-060	10/2/2013	4.12	Yes	Y				0.999	0.503	pg/g
JW-BL-305-130919	A5941_11356_PC	PCB-196	10/2/2013	5.11	Yes	Y	EMPC	J	23	0.999	0.337	pg/g
JW-BL-305-130919	A5941_11356_PC	PCB-078	10/2/2013	0.548	Yes	N	U			0.999	0.548	pg/g
JW-BL-306-130919	A5941_11356_PC	PCB-110	10/2/2013	76	Yes	Y				0.997	0.313	pg/g
JW-BL-306-130919	A5941_11356_PC	PCB-198/199	10/2/2013	136	Yes	Y	C			1.99	0.321	pg/g
JW-BL-306-130919	A5941_11356_PC	PCB-109	10/2/2013	4.37	Yes	Y				0.997	0.288	pg/g
JW-BL-306-130919	A5941_11356_PC	PCB-107/124	10/2/2013	3.3	Yes	Y	C			1.99	0.332	pg/g
JW-BL-306-130919	A5941_11356_PC	PCB-106	10/2/2013	0.315	Yes	N	U			0.997	0.315	pg/g
JW-BL-306-130919	A5941_11356_PC	PCB-105	10/2/2013	27.8	Yes	Y				0.997	0.319	pg/g
JW-BL-306-130919	A5941_11356_PC	PCB-103	10/2/2013	0.392	Yes	N	U			0.997	0.392	pg/g
JW-BL-306-130919	A5941_11356_PC	PCB-117	10/2/2013	1.17	Yes	Y				0.997	0.316	pg/g
JW-BL-306-130919	A5941_11356_PC	PCB-102	10/2/2013	1.12	Yes	Y				0.997	0.37	pg/g

Analytical Method		E1668A											
Sample ID	Lab Sample ID	Chemical Name	Anal Date	Result	Mod Res	Report	Detect	Lab Qual	Val Qual	Reason	RL	MDL	Units
JW-BL-306-130919	A5941_11356_PC	PCB-104	10/2/2013	0.165	Yes	N	U				0.997	0.165	pg/g
JW-BL-306-130919	A5941_11356_PC	PCB-111	10/2/2013	0.295	Yes	N	U				0.997	0.295	pg/g
JW-BL-306-130919	A5941_11356_PC	PCB-112	10/2/2013	0.318	Yes	N	U				0.997	0.318	pg/g
JW-BL-306-130919	A5941_11356_PC	PCB-122	10/2/2013	0.348	Yes	N	U				0.997	0.348	pg/g
JW-BL-306-130919	A5941_11356_PC	PCB-115	10/2/2013	0.327	Yes	N	U				0.997	0.327	pg/g
JW-BL-306-130919	A5941_11356_PC	PCB-118	10/2/2013	54.9	Yes	Y					0.997	0.311	pg/g
JW-BL-306-130919	A5941_11356_PC	PCB-120	10/2/2013	0.296	Yes	N	U				0.997	0.296	pg/g
JW-BL-306-130919	A5941_11356_PC	PCB-121	10/2/2013	0.296	Yes	N	U				0.997	0.296	pg/g
JW-BL-306-130919	A5941_11356_PC	PCB-099	10/2/2013	35.3	Yes	Y					0.997	0.405	pg/g
JW-BL-306-130919	A5941_11356_PC	PCB-084	10/2/2013	12.4	Yes	Y					0.997	0.493	pg/g
JW-BL-306-130919	A5941_11356_PC	PCB-114	10/2/2013	0.983	Yes	Y	J				0.997	0.29	pg/g
JW-BL-306-130919	A5941_11356_PC	PCB-085/116	10/2/2013	13.8	Yes	Y	C				1.99	0.389	pg/g
JW-BL-306-130919	A5941_11356_PC	PCB-068	10/2/2013	0.458	Yes	N	U				0.997	0.458	pg/g
JW-BL-306-130919	A5941_11356_PC	PCB-072	10/2/2013	0.551	Yes	N	U				0.997	0.551	pg/g
JW-BL-306-130919	A5941_11356_PC	PCB-073	10/2/2013	0.352	Yes	N	U				0.997	0.352	pg/g
JW-BL-306-130919	A5941_11356_PC	PCB-077	10/2/2013	2.32	Yes	Y					0.997	0.503	pg/g
JW-BL-306-130919	A5941_11356_PC	PCB-078	10/2/2013	0.563	Yes	N	U				0.997	0.563	pg/g
JW-BL-306-130919	A5941_11356_PC	PCB-079	10/2/2013	0.452	Yes	N	U				0.997	0.452	pg/g
JW-BL-306-130919	A5941_11356_PC	PCB-080	10/2/2013	0.442	Yes	N	U				0.997	0.442	pg/g
JW-BL-306-130919	A5941_11356_PC	PCB-081	10/2/2013	0.506	Yes	N	U				0.997	0.506	pg/g
JW-BL-306-130919	A5941_11356_PC	PCB-082	10/2/2013	5.49	Yes	Y					0.997	0.505	pg/g
JW-BL-306-130919	A5941_11356_PC	PCB-088	10/2/2013	0.461	Yes	N	U				0.997	0.461	pg/g
JW-BL-306-130919	A5941_11356_PC	PCB-204	10/2/2013	0.236	Yes	N	U				0.997	0.236	pg/g
JW-BL-306-130919	A5941_11356_PC	PCB-098	10/2/2013	0.465	Yes	N	U				0.997	0.465	pg/g
JW-BL-306-130919	A5941_11356_PC	PCB-123	10/2/2013	1.39	Yes	Y					0.997	0.294	pg/g

Analytical Method		E1668A										
Sample ID	Lab Sample ID	Chemical Name	Anal Date	Result	Mod Res Report	Detect	Lab Qual	Val Qual	Reason	RL	MDL	Units
JW-BL-306-130919	A5941_11356_PC	PCB-089	10/2/2013	0.455	Yes	N	U			0.997	0.455	pg/g
JW-BL-306-130919	A5941_11356_PC	PCB-090/101/113	10/2/2013	64	Yes	Y	C			2.99	0.363	pg/g
JW-BL-306-130919	A5941_11356_PC	PCB-091	10/2/2013	7.04	Yes	Y				0.997	0.365	pg/g
JW-BL-306-130919	A5941_11356_PC	PCB-092	10/2/2013	9.18	Yes	Y				0.997	0.432	pg/g
JW-BL-306-130919	A5941_11356_PC	PCB-093/100	10/2/2013	0.42	Yes	N	C U			1.99	0.42	pg/g
JW-BL-306-130919	A5941_11356_PC	PCB-094	10/2/2013	0.459	Yes	N	U			0.997	0.459	pg/g
JW-BL-306-130919	A5941_11356_PC	PCB-095	10/2/2013	51.2	Yes	Y				0.997	0.426	pg/g
JW-BL-306-130919	A5941_11356_PC	PCB-096	10/2/2013	0.189	Yes	N	U			0.997	0.189	pg/g
JW-BL-306-130919	A5941_11356_PC	PCB-083	10/2/2013	2.29	Yes	Y				0.997	0.489	pg/g
JW-BL-306-130919	A5941_11356_PC	PCB-150	10/2/2013	0.203	Yes	N	U			0.997	0.203	pg/g
JW-BL-306-130919	A5941_11356_PC	PCB-136	10/2/2013	34	Yes	Y				0.997	0.226	pg/g
JW-BL-306-130919	A5941_11356_PC	PCB-141	10/2/2013	49.5	Yes	Y				0.997	0.288	pg/g
JW-BL-306-130919	A5941_11356_PC	PCB-160	10/2/2013	0.248	Yes	N	U			0.997	0.248	pg/g
JW-BL-306-130919	A5941_11356_PC	PCB-159	10/2/2013	6.61	Yes	Y				0.997	0.517	pg/g
JW-BL-306-130919	A5941_11356_PC	PCB-158	10/2/2013	17	Yes	Y				0.997	0.215	pg/g
JW-BL-306-130919	A5941_11356_PC	PCB-156/157	10/2/2013	14.7	Yes	Y	C			1.99	0.747	pg/g
JW-BL-306-130919	A5941_11356_PC	PCB-155	10/2/2013	0.184	Yes	N	U			0.997	0.184	pg/g
JW-BL-306-130919	A5941_11356_PC	PCB-154	10/2/2013	1.27	Yes	Y				0.997	0.259	pg/g
JW-BL-306-130919	A5941_11356_PC	PCB-162	10/2/2013	0.537	Yes	Y	J			0.997	0.519	pg/g
JW-BL-306-130919	A5941_11356_PC	PCB-152	10/2/2013	0.203	Yes	N	U			0.997	0.203	pg/g
JW-BL-306-130919	A5941_11356_PC	PCB-203	10/2/2013	69.7	Yes	Y				0.997	0.299	pg/g
JW-BL-306-130919	A5941_11356_PC	PCB-067	10/2/2013	0.47	Yes	N	U			0.997	0.47	pg/g
JW-BL-306-130919	A5941_11356_PC	PCB-148	10/2/2013	0.288	Yes	N	U			0.997	0.288	pg/g
JW-BL-306-130919	A5941_11356_PC	PCB-130	10/2/2013	9.83	Yes	Y				0.997	0.331	pg/g
JW-BL-306-130919	A5941_11356_PC	PCB-147/149	10/2/2013	240	Yes	Y	C			1.99	0.281	pg/g

Analytical Method		E1668A										
Sample ID	Lab Sample ID	Chemical Name	Anal Date	Result	Mod Res Report	Detect	Lab Qual	Val Qual	Reason	RL	MDL	Units
JW-BL-306-130919	A5941_11356_PC	PCB-146	10/2/2013	33.6	Yes	Y				0.997	0.272	pg/g
JW-BL-306-130919	A5941_11356_PC	PCB-145	10/2/2013	0.217	Yes	N	U			0.997	0.217	pg/g
JW-BL-306-130919	A5941_11356_PC	PCB-144	10/2/2013	11.4	Yes	Y				0.997	0.286	pg/g
JW-BL-306-130919	A5941_11356_PC	PCB-143	10/2/2013	0.28	Yes	N	U			0.997	0.28	pg/g
JW-BL-306-130919	A5941_11356_PC	PCB-142	10/2/2013	0.324	Yes	N	U			0.997	0.324	pg/g
JW-BL-306-130919	A5941_11356_PC	PCB-153/168	10/2/2013	266	Yes	Y	C			1.99	0.223	pg/g
JW-BL-306-130919	A5941_11356_PC	PCB-205	10/2/2013	3.87	Yes	Y				0.997	0.534	pg/g
JW-BL-306-130919	A5941_11356_PC	PCB-127	10/2/2013	0.319	Yes	N	U			0.997	0.319	pg/g
JW-BL-306-130919	A5941_11356_PC	PCB-128/166	10/2/2013	22.4	Yes	Y	C			1.99	0.617	pg/g
JW-BL-306-130919	A5941_11356_PC	PCB-129/138/163	10/2/2013	237	Yes	Y	C			2.99	0.277	pg/g
JW-BL-306-130919	A5941_11356_PC	PCB-192	10/2/2013	0.353	Yes	N	U			0.997	0.353	pg/g
JW-BL-306-130919	A5941_11356_PC	PCB-200	10/2/2013	17.3	Yes	Y				0.997	0.241	pg/g
JW-BL-306-130919	A5941_11356_PC	PCB-002	10/2/2013	1.47	Yes	Y	EMPC	J	23	0.997	0.473	pg/g
JW-BL-306-130919	A5941_11356_PC	PCB-133	10/2/2013	2.71	Yes	Y				0.997	0.303	pg/g
JW-BL-306-130919	A5941_11356_PC	PCB-134	10/2/2013	8.6	Yes	Y				0.997	0.382	pg/g
JW-BL-306-130919	A5941_11356_PC	PCB-161	10/2/2013	0.218	Yes	N	U			0.997	0.218	pg/g
JW-BL-306-130919	A5941_11356_PC	PCB-137	10/2/2013	4.68	Yes	Y				0.997	0.27	pg/g
JW-BL-306-130919	A5941_11356_PC	PCB-126	10/2/2013	0.702	Yes	N	U			0.997	0.702	pg/g
JW-BL-306-130919	A5941_11356_PC	PCB-206	10/2/2013	43	Yes	Y				0.997	0.591	pg/g
JW-BL-306-130919	A5941_11356_PC	PCB-207	10/2/2013	5.2	Yes	Y				0.997	0.417	pg/g
JW-BL-306-130919	A5941_11356_PC	PCB-208	10/2/2013	10.2	Yes	Y				0.997	0.414	pg/g
JW-BL-306-130919	A5941_11356_PC	PCB-209	10/2/2013	12	Yes	Y				0.997	0.416	pg/g
JW-BL-306-130919	A5941_11356_PC	PCB-061/070/074/076	10/2/2013	29.3	Yes	Y	C			3.99	0.495	pg/g
JW-BL-306-130919	A5941_11356_PC	PCB-086/087/097/108/119/125	10/2/2013	34	Yes	Y	C			5.98	0.366	pg/g
JW-BL-306-130919	A5941_11356_PC	PCB-011	10/2/2013	5.3	Yes	N	B	U	7	0.997	0.568	pg/g

Analytical Method		E1668A										
Sample ID	Lab Sample ID	Chemical Name	Anal Date	Result	Mod Res Report	Detect	Lab Qual	Val Qual	Reason	RL	MDL	Units
JW-BL-306-130919	A5941_11356_PC	PCB-202	10/2/2013	31.5	Yes	Y				0.997	0.247	pg/g
JW-BL-306-130919	A5941_11356_PC	PCB-201	10/2/2013	14	Yes	Y				0.997	0.22	pg/g
JW-BL-306-130919	A5941_11356_PC	PCB-135/151	10/2/2013	91.7	Yes	Y	C			1.99	0.297	pg/g
JW-BL-306-130919	A5941_11356_PC	PCB-004	10/2/2013	0.704	Yes	Y	J			0.997	0.6	pg/g
JW-BL-306-130919	A5941_11356_PC	PCB-170	10/2/2013	79.7	Yes	Y				0.997	0.441	pg/g
JW-BL-306-130919	A5941_11356_PC	PCB-188	10/2/2013	0.211	Yes	N	U			0.997	0.211	pg/g
JW-BL-306-130919	A5941_11356_PC	PCB-167	10/2/2013	5.45	Yes	Y				0.997	0.478	pg/g
JW-BL-306-130919	A5941_11356_PC	PCB-165	10/2/2013	0.246	Yes	N	U			0.997	0.246	pg/g
JW-BL-306-130919	A5941_11356_PC	PCB-164	10/2/2013	14.3	Yes	Y				0.997	0.231	pg/g
JW-BL-306-130919	A5941_11356_PC	PCB-026/029	10/2/2013	0.799	Yes	Y	J EMPC	J	23	1.99	0.392	pg/g
JW-BL-306-130919	A5941_11356_PC	PCB-046	10/2/2013	0.518	Yes	Y	EMPC	J	23	0.997	0.518	pg/g
JW-BL-306-130919	A5941_11356_PC	PCB-001	10/2/2013	2.36	Yes	Y				0.997	0.474	pg/g
JW-BL-306-130919	A5941_11356_PC	PCB-014	10/2/2013	0.471	Yes	N	U			0.997	0.471	pg/g
JW-BL-306-130919	A5941_11356_PC	PCB-003	10/2/2013	3.12	Yes	Y				0.997	0.453	pg/g
JW-BL-306-130919	A5941_11356_PC	PCB-175	10/2/2013	4.45	Yes	Y				0.997	0.448	pg/g
JW-BL-306-130919	A5941_11356_PC	PCB-005	10/2/2013	0.566	Yes	N	U			0.997	0.566	pg/g
JW-BL-306-130919	A5941_11356_PC	PCB-006	10/2/2013	0.649	Yes	Y	J			0.997	0.572	pg/g
JW-BL-306-130919	A5941_11356_PC	PCB-007	10/2/2013	0.541	Yes	N	U			0.997	0.541	pg/g
JW-BL-306-130919	A5941_11356_PC	PCB-008	10/2/2013	2.45	Yes	Y				0.997	0.55	pg/g
JW-BL-306-130919	A5941_11356_PC	PCB-009	10/2/2013	0.602	Yes	N	U			0.997	0.602	pg/g
JW-BL-306-130919	A5941_11356_PC	PCB-010	10/2/2013	0.385	Yes	N	U			0.997	0.385	pg/g
JW-BL-306-130919	A5941_11356_PC	PCB-139/140	10/2/2013	1.91	Yes	Y	J EMPC	J	23	1.99	0.28	pg/g
JW-BL-306-130919	A5941_11356_PC	PCB-012/013	10/2/2013	0.927	Yes	Y	J C			1.99	0.564	pg/g
JW-BL-306-130919	A5941_11356_PC	PCB-131	10/2/2013	1.25	Yes	Y	EMPC	J	23	0.997	0.326	pg/g
JW-BL-306-130919	A5941_11356_PC	PCB-184	10/2/2013	0.227	Yes	N	U			0.997	0.227	pg/g

Analytical Method		E1668A											
Sample ID	Lab Sample ID	Chemical Name	Anal Date	Result	Mod Res	Report	Detect	Lab Qual	Val Qual	Reason	RL	MDL	Units
JW-BL-306-130919	A5941_11356_PC	PCB-066	10/2/2013	14.8		Yes	Y				0.997	0.526	pg/g
JW-BL-306-130919	A5941_11356_PC	PCB-132	10/2/2013	49.4		Yes	Y				0.997	0.318	pg/g
JW-BL-306-130919	A5941_11356_PC	PCB-187	10/2/2013	234		Yes	Y				0.997	0.395	pg/g
JW-BL-306-130919	A5941_11356_PC	PCB-189	10/2/2013	2.04		Yes	Y				0.997	0.424	pg/g
JW-BL-306-130919	A5941_11356_PC	PCB-190	10/2/2013	19.5		Yes	Y				0.997	0.328	pg/g
JW-BL-306-130919	A5941_11356_PC	PCB-191	10/2/2013	3.33		Yes	Y				0.997	0.337	pg/g
JW-BL-306-130919	A5941_11356_PC	PCB-197	10/2/2013	2.08		Yes	Y				0.997	0.212	pg/g
JW-BL-306-130919	A5941_11356_PC	PCB-196	10/2/2013	43.2		Yes	Y				0.997	0.311	pg/g
JW-BL-306-130919	A5941_11356_PC	PCB-172	10/2/2013	19		Yes	Y				0.997	0.462	pg/g
JW-BL-306-130919	A5941_11356_PC	PCB-185	10/2/2013	17.4		Yes	Y				0.997	0.427	pg/g
JW-BL-306-130919	A5941_11356_PC	PCB-174	10/2/2013	167		Yes	Y				0.997	0.445	pg/g
JW-BL-306-130919	A5941_11356_PC	PCB-183	10/2/2013	67.1		Yes	Y				0.997	0.383	pg/g
JW-BL-306-130919	A5941_11356_PC	PCB-182	10/2/2013	0.381		Yes	N	U			0.997	0.381	pg/g
JW-BL-306-130919	A5941_11356_PC	PCB-181	10/2/2013	0.402		Yes	N	U			0.997	0.402	pg/g
JW-BL-306-130919	A5941_11356_PC	PCB-180/193	10/2/2013	273		Yes	Y	C			1.99	0.374	pg/g
JW-BL-306-130919	A5941_11356_PC	PCB-179	10/2/2013	87.8		Yes	Y				0.997	0.22	pg/g
JW-BL-306-130919	A5941_11356_PC	PCB-178	10/2/2013	35		Yes	Y				0.997	0.304	pg/g
JW-BL-306-130919	A5941_11356_PC	PCB-177	10/2/2013	85.6		Yes	Y				0.997	0.469	pg/g
JW-BL-306-130919	A5941_11356_PC	PCB-176	10/2/2013	15		Yes	Y				0.997	0.202	pg/g
JW-BL-306-130919	A5941_11356_PC	PCB-169	10/2/2013	1.58		Yes	N	U			0.997	1.58	pg/g
JW-BL-306-130919	A5941_11356_PC	PCB-186	10/2/2013	0.217		Yes	N	U			0.997	0.217	pg/g
JW-BL-306-130919	A5941_11356_PC	PCB-055	10/2/2013	0.52		Yes	N	U			0.997	0.52	pg/g
JW-BL-306-130919	A5941_11356_PC	PCB-041	10/2/2013	0.857		Yes	Y	J			0.997	0.524	pg/g
JW-BL-306-130919	A5941_11356_PC	PCB-042	10/2/2013	2.69		Yes	Y				0.997	0.464	pg/g
JW-BL-306-130919	A5941_11356_PC	PCB-043	10/2/2013	0.486		Yes	N	U			0.997	0.486	pg/g

Analytical Method		E1668A										
Sample ID	Lab Sample ID	Chemical Name	Anal Date	Result	Mod Res Report	Detect	Lab Qual	Val Qual	Reason	RL	MDL	Units
JW-BL-306-130919	A5941_11356_PC	PCB-044/047/065	10/2/2013	11.6	Yes	Y	C			2.99	0.414	pg/g
JW-BL-306-130919	A5941_11356_PC	PCB-045	10/2/2013	0.921	Yes	Y	J			0.997	0.509	pg/g
JW-BL-306-130919	A5941_11356_PC	PCB-194	10/2/2013	90.9	Yes	Y				0.997	0.668	pg/g
JW-BL-306-130919	A5941_11356_PC	PCB-049/069	10/2/2013	7.79	Yes	Y	C			1.99	0.367	pg/g
JW-BL-306-130919	A5941_11356_PC	PCB-051	10/2/2013	0.414	Yes	N	U			0.997	0.414	pg/g
JW-BL-306-130919	A5941_11356_PC	PCB-040/071	10/2/2013	4.48	Yes	Y	C			1.99	0.432	pg/g
JW-BL-306-130919	A5941_11356_PC	PCB-054	10/2/2013	0.304	Yes	N	U			0.997	0.304	pg/g
JW-BL-306-130919	A5941_11356_PC	PCB-048	10/2/2013	1.76	Yes	Y				0.997	0.443	pg/g
JW-BL-306-130919	A5941_11356_PC	PCB-056	10/2/2013	6.98	Yes	Y				0.997	0.528	pg/g
JW-BL-306-130919	A5941_11356_PC	PCB-057	10/2/2013	0.51	Yes	N	U			0.997	0.51	pg/g
JW-BL-306-130919	A5941_11356_PC	PCB-058	10/2/2013	0.495	Yes	N	U			0.997	0.495	pg/g
JW-BL-306-130919	A5941_11356_PC	PCB-059/062/075	10/2/2013	1.04	Yes	Y	J C			2.99	0.329	pg/g
JW-BL-306-130919	A5941_11356_PC	PCB-015	10/2/2013	3.21	Yes	Y				0.997	0.508	pg/g
JW-BL-306-130919	A5941_11356_PC	PCB-171/173	10/2/2013	28.1	Yes	Y	C			1.99	0.471	pg/g
JW-BL-306-130919	A5941_11356_PC	PCB-064	10/2/2013	4.59	Yes	Y				0.997	0.305	pg/g
JW-BL-306-130919	A5941_11356_PC	PCB-063	10/2/2013	0.455	Yes	N	U			0.997	0.455	pg/g
JW-BL-306-130919	A5941_11356_PC	PCB-060	10/2/2013	3.78	Yes	Y				0.997	0.516	pg/g
JW-BL-306-130919	A5941_11356_PC	PCB-052	10/2/2013	16	Yes	Y				0.997	0.443	pg/g
JW-BL-306-130919	A5941_11356_PC	PCB-020/028	10/2/2013	8.53	Yes	Y	C			1.99	0.403	pg/g
JW-BL-306-130919	A5941_11356_PC	PCB-016	10/2/2013	1.58	Yes	Y				0.997	0.716	pg/g
JW-BL-306-130919	A5941_11356_PC	PCB-017	10/2/2013	1.67	Yes	Y				0.997	0.529	pg/g
JW-BL-306-130919	A5941_11356_PC	PCB-018/030	10/2/2013	3.46	Yes	Y	C			1.99	0.46	pg/g
JW-BL-306-130919	A5941_11356_PC	PCB-050/053	10/2/2013	1.15	Yes	Y	J C			1.99	0.432	pg/g
JW-BL-306-130919	A5941_11356_PC	PCB-019	10/2/2013	0.586	Yes	N	U			0.997	0.586	pg/g
JW-BL-306-130919	A5941_11356_PC	PCB-039	10/2/2013	0.376	Yes	N	U			0.997	0.376	pg/g

Analytical Method		E1668A										
Sample ID	Lab Sample ID	Chemical Name	Anal Date	Result	Mod Res Report	Detect	Lab Qual	Val Qual	Reason	RL	MDL	Units
JW-BL-306-130919	A5941_11356_PC	PCB-021/033	10/2/2013	3.57	Yes	Y	C			1.99	0.387	pg/g
JW-BL-306-130919	A5941_11356_PC	PCB-022	10/2/2013	2.8	Yes	Y				0.997	0.416	pg/g
JW-BL-306-130919	A5941_11356_PC	PCB-023	10/2/2013	0.386	Yes	N	U			0.997	0.386	pg/g
JW-BL-306-130919	A5941_11356_PC	PCB-024	10/2/2013	0.408	Yes	N	U			0.997	0.408	pg/g
JW-BL-306-130919	A5941_11356_PC	PCB-025	10/2/2013	0.376	Yes	N	U			0.997	0.376	pg/g
JW-BL-306-130919	A5941_11356_PC	PCB-035	10/2/2013	0.446	Yes	N	U			0.997	0.446	pg/g
JW-BL-306-130919	A5941_11356_PC	PCB-195	10/2/2013	36.2	Yes	Y				0.997	0.721	pg/g
JW-BL-306-130919	A5941_11356_PC	PCB-037	10/2/2013	3.9	Yes	Y				0.997	0.396	pg/g
JW-BL-306-130919	A5941_11356_PC	PCB-036	10/2/2013	0.39	Yes	N	U			0.997	0.39	pg/g
JW-BL-306-130919	A5941_11356_PC	PCB-038	10/2/2013	0.419	Yes	N	U			0.997	0.419	pg/g
JW-BL-306-130919	A5941_11356_PC	PCB-034	10/2/2013	0.398	Yes	N	U			0.997	0.398	pg/g
JW-BL-306-130919	A5941_11356_PC	PCB-032	10/2/2013	1.24	Yes	Y				0.997	0.37	pg/g
JW-BL-306-130919	A5941_11356_PC	PCB-031	10/2/2013	7.16	Yes	Y				0.997	0.373	pg/g
JW-BL-306-130919	A5941_11356_PC	PCB-027	10/2/2013	0.402	Yes	N	U			0.997	0.402	pg/g
JW-BL-307-130919	A5941_11356_PC	PCB-068	10/2/2013	0.55	Yes	N	U			1	0.55	pg/g
JW-BL-307-130919	A5941_11356_PC	PCB-072	10/2/2013	0.662	Yes	N	U			1	0.662	pg/g
JW-BL-307-130919	A5941_11356_PC	PCB-060	10/2/2013	3.04	Yes	Y				1	0.62	pg/g
JW-BL-307-130919	A5941_11356_PC	PCB-066	10/2/2013	13.4	Yes	Y				1	0.632	pg/g
JW-BL-307-130919	A5941_11356_PC	PCB-064	10/2/2013	4.16	Yes	Y				1	0.31	pg/g
JW-BL-307-130919	A5941_11356_PC	PCB-063	10/2/2013	0.547	Yes	N	U			1	0.547	pg/g
JW-BL-307-130919	A5941_11356_PC	PCB-050/053	10/2/2013	1.49	Yes	Y	J C			2	0.438	pg/g
JW-BL-307-130919	A5941_11356_PC	PCB-067	10/2/2013	0.565	Yes	N	U			1	0.565	pg/g
JW-BL-307-130919	A5941_11356_PC	PCB-059/062/075	10/2/2013	0.487	Yes	Y	J C			3	0.334	pg/g
JW-BL-307-130919	A5941_11356_PC	PCB-058	10/2/2013	0.594	Yes	N	U			1	0.594	pg/g
JW-BL-307-130919	A5941_11356_PC	PCB-057	10/2/2013	0.613	Yes	N	U			1	0.613	pg/g

Analytical Method		E1668A											
Sample ID	Lab Sample ID	Chemical Name	Anal Date	Result	Mod Res	Report	Detect	Lab Qual	Val Qual	Reason	RL	MDL	Units
JW-BL-307-130919	A5941_11356_PC	PCB-051	10/2/2013	0.42	Yes	N	U				1	0.42	pg/g
JW-BL-307-130919	A5941_11356_PC	PCB-055	10/2/2013	0.625	Yes	N	U				1	0.625	pg/g
JW-BL-307-130919	A5941_11356_PC	PCB-054	10/2/2013	0.288	Yes	N	U				1	0.288	pg/g
JW-BL-307-130919	A5941_11356_PC	PCB-052	10/2/2013	45.4	Yes	Y					1	0.449	pg/g
JW-BL-307-130919	A5941_11356_PC	PCB-102	10/2/2013	1.39	Yes	Y					1	0.636	pg/g
JW-BL-307-130919	A5941_11356_PC	PCB-073	10/2/2013	0.357	Yes	N	U				1	0.357	pg/g
JW-BL-307-130919	A5941_11356_PC	PCB-056	10/2/2013	6.07	Yes	Y					1	0.634	pg/g
JW-BL-307-130919	A5941_11356_PC	PCB-088	10/2/2013	0.793	Yes	N	U				1	0.793	pg/g
JW-BL-307-130919	A5941_11356_PC	PCB-049/069	10/2/2013	7.07	Yes	Y	C				2	0.373	pg/g
JW-BL-307-130919	A5941_11356_PC	PCB-099	10/2/2013	39	Yes	Y					1	0.696	pg/g
JW-BL-307-130919	A5941_11356_PC	PCB-096	10/2/2013	0.245	Yes	N	U				1	0.245	pg/g
JW-BL-307-130919	A5941_11356_PC	PCB-095	10/2/2013	377	Yes	Y					1	0.732	pg/g
JW-BL-307-130919	A5941_11356_PC	PCB-094	10/2/2013	0.789	Yes	N	U				1	0.789	pg/g
JW-BL-307-130919	A5941_11356_PC	PCB-093/100	10/2/2013	0.722	Yes	N	C U				2	0.722	pg/g
JW-BL-307-130919	A5941_11356_PC	PCB-092	10/2/2013	67.7	Yes	Y					1	0.743	pg/g
JW-BL-307-130919	A5941_11356_PC	PCB-091	10/2/2013	6.6	Yes	Y					1	0.629	pg/g
JW-BL-307-130919	A5941_11356_PC	PCB-098	10/2/2013	0.8	Yes	N	U				1	0.8	pg/g
JW-BL-307-130919	A5941_11356_PC	PCB-089	10/2/2013	0.783	Yes	N	U				1	0.783	pg/g
JW-BL-307-130919	A5941_11356_PC	PCB-077	10/2/2013	3.18	Yes	Y					1	0.628	pg/g
JW-BL-307-130919	A5941_11356_PC	PCB-085/116	10/2/2013	14.2	Yes	Y	C				2	0.669	pg/g
JW-BL-307-130919	A5941_11356_PC	PCB-084	10/2/2013	33.7	Yes	Y					1	0.847	pg/g
JW-BL-307-130919	A5941_11356_PC	PCB-083	10/2/2013	6.06	Yes	Y					1	0.841	pg/g
JW-BL-307-130919	A5941_11356_PC	PCB-082	10/2/2013	6.66	Yes	Y					1	0.869	pg/g
JW-BL-307-130919	A5941_11356_PC	PCB-081	10/2/2013	0.608	Yes	N	U				1	0.608	pg/g
JW-BL-307-130919	A5941_11356_PC	PCB-080	10/2/2013	0.531	Yes	N	U				1	0.531	pg/g

Analytical Method		E1668A										
Sample ID	Lab Sample ID	Chemical Name	Anal Date	Result	Mod Res Report	Detect	Lab Qual	Val Qual	Reason	RL	MDL	Units
JW-BL-307-130919	A5941_11356_PC	PCB-079	10/2/2013	0.543	Yes	N	U			1	0.543	pg/g
JW-BL-307-130919	A5941_11356_PC	PCB-078	10/2/2013	0.676	Yes	N	U			1	0.676	pg/g
JW-BL-307-130919	A5941_11356_PC	PCB-090/101/113	10/2/2013	416	Yes	Y	C			3	0.625	pg/g
JW-BL-307-130919	A5941_11356_PC	PCB-008	10/2/2013	4.85	Yes	Y				1	0.516	pg/g
JW-BL-307-130919	A5941_11356_PC	PCB-020/028	10/2/2013	7.52	Yes	Y	C			2	0.418	pg/g
JW-BL-307-130919	A5941_11356_PC	PCB-019	10/2/2013	0.659	Yes	N	U			1	0.659	pg/g
JW-BL-307-130919	A5941_11356_PC	PCB-018/030	10/2/2013	2.94	Yes	Y	C			2	0.518	pg/g
JW-BL-307-130919	A5941_11356_PC	PCB-017	10/2/2013	1.5	Yes	Y				1	0.595	pg/g
JW-BL-307-130919	A5941_11356_PC	PCB-016	10/2/2013	1.71	Yes	Y				1	0.805	pg/g
JW-BL-307-130919	A5941_11356_PC	PCB-015	10/2/2013	3.46	Yes	Y				1	0.476	pg/g
JW-BL-307-130919	A5941_11356_PC	PCB-014	10/2/2013	0.442	Yes	N	U			1	0.442	pg/g
JW-BL-307-130919	A5941_11356_PC	PCB-012/013	10/2/2013	1.07	Yes	Y	J C			2	0.529	pg/g
JW-BL-307-130919	A5941_11356_PC	PCB-002	10/2/2013	2.27	Yes	Y				1	0.39	pg/g
JW-BL-307-130919	A5941_11356_PC	PCB-009	10/2/2013	0.813	Yes	Y	J			1	0.565	pg/g
JW-BL-307-130919	A5941_11356_PC	PCB-023	10/2/2013	0.4	Yes	N	U			1	0.4	pg/g
JW-BL-307-130919	A5941_11356_PC	PCB-007	10/2/2013	0.507	Yes	N	U			1	0.507	pg/g
JW-BL-307-130919	A5941_11356_PC	PCB-006	10/2/2013	1.32	Yes	Y				1	0.536	pg/g
JW-BL-307-130919	A5941_11356_PC	PCB-005	10/2/2013	0.53	Yes	N	U			1	0.53	pg/g
JW-BL-307-130919	A5941_11356_PC	PCB-004	10/2/2013	1.02	Yes	Y				1	0.745	pg/g
JW-BL-307-130919	A5941_11356_PC	PCB-003	10/2/2013	23.3	Yes	Y				1	0.373	pg/g
JW-BL-307-130919	A5941_11356_PC	PCB-103	10/2/2013	0.674	Yes	N	U			1	0.674	pg/g
JW-BL-307-130919	A5941_11356_PC	PCB-001	10/2/2013	11.5	Yes	Y				1	0.392	pg/g
JW-BL-307-130919	A5941_11356_PC	PCB-153/168	10/2/2013	990	Yes	Y	C			2	0.213	pg/g
JW-BL-307-130919	A5941_11356_PC	PCB-010	10/2/2013	0.479	Yes	N	U			1	0.479	pg/g
JW-BL-307-130919	A5941_11356_PC	PCB-036	10/2/2013	0.404	Yes	N	U			1	0.404	pg/g

Analytical Method		E1668A										
Sample ID	Lab Sample ID	Chemical Name	Anal Date	Result	Mod Res Report	Detect	Lab Qual	Val Qual	Reason	RL	MDL	Units
JW-BL-307-130919	A5941_11356_PC	PCB-046	10/2/2013	0.526	Yes	N	U			1	0.526	pg/g
JW-BL-307-130919	A5941_11356_PC	PCB-045	10/2/2013	1.37	Yes	Y				1	0.517	pg/g
JW-BL-307-130919	A5941_11356_PC	PCB-044/047/065	10/2/2013	10.9	Yes	Y	C			3	0.42	pg/g
JW-BL-307-130919	A5941_11356_PC	PCB-043	10/2/2013	0.493	Yes	N	U			1	0.493	pg/g
JW-BL-307-130919	A5941_11356_PC	PCB-042	10/2/2013	2.02	Yes	Y				1	0.471	pg/g
JW-BL-307-130919	A5941_11356_PC	PCB-041	10/2/2013	0.532	Yes	N	U			1	0.532	pg/g
JW-BL-307-130919	A5941_11356_PC	PCB-040/071	10/2/2013	3.56	Yes	Y	C			2	0.439	pg/g
JW-BL-307-130919	A5941_11356_PC	PCB-039	10/2/2013	0.39	Yes	N	U			1	0.39	pg/g
JW-BL-307-130919	A5941_11356_PC	PCB-021/033	10/2/2013	2.67	Yes	Y	C			2	0.401	pg/g
JW-BL-307-130919	A5941_11356_PC	PCB-037	10/2/2013	3.56	Yes	Y				1	0.41	pg/g
JW-BL-307-130919	A5941_11356_PC	PCB-022	10/2/2013	1.98	Yes	Y				1	0.431	pg/g
JW-BL-307-130919	A5941_11356_PC	PCB-035	10/2/2013	0.462	Yes	N	U			1	0.462	pg/g
JW-BL-307-130919	A5941_11356_PC	PCB-034	10/2/2013	0.412	Yes	N	U			1	0.412	pg/g
JW-BL-307-130919	A5941_11356_PC	PCB-032	10/2/2013	1.11	Yes	Y				1	0.416	pg/g
JW-BL-307-130919	A5941_11356_PC	PCB-031	10/2/2013	5.49	Yes	Y				1	0.386	pg/g
JW-BL-307-130919	A5941_11356_PC	PCB-027	10/2/2013	0.452	Yes	N	U			1	0.452	pg/g
JW-BL-307-130919	A5941_11356_PC	PCB-026/029	10/2/2013	0.804	Yes	Y	J C			2	0.407	pg/g
JW-BL-307-130919	A5941_11356_PC	PCB-025	10/2/2013	0.39	Yes	N	U			1	0.39	pg/g
JW-BL-307-130919	A5941_11356_PC	PCB-024	10/2/2013	0.459	Yes	N	U			1	0.459	pg/g
JW-BL-307-130919	A5941_11356_PC	PCB-048	10/2/2013	1.17	Yes	Y				1	0.449	pg/g
JW-BL-307-130919	A5941_11356_PC	PCB-038	10/2/2013	0.434	Yes	N	U			1	0.434	pg/g
JW-BL-307-130919	A5941_11356_PC	PCB-178	10/2/2013	75.1	Yes	Y				1	0.289	pg/g
JW-BL-307-130919	A5941_11356_PC	PCB-188	10/2/2013	0.201	Yes	N	U			1	0.201	pg/g
JW-BL-307-130919	A5941_11356_PC	PCB-187	10/2/2013	376	Yes	Y				1	0.695	pg/g
JW-BL-307-130919	A5941_11356_PC	PCB-186	10/2/2013	0.207	Yes	N	U			1	0.207	pg/g

Analytical Method		E1668A										
Sample ID	Lab Sample ID	Chemical Name	Anal Date	Result	Mod Res Report	Detect	Lab Qual	Val Qual	Reason	RL	MDL	Units
JW-BL-307-130919	A5941_11356_PC	PCB-185	10/2/2013	31.2	Yes	Y				1	0.75	pg/g
JW-BL-307-130919	A5941_11356_PC	PCB-184	10/2/2013	0.216	Yes	N	U			1	0.216	pg/g
JW-BL-307-130919	A5941_11356_PC	PCB-183	10/2/2013	205	Yes	Y				1	0.673	pg/g
JW-BL-307-130919	A5941_11356_PC	PCB-182	10/2/2013	0.669	Yes	N	U			1	0.669	pg/g
JW-BL-307-130919	A5941_11356_PC	PCB-181	10/2/2013	2.93	Yes	Y				1	0.707	pg/g
JW-BL-307-130919	A5941_11356_PC	PCB-165	10/2/2013	0.235	Yes	N	U			1	0.235	pg/g
JW-BL-307-130919	A5941_11356_PC	PCB-179	10/2/2013	145	Yes	Y				1	0.21	pg/g
JW-BL-307-130919	A5941_11356_PC	PCB-191	10/2/2013	18.3	Yes	Y				1	0.592	pg/g
JW-BL-307-130919	A5941_11356_PC	PCB-177	10/2/2013	229	Yes	Y				1	0.825	pg/g
JW-BL-307-130919	A5941_11356_PC	PCB-176	10/2/2013	46.1	Yes	Y				1	0.193	pg/g
JW-BL-307-130919	A5941_11356_PC	PCB-175	10/2/2013	19.6	Yes	Y				1	0.787	pg/g
JW-BL-307-130919	A5941_11356_PC	PCB-174	10/2/2013	391	Yes	Y				1	0.782	pg/g
JW-BL-307-130919	A5941_11356_PC	PCB-172	10/2/2013	70.8	Yes	Y				1	0.811	pg/g
JW-BL-307-130919	A5941_11356_PC	PCB-171/173	10/2/2013	128	Yes	Y	C			2	0.828	pg/g
JW-BL-307-130919	A5941_11356_PC	PCB-170	10/2/2013	412	Yes	Y				1	0.941	pg/g
JW-BL-307-130919	A5941_11356_PC	PCB-169	10/2/2013	1.68	Yes	N	U			1	1.68	pg/g
JW-BL-307-130919	A5941_11356_PC	PCB-150	10/2/2013	0.224	Yes	N	U			1	0.224	pg/g
JW-BL-307-130919	A5941_11356_PC	PCB-180/193	10/2/2013	752	Yes	Y	C			2	0.658	pg/g
JW-BL-307-130919	A5941_11356_PC	PCB-202	10/2/2013	18.2	Yes	Y				1	0.374	pg/g
JW-BL-307-130919	A5941_11356_PC	PCB-154	10/2/2013	2.55	Yes	Y	EMPC	J	23	1	0.247	pg/g
JW-BL-307-130919	A5941_11356_PC	PCB-123	10/2/2013	1.69	Yes	Y	EMPC	J	23	1	0.505	pg/g
JW-BL-307-130919	A5941_11356_PC	PCB-086/087/097/108/119/125	10/2/2013	109	Yes	Y	C			6	0.629	pg/g
JW-BL-307-130919	A5941_11356_PC	PCB-061/070/074/076	10/2/2013	27.6	Yes	Y	C			4	0.595	pg/g
JW-BL-307-130919	A5941_11356_PC	PCB-209	10/2/2013	9.87	Yes	Y				1	0.537	pg/g
JW-BL-307-130919	A5941_11356_PC	PCB-208	10/2/2013	5.54	Yes	Y				1	0.455	pg/g

Analytical Method		E1668A											
Sample ID	Lab Sample ID	Chemical Name	Anal Date	Result	Mod Res	Report	Detect	Lab Qual	Val Qual	Reason	RL	MDL	Units
JW-BL-307-130919	A5941_11356_PC	PCB-207	10/2/2013	2.21	Yes	Y					1	0.458	pg/g
JW-BL-307-130919	A5941_11356_PC	PCB-206	10/2/2013	19.7	Yes	Y					1	0.688	pg/g
JW-BL-307-130919	A5941_11356_PC	PCB-205	10/2/2013	5.74	Yes	Y					1	0.614	pg/g
JW-BL-307-130919	A5941_11356_PC	PCB-189	10/2/2013	15.3	Yes	Y					1	0.41	pg/g
JW-BL-307-130919	A5941_11356_PC	PCB-203	10/2/2013	61.1	Yes	Y					1	0.453	pg/g
JW-BL-307-130919	A5941_11356_PC	PCB-190	10/2/2013	70.8	Yes	Y					1	0.7	pg/g
JW-BL-307-130919	A5941_11356_PC	PCB-201	10/2/2013	12.9	Yes	Y					1	0.333	pg/g
JW-BL-307-130919	A5941_11356_PC	PCB-200	10/2/2013	13.6	Yes	Y					1	0.365	pg/g
JW-BL-307-130919	A5941_11356_PC	PCB-198/199	10/2/2013	104	Yes	Y	C				2	0.486	pg/g
JW-BL-307-130919	A5941_11356_PC	PCB-197	10/2/2013	4.03	Yes	Y					1	0.321	pg/g
JW-BL-307-130919	A5941_11356_PC	PCB-196	10/2/2013	53.6	Yes	Y					1	0.471	pg/g
JW-BL-307-130919	A5941_11356_PC	PCB-195	10/2/2013	50.1	Yes	Y					1	0.83	pg/g
JW-BL-307-130919	A5941_11356_PC	PCB-194	10/2/2013	106	Yes	Y					1	0.769	pg/g
JW-BL-307-130919	A5941_11356_PC	PCB-192	10/2/2013	0.62	Yes	N	U				1	0.62	pg/g
JW-BL-307-130919	A5941_11356_PC	PCB-164	10/2/2013	105	Yes	Y					1	0.22	pg/g
JW-BL-307-130919	A5941_11356_PC	PCB-204	10/2/2013	0.358	Yes	N	U				1	0.358	pg/g
JW-BL-307-130919	A5941_11356_PC	PCB-117	10/2/2013	0.543	Yes	N	U				1	0.543	pg/g
JW-BL-307-130919	A5941_11356_PC	PCB-167	10/2/2013	36.4	Yes	Y					1	0.598	pg/g
JW-BL-307-130919	A5941_11356_PC	PCB-131	10/2/2013	9.57	Yes	Y					1	0.311	pg/g
JW-BL-307-130919	A5941_11356_PC	PCB-130	10/2/2013	54.9	Yes	Y					1	0.316	pg/g
JW-BL-307-130919	A5941_11356_PC	PCB-129/138/163	10/2/2013	1200	Yes	Y	C				3	0.265	pg/g
JW-BL-307-130919	A5941_11356_PC	PCB-128/166	10/2/2013	115	Yes	Y	C				2	0.771	pg/g
JW-BL-307-130919	A5941_11356_PC	PCB-127	10/2/2013	0.561	Yes	N	U				1	0.561	pg/g
JW-BL-307-130919	A5941_11356_PC	PCB-126	10/2/2013	0.603	Yes	N	U				1	0.603	pg/g
JW-BL-307-130919	A5941_11356_PC	PCB-122	10/2/2013	1.14	Yes	Y					1	0.601	pg/g

Analytical Method		E1668A										
Sample ID	Lab Sample ID	Chemical Name	Anal Date	Result	Mod Res Report	Detect	Lab Qual	Val Qual	Reason	RL	MDL	Units
JW-BL-307-130919	A5941_11356_PC	PCB-121	10/2/2013	0.509	Yes	N	U			1	0.509	pg/g
JW-BL-307-130919	A5941_11356_PC	PCB-133	10/2/2013	15.5	Yes	Y				1	0.289	pg/g
JW-BL-307-130919	A5941_11356_PC	PCB-118	10/2/2013	145	Yes	Y				1	0.512	pg/g
JW-BL-307-130919	A5941_11356_PC	PCB-134	10/2/2013	66.6	Yes	Y				1	0.364	pg/g
JW-BL-307-130919	A5941_11356_PC	PCB-115	10/2/2013	0.562	Yes	N	U			1	0.562	pg/g
JW-BL-307-130919	A5941_11356_PC	PCB-114	10/2/2013	1.61	Yes	Y				1	0.501	pg/g
JW-BL-307-130919	A5941_11356_PC	PCB-112	10/2/2013	0.546	Yes	N	U			1	0.546	pg/g
JW-BL-307-130919	A5941_11356_PC	PCB-111	10/2/2013	0.507	Yes	N	U			1	0.507	pg/g
JW-BL-307-130919	A5941_11356_PC	PCB-110	10/2/2013	264	Yes	Y				1	0.538	pg/g
JW-BL-307-130919	A5941_11356_PC	PCB-109	10/2/2013	5.73	Yes	Y				1	0.495	pg/g
JW-BL-307-130919	A5941_11356_PC	PCB-107/124	10/2/2013	5.51	Yes	Y	C			2	0.571	pg/g
JW-BL-307-130919	A5941_11356_PC	PCB-106	10/2/2013	0.541	Yes	N	U			1	0.541	pg/g
JW-BL-307-130919	A5941_11356_PC	PCB-105	10/2/2013	38.9	Yes	Y				1	0.561	pg/g
JW-BL-307-130919	A5941_11356_PC	PCB-120	10/2/2013	0.509	Yes	N	U			1	0.509	pg/g
JW-BL-307-130919	A5941_11356_PC	PCB-146	10/2/2013	162	Yes	Y				1	0.259	pg/g
JW-BL-307-130919	A5941_11356_PC	PCB-162	10/2/2013	2.32	Yes	Y				1	0.648	pg/g
JW-BL-307-130919	A5941_11356_PC	PCB-161	10/2/2013	0.208	Yes	N	U			1	0.208	pg/g
JW-BL-307-130919	A5941_11356_PC	PCB-160	10/2/2013	0.236	Yes	N	U			1	0.236	pg/g
JW-BL-307-130919	A5941_11356_PC	PCB-159	10/2/2013	17.2	Yes	Y				1	0.647	pg/g
JW-BL-307-130919	A5941_11356_PC	PCB-158	10/2/2013	109	Yes	Y				1	0.205	pg/g
JW-BL-307-130919	A5941_11356_PC	PCB-156/157	10/2/2013	91	Yes	Y	C			2	0.958	pg/g
JW-BL-307-130919	A5941_11356_PC	PCB-155	10/2/2013	0.203	Yes	N	U			1	0.203	pg/g
JW-BL-307-130919	A5941_11356_PC	PCB-011	10/2/2013	5.34	Yes	N	B	U	7	1	0.533	pg/g
JW-BL-307-130919	A5941_11356_PC	PCB-152	10/2/2013	0.224	Yes	N	U			1	0.224	pg/g
JW-BL-307-130919	A5941_11356_PC	PCB-132	10/2/2013	377	Yes	Y				1	0.303	pg/g

SDG: A5941

Analytical Method		E1668A										
Sample ID	Lab Sample ID	Chemical Name	Anal Date	Result	Mod Res Report	Detect	Lab Qual	Val Qual	Reason	RL	MDL	Units
JW-BL-307-130919	A5941_11356_PC	PCB-147/149	10/2/2013	1010	Yes	Y	C			2	0.268	pg/g
JW-BL-307-130919	A5941_11356_PC	PCB-104	10/2/2013	0.213	Yes	N	U			1	0.213	pg/g
JW-BL-307-130919	A5941_11356_PC	PCB-145	10/2/2013	0.239	Yes	N	U			1	0.239	pg/g
JW-BL-307-130919	A5941_11356_PC	PCB-144	10/2/2013	68.7	Yes	Y				1	0.273	pg/g
JW-BL-307-130919	A5941_11356_PC	PCB-143	10/2/2013	0.267	Yes	N	U			1	0.267	pg/g
JW-BL-307-130919	A5941_11356_PC	PCB-142	10/2/2013	0.309	Yes	N	U			1	0.309	pg/g
JW-BL-307-130919	A5941_11356_PC	PCB-141	10/2/2013	299	Yes	Y				1	0.275	pg/g
JW-BL-307-130919	A5941_11356_PC	PCB-139/140	10/2/2013	3.78	Yes	Y	C			2	0.267	pg/g
JW-BL-307-130919	A5941_11356_PC	PCB-137	10/2/2013	0.257	Yes	N	U			1	0.257	pg/g
JW-BL-307-130919	A5941_11356_PC	PCB-136	10/2/2013	189	Yes	Y				1	0.249	pg/g
JW-BL-307-130919	A5941_11356_PC	PCB-135/151	10/2/2013	484	Yes	Y	C			2	0.283	pg/g
JW-BL-307-130919	A5941_11356_PC	PCB-148	10/2/2013	0.275	Yes	N	U			1	0.275	pg/g

**Laboratory Data Consultants, Inc.
Data Validation Report**

Project/Site Name: Jeld-Wen Maulsby Marsh
Collection Date: September 19, 2013
LDC Report Date: November 11, 2013
Matrix: Water
Parameters: Polychlorinated Biphenyls as Congeners
Validation Level: Stage 2B
Laboratory: SGS Analytical Perspectives
Sample Delivery Group (SDG): A5942

Sample Identification

JW-RB-130913

Introduction

This data review covers one water sample listed on the cover sheet including dilutions and reanalysis as applicable. The analyses were per EPA Method 1668A for Polychlorinated Biphenyl as Congeners.

This review follows USEPA Contract Laboratory Program (CLP) National Functional Guidelines for Chlorinated Dibenzo-p-Dioxins (CDDs) and Chlorinated Dibenzofurans (CDFs) Data Review (September 2011).

A qualification summary table is provided at the end of this report if data has been qualified. Flags are classified as P (protocol) or A (advisory) to indicate whether the flag is due to a laboratory deviation from a specified protocol or is of technical advisory nature.

Raw data were not reviewed for this SDG. The review was based on QC data.

The following are definitions of the data qualifiers:

- U Indicates the compound or analyte was analyzed for but not detected at or above the stated limit.
- J Indicates an estimated value.
- R Quality control indicates the data is not usable.
- NJ Presumptive evidence of the presence of the compound at an estimated quantity.
- UJ Indicates the compound or analyte was analyzed for but not detected. The sample detection limit is an estimated value.
- A Indicates the finding is based upon technical validation criteria.
- P Indicates the finding is related to a protocol/contractual deviation.
- None Indicates the data was not significantly impacted by the finding, therefore qualification was not required.

I. Technical Holding Times

All technical holding time requirements were met.

The chain-of-custodies were reviewed for documentation of cooler temperatures. All cooler temperatures met validation criteria.

II. HRGC/HRMS Instrument Performance Check

Instrument performance was checked at the required daily frequency.

Retention time windows were established for all congeners. The chromatographic resolution between the congeners PCB-23 and PCB-34 and congeners PCB-182 and PCB-187 was resolved with a valley of less than or equal to 40%.

III. Initial Calibration

A five point initial calibration was performed at the required daily frequency.

Percent relative standard deviations (%RSD) were less than or equal to 20.0% % for all compounds.

The ion abundance ratios for all compounds were within validation criteria with the following exceptions:

Date	Compound	Ion Abundance Ratio (Limits)	Associated Samples	Affected Compound	Flag	A or P
9/11/13	PCB-4 to PCB-15	0.00 (1.33-1.79)	All samples in SDG A5942	PCB-4 PCB-5 PCB-6 PCB-7 PCB-8 PCB-9 PCB-10 PCB-11 PCB-12/13 PCB-14 PCB-15	J (all detects) UJ (all non-detects)	P

IV. Continuing Calibration

Continuing calibration was performed at the required frequencies.

All of the continuing calibration percent differences (%D) between the initial calibration RRF and the routine calibration RRF were less than or equal to 30.0% for unlabeled compounds and less than or equal to 50.0% for labeled compounds.

The ion abundance ratios for all compounds were within validation criteria.

V. Blanks

Method blanks were reviewed for each matrix as applicable. No polychlorinated biphenyls as congeners contaminants were found in the method blanks with the following exceptions:

Method Blank ID	Extraction Date	Compound	Concentration	Associated Samples
MB1_11361	9/27/13	PCB-118	0.477 pg/L	All samples in SDG A5942
		PCB-1	1.42 pg/L	
		PCB-2	1.03 pg/L	
		PCB-3	1.51 pg/L	
		PCB-8	1.17 pg/L	
		PCB-11	31.8 pg/L	
		PCB-15	0.614 pg/L	
		PCB-30/18	1.21 pg/L	
		PCB-31	1.16 pg/L	
		PCB-28/20	1.57 pg/L	
		PCB-21/33	1.33 pg/L	
		PCB-22	0.519 pg/L	
		PCB-35	1.16 pg/L	
		PCB-37	0.474 pg/L	
		PCB-51	13.8 pg/L	
		PCB-52	1.26 pg/L	
		PCB-69/49	0.701 pg/L	
		PCB-44/47/65	2.11 pg/L	
		PCB-68	6.75 pg/L	
		PCB-61/70/74/76	1.24 pg/L	
		PCB-66	0.51 pg/L	
PCB-95	0.91 pg/L			
PCB-113/90/101	0.958 pg/L			
PCB-110	0.941 pg/L			
PCB-147/149	1.11 pg/L			
PCB-153/168	1.33 pg/L			
PCB-163/138/129	1.43 pg/L			
PCB-187	0.845 pg/L			
PCB-174	0.567 pg/L			
PCB-180/193	1.46 pg/L			
PCB-170	0.63 pg/L			
PCB-209	0.874 pg/L			

Sample concentrations were compared to concentrations detected in the method blanks. The sample concentrations were either not detected or were significantly greater (>5X blank contaminants) than the concentrations found in the associated method blanks with the following exceptions:

Sample	Compound	Reported Concentration	Modified Final Concentration
JW-RB-130913	PCB-11	11.8 pg/L	11.8U pg/L
	PCB-28/20	1.59 pg/L	1.59U pg/L
	PCB-52	2.31 pg/L	2.31U pg/L
	PCB-61/70/74/76	3.09 pg/L	3.09U pg/L
	PCB-66	0.929 pg/L	0.929U pg/L
	PCB-95	2.93 pg/L	2.93U pg/L
	PCB-113/90/101	3.97 pg/L	3.97U pg/L
	PCB-153/168	6.39 pg/L	6.39U pg/L
	PCB-170	3.07 pg/L	3.07U pg/L
	PCB-209	1.22 pg/L	1.22U pg/L

VI. Matrix Spike/Matrix Spike Duplicates

The laboratory has indicated that there were no matrix spike (MS) and matrix spike duplicate (MSD) analyses specified for the samples in this SDG, and therefore matrix spike and matrix spike duplicate analyses were not performed for this SDG.

VII. Ongoing Precision Recovery (OPR)

Ongoing precision recovery samples were reviewed for each matrix as applicable. Percent recoveries (%R) were within QC limits.

VIII. Regional Quality Assurance and Quality Control

Not applicable.

IX. Internal Standards

All internal standard recoveries (%R) were within QC limits with the following exceptions:

Sample	Internal Standards	%R (Limits)	Compound	Flag	A or P
JW-RB-130913	¹³ C PCB-1 ¹³ C PCB-4	8.45 (25-150) 21.8 (25-150)	PCB-1 PCB-4 PCB-10	J (all detects) UJ (all non-detects)	P

X. Target Compound Identification

Raw data were not reviewed for this SDG.

XI. Compound Quantitation

All compound quantitations were within validation criteria with the following exceptions:

Sample	Compound	Flag	A or P
All samples in SDG A5942	All compounds reported as estimated maximum possible concentration (EMPC).	J (all detects)	A

XII. System Performance

Raw data were not reviewed for this SDG.

XIII. Overall Assessment of Data

The analysis was conducted within all specifications of the method. No results were rejected in this SDG.

Due to ion abundance ratio, internal standard, and compound quantitation problems, data were qualified as estimated in one sample.

Due to method blank contamination problems, data were qualified as nondetected in one sample.

The quality control criteria reviewed, other than those discussed above, were met and are considered acceptable. Sample results that were found to be estimated (J) are usable for limited purposes only. Based upon the Stage 2B data validation all other results are considered valid and usable for all purposes.

Data flags are summarized at the end of this report if data has been qualified.

XIV. Field Duplicates

No field duplicates were identified in this SDG.

XV. Field Blanks

Sample JW-RB-130913 was identified as a rinse blank. No polychlorinated biphenyls as congener contaminants were found with the following exceptions:

Blank ID	Compound	Concentration (pg/L)
JW-RB-130913	PCB-105	1.72
	PCB-118	3.29
	PCB-11	11.8
	PCB-28/20	1.59
	PCB-52	2.31
	PCB-61/70/74/76	3.09
	PCB-66	0.929
	PCB-95	2.93
	PCB-113/90/101	3.97
	PCB-110	6.07
	PCB-151/135	2.41
	PCB-147/149	6.33
	PCB-132	1.73
	PCB-153/168	6.39
	PCB-141	1.32
	PCB-163/138/129	7.5
	PCB-179	1.29
	PCB-187	4.58
	PCB-183	1.88
	PCB-174	4.04
	PCB-177	1.49
	PCB-180/193	8.63
	PCB-170	3.07
PCB-198/199	2.57	
PCB-196	2.04	
PCB-203	2.38	
PCB-194	2.94	
PCB-209	1.22	

**Jeld-Wen Maulsby Marsh
Polychlorinated Biphenyls as Congeners - Data Qualification Summary - SDG A5942**

SDG	Sample	Compound	Flag	A or P	Reason
A5942	JW-RB-130913	PCB-4 PCB-5 PCB-6 PCB-7 PCB-8 PCB-9 PCB-10 PCB-11 PCB-12/13 PCB-14 PCB-15	J (all detects) UJ (all non-detects)	P	Initial calibration (ion abundance ratio)
A5942	JW-RB-130913	PCB-1 PCB-4 PCB-10	J (all detects) UJ (all non-detects)	P	Internal standards (%R)
A5942	JW-RB-130913	All compounds reported as estimated maximum possible concentration (EMPC).	J (all detects)	A	Compound quantitation

**Jeld-Wen Maulsby Marsh
Polychlorinated Biphenyls as Congeners - Laboratory Blank Data Qualification Summary - SDG A5942**

SDG	Sample	Compound	Modified Final Concentration	A or P
A5942	JW-RB-130913	PCB-11 PCB-28/20 PCB-52 PCB-61/70/74/76 PCB-66 PCB-95 PCB-113/90/101 PCB-153/168 PCB-170 PCB-209	11.8U pg/L 1.59U pg/L 2.31U pg/L 3.09U pg/L 0.929U pg/L 2.93U pg/L 3.97U pg/L 6.39U pg/L 3.07U pg/L 1.22U pg/L	A

LDC #: 30665B31

VALIDATION COMPLETENESS WORKSHEET

Date: 11-8-13

SDG #: A5942

Stage 2B

Page: 1 of 1

Laboratory: ~~SGS Environmental Services, Inc.~~

SGS Analytical Perspectives

Reviewer: *JM*

2nd Reviewer: *W*

METHOD: HRGC/HRMS Polychlorinated Biphenyl Congeners (EPA Method 1668A)

The samples listed below were reviewed for each of the following validation areas. Validation findings are noted in attached validation findings worksheets.

	Validation Area		Comments
I.	Technical holding times	A	Sampling dates: 9/19/13
II.	GC/MS Instrument performance check	A	
III.	Initial calibration	SW	≤ 20
IV.	Routine calibration/ CV	A	≤ 30/50
V.	Blanks	SW	
VI.	Matrix spike/Matrix spike duplicates	N	client
VII.	Laboratory control samples	A	OPR
VIII.	Regional quality assurance and quality control	N	
IX.	Internal standards	SW	
X.	Target compound identifications	N	
XI.	Compound quantitation/RL/LOQ/LODs	SW	
XII.	System performance	N	
XIII.	Overall assessment of data	A	
XIV.	Field duplicates	N	
XV.	Field blanks	SW	RB=1

Note: A = Acceptable
 N = Not provided/applicable
 SW = See worksheet

ND = No compounds detected
 R = Rinsate
 FB = Field blank

D = Duplicate
 TB = Trip blank
 EB = Equipment blank

Validated Samples: *Water*

1	JW-RB-130913	11		21		31	
2		12		22		32	
3		13		23		33	
4		14		24		34	
5		15		25		35	
6		16		26		36	
7		17		27		37	
8		18		28		38	
9		19		29		39	
10		20	MBI-11361	30		40	

VALIDATION FINDINGS WORKSHEET

Initial Calibration

METHOD: HRGC/HRMS Polychlorinated Biphenyls (EPA Method 1668A)

Please see qualifications below for all questions answered "N". Not applicable questions are identified as "N/A".

- Y N N/A Was the initial calibration performed at 5 concentration levels?
- Y N N/A Were all percent relative standard deviations (%RSD) \leq 20% for unlabeled standards and labeled standards?
- Y N N/A Did all calibration standards meet the Ion Abundance Ratio criteria?
- Y N N/A Was the signal to noise ratio for each target compound \geq 2.5 and for each recovery and internal standard \geq 10?

#	Date	Standard ID	Compound	Finding %RSD	Finding Ion Abundance Ratio	Associated Samples	Qualifications
	09/11/13	130911S04	PCB-4 to PCB-15		0.00 (1.33-1.79)	All	J/UJ/P (PCB-4 to PCB-15, Total Di-CBs)

Halogen	Selected ions (m/z)	Ion Abundance Ratio	Halogen	Selected ions (m/z)	Ion Abundance Ratio
1 Cl	M/M+2		7 Cl	M/M+2	
2 Cl	M/M+2		7 Cl	M+2/M+4	
3 Cl	M/M+2		8 Cl	M+2/M+4	
4 Cl	M/M+2		9 Cl	M/M+2	
5 Cl	M+2/M+4		9 CL	M/M-2	
6 Cl	M/M+2		10 CL	M/M+2	
6 Cl	M+2/M+4				

VALIDATION FINDINGS WORKSHEET

Blanks

METHOD: HRGC/HRMS PCB Congeners (EPA Method 1668A)

Please see qualifications below for all questions answered "N". Not applicable questions are identified as "N/A".

Y N N/A Were all samples associated with a method blank?

Y N N/A Was a method blank performed for each matrix and whenever a sample extraction was performed?

Y N N/A Was the method blank contaminated?

Blank extraction date: 09/27/13 **Blank analysis date:** 10/14/13 **Associated samples:** All Qual U

Conc. units: pg/L

Compound	Blank ID		Sample Identification							
	MB1_11361	5x	1							
PCB-118	0.477*	2.4								
PCB-1	1.42	7.10								
PCB-2	1.03	5.15								
PCB-3	1.51	7.55								
PCB-8	1.17	5.85								
PCB-11	31.8	159	11.8							
PCB-15	0.614	3.07								
PCB-30/18	1.21	6.05								
PCB-31	1.16	5.80								
PCB-28/20	1.57	7.85	1.59							
PCB-21/33	1.33	6.65								
PCB-22	0.519*	2.60								
PCB-35	1.16	5.80								
PCB-37	0.474*	2.37								
PCB-51	13.8	69.00								
PCB-52	1.26*	6.30	2.31							
PCB-69/49	0.701	3.51								
PCB-44/47/65	2.11	10.55								
PCB-68	6.75	33.75								

2012

am

Compound	Blank ID		Sample Identification								
	MB1_11361	5x	1								
PCB-61/70/74/76	1.24	6.20	3.09								
PCB-66	0.51*	2.55	0.929*								
PCB-95	0.91	4.55	2.93								
PCB-113/90/101	0.958*	4.79	3.97*								
PCB-110	0.941	4.71									
PCB-147/149	1.11	5.55									
PCB-153/168	1.33*	6.65	6.39								
PCB-163/138/129	1.43	7.15									
PCB-187	0.845	4.23									
PCB-174	0.567*	2.84									
PCB-180/193	1.46	7.30									
PCB-170	0.63*	3.15	3.07*								
PCB-209	0.874	4.37	1.22								

*EMPC

All contaminants within five times the method blank concentration were qualified as not detected.

VALIDATION FINDINGS WORKSHEET
Compound Quantitation and Reported CRQLs

METHOD: HRGC/HRMS PCB Congeners (EPA Method 1668A)

Please see qualifications below for all questions answered "N". Not applicable questions are identified as "N/A".

Y N N/A Were the correct internal standard (IS), quantitation ions and relative response factors (RRF) used to quantitate the compound?
 Y N N/A Compound quantitation and CRQLs were adjusted to reflect all sample dilutions and dry weight factors (if necessary).

#	Date	Compound	Finding	Associated Samples	Qualifications
			results flagged as EMPC	All	Jdets/A

Comments: See sample calculation verification worksheet for recalculations

VALIDATION FINDINGS WORKSHEET
Field Blanks

METHOD: HRGC/HRMS PCB Congeners (EPA Method 1668A) N/A Were field blanks identified in this SDG? N/A Were target compounds detected in the field blanks?**Sample:** _____ RB (09/19/13) _____ Field Blank / Trip Blank / Rinsate (circle one)

Compound	Concentration (pg/L)
PCB-105	1.72
PCB-118	3.29*
PCB-11	11.8
PCB-28/20	1.59
PCB-52	2.31
PCB-61/70/74/76	3.09
PCB-66	0.929*
PCB-95	2.93
PCB-113/90/101	3.97*
PCB-110	6.07
PCB-151/135	2.41
PCB-147/149	6.33
PCB-132	1.73
PCB-153/168	6.39
PCB-141	1.32
PCB-163/138/129	7.5
PCB-179	1.29
PCB-187	4.58
PCB-183	1.88
PCB-174	4.04*
PCB-177	1.49*
PCB-180/193	8.63
PCB-170	3.07*
PCB-198/199	2.57*
PCB-196	2.04
PCB-203	2.38
PCB-194	2.94
PCB-209	1.22

*EMPC

Analytical Method		E1668A										
Sample ID	Lab Sample ID	Chemical Name	Anal Date	Result	Mod Res Report	Detect	Lab Qual	Val Qual	Reason	RL	MDL	Units
JW-RB-130913	A5942_11361_PC	PCB-055	10/14/2013	0.769	Yes	N	U			11.6	0.769	pg/L
JW-RB-130913	A5942_11361_PC	PCB-191	10/14/2013	0.702	Yes	N	U			11.6	0.702	pg/L
JW-RB-130913	A5942_11361_PC	PCB-181	10/14/2013	0.857	Yes	N	U			11.6	0.857	pg/L
JW-RB-130913	A5942_11361_PC	PCB-182	10/14/2013	0.811	Yes	N	U			11.6	0.811	pg/L
JW-RB-130913	A5942_11361_PC	PCB-183	10/14/2013	1.88	Yes	Y	J			11.6	0.829	pg/L
JW-RB-130913	A5942_11361_PC	PCB-184	10/14/2013	0.677	Yes	N	U			11.6	0.677	pg/L
JW-RB-130913	A5942_11361_PC	PCB-185	10/14/2013	0.838	Yes	N	U			11.6	0.838	pg/L
JW-RB-130913	A5942_11361_PC	PCB-186	10/14/2013	0.647	Yes	N	U			11.6	0.647	pg/L
JW-RB-130913	A5942_11361_PC	PCB-187	10/14/2013	4.58	Yes	Y	J B			11.6	0.836	pg/L
JW-RB-130913	A5942_11361_PC	PCB-188	10/14/2013	0.597	Yes	N	U			11.6	0.597	pg/L
JW-RB-130913	A5942_11361_PC	PCB-202	10/14/2013	0.61	Yes	N	U			11.6	0.61	pg/L
JW-RB-130913	A5942_11361_PC	PCB-190	10/14/2013	0.737	Yes	N	U			11.6	0.737	pg/L
JW-RB-130913	A5942_11361_PC	PCB-178	10/14/2013	0.862	Yes	N	U			11.6	0.862	pg/L
JW-RB-130913	A5942_11361_PC	PCB-192	10/14/2013	0.737	Yes	N	U			11.6	0.737	pg/L
JW-RB-130913	A5942_11361_PC	PCB-194	10/14/2013	2.94	Yes	Y	J			11.6	1.04	pg/L
JW-RB-130913	A5942_11361_PC	PCB-195	10/14/2013	1.12	Yes	N	U			11.6	1.12	pg/L
JW-RB-130913	A5942_11361_PC	PCB-196	10/14/2013	2.04	Yes	Y	J			11.6	0.755	pg/L
JW-RB-130913	A5942_11361_PC	PCB-197	10/14/2013	0.547	Yes	N	U			11.6	0.547	pg/L
JW-RB-130913	A5942_11361_PC	PCB-198/199	10/14/2013	2.57	Yes	Y	J EMPC	J	23	23.3	0.776	pg/L
JW-RB-130913	A5942_11361_PC	PCB-200	10/14/2013	0.591	Yes	N	U			11.6	0.591	pg/L
JW-RB-130913	A5942_11361_PC	PCB-153/168	10/14/2013	6.39	Yes	N	J B C	U	7	23.3	0.568	pg/L
JW-RB-130913	A5942_11361_PC	PCB-189	10/14/2013	0.655	Yes	N	U			11.6	0.655	pg/L
JW-RB-130913	A5942_11361_PC	PCB-167	10/14/2013	0.651	Yes	N	U			11.6	0.651	pg/L
JW-RB-130913	A5942_11361_PC	PCB-154	10/14/2013	0.635	Yes	N	U			11.6	0.635	pg/L
JW-RB-130913	A5942_11361_PC	PCB-155	10/14/2013	0.577	Yes	N	U			11.6	0.577	pg/L

Analytical Method		E1668A											
Sample ID	Lab Sample ID	Chemical Name	Anal Date	Result	Mod Res	Report	Detect	Lab Qual	Val Qual	Reason	RL	MDL	Units
JW-RB-130913	A5942_11361_PC	PCB-156/157	10/14/2013	1.01	Yes	N	C U				23.3	1.01	pg/L
JW-RB-130913	A5942_11361_PC	PCB-158	10/14/2013	0.513	Yes	N	U				11.6	0.513	pg/L
JW-RB-130913	A5942_11361_PC	PCB-159	10/14/2013	0.7	Yes	N	U				11.6	0.7	pg/L
JW-RB-130913	A5942_11361_PC	PCB-160	10/14/2013	0.589	Yes	N	U				11.6	0.589	pg/L
JW-RB-130913	A5942_11361_PC	PCB-161	10/14/2013	0.545	Yes	N	U				11.6	0.545	pg/L
JW-RB-130913	A5942_11361_PC	PCB-162	10/14/2013	0.676	Yes	N	U				11.6	0.676	pg/L
JW-RB-130913	A5942_11361_PC	PCB-180/193	10/14/2013	8.63	Yes	Y	J B C				23.3	0.777	pg/L
JW-RB-130913	A5942_11361_PC	PCB-165	10/14/2013	0.604	Yes	N	U				11.6	0.604	pg/L
JW-RB-130913	A5942_11361_PC	PCB-179	10/14/2013	1.29	Yes	Y	J				11.6	0.656	pg/L
JW-RB-130913	A5942_11361_PC	PCB-169	10/14/2013	0.762	Yes	N	U				11.6	0.762	pg/L
JW-RB-130913	A5942_11361_PC	PCB-170	10/14/2013	3.07	Yes	N	J B EMP	U	7		11.6	1.01	pg/L
JW-RB-130913	A5942_11361_PC	PCB-171/173	10/14/2013	0.976	Yes	N	C U				23.3	0.976	pg/L
JW-RB-130913	A5942_11361_PC	PCB-172	10/14/2013	0.946	Yes	N	U				11.6	0.946	pg/L
JW-RB-130913	A5942_11361_PC	PCB-174	10/14/2013	4.04	Yes	Y	J B EMP	J	23		11.6	0.979	pg/L
JW-RB-130913	A5942_11361_PC	PCB-175	10/14/2013	0.877	Yes	N	U				11.6	0.877	pg/L
JW-RB-130913	A5942_11361_PC	PCB-176	10/14/2013	0.598	Yes	N	U				11.6	0.598	pg/L
JW-RB-130913	A5942_11361_PC	PCB-177	10/14/2013	1.49	Yes	Y	J EMPC	J	23		11.6	0.978	pg/L
JW-RB-130913	A5942_11361_PC	PCB-203	10/14/2013	2.38	Yes	Y	J				11.6	0.738	pg/L
JW-RB-130913	A5942_11361_PC	PCB-164	10/14/2013	0.572	Yes	N	U				11.6	0.572	pg/L
JW-RB-130913	A5942_11361_PC	PCB-102	10/14/2013	0.835	Yes	N	U				11.6	0.835	pg/L
JW-RB-130913	A5942_11361_PC	PCB-089	10/14/2013	1.11	Yes	N	U				11.6	1.11	pg/L
JW-RB-130913	A5942_11361_PC	PCB-090/101/113	10/14/2013	3.97	Yes	N	J B EMP	U	7		34.9	0.919	pg/L
JW-RB-130913	A5942_11361_PC	PCB-091	10/14/2013	0.894	Yes	N	U				11.6	0.894	pg/L
JW-RB-130913	A5942_11361_PC	PCB-092	10/14/2013	1.06	Yes	N	U				11.6	1.06	pg/L
JW-RB-130913	A5942_11361_PC	PCB-093/100	10/14/2013	0.989	Yes	N	C U				23.3	0.989	pg/L

Analytical Method		E1668A											
Sample ID	Lab Sample ID	Chemical Name	Anal Date	Result	Mod Res	Report	Detect	Lab Qual	Val Qual	Reason	RL	MDL	Units
JW-RB-130913	A5942_11361_PC	PCB-094	10/14/2013	1.1	Yes	N	U				11.6	1.1	pg/L
JW-RB-130913	A5942_11361_PC	PCB-095	10/14/2013	2.93	Yes	N	J B	U	7		11.6	1.01	pg/L
JW-RB-130913	A5942_11361_PC	PCB-096	10/14/2013	0.977	Yes	N	U				11.6	0.977	pg/L
JW-RB-130913	A5942_11361_PC	PCB-201	10/14/2013	0.566	Yes	N	U				11.6	0.566	pg/L
JW-RB-130913	A5942_11361_PC	PCB-099	10/14/2013	0.969	Yes	N	U				11.6	0.969	pg/L
JW-RB-130913	A5942_11361_PC	PCB-084	10/14/2013	1.18	Yes	N	U				11.6	1.18	pg/L
JW-RB-130913	A5942_11361_PC	PCB-103	10/14/2013	0.943	Yes	N	U				11.6	0.943	pg/L
JW-RB-130913	A5942_11361_PC	PCB-104	10/14/2013	0.784	Yes	N	U				11.6	0.784	pg/L
JW-RB-130913	A5942_11361_PC	PCB-105	10/14/2013	1.72	Yes	Y	J				11.6	0.79	pg/L
JW-RB-130913	A5942_11361_PC	PCB-106	10/14/2013	0.831	Yes	N	U				11.6	0.831	pg/L
JW-RB-130913	A5942_11361_PC	PCB-107/124	10/14/2013	0.798	Yes	N	C U				23.3	0.798	pg/L
JW-RB-130913	A5942_11361_PC	PCB-109	10/14/2013	0.737	Yes	N	U				11.6	0.737	pg/L
JW-RB-130913	A5942_11361_PC	PCB-110	10/14/2013	6.07	Yes	Y	J B				11.6	0.849	pg/L
JW-RB-130913	A5942_11361_PC	PCB-111	10/14/2013	0.738	Yes	N	U				11.6	0.738	pg/L
JW-RB-130913	A5942_11361_PC	PCB-098	10/14/2013	1.19	Yes	N	U				11.6	1.19	pg/L
JW-RB-130913	A5942_11361_PC	PCB-073	10/14/2013	0.732	Yes	N	U				11.6	0.732	pg/L
JW-RB-130913	A5942_11361_PC	PCB-204	10/14/2013	0.603	Yes	N	U				11.6	0.603	pg/L
JW-RB-130913	A5942_11361_PC	PCB-205	10/14/2013	0.861	Yes	N	U				11.6	0.861	pg/L
JW-RB-130913	A5942_11361_PC	PCB-207	10/14/2013	0.901	Yes	N	U				11.6	0.901	pg/L
JW-RB-130913	A5942_11361_PC	PCB-209	10/14/2013	1.22	Yes	N	J B	U	7		11.6	0.754	pg/L
JW-RB-130913	A5942_11361_PC	PCB-061/070/074/076	10/14/2013	3.09	Yes	N	J B C	U	7		46.5	0.749	pg/L
JW-RB-130913	A5942_11361_PC	PCB-086/087/097/108/119/125	10/14/2013	0.891	Yes	N	C U				69.8	0.891	pg/L
JW-RB-130913	A5942_11361_PC	PCB-052	10/14/2013	2.31	Yes	N	J B	U	7		11.6	1.04	pg/L
JW-RB-130913	A5942_11361_PC	PCB-001	10/14/2013	16.2	Yes	N	U	UJ	19		11.6	16.2	pg/L
JW-RB-130913	A5942_11361_PC	PCB-088	10/14/2013	1.13	Yes	N	U				11.6	1.13	pg/L

Analytical Method		E1668A											
Sample ID	Lab Sample ID	Chemical Name	Anal Date	Result	Mod Res	Report	Detect	Lab Qual	Val Qual	Reason	RL	MDL	Units
JW-RB-130913	A5942_11361_PC	PCB-072	10/14/2013	0.738	Yes	N	U				11.6	0.738	pg/L
JW-RB-130913	A5942_11361_PC	PCB-085/116	10/14/2013	0.875	Yes	N	C U				23.3	0.875	pg/L
JW-RB-130913	A5942_11361_PC	PCB-112	10/14/2013	0.771	Yes	N	U				11.6	0.771	pg/L
JW-RB-130913	A5942_11361_PC	PCB-077	10/14/2013	0.687	Yes	N	U				11.6	0.687	pg/L
JW-RB-130913	A5942_11361_PC	PCB-078	10/14/2013	0.793	Yes	N	U				11.6	0.793	pg/L
JW-RB-130913	A5942_11361_PC	PCB-079	10/14/2013	0.667	Yes	N	U				11.6	0.667	pg/L
JW-RB-130913	A5942_11361_PC	PCB-080	10/14/2013	0.676	Yes	N	U				11.6	0.676	pg/L
JW-RB-130913	A5942_11361_PC	PCB-081	10/14/2013	0.77	Yes	N	U				11.6	0.77	pg/L
JW-RB-130913	A5942_11361_PC	PCB-082	10/14/2013	1.24	Yes	N	U				11.6	1.24	pg/L
JW-RB-130913	A5942_11361_PC	PCB-083	10/14/2013	1.2	Yes	N	U				11.6	1.2	pg/L
JW-RB-130913	A5942_11361_PC	PCB-206	10/14/2013	1.29	Yes	N	U				11.6	1.29	pg/L
JW-RB-130913	A5942_11361_PC	PCB-068	10/14/2013	0.681	Yes	N	U				11.6	0.681	pg/L
JW-RB-130913	A5942_11361_PC	PCB-005	10/14/2013	3.82	Yes	N	U	UJ	5		11.6	3.82	pg/L
JW-RB-130913	A5942_11361_PC	PCB-016	10/14/2013	10.3	Yes	N	U				11.6	10.3	pg/L
JW-RB-130913	A5942_11361_PC	PCB-015	10/14/2013	3.4	Yes	N	U	UJ	5		11.6	3.4	pg/L
JW-RB-130913	A5942_11361_PC	PCB-014	10/14/2013	3.31	Yes	N	U	UJ	5		11.6	3.31	pg/L
JW-RB-130913	A5942_11361_PC	PCB-012/013	10/14/2013	3.72	Yes	N	C U	UJ	5		23.3	3.72	pg/L
JW-RB-130913	A5942_11361_PC	PCB-011	10/14/2013	11.8	Yes	N	B	UJ	5,7		11.6	3.82	pg/L
JW-RB-130913	A5942_11361_PC	PCB-010	10/14/2013	25.7	Yes	N	U	UJ	5,19		11.6	25.7	pg/L
JW-RB-130913	A5942_11361_PC	PCB-009	10/14/2013	4.08	Yes	N	U	UJ	5		11.6	4.08	pg/L
JW-RB-130913	A5942_11361_PC	PCB-008	10/14/2013	3.76	Yes	N	U	UJ	5		11.6	3.76	pg/L
JW-RB-130913	A5942_11361_PC	PCB-152	10/14/2013	0.622	Yes	N	U				11.6	0.622	pg/L
JW-RB-130913	A5942_11361_PC	PCB-006	10/14/2013	3.87	Yes	N	U	UJ	5		11.6	3.87	pg/L
JW-RB-130913	A5942_11361_PC	PCB-019	10/14/2013	9.33	Yes	N	U				11.6	9.33	pg/L
JW-RB-130913	A5942_11361_PC	PCB-004	10/14/2013	37	Yes	N	U	UJ	5,19		11.6	37	pg/L

Analytical Method		E1668A											
Sample ID	Lab Sample ID	Chemical Name	Anal Date	Result	Mod Res	Report	Detect	Lab Qual	Val Qual	Reason	RL	MDL	Units
JW-RB-130913	A5942_11361_PC	PCB-042	10/14/2013	1.12	Yes	N	U				11.6	1.12	pg/L
JW-RB-130913	A5942_11361_PC	PCB-043	10/14/2013	1.29	Yes	N	U				11.6	1.29	pg/L
JW-RB-130913	A5942_11361_PC	PCB-044/047/065	10/14/2013	0.962	Yes	N	C U				34.9	0.962	pg/L
JW-RB-130913	A5942_11361_PC	PCB-003	10/14/2013	5.11	Yes	N	U				11.6	5.11	pg/L
JW-RB-130913	A5942_11361_PC	PCB-045	10/14/2013	1.09	Yes	N	U				11.6	1.09	pg/L
JW-RB-130913	A5942_11361_PC	PCB-002	10/14/2013	4.95	Yes	N	U				11.6	4.95	pg/L
JW-RB-130913	A5942_11361_PC	PCB-046	10/14/2013	1.17	Yes	N	U				11.6	1.17	pg/L
JW-RB-130913	A5942_11361_PC	PCB-007	10/14/2013	3.57	Yes	N	U	UJ	5		11.6	3.57	pg/L
JW-RB-130913	A5942_11361_PC	PCB-027	10/14/2013	6.18	Yes	N	U				11.6	6.18	pg/L
JW-RB-130913	A5942_11361_PC	PCB-208	10/14/2013	0.913	Yes	N	U				11.6	0.913	pg/L
JW-RB-130913	A5942_11361_PC	PCB-035	10/14/2013	1.42	Yes	N	U				11.6	1.42	pg/L
JW-RB-130913	A5942_11361_PC	PCB-034	10/14/2013	1.4	Yes	N	U				11.6	1.4	pg/L
JW-RB-130913	A5942_11361_PC	PCB-037	10/14/2013	1.4	Yes	N	U				11.6	1.4	pg/L
JW-RB-130913	A5942_11361_PC	PCB-038	10/14/2013	1.41	Yes	N	U				11.6	1.41	pg/L
JW-RB-130913	A5942_11361_PC	PCB-039	10/14/2013	1.28	Yes	N	U				11.6	1.28	pg/L
JW-RB-130913	A5942_11361_PC	PCB-032	10/14/2013	5.82	Yes	N	U				11.6	5.82	pg/L
JW-RB-130913	A5942_11361_PC	PCB-040/071	10/14/2013	1.03	Yes	N	C U				23.3	1.03	pg/L
JW-RB-130913	A5942_11361_PC	PCB-017	10/14/2013	8.26	Yes	N	U				11.6	8.26	pg/L
JW-RB-130913	A5942_11361_PC	PCB-031	10/14/2013	1.3	Yes	N	U				11.6	1.3	pg/L
JW-RB-130913	A5942_11361_PC	PCB-018/030	10/14/2013	7.26	Yes	N	C U				23.3	7.26	pg/L
JW-RB-130913	A5942_11361_PC	PCB-026/029	10/14/2013	1.35	Yes	N	C U				23.3	1.35	pg/L
JW-RB-130913	A5942_11361_PC	PCB-025	10/14/2013	1.34	Yes	N	U				11.6	1.34	pg/L
JW-RB-130913	A5942_11361_PC	PCB-024	10/14/2013	6.48	Yes	N	U				11.6	6.48	pg/L
JW-RB-130913	A5942_11361_PC	PCB-036	10/14/2013	1.32	Yes	N	U				11.6	1.32	pg/L
JW-RB-130913	A5942_11361_PC	PCB-023	10/14/2013	1.36	Yes	N	U				11.6	1.36	pg/L

Analytical Method		E1668A											
Sample ID	Lab Sample ID	Chemical Name	Anal Date	Result	Mod Res	Report	Detect	Lab Qual	Val Qual	Reason	RL	MDL	Units
JW-RB-130913	A5942_11361_PC	PCB-022	10/14/2013	1.44	Yes	N	U				11.6	1.44	pg/L
JW-RB-130913	A5942_11361_PC	PCB-021/033	10/14/2013	1.33	Yes	N	C U				23.3	1.33	pg/L
JW-RB-130913	A5942_11361_PC	PCB-020/028	10/14/2013	1.59	Yes	N	J B C	U	7		23.3	1.36	pg/L
JW-RB-130913	A5942_11361_PC	PCB-050/053	10/14/2013	0.966	Yes	N	C U				23.3	0.966	pg/L
JW-RB-130913	A5942_11361_PC	PCB-041	10/14/2013	1.16	Yes	N	U				11.6	1.16	pg/L
JW-RB-130913	A5942_11361_PC	PCB-139/140	10/14/2013	0.68	Yes	N	C U				23.3	0.68	pg/L
JW-RB-130913	A5942_11361_PC	PCB-048	10/14/2013	1.02	Yes	N	U				11.6	1.02	pg/L
JW-RB-130913	A5942_11361_PC	PCB-129/138/163	10/14/2013	7.5	Yes	Y	J B C				34.9	0.665	pg/L
JW-RB-130913	A5942_11361_PC	PCB-130	10/14/2013	0.808	Yes	N	U				11.6	0.808	pg/L
JW-RB-130913	A5942_11361_PC	PCB-131	10/14/2013	0.788	Yes	N	U				11.6	0.788	pg/L
JW-RB-130913	A5942_11361_PC	PCB-132	10/14/2013	1.73	Yes	Y	J				11.6	0.763	pg/L
JW-RB-130913	A5942_11361_PC	PCB-133	10/14/2013	0.735	Yes	N	U				11.6	0.735	pg/L
JW-RB-130913	A5942_11361_PC	PCB-134	10/14/2013	0.921	Yes	N	U				11.6	0.921	pg/L
JW-RB-130913	A5942_11361_PC	PCB-135/151	10/14/2013	2.41	Yes	Y	J C				23.3	0.722	pg/L
JW-RB-130913	A5942_11361_PC	PCB-127	10/14/2013	0.847	Yes	N	U				11.6	0.847	pg/L
JW-RB-130913	A5942_11361_PC	PCB-137	10/14/2013	0.651	Yes	N	U				11.6	0.651	pg/L
JW-RB-130913	A5942_11361_PC	PCB-126	10/14/2013	0.576	Yes	N	U				11.6	0.576	pg/L
JW-RB-130913	A5942_11361_PC	PCB-141	10/14/2013	1.32	Yes	Y	J				11.6	0.708	pg/L
JW-RB-130913	A5942_11361_PC	PCB-142	10/14/2013	0.769	Yes	N	U				11.6	0.769	pg/L
JW-RB-130913	A5942_11361_PC	PCB-143	10/14/2013	0.768	Yes	N	U				11.6	0.768	pg/L
JW-RB-130913	A5942_11361_PC	PCB-144	10/14/2013	0.702	Yes	N	U				11.6	0.702	pg/L
JW-RB-130913	A5942_11361_PC	PCB-145	10/14/2013	0.659	Yes	N	U				11.6	0.659	pg/L
JW-RB-130913	A5942_11361_PC	PCB-146	10/14/2013	0.623	Yes	N	U				11.6	0.623	pg/L
JW-RB-130913	A5942_11361_PC	PCB-147/149	10/14/2013	6.33	Yes	Y	J B C				23.3	0.688	pg/L
JW-RB-130913	A5942_11361_PC	PCB-148	10/14/2013	0.698	Yes	N	U				11.6	0.698	pg/L

Analytical Method		E1668A										
Sample ID	Lab Sample ID	Chemical Name	Anal Date	Result	Mod Res Report	Detect	Lab Qual	Val Qual	Reason	RI	MDL	Units
JW-RB-130913	A5942_11361_PC	PCB-150	10/14/2013	0.624	Yes	N	U			11.6	0.624	pg/L
JW-RB-130913	A5942_11361_PC	PCB-136	10/14/2013	0.68	Yes	N	U			11.6	0.68	pg/L
JW-RB-130913	A5942_11361_PC	PCB-064	10/14/2013	0.699	Yes	N	U			11.6	0.699	pg/L
JW-RB-130913	A5942_11361_PC	PCB-051	10/14/2013	0.962	Yes	N	U			11.6	0.962	pg/L
JW-RB-130913	A5942_11361_PC	PCB-054	10/14/2013	2.19	Yes	N	U			11.6	2.19	pg/L
JW-RB-130913	A5942_11361_PC	PCB-114	10/14/2013	0.723	Yes	N	U			11.6	0.723	pg/L
JW-RB-130913	A5942_11361_PC	PCB-056	10/14/2013	0.799	Yes	N	U			11.6	0.799	pg/L
JW-RB-130913	A5942_11361_PC	PCB-057	10/14/2013	0.768	Yes	N	U			11.6	0.768	pg/L
JW-RB-130913	A5942_11361_PC	PCB-058	10/14/2013	0.739	Yes	N	U			11.6	0.739	pg/L
JW-RB-130913	A5942_11361_PC	PCB-059/062/075	10/14/2013	0.752	Yes	N	C U			34.9	0.752	pg/L
JW-RB-130913	A5942_11361_PC	PCB-128/166	10/14/2013	0.827	Yes	N	C U			23.3	0.827	pg/L
JW-RB-130913	A5942_11361_PC	PCB-063	10/14/2013	0.677	Yes	N	U			11.6	0.677	pg/L
JW-RB-130913	A5942_11361_PC	PCB-049/069	10/14/2013	0.841	Yes	N	C U			23.3	0.841	pg/L
JW-RB-130913	A5942_11361_PC	PCB-066	10/14/2013	0.929	Yes	N	J B EMP U		7	11.6	0.77	pg/L
JW-RB-130913	A5942_11361_PC	PCB-067	10/14/2013	0.708	Yes	N	U			11.6	0.708	pg/L
JW-RB-130913	A5942_11361_PC	PCB-115	10/14/2013	0.735	Yes	N	U			11.6	0.735	pg/L
JW-RB-130913	A5942_11361_PC	PCB-117	10/14/2013	0.842	Yes	N	U			11.6	0.842	pg/L
JW-RB-130913	A5942_11361_PC	PCB-118	10/14/2013	3.29	Yes	Y	J B EMP J		23	11.6	0.755	pg/L
JW-RB-130913	A5942_11361_PC	PCB-120	10/14/2013	0.742	Yes	N	U			11.6	0.742	pg/L
JW-RB-130913	A5942_11361_PC	PCB-121	10/14/2013	0.748	Yes	N	U			11.6	0.748	pg/L
JW-RB-130913	A5942_11361_PC	PCB-122	10/14/2013	0.857	Yes	N	U			11.6	0.857	pg/L
JW-RB-130913	A5942_11361_PC	PCB-123	10/14/2013	0.757	Yes	N	U			11.6	0.757	pg/L
JW-RB-130913	A5942_11361_PC	PCB-060	10/14/2013	0.762	Yes	N	U			11.6	0.762	pg/L

**Laboratory Data Consultants, Inc.
Data Validation Report**

Project/Site Name: Jeld-Wen Maulsby Marsh
Collection Date: April 23, 2013
LDC Report Date: November 11, 2013
Matrix: Sediment
Parameters: Dioxins/Dibenzofurans
Validation Level: Stage 2B
Laboratory: SGS Analytical Perspectives
Sample Delivery Group (SDG): A5950

Sample Identification

JW-EA04-SC13-EF-130423

Introduction

This data review covers one sediment sample listed on the cover sheet including dilutions and reanalysis as applicable. The analyses were per EPA Method 1613B for Polychlorinated Dioxins/Dibenzofurans.

This review follows USEPA Contract Laboratory Program (CLP) National Functional Guidelines for Chlorinated Dibenzo-p-Dioxins (CDDs) and Chlorinated Dibenzofurans (CDFs) Data Review (September 2011).

A qualification summary table is provided at the end of this report if data has been qualified. Flags are classified as P (protocol) or A (advisory) to indicate whether the flag is due to a laboratory deviation from a specified protocol or is of technical advisory nature.

Raw data were not reviewed for this SDG. The review was based on QC data.

The following are definitions of the data qualifiers:

- U Indicates the compound or analyte was analyzed for but not detected at or above the stated limit.
- J Indicates an estimated value.
- R Quality control indicates the data is not usable.
- NJ Presumptive evidence of the presence of the compound at an estimated quantity.
- UJ Indicates the compound or analyte was analyzed for but not detected. The sample detection limit is an estimated value.

EMPC Estimated Maximum Possible Concentration

- A Indicates the finding is based upon technical validation criteria.
- P Indicates the finding is related to a protocol/contractual deviation.
- None Indicates the data was not significantly impacted by the finding, therefore qualification was not required.

I. Technical Holding Times

All technical holding time requirements were met.

The chain-of-custodies were reviewed for documentation of cooler temperatures. All cooler temperatures met validation criteria.

II. HRGC/HRMS Instrument Performance Check

Instrument performance was checked at the required daily frequency.

Retention time windows were established for all homologues. The chromatographic resolution between 2,3,7,8-TCDD and peaks representing any other unlabeled TCDD isomer was less than or equal to 25%.

III. Initial Calibration

A five point initial calibration was performed as required by the method.

Percent relative standard deviations (%RSD) were less than or equal to 20.0% for unlabeled compounds and less than or equal to 35.0% for labeled compounds.

The ion abundance ratios for all PCDDs and PCDFs were within validation criteria.

IV. Continuing Calibration

Continuing calibration was performed at the required frequencies.

All of the continuing calibration results were within the QC limits for unlabeled compounds and labeled compounds.

The ion abundance ratios for all PCDDs and PCDFs were within validation criteria.

V. Blanks

Method blanks were reviewed for each matrix as applicable. No polychlorinated dioxin/dibenzofuran contaminants were found in the method blanks.

VI. Matrix Spike/Matrix Spike Duplicates

The laboratory has indicated that there were no matrix spike (MS) and matrix spike duplicate (MSD) analyses specified for the samples in this SDG, and therefore matrix spike and matrix spike duplicate analyses were not performed for this SDG.

VII. Ongoing Precision Recovery (OPR)

Ongoing precision recovery samples were reviewed for each matrix as applicable. Percent recoveries (%R) were within QC limits.

VIII. Regional Quality Assurance and Quality Control

Not applicable.

IX. Internal Standards

All internal standard recoveries were within QC limits.

X. Target Compound Identifications

Raw data were not reviewed for this SDG.

XI. Compound Quantitation

All compound quantitations were within validation criteria with the following exceptions:

Sample	Compound	Flag	A or P
All samples in SDG A5950	All compounds reported by the laboratory as estimated maximum possible concentration (EMPC)	J (all detects)	A

Raw data were not reviewed for this SDG.

XII. System Performance

Raw data were not reviewed for this SDG.

XIII. Overall Assessment of Data

The analysis was conducted within all specifications of the method. No results were rejected in this SDG.

Due to compound quantitation problems, data were qualified as estimated in one sample.

The quality control criteria reviewed, other than those discussed above, were met and are considered acceptable. Sample results that were found to be estimated (J) are usable for limited purposes only. Based upon the Stage 2B data validation all other results are considered valid and usable for all purposes.

Data flags are summarized at the end of this report if data has been qualified.

XIV. Field Duplicates

No field duplicates were identified in this SDG.

XV. Field Blanks

No field blanks were identified in this SDG.

**Jeld-Wen Maulsby Marsh
Dioxins/Dibenzofurans - Data Qualification Summary - SDG A5950**

SDG	Sample	Compound	Flag	A or P	Reason
A5950	JW-EA04-SC13-EF-130423	All compounds reported by the laboratory as estimated maximum possible concentration (EMPC)	J (all detects)	A	Compound quantitation

**Jeld-Wen Maulsby Marsh
Dioxins/Dibenzofurans - Laboratory Blank Data Qualification Summary - SDG A5950**

No Sample Data Qualified in this SDG

LDC #: 30665C21

VALIDATION COMPLETENESS WORKSHEET

Date: 11-8-13

SDG #: A5950

Stage 2B

Page: 1 of 1

Laboratory: ~~SGS Environmental Services, Inc.~~

SGS Analytical Perspectives

Reviewer: [Signature]

2nd Reviewer: [Signature]

METHOD: HRGC/HRMS Dioxins/Dibenzofurans (EPA Method 1613B)

The samples listed below were reviewed for each of the following validation areas. Validation findings are noted in attached validation findings worksheets.

	Validation Area		Comments
I.	Technical holding times	A	Sampling dates: 4/23/13
II.	HRGC/HRMS Instrument performance check	A	
III.	Initial calibration	A	≤ 20/35
IV.	Continuing calibration/ lev	A	QC limits
V.	Blanks	A	
VI.	Matrix spike/Matrix spike duplicates	N	client
VII.	Laboratory control samples	A	OPR
VIII.	Regional quality assurance and quality control	N	
IX.	Internal standards	A	
X.	Target compound identifications	N	
XI.	Compound quantitation/ RL/LOQ/LODs	SW	
XII.	System performance	N	
XIII.	Overall assessment of data	A	
XIV.	Field duplicates	N	
XV.	Field blanks	N	

Note: A = Acceptable
 N = Not provided/applicable
 SW = See worksheet

ND = No compounds detected
 R = Rinsate
 FB = Field blank

D = Duplicate
 TB = Trip blank
 EB = Equipment blank

Validated Samples: Sediment

1	JW-EA04-SC13-EF-130423	11		21		31	
2		12		22		32	
3		13		23		33	
4		14		24		34	
5		15		25		35	
6		16		26		36	
7		17		27		37	
8		18		28		38	
9		19		29		39	
10		20	MB1-11363	30		40	

VALIDATION FINDINGS WORKSHEET

METHOD: HRGC/HRMS Dioxins/Dibenzofurans (EPA Method 1613B)

A. 2,3,7,8-TCDD	F. 1,2,3,4,6,7,8-HpCDD	K. 1,2,3,4,7,8-HxCDF	P. 1,2,3,4,7,8,9-HpCDF	U. Total HpCDD
B. 1,2,3,7,8-PeCDD	G. OCDD	L. 1,2,3,6,7,8-HxCDF	Q. OCDF	V. Total TCDF
C. 1,2,3,4,7,8-HxCDD	H. 2,3,7,8-TCDF	M. 2,3,4,6,7,8-HxCDF	R. Total TCDD	W. Total PeCDF
D. 1,2,3,6,7,8-HxCDD	I. 1,2,3,7,8-PeCDF	N. 1,2,3,7,8,9-HxCDF	S. Total PeCDD	X. Total HxCDF
E. 1,2,3,7,8,9-HxCDD	J. 2,3,4,7,8-PeCDF	O. 1,2,3,4,6,7,8-HpCDF	T. Total HxCDD	Y. Total HpCDF

Notes: _____

Analytical Method		E1613B											
Sample ID	Lab Sample ID	Chemical Name	Anal Date	Result	Mod Res Report	Detect	Lab Qual	Val Qual	Reason	RL	MDL	Units	
JW-EA04-SC13-EF-13042	A5950_11363_DF	1,2,3,6,7,8-Hexachlorodibenzofuran (HxCDF)	10/4/2013	0.103	Yes	Y	J			2.495	0.0661	pg/g	
JW-EA04-SC13-EF-13042	A5950_11363_DF	Total Heptachlorodibenzofuran (HpCDF)	10/4/2013	6.89	Yes	Y				2.495	0.1073	pg/g	
JW-EA04-SC13-EF-13042	A5950_11363_DF	1,2,3,4,6,7,8-Heptachlorodibenzofuran (HpCDF)	10/4/2013	2.35	Yes	Y	J			2.495	0.1015	pg/g	
JW-EA04-SC13-EF-13042	A5950_11363_DF	1,2,3,6,7,8-Hexachlorodibenzo-p-dioxin (HxCDD)	10/4/2013	0.374	Yes	Y	EMPC	J	J	23	2.495	0.1153	pg/g
JW-EA04-SC13-EF-13042	A5950_11363_DF	1,2,3,7,8-Pentachlorodibenzofuran (PeCDF)	10/4/2013	0.0834	Yes	N	U			2.495	0.0834	pg/g	
JW-EA04-SC13-EF-13042	A5950_11363_DF	Total Hexachlorodibenzofuran (HxCDF)	10/4/2013	3.25	Yes	Y	EMPC	J		23	2.495	0.0734	pg/g
JW-EA04-SC13-EF-13042	A5950_11363_DF	2,3,4,6,7,8-Hexachlorodibenzofuran (HxCDF)	10/4/2013	0.139	Yes	Y	EMPC	J	J	23	2.495	0.0726	pg/g
JW-EA04-SC13-EF-13042	A5950_11363_DF	2,3,7,8-Tetrachlorodibenzofuran (TCDF)	10/4/2013	0.411	Yes	Y	J			0.499	0.0743	pg/g	
JW-EA04-SC13-EF-13042	A5950_11363_DF	Total Tetrachlorodibenzo-p-dioxin (TCDD)	10/4/2013	2.67	Yes	Y	EMPC	J		23	0.499	0.0918	pg/g
JW-EA04-SC13-EF-13042	A5950_11363_DF	1,2,3,7,8-Pentachlorodibenzo-p-dioxin (PeCDD)	10/4/2013	0.1206	Yes	N	U			2.495	0.1206	pg/g	
JW-EA04-SC13-EF-13042	A5950_11363_DF	1,2,3,4,7,8-Hexachlorodibenzofuran (HxCDF)	10/4/2013	0.177	Yes	Y	J			2.495	0.0712	pg/g	
JW-EA04-SC13-EF-13042	A5950_11363_DF	1,2,3,4,6,7,8,9-Octachlorodibenzofuran (OCDF)	10/4/2013	3.5	Yes	Y	J			4.99	0.1228	pg/g	
JW-EA04-SC13-EF-13042	A5950_11363_DF	2,3,4,7,8-Pentachlorodibenzofuran (PeCDF)	10/4/2013	0.242	Yes	Y	J			2.495	0.0861	pg/g	
JW-EA04-SC13-EF-13042	A5950_11363_DF	Total Heptachlorodibenzo-p-dioxin (HpCDD)	10/4/2013	18.1	Yes	Y				2.495	0.1572	pg/g	
JW-EA04-SC13-EF-13042	A5950_11363_DF	Total Pentachlorodibenzo-p-dioxin (PeCDD)	10/4/2013	1.09	Yes	Y	EMPC	J		23	2.495	0.1206	pg/g
JW-EA04-SC13-EF-13042	A5950_11363_DF	1,2,3,4,6,7,8-Heptachlorodibenzo-p-dioxin (HpCDD)	10/4/2013	7.96	Yes	Y				2.495	0.1572	pg/g	
JW-EA04-SC13-EF-13042	A5950_11363_DF	Total Hexachlorodibenzo-p-dioxin (HxCDD)	10/4/2013	4.53	Yes	Y	EMPC	J		23	2.495	0.11	pg/g
JW-EA04-SC13-EF-13042	A5950_11363_DF	1,2,3,4,6,7,8,9-Octachlorodibenzo-p-dioxin (OCDD)	10/4/2013	55.6	Yes	Y				4.99	0.1804	pg/g	
JW-EA04-SC13-EF-13042	A5950_11363_DF	Total Pentachlorodibenzofuran (PeCDF)	10/4/2013	1.77	Yes	Y	EMPC	J		23	2.495	0.0847	pg/g

SDG: A5950

Analytical Method		E1613B										
Sample ID	Lab Sample ID	Chemical Name	Anal Date	Result	Mod Res Report	Detect	Lab Qual	Val Qual	Reason	RL	MDL	Units
JW-EA04-SC13-EF-13042	A5950_11363_DF	Total Tetrachlorodibenzofuran (TCDF)	10/4/2013	3.89	Yes	Y	EMPC	J	23	0.499	0.0743	pg/g
JW-EA04-SC13-EF-13042	A5950_11363_DF	1,2,3,7,8,9-Hexachlorodibenzo-p-dioxin (HxCDD)	10/4/2013	0.27	Yes	Y	EMPC	J J	23	2.495	0.1117	pg/g
JW-EA04-SC13-EF-13042	A5950_11363_DF	2,3,7,8-Tetrachlorodibenzo-p-dioxin (TCDD)	10/4/2013	0.0918	Yes	N	U			0.499	0.0918	pg/g
JW-EA04-SC13-EF-13042	A5950_11363_DF	1,2,3,4,7,8-Hexachlorodibenzo-p-dioxin (HxCDD)	10/4/2013	0.113	Yes	Y	J			2.495	0.1038	pg/g
JW-EA04-SC13-EF-13042	A5950_11363_DF	1,2,3,4,7,8,9-Heptachlorodibenzofuran (HpCDF)	10/4/2013	0.1138	Yes	N	U			2.495	0.1138	pg/g
JW-EA04-SC13-EF-13042	A5950_11363_DF	1,2,3,7,8,9-Hexachlorodibenzofuran (HxCDF)	10/4/2013	0.0859	Yes	N	U			2.495	0.0859	pg/g

**Laboratory Data Consultants, Inc.
Data Validation Report**

Project/Site Name: Jeld-Wen Maulsby Marsh
Collection Date: April 26, 2013
LDC Report Date: November 11, 2013
Matrix: Sediment
Parameters: Polychlorinated Biphenyls as Congeners
Validation Level: Stage 2B
Laboratory: SGS Analytical Perspectives
Sample Delivery Group (SDG): A5959

Sample Identification

JW-EA09-SC36-B-130426
JW-EA09-SC36-C-130426

Introduction

This data review covers 2 sediment samples listed on the cover sheet including dilutions and reanalysis as applicable. The analyses were per EPA Method 1668A for Polychlorinated Biphenyl as Congeners.

This review follows USEPA Contract Laboratory Program (CLP) National Functional Guidelines for Chlorinated Dibenzo-p-Dioxins (CDDs) and Chlorinated Dibenzofurans (CDFs) Data Review (September 2011).

A qualification summary table is provided at the end of this report if data has been qualified. Flags are classified as P (protocol) or A (advisory) to indicate whether the flag is due to a laboratory deviation from a specified protocol or is of technical advisory nature.

Raw data were not reviewed for this SDG. The review was based on QC data.

The following are definitions of the data qualifiers:

- U Indicates the compound or analyte was analyzed for but not detected at or above the stated limit.
- J Indicates an estimated value.
- R Quality control indicates the data is not usable.
- NJ Presumptive evidence of the presence of the compound at an estimated quantity.
- UJ Indicates the compound or analyte was analyzed for but not detected. The sample detection limit is an estimated value.
- A Indicates the finding is based upon technical validation criteria.
- P Indicates the finding is related to a protocol/contractual deviation.
- None Indicates the data was not significantly impacted by the finding, therefore qualification was not required.

I. Technical Holding Times

All technical holding time requirements were met.

The chain-of-custodies were reviewed for documentation of cooler temperatures. All cooler temperatures met validation criteria.

II. HRGC/HRMS Instrument Performance Check

Instrument performance was checked at the required daily frequency.

Retention time windows were established for all congeners. The chromatographic resolution between the congeners PCB-23 and PCB-34 and congeners PCB-182 and PCB-187 was resolved with a valley of less than or equal to 40%.

III. Initial Calibration

A five point initial calibration was performed at the required daily frequency.

Percent relative standard deviations (%RSD) were less than or equal to 20.0% % for all compounds.

The ion abundance ratios for all compounds were within validation criteria with the following exceptions:

Date	Compound	Ion Abundance Ratio (Limits)	Associated Samples	Affected Compound	Flag	A or P
9/11/13	PCB-4 to PCB-15	0.00 (1.33-1.79)	All samples in SDG A5959	PCB-4 PCB-5 PCB-6 PCB-7 PCB-8 PCB-9 PCB-10 PCB-11 PCB-12/13 PCB-14 PCB-15	J (all detects) UJ (all non-detects)	P

IV. Continuing Calibration

Continuing calibration was performed at the required frequencies.

All of the continuing calibration percent differences (%D) between the initial calibration RRF and the routine calibration RRF were less than or equal to 30.0% for unlabeled compounds and less than or equal to 50.0% for labeled compounds.

The ion abundance ratios for all compounds were within validation criteria.

V. Blanks

Method blanks were reviewed for each matrix as applicable. No polychlorinated biphenyls as congeners contaminants were found in the method blanks with the following exceptions:

Method Blank ID	Extraction Date	Compound	Concentration	Associated Samples
MB1_11364	9/27/13	PCB-118	0.212 pg/g	All samples in SDG A5959
		PCB-1	0.248 pg/g	
		PCB-2	0.203 pg/g	
		PCB-3	0.218 pg/g	
		PCB-11	2.75 pg/g	
		PCB-28/20	0.271 pg/g	
		PCB-51	0.38 pg/g	
		PCB-52	0.399 pg/g	
		PCB-69/49	0.154 pg/g	
		PCB-44/47/65	1.9 pg/g	
		PCB-68	0.294 pg/g	
		PCB-61/70/74/76	0.368 pg/g	
		PCB-95	0.251 pg/g	
		PCB-113/90/101	0.349 pg/g	
		PCB-110	0.344 pg/g	
		PCB-147/149	0.436 pg/g	
		PCB-153/168	0.366 pg/g	
		PCB-163/138/129	0.409 pg/g	
PCB-187	0.178 pg/g			
PCB-174	0.199 pg/g			
PCB-180/193	0.258 pg/g			

Sample concentrations were compared to concentrations detected in the method blanks. The sample concentrations were either not detected or were significantly greater (>5X blank contaminants) than the concentrations found in the associated method blanks with the following exceptions:

Sample	Compound	Reported Concentration	Modified Final Concentration
JW-EA09-SC36-B-130426	PCB-118	0.795 pg/g	0.795U pg/g
	PCB-1	0.709 pg/g	0.709U pg/g
	PCB-3	0.976 pg/g	0.976U pg/g
	PCB-11	2.84 pg/g	2.84U pg/g
	PCB-28/20	0.537 pg/g	0.537U pg/g
	PCB-51	1.69 pg/g	1.69U pg/g
	PCB-52	0.591 pg/g	0.591U pg/g
	PCB-69/49	0.301 pg/g	0.301U pg/g
	PCB-44/47/65	7.81 pg/g	7.81U pg/g
	PCB-68	0.806 pg/g	0.806U pg/g
	PCB-113/90/101	0.922 pg/g	0.922U pg/g
	PCB-110	0.937 pg/g	0.937U pg/g
	PCB-147/149	1.43 pg/g	1.43U pg/g
	PCB-153/168	1.81 pg/g	1.81U pg/g
	PCB-163/138/129	1.96 pg/g	1.96U pg/g
	PCB-174	0.892 pg/g	0.892U pg/g

Sample	Compound	Reported Concentration	Modified Final Concentration
JW-EA09-SC36-C-130426	PCB-118	0.71 pg/g	0.71U pg/g
	PCB-1	0.502 pg/g	0.502U pg/g
	PCB-3	0.569 pg/g	0.569U pg/g
	PCB-11	3.39 pg/g	3.39U pg/g
	PCB-28/20	0.829 pg/g	0.829U pg/g
	PCB-51	0.848 pg/g	0.848U pg/g
	PCB-52	0.744 pg/g	0.744U pg/g
	PCB-69/49	0.4 pg/g	0.4U pg/g
	PCB-44/47/65	4.36 pg/g	4.36U pg/g
	PCB-68	0.679 pg/g	0.679U pg/g
	PCB-61/70/74/76	1.03 pg/g	1.03U pg/g
	PCB-95	0.708 pg/g	0.708U pg/g
	PCB-113/90/101	0.913 pg/g	0.913U pg/g
	PCB-110	1.04 pg/g	1.04U pg/g
	PCB-147/149	1.57 pg/g	1.57U pg/g
	PCB-153/168	1.54 pg/g	1.54U pg/g
	PCB-163/138/129	1.7 pg/g	1.7U pg/g
PCB-187	0.636 pg/g	0.636U pg/g	
PCB-174	0.675 pg/g	0.675U pg/g	
PCB-180/193	1.29 pg/g	1.29U pg/g	

VI. Matrix Spike/Matrix Spike Duplicates

The laboratory has indicated that there were no matrix spike (MS) and matrix spike duplicate (MSD) analyses specified for the samples in this SDG, and therefore matrix spike and matrix spike duplicate analyses were not performed for this SDG.

VII. Ongoing Precision Recovery (OPR)

Ongoing precision recovery samples were reviewed for each matrix as applicable. Percent recoveries (%R) were within QC limits.

VIII. Regional Quality Assurance and Quality Control

Not applicable.

IX. Internal Standards

All internal standard recoveries (%R) were within QC limits.

X. Target Compound Identification

Raw data were not reviewed for this SDG.

XI. Compound Quantitation

All compound quantitations were within validation criteria with the following exceptions:

Sample	Compound	Flag	A or P
All samples in SDG A5959	All compounds reported as estimated maximum possible concentration (EMPC).	J (all detects)	A

XII. System Performance

Raw data were not reviewed for this SDG.

XIII. Overall Assessment of Data

The analysis was conducted within all specifications of the method. No results were rejected in this SDG.

Due to ion abundance ratio and compound quantitation problems, data were qualified as estimated in two samples.

Due to method blank contamination problems, data were qualified as nondetected in two samples.

The quality control criteria reviewed, other than those discussed above, were met and are considered acceptable. Sample results that were found to be estimated (J) are usable for limited purposes only. Based upon the Stage 2B data validation all other results are considered valid and usable for all purposes.

Data flags are summarized at the end of this report if data has been qualified.

XIV. Field Duplicates

No field duplicates were identified in this SDG.

XV. Field Blanks

No field blanks were identified in this SDG.

**Jeld-Wen Maulsby Marsh
Polychlorinated Biphenyls as Congeners - Data Qualification Summary - SDG A5959**

SDG	Sample	Compound	Flag	A or P	Reason
A5959	JW-EA09-SC36-B-130426 JW-EA09-SC36-C-130426	PCB-4 PCB-5 PCB-6 PCB-7 PCB-8 PCB-9 PCB-10 PCB-11 PCB-12/13 PCB-14 PCB-15	J (all detects) UJ (all non-detects)	P	Initial calibration (ion abundance ratio)
A5959	JW-EA09-SC36-B-130426 JW-EA09-SC36-C-130426	All compounds reported as estimated maximum possible concentration (EMPC).	J (all detects)	A	Compound quantitation

**Jeld-Wen Maulsby Marsh
Polychlorinated Biphenyls as Congeners - Laboratory Blank Data Qualification Summary - SDG A5959**

SDG	Sample	Compound	Modified Final Concentration	A or P
A5959	JW-EA09-SC36-B-130426	PCB-118 PCB-1 PCB-3 PCB-11 PCB-28/20 PCB-51 PCB-52 PCB-69/49 PCB-44/47/65 PCB-68 PCB-113/90/101 PCB-110 PCB-147/149 PCB-153/168 PCB-163/138/129 PCB-174	0.795U pg/g 0.709U pg/g 0.976U pg/g 2.84U pg/g 0.537U pg/g 1.69U pg/g 0.591U pg/g 0.301U pg/g 7.81U pg/g 0.806U pg/g 0.922U pg/g 0.937U pg/g 1.43U pg/g 1.81U pg/g 1.96U pg/g 0.892U pg/g	A

SDG	Sample	Compound	Modified Final Concentration	A or P
A5959	JW-EA09-SC36-C-130426	PCB-118 PCB-1 PCB-3 PCB-11 PCB-28/20 PCB-51 PCB-52 PCB-69/49 PCB-44/47/65 PCB-68 PCB-61/70/74/76 PCB-95 PCB-113/90/101 PCB-110 PCB-147/149 PCB-153/168 PCB-163/138/129 PCB-187 PCB-174 PCB-180/193	0.71U pg/g 0.502U pg/g 0.569U pg/g 3.39U pg/g 0.829U pg/g 0.848U pg/g 0.744U pg/g 0.4U pg/g 4.36U pg/g 0.679U pg/g 1.03U pg/g 0.708U pg/g 0.913U pg/g 1.04U pg/g 1.57U pg/g 1.54U pg/g 1.7U pg/g 0.636U pg/g 0.675U pg/g 1.29U pg/g	A

LDC #: 30665D31

VALIDATION COMPLETENESS WORKSHEET

Date: 11-10-13

SDG #: A5959

Stage 2B

Page: 1 of 1

Laboratory: SGS Analytical Perspectives

Reviewer: *Th*

2nd Reviewer: *v*

METHOD: HRGC/HRMS Polychlorinated Biphenyl Congeners (EPA Method 1668A)

The samples listed below were reviewed for each of the following validation areas. Validation findings are noted in attached validation findings worksheets.

	Validation Area		Comments
I.	Technical holding times	A	Sampling dates: 4/26/13
II.	GC/MS Instrument performance check	A	
III.	Initial calibration	SW	≤ 20
IV.	Routine calibration ACV	A	≤ 30/50
V.	Blanks	SW	
VI.	Matrix spike/Matrix spike duplicates	N	client
VII.	Laboratory control samples	A	OPR
VIII.	Regional quality assurance and quality control	N	
IX.	Internal standards	A	
X.	Target compound identifications	N	
XI.	Compound quantitation/RL/LOQ/LODs	SW	
XII.	System performance	N	
XIII.	Overall assessment of data	A	
XIV.	Field duplicates	N	
XV.	Field blanks	N	

Note: A = Acceptable
 N = Not provided/applicable
 SW = See worksheet

ND = No compounds detected
 R = Rinsate
 FB = Field blank

D = Duplicate
 TB = Trip blank
 EB = Equipment blank

Validated Samples: *Sediments*

1	JW-EA09-SC36-B-130426	11		21		31	
2	JW-EA09-SC36-C-130426	12		22		32	
3		13		23		33	
4		14		24		34	
5		15		25		35	
6		16		26		36	
7		17		27		37	
8		18		28		38	
9		19		29		39	
10		20	<i>MB1-11364</i>	30		40	

VALIDATION FINDINGS WORKSHEET Initial Calibration

METHOD: HRGC/HRMS Polychlorinated Biphenyls (EPA Method 1668A)

Please see qualifications below for all questions answered "N". Not applicable questions are identified as "N/A".

- N N/A Was the initial calibration performed at 5 concentration levels?
- N N/A Were all percent relative standard deviations (%RSD) \leq 20% for unlabeled standards and labeled standards?
- N N/A Did all calibration standards meet the Ion Abundance Ratio criteria?
- N N/A Was the signal to noise ratio for each target compound \geq 2.5 and for each recovery and internal standard \geq 10?

#	Date	Standard ID	Compound	Finding %RSD	Finding Ion Abundance Ratio	Associated Samples	Qualifications
	09/11/13	130911S04	PCB-4 to PCB-15		0.00 (1.33-1.79)	All	J/UJ/P (PCB-4 to PCB-15, Total Di-CBs)

	Halogen	Selected ions (m/z)	Ion Abundance Ratio		Halogen	Selected ions (m/z)	Ion Abundance Ratio
	1 Cl	M/M+2			7 Cl	M/M+2	
	2 Cl	M/M+2			7 Cl	M+2/M+4	
	3 Cl	M/M+2			8 Cl	M+2/M+4	
	4 Cl	M/M+2			9 Cl	M/M+2	
	5 Cl	M+2/M+4			9 CL	M/M-2	
	6 Cl	M/M+2			10 CL	M/M+2	
	6 Cl	M+2/M+4					

VALIDATION FINDINGS WORKSHEET

Blanks

METHOD: HRGC/HRMS PCB Congeners (EPA Method 1668A)

Please see qualifications below for all questions answered "N". Not applicable questions are identified as "N/A".

 ~~N~~ ~~N/A~~ Were all samples associated with a method blank?

 ~~N~~ ~~N/A~~ Was a method blank performed for each matrix and whenever a sample extraction was performed?

 ~~N~~ ~~N/A~~ Was the method blank contaminated?

Blank extraction date: 09/27/13 **Blank analysis date:** 10/03/13 **Associated samples:** All Qual U
Conc. units: pg/g

Compound	Blank ID		Sample Identification							
	MB1_11364	5x	1	2						
PCB-118	0.212	1.06	0.795	0.71						
PCB-1	0.248	1.24	0.709	0.502						
PCB-2	0.203	1.02								
PCB-3	0.218*	1.09	0.976	0.569						
PCB-11	2.75	13.8	2.84	3.39						
PCB-28/20	0.271	1.36	0.537	0.829						
PCB-51	0.38	1.90	1.69	0.848						
PCB-52	0.399	2.00	0.591	0.744						
PCB-69/49	0.154	0.770	0.301*	0.4						
PCB-44/47/65	1.9	9.50	7.81	4.36						
PCB-68	0.294	1.47	0.806	0.679						
PCB-61/70/74/76	0.368	1.84		1.03						
PCB-95	0.251*	1.26		0.708						
PCB-113/90/101	0.349	1.75	0.922	0.913						
PCB-110	0.344	1.72	0.937	1.04						
PCB-147/149	0.436	2.18	1.43	1.57						
PCB-153/168	0.366	1.83	1.81	1.54						
PCB-163/138/129	0.409	2.05	1.96	1.7						
PCB-187	0.178	0.890		0.636*						

2012

Yh

Compound	Blank ID		Sample Identification								
	MB1_11364	5x	1	2							
PCB-174	0.199	1.00	0.892*	0.675							
PCB-180/193	0.258	1.29		1.29							

*EMPC

All contaminants within five times the method blank concentration were qualified as not detected.

VALIDATION FINDINGS WORKSHEET
Compound Quantitation and Reported CRQLs

METHOD: HRGC/HRMS PCB Congeners (EPA Method 1668A)

Please see qualifications below for all questions answered "N". Not applicable questions are identified as "N/A".

Y N N/A Were the correct internal standard (IS), quantitation ions and relative response factors (RRF) used to quantitate the compound?
 Y N N/A Compound quantitation and CRQLs were adjusted to reflect all sample dilutions and dry weight factors (if necessary).

#	Date	Compound	Finding	Associated Samples	Qualifications
			results flagged as EMPC	All	Jdets/A

Comments: See sample calculation verification worksheet for recalculations

Analytical Method		E1668A										
Sample ID	Lab Sample ID	Chemical Name	Anal Date	Result	Mod Res Report	Detect	Lab Qual	Val Qual	Reason	RL	MDL	Units
JW-EA09-SC36-B-130426	A5959_11364_PC	PCB-165	10/3/2013	0.157	Yes	N	U			0.995	0.157	pg/g
JW-EA09-SC36-B-130426	A5959_11364_PC	PCB-141	10/3/2013	0.48	Yes	Y	J			0.995	0.193	pg/g
JW-EA09-SC36-B-130426	A5959_11364_PC	PCB-145	10/3/2013	0.142	Yes	N	U			0.995	0.142	pg/g
JW-EA09-SC36-B-130426	A5959_11364_PC	PCB-142	10/3/2013	0.204	Yes	N	U			0.995	0.204	pg/g
JW-EA09-SC36-B-130426	A5959_11364_PC	PCB-144	10/3/2013	0.186	Yes	N	U			0.995	0.186	pg/g
JW-EA09-SC36-B-130426	A5959_11364_PC	PCB-135/151	10/3/2013	0.723	Yes	Y	J C			1.99	0.187	pg/g
JW-EA09-SC36-B-130426	A5959_11364_PC	PCB-164	10/3/2013	0.183	Yes	Y	J			0.995	0.143	pg/g
JW-EA09-SC36-B-130426	A5959_11364_PC	PCB-148	10/3/2013	0.181	Yes	N	U			0.995	0.181	pg/g
JW-EA09-SC36-B-130426	A5959_11364_PC	PCB-167	10/3/2013	0.157	Yes	N	U			0.995	0.157	pg/g
JW-EA09-SC36-B-130426	A5959_11364_PC	PCB-169	10/3/2013	0.249	Yes	N	U			0.995	0.249	pg/g
JW-EA09-SC36-B-130426	A5959_11364_PC	PCB-170	10/3/2013	0.77	Yes	Y	J			0.995	0.204	pg/g
JW-EA09-SC36-B-130426	A5959_11364_PC	PCB-171/173	10/3/2013	0.209	Yes	N	C U			1.99	0.209	pg/g
JW-EA09-SC36-B-130426	A5959_11364_PC	PCB-172	10/3/2013	0.201	Yes	N	U			0.995	0.201	pg/g
JW-EA09-SC36-B-130426	A5959_11364_PC	PCB-174	10/3/2013	0.892	Yes	N	J B EMP U	7		0.995	0.21	pg/g
JW-EA09-SC36-B-130426	A5959_11364_PC	PCB-175	10/3/2013	0.191	Yes	N	U			0.995	0.191	pg/g
JW-EA09-SC36-B-130426	A5959_11364_PC	PCB-134	10/3/2013	0.237	Yes	N	U			0.995	0.237	pg/g
JW-EA09-SC36-B-130426	A5959_11364_PC	PCB-159	10/3/2013	0.162	Yes	N	U			0.995	0.162	pg/g
JW-EA09-SC36-B-130426	A5959_11364_PC	PCB-136	10/3/2013	0.375	Yes	Y	J			0.995	0.144	pg/g
JW-EA09-SC36-B-130426	A5959_11364_PC	PCB-137	10/3/2013	0.187	Yes	N	U			0.995	0.187	pg/g
JW-EA09-SC36-B-130426	A5959_11364_PC	PCB-176	10/3/2013	0.0853	Yes	N	U			0.995	0.0853	pg/g
JW-EA09-SC36-B-130426	A5959_11364_PC	PCB-139/140	10/3/2013	0.179	Yes	N	C U			1.99	0.179	pg/g
JW-EA09-SC36-B-130426	A5959_11364_PC	PCB-162	10/3/2013	0.16	Yes	N	U			0.995	0.16	pg/g
JW-EA09-SC36-B-130426	A5959_11364_PC	PCB-143	10/3/2013	0.182	Yes	N	U			0.995	0.182	pg/g
JW-EA09-SC36-B-130426	A5959_11364_PC	PCB-146	10/3/2013	0.329	Yes	Y	J			0.995	0.175	pg/g
JW-EA09-SC36-B-130426	A5959_11364_PC	PCB-160	10/3/2013	0.141	Yes	N	U			0.995	0.141	pg/g

Analytical Method		E1668A										
Sample ID	Lab Sample ID	Chemical Name	Anal Date	Result	Mod Res Report	Detect	Lab Qual	Val Qual	Reason	RL	MDL	Units
JW-EA09-SC36-B-130426	A5959_11364_PC	PCB-147/149	10/3/2013	1.43	Yes	N	J B C	U	7	1.99	0.184	pg/g
JW-EA09-SC36-B-130426	A5959_11364_PC	PCB-158	10/3/2013	0.138	Yes	N	U			0.995	0.138	pg/g
JW-EA09-SC36-B-130426	A5959_11364_PC	PCB-156/157	10/3/2013	0.239	Yes	N	C U			1.99	0.239	pg/g
JW-EA09-SC36-B-130426	A5959_11364_PC	PCB-155	10/3/2013	0.124	Yes	N	U			0.995	0.124	pg/g
JW-EA09-SC36-B-130426	A5959_11364_PC	PCB-154	10/3/2013	0.168	Yes	N	U			0.995	0.168	pg/g
JW-EA09-SC36-B-130426	A5959_11364_PC	PCB-153/168	10/3/2013	1.81	Yes	N	J B C	U	7	1.99	0.151	pg/g
JW-EA09-SC36-B-130426	A5959_11364_PC	PCB-152	10/3/2013	0.133	Yes	N	U			0.995	0.133	pg/g
JW-EA09-SC36-B-130426	A5959_11364_PC	PCB-150	10/3/2013	0.134	Yes	N	U			0.995	0.134	pg/g
JW-EA09-SC36-B-130426	A5959_11364_PC	PCB-161	10/3/2013	0.14	Yes	N	U			0.995	0.14	pg/g
JW-EA09-SC36-B-130426	A5959_11364_PC	PCB-207	10/3/2013	0.307	Yes	N	U			0.995	0.307	pg/g
JW-EA09-SC36-B-130426	A5959_11364_PC	PCB-204	10/3/2013	0.132	Yes	N	U			0.995	0.132	pg/g
JW-EA09-SC36-B-130426	A5959_11364_PC	PCB-198/199	10/3/2013	0.441	Yes	Y	J C			1.99	0.172	pg/g
JW-EA09-SC36-B-130426	A5959_11364_PC	PCB-200	10/3/2013	0.129	Yes	N	U			0.995	0.129	pg/g
JW-EA09-SC36-B-130426	A5959_11364_PC	PCB-201	10/3/2013	0.124	Yes	N	U			0.995	0.124	pg/g
JW-EA09-SC36-B-130426	A5959_11364_PC	PCB-202	10/3/2013	0.138	Yes	N	U			0.995	0.138	pg/g
JW-EA09-SC36-B-130426	A5959_11364_PC	PCB-203	10/3/2013	0.221	Yes	Y	J EMPC	J	23	0.995	0.16	pg/g
JW-EA09-SC36-B-130426	A5959_11364_PC	PCB-196	10/3/2013	0.271	Yes	Y	J			0.995	0.165	pg/g
JW-EA09-SC36-B-130426	A5959_11364_PC	PCB-206	10/3/2013	0.544	Yes	N	U			0.995	0.544	pg/g
JW-EA09-SC36-B-130426	A5959_11364_PC	PCB-195	10/3/2013	0.234	Yes	Y	J EMPC	J	23	0.995	0.233	pg/g
JW-EA09-SC36-B-130426	A5959_11364_PC	PCB-208	10/3/2013	0.319	Yes	N	U			0.995	0.319	pg/g
JW-EA09-SC36-B-130426	A5959_11364_PC	PCB-209	10/3/2013	0.184	Yes	N	U			0.995	0.184	pg/g
JW-EA09-SC36-B-130426	A5959_11364_PC	PCB-061/070/074/076	10/3/2013	0.162	Yes	N	C U			3.98	0.162	pg/g
JW-EA09-SC36-B-130426	A5959_11364_PC	PCB-086/087/097/108/119/125	10/3/2013	0.517	Yes	Y	J EMPC	J	23	5.97	0.169	pg/g
JW-EA09-SC36-B-130426	A5959_11364_PC	PCB-011	10/3/2013	2.84	Yes	N	B	UJ	5,7	0.995	0.28	pg/g
JW-EA09-SC36-B-130426	A5959_11364_PC	PCB-133	10/3/2013	0.189	Yes	N	U			0.995	0.189	pg/g

Analytical Method		E1668A										
Sample ID	Lab Sample ID	Chemical Name	Anal Date	Result	Mod Res Report	Detect	Lab Qual	Val Qual	Reason	RL	MDL	Units
JW-EA09-SC36-B-130426	A5959_11364_PC	PCB-080	10/3/2013	0.144	Yes	N	U			0.995	0.144	pg/g
JW-EA09-SC36-B-130426	A5959_11364_PC	PCB-205	10/3/2013	0.179	Yes	N	U			0.995	0.179	pg/g
JW-EA09-SC36-B-130426	A5959_11364_PC	PCB-186	10/3/2013	0.0906	Yes	N	U			0.995	0.0906	pg/g
JW-EA09-SC36-B-130426	A5959_11364_PC	PCB-178	10/3/2013	0.125	Yes	Y	J EMPC	J	23	0.995	0.121	pg/g
JW-EA09-SC36-B-130426	A5959_11364_PC	PCB-179	10/3/2013	0.397	Yes	Y	J			0.995	0.093	pg/g
JW-EA09-SC36-B-130426	A5959_11364_PC	PCB-180/193	10/3/2013	1.99	Yes	Y	B C			1.99	0.165	pg/g
JW-EA09-SC36-B-130426	A5959_11364_PC	PCB-181	10/3/2013	0.184	Yes	N	U			0.995	0.184	pg/g
JW-EA09-SC36-B-130426	A5959_11364_PC	PCB-182	10/3/2013	0.177	Yes	N	U			0.995	0.177	pg/g
JW-EA09-SC36-B-130426	A5959_11364_PC	PCB-183	10/3/2013	0.467	Yes	Y	J EMPC	J	23	0.995	0.184	pg/g
JW-EA09-SC36-B-130426	A5959_11364_PC	PCB-197	10/3/2013	0.115	Yes	N	U			0.995	0.115	pg/g
JW-EA09-SC36-B-130426	A5959_11364_PC	PCB-185	10/3/2013	0.178	Yes	N	U			0.995	0.178	pg/g
JW-EA09-SC36-B-130426	A5959_11364_PC	PCB-177	10/3/2013	0.507	Yes	Y	J			0.995	0.211	pg/g
JW-EA09-SC36-B-130426	A5959_11364_PC	PCB-187	10/3/2013	1.12	Yes	Y	B			0.995	0.183	pg/g
JW-EA09-SC36-B-130426	A5959_11364_PC	PCB-188	10/3/2013	0.085	Yes	N	U			0.995	0.085	pg/g
JW-EA09-SC36-B-130426	A5959_11364_PC	PCB-189	10/3/2013	0.142	Yes	N	U			0.995	0.142	pg/g
JW-EA09-SC36-B-130426	A5959_11364_PC	PCB-190	10/3/2013	0.212	Yes	Y	J EMPC	J	23	0.995	0.153	pg/g
JW-EA09-SC36-B-130426	A5959_11364_PC	PCB-191	10/3/2013	0.15	Yes	N	U			0.995	0.15	pg/g
JW-EA09-SC36-B-130426	A5959_11364_PC	PCB-192	10/3/2013	0.157	Yes	N	U			0.995	0.157	pg/g
JW-EA09-SC36-B-130426	A5959_11364_PC	PCB-194	10/3/2013	0.581	Yes	Y	J			0.995	0.213	pg/g
JW-EA09-SC36-B-130426	A5959_11364_PC	PCB-184	10/3/2013	0.0941	Yes	N	U			0.995	0.0941	pg/g
JW-EA09-SC36-B-130426	A5959_11364_PC	PCB-045	10/3/2013	0.227	Yes	N	U			0.995	0.227	pg/g
JW-EA09-SC36-B-130426	A5959_11364_PC	PCB-059/062/075	10/3/2013	0.154	Yes	N	C U			2.99	0.154	pg/g
JW-EA09-SC36-B-130426	A5959_11364_PC	PCB-034	10/3/2013	0.357	Yes	N	U			0.995	0.357	pg/g
JW-EA09-SC36-B-130426	A5959_11364_PC	PCB-035	10/3/2013	0.368	Yes	N	U			0.995	0.368	pg/g
JW-EA09-SC36-B-130426	A5959_11364_PC	PCB-036	10/3/2013	0.338	Yes	N	U			0.995	0.338	pg/g

Analytical Method		E1668A										
Sample ID	Lab Sample ID	Chemical Name	Anal Date	Result	Mod Res Report	Detect	Lab Qual	Val Qual	Reason	RL	MDL	Units
JW-EA09-SC36-B-130426	A5959_11364_PC	PCB-037	10/3/2013	0.355	Yes	N	U			0.995	0.355	pg/g
JW-EA09-SC36-B-130426	A5959_11364_PC	PCB-038	10/3/2013	0.36	Yes	N	U			0.995	0.36	pg/g
JW-EA09-SC36-B-130426	A5959_11364_PC	PCB-039	10/3/2013	0.326	Yes	N	U			0.995	0.326	pg/g
JW-EA09-SC36-B-130426	A5959_11364_PC	PCB-040/071	10/3/2013	0.205	Yes	N	C U			1.99	0.205	pg/g
JW-EA09-SC36-B-130426	A5959_11364_PC	PCB-041	10/3/2013	0.247	Yes	N	U			0.995	0.247	pg/g
JW-EA09-SC36-B-130426	A5959_11364_PC	PCB-042	10/3/2013	0.229	Yes	N	U			0.995	0.229	pg/g
JW-EA09-SC36-B-130426	A5959_11364_PC	PCB-031	10/3/2013	0.429	Yes	Y	J			0.995	0.33	pg/g
JW-EA09-SC36-B-130426	A5959_11364_PC	PCB-044/047/065	10/3/2013	7.81	Yes	N	B C	U	7	2.99	0.196	pg/g
JW-EA09-SC36-B-130426	A5959_11364_PC	PCB-027	10/3/2013	0.217	Yes	N	U			0.995	0.217	pg/g
JW-EA09-SC36-B-130426	A5959_11364_PC	PCB-046	10/3/2013	0.249	Yes	N	U			0.995	0.249	pg/g
JW-EA09-SC36-B-130426	A5959_11364_PC	PCB-048	10/3/2013	0.205	Yes	N	U			0.995	0.205	pg/g
JW-EA09-SC36-B-130426	A5959_11364_PC	PCB-049/069	10/3/2013	0.301	Yes	N	J B EMP	U	7	1.99	0.174	pg/g
JW-EA09-SC36-B-130426	A5959_11364_PC	PCB-050/053	10/3/2013	0.205	Yes	N	C U			1.99	0.205	pg/g
JW-EA09-SC36-B-130426	A5959_11364_PC	PCB-051	10/3/2013	1.69	Yes	N	B	U	7	0.995	0.209	pg/g
JW-EA09-SC36-B-130426	A5959_11364_PC	PCB-052	10/3/2013	0.591	Yes	N	J B	U	7	0.995	0.209	pg/g
JW-EA09-SC36-B-130426	A5959_11364_PC	PCB-054	10/3/2013	0.146	Yes	N	U			0.995	0.146	pg/g
JW-EA09-SC36-B-130426	A5959_11364_PC	PCB-055	10/3/2013	0.334	Yes	Y	J			0.995	0.166	pg/g
JW-EA09-SC36-B-130426	A5959_11364_PC	PCB-056	10/3/2013	0.174	Yes	N	U			0.995	0.174	pg/g
JW-EA09-SC36-B-130426	A5959_11364_PC	PCB-057	10/3/2013	0.165	Yes	N	U			0.995	0.165	pg/g
JW-EA09-SC36-B-130426	A5959_11364_PC	PCB-058	10/3/2013	0.158	Yes	N	U			0.995	0.158	pg/g
JW-EA09-SC36-B-130426	A5959_11364_PC	PCB-043	10/3/2013	0.24	Yes	N	U			0.995	0.24	pg/g
JW-EA09-SC36-B-130426	A5959_11364_PC	PCB-015	10/3/2013	0.258	Yes	N	U	UJ	5	0.995	0.258	pg/g
JW-EA09-SC36-B-130426	A5959_11364_PC	PCB-001	10/3/2013	0.709	Yes	N	J B	U	7	0.995	0.14	pg/g
JW-EA09-SC36-B-130426	A5959_11364_PC	PCB-002	10/3/2013	1.92	Yes	Y	B			0.995	0.13	pg/g
JW-EA09-SC36-B-130426	A5959_11364_PC	PCB-003	10/3/2013	0.976	Yes	N	J B	U	7	0.995	0.126	pg/g

Analytical Method		E1668A										
Sample ID	Lab Sample ID	Chemical Name	Anal Date	Result	Mod Res Report	Detect	Lab Qual	Val Qual	Reason	RL	MDL	Units
JW-EA09-SC36-B-130426	A5959_11364_PC	PCB-004	10/3/2013	0.565	Yes	N	U	UJ	5	0.995	0.565	pg/g
JW-EA09-SC36-B-130426	A5959_11364_PC	PCB-005	10/3/2013	0.289	Yes	N	U	UJ	5	0.995	0.289	pg/g
JW-EA09-SC36-B-130426	A5959_11364_PC	PCB-006	10/3/2013	0.284	Yes	N	U	UJ	5	0.995	0.284	pg/g
JW-EA09-SC36-B-130426	A5959_11364_PC	PCB-007	10/3/2013	0.264	Yes	N	U	UJ	5	0.995	0.264	pg/g
JW-EA09-SC36-B-130426	A5959_11364_PC	PCB-008	10/3/2013	0.278	Yes	N	U	UJ	5	0.995	0.278	pg/g
JW-EA09-SC36-B-130426	A5959_11364_PC	PCB-009	10/3/2013	0.311	Yes	N	U	UJ	5	0.995	0.311	pg/g
JW-EA09-SC36-B-130426	A5959_11364_PC	PCB-082	10/3/2013	0.229	Yes	N	U			0.995	0.229	pg/g
JW-EA09-SC36-B-130426	A5959_11364_PC	PCB-032	10/3/2013	0.202	Yes	N	U			0.995	0.202	pg/g
JW-EA09-SC36-B-130426	A5959_11364_PC	PCB-132	10/3/2013	0.574	Yes	Y	J EMPC	J	23	0.995	0.2	pg/g
JW-EA09-SC36-B-130426	A5959_11364_PC	PCB-014	10/3/2013	0.242	Yes	N	U	UJ	5	0.995	0.242	pg/g
JW-EA09-SC36-B-130426	A5959_11364_PC	PCB-016	10/3/2013	0.368	Yes	N	U			0.995	0.368	pg/g
JW-EA09-SC36-B-130426	A5959_11364_PC	PCB-017	10/3/2013	0.29	Yes	N	U			0.995	0.29	pg/g
JW-EA09-SC36-B-130426	A5959_11364_PC	PCB-018/030	10/3/2013	0.249	Yes	N	C U			1.99	0.249	pg/g
JW-EA09-SC36-B-130426	A5959_11364_PC	PCB-019	10/3/2013	0.328	Yes	N	U			0.995	0.328	pg/g
JW-EA09-SC36-B-130426	A5959_11364_PC	PCB-020/028	10/3/2013	0.537	Yes	N	J B C	U	7	1.99	0.354	pg/g
JW-EA09-SC36-B-130426	A5959_11364_PC	PCB-021/033	10/3/2013	0.338	Yes	N	C U			1.99	0.338	pg/g
JW-EA09-SC36-B-130426	A5959_11364_PC	PCB-022	10/3/2013	0.367	Yes	N	U			0.995	0.367	pg/g
JW-EA09-SC36-B-130426	A5959_11364_PC	PCB-023	10/3/2013	0.347	Yes	N	U			0.995	0.347	pg/g
JW-EA09-SC36-B-130426	A5959_11364_PC	PCB-024	10/3/2013	0.225	Yes	N	U			0.995	0.225	pg/g
JW-EA09-SC36-B-130426	A5959_11364_PC	PCB-025	10/3/2013	0.342	Yes	N	U			0.995	0.342	pg/g
JW-EA09-SC36-B-130426	A5959_11364_PC	PCB-026/029	10/3/2013	0.349	Yes	N	C U			1.99	0.349	pg/g
JW-EA09-SC36-B-130426	A5959_11364_PC	PCB-012/013	10/3/2013	0.276	Yes	N	C U	UJ	5	1.99	0.276	pg/g
JW-EA09-SC36-B-130426	A5959_11364_PC	PCB-117	10/3/2013	0.16	Yes	N	U			0.995	0.16	pg/g
JW-EA09-SC36-B-130426	A5959_11364_PC	PCB-102	10/3/2013	0.188	Yes	N	U			0.995	0.188	pg/g
JW-EA09-SC36-B-130426	A5959_11364_PC	PCB-103	10/3/2013	0.18	Yes	N	U			0.995	0.18	pg/g

Analytical Method		E1668A										
Sample ID	Lab Sample ID	Chemical Name	Anal Date	Result	Mod Res Report	Detect	Lab Qual	Val Qual	Reason	RL	MDL	Units
JW-EA09-SC36-B-130426	A5959_11364_PC	PCB-104	10/3/2013	0.1	Yes	N	U			0.995	0.1	pg/g
JW-EA09-SC36-B-130426	A5959_11364_PC	PCB-105	10/3/2013	0.322	Yes	Y	J			0.995	0.147	pg/g
JW-EA09-SC36-B-130426	A5959_11364_PC	PCB-106	10/3/2013	0.154	Yes	N	U			0.995	0.154	pg/g
JW-EA09-SC36-B-130426	A5959_11364_PC	PCB-107/124	10/3/2013	0.151	Yes	N	C U			1.99	0.151	pg/g
JW-EA09-SC36-B-130426	A5959_11364_PC	PCB-109	10/3/2013	0.144	Yes	N	U			0.995	0.144	pg/g
JW-EA09-SC36-B-130426	A5959_11364_PC	PCB-110	10/3/2013	0.937	Yes	N	J B	U	7	0.995	0.17	pg/g
JW-EA09-SC36-B-130426	A5959_11364_PC	PCB-111	10/3/2013	0.138	Yes	N	U			0.995	0.138	pg/g
JW-EA09-SC36-B-130426	A5959_11364_PC	PCB-112	10/3/2013	0.147	Yes	N	U			0.995	0.147	pg/g
JW-EA09-SC36-B-130426	A5959_11364_PC	PCB-099	10/3/2013	0.422	Yes	Y	J			0.995	0.186	pg/g
JW-EA09-SC36-B-130426	A5959_11364_PC	PCB-115	10/3/2013	0.129	Yes	N	U			0.995	0.129	pg/g
JW-EA09-SC36-B-130426	A5959_11364_PC	PCB-123	10/3/2013	0.144	Yes	N	U			0.995	0.144	pg/g
JW-EA09-SC36-B-130426	A5959_11364_PC	PCB-118	10/3/2013	0.795	Yes	N	J B	U	7	0.995	0.149	pg/g
JW-EA09-SC36-B-130426	A5959_11364_PC	PCB-120	10/3/2013	0.137	Yes	N	U			0.995	0.137	pg/g
JW-EA09-SC36-B-130426	A5959_11364_PC	PCB-121	10/3/2013	0.14	Yes	N	U			0.995	0.14	pg/g
JW-EA09-SC36-B-130426	A5959_11364_PC	PCB-122	10/3/2013	0.161	Yes	N	U			0.995	0.161	pg/g
JW-EA09-SC36-B-130426	A5959_11364_PC	PCB-126	10/3/2013	0.124	Yes	N	U			0.995	0.124	pg/g
JW-EA09-SC36-B-130426	A5959_11364_PC	PCB-128/166	10/3/2013	0.194	Yes	N	C U			1.99	0.194	pg/g
JW-EA09-SC36-B-130426	A5959_11364_PC	PCB-129/138/163	10/3/2013	1.96	Yes	N	J B C	U	7	2.99	0.184	pg/g
JW-EA09-SC36-B-130426	A5959_11364_PC	PCB-130	10/3/2013	0.216	Yes	N	U			0.995	0.216	pg/g
JW-EA09-SC36-B-130426	A5959_11364_PC	PCB-131	10/3/2013	0.206	Yes	N	U			0.995	0.206	pg/g
JW-EA09-SC36-B-130426	A5959_11364_PC	PCB-060	10/3/2013	0.165	Yes	N	U			0.995	0.165	pg/g
JW-EA09-SC36-B-130426	A5959_11364_PC	PCB-010	10/3/2013	0.379	Yes	N	U	UJ	5	0.995	0.379	pg/g
JW-EA09-SC36-B-130426	A5959_11364_PC	PCB-114	10/3/2013	0.144	Yes	N	U			0.995	0.144	pg/g
JW-EA09-SC36-B-130426	A5959_11364_PC	PCB-063	10/3/2013	0.149	Yes	N	U			0.995	0.149	pg/g
JW-EA09-SC36-B-130426	A5959_11364_PC	PCB-067	10/3/2013	0.152	Yes	N	U			0.995	0.152	pg/g

Analytical Method		E1668A										
Sample ID	Lab Sample ID	Chemical Name	Anal Date	Result	Mod Res Report	Detect	Lab Qual	Val Qual	Reason	RL	MDL	Units
JW-EA09-SC36-B-130426	A5959_11364_PC	PCB-068	10/3/2013	0.806	Yes	N	J B	U	7	0.995	0.146	pg/g
JW-EA09-SC36-B-130426	A5959_11364_PC	PCB-127	10/3/2013	0.142	Yes	N	U			0.995	0.142	pg/g
JW-EA09-SC36-B-130426	A5959_11364_PC	PCB-064	10/3/2013	0.145	Yes	N	U			0.995	0.145	pg/g
JW-EA09-SC36-B-130426	A5959_11364_PC	PCB-066	10/3/2013	0.171	Yes	N	U			0.995	0.171	pg/g
JW-EA09-SC36-B-130426	A5959_11364_PC	PCB-073	10/3/2013	0.162	Yes	N	U			0.995	0.162	pg/g
JW-EA09-SC36-B-130426	A5959_11364_PC	PCB-077	10/3/2013	0.17	Yes	N	U			0.995	0.17	pg/g
JW-EA09-SC36-B-130426	A5959_11364_PC	PCB-098	10/3/2013	0.191	Yes	N	U			0.995	0.191	pg/g
JW-EA09-SC36-B-130426	A5959_11364_PC	PCB-079	10/3/2013	0.141	Yes	N	U			0.995	0.141	pg/g
JW-EA09-SC36-B-130426	A5959_11364_PC	PCB-072	10/3/2013	0.159	Yes	N	U			0.995	0.159	pg/g
JW-EA09-SC36-B-130426	A5959_11364_PC	PCB-081	10/3/2013	0.165	Yes	N	U			0.995	0.165	pg/g
JW-EA09-SC36-B-130426	A5959_11364_PC	PCB-092	10/3/2013	0.198	Yes	N	U			0.995	0.198	pg/g
JW-EA09-SC36-B-130426	A5959_11364_PC	PCB-096	10/3/2013	0.121	Yes	N	U			0.995	0.121	pg/g
JW-EA09-SC36-B-130426	A5959_11364_PC	PCB-095	10/3/2013	0.192	Yes	N	U			0.995	0.192	pg/g
JW-EA09-SC36-B-130426	A5959_11364_PC	PCB-094	10/3/2013	0.204	Yes	N	U			0.995	0.204	pg/g
JW-EA09-SC36-B-130426	A5959_11364_PC	PCB-078	10/3/2013	0.172	Yes	N	U			0.995	0.172	pg/g
JW-EA09-SC36-B-130426	A5959_11364_PC	PCB-093/100	10/3/2013	0.185	Yes	N	C U			1.99	0.185	pg/g
JW-EA09-SC36-B-130426	A5959_11364_PC	PCB-083	10/3/2013	0.219	Yes	N	U			0.995	0.219	pg/g
JW-EA09-SC36-B-130426	A5959_11364_PC	PCB-091	10/3/2013	0.172	Yes	N	U			0.995	0.172	pg/g
JW-EA09-SC36-B-130426	A5959_11364_PC	PCB-090/101/113	10/3/2013	0.922	Yes	N	J B C	U	7	2.99	0.17	pg/g
JW-EA09-SC36-B-130426	A5959_11364_PC	PCB-089	10/3/2013	0.209	Yes	N	U			0.995	0.209	pg/g
JW-EA09-SC36-B-130426	A5959_11364_PC	PCB-088	10/3/2013	0.208	Yes	N	U			0.995	0.208	pg/g
JW-EA09-SC36-B-130426	A5959_11364_PC	PCB-085/116	10/3/2013	0.163	Yes	N	C U			1.99	0.163	pg/g
JW-EA09-SC36-B-130426	A5959_11364_PC	PCB-084	10/3/2013	0.222	Yes	N	U			0.995	0.222	pg/g
JW-EA09-SC36-C-130426	A5959_11364_PC	PCB-143	10/3/2013	0.0878	Yes	N	U			1	0.0878	pg/g
JW-EA09-SC36-C-130426	A5959_11364_PC	PCB-145	10/3/2013	0.0643	Yes	N	U			1	0.0643	pg/g

Analytical Method		E1668A										
Sample ID	Lab Sample ID	Chemical Name	Anal Date	Result	Mod Res Report	Detect	Lab Qual	Val Qual	Reason	RL	MDL	Units
JW-EA09-SC36-C-130426	A5959_11364_PC	PCB-146	10/3/2013	0.258	Yes	Y	J			1	0.0843	pg/g
JW-EA09-SC36-C-130426	A5959_11364_PC	PCB-129/138/163	10/3/2013	1.7	Yes	N	J B C	U	7	3	0.0887	pg/g
JW-EA09-SC36-C-130426	A5959_11364_PC	PCB-148	10/3/2013	0.0873	Yes	N	U			1	0.0873	pg/g
JW-EA09-SC36-C-130426	A5959_11364_PC	PCB-150	10/3/2013	0.0606	Yes	N	U			1	0.0606	pg/g
JW-EA09-SC36-C-130426	A5959_11364_PC	PCB-142	10/3/2013	0.0981	Yes	N	U			1	0.0981	pg/g
JW-EA09-SC36-C-130426	A5959_11364_PC	PCB-144	10/3/2013	0.113	Yes	Y	J EMPC	J	23	1	0.0893	pg/g
JW-EA09-SC36-C-130426	A5959_11364_PC	PCB-152	10/3/2013	0.0605	Yes	N	U			1	0.0605	pg/g
JW-EA09-SC36-C-130426	A5959_11364_PC	PCB-147/149	10/3/2013	1.57	Yes	N	J B C	U	7	2	0.0883	pg/g
JW-EA09-SC36-C-130426	A5959_11364_PC	PCB-154	10/3/2013	0.0808	Yes	N	U			1	0.0808	pg/g
JW-EA09-SC36-C-130426	A5959_11364_PC	PCB-155	10/3/2013	0.0563	Yes	N	U			1	0.0563	pg/g
JW-EA09-SC36-C-130426	A5959_11364_PC	PCB-156/157	10/3/2013	0.133	Yes	Y	J C			2	0.107	pg/g
JW-EA09-SC36-C-130426	A5959_11364_PC	PCB-158	10/3/2013	0.172	Yes	Y	J			1	0.0663	pg/g
JW-EA09-SC36-C-130426	A5959_11364_PC	PCB-141	10/3/2013	0.476	Yes	Y	J			1	0.0929	pg/g
JW-EA09-SC36-C-130426	A5959_11364_PC	PCB-160	10/3/2013	0.068	Yes	N	U			1	0.068	pg/g
JW-EA09-SC36-C-130426	A5959_11364_PC	PCB-161	10/3/2013	0.0673	Yes	N	U			1	0.0673	pg/g
JW-EA09-SC36-C-130426	A5959_11364_PC	PCB-162	10/3/2013	0.0747	Yes	N	U			1	0.0747	pg/g
JW-EA09-SC36-C-130426	A5959_11364_PC	PCB-164	10/3/2013	0.0689	Yes	N	U			1	0.0689	pg/g
JW-EA09-SC36-C-130426	A5959_11364_PC	PCB-159	10/3/2013	0.0759	Yes	N	U			1	0.0759	pg/g
JW-EA09-SC36-C-130426	A5959_11364_PC	PCB-127	10/3/2013	0.0746	Yes	N	U			1	0.0746	pg/g
JW-EA09-SC36-C-130426	A5959_11364_PC	PCB-117	10/3/2013	0.0789	Yes	N	U			1	0.0789	pg/g
JW-EA09-SC36-C-130426	A5959_11364_PC	PCB-115	10/3/2013	0.0635	Yes	N	U			1	0.0635	pg/g
JW-EA09-SC36-C-130426	A5959_11364_PC	PCB-196	10/3/2013	0.105	Yes	N	U			1	0.105	pg/g
JW-EA09-SC36-C-130426	A5959_11364_PC	PCB-165	10/3/2013	0.0754	Yes	N	U			1	0.0754	pg/g
JW-EA09-SC36-C-130426	A5959_11364_PC	PCB-110	10/3/2013	1.04	Yes	N	B	U	7	1	0.0837	pg/g
JW-EA09-SC36-C-130426	A5959_11364_PC	PCB-120	10/3/2013	0.0674	Yes	N	U			1	0.0674	pg/g

Analytical Method		E1668A										
Sample ID	Lab Sample ID	Chemical Name	Anal Date	Result	Mod Res Report	Detect	Lab Qual	Val Qual	Reason	RL	MDL	Units
JW-EA09-SC36-C-130426	A5959_11364_PC	PCB-121	10/3/2013	0.069	Yes	N	U			1	0.069	pg/g
JW-EA09-SC36-C-130426	A5959_11364_PC	PCB-122	10/3/2013	0.0785	Yes	N	U			1	0.0785	pg/g
JW-EA09-SC36-C-130426	A5959_11364_PC	PCB-118	10/3/2013	0.71	Yes	N	J B	U	7	1	0.073	pg/g
JW-EA09-SC36-C-130426	A5959_11364_PC	PCB-126	10/3/2013	0.0601	Yes	N	U			1	0.0601	pg/g
JW-EA09-SC36-C-130426	A5959_11364_PC	PCB-139/140	10/3/2013	0.086	Yes	N	C U			2	0.086	pg/g
JW-EA09-SC36-C-130426	A5959_11364_PC	PCB-128/166	10/3/2013	0.0909	Yes	N	C U			2	0.0909	pg/g
JW-EA09-SC36-C-130426	A5959_11364_PC	PCB-130	10/3/2013	0.104	Yes	N	U			1	0.104	pg/g
JW-EA09-SC36-C-130426	A5959_11364_PC	PCB-131	10/3/2013	0.099	Yes	N	U			1	0.099	pg/g
JW-EA09-SC36-C-130426	A5959_11364_PC	PCB-132	10/3/2013	0.53	Yes	Y	J			1	0.0961	pg/g
JW-EA09-SC36-C-130426	A5959_11364_PC	PCB-133	10/3/2013	0.0911	Yes	N	U			1	0.0911	pg/g
JW-EA09-SC36-C-130426	A5959_11364_PC	PCB-134	10/3/2013	0.114	Yes	N	U			1	0.114	pg/g
JW-EA09-SC36-C-130426	A5959_11364_PC	PCB-135/151	10/3/2013	0.694	Yes	Y	J C			2	0.0899	pg/g
JW-EA09-SC36-C-130426	A5959_11364_PC	PCB-136	10/3/2013	0.304	Yes	Y	J			1	0.0655	pg/g
JW-EA09-SC36-C-130426	A5959_11364_PC	PCB-137	10/3/2013	0.0901	Yes	N	U			1	0.0901	pg/g
JW-EA09-SC36-C-130426	A5959_11364_PC	PCB-123	10/3/2013	0.0708	Yes	N	U			1	0.0708	pg/g
JW-EA09-SC36-C-130426	A5959_11364_PC	PCB-205	10/3/2013	0.0927	Yes	N	U			1	0.0927	pg/g
JW-EA09-SC36-C-130426	A5959_11364_PC	PCB-194	10/3/2013	0.303	Yes	Y	J			1	0.11	pg/g
JW-EA09-SC36-C-130426	A5959_11364_PC	PCB-192	10/3/2013	0.0888	Yes	N	U			1	0.0888	pg/g
JW-EA09-SC36-C-130426	A5959_11364_PC	PCB-195	10/3/2013	0.121	Yes	N	U			1	0.121	pg/g
JW-EA09-SC36-C-130426	A5959_11364_PC	PCB-197	10/3/2013	0.0731	Yes	N	U			1	0.0731	pg/g
JW-EA09-SC36-C-130426	A5959_11364_PC	PCB-198/199	10/3/2013	0.11	Yes	N	C U			2	0.11	pg/g
JW-EA09-SC36-C-130426	A5959_11364_PC	PCB-200	10/3/2013	0.0823	Yes	N	U			1	0.0823	pg/g
JW-EA09-SC36-C-130426	A5959_11364_PC	PCB-201	10/3/2013	0.0786	Yes	N	U			1	0.0786	pg/g
JW-EA09-SC36-C-130426	A5959_11364_PC	PCB-202	10/3/2013	0.0879	Yes	N	U			1	0.0879	pg/g
JW-EA09-SC36-C-130426	A5959_11364_PC	PCB-190	10/3/2013	0.0883	Yes	N	U			1	0.0883	pg/g

Analytical Method		E1668A										
Sample ID	Lab Sample ID	Chemical Name	Anal Date	Result	Mod Res Report	Detect	Lab Qual	Val Qual	Reason	RL	MDL	Units
JW-EA09-SC36-C-130426	A5959_11364_PC	PCB-204	10/3/2013	0.0842	Yes	N	U			1	0.0842	pg/g
JW-EA09-SC36-C-130426	A5959_11364_PC	PCB-189	10/3/2013	0.0681	Yes	N	U			1	0.0681	pg/g
JW-EA09-SC36-C-130426	A5959_11364_PC	PCB-206	10/3/2013	0.243	Yes	N	U			1	0.243	pg/g
JW-EA09-SC36-C-130426	A5959_11364_PC	PCB-207	10/3/2013	0.151	Yes	N	U			1	0.151	pg/g
JW-EA09-SC36-C-130426	A5959_11364_PC	PCB-208	10/3/2013	0.157	Yes	N	U			1	0.157	pg/g
JW-EA09-SC36-C-130426	A5959_11364_PC	PCB-209	10/3/2013	0.099	Yes	Y	J EMPC	J	23	1	0.0935	pg/g
JW-EA09-SC36-C-130426	A5959_11364_PC	PCB-187	10/3/2013	0.636	Yes	N	J B EMP	U	7	1	0.103	pg/g
JW-EA09-SC36-C-130426	A5959_11364_PC	PCB-086/087/097/108/119/125	10/3/2013	0.557	Yes	Y	J C			6	0.0834	pg/g
JW-EA09-SC36-C-130426	A5959_11364_PC	PCB-114	10/3/2013	0.0698	Yes	N	U			1	0.0698	pg/g
JW-EA09-SC36-C-130426	A5959_11364_PC	PCB-008	10/3/2013	0.352	Yes	Y	J	J	5	1	0.18	pg/g
JW-EA09-SC36-C-130426	A5959_11364_PC	PCB-203	10/3/2013	0.102	Yes	N	U			1	0.102	pg/g
JW-EA09-SC36-C-130426	A5959_11364_PC	PCB-174	10/3/2013	0.675	Yes	N	J B	U	7	1	0.118	pg/g
JW-EA09-SC36-C-130426	A5959_11364_PC	PCB-169	10/3/2013	0.117	Yes	N	U			1	0.117	pg/g
JW-EA09-SC36-C-130426	A5959_11364_PC	PCB-170	10/3/2013	0.517	Yes	Y	J			1	0.118	pg/g
JW-EA09-SC36-C-130426	A5959_11364_PC	PCB-171/173	10/3/2013	0.118	Yes	N	C U			2	0.118	pg/g
JW-EA09-SC36-C-130426	A5959_11364_PC	PCB-172	10/3/2013	0.114	Yes	N	U			1	0.114	pg/g
JW-EA09-SC36-C-130426	A5959_11364_PC	PCB-153/168	10/3/2013	1.54	Yes	N	J B C	U	7	2	0.0724	pg/g
JW-EA09-SC36-C-130426	A5959_11364_PC	PCB-175	10/3/2013	0.108	Yes	N	U			1	0.108	pg/g
JW-EA09-SC36-C-130426	A5959_11364_PC	PCB-176	10/3/2013	0.0948	Yes	Y	J EMPC	J	23	1	0.0621	pg/g
JW-EA09-SC36-C-130426	A5959_11364_PC	PCB-177	10/3/2013	0.313	Yes	Y	J EMPC	J	23	1	0.119	pg/g
JW-EA09-SC36-C-130426	A5959_11364_PC	PCB-191	10/3/2013	0.0849	Yes	N	U			1	0.0849	pg/g
JW-EA09-SC36-C-130426	A5959_11364_PC	PCB-179	10/3/2013	0.36	Yes	Y	J			1	0.0678	pg/g
JW-EA09-SC36-C-130426	A5959_11364_PC	PCB-167	10/3/2013	0.0733	Yes	N	U			1	0.0733	pg/g
JW-EA09-SC36-C-130426	A5959_11364_PC	PCB-181	10/3/2013	0.104	Yes	N	U			1	0.104	pg/g
JW-EA09-SC36-C-130426	A5959_11364_PC	PCB-182	10/3/2013	0.0996	Yes	N	U			1	0.0996	pg/g

SDG: A5959

Analytical Method		E1668A										
Sample ID	Lab Sample ID	Chemical Name	Anal Date	Result	Mod Res Report	Detect	Lab Qual	Val Qual	Reason	RL	MDL	Units
JW-EA09-SC36-C-130426	A5959_11364_PC	PCB-183	10/3/2013	0.273	Yes	Y	J EMPC	J	23	1	0.104	pg/g
JW-EA09-SC36-C-130426	A5959_11364_PC	PCB-184	10/3/2013	0.0685	Yes	N	U			1	0.0685	pg/g
JW-EA09-SC36-C-130426	A5959_11364_PC	PCB-185	10/3/2013	0.107	Yes	Y	J			1	0.101	pg/g
JW-EA09-SC36-C-130426	A5959_11364_PC	PCB-186	10/3/2013	0.066	Yes	N	U			1	0.066	pg/g
JW-EA09-SC36-C-130426	A5959_11364_PC	PCB-180/193	10/3/2013	1.29	Yes	N	J B C	U	7	2	0.0931	pg/g
JW-EA09-SC36-C-130426	A5959_11364_PC	PCB-188	10/3/2013	0.0619	Yes	N	U			1	0.0619	pg/g
JW-EA09-SC36-C-130426	A5959_11364_PC	PCB-178	10/3/2013	0.146	Yes	Y	J			1	0.0884	pg/g
JW-EA09-SC36-C-130426	A5959_11364_PC	PCB-040/071	10/3/2013	0.217	Yes	Y	J EMPC	J	23	2	0.11	pg/g
JW-EA09-SC36-C-130426	A5959_11364_PC	PCB-051	10/3/2013	0.848	Yes	N	J B	U	7	1	0.113	pg/g
JW-EA09-SC36-C-130426	A5959_11364_PC	PCB-027	10/3/2013	0.177	Yes	N	U			1	0.177	pg/g
JW-EA09-SC36-C-130426	A5959_11364_PC	PCB-031	10/3/2013	0.668	Yes	Y	J EMPC	J	23	1	0.212	pg/g
JW-EA09-SC36-C-130426	A5959_11364_PC	PCB-032	10/3/2013	0.165	Yes	N	U			1	0.165	pg/g
JW-EA09-SC36-C-130426	A5959_11364_PC	PCB-034	10/3/2013	0.23	Yes	N	U			1	0.23	pg/g
JW-EA09-SC36-C-130426	A5959_11364_PC	PCB-035	10/3/2013	0.236	Yes	N	U			1	0.236	pg/g
JW-EA09-SC36-C-130426	A5959_11364_PC	PCB-036	10/3/2013	0.217	Yes	N	U			1	0.217	pg/g
JW-EA09-SC36-C-130426	A5959_11364_PC	PCB-037	10/3/2013	0.228	Yes	N	U			1	0.228	pg/g
JW-EA09-SC36-C-130426	A5959_11364_PC	PCB-025	10/3/2013	0.22	Yes	N	U			1	0.22	pg/g
JW-EA09-SC36-C-130426	A5959_11364_PC	PCB-039	10/3/2013	0.209	Yes	N	U			1	0.209	pg/g
JW-EA09-SC36-C-130426	A5959_11364_PC	PCB-024	10/3/2013	0.183	Yes	N	U			1	0.183	pg/g
JW-EA09-SC36-C-130426	A5959_11364_PC	PCB-041	10/3/2013	0.133	Yes	N	U			1	0.133	pg/g
JW-EA09-SC36-C-130426	A5959_11364_PC	PCB-042	10/3/2013	0.123	Yes	N	U			1	0.123	pg/g
JW-EA09-SC36-C-130426	A5959_11364_PC	PCB-043	10/3/2013	0.129	Yes	N	U			1	0.129	pg/g
JW-EA09-SC36-C-130426	A5959_11364_PC	PCB-044/047/065	10/3/2013	4.36	Yes	N	B C	U	7	3	0.106	pg/g
JW-EA09-SC36-C-130426	A5959_11364_PC	PCB-045	10/3/2013	0.122	Yes	N	U			1	0.122	pg/g
JW-EA09-SC36-C-130426	A5959_11364_PC	PCB-046	10/3/2013	0.134	Yes	N	U			1	0.134	pg/g

Analytical Method		E1668A										
Sample ID	Lab Sample ID	Chemical Name	Anal Date	Result	Mod Res Report	Detect	Lab Qual	Val Qual	Reason	RL	MDL	Units
JW-EA09-SC36-C-130426	A5959_11364_PC	PCB-048	10/3/2013	0.111	Yes	N	U			1	0.111	pg/g
JW-EA09-SC36-C-130426	A5959_11364_PC	PCB-049/069	10/3/2013	0.4	Yes	N	J B C	U	7	2	0.0939	pg/g
JW-EA09-SC36-C-130426	A5959_11364_PC	PCB-050/053	10/3/2013	0.111	Yes	N	C U			2	0.111	pg/g
JW-EA09-SC36-C-130426	A5959_11364_PC	PCB-038	10/3/2013	0.231	Yes	N	U			1	0.231	pg/g
JW-EA09-SC36-C-130426	A5959_11364_PC	PCB-004	10/3/2013	0.263	Yes	Y	J	J	5	1	0.171	pg/g
JW-EA09-SC36-C-130426	A5959_11364_PC	PCB-002	10/3/2013	1.04	Yes	Y	B			1	0.0854	pg/g
JW-EA09-SC36-C-130426	A5959_11364_PC	PCB-001	10/3/2013	0.502	Yes	N	J B	U	7	1	0.114	pg/g
JW-EA09-SC36-C-130426	A5959_11364_PC	PCB-015	10/3/2013	0.253	Yes	Y	J	J	5	1	0.166	pg/g
JW-EA09-SC36-C-130426	A5959_11364_PC	PCB-112	10/3/2013	0.0722	Yes	N	U			1	0.0722	pg/g
JW-EA09-SC36-C-130426	A5959_11364_PC	PCB-005	10/3/2013	0.186	Yes	N	U	UJ	5	1	0.186	pg/g
JW-EA09-SC36-C-130426	A5959_11364_PC	PCB-003	10/3/2013	0.569	Yes	N	J B	U	7	1	0.0827	pg/g
JW-EA09-SC36-C-130426	A5959_11364_PC	PCB-007	10/3/2013	0.17	Yes	N	U	UJ	5	1	0.17	pg/g
JW-EA09-SC36-C-130426	A5959_11364_PC	PCB-010	10/3/2013	0.115	Yes	N	U	UJ	5	1	0.115	pg/g
JW-EA09-SC36-C-130426	A5959_11364_PC	PCB-026/029	10/3/2013	0.224	Yes	N	C U			2	0.224	pg/g
JW-EA09-SC36-C-130426	A5959_11364_PC	PCB-014	10/3/2013	0.156	Yes	N	U	UJ	5	1	0.156	pg/g
JW-EA09-SC36-C-130426	A5959_11364_PC	PCB-009	10/3/2013	0.201	Yes	N	U	UJ	5	1	0.201	pg/g
JW-EA09-SC36-C-130426	A5959_11364_PC	PCB-011	10/3/2013	3.39	Yes	N	B	UJ	5,7	1	0.181	pg/g
JW-EA09-SC36-C-130426	A5959_11364_PC	PCB-016	10/3/2013	0.301	Yes	N	U			1	0.301	pg/g
JW-EA09-SC36-C-130426	A5959_11364_PC	PCB-017	10/3/2013	0.237	Yes	N	U			1	0.237	pg/g
JW-EA09-SC36-C-130426	A5959_11364_PC	PCB-018/030	10/3/2013	0.467	Yes	Y	J C			2	0.203	pg/g
JW-EA09-SC36-C-130426	A5959_11364_PC	PCB-019	10/3/2013	0.268	Yes	N	U			1	0.268	pg/g
JW-EA09-SC36-C-130426	A5959_11364_PC	PCB-020/028	10/3/2013	0.829	Yes	N	J B C	U	7	2	0.228	pg/g
JW-EA09-SC36-C-130426	A5959_11364_PC	PCB-021/033	10/3/2013	0.515	Yes	Y	J C			2	0.217	pg/g
JW-EA09-SC36-C-130426	A5959_11364_PC	PCB-022	10/3/2013	0.236	Yes	N	U			1	0.236	pg/g
JW-EA09-SC36-C-130426	A5959_11364_PC	PCB-023	10/3/2013	0.223	Yes	N	U			1	0.223	pg/g

Analytical Method		E1668A										
Sample ID	Lab Sample ID	Chemical Name	Anal Date	Result	Mod Res Report	Detect	Lab Qual	Val Qual	Reason	RL	MDL	Units
JW-EA09-SC36-C-130426	A5959_11364_PC	PCB-012/013	10/3/2013	0.178	Yes	N	C U	UJ	5	2	0.178	pg/g
JW-EA09-SC36-C-130426	A5959_11364_PC	PCB-102	10/3/2013	0.0924	Yes	N	U			1	0.0924	pg/g
JW-EA09-SC36-C-130426	A5959_11364_PC	PCB-088	10/3/2013	0.102	Yes	N	U			1	0.102	pg/g
JW-EA09-SC36-C-130426	A5959_11364_PC	PCB-089	10/3/2013	0.103	Yes	N	U			1	0.103	pg/g
JW-EA09-SC36-C-130426	A5959_11364_PC	PCB-068	10/3/2013	0.679	Yes	N	J B	U	7	1	0.0757	pg/g
JW-EA09-SC36-C-130426	A5959_11364_PC	PCB-091	10/3/2013	0.0847	Yes	N	U			1	0.0847	pg/g
JW-EA09-SC36-C-130426	A5959_11364_PC	PCB-092	10/3/2013	0.133	Yes	Y	J EMPC	J	23	1	0.0976	pg/g
JW-EA09-SC36-C-130426	A5959_11364_PC	PCB-093/100	10/3/2013	0.0909	Yes	N	C U			2	0.0909	pg/g
JW-EA09-SC36-C-130426	A5959_11364_PC	PCB-094	10/3/2013	0.1	Yes	N	U			1	0.1	pg/g
JW-EA09-SC36-C-130426	A5959_11364_PC	PCB-090/101/113	10/3/2013	0.913	Yes	N	J B C	U	7	3	0.0839	pg/g
JW-EA09-SC36-C-130426	A5959_11364_PC	PCB-085/116	10/3/2013	0.142	Yes	Y	J C			2	0.0802	pg/g
JW-EA09-SC36-C-130426	A5959_11364_PC	PCB-098	10/3/2013	0.0941	Yes	N	U			1	0.0941	pg/g
JW-EA09-SC36-C-130426	A5959_11364_PC	PCB-099	10/3/2013	0.332	Yes	Y	J			1	0.0915	pg/g
JW-EA09-SC36-C-130426	A5959_11364_PC	PCB-106	10/3/2013	0.0756	Yes	N	U			1	0.0756	pg/g
JW-EA09-SC36-C-130426	A5959_11364_PC	PCB-111	10/3/2013	0.068	Yes	N	U			1	0.068	pg/g
JW-EA09-SC36-C-130426	A5959_11364_PC	PCB-104	10/3/2013	0.0572	Yes	N	U			1	0.0572	pg/g
JW-EA09-SC36-C-130426	A5959_11364_PC	PCB-105	10/3/2013	0.286	Yes	Y	J EMPC	J	23	1	0.0772	pg/g
JW-EA09-SC36-C-130426	A5959_11364_PC	PCB-095	10/3/2013	0.708	Yes	N	J B	U	7	1	0.0947	pg/g
JW-EA09-SC36-C-130426	A5959_11364_PC	PCB-109	10/3/2013	0.0709	Yes	N	U			1	0.0709	pg/g
JW-EA09-SC36-C-130426	A5959_11364_PC	PCB-107/124	10/3/2013	0.0743	Yes	N	C U			2	0.0743	pg/g
JW-EA09-SC36-C-130426	A5959_11364_PC	PCB-052	10/3/2013	0.744	Yes	N	J B	U	7	1	0.113	pg/g
JW-EA09-SC36-C-130426	A5959_11364_PC	PCB-006	10/3/2013	0.184	Yes	N	U	UJ	5	1	0.184	pg/g
JW-EA09-SC36-C-130426	A5959_11364_PC	PCB-096	10/3/2013	0.069	Yes	N	U			1	0.069	pg/g
JW-EA09-SC36-C-130426	A5959_11364_PC	PCB-060	10/3/2013	0.153	Yes	Y	J			1	0.0859	pg/g
JW-EA09-SC36-C-130426	A5959_11364_PC	PCB-055	10/3/2013	0.0863	Yes	N	U			1	0.0863	pg/g

Analytical Method		E1668A										
Sample ID	Lab Sample ID	Chemical Name	Anal Date	Result	Mod Res Report	Detect	Lab Qual	Val Qual	Reason	RL	MDL	Units
JW-EA09-SC36-C-130426	A5959_11364_PC	PCB-056	10/3/2013	0.297	Yes	Y	J			1	0.0904	pg/g
JW-EA09-SC36-C-130426	A5959_11364_PC	PCB-057	10/3/2013	0.0858	Yes	N	U			1	0.0858	pg/g
JW-EA09-SC36-C-130426	A5959_11364_PC	PCB-054	10/3/2013	0.0805	Yes	N	U			1	0.0805	pg/g
JW-EA09-SC36-C-130426	A5959_11364_PC	PCB-103	10/3/2013	0.0886	Yes	N	U			1	0.0886	pg/g
JW-EA09-SC36-C-130426	A5959_11364_PC	PCB-084	10/3/2013	0.207	Yes	Y	J EMPC	J	23	1	0.109	pg/g
JW-EA09-SC36-C-130426	A5959_11364_PC	PCB-059/062/075	10/3/2013	0.083	Yes	N	C U			3	0.083	pg/g
JW-EA09-SC36-C-130426	A5959_11364_PC	PCB-063	10/3/2013	0.0773	Yes	N	U			1	0.0773	pg/g
JW-EA09-SC36-C-130426	A5959_11364_PC	PCB-064	10/3/2013	0.223	Yes	Y	J			1	0.078	pg/g
JW-EA09-SC36-C-130426	A5959_11364_PC	PCB-066	10/3/2013	0.644	Yes	Y	J			1	0.0888	pg/g
JW-EA09-SC36-C-130426	A5959_11364_PC	PCB-078	10/3/2013	0.0893	Yes	N	U			1	0.0893	pg/g
JW-EA09-SC36-C-130426	A5959_11364_PC	PCB-061/070/074/076	10/3/2013	1.03	Yes	N	J B C	U	7	4	0.0841	pg/g
JW-EA09-SC36-C-130426	A5959_11364_PC	PCB-072	10/3/2013	0.0827	Yes	N	U			1	0.0827	pg/g
JW-EA09-SC36-C-130426	A5959_11364_PC	PCB-073	10/3/2013	0.0873	Yes	N	U			1	0.0873	pg/g
JW-EA09-SC36-C-130426	A5959_11364_PC	PCB-083	10/3/2013	0.108	Yes	N	U			1	0.108	pg/g
JW-EA09-SC36-C-130426	A5959_11364_PC	PCB-077	10/3/2013	0.0858	Yes	N	U			1	0.0858	pg/g
JW-EA09-SC36-C-130426	A5959_11364_PC	PCB-082	10/3/2013	0.146	Yes	Y	J			1	0.113	pg/g
JW-EA09-SC36-C-130426	A5959_11364_PC	PCB-081	10/3/2013	0.0858	Yes	N	U			1	0.0858	pg/g
JW-EA09-SC36-C-130426	A5959_11364_PC	PCB-080	10/3/2013	0.0747	Yes	N	U			1	0.0747	pg/g
JW-EA09-SC36-C-130426	A5959_11364_PC	PCB-067	10/3/2013	0.0788	Yes	N	U			1	0.0788	pg/g
JW-EA09-SC36-C-130426	A5959_11364_PC	PCB-058	10/3/2013	0.0821	Yes	N	U			1	0.0821	pg/g
JW-EA09-SC36-C-130426	A5959_11364_PC	PCB-079	10/3/2013	0.073	Yes	N	U			1	0.073	pg/g

**Laboratory Data Consultants, Inc.
Data Validation Report**

Project/Site Name: Jeld-Wen Maulsby Marsh
Collection Date: September 28, 2013
LDC Report Date: November 11, 2013
Matrix: Sediment
Parameters: Dioxins/Dibenzofurans
Validation Level: Stage 2B
Laboratory: SGS Analytical Perspectives
Sample Delivery Group (SDG): A5975

Sample Identification

JW-SC401-A-130928
JW-SC401-B-130928
JW-SC401-C-130928
JW-SC402-A-130928
JW-SC402-B-130928
JW-SC402-C-130928
JW-SC402-D-130928

Introduction

This data review covers 7 sediment samples listed on the cover sheet including dilutions and reanalysis as applicable. The analyses were per EPA Method 1613B for Polychlorinated Dioxins/Dibenzofurans.

This review follows USEPA Contract Laboratory Program (CLP) National Functional Guidelines for Chlorinated Dibenzo-p-Dioxins (CDDs) and Chlorinated Dibenzofurans (CDFs) Data Review (September 2011).

A qualification summary table is provided at the end of this report if data has been qualified. Flags are classified as P (protocol) or A (advisory) to indicate whether the flag is due to a laboratory deviation from a specified protocol or is of technical advisory nature.

Raw data were not reviewed for this SDG. The review was based on QC data.

The following are definitions of the data qualifiers:

- U Indicates the compound or analyte was analyzed for but not detected at or above the stated limit.
- J Indicates an estimated value.
- R Quality control indicates the data is not usable.
- NJ Presumptive evidence of the presence of the compound at an estimated quantity.
- UJ Indicates the compound or analyte was analyzed for but not detected. The sample detection limit is an estimated value.

EMPC Estimated Maximum Possible Concentration

- A Indicates the finding is based upon technical validation criteria.
- P Indicates the finding is related to a protocol/contractual deviation.
- None Indicates the data was not significantly impacted by the finding, therefore qualification was not required.

I. Technical Holding Times

All technical holding time requirements were met.

The chain-of-custodies were reviewed for documentation of cooler temperatures. All cooler temperatures met validation criteria.

II. HRGC/HRMS Instrument Performance Check

Instrument performance was checked at the required daily frequency.

Retention time windows were established for all homologues. The chromatographic resolution between 2,3,7,8-TCDD and peaks representing any other unlabeled TCDD isomer was less than or equal to 25%.

III. Initial Calibration

A five point initial calibration was performed as required by the method.

Percent relative standard deviations (%RSD) were less than or equal to 20.0% for unlabeled compounds and less than or equal to 35.0% for labeled compounds.

The ion abundance ratios for all PCDDs and PCDFs were within validation criteria.

IV. Continuing Calibration

Continuing calibration was performed at the required frequencies.

All of the continuing calibration results were within the QC limits for unlabeled compounds and labeled compounds.

The ion abundance ratios for all PCDDs and PCDFs were within validation criteria.

V. Blanks

Method blanks were reviewed for each matrix as applicable. No polychlorinated dioxin/dibenzofuran contaminants were found in the method blanks with the following exceptions:

Method Blank ID	Extraction Date	Compound	Concentration	Associated Samples
MB1_11402	10/8/13	1,2,3,7,8,9-HxCDD 1,2,3,4,6,7,8-HpCDD OCDD 1,2,3,4,6,7,8-HpCDF OCDF Total HxCDD Total HpCDD Total HxCDF Total HpCDF	0.077 pg/g 0.58 pg/g 2.37 pg/g 0.0929 pg/g 0.295 pg/g 0.077 pg/g 0.982 pg/g 0.0739 pg/g 0.347 pg/g	All samples in SDG A5975

Sample concentrations were compared to concentrations detected in the method blanks. The sample concentrations were either not detected or were significantly greater (>5X blank contaminants) than the concentrations found in the associated method blanks with the following exceptions:

Sample	Compound	Reported Concentration	Modified Final Concentration
JW-SC401-B-130928	1,2,3,4,6,7,8-HpCDF OCDF Total HpCDF	0.239 pg/g 0.174 pg/g 0.35 pg/g	0.239U pg/g 0.174U pg/g 0.35U pg/g
JW-SC401-C-130928	1,2,3,7,8,9-HxCDD 1,2,3,4,6,7,8-HpCDD OCDD Total HpCDD Total HxCDF	0.142 pg/g 0.859 pg/g 9.19 pg/g 2.14 pg/g 0.0859 pg/g	0.142U pg/g 0.859U pg/g 9.19U pg/g 2.14U pg/g 0.0859U pg/g
JW-SC402-B-130928	1,2,3,4,6,7,8-HpCDD OCDF Total HpCDD Total HpCDF	2.04 pg/g 1.23 pg/g 4.29 pg/g 1.67 pg/g	2.04U pg/g 1.23U pg/g 4.29U pg/g 1.67U pg/g
JW-SC402-C-130928	1,2,3,4,6,7,8-HpCDD OCDD Total HpCDD Total HpCDF	1.61 pg/g 11.5 pg/g 3.57 pg/g 1.6 pg/g	1.61U pg/g 11.5U pg/g 3.57U pg/g 1.6U pg/g
JW-SC402-D-130928	OCDD Total HxCDD Total HpCDD	1.64 pg/g 0.183 pg/g 0.351 pg/g	1.64U pg/g 0.183U pg/g 0.351U pg/g

VI. Matrix Spike/Matrix Spike Duplicates

The laboratory has indicated that there were no matrix spike (MS) and matrix spike duplicate (MSD) analyses specified for the samples in this SDG, and therefore matrix spike and matrix spike duplicate analyses were not performed for this SDG.

VII. Ongoing Precision Recovery (OPR)

Ongoing precision recovery samples were reviewed for each matrix as applicable. Percent recoveries (%R) were within QC limits.

VIII. Regional Quality Assurance and Quality Control

Not applicable.

IX. Internal Standards

All internal standard recoveries were within QC limits.

X. Target Compound Identifications

Raw data were not reviewed for this SDG.

XI. Compound Quantitation

All compound quantitations were within validation criteria with the following exceptions:

Sample	Compound	Flag	A or P
JW-SC401-A-130928 JW-SC401-B-130928 JW-SC401-C-130928 JW-SC402-A-130928 JW-SC402-B-130928 JW-SC402-C-130928	All compounds reported by the laboratory as estimated maximum possible concentration (EMPC)	J (all detects)	A

Raw data were not reviewed for this SDG.

XII. System Performance

Raw data were not reviewed for this SDG.

XIII. Overall Assessment of Data

The analysis was conducted within all specifications of the method. No results were rejected in this SDG.

Due to compound quantitation problems, data were qualified as estimated in six samples.

Due to method blank contamination problems, data were qualified as nondetected in five samples.

The quality control criteria reviewed, other than those discussed above, were met and are considered acceptable. Sample results that were found to be estimated (J) are usable for limited purposes only. Based upon the Stage 2B data validation all other results are considered valid and usable for all purposes.

Data flags are summarized at the end of this report if data has been qualified.

XIV. Field Duplicates

No field duplicates were identified in this SDG.

XV. Field Blanks

No field blanks were identified in this SDG.

**Jeld-Wen Maulsby Marsh
Dioxins/Dibenzofurans - Data Qualification Summary - SDG A5975**

SDG	Sample	Compound	Flag	A or P	Reason
A5975	JW-SC401-A-130928 JW-SC401-B-130928 JW-SC401-C-130928 JW-SC402-A-130928 JW-SC402-B-130928 JW-SC402-C-130928	All compounds reported by the laboratory as estimated maximum possible concentration (EMPC)	J (all detects)	A	Compound quantitation

**Jeld-Wen Maulsby Marsh
Dioxins/Dibenzofurans - Laboratory Blank Data Qualification Summary - SDG A5975**

SDG	Sample	Compound	Modified Final Concentration	A or P
A5975	JW-SC401-B-130928	1,2,3,4,6,7,8-HpCDF OCDF Total HpCDF	0.239U pg/g 0.174U pg/g 0.35U pg/g	A
A5975	JW-SC401-C-130928	1,2,3,7,8,9-HxCDD 1,2,3,4,6,7,8-HpCDD OCDD Total HpCDD Total HxCDF	0.142U pg/g 0.859U pg/g 9.19U pg/g 2.14U pg/g 0.0859U pg/g	A
A5975	JW-SC402-B-130928	1,2,3,4,6,7,8-HpCDD OCDF Total HpCDD Total HpCDF	2.04U pg/g 1.23U pg/g 4.29U pg/g 1.67U pg/g	A
A5975	JW-SC402-C-130928	1,2,3,4,6,7,8-HpCDD OCDD Total HpCDD Total HpCDF	1.61U pg/g 11.5U pg/g 3.57U pg/g 1.6U pg/g	A
A5975	JW-SC402-D-130928	OCDD Total HxCDD Total HpCDD	1.64U pg/g 0.183U pg/g 0.351U pg/g	A

LDC #: 30665E21

VALIDATION COMPLETENESS WORKSHEET

Date: 11-8-13

SDG #: A5975

Stage 2B

Page: 1 of 1

Laboratory: SGS Environmental Services, Inc.

SGS Analytical Perspectives

Reviewer: [Signature]

2nd Reviewer: [Signature]

METHOD: HRGC/HRMS Dioxins/Dibenzofurans (EPA Method 1613B)

The samples listed below were reviewed for each of the following validation areas. Validation findings are noted in attached validation findings worksheets.

	Validation Area		Comments
I.	Technical holding times	A	Sampling dates: 9/28/13
II.	HRGC/HRMS Instrument performance check	A	
III.	Initial calibration	A	≤ 20/35
IV.	Continuing calibration/lev	A	QC limits
V.	Blanks	SW	
VI.	Matrix spike/Matrix spike duplicates	N	client
VII.	Laboratory control samples	A	OPR
VIII.	Regional quality assurance and quality control	N	
IX.	Internal standards	A	
X.	Target compound identifications	N	
XI.	Compound quantitation/RL/LOQ/LODs	SW	
XII.	System performance	N	
XIII.	Overall assessment of data	A	
XIV.	Field duplicates	N	
XV.	Field blanks	N	

Note: A = Acceptable
 N = Not provided/applicable
 SW = See worksheet

ND = No compounds detected
 R = Rinsate
 FB = Field blank

D = Duplicate
 TB = Trip blank
 EB = Equipment blank

Validated Samples: Sediments

1	JW-SC401-A-130928	11		21		31	
2	JW-SC401-B-130928	12		22		32	
3	JW-SC401-C-130928	13		23		33	
4	JW-SC402-A-130928	14		24		34	
5	JW-SC402-B-130928	15		25		35	
6	JW-SC402-C-130928	16		26		36	
7	JW-SC402-D-130928	17		27		37	
8		18		28		38	
9		19		29		39	
10		20	MBL-11402	30		40	

VALIDATION FINDINGS WORKSHEET

METHOD: HRGC/HRMS Dioxins/Dibenzofurans (EPA Method 1613B)

A. 2,3,7,8-TCDD	F. 1,2,3,4,6,7,8-HpCDD	K. 1,2,3,4,7,8-HxCDF	P. 1,2,3,4,7,8,9-HpCDF	U. Total HpCDD
B. 1,2,3,7,8-PeCDD	G. OCDD	L. 1,2,3,6,7,8-HxCDF	Q. OCDF	V. Total TCDF
C. 1,2,3,4,7,8-HxCDD	H. 2,3,7,8-TCDF	M. 2,3,4,6,7,8-HxCDF	R. Total TCDD	W. Total PeCDF
D. 1,2,3,6,7,8-HxCDD	I. 1,2,3,7,8-PeCDF	N. 1,2,3,7,8,9-HxCDF	S. Total PeCDD	X. Total HxCDF
E. 1,2,3,7,8,9-HxCDD	J. 2,3,4,7,8-PeCDF	O. 1,2,3,4,6,7,8-HpCDF	T. Total HxCDD	Y. Total HpCDF

Notes: _____

VALIDATION FINDINGS WORKSHEET

Blanks

METHOD: HRGC/HRMS Dioxins/Dibenzofurans (EPA Method 1613B)

Please see qualifications below for all questions answered "N". Not applicable questions are identified as "N/A".

- Y N N/A Were all samples associated with a method blank?
- Y N N/A Was a method blank performed for each matrix and whenever a sample extraction was performed?
- Y N N/A Was the method blank contaminated?

Blank extraction date: 10/08/13 **Blank analysis date:** 10/14/13 **Associated samples:** All Qual U

Conc. units: pg/g

Compound	Blank ID	Sample Identification								
		5x	2	3	5	6	7			
	MB1_11402									
E	0.077*	0.385		0.142						
F	0.58	2.90		0.859	2.04	1.61				
G	2.37	11.85		9.19		11.5	1.64			
O	0.0929*	0.465	0.239							
Q	0.295	1.48	0.174*		1.23					
T	0.077*	0.385					0.183			
U	0.982	4.91		2.14	4.29	3.57	0.351			
X	0.0739*	0.370		0.0859						
Y	0.347*	1.74	0.35*		1.67	1.6				

*EMPC

CIRCLED RESULTS WERE NOT QUALIFIED. ALL RESULTS NOT CIRCLED WERE QUALIFIED BY THE FOLLOWING STATEMENT:
 All contaminants within five times the method blank concentration were qualified as not detected, "U".

Analytical Method		E1613B										
Sample ID	Lab Sample ID	Chemical Name	Anal Date	Result	Mod Res Report	Detect	Lab Qual	Val Qual	Reason	RL	MDL	Units
JW-SC401-A-130928	A5975_11402_DF	Total Heptachlorodibenzofuran (HpCDF)	10/14/2013	19.3	Yes	Y				2.4975	0.1149	pg/g
JW-SC401-A-130928	A5975_11402_DF	Total Heptachlorodibenzo-p-dioxin (HpCDD)	10/14/2013	88.1	Yes	Y				2.4975	0.2336	pg/g
JW-SC401-A-130928	A5975_11402_DF	Total Pentachlorodibenzo-p-dioxin (PeCDD)	10/14/2013	16	Yes	Y	EMPC	J	23	2.4975	0.1116	pg/g
JW-SC401-A-130928	A5975_11402_DF	1,2,3,4,6,7,8-Heptachlorodibenzo-p-dioxin (HpCDD)	10/14/2013	39.9	Yes	Y				2.4975	0.2336	pg/g
JW-SC401-A-130928	A5975_11402_DF	1,2,3,4,6,7,8,9-Octachlorodibenzo-p-dioxin (OCDD)	10/14/2013	233	Yes	Y				4.995	0.3331	pg/g
JW-SC401-A-130928	A5975_11402_DF	Total Pentachlorodibenzofuran (PeCDF)	10/14/2013	7.71	Yes	Y	EMPC	J	23	2.4975	0.0616	pg/g
JW-SC401-A-130928	A5975_11402_DF	Total Tetrachlorodibenzofuran (TCDF)	10/14/2013	14	Yes	Y	EMPC	J	23	0.4995	0.0607	pg/g
JW-SC401-A-130928	A5975_11402_DF	1,2,3,7,8,9-Hexachlorodibenzo-p-dioxin (HxCDD)	10/14/2013	1.57	Yes	Y	J			2.4975	0.1485	pg/g
JW-SC401-A-130928	A5975_11402_DF	1,2,3,4,6,7,8,9-Octachlorodibenzofuran (OCDF)	10/14/2013	9.23	Yes	Y				4.995	0.1519	pg/g
JW-SC401-A-130928	A5975_11402_DF	1,2,3,6,7,8-Hexachlorodibenzo-p-dioxin (HxCDD)	10/14/2013	3.51	Yes	Y				2.4975	0.1449	pg/g
JW-SC401-A-130928	A5975_11402_DF	2,3,7,8-Tetrachlorodibenzo-p-dioxin (TCDD)	10/14/2013	0.215	Yes	Y	J			0.4995	0.0816	pg/g
JW-SC401-A-130928	A5975_11402_DF	Total Hexachlorodibenzo-p-dioxin (HxCDD)	10/14/2013	43.6	Yes	Y				2.4975	0.1448	pg/g
JW-SC401-A-130928	A5975_11402_DF	1,2,3,4,7,8-Hexachlorodibenzo-p-dioxin (HxCDD)	10/14/2013	0.946	Yes	Y	J			2.4975	0.1416	pg/g
JW-SC401-A-130928	A5975_11402_DF	1,2,3,7,8-Pentachlorodibenzo-p-dioxin (PeCDD)	10/14/2013	0.5	Yes	Y	J			2.4975	0.1116	pg/g
JW-SC401-A-130928	A5975_11402_DF	Total Tetrachlorodibenzo-p-dioxin (TCDD)	10/14/2013	18.2	Yes	Y	EMPC	J	23	0.4995	0.0816	pg/g
JW-SC401-A-130928	A5975_11402_DF	2,3,7,8-Tetrachlorodibenzofuran (TCDF)	10/14/2013	1.36	Yes	Y				0.4995	0.0607	pg/g
JW-SC401-A-130928	A5975_11402_DF	1,2,3,4,7,8,9-Heptachlorodibenzofuran (HpCDF)	10/14/2013	0.381	Yes	Y	J			2.4975	0.1224	pg/g
JW-SC401-A-130928	A5975_11402_DF	Total Hexachlorodibenzofuran (HxCDF)	10/14/2013	12.6	Yes	Y	EMPC	J	23	2.4975	0.1009	pg/g
JW-SC401-A-130928	A5975_11402_DF	2,3,4,7,8-Pentachlorodibenzofuran (PeCDF)	10/14/2013	0.632	Yes	Y	J			2.4975	0.062	pg/g

Analytical Method		E1613B										
Sample ID	Lab Sample ID	Chemical Name	Anal Date	Result	Mod Res Report	Detect	Lab Qual	Val Qual	Reason	RI	MDL	Units
JW-SC401-A-130928	A5975_11402_DF	1,2,3,6,7,8-Hexachlorodibenzofuran (HxCDF)	10/14/2013	0.419	Yes	Y	J			2.4975	0.0925	pg/g
JW-SC401-A-130928	A5975_11402_DF	2,3,4,6,7,8-Hexachlorodibenzofuran (HxCDF)	10/14/2013	0.685	Yes	Y	J			2.4975	0.0981	pg/g
JW-SC401-A-130928	A5975_11402_DF	1,2,3,4,6,7,8-Heptachlorodibenzofuran (HpCDF)	10/14/2013	7.32	Yes	Y				2.4975	0.1079	pg/g
JW-SC401-A-130928	A5975_11402_DF	1,2,3,4,7,8-Hexachlorodibenzofuran (HxCDF)	10/14/2013	0.413	Yes	Y	EMPC J	J	23	2.4975	0.1006	pg/g
JW-SC401-A-130928	A5975_11402_DF	1,2,3,7,8,9-Hexachlorodibenzofuran (HxCDF)	10/14/2013	0.1148	Yes	N	U			2.4975	0.1148	pg/g
JW-SC401-A-130928	A5975_11402_DF	1,2,3,7,8-Pentachlorodibenzofuran (PeCDF)	10/14/2013	0.286	Yes	Y	J			2.4975	0.0613	pg/g
JW-SC401-B-130928	A5975_11402_DF	1,2,3,6,7,8-Hexachlorodibenzofuran (HxCDF)	10/14/2013	0.127	Yes	Y	EMPC J	J	23	2.4802	0.0597	pg/g
JW-SC401-B-130928	A5975_11402_DF	1,2,3,4,6,7,8,9-Octachlorodibenzofuran (OCDF)	10/14/2013	0.174	Yes	N	EMPC J	U	7	4.9603	0.1305	pg/g
JW-SC401-B-130928	A5975_11402_DF	2,3,4,6,7,8-Hexachlorodibenzofuran (HxCDF)	10/14/2013	0.203	Yes	Y	J			2.4802	0.0624	pg/g
JW-SC401-B-130928	A5975_11402_DF	1,2,3,4,6,7,8-Heptachlorodibenzofuran (HpCDF)	10/14/2013	0.239	Yes	N	J B	U	7	2.4802	0.0853	pg/g
JW-SC401-B-130928	A5975_11402_DF	1,2,3,6,7,8-Hexachlorodibenzo-p-dioxin (HxCDD)	10/14/2013	0.467	Yes	Y	J			2.4802	0.1259	pg/g
JW-SC401-B-130928	A5975_11402_DF	1,2,3,7,8-Pentachlorodibenzofuran (PeCDF)	10/14/2013	0.318	Yes	Y	J			2.4802	0.0585	pg/g
JW-SC401-B-130928	A5975_11402_DF	2,3,4,7,8-Pentachlorodibenzofuran (PeCDF)	10/14/2013	0.517	Yes	Y	J			2.4802	0.0589	pg/g
JW-SC401-B-130928	A5975_11402_DF	Total Hexachlorodibenzofuran (HxCDF)	10/14/2013	1.78	Yes	Y	EMPC	J	23	2.4802	0.0637	pg/g
JW-SC401-B-130928	A5975_11402_DF	1,2,3,4,7,8,9-Heptachlorodibenzofuran (HpCDF)	10/14/2013	0.0967	Yes	N	U			2.4802	0.0967	pg/g
JW-SC401-B-130928	A5975_11402_DF	2,3,7,8-Tetrachlorodibenzofuran (TCDF)	10/14/2013	0.928	Yes	Y				0.496	0.0626	pg/g
JW-SC401-B-130928	A5975_11402_DF	Total Tetrachlorodibenzo-p-dioxin (TCDD)	10/14/2013	17.1	Yes	Y				0.496	0.0739	pg/g
JW-SC401-B-130928	A5975_11402_DF	1,2,3,4,7,8-Hexachlorodibenzofuran (HxCDF)	10/14/2013	0.127	Yes	Y	EMPC J	J	23	2.4802	0.0633	pg/g

Analytical Method		E1613B										
Sample ID	Lab Sample ID	Chemical Name	Anal Date	Result	Mod Res Report	Detect	Lab Qual	Val Qual	Reason	RL	MDL	Units
JW-SC401-B-130928	A5975_11402_DF	1,2,3,4,7,8-Hexachlorodibenzo-p-dioxin (HxCDD)	10/14/2013	0.304	Yes	Y	J			2.4802	0.1127	pg/g
JW-SC401-B-130928	A5975_11402_DF	1,2,3,7,8,9-Hexachlorodibenzofuran (HxCDF)	10/14/2013	0.0703	Yes	N	U			2.4802	0.0703	pg/g
JW-SC401-B-130928	A5975_11402_DF	Total Heptachlorodibenzofuran (HpCDF)	10/14/2013	0.35	Yes	N	EMPC	U	7	2.4802	0.0908	pg/g
JW-SC401-B-130928	A5975_11402_DF	Total Heptachlorodibenzo-p-dioxin (HpCDD)	10/14/2013	7.79	Yes	Y				2.4802	0.1296	pg/g
JW-SC401-B-130928	A5975_11402_DF	Total Pentachlorodibenzo-p-dioxin (PeCDD)	10/14/2013	12.8	Yes	Y	EMPC	J	23	2.4802	0.112	pg/g
JW-SC401-B-130928	A5975_11402_DF	1,2,3,4,6,7,8-Heptachlorodibenzo-p-dioxin (HpCDD)	10/14/2013	4.54	Yes	Y	B			2.4802	0.1296	pg/g
JW-SC401-B-130928	A5975_11402_DF	Total Hexachlorodibenzo-p-dioxin (HxCDD)	10/14/2013	20	Yes	Y	EMPC	J	23	2.4802	0.1176	pg/g
JW-SC401-B-130928	A5975_11402_DF	1,2,3,4,6,7,8,9-Octachlorodibenzo-p-dioxin (OCDD)	10/14/2013	12.9	Yes	Y	B			4.9603	0.254	pg/g
JW-SC401-B-130928	A5975_11402_DF	Total Pentachlorodibenzofuran (PeCDF)	10/14/2013	5.18	Yes	Y	EMPC	J	23	2.4802	0.0587	pg/g
JW-SC401-B-130928	A5975_11402_DF	Total Tetrachlorodibenzofuran (TCDF)	10/14/2013	15.9	Yes	Y	EMPC	J	23	0.496	0.0626	pg/g
JW-SC401-B-130928	A5975_11402_DF	1,2,3,7,8,9-Hexachlorodibenzo-p-dioxin (HxCDD)	10/14/2013	0.402	Yes	Y	J B			2.4802	0.1152	pg/g
JW-SC401-B-130928	A5975_11402_DF	2,3,7,8-Tetrachlorodibenzo-p-dioxin (TCDD)	10/14/2013	0.116	Yes	Y	J			0.496	0.0739	pg/g
JW-SC401-B-130928	A5975_11402_DF	1,2,3,7,8-Pentachlorodibenzo-p-dioxin (PeCDD)	10/14/2013	0.22	Yes	Y	J			2.4802	0.112	pg/g
JW-SC401-C-130928	A5975_11402_DF	1,2,3,7,8-Pentachlorodibenzofuran (PeCDF)	10/14/2013	0.0635	Yes	Y	EMPC J	J	23	2.4851	0.0544	pg/g
JW-SC401-C-130928	A5975_11402_DF	Total Pentachlorodibenzo-p-dioxin (PeCDD)	10/14/2013	0.931	Yes	Y				2.4851	0.0947	pg/g
JW-SC401-C-130928	A5975_11402_DF	Total Heptachlorodibenzo-p-dioxin (HpCDD)	10/14/2013	2.14	Yes	N		U	7	2.4851	0.1674	pg/g
JW-SC401-C-130928	A5975_11402_DF	Total Heptachlorodibenzofuran (HpCDF)	10/14/2013	0.0979	Yes	N	U			2.4851	0.0979	pg/g
JW-SC401-C-130928	A5975_11402_DF	1,2,3,4,6,7,8,9-Octachlorodibenzofuran (OCDF)	10/14/2013	0.1612	Yes	N	U			4.9702	0.1612	pg/g
JW-SC401-C-130928	A5975_11402_DF	1,2,3,4,7,8-Hexachlorodibenzo-p-dioxin (HxCDD)	10/14/2013	0.1022	Yes	N	U			2.4851	0.1022	pg/g

Analytical Method		E1613B										
Sample ID	Lab Sample ID	Chemical Name	Anal Date	Result	Mod Res Report	Detect	Lab Qual	Val Qual	Reason	RL	MDL	Units
JW-SC401-C-130928	A5975_11402_DF	1,2,3,7,8-Pentachlorodibenzo-p-dioxin (PeCDD)	10/14/2013	0.0947	Yes	N	U			2.4851	0.0947	pg/g
JW-SC401-C-130928	A5975_11402_DF	Total Tetrachlorodibenzo-p-dioxin (TCDD)	10/14/2013	2.27	Yes	Y	EMPC	J	23	0.497	0.1012	pg/g
JW-SC401-C-130928	A5975_11402_DF	2,3,7,8-Tetrachlorodibenzofuran (TCDF)	10/14/2013	0.297	Yes	Y	EMPC	J J	23	0.497	0.0687	pg/g
JW-SC401-C-130928	A5975_11402_DF	1,2,3,4,7,8,9-Heptachlorodibenzofuran (HpCDF)	10/14/2013	0.1025	Yes	N	U			2.4851	0.1025	pg/g
JW-SC401-C-130928	A5975_11402_DF	2,3,7,8-Tetrachlorodibenzo-p-dioxin (TCDD)	10/14/2013	0.1012	Yes	N	U			0.497	0.1012	pg/g
JW-SC401-C-130928	A5975_11402_DF	2,3,4,7,8-Pentachlorodibenzofuran (PeCDF)	10/14/2013	0.108	Yes	Y	J			2.4851	0.051	pg/g
JW-SC401-C-130928	A5975_11402_DF	1,2,3,4,6,7,8-Heptachlorodibenzo-p-dioxin (HpCDD)	10/14/2013	0.859	Yes	N	J B	U	7	2.4851	0.1674	pg/g
JW-SC401-C-130928	A5975_11402_DF	1,2,3,6,7,8-Hexachlorodibenzofuran (HxCDF)	10/14/2013	0.0747	Yes	N	U			2.4851	0.0747	pg/g
JW-SC401-C-130928	A5975_11402_DF	1,2,3,6,7,8-Hexachlorodibenzo-p-dioxin (HxCDD)	10/14/2013	0.1062	Yes	N	U			2.4851	0.1062	pg/g
JW-SC401-C-130928	A5975_11402_DF	2,3,4,6,7,8-Hexachlorodibenzofuran (HxCDF)	10/14/2013	0.0797	Yes	N	U			2.4851	0.0797	pg/g
JW-SC401-C-130928	A5975_11402_DF	1,2,3,4,6,7,8-Heptachlorodibenzofuran (HpCDF)	10/14/2013	0.0938	Yes	N	U			2.4851	0.0938	pg/g
JW-SC401-C-130928	A5975_11402_DF	1,2,3,4,7,8-Hexachlorodibenzofuran (HxCDF)	10/14/2013	0.0785	Yes	N	U			2.4851	0.0785	pg/g
JW-SC401-C-130928	A5975_11402_DF	1,2,3,7,8,9-Hexachlorodibenzofuran (HxCDF)	10/14/2013	0.0943	Yes	N	U			2.4851	0.0943	pg/g
JW-SC401-C-130928	A5975_11402_DF	Total Hexachlorodibenzo-p-dioxin (HxCDD)	10/14/2013	1.64	Yes	Y				2.4851	0.1022	pg/g
JW-SC401-C-130928	A5975_11402_DF	1,2,3,4,6,7,8,9-Octachlorodibenzo-p-dioxin (OCDD)	10/14/2013	9.19	Yes	N	B	U	7	4.9702	0.2635	pg/g
JW-SC401-C-130928	A5975_11402_DF	Total Pentachlorodibenzofuran (PeCDF)	10/14/2013	0.545	Yes	Y	EMPC	J	23	2.4851	0.0528	pg/g
JW-SC401-C-130928	A5975_11402_DF	Total Tetrachlorodibenzofuran (TCDF)	10/14/2013	2.41	Yes	Y	EMPC	J	23	0.497	0.0687	pg/g
JW-SC401-C-130928	A5975_11402_DF	1,2,3,7,8,9-Hexachlorodibenzo-p-dioxin (HxCDD)	10/14/2013	0.142	Yes	N	J B	U	7	2.4851	0.0994	pg/g
JW-SC401-C-130928	A5975_11402_DF	Total Hexachlorodibenzofuran (HxCDF)	10/14/2013	0.0859	Yes	N		U	7	2.4851	0.0812	pg/g

Analytical Method		E1613B										
Sample ID	Lab Sample ID	Chemical Name	Anal Date	Result	Mod Res Report	Detect	Lab Qual	Val Qual	Reason	RL	MDL	Units
JW-SC402-A-130928	A5975_11402_DF	1,2,3,4,7,8,9-Heptachlorodibenzofuran (HpCDF)	10/14/2013	1.02	Yes	Y	J			2.4876	0.1936	pg/g
JW-SC402-A-130928	A5975_11402_DF	1,2,3,4,7,8-Hexachlorodibenzo-p-dioxin (HxCDD)	10/14/2013	1.38	Yes	Y	J			2.4876	0.1773	pg/g
JW-SC402-A-130928	A5975_11402_DF	Total Hexachlorodibenzo-p-dioxin (HxCDD)	10/14/2013	54.6	Yes	Y				2.4876	0.1838	pg/g
JW-SC402-A-130928	A5975_11402_DF	1,2,3,4,7,8-Hexachlorodibenzofuran (HxCDF)	10/14/2013	0.975	Yes	Y	J			2.4876	0.074	pg/g
JW-SC402-A-130928	A5975_11402_DF	1,2,3,4,6,7,8-Heptachlorodibenzofuran (HpCDF)	10/14/2013	17.7	Yes	Y				2.4876	0.1723	pg/g
JW-SC402-A-130928	A5975_11402_DF	2,3,4,6,7,8-Hexachlorodibenzofuran (HxCDF)	10/14/2013	1.25	Yes	Y	J			2.4876	0.0731	pg/g
JW-SC402-A-130928	A5975_11402_DF	1,2,3,6,7,8-Hexachlorodibenzo-p-dioxin (HxCDD)	10/14/2013	5.18	Yes	Y				2.4876	0.1953	pg/g
JW-SC402-A-130928	A5975_11402_DF	1,2,3,6,7,8-Hexachlorodibenzofuran (HxCDF)	10/14/2013	0.775	Yes	Y	J			2.4876	0.0692	pg/g
JW-SC402-A-130928	A5975_11402_DF	1,2,3,7,8-Pentachlorodibenzofuran (PeCDF)	10/14/2013	0.438	Yes	Y	J			2.4876	0.073	pg/g
JW-SC402-A-130928	A5975_11402_DF	Total Hexachlorodibenzofuran (HxCDF)	10/14/2013	26.9	Yes	Y	EMPC	J	23	2.4876	0.0749	pg/g
JW-SC402-A-130928	A5975_11402_DF	2,3,7,8-Tetrachlorodibenzofuran (TCDF)	10/14/2013	1.98	Yes	Y				0.4975	0.063	pg/g
JW-SC402-A-130928	A5975_11402_DF	1,2,3,7,8,9-Hexachlorodibenzofuran (HxCDF)	10/14/2013	0.085	Yes	N	U			2.4876	0.085	pg/g
JW-SC402-A-130928	A5975_11402_DF	1,2,3,7,8-Pentachlorodibenzo-p-dioxin (PeCDD)	10/14/2013	0.709	Yes	Y	J			2.4876	0.1299	pg/g
JW-SC402-A-130928	A5975_11402_DF	2,3,4,7,8-Pentachlorodibenzofuran (PeCDF)	10/14/2013	0.991	Yes	Y	J			2.4876	0.0686	pg/g
JW-SC402-A-130928	A5975_11402_DF	1,2,3,4,6,7,8,9-Octachlorodibenzofuran (OCDF)	10/14/2013	44.3	Yes	Y				4.9751	0.1647	pg/g
JW-SC402-A-130928	A5975_11402_DF	Total Heptachlorodibenzofuran (HpCDF)	10/14/2013	58.3	Yes	Y				2.4876	0.1824	pg/g
JW-SC402-A-130928	A5975_11402_DF	Total Heptachlorodibenzo-p-dioxin (HpCDD)	10/14/2013	199	Yes	Y				2.4876	0.2293	pg/g
JW-SC402-A-130928	A5975_11402_DF	Total Pentachlorodibenzo-p-dioxin (PeCDD)	10/14/2013	17.6	Yes	Y				2.4876	0.1299	pg/g
JW-SC402-A-130928	A5975_11402_DF	1,2,3,4,6,7,8-Heptachlorodibenzo-p-dioxin (HpCDD)	10/14/2013	85.3	Yes	Y				2.4876	0.2293	pg/g

Analytical Method		E1613B										
Sample ID	Lab Sample ID	Chemical Name	Anal Date	Result	Mod Res Report	Detect	Lab Qual	Val Qual	Reason	RL	MDL	Units
JW-SC402-A-130928	A5975_11402_DF	2,3,7,8-Tetrachlorodibenzo-p-dioxin (TCDD)	10/14/2013	0.257	Yes	Y	J			0.4975	0.0767	pg/g
JW-SC402-A-130928	A5975_11402_DF	1,2,3,7,8,9-Hexachlorodibenzo-p-dioxin (HxCDD)	10/14/2013	2.68	Yes	Y				2.4876	0.1804	pg/g
JW-SC402-A-130928	A5975_11402_DF	Total Tetrachlorodibenzofuran (TCDF)	10/14/2013	18.5	Yes	Y	EMPC	J	23	0.4975	0.063	pg/g
JW-SC402-A-130928	A5975_11402_DF	Total Pentachlorodibenzofuran (PeCDF)	10/14/2013	11.9	Yes	Y	EMPC	J	23	2.4876	0.0708	pg/g
JW-SC402-A-130928	A5975_11402_DF	1,2,3,4,6,7,8,9-Octachlorodibenzo-p-dioxin (OCDD)	10/14/2013	602	Yes	Y				4.9751	0.2515	pg/g
JW-SC402-A-130928	A5975_11402_DF	Total Tetrachlorodibenzo-p-dioxin (TCDD)	10/14/2013	18.1	Yes	Y	EMPC	J	23	0.4975	0.0767	pg/g
JW-SC402-B-130928	A5975_11402_DF	1,2,3,7,8-Pentachlorodibenzofuran (PeCDF)	10/14/2013	0.0687	Yes	N	U			2.4925	0.0687	pg/g
JW-SC402-B-130928	A5975_11402_DF	Total Pentachlorodibenzo-p-dioxin (PeCDD)	10/14/2013	0.1347	Yes	N	U			2.4925	0.1347	pg/g
JW-SC402-B-130928	A5975_11402_DF	Total Heptachlorodibenzo-p-dioxin (HpCDD)	10/14/2013	4.29	Yes	N		U	7	2.4925	0.1651	pg/g
JW-SC402-B-130928	A5975_11402_DF	Total Heptachlorodibenzofuran (HpCDF)	10/14/2013	1.67	Yes	N		U	7	2.4925	0.1269	pg/g
JW-SC402-B-130928	A5975_11402_DF	1,2,3,4,6,7,8,9-Octachlorodibenzofuran (OCDF)	10/14/2013	1.23	Yes	N	J B	U	7	4.985	0.1858	pg/g
JW-SC402-B-130928	A5975_11402_DF	1,2,3,4,7,8-Hexachlorodibenzo-p-dioxin (HxCDD)	10/14/2013	0.1477	Yes	N	U			2.4925	0.1477	pg/g
JW-SC402-B-130928	A5975_11402_DF	1,2,3,7,8-Pentachlorodibenzo-p-dioxin (PeCDD)	10/14/2013	0.1347	Yes	N	U			2.4925	0.1347	pg/g
JW-SC402-B-130928	A5975_11402_DF	Total Tetrachlorodibenzo-p-dioxin (TCDD)	10/14/2013	0.542	Yes	Y	EMPC	J	23	0.4985	0.1056	pg/g
JW-SC402-B-130928	A5975_11402_DF	2,3,7,8-Tetrachlorodibenzofuran (TCDF)	10/14/2013	0.178	Yes	Y	J			0.4985	0.0773	pg/g
JW-SC402-B-130928	A5975_11402_DF	1,2,3,4,7,8,9-Heptachlorodibenzofuran (HpCDF)	10/14/2013	0.136	Yes	N	U			2.4925	0.136	pg/g
JW-SC402-B-130928	A5975_11402_DF	Total Hexachlorodibenzofuran (HxCDF)	10/14/2013	0.492	Yes	Y	EMPC	J	23	2.4925	0.0786	pg/g
JW-SC402-B-130928	A5975_11402_DF	1,2,3,4,6,7,8-Heptachlorodibenzo-p-dioxin (HpCDD)	10/14/2013	2.04	Yes	N	J B	U	7	2.4925	0.1651	pg/g
JW-SC402-B-130928	A5975_11402_DF	2,3,4,7,8-Pentachlorodibenzofuran (PeCDF)	10/14/2013	0.0668	Yes	N	U			2.4925	0.0668	pg/g

Analytical Method		E1613B										
Sample ID	Lab Sample ID	Chemical Name	Anal Date	Result	Mod Res Report	Detect	Lab Qual	Val Qual	Reason	RL	MDL	Units
JW-SC402-B-130928	A5975_11402_DF	1,2,3,6,7,8-Hexachlorodibenzofuran (HxCDF)	10/14/2013	0.0731	Yes	N	U			2.4925	0.0731	pg/g
JW-SC402-B-130928	A5975_11402_DF	1,2,3,6,7,8-Hexachlorodibenzo-p-dioxin (HxCDD)	10/14/2013	0.1487	Yes	N	U			2.4925	0.1487	pg/g
JW-SC402-B-130928	A5975_11402_DF	2,3,4,6,7,8-Hexachlorodibenzofuran (HxCDF)	10/14/2013	0.0787	Yes	N	U			2.4925	0.0787	pg/g
JW-SC402-B-130928	A5975_11402_DF	1,2,3,4,6,7,8-Heptachlorodibenzofuran (HpCDF)	10/14/2013	0.626	Yes	Y	J B			2.4925	0.1185	pg/g
JW-SC402-B-130928	A5975_11402_DF	1,2,3,4,7,8-Hexachlorodibenzofuran (HxCDF)	10/14/2013	0.0742	Yes	N	U			2.4925	0.0742	pg/g
JW-SC402-B-130928	A5975_11402_DF	1,2,3,7,8,9-Hexachlorodibenzofuran (HxCDF)	10/14/2013	0.0901	Yes	N	U			2.4925	0.0901	pg/g
JW-SC402-B-130928	A5975_11402_DF	1,2,3,4,6,7,8,9-Octachlorodibenzo-p-dioxin (OCDD)	10/14/2013	12.7	Yes	Y	B			4.985	0.3066	pg/g
JW-SC402-B-130928	A5975_11402_DF	Total Pentachlorodibenzofuran (PeCDF)	10/14/2013	0.302	Yes	Y				2.4925	0.0678	pg/g
JW-SC402-B-130928	A5975_11402_DF	Total Tetrachlorodibenzofuran (TCDF)	10/14/2013	0.559	Yes	Y	EMPC	J	23	0.4985	0.0773	pg/g
JW-SC402-B-130928	A5975_11402_DF	1,2,3,7,8,9-Hexachlorodibenzo-p-dioxin (HxCDD)	10/14/2013	0.1565	Yes	N	U			2.4925	0.1565	pg/g
JW-SC402-B-130928	A5975_11402_DF	2,3,7,8-Tetrachlorodibenzo-p-dioxin (TCDD)	10/14/2013	0.1056	Yes	N	U			0.4985	0.1056	pg/g
JW-SC402-B-130928	A5975_11402_DF	Total Hexachlorodibenzo-p-dioxin (HxCDD)	10/14/2013	0.573	Yes	Y	EMPC	J	23	2.4925	0.1508	pg/g
JW-SC402-C-130928	A5975_11402_DF	2,3,4,7,8-Pentachlorodibenzofuran (PeCDF)	10/14/2013	0.0841	Yes	N	U			2.4975	0.0841	pg/g
JW-SC402-C-130928	A5975_11402_DF	1,2,3,7,8-Pentachlorodibenzo-p-dioxin (PeCDD)	10/14/2013	0.1346	Yes	N	U			2.4975	0.1346	pg/g
JW-SC402-C-130928	A5975_11402_DF	2,3,7,8-Tetrachlorodibenzo-p-dioxin (TCDD)	10/14/2013	0.1058	Yes	N	U			0.4995	0.1058	pg/g
JW-SC402-C-130928	A5975_11402_DF	1,2,3,7,8,9-Hexachlorodibenzo-p-dioxin (HxCDD)	10/14/2013	0.1183	Yes	N	U			2.4975	0.1183	pg/g
JW-SC402-C-130928	A5975_11402_DF	Total Tetrachlorodibenzofuran (TCDF)	10/14/2013	0.763	Yes	Y	EMPC	J	23	0.4995	0.0778	pg/g
JW-SC402-C-130928	A5975_11402_DF	Total Pentachlorodibenzofuran (PeCDF)	10/14/2013	0.619	Yes	Y	EMPC	J	23	2.4975	0.0847	pg/g
JW-SC402-C-130928	A5975_11402_DF	1,2,3,4,6,7,8,9-Octachlorodibenzo-p-dioxin (OCDD)	10/14/2013	11.5	Yes	N	B	U	7	4.995	0.2915	pg/g

Analytical Method		E1613B										
Sample ID	Lab Sample ID	Chemical Name	Anal Date	Result	Mod Res Report	Detect	Lab Qual	Val Qual	Reason	RL	MDL	Units
JW-SC402-C-130928	A5975_11402_DF	Total Hexachlorodibenzo-p-dioxin (HxCDD)	10/14/2013	0.64	Yes	Y	EMPC	J	23	2.4975	0.1206	pg/g
JW-SC402-C-130928	A5975_11402_DF	1,2,3,4,6,7,8-Heptachlorodibenzo-p-dioxin (HpCDD)	10/14/2013	1.61	Yes	N	J B	U	7	2.4975	0.158	pg/g
JW-SC402-C-130928	A5975_11402_DF	Total Pentachlorodibenzo-p-dioxin (PeCDD)	10/14/2013	0.1346	Yes	N	U			2.4975	0.1346	pg/g
JW-SC402-C-130928	A5975_11402_DF	Total Heptachlorodibenzo-p-dioxin (HpCDD)	10/14/2013	3.57	Yes	N		U	7	2.4975	0.158	pg/g
JW-SC402-C-130928	A5975_11402_DF	Total Heptachlorodibenzofuran (HpCDF)	10/14/2013	1.6	Yes	N		U	7	2.4975	0.1114	pg/g
JW-SC402-C-130928	A5975_11402_DF	1,2,3,6,7,8-Hexachlorodibenzofuran (HxCDF)	10/14/2013	0.0599	Yes	N	U			2.4975	0.0599	pg/g
JW-SC402-C-130928	A5975_11402_DF	1,2,3,4,7,8-Hexachlorodibenzo-p-dioxin (HxCDD)	10/14/2013	0.1201	Yes	N	U			2.4975	0.1201	pg/g
JW-SC402-C-130928	A5975_11402_DF	1,2,3,7,8,9-Hexachlorodibenzofuran (HxCDF)	10/14/2013	0.0741	Yes	N	U			2.4975	0.0741	pg/g
JW-SC402-C-130928	A5975_11402_DF	Total Tetrachlorodibenzo-p-dioxin (TCDD)	10/14/2013	0.421	Yes	Y				0.4995	0.1058	pg/g
JW-SC402-C-130928	A5975_11402_DF	2,3,7,8-Tetrachlorodibenzofuran (TCDF)	10/14/2013	0.117	Yes	Y	J			0.4995	0.0778	pg/g
JW-SC402-C-130928	A5975_11402_DF	1,2,3,4,7,8,9-Heptachlorodibenzofuran (HpCDF)	10/14/2013	0.1116	Yes	N	U			2.4975	0.1116	pg/g
JW-SC402-C-130928	A5975_11402_DF	Total Hexachlorodibenzofuran (HxCDF)	10/14/2013	0.659	Yes	Y	EMPC	J	23	2.4975	0.0641	pg/g
JW-SC402-C-130928	A5975_11402_DF	1,2,3,7,8-Pentachlorodibenzofuran (PeCDF)	10/14/2013	0.0852	Yes	N	U			2.4975	0.0852	pg/g
JW-SC402-C-130928	A5975_11402_DF	1,2,3,6,7,8-Hexachlorodibenzo-p-dioxin (HxCDD)	10/14/2013	0.1243	Yes	N	U			2.4975	0.1243	pg/g
JW-SC402-C-130928	A5975_11402_DF	2,3,4,6,7,8-Hexachlorodibenzofuran (HxCDF)	10/14/2013	0.0653	Yes	N	U			2.4975	0.0653	pg/g
JW-SC402-C-130928	A5975_11402_DF	1,2,3,4,6,7,8-Heptachlorodibenzofuran (HpCDF)	10/14/2013	0.609	Yes	Y	J B			2.4975	0.111	pg/g
JW-SC402-C-130928	A5975_11402_DF	1,2,3,4,7,8-Hexachlorodibenzofuran (HxCDF)	10/14/2013	0.0587	Yes	N	U			2.4975	0.0587	pg/g
JW-SC402-C-130928	A5975_11402_DF	1,2,3,4,6,7,8,9-Octachlorodibenzofuran (OCDF)	10/14/2013	1.56	Yes	Y	J B			4.995	0.1823	pg/g
JW-SC402-D-130928	A5975_11402_DF	1,2,3,4,6,7,8-Heptachlorodibenzofuran (HpCDF)	10/14/2013	0.1255	Yes	N	U			2.4826	0.1255	pg/g

Analytical Method		E1613B										
Sample ID	Lab Sample ID	Chemical Name	Anal Date	Result	Mod Res Report	Detect	Lab Qual	Val Qual	Reason	RL	MDL	Units
JW-SC402-D-130928	A5975_11402_DF	2,3,7,8-Tetrachlorodibenzofuran (TCDF)	10/14/2013	0.0798	Yes	N	U			0.4965	0.0798	pg/g
JW-SC402-D-130928	A5975_11402_DF	1,2,3,7,8,9-Hexachlorodibenzo-p-dioxin (HxCDD)	10/14/2013	0.1293	Yes	N	U			2.4826	0.1293	pg/g
JW-SC402-D-130928	A5975_11402_DF	1,2,3,7,8,9-Hexachlorodibenzofuran (HxCDF)	10/14/2013	0.1063	Yes	N	U			2.4826	0.1063	pg/g
JW-SC402-D-130928	A5975_11402_DF	1,2,3,4,7,8-Hexachlorodibenzofuran (HxCDF)	10/14/2013	0.0937	Yes	N	U			2.4826	0.0937	pg/g
JW-SC402-D-130928	A5975_11402_DF	2,3,4,6,7,8-Hexachlorodibenzofuran (HxCDF)	10/14/2013	0.0888	Yes	N	U			2.4826	0.0888	pg/g
JW-SC402-D-130928	A5975_11402_DF	1,2,3,6,7,8-Hexachlorodibenzo-p-dioxin (HxCDD)	10/14/2013	0.1357	Yes	N	U			2.4826	0.1357	pg/g
JW-SC402-D-130928	A5975_11402_DF	1,2,3,6,7,8-Hexachlorodibenzofuran (HxCDF)	10/14/2013	0.0907	Yes	N	U			2.4826	0.0907	pg/g
JW-SC402-D-130928	A5975_11402_DF	1,2,3,7,8-Pentachlorodibenzofuran (PeCDF)	10/14/2013	0.0774	Yes	N	U			2.4826	0.0774	pg/g
JW-SC402-D-130928	A5975_11402_DF	2,3,4,7,8-Pentachlorodibenzofuran (PeCDF)	10/14/2013	0.0749	Yes	N	U			2.4826	0.0749	pg/g
JW-SC402-D-130928	A5975_11402_DF	1,2,3,4,7,8,9-Heptachlorodibenzofuran (HpCDF)	10/14/2013	0.1302	Yes	N	U			2.4826	0.1302	pg/g
JW-SC402-D-130928	A5975_11402_DF	2,3,7,8-Tetrachlorodibenzo-p-dioxin (TCDD)	10/14/2013	0.1216	Yes	N	U			0.4965	0.1216	pg/g
JW-SC402-D-130928	A5975_11402_DF	Total Tetrachlorodibenzo-p-dioxin (TCDD)	10/14/2013	0.313	Yes	Y				0.4965	0.1216	pg/g
JW-SC402-D-130928	A5975_11402_DF	1,2,3,4,6,7,8-Heptachlorodibenzo-p-dioxin (HpCDD)	10/14/2013	0.1936	Yes	N	U			2.4826	0.1936	pg/g
JW-SC402-D-130928	A5975_11402_DF	Total Tetrachlorodibenzofuran (TCDF)	10/14/2013	0.0798	Yes	N	U			0.4965	0.0798	pg/g
JW-SC402-D-130928	A5975_11402_DF	Total Pentachlorodibenzofuran (PeCDF)	10/14/2013	0.0762	Yes	N	U			2.4826	0.0762	pg/g
JW-SC402-D-130928	A5975_11402_DF	Total Hexachlorodibenzofuran (HxCDF)	10/14/2013	0.0944	Yes	N	U			2.4826	0.0944	pg/g
JW-SC402-D-130928	A5975_11402_DF	Total Hexachlorodibenzo-p-dioxin (HxCDD)	10/14/2013	0.183	Yes	N		U	7	2.4826	0.1327	pg/g
JW-SC402-D-130928	A5975_11402_DF	1,2,3,7,8-Pentachlorodibenzo-p-dioxin (PeCDD)	10/14/2013	0.1263	Yes	N	U			2.4826	0.1263	pg/g
JW-SC402-D-130928	A5975_11402_DF	Total Pentachlorodibenzo-p-dioxin (PeCDD)	10/14/2013	0.1263	Yes	N	U			2.4826	0.1263	pg/g

Analytical Method		E1613B										
Sample ID	Lab Sample ID	Chemical Name	Anal Date	Result	Mod Res Report	Detect	Lab Qual	Val Qual	Reason	RL	MDL	Units
JW-SC402-D-130928	A5975_11402_DF	Total Heptachlorodibenzo-p-dioxin (HpCDD)	10/14/2013	0.351	Yes	N		U	7	2.4826	0.1936	pg/g
JW-SC402-D-130928	A5975_11402_DF	Total Heptachlorodibenzofuran (HpCDF)	10/14/2013	0.1278	Yes	N	U			2.4826	0.1278	pg/g
JW-SC402-D-130928	A5975_11402_DF	1,2,3,4,6,7,8,9-Octachlorodibenzofuran (OCDF)	10/14/2013	0.1735	Yes	N	U			4.9652	0.1735	pg/g
JW-SC402-D-130928	A5975_11402_DF	1,2,3,4,7,8-Hexachlorodibenzo-p-dioxin (HxCDD)	10/14/2013	0.1346	Yes	N	U			2.4826	0.1346	pg/g
JW-SC402-D-130928	A5975_11402_DF	1,2,3,4,6,7,8,9-Octachlorodibenzo-p-dioxin (OCDD)	10/14/2013	1.64	Yes	N	J B	U	7	4.9652	0.3166	pg/g

**Laboratory Data Consultants, Inc.
Data Validation Report**

Project/Site Name: Jeld-Wen Maulsby Marsh
Collection Date: September 19, 2013
LDC Report Date: October 29, 2013
Matrix: Sediment/Soil
Parameters: Wet Chemistry
Validation Level: Stage 2B
Laboratory: Analytical Resources, Inc.
Sample Delivery Group (SDG): XF92

Sample Identification

JW-301-130919
JW-302-130919
JW-BL-307-130919
JW-BL-303-130919
JW-BL-305-130919
JW-BL-304-130919
JW-BL-306-130919
JW-BL-307-130919MS
JW-BL-307-130919DUP
JW-BL-307-130919TRP

Introduction

This data review covers 2 sediment samples and 8 soil samples listed on the cover sheet including dilutions and reanalysis as applicable. The analyses were per Standard Method 2540B for Total Solids and Plumb Method for Total Organic Carbon.

The review follows a modified outline of the USEPA Contract Laboratory Program National Functional Guidelines for Inorganic Superfund Data Review (January 2010).

A qualification summary table is provided at the end of this report if data has been qualified. Flags are classified as P (protocol) or A (advisory) to indicate whether the flag is due to a laboratory deviation from a specified protocol or is of technical advisory nature.

Raw data were not reviewed for this SDG. The review was based on QC data.

The following are definitions of the data qualifiers:

- U Indicates the compound or analyte was analyzed for but not detected at or above the stated limit.
- J Indicates an estimated value.
- R Quality control indicates the data is not usable.
- NJ Presumptive evidence of the presence of the compound at an estimated quantity.
- UJ Indicates the compound or analyte was analyzed for but not detected. The sample detection limit is an estimated value.
- A Indicates the finding is based upon technical validation criteria.
- P Indicates the finding is related to a protocol/contractual deviation.
- None Indicates the data was not significantly impacted by the finding, therefore qualification was not required.

I. Technical Holding Times

All technical holding time requirements were met.

The chain-of-custodies were reviewed for documentation of cooler temperatures. All cooler temperatures met validation criteria.

II. Initial Calibration

All criteria for the initial calibration of each method were met.

III. Calibration Verification

Calibration verification frequency and analysis criteria were met for each method when applicable.

IV. Blanks

Method blanks were reviewed for each matrix as applicable. No contaminant concentrations were found in the initial, continuing and preparation blanks.

V. Matrix Spike/Matrix Spike Duplicates

Matrix spike (MS) analyses were reviewed for each matrix as applicable. Percent recoveries (%R) were within QC limits.

VI. Triplicates

Triplicate (TRP) sample analyses were reviewed for each matrix as applicable. Results were within QC limits.

VII. Laboratory Control Samples

Laboratory control samples were reviewed for each matrix as applicable. Percent recoveries (%R) were within QC limits.

VIII. Sample Result Verification

Raw data were not reviewed for this SDG.

IX. Overall Assessment of Data

The analysis was conducted within all specifications of the method. No results were rejected in this SDG.

The quality control criteria reviewed were met and are considered acceptable. Based upon the Stage 2B data validation all results are considered valid and usable for all purposes.

X. Field Duplicates

No field duplicates were identified in this SDG.

XI. Field Blanks

No field blanks were identified in this SDG.

**Jeld-Wen Maulsby Marsh
Wet Chemistry - Data Qualification Summary - SDG XF92**

No Sample Data Qualified in this SDG

**Jeld-Wen Maulsby Marsh
Wet Chemistry - Laboratory Blank Data Qualification Summary - SDG XF92**

No Sample Data Qualified in this SDG

LDC #: 30665F6

VALIDATION COMPLETENESS WORKSHEET

Date: 10/28/13

SDG #: XF92

Stage 2B

Page: 1 of 1

Laboratory: Analytical Resources, Inc.

Reviewer: AL

2nd Reviewer: MG

METHOD: Total Organic Carbon(Plumb 1981), Total Solids (SM2540B)

The samples listed below were reviewed for each of the following validation areas. Validation findings are noted in attached validation findings worksheets.

	Validation Area		Comments
I.	Technical holding times	A	Sampling dates: 9/19/13
II	Initial calibration	A	
III.	Calibration verification	A	
IV	Blanks	A	
V	Matrix Spike/Matrix Spike Duplicates	A	MS
VI.	Duplicates	A	Rep, Trip
VII.	Laboratory control samples	A	LES, spray
VIII.	Sample result verification	N	
IX.	Overall assessment of data	A	
X.	Field duplicates	N	
XI.	Field blanks	N	

Note: A = Acceptable
 N = Not provided/applicable
 SW = See worksheet

ND = No compounds detected
 R = Rinsate
 FB = Field blank

D = Duplicate
 TB = Trip blank
 EB = Equipment blank

Validated Samples:

Sediment/soil

1	JW-301-130919	sed	11		21		31	
2	JW-302-130919	↓	12		22		32	
3	JW-BL-307-130919	Soil	13		23		33	
4	JW-BL-303-130919	↓	14		24		34	
5	JW-BL-305-130919	↓	15		25		35	
6	JW-BL-304-130919	↓	16		26		36	
7	JW-BL-306-130919	↓	17		27		37	
8	JW-BL-307-130919MS	↓	18		28		38	
9	JW-BL-307-130919DUP	↓	19		29		39	
10	↓ TRP ↓		20		30		40	

Notes: _____

SDG: XF92

Analytical Method		Plumb 1981										
Sample ID	Lab Sample ID	Chemical Name	Anal Date	Result	Mod Res Report	Detect	Lab Qual	Val Qual	Reason	RL	MDL	Units
JW-301-130919	13-20001-XF92A	Total organic carbon	10/2/2013	2.1	Yes	Y				0.020	0.00290	pct
JW-302-130919	13-20002-XF92B	Total organic carbon	10/2/2013	2.28	Yes	Y				0.020	0.00290	pct
JW-BL-303-130919	13-20004-XF92D	Total organic carbon	10/2/2013	0.634	Yes	Y				0.020	0.00290	pct
JW-BL-304-130919	13-20006-XF92F	Total organic carbon	10/2/2013	0.49	Yes	Y				0.020	0.00290	pct
JW-BL-305-130919	13-20005-XF92E	Total organic carbon	10/2/2013	0.332	Yes	Y				0.020	0.00290	pct
JW-BL-306-130919	13-20007-XF92G	Total organic carbon	10/2/2013	1.38	Yes	Y				0.020	0.00290	pct
JW-BL-307-130919	13-20003-XF92C	Total organic carbon	10/2/2013	1.49	Yes	Y				0.020	0.00290	pct

Analytical Method		SM2540B										
Sample ID	Lab Sample ID	Chemical Name	Anal Date	Result	Mod Res Report	Detect	Lab Qual	Val Qual	Reason	RL	MDL	Units
JW-301-130919	13-20001-XF92A	Total solids	9/24/2013	51.86	Yes	Y				0.01		pct
JW-302-130919	13-20002-XF92B	Total solids	9/24/2013	52.18	Yes	Y				0.01		pct
JW-BL-303-130919	13-20004-XF92D	Total solids	9/24/2013	85.44	Yes	Y				0.01		pct
JW-BL-304-130919	13-20006-XF92F	Total solids	9/24/2013	86.25	Yes	Y				0.01		pct
JW-BL-305-130919	13-20005-XF92E	Total solids	9/24/2013	90.14	Yes	Y				0.01		pct
JW-BL-306-130919	13-20007-XF92G	Total solids	9/24/2013	82.21	Yes	Y				0.01		pct
JW-BL-307-130919	13-20003-XF92C	Total solids	9/24/2013	81.91	Yes	Y				0.01		pct

**Laboratory Data Consultants, Inc.
Data Validation Report**

Project/Site Name: Jeld-Wen Maulsby Marsh
Collection Date: September 28, 2013
LDC Report Date: October 29, 2013
Matrix: Sediment
Parameters: Wet Chemistry
Validation Level: Stage 2B
Laboratory: Analytical Resources, Inc.
Sample Delivery Group (SDG): XH24

Sample Identification

JW-SC401-A-130928
JW-SC401-B-130928
JW-SC401-C-130928
JW-SC402-A-130928
JW-SC402-B-130928
JW-SC402-C-130928
JW-SC402-D-130928
JW-SC401-H-130928
JW-SC401-A-130928MS
JW-SC401-A-130928DUP
JW-SC401-A-130928TRP

Introduction

This data review covers 11 sediment samples listed on the cover sheet including dilutions and reanalysis as applicable. The analyses were per Standard Method 2540B for Total Solids and Plumb Method for Total Organic Carbon.

The review follows a modified outline of the USEPA Contract Laboratory Program National Functional Guidelines for Inorganic Superfund Data Review (January 2010).

A qualification summary table is provided at the end of this report if data has been qualified. Flags are classified as P (protocol) or A (advisory) to indicate whether the flag is due to a laboratory deviation from a specified protocol or is of technical advisory nature.

Raw data were not reviewed for this SDG. The review was based on QC data.

The following are definitions of the data qualifiers:

- U Indicates the compound or analyte was analyzed for but not detected at or above the stated limit.
- J Indicates an estimated value.
- R Quality control indicates the data is not usable.
- NJ Presumptive evidence of the presence of the compound at an estimated quantity.
- UJ Indicates the compound or analyte was analyzed for but not detected. The sample detection limit is an estimated value.
- A Indicates the finding is based upon technical validation criteria.
- P Indicates the finding is related to a protocol/contractual deviation.
- None Indicates the data was not significantly impacted by the finding, therefore qualification was not required.

I. Technical Holding Times

All technical holding time requirements were met.

The chain-of-custodies were reviewed for documentation of cooler temperatures. All cooler temperatures met validation criteria.

II. Initial Calibration

All criteria for the initial calibration of each method were met.

III. Calibration Verification

Calibration verification frequency and analysis criteria were met for each method when applicable.

IV. Blanks

Method blanks were reviewed for each matrix as applicable. No contaminant concentrations were found in the initial, continuing and preparation blanks.

V. Matrix Spike/Matrix Spike Duplicates

Matrix spike (MS) analyses were reviewed for each matrix as applicable. Percent recoveries (%R) were within QC limits.

VI. Triplicates

Triplicate (TRP) sample analyses were reviewed for each matrix as applicable. Results were within QC limits.

VII. Laboratory Control Samples

Laboratory control samples were reviewed for each matrix as applicable. Percent recoveries (%R) were within QC limits.

VIII. Sample Result Verification

Raw data were not reviewed for this SDG.

IX. Overall Assessment of Data

The analysis was conducted within all specifications of the method. No results were rejected in this SDG.

The quality control criteria reviewed were met and are considered acceptable. Based upon the Stage 2B data validation all results are considered valid and usable for all purposes.

X. Field Duplicates

No field duplicates were identified in this SDG.

XI. Field Blanks

No field blanks were identified in this SDG.

**Jeld-Wen Maulsby Marsh
Wet Chemistry - Data Qualification Summary - SDG XH24**

No Sample Data Qualified in this SDG

**Jeld-Wen Maulsby Marsh
Wet Chemistry - Laboratory Blank Data Qualification Summary - SDG XH24**

No Sample Data Qualified in this SDG

LDC #: 30665G6

VALIDATION COMPLETENESS WORKSHEET

Date: 10/28/13

SDG #: XH24

Stage 2B

Page: 1 of 1

Laboratory: Analytical Resources, Inc.

Reviewer: *ea*

2nd Reviewer: *MG*

METHOD: Total Organic Carbon(Plumb 1981), Total Solids (SM2540B)

The samples listed below were reviewed for each of the following validation areas. Validation findings are noted in attached validation findings worksheets.

	Validation Area		Comments
I.	Technical holding times	A	Sampling dates: 9/28/13
II	Initial calibration	A	
III.	Calibration verification	A	
IV	Blanks	A	
V	Matrix Spike/Matrix Spike Duplicates	A	MS
VI.	Duplicates	A	DUP/TP
VII.	Laboratory control samples	A	
VIII.	Sample result verification	N	
IX.	Overall assessment of data	A	
X.	Field duplicates	N	
XI.	Field blanks	N	

Note: A = Acceptable
 N = Not provided/applicable
 SW = See worksheet

ND = No compounds detected
 R = Rinsate
 FB = Field blank

D = Duplicate
 TB = Trip blank
 EB = Equipment blank

Validated Samples:

Sediment

1	JW-SC401-A-130928	11	(*) TRP	21		31	
2	JW-SC401-B-130928	12		22		32	
3	JW-SC401-C-130928	13		23		33	
4	JW-SC402-A-130928	14		24		34	
5	JW-SC402-B-130928	15		25		35	
6	JW-SC402-C-130928	16		26		36	
7	JW-SC402-D-130928	17		27		37	
8	JW-SC401-H-130928	18		28		38	
9	JW-SC401-A-130928MS	19		29		39	
10	JW-SC401-A-130928DUP	20		30		40	

Notes: _____

SDG: XH24

Analytical Method		Plumb 1981										
Sample ID	Lab Sample ID	Chemical Name	Anal Date	Result	Mod Res Report	Detect	Lab Qual	Val Qual	Reason	RL	MDL	Units
JW-SC401-A-130928	13-21099-XH24A	Total organic carbon	10/8/2013	2.16	Yes	Y				0.020	0.00290	pct
JW-SC401-B-130928	13-21100-XH24B	Total organic carbon	10/8/2013	1.76	Yes	Y				0.020	0.00290	pct
JW-SC401-C-130928	13-21101-XH24C	Total organic carbon	10/8/2013	0.949	Yes	Y				0.020	0.00290	pct
JW-SC401-H-130928	13-21106-XH24H	Total organic carbon	10/8/2013	0.652	No	Y				0.020	0.00290	pct
JW-SC402-A-130928	13-21102-XH24D	Total organic carbon	10/8/2013	2.15	Yes	Y				0.020	0.00290	pct
JW-SC402-B-130928	13-21103-XH24E	Total organic carbon	10/8/2013	0.368	Yes	Y				0.020	0.00290	pct
JW-SC402-C-130928	13-21104-XH24F	Total organic carbon	10/8/2013	0.358	Yes	Y				0.020	0.00290	pct
JW-SC402-D-130928	13-21105-XH24G	Total organic carbon	10/8/2013	0.305	Yes	Y				0.020	0.00290	pct

Analytical Method		SM2540B										
Sample ID	Lab Sample ID	Chemical Name	Anal Date	Result	Mod Res Report	Detect	Lab Qual	Val Qual	Reason	RL	MDL	Units
JW-SC401-A-130928	13-21099-XH24A	Total solids	10/1/2013	78.84	Yes	Y				0.01		pct
JW-SC401-B-130928	13-21100-XH24B	Total solids	10/1/2013	81.53	Yes	Y				0.01		pct
JW-SC401-C-130928	13-21101-XH24C	Total solids	10/1/2013	79.6	Yes	Y				0.01		pct
JW-SC401-H-130928	13-21106-XH24H	Total solids	10/1/2013	84.35	No	Y				0.01		pct
JW-SC402-A-130928	13-21102-XH24D	Total solids	10/1/2013	60.67	Yes	Y				0.01		pct
JW-SC402-B-130928	13-21103-XH24E	Total solids	10/1/2013	79.6	Yes	Y				0.01		pct
JW-SC402-C-130928	13-21104-XH24F	Total solids	10/1/2013	86.63	Yes	Y				0.01		pct
JW-SC402-D-130928	13-21105-XH24G	Total solids	10/1/2013	87.1	Yes	Y				0.01		pct

**Laboratory Data Consultants, Inc.
Data Validation Report**

Project/Site Name: Jeld-Wen Maulsby Marsh
Collection Date: April 23 and April 26, 2013
LDC Report Date: October 29, 2013
Matrix: Sediment
Parameters: Wet Chemistry
Validation Level: Stage 2B
Laboratory: Analytical Resources, Inc.
Sample Delivery Group (SDG): XH90

Sample Identification

JW-EA04-SC13-EF-130423
JW-EA09-SC36-B-130426
JW-EA09-SC36-C-130426
JW-EA04-SC13-EF-130423MS
JW-EA04-SC13-EF-130423DUP
JW-EA04-SC13-EF-130423TRP

Introduction

This data review covers 6 sediment samples listed on the cover sheet including dilutions and reanalysis as applicable. The analyses were per Standard Method 2540B for Total Solids and Plumb Method for Total Organic Carbon.

The review follows a modified outline of the USEPA Contract Laboratory Program National Functional Guidelines for Inorganic Superfund Data Review (January 2010).

A qualification summary table is provided at the end of this report if data has been qualified. Flags are classified as P (protocol) or A (advisory) to indicate whether the flag is due to a laboratory deviation from a specified protocol or is of technical advisory nature.

Raw data were not reviewed for this SDG. The review was based on QC data.

The following are definitions of the data qualifiers:

- U Indicates the compound or analyte was analyzed for but not detected at or above the stated limit.
- J Indicates an estimated value.
- R Quality control indicates the data is not usable.
- NJ Presumptive evidence of the presence of the compound at an estimated quantity.
- UJ Indicates the compound or analyte was analyzed for but not detected. The sample detection limit is an estimated value.
- A Indicates the finding is based upon technical validation criteria.
- P Indicates the finding is related to a protocol/contractual deviation.
- None Indicates the data was not significantly impacted by the finding, therefore qualification was not required.

I. Technical Holding Times

All technical holding time requirements were met.

The chain-of-custodies were reviewed for documentation of cooler temperatures. All cooler temperatures met validation criteria.

II. Initial Calibration

All criteria for the initial calibration of each method were met.

III. Calibration Verification

Calibration verification frequency and analysis criteria were met for each method when applicable.

IV. Blanks

Method blanks were reviewed for each matrix as applicable. No contaminant concentrations were found in the initial, continuing and preparation blanks.

V. Matrix Spike/Matrix Spike Duplicates

Matrix spike (MS) analyses were reviewed for each matrix as applicable. Percent recoveries (%R) were within QC limits.

VI. Triplicates

Triplicate (TRP) sample analyses were reviewed for each matrix as applicable. Results were within QC limits.

VII. Laboratory Control Samples

Laboratory control samples were reviewed for each matrix as applicable. Percent recoveries (%R) were within QC limits.

VIII. Sample Result Verification

Raw data were not reviewed for this SDG.

IX. Overall Assessment of Data

The analysis was conducted within all specifications of the method. No results were rejected in this SDG.

The quality control criteria reviewed were met and are considered acceptable. Based upon the Stage 2B data validation all results are considered valid and usable for all purposes.

X. Field Duplicates

No field duplicates were identified in this SDG.

XI. Field Blanks

No field blanks were identified in this SDG.

**Jeld-Wen Maulsby Marsh
Wet Chemistry - Data Qualification Summary - SDG XH90**

No Sample Data Qualified in this SDG

**Jeld-Wen Maulsby Marsh
Wet Chemistry - Laboratory Blank Data Qualification Summary - SDG XH90**

No Sample Data Qualified in this SDG

LDC #: 30665H6

VALIDATION COMPLETENESS WORKSHEET

Date: 10/28/13

SDG #: XH90

Stage 2B

Page: 1 of 1

Laboratory: Analytical Resources, Inc.

Reviewer: CA

2nd Reviewer: MG

METHOD: Total Organic Carbon(Plumb 1981), Total Solids (SM2540B)

The samples listed below were reviewed for each of the following validation areas. Validation findings are noted in attached validation findings worksheets.

	Validation Area		Comments
I.	Technical holding times	A	Sampling dates: 4/26/13, 4/23/13
II.	Initial calibration	A	
III.	Calibration verification	A	
IV.	Blanks	A	
V.	Matrix Spike/Matrix Spike Duplicates	A	MS
VI.	Duplicates	A	DR TRP
VII.	Laboratory control samples	A	LCS
VIII.	Sample result verification	N	
IX.	Overall assessment of data	A	
X.	Field duplicates	N	
XI.	Field blanks	N	

Note: A = Acceptable
N = Not provided/applicable
SW = See worksheet

ND = No compounds detected
R = Rinsate
FB = Field blank

D = Duplicate
TB = Trip blank
EB = Equipment blank

Validated Samples: *sediment*

1	JW-EA04-SC13-EF-130423	11		21		31	
2	JW-EA09-SC36-B-130426	12		22		32	
3	JW-EA09-SC36-C-130426	13		23		33	
4	JW-EA04-SC13-EF-130423MS	14		24		34	
5	JW-EA04-SC13-EF-130423DUP	15		25		35	
6	<i>J TRP</i>	16		26		36	
7		17		27		37	
8		18		28		38	
9		19		29		39	
10		20		30		40	

Notes: _____

VALIDATION FINDINGS WORKSHEET
Sample Specific Analysis Reference

All circled methods are applicable to each sample.

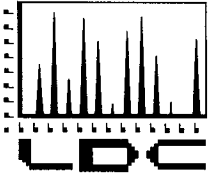
Sample ID	Parameter
1-3	pH TDS Cl F NO ₃ NO ₂ SO ₄ O-PO ₄ Alk CN NH ₃ TKN <u>TOC</u> Cr6+ ClO ₄ <u>TS</u>
	pH TDS Cl F NO ₃ NO ₂ SO ₄ O-PO ₄ Alk CN NH ₃ TKN TOC Cr6+ ClO ₄
α=4	pH TDS Cl F NO ₃ NO ₂ SO ₄ O-PO ₄ Alk CN NH ₃ TKN <u>TOC</u> Cr6+ ClO ₄
5	pH TDS Cl F NO ₃ NO ₂ SO ₄ O-PO ₄ Alk CN NH ₃ TKN <u>TOC</u> Cr6+ ClO ₄ <u>TS</u>
6	pH TDS Cl F NO ₃ NO ₂ SO ₄ O-PO ₄ Alk CN NH ₃ TKN <u>TOC</u> Cr6+ ClO ₄ <u>TS</u>
	pH TDS Cl F NO ₃ NO ₂ SO ₄ O-PO ₄ Alk CN NH ₃ TKN TOC Cr6+ ClO ₄
	pH TDS Cl F NO ₃ NO ₂ SO ₄ O-PO ₄ Alk CN NH ₃ TKN TOC Cr6+ ClO ₄
	pH TDS Cl F NO ₃ NO ₂ SO ₄ O-PO ₄ Alk CN NH ₃ TKN TOC Cr6+ ClO ₄
	pH TDS Cl F NO ₃ NO ₂ SO ₄ O-PO ₄ Alk CN NH ₃ TKN TOC Cr6+ ClO ₄
	pH TDS Cl F NO ₃ NO ₂ SO ₄ O-PO ₄ Alk CN NH ₃ TKN TOC Cr6+ ClO ₄
	pH TDS Cl F NO ₃ NO ₂ SO ₄ O-PO ₄ Alk CN NH ₃ TKN TOC Cr6+ ClO ₄
	pH TDS Cl F NO ₃ NO ₂ SO ₄ O-PO ₄ Alk CN NH ₃ TKN TOC Cr6+ ClO ₄
	pH TDS Cl F NO ₃ NO ₂ SO ₄ O-PO ₄ Alk CN NH ₃ TKN TOC Cr6+ ClO ₄
	pH TDS Cl F NO ₃ NO ₂ SO ₄ O-PO ₄ Alk CN NH ₃ TKN TOC Cr6+ ClO ₄
	pH TDS Cl F NO ₃ NO ₂ SO ₄ O-PO ₄ Alk CN NH ₃ TKN TOC Cr6+ ClO ₄
	pH TDS Cl F NO ₃ NO ₂ SO ₄ O-PO ₄ Alk CN NH ₃ TKN TOC Cr6+ ClO ₄
	pH TDS Cl F NO ₃ NO ₂ SO ₄ O-PO ₄ Alk CN NH ₃ TKN TOC Cr6+ ClO ₄
	pH TDS Cl F NO ₃ NO ₂ SO ₄ O-PO ₄ Alk CN NH ₃ TKN TOC Cr6+ ClO ₄
	pH TDS Cl F NO ₃ NO ₂ SO ₄ O-PO ₄ Alk CN NH ₃ TKN TOC Cr6+ ClO ₄
	pH TDS Cl F NO ₃ NO ₂ SO ₄ O-PO ₄ Alk CN NH ₃ TKN TOC Cr6+ ClO ₄
	pH TDS Cl F NO ₃ NO ₂ SO ₄ O-PO ₄ Alk CN NH ₃ TKN TOC Cr6+ ClO ₄
	pH TDS Cl F NO ₃ NO ₂ SO ₄ O-PO ₄ Alk CN NH ₃ TKN TOC Cr6+ ClO ₄
	pH TDS Cl F NO ₃ NO ₂ SO ₄ O-PO ₄ Alk CN NH ₃ TKN TOC Cr6+ ClO ₄
	pH TDS Cl F NO ₃ NO ₂ SO ₄ O-PO ₄ Alk CN NH ₃ TKN TOC Cr6+ ClO ₄
	pH TDS Cl F NO ₃ NO ₂ SO ₄ O-PO ₄ Alk CN NH ₃ TKN TOC Cr6+ ClO ₄
	pH TDS Cl F NO ₃ NO ₂ SO ₄ O-PO ₄ Alk CN NH ₃ TKN TOC Cr6+ ClO ₄
	pH TDS Cl F NO ₃ NO ₂ SO ₄ O-PO ₄ Alk CN NH ₃ TKN TOC Cr6+ ClO ₄
	pH TDS Cl F NO ₃ NO ₂ SO ₄ O-PO ₄ Alk CN NH ₃ TKN TOC Cr6+ ClO ₄
	pH TDS Cl F NO ₃ NO ₂ SO ₄ O-PO ₄ Alk CN NH ₃ TKN TOC Cr6+ ClO ₄

Comments: _____

SDG: XH90

Analytical Method												
Sample ID	Lab Sample ID	Chemical Name	Anal Date	Result	Mod Res Report	Detect	Lab Qual	Val Qual	Reason	RL	MDL	Units
JW-EA04-SC13-EF-13042	13-21290-XH90A	Total organic carbon	10/8/2013	4.46	Yes	Y				0.020	0.00290	pct
JW-EA09-SC36-B-130426	13-21291-XH90B	Total organic carbon	10/8/2013	0.468	Yes	Y				0.020	0.00290	pct
JW-EA09-SC36-C-130426	13-21292-XH90C	Total organic carbon	10/8/2013	0.44	Yes	Y				0.020	0.00290	pct

Analytical Method												
Sample ID	Lab Sample ID	Chemical Name	Anal Date	Result	Mod Res Report	Detect	Lab Qual	Val Qual	Reason	RL	MDL	Units
JW-EA04-SC13-EF-13042	13-21290-XH90A	Total solids	10/3/2013	76.93	Yes	Y				0.01		pct
JW-EA09-SC36-B-130426	13-21291-XH90B	Total solids	10/3/2013	78.92	Yes	Y				0.01		pct
JW-EA09-SC36-C-130426	13-21292-XH90C	Total solids	10/3/2013	79.36	Yes	Y				0.01		pct



LABORATORY DATA CONSULTANTS, INC.

2701 Loker Ave. West, Suite 220, Carlsbad, CA 92010 Bus: 760-827-1100 Fax: 760-827-1099

Anchor QEA, LLC
720 Olive Way, Suite 900
Seattle, WA 98101
ATTN: Ms. Cindy Fields

November 12, 2013

SUBJECT: Jeld-Wen Maulsby Marsh, Data Validation

Dear Ms. Fields,

Enclosed are the final validation reports for the fractions listed below. These SDGs were received on October 28, 2013. Attachment 1 is a summary of the samples that were reviewed for each analysis.

LDC Project # 30680:

<u>SDG #</u>	<u>Fraction</u>
L56156	Cesium-137, Lead-210
L56157	

The data validation was performed under Stage 2B guidelines. The analyses were validated using the following documents, as applicable to each method:

- Multi Agency Radiological Laboratory Analytical Protocols, MARLAP, Manual, July 2004
- USEPA, Contract Laboratory Program National Functional Guidelines for Inorganic Superfund Data Review, January 2010

Please feel free to contact us if you have any questions.

Sincerely,

Ming-Hwa Hwang
Project Manager/Senior Chemist

**Laboratory Data Consultants, Inc.
Data Validation Report**

Project/Site Name: Jeld-Wen Maulsby Marsh
Collection Date: September 19, 2013
LDC Report Date: November 4, 2013
Matrix: Sediment
Parameters: Cesium-137
Validation Level: Stage 2B
Laboratory: Teledyne Brown Engineering, Inc.
Sample Delivery Group (SDG): L56156

Sample Identification

JW-GCI-02-04-130919
JW-GCI-06-08-130919
JW-GCI-10-12-130919
JW-GCI-14-16-130919
JW-GCI-18-20-130919
JW-GCI-22-24-130919
JW-GCI-26-28-130919
JW-GCI-30-32-130919
JW-GCI-34-36-130919
JW-GCI-38-40-130919
JW-GCI-42-44-130919
JW-GCI-46-48-130919
JW-GCI-50-52-130919
JW-GCI-54-56-130919
JW-GCI-58-60-130919
JW-GCI-06-08-130919DUP

Introduction

This data review covers 16 sediment samples listed on the cover sheet including dilutions and reanalysis as applicable. The analyses were per EPA Method 901.1 for Cesium-137.

This review follows the Multi Agency Radiological Laboratory Analytical Protocols (MARLAP) Manual (July 2004) and a modified outline of the USEPA Contract Laboratory Program National Functional Guidelines for Inorganic Superfund Data Review (January 2010).

A qualification summary table is provided at the end of this report if data has been qualified. Flags are classified as P (protocol) or A (advisory) to indicate whether the flag is due to a laboratory deviation from a specified protocol or is of technical advisory nature.

Raw data were not reviewed for this SDG. The review was based on QC data.

The following are definitions of the data qualifiers:

- U Indicates the isotope was analyzed for but not detected at or above the stated limit.
- J Indicates an estimated value.
- R Quality control indicates the data is not usable.
- NJ Presumptive evidence of presence of the compound at an estimated quantity.
- UJ Indicates the isotope was analyzed for but not detected. The sample detection limit is an estimated value.
- A Indicates the finding is based upon technical validation criteria.
- P Indicates the finding is related to a protocol/contractual deviation.
- None Indicates the data was not significantly impacted by the finding, therefore qualification was not required.

I. Technical Holding Times

All technical holding time requirements were met.

The chain-of-custodies were reviewed for documentation of cooler temperatures. All cooler temperatures met validation criteria.

II. Initial Calibration

All criteria for the initial calibration were met.

Detector efficiency was determined for each radionuclide of interest.

III. Continuing Calibration

Continuing calibration and background determination were performed at the required frequencies. Results were within laboratory control limits.

IV. Blanks

Method blanks were reviewed for each matrix as applicable. Blank results contained less than the minimum detectable activity (MDA).

V. Matrix Spike/Duplicates

A matrix spike (MS) analysis was not required by the method.

Duplicate (DUP) sample analyses were reviewed for each matrix as applicable. Results were within QC limits

VI. Laboratory Control Samples

Laboratory control samples were reviewed for each matrix as applicable. Percent recoveries (%R) were within QC limits.

VII. Minimum Detectable Activity

All minimum detectable activities met required detection limits.

VIII. Sample Result Verification

Raw data were not reviewed for this SDG.

IX. Overall Assessment of Data

The analysis was conducted within all specifications of the method. No results were rejected in this SDG.

The quality control criteria reviewed were met and are considered acceptable. Based upon the Stage 2B data validation all results are considered valid and usable for all purposes.

X. Field Duplicates

No field duplicates were identified in this SDG.

XI. Field Blanks

No field blanks were identified in this SDG.

**Jeld-Wen Maulsby Marsh
Cesium-137 - Data Qualification Summary - SDG L56156**

No Sample Data Qualified in this SDG

**Jeld-Wen Maulsby Marsh
Cesium-137 - Laboratory Blank Data Qualification Summary - SDG L56156**

No Sample Data Qualified in this SDG

METHOD: Cs-137 (Teledyne SOP 2007 / EPA 901.1)

The samples listed below were reviewed for each of the following validation areas. Validation findings are noted in attached validation findings worksheets.

	Validation Area		Comments
I.	Technical holding times	A	Sampling dates: 9/19/13
II.	Initial calibration	A	
III.	Calibration verification	A	
IV.	Blanks	A	
V.	Matrix Spike/(Matrix Spike) Duplicates	A	DP
VI.	Laboratory control samples	A	LCS
VII.	Minimum detectable activity (MDA)	A	
VIII.	Sample result verification	N	
IX.	Overall assessment of data	A	
X.	Field duplicates	N	
XI.	Field blanks	N	

Note: A = Acceptable ND = No compounds detected D = Duplicate
 N = Not provided/applicable R = Rinsate TB = Trip blank
 SW = See worksheet FB = Field blank EB = Equipment blank

Validated Samples: sediment

1	JW-GCI-02-04-130919	11	JW-GCI-42-44-130919	21		31	
2	JW-GCI-06-08-130919	12	JW-GCI-46-48-130919	22		32	
3	JW-GCI-10-12-130919	13	JW-GCI-50-52-130919	23		33	
4	JW-GCI-14-16-130919	14	JW-GCI-54-56-130919	24		34	
5	JW-GCI-18-20-130919	15	JW-GCI-58-60-130919	25		35	
6	JW-GCI-22-24-130919	16	JW-GCI-06-08-130919DUP	26		36	
7	JW-GCI-26-28-130919	17		27		37	
8	JW-GCI-30-32-130919	18		28		38	
9	JW-GCI-34-36-130919	19		29		39	
10	JW-GCI-38-40-130919	20		30		40	

Notes: _____

Laboratory Data Consultants, Inc. Data Validation Report

Project/Site Name: Jeld-Wen Maulsby Marsh
Collection Date: September 19, 2013
LDC Report Date: November 4, 2013
Matrix: Sediment
Parameters: Lead-210
Validation Level: Stage 2B
Laboratory: Teledyne Brown Engineering, Inc.
Sample Delivery Group (SDG): L56156

Sample Identification

JW-GCI-02-04-130919
JW-GCI-08-10-130919
JW-GCI-14-16-130919
JW-GCI-20-22-130919
JW-GCI-26-28-130919
JW-GCI-32-34-130919
JW-GCI-38-40-130919
JW-GCI-44-46-130919
JW-GCI-50-52-130919
JW-GCI-56-58-130919
JW-GCI-62-64-130919
JW-GCI-68-70-130919
JW-GCI-74-76-130919
JW-GCI-80-82-130919
JW-GCI-84-86-130919
JW-GCI-14-16-130919MS
JW-GCI-14-16-130919MSD
JW-GCI-02-04-130919DUP

Introduction

This data review covers 18 sediment samples listed on the cover sheet including dilutions and reanalysis as applicable. The analyses were per Teledyne SOP 2015 for Lead-210.

This review follows the Multi Agency Radiological Laboratory Analytical Protocols (MARLAP) Manual (July 2004) and a modified outline of the USEPA Contract Laboratory Program National Functional Guidelines for Inorganic Superfund Data Review (January 2010).

A qualification summary table is provided at the end of this report if data has been qualified. Flags are classified as P (protocol) or A (advisory) to indicate whether the flag is due to a laboratory deviation from a specified protocol or is of technical advisory nature.

Raw data were not reviewed for this SDG. The review was based on QC data.

The following are definitions of the data qualifiers:

- U Indicates the isotope was analyzed for but not detected at or above the stated limit.
- J Indicates an estimated value.
- R Quality control indicates the data is not usable.
- NJ Presumptive evidence of presence of the compound at an estimated quantity.
- UJ Indicates the isotope was analyzed for but not detected. The sample detection limit is an estimated value.
- A Indicates the finding is based upon technical validation criteria.
- P Indicates the finding is related to a protocol/contractual deviation.
- None Indicates the data was not significantly impacted by the finding, therefore qualification was not required.

I. Technical Holding Times

All technical holding time requirements were met.

The chain-of-custodies were reviewed for documentation of cooler temperatures. All cooler temperatures met validation criteria.

II. Initial Calibration

All criteria for the initial calibration were met.

Detector efficiency was determined for each radionuclide of interest.

III. Continuing Calibration

Continuing calibration and background determination were performed at the required frequencies. Results were within laboratory control limits.

IV. Blanks

Method blanks were reviewed for each matrix as applicable. Blank results contained less than the minimum detectable activity (MDA).

V. Matrix Spike/Matrix Spike Duplicates/Duplicates

Matrix spike (MS) and matrix spike duplicate (MSD) samples were reviewed for each matrix as applicable. Percent recoveries (%R) and relative percent differences (RPD) were within QC limits.

Duplicate (DUP) sample analyses were reviewed for each matrix as applicable. Results were within QC limits

VI. Laboratory Control Samples

Laboratory control samples were reviewed for each matrix as applicable. Percent recoveries (%R) were within QC limits.

VII. Minimum Detectable Activity

All minimum detectable activities met required detection limits.

VIII. Sample Result Verification

Raw data were not reviewed for this SDG.

IX. Overall Assessment of Data

The analysis was conducted within all specifications of the method. No results were rejected in this SDG.

The quality control criteria reviewed were met and are considered acceptable. Based upon the Stage 2B data validation all results are considered valid and usable for all purposes.

X. Field Duplicates

No field duplicates were identified in this SDG.

XI. Field Blanks

No field blanks were identified in this SDG.

**Jeld-Wen Maulsby Marsh
Lead-210 - Data Qualification Summary - SDG L56156**

No Sample Data Qualified in this SDG

**Jeld-Wen Maulsby Marsh
Lead-210 - Laboratory Blank Data Qualification Summary - SDG L56156**

No Sample Data Qualified in this SDG

METHOD: Lead-210 (Teledyne SOP2015)

The samples listed below were reviewed for each of the following validation areas. Validation findings are noted in attached validation findings worksheets.

	Validation Area		Comments
I.	Technical holding times	A	Sampling dates: 9/19/13
II.	Initial calibration	A	
III.	Calibration verification	A	
IV.	Blanks	A	
V.	Matrix Spike/(Matrix Spike) Duplicates	A	MS/D, Dup
VI.	Laboratory control samples	A	LCS
VII.	Tracer Recovery		
VIII.	Minimum Detectable Activity (MDA)	A	
IX.	Sample result verification	N	
X.	Overall assessment of data	A	
XI.	Field duplicates	N	
XII.	Field blanks	N	

Note: A = Acceptable ND = No compounds detected D = Duplicate
 N = Not provided/applicable R = Rinsate TB = Trip blank
 SW = See worksheet FB = Field blank EB = Equipment blank

Validated Samples: *sediment*

1	JW-GCI-02-04-130919	11	JW-GCI-62-64-130919	21		31	
2	JW-GCI-08-10-130919	12	JW-GCI-68-70-130919	22		32	
3	JW-GCI-14-16-130919	13	JW-GCI-74-76-130919	23		33	
4	JW-GCI-20-22-130919	14	JW-GCI-80-82-130919	24		34	
5	JW-GCI-26-28-130919	15	JW-GCI-84-86-130919	25		35	
6	JW-GCI-32-34-130919	16	JW-GCI-14-16-130919 MS	26		36	
7	JW-GCI-38-40-130919	17	JW-GCI-14-16-130919 MSD	27		37	
8	JW-GCI-44-46-130919	18	JW-GCI-02-04-130919DUP	28		38	
9	JW-GCI-50-52-130919	19		29		39	
10	JW-GCI-56-58-130919	20		30		40	

Notes: _____

Jeld-Wen Maulsby Marsh - LDC# 30680

SDG: L56156

Analytical Method		D2216M										
Sample ID	Lab Sample ID	Chemical Name	Anal Date	Result	Mod Res Report	Detect	Lab Qual	Val Qual	Reason	RL	MDL	Units
JW-GC1-02-04-130919	L56156-1	Moisture, percent	10/1/2013	40.69	Yes	Y						pct
JW-GC1-06-08-130919	L56156-2	Moisture, percent	10/1/2013	36.94	Yes	Y						pct
JW-GC1-08-10-130919	L56156-3	Moisture, percent	10/1/2013	38.44	Yes	Y						pct
JW-GC1-10-12-130919	L56156-4	Moisture, percent	10/1/2013	33.96	Yes	Y						pct
JW-GC1-14-16-130919	L56156-5	Moisture, percent	10/1/2013	27.73	Yes	Y						pct
JW-GC1-18-20-130919	L56156-6	Moisture, percent	10/1/2013	27.62	Yes	Y						pct
JW-GC1-20-22-130919	L56156-7	Moisture, percent	10/1/2013	21.1	Yes	Y						pct
JW-GC1-22-24-130919	L56156-8	Moisture, percent	10/1/2013	19.78	Yes	Y						pct
JW-GC1-26-28-130919	L56156-9	Moisture, percent	10/1/2013	19.09	Yes	Y						pct
JW-GC1-30-32-130919	L56156-10	Moisture, percent	10/1/2013	19.9	Yes	Y						pct
JW-GC1-32-34-130919	L56156-11	Moisture, percent	10/1/2013	20.75	Yes	Y						pct
JW-GC1-34-36-130919	L56156-12	Moisture, percent	10/1/2013	19.76	Yes	Y						pct
JW-GC1-38-40-130919	L56156-13	Moisture, percent	10/1/2013	20.77	Yes	Y						pct
JW-GC1-42-44-130919	L56156-14	Moisture, percent	10/1/2013	20.59	Yes	Y						pct
JW-GC1-44-46-130919	L56156-15	Moisture, percent	10/1/2013	20.11	Yes	Y						pct
JW-GC1-46-48-130919	L56156-16	Moisture, percent	10/1/2013	20.43	Yes	Y						pct
JW-GC1-50-52-130919	L56156-17	Moisture, percent	10/1/2013	20.86	Yes	Y						pct
JW-GC1-54-56-130919	L56156-18	Moisture, percent	10/1/2013	20.86	Yes	Y						pct
JW-GC1-56-58-130919	L56156-19	Moisture, percent	10/1/2013	20.93	Yes	Y						pct
JW-GC1-58-60-130919	L56156-20	Moisture, percent	10/1/2013	21.25	Yes	Y						pct
JW-GC1-62-64-130919	L56156-21	Moisture, percent	10/1/2013	21.63	Yes	Y						pct
JW-GC1-68-70-130919	L56156-22	Moisture, percent	10/1/2013	20.35	Yes	Y						pct
JW-GC1-74-76-130919	L56156-23	Moisture, percent	10/1/2013	20.95	Yes	Y						pct
JW-GC1-80-82-130919	L56156-24	Moisture, percent	10/1/2013	21.88	Yes	Y						pct

Analytical Method												
D2216M												
Sample ID	Lab Sample ID	Chemical Name	Anal Date	Result	Mod Res Report	Detect	Lab Qual	Val Qual	Reason	RL	MDL	Units
JW-GC1-84-86-130919	L56156-25	Moisture, percent	10/1/2013	22	Yes	Y						pct
Analytical Method												
E901.1												
Sample ID	Lab Sample ID	Chemical Name	Anal Date	Result	Mod Res Report	Detect	Lab Qual	Val Qual	Reason	RL	MDL	Units
JW-GC1-02-04-130919	L56156-1	Cesium 137	10/2/2013	0.14	Yes	Y				0.1	0.05495	pci/g
JW-GC1-06-08-130919	L56156-2	Cesium 137	10/7/2013	0.03759	Yes	N	U			0.1	0.03759	pci/g
JW-GC1-10-12-130919	L56156-4	Cesium 137	10/8/2013	0.05775	Yes	N	U			0.1	0.05775	pci/g
JW-GC1-14-16-130919	L56156-5	Cesium 137	10/2/2013	0.04688	Yes	N	U			0.1	0.04688	pci/g
JW-GC1-18-20-130919	L56156-6	Cesium 137	10/8/2013	0.04196	Yes	N	U			0.1	0.04196	pci/g
JW-GC1-22-24-130919	L56156-8	Cesium 137	10/8/2013	0.02341	Yes	N	U			0.1	0.02341	pci/g
JW-GC1-26-28-130919	L56156-9	Cesium 137	10/2/2013	0.02463	Yes	N	U			0.1	0.02463	pci/g
JW-GC1-30-32-130919	L56156-10	Cesium 137	10/8/2013	0.03747	Yes	N	U			0.1	0.03747	pci/g
JW-GC1-34-36-130919	L56156-12	Cesium 137	10/8/2013	0.01868	Yes	N	U			0.1	0.01868	pci/g
JW-GC1-38-40-130919	L56156-13	Cesium 137	10/5/2013	0.01838	Yes	N	U			0.1	0.01838	pci/g
JW-GC1-42-44-130919	L56156-14	Cesium 137	10/8/2013	0.02907	Yes	N	U			0.1	0.02907	pci/g
JW-GC1-46-48-130919	L56156-16	Cesium 137	10/2/2013	0.02247	Yes	N	U			0.1	0.02247	pci/g
JW-GC1-50-52-130919	L56156-17	Cesium 137	10/2/2013	0.07561	Yes	N	U			0.1	0.07561	pci/g
JW-GC1-54-56-130919	L56156-18	Cesium 137	10/11/2013	0.05942	Yes	N	U			0.1	0.05942	pci/g
JW-GC1-58-60-130919	L56156-20	Cesium 137	10/11/2013	0.02808	Yes	N	U			0.1	0.02808	pci/g
Analytical Method												
TBE-2015												
Sample ID	Lab Sample ID	Chemical Name	Anal Date	Result	Mod Res Report	Detect	Lab Qual	Val Qual	Reason	RL	MDL	Units
JW-GC1-02-04-130919	L56156-1	Lead 210	10/16/2013	0.222	Yes	Y				0.1	0.105	pci/g
JW-GC1-08-10-130919	L56156-3	Lead 210	10/16/2013	0.36	Yes	Y				0.1	0.142	pci/g
JW-GC1-14-16-130919	L56156-5	Lead 210	10/16/2013	0.19	Yes	Y				0.1	0.0921	pci/g
JW-GC1-20-22-130919	L56156-7	Lead 210	10/16/2013	0.108	Yes	Y				0.1	0.0813	pci/g
JW-GC1-26-28-130919	L56156-9	Lead 210	10/16/2013	0.289	Yes	Y				0.1	0.117	pci/g

Analytical Method		TBE-2015										
Sample ID	Lab Sample ID	Chemical Name	Anal Date	Result	Mod Res Report	Detect	Lab Qual	Val Qual	Reason	RL	MDL	Units
JW-GC1-32-34-130919	L56156-11	Lead 210	10/16/2013	0.27	Yes	Y				0.1	0.142	pci/g
JW-GC1-38-40-130919	L56156-13	Lead 210	10/16/2013	0.33	Yes	Y				0.1	0.144	pci/g
JW-GC1-44-46-130919	L56156-15	Lead 210	10/16/2013	0.159	Yes	Y				0.1	0.114	pci/g
JW-GC1-50-52-130919	L56156-17	Lead 210	10/16/2013	0.199	Yes	Y				0.1	0.101	pci/g
JW-GC1-56-58-130919	L56156-19	Lead 210	10/16/2013	0.205	Yes	Y				0.1	0.0934	pci/g
JW-GC1-62-64-130919	L56156-21	Lead 210	10/16/2013	0.293	Yes	Y				0.1	0.162	pci/g
JW-GC1-68-70-130919	L56156-22	Lead 210	10/16/2013	0.179	Yes	Y				0.1	0.123	pci/g
JW-GC1-74-76-130919	L56156-23	Lead 210	10/16/2013	0.233	Yes	Y				0.1	0.119	pci/g
JW-GC1-80-82-130919	L56156-24	Lead 210	10/16/2013	0.359	Yes	Y				0.1	0.123	pci/g
JW-GC1-84-86-130919	L56156-25	Lead 210	10/16/2013	0.249	Yes	Y				0.1	0.102	pci/g

**Laboratory Data Consultants, Inc.
Data Validation Report**

Project/Site Name: Jeld-Wen Maulsby Marsh
Collection Date: September 19, 2013
LDC Report Date: November 4, 2013
Matrix: Sediment
Parameters: Cesium-137
Validation Level: Stage 2B
Laboratory: Teledyne Brown Engineering, Inc.
Sample Delivery Group (SDG): L56157

Sample Identification

JW-GC2-02-04-130919
JW-GC2-06-08-130919
JW-GC2-10-12-130919
JW-GC2-14-16-130919
JW-GC2-18-20-130919
JW-GC2-22-24-130919
JW-GC2-26-28-130919
JW-GC2-30-32-130919
JW-GC2-34-36-130919
JW-GC2-38-40-130919
JW-GC2-42-44-130919
JW-GC2-46-48-130919
JW-GC2-50-52-130919
JW-GC2-54-56-130919
JW-GC2-58-60-130919
JW-GC2-02-04-130919DUP

Introduction

This data review covers 16 sediment samples listed on the cover sheet including dilutions and reanalysis as applicable. The analyses were per EPA Method 901.1 for Cesium-137.

This review follows the Multi Agency Radiological Laboratory Analytical Protocols (MARLAP) Manual (July 2004) and a modified outline of the USEPA Contract Laboratory Program National Functional Guidelines for Inorganic Superfund Data Review (January 2010).

A qualification summary table is provided at the end of this report if data has been qualified. Flags are classified as P (protocol) or A (advisory) to indicate whether the flag is due to a laboratory deviation from a specified protocol or is of technical advisory nature.

Raw data were not reviewed for this SDG. The review was based on QC data.

The following are definitions of the data qualifiers:

- U Indicates the isotope was analyzed for but not detected at or above the stated limit.
- J Indicates an estimated value.
- R Quality control indicates the data is not usable.
- NJ Presumptive evidence of presence of the compound at an estimated quantity.
- UJ Indicates the isotope was analyzed for but not detected. The sample detection limit is an estimated value.
- A Indicates the finding is based upon technical validation criteria.
- P Indicates the finding is related to a protocol/contractual deviation.
- None Indicates the data was not significantly impacted by the finding, therefore qualification was not required.

I. Technical Holding Times

All technical holding time requirements were met.

The chain-of-custodies were reviewed for documentation of cooler temperatures. All cooler temperatures met validation criteria.

II. Initial Calibration

All criteria for the initial calibration were met.

Detector efficiency was determined for each radionuclide of interest.

III. Continuing Calibration

Continuing calibration and background determination were performed at the required frequencies. Results were within laboratory control limits.

IV. Blanks

Method blanks were reviewed for each matrix as applicable. Blank results contained less than the minimum detectable activity (MDA).

V. Matrix Spike/Duplicates

A matrix spike (MS) analysis was not required by the method.

Duplicate (DUP) sample analyses were reviewed for each matrix as applicable. Results were within QC limits

VI. Laboratory Control Samples

Laboratory control samples were reviewed for each matrix as applicable. Percent recoveries (%R) were within QC limits.

VII. Minimum Detectable Activity

All minimum detectable activities met required detection limits.

VIII. Sample Result Verification

Raw data were not reviewed for this SDG.

IX. Overall Assessment of Data

The analysis was conducted within all specifications of the method. No results were rejected in this SDG.

The quality control criteria reviewed were met and are considered acceptable. Based upon the Stage 2B data validation all results are considered valid and usable for all purposes.

X. Field Duplicates

No field duplicates were identified in this SDG.

XI. Field Blanks

No field blanks were identified in this SDG.

**Jeld-Wen Maulsby Marsh
Cesium-137 - Data Qualification Summary - SDG L56157**

No Sample Data Qualified in this SDG

**Jeld-Wen Maulsby Marsh
Cesium-137 - Laboratory Blank Data Qualification Summary - SDG L56157**

No Sample Data Qualified in this SDG

METHOD: Cs-137 (Teledyne SOP 2007) EPA 901.1

The samples listed below were reviewed for each of the following validation areas. Validation findings are noted in attached validation findings worksheets.

	Validation Area		Comments
I.	Technical holding times	A	Sampling dates: 9/19/13
II.	Initial calibration	A	
III.	Calibration verification	A	
IV.	Blanks	A	
V.	Matrix Spike/(Matrix Spike) Duplicates	A	OL
VI.	Laboratory control samples	A	LCS
VII.	Minimum detectable activity (MDA)	A	
VIII.	Sample result verification	N	
IX.	Overall assessment of data	A	
X.	Field duplicates	N	
XI.	Field blanks	N	

Note: A = Acceptable ND = No compounds detected D = Duplicate
 N = Not provided/applicable R = Rinsate TB = Trip blank
 SW = See worksheet FB = Field blank EB = Equipment blank

Validated Samples: sediment

1	JW-GC2-02-04-130919	11	JW-GC2-42-44-130919	21		31	
2	JW-GC2-06-08-130919	12	JW-GC2-46-48-130919	22		32	
3	JW-GC2-10-12-130919	13	JW-GC2-50-52-130919	23		33	
4	JW-GC2-14-16-130919	14	JW-GC2-54-56-130919	24		34	
5	JW-GC2-18-20-130919	15	JW-GC2-58-60-130919	25		35	
6	JW-GC2-22-24-130919	16	JW-GC2-02-04-130919DUP	26		36	
7	JW-GC2-26-28-130919	17		27		37	
8	JW-GC2-30-32-130919	18		28		38	
9	JW-GC2-34-36-130919	19		29		39	
10	JW-GC2-38-40-130919	20		30		40	

Notes: _____

Laboratory Data Consultants, Inc. Data Validation Report

Project/Site Name: Jeld-Wen Maulsby Marsh
Collection Date: September 19, 2013
LDC Report Date: November 4, 2013
Matrix: Sediment
Parameters: Lead-210
Validation Level: Stage 2B
Laboratory: Teledyne Brown Engineering, Inc.
Sample Delivery Group (SDG): L56157

Sample Identification

JW-GC2-02-04-130919
JW-GC2-08-10-130919
JW-GC2-14-16-130919
JW-GC2-20-22-130919
JW-GC2-26-28-130919
JW-GC2-32-34-130919
JW-GC2-38-40-130919
JW-GC2-44-46-130919
JW-GC2-50-52-130919
JW-GC2-56-58-130919
JW-GC2-62-64-130919
JW-GC2-68-70-130919
JW-GC2-74-76-130919
JW-GC2-80-82-130919
JW-GC2-20-22-130919MS
JW-GC2-20-22-130919MSD
JW-GC2-02-04-130919DUP

Introduction

This data review covers 17 sediment samples listed on the cover sheet including dilutions and reanalysis as applicable. The analyses were per Teledyne SOP 2015 for Lead-210.

This review follows the Multi Agency Radiological Laboratory Analytical Protocols (MARLAP) Manual (July 2004) and a modified outline of the USEPA Contract Laboratory Program National Functional Guidelines for Inorganic Superfund Data Review (January 2010).

A qualification summary table is provided at the end of this report if data has been qualified. Flags are classified as P (protocol) or A (advisory) to indicate whether the flag is due to a laboratory deviation from a specified protocol or is of technical advisory nature.

Raw data were not reviewed for this SDG. The review was based on QC data.

The following are definitions of the data qualifiers:

- U Indicates the isotope was analyzed for but not detected at or above the stated limit.
- J Indicates an estimated value.
- R Quality control indicates the data is not usable.
- NJ Presumptive evidence of presence of the compound at an estimated quantity.
- UJ Indicates the isotope was analyzed for but not detected. The sample detection limit is an estimated value.
- A Indicates the finding is based upon technical validation criteria.
- P Indicates the finding is related to a protocol/contractual deviation.
- None Indicates the data was not significantly impacted by the finding, therefore qualification was not required.

I. Technical Holding Times

All technical holding time requirements were met.

The chain-of-custodies were reviewed for documentation of cooler temperatures. All cooler temperatures met validation criteria.

II. Initial Calibration

All criteria for the initial calibration were met.

Detector efficiency was determined for each radionuclide of interest.

III. Continuing Calibration

Continuing calibration and background determination were performed at the required frequencies. Results were within laboratory control limits.

IV. Blanks

Method blanks were reviewed for each matrix as applicable. Blank results contained less than the minimum detectable activity (MDA).

V. Matrix Spike/Matrix Spike Duplicates/Duplicates

Matrix spike (MS) and matrix spike duplicate (MSD) samples were reviewed for each matrix as applicable. Percent recoveries (%R) and relative percent differences (RPD) were within QC limits.

Duplicate (DUP) sample analyses were reviewed for each matrix as applicable. Results were within QC limits

VI. Laboratory Control Samples

Laboratory control samples were reviewed for each matrix as applicable. Percent recoveries (%R) were within QC limits.

VII. Minimum Detectable Activity

All minimum detectable activities met required detection limits.

VIII. Sample Result Verification

Raw data were not reviewed for this SDG.

IX. Overall Assessment of Data

The analysis was conducted within all specifications of the method. No results were rejected in this SDG.

The quality control criteria reviewed were met and are considered acceptable. Based upon the Stage 2B data validation all results are considered valid and usable for all purposes.

X. Field Duplicates

No field duplicates were identified in this SDG.

XI. Field Blanks

No field blanks were identified in this SDG.

**Jeld-Wen Maulsby Marsh
Lead-210 - Data Qualification Summary - SDG L56157**

No Sample Data Qualified in this SDG

**Jeld-Wen Maulsby Marsh
Lead-210 - Laboratory Blank Data Qualification Summary - SDG L56157**

No Sample Data Qualified in this SDG

LDC #: 30680B74

VALIDATION COMPLETENESS WORKSHEET

Date: 10/20/13

SDG #: L56157

Level III

Page: 1 of 1

Laboratory: Teledyne Brown Engineering, Inc.

Reviewer: OL

2nd Reviewer: MG

METHOD: Lead-210 (Teledyne SOP2015)

The samples listed below were reviewed for each of the following validation areas. Validation findings are noted in attached validation findings worksheets.

	Validation Area		Comments
I.	Technical holding times	A	Sampling dates: 9/19/13
II.	Initial calibration	A	
III.	Calibration verification	A	
IV.	Blanks	A	
V.	Matrix Spike/(Matrix Spike) Duplicates	A	MSD, DUP
VI.	Laboratory control samples	A	LES
VII.	Tracer Recovery		
VIII.	Minimum Detectable Activity (MDA)	A	
IX.	Sample result verification	N	
X.	Overall assessment of data	A	
XI.	Field duplicates	X	
XII.	Field blanks	X	

Note: A = Acceptable
 N = Not provided/applicable
 SW = See worksheet

ND = No compounds detected
 R = Rinsate
 FB = Field blank

D = Duplicate
 TB = Trip blank
 EB = Equipment blank

Validated Samples: sediment

1	JW-GC2-02-04-130919	11	JW-GC2-62-64-130919	21		31	
2	JW-GC2-08-10-130919	12	JW-GC2-68-70-130919	22		32	
3	JW-GC2-14-16-130919	13	JW-GC2-74-76-130919	23		33	
4	JW-GC2-20-22-130919	14	JW-GC2-80-82-130919	24		34	
5	JW-GC2-26-28-130919	15	JW-GC2-20-22-130919MS	25		35	
6	JW-GC2-32-34-130919	16	JW-GC2-20-22-130919MSD	26		36	
7	JW-GC2-38-40-130919	17	JW-GC2-02-04-130919DUP	27		37	
8	JW-GC2-44-46-130919	18		28		38	
9	JW-GC2-50-52-130919	19		29		39	
10	JW-GC2-56-58-130919	20		30		40	

Notes:

Analytical Method		D2216M										
Sample ID	Lab Sample ID	Chemical Name	Anal Date	Result	Mod Res Report	Detect	Lab Qual	Val Qual	Reason	RL	MDL	Units
JW-GC2-02-04-130919	L56157-1	Moisture, percent	10/1/2013	39.47	Yes	Y						pct
JW-GC2-06-08-130919	L56157-2	Moisture, percent	10/1/2013	28.88	Yes	Y						pct
JW-GC2-08-10-130919	L56157-3	Moisture, percent	10/1/2013	30.16	Yes	Y						pct
JW-GC2-10-12-130919	L56157-4	Moisture, percent	10/1/2013	27.61	Yes	Y						pct
JW-GC2-14-16-130919	L56157-5	Moisture, percent	10/1/2013	26.75	Yes	Y						pct
JW-GC2-18-20-130919	L56157-6	Moisture, percent	10/1/2013	24.34	Yes	Y						pct
JW-GC2-20-22-130919	L56157-7	Moisture, percent	10/1/2013	20.29	Yes	Y						pct
JW-GC2-22-24-130919	L56157-8	Moisture, percent	10/1/2013	23.35	Yes	Y						pct
JW-GC2-26-28-130919	L56157-9	Moisture, percent	10/1/2013	17.87	Yes	Y						pct
JW-GC2-30-32-130919	L56157-10	Moisture, percent	10/1/2013	20	Yes	Y						pct
JW-GC2-32-34-130919	L56157-11	Moisture, percent	10/1/2013	18.89	Yes	Y						pct
JW-GC2-34-36-130919	L56157-12	Moisture, percent	10/1/2013	20.08	Yes	Y						pct
JW-GC2-38-40-130919	L56157-13	Moisture, percent	10/1/2013	19.21	Yes	Y						pct
JW-GC2-42-44-130919	L56157-14	Moisture, percent	10/1/2013	20.24	Yes	Y						pct
JW-GC2-44-46-130919	L56157-15	Moisture, percent	10/1/2013	21.02	Yes	Y						pct
JW-GC2-46-48-130919	L56157-16	Moisture, percent	10/1/2013	21.17	Yes	Y						pct
JW-GC2-50-52-130919	L56157-17	Moisture, percent	10/1/2013	21.18	Yes	Y						pct
JW-GC2-54-56-130919	L56157-18	Moisture, percent	10/1/2013	19.6	Yes	Y						pct
JW-GC2-56-58-130919	L56157-19	Moisture, percent	10/1/2013	21.81	Yes	Y						pct
JW-GC2-58-60-130919	L56157-20	Moisture, percent	10/1/2013	22.41	Yes	Y						pct
JW-GC2-62-64-130919	L56157-21	Moisture, percent	10/1/2013	22.74	Yes	Y						pct
JW-GC2-68-70-130919	L56157-22	Moisture, percent	10/1/2013	22.87	Yes	Y						pct
JW-GC2-74-76-130919	L56157-23	Moisture, percent	10/1/2013	21.36	Yes	Y						pct
JW-GC2-80-82-130919	L56157-24	Moisture, percent	10/1/2013	23.51	Yes	Y						pct

Analytical Method		E901.1										
Sample ID	Lab Sample ID	Chemical Name	Anal Date	Result	Mod Res Report	Detect	Lab Qual	Val Qual	Reason	RL	MDL	Units
JW-GC2-02-04-130919	L56157-1	Cesium 137	10/2/2013	0.0645	Yes	Y				0.1	0.03102	pci/g
JW-GC2-06-08-130919	L56157-2	Cesium 137	10/7/2013	0.119	Yes	Y				0.1	0.03653	pci/g
JW-GC2-10-12-130919	L56157-4	Cesium 137	10/15/2013	0.258	Yes	Y				0.1	0.06212	pci/g
JW-GC2-14-16-130919	L56157-5	Cesium 137	10/2/2013	0.203	Yes	Y				0.1	0.0318	pci/g
JW-GC2-18-20-130919	L56157-6	Cesium 137	10/15/2013	0.132	Yes	Y				0.1	0.03975	pci/g
JW-GC2-22-24-130919	L56157-8	Cesium 137	10/16/2013	0.05764	Yes	N	U			0.1	0.05764	pci/g
JW-GC2-26-28-130919	L56157-9	Cesium 137	10/2/2013	0.03528	Yes	N	U			0.1	0.03528	pci/g
JW-GC2-30-32-130919	L56157-10	Cesium 137	10/16/2013	0.03953	Yes	N	U			0.1	0.03953	pci/g
JW-GC2-34-36-130919	L56157-12	Cesium 137	10/17/2013	0.06724	Yes	N	U			0.1	0.06724	pci/g
JW-GC2-38-40-130919	L56157-13	Cesium 137	10/5/2013	0.03743	Yes	N	U			0.1	0.03743	pci/g
JW-GC2-42-44-130919	L56157-14	Cesium 137	10/17/2013	0.03271	Yes	N	U			0.1	0.03271	pci/g
JW-GC2-46-48-130919	L56157-16	Cesium 137	10/2/2013	0.0326	Yes	N	U			0.1	0.0326	pci/g
JW-GC2-50-52-130919	L56157-17	Cesium 137	10/2/2013	0.04697	Yes	N	U			0.1	0.04697	pci/g
JW-GC2-54-56-130919	L56157-18	Cesium 137	10/21/2013	0.02915	Yes	N	U			0.1	0.02915	pci/g
JW-GC2-58-60-130919	L56157-20	Cesium 137	10/21/2013	0.05359	Yes	N	U			0.1	0.05359	pci/g

Analytical Method		TBE-2015										
Sample ID	Lab Sample ID	Chemical Name	Anal Date	Result	Mod Res Report	Detect	Lab Qual	Val Qual	Reason	RL	MDL	Units
JW-GC2-02-04-130919	L56157-1	Lead 210	10/17/2013	0.381	Yes	Y				0.1	0.0931	pci/g
JW-GC2-08-10-130919	L56157-3	Lead 210	10/17/2013	0.209	Yes	Y				0.1	0.0783	pci/g
JW-GC2-14-16-130919	L56157-5	Lead 210	10/17/2013	0.326	Yes	Y				0.1	0.0649	pci/g
JW-GC2-20-22-130919	L56157-7	Lead 210	10/17/2013	0.327	Yes	Y				0.1	0.0872	pci/g
JW-GC2-26-28-130919	L56157-9	Lead 210	10/17/2013	0.162	Yes	Y				0.1	0.0852	pci/g
JW-GC2-32-34-130919	L56157-11	Lead 210	10/17/2013	0.244	Yes	Y				0.1	0.0746	pci/g
JW-GC2-38-40-130919	L56157-13	Lead 210	10/18/2013	0.232	Yes	Y				0.1	0.0825	pci/g
JW-GC2-44-46-130919	L56157-15	Lead 210	10/18/2013	0.254	Yes	Y				0.1	0.096	pci/g

SDG: L56157

Analytical Method		TBE-2015										
Sample ID	Lab Sample ID	Chemical Name	Anal Date	Result	Mod Res Report	Detect	Lab Qual	Val Qual	Reason	RL	MDL	Units
JW-GC2-50-52-130919	L56157-17	Lead 210	10/21/2013	0.273	Yes	Y				0.1	0.143	pci/g
JW-GC2-56-58-130919	L56157-19	Lead 210	10/21/2013	0.148	Yes	Y				0.1	0.0958	pci/g
JW-GC2-62-64-130919	L56157-21	Lead 210	10/21/2013	0.243	Yes	Y				0.1	0.135	pci/g
JW-GC2-68-70-130919	L56157-22	Lead 210	10/18/2013	0.176	Yes	Y				0.1	0.121	pci/g
JW-GC2-74-76-130919	L56157-23	Lead 210	10/18/2013	0.294	Yes	Y				0.1	0.131	pci/g
JW-GC2-80-82-130919	L56157-24	Lead 210	10/18/2013	0.187	Yes	Y				0.1	0.129	pci/g

ATTACHMENT J-2
LABORATORY REPORTS

Laboratory Report of Analysis

To: Delaney Peterson
ANCHOR ENVIRONMENTAL
720 Olive Way
Suite 1900
Seattle, WA 98101
US

Report Number: **31201450**

Client Project: **Jeld Wen Surface Sediment**

Dear Delaney Peterson,

Enclosed are the results of the analytical services performed under the referenced project for the received samples and associated QC as applicable. The samples are certified to meet the requirements of the National Environmental Laboratory Accreditation Conference Standards. Copies of this report and supporting data will be retained in our files for a period of five years in the event they are required for future reference. All results are intended to be used in their entirety and SGS is not responsible for use of less than the complete report. Any samples submitted to our laboratory will be retained for a maximum of thirty (30) days from the date of this report unless other arrangements are requested.

If there are any questions about the report or services performed during this project, please call Amy J. Boehm at (910) 350-1903. We will be happy to answer any questions or concerns which you may have.

Thank you for using SGS North America Inc. for your analytical services. We look forward to working with you again on any additional analytical needs.

Sincerely,
SGS North America Inc.



Digitally signed by: Amy Boehm
Date: 2012.07.17 16:54:29 -
04'00'

Amy J. Boehm
Project Manager
amy.boehm@sgs.com

Date

**ANALYTICAL PERSPECTIVES IS NOW PART OF SGS, THE WORLD'S LEADING INSPECTION,
VERIFICATION, TESTING AND CERTIFICATION COMPANY.**

Laboratory Qualifiers

Report Definitions

DL	Method, Instrument, or Estimated Detection Limit per Analytical Method
CL	Control Limits for the recovery result of a parameter
LOQ	Reporting Limit
DF	Dilution Factor
RPD	Relative Percent Difference
LCS(D)	Laboratory Control Spike (Duplicate)
MS(D)	Matrix Spike (Duplicate)
MB	Method Blank

Qualifier Definitions

*	Recovery or RPD outside of control limits
B	Analyte was detected in the Lab Method Blank at a level above the LOQ
U	Undetected (Reported as ND or < DL)
V	Recovery is below quality control limit. The data has been validated based on a favorable signal-to-noise and detection limit
A	Amount detected is less than the Lower Method Calibration Limit
J	Estimated Concentration.
O	The recovery of this analyte in the OPR is above the Method QC Limits and the reported concentration in the sample may be biased high
E	Amount detected is greater than the Upper Calibration Limit
S	The amount of analyte present has saturated the detector. This situation results in an underestimation of the affected analyte(s)
Q	Indicates the presence of a quantitative interference. This situation may result in an underestimation of the affected analyte(s)
I	Indicates the presence of a qualitative interference that could cause a false positive or an overestimation of the affected analyte(s)
DPE	Indicates the presence of a peak in the polychlorinated diphenylether channel that could cause a false positive or an overestimation of the affected analyte(s)
TIC	Tentatively Identified Compound
EMPC	Estimated Maximum possible Concentration due to ion ratio failure
ND	Not Detected
K	Result is estimated due to ion ratio failure in High Resolution PCB Analysis
P	RPD > 40% between results of dual columns
D	Spike or surrogate was diluted out in order to achieve a parameter result within instrument calibration range

Samples requiring manual integrations for various congeners and/or standards are marked and dated by the analyst. A code definition is provided below:

M1	Mis-identified peak
M2	Software did not integrate peak
M3	Incorrect baseline construction (i.e. not all of peak included; two peaks integrated as one)
M4	Pattern integration required (i.e. DRO, GRO, PCB, Toxaphene and Technical Chlordane)
M5	Other - Explained in case narrative

Note Results pages that include a value for "Solids (%)" have been adjusted for moisture content.

Case Narrative**JW-EA05-COMP-120509**

Sample JW-EA05-COMP-120507 was received at 11C. Per client, please proceed with analysis.

OPR for HBN 23683 [HXX/1595]

The reported ion ratio of ES:13C12-188-HpCB is outside recommended QC limits. There is no impact on the sample results.



Chain of Custody Record & Laboratory Analysis Request

Anchor QEA
720 Olive Way, Suite 1900
Seattle, Washington 98101
Phone 206.287.9130
Fax 206.287.9131

Turnaround Requested:

Anchor Contact:

Page 1 of 4

Lab Contact: <i>Amy Boehm</i>		Project: <i>Jeld Wen</i>		Analyses Requested								Notes/ Comments:
Lab: <i>SGS</i>		Surface Sediment		Archive for D/F & PCB	Archive	D/F & PCB						
Address: <i>5500 Business Drive</i>		Proj. No.: <i>120909-01.01</i>										
City, etc: <i>Wilmington NC 28405</i>		Sampler: <i>KC/NS</i>										
Phone: <i>(910) 350-1903</i>		Shipping Method: <i>Overnight</i>										
Fax:		AirBill #:										
Sample ID	Sample Date	Sample Time	Sample Matrix	Number of Containers								
<i>JW-EAS8-SS29-1205</i>	<i>5/7/12</i>	<i>11:00</i>	<i>Sed</i>	<i>1</i>	<i>X</i>							
<i>JW-EAS8-SS30-1205</i>	<i>5/7/12</i>	<i>11:10</i>	<i>Sed</i>	<i>1</i>		<i>X</i>						
<i>JW-EAS8-SS31-1205</i>	<i>5/7/12</i>	<i>11:15</i>	<i>Sed</i>	<i>1</i>		<i>X</i>						
<i>JW-EAS8-SS32-1205</i>	<i>5/7/12</i>	<i>12:25</i>	<i>Sed</i>	<i>1</i>		<i>X</i>						
<i>JW-EAS8-WMP-1205</i>	<i>5/7/12</i>	<i>14:26</i>	<i>Sed</i>	<i>1</i>			<i>X</i>					
<i>JW-EA08-SS29-1205</i>	<i>5/7/12</i>	<i>11:00</i>	<i>Sed</i>	<i>1</i>		<i>X</i>						
<i>JW-EA08-SS30-1205</i>	<i>5/7/12</i>	<i>11:10</i>	<i>Sed</i>	<i>1</i>		<i>X</i>						
<i>JW-EA08-SS31-1205</i>	<i>5/7/12</i>	<i>11:15</i>	<i>Sed</i>	<i>1</i>		<i>X</i>						
<i>JW-EA08-SS32-1205</i>	<i>5/7/12</i>	<i>12:25</i>	<i>Sed</i>	<i>1</i>		<i>X</i>						
<i>JW-EA08-WMP-1205</i>	<i>5/7/12</i>	<i>15:28</i>	<i>Sed</i>	<i>1</i>			<i>X</i>					
<i>JW-EA06-SS22-1205</i>	<i>5/7/12</i>	<i>11:17</i>	<i>Sed</i>	<i>1</i>		<i>X</i>						
<i>JW-EA06-SS22-1205</i>	<i>5/7/12</i>	<i>11:12</i>	<i>Sed</i>	<i>1</i>		<i>X</i>						
<i>JW-EA06-SS23-1205</i>	<i>5/7/12</i>	<i>11:30</i>	<i>Sed</i>	<i>1</i>		<i>X</i>						
<i>JW-EA06-SS24-1205</i>	<i>5/7/12</i>	<i>11:40</i>	<i>Sed</i>	<i>1</i>		<i>X</i>						
<i>JW-EA06-WMP-1205</i>	<i>5/7/12</i>	<i>16:00</i>	<i>Sed</i>	<i>1</i>			<i>X</i>					

Relinquished: (Signature)	Relinquished: (Signature)	Relinquished: (Signature)	Special Instructions/Notes	
Printed Name:	Printed Name:	Printed Name:		
Company:	Company:	Company:		
Date/Time:	Date/Time:	Date/Time:		
Received By: <i>[Signature]</i>	Received By:	Received By:		
Printed Name: <i>Jelie Johnson</i>	Printed Name:	Printed Name:		
Company: <i>SGS</i>	Company:	Company:	# of Coolers: <i>2</i>	Cooler <i>3,6</i> Temp(s): <i>3.2°C</i>
Date/Time: <i>5/9/12 1015</i>	Date/Time:	Date/Time:	COC Seals Intact? <i>NA</i>	Bottles Intact?



Chain of Custody Record & Laboratory Analysis Request

31201450

Anchor QEA
 720 Olive Way, Suite 1900
 Seattle, Washington 98101
 Phone 206.287.9130
 Fax 206.287.9131

Turnaround Requested:

Anchor Contact:

Page 2 of 4

Lab Contact: <i>Amy Boehm</i>		Project: <i>Jeld Wen</i>				Analyses Requested								Notes/ Comments:
Lab: <i>SGS</i>		Surface Sediment				PCB	Archive	Dioxin	D/F & PCB					
Address: <i>5500 Business Drive</i>		Proj. No.: <i>120909-01-01</i>												
City, etc.: <i>Wilmington NC 28405</i>		Sampler: <i>KL/NS</i>												
Phone: <i>910.350.1903</i>		Shipping Method: <i>Overnight</i>												
Fax:		AirBill #:												
Sample ID	Sample Date	Sample Time	Sample Matrix	Number of Containers										
JW-EA10-SS39-1205	5/7/12	10:25	Sed	2	X	X								
JW-EA10-SS43-1205	5/7/12	12:20	Sed	2	X	X								
JW-EA10-SS41-1205	5/7/12	12:44	Sed	2	X	X								
JW-EA10-SS42-1205	5/7/12	09:03	Sed	2	X	X								
JW-EA10-SS40-1205	5/7/12	12:34	Sed	2	X	X								
JW-EA10-SS90-1205	5/7/12	12:34	Sed	1	X									
JW-EA10-COMP-1205	5/7/12	16:14	Sed	1			X							
JW-EA07-SS28-1205	5/7/12	12:00	Sed	1		X								
JW-EA07-SS25-1205	5/7/12	11:44	Sed	1		X								
JW-EA07-SS27-1205	5/7/12	12:14	Sed	1		X								
JW-EA07-SS26-1205	5/7/12	11:50	Sed	1		X								
JW-EA07-COMP-1205	5/7/12	16:33	Sed	1		X		X						<i>JB</i> 5/15/12
JW-EA03-SS12-1205	5/7/12	13:00	Sed	1		X								
JW-EA03-SS11-1205	5/7/12	14:00	Sed	1		X								
JW-EA03-COMP-1205	5/7/12	16:53	Sed	1				X						

Relinquished: (Signature)	Relinquished: (Signature)	Relinquished: (Signature)	Special Instructions/Notes	
Printed Name:	Printed Name:	Printed Name:		
Company:	Company:	Company:		
Date/Time:	Date/Time:	Date/Time:		
Received By:	Received By:	Received By:		
<i>Jolie Johnson</i>			# of Coolers: <u>2</u> Cooler <u>36</u> Temp(s): <u>3-20</u> COC Seals Intact? <u>MA</u> Bottles Intact?	
Printed Name: <i>Jolie Johnson</i>	Printed Name:	Printed Name:		
Company: <i>SGS</i>	Company:	Company:		
Date/Time: <i>5/9/12 1015</i>	Date/Time:	Date/Time:		



Chain of Custody Record & Laboratory Analysis Request

Anchor QEA
720 Olive Way, Suite 1900
Seattle, Washington 98101
Phone 206.287.9130
Fax 206.287.9131

Turnaround Requested:

Anchor Contact:

Page 3 of 4

Lab Contact: <i>Amy Boehm</i>		Project: <i>Jeld Wen</i>		Analyses Requested							Notes/ Comments:			
Lab: <i>SGS</i>	Address: <i>5500 Business Drive</i>	City, etc: <i>Wilmington NC 28405</i>	Phone: <i>910.350.1903</i>	Fax:	Surface Sediment	Proj. No.: <i>120909-0101</i>	Sampler: <i>KLINS</i>	Shipping Method: <i>Overnight</i>	AirBill #:	Archive for D/F 3 PCB		Archive	D/F 4 PCB	Dioxins
Sample ID	Sample Date	Sample Time	Sample Matrix	Number of Containers	Archive for D/F 3 PCB	Archive	D/F 4 PCB	Dioxins	D/F					
<i>JW-EA03-SS10-1205</i>	<i>5/7/12</i>	<i>13:30</i>	<i>Sed</i>	<i>1</i>	<i>X</i>									
<i>JW-EA03-SS09-1205</i>	<i>5/7/12</i>	<i>13:45</i>	<i>Sed</i>	<i>1</i>		<i>X</i>								
<i>JW-EA02-SS05-1205</i>	<i>5/7/12</i>	<i>15:05</i>	<i>Sed</i>	<i>1</i>		<i>X</i>								
<i>JW-EA02-SS06-1205</i>	<i>5/7/12</i>	<i>14:56</i>	<i>Sed</i>	<i>1</i>		<i>X</i>								
<i>JW-EA02-SS08-1205</i>	<i>5/7/12</i>	<i>14:47</i>	<i>Sed</i>	<i>1</i>		<i>X</i>								
<i>JW-EA02-SS07-1205</i>	<i>5/7/12</i>	<i>14:47</i>	<i>Sed</i>	<i>1</i>		<i>X</i>								
<i>JW-EA02-COMP-1205</i>	<i>5/7/12</i>	<i>17:10</i>	<i>Sed</i>	<i>1</i>			<i>X</i>							
<i>JW-EA04-SS13-1205</i>	<i>5/7/12</i>	<i>12:55</i>	<i>Sed</i>	<i>1</i>		<i>X</i>								
<i>JW-EA04-SS16-1205</i>	<i>5/7/12</i>	<i>12:40</i>	<i>Sed</i>	<i>1</i>		<i>X</i>								
<i>JW-EA04-SS14-1205</i>	<i>5/7/12</i>	<i>12:50</i>	<i>Sed</i>	<i>1</i>		<i>X</i>								
<i>JW-EA04-SS15-1205</i>	<i>5/7/12</i>	<i>12:30</i>	<i>Sed</i>	<i>1</i>		<i>X</i>								
<i>JW-EA04-COMP-1205</i>	<i>5/7/12</i>	<i>17:25</i>	<i>Sed</i>	<i>1</i>			<i>X</i>							
<i>JW-EA01-SS04-1205</i>	<i>5/7/12</i>	<i>15:00</i>	<i>Sed</i>	<i>2</i>		<i>X</i>		<i>X</i>						
<i>JW-EA01-SS01-1205</i>	<i>5/7/12</i>	<i>15:22</i>	<i>Sed</i>	<i>2</i>		<i>X</i>		X	<i>X</i>					
<i>JW-EA01-SS02-1205</i>	<i>5/7/12</i>	<i>15:15</i>	<i>Sed</i>	<i>2</i>		<i>X</i>			<i>X</i>					

Relinquished: (Signature)	Relinquished: (Signature)	Relinquished: (Signature)	Special Instructions/Notes	
Printed Name:	Printed Name:	Printed Name:		
Company:	Company:	Company:		
Date/Time:	Date/Time:	Date/Time:		
Received By:	Received By:	Received By:		
<i>[Signature]</i>	<i>[Signature]</i>	<i>[Signature]</i>		
Printed Name:	Printed Name:	Printed Name:		
Company:	Company:	Company:		
Date/Time:	Date/Time:	Date/Time:		
<i>SGS</i>	<i>SGS</i>	<i>SGS</i>	# of Coolers:	Cooler 3.1,
<i>5/7/12 1015</i>	<i>5/7/12 1015</i>	<i>5/7/12 1015</i>	<i>2</i>	Temp(s): <i>3.20</i>
			COC Seals Intact?	Bottles Intact?
			<i>NA</i>	<i>NA</i>



Chain of Custody Record & Laboratory Analysis Request

Anchor QEA
 720 Olive Way, Suite 1900
 Seattle, Washington 98101
 Phone 206.287.9130
 Fax 206.287.9131

Turnaround Requested:

Anchor Contact:

Lab Contact: <i>Amy Boehm</i>		Project: <i>Jeld Wen</i>		Analyses Requested							Notes/ Comments:	
Lab: <i>SGS</i>		Surface Sediment		Archive	DIOXINS	D/F	PCBS	D/F & PCBS				
Address: <i>5500 BUSINESS DRIVE</i>		Proj. No.: <i>120909-01-01</i>										
City, etc: <i>Wilmington NC 28405</i>		Sampler: <i>KC/NS</i>										
Phone: <i>910.350.903</i>		Shipping Method: <i>Overnight</i>										
Fax:		AirBill #:										
Sample ID	Sample Date	Sample Time	Sample Matrix	Number of Containers								
<i>JW-EA01-SS03</i>	<i>1205 5/7/12</i>	<i>15:10</i>	<i>Sed</i>	<i>2</i>	<i>X</i>	<i>X</i>						
<i>JW-EA01-SS51</i>	<i>1205 5/7/12</i>	<i>15:22</i>	<i>Sed</i>	<i>1</i>			<i>X</i>					
<i>JW-EA01-COMP</i>	<i>1205 5/7/12</i>	<i>17:39</i>	<i>Sed</i>	<i>1</i>				<i>X</i>				
<i>JW-EA09-SS34</i>	<i>1205 5/7/12</i>	<i>14:11</i>	<i>Sed</i>	<i>1</i>	<i>X</i>							
<i>JW-EA09-SS37</i>	<i>1205 5/7/12</i>	<i>13:46</i>	<i>Sed</i>	<i>1</i>	<i>X</i>							
<i>JW-EA09-SS35</i>	<i>1205 5/7/12</i>	<i>13:36</i>	<i>Sed</i>	<i>1</i>	<i>X</i>							
<i>JW-EA09-SS38</i>	<i>1205 5/7/12</i>	<i>13:50</i>	<i>Sed</i>	<i>1</i>	<i>X</i>							
<i>JW-EA09-SS33</i>	<i>1205 5/7/12</i>	<i>13:24</i>	<i>Sed</i>	<i>1</i>	<i>X</i>							
<i>JW-EA09-SS36</i>	<i>1205 5/7/12</i>	<i>14:01</i>	<i>Sed</i>	<i>1</i>	<i>X</i>							
<i>JW-RB-1205</i>	<i>5/7/12</i>	<i>17:58</i>	<i>Sed</i>	<i>2</i>		<i>X</i>		<i>X</i>				
<i>JW-EA09-COMP</i>	<i>1205 5/7/12</i>	<i>18:03</i>	<i>Sed</i>	<i>1</i>			<i>X</i>	<i>X</i>				
<i>JW-FB-1205</i>	<i>5/7/12</i>	<i>19:00</i>		<i>1</i>				<i>X</i>				

Relinquished: (Signature)	Relinquished: (Signature)	Relinquished: (Signature)	Special Instructions/Notes	
Printed Name:	Printed Name:	Printed Name:	<i>Signature from JW-EA01-SS03-SS51</i>	
Company:	Company:	Company:		
Date/Time:	Date/Time:	Date/Time:		
Received By: <i>Jolie Johnson</i>	Received By:	Received By:	# of Coolers:	Cooler <i>2, 1, 3, 2</i>
Printed Name: <i>Jolie Johnson</i>	Printed Name:	Printed Name:	COC Seals Intact? <i>NA</i>	Bottles Intact?
Company: <i>SGS</i>	Company:	Company:		
Date/Time: <i>5/14/12 1015</i>	Date/Time:	Date/Time:		



Chain of Custody Record & Laboratory Analysis Request

Anchor QEA
 720 Olive Way, Suite 1900
 Seattle, Washington 98101
 Phone 206.287.9130
 Fax 206.287.9131

2/20/12

Turnaround Requested:

Anchor Contact: Nathan Succorsky

Page 1 of 1


Lab Contact: <u>Amy Boehn</u>		Project: <u>Jeld Wen</u>		Analyses Requested								Notes/ Comments:
Lab: <u>SGS</u>		Surface Sediment		Archive	DIF PCB	PUB DIF PAHS						
Address: <u>5500 Business Drive</u>		Proj. No.: <u>120909-01.01</u>										
City, etc.: <u>Wilmington NC 28405</u>		Sampler: <u>NS/KC</u>										
Phone: <u>910-350-1903</u>		Shipping Method: <u>overnight</u>										
Fax:		AirBill #:										
Sample ID	Sample Date	Sample Time	Sample Matrix	Number of Containers								
<u>JW-UR-TISSUE</u>	<u>120508 5/8/12</u>	<u>11:00</u>	<u>TISSUE</u>	<u>3</u>			X					
<u>JW-UR-TISSUE</u>	<u>120508 5/8/12</u>	<u>11:30</u>	<u>TISSUE</u>	<u>2</u>			X					
<u>JW-UR-TISSUE</u>	<u>120508 5/8/12</u>	<u>12:30</u>	<u>TISSUE</u>	<u>5</u>			X					
<u>JW-EA05-SS19</u>	<u>1205 5/9/12</u>	<u>11:32</u>	<u>Sed</u>	<u>1</u>	X							
<u>JW-EA05-SS20</u>	<u>1205 5/9/12</u>	<u>11:55</u>	<u>Sed</u>	<u>1</u>	X							
<u>JW-EA05-SS18</u>	<u>1205 5/9/12</u>	<u>10:55</u>	<u>Sed</u>	<u>1</u>	X							
<u>JW-EA05-SS17</u>	<u>1205 5/9/12</u>	<u>10:10</u>	<u>Sed</u>	<u>1</u>	X							
<u>JW-EA05-COMP</u>	<u>1205 5/9/12</u>	<u>14:14</u>	<u>Sed</u>	<u>1</u>		X						

@ 11°C

8/10/12
X
6
bin

Relinquished: (Signature) <u>C Fields</u>	Relinquished: (Signature)	Relinquished: (Signature)	Special Instructions/Notes
Printed Name: <u>Cindy Fields</u>	Printed Name:	Printed Name:	
Company: <u>Anchor QEA</u>	Company:	Company:	
Date/Time: <u>5/10/12 10:32am</u>	Date/Time:	Date/Time:	
Received By: <u>Johanna</u>	Received By:	Received By:	
Printed Name: <u>Julie Johnson</u>	Printed Name:	Printed Name:	
Company: <u>SGS Analytical Business</u>	Company:	Company:	# of Coolers: <u>3</u>
Date/Time: <u>5/11/12 1300</u>	Date/Time:	Date/Time:	Cooler Temp(s): <u>5°C</u>
			COC Seals Intact? <u>NA</u>
			Bottles Intact?

31201450

 <p>ANCHOR QEA</p> <p>Chain of Custody Record & Laboratory Analysis Request</p>	<p>Anchor QEA 720 Olive Way, Suite 1900 Seattle, Washington 98101 Phone 206.287.9130 Fax 206.287.9131</p>
--	---

Turnaround Requested:


Anchor Contact:

Page 1 of 2

Lab Contact: <u>Amy Boehm</u>		Project: <u>Jeld Wen Surface Sediment</u>		Analyses Requested								Notes/ Comments:							
Lab: <u>SGS</u>		Proj. No.: <u>120909-01.01</u>		Sample ID	Sample Date	Sample Time	Sample Matrix	Number of Containers	Archive	D/F & PCB									
Address: <u>5500 Business Drive</u>		City, etc: <u>Wilmington NC 28405</u>										Phone: <u>910 350-1903</u>							
<u>JW-UR-SS47-1205</u>	<u>5/8/12</u>	<u>11:34</u>	<u>Sed</u>	<u>1</u>	<u>X</u>														
<u>JW-UR-SS46-1205</u>	<u>5/8/12</u>	<u>11:26</u>	<u>Sed</u>	<u>1</u>	<u>X</u>														
<u>JW-UR-SS45-1205</u>	<u>5/8/12</u>	<u>11:11</u>	<u>Sed</u>	<u>1</u>	<u>X</u>														
<u>JW-UR-SS44-1205</u>	<u>5/8/12</u>	<u>10:57</u>	<u>Sed</u>	<u>1</u>	<u>X</u>														
<u>JW-UR-COMP-1205</u>	<u>5/8/12</u>	<u>14:12</u>	<u>Sed</u>	<u>1</u>		<u>X</u>													
<u>JW-DR-SS48-1205</u>	<u>5/8/12</u>	<u>10:16</u>	<u>Sed</u>	<u>1</u>	<u>X</u>														
<u>JW-DR-SS49-1205</u>	<u>5/8/12</u>	<u>11:20</u>	<u>Sed</u>	<u>1</u>	<u>X</u>														
<u>JW-DR-SS50-1205</u>	<u>5/8/12</u>	<u>11:40</u>	<u>Sed</u>	<u>1</u>	<u>X</u>														
<u>JW-DR-SS51-1205</u>	<u>5/8/12</u>	<u>11:50</u>	<u>Sed</u>	<u>1</u>	<u>X</u>														
<u>JW-DR-COMP-1205</u>	<u>5/8/12</u>	<u>14:32</u>	<u>Sed</u>	<u>1</u>		<u>X</u>													
<u>JW-RG-SS52-1205</u>	<u>5/8/12</u>	<u>12:05</u>	<u>Sed</u>	<u>1</u>	<u>X</u>														
<u>JW-RG-SS55-1205</u>	<u>5/8/12</u>	<u>12:21</u>	<u>Sed</u>	<u>1</u>	<u>X</u>														
<u>JW-RG-SS53-1205</u>	<u>5/8/12</u>	<u>12:10</u>	<u>Sed</u>	<u>1</u>	<u>X</u>														
<u>JW-RG-SS54-1205</u>	<u>5/8/12</u>	<u>12:22</u>	<u>Sed</u>	<u>1</u>	<u>X</u>														
<u>JW-RG-COMP-1205</u>	<u>5/8/12</u>	<u>17:28</u>	<u>Sed</u>	<u>1</u>		<u>X</u>													

Relinquished: (Signature) <u>C Fields</u>	Relinquished: (Signature)	Relinquished: (Signature)	Special Instructions/Notes	
Printed Name: <u>Cindy Fields</u>	Printed Name:	Printed Name:		
Company: <u>Anchor QEA</u>	Company:	Company:		
Date/Time: <u>5/9/12 11:30am</u>	Date/Time:	Date/Time:		
Received By:	Received By:	Received By: <u>[Signature]</u>	# of Coolers: <u>1</u>	Cooler Temp(s): <u>1.3</u>
Printed Name:	Printed Name:	Printed Name: <u>Amy Boehm</u>		
Company:	Company:	Company: <u>SGS</u>	COC Seals Intact? <u>n/a</u>	Bottles Intact? <u>Y</u>
Date/Time:	Date/Time:	Date/Time: <u>5/11/12 0915</u>		

1015

 <p>ANCHOR QEA</p> <p>Chain of Custody Record & Laboratory Analysis Request</p>	<p>Anchor QEA 720 Olive Way, Suite 1900 Seattle, Washington 98101 Phone 206.287.9130 Fax 206.287.9131</p>
--	---

Turnaround Requested:

Anchor Contact:


Page 2 of 2

Lab Contact: <u>Amy Boehm</u>		Project: <u>Jeld Wen</u>			Analyses Requested							Notes/ Comments:
Lab: <u>SGS</u>		Sea Surface Sediment			PCB/DIF/PAHs							
Address: <u>5500 Business Drive</u>		Proj. No.: <u>120904-01.01</u>										
City, etc.: <u>Wilmington NC 28405</u>		Sampler: <u>NS/KC</u>										
Phone: <u>910 350-1903</u>		Shipping Method: <u>Overnight</u>										
Fax:		AirBill #:										
Sample ID	Sample Date	Sample Time	Sample Matrix	Number of Containers								
<u>JW-EA10-Tissue-120507</u>	<u>5/11/12</u>	<u>12:30</u>	<u>Tissue</u>	<u>3</u>	<u>X</u>	<u>Deluat</u>						
<u>JW-EA01-Tissue-120507</u>	<u>5/11/12</u>	<u>12:00</u>	<u>Tissue</u>	<u>5</u>	<u>X</u>	<u>Reconcile per 5/11/12</u>						

Relinquished: (Signature) <u>C Fields</u>	Relinquished: (Signature)	Relinquished: (Signature)	Special Instructions/Notes
Printed Name: <u>Cindy Fields</u>	Printed Name:	Printed Name:	
Company: <u>Anchor QEA</u>	Company:	Company:	
Date/Time: <u>5/11/12 11:30am</u>	Date/Time:	Date/Time:	
Received By:	Received By:	Received By: <u>[Signature]</u>	
Printed Name:	Printed Name:	Printed Name: <u>Amy Boehm</u>	
Company:	Company:	Company: <u>SGS</u>	# of Coolers: <u>1</u>
Date/Time:	Date/Time:	Date/Time: <u>5/11/12 1015</u>	Cooler Temp(s): <u>1.30 C</u>
			COC Seals Intact? <u>2/4</u>
			Bottles Intact? <u>4</u>

Chain of Custody Record & Laboratory Analysis Request

31201450



Laboratory Number:

Date: 5/17/2012
 Project Name: Jeld-Wen
 Project Number: 120909-01.01
 Project Manager: Nathan Soccorso
 Phone Number: 206.903.3385
 Shipment Method: FedEx

WO# 31201450

Line	Field Sample ID	Collection Date/Time	Lab ID	Matrix	No. of Containers	Dioxin/Furans	PCB Congeners	% Lipids	Comments
1	JW-EA10-Tissue-120516	5/16/2012/0900		Tissue		X	X	X	
2	JW-EA1-Tissue-120516	5/16/2012/0915		Tissue		X	X	X	
3									
4									
5									
6									
7									
8									
9									
10									
11									
12									
13									
14									
15									

*Standard TAT

*Level 4 data package

*See QAPP tables for analyte lists and QC requirements

Relinquished By: *David Bellamy*
 Signature/Printed Name: David Bellamy
 Date/Time: 5/17/12 1530

Received By: *Paul Johnson*
 Signature/Printed Name: Paul Johnson
 Date/Time: 5/18/12 1040

Relinquished By: _____
 Signature/Printed Name: _____
 Date/Time: _____

Received By: _____
 Signature/Printed Name: _____
 Date/Time: _____

SGS North America Inc.

Sample Receipt Checklist (SRC)

Client: Jeld-Wen

Work Order No.: 31201450

- 1. Shipped
 Hand Delivered
- 2. COC Present on Receipt
 No COC
 Additional Transmittal Forms
- 3. Custody Tape on Container
 No Custody Tape
- 4. Samples Intact
 Samples Broken / Leaking
- 5. Chilled on Receipt Actual Temp.(s) in °C: 3.5
 Ambient on Receipt
 Walk-in on Ice; Coming down to temp.
 Received Outside of Temperature Specifications
- 6. Sufficient Sample Submitted
 Insufficient Sample Submitted
- 7. Chlorine absent
 HNO3 < 2
 HCL < 2
 Additional Preservatives verified (see notes)
- 8. Received Within Holding Time
 Not Received Within Holding Time
- 9. No Discrepancies Noted
 Discrepancies Noted
 NCDENR notified of Discrepancies*
- 10. No Headspace present in VOC vials
 Headspace present in VOC vials >6mm

Notes: _____

Comments: _____

Inspected and Logged in by: JJ
Date: Sat-5/19/12 00:00

Sample Summary

<u>Client Sample ID</u>	<u>Lab Sample ID</u>	<u>Collected</u>	<u>Received</u>	<u>Matrix</u>
JW-EA58-COMP-120507	31201450001	05/07/2012 14:26	05/09/2012 10:15	Soil-Solid as dry weight
JW-EA08-COMP-120507	31201450002	05/07/2012 15:28	05/09/2012 10:15	Soil-Solid as dry weight
JW-EA06-COMP-120507	31201450003	05/07/2012 16:00	05/09/2012 10:15	Soil-Solid as dry weight
JW-EA10-SS39-120507	31201450004	05/07/2012 10:25	05/09/2012 10:15	Soil-Solid as dry weight
JW-EA10-SS43-120507	31201450005	05/07/2012 12:20	05/09/2012 10:15	Soil-Solid as dry weight
JW-EA10-SS41-120507	31201450006	05/07/2012 12:44	05/09/2012 10:15	Soil-Solid as dry weight
JW-EA10-SS42-120507	31201450007	05/07/2012 09:03	05/09/2012 10:15	Soil-Solid as dry weight
JW-EA10-SS40-120507	31201450008	05/07/2012 12:34	05/09/2012 10:15	Soil-Solid as dry weight
JW-EA10-SS90-120507	31201450009	05/07/2012 12:34	05/09/2012 10:15	Soil-Solid as dry weight
JW-EA10-COMP-120507	31201450010	05/07/2012 16:14	05/09/2012 10:15	Soil-Solid as dry weight
JW-EA03-COMP-120507	31201450011	05/07/2012 16:53	05/09/2012 10:15	Soil-Solid as dry weight
JW-EA02-COMP-120507	31201450012	05/07/2012 17:10	05/09/2012 10:15	Soil-Solid as dry weight
JW-EA04-COMP-120507	31201450013	05/07/2012 17:25	05/09/2012 10:15	Soil-Solid as dry weight
JW-EA01-SS04-120507	31201450014	05/07/2012 15:00	05/09/2012 10:15	Soil-Solid as dry weight
JW-EA01-SS01-120507	31201450015	05/07/2012 15:22	05/09/2012 10:15	Soil-Solid as dry weight
JW-EA01-SS02-120507	31201450016	05/07/2012 15:15	05/09/2012 10:15	Soil-Solid as dry weight
JW-EA01-SS03-120507	31201450017	05/07/2012 15:10	05/09/2012 10:15	Soil-Solid as dry weight
JW-EA01-SS51-120507	31201450018	05/07/2012 15:22	05/09/2012 10:15	Soil-Solid as dry weight
JW-EA01-COMP-120507	31201450019	05/07/2012 17:39	05/09/2012 10:15	Soil-Solid as dry weight
JW-RB-120507	31201450020	05/07/2012 17:58	05/09/2012 10:15	Water
JW-EA09-COMP-120507	31201450021	05/07/2012 18:03	05/09/2012 10:15	Soil-Solid as dry weight
JW-FB-120507	31201450022	05/07/2012 19:00	05/09/2012 10:15	Water
JW-UR-TISSUE-120508	31201450023	05/08/2012 11:00	05/11/2012 13:00	Tissue
JW-DR-TISSUE-120508	31201450024	05/08/2012 11:30	05/11/2012 13:00	Tissue
JW-RG-TISSUE-120508	31201450025	05/08/2012 12:30	05/11/2012 13:00	Tissue
JW-EA05-COMP-120509	31201450026	05/09/2012 14:14	05/11/2012 13:00	Soil-Solid as dry weight
JW-UR-COMP-120508	31201450027	05/08/2012 14:12	05/11/2012 10:15	Soil-Solid as dry weight
JW-DR-COMP-120508	31201450028	05/08/2012 14:32	05/11/2012 10:15	Soil-Solid as dry weight
JW-RG-COMP-120508	31201450029	05/08/2012 17:28	05/11/2012 10:15	Soil-Solid as dry weight
JW-EA07-COMP-120507	31201450030	05/07/2012 16:33	05/09/2012 10:15	Soil-Solid as dry weight
JW-E10-TISSUE-120516	31201450031	05/16/2012 09:00	05/18/2012 10:40	Tissue
JW-EA01-TISSUE-120516	31201450032	05/16/2012 09:15	05/18/2012 10:40	Tissue

Results of JW-EA58-COMP-120507

Client Sample ID: **JW-EA58-COMP-120507**
 Client Project ID: **Jeld Wen Surface Sediment**
 Lab Sample ID: 31201450001-A
 Lab Project ID: 31201450

Collection Date: 05/07/2012 14:26
 Received Date: 05/09/2012 10:15
 Matrix: Soil-Solid as dry weight
 Solids (%): 50.40

Results by EPA 1613B

Parameter	Result	EMPC	Qual	DL	LOQ/CL	Units	RT	Ratio
2,3,7,8-TCDD	0.412		J	0.132	0.696	pg/g	25.59	0.67
1,2,3,7,8-PeCDD	0.941		J	0.120	3.48	pg/g	31.62	1.72
1,2,3,4,7,8-HxCDD	1.24		J	0.168	3.48	pg/g	33.81	1.08
1,2,3,6,7,8-HxCDD	16.3			0.184	3.48	pg/g	33.88	1.17
1,2,3,7,8,9-HxCDD	6.73			0.176	3.48	pg/g	34.04	1.29
1,2,3,4,6,7,8-HpCDD	174			0.500	3.48	pg/g	36.29	1.04
OCDD	1330			0.555	6.96	pg/g	39.27	0.92
2,3,7,8-TCDF	1.73			0.131	0.696	pg/g	24.68	0.83
2,3,7,8-TCDF [confirm]	1.36			0.280	0.696	pg/g	22.15	0.68
1,2,3,7,8-PeCDF	0.866		J	0.293	3.48	pg/g	30.08	1.46
2,3,4,7,8-PeCDF	1.58		J	0.161	3.48	pg/g	31.36	1.61
1,2,3,4,7,8-HxCDF	2.12		J	0.143	3.48	pg/g	33.23	1.19
1,2,3,6,7,8-HxCDF		1.42	J	0.130	3.48	pg/g	33.31	1.60*
2,3,4,6,7,8-HxCDF	2.41		J	0.142	3.48	pg/g	33.70	1.24
1,2,3,7,8,9-HxCDF	0.607		J	0.188	3.48	pg/g	34.26	1.14
1,2,3,4,6,7,8-HpCDF	34.0			0.0988	3.48	pg/g	35.35	1.05
1,2,3,4,7,8,9-HpCDF	1.85		J	0.157	3.48	pg/g	36.71	0.95
OCDF	66.3			0.174	6.96	pg/g	39.43	0.89
Total TCDD	8.85	12.1		0.132	0.696	pg/g		
Total TCDF	18.1	21.0		0.131	0.696	pg/g		
Total PeCDD	6.41	11.5		0.120	3.48	pg/g		
Total PeCDF	18.3	18.7		0.0476	3.48	pg/g		
Total HxCDD	110			0.184	3.48	pg/g		
Total HxCDF	49.1	51.5		0.188	3.48	pg/g		
Total HpCDD	359			0.500	3.48	pg/g		
Total HpCDF	90.7	91.4		0.157	3.48	pg/g		

World Health Organization Summary

	Units	ND=0	ND=1/2	ND=DL
WHO-2005 TEQ	pg/g	7.45	7.45	7.46
WHO-2005 TEQ w/EMPC	pg/g	7.59	7.59	7.59

Results of JW-EA58-COMP-120507

Client Sample ID: **JW-EA58-COMP-120507**
 Client Project ID: **Jeld Wen Surface Sediment**
 Lab Sample ID: 31201450001-A
 Lab Project ID: 31201450

Collection Date: 05/07/2012 14:26
 Received Date: 05/09/2012 10:15
 Matrix: Soil-Solid as dry weight
 Solids (%): 50.40

Results by EPA 1613B

<u>Parameter</u>	<u>Result</u>	<u>EMPC</u>	<u>Qual</u>	<u>DL</u>	<u>LOQ/CL</u>	<u>Units</u>	<u>RT</u>	<u>Ratio</u>
Labeled Standards								
13C-2378-TCDD	89.0				25.0-164	%		
13C-12378-PeCDD	95.0				25.0-181	%		
13C-123478-HxCDD	83.0				32.0-141	%		
13C-123678-HxCDD	78.0				28.0-130	%		
13C-1234678-HpCDD	83.0				23.0-140	%		
13C-OCDD	57.0				17.0-157	%		
13C-2378-TCDF	85.0				24.0-169	%		
13C-12378-PeCDF	82.0				24.0-185	%		
13C-23478-PeCDF	88.0				21.0-178	%		
13C-123478-HxCDF	84.0				26.0-152	%		
13C-123678-HxCDF	99.0				26.0-123	%		
13C-234678-HxCDF	92.0				29.0-147	%		
13C-123789-HxCDF	83.0				28.0-136	%		
13C-1234678-HpCDF	94.0				28.0-143	%		
13C-1234789-HpCDF	82.0				26.0-138	%		
37Cl-2378-TCDD	100				35.0-197	%		

Batch Information

Analytical Batch: **HRD1734**
 Analytical Method: **EPA 1613B**
 Instrument: **HRMS3**
 Analyst: **MAF**
 Analytical Date/Time: **06/21/2012 02:30**
 Dilution: **1**

Prep Batch: **HXX1605**
 Prep Method: **EPA 1613 PREP S/D/T**
 Prep Date/Time: **05/24/2012 00:19**
 Prep Initial Wt./Vol.: **14.25 g**
 Prep Extract Vol: **20 uL**

Analytical Batch: **HRD1753**
 Analytical Method: **EPA 1613B**
 Instrument: **HRMS3**
 Analyst: **JHL**
 Analytical Date/Time: **06/21/2012 17:11**
 Dilution: **1**

Prep Batch: **HXX1605**
 Prep Method: **EPA 1613 PREP S/D/T**
 Prep Date/Time: **05/24/2012 00:19**
 Prep Initial Wt./Vol.: **14.25 g**
 Prep Extract Vol: **20 uL**

Quantify Sample Summary Report

MassLynx 4.1 SCN627

Sample Summary

Dataset: Z:\Default.pro\Results\c20jun12a_3-7a.qld

Last Altered: Tuesday, June 26, 2012 16:16:38 Eastern Daylight Time
 Printed: Tuesday, June 26, 2012 16:17:36 Eastern Daylight Time

WC 1201450

Method: Untitled 26 Jun 2012 08:27:35
 Calibration: C:\MassLynx\Default.pro\Curvedb\IDB5MS-0042012_1613.cdb 08 May 2012 08:31:36

Name: c20jun12a_3-7

Date: 21-Jun-2012

Time: 02:30:14

ID: 31201450001

Submitter: HRD1734

Task: HRMS3

Description: JW-EA58-COMP-120507

(1.13E3) (2.00E6) (1.07E3) (2.00E6) (1.07E3) (2.00E6)
2 1 7 8 Y CDD . O. 0. 1 1 8 3 5 | w
Run mnt v/26/n

	Name	Response	Ion1Area	Ion2Area	RA	RAFail?	RRT	RT	pg/ul	EDL	Height1	Noise1	SN1	Height2	Noise2	SN2	M1	M2	MR...
1	2378-TCDD	1.117e3	4.497e2	6.674e2	0.67	NO	1.0013	25.59	0.148	0.0474	5.865e3	909	6.4	8.182e3	672	12.2	MM	MM	1.075
2	12378-PeCDD	2.236e3	1.414e3	8.221e2	1.72	NO	1.0000	31.62	0.338	0.0430	2.048e4	1125	18.2	1.792e4	1256	14.3	bb	bb	1.039
3	123478-HxCDD	2.641e3	1.372e3	1.269e3	1.08	NO	1.0000	33.81	0.444	0.0603	4.046e4	1508	26.8	3.519e4	1672	21.0	dd	dd	1.065
4	123678-HxCDD	3.168e4	1.708e4	1.459e4	1.17	NO	1.0000	33.88	5.856	0.0660	3.750e5	1508	248.7	3.269e5	1672	195.5	dd	dd	0.996
5	123789-HxCDD	1.371e4	7.734e3	5.980e3	1.29	NO	1.0069	34.04	2.418	0.0631	1.589e5	1508	105.4	1.340e5	1672	80.1	dd	db	1.029
6	1234678-HpCDD	3.382e5	1.728e5	1.654e5	1.04	NO	1.0003	36.29	62.631	0.1797	2.933e6	3807	770.4	2.821e6	2507	1125.5	bb	bb	1.055
7	OCDD	1.749e6	8.364e5	9.123e5	0.92	NO	1.0003	39.27	476.212	0.1995	9.323e6	1316	7086.3	1.050e7	2009	5225.6	bb	bb	1.063
8	2378-TCDF	6.462e3	2.940e3	3.522e3	0.83	NO	1.0013	24.68	0.623	0.0472	3.158e4	1068	29.6	3.497e4	1149	30.4	MM	MM	0.980
9	12378-PeCDF	2.638e3	1.564e3	1.073e3	1.46	NO	1.0004	30.08	0.311	0.1053	1.854e4	2645	7.0	1.517e4	1207	12.6	MM	MM	0.980
10	23478-PeCDF	5.229e3	3.229e3	2.000e3	1.61	NO	1.0000	31.36	0.567	0.0579	4.893e4	2645	18.5	3.032e4	1207	25.1	MM	MM	1.022
11	123478-HxCDF	6.269e3	3.412e3	2.857e3	1.19	NO	1.0003	33.23	0.760	0.0512	8.055e4	2681	30.0	6.949e4	1505	46.2	MM	dd	1.183
12	123678-HxCDF	5.070e3	3.118e3	1.952e3	1.60	YES	1.0003	33.31	0.510	0.0467	6.934e4	2681	25.9	4.681e4	1505	31.1	MM	db	1.168
13	234678-HxCDF	7.999e3	4.429e3	3.570e3	1.24	NO	1.0003	33.70	0.865	0.0510	8.526e4	2681	31.8	6.979e4	1505	46.4	bb	bb	1.178
14	123789-HxCDF	1.641e3	8.731e2	7.680e2	1.14	NO	1.0010	34.26	0.218	0.0675	2.055e4	2681	7.7	1.661e4	1505	11.0	MM	MM	1.110
15	1234678-HpCDF	1.141e5	5.841e4	5.564e4	1.05	NO	1.0003	35.35	12.223	0.0355	1.109e6	1413	785.2	1.061e6	1260	842.7	MM	MM	1.389
16	1234789-HpCDF	4.532e3	2.213e3	2.319e3	0.95	NO	1.0003	36.71	0.665	0.0564	3.428e4	1413	24.3	3.519e4	1260	27.9	bb	bb	1.389
17	OCDF	1.062e5	5.011e4	5.609e4	0.89	NO	1.0043	39.43	23.826	0.0624	6.462e5	503	1284.4	6.991e5	759	920.6	bd	bb	1.290
18	ES:13C-2378-TCDD	7.026e5	3.127e5	3.900e5	0.80	NO	1.0285	25.56	88.674	0.0647	3.449e6	1588	2172.1	4.342e6	834	5204.2	bb	bb	0.991
19	ES:13C-12378-PeCDD	6.363e5	3.629e5	2.734e5	1.33	NO	1.2724	31.62	95.304	0.0549	7.605e6	900	8453.0	5.028e6	833	6037.2	bb	bb	0.835
20	ES:13C-123478-HxCDD	5.590e5	3.138e5	2.452e5	1.28	NO	0.9934	33.81	83.285	0.0256	6.958e6	728	9557.3	5.406e6	808	6687.1	MM	MM	0.971
21	ES:13C-123678-HxCDD	5.434e5	3.094e5	2.340e5	1.32	NO	0.9954	33.88	78.230	0.0248	6.895e6	728	9470.3	5.218e6	808	6454.8	db	db	1.005
22	ES:13C-1234678-HpCDD	5.118e5	2.671e5	2.447e5	1.09	NO	1.0660	36.28	82.839	0.0699	4.345e6	2070	2098.7	3.978e6	1786	2227.6	MM	MM	0.894
23	ES:13C-OCDD	6.908e5	3.273e5	3.635e5	0.90	NO	1.1536	39.26	114.675	0.0394	3.713e6	1169	3177.1	4.028e6	952	4230.0	bd	bb	0.871
24	ES:13C-2378-TCDF	1.059e6	4.691e5	5.894e5	0.80	NO	0.9921	24.65	84.854	0.0390	5.306e6	1160	4575.8	6.735e6	1138	5915.6	bb	bb	1.561

Quantify Sample Summary Report
 ### Sample Summary ###
 MassLynx 4.1 SCN627

Dataset: Z:\Default.pro\Results\c20jun12a_3-7a.qld

Last Altered: Tuesday, June 26, 2012 16:16:38 Eastern Daylight Time
 Printed: Tuesday, June 26, 2012 16:17:36 Eastern Daylight Time

Name: c20jun12a_3-7
 Date: 21-Jun-2012
 Time: 02:30:14
 ID: 31201450001
 Submitter: HRD1734
 Task: HRMS3
 Description: JW-EA58-COMP-120507

Name	Response	Ion1Area	Ion2Area	RA	RAFail?	RRT	RT	pg/µL	EDL	Height1	Noise1	SN1	Height2	Noise2	SN2	M1	M2	MR...
25	ES:13C-12378-PeCDF	8.647e5	5.312e5	3.335e5	1.59	NO	1.2102	30.07	0.0666	5.735e6	1558	3680.2	3.633e6	1767	2056.2	bb	bb	1.322
26	ES:13C-23478-PeCDF	9.020e5	5.523e5	3.497e5	1.58	NO	1.2621	31.36	0.0686	9.962e6	1558	6392.6	6.179e6	1767	3497.0	bb	bb	1.284
27	ES:13C-123478-HxCDF	6.973e5	2.418e5	4.555e5	0.53	NO	0.9761	33.22	0.0678	5.986e6	2449	2444.3	1.108e7	2566	4320.1	MM	MM	1.198
28	ES:13C-123678-HxCDF	8.515e5	2.986e5	5.528e5	0.54	NO	0.9784	33.30	0.0653	6.729e6	2449	2747.4	1.268e7	2566	4940.9	db	db	1.243
29	ES:13C-234678-HxCDF	7.857e5	2.744e5	5.113e5	0.54	NO	0.9899	33.69	0.0661	6.087e6	2449	2485.3	1.165e7	2566	4540.5	bb	bb	1.229
30	ES:13C-123789-HxCDF	6.772e5	2.346e5	4.426e5	0.53	NO	1.0059	34.23	0.0690	4.840e6	2449	1976.1	9.102e6	2566	3547.5	bb	bb	1.177
31	ES:13C-1234678-HpCDF	6.720e5	2.137e5	4.583e5	0.47	NO	1.0386	35.34	0.0943	4.313e6	2582	1670.3	9.187e6	3414	2690.8	bb	bb	1.029
32	ES:13C-1234789-HpCDF	4.905e5	1.523e5	3.383e5	0.45	NO	1.0785	36.70	0.1117	2.647e6	2582	1025.2	5.806e6	3414	1700.4	bb	bb	0.869
33	JS:13C-1234-TCDD	7.992e5	3.529e5	4.463e5	0.79	NO	0.0000	24.85	0.0641	4.170e6	1588	2626.2	5.351e6	834	6412.8	bb	bb	1.000
34	JS:13C-123789-HxCDD	6.912e5	3.852e5	3.060e5	1.26	NO	0.0000	34.03	0.0249	8.604e6	728	1181...	6.819e6	808	8434.9	bb	bb	1.000
35	CS:37Cl-2378-TCDD	1.805e5	1.805e5	-	-	-	1.0291	25.57	0.0131	2.083e6	557	3742.1	-	-	-	bb	-	1.124
36	Tetradoxins	-	1.431e4	-	-	-	-	-	0.0474	1.812e5	909	-	-	-	-	-	-	1.075
37	Pentadoxins	-	1.680e4	-	-	-	-	-	0.0430	2.007e5	1125	-	-	-	-	-	-	1.039
38	Hexadoxins	-	1.239e5	-	-	-	-	-	0.0630	2.723e6	1508	-	-	-	-	-	-	1.030
39	Heptadoxins	-	3.576e5	-	-	-	-	-	0.1797	6.436e6	3807	-	-	-	-	-	-	1.055
40	Tetrafurans	-	3.433e4	-	-	-	-	-	0.0472	3.558e5	1068	-	-	-	-	-	-	0.980
41	Pentafurans (F1)	-	1.753e4	-	-	-	-	-	0.0171	1.935e5	415	-	-	-	-	-	-	1.001
42	Pentafurans	-	1.928e4	-	-	-	-	-	0.0806	1.933e5	2645	-	-	-	-	-	-	1.001
43	Hexafurans	-	9.038e4	-	-	-	-	-	0.0534	2.141e6	2681	-	-	-	-	-	-	1.160
44	Heptafurans	-	1.420e5	-	-	-	-	-	0.0443	2.610e6	1413	-	-	-	-	-	-	1.389
45	Hexa Ether	-	-	-	-	-	-	-	-	-	320	-	-	-	-	-	-	-
46	Hepta Ether	-	-	-	-	-	-	-	-	-	453	-	-	-	-	-	-	-
47	Octa Ether	-	-	-	-	-	-	-	-	-	291	-	-	-	-	-	-	-
48	Nona Ether	-	-	-	-	-	-	-	-	-	636	-	-	-	-	-	-	-
49	Deca Ether	-	-	-	-	-	-	-	-	-	331	-	-	-	-	-	-	-
50	F1 Lock Mass	-	-	-	-	-	-	-	0.0000	-	34916	-	-	-	-	-	-	189...
51	F2 Lock Mass	-	-	-	-	-	-	-	0.0000	-	79780	-	-	-	-	-	-	254...
52	F3 Lock Mass	-	-	-	-	-	-	-	0.0000	-	46638	-	-	-	-	-	-	740...

Sample Summary

Dataset: Z:\Default.pro\Results\c20jun12a_3-7a.qld

Last Altered: Tuesday, June 26, 2012 16:16:38 Eastern Daylight Time

Printed: Tuesday, June 26, 2012 16:17:36 Eastern Daylight Time

WC 201450

Name: c20jun12a_3-7

Date: 21-Jun-2012

Time: 02:30:14

ID: 31201450001

Submitter: HRD1734

Task: HRMS3

Description: JW-EA58-COMP-120507

Name	Response	Ion1Area	Ion2Area	RA	RAFail?	RRT	RT	pg/µL	EDL	Height1	Noise1	SN1	Height2	Noise2	SN2	M1	M2	MR...	
53	F4 Lock Mass	-	-	-	-	-	-	-	-	-	42872	-	-	-	-	-	-	-	-
54	F5 Lock Mass	-	-	-	-	-	-	-	0.0000	-	33416	-	-	-	-	-	-	-	173...

Quantify Totals Report MassLynx 4.1 SCN627

Sample Summary

Dataset: Z:\Default.pro\Results\c20jun12a_3-7a.qld

Last Altered: Tuesday, June 26, 2012 16:16:38 Eastern Daylight Time
 Printed: Tuesday, June 26, 2012 16:17:36 Eastern Daylight Time

WC 201450

Method: Untitled 26 Jun 2012 08:27:35
 Calibration: C:\MassLynx\Default.pro\Curvedb\IDB5MS-0042012_1613.cdb 08 May 2012 08:31:36

Name: c20jun12a_3-7
 Date: 21-Jun-2012
 Time: 02:30:14
 ID: 31201450001
 Submitter: HRD1734
 Task: HRMS3
 Description: JW-EA58-COMP-120507

Tetradoxins

Name	Response	Ion1Area	Ion2Area	RA	RAFail?	RRT	RT	pg/µL	EDL	Height1	Noise1	SN1	Height12	Noise2	SN2	M2
1 2378-TCDD	1.117e3	4.497e2	6.674e2	0.674	NO	1.00	25.59	0.148	0.0474	5.865e3	909	6.4	8.182e3	672	12.2	MM
2 Tetradoxins	2.383e3	8.398e2	1.543e3	0.544	YES	0.00	25.31	0.315	0.0474	1.074e4	909	11.8	1.522e4	672	22.7	MM
3 Tetradoxins	2.447e3	9.145e2	1.532e3	0.597	YES	0.00	24.86	0.324	0.0474	1.157e4	909	12.7	1.753e4	672	26.1	MM
4 Tetradoxins	7.440e2	3.527e2	3.914e2	0.901	YES	0.00	24.21	0.098	0.0474	4.384e3	909	4.8	5.135e3	672	7.6	MM
5 Tetradoxins	1.855e3	9.348e2	9.203e2	1.016	YES	0.00	24.01	0.246	0.0474	1.264e4	909	13.9	1.251e4	672	18.6	MM
6 Tetradoxins	1.476e3	7.298e2	7.460e2	0.978	YES	0.00	23.81	0.195	0.0474	9.382e3	909	10.3	7.585e3	672	11.3	dd
7 Tetradoxins	4.923e3	2.189e3	2.735e3	0.800	NO	0.00	23.55	0.652	0.0474	1.936e4	909	21.3	3.845e4	672	57.2	MM
8 Tetradoxins	7.298e3	3.145e3	4.153e3	0.757	NO	0.00	22.56	0.966	0.0474	4.152e4	909	45.7	5.041e4	672	75.0	bb
9 Tetradoxins	1.069e4	4.758e3	5.931e3	0.802	NO	0.00	22.32	1.415	0.0474	6.576e4	909	72.3	7.289e4	672	108.5	bb

Pentadoxins

Name	Response	Ion1Area	Ion2Area	RA	RAFail?	RRT	RT	pg/µL	EDL	Height1	Noise1	SN1	Height12	Noise2	SN2	M2
1 12378-PeCDD	2.236e3	1.414e3	8.221e2	1.720	NO	1.00	31.62	0.338	0.0430	2.048e4	1125	18.2	1.792e4	1256	14.3	bb
2 Pentadoxins	2.147e3	1.191e3	9.561e2	1.246	YES	0.00	31.25	0.325	0.0430	2.095e4	1125	18.6	1.501e4	1256	11.9	bd
3 Pentadoxins	1.009e3	4.780e2	5.314e2	0.899	YES	0.00	30.95	0.153	0.0430	1.093e4	1125	9.7	9.321e3	1256	7.4	db
4 Pentadoxins	1.119e3	7.422e2	3.767e2	1.970	YES	0.00	30.91	0.169	0.0430	1.460e4	1125	13.0	6.045e3	1256	4.8	bd
5 Pentadoxins	5.531e3	3.423e3	2.108e3	1.624	NO	0.00	30.64	0.836	0.0430	3.403e4	1125	30.2	2.842e4	1256	22.6	db
6 Pentadoxins	1.575e3	8.595e2	7.151e2	1.202	YES	0.00	30.54	0.238	0.0430	1.564e4	1125	13.9	1.416e4	1256	11.3	dd
7 Pentadoxins	6.190e3	3.986e3	2.205e3	1.808	YES	0.00	30.27	0.936	0.0430	4.223e4	1125	37.5	2.533e4	1256	20.2	MM
8 Pentadoxins	7.460e3	4.704e3	2.756e3	1.707	NO	0.00	28.90	1.128	0.0430	4.185e4	1125	37.2	2.522e4	1256	20.1	bb

Quantify Totals Report MassLynx 4.1 SCN627

Sample Summary

Dataset: Z:\Default.pro\Results\c20jun12a_3-7a.qld

Lab Altered: Tuesday, June 26, 2012 16:16:38 Eastern Daylight Time
 Printed: Tuesday, June 26, 2012 16:17:36 Eastern Daylight Time

W 201450

Name: c20jun12a_3-7
 Date: 21-Jun-2012
 Time: 02:30:14
 ID: 31201450001
 Submitter: HRD1734
 Task: HRMS3
 Description: JW-EA58-COMP-120507

Hexadioxins

Name	Response	Ion1Area	Ion2Area	RA	RAFail?	RRT	RT	pg/µL	EDL	Height1	Noise1	SN1	Height2	Noise2	SN2	M2
1 123789-HxCDD	1.371e4	7.734e3	5.980e3	1.293	NO	1.01	34.04	2.418	0.0631	1.589e5	1508	105.4	1.340e5	1672	80.1	db
2 Hexadioxins	1.971e3	1.107e3	8.639e2	1.281	NO	0.00	33.97	0.347	0.0630	2.606e4	1508	17.3	2.426e4	1672	14.5	dd
3 123678-HxCDD	3.168e4	1.708e4	1.459e4	1.171	NO	1.00	33.88	5.856	0.0660	3.750e5	1508	248.7	3.269e5	1672	195.5	dd
4 123478-HxCDD	2.641e3	1.372e3	1.269e3	1.082	NO	1.00	33.81	0.444	0.0603	4.046e4	1508	26.8	3.519e4	1672	21.0	bd
5 Hexadioxins	1.067e5	5.971e4	4.702e4	1.270	NO	0.00	33.38	18.804	0.0630	1.219e6	1508	807.9	9.277e5	1672	554.7	db
6 Hexadioxins	2.287e4	1.310e4	9.765e3	1.342	NO	0.00	33.21	4.030	0.0630	3.029e5	1508	200.8	2.301e5	1672	137.6	bd
7 Hexadioxins	4.291e4	2.377e4	1.914e4	1.242	NO	0.00	32.84	7.560	0.0630	6.008e5	1508	398.4	4.954e5	1672	296.2	bb

Heptadioxins

Name	Response	Ion1Area	Ion2Area	RA	RAFail?	RRT	RT	pg/µL	EDL	Height1	Noise1	SN1	Height2	Noise2	SN2	M2
1 1234678-HpCDD	3.382e5	1.728e5	1.654e5	1.044	NO	1.00	36.29	62.631	0.1797	2.933e6	3807	770.4	2.821e6	2507	1125.5	bb
2 Heptadioxins	3.590e5	1.848e5	1.742e5	1.061	NO	0.00	35.60	66.474	0.1797	3.504e6	3807	920.5	3.359e6	2507	1340.2	bb

Quantify Totals Report MassLynx 4.1 SCN627

Sample Summary

Dataset: Z:\Default.pro\Results\c20jun12a_3-7a.qld

Last Altered: Tuesday, June 26, 2012 16:16:38 Eastern Daylight Time
 Printed: Tuesday, June 26, 2012 16:17:36 Eastern Daylight Time

WC 201450

Name: c20jun12a_3-7
 Date: 21-Jun-2012
 Time: 02:30:14
 ID: 31201450001
 Submitter: HRD1734
 Task: HRMS3
 Description: JW-EA58-COMP-120507

Tetrafurans

Name	Response	Ion1Area	Ion2Area	RA	RAFail?	RRT	RT	pg/µL	EDL	Height1	Noise1	SN1	Height2	Noise2	SN2	M2
1 Tetrafurans	3.223e3	1.448e3	1.775e3	0.815	NO	0.00	22.76	0.311	0.0472	1.818e4	1068	17.0	2.554e4	1149	22.2	MM db
2 Tetrafurans	6.303e3	2.593e3	3.709e3	0.699	NO	0.00	22.53	0.607	0.0472	1.963e4	1068	18.4	3.449e4	1149	30.0	MM bd
3 Tetrafurans	7.508e3	3.481e3	4.027e3	0.865	NO	0.00	22.20	0.724	0.0472	3.686e4	1068	34.5	3.487e4	1149	30.3	MM MM
4 Tetrafurans	1.010e4	4.334e3	5.763e3	0.752	NO	0.00	21.89	0.973	0.0472	3.938e4	1068	36.9	4.766e4	1149	41.5	MM MM
5 Tetrafurans	7.250e3	3.003e3	4.247e3	0.707	NO	0.00	21.59	0.699	0.0472	3.797e4	1068	35.6	4.727e4	1149	41.1	MM MM
6 Tetrafurans	2.456e3	1.099e3	1.357e3	0.810	NO	0.00	21.08	0.237	0.0472	1.160e4	1068	10.9	1.566e4	1149	13.6	MM bb
7 Tetrafurans	3.083e3	1.523e3	1.560e3	0.976	YES	0.00	20.67	0.297	0.0472	1.763e4	1068	16.5	2.268e4	1149	19.7	MM MM
8 Tetrafurans	1.692e3	5.947e2	1.097e3	0.542	YES	0.00	26.79	0.163	0.0472	8.028e3	1068	7.5	1.122e4	1149	9.8	MM bb
9 Tetrafurans	4.617e3	2.047e3	2.570e3	0.796	NO	0.00	25.01	0.445	0.0472	2.251e4	1068	21.1	2.593e4	1149	22.6	MM dd
10 2378-TCDF	6.462e3	2.940e3	3.522e3	0.835	NO	1.00	24.68	0.623	0.0472	3.158e4	1068	29.6	3.497e4	1149	30.4	MM MM
11 Tetrafurans	2.022e3	1.022e3	9.997e2	1.023	YES	0.00	24.44	0.195	0.0472	7.703e3	1068	7.2	8.971e3	1149	7.8	MM MM
12 Tetrafurans	1.670e3	8.360e2	8.337e2	1.003	YES	0.00	24.21	0.161	0.0472	8.421e3	1068	7.9	1.301e4	1149	11.3	MM MM
13 Tetrafurans	2.201e3	9.709e2	1.230e3	0.789	NO	0.00	24.06	0.212	0.0472	1.116e4	1068	10.5	1.343e4	1149	11.7	MM MM
14 Tetrafurans	5.718e3	2.412e3	3.306e3	0.730	NO	0.00	23.78	0.551	0.0472	2.620e4	1068	24.5	3.267e4	1149	28.4	MM MM
15 Tetrafurans	9.030e3	4.062e3	4.968e3	0.818	NO	0.00	23.37	0.870	0.0472	3.563e4	1068	33.4	4.560e4	1149	39.7	MM MM
16 Tetrafurans	2.716e3	1.187e3	1.529e3	0.776	NO	0.00	23.22	0.262	0.0472	1.506e4	1068	14.1	1.881e4	1149	16.4	MM MM
17 Tetrafurans	2.049e3	7.758e2	1.273e3	0.609	YES	0.00	23.02	0.197	0.0472	8.270e3	1068	7.7	1.284e4	1149	11.2	MM MM

Pentafurans (F1)

Name	Response	Ion1Area	Ion2Area	RA	RAFail?	RRT	RT	pg/µL	EDL	Height1	Noise1	SN1	Height2	Noise2	SN2	M2
1 Pentafurans (F1)	2.815e4	1.753e4	1.062e4	1.650	NO	0.00	26.76	3.184	0.0171	1.935e5	415	466.7	1.213e5	401	302.7	MM bb

Quantify Totals Report MassLynx 4.1 SCN627

Sample Summary

Dataset: Z:\Default.pro\Results\c20jun12a_3-7a.qld

Last Altered: Tuesday, June 26, 2012 16:16:38 Eastern Daylight Time
 Printed: Tuesday, June 26, 2012 16:17:36 Eastern Daylight Time

Name: c20jun12a_3-7
 Date: 21-Jun-2012
 Time: 02:30:14
 ID: 31201450001
 Submitter: HRD1734
 Task: HRMS3
 Description: JW-EA58-COMP-120507

Pentafurans

Name	Response	Ion1Area	Ion2Area	RA	RAFail?	RRT	RT	pg/uL	EDL	Height1	Noise1	SN1	Height12	Noise2	SN2	M2
1 12378-HxCDF	2.638e3	1.564e3	1.073e3	1.457	NO	1.00	30.08	0.311	0.1053	1.854e4	2645	7.0	1.517e4	1207	12.6	MM
2 Pentafurans	4.433e3	2.822e3	1.611e3	1.751	NO	0.00	29.59	0.501	0.0806	2.955e4	2645	11.2	1.736e4	1207	14.4	MM
3 Pentafurans	1.159e4	7.154e3	4.436e3	1.613	NO	0.00	28.74	1.311	0.0806	4.752e4	2645	18.0	3.130e4	1207	25.9	MM
4 Pentafurans	3.066e3	1.845e3	1.221e3	1.512	NO	0.00	28.50	0.347	0.0806	1.893e4	2645	7.2	1.398e4	1207	11.6	MM
5 23478-PeCDF	5.229e3	3.229e3	2.000e3	1.615	NO	1.00	31.36	0.567	0.0579	4.893e4	2645	18.5	3.032e4	1207	25.1	MM
6 Pentafurans	1.445e3	7.589e2	6.863e2	1.106	YES	0.00	31.25	0.163	0.0806	1.519e4	2645	5.7	1.337e4	1207	11.1	MM
7 Pentafurans	3.072e3	1.904e3	1.169e3	1.628	NO	0.00	30.54	0.348	0.0806	1.459e4	2645	5.5	1.406e4	1207	11.7	MM

Hexafurans

Name	Response	Ion1Area	Ion2Area	RA	RAFail?	RRT	RT	pg/uL	EDL	Height1	Noise1	SN1	Height12	Noise2	SN2	M2
1 123789-HxCDF	1.641e3	8.731e2	7.680e2	1.137	NO	1.00	34.26	0.218	0.0675	2.055e4	2681	7.7	1.661e4	1505	11.0	MM
2 234678-HxCDF	7.999e3	4.429e3	3.570e3	1.240	NO	1.00	33.70	0.865	0.0510	8.526e4	2681	31.8	6.979e4	1505	46.4	bb
3 123678-HxCDF	5.070e3	3.118e3	1.952e3	1.597	YES	1.00	33.31	0.510	0.0467	6.934e4	2681	25.9	4.681e4	1505	31.1	MM
4 123478-HxCDF	6.269e3	3.412e3	2.857e3	1.194	NO	1.00	33.23	0.760	0.0512	8.055e4	2681	30.0	6.949e4	1505	46.2	MM
5 Hexafurans	1.340e3	8.604e2	4.797e2	1.794	YES	0.00	33.15	0.153	0.0534	2.325e4	2681	8.7	1.118e4	1505	7.4	MM
6 Hexafurans	5.623e4	3.105e4	2.519e4	1.232	NO	0.00	32.93	6.441	0.0534	7.392e5	2681	275.7	6.341e5	1505	421.4	MM
7 Hexafurans	1.522e3	1.004e3	5.183e2	1.937	YES	0.00	32.81	0.174	0.0534	2.107e4	2681	7.9	1.379e4	1505	9.2	db
8 Hexafurans	6.034e4	3.397e4	2.638e4	1.288	NO	0.00	32.60	6.911	0.0534	8.203e5	2681	306.0	6.575e5	1505	437.0	MM
9 Hexafurans	2.147e4	1.167e4	9.799e3	1.191	NO	0.00	32.50	2.459	0.0534	2.811e5	2681	104.9	2.321e5	1505	154.3	bd

Quantify Totals Report MassLynx 4.1 SCN627

Sample Summary

Dataset: Z:\Default.pro\Results\c20jun12a_3-7a.qld

Label: Tuesday, June 26, 2012 16:16:38 Eastern Daylight Time
 Printed: Tuesday, June 26, 2012 16:17:36 Eastern Daylight Time

W 201450

Name: c20jun12a_3-7

Date: 21-Jun-2012

Time: 02:30:14

ID: 31201450001

Submitter: HRD1734

Task: HRMS3

Description: JW-EA58-COMP-120507

Heptafurans

	Name	Response	Ion1Area	Ion2Area	RA	RAFail?	RRT	RT	pg/µL	EDL	Height1	Noise1	SN1	Height2	Noise2	SN2	M2	M2
1	1234789-HpCDF	4.532e3	2.213e3	2.319e3	0.954	NO	1.00	36.71	0.665	0.0564	3.428e4	1413	24.3	3.519e4	1260	27.9	bb	bb
2	Heptafurans	1.589e5	8.060e4	7.829e4	1.029	NO	0.00	35.72	19.683	0.0443	1.447e6	1413	1024.6	1.447e6	1260	1148.8	MM	MM
3	Heptafurans	2.118e3	8.035e2	1.315e3	0.611	YES	0.00	35.59	0.262	0.0443	1.959e4	1413	13.9	1.907e4	1260	15.1	bb	MM
4	1234678-HpCDF	1.141e5	5.841e4	5.564e4	1.050	NO	1.00	35.35	12.223	0.0355	1.109e6	1413	785.2	1.061e6	1260	842.7	MM	MM

Quantify Sample Report

Manual Integrations ###

MassLynx 4.1

Dataset: C:\MassLynx\Default.pro\Results\c20jun12a_3-7a.qld

Last Altered: Tuesday, 6/26/2012 3:25:09 PM Eastern Daylight Time
Printed: Tuesday, 6/26/2012 3:25:41 PM Eastern Daylight Time

201450

Method: Untitled 26 Jun 2012 08:27:35

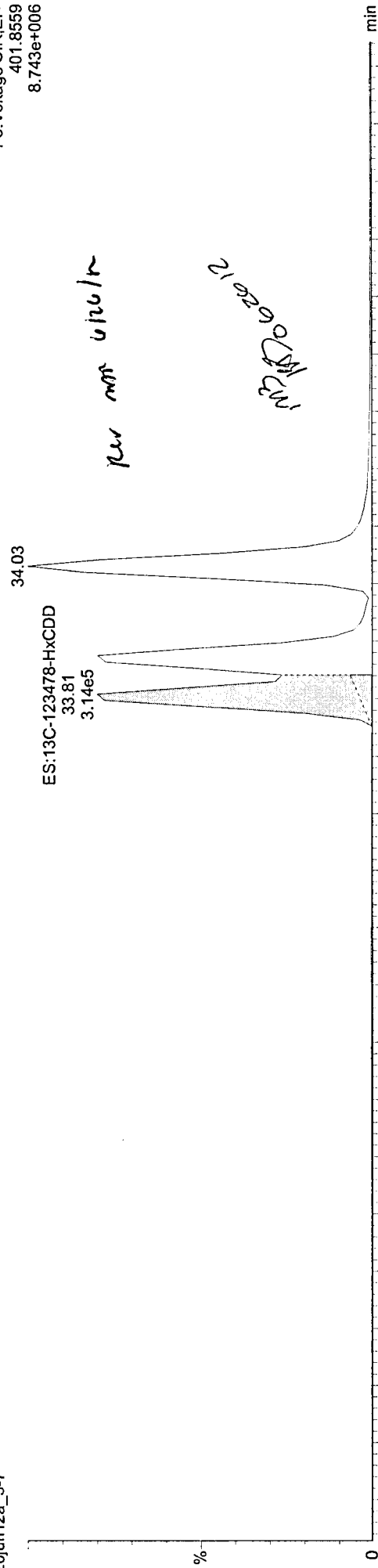
Calibration: C:\MassLynx\Default.pro\Curvedb\DB5MS-0042012_1613.cdb 08 May 2012 08:31:36

Name: c20jun12a_3-7, ID: 31201450001, Date: 21-Jun-2012, Time: 02:30:14, Submitter: HRD1734, Description: JW-EA58-COMP-120507, User: KAS

ES:13C-123478-HxCDD

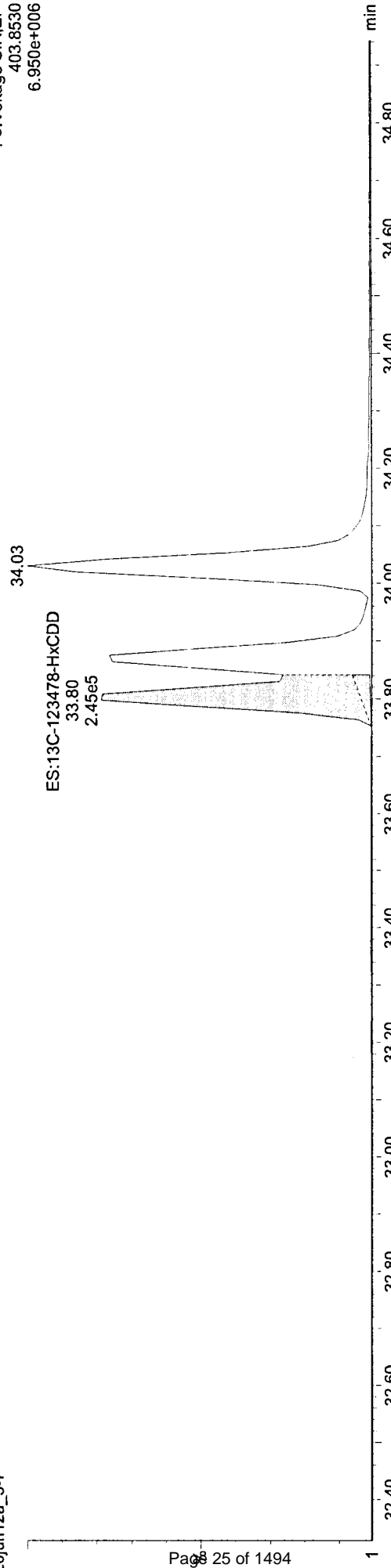
c20jun12a_3-7

F3: Voltage SIR, EI+
401.8559
8.743e+006



c20jun12a_3-7

F3: Voltage SIR, EI+
403.8530
6.950e+006



Quantify Sample Report

MassLynx 4.1
Manual Integrations

Dataset: C:\MassLynx\Default.pro\Results\c20jun12a_3-7a.qld

Last Altered: Tuesday, 6/26/2012 3:25:52 PM Eastern Daylight Time
Printed: Tuesday, 6/26/2012 3:25:56 PM Eastern Daylight Time

W 201450

Method: Untitled 26 Jun 2012 08:27:35

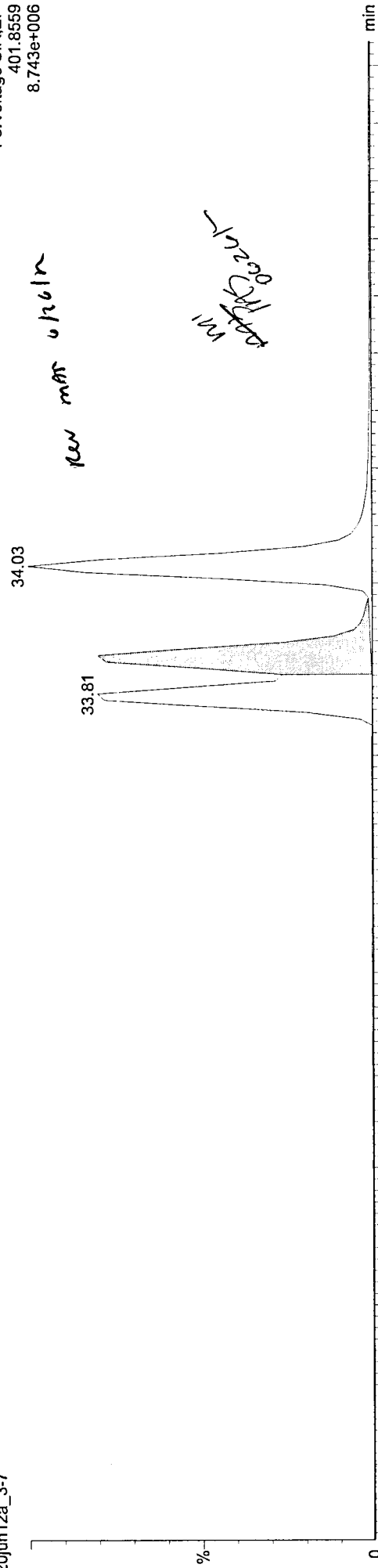
Calibration: C:\MassLynx\Default.pro\Curvedb\DB5MS-0042012_1613.cdb 08 May 2012 08:31:36

Name: c20jun12a_3-7, ID: 31201450001, Date: 21-Jun-2012, Time: 02:30:14, Submitter: HRD1734, Description: JW-EA58-COMP-120507, User: KAS

ES: 13C-123678-HxCDD

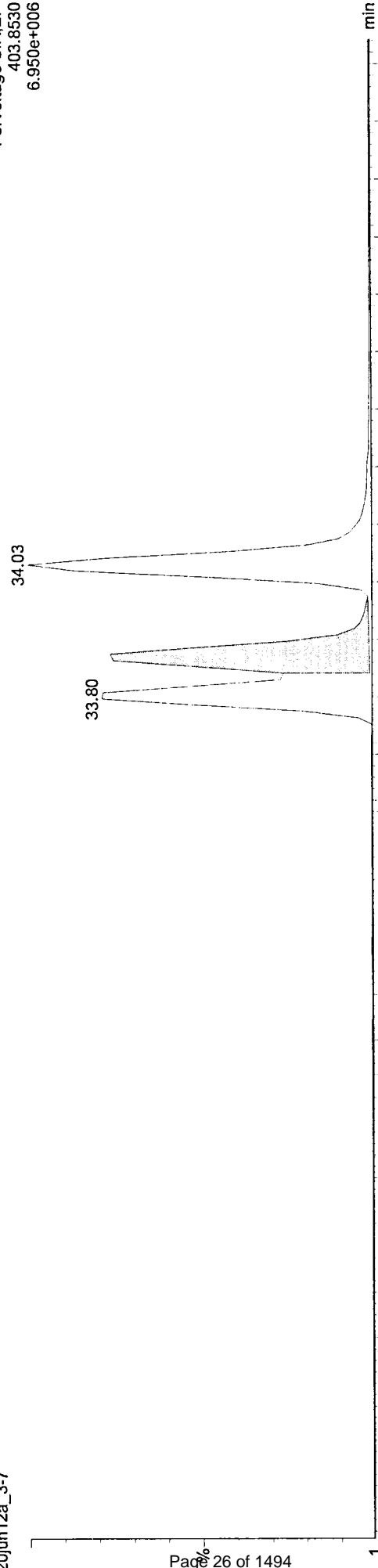
c20jun12a_3-7

F3: Voltage SIR, EI+
401.8559
8.743e+006



c20jun12a_3-7

F3: Voltage SIR, EI+
403.8530
6.950e+006



Quantify Sample Report

Manual Integrations ###

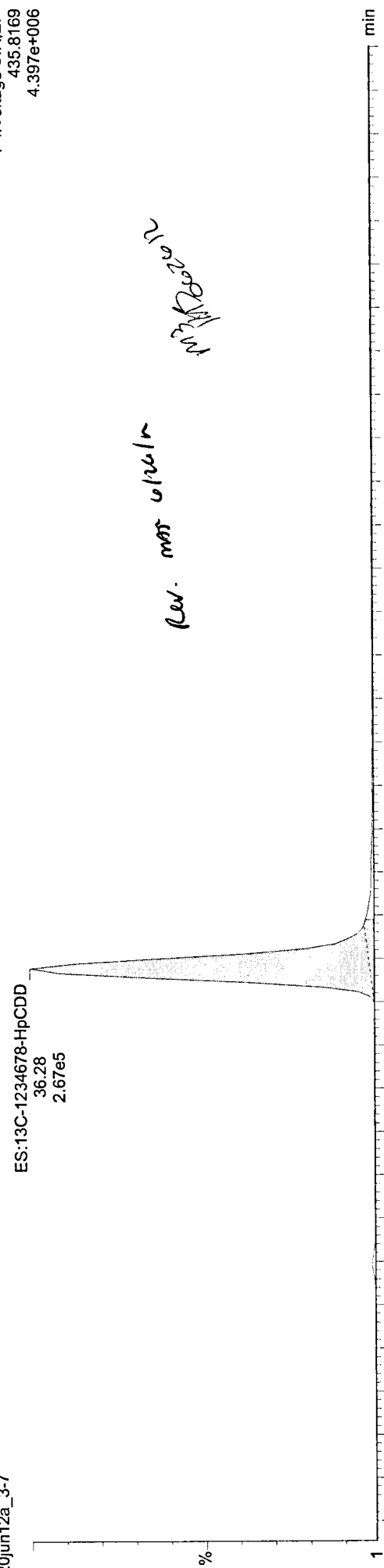
Dataset: C:\MassLynx\Default.pro\Results\c20jun12a_3-7a.qld

Last Altered: Tuesday, 6/26/2012 3:26:06 PM Eastern Daylight Time
Printed: Tuesday, 6/26/2012 3:26:10 PM Eastern Daylight Time

Method: Untitled 26 Jun 2012 08:27:35
Calibration: C:\MassLynx\Default.pro\Curvedb\DB5MS-0042012_1613.cdb 08 May 2012 08:31:36
Name: c20jun12a_3-7, ID: 31201450001, Date: 21-Jun-2012, Time: 02:30:14, Submitter: HRD1734, Description: JW-EA58-COMP-120507, User: KAS

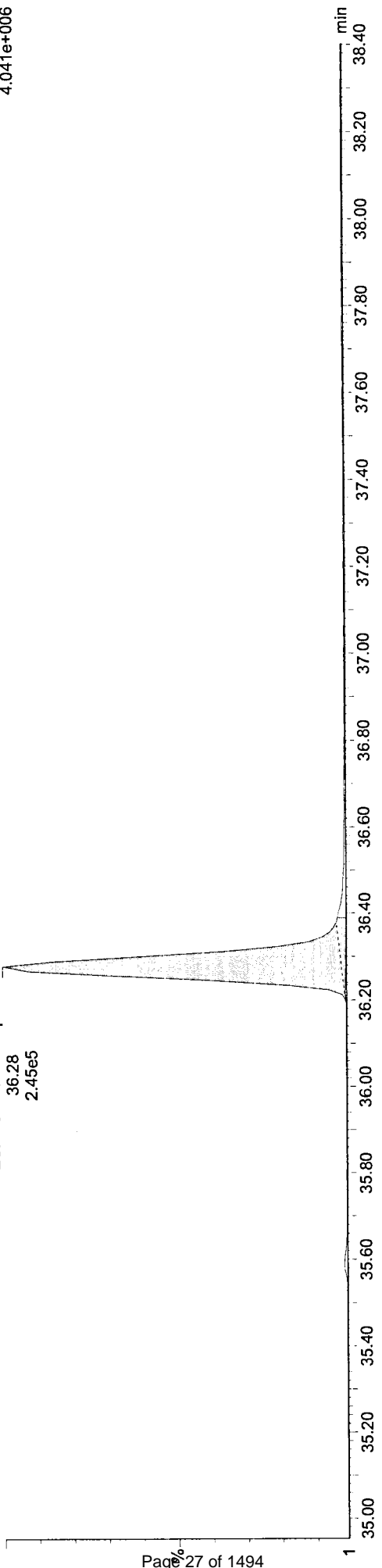
F4: Voltage SIR, EI+
435.8169
4.397e+006

ES:13C-1234678-HpCDD
c20jun12a_3-7



F4: Voltage SIR, EI+
437.8140
4.041e+006

ES:13C-1234678-HpCDD
c20jun12a_3-7



Quantify Sample Report
Manual Integrations

MassLynx 4.1

Dataset: C:\MassLynx\Default.pro\Results\c20jun12a_3-7a.qld

Last Altered: Tuesday, 6/26/2012 3:26:56 PM Eastern Daylight Time
Printed: Tuesday, 6/26/2012 3:27:01 PM Eastern Daylight Time

W1201450

Method: Untitled 26 Jun 2012 08:27:35

Calibration: C:\MassLynx\Default.pro\Curvedb\DB5MS-0042012_1613.cdb 08 May 2012 08:31:36

Name: c20jun12a_3-7, ID: 31201450001, Date: 21-Jun-2012, Time: 02:30:14, Submitter: HRD1734, Description: JW-EA58-COMP-120507, User: KAS

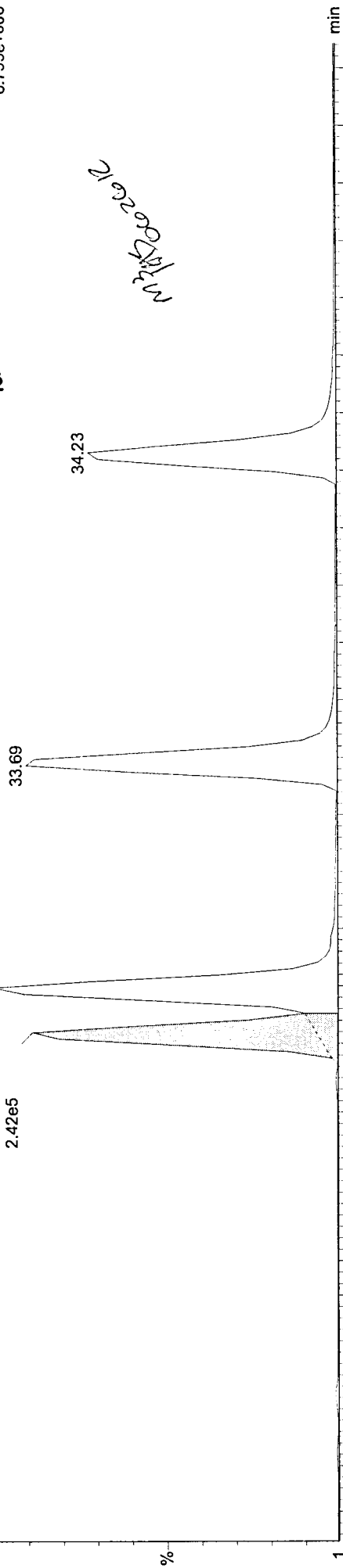
ES:13C-123478-HxCDF

c20jun12a_3-7

F3:Voltage SIR, EI+
383.8639
6.799e+006

ES:13C-123478-HxCDF
33.22
2.42e5

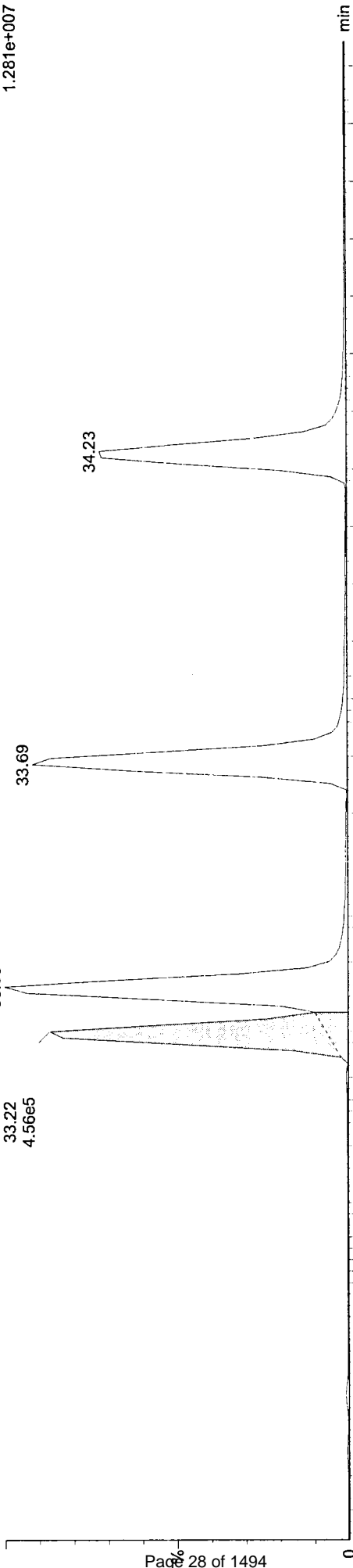
6.799e+006
383.8639
385.8610



c20jun12a_3-7

ES:13C-123478-HxCDF
33.22
4.56e5

F3:Voltage SIR, EI+
385.8610
1.281e+007



Dataset: Z:\Default.pro\Results\c20jun12a_3-7a.qld

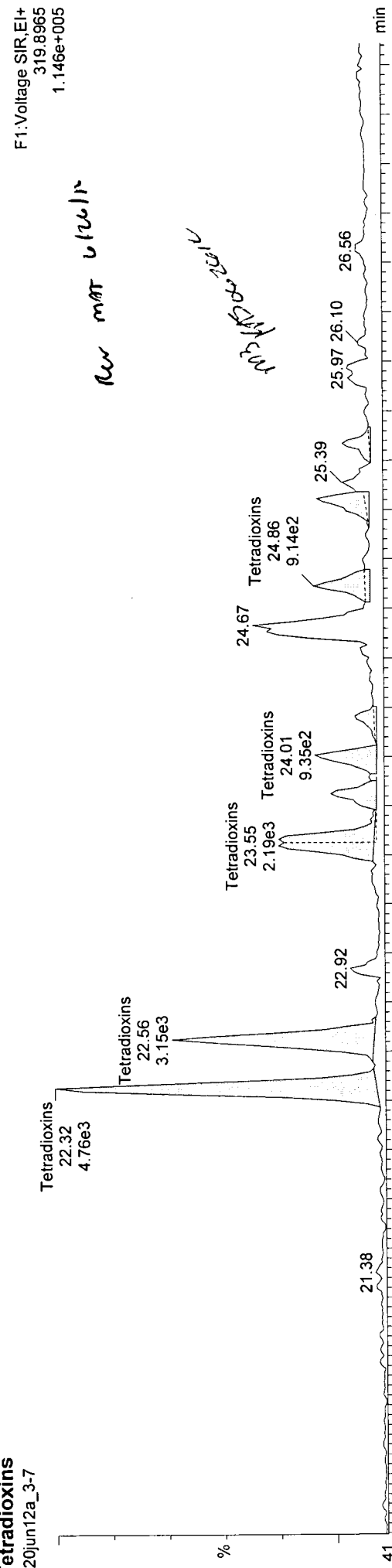
Last Altered: Tuesday, June 26, 2012 16:16:38 Eastern Daylight Time
Printed: Tuesday, June 26, 2012 16:18:13 Eastern Daylight Time

Method: Untitled 26 Jun 2012 08:27:35

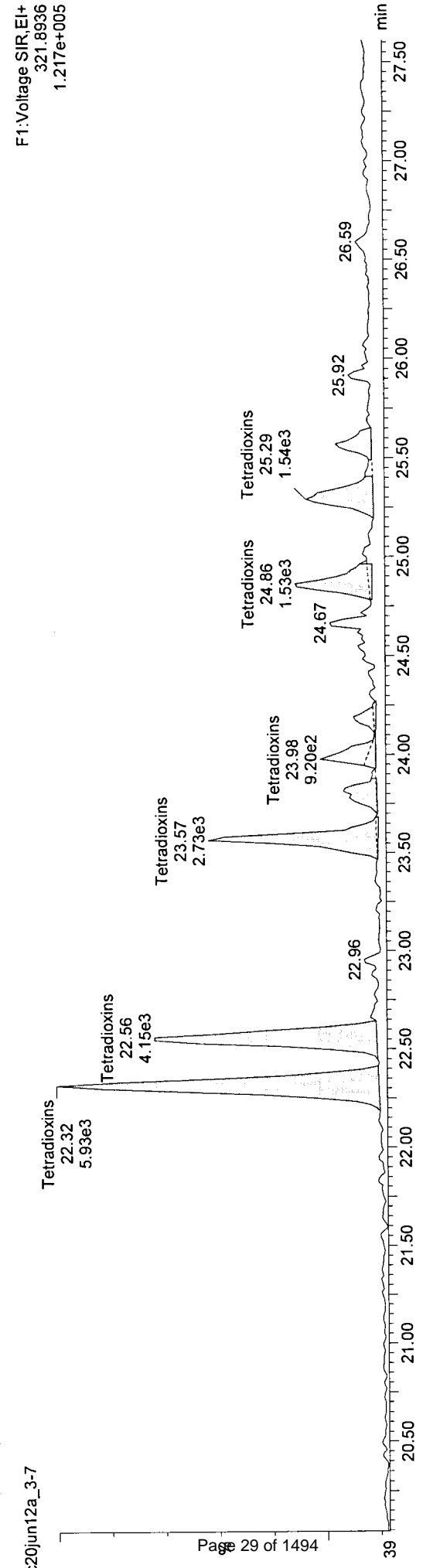
Calibration: C:\MassLynx\Default.pro\Curvedb\IB5MS-0042012_1613.cdb 08 May 2012 08:31:36

Name: c20jun12a_3-7, ID: 31201450001, Date: 21-Jun-2012, Time: 02:30:14, Submitter: HRD1734, Description: JW-EA58-COMP-120507, User: KAS

Tetradioxins
c20jun12a_3-7



Tetradioxins
c20jun12a_3-7



Quantify Sample Report
Manual Integrations

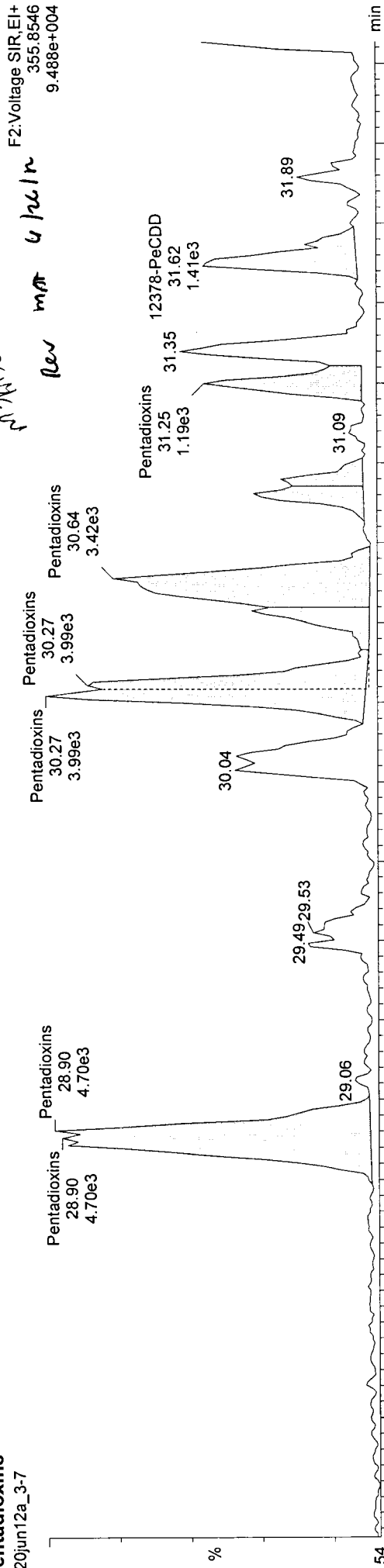
MassLynx 4.1 SCN627

Dataset: Z:\Default.pro\Results\c20jun12a_3-7a.qld

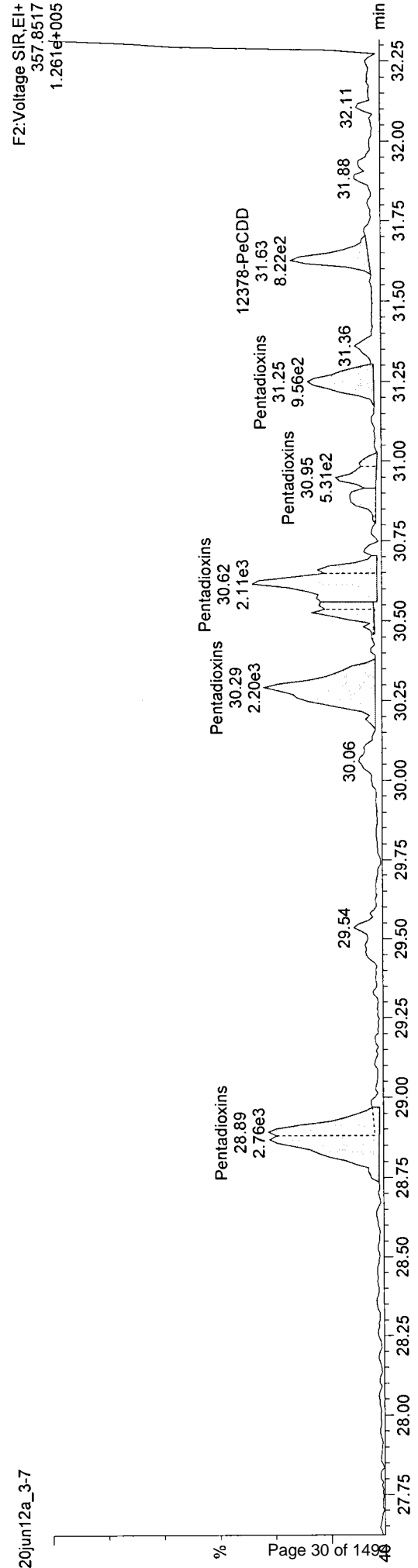
Laq Altered: Tuesday, June 26, 2012 16:16:38 Eastern Daylight Time
Printed: Tuesday, June 26, 2012 16:18:13 Eastern Daylight Time

Name: c20jun12a_3-7, ID: 31201450001, Date: 21-Jun-2012, Time: 02:30:14, Submitter: HRD1734, Description: JW-EA58-COMP-120507, User: KAS

Pentadioxins
c20jun12a_3-7



c20jun12a_3-7



Quantify Sample Report MassLynx 4.1 SCN627

Manual Integrations

Dataset: Z:\Default.pro\Results\c20jun12a_3-7a.qld

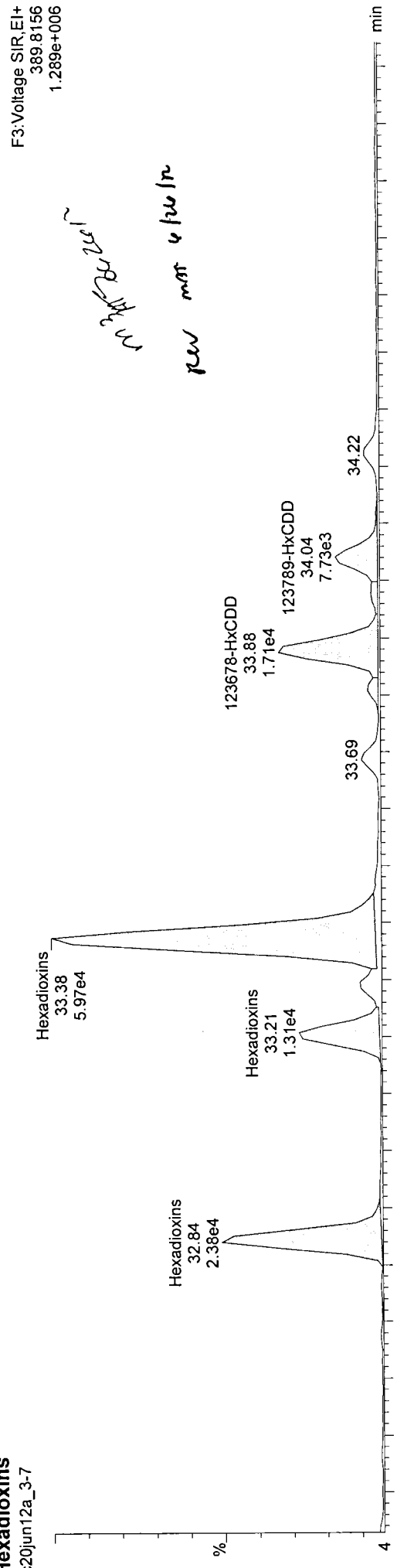
Last Altered: Tuesday, June 26, 2012 16:16:38 Eastern Daylight Time

Printed: Tuesday, June 26, 2012 16:18:13 Eastern Daylight Time

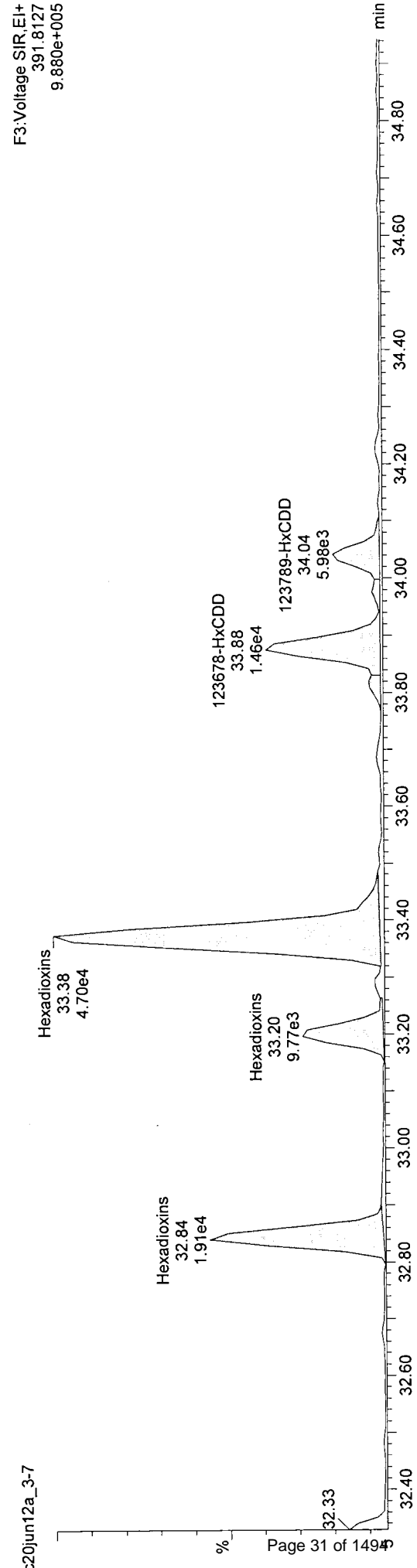
WC 201450

Name: c20jun12a_3-7, ID: 31201450001, Date: 21-Jun-2012, Time: 02:30:14, Submitter: HRD1734, Description: JW-EA58-COMP-120507, User: KAS

Hexadioxins
c20jun12a_3-7



c20jun12a_3-7

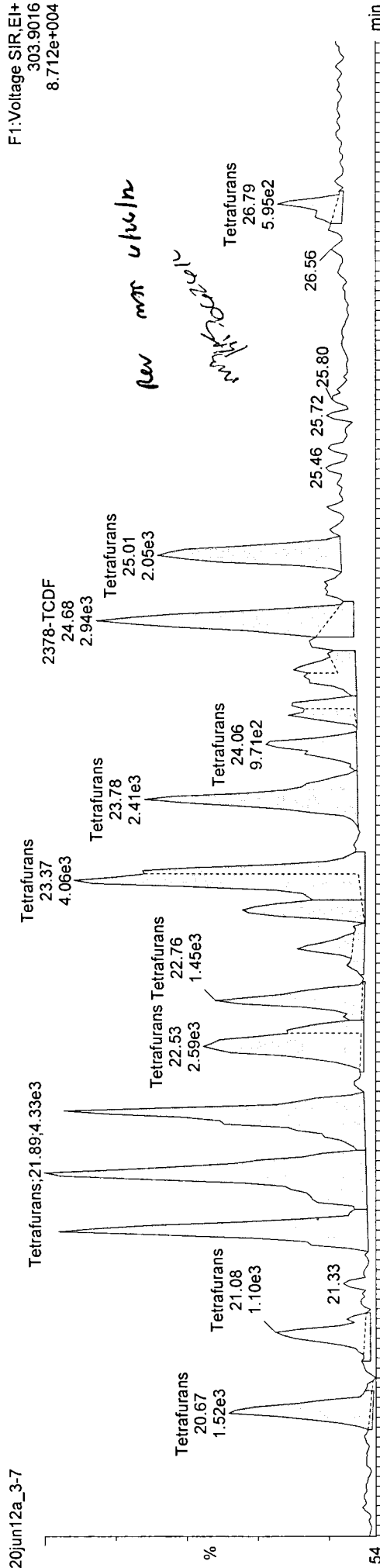


Dataset: Z:\Default.pro\Results\c20jun12a_3-7a.qld

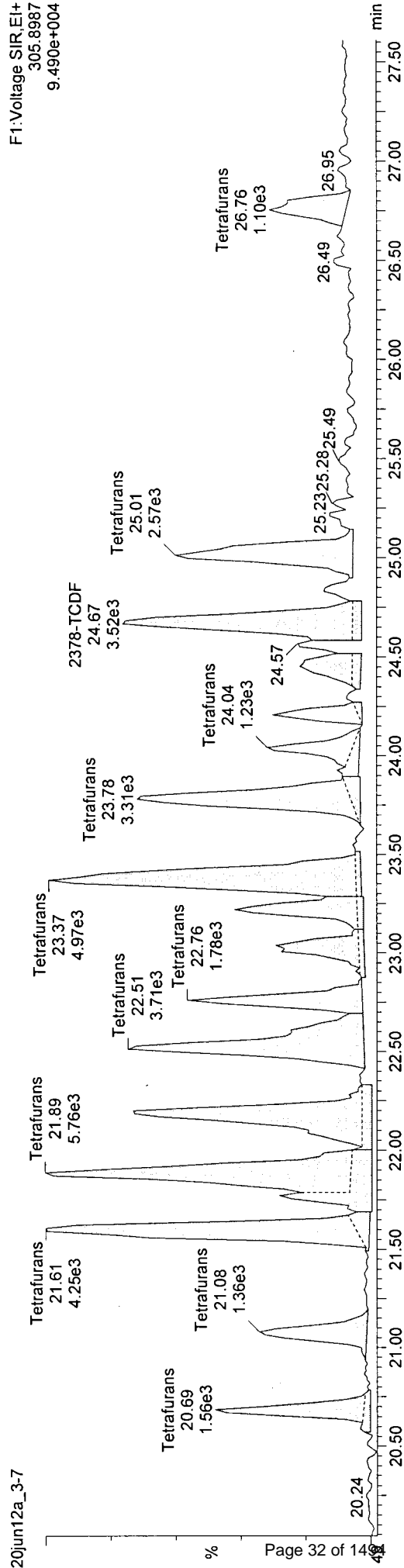
Last Altered: Tuesday, June 26, 2012 16:38 Eastern Daylight Time
 Printed: Tuesday, June 26, 2012 16:13 Eastern Daylight Time

Name: c20jun12a_3-7, ID: 31201450001, Date: 21-Jun-2012, Time: 02:30:14, Submitter: HRD1734, Description: JW-EA58-COMP-120507, User: KAS

Tetrafurans
 c20jun12a_3-7



c20jun12a_3-7



Quantify Sample Report MassLynx 4.1 SCN627

Manual Integrations

Dataset: Z:\Default.pro\Results\c20jun12a_3-7a.qld

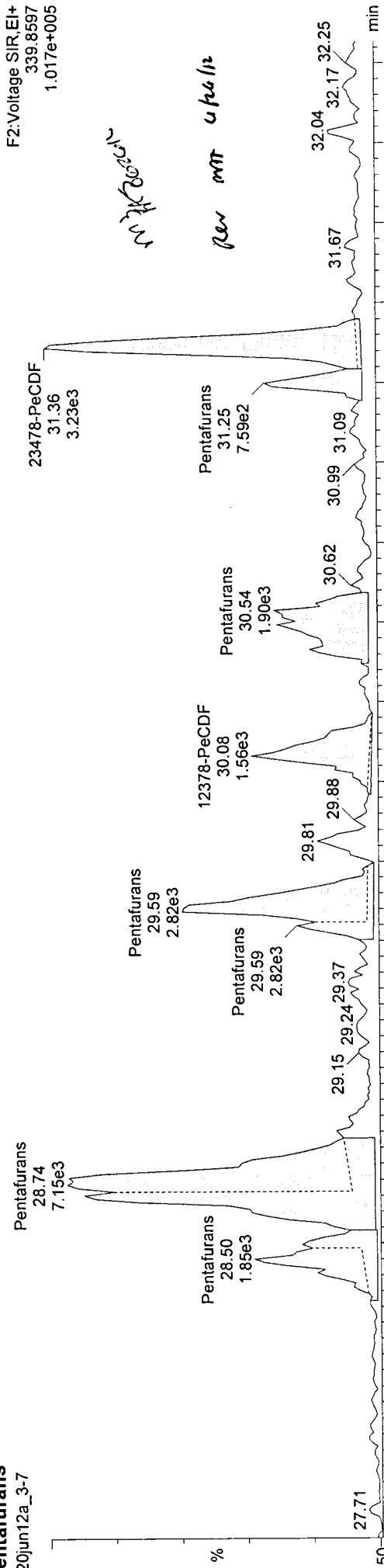
Last Altered: Tuesday, June 26, 2012 16:16:38 Eastern Daylight Time

Printed: Tuesday, June 26, 2012 16:18:13 Eastern Daylight Time

WC 201450

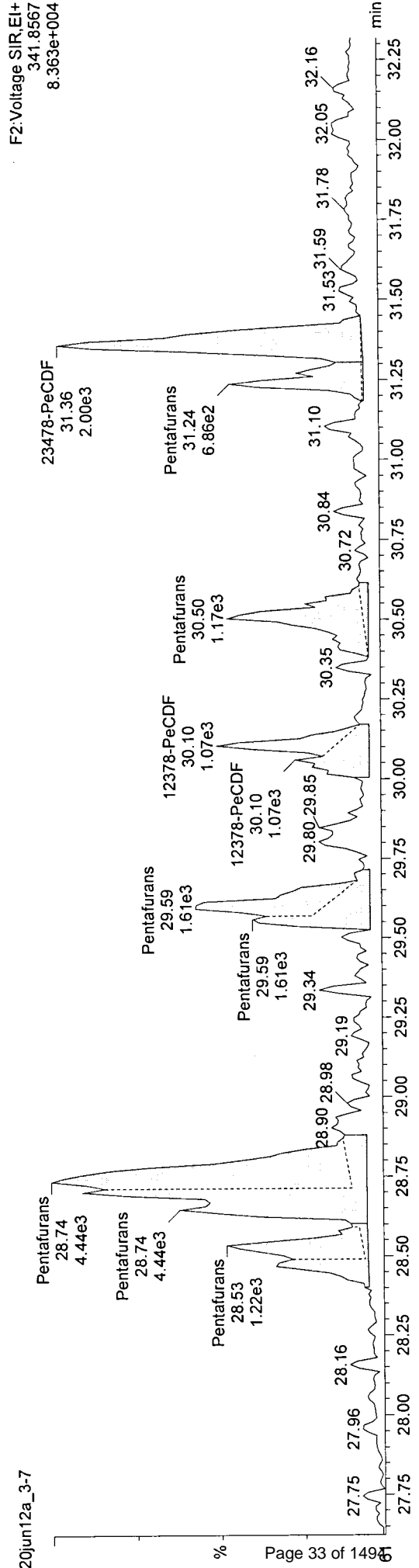
Name: c20jun12a_3-7, ID: 31201450001, Date: 21-Jun-2012, Time: 02:30:14, Submitter: HRD1734, Description: JW-EA58-COMP-120507, User: KAS

Pentafurans
c20jun12a_3-7



F2: Voltage SIR, EI+
339.8597
1.017e+005

c20jun12a_3-7



F2: Voltage SIR, EI+
341.8567
8.363e+004

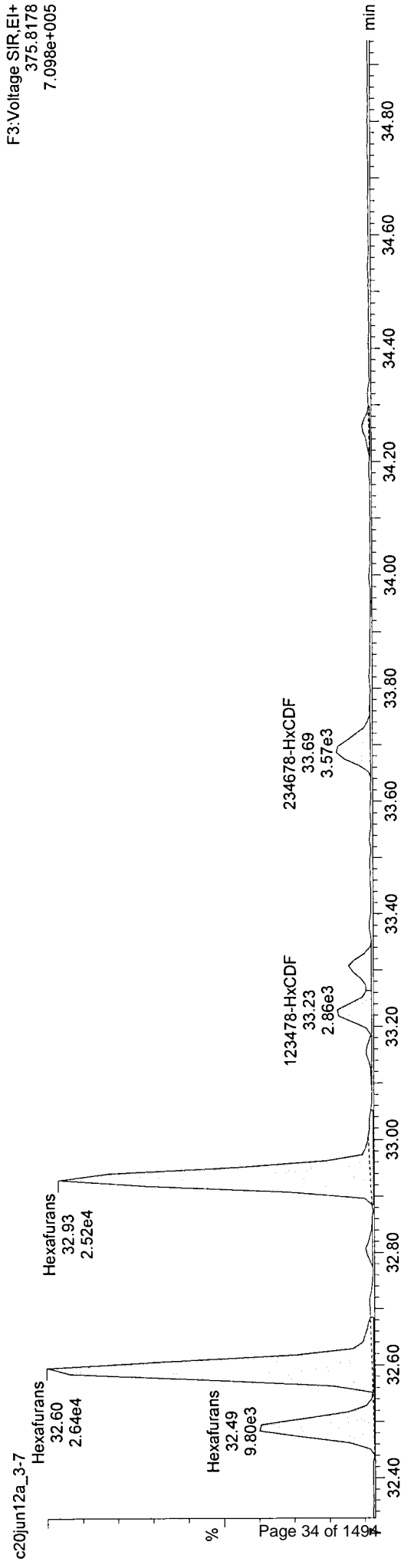
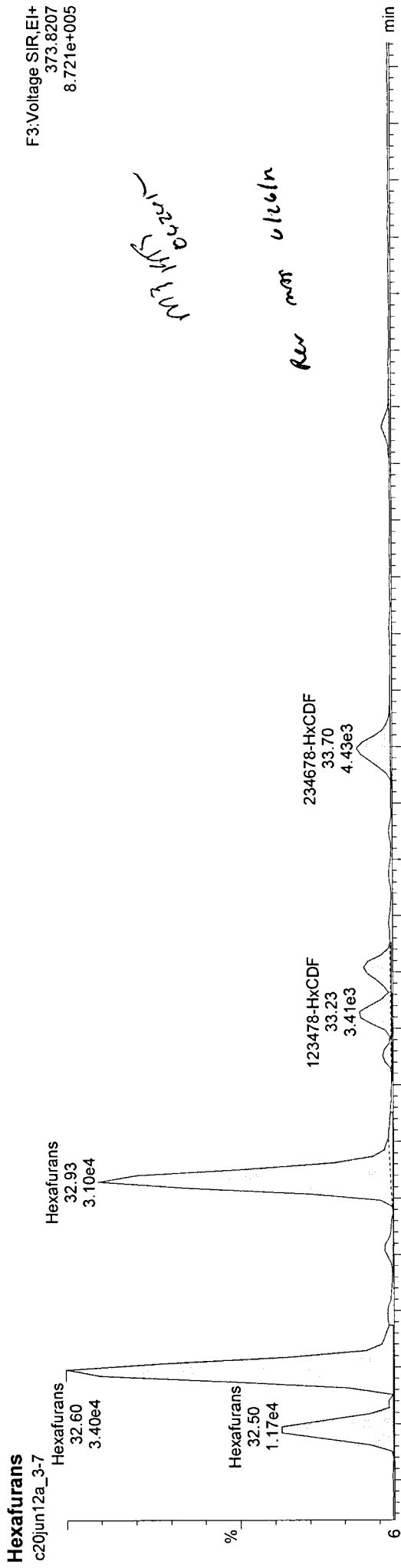
Quantify Sample Report
Manual Integrations

MassLynx 4.1 SCN627

Dataset: Z:\Default.pro\Results\c20jun12a_3-7a.qld

Last Altered: Tuesday, June 26, 2012 16:16:38 Eastern Daylight Time
Printed: Tuesday, June 26, 2012 16:18:13 Eastern Daylight Time

Name: c20jun12a_3-7, ID: 31201450001, Date: 21-Jun-2012, Time: 02:30:14, Submitter: HRD1734, Description: JW-EA58-COMP-120507, User: KAS




Dataset: Z:\Default.pro\Results\c20jun12a_3-7a.qld

Last Altered: Tuesday, June 26, 2012 16:16:38 Eastern Daylight Time
Printed: Tuesday, June 26, 2012 16:18:13 Eastern Daylight Time

Name: c20jun12a_3-7, ID: 31201450001, Date: 21-Jun-2012, Time: 02:30:14, Submitter: HRD1734, Description: JW-EA58-COMP-120507, User: KAS

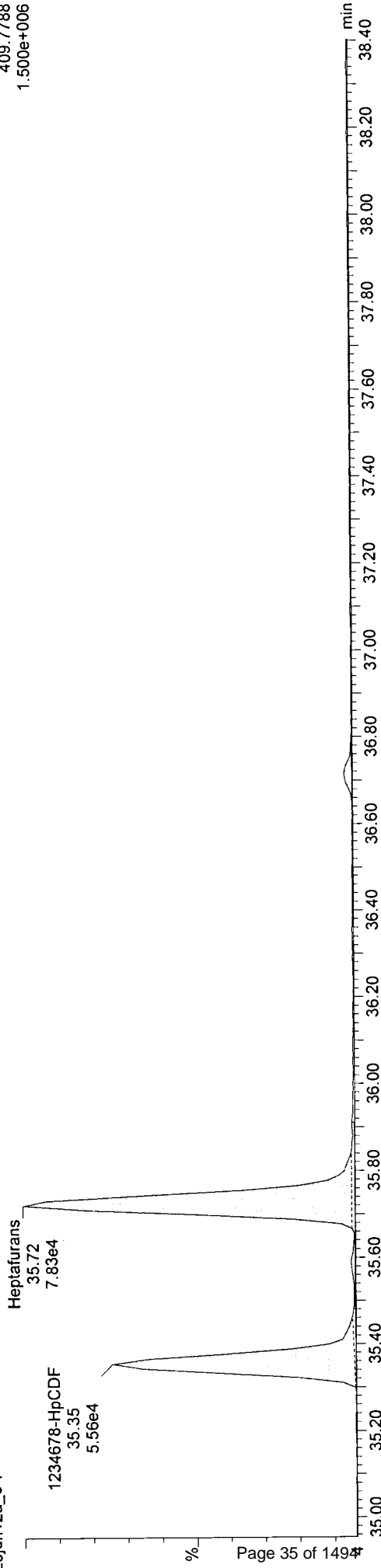
Heptafurans
c20jun12a_3-7

F4:Voltage SIR, EI+
407.7818
1.501e+006



c20jun12a_3-7

F4:Voltage SIR, EI+
409.7788
1.500e+006



Quantify Sample Summary Report MassLynx 4.1
 ### Sample Summary ###

Dataset: C:\MassLynx\Default.pro\Results\c20jun12a_3-7a.qld

Last Altered: Tuesday, 6/26/2012 3:24:05 PM Eastern Daylight Time
 Printed: Tuesday, 6/26/2012 3:24:40 PM Eastern Daylight Time

1201450

Method: Untitled 26 Jun 2012 08:27:35
 Calibration: C:\MassLynx\Default.pro\Curvedb\B5MS-0042012_1613.cdb 08 May 2012 08:31:36

Name: c20jun12a_3-7
 Date: 21-Jun-2012
 Time: 02:30:14
 ID: 31201450001
 Submitter: HRD1734
 Task: HRMS3
 Description: JW-EA58-COMP-120507

Name	Response	Ion1Area	Ion2Area	RA	RAFail?	RRT	RT	pg/μL	EDL	Height1	Noise1	SN1	Height2	Noise2	SN2	M1	M2	MR
1 2378-TCDD	1.058e3	3.973e2	6.609e2	0.60	YES	1.0013	25.59	0.140	0.0474	5.554e3	909	6.1	8.142e3	672	12.1	bb	db	1.075
2 12378-PeCDD	2.236e3	1.414e3	8.221e2	1.72	NO	1.0000	31.62	0.338	0.0430	2.048e4	1125	18.2	1.792e4	1256	14.3	bb	bb	1.039
3 123478-HxCDD	2.641e3	1.372e3	1.269e3	1.08	NO	1.0000	33.81	0.479	0.0630	4.046e4	1508	26.8	3.519e4	1672	21.0	dd	bd	1.065
4 123678-HxCDD	3.168e4	1.708e4	1.459e4	1.17	NO	1.0020	33.88	5.710	0.0645	3.750e5	1508	248.7	3.269e5	1672	195.5	dd	dd	0.996
5 123789-HxCDD	1.371e4	7.734e3	5.980e3	1.29	NO	1.0069	34.04	2.478	0.0638	1.589e5	1508	105.4	1.340e5	1672	80.1	dd	db	1.029
6 1234678-HpCDD	3.382e5	1.728e5	1.654e5	1.04	NO	1.0003	36.29	65.530	0.1817	2.933e6	3807	770.4	2.821e6	2507	1125.5	bb	bb	1.055
7 OCDD	1.749e6	8.364e5	9.123e5	0.92	NO	1.0002	39.27	476.212	0.1995	9.323e6	1316	7086.3	1.050e7	2009	5225.6	bb	bb	1.063
8 2378-TCDF	5.660e3	2.405e3	3.255e3	0.74	NO	1.0013	24.68	0.546	0.0472	2.847e4	1068	26.7	3.361e4	1149	29.3	bb	dd	0.980
9 12378-PeCDF	1.938e3	1.473e3	4.652e2	3.17	YES	1.0004	30.08	0.229	0.1053	1.817e4	2645	6.9	1.177e4	1207	9.8	bb	bb	0.980
10 23478-PeCDF	5.108e3	3.118e3	1.990e3	1.57	NO	1.0000	31.36	0.554	0.0579	4.823e4	2645	18.2	3.022e4	1207	25.0	db	db	1.022
11 123478-HxCDF	6.112e3	3.255e3	2.857e3	1.14	NO	1.0003	33.23	0.850	0.0553	7.847e4	2681	29.3	6.949e4	1505	46.2	dd	dd	1.183
12 123678-HxCDF	4.850e3	2.898e3	1.952e3	1.48	YES	1.0003	33.31	0.488	0.0467	6.687e4	2681	24.9	4.681e4	1505	31.1	db	db	1.168
13 234678-HxCDF	7.999e3	4.429e3	3.570e3	1.24	NO	1.0003	33.70	0.865	0.0510	8.526e4	2681	31.8	6.979e4	1505	46.4	bb	bb	1.178
14 123789-HxCDF	1.498e3	8.934e2	6.048e2	1.48	YES	1.0010	34.26	0.199	0.0675	1.987e4	2681	7.4	1.453e4	1505	9.7	bb	bb	1.110
15 1234678-HpCDF	1.100e5	5.615e4	5.380e4	1.04	NO	1.0003	35.35	11.783	0.0355	1.101e6	1413	779.2	1.055e6	1260	837.5	bb	bb	1.389
16 1234789-HpCDF	4.532e3	2.213e3	2.319e3	0.95	NO	1.0003	36.71	0.665	0.0564	3.428e4	1413	24.3	3.519e4	1260	27.9	bb	bb	1.389
17 OCDF	1.062e5	5.011e4	5.609e4	0.89	NO	1.0043	39.43	23.826	0.0624	6.462e5	503	1284.4	6.991e5	759	920.6	bd	bb	1.290
18 ES:13C-2378-TCDD	7.026e5	3.127e5	3.900e5	0.80	NO	1.0285	25.56	88.674	0.0647	3.449e6	1588	2172.1	4.342e6	834	5204.2	bb	bb	0.991
19 ES:13C-12378-PeCDD	6.363e5	3.629e5	2.734e5	1.33	NO	1.2724	31.62	95.304	0.0549	7.605e6	900	8453.0	5.028e6	833	6037.2	bb	bb	0.835
20 ES:13C-123478-HxCDD	5.183e5	2.892e5	2.291e5	1.26	NO	0.9935	33.81	77.218	0.0256	6.613e6	728	9083.7	5.225e6	808	6463.2	bd	bd	0.971
21 ES:13C-123678-HxCDD	5.572e5	3.123e5	2.449e5	1.27	NO	0.9935	33.81	80.225	0.0248	6.937e6	728	9528.7	5.403e6	808	6683.0	bd	bd	1.005
22 ES:13C-1234678-HpCDD	4.892e5	2.549e5	2.342e5	1.09	NO	1.0660	36.28	79.174	0.0699	4.291e6	2070	2072.8	3.934e6	1786	2202.7	bb	bb	0.894
23 ES:13C-OCDD	6.908e5	3.273e5	3.635e5	0.90	NO	1.1536	39.26	114.675	0.0394	3.713e6	1169	3177.1	4.028e6	952	4230.0	bd	bb	0.871
24 ES:13C-2378-TCDF	1.059e6	4.691e5	5.894e5	0.80	NO	0.9921	24.65	84.854	0.0390	5.306e6	1160	4575.8	6.735e6	1138	5915.6	bb	bb	1.561
25 ES:13C-12378-PeCDF	8.647e5	5.312e5	3.335e5	1.59	NO	1.2102	30.07	81.825	0.0666	5.735e6	1558	3680.2	3.633e6	1767	2056.2	bb	bb	1.322

Quantify Sample Summary Report

MassLynx 4.1

Sample Summary

Dataset: C:\MassLynx\Default.pro\Results\c20jun12a_3-7a.qld

Last Altered: Tuesday, 6/26/2012 3:24:05 PM Eastern Daylight Time
 Printed: Tuesday, 6/26/2012 3:24:40 PM Eastern Daylight Time

201450

Name: c20jun12a_3-7

Date: 21-Jun-2012

Time: 02:30:14

ID: 31201450001

Submitter: HRD1734

Task: HRMS3

Description: JW-EA58-COMP-120507

Name	Response	Ion1Area	Ion2Area	RA	RAFail?	RRT	RT	pg/μL	EDL	Height1	Noise1	SN1	Height2	Noise2	SN2	M1	M2	MR
26	ES:13C-23478-PeCDF	9.020e5	5.523e5	3.497e5	1.58	NO	1.2621	31.36	0.0686	9.962e6	1558	6392.6	6.179e6	1767	3497.0	bb	bb	1.284
27	ES:13C-123478-HxCDF	6.079e5	2.115e5	3.964e5	0.53	NO	0.9761	33.22	0.0678	5.569e6	2449	2273.9	1.028e7	2566	4005.9	bb	bb	1.198
28	ES:13C-123678-HxCDF	8.515e5	2.986e5	5.528e5	0.54	NO	0.9784	33.30	0.0653	6.729e6	2449	2747.4	1.268e7	2566	4940.9	db	db	1.243
29	ES:13C-234678-HxCDF	7.857e5	2.744e5	5.113e5	0.54	NO	0.9899	33.69	0.0661	6.087e6	2449	2485.3	1.165e7	2566	4540.5	bb	bb	1.229
30	ES:13C-123789-HxCDF	6.772e5	2.346e5	4.426e5	0.53	NO	1.0059	34.23	0.0690	4.840e6	2449	1976.1	9.102e6	2566	3547.5	bb	bb	1.177
31	ES:13C-1234678-HpCDF	6.720e5	2.137e5	4.583e5	0.47	NO	1.0386	35.34	0.0943	4.313e6	2582	1670.3	9.187e6	3414	2690.8	bb	bb	1.029
32	ES:13C-1234789-HpCDF	4.905e5	1.523e5	3.383e5	0.45	NO	1.0785	36.70	0.1117	2.647e6	2582	1025.2	5.806e6	3414	1700.4	bb	bb	0.889
33	JS:13C-1234-TCDD	7.992e5	3.529e5	4.463e5	0.79	NO	0.0000	24.85	0.0641	4.170e6	1588	2626.2	5.351e6	834	6412.8	bb	bb	1.000
34	JS:13C-123789-HxCDD	6.912e5	3.852e5	3.060e5	1.26	NO	0.0000	34.03	0.0249	8.604e6	728	1181...	6.819e6	808	8434.9	bb	bb	1.000
35	CS:37Cl-2378-TCDD	1.805e5	1.805e5	-	-	-	1.0291	25.57	0.0131	2.083e6	557	3742.1	-	-	-	-	-	1.124
36	Tetraoxins	-	1.543e4	-	-	-	-	4.545	0.0474	2.114e5	909	-	-	-	-	-	-	1.075
37	Pentadioxins	-	1.738e4	-	-	-	-	3.968	0.0430	2.497e5	1125	-	-	-	-	-	-	1.039
38	Hexadioxins	-	1.315e5	-	-	-	-	41.883	0.0637	2.901e6	1508	-	-	-	-	-	-	1.030
39	Heptadioxins	-	3.576e5	-	-	-	-	135.081	0.1817	6.436e6	3807	-	-	-	-	-	-	1.055
40	Tetrafurans	-	2.982e4	-	-	-	-	6.687	0.0472	3.451e5	1068	-	-	-	-	-	-	0.980
41	Pentafurans (F1)	-	1.753e4	-	-	-	-	3.184	0.0171	1.935e5	415	-	-	-	-	-	-	1.001
42	Pentafurans	-	1.689e4	-	-	-	-	2.971	0.0806	2.453e5	2645	-	-	-	-	-	-	1.001
43	Hexafurans	-	8.864e4	-	-	-	-	18.645	0.0543	2.128e6	2681	-	-	-	-	-	-	1.160
44	Heptafurans	-	1.373e5	-	-	-	-	31.511	0.0443	2.579e6	1413	-	-	-	-	-	-	1.389
45	Hexa Ether	-	-	-	-	-	-	-	-	-	320	-	-	-	-	-	-	-
46	Hepta Ether	-	-	-	-	-	-	-	-	-	453	-	-	-	-	-	-	-
47	Octa Ether	-	-	-	-	-	-	-	-	-	291	-	-	-	-	-	-	-
48	Nona Ether	-	-	-	-	-	-	-	-	-	636	-	-	-	-	-	-	-
49	Deca Ether	-	-	-	-	-	-	-	-	-	331	-	-	-	-	-	-	-
50	F1 Lock Mass	-	-	-	-	-	-	-	0.0000	-	34916	-	-	-	-	-	-	-
51	F2 Lock Mass	-	-	-	-	-	-	-	0.0000	-	79780	-	-	-	-	-	-	-
52	F3 Lock Mass	-	-	-	-	-	-	-	0.0000	-	46638	-	-	-	-	-	-	-
53	F4 Lock Mass	-	-	-	-	-	-	-	-	-	42872	-	-	-	-	-	-	-
54	F5 Lock Mass	-	-	-	-	-	-	-	0.0000	-	33416	-	-	-	-	-	-	-

Quantify Sample Report
Sample Summary ###
MassLynx 4.1

Dataset: C:\MassLynx\Default.pro\Results\c20jun12a_3-7a.qld

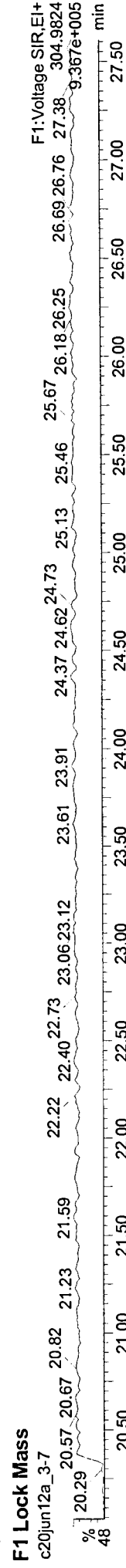
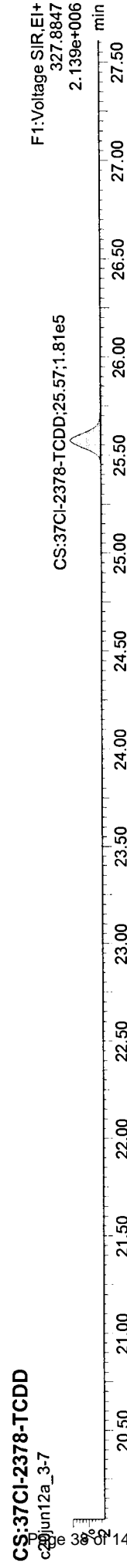
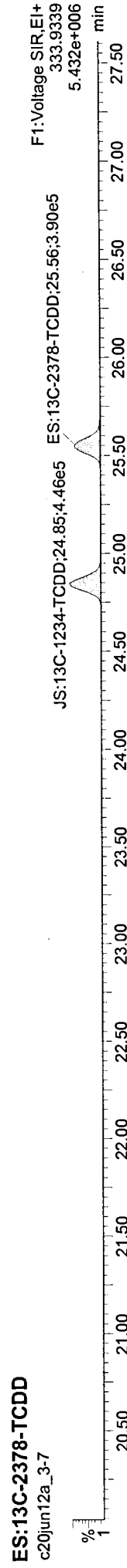
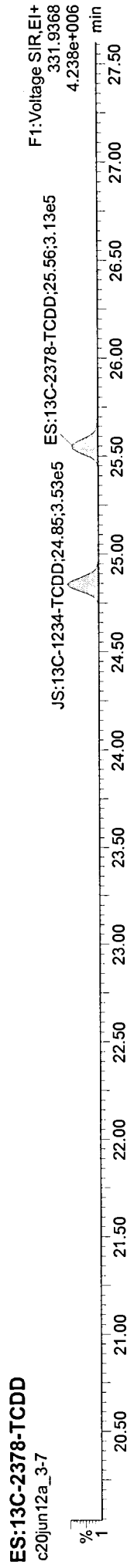
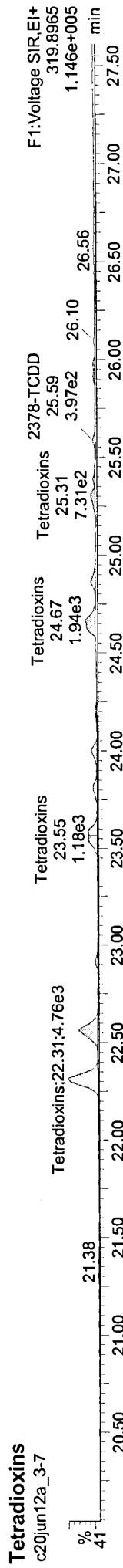
Last Altered: Tuesday, 6/26/2012 3:24:05 PM Eastern Daylight Time
Printed: Tuesday, 6/26/2012 3:24:40 PM Eastern Daylight Time

1201450

Method: Untitled 26 Jun 2012 08:27:35

Calibration: C:\MassLynx\Default.pro\Curvedb\B5MS-0042012_1613.cdb 08 May 2012 08:31:36

Name: c20jun12a_3-7, ID: 31201450001, User: KAS, Instrument: , Submitter: HRD1734, Task: HRMS3, Description: JW-EA58-COMP-120507


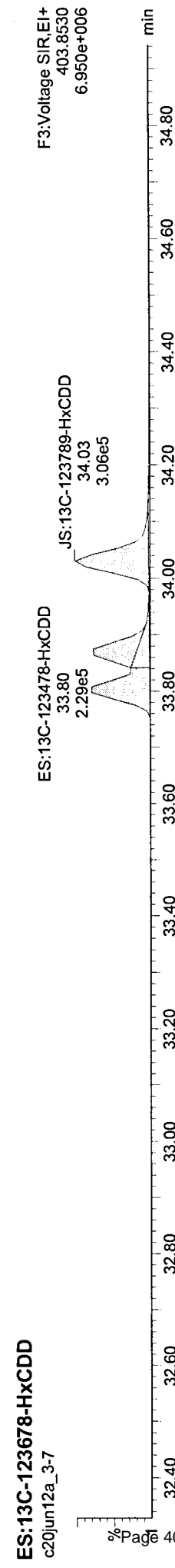
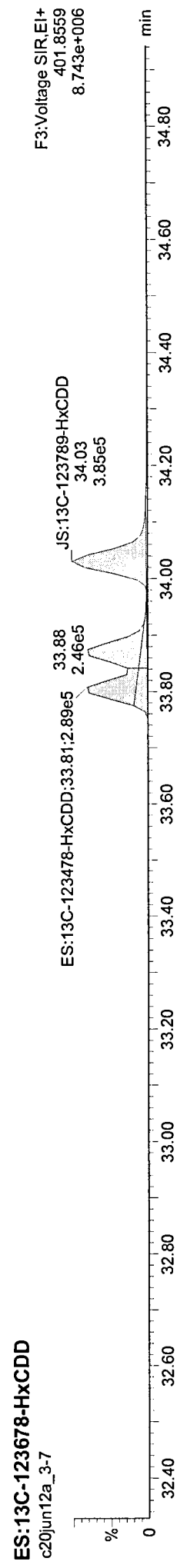
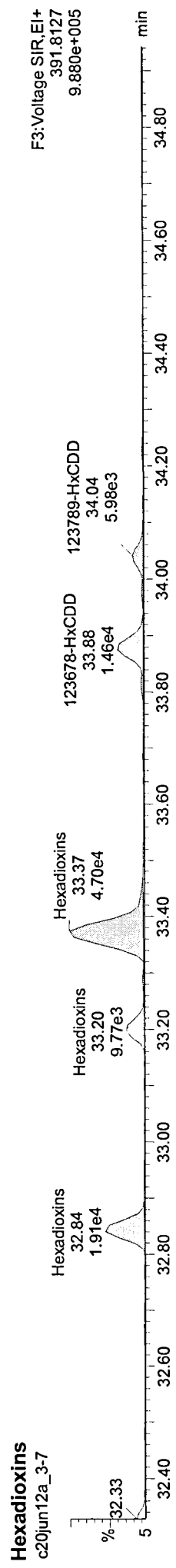
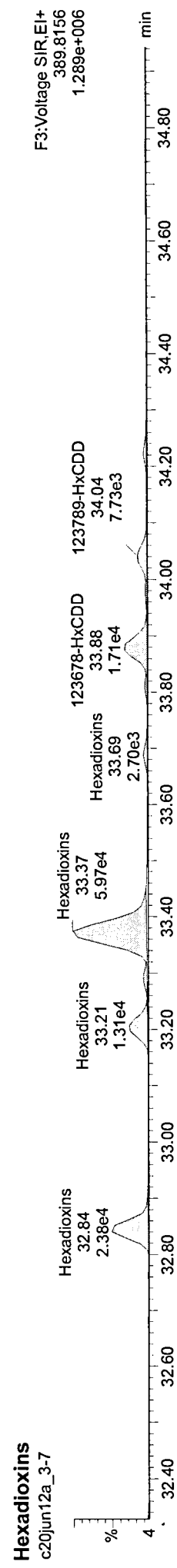


Dataset: C:\MassLynx\Default.pro\Results\c20jun12a_3-7a.qld

Last Altered: Tuesday, 6/26/2012 3:24:05 PM Eastern Daylight Time
Printed: Tuesday, 6/26/2012 3:24:40 PM Eastern Daylight Time

201450

Name: c20jun12a_3-7, ID: 31201450001, User: KAS, Instrument: , Submitter: HRD1734, Task: HRMS3, Description: JW-EA58-COMP-120507



Quantify Sample Report MassLynx 4.1

Sample Summary

Dataset: C:\MassLynx\Default.pro\Results\c20jun12a_3-7a.qld

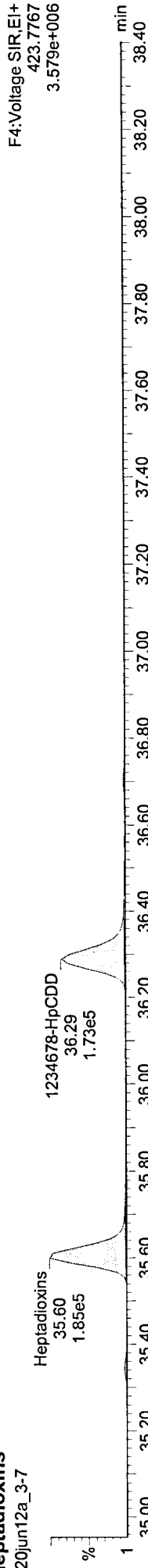
Last Altered: Tuesday, 6/26/2012 3:24:05 PM Eastern Daylight Time
Printed: Tuesday, 6/26/2012 3:24:40 PM Eastern Daylight Time

1201450

Name: c20jun12a_3-7, ID: 31201450001, User: KAS, Instrument: HRD1734, Task: HRMS3, Description: JW-EA58-COMP-120507

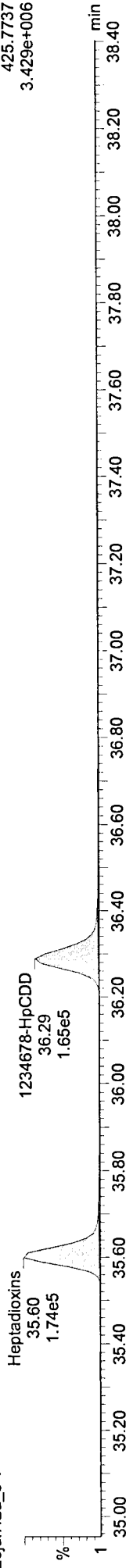
Heptadioxins

c20jun12a_3-7




Heptadioxins

c20jun12a_3-7




ES:13C-1234678-HpCDD

c20jun12a_3-7




ES:13C-1234678-HpCDD

c20jun12a_3-7



F4: Lock Mass

c20jun12a_3-7



Quantify Sample Report MassLynx 4.1

Sample Summary

Dataset: C:\MassLynx\Default.pro\Results\c20jun12a_3-7a.qld

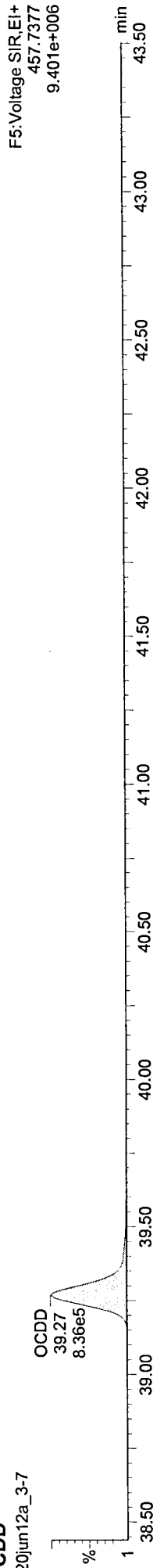
Last Altered: Tuesday, 6/26/2012 3:24:05 PM Eastern Daylight Time
Printed: Tuesday, 6/26/2012 3:24:40 PM Eastern Daylight Time

W 201450

Name: c20jun12a_3-7, ID: 31201450001, User: KAS, Instrument: , Submitter: HRD1734, Task: HRMS3, Description: JW-EA58-COMP-120507


OCDD

c20jun12a_3-7



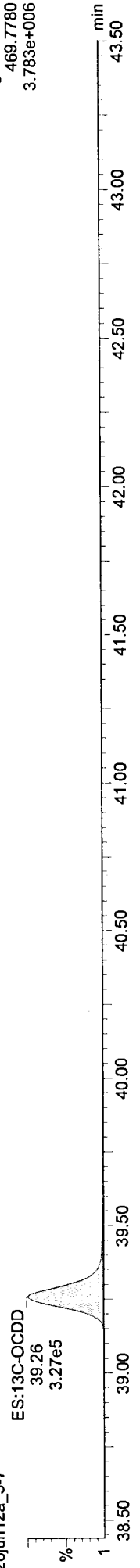
OCDD

c20jun12a_3-7



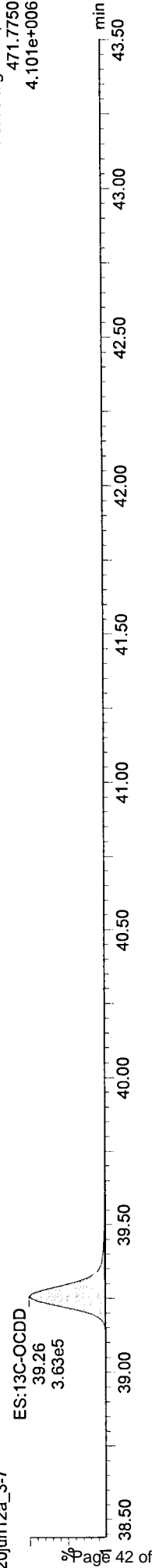
ES:13C-OCDD

c20jun12a_3-7



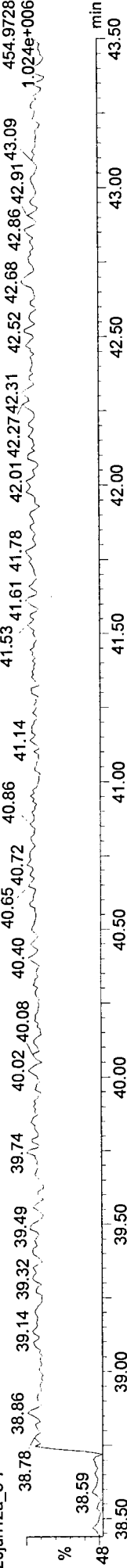
ES:13C-OCDD

c20jun12a_3-7



F5 Lock Mass

c20jun12a_3-7



Quantify Sample Report

Sample Summary

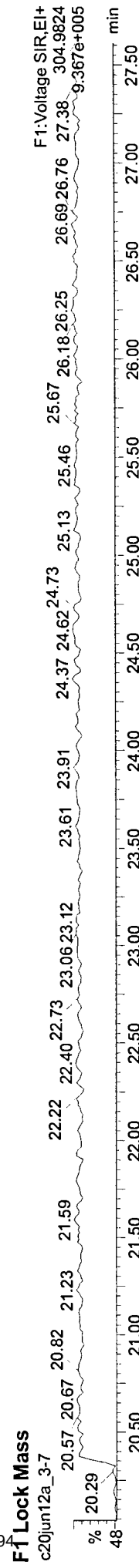
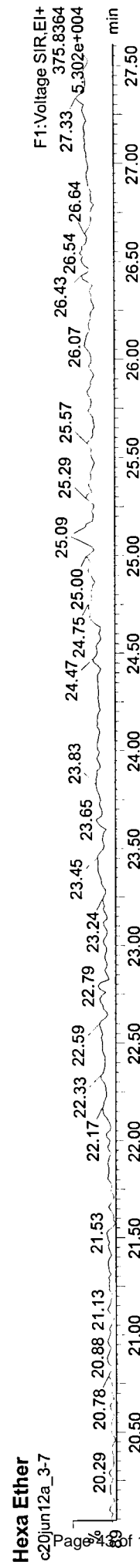
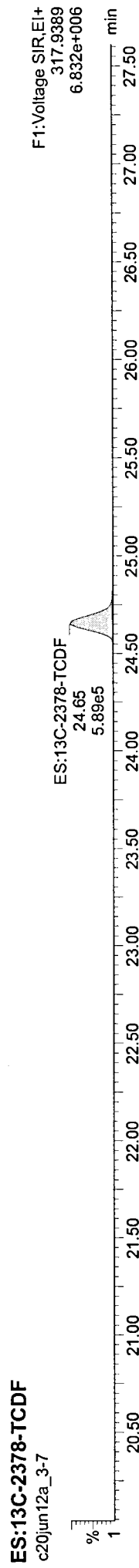
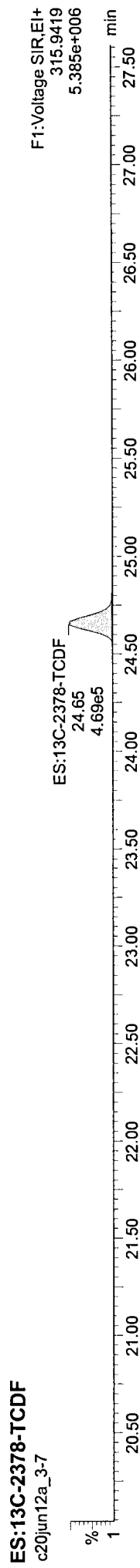
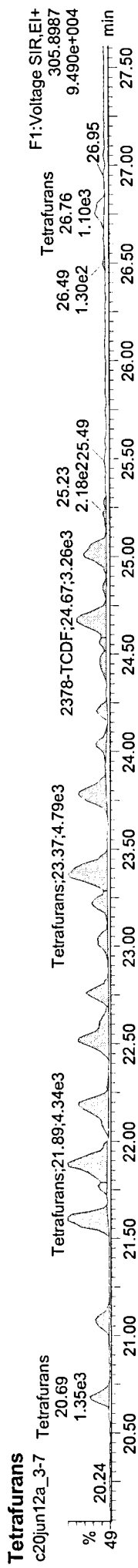
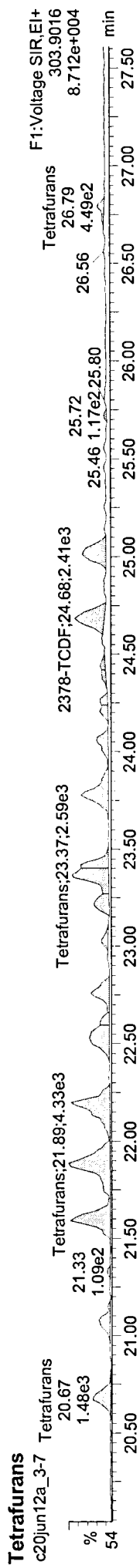
MassLynx 4.1

Dataset: C:\MassLynx\Default.pro\Results\c20jun12a_3-7a.qld

Last Altered: Tuesday, 6/26/2012 3:24:05 PM Eastern Daylight Time
Printed: Tuesday, 6/26/2012 3:24:40 PM Eastern Daylight Time

201450

Name: c20jun12a_3-7, ID: 31201450001, User: KAS, Instrument: , Submitter: HRD1734, Task: HRMS3, Description: JW-EA58-COMP-120507



Quantify Sample Report MassLynx 4.1

Sample Summary

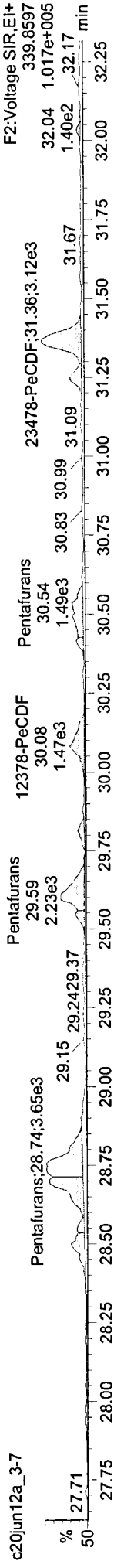
Dataset: C:\MassLynx\Default.pro\Results\c20jun12a_3-7a.qld

Last Altered: Tuesday, 6/26/2012 3:24:05 PM Eastern Daylight Time
Printed: Tuesday, 6/26/2012 3:24:40 PM Eastern Daylight Time

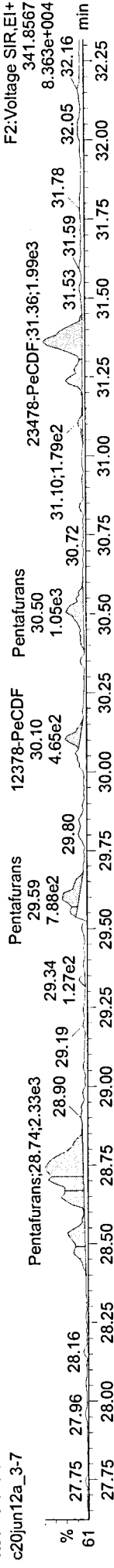
1201450

Name: c20jun12a_3-7, ID: 31201450001, User: KAS, Instrument: , Submitter: HRD1734, Task: HRMS3, Description: JW-EA58-COMP-120507

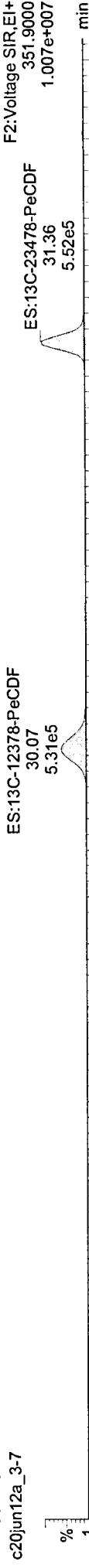
12378-PeCDF



12378-PeCDF




ES:13C-12378-PeCDF



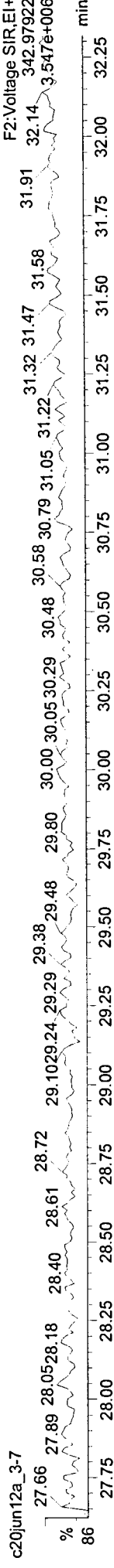
ES:13C-12378-PeCDF



Hepta Ether



F2 Lock Mass



Quantify Sample Report

Sample Summary

MassLynx 4.1

Dataset: C:\MassLynx\Default.pro\Results\c20jun12a_3-7a.qld

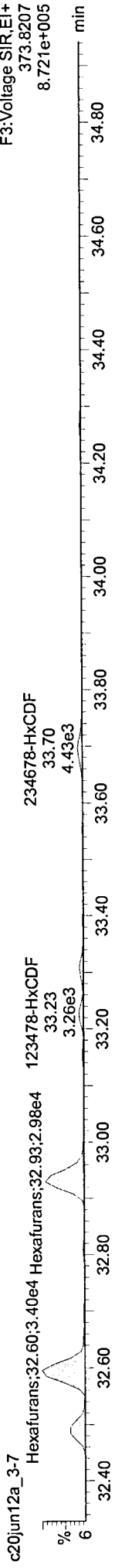
Last Altered: Tuesday, 6/26/2012 3:24:05 PM Eastern Daylight Time

Printed: Tuesday, 6/26/2012 3:24:40 PM Eastern Daylight Time

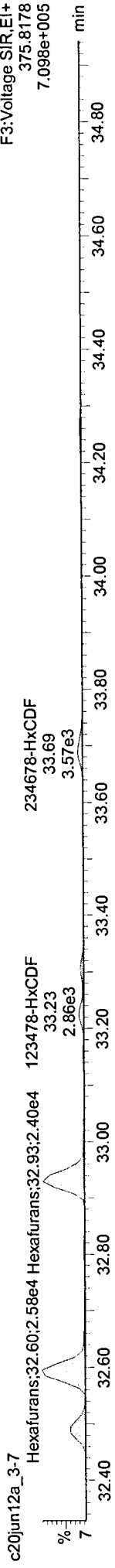
201450

Name: c20jun12a_3-7, ID: 31201450001, User: KAS, Instrument: , Submitter: HRD1734, Task: HRMS3, Description: JW-EA58-COMP-120507

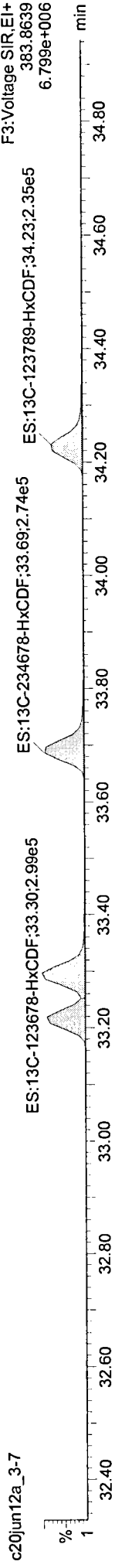
Hexafurans



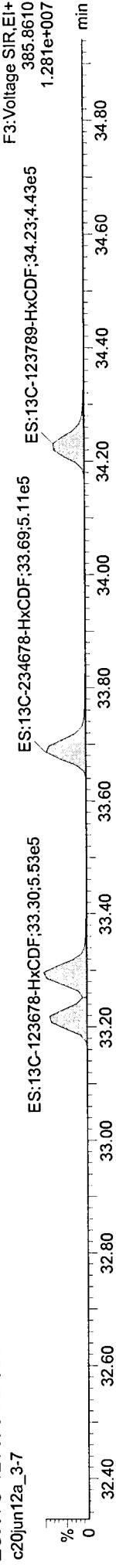
Hexafurans



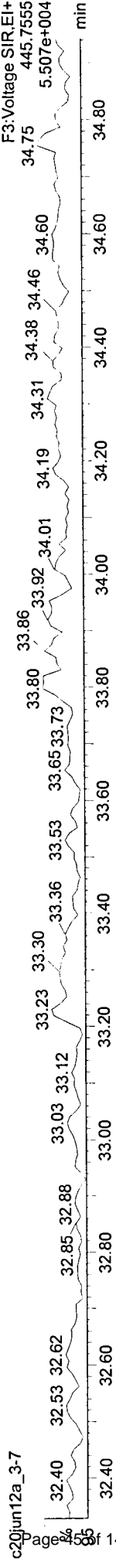
ES:13C-123678-HxCDF



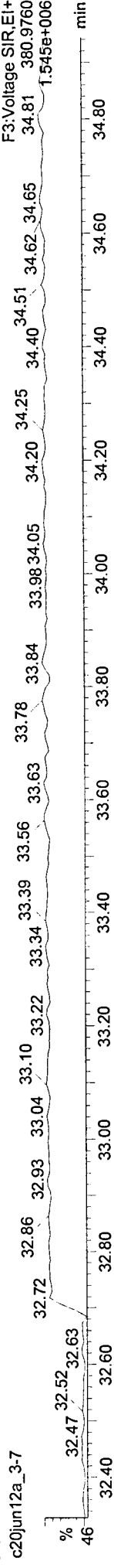
ES:13C-123678-HxCDF



Octa Ether



F3 Lock Mass



Quantify Sample Report MassLynx 4.1

Sample Summary

Dataset: C:\MassLynx\Default.pro\Results\c20jun12a_3-7a.qld


Last Altered: Tuesday, 6/26/2012 3:24:05 PM Eastern Daylight Time
Printed: Tuesday, 6/26/2012 3:24:40 PM Eastern Daylight Time

1201450

Name: c20jun12a_3-7, ID: 31201450001, User: KAS, Instrument: , Submitter: HRD1734, Task: HRMS3, Description: JW-EA58-COMP-120507

Heptafurans

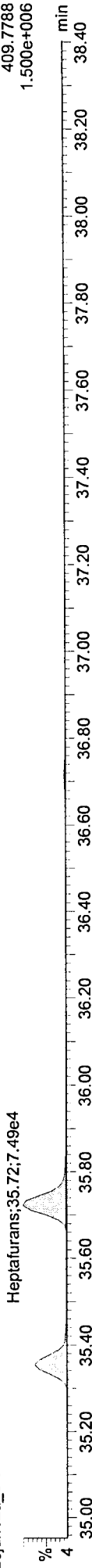
c20jun12a_3-7



F4: Voltage SIR, EI+
407.7818
1.501e+006

Heptafurans

c20jun12a_3-7



F4: Voltage SIR, EI+
409.7788
1.500e+006

ES: 13C-1234678-HpCDF

c20jun12a_3-7

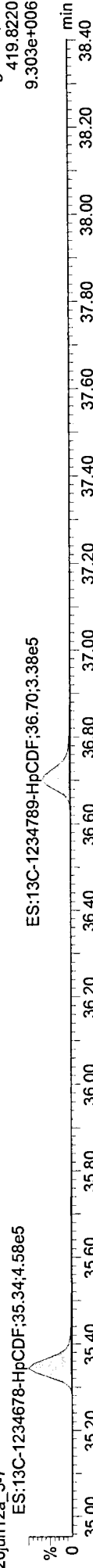


ES: 13C-1234789-HpCDF
36.70
1.52e5

F4: Voltage SIR, EI+
417.8253
4.389e+006

ES: 13C-1234678-HpCDF

c20jun12a_3-7

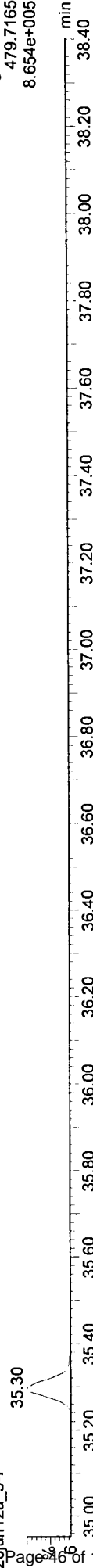


ES: 13C-1234789-HpCDF: 36.70; 3.38e5

F4: Voltage SIR, EI+
419.8220
9.303e+006

Nona Ether

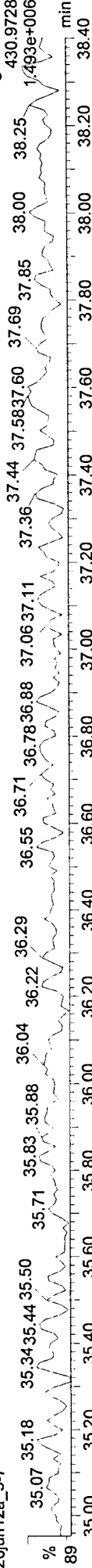
c20jun12a_3-7



F4: Voltage SIR, EI+
479.7165
8.654e+005

F4 Lock Mass

c20jun12a_3-7



F4: Voltage SIR, EI+
430.9728
1.493e+006

Quantify Sample Report MassLynx 4.1

Sample Summary

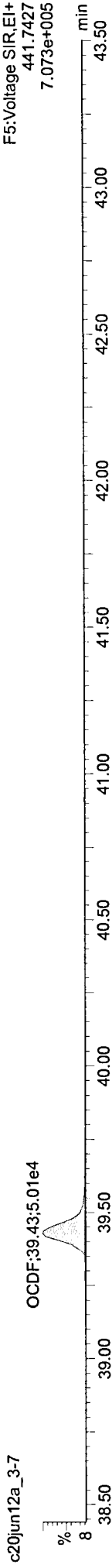
Dataset: C:\MassLynx\Default.pro\Results\c20jun12a_3-7a.qld

Last Altered: Tuesday, 6/26/2012 3:24:05 PM Eastern Daylight Time
Printed: Tuesday, 6/26/2012 3:24:40 PM Eastern Daylight Time

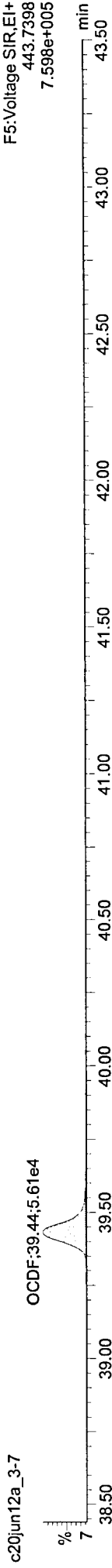
201450

Name: c20jun12a_3-7, ID: 31201450001, User: KAS, Instrument: , Submitter: HRD1734, Task: HRMS3, Description: JW-EA58-COMP-120507


OCDF




OCDF



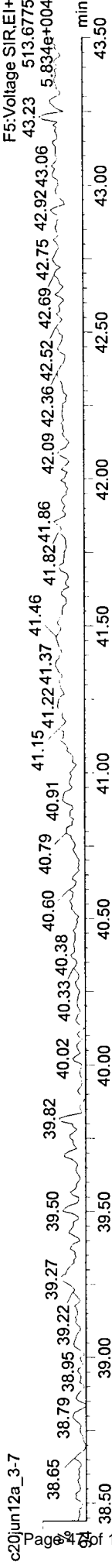
ES:13C-OCDD



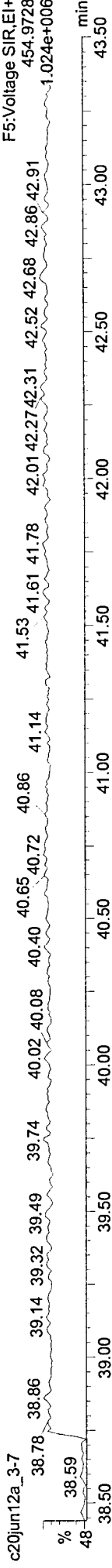
ES:13C-OCDD



Deca Ether



F5 Lock Mass



Quantify Sample Report

Sample Summary

MassLynx 4.1

Dataset: C:\MassLynx\Default.pro\Results\c20jun12a_3-7a.qld

Last Altered: Tuesday, 6/26/2012 3:24:05 PM Eastern Daylight Time


Printed: Tuesday, 6/26/2012 3:24:40 PM Eastern Daylight Time

W 1201450

Name: c20jun12a_3-7, ID: 31201450001, User: KAS, Instrument: , Submitter: HRD1734, Task: HRMS3, Description: JW-EA58-COMP-120507

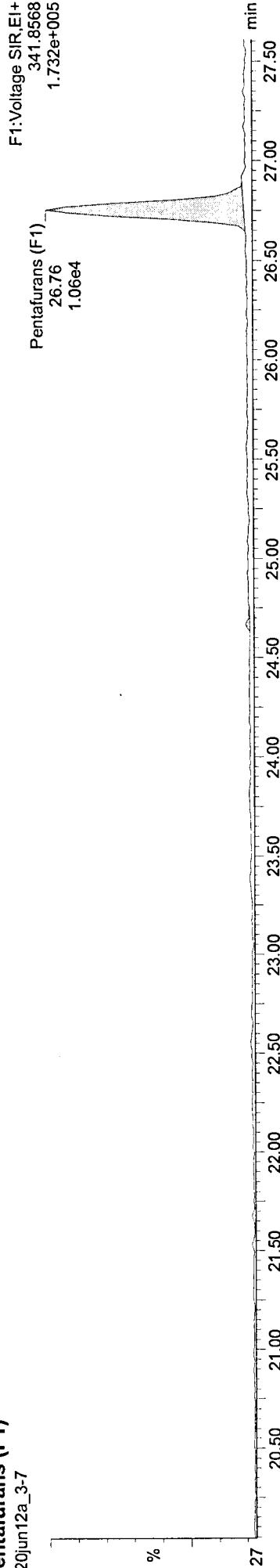
Pentafurans (F1)

c20jun12a_3-7



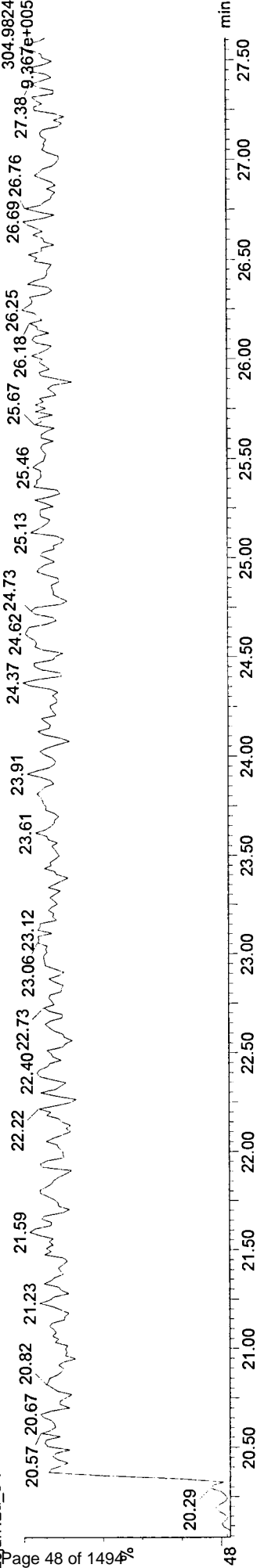
Pentafurans (F1)

c20jun12a_3-7



F1 Lock Mass

c20jun12a_3-7



Dataset: C:\MassLynx\Default.pro\Results\c21jun12b-13_confirms.qld

Last Altered: Friday, 6/22/2012 4:04:56 PM Eastern Daylight Time
Printed: Friday, 6/22/2012 4:23:15 PM Eastern Daylight Time

31201450

Method: Untitled 01 May 2012 20:49:45
Calibration: C:\MassLynx\Default.PRO\CurveDB\VF\Xms-Confirm_c08dec11b.cdb 09 Dec 2011 09:13:48

Name: c21jun12b-12 ✓
Date: 21-Jun-2012 ✓
Time: 17:11:19 ✓
ID: 31201450001 ✓
User: KAS
Submitter: *HRMS3*
Task: HRMS3

Name	Response	Ion1Area	Ion2Area	RA	RAFail?	RRT	RT	pg/ul	EDL	SN1	SN2	M	Height1	Noise1	Height2	Noise2
2378-TCDF	4.345e3	1.752e3	2.593e3	0.68	NO	1.0015	22.15	0.487	0.1005	8.8	14.5	MM	2.280e4	2579	3.555e4	2454
ES:13C-2378-TCDF	7.573e5	3.350e5	4.224e5	0.79	NO	1.0037	22.11	59.002	0.0302	3910.9	6079.8	bb	4.701e6	1202	5.939e6	977
JS:13C-1234-TCDD	5.630e5	2.479e5	3.151e5	0.79	NO	0.0000	22.03	100.000	0.0651	2939.8	4935.9	bb	3.481e6	1184	4.316e6	875
Tetrafurans	-	3.601e4	-	-	-	-	-	7.450	0.1005	-	-	-	4.266e5	2579	-	-
F1 Lock Mass	-	-	-	-	-	-	-	-	-	-	-	-	-	48791	-	-

$$[TCDF] = \frac{4.345e3}{7.573e5} \left(\frac{2000pg}{14.25g \times 0.504} \right) \left(\frac{1}{1.1776} \right) = 1.36pg/g$$

7-3-12

Quantify Sample Report
Confirms Sample Summary

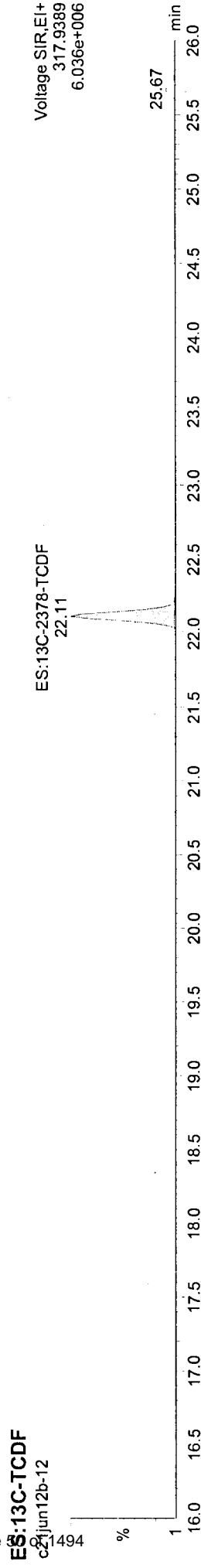
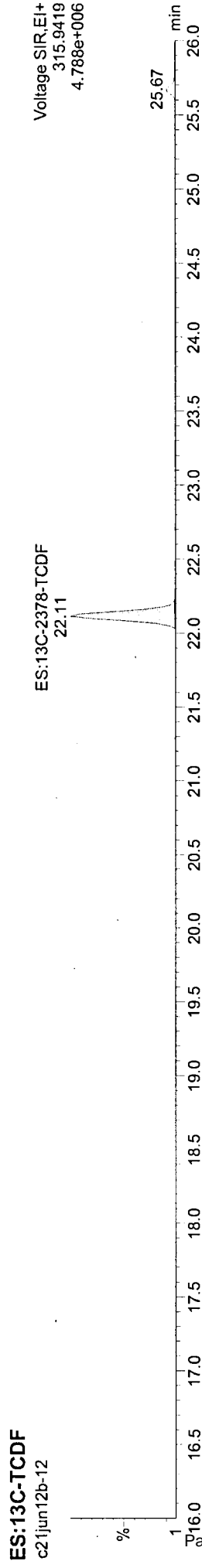
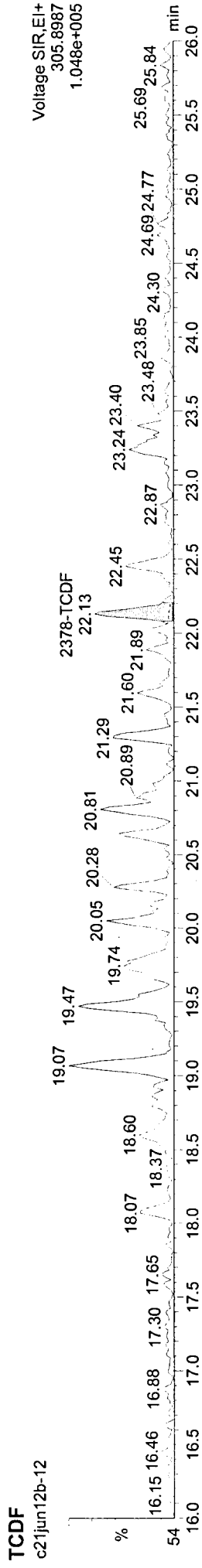
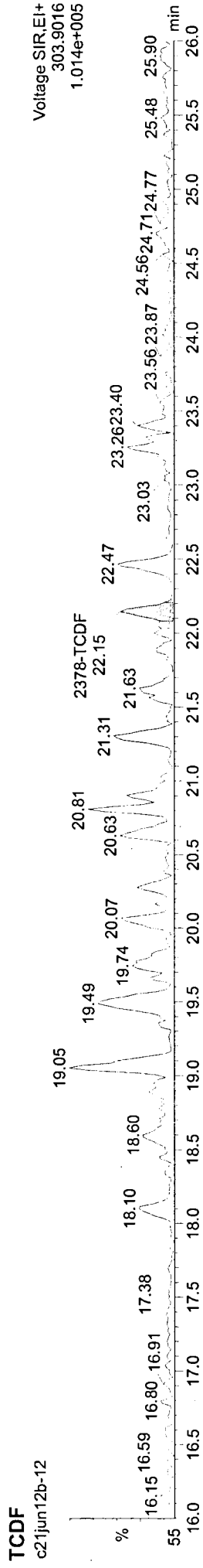
MassLynx 4.1

Dataset: C:\MassLynx\Default.pro\Results\c21jun12b-13_confirms.qld

Last Altered: Friday, 6/22/2012 4:04:56 PM Eastern Daylight Time
Printed: Friday, 6/22/2012 4:23:15 PM Eastern Daylight Time

Method: Untitled 01 May 2012 20:49:45
Calibration: C:\MassLynx\Default.PRO\CurveDB\VF\Xms-Confirm_c08dec11b.cdb 09 Dec 2011 09:13:48

Name: c21jun12b-12, ID: 31201450001



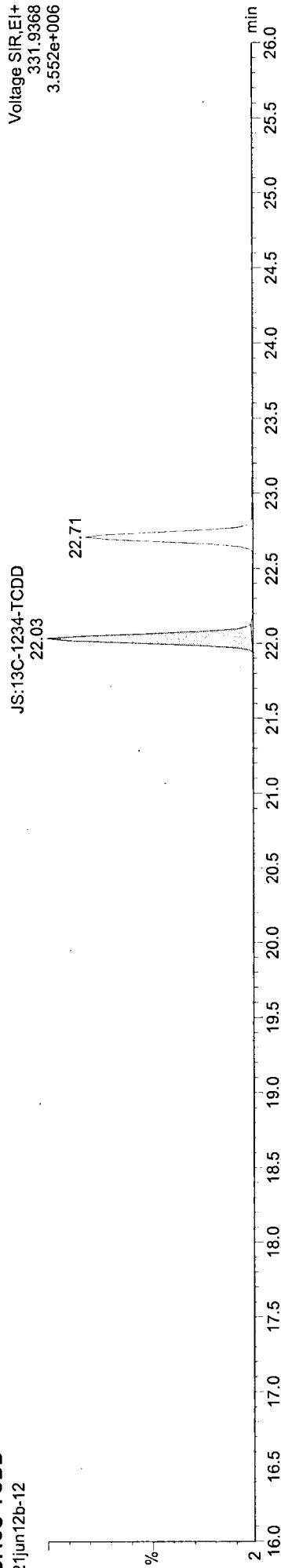
Quantify Sample Report MassLynx 4.1
Confirms Sample Summary

Dataset: C:\MassLynx\Default.pro\Results\c21jun12b-13_confirms.qld

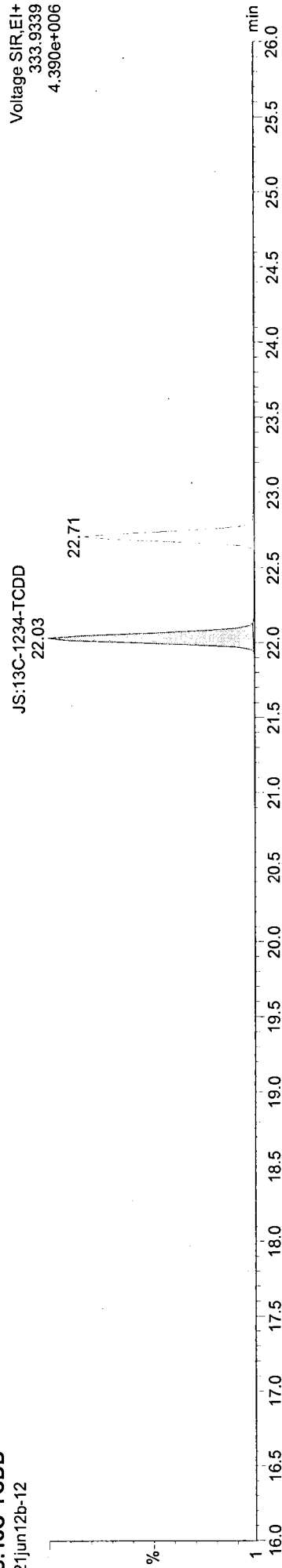
Last Altered: Friday, 6/22/2012 4:04:56 PM Eastern Daylight Time
Printed: Friday, 6/22/2012 4:23:15 PM Eastern Daylight Time

Name: c21jun12b-12, ID: 31201450001

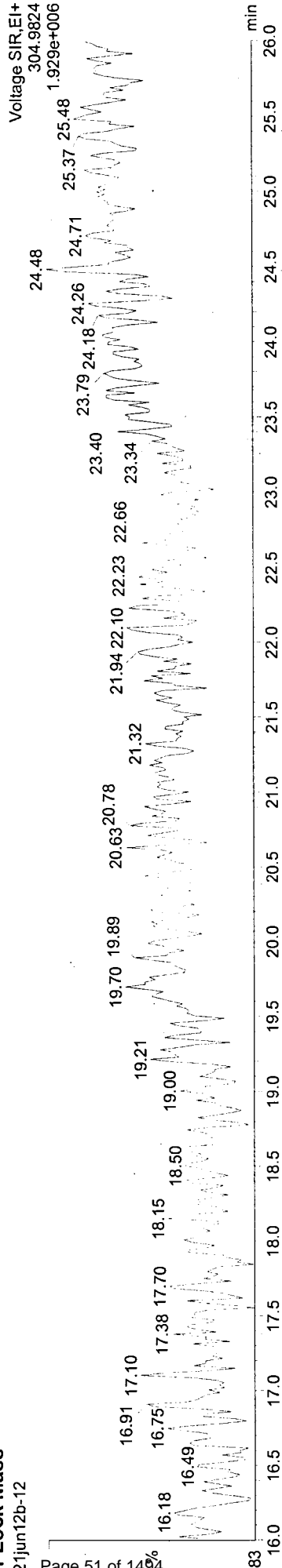
JS:13C-TCDD
c21jun12b-12



JS:13C-TCDD
c21jun12b-12



F1 Lock Mass
c21jun12b-12



Quantify Sample Report

Manual Integrations ###

Dataset: C:\MassLynx\Default.pro\Results\c21jun12b-13_confirms.qld

Last Altered: Friday, 6/22/2012 4:04:56 PM Eastern Daylight Time
Printed: Friday, 6/22/2012 4:15:06 PM Eastern Daylight Time

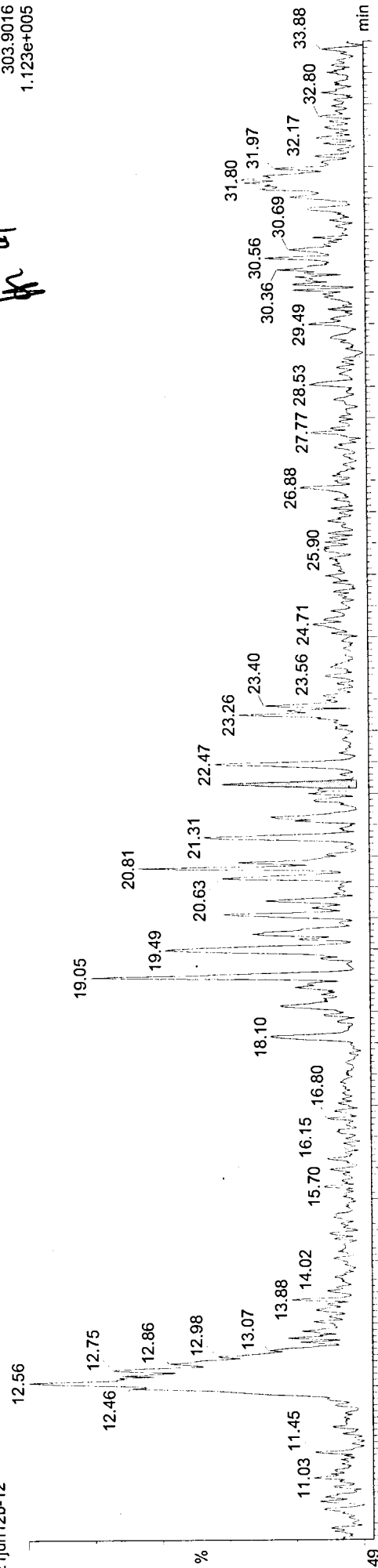
W 201450

Name: c21jun12b-12, ID: 31201450001, Date: 21-Jun-2012, Time: 17:11:19, Submitter: , Description: , User: KAS

2378-TCDF
c21jun12b-12

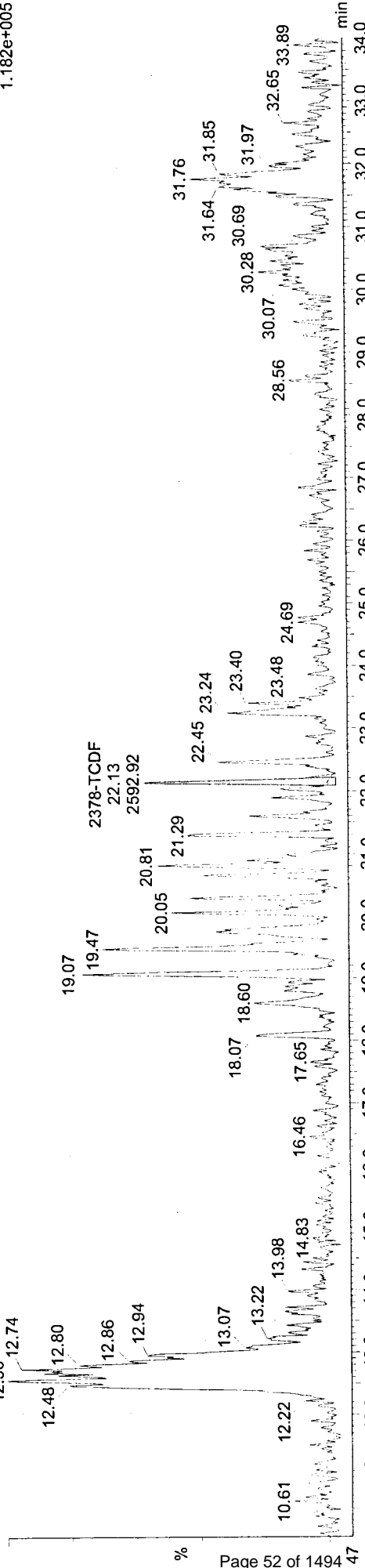
WMS
HR
U/L
U/L

Voltage SIR, EI+
303.9016
1.123e+005



c21jun12b-12

Voltage SIR, EI+
305.8987
1.182e+005



Results of JW-EA08-COMP-120507

Client Sample ID: **JW-EA08-COMP-120507**
 Client Project ID: **Jeld Wen Surface Sediment**
 Lab Sample ID: 31201450002-A
 Lab Project ID: 31201450

Collection Date: 05/07/2012 15:28
 Received Date: 05/09/2012 10:15
 Matrix: Soil-Solid as dry weight
 Solids (%): 51.60

Results by EPA 1613B

Parameter	Result	EMPC	Qual	DL	LOQ/CL	Units	RT	Ratio
2,3,7,8-TCDD	ND		U	0.0819	0.613	pg/g		
1,2,3,7,8-PeCDD	0.464		J	0.171	3.07	pg/g	31.64	1.38
1,2,3,4,7,8-HxCDD		0.677	J	0.224	3.07	pg/g	33.80	1.00*
1,2,3,6,7,8-HxCDD	7.51			0.245	3.07	pg/g	33.88	1.32
1,2,3,7,8,9-HxCDD	2.50		J	0.235	3.07	pg/g	34.04	1.17
1,2,3,4,6,7,8-HpCDD	95.0			0.273	3.07	pg/g	36.28	1.06
OCDD	770			0.293	6.13	pg/g	39.22	0.89
2,3,7,8-TCDF	0.670			0.115	0.613	pg/g	24.70	1.07
2,3,7,8-TCDF [confirm]		0.601	J	0.170	0.613	pg/g	22.15	0.61*
1,2,3,7,8-PeCDF	0.383		J	0.212	3.07	pg/g	30.10	1.75
2,3,4,7,8-PeCDF		0.684	J	0.113	3.07	pg/g	31.36	1.16*
1,2,3,4,7,8-HxCDF		0.952	J	0.0770	3.07	pg/g	33.24	1.03*
1,2,3,6,7,8-HxCDF	0.729		J	0.0692	3.07	pg/g	33.31	1.24
2,3,4,6,7,8-HxCDF	1.18		J	0.0741	3.07	pg/g	33.70	1.23
1,2,3,7,8,9-HxCDF	0.316		J	0.103	3.07	pg/g	34.26	1.41
1,2,3,4,6,7,8-HpCDF	16.2			0.0746	3.07	pg/g	35.34	1.01
1,2,3,4,7,8,9-HpCDF	0.991		J	0.0989	3.07	pg/g	36.72	1.04
OCDF	36.7			0.139	6.13	pg/g	39.40	0.92
Total TCDD	7.74	9.67		0.0819	0.613	pg/g		
Total TCDF	4.23	6.89		0.115	0.613	pg/g		
Total PeCDD	8.34			0.171	3.07	pg/g		
Total PeCDF	7.18	7.97		0.0351	3.07	pg/g		
Total HxCDD	43.9	55.9		0.245	3.07	pg/g		
Total HxCDF	23.0	24.4		0.103	3.07	pg/g		
Total HpCDD	188			0.273	3.07	pg/g		
Total HpCDF	46.1	46.6		0.0989	3.07	pg/g		

World Health Organization Summary

	Units	ND=0	ND=1/2	ND=DL
WHO-2005 TEQ	pg/g	3.06	3.14	3.23
WHO-2005 TEQ w/EMPC	pg/g	3.49	3.53	3.57

Results of JW-EA08-COMP-120507

Client Sample ID: **JW-EA08-COMP-120507**
 Client Project ID: **Jeld Wen Surface Sediment**
 Lab Sample ID: 31201450002-A
 Lab Project ID: 31201450

Collection Date: 05/07/2012 15:28
 Received Date: 05/09/2012 10:15
 Matrix: Soil-Solid as dry weight
 Solids (%): 51.60

Results by EPA 1613B

<u>Parameter</u>	<u>Result</u>	<u>EMPC</u>	<u>Qual</u>	<u>DL</u>	<u>LOQ/CL</u>	<u>Units</u>	<u>RT</u>	<u>Ratio</u>
Labeled Standards								
13C-2378-TCDD	83.0				25.0-164	%		
13C-12378-PeCDD	89.0				25.0-181	%		
13C-123478-HxCDD	75.0				32.0-141	%		
13C-123678-HxCDD	76.0				28.0-130	%		
13C-1234678-HpCDD	80.0				23.0-140	%		
13C-OCDD	57.0				17.0-157	%		
13C-2378-TCDF	79.0				24.0-169	%		
13C-12378-PeCDF	78.0				24.0-185	%		
13C-23478-PeCDF	84.0				21.0-178	%		
13C-123478-HxCDF	79.0				26.0-152	%		
13C-123678-HxCDF	90.0				26.0-123	%		
13C-234678-HxCDF	84.0				29.0-147	%		
13C-123789-HxCDF	78.0				28.0-136	%		
13C-1234678-HpCDF	79.0				28.0-143	%		
13C-1234789-HpCDF	81.0				26.0-138	%		
37Cl-2378-TCDD	100				35.0-197	%		

Batch Information

Analytical Batch: **HRD1734**
 Analytical Method: **EPA 1613B**
 Instrument: **HRMS3**
 Analyst: **MAF**
 Analytical Date/Time: **06/21/2012 03:15**
 Dilution: **1**

Prep Batch: **HXX1605**
 Prep Method: **EPA 1613 PREP S/D/T**
 Prep Date/Time: **05/24/2012 00:19**
 Prep Initial Wt./Vol.: **15.79 g**
 Prep Extract Vol: **20 uL**

Analytical Batch: **HRD1753**
 Analytical Method: **EPA 1613B**
 Instrument: **HRMS3**
 Analyst: **JHL**
 Analytical Date/Time: **06/21/2012 17:47**
 Dilution: **1**

Prep Batch: **HXX1605**
 Prep Method: **EPA 1613 PREP S/D/T**
 Prep Date/Time: **05/24/2012 00:19**
 Prep Initial Wt./Vol.: **15.79 g**
 Prep Extract Vol: **20 uL**

Quantify Sample Summary Report

MassLynx 4.1 SCN627

Dataset: Z:\Default.pro\Results\c20jun12a_3-8.qld

Last Altered: Friday, June 22, 2012 10:30:02 Eastern Daylight Time
 Printed: Friday, June 22, 2012 10:30:29 Eastern Daylight Time

201450

Method: C:\MassLynx\Default.PRO\MethDB\m1613-061912-db5ms.mdb 20 Jun 2012 08:46:37
 Calibration: C:\MassLynx\Default.PRO\CurveDB\B5MS-0042012_1613.cdb 08 May 2012 08:31:36

Name: c20jun12a_3-8

Date: 21-Jun-2012

Time: 03:15:12

ID: 31201450002

Submitter: HRD1734

Task: HRMS3

Description: JW-EA08-COMP-120507

123478 Hx CDD = (5.3422e5)(1.05)(20)
(1.585E3)(1.05)(20)
202226 95100

Name	Response	Ion1Area	Ion2Area	RA	RAFail?	RRT	RT	pg/ul	EDL	Height1	Noise1	SN1	Height2	Noise2	SN2	M1	M2	MR...
1 2378-TCDD	-	-	-	-	NO	-	-	-	0.0334	-	370	-	-	745	-	-	-	1.075
2 12378-PeCDD	1.207e3	6.999e2	5.067e2	1.38	NO	1.0007	31.64	0.189	0.0699	1.179e4	3027	3.9	1.142e4	593	19.3	MM	bb	1.039
3 123478-HxCDD	1.585e3	7.938e2	7.914e2	1.00	YES	1.0000	33.80	0.276	0.0914	2.229e4	1708	13.1	1.744e4	3324	5.2	dd	bd	1.065
4 123678-HxCDD	1.710e4	9.730e3	7.368e3	1.32	NO	1.0003	33.88	3.062	0.0997	2.300e5	1708	134.6	1.527e5	3324	45.9	dd	dd	0.996
5 123789-HxCDD	5.766e3	3.114e3	2.653e3	1.17	NO	1.0073	34.04	1.019	0.0956	6.827e4	1708	40.0	5.002e4	3324	15.0	MM	db	1.029
6 1234678-HpCDD	2.146e5	1.103e5	1.043e5	1.06	NO	1.0003	36.28	38.738	0.1111	1.943e6	2163	898.0	1.820e6	2229	816.2	MM	MM	1.055
7 OCDD	1.230e6	5.775e5	6.524e5	0.89	NO	1.0002	39.22	313.792	0.1196	7.523e6	1294	5815.8	8.475e6	1155	7336.4	MM	MM	1.063
8 2378-TCDF	2.693e3	1.390e3	1.304e3	1.07	YES	1.0013	24.70	0.273	0.0470	1.787e4	1243	14.4	1.495e4	945	15.8	MM	MM	0.980
9 12378-PeCDF	1.302e3	8.293e2	4.728e2	1.75	NO	1.0011	30.10	0.156	0.0865	1.102e4	2140	5.1	6.460e3	961	6.7	MM	MM	0.980
10 23478-PeCDF	2.515e3	1.350e3	1.164e3	1.16	YES	1.0000	31.36	0.279	0.0459	2.435e4	2140	11.4	2.058e4	961	21.4	db	MM	1.022
11 123478-HxCDF	3.213e3	1.629e3	1.585e3	1.03	YES	1.0007	33.24	0.388	0.0314	3.459e4	961	36.0	3.770e4	1641	23.0	MM	dd	1.183
12 123678-HxCDF	2.851e3	1.580e3	1.271e3	1.24	NO	1.0003	33.31	0.297	0.0282	3.879e4	961	40.4	2.717e4	1641	16.6	MM	dd	1.168
13 234678-HxCDF	4.302e3	2.372e3	1.930e3	1.23	NO	1.0003	33.70	0.479	0.0302	4.964e4	961	51.7	4.561e4	1641	27.8	MM	bb	1.178
14 123789-HxCDF	9.733e2	5.703e2	4.030e2	1.42	NO	1.0010	34.26	0.129	0.0418	9.611e3	961	10.0	6.852e3	1641	4.2	MM	bb	1.110
15 1234678-HpCDF	5.500e4	2.769e4	2.731e4	1.01	NO	1.0003	35.34	6.603	0.0304	4.242e5	1011	419.6	4.216e5	895	471.1	MM	MM	1.389
16 1234789-HpCDF	2.930e3	1.495e3	1.435e3	1.04	NO	1.0006	36.72	0.404	0.0403	2.417e4	1011	23.9	2.471e4	895	27.6	MM	MM	1.389
17 OCDF	7.111e4	3.400e4	3.711e4	0.92	NO	1.0047	39.40	14.947	0.0568	4.557e5	635	717.1	4.743e5	777	610.8	bd	bd	1.290
18 ES:13C-2378-TCDD	6.740e5	3.010e5	3.731e5	0.81	NO	1.0285	25.56	82.712	0.0613	3.466e6	1657	2091.3	4.410e6	732	6025.7	bb	bb	0.991
19 ES:13C-12378-PeCDD	6.144e5	3.661e5	2.482e5	1.48	NO	1.2724	31.62	89.462	0.0703	7.427e6	738	1005...	4.802e6	1570	3058.5	bb	bb	0.835
20 ES:13C-123478-HxCDD	5.392e5	2.995e5	2.398e5	1.25	NO	0.9931	33.80	75.227	0.0401	7.179e6	1864	3851.9	5.672e6	587	9657.9	bd	bd	0.971
21 ES:13C-123678-HxCDD	5.609e5	3.112e5	2.497e5	1.25	NO	0.9951	33.86	75.624	0.0388	7.030e6	1864	3772.1	5.693e6	587	9694.3	db	db	1.005
22 ES:13C-1234678-HpCDD	5.251e5	2.699e5	2.552e5	1.06	NO	1.0657	36.27	79.579	0.0488	4.816e6	1533	3142.7	4.397e6	1210	3633.4	bb	bb	0.894
23 ES:13C-OCDD	7.373e5	3.517e5	3.857e5	0.91	NO	1.1523	39.21	114.619	0.0422	4.594e6	1063	4323.3	5.024e6	1253	4011.2	bb	bb	0.871
24 ES:13C-2378-TCDF	1.008e6	4.539e5	5.541e5	0.82	NO	0.9927	24.67	78.569	0.0312	5.344e6	971	5502.4	6.485e6	945	6862.2	bb	bb	1.561

202226 95100

Quantify Sample Summary Report MassLynx 4.1 SCN627

Sample Summary

Dataset: Z:\Default.pro\Results\c20jun12a_3-8.qld

Last Altered: Friday, June 22, 2012 10:30:02 Eastern Daylight Time
 Printed: Friday, June 22, 2012 10:30:29 Eastern Daylight Time

Name: c20jun12a_3-8

Date: 21-Jun-2012

Time: 03:15:12

ID: 31201450002

Submitter: HRD1734

Task: HRMS3

Description: JW-EA08-COMP-120507

Name	Response	Ion1Area	Ion2Area	RA	RAFail?	RRT	RT	pg/ μ L	EDL	Height1	Noise1	SN1	Height2	Noise2	SN2	M1	M2	MR...
25	ES:13C-12378-PeCDF	8.509e5	5.232e5	3.278e5	1.60	NO	1.2102	30.07	0.0730	5.622e6	2417	2325.6	3.560e6	1378	2583.3	bb	bb	1.322
26	ES:13C-23478-PeCDF	8.832e5	5.413e5	3.420e5	1.58	NO	1.2621	31.36	0.0752	1.013e7	2417	4190.0	6.306e6	1378	4575.3	bb	bb	1.284
27	ES:13C-123478-HxCDF	7.009e5	2.450e5	4.559e5	0.54	NO	0.9761	33.22	0.1156	6.116e6	3108	1968.1	1.150e7	5605	2051.3	bd	bd	1.198
28	ES:13C-123678-HxCDF	8.226e5	2.894e5	5.332e5	0.54	NO	0.9784	33.30	0.1115	6.958e6	3108	2238.7	1.299e7	5605	2316.8	db	db	1.243
29	ES:13C-234678-HxCDF	7.634e5	2.665e5	4.968e5	0.54	NO	0.9899	33.69	0.1127	6.378e6	3108	2052.4	1.194e7	5605	2131.0	bb	bb	1.229
30	ES:13C-123789-HxCDF	6.803e5	2.378e5	4.425e5	0.54	NO	1.0059	34.23	0.1178	4.901e6	3108	1576.9	9.086e6	5605	1621.2	bb	bb	1.177
31	ES:13C-1234678-HpCDF	5.999e5	1.839e5	4.159e5	0.44	NO	1.0383	35.33	0.0869	3.464e6	2518	1375.4	7.978e6	3103	2570.9	bb	bb	1.029
32	ES:13C-1234789-HpCDF	5.223e5	1.643e5	3.580e5	0.46	NO	1.0785	36.70	0.1028	2.681e6	2518	1064.5	5.748e6	3103	1852.0	bb	bb	0.869
33	JS:13C-1234-TCDD	8.219e5	3.648e5	4.572e5	0.80	NO	0.0000	24.85	0.0608	4.363e6	1657	2632.4	5.497e6	732	7511.1	bb	bb	1.000
34	JS:13C-123789-HxCDD	7.382e5	4.116e5	3.266e5	1.26	NO	0.0000	34.03	0.0390	8.765e6	1864	4702.9	6.871e6	587	11699.9	MM	MM	1.000
35	CS:37Cl-2378-TCDD	1.854e5	1.854e5	-	-	-	1.0291	25.57	0.0105	2.000e6	463	4319.8	-	-	-	MM	-	1.124
36	Tetradoxins	-	1.369e4	-	-	-	-	3.942	0.0334	1.607e5	370	-	-	-	-	-	-	1.075
37	Pentadoxins	-	1.303e4	-	-	-	-	3.399	0.0699	1.425e5	3027	-	-	-	-	-	-	1.039
38	Hexadoxins	-	7.524e4	-	-	-	-	22.771	0.0955	1.694e6	1708	-	-	-	-	-	-	1.030
39	Heptadoxins	-	2.195e5	-	-	-	-	76.804	0.1111	3.802e6	2163	-	-	-	-	-	-	1.055
40	Tetrafurans	-	1.321e4	-	-	-	-	2.850	0.0470	1.494e5	1243	-	-	-	-	-	-	0.980
41	Pentafurans (F1)	-	8.357e3	-	-	-	-	1.583	0.0143	8.934e4	362	-	-	-	-	-	-	1.001
42	Pentafurans	-	8.640e3	-	-	-	-	1.667	0.0655	1.020e5	2140	-	-	-	-	-	-	1.001
43	Hexafurans	-	4.710e4	-	-	-	-	9.942	0.0325	1.148e6	961	-	-	-	-	-	-	1.160
44	Heptafurans	-	7.699e4	-	-	-	-	19.014	0.0350	1.293e6	1011	-	-	-	-	-	-	1.389
45	Hexa Ether	-	-	-	-	-	-	-	-	-	410	-	-	-	-	-	-	-
46	Hepta Ether	-	-	-	-	-	-	-	-	-	331	-	-	-	-	-	-	-
47	Octa Ether	-	-	-	-	-	-	-	-	-	443	-	-	-	-	-	-	-
48	Nona Ether	-	-	-	-	-	-	-	-	-	590	-	-	-	-	-	-	-
49	Deca Ether	-	-	-	-	-	-	-	-	-	363	-	-	-	-	-	-	-
50	F1 Lock Mass	-	-	-	-	-	-	0.0000	-	-	30056	-	-	-	-	-	-	189...
51	F2 Lock Mass	-	-	-	-	-	-	0.0000	-	-	67530	-	-	-	-	-	-	254...
52	F3 Lock Mass	-	-	-	-	-	-	0.0000	-	-	46623	-	-	-	-	-	-	740...

Quantify Sample Summary Report MassLynx 4.1 SCN627

Sample Summary

Dataset: Z:\Default.pro\Results\c20jun12a_3-8.qld

Last Altered: Friday, June 22, 2012 10:30:02 Eastern Daylight Time
 Printed: Friday, June 22, 2012 10:30:29 Eastern Daylight Time

WC 3 201450

Name: c20jun12a_3-8
 Date: 21-Jun-2012
 Time: 03:15:12
 ID: 31201450002
 Submitter: HRD1734
 Task: HRMS3
 Description: JW-EA08-COMP-120507

Name	Response	Ion1Area	Ion2Area	RA	RAFail?	RRT	RT	pg/µL	EDL	Height1	Noise1	SN1	Height2	Noise2	SN2	M1	M2	MR...	
53	F4 Lock Mass	-	-	-	-	-	-	-	-	-	50960	-	-	-	-	-	-	-	-
54	F5 Lock Mass	-	-	-	-	-	-	-	0.0000	-	31850	-	-	-	-	-	-	-	173...

Quantify Totals Report MassLynx 4.1 SCN627

Sample Summary

Dataset: Z:\Default.pro\Results\c20jun12a_3-8.qld

Last Altered: Friday, June 22, 2012 10:30:02 Eastern Daylight Time
 Printed: Friday, June 22, 2012 10:30:29 Eastern Daylight Time

W1201450

Method: C:\MassLynx\Default.PRO\MethDB\m1613-061912-db5ms.mdb 20 Jun 2012 08:46:37
 Calibration: C:\MassLynx\Default.PRO\CurveDB\B5MS-0042012_1613.cdb 08 May 2012 08:31:36

Name: c20jun12a_3-8
 Date: 21-Jun-2012
 Time: 03:15:12
 ID: 31201450002
 Submitter: HRD1734
 Task: HRMS3
 Description: JW-EA08-COMP-120507

Tetradioxins

	Name	Response	Ion1Area	Ion2Area	RA	RAFail?	RRT	RT	pg/µL	EDL	Height1	Noise1	SN1	Height2	Noise2	SN2	M2
1	Tetradioxins	1.360e3	6.675e2	6.921e2	0.965	YES	0.00	25.34	0.188	0.0334	5.974e3	370	16.1	6.392e3	745	8.6	MM
2	Tetradioxins	2.181e3	8.872e2	1.294e3	0.686	NO	0.00	24.88	0.301	0.0334	1.053e4	370	28.4	1.396e4	745	18.7	MM
3	Tetradioxins	2.815e3	2.212e3	6.029e2	3.669	YES	0.00	24.65	0.388	0.0334	2.586e4	370	69.8	5.440e3	745	7.3	MM
4	Tetradioxins	1.544e3	5.925e2	9.516e2	0.623	YES	0.00	24.03	0.213	0.0334	6.785e3	370	18.3	1.112e4	745	14.9	MM
5	Tetradioxins	3.093e3	1.232e3	1.861e3	0.662	NO	0.00	23.58	0.427	0.0334	1.632e4	370	44.1	1.815e4	745	24.4	MM
6	Tetradioxins	6.735e3	3.020e3	3.714e3	0.813	NO	0.00	22.56	0.929	0.0334	3.021e4	370	81.6	4.327e4	745	58.0	db
7	Tetradioxins	1.085e4	5.081e3	5.769e3	0.881	NO	0.00	22.32	1.497	0.0334	6.504e4	370	175.6	6.155e4	745	82.6	bd

Pentadioxins

	Name	Response	Ion1Area	Ion2Area	RA	RAFail?	RRT	RT	pg/µL	EDL	Height1	Noise1	SN1	Height2	Noise2	SN2	M2
1	Pentadioxins	4.688e3	2.886e3	1.802e3	1.601	NO	0.00	28.86	0.734	0.0699	2.559e4	3027	8.5	1.588e4	593	26.8	MM
2	12378-PeCDD	1.207e3	6.999e2	5.067e2	1.381	NO	1.00	31.64	0.189	0.0699	1.179e4	3027	3.9	1.142e4	593	19.3	MM
3	Pentadioxins	1.439e3	8.694e2	5.695e2	1.527	NO	0.00	31.24	0.225	0.0699	1.454e4	3027	4.8	1.125e4	593	19.0	bd
4	Pentadioxins	6.855e3	4.055e3	2.800e3	1.449	NO	0.00	30.63	1.074	0.0699	3.597e4	3027	11.9	2.573e4	593	43.4	MM
5	Pentadioxins	7.510e3	4.521e3	2.989e3	1.513	NO	0.00	30.28	1.176	0.0699	5.457e4	3027	18.0	2.822e4	593	47.6	MM

Quantify Totals Report MassLynx 4.1 SCN627

Sample Summary

Dataset: Z:\Default.pro\Results\c20jun12a_3-8.qld

Last Altered: Friday, June 22, 2012 10:30:02 Eastern Daylight Time
 Printed: Friday, June 22, 2012 10:30:29 Eastern Daylight Time

Name: c20jun12a_3-8
 Date: 21-Jun-2012
 Time: 03:15:12
 ID: 31201450002
 Submitter: HRD1734
 Task: HRMS3
 Description: JW-EA08-COMP-120507

Hexadioxins

	Name	Response	Ion1Area	Ion2Area	RA	RAFail?	RRT	RT	pg/µL	EDL	Height1	Noise1	SN1	Height2	Noise2	SN2	M2
1	123789-HxCDD	5.766e3	3.114e3	2.653e3	1.174	NO	1.01	34.04	1.019	0.0956	6.827e4	1708	40.0	5.002e4	3324	15.0	MM
2	123678-HxCDD	1.710e4	9.730e3	7.368e3	1.321	NO	1.00	33.88	3.062	0.0997	2.300e5	1708	134.6	1.527e5	3324	45.9	dd
3	123478-HxCDD	1.585e3	7.938e2	7.914e2	1.003	YES	1.00	33.80	0.276	0.0914	2.229e4	1708	13.1	1.744e4	3324	5.2	dd
4	Hexadioxins	3.217e3	2.507e3	7.101e2	3.530	YES	0.00	33.69	0.568	0.0955	5.850e4	1708	34.2	1.393e4	3324	4.2	bd
5	Hexadioxins	5.482e4	3.091e4	2.391e4	1.293	NO	0.00	33.38	9.679	0.0955	6.226e5	1708	364.5	4.976e5	3324	149.7	db
6	Hexadioxins	3.237e3	2.731e3	5.064e2	5.393	YES	0.00	33.30	0.572	0.0955	7.696e4	1708	45.0	1.134e4	3324	3.4	dd
7	Hexadioxins	1.953e4	1.202e4	7.510e3	1.600	YES	0.00	33.21	3.447	0.0955	2.854e5	1708	167.1	1.969e5	3324	59.2	bd
8	Hexadioxins	2.350e4	1.343e4	1.007e4	1.334	NO	0.00	32.85	4.148	0.0955	3.303e5	1708	193.4	2.581e5	3324	77.6	bb

Heptadioxins

	Name	Response	Ion1Area	Ion2Area	RA	RAFail?	RRT	RT	pg/µL	EDL	Height1	Noise1	SN1	Height2	Noise2	SN2	M2
1	1234678-HpCDD	2.146e5	1.103e5	1.043e5	1.057	NO	1.00	36.28	38.738	0.1111	1.943e6	2163	898.0	1.820e6	2229	816.2	MM
2	Heptadioxins	2.109e5	1.092e5	1.017e5	1.074	NO	0.00	35.61	38.066	0.1111	1.859e6	2163	859.4	1.683e6	2229	755.0	MM

Quantify Totals Report MassLynx 4.1 SCN627

Sample Summary

Dataset: Z:\Default.pro\Results\c20jun12a_3-8.qld

Last Altered: Friday, June 22, 2012 10:30:02 Eastern Daylight Time
 Printed: Friday, June 22, 2012 10:30:29 Eastern Daylight Time

Name: c20jun12a_3-8
 Date: 21-Jun-2012
 Time: 03:15:12
 ID: 31201450002
 Submitter: HRD1734
 Task: HRMS3
 Description: JW-EA08-COMP-120507

Tetrafurans

Name	Response	Ion1Area	Ion2Area	RA	RAFail?	RRT	RT	pg/µL	EDL	Height1	Noise1	SN1	Height2	Noise2	SN2	M2
1	1.360e3	6.120e2	7.482e2	0.818	NO	0.00	20.69	0.138	0.0470	9.907e3	1243	8.0	1.052e4	945	11.1	MM
2	5.618e2	2.919e2	2.699e2	1.081	YES	0.00	24.26	0.057	0.0470	4.670e3	1243	3.8	4.001e3	945	4.2	db
3	2.180e3	9.440e2	1.236e3	0.764	NO	0.00	23.80	0.221	0.0470	1.019e4	1243	8.2	1.484e4	945	15.7	MM
4	3.282e3	1.505e3	1.777e3	0.847	NO	0.00	23.38	0.332	0.0470	1.591e4	1243	12.8	1.995e4	945	21.1	MM
5	1.161e3	5.318e2	6.290e2	0.845	NO	0.00	23.07	0.117	0.0470	7.430e3	1243	6.0	9.767e3	945	10.3	bb
6	1.233e3	6.218e2	6.109e2	1.018	YES	0.00	22.74	0.125	0.0470	6.775e3	1243	5.5	7.026e3	945	7.4	MM
7	4.321e2	1.294e2	3.027e2	0.427	YES	0.00	22.64	0.044	0.0470	2.983e3	1243	2.4	5.322e3	945	5.6	db
8	2.565e3	1.333e3	1.232e3	1.082	YES	0.00	22.53	0.260	0.0470	1.501e4	1243	12.1	1.360e4	945	14.4	db
9	2.222e3	9.972e2	1.225e3	0.814	NO	0.00	22.18	0.225	0.0470	1.121e4	1243	9.0	1.564e4	945	16.6	db
10	3.789e3	1.740e3	2.049e3	0.849	NO	0.00	21.87	0.384	0.0470	1.377e4	1243	11.1	1.758e4	945	18.6	MM
11	3.625e3	1.776e3	1.849e3	0.961	YES	0.00	21.61	0.367	0.0470	2.020e4	1243	16.2	2.165e4	945	22.9	bd
12	8.025e2	3.622e2	4.403e2	0.823	NO	0.00	21.08	0.081	0.0470	4.536e3	1243	3.6	6.110e3	945	6.5	MM
13	2.251e3	9.792e2	1.272e3	0.770	NO	0.00	25.03	0.228	0.0470	8.967e3	1243	7.2	1.210e4	945	12.8	MM
14	2.693e3	1.390e3	1.304e3	1.066	YES	1.00	24.70	0.273	0.0470	1.787e4	1243	14.4	1.495e4	945	15.8	MM

Pentafurans (F1)

Name	Response	Ion1Area	Ion2Area	RA	RAFail?	RRT	RT	pg/µL	EDL	Height1	Noise1	SN1	Height2	Noise2	SN2	M2
Pentafurans (F1)	1.374e4	8.357e3	5.378e3	1.554	NO	0.00	26.76	1.583	0.0143	8.934e4	362	246.9	5.680e4	316	180.0	bb

Quantify Totals Report MassLynx 4.1 SCN627

Sample Summary

Dataset: Z:\Default.pro\Results\c20jun12a_3-8.qld

Last Altered: Friday, June 22, 2012 10:30:02 Eastern Daylight Time
 Printed: Friday, June 22, 2012 10:30:29 Eastern Daylight Time

WC 201450

Name: c20jun12a_3-8
 Date: 21-Jun-2012
 Time: 03:15:12
 ID: 31201450002
 Submitter: HRD1734
 Task: HRMS3
 Description: JW-EA08-COMP-120507

Pentafurans

Name	Response	Ion1Area	Ion2Area	RA	RAFail?	RRT	RT	pg/µL	EDL	Height1	Noise1	SN1	Height2	Noise2	SN2	M2
1 23478-PeCDF	2.515e3	1.350e3	1.164e3	1.160	YES	1.00	31.36	0.279	0.0459	2.435e4	2140	11.4	2.058e4	961	21.4	db
2 Pentafurans	3.584e2	2.271e2	1.313e2	1.729	NO	0.00	31.26	0.041	0.0655	6.047e3	2140	2.8	3.615e3	961	3.8	dd
3 Pentafurans	3.773e2	2.108e2	1.665e2	1.266	YES	0.00	31.22	0.043	0.0655	5.447e3	2140	2.5	3.991e3	961	4.2	bd
4 12378-PeCDF	1.302e3	8.293e2	4.728e2	1.754	NO	1.00	30.10	0.156	0.0865	1.102e4	2140	5.1	6.460e3	961	6.7	MM
5 Pentafurans	1.561e3	9.370e2	6.240e2	1.502	NO	0.00	30.49	0.180	0.0655	1.142e4	2140	5.3	6.145e3	961	6.4	MM
6 Pentafurans	6.092e3	3.648e3	2.444e3	1.492	NO	0.00	28.75	0.702	0.0655	3.097e4	2140	14.5	1.845e4	961	19.2	MM
7 Pentafurans	2.302e3	1.437e3	8.642e2	1.663	NO	0.00	29.61	0.265	0.0655	1.279e4	2140	6.0	1.065e4	961	11.1	MM

Hexafurans

Name	Response	Ion1Area	Ion2Area	RA	RAFail?	RRT	RT	pg/µL	EDL	Height1	Noise1	SN1	Height2	Noise2	SN2	M2
1 Hexafurans	6.130e2	4.422e2	1.708e2	2.589	YES	0.00	33.15	0.071	0.0325	1.007e4	961	10.5	4.677e3	1641	2.8	MM
2 Hexafurans	3.191e4	1.730e4	1.461e4	1.184	NO	0.00	32.94	3.709	0.0325	4.244e5	961	441.7	3.557e5	1641	216.7	MM
3 Hexafurans	6.092e2	2.939e2	3.153e2	0.932	YES	0.00	32.82	0.071	0.0325	7.090e3	961	7.4	7.384e3	1641	4.5	bb
4 Hexafurans	3.034e4	1.682e4	1.351e4	1.245	NO	0.00	32.60	3.526	0.0325	4.193e5	961	436.5	3.302e5	1641	201.2	MM
5 Hexafurans	1.053e4	5.970e3	4.562e3	1.309	NO	0.00	32.48	1.224	0.0325	1.499e5	961	156.1	1.071e5	1641	65.2	MM
6 123789-HxCDF	9.733e2	5.703e2	4.030e2	1.415	NO	1.00	34.26	0.129	0.0418	9.611e3	961	10.0	6.852e3	1641	4.2	MM
7 234678-HxCDF	4.302e3	2.372e3	1.930e3	1.229	NO	1.00	33.70	0.479	0.0302	4.964e4	961	51.7	4.561e4	1641	27.8	MM
8 Hexafurans	4.146e2	1.267e2	2.879e2	0.440	YES	0.00	33.49	0.048	0.0325	4.251e3	961	4.4	7.555e3	1641	4.6	bb
9 123678-HxCDF	2.851e3	1.580e3	1.271e3	1.243	NO	1.00	33.31	0.297	0.0282	3.879e4	961	40.4	2.717e4	1641	16.6	MM
10 123478-HxCDF	3.213e3	1.629e3	1.585e3	1.028	YES	1.00	33.24	0.388	0.0314	3.459e4	961	36.0	3.770e4	1641	23.0	MM

Quantify Totals Report MassLynx 4.1 SCN627

Sample Summary

Dataset: Z:\Default.pro\Results\c20jun12a_3-8.qld

Last Altered: Friday, June 22, 2012 10:30:02 Eastern Daylight Time
 Printed: Friday, June 22, 2012 10:30:29 Eastern Daylight Time

WC 3201450

Name: c20jun12a_3-8
 Date: 21-Jun-2012
 Time: 03:15:12
 ID: 31201450002
 Submitter: HRD1734
 Task: HRMS3
 Description: JW-EA08-COMP-120507

Heptafurans

	Name	Response	Ion1Area	Ion2Area	RA	RAFail?	RRT	RT	pg/ μ L	EDL	Height1	Noise1	SN1	Height2	Noise2	SN2	M2	M2
1	1234789-HpCDF	2.930e3	1.495e3	1.435e3	1.041	NO	1.00	36.72	0.404	0.0403	2.417e4	1011	23.9	2.471e4	895	27.6	MM	MM
2	Heptafurans	9.191e4	4.708e4	4.483e4	1.050	NO	0.00	35.73	11.796	0.0350	8.316e5	1011	822.7	8.318e5	895	929.4	MM	MM
3	Heptafurans	1.644e3	7.209e2	9.232e2	0.781	YES	0.00	35.60	0.211	0.0350	1.267e4	1011	12.5	1.137e4	895	12.7	MM	MM
4	1234678-HpCDF	5.500e4	2.769e4	2.731e4	1.014	NO	1.00	35.34	6.603	0.0304	4.242e5	1011	419.6	4.216e5	895	471.1	MM	MM

Quantify Sample Report
Manual Integrations

MassLynx 4.1 SCN627

Dataset: Z:\Default.pro\Results\c20jun12a_3-8.qld

201450

Last Altered: Friday, June 22, 2012 10:17:25 Eastern Daylight Time
Printed: Friday, June 22, 2012 10:17:33 Eastern Daylight Time

Method: C:\MassLynx\Default.PRO\MethDB\m1613-061912-db5ms.mdb 20 Jun 2012 08:46:37
Calibration: C:\MassLynx\Default.PRO\CurveDB\B5MS-0042012_1613.cdb 08 May 2012 08:31:36


Name: c20jun12a_3-8, ID: 31201450002, Date: 21-Jun-2012, Time: 03:15:12, Submitter: HRD1734, Description: JW-EA08-COMP-120507, User: KAS

OCDD

c20jun12a_3-8

OCDD
39.22

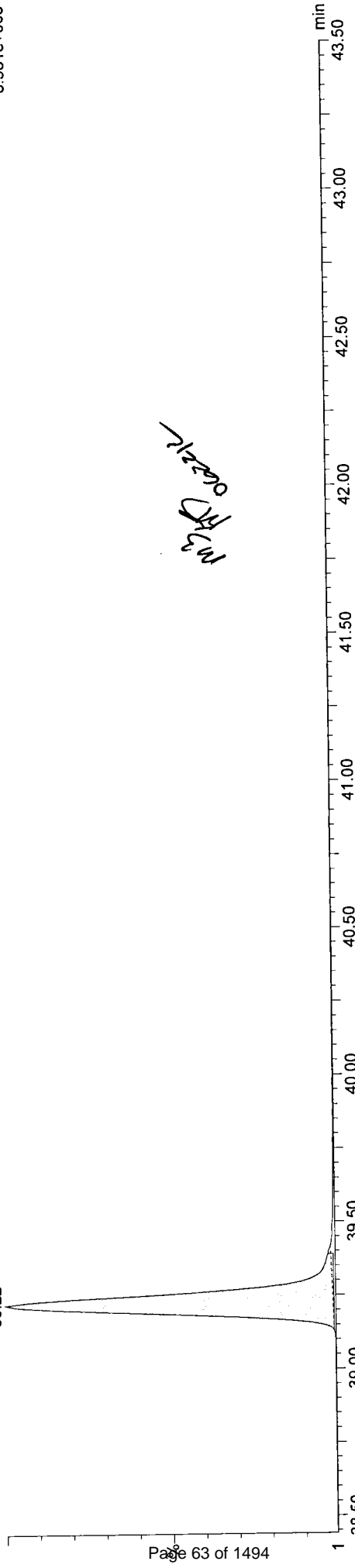
F5: Voltage SIR, EI+
457.7377
7.637e+006



c20jun12a_3-8

OCDD
39.22

F5: Voltage SIR, EI+
459.7348
8.581e+006



Quantify Sample Report
Manual Integrations

MassLynx 4.1 SCN627

Dataset: Z:\Default.pro\Results\c20jun12a_3-8.qld

Last Altered: Friday, June 22, 2012 10:18:02 Eastern Daylight Time
Printed: Friday, June 22, 2012 10:18:06 Eastern Daylight Time

W0201450

Method: C:\MassLynx\Default.PRO\MethDB\m1613-061912-db5ms.mdb 20 Jun 2012 08:46:37
Calibration: C:\MassLynx\Default.PRO\CurveDB\B5MS-0042012_1613.cdb 08 May 2012 08:31:36

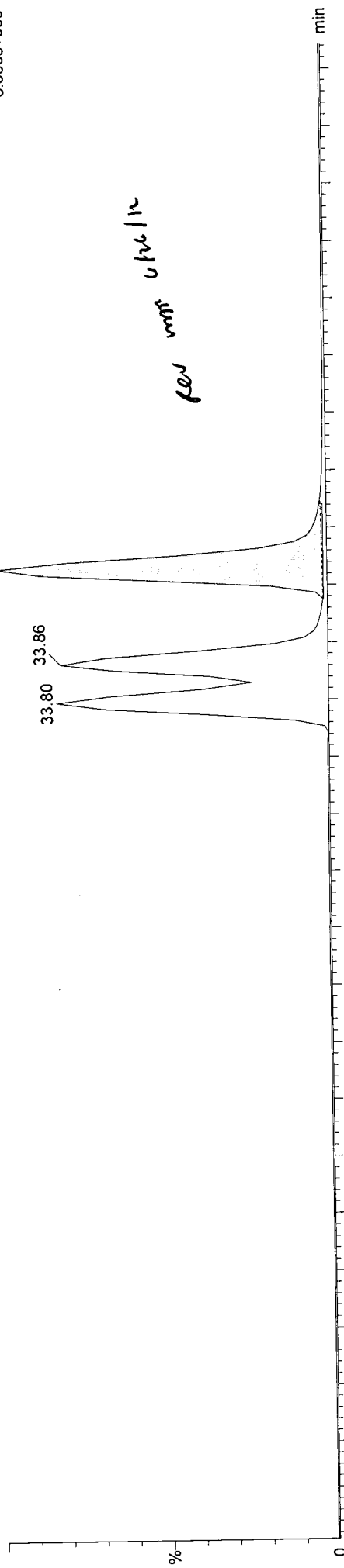
Name: c20jun12a_3-8, ID: 31201450002, Date: 21-Jun-2012, Time: 03:15:12, Submitter: HRD1734, Description: JW-EA08-COMP-120507, User: KAS

JS:13C-123789-HxCDD
c20jun12a_3-8

JS:13C-123789-HxCDD
34.03

33.80 33.86

F3:Voltage SIR,EI+
401.8559
8.886e+006

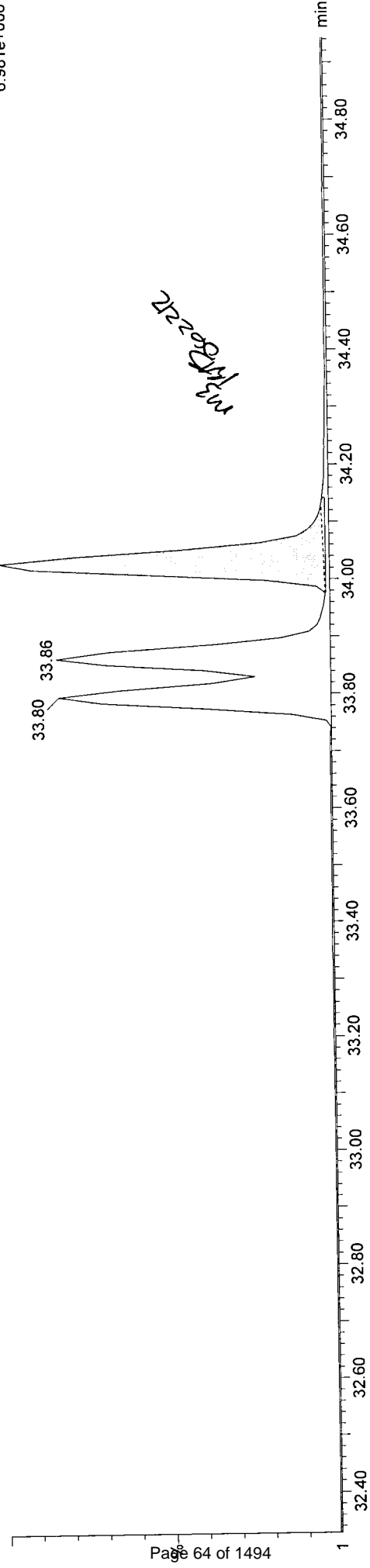


c20jun12a_3-8

JS:13C-123789-HxCDD
34.03

33.80 33.86

F3:Voltage SIR,EI+
403.8530
6.981e+006



Quantify Sample Report MassLynx 4.1 SCN627

Manual Integrations

Dataset: Z:\Default.pro\Results\c20jun12a_3-8.qld

201450

Last Altered: Friday, June 22, 2012 10:18:14 Eastern Daylight Time
Printed: Friday, June 22, 2012 10:18:19 Eastern Daylight Time

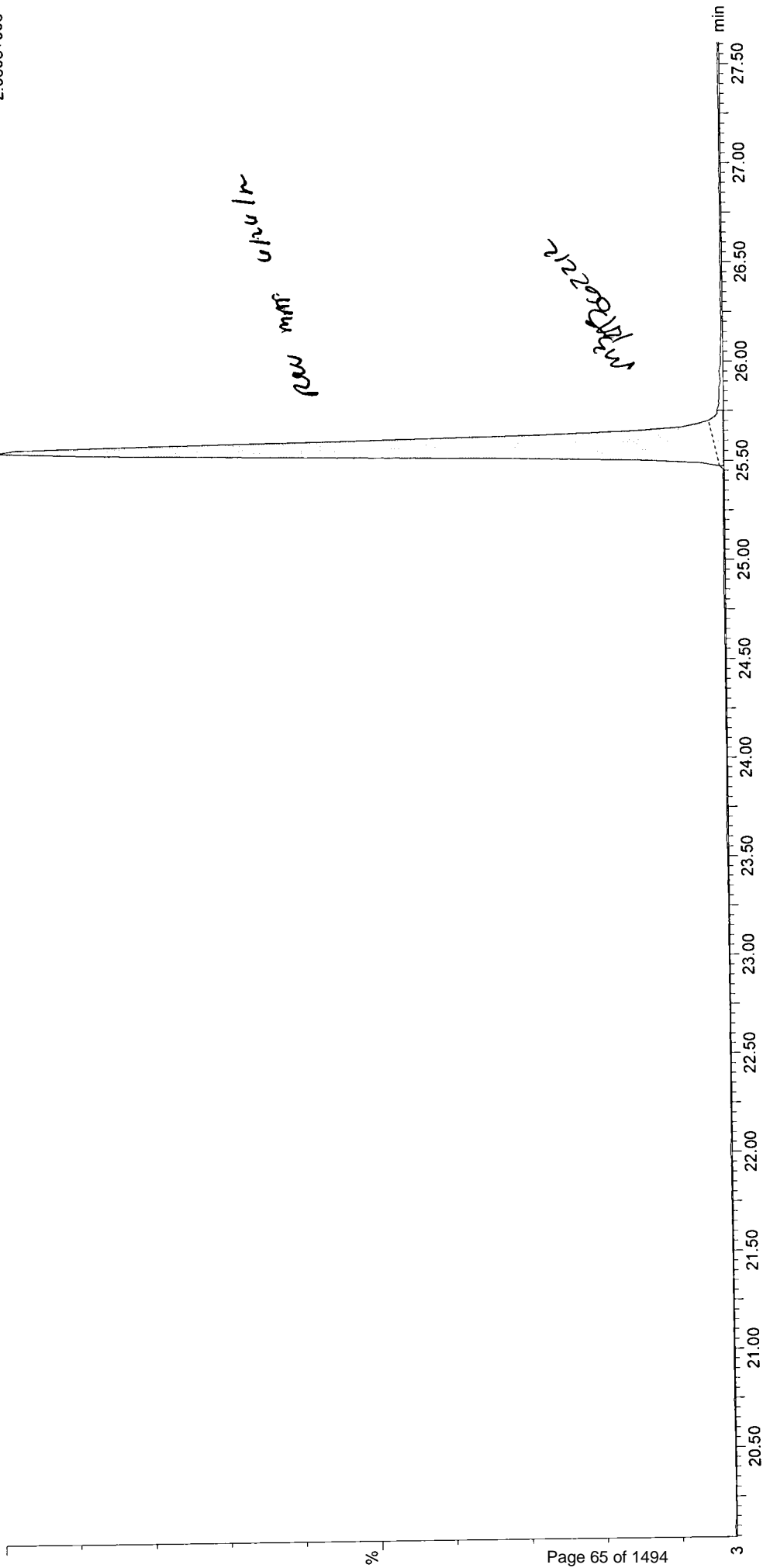
Method: C:\MassLynx\Default.PRO\MethDB\m1613-061912-db5ms.mdb 20 Jun 2012 08:46:37
Calibration: C:\MassLynx\Default.PRO\CurveDB\B5MS-0042012_1613.cdb 08 May 2012 08:31:36

Name: c20jun12a_3-8, ID: 31201450002, Date: 21-Jun-2012, Time: 03:15:12, Submitter: HRD1734, Description: JW-EA08-COMP-120507, User: KAS

CS:37CI-2378-TCDD
c20jun12a_3-8

CS:37CI-2378-TCDD
25.57

F1:Voltage SIR_EI+
327.8847
2.060e+006



Quantify Sample Report MassLynx 4.1 SCN627

Manual Integrations

Dataset: Z:\Default.pro\Results\c20jun12a_3-8.qld

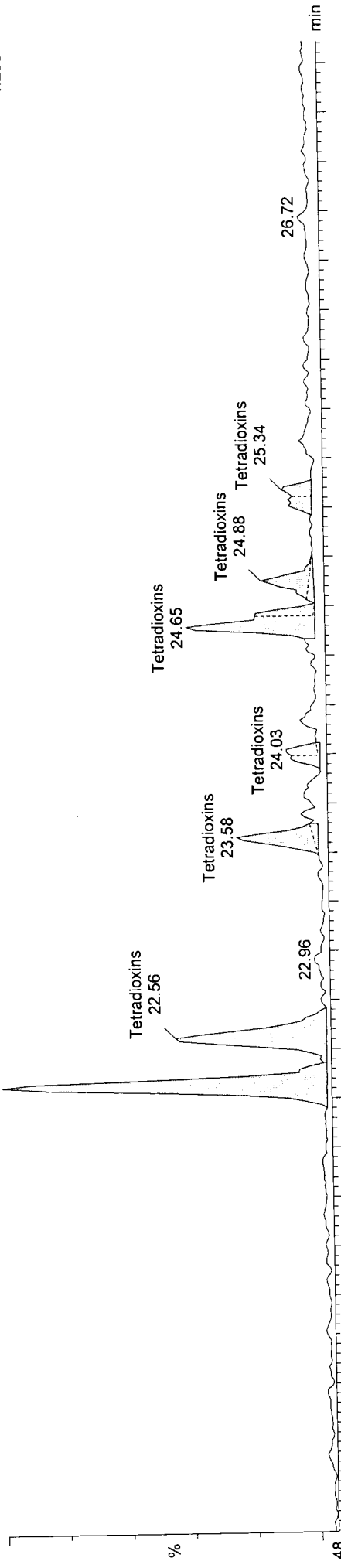
Last Altered: Friday, June 22, 2012 10:18:54 Eastern Daylight Time
Printed: Friday, June 22, 2012 10:19:01 Eastern Daylight Time

Method: C:\MassLynx\Default.PRO\MethDB\m1613-061912-db5ms.mdb 20 Jun 2012 08:46:37
Calibration: C:\MassLynx\Default.PRO\CurveDB\B5MS-0042012_1613.cdb 08 May 2012 08:31:36

Name: c20jun12a_3-8, ID: 31201450002, Date: 21-Jun-2012, Time: 03:15:12, Submitter: HRD1734, Description: JW-EA08-COMP-120507, User: KAS

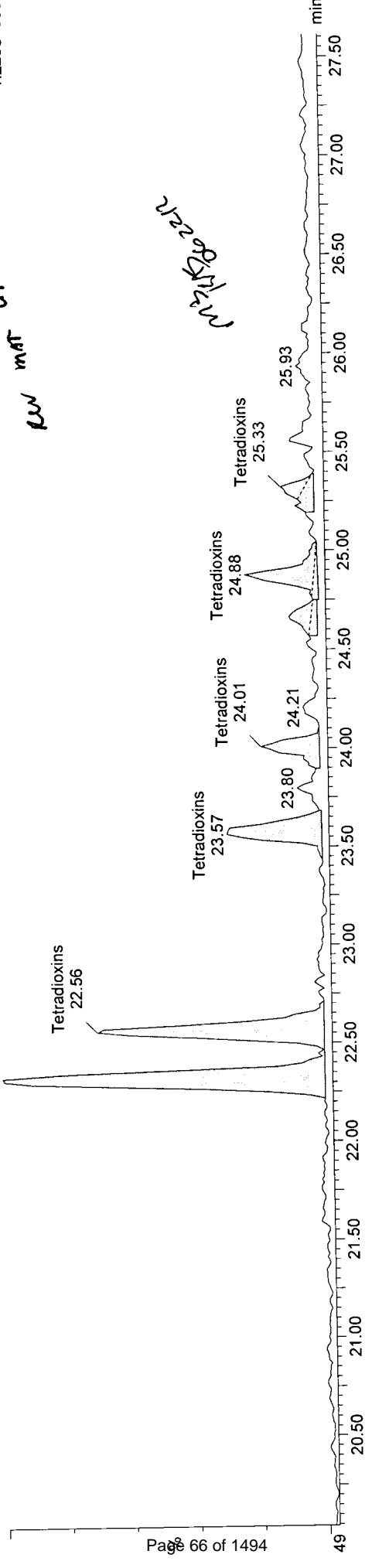
F1: Voltage SIR, EI+
319.8965
1.225e+005

Tetradoxins
c20jun12a_3-8



F1: Voltage SIR, EI+
321.8936
1.225e+005

c20jun12a_3-8



Quantify Sample Report
Manual Integrations

MassLynx 4.1 SCN627

Dataset: Z:\Default.pro\Results\c20jun12a_3-8.qld

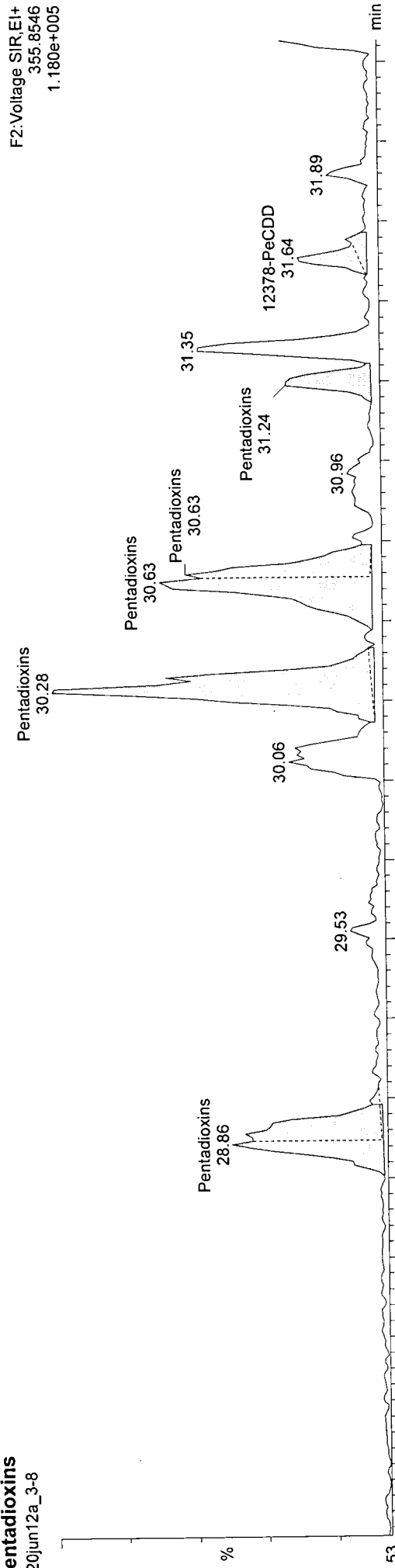
Last Altered: Friday, June 22, 2012 10:19:39 Eastern Daylight Time
Printed: Friday, June 22, 2012 10:19:44 Eastern Daylight Time

WC 201450

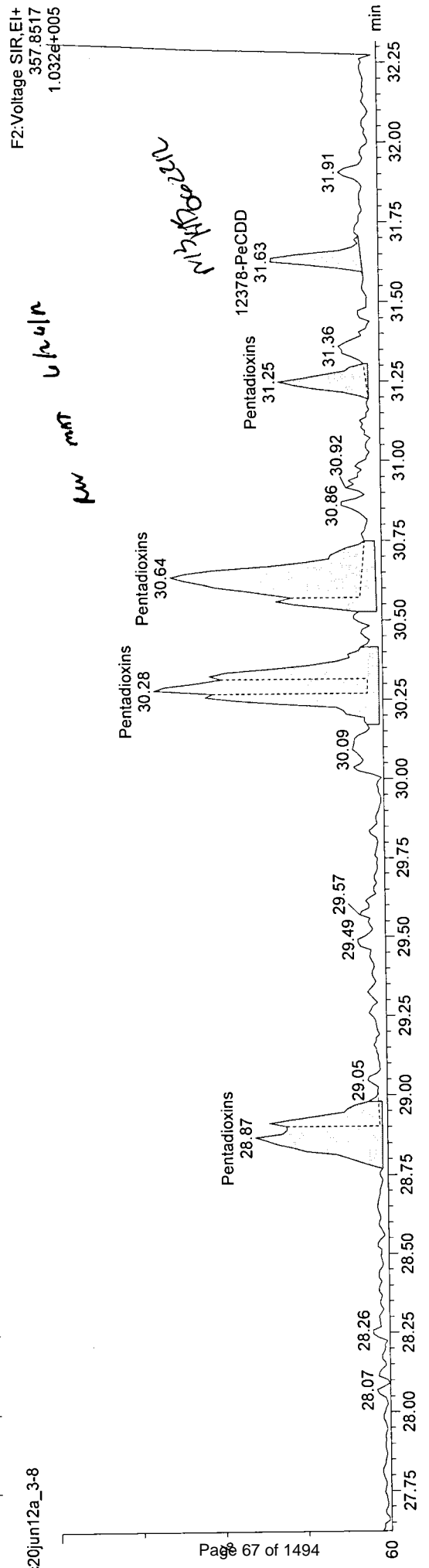
Method: C:\MassLynx\Default.PRO\MethDB\m1613-061912-db5ms.mdb 20 Jun 2012 08:46:37
Calibration: C:\MassLynx\Default.PRO\CurveDB\B5MS-0042012_1613.cdb 08 May 2012 08:31:36

Name: c20jun12a_3-8, ID: 31201450002, Date: 21-Jun-2012, Time: 03:15:12, Submitter: HRD1734, Description: JW-EA08-COMP-120507, User: KAS

Pentadioxins
c20jun12a_3-8



c20jun12a_3-8



Quantify Sample Report MassLynx 4.1 SCN627

Manual Integrations

Dataset: Z:\Default.pro\Results\c20jun12a_3-8.qld

Last Altered: Friday, June 22, 2012 10:20:25 Eastern Daylight Time
Printed: Friday, June 22, 2012 10:20:29 Eastern Daylight Time

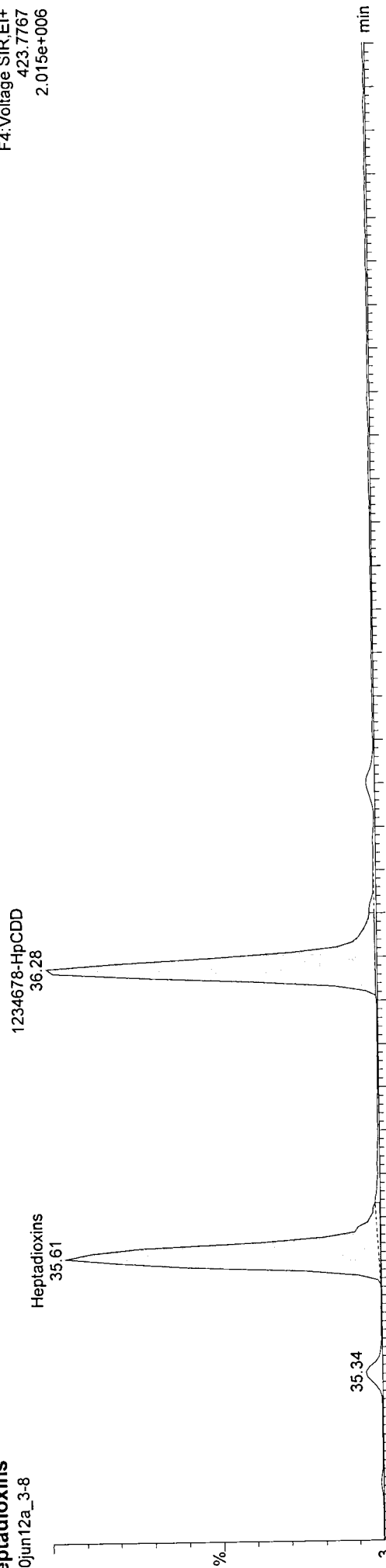
W033201450

Method: C:\MassLynx\Default.PRO\MethDB\m1613-061912-db5ms.mdb 20 Jun 2012 08:46:37
Calibration: C:\MassLynx\Default.PRO\CurveDB\B5MS-0042012_1613.cdb 08 May 2012 08:31:36

Name: c20jun12a_3-8, ID: 31201450002, Date: 21-Jun-2012, Time: 03:15:12, Submitter: HRD1734, Description: JW-EA08-COMP-120507, User: KAS

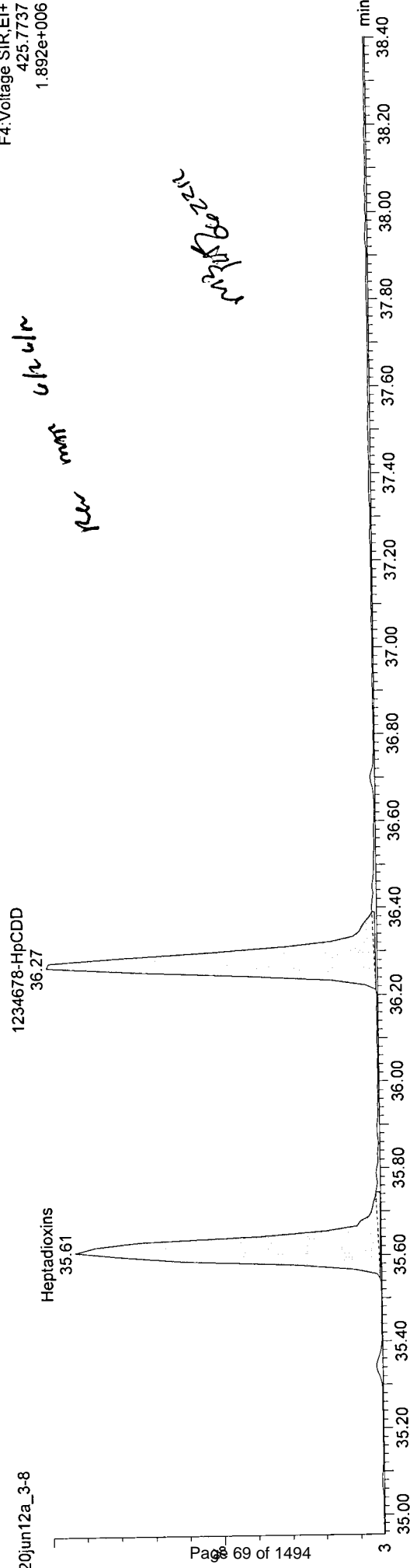
Heptadioxins
c20jun12a_3-8

F4: Voltage SIR, EI+
423.7737
2.015e+006



c20jun12a_3-8

F4: Voltage SIR, EI+
425.7737
1.892e+006



Quantify Sample Report

Manual Integrations

MassLynx 4.1 SCN627

Dataset: Z:\Default.pro\Results\c20jun12a_3-8.qld

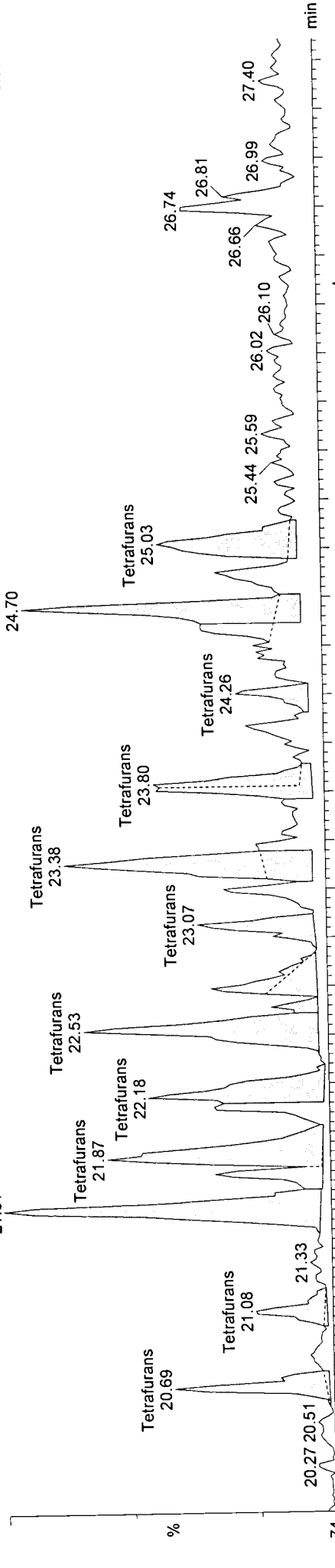
Last Altered: Friday, June 22, 2012 10:24:54 Eastern Daylight Time
Printed: Friday, June 22, 2012 10:25:16 Eastern Daylight Time

W03301450

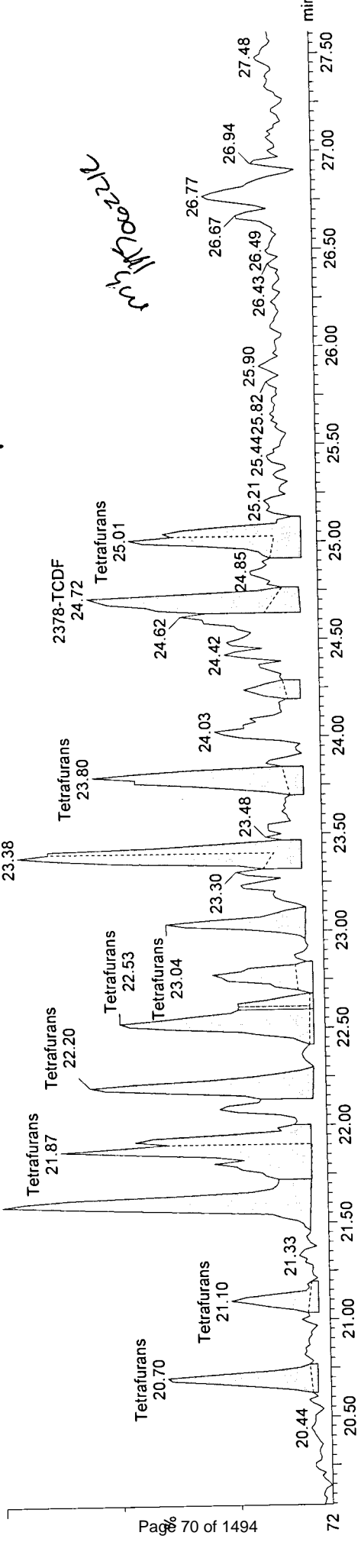
Method: C:\MassLynx\Default.PRO\MethDB\m1613-061912-db5ms.mdb 20 Jun 2012 08:46:37
Calibration: C:\MassLynx\Default.PRO\CurveDB\B5MS-0042012_1613.cdb 08 May 2012 08:31:36

Name: c20jun12a_3-8, ID: 31201450002, Date: 21-Jun-2012, Time: 03:15:12, Submitter: HRD1734, Description: JW-EA08-COMP-120507, User: KAS

Tetrafurans
c20jun12a_3-8
F1: Voltage SIR, EI+
303.9016
8.080e+004



Tetrafurans
c20jun12a_3-8
F1: Voltage SIR, EI+
305.8987
8.235e+004



Quantify Sample Report MassLynx 4.1 SCN627

Manual Integrations

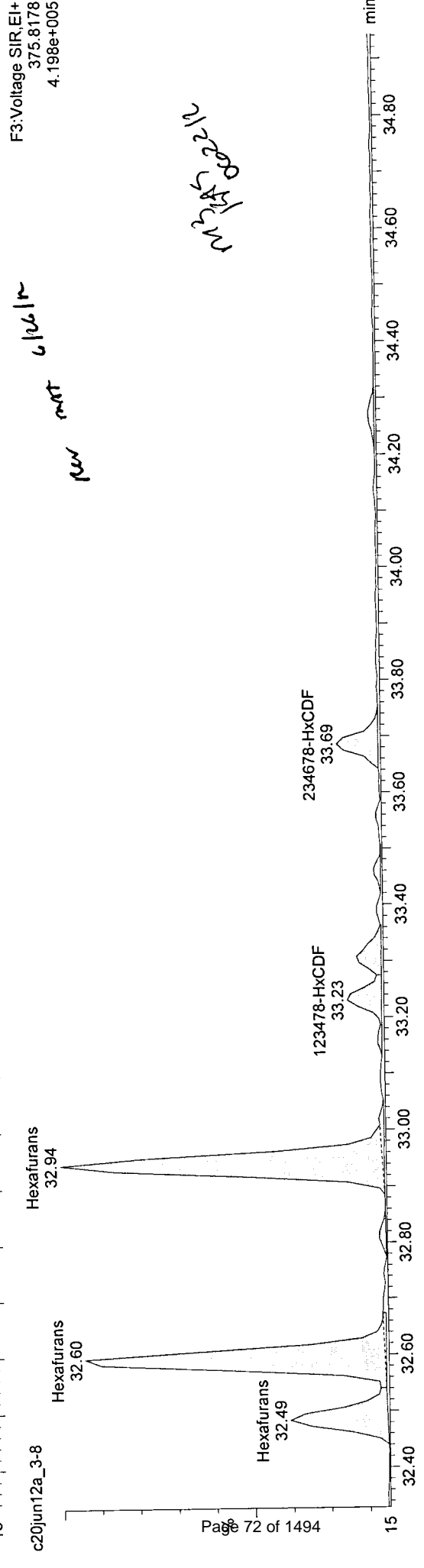
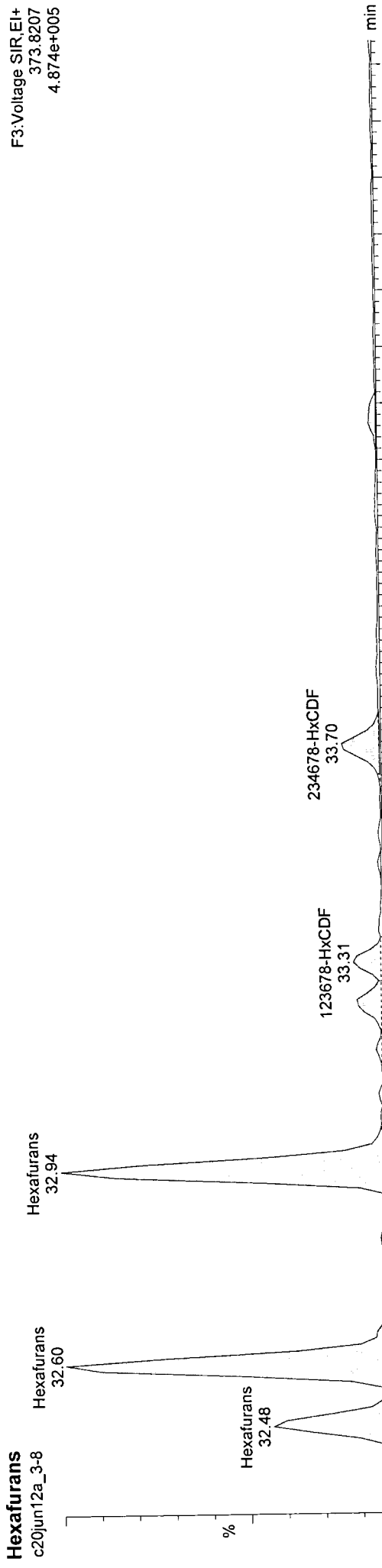
Dataset: Z:\Default.pro\Results\c20jun12a_3-8.qld

Last Altered: Friday, June 22, 2012 10:29:07 Eastern Daylight Time
Printed: Friday, June 22, 2012 10:29:16 Eastern Daylight Time

W0201450

Method: C:\MassLynx\Default.PRO\MethDB\m1613-061912-db5ms.mdb 20 Jun 2012 08:46:37
Calibration: C:\MassLynx\Default.PRO\CurveDB\B5MS-0042012_1613.cdb 08 May 2012 08:31:36

Name: c20jun12a_3-8, ID: 31201450002, Date: 21-Jun-2012, Time: 03:15:12, Submitter: HRD1734, Description: JW-EA08-COMP-120507, User: KAS



Quantify Sample Report MassLynx 4.1 SCN627

Manual Integrations

Dataset: Z:\Default.pro\Results\c20jun12a_3-8.qld

WC 31201450

Last Altered: Friday, June 22, 2012 10:30:02 Eastern Daylight Time

Printed: Friday, June 22, 2012 10:30:08 Eastern Daylight Time


Method: C:\MassLynx\Default.PRO\MethDB\m1613-061912-db5ms.mdb 20 Jun 2012 08:46:37

Calibration: C:\MassLynx\Default.PRO\CurveDB\MS-0042012_1613.cdb 08 May 2012 08:31:36

Name: c20jun12a_3-8, ID: 31201450002, Date: 21-Jun-2012, Time: 03:15:12, Submitter: HRD1734, Description: JW-EA08-COMP-120507, User: KAS

Heptafurans
c20jun12a_3-8

F4: Voltage SIR, EI+
407.7818
8.961e+005



c20jun12a_3-8

F4: Voltage SIR, EI+
409.7788
8.949e+005

per mt

Heptafurans
35.73

1234678-HpCDF
35.34

1/22/12

Quantify Sample Summary Report
 ### 1613 Sample Summary ###

MassLynx 4.1

Dataset: C:\MassLynx\Default.pro\Results\c20jun12a_3-8.qld

Last Altered: Thursday, June 21, 2012 08:27:59 Eastern Daylight Time
 Printed: Thursday, June 21, 2012 08:28:17 Eastern Daylight Time

1201450

Method: C:\MassLynx\Default.PRO\MethDB\m1613-061912-db5ms.mdb 20 Jun 2012 08:46:37
 Calibration: C:\MassLynx\Default.PRO\CurveDB\DB5MS-0042012_1613.cdb 08 May 2012 08:31:36

Name: c20jun12a_3-8
 Date: 21-Jun-2012
 Time: 03:15:12
 ID: 31201450002
 Submitter: HRD1734
 Task: HRMS3

Name	Response	Ion1Area	Ion2Area	RA	RAFail?	RRT	RT	pg/μL	EDL	Height1	Noise1	SN1	Height2	Noise2	SN2	M1	M2
1	2378-TCDD	6.280e2	3.175e2	3.105e2	1.02	YES	1.0013	25.59	0.0334	2.895e3	370	7.8	4.301e3	745	5.8	bb	bb
2	12378-PeCDD	9.832e2	4.765e2	5.067e2	0.94	YES	1.0007	31.64	0.0699	1.029e4	3027	3.4	1.142e4	593	19.3	bb	bb
3	123478-HxCDD	1.585e3	7.938e2	7.914e2	1.00	YES	1.0000	33.80	0.0914	2.229e4	1708	13.1	1.744e4	3324	5.2	dd	bd
4	123678-HxCDD	1.710e4	9.730e3	7.368e3	1.32	NO	1.0003	33.88	0.0997	2.300e5	1708	134.6	1.527e5	3324	45.9	dd	dd
5	123789-HxCDD	6.699e3	4.017e3	2.653e3	1.51	YES	1.0072	34.04	0.0956	6.938e4	1708	40.6	5.002e4	3324	15.0	db	db
6	1234678-HpCDD	2.148e5	1.116e5	1.031e5	1.08	NO	1.0003	36.28	0.1111	1.944e6	2163	898.5	1.816e6	2229	814.6	bb	bb
7	OCDD	1.232e6	5.854e5	6.466e5	0.91	NO	1.0002	39.22	0.1196	7.535e6	1294	5824.7	8.459e6	1155	7322.2	bb	bb
8	2378-TCDF	2.496e3	1.439e3	1.057e3	1.36	YES	1.0013	24.70	0.0470	1.634e4	1243	13.1	1.325e4	945	14.0	bd	db
9	12378-PeCDF	7.978e2	6.500e2	1.478e2	4.40	YES	1.0011	30.10	0.0865	9.848e3	2140	4.6	4.493e3	961	4.7	bb	bb
10	23478-PeCDF	2.339e3	1.350e3	9.822e2	1.37	NO	1.0000	31.36	0.0459	2.435e4	2140	11.4	1.878e4	961	19.5	db	bb
11	123478-HxCDF	2.992e3	1.408e3	1.585e3	0.89	YES	1.0007	33.24	0.0314	3.212e4	961	33.4	3.770e4	1641	23.0	dd	dd
12	123678-HxCDF	2.668e3	1.395e3	1.271e3	1.10	NO	1.0003	33.31	0.0282	3.640e4	961	37.9	2.717e4	1641	16.6	db	dd
13	234678-HxCDF	4.273e3	2.342e3	1.930e3	1.21	NO	1.0003	33.70	0.0302	4.913e4	961	51.1	4.561e4	1641	27.8	bb	bb
14	123789-HxCDF	9.681e2	5.650e2	4.030e2	1.40	NO	1.0010	34.26	0.0418	9.518e3	961	9.9	6.852e3	1641	4.2	bb	bb
15	1234678-HpCDF	5.303e4	2.669e4	2.634e4	1.01	NO	1.0003	35.34	0.0304	4.201e5	1011	415.5	4.179e5	895	466.9	bb	bb
16	1234789-HpCDF	2.735e3	1.467e3	1.268e3	1.16	NO	1.0006	36.72	0.0403	2.393e4	1011	23.7	2.333e4	895	26.1	bb	bb
17	OCDF	7.111e4	3.400e4	3.711e4	0.92	NO	1.0047	39.40	0.0568	4.557e5	635	717.1	4.743e5	777	610.8	bd	bd
18	ES:13C-2378-TCDD	6.740e5	3.010e5	3.731e5	0.81	NO	1.0285	25.56	0.0613	3.466e6	1657	2091.3	4.410e6	732	6025.7	bb	bb
19	ES:13C-12378-PeCDD	6.144e5	3.661e5	2.482e5	1.48	NO	1.2724	31.62	0.0703	7.427e6	738	1005.0	4.802e6	1570	3058.5	bb	bb
20	ES:13C-123478-HxCDD	5.392e5	2.995e5	2.398e5	1.25	NO	0.9931	33.80	0.0405	7.179e6	1864	3851.9	5.672e6	587	9657.9	bd	bd
21	ES:13C-123678-HxCDD	5.609e5	3.112e5	2.497e5	1.25	NO	0.9951	33.86	0.0391	7.030e6	1864	3772.1	5.693e6	587	9694.3	db	db
22	ES:13C-1234678-HpCDD	5.251e5	2.699e5	2.552e5	1.06	NO	1.0657	36.27	0.0492	4.816e6	1533	3142.7	4.397e6	1210	3633.4	bb	bb
23	ES:13C-OCDD	7.373e5	3.517e5	3.857e5	0.91	NO	1.1523	39.21	0.0426	4.594e6	1063	4323.3	5.024e6	1253	4011.2	bb	bb
24	ES:13C-2378-TCDF	1.008e6	4.539e5	5.541e5	0.82	NO	0.9927	24.67	0.0312	5.344e6	971	5502.4	6.485e6	945	6862.2	bb	bb
25	ES:13C-12378-PeCDF	8.509e5	5.232e5	3.278e5	1.60	NO	1.2102	30.07	0.0730	5.622e6	2417	2325.6	3.560e6	1378	2583.3	bb	bb
26	ES:13C-23478-PeCDF	8.832e5	5.413e5	3.420e5	1.58	NO	1.2621	31.36	0.0752	1.013e7	2417	4190.0	6.306e6	1378	4575.3	bb	bb

Quantify Sample Summary Report
 ### 1613 Sample Summary ###

MassLynx 4.1

Dataset: C:\MassLynx\Default.pro\Results\c20jun12a_3-8.qld

Last Altered: Thursday, June 21, 2012 08:27:59 Eastern Daylight Time
 Printed: Thursday, June 21, 2012 08:28:17 Eastern Daylight Time

201450

Name: c20jun12a_3-8
 Date: 21-Jun-2012
 Time: 03:15:12
 ID: 31201450002
 Submitter: HRD1734
 Task: HRMS3

Name	Response	Ion1Area	Ion2Area	RA	RAFail?	RRT	RT	pg/ul	EDL	Height1	Noise1	SN1	Height2	Noise2	SN2	M1	M2
27	ES:13C-123478-HxCDF	7.009e5	2.450e5	4.559e5	0.54	NO	0.9761	33.22	0.1167	6.116e6	3108	1968.1	1.150e7	5605	2051.3	bd	bd
28	ES:13C-123678-HxCDF	8.226e5	2.894e5	5.332e5	0.54	NO	0.9784	33.30	0.1125	6.958e6	3108	2238.7	1.299e7	5605	2316.8	db	db
29	ES:13C-234678-HxCDF	7.634e5	2.665e5	4.968e5	0.54	NO	0.9899	33.69	0.1137	6.378e6	3108	2052.4	1.194e7	5605	2131.0	bb	bb
30	ES:13C-123789-HxCDF	6.803e5	2.378e5	4.425e5	0.54	NO	1.0059	34.23	0.1188	4.901e6	3108	1576.9	9.086e6	5605	1621.2	bb	bb
31	ES:13C-1234678-HpCDF	5.999e5	1.839e5	4.159e5	0.44	NO	1.0382	35.33	0.0876	3.464e6	2518	1375.4	7.978e6	3103	2570.9	bb	bb
32	ES:13C-1234789-HpCDF	5.223e5	1.643e5	3.580e5	0.46	NO	1.0785	36.70	0.1038	2.681e6	2518	1064.5	5.748e6	3103	1852.0	bb	bb
33	JS:13C-1234-TCDD	8.219e5	3.648e5	4.572e5	0.80	NO	0.0000	24.85	0.0608	4.363e6	1657	2632.4	5.497e6	732	7511.1	bb	bb
34	JS:13C-123789-HxCDD	7.235e5	4.056e5	3.179e5	1.28	NO	0.0000	34.03	0.0393	8.735e6	1864	4686.8	6.831e6	587	11630.9	bb	bb
35	CS:37Cl-2378-TCDD	1.783e5	1.783e5	-	-	-	1.0291	25.57	0.0105	1.977e6	463	4269.0	-	-	-	bb	bb
36	Tetradioxins	-	1.151e4	-	-	-	-	3.624	0.0334	1.491e5	370	-	-	-	-	-	-
37	Pentadioxins	-	1.050e4	-	-	-	-	2.594	0.0699	1.621e5	3027	-	-	-	-	-	-
38	Hexadioxins	-	7.850e4	-	-	-	-	23.439	0.0955	1.743e6	1708	-	-	-	-	-	-
39	Heptadioxins	-	2.256e5	-	-	-	-	77.757	0.1111	3.927e6	2163	-	-	-	-	-	-
40	Tetrafurans	-	1.166e4	-	-	-	-	2.378	0.0470	1.442e5	1243	-	-	-	-	-	-
41	Pentafurans (F1)	-	8.357e3	-	-	-	-	1.583	0.0143	8.934e4	362	-	-	-	-	-	-
42	Pentafurans	-	7.974e3	-	-	-	-	1.301	0.0655	1.252e5	2140	-	-	-	-	-	-
43	Hexafurans	-	4.559e4	-	-	-	-	9.691	0.0325	1.135e6	961	-	-	-	-	-	-
44	Hepta furans	-	7.439e4	-	-	-	-	18.436	0.0350	1.282e6	1011	-	-	-	-	-	-
45	Hexa Ether	-	-	-	-	-	-	-	-	-	410	-	-	-	-	-	-
46	Hepta Ether	-	-	-	-	-	-	-	-	-	331	-	-	-	-	-	-
47	Octa Ether	-	-	-	-	-	-	-	-	-	443	-	-	-	-	-	-
48	Nona Ether	-	-	-	-	-	-	-	-	-	590	-	-	-	-	-	-
49	Deca Ether	-	-	-	-	-	-	-	-	-	363	-	-	-	-	-	-
50	F1 Lock Mass	-	-	-	-	-	-	-	0.0000	-	30056	-	-	-	-	-	-
51	F2 Lock Mass	-	-	-	-	-	-	-	0.0000	-	67530	-	-	-	-	-	-
52	F3 Lock Mass	-	-	-	-	-	-	-	0.0000	-	46623	-	-	-	-	-	-
53	F4 Lock Mass	-	-	-	-	-	-	-	-	-	50960	-	-	-	-	-	-
54	F5 Lock Mass	-	-	-	-	-	-	-	0.0000	-	31850	-	-	-	-	-	-

Quantify Sample Report MassLynx 4.1

1613 Sample Summary

Dataset: Untitled

Last Altered: Thursday, 6/21/2012 3:28:06 PM Eastern Daylight Time
Printed: Thursday, 6/21/2012 3:29:57 PM Eastern Daylight Time

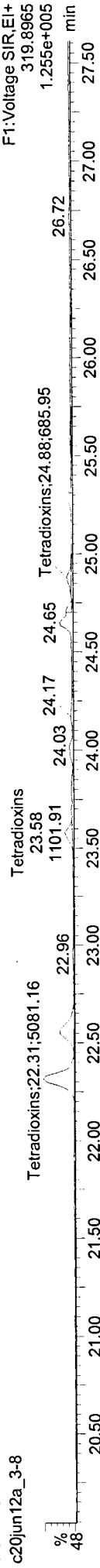
W:\1201450

Method: C:\MassLynx\Default.PRO\MethDB\m8290-061312-db5ms.mdb 14 Jun 2012 07:55:14
Calibration: C:\MassLynx\Default.PRO\CurveDB\B5MS-0042012_1613.cdb 08 May 2012 08:31:36

Name: c20jun12a_3-8, Date: 21-Jun-2012, Time: 03:15:12, ID: 31201450002, Submitter: HRD1734, Task: HRMS3

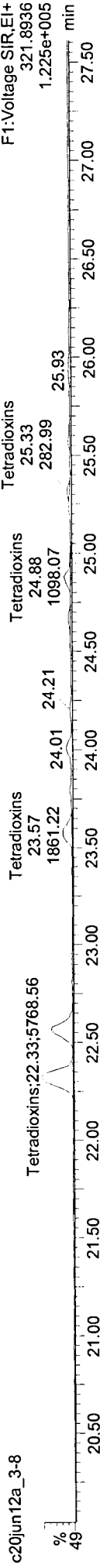
TCDDs

c20jun12a_3-8




TCDDs

c20jun12a_3-8



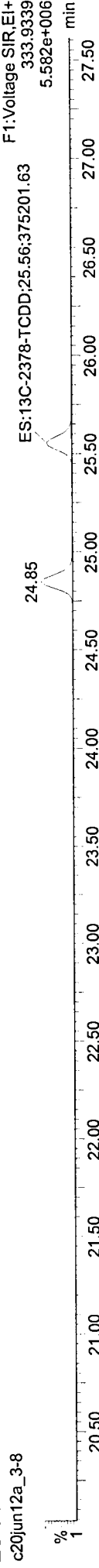
ES-TCDD

c20jun12a_3-8




ES-TCDD

c20jun12a_3-8



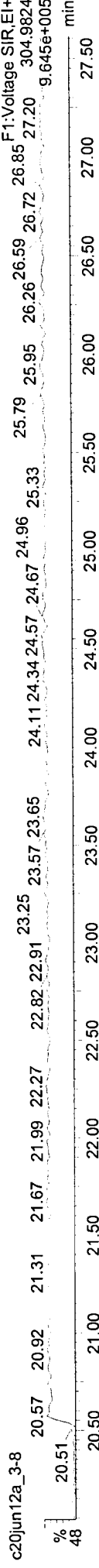
CS-TCDD

c20jun12a_3-8



F1 Lock Mass

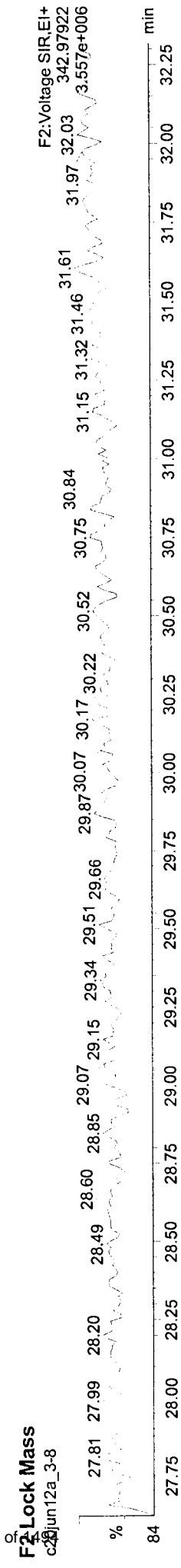
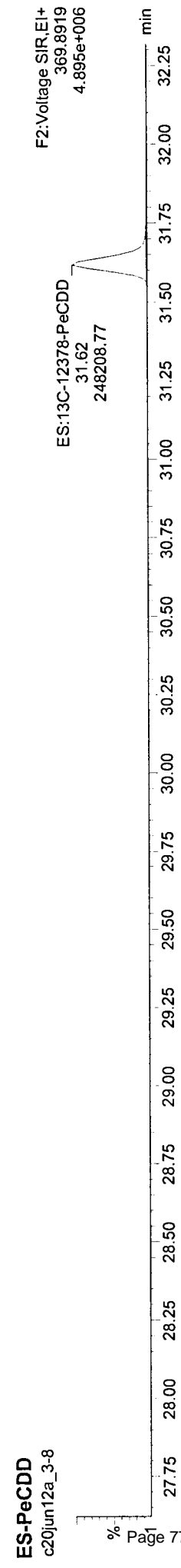
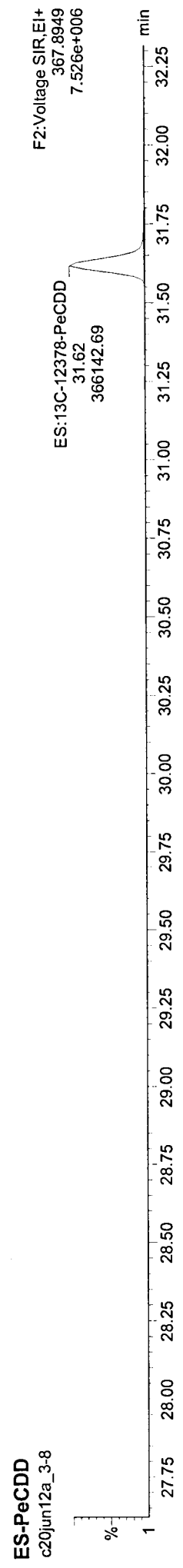
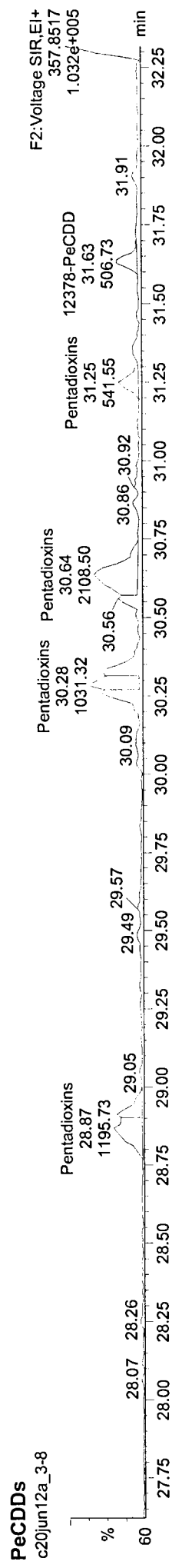
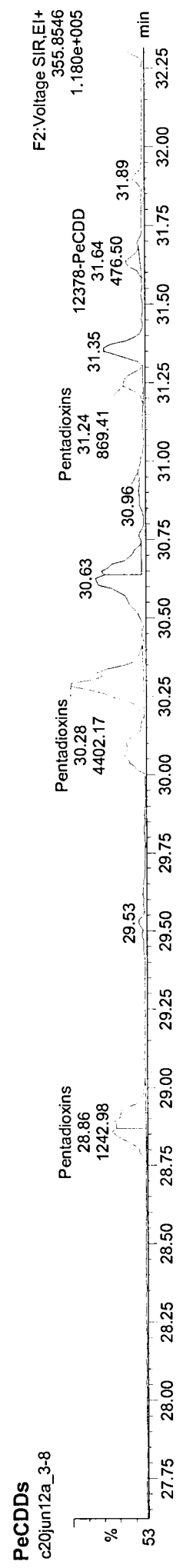
c20jun12a_3-8



Dataset: Untitled

Last Altered: Thursday, 6/21/2012 3:28:06 PM Eastern Daylight Time
Printed: Thursday, 6/21/2012 3:29:57 PM Eastern Daylight Time

Name: c20jun12a_3-8, Date: 21-Jun-2012, Time: 03:15:12, ID: 31201450002, Submitter: HRD1734, Task: HRMS3



Quantify Sample Report
1613 Sample Summary

MassLynx 4.1

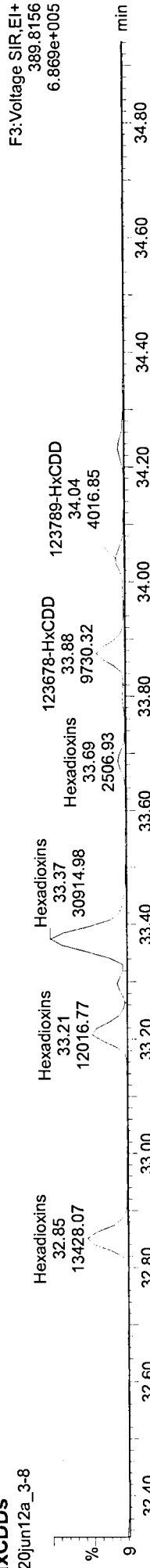
Dataset: Untitled

Last Altered: Thursday, 6/21/2012 3:28:06 PM Eastern Daylight Time
Printed: Thursday, 6/21/2012 3:29:57 PM Eastern Daylight Time

Name: c20jun12a_3-8, Date: 21-Jun-2012, Time: 03:15:12, ID: 31201450002, Submitter: HRD1734, Task: HRMS3

HxCDDs

c20jun12a_3-8



F3: Voltage SIR, EI+
389.8156
6.869e+005

HxCDDs

c20jun12a_3-8



F3: Voltage SIR, EI+
391.8127
5.656e+005

ES-HxCDD

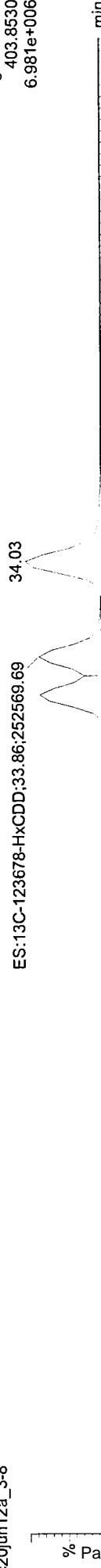
c20jun12a_3-8



F3: Voltage SIR, EI+
401.8559
8.886e+006

ES-HxCDD

c20jun12a_3-8



F3: Voltage SIR, EI+
403.8530
6.981e+006

F3 Lock Mass

c20jun12a_3-8



F3: Voltage SIR, EI+
380.9760
1.526e+006

Quantify Sample Report MassLynx 4.1

1613 Sample Summary

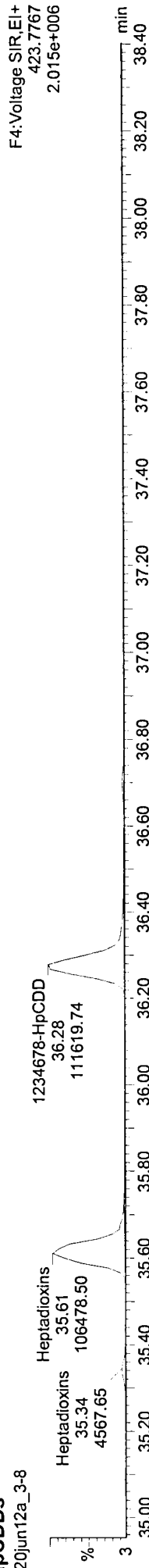
Dataset: Untitled

Last Altered: Thursday, 6/21/2012 3:28:06 PM Eastern Daylight Time
Printed: Thursday, 6/21/2012 3:29:57 PM Eastern Daylight Time

Name: c20jun12a_3-8, Date: 21-Jun-2012, Time: 03:15:12, ID: 31201450002, Submitter: HRD1734, Task: HRMS3

HpCDDs

c20jun12a_3-8



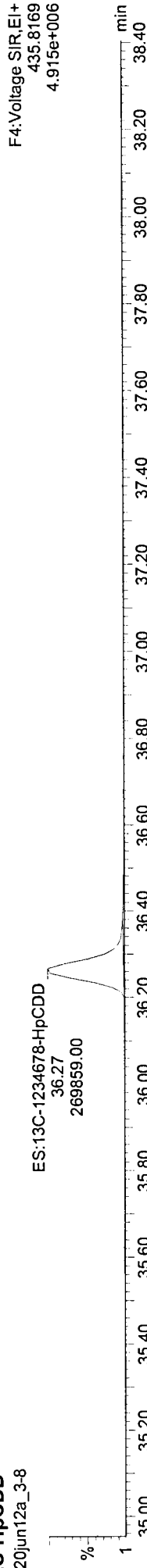
HpCDDs

c20jun12a_3-8




ES-HpCDD

c20jun12a_3-8



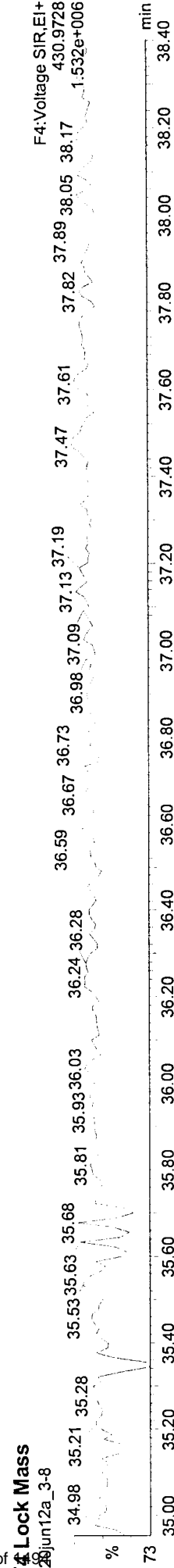
ES-HpCDD

c20jun12a_3-8



F4 Lock Mass

c20jun12a_3-8



Quantify Sample Report MassLynx 4.1

1613 Sample Summary

Dataset: Untitled

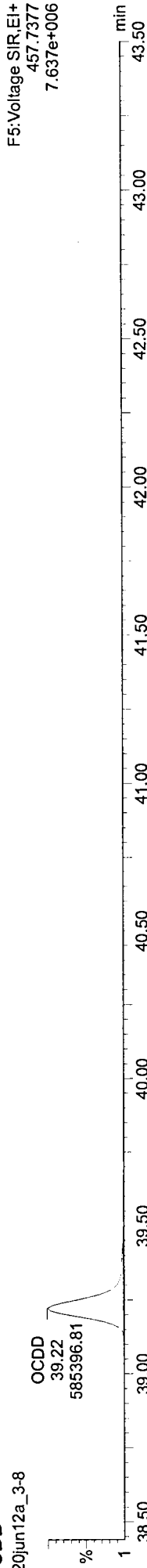
Last Altered: Thursday, 6/21/2012 3:28:06 PM Eastern Daylight Time
Printed: Thursday, 6/21/2012 3:29:57 PM Eastern Daylight Time

201450

Name: c20jun12a_3-8, Date: 21-Jun-2012, Time: 03:15:12, ID: 31201450002, Submitter: HRD1734, Task: HRMS3


OCDD

c20jun12a_3-8



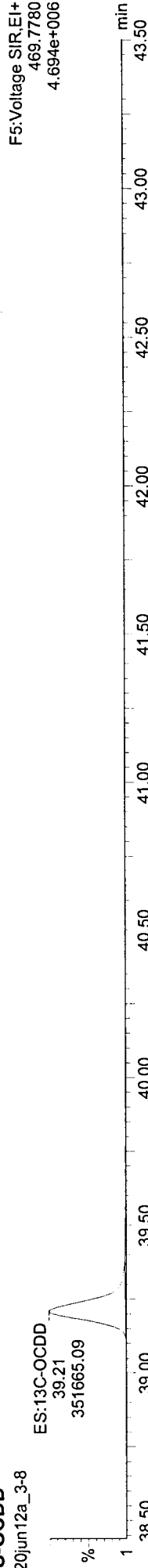
OCDD

c20jun12a_3-8



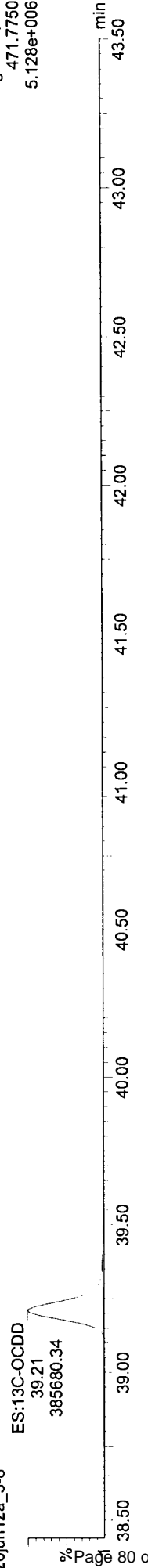
ES-OCDD

c20jun12a_3-8



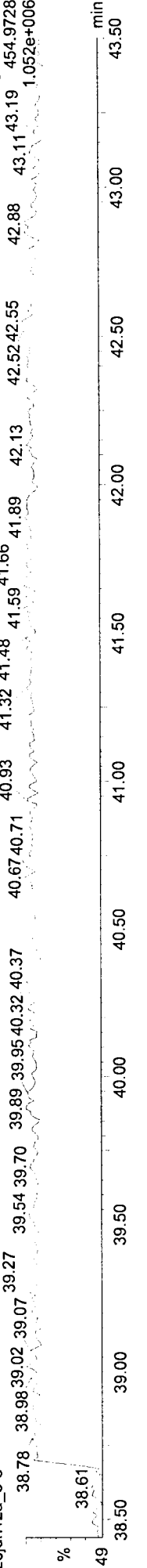
ES-OCDD

c20jun12a_3-8



F5: Lock Mass

c20jun12a_3-8



Quantify Sample Report MassLynx 4.1

1613 Sample Summary

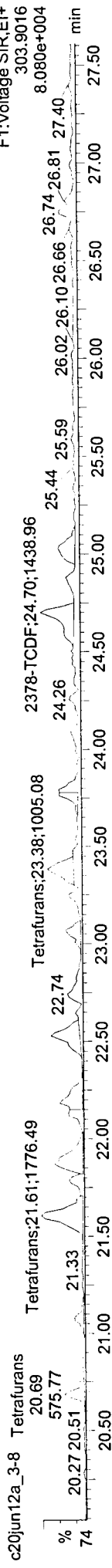
Dataset: Untitled

Last Altered: Thursday, 6/21/2012 3:28:06 PM Eastern Daylight Time
Printed: Thursday, 6/21/2012 3:29:57 PM Eastern Daylight Time

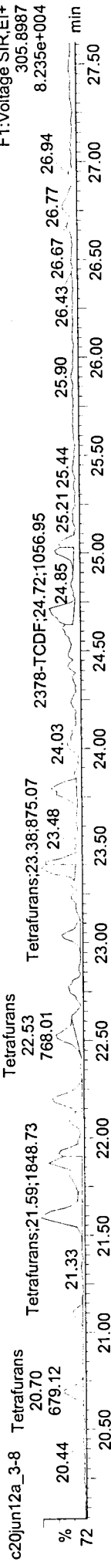
W 1201450

Name: c20jun12a_3-8, Date: 21-Jun-2012, Time: 03:15:12, ID: 31201450002, Submitter: HRD1734, Task: HRMS3

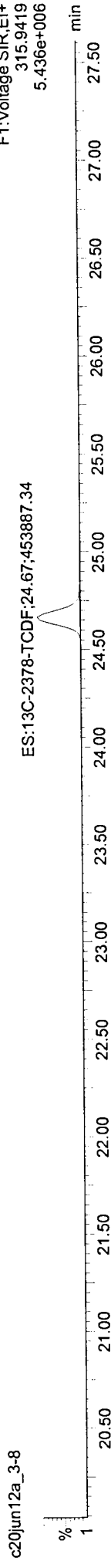
TCDFs



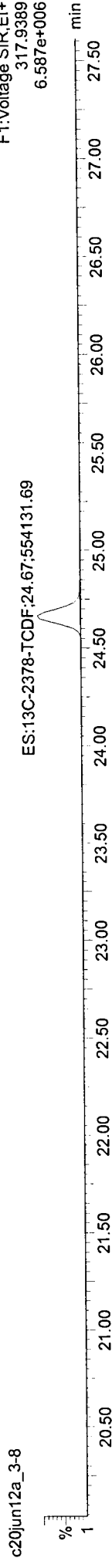
TCDFs



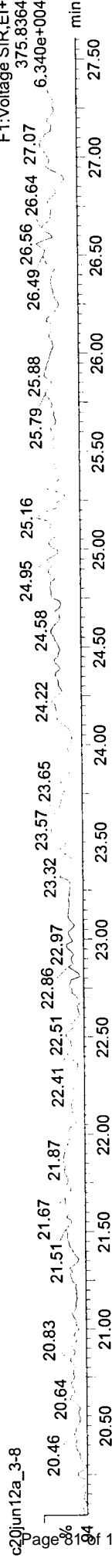
ES-TCDF



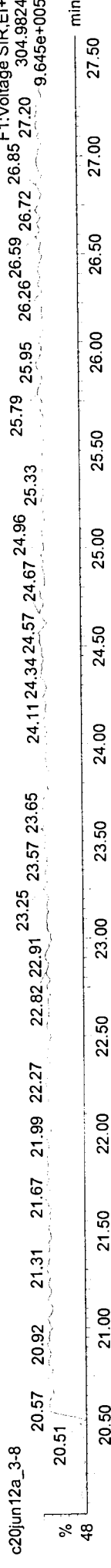
ES-TCDF



Hexa Ether



F1 Lock Mass



Quantify Sample Report MassLynx 4.1

1613 Sample Summary

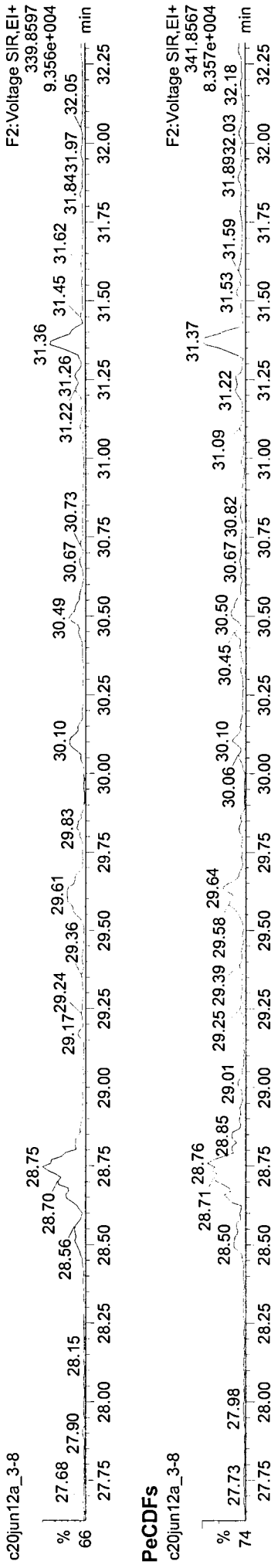
Dataset: Untitled

Last Altered: Thursday, 6/21/2012 3:28:06 PM Eastern Daylight Time
Printed: Thursday, 6/21/2012 3:29:57 PM Eastern Daylight Time

Name: c20jun12a_3-8, Date: 21-Jun-2012, Time: 03:15:12, ID: 31201450002, Submitter: HRD1734, Task: HRMS3

PeCDFs

c20jun12a_3-8



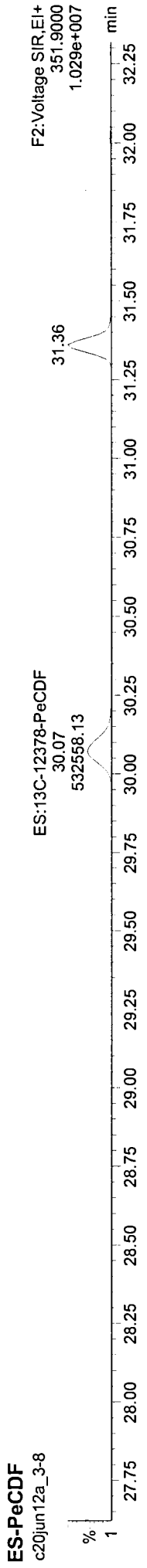
PeCDFs

c20jun12a_3-8



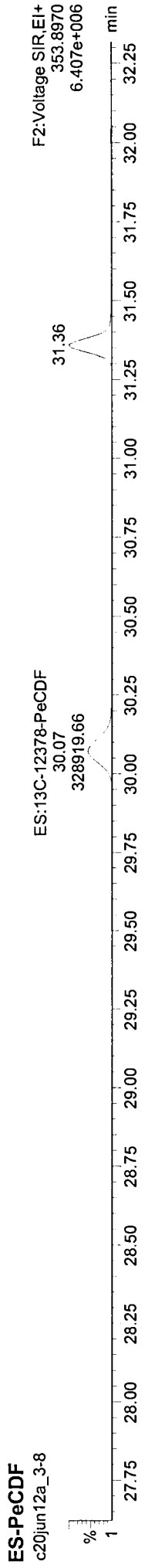
ES-PeCDF

c20jun12a_3-8



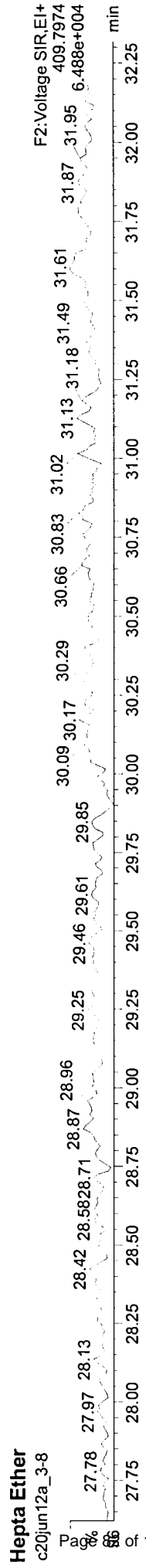
ES-PeCDF

c20jun12a_3-8



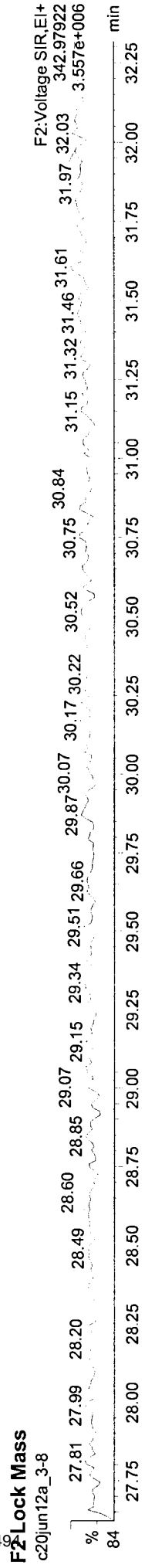
Hepta Ether

c20jun12a_3-8



F2 Lock Mass

c20jun12a_3-8



Quantify Sample Report MassLynx 4.1

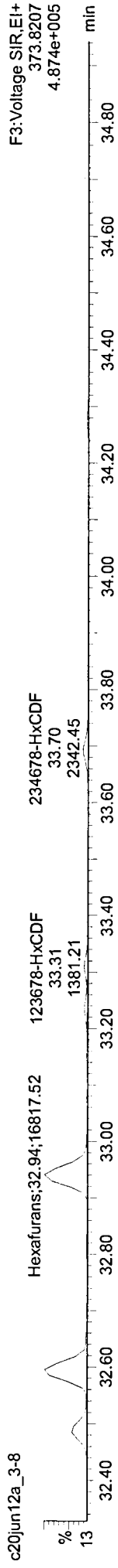
1613 Sample Summary

Dataset: Untitled

Last Altered: Thursday, 6/21/2012 3:28:06 PM Eastern Daylight Time
Printed: Thursday, 6/21/2012 3:29:57 PM Eastern Daylight Time

Name: c20jun12a_3-8, Date: 21-Jun-2012, Time: 03:15:12, ID: 31201450002, Submitter: HRD1734, Task: HRMS3

HxCDFs



Quantify Sample Report MassLynx 4.1

1613 Sample Summary


Dataset: Untitled

Last Altered: Thursday, 6/21/2012 3:28:06 PM Eastern Daylight Time
Printed: Thursday, 6/21/2012 3:29:57 PM Eastern Daylight Time

Name: c20jun12a_3-8, Date: 21-Jun-2012, Time: 03:15:12, ID: 31201450002, Submitter: HRD1734, Task: HRMS3

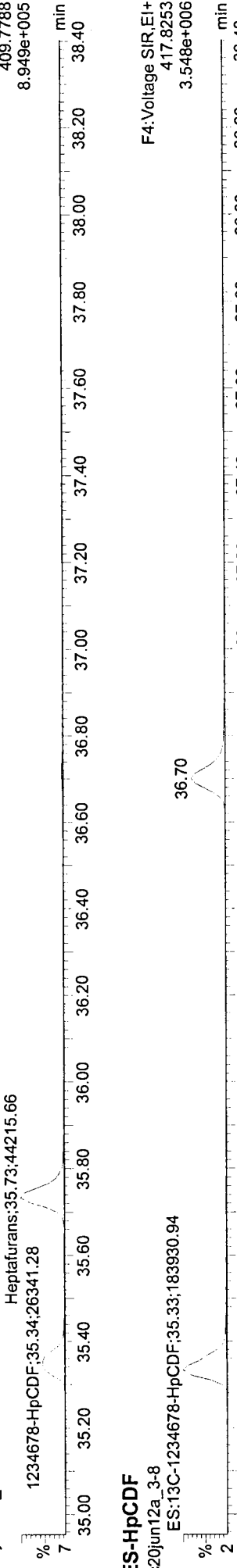
HpCDFs

c20jun12a_3-8



HpCDFs

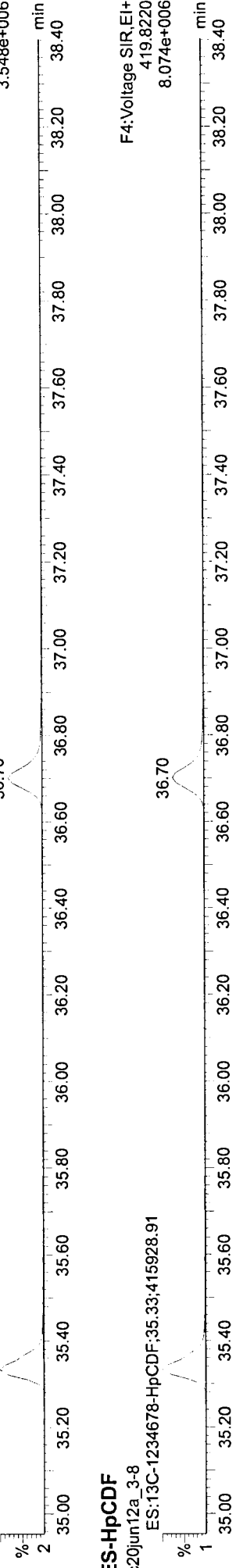
c20jun12a_3-8



ES-HpCDF

c20jun12a_3-8


ES:13C-1234678-HpCDF;35.33;183930.94



ES-HpCDF

c20jun12a_3-8

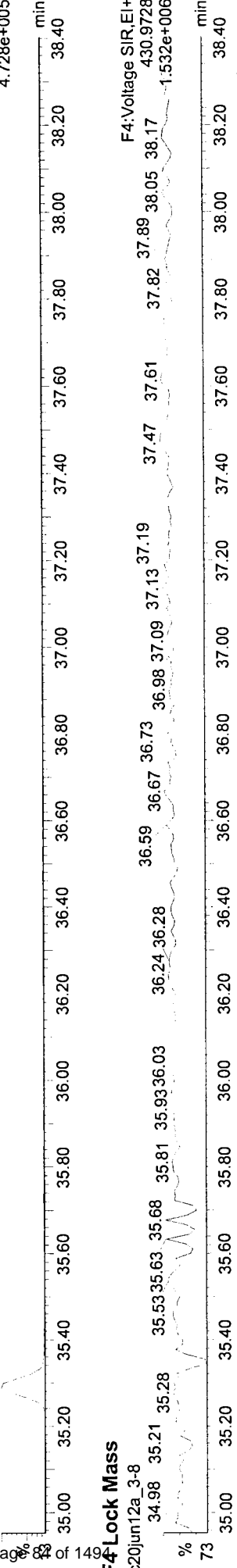
ES:13C-1234678-HpCDF;35.33;415928.91



Nona Ether

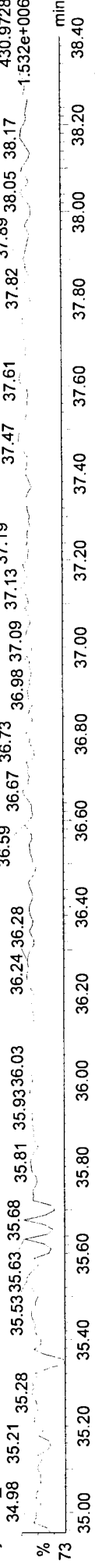
c20jun12a_3-8

Pa 9% 83



F4 Lock Mass

c20jun12a_3-8



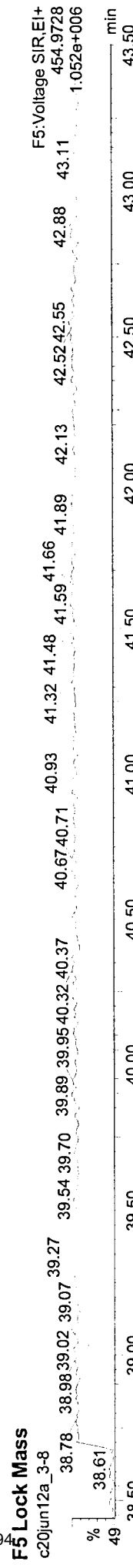

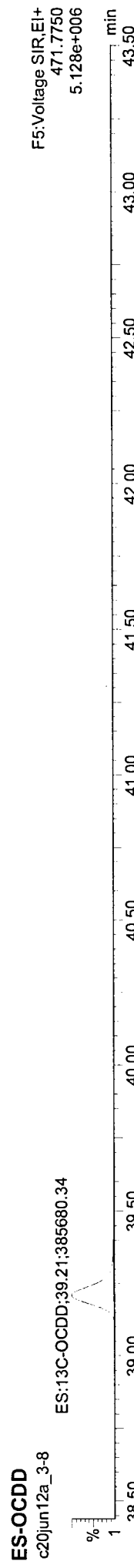
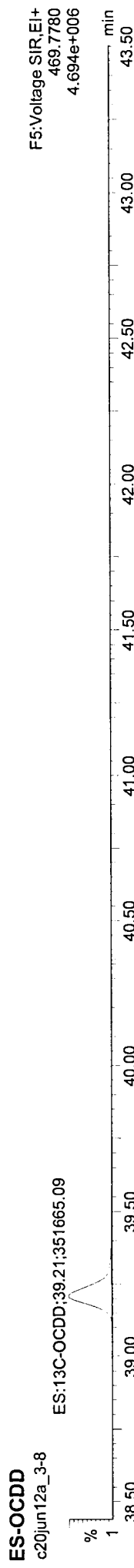


Quantify Sample Report MassLynx 4.1
1613 Sample Summary

Dataset: Untitled

Last Altered: Thursday, 6/21/2012 3:28:06 PM Eastern Daylight Time
Printed: Thursday, 6/21/2012 3:29:57 PM Eastern Daylight Time

W 1201450

Name: c20jun12a_3-8, Date: 21-Jun-2012, Time: 03:15:12, ID: 31201450002, Submitter: HRD1734, Task: HRMS3



Quantify Sample Report MassLynx 4.1

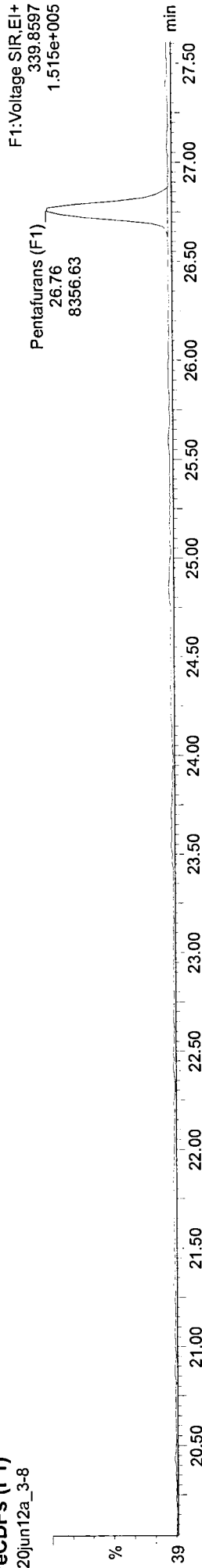
1613 Sample Summary

Dataset: Untitled

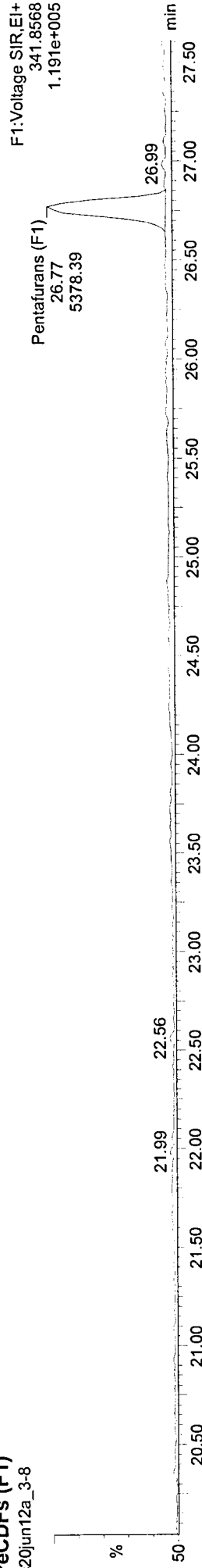
Last Altered: Thursday, 6/21/2012 3:28:06 PM Eastern Daylight Time
Printed: Thursday, 6/21/2012 3:29:57 PM Eastern Daylight Time

Name: c20jun12a_3-8, Date: 21-Jun-2012, Time: 03:15:12, ID: 31201450002, Submitter: HRD1734, Task: HRMS3

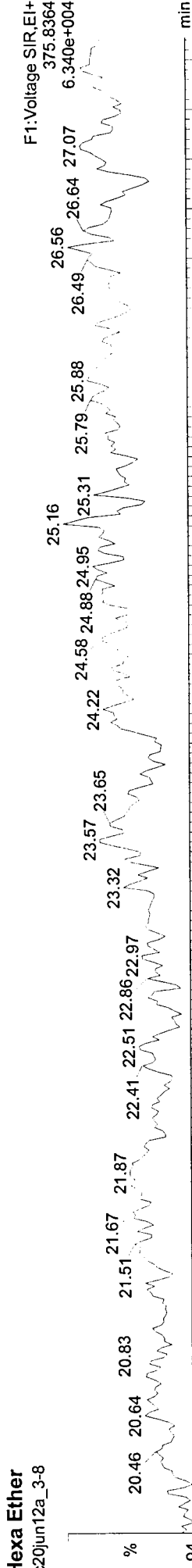
PeCDFs (F1)
c20jun12a_3-8




PeCDFs (F1)
c20jun12a_3-8



Hexa Ether
c20jun12a_3-8



F1: Lock Mass
c20jun12a_3-8



Quantify Sample Summary Report

MassLynx 4.1
 ### Confirms Sample Summary ###

Dataset: C:\MassLynx\Default.pro\Results\c21jun12b-13_confirms.qld

Last Altered: Friday, 6/22/2012 4:04:56 PM Eastern Daylight Time
 Printed: Friday, 6/22/2012 4:23:17 PM Eastern Daylight Time

31201450

Method: Untitled 01 May 2012 20:49:45
 Calibration: C:\MassLynx\Default.PRO\CurveDB\VFXms-Confirm_c08dec11b.cdb 09 Dec 2011 09:13:48

Name: c21jun12b-13
 Date: 21-Jun-2012
 Time: 17:47:28
 ID: 31201450002
 User: KAS
 Submitter: *ARDITKS*
 Task: HRMS3

Name	Response	Ion1Area	Ion2Area	RA	RAFail?	RRT	RT	pg/ul	EDL	SN1	SN2	M	Height1	Noise1	Height2	Noise2
1	1.822e3	6.875e2	1.135e3	0.61	YES	1.0015	22.15	0.245	0.0694	8.6	9.8	MM	1.015e4	1174	1.602e4	1637
2	6.310e5	2.859e5	3.452e5	0.83	NO	1.0036	22.11	53.868	0.0340	3606.5	4319.1	bb	3.893e6	1080	4.771e6	1105
3	5.138e5	2.277e5	2.861e5	0.80	NO	0.0000	22.03	100.000	0.0865	2055.7	4420.4	bb	3.123e6	1519	4.060e6	918
4	-	6.310e3	-	-	-	-	-	1.885	0.0694	-	-	-	9.257e4	1174	-	-
5	-	-	-	-	-	-	-	-	-	-	-	-	-	59452	-	-

$$[TCDF] = \frac{1.822e3}{6.310e5} \left(\frac{2000pg}{15.79g \times 0.516} \right) \left(\frac{1}{1.1776} \right) = 0.602 pg/g$$

Tm 7-3-12

Quantify Sample Report MassLynx 4.1
Confirms Sample Summary

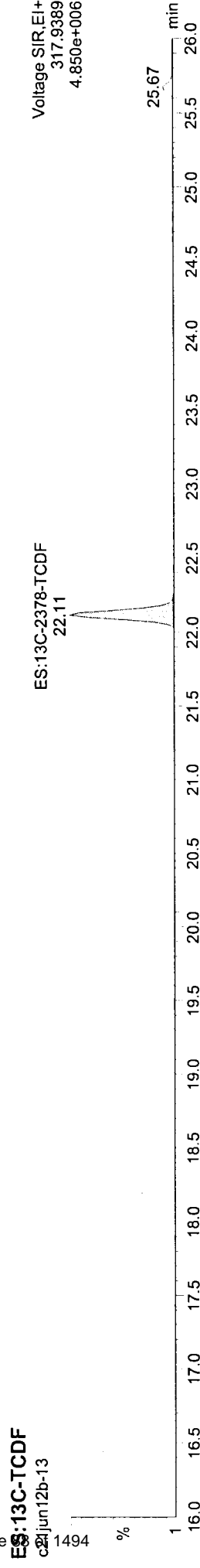
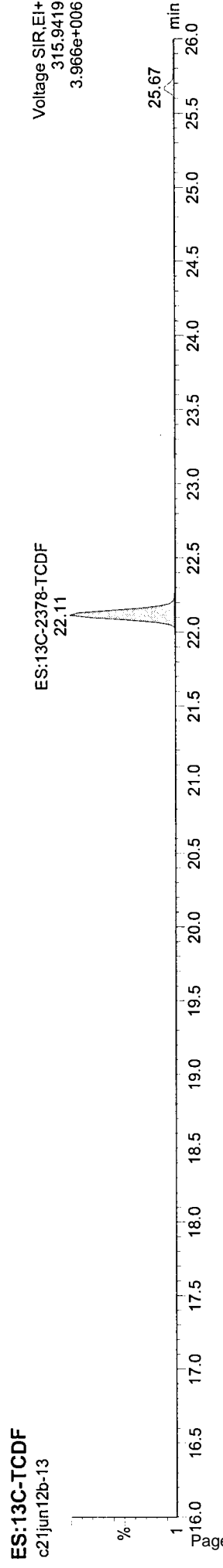
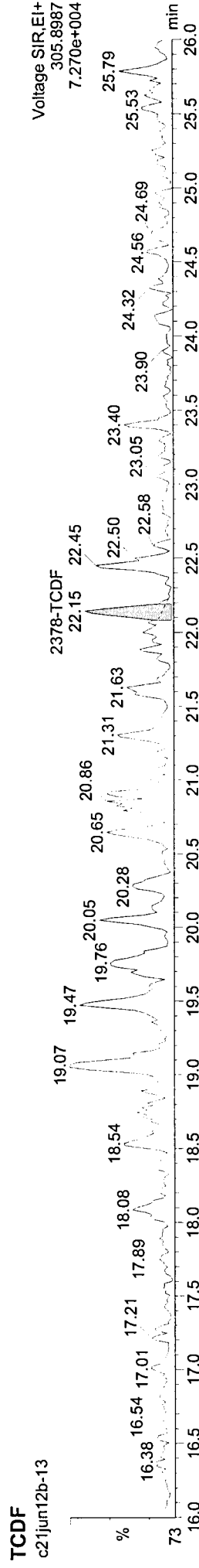
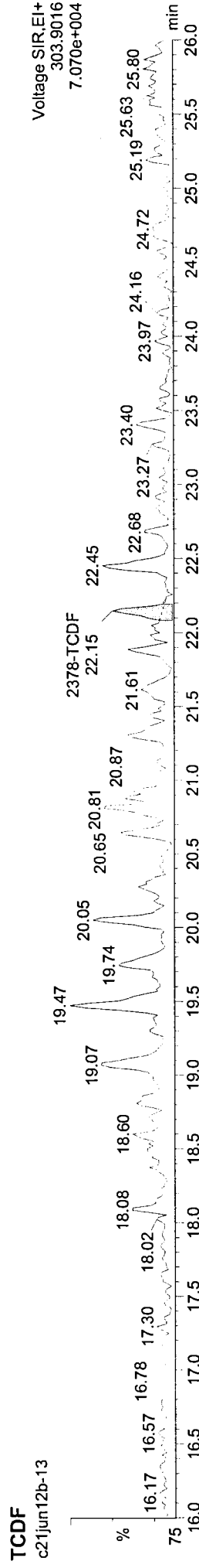
Dataset: C:\MassLynx\Default.pro\Results\c21jun12b-13_confirms.qld

Last Altered: Friday, 6/22/2012 4:04:56 PM Eastern Daylight Time
Printed: Friday, 6/22/2012 4:23:17 PM Eastern Daylight Time

312014

Method: Untitled 01 May 2012 20:49:45
Calibration: C:\MassLynx\Default.PRO\CurveDB\VF\Xms-Confirm_c08dec11b.cdb 09 Dec 2011 09:13:48

Name: c21jun12b-13, ID: 31201450002



Quantify Sample Report MassLynx 4.1
Confirms Sample Summary

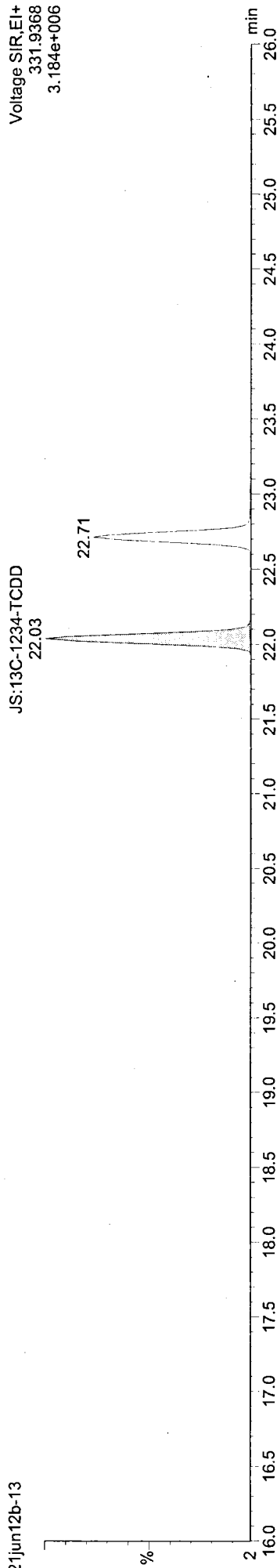
Dataset: C:\MassLynx\Default.pro\Results\c21jun12b-13_confirms.qld

Last Altered: Friday, 6/22/2012 4:04:56 PM Eastern Daylight Time
Printed: Friday, 6/22/2012 4:23:17 PM Eastern Daylight Time

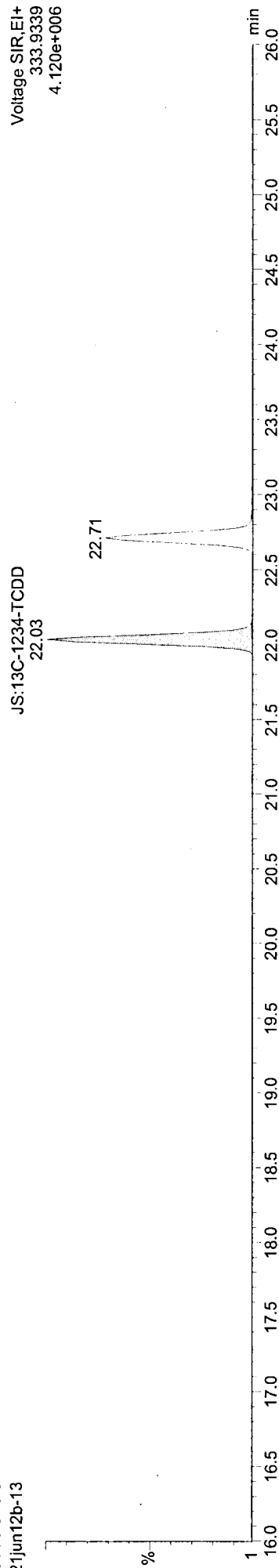
3120142

Name: c21jun12b-13, ID: 31201450002

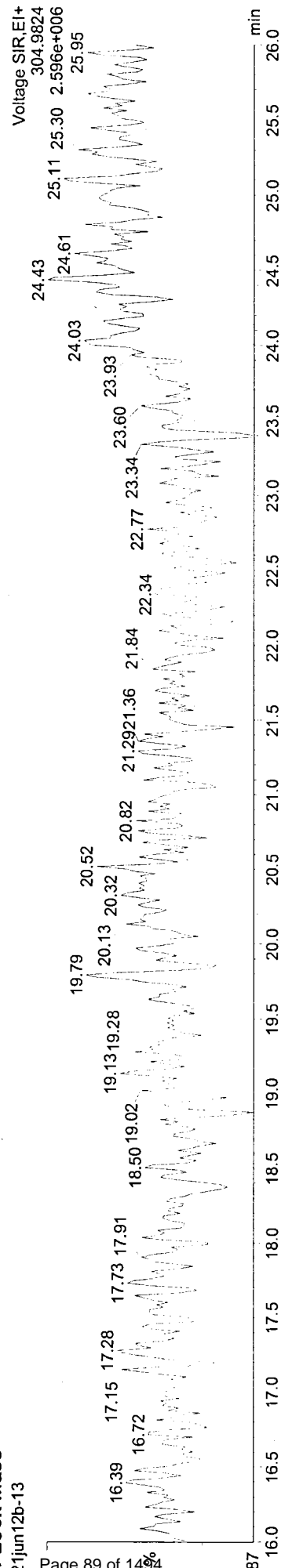
JS:13C-TCDD
c21jun12b-13



JS:13C-TCDD
c21jun12b-13



F1 Lock Mass
c21jun12b-13



Quantify Sample Report MassLynx 4.1

Manual Integrations

Dataset: C:\MassLynx\Default.pro\Results\c21jun12b-13_confirms.qld

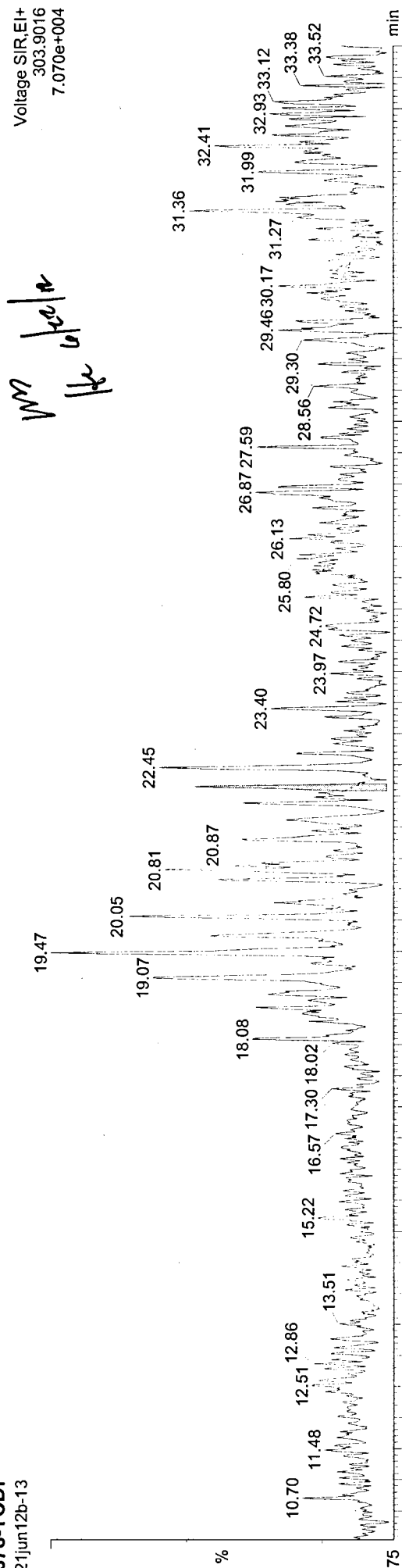
Last Altered: Friday, 6/22/2012 4:04:56 PM Eastern Daylight Time

Printed: Friday, 6/22/2012 4:15:06 PM Eastern Daylight Time

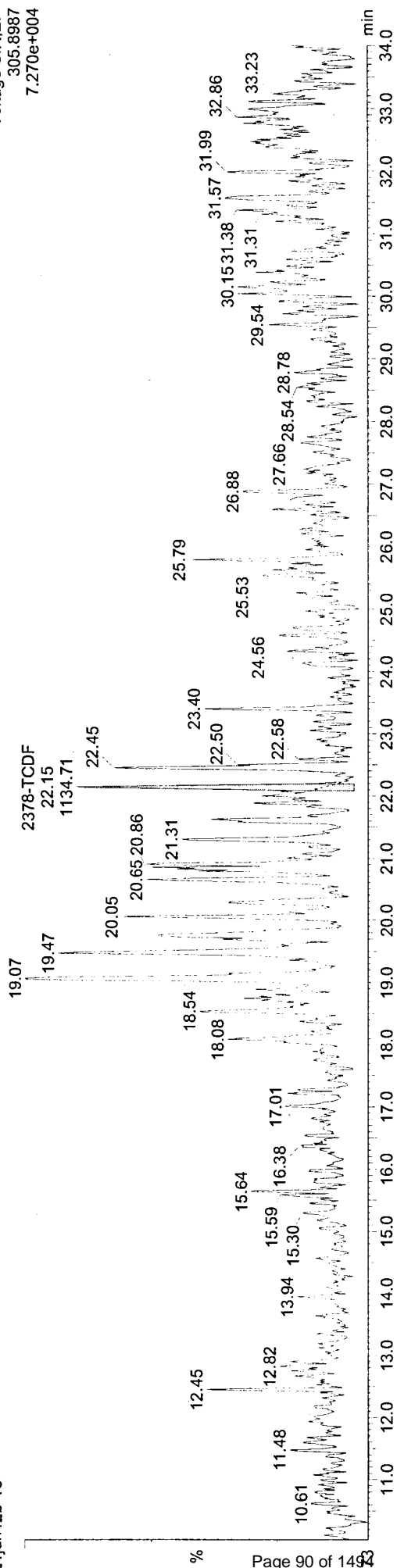
Name: c21jun12b-13, ID: 31201450002, Date: 21-Jun-2012, Time: 17:47:28, Submitter: , Description: , User: KAS

2378-TCDF

c21jun12b-13



c21jun12b-13



Results of JW-EA06-COMP-120507

Client Sample ID: **JW-EA06-COMP-120507**
 Client Project ID: **Jeld Wen Surface Sediment**
 Lab Sample ID: 31201450003-A
 Lab Project ID: 31201450

Collection Date: 05/07/2012 16:00
 Received Date: 05/09/2012 10:15
 Matrix: Soil-Solid as dry weight
 Solids (%): 58.20

Results by EPA 1613B

Parameter	Result	EMPC	Qual	DL	LOQ/CL	Units	RT	Ratio
2,3,7,8-TCDD	ND		U	0.0753	0.533	pg/g		
1,2,3,7,8-PeCDD		0.499	J	0.0960	2.67	pg/g	31.62	1.25*
1,2,3,4,7,8-HxCDD	ND		U	0.174	2.67	pg/g		
1,2,3,6,7,8-HxCDD	42.0			0.186	2.67	pg/g	33.88	1.28
1,2,3,7,8,9-HxCDD	13.6			0.180	2.67	pg/g	34.04	1.18
1,2,3,4,6,7,8-HpCDD	279			0.295	2.67	pg/g	36.27	1.05
OCDD	778			0.399	5.33	pg/g	39.23	0.91
2,3,7,8-TCDF	0.840			0.0951	0.533	pg/g	24.65	0.98
2,3,7,8-TCDF [confirm]	0.471		J	0.100	0.533	pg/g	22.15	0.83
1,2,3,7,8-PeCDF		0.373	J	0.114	2.67	pg/g	30.08	2.05*
2,3,4,7,8-PeCDF	0.860		J	0.0625	2.67	pg/g	31.36	1.64
1,2,3,4,7,8-HxCDF	2.30		J	0.130	2.67	pg/g	33.22	1.08
1,2,3,6,7,8-HxCDF	1.48		J	0.115	2.67	pg/g	33.30	1.06
2,3,4,6,7,8-HxCDF	3.76			0.128	2.67	pg/g	33.69	1.12
1,2,3,7,8,9-HxCDF		1.13	J	0.172	2.67	pg/g	34.26	1.66*
1,2,3,4,6,7,8-HpCDF	106			0.130	2.67	pg/g	35.35	1.05
1,2,3,4,7,8,9-HpCDF	2.81			0.204	2.67	pg/g	36.72	0.99
OCDF	84.0			0.195	5.33	pg/g	39.42	0.92
Total TCDD	3.64	5.25		0.0753	0.533	pg/g		
Total TCDF	4.20	6.87		0.0951	0.533	pg/g		
Total PeCDD	3.90	6.51		0.0960	2.67	pg/g		
Total PeCDF	13.0	13.4		0.0314	2.67	pg/g		
Total HxCDD	248	255		0.186	2.67	pg/g		
Total HxCDF	103	104		0.172	2.67	pg/g		
Total HpCDD	594			0.295	2.67	pg/g		
Total HpCDF	292			0.204	2.67	pg/g		

World Health Organization Summary

	Units	ND=0	ND=1/2	ND=DL
WHO-2005 TEQ	pg/g	10.8	10.9	11.0
WHO-2005 TEQ w/EMPC	pg/g	11.4	11.4	11.5

Results of JW-EA06-COMP-120507

Client Sample ID: **JW-EA06-COMP-120507**
 Client Project ID: **Jeld Wen Surface Sediment**
 Lab Sample ID: 31201450003-A
 Lab Project ID: 31201450

Collection Date: 05/07/2012 16:00
 Received Date: 05/09/2012 10:15
 Matrix: Soil-Solid as dry weight
 Solids (%): 58.20

Results by EPA 1613B

<u>Parameter</u>	<u>Result</u>	<u>EMPC</u>	<u>Qual</u>	<u>DL</u>	<u>LOQ/CL</u>	<u>Units</u>	<u>RT</u>	<u>Ratio</u>
Labeled Standards								
13C-2378-TCDD	82.0				25.0-164	%		
13C-12378-PeCDD	89.0				25.0-181	%		
13C-123478-HxCDD	78.0				32.0-141	%		
13C-123678-HxCDD	76.0				28.0-130	%		
13C-1234678-HpCDD	81.0				23.0-140	%		
13C-OCDD	56.0				17.0-157	%		
13C-2378-TCDF	79.0				24.0-169	%		
13C-12378-PeCDF	77.0				24.0-185	%		
13C-23478-PeCDF	82.0				21.0-178	%		
13C-123478-HxCDF	78.0				26.0-152	%		
13C-123678-HxCDF	93.0				26.0-123	%		
13C-234678-HxCDF	88.0				29.0-147	%		
13C-123789-HxCDF	79.0				28.0-136	%		
13C-1234678-HpCDF	88.0				28.0-143	%		
13C-1234789-HpCDF	82.0				26.0-138	%		
37Cl-2378-TCDD	94.0				35.0-197	%		

Batch Information

Analytical Batch: **HRD1734**
 Analytical Method: **EPA 1613B**
 Instrument: **HRMS3**
 Analyst: **MAF**
 Analytical Date/Time: **06/21/2012 04:00**
 Dilution: **1**

Prep Batch: **HXX1605**
 Prep Method: **EPA 1613 PREP S/D/T**
 Prep Date/Time: **05/24/2012 00:19**
 Prep Initial Wt./Vol.: **16.1 g**
 Prep Extract Vol: **20 uL**

Analytical Batch: **HRD1753**
 Analytical Method: **EPA 1613B**
 Instrument: **HRMS3**
 Analyst: **JHL**
 Analytical Date/Time: **06/21/2012 18:23**
 Dilution: **1**

Prep Batch: **HXX1605**
 Prep Method: **EPA 1613 PREP S/D/T**
 Prep Date/Time: **05/24/2012 00:19**
 Prep Initial Wt./Vol.: **16.1 g**
 Prep Extract Vol: **20 uL**

Quantify Sample Summary Report

MassLynx 4.1 SCN627

Sample Summary

Dataset: Z:\Default.pro\Results\c20jun12a_3-9.qld

Last Altered: Tuesday, June 26, 2012 15:29:57 Eastern Daylight Time
 Printed: Tuesday, June 26, 2012 15:30:47 Eastern Daylight Time

W 1201450

Method: Untitled 20 Jun 2012 08:46:37
 Calibration: C:\MassLynx\Default.PRO\CurveDB\B5MS-0042012_1613.cdb 08 May 2012 08:31:36

Name: c20jun12a_3-9
 Date: 21-Jun-2012
 Time: 04:00:13
 ID: 31201450003
 Submitter: HRD1734
 Task: HRMS3

Description: JW-EA06-COMP-120507

O.C.D.D. = (0.3420055) / (1.175352E6) (4000) (20)
 304.3525/w

Rev. mgt u|u|u|u

Name	Response	Ion1Area	Ion2Area	RA	RAFail?	RRT	RT	pg/μL	EDL	Height1	Noise1	SN1	Height2	Noise2	SN2	M1	M2	MR...	
1	2378-TCDD	-	-	-	NO	-	-	-	0.0353	-	733	-	-	478	-	-	-	1.075	
2	12378-PeCDD	1.506e3	8.375e2	6.688e2	1.25	YES	1.0003	31.62	0.234	0.0450	1.612e4	12.5	1.138e4	1092	10.4	MM	MM	1.039	
3	123478-HxCDD	-	-	-	NO	-	-	-	0.0815	-	1711	-	-	2450	-	-	-	1.065	
4	123678-HxCDD	1.054e5	5.921e4	4.624e4	1.28	NO	1.0003	33.88	19.705	0.0870	1.294e6	756.1	9.735e5	2450	397.3	MM	MM	0.996	
5	123789-HxCDD	3.519e4	1.902e4	1.617e4	1.18	NO	1.0072	34.04	6.362	0.0842	3.699e5	216.2	3.191e5	2450	130.2	MM	MM	1.029	
6	1234678-HpCDD	7.054e5	3.606e5	3.448e5	1.05	NO	1.0003	36.27	130.957	0.1381	6.204e6	2948	2104.2	5.933e6	2110	2811.9	bb	bb	1.055
7	OCDD	1.332e6	6.344e5	6.977e5	0.91	NO	1.0003	39.23	364.758	0.1869	6.960e6	1730	4023.3	7.727e6	1292	5981.1	bd	bb	1.063
8	2378-TCDF	3.935e3	1.946e3	1.989e3	0.98	YES	1.0000	24.65	0.394	0.0446	1.827e4	1072	17.0	2.336e4	1007	23.2	MM	MM	0.980
9	12378-PeCDF	1.447e3	9.725e2	4.744e2	2.05	YES	1.0007	30.08	0.175	0.0533	1.413e4	1176	12.0	4.833e3	764	6.3	MM	MM	0.980
10	23478-PeCDF	3.618e3	2.248e3	1.370e3	1.64	NO	1.0004	31.36	0.403	0.0293	4.266e4	1176	36.3	2.465e4	764	32.3	db	MM	1.022
11	123478-HxCDF	8.431e3	4.376e3	4.055e3	1.08	NO	1.0003	33.22	1.079	0.0610	1.049e5	2940	35.7	9.636e4	1923	50.1	MM	MM	1.183
12	123678-HxCDF	6.619e3	3.403e3	3.216e3	1.06	NO	1.0004	33.30	0.696	0.0538	8.006e4	2940	27.2	7.541e4	1923	39.2	MM	MM	1.168
13	234678-HxCDF	1.593e4	8.398e3	7.529e3	1.12	NO	1.0000	33.69	1.761	0.0602	1.559e5	2940	53.0	1.469e5	1923	76.4	MM	MM	1.178
14	123789-HxCDF	3.859e3	2.408e3	1.451e3	1.66	YES	1.0010	34.26	0.528	0.0807	4.142e4	2940	14.1	2.872e4	1923	14.9	MM	MM	1.110
15	1234678-HpCDF	4.415e5	2.258e5	2.157e5	1.05	NO	1.0003	35.35	49.742	0.0608	4.006e6	1648	2429.9	3.896e6	2346	1661.0	MM	MM	1.389
16	1234789-HpCDF	9.171e3	4.574e3	4.598e3	0.99	NO	1.0003	36.72	1.316	0.0956	7.548e4	1648	45.8	7.325e4	2346	31.2	bb	bb	1.389
17	OCDF	1.747e5	8.373e4	9.095e4	0.92	NO	1.0050	39.42	39.404	0.0915	9.319e5	1017	916.2	9.906e5	779	1271.6	bb	bb	1.290
18	ES:13C-2378-TCDD	6.764e5	2.988e5	3.775e5	0.79	NO	1.0278	25.54	82.283	0.0601	3.524e6	1536	2293.9	4.405e6	803	5483.3	bb	bb	0.991
19	ES:13C-12378-PeCDD	6.189e5	3.614e5	2.575e5	1.40	NO	1.2720	31.61	89.353	0.0607	7.429e6	1027	7231.6	4.799e6	964	4975.6	bb	bb	0.835
20	ES:13C-123478-HxCDD	5.374e5	2.993e5	2.381e5	1.26	NO	0.9931	33.80	78.347	0.0575	6.678e6	1671	3997.3	5.202e6	1749	2974.9	bd	bd	0.971
21	ES:13C-123678-HxCDD	5.375e5	3.036e5	2.339e5	1.30	NO	0.9951	33.86	75.727	0.0556	6.785e6	1671	4061.2	5.188e6	1749	2966.6	db	db	1.005
22	ES:13C-1234678-HpCDD	5.105e5	2.679e5	2.426e5	1.10	NO	1.0654	36.26	80.853	0.0790	4.555e6	2263	2012.5	4.197e6	2059	2038.2	bb	bb	0.894
23	ES:13C-OCDD	6.870e5	3.298e5	3.573e5	0.92	NO	1.1525	39.22	111.609	0.0487	3.650e6	1376	2651.4	4.005e6	1218	3287.2	bb	bb	0.871
24	ES:13C-2378-TCDF	1.018e6	4.589e5	5.592e5	0.82	NO	0.9921	24.65	78.671	0.0345	5.356e6	1049	5107.9	6.623e6	1068	6199.2	bb	bb	1.561

Quantify Sample Summary Report
 MassLynx 4.1 SCN627

Dataset: Z:\Default.pro\Results\c20jun12a_3-9.qld

Last Altered: Tuesday, June 26, 2012 15:29:57 Eastern Daylight Time
 Printed: Tuesday, June 26, 2012 15:30:47 Eastern Daylight Time

Name: c20jun12a_3-9
 Date: 21-Jun-2012
 Time: 04:00:13
 ID: 31201450003
 Submitter: HRD1734
 Task: HRMS3
 Description: JW-EA06-COMP-120507

Name	Response	Ion1Area	Ion2Area	RA	RAFail?	RRT	RT	pg/µL	EDL	Height1	Noise1	SN1	Height2	Noise2	SN2	M1	M2	MR...
25	ES:13C-12378-PeCDF	8.461e5	5.167e5	3.293e5	1.57	NO	1.2097	30.06	0.0978	5.673e6	3020	1878.6	3.608e6	2060	1751.6	bb	bb	1.322
26	ES:13C-23478-PeCDF	8.783e5	5.407e5	3.376e5	1.60	NO	1.2617	31.35	0.1007	9.988e6	3020	3307.6	6.266e6	2060	3042.0	bb	bb	1.284
27	ES:13C-123478-HxCDF	6.607e5	2.307e5	4.300e5	0.54	NO	0.9758	33.21	0.0669	5.885e6	2118	2778.0	1.079e7	2787	3870.3	bd	bd	1.198
28	ES:13C-123678-HxCDF	8.149e5	2.829e5	5.320e5	0.53	NO	0.9781	33.28	0.0645	6.715e6	2118	3169.7	1.249e7	2787	4482.3	db	db	1.243
29	ES:13C-234678-HxCDF	7.680e5	2.659e5	5.020e5	0.53	NO	0.9899	33.69	0.0652	5.939e6	2118	2803.2	1.124e7	2787	4031.5	bb	bb	1.229
30	ES:13C-123789-HxCDF	6.578e5	2.303e5	4.275e5	0.54	NO	1.0059	34.23	0.0681	4.749e6	2118	2241.5	8.676e6	2787	3112.9	bb	bb	1.177
31	ES:13C-1234678-HpCDF	6.392e5	1.988e5	4.403e5	0.45	NO	1.0386	35.34	0.0771	3.681e6	2618	1406.2	8.193e6	2236	3663.4	bb	bb	1.029
32	ES:13C-1234789-HpCDF	5.019e5	1.584e5	3.435e5	0.46	NO	1.0788	36.71	0.0913	2.372e6	2618	906.2	5.247e6	2236	2346.1	bb	bb	0.869
33	JS:13C-1234-TCDD	8.291e5	3.665e5	4.626e5	0.79	NO	0.0000	24.85	0.0596	4.340e6	1536	2824.6	5.376e6	803	6691.9	bb	bb	1.000
34	JS:13C-123789-HxCDD	7.064e5	3.950e5	3.114e5	1.27	NO	0.0000	34.03	0.0559	8.555e6	1671	5120.7	6.738e6	1749	3853.0	MM	MM	1.000
35	CS:37Cl-2378-TCDD	1.755e5	1.755e5	-	-	-	1.0291	25.57	0.0115	1.966e6	506	3886.2	-	-	-	MM	-	1.124
36	Tetradoxins	-	8.292e3	-	-	-	-	-	0.0353	9.761e4	733	-	-	-	-	-	-	1.075
37	Pentadoxins	-	1.193e4	-	-	-	-	-	0.0450	1.419e5	1288	-	-	-	-	-	-	1.039
38	Hexadoxins	-	3.673e5	-	-	-	-	-	0.0842	7.908e6	1711	-	-	-	-	-	-	1.030
39	Heptadoxins	-	7.722e5	-	-	-	-	-	0.1381	1.401e7	2948	-	-	-	-	-	-	1.055
40	Tetrafurans	-	1.464e4	-	-	-	-	-	0.0446	1.669e5	1072	-	-	-	-	-	-	0.980
41	Pentafurans (F1)	-	2.145e4	-	-	-	-	-	0.0147	2.357e5	353	-	-	-	-	-	-	1.001
42	Pentafurans	-	1.279e4	-	-	-	-	-	0.0408	1.594e5	1176	-	-	-	-	-	-	1.001
43	Hexafurans	-	2.254e5	-	-	-	-	-	0.0631	5.534e6	2940	-	-	-	-	-	-	1.160
44	Heptafurans	-	5.772e5	-	-	-	-	-	0.0761	1.046e7	1648	-	-	-	-	-	-	1.389
45	Hexa Ether	-	-	-	-	-	-	-	-	-	357	-	-	-	-	-	-	-
46	Hepta Ether	-	-	-	-	-	-	-	-	-	362	-	-	-	-	-	-	-
47	Octa Ether	-	-	-	-	-	-	-	-	-	447	-	-	-	-	-	-	-
48	Nona Ether	-	-	-	-	-	-	-	-	-	299	-	-	-	-	-	-	-
49	Deca Ether	-	-	-	-	-	-	-	-	-	346	-	-	-	-	-	-	-
50	F1 Lock Mass	-	-	-	-	-	-	-	0.0000	-	35456	-	-	-	-	-	-	189...
51	F2 Lock Mass	-	-	-	-	-	-	-	0.0000	-	72666	-	-	-	-	-	-	254...
52	F3 Lock Mass	-	-	-	-	-	-	-	0.0000	-	38913	-	-	-	-	-	-	740...

Dataset: Z:\Default.pro\Results\c20jun12a_3-9.qld

Last Altered: Tuesday, June 26, 2012 15:29:57 Eastern Daylight Time
 Printed: Tuesday, June 26, 2012 15:30:47 Eastern Daylight Time

W 201450

Name: c20jun12a_3-9
 Date: 21-Jun-2012
 Time: 04:00:13
 ID: 31201450003
 Submitter: HRD1734
 Task: HRMS3
 Description: JW-EA06-COMP-120507

Name	Response	Ion1Area	Ion2Area	RA	RAFail?	RRT	RT	pg/µL	EDL	Height1	Noise1	SN1	Height2	Noise2	SN2	M1	M2	MR...
53	F4 Lock Mass	-	-	-	-	-	-	-	-	-	43342	-	-	-	-	-	-	-
54	F5 Lock Mass	-	-	-	-	-	-	-	0.0000	-	30404	-	-	-	-	-	-	173...

Quantify Totals Report MassLynx 4.1 SCN627
 ### Sample Summary ###

Dataset: Z:\Default.pro\Results\c20jun12a_3-9.qld

Last Altered: Tuesday, June 26, 2012 15:29:57 Eastern Daylight Time
 Printed: Tuesday, June 26, 2012 15:30:47 Eastern Daylight Time

201450

Method: Untitled 20 Jun 2012 08:46:37
 Calibration: C:\MassLynx\Default.PRO\CurveDB\IDB5MS-0042012_1613.cdb 08 May 2012 08:31:36

Name: c20jun12a_3-9
 Date: 21-Jun-2012
 Time: 04:00:13
 ID: 31201450003
 Submitter: HRD1734
 Task: HRMS3
 Description: JW-EA06-COMP-120507

Tetradioxins

Name	Response	Ion1Area	Ion2Area	RA	RAFail?	RRT	RT	pg/µL	EDL	Height1	Noise1	SN1	Height2	Noise2	SN2	M2
1 Tetradioxins	4.558e3	1.985e3	2.573e3	0.772	NO	0.00	22.30	0.627	0.0353	2.377e4	733	32.4	3.120e4	478	65.2	MM
2 Tetradioxins	2.522e3	1.233e3	1.289e3	0.956	YES	0.00	22.56	0.347	0.0353	1.621e4	733	22.1	1.302e4	478	27.2	MM
3 Tetradioxins	7.841e3	3.626e3	4.215e3	0.860	NO	0.00	23.57	1.078	0.0353	4.121e4	733	56.2	5.108e4	478	106.8	bd
4 Tetradioxins	7.329e2	2.857e2	4.471e2	0.639	YES	0.00	23.98	0.101	0.0353	3.711e3	733	5.1	6.232e3	478	13.0	db
5 Tetradioxins	1.266e3	6.418e2	6.247e2	1.027	YES	0.00	24.86	0.174	0.0353	7.464e3	733	10.2	1.042e4	478	21.8	MM
6 Tetradioxins	9.916e2	5.197e2	4.719e2	1.101	YES	0.00	25.29	0.136	0.0353	5.237e3	733	7.1	5.627e3	478	11.8	bb

Pentadioxins

Name	Response	Ion1Area	Ion2Area	RA	RAFail?	RRT	RT	pg/µL	EDL	Height1	Noise1	SN1	Height2	Noise2	SN2	M2
1 Pentadioxins	7.754e3	4.723e3	3.031e3	1.558	NO	0.00	28.87	1.206	0.0450	4.428e4	1288	34.4	2.864e4	1092	26.2	MM
2 Pentadioxins	1.041e3	6.643e2	3.769e2	1.762	NO	0.00	29.50	0.162	0.0450	7.551e3	1288	5.9	4.756e3	1092	4.4	MM
3 Pentadioxins	3.653e3	2.367e3	1.286e3	1.842	YES	0.00	30.28	0.568	0.0450	2.566e4	1288	19.9	1.424e4	1092	13.0	MM
4 Pentadioxins	1.197e3	7.653e2	4.314e2	1.774	NO	0.00	30.56	0.186	0.0450	1.116e4	1288	8.7	6.670e3	1092	6.1	MM
5 Pentadioxins	1.600e3	9.000e2	6.998e2	1.286	YES	0.00	30.64	0.249	0.0450	1.246e4	1288	9.7	8.987e3	1092	8.2	MM
6 Pentadioxins	1.765e3	1.004e3	7.605e2	1.321	NO	0.00	30.90	0.274	0.0450	1.185e4	1288	9.2	7.991e3	1092	7.3	MM
7 Pentadioxins	6.831e2	3.751e2	3.080e2	1.218	YES	0.00	31.24	0.106	0.0450	6.498e3	1288	5.0	5.999e3	1092	5.5	MM
8 12378-PeCDD	1.506e3	8.375e2	6.688e2	1.252	YES	1.00	31.62	0.234	0.0450	1.612e4	1288	12.5	1.138e4	1092	10.4	MM
9 Pentadioxins	4.362e2	2.977e2	1.385e2	2.149	YES	0.00	31.68	0.068	0.0450	6.353e3	1288	4.9	4.009e3	1092	3.7	MM

Quantify Totals Report MassLynx 4.1 SCN627

Sample Summary

Dataset: Z:\Default.pro\Results\c20jun12a_3-9.qld

Last Altered: Tuesday, June 26, 2012 15:29:57 Eastern Daylight Time
 Printed: Tuesday, June 26, 2012 15:30:47 Eastern Daylight Time

W0201450

Name: c20jun12a_3-9
 Date: 21-Jun-2012
 Time: 04:00:13
 ID: 31201450003
 Submitter: HRD1734
 Task: HRMS3
 Description: JW-EA06-COMP-120507

Hexadioxins

Name	Response	Ion1Area	Ion2Area	RA	RAFail?	RRT	RT	pg/ μ L	EDL	Height1	Noise1	SN1	Height2	Noise2	SN2	M2	M2
1	Hexadioxins	1.223e5	6.778e4	5.450e4	1.244	NO	0.00	32.84	0.0842	1.743e6	1711	1018.9	1.375e6	2450	561.1	MM	MM
2	Hexadioxins	1.976e4	1.165e4	8.109e3	1.436	YES	0.00	33.20	0.0842	2.799e5	1711	163.6	1.773e5	2450	72.4	MM	MM
3	Hexadioxins	3.759e5	2.097e5	1.662e5	1.262	NO	0.00	33.36	0.0842	4.221e6	1711	2467.1	3.349e6	2450	1366.7	MM	MM
4	123678-HxCDD	1.054e5	5.921e4	4.624e4	1.281	NO	1.00	33.88	0.0870	1.294e6	1711	756.1	9.735e5	2450	397.3	MM	MM
5	123789-HxCDD	3.519e4	1.902e4	1.617e4	1.176	NO	1.01	34.04	0.0842	3.699e5	1711	216.2	3.191e5	2450	130.2	MM	MM

Heptadioxins

Name	Response	Ion1Area	Ion2Area	RA	RAFail?	RRT	RT	pg/ μ L	EDL	Height1	Noise1	SN1	Height2	Noise2	SN2	M2	M2
1	Heptadioxins	7.949e5	4.116e5	3.833e5	1.074	NO	0.00	35.61	0.1381	7.805e6	2948	2647.3	7.377e6	2110	3496.4	bb	bb
2	1234678-HpCDD	7.054e5	3.606e5	3.448e5	1.046	NO	1.00	36.27	0.1381	6.204e6	2948	2104.2	5.933e6	2110	2811.9	bb	bb

Quantify Totals Report MassLynx 4.1 SCN627

Sample Summary

Dataset: Z:\Default.pro\Results\c20jun12a_3-9.qld

Last Altered: Tuesday, June 26, 2012 15:29:57 Eastern Daylight Time
 Printed: Tuesday, June 26, 2012 15:30:47 Eastern Daylight Time

201450

Name: c20jun12a_3-9
 Date: 21-Jun-2012
 Time: 04:00:13
 ID: 31201450003
 Submitter: HRD1734
 Task: HRMS3
 Description: JW-EA06-COMP-120507

Tetrafurans

Name	Response	Ion1Area	Ion2Area	RA	RAFail?	RRT	RT	pg/µL	EDL	Height1	Noise1	SN1	Height2	Noise2	SN2	M2
1	1.160e3	5.951e2	5.646e2	1.054	YES	0.00	20.67	0.116	0.0446	6.632e3	1072	6.2	8.861e3	1007	8.8	MM
2	9.473e2	4.483e2	4.990e2	0.898	YES	0.00	21.06	0.095	0.0446	6.763e3	1072	6.3	6.183e3	1007	6.1	MM
3	3.406e3	1.474e3	1.932e3	0.763	NO	0.00	21.59	0.341	0.0446	1.875e4	1072	17.5	2.181e4	1007	21.6	MM
4	3.228e3	1.442e3	1.786e3	0.808	NO	0.00	21.89	0.323	0.0446	1.202e4	1072	11.2	1.611e4	1007	16.0	MM
5	3.266e3	1.446e3	1.821e3	0.794	NO	0.00	22.18	0.327	0.0446	1.625e4	1072	15.2	1.728e4	1007	17.1	MM
6	1.401e3	6.101e2	7.906e2	0.772	NO	0.00	22.76	0.140	0.0446	8.647e3	1072	8.1	8.779e3	1007	8.7	MM
7	5.442e2	2.570e2	2.871e2	0.895	YES	0.00	23.01	0.055	0.0446	2.869e3	1072	2.7	5.061e3	1007	5.0	bd
8	7.625e2	4.470e2	3.155e2	1.417	YES	0.00	23.22	0.076	0.0446	4.910e3	1072	4.6	5.368e3	1007	5.3	MM
9	3.460e3	1.609e3	1.851e3	0.869	NO	0.00	23.38	0.347	0.0446	1.342e4	1072	12.5	1.704e4	1007	16.9	db
10	1.884e3	8.014e2	1.082e3	0.741	NO	0.00	23.76	0.189	0.0446	1.034e4	1072	9.6	1.284e4	1007	12.7	MM
11	9.518e2	4.429e2	5.089e2	0.870	NO	0.00	24.04	0.095	0.0446	5.614e3	1072	5.2	6.263e3	1007	6.2	MM
12	3.935e3	1.946e3	1.989e3	0.978	YES	1.00	24.65	0.394	0.0446	1.827e4	1072	17.0	2.336e4	1007	23.2	MM
13	2.114e3	1.000e3	1.114e3	0.898	YES	0.00	25.01	0.212	0.0446	1.083e4	1072	10.1	1.162e4	1007	11.5	MM
14	1.788e3	6.982e2	1.090e3	0.641	YES	0.00	26.76	0.179	0.0446	1.036e4	1072	9.7	1.094e4	1007	10.9	MM
15	7.496e2	3.050e2	4.466e2	0.686	NO	0.00	24.44	0.075	0.0446	3.321e3	1072	3.1	5.664e3	1007	5.6	MM
16	1.297e3	5.150e2	7.818e2	0.659	NO	0.00	22.50	0.130	0.0446	7.916e3	1072	7.4	1.411e4	1007	14.0	MM
17	1.289e3	6.057e2	6.836e2	0.886	YES	0.00	22.55	0.129	0.0446	9.974e3	1072	9.3	1.245e4	1007	12.4	MM

Pentafurans (F1)

Name	Response	Ion1Area	Ion2Area	RA	RAFail?	RRT	RT	pg/µL	EDL	Height1	Noise1	SN1	Height2	Noise2	SN2	M2
Pentafurans (F1)	3.363e4	2.145e4	1.218e4	1.762	NO	0.00	26.76	3.897	0.0147	2.357e5	353	666.9	1.337e5	345	387.7	bb

Page 8 of 14

Quantify Totals Report MassLynx 4.1 SCN627

Sample Summary

Dataset: Z:\Default.prolResults\c20jun12a_3-9.qld

Last Altered: Tuesday, June 26, 2012 15:29:57 Eastern Daylight Time
 Printed: Tuesday, June 26, 2012 15:30:47 Eastern Daylight Time

W0201450

Name: c20jun12a_3-9
 Date: 21-Jun-2012
 Time: 04:00:13
 ID: 31201450003
 Submitter: HRD1734
 Task: HRMS3
 Description: JW-EA06-COMP-120507

Pentafurans

Name	Response	Ion1Area	Ion2Area	RA	RAFail?	RRT	RT	pg/µL	EDL	Height1	Noise1	SN1	Height2	Noise2	SN2	M2
1 Pentafurans	1.170e3	7.368e2	4.329e2	1.702	NO	0.00	28.52	0.136	0.0408	1.070e4	1176	9.1	6.142e3	764	8.0	MM
2 Pentafurans	6.742e3	4.041e3	2.701e3	1.496	NO	0.00	28.75	0.781	0.0408	2.682e4	1176	22.8	2.290e4	764	30.0	MM
3 Pentafurans	3.779e3	2.415e3	1.364e3	1.770	NO	0.00	29.59	0.438	0.0408	2.459e4	1176	20.9	1.406e4	764	18.4	bd
4 Pentafurans	1.069e3	6.748e2	3.940e2	1.713	NO	0.00	29.81	0.124	0.0408	9.208e3	1176	7.8	4.625e3	764	6.1	MM
5 12378-PeCDF	1.447e3	9.725e2	4.744e2	2.050	YES	1.00	30.08	0.175	0.0533	1.413e4	1176	12.0	4.833e3	764	6.3	MM
6 Pentafurans	1.140e3	6.932e2	4.472e2	1.550	NO	0.00	30.47	0.132	0.0408	1.210e4	1176	10.3	7.750e3	764	10.1	MM
7 Pentafurans	9.276e2	5.536e2	3.739e2	1.481	NO	0.00	30.50	0.107	0.0408	1.002e4	1176	8.5	7.455e3	764	9.8	MM
8 Pentafurans	7.508e2	4.586e2	2.923e2	1.569	NO	0.00	31.25	0.087	0.0408	9.215e3	1176	7.8	5.105e3	764	6.7	bd
9 23478-PeCDF	3.618e3	2.248e3	1.370e3	1.641	NO	1.00	31.36	0.403	0.0293	4.266e4	1176	36.3	2.465e4	764	32.3	db

Hexafurans

Name	Response	Ion1Area	Ion2Area	RA	RAFail?	RRT	RT	pg/µL	EDL	Height1	Noise1	SN1	Height2	Noise2	SN2	M2
1 Hexafurans	4.087e4	2.256e4	1.831e4	1.233	NO	0.00	32.48	4.859	0.0631	5.634e5	2940	191.7	4.394e5	1923	228.5	MM
2 Hexafurans	1.245e5	6.831e4	5.620e4	1.215	NO	0.00	32.58	14.803	0.0631	1.724e6	2940	586.4	1.393e6	1923	724.6	MM
3 Hexafurans	2.110e5	1.160e5	9.510e4	1.219	NO	0.00	32.93	25.091	0.0631	2.865e6	2940	974.6	2.338e6	1923	1215.9	MM
4 123478-HxCDF	8.431e3	4.376e3	4.055e3	1.079	NO	1.00	33.22	1.079	0.0610	1.049e5	2940	35.7	9.636e4	1923	50.1	MM
5 123678-HxCDF	6.619e3	3.403e3	3.216e3	1.058	NO	1.00	33.30	0.696	0.0538	8.006e4	2940	27.2	7.541e4	1923	39.2	MM
6 234678-HxCDF	1.593e4	8.398e3	7.529e3	1.115	NO	1.00	33.69	1.761	0.0602	1.559e5	2940	53.0	1.469e5	1923	76.4	MM
7 123789-HxCDF	3.859e3	2.408e3	1.451e3	1.659	YES	1.00	34.26	0.528	0.0807	4.142e4	2940	14.1	2.872e4	1923	14.9	MM

Quantify Totals Report MassLynx 4.1 SCN627

Sample Summary

Dataset: Z:\Default.pro\Results\c20jun12a_3-9.qld

Last Modified: Tuesday, June 26, 2012 15:29:57 Eastern Daylight Time
 Printed: Tuesday, June 26, 2012 15:30:47 Eastern Daylight Time

201450

Name: c20jun12a_3-9
 Date: 21-Jun-2012
 Time: 04:00:13
 ID: 31201450003
 Submitter: HRD1734
 Task: HRMS3
 Description: JW-EA06-COMP-120507

Heptafurans

	Name	Response	Ion1Area	Ion2Area	RA	RAFail?	RRT	RT	pg/ μ L	EDL	Height1	Noise1	SN1	Height2	Noise2	SN2	M2	M2
1	1234678-HpCDF	4.415e5	2.258e5	2.157e5	1.047	NO	1.00	35.35	49.742	0.0608	4.006e6	1648	2429.9	3.896e6	2346	1661.0	MM	MM
2	Heptafurans	6.806e5	3.468e5	3.338e5	1.039	NO	0.00	35.73	85.905	0.0761	6.381e6	1648	3870.8	6.072e6	2346	2588.6	MM	MM
3	1234789-HpCDF	9.171e3	4.574e3	4.598e3	0.995	NO	1.00	36.72	1.316	0.0956	7.548e4	1648	45.8	7.325e4	2346	31.2	bb	bb

Quantify Sample Report MassLynx 4.1 SCN627

Manual Integrations

Dataset: Z:\Default.pro\Results\c20jun12a_3-9.qld

Last Altered: Friday, June 22, 2012 10:32:50 Eastern Daylight Time
Printed: Friday, June 22, 2012 10:32:55 Eastern Daylight Time

Method: C:\MassLynx\Default.PRO\MethDB\m1613-061912-db5ms.mdb 20 Jun 2012 08:46:37
Calibration: C:\MassLynx\Default.PRO\CurveDB\MS-0042012_1613.cdb 08 May 2012 08:31:36

Name: c20jun12a_3-9, ID: 31201450003, Date: 21-Jun-2012, Time: 04:00:13, Submitter: HRD1734, Description: JW-EA06-COMP-120507, User: KAS

JS:13C-123789-HxCDD

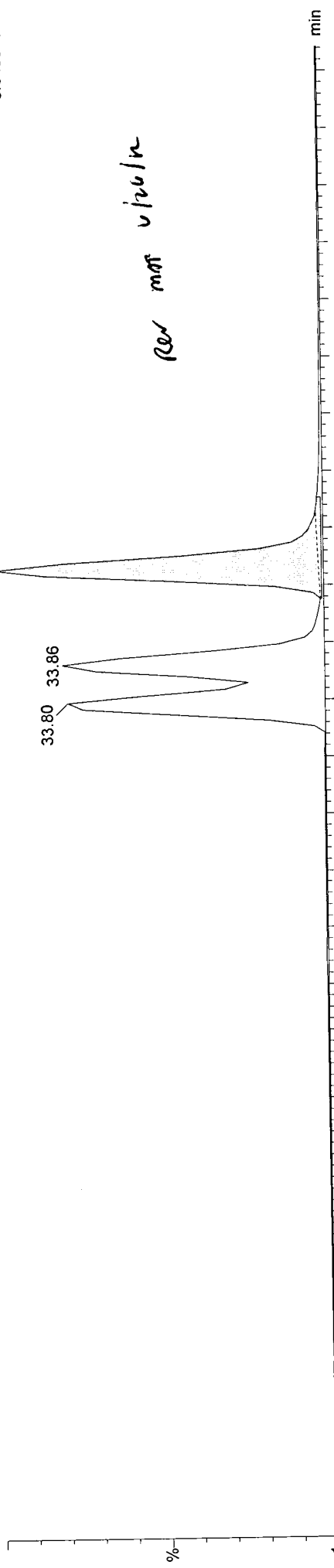
c20jun12a_3-9

JS:13C-123789-HxCDD
34.03

33.80 33.86

F3: Voltage SIR, EI+
401.8559
8.643e+006

Rev mat v100/n



JS:13C-123789-HxCDD
34.03

33.80 33.86

F3: Voltage SIR, EI+
403.8530
6.849e+006

*M3
172799
2212*

c20jun12a_3-9

MassLynx 4.1 SCN627

Quantify Sample Report

Manual Integrations

Dataset: Z:\Default.pro\Results\c20jun12a_3-9.qld

Last Modified: Friday, June 22, 2012 10:32:50 Eastern Daylight Time
Printed: Friday, June 22, 2012 10:32:59 Eastern Daylight Time

Method: C:\MassLynx\Default.PRO\MethDB\m1613-061912-db5.ms.mdb 20 Jun 2012 08:46:37
Calibration: C:\MassLynx\Default.PRO\CurveDB\MS-0042012_1613.cdb 08 May 2012 08:31:36

Name: c20jun12a_3-9, ID: 31201450003, Date: 21-Jun-2012, Time: 04:00:13, Submitter: HRD1734, Description: JW-EA06-COMP-120507, User: KAS

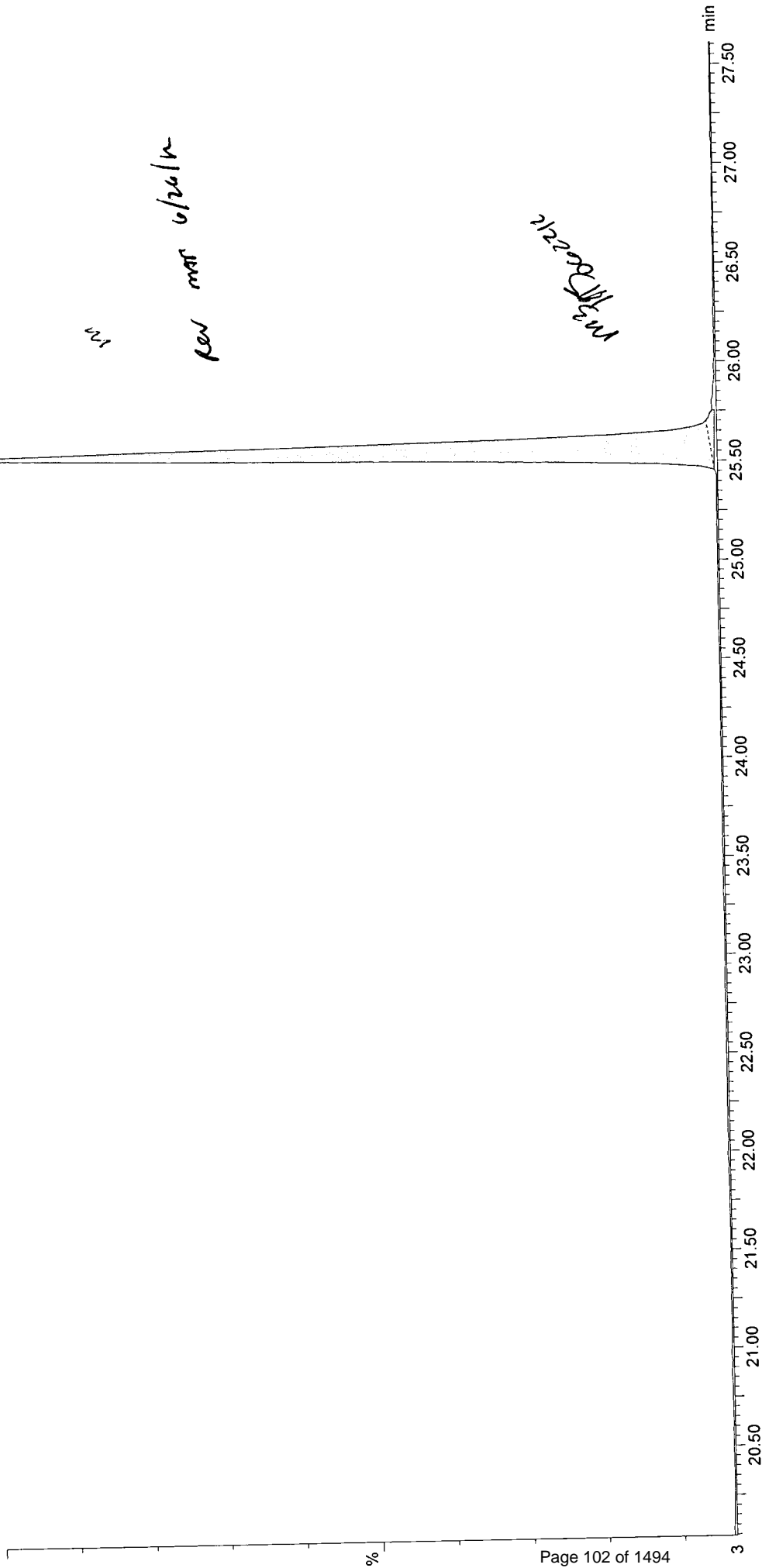
CS:37CI-2378-TCDD

c20jun12a_3-9

CS:37CI-2378-TCDD

25.57

F1:Voltage SIR, EI+
327.8847
2.037e+006



Quantify Sample Report

MassLynx 4.1 SCN627

Dataset: Z:\Default.pro\Results\c20jun12a_3-9.qld

Last Altered: Tuesday, June 26, 2012 15:29:57 Eastern Daylight Time
Printed: Tuesday, June 26, 2012 15:31:38 Eastern Daylight Time

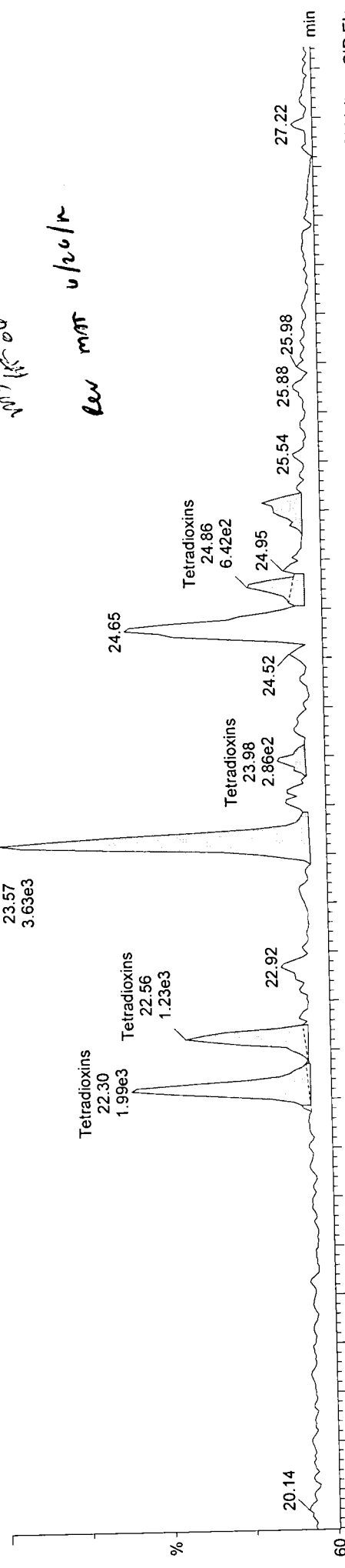
WQ 201450

Method: Untitled 20 Jun 2012 08:46:37
Calibration: C:\MassLynx\Default.PRO\CurveDB\B5MS-0042012_1613.cdb 08 May 2012 08:31:36
Name: c20jun12a_3-9, ID: 31201450003, Date: 21-Jun-2012, Time: 04:00:13, Submitter: HRD1734, Description: JW-EA06-COMP-120507, User: KAS

F1: Voltage SIR, EI+
319.8965
1.084e+005

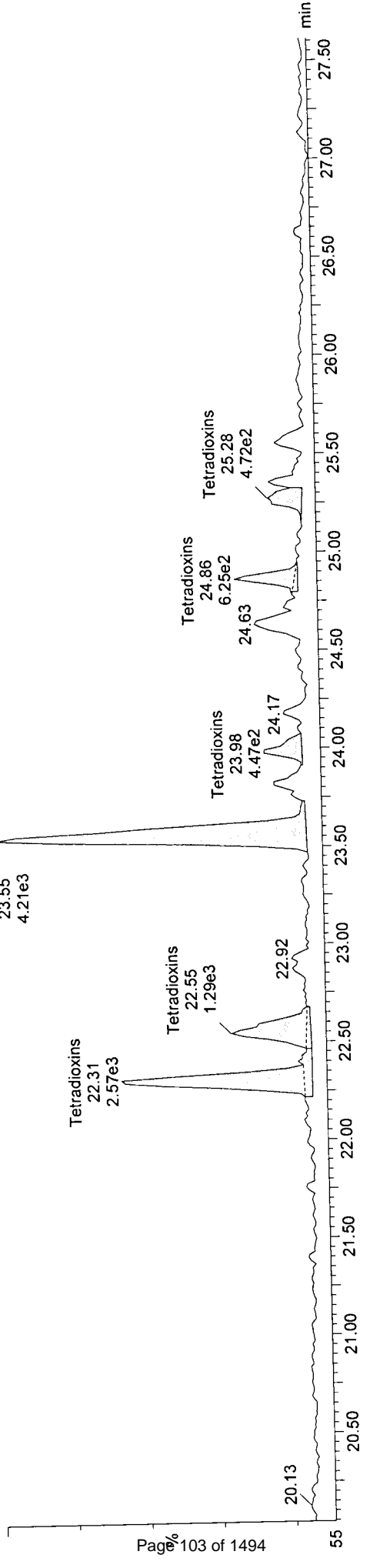
Tetradioxins
c20jun12a_3-9

WQ 15 00 24
low m/z u/20/n



F1: Voltage SIR, EI+
321.8936
1.184e+005

c20jun12a_3-9



Quantify Sample Report

Manual Integrations

MassLynx 4.1 SCN627

Dataset: Z:\Default.pro\Results\c20jun12a_3-9.qld

Last Altered: Tuesday, June 26, 2012 15:29:57 Eastern Daylight Time

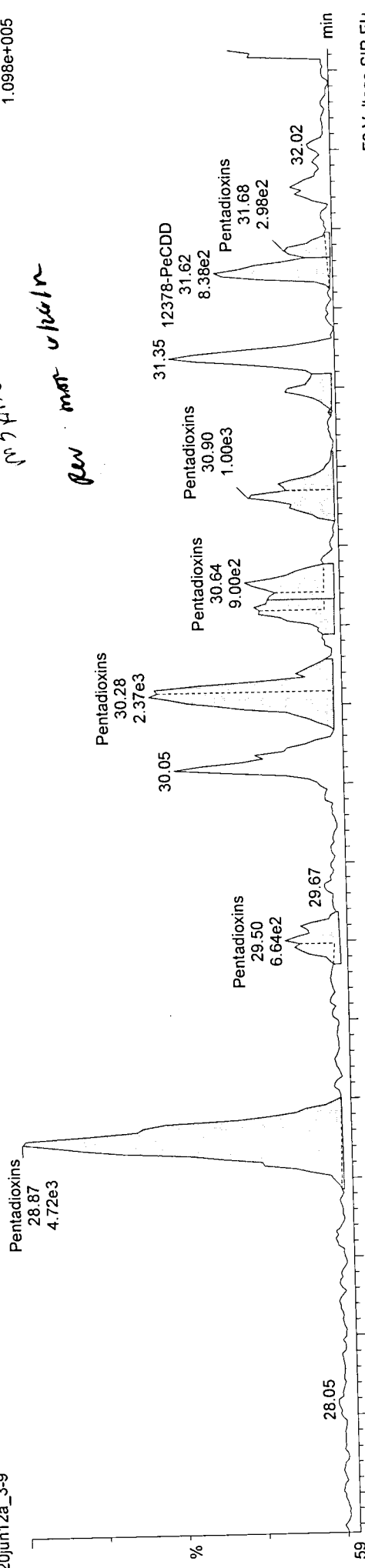
Printed: Tuesday, June 26, 2012 15:31:38 Eastern Daylight Time

Name: c20jun12a_3-9, ID: 31201450003, Date: 21-Jun-2012, Time: 04:00:13, Submitter: HRD1734, Description: JW-EA06-COMP-120507, User: KAS

Pentadioxins
c20jun12a_3-9

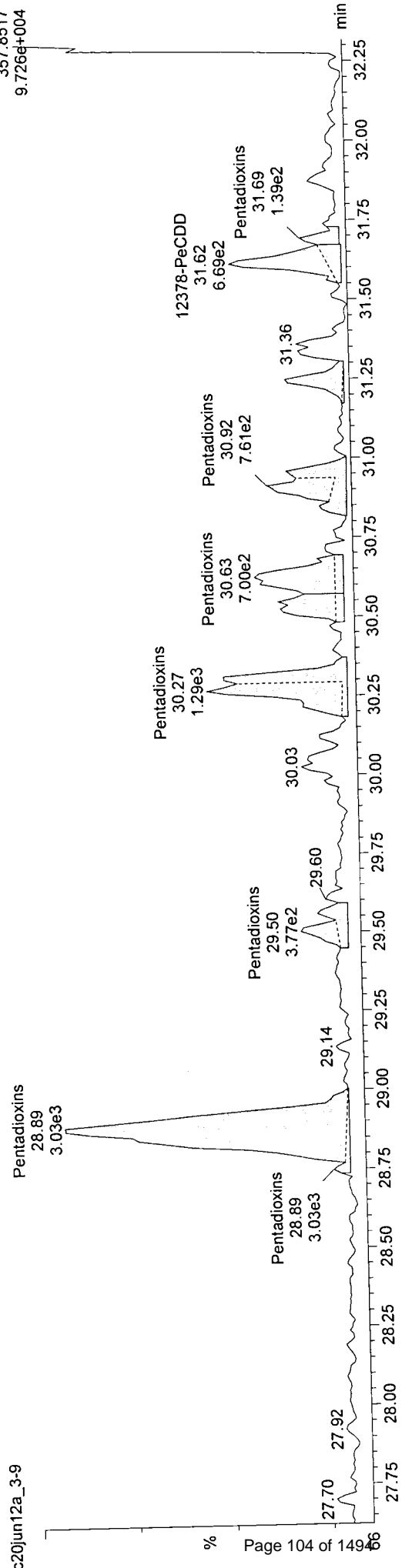
m3 for 24 hr
pen mat v12/12

F2: Voltage SIR, EI+
355.8546
1.098e+005



c20jun12a_3-9

F2: Voltage SIR, EI+
357.8517
9.726e+004



Quantify Sample Report
Manual Integrations

MassLynx 4.1 SCN627

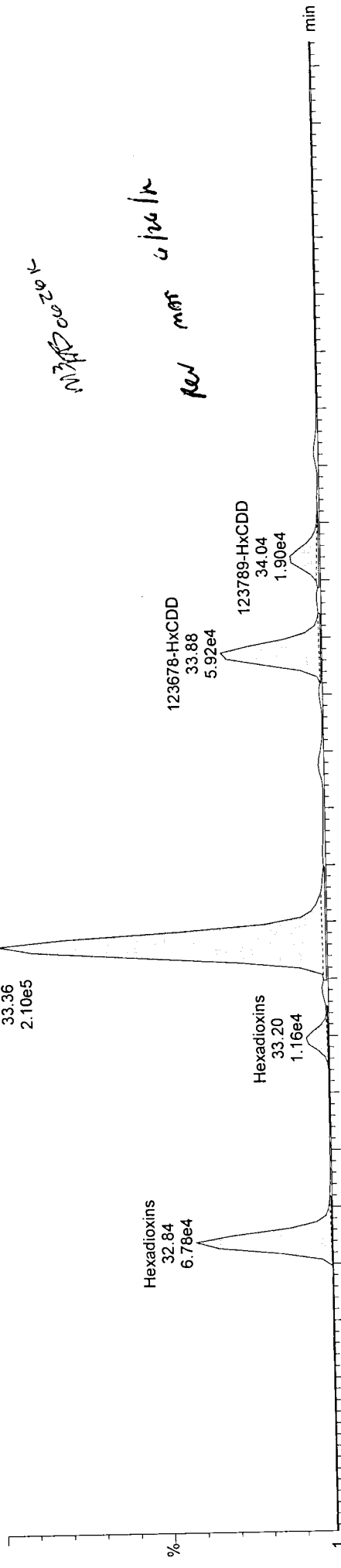
Dataset: Z:\Default.pro\Results\c20jun12a_3-9.qld

Last Modified: Tuesday, June 26, 2012 15:29:57 Eastern Daylight Time
Printed: Tuesday, June 26, 2012 15:31:38 Eastern Daylight Time

Name: c20jun12a_3-9, ID: 31201450003, Date: 21-Jun-2012, Time: 04:00:13, Submitter: HRD1734, Description: JW-EA06-COMP-120507, User: KAS

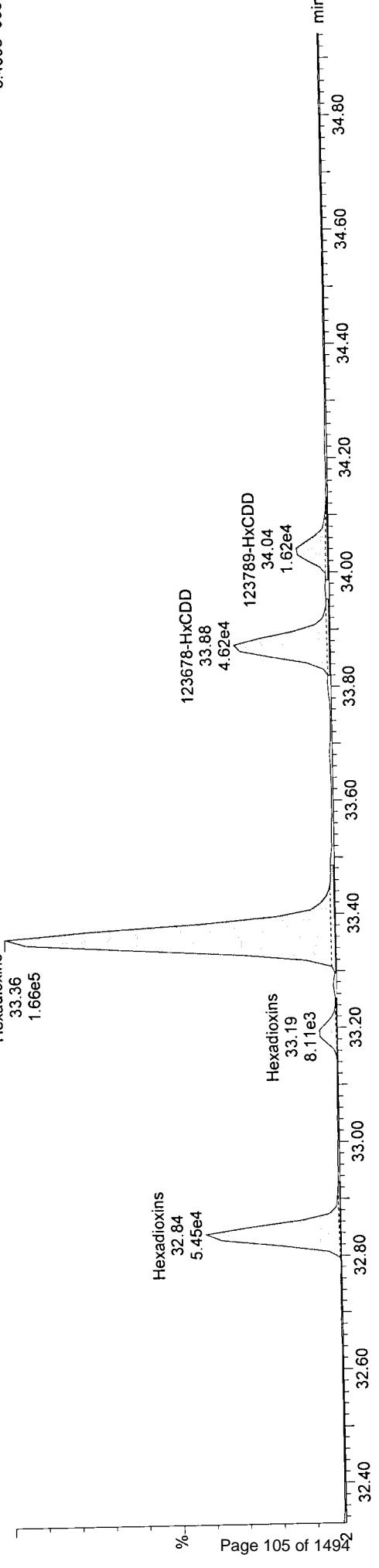
Hexadioxins
c20jun12a_3-9

F3: Voltage SIR, EI+
389.8156
4.290e+006



c20jun12a_3-9

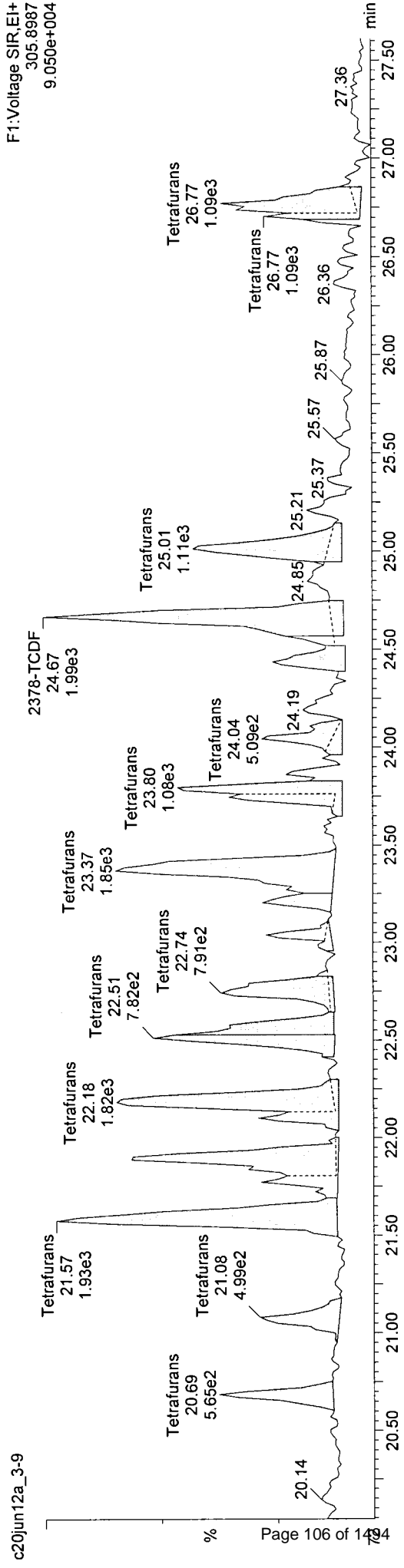
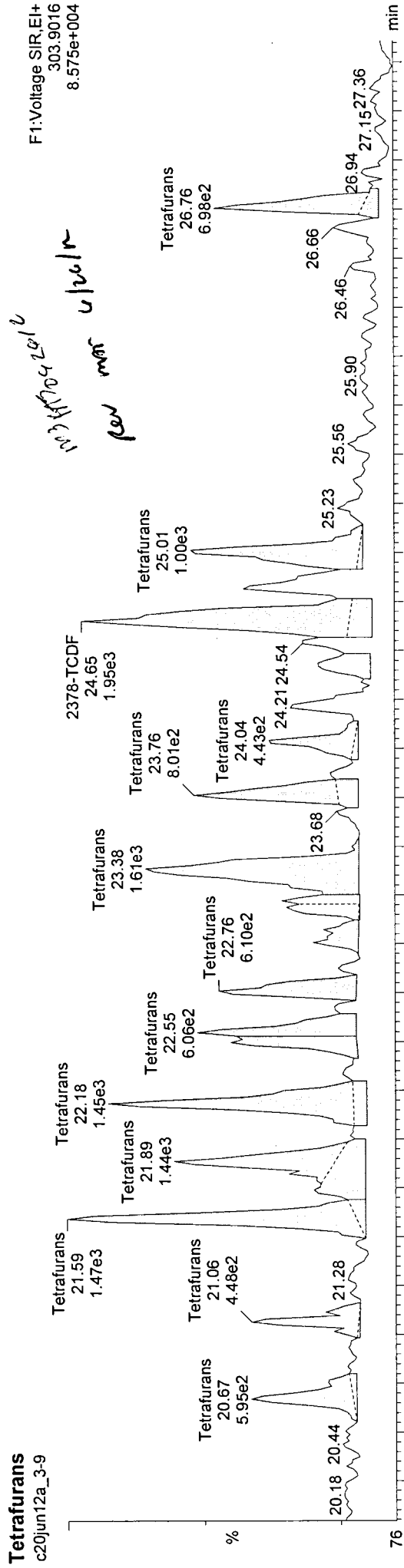
F3: Voltage SIR, EI+
391.8127
3.409e+006



Dataset: Z:\Default.pro\Results\c20jun12a_3-9.qld

Lab Altered: Tuesday, June 26, 2012 15:29:57 Eastern Daylight Time
Printed: Tuesday, June 26, 2012 15:31:38 Eastern Daylight Time

Name: c20jun12a_3-9, ID: 31201450003, Date: 21-Jun-2012, Time: 04:00:13, Submitter: HRD1734, Description: JW-EA06-COMP-120507, User: KAS




Dataset: Z:\Default.pro\Results\c20jun12a_3-9.qld

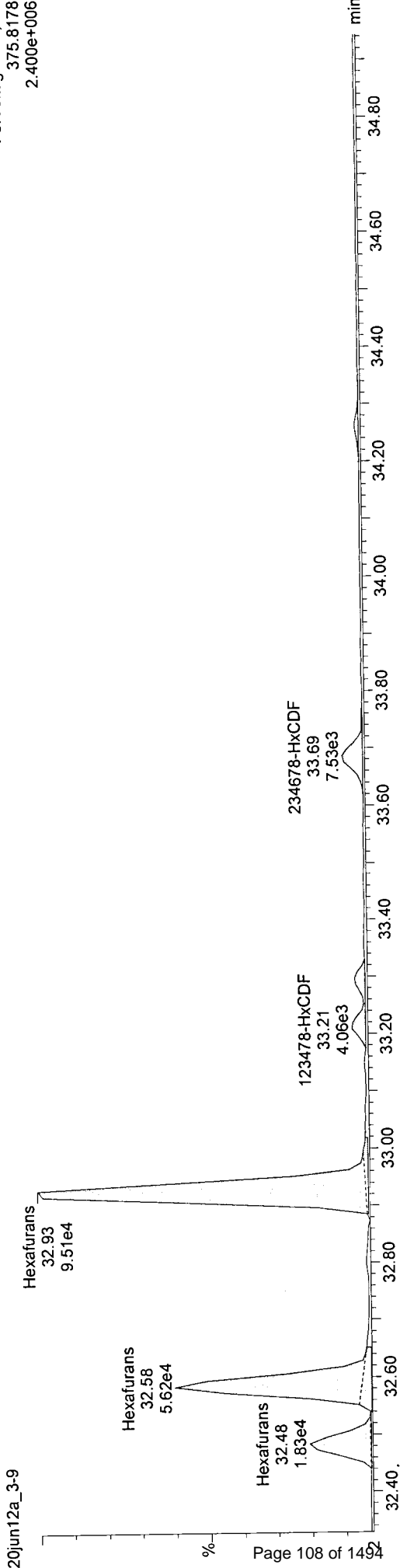
Last Altered: Tuesday, June 26, 2012 15:29:57 Eastern Daylight Time
Printed: Tuesday, June 26, 2012 15:31:38 Eastern Daylight Time

Name: c20jun12a_3-9, ID: 31201450003, Date: 21-Jun-2012, Time: 04:00:13, Submitter: HRD1734, Description: JW-EA06-COMP-120507, User: KAS

Hexafurans
c20jun12a_3-9
F3: Voltage SIR, EI+
373.8207
2.927e+006



Hexafurans
c20jun12a_3-9
F3: Voltage SIR, EI+
375.8178
2.400e+006



Quantify Sample Report
Manual Integrations

MassLynx 4.1 SCN627


Dataset: Z:\Default.pro\Results\c20jun12a_3-9.qld

Last Altered: Tuesday, June 26, 2012 15:29:57 Eastern Daylight Time
Printed: Tuesday, June 26, 2012 15:31:38 Eastern Daylight Time

Name: c20jun12a_3-9, ID: 31201450003, Date: 21-Jun-2012, Time: 04:00:13, Submitter: HRD1734, Description: JW-EA06-COMP-120507, User: KAS

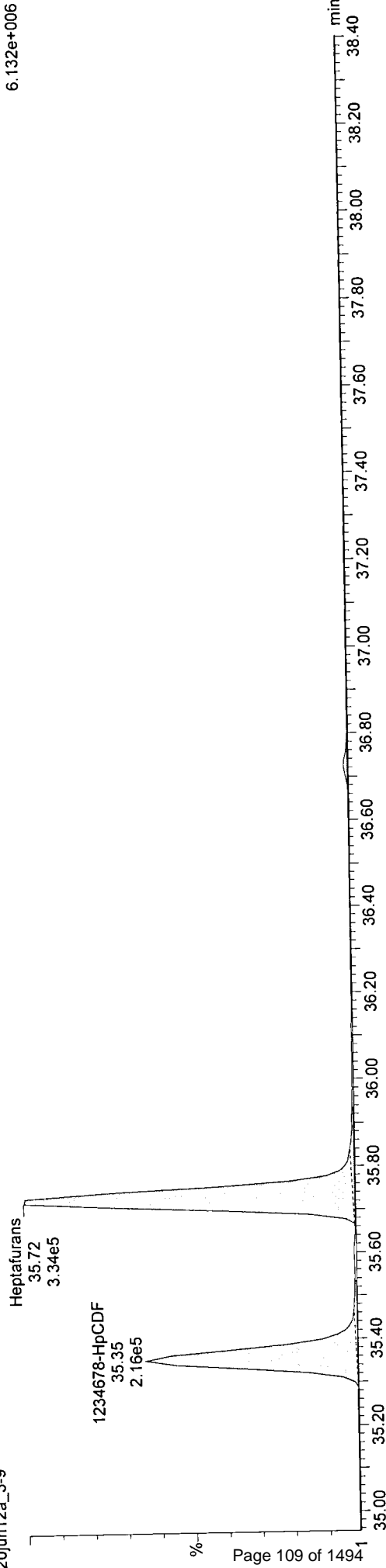
Heptafurans
c20jun12a_3-9

F4: Voltage SIR, EI+
407.7818
6.441e+006



c20jun12a_3-9

F4: Voltage SIR, EI+
409.7788
6.132e+006



Quantify Sample Summary Report **MassLynx 4.1**
 ### 1613 Sample Summary ###

Dataset: C:\MassLynx\Default.pro\Results\c20jun12a_3-9.qld

Last Altered: Thursday, June 21, 2012 08:28:28 Eastern Daylight Time
 Printed: Thursday, June 21, 2012 08:28:41 Eastern Daylight Time

1201450

Method: C:\MassLynx\Default.PRO\MethDB\m1613-061912-db5ms.mdb 20 Jun 2012 08:46:37
 Calibration: C:\MassLynx\Default.PRO\CurveDB\DB5MS-0042012_1613.cdb 08 May 2012 08:31:36

Name: c20jun12a_3-9
 Date: 21-Jun-2012
 Time: 04:00:13
 ID: 31201450003
 Submitter: HRD1734
 Task: HRMS3

Name	Response	Ion1Area	Ion2Area	RA	RAFail?	RRT	RT	pg/μL	EDL	Height1	Noise1	SN1	Height2	Noise2	SN2	M1	M2
1	2378-TCDD	-	-	-	NO	-	-	-	0.0353	-	733	-	-	478	-	-	
2	12378-PeCDD	1.316e3	8.169e2	4.989e2	1.64	NO	1.0003	31.62	0.0450	1.588e4	1288	12.3	9.900e3	1092	9.1	bd	
3	123478-HxCDD	9.950e4	5.655e4	4.295e4	1.32	NO	1.0023	33.88	0.0815	1.272e6	1711	743.7	9.493e5	2450	387.4	bb	
4	123678-HxCDD	-	-	-	NO	-	-	-	0.0870	-	1711	-	-	2450	-	-	
5	123789-HxCDD	2.920e4	1.586e4	1.334e4	1.19	NO	1.0072	34.04	0.0842	3.435e5	1711	200.8	2.969e5	2450	121.1	bb	
6	1234678-HpCDD	7.054e5	3.606e5	3.448e5	1.05	NO	1.0003	36.27	0.1381	6.204e6	2948	2104.2	5.933e6	2110	2811.9	bb	
7	OCDD	1.332e6	6.344e5	6.977e5	0.91	NO	1.0002	39.23	0.1889	6.960e6	1730	4023.3	7.727e6	1292	5981.1	bd	
8	2378-TCDF	3.583e3	1.667e3	1.916e3	0.87	NO	1.0000	24.65	0.0446	1.683e4	1072	15.7	2.237e4	1007	22.2	dd	
9	12378-PeCDF	-	-	-	NO	-	-	-	0.0533	-	1176	-	-	764	-	-	
10	23478-PeCDF	3.637e3	2.248e3	1.389e3	1.62	NO	1.0004	31.36	0.0293	4.266e4	1176	36.3	2.476e4	764	32.4	db	
11	123478-HxCDF	8.102e3	4.125e3	3.977e3	1.04	YES	1.0003	33.22	0.0610	1.001e5	2940	34.0	9.550e4	1923	49.7	bd	
12	123678-HxCDF	5.972e3	2.992e3	2.980e3	1.00	YES	1.0003	33.30	0.0538	7.581e4	2940	25.8	7.224e4	1923	37.6	db	
13	234678-HxCDF	1.561e4	8.193e3	7.419e3	1.10	NO	1.0000	33.69	0.0602	1.548e5	2940	52.6	1.462e5	1923	76.0	bb	
14	123789-HxCDF	3.629e3	2.309e3	1.321e3	1.75	YES	1.0010	34.26	0.0807	4.067e4	2940	13.8	2.781e4	1923	14.5	bb	
15	1234678-HpCDF	4.284e5	2.209e5	2.075e5	1.06	NO	1.0003	35.35	0.0608	3.993e6	1648	2422.0	3.874e6	2346	1651.6	bb	
16	1234789-HpCDF	9.171e3	4.574e3	4.598e3	0.99	NO	1.0003	36.72	0.0956	7.548e4	1648	45.8	7.325e4	2346	31.2	bb	
17	OCDF	1.747e5	8.373e4	9.095e4	0.92	NO	1.0050	39.42	0.0915	9.319e5	1017	916.2	9.906e5	779	1271.6	bb	
18	ES:13C-2378-TCDD	6.764e5	2.988e5	3.775e5	0.79	NO	1.0278	25.54	0.0601	3.524e6	1536	2293.9	4.405e6	803	5483.3	bb	
19	ES:13C-12378-PeCDD	6.189e5	3.614e5	2.575e5	1.40	NO	1.2720	31.61	0.0607	7.429e6	1027	7231.6	4.799e6	964	4975.6	bb	
20	ES:13C-123478-HxCDD	5.374e5	2.993e5	2.381e5	1.26	NO	0.9931	33.80	0.0571	6.678e6	1671	3997.3	5.202e6	1749	2974.9	bd	
21	ES:13C-123678-HxCDD	5.375e5	3.036e5	2.339e5	1.30	NO	0.9951	33.86	0.0551	6.785e6	1671	4061.2	5.188e6	1749	2966.6	db	
22	ES:13C-1234678-HpCDD	5.105e5	2.679e5	2.426e5	1.10	NO	1.0654	36.26	0.0784	4.555e6	2263	2012.5	4.197e6	2059	2038.2	bb	
23	ES:13C-OCDD	6.870e5	3.298e5	3.573e5	0.92	NO	1.1526	39.22	0.0483	3.650e6	1376	2651.4	4.005e6	1218	3287.2	bb	
24	ES:13C-2378-TCDF	1.018e6	4.589e5	5.592e5	0.82	NO	0.9921	24.65	0.0345	5.356e6	1049	5107.9	6.623e6	1068	6199.2	bb	
25	ES:13C-12378-PeCDF	8.461e5	5.167e5	3.293e5	1.57	NO	1.2097	30.06	0.0978	5.673e6	3020	1878.6	3.608e6	2060	1751.6	bb	
26	ES:13C-23478-PeCDF	8.783e5	5.407e5	3.376e5	1.60	NO	1.2617	31.35	0.1007	9.988e6	3020	3307.6	6.266e6	2060	3042.0	bb	

Quantify Sample Summary Report MassLynx 4.1
 ### 1613 Sample Summary ###

Dataset: C:\MassLynx\Default.pro\Results\c20jun12a_3-9.qld

Last Altered: Thursday, June 21, 2012 08:28:28 Eastern Daylight Time
 Printed: Thursday, June 21, 2012 08:28:41 Eastern Daylight Time

Name: c20jun12a_3-9
 Date: 21-Jun-2012
 Time: 04:00:13
 ID: 31201450003
 Submitter: HRD1734
 Task: HRMS3

Name	Response	Ion1Area	Ion2Area	RA	RAFail?	RRT	RT	pg/μL	EDL	Height1	Noise1	SN1	Height2	Noise2	SN2	M1	M2
27	ES:13C-123478-HxCDF	6.607e5	2.307e5	4.300e5	0.54	NO	0.9758	33.21	0.0663	5.885e6	2118	2778.0	1.079e7	2787	3870.3	bd	bd
28	ES:13C-123678-HxCDF	8.149e5	2.829e5	5.320e5	0.53	NO	0.9781	33.29	0.0640	6.715e6	2118	3169.7	1.249e7	2787	4482.3	db	db
29	ES:13C-234678-HxCDF	7.680e5	2.659e5	5.020e5	0.53	NO	0.9899	33.69	0.0647	5.939e6	2118	2803.2	1.124e7	2787	4031.5	bb	bb
30	ES:13C-123789-HxCDF	6.578e5	2.303e5	4.275e5	0.54	NO	1.0059	34.23	0.0676	4.749e6	2118	2241.5	8.676e6	2787	3112.9	bb	bb
31	ES:13C-1234678-HpCDF	6.392e5	1.988e5	4.403e5	0.45	NO	1.0386	35.34	0.0764	3.681e6	2618	1406.2	8.193e6	2236	3663.4	bb	bb
32	ES:13C-1234789-HpCDF	5.019e5	1.584e5	3.435e5	0.46	NO	1.0788	36.71	0.0905	2.372e6	2618	906.2	5.247e6	2236	2346.1	bb	bb
33	JS:13C-1234-TCDD	8.291e5	3.665e5	4.626e5	0.79	NO	0.0000	24.85	0.0596	4.340e6	1536	2824.6	5.376e6	803	6691.9	bb	bb
34	JS:13C-123789-HxCDD	6.887e5	3.785e5	3.101e5	1.22	NO	0.0000	34.03	0.0554	8.480e6	1671	5076.0	6.722e6	1749	3844.4	bb	bb
35	CS:37Cl-2378-TCDD	1.721e5	1.721e5	-	-	-	1.0291	25.57	0.0115	1.956e6	506	3866.3	-	-	-	-	-
36	Tetradioxins	-	9.948e3	-	-	-	-	2.739	0.0353	1.190e5	733	-	-	-	-	-	-
37	Pentadioxins	-	1.165e4	-	-	-	-	2.874	0.0450	1.849e5	1288	-	-	-	-	-	-
38	Hexadioxins	-	3.511e5	-	-	-	-	112.561	0.0842	7.802e6	1711	-	-	-	-	-	-
39	Heptadioxins	-	7.722e5	-	-	-	-	278.547	0.1381	1.401e7	2948	-	-	-	-	-	-
40	Tetrafurans	-	1.254e4	-	-	-	-	2.755	0.0446	1.589e5	1072	-	-	-	-	-	-
41	Pentafurans (F1)	-	2.145e4	-	-	-	-	3.897	0.0147	2.357e5	353	-	-	-	-	-	-
42	Pentafurans	-	9.561e3	-	-	-	-	1.820	0.0408	1.534e5	1176	-	-	-	-	-	-
43	Hexafurans	-	2.166e5	-	-	-	-	46.450	0.0631	5.454e6	2940	-	-	-	-	-	-
44	Heptafurans	-	5.579e5	-	-	-	-	132.153	0.0761	1.040e7	1648	-	-	-	-	-	-
45	Hexa Ether	-	-	-	-	-	-	-	-	-	357	-	-	-	-	-	-
46	Hepta Ether	-	-	-	-	-	-	-	-	-	362	-	-	-	-	-	-
47	Octa Ether	-	-	-	-	-	-	-	-	-	447	-	-	-	-	-	-
48	Nona Ether	-	-	-	-	-	-	-	-	-	299	-	-	-	-	-	-
49	Deca Ether	-	-	-	-	-	-	-	-	-	346	-	-	-	-	-	-
50	F1 Lock Mass	-	-	-	-	-	-	-	0.0000	-	35456	-	-	-	-	-	-
51	F2 Lock Mass	-	-	-	-	-	-	-	0.0000	-	72666	-	-	-	-	-	-
52	F3 Lock Mass	-	-	-	-	-	-	-	0.0000	-	38913	-	-	-	-	-	-
53	F4 Lock Mass	-	-	-	-	-	-	-	-	-	43342	-	-	-	-	-	-
54	F5 Lock Mass	-	-	-	-	-	-	-	0.0000	-	30404	-	-	-	-	-	-

Quantify Sample Report

MassLynx 4.1

1613 Sample Summary

Dataset: Untitled

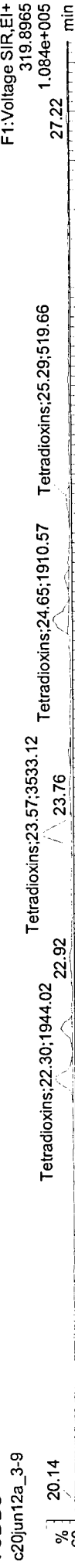
Last Altered: Thursday, 6/21/2012 3:28:06 PM Eastern Daylight Time
Printed: Thursday, 6/21/2012 3:30:02 PM Eastern Daylight Time

3120142

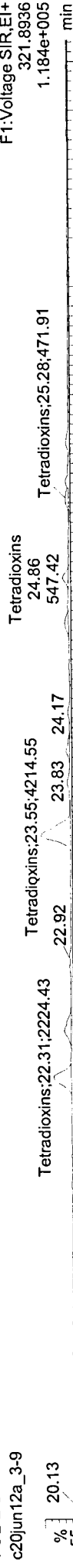
Method: C:\MassLynx\Default.PRO\MethDB\m8290-061312-db5ms.mdb 14 Jun 2012 07:55:14
Calibration: C:\MassLynx\Default.PRO\CurveDB\B5MS-0042012_1613.cdb 08 May 2012 08:31:36

Name: c20jun12a_3-9, Date: 21-Jun-2012, Time: 04:00:13, ID: 31201450003, Submitter: HRD1734, Task: HRMS3


TCDDs




TCDDs




ES-TCDD



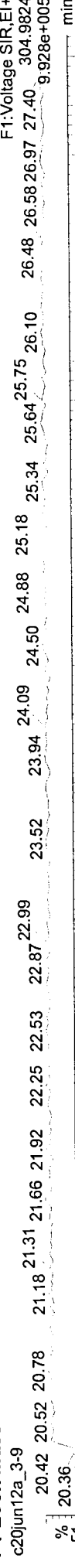
ES-TCDD



CS-TCDD



F1 Lock Mass



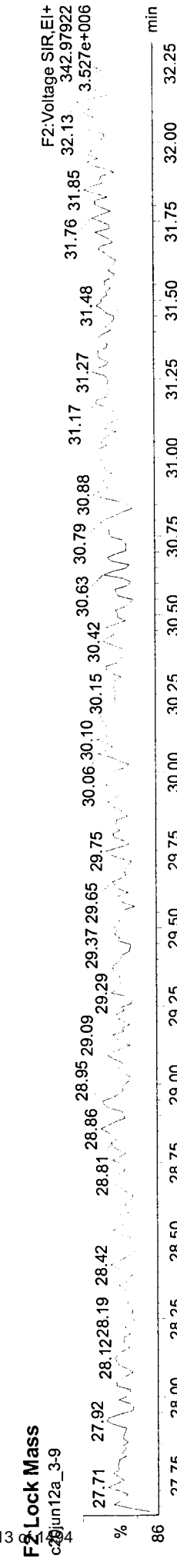

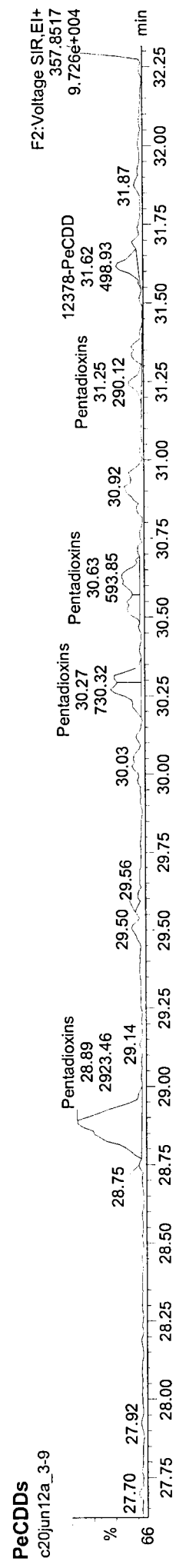
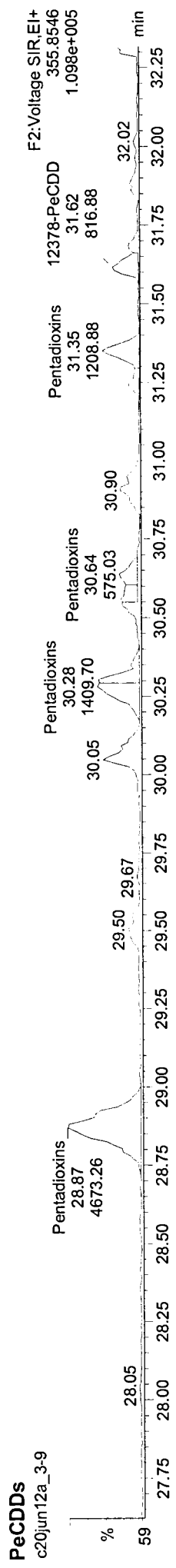
Quantify Sample Report MassLynx 4.1

1613 Sample Summary

Dataset: Untitled

Last Altered: Thursday, 6/21/2012 3:28:06 PM Eastern Daylight Time
Plotted: Thursday, 6/21/2012 3:30:02 PM Eastern Daylight Time

Name: c20jun12a_3-9, Date: 21-Jun-2012, Time: 04:00:13, ID: 31201450003, Submitter: HRD1734, Task: HRMS3



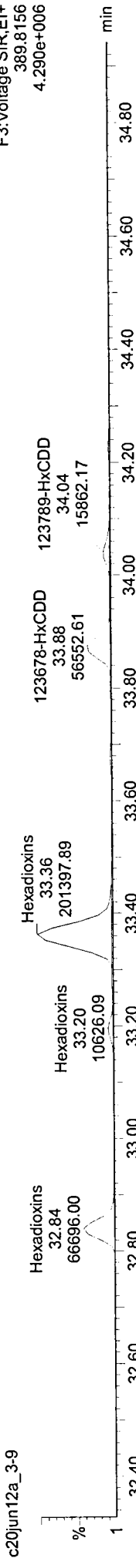
Quantify Sample Report
1613 Sample Summary ###
MassLynx 4.1

Dataset: Untitled


Last Altered: Thursday, 6/21/2012 3:28:06 PM Eastern Daylight Time
Printed: Thursday, 6/21/2012 3:30:02 PM Eastern Daylight Time

Name: c20jun12a_3-9, Date: 21-Jun-2012, Time: 04:00:13, ID: 31201450003, Submitter: HRD1734, Task: HRMS3

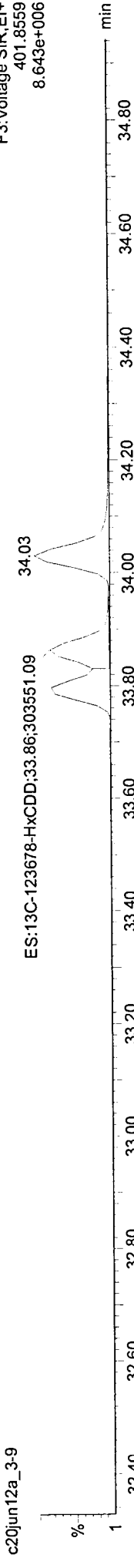
HxCDDs



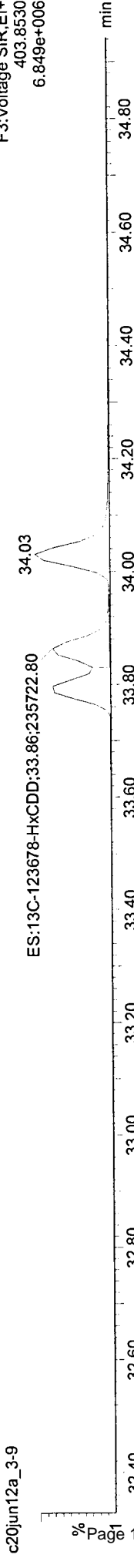
HxCDDs



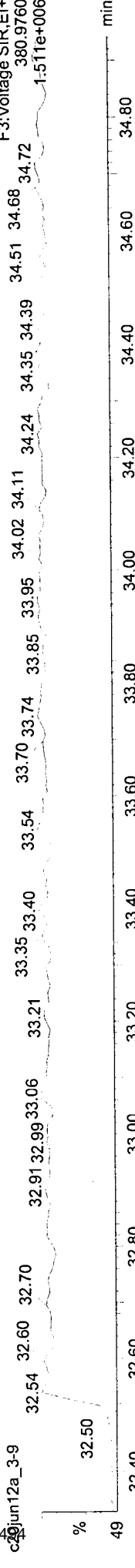
ES-HxCDD



ES-HxCDD



F3 Lock Mass



Quantify Sample Report MassLynx 4.1

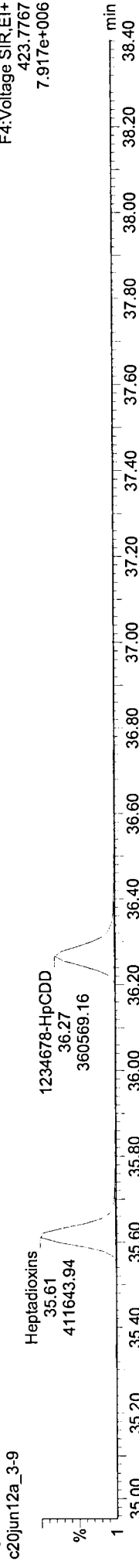
1613 Sample Summary

Dataset: Untitled

Last Altered: Thursday, 6/21/2012 3:28:06 PM Eastern Daylight Time
Printed: Thursday, 6/21/2012 3:30:02 PM Eastern Daylight Time


Name: c20jun12a_3-9, Date: 21-Jun-2012, Time: 04:00:13, ID: 31201450003, Submitter: HRD1734, Task: HRMS3

HpCDDs



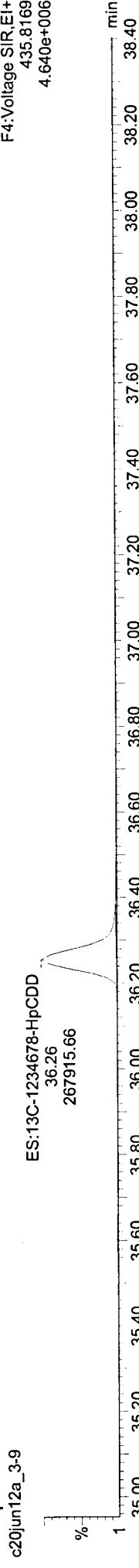
F4:Voltage SIR,EI+
423.7767
7.917e+006

HpCDDs



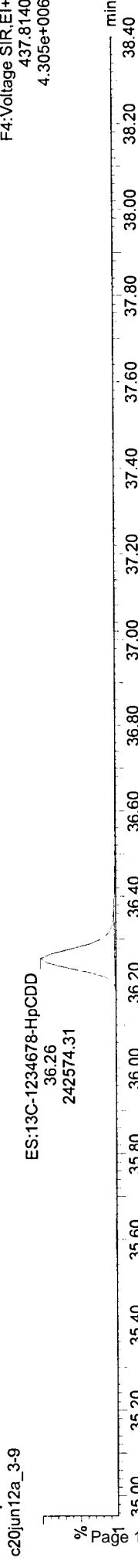
F4:Voltage SIR,EI+
425.7737
7.501e+006

ES-HpCDD



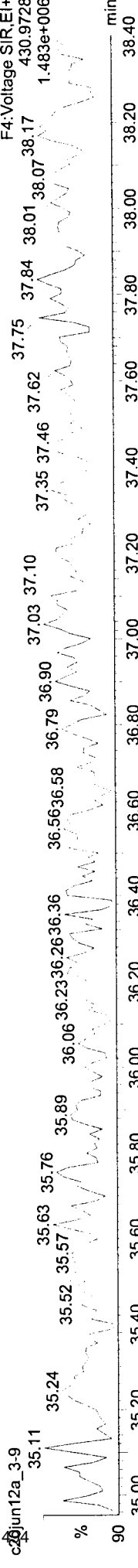
F4:Voltage SIR,EI+
435.8169
4.640e+006

ES-HpCDD



F4:Voltage SIR,EI+
437.8140
4.305e+006

F4 Lock Mass



F4:Voltage SIR,EI+
430.9728
1.483e+006

Quantify Sample Report MassLynx 4.1

1613 Sample Summary

Dataset: Untitled

Last Altered: Thursday, 6/21/2012 3:28:06 PM Eastern Daylight Time
Printed: Thursday, 6/21/2012 3:30:02 PM Eastern Daylight Time


1201450

Name: c20jun12a_3-9, Date: 21-Jun-2012, Time: 04:00:13, ID: 31201450003, Submitter: HRD1734, Task: HRMS3

OCDD

c20jun12a_3-9


F5:Voltage SIR,EI+
457.7377
7.039e+006



OCDD

c20jun12a_3-9

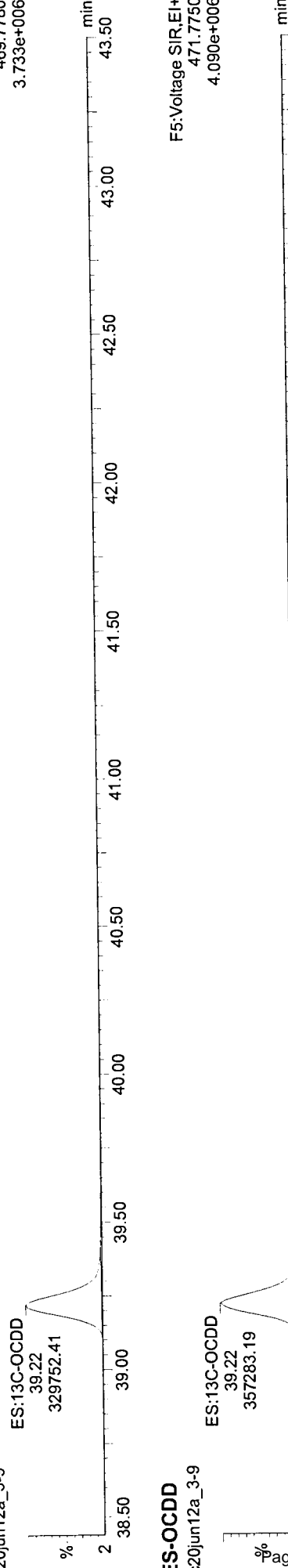
F5:Voltage SIR,EI+
459.7348
7.824e+006



ES-OCDD

c20jun12a_3-9

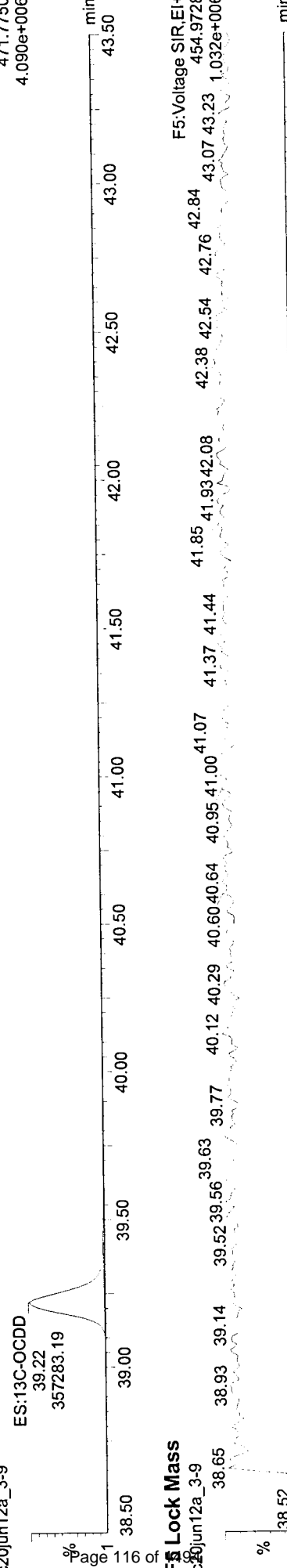
F5:Voltage SIR,EI+
469.7780
3.733e+006



ES-OCDD

c20jun12a_3-9


F5:Voltage SIR,EI+
471.7750
4.090e+006



F5 Lock Mass

c20jun12a_3-9

F5:Voltage SIR,EI+
454.9728
43.07 43.23 1.032e+006



Quantify Sample Report
1613 Sample Summary

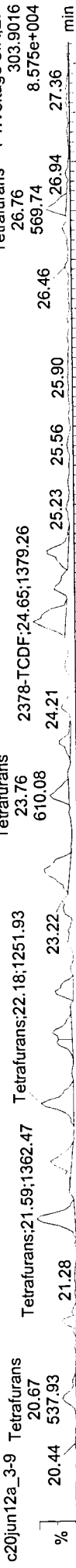
MassLynx 4.1

Dataset: Untitled

Last Altered: Thursday, 6/21/2012 3:28:06 PM Eastern Daylight Time
Printed: Thursday, 6/21/2012 3:30:02 PM Eastern Daylight Time

Name: c20jun12a_3-9, Date: 21-Jun-2012, Time: 04:00:13, ID: 31201450003, Submitter: HRD1734, Task: HRMS3

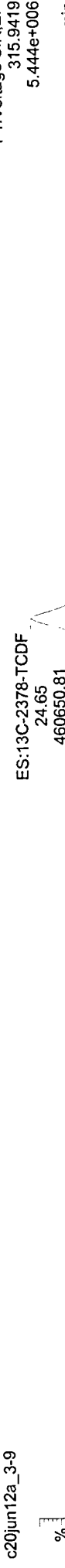
TCDFS



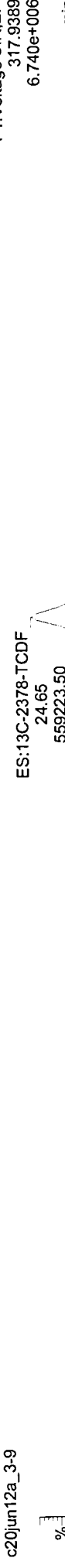
TCDFS



ES-TCDF



ES-TCDF



Hexa Ether



F1 Lock Mass



Quantify Sample Report MassLynx 4.1

1613 Sample Summary

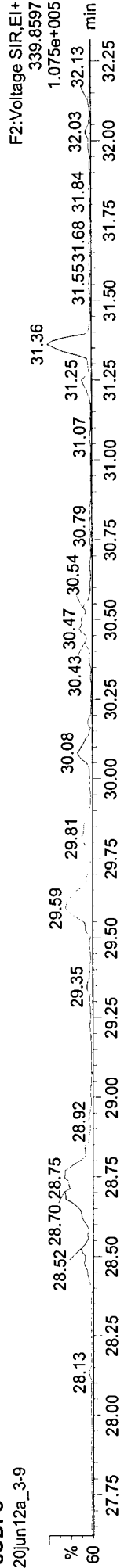
Dataset: Untitled

Last Altered: Thursday, 6/21/2012 3:28:06 PM Eastern Daylight Time
Printed: Thursday, 6/21/2012 3:30:02 PM Eastern Daylight Time

Name: c20jun12a_3-9, Date: 21-Jun-2012, Time: 04:00:13, ID: 31201450003, Submitter: HRD1734, Task: HRMS3


PeCDFs

c20jun12a_3-9



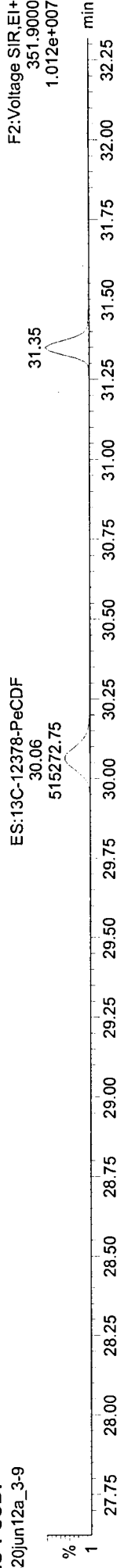
PeCDFs

c20jun12a_3-9



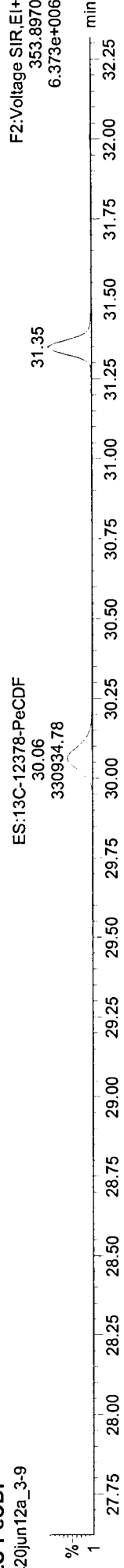
ES-PeCDF

c20jun12a_3-9



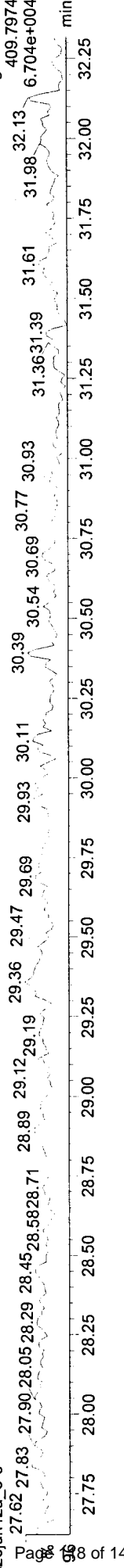
ES-PeCDF

c20jun12a_3-9



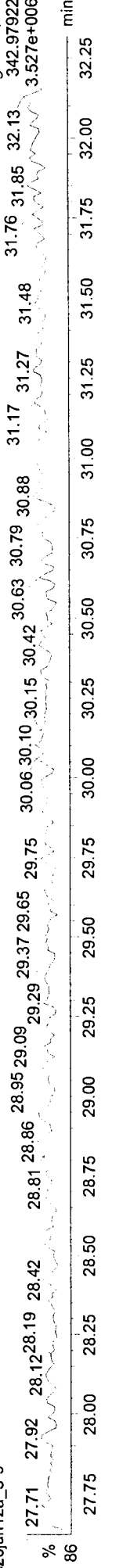
Hepta Ether

c20jun12a_3-9



F2 Lock Mass

c20jun12a_3-9



Quantify Sample Report

MassLynx 4.1

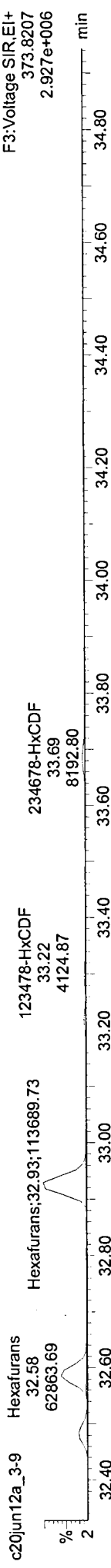
1613 Sample Summary

Dataset: Untitled

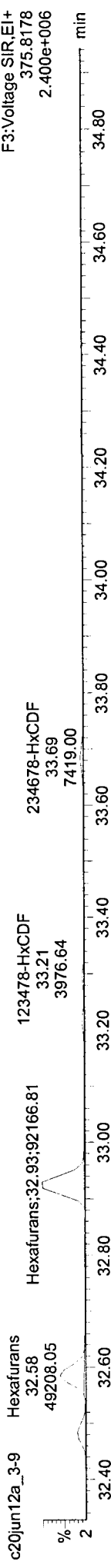
Last Altered: Thursday, 6/21/2012 3:28:06 PM Eastern Daylight Time
Printed: Thursday, 6/21/2012 3:30:02 PM Eastern Daylight Time

Name: c20jun12a_3-9, Date: 21-Jun-2012, Time: 04:00:13, ID: 31201450003, Submitter: HRD1734, Task: HRMS3

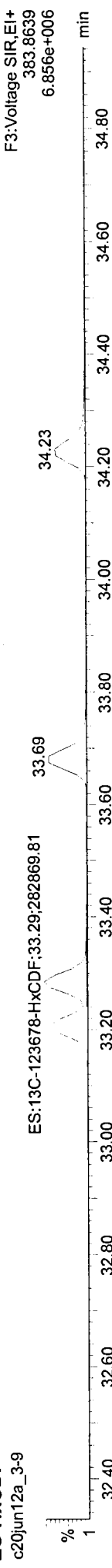
HxCDFs



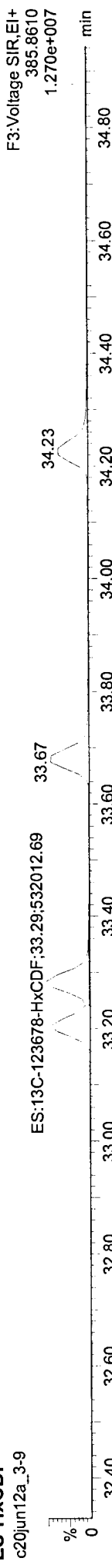
HxCDFs



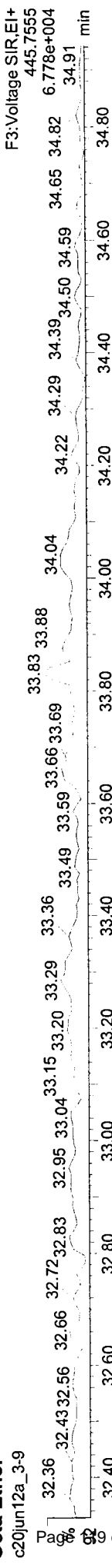
ES-HxCDF



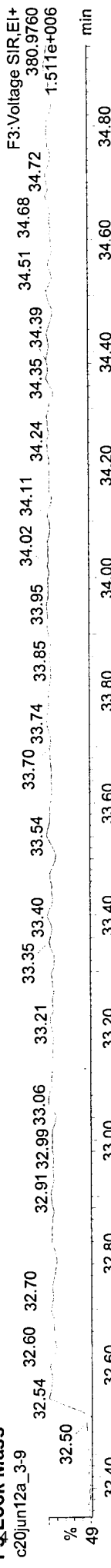
ES-HxCDF



Octa Ether



F3 Lock Mass



Quantify Sample Report MassLynx 4.1

1613 Sample Summary

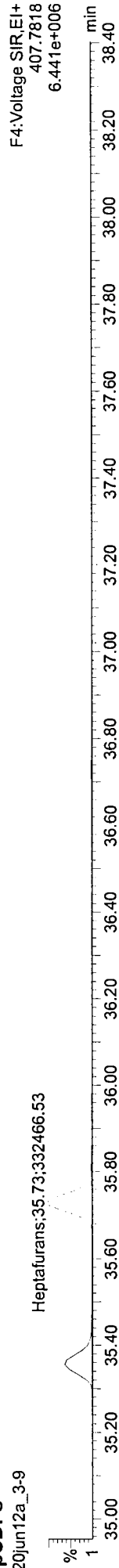
Dataset: Untitled

Last Altered: Thursday, 6/21/2012 3:28:06 PM Eastern Daylight Time
Plotted: Thursday, 6/21/2012 3:30:02 PM Eastern Daylight Time

Name: c20jun12a_3-9, Date: 21-Jun-2012, Time: 04:00:13, ID: 31201450003, Submitter: HRD1734, Task: HRMS3


HpCDFs

c20jun12a_3-9



HpCDFs

c20jun12a_3-9



ES-HpCDF

c20jun12a_3-9

ES:13C-1234678-HpCDF:35.34;198835.64



ES-HpCDF

c20jun12a_3-9

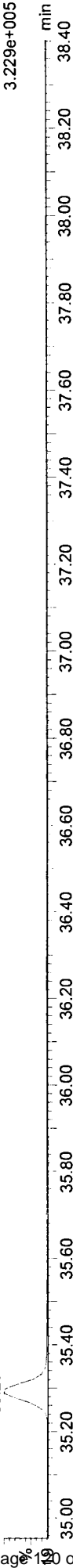
ES:13C-1234678-HpCDF:35.34;440318.06



Nona Ether


c20jun12a_3-9

35.29



F4 Lock Mass

c20jun12a_3-9


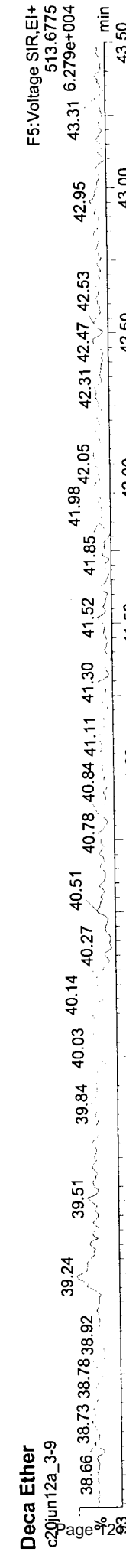

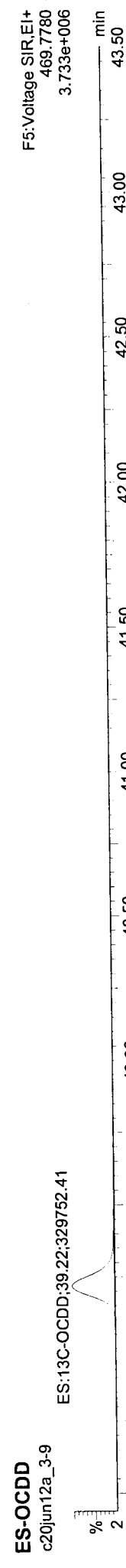
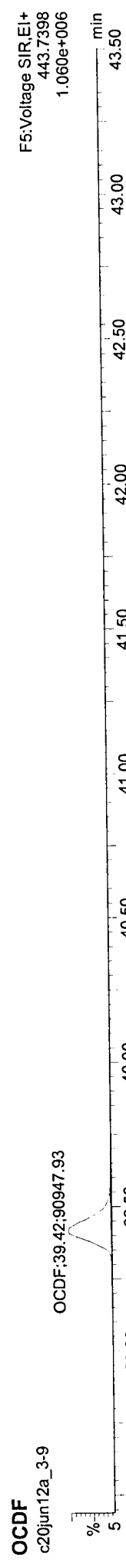
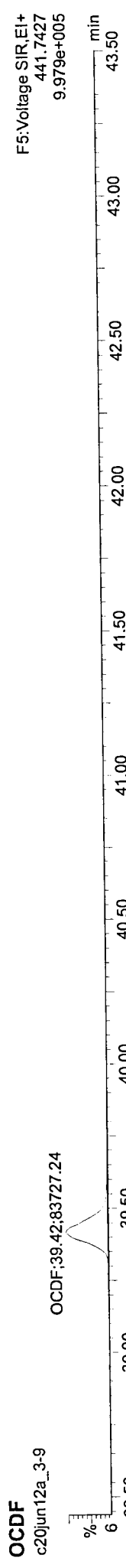


Quantify Sample Report MassLynx 4.1
1613 Sample Summary

Dataset: Untitled

Last Altered: Thursday, 6/21/2012 3:28:06 PM Eastern Daylight Time
Printed: Thursday, 6/21/2012 3:30:02 PM Eastern Daylight Time

Name: c20jun12a_3-9, Date: 21-Jun-2012, Time: 04:00:13, ID: 31201450003, Submitter: HRD1734, Task: HRMS3



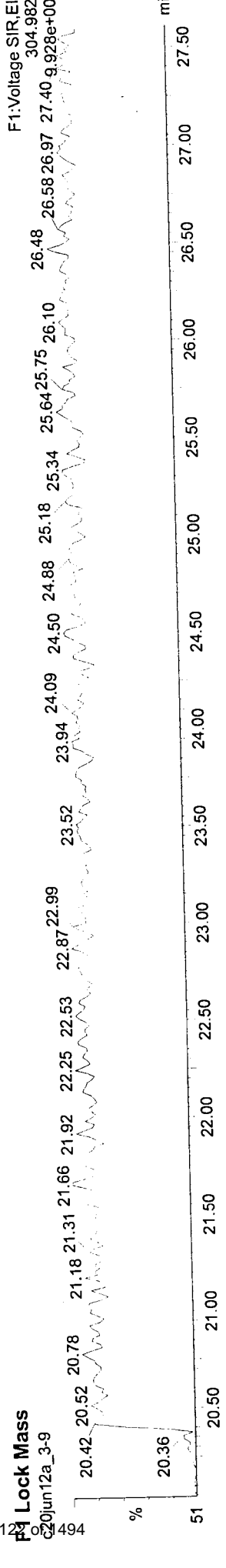
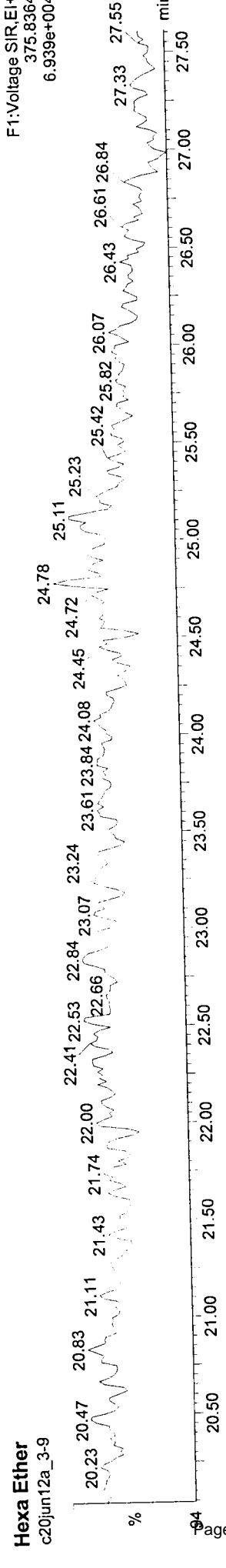
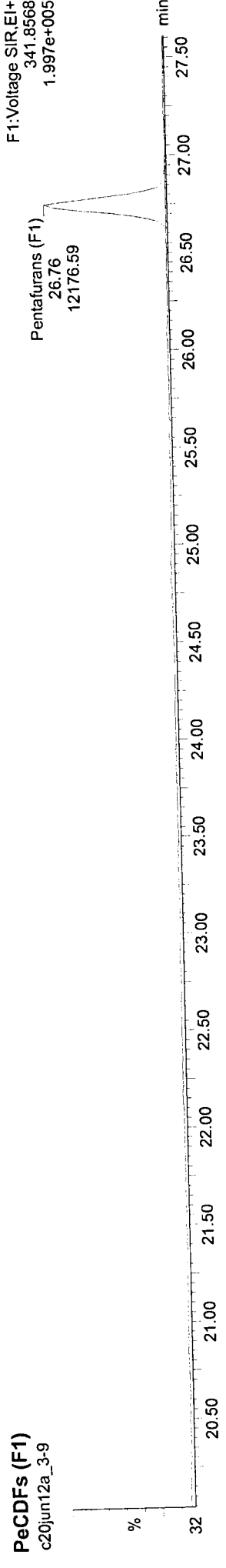
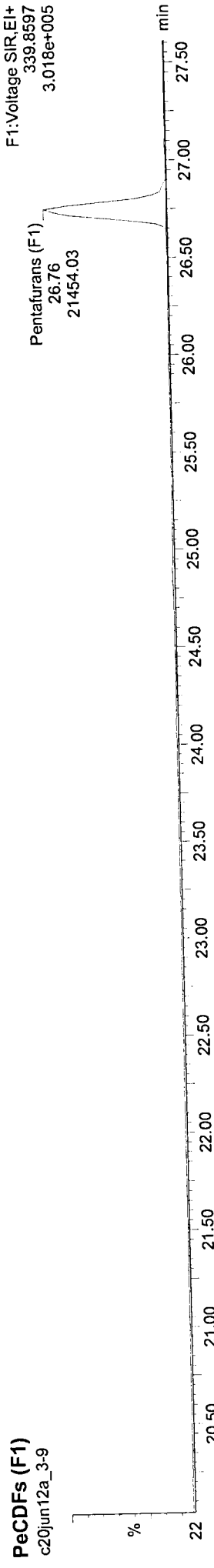
Quantify Sample Report
1613 Sample Summary

MassLynx 4.1

Dataset: Untitled

Last Altered: Thursday, 6/21/2012 3:28:06 PM Eastern Daylight Time
Printed: Thursday, 6/21/2012 3:30:02 PM Eastern Daylight Time

Name: c20jun12a_3-9, Date: 21-Jun-2012, Time: 04:00:13, ID: 31201450003, Submitter: HRD1734, Task: HRMS3



Quantify Sample Summary Report
 ### Confirms Sample Summary ###
 MassLynx 4.1

Dataset: C:\MassLynx\Default.pro\Results\c21jun12b-13_confirms.qld

Last Altered: Friday, 6/22/2012 4:04:56 PM Eastern Daylight Time
 Printed: Friday, 6/22/2012 4:23:18 PM Eastern Daylight Time

31201450

Method: Untitled 01 May 2012 20:49:45 ✓
 Calibration: C:\MassLynx\Default.PRO\CurveDB\VFxms-Confirm_c08dec11b.cdb 09 Dec 2011 09:13:48

Name: c21jun12b-14 ✓
 Date: 21-Jun-2012
 Time: 18:23:41 ✓
 ID: 31201450003 ✓
 User: KAS
 Submitter: HRD1753
 Task: HRMS3

Name	Response	Ion1Area	Ion2Area	RA	RAFail?	RRT	RT	pg/ul	EDL	SN1	M	Height1	Noise1	Height2	Noise2
1	2.103e3	9.536e2	1.149e3	0.83	NO	1.0015	22.15	0.221	0.0469	13.6	14.0 MM	1.637e4	1207	1.858e4	1323
2	8.094e5	3.634e5	4.460e5	0.81	NO	1.0037	22.11	57.544	0.0258	5061.7	6500.5 bb	5.140e6	1016	6.311e6	971
3	6.170e5	2.762e5	3.408e5	0.81	NO	0.0000	22.03	100.000	0.0640	3238.8	4705.1 bb	3.779e6	1167	4.682e6	995
4	-	1.054e4	-	-	-	-	-	2.516	0.0469	-	-	1.571e5	1207	-	-
5	-	-	-	-	-	-	-	-	-	-	-	-	55722	-	-

$$[TCDF] = \frac{2.103e3}{8.094e5} \left(\frac{2000pg}{16.0pg \times 0.582} \right) \left(\frac{1}{1.1776} \right) = 0.47 pg/g$$

TW 7-3-12

Quantify Sample Report MassLynx 4.1

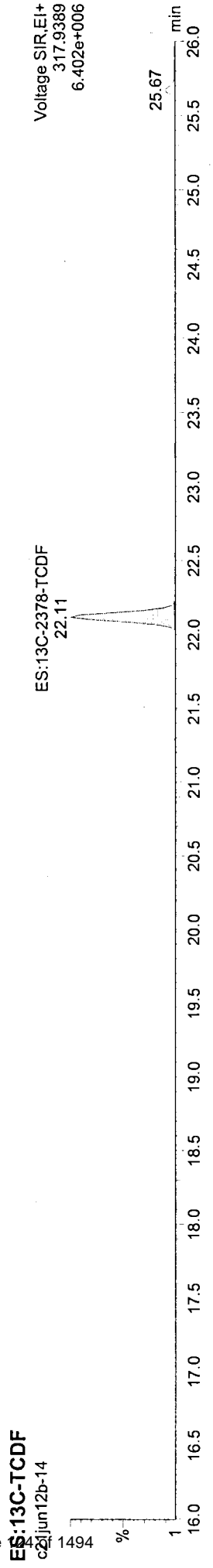
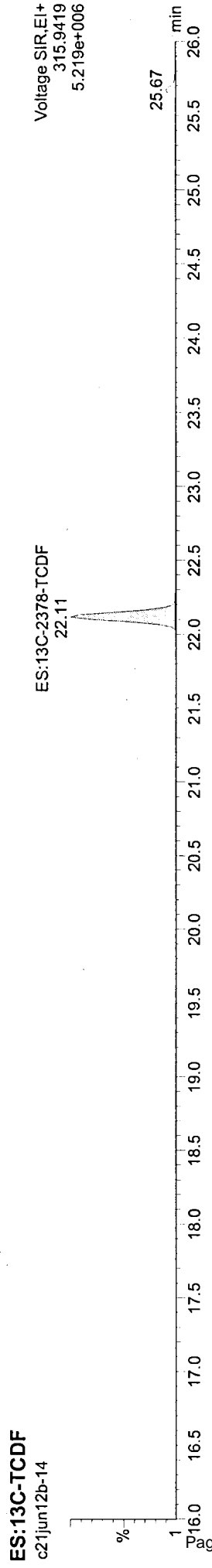
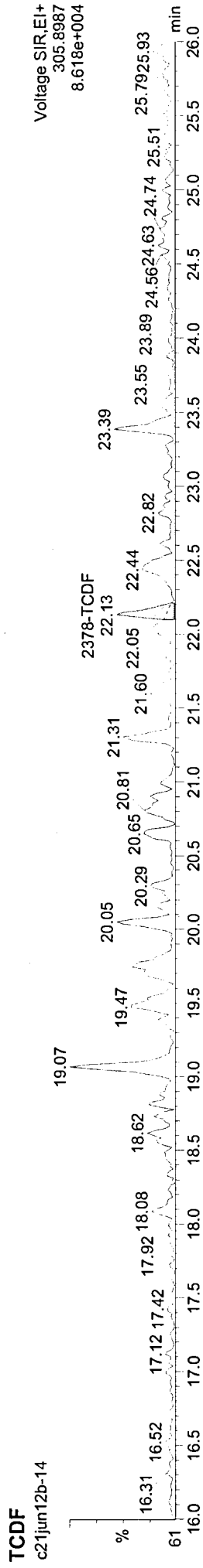
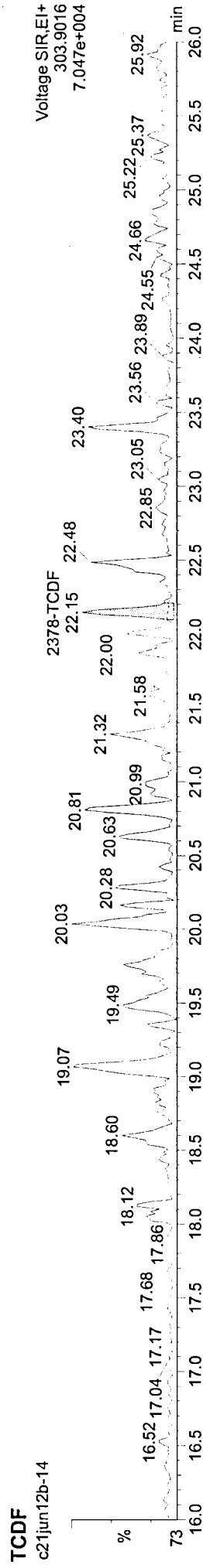
Confirms Sample Summary

Dataset: C:\MassLynx\Default.pro\Results\c21jun12b-13_confirms.qld

Last Altered: Friday, 6/22/2012 4:04:56 PM Eastern Daylight Time
Printed: Friday, 6/22/2012 4:23:18 PM Eastern Daylight Time

Method: Untitled 01 May 2012 20:49:45
Calibration: C:\MassLynx\Default.PRO\CurveDB\VF\Xms-Confirm_c08dec11b.cdb 09 Dec 2011 09:13:48

Name: c21jun12b-14, ID: 31201450003



Quantify Sample Report MassLynx 4.1

Confirms Sample Summary

Dataset: C:\MassLynx\Default.pro\Results\c21jun12b-13_confirms.qld

Last Altered: Friday, 6/22/2012 4:04:56 PM Eastern Daylight Time
Printed: Friday, 6/22/2012 4:23:18 PM Eastern Daylight Time

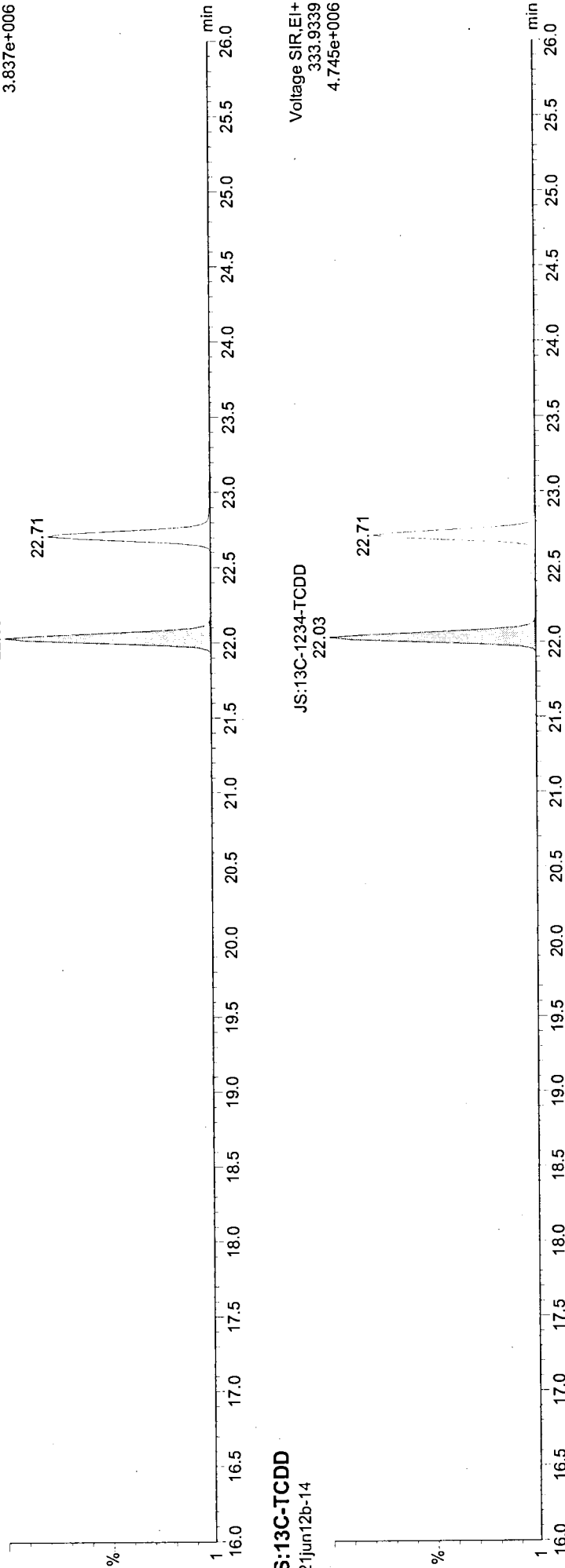
312014

Name: c21jun12b-14, ID: 31201450003

JS:13C-TCDD

c21jun12b-14

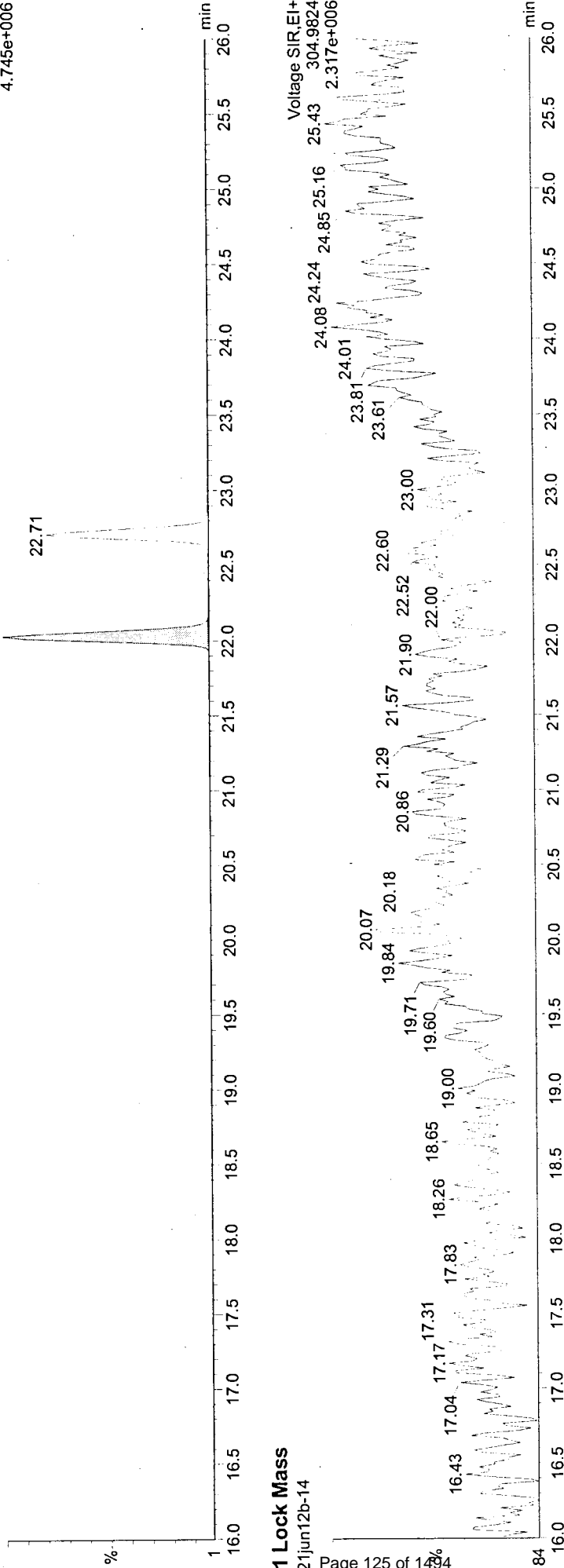
Voltage SIR,EI+
331.9368
3.837e+006



JS:13C-TCDD

c21jun12b-14

Voltage SIR,EI+
333.9339
4.745e+006



F1 Lock Mass

c21jun12b-14

Voltage SIR,EI+
304.9824
2.317e+006

Quantify Sample Report

Manual Integrations

MassLynx 4.1

Dataset: C:\MassLynx\Default.pro\Results\c21jun12b-13_confirms.qld

Last Altered: Friday, 6/22/2012 4:04:56 PM Eastern Daylight Time
Printed: Friday, 6/22/2012 4:15:06 PM Eastern Daylight Time

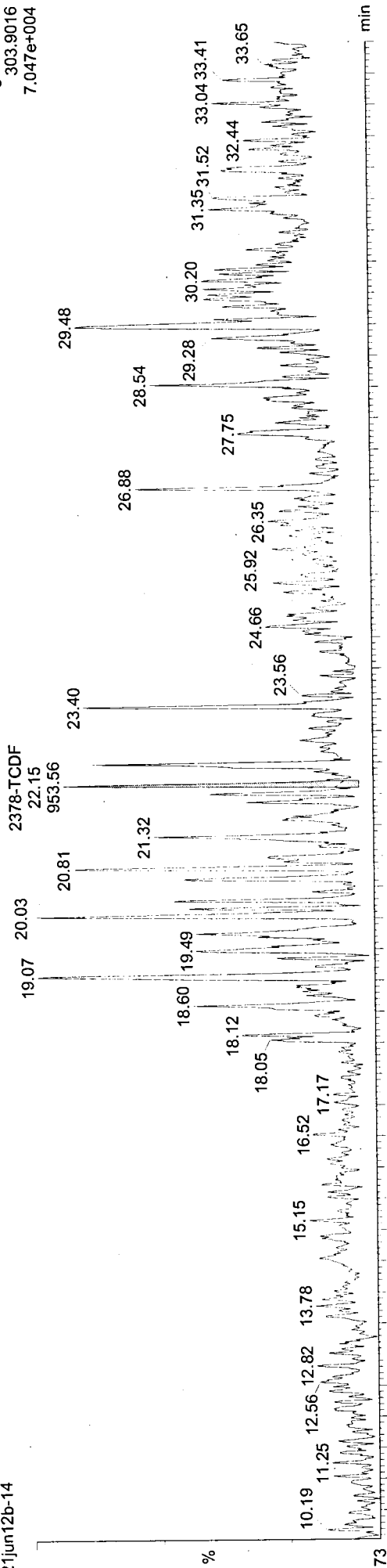
Name: c21jun12b-14, ID: 31201450003, Date: 21-Jun-2012, Time: 18:23:41, Submitter: , Description: , User: KAS

WMS
6/22/12

2378-TCDF

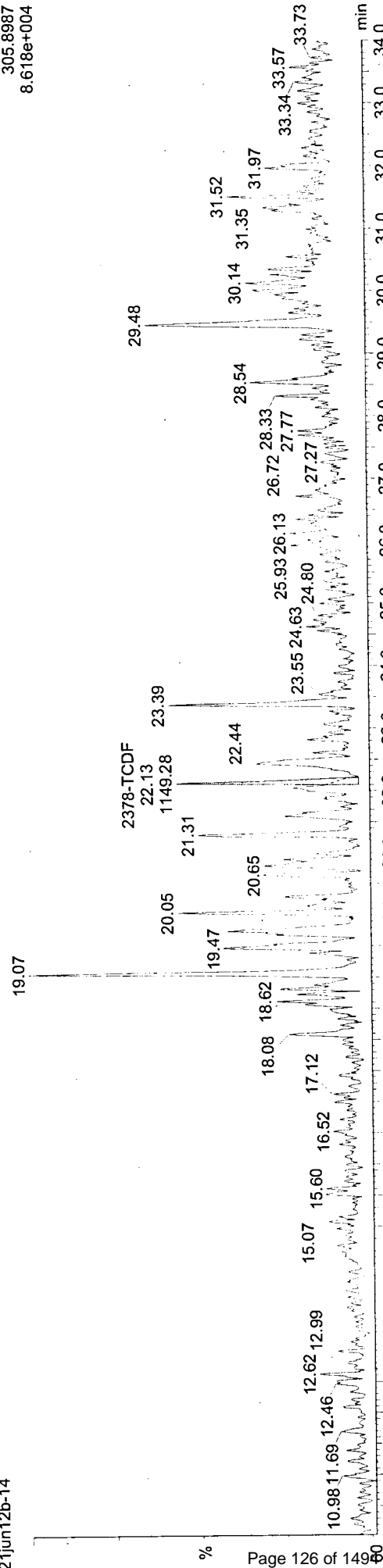
c21jun12b-14

Voltage S1R.EI+
303.9016
7.047e+004



c21jun12b-14

Voltage S1R.EI+
305.8987
8.618e+004



Results of JW-EA10-COMP-120507

Client Sample ID: **JW-EA10-COMP-120507**
 Client Project ID: **Jeld Wen Surface Sediment**
 Lab Sample ID: 31201450010-A
 Lab Project ID: 31201450

Collection Date: 05/07/2012 16:14
 Received Date: 05/09/2012 10:15
 Matrix: Soil-Solid as dry weight
 Solids (%): 59.60

Results by EPA 1613B

Parameter	Result	EMPC	Qual	DL	LOQ/CL	Units	RT	Ratio
2,3,7,8-TCDD	ND		U	0.108	0.580	pg/g		
1,2,3,7,8-PeCDD	1.17		J	0.182	2.90	pg/g	31.62	1.50
1,2,3,4,7,8-HxCDD	1.59		J	0.160	2.90	pg/g	33.80	1.31
1,2,3,6,7,8-HxCDD	7.78			0.176	2.90	pg/g	33.86	1.20
1,2,3,7,8,9-HxCDD	3.99			0.168	2.90	pg/g	34.03	1.33
1,2,3,4,6,7,8-HpCDD	99.7			0.537	2.90	pg/g	36.27	1.04
OCDD	833			0.854	5.80	pg/g	39.24	0.92
2,3,7,8-TCDF	4.22			0.148	0.580	pg/g	24.67	0.92
2,3,7,8-TCDF [confirm]		2.85		0.379	0.580	pg/g	22.13	0.92*
1,2,3,7,8-PeCDF	1.05		J	0.178	2.90	pg/g	30.09	1.63
2,3,4,7,8-PeCDF	1.94		J	0.0995	2.90	pg/g	31.35	1.62
1,2,3,4,7,8-HxCDF	1.94		J	0.111	2.90	pg/g	33.22	1.22
1,2,3,6,7,8-HxCDF		1.60	J	0.0953	2.90	pg/g	33.31	1.05*
2,3,4,6,7,8-HxCDF	2.22		J	0.105	2.90	pg/g	33.69	1.06
1,2,3,7,8,9-HxCDF	0.633		J	0.145	2.90	pg/g	34.26	1.29
1,2,3,4,6,7,8-HpCDF	21.9			0.112	2.90	pg/g	35.34	1.02
1,2,3,4,7,8,9-HpCDF	1.69		J	0.176	2.90	pg/g	36.73	1.17
OCDF	46.8			0.207	5.80	pg/g	39.43	0.89
Total TCDD	30.5	34.7		0.108	0.580	pg/g		
Total TCDF	24.7	45.9		0.148	0.580	pg/g		
Total PeCDD	28.7	31.3		0.182	2.90	pg/g		
Total PeCDF	17.6	21.6		0.0735	2.90	pg/g		
Total HxCDD	84.0	86.8		0.176	2.90	pg/g		
Total HxCDF	35.8	38.6		0.145	2.90	pg/g		
Total HpCDD	242			0.537	2.90	pg/g		
Total HpCDF	58.0			0.176	2.90	pg/g		

World Health Organization Summary

	Units	ND=0	ND=1/2	ND=DL
WHO-2005 TEQ	pg/g	5.10	5.17	5.25
WHO-2005 TEQ w/EMPC	pg/g	5.54	5.59	5.65

Results of JW-EA10-COMP-120507

Client Sample ID: **JW-EA10-COMP-120507**
 Client Project ID: **Jeld Wen Surface Sediment**
 Lab Sample ID: 31201450010-A
 Lab Project ID: 31201450

Collection Date: 05/07/2012 16:14
 Received Date: 05/09/2012 10:15
 Matrix: Soil-Solid as dry weight
 Solids (%): 59.60

Results by EPA 1613B

<u>Parameter</u>	<u>Result</u>	<u>EMPC</u>	<u>Qual</u>	<u>DL</u>	<u>LOQ/CL</u>	<u>Units</u>	<u>RT</u>	<u>Ratio</u>
Labeled Standards								
13C-2378-TCDD	76.0				25.0-164	%		
13C-12378-PeCDD	84.0				25.0-181	%		
13C-123478-HxCDD	68.0				32.0-141	%		
13C-123678-HxCDD	76.0				28.0-130	%		
13C-1234678-HpCDD	75.0				23.0-140	%		
13C-OCDD	55.0				17.0-157	%		
13C-2378-TCDF	67.0				24.0-169	%		
13C-12378-PeCDF	73.0				24.0-185	%		
13C-23478-PeCDF	77.0				21.0-178	%		
13C-123478-HxCDF	69.0				26.0-152	%		
13C-123678-HxCDF	80.0				26.0-123	%		
13C-234678-HxCDF	74.0				29.0-147	%		
13C-123789-HxCDF	69.0				28.0-136	%		
13C-1234678-HpCDF	82.0				28.0-143	%		
13C-1234789-HpCDF	73.0				26.0-138	%		
37Cl-2378-TCDD	92.0				35.0-197	%		

Batch Information

Analytical Batch: **HRD1734**
 Analytical Method: **EPA 1613B**
 Instrument: **HRMS3**
 Analyst: **MAF**
 Analytical Date/Time: **06/21/2012 04:45**
 Dilution: **1**

Prep Batch: **HXX1622**
 Prep Method: **EPA 1613 PREP S/D/T**
 Prep Date/Time: **06/05/2012 17:30**
 Prep Initial Wt./Vol.: **14.47 g**
 Prep Extract Vol: **20 uL**

Analytical Batch: **HRD1753**
 Analytical Method: **EPA 1613B**
 Instrument: **HRMS3**
 Analyst: **JHL**
 Analytical Date/Time: **06/21/2012 19:36**
 Dilution: **1**

Prep Batch: **HXX1622**
 Prep Method: **EPA 1613 PREP S/D/T**
 Prep Date/Time: **06/05/2012 17:30**
 Prep Initial Wt./Vol.: **14.47 g**
 Prep Extract Vol: **20 uL**

Quantify Sample Summary Report MassLynx 4.1 SCN627
 ### Sample Summary ###

Dataset: Z:\Default.pro\Results\c20jun12a_3-10.qld

Last Altered: Tuesday, June 26, 2012 15:38:34 Eastern Daylight Time
 Printed: Tuesday, June 26, 2012 15:39:02 Eastern Daylight Time

31201450

Method: C:\MassLynx\Default.PRO\MethDB\1613-061912-db5ms.mdb 20 Jun 2012 08:46:37
 Calibration: C:\MassLynx\Default.PRO\CurveDB\B5MS-0042012_1613.cdb 08 May 2012 08:31:36

Name: c20jun12a_3-10
 Date: 21-Jun-2012
 Time: 04:45:17
 ID: 31201450010
 Submitter: HRD1734
 Task: HRMS3
 Description: JW-EA10-COMP-120507

2378 TCOF = (5.353E5) / (9.555E3) (2000) = 1.821E5
 Rev. mot u/rw/rw

Name	Response	Ion1Area	Ion2Area	RA	RAFail?	RRT	RT	pg/μL	EDL	Height1	Noise1	SN1	Height2	Noise2	SN2	M1	M2	MR...
1 2378-TCDD	-	-	-	-	NO	-	-	-	0.0465	-	356	-	-	516	-	-	-	1.075
2 12378-PeCDD	1.899e3	1.141e3	7.585e2	1.50	NO	1.0003	31.62	0.506	0.0786	2.071e4	697	29.7	1.648e4	1688	9.8	MM	MM	1.039
3 123478-HxCDD	2.312e3	1.311e3	1.000e3	1.31	NO	1.0003	33.80	0.685	0.0692	3.199e4	1268	25.2	2.736e4	975	28.0	bd	bd	1.065
4 123678-HxCDD	1.223e4	6.667e3	5.562e3	1.20	NO	1.0003	33.86	3.355	0.0758	1.446e5	1268	114.1	1.180e5	975	121.0	dd	dd	0.996
5 123789-HxCDD	6.050e3	3.459e3	2.592e3	1.33	NO	1.0072	34.03	1.721	0.0725	8.490e4	1268	67.0	5.560e4	975	57.0	dd	MM	1.029
6 1234678-HpCDD	1.465e5	7.479e4	7.172e4	1.04	NO	1.0003	36.27	43.003	0.2315	1.251e6	1915	653.5	1.208e6	3309	365.1	bb	bd	1.055
7 OCDD	8.824e5	4.226e5	4.598e5	0.92	NO	1.0002	39.24	359.315	0.3684	4.414e6	2035	2168.7	4.792e6	1772	2705.1	bb	bb	1.063
8 2378-TCDF	9.555e3	4.584e3	4.971e3	0.92	YES	1.0007	24.67	1.821	0.0638	5.528e4	936	59.1	5.408e4	632	85.6	MM	MM	0.980
9 12378-PeCDF	2.181e3	1.352e3	8.291e2	1.63	NO	1.0011	30.09	0.451	0.0766	2.061e4	921	22.4	1.125e4	644	17.5	MM	MM	0.980
10 23478-PeCDF	4.348e3	2.687e3	1.661e3	1.62	NO	1.0000	31.35	0.838	0.0429	5.505e4	921	59.8	2.607e4	644	40.5	db	db	1.022
11 123478-HxCDF	3.927e3	2.158e3	1.768e3	1.22	NO	1.0003	33.22	0.835	0.0477	4.758e4	1337	35.6	4.105e4	843	48.7	MM	MM	1.183
12 123678-HxCDF	3.854e3	1.974e3	1.879e3	1.05	YES	1.0007	33.31	0.688	0.0411	4.650e4	1337	34.8	4.656e4	843	55.2	MM	MM	1.168
13 234678-HxCDF	4.936e3	2.543e3	2.393e3	1.06	NO	1.0003	33.69	0.957	0.0453	5.495e4	1337	41.1	4.685e4	843	55.6	MM	MM	1.178
14 123789-HxCDF	1.184e3	6.667e2	5.171e2	1.29	NO	1.0010	34.26	0.273	0.0624	1.229e4	1337	9.2	1.208e4	843	14.3	MM	MM	1.110
15 1234678-HpCDF	5.310e4	2.686e4	2.624e4	1.02	NO	1.0003	35.34	9.465	0.0482	4.718e5	1032	457.1	4.541e5	920	493.7	MM	MM	1.389
16 1234789-HpCDF	3.066e3	1.656e3	1.410e3	1.17	NO	1.0006	36.73	0.728	0.0761	2.085e4	1032	20.2	1.807e4	920	19.6	MM	MM	1.389
17 OCDF	6.016e4	2.832e4	3.184e4	0.89	NO	1.0050	39.43	20.181	0.0893	3.024e5	538	561.9	3.236e5	582	555.8	MM	MM	1.290
18 ES:13C-2378-TCDD	3.858e5	1.723e5	2.135e5	0.81	NO	1.0285	25.54	75.852	0.1128	1.948e6	1751	1112.6	2.408e6	991	2430.4	bb	bb	0.991
19 ES:13C-12378-PeCDD	3.614e5	2.201e5	1.413e5	1.56	NO	1.2728	31.61	84.326	0.0628	4.443e6	639	6950.9	2.764e6	647	4272.8	bb	bb	0.835
20 ES:13C-123478-HxCDD	3.172e5	1.794e5	1.378e5	1.30	NO	0.9931	33.79	68.060	0.0705	4.304e6	1803	2386.6	3.358e6	813	4128.5	MM	MM	0.971
21 ES:13C-123678-HxCDD	3.662e5	2.052e5	1.610e5	1.27	NO	0.9951	33.85	75.927	0.0681	4.164e6	1803	2309.1	3.308e6	813	4087.2	MM	MM	1.005
22 ES:13C-1234678-HpCDD	3.229e5	1.676e5	1.553e5	1.08	NO	1.0657	36.26	75.272	0.0753	2.776e6	1568	1770.3	2.632e6	1003	2624.0	MM	MM	0.894
23 ES:13C-OCDD	4.620e5	2.195e5	2.425e5	0.90	NO	1.1532	39.23	110.462	0.0634	2.308e6	854	2702.3	2.569e6	1257	2043.1	MM	MM	0.871
24 ES:13C-2378-TCDF	5.353e5	2.367e5	2.987e5	0.79	NO	0.9927	24.65	66.859	0.0532	2.770e6	1087	2548.7	3.454e6	947	3645.4	bb	bb	1.561

Quantify Sample Summary Report MassLynx 4.1 SCN627
 ### Sample Summary ###

Dataset: Z:\Default.pro\Results\c20jun12a_3-10.qld

Last Altered: Tuesday, June 26, 2012 15:38:34 Eastern Daylight Time
 Printed: Tuesday, June 26, 2012 15:39:02 Eastern Daylight Time

Name: c20jun12a_3-10

Date: 21-Jun-2012

Time: 04:45:17

ID: 31201450010

Submitter: HRD1734

Task: HRMS3

Description: JW-EA10-COMP-120507

Name	Response	Ion1Area	Ion2Area	RA	RAFail?	RRT	RT	pg/ μ L	EDL	Height1	Noise1	SN1	Height2	Noise2	SN2	M1	M2	MR...
25	ES:13C-12378-PeCDF	4.937e5	3.037e5	1.900e5	1.60	NO	1.2105	30.06	0.1086	3.207e6	2019	1588.5	1.988e6	1499	1325.8	bb	bb	1.322
26	ES:13C-23478-PeCDF	5.081e5	3.124e5	1.957e5	1.60	NO	1.2625	31.35	0.1118	5.494e6	2019	2721.3	3.482e6	1499	2322.9	bb	bb	1.284
27	ES:13C-123478-HxCDF	3.976e5	1.360e5	2.616e5	0.52	NO	0.9761	33.21	0.1149	3.301e6	2005	1646.6	6.371e6	3258	1955.4	bd	bd	1.198
28	ES:13C-123678-HxCDF	4.797e5	1.664e5	3.133e5	0.53	NO	0.9784	33.28	0.1108	3.937e6	2005	1964.0	7.463e6	3258	2290.6	db	db	1.243
29	ES:13C-234678-HxCDF	4.378e5	1.526e5	2.852e5	0.54	NO	0.9899	33.67	0.1120	3.562e6	2005	1777.0	6.774e6	3258	2079.0	bb	bb	1.229
30	ES:13C-123789-HxCDF	3.904e5	1.360e5	2.544e5	0.53	NO	1.0062	34.23	0.1170	2.738e6	2005	1365.8	5.031e6	3258	1544.1	bb	bb	1.177
31	ES:13C-1234678-HpCDF	4.040e5	1.286e5	2.755e5	0.47	NO	1.0386	35.33	0.1110	2.320e6	2007	1156.0	4.981e6	2361	2109.8	bb	bb	1.029
32	ES:13C-1234789-HpCDF	3.034e5	9.535e4	2.081e5	0.46	NO	1.0791	36.71	0.1315	1.450e6	2007	722.7	3.224e6	2361	1365.7	bb	bb	0.869
33	JS:13C-1234-TCDD	5.130e5	2.244e5	2.885e5	0.78	NO	0.0000	24.83	0.1119	2.680e6	1751	1530.8	3.441e6	991	3473.2	bb	bb	1.000
34	JS:13C-123789-HxCDD	4.799e5	2.700e5	2.100e5	1.29	NO	0.0000	34.02	0.0685	5.375e6	1803	2980.6	4.196e6	813	5158.9	MM	MM	1.000
35	CS:37Cl-2378-TCDD	1.056e5	1.056e5	-	-	-	1.0291	25.56	0.0217	1.149e6	599	1918.7	-	-	-	MM	-	1.124
36	Tetradoxins	-	2.818e4	-	-	-	-	14.977	0.0465	3.457e5	356	-	-	-	-	-	-	1.075
37	Pentadoxins	-	3.066e4	-	-	-	-	13.484	0.0786	3.474e5	697	-	-	-	-	-	-	1.039
38	Hexadoxins	-	7.523e4	-	-	-	-	37.432	0.0725	1.695e6	1268	-	-	-	-	-	-	1.030
39	Heptadoxins	-	1.813e5	-	-	-	-	104.414	0.2315	3.084e6	1915	-	-	-	-	-	-	1.055
40	Tetrafurans	-	4.678e4	-	-	-	-	19.816	0.0638	4.932e5	936	-	-	-	-	-	-	0.980
41	Pentafurans (F1)	-	1.073e4	-	-	-	-	3.508	0.0317	1.146e5	381	-	-	-	-	-	-	1.001
42	Pentafurans	-	1.796e4	-	-	-	-	5.812	0.0592	2.383e5	921	-	-	-	-	-	-	1.001
43	Hexafurans	-	4.597e4	-	-	-	-	16.650	0.0485	1.073e6	1337	-	-	-	-	-	-	1.160
44	Heptafurans	-	6.626e4	-	-	-	-	25.010	0.0602	1.202e6	1032	-	-	-	-	-	-	1.389
45	Hexa Ether	-	-	-	-	-	-	-	-	-	405	-	-	-	-	-	-	-
46	Hepta Ether	-	-	-	-	-	-	-	-	-	426	-	-	-	-	-	-	-
47	Octa Ether	-	-	-	-	-	-	-	-	-	477	-	-	-	-	-	-	-
48	Nona Ether	-	-	-	-	-	-	-	-	-	451	-	-	-	-	-	-	-
49	Deca Ether	-	-	-	-	-	-	-	-	-	348	-	-	-	-	-	-	-
50	F1 Lock Mass	-	-	-	-	-	-	0.0000	0.0000	-	29051	-	-	-	-	-	-	189...
51	F2 Lock Mass	-	-	-	-	-	-	0.0000	0.0000	-	56834	-	-	-	-	-	-	254...
52	F3 Lock Mass	-	-	-	-	-	-	0.0000	0.0000	-	51790	-	-	-	-	-	-	740...

Quantify Sample Summary Report **MassLynx 4.1 SCN627**
 ### Sample Summary ###

Dataset: Z:\Default.pro\Results\c20jun12a_3-10.qld

Last Altered: Tuesday, June 26, 2012 15:38:34 Eastern Daylight Time
 Printed: Tuesday, June 26, 2012 15:39:02 Eastern Daylight Time

Name: c20jun12a_3-10
Date: 21-Jun-2012
Time: 04:45:17
ID: 31201450010
Submitter: HRD1734
Task: HRMS3
Description: JW-EA10-COMP-120507

Name	Response	Ion1Area	Ion2Area	RA	RAFail?	RRT	RT	pg/µL	EDL	Height1	Noise1	SN1	Height2	Noise2	SN2	M1	M2	MR...	
53	F4 Lock Mass	-	-	-	-	-	-	-	-	-	46700	-	-	-	-	-	-	-	-
54	F5 Lock Mass	-	-	-	-	-	-	-	0.0000	-	33523	-	-	-	-	-	-	-	173...

Quantify Totals Report MassLynx 4.1 SCN627

Sample Summary

Dataset: Z:\Default.pro\Results\c20jun12a_3-10.qld

Last Altered: Tuesday, June 26, 2012 15:38:34 Eastern Daylight Time
 Printed: Tuesday, June 26, 2012 15:39:02 Eastern Daylight Time

Method: C:\MassLynx\Default.PRO\MethDB\m1613-061912-db5ms.mdb 20 Jun 2012 08:46:37
 Calibration: C:\MassLynx\Default.PRO\CurveDB\B5MS-0042012_1613.cdb 08 May 2012 08:31:36

Name: c20jun12a_3-10
 Date: 21-Jun-2012
 Time: 04:45:17
 ID: 31201450010
 Submitter: HRD1734
 Task: HRMS3
 Description: JW-EA10-COMP-120507

Tetradioxins

	Name	Response	Ion1Area	Ion2Area	RA	RAFail?	RRT	RT	pg/juL	EDL	Height1	Noise1	SN1	Height2	Noise2	SN2	M2	M2
1	Tetradioxins	3.216e3	1.447e3	1.769e3	0.818	NO	0.00	25.28	0.775	0.0465	1.675e4	356	47.0	2.248e4	516	43.6	MM	MM
2	Tetradioxins	3.414e2	1.352e2	2.063e2	0.655	NO	0.00	25.01	0.082	0.0465	2.405e3	356	6.8	3.395e3	516	6.6	MM	MM
3	Tetradioxins	4.943e3	1.936e3	3.007e3	0.644	YES	0.00	24.83	1.191	0.0465	1.882e4	356	52.9	3.715e4	516	72.0	MM	bd
4	Tetradioxins	1.453e3	1.252e3	2.016e2	6.209	YES	0.00	24.67	0.350	0.0465	1.617e4	356	45.4	3.390e3	516	6.6	MM	db
5	Tetradioxins	1.073e3	5.740e2	4.993e2	1.150	YES	0.00	24.50	0.259	0.0465	1.091e4	356	30.6	5.414e3	516	10.5	MM	dd
6	Tetradioxins	8.437e2	3.674e2	4.763e2	0.771	NO	0.00	24.16	0.203	0.0465	4.232e3	356	11.9	4.947e3	516	9.6	MM	MM
7	Tetradioxins	3.199e3	1.333e3	1.867e3	0.714	NO	0.00	23.99	0.771	0.0465	1.433e4	356	40.2	1.938e4	516	37.6	MM	MM
8	Tetradioxins	2.617e3	1.174e3	1.442e3	0.814	NO	0.00	23.80	0.631	0.0465	1.187e4	356	33.3	1.621e4	516	31.4	MM	MM
9	Tetradioxins	3.654e3	1.579e3	2.075e3	0.761	NO	0.00	23.57	0.881	0.0465	1.741e4	356	48.9	1.986e4	516	38.5	MM	MM
10	Tetradioxins	8.360e2	3.818e2	4.542e2	0.841	NO	0.00	22.91	0.202	0.0465	5.183e3	356	14.6	5.434e3	516	10.5	MM	bb
11	Tetradioxins	1.748e4	8.001e3	9.478e3	0.844	NO	0.00	22.56	4.213	0.0465	9.361e4	356	262.9	1.118e5	516	216.6	bb	db
12	Tetradioxins	2.170e4	9.671e3	1.203e4	0.804	NO	0.00	22.30	5.230	0.0465	1.282e5	356	359.9	1.437e5	516	278.5	bb	bd
13	Tetradioxins	3.831e2	1.694e2	2.137e2	0.793	NO	0.00	25.13	0.092	0.0465	2.388e3	356	6.7	3.919e3	516	7.6	MM	MM
14	Tetradioxins	3.996e2	1.630e2	2.365e2	0.689	NO	0.00	24.42	0.096	0.0465	3.453e3	356	9.7	3.706e3	516	7.2	MM	MM

Quantify Totals Report MassLynx 4.1 SCN627

Sample Summary

Dataset: Z:\Default.pro\Results\c20jun12a_3-10.qld

Last Altered: Tuesday, June 26, 2012 15:38:34 Eastern Daylight Time
 Printed: Tuesday, June 26, 2012 15:39:02 Eastern Daylight Time

W 1201450

Name: c20jun12a_3-10

Date: 21-Jun-2012

Time: 04:45:17

ID: 31201450010

Submitter: HRD1734

Task: HRMS3

Description: JW-EA10-COMP-120507

Pentadioxins

	Name	Response	Ion1Area	Ion2Area	RA	RAFail?	RRT	RT	pg/µL	EDL	Height1	Noise1	SN1	Height2	Noise2	SN2	M2
1	Pentadioxins	2.013e3	1.345e3	6.678e2	2.015	YES	0.00	30.89	0.536	0.0786	1.196e4	697	17.2	8.355e3	1688	4.9	MM
2	Pentadioxins	1.281e4	7.531e3	5.275e3	1.428	NO	0.00	30.62	3.410	0.0786	8.072e4	697	115.8	5.388e4	1688	31.9	MM
3	Pentadioxins	1.264e4	7.660e3	4.980e3	1.538	NO	0.00	30.28	3.365	0.0786	8.821e4	697	126.6	5.669e4	1688	33.6	MM
4	Pentadioxins	1.135e3	6.759e2	4.589e2	1.473	NO	0.00	29.51	0.302	0.0786	7.625e3	697	10.9	5.394e3	1688	3.2	bb
5	Pentadioxins	1.334e4	8.203e3	5.135e3	1.598	NO	0.00	28.85	3.552	0.0786	6.996e4	697	100.4	5.022e4	1688	29.7	bd
6	Pentadioxins	6.440e2	3.667e2	2.772e2	1.323	NO	0.00	31.90	0.171	0.0786	6.986e3	697	10.0	7.030e3	1688	4.2	bb
7	Pentadioxins	1.168e3	6.294e2	5.390e2	1.168	YES	0.00	31.68	0.311	0.0786	1.084e4	697	15.5	1.371e4	1688	8.1	MM
8	12378-PeCDD	1.899e3	1.141e3	7.585e2	1.504	NO	1.00	31.62	0.506	0.0786	2.071e4	697	29.7	1.648e4	1688	9.8	MM
9	Pentadioxins	1.020e3	7.907e2	2.288e2	3.455	YES	0.00	31.35	0.271	0.0786	1.426e4	697	20.5	4.342e3	1688	2.6	db
10	Pentadioxins	3.980e3	2.318e3	1.662e3	1.395	NO	0.00	31.24	1.060	0.0786	3.610e4	697	51.8	3.173e4	1688	18.8	bd

Hexadioxins

	Name	Response	Ion1Area	Ion2Area	RA	RAFail?	RRT	RT	pg/µL	EDL	Height1	Noise1	SN1	Height2	Noise2	SN2	M2
1	123789-HxCDD	6.050e3	3.459e3	2.592e3	1.335	NO	1.01	34.03	1.721	0.0725	8.490e4	1268	67.0	5.560e4	975	57.0	dd
2	Hexadioxins	1.841e3	9.712e2	8.696e2	1.117	NO	0.00	33.99	0.523	0.0725	1.893e4	1268	14.9	2.114e4	975	21.7	dd
3	123678-HxCDD	1.223e4	6.667e3	5.562e3	1.199	NO	1.00	33.86	3.355	0.0758	1.446e5	1268	114.1	1.180e5	975	121.0	dd
4	123478-HxCDD	2.312e3	1.311e3	1.000e3	1.311	NO	1.00	33.80	0.685	0.0692	3.199e4	1268	25.2	2.736e4	975	28.0	bd
5	Hexadioxins	2.275e3	1.711e3	5.639e2	3.034	YES	0.00	33.67	0.647	0.0725	4.008e4	1268	31.6	1.167e4	975	12.0	MM
6	Hexadioxins	4.364e4	2.460e4	1.904e4	1.292	NO	0.00	33.36	12.403	0.0725	4.760e5	1268	375.4	3.818e5	975	391.5	MM
7	Hexadioxins	1.998e3	1.497e3	5.016e2	2.984	YES	0.00	33.29	0.568	0.0725	4.086e4	1268	32.2	1.501e4	975	15.4	MM
8	Hexadioxins	3.635e4	2.105e4	1.530e4	1.376	NO	0.00	33.20	10.331	0.0725	5.098e5	1268	402.0	3.809e5	975	390.5	MM
9	Hexadioxins	2.533e4	1.397e4	1.136e4	1.230	NO	0.00	32.84	7.200	0.0725	3.482e5	1268	274.6	2.784e5	975	285.4	MM

Quantify Totals Report MassLynx 4.1 SCN627
Sample Summary

Dataset: Z:\Default.pro\Results\c20jun12a_3-10.qld

Last Altered: Tuesday, June 26, 2012 15:38:34 Eastern Daylight Time
 Printed: Tuesday, June 26, 2012 15:39:02 Eastern Daylight Time

Name: c20jun12a_3-10
 Date: 21-Jun-2012
 Time: 04:45:17
 ID: 31201450010
 Submitter: HRD1734
 Task: HRMS3
 Description: JW-EA10-COMP-120507

Heptadioxins

	Name	Response	Ion1Area	Ion2Area	RA	RAFail?	RRT	RT	pg/µL	EDL	Height1	Noise1	SN1	Height2	Noise2	SN2	M2
1	1234678-HpCDD	1.465e5	7.479e4	7.172e4	1.043	NO	1.00	36.27	43.003	0.2315	1.251e6	1915	653.5	1.208e6	3309	365.1	bb
2	Heptadioxins	2.092e5	1.065e5	1.027e5	1.036	NO	0.00	35.61	61.411	0.2315	1.832e6	1915	957.0	1.795e6	3309	542.5	bb

Tetrafurans

	Name	Response	Ion1Area	Ion2Area	RA	RAFail?	RRT	RT	pg/µL	EDL	Height1	Noise1	SN1	Height2	Noise2	SN2	M2
1	Tetrafurans	2.475e3	1.103e3	1.372e3	0.804	NO	0.00	21.05	0.472	0.0638	1.320e4	936	14.1	1.845e4	632	29.2	bb
2	Tetrafurans	3.797e3	1.769e3	2.028e3	0.872	NO	0.00	20.69	0.724	0.0638	2.237e4	936	23.9	2.678e4	632	42.4	bb
3	2378-TCDF	9.555e3	4.584e3	4.971e3	0.922	YES	1.00	24.67	1.821	0.0638	5.528e4	936	59.1	5.408e4	632	85.6	MM
4	Tetrafurans	3.508e3	1.874e3	1.634e3	1.147	YES	0.00	24.42	0.668	0.0638	1.596e4	936	17.1	1.306e4	632	20.7	MM
5	Tetrafurans	1.734e3	8.728e2	8.616e2	1.013	YES	0.00	24.21	0.331	0.0638	1.031e4	936	11.0	1.116e4	632	17.7	MM
6	Tetrafurans	2.502e3	1.156e3	1.345e3	0.860	NO	0.00	24.01	0.477	0.0638	1.317e4	936	14.1	1.463e4	632	23.2	MM
7	Tetrafurans	7.959e3	3.738e3	4.221e3	0.886	YES	0.00	23.76	1.517	0.0638	3.731e4	936	39.9	4.891e4	632	77.4	MM
8	Tetrafurans	1.276e4	5.797e3	6.963e3	0.833	NO	0.00	23.37	2.432	0.0638	5.265e4	936	56.2	5.761e4	632	91.2	db
9	Tetrafurans	3.790e3	1.574e3	2.216e3	0.710	NO	0.00	23.22	0.722	0.0638	1.887e4	936	20.2	2.464e4	632	39.0	dd
10	Tetrafurans	2.856e3	1.067e3	1.789e3	0.597	YES	0.00	23.02	0.544	0.0638	1.558e4	936	16.6	2.477e4	632	39.2	MM
11	Tetrafurans	4.765e3	1.942e3	2.823e3	0.688	NO	0.00	22.76	0.908	0.0638	2.028e4	936	21.7	3.488e4	632	55.2	MM
12	Tetrafurans	1.383e3	7.053e2	6.772e2	1.041	YES	0.00	22.59	0.263	0.0638	1.262e4	936	13.5	1.530e4	632	24.2	MM
13	Tetrafurans	5.762e3	2.314e3	3.449e3	0.671	NO	0.00	22.51	1.098	0.0638	2.621e4	936	28.0	3.144e4	632	49.8	MM
14	Tetrafurans	9.913e3	4.707e3	5.206e3	0.904	YES	0.00	22.18	1.889	0.0638	4.035e4	936	43.1	5.176e4	632	81.9	db
15	Tetrafurans	1.390e4	5.829e3	8.074e3	0.722	NO	0.00	21.85	2.650	0.0638	5.101e4	936	54.5	7.488e4	632	118.6	MM
16	Tetrafurans	6.172e3	2.541e3	3.631e3	0.700	NO	0.00	21.57	1.176	0.0638	2.958e4	936	31.6	4.123e4	632	65.3	bd
17	Tetrafurans	1.587e3	7.962e2	7.910e2	1.007	YES	0.00	26.81	0.302	0.0638	5.695e3	936	6.1	8.870e3	632	14.0	MM
18	Tetrafurans	8.034e3	3.852e3	4.182e3	0.921	YES	0.00	25.01	1.531	0.0638	4.067e4	936	43.4	5.305e4	632	84.0	MM
19	Tetrafurans	1.531e3	5.572e2	9.741e2	0.572	YES	0.00	24.60	0.292	0.0638	1.210e4	936	12.9	1.682e4	632	26.6	MM

Quantify Totals Report MassLynx 4.1 SCN627

Sample Summary

Dataset: Z:\Default.pro\Results\c20jun12a_3-10.qld

Last Altered: Tuesday, June 26, 2012 15:38:34 Eastern Daylight Time
 Printed: Tuesday, June 26, 2012 15:39:02 Eastern Daylight Time

Name: c20jun12a_3-10
 Date: 21-Jun-2012
 Time: 04:45:17
 ID: 31201450010
 Submitter: HRD1734
 Task: HRMS3
 Description: JW-EA10-COMP-120507

Pentafurans (F1)

Name	Response	Ion1Area	Ion2Area	RA	RAFail?	RRT	RT	pg/µL	EDL	Height1	Noise1	SN1	Height12	Noise2	SN2	M2
Pentafurans (F1)	1.759e4	1.073e4	6.863e3	1.563	NO	0.00	26.74	3.508	0.0317	1.146e5	381	300.7	7.499e4	458	163.8	bb

Pentafurans

Name	Response	Ion1Area	Ion2Area	RA	RAFail?	RRT	RT	pg/µL	EDL	Height1	Noise1	SN1	Height12	Noise2	SN2	M2
Pentafurans	1.010e4	6.134e3	3.970e3	1.545	NO	0.00	28.71	2.016	0.0592	5.606e4	921	60.8	3.950e4	644	61.3	MM
Pentafurans	3.952e3	2.526e3	1.426e3	1.771	NO	0.00	28.52	0.788	0.0592	2.306e4	921	25.0	1.672e4	644	25.9	MM
23478-PeCDF	4.348e3	2.687e3	1.661e3	1.617	NO	1.00	31.35	0.838	0.0429	5.505e4	921	59.8	2.607e4	644	40.5	db
Pentafurans	1.675e3	1.147e3	5.279e2	2.174	YES	0.00	31.24	0.334	0.0592	2.159e4	921	23.4	1.050e4	644	16.3	dd
Pentafurans	9.232e2	4.287e2	4.945e2	0.867	YES	0.00	30.54	0.184	0.0592	8.642e3	921	9.4	1.262e4	644	19.6	MM
Pentafurans	1.550e3	8.644e2	6.859e2	1.260	YES	0.00	30.48	0.309	0.0592	1.627e4	921	17.7	1.230e4	644	19.1	MM
Pentafurans	6.968e2	3.679e2	3.289e2	1.119	YES	0.00	30.43	0.139	0.0592	7.230e3	921	7.8	6.227e3	644	9.7	MM
12378-PeCDF	2.181e3	1.352e3	8.291e2	1.631	NO	1.00	30.09	0.451	0.0766	2.061e4	921	22.4	1.125e4	644	17.5	MM
Pentafurans	3.778e3	2.450e3	1.328e3	1.845	YES	0.00	29.61	0.754	0.0592	2.982e4	921	32.4	1.576e4	644	24.5	MM

Quantify Totals Report MassLynx 4.1 SCN627

Sample Summary

Dataset: Z:\Default.pro\Results\c20jun12a_3-10.qld

Last Altered: Tuesday, June 26, 2012 15:38:34 Eastern Daylight Time
 Printed: Tuesday, June 26, 2012 15:39:02 Eastern Daylight Time

Name: c20jun12a_3-10

Date: 21-Jun-2012

Time: 04:45:17

ID: 31201450010

Submitter: HRD1734

Task: HRMS3

Description: JW-EA10-COMP-120507

Hexafurans

Name	Response	Ion1Area	Ion2Area	RA	RAFail?	RRT	RT	pg/µL	EDL	Height1	Noise1	SN1	Height2	Noise2	SN2	M2
1	123789-HxCDF	1.184e3	6.667e2	5.171e2	1.289	NO	1.00	34.26	0.0624	1.229e4	1337	9.2	1.208e4	843	14.3	MM
2	234678-HxCDF	4.936e3	2.543e3	2.393e3	1.062	NO	1.00	33.69	0.0453	5.495e4	1337	41.1	4.685e4	843	55.6	MM
3	Hexafurans	6.343e2	2.937e2	3.406e2	0.862	YES	0.00	33.46	0.0485	7.649e3	1337	5.7	1.001e4	843	11.9	MM
4	Hexafurans	3.808e2	2.490e2	1.318e2	1.890	YES	0.00	33.37	0.0485	6.604e3	1337	4.9	4.187e3	843	5.0	MM
5	123678-HxCDF	3.854e3	1.974e3	1.879e3	1.051	YES	1.00	33.31	0.0411	4.650e4	1337	34.8	4.656e4	843	55.2	MM
6	123478-HxCDF	3.927e3	2.158e3	1.768e3	1.221	NO	1.00	33.22	0.0477	4.758e4	1337	35.6	4.105e4	843	48.7	MM
7	Hexafurans	1.242e3	7.228e2	5.188e2	1.393	NO	0.00	33.15	0.0485	1.634e4	1337	12.2	1.031e4	843	12.2	MM
8	Hexafurans	2.592e4	1.442e4	1.150e4	1.254	NO	0.00	32.93	0.0485	3.489e5	1337	261.0	2.764e5	843	327.8	MM
9	Hexafurans	1.619e3	9.601e2	6.592e2	1.457	YES	0.00	32.81	0.0485	1.620e4	1337	12.1	1.234e4	843	14.6	MM
10	Hexafurans	2.937e4	1.652e4	1.285e4	1.285	NO	0.00	32.58	0.0485	3.887e5	1337	290.8	3.168e5	843	375.7	MM
11	Hexafurans	9.547e3	5.458e3	4.089e3	1.335	NO	0.00	32.49	0.0485	1.271e5	1337	95.1	9.947e4	843	118.0	bd

Heptafurans

Name	Response	Ion1Area	Ion2Area	RA	RAFail?	RRT	RT	pg/µL	EDL	Height1	Noise1	SN1	Height2	Noise2	SN2	M2
1	1234789-HpCDF	3.066e3	1.656e3	1.410e3	1.174	NO	1.00	36.73	0.0761	2.085e4	1032	20.2	1.807e4	920	19.6	MM
2	Heptafurans	7.075e4	3.677e4	3.398e4	1.082	NO	0.00	35.73	0.0602	6.885e5	1032	667.1	6.112e5	920	664.5	MM
3	Heptafurans	2.038e3	9.713e2	1.067e3	0.910	NO	0.00	35.59	0.0602	2.032e4	1032	19.7	1.572e4	920	17.1	MM
4	1234678-HpCDF	5.310e4	2.686e4	2.624e4	1.024	NO	1.00	35.34	0.0482	4.718e5	1032	457.1	4.541e5	920	493.7	MM

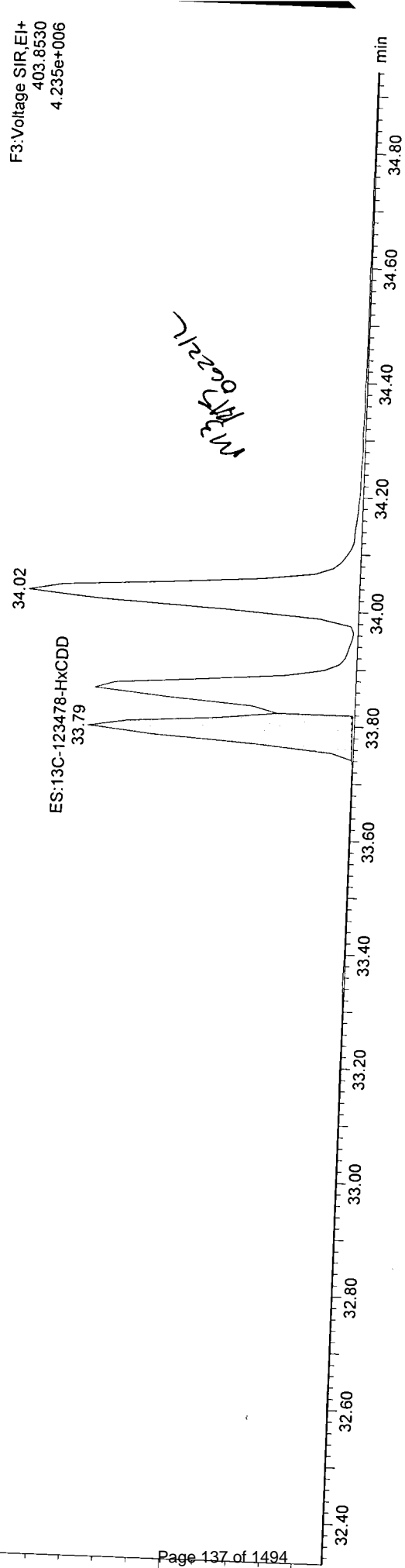
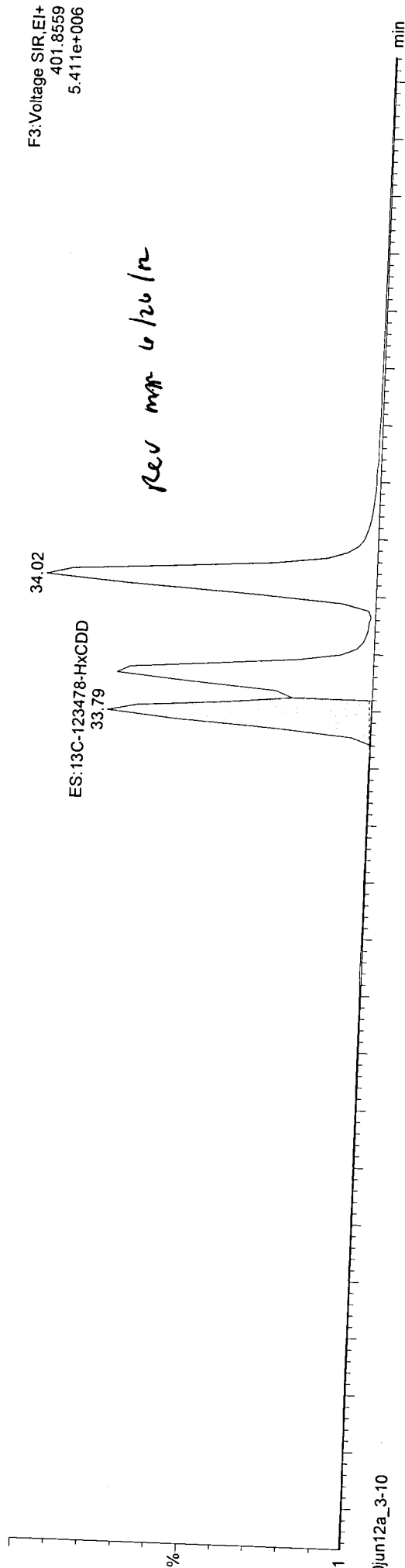
Quantify Sample Report
Manual Integrations

MassLynx 4.1 SCN627

Dataset: Z:\Default.pro\Results\c20jun12a_3-10.qld

Last Altered: Friday, June 22, 2012 10:56:50 Eastern Daylight Time
Printed: Friday, June 22, 2012 10:57:20 Eastern Daylight Time

Method: C:\MassLynx\Default.PRO\MethDB\im1613-061912-db5ms.mdb 20 Jun 2012 08:46:37
Calibration: C:\MassLynx\Default.PRO\CurveDB\MS-0042012_1613.cdb 08 May 2012 08:31:36
Name: c20jun12a_3-10, ID: 31201450010, Date: 21-Jun-2012, Time: 04:45:17, Submitter: HRD1734, Description: JW-EA10-COMP-120507, User: KAS
ES:13C-123478-HxCDD
c20jun12a_3-10



Quantify Sample Report MassLynx 4.1 SCN627

Manual Integrations

Dataset: Z:\Default.pro\Results\c20jun12a_3-10.qld

WC 33201450

Last Altered: Friday, June 22, 2012 10:57:30 Eastern Daylight Time
Printed: Friday, June 22, 2012 10:57:34 Eastern Daylight Time

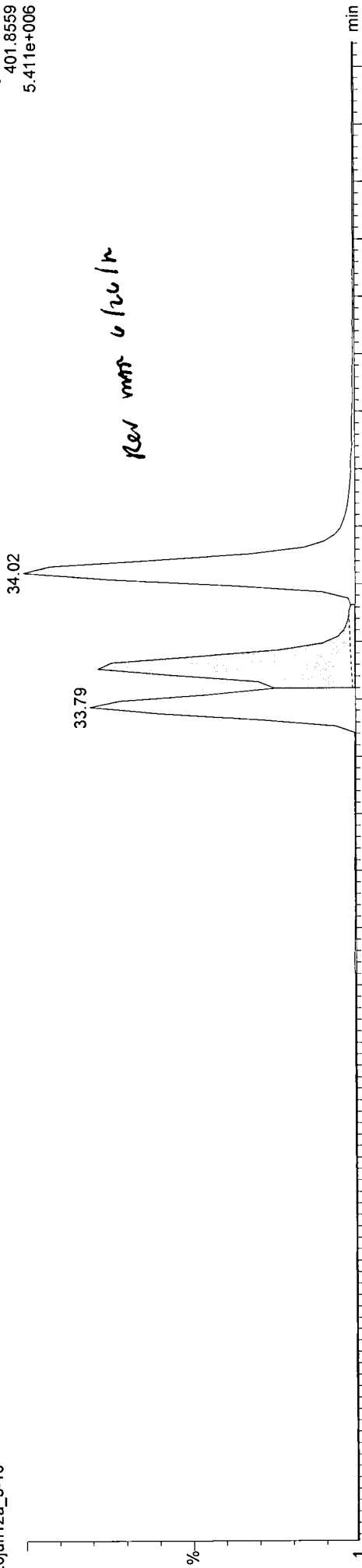
Method: C:\MassLynx\Default.PRO\MethDB\m1613-061912-db5ms.mdb 20 Jun 2012 08:46:37
Calibration: C:\MassLynx\Default.PRO\CurveDB\B5MS-0042012_1613.cdb 08 May 2012 08:31:36

Name: c20jun12a_3-10, ID: 31201450010, Date: 21-Jun-2012, Time: 04:45:17, Submitter: HRD1734, Description: JW-EA10-COMP-120507, User: KAS

ES:13C-123678-HxCDD

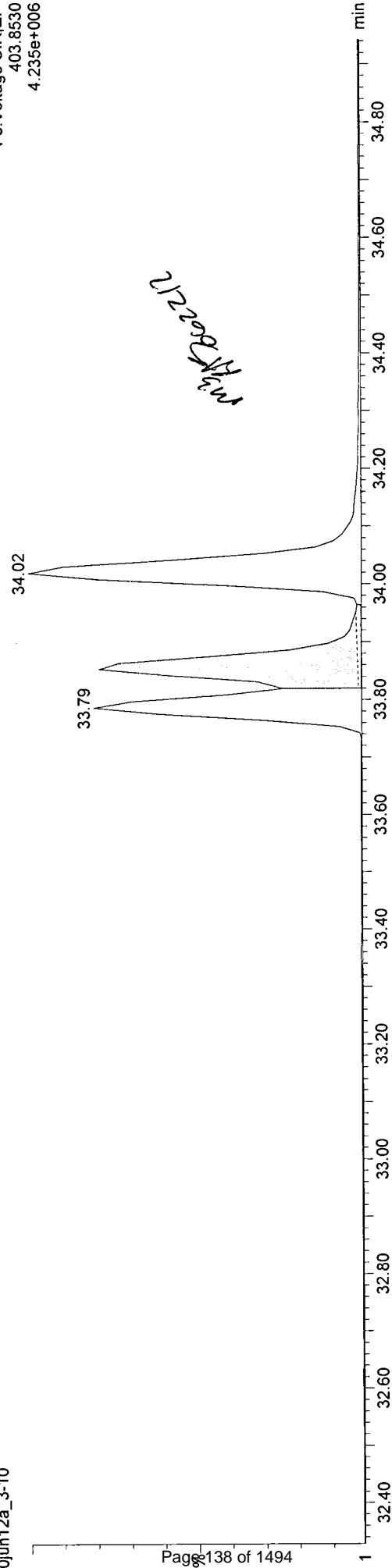
c20jun12a_3-10

F3:Voltage SIR,EI+
401.8559
5.411e+006



c20jun12a_3-10

F3:Voltage SIR,EI+
403.8530
4.235e+006



Quantify Sample Report

Manual Integrations ###

Dataset: Z:\Default.pro\Results\c20jun12a_3-10.qld

Last Altered: Friday, June 22, 2012 10:57:45 Eastern Daylight Time
Printed: Friday, June 22, 2012 10:57:48 Eastern Daylight Time

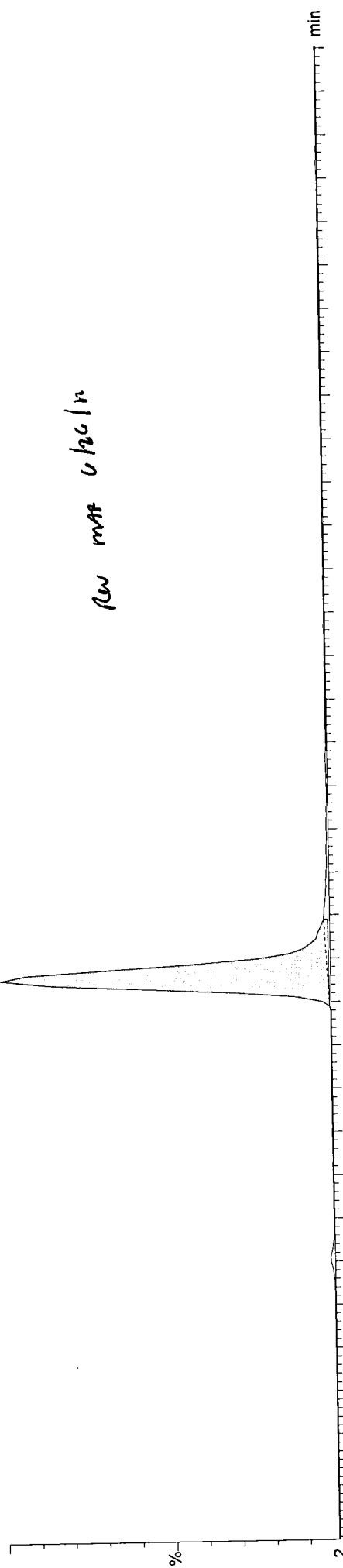
Method: C:\MassLynx\Default.PRO\MethDB\m1613-061912-db5ms.mdb 20 Jun 2012 08:46:37
Calibration: C:\MassLynx\Default.PRO\CurveDB\B5MS-0042012_1613.cdb 08 May 2012 08:31:36

Name: c20jun12a_3-10, ID: 31201450010, Date: 21-Jun-2012, Time: 04:45:17, Submitter: HRD1734, Description: JW-EA10-COMP-120507, User: KAS

ES:13C-1234678-HpCDD
c20jun12a_3-10

ES:13C-1234678-HpCDD
36.26

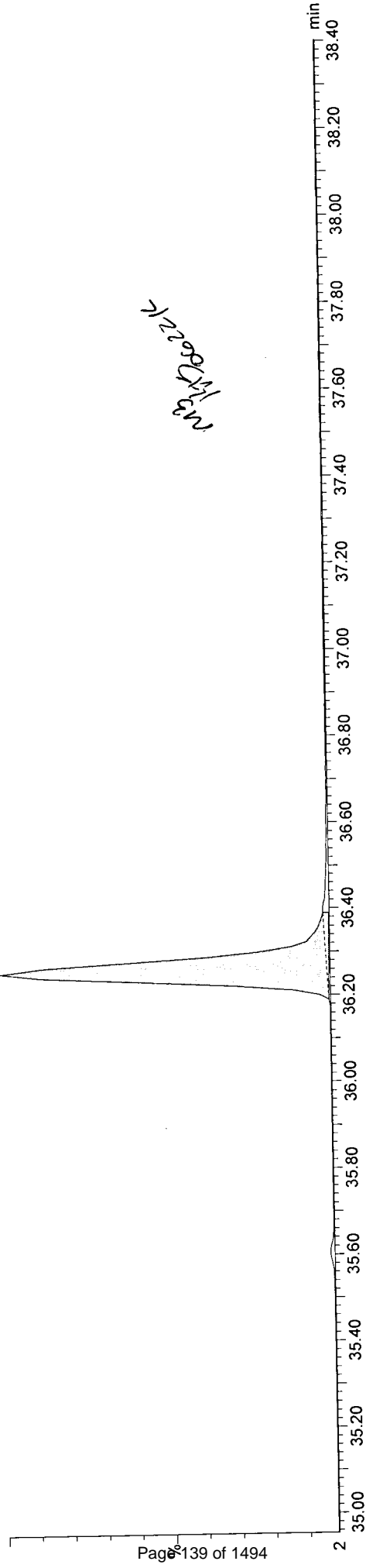
F4:Voltage SIR, EI+
435.8169
2.833e+006



c20jun12a_3-10

ES:13C-1234678-HpCDD
36.26

F4:Voltage SIR, EI+
437.8140
2.684e+006



Quantify Sample Report

MassLynx 4.1 SCN627

Manual Integrations

Dataset: Z:\Default.pro\Results\c20jun12a_3-10.qld

Last Altered: Friday, June 22, 2012 10:57:56 Eastern Daylight Time

Printed: Friday, June 22, 2012 10:58:00 Eastern Daylight Time


Method: C:\MassLynx\Default.PRO\MethDB\m1613-061912-db5ms.mdb 20 Jun 2012 08:46:37

Calibration: C:\MassLynx\Default.PRO\CurveDB\B5MS-0042012_1613.cdb 08 May 2012 08:31:36

Name: c20jun12a_3-10, ID: 31201450010, Date: 21-Jun-2012, Time: 04:45:17, Submitter: HRD1734, Description: JW-EA10-COMP-120507, User: KAS

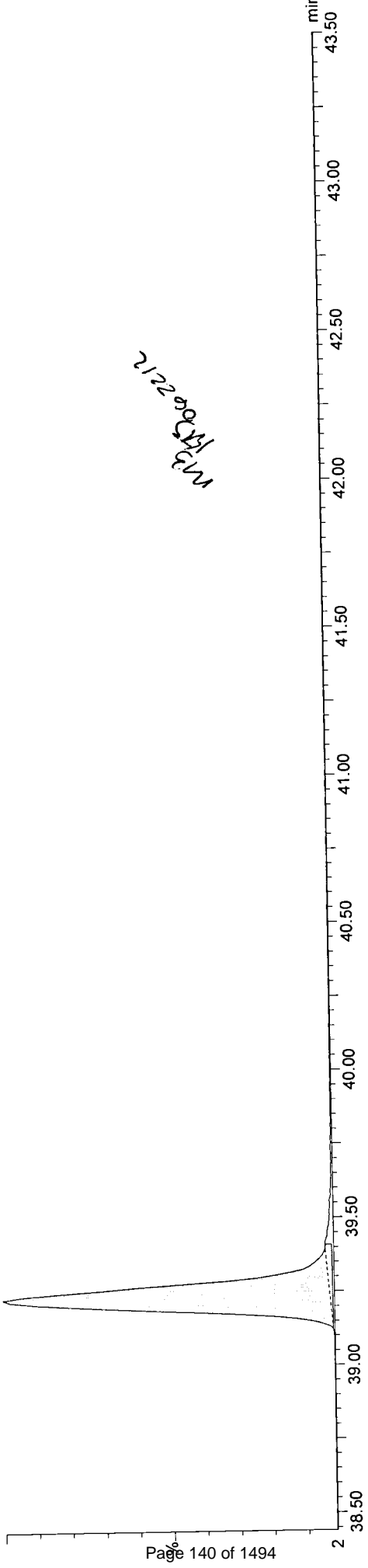
F5: Voltage SIR, EI+
469.7780
2.364e+006

ES:13C-OCDD
c20jun12a_3-10
ES:13C-OCDD
39.23



F5: Voltage SIR, EI+
471.7750
2.626e+006

ES:13C-OCDD
c20jun12a_3-10
ES:13C-OCDD
39.23



2/22/2012 10:58:00 AM

Quantify Sample Report MassLynx 4.1 SCN627

Manual Integrations

Dataset: Z:\Default.pro\Results\c20jun12a_3-10.qld

Last Altered: Friday, June 22, 2012 10:58:22 Eastern Daylight Time

Printed: Friday, June 22, 2012 10:58:25 Eastern Daylight Time

W033201450

Method: C:\MassLynx\Default.PRO\MethDB\m1613-061912-db5ms.mdb 20 Jun 2012 08:46:37

Calibration: C:\MassLynx\Default.PRO\CurveDB\B5MS-0042012_1613.cdb 08 May 2012 08:31:36

Name: c20jun12a_3-10, ID: 31201450010, Date: 21-Jun-2012, Time: 04:45:17, Submitter: HRD1734, Description: JW-EA10-COMP-120507, User: KAS

JS:13C-123789-HxCDD

c20jun12a_3-10

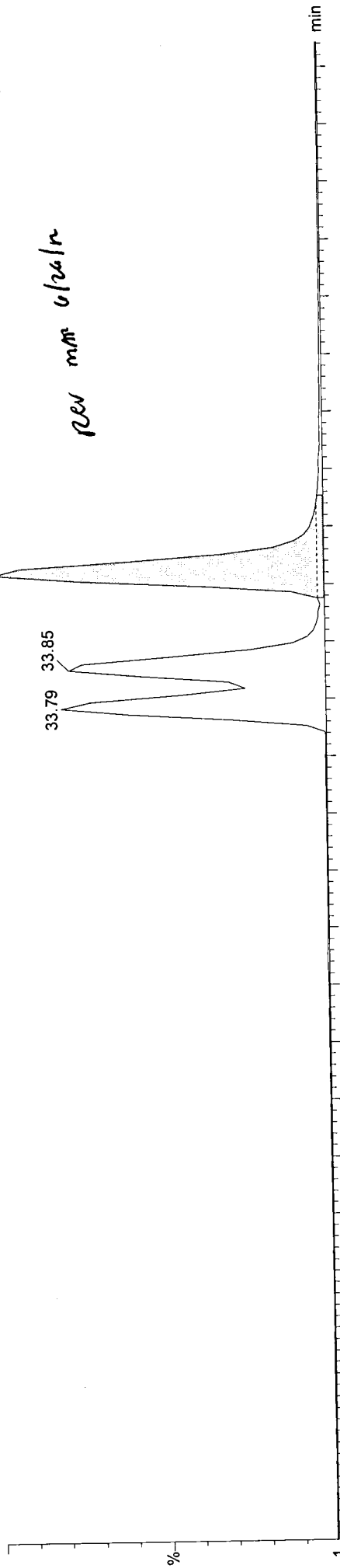
JS:13C-123789-HxCDD

34.02

33.79 33.85

Rev mms clear

F3:Voltage SIR,EI+
401.8559
5.411e+006



c20jun12a_3-10

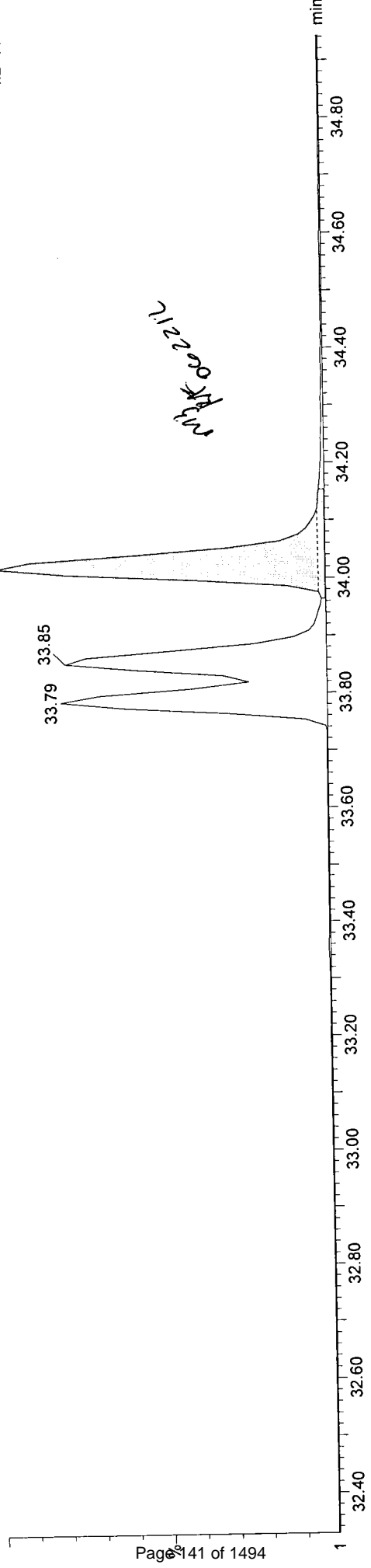
JS:13C-123789-HxCDD

34.02

33.79 33.85

mms clear

F3:Voltage SIR,EI+
403.8530
4.235e+006



Quantify Sample Report MassLynx 4.1 SCN627

Manual Integrations

Dataset: Z:\Default.pro\Results\c20jun12a_3-10.qld

Last Altered: Friday, June 22, 2012 10:58:32 Eastern Daylight Time
Printed: Friday, June 22, 2012 10:58:36 Eastern Daylight Time

WC 3201450

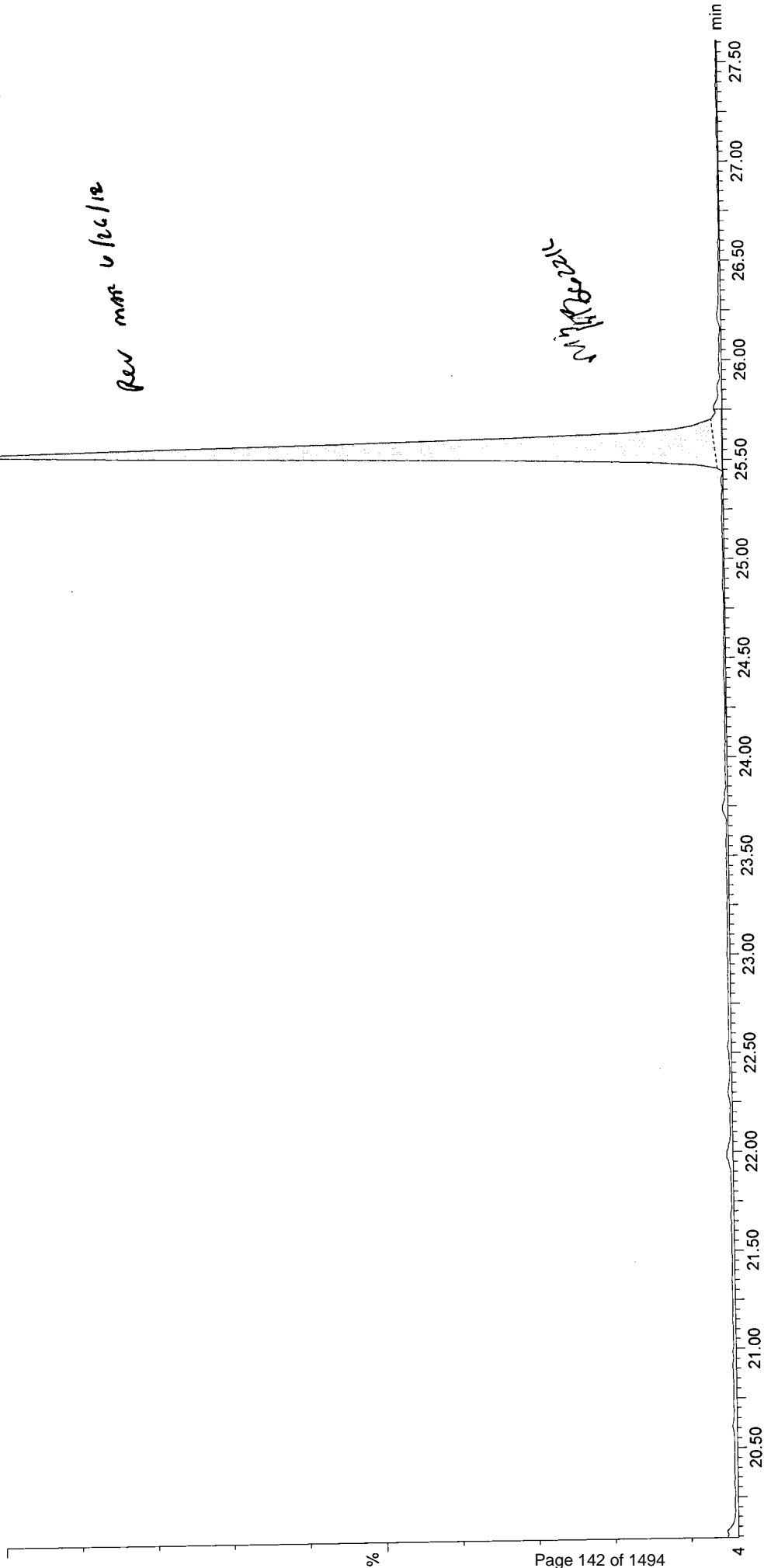
Method: C:\MassLynxDefault.PRO\MethDB\m1613-061912-db5ms.mdb 20 Jun 2012 08:46:37
Calibration: C:\MassLynx\Default.PRO\CurveDB\B5MS-0042012_1613.cdb 08 May 2012 08:31:36

Name: c20jun12a_3-10, ID: 31201450010, Date: 21-Jun-2012, Time: 04:45:17, Submitter: HRD1734, Description: JW-EA10-COMP-120507, User: KAS

CS:37CI-2378-TCDD
c20jun12a_3-10

CS:37CI-2378-TCDD
25.56

F1:Voltage SIR.EI+
327.8847
1.196e+006



Quantify Sample Report
Manual Integrations

MassLynx 4.1 SCN627

Dataset: Z:\Default.pro\Results\c20jun12a_3-10.qld

Last Altered: Tuesday, June 26, 2012 15:38:34 Eastern Daylight Time
Printed: Tuesday, June 26, 2012 15:39:37 Eastern Daylight Time

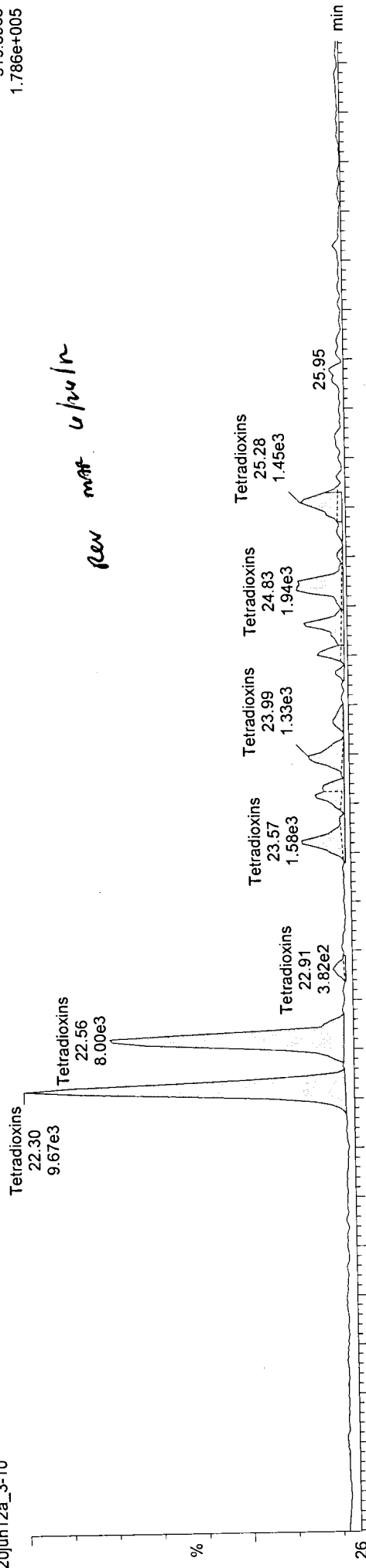
W0201450

Method: C:\MassLynx\Default.PRO\MethDB\m1613-061912-db5ms.mdb 20 Jun 2012 08:46:37
Calibration: C:\MassLynx\Default.PRO\CurveDB\B5MS-0042012_1613.cdb 08 May 2012 08:31:36

Name: c20jun12a_3-10, ID: 31201450010, Date: 21-Jun-2012, Time: 04:45:17, Submitter: HRD1734, Description: JW-EA10-COMP-120507, User: KAS

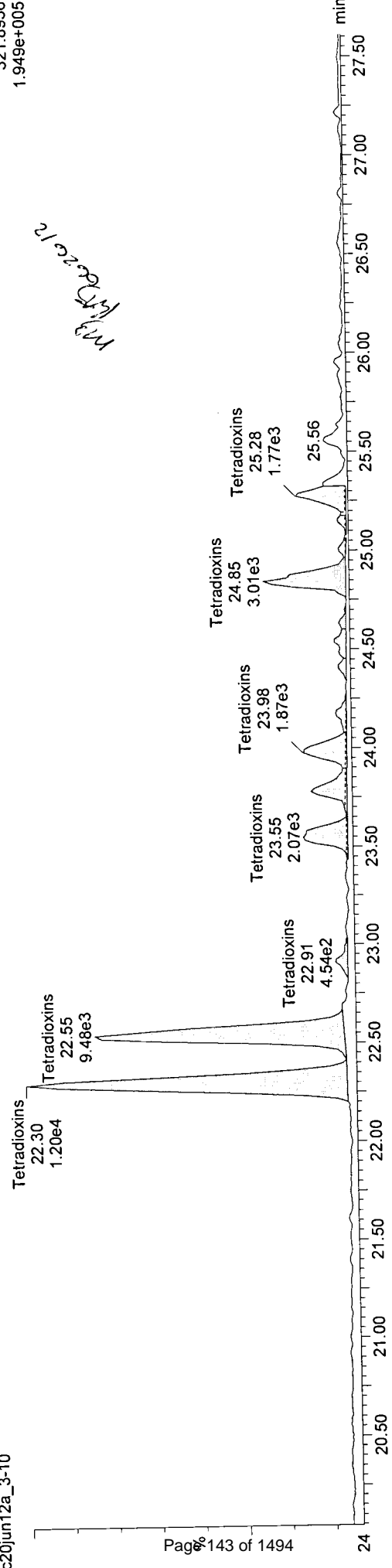
Tetradioxins
c20jun12a_3-10

F1: Voltage SIR, EI+
319.8965
1.786e+005



c20jun12a_3-10

F1: Voltage SIR, EI+
321.8936
1.949e+005



Quantify Sample Report MassLynx 4.1 SCN627

Manual Integrations

Dataset: Z:\Default.pro\Results\c20jun12a_3-10.qld

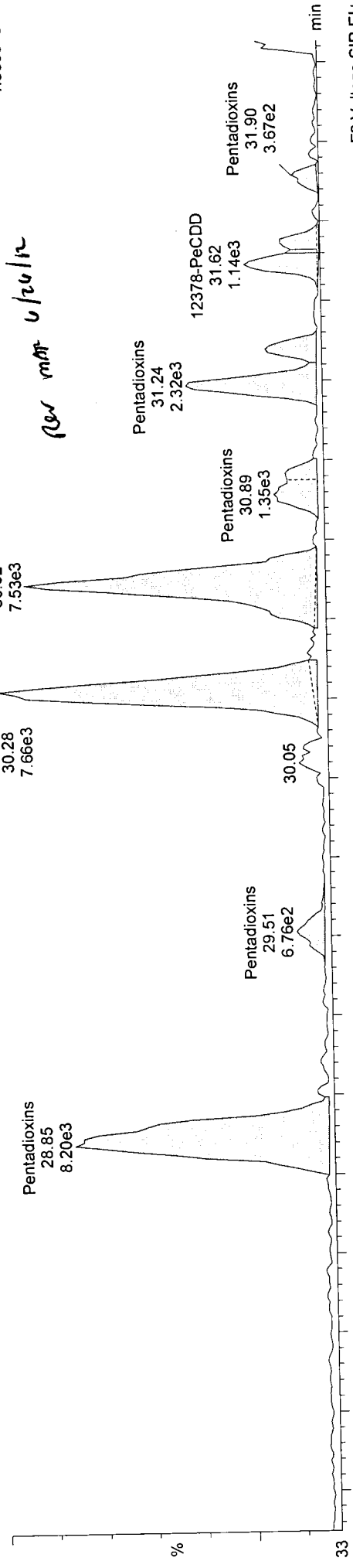
Last Altered: Tuesday, June 26, 2012 15:38:34 Eastern Daylight Time

Printed: Tuesday, June 26, 2012 15:39:37 Eastern Daylight Time

Name: c20jun12a_3-10, ID: 31201450010, Date: 21-Jun-2012, Time: 04:45:17, Submitter: HRD1734, Description: JW-EA10-COMP-120507, User: KAS

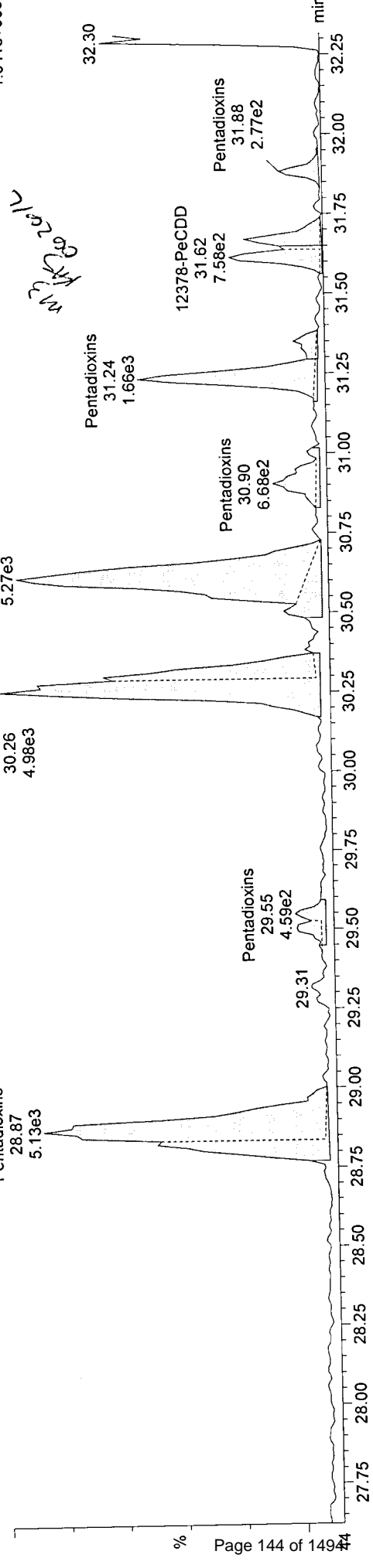
Pentadioxins
c20jun12a_3-10

F2: Voltage SIR, EI+
355.8546
1.365e+005



c20jun12a_3-10

F2: Voltage SIR, EI+
357.8517
1.041e+005



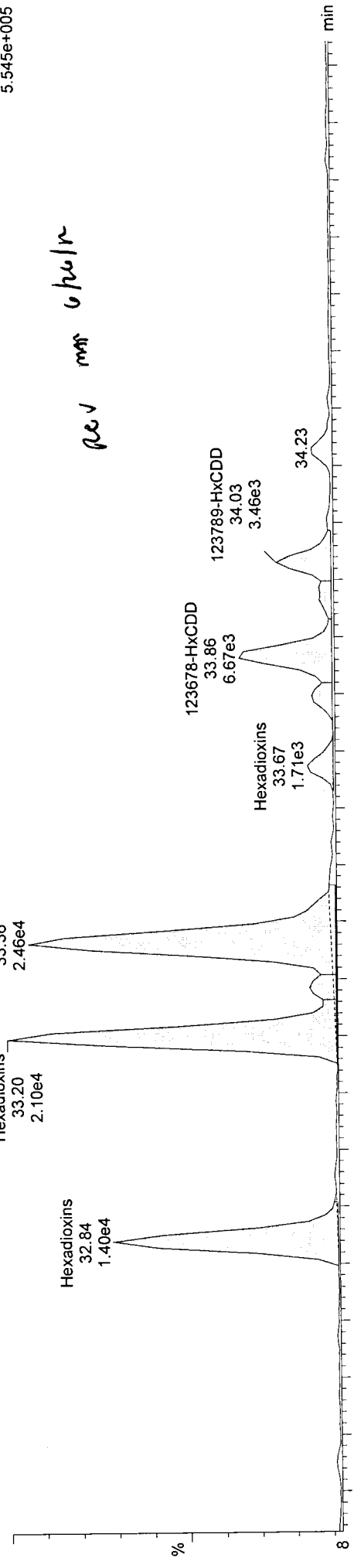
Dataset: Z:\Default.pro\Results\c20jun12a_3-10.qld

Last Altered: Tuesday, June 26, 2012 15:38:34 Eastern Daylight Time
Printed: Tuesday, June 26, 2012 15:39:37 Eastern Daylight Time

Name: c20jun12a_3-10, ID: 31201450010, Date: 21-Jun-2012, Time: 04:45:17, Submitter: HRD1734, Description: JW-EA10-COMP-120507, User: KAS

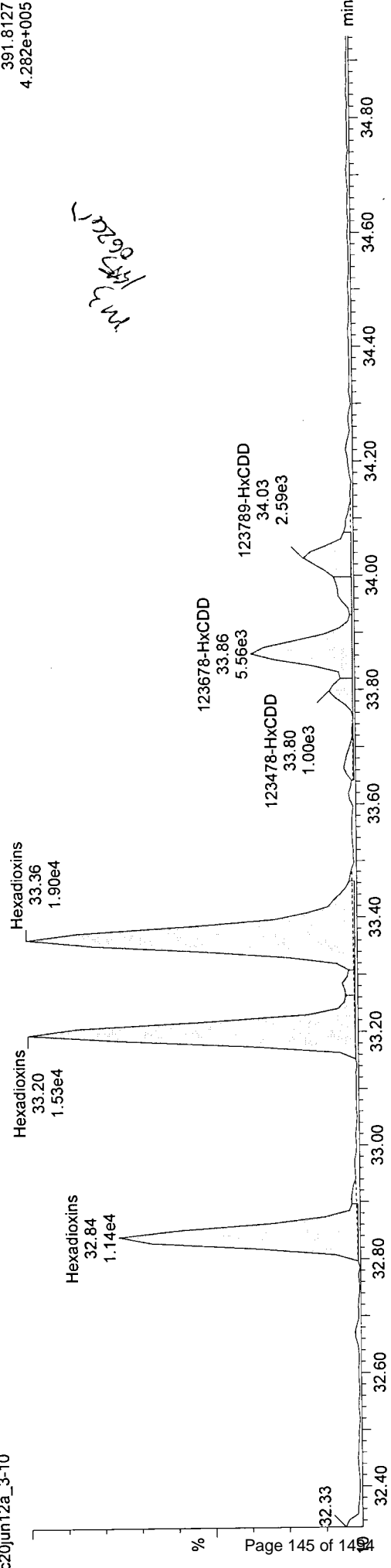
Hexadioxins
c20jun12a_3-10

F3: Voltage SIR, EI+
389.8156
5.545e+005



c20jun12a_3-10

F3: Voltage SIR, EI+
391.8127
4.282e+005



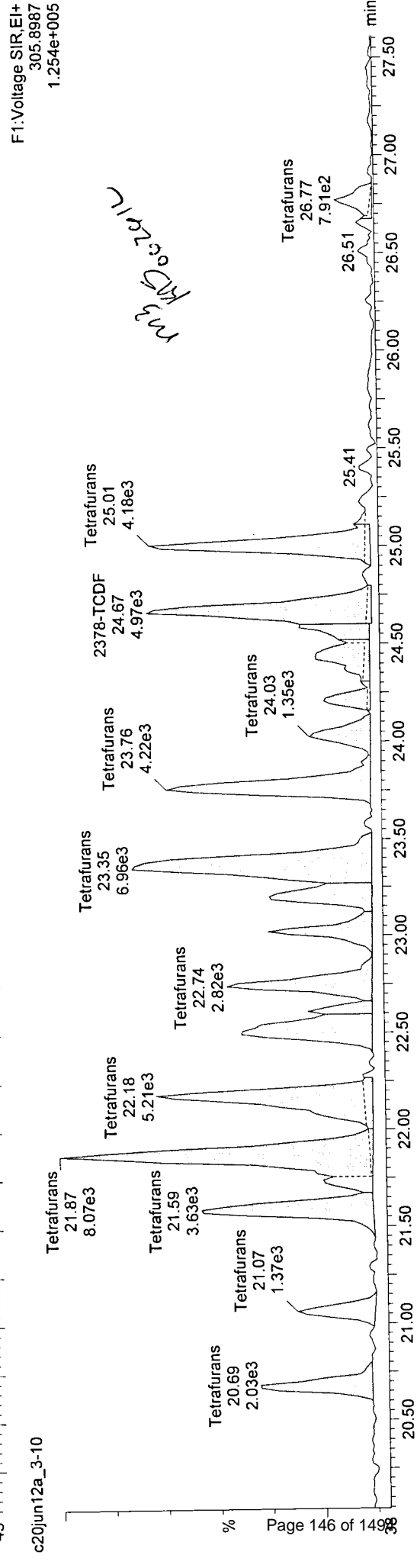
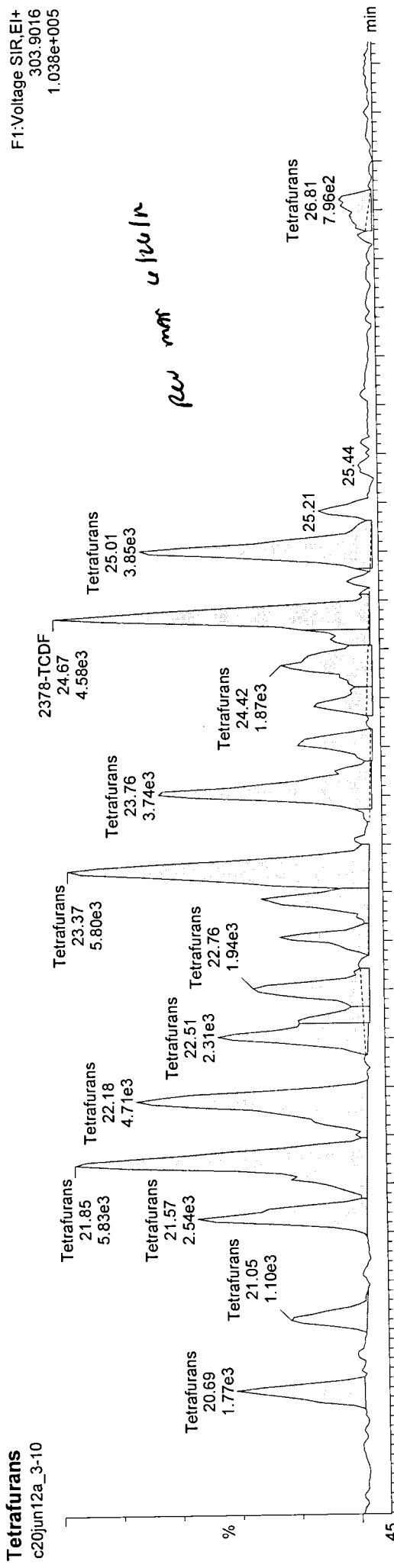
Quantify Sample Report
 ## Manual Integrations ##

MassLynx 4.1 SCN627

Dataset: Z:\Default.pro\Results\c20jun12a_3-10.qld

Last Altered: Tuesday, June 26, 2012 15:38:34 Eastern Daylight Time
 Printed: Tuesday, June 26, 2012 15:39:37 Eastern Daylight Time

Name: c20jun12a_3-10, ID: 31201450010, Date: 21-Jun-2012, Time: 04:45:17, Submitter: HRD1734, Description: JW-EA10-COMP-120507, User: KAS



MassLynx 4.1 SCN627

Quantify Sample Report
Manual Integrations

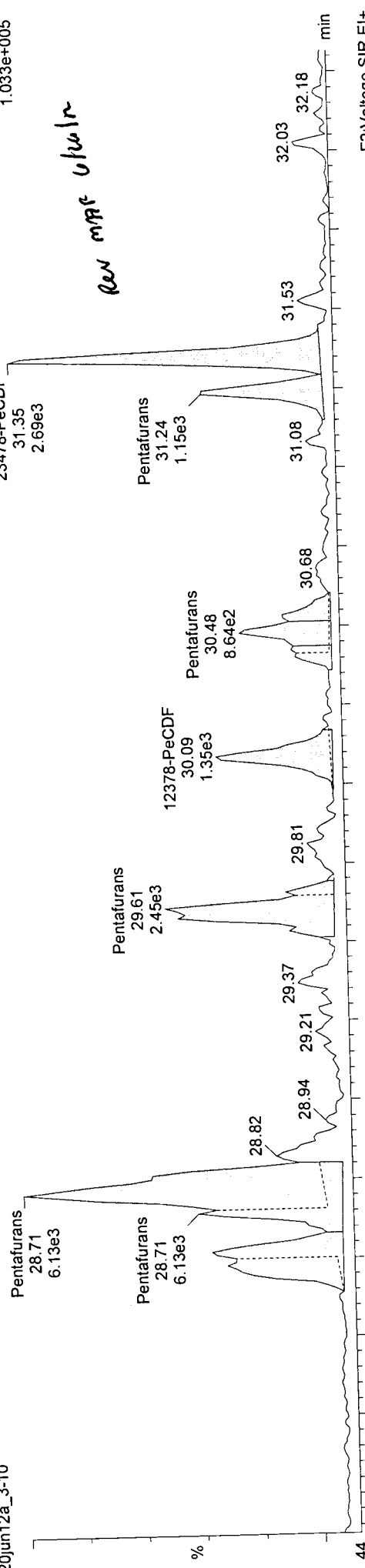
Dataset: Z:\Default.pro\Results\c20jun12a_3-10.qld

Last Altered: Tuesday, June 26, 2012 15:38:34 Eastern Daylight Time
Printed: Tuesday, June 26, 2012 15:39:37 Eastern Daylight Time

Name: c20jun12a_3-10, ID: 31201450010, Date: 21-Jun-2012, Time: 04:45:17, Submitter: HRD1734, Description: JW-EA10-COMP-120507, User: KAS

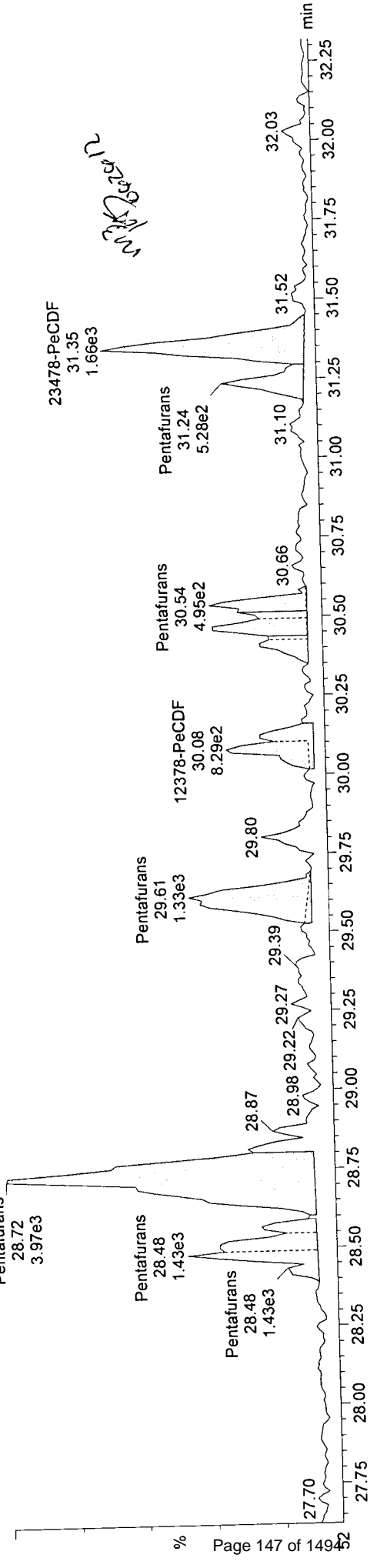
F2: Voltage SIR, EI+
339.8597
1.033e+005

Pentafurans
c20jun12a_3-10



F2: Voltage SIR, EI+
341.8567
8.744e+004

c20jun12a_3-10

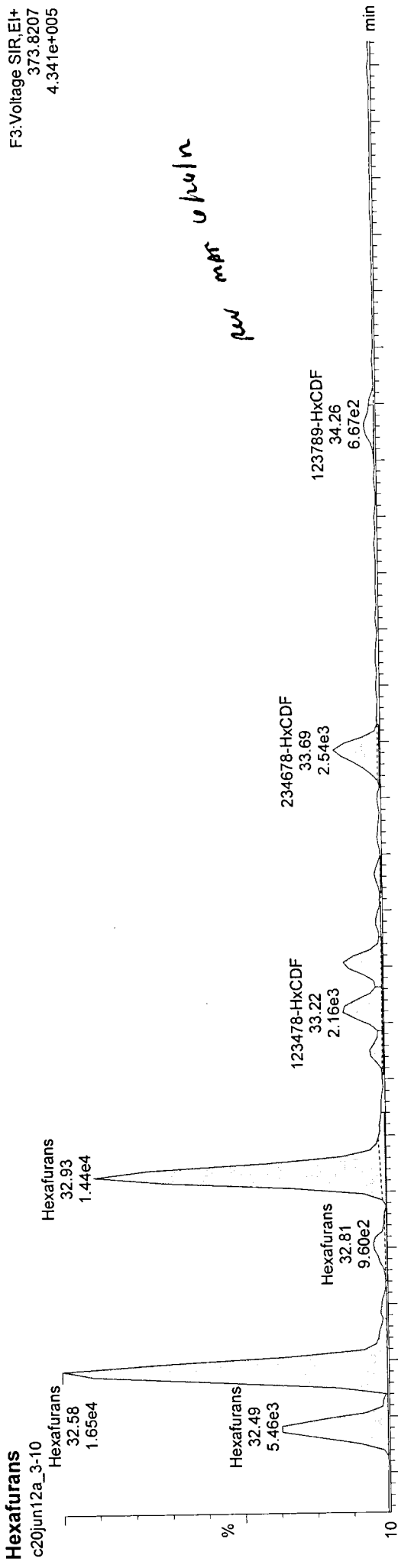


Dataset: Z:\Default.pro\Results\c20jun12a_3-10.qld

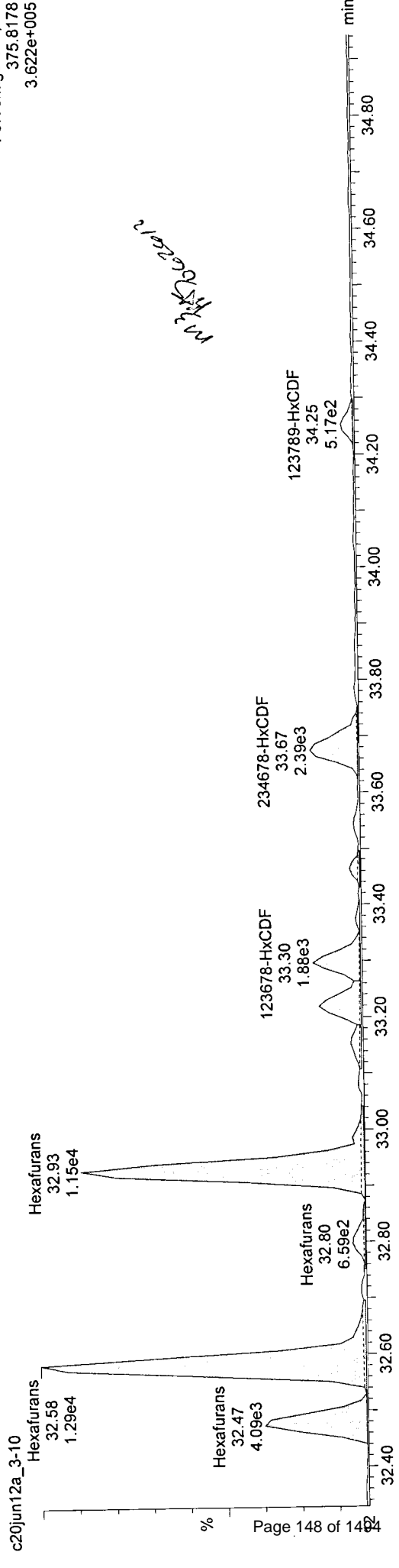
Last Altered: Tuesday, June 26, 2012 15:38:34 Eastern Daylight Time
Printed: Tuesday, June 26, 2012 15:39:37 Eastern Daylight Time

Name: c20jun12a_3-10, ID: 31201450010, Date: 21-Jun-2012, Time: 04:45:17, Submitter: HRD1734, Description: JW-EA10-COMP-120507, User: KAS

F3: Voltage SIR, EI+
373.8207
4.341e+005



F3: Voltage SIR, EI+
375.8178
3.622e+005




Dataset: Z:\Default.pro\Results\c20jun12a_3-10.qld

Last Altered: Tuesday, June 26, 2012 15:38:34 Eastern Daylight Time
Printed: Tuesday, June 26, 2012 15:39:37 Eastern Daylight Time

Name: c20jun12a_3-10, ID: 31201450010, Date: 21-Jun-2012, Time: 04:45:17, Submitter: HRD1734, Description: JW-EA10-COMP-120507, User: KAS

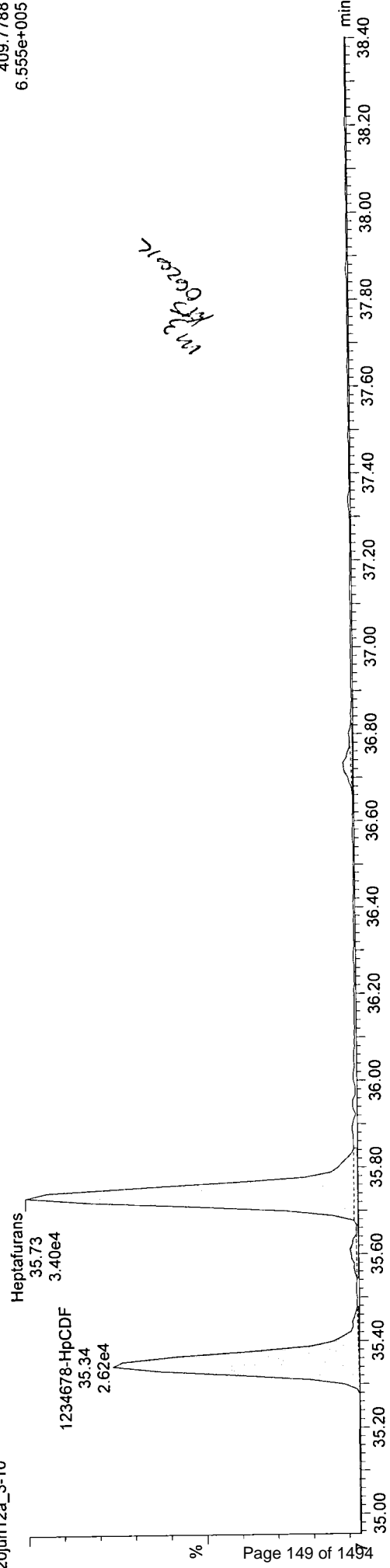
Heptafurans
c20jun12a_3-10

F4: Voltage SIR, EI+
407.7818
7.331e+005



Heptafurans
c20jun12a_3-10

F4: Voltage SIR, EI+
409.7788
6.555e+005



Quantify Sample Report
Manual Integrations

Dataset: Z:\Default.pro\Results\c20jun12a_3-10.qld


Last Altered: Tuesday, June 26, 2012 15:38:34 Eastern Daylight Time
Printed: Tuesday, June 26, 2012 15:39:37 Eastern Daylight Time

Name: c20jun12a_3-10, ID: 31201450010, Date: 21-Jun-2012, Time: 04:45:17, Submitter: HRD1734, Description: JW-EA10-COMP-120507, User: KAS

OCDF

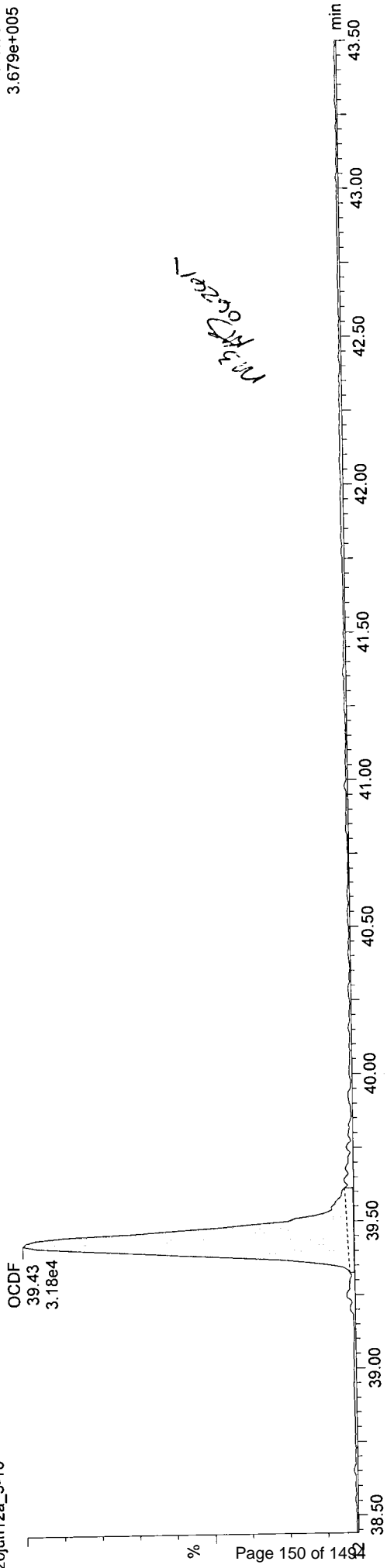
c20jun12a_3-10

F5:Voltage SIR,EI+
441.7427
3.474e+005



c20jun12a_3-10

F5:Voltage SIR,EI+
443.7398
3.679e+005



Quantify Sample Summary Report
1613 Sample Summary

MassLynx 4.1

Dataset: C:\MassLynx\Default.pro\Results\c20jun12a_3-10.qld

Last Altered: Thursday, June 21, 2012 08:28:50 Eastern Daylight Time
Printed: Thursday, June 21, 2012 08:29:20 Eastern Daylight Time

31201450

Method: C:\MassLynx\Default.PRO\MethDB\im1613-061912-db5ms.mdb 20 Jun 2012 08:46:37
Calibration: C:\MassLynx\Default.PRO\CurveDB\IDB5MS-0042012_1613.cdb 08 May 2012 08:31:36

Name: c20jun12a_3-10
Date: 21-Jun-2012
Time: 04:45:17
ID: 31201450010
Submitter: HRD1734
Task: HRMS3

Name	Response	Ion1Area	Ion2Area	RA	RAFail?	RRT	RT	pg/μL	EDL	Height1	Noiset	SN1	Height2	Noise2	SN2	M1	M2
1	2.846e2	1.593e2	1.253e2	1.27	YES	1.0026	25.60	0.069	0.0465	2.082e3	356	5.8	3.668e3	516	7.1	bb	db
2	1.841e3	1.195e3	6.459e2	1.85	YES	1.0004	31.62	0.490	0.0786	2.029e4	697	29.1	1.608e4	1688	9.5	bd	bd
3	2.312e3	1.311e3	1.000e3	1.31	NO	1.0003	33.80	0.690	0.0694	3.199e4	1268	25.2	2.736e4	975	28.0	bd	bd
4	1.223e4	6.667e3	5.562e3	1.20	NO	1.0003	33.86	3.520	0.0767	1.446e5	1268	114.1	1.180e5	975	121.0	dd	dd
5	7.146e3	3.459e3	3.687e3	0.94	YES	1.0072	34.03	2.093	0.0730	8.490e4	1268	67.0	5.574e4	975	57.1	dd	db
6	1.465e5	7.479e4	7.172e4	1.04	NO	1.0003	36.27	43.972	0.2335	1.251e6	1915	653.5	1.208e6	3309	365.1	bb	bd
7	8.824e5	4.226e5	4.598e5	0.92	NO	1.0002	39.24	368.163	0.3722	4.414e6	2035	2168.7	4.792e6	1772	2705.1	bb	bb
8	1.088e4	5.136e3	5.748e3	0.89	YES	1.0007	24.67	2.074	0.0638	5.514e4	936	58.9	5.291e4	632	83.8	dd	db
9	1.777e3	1.288e3	4.885e2	2.64	YES	1.0011	30.09	0.367	0.0766	2.019e4	921	21.9	1.055e4	644	16.4	bb	bd
10	4.348e3	2.687e3	1.661e3	1.62	NO	1.0000	31.35	0.838	0.0429	5.505e4	921	59.8	2.607e4	644	40.5	db	db
11	3.720e3	2.066e3	1.654e3	1.25	NO	1.0003	33.22	0.791	0.0477	4.638e4	1337	34.7	3.955e4	843	46.9	dd	dd
12	3.690e3	1.896e3	1.795e3	1.06	NO	1.0007	33.31	0.659	0.0411	4.562e4	1337	34.1	4.554e4	843	54.0	dd	db
13	4.671e3	2.360e3	2.310e3	1.02	YES	1.0003	33.69	0.906	0.0453	5.313e4	1337	39.7	4.625e4	843	54.8	bb	bb
14	1.212e3	7.347e2	4.768e2	1.54	YES	1.0010	34.26	0.280	0.0624	1.199e4	1337	9.0	1.162e4	843	13.8	bb	bb
15	5.136e4	2.542e4	2.594e4	0.98	NO	1.0003	35.34	9.155	0.0482	4.658e5	1032	451.3	4.531e5	920	492.6	bb	bb
16	2.449e3	1.609e3	8.401e2	1.92	YES	1.0006	36.73	0.581	0.0761	2.045e4	1032	19.8	1.472e4	920	16.0	bb	bb
17	5.623e4	2.630e4	2.993e4	0.88	NO	1.0050	39.43	19.328	0.0902	2.956e5	538	549.3	3.175e5	582	545.3	bb	bb
18	3.858e5	1.723e5	2.135e5	0.81	NO	1.0285	25.54	75.852	0.1128	1.948e6	1751	1112.6	2.408e6	991	2430.4	bb	bb
19	3.614e5	2.201e5	1.413e5	1.56	NO	1.2728	31.61	84.326	0.0628	4.443e6	639	6950.9	2.764e6	647	4272.8	bb	bb
20	3.147e5	1.773e5	1.374e5	1.29	NO	0.9931	33.79	72.834	0.0722	4.275e6	1803	2370.6	3.352e6	813	4121.0	bd	bd
21	3.490e5	1.951e5	1.539e5	1.27	NO	0.9951	33.85	78.040	0.0698	4.108e6	1803	2278.2	3.267e6	813	4017.0	db	db
22	3.158e5	1.650e5	1.508e5	1.09	NO	1.0657	36.26	79.390	0.0771	2.769e6	1568	1765.7	2.618e6	1003	2610.4	bb	bb
23	4.509e5	2.156e5	2.353e5	0.92	NO	1.1532	39.23	116.288	0.0649	2.300e6	854	2692.8	2.550e6	1257	2028.2	bb	bb
24	5.353e5	2.367e5	2.987e5	0.79	NO	0.9927	24.65	66.859	0.0532	2.770e6	1087	2548.7	3.454e6	947	3645.4	bb	bb
25	4.937e5	3.037e5	1.900e5	1.60	NO	1.2105	30.06	72.786	0.1086	3.207e6	2019	1588.5	1.988e6	1499	1325.8	bb	bb
26	5.081e5	3.124e5	1.957e5	1.60	NO	1.2625	31.35	77.137	0.1118	5.494e6	2019	2721.3	3.482e6	1499	2322.9	bb	bb

Quantify Sample Summary Report MassLynx 4.1
 ### 1613 Sample Summary ###

Dataset: C:\MassLynx\Default.pro\Results\c20jun12a_3-10.qld
 Last Altered: Thursday, June 21, 2012 08:28:50 Eastern Daylight Time
 Printed: Thursday, June 21, 2012 08:29:20 Eastern Daylight Time

W# 1201450

Name: c20jun12a_3-10
 Date: 21-Jun-2012
 Time: 04:45:17
 ID: 31201450010
 Submitter: HRD1734
 Task: HRMS3

Name	Response	Ion1Area	Ion2Area	RA	RAFail?	RRT	RT	pg/µL	EDL	Height1	Noise1	SN1	Height2	Noise2	SN2	M1	M2
27 ES:13C-123478-HxCDF	3.976e5	1.360e5	2.616e5	0.52	NO	0.9761	33.21	74.563	0.1177	3.301e6	2005	1646.6	6.371e6	3258	1955.4	bd	bd
28 ES:13C-123678-HxCDF	4.797e5	1.664e5	3.133e5	0.53	NO	0.9784	33.29	86.733	0.1135	3.937e6	2005	1964.0	7.463e6	3258	2290.6	db	db
29 ES:13C-234678-HxCDF	4.378e5	1.526e5	2.852e5	0.54	NO	0.9899	33.67	80.048	0.1147	3.562e6	2005	1777.0	6.774e6	3258	2079.0	bb	bb
30 ES:13C-123789-HxCDF	3.904e5	1.360e5	2.544e5	0.53	NO	1.0062	34.23	74.555	0.1199	2.738e6	2005	1365.8	5.031e6	3258	1544.1	bb	bb
31 ES:13C-1234678-HpCDF	4.040e5	1.286e5	2.755e5	0.47	NO	1.0386	35.33	88.207	0.1137	2.320e6	2007	1156.0	4.981e6	2361	2109.8	bb	bb
32 ES:13C-1234789-HpCDF	3.034e5	9.535e4	2.081e5	0.46	NO	1.0791	36.71	78.446	0.1347	1.450e6	2007	722.7	3.224e6	2361	1365.7	bb	bb
33 JS:13C-1234-TCDD	5.130e5	2.244e5	2.885e5	0.78	NO	0.0000	24.83	100.000	0.1119	2.680e6	1751	1530.8	3.441e6	991	3473.2	bb	bb
34 JS:13C-123789-HxCDD	4.450e5	2.514e5	1.936e5	1.30	NO	0.0000	34.02	100.000	0.0701	5.270e6	1803	2922.4	4.109e6	813	5051.5	bb	bb
35 CS:37Cl-2378-TCDD	1.018e5	1.018e5	-	-	-	1.0291	25.56	17.653	0.0217	1.137e6	599	1899.4	-	-	-	-	-
36 Tetradioxins	-	2.649e4	-	-	-	-	-	14.391	0.0465	3.408e5	356	-	-	-	-	-	-
37 Pentadioxins	-	2.981e4	-	-	-	-	-	11.617	0.0786	3.448e5	697	-	-	-	-	-	-
38 Hexadioxins	-	7.376e4	-	-	-	-	-	38.198	0.0730	1.691e6	1268	-	-	-	-	-	-
39 Heptadioxins	-	1.813e5	-	-	-	-	-	106.767	0.2335	3.084e6	1915	-	-	-	-	-	-
40 Tetrafurans	-	4.577e4	-	-	-	-	-	19.165	0.0638	4.747e5	936	-	-	-	-	-	-
41 Pentafurans (F1)	-	1.073e4	-	-	-	-	-	3.508	0.0317	1.146e5	381	-	-	-	-	-	-
42 Pentafurans	-	1.431e4	-	-	-	-	-	4.998	0.0592	2.436e5	921	-	-	-	-	-	-
43 Hexafurans	-	4.376e4	-	-	-	-	-	15.839	0.0485	1.052e6	1337	-	-	-	-	-	-
44 Hepta furans	-	6.378e4	-	-	-	-	-	24.019	0.0602	1.191e6	1032	-	-	-	-	-	-
45 Hexa Ether	-	-	-	-	-	-	-	-	-	-	405	-	-	-	-	-	-
46 Hepta Ether	-	-	-	-	-	-	-	-	-	-	426	-	-	-	-	-	-
47 Octa Ether	-	-	-	-	-	-	-	-	-	-	477	-	-	-	-	-	-
48 Nona Ether	-	-	-	-	-	-	-	-	-	-	451	-	-	-	-	-	-
49 Deca Ether	-	-	-	-	-	-	-	-	-	-	348	-	-	-	-	-	-
50 F1 Lock Mass	-	-	-	-	-	-	-	0.0000	0.0000	-	29051	-	-	-	-	-	-
51 F2 Lock Mass	-	-	-	-	-	-	-	0.0000	0.0000	-	56834	-	-	-	-	-	-
52 F3 Lock Mass	-	-	-	-	-	-	-	0.0000	0.0000	-	51790	-	-	-	-	-	-
53 F4 Lock Mass	-	-	-	-	-	-	-	-	-	-	46700	-	-	-	-	-	-
54 F5 Lock Mass	-	-	-	-	-	-	-	0.0000	0.0000	-	33523	-	-	-	-	-	-

Quantify Sample Report MassLynx 4.1

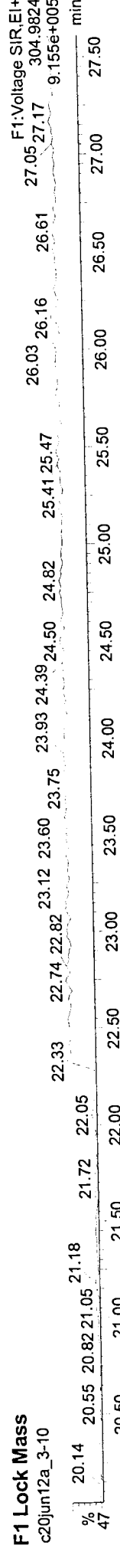
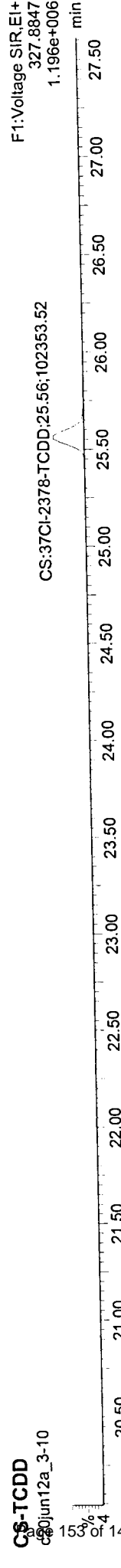
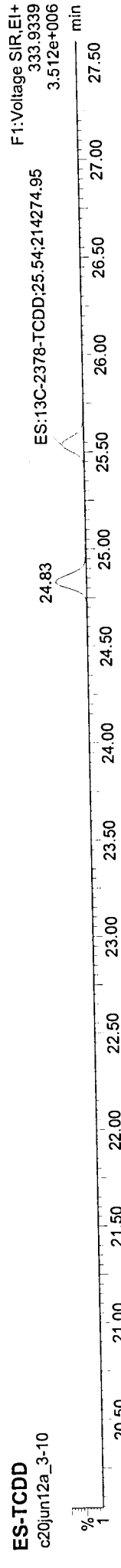
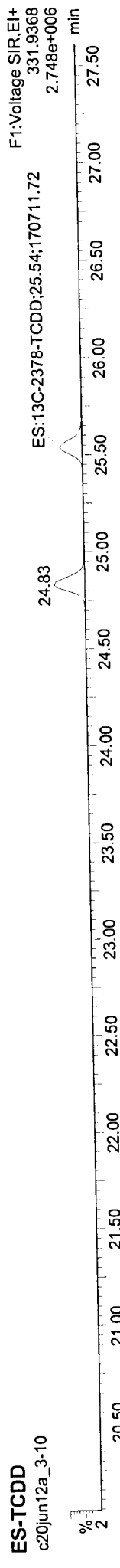
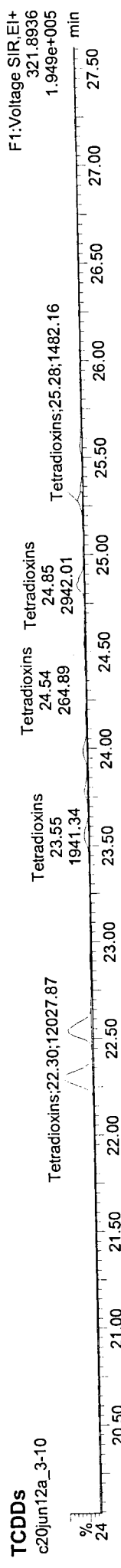
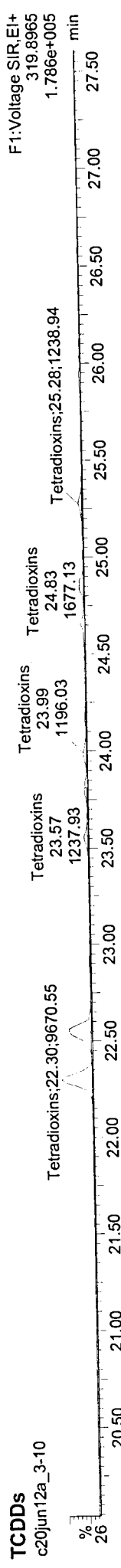
1613 Sample Summary

Dataset: Untitled

Last Altered: Thursday, 6/21/2012 3:28:06 PM Eastern Daylight Time
Printed: Thursday, 6/21/2012 3:30:07 PM Eastern Daylight Time

Method: C:\MassLynx\Default.PRO\MethDB\m8290-061312-db5ms.mdb 14 Jun 2012 07:55:14
Calibration: C:\MassLynx\Default.PRO\CurveDB\IDB5MS-0042012_1613.cdb 08 May 2012 08:31:36

Name: c20jun12a_3-10, Date: 21-Jun-2012, Time: 04:45:17, ID: 31201450010, Submitter: HRD1734, Task: HRMS3



Quantify Sample Report

1613 Sample Summary

MassLynx 4.1

Dataset: Untitled

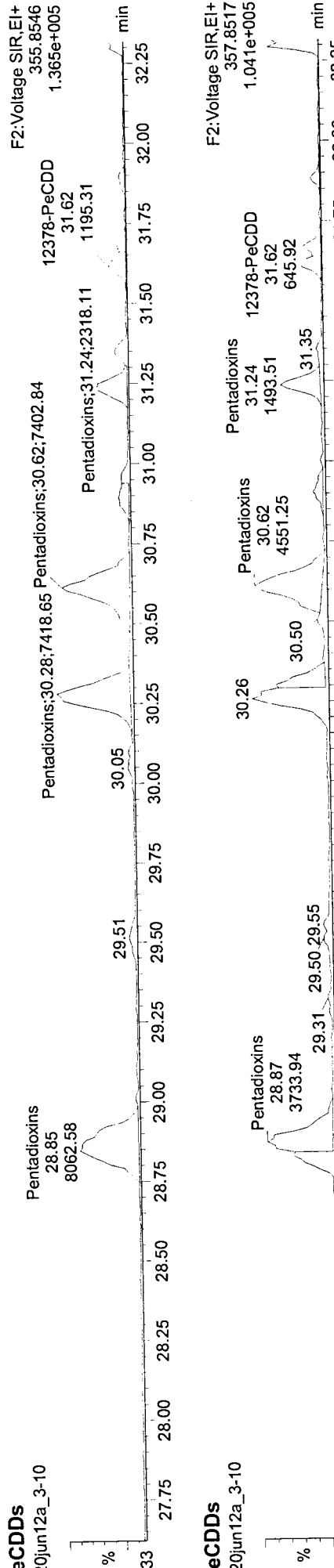
Last Altered: Thursday, 6/21/2012 3:28:06 PM Eastern Daylight Time
Printed: Thursday, 6/21/2012 3:30:07 PM Eastern Daylight Time

1201450

Name: c20jun12a_3-10, Date: 21-Jun-2012, Time: 04:45:17, ID: 31201450010, Submitter: HRD1734, Task: HRMS3

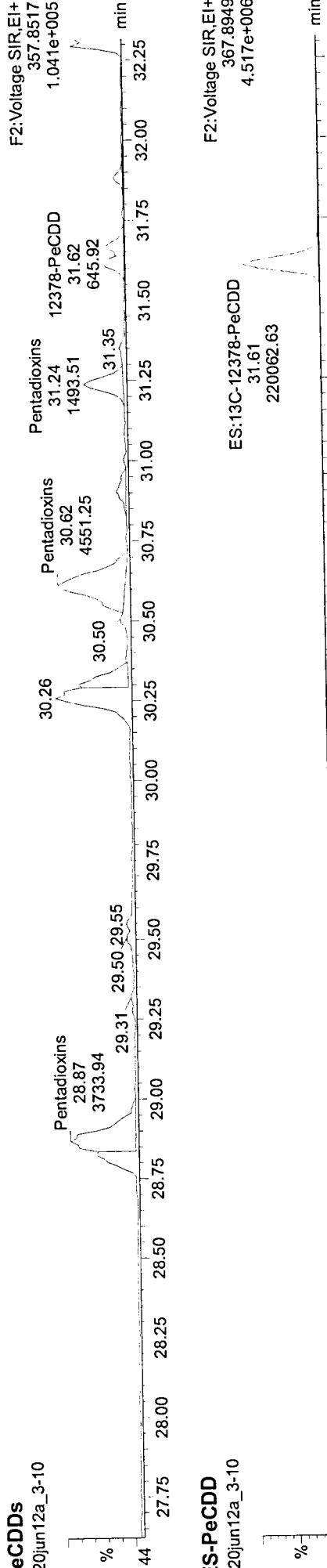
PeCDDs

c20jun12a_3-10



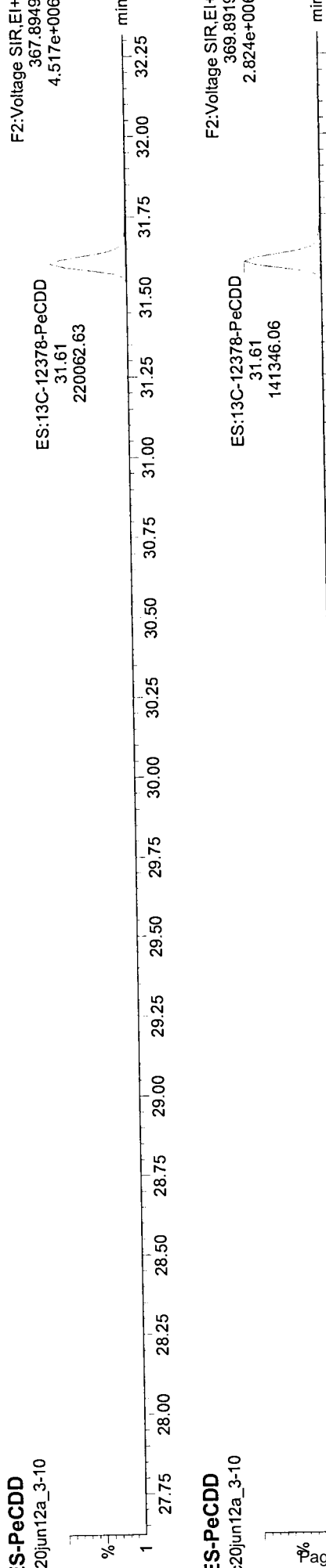
PeCDDs

c20jun12a_3-10



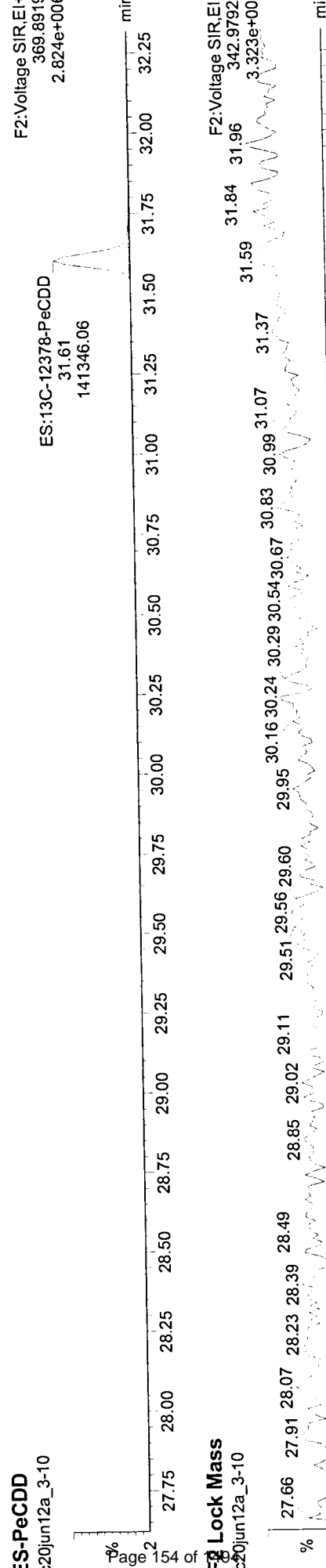
ES-PeCDD

c20jun12a_3-10



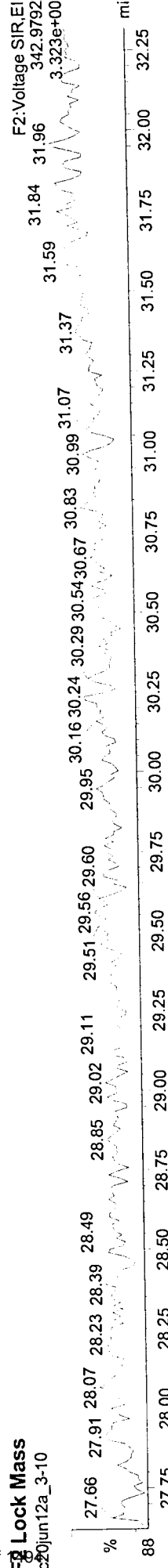
ES-PeCDD

c20jun12a_3-10



ES Lock Mass

c20jun12a_3-10



Quantify Sample Report MassLynx 4.1

1613 Sample Summary

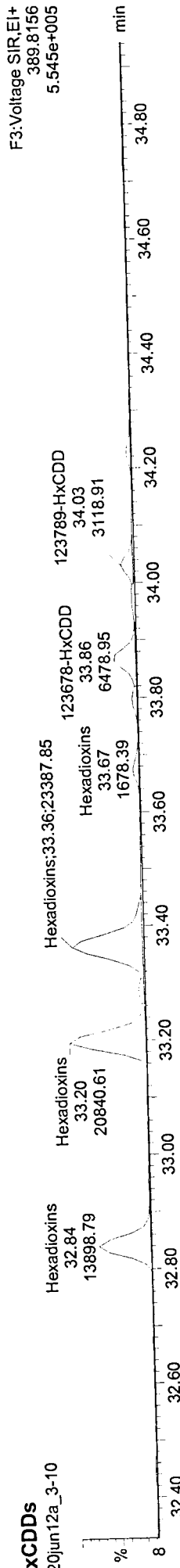
Dataset: Untitled

Last Altered: Thursday, 6/21/2012 3:28:06 PM Eastern Daylight Time
Printed: Thursday, 6/21/2012 3:30:07 PM Eastern Daylight Time

Name: c20jun12a_3-10, Date: 21-Jun-2012, Time: 04:45:17, ID: 31201450010, Submitter: HRD1734, Task: HRMS3

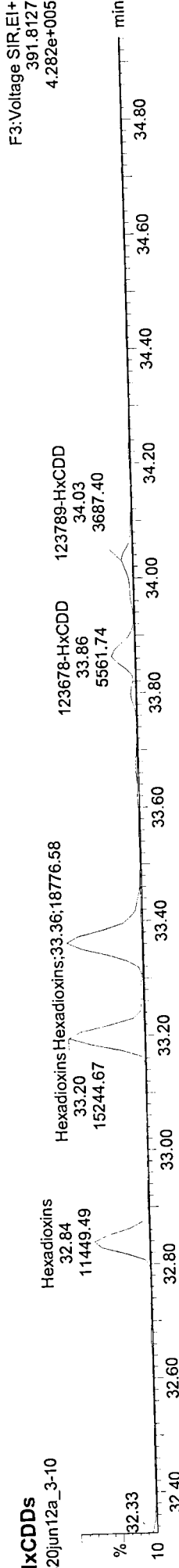
HxCDDs

c20jun12a_3-10



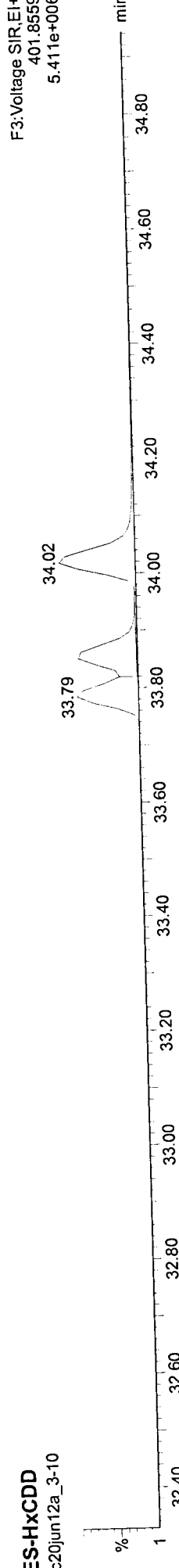
HxCDDs

c20jun12a_3-10



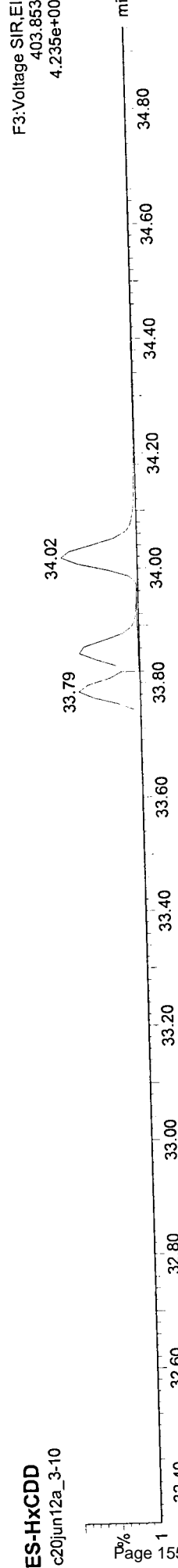
ES-HxCDD

c20jun12a_3-10



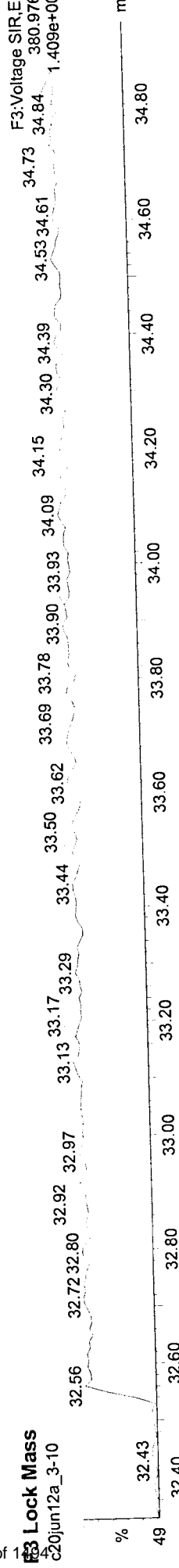
ES-HxCDD

c20jun12a_3-10



ES Lock Mass

c20jun12a_3-10



Quantify Sample Report MassLynx 4.1

1613 Sample Summary

Dataset: Untitled

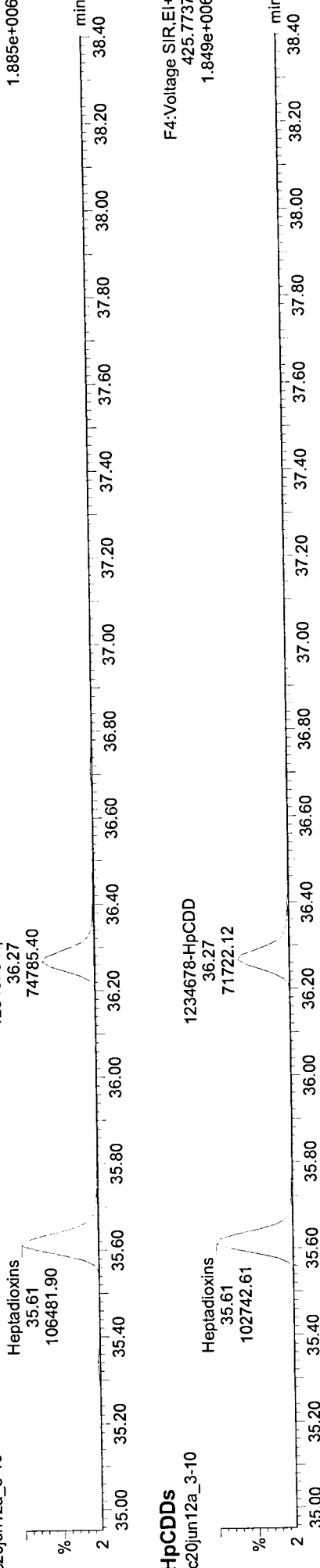
Last Altered: Thursday, 6/21/2012 3:28:06 PM Eastern Daylight Time
Printed: Thursday, 6/21/2012 3:30:07 PM Eastern Daylight Time

Name: c20jun12a_3-10, Date: 21-Jun-2012, Time: 04:45:17, ID: 31201450010, Submitter: HRD1734, Task: HRMS3

HpCDDs

c20jun12a_3-10

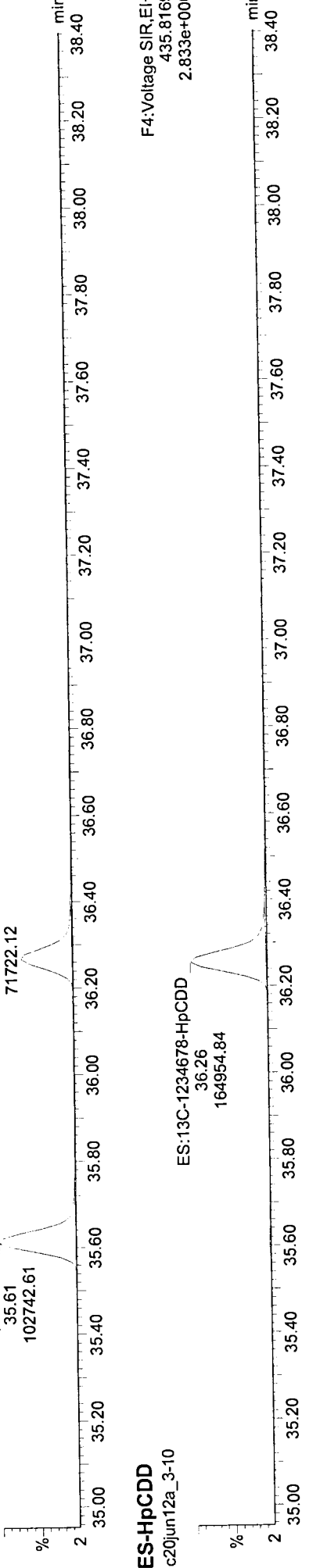
F4: Voltage SIR, EI+
423.7767
1.885e+006



HpCDDs

c20jun12a_3-10

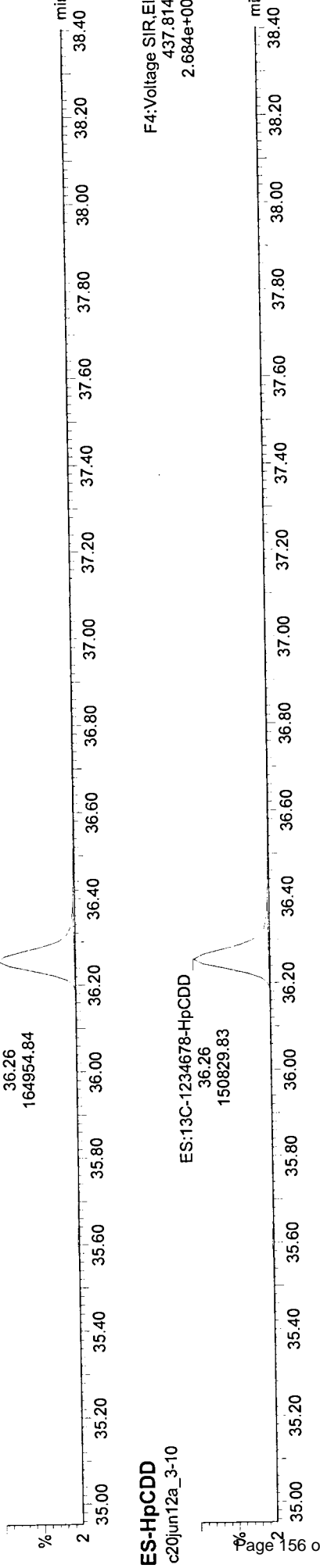
F4: Voltage SIR, EI+
425.7737
1.849e+006



ES-HpCDD

c20jun12a_3-10

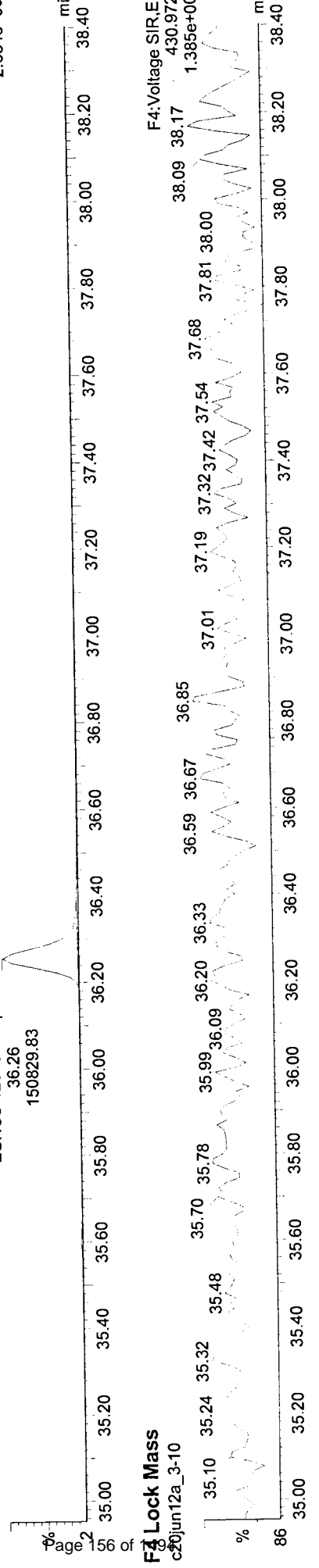
F4: Voltage SIR, EI+
435.8169
2.833e+006



ES-HpCDD

c20jun12a_3-10

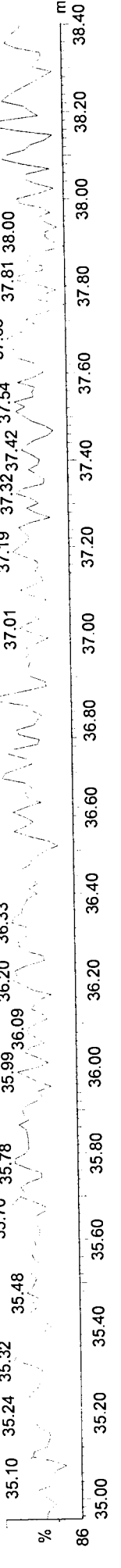
F4: Voltage SIR, EI+
437.8140
2.684e+006



F2 Lock Mass

c20jun12a_3-10

F4: Voltage SIR, EI+
430.9728
1.385e+006



Quantify Sample Report MassLynx 4.1

1613 Sample Summary

Dataset: Untitled

Last Altered: Thursday, 6/21/2012 3:28:06 PM Eastern Daylight Time
Printed: Thursday, 6/21/2012 3:30:07 PM Eastern Daylight Time

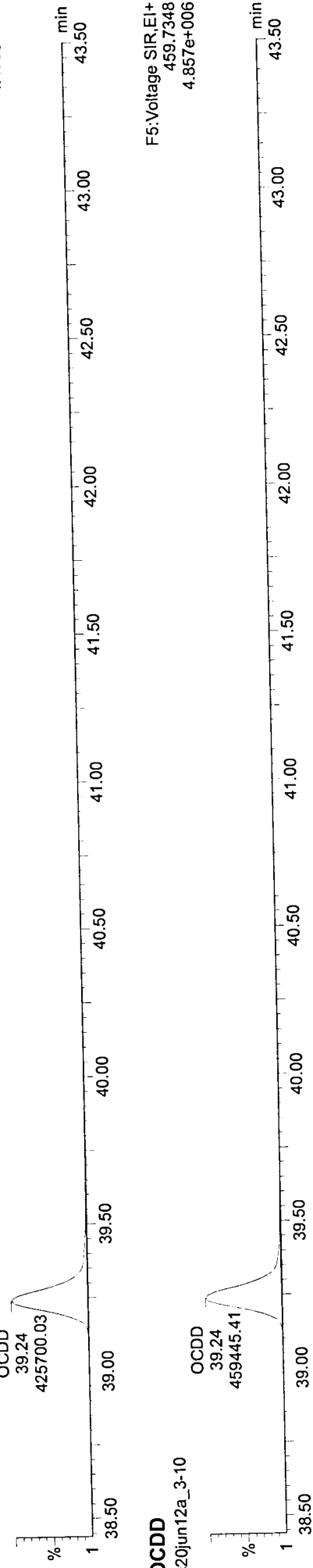
1201450

Name: c20jun12a_3-10, Date: 21-Jun-2012, Time: 04:45:17, ID: 31201450010, Submitter: HRD1734, Task: HRMS3

OCDD

c20jun12a_3-10

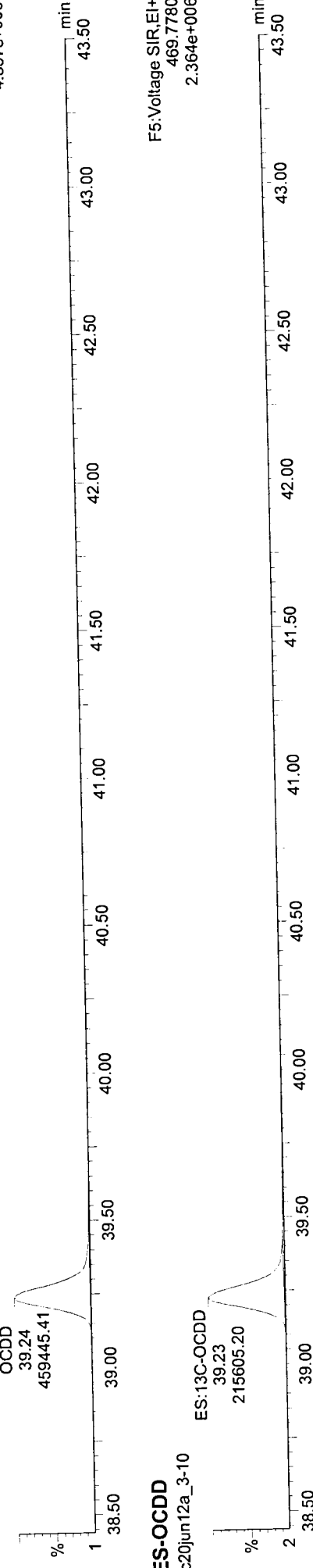
F5: Voltage SIR, EI+
457.7377
4.478e+006



OCDD

c20jun12a_3-10

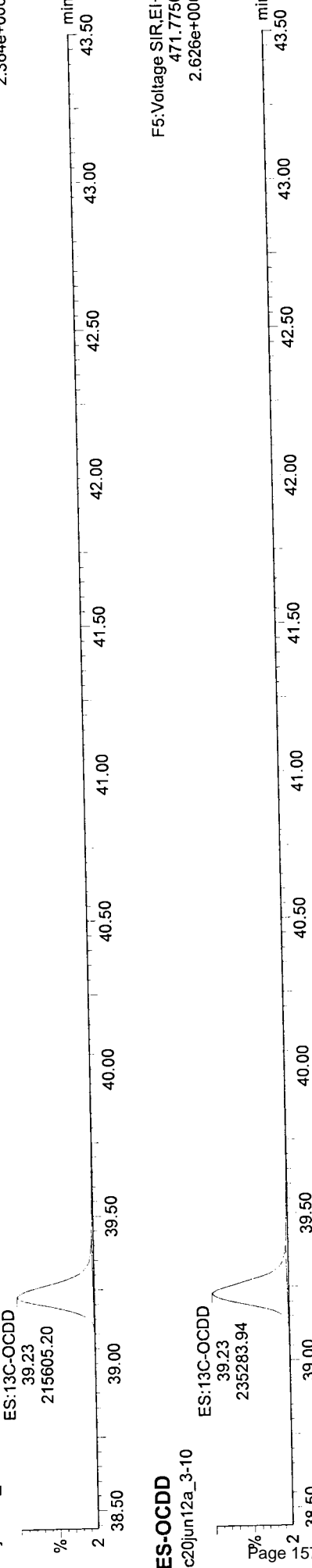
F5: Voltage SIR, EI+
459.7348
4.857e+006



ES-OCDD

c20jun12a_3-10

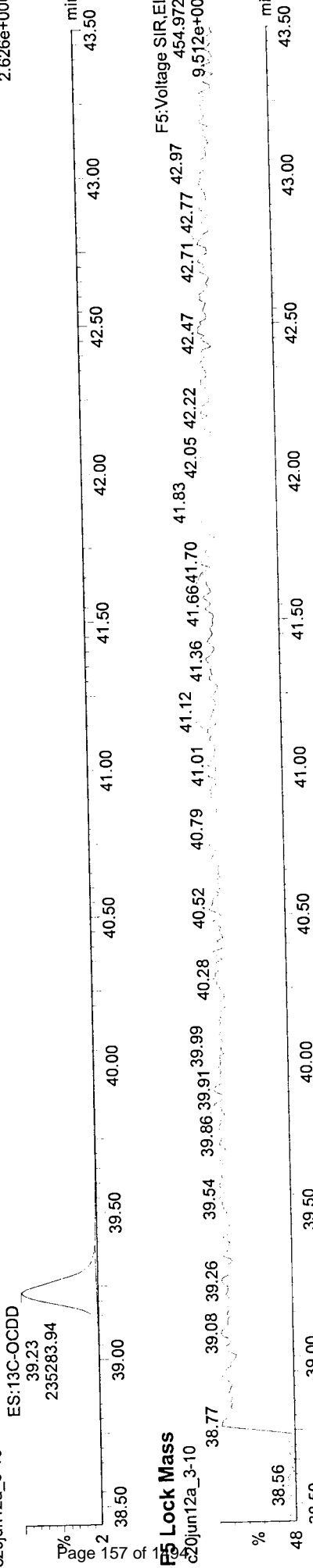
F5: Voltage SIR, EI+
469.7780
2.364e+006



ES-OCDD

c20jun12a_3-10

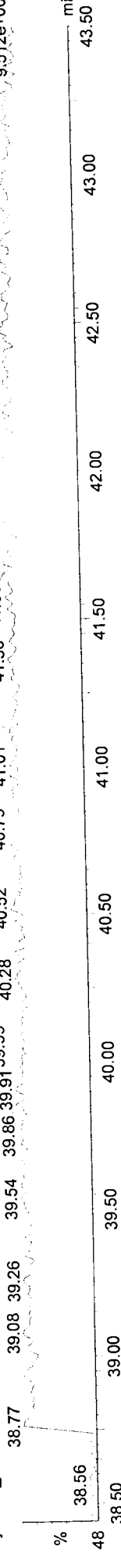
F5: Voltage SIR, EI+
471.7750
2.626e+006



F5 Lock Mass

c20jun12a_3-10

F5: Voltage SIR, EI+
454.9728
9.512e+005



Quantify Sample Report MassLynx 4.1

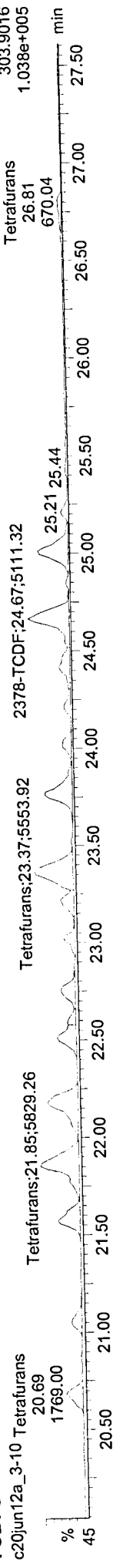
1613 Sample Summary

Dataset: Untitled

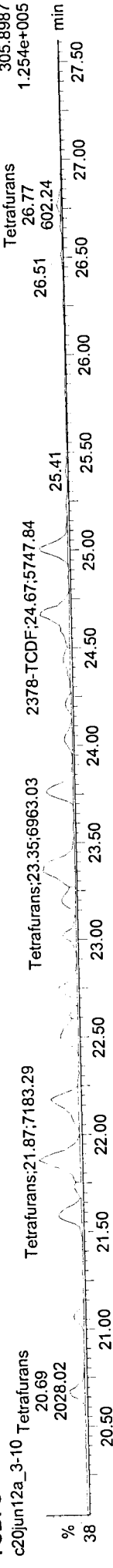
Last Altered: Thursday, 6/21/2012 3:28:06 PM Eastern Daylight Time
Printed: Thursday, 6/21/2012 3:30:07 PM Eastern Daylight Time

Name: c20jun12a_3-10, Date: 21-Jun-2012, Time: 04:45:17, ID: 31201450010, Submitter: HRD1734, Task: HRMS3

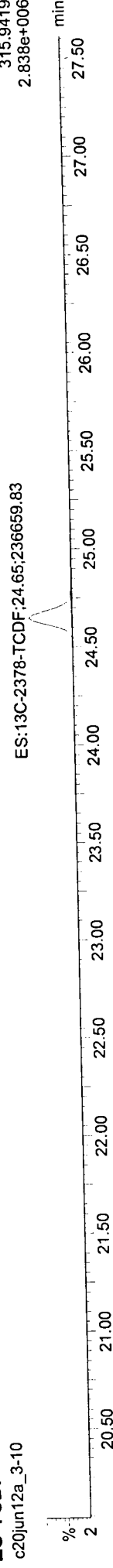
TCDFs



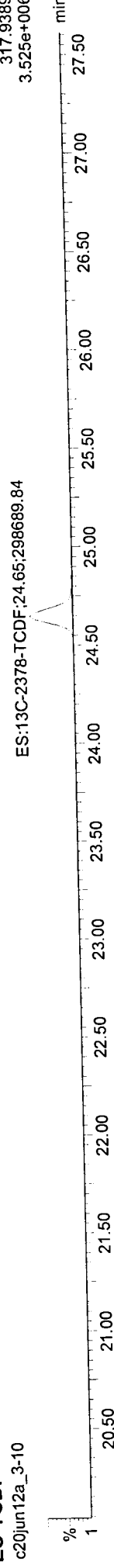
TCDFs



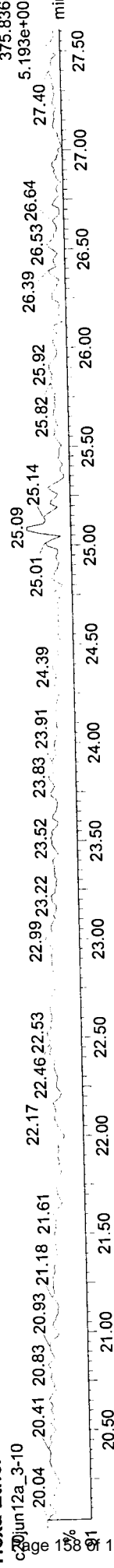
ES-TCDF



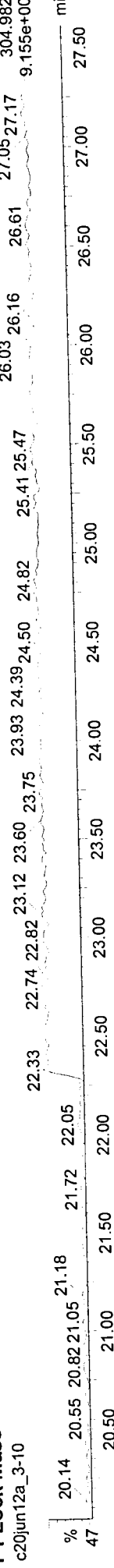
ES-TCDF



Hexa Ether



F1 Lock Mass



Quantify Sample Report


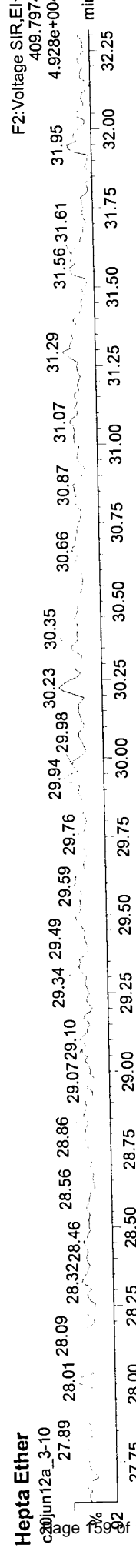
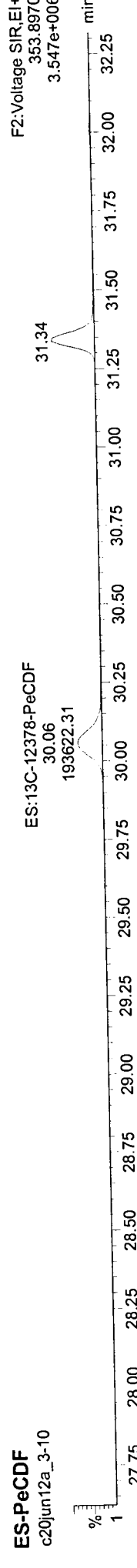
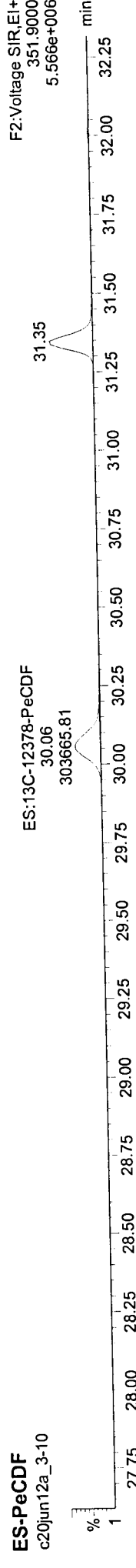
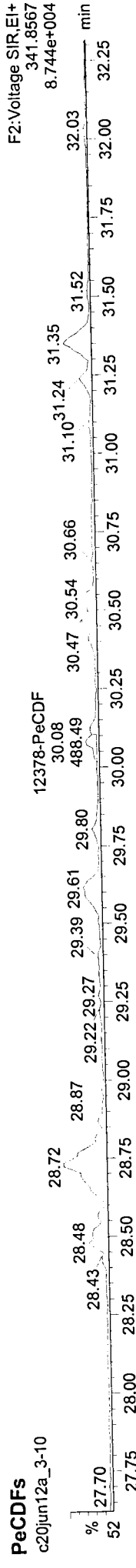
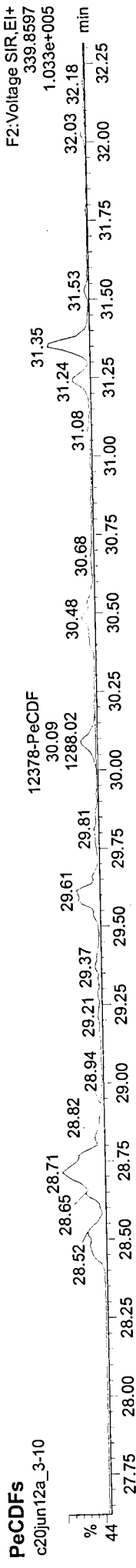
MassLynx 4.1

1613 Sample Summary

Dataset: Untitled

Last Altered: Thursday, 6/21/2012 3:28:06 PM Eastern Daylight Time
Printed: Thursday, 6/21/2012 3:30:07 PM Eastern Daylight Time

Name: c20jun12a_3-10, Date: 21-Jun-2012, Time: 04:45:17, ID: 31201450010, Submitter: HRD1734, Task: HRMS3



Quantify Sample Report

1613 Sample Summary

MassLynx 4.1

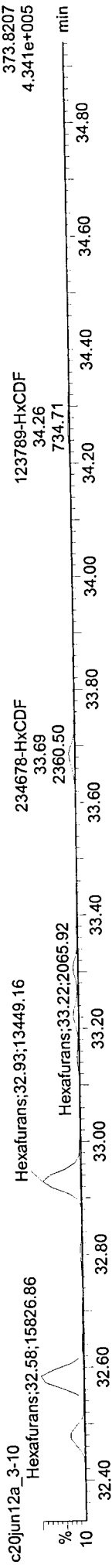
Dataset: Untitled

Lab Altered: Thursday, 6/21/2012 3:28:06 PM Eastern Daylight Time
Printed: Thursday, 6/21/2012 3:30:07 PM Eastern Daylight Time

1201450


Name: c20jun12a_3-10, Date: 21-Jun-2012, Time: 04:45:17, ID: 31201450010, Submitter: HRD1734, Task: HRMS3

HxCDFs



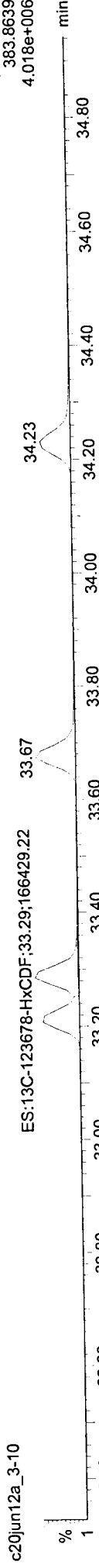
F3:Voltage SIR,EI+
373.8207
4.341e+005

HxCDFs



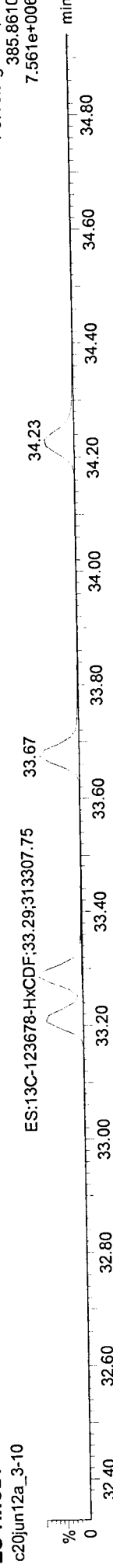
F3:Voltage SIR,EI+
375.8178
3.622e+005

ES-HxCDF



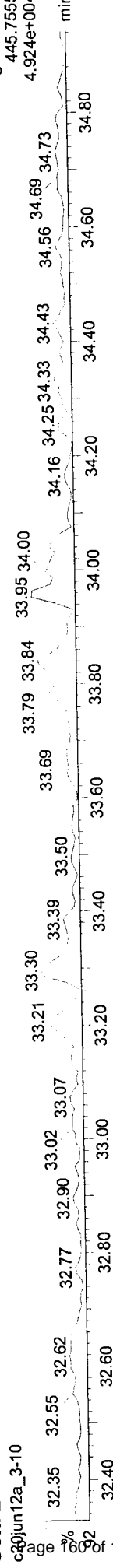
F3:Voltage SIR,EI+
383.8639
4.018e+006

ES-HxCDF



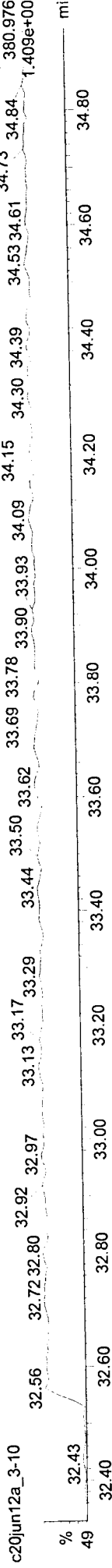
F3:Voltage SIR,EI+
385.8610
7.561e+006

Octa Ether



F3:Voltage SIR,EI+
445.7555
4.924e+004

F3 Lock Mass



F3:Voltage SIR,EI+
380.9760
1.409e+006

Quantify Sample Report MassLynx 4.1

1613 Sample Summary

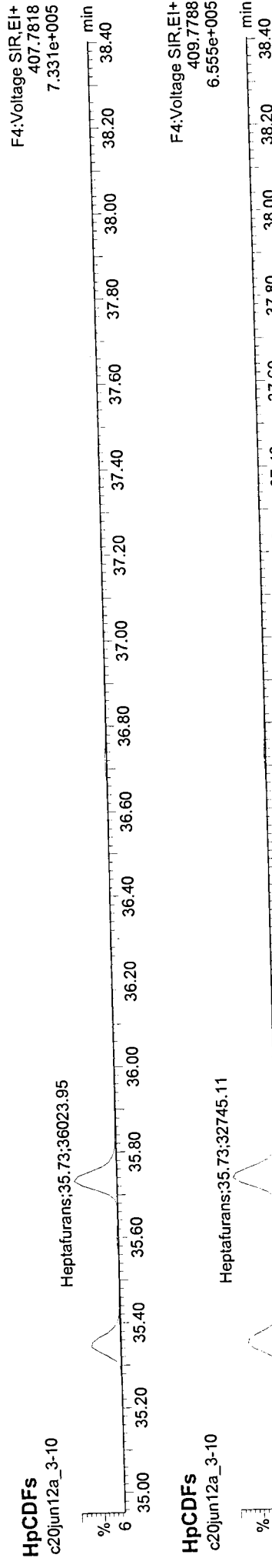
Dataset: Untitled

Last Altered: Thursday, 6/21/2012 3:28:06 PM Eastern Daylight Time
Printed: Thursday, 6/21/2012 3:30:07 PM Eastern Daylight Time

Name: c20jun12a_3-10, Date: 21-Jun-2012, Time: 04:45:17, ID: 31201450010, Submitter: HRD1734, Task: HRMS3

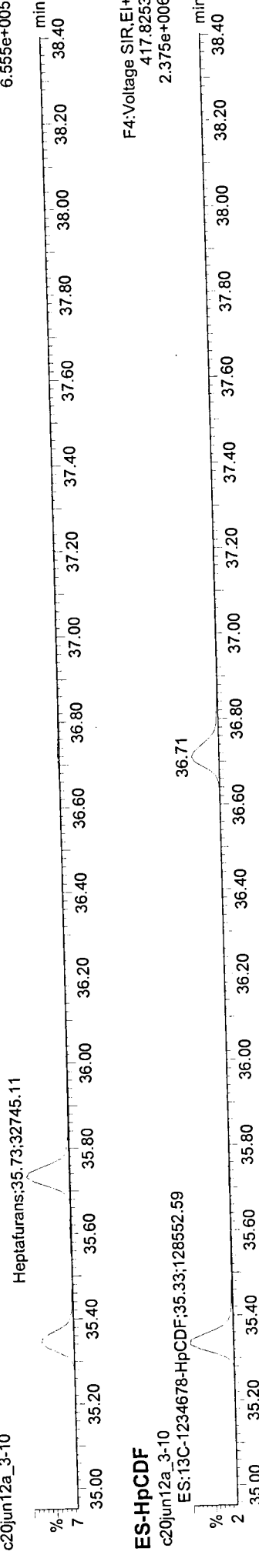
HpCDFs

c20jun12a_3-10



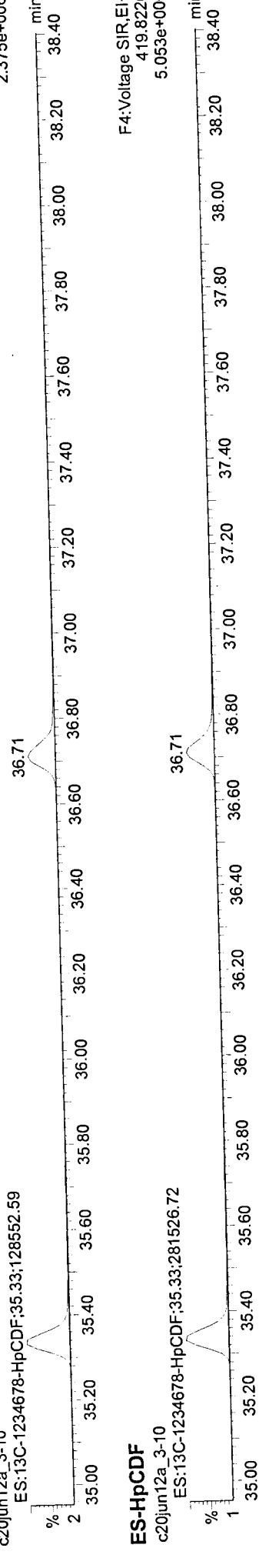
HpCDFs

c20jun12a_3-10



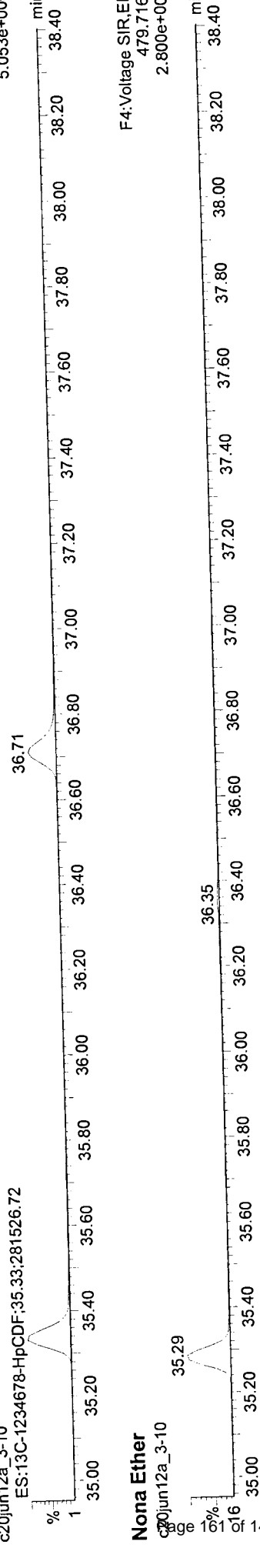
ES-HpCDF

c20jun12a_3-10



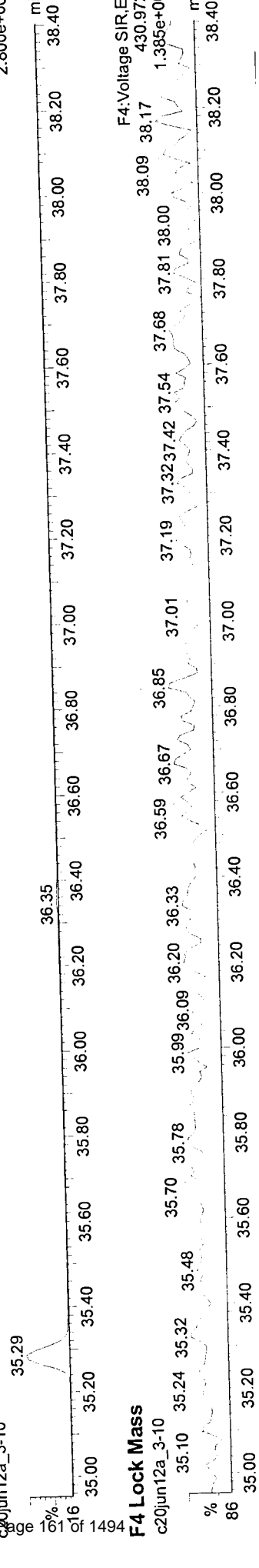
ES-HpCDF

c20jun12a_3-10



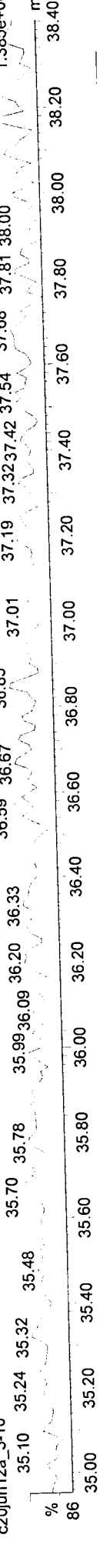
Nona Ether

c20jun12a_3-10



F4 Lock Mass

c20jun12a_3-10



Quantify Sample Report MassLynx 4.1

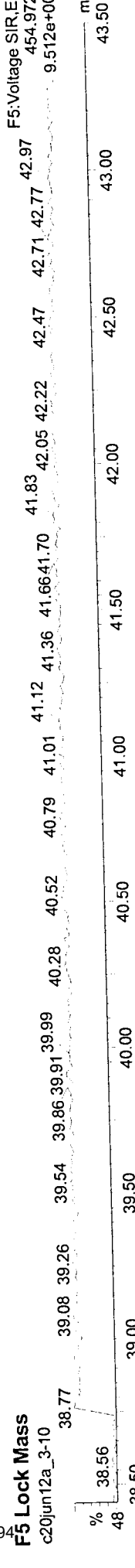
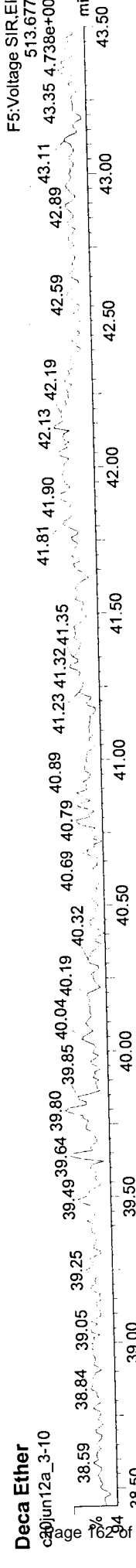
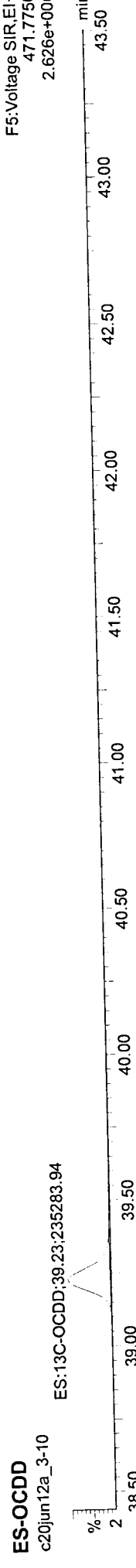
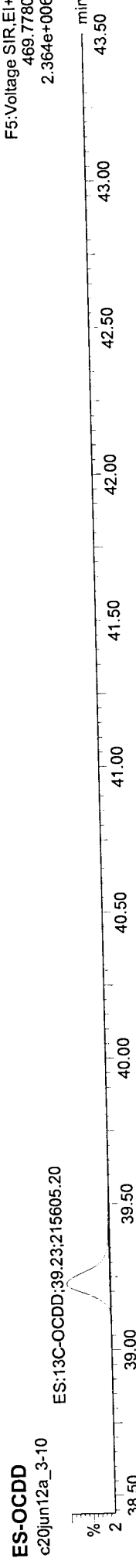

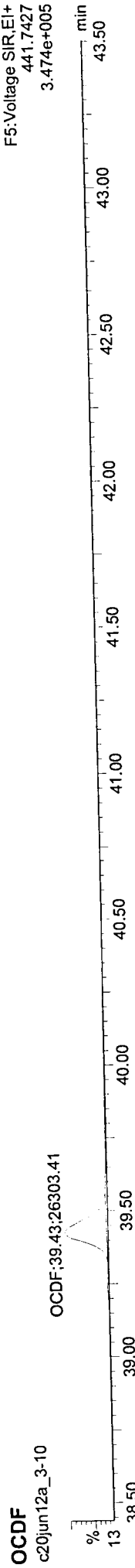
1613 Sample Summary

Dataset: Untitled

Last Altered: Thursday, 6/21/2012 3:28:06 PM Eastern Daylight Time
Printed: Thursday, 6/21/2012 3:30:07 PM Eastern Daylight Time

1201450

Name: c20jun12a_3-10, Date: 21-Jun-2012, Time: 04:45:17, ID: 31201450010, Submitter: HRD1734, Task: HRMS3



Quantify Sample Report MassLynx 4.1

1613 Sample Summary

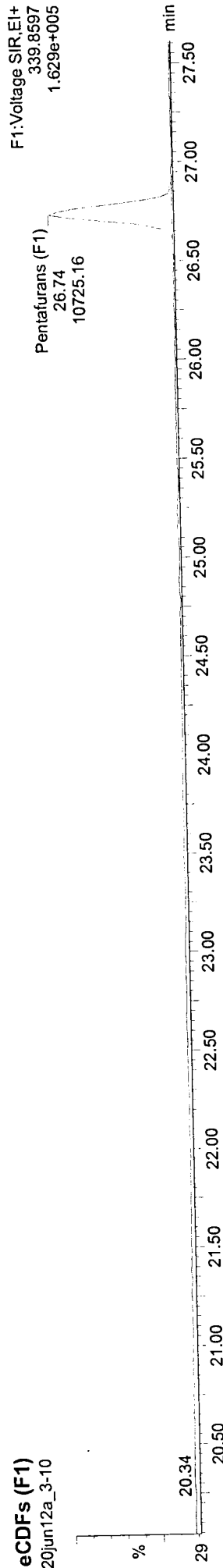
Dataset: Untitled

Last Altered: Thursday, 6/21/2012 3:28:06 PM Eastern Daylight Time
Printed: Thursday, 6/21/2012 3:30:07 PM Eastern Daylight Time

Name: c20jun12a_3-10, Date: 21-Jun-2012, Time: 04:45:17, ID: 31201450010, Submitter: HRD1734, Task: HRMS3

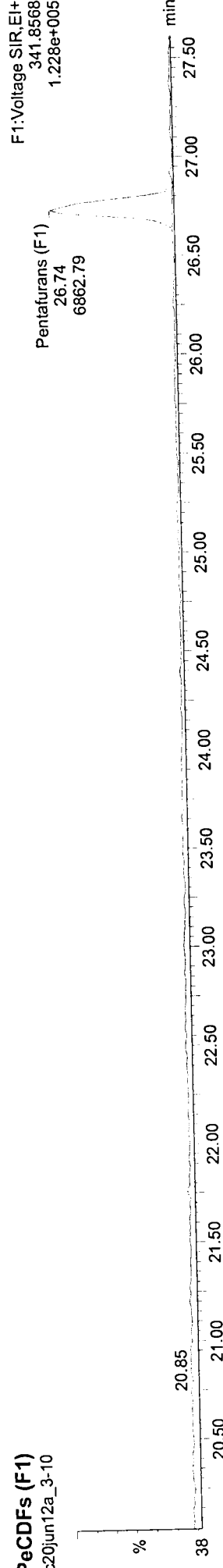
PeCDFs (F1)

c20jun12a_3-10



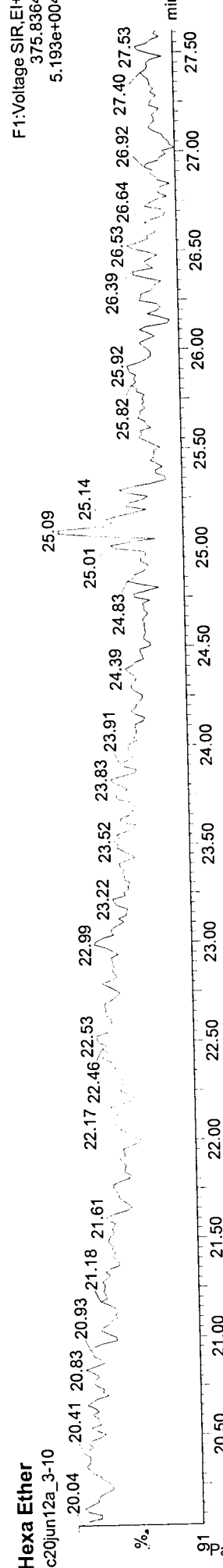
PeCDFs (F1)

c20jun12a_3-10



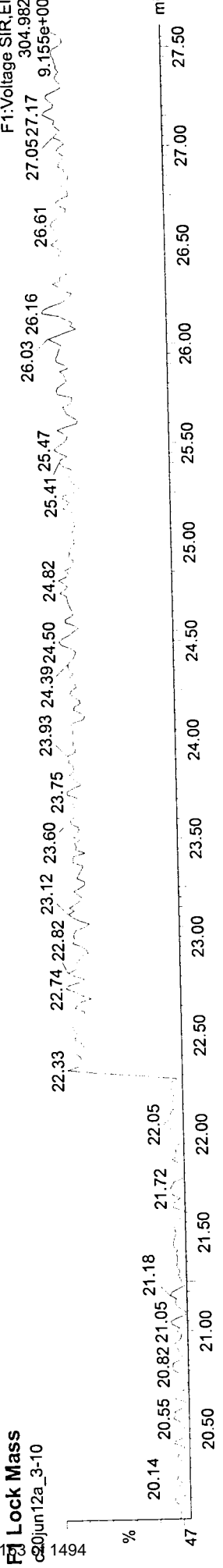
Hexa Ether

c20jun12a_3-10



F2 Lock Mass

c20jun12a_3-10



Quantify Sample Summary Report
 ### Confirms Sample Summary ###

MassLynx 4.1

Dataset: C:\MassLynx\Default.pro\Results\c21jun12b-13_confirms.qld
 Last Altered: Friday, 6/22/2012 4:04:56 PM Eastern Daylight Time
 Printed: Friday, 6/22/2012 4:23:21 PM Eastern Daylight Time

31201456

Method: Untitled 01 May 2012 20:49:45
 Calibration: C:\MassLynx\Default.PRO\Curve\BIVFXms-Confirm_c08dec11b.cdb 09 Dec 2011 09:13:48

Name: c21jun12b-16
 Date: 21-Jun-2012
 Time: 19:36:07
 ID: 31201450010
 User: KAS
 Submitter: HRP1753
 Task: HRMS3

Name	Response	Ion1Area	Ion2Area	RA	RAFail?	RRT	RT	pg/ul	EDL	SN1	SN2	M	Height1	Noise1	Height2	Noise2
1 2378-TCDF	1.048e4	5.031e3	5.444e3	0.92	YES	1.0007	22.13	1.231	0.1633	17.4	21.5	MM	6.883e4	3965	7.930e4	3686
2 ES:13C-2378-TCDF	7.224e5	3.261e5	3.962e5	0.82	NO	1.0044	22.11	46.078	0.0248	3957.6	5041.8	bb	4.489e6	1134	5.429e6	1077
3 JS:13C-1234-TCDD	6.876e5	3.006e5	3.870e5	0.78	NO	0.0000	22.02	100.000	0.0674	2875.5	4678.9	bb	4.276e6	1487	5.380e6	1150
4 Tetrafurans	-	1.064e5	-	-	-	-	-	27.621	0.1633	-	-	-	1.251e6	3965	-	-
5 F1 Lock Mass	-	-	-	-	-	-	-	-	-	-	-	-	-	55811	-	-

$$[TCDF] = \frac{1.048e4}{7.224e5} \left(\frac{2000pg}{14.47g \times 0.596} \right) \left(\frac{1}{1.1776} \right) = 2.86pg/g$$

fm 7-3-12

Quantify Sample Report MassLynx 4.1
Confirms Sample Summary

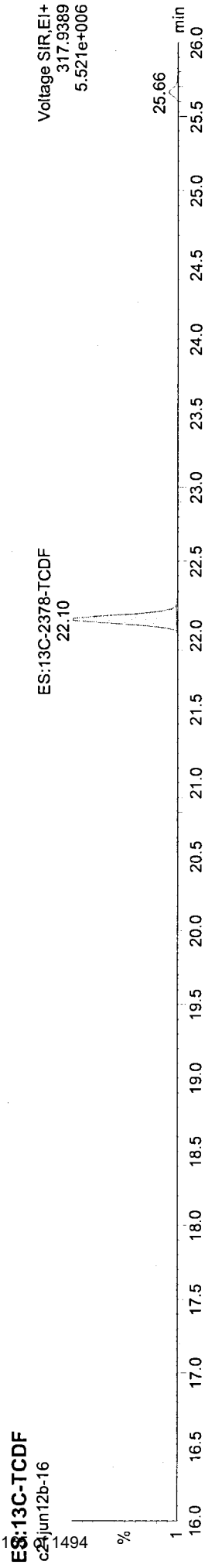
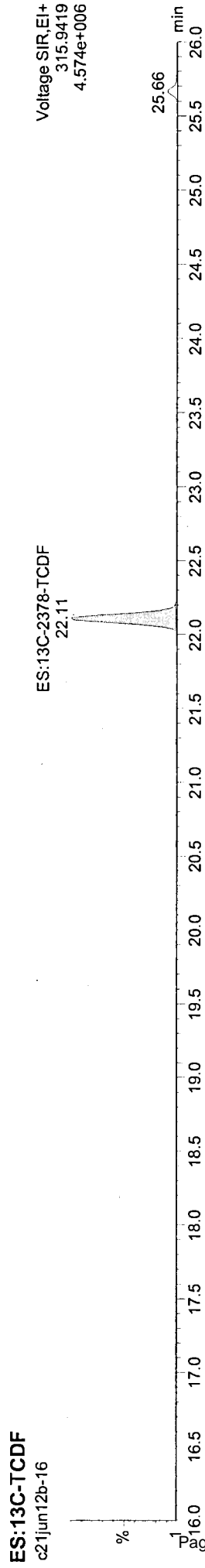
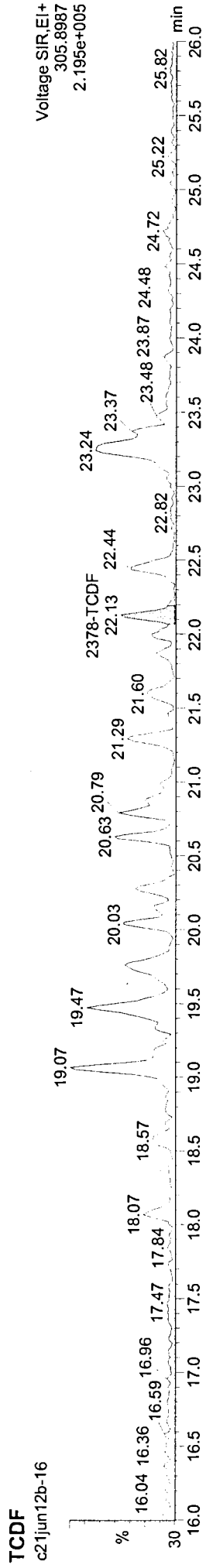
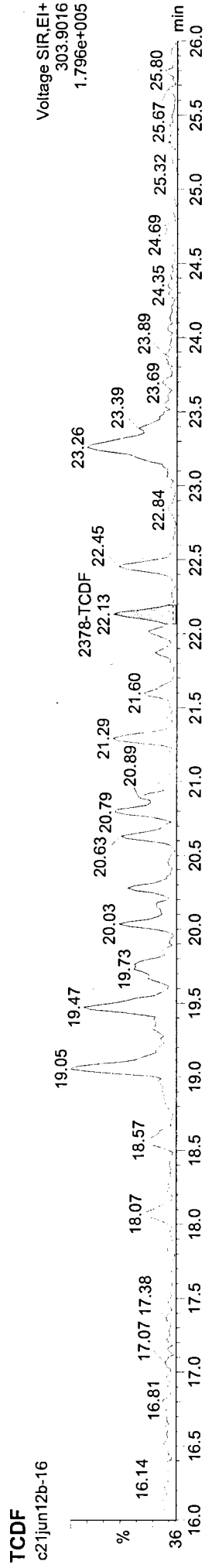
Dataset: C:\MassLynx\Default.pro\Results\c21jun12b-13_confirms.qld

Last Altered: Friday, 6/22/2012 4:04:56 PM Eastern Daylight Time
Printed: Friday, 6/22/2012 4:23:21 PM Eastern Daylight Time

6120142

Method: Untitled 01 May 2012 20:49:45
Calibration: C:\MassLynx\Default.PRO\CurveDB\VF\Xms-Confirm_c08dec11b.cdb 09 Dec 2011 09:13:48

Name: c21jun12b-16, ID: 31201450010



Quantify Sample Report
Confirms Sample Summary

MassLynx 4.1

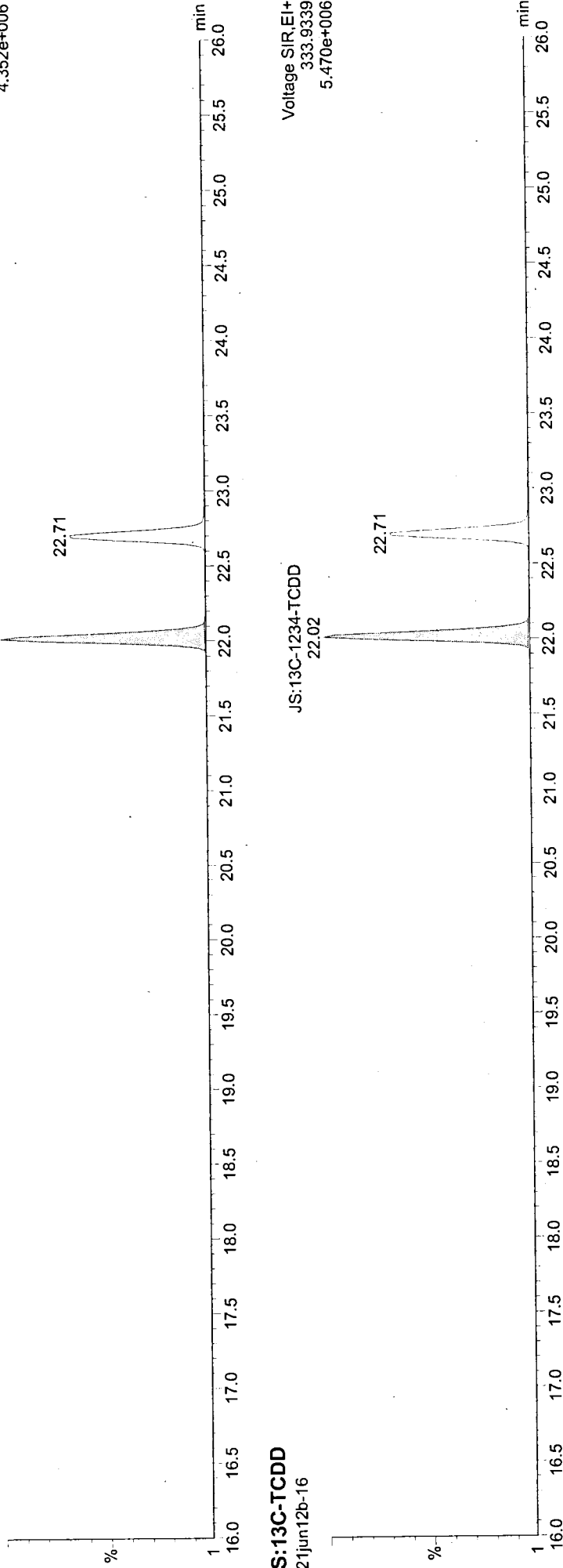
Dataset: C:\MassLynx\Default.pro\Results\c21jun12b-13_confirms.qld

Last Altered: Friday, 6/22/2012 4:04:56 PM Eastern Daylight Time
Printed: Friday, 6/22/2012 4:23:21 PM Eastern Daylight Time

Name: c21jun12b-16, ID: 31201450010

JS:13C-TCDD
c21jun12b-16

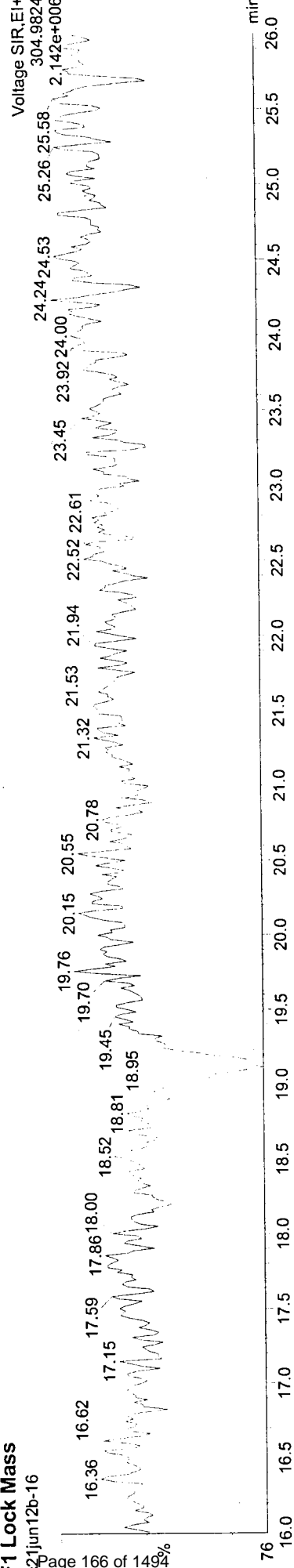
Voltage SIR, EI+
331.9368
4.352e+006



JS:13C-TCDD
c21jun12b-16

Voltage SIR, EI+
333.9339
5.470e+006

F1 Lock Mass
c21jun12b-16



Quantify Sample Report

MassLynx 4.1

Manual Integrations

Dataset: C:\MassLynx\Default.pro\Results\c21jun12b-13_confirms.qld

Last Altered: Friday, 6/22/2012 4:04:56 PM Eastern Daylight Time

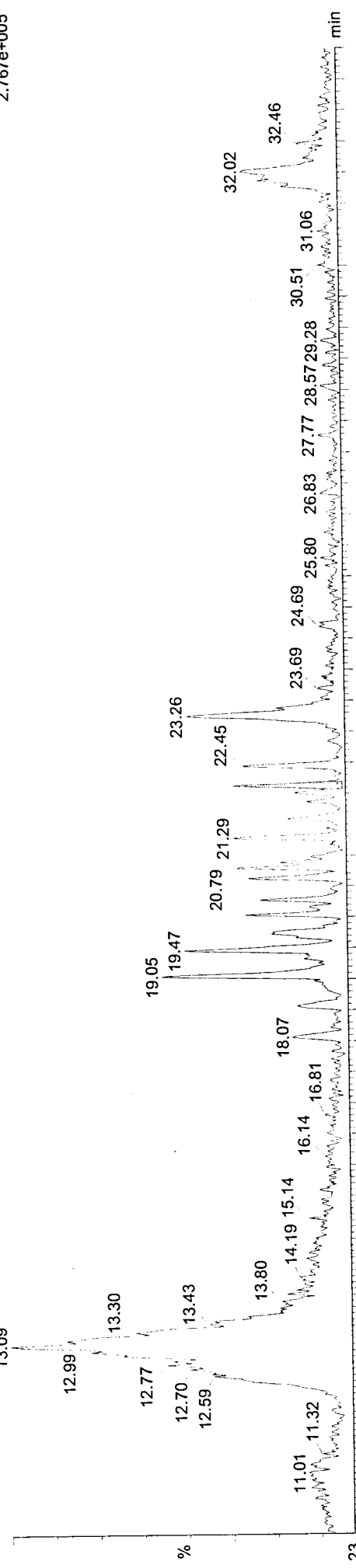
Printed: Friday, 6/22/2012 4:15:06 PM Eastern Daylight Time

Name: c21jun12b-16, ID: 31201450010, Date: 21-Jun-2012, Time: 19:36:07, Submitter: , Description: , User: KAS

MS
W
W

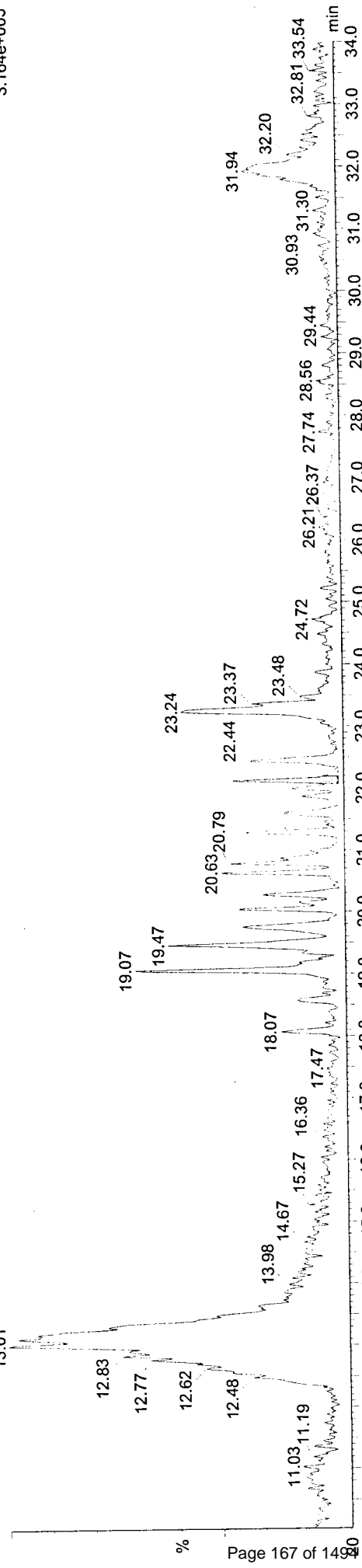
Voltage SIR, EI+
303.9016
2.767e+005

2378-TCDF
c21jun12b-16



Voltage SIR, EI+
305.8987
3.164e+005

c21jun12b-16



Results of JW-EA03-COMP-120507

Client Sample ID: **JW-EA03-COMP-120507**
 Client Project ID: **Jeld Wen Surface Sediment**
 Lab Sample ID: 31201450011-A
 Lab Project ID: 31201450

Collection Date: 05/07/2012 16:53
 Received Date: 05/09/2012 10:15
 Matrix: Soil-Solid as dry weight
 Solids (%): 44.60

Results by EPA 1613B

Parameter	Result	EMPC	Qual	DL	LOQ/CL	Units	RT	Ratio
2,3,7,8-TCDD	ND		U	0.251	0.724	pg/g		
1,2,3,7,8-PeCDD	ND		U	0.168	3.62	pg/g		
1,2,3,4,7,8-HxCDD	0.451		J	0.254	3.62	pg/g	33.73	1.42
1,2,3,6,7,8-HxCDD	1.59		J	0.277	3.62	pg/g	33.81	1.28
1,2,3,7,8,9-HxCDD	0.920		J	0.265	3.62	pg/g	33.98	1.13
1,2,3,4,6,7,8-HpCDD	22.6			0.342	3.62	pg/g	36.18	1.06
OCDD	160			0.797	7.24	pg/g	39.08	0.92
2,3,7,8-TCDF		0.177	J	0.177	0.724	pg/g	24.58	0.99*
1,2,3,7,8-PeCDF	ND		U	0.234	3.62	pg/g		
2,3,4,7,8-PeCDF		0.347	J	0.129	3.62	pg/g	31.27	1.78*
1,2,3,4,7,8-HxCDF	0.677		J	0.138	3.62	pg/g	33.18	1.17
1,2,3,6,7,8-HxCDF	0.596		J	0.124	3.62	pg/g	33.25	1.37
2,3,4,6,7,8-HxCDF		0.628	J	0.133	3.62	pg/g	33.62	1.68*
1,2,3,7,8,9-HxCDF	ND		U	0.201	3.62	pg/g		
1,2,3,4,6,7,8-HpCDF	7.48			0.144	3.62	pg/g	35.27	0.98
1,2,3,4,7,8,9-HpCDF	ND		U	0.214	3.62	pg/g		
OCDF	13.3			0.575	7.24	pg/g	39.28	0.95
Total TCDD	ND	1.18		0.251	0.724	pg/g		
Total TCDF	ND	0.654	J	0.248	0.724	pg/g		
Total PeCDD	ND		U	0.168	3.62	pg/g		
Total PeCDF	ND	3.04	J	0.234	3.62	pg/g		
Total HxCDD	11.5			0.277	3.62	pg/g		
Total HxCDF	13.4	14.0		0.201	3.62	pg/g		
Total HpCDD	68.3			0.342	3.62	pg/g		
Total HpCDF	17.4			0.214	3.62	pg/g		

World Health Organization Summary

	Units	ND=0	ND=1/2	ND=DL
WHO-2005 TEQ	pg/g	0.776	1.04	1.29
WHO-2005 TEQ w/EMPC	pg/g	0.961	1.18	1.41

Results of JW-EA03-COMP-120507

Client Sample ID: **JW-EA03-COMP-120507**
 Client Project ID: **Jeld Wen Surface Sediment**
 Lab Sample ID: 31201450011-A
 Lab Project ID: 31201450

Collection Date: 05/07/2012 16:53
 Received Date: 05/09/2012 10:15
 Matrix: Soil-Solid as dry weight
 Solids (%): 44.60

Results by EPA 1613B

Parameter	Result	EMPC	Qual	DL	LOQ/CL	Units	RT	Ratio
Labeled Standards								
13C-2378-TCDD	80.0				25.0-164	%		
13C-12378-PeCDD	82.0				25.0-181	%		
13C-123478-HxCDD	70.0				32.0-141	%		
13C-123678-HxCDD	85.0				28.0-130	%		
13C-1234678-HpCDD	67.0				23.0-140	%		
13C-OCDD	41.0				17.0-157	%		
13C-2378-TCDF	74.0				24.0-169	%		
13C-12378-PeCDF	71.0				24.0-185	%		
13C-23478-PeCDF	78.0				21.0-178	%		
13C-123478-HxCDF	77.0				26.0-152	%		
13C-123678-HxCDF	89.0				26.0-123	%		
13C-234678-HxCDF	84.0				29.0-147	%		
13C-123789-HxCDF	67.0				28.0-136	%		
13C-1234678-HpCDF	75.0				28.0-143	%		
13C-1234789-HpCDF	66.0				26.0-138	%		
37Cl-2378-TCDD	93.0				35.0-197	%		

Batch Information

Analytical Batch: **HRD1734**
 Analytical Method: **EPA 1613B**
 Instrument: **HRMS3**
 Analyst: **MAF**
 Analytical Date/Time: **06/25/2012 19:07**
 Dilution: **1**

Prep Batch: **HXX1605**
 Prep Method: **EPA 1613 PREP S/D/T**
 Prep Date/Time: **05/24/2012 00:19**
 Prep Initial Wt./Vol.: **15.49 g**
 Prep Extract Vol: **20 uL**

Quantify Sample Summary Report MassLynx 4.1 SCN627
 ### Sample Summary ###

Dataset: Z:\Default:pro\Results\c25jun12b-9.qld

Last Altered: Tuesday, June 26, 2012 15:44:10 Eastern Daylight Time
 Printed: Tuesday, June 26, 2012 15:45:59 Eastern Daylight Time

W 201450

Method: C:\MassLynx\Default.PRO\MethDB\m1613-062612-db5ms.mdb 26 Jun 2012 08:28:27
 Calibration: C:\MassLynx\Default.PRO\CurveDB\B5MS-0042012_1613.cdb 08 May 2012 08:31:36

Name: c25jun12b-9

Date: 25-Jun-2012

Time: 19:07:26

ID: 31201450011

Submitter: HRD 1734

Task: HRMS3

Description:

(0.822E2) (1.183E2) (2.00E2) (0.822E2) (1.183E2) (2.00E2)
 123456789101112131415161718192021222324
 123456789101112131415161718192021222324

Name	Response	Ion1Area	Ion2Area	RA	RAFail?	RRT	RT	pg/ μ L	EDL	Height1	Noise1	SN1	Height2	Noise2	SN2	M1	M2	MR...
1	2378-TCDD	-	-	-	NO	-	-	-	0.0867	-	707	-	-	389	-	-	-	1.075
2	12378-PeCDD	-	-	-	NO	-	-	-	0.0580	-	587	-	-	461	-	-	-	1.039
3	123478-HxCDD	3.020e2	1.771e2	1.249e2	1.42	NO	1.0000	33.73	0.156	5.538e3	521	10.6	4.536e3	1165	3.9	MM	MM	1.065
4	123678-HxCDD	1.247e3	7.003e2	5.468e2	1.28	NO	1.0003	33.81	0.548	1.236e4	521	23.7	1.243e4	1165	10.7	MM	MM	0.996
5	123789-HxCDD	6.716e2	3.563e2	3.152e2	1.13	NO	1.0073	33.98	0.318	6.230e3	521	12.0	5.787e3	1165	5.0	MM	MM	1.029
6	1234678-HpCDD	1.320e4	6.781e3	6.421e3	1.06	NO	1.0003	36.18	7.804	1.182e5	705	167.7	1.131e5	651	173.8	bd	bd	1.055
7	OCDD	5.595e4	2.686e4	2.909e4	0.92	NO	1.0000	39.08	55.262	3.314e5	726	456.4	3.587e5	639	561.2	bd	bd	1.063
8	2378-TCDF	2.274e2	1.133e2	1.141e2	0.99	YES	1.0020	24.58	0.061	2.888e3	759	3.8	2.335e3	660	3.5	bb	bb	0.980
9	12378-PeCDF	-	-	-	NO	-	-	-	0.0810	-	391	-	-	647	-	-	-	0.980
10	23478-PeCDF	4.104e2	2.629e2	1.475e2	1.78	YES	1.0000	31.27	0.120	4.917e3	391	12.6	4.073e3	647	6.3	bb	bb	1.022
11	123478-HxCDF	6.882e2	3.704e2	3.178e2	1.17	NO	1.0007	33.18	0.234	1.105e4	886	12.5	7.250e3	473	15.3	bd	bd	1.183
12	123678-HxCDF	7.147e2	4.130e2	3.017e2	1.37	NO	1.0007	33.25	0.206	8.649e3	886	9.8	7.071e3	473	14.9	db	db	1.168
13	234678-HxCDF	7.079e2	4.435e2	2.644e2	1.68	YES	1.0000	33.62	0.217	1.134e4	886	12.8	7.478e3	473	15.8	MM	MM	1.178
14	123789-HxCDF	-	-	-	NO	-	-	-	0.0695	-	886	-	-	473	-	-	-	1.110
15	1234678-HpCDF	7.477e3	3.709e3	3.769e3	0.98	NO	1.0003	35.27	2.586	7.502e4	558	134.4	7.462e4	485	154.0	bd	bb	1.389
16	1234789-HpCDF	-	-	-	NO	-	-	-	0.0740	-	558	-	-	485	-	-	-	1.389
17	OCDF	5.651e3	2.756e3	2.894e3	0.95	NO	1.0052	39.28	4.598	3.615e4	525	68.8	3.725e4	670	55.6	MM	MM	1.290
18	ES:13C-2378-TCDD	2.650e5	1.197e5	1.452e5	0.82	NO	1.0286	25.42	80.319	1.328e6	1067	1244.3	1.622e6	792	2048.7	bb	bb	0.991
19	ES:13C-12378-PeCDD	2.280e5	1.345e5	9.353e4	1.44	NO	1.2761	31.54	82.020	2.565e6	1227	2089.6	1.703e6	1366	1246.9	bb	bb	0.835
20	ES:13C-123478-HxCDD	1.824e5	1.019e5	8.057e4	1.26	NO	0.9935	33.73	69.851	2.521e6	1124	2243.4	1.963e6	943	2081.0	MM	MM	0.971
21	ES:13C-123678-HxCDD	2.285e5	1.269e5	1.016e5	1.25	NO	0.9954	33.80	84.552	2.457e6	1124	2186.3	1.941e6	943	2057.4	MM	MM	1.005
22	ES:13C-1234678-HpCDD	1.603e5	8.145e4	7.889e4	1.03	NO	1.0652	36.17	66.694	1.383e6	1761	785.5	1.353e6	1025	1319.4	bb	bd	0.894
23	ES:13C-OCDD	1.905e5	8.996e4	1.005e5	0.90	NO	1.1509	39.08	81.262	0.0839	720	1528.2	1.178e6	867	1358.9	bb	bd	0.871
24	ES:13C-2378-TCDF	3.833e5	1.694e5	2.139e5	0.79	NO	0.9927	24.53	73.798	1.869e6	1032	1811.5	2.364e6	1272	1858.4	bb	bb	1.561

Dataset: Z:\Default.pro\Results\c25jun12b-9.qld

Last Altered: Tuesday, June 26, 2012 15:44:10 Eastern Daylight Time
 Printed: Tuesday, June 26, 2012 15:45:59 Eastern Daylight Time

W1201450

Name: c25jun12b-9

Date: 25-Jun-2012

Time: 19:07:26

ID: 31201450011

Submitter:

Task: HRMS3

Description:

Name	Response	Ion1Area	Ion2Area	RA	RAFail?	RRT	RT	pg/μL	EDL	Height1	Noise1	SN1	Height2	Noise2	SN2	M1	M2	MR...	
53 F4 Lock Mass	-	-	-	-	-	-	-	-	-	-	67223	-	-	-	-	-	-	-	-
54 F5 Lock Mass	-	-	-	-	-	-	-	-	0.0000	-	41089	-	-	-	-	-	-	-	173...

Quantify Totals Report MassLynx 4.1 SCN627

Sample Summary

Dataset: Z:\Default.pro\Results\c25jun12b-9.qld

Last Altered: Tuesday, June 26, 2012 15:44:10 Eastern Daylight Time
 Printed: Tuesday, June 26, 2012 15:45:59 Eastern Daylight Time

Method: C:\MassLynx\Default.PRO\MethDB\m1613-062612-db5ms.mdb 26 Jun 2012 08:28:27
 Calibration: C:\MassLynx\Default.PRO\CurveDB\B5MS-0042012_1613.cdb 08 May 2012 08:31:36

Name: c25jun12b-9
 Date: 25-Jun-2012
 Time: 19:07:26
 ID: 31201450011
 Submitter:
 Task: HRMS3
 Description:

Tetradioxins

Name	Response	Ion1Area	Ion2Area	RA	RAFail?	RRT	RT	pg/µL	EDL	Height1	Noise1	SN1	Height2	Noise2	SN2	M2	
1	Tetradioxins	1.165e3	4.509e2	7.140e2	0.632	YES	0.00	23.45	0.409	0.0867	5.341e3	707	7.6	8.010e3	389	20.6	MM

Pentadioxins

Name	Response	Ion1Area	Ion2Area	RA	RAFail?	RRT	RT	pg/µL	EDL	Height1	Noise1	SN1	Height2	Noise2	SN2	M2
1																

Hexadioxins

Name	Response	Ion1Area	Ion2Area	RA	RAFail?	RRT	RT	pg/µL	EDL	Height1	Noise1	SN1	Height2	Noise2	SN2	M2	
1	123789-HxCDD	6.716e2	3.563e2	3.152e2	1.130	NO	1.01	33.98	0.0917	6.230e3	521	12.0	5.787e3	1165	5.0	MM	
2	123678-HxCDD	1.247e3	7.003e2	5.468e2	1.281	NO	1.00	33.81	0.0957	1.236e4	521	23.7	1.243e4	1165	10.7	MM	
3	123478-HxCDD	3.020e2	1.771e2	1.249e2	1.418	NO	1.00	33.73	0.156	0.0877	5.538e3	521	10.6	4.536e3	1165	3.9	MM
4	Hexadioxins	3.275e3	1.826e3	1.449e3	1.260	NO	0.00	33.31	0.0917	3.126e4	521	60.0	2.581e4	1165	22.2	MM	
5	Hexadioxins	6.033e2	3.246e2	2.787e2	1.165	NO	0.00	33.14	0.0917	6.417e3	521	12.3	7.991e3	1165	6.9	MM	
6	Hexadioxins	2.383e3	1.275e3	1.108e3	1.151	NO	0.00	32.79	0.0917	2.970e4	521	57.0	3.177e4	1165	27.3	MM	

Heptadioxins

Name	Response	Ion1Area	Ion2Area	RA	RAFail?	RRT	RT	pg/µL	EDL	Height1	Noise1	SN1	Height2	Noise2	SN2	M2
1	1234678-HpCDD	1.320e4	6.781e3	6.421e3	1.056	NO	1.00	36.18	0.1180	1.182e5	705	167.7	1.131e5	651	173.8	bd
2	Heptadioxins	2.675e4	1.397e4	1.278e4	1.093	NO	0.00	35.52	0.1180	2.502e5	705	354.8	2.249e5	651	345.4	bd

Quantify Totals Report MassLynx 4.1 SCN627

Sample Summary

Dataset: Z:\Default.pro\Results\c25jun12b-9.qld

Last Altered: Tuesday, June 26, 2012 15:44:10 Eastern Daylight Time
 Printed: Tuesday, June 26, 2012 15:45:59 Eastern Daylight Time

View 1201450

Name: c25jun12b-9

Date: 25-Jun-2012

Time: 19:07:26

ID: 31201450011

Submitter:

Task: HRMS3

Description:

Tetrafurans

Name	Response	Ion1Area	Ion2Area	RA	RAFail?	RRT	RT	pg/µL	EDL	Height1	Noise1	SN1	Height2	Noise2	SN2	M2
1 2378-TCDF	2.274e2	1.133e2	1.141e2	0.993	YES	1.00	24.58	0.061	0.0856	2.888e3	759	3.8	2.335e3	660	3.5	bb
2 Tetrafurans	6.183e2	3.264e2	2.919e2	1.118	YES	0.00	21.48	0.165	0.0856	5.986e3	759	7.9	4.054e3	660	6.1	bb

Pentafurans (F1)

Name	Response	Ion1Area	Ion2Area	RA	RAFail?	RRT	RT	pg/µL	EDL	Height1	Noise1	SN1	Height2	Noise2	SN2	M2
1 Pentafurans (F1)	3.013e3	1.616e3	1.397e3	1.157	YES	0.00	26.63	0.932	0.0488	2.033e4	371	54.8	1.473e4	447	33.0	bb

Pentafurans

Name	Response	Ion1Area	Ion2Area	RA	RAFail?	RRT	RT	pg/µL	EDL	Height1	Noise1	SN1	Height2	Noise2	SN2	M2
1 23478-PeCDF	4.104e2	2.629e2	1.475e2	1.783	YES	1.00	31.27	0.120	0.0447	4.917e3	391	12.6	4.073e3	647	6.3	bb

Hexafurans

Name	Response	Ion1Area	Ion2Area	RA	RAFail?	RRT	RT	pg/µL	EDL	Height1	Noise1	SN1	Height2	Noise2	SN2	M2
1 234678-HxCDF	7.079e2	4.435e2	2.644e2	1.677	YES	1.00	33.62	0.217	0.0458	1.134e4	886	12.8	7.478e3	473	15.8	MM
2 123678-HxCDF	7.147e2	4.130e2	3.017e2	1.369	NO	1.00	33.25	0.206	0.0427	8.649e3	886	9.8	7.071e3	473	14.9	db
3 123478-HxCDF	6.882e2	3.704e2	3.178e2	1.165	NO	1.00	33.18	0.234	0.0476	1.105e4	886	12.5	7.250e3	473	15.3	bd
4 Hexafurans	4.685e3	2.452e3	2.232e3	1.099	NO	0.00	32.88	1.558	0.0501	5.629e4	886	63.5	4.688e4	473	99.0	MM
5 Hexafurans	5.548e3	3.126e3	2.422e3	1.291	NO	0.00	32.53	1.845	0.0501	6.992e4	886	78.9	5.702e4	473	120.4	db
6 Hexafurans	2.340e3	1.231e3	1.108e3	1.111	NO	0.00	32.43	0.778	0.0501	2.890e4	886	32.6	2.719e4	473	57.4	bd

Quantify Totals Report MassLynx 4.1 SCN627

Sample Summary

Dataset: Z:\Default.pro\Results\c25jun12b-9.qld

Last Altered: Tuesday, June 26, 2012 15:44:10 Eastern Daylight Time
 Printed: Tuesday, June 26, 2012 15:45:59 Eastern Daylight Time

W0301450

Name: c25jun12b-9
 Date: 25-Jun-2012
 Time: 19:07:26
 ID: 31201450011
 Submitter:
 Task: HRMS3
 Description:

Heptafurans

	Name	Response	Ion1Area	Ion2Area	RA	RAFail?	RRT	RT	pg/µL	EDL	Height1	Noise1	SN1	Height2	Noise2	SN2	M2	M2
1	Heptafurans	8.616e3	4.458e3	4.157e3	1.072	NO	0.00	35.65	3.419	0.0600	9.836e4	558	176.2	7.939e4	485	163.8	bb	bb
2	1234678-HpCDF	7.477e3	3.709e3	3.769e3	0.984	NO	1.00	35.27	2.586	0.0497	7.502e4	558	134.4	7.462e4	485	154.0	bd	bb

Quantify Sample Report MassLynx 4.1 SCN627

Manual Integrations

Dataset: Z:\Default.pro\Results\c25jun12b-9.qld

Last Altered: Tuesday, June 26, 2012 15:44:10 Eastern Daylight Time

Printed: Tuesday, June 26, 2012 15:46:54 Eastern Daylight Time

W033201450

Method: C:\MassLynx\Default.PRO\MethDB\m1613-062612-db5ms.mdb 26 Jun 2012 08:28:27

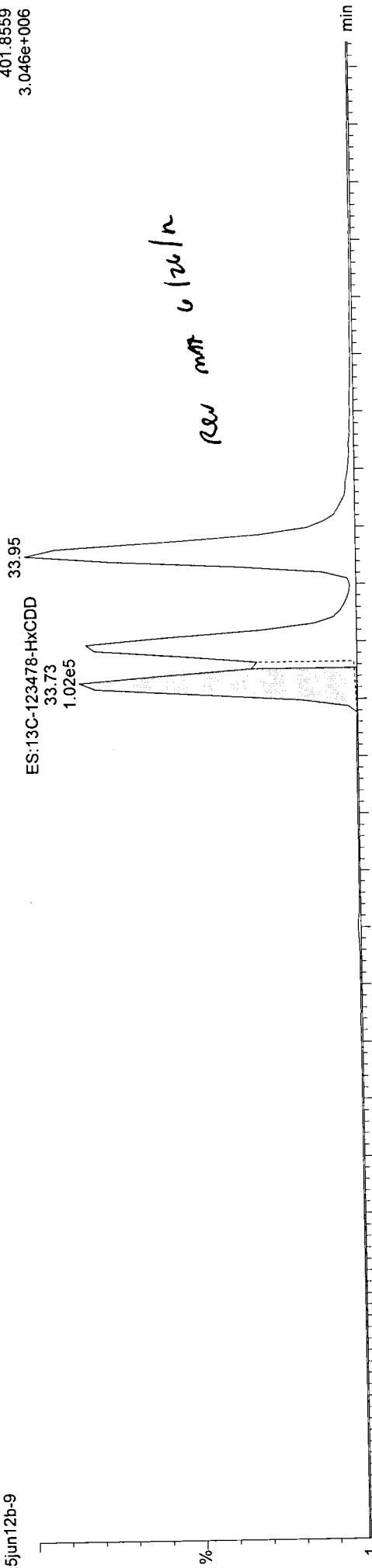
Calibration: C:\MassLynx\Default.PRO\CurveDB\B5MS-0042012_1613.cdb 08 May 2012 08:31:36

Name: c25jun12b-9, ID: 31201450011, Date: 25-Jun-2012, Time: 19:07:26, Submitter: , Description: , User: KAS

ES:13C-123478-HxCDD

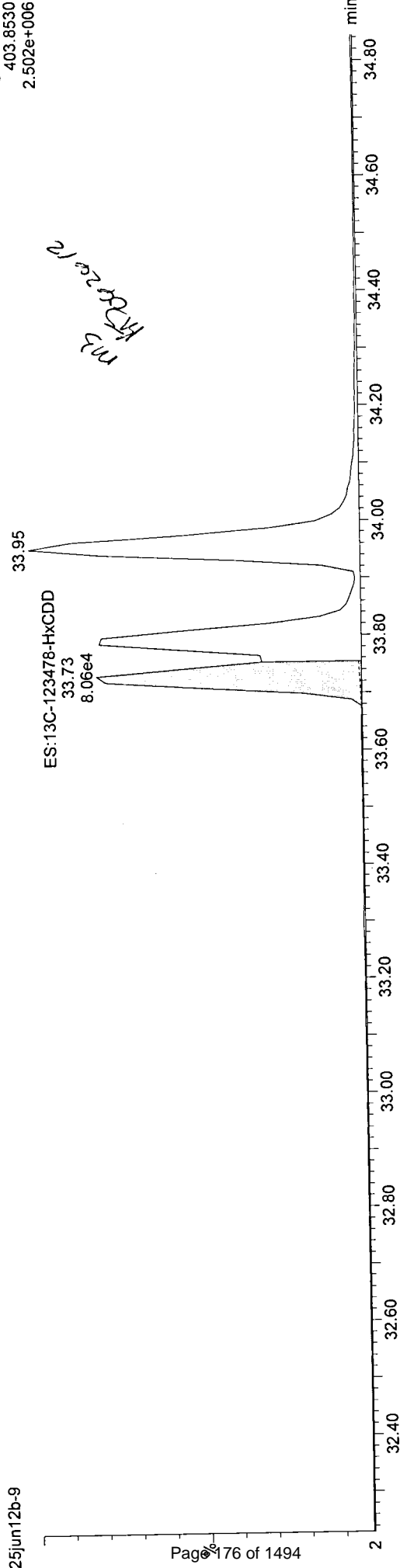
c25jun12b-9

F3: Voltage SIR, EI+
401.8559
3.046e+006



c25jun12b-9

F3: Voltage SIR, EI+
403.8530
2.502e+006



Quantify Sample Report

Manual Integrations

Dataset: Z:\Default.pro\Results\c25jun12b-9.qld

Last Altered: Tuesday, June 26, 2012 15:44:10 Eastern Daylight Time

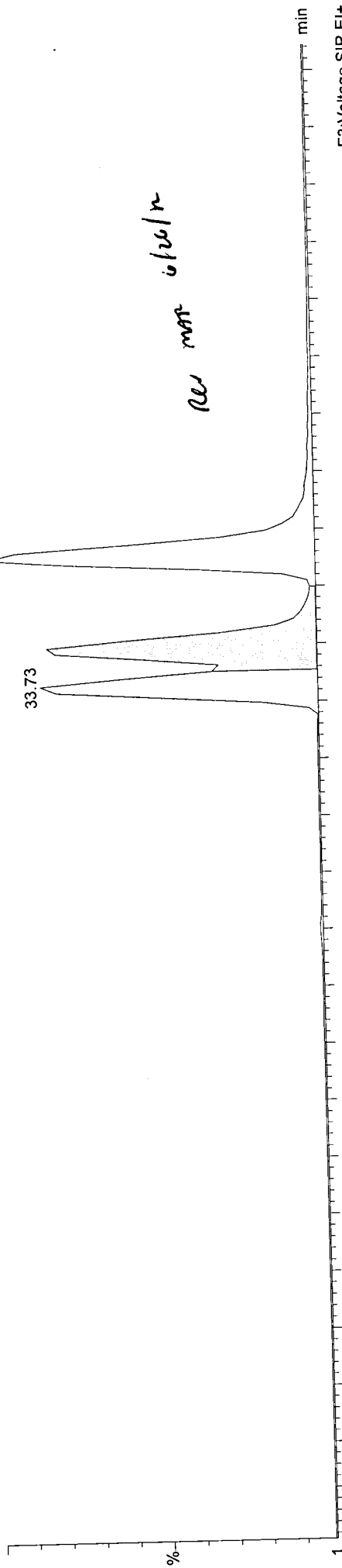
Printed: Tuesday, June 26, 2012 15:46:54 Eastern Daylight Time

Name: c25jun12b-9, ID: 31201450011, Date: 25-Jun-2012, Time: 19:07:26, Submitter: , Description: , User: KAS

ES:13C-123678-HxCDD

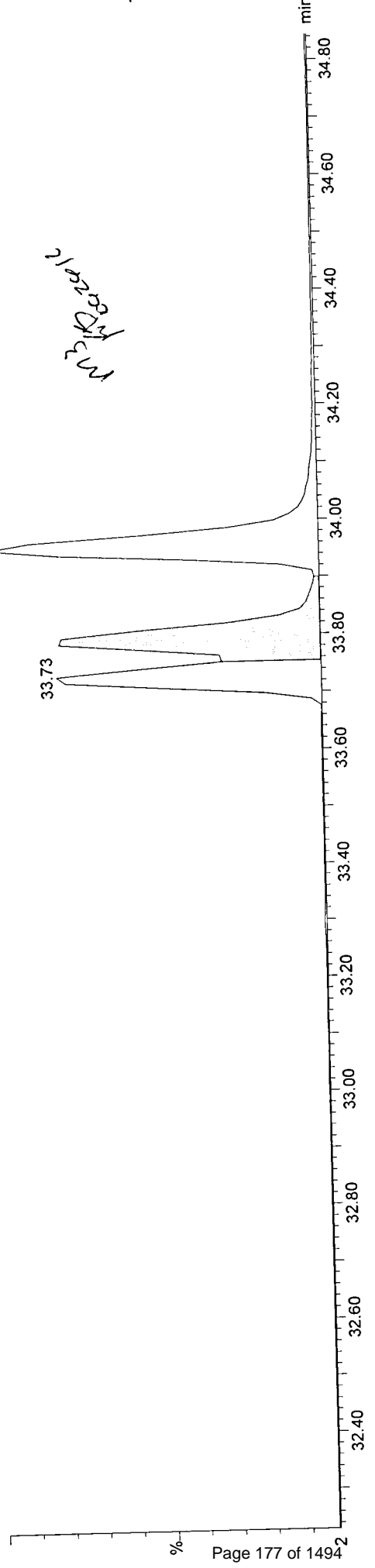
c25jun12b-9

F3:Voltage SIR,EI+
401.8559
3.046e+006



F3:Voltage SIR,EI+
403.8530
2.502e+006

c25jun12b-9



Quantify Sample Report MassLynx 4.1

Manual Integrations

Dataset: C:\MassLynx\Default.pro\Results\c25jun12b-9.qld

Lab Altered: Tuesday, June 26, 2012 08:51:23 Eastern Daylight Time
Printed: Tuesday, June 26, 2012 08:51:27 Eastern Daylight Time

W 1201450

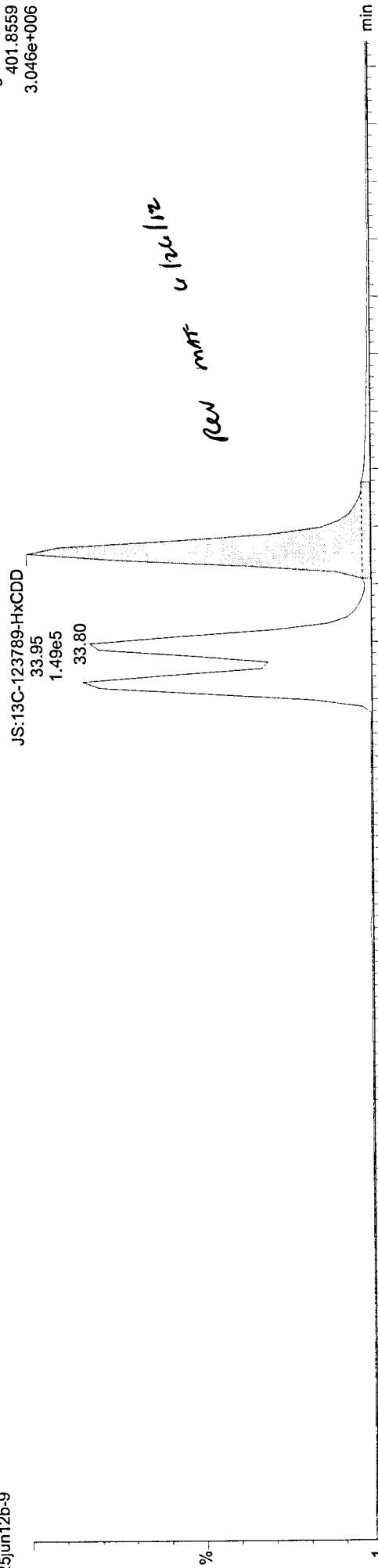
Method: C:\MassLynx\Default.PRO\MethDB\m1613-062612-db5ms.mdb 26 Jun 2012 08:28:27

Calibration: C:\MassLynx\Default.PRO\CurveDB\DB5MS-0042012_1613.cdb 08 May 2012 08:31:36

Name: c25jun12b-9, ID: 31201450011, Date: 25-Jun-2012, Time: 19:07:26, Submitter: , User: KAS

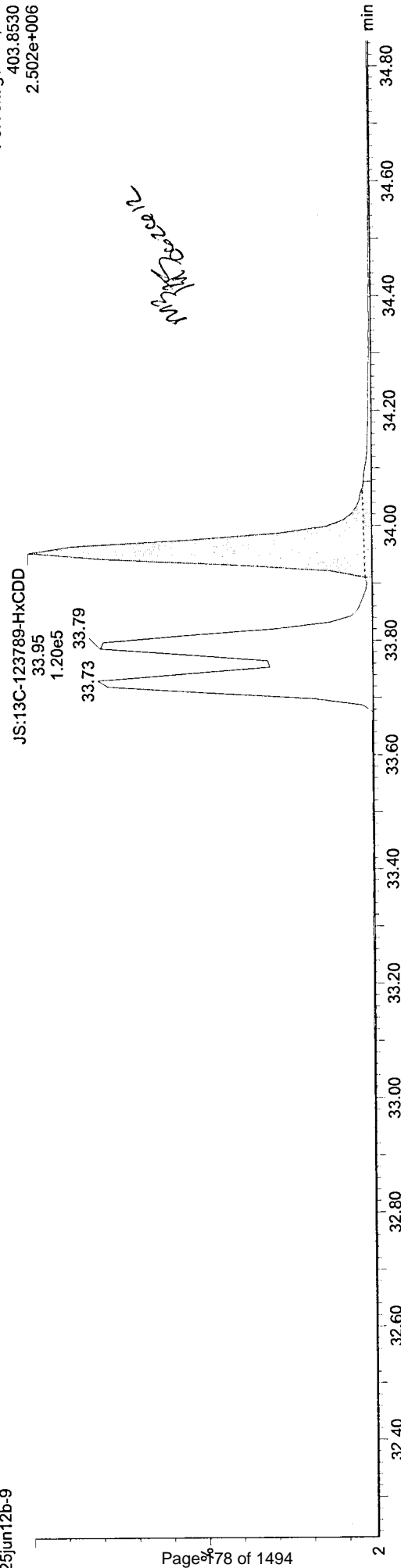
JS:13C-123789-HxCDD
c25jun12b-9

F3:Voltage SIR.EI+
401.8559
3.046e+006



c25jun12b-9

F3:Voltage SIR.EI+
403.8530
2.502e+006



Dataset: C:\MassLynx\Default.pro\Results\c25jun12b-9.qld

Last Altered: Tuesday, June 26, 2012 08:51:49 Eastern Daylight Time
Printed: Tuesday, June 26, 2012 08:51:53 Eastern Daylight Time

201450

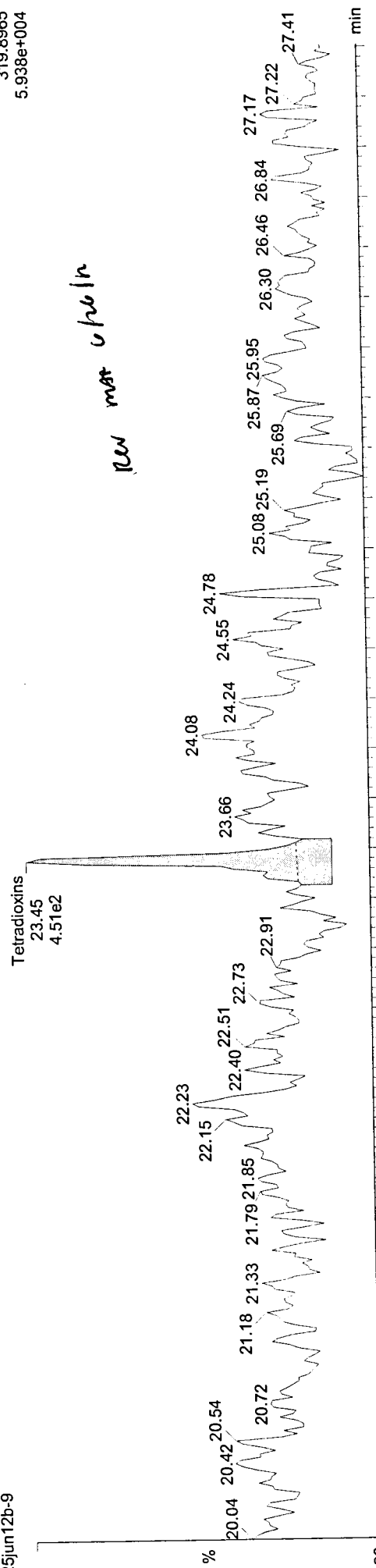
Method: C:\MassLynx\Default.PRO\MethDB\m1613-062612-db5ms.mdb 26 Jun 2012 08:28:27
Calibration: C:\MassLynx\Default.PRO\CurveDB\IDB5MS-0042012_1613.cdb 08 May 2012 08:31:36

Name: c25jun12b-9, ID: 31201450011, Date: 25-Jun-2012, Time: 19:07:26, Submitter: , Description: , User: KAS

Tetradioxins

c25jun12b-9

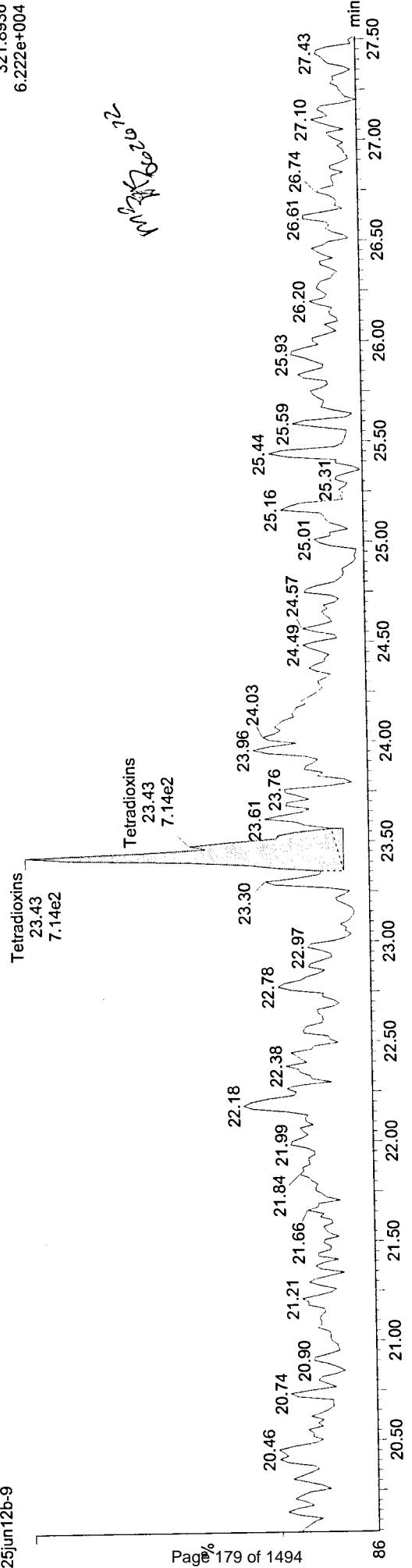
F1: Voltage SIR, EI+
319.8965
5.938e+004



new mat v hcln

c25jun12b-9

F1: Voltage SIR, EI+
321.8936
6.222e+004



new mat v hcln

Dataset: C:\MassLynx\Default.pro\Results\c25jun12b-9.qld

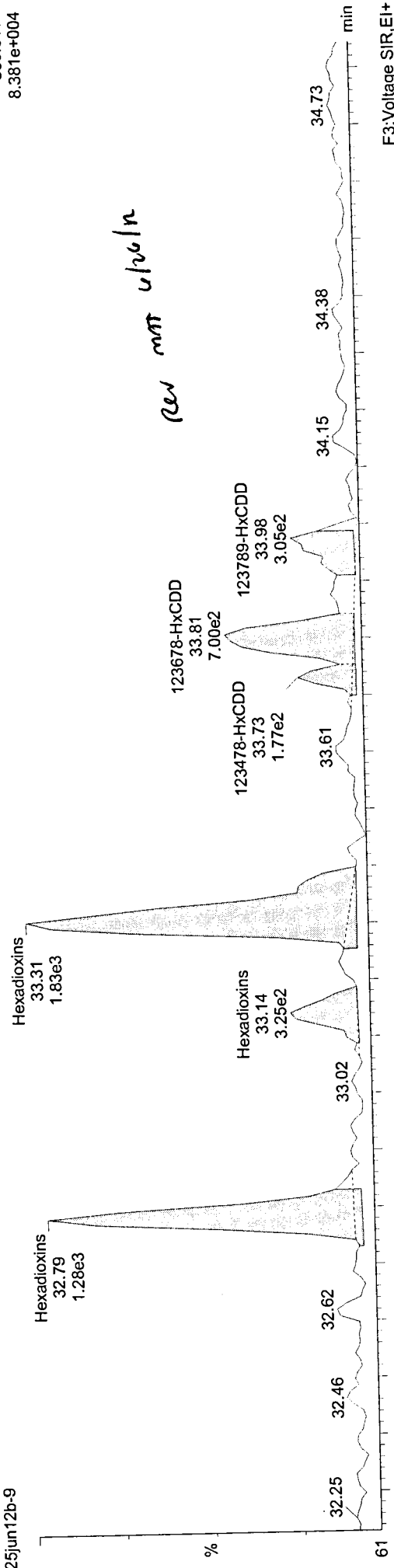
Last Altered: Tuesday, 6/26/2012 8:53:32 AM Eastern Daylight Time
 Printed: Tuesday, 6/26/2012 8:53:52 AM Eastern Daylight Time

Method: C:\MassLynx\Default.PRO\MethDB\m1613-062612-db5ms.mdb 26 Jun 2012 08:28:27
 Calibration: C:\MassLynx\Default.PRO\CurveDB\DB5MS-0042012_1613.cdb 08 May 2012 08:31:36

Name: c25jun12b-9, ID: 31201450011, Date: 25-Jun-2012, Time: 19:07:26, Submitter: , Description: , User: KAS

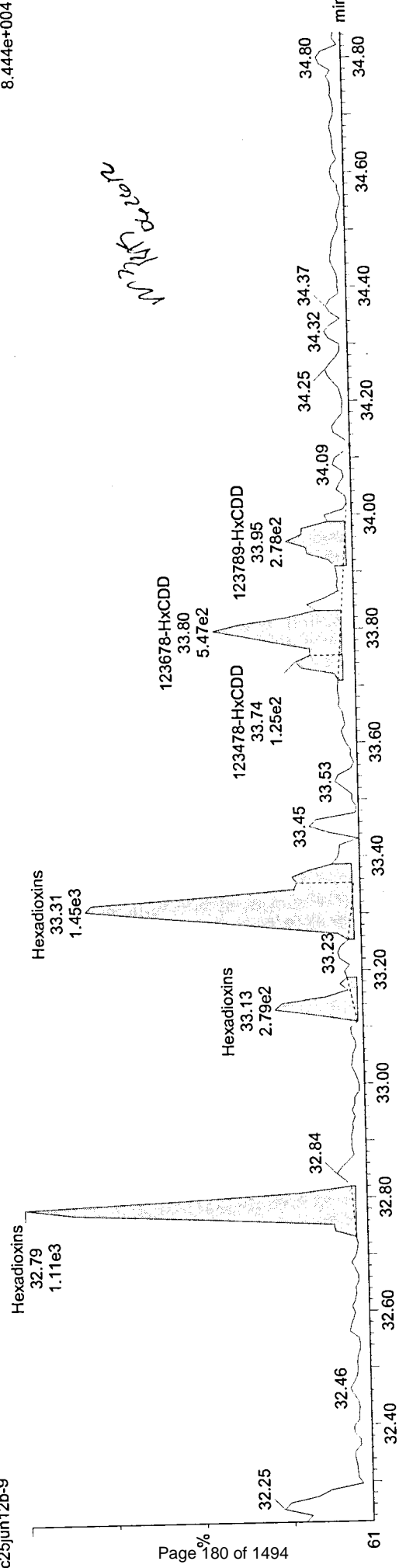
F3: Voltage SIR, EI+
 389.8156
 8.381e+004

Hexadioxins
 c25jun12b-9



F3: Voltage SIR, EI+
 391.8127
 8.444e+004

c25jun12b-9



Quantify Sample Report MassLynx 4.1

Manual Integrations

Dataset: C:\MassLynx\Default.pro\Results\c25jun12b-9.qld

Last Altered: Tuesday, 6/26/2012 8:54:33 AM Eastern Daylight Time
Printed: Tuesday, 6/26/2012 8:54:37 AM Eastern Daylight Time


W 201450

Method: C:\MassLynx\Default.PRO\MethDB\m1613-062612-db5ms.mdb 26 Jun 2012 08:28:27
Calibration: C:\MassLynx\Default.PRO\CurveDB\DB5MS-0042012_1613.cdb 08 May 2012 08:31:36

Name: c25jun12b-9, ID: 31201450011, Date: 25-Jun-2012, Time: 19:07:26, Submitter: , Description: , User: KAS

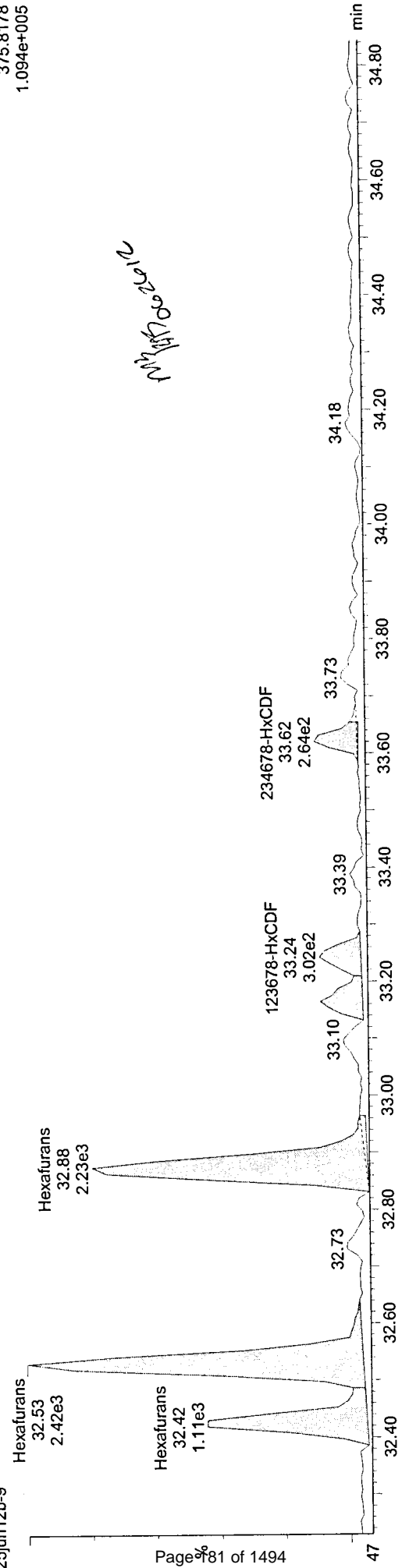
Hexafurans
c25jun12b-9

F3: Voltage SIR.EI+
373.8207
1.225e+005



c25jun12b-9

F3: Voltage SIR.EI+
375.8178
1.094e+005



Quantify Sample Report MassLynx 4.1

Manual Integrations

Dataset: C:\MassLynx\Default.pro\Results\c25jun12b-9.qld

Last Altered: Tuesday, June 26, 2012 08:50:09 Eastern Daylight Time
Printed: Tuesday, June 26, 2012 08:50:36 Eastern Daylight Time

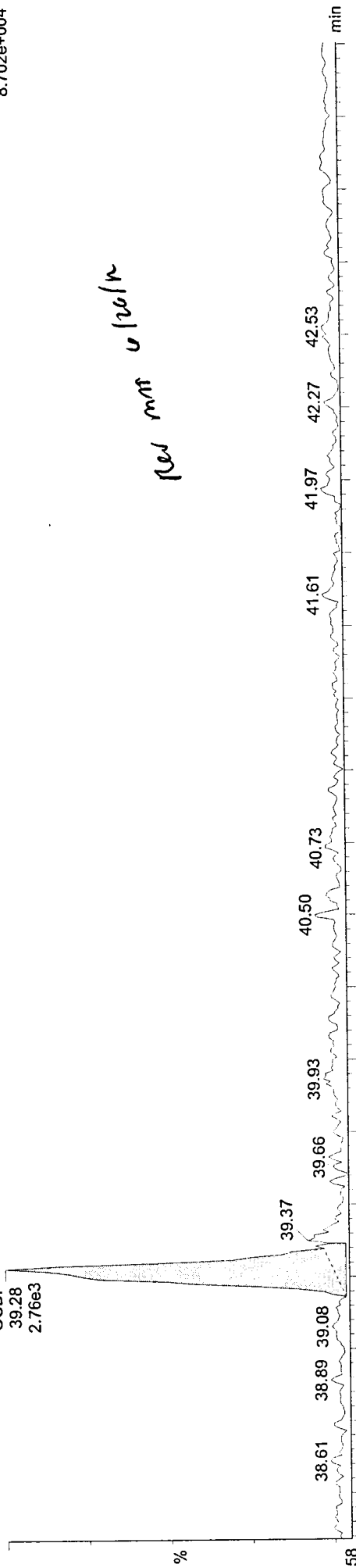
W1201450

Method: C:\MassLynx\Default.PRO\MethDB\m1613-062612-db5ms.mdb 26 Jun 2012 08:28:27
Calibration: C:\MassLynx\Default.PRO\CurveDB\MS-0042012_1613.cdb 08 May 2012 08:31:36

Name: c25jun12b-9, ID: 31201450011, Date: 25-Jun-2012, Time: 19:07:26, Submitter: , Description: , User: KAS

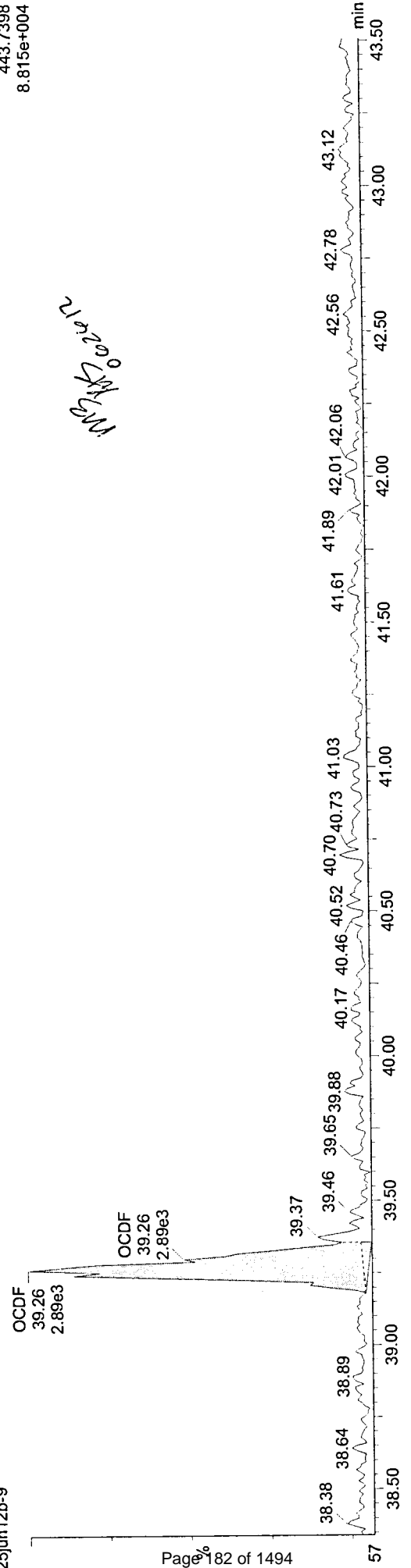
OCDF
c25jun12b-9

F5: Voltage SIR, EI+
441.7427
8.702e+004



c25jun12b-9

F5: Voltage SIR, EI+
443.7398
8.815e+004



Quantify Sample Summary Report
 ### Sample Summary ###

MassLynx 4.1

Dataset: C:\MassLynx\Default.pro\Results\c25jun12b-9.qld

Last Altered: Tuesday, 6/26/2012 8:54:33 AM Eastern Daylight Time
 Printed: Tuesday, 6/26/2012 8:55:09 AM Eastern Daylight Time

201450

Method: C:\MassLynx\Default.PRO\MethDB\m1613-062612-db5ms.mdb 26 Jun 2012 08:28:27
 Calibration: C:\MassLynx\Default.PRO\CurveDB\B5MS-0042012_1613.cdb 08 May 2012 08:31:36

Name: c25jun12b-9

Date: 25-Jun-2012

Time: 19:07:26

ID: 31201450011

Submitter:

Task: HRMS3

Description:

Name	Response	Ion1Area	Ion2Area	RA	RAFail?	RRT	RT	pg/µL	EDL	Height1	Noise1	SN1	Height2	Noise2	SN2	M1	M2	MR
1	2378-TCDD	-	-	-	NO	-	-	-	0.0867	-	707	-	-	-	389	-	-	1.075
2	12378-PeCDD	-	-	-	NO	-	-	-	0.0580	-	587	-	-	-	461	-	-	1.039
3	123478-HxCDD	3.020e2	1.771e2	1.249e2	1.42	NO	1.0000	33.73	0.0919	5.538e3	521	10.6	4.536e3	1165	3.9	MM	MM	1.065
4	123678-HxCDD	1.247e3	7.003e2	5.468e2	1.28	NO	1.0003	33.81	0.0941	1.236e4	521	23.7	1.243e4	1165	10.7	MM	MM	0.996
5	123789-HxCDD	5.827e2	3.049e2	2.778e2	1.10	NO	1.0073	33.98	0.0929	6.015e3	521	11.5	5.750e3	1165	4.9	MM	MM	1.029
6	1234678-HpCDD	1.320e4	6.781e3	6.421e3	1.06	NO	1.0003	36.18	0.1180	1.182e5	705	167.7	1.131e5	651	173.8	bd	bd	1.055
7	OCDD	5.595e4	2.686e4	2.909e4	0.92	NO	1.0000	39.08	0.2755	3.314e5	726	456.4	3.587e5	639	561.2	bd	bd	1.063
8	2378-TCDF	2.274e2	1.133e2	1.141e2	0.99	YES	1.0020	24.58	0.0856	2.888e3	759	3.8	2.335e3	660	3.5	bb	bb	0.980
9	12378-PeCDF	-	-	-	NO	-	-	-	0.0810	-	391	-	-	-	647	-	-	0.980
10	23478-PeCDF	4.104e2	2.629e2	1.475e2	1.78	YES	1.0000	31.27	0.0447	4.917e3	391	12.6	4.073e3	647	6.3	bb	bb	1.022
11	123478-HxCDF	6.882e2	3.704e2	3.178e2	1.17	NO	1.0007	33.18	0.0476	1.105e4	886	12.5	7.250e3	473	15.3	bd	bd	1.183
12	123678-HxCDF	7.147e2	4.130e2	3.017e2	1.37	NO	1.0007	33.25	0.0427	8.649e3	886	9.8	7.071e3	473	14.9	db	db	1.168
13	234678-HxCDF	7.079e2	4.435e2	2.644e2	1.68	YES	1.0000	33.62	0.0458	1.134e4	886	12.8	7.478e3	473	15.8	MM	MM	1.178
14	123789-HxCDF	-	-	-	NO	-	-	-	0.0695	-	886	-	-	-	473	-	-	1.110
15	1234678-HpCDF	7.477e3	3.709e3	3.769e3	0.98	NO	1.0003	35.27	0.0497	7.502e4	558	134.4	7.462e4	485	154.0	bd	bb	1.389
16	1234789-HpCDF	-	-	-	NO	-	-	-	0.0740	-	558	-	-	-	485	-	-	1.389
17	OCDF	5.651e3	2.756e3	2.894e3	0.95	NO	1.0052	39.28	0.1987	3.615e4	525	68.8	3.725e4	670	55.6	MM	MM	1.290
18	ES:13C-2378-TCDD	2.650e5	1.197e5	1.452e5	0.82	NO	1.0286	25.42	0.1214	1.328e6	1067	1244.3	1.622e6	792	2048.7	bb	bb	0.991
19	ES:13C-12378-PeCDD	2.280e5	1.345e5	9.353e4	1.44	NO	1.2761	31.54	0.2011	2.565e6	1227	2089.6	1.703e6	1366	1246.9	bb	bb	0.835
20	ES:13C-123478-HxCDD	1.909e5	1.111e5	7.980e4	1.39	NO	0.9934	33.73	0.0981	2.506e6	1124	2229.4	1.950e6	943	2067.0	bd	bd	0.971
21	ES:13C-123678-HxCDD	2.135e5	1.166e5	9.690e4	1.20	NO	0.9954	33.80	0.0948	2.457e6	1124	2186.3	1.916e6	943	2031.2	MM	db	1.005
22	ES:13C-1234678-HpCDD	1.603e5	8.145e4	7.889e4	1.03	NO	1.0652	36.17	0.1436	1.383e6	1761	785.5	1.353e6	1025	1319.4	bb	bd	0.894
23	ES:13C-OCDD	1.905e5	8.996e4	1.005e5	0.90	NO	1.1509	39.08	0.0839	1.101e6	720	1528.2	1.178e6	867	1358.9	bb	bd	0.871
24	ES:13C-2378-TCDF	3.833e5	1.694e5	2.139e5	0.79	NO	0.9927	24.53	0.0956	1.869e6	1032	1811.5	2.364e6	1272	1858.4	bb	bb	1.561
25	ES:13C-12378-PeCDF	3.110e5	1.889e5	1.220e5	1.55	NO	1.2113	29.94	0.1175	1.985e6	1544	1285.6	1.301e6	855	1521.8	bb	bb	1.322

Quantify Totals Report MassLynx 4.1

Sample Summary

Dataset: C:\MassLynx\Default.pro\Results\c25jun12b-9.qld

Lab Altered: Tuesday, 6/26/2012 8:54:33 AM Eastern Daylight Time
 Printed: Tuesday, 6/26/2012 8:55:09 AM Eastern Daylight Time

201450

Method: C:\MassLynx\Default.PRO\MethDB\m1613-062612-db5ms.mdb 26 Jun 2012 08:28:27
 Calibration: C:\MassLynx\Default.PRO\CurveDB\B5MS-0042012_1613.cdb 08 May 2012 08:31:36

Name: c25jun12b-9
 Date: 25-Jun-2012
 Time: 19:07:26
 ID: 31201450011
 Submitter:
 Task: HRMS3
 Description:

Tetradioxins

Name	Response	Ion1Area	Ion2Area	RA	RAFail?	RRT	RT	pg/µL	EDL	Height1	Noise1	SN1	Height2	Noise2	SN2	M2
1	1.165e3	4.509e2	7.140e2	0.632	YES	0.00	23.45	0.409	0.0867	5.341e3	707	7.6	8.010e3	389	20.6	MM MM

Pentadioxins

Name	Response	Ion1Area	Ion2Area	RA	RAFail?	RRT	RT	pg/µL	EDL	Height1	Noise1	SN1	Height2	Noise2	SN2	M2
1																

Hexadioxins

Name	Response	Ion1Area	Ion2Area	RA	RAFail?	RRT	RT	pg/µL	EDL	Height1	Noise1	SN1	Height2	Noise2	SN2	M2
1	5.827e2	3.049e2	2.778e2	1.097	NO	1.01	33.98	0.280	0.0929	6.015e3	521	11.5	5.750e3	1165	4.9	MM MM
2	1.247e3	7.003e2	5.468e2	1.281	NO	1.00	33.81	0.587	0.0941	1.236e4	521	23.7	1.243e4	1165	10.7	MM MM
3	3.020e2	1.771e2	1.249e2	1.418	NO	1.00	33.73	0.149	0.0919	5.538e3	521	10.6	4.536e3	1165	3.9	MM MM
4	3.275e3	1.826e3	1.449e3	1.260	NO	0.00	33.31	1.573	0.0929	3.126e4	521	60.0	2.581e4	1165	22.2	MM MM
5	6.033e2	3.246e2	2.787e2	1.165	NO	0.00	33.14	0.290	0.0929	6.417e3	521	12.3	7.991e3	1165	6.9	MM MM
6	2.383e3	1.275e3	1.108e3	1.151	NO	0.00	32.79	1.145	0.0929	2.970e4	521	57.0	3.177e4	1165	27.3	MM MM

Heptadioxins

Name	Response	Ion1Area	Ion2Area	RA	RAFail?	RRT	RT	pg/µL	EDL	Height1	Noise1	SN1	Height2	Noise2	SN2	M2
1	1.320e4	6.781e3	6.421e3	1.056	NO	1.00	36.18	7.804	0.1180	1.182e5	705	167.7	1.131e5	651	173.8	bd bd
2	2.675e4	1.397e4	1.278e4	1.093	NO	0.00	35.52	15.813	0.1180	2.502e5	705	354.8	2.249e5	651	345.4	bd bd

Quantify Totals Report MassLynx 4.1
 ### Sample Summary ###

Dataset: C:\MassLynx\Default.pro\Results\c25jun12b-9.qld

Last Altered: Tuesday, 6/26/2012 8:54:33 AM Eastern Daylight Time
 Printed: Tuesday, 6/26/2012 8:55:09 AM Eastern Daylight Time

201450

Name: c25jun12b-9
 Date: 25-Jun-2012
 Time: 19:07:26
 ID: 31201450011
 Submitter:
 Task: HRMS3
 Description:

Tetrafurans

Name	Response	Ion1Area	Ion2Area	RA	RAFail?	RRT	RT	pg/µL	EDL	Height1	Noise1	SN1	Height2	Noise2	SN2	M2
2378-TCDF	2.274e2	1.133e2	1.141e2	0.993	YES	1.00	24.58	0.061	0.0856	2.889e3	759	3.8	2.335e3	660	3.5	bb
Tetrafurans	6.183e2	3.264e2	2.919e2	1.118	YES	0.00	21.48	0.165	0.0856	5.986e3	759	7.9	4.054e3	660	6.1	bb

Pentafurans (F1)

Name	Response	Ion1Area	Ion2Area	RA	RAFail?	RRT	RT	pg/µL	EDL	Height1	Noise1	SN1	Height2	Noise2	SN2	M2
Pentafurans (F1)	3.013e3	1.616e3	1.397e3	1.157	YES	0.00	26.63	0.932	0.0488	2.033e4	371	54.8	1.473e4	447	33.0	bd

Pentafurans

Name	Response	Ion1Area	Ion2Area	RA	RAFail?	RRT	RT	pg/µL	EDL	Height1	Noise1	SN1	Height2	Noise2	SN2	M2
23478-PeCDF	4.104e2	2.629e2	1.475e2	1.783	YES	1.00	31.27	0.120	0.0447	4.917e3	391	12.6	4.073e3	647	6.3	bb

Hexafurans

Name	Response	Ion1Area	Ion2Area	RA	RAFail?	RRT	RT	pg/µL	EDL	Height1	Noise1	SN1	Height2	Noise2	SN2	M2
234678-HxCDF	7.079e2	4.435e2	2.644e2	1.677	YES	1.00	33.62	0.217	0.0458	1.134e4	886	12.8	7.478e3	473	15.8	MM
123678-HxCDF	7.147e2	4.130e2	3.017e2	1.369	NO	1.00	33.25	0.206	0.0427	8.649e3	886	9.8	7.071e3	473	14.9	db
123478-HxCDF	6.882e2	3.704e2	3.178e2	1.165	NO	1.00	33.18	0.234	0.0476	1.105e4	886	12.5	7.250e3	473	15.3	bd
Hexafurans	4.685e3	2.452e3	2.232e3	1.099	NO	0.00	32.88	1.558	0.0501	5.629e4	886	63.5	4.688e4	473	99.0	MM
Hexafurans	5.548e3	3.126e3	2.422e3	1.291	NO	0.00	32.53	1.845	0.0501	6.992e4	886	78.9	5.702e4	473	120.4	db
Hexafurans	2.340e3	1.231e3	1.108e3	1.111	NO	0.00	32.43	0.778	0.0501	2.890e4	886	32.6	2.719e4	473	57.4	bd

494

Quantify Totals Report MassLynx 4.1

Sample Summary

Dataset: C:\MassLynx\Default.pro\Results\c25jun12b-9.qld

Lab Altered: Tuesday, 6/26/2012 8:54:33 AM Eastern Daylight Time
 Printed: Tuesday, 6/26/2012 8:55:09 AM Eastern Daylight Time

W 1201450

Name: c25jun12b-9
 Date: 25-Jun-2012
 Time: 19:07:26
 ID: 31201450011
 Submitter:
 Task: HRMS3
 Description:

Heptafurans

Name	Response	Ion1Area	Ion2Area	RA	RAFail?	RRT	RT	pg/ μ L	EDL	Height1	Noise1	SN1	Height2	Noise2	SN2	M2
1 Heptafurans	8.616e3	4.458e3	4.157e3	1.072	NO	0.00	35.65	3.419	0.0600	9.836e4	558	176.2	7.939e4	485	163.8	bb
2 1234678-HpCDF	7.477e3	3.709e3	3.769e3	0.984	NO	1.00	35.27	2.586	0.0497	7.502e4	558	134.4	7.462e4	485	154.0	bd

Quantify Sample Summary Report MassLynx 4.1

Sample Summary

Dataset: C:\MassLynx\Default.pro\Results\c25jun12b-9.qld

Lab Altered: Tuesday, June 26, 2012 08:32:17 Eastern Daylight Time
 Printed: Tuesday, June 26, 2012 08:32:29 Eastern Daylight Time

W 1201450

Method: C:\MassLynx\Default.PRO\MethDB\m1613-062612-db5ms.mdb 26 Jun 2012 08:28:27
 Calibration: C:\MassLynx\Default.PRO\CurveDB\B5MS-0042012_1613.cdb 08 May 2012 08:31:36

Name: c25jun12b-9

Date: 25-Jun-2012

Time: 19:07:26

ID: 31201450011

Submitter:

Task: HRMS3

Description:

Name	Response	Ion1Area	Ion2Area	RA	RAFail?	RRT	RT	pg/μL	EDL	Height1	Noise1	SN1	Height2	Noise2	SN2	M1	M2	MR
1	2378-TCDD	-	-	-	NO	-	-	-	0.0867	-	707	-	-	389	-	-	-	1.075
2	12378-PeCDF	-	-	-	NO	-	-	-	0.0580	-	587	-	-	461	-	-	-	1.039
3	123478-HxCDD	2.679e2	1.614e2	1.065e2	1.51	YES	1.0000	33.73	0.0919	5.175e3	521	9.9	4.167e3	1165	3.6	bd	bd	1.065
4	123678-HxCDD	1.299e3	6.890e2	6.100e2	1.13	NO	1.0023	33.81	0.0983	1.226e4	521	23.5	1.234e4	1165	10.6	dd	dd	0.996
5	123789-HxCDD	8.131e2	4.798e2	3.322e2	1.44	YES	1.0073	33.98	0.0951	6.225e3	521	12.0	5.674e3	1165	4.9	db	db	1.029
6	1234678-HpCDD	1.320e4	6.781e3	6.421e3	1.06	NO	1.0003	36.18	0.1180	1.182e5	705	167.7	1.131e5	651	173.8	bd	bd	1.055
7	OCDD	5.595e4	2.686e4	2.909e4	0.92	NO	1.0000	39.08	0.2755	3.314e5	726	456.4	3.587e5	639	561.2	bd	bd	1.063
8	2378-TCDF	2.274e2	1.133e2	1.141e2	0.99	YES	1.0020	24.58	0.0856	2.888e3	759	3.8	2.335e3	660	3.5	bb	bb	0.980
9	12378-PeCDF	-	-	-	NO	-	-	-	0.0810	-	391	-	-	647	-	-	-	0.980
10	23478-PeCDF	4.104e2	2.629e2	1.475e2	1.78	YES	1.0000	31.27	0.0447	4.917e3	391	12.6	4.073e3	647	6.3	bb	bb	1.022
11	123478-HxCDF	6.882e2	3.704e2	3.178e2	1.17	NO	1.0007	33.18	0.0476	1.105e4	886	12.5	7.250e3	473	15.3	bd	bd	1.183
12	123678-HxCDF	7.147e2	4.130e2	3.017e2	1.37	NO	1.0007	33.25	0.0427	8.649e3	886	9.8	7.071e3	473	14.9	db	db	1.168
13	234678-HxCDF	6.176e2	3.513e2	2.663e2	1.32	NO	1.0000	33.62	0.0458	1.001e4	886	11.3	7.273e3	473	15.4	bb	bb	1.178
14	123789-HxCDF	-	-	-	NO	-	-	-	0.0695	-	886	-	-	473	-	-	-	1.110
15	1234678-HpCDF	7.477e3	3.709e3	3.769e3	0.98	NO	1.0003	35.27	0.0497	7.502e4	558	134.4	7.462e4	485	154.0	bd	bb	1.389
16	1234789-HpCDF	-	-	-	NO	-	-	-	0.0740	-	558	-	-	485	-	-	-	1.389
17	OCDF	5.303e3	2.512e3	2.791e3	0.90	NO	1.0052	39.28	0.1987	3.472e4	525	66.1	3.670e4	670	54.8	bb	bd	1.290
18	ES:13C-2378-TCDD	2.650e5	1.197e5	1.452e5	0.82	NO	1.0286	25.42	0.1214	1.328e6	1067	1244.3	1.622e6	792	2048.7	bb	bb	0.991
19	ES:13C-12378-PeCDD	2.280e5	1.345e5	9.353e4	1.44	NO	1.2761	31.54	0.2011	2.565e6	1227	2089.6	1.703e6	1366	1246.9	bb	bb	0.835
20	ES:13C-123478-HxCDD	1.909e5	1.111e5	7.980e4	1.39	NO	0.9934	33.73	0.1002	2.506e6	1124	2229.4	1.950e6	943	2067.0	bd	bd	0.971
21	ES:13C-123678-HxCDD	1.909e5	1.111e5	7.980e4	1.39	NO	0.9934	33.73	0.0969	2.506e6	1124	2229.4	1.950e6	943	2067.0	bd	bd	1.005
22	ES:13C-1234678-HpCDD	1.603e5	8.145e4	7.889e4	1.03	NO	1.0652	36.17	0.1468	1.383e6	1761	785.5	1.353e6	1025	1319.4	bb	bd	0.894
23	ES:13C-OCDD	1.905e5	8.996e4	1.005e5	0.90	NO	1.1509	39.08	0.0857	1.101e6	720	1528.2	1.178e6	867	1358.9	bb	bd	0.871
24	ES:13C-2378-TCDF	3.833e5	1.694e5	2.139e5	0.79	NO	0.9927	24.54	0.0956	1.869e6	1032	1811.5	2.364e6	1272	1858.4	bb	bb	1.561
25	ES:13C-12378-PeCDF	3.110e5	1.889e5	1.220e5	1.55	NO	1.2113	29.94	0.1175	1.985e6	1544	1285.6	1.301e6	855	1521.8	bb	bb	1.322

Quantify Sample Summary Report MassLynx 4.1

Sample Summary

Dataset: C:\MassLynx\Default.pro\Results\c25jun12b-9.qld

Last Altered: Tuesday, June 26, 2012 08:32:17 Eastern Daylight Time
 Printed: Tuesday, June 26, 2012 08:32:29 Eastern Daylight Time

Name: c25jun12b-9
 Date: 25-Jun-2012
 Time: 19:07:26
 ID: 31201450011
 Submitter:
 Task: HRMS3
 Description:

Name	Response	Ion1Area	Ion2Area	RA	RAFail?	RRT	RT	pg/uL	EDL	Height1	Noise1	SN1	Height2	Noise2	SN2	M1	M2	MR
26	ES:13C-23478-PeCDF	3.352e5	1.306e5	1.57	NO	1.2653	31.27	78.465	0.1210	3.465e6	1544	2244.0	2.170e6	855	2538.1	bb	bb	1.284
27	ES:13C-123478-HxCDF	2.489e5	8.523e4	1.637e5	NO	0.9764	33.15	84.159	0.2284	2.067e6	3470	595.8	3.962e6	2342	1691.5	bd	bd	1.198
28	ES:13C-123678-HxCDF	2.974e5	1.046e5	1.928e5	NO	0.9787	33.23	96.949	0.2202	2.400e6	3470	691.7	4.511e6	2342	1925.9	db	db	1.243
29	ES:13C-234678-HxCDF	2.774e5	9.608e4	1.813e5	NO	0.9902	33.62	91.424	0.2226	2.184e6	3470	629.5	4.071e6	2342	1738.1	bb	bb	1.229
30	ES:13C-123789-HxCDF	2.134e5	7.417e4	1.392e5	NO	1.0059	34.15	73.467	0.2326	1.531e6	3470	441.2	2.823e6	2342	1205.2	bb	bb	1.177
31	ES:13C-1234678-HpCDF	2.083e5	6.498e4	1.433e5	NO	1.0383	35.26	81.978	0.1146	1.179e6	1083	1088.3	2.738e6	1422	1925.9	bb	bb	1.029
32	ES:13C-1234789-HpCDF	1.546e5	4.925e4	1.053e5	NO	1.0780	36.60	72.056	0.1357	8.085e5	1083	746.6	1.743e6	1422	1225.5	bb	bb	0.869
33	JS:13C-1234-TCDD	3.327e5	1.481e5	1.846e5	NO	0.0000	24.72	100.000	0.1204	1.718e6	1067	1609.8	2.108e6	792	2663.5	bb	bb	1.000
34	JS:13C-123789-HxCDD	2.468e5	1.361e5	1.108e5	NO	0.0000	33.95	100.000	0.0973	2.927e6	1124	2604.3	2.401e6	943	2544.9	bb	bb	1.000
35	CS:37Cl-2378-TCDD	6.943e4	6.943e4	-	-	1.0293	25.44	18.563	0.0360	7.266e5	625	1161.8	-	-	-	bb	-	1.124
36	Tetradoxins	-	3.117e2	-	-	-	-	0.349	0.0867	4.727e3	707	-	-	-	-	-	-	1.075
37	Pentadoxins	-	0.000e0	-	-	-	-	-	0.0325	0.000e0	587	-	-	-	-	-	-	1.039
38	Hexadoxins	-	4.613e3	-	-	-	-	4.223	0.0951	8.942e4	521	-	-	-	-	-	-	1.030
39	Heptadoxins	-	2.086e4	-	-	-	-	23.772	0.1180	3.714e5	705	-	-	-	-	-	-	1.055
40	Tetrafurans	-	4.397e2	-	-	-	-	0.225	0.0856	8.874e3	759	-	-	-	-	-	-	0.980
41	Pentafurans (F1)	-	1.616e3	-	-	-	-	0.932	0.0488	2.033e4	371	-	-	-	-	-	-	1.001
42	Pentafurans	-	4.791e2	-	-	-	-	0.236	0.0619	1.145e4	391	-	-	-	-	-	-	1.001
43	Hexafurans	-	7.901e3	-	-	-	-	4.774	0.0501	1.844e5	886	-	-	-	-	-	-	1.160
44	Heptafurans	-	8.167e3	-	-	-	-	6.005	0.0600	1.734e5	558	-	-	-	-	-	-	1.389
45	Hexa Ether	-	-	-	-	-	-	-	-	-	369	-	-	-	-	-	-	-
46	Hepta Ether	-	-	-	-	-	-	-	-	-	419	-	-	-	-	-	-	-
47	Octa Ether	-	-	-	-	-	-	-	-	-	300	-	-	-	-	-	-	-
48	Nona Ether	-	-	-	-	-	-	-	-	-	466	-	-	-	-	-	-	-
49	Deca Ether	-	-	-	-	-	-	-	-	-	398	-	-	-	-	-	-	-
50	F1 Lock Mass	-	-	-	-	-	-	-	0.0000	-	52486	-	-	-	-	-	-	189...
51	F2 Lock Mass	-	-	-	-	-	-	-	0.0000	-	143325	-	-	-	-	-	-	254...
52	F3 Lock Mass	-	-	-	-	-	-	-	0.0000	-	60949	-	-	-	-	-	-	740...
53	F4 Lock Mass	-	-	-	-	-	-	-	-	-	67223	-	-	-	-	-	-	-
54	F5 Lock Mass	-	-	-	-	-	-	-	0.0000	-	41089	-	-	-	-	-	-	173...

Quantify Sample Report
Sample Summary

MassLynx 4.1


Dataset: C:\MassLynx\Default.pro\Results\c25jun12b-9.qld

Last Altered: Tuesday, June 26, 2012 08:32:17 Eastern Daylight Time
Printed: Tuesday, June 26, 2012 08:32:29 Eastern Daylight Time


201450

Name: c25jun12b-9, ID: 31201450011, User: KAS, Instrument: , Submitter: , Task: HRMS3, Description:

Pentadioxins



Pentadioxins



ES:13C-12378-PeCDD



ES:13C-12378-PeCDD



F2 Lock Mass



Quantify Sample Report MassLynx 4.1

Sample Summary

Dataset: C:\MassLynx\Default.pro\Results\c25jun12b-9.qld

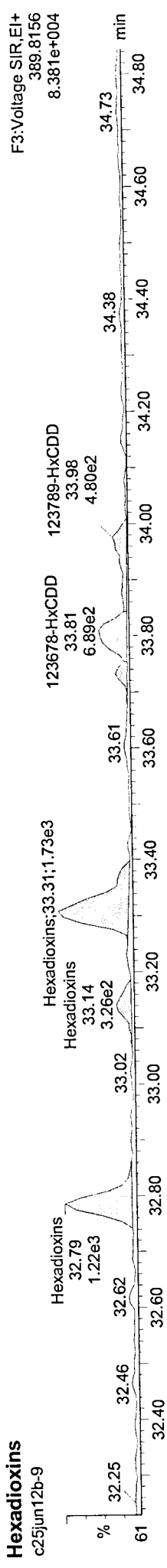
Last Altered: Tuesday, June 26, 2012 08:32:17 Eastern Daylight Time
Printed: Tuesday, June 26, 2012 08:32:29 Eastern Daylight Time

1201450

Name: c25jun12b-9, ID: 31201450011, User: KAS, Instrument: , Submitter: , Task: HRMS3, Description:

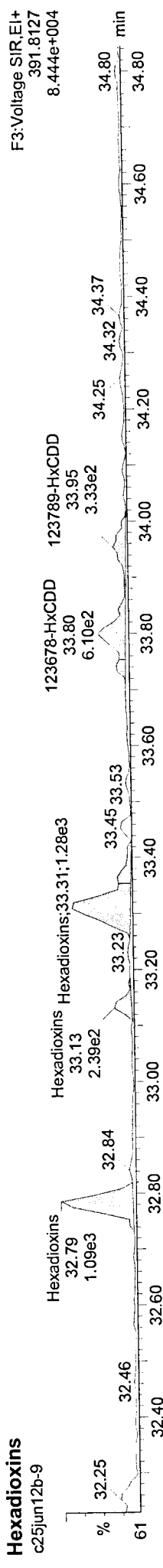
Hexadioxins

c25jun12b-9




Hexadioxins

c25jun12b-9




ES:13C-123678-HxCDD

c25jun12b-9



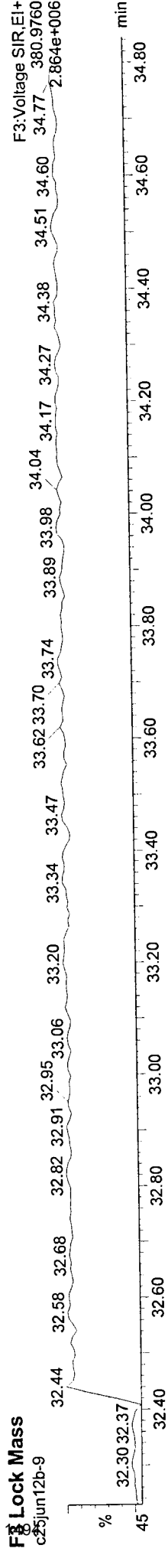
ES:13C-123678-HxCDD

c25jun12b-9



F3 Lock Mass

c25jun12b-9



Page 2 of 2

Quantify Sample Report MassLynx 4.1

Sample Summary


Dataset: C:\MassLynx\Default.pro\Results\c25jun12b-9.qld

Last Altered: Tuesday, June 26, 2012 08:32:17 Eastern Daylight Time
Printed: Tuesday, June 26, 2012 08:32:29 Eastern Daylight Time


1201450

Name: c25jun12b-9, ID: 31201450011, User: KAS, Instrument: , Submitter: , Task: HRMS3, Description:


Heptadioxins




Heptadioxins



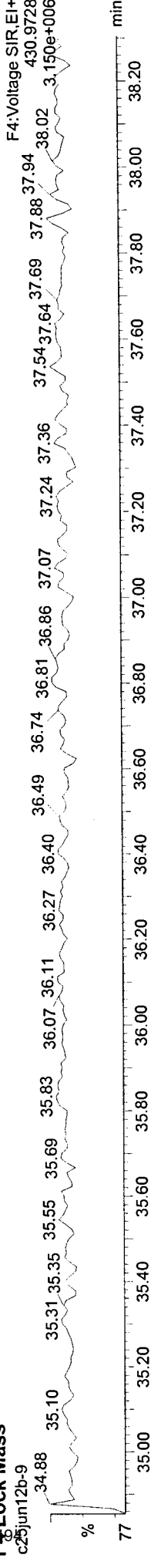
ES:13C-1234678-HpCDD



ES:13C-1234678-HpCDD



F4 Lock Mass



Quantify Sample Report

Sample Summary

MassLynx 4.1

Dataset: C:\MassLynx\Default.pro\Results\c25jun12b-9.qld

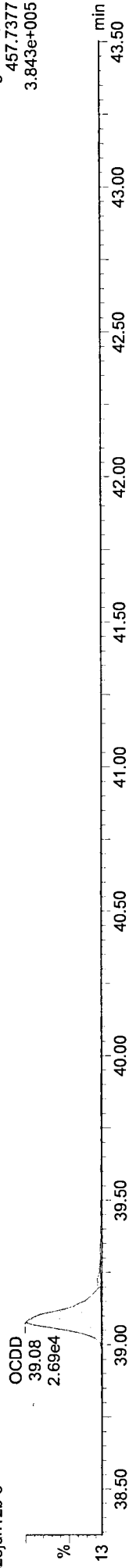
Last Altered: Tuesday, June 26, 2012 08:32:17 Eastern Daylight Time
Printed: Tuesday, June 26, 2012 08:32:29 Eastern Daylight Time

1201450

Name: c25jun12b-9, ID: 31201450011, User: KAS, Instrument: , Submitter: , Task: HRMS3, Description:

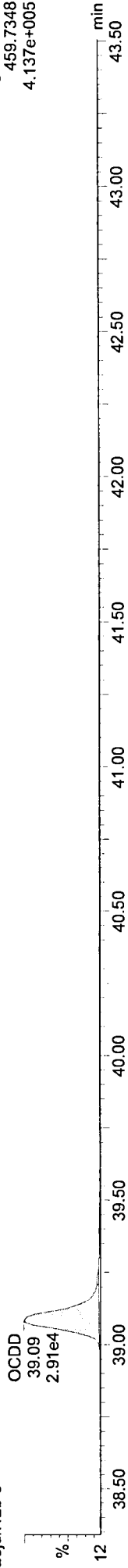
OCDD

c25jun12b-9




OCDD

c25jun12b-9



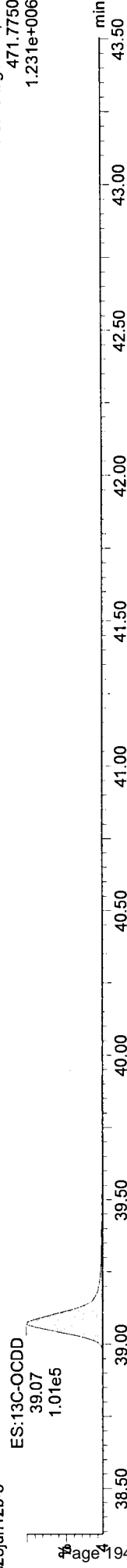
ES:13C-OCDD

c25jun12b-9



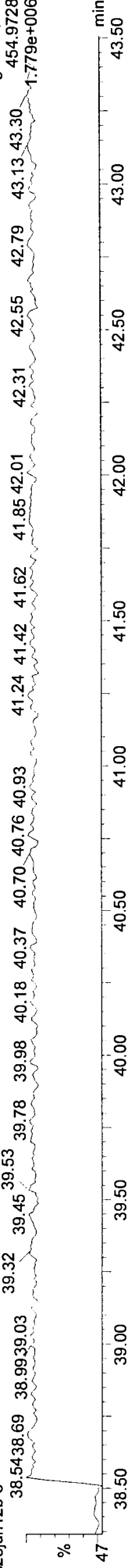
ES:13C-OCDD

c25jun12b-9



F5 Lock Mass

c25jun12b-9



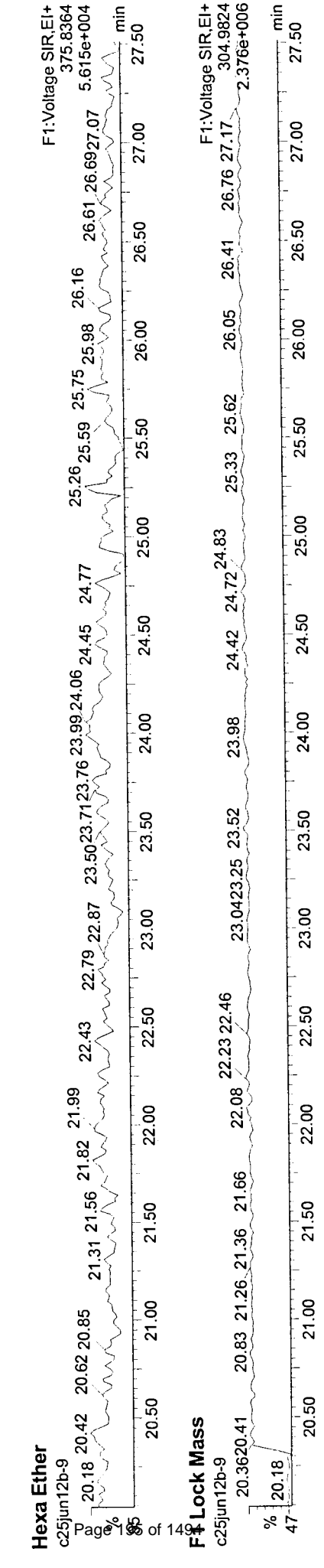


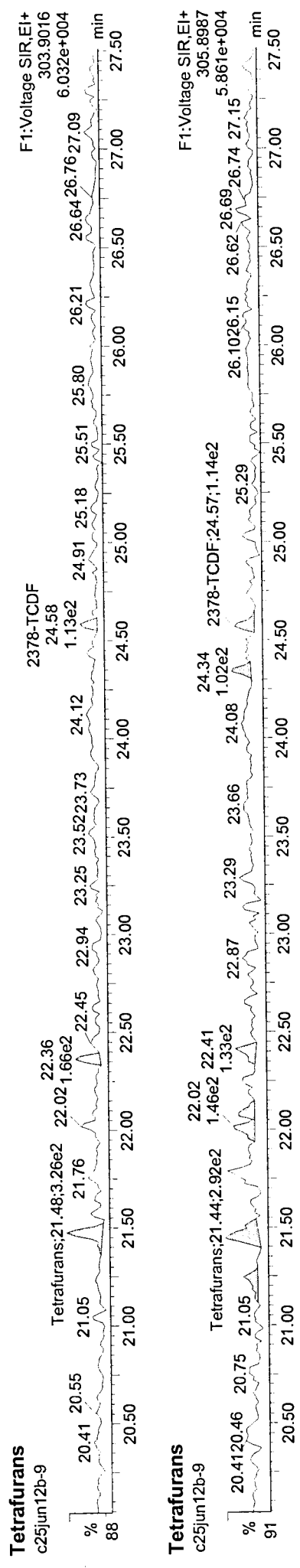
Quantify Sample Report MassLynx 4.1

Sample Summary

Dataset: C:\MassLynx\Default.pro\Results\c25jun12b-9.qld

Last Altered: Tuesday, June 26, 2012 08:32:17 Eastern Daylight Time
Printed: Tuesday, June 26, 2012 08:32:29 Eastern Daylight Time

Name: c25jun12b-9, ID: 31201450011, User: KAS, Instrument: , Submitter: , Task: HRMS3, Description:



Quantify Sample Report MassLynx 4.1

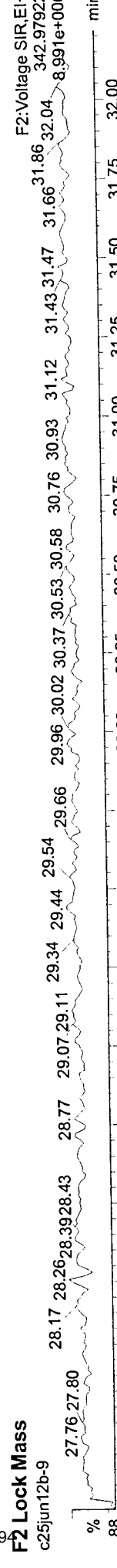
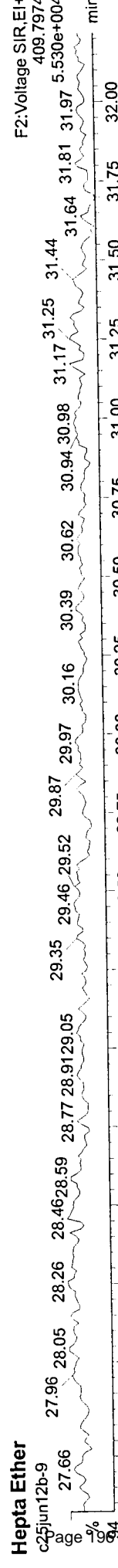
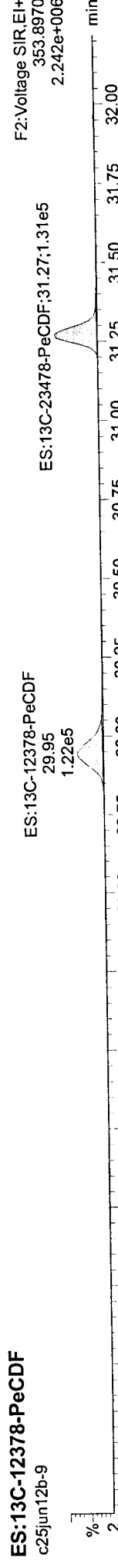
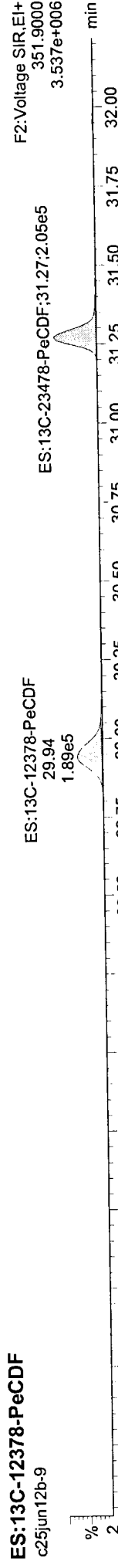
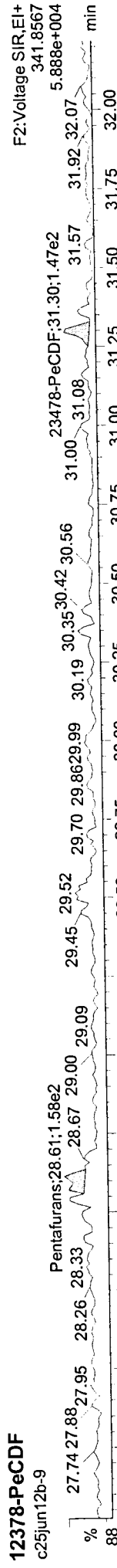
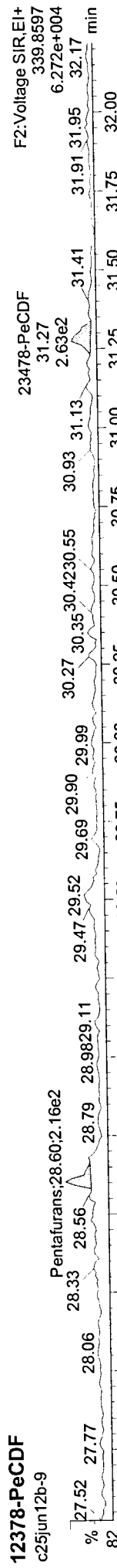
Sample Summary

Dataset: C:\MassLynx\Default.pro\Results\c25jun12b-9.qld

Last Altered: Tuesday, June 26, 2012 08:32:17 Eastern Daylight Time
Printed: Tuesday, June 26, 2012 08:32:29 Eastern Daylight Time

201450

Name: c25jun12b-9, ID: 31201450011, User: KAS, Instrument: , Submitter: , Task: HRMS3, Description:



Quantify Sample Report MassLynx 4.1

Sample Summary

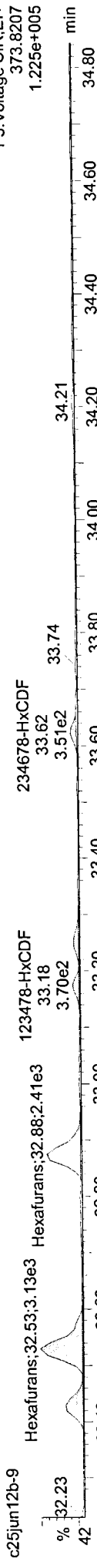
Dataset: C:\MassLynx\Default.pro\Results\c25jun12b-9.qld

Last Altered: Tuesday, June 26, 2012 08:32:17 Eastern Daylight Time
Printed: Tuesday, June 26, 2012 08:32:29 Eastern Daylight Time

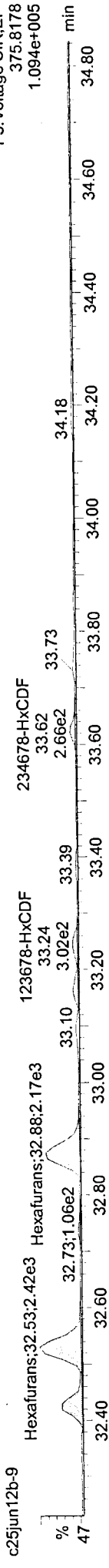
1210145

Name: c25jun12b-9, ID: 31201450011, User: KAS, Instrument: , Submitter: , Task: HRMS3, Description:

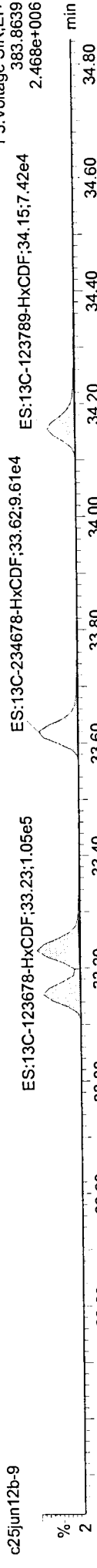
Hexafurans



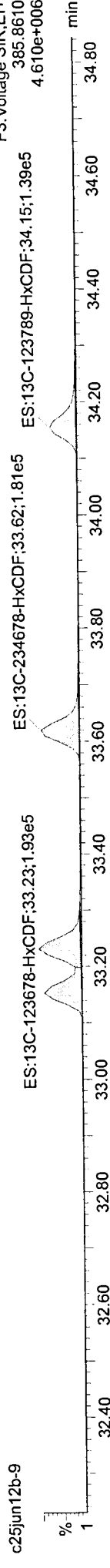
Hexafurans



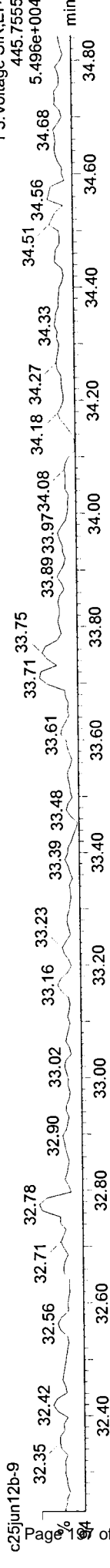
ES:13C-123678-HxCDF



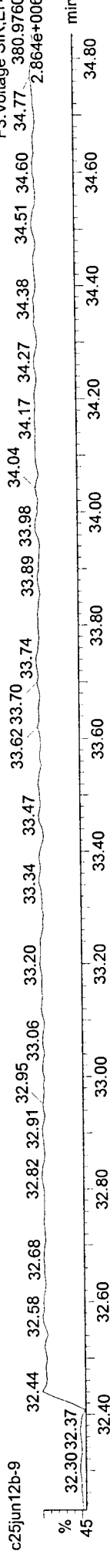
ES:13C-123678-HxCDF



Octa Ether



F3 Lock Mass



Quantify Sample Report
Sample Summary

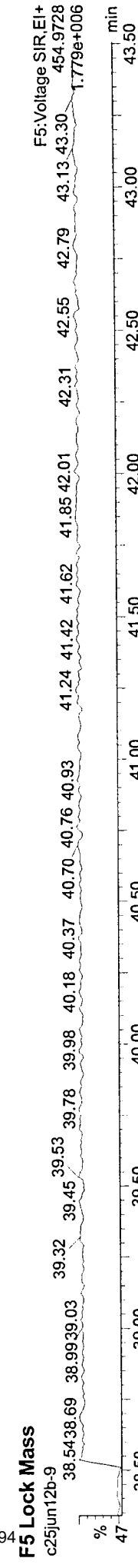
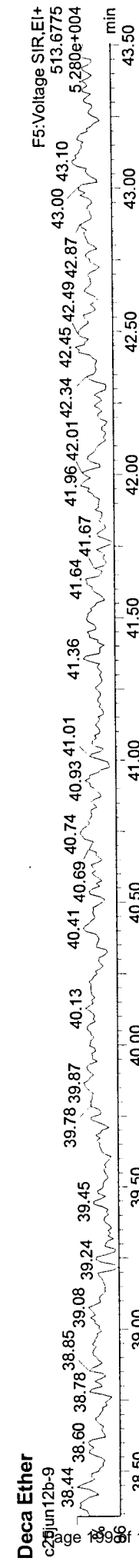
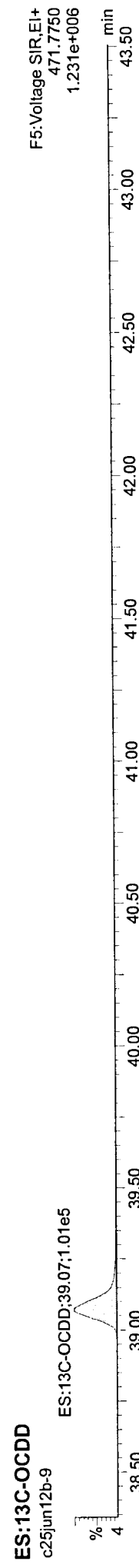

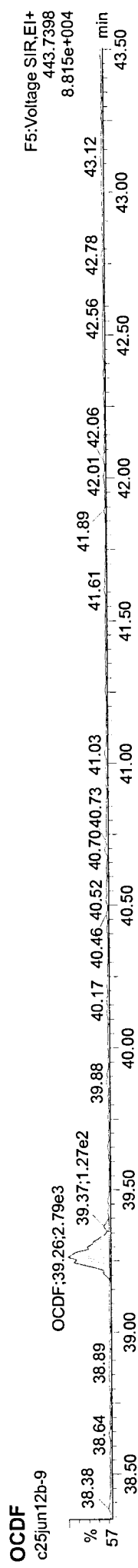
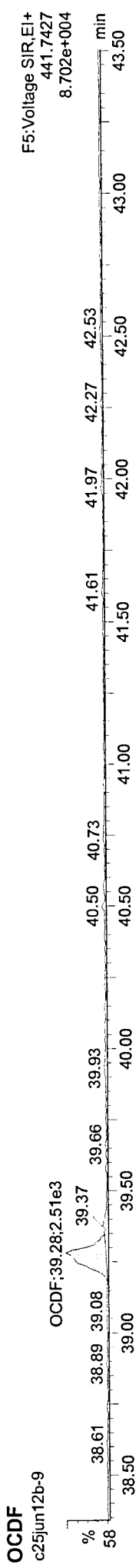
MassLynx 4.1

Dataset: C:\MassLynx\Default.pro\Results\c25jun12b-9.qld

Last Altered: Tuesday, June 26, 2012 08:32:17 Eastern Daylight Time
Printed: Tuesday, June 26, 2012 08:32:29 Eastern Daylight Time

W 1201450

Name: c25jun12b-9, ID: 31201450011, User: KAS, Instrument: , Submitter: , Task: HRMS3, Description:



Quantify Sample Report MassLynx 4.1

Sample Summary

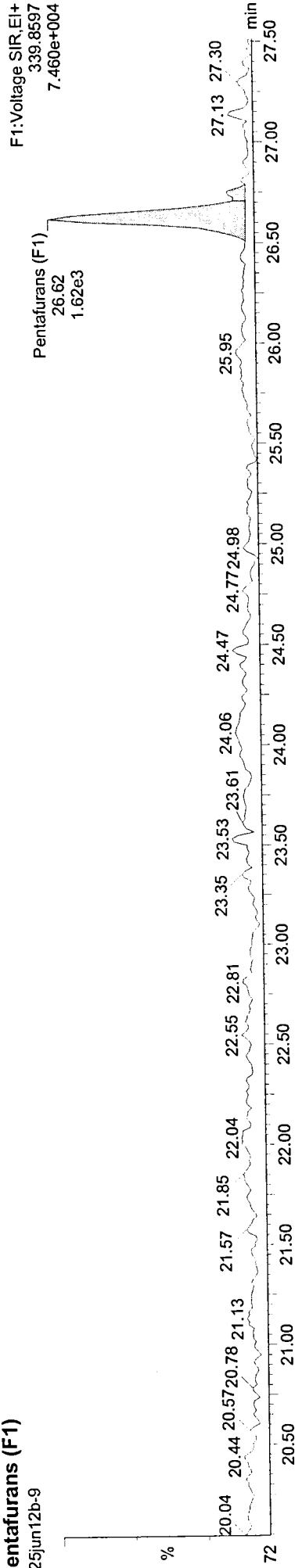
Dataset: C:\MassLynx\Default.pro\Results\c25jun12b-9.qld

Last Altered: Tuesday, June 26, 2012 08:32:17 Eastern Daylight Time
Printed: Tuesday, June 26, 2012 08:32:29 Eastern Daylight Time

Name: c25jun12b-9, ID: 31201450011, User: KAS, Instrument: , Submitter: , Task: HRMS3, Description:

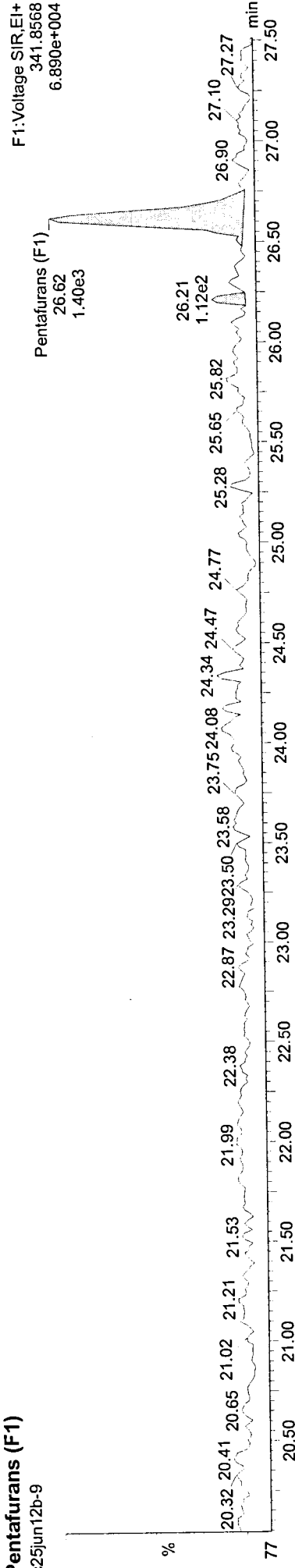
Pentafurans (F1)

c25jun12b-9



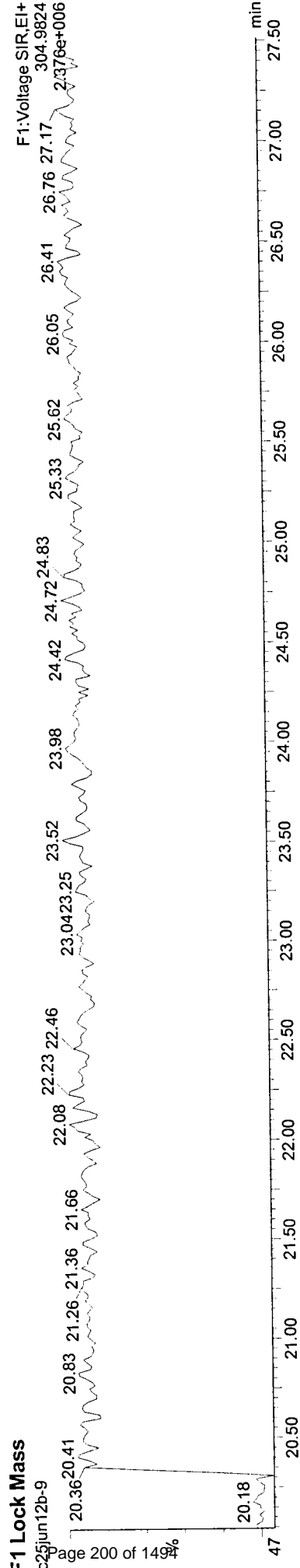
Pentafurans (F1)

c25jun12b-9



F1 Lock Mass

c25jun12b-9



Results of JW-EA02-COMP-120507

Client Sample ID: **JW-EA02-COMP-120507**
 Client Project ID: **Jeld Wen Surface Sediment**
 Lab Sample ID: 31201450012-A
 Lab Project ID: 31201450

Collection Date: 05/07/2012 17:10
 Received Date: 05/09/2012 10:15
 Matrix: Soil-Solid as dry weight
 Solids (%): 44.80

Results by EPA 1613B

Parameter	Result	EMPC	Qual	DL	LOQ/CL	Units	RT	Ratio
2,3,7,8-TCDD	ND		U	0.102	0.759	pg/g		
1,2,3,7,8-PeCDD	0.586		J	0.0749	3.79	pg/g	31.63	1.74
1,2,3,4,7,8-HxCDD		1.11	J	0.113	3.79	pg/g	33.82	0.92*
1,2,3,6,7,8-HxCDD	6.37			0.125	3.79	pg/g	33.88	1.31
1,2,3,7,8,9-HxCDD	2.32		J	0.119	3.79	pg/g	34.04	1.07
1,2,3,4,6,7,8-HpCDD	99.7			0.273	3.79	pg/g	36.28	1.04
OCDD	944			0.523	7.59	pg/g	39.28	0.90
2,3,7,8-TCDF	0.589		J	0.148	0.759	pg/g	24.68	0.74
1,2,3,7,8-PeCDF	ND		U	0.168	3.79	pg/g		
2,3,4,7,8-PeCDF	1.17		J	0.0901	3.79	pg/g	31.37	1.56
1,2,3,4,7,8-HxCDF	1.60		J	0.0992	3.79	pg/g	33.23	1.25
1,2,3,6,7,8-HxCDF	1.56		J	0.0892	3.79	pg/g	33.31	1.12
2,3,4,6,7,8-HxCDF	2.40		J	0.0974	3.79	pg/g	33.70	1.07
1,2,3,7,8,9-HxCDF	0.577		J	0.134	3.79	pg/g	34.26	1.24
1,2,3,4,6,7,8-HpCDF	27.8			0.107	3.79	pg/g	35.37	1.01
1,2,3,4,7,8,9-HpCDF	1.46		J	0.175	3.79	pg/g	36.74	0.97
OCDF	58.7			0.180	7.59	pg/g	39.47	0.89
Total TCDD	3.72	4.64		0.102	0.759	pg/g		
Total TCDF	3.45	7.39		0.148	0.759	pg/g		
Total PeCDD	2.01	5.14	J	0.0749	3.79	pg/g		
Total PeCDF	16.0			0.0437	3.79	pg/g		
Total HxCDD	37.6	39.0		0.125	3.79	pg/g		
Total HxCDF	49.6			0.134	3.79	pg/g		
Total HpCDD	224			0.273	3.79	pg/g		
Total HpCDF	75.5	76.3		0.175	3.79	pg/g		

World Health Organization Summary

	Units	ND=0	ND=1/2	ND=DL
WHO-2005 TEQ	pg/g	4.07	4.13	4.19
WHO-2005 TEQ w/EMPC	pg/g	4.18	4.23	4.29

Results of JW-EA02-COMP-120507

Client Sample ID: **JW-EA02-COMP-120507**
 Client Project ID: **Jeld Wen Surface Sediment**
 Lab Sample ID: 31201450012-A
 Lab Project ID: 31201450

Collection Date: 05/07/2012 17:10
 Received Date: 05/09/2012 10:15
 Matrix: Soil-Solid as dry weight
 Solids (%): 44.80

Results by EPA 1613B

<u>Parameter</u>	<u>Result</u>	<u>EMPC</u>	<u>Qual</u>	<u>DL</u>	<u>LOQ/CL</u>	<u>Units</u>	<u>RT</u>	<u>Ratio</u>
Labeled Standards								
13C-2378-TCDD	84.0				25.0-164	%		
13C-12378-PeCDD	99.0				25.0-181	%		
13C-123478-HxCDD	69.0				32.0-141	%		
13C-123678-HxCDD	77.0				28.0-130	%		
13C-1234678-HpCDD	77.0				23.0-140	%		
13C-OCDD	54.0				17.0-157	%		
13C-2378-TCDF	80.0				24.0-169	%		
13C-12378-PeCDF	87.0				24.0-185	%		
13C-23478-PeCDF	93.0				21.0-178	%		
13C-123478-HxCDF	74.0				26.0-152	%		
13C-123678-HxCDF	91.0				26.0-123	%		
13C-234678-HxCDF	83.0				29.0-147	%		
13C-123789-HxCDF	75.0				28.0-136	%		
13C-1234678-HpCDF	88.0				28.0-143	%		
13C-1234789-HpCDF	78.0				26.0-138	%		
37Cl-2378-TCDD	97.0				35.0-197	%		

Batch Information

Analytical Batch: **HRD1734**
 Analytical Method: **EPA 1613B**
 Instrument: **HRMS3**
 Analyst: **MAF**
 Analytical Date/Time: **06/21/2012 06:15**
 Dilution: **1**

Prep Batch: **HXX1605**
 Prep Method: **EPA 1613 PREP S/D/T**
 Prep Date/Time: **05/24/2012 00:19**
 Prep Initial Wt./Vol.: **14.71 g**
 Prep Extract Vol: **20 uL**

Quantify Sample Summary Report

MassLynx 4.1 SCN627

Sample Summary

Dataset: Z:\Default:pro\Results\c20jun12a_3-12.qld

Last Altered: Tuesday, June 26, 2012 16:09:28 Eastern Daylight Time
 Printed: Tuesday, June 26, 2012 16:09:50 Eastern Daylight Time

201450

Method: Untitled 20 Jun 2012 08:46:37
 Calibration: C:\MassLynx\Default.PRO\CurveDB\B5MS-0042012_1613.cdb 08 May 2012 08:31:36

Name: c20jun12a_3-12

Date: 21-Jun-2012

Time: 06:15:23

ID: 31201450012

Submitter: HRD1734

Task: HRMS3

Description: JW-EA02-COMP-120507

Handwritten notes:
 OCDF = (1.028E5) (8.1000) (1.125E5) (1.125E5) (200)
 = 16.36 ES 100

Handwritten note: Rev. mmp 6/26/12

Name	Response	Ion1Area	Ion2Area	RA	RAFail?	RRT	RT	pg/μL	EDL	Height1	Noise1	SN1	Height2	Noise2	SN2	M1	M2	MR...
1 2378-TCDD	-	-	-	-	NO	-	-	-	0.0335	-	472	-	-	-	677	-	-	1.075
2 12378-PeCDD	1.436e3	9.116e2	5.247e2	1.74	NO	1.0003	31.63	0.193	0.0247	1.559e4	801	19.5	8.002e3	669	12.0	MM	MM	1.039
3 123478-HxCDD	2.280e3	1.092e3	1.188e3	0.92	YES	1.0007	33.82	0.367	0.0371	3.060e4	1091	28.1	3.285e4	1136	28.9	dd	MM	1.065
4 123678-HxCDD	1.406e4	7.986e3	6.079e3	1.31	NO	1.0003	33.88	2.098	0.0411	1.577e5	1091	144.6	1.220e5	1136	107.4	dd	MM	0.996
5 123789-HxCDD	4.950e3	2.561e3	2.389e3	1.07	NO	1.0073	34.04	0.765	0.0391	6.040e4	1091	55.4	4.945e4	1136	43.5	MM	MM	1.029
6 1234678-HpCDD	2.073e5	1.056e5	1.018e5	1.04	NO	1.0003	36.28	32.850	0.0900	1.754e6	1839	953.5	1.668e6	1900	878.0	bb	bd	1.055
7 OCDD	1.364e6	6.444e5	7.192e5	0.90	NO	1.0002	39.28	311.239	0.1722	6.183e6	1460	4235.2	6.953e6	1504	4622.5	MM	bd	1.063
8 2378-TCDF	2.060e3	8.741e2	1.186e3	0.74	NO	1.0013	24.68	0.194	0.0487	1.172e4	1031	11.4	1.624e4	1334	12.2	MM	MM	0.980
9 12378-PeCDF	-	-	-	-	NO	-	-	-	0.0553	-	1225	-	-	-	1091	-	-	0.980
10 23478-PeCDF	4.047e3	2.466e3	1.580e3	1.56	NO	1.0007	31.37	0.384	0.0297	3.665e4	1225	29.9	2.459e4	1091	22.5	MM	MM	1.022
11 123478-HxCDF	4.827e3	2.678e3	2.150e3	1.25	NO	1.0003	33.23	0.527	0.0327	7.296e4	1472	49.6	5.267e4	1686	31.2	MM	MM	1.183
12 123678-HxCDF	5.921e3	3.130e3	2.790e3	1.12	NO	1.0003	33.31	0.514	0.0294	7.286e4	1472	49.5	5.889e4	1686	34.9	MM	MM	1.168
13 234678-HxCDF	8.249e3	4.273e3	3.975e3	1.07	NO	1.0003	33.70	0.792	0.0321	7.647e4	1472	51.9	7.797e4	1686	46.2	MM	MM	1.178
14 123789-HxCDF	1.619e3	8.974e2	7.220e2	1.24	NO	1.0010	34.26	0.190	0.0442	1.818e4	1472	12.4	1.057e4	1686	6.3	MM	MM	1.110
15 1234678-HpCDF	1.007e5	5.047e4	5.018e4	1.01	NO	1.0003	35.37	9.169	0.0354	8.907e5	1763	505.3	8.855e5	1110	797.5	MM	MM	1.389
16 1234789-HpCDF	3.951e3	1.943e3	2.007e3	0.97	NO	1.0003	36.74	0.482	0.0576	3.080e4	1763	17.5	3.597e4	1110	32.4	bb	bb	1.389
17 OCDF	1.029e5	4.845e4	5.450e4	0.89	NO	1.0052	39.47	19.358	0.0594	5.313e5	653	813.8	5.887e5	589	1000.2	bd	bb	1.290
18 ES:13C-2378-TCDD	7.160e5	3.226e5	3.934e5	0.82	NO	1.0278	25.54	83.582	0.0641	3.591e6	1418	2532.4	4.428e6	1142	3877.9	bb	bb	0.991
19 ES:13C-12378-PeCDD	7.152e5	4.222e5	2.930e5	1.44	NO	1.2724	31.62	99.072	0.0578	8.444e6	1294	6525.5	5.540e6	649	8529.7	bb	bb	0.835
20 ES:13C-123478-HxCDD	5.842e5	3.288e5	2.554e5	1.29	NO	0.9931	33.80	69.083	0.0494	7.940e6	2253	3524.6	6.132e6	1157	5297.7	bd	bd	0.971
21 ES:13C-123678-HxCDD	6.732e5	3.805e5	2.928e5	1.30	NO	0.9951	33.86	76.936	0.0477	7.682e6	2253	3410.1	6.066e6	1157	5241.2	MM	MM	1.005
22 ES:13C-1234678-HpCDD	5.982e5	3.095e5	2.887e5	1.07	NO	1.0657	36.27	76.853	0.0441	5.096e6	1137	4481.5	4.712e6	1666	2827.6	bb	bb	0.894
23 ES:13C-OCDD	8.242e5	3.899e5	4.343e5	0.90	NO	1.1539	39.27	108.605	0.0430	3.830e6	1242	3083.6	4.266e6	1421	3002.1	bb	bb	0.871
24 ES:13C-2378-TCDF	1.082e6	4.878e5	5.942e5	0.82	NO	0.9921	24.65	80.232	0.0438	5.582e6	1350	4135.8	6.693e6	1402	4775.6	bb	bb	1.561

Quantify Sample Summary Report

MassLynx 4.1 SCN627

Sample Summary

Dataset: Z:\Default.pro\Results\c20jun12a_3-12.qld

Last Modified: Tuesday, June 26, 2012 16:09:28 Eastern Daylight Time
 Printed: Tuesday, June 26, 2012 16:09:50 Eastern Daylight Time

Name: c20jun12a_3-12

Date: 21-Jun-2012

Time: 06:15:23

ID: 31201450012

Submitter: HRD1734

Task: HRMS3

Description: JW-EA02-COMP-120507

Name	Response	Ion1Area	Ion2Area	RA	RAFail?	RRT	RT	pg/μL	EDL	Height1	Noise1	SN1	Height2	Noise2	SN2	M1	M2	MR...
25	ES:13C-12378-PeCDF	9.978e5	6.135e5	3.843e5	1.60	NO	1.2102	30.07	0.0601	6.573e6	1699	3867.4	4.093e6	1500	2728.8	bb	bb	1.322
26	ES:13C-23478-PeCDF	1.031e6	6.317e5	3.992e5	1.58	NO	1.2617	31.35	0.0619	1.168e7	1699	6873.4	7.313e6	1500	4875.5	bb	bb	1.284
27	ES:13C-123478-HxCDF	7.749e5	2.685e5	5.064e5	0.53	NO	0.9761	33.22	0.0701	7.063e6	2837	2489.5	1.315e7	3137	4190.6	bd	bd	1.198
28	ES:13C-123678-HxCDF	9.872e5	3.459e5	6.413e5	0.54	NO	0.9784	33.30	0.0676	8.050e6	2837	2837.6	1.487e7	3137	4740.3	db	db	1.243
29	ES:13C-234678-HxCDF	8.841e5	3.098e5	5.743e5	0.54	NO	0.9899	33.69	0.0684	7.311e6	2837	2577.0	1.354e7	3137	4317.6	bb	bb	1.229
30	ES:13C-123789-HxCDF	7.668e5	2.638e5	5.031e5	0.52	NO	1.0059	34.23	0.0714	5.535e6	2837	1950.9	1.068e7	3137	3405.7	bb	bb	1.177
31	ES:13C-1234678-HpCDF	7.906e5	2.501e5	5.405e5	0.46	NO	1.0389	35.35	0.0663	4.628e6	2516	1839.5	9.833e6	2336	4209.8	bb	bb	1.029
32	ES:13C-1234789-HpCDF	5.897e5	1.877e5	4.019e5	0.47	NO	1.0791	36.72	0.0785	2.859e6	2516	1136.4	6.087e6	2336	2606.1	bb	bb	0.869
33	JS:13C-1234-TCDD	8.640e5	3.854e5	4.786e5	0.81	NO	0.0000	24.85	0.0636	4.489e6	1418	3165.8	5.607e6	1142	4910.3	bb	bb	1.000
34	JS:13C-123789-HxCDD	8.709e5	4.829e5	3.880e5	1.24	NO	0.0000	34.03	0.0480	9.856e6	2253	4374.9	7.917e6	1157	6840.3	MM	MM	1.000
35	CS:37Cl-2378-TCDD	1.889e5	1.889e5	-	-	-	1.0291	25.57	0.0182	2.088e6	825	2531.0	-	-	-	MM	-	1.124
36	Tetradoxins	-	5.555e3	-	-	-	-	1.529	0.0335	6.661e4	472	-	-	-	-	-	-	1.075
37	Pentadoxins	-	7.225e3	-	-	-	-	1.694	0.0247	8.349e4	801	-	-	-	-	-	-	1.039
38	Hexadoxins	-	4.628e4	-	-	-	-	12.856	0.0391	9.684e5	1091	-	-	-	-	-	-	1.030
39	Heptadoxins	-	2.381e5	-	-	-	-	73.670	0.0900	4.210e6	1839	-	-	-	-	-	-	1.055
40	Tetrafurans	-	1.224e4	-	-	-	-	2.440	0.0487	1.175e5	1031	-	-	-	-	-	-	0.980
41	Pentafurans (F1)	-	1.970e4	-	-	-	-	3.213	0.0144	2.060e5	381	-	-	-	-	-	-	1.001
42	Pentafurans	-	1.302e4	-	-	-	-	2.055	0.0420	1.161e5	1225	-	-	-	-	-	-	1.160
43	Hexafurans	-	9.022e4	-	-	-	-	16.344	0.0341	2.155e6	1472	-	-	-	-	-	-	1.389
44	Heptafurans	-	1.296e5	-	-	-	-	25.132	0.0449	2.310e6	1763	-	-	-	-	-	-	-
45	Hexa Ether	-	-	-	-	-	-	-	-	-	410	-	-	-	-	-	-	-
46	Hepta Ether	-	-	-	-	-	-	-	-	-	325	-	-	-	-	-	-	-
47	Octa Ether	-	-	-	-	-	-	-	-	-	358	-	-	-	-	-	-	-
48	Nona Ether	-	-	-	-	-	-	-	-	-	494	-	-	-	-	-	-	-
49	Deca Ether	-	-	-	-	-	-	-	-	-	385	-	-	-	-	-	-	-
50	F1 Lock Mass	-	-	-	-	-	-	-	0.0000	-	38391	-	-	-	-	-	-	-
51	F2 Lock Mass	-	-	-	-	-	-	-	0.0000	-	67204	-	-	-	-	-	-	-
52	F3 Lock Mass	-	-	-	-	-	-	-	0.0000	-	49509	-	-	-	-	-	-	-

Sample Summary

Dataset: Z:\Default.pro\Results\c20jun12a_3-12.qld

Last Altered: Tuesday, June 26, 2012 16:09:28 Eastern Daylight Time
Printed: Tuesday, June 26, 2012 16:09:50 Eastern Daylight Time

Name: c20jun12a_3-12
Date: 21-Jun-2012
Time: 06:15:23
ID: 31201450012
Submitter: HRD1734
Task: HRMS3
Description: JW-EA02-COMP-120507

Name	Response	Ion1Area	Ion2Area	RA	RAFail?	RRT	RT	pg/ μ L	EDL	Height1	Noise1	SN1	Height2	Noise2	SN2	M1	M2	MR...
53 F4 Lock Mass	-	-	-	-	-	-	-	-	-	-	42257	-	-	-	-	-	-	-
54 F5 Lock Mass	-	-	-	-	-	-	-	-	0.0000	-	38034	-	-	-	-	-	-	173...

Quantify Totals Report MassLynx 4.1 SCN627

Sample Summary

Dataset: Z:\Default.pro\Results\c20jun12a_3-12.qld

Last Altered: Tuesday, June 26, 2012 16:09:28 Eastern Daylight Time
 Printed: Tuesday, June 26, 2012 16:09:50 Eastern Daylight Time

W 201450

Method: Untitled 20 Jun 2012 08:46:37
 Calibration: C:\MassLynx\Default.PRO\CurveDB\B5MS-0042012_1613.cdb 08 May 2012 08:31:36

Name: c20jun12a_3-12
 Date: 21-Jun-2012
 Time: 06:15:23
 ID: 31201450012
 Submitter: HRD1734
 Task: HRMS3
 Description: JW-EA02-COMP-120507

Tetradioxins

Name	Response	Ion1Area	Ion2Area	RA	RAFail?	RRT	RT	pg/µL	EDL	Height1	Noise1	SN1	Height2	Noise2	SN2	M2
1 Tetradioxins	1.382e3	6.667e2	7.153e2	0.932	YES	0.00	25.29	0.179	0.0335	7.840e3	472	16.6	7.420e3	677	11.0	bb MM
2 Tetradioxins	9.588e2	5.873e2	3.685e2	1.594	YES	0.00	24.86	0.124	0.0335	6.755e3	472	14.3	4.238e3	677	6.3	MM bb
3 Tetradioxins	7.819e3	3.616e3	4.203e3	0.860	NO	0.00	23.57	1.015	0.0335	4.445e4	472	94.2	4.588e4	677	67.8	MM MM
4 Tetradioxins	1.617e3	6.849e2	9.324e2	0.734	NO	0.00	22.58	0.210	0.0335	7.569e3	472	16.0	1.061e4	677	15.7	MM bb

Pentadioxins

Name	Response	Ion1Area	Ion2Area	RA	RAFail?	RRT	RT	pg/µL	EDL	Height1	Noise1	SN1	Height2	Noise2	SN2	M2
1 12378-PeCDD	1.436e3	9.116e2	5.247e2	1.737	NO	1.00	31.63	0.193	0.0247	1.559e4	801	19.5	8.002e3	669	12.0	MM MM
2 Pentadioxins	7.677e2	4.707e2	2.970e2	1.585	NO	0.00	31.24	0.103	0.0247	7.392e3	801	9.2	5.578e3	669	8.3	MM MM
3 Pentadioxins	1.571e3	8.308e2	7.407e2	1.122	YES	0.00	30.90	0.211	0.0247	1.051e4	801	13.1	6.437e3	669	9.6	MM MM
4 Pentadioxins	3.301e3	1.853e3	1.448e3	1.280	YES	0.00	30.60	0.444	0.0247	1.306e4	801	16.3	1.066e4	669	15.9	MM MM
5 Pentadioxins	2.504e3	1.364e3	1.140e3	1.197	YES	0.00	30.29	0.337	0.0247	1.185e4	801	14.8	1.231e4	669	18.4	MM MM
6 Pentadioxins	2.180e3	1.298e3	8.824e2	1.471	NO	0.00	28.87	0.293	0.0247	1.287e4	801	16.1	1.125e4	669	16.8	MM MM
7 Pentadioxins	2.871e2	1.874e2	9.972e1	1.879	YES	0.00	31.90	0.039	0.0247	5.053e3	801	6.3	2.856e3	669	4.3	MM MM
8 Pentadioxins	5.416e2	3.101e2	2.315e2	1.339	NO	0.00	31.68	0.073	0.0247	7.163e3	801	8.9	4.948e3	669	7.4	MM MM

Quantify Totals Report MassLynx 4.1 SCN627

Sample Summary

Dataset: Z:\Default.pro\Results\c20jun12a_3-12.qld

W0201450

Last Altered: Tuesday, June 26, 2012 16:09:28 Eastern Daylight Time
 Printed: Tuesday, June 26, 2012 16:09:50 Eastern Daylight Time

Name: c20jun12a_3-12
 Date: 21-Jun-2012
 Time: 06:15:23
 ID: 31201450012
 Submitter: HRD1734
 Task: HRMS3
 Description: JW-EA02-COMP-120507

Hexadioxins

Name	Response	Ion1Area	Ion2Area	RA	RAFail?	RRT	RT	pg/µL	EDL	Height1	Noise1	SN1	Height2	Noise2	SN2	M2
1 123789-HxCDD	4.950e3	2.561e3	2.389e3	1.072	NO	1.01	34.04	0.765	0.0391	6.040e4	1091	55.4	4.945e4	1136	43.5	MM
2 Hexadioxins	1.418e3	8.188e2	5.992e2	1.367	NO	0.00	33.99	0.219	0.0391	2.005e4	1091	18.4	1.203e4	1136	10.6	MM
3 123678-HxCDD	1.406e4	7.986e3	6.079e3	1.314	NO	1.00	33.88	2.098	0.0411	1.577e5	1091	144.6	1.220e5	1136	107.4	MM
4 123478-HxCDD	2.280e3	1.092e3	1.188e3	0.919	YES	1.00	33.82	0.367	0.0371	3.060e4	1091	28.1	3.285e4	1136	28.9	MM
5 Hexadioxins	3.740e4	2.079e4	1.661e4	1.252	NO	0.00	33.38	5.777	0.0391	3.855e5	1091	353.4	3.100e5	1136	273.0	db
6 Hexadioxins	2.285e4	1.278e4	1.007e4	1.269	NO	0.00	32.85	3.529	0.0391	3.085e5	1091	282.8	2.331e5	1136	205.2	bd
7 Hexadioxins	6.478e2	2.587e2	3.891e2	0.665	YES	0.00	32.66	0.100	0.0391	5.700e3	1091	5.2	8.812e3	1136	7.8	MM

Heptadioxins

Name	Response	Ion1Area	Ion2Area	RA	RAFail?	RRT	RT	pg/µL	EDL	Height1	Noise1	SN1	Height2	Noise2	SN2	M2
1 1234678-HpCDD	2.073e5	1.056e5	1.018e5	1.037	NO	1.00	36.28	32.850	0.0900	1.754e6	1839	953.5	1.668e6	1900	878.0	bd
2 Heptadioxins	2.577e5	1.325e5	1.251e5	1.059	NO	0.00	35.62	40.820	0.0900	2.456e6	1839	1335.1	2.295e6	1900	1207.9	bb

Quantify Totals Report MassLynx 4.1 SCN627

Sample Summary

Dataset: Z:\Default.pro\Results\c20jun12a_3-12.qld

Last Altered: Tuesday, June 26, 2012 16:09:28 Eastern Daylight Time
 Printed: Tuesday, June 26, 2012 16:09:50 Eastern Daylight Time

Name: c20jun12a_3-12

Date: 21-Jun-2012

Time: 06:15:23

ID: 31201450012

Submitter: HRD1734

Task: HRMS3

Description: JW-EA02-COMP-120507

Tetrafurans

Name	Response	Ion1Area	Ion2Area	RA	RAFail?	RRT	RT	pg/µL	EDL	Height1	Noise1	SN1	Height2	Noise2	SN2	M2
1 2378-TCDF	2.060e3	8.741e2	1.186e3	0.737	NO	1.00	24.68	0.194	0.0487	1.172e4	1031	11.4	1.624e4	1334	12.2	MM
2 Tetrafurans	1.525e3	6.457e2	8.795e2	0.734	NO	0.00	23.80	0.144	0.0487	7.157e3	1031	6.9	1.092e4	1334	8.2	MM
3 Tetrafurans	4.036e3	1.712e3	2.323e3	0.737	NO	0.00	23.38	0.381	0.0487	1.471e4	1031	14.3	1.446e4	1334	10.8	MM
4 Tetrafurans	2.369e3	1.062e3	1.308e3	0.812	NO	0.00	22.50	0.223	0.0487	9.481e3	1031	9.2	1.260e4	1334	9.4	MM
5 Tetrafurans	2.603e3	1.248e3	1.355e3	0.921	YES	0.00	22.18	0.245	0.0487	1.079e4	1031	10.5	1.066e4	1334	8.0	MM
6 Tetrafurans	3.951e3	1.900e3	2.051e3	0.927	YES	0.00	21.61	0.372	0.0487	1.928e4	1031	18.7	2.167e4	1334	16.2	MM
7 Tetrafurans	2.773e3	1.388e3	1.385e3	1.002	YES	0.00	21.85	0.261	0.0487	7.416e3	1031	7.2	9.797e3	1334	7.3	MM
8 Tetrafurans	9.171e2	6.076e2	3.096e2	1.963	YES	0.00	24.86	0.086	0.0487	5.262e3	1031	5.1	3.582e3	1334	2.7	MM
9 Tetrafurans	2.062e3	8.638e2	1.198e3	0.721	NO	0.00	26.76	0.194	0.0487	8.341e3	1031	8.1	1.024e4	1334	7.7	MM
10 Tetrafurans	1.975e3	1.027e3	9.476e2	1.084	YES	0.00	25.05	0.186	0.0487	8.910e3	1031	8.6	9.041e3	1334	6.8	MM
11 Tetrafurans	6.899e2	4.048e2	2.850e2	1.420	YES	0.00	24.24	0.065	0.0487	7.106e3	1031	6.9	4.474e3	1334	3.4	MM
12 Tetrafurans	9.132e2	5.079e2	4.053e2	1.253	YES	0.00	22.76	0.086	0.0487	7.368e3	1031	7.1	5.756e3	1334	4.3	MM

Pentafurans (F1)

Name	Response	Ion1Area	Ion2Area	RA	RAFail?	RRT	RT	pg/µL	EDL	Height1	Noise1	SN1	Height2	Noise2	SN2	M2
1 Pentafurans (F1)	3.261e4	1.970e4	1.291e4	1.526	NO	0.00	26.76	3.213	0.0144	2.060e5	381	540.1	1.415e5	411	343.8	bd

Pentafurans

Name	Response	Ion1Area	Ion2Area	RA	RAFail?	RRT	RT	pg/µL	EDL	Height1	Noise1	SN1	Height2	Noise2	SN2	M2
1 23478-PeCDF	4.047e3	2.466e3	1.580e3	1.560	NO	1.00	31.37	0.384	0.0297	3.665e4	1225	29.9	2.459e4	1091	22.5	MM
2 Pentafurans	4.592e3	2.865e3	1.727e3	1.660	NO	0.00	29.63	0.452	0.0420	2.463e4	1225	20.1	1.284e4	1091	11.8	MM
3 Pentafurans	1.237e4	7.687e3	4.683e3	1.642	NO	0.00	28.72	1.219	0.0420	5.483e4	1225	44.8	3.282e4	1091	30.1	MM

Quantify Totals Report MassLynx 4.1 SCN627

Sample Summary

Dataset: Z:\Default.pro\Results\c20jun12a_3-12.qld

Last Altered: Tuesday, June 26, 2012 16:09:28 Eastern Daylight Time
 Printed: Tuesday, June 26, 2012 16:09:50 Eastern Daylight Time

Name: c20jun12a_3-12
 Date: 21-Jun-2012
 Time: 06:15:23
 ID: 31201450012
 Submitter: HRD1734
 Task: HRMS3
 Description: JW-EA02-COMP-120507

Hexafurans

	Name	Response	Ion1Area	Ion2Area	RA	RAFail?	RRT	RT	pg/µL	EDL	Height1	Noise1	SN1	Height2	Noise2	SN2	M2
1	Hexafurans	1.839e4	1.016e4	8.232e3	1.234	NO	0.00	32.48	1.859	0.0341	2.577e5	1472	175.1	2.075e5	1686	123.1	MM
2	234678-HxCDF	8.249e3	4.273e3	3.975e3	1.075	NO	1.00	33.70	0.792	0.0321	7.647e4	1472	51.9	7.797e4	1686	46.2	MM
3	123678-HxCDF	5.921e3	3.130e3	2.790e3	1.122	NO	1.00	33.31	0.514	0.0294	7.286e4	1472	49.5	5.889e4	1686	34.9	MM
4	123478-HxCDF	4.827e3	2.678e3	2.150e3	1.246	NO	1.00	33.23	0.527	0.0327	7.296e4	1472	49.6	5.267e4	1686	31.2	MM
5	Hexafurans	5.899e4	3.303e4	2.596e4	1.272	NO	0.00	32.94	5.961	0.0341	7.845e5	1472	532.9	5.916e5	1686	350.8	MM
6	Hexafurans	1.547e3	8.795e2	6.675e2	1.318	NO	0.00	32.81	0.156	0.0341	1.520e4	1472	10.3	1.295e4	1686	7.7	MM
7	Hexafurans	6.111e4	3.421e4	2.690e4	1.272	NO	0.00	32.58	6.176	0.0341	8.429e5	1472	572.6	6.635e5	1686	393.5	MM
8	Hexafurans	1.676e3	9.649e2	7.112e2	1.357	NO	0.00	32.68	0.169	0.0341	1.429e4	1472	9.7	1.300e4	1686	7.7	MM
9	123789-HxCDF	1.619e3	8.974e2	7.220e2	1.243	NO	1.00	34.26	0.190	0.0442	1.818e4	1472	12.4	1.057e4	1686	6.3	MM

Heptafurans

	Name	Response	Ion1Area	Ion2Area	RA	RAFail?	RRT	RT	pg/µL	EDL	Height1	Noise1	SN1	Height2	Noise2	SN2	M2
1	1234789-HpCDF	3.951e3	1.943e3	2.007e3	0.968	NO	1.00	36.74	0.482	0.0576	3.080e4	1763	17.5	3.597e4	1110	32.4	bb
2	Heptafurans	1.459e5	7.581e4	7.011e4	1.081	NO	0.00	35.73	15.225	0.0449	1.368e6	1763	776.0	1.303e6	1110	1173.4	MM
3	Heptafurans	2.452e3	1.392e3	1.060e3	1.313	YES	0.00	35.61	0.256	0.0449	2.074e4	1763	11.8	1.573e4	1110	14.2	MM
4	1234678-HpCDF	1.007e5	5.047e4	5.018e4	1.006	NO	1.00	35.37	9.169	0.0354	8.907e5	1763	505.3	8.855e5	1110	797.5	MM

Quantify Sample Report MassLynx 4.1 SCN627

Manual Integrations

Dataset: Z:\Default.pro\Results\c20jun12a_3-12.qld

WC 201450

Last Altered: Friday, June 22, 2012 11:19:39 Eastern Daylight Time

Printed: Friday, June 22, 2012 11:19:43 Eastern Daylight Time

Method: C:\MassLynx\Default.PRO\MethDB\m1613-061912-db5ms.mdb 20 Jun 2012 08:46:37

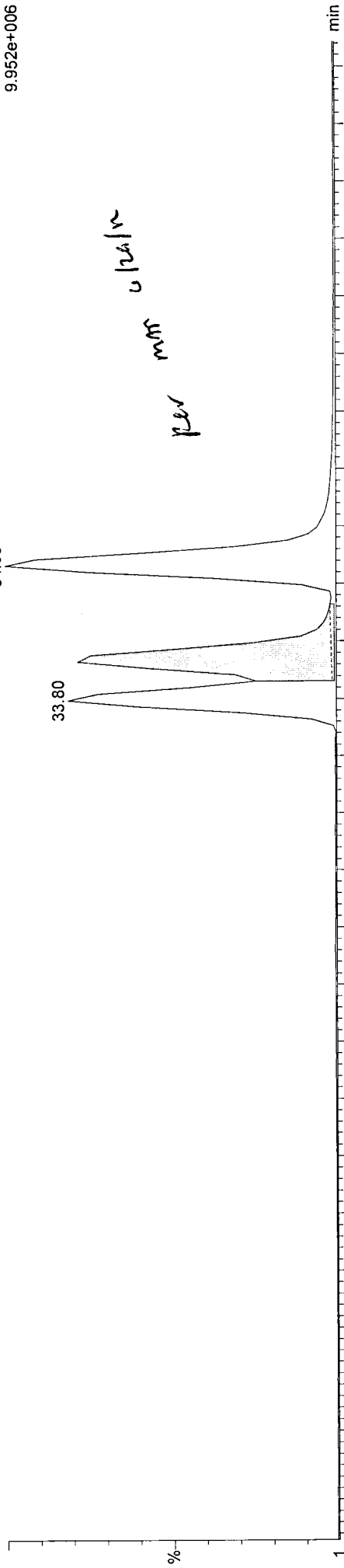
Calibration: C:\MassLynx\Default.PRO\CurveDB\MS-0042012_1613.cdb 08 May 2012 08:31:36

Name: c20jun12a_3-12, ID: 31201450012, Date: 21-Jun-2012, Time: 06:15:23, Submitter: HRD1734, Description: JW-EA02-COMP-120507, User: KAS

ES:13C-123678-HxCDD

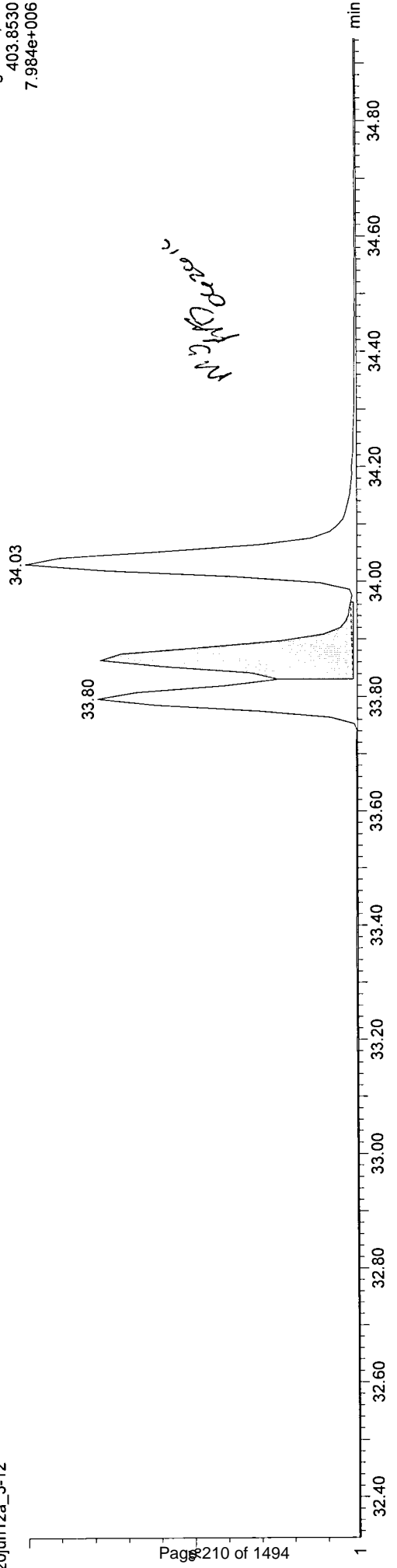
c20jun12a_3-12

F3: Voltage SIR, EI+
401.8559
9.952e+006



c20jun12a_3-12

F3: Voltage SIR, EI+
403.8530
7.984e+006



Quantify Sample Report MassLynx 4.1 SCN627

Manual Integrations

Dataset: Z:\Default.pro\Results\c20jun12a_3-12.qld

Last Altered: Friday, June 22, 2012 11:20:04 Eastern Daylight Time
Printed: Friday, June 22, 2012 11:20:08 Eastern Daylight Time

WC 33201450

Method: C:\MassLynx\Default.PRO\MethDB\m1613-061912-db5ms.mdb 20 Jun 2012 08:46:37

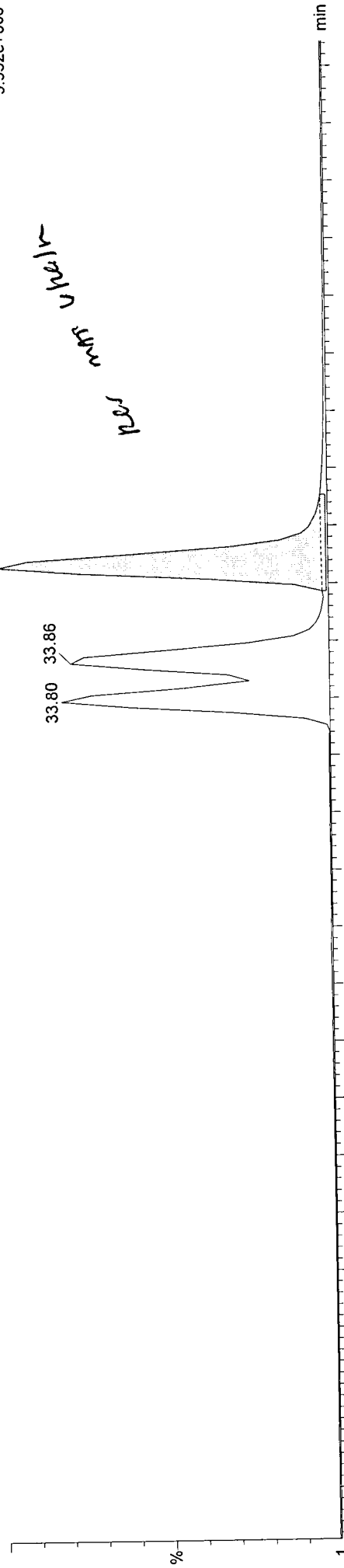
Calibration: C:\MassLynx\Default.PRO\CurveDB\B5MS-0042012_1613.cdb 08 May 2012 08:31:36

Name: c20jun12a_3-12, ID: 31201450012, Date: 21-Jun-2012, Time: 06:15:23, Submitter: HRD1734, Description: JW-EA02-COMP-120507, User: KAS

JS:13C-123789-HxCDD
c20jun12a_3-12

JS:13C-123789-HxCDD
34.03

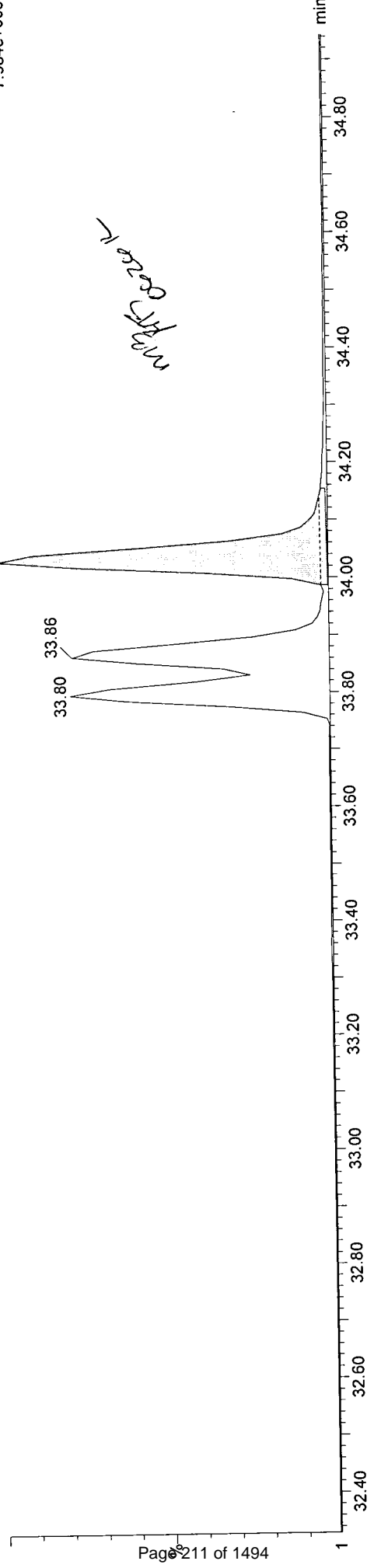
F3:Voltage SIR,El+
401.8559
9.952e+006



JS:13C-123789-HxCDD
34.03

F3:Voltage SIR,El+
403.8530
7.984e+006

c20jun12a_3-12



Quantify Sample Report MassLynx 4.1 SCN627

Manual Integrations

Dataset: Z:\Default.pro\Results\c20jun12a_3-12.qld

Last Altered: Friday, June 22, 2012 11:20:15 Eastern Daylight Time

Printed: Friday, June 22, 2012 11:20:18 Eastern Daylight Time

WC 201450

Method: C:\MassLynx\Default.PRO\MethDB\m1613-061912-db5ms.mdb 20 Jun 2012 08:46:37

Calibration: C:\MassLynx\Default.PRO\CurveDB\MS-0042012_1613.cdb 08 May 2012 08:31:36

Name: c20jun12a_3-12, ID: 31201450012, Date: 21-Jun-2012, Time: 06:15:23, Submitter: HRD1734, Description: JW-EA02-COMP-120507, User: KAS

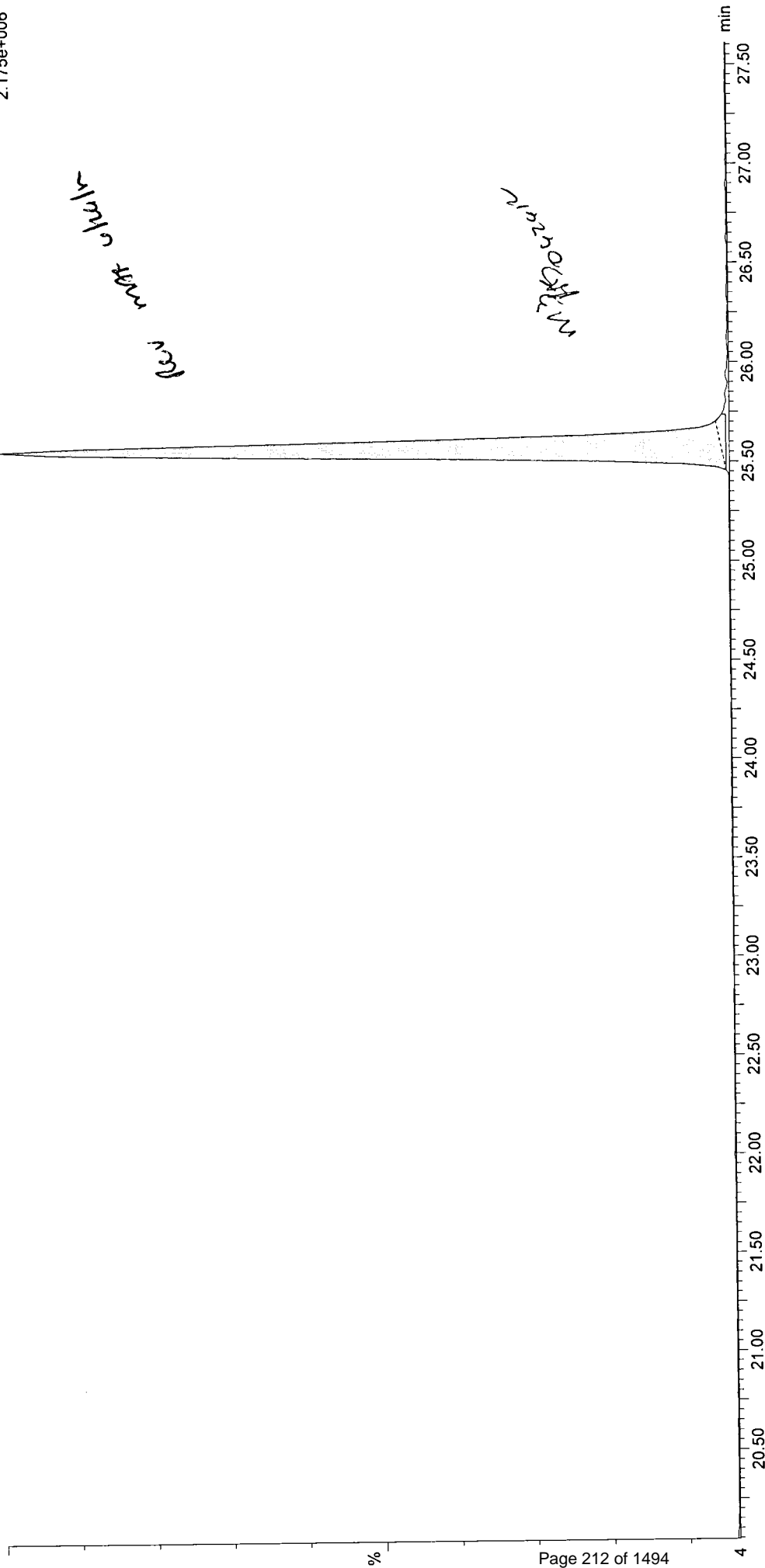
CS:37CI-2378-TCDD

c20jun12a_3-12

CS:37CI-2378-TCDD

25.57

F1:Voltage SIR,EI+
327.8847
2.175e+006



Quantify Sample Report MassLynx 4.1 SCN627

Manual Integrations

Dataset: Z:\Default.pro\Results\c20jun12a_3-12.qld

Last Altered: Friday, June 22, 2012 11:20:38 Eastern Daylight Time

Printed: Friday, June 22, 2012 11:20:42 Eastern Daylight Time

W03301450

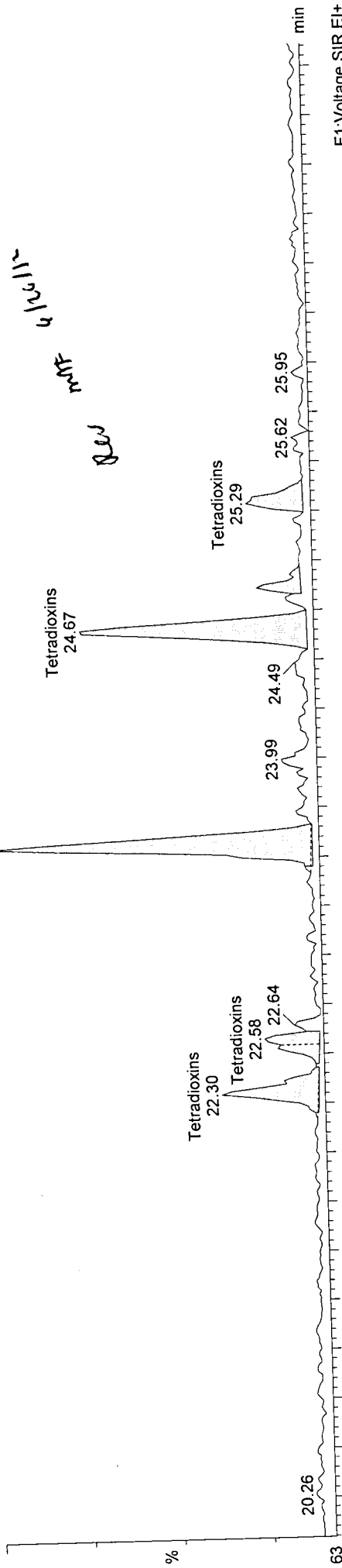
Method: C:\MassLynx\Default.PRO\MethDB\m1613-061912-db5.ms.mdb 20 Jun 2012 08:46:37

Calibration: C:\MassLynx\Default.PRO\CurveDB\B5MS-0042012_1613.cdb 08 May 2012 08:31:36

Name: c20jun12a_3-12, ID: 31201450012, Date: 21-Jun-2012, Time: 06:15:23, Submitter: HRD1734, Description: JW-EA02-COMP-120507, User: KAS

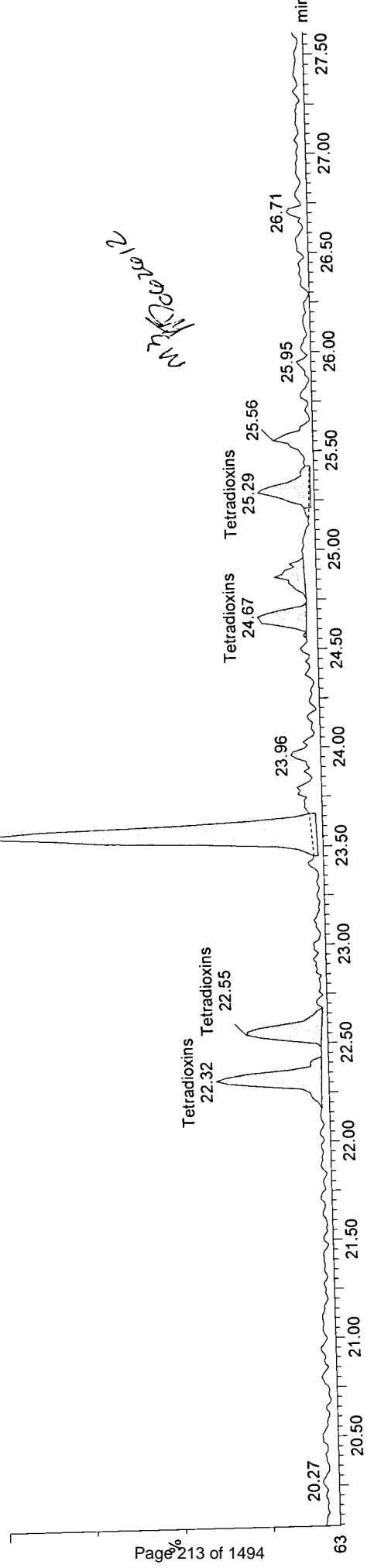
Tetradoxins
c20jun12a_3-12

F1:Voltage SIR,EI+
319.8965
1.231e+005



c20jun12a_3-12

F1:Voltage SIR,EI+
321.8936
1.246e+005



Quantify Sample Report

MassLynx 4.1 SCN627
Manual Integrations

Dataset: Z:\Default.pro\Results\c20jun12a_3-12.qld

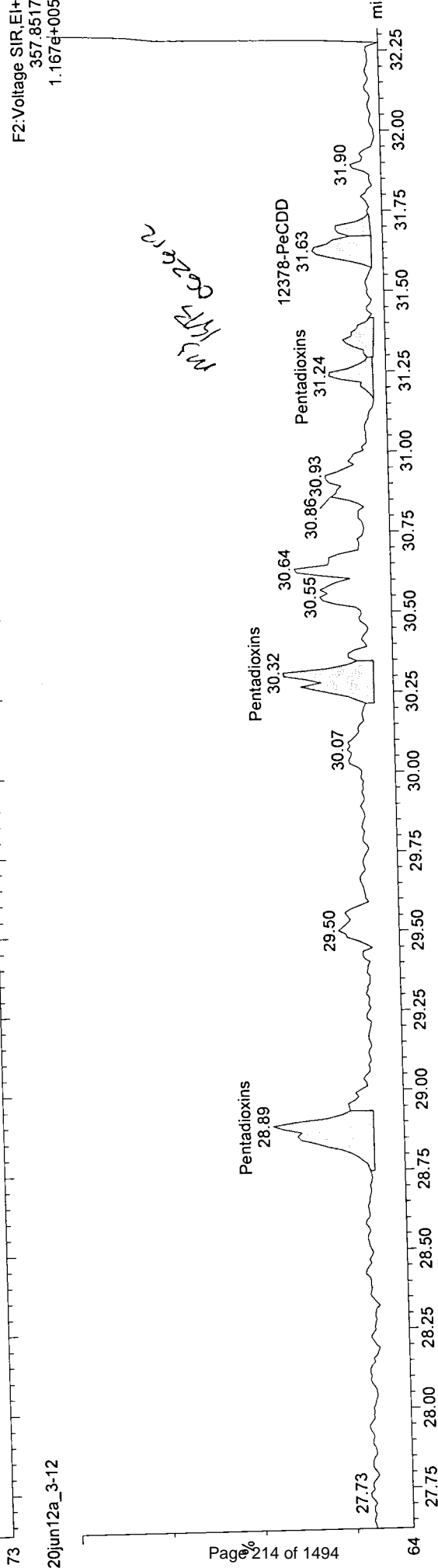
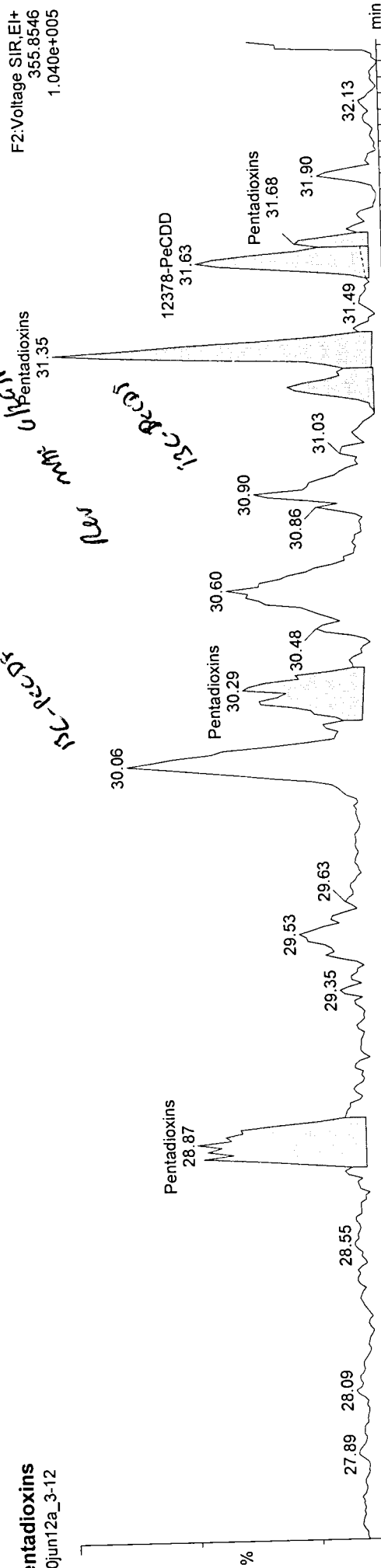
Last Altered: Friday, June 22, 2012 11:22:52 Eastern Daylight Time
Printed: Friday, June 22, 2012 11:22:58 Eastern Daylight Time

WC 33201450

Method: C:\MassLynx\Default.PRO\MethDB\m1613-061912-db5ms.mdb 20 Jun 2012 08:46:37
Calibration: C:\MassLynx\Default.PRO\CurveDB\MS-0042012_1613.cdb 08 May 2012 08:31:36

Name: c20jun12a_3-12, ID: 31201450012, Date: 21-Jun-2012, Time: 06:15:23, Submitter: HRD1734, Description: JW-EA02-COMP-120507, User: KAS

Pentadioxins
c20jun12a_3-12



Quantify Sample Report MassLynx 4.1 SCN627

Manual Integrations

Dataset: Z:\Default.prolResults\c20jun12a_3-12.qld

Last Altered: Friday, June 22, 2012 11:25:17 Eastern Daylight Time
Printed: Friday, June 22, 2012 11:25:24 Eastern Daylight Time

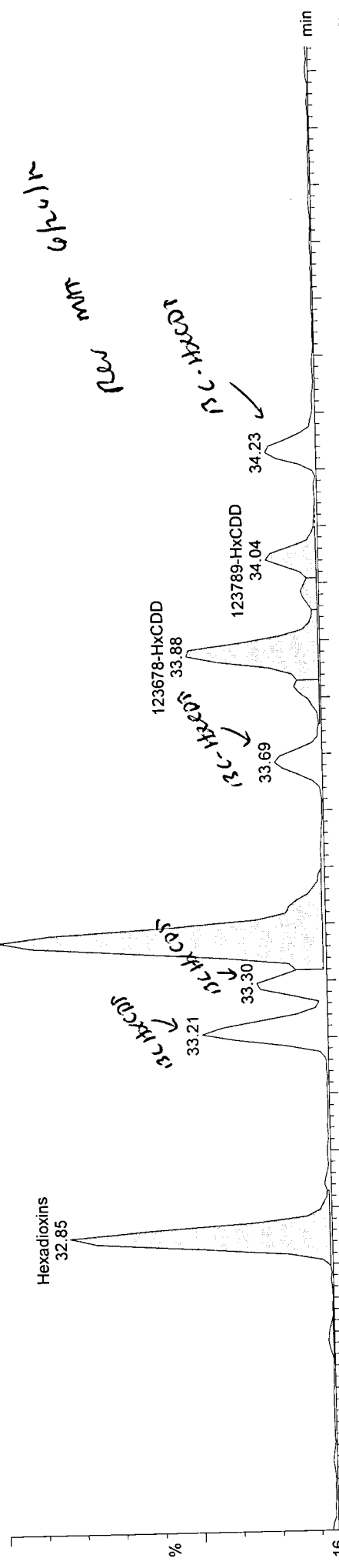
WC 31201450

Method: C:\MassLynx\Default.PRO\MethDB\m1613-061912-db5ms.mdb 20 Jun 2012 08:46:37
Calibration: C:\MassLynx\Default.PRO\CurveDB\B5MS-0042012_1613.cdb 08 May 2012 08:31:36

Name: c20jun12a_3-12, ID: 31201450012, Date: 21-Jun-2012, Time: 06:15:23, Submitter: HRD1734, Description: JW-EA02-COMP-120507, User: KAS

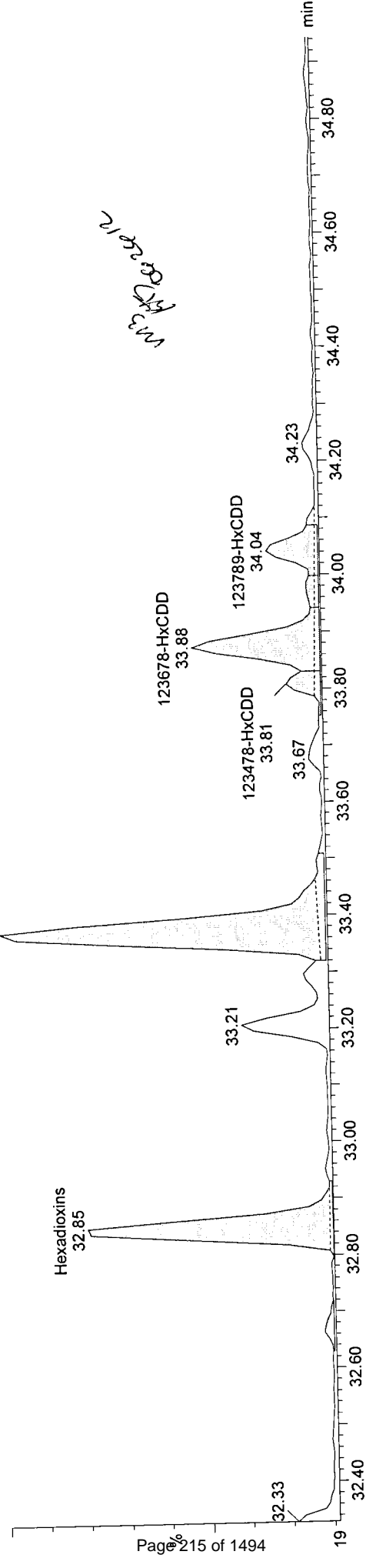
F3: Voltage SIR, EI+
389.8156
4.632e+005

Hexadioxins
c20jun12a_3-12



F3: Voltage SIR, EI+
391.8127
3.846e+005

c20jun12a_3-12



Quantify Sample Report

Manual Integrations ###

Dataset: Z:\Default.pro\Results\c20jun12a_3-12.qld

Last Altered: Friday, June 22, 2012 11:19:01 Eastern Daylight Time
Printed: Friday, June 22, 2012 11:19:23 Eastern Daylight Time

WC 33201450

Method: C:\MassLynx\Default.PRO\MethDB\m1613-061912-db5ms.mdb 20 Jun 2012 08:46:37
Calibration: C:\MassLynx\Default.PRO\CurveDB\B5MS-0042012_1613.cdb 08 May 2012 08:31:36


Name: c20jun12a_3-12, ID: 31201450012, Date: 21-Jun-2012, Time: 06:15:23, Submitter: HRD1734, Description: JW-EA02-COMP-120507, User: KAS

F5: Voltage SIR, EI+
457.7377
6.265e+006

OCDD

c20jun12a_3-12

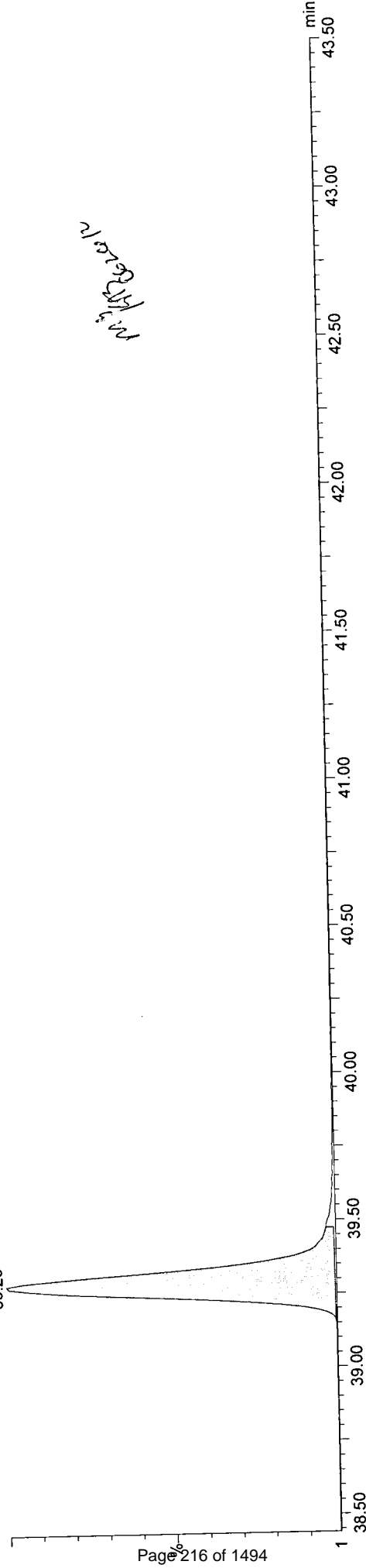
OCDD
39.28



F5: Voltage SIR, EI+
459.7348
7.044e+006

c20jun12a_3-12

OCDD
39.29



Quantify Sample Report
 ### Manual Integrations ###

MassLynx 4.1 SCN627

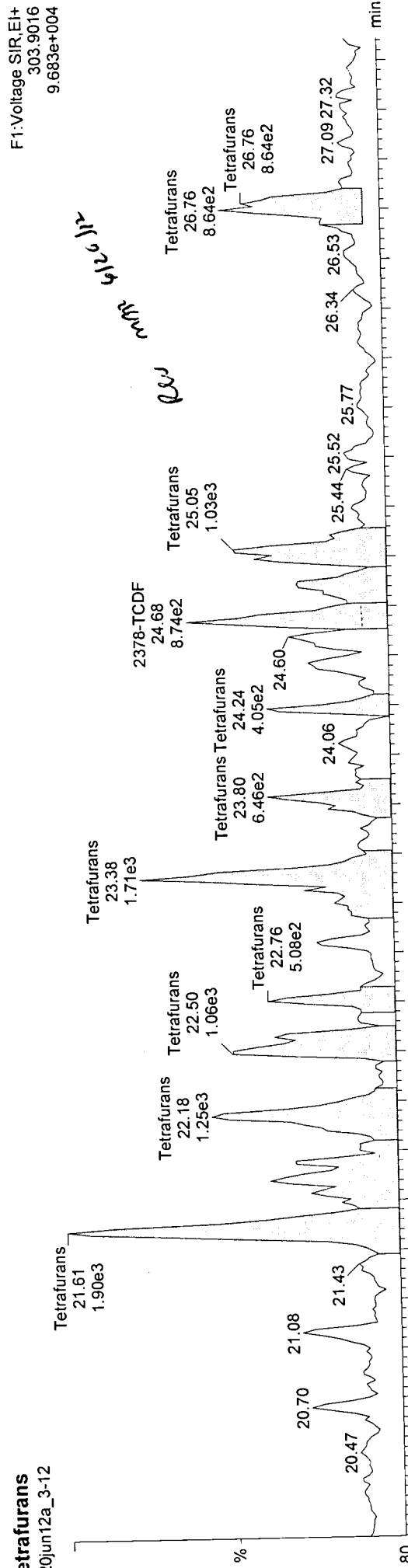
Dataset: Z:\Default.pro\Results\c20jun12a_3-12.qld

Last Altered: Tuesday, June 26, 2012 16:09:28 Eastern Daylight Time
 Printed: Tuesday, June 26, 2012 16:10:07 Eastern Daylight Time

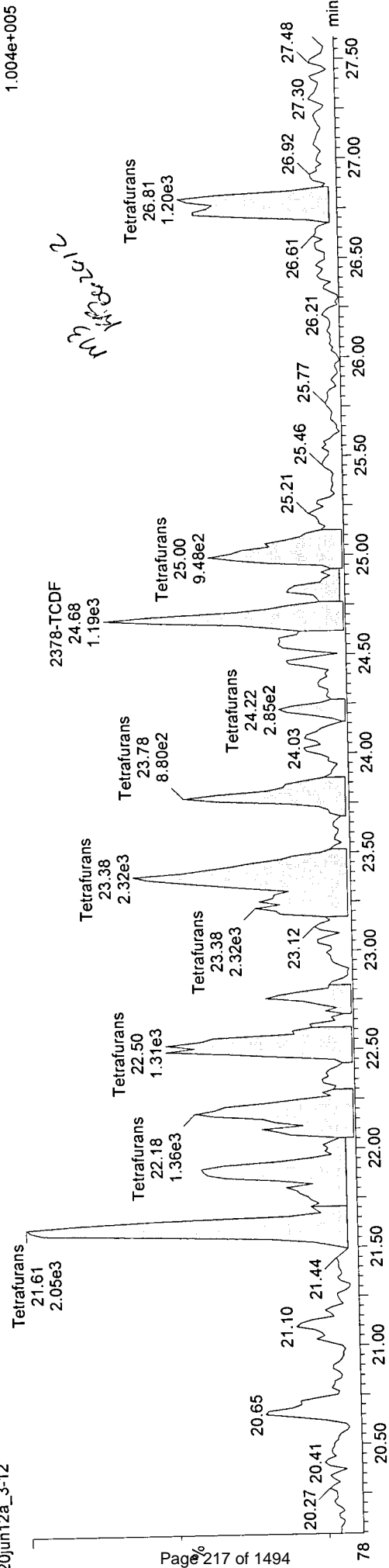
W03201450

Method: Untitled 20 Jun 2012 08:46:37
 Calibration: C:\MassLynx\Default.PRO\CurveDB\B5MS-0042012_1613.cdb 08 May 2012 08:31:36
 Name: c20jun12a_3-12, ID: 31201450012, Date: 21-Jun-2012, Time: 06:15:23, Submitter: HRD1734, Description: JW-EA02-COMP-120507, User: KAS

Tetrafurans
 c20jun12a_3-12



c20jun12a_3-12



Dataset: Z:\Default.pro\Results\c20jun12a_3-12.qld

Last Altered: Tuesday, June 26, 2012 16:09:28 Eastern Daylight Time

Printed: Tuesday, June 26, 2012 16:10:07 Eastern Daylight Time


Name: c20jun12a_3-12, ID: 31201450012, Date: 21-Jun-2012, Time: 06:15:23, Submitter: HRD1734, Description: JW-EA02-COMP-120507, User: KAS

Pentafurans (F1)

c20jun12a_3-12

F1: Voltage SIR, EI+
339.8597
2.856e+005

Pentafurans (F1)
26.76
1.97e4




Pentafurans (F1)

c20jun12a_3-12

F1: Voltage SIR, EI+
341.8568
2.207e+005

Pentafurans (F1)
26.76
1.29e4



Quantify Sample Report

Manual Integrations

Dataset: Z:\Default.pro\Results\c20jun12a_3-12.qld

Last Altered: Tuesday, June 26, 2012 16:09:28 Eastern Daylight Time
Printed: Tuesday, June 26, 2012 16:12:05 Eastern Daylight Time

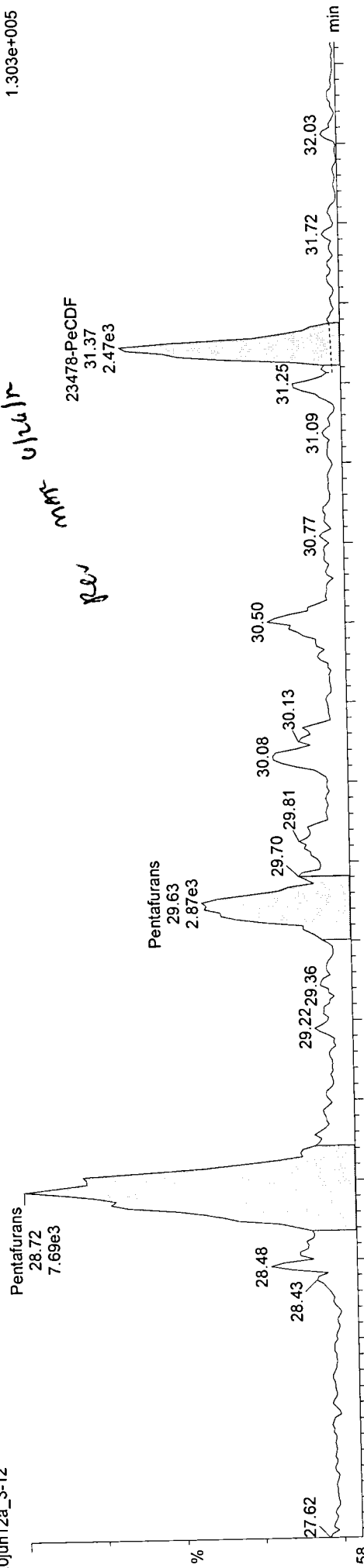
Method: Untitled 20 Jun 2012 08:46:37

Calibration: C:\MassLynx\Default.PRO\CurveDB\B5MS-0042012_1613.cdb 08 May 2012 08:31:36

Name: c20jun12a_3-12, ID: 31201450012, Date: 21-Jun-2012, Time: 06:15:23, Submitter: HRD1734, Description: JW-EA02-COMP-120507, User: KAS

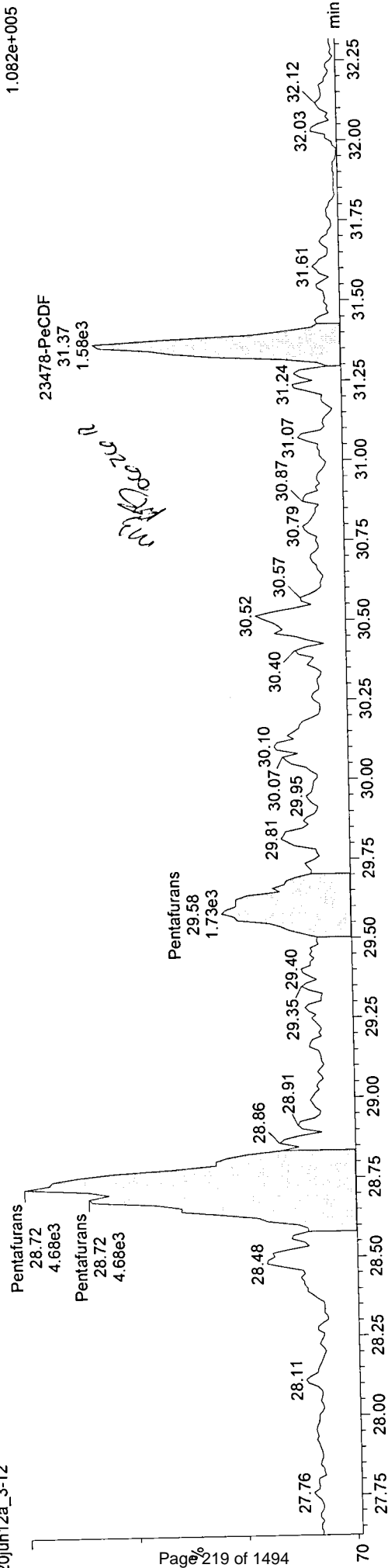
Pentafurans
c20jun12a_3-12

F2: Voltage SIR, EI+
339.8597
1.303e+005



c20jun12a_3-12

F2: Voltage SIR, EI+
341.8567
1.082e+005



Quantify Sample Report

Manual Integrations ###

Dataset: Z:\Default.pro\Results\c20jun12a_3-12.qld

Last Altered: Friday, June 22, 2012 11:36:16 Eastern Daylight Time
Printed: Friday, June 22, 2012 11:39:42 Eastern Daylight Time

W033201450

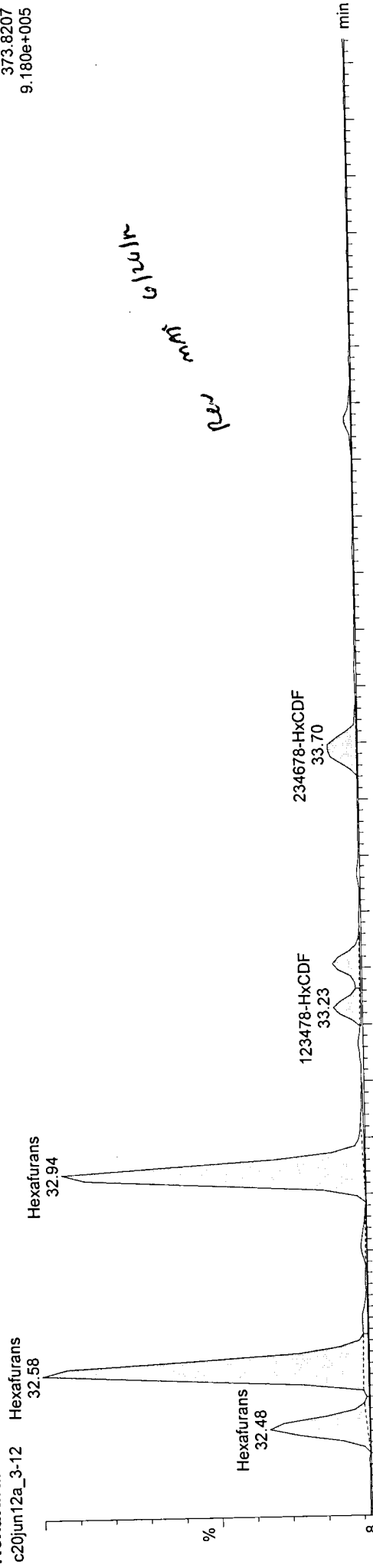
Method: Untitled 20 Jun 2012 08:46:37

Calibration: C:\MassLynx\Default.PRO\CurveDB\B5MS-0042012_1613.cdb 08 May 2012 08:31:36

Name: c20jun12a_3-12, ID: 31201450012, Date: 21-Jun-2012, Time: 06:15:23, Submitter: HRD1734, Description: JW-EA02-COMP-120507, User: KAS

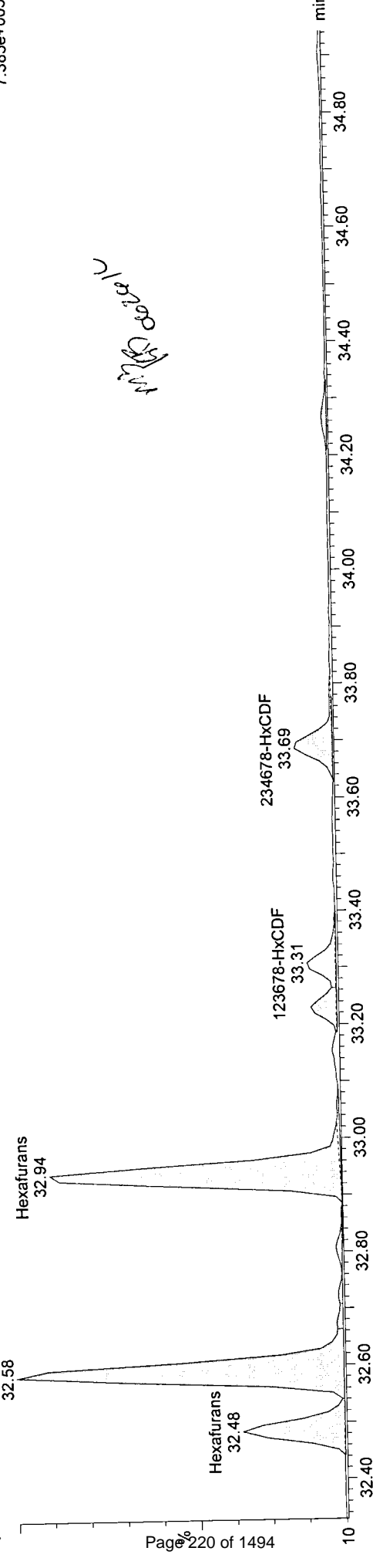
F3: Voltage SIR, EI+
373.8207
9.180e+005

Hexafurans



F3: Voltage SIR, EI+
375.8178
7.385e+005

c20jun12a_3-12 Hexafurans



Quantify Sample Report

Manual Integrations ###

Dataset: Z:\Default.pro\Results\c20jun12a_3-12.qld


Last Altered: Friday, June 22, 2012 11:40:28 Eastern Daylight Time
Printed: Friday, June 22, 2012 11:40:32 Eastern Daylight Time

Method: Untitled 20 Jun 2012 08:46:37

Calibration: C:\MassLynx\Default.PRO\CurveDB\B5MS-0042012_1613.cdb 08 May 2012 08:31:36
Name: c20jun12a_3-12, ID: 31201450012, Date: 21-Jun-2012, Time: 06:15:23, Submitter: HRD1734, Description: JW-EA02-COMP-120507, User: KAS

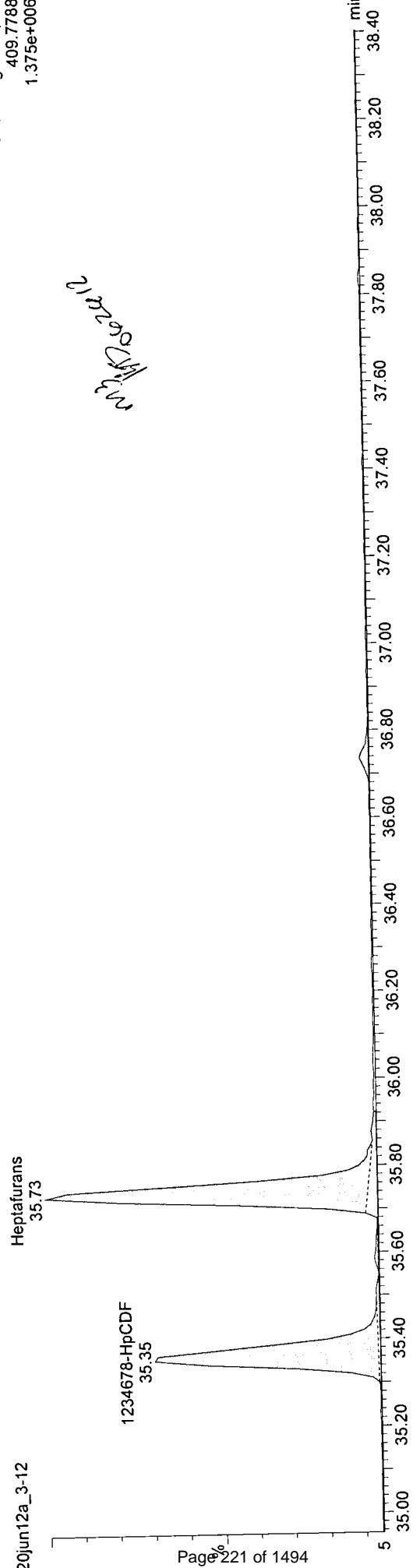
F4: Voltage SIR, EI+
407.7818
1.441e+006

Heptafurans
c20jun12a_3-12



F4: Voltage SIR, EI+
409.7788
1.375e+006

c20jun12a_3-12



Quantify Sample Summary Report
 ### 1613 Sample Summary ###

MassLynx 4.1

Dataset: C:\MassLynx\Default.pro\Results\c20jun12a_3-12.qld

Last Altered: Thursday, June 21, 2012 08:29:54 Eastern Daylight Time
 Printed: Thursday, June 21, 2012 08:30:10 Eastern Daylight Time

201450

Method: C:\MassLynx\Default.PRO\MethDB\m1613-061912-db5ms.mdb 20 Jun 2012 08:46:37
 Calibration: C:\MassLynx\Default.PRO\CurveDB\B5MS-0042012_1613.cdb 08 May 2012 08:31:36

Name: c20jun12a_3-12
 Date: 21-Jun-2012
 Time: 06:15:23
 ID: 31201450012
 Submitter: HRD1734
 Task: HRMS3

Name	Response	Ion1Area	Ion2Area	RA	RAFail?	RRT	RT	pg/μL	EDL	Height1	Noise1	SN1	Height2	Noise2	SN2	M1	M2
1	2378-TCDD	-	-	-	NO	1.0004	31.63	0.169	0.0335	-	472	-	-	-	677	-	-
2	12378-PeCDD	1.256e3	7.824e2	4.741e2	1.65	NO	1.0004	0.169	0.0247	1.427e4	801	17.8	7.492e3	669	11.2	bd	bd
3	123478-HxCDD	1.929e3	1.092e3	8.373e2	1.30	NO	1.0007	0.310	0.0371	3.060e4	1091	28.1	2.706e4	1136	23.8	dd	bd
4	123678-HxCDD	1.352e4	7.986e3	5.531e3	1.44	YES	1.0003	2.071	0.0413	1.577e5	1091	144.6	1.170e5	1136	103.0	dd	dd
5	123789-HxCDD	4.899e3	2.635e3	2.264e3	1.16	NO	1.0072	0.768	0.0392	6.050e4	1091	55.5	4.628e4	1136	40.7	db	db
6	1234678-HpCDD	2.073e5	1.056e5	1.018e5	1.04	NO	1.0003	32.850	0.0900	1.754e6	1839	953.5	1.668e6	1900	878.0	bb	bd
7	OCDD	1.372e6	6.527e5	7.192e5	0.91	NO	1.0002	313.125	0.1722	6.169e6	1460	4225.7	6.953e6	1504	4622.5	bb	bd
8	2378-TCDF	1.522e3	6.760e2	8.463e2	0.80	NO	1.0013	0.144	0.0487	1.022e4	1031	9.9	1.387e4	1334	10.4	dd	bb
9	12378-PeCDF	-	-	-	NO	-	-	-	0.0553	-	1225	-	-	-	1091	-	-
10	23478-PeCDF	3.777e3	2.301e3	1.476e3	1.56	NO	1.0007	0.359	0.0297	3.516e4	1225	28.7	2.356e4	1091	21.6	db	db
11	123478-HxCDF	4.468e3	2.427e3	2.040e3	1.19	NO	1.0003	0.487	0.0327	6.920e4	1472	47.0	5.128e4	1686	30.4	bd	dd
12	123678-HxCDF	5.497e3	2.866e3	2.631e3	1.09	NO	1.0003	0.477	0.0294	7.015e4	1472	47.7	5.772e4	1686	34.2	db	db
13	234678-HxCDF	8.161e3	4.218e3	3.943e3	1.07	NO	1.0003	0.784	0.0321	7.608e4	1472	51.7	7.727e4	1686	45.8	bb	bb
14	123789-HxCDF	-	-	-	NO	-	-	-	0.0442	-	1472	-	-	-	1686	-	-
15	1234678-HpCDF	9.681e4	4.898e4	4.783e4	1.02	NO	1.0003	8.818	0.0354	8.857e5	1763	502.5	8.776e5	1110	790.4	bb	bb
16	1234789-HpCDF	3.951e3	1.943e3	2.007e3	0.97	NO	1.0003	0.482	0.0576	3.080e4	1763	17.5	3.597e4	1110	32.4	bb	bb
17	OCDF	1.029e5	4.845e4	5.450e4	0.89	NO	1.0052	19.358	0.0594	5.313e5	653	813.8	5.887e5	589	1000.2	bd	bb
18	ES:13C-2378-TCDD	7.160e5	3.226e5	3.934e5	0.82	NO	1.0278	83.582	0.0641	3.591e6	1418	2532.4	4.428e6	1142	3877.9	bb	bb
19	ES:13C-12378-PeCDD	7.152e5	4.222e5	2.930e5	1.44	NO	1.2724	99.072	0.0578	8.444e6	1294	6525.5	5.540e6	649	8529.7	bb	bb
20	ES:13C-123478-HxCDD	5.842e5	3.288e5	2.554e5	1.29	NO	0.9931	73.213	0.0505	7.940e6	2253	3524.6	6.132e6	1157	5297.7	bd	bd
21	ES:13C-123678-HxCDD	6.556e5	3.682e5	2.874e5	1.28	NO	0.9951	79.400	0.0488	7.605e6	2253	3376.0	6.039e6	1157	5218.1	db	db
22	ES:13C-1234678-HpCDD	5.982e5	3.095e5	2.887e5	1.07	NO	1.0657	81.448	0.0451	5.096e6	1137	4481.5	4.712e6	1666	2827.6	bb	bb
23	ES:13C-OCDD	8.242e5	3.899e5	4.343e5	0.90	NO	1.1539	115.098	0.0440	3.830e6	1242	3083.6	4.266e6	1421	3002.1	bb	bb
24	ES:13C-2378-TCDF	1.082e6	4.878e5	5.942e5	0.82	NO	0.9921	80.232	0.0438	5.582e6	1350	4135.8	6.693e6	1402	4775.6	bb	bb
25	ES:13C-12378-PeCDF	9.978e5	6.135e5	3.843e5	1.60	NO	1.2102	87.342	0.0601	6.573e6	1699	3867.4	4.093e6	1500	2728.8	bb	bb
26	ES:13C-23478-PeCDF	1.031e6	6.317e5	3.992e5	1.58	NO	1.2617	92.915	0.0619	1.168e7	1699	6873.4	7.313e6	1500	4875.5	bb	bb

Quantify Sample Summary Report

MassLynx 4.1

1613 Sample Summary

Dataset: C:\MassLynx\Default.pro\Results\c20jun12a_3-12.qld

Lab Altered: Thursday, June 21, 2012 08:29:54 Eastern Daylight Time
 Printed: Thursday, June 21, 2012 08:30:10 Eastern Daylight Time

W 1201450

Name: c20jun12a_3-12
 Date: 21-Jun-2012
 Time: 06:15:23
 ID: 31201450012
 Submitter: HRD1734
 Task: HRMS3

Name	Response	Ion1Area	Ion2Area	RA	RAFail?	RRT	RT	pg/μL	EDL	Height1	Noise1	SN1	Height2	Noise2	SN2	M1	M2
27	ES:13C-123478-HxCDF	7.749e5	2.685e5	5.064e5	0.53	NO	0.9761	33.22	0.0717	7.063e6	2837	2489.5	1.315e7	3137	4190.6	bd	bd
28	ES:13C-123678-HxCDF	9.872e5	3.459e5	6.413e5	0.54	NO	0.9784	33.30	0.0691	8.050e6	2837	2837.6	1.487e7	3137	4740.3	db	db
29	ES:13C-234678-HxCDF	8.841e5	3.098e5	5.743e5	0.54	NO	0.9899	33.69	0.0699	7.311e6	2837	2577.0	1.354e7	3137	4317.6	bb	bb
30	ES:13C-123789-HxCDF	7.668e5	2.638e5	5.031e5	0.52	NO	1.0059	34.23	0.0730	5.535e6	2837	1950.9	1.068e7	3137	3405.7	bb	bb
31	ES:13C-1234678-HpCDF	7.906e5	2.501e5	5.405e5	0.46	NO	1.0389	35.35	0.0678	4.628e6	2516	1839.5	9.833e6	2336	4209.8	bb	bb
32	ES:13C-1234789-HpCDF	5.897e5	1.877e5	4.019e5	0.47	NO	1.0791	36.72	0.0803	2.859e6	2516	1136.4	6.087e6	2336	2606.1	bb	bb
33	JS:13C-1234-TCDD	8.640e5	3.854e5	4.786e5	0.81	NO	0.0000	24.85	0.0636	4.489e6	1418	3165.8	5.607e6	1142	4910.3	bb	bb
34	JS:13C-123789-HxCDD	8.218e5	4.597e5	3.621e5	1.27	NO	0.0000	34.03	0.0491	9.722e6	2253	4315.5	7.756e6	1157	6701.2	bb	bb
35	CS:37Cl-2378-TCDD	1.847e5	1.847e5	-	-	-	1.0291	25.57	0.0182	2.075e6	825	2515.1	-	-	-	-	bb
36	Tetradioxins	-	8.949e3	-	-	-	-	2.188	0.0335	1.103e5	472	-	-	-	-	-	-
37	Pentadioxins	-	6.355e3	-	-	-	-	1.304	0.0247	1.158e5	801	-	-	-	-	-	-
38	Hexadioxins	-	6.047e4	-	-	-	-	15.549	0.0392	1.305e6	1091	-	-	-	-	-	-
39	Heptadioxins	-	2.425e5	-	-	-	-	74.616	0.0900	4.291e6	1839	-	-	-	-	-	-
40	Tetrafurans	-	6.021e3	-	-	-	-	1.334	0.0487	8.708e4	1031	-	-	-	-	-	-
41	Pentafurans (F1)	-	1.970e4	-	-	-	-	3.213	0.0144	2.060e5	381	-	-	-	-	-	-
42	Pentafurans	-	8.865e3	-	-	-	-	1.399	0.0420	1.717e5	1225	-	-	-	-	-	-
43	Hexafurans	-	8.467e4	-	-	-	-	15.493	0.0341	2.090e6	1472	-	-	-	-	-	-
44	Heptafurans	-	1.238e5	-	-	-	-	23.609	0.0449	2.286e6	1763	-	-	-	-	-	-
45	Hexa Ether	-	-	-	-	-	-	-	-	-	410	-	-	-	-	-	-
46	Hepta Ether	-	-	-	-	-	-	-	-	-	325	-	-	-	-	-	-
47	Octa Ether	-	-	-	-	-	-	-	-	-	358	-	-	-	-	-	-
48	Nona Ether	-	-	-	-	-	-	-	-	-	494	-	-	-	-	-	-
49	Deca Ether	-	-	-	-	-	-	-	-	-	385	-	-	-	-	-	-
50	F1 Lock Mass	-	-	-	-	-	-	0.0000	0.0000	-	38391	-	-	-	-	-	-
51	F2 Lock Mass	-	-	-	-	-	-	0.0000	0.0000	-	67204	-	-	-	-	-	-
52	F3 Lock Mass	-	-	-	-	-	-	0.0000	0.0000	-	49509	-	-	-	-	-	-
53	F4 Lock Mass	-	-	-	-	-	-	-	-	-	42257	-	-	-	-	-	-
54	F5 Lock Mass	-	-	-	-	-	-	0.0000	0.0000	-	38034	-	-	-	-	-	-

Quantify Sample Report MassLynx 4.1

1613 Sample Summary

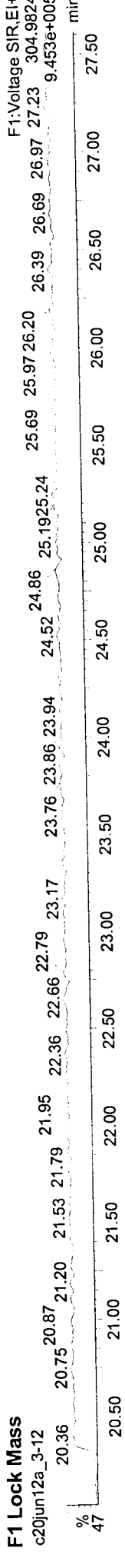
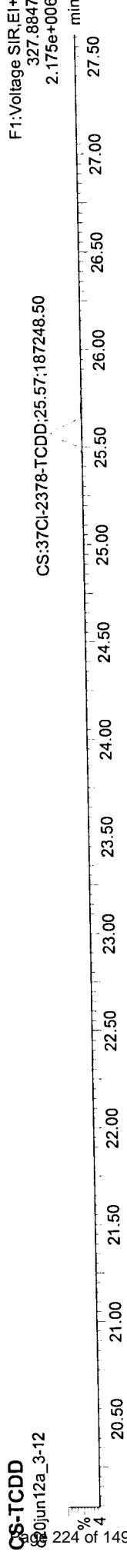
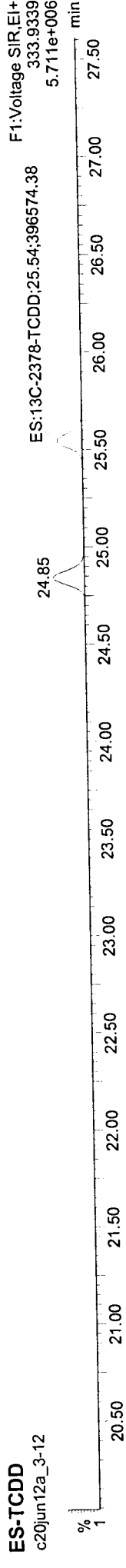
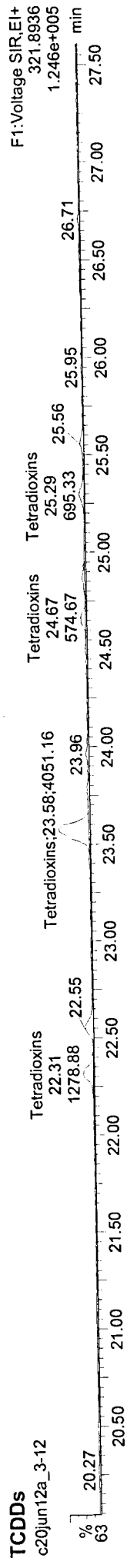
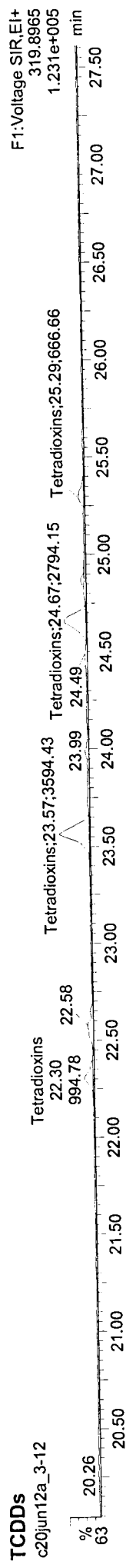
Dataset: Untitled

Last Altered: Thursday, 6/21/2012 3:28:06 PM Eastern Daylight Time
Printed: Thursday, 6/21/2012 3:30:17 PM Eastern Daylight Time

W 1201450

Method: C:\MassLynx\Default.PRO\MethDB\m8290-061312-db5ms.mdb 14 Jun 2012 07:55:14
Calibration: C:\MassLynx\Default.PRO\CurveDB\B5MS-0042012_1613.cdb 08 May 2012 08:31:36

Name: c20jun12a_3-12, Date: 21-Jun-2012, Time: 06:15:23, ID: 31201450012, Submitter: HRD1734, Task: HRMS3



Quantify Sample Report
1613 Sample Summary ###
MassLynx 4.1

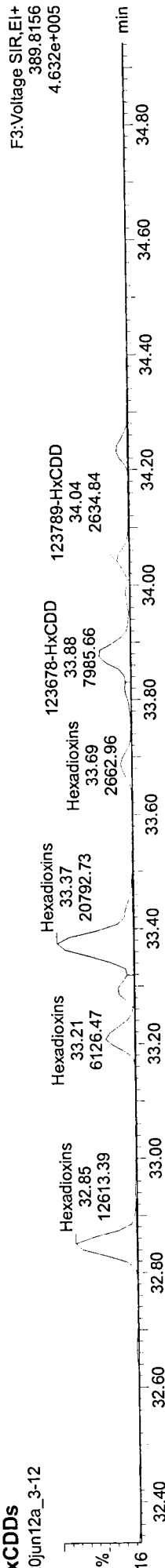
Dataset: Untitled

Last Altered: Thursday, 6/21/2012 3:28:06 PM Eastern Daylight Time
Printed: Thursday, 6/21/2012 3:30:17 PM Eastern Daylight Time

Name: c20jun12a_3-12, Date: 21-Jun-2012, Time: 06:15:23, ID: 31201450012, Submitter: HRD1734, Task: HRMS3

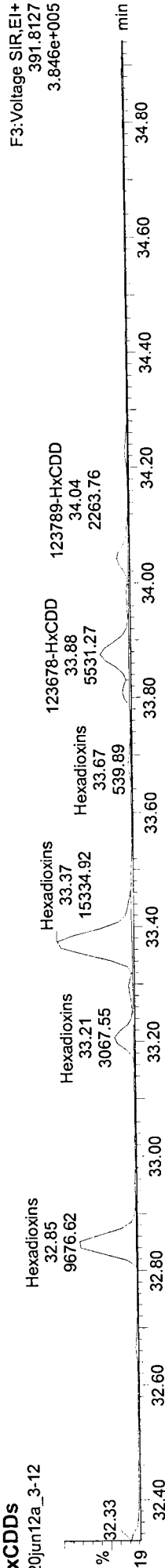
HxCDDs

c20jun12a_3-12



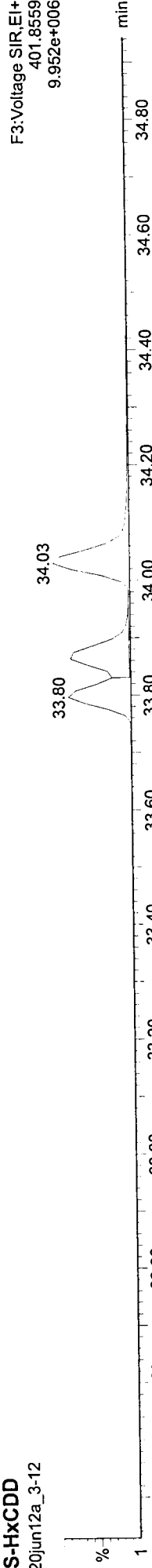
HxCDDs

c20jun12a_3-12



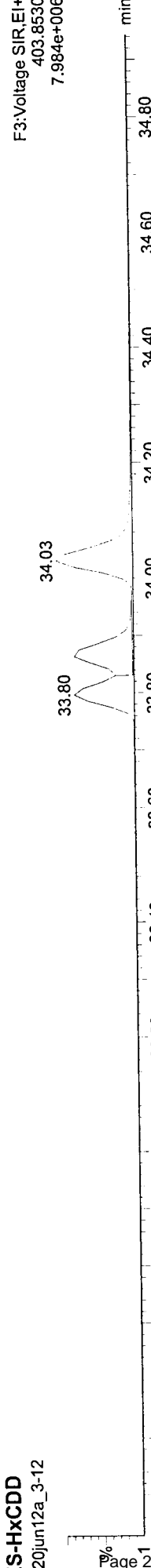
ES-HxCDD

c20jun12a_3-12



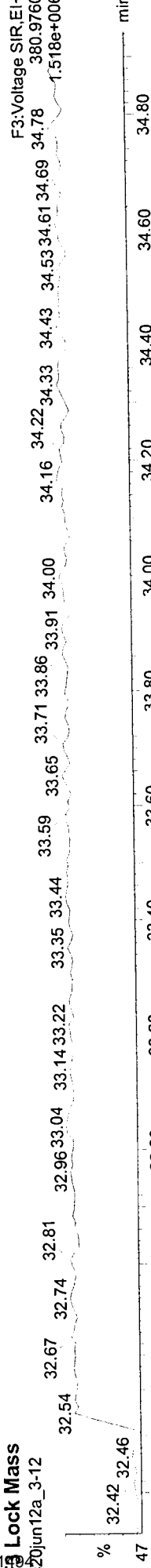
ES-HxCDD

c20jun12a_3-12



F3 Lock Mass

c20jun12a_3-12



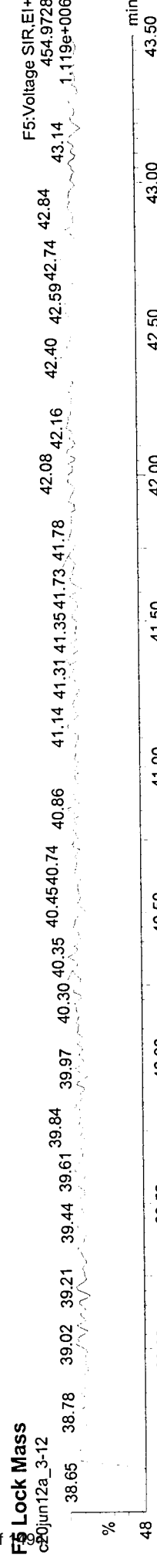

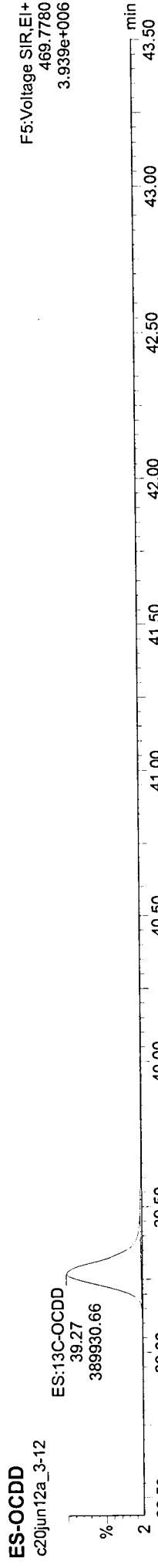
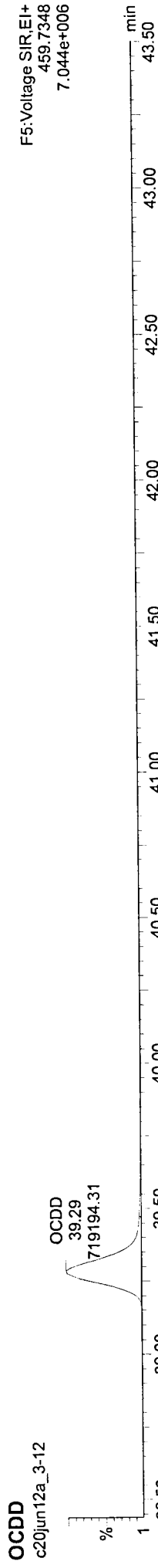
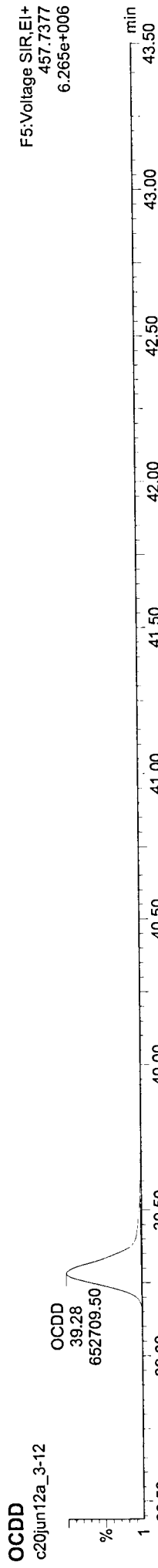
Quantify Sample Report MassLynx 4.1

1613 Sample Summary

Dataset: Untitled

Last Altered: Thursday, 6/21/2012 3:28:06 PM Eastern Daylight Time
Printed: Thursday, 6/21/2012 3:30:17 PM Eastern Daylight Time

Name: c20jun12a_3-12, Date: 21-Jun-2012, Time: 06:15:23, ID: 31201450012, Submitter: HRD1734, Task: HRMS3



Quantify Sample Report MassLynx 4.1

1613 Sample Summary


Dataset: Untitled

Last Altered: Thursday, 6/21/2012 3:28:06 PM Eastern Daylight Time
Printed: Thursday, 6/21/2012 3:30:17 PM Eastern Daylight Time


201450

Name: c20jun12a_3-12, Date: 21-Jun-2012, Time: 06:15:23, ID: 31201450012, Submitter: HRD1734, Task: HRMS3

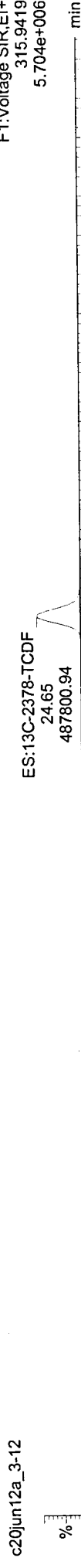
TCDFs



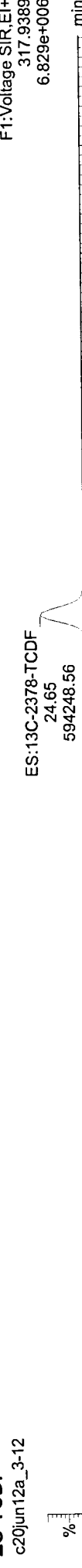
TCDFs




ES-TCDF




ES-TCDF



Hexa Ether



F1 Lock Mass



Quantify Sample Report MassLynx 4.1

1613 Sample Summary

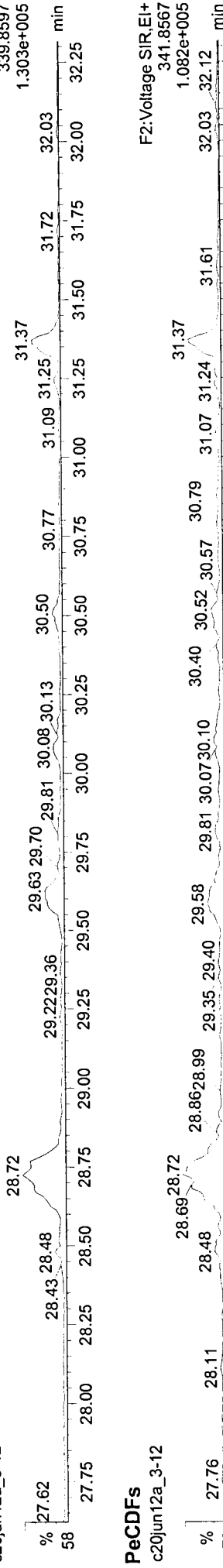
Dataset: Untitled

Last Altered: Thursday, 6/21/2012 3:28:06 PM Eastern Daylight Time
Printed: Thursday, 6/21/2012 3:30:17 PM Eastern Daylight Time

Name: c20jun12a_3-12, Date: 21-Jun-2012, Time: 06:15:23, ID: 31201450012, Submitter: HRD1734, Task: HRMS3

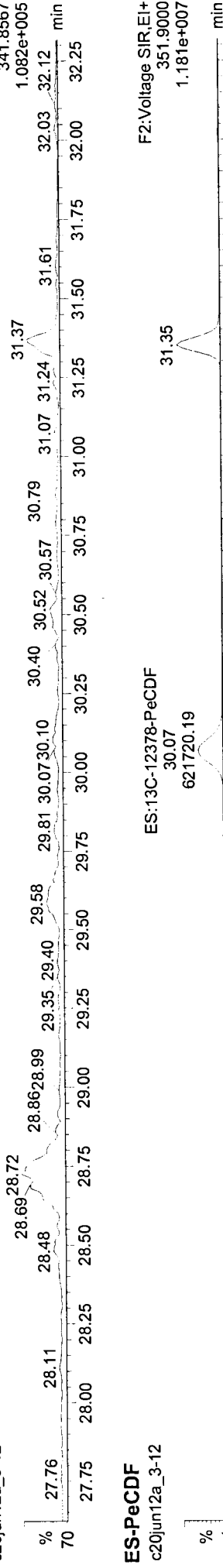
PeCDFs

c20jun12a_3-12



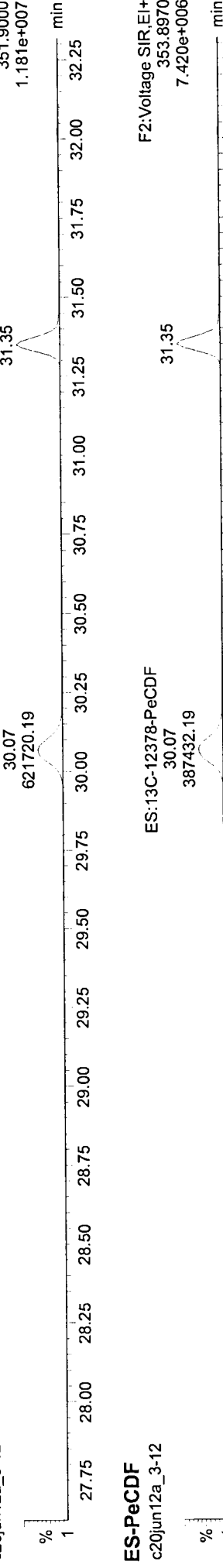
PeCDFs

c20jun12a_3-12



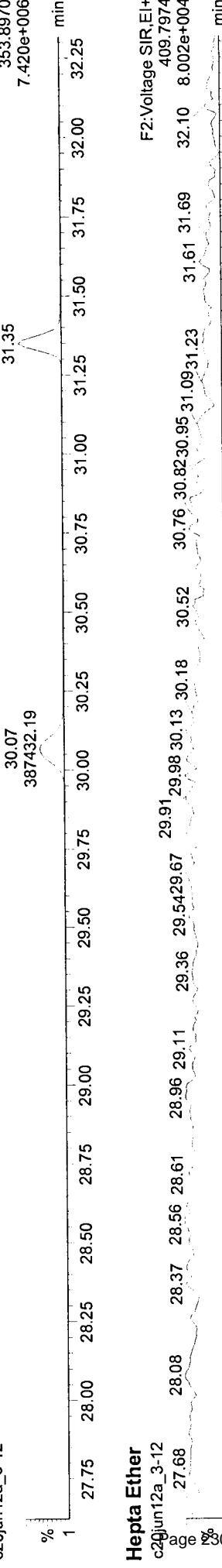
ES-PeCDF

c20jun12a_3-12




ES-PeCDF

c20jun12a_3-12



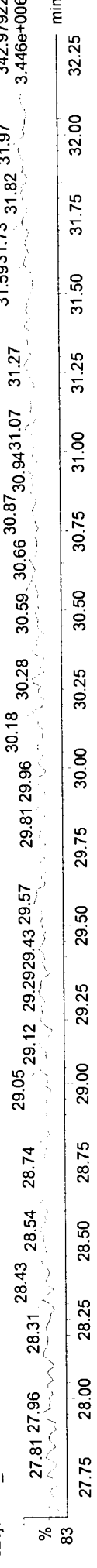
Hepta Ether

c20jun12a_3-12



F2 Lock Mass

c20jun12a_3-12



Quantify Sample Report MassLynx 4.1

1613 Sample Summary


Dataset: Untitled

Last Altered: Thursday, 6/21/2012 3:28:06 PM Eastern Daylight Time
Printed: Thursday, 6/21/2012 3:30:17 PM Eastern Daylight Time

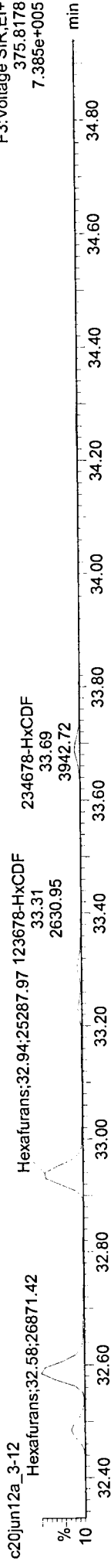
201450

Name: c20jun12a_3-12, Date: 21-Jun-2012, Time: 06:15:23, ID: 31201450012, Submitter: HRD1734, Task: HRMS3

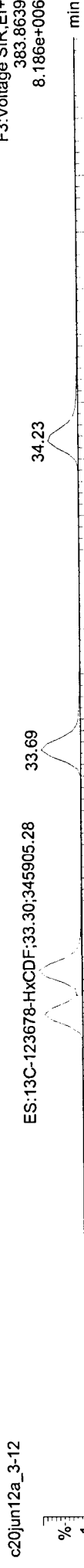
HxCDFs



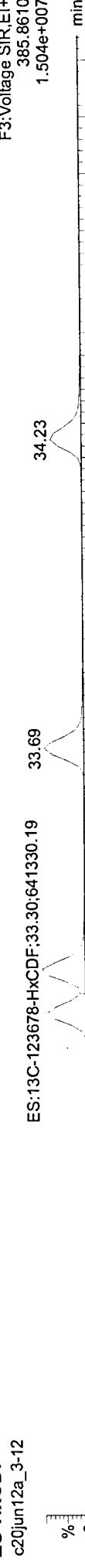
HxCDFs



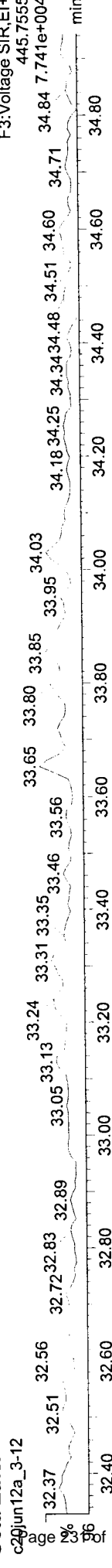
ES-HxCDF



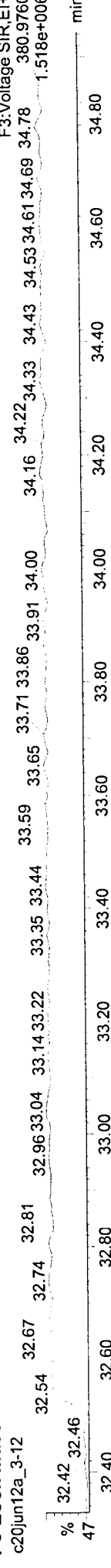
ES-HxCDF



Octa Ether



F3 Lock Mass



Quantify Sample Report MassLynx 4.1

1613 Sample Summary

Dataset: Untitled

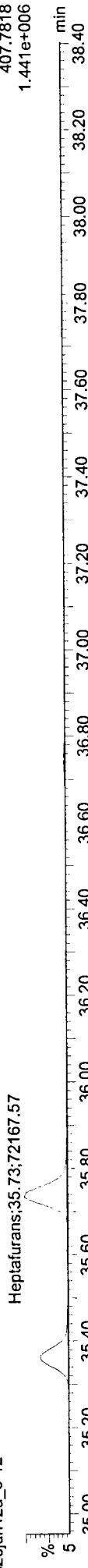
Last Altered: Thursday, 6/21/2012 3:28:06 PM Eastern Daylight Time
Printed: Thursday, 6/21/2012 3:30:17 PM Eastern Daylight Time

1201450

Name: c20jun12a_3-12, Date: 21-Jun-2012, Time: 06:15:23, ID: 31201450012, Submitter: HRD1734, Task: HRMS3

HpCDFs

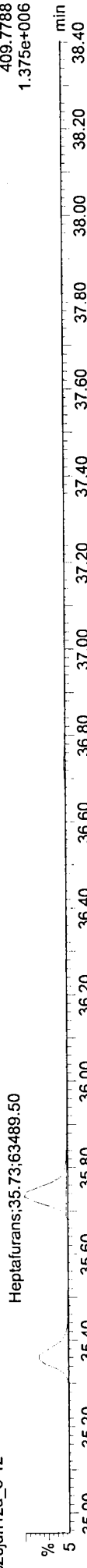
c20jun12a_3-12



F4:Voltage SIR,EI+
407.7818
1.441e+006

HpCDFs

c20jun12a_3-12



F4:Voltage SIR,EI+
409.7788
1.375e+006

ES-HpCDF

c20jun12a_3-12

ES:13C-1234678-HpCDF;35.35;250098.16



F4:Voltage SIR,EI+
417.8253
4.730e+006

ES-HpCDF

c20jun12a_3-12

ES:13C-1234678-HpCDF;35.35;540536.81



F4:Voltage SIR,EI+
419.8220
9.983e+006

Nona Ether

c20jun12a_3-12


age 2% 38 of 1494



F4:Voltage SIR,EI+
479.7165
4.093e+005

F4 Lock Mass

c20jun12a_3-12



F4:Voltage SIR,EI+
430.9728
1.569e+006

Quantify Sample Report MassLynx 4.1

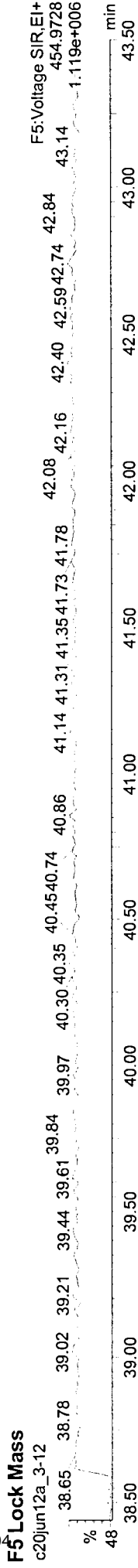
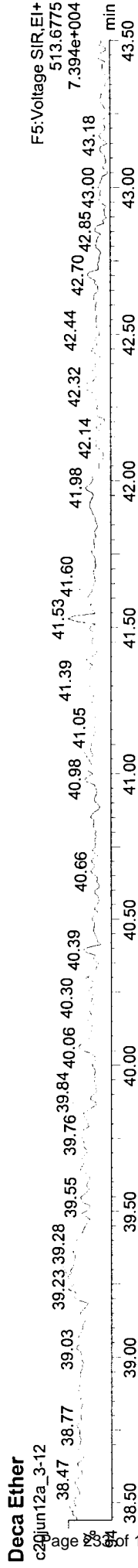

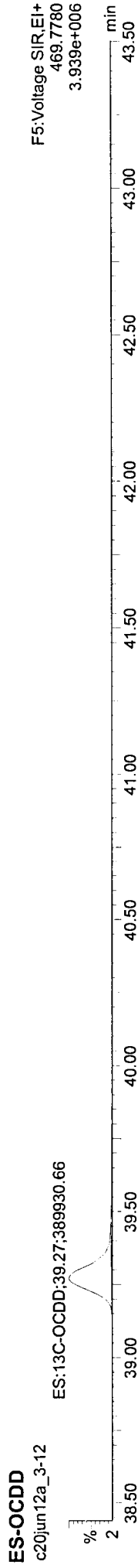

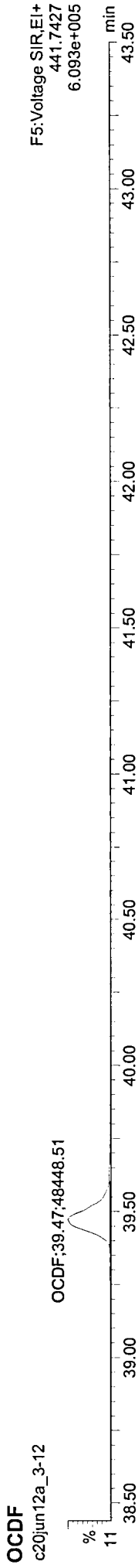
1613 Sample Summary

Dataset: Untitled

Last Altered: Thursday, 6/21/2012 3:28:06 PM Eastern Daylight Time
Printed: Thursday, 6/21/2012 3:30:17 PM Eastern Daylight Time

201450

Name: c20jun12a_3-12, Date: 21-Jun-2012, Time: 06:15:23, ID: 31201450012, Submitter: HRD1734, Task: HRMS3



Quantify Sample Report MassLynx 4.1

1613 Sample Summary


Dataset: Untitled

Last Altered: Thursday, 6/21/2012 3:28:06 PM Eastern Daylight Time
Printed: Thursday, 6/21/2012 3:30:17 PM Eastern Daylight Time

Name: c20jun12a_3-12, Date: 21-Jun-2012, Time: 06:15:23, ID: 31201450012, Submitter: HRD1734, Task: HRMS3


PeCDFs (F1)

c20jun12a_3-12



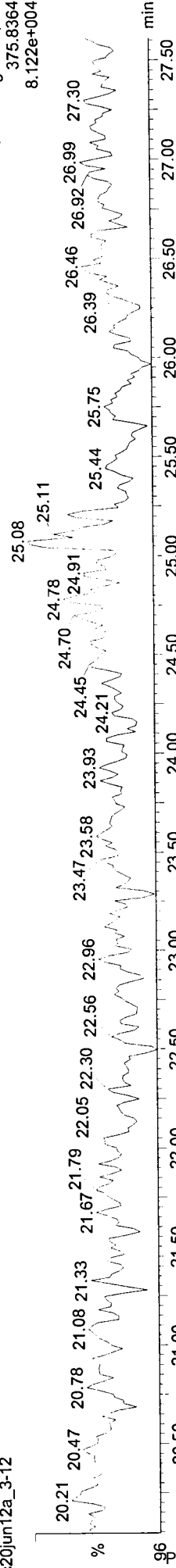
PeCDFs (F1)

c20jun12a_3-12



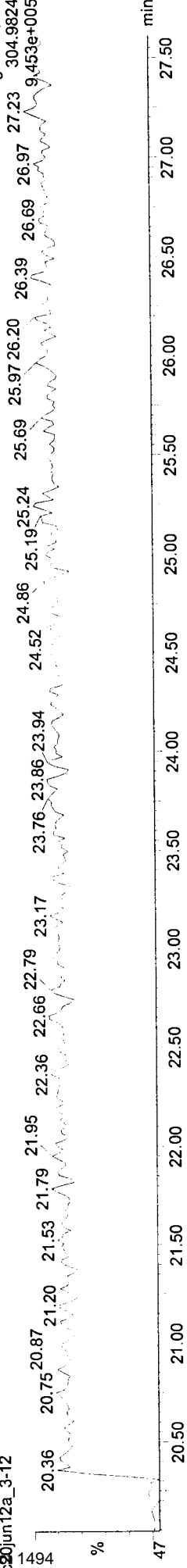
Hexa Ether

c20jun12a_3-12



F1 Lock Mass

c20jun12a_3-12



Results of JW-EA04-COMP-120507

Client Sample ID: **JW-EA04-COMP-120507**
 Client Project ID: **Jeld Wen Surface Sediment**
 Lab Sample ID: 31201450013-A
 Lab Project ID: 31201450

Collection Date: 05/07/2012 17:25
 Received Date: 05/09/2012 10:15
 Matrix: Soil-Solid as dry weight
 Solids (%): 60.10

Results by EPA 1613B

Parameter	Result	EMPC	Qual	DL	LOQ/CL	Units	RT	Ratio
2,3,7,8-TCDD	ND		U	0.0734	0.525	pg/g		
1,2,3,7,8-PeCDD	0.674		J	0.0588	2.62	pg/g	31.63	1.41
1,2,3,4,7,8-HxCDD	0.932		J	0.118	2.62	pg/g	33.81	1.31
1,2,3,6,7,8-HxCDD	7.63			0.124	2.62	pg/g	33.88	1.15
1,2,3,7,8,9-HxCDD		2.82		0.121	2.62	pg/g	34.04	1.02*
1,2,3,4,6,7,8-HpCDD	78.6			0.271	2.62	pg/g	36.30	1.07
OCDD	665			0.462	5.25	pg/g	39.26	0.91
2,3,7,8-TCDF	0.535			0.0839	0.525	pg/g	24.67	1.14
2,3,7,8-TCDF [confirm]	0.441		J	0.0388	0.525	pg/g	22.12	0.78
1,2,3,7,8-PeCDF	0.455		J	0.123	2.62	pg/g	30.08	1.52
2,3,4,7,8-PeCDF		0.865	J	0.0663	2.62	pg/g	31.35	2.00*
1,2,3,4,7,8-HxCDF	1.26		J	0.0661	2.62	pg/g	33.23	1.19
1,2,3,6,7,8-HxCDF	1.38		J	0.0592	2.62	pg/g	33.31	1.42
2,3,4,6,7,8-HxCDF	2.48		J	0.0615	2.62	pg/g	33.70	1.34
1,2,3,7,8,9-HxCDF	0.539		J	0.0848	2.62	pg/g	34.26	1.16
1,2,3,4,6,7,8-HpCDF	29.4			0.0894	2.62	pg/g	35.35	1.04
1,2,3,4,7,8,9-HpCDF	1.48		J	0.145	2.62	pg/g	36.75	0.95
OCDF	65.5			0.182	5.25	pg/g	39.44	0.89
Total TCDD	1.46	3.34		0.0734	0.525	pg/g		
Total TCDF	2.27	6.36		0.0839	0.525	pg/g		
Total PeCDD	1.70	4.34	J	0.0588	2.62	pg/g		
Total PeCDF	14.5	15.8		0.0334	2.62	pg/g		
Total HxCDD	34.2	37.9		0.124	2.62	pg/g		
Total HxCDF	48.9			0.0848	2.62	pg/g		
Total HpCDD	153			0.271	2.62	pg/g		
Total HpCDF	73.6			0.145	2.62	pg/g		

World Health Organization Summary

	Units	ND=0	ND=1/2	ND=DL
WHO-2005 TEQ	pg/g	3.47	3.52	3.57
WHO-2005 TEQ w/EMPC	pg/g	4.01	4.05	4.08

Results of JW-EA04-COMP-120507

Client Sample ID: **JW-EA04-COMP-120507**
 Client Project ID: **Jeld Wen Surface Sediment**
 Lab Sample ID: 31201450013-A
 Lab Project ID: 31201450

Collection Date: 05/07/2012 17:25
 Received Date: 05/09/2012 10:15
 Matrix: Soil-Solid as dry weight
 Solids (%): 60.10

Results by EPA 1613B

Parameter	Result	EMPC	Qual	DL	LOQ/CL	Units	RT	Ratio
Labeled Standards								
13C-2378-TCDD	85.0				25.0-164	%		
13C-12378-PeCDD		107			25.0-181	%		
13C-123478-HxCDD	68.0				32.0-141	%		
13C-123678-HxCDD	76.0				28.0-130	%		
13C-1234678-HpCDD	75.0				23.0-140	%		
13C-OCDD	52.0				17.0-157	%		
13C-2378-TCDF	81.0				24.0-169	%		
13C-12378-PeCDF	87.0				24.0-185	%		
13C-23478-PeCDF	93.0				21.0-178	%		
13C-123478-HxCDF	75.0				26.0-152	%		
13C-123678-HxCDF	90.0				26.0-123	%		
13C-234678-HxCDF	85.0				29.0-147	%		
13C-123789-HxCDF	78.0				28.0-136	%		
13C-1234678-HpCDF	82.0				28.0-143	%		
13C-1234789-HpCDF	76.0				26.0-138	%		
37Cl-2378-TCDD	101				35.0-197	%		

Batch Information

Analytical Batch: **HRD1734**
 Analytical Method: **EPA 1613B**
 Instrument: **HRMS3**
 Analyst: **MAF**
 Analytical Date/Time: **06/21/2012 07:00**
 Dilution: **1**

Prep Batch: **HXX1605**
 Prep Method: **EPA 1613 PREP S/D/T**
 Prep Date/Time: **05/24/2012 00:19**
 Prep Initial Wt./Vol.: **15.85 g**
 Prep Extract Vol: **20 uL**

Analytical Batch: **HRD1753**
 Analytical Method: **EPA 1613B**
 Instrument: **HRMS3**
 Analyst: **JHL**
 Analytical Date/Time: **07/02/2012 10:04**
 Dilution: **1**

Prep Batch: **HXX1605**
 Prep Method: **EPA 1613 PREP S/D/T**
 Prep Date/Time: **05/24/2012 00:19**
 Prep Initial Wt./Vol.: **15.85 g**
 Prep Extract Vol: **20 uL**

Quantify Sample Summary Report MassLynx 4.1 SCN627
 ### Sample Summary ###
 Dataset: Z:\Default.pro\Results\c20jun12a_3-13.qld

Laq Altered: Tuesday, June 26, 2012 16:20:13 Eastern Daylight Time
 Printed: Tuesday, June 26, 2012 16:21:50 Eastern Daylight Time

W 1201450

Method: C:\MassLynx\Default.PRO\MethDB\1613-061912-db5ms.mdb 20 Jun 2012 08:46:37
 Calibration: C:\MassLynx\Default.PRO\CurveDB\B5MS-0042012_1613.cdb 08 May 2012 08:31:36

Name: c20jun12a_3-13
 Date: 21-Jun-2012
 Time: 07:00:25
 ID: 31201450013
 Submitter: HRD1734
 Task: HRMS3
 Description: JW-EA04-COMP-120507

123478 - HxCDD (5.355E5) (1.005) (M)
 (2.52AE3) (2000) (M)
 ~ 0.445pg/w

Ret max 6/26/12

	Name	Response	Ion1Area	Ion2Area	RA	RAFail?	RRT	RT	pg/ μ L	EDL	Height1	Noise1	SN1	Height2	Noise2	SN2	M1	M2	MR...
1	2378-TCDD	-	-	-	-	NO	-	-	-	0.0350	-	574	-	-	592	-	-	-	1.075
2	12378-PeCDD	2.403e3	1.407e3	9.954e2	1.41	NO	1.0003	31.63	0.321	0.0280	2.749e4	938	29.3	2.028e4	717	28.3	MM	bd	1.039
3	123478-HxCDD	2.529e3	1.433e3	1.096e3	1.31	NO	1.0003	33.81	0.444	0.0561	3.846e4	2002	19.2	2.876e4	1031	27.9	bd	bd	1.065
4	123678-HxCDD	2.253e4	1.206e4	1.047e4	1.15	NO	1.0003	33.88	3.637	0.0591	2.411e5	2002	120.4	2.100e5	1031	203.7	dd	dd	0.996
5	123789-HxCDD	8.005e3	4.044e3	3.961e3	1.02	YES	1.0072	34.04	1.344	0.0576	8.233e4	2002	41.1	6.918e4	1031	67.1	db	db	1.029
6	1234678-HpCDD	2.159e5	1.116e5	1.044e5	1.07	NO	1.0003	36.30	37.477	0.1290	1.909e6	2495	765.2	1.777e6	2400	740.6	bd	bd	1.055
7	OCDD	1.244e6	5.933e5	6.505e5	0.91	NO	1.0002	39.26	317.044	0.2203	6.121e6	1729	3539.4	6.811e6	1862	3657.7	bb	bb	1.063
8	2378-TCDF	2.546e3	1.355e3	1.192e3	1.14	YES	1.0007	24.67	0.255	0.0400	1.780e4	771	23.1	1.745e4	1088	16.0	MM	dd	0.980
9	12378-PeCDF	1.959e3	1.182e3	7.773e2	1.52	NO	1.0007	30.08	0.217	0.0584	1.414e4	1587	8.9	9.488e3	684	13.9	MM	MM	0.980
10	23478-PeCDF	4.056e3	2.704e3	1.352e3	2.00	YES	1.0000	31.35	0.412	0.0316	4.774e4	1587	30.1	2.497e4	684	36.5	MM	MM	1.022
11	123478-HxCDF	5.185e3	2.821e3	2.364e3	1.19	NO	1.0003	33.23	0.600	0.0315	7.506e4	1510	49.7	5.494e4	1095	50.2	MM	MM	1.183
12	123678-HxCDF	7.013e3	4.113e3	2.900e3	1.42	NO	1.0003	33.31	0.659	0.0282	8.854e4	1510	58.7	6.919e4	1095	63.2	MM	MM	1.168
13	234678-HxCDF	1.185e4	6.794e3	5.056e3	1.34	NO	1.0000	33.70	1.183	0.0293	1.414e5	1510	93.7	1.021e5	1095	93.3	MM	MM	1.178
14	123789-HxCDF	2.108e3	1.130e3	9.780e2	1.16	NO	1.0010	34.26	0.257	0.0404	1.713e4	1510	11.3	1.668e4	1095	15.2	MM	MM	1.110
15	1234678-HpCDF	1.332e5	6.779e4	6.544e4	1.04	NO	1.0003	35.35	13.991	0.0426	1.257e6	1870	672.3	1.243e6	1189	1045.7	MM	MM	1.389
16	234789-HpCDF	5.236e3	2.548e3	2.688e3	0.95	NO	1.0006	36.75	0.706	0.0693	3.831e4	1870	20.5	4.153e4	1189	34.9	MM	bb	1.389
17	OCDF	1.485e5	6.977e4	7.876e4	0.89	NO	1.0050	39.44	31.192	0.0867	7.172e5	1138	630.3	8.216e5	579	1419.5	bd	bd	1.290
18	ES:13C-2378-TCDD	6.788e5	2.958e5	3.830e5	0.77	NO	1.0278	25.54	85.086	0.0636	3.371e6	1639	2056.8	4.430e6	717	6177.9	bb	bb	0.991
19	ES:13C-12378-PeCDD	7.196e5	3.872e5	3.323e5	1.17	YES	1.2724	31.62	107.032	0.0704	7.658e6	1656	4825.1	5.308e6	541	9816.8	bb	bb	0.835
20	ES:13C-123478-HxCDD	5.355e5	3.000e5	2.355e5	1.27	NO	0.9931	33.80	68.056	0.1151	7.112e6	2887	2463.9	5.665e6	4358	1299.8	bd	bd	0.971
21	ES:13C-123678-HxCDD	6.222e5	3.489e5	2.733e5	1.28	NO	0.9951	33.86	76.416	0.1112	7.221e6	2887	2501.7	5.713e6	4358	1311.0	MM	MM	1.005
22	ES:13C-1234678-HpCDD	5.461e5	2.835e5	2.626e5	1.08	NO	1.0664	36.29	75.398	0.0723	4.667e6	2283	2044.0	4.227e6	1910	2213.3	MM	MM	0.894
23	ES:13C-OCDD	7.380e5	3.560e5	3.820e5	0.93	NO	1.1534	39.25	104.510	0.0445	3.699e6	1216	3041.2	3.994e6	1298	3076.5	MM	MM	0.871
24	ES:13C-2378-TCDF	1.018e6	4.557e5	5.621e5	0.81	NO	0.9921	24.65	81.037	0.0322	5.303e6	834	6355.6	6.567e6	1040	6313.0	bb	bb	1.561

Quantify Sample Summary Report MassLynx 4.1 SCN627
 ### Sample Summary ###

Dataset: Z:\Default.pro\Results\c20jun12a_3-13.qld

Last Altered: Tuesday, June 26, 2012 16:20:13 Eastern Daylight Time
 Printed: Tuesday, June 26, 2012 16:21:50 Eastern Daylight Time

Name: c20jun12a_3-13
 Date: 21-Jun-2012
 Time: 07:00:25
 ID: 31201450013
 Submitter: HRD1734
 Task: HRMS3
 Description: JW-EA04-COMP-120507

Name	Response	Ion1Area	Ion2Area	RA	RAFail?	RRT	RT	pg/ul	EDL	Height1	Noise1	SN1	Height2	Noise2	SN2	M1	M2	MR...
25 ES:13C-12378-PeCDF	9.214e5	5.683e5	3.531e5	1.61	NO	1.2097	30.06	86.602	0.0602	6.113e6	1654	3695.2	3.787e6	1318	2873.8	bb	bb	1.322
26 ES:13C-23478-PeCDF	9.632e5	5.893e5	3.739e5	1.58	NO	1.2617	31.35	93.223	0.0620	1.076e7	1654	6504.0	6.772e6	1318	5139.4	bb	bb	1.284
27 ES:13C-123478-HxCDF	7.305e5	2.547e5	4.757e5	0.54	NO	0.9761	33.22	75.234	0.1102	6.095e6	4269	1427.8	1.151e7	4295	2679.0	MM	MM	1.198
28 ES:13C-123678-HxCDF	9.113e5	3.182e5	5.931e5	0.54	NO	0.9784	33.30	90.477	0.1062	6.901e6	4269	1616.7	1.283e7	4295	2987.8	MM	MM	1.243
29 ES:13C-234678-HxCDF	8.507e5	2.967e5	5.540e5	0.54	NO	0.9902	33.70	85.408	0.1074	6.570e6	4269	1539.3	1.202e7	4295	2797.3	MM	MM	1.229
30 ES:13C-123789-HxCDF	7.393e5	2.584e5	4.809e5	0.54	NO	1.0059	34.23	77.540	0.1122	5.068e6	4269	1187.4	9.416e6	4295	2192.0	MM	MM	1.177
31 ES:13C-1234678-HpCDF	6.858e5	2.161e5	4.697e5	0.46	NO	1.0386	35.34	82.223	0.0803	4.077e6	2035	2003.1	8.851e6	3326	2661.1	bb	bb	1.029
32 ES:13C-1234789-HpCDF	5.342e5	1.679e5	3.663e5	0.46	NO	1.0791	36.72	75.840	0.0951	2.497e6	2035	1226.8	5.491e6	3326	1650.8	bb	bb	0.869
33 JS:13C-1234-TCDD	8.047e5	3.602e5	4.444e5	0.81	NO	0.0000	24.85	100.000	0.0631	4.181e6	1639	2550.5	5.102e6	717	7114.3	bb	bb	1.000
34 JS:13C-123789-HxCDD	8.103e5	4.508e5	3.596e5	1.25	NO	0.0000	34.03	100.000	0.1117	9.019e6	2887	3124.3	7.210e6	4358	1654.4	MM	MM	1.000
35 CS:37Cl+2378-TCDD	1.825e5	1.825e5	-	-	-	1.0291	25.57	20.175	0.0155	2.017e6	651	3097.6	-	-	-	MM	-	1.124
36 Tetradoxins	-	5.656e3	-	-	-	-	-	1.591	0.0350	7.542e4	574	-	-	-	-	-	-	1.075
37 Pentadoxins	-	1.014e4	-	-	-	-	-	2.070	0.0280	1.477e5	938	-	-	-	-	-	-	1.039
38 Hexadoxins	-	5.903e4	-	-	-	-	-	18.072	0.0576	1.223e6	2002	-	-	-	-	-	-	1.030
39 Heptadoxins	-	2.155e5	-	-	-	-	-	72.891	0.1290	3.695e6	2495	-	-	-	-	-	-	1.055
40 Tetrafurans	-	1.302e4	-	-	-	-	-	3.030	0.0400	1.555e5	771	-	-	-	-	-	-	0.980
41 Pentafurans (F1)	-	2.582e4	-	-	-	-	-	4.459	0.0159	2.963e5	424	-	-	-	-	-	-	1.001
42 Pentafurans	-	1.743e4	-	-	-	-	-	3.059	0.0445	2.557e5	1587	-	-	-	-	-	-	1.001
43 Hexafurans	-	1.221e5	-	-	-	-	-	23.315	0.0320	2.849e6	1510	-	-	-	-	-	-	1.160
44 Heptafurans	-	1.578e5	-	-	-	-	-	35.096	0.0543	2.685e6	1870	-	-	-	-	-	-	1.389
45 Hexa Ether	-	-	-	-	-	-	-	-	-	-	407	-	-	-	-	-	-	-
46 Hepta Ether	-	-	-	-	-	-	-	-	-	-	395	-	-	-	-	-	-	-
47 Octa Ether	-	-	-	-	-	-	-	-	-	-	319	-	-	-	-	-	-	-
48 Nona Ether	-	-	-	-	-	-	-	-	-	-	570	-	-	-	-	-	-	-
49 Deca Ether	-	-	-	-	-	-	-	-	-	-	314	-	-	-	-	-	-	-
50 F1 Lock Mass	-	-	-	-	-	-	-	-	0.0000	-	30175	-	-	-	-	-	-	189...
51 F2 Lock Mass	-	-	-	-	-	-	-	-	0.0000	-	69367	-	-	-	-	-	-	254...
52 F3 Lock Mass	-	-	-	-	-	-	-	-	0.0000	-	45160	-	-	-	-	-	-	740...

Quantify Sample Summary Report MassLynx 4.1 SCN627

Sample Summary

Dataset: Z:\Default.pro\Results\c20jun12a_3-13.qld

Last Altered: Tuesday, June 26, 2012 16:20:13 Eastern Daylight Time
 Printed: Tuesday, June 26, 2012 16:21:50 Eastern Daylight Time

WC 201450

Name: c20jun12a_3-13
 Date: 21-Jun-2012
 Time: 07:00:25
 ID: 31201450013
 Submitter: HRD1734
 Task: HRMS3
 Description: JW-EA04-COMP-120507

Name	Response	Ion1Area	Ion2Area	RA	RAFail?	RRT	RT	pg/µL	EDL	Height1	Noise1	SN1	Height2	Noise2	SN2	M1	M2	MR...
53	F4 Lock Mass	-	-	-	-	-	-	-	-	-	46914	-	-	-	-	-	-	-
54	F5 Lock Mass	-	-	-	-	-	-	-	0.0000	-	35143	-	-	-	-	-	-	173...

Quantify Totals Report MassLynx 4.1 SCN627

Sample Summary

Dataset: Z:\Default.pro\Results\c20jun12a_3-13.qld

Last Altered: Tuesday, June 26, 2012 16:20:13 Eastern Daylight Time
 Printed: Tuesday, June 26, 2012 16:21:50 Eastern Daylight Time

WC 201450

Method: C:\MassLynx\Default.PRO\MethDB\m1613-061912-db5ms.mdb 20 Jun 2012 08:46:37
 Calibration: C:\MassLynx\Default.PRO\CurveDB\B5MS-0042012_1613.cdb 08 May 2012 08:31:36

Name: c20jun12a_3-13
 Date: 21-Jun-2012
 Time: 07:00:25
 ID: 31201450013
 Submitter: HRD1734
 Task: HRMS3
 Description: JW-EA04-COMP-120507

Tetradioxins

Name	Response	Ion1Area	Ion2Area	RA	RAFail?	RRT	RT	pg/µL	EDL	Height1	Noise1	SN1	Height2	Noise2	SN2	M2
1 Tetradioxins	1.375e3	5.265e2	8.490e2	0.620	YES	0.00	25.29	0.188	0.0350	6.836e3	574	11.9	8.607e3	592	14.5	db
2 Tetradioxins	2.912e3	2.262e3	6.503e2	3.478	YES	0.00	24.65	0.399	0.0350	3.223e4	574	56.2	6.711e3	592	11.3	MM
3 Tetradioxins	3.617e3	1.448e3	2.169e3	0.668	NO	0.00	23.58	0.495	0.0350	1.892e4	574	33.0	2.103e4	592	35.5	MM
4 Tetradioxins	1.452e3	6.517e2	8.000e2	0.815	NO	0.00	22.56	0.199	0.0350	7.939e3	574	13.8	1.188e4	592	20.1	MM
5 Tetradioxins	2.256e3	7.684e2	1.488e3	0.516	YES	0.00	22.30	0.309	0.0350	9.492e3	574	16.5	2.217e4	592	37.4	MM

Pentadioxins

Name	Response	Ion1Area	Ion2Area	RA	RAFail?	RRT	RT	pg/µL	EDL	Height1	Noise1	SN1	Height2	Noise2	SN2	M2
1 Pentadioxins	1.476e3	1.151e3	3.253e2	3.538	YES	0.00	30.07	0.197	0.0280	1.593e4	938	17.0	7.843e3	717	10.9	MM
2 Pentadioxins	3.608e3	2.355e3	1.252e3	1.881	YES	0.00	28.88	0.482	0.0280	2.201e4	938	23.5	1.318e4	717	18.4	MM
3 12378-PeCDD	2.403e3	1.407e3	9.954e2	1.414	NO	1.00	31.63	0.321	0.0280	2.749e4	938	29.3	2.028e4	717	28.3	bd
4 Pentadioxins	1.481e3	1.247e3	2.337e2	5.338	YES	0.00	31.35	0.198	0.0280	2.507e4	938	26.7	4.827e3	717	6.7	MM
5 Pentadioxins	4.657e2	3.293e2	1.364e2	2.414	YES	0.00	30.95	0.062	0.0280	5.782e3	938	6.2	4.290e3	717	6.0	MM
6 Pentadioxins	8.034e2	4.373e2	3.661e2	1.194	YES	0.00	30.90	0.107	0.0280	6.800e3	938	7.2	6.801e3	717	9.5	MM
7 Pentadioxins	1.207e3	7.987e2	4.086e2	1.955	YES	0.00	30.60	0.161	0.0280	1.235e4	938	13.2	7.188e3	717	10.0	MM
8 Pentadioxins	1.510e3	8.976e2	6.123e2	1.466	NO	0.00	30.54	0.202	0.0280	1.210e4	938	12.9	7.392e3	717	10.3	MM
9 Pentadioxins	2.133e3	1.329e3	8.044e2	1.651	NO	0.00	30.28	0.285	0.0280	1.563e4	938	16.7	1.123e4	717	15.7	MM
10 Pentadioxins	3.882e2	1.897e2	1.985e2	0.956	YES	0.00	31.69	0.052	0.0280	4.506e3	938	4.8	4.830e3	717	6.7	MM

Quantify Totals Report MassLynx 4.1 SCN627

Sample Summary

Dataset: Z:\Default.pro\Results\c20jun12a_3-13.qld

Last Altered: Tuesday, June 26, 2012 16:20:13 Eastern Daylight Time
 Printed: Tuesday, June 26, 2012 16:21:50 Eastern Daylight Time

WC 201450

Name: c20jun12a_3-13
 Date: 21-Jun-2012
 Time: 07:00:25
 ID: 31201450013
 Submitter: HRD1734
 Task: HRMS3
 Description: JW-EA04-COMP-120507

Hexadioxins

Name	Response	Ion1Area	Ion2Area	RA	RAFail?	RRT	RT	pg/µL	EDL	Height1	Noise1	SN1	Height2	Noise2	SN2	M2
1 Hexadioxins	2.307e4	1.251e4	1.056e4	1.185	NO	0.00	32.84	3.871	0.0576	2.995e5	2002	149.6	2.557e5	1031	248.0	db
2 Hexadioxins	7.218e2	4.534e2	2.683e2	1.690	YES	0.00	32.77	0.121	0.0576	1.504e4	2002	7.5	7.271e3	1031	7.1	bd
3 Hexadioxins	1.957e3	1.061e3	8.959e2	1.185	NO	0.00	32.66	0.328	0.0576	3.009e4	2002	15.0	2.385e4	1031	23.1	db
4 Hexadioxins	6.904e2	3.118e2	3.786e2	0.823	YES	0.00	32.55	0.116	0.0576	7.638e3	2002	3.8	9.225e3	1031	8.9	dd
5 Hexadioxins	1.226e3	7.802e2	4.456e2	1.751	YES	0.00	32.46	0.206	0.0576	1.950e4	2002	9.7	1.317e4	1031	12.8	bd
6 123789-HxCDD	8.005e3	4.044e3	3.961e3	1.021	YES	1.01	34.04	1.344	0.0576	8.233e4	2002	41.1	6.918e4	1031	67.1	db
7 Hexadioxins	9.351e2	4.982e2	4.368e2	1.141	NO	0.00	33.97	0.157	0.0576	1.464e4	2002	7.3	1.170e4	1031	11.3	dd
8 123678-HxCDD	2.253e4	1.206e4	1.047e4	1.151	NO	1.00	33.88	3.637	0.0591	2.411e5	2002	120.4	2.100e5	1031	203.7	dd
9 123478-HxCDD	2.529e3	1.433e3	1.096e3	1.308	NO	1.00	33.81	0.444	0.0561	3.846e4	2002	19.2	2.876e4	1031	27.9	bd
10 Hexadioxins	4.678e4	2.588e4	2.091e4	1.238	NO	0.00	33.39	7.849	0.0576	4.745e5	2002	237.1	3.875e5	1031	375.8	db

Heptadioxins

Name	Response	Ion1Area	Ion2Area	RA	RAFail?	RRT	RT	pg/µL	EDL	Height1	Noise1	SN1	Height2	Noise2	SN2	M2
1 Heptadioxins	2.041e5	1.039e5	1.001e5	1.038	NO	0.00	35.62	35.414	0.1290	1.786e6	2495	715.7	1.657e6	2400	690.5	bd
2 1234678-HpCDD	2.159e5	1.116e5	1.044e5	1.069	NO	1.00	36.30	37.477	0.1290	1.909e6	2495	765.2	1.777e6	2400	740.6	bd

Quantify Totals Report MassLynx 4.1 SCN627

Sample Summary

Dataset: Z:\Default.pro\Results\c20jun12a_3-13.qld

Lab Altered: Tuesday, June 26, 2012 16:20:13 Eastern Daylight Time
 Printed: Tuesday, June 26, 2012 16:21:50 Eastern Daylight Time

Name: c20jun12a_3-13
 Date: 21-Jun-2012
 Time: 07:00:25
 ID: 31201450013
 Submitter: HRD1734
 Task: HRMS3
 Description: JW-EA04-COMP-120507

Tetrafurans

	Name	Response	Ion1Area	Ion2Area	RA	RAFail?	RRT	RT	pg/µL	EDL	Height1	Noise1	SN1	Height2	Noise2	SN2	M2
1	Tetrafurans	1.090e3	5.023e2	5.880e2	0.854	NO	0.00	21.08	0.109	0.0400	6.982e3	771	9.1	6.989e3	1088	6.4	MM
2	Tetrafurans	1.026e3	4.227e2	6.037e2	0.700	NO	0.00	20.67	0.103	0.0400	4.965e3	771	6.4	8.785e3	1088	8.1	MM
3	Tetrafurans	5.174e2	3.089e2	2.086e2	1.481	YES	0.00	24.85	0.052	0.0400	4.610e3	771	6.0	3.261e3	1088	3.0	MM
4	2378-TCDF	2.546e3	1.355e3	1.192e3	1.137	YES	1.00	24.67	0.255	0.0400	1.780e4	771	23.1	1.745e4	1088	16.0	MM
5	Tetrafurans	1.514e3	4.522e2	1.062e3	0.426	YES	0.00	24.60	0.152	0.0400	7.291e3	771	9.5	1.322e4	1088	12.1	MM
6	Tetrafurans	1.877e3	8.107e2	1.067e3	0.760	NO	0.00	23.78	0.188	0.0400	9.846e3	771	12.8	1.142e4	1088	10.5	MM
7	Tetrafurans	4.016e3	1.766e3	2.250e3	0.785	NO	0.00	23.38	0.403	0.0400	1.714e4	771	22.2	2.445e4	1088	22.5	MM
8	Tetrafurans	3.938e3	1.540e3	2.398e3	0.642	YES	0.00	22.53	0.395	0.0400	1.516e4	771	19.7	2.037e4	1088	18.7	MM
9	Tetrafurans	2.762e3	1.151e3	1.611e3	0.714	NO	0.00	22.18	0.277	0.0400	1.666e4	771	21.6	1.488e4	1088	13.7	MM
10	Tetrafurans	1.243e3	4.548e2	7.879e2	0.577	YES	0.00	21.89	0.125	0.0400	6.759e3	771	8.8	1.094e4	1088	10.1	MM
11	Tetrafurans	5.761e3	2.265e3	3.496e3	0.648	YES	0.00	21.59	0.577	0.0400	2.579e4	771	33.4	4.614e4	1088	42.4	MM
12	Tetrafurans	2.468e3	1.247e3	1.221e3	1.022	YES	0.00	26.77	0.247	0.0400	1.235e4	771	16.0	1.350e4	1088	12.4	MM
13	Tetrafurans	1.476e3	7.444e2	7.321e2	1.017	YES	0.00	25.01	0.148	0.0400	1.014e4	771	13.2	8.134e3	1088	7.5	MM

Pentafurans (F1)

	Name	Response	Ion1Area	Ion2Area	RA	RAFail?	RRT	RT	pg/µL	EDL	Height1	Noise1	SN1	Height2	Noise2	SN2	M2
1	Pentafurans (F1)	4.205e4	2.582e4	1.623e4	1.591	NO	0.00	26.76	4.459	0.0159	2.963e5	424	698.1	1.802e5	388	463.9	bb

Quantify Totals Report MassLynx 4.1 SCN627

Sample Summary

Dataset: Z:\Default.pro\Results\c20jun12a_3-13.qld

Last Altered: Tuesday, June 26, 2012 16:20:13 Eastern Daylight Time
 Printed: Tuesday, June 26, 2012 16:21:50 Eastern Daylight Time

Name: c20jun12a_3-13
 Date: 21-Jun-2012
 Time: 07:00:25
 ID: 31201450013
 Submitter: HRD1734
 Task: HRMS3
 Description: JW-EA04-COMP-120507

Pentafurans

Name	Response	Ion1Area	Ion2Area	RA	RAFail?	RRT	RT	pg/µL	EDL	Height1	Noise1	SN1	Height2	Noise2	SN2	M2
1 Pentafurans	4.233e2	2.124e2	2.109e2	1.007	YES	0.00	29.68	0.045	0.0445	7.452e3	1587	4.7	6.688e3	684	9.8	MM
2 Pentafurans	4.451e3	2.703e3	1.748e3	1.546	NO	0.00	29.61	0.472	0.0445	3.797e4	1587	23.9	2.063e4	684	30.2	MM
3 Pentafurans	8.527e3	4.914e3	3.612e3	1.360	NO	0.00	28.75	0.904	0.0445	6.336e4	1587	39.9	4.378e4	684	64.0	MM
4 Pentafurans	5.657e3	3.486e3	2.172e3	1.605	NO	0.00	28.68	0.600	0.0445	5.336e4	1587	33.6	3.083e4	684	45.1	MM
5 Pentafurans	1.578e3	8.725e2	7.057e2	1.236	YES	0.00	28.50	0.167	0.0445	1.113e4	1587	7.0	6.839e3	684	10.0	MM
6 23478-PeCDF	4.056e3	2.704e3	1.352e3	2.000	YES	1.00	31.35	0.412	0.0316	4.774e4	1587	30.1	2.497e4	684	36.5	MM
7 Pentafurans	2.277e3	1.358e3	9.186e2	1.479	NO	0.00	30.48	0.241	0.0445	2.059e4	1587	13.0	1.170e4	684	17.1	MM
8 12378-PeCDF	1.959e3	1.182e3	7.773e2	1.521	NO	1.00	30.08	0.217	0.0584	1.414e4	1587	8.9	9.488e3	684	13.9	MM

Hexafurans

Name	Response	Ion1Area	Ion2Area	RA	RAFail?	RRT	RT	pg/µL	EDL	Height1	Noise1	SN1	Height2	Noise2	SN2	M2
1 123789-HxCDF	2.108e3	1.130e3	9.780e2	1.155	NO	1.00	34.26	0.257	0.0404	1.713e4	1510	11.3	1.668e4	1095	15.2	MM
2 234678-HxCDF	1.185e4	6.794e3	5.056e3	1.344	NO	1.00	33.70	1.183	0.0293	1.414e5	1510	93.7	1.021e5	1095	93.3	MM
3 123678-HxCDF	7.013e3	4.113e3	2.900e3	1.419	NO	1.00	33.31	0.659	0.0282	8.854e4	1510	58.7	6.919e4	1095	63.2	MM
4 123478-HxCDF	5.185e3	2.821e3	2.364e3	1.193	NO	1.00	33.23	0.600	0.0315	7.506e4	1510	49.7	5.494e4	1095	50.2	MM
5 Hexafurans	7.353e4	4.119e4	3.234e4	1.274	NO	0.00	32.93	7.848	0.0320	9.384e5	1510	621.6	7.622e5	1095	696.4	MM
6 Hexafurans	1.767e3	9.975e2	7.694e2	1.297	NO	0.00	32.81	0.189	0.0320	2.148e4	1510	14.2	1.460e4	1095	13.3	MM
7 Hexafurans	9.083e4	4.987e4	4.096e4	1.218	NO	0.00	32.58	9.695	0.0320	1.179e6	1510	780.7	9.846e5	1095	899.5	MM
8 Hexafurans	2.704e4	1.518e4	1.186e4	1.280	NO	0.00	32.48	2.886	0.0320	3.887e5	1510	257.5	3.129e5	1095	285.9	MM

Quantify Totals Report MassLynx 4.1 SCN627

Sample Summary

Dataset: Z:\Default.pro\Results\c20jun12a_3-13.qld

Last Altered: Tuesday, June 26, 2012 16:20:13 Eastern Daylight Time
 Printed: Tuesday, June 26, 2012 16:21:50 Eastern Daylight Time

WC 201450

Name: c20jun12a_3-13
 Date: 21-Jun-2012
 Time: 07:00:25
 ID: 31201450013
 Submitter: HRD1734
 Task: HRMS3
 Description: JW-EA04-COMP-120507

Heptafurans

Name	Response	Ion1Area	Ion2Area	RA	RAFail?	RRT	RT	pg/µL	EDL	Height1	Noise1	SN1	Height2	Noise2	SN2	M2	M2
1 1234789-HpCDF	5.236e3	2.548e3	2.688e3	0.948	NO	1.00	36.75	0.706	0.0693	3.831e4	1870	20.5	4.153e4	1189	34.9	MM	bb
2 Heptafurans	1.728e5	8.743e4	8.536e4	1.024	NO	0.00	35.74	20.399	0.0543	1.389e6	1870	743.1	1.351e6	1189	1136.5	MM	MM
3 1234678-HpCDF	1.332e5	6.779e4	6.544e4	1.036	NO	1.00	35.35	13.991	0.0426	1.257e6	1870	672.3	1.243e6	1189	1045.7	MM	MM

Quantify Sample Report MassLynx 4.1 SCN627

Manual Integrations

Dataset: Z:\Default.pro\Results\c20jun12a_3-13.qld

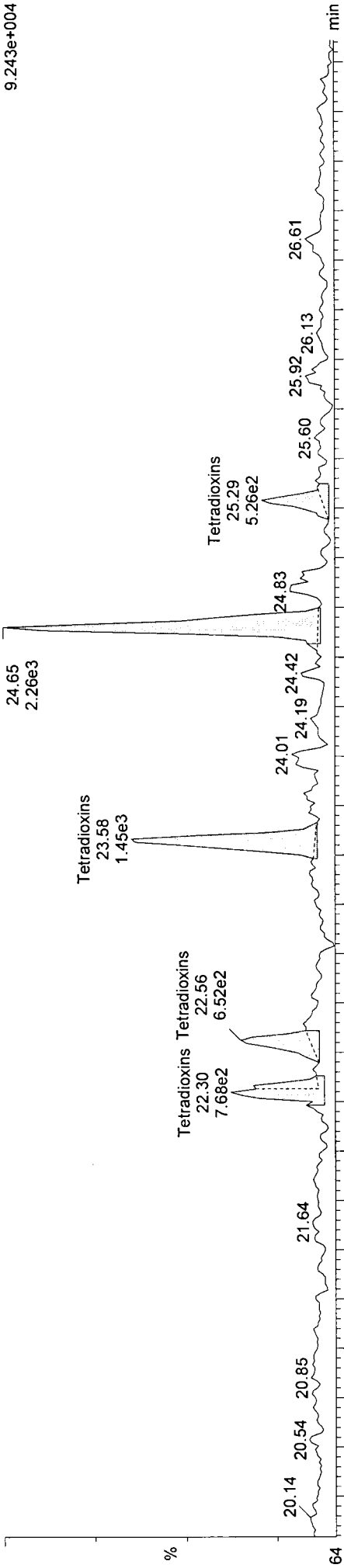
Last Altered: Tuesday, June 26, 2012 16:20:13 Eastern Daylight Time
Printed: Tuesday, June 26, 2012 16:22:04 Eastern Daylight Time

Method: C:\MassLynx\Default.PRO\MethDB\m1613-061912-db5ms.mdb 20 Jun 2012 08:46:37
Calibration: C:\MassLynx\Default.PRO\CurveDB\IDB5MS-0042012_1613.cdb 08 May 2012 08:31:36

Name: c20jun12a_3-13, ID: 31201450013, Date: 21-Jun-2012, Time: 07:00:25, Submitter: HRD1734, Description: JW-EA04-COMP-120507, User: KAS

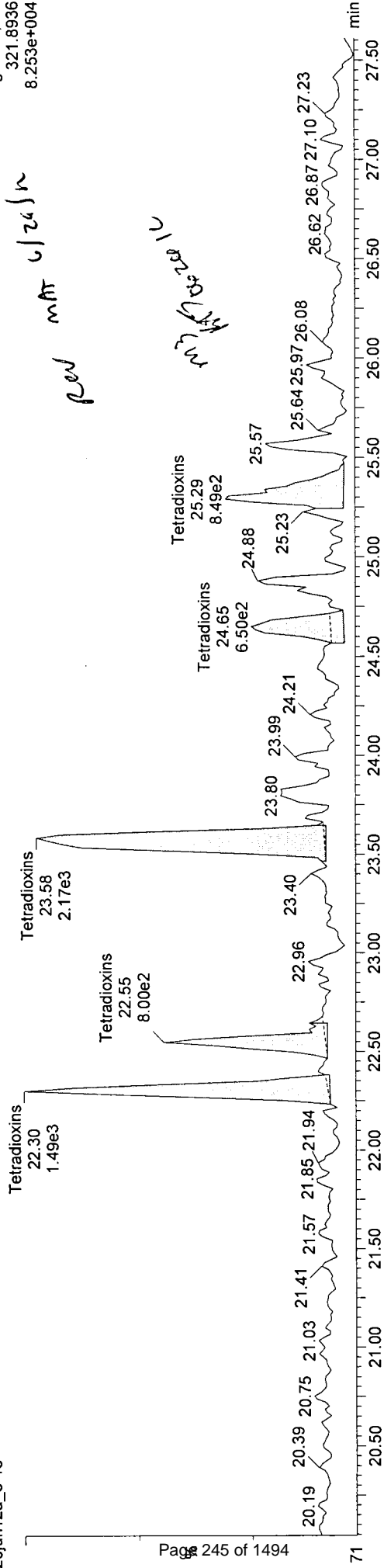
Tetradioxins
c20jun12a_3-13

F1: Voltage SIR, EI+
319.8965
9.243e+004



c20jun12a_3-13

F1: Voltage SIR, EI+
321.8936
8.253e+004



Quantify Sample Report MassLynx 4.1 SCN627

Manual Integrations

Dataset: Z:\Default.pro\Results\c20jun12a_3-13.qld

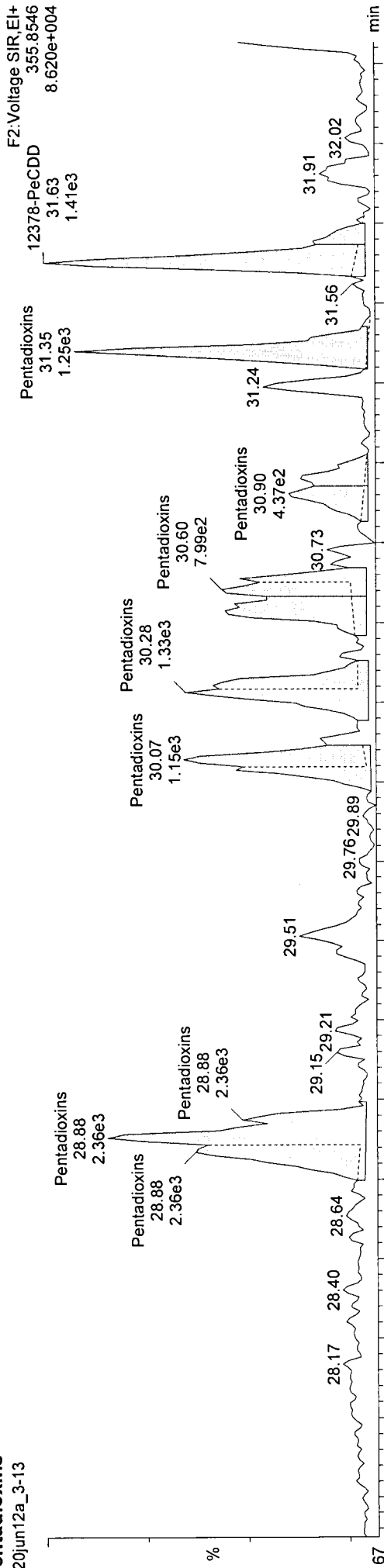
Last Altered: Tuesday, June 26, 2012 16:20:13 Eastern Daylight Time

Printed: Tuesday, June 26, 2012 16:22:04 Eastern Daylight Time

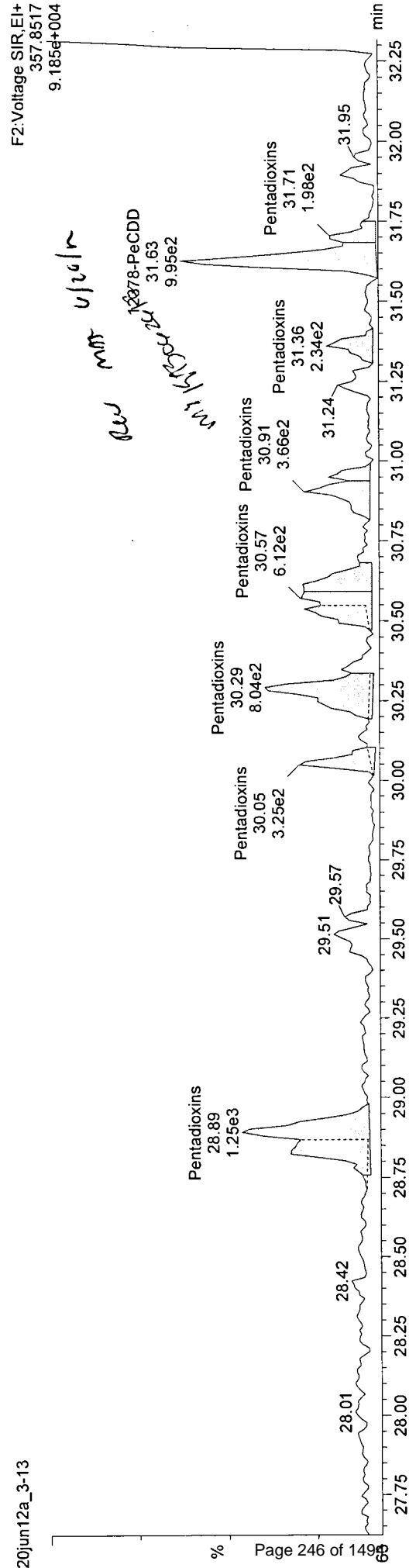
W0201450

Name: c20jun12a_3-13, ID: 31201450013, Date: 21-Jun-2012, Time: 07:00:25, Submitter: HRD1734, Description: JW-EA04-COMP-120507, User: KAS

Pentadioxins
c20jun12a_3-13



c20jun12a_3-13



Quantify Sample Report MassLynx 4.1 SCN627

Manual Integrations

Dataset: Z:\Default.pro\Results\c20jun12a_3-13.qld

Last Altered: Tuesday, June 26, 2012 16:20:13 Eastern Daylight Time

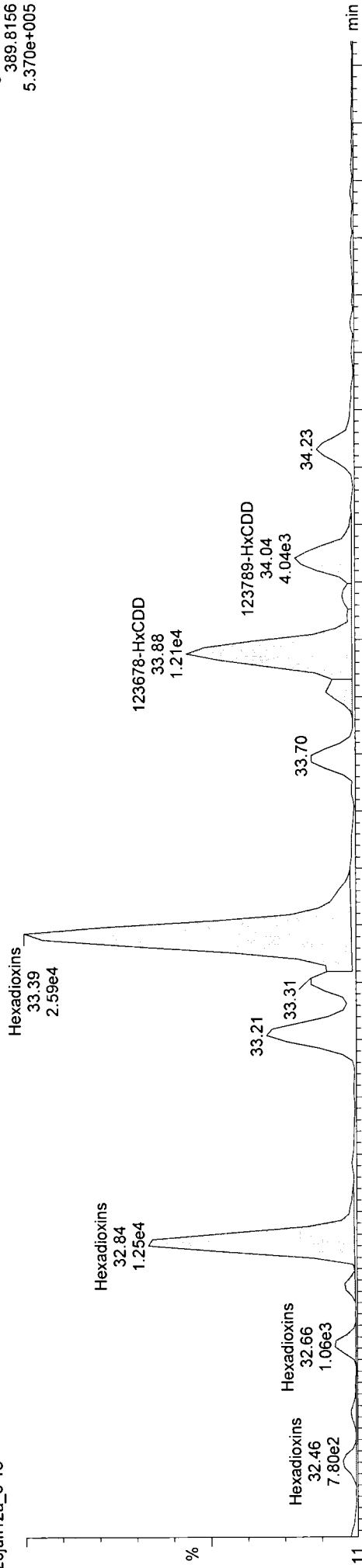
Printed: Tuesday, June 26, 2012 16:22:04 Eastern Daylight Time

WC 201450

Name: c20jun12a_3-13, ID: 31201450013, Date: 21-Jun-2012, Time: 07:00:25, Submitter: HRD1734, Description: JW-EA04-COMP-120507, User: KAS

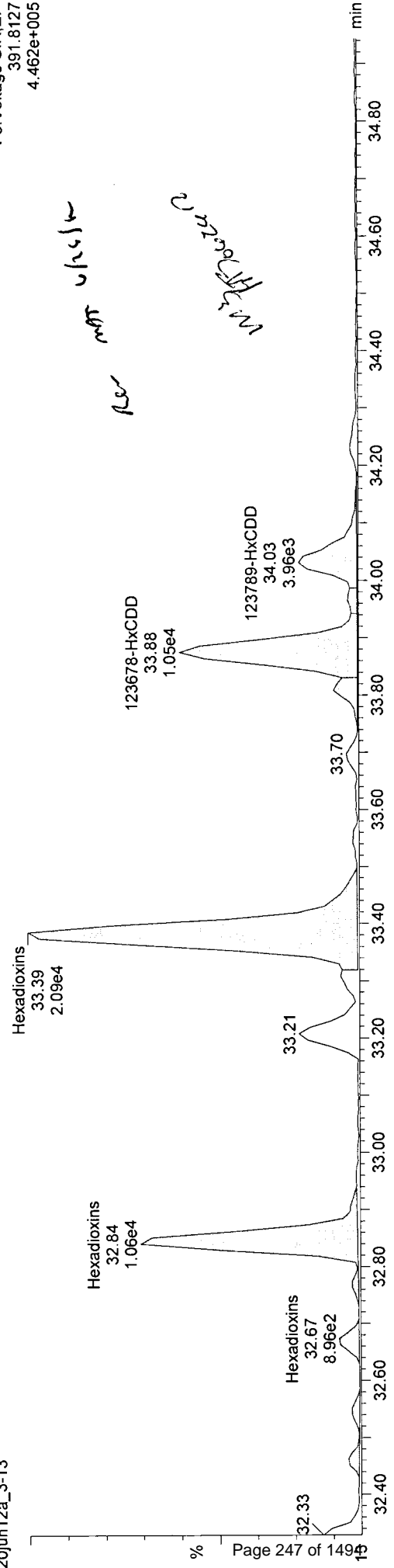
Hexadioxins
c20jun12a_3-13

F3:Voltage SIR,EI+
389.8156
5.370e+005



c20jun12a_3-13

F3:Voltage SIR,EI+
391.8127
4.462e+005



MassLynx 4.1 SCN627

Quantify Sample Report

Manual Integrations

Dataset: Z:\Default.pro\Results\c20jun12a_3-13.qld

Last Altered: Tuesday, June 26, 2012 16:20:13 Eastern Daylight Time

Printed: Tuesday, June 26, 2012 16:22:04 Eastern Daylight Time

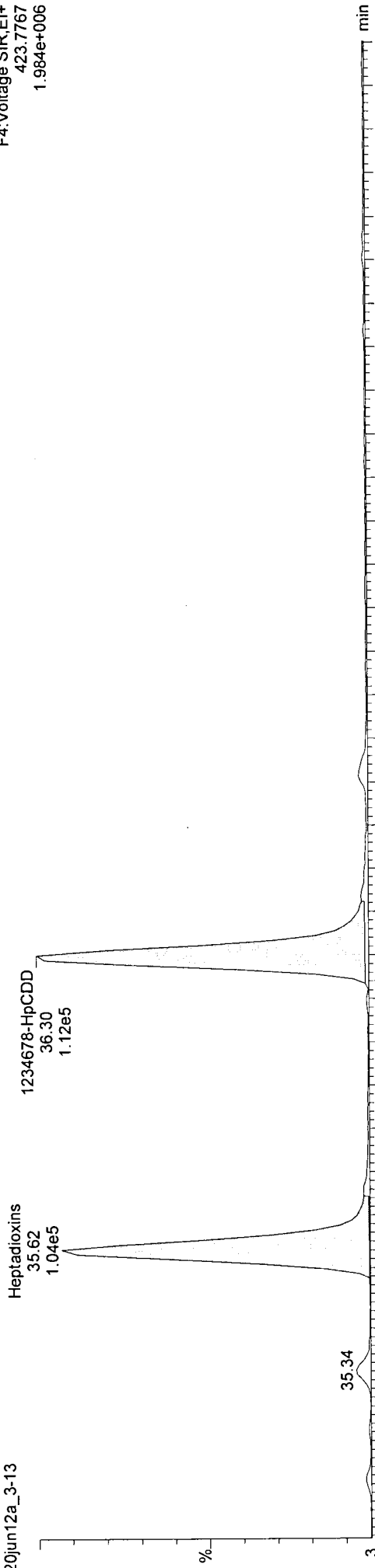
WC 201450

Name: c20jun12a_3-13, ID: 31201450013, Date: 21-Jun-2012, Time: 07:00:25, Submitter: HRD1734, Description: JW-EA04-COMP-120507, User: KAS

Heptadioxins

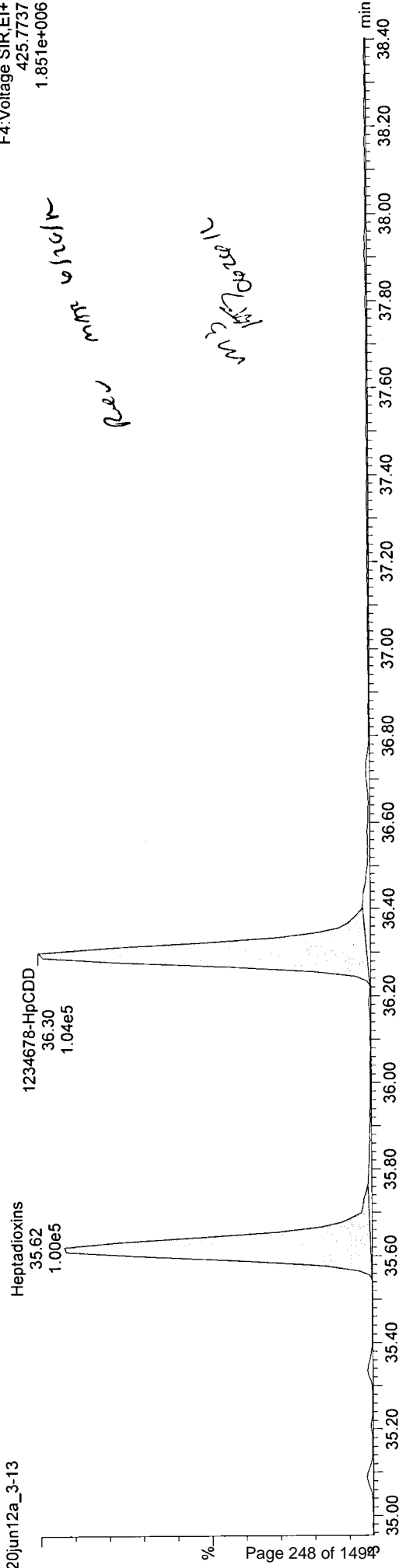
c20jun12a_3-13

F4: Voltage SIR, EI+
423.7767
1.984e+006



c20jun12a_3-13

F4: Voltage SIR, EI+
425.7737
1.851e+006

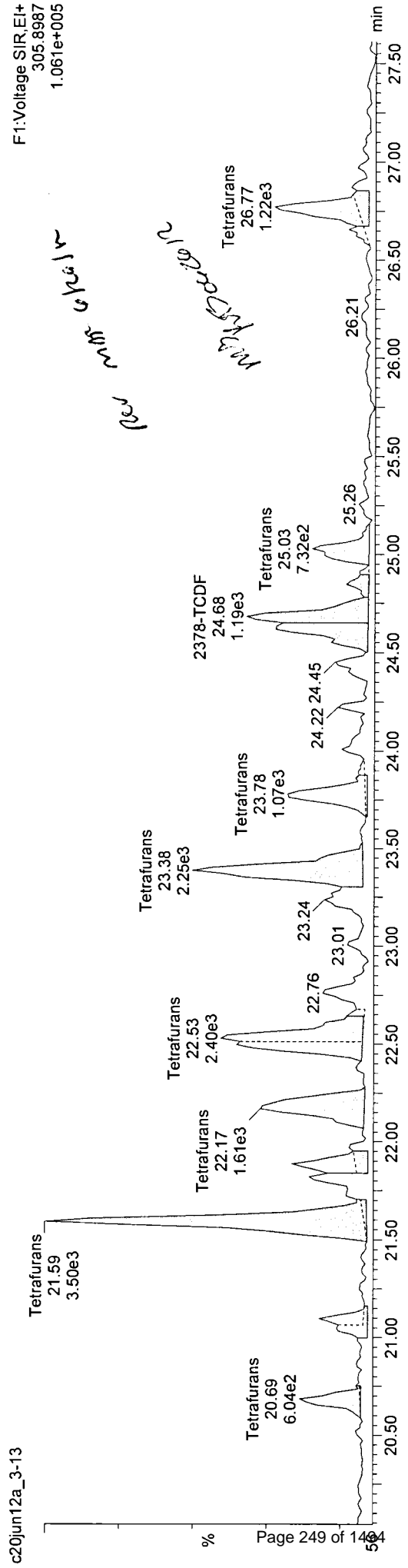
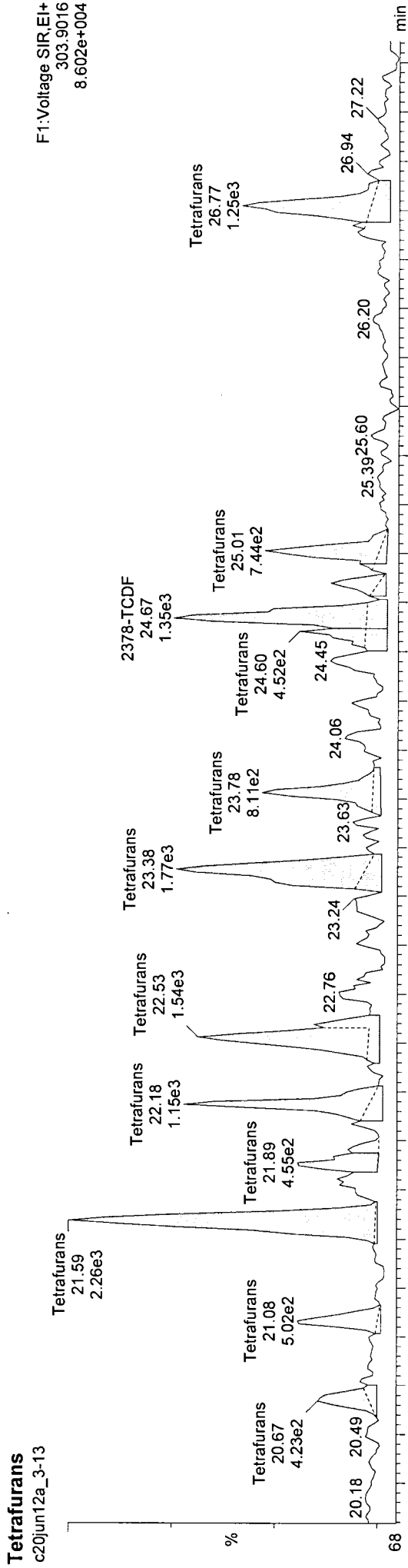


Quantify Sample Report MassLynx 4.1 SCN627
 ### Manual Integrations ###

Dataset: Z:\Default.pro\Results\c20jun12a_3-13.qld

Last Altered: Tuesday, June 26, 2012 16:20:13 Eastern Daylight Time
 Printed: Tuesday, June 26, 2012 16:22:04 Eastern Daylight Time

Name: c20jun12a_3-13, ID: 31201450013, Date: 21-Jun-2012, Time: 07:00:25, Submitter: HRD1734, Description: JW-EA04-COMP-120507, User: KAS




Dataset: Z:\Default.pro\Results\c20jun12a_3-13.qld

Last Altered: Tuesday, June 26, 2012 16:20:13 Eastern Daylight Time
Printed: Tuesday, June 26, 2012 16:22:04 Eastern Daylight Time


Name: c20jun12a_3-13, ID: 31201450013, Date: 21-Jun-2012, Time: 07:00:25, Submitter: HRD1734, Description: JW-EA04-COMP-120507, User: KAS

Pentafurans (F1)

c20jun12a_3-13



c20jun12a_3-13

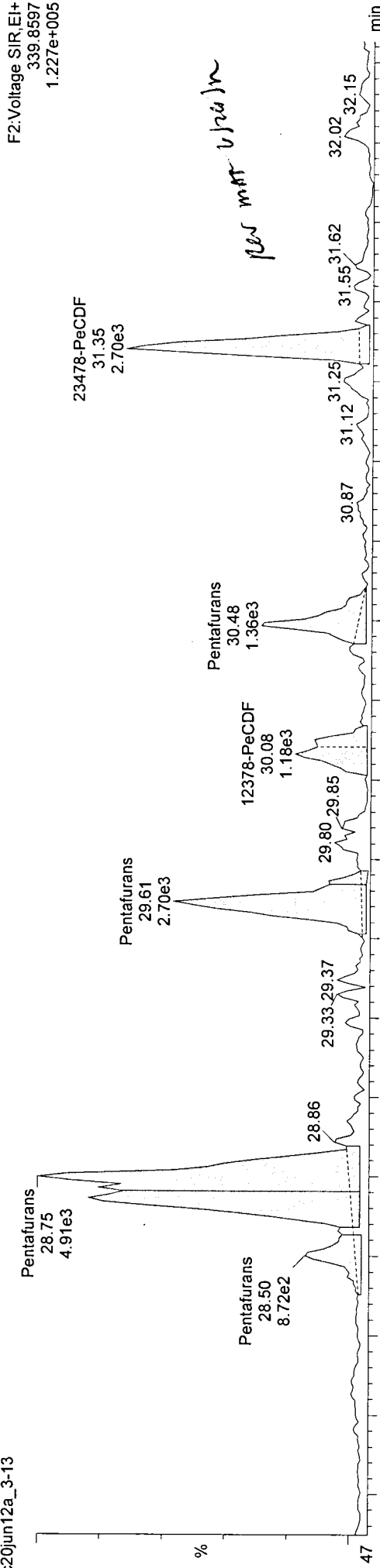


Dataset: Z:\Default\pro\Results\c20jun12a_3-13.qld

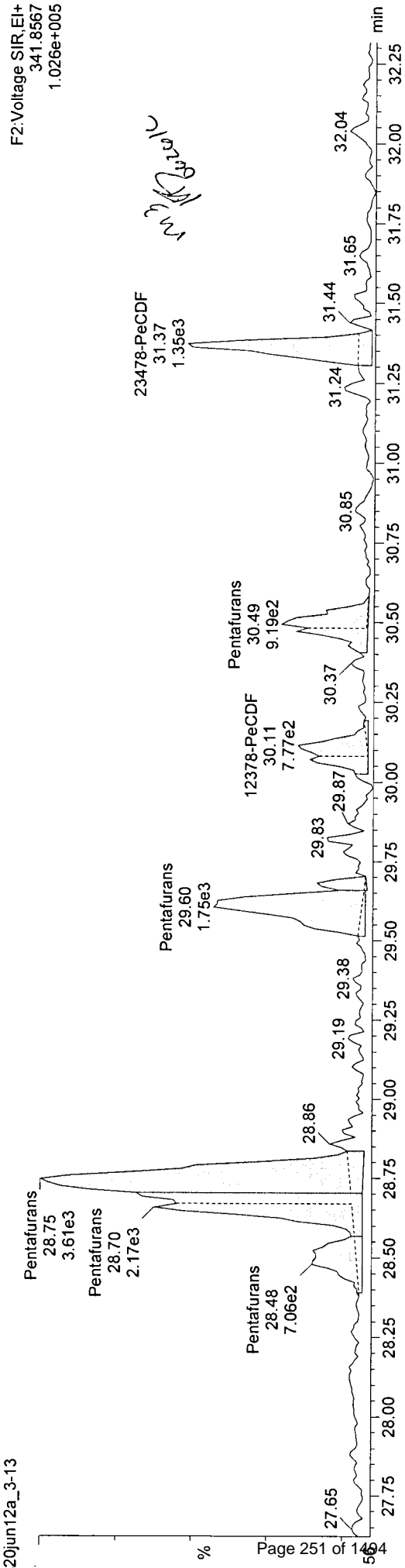
Last Altered: Tuesday, June 26, 2012 16:20:13 Eastern Daylight Time
Printed: Tuesday, June 26, 2012 16:22:04 Eastern Daylight Time

Name: c20jun12a_3-13, ID: 31201450013, Date: 21-Jun-2012, Time: 07:00:25, Submitter: HRD1734, Description: JW-EA04-COMP-120507, User: KAS

Pentafurans
c20jun12a_3-13



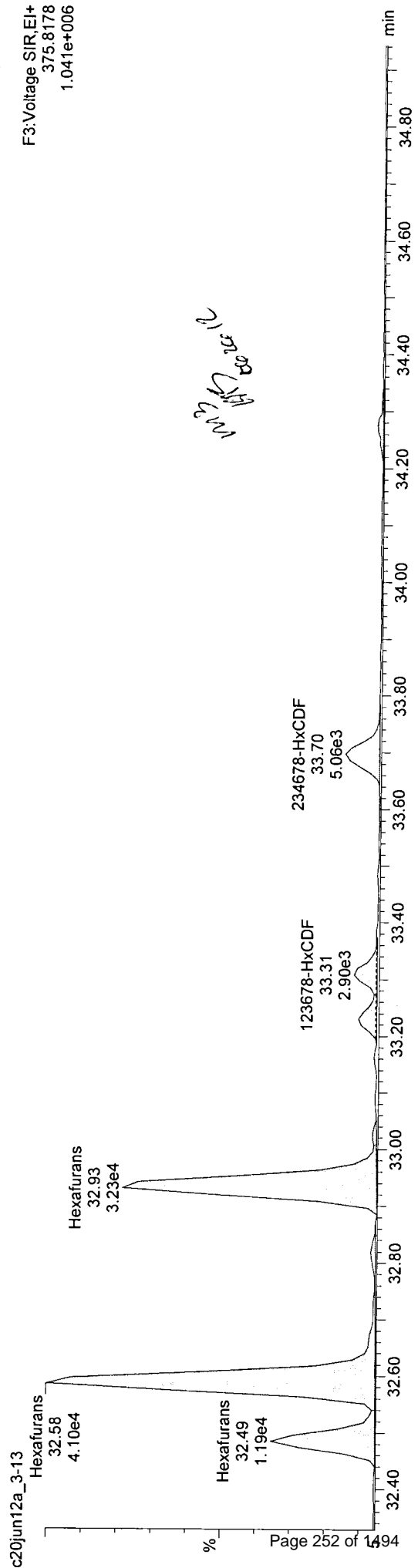
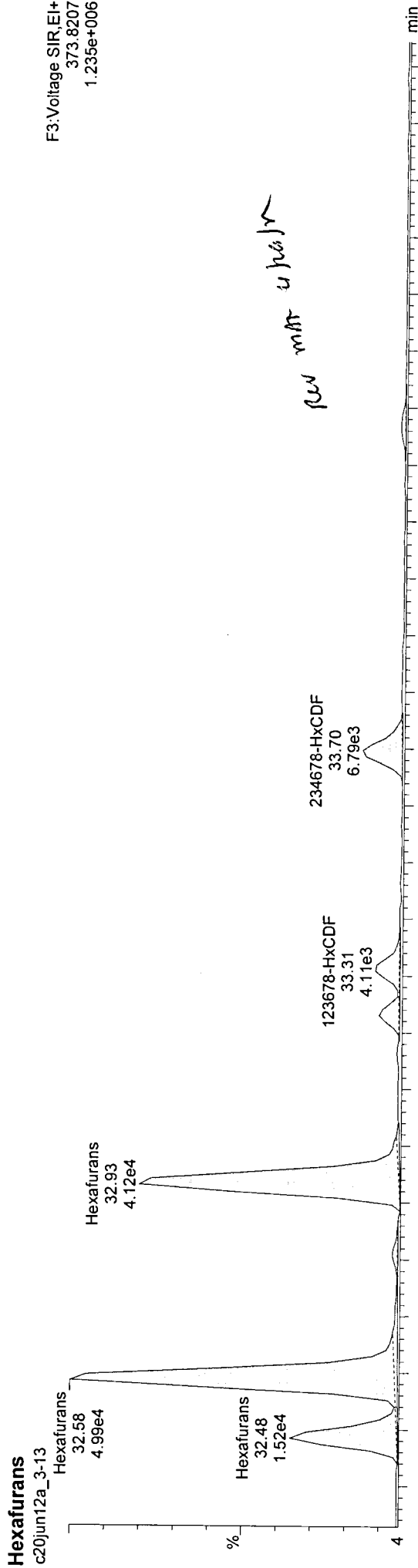
c20jun12a_3-13



Dataset: Z:\Default.pro\Results\c20jun12a_3-13.qld

Last Altered: Tuesday, June 26, 2012 16:20:13 Eastern Daylight Time
Printed: Tuesday, June 26, 2012 16:22:04 Eastern Daylight Time

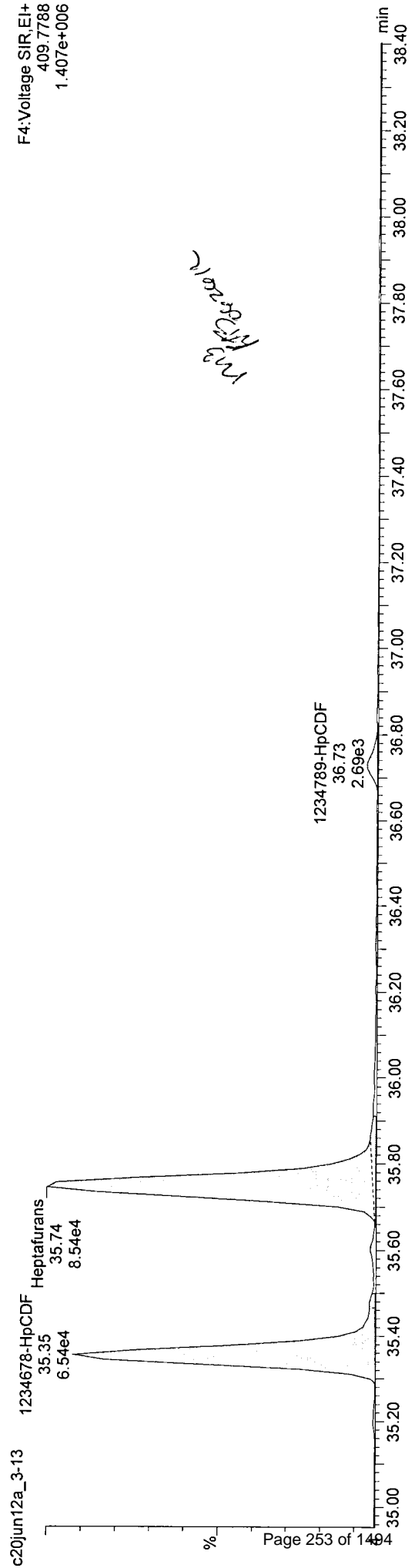

Name: c20jun12a_3-13, ID: 31201450013, Date: 21-Jun-2012, Time: 07:00:25, Submitter: HRD1734, Description: JW-EA04-COMP-120507, User: KAS



Dataset: Z:\Default:pro\Results\c20jun12a_3-13.qld

Last Altered: Tuesday, June 26, 2012 16:20:13 Eastern Daylight Time
Printed: Tuesday, June 26, 2012 16:22:04 Eastern Daylight Time

Name: c20jun12a_3-13, ID: 31201450013, Date: 21-Jun-2012, Time: 07:00:25, Submitter: HRD1734, Description: JW-EA04-COMP-120507, User: KAS



Quantify Sample Report

Manual Integrations ###

Dataset: Z:\Default.pro\Results\c20jun12a_3-13.qld

Last Altered: Friday, June 22, 2012 13:57:14 Eastern Daylight Time
Printed: Friday, June 22, 2012 13:57:40 Eastern Daylight Time

31201450

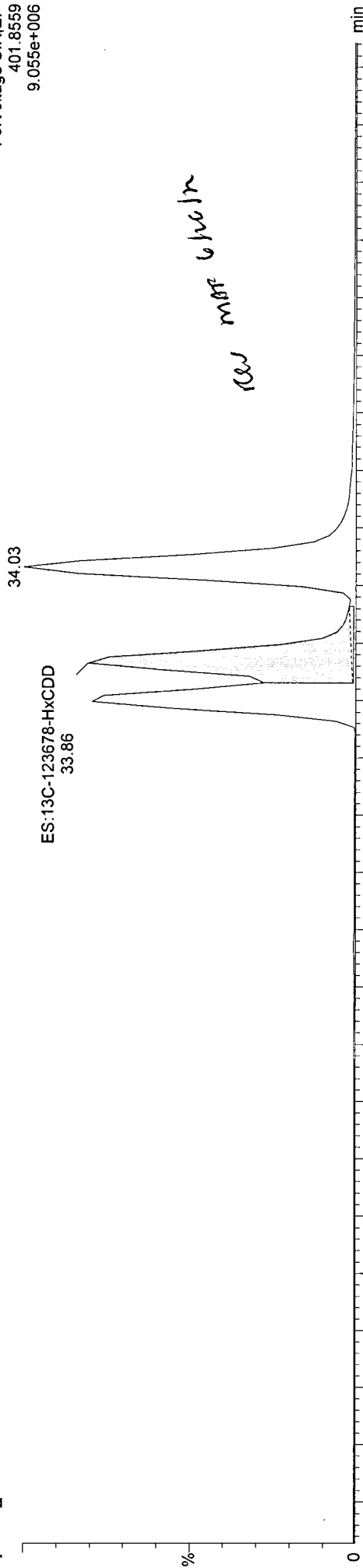
Method: C:\MassLynx\Default.PRO\MethDB\m1613-061912-db5ms.mdb 20 Jun 2012 08:46:37
Calibration: C:\MassLynx\Default.PRO\CurveDB\B5MS-0042012_1613.cdb 08 May 2012 08:31:36

Name: c20jun12a_3-13, ID: 31201450013, Date: 21-Jun-2012, Time: 07:00:25, Submitter: HRD1734, Description: JW-EA04-COMP-120507, User: KAS

ES:13C-123678-HxCDD

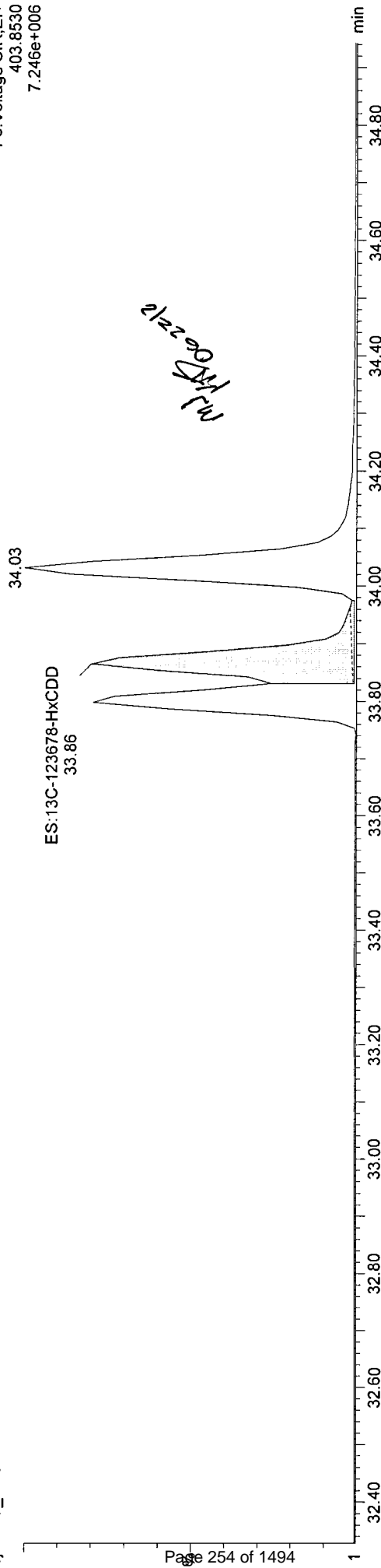
c20jun12a_3-13

F3:Voltage SIR,EI+
401.8559
9.055e+006



c20jun12a_3-13

F3:Voltage SIR,EI+
403.8530
7.246e+006



Quantify Sample Report

MassLynx 4.1 SCN627
Manual Integrations

Dataset: Z:\Default.pro\Results\c20jun12a_3-13.qld

Last Altered: Friday, June 22, 2012 13:57:14 Eastern Daylight Time
Printed: Friday, June 22, 2012 13:57:47 Eastern Daylight Time

W1201450

Method: C:\MassLynx\Default.PRO\MethDB\im1613-061912-db5ms.mdb 20 Jun 2012 08:46:37
Calibration: C:\MassLynx\Default.PRO\CurveDB\MS-0042012_1613.cdb 08 May 2012 08:31:36

Name: c20jun12a_3-13, ID: 31201450013, Date: 21-Jun-2012, Time: 07:00:25, Submitter: HRD1734, Description: JW-EA04-COMP-120507, User: KAS

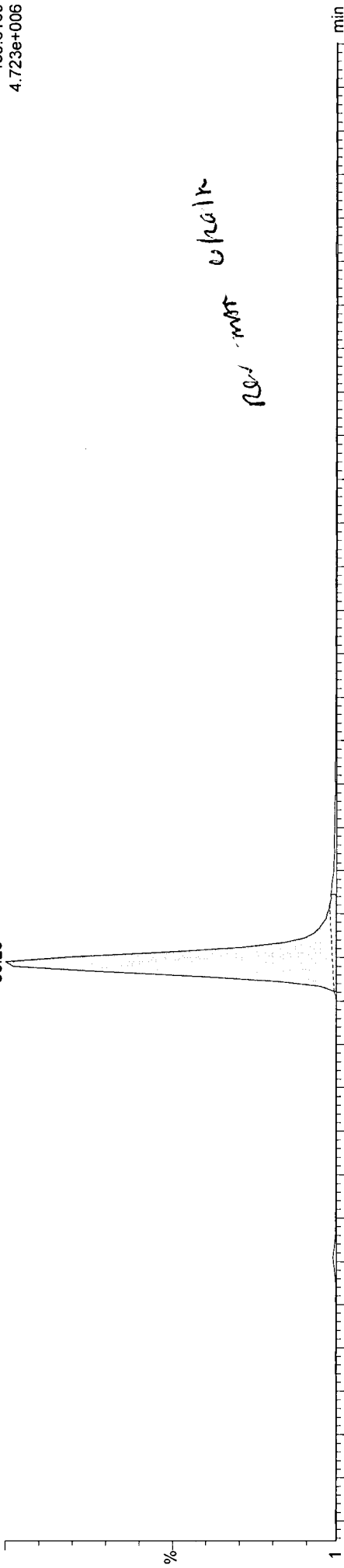
ES:13C-1234678-HpCDD

c20jun12a_3-13

ES:13C-1234678-HpCDD

36.29

F4:Voltage SIR, EI+
435.8169
4.723e+006

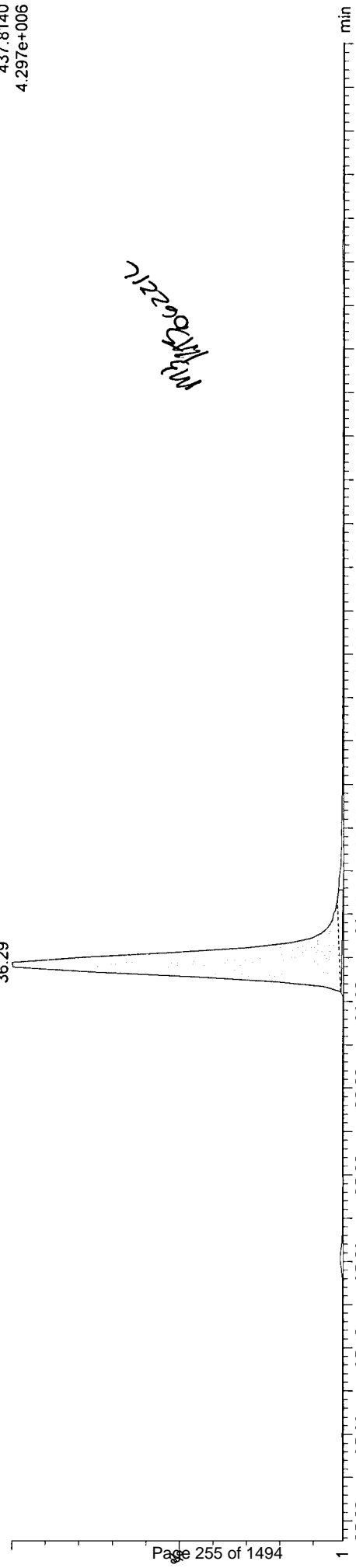


c20jun12a_3-13

ES:13C-1234678-HpCDD

36.29

F4:Voltage SIR, EI+
437.8140
4.297e+006



Quantify Sample Report
Manual Integrations ###

MassLynx 4.1 SCN627

Dataset: Z:\Default.pro\Results\c20jun12a_3-13.qld

Last Altered: Friday, June 22, 2012 13:57:57 Eastern Daylight Time
Printed: Friday, June 22, 2012 13:58:01 Eastern Daylight Time

1201450

Method: C:\MassLynx\Default.PRO\MethDB\m1613-061912-db5ms.mdb 20 Jun 2012 08:46:37
Calibration: C:\MassLynx\Default.PRO\CurveDB\B5MS-0042012_1613.cdb 08 May 2012 08:31:36


Name: c20jun12a_3-13, ID: 31201450013, Date: 21-Jun-2012, Time: 07:00:25, Submitter: HRD1734, Description: JW-EA04-COMP-120507, User: KAS

F5: Voltage SIR, EI+
469.7780
3.753e+006

ES:13C-OCDD

c20jun12a_3-13

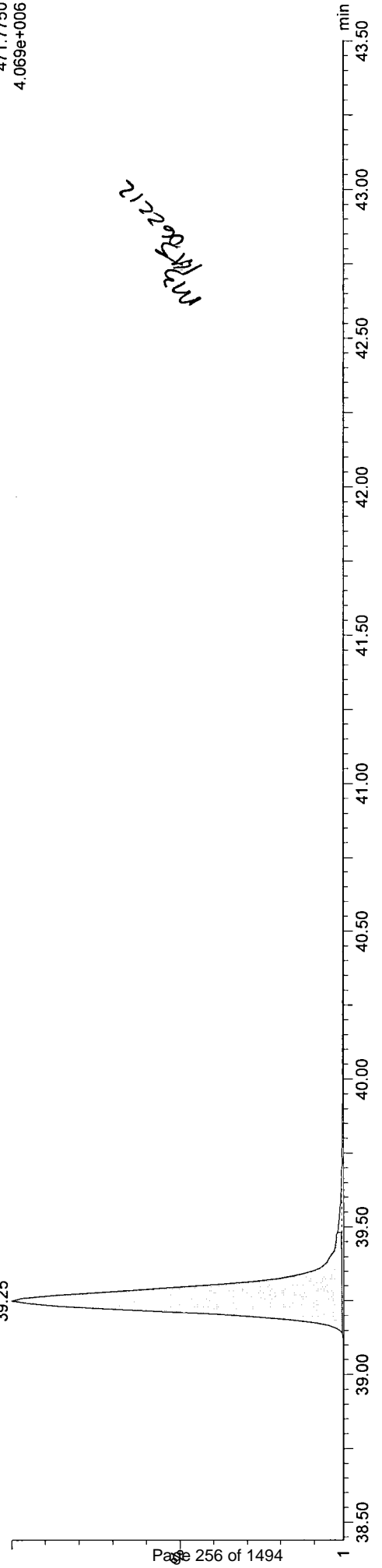
ES:13C-OCDD
39.25



c20jun12a_3-13

ES:13C-OCDD
39.25

F5: Voltage SIR, EI+
471.7750
4.069e+006



Quantify Sample Report

Manual Integrations ###

Dataset: Z:\Default.pro\Results\c20jun12a_3-13.qld

Last Altered: Friday, June 22, 2012 13:58:12 Eastern Daylight Time
Printed: Friday, June 22, 2012 13:58:16 Eastern Daylight Time

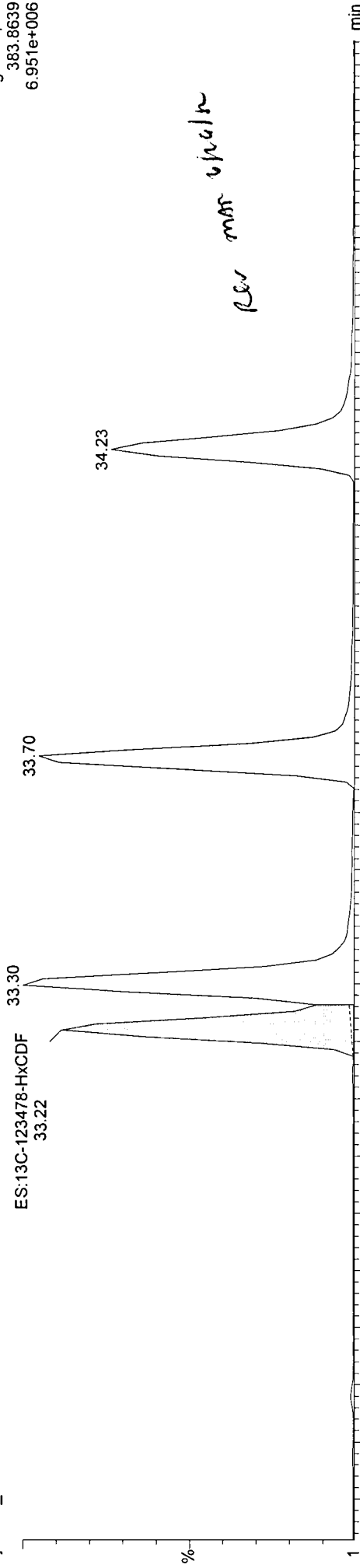
Method: C:\MassLynx\Default.PRO\MethDB\im1613-061912-db5ms.mdb 20 Jun 2012 08:46:37
Calibration: C:\MassLynx\Default.PRO\CurveDB\MS-0042012_1613.cdb 08 May 2012 08:31:36

Name: c20jun12a_3-13, ID: 31201450013, Date: 21-Jun-2012, Time: 07:00:25, Submitter: HRD1734, Description: JW-EA04-COMP-120507, User: KAS

ES:13C-123478-HxCDF

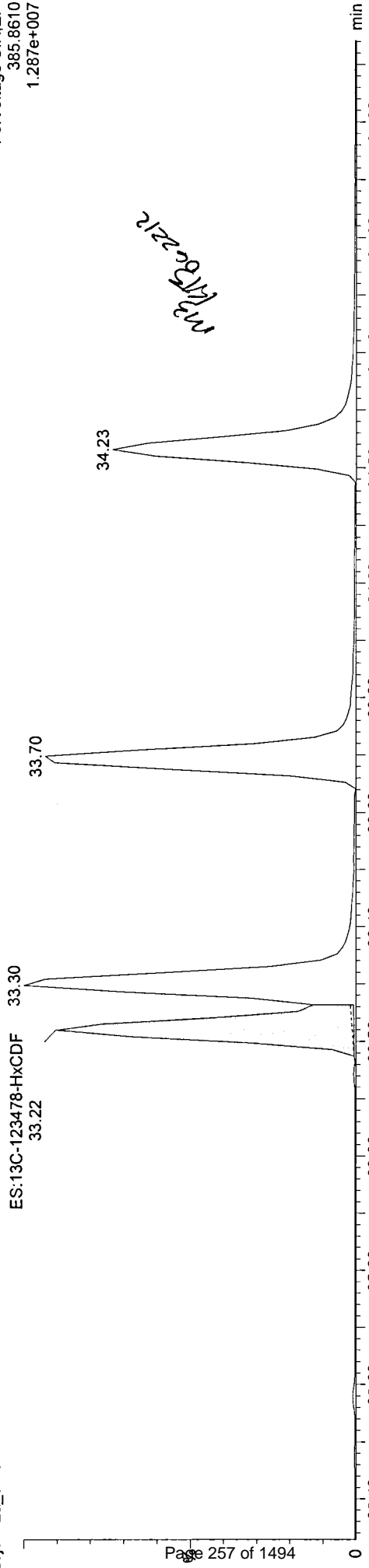
c20jun12a_3-13

F3:Voltage SIR,EI+
383.8639
6.951e+006



c20jun12a_3-13

F3:Voltage SIR,EI+
385.8610
1.287e+007



Quantify Sample Report

MassLynx 4.1 SCN627
Manual Integrations

Dataset: Z:\Default.pro\Results\c20jun12a_3-13.qld

Last Altered: Friday, June 22, 2012 13:58:27 Eastern Daylight Time
Printed: Friday, June 22, 2012 13:58:31 Eastern Daylight Time

W1201450

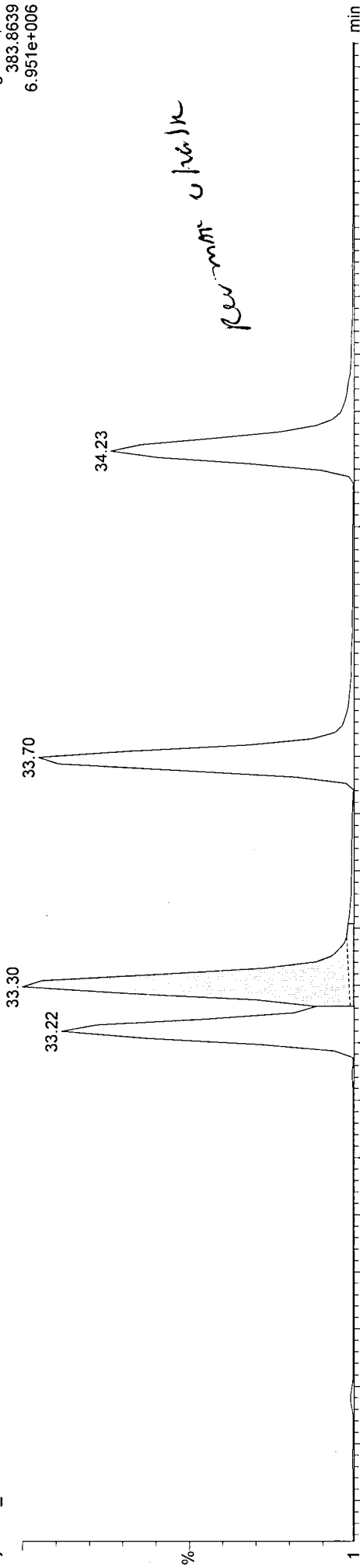
Method: C:\MassLynx\Default.PRO\MethDB\m1613-061912-db5ms.mdb 20 Jun 2012 08:46:37
Calibration: C:\MassLynx\Default.PRO\CurveDB\MS-0042012_1613.cdb 08 May 2012 08:31:36

Name: c20jun12a_3-13, ID: 31201450013, Date: 21-Jun-2012, Time: 07:00:25, Submitter: HRD1734, Description: JW-EA04-COMP-120507, User: KAS

ES:13C-123678-HxCDF

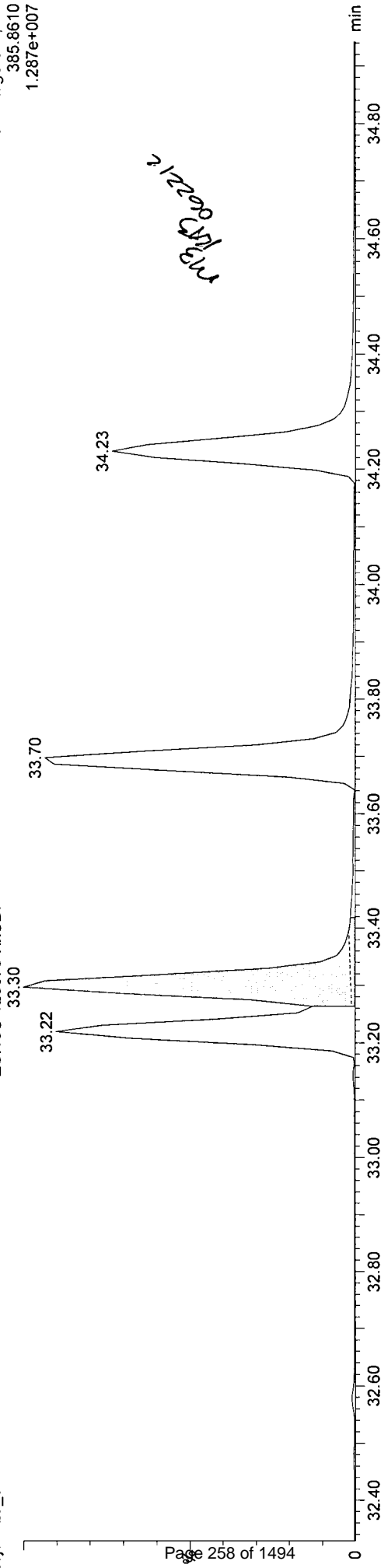
c20jun12a_3-13

ES:13C-123678-HxCDF



c20jun12a_3-13

ES:13C-123678-HxCDF



Quantify Sample Report

Manual Integrations ###

Dataset: Z:\Default.pro\Results\c20jun12a_3-13.qld

Last Altered: Friday, June 22, 2012 13:58:37 Eastern Daylight Time
Printed: Friday, June 22, 2012 13:58:40 Eastern Daylight Time

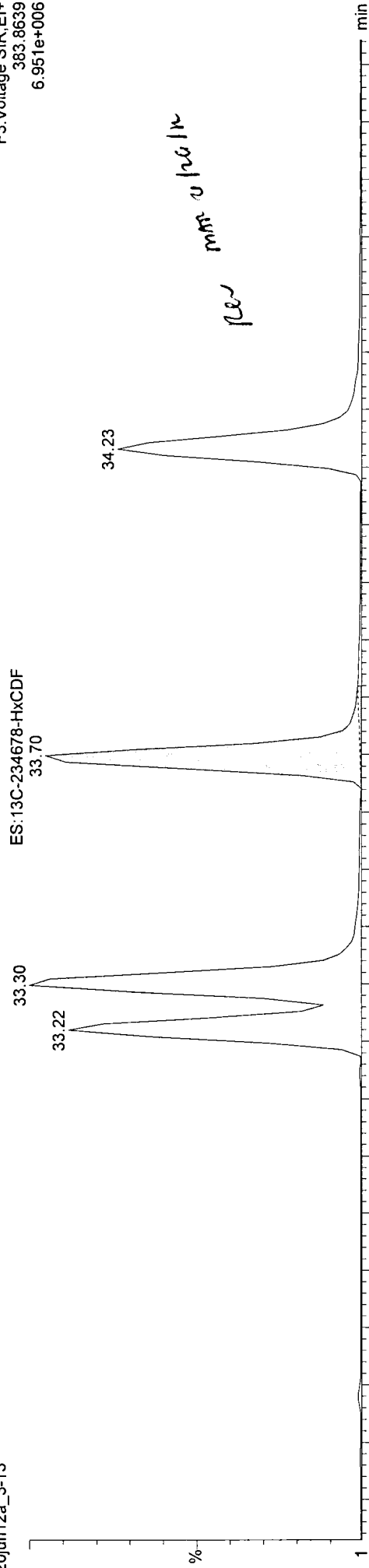
Method: C:\MassLynx\Default.PRO\MethDB\m1613-061912-db5ms.mdb 20 Jun 2012 08:46:37
Calibration: C:\MassLynx\Default.PRO\CurveDB\DB5MS-0042012_1613.cdb 08 May 2012 08:31:36

Name: c20jun12a_3-13, ID: 31201450013, Date: 21-Jun-2012, Time: 07:00:25, Submitter: HRD1734, Description: JW-EA04-COMP-120507, User: KAS

ES:13C-234678-HxCDF

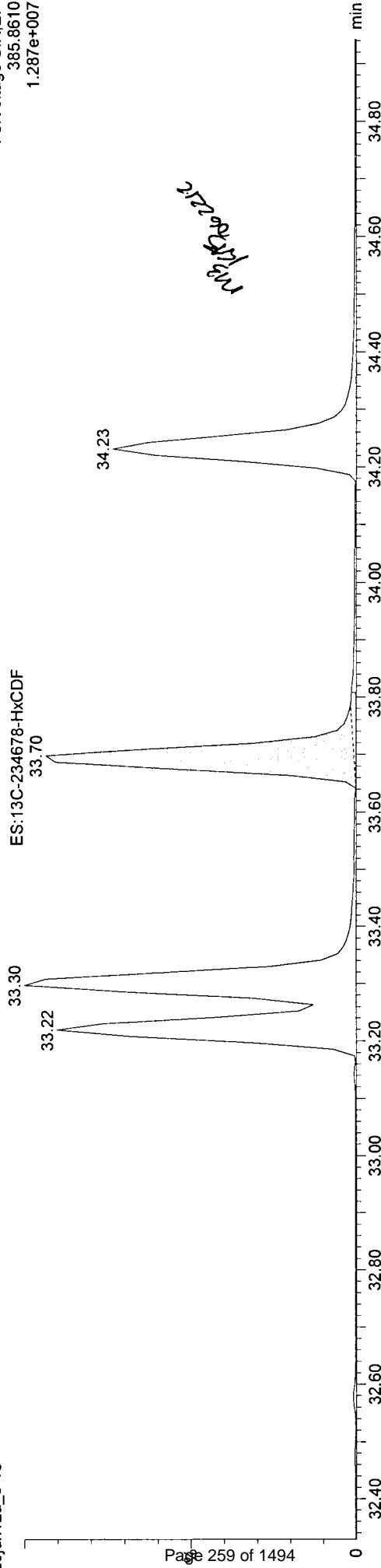
c20jun12a_3-13

F3: Voltage SIR, EI+
383.8639
6.951e+006



c20jun12a_3-13

F3: Voltage SIR, EI+
385.8610
1.287e+007



Quantify Sample Report
Manual Integrations ###

MassLynx 4.1 SCN627

Dataset: Z:\Default.pro\Results\c20jun12a_3-13.qld

Lab Altered: Friday, June 22, 2012 13:58:47 Eastern Daylight Time
Printed: Friday, June 22, 2012 13:58:51 Eastern Daylight Time

31201450

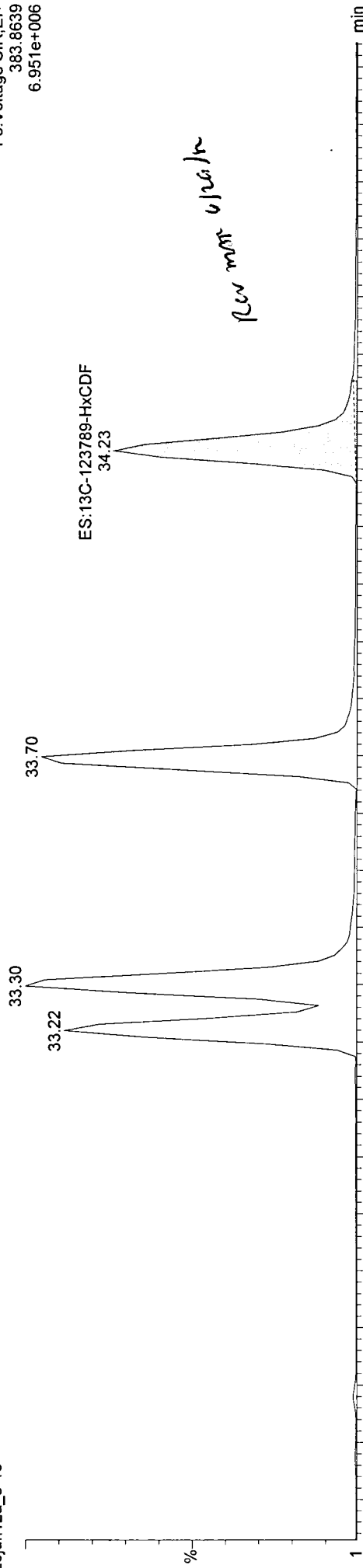
Method: C:\MassLynx\Default.PRO\MethDB\im1613-061912-db5ms.mdb 20 Jun 2012 08:46:37
Calibration: C:\MassLynx\Default.PRO\CurveDB\DB5MS-0042012_1613.cdb 08 May 2012 08:31:36

Name: c20jun12a_3-13, ID: 31201450013, Date: 21-Jun-2012, Time: 07:00:25, Submitter: HRD1734, Description: JW-EA04-COMP-120507, User: KAS

ES:13C-123789-HxCDF

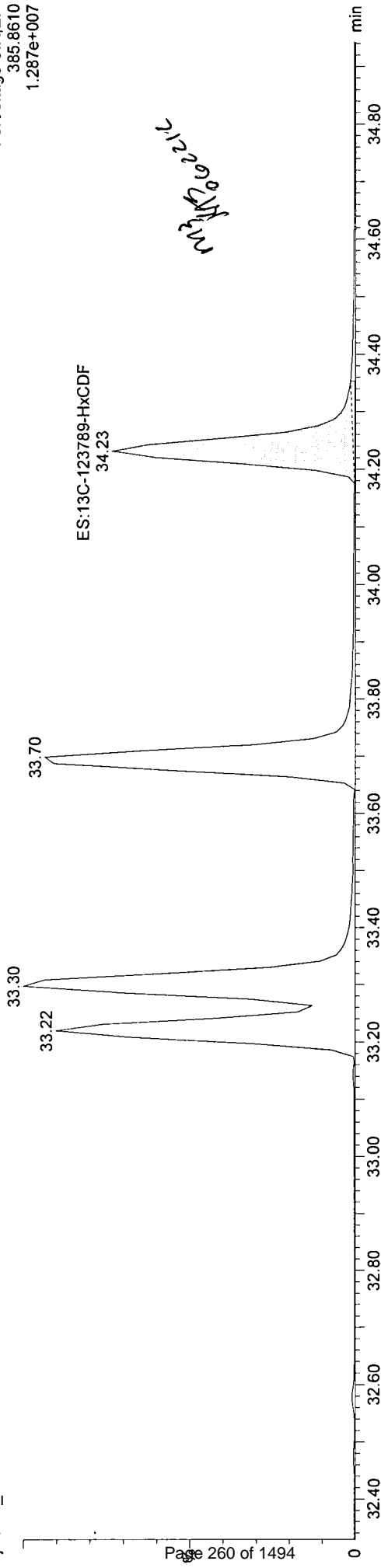
c20jun12a_3-13

F3: Voltage SIR, EI+
383.8639
6.951e+006



c20jun12a_3-13

F3: Voltage SIR, EI+
385.8610
1.287e+007



Quantify Sample Report

MassLynx 4.1 SCN627
Manual Integrations

Dataset: Z:\Default.pro\Results\c20jun12a_3-13.qld

Lab Altered: Friday, June 22, 2012 13:59:05 Eastern Daylight Time
Printed: Friday, June 22, 2012 13:59:08 Eastern Daylight Time

201450

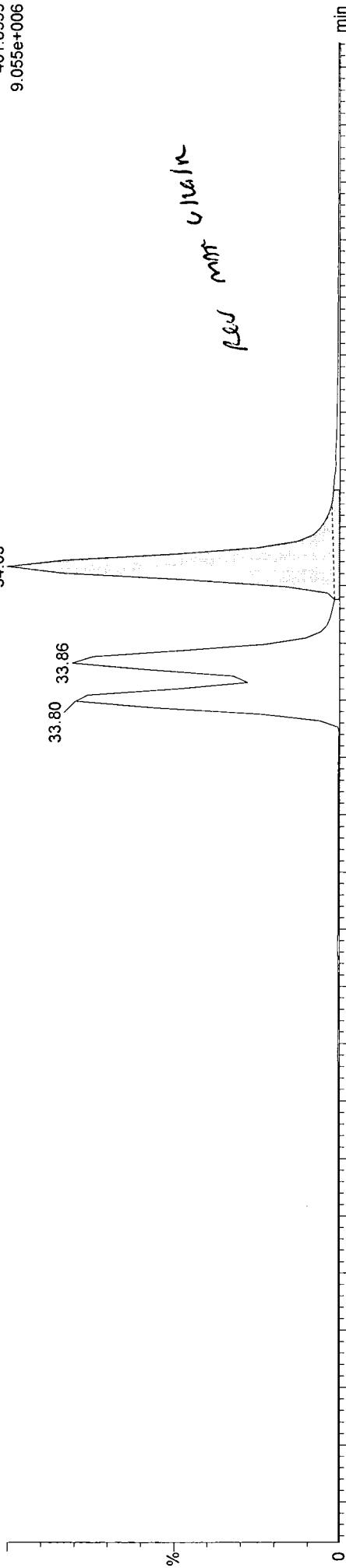
Method: C:\MassLynx\Default.PRO\MethDB\m1613-061912-db5ms.mdb 20 Jun 2012 08:46:37
Calibration: C:\MassLynx\Default.PRO\CurveDB\B5MS-0042012_1613.cdb 08 May 2012 08:31:36

Name: c20jun12a_3-13, ID: 31201450013, Date: 21-Jun-2012, Time: 07:00:25, Submitter: HRD1734, Description: JW-EA04-COMP-120507, User: KAS

JS:13C-123789-HxCDD
c20jun12a_3-13

F3:Voltage SIR,EI+
401.8559
9.055e+006

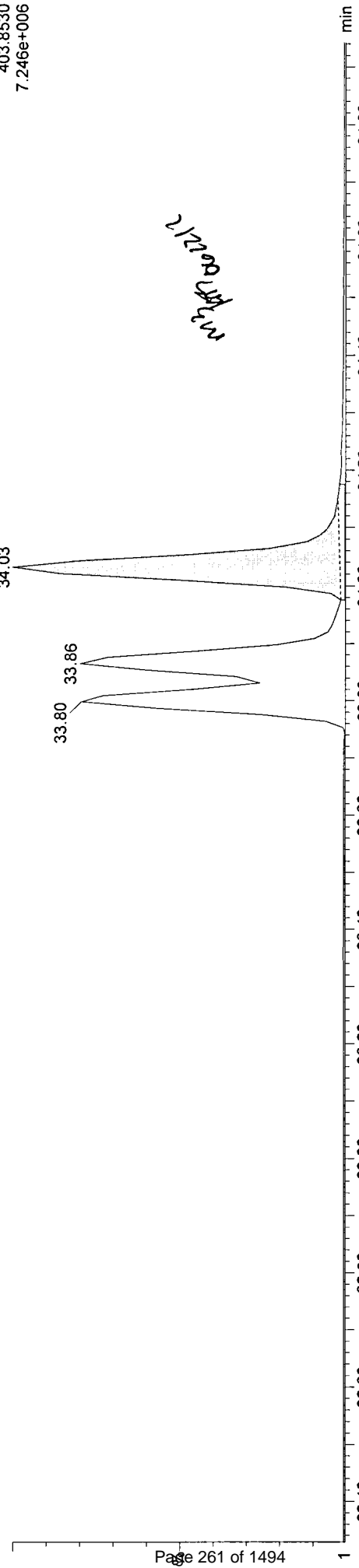
JS:13C-123789-HxCDD
34.03



c20jun12a_3-13

JS:13C-123789-HxCDD
34.03

F3:Voltage SIR,EI+
403.8530
7.246e+006



Dataset: Z:\Default.pro\Results\c20jun12a_3-13.qld

Last Altered: Friday, June 22, 2012 13:59:14 Eastern Daylight Time
Printed: Friday, June 22, 2012 13:59:17 Eastern Daylight Time

W 1201450

Method: C:\MassLynx\Default.PRO\MethDB\im1613-061912-db5ms.mdb 20 Jun 2012 08:46:37
Calibration: C:\MassLynx\Default.PRO\CurveDB\MS-0042012_1613.cdb 08 May 2012 08:31:36

Name: c20jun12a_3-13, ID: 31201450013, Date: 21-Jun-2012, Time: 07:00:25, Submitter: HRD1734, Description: JW-EA04-COMP-120507, User: KAS

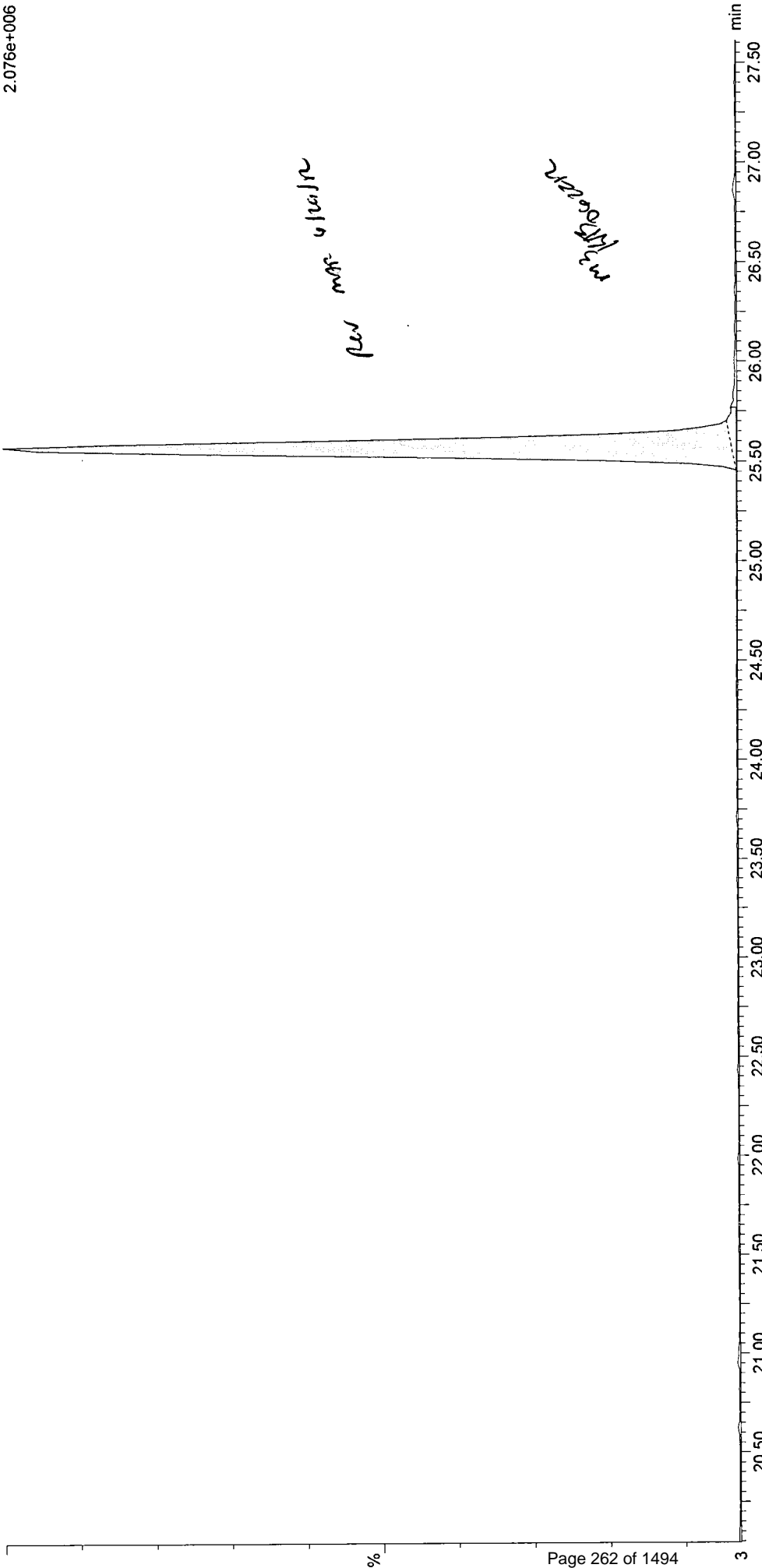
CS:37Cl-2378-TCDD

c20jun12a_3-13

CS:37Cl-2378-TCDD

25.57

F1:Voltage SIR,EI+
327.8847
2.076e+006



Quantify Sample Summary Report
 ### 1613 Sample Summary ###

MassLynx 4.1

Dataset: C:\MassLynx\Default.pro\Results\c20jun12a_3-13.qld

Last Altered: Thursday, June 21, 2012 08:31:58 Eastern Daylight Time
 Printed: Thursday, June 21, 2012 08:32:13 Eastern Daylight Time

31201450

Method: C:\MassLynx\Default.PRO\MethDB\m1613-061912-db5ms.mdb 20 Jun 2012 08:46:37
 Calibration: C:\MassLynx\Default.PRO\CurveDB\B5MS-0042012_1613.cdb 08 May 2012 08:31:36

Name: c20jun12a_3-13
 Date: 21-Jun-2012
 Time: 07:00:25
 ID: 31201450013
 Submitter: HRD1734
 Task: HRMS3

Name	Response	Ion1Area	Ion2Area	RA	RAFail?	RRT	RT	pg/ μ L	EDL	Height1	Noise1	SN1	Height2	Noise2	SN2	M1	M2
1:2378-TCDD	-	-	-	-	NO	-	-	-	0.0350	-	574	-	-	592	-	-	-
2:12378-PeCDD	2.478e3	1.483e3	9.954e2	1.49	NO	1.0003	31.63	0.331	0.0280	2.653e4	938	28.3	2.028e4	717	28.3	bb	bd
3:123478-HxCDD	2.529e3	1.433e3	1.096e3	1.31	NO	1.0003	33.81	0.444	0.0561	3.846e4	2002	19.2	2.876e4	1031	27.9	bd	bd
4:123678-HxCDD	2.253e4	1.206e4	1.047e4	1.15	NO	1.0003	33.88	3.751	0.0597	2.411e5	2002	120.4	2.100e5	1031	203.7	dd	dd
5:123789-HxCDD	8.005e3	4.044e3	3.961e3	1.02	YES	1.0072	34.04	1.366	0.0579	8.233e4	2002	41.1	6.918e4	1031	67.1	db	db
6:1234678-HpCDD	2.159e5	1.116e5	1.044e5	1.07	NO	1.0003	36.30	39.142	0.1297	1.909e6	2495	765.2	1.777e6	2400	740.6	bd	bb
7:OCDD	1.244e6	5.933e5	6.505e5	0.91	NO	1.0002	39.26	322.217	0.2154	6.121e6	1729	3539.4	6.811e6	1862	3657.7	bb	bb
8:2378-TCDF	2.301e3	1.109e3	1.192e3	0.93	YES	1.0007	24.67	0.231	0.0400	1.606e4	771	20.8	1.745e4	1088	16.0	db	dd
9:12378-PeCDF	1.077e3	7.539e2	3.233e2	2.33	YES	1.0007	30.08	0.119	0.0584	1.405e4	1587	8.9	7.954e3	684	11.6	bd	bd
10:23478-PeCDF	3.628e3	2.468e3	1.158e3	2.13	YES	1.0000	31.35	0.368	0.0316	4.576e4	1587	28.8	2.315e4	684	33.9	bb	bb
11:123478-HxCDF	4.556e3	2.535e3	2.021e3	1.25	NO	1.0003	33.23	0.534	0.0316	7.141e4	1510	47.3	5.085e4	1095	46.5	bd	bd
12:123678-HxCDF	6.255e3	3.722e3	2.533e3	1.47	YES	1.0003	33.31	0.618	0.0285	8.526e4	1510	56.5	6.545e4	1095	59.8	db	db
13:234678-HxCDF	1.162e4	6.607e3	5.010e3	1.32	NO	1.0000	33.70	1.196	0.0297	1.400e5	1510	92.8	1.019e5	1095	93.1	bb	bb
14:123789-HxCDF	1.864e3	9.218e2	9.419e2	0.98	YES	1.0010	34.26	0.235	0.0409	1.559e4	1510	10.3	1.641e4	1095	15.0	bb	bb
15:1234678-HpCDF	1.302e5	6.549e4	6.466e4	1.01	NO	1.0003	35.35	13.669	0.0426	1.246e6	1870	666.3	1.243e6	1189	1045.4	bb	bd
16:1234789-HpCDF	5.093e3	2.405e3	2.688e3	0.89	NO	1.0006	36.75	0.686	0.0693	3.724e4	1870	19.9	4.153e4	1189	34.9	bb	bb
17:OCDF	1.485e5	6.977e4	7.876e4	0.89	NO	1.0050	39.45	31.701	0.0848	7.172e5	1138	630.3	8.216e5	579	1419.5	bd	bd
18:ES:13C-2378-TCDD	6.788e5	2.958e5	3.830e5	0.77	NO	1.0278	25.54	85.086	0.0636	3.371e6	1639	2056.8	4.430e6	717	6177.9	bb	bb
19:ES:13C-12378-PeCDD	7.196e5	3.872e5	3.323e5	1.17	YES	1.2724	31.62	107.032	0.0704	7.658e6	1656	4625.1	5.306e6	541	9816.8	bb	bb
20:ES:13C-123478-HxCDD	5.355e5	3.000e5	2.355e5	1.27	NO	0.9931	33.80	73.138	0.1169	7.112e6	2887	2463.9	5.665e6	4358	1299.8	bd	bd
21:ES:13C-123678-HxCDD	6.032e5	3.389e5	2.644e5	1.28	NO	0.9951	33.86	79.619	0.1130	7.169e6	2887	2483.4	5.668e6	4358	1300.7	db	db
22:ES:13C-1234678-HpCDD	5.229e5	2.701e5	2.527e5	1.07	NO	1.0664	36.29	77.582	0.0735	4.619e6	2283	2023.0	4.199e6	1910	2198.6	bb	bb
23:ES:13C-OCDD	7.262e5	3.388e5	3.874e5	0.87	NO	1.1534	39.25	110.510	0.0452	3.658e6	1216	3007.7	4.000e6	1298	3081.4	bb	bb
24:ES:13C-2378-TCDF	1.018e6	4.557e5	5.621e5	0.81	NO	0.9921	24.65	81.037	0.0322	5.303e6	834	6355.6	6.567e6	1040	6313.0	bb	bb
25:ES:13C-12378-PeCDF	9.214e5	5.683e5	3.531e5	1.61	NO	1.2097	30.06	86.602	0.0602	6.113e6	1654	3695.2	3.787e6	1318	2873.8	bb	bb
26:ES:13C-23478-PeCDF	9.632e5	5.893e5	3.739e5	1.58	NO	1.2617	31.35	93.223	0.0620	1.076e7	1654	6504.0	6.772e6	1318	5139.4	bb	bb

Quantify Sample Summary Report
 ### 1613 Sample Summary ###

MassLynx 4.1

Dataset: C:\MassLynx\Default.pro\Results\c20jun12a_3-13.qld

Last Altered: Thursday, June 21, 2012 08:31:58 Eastern Daylight Time
 Printed: Thursday, June 21, 2012 08:32:13 Eastern Daylight Time

Name: c20jun12a_3-13
 Date: 21-Jun-2012
 Time: 07:00:25
 ID: 31201450013
 Submitter: HRD1734
 Task: HRMS3

Name	Response	Ion1Area	Ion2Area	RA	RAFail?	RRT	RT	pg/μL	EDL	Height1	Noise1	SN1	Height2	Noise2	SN2	M1	M2
27	ES:13C-123478-HxCDF	7.207e5	2.499e5	4.708e5	0.53	NO	0.9761	33.22	79.767	0.1120	6.040e6	4269	1415.1	1.145e7	4295	2666.1	bd
28	ES:13C-123678-HxCDF	8.670e5	3.022e5	5.648e5	0.54	NO	0.9784	33.30	92.502	0.1080	6.811e6	4269	1595.6	1.268e7	4295	2952.5	db
29	ES:13C-234678-HxCDF	8.249e5	2.900e5	5.349e5	0.54	NO	0.9902	33.70	89.008	0.1092	6.547e6	4269	1533.8	1.194e7	4295	2778.9	bb
30	ES:13C-123789-HxCDF	7.150e5	2.512e5	4.638e5	0.54	NO	1.0059	34.23	80.592	0.1141	5.039e6	4269	1180.6	9.349e6	4295	2176.6	bb
31	ES:13C-1234678-HpCDF	6.858e5	2.161e5	4.697e5	0.46	NO	1.0386	35.34	88.362	0.0816	4.077e6	2035	2003.1	8.851e6	3326	2661.1	bb
32	ES:13C-1234789-HpCDF	5.342e5	1.679e5	3.663e5	0.46	NO	1.0791	36.72	81.503	0.0967	2.497e6	2035	1226.8	5.491e6	3326	1650.8	bb
33	JS:13C-1234-TCDD	8.047e5	3.602e5	4.444e5	0.81	NO	0.0000	24.85	100.000	0.0631	4.181e6	1639	2550.5	5.102e6	717	7114.3	bb
34	JS:13C-123789-HxCDD	7.540e5	4.190e5	3.350e5	1.25	NO	0.0000	34.03	100.000	0.1135	8.865e6	2887	3071.0	7.102e6	4358	1629.7	bb
35	CS:37Cl-2378-TCDD	1.778e5	1.778e5	-	-	-	1.0291	25.57	19.653	0.0155	2.004e6	651	3077.2	-	-	-	bb
36	Tetradioxins	-	5.201e3	-	-	-	-	-	1.582	0.0350	7.605e4	574	-	-	-	-	-
37	Pentadioxins	-	7.326e3	-	-	-	-	-	1.623	0.0280	1.468e5	938	-	-	-	-	-
38	Hexadioxins	-	7.237e4	-	-	-	-	-	21.525	0.0578	1.521e6	2002	-	-	-	-	-
39	Heptadioxins	-	2.210e5	-	-	-	-	-	77.644	0.1297	3.801e6	2495	-	-	-	-	-
40	Tetrafurans	-	1.168e4	-	-	-	-	-	2.896	0.0400	1.545e5	771	-	-	-	-	-
41	Pentafurans (F1)	-	2.582e4	-	-	-	-	-	4.459	0.0159	2.963e5	424	-	-	-	-	-
42	Pentafurans	-	1.631e4	-	-	-	-	-	2.821	0.0445	2.588e5	1587	-	-	-	-	-
43	Hexafurans	-	1.172e5	-	-	-	-	-	23.412	0.0323	2.820e6	1510	-	-	-	-	-
44	Heptafurans	-	1.526e5	-	-	-	-	-	34.004	0.0543	2.662e6	1870	-	-	-	-	-
45	Hexa Ether	-	-	-	-	-	-	-	-	-	-	407	-	-	-	-	-
46	Hepta Ether	-	-	-	-	-	-	-	-	-	-	395	-	-	-	-	-
47	Octa Ether	-	-	-	-	-	-	-	-	-	-	319	-	-	-	-	-
48	Nona Ether	-	-	-	-	-	-	-	-	-	-	570	-	-	-	-	-
49	Deca Ether	-	-	-	-	-	-	-	-	-	-	314	-	-	-	-	-
50	F1 Lock Mass	-	-	-	-	-	-	-	-	0.0000	-	30175	-	-	-	-	-
51	F2 Lock Mass	-	-	-	-	-	-	-	-	0.0000	-	69367	-	-	-	-	-
52	F3 Lock Mass	-	-	-	-	-	-	-	-	0.0000	-	45160	-	-	-	-	-
53	F4 Lock Mass	-	-	-	-	-	-	-	-	0.0000	-	46914	-	-	-	-	-
54	F5 Lock Mass	-	-	-	-	-	-	-	-	0.0000	-	35143	-	-	-	-	-

Quantify Sample Report MassLynx 4.1

1613 Sample Summary

Dataset: Untitled

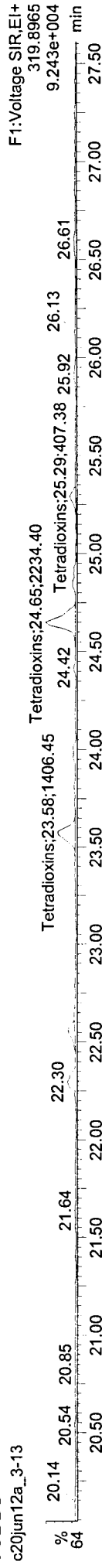
Last Altered: Thursday, 6/21/2012 3:28:06 PM Eastern Daylight Time
Plotted: Thursday, 6/21/2012 3:30:22 PM Eastern Daylight Time

Method: C:\MassLynx\Default.PRO\MethDB\m8290-061312-db5ms.mdb 14 Jun 2012 07:55:14
Calibration: C:\MassLynx\Default.PRO\CurveDB\B5MS-0042012_1613.cdb 08 May 2012 08:31:36

Name: c20jun12a_3-13, Date: 21-Jun-2012, Time: 07:00:25, ID: 31201450013, Submitter: HRD1734, Task: HRMS3

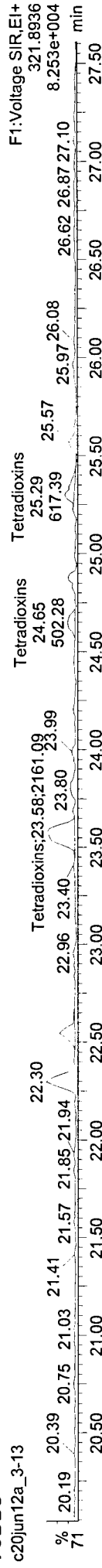
TCDDs

c20jun12a_3-13




TCDDs

c20jun12a_3-13



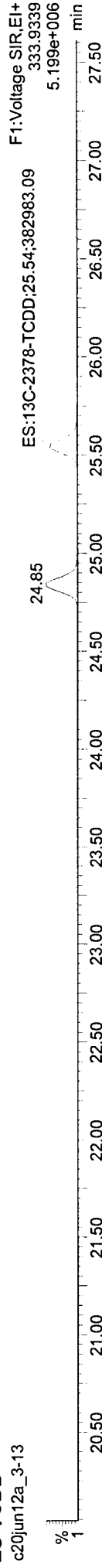
ES-TCDD

c20jun12a_3-13



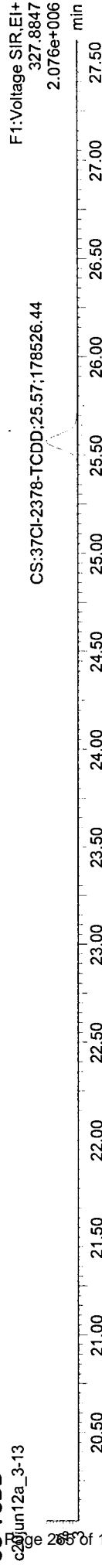
ES-TCDD

c20jun12a_3-13



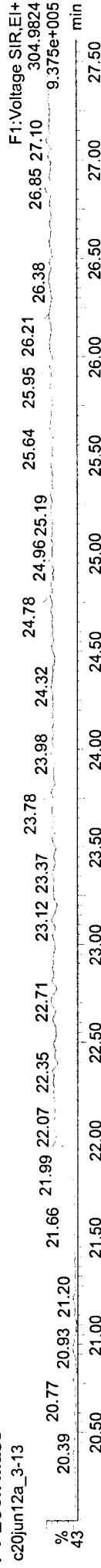
CS-TCDD

c20jun12a_3-13



F1 Lock Mass

c20jun12a_3-13



Quantify Sample Report MassLynx 4.1

1613 Sample Summary

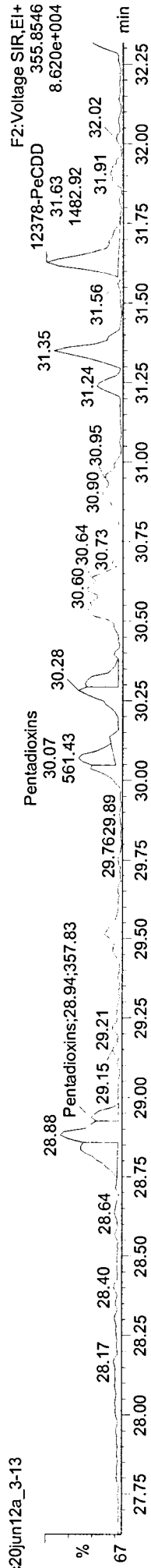
Dataset: Untitled

Last Altered: Thursday, 6/21/2012 3:28:06 PM Eastern Daylight Time
Printed: Thursday, 6/21/2012 3:30:22 PM Eastern Daylight Time

Name: c20jun12a_3-13, Date: 21-Jun-2012, Time: 07:00:25, ID: 31201450013, Submitter: HRD1734, Task: HRMS3

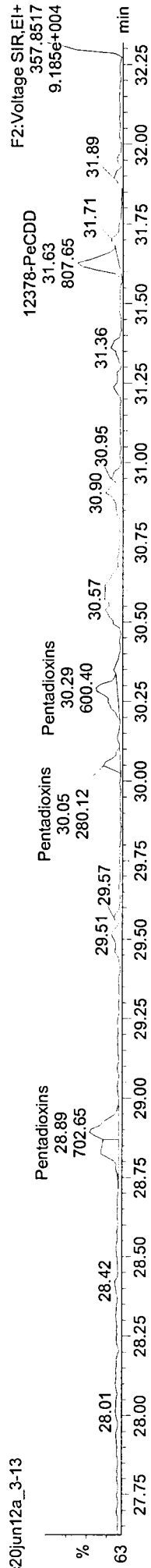
PeCDDs

c20jun12a_3-13



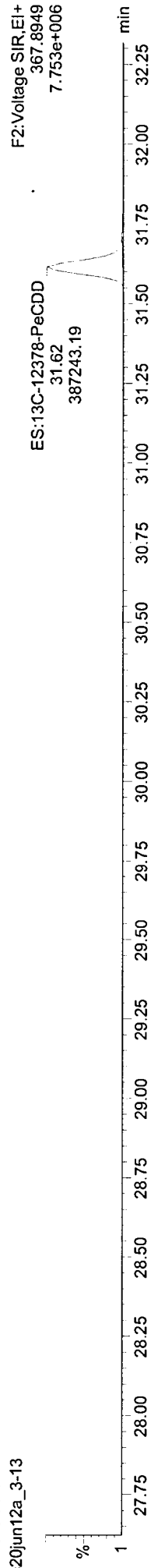
PeCDDs

c20jun12a_3-13



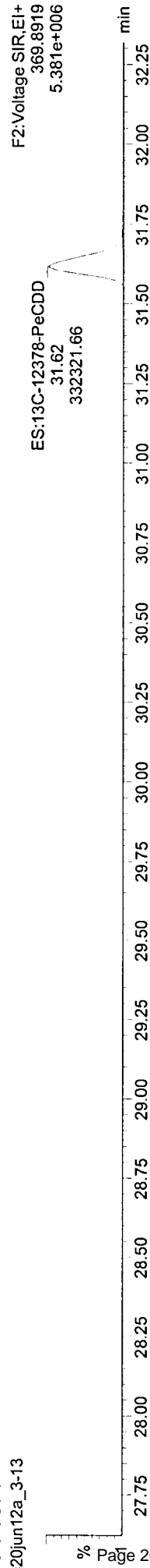
ES-PeCDD

c20jun12a_3-13



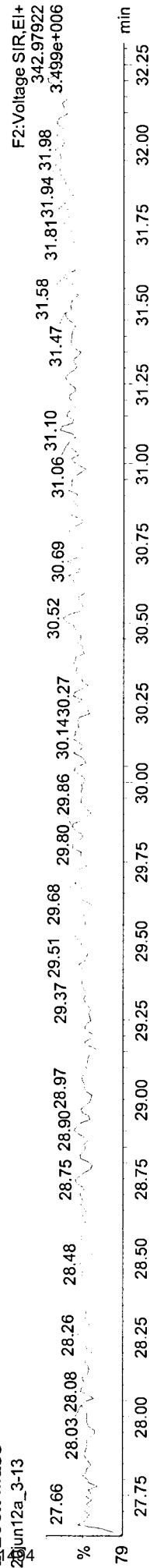
ES-PeCDD

c20jun12a_3-13



F2:Lock Mass

c20jun12a_3-13



Quantify Sample Report MassLynx 4.1

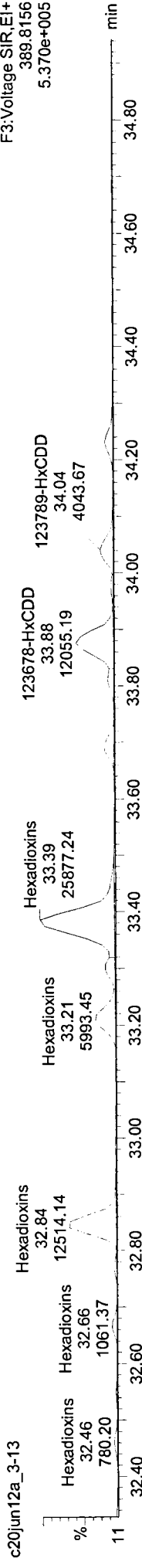
1613 Sample Summary

Dataset: Untitled


Last Altered: Thursday, 6/21/2012 3:28:06 PM Eastern Daylight Time
Printed: Thursday, 6/21/2012 3:30:22 PM Eastern Daylight Time

Name: c20jun12a_3-13, Date: 21-Jun-2012, Time: 07:00:25, ID: 31201450013, Submitter: HRD1734, Task: HRMS3

HxCDDs



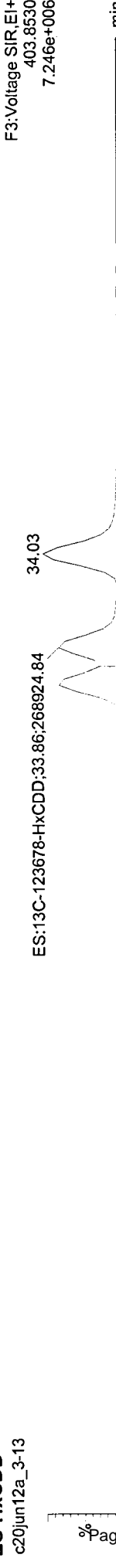
HxCDDs




ES-HxCDD



ES-HxCDD



F3 Lock Mass



Quantify Sample Report MassLynx 4.1

1613 Sample Summary

Dataset: Untitled


Last Altered: Thursday, 6/21/2012 3:28:06 PM Eastern Daylight Time
Printed: Thursday, 6/21/2012 3:30:22 PM Eastern Daylight Time

312014

Name: c20jun12a_3-13, Date: 21-Jun-2012, Time: 07:00:25, ID: 31201450013, Submitter: HRD1734, Task: HRMS3

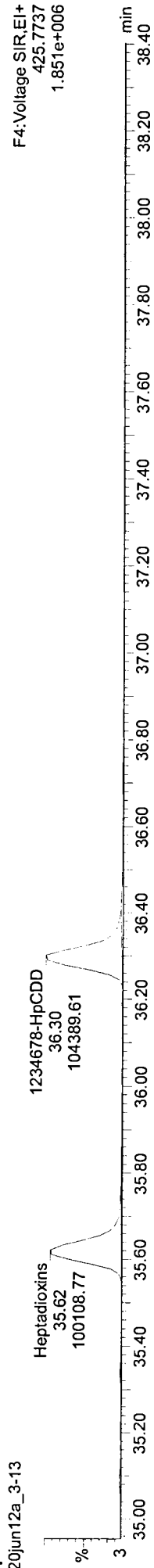
HpCDDs

c20jun12a_3-13



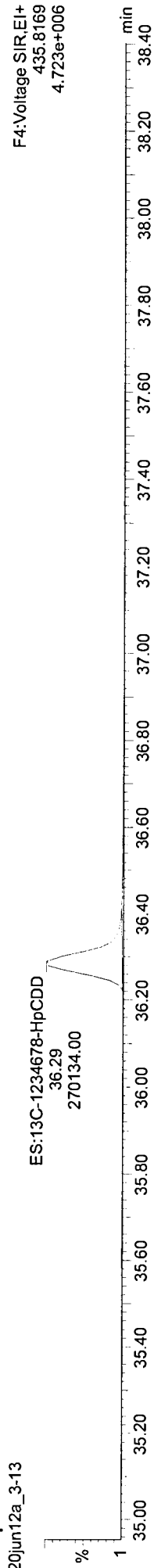
HpCDDs

c20jun12a_3-13



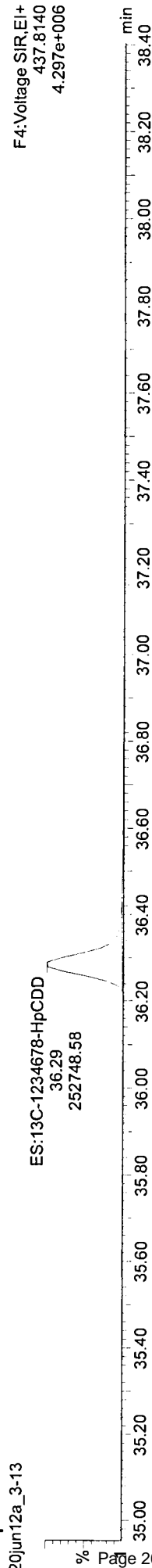
ES-HpCDD

c20jun12a_3-13



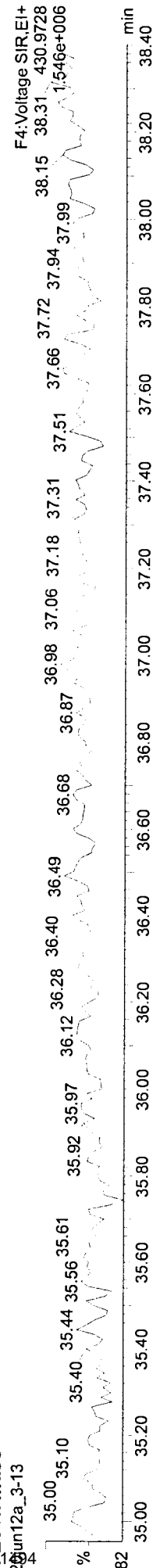
ES-HpCDD

c20jun12a_3-13



F4-Lock Mass

c20jun12a_3-13



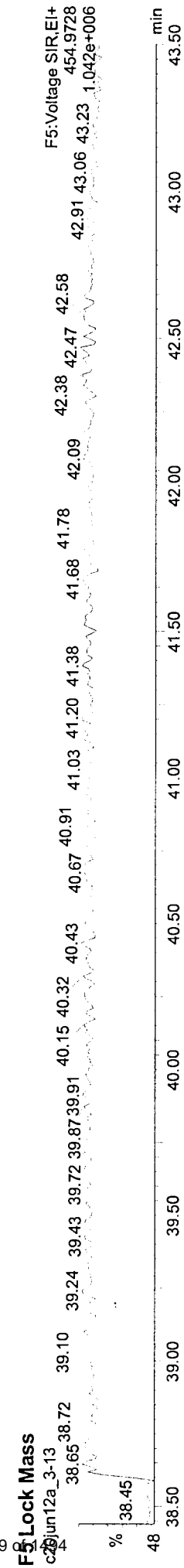
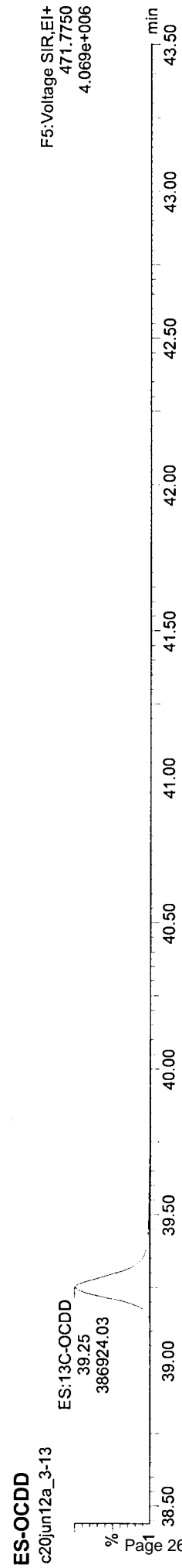
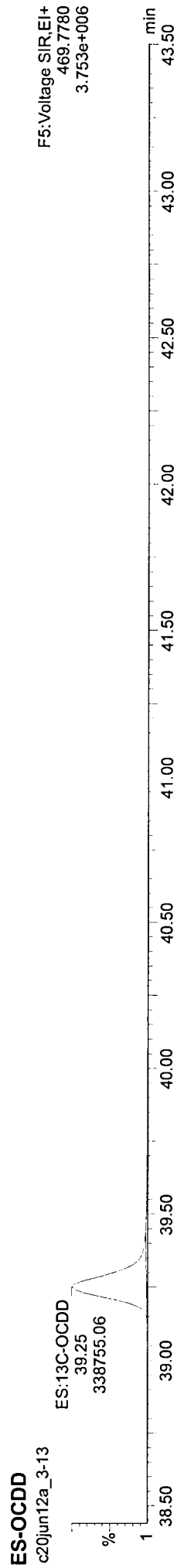
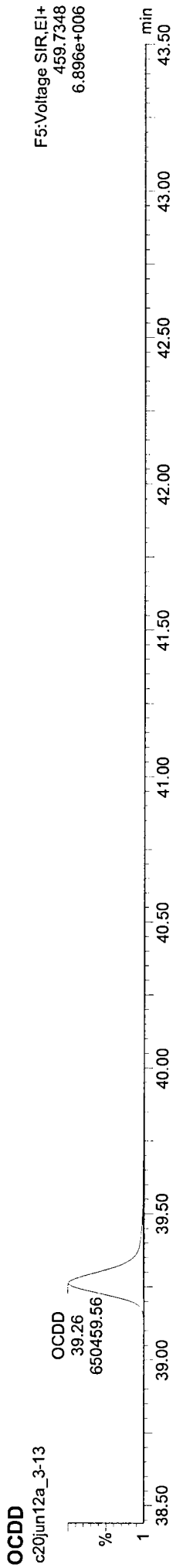
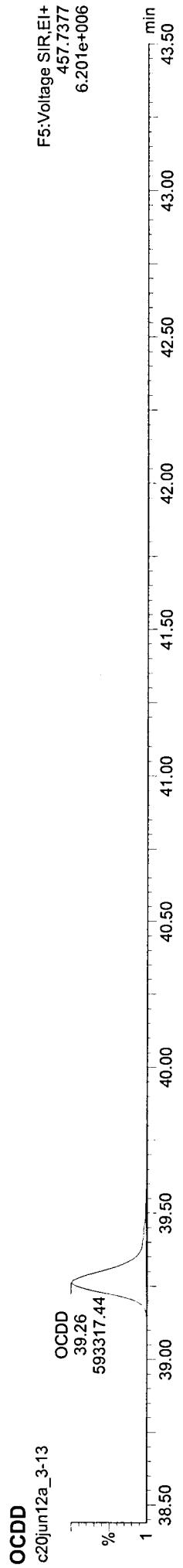
82

Quantify Sample Report
1613 Sample Summary ###
MassLynx 4.1

Dataset: Untitled

Last Altered: Thursday, 6/21/2012 3:28:06 PM Eastern Daylight Time
Printed: Thursday, 6/21/2012 3:30:22 PM Eastern Daylight Time

Name: c20jun12a_3-13, Date: 21-Jun-2012, Time: 07:00:25, ID: 31201450013, Submitter: HRD1734, Task: HRMS3



Quantify Sample Report

MassLynx 4.1
1613 Sample Summary

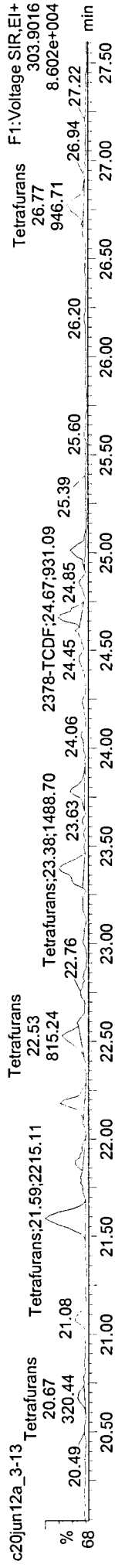
Dataset: Untitled

Last Altered: Thursday, 6/21/2012 3:28:06 PM Eastern Daylight Time
Printed: Thursday, 6/21/2012 3:30:22 PM Eastern Daylight Time

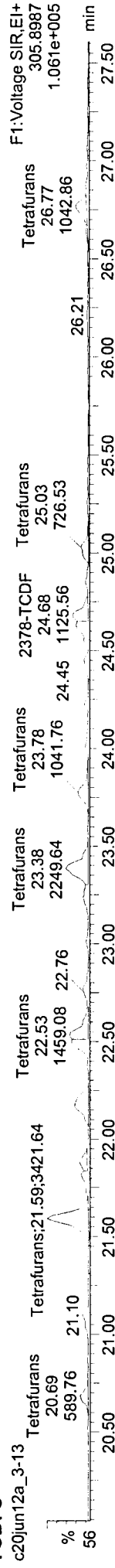
312014

Name: c20jun12a_3-13, Date: 21-Jun-2012, Time: 07:00:25, ID: 31201450013, Submitter: HRD1734, Task: HRMS3

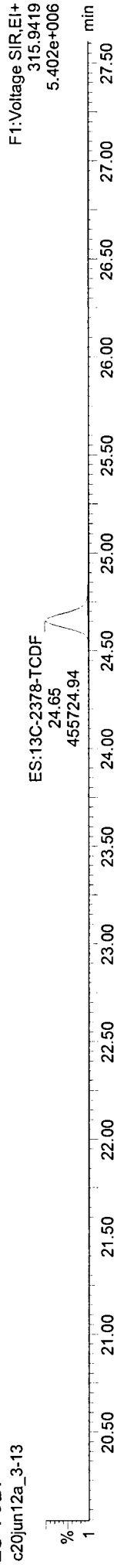
TCDFs



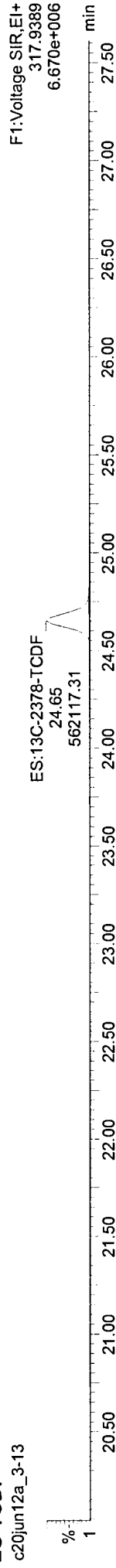
TCDFs




ES-TCDF




ES-TCDF



Hexa Ether



F Lock Mass



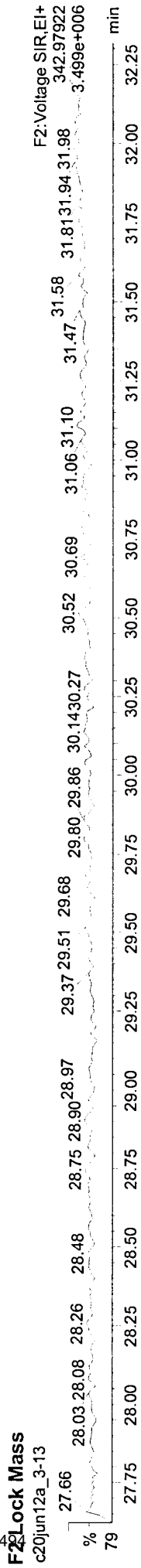
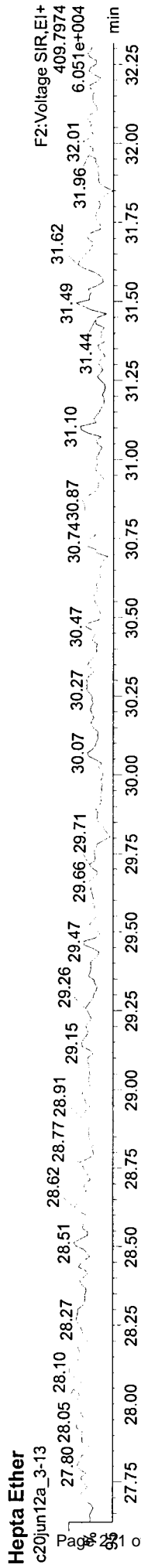
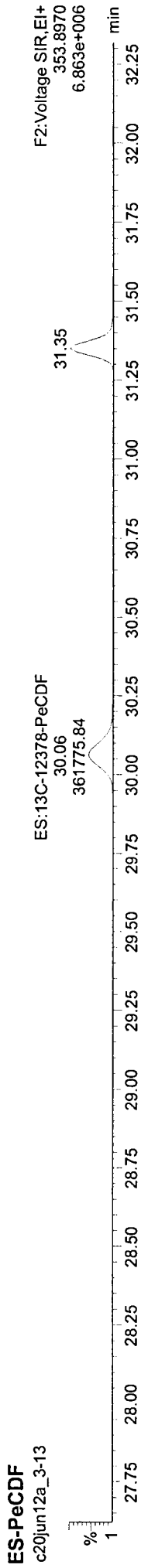
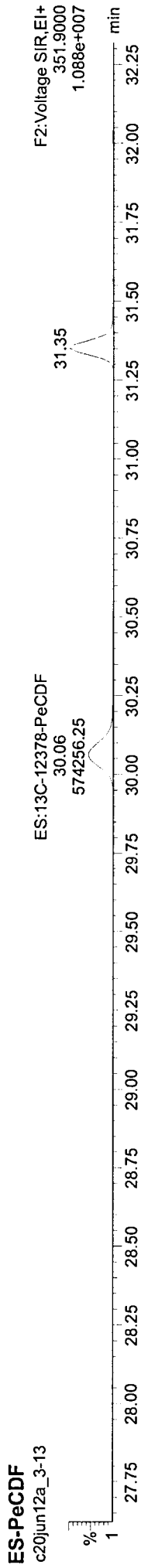
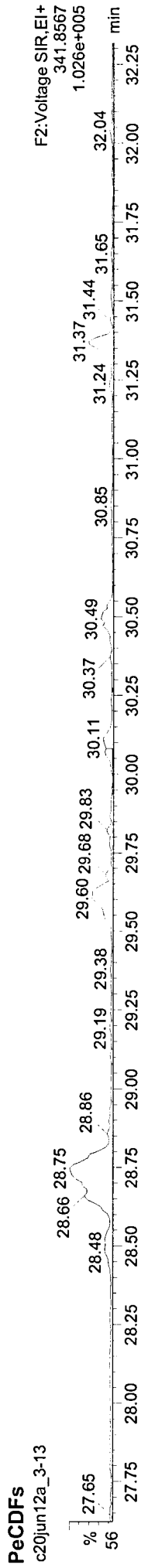
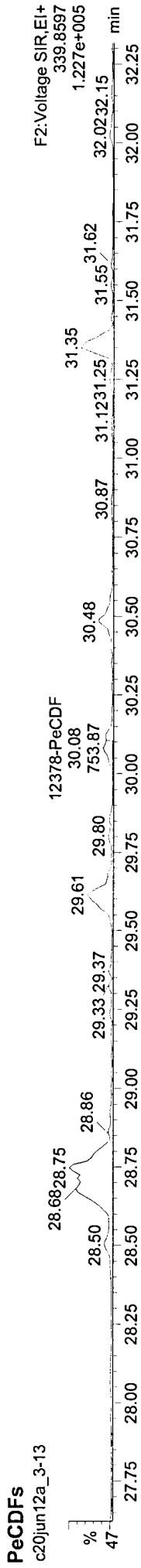
Quantify Sample Report
1613 Sample Summary ###
MassLynx 4.1

Dataset: Untitled

Last Altered: Thursday, 6/21/2012 3:28:06 PM Eastern Daylight Time
Printed: Thursday, 6/21/2012 3:30:22 PM Eastern Daylight Time

312014

Name: c20jun12a_3-13, Date: 21-Jun-2012, Time: 07:00:25, ID: 31201450013, Submitter: HRD1734, Task: HRMS3



Quantify Sample Report
1613 Sample Summary

MassLynx 4.1

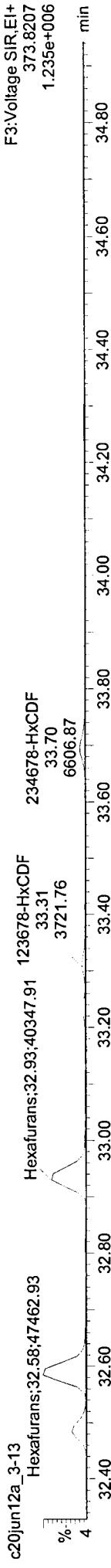
Dataset: Untitled

Last Altered: Thursday, 6/21/2012 3:28:06 PM Eastern Daylight Time
Printed: Thursday, 6/21/2012 3:30:22 PM Eastern Daylight Time


612014

Name: c20jun12a_3-13, Date: 21-Jun-2012, Time: 07:00:25, ID: 31201450013, Submitter: HRD1734, Task: HRMS3

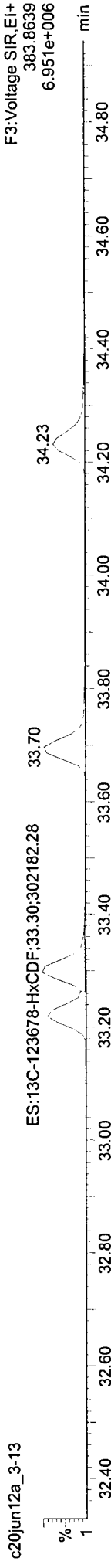
HxCDFs



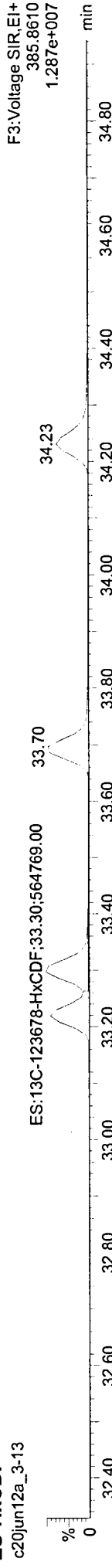
HxCDFs



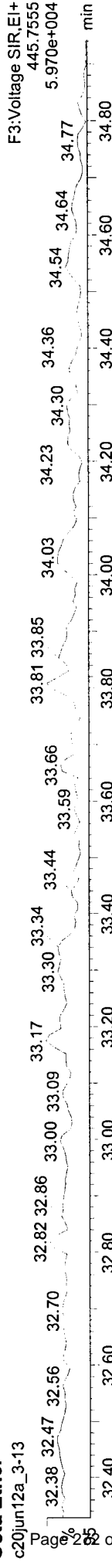
ES-HxCDF




ES-HxCDF



Octa Ether



F3 Lock Mass



Quantify Sample Report MassLynx 4.1

1613 Sample Summary


Dataset: Untitled

Last Altered: Thursday, 6/21/2012 3:28:06 PM Eastern Daylight Time
Printed: Thursday, 6/21/2012 3:30:22 PM Eastern Daylight Time

Name: c20jun12a_3-13, Date: 21-Jun-2012, Time: 07:00:25, ID: 31201450013, Submitter: HRD1734, Task: HRMS3

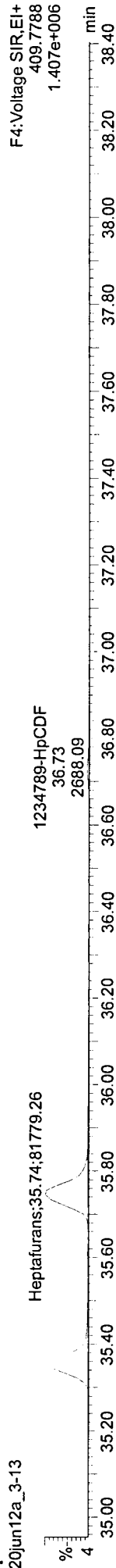
HpCDFs

c20jun12a_3-13



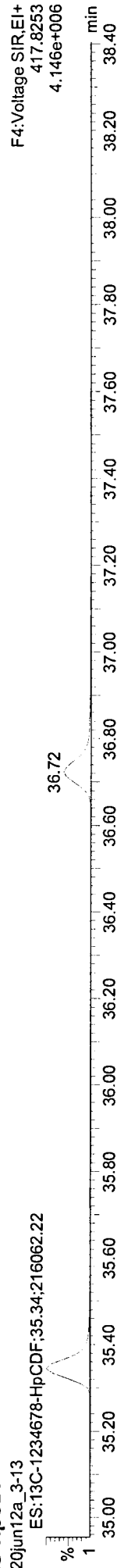
HpCDFs

c20jun12a_3-13



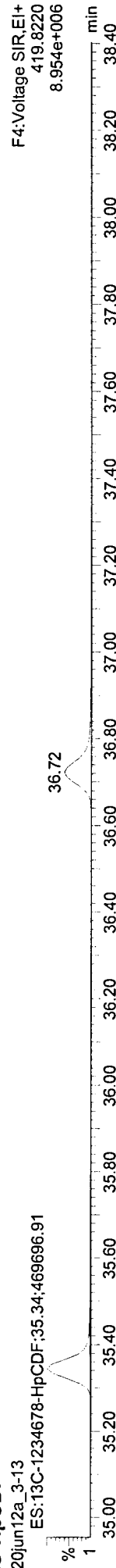
ES-HpCDF

c20jun12a_3-13




ES-HpCDF

c20jun12a_3-13



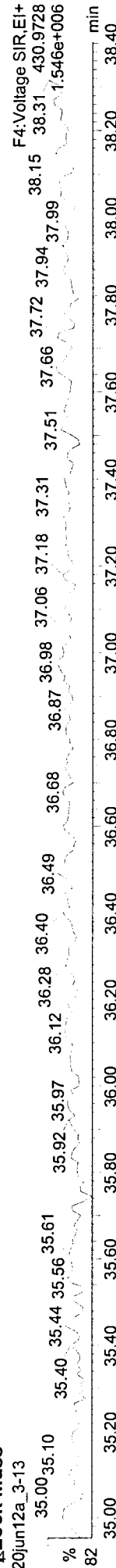
Nona Ether

c20jun12a_3-13



F4 Lock Mass

c20jun12a_3-13



Quantify Sample Report MassLynx 4.1

1613 Sample Summary

Dataset: Untitled


Last Altered: Thursday, 6/21/2012 3:28:06 PM Eastern Daylight Time
Printed: Thursday, 6/21/2012 3:30:22 PM Eastern Daylight Time

312014

Name: c20jun12a_3-13, Date: 21-Jun-2012, Time: 07:00:25, ID: 31201450013, Submitter: HRD1734, Task: HRMS3

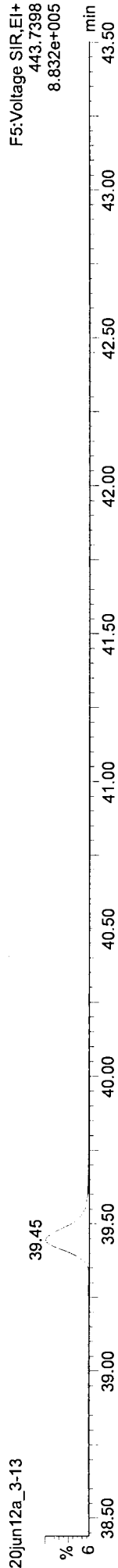
OCDF

c20jun12a_3-13



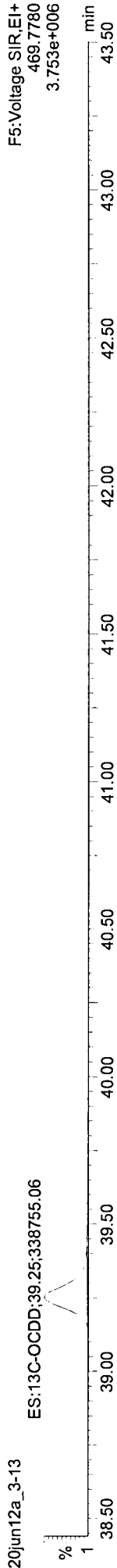
OCDF

c20jun12a_3-13



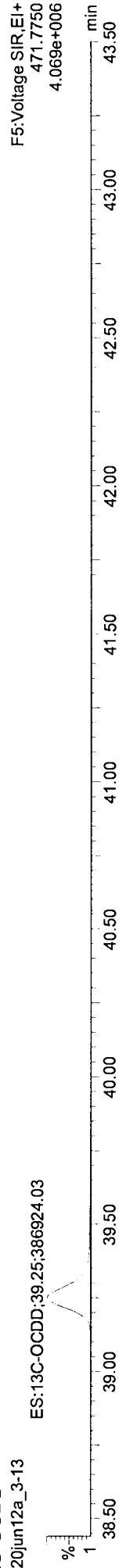
ES-OCDD

c20jun12a_3-13




ES-OCDD

c20jun12a_3-13




Deca Ether

c20jun12a_3-13



F5 Lock Mass

c20jun12a_3-13



Quantify Sample Report
1613 Sample Summary

MassLynx 4.1


Dataset: Untitled

Last Altered: Thursday, 6/21/2012 3:28:06 PM Eastern Daylight Time
Printed: Thursday, 6/21/2012 3:30:22 PM Eastern Daylight Time


312014

Name: c20jun12a_3-13, Date: 21-Jun-2012, Time: 07:00:25, ID: 31201450013, Submitter: HRD1734, Task: HRMS3

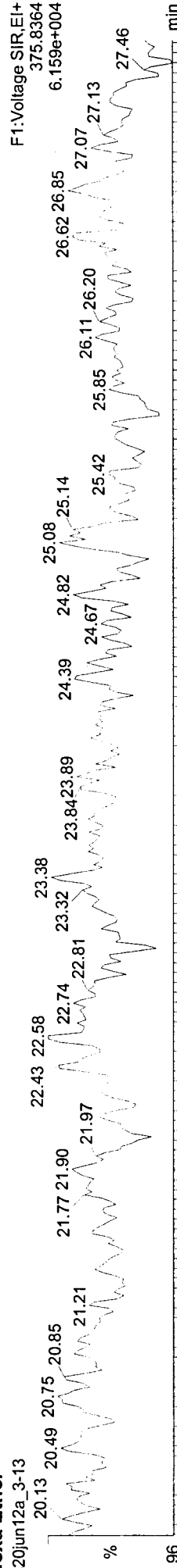
PeCDFs (F1)
c20jun12a_3-13




PeCDFs (F1)
c20jun12a_3-13



Hexa Ether
c20jun12a_3-13



Fluor Lock Mass
c20jun12a_3-13



Quantify Sample Summary Report

MassLynx 4.1
 ### Confirms Sample Summary ###

Dataset: C:\MassLynx\Default.pro\Results\c02jul12a-Confirms.qld

Last Altered: Monday, 7/2/2012 4:05:54 PM Eastern Daylight Time
 Printed: Monday, 7/2/2012 4:07:38 PM Eastern Daylight Time

31201450

7m 7-3-12

Method: C:\MassLynx\Default.PRO\MethDB\VFXms-TCDF_Smooth.mdb 29 Jun 2012 10:51:42
 Calibration: C:\MassLynx\Default.PRO\CurveDB\VFXms-Confirm_c08dec11b.cdb 09 Dec 2011 09:13:48

Name: c02jul12a-3 ✓
 Date: 02-Jul-2012 ✓
 Time: 10:04:11 ✓
 ID: 31201450013 ✓
 User: JLJ
 Submitter: HRD1753
 Task: HRMS3

Name	Response	Ion1Area	Ion2Area	RA	RAFail?	RRT	RT	pg/ul	EDL	SN1	SN2	M	Height1	Noise1	Height2	Noise2
2378-TCDF	3.089e3	1.357e3	1.732e3	0.78	NO	1.0007	22.12	0.210	0.0185	32.7	23.8	MM	1.999e4	612	2.178e4	916
ES:13C-2378-TCDF	1.251e6	5.533e5	6.980e5	0.79	NO	1.0044	22.10	57.111	0.0178	6917.6	9420.4	bb	7.742e6	1119	9.642e6	1023
JS:13C-1234-TCDD	9.609e5	4.260e5	5.349e5	0.80	NO	0.0000	22.01	100.000	0.0343	5211.2	10546.3	bb	5.863e6	1125	7.282e6	690
Tetrafurans	-	-	-	-	-	-	-	3.089	0.0185	-	-	-	3.026e5	612	-	-
F1 Lock Mass	-	-	-	-	-	-	-	-	-	-	-	-	-	-	-	49675



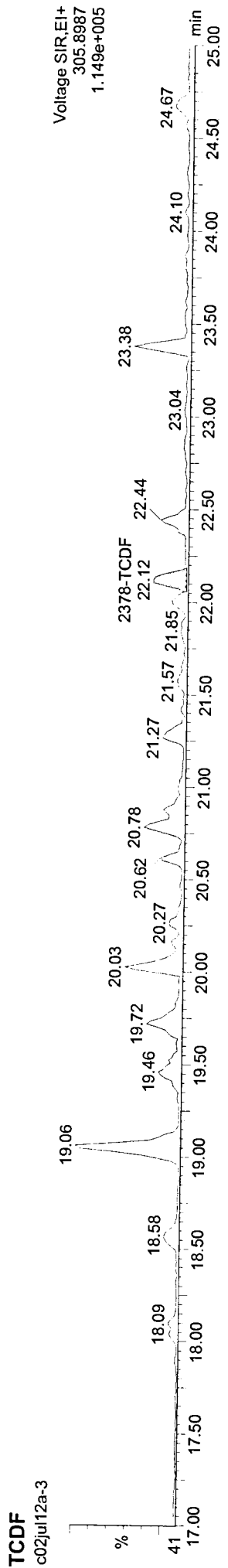
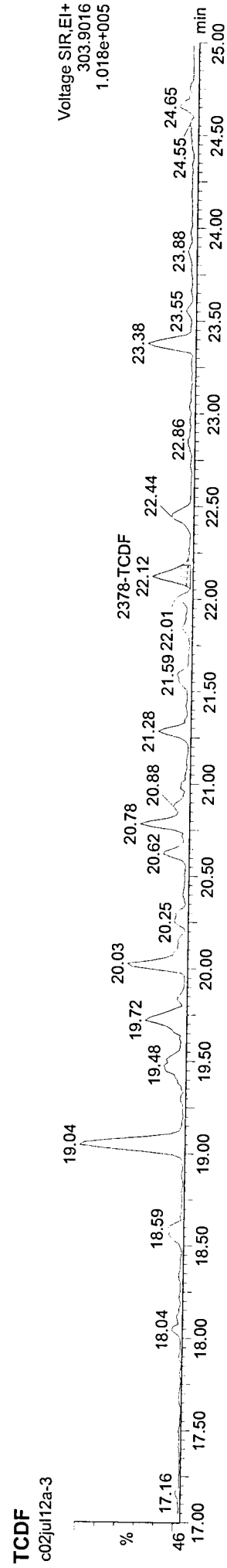
$$[TCDF] = \frac{3.089e3}{1.251e6} \left(\frac{2000pg}{15.85g \times 0.601} \times \left(\frac{1}{1.1776} \right) \right) = 0.4440 pg/g$$

7m 7-3-12

Quantify Sample Report MassLynx 4.1
Confirms Sample Summary

Dataset: C:\MassLynx\Default.pro\Results\c02jul12a-Confirms.qld
Last Altered: Monday, 7/2/2012 4:05:54 PM Eastern Daylight Time
Printed: Monday, 7/2/2012 4:07:38 PM Eastern Daylight Time

Method: C:\MassLynx\Default.PRO\MethDB\VF\Xms-TCDF_Smooth.mdb 29 Jun 2012 10:51:42
Calibration: C:\MassLynx\Default.PRO\CurveDB\VF\Xms-Confirm_c08dec11b.cdb 09 Dec 2011 09:13:48
Name: c02jul12a-3, ID: 31201450013



Quantify Sample Report MassLynx 4.1
Confirms Sample Summary

Dataset: C:\MassLynx\Default.pro\Results\c02jul12a-Confirms.qld

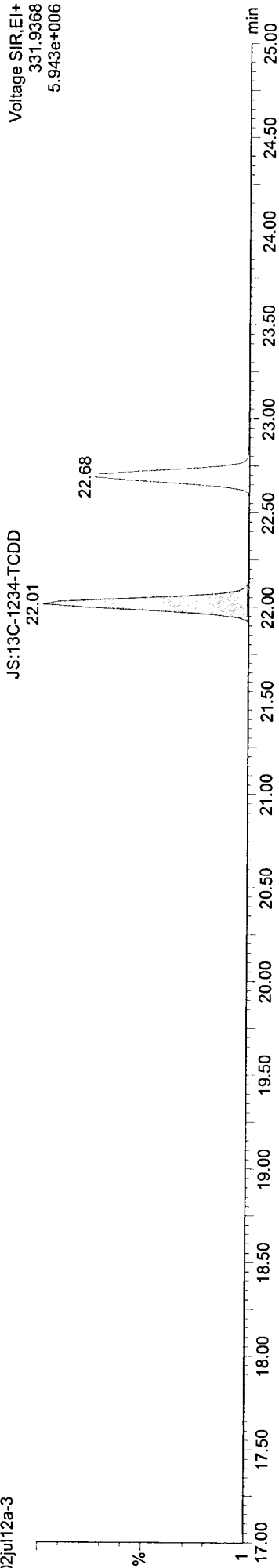
Last Altered: Monday, 7/2/2012 4:05:54 PM Eastern Daylight Time
Printed: Monday, 7/2/2012 4:07:38 PM Eastern Daylight Time

3120145

Name: c02jul12a-3, ID: 31201450013

JS:13C-TCDD

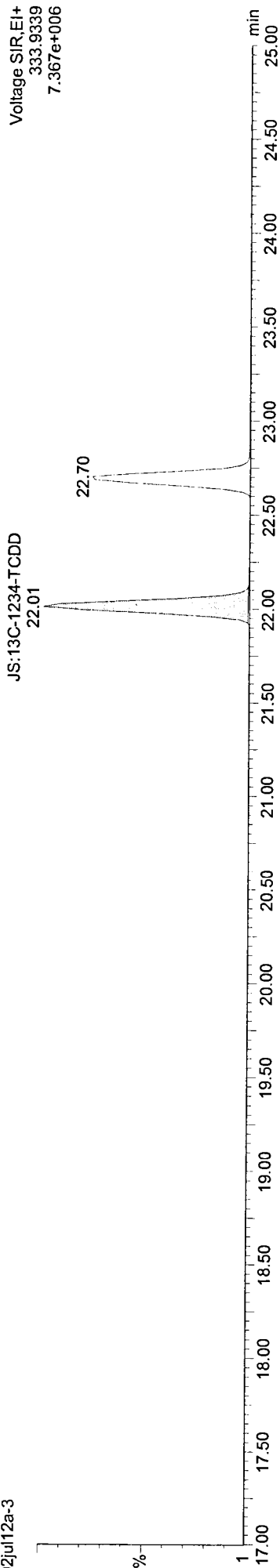
c02jul12a-3



Voltage SIR, EI+
331.9368
5.943e+006

JS:13C-TCDD

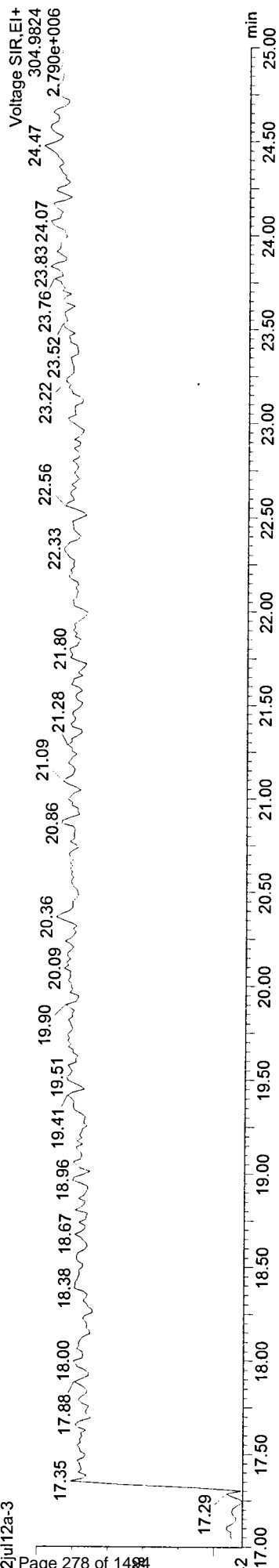
c02jul12a-3



Voltage SIR, EI+
333.9339
7.367e+006

F1 Lock Mass

c02jul12a-3



Voltage SIR, EI+
304.9824
2.790e+006

Quantify Sample Report MassLynx 4.1

Manual Integrations

Dataset: C:\MassLynx\Default.pro\Results\c02jul12a-Confirms.qld

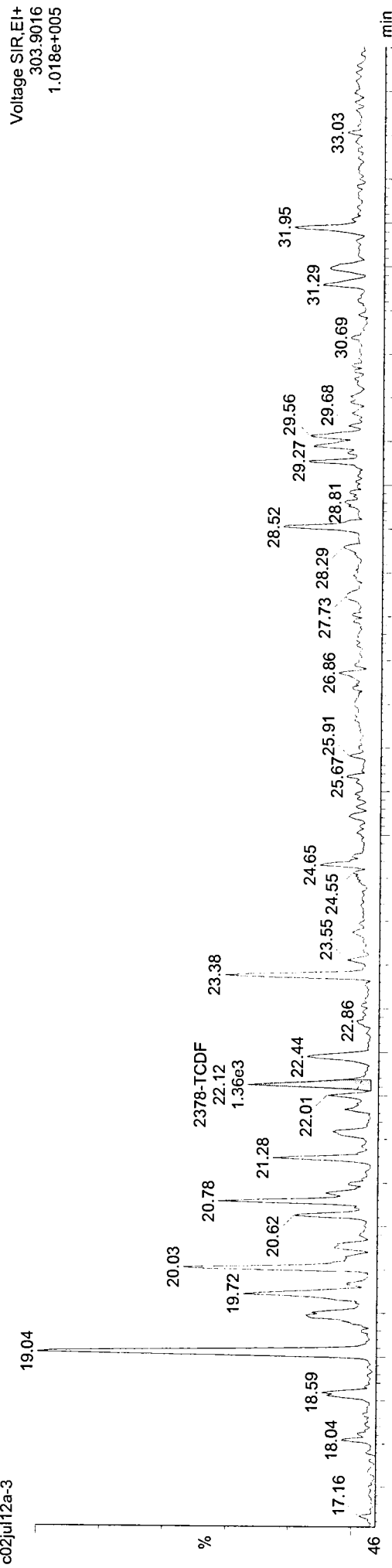
Last Altered: Monday, July 02, 2012 16:05:54 Eastern Daylight Time
Printed: Tuesday, July 03, 2012 08:42:04 Eastern Daylight Time

Method: C:\MassLynx\Default.PRO\MethDB\VF\Xms-TCDF_Smooth.mdb 29 Jun 2012 10:51:42
Calibration: C:\MassLynx\Default.PRO\CurveDB\VF\Xms-Confirm_c08dec11b.cdb 09 Dec 2011 09:13:48

Name: c02jul12a-3, ID: 31201450013, Date: 02-Jul-2012, Time: 10:04:11, Submitter: HRD1753, Description: JW-EA04-COMP-120507, User: JLJ

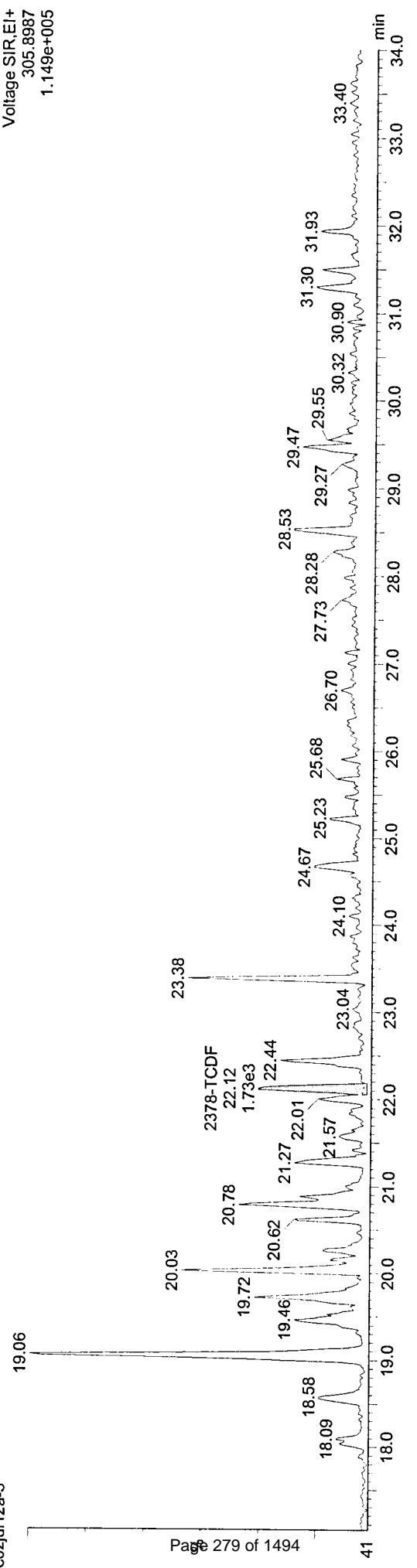
MS
PK
7/2/12

2378-TCDF
c02jul12a-3



Voltage SIR.EI+
303.9016
1.018e+005

c02jul12a-3



Voltage SIR.EI+
305.8987
1.149e+005

Results of JW-EA01-SS04-120507

Client Sample ID: **JW-EA01-SS04-120507**
 Client Project ID: **Jeld Wen Surface Sediment**
 Lab Sample ID: 31201450014-A
 Lab Project ID: 31201450

Collection Date: 05/07/2012 15:00
 Received Date: 05/09/2012 10:15
 Matrix: Soil-Solid as dry weight
 Solids (%): 49.10

Results by EPA 1613B

Parameter	Result	EMPC	Qual	DL	LOQ/CL	Units	RT	Ratio
2,3,7,8-TCDD	ND		U	0.201	0.817	pg/g		
1,2,3,7,8-PeCDD		0.765	J	0.177	4.09	pg/g	31.62	2.13*
1,2,3,4,7,8-HxCDD		1.73	J	0.195	4.09	pg/g	33.82	2.27*
1,2,3,6,7,8-HxCDD	10.6			0.212	4.09	pg/g	33.86	1.25
1,2,3,7,8,9-HxCDD	3.98		J	0.204	4.09	pg/g	34.02	1.09
1,2,3,4,6,7,8-HpCDD	121			0.583	4.09	pg/g	36.28	1.01
OCDD	1050			0.711	8.17	pg/g	39.25	0.90
2,3,7,8-TCDF	1.31			0.310	0.817	pg/g	24.65	0.74
2,3,7,8-TCDF [confirm]		1.47		0.210	0.817	pg/g	22.13	0.99*
1,2,3,7,8-PeCDF	ND		U	0.350	4.09	pg/g		
2,3,4,7,8-PeCDF		0.941	J	0.188	4.09	pg/g	31.35	1.08*
1,2,3,4,7,8-HxCDF		1.59	J	0.169	4.09	pg/g	33.21	1.88*
1,2,3,6,7,8-HxCDF		1.38	J	0.148	4.09	pg/g	33.30	0.98*
2,3,4,6,7,8-HxCDF	1.60		J	0.163	4.09	pg/g	33.67	1.19
1,2,3,7,8,9-HxCDF		0.579	J	0.224	4.09	pg/g	34.26	1.63*
1,2,3,4,6,7,8-HpCDF	25.7			0.132	4.09	pg/g	35.34	1.05
1,2,3,4,7,8,9-HpCDF		1.85	J	0.229	4.09	pg/g	36.71	0.79*
OCDF	60.7			0.293	8.17	pg/g	39.40	0.91
Total TCDD	3.00	12.1		0.201	0.817	pg/g		
Total TCDF	5.26	12.5		0.310	0.817	pg/g		
Total PeCDD	5.14	11.2		0.177	4.09	pg/g		
Total PeCDF	8.95	11.8		0.266	4.09	pg/g		
Total HxCDD	65.5	77.0		0.212	4.09	pg/g		
Total HxCDF	38.0	42.7		0.224	4.09	pg/g		
Total HpCDD	286			0.583	4.09	pg/g		
Total HpCDF	71.0	73.4		0.229	4.09	pg/g		

World Health Organization Summary

	Units	ND=0	ND=1/2	ND=DL
WHO-2005 TEQ	pg/g	3.42	3.69	3.96
WHO-2005 TEQ w/EMPC	pg/g	5.16	5.26	5.37

Results of JW-EA01-SS04-120507

Client Sample ID: **JW-EA01-SS04-120507**
 Client Project ID: **Jeld Wen Surface Sediment**
 Lab Sample ID: 31201450014-A
 Lab Project ID: 31201450

Collection Date: 05/07/2012 15:00
 Received Date: 05/09/2012 10:15
 Matrix: Soil-Solid as dry weight
 Solids (%): 49.10

Results by EPA 1613B

<u>Parameter</u>	<u>Result</u>	<u>EMPC</u>	<u>Qual</u>	<u>DL</u>	<u>LOQ/CL</u>	<u>Units</u>	<u>RT</u>	<u>Ratio</u>
Labeled Standards								
13C-2378-TCDD	84.0				25.0-164	%		
13C-12378-PeCDD	98.0				25.0-181	%		
13C-123478-HxCDD	73.0				32.0-141	%		
13C-123678-HxCDD	73.0				28.0-130	%		
13C-1234678-HpCDD	75.0				23.0-140	%		
13C-OCDD	59.0				17.0-157	%		
13C-2378-TCDF	69.0				24.0-169	%		
13C-12378-PeCDF	86.0				24.0-185	%		
13C-23478-PeCDF	91.0				21.0-178	%		
13C-123478-HxCDF	68.0				26.0-152	%		
13C-123678-HxCDF	85.0				26.0-123	%		
13C-234678-HxCDF	78.0				29.0-147	%		
13C-123789-HxCDF	72.0				28.0-136	%		
13C-1234678-HpCDF	89.0				28.0-143	%		
13C-1234789-HpCDF	73.0				26.0-138	%		
37Cl-2378-TCDD	91.0				35.0-197	%		

Batch Information

Analytical Batch: **HRD1734**
 Analytical Method: **EPA 1613B**
 Instrument: **HRMS3**
 Analyst: **MAF**
 Analytical Date/Time: **06/21/2012 07:45**
 Dilution: **1**

Prep Batch: **HXX1622**
 Prep Method: **EPA 1613 PREP S/D/T**
 Prep Date/Time: **06/05/2012 17:30**
 Prep Initial Wt./Vol.: **12.47 g**
 Prep Extract Vol: **20 uL**

Analytical Batch: **HRD1753**
 Analytical Method: **EPA 1613B**
 Instrument: **HRMS3**
 Analyst: **JHL**
 Analytical Date/Time: **06/21/2012 20:12**
 Dilution: **1**

Prep Batch: **HXX1622**
 Prep Method: **EPA 1613 PREP S/D/T**
 Prep Date/Time: **06/05/2012 17:30**
 Prep Initial Wt./Vol.: **12.47 g**
 Prep Extract Vol: **20 uL**

Quantify Sample Summary Report MassLynx 4.1 SCN627
 ### Sample Summary ###

Dataset: Z:\Default.prolResults\c20jun12a_3-14.qld

Lab Altered: Tuesday, June 26, 2012 16:25:54 Eastern Daylight Time
 Printed: Tuesday, June 26, 2012 16:26:43 Eastern Daylight Time

201450

Method: Untitled 20 Jun 2012 08:46:37
 Calibration: C:\MassLynx\Default.PRO\CurveDB\B5MS-0042012_1613.cdb 08 May 2012 08:31:36

Name: c20jun12a_3-14
 Date: 21-Jun-2012
 Time: 07:45:28
 ID: 31201450014
 Submitter: HRD1734
 Task: HRMS3
 Description: JW-EA01-SS04-120507

Handwritten notes:
 ODDD = (5.545e5) / (1.000e3) (4000) = 321.7 ps/w
 (9.182e5) / (1.000e3) (4000)

few more columns

Name	Response	Ion1Area	Ion2Area	RA	RAFail?	RRT	RT	pg/μL	EDL	Height1	Noise1	SN1	Height2	Noise2	SN2	M1	M2	MR...
1 2378-TCDD	-	-	-	-	NO	-	-	-	0.0615	-	566	-	-	697	-	-	-	1.075
2 12378-PeCDD	1.002e3	6.812e2	3.205e2	2.13	YES	1.0003	31.62	0.234	0.0541	1.347e4	1185	11.4	8.175e3	647	12.6	MM	bd	1.039
3 123478-HxCDD	2.161e3	1.501e3	6.598e2	2.27	YES	1.0010	33.82	0.528	0.0598	3.495e4	984	35.5	1.673e4	1237	13.5	MM	MM	1.065
4 123678-HxCDD	1.289e4	7.160e3	5.729e3	1.25	NO	1.0003	33.86	3.254	0.0650	1.414e5	984	143.7	1.101e5	1237	89.0	MM	dd	0.996
5 123789-HxCDD	4.900e3	2.559e3	2.341e3	1.09	NO	1.0069	34.02	1.218	0.0623	5.438e4	984	55.3	5.442e4	1237	44.0	MM	MM	1.029
6 1234678-HpCDD	1.420e5	7.127e4	7.074e4	1.01	NO	1.0003	36.28	37.037	0.1785	1.170e6	2478	471.9	1.154e6	2083	553.9	MM	bb	1.055
7 OCDD	9.482e5	4.491e5	4.990e5	0.90	NO	1.0002	39.25	321.685	0.2175	5.160e6	1451	3557.1	5.772e6	1516	3806.6	MM	MM	1.063
8 2378-TCDF	2.106e3	8.939e2	1.213e3	0.74	NO	1.0007	24.65	0.400	0.0949	1.108e4	1267	8.7	1.523e4	1009	15.1	MM	MM	0.980
9 12378-PeCDF	-	-	-	-	NO	-	-	-	0.1070	-	1426	-	-	1049	-	-	-	0.980
10 23478-PeCDF	1.725e3	8.965e2	8.286e2	1.08	YES	1.0003	31.35	0.288	0.0575	1.504e4	1426	10.5	1.130e4	1049	10.8	MM	MM	1.022
11 123478-HxCDF	2.545e3	1.661e3	8.838e2	1.88	YES	1.0000	33.21	0.487	0.0517	3.644e4	1833	19.9	2.085e4	884	23.6	MM	MM	1.183
12 123678-HxCDF	2.790e3	1.382e3	1.408e3	0.98	YES	1.0003	33.30	0.422	0.0453	3.319e4	1833	18.1	2.806e4	884	31.7	MM	MM	1.168
13 234678-HxCDF	2.984e3	1.620e3	1.363e3	1.19	NO	1.0000	33.67	0.489	0.0499	3.358e4	1833	18.3	2.777e4	884	31.4	MM	bb	1.178
14 123789-HxCDF	8.979e2	5.567e2	3.413e2	1.63	YES	1.0013	34.26	0.177	0.0685	1.143e4	1833	6.2	5.749e3	884	6.5	MM	bb	1.110
15 1234678-HpCDF	5.415e4	2.780e4	2.636e4	1.05	NO	1.0003	35.34	7.873	0.0404	5.092e5	1025	496.9	4.715e5	959	491.4	MM	MM	1.389
16 1234789-HpCDF	2.683e3	1.185e3	1.497e3	0.79	YES	1.0003	36.71	0.565	0.0701	1.499e4	1025	14.6	2.275e4	959	23.7	bb	bb	1.389
17 OCDF	6.646e4	3.169e4	3.476e4	0.91	NO	1.0040	39.40	18.575	0.0897	3.485e5	875	398.3	3.651e5	610	598.3	MM	MM	1.290
18 ES:13C-2378-TCDD	4.157e5	1.807e5	2.350e5	0.77	NO	1.0278	25.52	83.640	0.0849	2.076e6	1334	1556.3	2.609e6	660	3953.9	bb	bb	0.991
19 ES:13C-12378-PeCDD	4.117e5	2.541e5	1.576e5	1.61	NO	1.2728	31.61	98.289	0.1033	5.026e6	1344	3738.5	3.132e6	698	4485.7	bb	bb	0.835
20 ES:13C-123478-HxCDD	3.841e5	2.146e5	1.695e5	1.27	NO	0.9931	33.79	73.383	0.0789	4.876e6	1417	3440.5	3.743e6	1865	2007.2	bd	bd	0.971
21 ES:13C-123678-HxCDD	3.978e5	2.236e5	1.742e5	1.28	NO	0.9951	33.85	73.446	0.0763	4.825e6	1417	3404.9	3.684e6	1865	1975.4	MM	MM	1.005
22 ES:13C-1234678-HpCDD	3.634e5	1.861e5	1.773e5	1.05	NO	1.0661	36.27	75.416	0.0851	3.101e6	1691	1833.3	2.917e6	1564	1865.4	bb	bb	0.894
23 ES:13C-OCDD	5.545e5	2.640e5	2.905e5	0.91	NO	1.1535	39.24	118.030	0.0627	3.054e6	1264	2416.5	3.358e6	1074	3126.1	bd	bb	0.871
24 ES:13C-2378-TCDF	5.376e5	2.402e5	2.974e5	0.81	NO	0.9920	24.63	68.701	0.0516	2.733e6	996	2744.9	3.292e6	910	3618.4	bb	bb	1.561

Quantify Sample Summary Report MassLynx 4.1 SCN627
 ### Sample Summary ###

Dataset: Z:\Default.pro\Results\c20jun12a_3-14.qld

Last Altered: Tuesday, June 26, 2012 16:25:54 Eastern Daylight Time
 Printed: Tuesday, June 26, 2012 16:26:43 Eastern Daylight Time

Name: c20jun12a_3-14
 Date: 21-Jun-2012
 Time: 07:45:28
 ID: 31201450014
 Submitter: HRD1734
 Task: HRMS3
 Description: JW-EA01-SS04-120507

View 1201450

Name	Response	Ion1Area	Ion2Area	RA	RAFail?	RRT	RT	pg/μL	EDL	Height1	Noise1	SN1	Height2	Noise2	SN2	M1	M2	MR...
25 ES:13C-12378-PeCDF	5.689e5	3.516e5	2.174e5	1.62	NO	1.2101	30.05	85.832	0.1112	3.646e6	2010	1813.7	2.285e6	1471	1553.7	bb	bb	1.322
26 ES:13C-23478-PeCDF	5.856e5	3.594e5	2.262e5	1.59	NO	1.2620	31.34	90.974	0.1145	6.460e6	2010	3213.7	4.098e6	1471	2786.7	bb	bb	1.284
27 ES:13C-123478-HxCDF	4.420e5	1.533e5	2.888e5	0.53	NO	0.9761	33.21	68.434	0.0963	3.854e6	2976	1294.7	7.265e6	1962	3702.8	MM	MM	1.198
28 ES:13C-123678-HxCDF	5.667e5	1.947e5	3.720e5	0.52	NO	0.9784	33.29	84.572	0.0928	4.408e6	2976	1481.1	8.297e6	1962	4229.1	MM	MM	1.243
29 ES:13C-234678-HxCDF	5.181e5	1.791e5	3.389e5	0.53	NO	0.9899	33.67	78.186	0.0938	3.994e6	2976	1341.8	7.438e6	1962	3791.3	MM	MM	1.229
30 ES:13C-123789-HxCDF	4.560e5	1.572e5	2.988e5	0.53	NO	1.0059	34.22	71.892	0.0980	3.078e6	2976	1034.1	5.792e6	1962	2952.2	MM	MM	1.177
31 ES:13C-1234678-HpCDF	4.954e5	1.553e5	3.401e5	0.46	NO	1.0386	35.33	89.282	0.0956	2.772e6	2010	1379.4	6.173e6	2202	2803.0	MM	bb	1.029
32 ES:13C-1234789-HpCDF	3.420e5	1.085e5	2.335e5	0.46	NO	1.0788	36.70	72.981	0.1132	1.616e6	2010	804.3	3.535e6	2202	1605.1	bb	bb	0.869
33 JS:13C-1234-TCDD	5.013e5	2.258e5	2.755e5	0.82	NO	0.0000	24.83	100.000	0.0842	2.665e6	1334	1998.3	3.199e6	660	4847.3	bb	bb	1.000
34 JS:13C-123789-HxCDD	5.391e5	3.022e5	2.369e5	1.28	NO	0.0000	34.02	100.000	0.0766	6.000e6	1417	4233.9	4.751e6	1865	2547.4	MM	MM	1.000
35 CS:37Cl-2378-TCDD	1.028e5	1.028e5	-	-	-	1.0291	25.56	18.241	0.0249	1.109e6	662	1676.6	-	-	-	MM	-	1.124
36 Tetradoxins	-	8.007e3	-	-	-	-	-	3.701	0.0615	8.962e4	566	-	-	-	-	-	-	1.075
37 Pentadoxins	-	8.868e3	-	-	-	-	-	3.418	0.0541	1.333e5	1185	-	-	-	-	-	-	1.039
38 Hexadoxins	-	5.278e4	-	-	-	-	-	23.567	0.0623	1.117e6	984	-	-	-	-	-	-	1.030
39 Heptadoxins	-	1.719e5	-	-	-	-	-	87.603	0.1785	2.863e6	2478	-	-	-	-	-	-	1.055
40 Tetrafurans	-	8.706e3	-	-	-	-	-	3.817	0.0949	1.048e5	1267	-	-	-	-	-	-	0.980
41 Pentafurans (F1)	-	6.333e3	-	-	-	-	-	1.762	0.0249	7.359e4	346	-	-	-	-	-	-	1.001
42 Pentafurans	-	6.516e3	-	-	-	-	-	1.861	0.0814	6.590e4	1426	-	-	-	-	-	-	1.001
43 Hexafurans	-	4.204e4	-	-	-	-	-	13.050	0.0531	9.762e5	1833	-	-	-	-	-	-	1.160
44 Heptafurans	-	7.091e4	-	-	-	-	-	22.468	0.0525	1.202e6	1025	-	-	-	-	-	-	1.389
45 Hexa Ether	-	-	-	-	-	-	-	-	-	-	311	-	-	-	-	-	-	-
46 Hepta Ether	-	-	-	-	-	-	-	-	-	-	338	-	-	-	-	-	-	-
47 Octa Ether	-	-	-	-	-	-	-	-	-	-	372	-	-	-	-	-	-	-
48 Nona Ether	-	-	-	-	-	-	-	-	-	-	617	-	-	-	-	-	-	-
49 Deca Ether	-	-	-	-	-	-	-	-	-	-	374	-	-	-	-	-	-	-
50 F1 Lock Mass	-	-	-	-	-	-	-	-	0.0000	-	21885	-	-	-	-	-	-	189...
51 F2 Lock Mass	-	-	-	-	-	-	-	-	0.0000	-	71371	-	-	-	-	-	-	254...
52 F3 Lock Mass	-	-	-	-	-	-	-	-	0.0000	-	38650	-	-	-	-	-	-	740...

Quantify Sample Summary Report MassLynx 4.1 SCN627
 ### Sample Summary ###

Dataset: Z:\Default.pro\Results\c20jun12a_3-14.qld

Last Altered: Tuesday, June 26, 2012 16:25:54 Eastern Daylight Time
 Printed: Tuesday, June 26, 2012 16:26:43 Eastern Daylight Time

1201450

Name: c20jun12a_3-14
 Date: 21-Jun-2012
 Time: 07:45:28
 ID: 31201450014
 Submitter: HRD1734
 Task: HRMS3
 Description: JW-EA01-SS04-120507

Name	Response	Ion1Area	Ion2Area	RA	RAFail?	RRT	RT	pg/ μ L	EDL	Height1	Noise1	SN1	Height2	Noise2	SN2	M1	M2	MR...	
53	F4 Lock Mass	7.345e6	7.345e6	-	-	0.0000	35.97	-	-	2.277e7	52771	431.4	-	-	-	-	-	-	-
54	F5 Lock Mass	-	-	-	-	-	-	-	0.0000	-	56074	-	-	-	-	-	-	-	173...

Quantify Totals Report MassLynx 4.1 SCN627

Sample Summary

Dataset: Z:\Default.pro\Results\c20jun12a_3-14.qld

Last Altered: Tuesday, June 26, 2012 16:25:54 Eastern Daylight Time
 Printed: Tuesday, June 26, 2012 16:26:43 Eastern Daylight Time

120145

Method: Untitled 20 Jun 2012 08:46:37

Calibration: C:\MassLynx\Default.PRO\CurveDB\B5MS-0042012_1613.cdb 08 May 2012 08:31:36

Name: c20jun12a_3-14

Date: 21-Jun-2012

Time: 07:45:28

ID: 31201450014

Submitter: HRD1734

Task: HRMS3

Description: JW-EA01-SS04-120507

Tetradioxins

Name	Response	Ion1Area	Ion2Area	RA	RAFail?	RRT	RT	pg/µL	EDL	Height1	Noise1	SN1	Height2	Noise2	SN2	M2
1 Tetradioxins	1.231e3	5.287e2	7.020e2	0.753	NO	0.00	25.28	0.275	0.0615	6.636e3	566	11.7	8.659e3	697	12.4	MM
2 Tetradioxins	1.138e3	5.612e2	5.765e2	0.973	YES	0.00	24.85	0.254	0.0615	4.837e3	566	8.5	6.401e3	697	9.2	MM
3 Tetradioxins	1.375e3	1.036e3	3.392e2	3.053	YES	0.00	24.62	0.308	0.0615	1.180e4	566	20.9	3.691e3	697	5.3	MM
4 Tetradioxins	7.823e3	3.852e3	3.971e3	0.970	YES	0.00	23.55	1.750	0.0615	4.500e4	566	79.5	4.366e4	697	62.7	MM
5 Tetradioxins	2.100e3	8.020e2	1.298e3	0.618	YES	0.00	22.51	0.470	0.0615	7.686e3	566	13.6	1.413e4	697	20.3	MM
6 Tetradioxins	2.881e3	1.228e3	1.653e3	0.743	NO	0.00	22.30	0.644	0.0615	1.366e4	566	24.1	2.009e4	697	28.8	MM

Pentadioxins

Name	Response	Ion1Area	Ion2Area	RA	RAFail?	RRT	RT	pg/µL	EDL	Height1	Noise1	SN1	Height2	Noise2	SN2	M2
1 Pentadioxins	5.328e2	3.479e2	1.849e2	1.881	YES	0.00	29.47	0.125	0.0541	6.986e3	1185	5.9	4.088e3	647	6.3	MM
2 Pentadioxins	2.698e3	1.628e3	1.069e3	1.523	NO	0.00	28.87	0.631	0.0541	1.821e4	1185	15.4	1.455e4	647	22.5	MM
3 Pentadioxins	9.089e2	4.594e2	4.495e2	1.022	YES	0.00	28.79	0.212	0.0541	1.091e4	1185	9.2	8.409e3	647	13.0	MM
4 Pentadioxins	4.688e2	2.702e2	1.986e2	1.361	NO	0.00	31.87	0.110	0.0541	6.875e3	1185	5.8	4.375e3	647	6.8	bb
5 Pentadioxins	4.314e2	2.198e2	2.116e2	1.039	YES	0.00	31.68	0.101	0.0541	4.445e3	1185	3.8	3.411e3	647	5.3	db
6 12378-PeCDD	1.002e3	6.812e2	3.205e2	2.125	YES	1.00	31.62	0.234	0.0541	1.347e4	1185	11.4	8.175e3	647	12.6	MM
7 Pentadioxins	9.402e2	4.643e2	4.759e2	0.976	YES	0.00	31.23	0.220	0.0541	9.986e3	1185	8.4	7.864e3	647	12.1	MM
8 Pentadioxins	5.006e2	3.023e2	1.982e2	1.525	NO	0.00	30.94	0.117	0.0541	6.485e3	1185	5.5	4.210e3	647	6.5	db
9 Pentadioxins	8.741e2	4.419e2	4.322e2	1.022	YES	0.00	30.89	0.204	0.0541	7.937e3	1185	6.7	6.462e3	647	10.0	bd
10 Pentadioxins	7.096e2	4.504e2	2.592e2	1.738	NO	0.00	30.64	0.166	0.0541	1.034e4	1185	8.7	7.068e3	647	10.9	MM
11 Pentadioxins	2.343e3	1.497e3	8.461e2	1.769	NO	0.00	30.60	0.548	0.0541	1.445e4	1185	12.2	1.019e4	647	15.7	MM
12 Pentadioxins	2.755e3	1.858e3	8.972e2	2.071	YES	0.00	30.27	0.644	0.0541	1.824e4	1185	15.4	1.058e4	647	16.3	MM
13 Pentadioxins	4.554e2	2.470e2	2.084e2	1.185	YES	0.00	29.51	0.106	0.0541	4.918e3	1185	4.1	4.239e3	647	6.5	MM

Quantify Totals Report MassLynx 4.1 SCN627

Sample Summary

Dataset: Z:\Default.pro\Results\c20jun12a_3-14.qld

Lab Altered: Tuesday, June 26, 2012 16:25:54 Eastern Daylight Time
 Printed: Tuesday, June 26, 2012 16:26:43 Eastern Daylight Time

View 1201450

Name: c20jun12a_3-14
 Date: 21-Jun-2012
 Time: 07:45:28
 ID: 31201450014
 Submitter: HRD1734
 Task: HRMS3
 Description: JW-EA01-SS04-120507

Hexadioxins

Name	Response	Ion1Area	Ion2Area	RA	RAFail?	RRT	RT	pg/µL	EDL	Height1	Noise1	SN1	Height2	Noise2	SN2	M2
1 Hexadioxins	5.011e2	1.748e2	3.263e2	0.536	YES	0.00	32.66	0.124	0.0623	5.390e3	984	5.5	8.935e3	1237	7.2	bb
2 123789-HxCDD	4.900e3	2.559e3	2.341e3	1.093	NO	1.01	34.02	1.218	0.0623	5.438e4	984	55.3	5.442e4	1237	44.0	MM
3 Hexadioxins	1.577e3	1.044e3	5.336e2	1.956	YES	0.00	33.96	0.392	0.0623	2.612e4	984	26.5	1.182e4	1237	9.6	dd
4 123678-HxCDD	1.289e4	7.160e3	5.729e3	1.250	NO	1.00	33.86	3.254	0.0650	1.414e5	984	143.7	1.101e5	1237	89.0	MM
5 Hexadioxins	3.949e4	2.185e4	1.764e4	1.239	NO	0.00	33.36	9.808	0.0623	4.049e5	984	411.5	3.313e5	1237	267.8	MM
6 Hexadioxins	9.977e3	5.970e3	4.007e3	1.490	YES	0.00	33.20	2.478	0.0623	1.426e5	984	144.9	9.461e4	1237	76.5	MM
7 Hexadioxins	2.321e4	1.252e4	1.069e4	1.171	NO	0.00	32.84	5.764	0.0623	3.074e5	984	312.5	2.372e5	1237	191.7	MM
8 123478-HxCDD	2.161e3	1.501e3	6.598e2	2.275	YES	1.00	33.82	0.528	0.0598	3.495e4	984	35.5	1.673e4	1237	13.5	MM

Heptadioxins

Name	Response	Ion1Area	Ion2Area	RA	RAFail?	RRT	RT	pg/µL	EDL	Height1	Noise1	SN1	Height2	Noise2	SN2	M2
1 1234678-HpCDD	1.420e5	7.127e4	7.074e4	1.007	NO	1.00	36.28	37.037	0.1785	1.170e6	2478	471.9	1.154e6	2083	553.9	MM
2 Heptadioxins	1.939e5	1.006e5	9.323e4	1.079	NO	0.00	35.60	50.565	0.1785	1.693e6	2478	683.3	1.620e6	2083	777.7	MM

Quantify Totals Report MassLynx 4.1 SCN627

Sample Summary

Dataset: Z:\Default.pro\Results\c20jun12a_3-14.qld

Last Altered: Tuesday, June 26, 2012 16:25:54 Eastern Daylight Time
 Printed: Tuesday, June 26, 2012 16:26:43 Eastern Daylight Time

201450

Name: c20jun12a_3-14
 Date: 21-Jun-2012
 Time: 07:45:28
 ID: 31201450014
 Submitter: HRD1734
 Task: HRMS3
 Description: JW-EA01-SS04-120507

Tetrafurans

Name	Response	Ion1Area	Ion2Area	RA	RAFail?	RRT	RT	pg/µL	EDL	Height1	Noise1	SN1	Height2	Noise2	SN2	M2
1 Tetrafurans	1.455e3	5.855e2	8.690e2	0.674	NO	0.00	22.51	0.276	0.0949	4.925e3	1267	3.9	5.958e3	1009	5.9	MM
2 Tetrafurans	1.721e3	8.874e2	8.338e2	1.064	YES	0.00	22.17	0.327	0.0949	1.041e4	1267	8.2	1.041e4	1009	10.3	MM
3 Tetrafurans	2.151e3	8.119e2	1.339e3	0.606	YES	0.00	21.85	0.408	0.0949	8.010e3	1267	6.3	1.206e4	1009	12.0	MM
4 Tetrafurans	1.925e3	1.012e3	9.130e2	1.108	YES	0.00	21.59	0.365	0.0949	1.031e4	1267	8.1	1.339e4	1009	13.3	MM
5 Tetrafurans	6.579e2	3.087e2	3.492e2	0.884	NO	0.00	21.03	0.125	0.0949	3.313e3	1267	2.6	5.664e3	1009	5.6	MM
6 Tetrafurans	7.346e2	3.764e2	3.582e2	1.051	YES	0.00	26.79	0.139	0.0949	5.594e3	1267	4.4	4.719e3	1009	4.7	MM
7 Tetrafurans	1.386e3	6.100e2	7.760e2	0.786	NO	0.00	25.00	0.263	0.0949	6.958e3	1267	5.5	1.066e4	1009	10.6	MM
8 2378-TCDF	2.106e3	8.939e2	1.213e3	0.737	NO	1.00	24.65	0.400	0.0949	1.108e4	1267	8.7	1.523e4	1009	15.1	MM
9 Tetrafurans	5.478e2	2.133e2	3.344e2	0.638	YES	0.00	24.44	0.104	0.0949	3.196e3	1267	2.5	7.373e3	1009	7.3	MM
10 Tetrafurans	5.307e2	1.773e2	3.534e2	0.502	YES	0.00	24.22	0.101	0.0949	3.226e3	1267	2.5	6.845e3	1009	6.8	MM
11 Tetrafurans	6.367e2	2.417e2	3.949e2	0.612	YES	0.00	24.01	0.121	0.0949	3.377e3	1267	2.7	5.296e3	1009	5.3	MM
12 Tetrafurans	1.760e3	6.204e2	1.140e3	0.544	YES	0.00	23.75	0.334	0.0949	9.258e3	1267	7.3	1.409e4	1009	14.0	bd
13 Tetrafurans	2.206e3	8.824e2	1.323e3	0.667	NO	0.00	23.37	0.419	0.0949	1.190e4	1267	9.4	1.382e4	1009	13.7	MM
14 Tetrafurans	6.704e2	3.186e2	3.518e2	0.906	YES	0.00	23.20	0.127	0.0949	4.317e3	1267	3.4	5.160e3	1009	5.1	MM
15 Tetrafurans	9.596e2	4.596e2	5.001e2	0.919	YES	0.00	22.78	0.182	0.0949	5.766e3	1267	4.5	6.534e3	1009	6.5	MM
16 Tetrafurans	6.655e2	3.066e2	3.589e2	0.854	NO	0.00	20.65	0.126	0.0949	3.219e3	1267	2.5	4.352e3	1009	4.3	MM

Pentafurans (F1)

Name	Response	Ion1Area	Ion2Area	RA	RAFail?	RRT	RT	pg/µL	EDL	Height1	Noise1	SN1	Height2	Noise2	SN2	M2
1 Pentafurans (F1)	1.018e4	6.333e3	3.850e3	1.645	NO	0.00	26.72	1.762	0.0249	7.359e4	346	212.5	4.616e4	411	112.3	bb

Quantify Totals Report MassLynx 4.1 SCN627

Sample Summary

Dataset: Z:\Default.pro\Results\c20jun12a_3-14.qld

Lab Altered: Tuesday, June 26, 2012 16:25:54 Eastern Daylight Time
 Printed: Tuesday, June 26, 2012 16:26:43 Eastern Daylight Time

1201450

Name: c20jun12a_3-14
 Date: 21-Jun-2012
 Time: 07:45:28
 ID: 31201450014
 Submitter: HRD1734
 Task: HRMS3
 Description: JW-EA01-SS04-120507

Pentafurans

Name	Response	Ion1Area	Ion2Area	RA	RAFail?	RRT	RT	pg/µL	EDL	Height1	Noise1	SN1	Height2	Noise2	SN2	M2
1	Pentafurans	2.136e3	1.400e3	7.364e2	1.901	YES	0.00	29.61	0.0814	1.335e4	1426	9.4	7.732e3	1049	7.4	MM
2	Pentafurans	4.885e3	2.852e3	2.033e3	1.403	NO	0.00	28.70	0.0814	2.200e4	1426	15.4	1.587e4	1049	15.1	MM
3	23478-PeCDF	1.725e3	8.965e2	8.286e2	1.082	YES	1.00	31.35	0.0575	1.504e4	1426	10.5	1.130e4	1049	10.8	MM
4	Pentafurans	7.465e2	4.391e2	3.074e2	1.428	NO	0.00	31.24	0.0814	7.906e3	1426	5.5	7.574e3	1049	7.2	MM
5	Pentafurans	1.321e3	9.284e2	3.924e2	2.366	YES	0.00	28.51	0.0814	7.600e3	1426	5.3	4.257e3	1049	4.1	MM

Hexafurans

Name	Response	Ion1Area	Ion2Area	RA	RAFail?	RRT	RT	pg/µL	EDL	Height1	Noise1	SN1	Height2	Noise2	SN2	M2	
1	Hexafurans	2.751e4	1.509e4	1.242e4	1.216	NO	0.00	32.57	0.0531	3.636e5	1833	198.3	3.054e5	884	345.6	MM	
2	Hexafurans	8.996e3	5.148e3	3.848e3	1.338	NO	0.00	32.47	0.0531	1.298e5	1833	70.8	9.556e4	884	108.1	bd	
3	123789-HxCDF	8.979e2	5.567e2	3.413e2	1.631	YES	1.00	34.26	0.177	0.0685	1.143e4	1833	6.2	5.749e3	884	6.5	MM
4	234678-HxCDF	2.984e3	1.620e3	1.363e3	1.189	NO	1.00	33.67	0.0499	3.358e4	1833	18.3	2.777e4	884	31.4	MM	
5	123678-HxCDF	2.790e3	1.382e3	1.408e3	0.982	YES	1.00	33.30	0.0453	3.319e4	1833	18.1	2.806e4	884	31.7	MM	
6	123478-HxCDF	2.545e3	1.661e3	8.838e2	1.880	YES	1.00	33.21	0.0517	3.644e4	1833	19.9	2.085e4	884	23.6	MM	
7	Hexafurans	5.678e2	2.887e2	2.791e2	1.034	YES	0.00	33.15	0.0531	9.840e3	1833	5.4	5.361e3	884	6.1	db	
8	Hexafurans	2.747e4	1.537e4	1.210e4	1.271	NO	0.00	32.93	0.0531	3.396e5	1833	185.3	2.780e5	884	314.6	MM	
9	Hexafurans	9.117e2	5.767e2	3.350e2	1.722	YES	0.00	32.81	0.0531	9.785e3	1833	5.3	6.995e3	884	7.9	MM	
10	Hexafurans	5.102e2	3.419e2	1.683e2	2.031	YES	0.00	32.66	0.0531	8.984e3	1833	4.9	4.421e3	884	5.0	MM	

Quantify Totals Report MassLynx 4.1 SCN627

Sample Summary

Dataset: Z:\Default.pro\Results\c20jun12a_3-14.qld

Last Altered: Tuesday, June 26, 2012 16:25:54 Eastern Daylight Time
 Printed: Tuesday, June 26, 2012 16:26:43 Eastern Daylight Time

View 1201450

Name: c20jun12a_3-14
 Date: 21-Jun-2012
 Time: 07:45:28
 ID: 31201450014
 Submitter: HRD1734
 Task: HRMS3
 Description: JW-EA01-SS04-120507

Heptafurans

	Name	Response	Ion1Area	Ion2Area	RA	RAFail?	RRT	RT	pg/µL	EDL	Height1	Noise1	SN1	Height2	Noise2	SN2	M2
1	1234789-HpCDF	2.683e3	1.185e3	1.497e3	0.792	YES	1.00	36.71	0.565	0.0701	1.499e4	1025	14.6	2.275e4	959	23.7	bb
2	Heptafurans	8.050e4	4.127e4	3.922e4	1.052	NO	0.00	35.72	13.844	0.0525	6.664e5	1025	650.3	6.423e5	959	669.4	MM
3	Heptafurans	1.083e3	6.554e2	4.278e2	1.532	YES	0.00	35.59	0.186	0.0525	1.161e4	1025	11.3	8.503e3	959	8.9	MM
4	1234678-HpCDF	5.415e4	2.780e4	2.636e4	1.055	NO	1.00	35.34	7.873	0.0404	5.092e5	1025	496.9	4.715e5	959	491.4	MM

Quantify Sample Report

MassLynx 4.1 SCN627

Dataset: Z:\Default.pro\Results\c20jun12a_3-14.qld

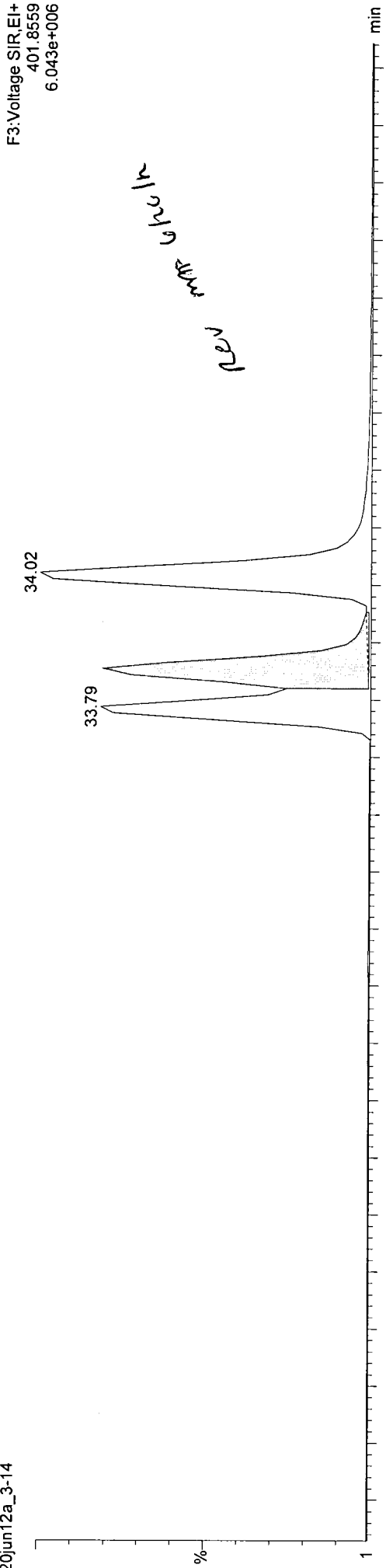
Last Altered: Friday, June 22, 2012 15:14:02 Eastern Daylight Time
Printed: Friday, June 22, 2012 15:14:06 Eastern Daylight Time

Method: C:\MassLynx\Default.PRO\MethDB\m1613-061912-db5ms.mdb 20 Jun 2012 08:46:37
Calibration: C:\MassLynx\Default.PRO\CurveDB\MS-0042012_1613.cdb 08 May 2012 08:31:36

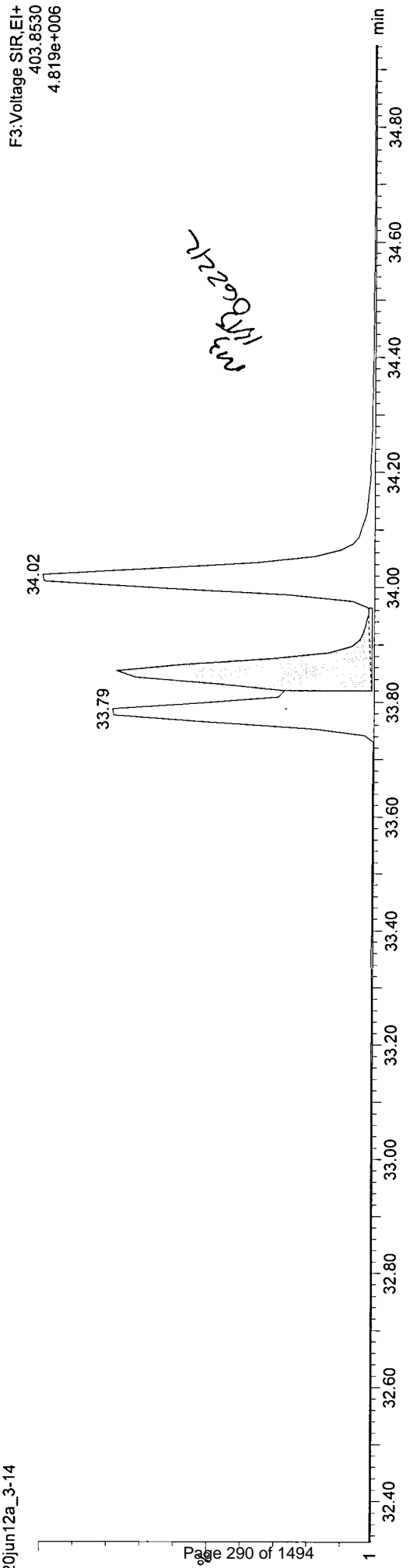
Name: c20jun12a_3-14, ID: 31201450014, Date: 21-Jun-2012, Time: 07:45:28, Submitter: HRD1734, Description: JW-EA01-SS04-120507, User: KAS

ES:13C-123678-HxCDD

c20jun12a_3-14



c20jun12a_3-14



Quantify Sample Report

Manual Integrations

Dataset: Z:\Default.prolResults\c20jun12a_3-14.qld

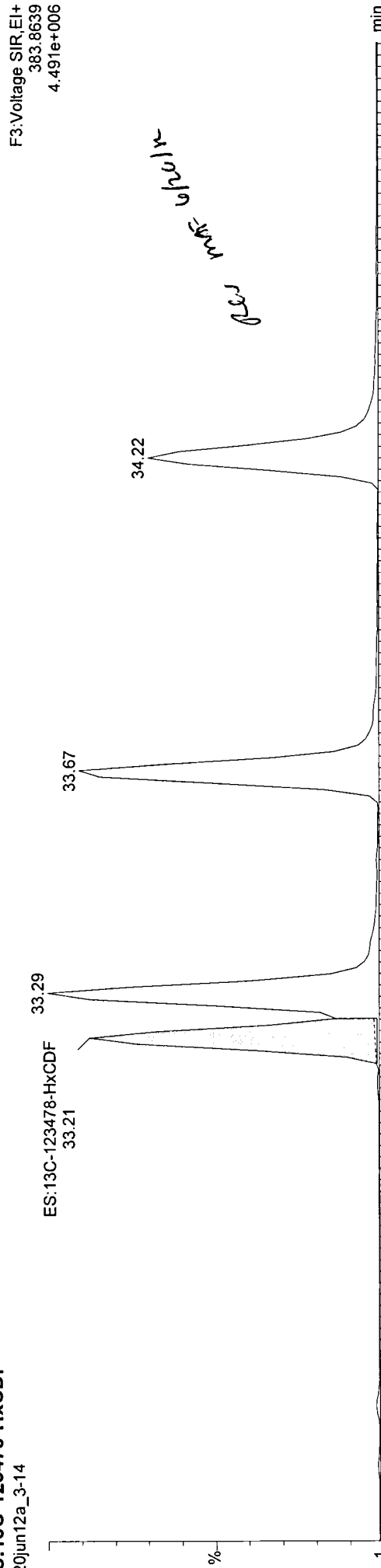
Last Altered: Friday, June 22, 2012 15:14:25 Eastern Daylight Time
Printed: Friday, June 22, 2012 15:14:29 Eastern Daylight Time

Method: C:\MassLynx\Default.PRO\MethDB\m1613-061912-db5ms.mdb 20 Jun 2012 08:46:37
Calibration: C:\MassLynx\Default.PRO\CurveDB\MS-0042012_1613.cdb 08 May 2012 08:31:36

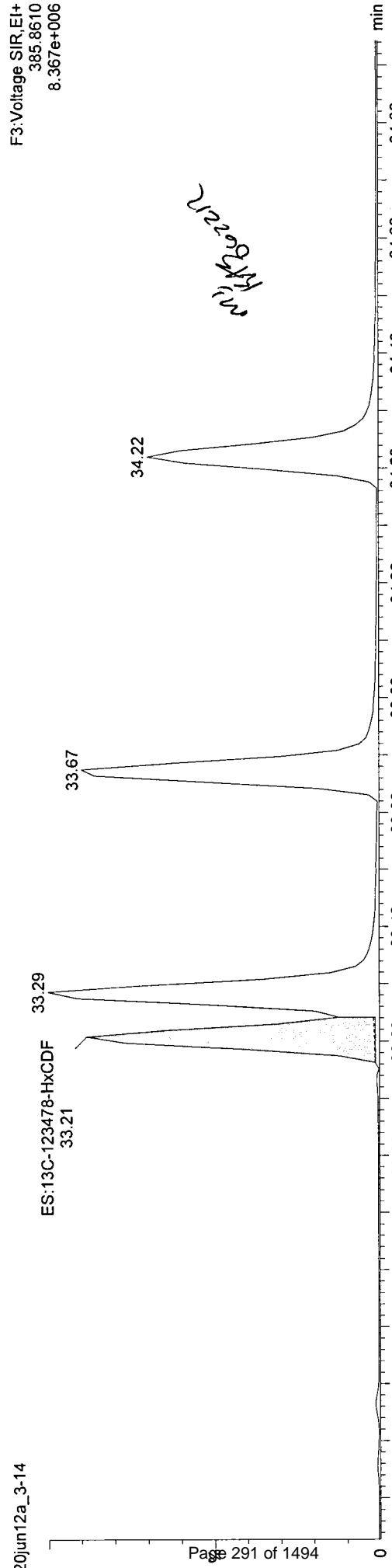
Name: c20jun12a_3-14, ID: 31201450014, Date: 21-Jun-2012, Time: 07:45:28, Submitter: HRD1734, Description: JW-EA01-SS04-120507, User: KAS

ES:13C-123478-HxCDF

c20jun12a_3-14



c20jun12a_3-14



Quantify Sample Report
Manual Integrations

Dataset: Z:\Default.pro\Results\c20jun12a_3-14.qld

Last Altered: Friday, June 22, 2012 15:14:44 Eastern Daylight Time
Printed: Friday, June 22, 2012 15:14:47 Eastern Daylight Time

Method: C:\MassLynx\Default.PRO\MethDB\im1613-061912-db5ms.mdb 20 Jun 2012 08:46:37
Calibration: C:\MassLynx\Default.PRO\CurveDB\MS-0042012_1613.cdb 08 May 2012 08:31:36

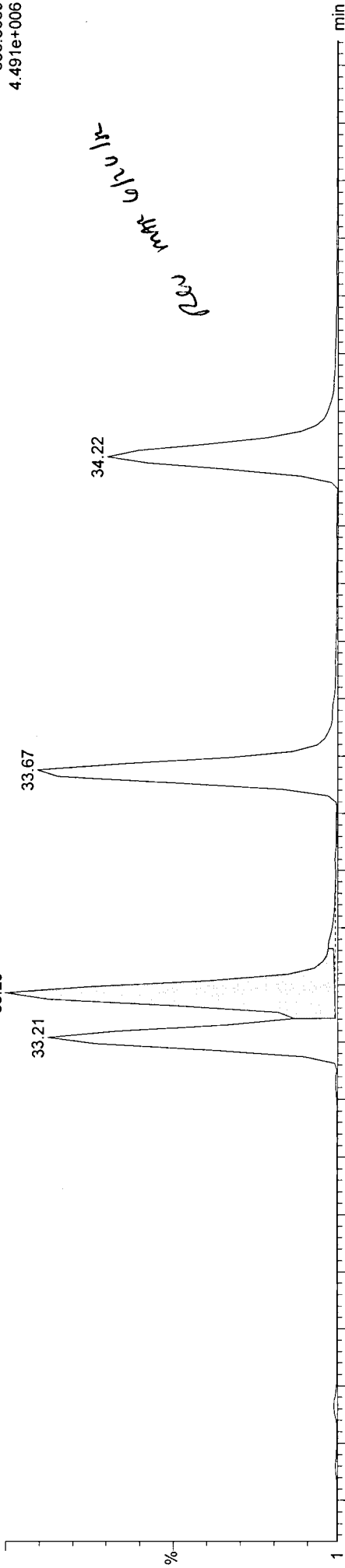
Name: c20jun12a_3-14, ID: 31201450014, Date: 21-Jun-2012, Time: 07:45:28, Submitter: HRD1734, Description: JW-EA01-SS04-120507, User: KAS

ES:13C-123678-HxCDF

c20jun12a_3-14

ES:13C-123678-HxCDF
33.29

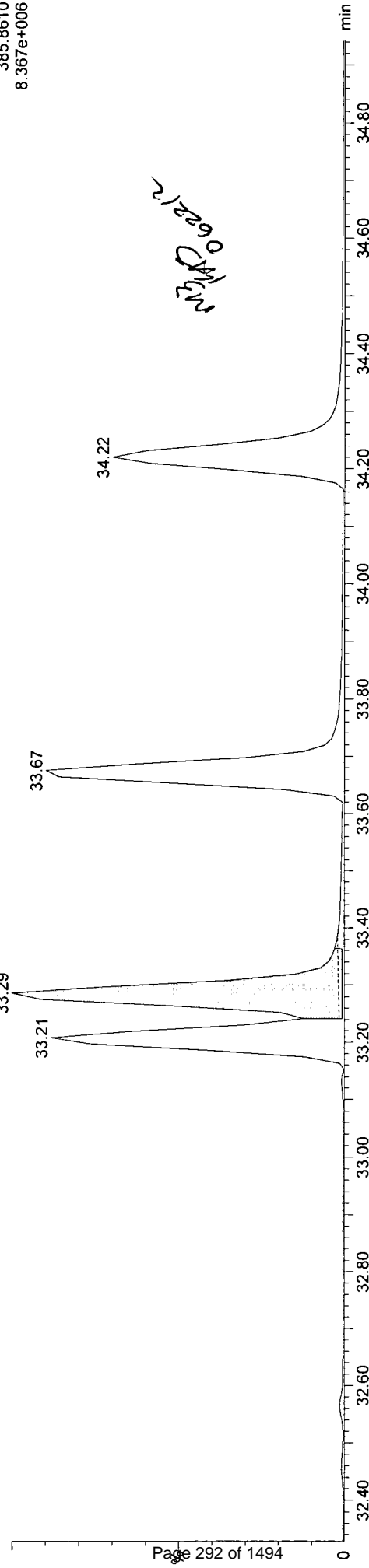
F3:Voltage SIR, EI+
383.8639
4.491e+006



c20jun12a_3-14

ES:13C-123678-HxCDF
33.29

F3:Voltage SIR, EI+
385.8610
8.367e+006



Quantify Sample Report
Manual Integrations

MassLynx 4.1 SCN627

Dataset: Z:\Default.pro\Results\c20jun12a_3-14.qld

Lab Altered: Friday, June 22, 2012 15:14:55 Eastern Daylight Time
Printed: Friday, June 22, 2012 15:14:58 Eastern Daylight Time

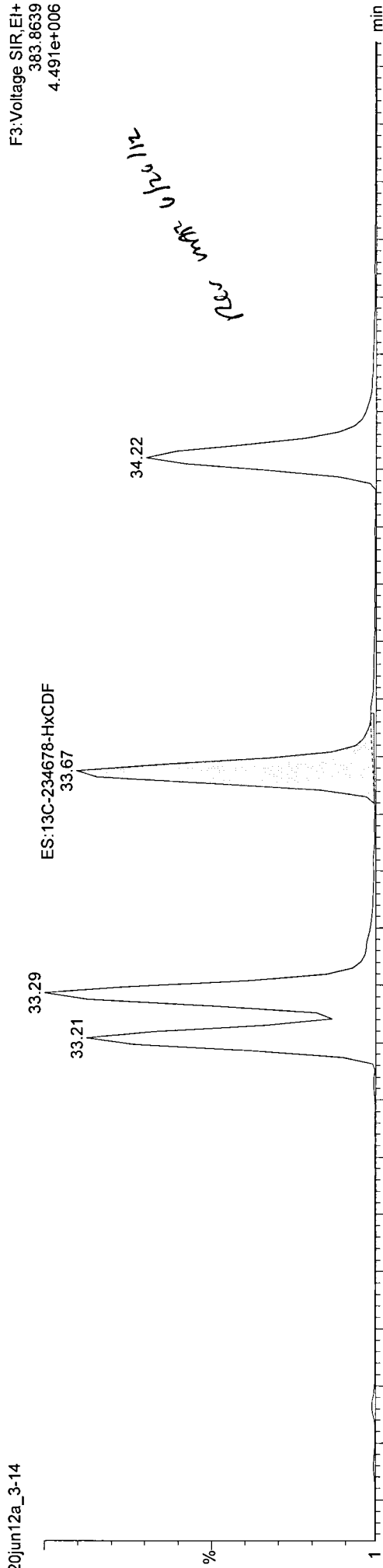
W 1201450

Method: C:\MassLynx\Default.PRO\MethDB\im1613-061912-db5ms.mdb 20 Jun 2012 08:46:37
Calibration: C:\MassLynx\Default.PRO\CurveDB\DB5MS-0042012_1613.cdb 08 May 2012 08:31:36

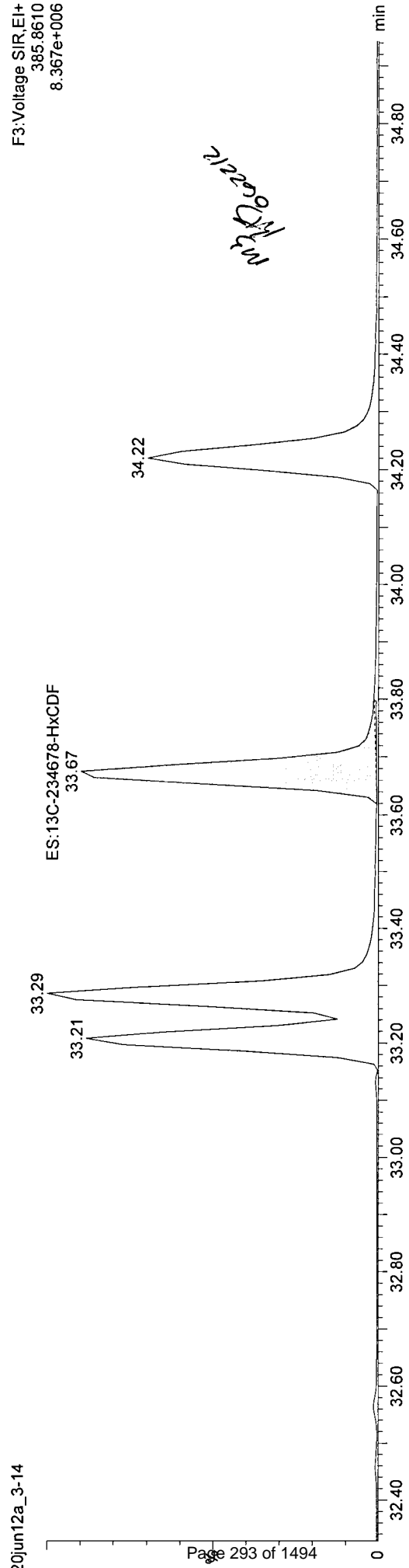
Name: c20jun12a_3-14, ID: 31201450014, Date: 21-Jun-2012, Time: 07:45:28, Submitter: HRD1734, Description: JW-EA01-SS04-120507, User: KAS

ES:13C-234678-HxCDF

c20jun12a_3-14



c20jun12a_3-14



Quantify Sample Report

Manual Integrations

Dataset: Z:\Default.pro\Results\c20jun12a_3-14.qld

Lab Altered: Friday, June 22, 2012 15:15:09 Eastern Daylight Time
Printed: Friday, June 22, 2012 15:15:13 Eastern Daylight Time

201450

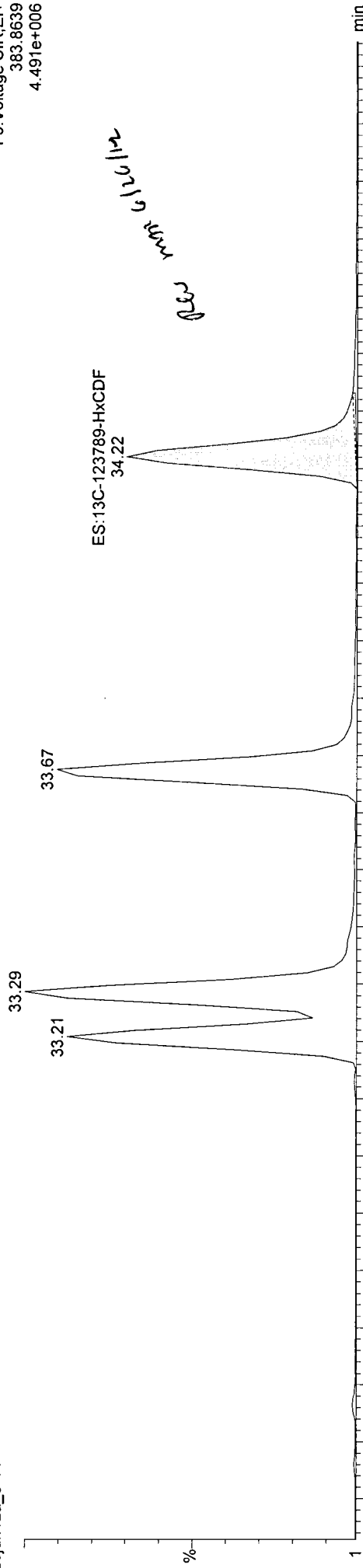
Method: C:\MassLynx\Default.PRO\MethDB\m1613-061912-db5ms.mdb 20 Jun 2012 08:46:37
Calibration: C:\MassLynx\Default.PRO\CurveDB\B5MS-0042012_1613.cdb 08 May 2012 08:31:36

Name: c20jun12a_3-14, ID: 31201450014, Date: 21-Jun-2012, Time: 07:45:28, Submitter: HRD1734, Description: JW-EA01-SS04-120507, User: KAS

ES:13C-123789-HxCDF

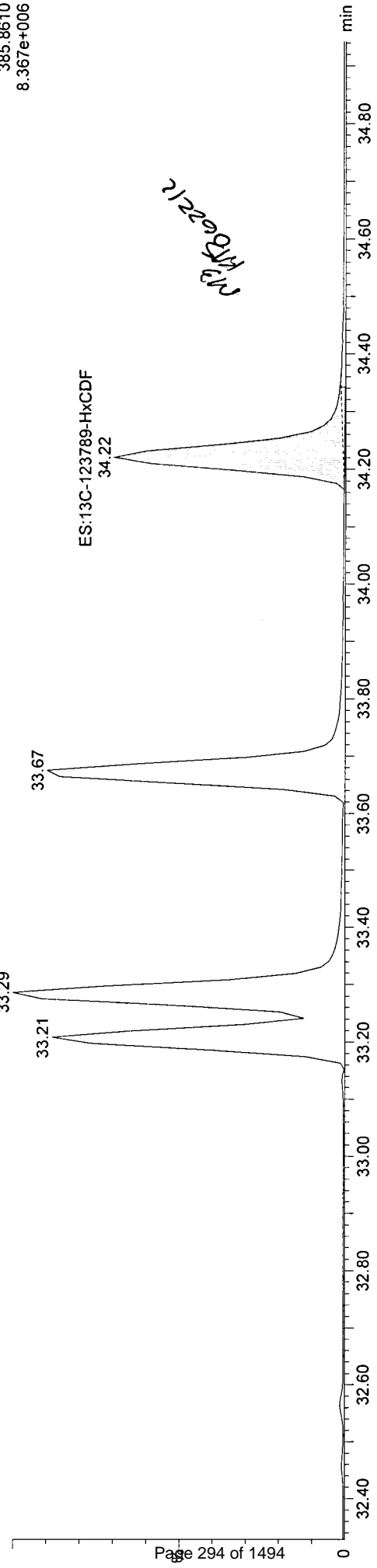
c20jun12a_3-14

F3:Voltage SIR,EI+
383.8639
4.491e+006



c20jun12a_3-14

F3:Voltage SIR,EI+
385.8610
8.367e+006



Quantify Sample Report

MassLynx 4.1 SCN627

Manual Integrations ###

Dataset: Z:\Default.pro\Results\c20jun12a_3-14.qld

Last Altered: Friday, June 22, 2012 15:15:19 Eastern Daylight Time
Printed: Friday, June 22, 2012 15:15:25 Eastern Daylight Time

W# 201450

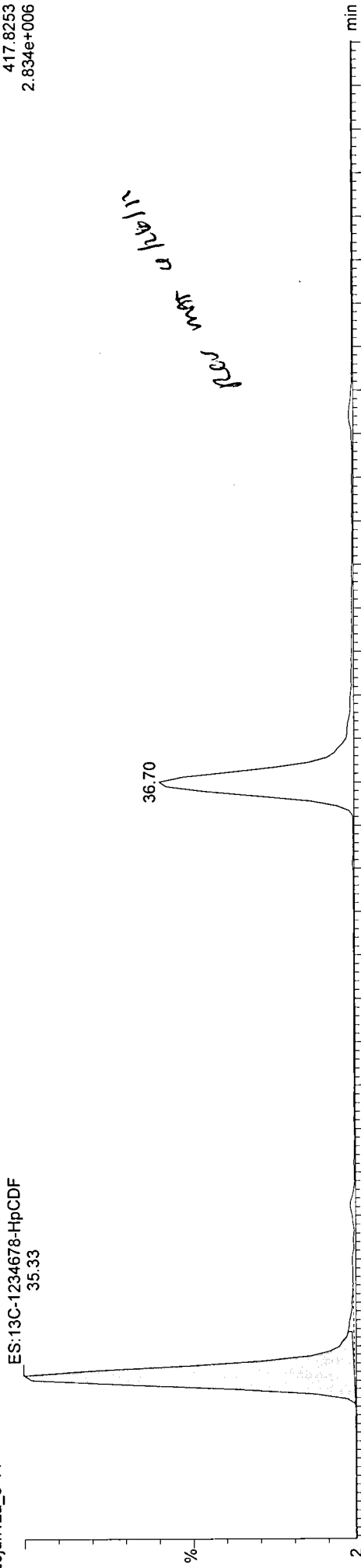
Method: C:\MassLynx\Default.PRO\MethDB\im1613-061912-db5ms.mdb 20 Jun 2012 08:46:37
Calibration: C:\MassLynx\Default.PRO\CurveDB\DB5MS-0042012_1613.cdb 08 May 2012 08:31:36

Name: c20jun12a_3-14, ID: 31201450014, Date: 21-Jun-2012, Time: 07:45:28, Submitter: HRD1734, Description: JW-EA01-SS04-120507, User: KAS

ES:13C-1234678-HpCDF

c20jun12a_3-14

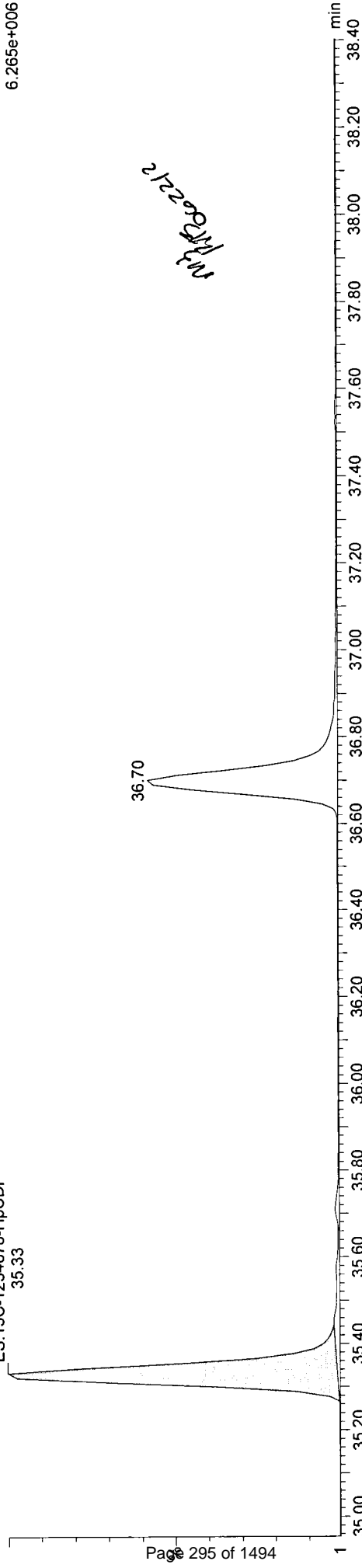
F4: Voltage SIR, EI+
417.8253
2.834e+006



c20jun12a_3-14

ES:13C-1234678-HpCDF

F4: Voltage SIR, EI+
419.8220
6.265e+006



Quantify Sample Report MassLynx 4.1 SCN627

Manual Integrations

Dataset: Z:\Default.pro\Results\c20jun12a_3-14.qld

Last Altered: Friday, June 22, 2012 15:15:44 Eastern Daylight Time
Printed: Friday, June 22, 2012 15:15:48 Eastern Daylight Time

W 201450

Method: C:\MassLynx\Default.PRO\MethDB\m1613-061912-db5ms.mdb 20 Jun 2012 08:46:37

Calibration: C:\MassLynx\Default.PRO\CurveDB\MS-0042012_1613.cdb 08 May 2012 08:31:36

Name: c20jun12a_3-14, ID: 31201450014, Date: 21-Jun-2012, Time: 07:45:28, Submitter: HRD1734, Description: JW-EA01-SS04-120507, User: KAS

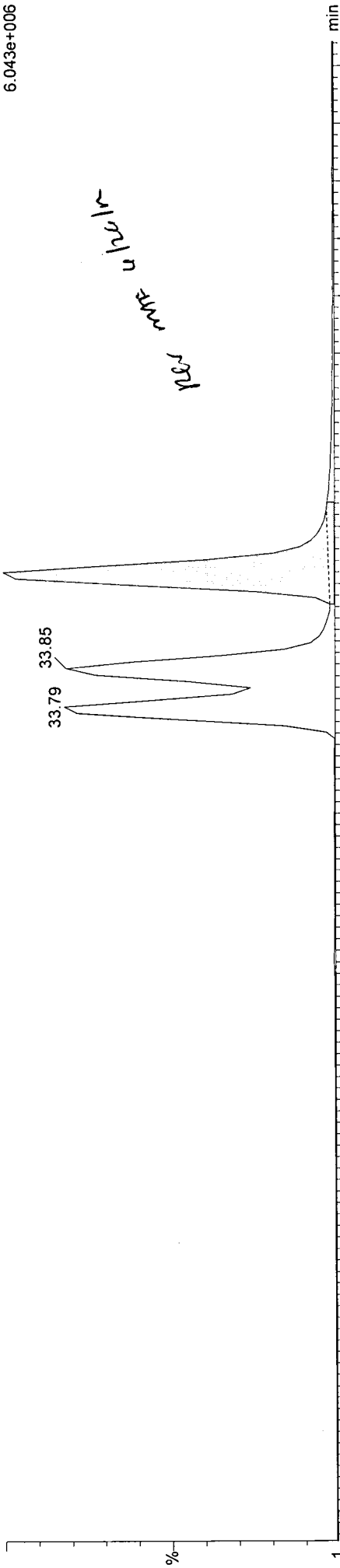
JS:13C-123789-HxCDD

c20jun12a_3-14

JS:13C-123789-HxCDD
34.02

33.79 33.85

F3:Voltage SIR,EI+
401.8559
6.043e+006



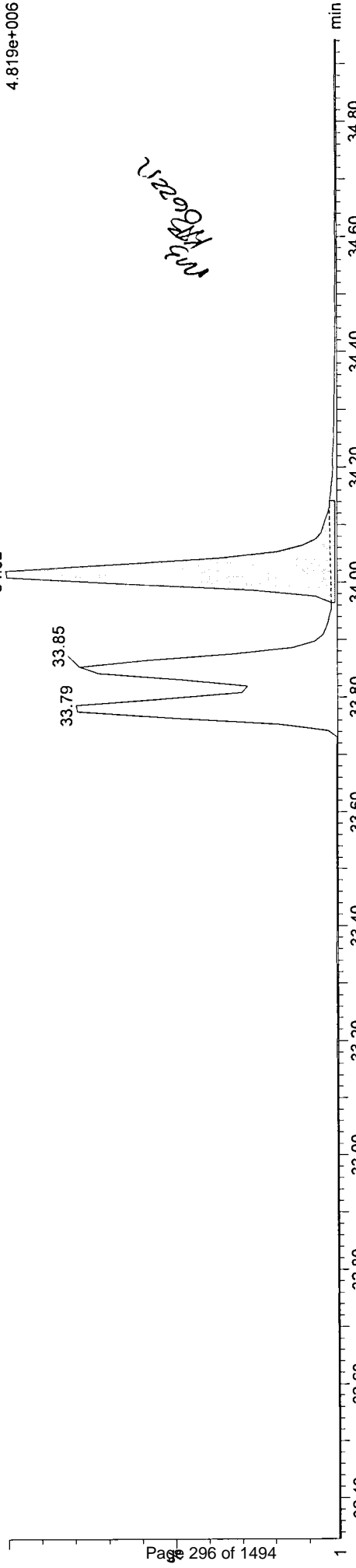
*near
mpe
u
10/2/12*

c20jun12a_3-14

JS:13C-123789-HxCDD
34.02

33.79 33.85

F3:Voltage SIR,EI+
403.8530
4.819e+006



*near
mpe
u
10/2/12*

Quantify Sample Report

MassLynx 4.1 SCN627

Manual Integrations

Dataset: Z:\Default.pro\Results\c20jun12a_3-14.qld

Last Altered: Friday, June 22, 2012 15:15:54 Eastern Daylight Time

Printed: Friday, June 22, 2012 15:15:57 Eastern Daylight Time

W 1201450

Method: C:\MassLynx\Default.PRO\MethDB\im1613-061912-db5ms.mdb 20 Jun 2012 08:46:37
Calibration: C:\MassLynx\Default.PRO\CurveDB\DB5MS-0042012_1613.cdb 08 May 2012 08:31:36

Name: c20jun12a_3-14, ID: 31201450014, Date: 21-Jun-2012, Time: 07:45:28, Submitter: HRD1734, Description: JW-EA01-SS04-120507, User: KAS

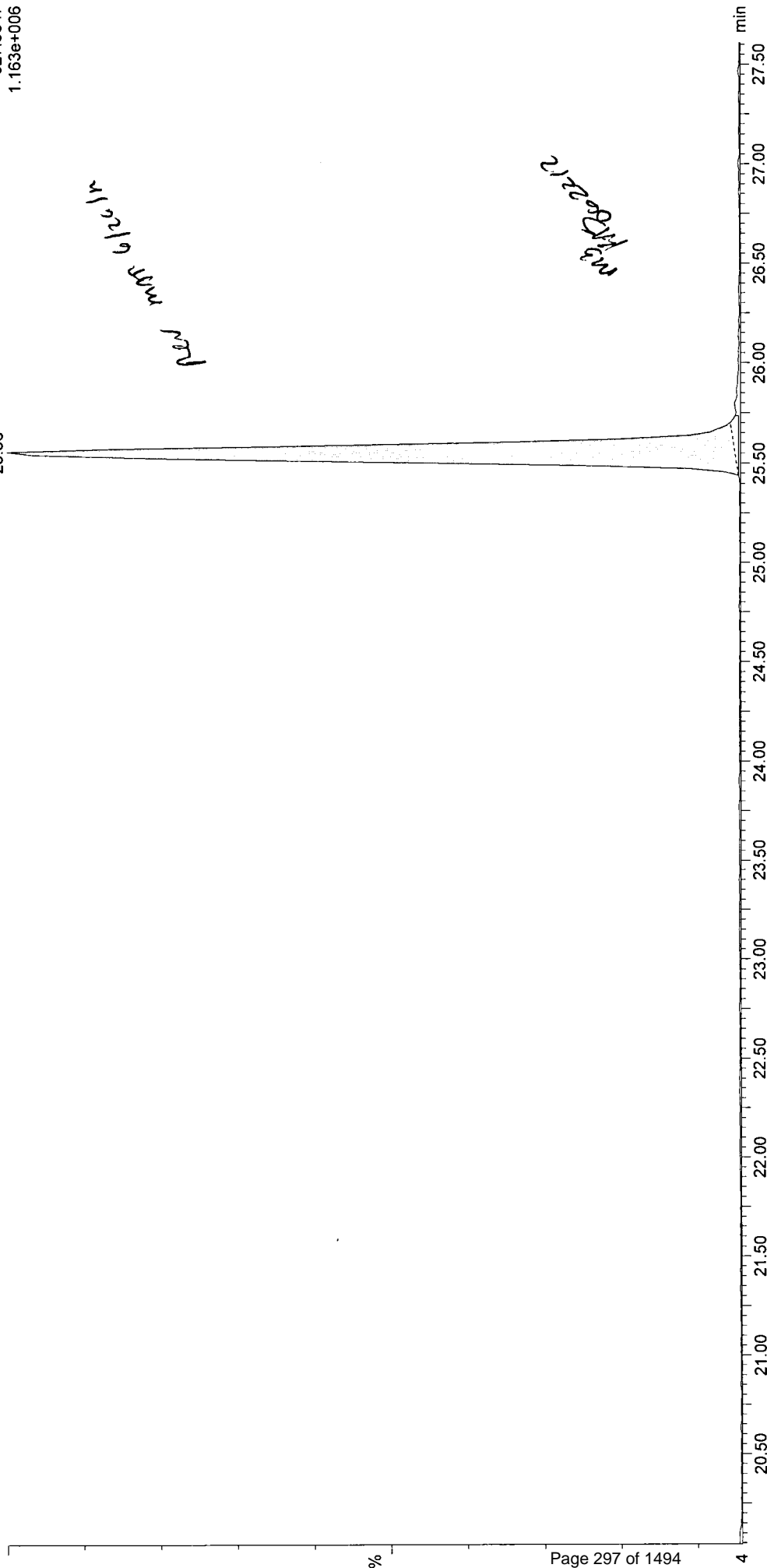
CS:37CI-2378-TCDD

c20jun12a_3-14

CS:37CI-2378-TCDD

25.56

F1:Voltage SIR,EI+
327.8847
1.163e+006



Quantify Sample Report

MassLynx 4.1 SCN627
Manual Integrations

Dataset: Z:\Default.pro\Results\c20jun12a_3-14.qld

Last Altered: Tuesday, June 26, 2012 16:25:54 Eastern Daylight Time
Printed: Tuesday, June 26, 2012 16:26:59 Eastern Daylight Time

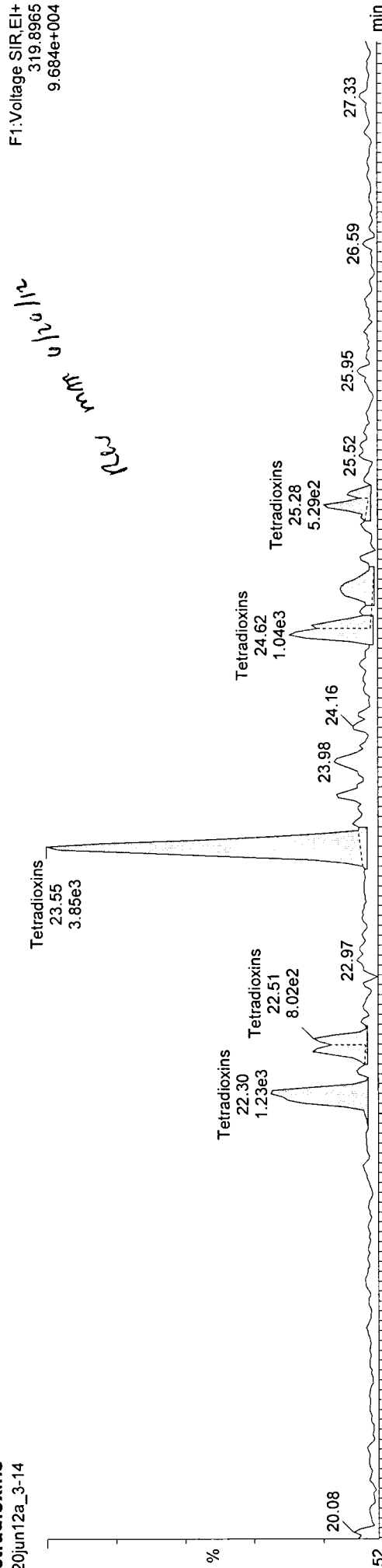
1201450

Method: Untitled 20 Jun 2012 08:46:37

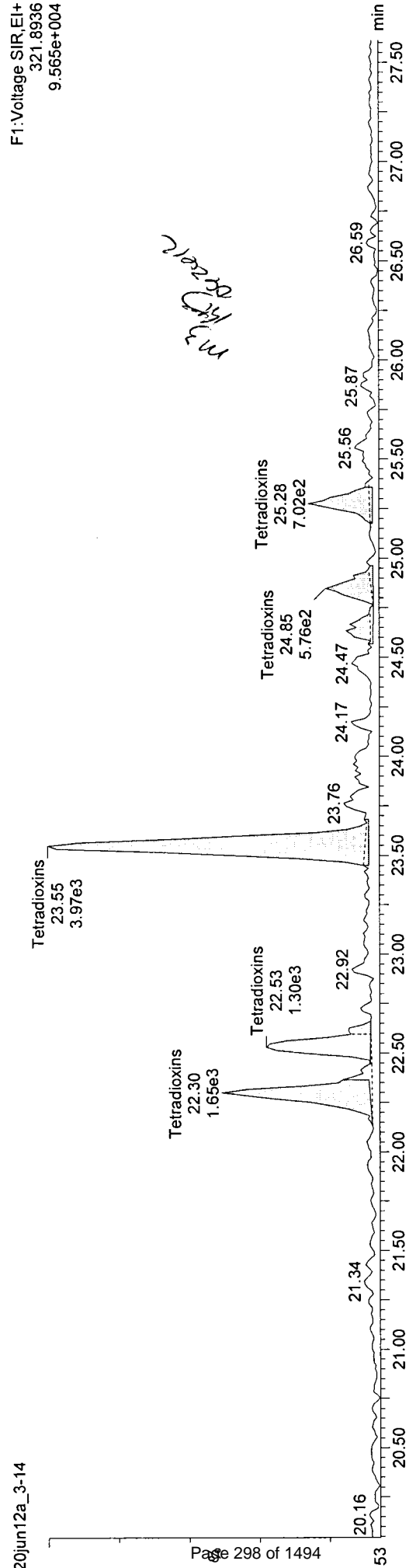
Calibration: C:\MassLynx\Default.PRO\CurveDB\MS-0042012_1613.cdb 08 May 2012 08:31:36

Name: c20jun12a_3-14, ID: 31201450014, Date: 21-Jun-2012, Time: 07:45:28, Submitter: HRD1734, Description: JW-EA01-SS04-120507, User: KAS

Tetradioxins
c20jun12a_3-14



c20jun12a_3-14



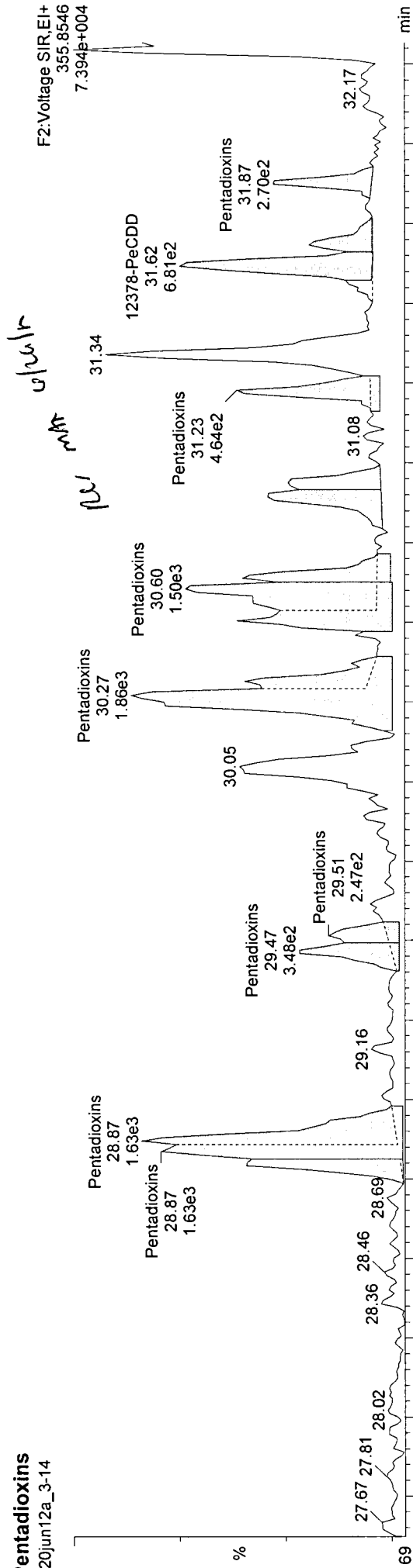
Dataset: Z:\Default.pro\Results\c20jun12a_3-14.qld

Last Altered: Tuesday, June 26, 2012 16:25:54 Eastern Daylight Time
Printed: Tuesday, June 26, 2012 16:26:59 Eastern Daylight Time

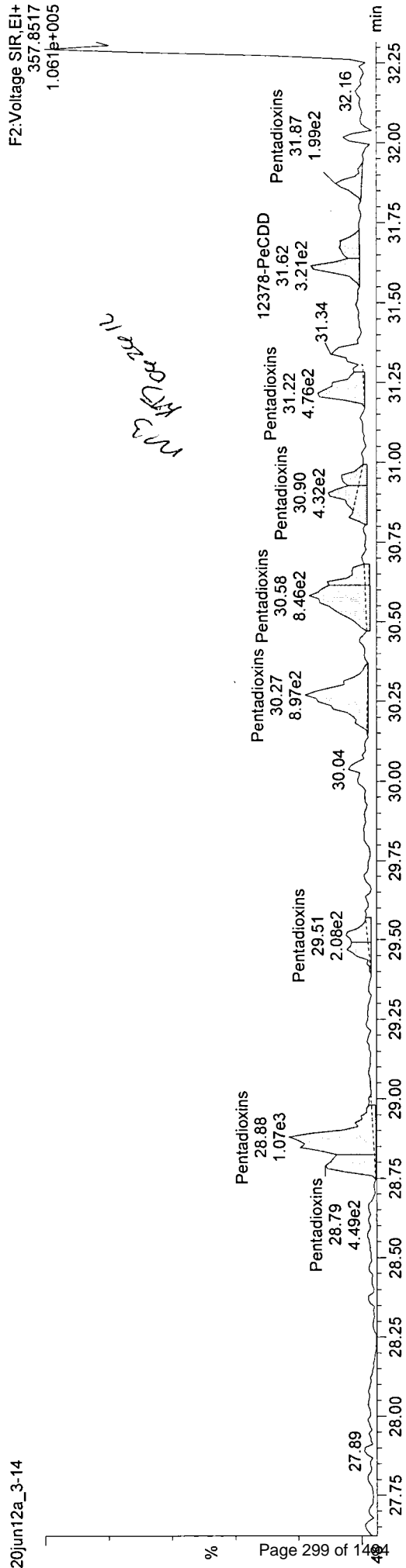
1201450

Name: c20jun12a_3-14, ID: 31201450014, Date: 21-Jun-2012, Time: 07:45:28, Submitter: HRD1734, Description: JW-EA01-SS04-120507, User: KAS

Pentadioxins
c20jun12a_3-14



c20jun12a_3-14



Quantify Sample Report
Manual Integrations

MassLynx 4.1 SCN627

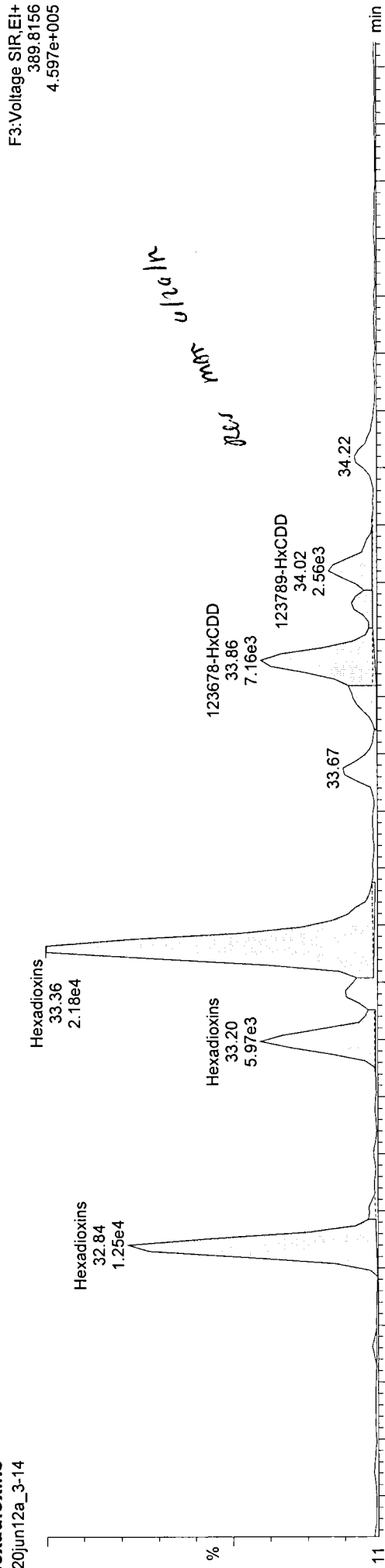
Dataset: Z:\Default.pro\Results\c20jun12a_3-14.qld

Last Altered: Tuesday, June 26, 2012 16:25:54 Eastern Daylight Time
Printed: Tuesday, June 26, 2012 16:26:59 Eastern Daylight Time

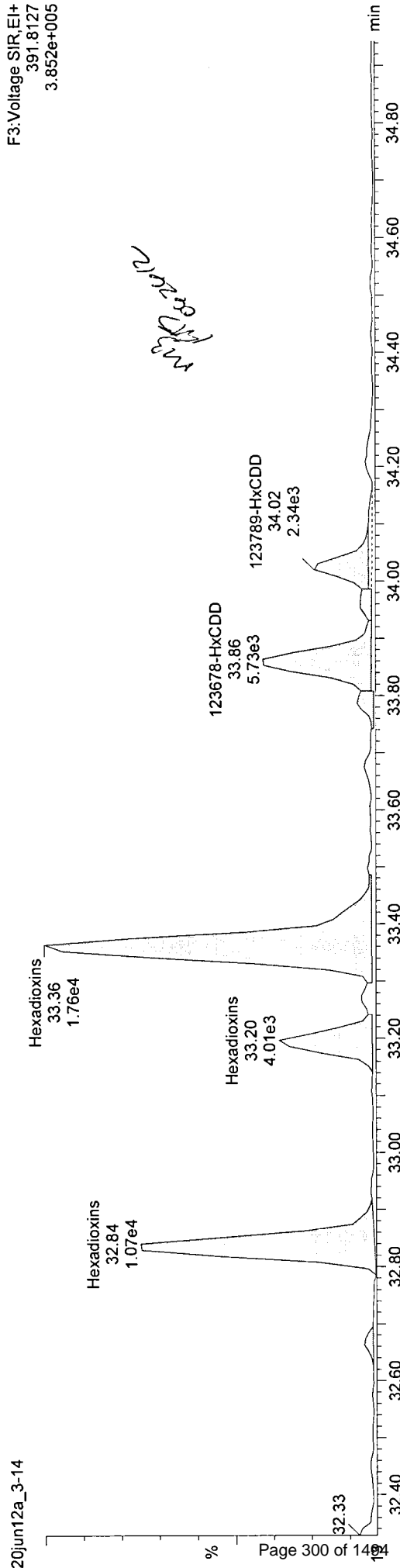
1201450

Name: c20jun12a_3-14, ID: 31201450014, Date: 21-Jun-2012, Time: 07:45:28, Submitter: HRD1734, Description: JW-EA01-SS04-120507, User: KAS

Hexadioxins
c20jun12a_3-14



c20jun12a_3-14



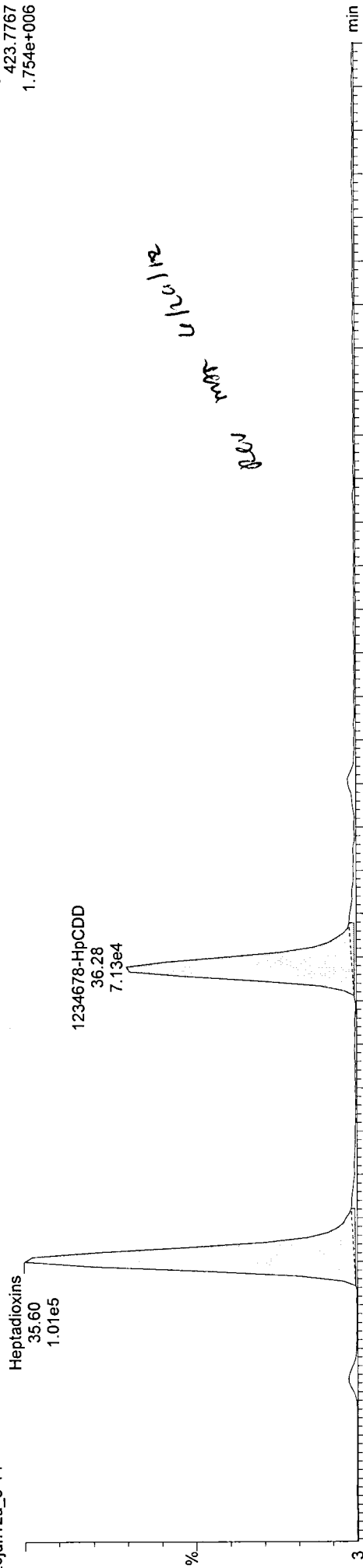
Dataset: Z:\Default.pro\Results\c20jun12a_3-14.qld

Last Altered: Tuesday, June 26, 2012 16:25:54 Eastern Daylight Time
Printed: Tuesday, June 26, 2012 16:26:59 Eastern Daylight Time

Name: c20jun12a_3-14, ID: 31201450014, Date: 21-Jun-2012, Time: 07:45:28, Submitter: HRD1734, Description: JW-EA01-SS04-120507, User: KAS

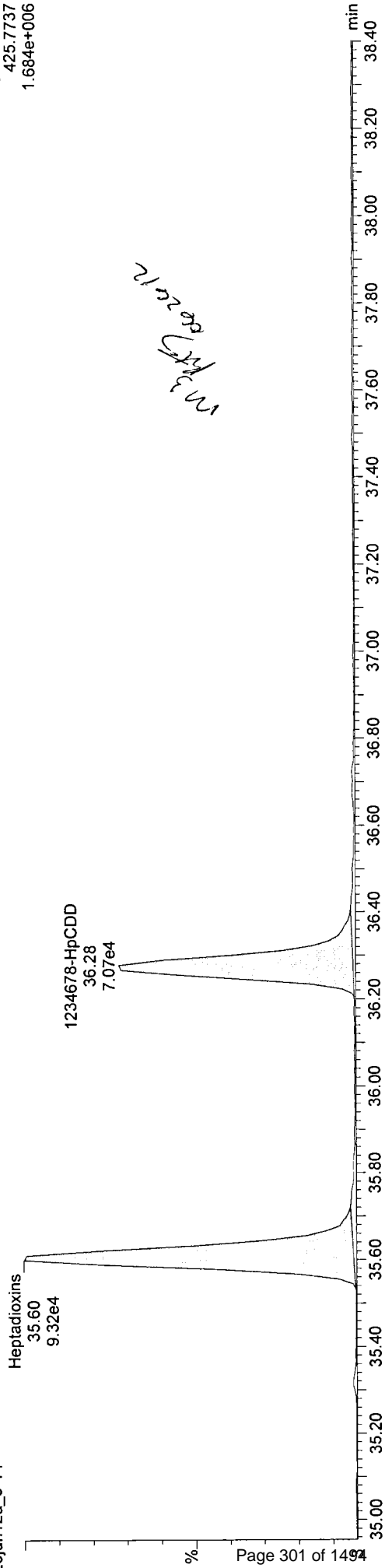
Heptadioxins
c20jun12a_3-14

F4:Voltage SIR, EI+
423.7767
1.754e+006



c20jun12a_3-14

F4:Voltage SIR, EI+
425.7737
1.684e+006



Quantify Sample Report MassLynx 4.1 SCN627

Manual Integrations


Dataset: Z:\Default.pro\Results\c20jun12a_3-14.qld

Last Altered: Friday, June 22, 2012 15:13:22 Eastern Daylight Time
Printed: Friday, June 22, 2012 15:13:38 Eastern Daylight Time

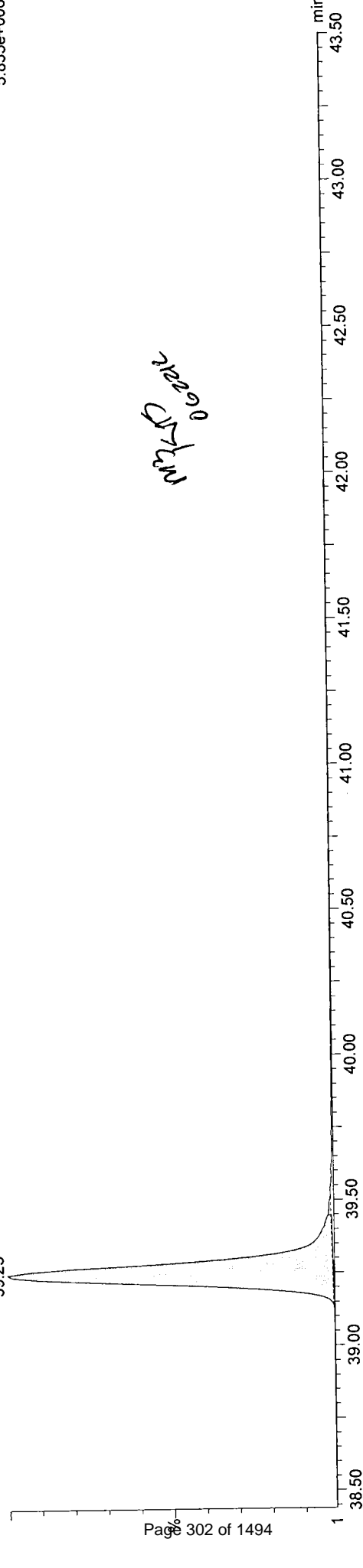
Method: C:\MassLynx\Default.PRO\MethDB\m1613-061912-db5ms.mdb 20 Jun 2012 08:46:37
Calibration: C:\MassLynx\Default.PRO\CurveDB\MS-0042012_1613.cdb 08 May 2012 08:31:36

Name: c20jun12a_3-14, ID: 31201450014, Date: 21-Jun-2012, Time: 07:45:28, Submitter: HRD1734, Description: JW-EA01-SS04-120507, User: KAS

OCDD
c20jun12a_3-14
F5: Voltage SIR, EI+
457.7377
5.239e+006



OCDD
c20jun12a_3-14
F5: Voltage SIR, EI+
459.7348
5.835e+006

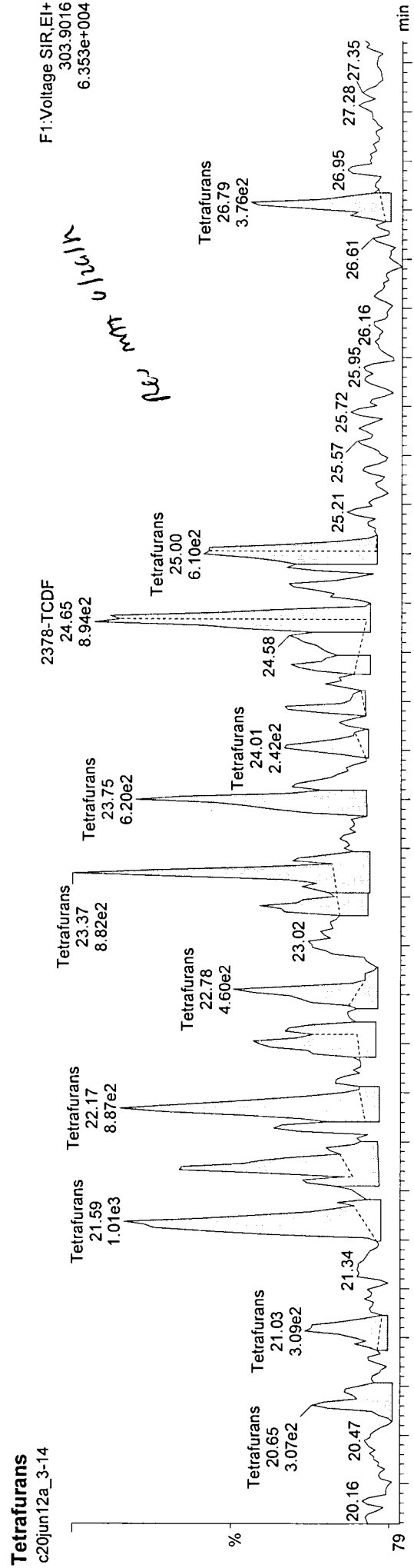


Dataset: Z:\Default.pro\Results\c20jun12a_3-14.qld

Last Altered: Tuesday, June 26, 2012 16:25:54 Eastern Daylight Time
Printed: Tuesday, June 26, 2012 16:26:59 Eastern Daylight Time

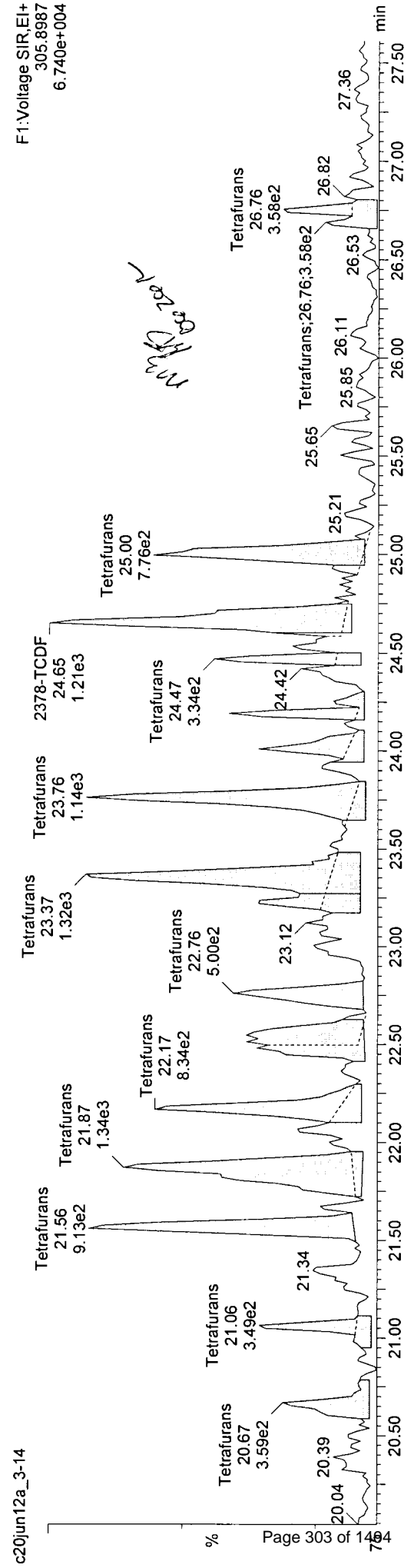
201450

Name: c20jun12a_3-14, ID: 31201450014, Date: 21-Jun-2012, Time: 07:45:28, Submitter: HRD1734, Description: JW-EA01-SS04-120507, User: KAS



F1: Voltage SIR, EI+
303.9016
6.353e+004

Handwritten note: per 0/20/12



F1: Voltage SIR, EI+
305.8987
6.740e+004


Handwritten note: per 0/20/12

Dataset: Z:\Default:pro\Results\c20jun12a_3-14.qld

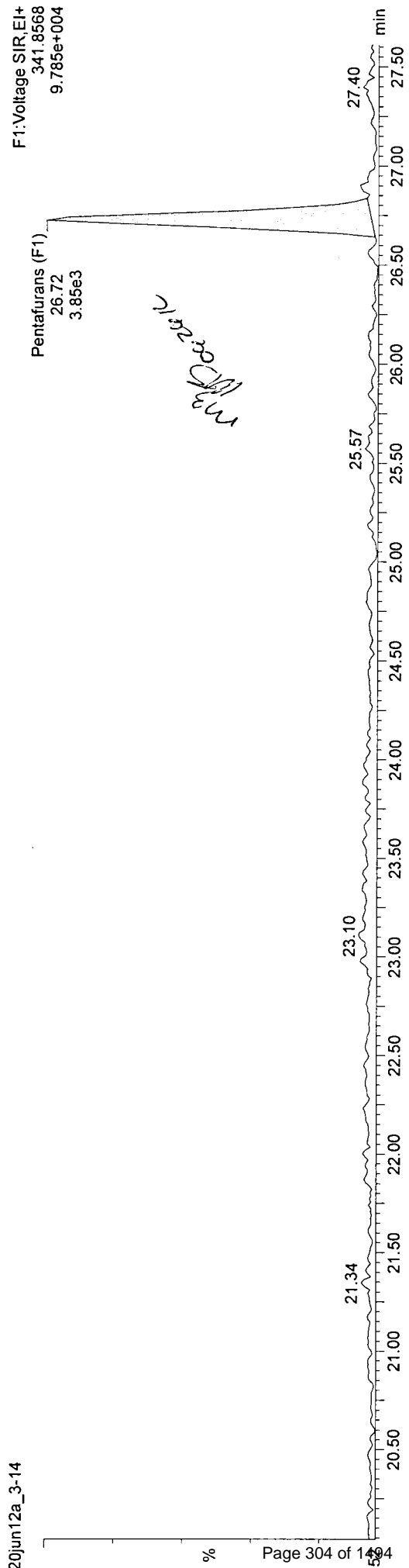
Last Altered: Tuesday, June 26, 2012 16:25:54 Eastern Daylight Time
Printed: Tuesday, June 26, 2012 16:26:59 Eastern Daylight Time

Name: c20jun12a_3-14, ID: 31201450014, Date: 21-Jun-2012, Time: 07:45:28, Submitter: HRD1734, Description: JW-EA01-SS04-120507, User: KAAS

Pentafurans (F1)
c20jun12a_3-14



c20jun12a_3-14



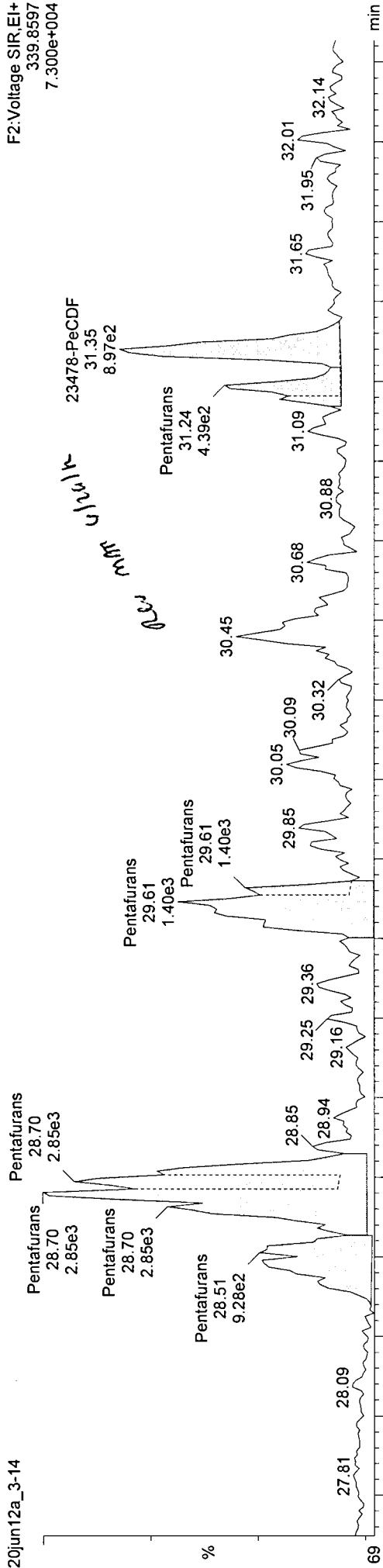
Dataset: Z:\Default.pro\Results\c20jun12a_3-14.qld

Lab Altered: Tuesday, June 26, 2012 16:25:54 Eastern Daylight Time
Printed: Tuesday, June 26, 2012 16:26:59 Eastern Daylight Time

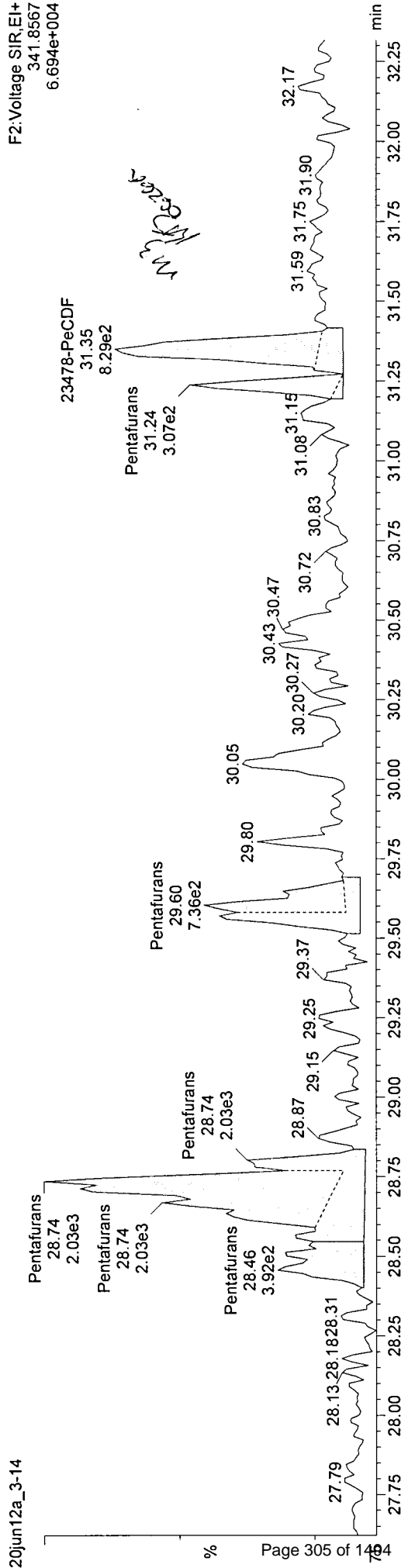
201450

Name: c20jun12a_3-14, ID: 31201450014, Date: 21-Jun-2012, Time: 07:45:28, Submitter: HRD1734, Description: JW-EA01-SS04-120507, User: KAS

Pentafurans
c20jun12a_3-14



c20jun12a_3-14

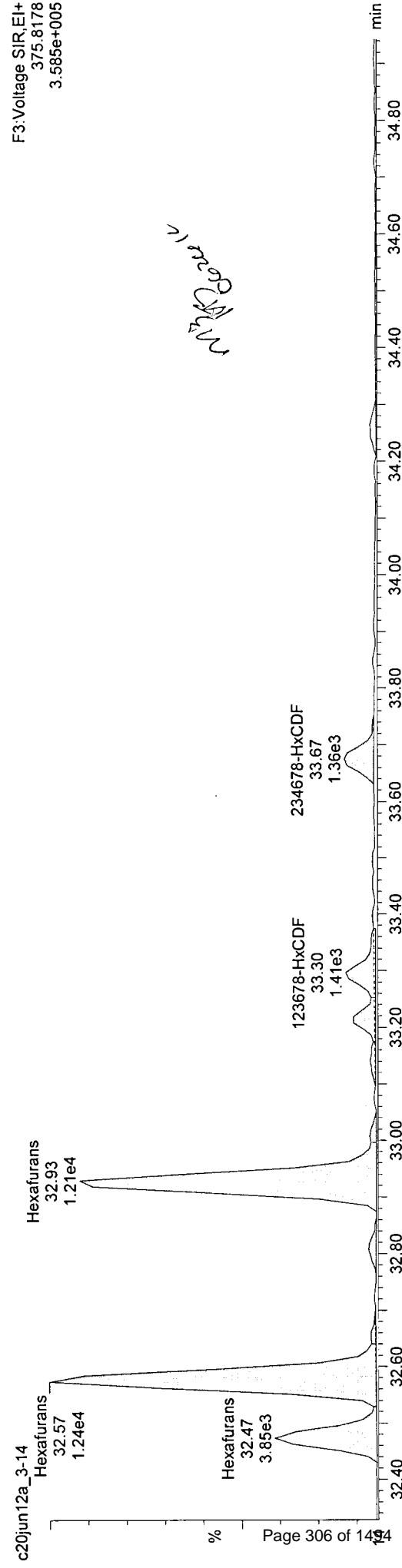
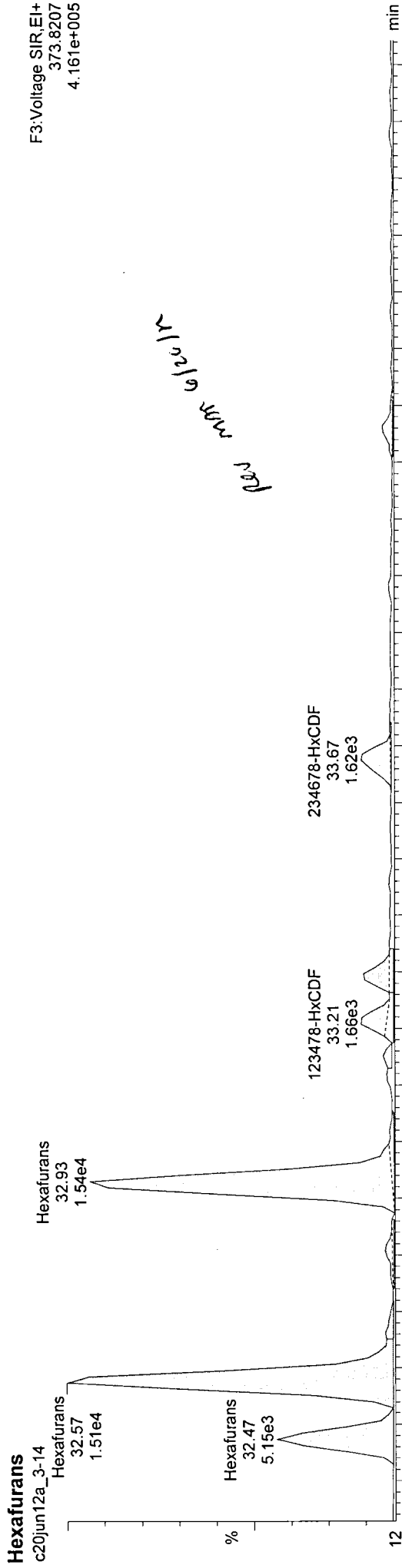


Dataset: Z:\Default.pro\Results\c20jun12a_3-14.qld

Lab Altered: Tuesday, June 26, 2012 16:25:54 Eastern Daylight Time
Printed: Tuesday, June 26, 2012 16:26:59 Eastern Daylight Time

1201450

Name: c20jun12a_3-14, ID: 31201450014, Date: 21-Jun-2012, Time: 07:45:28, Submitter: HRD1734, Description: JW-EA01-SS04-120507, User: KAS




Dataset: Z:\Default.pro\Results\c20jun12a_3-14.qld

Last Altered: Tuesday, June 26, 2012 16:25:54 Eastern Daylight Time
Printed: Tuesday, June 26, 2012 16:26:59 Eastern Daylight Time

Name: c20jun12a_3-14, ID: 31201450014, Date: 21-Jun-2012, Time: 07:45:28, Submitter: HRD1734, Description: JW-EA01-SS04-120507, User: KAS

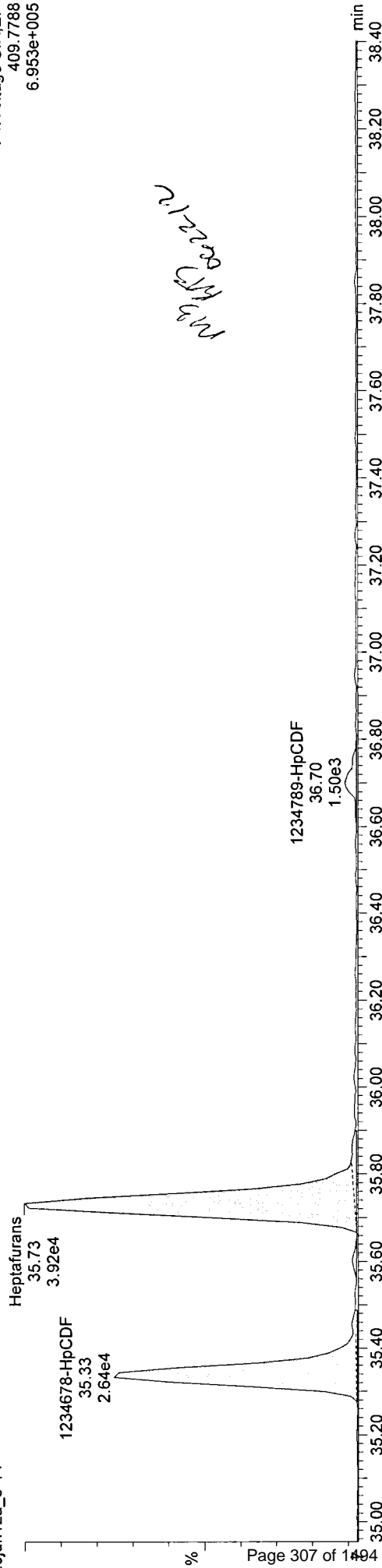
Heptafurans
c20jun12a_3-14

F4:Voltage SIR,EI+
407.7818
7.186e+005



c20jun12a_3-14

F4:Voltage SIR,EI+
409.7788
6.953e+005



Quantify Sample Report MassLynx 4.1 SCN627

Manual Integrations

Dataset: Z:\Default.pro\Results\c20jun12a_3-14.qld

Last Altered: Friday, June 22, 2012 15:13:22 Eastern Daylight Time
Printed: Friday, June 22, 2012 15:13:45 Eastern Daylight Time


Method: C:\MassLynx\Default.PRO\MethDB\m1613-061912-db5ms.mdb 20 Jun 2012 08:46:37
Calibration: C:\MassLynx\Default.PRO\CurveDB\DB5MS-0042012_1613.cdb 08 May 2012 08:31:36

Name: c20jun12a_3-14, ID: 31201450014, Date: 21-Jun-2012, Time: 07:45:28, Submitter: HRD1734, Description: JW-EA01-SS04-120507, User: KAS

OCDF

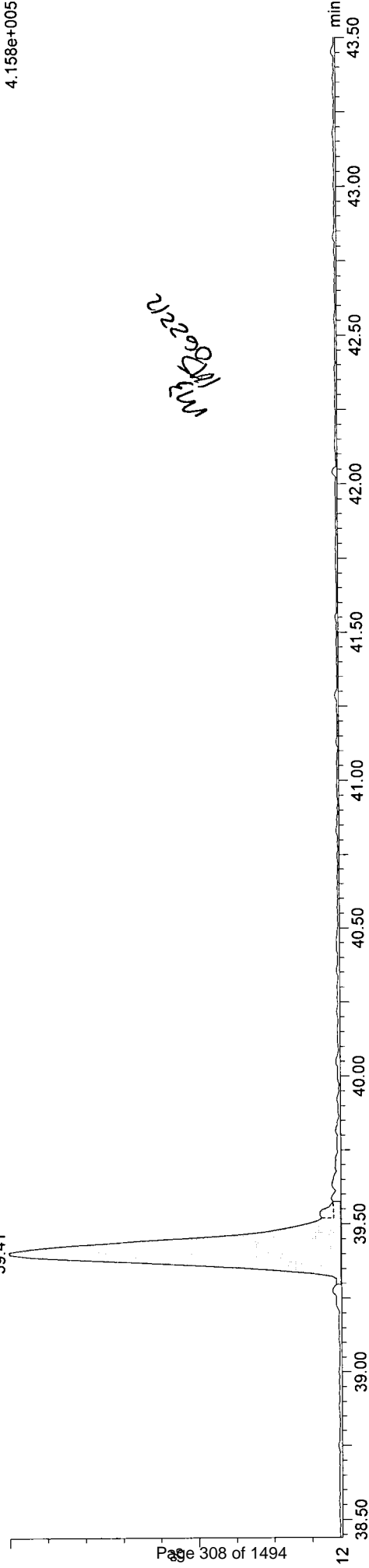
c20jun12a_3-14

OCDF
39.40



c20jun12a_3-14

OCDF
39.41



Quantify Sample Summary Report MassLynx 4.1
 ### 1613 Sample Summary ###

Dataset: C:\MassLynx\Default.pro\Results\c20jun12a_3-14.qld

Last Altered: Thursday, June 21, 2012 08:32:22 Eastern Daylight Time
 Printed: Thursday, June 21, 2012 08:32:44 Eastern Daylight Time

31201450

Method: C:\MassLynx\Default.PRO\MethDB\m1613-061912-db5ms.mdb 20 Jun 2012 08:46:37
 Calibration: C:\MassLynx\Default.PRO\CurveDB\B5MS-0042012_1613.cdb 08 May 2012 08:31:36

Name: c20jun12a_3-14
 Date: 21-Jun-2012
 Time: 07:45:28
 ID: 31201450014
 Submitter: HRD1734
 Task: HRMS3

Name	Response	Ion1Area	Ion2Area	RA	RAFail?	RRT	RT	pg/μL	EDL	Height1	Noise1	SN1	Height2	Noise2	SN2	M1	M2
1	3.051e2	1.130e2	1.922e2	0.59	YES	1.0000	25.52	0.068	0.0615	1.698e3	566	3.0	2.142e3	697	3.1	bb	bb
2	1.061e3	7.404e2	3.205e2	2.31	YES	1.0004	31.62	0.248	0.0541	1.347e4	1185	11.4	8.175e3	647	12.6	bd	bd
3	1.374e4	8.015e3	5.729e3	1.40	NO	1.0023	33.86	3.361	0.0598	1.385e5	984	140.7	1.101e5	1237	89.0	bd	dd
4	1.577e3	1.044e3	5.336e2	1.96	YES	1.0033	33.96	0.407	0.0655	2.612e4	984	26.5	1.182e4	1237	9.6	dd	dd
5	5.509e3	2.611e3	2.898e3	0.90	YES	1.0069	34.02	1.384	0.0626	5.465e4	984	55.6	5.786e4	1237	46.8	db	dd
6	1.397e5	6.896e4	7.074e4	0.97	NO	1.0003	36.28	36.435	0.1785	1.158e6	2478	467.3	1.154e6	2083	553.9	bb	bb
7	9.405e5	4.438e5	4.968e5	0.89	NO	1.0002	39.25	319.102	0.2175	5.163e6	1451	3558.6	5.759e6	1516	3797.9	bd	bb
8	1.892e3	6.929e2	1.199e3	0.58	YES	1.0007	24.65	0.359	0.0949	1.090e4	1267	8.6	1.482e4	1009	14.7	dd	db
9	-	-	-	-	NO	-	-	-	0.1070	-	1426	-	-	1049	-	-	-
10	1.553e3	8.923e2	6.605e2	1.35	NO	1.0004	31.35	0.260	0.0575	1.500e4	1426	10.5	1.009e4	1049	9.6	db	bb
11	1.839e3	1.049e3	7.900e2	1.33	NO	1.0000	33.21	0.355	0.0518	2.812e4	1833	15.3	1.962e4	884	22.2	bb	dd
12	2.228e3	1.029e3	1.199e3	0.86	YES	1.0003	33.30	0.340	0.0469	2.863e4	1833	15.6	2.644e4	884	29.9	bb	db
13	2.885e3	1.521e3	1.363e3	1.12	NO	1.0000	33.67	0.478	0.0498	3.285e4	1833	17.9	2.777e4	884	31.4	bb	bb
14	8.997e2	5.584e2	3.413e2	1.64	YES	1.0013	34.26	0.182	0.0691	1.120e4	1833	6.1	5.749e3	884	6.5	bb	bb
15	5.246e4	2.688e4	2.558e4	1.05	NO	1.0003	35.34	7.582	0.0409	5.054e5	1025	493.2	4.696e5	959	489.5	bb	bd
16	2.683e3	1.185e3	1.497e3	0.79	YES	1.0003	36.71	0.565	0.0701	1.499e4	1025	14.6	2.275e4	959	23.7	bb	bb
17	8.047e2	2.787e2	5.260e2	0.53	YES	1.0083	39.57	0.225	0.0697	8.945e3	875	10.2	1.527e4	610	25.0	db	db
18	4.157e5	1.807e5	2.350e5	0.77	NO	1.0278	25.52	83.640	0.0849	2.076e6	1334	1556.3	2.609e6	660	3953.9	bb	bb
19	4.117e5	2.541e5	1.576e5	1.61	NO	1.2728	31.61	98.289	0.1033	5.026e6	1344	3738.5	3.132e6	698	4485.7	bb	bb
20	3.841e5	2.146e5	1.695e5	1.27	NO	0.9931	33.79	78.028	0.0798	4.876e6	1417	3440.5	3.743e6	1865	2007.2	bd	bd
21	3.896e5	2.200e5	1.695e5	1.30	NO	0.9951	33.85	76.470	0.0771	4.811e6	1417	3394.6	3.665e6	1865	1965.4	db	db
22	3.634e5	1.861e5	1.773e5	1.05	NO	1.0661	36.27	80.190	0.0859	3.101e6	1691	1833.3	2.917e6	1564	1865.4	bb	bb
23	5.545e5	2.640e5	2.905e5	0.91	NO	1.1535	39.24	125.502	0.0633	3.054e6	1264	2416.5	3.358e6	1074	3126.1	bd	bb
24	5.376e5	2.402e5	2.974e5	0.81	NO	0.9920	24.63	68.701	0.0516	2.733e6	996	2744.9	3.292e6	910	3618.4	bb	bb
25	5.689e5	3.516e5	2.174e5	1.62	NO	1.2101	30.05	85.832	0.1112	3.646e6	2010	1813.7	2.285e6	1471	1553.7	bb	bb
26	5.856e5	3.594e5	2.262e5	1.59	NO	1.2620	31.34	90.974	0.1145	6.460e6	2010	3213.7	4.098e6	1471	2786.7	bb	bb

Quantify Sample Summary Report
 ### 1613 Sample Summary ###

MassLynx 4.1

Dataset: C:\MassLynx\Default.pro\Results\c20jun12a_3-14.qld

Last Altered: Thursday, June 21, 2012 08:32:22 Eastern Daylight Time
 Printed: Thursday, June 21, 2012 08:32:44 Eastern Daylight Time

Name: c20jun12a_3-14
 Date: 21-Jun-2012
 Time: 07:45:28
 ID: 31201450014
 Submitter: HRD1734
 Task: HRMS3

Name	Response	Ion1Area	Ion2Area	RA	RAFail?	RRT	RT	pg/μL	EDL	Height1	Noise1	SN1	Height2	Noise2	SN2	M1	M2
27	ES:13C-123478-HxCDF	4.380e5	1.512e5	2.868e5	0.53	NO	0.9761	33.21	0.0973	3.825e6	2976	1284.9	7.237e6	1962	3688.7	bd	bd
28	ES:13C-123678-HxCDF	5.610e5	1.994e5	3.616e5	0.55	NO	0.9784	33.29	0.0938	4.412e6	2976	1482.2	8.210e6	1962	4184.9	db	db
29	ES:13C-234678-HxCDF	5.123e5	1.761e5	3.362e5	0.52	NO	0.9899	33.67	0.0948	3.983e6	2976	1338.0	7.436e6	1962	3790.1	bb	bb
30	ES:13C-123789-HxCDF	4.447e5	1.540e5	2.907e5	0.53	NO	1.0059	34.22	0.0990	3.065e6	2976	1029.8	5.770e6	1962	2940.8	bb	bb
31	ES:13C-1234678-HpCDF	4.982e5	1.581e5	3.401e5	0.46	NO	1.0386	35.33	0.0966	2.774e6	2010	1380.7	6.173e6	2202	2803.0	bb	bb
32	ES:13C-1234789-HpCDF	3.420e5	1.085e5	2.335e5	0.46	NO	1.0788	36.70	0.1143	1.616e6	2010	804.3	3.535e6	2202	1605.1	bb	bb
33	JS:13C-1234-TCDD	5.013e5	2.258e5	2.755e5	0.82	NO	0.0000	24.83	0.0842	2.665e6	1334	1998.3	3.199e6	660	4847.3	bb	bb
34	JS:13C-123789-HxCDD	5.070e5	2.823e5	2.247e5	1.26	NO	0.0000	34.02	0.0774	5.900e6	1417	4162.9	4.687e6	1865	2513.1	bb	bb
35	CS:37C1-2378-TCDD	1.009e5	1.009e5	-	-	-	1.0291	25.56	0.0249	1.104e6	662	1668.4	-	-	-	bb	bb
36	Tetradoxins	-	7.020e3	-	-	-	-	3.504	0.0615	9.320e4	566	-	-	-	-	-	-
37	Pentadoxins	-	7.006e3	-	-	-	-	2.887	0.0541	1.432e5	1185	-	-	-	-	-	-
38	Hexadoxins	-	5.627e4	-	-	-	-	24.841	0.0625	1.174e6	984	-	-	-	-	-	-
39	Heptadoxins	-	1.681e5	-	-	-	-	86.597	0.1785	2.847e6	2478	-	-	-	-	-	-
40	Tetrafurans	-	6.056e3	-	-	-	-	2.904	0.0949	9.298e4	1267	-	-	-	-	-	-
41	Pentafurans (F1)	-	6.333e3	-	-	-	-	1.762	0.0249	7.359e4	346	-	-	-	-	-	-
42	Pentafurans	-	3.048e3	-	-	-	-	1.052	0.0814	7.393e4	1426	-	-	-	-	-	-
43	Hexafurans	-	4.016e4	-	-	-	-	12.783	0.0537	9.574e5	1833	-	-	-	-	-	-
44	Heptafurans	-	6.835e4	-	-	-	-	21.617	0.0528	1.191e6	1025	-	-	-	-	-	-
45	Hexa Ether	-	-	-	-	-	-	-	-	-	311	-	-	-	-	-	-
46	Hepta Ether	-	-	-	-	-	-	-	-	-	338	-	-	-	-	-	-
47	Octa Ether	-	-	-	-	-	-	-	-	-	372	-	-	-	-	-	-
48	Nona Ether	-	-	-	-	-	-	-	-	-	617	-	-	-	-	-	-
49	Deca Ether	-	-	-	-	-	-	-	-	-	374	-	-	-	-	-	-
50	F1 Lock Mass	-	-	-	-	-	-	-	0.0000	-	21885	-	-	-	-	-	-
51	F2 Lock Mass	-	-	-	-	-	-	-	0.0000	-	71371	-	-	-	-	-	-
52	F3 Lock Mass	-	-	-	-	-	-	-	0.0000	-	38650	-	-	-	-	-	-
53	F4 Lock Mass	7.345e6	7.345e6	-	-	0.0000	-	35.97	-	2.277e7	52771	431.4	-	-	-	bb	bb
54	F5 Lock Mass	-	-	-	-	-	-	-	0.0000	-	56074	-	-	-	-	-	-

Quantify Sample Report
1613 Sample Summary

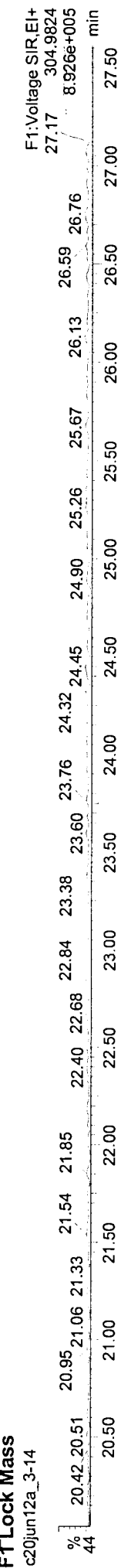
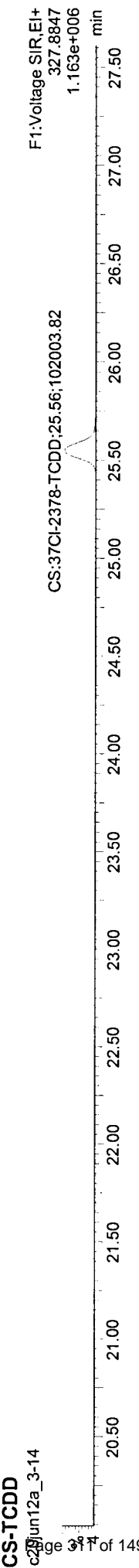
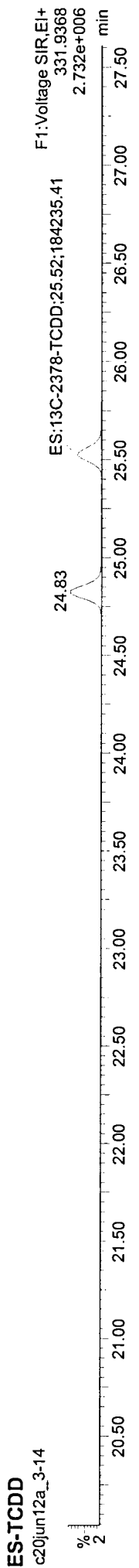
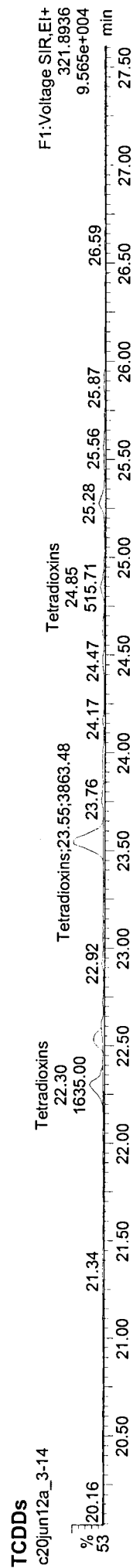
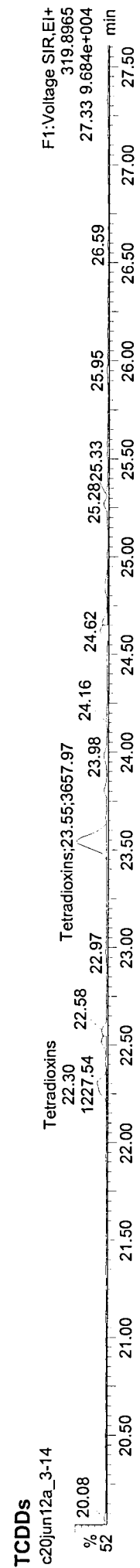
MassLynx 4.1

Dataset: Untitled

Last Altered: Thursday, 6/21/2012 3:28:06 PM Eastern Daylight Time
Printed: Thursday, 6/21/2012 3:30:27 PM Eastern Daylight Time

Method: C:\MassLynx\Default.PRO\MethDB\m8290-061312-db5ms.mdb 14 Jun 2012 07:55:14
Calibration: C:\MassLynx\Default.PRO\CurveDB\B5MS-0042012_1613.cdb 08 May 2012 08:31:36

Name: c20jun12a_3-14, Date: 21-Jun-2012, Time: 07:45:28, ID: 31201450014, Submitter: HRD1734, Task: HRMS3

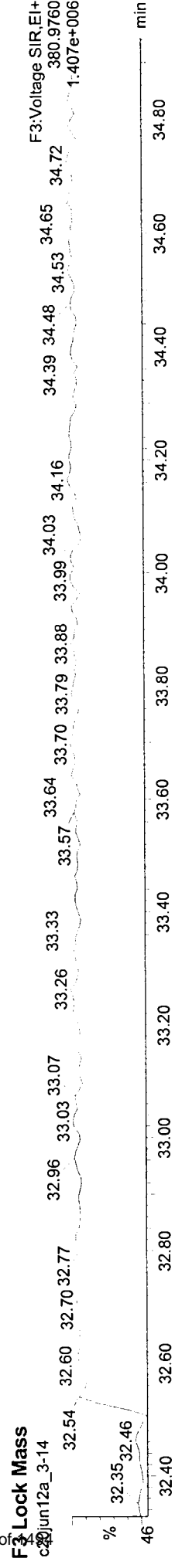


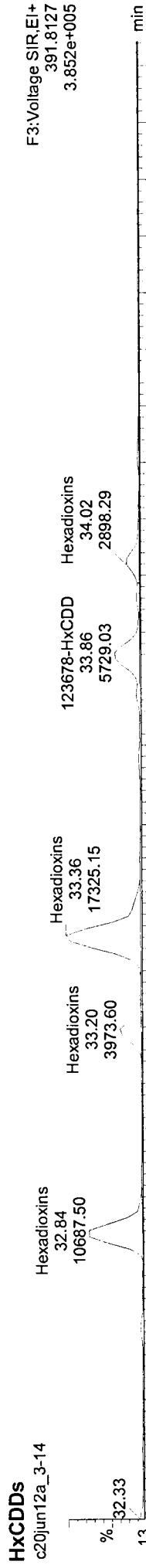
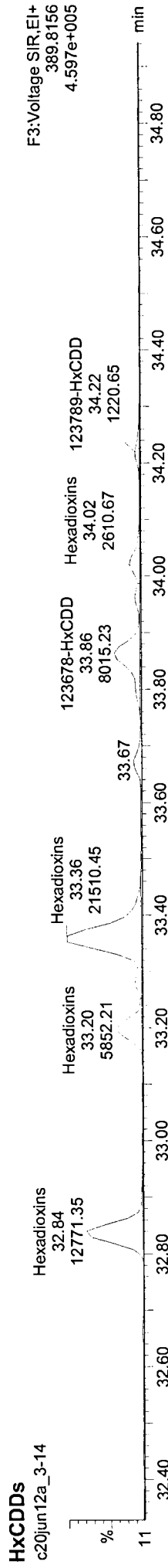


Quantify Sample Report
1613 Sample Summary

Dataset: Untitled

Last Altered: Thursday, 6/21/2012 3:28:06 PM Eastern Daylight Time
Printed: Thursday, 6/21/2012 3:30:27 PM Eastern Daylight Time


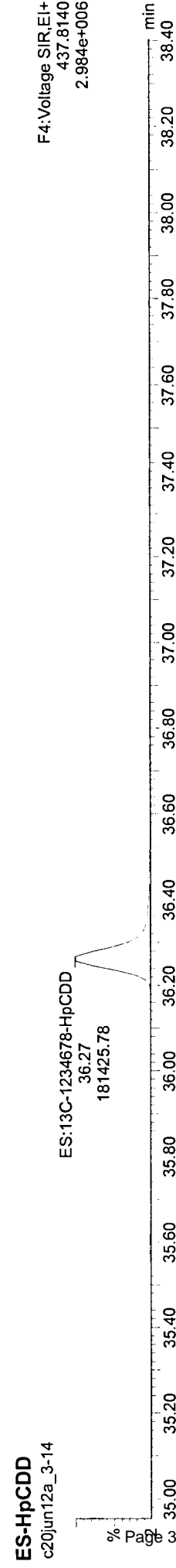
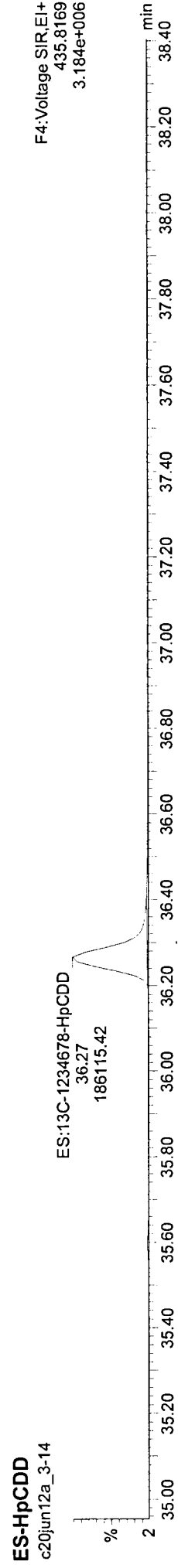

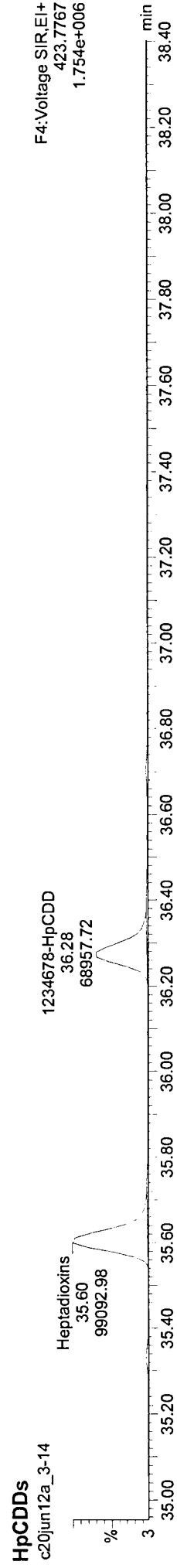
Name: c20jun12a_3-14, Date: 21-Jun-2012, Time: 07:45:28, ID: 31201450014, Submitter: HRD1734, Task: HRMS3



Dataset: Untitled

Last Altered: Thursday, 6/21/2012 3:28:06 PM Eastern Daylight Time
Printed: Thursday, 6/21/2012 3:30:27 PM Eastern Daylight Time

Name: c20jun12a_3-14, Date: 21-Jun-2012, Time: 07:45:28, ID: 31201450014, Submitter: HRD1734, Task: HRMS3




Dataset: Untitled

Last Altered: Thursday, 6/21/2012 3:28:06 PM Eastern Daylight Time
Printed: Thursday, 6/21/2012 3:30:27 PM Eastern Daylight Time

Name: c20jun12a_3-14, Date: 21-Jun-2012, Time: 07:45:28, ID: 31201450014, Submitter: HRD1734, Task: HRMS3


OCDD

c20jun12a_3-14



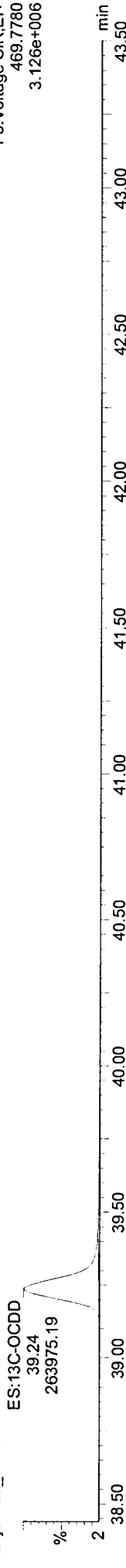
OCDD

c20jun12a_3-14



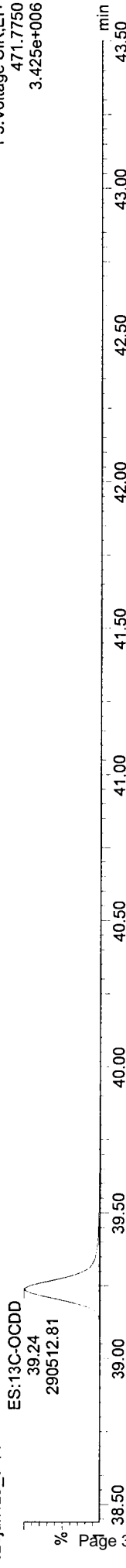
ES-OCDD

c20jun12a_3-14



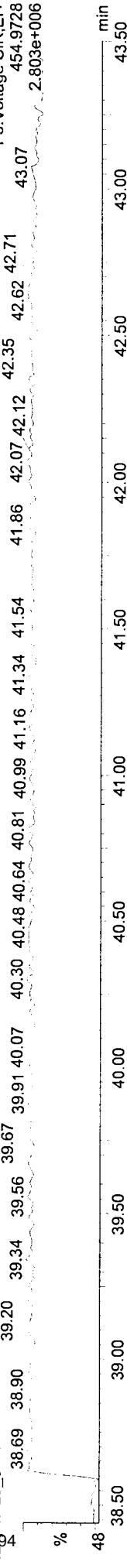
ES-OCDD

c20jun12a_3-14



F5 Lock Mass

c20jun12a_3-14



Quantify Sample Report
1613 Sample Summary

MassLynx 4.1

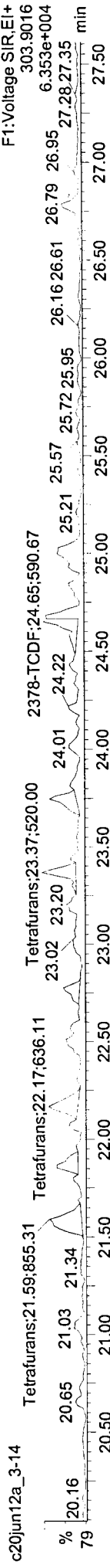
Dataset: Untitled

Last Altered: Thursday, 6/21/2012 3:28:06 PM Eastern Daylight Time
Printed: Thursday, 6/21/2012 3:30:27 PM Eastern Daylight Time

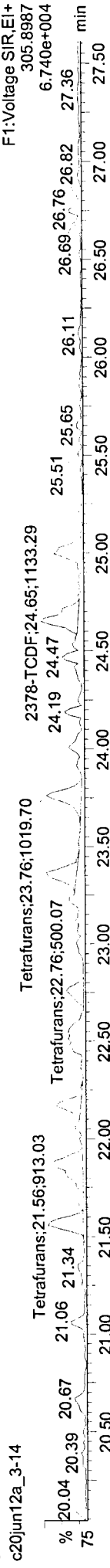
3120145

Name: c20jun12a_3-14, Date: 21-Jun-2012, Time: 07:45:28, ID: 31201450014, Submitter: HRD1734, Task: HRMS3

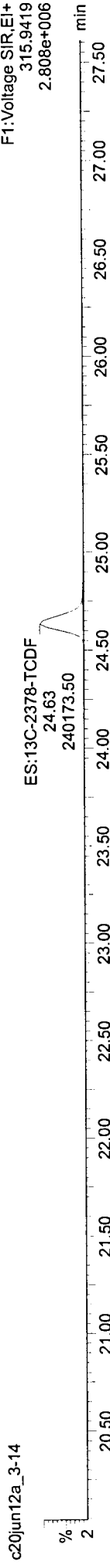
TCDFs



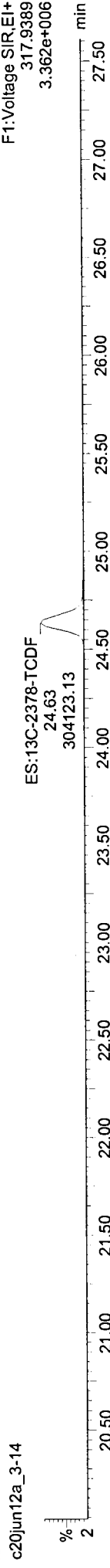
TCDFs



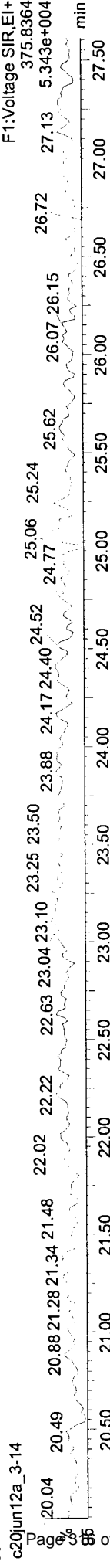
ES-TCDF




ES-TCDF



Hexa Ether



F Lock Mass



Quantify Sample Report MassLynx 4.1

1613 Sample Summary

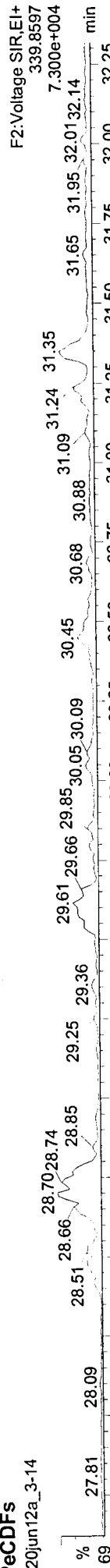
Dataset: Untitled

Last Altered: Thursday, 6/21/2012 3:28:06 PM Eastern Daylight Time
Printed: Thursday, 6/21/2012 3:30:27 PM Eastern Daylight Time

Name: c20jun12a_3-14, Date: 21-Jun-2012, Time: 07:45:28, ID: 31201450014, Submitter: HRD1734, Task: HRMS3


PeCDFs

c20jun12a_3-14



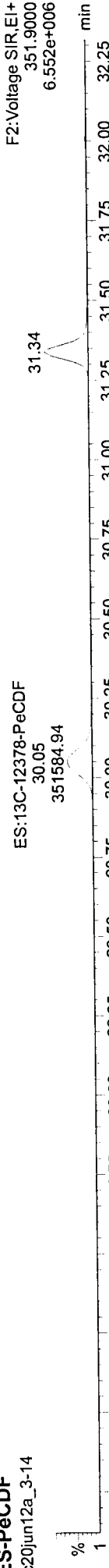
PeCDFs

c20jun12a_3-14



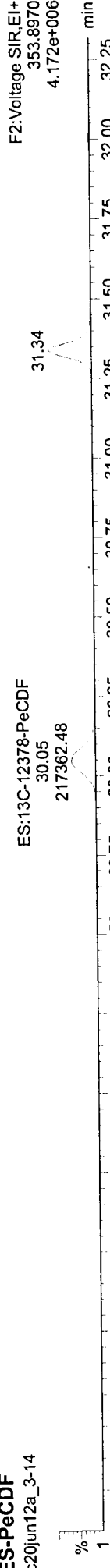
ES-PeCDF

c20jun12a_3-14




ES-PeCDF

c20jun12a_3-14



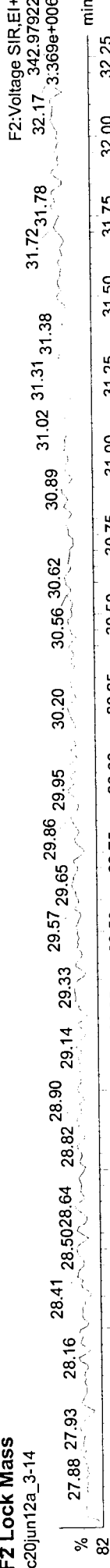
Hepta Ether

c20jun12a_3-14



F2 Lock Mass

c20jun12a_3-14

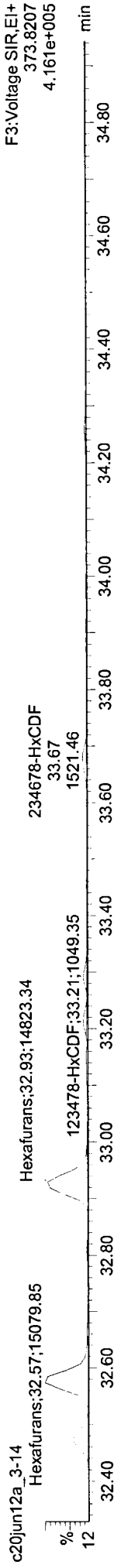


Dataset: Untitled

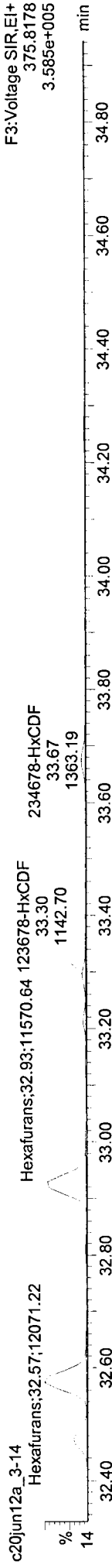
Last Altered: Thursday, 6/21/2012 3:28:06 PM Eastern Daylight Time
Printed: Thursday, 6/21/2012 3:30:27 PM Eastern Daylight Time

Name: c20jun12a_3-14, Date: 21-Jun-2012, Time: 07:45:28, ID: 31201450014, Submitter: HRD1734, Task: HRMS3

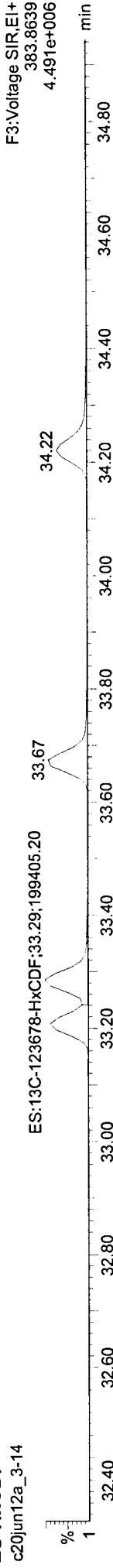
HxCDFs



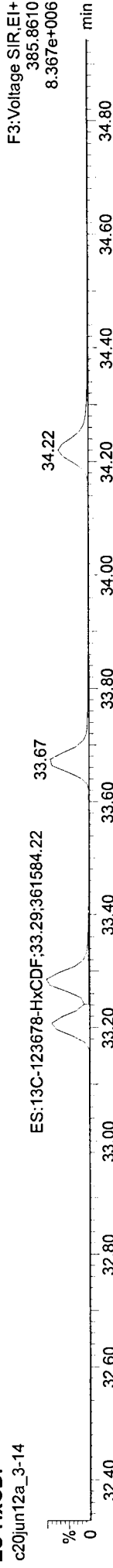
HxCDFs




ES-HxCDF



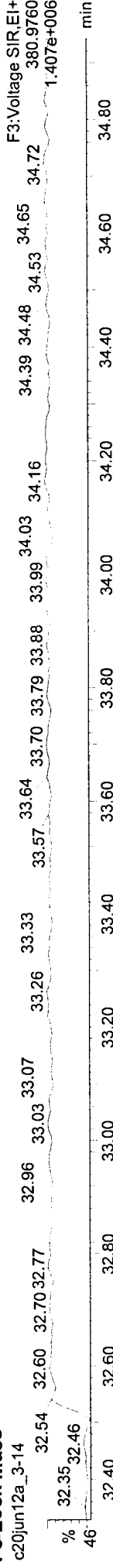
ES-HxCDF



Octa Ether



F3 Lock Mass



Quantify Sample Report MassLynx 4.1
1613 Sample Summary


Dataset: Untitled

Last Altered: Thursday, 6/21/2012 3:28:06 PM Eastern Daylight Time
Printed: Thursday, 6/21/2012 3:30:27 PM Eastern Daylight Time

Name: c20jun12a_3-14, Date: 21-Jun-2012, Time: 07:45:28, ID: 31201450014, Submitter: HRD1734, Task: HRMS3

HpCDFs

c20jun12a_3-14



F4: Voltage SIR, EI+
407.7818
7.186e+005

HpCDFs

c20jun12a_3-14



F4: Voltage SIR, EI+
409.7788
6.953e+005

ES-HpCDF

c20jun12a_3-14

ES:13C-1234678-HpCDF;35.33;155622.94




F4: Voltage SIR, EI+
417.8253
2.834e+006

ES-HpCDF

c20jun12a_3-14

ES:13C-1234678-HpCDF;35.33;346291.50

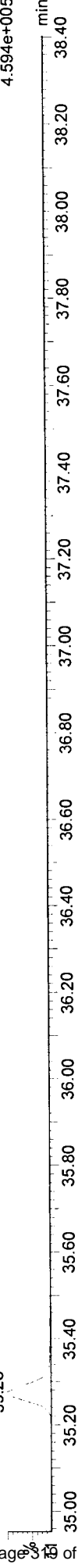


F4: Voltage SIR, EI+
419.8220
6.265e+006

Nona Ether

c20jun12a_3-14

35.28




F4: Voltage SIR, EI+
479.7165
4.594e+005

F4 Lock Mass

c20jun12a_3-14

35.97



F4: Voltage SIR, EI+
430.9728
2.376e+007

Quantify Sample Report MassLynx 4.1

1613 Sample Summary

Dataset: Untitled


Last Altered: Thursday, 6/21/2012 3:28:06 PM Eastern Daylight Time
Printed: Thursday, 6/21/2012 3:30:27 PM Eastern Daylight Time

3120145

Name: c20jun12a_3-14, Date: 21-Jun-2012, Time: 07:45:28, ID: 31201450014, Submitter: HRD1734, Task: HRMS3

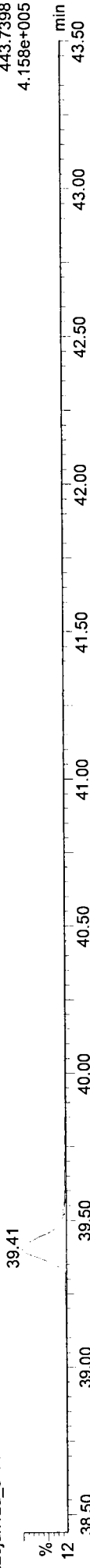
OCDF

c20jun12a_3-14



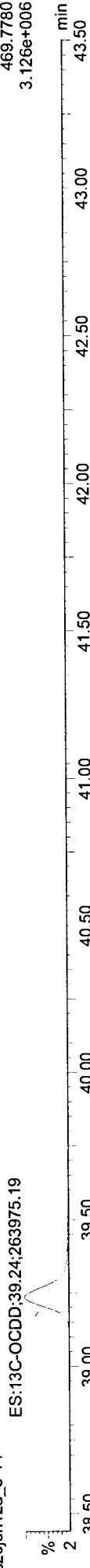
OCDF

c20jun12a_3-14



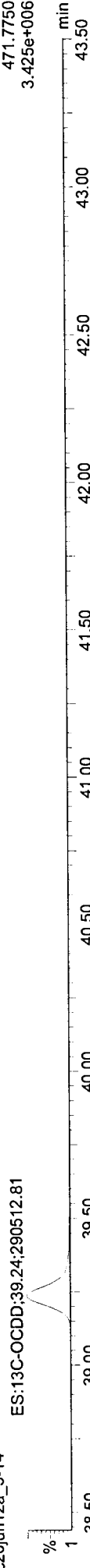
ES-OCDD

c20jun12a_3-14



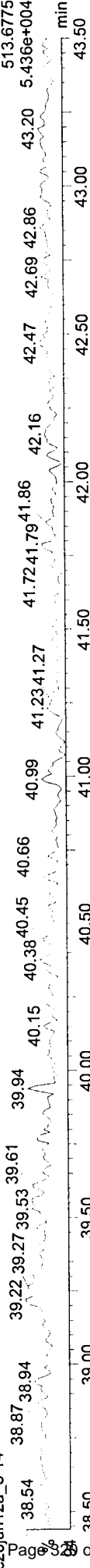
ES-OCDD

c20jun12a_3-14



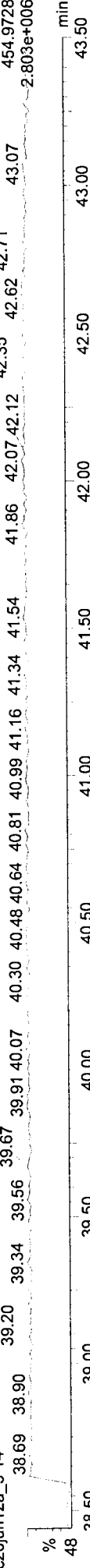
Deca Ether

c20jun12a_3-14



F5 Lock Mass

c20jun12a_3-14



Quantify Sample Report MassLynx 4.1

1613 Sample Summary


Dataset: Untitled

Last Altered: Thursday, 6/21/2012 3:28:06 PM Eastern Daylight Time
Printed: Thursday, 6/21/2012 3:30:27 PM Eastern Daylight Time

Name: c20jun12a_3-14, Date: 21-Jun-2012, Time: 07:45:28, ID: 31201450014, Submitter: HRD1734, Task: HRMS3


PeCDFs (F1)

c20jun12a_3-14



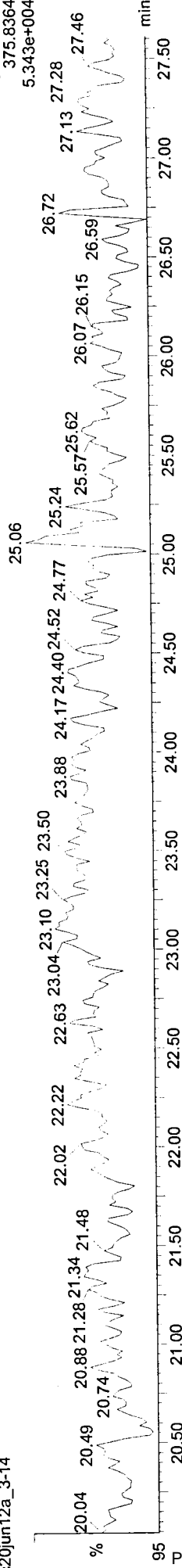
PeCDFs (F1)

c20jun12a_3-14



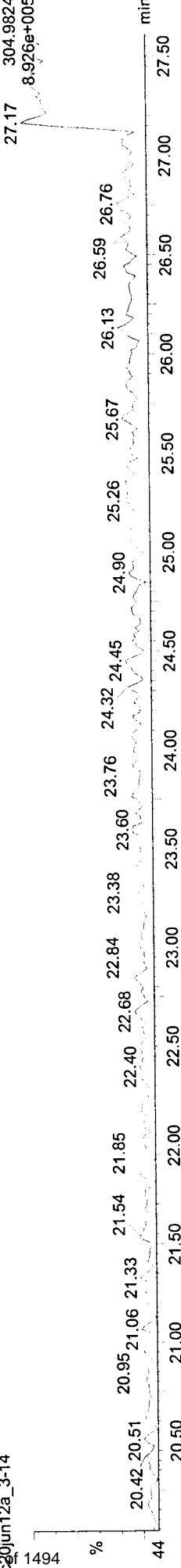
Hexa Ether

c20jun12a_3-14



F3 Lock Mass

c20jun12a_3-14



Quantify Sample Summary Report
 ### Confirms Sample Summary ###

MassLynx 4.1

Dataset: C:\MassLynx\Default.pro\Results\c21jun12b-13_confirms.qld

Last Altered: Friday, 6/22/2012 4:04:56 PM Eastern Daylight Time
 Printed: Friday, 6/22/2012 4:23:22 PM Eastern Daylight Time

31201450

Method: Untitled 01 May 2012 20:49:45
 Calibration: C:\MassLynx\Default.PRO\CurveDB\VF\Xms-Confirm_c08dec11b.cdb 09 Dec 2011 09:13:48

Name: c21jun12b-17 ✓
 Date: 21-Jun-2012
 Time: 20:12:16 ✓
 ID: 31201450014 ✓
 User: KAS
 Submitter: H PD1753
 Task: HRMS3

Name	Response	Ion1Area	Ion2Area	RA	RAFail?	RRT	RT	pg/ul	EDL	SN1	SN2	M	Height1	Noise1	Height2	Noise2
1	3.841e3	1.911e3	1.930e3	0.99	YES	1.0007	22.13	0.451	0.0643	16.7	14.5	MM	2.294e4	1376	2.481e4	1717
2	7.229e5	3.210e5	4.019e5	0.80	NO	1.0044	22.11	47.748	0.0273	3965.7	5068.3	bb	4.532e6	1143	5.670e6	1119
3	6.640e5	2.987e5	3.653e5	0.82	NO	0.0000	22.02	100.000	0.0624	3026.1	5427.9	bb	4.093e6	1353	4.977e6	917
4	-	1.306e4	-	-	-	-	-	3.352	0.0643	-	-	-	1.714e5	1376	-	-
5	-	-	-	-	-	-	-	-	-	-	-	-	-	51252	-	-

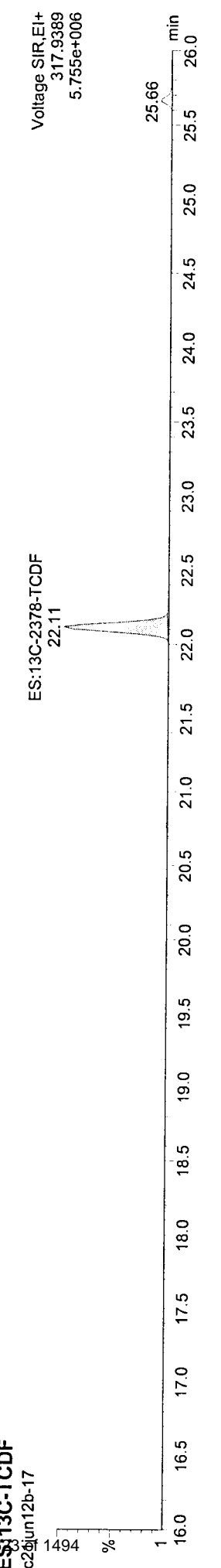
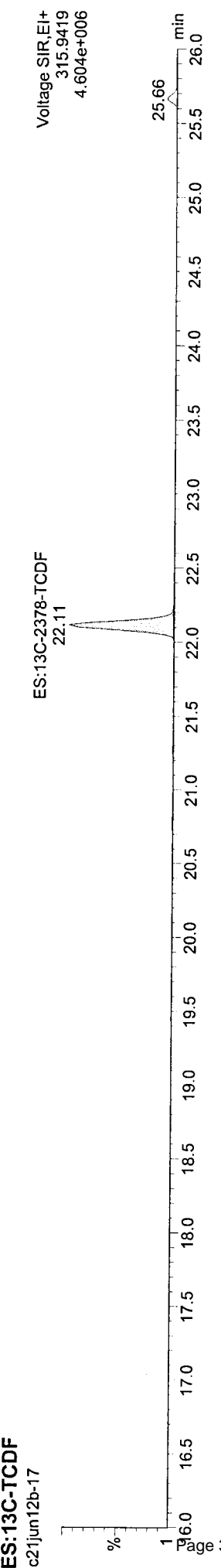
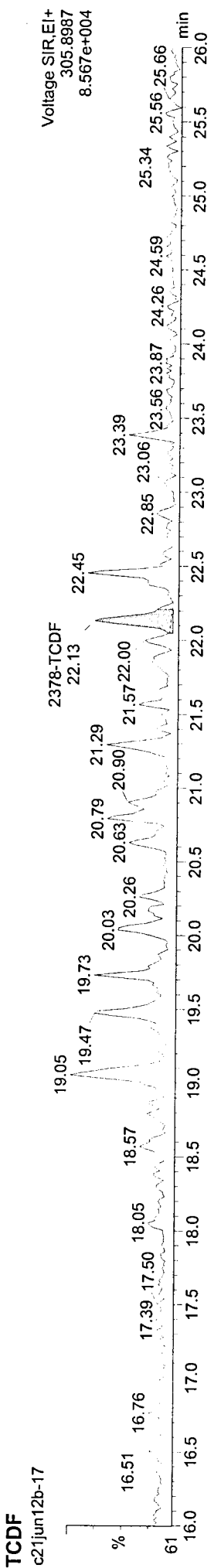
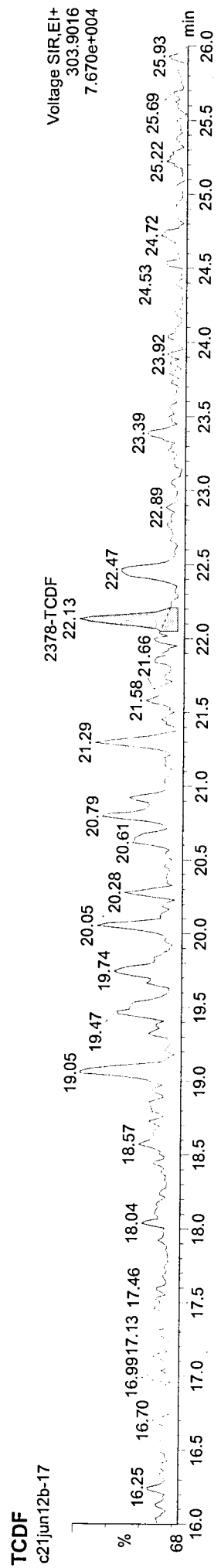
$$[TCD] = \frac{3.841e3}{7.229e5} \left(\frac{20000pg}{12.47g \times 0.491} \right) \left(\frac{1}{1.177e} \right) = 1.477pg/g$$

TM-7-3-12

Quantify Sample Report
Confirms Sample Summary

Dataset: C:\MassLynx\Default.pro\Results\c21jun12b-13_confirms.qld
Last Altered: Friday, 6/22/2012 4:04:56 PM Eastern Daylight Time
Printed: Friday, 6/22/2012 4:23:22 PM Eastern Daylight Time

Method: Untitled 01 May 2012 20:49:45
Calibration: C:\MassLynx\Default.PRO\CurveDB\VFMs-Confirm_c08dec11b.cdb 09 Dec 2011 09:13:48
Name: c21jun12b-17, ID: 31201450014



Quantify Sample Report
Confirms Sample Summary

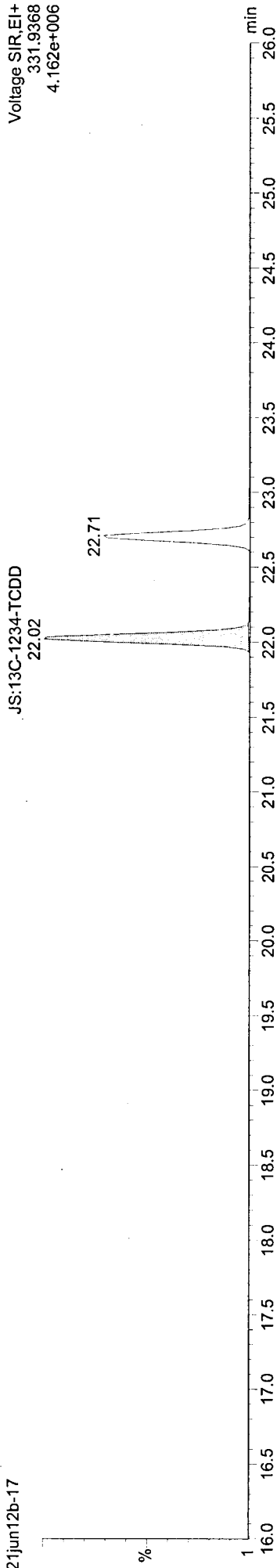
MassLynx 4.1

Dataset: C:\MassLynx\Default.pro\Results\c21jun12b-13_confirms.qld

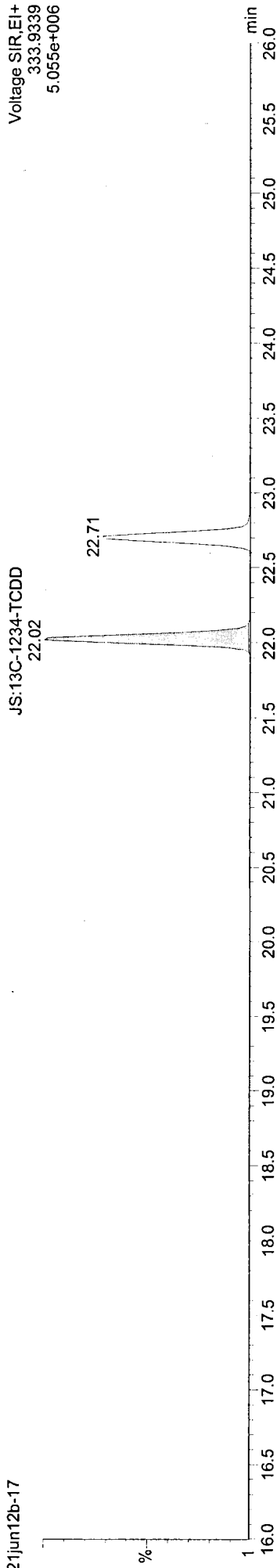
Last Altered: Friday, 6/22/2012 4:04:56 PM Eastern Daylight Time
Printed: Friday, 6/22/2012 4:23:22 PM Eastern Daylight Time

Name: c21jun12b-17, ID: 31201450014

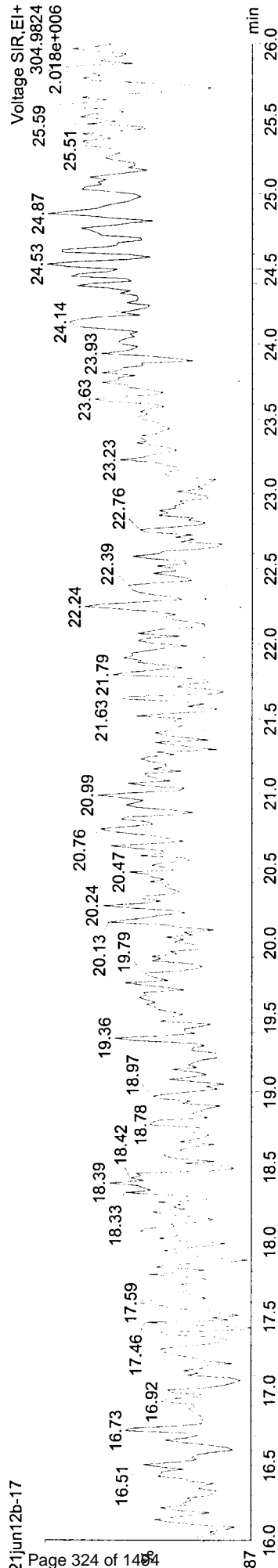
JS:13C-TCDD
c21jun12b-17



JS:13C-TCDD
c21jun12b-17



F1 Lock Mass
c21jun12b-17



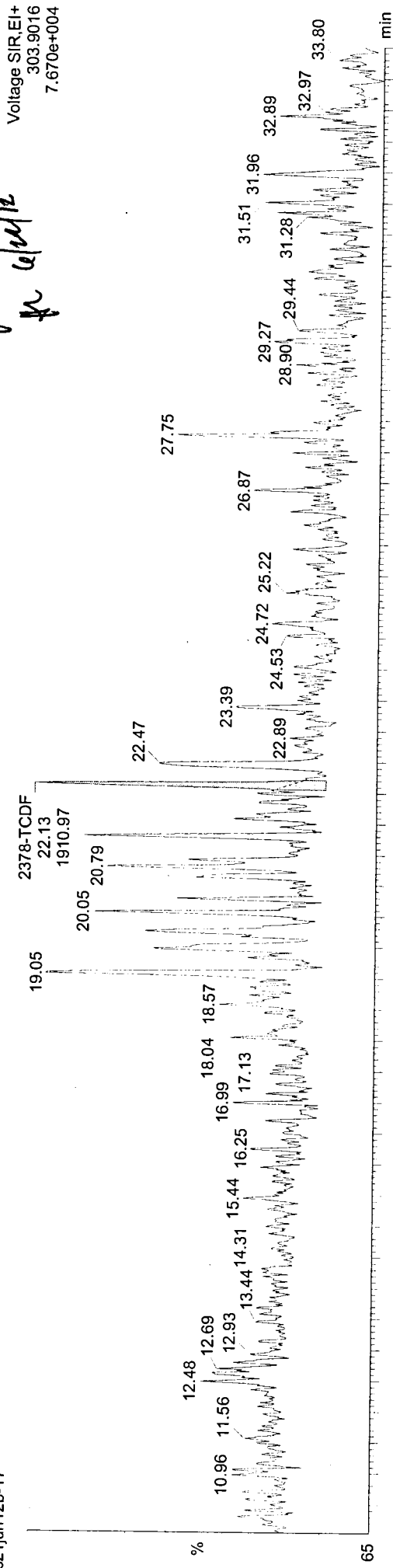
Dataset: C:\MassLynx\Default.pro\Results\c21jun12b-13_confirms.qld

Last Altered: Friday, 6/22/2012 4:04:56 PM Eastern Daylight Time
 Printed: Friday, 6/22/2012 4:15:06 PM Eastern Daylight Time

Name: c21jun12b-17, ID: 31201450014, Date: 21-Jun-2012, Time: 20:12:16, Submitter: , Description: , User: KAS

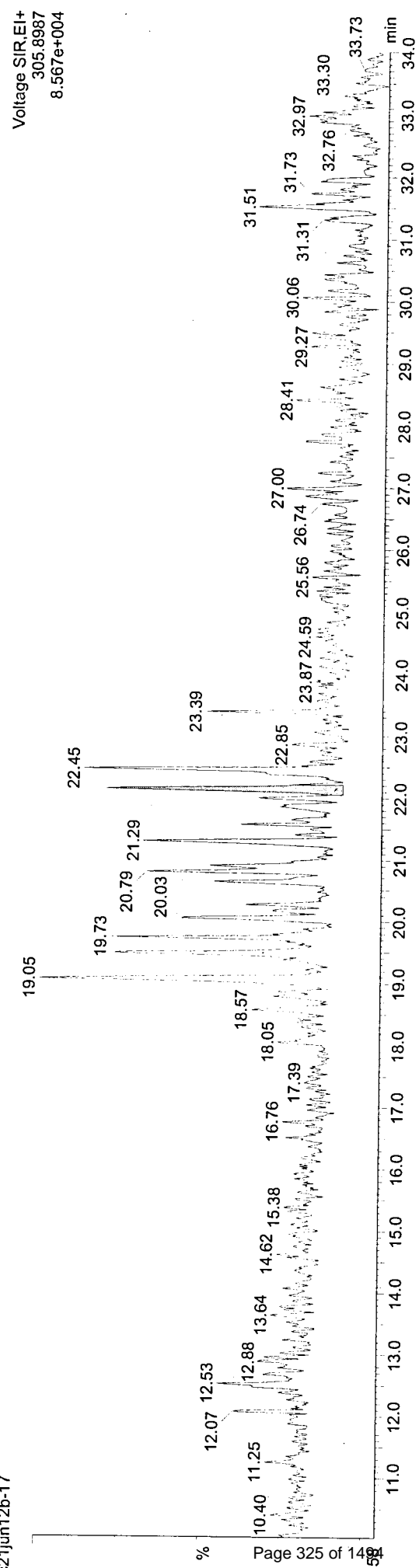
2378-TCDF
 c21jun12b-17

*MM
 for c21jun12*



Voltage SIR.EI+
 303.9016
 7.670e+004

c21jun12b-17



Voltage SIR.EI+
 305.8987
 8.567e+004

Results of JW-EA01-SS01-120507

Client Sample ID: **JW-EA01-SS01-120507**
 Client Project ID: **Jeld Wen Surface Sediment**
 Lab Sample ID: 31201450015-A
 Lab Project ID: 31201450

Collection Date: 05/07/2012 15:22
 Received Date: 05/09/2012 10:15
 Matrix: Soil-Solid as dry weight
 Solids (%): 40.70

Results by EPA 1613B

Parameter	Result	EMPC	Qual	DL	LOQ/CL	Units	RT	Ratio
2,3,7,8-TCDD	ND		U	0.256	0.985	pg/g		
1,2,3,7,8-PeCDD		1.07	J	0.299	4.93	pg/g	31.62	1.06*
1,2,3,4,7,8-HxCDD		2.18	J	0.389	4.93	pg/g	33.82	1.57*
1,2,3,6,7,8-HxCDD	14.4			0.407	4.93	pg/g	33.85	1.31
1,2,3,7,8,9-HxCDD	4.49		J	0.398	4.93	pg/g	34.03	1.39
1,2,3,4,6,7,8-HpCDD	246			0.981	4.93	pg/g	36.29	1.06
OCDD	2570			1.80	9.85	pg/g	39.30	0.92
2,3,7,8-TCDF	1.01			0.380	0.985	pg/g	24.65	0.78
2,3,7,8-TCDF [confirm]		0.709	J	0.0997	0.985	pg/g	22.12	0.63*
1,2,3,7,8-PeCDF		0.745	J	0.361	4.93	pg/g	30.06	1.27*
2,3,4,7,8-PeCDF	1.26		J	0.203	4.93	pg/g	31.35	1.47
1,2,3,4,7,8-HxCDF	2.14		J	0.223	4.93	pg/g	33.22	1.10
1,2,3,6,7,8-HxCDF	2.00		J	0.204	4.93	pg/g	33.30	1.15
2,3,4,6,7,8-HxCDF	3.16		J	0.220	4.93	pg/g	33.69	1.14
1,2,3,7,8,9-HxCDF		0.552	J	0.291	4.93	pg/g	34.24	2.02*
1,2,3,4,6,7,8-HpCDF	50.1			0.188	4.93	pg/g	35.34	1.05
1,2,3,4,7,8,9-HpCDF	3.55		J	0.316	4.93	pg/g	36.72	1.12
OCDF	143			0.669	9.85	pg/g	39.48	0.88
Total TCDD	3.59	6.47		0.256	0.985	pg/g		
Total TCDF	5.47	5.95		0.380	0.985	pg/g		
Total PeCDD	1.34	4.23	J	0.299	4.93	pg/g		
Total PeCDF	13.3	16.0		0.121	4.93	pg/g		
Total HxCDD	73.0	83.9		0.407	4.93	pg/g		
Total HxCDF	66.6	67.1		0.291	4.93	pg/g		
Total HpCDD	503			0.981	4.93	pg/g		
Total HpCDF	147			0.316	4.93	pg/g		

World Health Organization Summary

	Units	ND=0	ND=1/2	ND=DL
WHO-2005 TEQ	pg/g	6.81	7.13	7.45
WHO-2005 TEQ w/EMPC	pg/g	8.24	8.37	8.50

Results of JW-EA01-SS01-120507

Client Sample ID: **JW-EA01-SS01-120507**
 Client Project ID: **Jeld Wen Surface Sediment**
 Lab Sample ID: 31201450015-A
 Lab Project ID: 31201450

Collection Date: 05/07/2012 15:22
 Received Date: 05/09/2012 10:15
 Matrix: Soil-Solid as dry weight
 Solids (%): 40.70

Results by EPA 1613B

Parameter	Result	EMPC	Qual	DL	LOQ/CL	Units	RT	Ratio
Labeled Standards								
13C-2378-TCDD	79.0				25.0-164	%		
13C-12378-PeCDD	90.0				25.0-181	%		
13C-123478-HxCDD	67.0				32.0-141	%		
13C-123678-HxCDD	73.0				28.0-130	%		
13C-1234678-HpCDD	82.0				23.0-140	%		
13C-OCDD	60.0				17.0-157	%		
13C-2378-TCDF	66.0				24.0-169	%		
13C-12378-PeCDF	78.0				24.0-185	%		
13C-23478-PeCDF	81.0				21.0-178	%		
13C-123478-HxCDF	68.0				26.0-152	%		
13C-123678-HxCDF	79.0				26.0-123	%		
13C-234678-HxCDF	73.0				29.0-147	%		
13C-123789-HxCDF	67.0				28.0-136	%		
13C-1234678-HpCDF	88.0				28.0-143	%		
13C-1234789-HpCDF	77.0				26.0-138	%		
37Cl-2378-TCDD	85.0				35.0-197	%		

Batch Information

Analytical Batch: **HRD1734**
 Analytical Method: **EPA 1613B**
 Instrument: **HRMS3**
 Analyst: **MAF**
 Analytical Date/Time: **06/21/2012 08:30**
 Dilution: **1**

Prep Batch: **HXX1622**
 Prep Method: **EPA 1613 PREP S/D/T**
 Prep Date/Time: **06/05/2012 17:30**
 Prep Initial Wt./Vol.: **12.46 g**
 Prep Extract Vol: **20 uL**

Analytical Batch: **HRD1753**
 Analytical Method: **EPA 1613B**
 Instrument: **HRMS3**
 Analyst: **JHL**
 Analytical Date/Time: **07/02/2012 10:39**
 Dilution: **1**

Prep Batch: **HXX1622**
 Prep Method: **EPA 1613 PREP S/D/T**
 Prep Date/Time: **06/05/2012 17:30**
 Prep Initial Wt./Vol.: **12.46 g**
 Prep Extract Vol: **20 uL**

Quantify Sample Summary Report

MassLynx 4.1

Sample Summary

Dataset: C:\MassLynx\Default.pro\Results\c20jun12a_3-15.qld
 Last Altered: Tuesday, 6/26/2012 5:55:35 PM Eastern Daylight Time
 Printed: Tuesday, 6/26/2012 5:56:25 PM Eastern Daylight Time

31201450

Method: C:\MassLynx\Default.PRO\MethDB\m1613-061912-db5ms.mdb 20 Jun 2012 08:46:37
 Calibration: C:\MassLynx\Default.PRO\CurveDB\B5MS-0042012_1613.cdb 08 May 2012 08:31:36

Name: c20jun12a_3-15
 Date: 21-Jun-2012
 Time: 08:30:28
 ID: 31201450015
 Submitter: HRD1734
 Task: HRMS3
 Description: JW-EA01-SS01-120507

2378 TDF = $\frac{(1.116 \times 10^3) (2000)}{(4.532 \times 10^5) (0.98) (30)}$ = 0.256 ps/w
 Rev. max 4/w/w

Name	Response	IonArea	Ion2Area	RA	RAFail?	RRT	RT	pg/ul	EDL	Height1	Noise1	SN1	Height2	Noise2	SN2	M1	M2	MR
2378-TCDD	-	-	-	-	NO	-	-	-	0.0649	-	680	-	-	429	-	-	-	1.075
12378-PeCDD	9.361e2	4.823e2	4.538e2	1.06	YES	1.0003	31.62	0.271	0.0759	1.208e4	1194	10.1	9.168e3	811	11.3	bd	MM	1.039
123478-HxCDD	1.702e3	1.040e3	6.613e2	1.57	YES	1.0010	33.82	0.553	0.0987	2.909e4	1829	15.9	2.470e4	1093	22.6	MM	MM	1.065
123678-HxCDD	1.184e4	6.713e3	5.126e3	1.31	NO	1.0000	33.85	3.644	0.1032	1.342e5	1829	73.4	9.790e4	1093	89.6	MM	MM	0.996
123789-HxCDD	3.608e3	2.102e3	1.506e3	1.40	NO	1.0072	34.03	1.140	0.1009	3.540e4	1829	19.4	3.336e4	1093	30.5	dd	db	1.029
1234678-HpCDD	2.148e5	1.106e5	1.043e5	1.06	NO	1.0003	36.29	62.525	0.2489	1.704e6	2944	578.7	1.599e6	2383	670.8	bb	bb	1.055
OCDD	1.599e6	7.666e5	8.325e5	0.92	NO	1.0002	39.30	652.413	0.4566	6.848e6	2079	3293.8	7.568e6	2000	3784.0	bb	bb	1.063
2378-TCDF	1.136e3	4.964e2	6.399e2	0.78	NO	1.0007	24.65	0.256	0.0963	6.602e3	835	7.9	7.623e3	1098	6.9	MM	MM	0.980
12378-PeCDF	8.479e2	4.740e2	3.739e2	1.27	YES	1.0004	30.06	0.189	0.0915	6.790e3	794	8.5	4.903e3	971	5.1	MM	MM	0.980
23478-PeCDF	1.502e3	8.941e2	6.083e2	1.47	NO	1.0004	31.35	0.319	0.0514	1.642e4	794	20.7	1.221e4	971	12.6	MM	MM	1.022
123478-HxCDF	2.320e3	1.216e3	1.104e3	1.10	NO	1.0003	33.22	0.543	0.0567	2.765e4	1165	23.7	2.752e4	1193	23.1	MM	dd	1.183
123678-HxCDF	2.594e3	1.388e3	1.206e3	1.15	NO	1.0003	33.30	0.508	0.0518	3.495e4	1165	30.0	2.745e4	1193	23.0	MM	MM	1.168
234678-HxCDF	3.790e3	2.021e3	1.769e3	1.14	NO	1.0000	33.69	0.803	0.0559	3.378e4	1165	29.0	3.216e4	1193	27.0	MM	MM	1.178
123789-HxCDF	5.464e2	3.656e2	1.808e2	2.02	YES	1.0007	34.24	0.140	0.0739	7.747e3	1165	6.6	4.397e3	1193	3.7	MM	MM	1.110
1234678-HpCDF	7.068e4	3.626e4	3.442e4	1.05	NO	1.0003	35.34	12.700	0.0476	7.025e5	1087	646.5	6.355e5	1010	629.2	MM	MM	1.389
1234789-HpCDF	3.697e3	1.956e3	1.741e3	1.12	NO	1.0003	36.72	0.900	0.0802	3.789e4	1087	34.9	2.722e4	1010	26.9	MM	MM	1.389
OCDF	1.076e5	5.048e4	5.712e4	0.88	NO	1.0050	39.48	36.164	0.1697	5.045e5	888	567.9	5.810e5	951	610.7	bb	bb	1.290
ES:13C-2378-TCDD	3.479e5	1.525e5	1.954e5	0.78	NO	1.0278	25.52	79.219	0.1763	1.740e6	2720	639.6	2.181e6	795	2744.0	bb	bb	0.991
ES:13C-12378-PeCDD	3.322e5	2.033e5	1.289e5	1.58	NO	1.2728	31.61	89.761	0.1383	3.887e6	1358	2862.8	2.458e6	966	2544.1	bb	bb	0.835
ES:13C-123478-HxCDD	2.888e5	1.611e5	1.277e5	1.26	NO	0.9931	33.79	67.019	0.1071	3.876e6	2001	1937.4	3.082e6	1555	1981.3	bd	bd	0.971
ES:13C-123678-HxCDD	3.264e5	1.829e5	1.435e5	1.28	NO	0.9951	33.85	73.185	0.1035	3.986e6	2001	1992.4	3.154e6	1555	2028.1	MM	db	1.005
ES:13C-1234678-HpCDD	3.257e5	1.705e5	1.552e5	1.10	NO	1.0664	36.28	82.091	0.1211	2.655e6	1540	1723.4	2.405e6	2161	1113.2	bb	bb	0.894
ES:13C-OCDD	4.611e5	2.181e5	2.429e5	0.90	NO	1.1548	39.29	119.213	0.0893	1.988e6	1390	1429.6	2.237e6	1269	1763.2	bb	bd	0.871
ES:13C-2378-TCDF	4.532e5	2.027e5	2.505e5	0.81	NO	0.9920	24.63	65.544	0.0773	2.290e6	1140	2008.7	2.856e6	1288	2217.4	bb	bb	1.561
ES:13C-12378-PeCDF	4.582e5	2.815e5	1.767e5	1.59	NO	1.2101	30.05	78.239	0.1709	3.025e6	1972	1533.9	1.946e6	2573	756.2	bb	bb	1.322

Quantify Sample Summary Report
Sample Summary

MassLynx 4.1

Dataset: C:\MassLynx\Default.pro\Results\c20jun12a_3-15.qld

Last Altered: Tuesday, 6/26/2012 5:55:35 PM Eastern Daylight Time
Printed: Tuesday, 6/26/2012 5:56:25 PM Eastern Daylight Time

Name: c20jun12a_3-15

Date: 21-Jun-2012

Time: 08:30:28

ID: 31201450015

Submitter: HRD1734

Task: HRMS3

Description: JW-EA01-SS01-120507

Name	Response	Ion1Area	Ion2Area	RA	RAFail?	RRT	RT	pg/ μ L	EDL	Height1	Noise1	SNT	Height2	Noise2	SN2	M1	M2	MR
26	ES:13C-23478-PeCDF	4.610e5	2.842e5	1.769e5	1.61	NO	1.2620	31.34	0.1760	5.179e6	1972	2626.8	3.196e6	2573	1242.0	bb	bb	1.284
27	ES:13C-123478-HxCDF	3.612e5	1.262e5	2.350e5	0.54	NO	0.9761	33.21	0.1438	3.071e6	3552	864.6	5.677e6	2338	2428.0	bd	bd	1.198
28	ES:13C-123678-HxCDF	4.369e5	1.551e5	2.818e5	0.55	NO	0.9784	33.29	0.1386	3.458e6	3552	973.7	6.330e6	2338	2707.3	MM	db	1.243
29	ES:13C-234678-HxCDF	4.007e5	1.409e5	2.598e5	0.54	NO	0.9902	33.69	0.1402	3.150e6	3552	886.8	5.645e6	2338	2414.2	bb	bb	1.229
30	ES:13C-123789-HxCDF	3.517e5	1.196e5	2.322e5	0.52	NO	1.0059	34.22	0.1464	2.442e6	3552	687.5	4.701e6	2338	2010.5	bb	bb	1.177
31	ES:13C-1234678-HpCDF	4.008e5	1.241e5	2.767e5	0.45	NO	1.0386	35.33	0.1090	2.456e6	1583	1551.5	5.260e6	2250	2337.7	bb	bb	1.029
32	ES:13C-1234789-HpCDF	2.959e5	9.363e4	2.022e5	0.46	NO	1.0791	36.71	0.1290	1.488e6	1583	940.2	3.204e6	2250	1424.0	bb	bb	0.869
33	JS:13C-1234-TCDD	4.429e5	1.966e5	2.464e5	0.80	NO	0.0000	24.83	0.1748	2.231e6	2720	820.2	2.811e6	795	3536.9	bb	bb	1.000
34	JS:13C-123789-HxCDD	4.438e5	2.476e5	1.962e5	1.26	NO	0.0000	34.02	0.1040	4.768e6	2001	2383.2	3.641e6	1555	2340.8	MM	MM	1.000
35	CS:37C1-2378-TCDD	8.443e4	8.443e4	-	-	-	1.0291	25.56	0.0267	9.161e5	603	1519.5	-	-	-	bb	-	1.124
36	Tetradoxins	-	2.712e3	-	-	-	-	-	0.0649	3.152e4	680	-	-	-	-	-	-	1.075
37	Pentadoxins	-	2.242e3	-	-	-	-	-	0.0759	3.042e4	1194	-	-	-	-	-	-	1.039
38	Hexadoxins	-	3.921e4	-	-	-	-	-	0.1008	8.128e5	1829	-	-	-	-	-	-	1.030
39	Heptadoxins	-	2.257e5	-	-	-	-	-	0.2489	3.730e6	2944	-	-	-	-	-	-	1.055
40	Tetrafurans	-	2.981e3	-	-	-	-	-	0.0963	3.140e4	835	-	-	-	-	-	-	0.980
41	Pentafurans (F1)	-	6.561e3	-	-	-	-	-	0.0307	7.112e4	336	-	-	-	-	-	-	1.001
42	Pentafurans	-	4.642e3	-	-	-	-	-	0.0710	5.776e4	794	-	-	-	-	-	-	1.001
43	Hexafurans	-	4.355e4	-	-	-	-	-	0.0589	1.026e6	1165	-	-	-	-	-	-	1.160
44	Heptafurans	-	9.663e4	-	-	-	-	-	0.0615	1.762e6	1087	-	-	-	-	-	-	1.389
45	Hexa Ether	-	-	-	-	-	-	-	-	-	370	-	-	-	-	-	-	-
46	Hepta Ether	-	-	-	-	-	-	-	-	-	407	-	-	-	-	-	-	-
47	Octa Ether	-	-	-	-	-	-	-	-	-	269	-	-	-	-	-	-	-
48	Nona Ether	-	-	-	-	-	-	-	-	-	328	-	-	-	-	-	-	-
49	Deca Ether	-	-	-	-	-	-	-	-	-	375	-	-	-	-	-	-	-
50	F1 Lock Mass	-	-	-	-	-	-	-	0.0000	-	65345	-	-	-	-	-	-	189...
51	F2 Lock Mass	-	-	-	-	-	-	-	0.0000	-	136126	-	-	-	-	-	-	254...
52	F3 Lock Mass	-	-	-	-	-	-	-	0.0000	-	89806	-	-	-	-	-	-	740...
53	F4 Lock Mass	-	-	-	-	-	-	-	-	-	85614	-	-	-	-	-	-	-
54	F5 Lock Mass	-	-	-	-	-	-	-	0.0000	-	59587	-	-	-	-	-	-	173...

Quantify Totals Report MassLynx 4.1

Sample Summary

Dataset: C:\MassLynx\Default.pro\Results\c20jun12a_3-15.qld

Last Altered: Tuesday, 6/26/2012 5:55:35 PM Eastern Daylight Time
 Printed: Tuesday, 6/26/2012 5:56:25 PM Eastern Daylight Time

Method: C:\MassLynx\Default.PRO\MethDB\m1613-061912-db5ms.mdb 20 Jun 2012 08:46:37
 Calibration: C:\MassLynx\Default.PRO\CurveDB\DB5MS-0042012_1613.cdb 08 May 2012 08:31:36

Name: c20jun12a_3-15
 Date: 21-Jun-2012
 Time: 08:30:28
 ID: 31201450015
 Submitter: HRD1734
 Task: HRMS3
 Description: JW-EA01-SS01-120507

Tetradioxins

Name	Response	Ion1Area	Ion2Area	RA	RAFail?	RRT	RT	pg/µL	EDL	Height1	Noise1	SN1	Height2	Noise2	SN2	M2
1 Tetradioxins	3.408e3	1.431e3	1.977e3	0.724	NO	0.00	23.55	0.911	0.0649	1.413e4	680	20.8	2.639e4	429	61.5	MM
2 Tetradioxins	9.927e2	3.913e2	6.014e2	0.651	YES	0.00	22.55	0.265	0.0649	4.818e3	680	7.1	6.035e3	429	14.1	MM
3 Tetradioxins	1.741e3	8.891e2	8.516e2	1.044	YES	0.00	22.28	0.465	0.0649	1.257e4	680	18.5	9.875e3	429	23.0	MM

Pentadioxins

Name	Response	Ion1Area	Ion2Area	RA	RAFail?	RRT	RT	pg/µL	EDL	Height1	Noise1	SN1	Height2	Noise2	SN2	M2
1 12378-HxCDD	9.361e2	4.823e2	4.538e2	1.063	YES	1.00	31.62	0.271	0.0759	1.208e4	1194	10.1	9.168e3	811	11.3	bd
2 Pentadioxins	1.169e3	6.829e2	4.864e2	1.404	NO	0.00	30.28	0.339	0.0759	8.121e3	1194	6.8	7.665e3	811	9.5	MM
3 Pentadioxins	1.600e3	1.077e3	5.225e2	2.061	YES	0.00	28.86	0.463	0.0759	1.022e4	1194	8.6	5.868e3	811	7.2	MM

Hexadioxins

Name	Response	Ion1Area	Ion2Area	RA	RAFail?	RRT	RT	pg/µL	EDL	Height1	Noise1	SN1	Height2	Noise2	SN2	M2
1 123789-HxCDD	3.608e3	2.102e3	1.506e3	1.395	NO	1.01	34.03	1.140	0.1009	3.540e4	1829	19.4	3.336e4	1093	30.5	dd
2 Hexadioxins	7.636e2	4.837e2	2.798e2	1.729	YES	0.00	33.96	0.241	0.1008	1.479e4	1829	8.1	7.247e3	1093	6.6	dd
3 123678-HxCDD	1.184e4	6.713e3	5.126e3	1.309	NO	1.00	33.85	3.644	0.1032	1.342e5	1829	73.4	9.790e4	1093	89.6	MM
4 Hexadioxins	2.545e4	1.476e4	1.069e4	1.382	NO	0.00	33.37	8.035	0.1008	2.661e5	1829	145.5	2.017e5	1093	184.5	dd
5 Hexadioxins	5.875e3	3.835e3	2.039e3	1.881	YES	0.00	33.20	1.855	0.1008	7.655e4	1829	41.9	4.967e4	1093	45.4	bd
6 Hexadioxins	1.594e4	8.872e3	7.068e3	1.255	NO	0.00	32.84	5.032	0.1008	2.197e5	1829	120.2	1.662e5	1093	152.0	bb
7 Hexadioxins	9.262e2	5.096e2	4.165e2	1.224	NO	0.00	32.65	0.292	0.1008	1.347e4	1829	7.4	1.288e4	1093	11.8	bb
8 Hexadioxins	3.883e2	2.383e2	1.500e2	1.589	YES	0.00	32.54	0.123	0.1008	6.964e3	1829	3.8	4.206e3	1093	3.8	bb
9 Hexadioxins	1.215e3	6.517e2	5.636e2	1.156	NO	0.00	32.45	0.384	0.1008	1.653e4	1829	9.0	1.202e4	1093	11.0	bb
10 123478-HxCDD	1.702e3	1.040e3	6.613e2	1.573	YES	1.00	33.82	0.553	0.0987	2.909e4	1829	15.9	2.470e4	1093	22.6	MM

Quantify Totals Report MassLynx 4.1
 ### Sample Summary ###

Dataset: C:\MassLynx\Default.pro\Results\c20jun12a_3-15.qld
 Last Altered: Tuesday, 6/26/2012 5:55:35 PM Eastern Daylight Time
 Pifited: Tuesday, 6/26/2012 5:56:25 PM Eastern Daylight Time

Name: c20jun12a_3-15
 Date: 21-Jun-2012
 Time: 08:30:28
 ID: 31201450015
 Submitter: HRD1734
 Task: HRMS3
 Description: JW-EA01-SS01-120507

Heptadioxins

Name	Response	Ion1Area	Ion2Area	RA	RAFail?	RRT	RT	pg/ μ L	EDL	Height1	Noise1	SN1	Height2	Noise2	SN2	M2
1234678-HpCDD	2.148e5	1.106e5	1.043e5	1.060	NO	1.00	36.29	62.525	0.2489	1.704e6	2944	578.7	1.599e6	2383	670.8	bb
Heptadioxins	2.240e5	1.151e5	1.089e5	1.057	NO	0.00	35.60	65.203	0.2489	2.026e6	2944	688.3	1.901e6	2383	797.7	bb

Tetrafurans

Name	Response	Ion1Area	Ion2Area	RA	RAFail?	RRT	RT	pg/ μ L	EDL	Height1	Noise1	SN1	Height2	Noise2	SN2	M2
Tetrafurans	1.241e3	5.774e2	6.638e2	0.870	NO	0.00	22.18	0.279	0.0963	4.482e3	835	5.4	6.133e3	1098	5.6	MM
Tetrafurans	1.858e3	8.274e2	1.031e3	0.802	NO	0.00	21.57	0.418	0.0963	8.382e3	835	10.0	1.011e4	1098	9.2	MM
Tetrafurans	9.465e2	3.831e2	5.634e2	0.680	NO	0.00	25.03	0.213	0.0963	5.208e3	835	6.2	6.639e3	1098	6.0	MM
Tetrafurans	5.412e2	2.755e2	2.658e2	1.037	YES	0.00	24.83	0.122	0.0963	3.276e3	835	3.9	3.867e3	1098	3.5	MM
2378-TCDF	1.136e3	4.984e2	6.399e2	0.776	NO	1.00	24.65	0.256	0.0963	6.602e3	835	7.9	7.623e3	1098	6.9	MM
Tetrafurans	9.885e2	4.214e2	5.671e2	0.743	NO	0.00	22.56	0.223	0.0963	3.453e3	835	4.1	4.854e3	1098	4.4	MM

Pentafurans (F1)

Name	Response	Ion1Area	Ion2Area	RA	RAFail?	RRT	RT	pg/ μ L	EDL	Height1	Noise1	SN1	Height2	Noise2	SN2	M2
Pentafurans (F1)	1.057e4	6.561e3	4.012e3	1.635	NO	0.00	26.72	2.299	0.0307	7.112e4	336	211.4	4.062e4	427	95.1	bb

Pentafurans

Name	Response	Ion1Area	Ion2Area	RA	RAFail?	RRT	RT	pg/ μ L	EDL	Height1	Noise1	SN1	Height2	Noise2	SN2	M2
Pentafurans	1.302e3	7.142e2	5.876e2	1.215	YES	0.00	29.57	0.283	0.0710	7.272e3	794	9.2	6.294e3	971	6.5	MM
Pentafurans	3.538e3	2.106e3	1.432e3	1.470	NO	0.00	28.71	0.769	0.0710	2.037e4	794	25.6	1.131e4	971	11.6	MM
23478-PeCDF	1.502e3	8.941e2	6.083e2	1.470	NO	1.00	31.35	0.319	0.0514	1.642e4	794	20.7	1.221e4	971	12.6	MM
Pentafurans	9.341e2	4.534e2	4.807e2	0.943	YES	0.00	30.47	0.203	0.0710	6.902e3	794	8.7	4.992e3	971	5.1	MM
12378-PeCDF	8.479e2	4.740e2	3.739e2	1.268	YES	1.00	30.06	0.189	0.0915	6.790e3	794	8.5	4.903e3	971	5.1	MM

Quantify Totals Report MassLynx 4.1
 ### Sample Summary ###

Dataset: C:\MassLynx\Default.pro\Results\c20jun12a_3-15.qld

Last Altered: Tuesday, 6/26/2012 5:55:35 PM Eastern Daylight Time
 Printed: Tuesday, 6/26/2012 5:56:25 PM Eastern Daylight Time

Name: c20jun12a_3-15
 Date: 21-Jun-2012
 Time: 08:30:28
 ID: 31201450015
 Submitter: HRD1734
 Task: HRMS3
 Description: JW-EA01-SS01-120507

Hexafurans

Name	Response	Ion1Area	Ion2Area	RA	RAFail?	RRT	RT	pg/ μ L	EDL	Height1	Noise1	SN1	Height2	Noise2	SN2	M2	M2
123789-HxCDF	5.464e2	3.656e2	1.808e2	2.022	YES	1.00	34.24	0.140	0.0739	7.747e3	1165	6.6	4.397e3	1193	3.7	MM	MM
234678-HxCDF	3.790e3	2.021e3	1.769e3	1.143	NO	1.00	33.69	0.803	0.0559	3.378e4	1165	29.0	3.216e4	1193	27.0	MM	MM
123678-HxCDF	2.594e3	1.388e3	1.206e3	1.151	NO	1.00	33.30	0.508	0.0518	3.495e4	1165	30.0	2.745e4	1193	23.0	MM	MM
123478-HxCDF	2.320e3	1.216e3	1.104e3	1.101	NO	1.00	33.22	0.543	0.0567	2.765e4	1165	23.7	2.752e4	1193	23.1	MM	dd
Hexafurans	2.801e4	1.569e4	1.232e4	1.274	NO	0.00	32.92	6.232	0.0589	3.690e5	1165	316.7	2.982e5	1193	250.0	MM	MM
Hexafurans	3.016e4	1.744e4	1.271e4	1.372	NO	0.00	32.57	6.709	0.0589	4.149e5	1165	356.1	3.198e5	1193	268.1	MM	MM
Hexafurans	9.446e3	5.425e3	4.021e3	1.349	NO	0.00	32.47	2.101	0.0589	1.377e5	1165	118.2	9.518e4	1193	79.8	bb	MM

Heptafurans

Name	Response	Ion1Area	Ion2Area	RA	RAFail?	RRT	RT	pg/ μ L	EDL	Height1	Noise1	SN1	Height2	Noise2	SN2	M2	M2
1234789-HpCDF	3.697e3	1.956e3	1.741e3	1.124	NO	1.00	36.72	0.900	0.0802	3.789e4	1087	34.9	2.722e4	1010	26.9	MM	MM
Heptafurans	1.130e5	5.751e4	5.545e4	1.037	NO	0.00	35.72	23.351	0.0615	1.005e6	1087	924.8	9.009e5	1010	892.0	MM	MM
Heptafurans	1.741e3	9.013e2	8.398e2	1.073	NO	0.00	35.59	0.360	0.0615	1.677e4	1087	15.4	1.691e4	1010	16.7	MM	MM
1234678-HpCDF	7.068e4	3.626e4	3.442e4	1.054	NO	1.00	35.34	12.700	0.0476	7.025e5	1087	646.5	6.355e5	1010	629.2	MM	MM

Quantify Sample Report MassLynx 4.1

Manual Integrations

Dataset: C:\MassLynx\Default.pro\Results\c20jun12a_3-15.qld

Last Altered: Tuesday, 6/26/2012 5:47:52 PM Eastern Daylight Time
Printed: Tuesday, 6/26/2012 5:47:57 PM Eastern Daylight Time

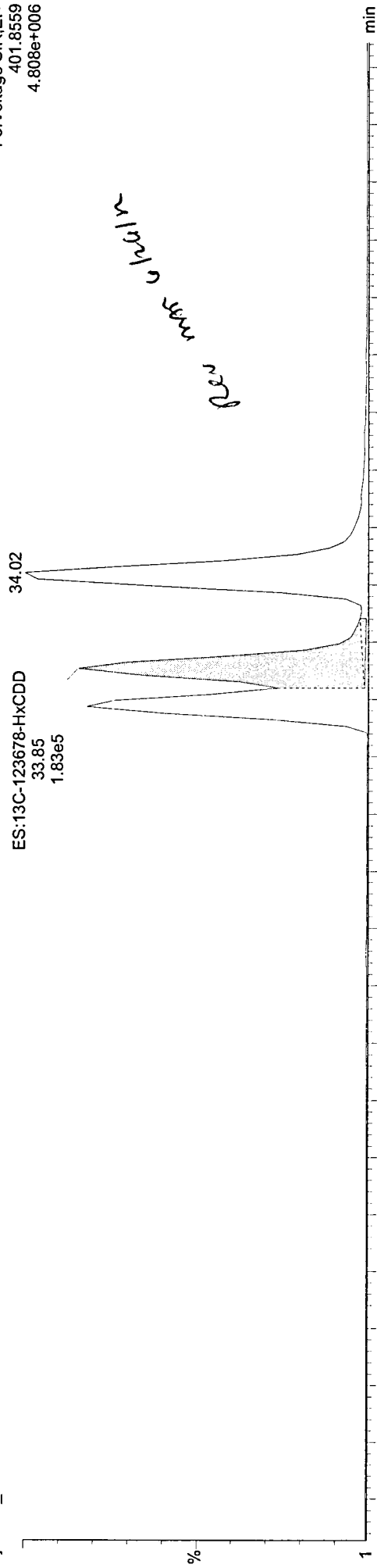
Method: C:\MassLynx\Default.PRO\MethDB\m1613-061912-db5ms.mdb 20 Jun 2012 08:46:37
Calibration: C:\MassLynx\Default.PRO\CurveDB\B5MS-0042012_1613.cdb 08 May 2012 08:31:36

Name: c20jun12a_3-15, ID: 31201450015, Date: 21-Jun-2012, Time: 08:30:28, Submitter: HRD1734, Description: JW-EA01-SS01-120507, User: KAS

ES:13C-123678-HxCDD

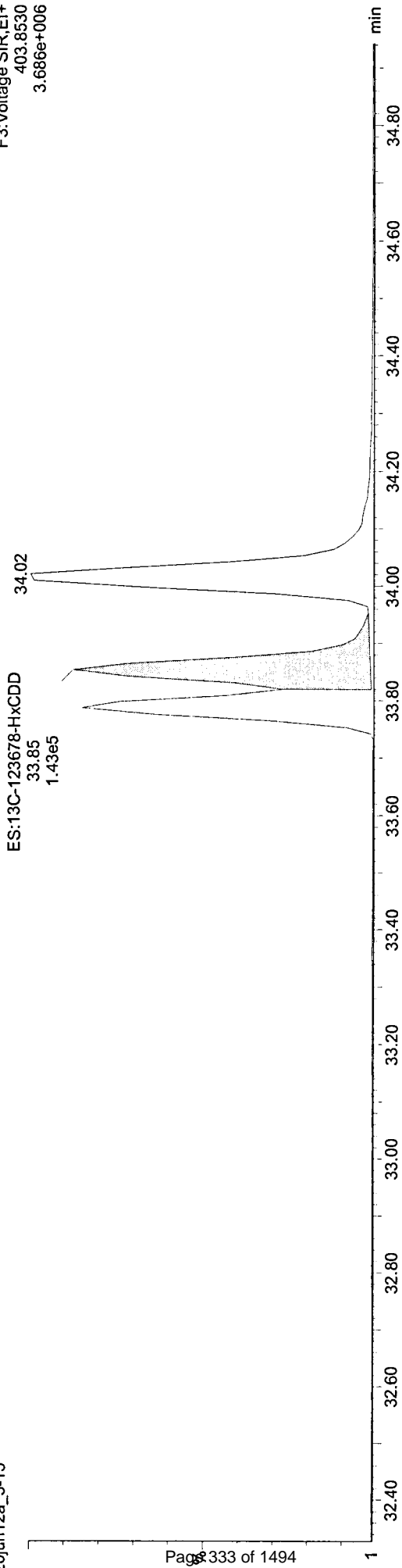
c20jun12a_3-15

F3: Voltage SIR, EI+
401.8559
4.808e+006



c20jun12a_3-15

F3: Voltage SIR, EI+
403.8530
3.686e+006



Quantify Sample Report

MassLynx 4.1
Manual Integrations

Dataset: C:\MassLynx\Default.pro\Results\c20jun12a_3-15.qld

Last Altered: Tuesday, 6/26/2012 5:48:09 PM Eastern Daylight Time
Printed: Tuesday, 6/26/2012 5:48:21 PM Eastern Daylight Time

201450

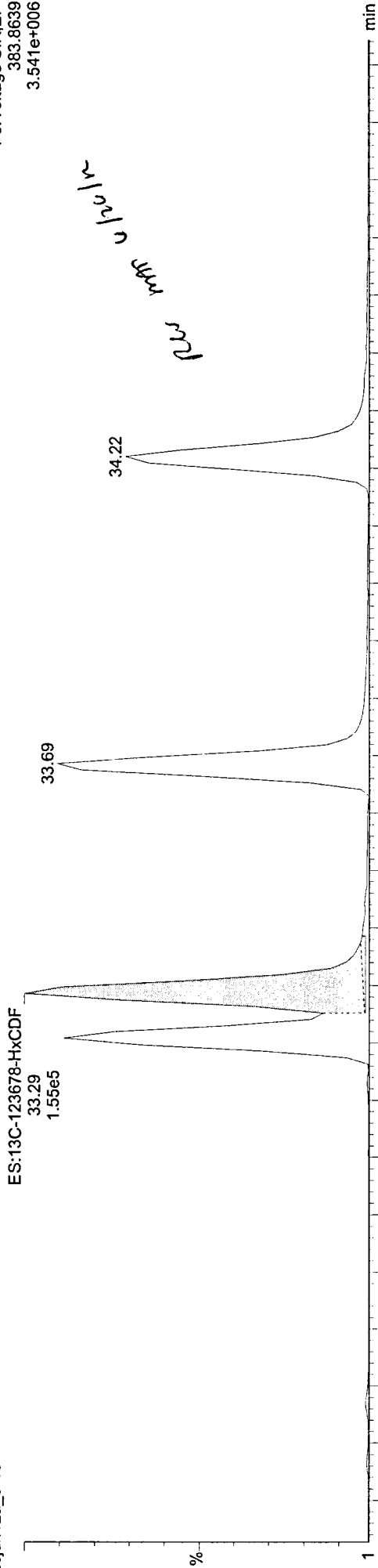
Method: C:\MassLynx\Default.PRO\MethDB\m1613-061912-db5ms.mdb 20 Jun 2012 08:46:37
Calibration: C:\MassLynx\Default.PRO\CurveDB\DB5MS-0042012_1613.cdb 08 May 2012 08:31:36

Name: c20jun12a_3-15, ID: 31201450015, Date: 21-Jun-2012, Time: 08:30:28, Submitter: HRD1734, Description: JW-EA01-SS01-120507, User: KAS

ES:13C-123678-HxCDF

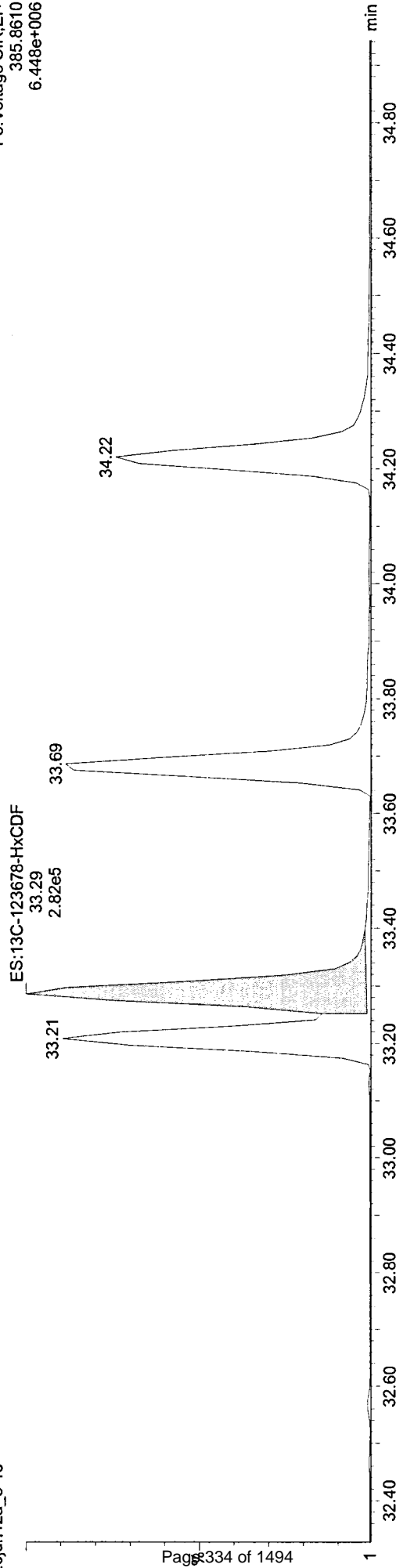
c20jun12a_3-15

F3: Voltage SIR, EI+
383.8639
3.541e+006



c20jun12a_3-15

F3: Voltage SIR, EI+
385.8610
6.448e+006



Quantify Sample Report MassLynx 4.1

Manual Integrations

Dataset: C:\MassLynx\Default.pro\Results\c20jun12a_3-15.qld

Last Altered: Tuesday, 6/26/2012 5:48:35 PM Eastern Daylight Time
Printed: Tuesday, 6/26/2012 5:48:39 PM Eastern Daylight Time

Method: C:\MassLynx\Default.PRO\MethDB\m1613-061912-db5ms.mdb 20 Jun 2012 08:46:37

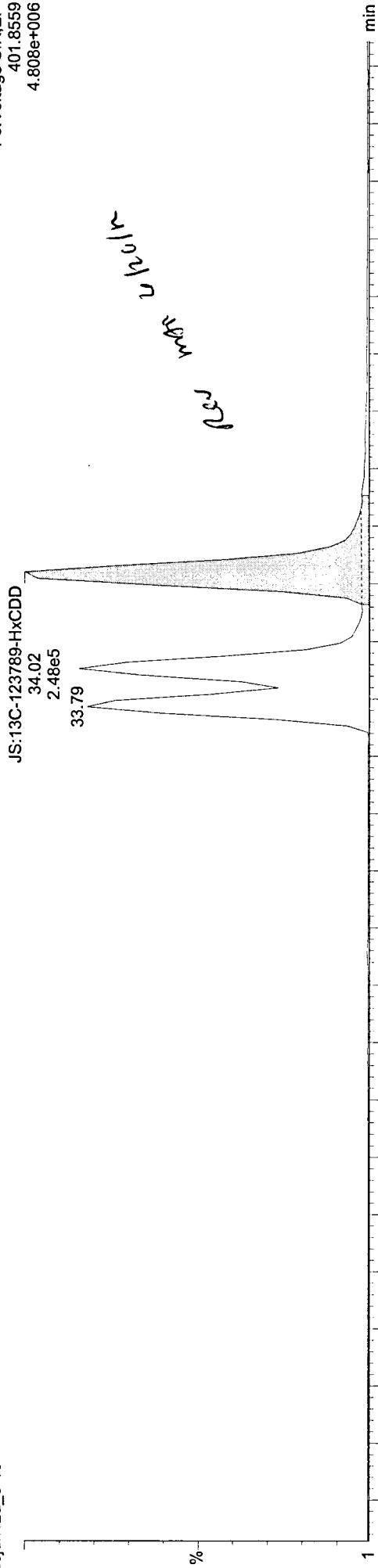
Calibration: C:\MassLynx\Default.PRO\CurveDB\B5MS-0042012_1613.cdb 08 May 2012 08:31:36

Name: c20jun12a_3-15, ID: 31201450015, Date: 21-Jun-2012, Time: 08:30:28, Submitter: HRD1734, Description: JW-EA01-SS01-120507, User: KAS

JS:13C-123789-HxCDD

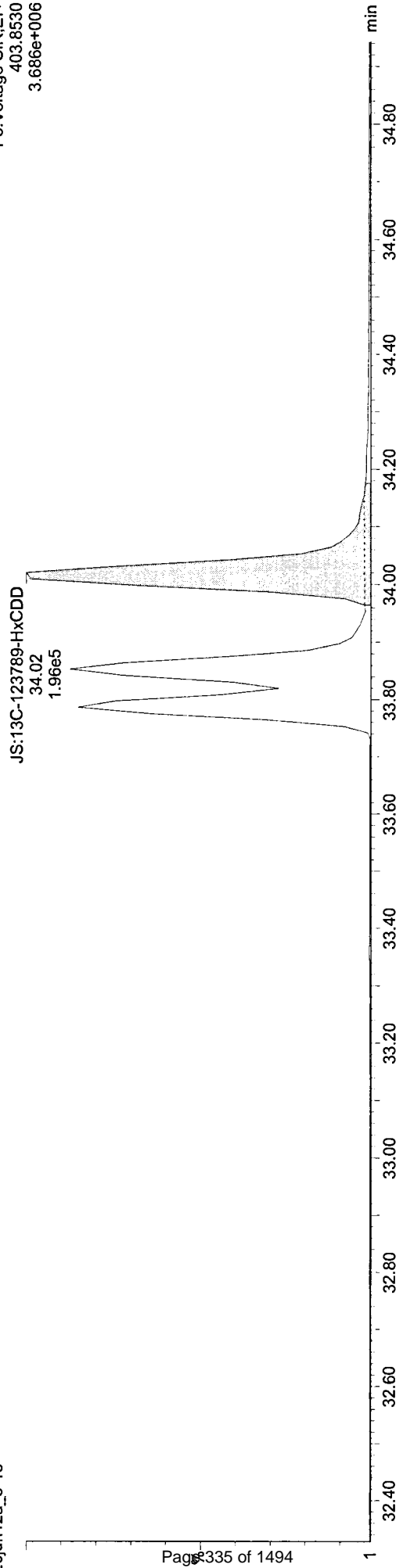
c20jun12a_3-15

F3:Voltage SIR,EI+
401.8559
4.808e+006



c20jun12a_3-15

F3:Voltage SIR,EI+
403.8530
3.686e+006



Quantify Sample Report
Manual Integrations

Dataset: C:\MassLynx\Default.pro\Results\c20jun12a_3-15.qld

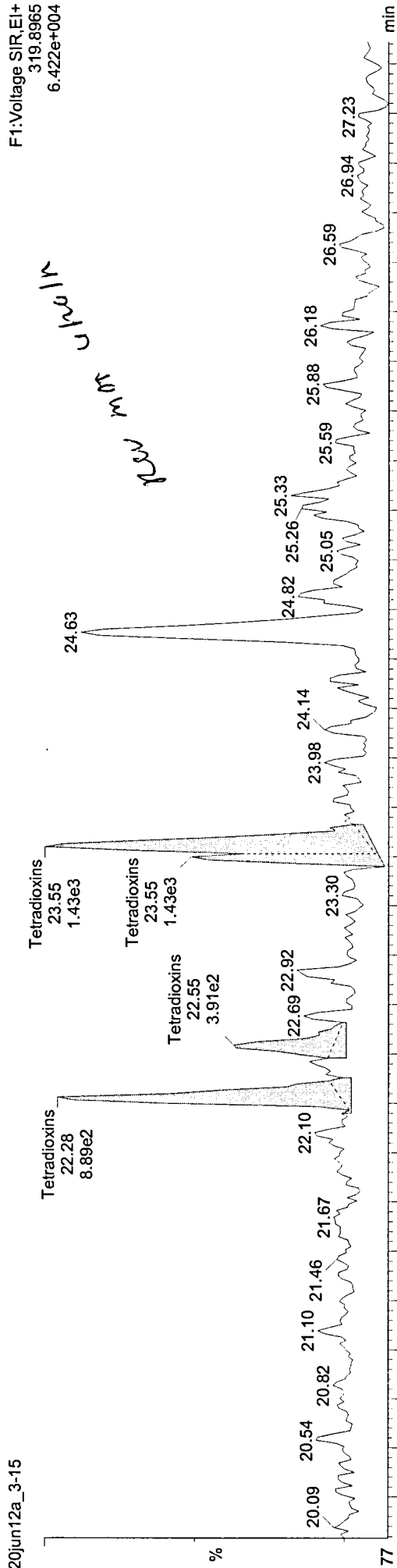
Last Altered: Tuesday, 6/26/2012 5:49:18 PM Eastern Daylight Time
Printed: Tuesday, 6/26/2012 5:49:23 PM Eastern Daylight Time

201450

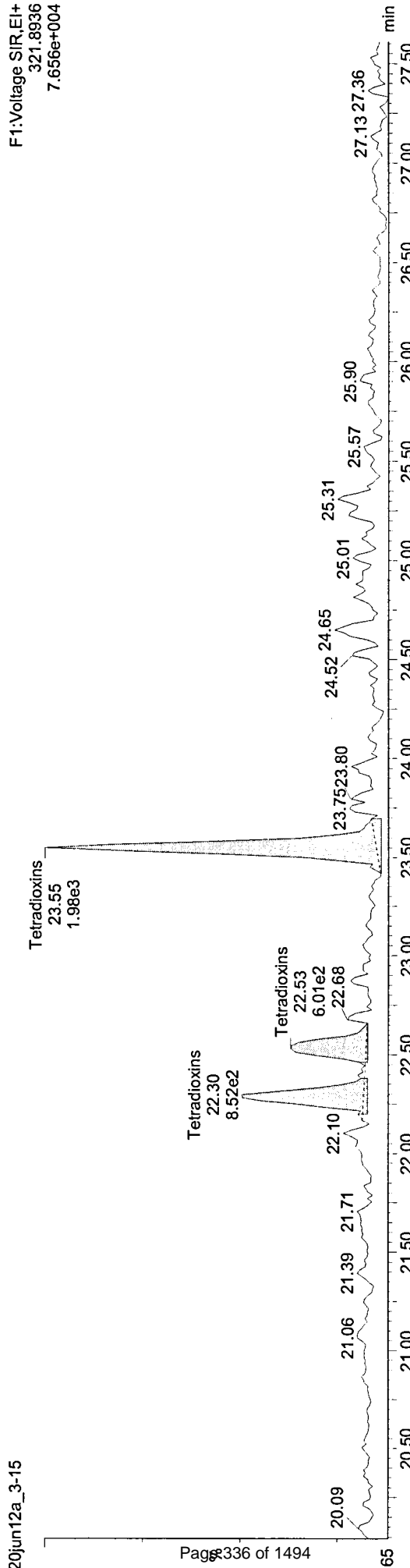
Method: C:\MassLynx\Default.PRO\MethDB\m1613-061912-db5ms.mdb 20 Jun 2012 08:46:37
Calibration: C:\MassLynx\Default.PRO\CurveDB\B5MS-0042012_1613.cdb 08 May 2012 08:31:36

Name: c20jun12a_3-15, ID: 31201450015, Date: 21-Jun-2012, Time: 08:30:28, Submitter: HRD1734, Description: JW-EA01-SS01-120507, User: KAS

Tetradioxins
c20jun12a_3-15



c20jun12a_3-15



Quantify Sample Report MassLynx 4.1

Manual Integrations

Dataset: C:\MassLynx\Default.pro\Results\c20jun12a_3-15.qld

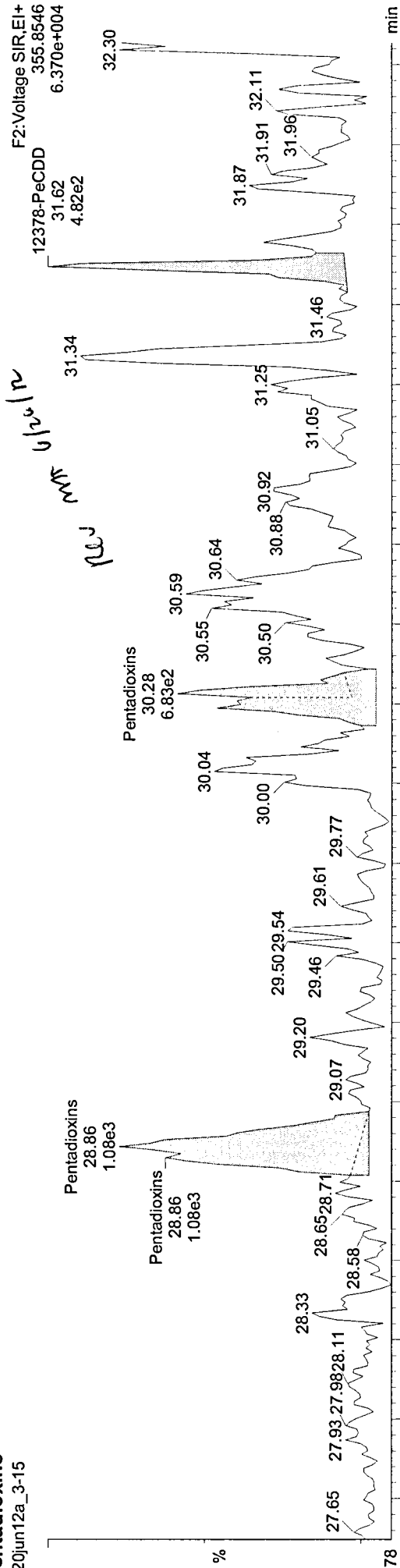
Last Altered: Tuesday, 6/26/2012 5:49:56 PM Eastern Daylight Time
Printed: Tuesday, 6/26/2012 5:50:01 PM Eastern Daylight Time

201450

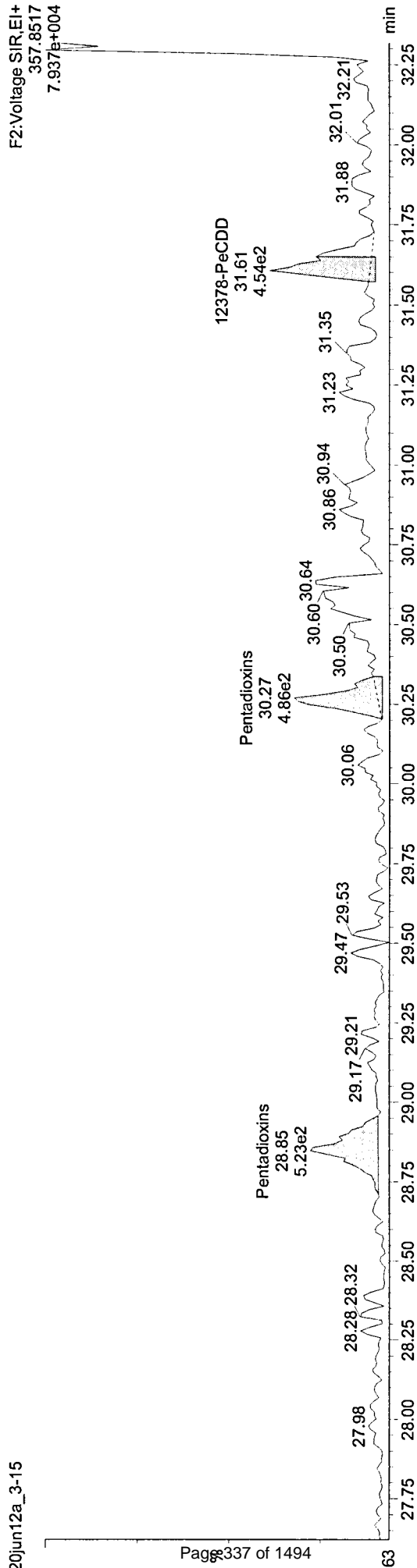
Method: C:\MassLynx\Default.PRO\MethDB\1613-061912-db5ms.mdb 20 Jun 2012 08:46:37
Calibration: C:\MassLynx\Default.PRO\CurveDB\DB5MS-0042012_1613.cdb 08 May 2012 08:31:36

Name: c20jun12a_3-15, ID: 31201450015, Date: 21-Jun-2012, Time: 08:30:28, Submitter: HRD1734, Description: JW-EA01-SS01-120507, User: KAS

Pentadioxins
c20jun12a_3-15



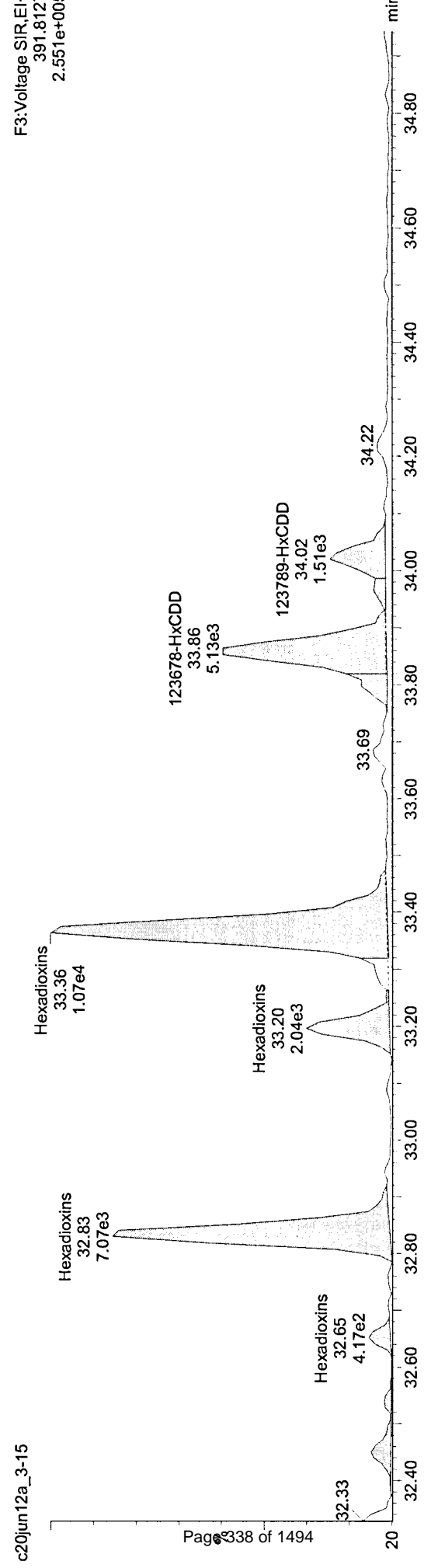
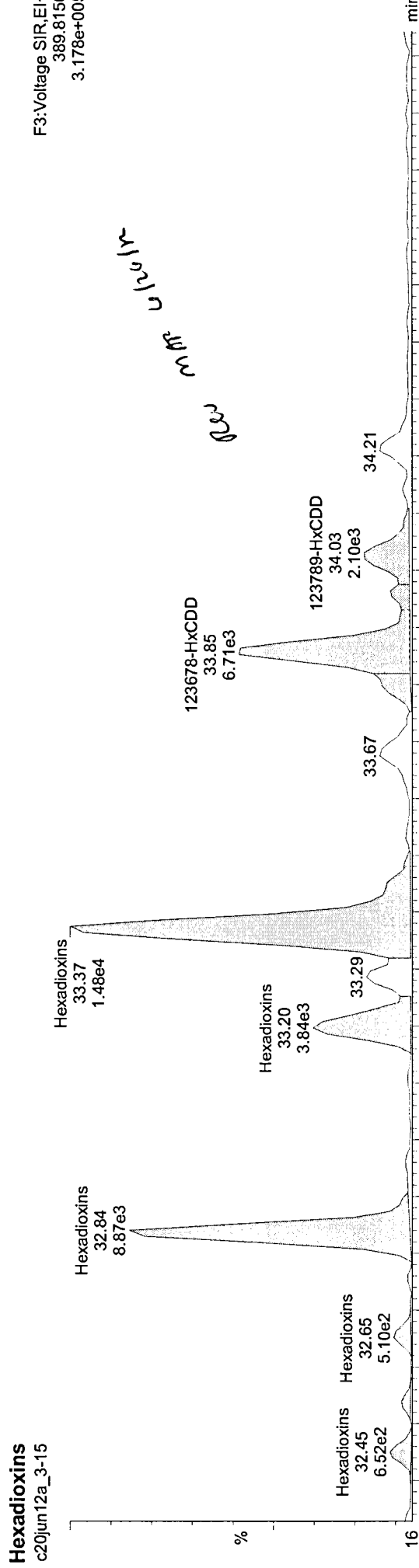
c20jun12a_3-15



Dataset: C:\MassLynx\Default.pro\Results\c20jun12a_3-15.qld
 Last Altered: Tuesday, 6/26/2012 5:50:42 PM Eastern Daylight Time
 Printed: Tuesday, 6/26/2012 5:50:52 PM Eastern Daylight Time

Method: C:\MassLynx\Default.PRO\MethDB\m1613-061912-db5ms.mdb 20 Jun 2012 08:46:37
 Calibration: C:\MassLynx\Default.PRO\CurveDB\DB5MS-0042012_1613.cdb 08 May 2012 08:31:36

Name: c20jun12a_3-15, ID: 31201450015, Date: 21-Jun-2012, Time: 08:30:28, Submitter: HRD1734, Description: JW-EA01-SS01-120507, User: KAS



Quantify Sample Report

Manual Integrations ###

MassLynx 4.1
Dataset: C:\MassLynx\Default.pro\Results\c20jun12a_3-15.qld

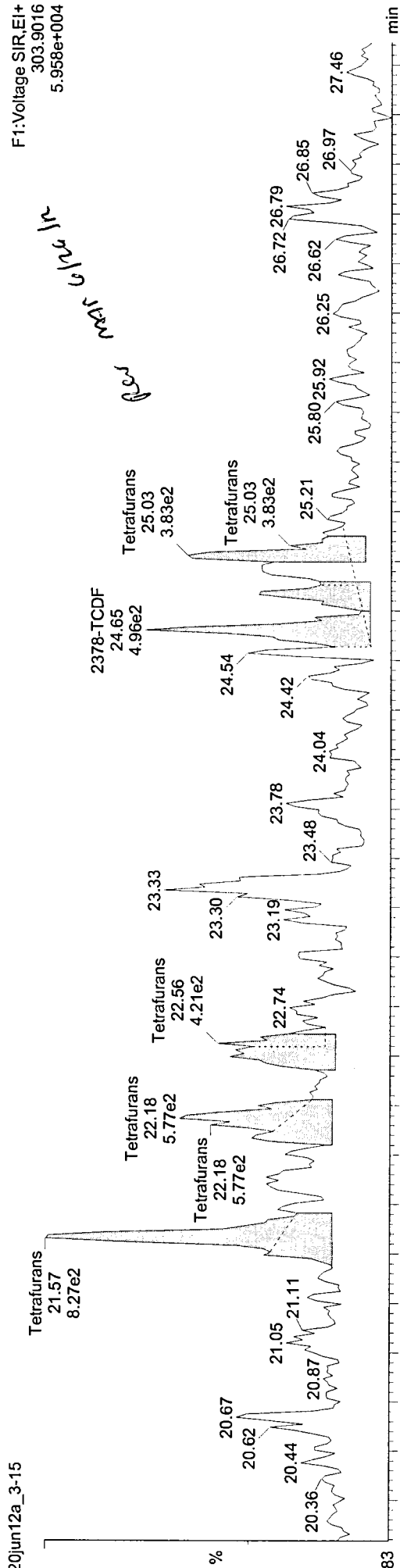
Last Altered: Tuesday, 6/26/2012 5:52:16 PM Eastern Daylight Time
Printed: Tuesday, 6/26/2012 5:52:31 PM Eastern Daylight Time

Method: C:\MassLynx\Default.PROMethDB\m1613-061912-db5ms.mdb 20 Jun 2012 08:46:37
Calibration: C:\MassLynx\Default.PRO\CurveDB\B5MS-0042012_1613.cdb 08 May 2012 08:31:36

Name: c20jun12a_3-15, ID: 31201450015, Date: 21-Jun-2012, Time: 08:30:28, Submitter: HRD1734, Description: JW-EA01-SS01-120507, User: KAS

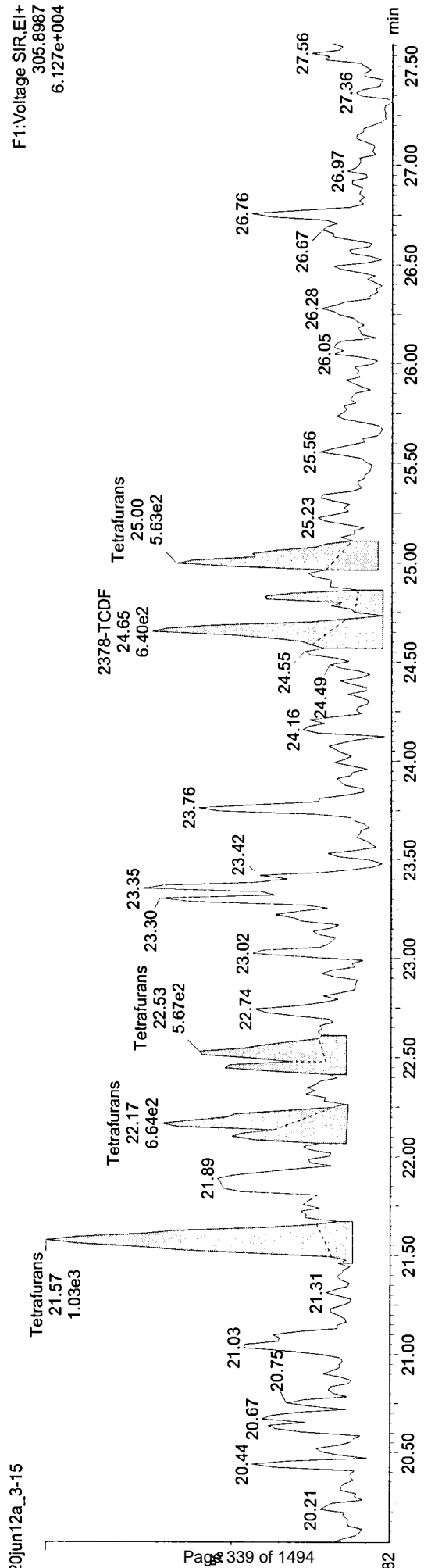
Tetrafurans

c20jun12a_3-15



Tetrafurans

c20jun12a_3-15



Quantify Sample Report
Manual Integrations

MassLynx 4.1

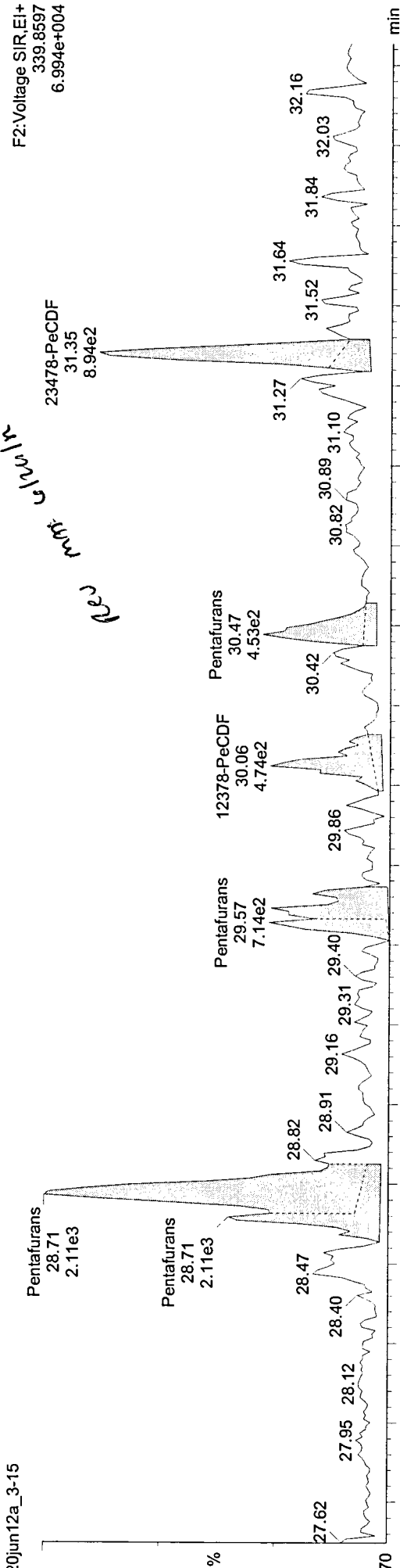
Dataset: C:\MassLynx\Default.pro\Results\c20jun12a_3-15.qld

Last Altered: Tuesday, 6/26/2012 5:53:25 PM Eastern Daylight Time
Printed: Tuesday, 6/26/2012 5:53:29 PM Eastern Daylight Time

Method: C:\MassLynx\Default.PRO\MethDB\m1613-061912-db5ms.mdb 20 Jun 2012 08:46:37
Calibration: C:\MassLynx\Default.PRO\CurveDB\MS-0042012_1613.cdb 08 May 2012 08:31:36

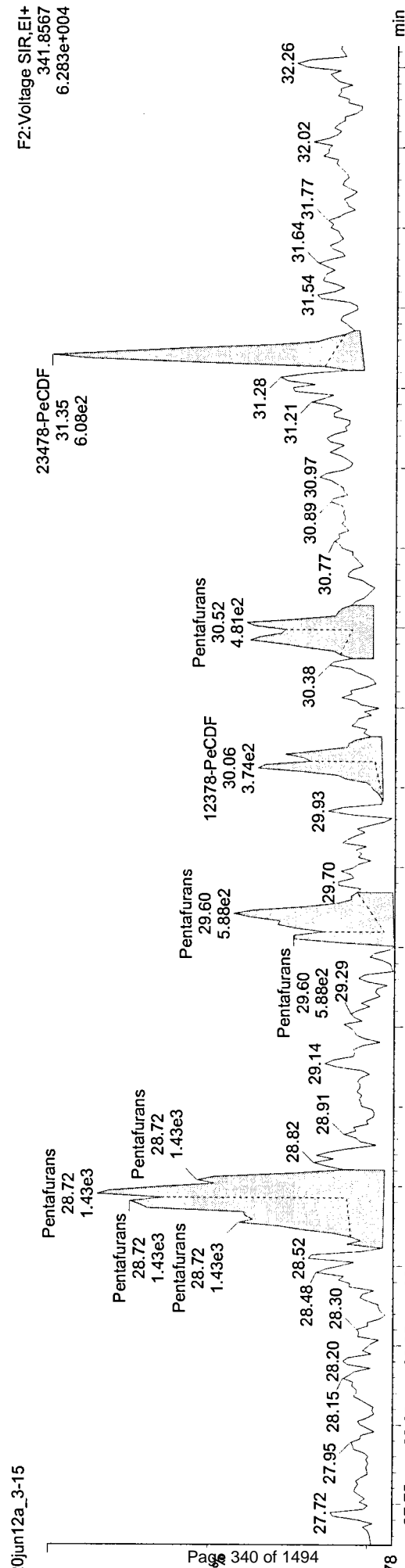
Name: c20jun12a_3-15, ID: 31201450015, Date: 21-Jun-2012, Time: 08:30:28, Submitter: HRD1734, Description: JW-EA01-SS01-120507, User: KAS

Pentafurans
c20jun12a_3-15



F2: Voltage SIR.EI+
339.8597
6.994e+004

c20jun12a_3-15



F2: Voltage SIR.EI+
341.8567
6.283e+004

Quantify Sample Report MassLynx 4.1

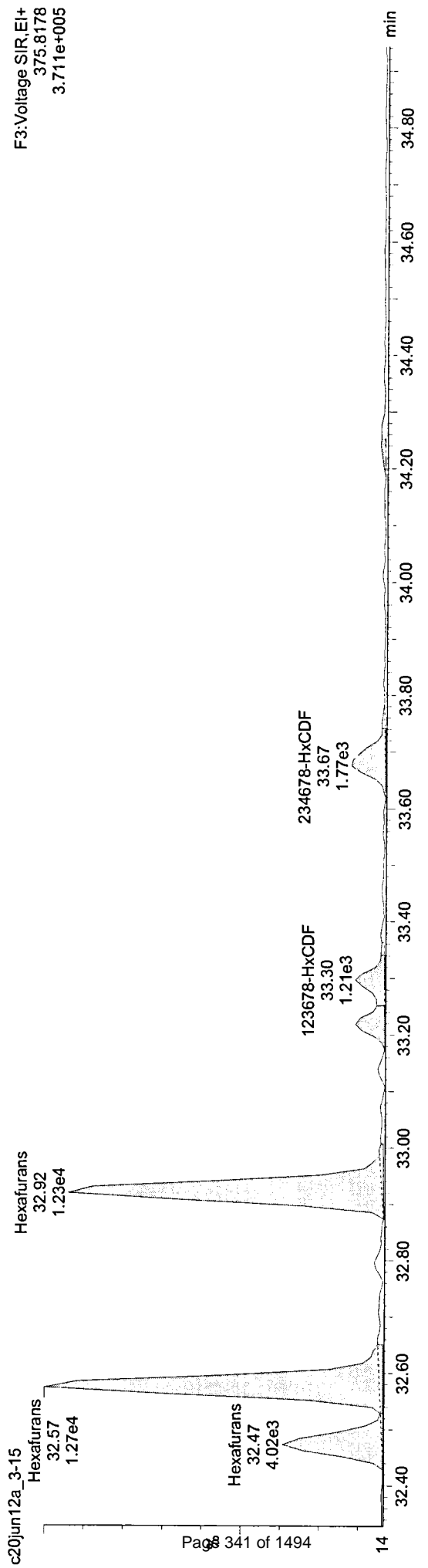
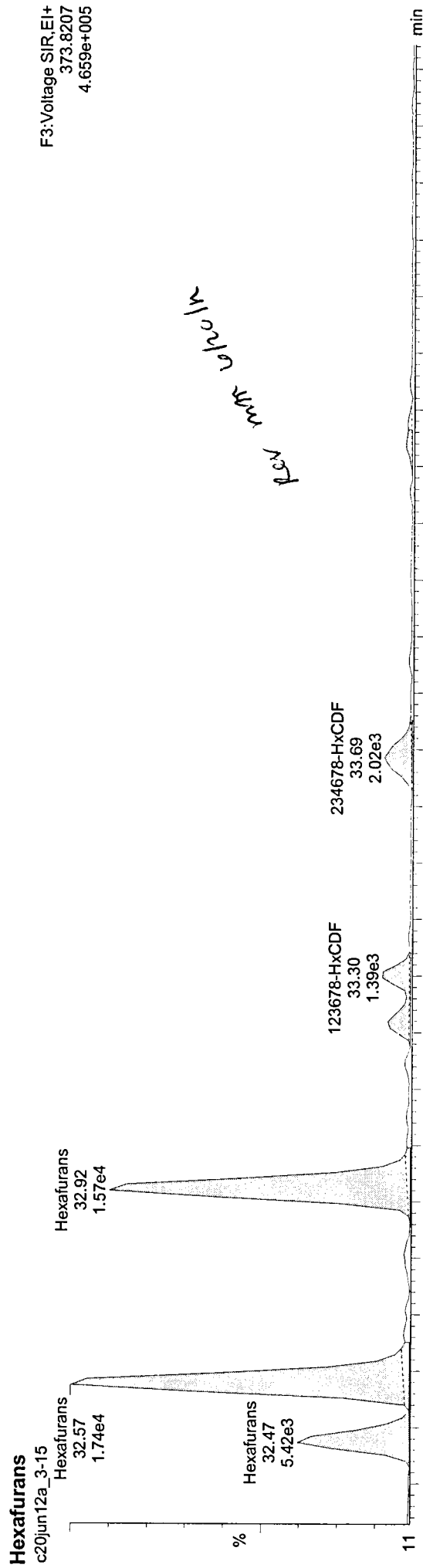
Manual Integrations

Dataset: C:\MassLynx\Default.pro\Results\c20jun12a_3-15.qld

Last Altered: Tuesday, 6/26/2012 5:54:37 PM Eastern Daylight Time
Printed: Tuesday, 6/26/2012 5:54:45 PM Eastern Daylight Time

Method: C:\MassLynx\Default.PRO\MethDB\m1613-061912-df5ms.mdb 20 Jun 2012 08:46:37
Calibration: C:\MassLynx\Default.PRO\CurveDB\B5MS-0042012_1613.cdb 08 May 2012 08:31:36

Name: c20jun12a_3-15, ID: 31201450015, Date: 21-Jun-2012, Time: 08:30:28, Submitter: HRD1734, Description: JW-EA01-SS01-120507, User: KAS



Quantify Sample Report MassLynx 4.1

Manual Integrations

Dataset: C:\MassLynx\Default.pro\Results\c20jun12a_3-15.qld

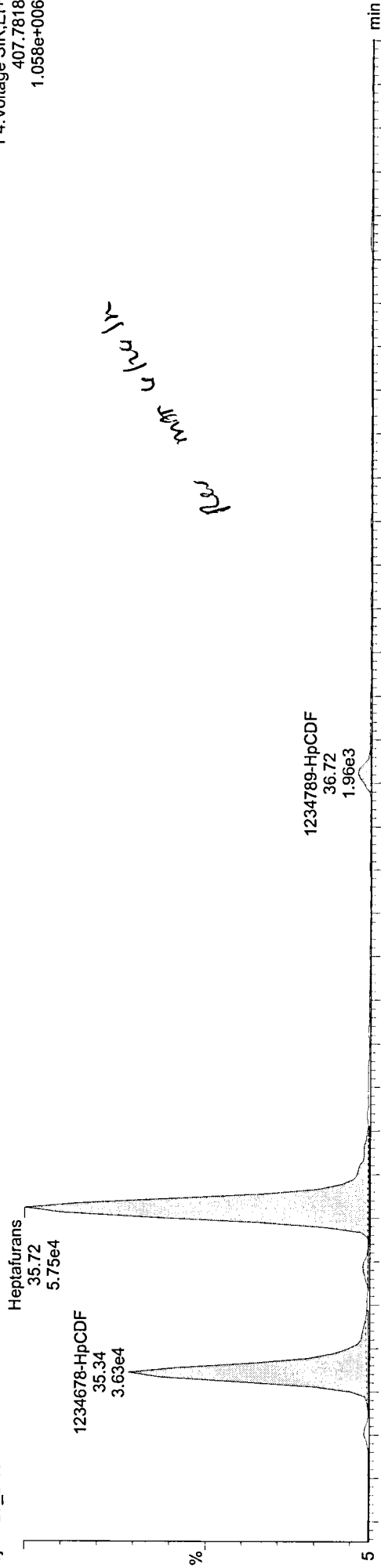
Last Altered: Tuesday, 6/26/2012 5:55:35 PM Eastern Daylight Time
Printed: Tuesday, 6/26/2012 5:55:41 PM Eastern Daylight Time

Method: C:\MassLynx\Default.PRO\MethDB\m1613-061912-db5ms.mdb 20 Jun 2012 08:46:37
Calibration: C:\MassLynx\Default.PRO\CurveDB\B5MS-0042012_1613.cdb 08 May 2012 08:31:36

Name: c20jun12a_3-15, ID: 31201450015, Date: 21-Jun-2012, Time: 08:30:28, Submitter: HRD1734, Description: JW-EA01-SS01-120507, User: KAS

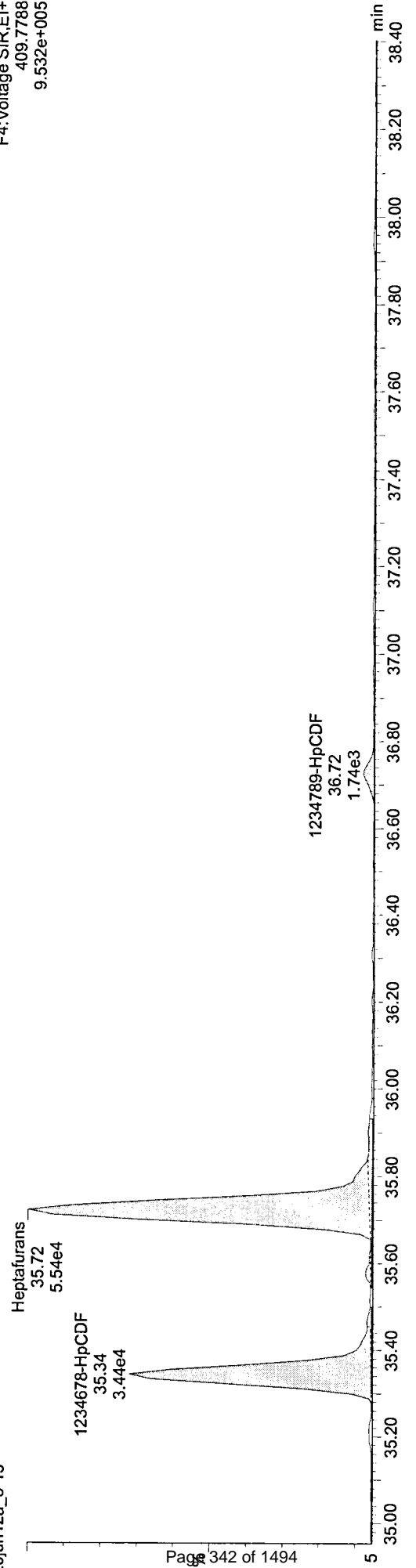
Heptafurans
c20jun12a_3-15

F4: Voltage SIR, EI+
407.7818
1.058e+006



c20jun12a_3-15

F4: Voltage SIR, EI+
409.7788
9.532e+005



Quantify Sample Summary Report
Sample Summary

MassLynx 4.1

Dataset: C:\MassLynx\Default.pro\Results\c20jun12a_3-15.qld

Last Altered: Tuesday, 6/26/2012 5:45:58 PM Eastern Daylight Time
Printed: Tuesday, 6/26/2012 5:46:51 PM Eastern Daylight Time

31201450

Method: C:\MassLynx\Default.PRO\MethDB\m1613-061912-db5ms.mdb 20 Jun 2012 08:46:37
Calibration: C:\MassLynx\Default.PRO\CurveDB\B5MS-0042012_1613.cdb 08 May 2012 08:31:36

Name: c20jun12a_3-15
Date: 21-Jun-2012
Time: 08:30:28
ID: 31201450015
Submitter: HRD1734
Task: HRMS3
Description: JW-EA01-SS01-120507

Name	Response	Ion1Area	Ion2Area	RA	RAFail?	RRT	RT	pg/µL	EDI	Height1	Noise1	SN1	Height2	Noise2	SN2	M1	M2	MIR
1	2378-TCDD				NO				0.0649		680			429				1.075
2	12378-PeCDD	1.055e3	4.823e2	5.731e2	0.84	YES	1.0003	31.62	0.0759	1.208e4	1194	10.1	8.671e3	811	10.7	bd	bb	1.039
3	123478-HxCDD	1.335e4	7.620e3	5.733e3	1.33	NO	1.0020	33.85	0.0987	1.337e5	1829	73.1	9.764e4	1093	89.3	dd	bd	1.065
4	123678-HxCDD	7.636e2	4.837e2	2.798e2	1.73	YES	1.0033	33.96	0.1024	1.479e4	1829	8.1	7.247e3	1093	6.6	dd	dd	0.996
5	123789-HxCDD	3.608e3	2.102e3	1.506e3	1.40	NO	1.0072	34.03	0.1005	3.540e4	1829	19.4	3.336e4	1093	30.5	dd	db	1.029
6	1234678-HpCDD	2.148e5	1.106e5	1.043e5	1.06	NO	1.0003	36.29	0.2489	1.704e6	2944	578.7	1.599e6	2383	670.8	bb	bb	1.055
7	OCDD	1.599e6	7.666e5	8.325e5	0.92	NO	1.0002	39.30	0.4566	6.848e6	2079	3293.8	7.568e6	2000	3784.0	bb	bb	1.063
8	2378-TCDF	8.382e2	4.768e2	3.614e2	1.32	YES	1.0007	24.65	0.0963	6.505e3	835	7.8	5.850e3	1098	5.3	dd	bb	0.980
9	12378-PeCDF	5.634e2	3.713e2	1.922e2	1.93	YES	1.0004	30.06	0.0915	6.246e3	794	7.9	4.670e3	971	4.8	bb	bd	0.980
10	23478-PeCDF	1.194e3	7.085e2	4.850e2	1.46	NO	1.0004	31.35	0.0514	1.453e4	794	18.3	1.098e4	971	11.3	bb	bb	1.022
11	123478-HxCDF	2.176e3	1.072e3	1.104e3	0.97	YES	1.0003	33.22	0.0567	2.591e4	1165	22.2	2.752e4	1193	23.1	bd	dd	1.183
12	123678-HxCDF	2.520e3	1.263e3	1.257e3	1.00	YES	1.0003	33.30	0.0512	3.334e4	1165	28.6	2.734e4	1193	22.9	db	dd	1.168
13	234678-HxCDF	3.701e3	1.930e3	1.771e3	1.09	NO	1.0000	33.69	0.0559	3.306e4	1165	28.4	3.162e4	1193	26.5	bb	bb	1.178
14	123789-HxCDF	6.031e2	4.278e2	1.752e2	2.44	YES	1.0007	34.24	0.0739	6.745e3	1165	5.8	4.214e3	1193	3.5	bb	bd	1.110
15	1234678-HpCDF	6.875e4	3.494e4	3.381e4	1.03	NO	1.0003	35.34	0.0476	6.972e5	1087	641.6	6.346e5	1010	628.3	bb	bd	1.389
16	1234789-HpCDF	3.620e3	1.925e3	1.695e3	1.14	NO	1.0003	36.72	0.0802	3.712e4	1087	34.2	2.674e4	1010	26.5	bb	bb	1.389
17	OCDF	1.076e5	5.048e4	5.712e4	0.88	NO	1.0050	39.48	0.1697	5.045e5	888	567.9	5.810e5	951	610.7	bb	bb	1.290
18	ES:13C-2378-TCDD	3.479e5	1.525e5	1.954e5	0.78	NO	1.0278	25.52	0.1763	1.740e6	2720	639.6	2.181e6	795	2744.0	bb	bb	0.991
19	ES:13C-12378-PeCDD	3.322e5	2.033e5	1.289e5	1.58	NO	1.2728	31.61	0.1383	3.887e6	1358	2862.8	2.458e6	966	2544.1	bb	bb	0.835
20	ES:13C-123478-HxCDD	2.888e5	1.611e5	1.277e5	1.26	NO	0.9931	33.79	0.1091	3.876e6	2001	1937.4	3.082e6	1555	1981.3	bd	bd	0.971
21	ES:13C-123678-HxCDD	3.206e5	1.772e5	1.435e5	1.23	NO	0.9951	33.85	0.1054	3.958e6	2001	1978.3	3.154e6	1555	2028.1	db	db	1.005
22	ES:13C-1234678-HpCDD	3.257e5	1.705e5	1.552e5	1.10	NO	1.0664	36.28	0.1233	2.655e6	1540	1723.4	2.405e6	2161	1113.2	bb	bb	0.894
23	ES:13C-OCDD	4.611e5	2.181e5	2.429e5	0.90	NO	1.1548	39.29	0.0909	1.988e6	1390	1429.6	2.237e6	1269	1763.2	bb	bd	0.871
24	ES:13C-2378-TCDF	4.532e5	2.027e5	2.505e5	0.81	NO	0.9920	24.63	0.0773	2.290e6	1140	2008.7	2.856e6	1288	2217.4	bb	bb	1.561
25	ES:13C-12378-PeCDF	4.582e5	2.815e5	1.767e5	1.59	NO	1.2101	30.05	0.1709	3.025e6	1972	1533.9	1.946e6	2573	756.2	bb	bb	1.322

Quantify Sample Report MassLynx 4.1

Sample Summary

Dataset: C:\MassLynx\Default.pro\Results\c20jun12a_3-15.qld

Last Altered: Tuesday, 6/26/2012 5:45:58 PM Eastern Daylight Time
Printed: Tuesday, 6/26/2012 5:46:51 PM Eastern Daylight Time

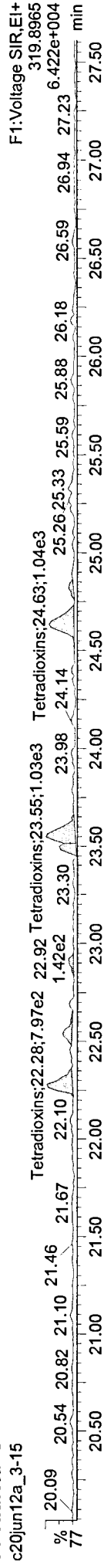
20145

Method: C:\MassLynx\Default.PRO\MethDB\m1613-061912-db5ms.mdb 20 Jun 2012 08:46:37

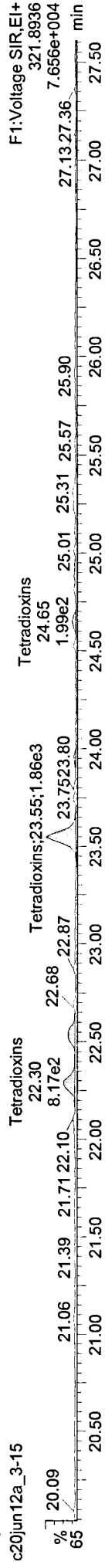
Calibration: C:\MassLynx\Default.PRO\CurveDB\B5MS-0042012_1613.cdb 08 May 2012 08:31:36

Name: c20jun12a_3-15, ID: 31201450015, User: KAS, Instrument: , Submitter: HRD1734, Task: HRMS3, Description: JW-EA01-SS01-120507

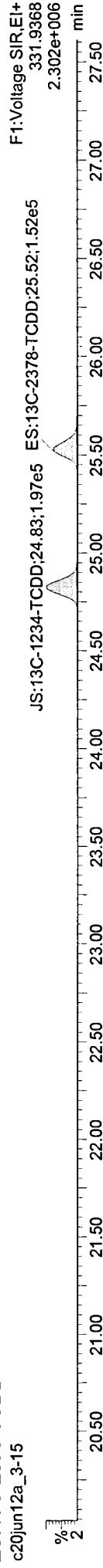
Tetradioxins




Tetradioxins



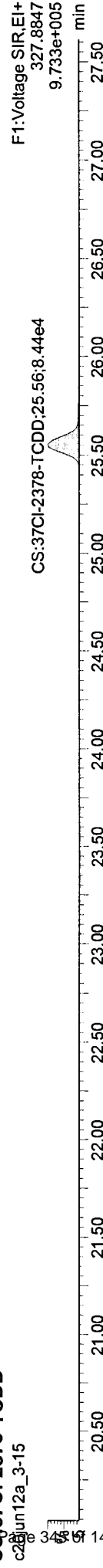
ES:13C-2378-TCDD




ES:13C-2378-TCDD



CS:37Cl-2378-TCDD



F1 Lock Mass



Quantify Sample Report MassLynx 4.1

Sample Summary

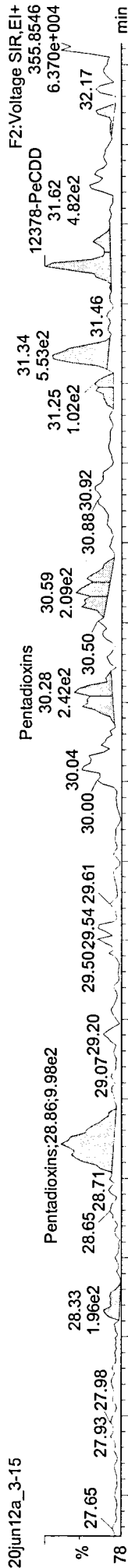
Dataset: C:\MassLynx\Default.prolResults\c20jun12a_3-15.qld

Last Altered: Tuesday, 6/26/2012 5:45:58 PM Eastern Daylight Time
Printed: Tuesday, 6/26/2012 5:46:51 PM Eastern Daylight Time

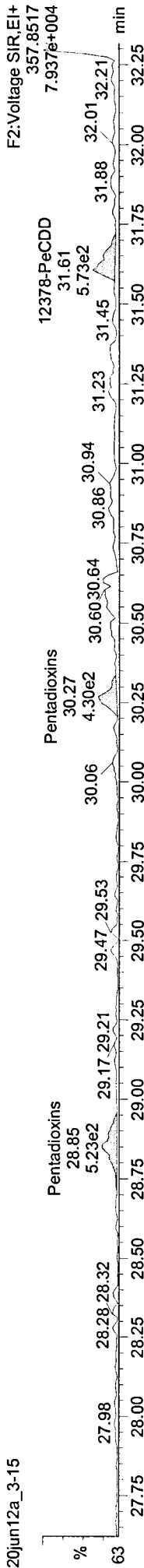
201450

Name: c20jun12a_3-15, ID: 31201450015, User: KAS, Instrument: , Submitter: HRD1734, Task: HRMS3, Description: JW-EA01-SS01-120507


Pentadioxins
c20jun12a_3-15




Pentadioxins
c20jun12a_3-15



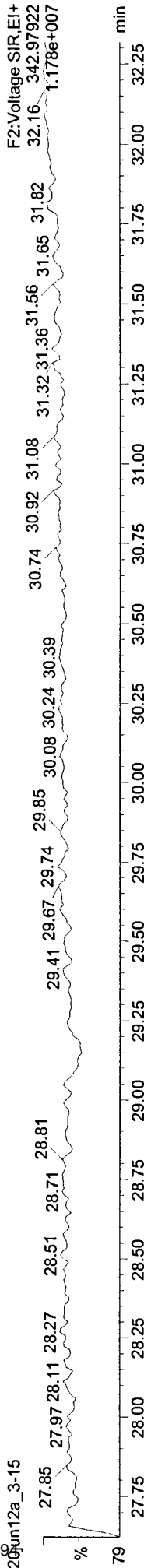
ES:13C-12378-PeCDD
c20jun12a_3-15



ES:13C-12378-PeCDD
c20jun12a_3-15



F2:Lock Mass
c20jun12a_3-15



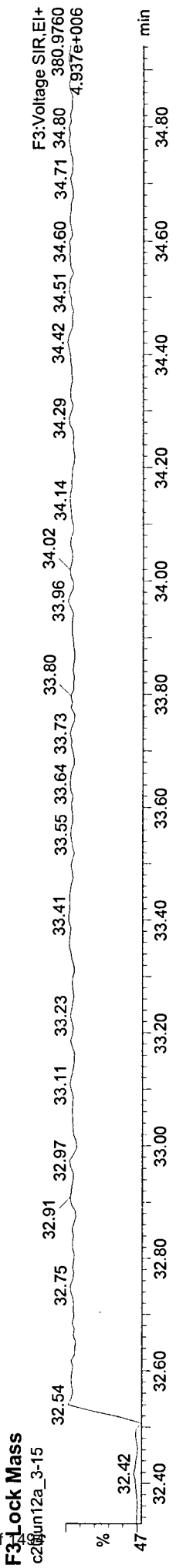
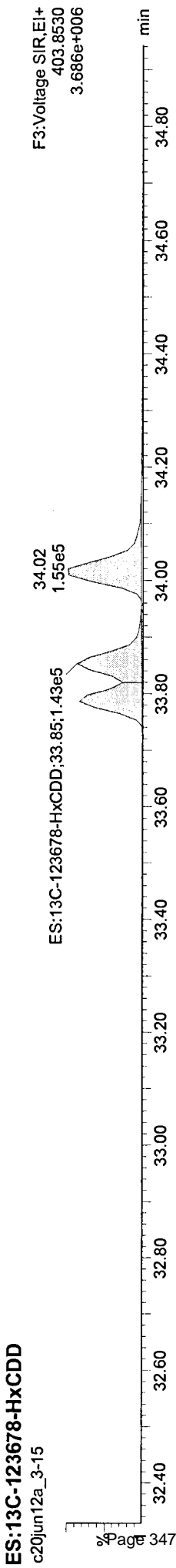
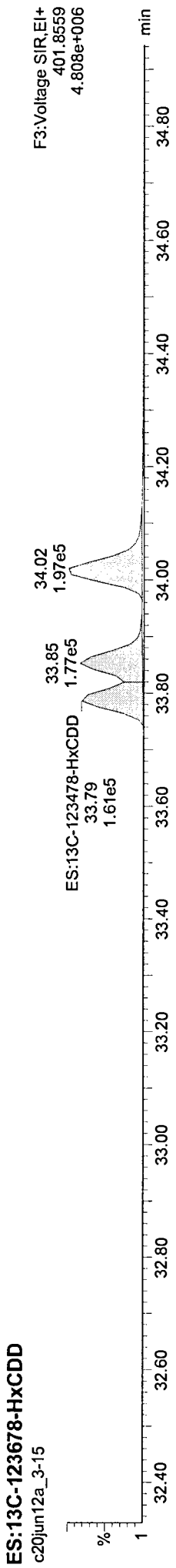
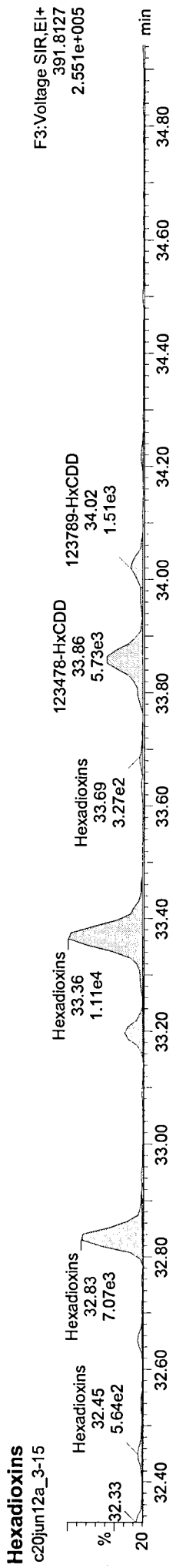
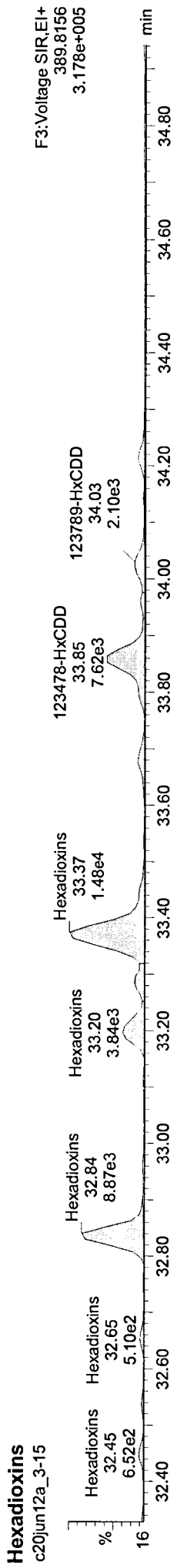
Quantify Sample Report

Sample Summary

Dataset: C:\MassLynx\Default.pro\Results\c20jun12a_3-15.qld

Last Altered: Tuesday, 6/26/2012 5:45:58 PM Eastern Daylight Time
Printed: Tuesday, 6/26/2012 5:46:51 PM Eastern Daylight Time

Name: c20jun12a_3-15, ID: 31201450015, User: KAS, Instrument: , Submitter: HRD1734, Task: HRMS3, Description: JW-EA01-SS01-120507



Quantify Sample Report MassLynx 4.1

Sample Summary


Dataset: C:\MassLynx\Default.pro\Results\c20jun12a_3-15.qld

Last Altered: Tuesday, 6/26/2012 5:45:58 PM Eastern Daylight Time
Printed: Tuesday, 6/26/2012 5:46:51 PM Eastern Daylight Time

Name: c20jun12a_3-15, ID: 31201450015, User: KAS, Instrument: , Submitter: HRD1734, Task: HRMS3, Description: JW-EA01-SS01-120507


Heptadioxins

c20jun12a_3-15




Heptadioxins

c20jun12a_3-15




ES:13C-1234678-HpCDD

c20jun12a_3-15



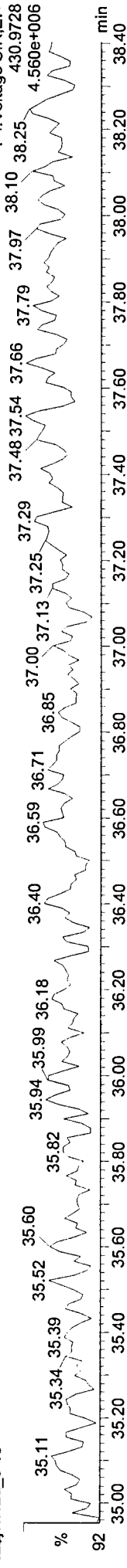
ES:13C-1234678-HpCDD

c20jun12a_3-15



F4: Lock Mass

c20jun12a_3-15



Quantify Sample Report

Sample Summary

MassLynx 4.1

Dataset: C:\MassLynx\Default.pro\Results\c20jun12a_3-15.qld

Last Altered: Tuesday, 6/26/2012 5:45:58 PM Eastern Daylight Time


Printed: Tuesday, 6/26/2012 5:46:51 PM Eastern Daylight Time

312014

Name: c20jun12a_3-15, ID: 31201450015, User: KAS, Instrument: , Submitter: HRD1734, Task: HRMS3, Description: JW-EA01-SS01-120507

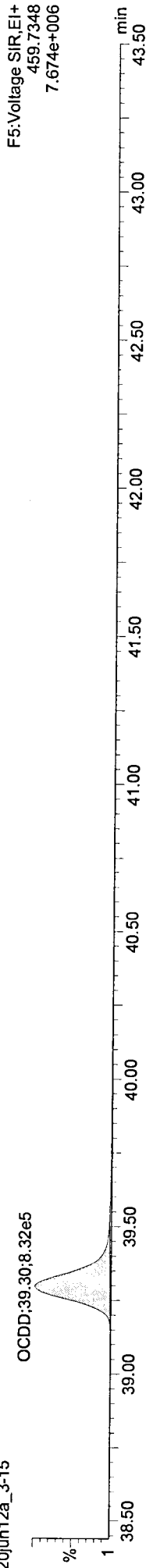
OCDD

c20jun12a_3-15




OCDD

c20jun12a_3-15




ES:13C-OCDD

c20jun12a_3-15



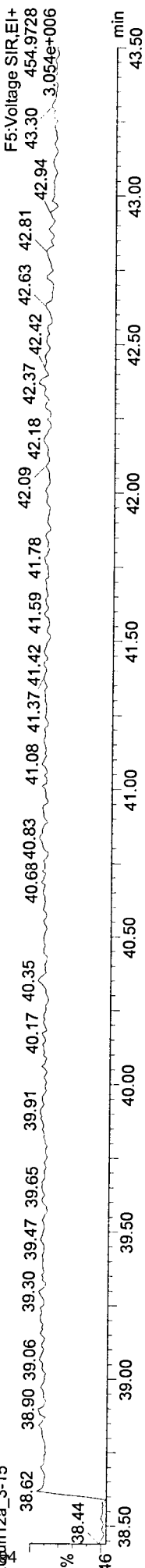
ES:13C-OCDD

c20jun12a_3-15



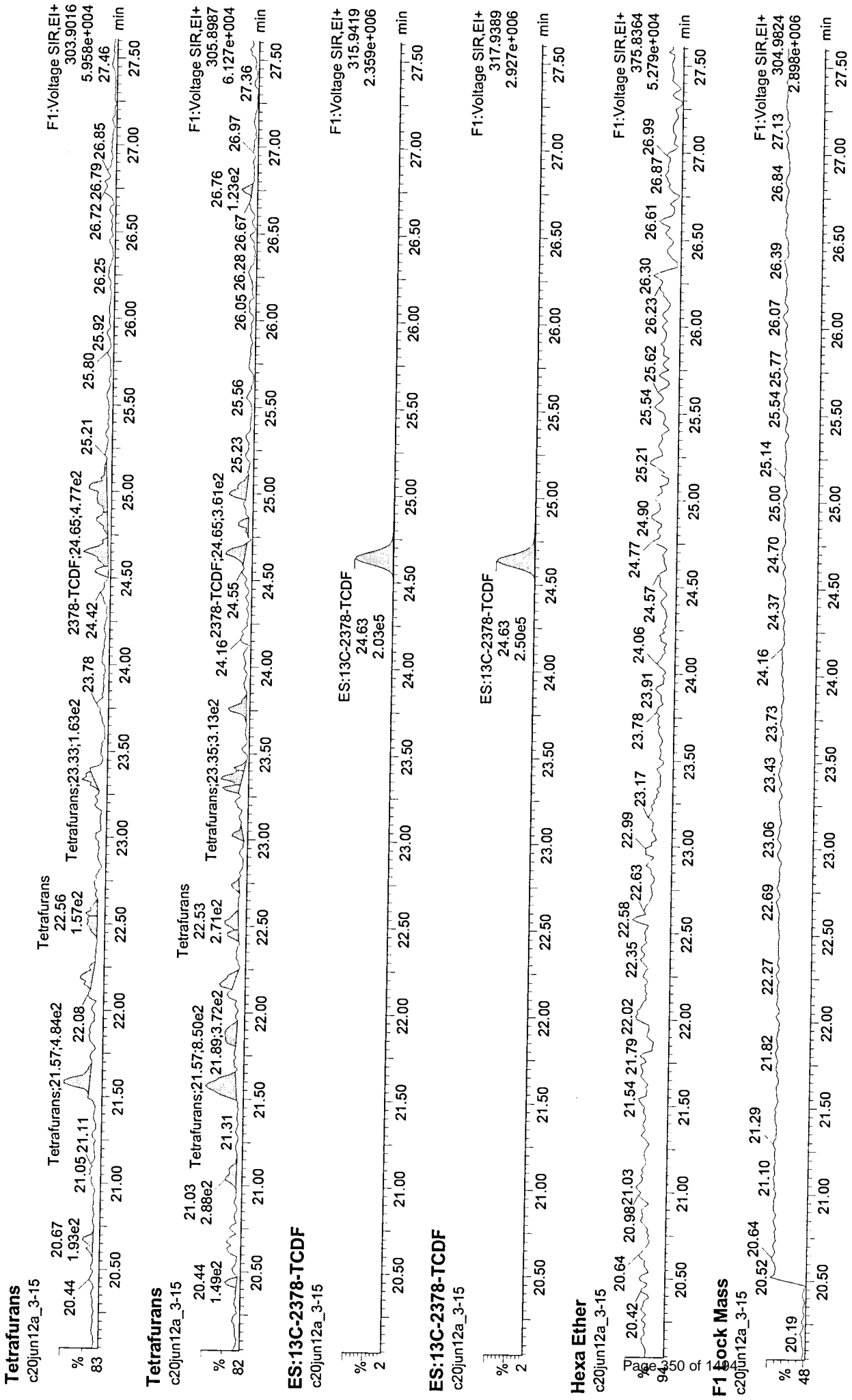
F5: Lock Mass

c20jun12a_3-15



Dataset: C:\MassLynx\Default.pro\Results\c20jun12a_3-15.qld
Last Altered: Tuesday, 6/26/2012 5:45:58 PM Eastern Daylight Time
Printed: Tuesday, 6/26/2012 5:46:51 PM Eastern Daylight Time

Name: c20jun12a_3-15, ID: 31201450015, User: KAS, Instrument: , Submitter: HRD1734, Task: HRMS3, Description: JW-EA01-SS01-120507



Quantify Sample Report

MassLynx 4.1

Sample Summary

Dataset: C:\MassLynx\Default.pro\Results\c20jun12a_3-15.qld

Last Altered: Tuesday, 6/26/2012 5:45:58 PM Eastern Daylight Time

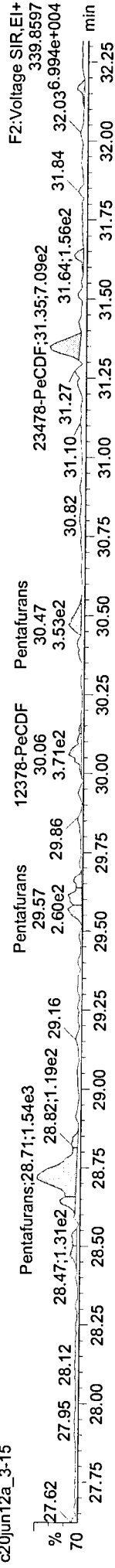
Printed: Tuesday, 6/26/2012 5:46:51 PM Eastern Daylight Time

312014

Name: c20jun12a_3-15, ID: 31201450015, User: KAS, Instrument: , Submitter: HRD1734, Task: HRMS3, Description: JW-EA01-SS01-120507

12378-PeCDF

c20jun12a_3-15

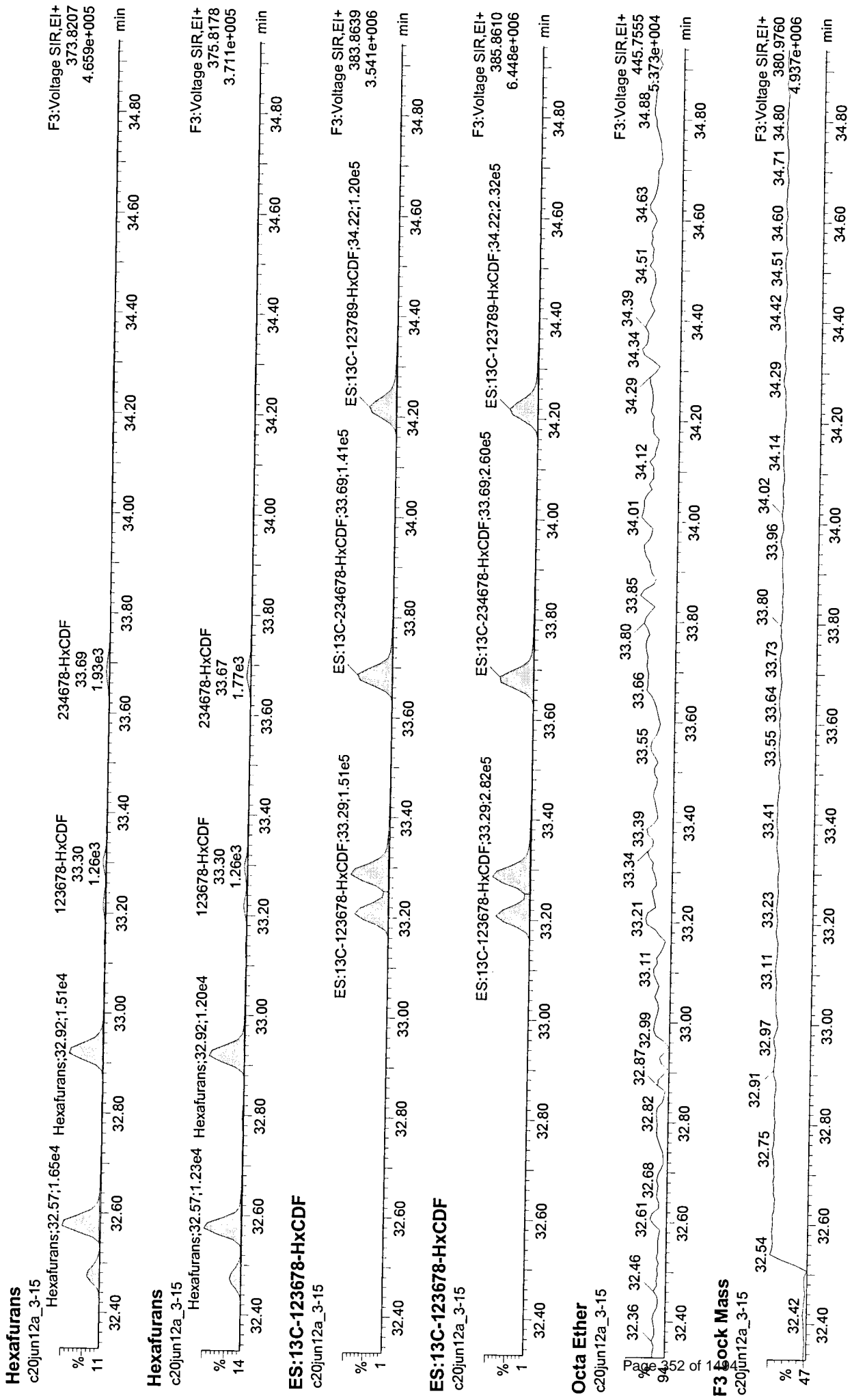


Quantify Sample Report
Sample Summary

MassLynx 4.1

Dataset: C:\MassLynx\Default.pro\Results\c20jun12a_3-15.qld
Last Altered: Tuesday, 6/26/2012 5:45:58 PM Eastern Daylight Time
Printed: Tuesday, 6/26/2012 5:46:51 PM Eastern Daylight Time

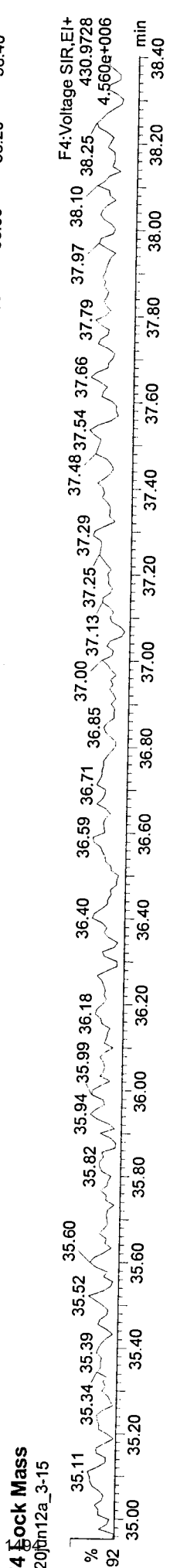
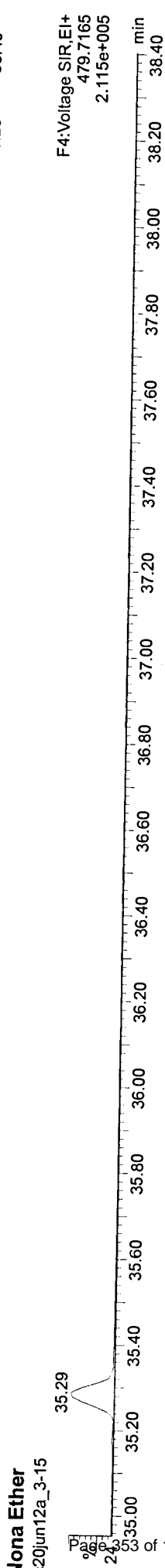
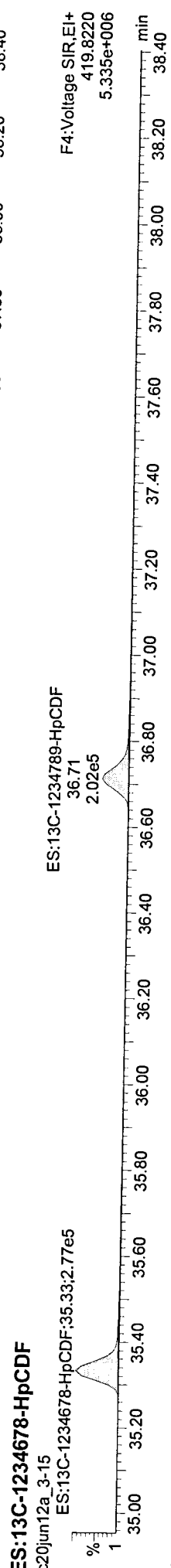
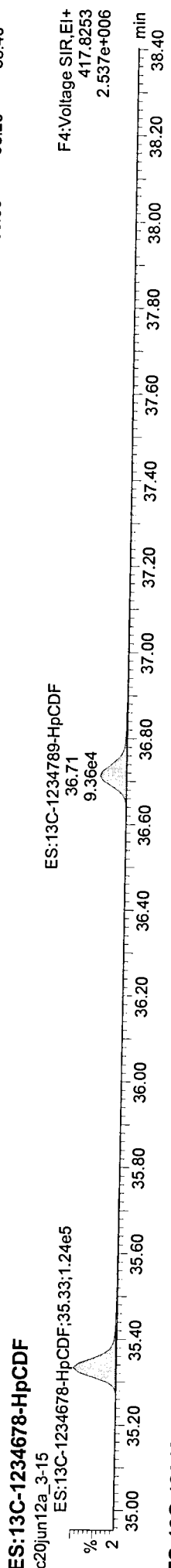
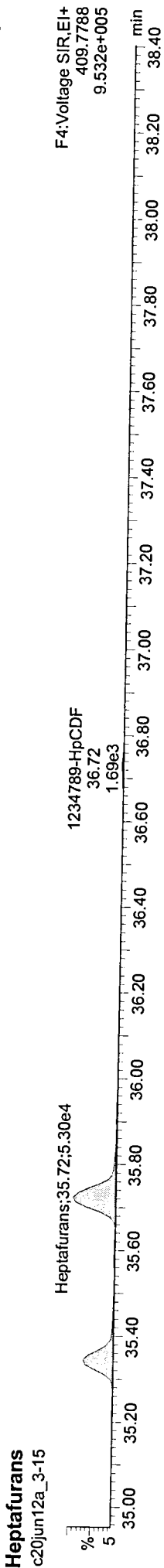

Name: c20jun12a_3-15, ID: 31201450015, User: KAS, Instrument: , Submitter: HRD1734, Task: HRMS3, Description: JW-EA01-SS01-120507



Dataset: C:\MassLynx\Default.pro\Results\c20jun12a_3-15.qld
Last Altered: Tuesday, 6/26/2012 5:45:58 PM Eastern Daylight Time
Printed: Tuesday, 6/26/2012 5:46:51 PM Eastern Daylight Time

3120150

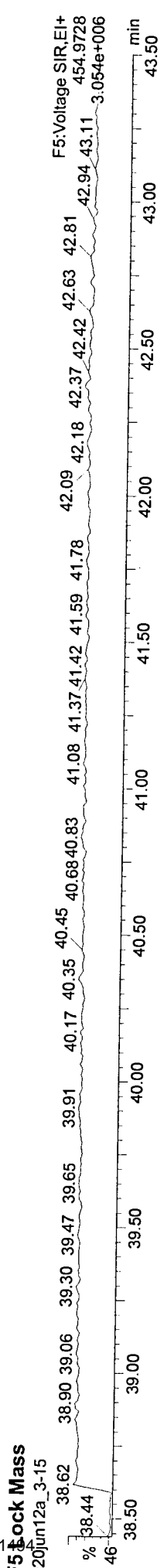
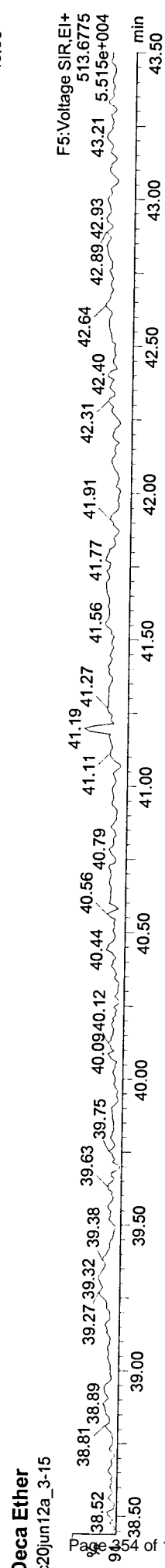
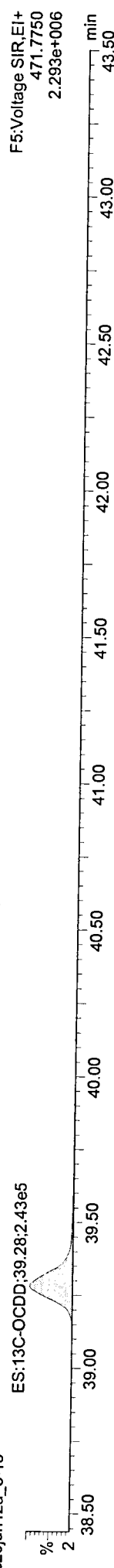
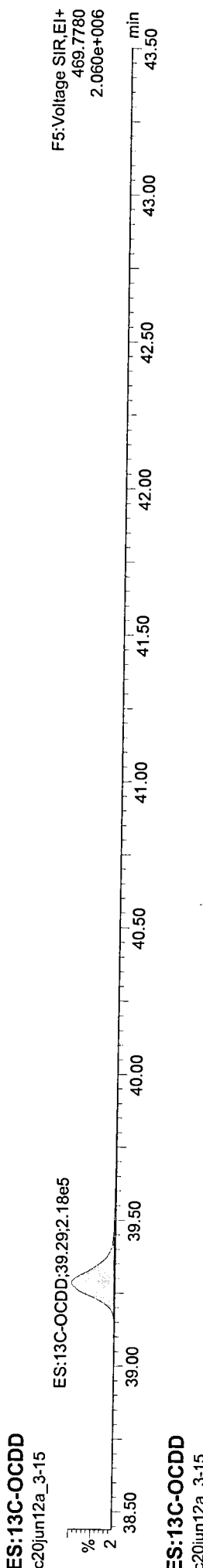
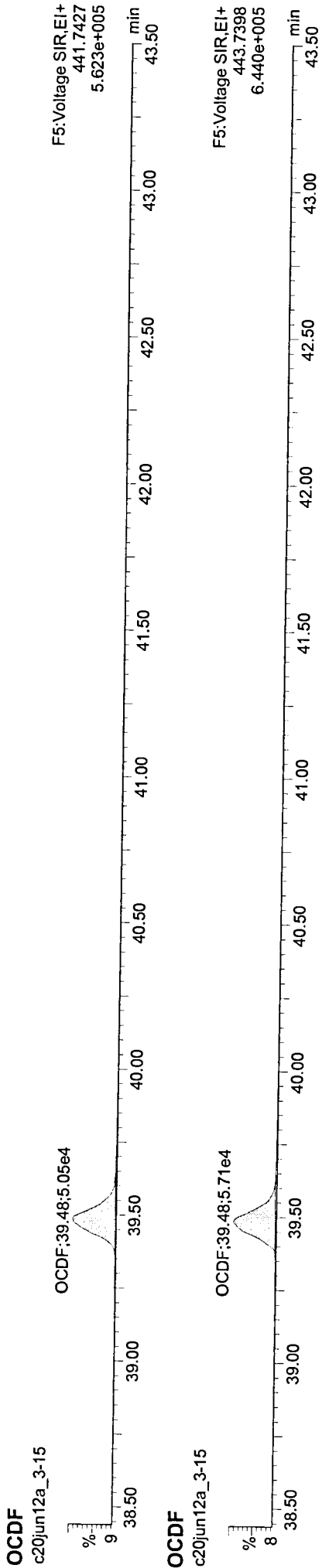
Name: c20jun12a_3-15, ID: 31201450015, User: KAS, Instrument: , Submitter: HRD1734, Task: HRMS3, Description: JW-EA01-SS01-120507



Quantify Sample Report
 ### Sample Summary ###
 MassLynx 4.1

Dataset: C:\MassLynx\Default.pro\Results\c20jun12a_3-15.qld
 Last Altered: Tuesday, 6/26/2012 5:45:58 PM Eastern Daylight Time
 Printed: Tuesday, 6/26/2012 5:46:51 PM Eastern Daylight Time

Name: c20jun12a_3-15, ID: 31201450015, User: KAS, Instrument: , Submitter: HRD1734, Task: HRMS3, Description: JW-EA01-SS01-120507



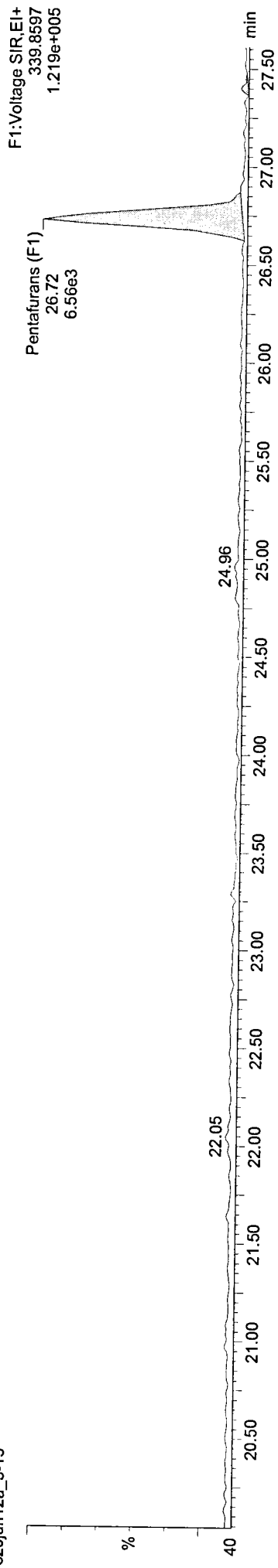
Quantify Sample Report
Sample Summary

MassLynx 4.1

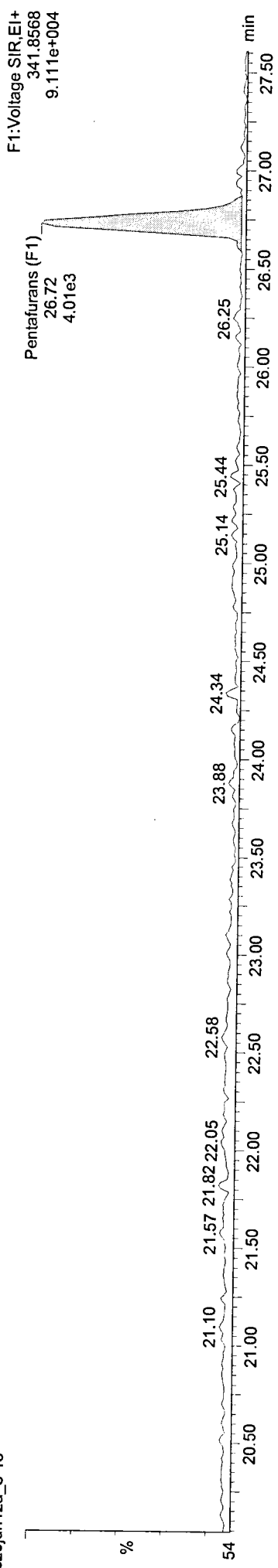
Dataset: C:\MassLynx\Default.pro\Results\c20jun12a_3-15.qld
Last Altered: Tuesday, 6/26/2012 5:45:58 PM Eastern Daylight Time
Printed: Tuesday, 6/26/2012 5:46:51 PM Eastern Daylight Time

Name: c20jun12a_3-15, ID: 31201450015, User: KAS, Instrument: , Submitter: HRD1734, Task: HRMS3, Description: JW-EA01-SS01-120507

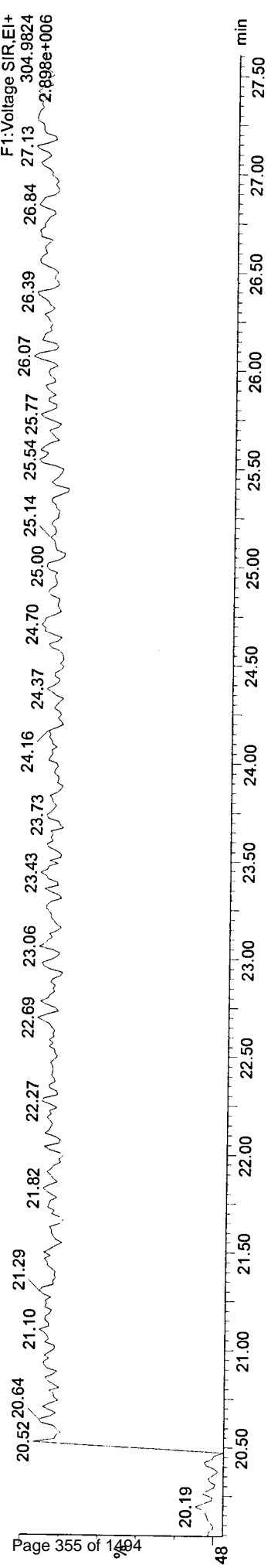
Pentafurans (F1)
c20jun12a_3-15



Pentafurans (F1)
c20jun12a_3-15



F1 Lock Mass
c20jun12a_3-15



Quantify Sample Summary Report

MassLynx 4.1
 ### Confirms Sample Summary ###

Dataset: C:\MassLynx\Default.pro\Results\c02jul12a-Confirms.qld

Last Altered: Monday, 7/2/2012 4:05:54 PM Eastern Daylight Time
 Printed: Monday, 7/2/2012 4:07:39 PM Eastern Daylight Time

TM 7-3-12

31201450

Method: C:\MassLynx\Default.PRO\MethDB\VFXms-TCDF_Smooth.mdx 29 Jun 2012 10:51:42
 Calibration: C:\MassLynx\Default.PRO\CurveDB\VFXms-Confirm_c08dec11b.cdb 09 Dec 2011 09:13:48

Name: c02jul12a-4 ✓
 Date: 02-Jul-2012 ✓
 Time: 10:39:23 ✓
 ID: 31201450015 ✓
 User: JLJ
 Submitter: HRD1753
 Task: HRMS3

Name	Response	Ion1Area	Ion2Area	RA	RAFail?	RRT	RT	pg/ul	EDL	SN1	SN2	M	Height1	Noise1	Height2	Noise2
2378-TCDF	2.516e3	9.762e2	1.540e3	0.63	YES	1.0007	22.12	0.180	0.0253	17.3	16.4	MM	1.461e4	843	1.766e4	1074
ES:13C-2378-TCDF	1.185e6	5.193e5	6.661e5	0.78	NO	1.0044	22.10	48.398	0.0170	5478.8	8610.4	bb	7.045e6	1286	9.062e6	1052
JS:13C-1234-TCDD	1.074e6	4.833e5	5.910e5	0.82	NO	0.0000	22.01	100.000	0.0374	5619.5	7825.1	bb	6.792e6	1209	8.222e6	1051
Tetrafurans	-	1.051e4	-	-	-	-	-	1.668	0.0253	-	-	-	1.596e5	843	-	-
Fl Lock Mass	-	-	-	-	-	-	-	-	-	-	-	-	-	-	-	49020

$$[TCDF] = \frac{2516e3}{1.185e6} \left(\frac{2000pg}{12.46g \times 0.407} \right) \left(\frac{1}{1.1776} \right) = 0.711pg/g$$

TM 7-3-12

Quantify Sample Report
Confirms Sample Summary



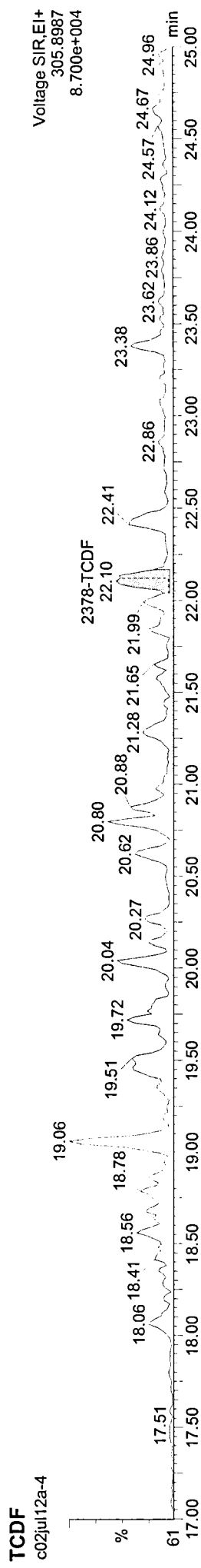

MassLynx 4.1

Dataset: C:\MassLynx\Default.pro\Results\c02jul12a-Confirms.qld

Last Altered: Monday, 7/2/2012 4:05:54 PM Eastern Daylight Time
Printed: Monday, 7/2/2012 4:07:39 PM Eastern Daylight Time

Method: C:\MassLynx\Default.PRO\MethDB\VFxms-TCDF_Smooth.mdb 29 Jun 2012 10:51:42
Calibration: C:\MassLynx\Default.PRO\CurveDB\VFxms-Confirm_c08dec11b.cdb 09 Dec 2011 09:13:48

Name: c02jul12a-4, ID: 31201450015



Quantify Sample Report MassLynx 4.1

Confirms Sample Summary

Dataset: C:\MassLynx\Default.pro\Results\c02jul12a-Confirms.qld

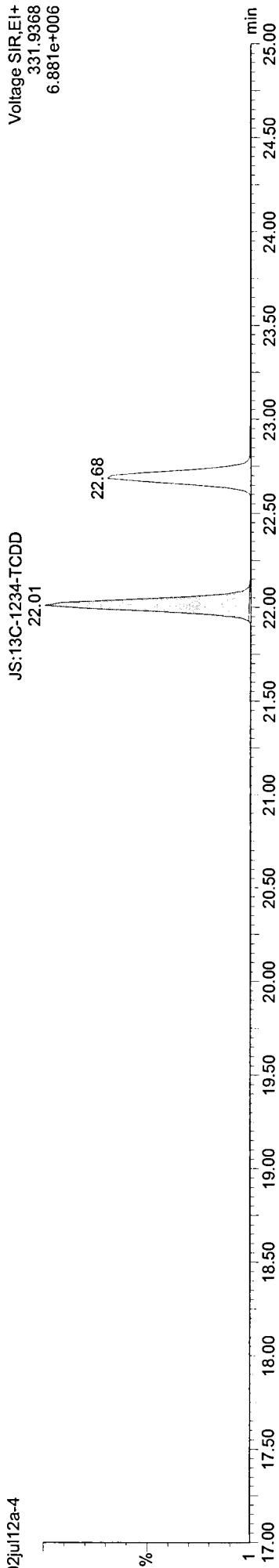
Last Altered: Monday, 7/2/2012 4:05:54 PM Eastern Daylight Time
Printed: Monday, 7/2/2012 4:07:39 PM Eastern Daylight Time

Name: c02jul12a-4, ID: 31201450015

JS:13C-TCDD

c02jul12a-4

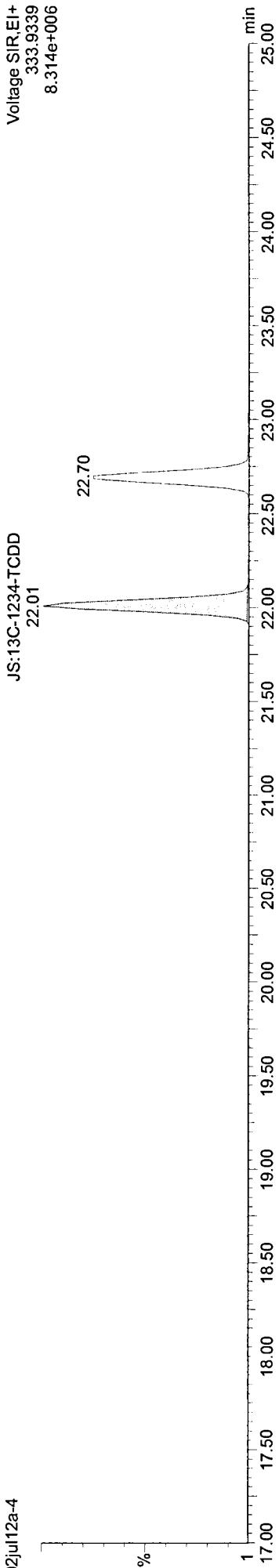
Voltage SIR.EI+
331.9368
6.881e+006



JS:13C-TCDD

c02jul12a-4

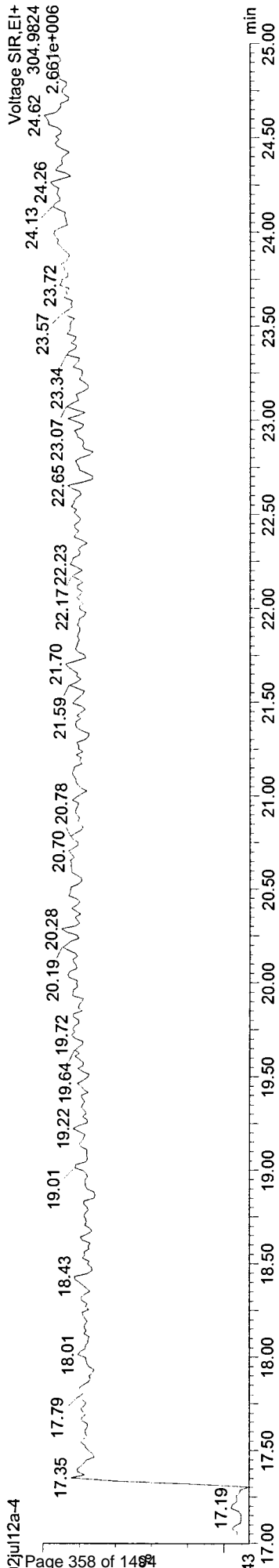
Voltage SIR.EI+
333.9339
8.314e+006



F1 Lock Mass

c02jul12a-4

Voltage SIR.EI+
24.62 304.9824
2.661e+006



Quantify Sample Report

Manual Integrations ###

MassLynx 4.1

WJH
Hc 7/2/12

Dataset: C:\MassLynx\Default.pro\Results\c02jul12a-Confirms.qld

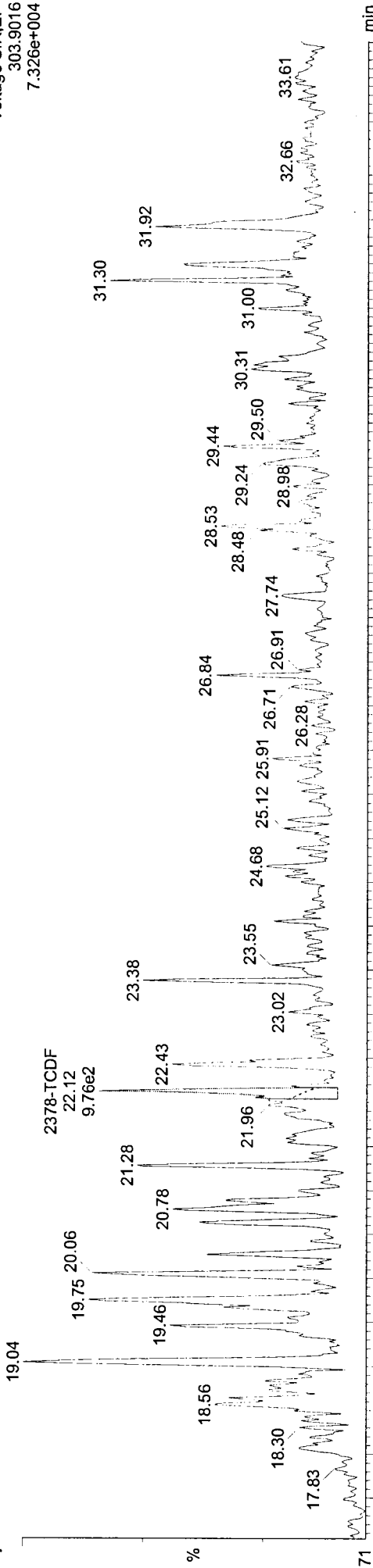
Last Altered: Monday, July 02, 2012 16:05:54 Eastern Daylight Time
Printed: Tuesday, July 03, 2012 08:42:04 Eastern Daylight Time

Name: c02jul12a-4, ID: 31201450015, Date: 02-Jul-2012, Time: 10:39:23, Submitter: HRD1753, Description: JW-EA01-SS01-120507, User: JIJ

2378-TCDF

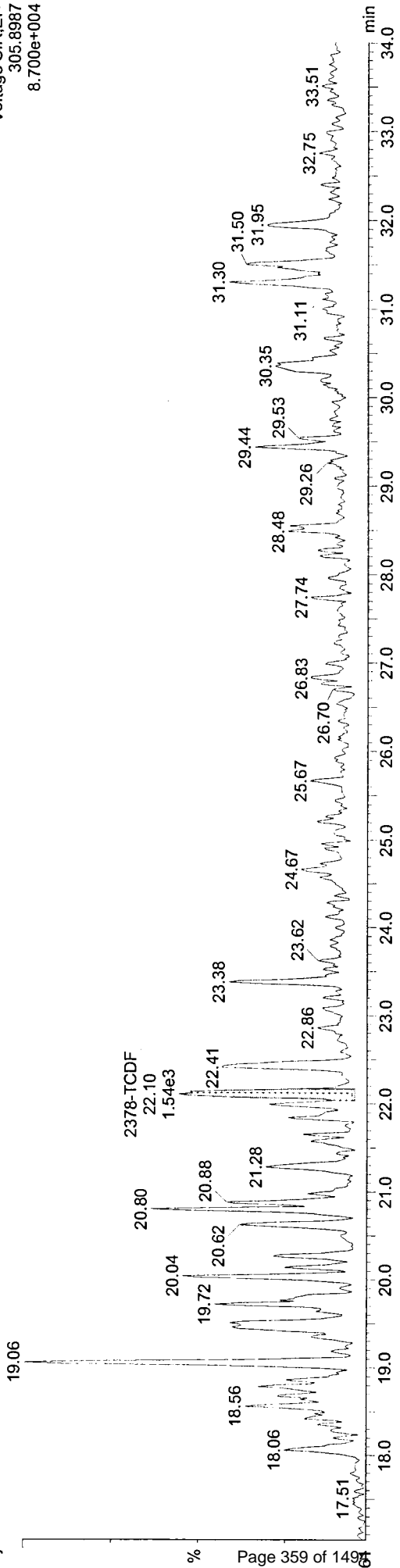
c02jul12a-4

Voltage SIR, EI+
303.9016
7.326e+004



c02jul12a-4

Voltage SIR, EI+
305.8987
8.700e+004



Results of JW-EA01-SS02-120507

Client Sample ID: **JW-EA01-SS02-120507**
 Client Project ID: **Jeld Wen Surface Sediment**
 Lab Sample ID: 31201450016-A
 Lab Project ID: 31201450

Collection Date: 05/07/2012 15:15
 Received Date: 05/09/2012 10:15
 Matrix: Soil-Solid as dry weight
 Solids (%): 43.00

Results by EPA 1613B

Parameter	Result	EMPC	Qual	DL	LOQ/CL	Units	RT	Ratio
2,3,7,8-TCDD	0.835		J	0.239	0.856	pg/g	25.54	0.79
1,2,3,7,8-PeCDD		1.37	J	0.269	4.28	pg/g	31.62	1.20*
1,2,3,4,7,8-HxCDD	2.80		J	0.332	4.28	pg/g	33.81	1.06
1,2,3,6,7,8-HxCDD	33.8			0.365	4.28	pg/g	33.84	1.31
1,2,3,7,8,9-HxCDD	6.10			0.348	4.28	pg/g	34.03	1.32
1,2,3,4,6,7,8-HpCDD	230			0.958	4.28	pg/g	36.30	1.06
OCDD	1970			1.02	8.56	pg/g	39.30	0.87
2,3,7,8-TCDF	2.39			0.344	0.856	pg/g	24.67	0.71
2,3,7,8-TCDF [confirm]	1.44			0.0900	0.856	pg/g	22.12	0.85
1,2,3,7,8-PeCDF	0.767		J	0.412	4.28	pg/g	30.05	1.74
2,3,4,7,8-PeCDF	2.22		J	0.231	4.28	pg/g	31.34	1.56
1,2,3,4,7,8-HxCDF	3.27		J	0.145	4.28	pg/g	33.22	1.20
1,2,3,6,7,8-HxCDF	2.32		J	0.132	4.28	pg/g	33.31	1.33
2,3,4,6,7,8-HxCDF	3.92		J	0.135	4.28	pg/g	33.67	1.32
1,2,3,7,8,9-HxCDF	ND		U	0.188	4.28	pg/g		
1,2,3,4,6,7,8-HpCDF	50.0			0.239	4.28	pg/g	35.34	1.05
1,2,3,4,7,8,9-HpCDF	2.67		J	0.407	4.28	pg/g	36.72	1.05
OCDF	119			0.348	8.56	pg/g	39.44	0.95
Total TCDD	10.2	13.2		0.239	0.856	pg/g		
Total TCDF	11.2	19.4		0.344	0.856	pg/g		
Total PeCDD	6.80	14.5		0.269	4.28	pg/g		
Total PeCDF	29.5	30.6		0.0893	4.28	pg/g		
Total HxCDD	126	138		0.365	4.28	pg/g		
Total HxCDF	88.3	91.4		0.188	4.28	pg/g		
Total HpCDD	506			0.958	4.28	pg/g		
Total HpCDF	140	141		0.407	4.28	pg/g		

World Health Organization Summary

	Units	ND=0	ND=1/2	ND=DL
WHO-2005 TEQ	pg/g	10.3	10.5	10.6
WHO-2005 TEQ w/EMPC	pg/g	11.7	11.7	11.7

Results of JW-EA01-SS02-120507

Client Sample ID: **JW-EA01-SS02-120507**
 Client Project ID: **Jeld Wen Surface Sediment**
 Lab Sample ID: 31201450016-A
 Lab Project ID: 31201450

Collection Date: 05/07/2012 15:15
 Received Date: 05/09/2012 10:15
 Matrix: Soil-Solid as dry weight
 Solids (%): 43.00

Results by EPA 1613B

<u>Parameter</u>	<u>Result</u>	<u>EMPC</u>	<u>Qual</u>	<u>DL</u>	<u>LOQ/CL</u>	<u>Units</u>	<u>RT</u>	<u>Ratio</u>
Labeled Standards								
13C-2378-TCDD	82.0				25.0-164	%		
13C-12378-PeCDD	93.0				25.0-181	%		
13C-123478-HxCDD	70.0				32.0-141	%		
13C-123678-HxCDD	74.0				28.0-130	%		
13C-1234678-HpCDD	75.0				23.0-140	%		
13C-OCDD	58.0				17.0-157	%		
13C-2378-TCDF	72.0				24.0-169	%		
13C-12378-PeCDF	83.0				24.0-185	%		
13C-23478-PeCDF	86.0				21.0-178	%		
13C-123478-HxCDF	69.0				26.0-152	%		
13C-123678-HxCDF	82.0				26.0-123	%		
13C-234678-HxCDF	74.0				29.0-147	%		
13C-123789-HxCDF	69.0				28.0-136	%		
13C-1234678-HpCDF	90.0				28.0-143	%		
13C-1234789-HpCDF	73.0				26.0-138	%		
37Cl-2378-TCDD	94.0				35.0-197	%		

Batch Information

Analytical Batch: **HRD1734**
 Analytical Method: **EPA 1613B**
 Instrument: **HRMS3**
 Analyst: **MAF**
 Analytical Date/Time: **06/21/2012 09:15**
 Dilution: **1**

Prep Batch: **HXX1622**
 Prep Method: **EPA 1613 PREP S/D/T**
 Prep Date/Time: **06/05/2012 17:30**
 Prep Initial Wt./Vol.: **13.59 g**
 Prep Extract Vol: **20 uL**

Analytical Batch: **HRD1753**
 Analytical Method: **EPA 1613B**
 Instrument: **HRMS3**
 Analyst: **JHL**
 Analytical Date/Time: **07/02/2012 11:15**
 Dilution: **1**

Prep Batch: **HXX1622**
 Prep Method: **EPA 1613 PREP S/D/T**
 Prep Date/Time: **06/05/2012 17:30**
 Prep Initial Wt./Vol.: **13.59 g**
 Prep Extract Vol: **20 uL**

Quantify Sample Summary Report MassLynx 4.1 SCN627
 ### Sample Summary ###

Dataset: Z:\Default.prolResults\c20jun12a_3-16.qld

Last Altered: Tuesday, June 26, 2012 17:52:11 Eastern Daylight Time
 Printed: Tuesday, June 26, 2012 17:52:53 Eastern Daylight Time

1201450

Method: Untitled 20 Jun 2012 08:46:37
 Calibration: C:\MassLynx\Default.PRO\CurveDB\B5MS-0042012_1613.cdb 08 May 2012 08:31:36

Name: c20jun12a_3-16
 Date: 21-Jun-2012
 Time: 09:15:27
 ID: 31201450016
 Submitter: HRD1734
 Task: HRMS3

Description: JW-EA01-SS02-120507

123478 HxCDF⁺ (4.351E5) (1.183) (20)
 = 0.9548/μL

	Name	Response	Ion1Area	Ion2Area	RA	RAFail?	RRT	RT	pg/μL	EDL	Height1	Noise1	SN1	Height2	Noise2	SN2	M1	M2	MR...
1	2378-TCDD	1.110e3	4.884e2	6.215e2	0.79	NO	1.0007	25.54	0.244	0.0699	4.334e3	675	6.4	8.550e3	741	11.5	MM	MM	1.075
2	12378-PeCDD	1.666e3	9.074e2	7.587e2	1.20	YES	1.0003	31.62	0.399	0.0785	1.910e4	1520	12.6	1.389e4	1053	13.2	MM	MM	1.039
3	123478-HxCDD	3.100e3	1.594e3	1.506e3	1.06	NO	1.0007	33.81	0.817	0.0969	9.445e4	2600	36.3	7.734e4	887	87.2	MM	MM	1.065
4	123678-HxCDD	3.845e4	2.180e4	1.666e4	1.31	NO	0.9997	33.84	9.872	0.1066	3.766e5	2600	144.8	2.861e5	887	322.6	MM	MM	0.996
5	123789-HxCDD	6.849e3	3.894e3	2.956e3	1.32	NO	1.0073	34.03	1.781	0.1018	8.340e4	2600	32.1	6.422e4	887	72.4	MM	MM	1.029
6	1234678-HpCDD	2.513e5	1.294e5	1.219e5	1.06	NO	1.0003	36.30	67.120	0.2799	1.905e6	3420	557.1	1.811e6	2548	710.6	db	bb	1.055
7	OCDD	1.636e6	7.629e5	8.729e5	0.87	NO	1.0003	39.30	575.523	0.2985	8.265e6	1996	4139.7	9.383e6	1558	6023.5	bb	bd	1.063
8	2378-TCDF	3.982e3	1.649e3	2.333e3	0.71	NO	1.0013	24.67	0.699	0.1005	1.318e4	1865	7.1	1.867e4	819	22.8	MM	MM	0.980
9	12378-PeCDF	1.244e3	7.900e2	4.536e2	1.74	NO	1.0000	30.05	0.224	0.1204	9.445e3	1491	6.3	5.548e3	1320	4.2	MM	MM	0.980
10	23478-PeCDF	3.798e3	2.314e3	1.484e3	1.56	NO	1.0000	31.34	0.649	0.0676	3.255e4	1491	21.8	2.583e4	1320	19.6	MM	MM	1.022
11	123478-HxCDF	4.913e3	2.675e3	2.238e3	1.19	NO	1.0003	33.22	0.955	0.0424	6.070e4	1144	53.0	4.462e4	910	49.0	MM	MM	1.183
12	123678-HxCDF	4.269e3	2.438e3	1.831e3	1.33	NO	1.0003	33.31	0.678	0.0386	5.222e4	1144	45.6	4.132e4	910	45.4	MM	MM	1.168
13	234678-HxCDF	6.412e3	3.650e3	2.761e3	1.32	NO	1.0000	33.67	1.144	0.0395	6.605e4	1144	57.7	5.024e4	910	55.2	MM	MM	1.178
14	123789-HxCDF	-	-	-	-	NO	-	-	-	0.0548	-	1144	-	-	910	-	-	-	1.110
15	1234678-HpCDF	9.853e4	5.036e4	4.817e4	1.05	NO	1.0003	35.34	14.600	0.0697	8.426e5	1112	757.7	8.427e5	2336	360.8	MM	MM	1.389
16	1234789-HpCDF	3.646e3	1.871e3	1.775e3	1.05	NO	1.0006	36.72	0.781	0.1188	2.562e4	1112	23.0	2.583e4	2336	11.1	bb	bb	1.389
17	OCDF	1.200e5	5.844e4	6.156e4	0.95	NO	1.0038	39.44	34.783	0.1016	6.958e5	650	1069.7	7.654e5	818	935.9	bd	bb	1.290
18	ES:13C-2378-TCDD	4.227e5	1.849e5	2.378e5	0.78	NO	1.0278	25.52	82.385	0.1396	2.059e6	2286	900.9	2.655e6	1051	2526.2	bb	bb	0.991
19	ES:13C-12378-PeCDD	4.018e5	2.464e5	1.554e5	1.59	NO	1.2728	31.61	92.928	0.0795	4.836e6	923	5240.9	3.076e6	679	4527.4	bb	bb	0.835
20	ES:13C-123478-HxCDD	3.563e5	1.996e5	1.567e5	1.27	NO	0.9931	33.79	69.715	0.0745	4.735e6	1442	3284.5	3.699e6	1548	2389.3	MM	MM	0.971
21	ES:13C-123678-HxCDD	3.912e5	2.192e5	1.721e5	1.27	NO	0.9951	33.85	73.978	0.0720	4.602e6	1442	3191.9	3.655e6	1548	2360.7	MM	MM	1.005
22	ES:13C-1234678-HpCDD	3.549e5	1.839e5	1.709e5	1.08	NO	1.0667	36.29	75.430	0.0968	2.618e6	2111	1240.1	2.459e6	1463	1681.5	bb	bb	0.894
23	ES:13C-OCDD	5.347e5	2.546e5	2.801e5	0.91	NO	1.1548	39.29	116.578	0.0657	2.666e6	1169	2279.8	2.852e6	1195	2386.0	MM	MM	0.871
24	ES:13C-2378-TCDF	5.815e5	2.606e5	3.209e5	0.81	NO	0.9920	24.63	71.985	0.0583	3.051e6	986	3093.6	3.714e6	1208	3073.5	bb	bb	1.561

REV. mm ul/μL

Sample Summary

Dataset: Z:\Default.pro\Results\c20jun12a_3-16.qld

Last Altered: Tuesday, June 26, 2012 17:52:11 Eastern Daylight Time
 Printed: Tuesday, June 26, 2012 17:52:53 Eastern Daylight Time

W 201450

Name: c20jun12a_3-16
 Date: 21-Jun-2012
 Time: 09:15:27
 ID: 31201450016
 Submitter: HRD1734
 Task: HRMS3
 Description: JW-EA01-SS02-120507

Name	Response	Ion1Area	Ion2Area	RA	RAFail?	RRT	RT	pg/µL	EDL	Height1	Noise1	SN1	Height2	Noise2	SN2	M1	M2	MR...	
53	F4 Lock Mass	-	-	-	-	-	-	-	-	-	64947	-	-	-	-	-	-	-	-
54	F5 Lock Mass	-	-	-	-	-	-	-	0.0000	-	54141	-	-	-	-	-	-	-	173...

Quantify Totals Report MassLynx 4.1 SCN627

Sample Summary

Dataset: Z:\Default.pro\Results\c20jun12a_3-16.qld

Last Altered: Tuesday, June 26, 2012 17:52:11 Eastern Daylight Time
 Printed: Tuesday, June 26, 2012 17:52:53 Eastern Daylight Time

W 1201450

Method: Untitled 20 Jun 2012 08:46:37
 Calibration: C:\MassLynx\Default.PRO\CurveDB\B5MS-0042012_1613.cdb 08 May 2012 08:31:36

Name: c20jun12a_3-16
 Date: 21-Jun-2012
 Time: 09:15:27
 ID: 31201450016
 Submitter: HRD1734
 Task: HRMS3
 Description: JW-EA01-SS02-120507

Tetradioxins

Name	Response	Ion1Area	Ion2Area	RA	RAFail?	RRT	RT	pg/μL	EDL	Height1	Noise1	SN1	Height12	Noise2	SN2	M2
1 Tetradioxins	3.832e3	1.529e3	2.303e3	0.664	NO	0.00	22.30	0.843	0.0699	1.881e4	675	27.9	2.615e4	741	35.3	MM
2 Tetradioxins	2.925e3	1.341e3	1.584e3	0.846	NO	0.00	22.55	0.643	0.0699	1.231e4	675	18.2	1.676e4	741	22.6	MM
3 Tetradioxins	5.624e3	2.563e3	3.060e3	0.838	NO	0.00	23.55	1.237	0.0699	2.758e4	675	40.9	3.179e4	741	42.9	MM
4 Tetradioxins	2.533e3	1.212e3	1.321e3	0.917	YES	0.00	25.29	0.557	0.0699	8.833e3	675	13.1	9.988e3	741	13.5	MM
5 2378-TCDD	1.110e3	4.884e2	6.215e2	0.786	NO	1.00	25.54	0.244	0.0699	4.334e3	675	6.4	8.550e3	741	11.5	MM
6 Tetradioxins	1.556e3	8.361e2	7.199e2	1.161	YES	0.00	24.88	0.342	0.0699	8.617e3	675	12.8	7.906e3	741	10.7	MM

Pentadioxins

Name	Response	Ion1Area	Ion2Area	RA	RAFail?	RRT	RT	pg/μL	EDL	Height1	Noise1	SN1	Height12	Noise2	SN2	M2
1 Pentadioxins	4.390e3	2.716e3	1.674e3	1.623	NO	0.00	28.87	1.051	0.0785	2.699e4	1520	17.8	1.446e4	1053	13.7	MM
2 Pentadioxins	1.312e3	7.919e2	5.203e2	1.522	NO	0.00	29.48	0.314	0.0785	1.113e4	1520	7.3	7.423e3	1053	7.1	MM
3 Pentadioxins	3.022e3	1.590e3	1.433e3	1.110	YES	0.00	30.27	0.724	0.0785	2.077e4	1520	13.7	1.537e4	1053	14.6	MM
4 Pentadioxins	3.078e3	1.997e3	1.081e3	1.848	YES	0.00	30.57	0.737	0.0785	1.406e4	1520	9.2	7.554e3	1053	7.2	MM
5 Pentadioxins	1.819e3	1.041e3	7.780e2	1.338	NO	0.00	30.91	0.436	0.0785	1.120e4	1520	7.4	7.175e3	1053	6.8	MM
6 Pentadioxins	1.037e3	6.651e2	3.719e2	1.788	YES	0.00	31.22	0.248	0.0785	1.033e4	1520	6.8	5.997e3	1053	5.7	MM
7 12378-PeCDD	1.666e3	9.074e2	7.587e2	1.196	YES	1.00	31.62	0.399	0.0785	1.910e4	1520	12.6	1.389e4	1053	13.2	MM
8 Pentadioxins	5.373e2	3.621e2	1.752e2	2.067	YES	0.00	31.67	0.129	0.0785	6.341e3	1520	4.2	4.439e3	1053	4.2	MM
9 Pentadioxins	7.809e2	4.858e2	2.951e2	1.647	NO	0.00	31.87	0.187	0.0785	7.887e3	1520	5.2	4.035e3	1053	3.8	MM

Quantify Totals Report MassLynx 4.1 SCN627

Sample Summary

Dataset: Z:\Default.prolResults\c20jun12a_3-16.qld

Last Altered: Tuesday, June 26, 2012 17:52:11 Eastern Daylight Time
 Printed: Tuesday, June 26, 2012 17:52:53 Eastern Daylight Time

W 1201450

Name: c20jun12a_3-16

Date: 21-Jun-2012

Time: 09:15:27

ID: 31201450016

Submitter: HRD1734

Task: HRMS3

Description: JW-EA01-SS02-120507

Hexadioxins

Name	Response	Ion1Area	Ion2Area	RA	RAFail?	RRT	RT	pg/µL	EDL	Height1	Noise1	SN1	Height12	Noise2	SN2	M2
1 Hexadioxins	2.448e3	1.170e3	1.278e3	0.916	YES	0.00	32.45	0.636	0.1017	3.015e4	2600	11.6	2.864e4	887	32.3	bd
2 Hexadioxins	6.004e3	3.257e3	2.747e3	1.185	NO	0.00	32.54	1.560	0.1017	8.244e4	2600	31.7	7.785e4	887	87.8	db
3 Hexadioxins	9.534e3	4.793e3	4.741e3	1.011	YES	0.00	32.66	2.477	0.1017	1.240e5	2600	47.7	1.201e5	887	135.4	bb
4 Hexadioxins	1.313e3	6.516e2	6.613e2	0.985	YES	0.00	32.76	0.341	0.1017	2.219e4	2600	8.5	1.415e4	887	15.9	MM
5 Hexadioxins	2.942e4	1.611e4	1.332e4	1.210	NO	0.00	32.84	7.645	0.1017	3.658e5	2600	140.7	2.986e5	887	336.7	MM
6 Hexadioxins	9.742e3	5.445e3	4.296e3	1.267	NO	0.00	33.21	2.531	0.1017	1.174e5	2600	45.2	9.644e4	887	108.7	MM
7 Hexadioxins	4.873e4	2.693e4	2.181e4	1.235	NO	0.00	33.38	12.662	0.1017	5.044e5	2600	194.0	4.048e5	887	456.4	MM
8 123478-HxCDD	3.100e3	1.594e3	1.509e3	1.059	NO	1.00	33.81	0.817	0.0969	9.445e4	2600	36.3	7.734e4	887	87.2	MM
9 123678-HxCDD	3.845e4	2.180e4	1.666e4	1.309	NO	1.00	33.84	9.872	0.1066	3.766e5	2600	144.8	2.861e5	887	322.6	MM
10 123789-HxCDD	6.849e3	3.894e3	2.956e3	1.318	NO	1.01	34.03	1.781	0.1018	8.340e4	2600	32.1	6.422e4	887	72.4	MM

Heptadioxins

Name	Response	Ion1Area	Ion2Area	RA	RAFail?	RRT	RT	pg/µL	EDL	Height1	Noise1	SN1	Height12	Noise2	SN2	M2
1 Heptadioxins	3.022e5	1.561e5	1.461e5	1.069	NO	0.00	35.60	80.702	0.2799	2.619e6	3420	765.9	2.567e6	2548	1007.6	bb
2 1234678-HpCDD	2.513e5	1.294e5	1.219e5	1.061	NO	1.00	36.30	67.120	0.2799	1.905e6	3420	557.1	1.811e6	2548	710.6	db

Quantify Totals Report MassLynx 4.1 SCN627

Sample Summary

Dataset: Z:\Default.pro\Results\c20jun12a_3-16.qld

Lab Altered: Tuesday, June 26, 2012 17:52:11 Eastern Daylight Time
 Printed: Tuesday, June 26, 2012 17:52:53 Eastern Daylight Time

201450

Name: c20jun12a_3-16
 Date: 21-Jun-2012
 Time: 09:15:27
 ID: 31201450016
 Submitter: HRD1734
 Task: HRMS3
 Description: JW-EA01-SS02-120507

Tetrafurans

Name	Response	Ion1Area	Ion2Area	RA	RAFail?	RRT	RT	pg/µL	EDL	Height1	Noise1	SN1	Height2	Noise2	SN2	M2
1 Tetrafurans	1.079e3	5.665e2	5.127e2	1.105	YES	0.00	20.65	0.189	0.1005	6.787e3	1865	3.6	6.489e3	819	7.9	MM
2 Tetrafurans	1.217e3	5.174e2	6.997e2	0.739	NO	0.00	21.07	0.214	0.1005	7.298e3	1865	3.9	6.567e3	819	8.0	MM
3 Tetrafurans	3.562e3	1.671e3	1.891e3	0.884	NO	0.00	21.59	0.625	0.1005	1.985e4	1865	10.6	2.610e4	819	31.9	MM
4 Tetrafurans	3.559e3	1.488e3	2.070e3	0.719	NO	0.00	21.87	0.624	0.1005	1.352e4	1865	7.3	1.707e4	819	20.8	MM
5 Tetrafurans	3.263e3	1.428e3	1.834e3	0.779	NO	0.00	22.13	0.572	0.1005	1.263e4	1865	6.8	1.708e4	819	20.9	MM
6 Tetrafurans	3.023e3	1.252e3	1.771e3	0.707	NO	0.00	22.51	0.530	0.1005	1.231e4	1865	6.6	1.205e4	819	14.7	MM
7 Tetrafurans	1.424e3	6.926e2	7.313e2	0.947	YES	0.00	22.74	0.250	0.1005	9.769e3	1865	5.2	1.046e4	819	12.8	MM
8 Tetrafurans	7.358e2	3.499e2	3.860e2	0.906	YES	0.00	23.02	0.129	0.1005	4.211e3	1865	2.3	5.378e3	819	6.6	MM
9 Tetrafurans	1.154e3	4.256e2	7.286e2	0.584	YES	0.00	23.22	0.202	0.1005	5.087e3	1865	2.7	7.558e3	819	9.2	MM
10 Tetrafurans	2.966e3	1.140e3	1.826e3	0.625	YES	0.00	23.37	0.520	0.1005	1.367e4	1865	7.3	1.689e4	819	20.6	MM
11 Tetrafurans	2.067e3	8.095e2	1.258e3	0.644	YES	0.00	23.76	0.363	0.1005	1.120e4	1865	6.0	1.709e4	819	20.9	MM
12 2378-TCDF	3.982e3	1.649e3	2.333e3	0.707	NO	1.00	24.67	0.699	0.1005	1.318e4	1865	7.1	1.867e4	819	22.8	MM
13 Tetrafurans	2.617e3	1.385e3	1.232e3	1.125	YES	0.00	25.00	0.459	0.1005	1.308e4	1865	7.0	1.447e4	819	17.7	MM
14 Tetrafurans	2.348e3	1.212e3	1.136e3	1.067	YES	0.00	26.74	0.412	0.1005	1.086e4	1865	5.8	1.054e4	819	12.9	MM

Pentafurans (F1)

Name	Response	Ion1Area	Ion2Area	RA	RAFail?	RRT	RT	pg/µL	EDL	Height1	Noise1	SN1	Height2	Noise2	SN2	M2
1 Pentafurans (F1)	3.078e4	1.908e4	1.170e4	1.632	NO	0.00	26.74	5.398	0.0261	2.064e5	397	520.3	1.249e5	389	321.3	bb

Quantify Totals Report MassLynx 4.1 SCN627

Sample Summary

Dataset: Z:\Default.pro\Results\c20jun12a_3-16.qld

Last Altered: Tuesday, June 26, 2012 17:52:11 Eastern Daylight Time
 Printed: Tuesday, June 26, 2012 17:52:53 Eastern Daylight Time

View 1201450

Name: c20jun12a_3-16

Date: 21-Jun-2012

Time: 09:15:27

ID: 31201450016

Submitter: HRD1734

Task: HRMS3

Description: JW-EA01-SS02-120507

Pentafurans

	Name	Response	Ion1Area	Ion2Area	RA	RAFail?	RRT	RT	pg/µL	EDL	Height1	Noise1	SN1	Height2	Noise2	SN2	M2
1	Pentafurans	7.826e3	4.639e3	3.187e3	1.455	NO	0.00	28.71	1.372	0.0933	3.902e4	1491	26.2	2.527e4	1320	19.1	MM
2	Pentafurans	4.161e3	2.510e3	1.651e3	1.520	NO	0.00	29.59	0.730	0.0933	2.753e4	1491	18.5	2.022e4	1320	15.3	MM
3	12378-PeCDF	1.244e3	7.900e2	4.536e2	1.742	NO	1.00	30.05	0.224	0.1204	9.445e3	1491	6.3	5.548e3	1320	4.2	MM
4	Pentafurans	1.905e3	9.317e2	9.733e2	0.957	YES	0.00	30.48	0.334	0.0933	1.004e4	1491	6.7	1.115e4	1320	8.4	MM
5	Pentafurans	1.345e3	8.418e2	5.035e2	1.672	NO	0.00	31.23	0.236	0.0933	1.290e4	1491	8.7	9.789e3	1320	7.4	MM
6	23478-PeCDF	3.798e3	2.314e3	1.484e3	1.559	NO	1.00	31.34	0.649	0.0676	3.255e4	1491	21.8	2.583e4	1320	19.6	MM

Hexafurans

	Name	Response	Ion1Area	Ion2Area	RA	RAFail?	RRT	RT	pg/µL	EDL	Height1	Noise1	SN1	Height2	Noise2	SN2	M2
1	Hexafurans	2.162e4	1.213e4	9.489e3	1.279	NO	0.00	32.47	3.977	0.0433	3.002e5	1144	262.3	2.445e5	910	268.5	bd
2	Hexafurans	5.032e4	2.802e4	2.230e4	1.257	NO	0.00	32.57	9.254	0.0433	6.528e5	1144	570.5	5.201e5	910	571.3	MM
3	Hexafurans	2.519e3	1.218e3	1.301e3	0.936	YES	0.00	32.81	0.463	0.0433	1.948e4	1144	17.0	1.797e4	910	19.7	MM
4	Hexafurans	5.318e4	2.878e4	2.441e4	1.179	NO	0.00	32.93	9.780	0.0433	6.779e5	1144	592.4	5.583e5	910	613.2	MM
5	Hexafurans	1.206e3	6.021e2	6.035e2	0.998	YES	0.00	33.15	0.222	0.0433	1.432e4	1144	12.5	1.167e4	910	12.8	MM
6	123478-HxCDF	4.913e3	2.675e3	2.238e3	1.195	NO	1.00	33.22	0.955	0.0424	6.070e4	1144	53.0	4.462e4	910	49.0	MM
7	123678-HxCDF	4.269e3	2.438e3	1.831e3	1.331	NO	1.00	33.31	0.678	0.0386	5.222e4	1144	45.6	4.132e4	910	45.4	MM
8	234678-HxCDF	6.412e3	3.650e3	2.761e3	1.322	NO	1.00	33.67	1.144	0.0395	6.605e4	1144	57.7	5.024e4	910	55.2	MM
9	Hexafurans	1.264e3	5.815e2	6.821e2	0.852	YES	0.00	33.84	0.232	0.0433	1.618e4	1144	14.1	1.388e4	910	15.2	db

Quantify Totals Report MassLynx 4.1 SCN627

Sample Summary

Dataset: Z:\Default.pro\Results\c20jun12a_3-16.qld

Last Altered: Tuesday, June 26, 2012 17:52:11 Eastern Daylight Time
 Printed: Tuesday, June 26, 2012 17:52:53 Eastern Daylight Time

Name: c20jun12a_3-16
 Date: 21-Jun-2012
 Time: 09:15:27
 ID: 31201450016
 Submitter: HRD1734
 Task: HRMS3
 Description: JW-EA01-SS02-120507

Heptafurans

Name	Response	Ion1Area	Ion2Area	RA	RAFail?	RRT	RT	pg/µL	EDL	Height1	Noise1	SN1	Height2	Noise2	SN2	M2	M2
1	1234678-HpCDF	9.853e4	5.036e4	4.817e4	1.045	NO	1.00	35.34	14.600	0.0697	8.426e5	1112	757.7	8.427e5	2336	360.8	MM
2	Heptafurans	2.662e3	1.041e3	1.620e3	0.643	YES	0.00	35.59	0.466	0.0897	1.840e4	1112	16.5	1.705e4	2336	7.3	bb
3	Heptafurans	1.455e5	7.292e4	7.257e4	1.005	NO	0.00	35.72	25.489	0.0897	1.220e6	1112	1097.5	1.204e6	2336	515.5	MM
4	1234789-HpCDF	3.646e3	1.871e3	1.775e3	1.054	NO	1.00	36.72	0.781	0.1188	2.562e4	1112	23.0	2.583e4	2336	11.1	bb

Quantify Sample Report

MassLynx 4.1
Manual Integrations

Dataset: C:\MassLynx\Default.pro\Results\c20jun12a_3-16.qld

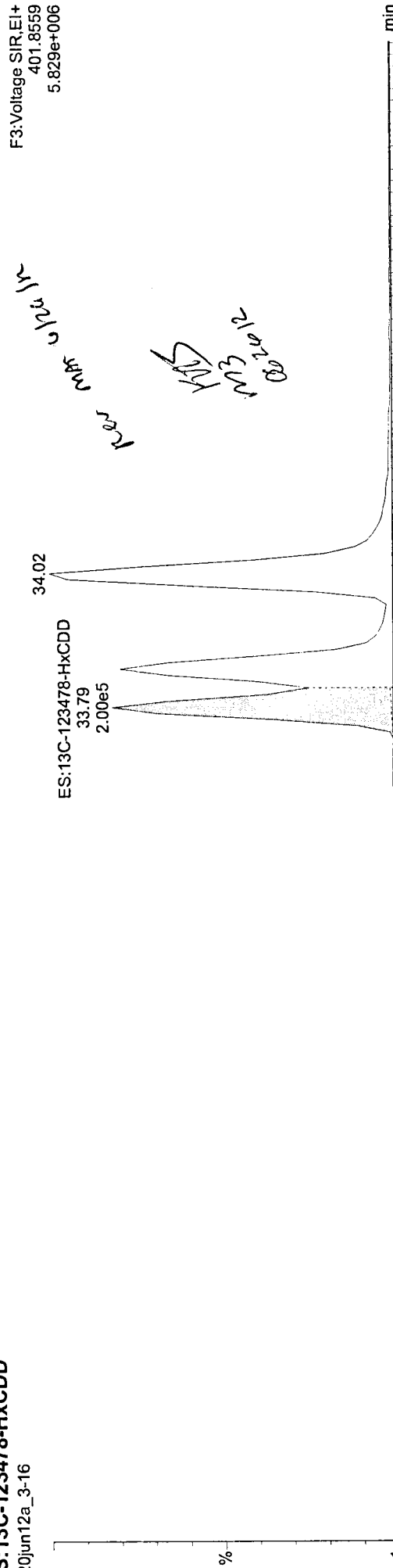
Last Altered: Tuesday, 6/26/2012 4:51:30 PM Eastern Daylight Time
Printed: Tuesday, 6/26/2012 4:52:01 PM Eastern Daylight Time

Method: C:\MassLynx\Default.PRO\MethDB\m1613-061912-db5ms.mdb 20 Jun 2012 08:46:37
Calibration: C:\MassLynx\Default.PRO\CurveDB\DB5MS-0042012_1613.cdb 08 May 2012 08:31:36

Name: c20jun12a_3-16, ID: 31201450016, Date: 21-Jun-2012, Time: 09:15:27, Submitter: HRD1734, Description: JW-EA01-SS02-120507, User: KAS

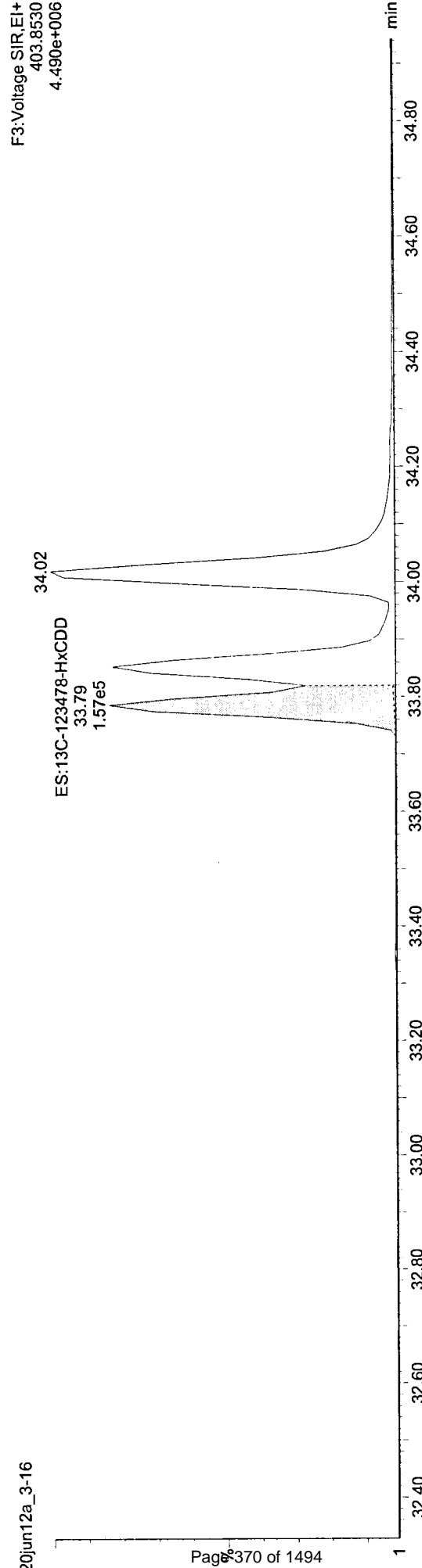
ES:13C-123478-HxCDD

c20jun12a_3-16



F3: Voltage SIR.EI+
401.8559
5.829e+006

c20jun12a_3-16



F3: Voltage SIR.EI+
403.8530
4.490e+006

Quantify Sample Report MassLynx 4.1

Manual Integrations

Dataset: C:\MassLynx\Default.pro\Results\c20jun12a_3-16.qld

Last Altered: Tuesday, 6/26/2012 4:52:11 PM Eastern Daylight Time
Printed: Tuesday, 6/26/2012 4:52:14 PM Eastern Daylight Time

201450

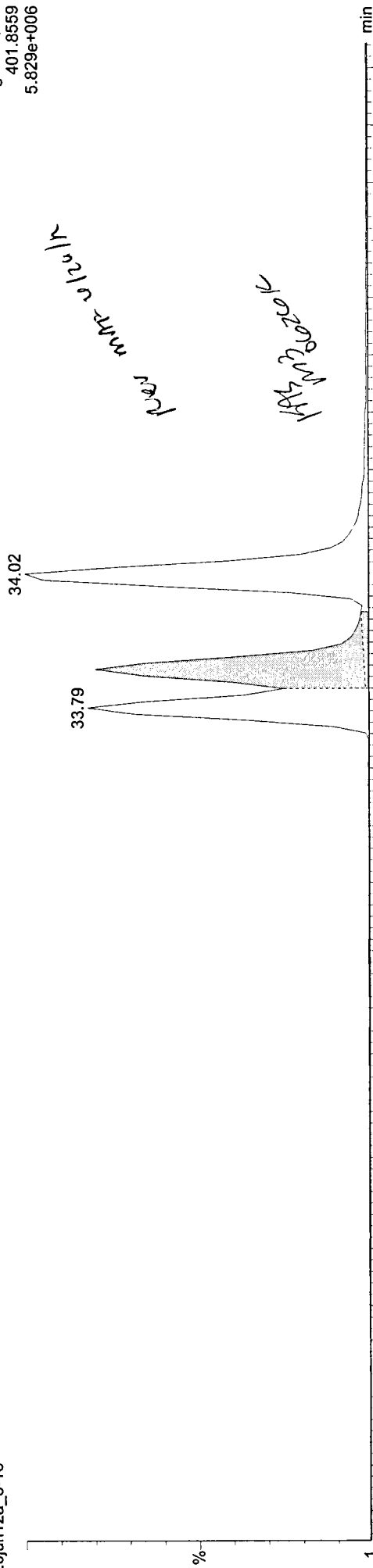
Method: C:\MassLynx\Default.PRO\MethDB\m1613-061912-db5ms.mdb 20 Jun 2012 08:46:37
Calibration: C:\MassLynx\Default.PRO\CurveDB\MS-0042012_1613.cdb 08 May 2012 08:31:36

Name: c20jun12a_3-16, ID: 31201450016, Date: 21-Jun-2012, Time: 09:15:27, Submitter: HRD1734, Description: JW-EA01-SS02-120507, User: KAS

ES:13C-123678-HxCDD

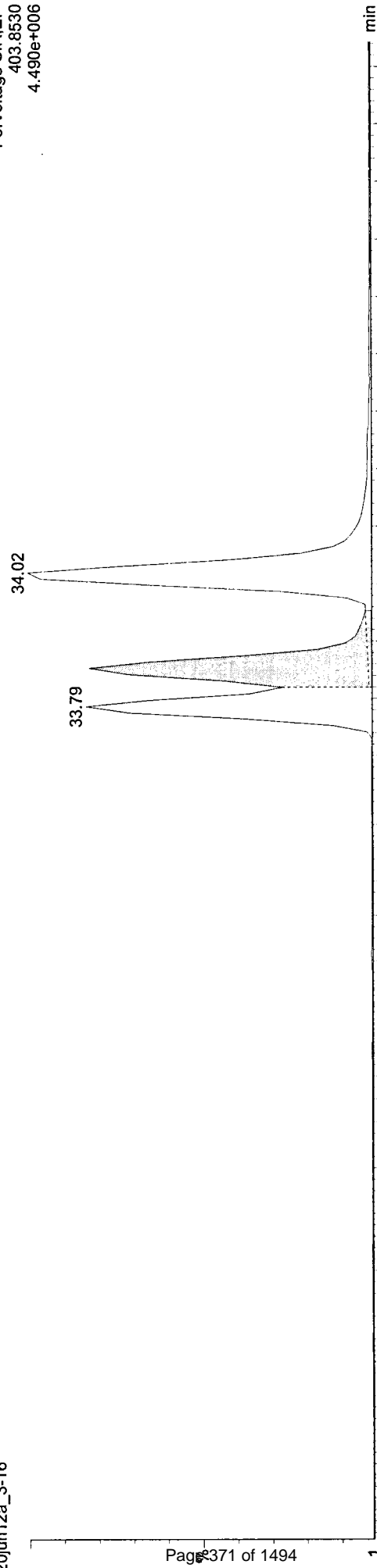
c20jun12a_3-16

F3:Voltage SIR,EI+
401.8559
5.829e+006



c20jun12a_3-16

F3:Voltage SIR,EI+
403.8530
4.490e+006



Quantify Sample Report MassLynx 4.1

Manual Integrations

Dataset: C:\MassLynx\Default.pro\Results\c20jun12a_3-16.qld

Last Altered: Tuesday, 6/26/2012 4:52:27 PM Eastern Daylight Time
Printed: Tuesday, 6/26/2012 4:52:32 PM Eastern Daylight Time

Method: C:\MassLynx\Default.PRO\MethDB\m1613-061912-db5ms.mdb 20 Jun 2012 08:46:37
Calibration: C:\MassLynx\Default.PRO\CurveDB\DB5MS-0042012_1613.cdb 08 May 2012 08:31:36

Name: c20jun12a_3-16, ID: 31201450016, Date: 21-Jun-2012, Time: 09:15:27, Submitter: HRD1734, Description: JW-EA01-SS02-120507, User: KAS


ES:13C-OCDD

c20jun12a_3-16

ES:13C-OCDD
39.29
2.55e5

F5: Voltage SIR, EI+
469.7780
2.718e+006

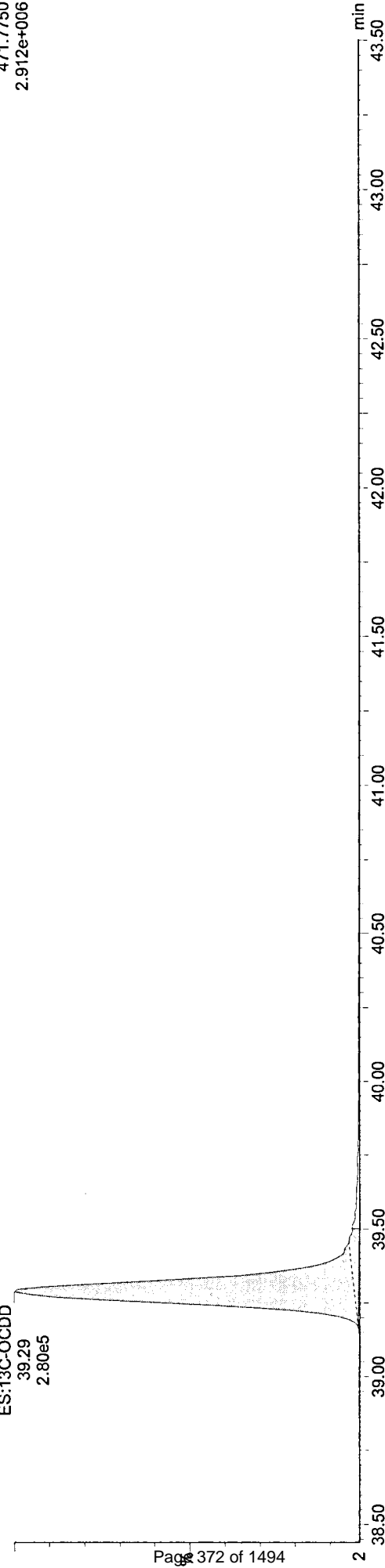
run max value
run max value



c20jun12a_3-16

ES:13C-OCDD
39.29
2.80e5

F5: Voltage SIR, EI+
471.7750
2.912e+006



Quantify Sample Report

Manual Integrations ###

MassLynx 4.1

Dataset: C:\MassLynx\Default.pro\Results\c20jun12a_3-16.qld

Last Altered: Tuesday, 6/26/2012 4:52:45 PM Eastern Daylight Time

Printed: Tuesday, 6/26/2012 4:52:49 PM Eastern Daylight Time

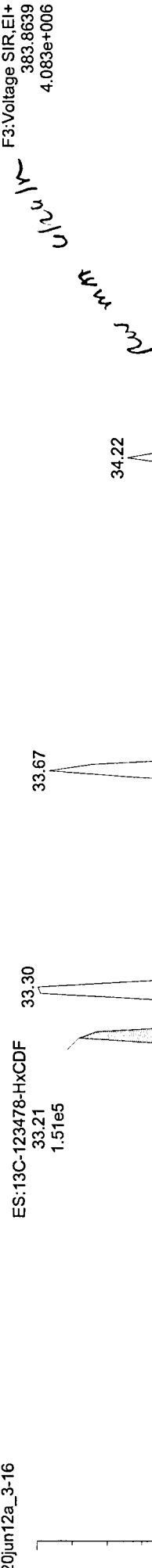
Method: C:\MassLynx\Default.PRO\MethDB\m1613-061912-db5ms.mdb 20 Jun 2012 08:46:37

Calibration: C:\MassLynx\Default.PRO\CurveDB\B5MS-0042012_1613.cdb 08 May 2012 08:31:36

Name: c20jun12a_3-16, ID: 31201450016, Date: 21-Jun-2012, Time: 09:15:27, Submitter: HRD1734, Description: JW-EA01-SS02-120507, User: KAS

ES:13C-123478-HxCDF

c20jun12a_3-16



c20jun12a_3-16

ES:13C-123478-HxCDF

33.21 2.84e5

33.29

33.67

34.22

F3:Voltage SIR,EI+
385.8610
7.612e+006

Quantify Sample Report

Manual Integrations

Dataset: C:\MassLynx\Default.pro\Results\c20jun12a_3-16.qld

Last Altered: Tuesday, 6/26/2012 4:53:14 PM Eastern Daylight Time
Printed: Tuesday, 6/26/2012 4:53:19 PM Eastern Daylight Time

Method: C:\MassLynx\Default.PRO\MethDB\m1613-061912-db5ms.mdb 20 Jun 2012 08:46:37

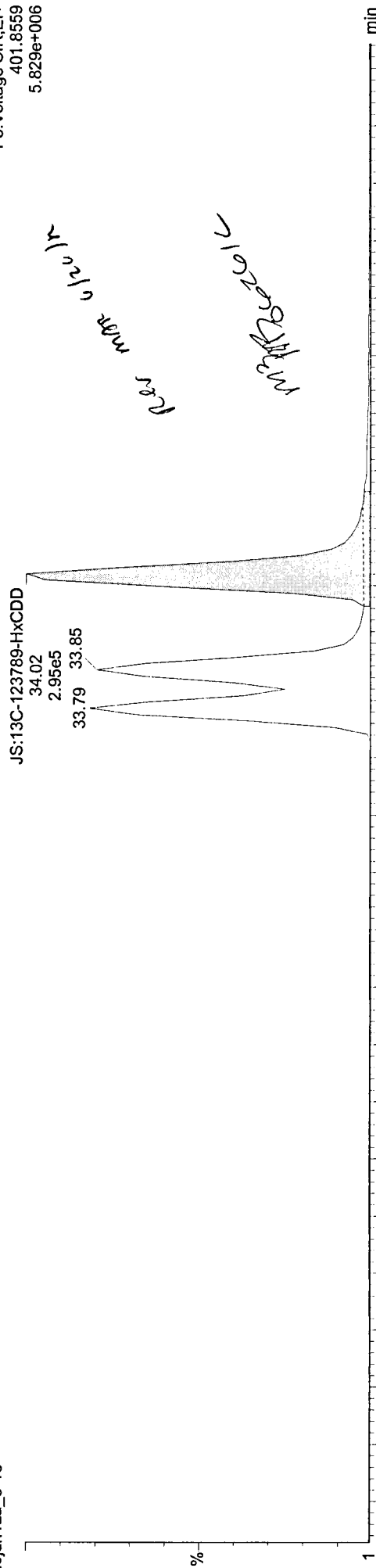
Calibration: C:\MassLynx\Default.PRO\CurveDB\DB5MS-0042012_1613.cdb 08 May 2012 08:31:36

Name: c20jun12a_3-16, ID: 31201450016, Date: 21-Jun-2012, Time: 09:15:27, Submitter: HRD1734, Description: JW-EA01-SS02-120507, User: KAS

JS:13C-123789-HxCDD

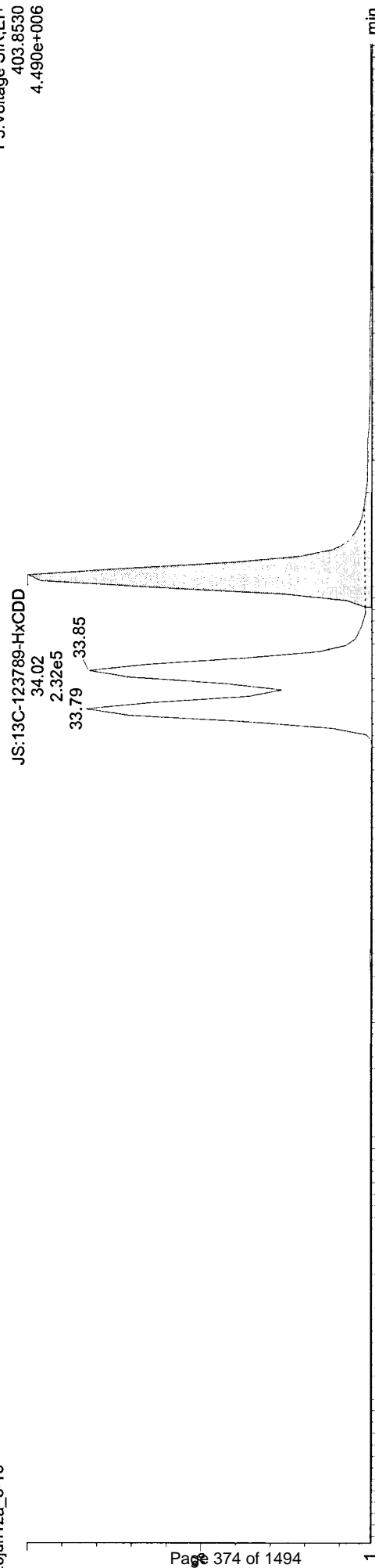
c20jun12a_3-16

F3:Voltage SIR.EI+
401.8559
5.829e+006



c20jun12a_3-16

F3:Voltage SIR.EI+
403.8530
4.490e+006



Quantify Sample Report

Manual Integrations ###

MassLynx 4.1

Dataset: C:\MassLynx\Default.pro\Results\c20jun12a_3-16.qld
Last Altered: Tuesday, 6/26/2012 4:53:25 PM Eastern Daylight Time
Printed: Tuesday, 6/26/2012 4:53:28 PM Eastern Daylight Time

312014

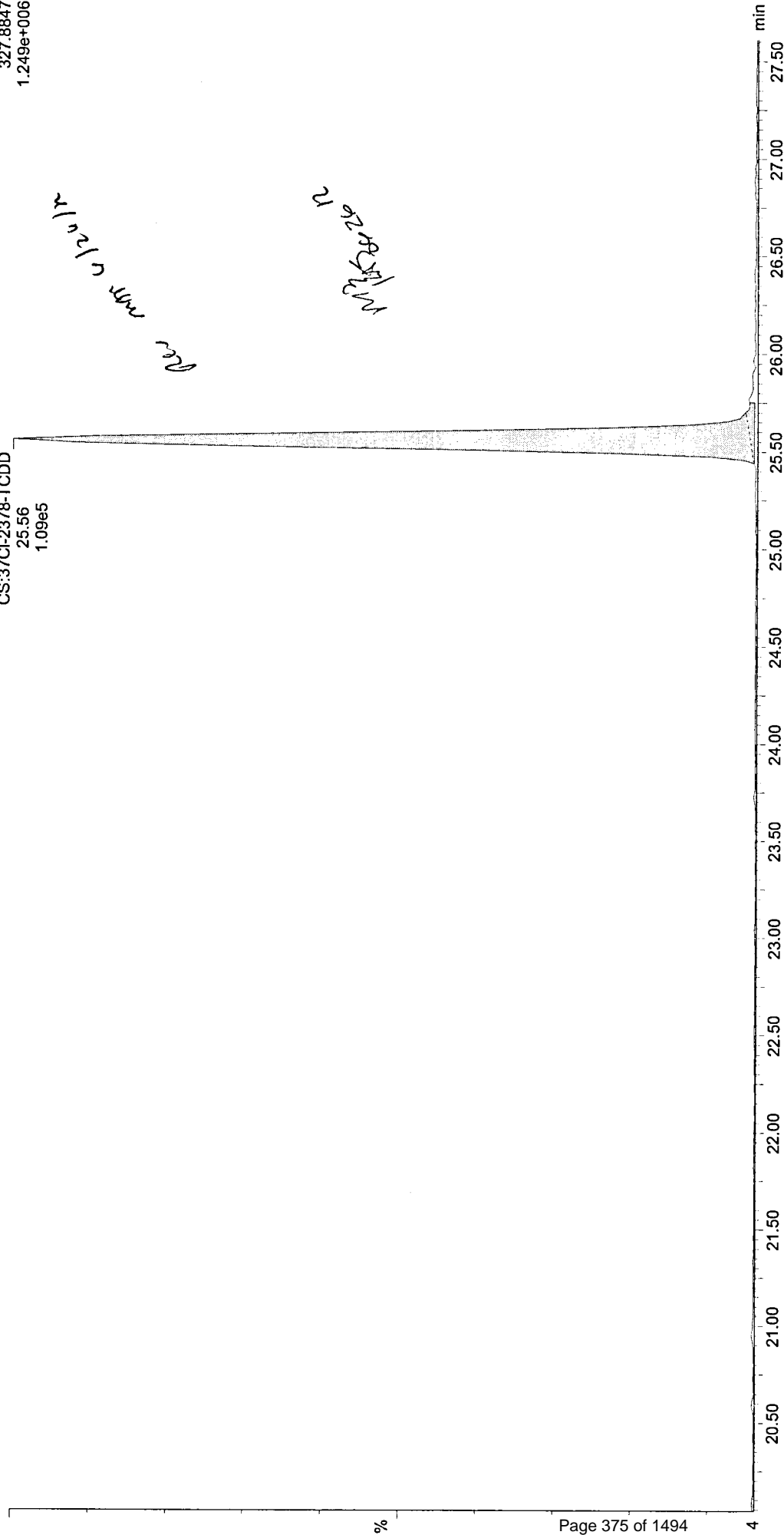
Method: C:\MassLynx\Default.PRO\MethDB\m1613-061912-db5ms.mdb 20 Jun 2012 08:46:37
Calibration: C:\MassLynx\Default.PRO\CurveDB\B5MS-0042012_1613.cdb 08 May 2012 08:31:36
Name: c20jun12a_3-16, ID: 31201450016, Date: 21-Jun-2012, Time: 09:15:27, Submitter: HRD1734, Description: JW-EA01-SS02-120507, User: KAS

CS:37CI-2378-TCDD

c20jun12a_3-16

F1:Voltage S1R.EI+
327.8847
1.249e+006

CS:37CI-2378-TCDD
25.56
1.09e5



Quantify Sample Report

Manual Integrations

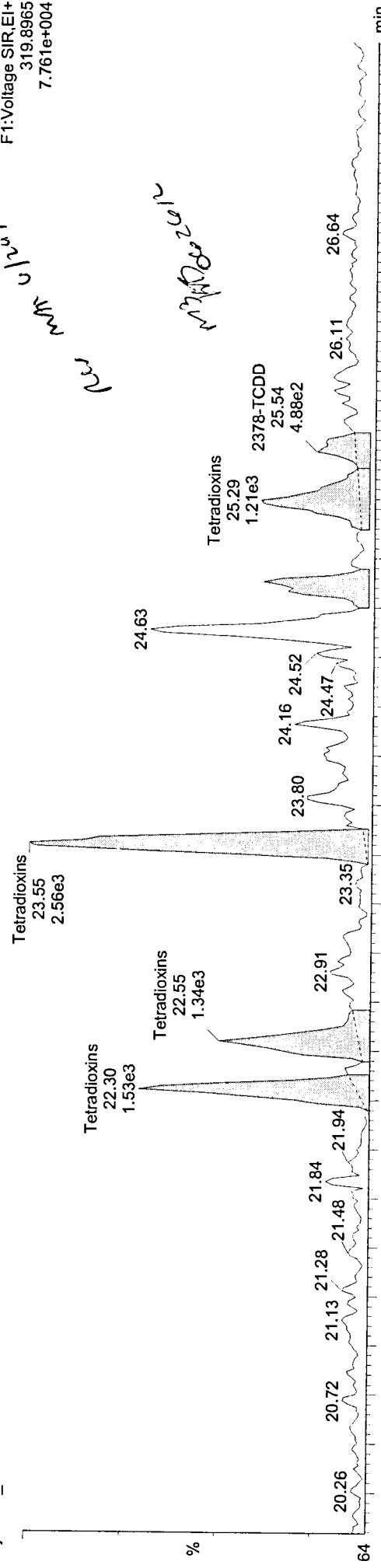
Dataset: C:\MassLynx\Default.pro\Results\c20jun12a_3-16.qld

Last Altered: Tuesday, 6/26/2012 4:55:19 PM Eastern Daylight Time
Printed: Tuesday, 6/26/2012 4:55:32 PM Eastern Daylight Time

Method: C:\MassLynx\Default.PRO\MethDB\m1613-061912-db5ms.mdb 20 Jun 2012 08:46:37
Calibration: C:\MassLynx\Default.PRO\CurveDB\MS-0042012_1613.cdb 08 May 2012 08:31:36

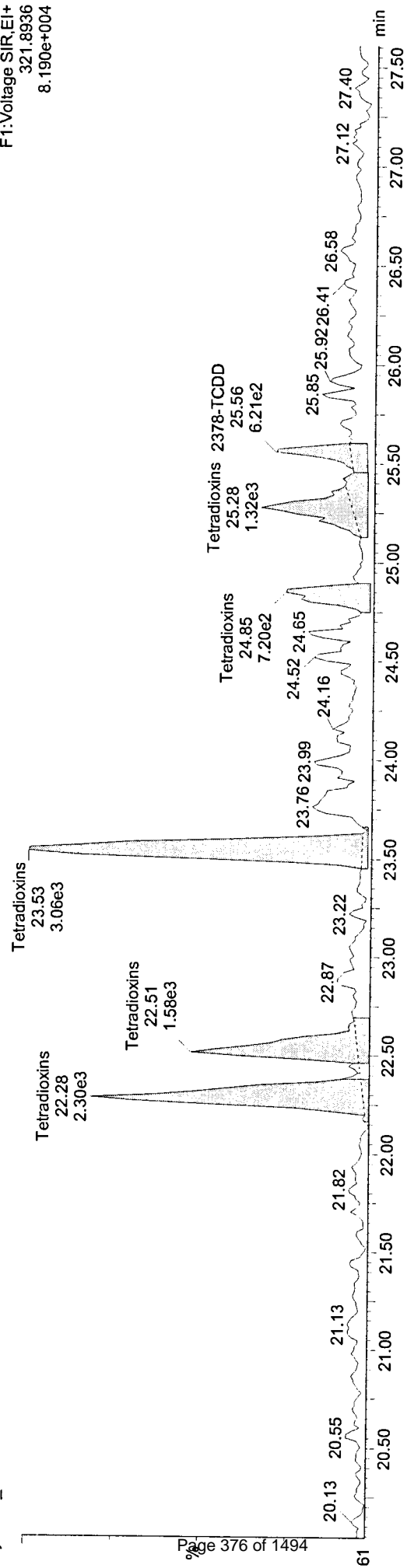
Name: c20jun12a_3-16, ID: 31201450016, Date: 21-Jun-2012, Time: 09:15:27, Submitter: HRD1734, Description: JW-EA01-SS02-120507, User: KAS

Tetradioxins
c20jun12a_3-16



F1: Voltage SIR, EI+
319.8965
7.761e+004

c20jun12a_3-16



F1: Voltage SIR, EI+
321.8936
8.190e+004

Dataset: Z:\Default.pro\Results\c20jun12a_3-16.qld

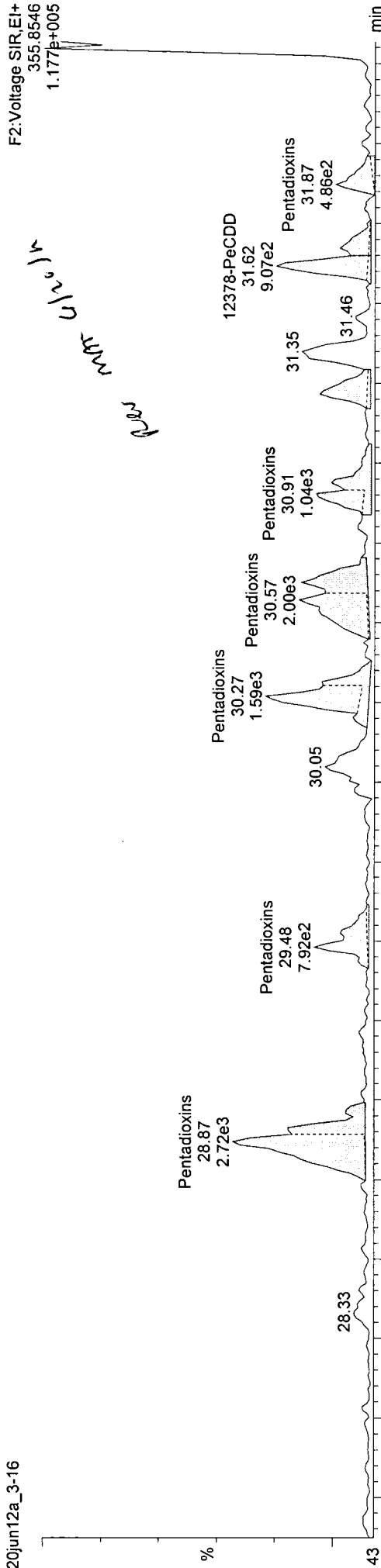
Last Altered: Tuesday, June 26, 2012 17:52:11 Eastern Daylight Time
Printed: Tuesday, June 26, 2012 17:52:44 Eastern Daylight Time

Method: Untitled 20 Jun 2012 08:46:37

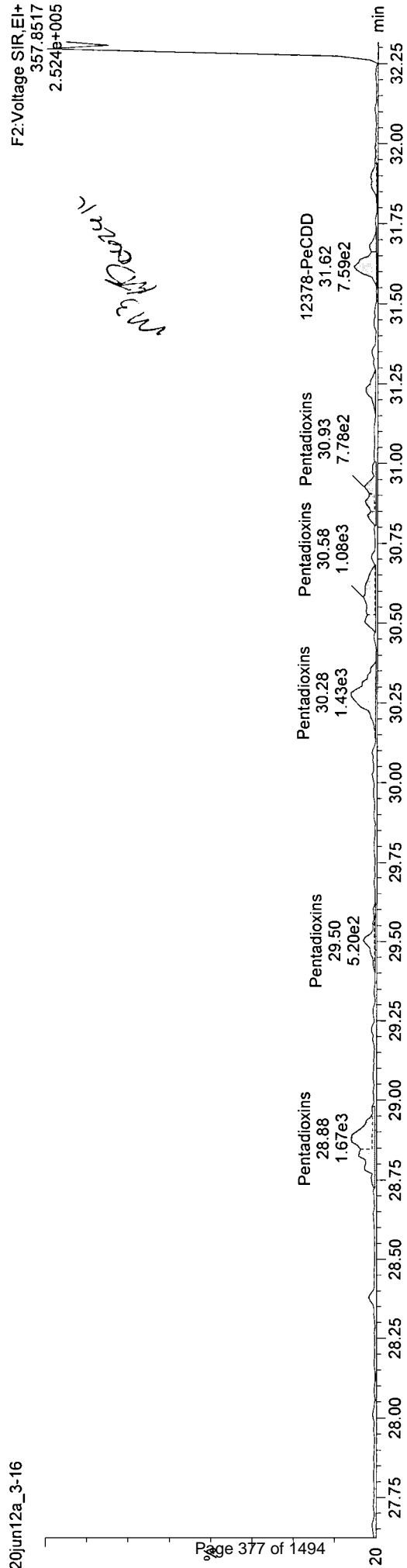
Calibration: C:\MassLynx\Default.PRO\CurveDB\MS-0042012_1613.cdb 08 May 2012 08:31:36

Name: c20jun12a_3-16, ID: 31201450016, Date: 21-Jun-2012, Time: 09:15:27, Submitter: HRD1734, Description: JW-EA01-SS02-120507, User: KAS

Pentadioxins
c20jun12a_3-16



c20jun12a_3-16



Quantify Sample Report
Manual Integrations

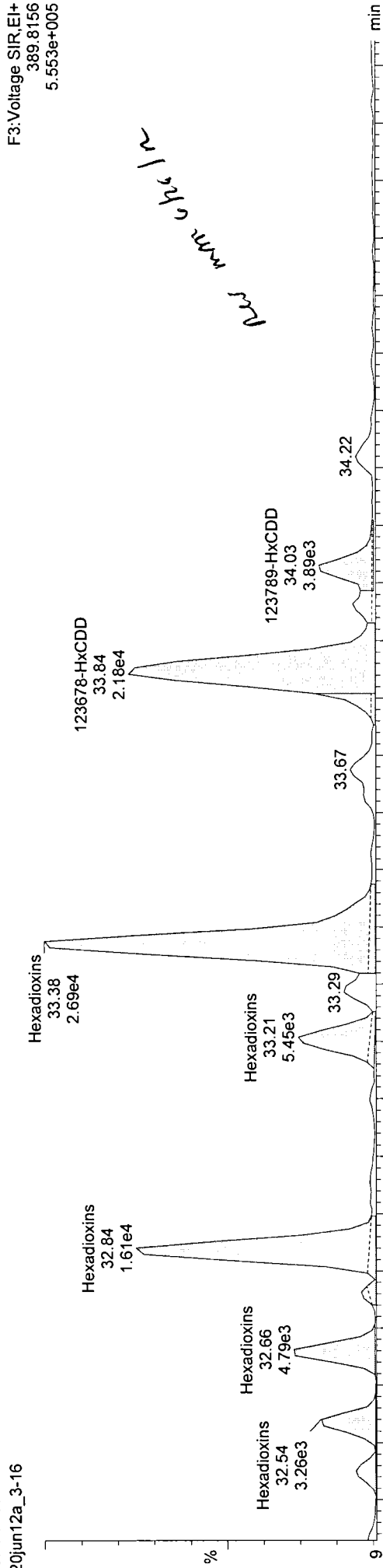
MassLynx 4.1 SCN627

Dataset: Z:\Default.pro\Results\c20jun12a_3-16.qld

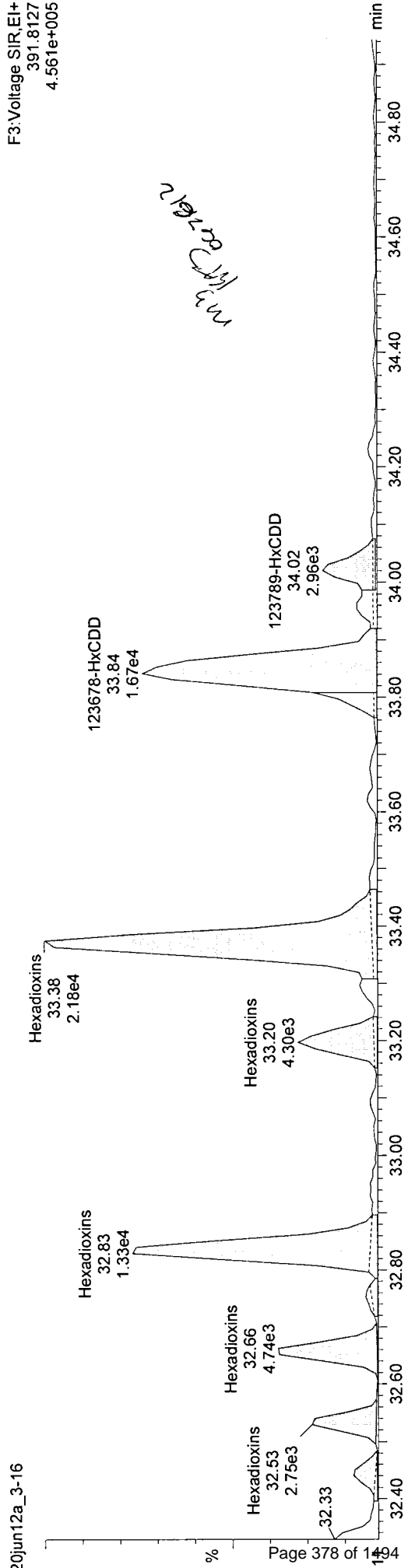
Last Altered: Tuesday, June 26, 2012 17:52:11 Eastern Daylight Time
Printed: Tuesday, June 26, 2012 17:52:44 Eastern Daylight Time

Name: c20jun12a_3-16, ID: 31201450016, Date: 21-Jun-2012, Time: 09:15:27, Submitter: HRD1734, Description: JW-EA01-SS02-120507, User: KAS

Hexadioxins
c20jun12a_3-16



c20jun12a_3-16



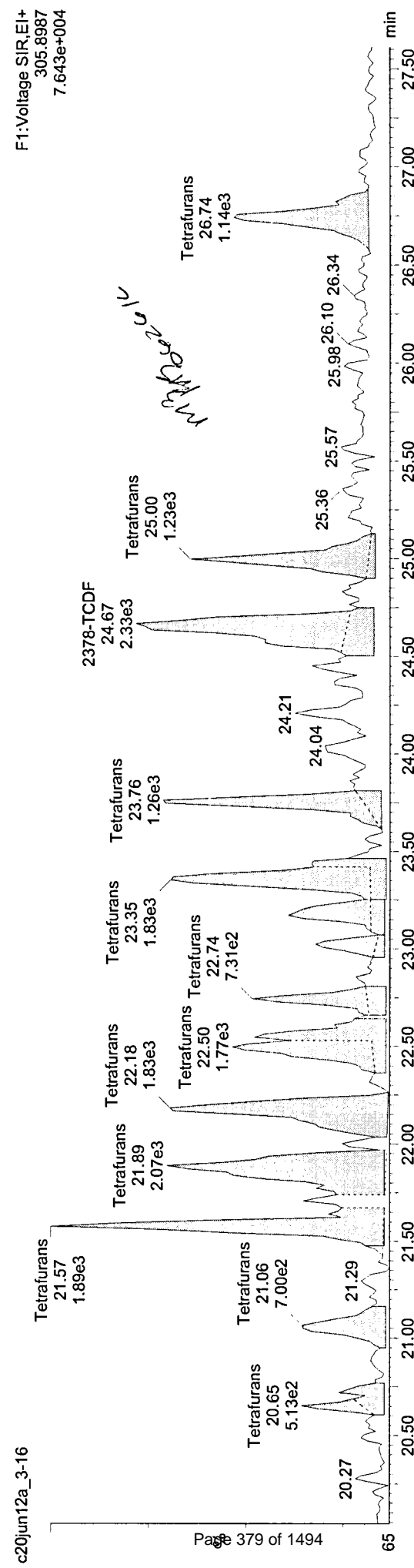
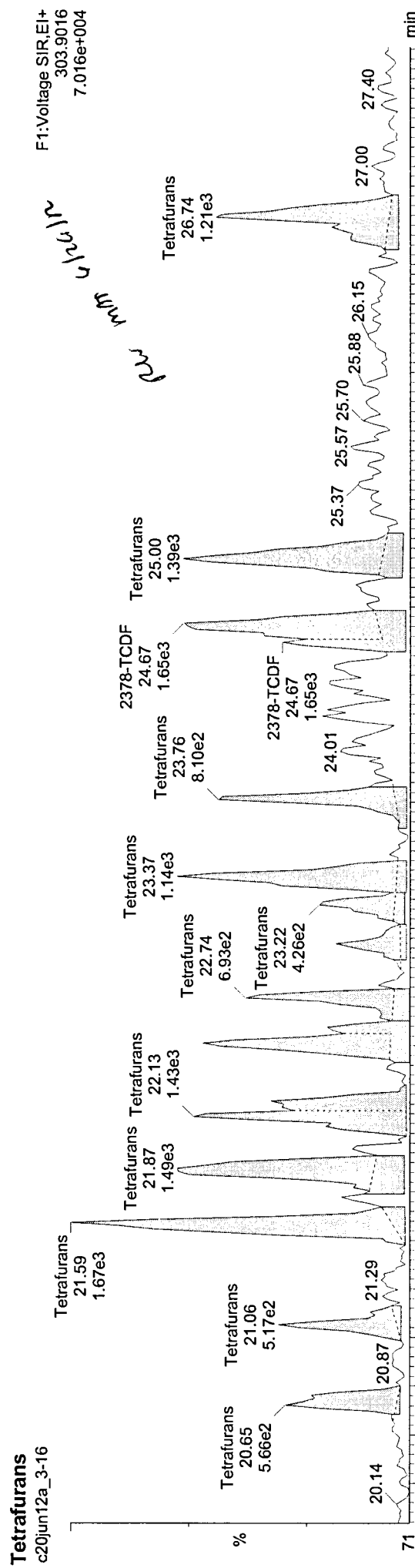
Quantify Sample Report
 ### Manual Integrations ###

MassLynx 4.1

Dataset: C:\MassLynx\Default.pro\Results\c20jun12a_3-16.qld

Last Altered: Tuesday, 6/26/2012 5:06:27 PM Eastern Daylight Time
 Printed: Tuesday, 6/26/2012 5:06:33 PM Eastern Daylight Time

Method: Untitled 20 Jun 2012 08:46:37
 Calibration: C:\MassLynx\Default.PRO\CurveDB\B5MS-0042012_1613.cdb 08 May 2012 08:31:36
 Name: c20jun12a_3-16, ID: 31201450016, Date: 21-Jun-2012, Time: 09:15:27, Submitter: HRD1734, Description: JW-EA01-SS02-120507, User: KAS



Quantify Sample Report

Manual Integrations

Dataset: C:\MassLynx\Default.pro\Results\c20jun12a_3-16.qld

Last Altered: Tuesday, 6/26/2012 5:10:49 PM Eastern Daylight Time
Printed: Tuesday, 6/26/2012 5:10:59 PM Eastern Daylight Time

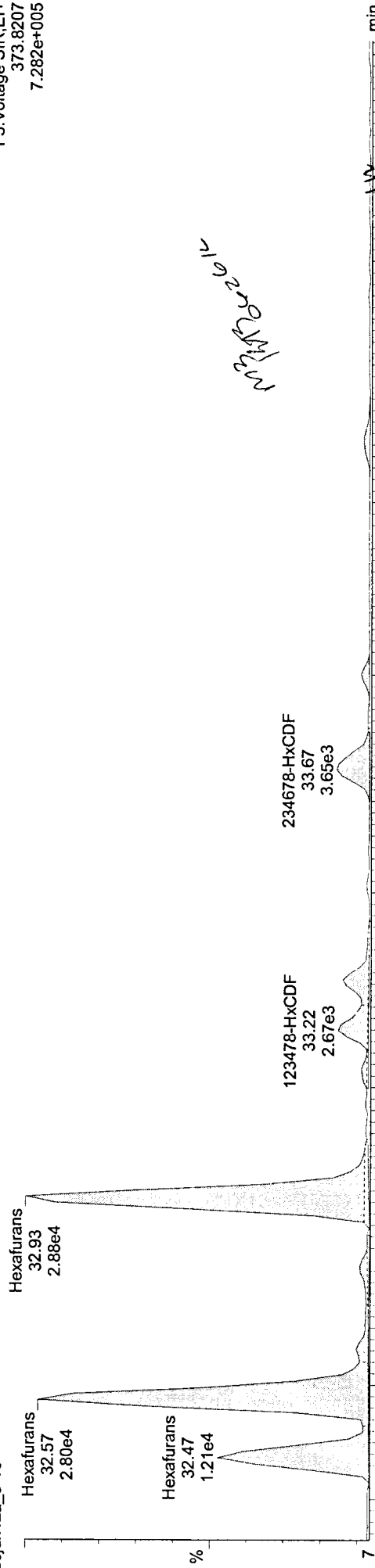
312014

Method: Untitled 20 Jun 2012 08:46:37

Calibration: C:\MassLynx\Default.PRO\CurveDB\B5MS-0042012_1613.cdb 08 May 2012 08:31:36

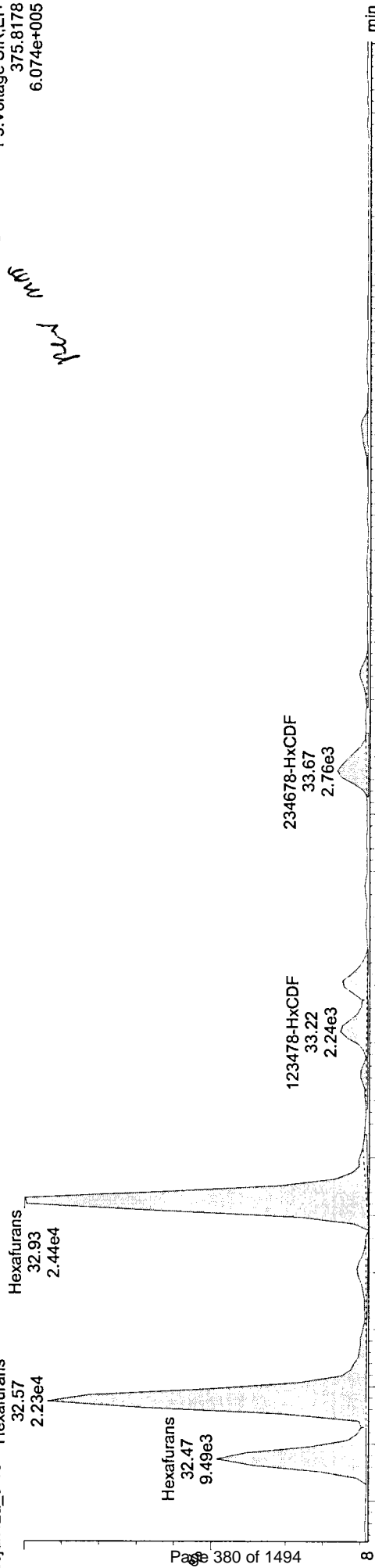
Name: c20jun12a_3-16, ID: 31201450016, Date: 21-Jun-2012, Time: 09:15:27, Submitter: HRD1734, Description: JW-EA01-SS02-120507, User: KAS

Hexafurans
c20jun12a_3-16



F3: Voltage SIR.EI+
373.8207
7.282e+005

Hexafurans
c20jun12a_3-16



F3: Voltage SIR.EI+
375.8178
6.074e+005

Quantify Sample Report MassLynx 4.1

Manual Integrations

Dataset: C:\MassLynx\Default.pro\Results\c20jun12a_3-16.qld

Last Altered: Tuesday, 6/26/2012 5:11:40 PM Eastern Daylight Time
Printed: Tuesday, 6/26/2012 5:11:49 PM Eastern Daylight Time


Method: Untitled 20 Jun 2012 08:46:37

Calibration: C:\MassLynx\Default.PRO\CurveDB\MS-0042012_1613.cdb 08 May 2012 08:31:36

Name: c20jun12a_3-16, ID: 31201450016, Date: 21-Jun-2012, Time: 09:15:27, Submitter: HRD1734, Description: JW-EA01-SS02-120507, User: KAS


Heptafurans
c20jun12a_3-16

F4:Voltage SIR.EI+
407.7818
1.272e+006



c20jun12a_3-16

F4:Voltage SIR.EI+
409.7788
1.255e+006



Quantify Sample Report MassLynx 4.1

Manual Integrations

Dataset: C:\MassLynx\Default.pro\Results\c20jun12a_3-16.qld

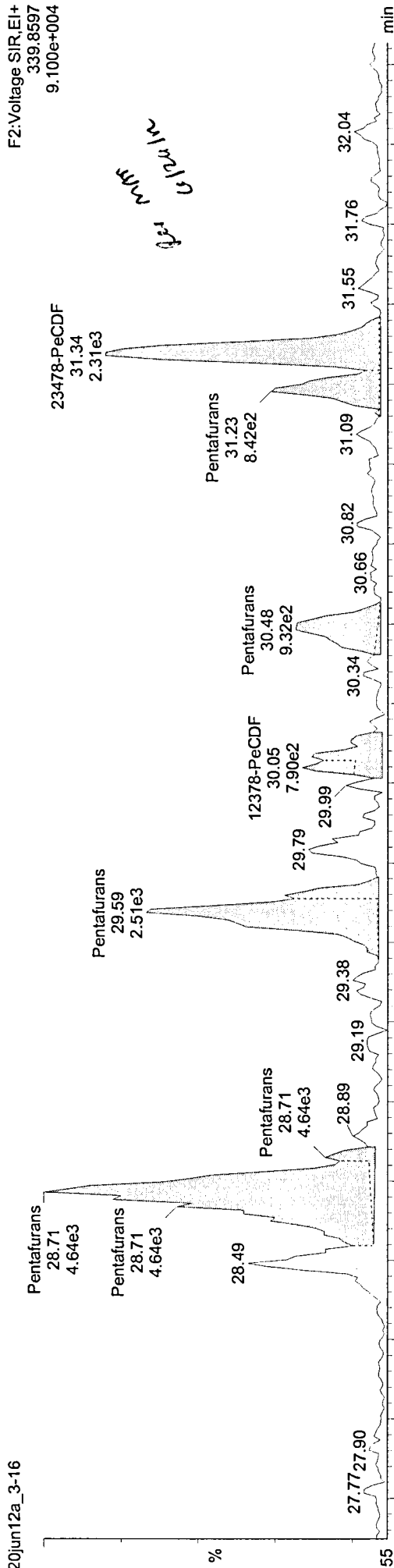
Last Altered: Tuesday, 6/26/2012 5:36:03 PM Eastern Daylight Time
Printed: Tuesday, 6/26/2012 5:37:10 PM Eastern Daylight Time

Method: Untitled 20 Jun 2012 08:46:37

Calibration: C:\MassLynx\Default.PRO\CurveDB\DB5MS-0042012_1613.cdb 08 May 2012 08:31:36

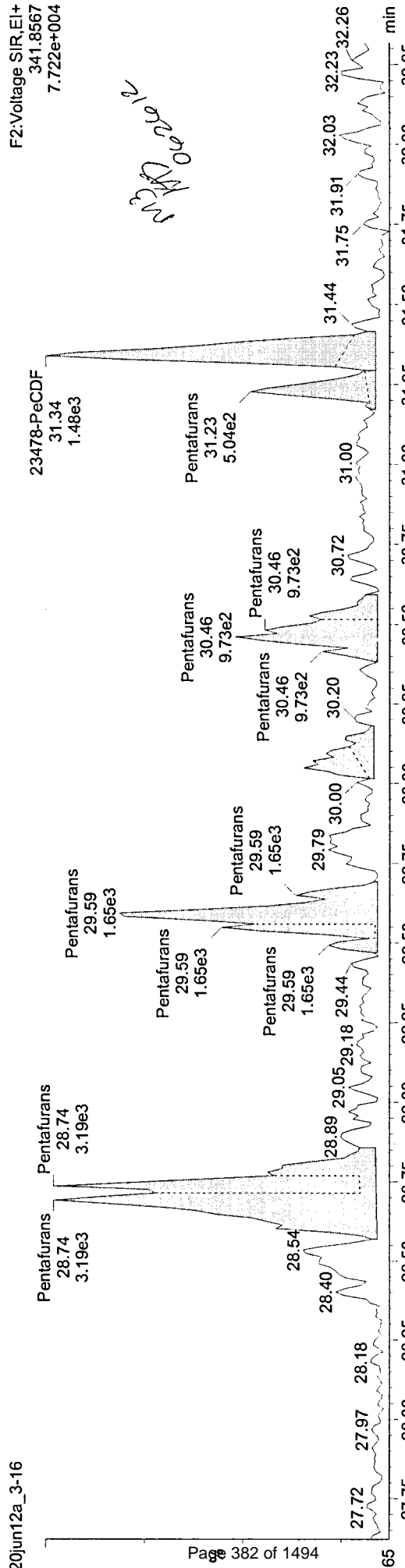
Name: c20jun12a_3-16, ID: 31201450016, Date: 21-Jun-2012, Time: 09:15:27, Submitter: HRD1734, Description: JW-EA01-SS02-120507, User: KAS

Pentafurans
c20jun12a_3-16



F2: Voltage SIR.EI+
339.8597
9.100e+004

c20jun12a_3-16



F2: Voltage SIR.EI+
341.8567
7.722e+004

Quantify Sample Summary Report

MassLynx 4.1

Sample Summary

Dataset: C:\MassLynx\Default\pro\Result\c20jun12a_3-16.qld
 Last Altered: Tuesday, 6/26/2012 4:37:56 PM Eastern Daylight Time
 Printed: Tuesday, 6/26/2012 4:38:13 PM Eastern Daylight Time

31201450

Method: C:\MassLynx\Default\PRO\MethDB\m1613-061912-db5ms.mdb 20 Jun 2012 08:46:37
 Calibration: C:\MassLynx\Default\PRO\CurveDB\B5MS-0042012_1613.cdb 08 May 2012 08:31:36

Name: c20jun12a_3-16
 Date: 21-Jun-2012
 Time: 09:15:27
 ID: 31201450016
 Submitter: HRD1734
 Task: HRMS3
 Description: JW-EA01-SS02-120507

Name	Response	Ion1Area	Ion2Area	RA	RAFail?	RRT	RT	pg/uL	EDL	Height1	Noise1	SN1	Height2	Noise2	SN2	M1	M2	MR
1	2378-TCDD	6.654e2	3.987e2	0.67	NO	1.0006	25.54	0.146	0.0699	3.110e3	675	4.6	6.983e3	741	9.4	bb	bb	1.075
2	12378-PeCDD	1.591e3	8.487e2	1.14	YES	1.0004	31.62	0.381	0.0785	1.845e4	1520	12.1	1.372e4	1053	13.0	bd	bd	1.039
3	123478-HxCDD	4.000e4	2.242e4	1.28	NO	1.0016	33.84	10.657	0.0975	3.711e5	2600	142.7	2.824e5	887	318.4	bd	bd	1.065
4	123678-HxCDD	1.975e3	1.082e3	8.936e2	1.21	NO	1.0033	0.533	0.1077	2.905e4	2600	11.2	1.995e4	887	22.5	dd	dd	0.996
5	123789-HxCDD	6.294e3	3.615e3	2.679e3	1.35	NO	1.0072	1.687	0.1026	8.105e4	2600	31.2	6.114e4	887	68.9	db	db	1.029
6	1234678-HpCDD	2.513e5	1.294e5	1.219e5	1.06	NO	1.0003	67.120	0.2799	1.905e6	3420	557.1	1.811e6	2548	710.6	db	bb	1.055
7	OCDD	1.636e6	7.629e5	8.729e5	0.87	NO	1.0002	603.154	0.3040	8.265e6	1996	4139.7	9.383e6	1558	6023.5	bb	bd	1.063
8	2378-TCDF	2.862e3	1.068e3	1.794e3	0.60	YES	1.0013	0.502	0.1005	1.151e4	1865	6.2	1.659e4	819	20.3	db	bb	0.980
9	12378-PeCDF	4.357e2	1.896e2	2.461e2	0.77	YES	1.0000	0.078	0.1204	6.134e3	1491	4.1	4.658e3	1320	3.5	bd	bb	0.980
10	23478-PeCDF	3.494e3	2.290e3	1.205e3	1.90	YES	1.0000	0.597	0.0676	3.240e4	1491	21.7	2.314e4	1320	17.5	db	bb	1.022
11	123478-HxCDF	4.588e3	2.530e3	2.059e3	1.23	NO	1.0003	0.904	0.0427	5.874e4	1144	51.3	4.278e4	910	47.0	dd	dd	1.183
12	123678-HxCDF	4.179e3	2.429e3	1.750e3	1.39	NO	1.0003	0.663	0.0386	5.116e4	1144	44.7	4.038e4	910	44.4	db	db	1.168
13	234678-HxCDF	6.038e3	3.693e3	2.345e3	1.57	YES	1.0000	1.077	0.0395	6.539e4	1144	57.1	4.669e4	910	51.3	bd	bb	1.178
14	123789-HxCDF	-	-	-	-	NO	-	-	0.0548	-	1144	-	-	910	-	-	-	1.110
15	1234678-HpCDF	9.461e4	4.806e4	4.655e4	1.03	NO	1.0003	14.019	0.0697	8.346e5	1112	750.5	8.384e5	2336	359.0	bb	bb	1.389
16	1234789-HpCDF	3.646e3	1.871e3	1.775e3	1.05	NO	1.0006	0.781	0.1188	2.562e4	1112	23.0	2.583e4	2336	11.1	bb	bb	1.389
17	OCDF	1.200e5	5.844e4	6.156e4	0.95	NO	1.0038	36.453	0.1035	6.958e5	650	1069.7	7.654e5	818	935.9	bd	bb	1.290
18	ES:13C-2378-TCDD	4.227e5	1.849e5	2.378e5	0.78	NO	1.0278	82.385	0.1396	2.059e6	2286	900.9	2.655e6	1051	2526.2	bb	bb	0.991
19	ES:13C-2378-PeCDD	4.018e5	2.464e5	1.554e5	1.59	NO	1.2728	92.928	0.0795	4.836e6	923	5240.9	3.076e6	679	4527.4	bb	bb	0.835
20	ES:13C-123478-HxCDD	3.526e5	1.974e5	1.552e5	1.27	NO	0.9931	74.716	0.0759	4.705e6	1442	3263.5	3.678e6	1548	2375.9	bd	bd	0.971
21	ES:13C-123678-HxCDD	3.725e5	2.078e5	1.647e5	1.26	NO	0.9951	76.266	0.0733	4.535e6	1442	3145.6	3.611e6	1548	2332.2	db	db	1.005
22	ES:13C-1234678-HpCDD	3.549e5	1.839e5	1.709e5	1.08	NO	1.0667	81.684	0.0985	2.618e6	2111	1240.1	2.459e6	1463	1681.5	bb	bb	0.894
23	ES:13C-OCDD	5.102e5	2.451e5	2.651e5	0.92	NO	1.1548	120.459	0.0669	2.642e6	1169	2259.0	2.819e6	1195	2358.4	bb	bb	0.871
24	ES:13C-2378-TCDF	5.815e5	2.606e5	3.209e5	0.81	NO	0.9921	71.985	0.0583	3.051e6	986	3093.6	3.714e6	1208	3073.5	bb	bb	1.561
25	ES:13C-12378-PeCDF	5.665e5	3.467e5	2.198e5	1.58	NO	1.2101	82.790	0.0779	3.647e6	1247	2925.9	2.336e6	1236	1889.8	bb	bb	1.322

Quantify Sample Summary Report
 ### Sample Summary ###

MassLynx 4.1

Dataset: C:\MassLynx\Default.pro\Results\c20jun12a_3-16.qld
 Last Altered: Tuesday, 6/26/2012 4:37:56 PM Eastern Daylight Time
 Printed: Tuesday, 6/26/2012 4:38:13 PM Eastern Daylight Time

Name: c20jun12a_3-16
 Date: 21-Jun-2012
 Time: 09:15:27
 ID: 31201450016
 Submitter: HRD1734
 Task: HRMS3
 Description: JW-EA01-SS02-120507

Name	Response	Ion1Area	Ion2Area	RA	RAFail?	RRT	RT	pg/μL	EDL	Height1	Noise1	SN1	Height2	Noise2	SN2	M1	M2	MR	
26	ES:13C-23478-PeCDF	5.731e5	3.547e5	2.183e5	1.62	NO	1.2620	31.34	0.0802	6.297e6	1247	5051.5	3.880e6	1236	3138.7	bb	bb	1.284	
27	ES:13C-123478-HxCDF	4.289e5	1.487e5	2.803e5	0.53	NO	0.9761	33.21	0.1343	3.528e6	4234	833.3	6.698e6	2294	2919.4	bd	bd	1.198	
28	ES:13C-123678-HxCDF	5.394e5	1.896e5	3.498e5	0.54	NO	0.9787	33.30	0.1294	4.003e6	4234	945.6	7.507e6	2294	3272.0	db	db	1.243	
29	ES:13C-234678-HxCDF	4.761e5	1.669e5	3.092e5	0.54	NO	0.9899	33.67	0.1309	3.870e6	4234	914.1	7.188e6	2294	3132.7	bb	bb	1.229	
30	ES:13C-123789-HxCDF	4.250e5	1.500e5	2.750e5	0.55	NO	1.0059	34.22	0.1368	2.978e6	4234	703.4	5.552e6	2294	2419.6	bb	bb	1.177	
31	ES:13C-1234678-HpCDF	4.860e5	1.535e5	3.325e5	0.46	NO	1.0386	35.33	0.1204	2.815e6	2021	1392.9	5.961e6	3006	1983.4	bb	bb	1.029	
32	ES:13C-1234789-HpCDF	3.360e5	1.077e5	2.283e5	0.47	NO	1.0788	36.70	0.1425	1.675e6	2021	829.0	3.533e6	3006	1175.5	bb	bb	0.869	
33	JS:13C-1234-TCDD	5.175e5	2.302e5	2.873e5	0.80	NO	0.0000	24.83	0.1384	2.681e6	2286	1173.3	3.307e6	1051	3146.7	bb	bb	1.000	
34	JS:13C-123789-HxCDD	4.860e5	2.718e5	2.143e5	1.27	NO	0.0000	34.02	0.0737	5.672e6	1442	3934.2	4.360e6	1548	2816.3	bb	bb	1.000	
35	CS:37Cl-2378-TCDD	1.065e5	1.065e5	-	-	-	1.0291	25.56	0.0241	1.188e6	654	1815.0	-	-	-	bb	-	1.124	
36	Tetradoxins	-	8.232e3	-	-	-	-	3.836	0.0699	1.014e5	675	-	-	-	-	-	-	1.075	
37	Pentadoxins	-	8.081e3	-	-	-	-	3.306	0.0785	1.464e5	1520	-	-	-	-	-	-	1.039	
38	Hexadoxins	-	8.490e4	-	-	-	-	40.978	0.1025	1.766e6	2600	-	-	-	-	-	-	1.030	
39	Heptadoxins	-	2.945e5	-	-	-	-	152.435	0.2799	4.718e6	3420	-	-	-	-	-	-	1.055	
40	Tetrafurans	-	1.039e4	-	-	-	-	4.317	0.1005	1.264e5	1865	-	-	-	-	-	-	0.980	
41	Pentafurans (F1)	-	1.908e4	-	-	-	-	5.398	0.0261	2.064e5	397	-	-	-	-	-	-	1.001	
42	Pentafurans	-	1.204e4	-	-	-	-	3.063	0.0933	1.578e5	1491	-	-	-	-	-	-	1.001	
43	Hexafurans	-	7.672e4	-	-	-	-	25.764	0.0434	1.839e6	1144	-	-	-	-	-	-	1.160	
44	Heptafurans	-	1.194e5	-	-	-	-	39.427	0.0897	2.096e6	1112	-	-	-	-	-	-	1.389	
45	Hexa Ether	-	-	-	-	-	-	-	-	-	336	-	-	-	-	-	-	-	
46	Hepta Ether	-	-	-	-	-	-	-	-	-	467	-	-	-	-	-	-	-	
47	Octa Ether	-	-	-	-	-	-	-	-	-	319	-	-	-	-	-	-	-	
48	Nona Ether	-	-	-	-	-	-	-	-	-	967	-	-	-	-	-	-	-	
49	Deca Ether	-	-	-	-	-	-	-	-	-	369	-	-	-	-	-	-	-	
50	F1 Lock Mass	-	-	-	-	-	-	-	0.0000	-	54288	-	-	-	-	-	-	-	189...
51	F2 Lock Mass	-	-	-	-	-	-	-	0.0000	-	111072	-	-	-	-	-	-	-	254...
52	F3 Lock Mass	-	-	-	-	-	-	-	0.0000	-	70805	-	-	-	-	-	-	-	740...
53	F4 Lock Mass	-	-	-	-	-	-	-	-	-	64947	-	-	-	-	-	-	-	-
54	F5 Lock Mass	-	-	-	-	-	-	-	0.0000	-	54141	-	-	-	-	-	-	-	173...

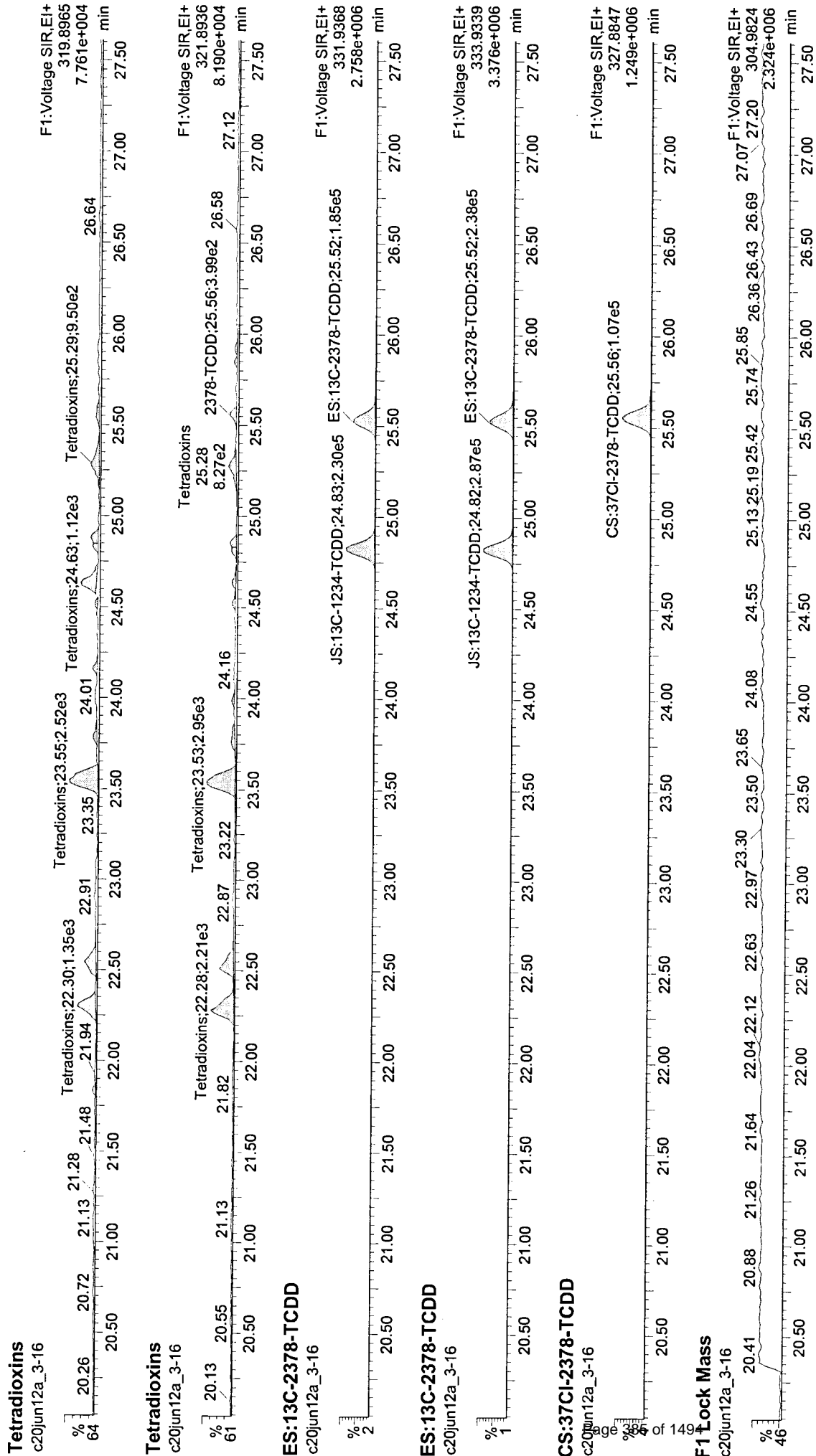
Quantify Sample Report MassLynx 4.1

Sample Summary

Dataset: C:\MassLynx\Default.pro\Results\c20jun12a_3-16.qld
Last Altered: Tuesday, 6/26/2012 4:37:56 PM Eastern Daylight Time
Printed: Tuesday, 6/26/2012 4:38:13 PM Eastern Daylight Time

Method: C:\MassLynx\Default.PRO\MethDB\m1613-061912-db5ms.mdb 20 Jun 2012 08:46:37
Calibration: C:\MassLynx\Default.PRO\CurveDB\B5MS-0042012_1613.cdb 08 May 2012 08:31:36

Name: c20jun12a_3-16, ID: 31201450016, User: KAS, Instrument: , Submitter: HRD1734, Task: HRMS3, Description: JW-EA01-SS02-120507



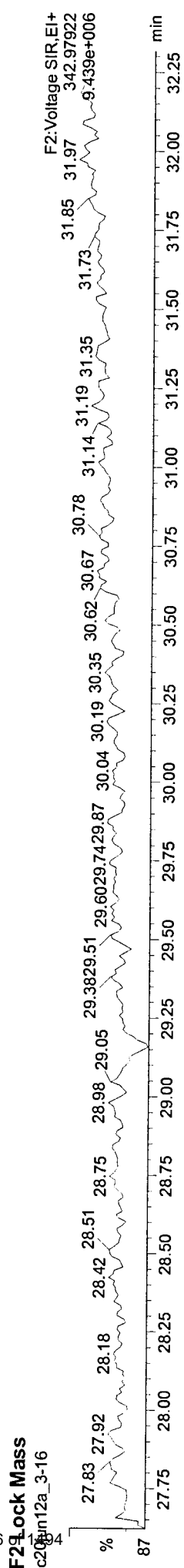
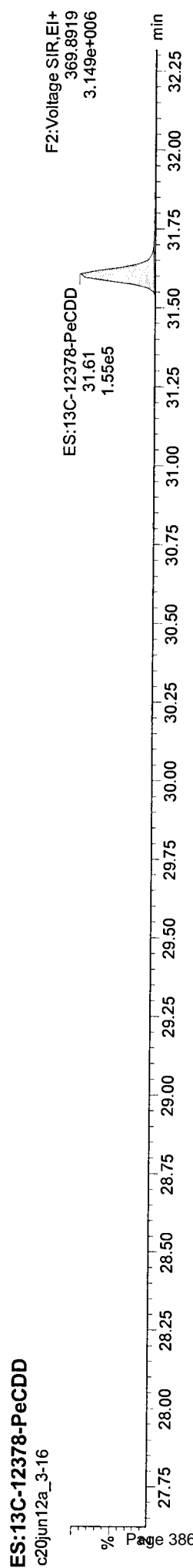
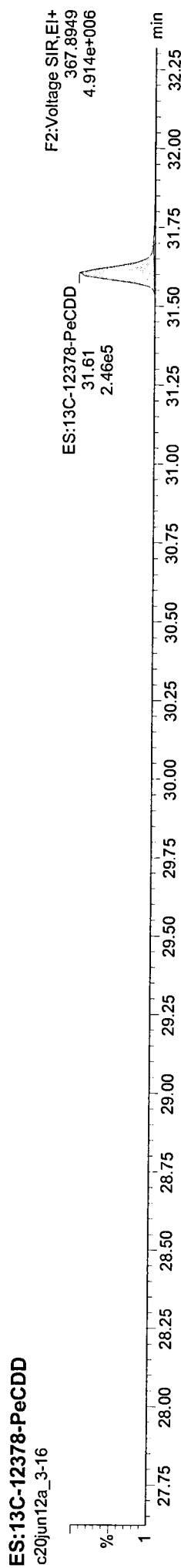
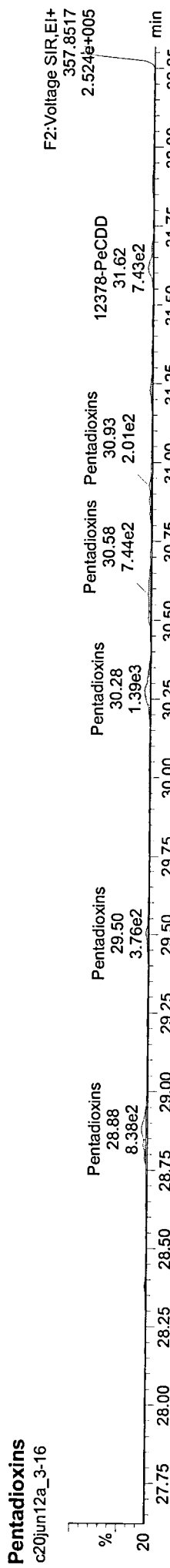
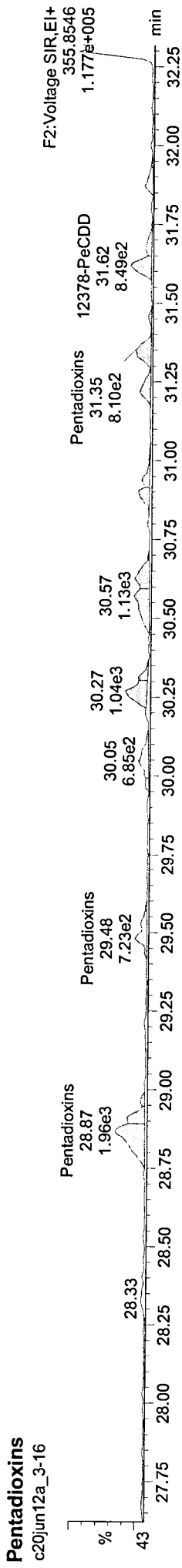
Quantify Sample Report

Sample Summary

MassLynx 4.1

Dataset: C:\MassLynx\Default.pro\Results\c20jun12a_3-16.qld
Last Altered: Tuesday, 6/26/2012 4:37:56 PM Eastern Daylight Time
Printed: Tuesday, 6/26/2012 4:38:13 PM Eastern Daylight Time

Name: c20jun12a_3-16, ID: 31201450016, User: KAS, Instrument: , Submitter: HRD1734, Task: HRMS3, Description: JW-EA01-SS02-120507




Quantify Sample Report
Sample Summary

MassLynx 4.1

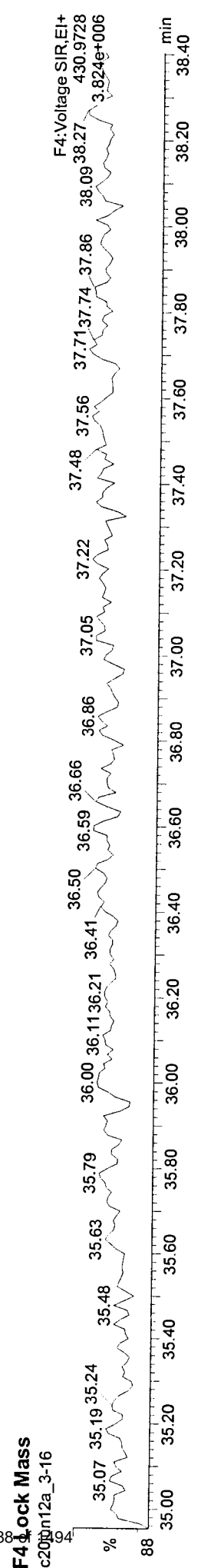



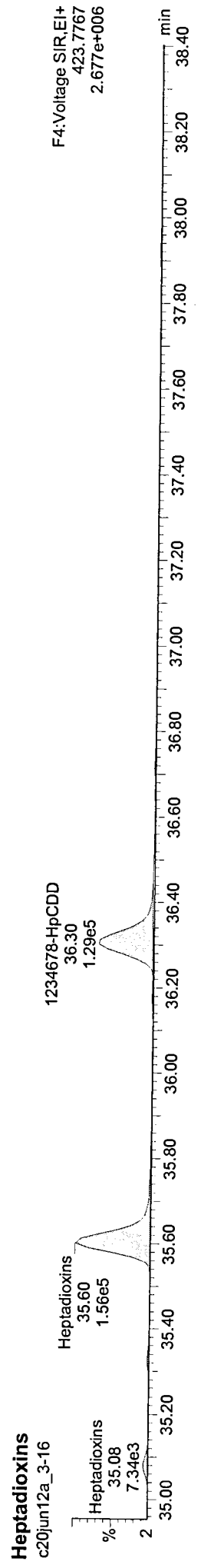
Dataset: C:\MassLynx\Default.pro\Results\c20jun12a_3-16.qld
Last Altered: Tuesday, 6/26/2012 4:37:56 PM Eastern Daylight Time
Printed: Tuesday, 6/26/2012 4:38:13 PM Eastern Daylight Time

Name: c20jun12a_3-16, ID: 31201450016, User: KAS, Instrument: , Submitter: HRD1734, Task: HRMS3, Description: JW-EA01-SS02-120507



Dataset: C:\MassLynx\Default.pro\Results\c20jun12a_3-16.qld
Last Altered: Tuesday, 6/26/2012 4:37:56 PM Eastern Daylight Time
Printed: Tuesday, 6/26/2012 4:38:13 PM Eastern Daylight Time

Name: c20jun12a_3-16, ID: 31201450016, User: KAS, Instrument: , Submitter: HRD1734, Task: HRMS3, Description: JW-EA01-SS02-120507

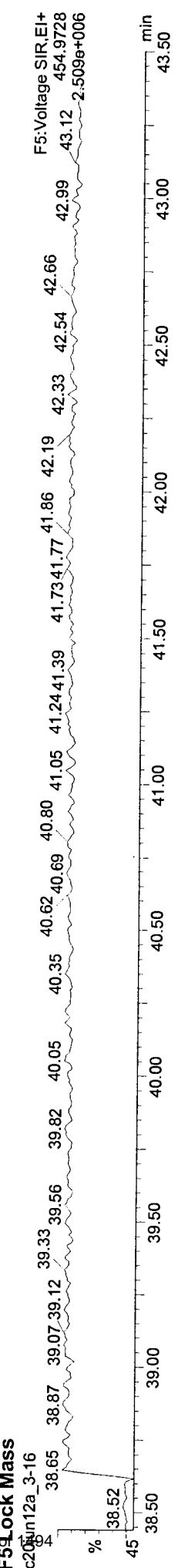



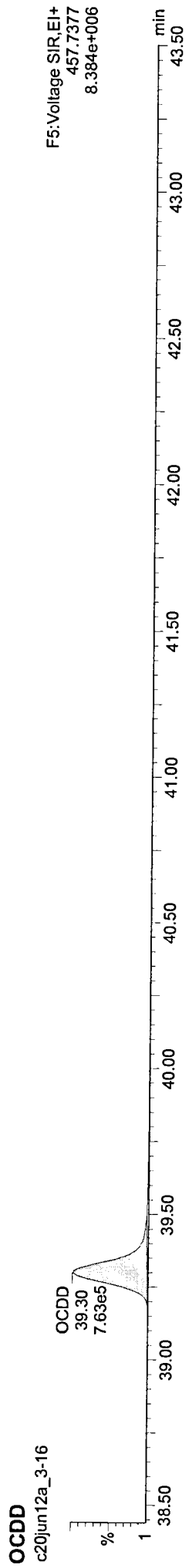


Quantify Sample Report
Sample Summary

MassLynx 4.1

Dataset: C:\MassLynx\Default.prol\Results\c20jun12a_3-16.qld
Last Altered: Tuesday, 6/26/2012 4:37:56 PM Eastern Daylight Time
Printed: Tuesday, 6/26/2012 4:38:13 PM Eastern Daylight Time

Name: c20jun12a_3-16, ID: 31201450016, User: KAS, Instrument: , Submitter: HRD1734, Task: HRMS3, Description: JW-EA01-SS02-120507

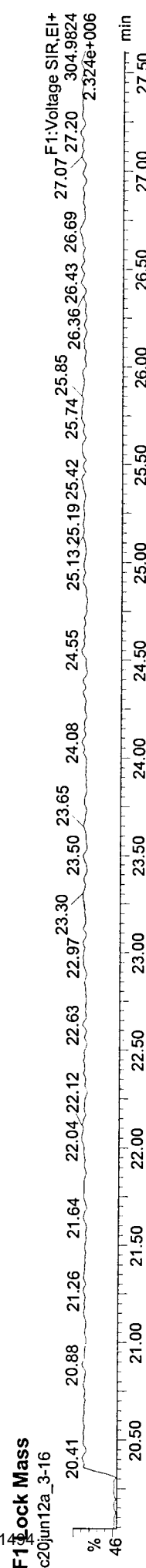
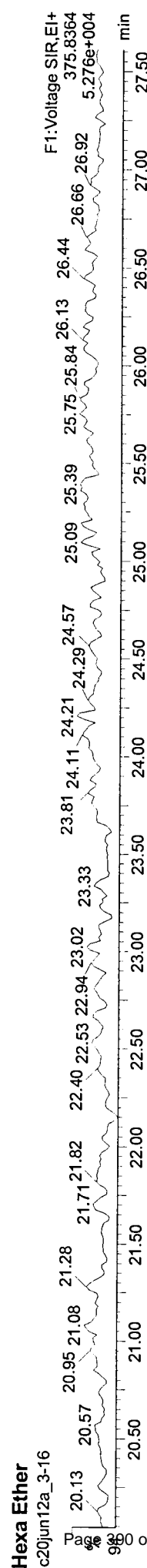

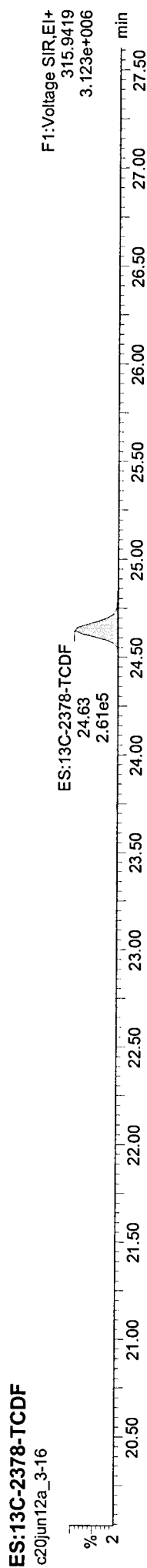
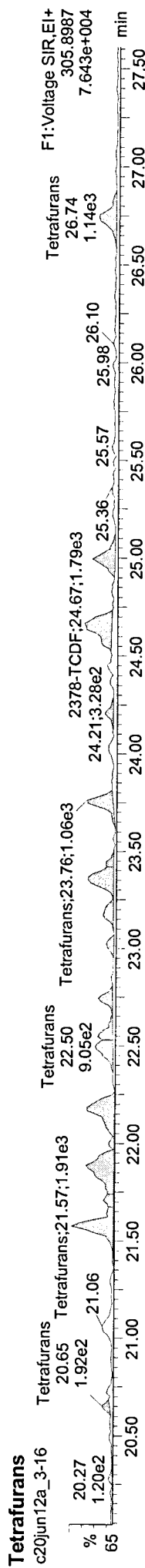
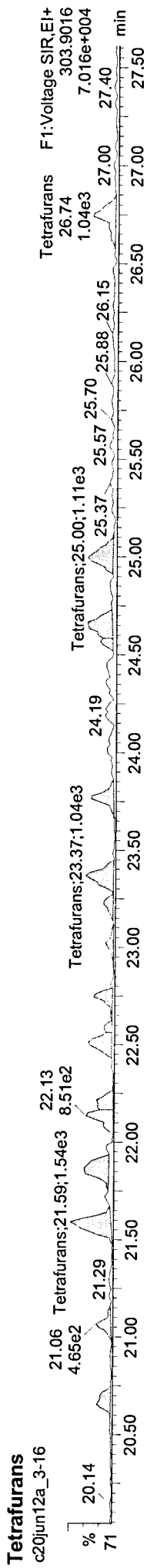


Quantify Sample Report MassLynx 4.1

Sample Summary

Dataset: C:\MassLynx\Default.pro\Results\c20jun12a_3-16.qld
Last Altered: Tuesday, 6/26/2012 4:37:56 PM Eastern Daylight Time
Printed: Tuesday, 6/26/2012 4:38:13 PM Eastern Daylight Time

Name: c20jun12a_3-16, ID: 31201450016, User: KAS, Instrument: , Submitter: HRD1734, Task: HRMS3, Description: JW-EA01-SS02-120507

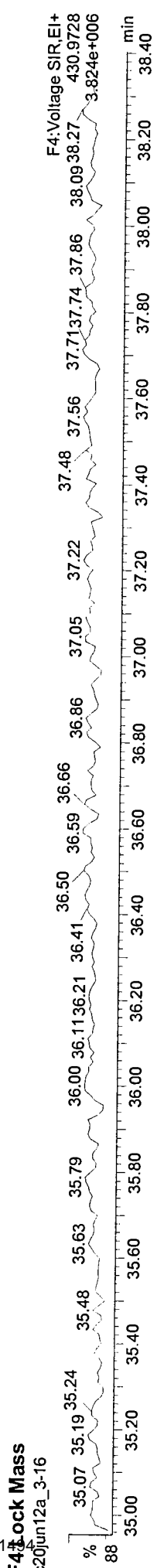

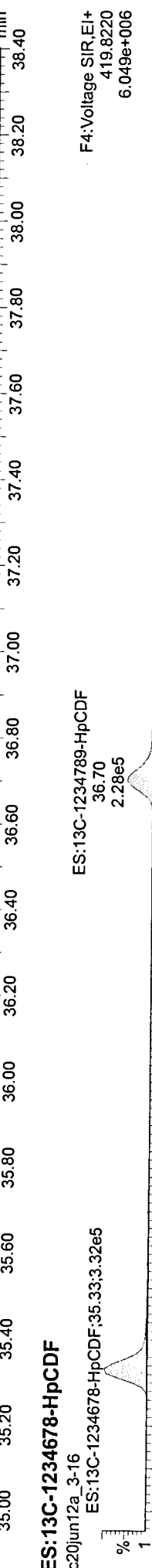




Quantify Sample Report
Sample Summary

MassLynx 4.1

Dataset: C:\MassLynx\Default.pro\Results\c20jun12a_3-16.qld
Last Altered: Tuesday, 6/26/2012 4:37:56 PM Eastern Daylight Time
Printed: Tuesday, 6/26/2012 4:38:13 PM Eastern Daylight Time

Name: c20jun12a_3-16, ID: 31201450016, User: KAS, Instrument: , Submitter: HRD1734, Task: HRMS3, Description: JW-EA01-SS02-120507

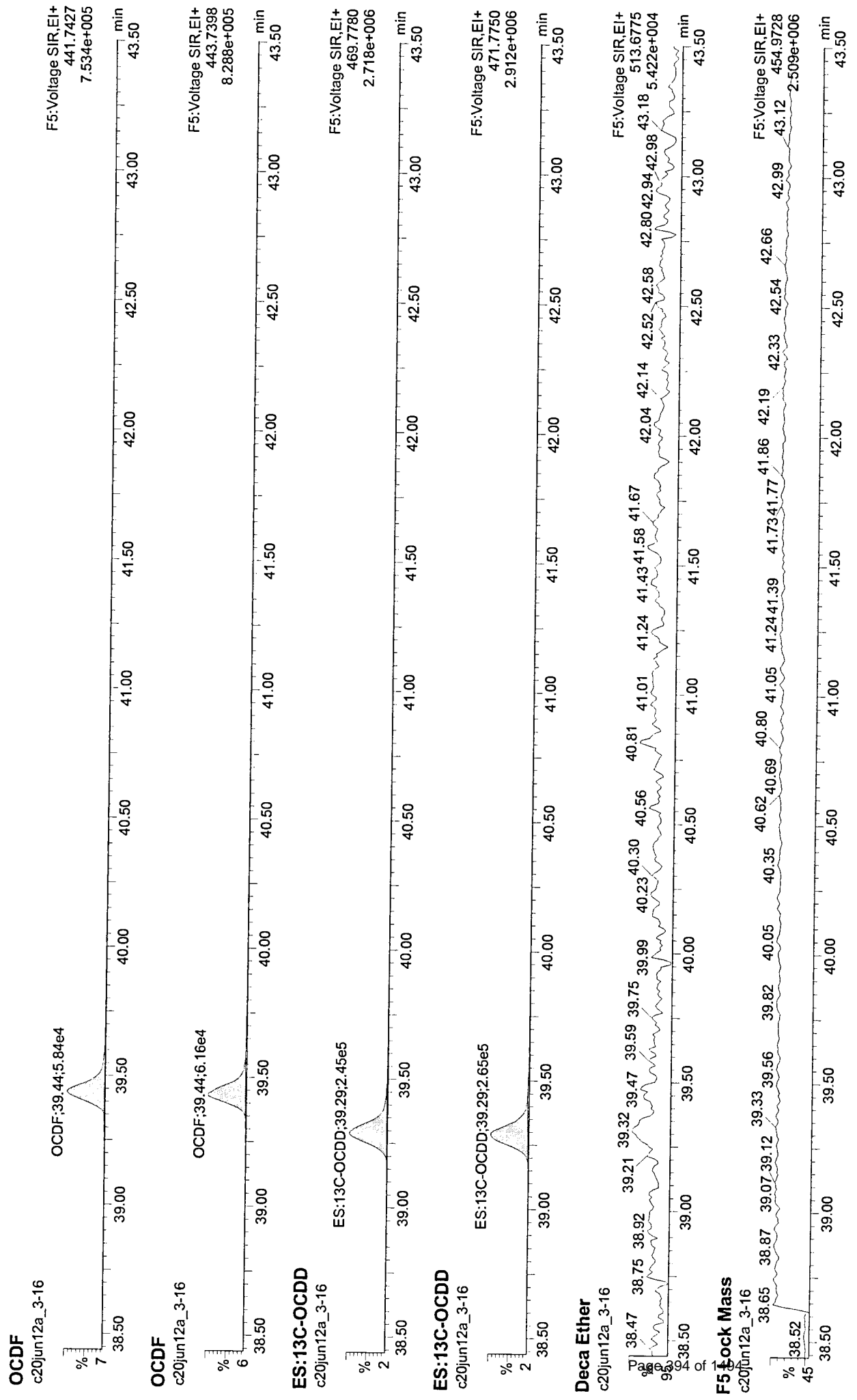


Quantify Sample Report
Sample Summary

MassLynx 4.1

Dataset: C:\MassLynx\Default.pro\Results\c20jun12a_3-16.qld
Last Altered: Tuesday, 6/26/2012 4:37:56 PM Eastern Daylight Time
Printed: Tuesday, 6/26/2012 4:38:13 PM Eastern Daylight Time

Name: c20jun12a_3-16, ID: 31201450016, User: KAS, Instrument: , Submitter: HRD1734, Task: HRMS3, Description: JW-EA01-SS02-120507



Quantify Sample Report
Sample Summary

MassLynx 4.1

Dataset: C:\MassLynx\Default.pro\Results\c20jun12a_3-16.qld


Last Altered: Tuesday, 6/26/2012 4:37:56 PM Eastern Daylight Time
Printed: Tuesday, 6/26/2012 4:38:13 PM Eastern Daylight Time

3120100

Name: c20jun12a_3-16, ID: 31201450016, User: KAS, Instrument: , Submitter: HRD1734, Task: HRMS3, Description: JW-EA01-SS02-120507


Pentafurans (F1)

c20jun12a_3-16



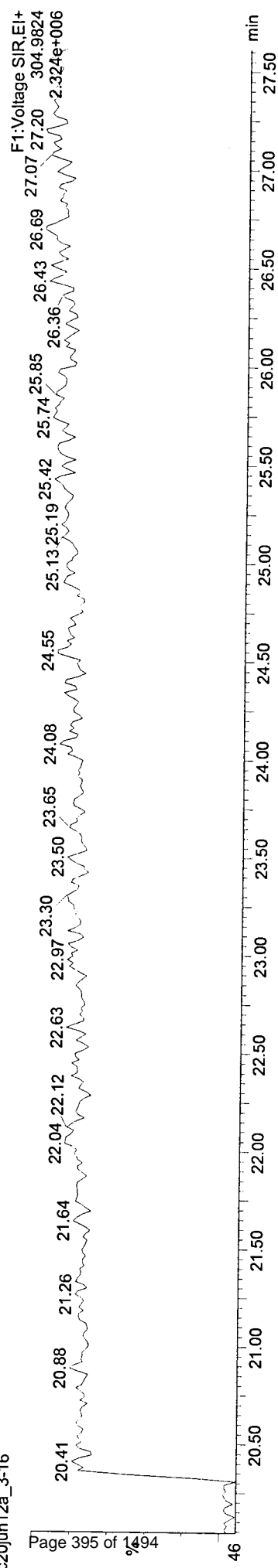
Pentafurans (F1)

c20jun12a_3-16



F1 Lock Mass

c20jun12a_3-16



Quantify Sample Summary Report
 ### Confirms Sample Summary ###
 MassLynx 4.1

TM 7-3-12

Dataset: C:\MassLynx\Default.prolResults\c02jul12a-Confirms.qld
 Last Altered: Monday, 7/2/2012 4:05:54 PM Eastern Daylight Time
 Printed: Monday, 7/2/2012 4:07:41 PM Eastern Daylight Time

3120145

Method: C:\MassLynx\Default.PRO\MethDB\VF\Xms-TCDF_Smooth.mdb/29 Jun 2012 10:51:42
 Calibration: C:\MassLynx\Default.PRO\CurveDB\VF\Xms-Confirm_c08dec11b.cdb 09 Dec 2011 09:13:48

Name: c02jul12a-5 ✓
 Date: 02-Jul-2012
 Time: 11:15:30 ✓
 ID: 31201450016 ✓
 User: JLJ
 Submitter: HRD1753
 Task: HRMS3

Name	Response	Ion1Area	Ion2Area	RA	RAFail?	RRT	RT	pg/ul	EDL	SN1	SN2	M	Height1	Noise1	Height2	Noise2
2378-TCDF	5.517e3	2.537e3	2.980e3	0.85	NO	1.0007	22.12	0.420	0.0263	38.6	41.8	MM	3.616e4	938	4.242e4	1015
ES:13C-2378-TCDF	1.116e6	4.938e5	6.227e5	0.79	NO	1.0044	22.10	53.352	0.0203	5696.9	8034.8	bb	6.965e6	1223	8.889e6	1106
JS:13C-1234-TCDD	9.178e5	4.024e5	5.155e5	0.78	NO	0.0000	22.01	100.000	0.0490	4591.5	5634.1	bb	5.507e6	1199	7.113e6	1262
Tetraturans	-	3.006e4	-	-	-	-	-	5.183	0.0263	-	-	-	4.223e5	938	-	-
F1 Lock Mass	-	-	-	-	-	-	-	-	-	-	-	-	-	-	-	50892


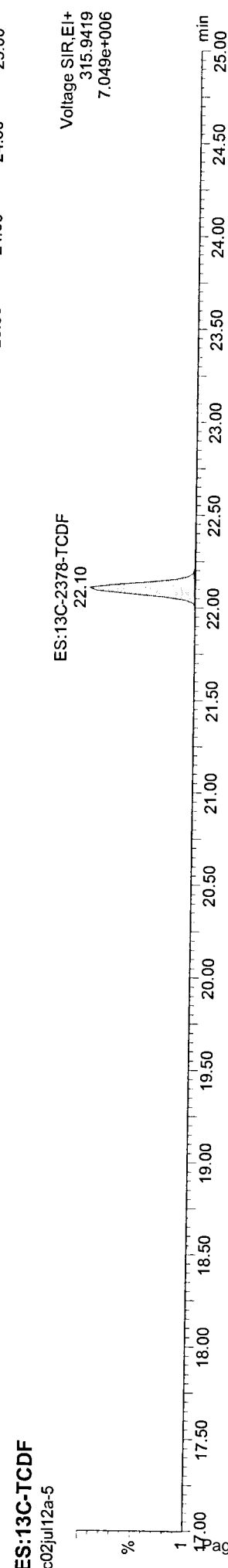
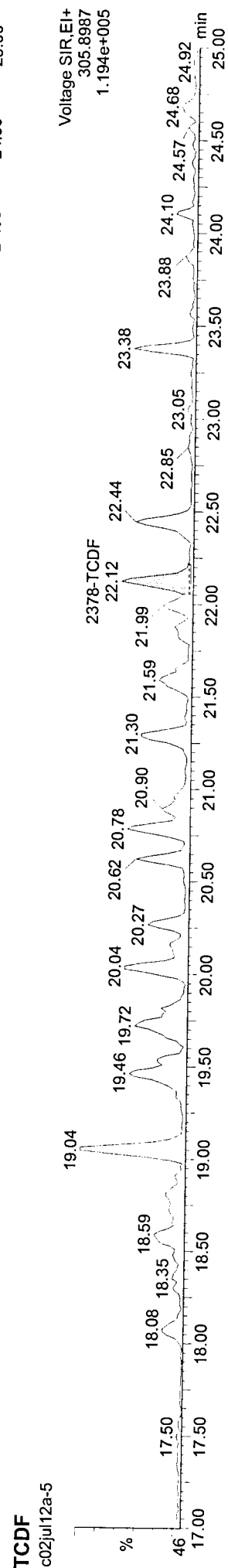
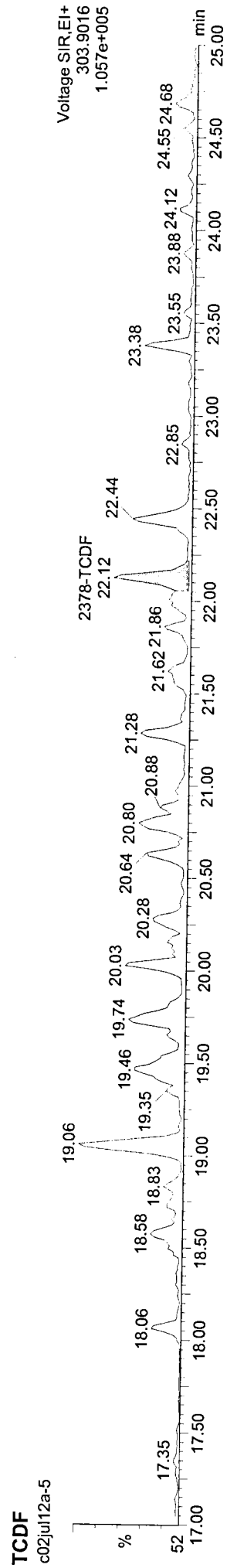
$$[TCDF] = \frac{5.517e3}{1.116e6} \left(\frac{20000pg}{13.59g \times 0.43} \right) \left(\frac{1}{1.1776} \right) = 1.44pg/g$$

TM 7-3-12

Quantify Sample Report **MassLynx 4.1**
 ### Confirms Sample Summary ###

Dataset: C:\MassLynx\Default.pro\Results\c02jul12a-Confirms.qld
 Last Altered: Monday, 7/2/2012 4:05:54 PM Eastern Daylight Time
 Printed: Monday, 7/2/2012 4:07:41 PM Eastern Daylight Time

Method: C:\MassLynx\Default.PRO\MethDB\VF\Xms-TCDF_Smooth.mdb 29 Jun 2012 10:51:42
 Calibration: C:\MassLynx\Default.PRO\CurveDB\VF\Xms-Confirm_c08dec11b.cdb 09 Dec 2011 09:13:48
 Name: c02jul12a-5, ID: 31201450016

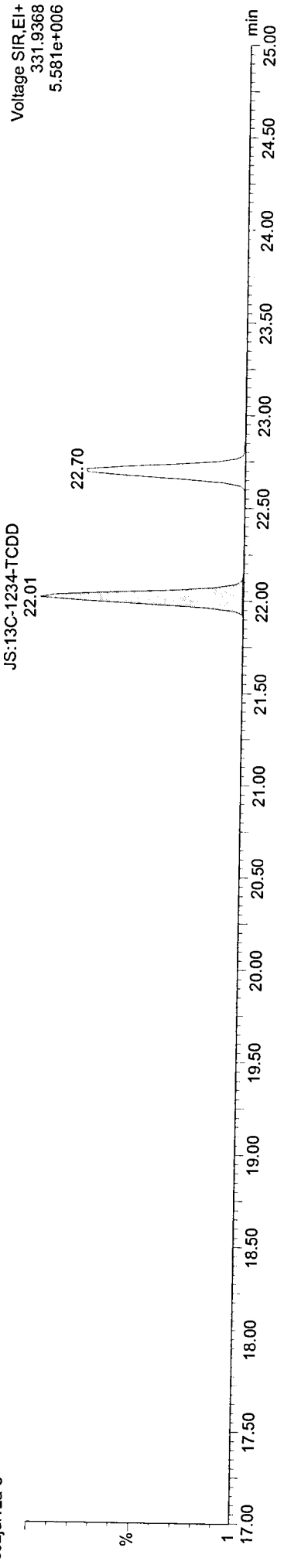


Dataset: C:\MassLynx\Default.pro\Results\c02jul12a-Confirms.qld

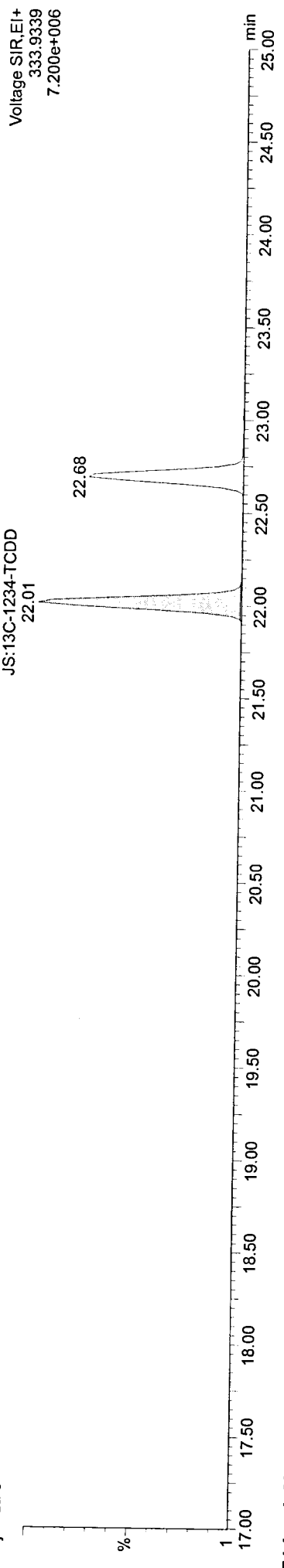
Last Altered: Monday, 7/2/2012 4:05:54 PM Eastern Daylight Time
Printed: Monday, 7/2/2012 4:07:41 PM Eastern Daylight Time

Sample Name: c02jul12a-5, ID: 31201450016

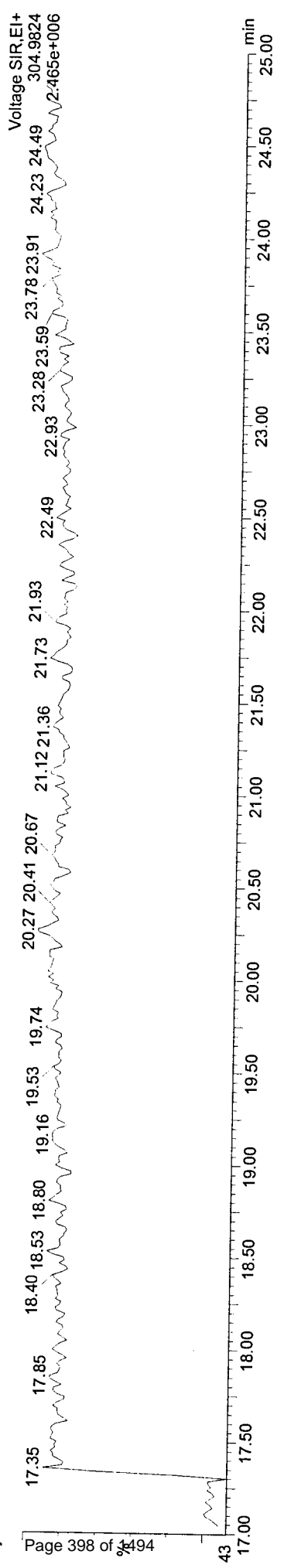
JS:13C-TCDD
c02jul12a-5



JS:13C-TCDD
c02jul12a-5



F1 Lock Mass
c02jul12a-5

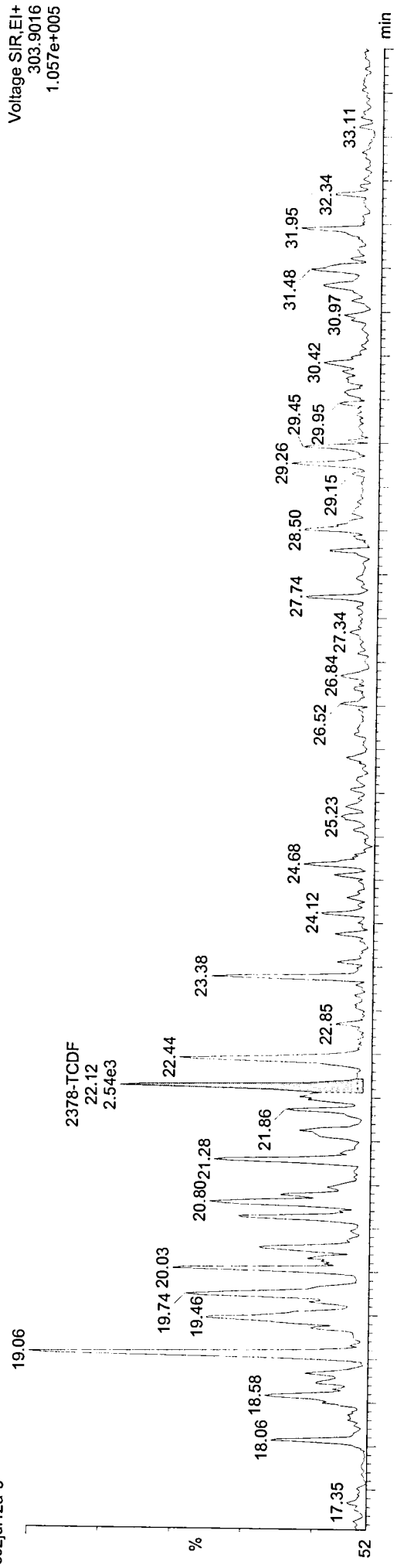


Dataset: C:\MassLynx\Default.pro\Results\c02jul12a-Confirms.qld
Last Altered: Monday, July 02, 2012 16:05:54 Eastern Daylight Time
Printed: Tuesday, July 03, 2012 08:42:04 Eastern Daylight Time

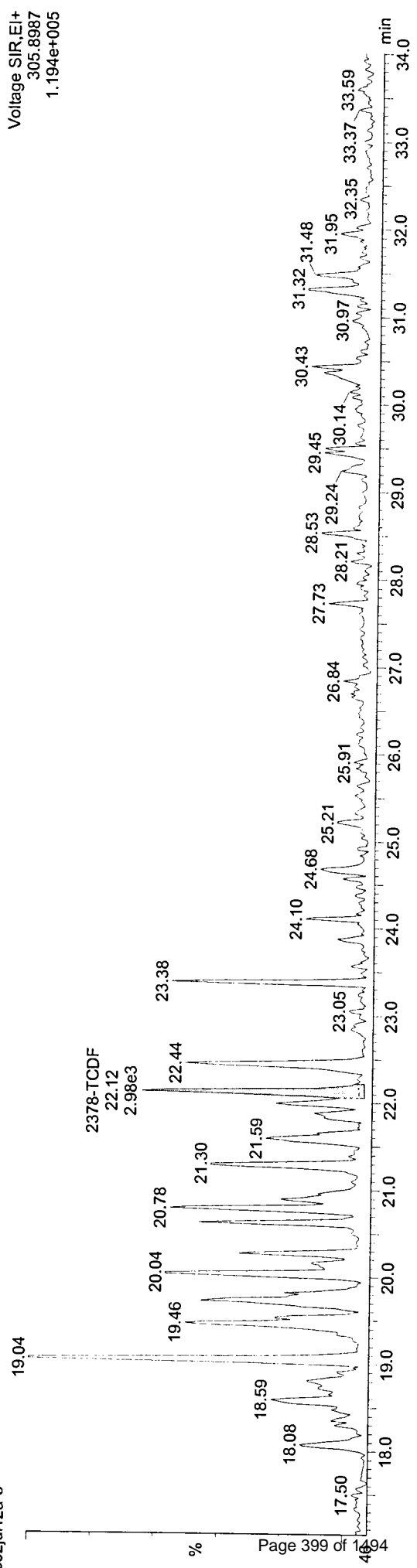
WMA
JLJ
7/3/12

Name: c02jul12a-5, ID: 31201450016, Date: 02-Jul-2012, Time: 11:15:30, Submitter: HRD1753, Description: JW-EA01-SS02-120507, User: JLJ

2378-TCDF
c02jul12a-5



c02jul12a-5



Results of JW-EA01-SS03-120507

Client Sample ID: **JW-EA01-SS03-120507**
 Client Project ID: **Jeld Wen Surface Sediment**
 Lab Sample ID: 31201450017-A
 Lab Project ID: 31201450

Collection Date: 05/07/2012 15:10
 Received Date: 05/09/2012 10:15
 Matrix: Soil-Solid as dry weight
 Solids (%): 58.30

Results by EPA 1613B

Parameter	Result	EMPC	Qual	DL	LOQ/CL	Units	RT	Ratio
2,3,7,8-TCDD		0.341	J	0.0973	0.650	pg/g	25.57	0.91*
1,2,3,7,8-PeCDD	1.32		J	0.0572	3.25	pg/g	31.64	1.57
1,2,3,4,7,8-HxCDD	2.86		J	0.232	3.25	pg/g	33.85	1.23
1,2,3,6,7,8-HxCDD	12.1			0.241	3.25	pg/g	33.90	1.22
1,2,3,7,8,9-HxCDD	5.25			0.236	3.25	pg/g	34.06	1.19
1,2,3,4,6,7,8-HpCDD	204			0.550	3.25	pg/g	36.35	1.06
OCDD	1830			1.15	6.50	pg/g	39.47	0.89
2,3,7,8-TCDF	1.04			0.101	0.650	pg/g	24.67	0.78
2,3,7,8-TCDF [confirm]	0.921			0.0929	0.650	pg/g	22.10	0.71
1,2,3,7,8-PeCDF	0.671		J	0.116	3.25	pg/g	30.08	1.54
2,3,4,7,8-PeCDF	1.49		J	0.0658	3.25	pg/g	31.37	1.53
1,2,3,4,7,8-HxCDF	2.53		J	0.121	3.25	pg/g	33.25	1.22
1,2,3,6,7,8-HxCDF	1.88		J	0.107	3.25	pg/g	33.33	1.07
2,3,4,6,7,8-HxCDF	2.97		J	0.114	3.25	pg/g	33.71	1.18
1,2,3,7,8,9-HxCDF	0.715		J	0.171	3.25	pg/g	34.30	1.27
1,2,3,4,6,7,8-HpCDF	40.9			0.250	3.25	pg/g	35.40	1.03
1,2,3,4,7,8,9-HpCDF		2.27	J	0.458	3.25	pg/g	36.78	1.27*
OCDF	104			0.492	6.50	pg/g	39.61	0.90
Total TCDD	8.65	9.52		0.0973	0.650	pg/g		
Total TCDF	8.16	13.9		0.101	0.650	pg/g		
Total PeCDD	5.40	9.24		0.0572	3.25	pg/g		
Total PeCDF	21.1	22.6		0.0601	3.25	pg/g		
Total HxCDD	70.0	75.9		0.241	3.25	pg/g		
Total HxCDF	67.8	69.0		0.171	3.25	pg/g		
Total HpCDD	426			0.550	3.25	pg/g		
Total HpCDF	113	115		0.458	3.25	pg/g		

World Health Organization Summary

	Units	ND=0	ND=1/2	ND=DL
WHO-2005 TEQ	pg/g	7.74	7.79	7.84
WHO-2005 TEQ w/EMPC	pg/g	8.10	8.10	8.10

Results of JW-EA01-SS03-120507

Client Sample ID: **JW-EA01-SS03-120507**
 Client Project ID: **Jeld Wen Surface Sediment**
 Lab Sample ID: 31201450017-A
 Lab Project ID: 31201450

Collection Date: 05/07/2012 15:10
 Received Date: 05/09/2012 10:15
 Matrix: Soil-Solid as dry weight
 Solids (%): 58.30

Results by EPA 1613B

<u>Parameter</u>	<u>Result</u>	<u>EMPC</u>	<u>Qual</u>	<u>DL</u>	<u>LOQ/CL</u>	<u>Units</u>	<u>RT</u>	<u>Ratio</u>
Labeled Standards								
13C-2378-TCDD	75.0				25.0-164	%		
13C-12378-PeCDD	75.0				25.0-181	%		
13C-123478-HxCDD	67.0				32.0-141	%		
13C-123678-HxCDD	78.0				28.0-130	%		
13C-1234678-HpCDD	69.0				23.0-140	%		
13C-OCDD	50.0				17.0-157	%		
13C-2378-TCDF	63.0				24.0-169	%		
13C-12378-PeCDF	64.0				24.0-185	%		
13C-23478-PeCDF	69.0				21.0-178	%		
13C-123478-HxCDF	63.0				26.0-152	%		
13C-123678-HxCDF	87.0				26.0-123	%		
13C-234678-HxCDF	75.0				29.0-147	%		
13C-123789-HxCDF	66.0				28.0-136	%		
13C-1234678-HpCDF	83.0				28.0-143	%		
13C-1234789-HpCDF	66.0				26.0-138	%		
37Cl-2378-TCDD	81.0				35.0-197	%		

Batch Information

Analytical Batch: **HRD1735**
 Analytical Method: **EPA 1613B**
 Instrument: **HRMS3**
 Analyst: **MAF**
 Analytical Date/Time: **06/23/2012 03:38**
 Dilution: **1**

Prep Batch: **HXX1622**
 Prep Method: **EPA 1613 PREP S/D/T**
 Prep Date/Time: **06/05/2012 17:30**
 Prep Initial Wt./Vol.: **13.18 g**
 Prep Extract Vol: **20 uL**

Analytical Batch: **HRD1753**
 Analytical Method: **EPA 1613B**
 Instrument: **HRMS3**
 Analyst: **JHL**
 Analytical Date/Time: **07/02/2012 11:51**
 Dilution: **1**

Prep Batch: **HXX1622**
 Prep Method: **EPA 1613 PREP S/D/T**
 Prep Date/Time: **06/05/2012 17:30**
 Prep Initial Wt./Vol.: **13.18 g**
 Prep Extract Vol: **20 uL**

Quantify Sample Summary Report
 ### Sample Summary ###

MassLynx 4.1 SCN627

Dataset: Z:\Default.prol\Results\c22jun12a_2-3.qld

Last Altered: Tuesday, June 26, 2012 17:08:45 Eastern Daylight Time
 Pifited: Tuesday, June 26, 2012 17:09:09 Eastern Daylight Time

31201450

Method: C:\MassLynx\Default.PRO\MethDB\m1613-062412-db5.ms.mdb 24 Jun 2012 17:53:35
 Calibration: C:\MassLynx\Default.PRO\CurveDB\B5MS-0042012_1613.cdb 08 May 2012 08:31:36

Name: c22jun12a_2-3

Date: 23-Jun-2012

Time: 03:38:10

ID: 31201450017

Submitter: HRD1735

Task: HRMS3

Description: JW-EA01-SS03-120507

39.83 ps/w

$$OCDF = \frac{(2.1 \times 10^{-5}) \cdot (5000)}{(4.1 \times 10^{-5}) \cdot (1.2 \times 10^5)}$$

Rev. matt v/2012

Name	Response	Ion1Area	Ion2Area	RA	RAFail?	RRT	RT	pg/ul	EDL	Height1	Noise1	SN1	Height2	Noise2	SN2	M1	M2	MR...
1	2378-TCDD	1.358e3	6.478e2	7.103e2	0.91	YES	1.0013	25.57	0.0374	9.973e3	909	11.0	9.177e3	809	11.3	MM	MM	1.075
2	12378-PeCDD	4.283e3	2.619e3	1.664e3	1.57	NO	1.0007	31.64	0.0220	4.619e4	786	58.8	3.502e4	576	60.8	MM	MM	1.039
3	123478-HxCDD	7.928e3	4.366e3	3.561e3	1.23	NO	1.0010	33.85	0.0891	1.313e5	2738	48.0	1.194e5	2644	45.1	MM	MM	1.065
4	123678-HxCDD	3.765e4	2.073e4	1.693e4	1.22	NO	1.0003	33.90	0.0925	3.571e5	2738	130.4	2.931e5	2644	110.9	MM	MM	0.996
5	123789-HxCDD	1.549e4	8.401e3	7.086e3	1.19	NO	1.0072	34.06	0.0907	1.409e5	2738	51.5	1.131e5	2644	42.8	MM	MM	1.029
6	1234678-HpCDD	5.277e5	2.716e5	2.561e5	1.06	NO	1.0000	36.35	0.2115	3.042e6	3167	960.4	2.889e6	3338	865.3	MM	MM	1.055
7	OCDD	3.419e6	1.613e6	1.806e6	0.89	NO	1.0002	39.47	0.4403	8.960e6	2958	3028.9	9.954e6	1852	5375.5	bb	bb	1.063
8	2378-TCDF	5.015e3	2.201e3	2.814e3	0.78	NO	1.0007	24.67	0.0389	2.648e4	1090	24.3	3.248e4	1091	29.8	MM	db	0.980
9	12378-PeCDF	2.795e3	1.696e3	1.099e3	1.54	NO	1.0004	30.08	0.0445	2.141e4	983	21.8	9.946e3	954	10.4	MM	MM	0.980
10	23478-PeCDF	6.821e3	4.127e3	2.694e3	1.53	NO	1.0004	31.37	0.0253	6.718e4	983	68.4	3.448e4	954	36.2	MM	db	1.022
11	123478-HxCDF	9.034e3	4.958e3	4.076e3	1.22	NO	1.0003	33.25	0.0465	1.105e5	1733	63.8	9.383e4	2107	44.5	MM	MM	1.183
12	123678-HxCDF	9.544e3	4.934e3	4.611e3	1.07	NO	1.0003	33.33	0.0410	8.723e4	1733	50.3	7.883e4	2107	37.4	MM	MM	1.168
13	234678-HxCDF	1.284e4	6.940e3	5.901e3	1.18	NO	1.0000	33.71	0.0439	1.140e5	1733	65.8	1.026e5	2107	48.7	MM	MM	1.178
14	123789-HxCDF	2.466e3	1.380e3	1.085e3	1.27	NO	1.0013	34.30	0.0657	2.404e4	1733	13.9	1.831e4	2107	8.7	MM	MM	1.110
15	1234678-HpCDF	1.947e5	9.896e4	9.577e4	1.03	NO	1.0003	35.40	0.0960	1.314e6	3328	394.9	1.294e6	2900	446.2	MM	MM	1.389
16	1234789-HpCDF	7.227e3	4.049e3	3.178e3	1.27	YES	1.0003	36.78	0.1760	4.597e4	3328	13.8	4.126e4	2900	14.2	bb	bb	1.389
17	OCDF	2.348e5	1.114e5	1.234e5	0.90	NO	1.0038	39.61	0.1891	7.094e5	1101	644.1	8.079e5	1407	574.3	bd	bd	1.290
18	ES:13C-2378-TCDD	9.677e5	4.238e5	5.438e5	0.78	NO	1.0285	25.54	0.0359	4.685e6	1163	4029.5	6.019e6	1015	5932.5	bb	bb	0.991
19	ES:13C-12378-PeCDD	8.149e5	4.968e5	3.181e5	1.56	NO	1.2732	31.62	0.0293	9.078e6	846	1072	5.795e6	650	8912.2	bb	bb	0.835
20	ES:13C-123478-HxCDD	6.773e5	3.794e5	2.979e5	1.27	NO	0.9931	33.82	0.0677	7.944e6	2794	2843.8	6.215e6	1630	3814.0	MM	MM	0.971
21	ES:13C-123678-HxCDD	8.140e5	4.544e5	3.596e5	1.26	NO	0.9951	33.89	0.0654	8.158e6	2794	2920.3	6.526e6	1630	4004.8	MM	MM	1.005
22	ES:13C-1234678-HpCDD	6.391e5	3.258e5	3.133e5	1.04	NO	1.0673	36.35	0.0602	3.714e6	1835	2024.4	3.579e6	1785	2005.1	MM	MM	0.894
23	ES:13C-OCDD	9.139e5	4.366e5	4.773e5	0.91	NO	1.1589	39.46	0.0712	2.455e6	2860	922.8	2.594e6	1513	1714.1	MM	MM	0.871
24	ES:13C-2378-TCDF	1.277e6	5.688e5	7.077e5	0.80	NO	0.9927	24.65	0.0333	6.375e6	1579	4038.3	7.930e6	1604	4942.5	bb	bb	1.561

Quantify Sample Summary Report
 ### Sample Summary ###

MassLynx 4.1 SCN627

Dataset: Z:\Default.pro\Results\c22jun12a_2-3.qld

Lab Altered: Tuesday, June 26, 2012 17:08:45 Eastern Daylight Time
 Printed: Tuesday, June 26, 2012 17:09:09 Eastern Daylight Time

Name: c22jun12a_2-3
 Date: 23-Jun-2012
 Time: 03:38:10
 ID: 31201450017
 Submitter: HRD1735
 Task: HRMS3
 Description: JW-EA01-SS03-120507

Name	Response	Ion1Area	Ion2Area	RA	RAFail?	RRT	RT	Pg/µL	EDL	Height1	Noise1	SN1	Height2	Noise2	SN2	M1	M2	MR...
25	ES:13C-12378-PeCDF	1.107e6	6.783e5	4.291e5	1.58	NO	1.2105	30.06	0.0438	6.803e6	2108	3226.4	4.236e6	1433	2956.7	MM	MM	1.322
26	ES:13C-23478-PeCDF	1.164e6	7.083e5	4.556e5	1.55	NO	1.2629	31.36	0.0451	1.140e7	2108	5405.2	7.331e6	1433	5117.6	MM	MM	1.284
27	ES:13C-123478-HxCDF	7.866e5	2.684e5	5.182e5	0.52	NO	0.9761	33.24	0.0440	5.949e6	2283	2606.0	1.147e7	1263	9078.5	MM	MM	1.198
28	ES:13C-123678-HxCDF	1.133e6	3.910e5	7.420e5	0.53	NO	0.9784	33.32	0.0424	6.922e6	2283	3032.5	1.317e7	1263	10426.3	MM	MM	1.243
29	ES:13C-234678-HxCDF	9.559e5	3.329e5	6.230e5	0.53	NO	0.9899	33.71	0.0429	6.462e6	2283	2831.0	1.218e7	1263	9638.1	MM	MM	1.229
30	ES:13C-123789-HxCDF	8.067e5	2.754e5	5.313e5	0.52	NO	1.0059	34.25	0.0448	4.493e6	2283	1968.4	8.672e6	1263	6864.7	MM	MM	1.177
31	ES:13C-1234678-HpCDF	8.912e5	2.778e5	6.134e5	0.45	NO	1.0392	35.39	0.1389	3.640e6	2571	1415.5	8.076e6	7047	1146.0	MM	MM	1.029
32	ES:13C-1234789-HpCDF	5.967e5	1.849e5	4.118e5	0.45	NO	1.0797	36.77	0.1644	1.974e6	2571	767.6	4.491e6	7047	637.2	MM	MM	0.869
33	JS:13C-1234-TCDD	1.308e6	5.777e5	7.307e5	0.79	NO	0.0000	24.83	0.0356	6.751e6	1163	5807.2	8.396e6	1015	8275.4	bb	bb	1.000
34	JS:13C-123789-HxCDD	1.042e6	5.808e5	4.616e5	1.26	NO	0.0000	34.05	0.0657	9.373e6	2794	3355.3	7.342e6	1630	4505.4	MM	MM	1.000
35	CS:37Cl-2378-TCDD	2.396e5	2.396e5	-	-	-	1.0298	25.57	0.0132	2.536e6	908	2794.2	-	-	-	bb	-	1.124
36	Tetradoxins	-	1.661e4	-	-	-	-	-	3.662	0.0374	1.660e5	909	-	-	-	-	-	1.075
37	Pentadoxins	-	1.863e4	-	-	-	-	-	3.553	0.0220	2.637e5	786	-	-	-	-	-	1.039
38	Hexadoxins	-	1.254e5	-	-	-	-	-	29.175	0.0906	2.367e6	2738	-	-	-	-	-	1.030
39	Heptadoxins	-	5.641e5	-	-	-	-	-	163.698	0.2115	6.685e6	3167	-	-	-	-	-	1.055
40	Tetrafurans	-	3.067e4	-	-	-	-	-	5.330	0.0389	3.222e5	1090	-	-	-	-	-	0.980
41	Pentafurans (F1)	-	3.490e4	-	-	-	-	-	5.012	0.0231	3.516e5	671	-	-	-	-	-	1.001
42	Pentafurans	-	2.563e4	-	-	-	-	-	3.682	0.0345	2.682e5	983	-	-	-	-	-	1.001
43	Hexafurans	-	1.572e5	-	-	-	-	-	26.513	0.0482	3.384e6	1733	-	-	-	-	-	1.160
44	Heptafurans	-	2.477e5	-	-	-	-	-	44.135	0.1281	3.248e6	3328	-	-	-	-	-	1.389
45	Hexa Ether	-	-	-	-	-	-	-	-	-	408	-	-	-	-	-	-	-
46	Hepta Ether	-	-	-	-	-	-	-	-	-	376	-	-	-	-	-	-	-
47	Octa Ether	-	-	-	-	-	-	-	-	-	512	-	-	-	-	-	-	-
48	Nona Ether	-	-	-	-	-	-	-	-	-	724	-	-	-	-	-	-	-
49	Deca Ether	-	-	-	-	-	-	-	-	-	345	-	-	-	-	-	-	-
50	F1 Lock Mass	-	-	-	-	-	-	-	0.0000	-	41718	-	-	-	-	-	-	189...
51	F2 Lock Mass	-	-	-	-	-	-	-	0.0000	-	82874	-	-	-	-	-	-	254...
52	F3 Lock Mass	-	-	-	-	-	-	-	0.0000	-	47520	-	-	-	-	-	-	740...

Quantify Sample Summary Report

Sample Summary

MassLynx 4.1 SCN627

Dataset: Z:\Default.pro\Results\c22jun12a_2-3.qld

Last Altered: Tuesday, June 26, 2012 17:08:45 Eastern Daylight Time
 Printed: Tuesday, June 26, 2012 17:09:09 Eastern Daylight Time

Name: c22jun12a_2-3
 Date: 23-Jun-2012
 Time: 03:38:10
 ID: 31201450017
 Submitter: HRD1735
 Task: HRMS3
 Description: JW-EA01-SS03-120507

Name	Response	Ion1Area	Ion2Area	RA	RAFail?	RRT	RT	pg/ μ L	EDL	Height1	Noise1	SN1	Height2	Noise2	SN2	M1	M2	MR...
53	F4 Lock Mass	-	-	-	-	-	-	-	-	-	42881	-	-	-	-	-	-	-
54	F5 Lock Mass	-	-	-	-	-	-	0.0000	-	-	37233	-	-	-	-	-	-	173...

Quantify Totals Report MassLynx 4.1 SCN627
Sample Summary

Dataset: Z:\Default.pro\Results\c22jun12a_2-3.qld

Last Altered: Tuesday, June 26, 2012 17:08:45 Eastern Daylight Time
 Printed: Tuesday, June 26, 2012 17:09:09 Eastern Daylight Time

312014

Method: C:\MassLynx\Default.PRO\MethDB\m1613-062412-db5ms.mdb 24 Jun 2012 17:53:35
 Calibration: C:\MassLynx\Default.PRO\CurveDB\B5MS-0042012_1613.cdb 08 May 2012 08:31:36

Name: c22jun12a_2-3
 Date: 23-Jun-2012
 Time: 03:38:10
 ID: 31201450017
 Submitter: HRD1735
 Task: HRMS3
 Description: JW-EA01-SS03-120507

Tetradioxins

Name	Response	Ion1Area	Ion2Area	RA	RAFail?	RRT	RT	pg/µL	EDL	Height1	Noise1	SN1	Height2	Noise2	SN2	M2
1 2378-TCDD	1.358e3	6.478e2	7.103e2	0.912	YES	1.00	25.57	0.131	0.0374	9.973e3	909	11.0	9.177e3	809	11.3	MM
2 Tetradioxins	3.453e3	1.541e3	1.913e3	0.806	NO	0.00	25.29	0.332	0.0374	1.658e4	909	18.2	1.979e4	809	24.5	MM
3 Tetradioxins	3.201e3	1.407e3	1.794e3	0.784	NO	0.00	24.85	0.308	0.0374	1.353e4	909	14.9	1.899e4	809	23.5	MM
4 Tetradioxins	2.126e3	1.075e3	1.051e3	1.023	YES	0.00	23.99	0.204	0.0374	8.483e3	909	9.3	1.164e4	809	14.4	MM
5 Tetradioxins	1.171e4	4.917e3	6.793e3	0.724	NO	0.00	23.58	1.125	0.0374	4.925e4	909	54.2	7.239e4	809	89.4	MM
6 Tetradioxins	6.041e3	2.643e3	3.398e3	0.778	NO	0.00	22.55	0.580	0.0374	2.341e4	909	25.7	3.875e4	809	47.9	MM
7 Tetradioxins	1.021e4	4.381e3	5.834e3	0.751	NO	0.00	22.30	0.982	0.0374	4.478e4	909	49.2	6.095e4	809	75.3	MM

Pentadioxins

Name	Response	Ion1Area	Ion2Area	RA	RAFail?	RRT	RT	pg/µL	EDL	Height1	Noise1	SN1	Height2	Noise2	SN2	M2
1 Pentadioxins	4.997e3	3.256e3	1.741e3	1.871	YES	0.00	30.27	0.590	0.0220	3.391e4	786	43.2	1.928e4	576	33.5	MM
2 Pentadioxins	8.464e3	5.063e3	3.401e3	1.489	NO	0.00	28.89	1.000	0.0220	4.420e4	786	56.3	3.158e4	576	54.8	MM
3 Pentadioxins	1.162e3	6.725e2	4.895e2	1.374	NO	0.00	31.92	0.137	0.0220	1.110e4	786	14.1	1.221e4	576	21.2	MM
4 Pentadioxins	1.078e3	7.208e2	3.574e2	2.017	YES	0.00	31.69	0.127	0.0220	1.884e4	786	24.0	7.455e3	576	12.9	MM
5 12378-PeCDD	4.283e3	2.619e3	1.664e3	1.574	NO	1.00	31.64	0.506	0.0220	4.619e4	786	58.8	3.502e4	576	60.8	MM
6 Pentadioxins	1.528e3	9.006e2	6.276e2	1.435	NO	0.00	31.26	0.180	0.0220	1.646e4	786	20.9	9.073e3	576	15.7	MM
7 Pentadioxins	2.157e3	1.275e3	8.815e2	1.447	NO	0.00	30.95	0.255	0.0220	1.198e4	786	15.2	1.069e4	576	18.5	MM
8 Pentadioxins	2.122e3	1.160e3	9.624e2	1.205	YES	0.00	30.63	0.251	0.0220	2.428e4	786	30.9	1.747e4	576	30.3	MM
9 Pentadioxins	2.520e3	1.682e3	8.382e2	2.007	YES	0.00	30.62	0.298	0.0220	3.241e4	786	41.2	2.050e4	576	35.6	MM
10 Pentadioxins	1.772e3	1.280e3	4.928e2	2.596	YES	0.00	30.54	0.209	0.0220	2.430e4	786	30.9	1.071e4	576	18.6	MM

Quantify Totals Report MassLynx 4.1 SCN627
 ### Sample Summary ###

Dataset: Z:\Default.pro\Results\c22jun12a_2-3.qld

Last Altered: Tuesday, June 26, 2012 17:08:45 Eastern Daylight Time
 Printed: Tuesday, June 26, 2012 17:09:09 Eastern Daylight Time

3120148

Name: c22jun12a_2-3
 Date: 23-Jun-2012
 Time: 03:38:10
 ID: 31201450017
 Submitter: HRD1735
 Task: HRMS3
 Description: JW-EA01-SS03-120507

Hexadioxins

Name	Response	Ion1Area	Ion2Area	RA	RAFail?	RRT	RT	pg/µL	EDL	Height1	Noise1	SN1	Height2	Noise2	SN2	M2
1 Hexadioxins	1.870e3	9.283e2	9.420e2	0.985	YES	0.00	32.67	0.244	0.0906	2.345e4	2738	8.6	1.976e4	2644	7.5	db
2 Hexadioxins	6.299e2	3.668e2	2.631e2	1.394	NO	0.00	32.54	0.082	0.0906	8.843e3	2738	3.2	7.994e3	2644	3.0	dd
3 Hexadioxins	1.122e3	5.113e2	6.104e2	0.838	YES	0.00	32.46	0.146	0.0906	1.397e4	2738	5.1	1.736e4	2644	6.6	bd
4 123789-HxCDD	1.549e4	8.401e3	7.086e3	1.186	NO	1.01	34.06	2.018	0.0907	1.409e5	2738	51.5	1.131e5	2644	42.8	MM
5 123678-HxCDD	3.765e4	2.073e4	1.693e4	1.224	NO	1.00	33.90	4.646	0.0925	3.571e5	2738	130.4	2.931e5	2644	110.9	MM
6 123478-HxCDD	7.928e3	4.366e3	3.561e3	1.226	NO	1.00	33.85	1.099	0.0891	1.313e5	2738	48.0	1.194e5	2644	45.1	MM
7 Hexadioxins	9.145e4	5.059e4	4.086e4	1.238	NO	0.00	33.41	11.910	0.0906	8.241e5	2738	301.0	6.581e5	2644	248.9	MM
8 Hexadioxins	5.491e4	3.100e4	2.391e4	1.296	NO	0.00	32.86	7.151	0.0906	6.718e5	2738	245.4	4.918e5	2644	186.0	MM
9 Hexadioxins	1.442e4	8.564e3	5.857e3	1.462	YES	0.00	33.23	1.878	0.0906	1.956e5	2738	71.4	1.276e5	2644	48.2	MM

Heptadioxins

Name	Response	Ion1Area	Ion2Area	RA	RAFail?	RRT	RT	pg/µL	EDL	Height1	Noise1	SN1	Height2	Noise2	SN2	M2
1 1234678-HpCDD	5.277e5	2.716e5	2.561e5	1.061	NO	1.00	36.35	78.254	0.2115	3.042e6	3167	960.4	2.889e6	3338	865.3	MM
2 Heptadioxins	5.762e5	2.925e5	2.837e5	1.031	NO	0.00	35.68	85.444	0.2115	3.643e6	3167	1150.5	3.508e6	3338	1050.8	MM

Quantify Totals Report MassLynx 4.1 SCN627
Sample Summary

Dataset: Z:\Default.pro\Results\c22jun12a_2-3.qld

Last Altered: Tuesday, June 26, 2012 17:08:45 Eastern Daylight Time
 Printed: Tuesday, June 26, 2012 17:09:09 Eastern Daylight Time

312014

Name: c22jun12a_2-3
 Date: 23-Jun-2012
 Time: 03:38:10
 ID: 31201450017
 Submitter: HRD1735
 Task: HRMS3
 Description: JW-EA01-SS03-120507

Tetrafurans

1	Name	Response	Ion1Area	Ion2Area	RA	RAFail?	RRT	RT	pg/µL	EDL	Height1	Noise1	SN1	Height2	Noise2	SN2	M2
1	Tetrafurans	7.891e3	3.675e3	4.217e3	0.872	NO	0.00	23.38	0.631	0.0389	3.004e4	1090	27.6	3.249e4	1091	29.8	MM
2	Tetrafurans	1.618e3	6.369e2	9.810e2	0.649	YES	0.00	23.20	0.129	0.0389	1.059e4	1090	9.7	8.550e3	1091	7.8	MM
3	Tetrafurans	1.217e3	5.450e2	6.720e2	0.811	NO	0.00	23.04	0.097	0.0389	6.245e3	1090	5.7	9.094e3	1091	8.3	MM
4	Tetrafurans	2.394e3	1.178e3	1.216e3	0.969	YES	0.00	22.76	0.191	0.0389	1.478e4	1090	13.6	1.138e4	1091	10.4	MM
5	Tetrafurans	6.540e3	3.275e3	3.265e3	1.003	YES	0.00	22.51	0.523	0.0389	2.949e4	1090	27.1	3.543e4	1091	32.5	MM
6	Tetrafurans	6.020e3	2.665e3	3.355e3	0.794	NO	0.00	22.18	0.481	0.0389	2.203e4	1090	20.2	2.861e4	1091	26.2	MM
7	Tetrafurans	5.206e3	2.481e3	2.725e3	0.911	YES	0.00	21.87	0.416	0.0389	2.050e4	1090	18.8	2.547e4	1091	23.3	MM
8	Tetrafurans	9.128e3	3.821e3	5.307e3	0.720	NO	0.00	21.59	0.730	0.0389	4.731e4	1090	43.4	6.771e4	1091	62.0	MM
9	Tetrafurans	2.019e3	9.746e2	1.045e3	0.933	YES	0.00	21.06	0.161	0.0389	1.195e4	1090	11.0	1.388e4	1091	12.7	MM
10	Tetrafurans	2.223e3	1.083e3	1.139e3	0.951	YES	0.00	20.67	0.178	0.0389	1.327e4	1090	12.2	1.270e4	1091	11.6	MM
11	Tetrafurans	4.763e3	2.112e3	2.651e3	0.797	NO	0.00	25.01	0.381	0.0389	2.544e4	1090	23.3	2.496e4	1091	22.9	MM
12	2378-TCDF	5.015e3	2.201e3	2.814e3	0.782	NO	1.00	24.67	0.401	0.0389	2.648e4	1090	24.3	3.248e4	1091	29.8	MM
13	Tetrafurans	9.509e2	5.135e2	4.374e2	1.174	YES	0.00	24.58	0.076	0.0389	9.093e3	1090	8.3	9.116e3	1091	8.4	MM
14	Tetrafurans	1.552e3	6.550e2	8.969e2	0.730	NO	0.00	24.24	0.124	0.0389	6.752e3	1090	6.2	8.018e3	1091	7.3	MM
15	Tetrafurans	1.873e3	1.031e3	8.412e2	1.226	YES	0.00	24.03	0.150	0.0389	8.940e3	1090	8.2	8.961e3	1091	8.2	MM
16	Tetrafurans	3.672e3	1.647e3	2.026e3	0.813	NO	0.00	23.78	0.293	0.0389	1.713e4	1090	15.7	2.252e4	1091	20.6	MM
17	Tetrafurans	4.614e3	2.178e3	2.436e3	0.894	YES	0.00	26.77	0.369	0.0389	2.212e4	1090	20.3	2.584e4	1091	23.7	MM

Pentafurans (F1)

1	Name	Response	Ion1Area	Ion2Area	RA	RAFail?	RRT	RT	pg/µL	EDL	Height1	Noise1	SN1	Height2	Noise2	SN2	M2
1	Pentafurans (F1)	5.697e4	3.490e4	2.206e4	1.582	NO	0.00	26.74	5.012	0.0231	3.516e5	671	523.6	2.276e5	628	362.5	bb

Quantify Totals Report MassLynx 4.1 SCN627

Sample Summary

Dataset: Z:\Default.pro\Results\c22jun12a_2_3.qld

Last Altered: Tuesday, June 26, 2012 17:08:45 Eastern Daylight Time
 Printed: Tuesday, June 26, 2012 17:09:09 Eastern Daylight Time

Name: c22jun12a_2-3

Date: 23-Jun-2012

Time: 03:38:10

ID: 31201450017

Submitter: HRD1735

Task: HRMS3

Description: JW-EA01-SS03-120507

Pentafurans

	Name	Response	Ion1Area	Ion2Area	RA	RAFail?	RRT	RT	pg/µL	EDL	Height1	Noise1	SN1	Height2	Noise2	SN2	M2
1	Pentafurans	3.069e3	1.903e3	1.166e3	1.631	NO	0.00	28.50	0.270	0.0345	1.870e4	983	19.0	1.180e4	954	12.4	MM
2	Pentafurans	4.184e2	2.080e2	2.104e2	0.989	YES	0.00	32.04	0.037	0.0345	5.467e3	983	5.6	3.870e3	954	4.1	MM
3	23478-PeCDF	6.821e3	4.127e3	2.694e3	1.532	NO	1.00	31.37	0.574	0.0253	6.718e4	983	68.4	3.448e4	954	36.2	MM
4	Pentafurans	1.698e3	1.057e3	6.413e2	1.647	NO	0.00	31.26	0.149	0.0345	1.483e4	983	15.1	9.937e3	954	10.4	MM
5	Pentafurans	3.314e3	2.051e3	1.262e3	1.625	NO	0.00	30.48	0.292	0.0345	2.152e4	983	21.9	1.372e4	954	14.4	MM
6	12378-PeCDF	2.795e3	1.696e3	1.099e3	1.543	NO	1.00	30.08	0.258	0.0445	2.141e4	983	21.8	9.946e3	954	10.4	MM
7	Pentafurans	6.383e3	4.155e3	2.228e3	1.865	YES	0.00	29.60	0.562	0.0345	3.866e4	983	39.3	2.617e4	954	27.4	MM
8	Pentafurans	1.752e4	1.043e4	7.087e3	1.472	NO	0.00	28.71	1.541	0.0345	8.046e4	983	81.9	5.483e4	954	57.5	MM

Hexafurans

	Name	Response	Ion1Area	Ion2Area	RA	RAFail?	RRT	RT	pg/µL	EDL	Height1	Noise1	SN1	Height2	Noise2	SN2	M2
1	123789-HxCDF	2.466e3	1.380e3	1.085e3	1.272	NO	1.00	34.30	0.275	0.0657	2.404e4	1733	13.9	1.831e4	2107	8.7	MM
2	234678-HxCDF	1.284e4	6.940e3	5.901e3	1.176	NO	1.00	33.71	1.141	0.0439	1.140e5	1733	65.8	1.026e5	2107	48.7	MM
3	123678-HxCDF	9.544e3	4.934e3	4.611e3	1.070	NO	1.00	33.33	0.721	0.0410	8.723e4	1733	50.3	7.883e4	2107	37.4	MM
4	123478-HxCDF	9.034e3	4.958e3	4.076e3	1.216	NO	1.00	33.25	0.971	0.0465	1.105e5	1733	63.8	9.383e4	2107	44.5	MM
5	Hexafurans	1.612e3	7.232e2	8.885e2	0.814	YES	0.00	33.17	0.151	0.0482	1.872e4	1733	10.8	1.757e4	2107	8.3	MM
6	Hexafurans	1.025e5	5.741e4	4.508e4	1.273	NO	0.00	32.95	9.601	0.0482	1.230e6	1733	710.0	9.489e5	2107	450.4	MM
7	Hexafurans	3.318e3	1.467e3	1.851e3	0.792	YES	0.00	32.83	0.311	0.0482	3.022e4	1733	17.4	3.017e4	2107	14.3	MM
8	Hexafurans	1.083e5	6.016e4	4.813e4	1.250	NO	0.00	32.60	10.144	0.0482	1.303e6	1733	752.1	1.058e6	2107	502.0	MM
9	Hexafurans	3.413e4	1.923e4	1.490e4	1.290	NO	0.00	32.50	3.197	0.0482	4.660e5	1733	269.0	3.559e5	2107	169.0	MM

Quantify Totals Report MassLynx 4.1 SCN627

Sample Summary

Dataset: Z:\Default.pro\Results\c22jun12a_2-3.qld

Last Altered: Tuesday, June 26, 2012 17:08:45 Eastern Daylight Time
 Printed: Tuesday, June 26, 2012 17:09:09 Eastern Daylight Time

Name: c22jun12a_2-3
 Date: 23-Jun-2012
 Time: 03:38:10
 ID: 31201450017
 Submitter: HRD1735
 Task: HRMS3
 Description: JW-EA01-SS03-120507

Heptafurans

	Name	Response	Ion1Area	Ion2Area	RA	RAFail?	RRT	RT	pg/µL	EDL	Height1	Noise1	SN1	Height2	Noise2	SN2	M2	M2
1	Heptafurans	2.844e5	1.447e5	1.396e5	1.037	NO	0.00	35.80	27.526	0.1281	1.887e6	3328	567.0	1.779e6	2900	613.5	MM	MM
2	1234678-HpCDF	1.947e5	9.896e4	9.577e4	1.033	NO	1.00	35.40	15.737	0.0960	1.314e6	3328	394.9	1.294e6	2900	446.2	MM	MM
3	1234789-HpCDF	7.227e3	4.049e3	3.179e3	1.274	YES	1.00	36.78	0.872	0.1760	4.597e4	3328	13.8	4.126e4	2900	14.2	bb	bb

Quantify Sample Report
Manual Integrations

MassLynx 4.1 SCN627

Dataset: Z:\Default.pro\Results\c22jun12a_2-3.qld

Lab Altered: Monday, June 25, 2012 12:28:39 Eastern Daylight Time
Printed: Monday, June 25, 2012 12:28:42 Eastern Daylight Time

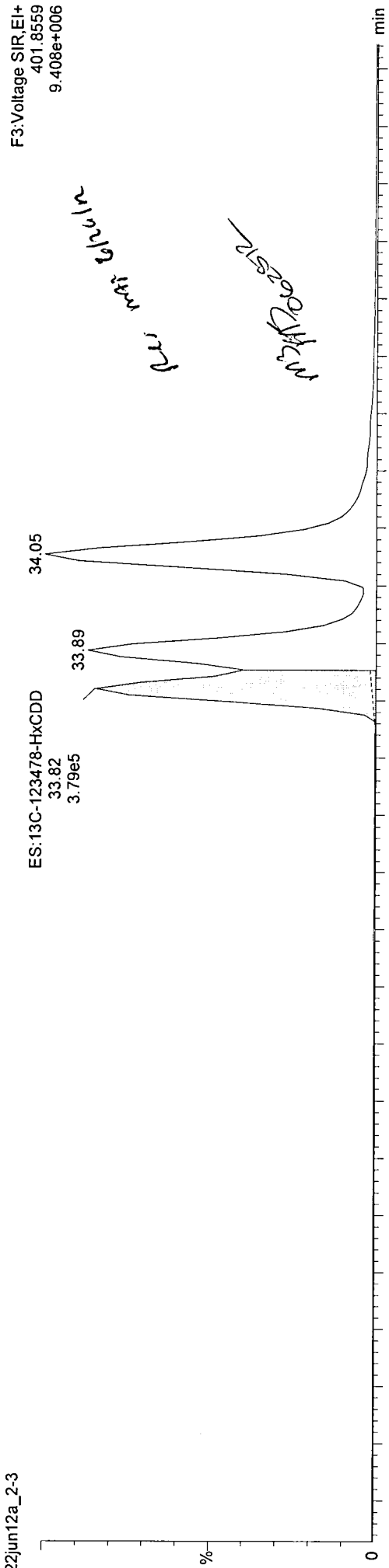
201450

Method: C:\MassLynx\Default.PRO\MethDB\im1613-062412-db5ms.mdb 24 Jun 2012 17:53:35
Calibration: C:\MassLynx\Default.PRO\CurveDB\MS-0042012_1613.cdb 08 May 2012 08:31:36

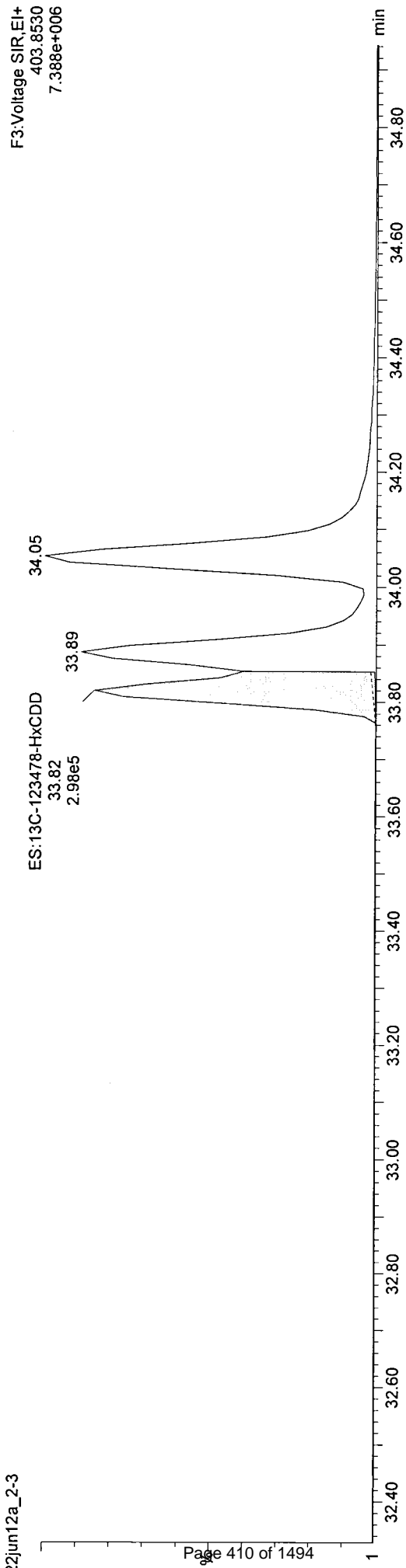
Name: c22jun12a_2-3, ID: 31201450017, Date: 23-Jun-2012, Time: 03:38:10, Submitter: HRD1735, Description: JW-EA01-SS03-120507, User: KAS

ES:13C-123478-HxCDD

c22jun12a_2-3



c22jun12a_2-3



Quantify Sample Report

MassLynx 4.1 SCN627
Manual Integrations

Dataset: Z:\Default.pro\Results\c22jun12a_2-3.qld

Lab Altered: Monday, June 25, 2012 12:28:52 Eastern Daylight Time
Printed: Monday, June 25, 2012 12:28:55 Eastern Daylight Time

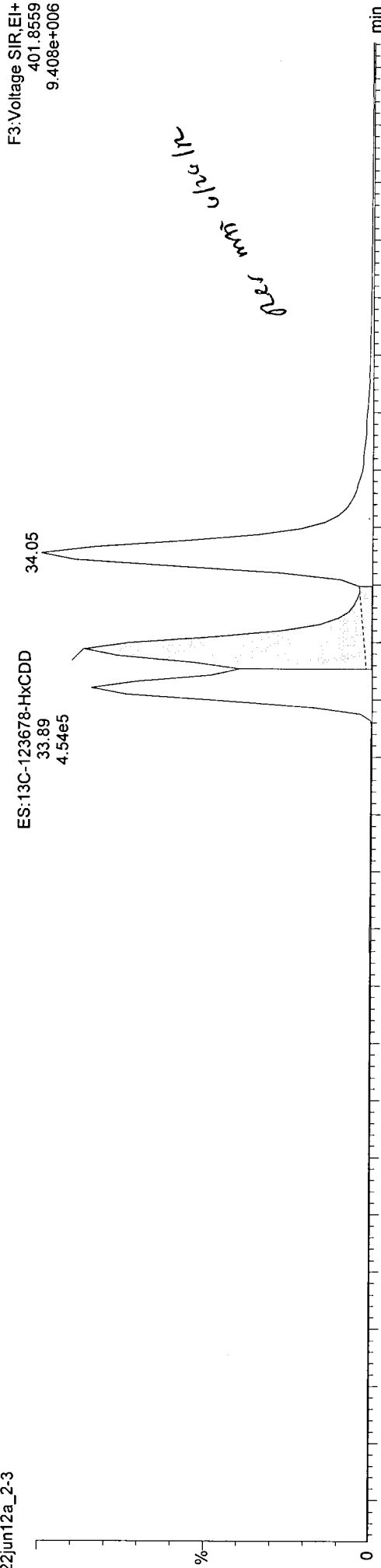
201450

Method: C:\MassLynx\Default.PRO\MethDB\m1613-062412-db5ms.mdb 24 Jun 2012 17:53:35
Calibration: C:\MassLynx\Default.PRO\CurveDB\B5MS-0042012_1613.cdb 08 May 2012 08:31:36

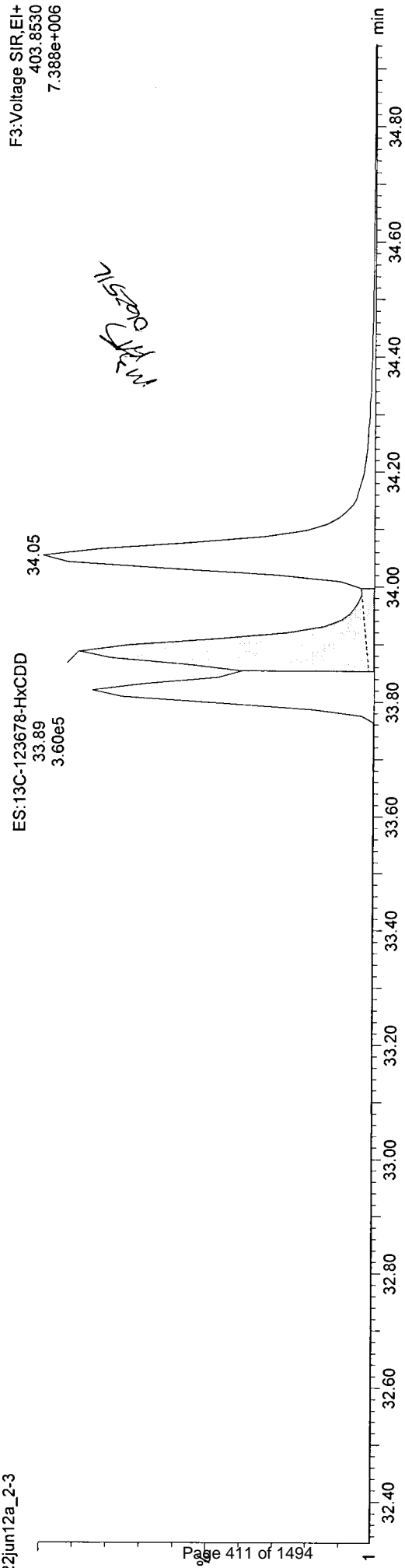
Name: c22jun12a_2-3, ID: 31201450017, Date: 23-Jun-2012, Time: 03:38:10, Submitter: HRD1735, Description: JW-EA01-SS03-120507, User: KAS

ES:13C-123678-HxCDD

c22jun12a_2-3



c22jun12a_2-3



Quantify Sample Report
Manual Integrations

MassLynx 4.1 SCN627

Dataset: Z:\Default.pro\Results\c22jun12a_2-3.qld

Lab Altered: Monday, June 25, 2012 12:28:52 Eastern Daylight Time
Printed: Monday, June 25, 2012 12:29:26 Eastern Daylight Time

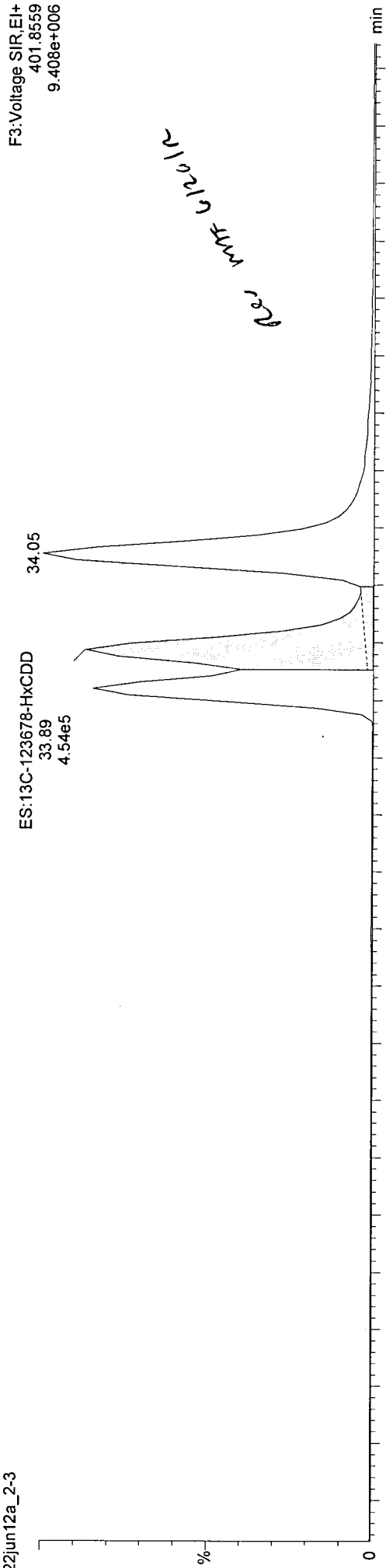
1201450

Method: C:\MassLynx\Default.PRO\MethDB\m1613-062412-db5ms.mdb 24 Jun 2012 17:53:35
Calibration: C:\MassLynx\Default.PRO\CurveDB\MS-0042012_1613.cdb 08 May 2012 08:31:36

Name: c22jun12a_2-3, ID: 31201450017, Date: 23-Jun-2012, Time: 03:38:10, Submitter: HRD1735, Description: JW-EA01-SS03-120507, User: KAS

ES:13C-123678-HxCDD

c22jun12a_2-3



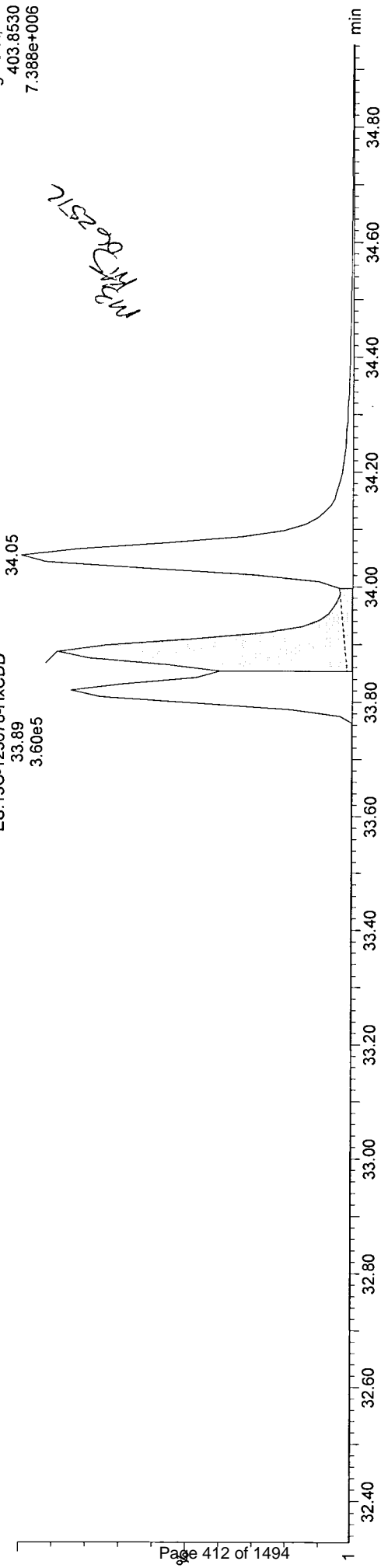
c22jun12a_2-3

ES:13C-123678-HxCDD

33.89
3.60e5

34.05

F3: Voltage SIR, EI+
403.8530
7.388e+006



Quantify Sample Report

MassLynx 4.1 SCN627
Manual Integrations

Dataset: Z:\Default\pro\Results\c22jun12a_2-3.qld

Last Altered: Monday, June 25, 2012 12:29:38 Eastern Daylight Time
Printed: Monday, June 25, 2012 12:29:42 Eastern Daylight Time

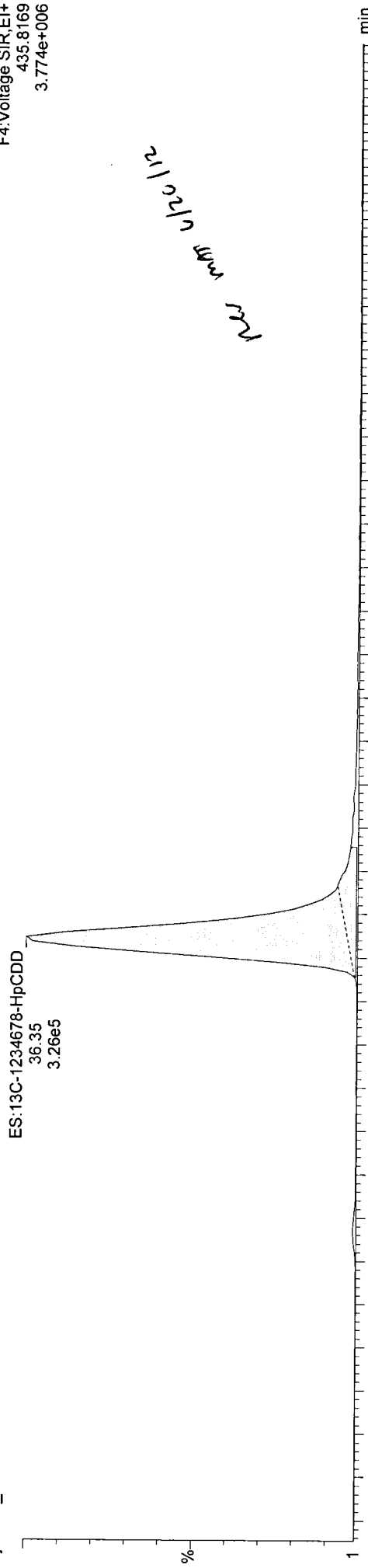
Method: C:\MassLynx\Default.PRO\MethDB\m1613-062412-db5ms.mdb 24 Jun 2012 17:53:35
Calibration: C:\MassLynx\Default.PRO\CurveDB\DB5MS-0042012_1613.cdb 08 May 2012 08:31:36

Name: c22jun12a_2-3, ID: 31201450017, Date: 23-Jun-2012, Time: 03:38:10, Submitter: HRD1735, Description: JW-EA01-SS03-120507, User: KAS

ES:13C-1234678-HpCDD

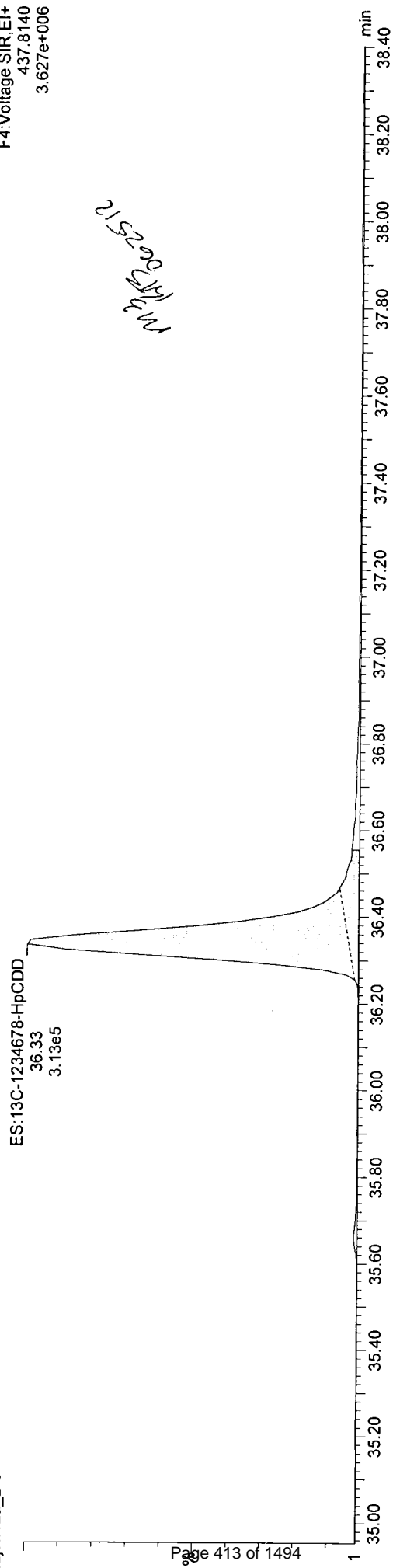
c22jun12a_2-3

F4:Voltage SIR,EI+
435.8169
3.774e+006



c22jun12a_2-3

F4:Voltage SIR,EI+
437.8140
3.627e+006



Quantify Sample Report
Manual Integrations

MassLynx 4.1 SCN627

Dataset: Z:\Default.pro\Results\c22jun12a_2-3.qld

Last Altered: Monday, June 25, 2012 12:29:49 Eastern Daylight Time
Printed: Monday, June 25, 2012 12:29:52 Eastern Daylight Time

201450


Method: C:\MassLynx\Default.PRO\MethDB\m1613-062412-db5ms.mdb 24 Jun 2012 17:53:35
Calibration: C:\MassLynx\Default.PRO\CurveDB\DB5MS-0042012_1613.cdb 08 May 2012 08:31:36

Name: c22jun12a_2-3, ID: 31201450017, Date: 23-Jun-2012, Time: 03:38:10, Submitter: HRD1735, Description: JW-EA01-SS03-120507, User: KAS

ES:13C-OCDD

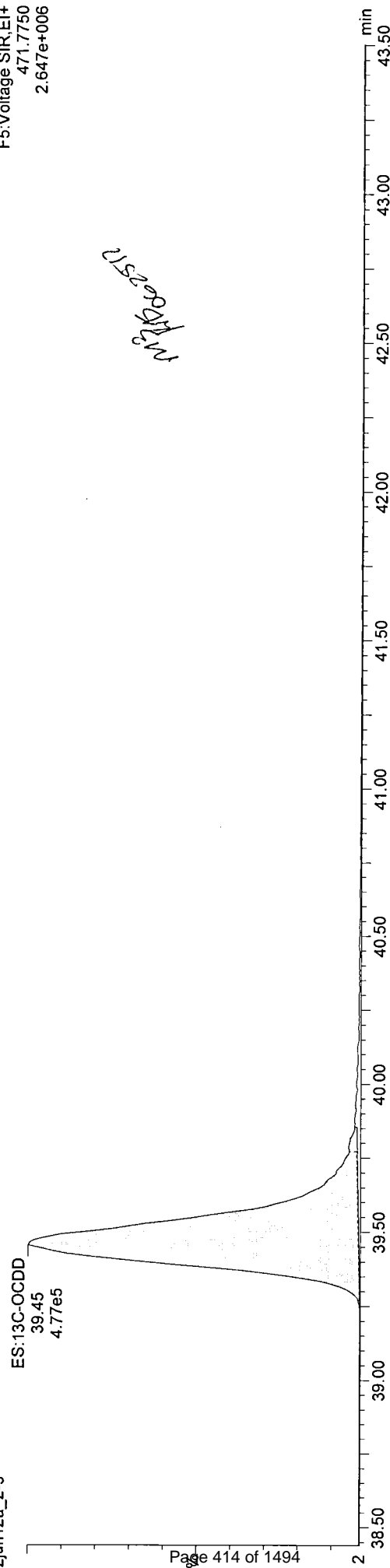
c22jun12a_2-3

F5:Voltage SIR,EI+
469.7780
2.513e+006



c22jun12a_2-3

F5:Voltage SIR,EI+
471.7750
2.647e+006



Quantify Sample Report
Manual Integrations

MassLynx 4.1 SCN627

Dataset: Z:\Default.pro\Results\c22jun12a_2-3.qld

Lab Altered: Monday, June 25, 2012 12:30:06 Eastern Daylight Time
Printed: Monday, June 25, 2012 12:30:10 Eastern Daylight Time

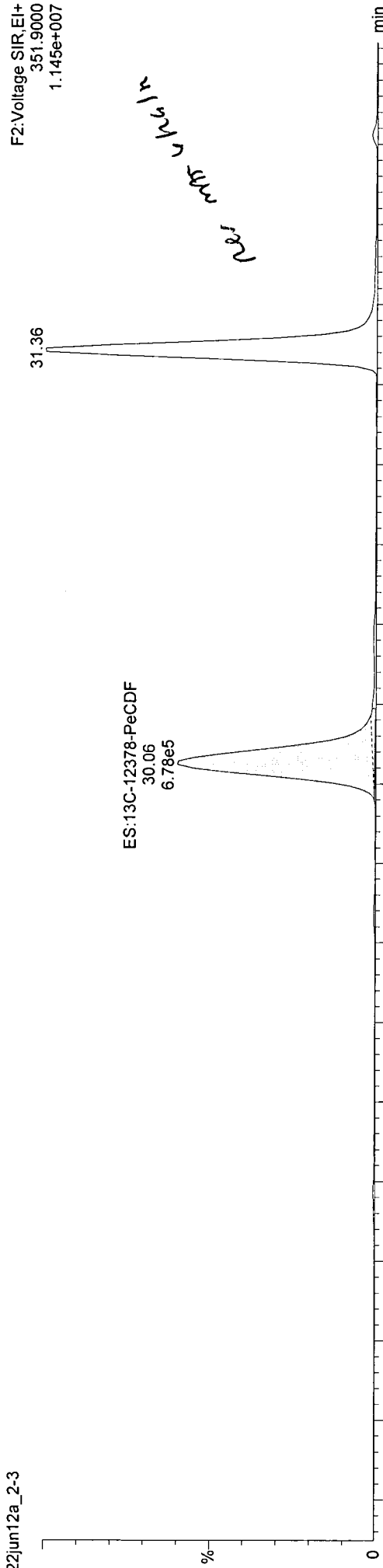
1201450

Method: C:\MassLynx\Default.PRO\MethDB\im1613-062412-db5ms.mdb 24 Jun 2012 17:53:35
Calibration: C:\MassLynx\Default.PRO\CurveDB\DB5MS-0042012_1613.cdb 08 May 2012 08:31:36

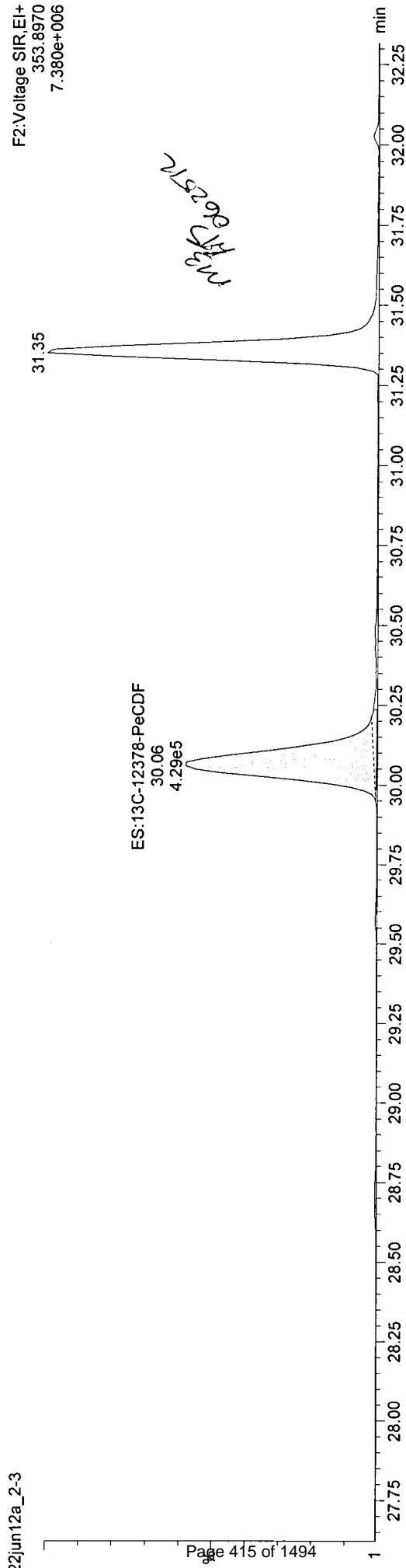
Name: c22jun12a_2-3, ID: 31201450017, Date: 23-Jun-2012, Time: 03:38:10, Submitter: HRD1735, Description: JW-EA01-SS03-120507, User: KAS

ES:13C-12378-PeCDF

c22jun12a_2-3



c22jun12a_2-3



Quantify Sample Report

Manual Integrations

Dataset: Z:\Default.pro\Results\c22jun12a_2-3.qld

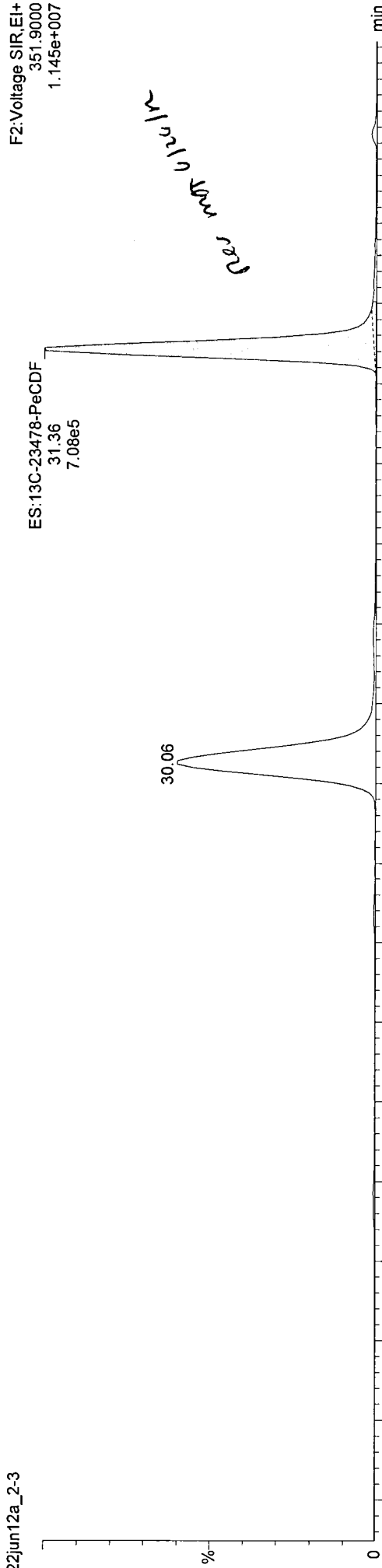
Last Altered: Monday, June 25, 2012 12:30:17 Eastern Daylight Time
Printed: Monday, June 25, 2012 12:30:19 Eastern Daylight Time

Method: C:\MassLynx\Default.PRO\MethDB\m1613-062412-db5ms.mdb 24 Jun 2012 17:53:35
Calibration: C:\MassLynx\Default.PRO\CurveDB\DB5MS-0042012_1613.cdb 08 May 2012 08:31:36

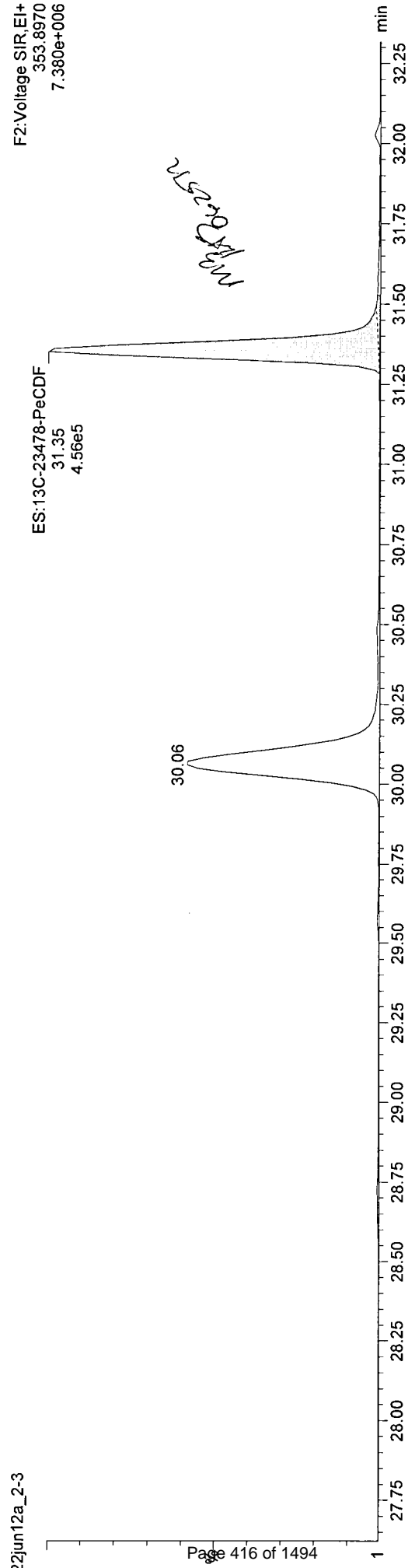
Name: c22jun12a_2-3, ID: 31201450017, Date: 23-Jun-2012, Time: 03:38:10, Submitter: HRD1735, Description: JW-EA01-SS03-120507, User: KAS

ES:13C-23478-PeCDF

c22jun12a_2-3



c22jun12a_2-3



Quantify Sample Report

MassLynx 4.1 SCN627
Manual Integrations

Dataset: Z:\Default.pro\Results\c22jun12a_2-3.qld

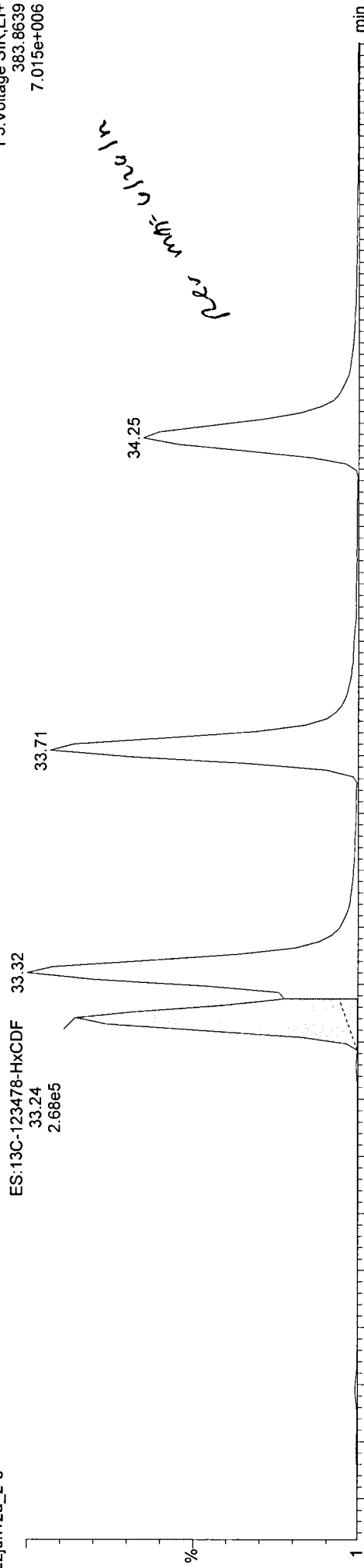
Last Altered: Monday, June 25, 2012 12:30:28 Eastern Daylight Time
Printed: Monday, June 25, 2012 12:30:30 Eastern Daylight Time

Method: C:\MassLynx\Default.PRO\MethDB\m1613-062412-db5ms.mdb 24 Jun 2012 17:53:35
Calibration: C:\MassLynx\Default.PRO\CurveDB\MS-0042012_1613.cdb 08 May 2012 08:31:36

Name: c22jun12a_2-3, ID: 31201450017, Date: 23-Jun-2012, Time: 03:38:10, Submitter: HRD1735, Description: JW-EA01-SS03-120507, User: KAS

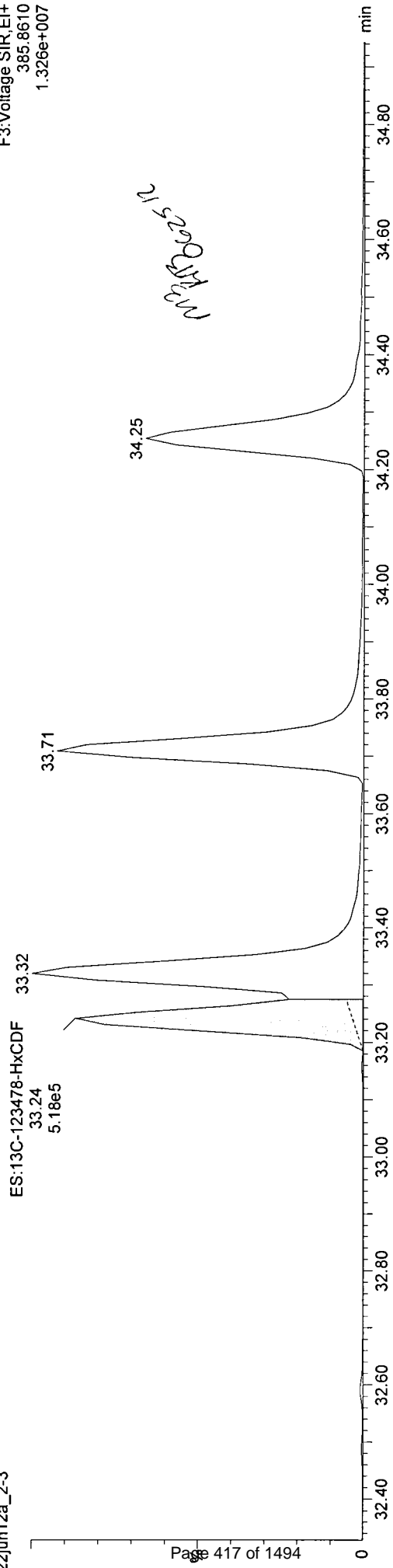
ES:13C-123478-HxCDF

c22jun12a_2-3



F3:Voltage SIR,EI+
383.8639
7.015e+006

c22jun12a_2-3



F3:Voltage SIR,EI+
385.8610
1.326e+007

Quantify Sample Report
Manual Integrations

MassLynx 4.1 SCN627

Dataset: Z:\Default.pro\Results\c22jun12a_2-3.qld

Last Altered: Monday, June 25, 2012 12:30:40 Eastern Daylight Time
Printed: Monday, June 25, 2012 12:30:42 Eastern Daylight Time

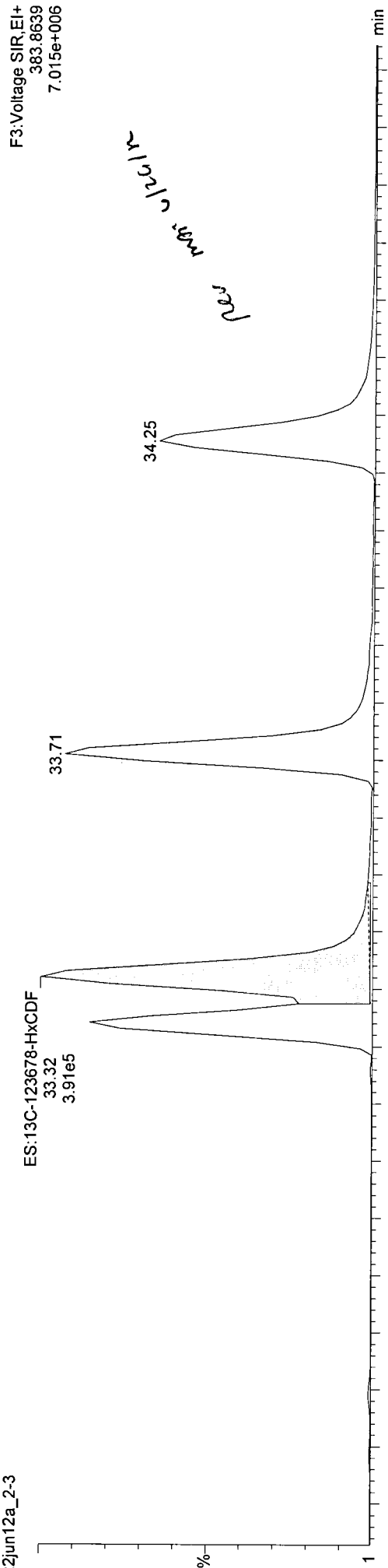
201450

Method: C:\MassLynx\Default.PRO\MethDB\m1613-062412-db5ms.mdb 24 Jun 2012 17:53:35
Calibration: C:\MassLynx\Default.PRO\CurveDB\B5MS-0042012_1613.cdb 08 May 2012 08:31:36

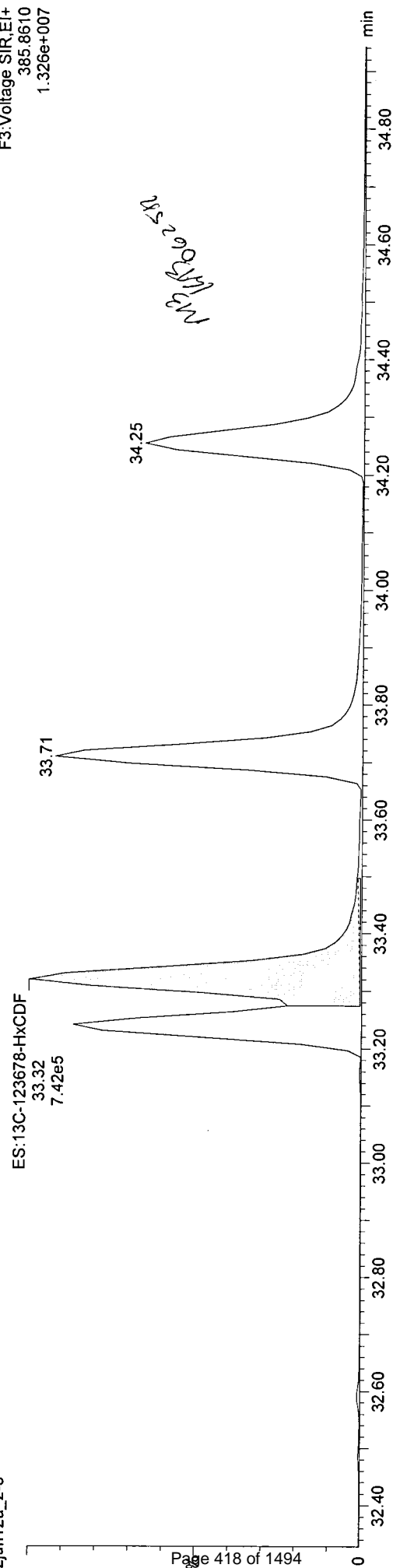
Name: c22jun12a_2-3, ID: 31201450017, Date: 23-Jun-2012, Time: 03:38:10, Submitter: HRD1735, Description: JW-EA01-SS03-120507, User: KAS

ES:13C-123678-HxCDF

c22jun12a_2-3



c22jun12a_2-3



Quantify Sample Report

Manual Integrations ###

Dataset: Z:\Default.pro\Results\c22jun12a_2-3.qld

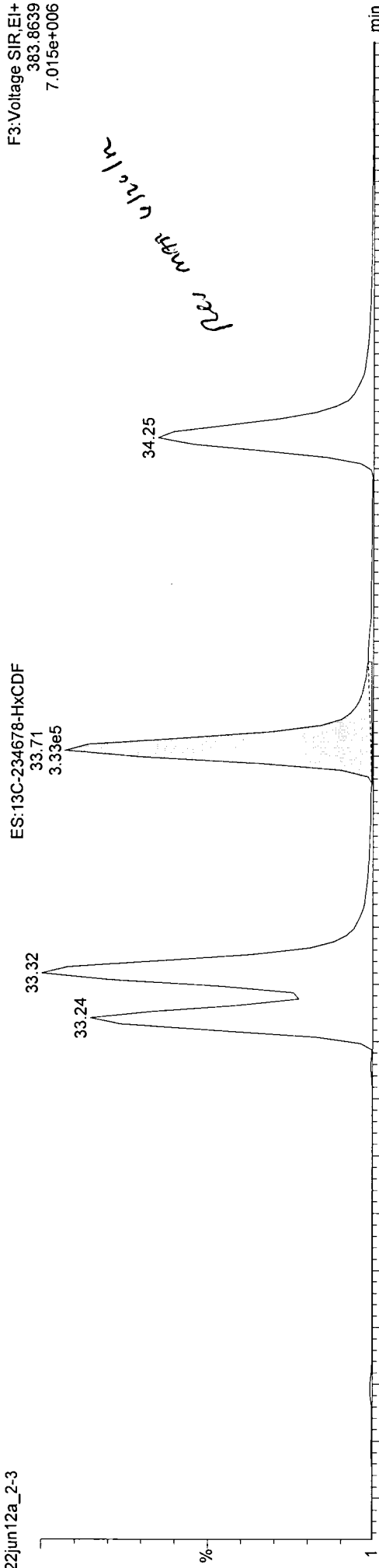
Last Altered: Monday, June 25, 2012 12:30:52 Eastern Daylight Time
Printed: Monday, June 25, 2012 12:30:54 Eastern Daylight Time

Method: C:\MassLynx\Default.PRO\MethDB\m1613-062412-db5ms.mdb 24 Jun 2012 17:53:35
Calibration: C:\MassLynx\Default.PRO\CurveDB\B5MS-0042012_1613.cdb 08 May 2012 08:31:36

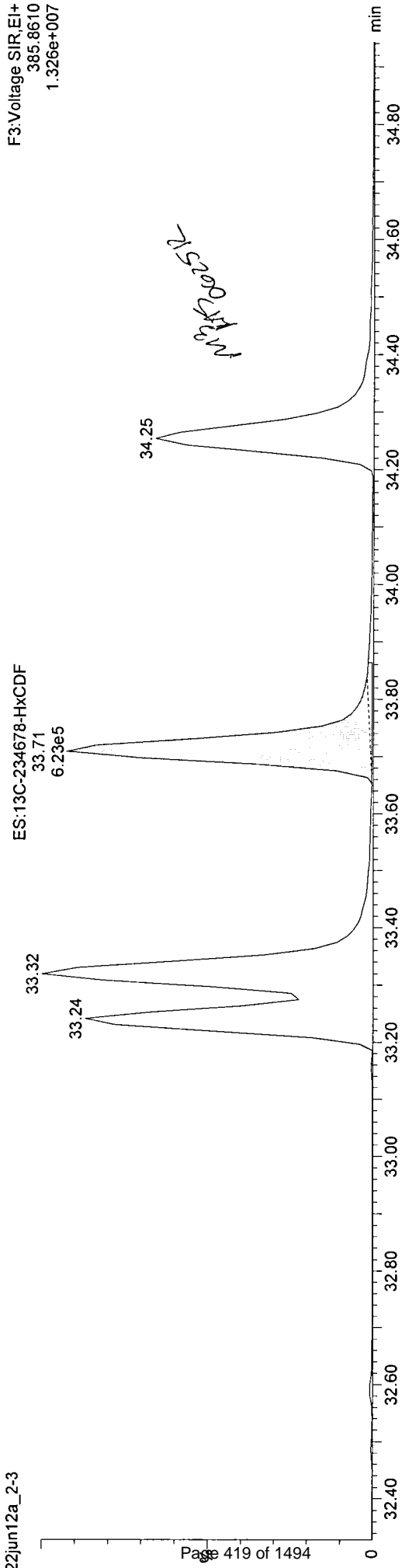
Name: c22jun12a_2-3, ID: 31201450017, Date: 23-Jun-2012, Time: 03:38:10, Submitter: HRD1735, Description: JW-EA01-SS03-120507, User: KAS

ES:13C-234678-HxCDF

c22jun12a_2-3



c22jun12a_2-3



Quantify Sample Report

Manual Integrations

Dataset: Z:\Default.pro\Results\c22jun12a_2-3.qld

Lab Altered: Monday, June 25, 2012 12:31:04 Eastern Daylight Time
Printed: Monday, June 25, 2012 12:31:06 Eastern Daylight Time

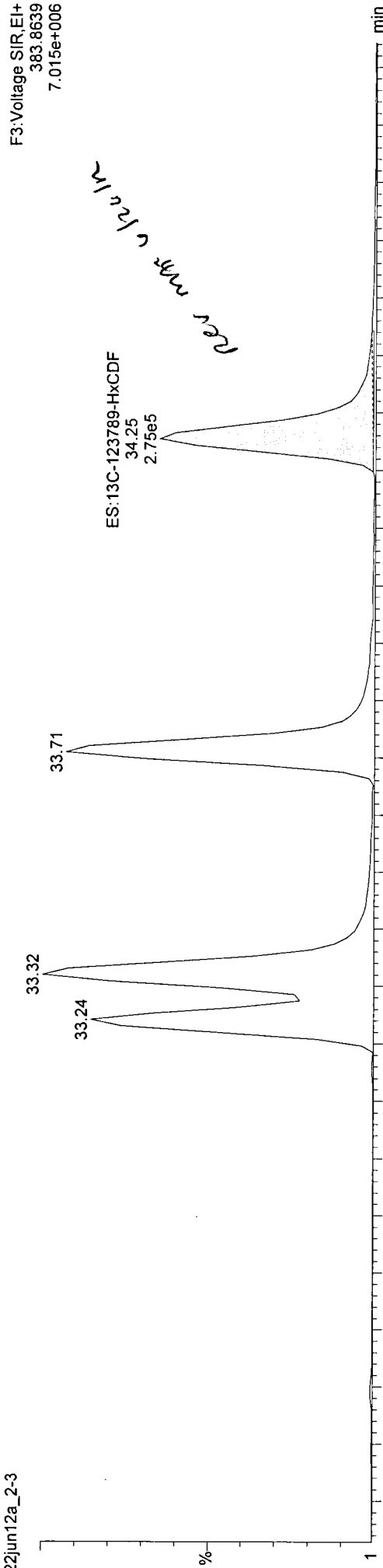
201450

Method: C:\MassLynx\Default.PRO\MethDB\im1613-062412-db5ms.mdb 24 Jun 2012 17:53:35
Calibration: C:\MassLynx\Default.PRO\CurveDB\IDB5MS-0042012_1613.cdb 08 May 2012 08:31:36

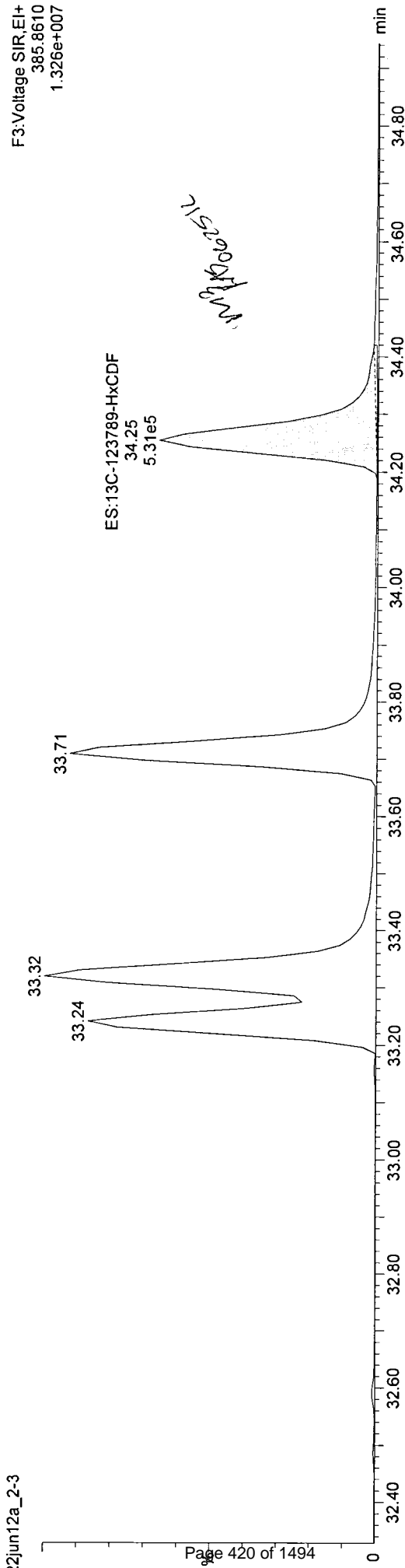
Name: c22jun12a_2-3, ID: 31201450017, Date: 23-Jun-2012, Time: 03:38:10, Submitter: HRD1735, Description: JW-EA01-SS03-120507, User: KAS

ES:13C-123789-HxCDF

c22jun12a_2-3



c22jun12a_2-3



Quantify Sample Report

Manual Integrations

Dataset: Z:\Default.pro\Results\c22jun12a_2-3.qld

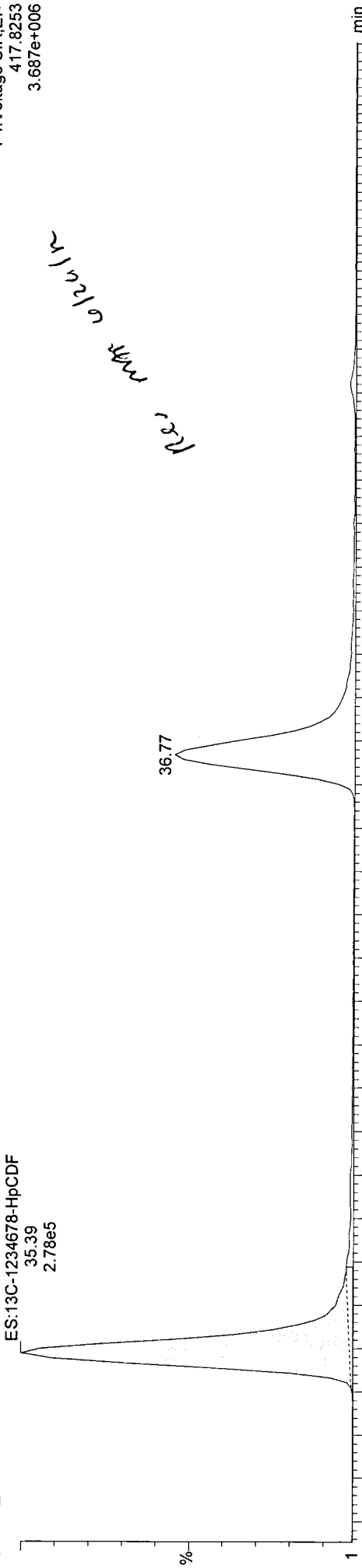
Last Altered: Monday, June 25, 2012 12:31:14 Eastern Daylight Time
Printed: Monday, June 25, 2012 12:31:17 Eastern Daylight Time

Method: C:\MassLynx\Default.PRO\MethDB\im1613-062412-db5ms.mdb 24 Jun 2012 17:53:35
Calibration: C:\MassLynx\Default.PRO\CurveDB\DB5MS-0042012_1613.cdb 08 May 2012 08:31:36

Name: c22jun12a_2-3, ID: 31201450017, Date: 23-Jun-2012, Time: 03:38:10, Submitter: HRD1735, Description: JW-EA01-SS03-120507, User: KAS

ES:13C-1234678-HpCDF

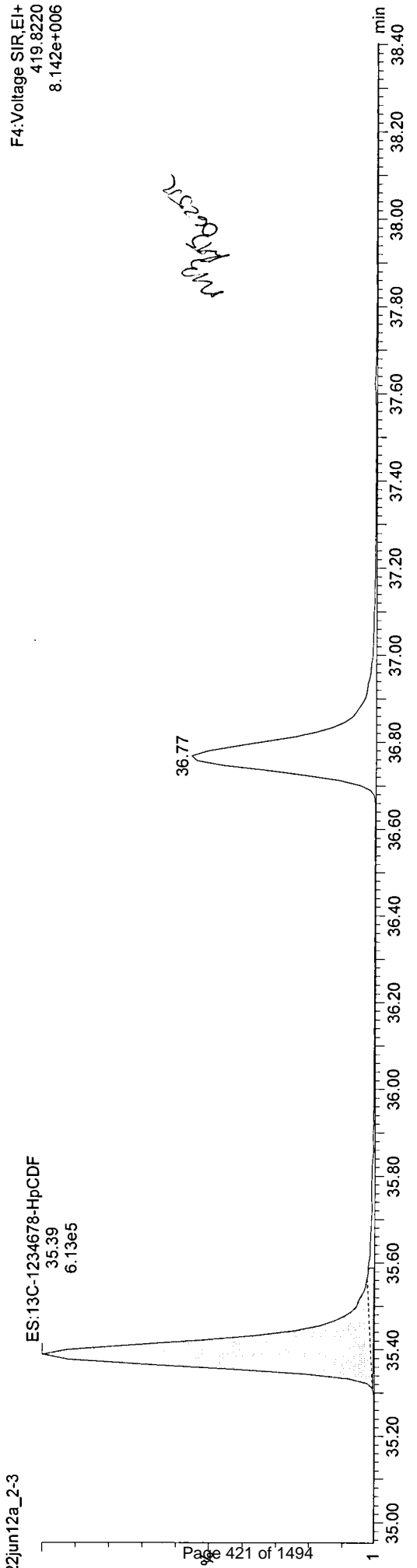
c22jun12a_2-3



c22jun12a_2-3

ES:13C-1234678-HpCDF

35.39
6.13e5



Quantify Sample Report

Manual Integrations

Dataset: Z:\Default.pro\Results\c22jun12a_2-3.qld

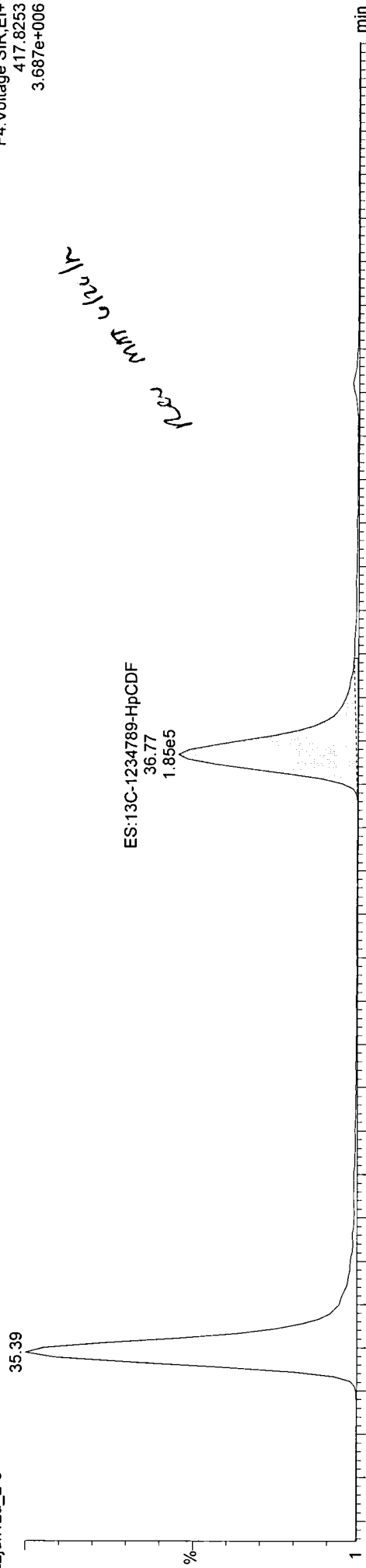
Last Altered: Monday, June 25, 2012 12:31:23 Eastern Daylight Time
Printed: Monday, June 25, 2012 12:31:25 Eastern Daylight Time

Method: C:\MassLynx\Default.PRO\MethDB\m1613-062412-db5ms.mdb 24 Jun 2012 17:53:35
Calibration: C:\MassLynx\Default.PRO\CurveDB\DB5MS-0042012_1613.cdb 08 May 2012 08:31:36

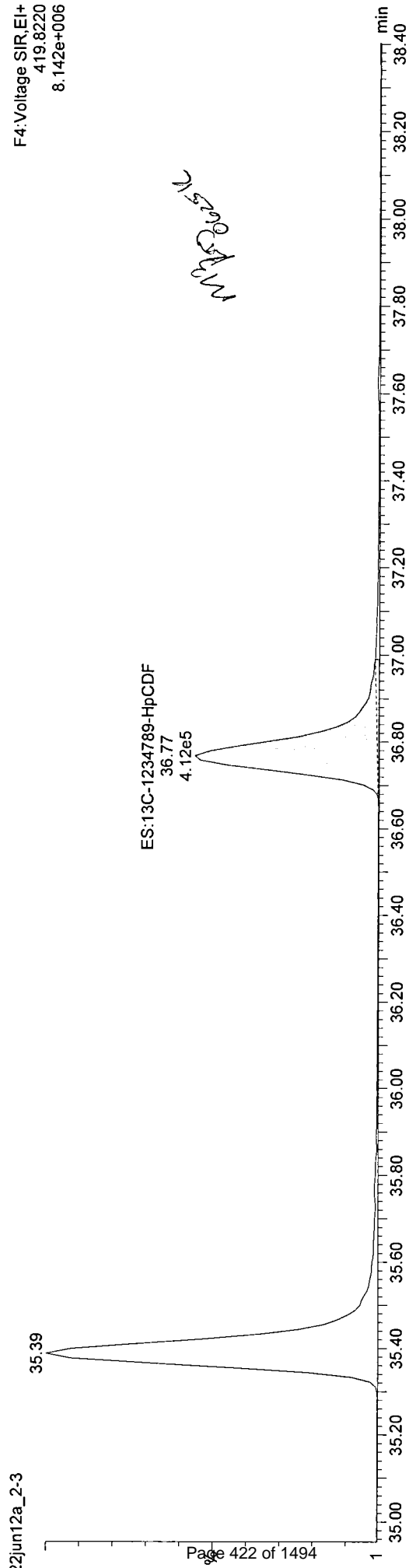
Name: c22jun12a_2-3, ID: 31201450017, Date: 23-Jun-2012, Time: 03:38:10, Submitter: HRD1735, Description: JW-EA01-SS03-120507, User: KAS

ES:13C-1234789-HpCDF

c22jun12a_2-3



c22jun12a_2-3



Quantify Sample Report
Manual Integrations ###
MassLynx 4.1 SCN627

Dataset: Z:\Default.pro\Results\c22jun12a_2-3.qld

Last Altered: Monday, June 25, 2012 12:31:40 Eastern Daylight Time
Printed: Monday, June 25, 2012 12:31:44 Eastern Daylight Time


1201450

Method: C:\MassLynx\Default.PRO\MethDB\m1613-062412-db5ms.mdb 24 Jun 2012 17:53:35
Calibration: C:\MassLynx\Default.PRO\CurveDB\MS-0042012_1613.cdb 08 May 2012 08:31:36

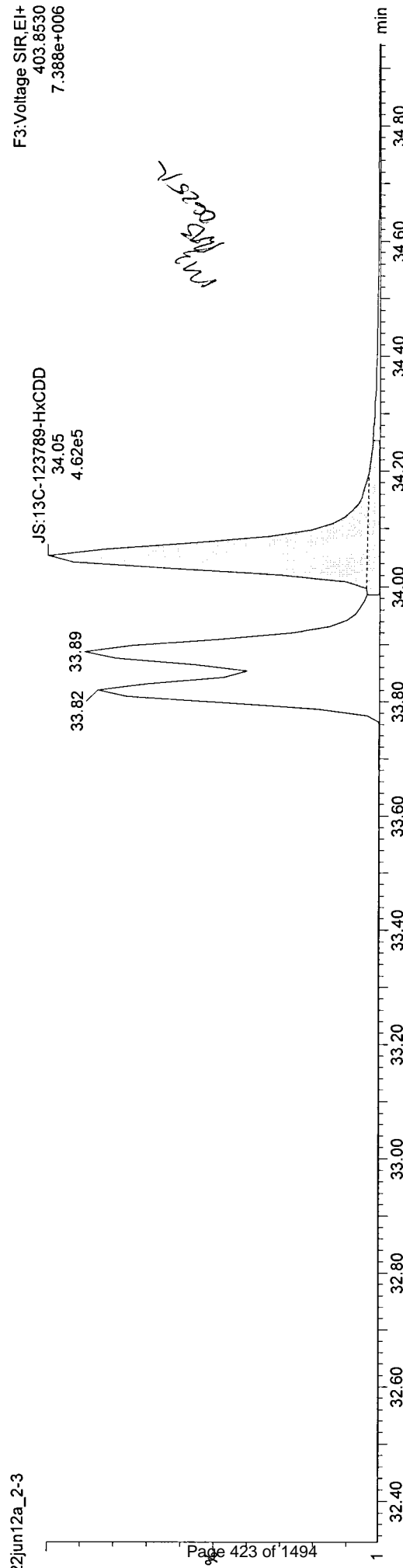
Name: c22jun12a_2-3, ID: 31201450017, Date: 23-Jun-2012, Time: 03:38:10, Submitter: HRD1735, Description: JW-EA01-SS03-120507, User: KAS

JS:13C-123789-HxCDD

c22jun12a_2-3



c22jun12a_2-3



Quantify Sample Report
Manual Integrations ###
MassLynx 4.1 SCN627

Dataset: Z:\Default.pro\Results\c22jun12a_2-3.qld

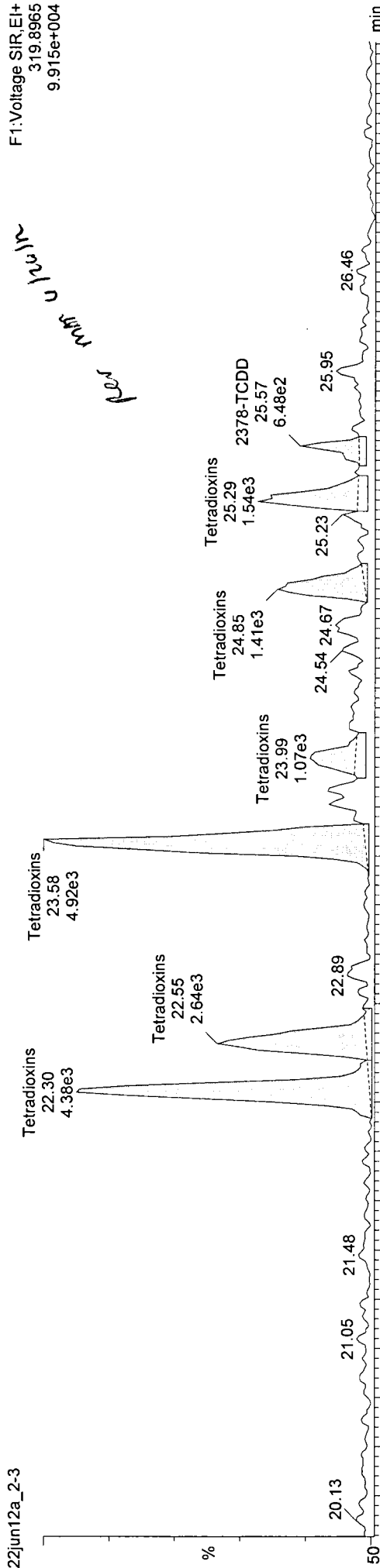
Last Altered: Tuesday, June 26, 2012 17:08:45 Eastern Daylight Time
Printed: Tuesday, June 26, 2012 17:09:23 Eastern Daylight Time

W# 1201450

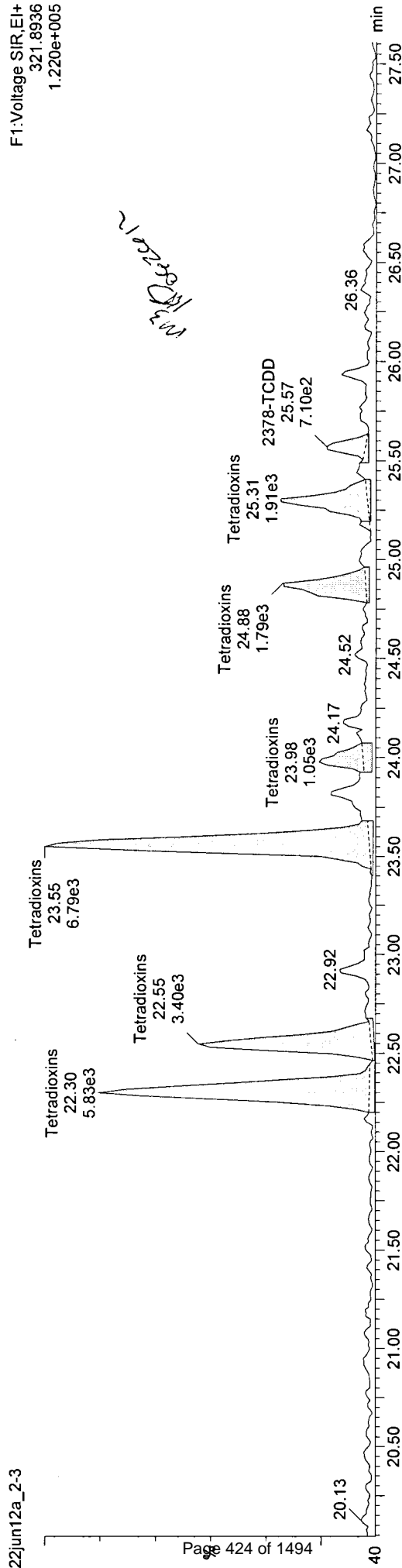
Method: C:\MassLynx\Default.PRO\MethDB\im1613-062412-db5ms.mdb 24 Jun 2012 17:53:35
Calibration: C:\MassLynx\Default.PRO\CurveDB\B5MS-0042012_1613.cdb 08 May 2012 08:31:36

Name: c22jun12a_2-3, ID: 31201450017, Date: 23-Jun-2012, Time: 03:38:10, Submitter: HRD1735, Description: JW-EA01-SS03-120507, User: KAS

Tetradioxins
c22jun12a_2-3



c22jun12a_2-3

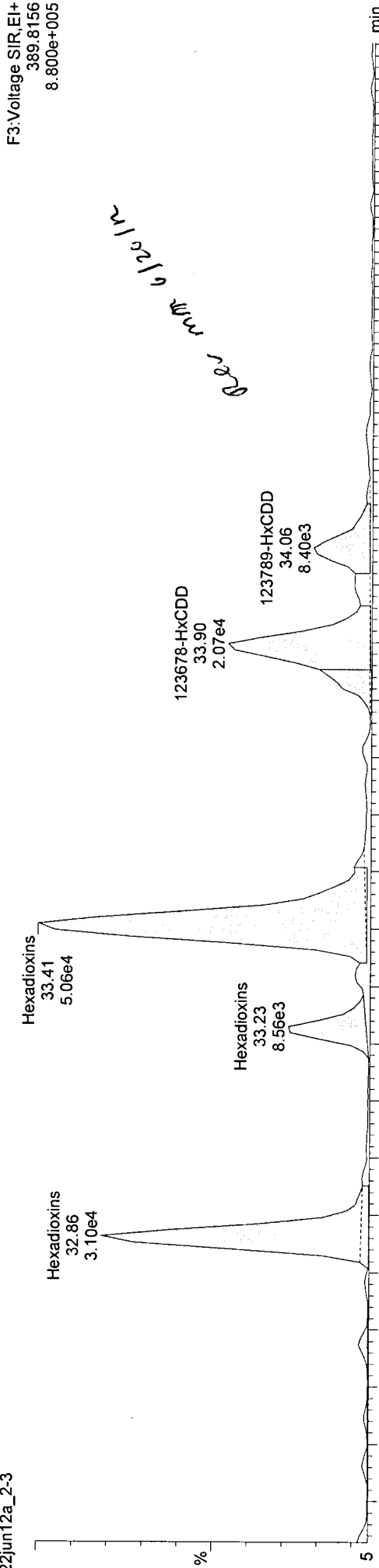


Dataset: Z:\Default.pro\Results\c22jun12a_2-3.qld

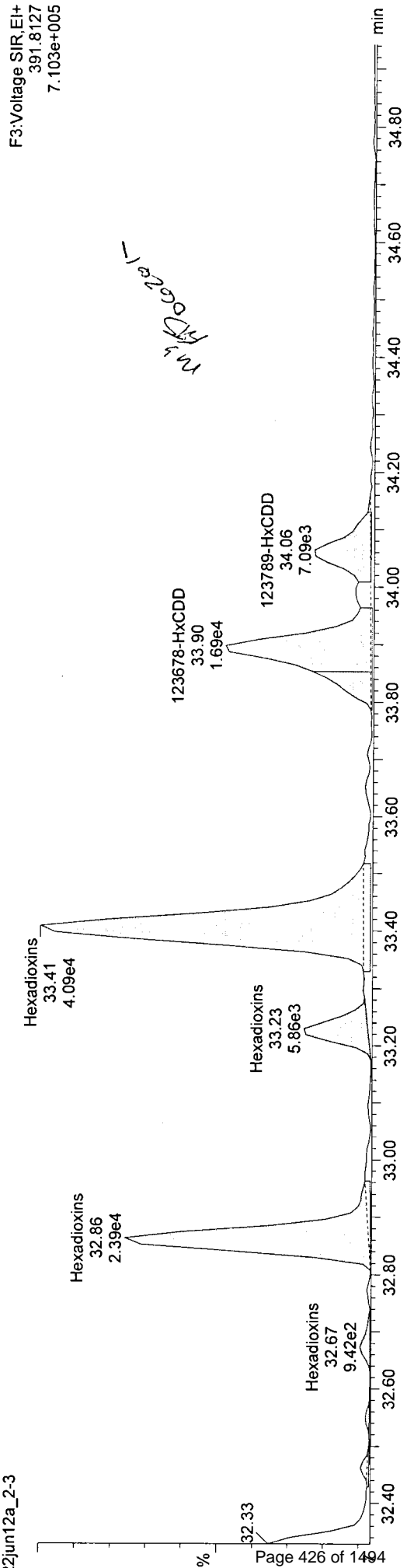
Last Altered: Tuesday, June 26, 2012 17:08:45 Eastern Daylight Time
Printed: Tuesday, June 26, 2012 17:09:23 Eastern Daylight Time

Name: c22jun12a_2-3, ID: 31201450017, Date: 23-Jun-2012, Time: 03:38:10, Submitter: HRD1735, Description: JW-EA01-SS03-120507, User: KAS

Hexadioxins
c22jun12a_2-3



c22jun12a_2-3

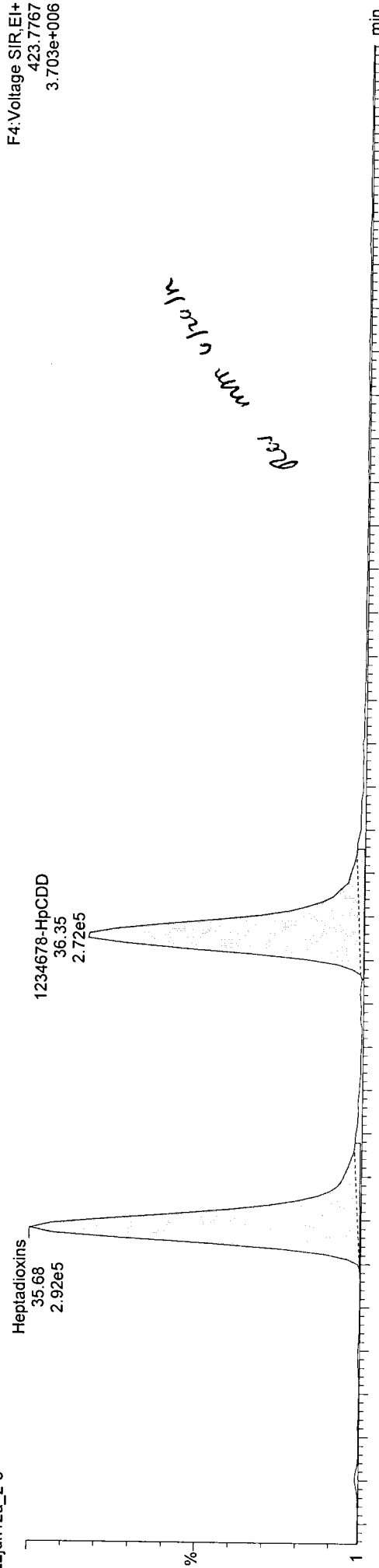


Dataset: Z:\Default.pro\Results\c22jun12a_2-3.qld

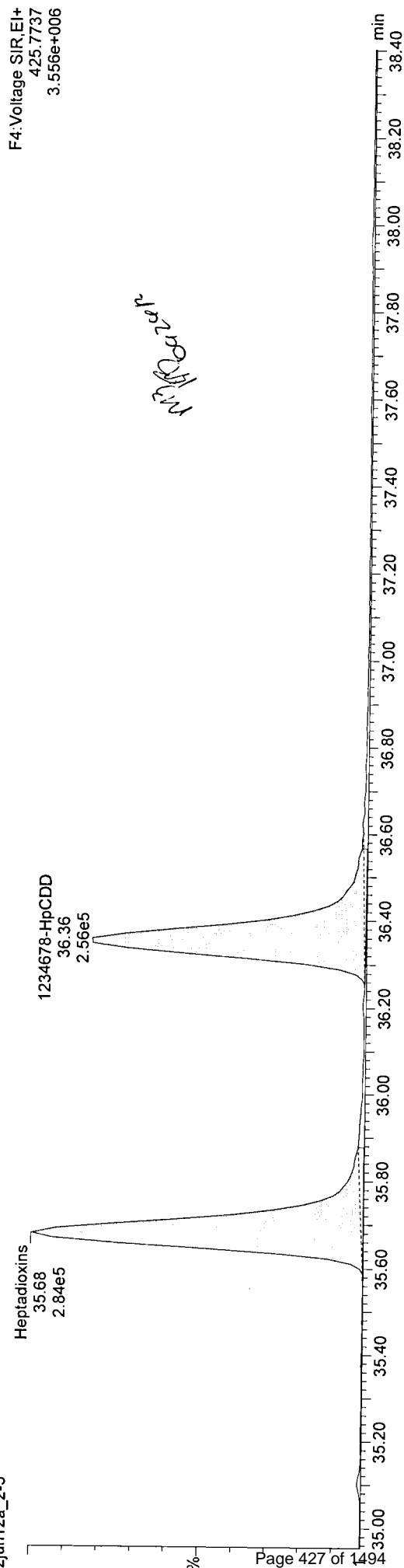
Last Altered: Tuesday, June 26, 2012 17:08:45 Eastern Daylight Time
Printed: Tuesday, June 26, 2012 17:09:23 Eastern Daylight Time

Name: c22jun12a_2-3, ID: 31201450017, Date: 23-Jun-2012, Time: 03:38:10, Submitter: HRD1735, Description: JW-EA01-SS03-120507, User: KAS

Heptadioxins
c22jun12a_2-3



c22jun12a_2-3



Dataset: Z:\Default.pro\Results\c22jun12a_2-3.qld

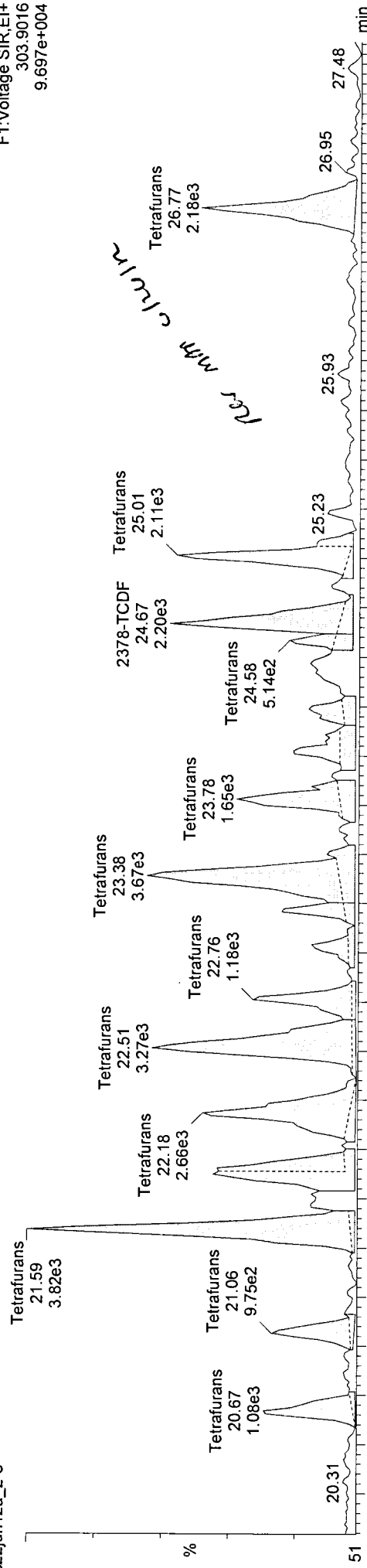
Last Altered: Tuesday, June 26, 2012 17:08:45 Eastern Daylight Time
Printed: Tuesday, June 26, 2012 17:09:23 Eastern Daylight Time

201450

Name: c22jun12a_2-3, ID: 31201450017, Date: 23-Jun-2012, Time: 03:38:10, Submitter: HRD1735, Description: JW-EA01-SS03-120507, User: KAS

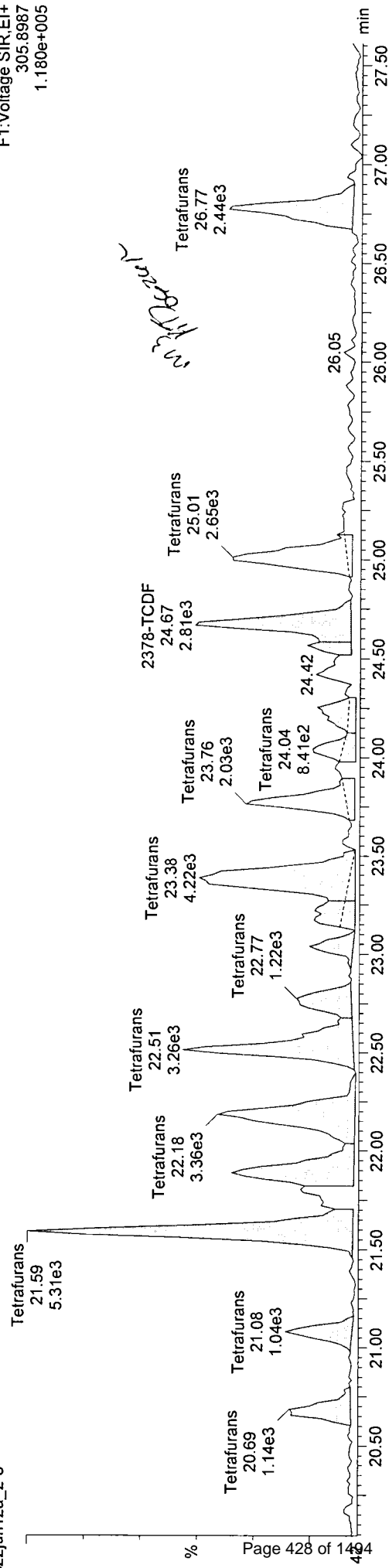
Tetrafurans
c22jun12a_2-3

F1: Voltage SIR, EI+
303.9016
9.697e+004



c22jun12a_2-3

F1: Voltage SIR, EI+
305.8987
1.180e+005




Dataset: Z:\Default.pro\Results\c22jun12a_2-3.qld

Last Altered: Tuesday, June 26, 2012 17:08:45 Eastern Daylight Time
Printed: Tuesday, June 26, 2012 17:09:23 Eastern Daylight Time

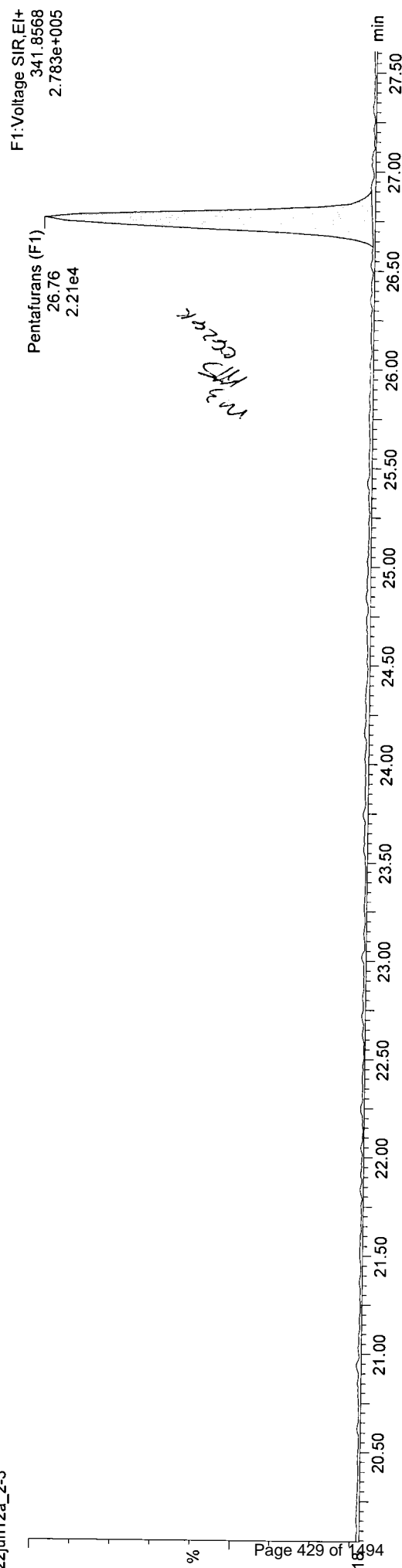
Name: c22jun12a_2-3, ID: 31201450017, Date: 23-Jun-2012, Time: 03:38:10, Submitter: HRD1735, Description: JW-EA01-SS03-120507, User: KAS

Pentafurans (F1)

c22jun12a_2-3



c22jun12a_2-3

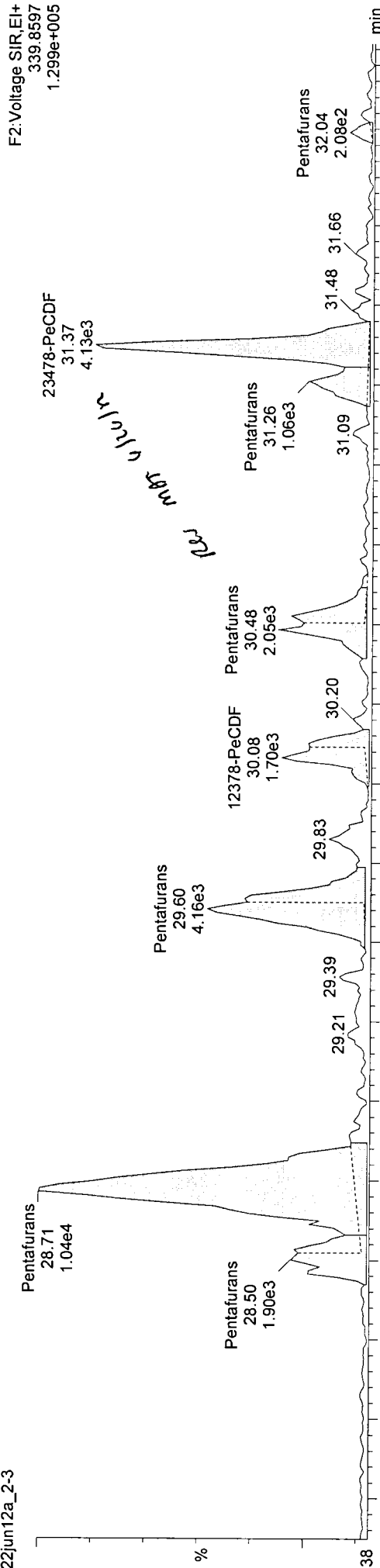


Dataset: Z:\Default:pro\Results\c22jun12a_2-3.qld

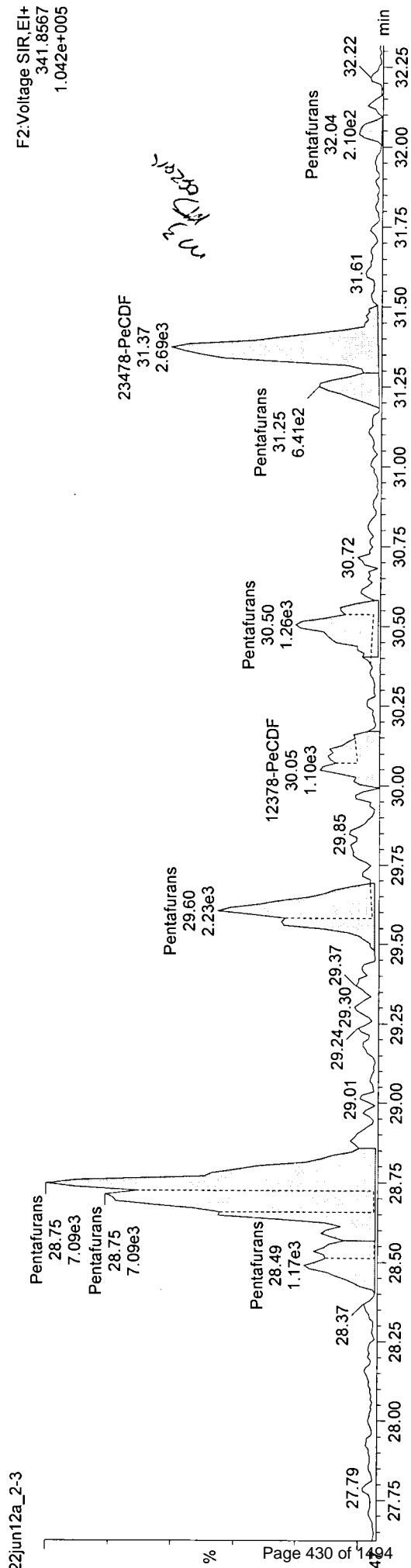
Last Altered: Tuesday, June 26, 2012 17:08:45 Eastern Daylight Time
Printed: Tuesday, June 26, 2012 17:09:23 Eastern Daylight Time

Name: c22jun12a_2-3, ID: 31201450017, Date: 23-Jun-2012, Time: 03:38:10, Submitter: HRD1735, Description: JW-EA01-SS03-120507, User: KAS

Pentafurans
c22jun12a_2-3



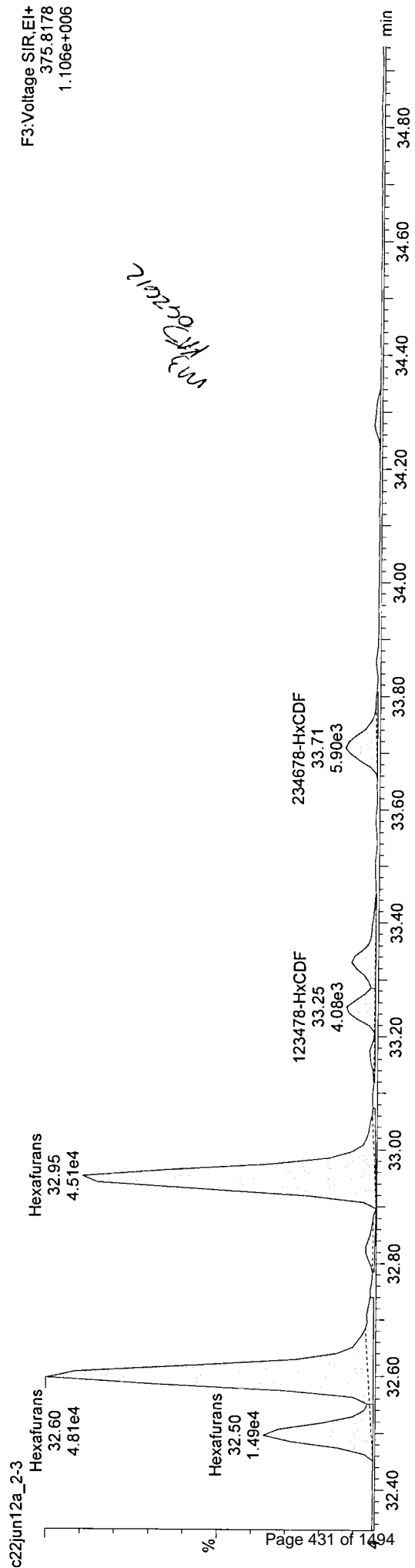
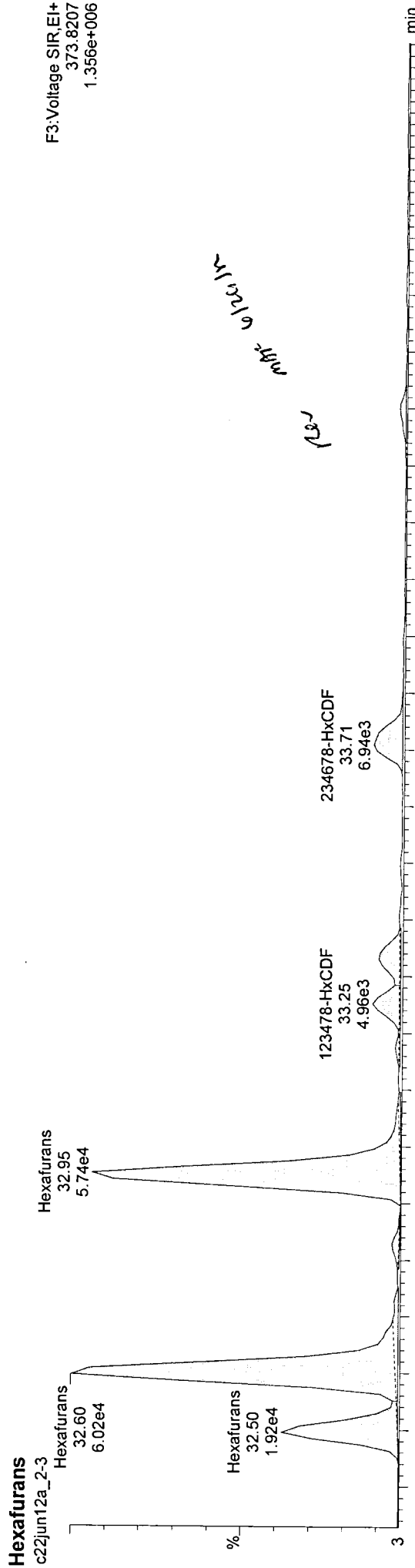
c22jun12a_2-3



Dataset: Z:\Default.pro\Results\c22jun12a_2-3.qld

Last Altered: Tuesday, June 26, 2012 17:08:45 Eastern Daylight Time
Printed: Tuesday, June 26, 2012 17:09:23 Eastern Daylight Time

Name: c22jun12a_2-3, ID: 31201450017, Date: 23-Jun-2012, Time: 03:38:10, Submitter: HRD1735, Description: JW-EA01-SS03-120507, User: KAS



F3: Voltage SIR, EI+
373.8207
1.356e+006


F3: Voltage SIR, EI+
375.8178
1.106e+006

Dataset: Z:\Default.prolResults\c22jun12a_2-3.qld

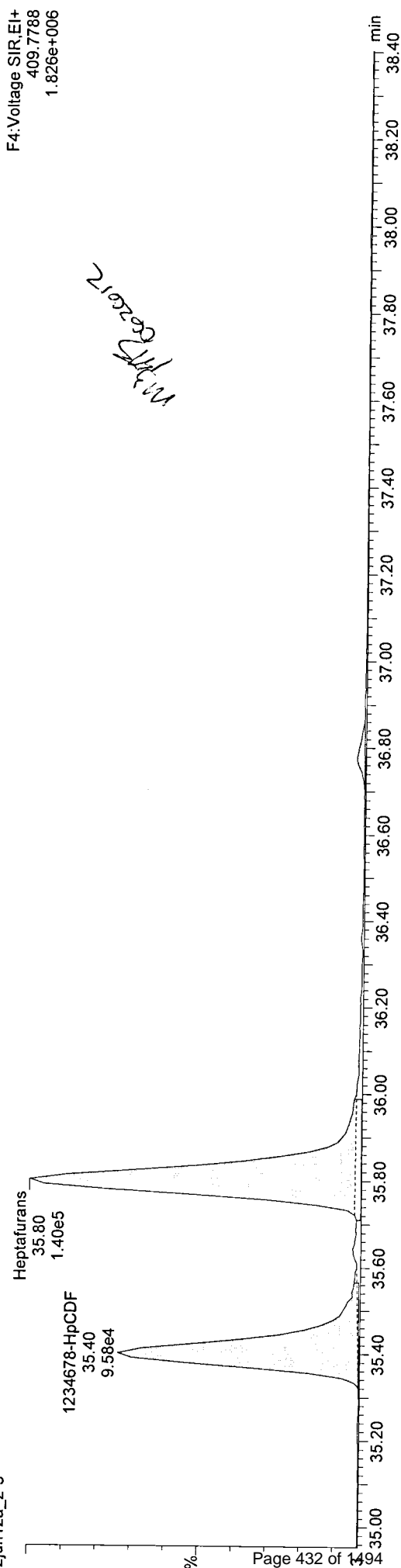
Last Altered: Tuesday, June 26, 2012 17:08:45 Eastern Daylight Time
Printed: Tuesday, June 26, 2012 17:09:23 Eastern Daylight Time

Name: c22jun12a_2-3, ID: 31201450017, Date: 23-Jun-2012, Time: 03:38:10, Submitter: HRD1735, Description: JW-EA01-SS03-120507, User: KAS

Heptafurans
c22jun12a_2-3



c22jun12a_2-3



Quantify Sample Summary Report
 ### Sample Summary ###

MassLynx 4.1

Dataset: C:\MassLynx\Default.pro\Results\c22jun12a_2-3.qld
 Last Altered: Monday, 6/25/2012 11:50:47 AM Eastern Daylight Time
 Printed: Monday, 6/25/2012 11:51:06 AM Eastern Daylight Time

31201450

Method: C:\MassLynx\Default.PRO\MethDB\m1613-062412-db5ms.mdb 24 Jun 2012 17:53:35
 Calibration: C:\MassLynx\Default.PRO\CurveDB\B5MS-0042012_1613.cdb 08 May 2012 08:31:36

Name: c22jun12a_2-3
 Date: 23-Jun-2012
 Time: 03:38:10
 ID: 31201450017
 Submitter: HRD1735
 Task: HRMS3

Description: JW-EA01-SS03-120507

Name	Response	Ion1Area	Ion2Area	RA	RAFail?	RRT	RT	pg/μL	EDL	Height1	Noise1	SN1	Height2	Noise2	SN2	M1	M2	MR
1	2378-TCDD	1.077e3	4.830e2	5.937e2	0.81	NO	1.0013	25.57	0.0374	8.852e3	909	9.7	8.495e3	809	10.5	bb	bb	1.075
2	12378-PeCDD	4.184e3	2.566e3	1.617e3	1.59	NO	1.0007	31.64	0.0220	4.570e4	786	58.2	3.458e4	576	60.0	bd	bd	1.039
3	123478-HxCDD	4.435e4	2.447e4	1.988e4	1.23	NO	1.0023	33.90	0.0900	3.545e5	2738	129.5	2.895e5	2644	109.5	bd	bd	1.065
4	123678-HxCDD	3.036e3	1.828e3	1.208e3	1.51	YES	1.0033	34.00	0.0947	3.783e4	2738	13.8	3.019e4	2644	11.4	dd	dd	0.996
5	123789-HxCDD	1.551e4	8.538e3	6.974e3	1.22	NO	1.0072	34.06	0.0923	1.401e5	2738	51.2	1.116e5	2644	42.2	db	db	1.029
6	1234678-HpCDD	5.028e5	2.535e5	2.493e5	1.02	NO	1.0000	36.35	0.2187	2.993e6	3167	945.1	2.872e6	3338	860.3	bb	bb	1.055
7	OCDD	3.419e6	1.613e6	1.806e6	0.89	NO	1.0002	39.47	0.4413	8.960e6	2958	3028.9	9.954e6	1852	5375.5	bb	bb	1.063
8	2378-TCDF	4.705e3	1.890e3	2.814e3	0.67	NO	1.0007	24.67	0.0389	2.446e4	1090	22.4	3.248e4	1091	29.8	db	db	0.980
9	12378-PeCDF	1.339e3	1.085e3	2.542e2	4.27	YES	1.0007	30.08	0.0451	2.056e4	983	20.9	4.791e3	954	5.0	bd	db	0.980
10	23478-PeCDF	6.777e3	4.083e3	2.694e3	1.52	NO	1.0004	31.37	0.0254	6.686e4	983	68.0	3.448e4	954	36.2	dd	db	1.022
11	123478-HxCDF	8.399e3	4.528e3	3.872e3	1.17	NO	1.0003	33.25	0.0483	1.057e5	1733	61.0	9.124e4	2107	43.3	dd	dd	1.183
12	123678-HxCDF	8.773e3	4.450e3	4.323e3	1.03	YES	1.0003	33.33	0.0411	8.241e4	1733	47.6	7.682e4	2107	36.5	db	db	1.168
13	234678-HxCDF	1.231e4	6.941e3	5.367e3	1.29	NO	1.0000	33.71	0.0444	1.139e5	1733	65.7	1.001e5	2107	47.5	bb	bb	1.178
14	123789-HxCDF	2.457e3	1.415e3	1.042e3	1.36	NO	1.0013	34.30	0.0661	2.335e4	1733	13.5	1.784e4	2107	8.5	bb	bb	1.110
15	1234678-HpCDF	1.911e5	9.614e4	9.493e4	1.01	NO	1.0003	35.40	0.0966	1.307e6	3328	392.6	1.291e6	2900	445.4	bb	bb	1.389
16	1234789-HpCDF	7.227e3	4.049e3	3.178e3	1.27	YES	1.0003	36.78	0.1773	4.597e4	3328	13.8	4.126e4	2900	14.2	bb	bb	1.389
17	OCDF	2.348e5	1.114e5	1.234e5	0.90	NO	1.0038	39.61	0.1896	7.094e5	1101	644.1	8.079e5	1407	574.3	bd	bd	1.290
18	ES:13C-2378-TCDD	9.677e5	4.238e5	5.438e5	0.78	NO	1.0285	25.54	0.0359	4.685e6	1163	4029.5	6.019e6	1015	5932.5	bb	bb	0.991
19	ES:13C-12378-PeCDD	8.149e5	4.968e5	3.181e5	1.56	NO	1.2732	31.62	0.0293	9.078e6	846	1072...	5.795e6	650	8912.2	bb	bb	0.835
20	ES:13C-123478-HxCDD	6.651e5	3.714e5	2.937e5	1.26	NO	0.9931	33.82	0.0705	7.839e6	2794	2806.0	6.157e6	1630	3778.6	bd	bd	0.971
21	ES:13C-123678-HxCDD	7.478e5	4.168e5	3.310e5	1.26	NO	0.9951	33.89	0.0681	7.955e6	2794	2847.4	6.375e6	1630	3911.9	db	db	1.005
22	ES:13C-1234678-HpCDD	5.669e5	2.909e5	2.761e5	1.05	NO	1.0673	36.35	0.0626	3.616e6	1835	1971.0	3.479e6	1785	1949.2	bb	bb	0.894
23	ES:13C-OCDD	9.012e5	4.305e5	4.707e5	0.91	NO	1.1589	39.46	0.0741	2.449e6	2660	920.5	2.589e6	1513	1711.1	bb	bd	0.871
24	ES:13C-2378-TCDF	1.277e6	5.688e5	7.077e5	0.80	NO	0.9927	24.65	0.0333	6.375e6	1579	4038.3	7.930e6	1604	4942.5	bb	bb	1.561
25	ES:13C-12378-PeCDF	1.064e6	6.538e5	4.098e5	1.60	NO	1.2105	30.06	0.0438	6.736e6	2108	3194.8	4.181e6	1433	2918.9	bb	bb	1.322

MassLynx 4.1

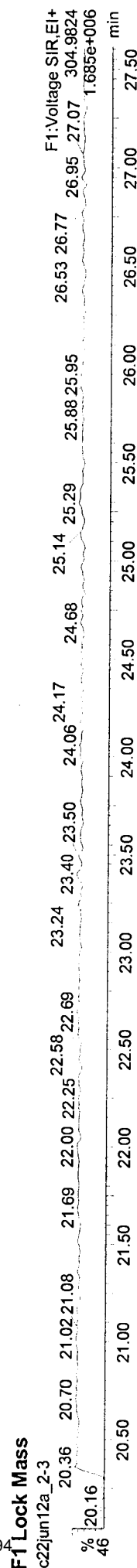
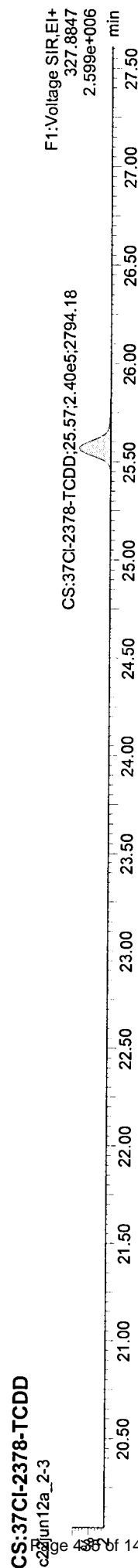
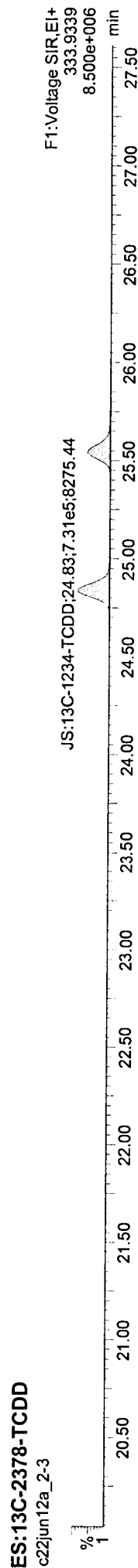
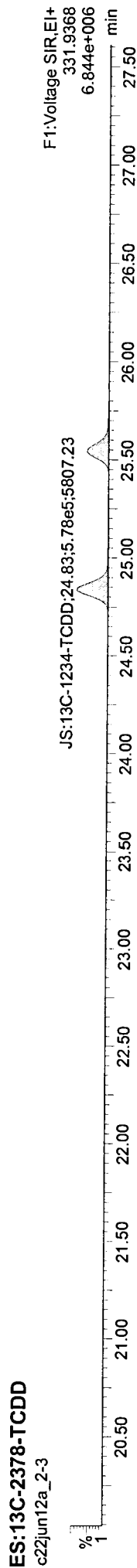
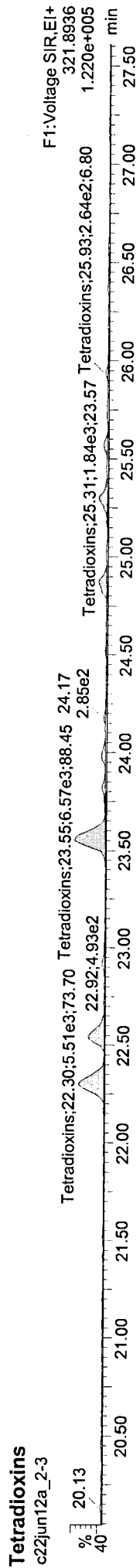
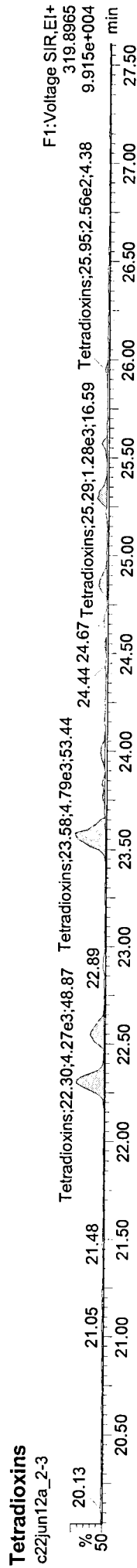
Quantify Sample Report
Sample Summary

Dataset: C:\MassLynx\Default.pro\Results\c22jun12a_2-3.qld

Last Altered: Monday, 6/25/2012 11:50:47 AM Eastern Daylight Time
Printed: Monday, 6/25/2012 11:51:06 AM Eastern Daylight Time

Method: C:\MassLynx\Default.PRO\MethDB\m1613-062412-db5ms.mdb 24 Jun 2012 17:53:35
Calibration: C:\MassLynx\Default.PRO\CurveDB\MS-0042012_1613.cdb 08 May 2012 08:31:36

Name: c22jun12a_2-3, ID: 31201450017, User: KAS, Instrument: HRD1735, Task: HRMS3, Description: JW-EA01-SS03-120507



Quantify Sample Report
Sample Summary

MassLynx 4.1

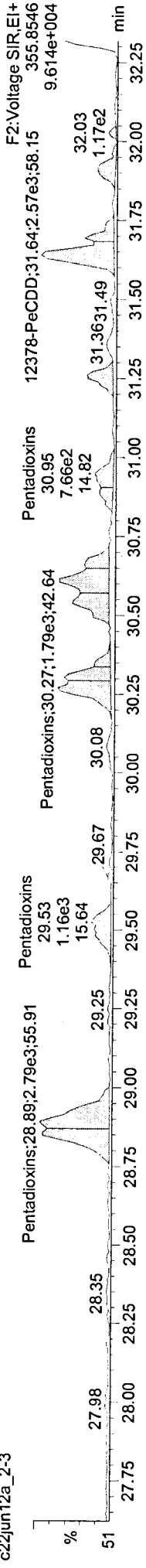
Dataset: C:\MassLynx\Default.pro\Results\c22jun12a_2-3.qld

Last Altered: Monday, 6/25/2012 11:50:47 AM Eastern Daylight Time
Printed: Monday, 6/25/2012 11:51:06 AM Eastern Daylight Time

Name: c22jun12a_2-3, ID: 31201450017, User: KAS, Instrument: , Submitter: HRD1735, Task: HRMS3, Description: JW-EA01-SS03-120507


Pentadioxins

c22jun12a_2-3



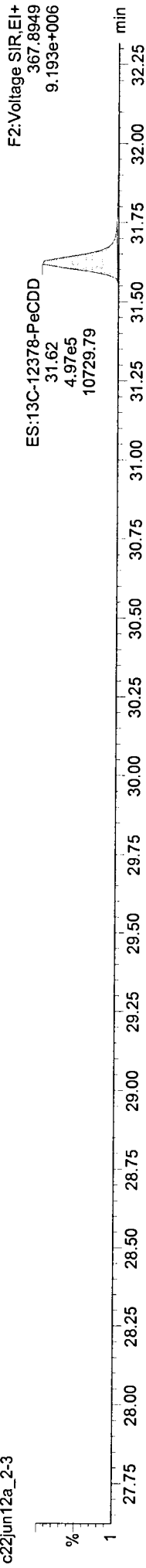
Pentadioxins

c22jun12a_2-3



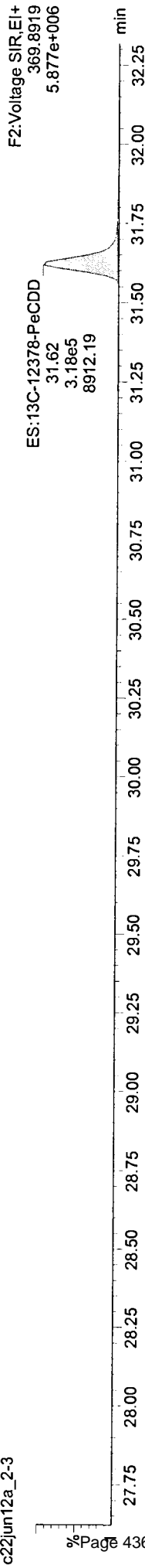
ES:13C-12378-PeCDD

c22jun12a_2-3



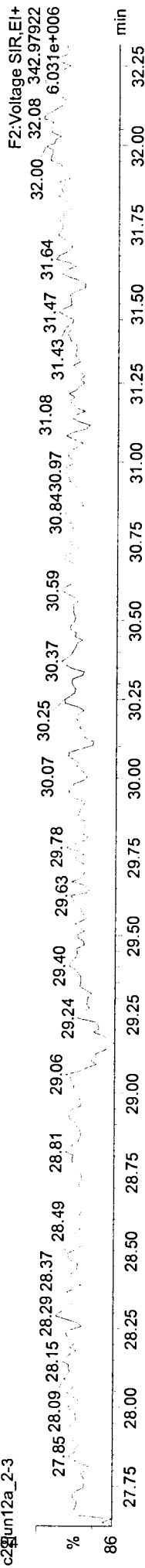
ES:13C-12378-PeCDD

c22jun12a_2-3



F2:Lock Mass

c22jun12a_2-3



Quantify Sample Report

MassLynx 4.1
Sample Summary


Dataset: C:\MassLynx\Default.pro\Results\c22jun12a_2-3.qld

Last Altered: Monday, 6/25/2012 11:50:47 AM Eastern Daylight Time
Printed: Monday, 6/25/2012 11:51:06 AM Eastern Daylight Time

Name: c22jun12a_2-3, ID: 31201450017, User: KAS, Instrument: , Submitter: HRD1735, Task: HRMS3, Description: JW-EA01-SS03-120507

Hexadioxins

c22jun12a_2-3



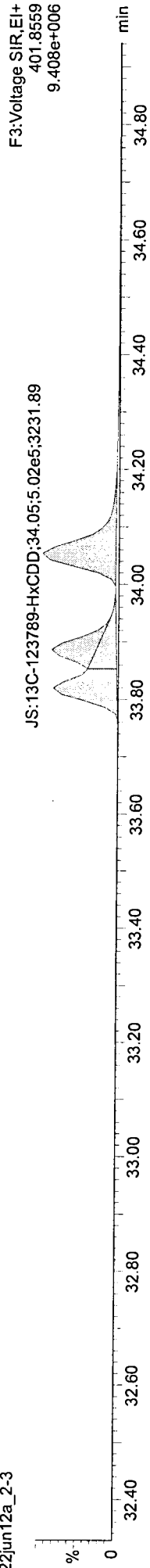
Hexadioxins

c22jun12a_2-3



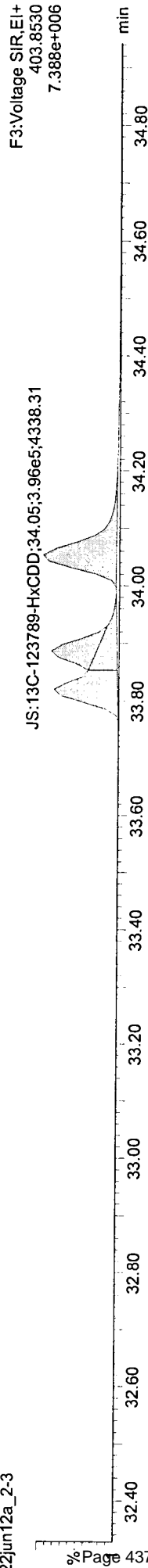
ES:13C-123678-HxCDD

c22jun12a_2-3



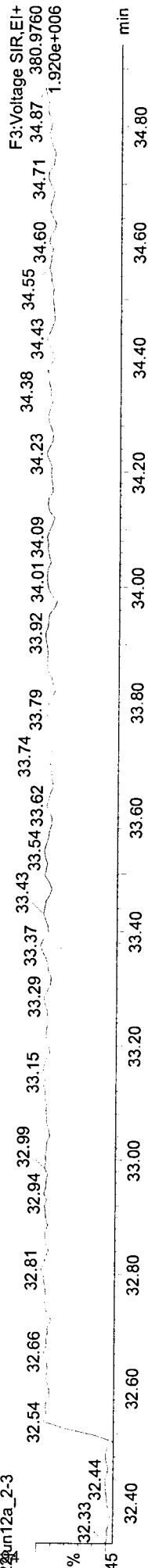
ES:13C-123678-HxCDD

c22jun12a_2-3



F3: Lock Mass

c22jun12a_2-3



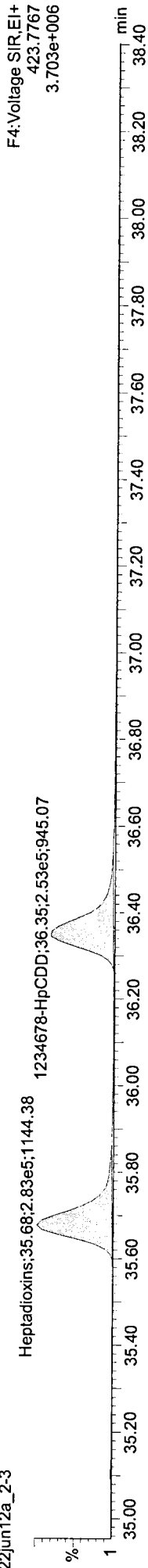
Dataset: C:\MassLynx\Default.pro\Results\c22jun12a_2-3.qld

Last Altered: Monday, 6/25/2012 11:50:47 AM Eastern Daylight Time
Printed: Monday, 6/25/2012 11:51:06 AM Eastern Daylight Time

Name: c22jun12a_2-3, ID: 31201450017, User: KAS, Instrument: , Submitter: HRD1735, Task: HRMS3, Description: JW-EA01-SS03-120507

Heptadioxins


c22jun12a_2-3



F4: Voltage SIR, EI+
423.7767
3.703e+006

Heptadioxins


c22jun12a_2-3



F4: Voltage SIR, EI+
425.7737
3.556e+006

ES:13C-1234678-HpCDD

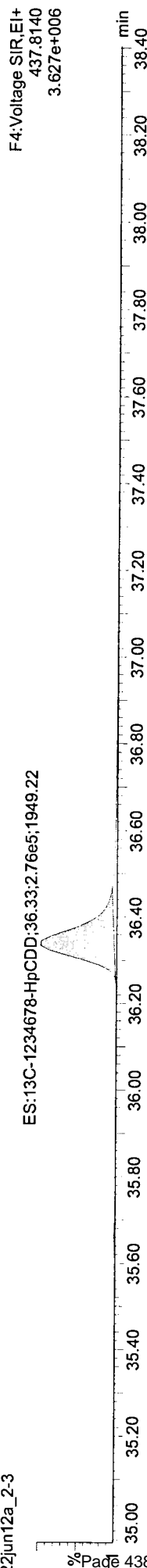
c22jun12a_2-3



F4: Voltage SIR, EI+
435.8169
3.774e+006

ES:13C-1234678-HpCDD

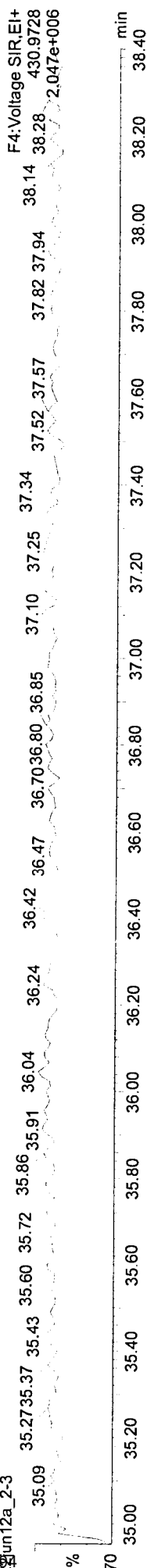
c22jun12a_2-3



F4: Voltage SIR, EI+
437.8140
3.627e+006

F4 Lock Mass

c22jun12a_2-3



F4: Voltage SIR, EI+
430.9728
2.047e+006

Quantify Sample Report
Sample Summary

MassLynx 4.1


Dataset: C:\MassLynx\Default.pro\Results\c22jun12a_2-3.qld

Last Altered: Monday, 6/25/2012 11:50:47 AM Eastern Daylight Time
Printed: Monday, 6/25/2012 11:51:06 AM Eastern Daylight Time

Name: c22jun12a_2-3, ID: 31201450017, User: KAS, Instrument: , Submitter: HRD1735, Task: HRMS3, Description: JW-EA01-SS03-120507

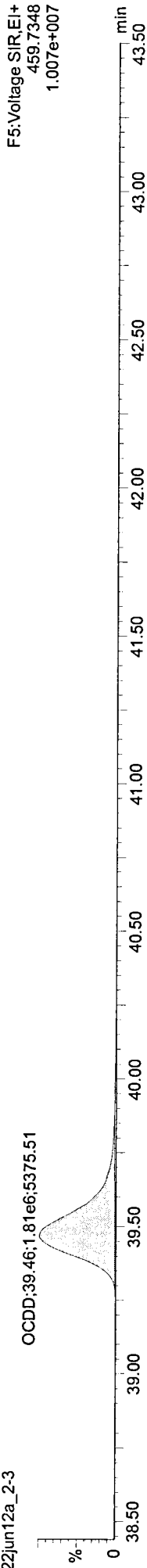
OCDD

c22jun12a_2-3



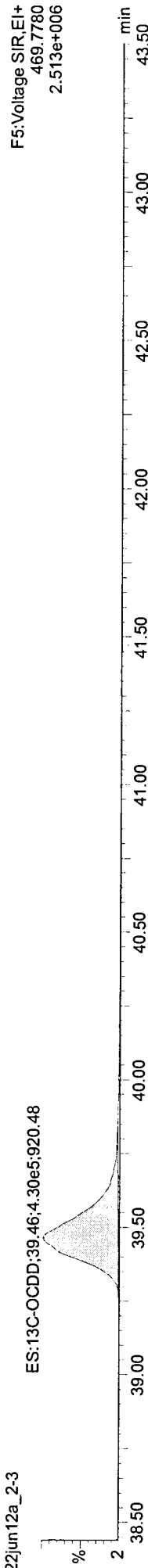
OCDD

c22jun12a_2-3




ES:13C-OCDD

c22jun12a_2-3



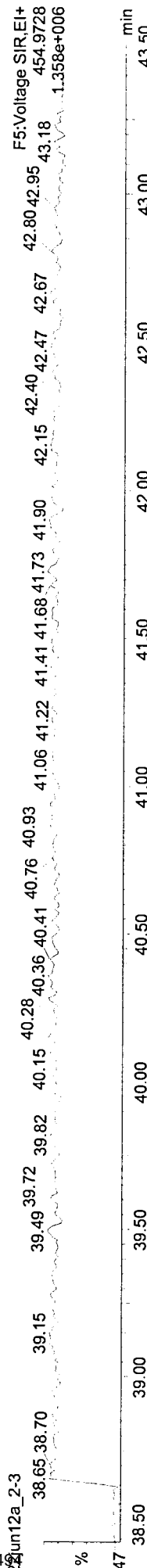
ES:13C-OCDD

c22jun12a_2-3



F5: Lock Mass

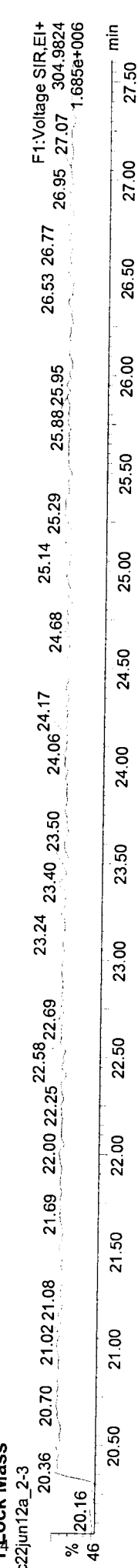
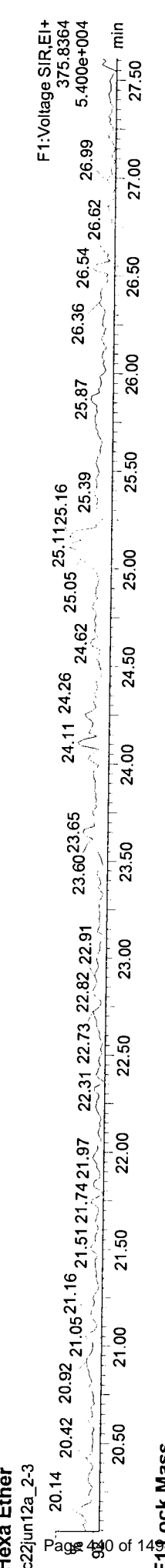
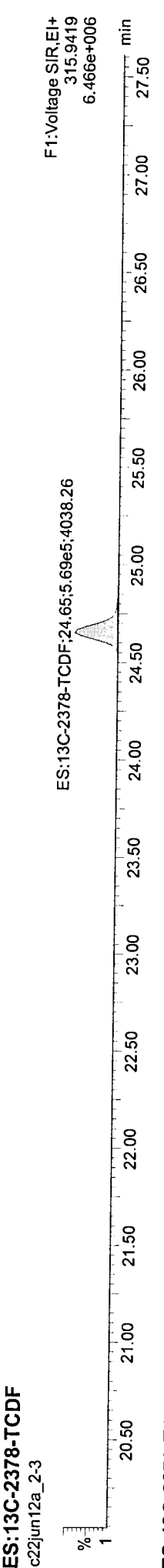
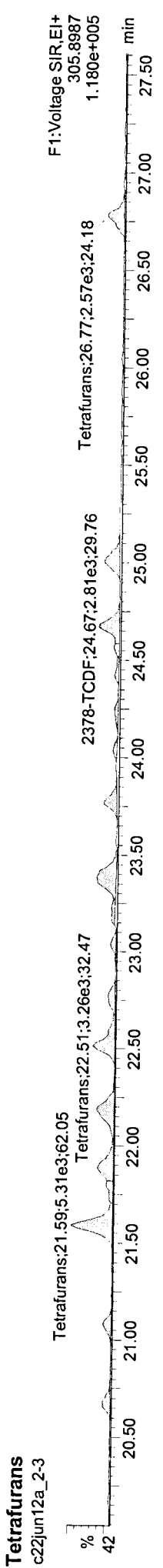
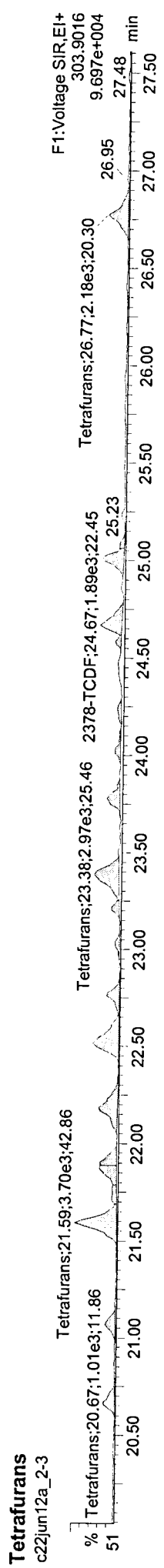
c22jun12a_2-3



Quantify Sample Report
 ### Sample Summary ###

Dataset: C:\MassLynx\Default.pro\Results\c22jun12a_2-3.qld
 Last Altered: Monday, 6/25/2012 11:50:47 AM Eastern Daylight Time
 Printed: Monday, 6/25/2012 11:51:06 AM Eastern Daylight Time

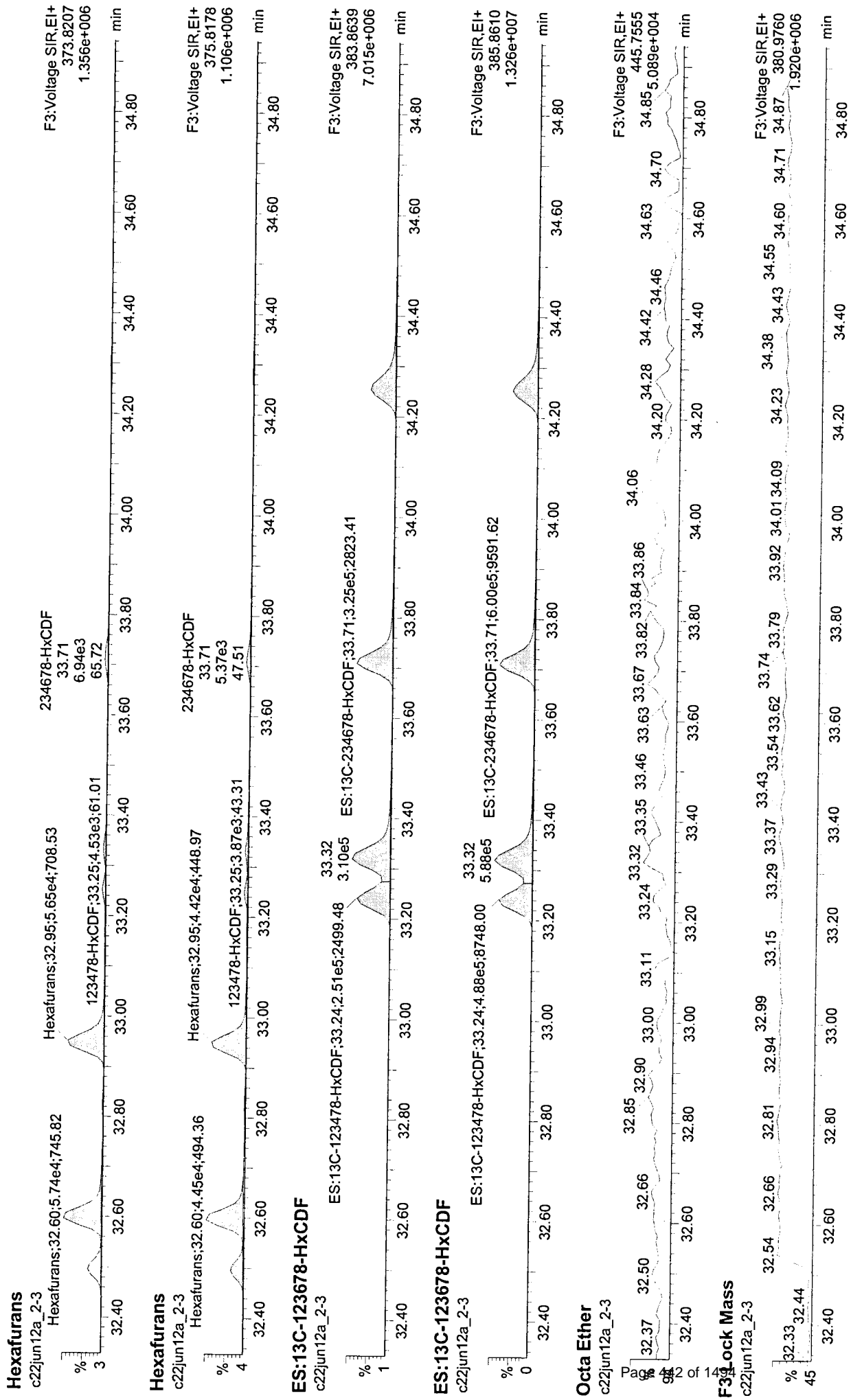
Name: c22jun12a_2-3, ID: 31201450017, User: KAS, Instrument: HRD1735, Task: HRMS3, Description: JW-EA01-SS03-120507



Dataset: C:\MassLynx\Default.prolResults\c22jun12a_2-3.qld

Last Altered: Monday, 6/25/2012 11:50:47 AM Eastern Daylight Time
 Printed: Monday, 6/25/2012 11:51:06 AM Eastern Daylight Time

Name: c22jun12a_2-3, ID: 31201450017, User: KAS, Instrument: , Submitter: HRD1735, Task: HRMS3, Description: JW-EA01-SS03-120507



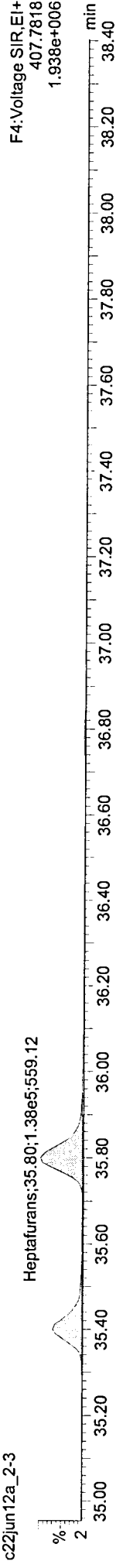
Dataset: C:\MassLynx\Default.pro\Results\c22jun12a_2-3.qld

Last Altered: Monday, 6/25/2012 11:50:47 AM Eastern Daylight Time
Printed: Monday, 6/25/2012 11:51:06 AM Eastern Daylight Time

Name: c22jun12a_2-3, ID: 31201450017, User: KAS, Instrument: , Submitter: HRD1735, Task: HRMS3, Description: JW-EA01-SS03-120507

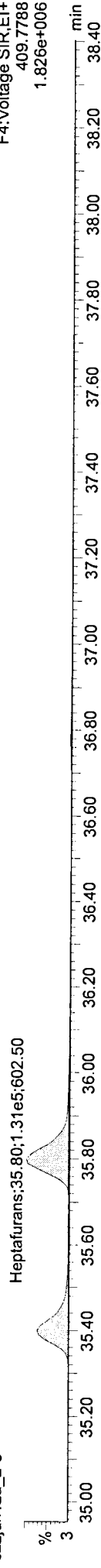
Heptafurans

c22jun12a_2-3



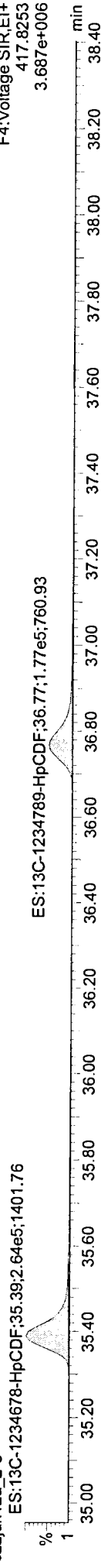
Heptafurans

c22jun12a_2-3



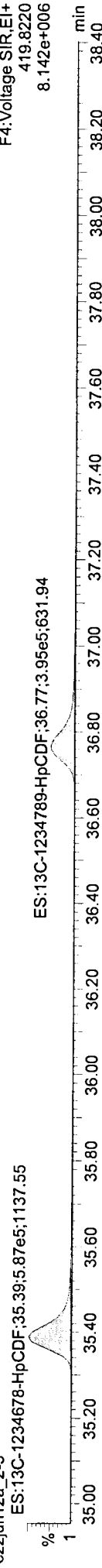
ES:13C-1234678-HpCDF

c22jun12a_2-3



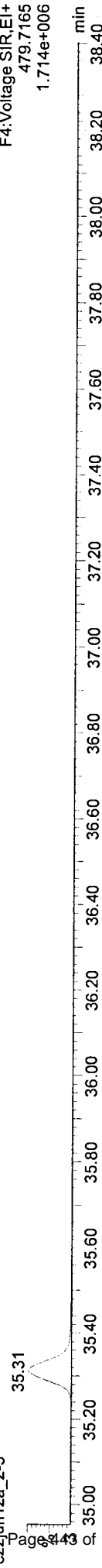
ES:13C-1234678-HpCDF

c22jun12a_2-3



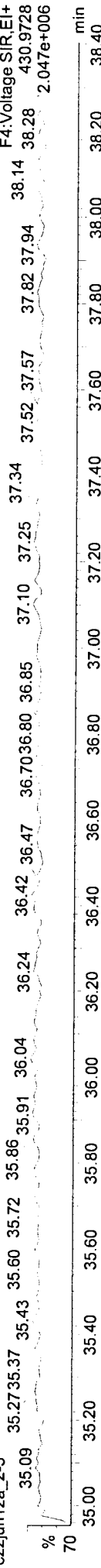
Nona Ether

c22jun12a_2-3



F4 Lock Mass

c22jun12a_2-3


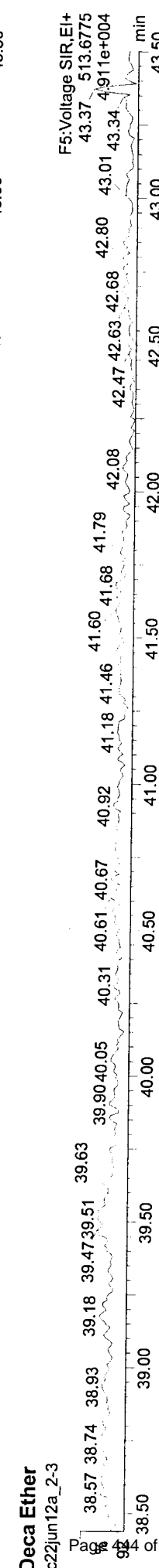






Dataset: C:\MassLynx\Default.pro\Results\c22jun12a_2-3.qld

Last Altered: Monday, 6/25/2012 11:50:47 AM Eastern Daylight Time
Printed: Monday, 6/25/2012 11:51:06 AM Eastern Daylight Time

312014

Name: c22jun12a_2-3, ID: 31201450017, User: KAS, Instrument: HRD1735, Task: HRMS3, Description: JW-EA01-SS03-120507



Quantify Sample Report

Sample Summary

MassLynx 4.1


Dataset: C:\MassLynx\Default.pro\Results\c22jun12a_2-3.qld

Last Altered: Monday, 6/25/2012 11:50:47 AM Eastern Daylight Time
Printed: Monday, 6/25/2012 11:51:06 AM Eastern Daylight Time

Name: c22jun12a_2-3, ID: 31201450017, User: KAS, Instrument: , Submitter: HRD1735, Task: HRMS3, Description: JW-EA01-SS03-120507

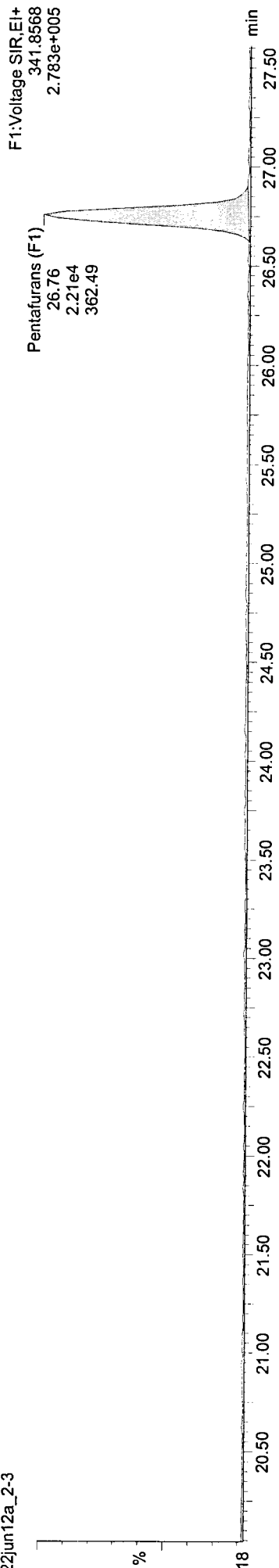
Pentafurans (F1)

c22jun12a_2-3



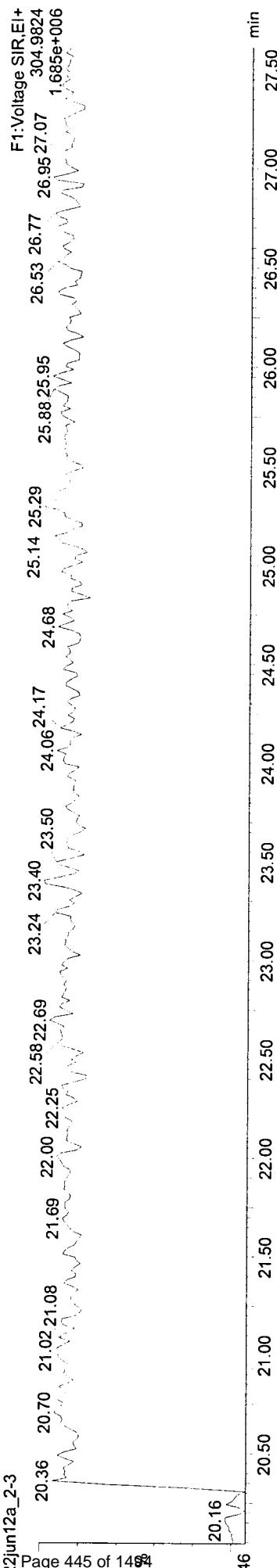
Pentafurans (F1)

c22jun12a_2-3



F1 Lock Mass

c22jun12a_2-3



Quantify Sample Summary Report

MassLynx 4.1
 ### Confirms Sample Summary ###

Dataset: C:\MassLynx\Default.pro\Results\c02jul12a-Confirms.qld

Last Altered: Monday, 7/2/2012 4:05:54 PM Eastern Daylight Time
 Printed: Monday, 7/2/2012 4:07:42 PM Eastern Daylight Time

JMJ 7-3-12

31201450

Method: C:\MassLynx\Default.PRO\MethDB\VF\Xms-TCDF_Smooth.m#b 29 Jun 2012 10:51:42
 Calibration: C:\MassLynx\Default.PRO\CurveDB\VF\Xms-Confirm_c08dec11b.cdb 09 Dec 2011 09:13:48

Name: c02jul12a-6 ✓
 Date: 02-Jul-2012 ✓
 Time: 11:51:42 ✓
 ID: 31201450017 ✓
 User: JLJ
 Submitter: HRD1753
 Task: HRMS3

Name	Response	Ion1Area	Ion2Area	RA	RAFail?	RRT	RT	pg/ul	EDL	SN1	SN2	M	Height1	Noise1	Height2	Noise2
2378-TCDF	3.708e3	1.543e3	2.165e3	0.71	NO	1.0007	22.10	0.354	0.0357	19.5	25.4	MM	1.864e4	957	2.996e4	1180
ES:13C-2378-TCDF	8.892e5	3.852e5	5.041e5	0.76	NO	1.0044	22.09	52.347	0.0268	3983.6	6278.7	bb	5.505e6	1382	7.154e6	1139
IS:13C-1234-TCDD	7.451e5	3.351e5	4.100e5	0.82	NO	0.0000	21.99	100.000	0.0482	4178.0	6398.3	bb	4.635e6	1109	5.616e6	878
Tetrafurans	-	1.886e4	-	-	-	-	-	4.081	0.0357	-	-	-	2.658e5	957	-	-
FI Lock Mass	-	-	-	-	-	-	-	-	-	-	-	-	-	56654	-	-

$$[TCDF] = \frac{3.708e3}{8.892e5} \left(\frac{\text{average}}{13.189 \times 0.583} \right) \left(\frac{1}{1.1776} \right) = 0.922 \text{ pg/L}$$

JMJ 7-3-12

Quantify Sample Report
Confirms Sample Summary



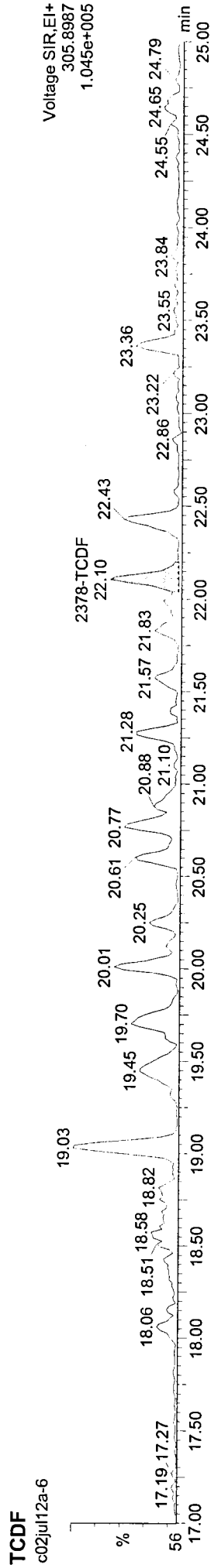
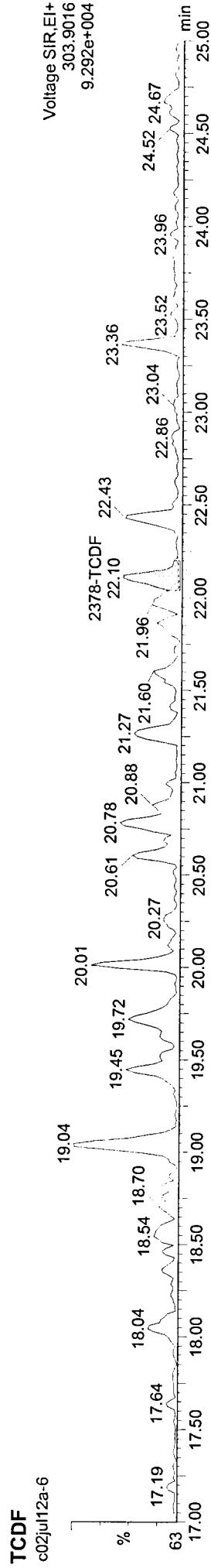
MassLynx 4.1

Dataset: C:\MassLynx\Default.pro\Results\c02jul12a-Confirms.qld

Last Altered: Monday, 7/2/2012 4:05:54 PM Eastern Daylight Time
Printed: Monday, 7/2/2012 4:07:42 PM Eastern Daylight Time

Method: C:\MassLynx\Default.PRO\MethDB\VFxms-TCDF_Smooth.mdb 29 Jun 2012 10:51:42
Calibration: C:\MassLynx\Default.PRO\CurveDB\VFxms-Confirm_c08dec11b.cdb 09 Dec 2011 09:13:48

Name: c02jul12a-6, ID: 31201450017



Quantify Sample Report MassLynx 4.1

Confirms Sample Summary

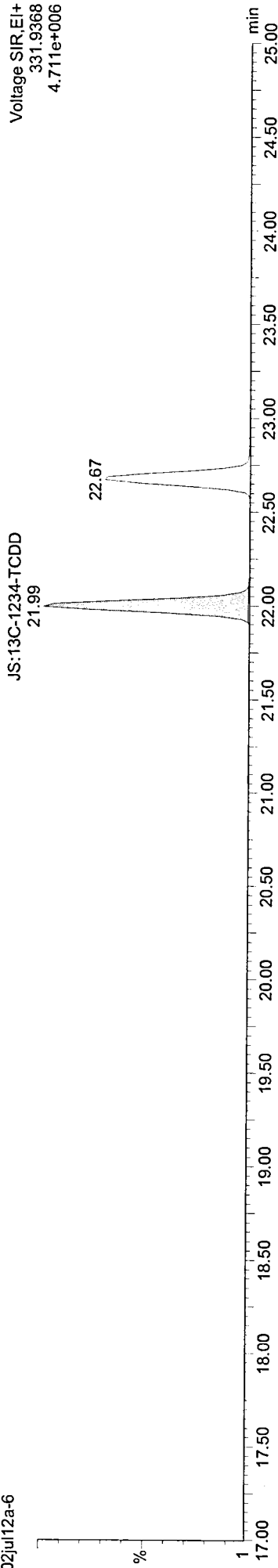
Dataset: C:\MassLynx\Default.pro\Results\c02jul12a-Confirms.qld

Last Altered: Monday, 7/2/2012 4:05:54 PM Eastern Daylight Time
Printed: Monday, 7/2/2012 4:07:42 PM Eastern Daylight Time

Name: c02jul12a-6, ID: 31201450017

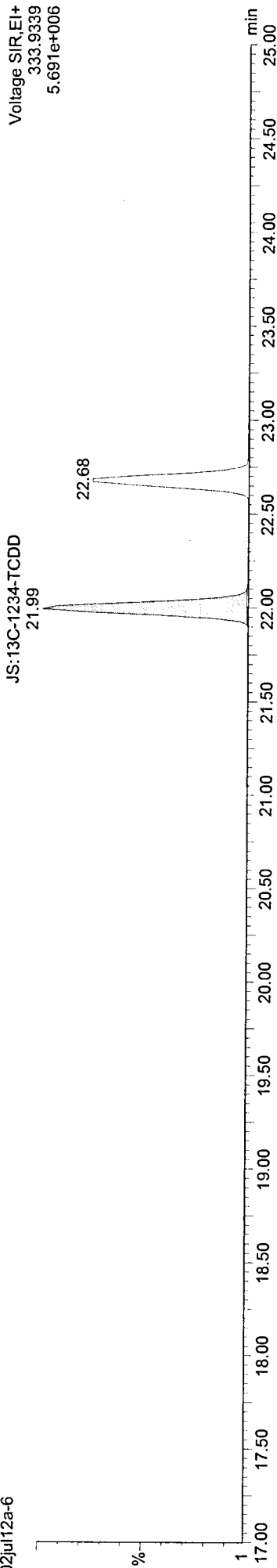
JS:13C-TCDD

c02jul12a-6



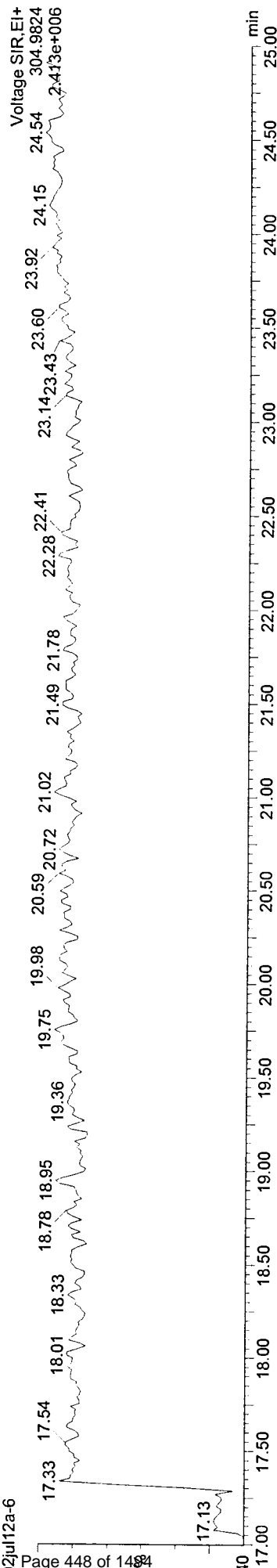
JS:13C-TCDD

c02jul12a-6



F1 Lock Mass

c02jul12a-6



Quantify Sample Report

Manual Integrations

MassLynx 4.1

MMH
He
2/1/12

Dataset: C:\MassLynx\Default.pro\Results\c02jul12a-Confirms.qld

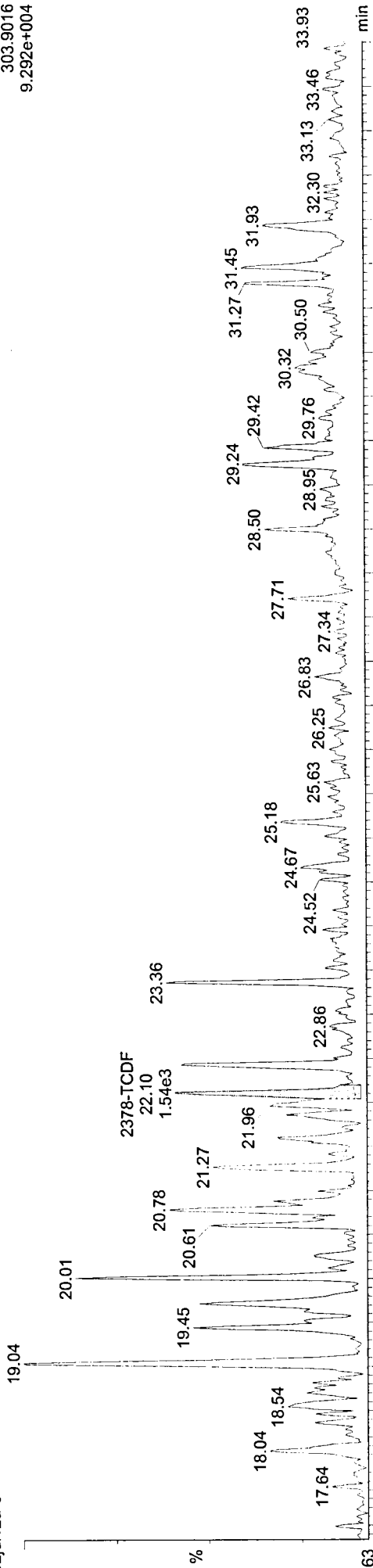
Last Altered: Monday, July 02, 2012 16:05:54 Eastern Daylight Time
Printed: Tuesday, July 03, 2012 08:42:04 Eastern Daylight Time

Name: c02jul12a-6, ID: 31201450017, Date: 02-Jul-2012, Time: 11:51:42, Submitter: HRD1753, Description: JW-EA01-SS03-120507, User: JJJ

2378-TCDF


c02jul12a-6

Voltage SIR.EI+
303.9016
9.292e+004



c02jul12a-6

Voltage SIR.EI+
305.8987
1.045e+005



Results of JW-EA01-SS51-120507

Client Sample ID: **JW-EA01-SS51-120507**
 Client Project ID: **Jeld Wen Surface Sediment**
 Lab Sample ID: 31201450018-A
 Lab Project ID: 31201450

Collection Date: 05/07/2012 15:22
 Received Date: 05/09/2012 10:15
 Matrix: Soil-Solid as dry weight
 Solids (%): 40.70

Results by EPA 1613B

Parameter	Result	EMPC	Qual	DL	LOQ/CL	Units	RT	Ratio
2,3,7,8-TCDD		0.320	J	0.158	1.00	pg/g	25.54	0.60*
1,2,3,7,8-PeCDD		1.33	J	0.198	5.00	pg/g	31.62	1.79*
1,2,3,4,7,8-HxCDD	4.72		J	0.259	5.00	pg/g	33.84	1.17
1,2,3,6,7,8-HxCDD	16.3			0.276	5.00	pg/g	33.88	1.19
1,2,3,7,8,9-HxCDD	8.37			0.267	5.00	pg/g	34.04	1.22
1,2,3,4,6,7,8-HpCDD	341			1.46	5.00	pg/g	36.31	1.05
OCDD	3110			2.05	10.0	pg/g	39.37	0.90
2,3,7,8-TCDF	1.41			0.206	1.00	pg/g	24.63	0.78
2,3,7,8-TCDF [confirm]		1.19		0.119	1.00	pg/g	22.10	0.94*
1,2,3,7,8-PeCDF	ND		U	0.322	5.00	pg/g		
2,3,4,7,8-PeCDF		1.81	J	0.0933	5.00	pg/g	31.36	1.27*
1,2,3,4,7,8-HxCDF	3.06		J	0.178	5.00	pg/g	33.22	1.21
1,2,3,6,7,8-HxCDF	2.60		J	0.152	5.00	pg/g	33.30	1.23
2,3,4,6,7,8-HxCDF	4.10		J	0.176	5.00	pg/g	33.69	1.27
1,2,3,7,8,9-HxCDF	1.40		J	0.231	5.00	pg/g	34.26	1.17
1,2,3,4,6,7,8-HpCDF	65.1			0.271	5.00	pg/g	35.38	1.03
1,2,3,4,7,8,9-HpCDF	3.83		J	0.502	5.00	pg/g	36.78	1.06
OCDF	194			0.698	10.0	pg/g	39.56	0.92
Total TCDD	11.7	13.4		0.158	1.00	pg/g		
Total TCDF	11.9	17.8		0.206	1.00	pg/g		
Total PeCDD	3.05	12.3	J	0.198	5.00	pg/g		
Total PeCDF	21.2	24.6		0.0849	5.00	pg/g		
Total HxCDD	120	123		0.276	5.00	pg/g		
Total HxCDF	93.5			0.231	5.00	pg/g		
Total HpCDD	728			1.46	5.00	pg/g		
Total HpCDF	196			0.502	5.00	pg/g		

World Health Organization Summary

	Units	ND=0	ND=1/2	ND=DL
WHO-2005 TEQ	pg/g	9.15	9.35	9.55
WHO-2005 TEQ w/EMPC	pg/g	11.5	11.5	11.5

Results of JW-EA01-SS51-120507

Client Sample ID: **JW-EA01-SS51-120507**
 Client Project ID: **Jeld Wen Surface Sediment**
 Lab Sample ID: 31201450018-A
 Lab Project ID: 31201450

Collection Date: 05/07/2012 15:22
 Received Date: 05/09/2012 10:15
 Matrix: Soil-Solid as dry weight
 Solids (%): 40.70

Results by EPA 1613B

Parameter	Result	EMPC	Qual	DL	LOQ/CL	Units	RT	Ratio
Labeled Standards								
13C-2378-TCDD	76.0				25.0-164	%		
13C-12378-PeCDD	73.0				25.0-181	%		
13C-123478-HxCDD	63.0				32.0-141	%		
13C-123678-HxCDD	77.0				28.0-130	%		
13C-1234678-HpCDD	67.0				23.0-140	%		
13C-OCDD	48.0				17.0-157	%		
13C-2378-TCDF	60.0				24.0-169	%		
13C-12378-PeCDF	61.0				24.0-185	%		
13C-23478-PeCDF	64.0				21.0-178	%		
13C-123478-HxCDF	63.0				26.0-152	%		
13C-123678-HxCDF	84.0				26.0-123	%		
13C-234678-HxCDF	69.0				29.0-147	%		
13C-123789-HxCDF	65.0				28.0-136	%		
13C-1234678-HpCDF	76.0				28.0-143	%		
13C-1234789-HpCDF	61.0				26.0-138	%		
37Cl-2378-TCDD	84.0				35.0-197	%		

Batch Information

Analytical Batch: **HRD1735**
 Analytical Method: **EPA 1613B**
 Instrument: **HRMS3**
 Analyst: **MAF**
 Analytical Date/Time: **06/23/2012 04:23**
 Dilution: **1**

Prep Batch: **HXX1622**
 Prep Method: **EPA 1613 PREP S/D/T**
 Prep Date/Time: **06/05/2012 17:30**
 Prep Initial Wt./Vol.: **12.26 g**
 Prep Extract Vol: **20 uL**

Analytical Batch: **HRD1753**
 Analytical Method: **EPA 1613B**
 Instrument: **HRMS3**
 Analyst: **JHL**
 Analytical Date/Time: **07/02/2012 12:27**
 Dilution: **1**

Prep Batch: **HXX1622**
 Prep Method: **EPA 1613 PREP S/D/T**
 Prep Date/Time: **06/05/2012 17:30**
 Prep Initial Wt./Vol.: **12.26 g**
 Prep Extract Vol: **20 uL**

Quantify Sample Summary Report MassLynx 4.1 SCN627
 ### Sample Summary ###

Dataset: Z:\Default.pro\Results\c22jun12a_2-4.qld

Lab Altered: Tuesday, June 26, 2012 17:11:20 Eastern Daylight Time
 Printed: Tuesday, June 26, 2012 17:12:19 Eastern Daylight Time

201450

Method: C:\MassLynx\Default.PRO\MethDB\im1613-062412-db5ms.mdb 24 Jun 2012 17:53:35
 Calibration: C:\MassLynx\Default.PRO\CurveDB\B5MS-0042012_1613.cdb 08 May 2012 08:31:36

Name: c22jun12a_2-4
 Date: 23-Jun-2012
 Time: 04:23:14
 ID: 31201450018
 Submitter: HRD1735
 Task: HRMS3
 Description: JW-EA01-SS51-120507

2378 TUDO = (8.204E5)(1.575)(20)
 (2.087E2)(2000) = 0.080 ps/jw

Rev. mar 0/26/12

Name	Response	Ion1Area	Ion2Area	RA	RAFail?	RRT	RT	pg/μL	EDL	Height1	Noise1	SN1	Height2	Noise2	SN2	M1	M2	MR...
1 2378-TCDD	7.087e2	2.654e2	4.433e2	0.60	YES	1.0007	25.54	0.080	0.0395	3.391e3	728	4.7	6.194e3	753	8.2	MM	bb	1.075
2 12378-PeCDD	2.289e3	1.468e3	8.214e2	1.79	YES	1.0003	31.62	0.331	0.0494	2.890e4	1550	18.6	1.621e4	951	17.0	MM	MM	1.039
3 123478-HxCDD	6.413e3	3.457e3	2.956e3	1.17	NO	1.0013	33.84	1.180	0.0647	1.025e5	1337	76.7	9.054e4	1726	52.5	MM	MM	1.065
4 123678-HxCDD	2.619e4	1.425e4	1.194e4	1.19	NO	1.0003	33.88	4.075	0.0689	2.586e5	1337	193.5	2.113e5	1726	122.4	MM	MM	0.996
5 123789-HxCDD	1.243e4	6.837e3	5.595e3	1.22	NO	1.0072	34.04	2.090	0.0668	9.997e4	1337	74.8	8.428e4	1726	48.8	MM	MM	1.029
6 1234678-HpCDD	4.479e5	2.294e5	2.185e5	1.05	NO	1.0003	36.31	85.295	0.3648	2.814e6	3585	784.9	2.622e6	5687	461.0	MM	MM	1.055
7 OCDD	2.912e6	1.378e6	1.534e6	0.90	NO	1.0000	39.37	778.057	0.5129	8.770e6	1861	4711.7	9.654e6	2811	3433.8	bd	bb	1.063
8 2378-TCDF	3.543e3	1.554e3	1.989e3	0.78	NO	1.0000	24.63	0.353	0.0515	1.307e4	1171	11.2	2.116e4	1087	19.5	MM	MM	0.980
9 12378-PeCDF	-	-	-	-	NO	-	-	-	0.0804	-	1382	-	-	1352	-	-	-	0.980
10 23478-PeCDF	4.108e3	2.295e3	1.813e3	1.27	YES	1.0004	31.36	0.452	0.0233	4.277e4	1382	31.0	3.173e4	1410	37.4	MM	MM	1.022
11 123478-HxCDF	5.664e3	3.100e3	2.564e3	1.21	NO	1.0003	33.22	0.764	0.0445	7.480e4	1447	51.7	5.281e4	1410	37.4	MM	MM	1.183
12 123678-HxCDF	6.564e3	3.624e3	2.939e3	1.23	NO	1.0003	33.30	0.649	0.0379	7.181e4	1447	49.6	5.288e4	1410	37.5	MM	MM	1.168
13 234678-HxCDF	8.535e3	4.781e3	3.754e3	1.27	NO	1.0000	33.69	1.023	0.0439	7.681e4	1447	53.1	6.147e4	1410	43.6	MM	MM	1.178
14 123789-HxCDF	2.490e3	1.343e3	1.147e3	1.17	NO	1.0006	34.26	0.350	0.0576	1.928e4	1447	13.3	1.929e4	1410	13.7	MM	MM	1.110
15 1234678-HpCDF	1.479e5	7.510e4	7.276e4	1.03	NO	1.0003	35.38	16.254	0.0977	1.023e6	1590	643.2	1.026e6	1835	559.1	MM	MM	1.389
16 1234789-HpCDF	5.923e3	3.044e3	2.879e3	1.06	NO	1.0006	36.78	0.957	0.1254	3.775e4	1590	23.7	3.621e4	1835	19.7	MM	MM	1.389
17 OCDF	2.198e5	1.051e5	1.147e5	0.92	NO	1.0047	39.56	48.383	0.1743	6.804e5	875	777.9	7.653e5	1052	727.2	MM	MM	1.290
18 ES:13C-2378-TCDD	8.204e5	3.639e5	4.565e5	0.80	NO	1.0278	25.52	76.345	0.0575	3.866e6	1297	2979.7	4.952e6	1494	3314.4	bb	bb	0.991
19 ES:13C-12378-PeCDD	6.650e5	4.099e5	2.552e5	1.61	NO	1.2728	31.61	73.441	0.0488	7.512e6	1175	6393.0	4.770e6	821	5812.3	bb	bb	0.835
20 ES:13C-123478-HxCDD	5.107e5	2.855e5	2.252e5	1.27	NO	0.9928	33.80	63.078	0.1204	6.213e6	2126	2922.7	4.897e6	3917	1250.1	MM	MM	0.971
21 ES:13C-123678-HxCDD	6.456e5	3.588e5	2.868e5	1.25	NO	0.9948	33.86	77.057	0.1163	6.201e6	2126	2917.1	5.011e6	3917	1279.2	MM	MM	1.005
22 ES:13C-1234678-HpCDD	4.976e5	2.563e5	2.414e5	1.06	NO	1.0663	36.30	66.774	0.0910	3.101e6	1990	1558.6	2.885e6	2214	1302.9	MM	MM	0.894
23 ES:13C-OCDD	7.041e5	3.339e5	3.702e5	0.90	NO	1.1565	39.37	96.909	0.0549	2.032e6	1143	1778.0	2.288e6	1333	1717.3	MM	MM	0.871
24 ES:13C-2378-TCDF	1.024e6	4.521e5	5.714e5	0.79	NO	0.9920	24.63	60.499	0.0287	4.942e6	1186	4167.7	6.272e6	1006	6235.9	MM	MM	1.561

* meets S/N - add manually to

Quantify Sample Summary Report
 ### Sample Summary ###

MassLynx 4.1 SCN627

Dataset: Z:\Default.pro\Results\c22jun12a_2-4.qld

Last Altered: Tuesday, June 26, 2012 17:11:20 Eastern Daylight Time
 Printed: Tuesday, June 26, 2012 17:12:19 Eastern Daylight Time

Name: c22jun12a_2-4
 Date: 23-Jun-2012
 Time: 04:23:14
 ID: 31201450018
 Submitter: HRD1735
 Task: HRMS3
 Description: JW-EA01-SS51-120507

Name	Response	Ion1Area	Ion2Area	RA	RAFail?	RRT	RT	pg/µL	EDL	Height1	Noise1	SN1	Height2	Noise2	SN2	M1	M2	MR...
25	ES:13C-12378-PeCDF	8.706e5	5.290e5	3.416e5	1.55	NO	1.2105	30.06	0.0471	5.270e6	1210	4354.3	3.324e6	1841	1805.6	MM	MM	1.322
26	ES:13C-23478-PeCDF	8.886e5	5.457e5	3.429e5	1.59	NO	1.2625	31.35	0.0485	8.910e6	1210	7361.7	5.504e6	1841	2989.8	MM	MM	1.284
27	ES:13C-123478-HxCDF	6.264e5	2.161e5	4.102e5	0.53	NO	0.9755	33.21	0.1334	4.679e6	4320	1083.2	9.069e6	3943	2300.0	MM	MM	1.198
28	ES:13C-123678-HxCDF	8.658e5	3.051e5	5.607e5	0.54	NO	0.9778	33.29	0.1286	5.690e6	4320	1317.2	1.071e7	3943	2715.8	MM	MM	1.243
29	ES:13C-234678-HxCDF	7.084e5	2.448e5	4.636e5	0.53	NO	0.9895	33.69	0.1300	4.773e6	4320	1105.0	9.083e6	3943	2303.5	MM	MM	1.229
30	ES:13C-123789-HxCDF	6.409e5	2.260e5	4.149e5	0.54	NO	1.0059	34.24	0.1358	3.939e6	4320	911.9	7.146e6	3943	1812.2	MM	MM	1.177
31	ES:13C-1234678-HpCDF	6.552e5	2.049e5	4.502e5	0.46	NO	1.0389	35.37	0.1256	2.851e6	3304	862.8	6.214e6	3379	1839.0	MM	MM	1.029
32	ES:13C-1234789-HpCDF	4.455e5	1.400e5	3.055e5	0.46	NO	1.0797	36.76	0.1487	1.546e6	3304	467.8	3.356e6	3379	993.1	MM	MM	0.869
33	JS:13C-1234-TCDD	1.084e6	4.782e5	6.056e5	0.79	NO	0.0000	24.83	0.0570	5.404e6	1297	4165.8	6.865e6	1494	4594.8	bb	bb	1.000
34	JS:13C-123789-HxCDD	8.338e5	4.613e5	3.725e5	1.24	NO	0.0000	34.04	0.1169	7.150e6	2126	3363.5	5.757e6	3917	1469.7	MM	MM	1.000
35	CS:37Cl-2378-TCDD	2.043e5	2.043e5	-	-	-	1.0291	25.56	0.0111	2.188e6	609	3591.2	-	-	-	MM	-	1.124
36	Tetradoxins	-	1.368e4	-	-	-	-	-	3.355	1.570e5	728	-	-	-	-	-	-	1.075
37	Pentadoxins	-	1.376e4	-	-	-	-	-	3.084	1.751e5	1550	-	-	-	-	-	-	1.039
38	Hexadoxins	-	1.014e5	-	-	-	-	-	30.828	1.920e6	1337	-	-	-	-	-	-	1.030
39	Heptadoxins	-	4.897e5	-	-	-	-	-	181.861	6.292e6	3585	-	-	-	-	-	-	1.055
40	Tetrafurans	-	2.052e4	-	-	-	-	-	4.439	1.964e5	1171	-	-	-	-	-	-	0.980
41	Pentafurans (F1)	-	2.079e4	-	-	-	-	-	3.853	2.133e5	383	-	-	-	-	-	-	1.001
42	Pentafurans	-	1.191e4	-	-	-	-	-	2.303	1.297e5	1382	-	-	-	-	-	-	1.001
43	Hexafurans	-	1.087e5	-	-	-	-	-	23.353	2.324e6	1447	-	-	-	-	-	-	1.160
44	Heptafurans	-	2.009e5	-	-	-	-	-	48.970	2.785e6	1590	-	-	-	-	-	-	1.389
45	Hexa Ether	-	-	-	-	-	-	-	-	-	480	-	-	-	-	-	-	-
46	Hepta Ether	-	-	-	-	-	-	-	-	-	352	-	-	-	-	-	-	-
47	Octa Ether	-	-	-	-	-	-	-	-	-	332	-	-	-	-	-	-	-
48	Nona Ether	-	-	-	-	-	-	-	-	-	565	-	-	-	-	-	-	-
49	Deca Ether	-	-	-	-	-	-	-	-	-	347	-	-	-	-	-	-	-
50	F1 Lock Mass	-	-	-	-	-	-	-	0.0000	-	44812	-	-	-	-	-	-	189...
51	F2 Lock Mass	-	-	-	-	-	-	-	0.0000	-	82451	-	-	-	-	-	-	254...
52	F3 Lock Mass	-	-	-	-	-	-	-	0.0000	-	46991	-	-	-	-	-	-	740...

Dataset: Z:\Default.pro\Results\c22jun12a_2-4.qld

Last Altered: Tuesday, June 26, 2012 17:11:20 Eastern Daylight Time
 Printed: Tuesday, June 26, 2012 17:12:19 Eastern Daylight Time

W1201450

Name: c22jun12a_2-4
 Date: 23-Jun-2012
 Time: 04:23:14
 ID: 31201450018
 Submitter: HRD1735
 Task: HRMS3
 Description: JW-EA01-SS51-120507

Name	Response	Ion1Area	Ion2Area	RA	RAFail?	RRT	RT	pg/µL	EDL	Height1	Noise1	SN1	Height2	Noise2	SN2	M1	M2	MR...	
53	F4 Lock Mass	-	-	-	-	-	-	-	-	-	42254	-	-	-	-	-	-	-	-
54	F5 Lock Mass	-	-	-	-	-	-	-	0.0000	-	39590	-	-	-	-	-	-	-	173...

Quantify Totals Report MassLynx 4.1 SCN627
 ### Sample Summary ###

Dataset: Z:\Default.pro\Results\c22jun12a_2-4.qld

Last Altered: Tuesday, June 26, 2012 17:11:20 Eastern Daylight Time
 Printed: Tuesday, June 26, 2012 17:12:19 Eastern Daylight Time

W-1201450

Method: C:\MassLynx\Default.PRO\MethDB\lm1613-062412-db5ms.mdb 24 Jun 2012 17:53:35
 Calibration: C:\MassLynx\Default.PRO\CurveDB\B5MS-0042012_1613.cdb 08 May 2012 08:31:36

Name: c22jun12a_2-4
 Date: 23-Jun-2012
 Time: 04:23:14
 ID: 31201450018
 Submitter: HRD1735
 Task: HRMS3
 Description: JW-EA01-SS51-120507

Tetradioxins

Name	Response	Ion1Area	Ion2Area	RA	RAFail?	RRT	RT	pg/µL	EDL	Height1	Noise1	SN1	Height12	Noise2	SN2	M2
1 2378-TCDD	7.087e2	2.654e2	4.433e2	0.599	YES	1.00	25.54	0.080	0.0395	3.391e3	728	4.7	6.194e3	753	8.2	MM
2 Tetradioxins	2.065e3	8.882e2	1.177e3	0.755	NO	0.00	25.26	0.234	0.0395	8.817e3	728	12.1	1.271e4	753	16.9	MM
3 Tetradioxins	1.828e3	9.116e2	9.168e2	0.994	YES	0.00	24.85	0.207	0.0395	1.130e4	728	15.5	9.277e3	753	12.3	MM
4 Tetradioxins	1.260e3	5.948e2	6.651e2	0.894	YES	0.00	23.96	0.143	0.0395	7.762e3	728	10.7	8.054e3	753	10.7	MM
5 Tetradioxins	1.246e4	5.822e3	6.642e3	0.877	NO	0.00	23.53	1.413	0.0395	6.551e4	728	90.0	7.858e4	753	104.4	MM
6 Tetradioxins	4.465e3	2.066e3	2.399e3	0.861	NO	0.00	22.53	0.506	0.0395	2.187e4	728	30.1	2.601e4	753	34.6	MM
7 Tetradioxins	6.809e3	3.136e3	3.673e3	0.854	NO	0.00	22.30	0.772	0.0395	3.834e4	728	52.7	4.495e4	753	59.7	MM

Pentadioxins

Name	Response	Ion1Area	Ion2Area	RA	RAFail?	RRT	RT	pg/µL	EDL	Height1	Noise1	SN1	Height12	Noise2	SN2	M2
1 Pentadioxins	5.842e3	3.749e3	2.093e3	1.791	YES	0.00	28.85	0.845	0.0494	3.032e4	1550	19.6	2.281e4	951	24.0	MM
2 Pentadioxins	9.544e2	7.407e2	2.136e2	3.467	YES	0.00	28.36	0.138	0.0494	8.163e3	1550	5.3	4.692e3	951	4.9	MM
3 Pentadioxins	6.435e2	3.890e2	2.545e2	1.528	NO	0.00	31.88	0.093	0.0494	1.049e4	1550	6.8	7.106e3	951	7.5	MM
4 12378-PeCDD	2.289e3	1.468e3	8.214e2	1.787	YES	1.00	31.62	0.331	0.0494	2.890e4	1550	18.6	1.621e4	951	17.0	MM
5 Pentadioxins	1.071e3	6.848e2	3.867e2	1.771	NO	0.00	31.24	0.155	0.0494	1.233e4	1550	8.0	6.008e3	951	6.3	MM
6 Pentadioxins	1.867e3	1.346e3	5.207e2	2.585	YES	0.00	30.88	0.270	0.0494	1.510e4	1550	9.7	6.041e3	951	6.4	MM
7 Pentadioxins	3.562e3	2.269e3	1.293e3	1.755	NO	0.00	30.60	0.515	0.0494	2.106e4	1550	13.6	1.477e4	951	15.5	MM
8 Pentadioxins	1.240e3	8.060e2	4.339e2	1.858	YES	0.00	30.50	0.179	0.0494	1.689e4	1550	10.9	7.040e3	951	7.4	MM
9 Pentadioxins	3.211e3	2.058e3	1.152e3	1.786	YES	0.00	30.28	0.465	0.0494	2.471e4	1550	15.9	1.224e4	951	12.9	MM
10 Pentadioxins	6.329e2	2.510e2	3.819e2	0.657	YES	0.00	31.67	0.092	0.0494	7.104e3	1550	4.6	9.468e3	951	10.0	MM

Quantify Totals Report MassLynx 4.1 SCN627

Sample Summary

Dataset: Z:\Default.pro\Results\c22jun12a_2-4.qld

Last Altered: Tuesday, June 26, 2012 17:11:20 Eastern Daylight Time
 Printed: Tuesday, June 26, 2012 17:12:19 Eastern Daylight Time

1201450

Name: c22jun12a_2-4

Date: 23-Jun-2012

Time: 04:23:14

ID: 31201450018

Submitter: HRD1735

Task: HRMS3

Description: JW-EA01-SS51-120507

Hexadioxins

	Name	Response	Ion1Area	Ion2Area	RA	RAFail?	RRT	RT	pg/µL	EDL	Height1	Noise1	SN1	Height12	Noise2	SN2	M2
1	Hexadioxins	3.972e3	2.087e3	1.885e3	1.107	NO	0.00	32.66	0.667	0.0667	5.979e4	1337	44.7	5.069e4	1726	29.4	MM
2	Hexadioxins	1.350e3	6.857e2	6.640e2	1.033	YES	0.00	32.54	0.227	0.0667	1.899e4	1337	14.2	1.634e4	1726	9.5	MM
3	Hexadioxins	3.023e3	1.759e3	1.265e3	1.390	NO	0.00	32.45	0.508	0.0667	4.928e4	1337	36.9	3.350e4	1726	19.4	MM
4	123789-HxCDD	1.243e4	6.837e3	5.595e3	1.222	NO	1.01	34.04	2.090	0.0668	9.997e4	1337	74.8	8.428e4	1726	48.8	MM
5	Hexadioxins	2.535e3	1.291e3	1.243e3	1.039	YES	0.00	33.99	0.426	0.0667	3.411e4	1337	25.5	3.250e4	1726	18.8	MM
6	123678-HxCDD	2.619e4	1.425e4	1.194e4	1.194	NO	1.00	33.88	4.075	0.0689	2.586e5	1337	193.5	2.113e5	1726	122.4	MM
7	Hexadioxins	7.129e4	3.997e4	3.132e4	1.276	NO	0.00	33.36	11.975	0.0667	6.607e5	1337	494.3	5.303e5	1726	307.3	MM
8	Hexadioxins	4.673e4	2.534e4	2.139e4	1.185	NO	0.00	32.85	7.849	0.0667	5.045e5	1337	377.5	4.142e5	1726	240.0	MM
9	Hexadioxins	1.010e3	6.123e2	3.981e2	1.538	YES	0.00	32.76	0.170	0.0667	1.486e4	1337	11.1	1.192e4	1726	6.9	MM
10	123478-HxCDD	6.413e3	3.457e3	2.956e3	1.170	NO	1.00	33.84	1.180	0.0647	1.025e5	1337	76.7	9.054e4	1726	52.5	MM
11	Hexadioxins	9.895e3	5.080e3	4.815e3	1.055	NO	0.00	33.20	1.662	0.0667	1.166e5	1337	87.3	1.123e5	1726	65.1	MM

Heptadioxins

	Name	Response	Ion1Area	Ion2Area	RA	RAFail?	RRT	RT	pg/µL	EDL	Height1	Noise1	SN1	Height12	Noise2	SN2	M2
1	1234678-HpCDD	4.479e5	2.294e5	2.185e5	1.050	NO	1.00	36.31	85.295	0.3648	2.814e6	3585	784.9	2.622e6	5687	461.0	MM
2	Heptadioxins	5.070e5	2.603e5	2.467e5	1.055	NO	0.00	35.66	96.566	0.3648	3.478e6	3585	970.2	3.277e6	5687	576.2	MM

Quantify Totals Report MassLynx 4.1 SCN627

Sample Summary

Dataset: Z:\Default.pro\Results\c22jun12a_2-4.qld

Last Altered: Tuesday, June 26, 2012 17:11:20 Eastern Daylight Time
 Printed: Tuesday, June 26, 2012 17:12:19 Eastern Daylight Time

Name: c22jun12a_2-4

Date: 23-Jun-2012

Time: 04:23:14

ID: 31201450018

Submitter: HRD1735

Task: HRMS3

Description: JW-EA01-SS51-120507

Tetrafurans

	Name	Response	Ion1Area	Ion2Area	RA	RAFail?	RRT	RT	pg/µL	EDL	Height1	Noise1	SN1	Height12	Noise2	SN2	M2
1	2378-TCDF	3.543e3	1.554e3	1.989e3	0.781	NO	1.00	24.63	0.353	0.0515	1.307e4	1171	11.2	2.116e4	1087	19.5	MM
2	Tetrafurans	2.850e3	1.327e3	1.522e3	0.872	NO	0.00	25.00	0.284	0.0515	1.991e4	1171	17.0	1.685e4	1087	15.5	MM
3	Tetrafurans	2.874e3	1.334e3	1.540e3	0.866	NO	0.00	26.74	0.286	0.0515	1.319e4	1171	11.3	1.706e4	1087	15.7	MM
4	Tetrafurans	2.419e3	9.698e2	1.449e3	0.669	NO	0.00	22.78	0.241	0.0515	8.009e3	1171	6.8	1.594e4	1087	14.7	MM
5	Tetrafurans	4.029e3	1.878e3	2.151e3	0.873	NO	0.00	22.51	0.402	0.0515	1.362e4	1171	11.6	1.647e4	1087	15.1	MM
6	Tetrafurans	5.201e3	2.231e3	2.970e3	0.751	NO	0.00	21.84	0.518	0.0515	1.414e4	1171	12.1	2.270e4	1087	20.9	MM
7	Tetrafurans	4.383e3	2.244e3	2.139e3	1.049	YES	0.00	22.17	0.437	0.0515	2.279e4	1171	19.5	1.777e4	1087	16.3	MM
8	Tetrafurans	6.172e3	2.945e3	3.226e3	0.913	YES	0.00	21.57	0.615	0.0515	2.569e4	1171	21.9	3.382e4	1087	31.1	MM
9	Tetrafurans	1.343e3	6.195e2	7.237e2	0.856	NO	0.00	21.06	0.134	0.0515	7.182e3	1171	6.1	1.057e4	1087	9.7	MM
10	Tetrafurans	1.562e3	7.668e2	7.950e2	0.965	YES	0.00	20.67	0.156	0.0515	9.550e3	1171	8.2	7.391e3	1087	6.8	MM
11	Tetrafurans	1.618e3	7.890e2	8.291e2	0.952	YES	0.00	23.01	0.161	0.0515	6.853e3	1171	5.9	6.287e3	1087	5.8	MM
12	Tetrafurans	8.794e2	4.441e2	4.353e2	1.020	YES	0.00	23.20	0.088	0.0515	5.991e3	1171	5.1	5.661e3	1087	5.2	MM
13	Tetrafurans	4.228e3	1.927e3	2.301e3	0.837	NO	0.00	23.37	0.421	0.0515	1.647e4	1171	14.1	1.882e4	1087	17.3	MM
14	Tetrafurans	1.116e3	4.525e2	6.639e2	0.682	NO	0.00	24.01	0.111	0.0515	5.777e3	1171	4.9	6.466e3	1087	5.9	MM
15	Tetrafurans	2.315e3	1.043e3	1.272e3	0.820	NO	0.00	23.76	0.231	0.0515	1.416e4	1171	12.1	1.347e4	1087	12.4	MM

Pentafurans (F1)

	Name	Response	Ion1Area	Ion2Area	RA	RAFail?	RRT	RT	pg/µL	EDL	Height1	Noise1	SN1	Height12	Noise2	SN2	M2
1	Pentafurans (F1)	3.392e4	2.079e4	1.313e4	1.584	NO	0.00	26.74	3.853	0.0212	2.133e5	383	556.4	1.485e5	540	275.0	bb

Quantify Totals Report MassLynx 4.1 SCN627

Sample Summary

Dataset: Z:\Default.pro\Results\c22jun12a_2-4.qld

Last Altered: Tuesday, June 26, 2012 17:11:20 Eastern Daylight Time
 Printed: Tuesday, June 26, 2012 17:12:19 Eastern Daylight Time

Name: c22jun12a_2-4

Date: 23-Jun-2012

Time: 04:23:14

ID: 31201450018

Submitter: HRD1735

Task: HRMS3

Description: JW-EA01-SS51-120507

Next SN - to Xanthone

Pentafurans

Name	Response	Ion1Area	Ion2Area	RA	RAFail?	RRT	RT	pg/µL	EDL	Height1	Noise1	SN1	Height2	Noise2	SN2	M2
1 23478-PeCDF	4.108e3	2.295e3	1.813e3	1.266	YES	1.00	31.36	0.452	0.0233	4.277e4	1382	31.0	3.173e4	0	0.0	MM
2 Pentafurans	2.577e3	1.525e3	1.052e3	1.450	NO	0.00	28.51	0.293	0.0317	1.696e4	1382	12.3	9.523e3	0	0.0	MM
3 Pentafurans	3.653e3	2.071e3	1.582e3	1.309	YES	0.00	29.61	0.415	0.0317	2.219e4	1382	16.1	1.477e4	0	0.0	MM
4 Pentafurans	1.006e4	6.014e3	4.044e3	1.487	NO	0.00	28.72	1.142	0.0317	4.783e4	1382	34.6	3.208e4	0	0.0	MM

Hexafurans

Name	Response	Ion1Area	Ion2Area	RA	RAFail?	RRT	RT	pg/µL	EDL	Height1	Noise1	SN1	Height2	Noise2	SN2	M2
1 123789-HxCDF	2.490e3	1.343e3	1.147e3	1.171	NO	1.00	34.26	0.350	0.0576	1.928e4	1447	13.3	1.929e4	1410	13.7	MM
2 234678-HxCDF	8.535e3	4.781e3	3.754e3	1.274	NO	1.00	33.69	1.023	0.0439	7.681e4	1447	53.1	6.147e4	1410	43.6	MM
3 123678-HxCDF	6.564e3	3.624e3	2.939e3	1.233	NO	1.00	33.30	0.649	0.0379	7.181e4	1447	49.6	5.288e4	1410	37.5	MM
4 123478-HxCDF	5.664e3	3.100e3	2.564e3	1.209	NO	1.00	33.22	0.784	0.0445	7.480e4	1447	51.7	5.281e4	1410	37.4	MM
5 Hexafurans	7.254e4	4.131e4	3.123e4	1.323	NO	0.00	32.94	8.805	0.0452	8.749e5	1447	604.6	6.516e5	1410	462.0	MM
6 Hexafurans	3.047e3	1.707e3	1.340e3	1.274	NO	0.00	32.81	0.370	0.0452	2.164e4	1447	15.0	1.684e4	1410	11.9	MM
7 Hexafurans	7.123e4	4.020e4	3.103e4	1.296	NO	0.00	32.58	8.646	0.0452	8.834e5	1447	610.4	6.508e5	1410	461.4	MM
8 Hexafurans	2.261e4	1.262e4	9.993e3	1.263	NO	0.00	32.48	2.745	0.0452	3.014e5	1447	208.3	2.187e5	1410	155.1	MM

Heptafurans

Name	Response	Ion1Area	Ion2Area	RA	RAFail?	RRT	RT	pg/µL	EDL	Height1	Noise1	SN1	Height2	Noise2	SN2	M2
1 1234789-HpCDF	5.923e3	3.044e3	2.879e3	1.057	NO	1.00	36.78	0.957	0.1254	3.775e4	1590	23.7	3.621e4	1835	19.7	MM
2 Heptafurans	2.427e5	1.228e5	1.200e5	1.023	NO	0.00	35.77	31.759	0.0910	1.725e6	1590	1084.5	1.654e6	1835	901.4	MM
3 1234678-HpCDF	1.479e5	7.510e4	7.276e4	1.032	NO	1.00	35.38	16.254	0.0677	1.023e6	1590	643.2	1.026e6	1835	559.1	MM

Quantify Sample Report MassLynx 4.1 SCN627

Manual Integrations

Dataset: Z:\Default.pro\Results\c22jun12a_2-4.qld

Lab Altered: Monday, June 25, 2012 13:01:36 Eastern Daylight Time
Printed: Monday, June 25, 2012 13:01:40 Eastern Daylight Time

201450

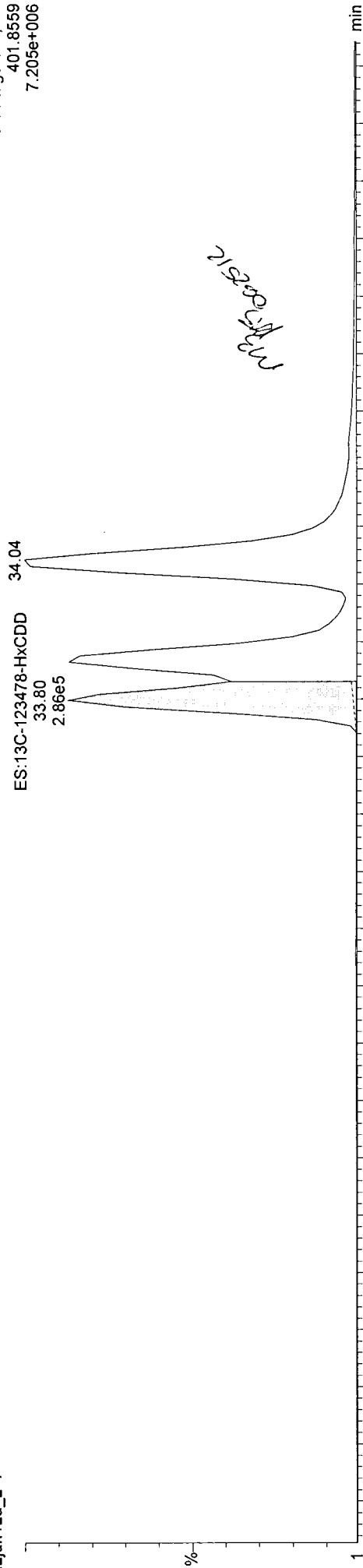
Method: C:\MassLynx\Default.PRO\MethDB\m1613-062412-db5ms.mdb 24 Jun 2012 17:53:35
Calibration: C:\MassLynx\Default.PRO\CurveDB\B5MS-0042012_1613.cdb 08 May 2012 08:31:36

Name: c22jun12a_2-4, ID: 31201450018, Date: 23-Jun-2012, Time: 04:23:14, Submitter: HRD1735, Description: JW-EA01-SS51-120507, User: KAS

ES:13C-123478-HxCDD

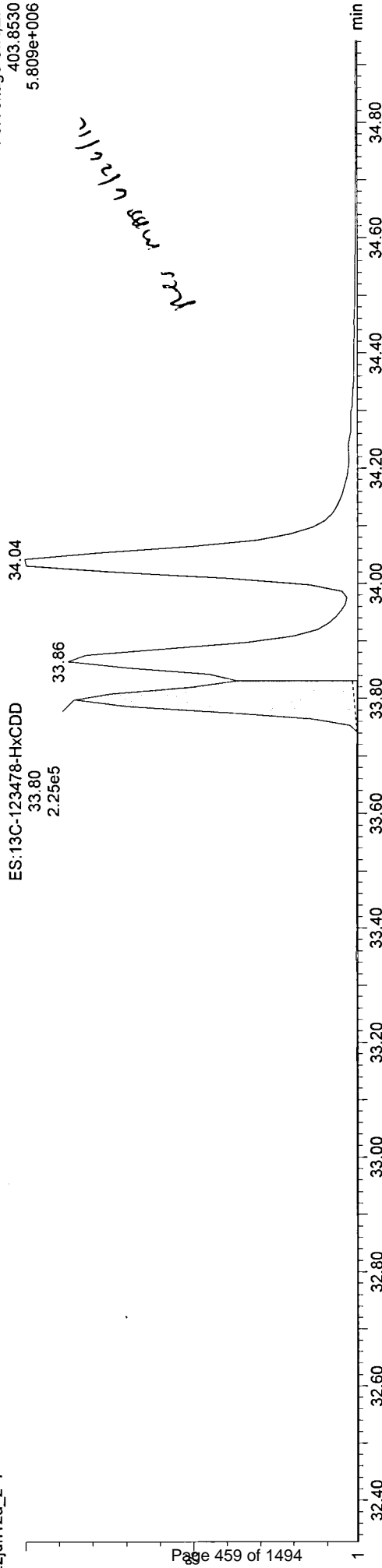
c22jun12a_2-4

F3:Voltage SIR,EI+
401.8559
7.205e+006



c22jun12a_2-4

F3:Voltage SIR,EI+
403.8530
5.809e+006



Dataset: Z:\Default.pro\Results\c22jun12a_2-4.qld

Last Altered: Monday, June 25, 2012 13:01:49 Eastern Daylight Time
Printed: Monday, June 25, 2012 13:01:53 Eastern Daylight Time

W 1201450

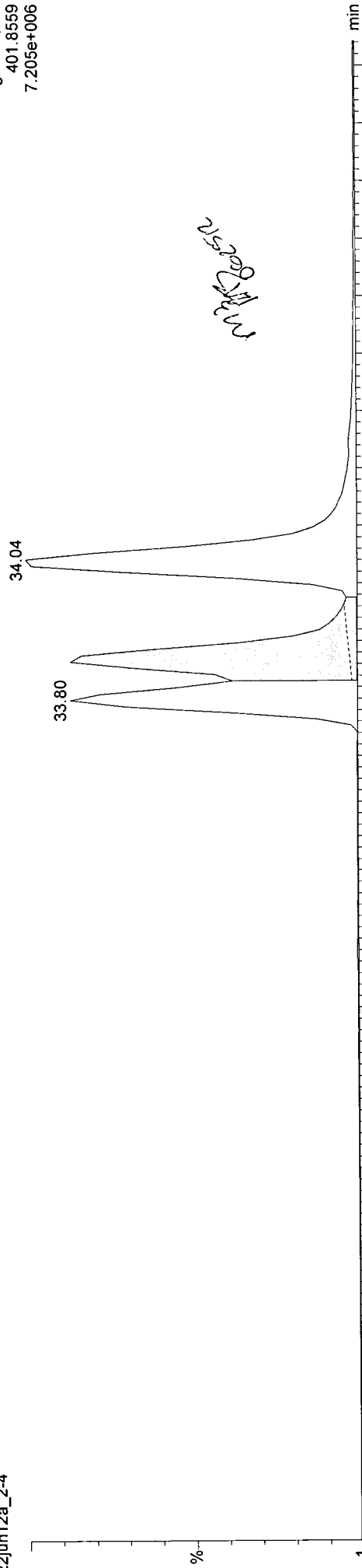
Method: C:\MassLynx\Default.PRO\MethDB\m1613-062412-db5ms.mdb 24 Jun 2012 17:53:35
Calibration: C:\MassLynx\Default.PRO\CurveDB\MS-0042012_1613.cdb 08 May 2012 08:31:36

Name: c22jun12a_2-4, ID: 31201450018, Date: 23-Jun-2012, Time: 04:23:14, Submitter: HRD1735, Description: JW-EA01-SS51-120507, User: KAS

ES:13C-123678-HxCDD

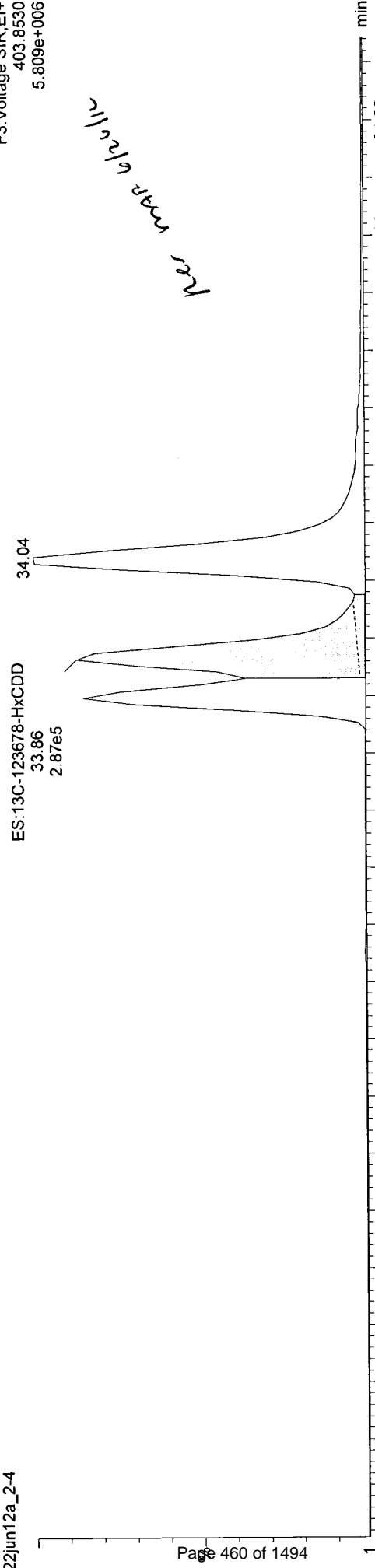
c22jun12a_2-4

F3:Voltage SIR,EI+
401.8559
7.205e+006



c22jun12a_2-4

F3:Voltage SIR,EI+
403.8530
5.809e+006



Quantify Sample Report

Manual Integrations

Dataset: Z:\Default.pro\Results\c22jun12a_2-4.qld

Lab Altered: Monday, June 25, 2012 13:02:03 Eastern Daylight Time
Printed: Monday, June 25, 2012 13:02:06 Eastern Daylight Time

1201450

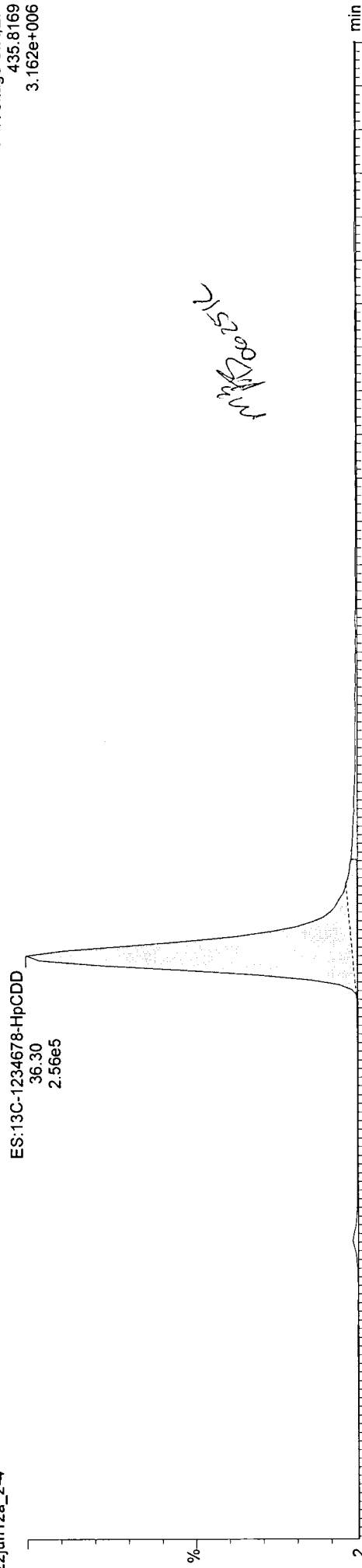
Method: C:\MassLynx\Default.PRO\MethDB\m1613-062412-db5ms.mdb 24 Jun 2012 17:53:35
Calibration: C:\MassLynx\Default.PRO\CurveDB\B5MS-0042012_1613.cdb 08 May 2012 08:31:36

Name: c22jun12a_2-4, ID: 31201450018, Date: 23-Jun-2012, Time: 04:23:14, Submitter: HRD1735, Description: JW-EA01-SS51-120507, User: KAS

ES:13C-1234678-HpCDD

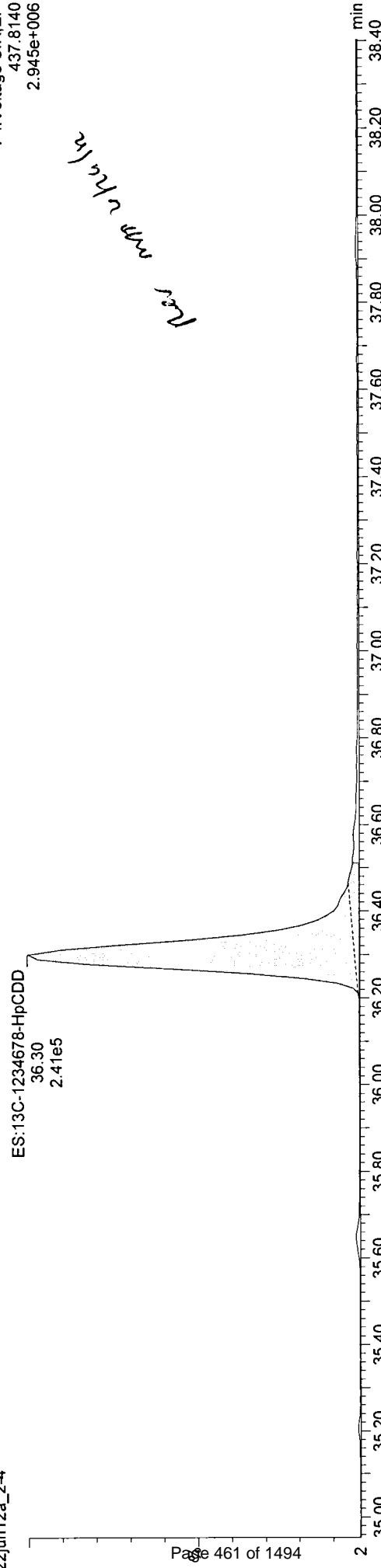
c22jun12a_2-4

F4:Voltage SIR,EI+
435.8169
3.162e+006



c22jun12a_2-4

F4:Voltage SIR,EI+
437.8140
2.945e+006



Dataset: Z:\Default.pro\Results\c22jun12a_2-4.qld

Last Altered: Monday, June 25, 2012 13:02:15 Eastern Daylight Time

Printed: Monday, June 25, 2012 13:02:18 Eastern Daylight Time

201450

Method: C:\MassLynx\Default.PRO\MethDB\1613-062412-db5ms.mdb 24 Jun 2012 17:53:35


Calibration: C:\MassLynx\Default.PRO\CurveDB\1613-0042012_1613.cdb 08 May 2012 08:31:36

Name: c22jun12a_2-4, ID: 31201450018, Date: 23-Jun-2012, Time: 04:23:14, Submitter: HRD1735, Description: JW-EA01-SS51-120507, User: KAS

ES:13C-OCDD

c22jun12a_2-4

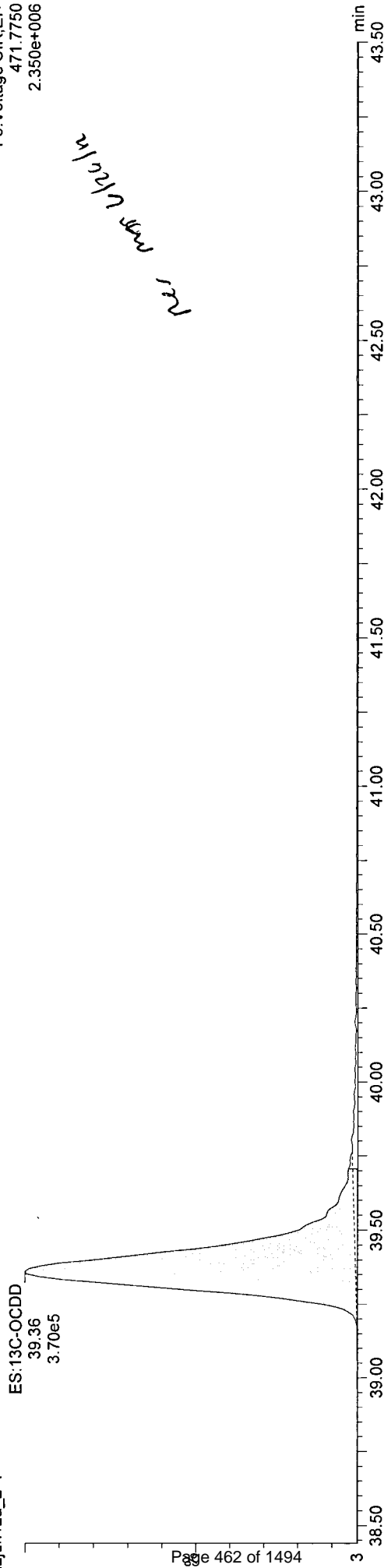
F5:Voltage SIR,EI+
469.7780
2.094e+006



ES:13C-OCDD

c22jun12a_2-4

F5:Voltage SIR,EI+
471.7750
2.350e+006



Manual Integrations

Dataset: Z:\Default.pro\Results\c22jun12a_2-4.qld

Last Altered: Monday, June 25, 2012 13:02:26 Eastern Daylight Time
Printed: Monday, June 25, 2012 13:02:29 Eastern Daylight Time

W# 1201450

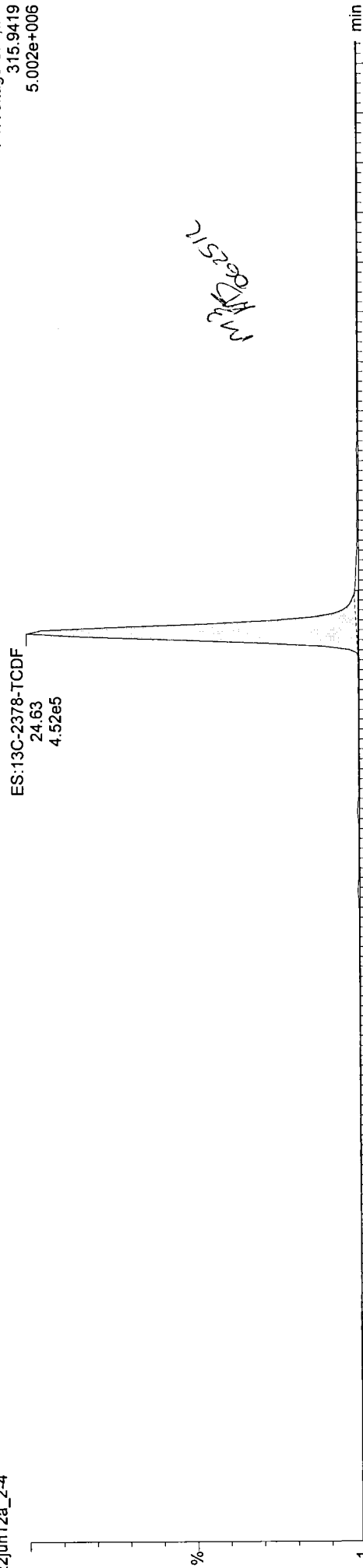
Method: C:\MassLynx\Default.PRO\MethDB\im1613-062412-db5ms.mdb 24 Jun 2012 17:53:35
Calibration: C:\MassLynx\Default.PRO\CurveDB\MS-0042012_1613.cdb 08 May 2012 08:31:36

Name: c22jun12a_2-4, ID: 31201450018, Date: 23-Jun-2012, Time: 04:23:14, Submitter: HRD1735, Description: JW-EA01-SS51-120507, User: KAS

ES:13C-2378-TCDF

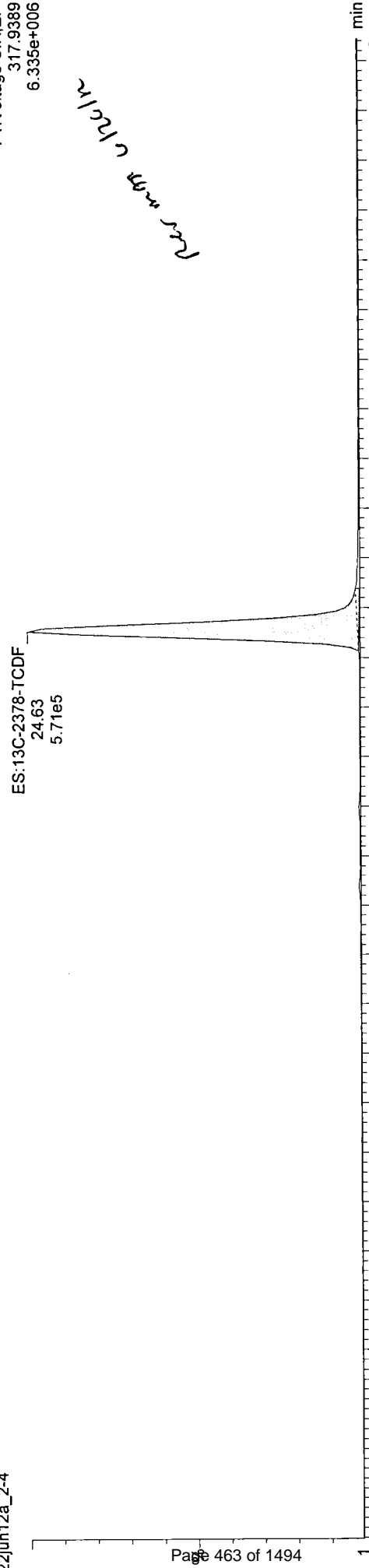
c22jun12a_2-4

F1:Voltage SIR,EI+
315.9419
5.002e+006



c22jun12a_2-4

F1:Voltage SIR,EI+
317.9389
6.335e+006



Quantify Sample Report

Manual Integrations

Dataset: Z:\Default.pro\Results\c22jun12a_2-4.qld

Last Altered: Monday, June 25, 2012 13:02:35 Eastern Daylight Time
Printed: Monday, June 25, 2012 13:02:38 Eastern Daylight Time

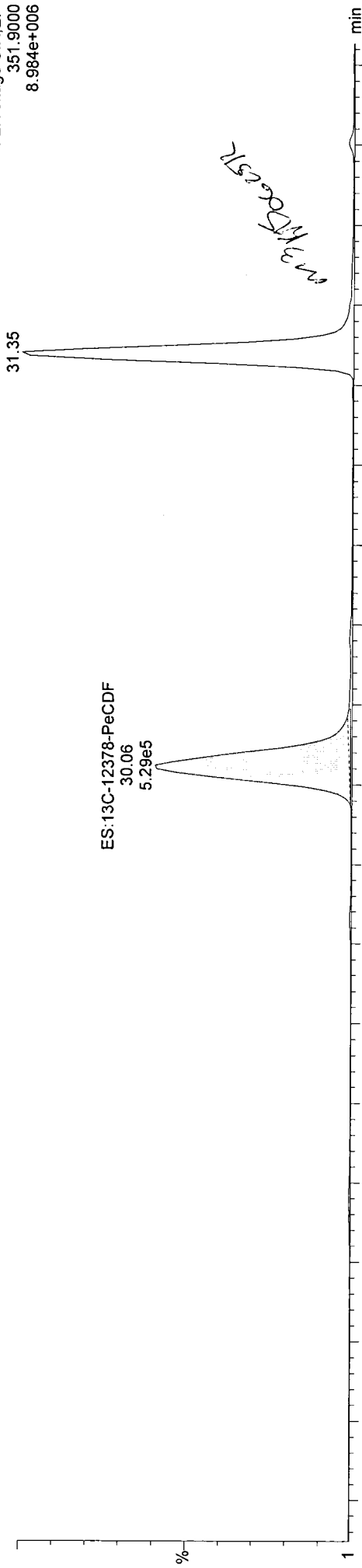
Method: C:\MassLynx\Default.PRO\MethDB\im1613-062412-db5ms.mdb 24 Jun 2012 17:53:35
Calibration: C:\MassLynx\Default.PRO\CurveDB\DB5MS-0042012_1613.cdb 08 May 2012 08:31:36

Name: c22jun12a_2-4, ID: 31201450018, Date: 23-Jun-2012, Time: 04:23:14, Submitter: HRD1735, Description: JW-EA01-SS51-120507, User: KAS

ES:13C-12378-PeCDF

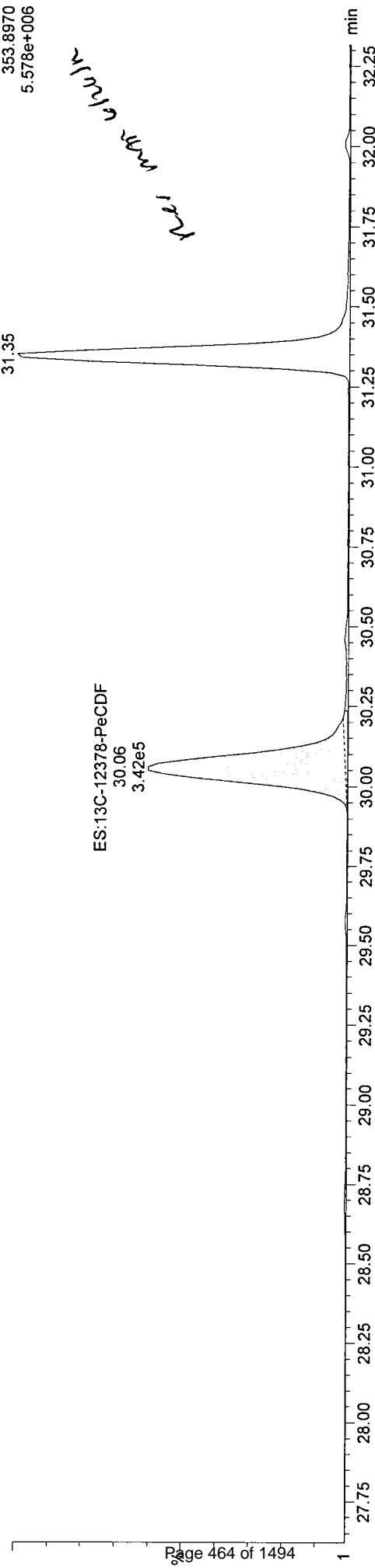
c22jun12a_2-4

F2:Voltage SIR,EI+
351.9000
8.984e+006



c22jun12a_2-4

F2:Voltage SIR,EI+
353.8970
5.578e+006



Quantify Sample Report MassLynx 4.1 SCN627

Manual Integrations

Dataset: Z:\Default.pro\Results\c22jun12a_2-4.qld

Last Altered: Monday, June 25, 2012 13:02:47 Eastern Daylight Time
Printed: Monday, June 25, 2012 13:02:49 Eastern Daylight Time

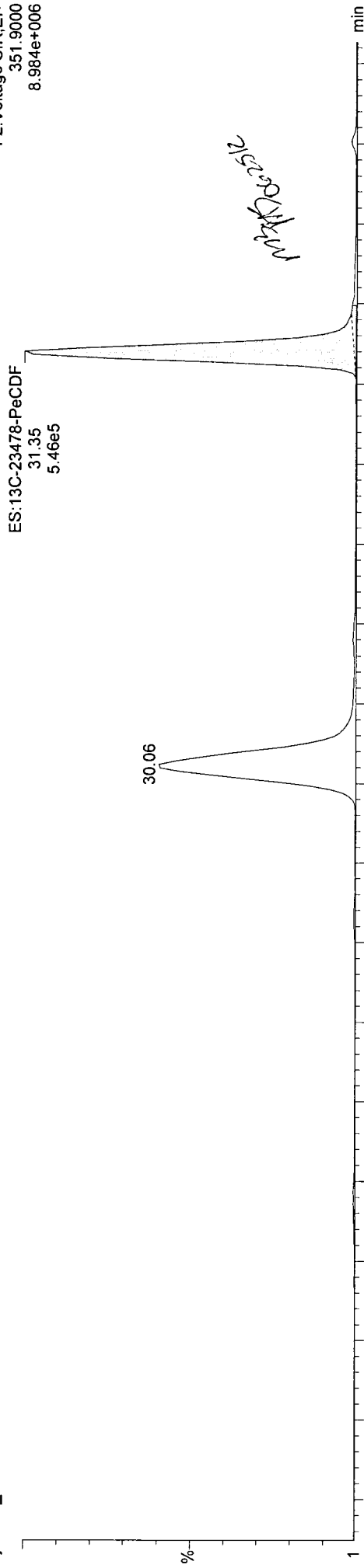
Method: C:\MassLynx\Default.PRO\MethDB\m1613-062412-db5ms.mdb 24 Jun 2012 17:53:35
Calibration: C:\MassLynx\Default.PRO\CurveDB\MS-0042012_1613.cdb 08 May 2012 08:31:36

Name: c22jun12a_2-4, ID: 31201450018, Date: 23-Jun-2012, Time: 04:23:14, Submitter: HRD1735, Description: JW-EA01-SS51-120507, User: KAS

ES:13C-23478-PeCDF

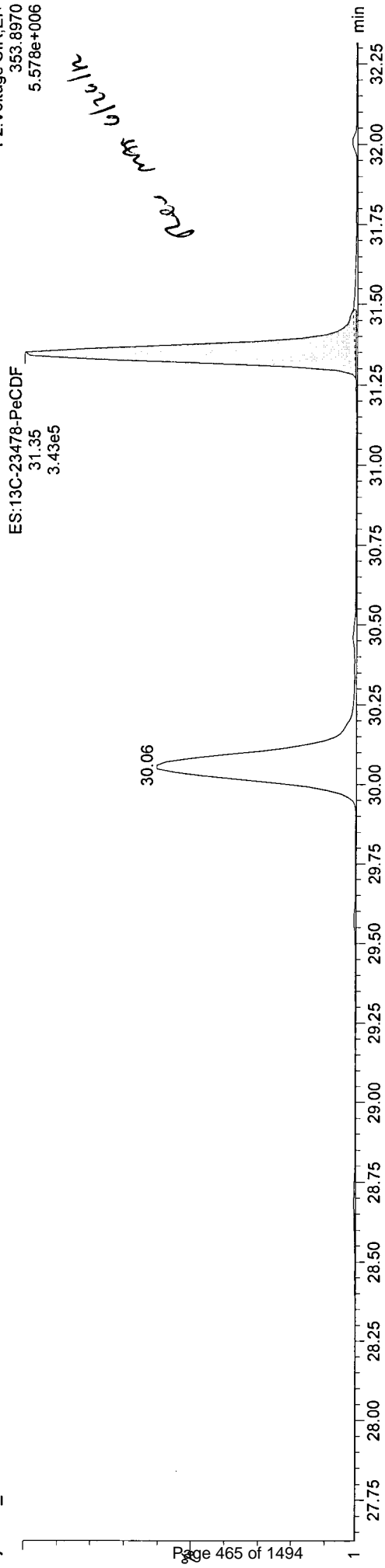
c22jun12a_2-4

F2:Voltage SIR,EI+
351.9000
8.984e+006



c22jun12a_2-4

F2:Voltage SIR,EI+
353.8970
5.578e+006



Quantify Sample Report

Manual Integrations

Dataset: Z:\Default.pro\Results\c22jun12a_2-4.qld

Last Altered: Monday, June 25, 2012 13:02:56 Eastern Daylight Time
Printed: Monday, June 25, 2012 13:02:59 Eastern Daylight Time

W1201450

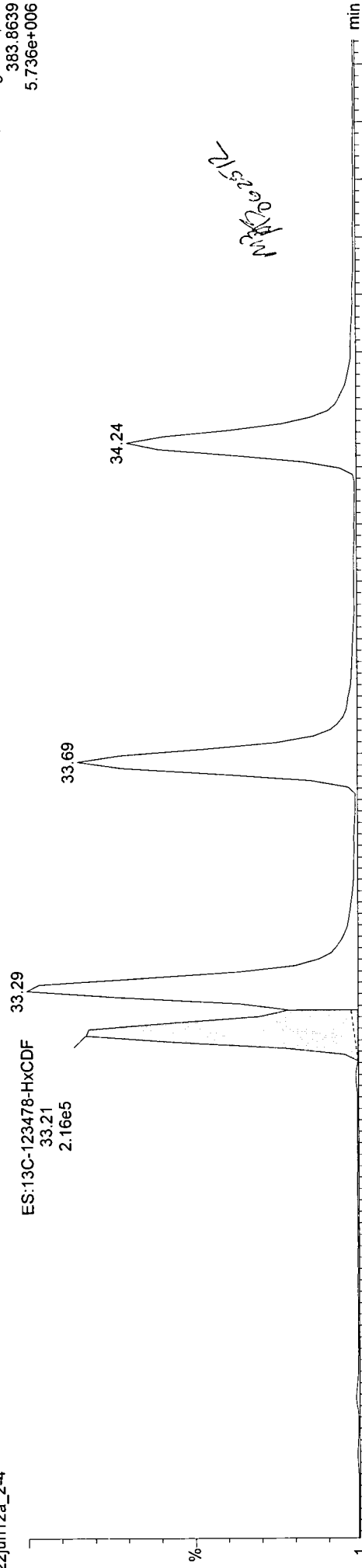
Method: C:\MassLynx\Default.PRO\MethDB\im1613-062412-db5ms.mdb 24 Jun 2012 17:53:35
Calibration: C:\MassLynx\Default.PRO\CurveDB\B5MS-0042012_1613.cdb 08 May 2012 08:31:36

Name: c22jun12a_2-4, ID: 31201450018, Date: 23-Jun-2012, Time: 04:23:14, Submitter: HRD1735, Description: JW-EA01-SS51-120507, User: KAS

ES:13C-123478-HxCDF

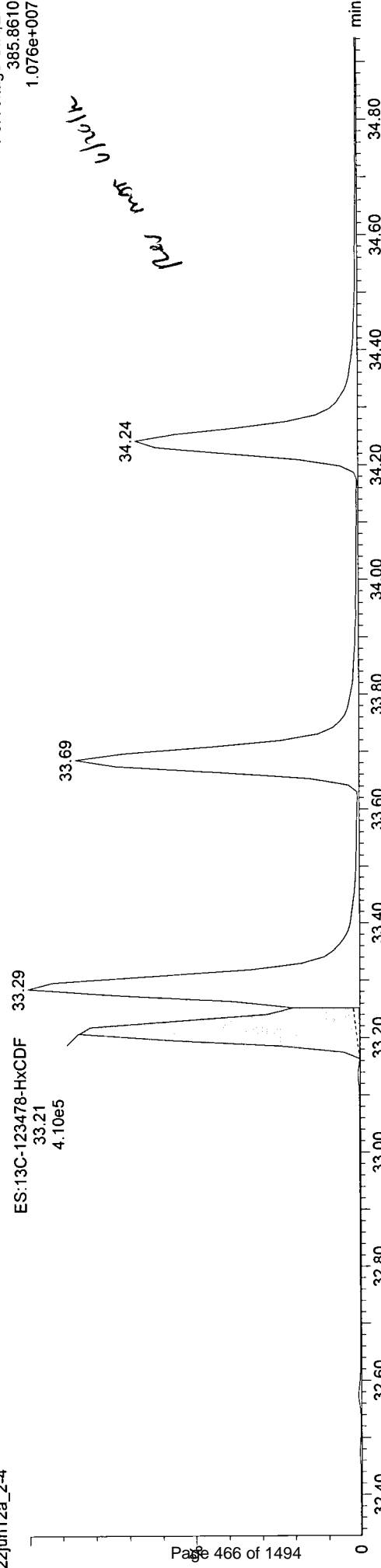
c22jun12a_2-4

F3:Voltage SIR,EI+
383.8639
5.736e+006



c22jun12a_2-4

F3:Voltage SIR,EI+
385.8610
1.076e+007



Quantify Sample Report
Manual Integrations

MassLynx 4.1 SCN627

Dataset: Z:\Default.pro\Results\c22jun12a_2-4.qld

Last Altered: Monday, June 25, 2012 13:03:09 Eastern Daylight Time
Printed: Monday, June 25, 2012 13:03:12 Eastern Daylight Time

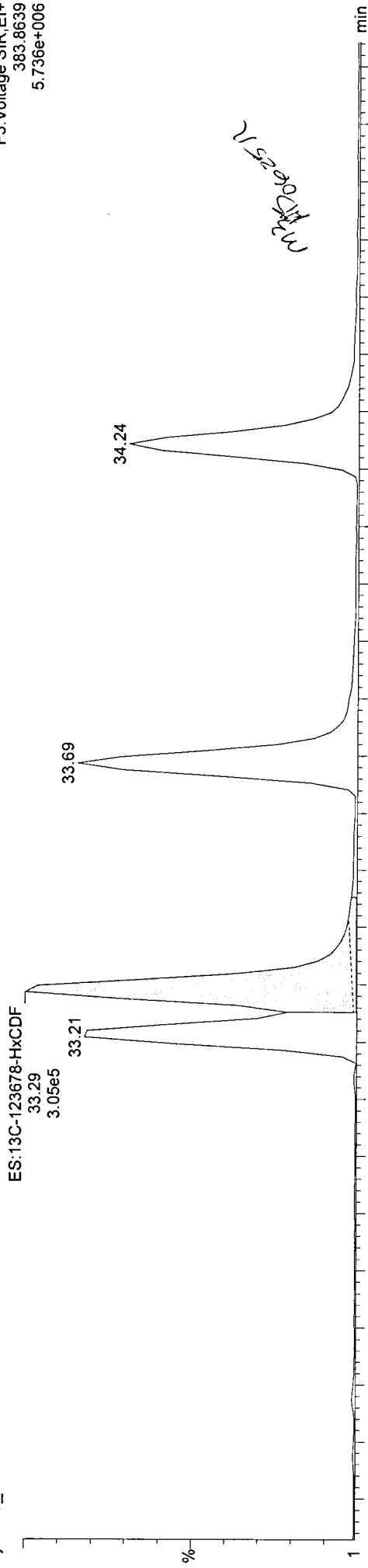
Method: C:\MassLynx\Default.PRO\MethDB\m1613-062412-db5ms.mdb 24 Jun 2012 17:53:35
Calibration: C:\MassLynx\Default.PRO\CurveDB\DB5MS-0042012_1613.cdb 08 May 2012 08:31:36

Name: c22jun12a_2-4, ID: 31201450018, Date: 23-Jun-2012, Time: 04:23:14, Submitter: HRD1735, Description: JW-EA01-SS51-120507, User: KAS

ES:13C-123678-HxCDF

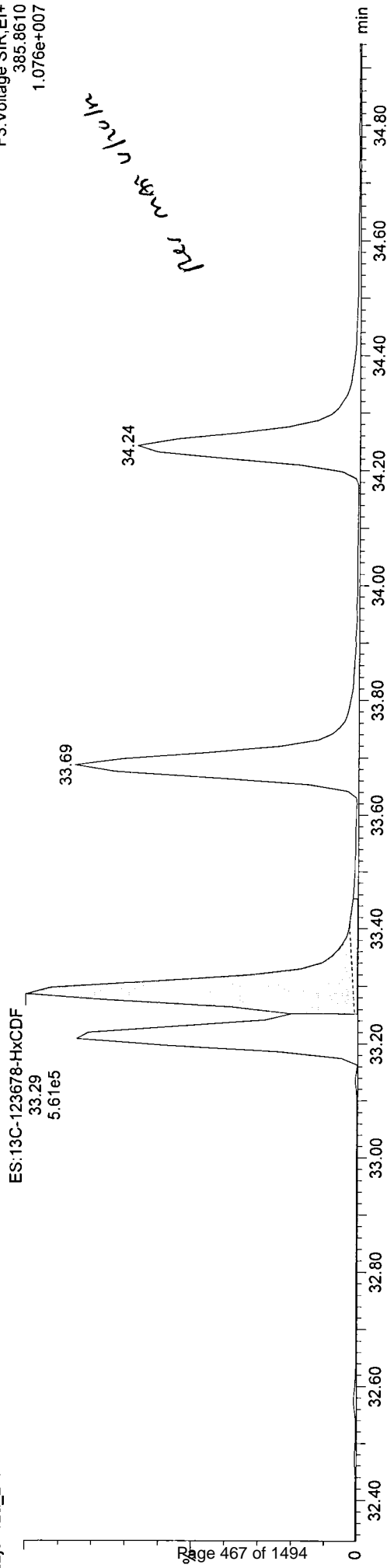
c22jun12a_2-4

F3:Voltage SIR,EI+
383.8639
5.736e+006



c22jun12a_2-4

F3:Voltage SIR,EI+
385.8610
1.076e+007



Quantify Sample Report

Manual Integrations

Dataset: Z:\Default.pro\Results\c22jun12a_2-4.qld

Last Altered: Monday, June 25, 2012 13:03:20 Eastern Daylight Time
Printed: Monday, June 25, 2012 13:03:23 Eastern Daylight Time

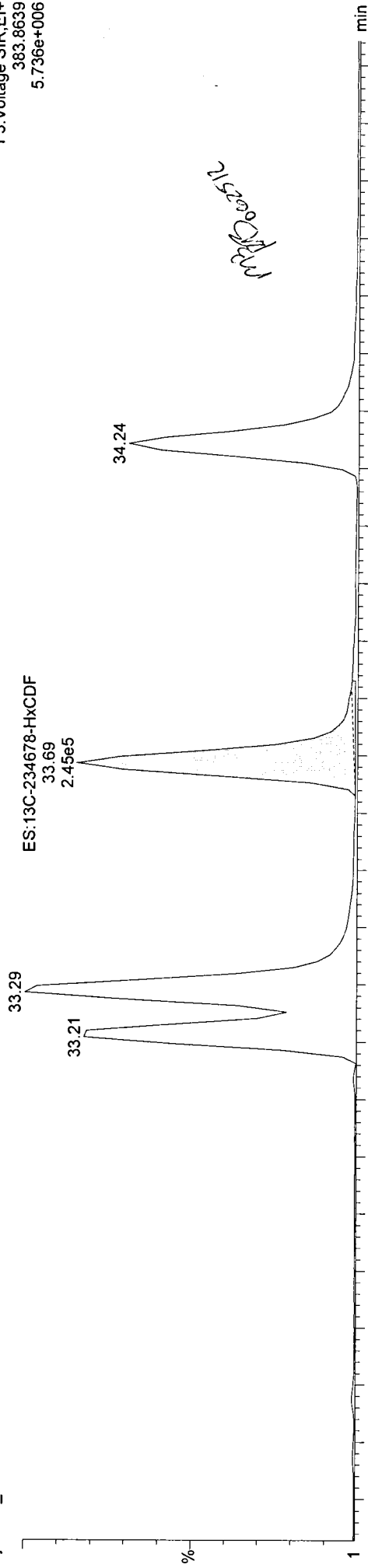
Method: C:\MassLynx\Default.PRO\MethDB\m1613-062412-db5ms.mdb 24 Jun 2012 17:53:35
Calibration: C:\MassLynx\Default.PRO\CurveDB\MS-0042012_1613.cdb 08 May 2012 08:31:36

Name: c22jun12a_2-4, ID: 31201450018, Date: 23-Jun-2012, Time: 04:23:14, Submitter: HRD1735, Description: JW-EA01-SS51-120507, User: KAS

ES:13C-234678-HxCDF

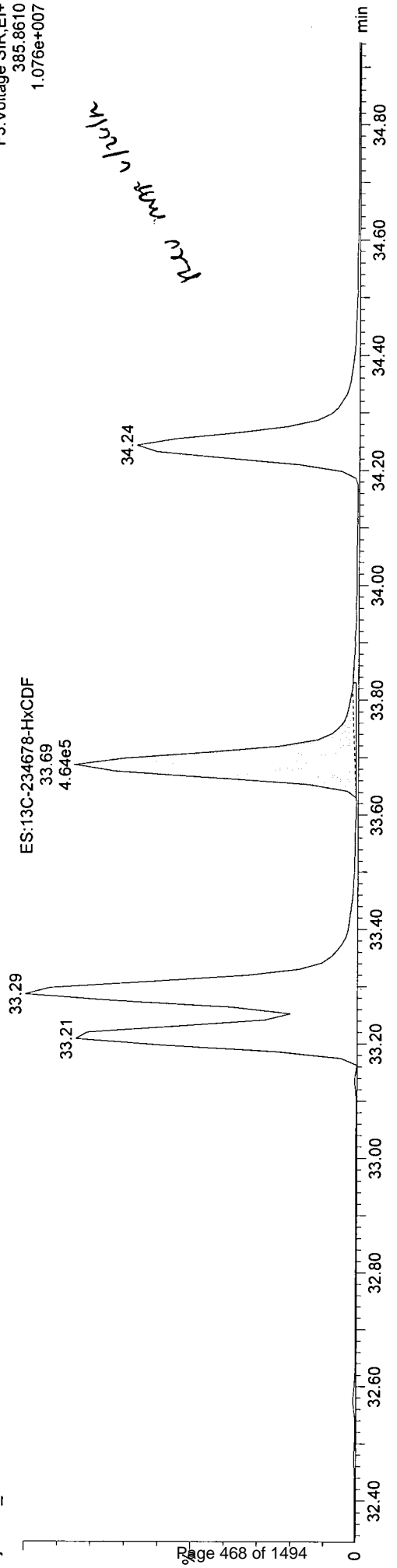
c22jun12a_2-4

F3: Voltage SIR, EI+
383.8639
5.736e+006



c22jun12a_2-4

F3: Voltage SIR, EI+
385.8610
1.076e+007



Quantify Sample Report

MassLynx 4.1 SCN627
Manual Integrations

Dataset: Z:\Default.pro\Results\c22jun12a_2-4.qld

Last Altered: Monday, June 25, 2012 13:03:34 Eastern Daylight Time
Printed: Monday, June 25, 2012 13:03:37 Eastern Daylight Time

20145

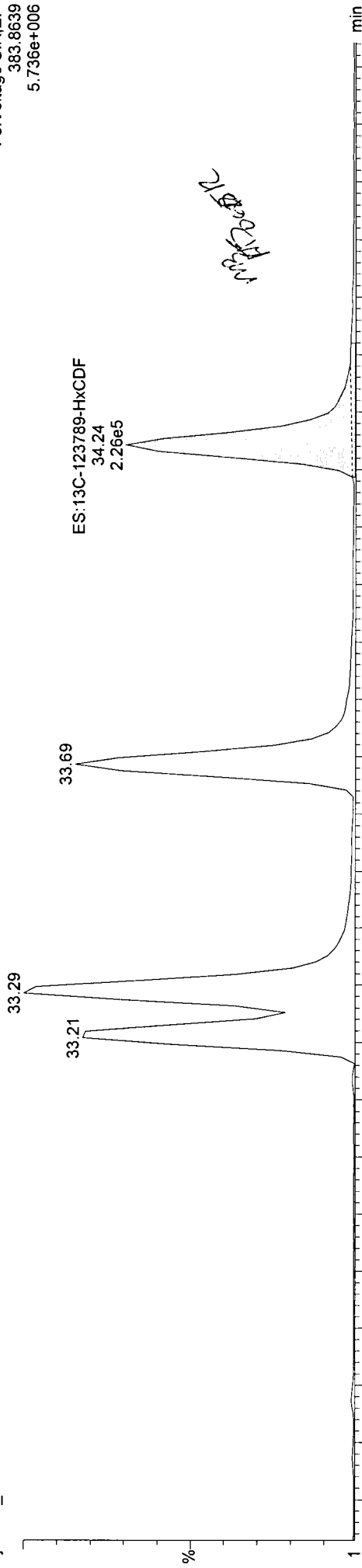
Method: C:\MassLynx\Default.PRO\MethDB\m1613-062412-db5ms.mdb 24 Jun 2012 17:53:35
Calibration: C:\MassLynx\Default.PRO\CurveDB\MS-0042012_1613.cdb 08 May 2012 08:31:36

Name: c22jun12a_2-4, ID: 31201450018, Date: 23-Jun-2012, Time: 04:23:14, Submitter: HRD1735, Description: JW-EA01-SS51-120507, User: KAS

ES:13C-123789-HxCDF

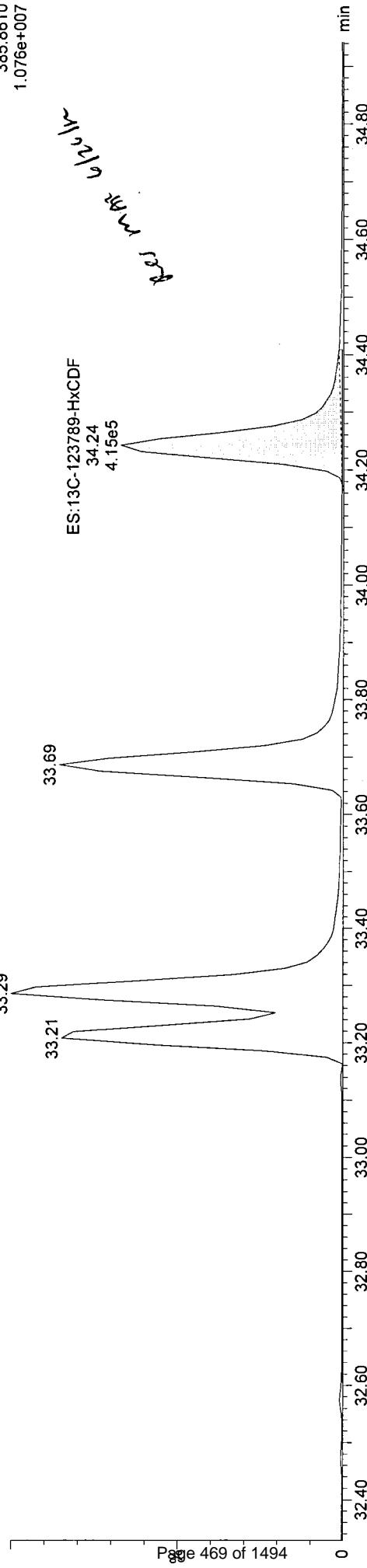
c22jun12a_2-4

F3:Voltage SIR,EI+
383.8639
5.736e+006



c22jun12a_2-4

F3:Voltage SIR,EI+
385.8610
1.076e+007



Quantify Sample Report MassLynx 4.1 SCN627

Manual Integrations

Dataset: Z:\Default.pro\Results\c22jun12a_2-4.qld

Lab Altered: Monday, June 25, 2012 13:03:46 Eastern Daylight Time
Printed: Monday, June 25, 2012 13:03:49 Eastern Daylight Time

3120145

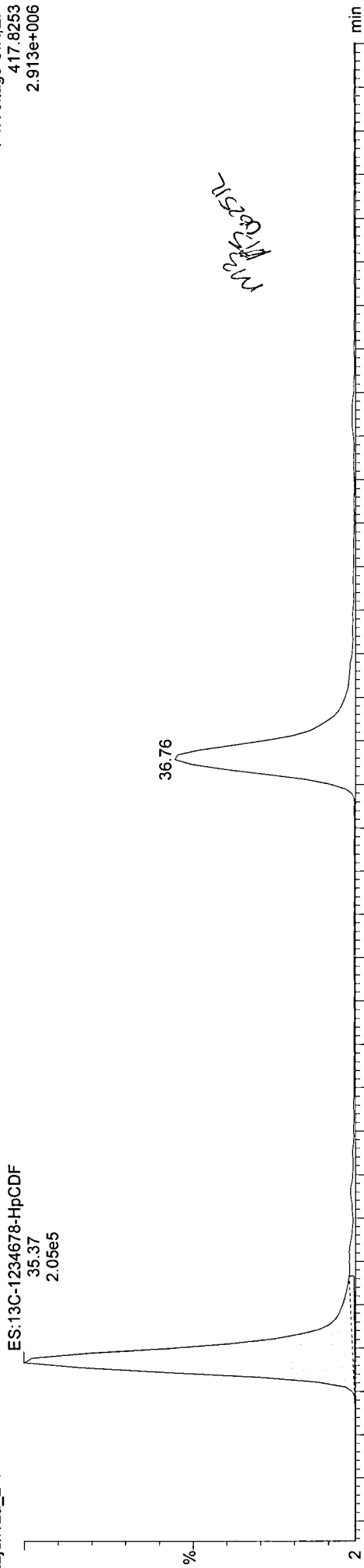
Method: C:\MassLynx\Default.PRO\MethDB\m1613-062412-db5ms.mdb 24 Jun 2012 17:53:35
Calibration: C:\MassLynx\Default.PRO\CurveDB\MS-0042012_1613.cdb 08 May 2012 08:31:36

Name: c22jun12a_2-4, ID: 31201450018, Date: 23-Jun-2012, Time: 04:23:14, Submitter: HRD1735, Description: JW-EA01-SS51-120507, User: KAS

ES:13C-1234678-HpCDF

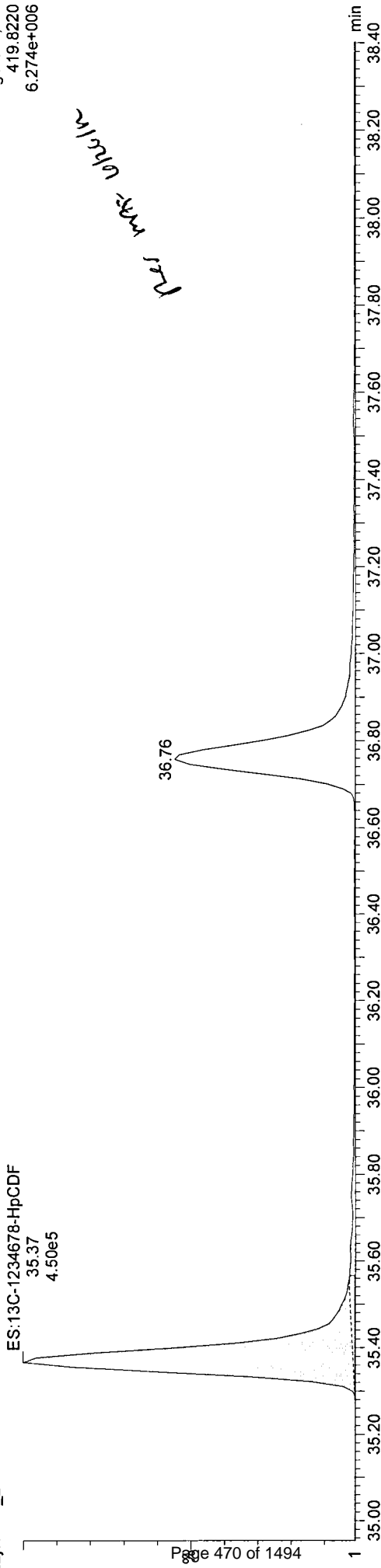
c22jun12a_2-4

F4:Voltage SIR,EI+
417.8253
2.913e+006



c22jun12a_2-4

F4:Voltage SIR,EI+
419.8220
6.274e+006



Quantify Sample Report MassLynx 4.1 SCN627

Manual Integrations

Dataset: Z:\Default.pro\Results\c22jun12a_2-4.qld

Last Altered: Monday, June 25, 2012 13:04:10 Eastern Daylight Time
Printed: Monday, June 25, 2012 13:04:13 Eastern Daylight Time

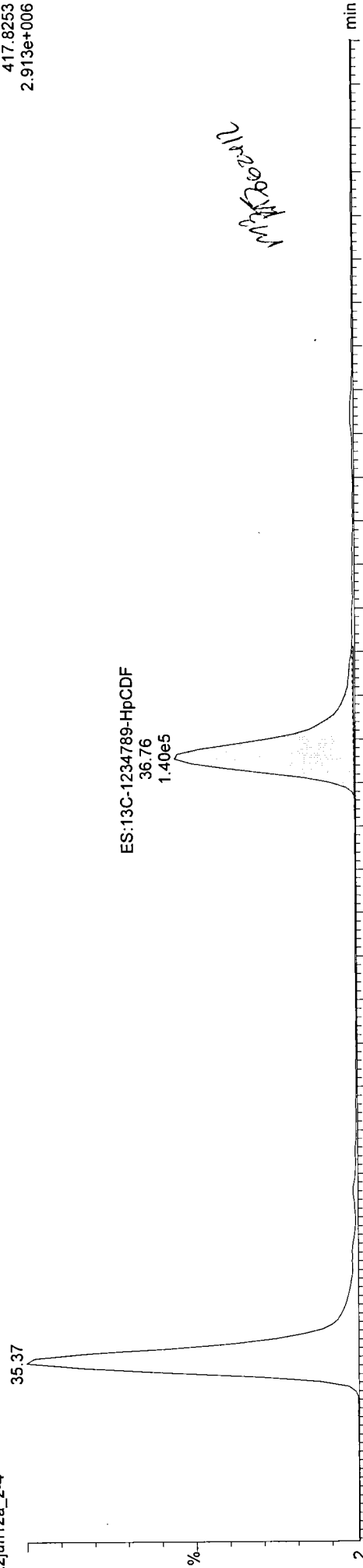
201450

Method: C:\MassLynx\Default.PRO\MethDB\m1613-062412-db5ms.mdb 24 Jun 2012 17:53:35
Calibration: C:\MassLynx\Default.PRO\CurveDB\DB5MS-0042012_1613.cdb 08 May 2012 08:31:36

Name: c22jun12a_2-4, ID: 31201450018, Date: 23-Jun-2012, Time: 04:23:14, Submitter: HRD1735, Description: JW-EA01-SS51-120507, User: KAS

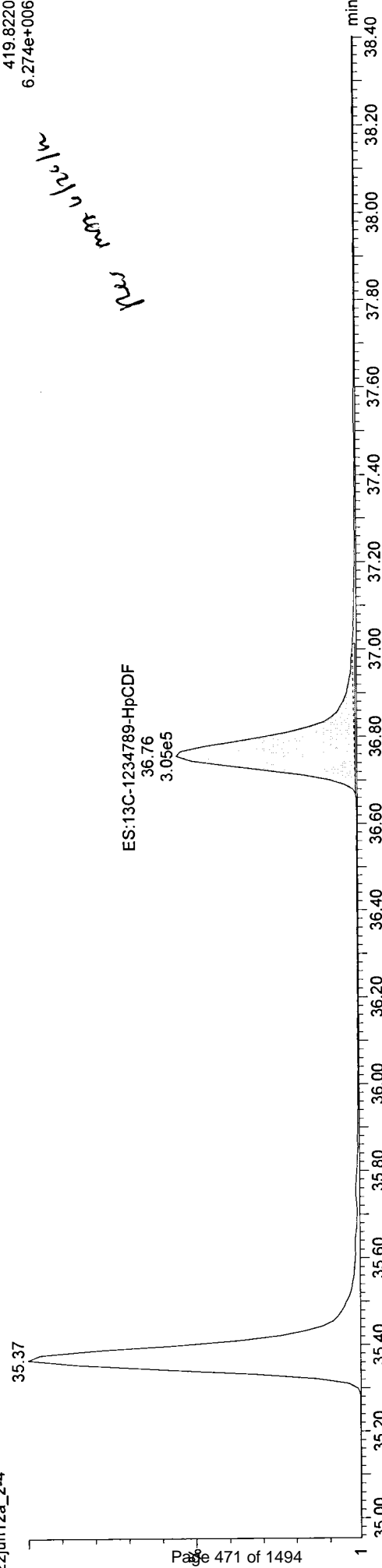
ES:13C-1234789-HpCDF

c22jun12a_2-4



Handwritten note: 2/12/2012 HRD

c22jun12a_2-4



Handwritten note: 2/12/2012 HRD

Dataset: Z:\Default.pro\Results\c22jun12a_2-4.qld

Last Altered: Monday, June 25, 2012 13:04:36 Eastern Daylight Time

Printed: Monday, June 25, 2012 13:04:39 Eastern Daylight Time

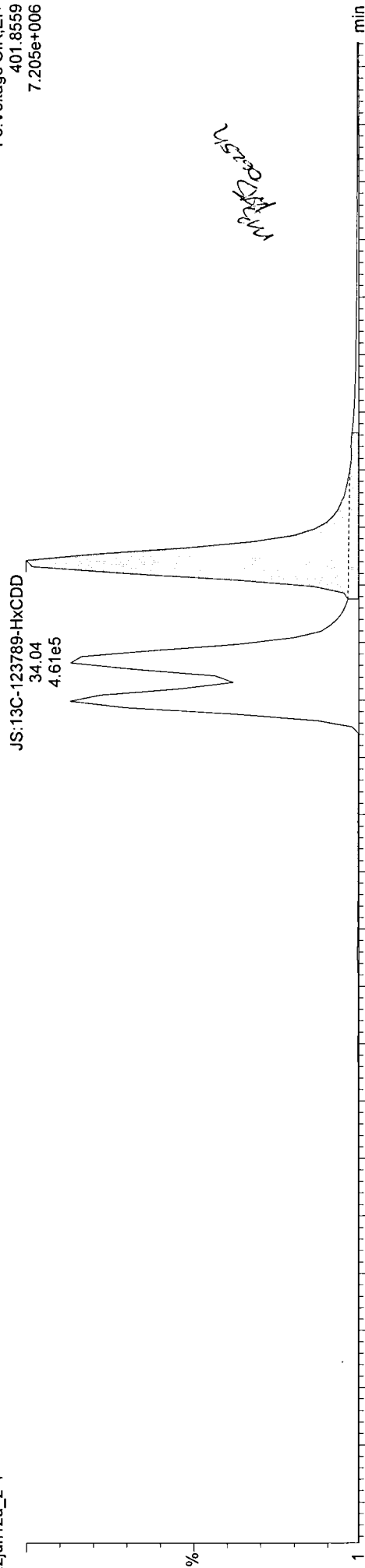
Method: C:\MassLynx\Default.PRO\MethDB\m1613-062412-db5ms.mdb 24 Jun 2012 17:53:35
Calibration: C:\MassLynx\Default.PRO\CurveDB\MS-0042012_1613.cdb 08 May 2012 08:31:36

Name: c22jun12a_2-4, ID: 31201450018, Date: 23-Jun-2012, Time: 04:23:14, Submitter: HRD1735, Description: JW-EA01-SS51-120507, User: KAS

JS:13C-123789-HxCDD

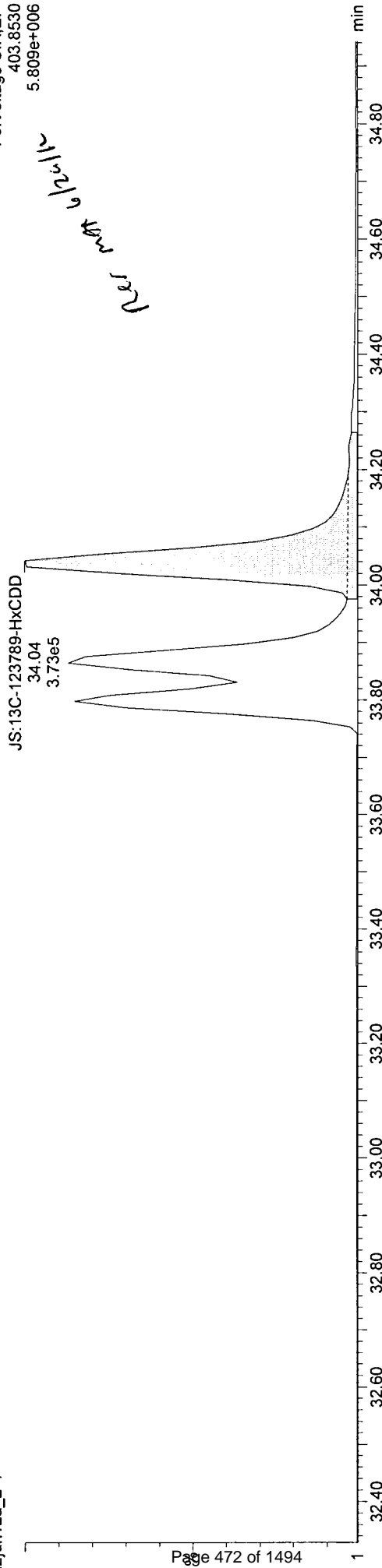
c22jun12a_2-4

F3:Voltage SIR,EI+
401.8559
7.205e+006



c22jun12a_2-4

F3:Voltage SIR,EI+
403.8530
5.809e+006



Quantify Sample Report MassLynx 4.1 SCN627

Manual Integrations

Dataset: Z:\Default.pro\Results\c22jun12a_2-4.qld

Last Altered: Monday, June 25, 2012 13:04:45 Eastern Daylight Time
Printed: Monday, June 25, 2012 13:04:48 Eastern Daylight Time

Method: C:\MassLynx\Default.PRO\MethDB\Im1613-062412-db5ms.mdb 24 Jun 2012 17:53:35
Calibration: C:\MassLynx\Default.PRO\CurveDB\MS-0042012_1613.cdb 08 May 2012 08:31:36

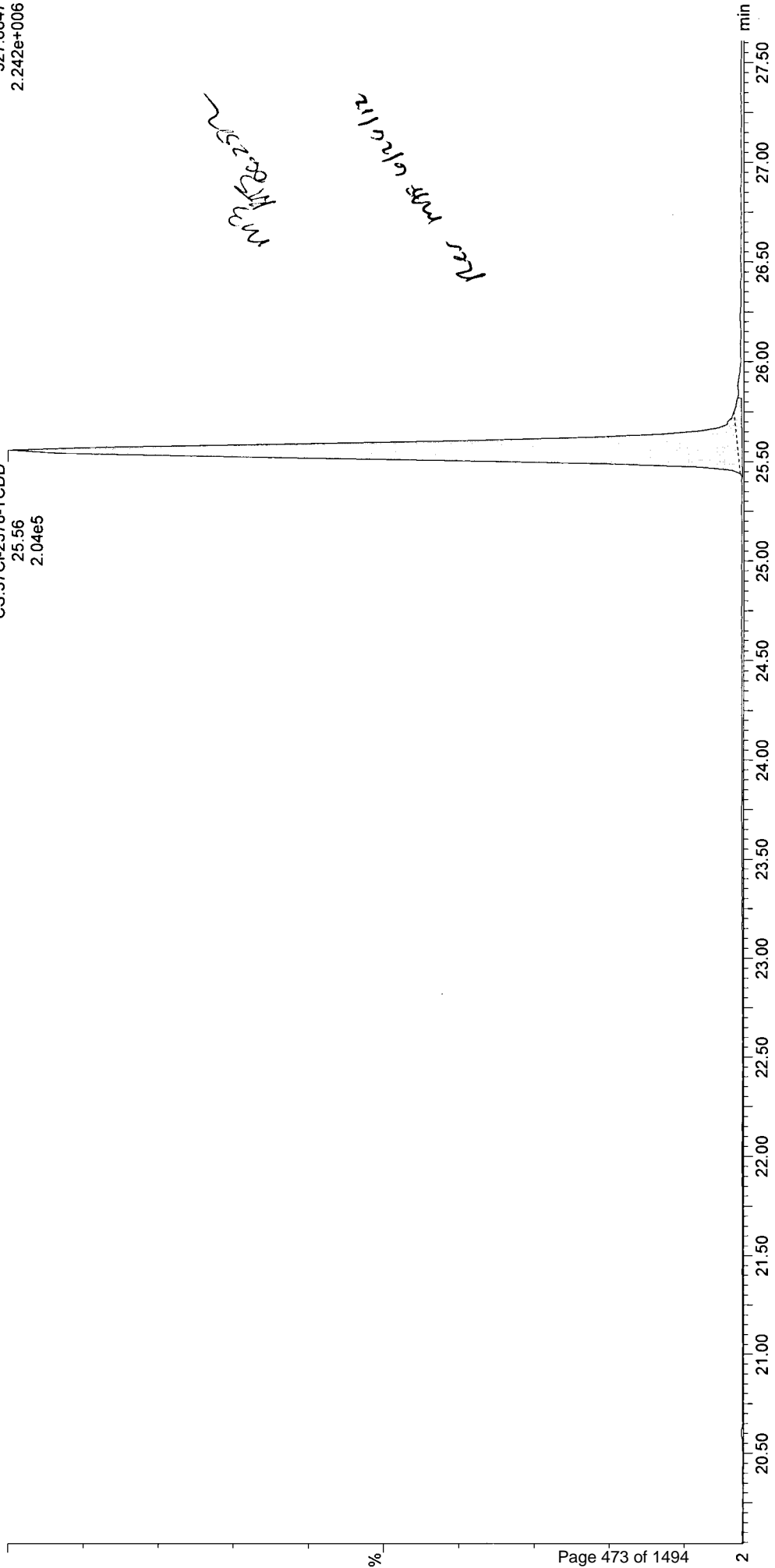
Name: c22jun12a_2-4, ID: 31201450018, Date: 23-Jun-2012, Time: 04:23:14, Submitter: HRD1735, Description: JW-EA01-SS51-120507, User: KAS

CS:37CI-2378-TCDD

c22jun12a_2-4

F1:Voltage SIR,EI+
327.8847
2.242e+006

CS:37CI-2378-TCDD
25.56
2.04e5



Quantify Sample Report MassLynx 4.1 SCN627

Manual Integrations

Dataset: Z:\Default.pro\Results\c22jun12a_2-4.qld

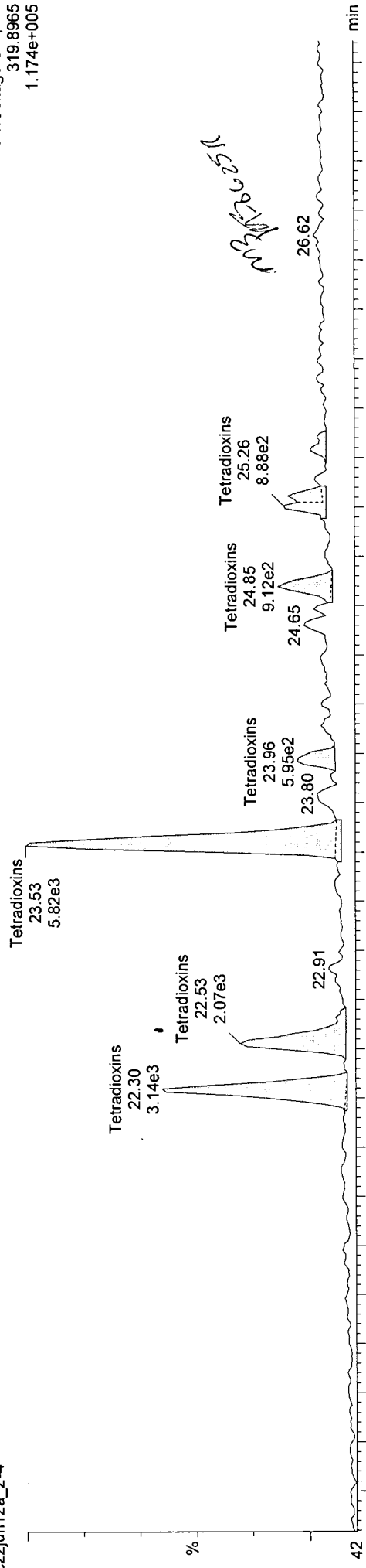
Last Altered: Monday, June 25, 2012 13:05:40 Eastern Daylight Time
Printed: Monday, June 25, 2012 13:05:54 Eastern Daylight Time

Method: C:\MassLynx\Default.PRO\MethDB\im1613-062412-db5ms.mdb 24 Jun 2012 17:53:35
Calibration: C:\MassLynx\Default.PRO\CurveDB\B5MS-0042012_1613.cdb 08 May 2012 08:31:36

Name: c22jun12a_2-4, ID: 31201450018, Date: 23-Jun-2012, Time: 04:23:14, Submitter: HRD1735, Description: JW-EA01-SS51-120507, User: KAS

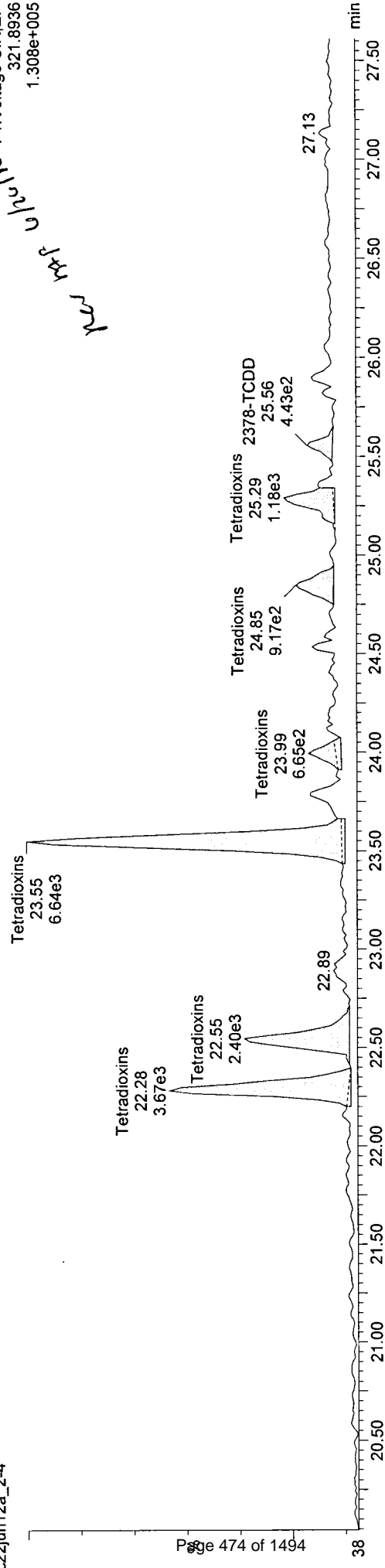
Tetradoxins

c22jun12a_2-4 F1:Voltage SIR,EI+ 319.8965 1.174e+005



Tetradoxins

c22jun12a_2-4 F1:Voltage SIR,EI+ 321.8936 1.308e+005



Quantify Sample Report MassLynx 4.1 SCN627

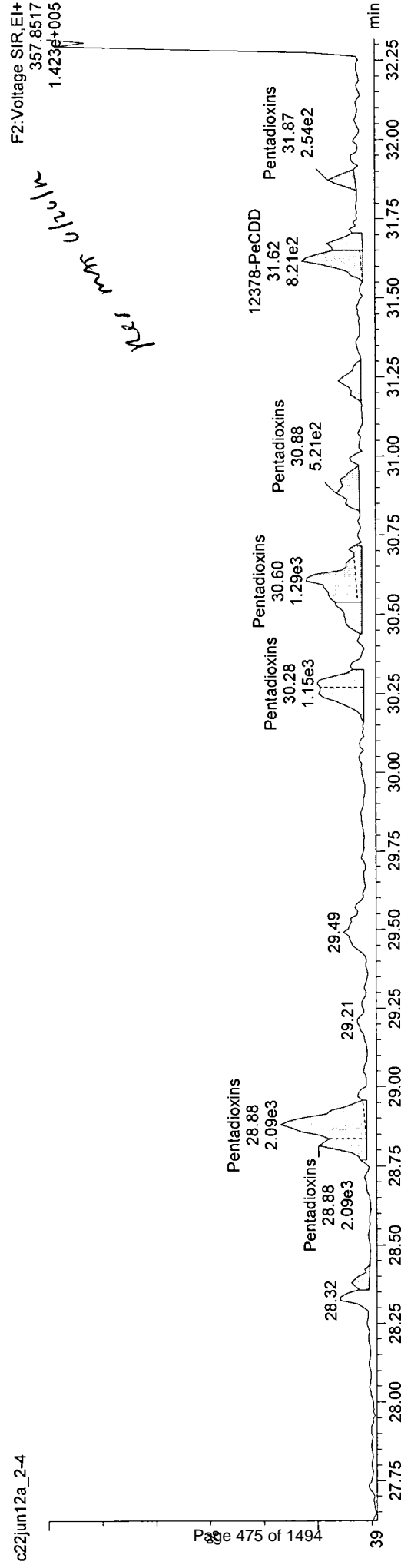
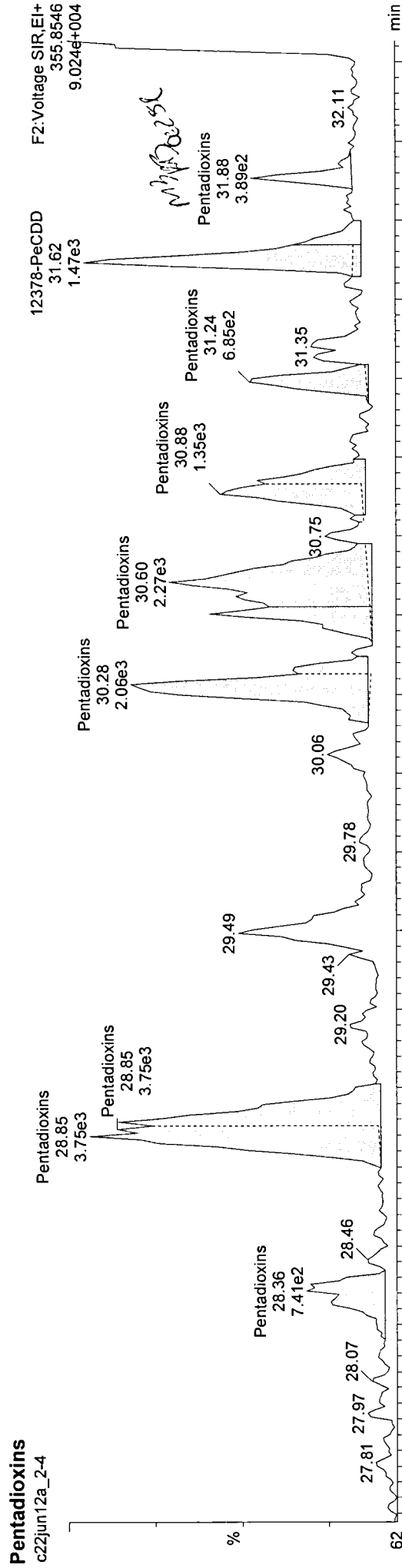
Manual Integrations

Dataset: Z:\Default.pro\Results\c22jun12a_2-4.qld

Lap: Altered: Monday, June 25, 2012 13:08:37 Eastern Daylight Time
Printed: Monday, June 25, 2012 13:08:40 Eastern Daylight Time

Method: C:\MassLynx\Default.PRO\MethDB\1613-062412-db5ms.mdb 24 Jun 2012 17:53:35
Calibration: C:\MassLynx\Default.PRO\CurveDB\MS-0042012_1613.cdb 08 May 2012 08:31:36

Name: c22jun12a_2-4, ID: 31201450018, Date: 23-Jun-2012, Time: 04:23:14, Submitter: HRD1735, Description: JW-EA01-SS51-120507, User: KAS



Quantify Sample Report MassLynx 4.1 SCN627

Manual Integrations

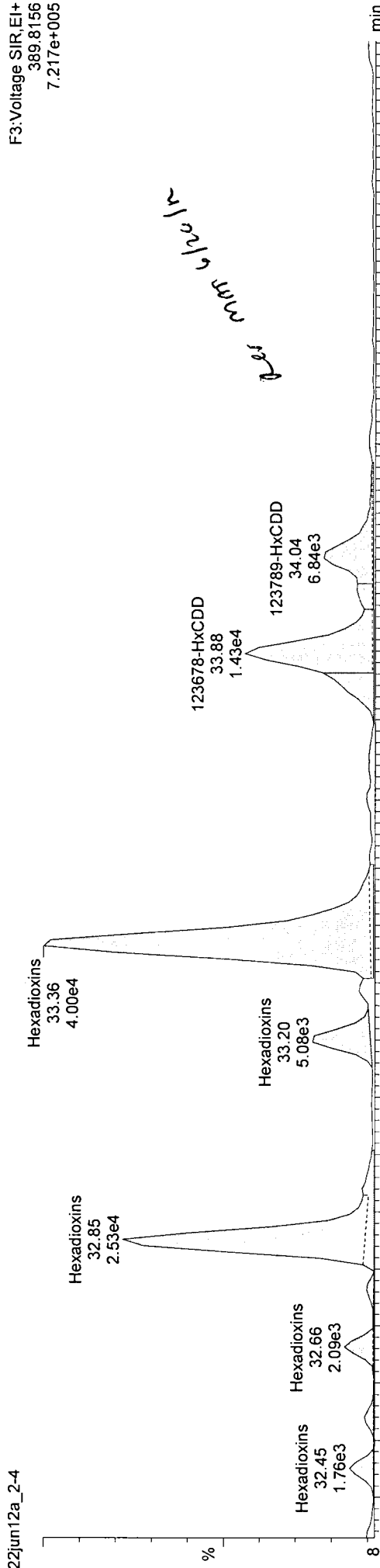
Dataset: Z:\Default.pro\Results\c22jun12a_2-4.qld

Last Altered: Tuesday, June 26, 2012 17:11:20 Eastern Daylight Time
Printed: Tuesday, June 26, 2012 17:12:32 Eastern Daylight Time

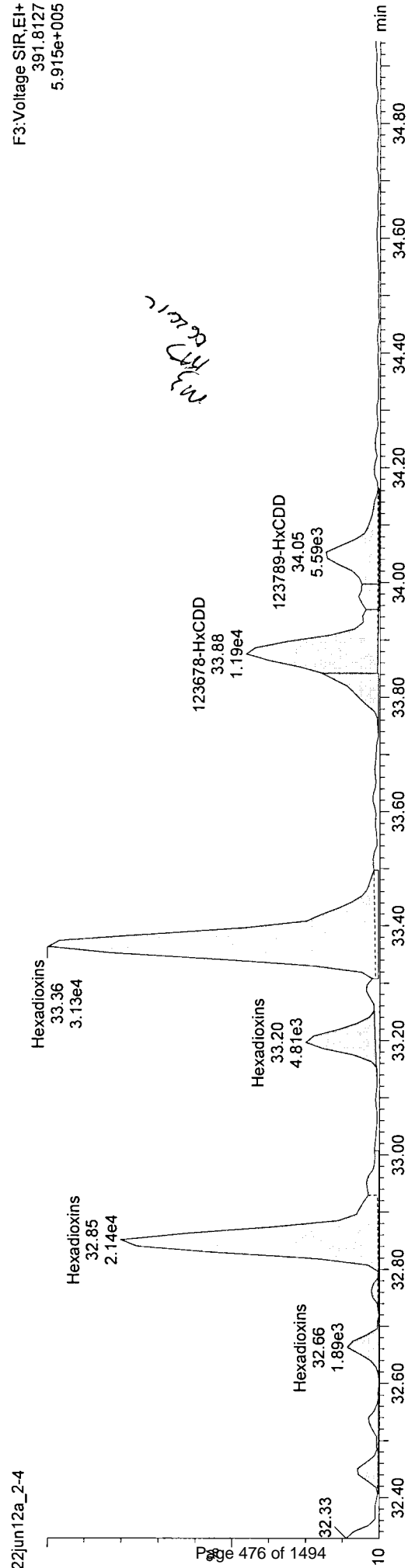
Method: C:\MassLynx\Default.PRO\MethDB\m1613-062412-db5ms.mdb 24 Jun 2012 17:53:35
Calibration: C:\MassLynx\Default.PRO\CurveDB\MS-0042012_1613.cdb 08 May 2012 08:31:36

Name: c22jun12a_2-4, ID: 31201450018, Date: 23-Jun-2012, Time: 04:23:14, Submitter: HRD1735, Description: JW-EA01-SS51-120507, User: KAS

Hexadioxins
c22jun12a_2-4



c22jun12a_2-4



Quantify Sample Report

Manual Integrations ###

Dataset: Z:\Default.pro\Results\c22jun12a_2-4.qld

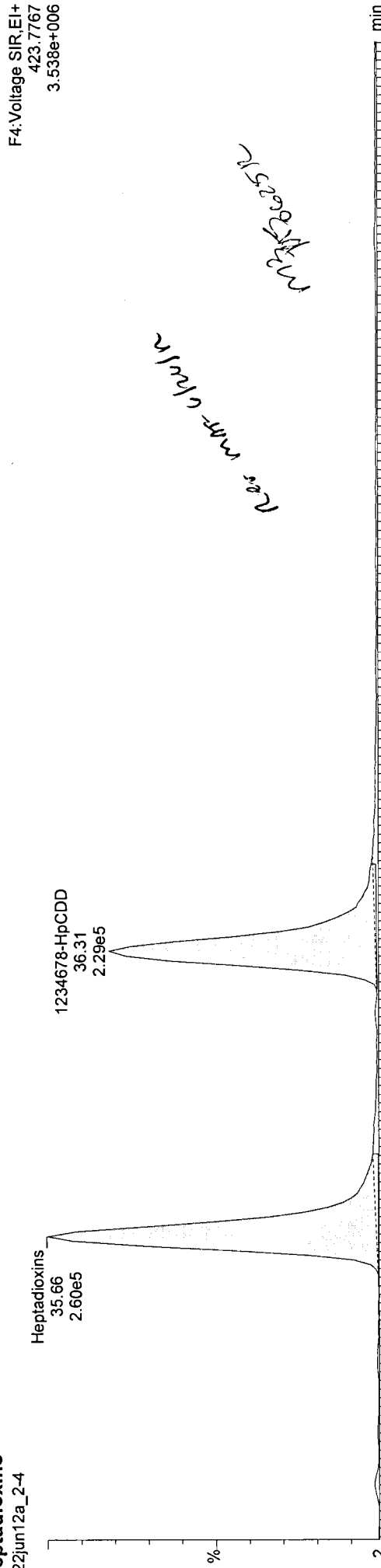
Last Altered: Monday, June 25, 2012 13:12:01 Eastern Daylight Time
Printed: Monday, June 25, 2012 13:12:06 Eastern Daylight Time

W1201450

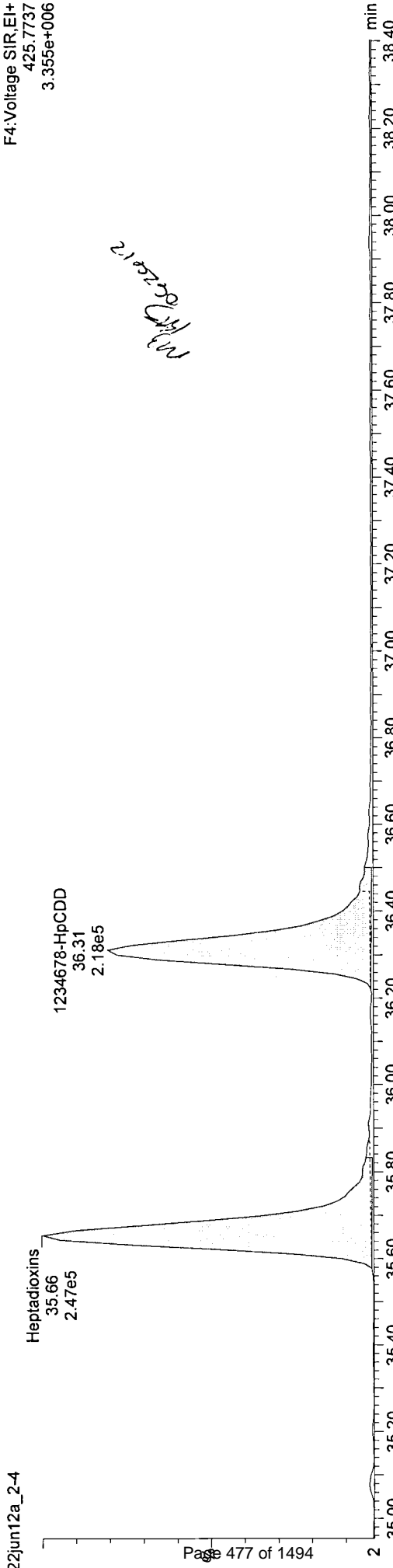
Method: C:\MassLynx\Default.PRO\MethDB\im1613-062412-db5ms.mdb 24 Jun 2012 17:53:35
Calibration: C:\MassLynx\Default.PRO\CurveDB\DB5MS-0042012_1613.cdb 08 May 2012 08:31:36

Name: c22jun12a_2-4, ID: 31201450018, Date: 23-Jun-2012, Time: 04:23:14, Submitter: HRD1735, Description: JW-EA01-SS51-120507, User: KAS

Heptadioxins
c22jun12a_2-4



c22jun12a_2-4



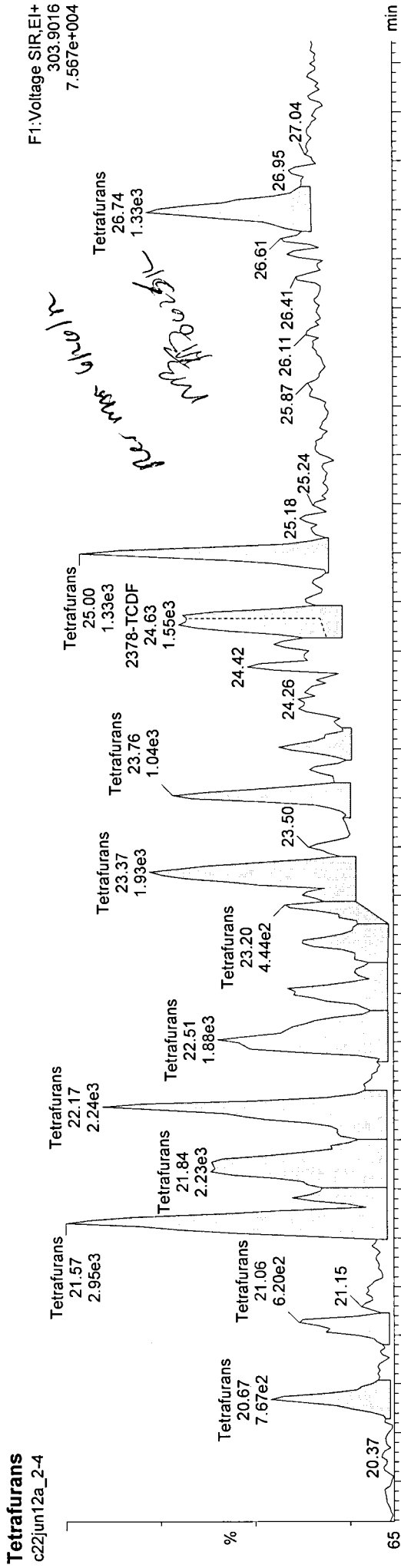
Quantify Sample Report
 MassLynx 4.1 SCN627
 Manual Integrations ###

Dataset: Z:\Default.pro\Results\c22jun12a_2-4.qld

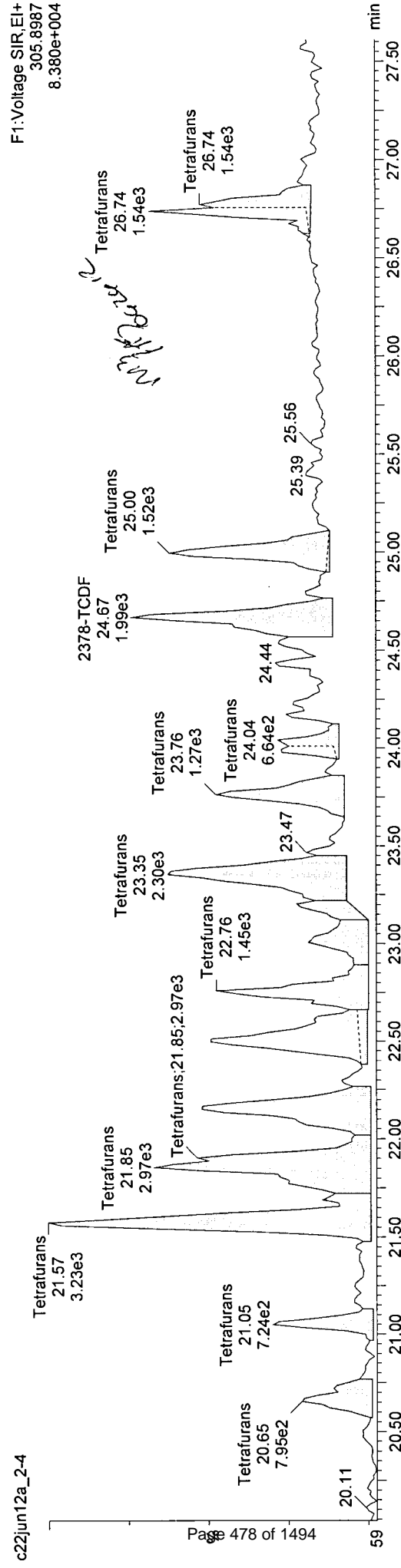
Last Altered: Monday, June 25, 2012 13:34:22 Eastern Daylight Time
 Printed: Monday, June 25, 2012 13:34:27 Eastern Daylight Time

Method: C:\MassLynx\Default.PRO\MethDB\m1613-062412-db5ms.mdb 24 Jun 2012 17:53:35
 Calibration: C:\MassLynx\Default.PRO\CurveDB\B5MS-0042012_1613.cdb 08 May 2012 08:31:36

Name: c22jun12a_2-4, ID: 31201450018, Date: 23-Jun-2012, Time: 04:23:14, Submitter: HRD1735, Description: JW-EA01-SS51-120507, User: KAS



F1: Voltage SIR, EI+
 303.9016
 7.567e+004



F1: Voltage SIR, EI+
 305.8987
 8.380e+004

Dataset: Z:\Default.pro\Results\c22jun12a_2-4.qld

Last Altered: Monday, June 25, 2012 13:37:46 Eastern Daylight Time
Printed: Monday, June 25, 2012 13:37:54 Eastern Daylight Time

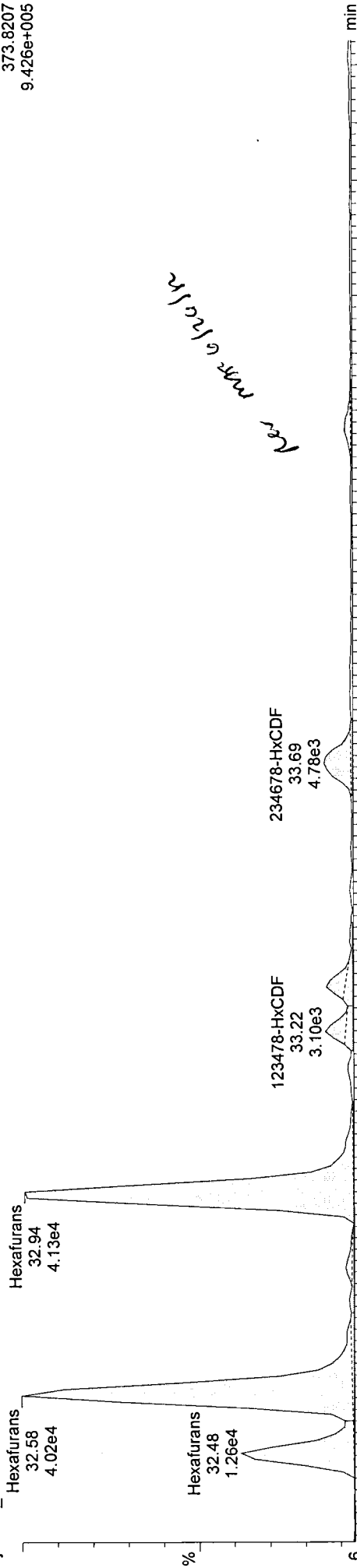
1201450

Method: C:\MassLynx\Default.PRO\MethDB\m1613-062412-db5ms.mdb 24 Jun 2012 17:53:35
Calibration: C:\MassLynx\Default.PRO\CurveDB\B5MS-0042012_1613.cdb 08 May 2012 08:31:36

Name: c22jun12a_2-4, ID: 31201450018, Date: 23-Jun-2012, Time: 04:23:14, Submitter: HRD1735, Description: JW-EA01-SS51-120507, User: KAS

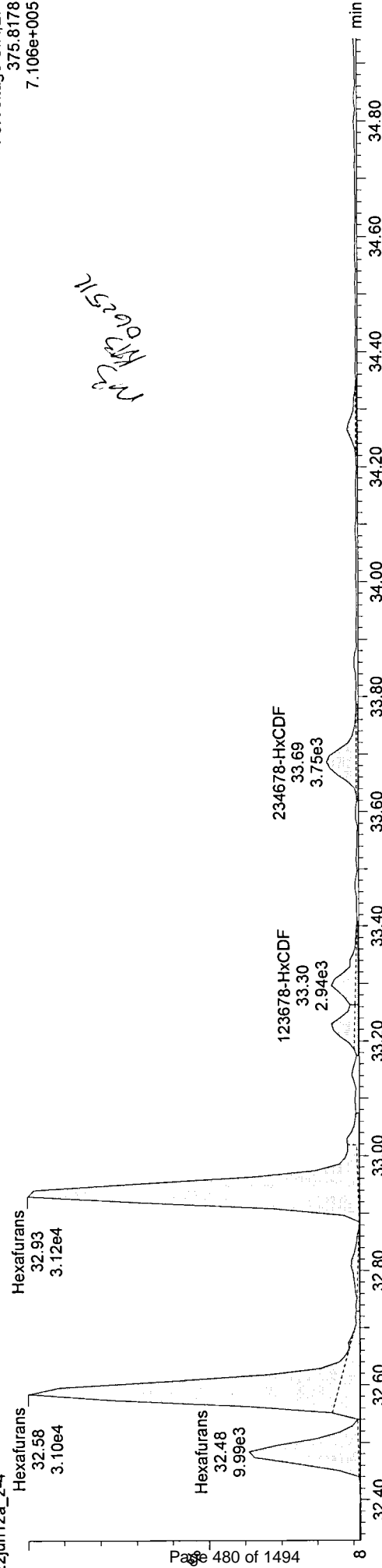
F3:Voltage SIR,EI+
373.8207
9.426e+005

Hexafurans
c22jun12a_2-4



c22jun12a_2-4

F3:Voltage SIR,EI+
375.8178
7.106e+005



Quantify Sample Report
Manual Integrations ###

MassLynx 4.1 SCN627

Dataset: Z:\Default.pro\Results\c22jun12a_2-4.qld

Last Altered: Monday, June 25, 2012 13:41:45 Eastern Daylight Time
Printed: Monday, June 25, 2012 13:42:13 Eastern Daylight Time


W 201450

Method: C:\MassLynx\Default.PRO\MethDB\m1613-062412-db5ms.mdb 24 Jun 2012 17:53:35
Calibration: C:\MassLynx\Default.PRO\CurveDB\MS-0042012_1613.cdb 08 May 2012 08:31:36

Name: c22jun12a_2-4, ID: 31201450018, Date: 23-Jun-2012, Time: 04:23:14, Submitter: HRD1735, Description: JW-EA01-SS51-120507, User: KAS


Heptafurans
c22jun12a_2-4

F4: Voltage SIR, EI+
407.7818
1.789e+006



c22jun12a_2-4

F4: Voltage SIR, EI+
409.7788
1.717e+006



Dataset: Z:\Default.pro\Results\c22jun12a_2-4.qld


Last Altered: Monday, June 25, 2012 13:01:24 Eastern Daylight Time
Printed: Monday, June 25, 2012 13:01:29 Eastern Daylight Time

Method: C:\MassLynx\Default.PRO\MethDB\m1613-062412-db5ms.mdb 24 Jun 2012 17:53:35
Calibration: C:\MassLynx\Default.PRO\CurveDB\MS-0042012_1613.cdb 08 May 2012 08:31:36

Name: c22jun12a_2-4, ID: 31201450018, Date: 23-Jun-2012, Time: 04:23:14, Submitter: HRD1735, Description: JW-EA01-SS51-120507, User: KAS

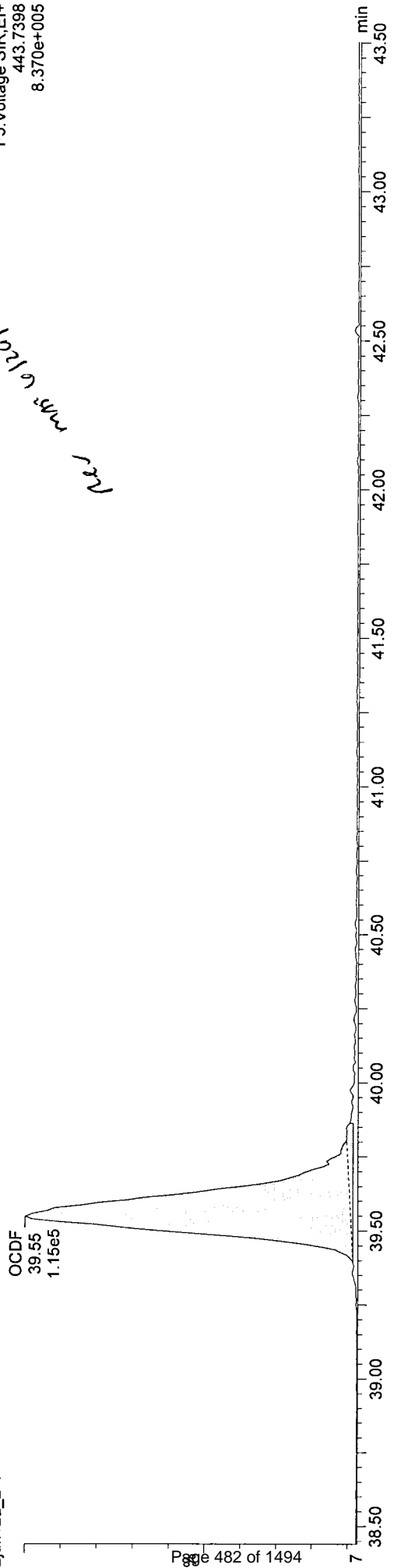
OCDF
c22jun12a_2-4

F5:Voltage SIR,EI+
441.7427
7.496e+005



c22jun12a_2-4

F5:Voltage SIR,EI+
443.7398
8.370e+005



Quantify Sample Summary Report
Sample Summary

MassLynx 4.1

Dataset: C:\MassLynx\Default.pro\Results\c22jun12a_2-4.qld

Last Altered: Monday, 6/25/2012 11:51:28 AM Eastern Daylight Time
Printed: Monday, 6/25/2012 11:51:42 AM Eastern Daylight Time

31201450

Method: C:\MassLynx\Default.PRO\MethDB\m1613-062412-db5ms.mdb 24 Jun 2012 17:53:35
Calibration: C:\MassLynx\Default.PRO\CurvedB\B5MS-0042012_1613.cdb 08 May 2012 08:31:36

Name: c22jun12a_2-4
Date: 23-Jun-2012
Time: 04:23:14
ID: 31201450018
Submitter: HRD1735
Task: HRMS3

Description: JW-EA01-SS51-120507

Name	Response	Ion1Area	Ion2Area	RA	.RAFail?	RRT	RT	pg/ μ L	EDL	Height1	Noise1	SNT	Height2	Noise2	SN2	M1	M2	MR
1	2378-TCDD	7.005e2	2.572e2	4.433e2	0.58	YES	1.0006	25.54	0.0395	3.328e3	728	4.6	6.194e3	753	8.2	bb	bb	1.075
2	12378-PeCDD	2.342e3	1.570e3	7.719e2	2.03	YES	1.0003	31.62	0.0494	2.803e4	1550	18.1	1.560e4	951	16.4	bb	bd	1.039
3	123478-HxCDD	3.186e4	1.718e4	1.469e4	1.17	NO	1.0023	33.88	0.0654	2.557e5	1337	191.3	2.110e5	1726	122.3	bd	bd	1.065
4	123678-HxCDD	2.335e3	1.171e3	1.164e3	1.01	YES	1.0036	33.99	0.0704	3.135e4	1337	23.5	3.072e4	1726	17.8	dd	dd	0.996
5	123789-HxCDD	1.148e4	6.190e3	5.290e3	1.17	NO	1.0072	34.04	0.0679	9.720e4	1337	72.7	8.246e4	1726	47.8	db	db	1.029
6	1234678-HpCDD	4.352e5	2.245e5	2.107e5	1.07	NO	1.0003	36.31	0.3696	2.801e6	3585	781.3	2.612e6	5687	459.3	bb	bd	1.055
7	OCDD	2.912e6	1.378e6	1.534e6	0.90	NO	1.0000	39.37	0.5156	8.770e6	1861	4711.7	9.654e6	2811	3433.8	bd	bb	1.063
8	2378-TCDF	2.334e3	8.250e2	1.509e3	0.55	YES	1.0000	24.63	0.0517	1.149e4	1171	9.8	1.867e4	1087	17.2	dd	db	0.980
9	12378-PeCDF	-	-	-	-	NO	-	-	0.0814	-	-	-	-	-	-	-	-	0.980
10	23478-PeCDF	3.420e3	1.756e3	1.664e3	1.06	YES	1.0004	31.36	0.0461	3.918e4	1382	28.4	3.022e4	1352	22.4	bb	db	1.022
11	123478-HxCDF	3.611e3	1.697e3	1.915e3	0.89	YES	1.0003	33.22	0.0450	5.473e4	1447	37.8	4.552e4	1410	32.3	bb	bd	1.183
12	123678-HxCDF	3.997e3	1.688e3	2.309e3	0.73	YES	1.0003	33.30	0.0384	5.048e4	1447	34.9	4.745e4	1410	33.6	bb	db	1.168
13	234678-HxCDF	7.353e3	4.185e3	3.169e3	1.32	NO	1.0000	33.69	0.0440	7.235e4	1447	50.0	5.794e4	1410	41.1	bb	bb	1.178
14	123789-HxCDF	1.776e3	9.524e2	8.239e2	1.16	NO	1.0006	34.26	0.0567	1.665e4	1447	11.5	1.691e4	1410	12.0	bb	bb	1.110
15	1234678-HpCDF	1.445e5	7.342e4	7.109e4	1.03	NO	1.0003	35.38	0.0683	1.018e6	1590	639.8	1.022e6	1835	557.1	bd	bb	1.389
16	1234789-HpCDF	3.459e3	2.075e3	1.384e3	1.50	YES	1.0006	36.78	0.1269	3.147e4	1590	19.8	3.526e4	1835	19.2	bb	bd	1.389
17	OCDF	2.142e5	1.035e5	1.107e5	0.94	NO	1.0047	39.56	0.1752	6.779e5	875	775.0	7.596e5	1052	721.8	bb	bb	1.290
18	ES:13C-2378-TCDD	8.204e5	3.639e5	4.565e5	0.80	NO	1.0278	25.52	0.0575	3.866e6	1297	2979.7	4.952e6	1494	3314.4	bb	bb	0.991
19	ES:13C-12378-PeCDD	6.650e5	4.099e5	2.552e5	1.61	NO	1.2728	31.61	0.0488	7.512e6	1175	6393.0	4.770e6	821	5812.3	bb	bb	0.835
20	ES:13C-123478-HxCDD	5.020e5	2.806e5	2.214e5	1.27	NO	0.9928	33.80	0.1241	6.145e6	2126	2890.5	4.844e6	3917	1236.7	bd	bd	0.971
21	ES:13C-123678-HxCDD	5.964e5	3.306e5	2.658e5	1.24	NO	0.9948	33.86	0.1200	6.052e6	2126	2846.7	4.899e6	3917	1250.6	db	db	1.005
22	ES:13C-1234678-HpCDD	4.607e5	2.370e5	2.237e5	1.06	NO	1.0663	36.30	0.0938	3.057e6	1990	1536.4	2.842e6	2214	1283.7	bb	bb	0.894
23	ES:13C-OCDD	6.901e5	3.277e5	3.623e5	0.90	NO	1.1565	39.37	0.0567	2.024e6	1143	1771.5	2.276e6	1333	1708.0	bd	bb	0.871
24	ES:13C-2378-TCDF	1.002e6	4.431e5	5.591e5	0.79	NO	0.9921	24.63	0.0287	4.925e6	1186	4153.2	6.245e6	1006	6209.3	bb	bb	1.561
25	ES:13C-12378-PeCDF	8.440e5	5.156e5	3.284e5	1.57	NO	1.2105	30.06	0.0471	5.233e6	1210	4323.7	3.286e6	1841	1784.7	bb	bb	1.322

Quantify Sample Summary Report
 ### Sample Summary ###

MassLynx 4.1

Dataset: C:\MassLynx\Default.pro\Results\c22jun12a_2-4.qld

Last Altered: Monday, 6/25/2012 11:51:28 AM Eastern Daylight Time
 Printed: Monday, 6/25/2012 11:51:42 AM Eastern Daylight Time

Name: c22jun12a_2-4
 Date: 23-Jun-2012
 Time: 04:23:14
 ID: 31201450018
 Submitter: HRD1735
 Task: HRMS3
 Description: JW-EA01-SS51-120507

Name	Response	Ion1Area	Ion2Area	RA	RAFail?	RRT	RT	pg/uL	EDL	Height1	Noise1	SN1	Height2	Noise2	SN2	M1	M2	MR
ES:13C-23478-PeCDF	8.675e5	5.298e5	3.377e5	1.57	NO	1.2625	31.35	62.332	0.0485	8.860e6	1210	7320.8	5.485e6	1841	2979.5	bb	bb	1.284
ES:13C-123478-HxCDF	6.121e5	2.109e5	4.011e5	0.53	NO	0.9755	33.21	69.833	0.1376	4.620e6	4320	1069.6	8.967e6	3943	2274.1	bd	bd	1.198
ES:13C-123678-HxCDF	8.097e5	2.861e5	5.237e5	0.55	NO	0.9778	33.29	89.056	0.1326	5.625e6	4320	1302.2	1.058e7	3943	2682.7	db	db	1.243
ES:13C-234678-HxCDF	6.905e5	2.382e5	4.523e5	0.53	NO	0.9895	33.69	76.793	0.1341	4.757e6	4320	1101.3	9.057e6	3943	2296.9	bb	bb	1.229
ES:13C-123789-HxCDF	6.129e5	2.095e5	4.034e5	0.52	NO	1.0059	34.24	71.217	0.1401	3.879e6	4320	898.0	7.120e6	3943	1805.6	bb	bb	1.177
ES:13C-1234678-HpCDF	6.327e5	1.989e5	4.339e5	0.46	NO	1.0389	35.37	84.041	0.1295	2.837e6	3304	858.6	6.180e6	3379	1828.9	bb	bb	1.029
ES:13C-1234789-HpCDF	4.350e5	1.383e5	2.967e5	0.47	NO	1.0797	36.76	68.407	0.1534	1.545e6	3304	467.5	3.341e6	3379	988.9	bb	bb	0.869
JS:13C-1234-TCDD	1.084e6	4.782e5	6.056e5	0.79	NO	0.0000	24.83	100.000	0.0570	5.404e6	1297	4165.8	6.865e6	1494	4594.8	bb	bb	1.000
JS:13C-123789-HxCDD	7.315e5	4.049e5	3.266e5	1.24	NO	0.0000	34.04	100.000	0.1205	6.938e6	2126	3263.5	5.587e6	3917	1426.3	bb	bb	1.000
CS:37Cl-2378-TCDD	1.987e5	1.987e5	-	-	-	1.0291	25.56	16.304	0.0111	2.176e6	609	3571.3	-	-	-	bb	-	1.124
Tetradoxins	-	1.281e4	-	-	-	-	-	3.193	0.0395	1.535e5	728	-	-	-	-	-	-	1.075
Pentadoxins	-	1.264e4	-	-	-	-	-	2.853	0.0494	1.934e5	1550	-	-	-	-	-	-	1.039
Hexadoxins	-	9.663e4	-	-	-	-	-	31.901	0.0679	1.822e6	1337	-	-	-	-	-	-	1.030
Heptadoxins	-	4.785e5	-	-	-	-	-	192.684	0.3696	6.300e6	3585	-	-	-	-	-	-	1.055
Tetrafurans	-	1.492e4	-	-	-	-	-	3.393	0.0517	1.899e5	1171	-	-	-	-	-	-	0.980
Pentafurans (F1)	-	2.079e4	-	-	-	-	-	3.961	0.0213	2.133e5	383	-	-	-	-	-	-	1.001
Pentafurans	-	1.002e4	-	-	-	-	-	1.887	0.0632	1.795e5	1382	-	-	-	-	-	-	1.001
Hexafurans	-	1.019e5	-	-	-	-	-	22.315	0.0453	2.272e6	1447	-	-	-	-	-	-	1.160
Heptafurans	-	1.955e5	-	-	-	-	-	48.749	0.0922	2.786e6	1590	-	-	-	-	-	-	1.389
Hexa Ether	-	-	-	-	-	-	-	-	-	-	-	-	-	-	-	-	-	-
Hepta Ether	-	-	-	-	-	-	-	-	-	-	-	-	-	-	-	-	-	-
Octa Ether	-	-	-	-	-	-	-	-	-	-	-	-	-	-	-	-	-	-
Nona Ether	-	-	-	-	-	-	-	-	-	-	-	-	-	-	-	-	-	-
Deca Ether	-	-	-	-	-	-	-	-	-	-	-	-	-	-	-	-	-	-
F1 Lock Mass	-	-	-	-	-	-	-	-	0.0000	-	-	-	-	-	-	-	-	189...
F2 Lock Mass	-	-	-	-	-	-	-	-	0.0000	-	-	-	-	-	-	-	-	254...
F3 Lock Mass	-	-	-	-	-	-	-	-	0.0000	-	-	-	-	-	-	-	-	740...
F4 Lock Mass	-	-	-	-	-	-	-	-	-	-	-	-	-	-	-	-	-	-
F5 Lock Mass	-	-	-	-	-	-	-	-	0.0000	-	-	-	-	-	-	-	-	173...

Quantify Sample Report
Sample Summary

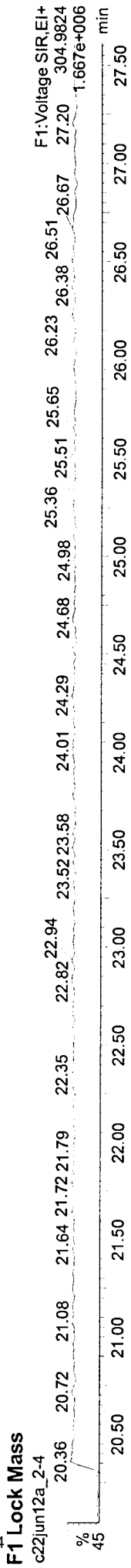
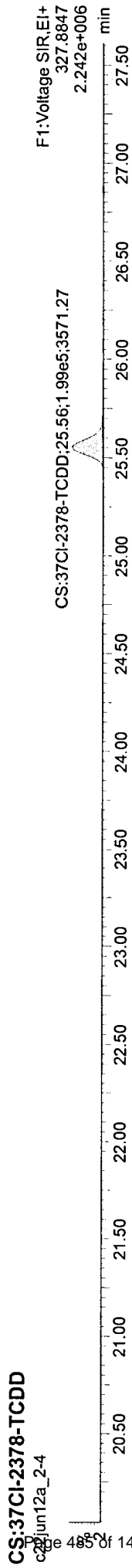
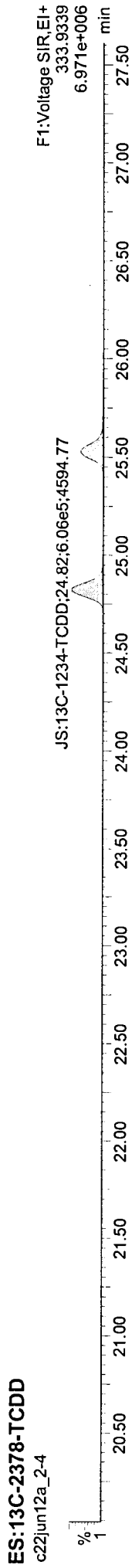
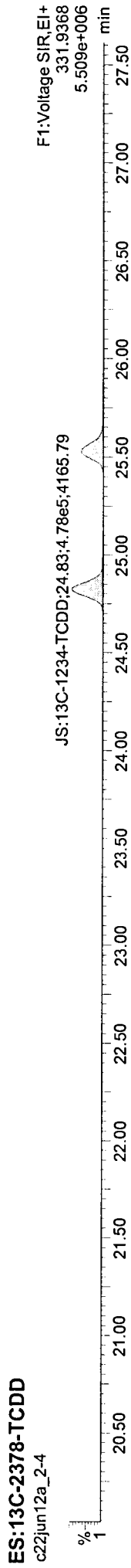
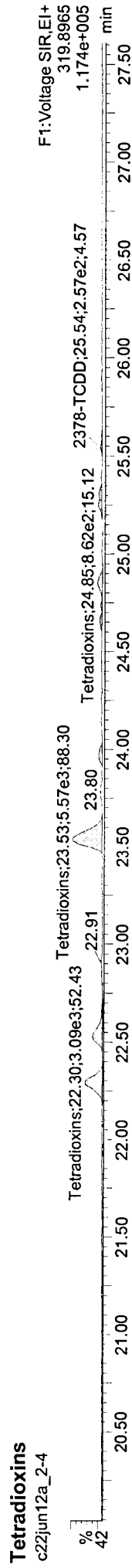
MassLynx 4.1

Dataset: C:\MassLynx\Default.pro\Results\c22jun12a_2-4.qld

Last Altered: Monday, 6/25/2012 11:51:28 AM Eastern Daylight Time
Printed: Monday, 6/25/2012 11:51:42 AM Eastern Daylight Time

Method: C:\MassLynx\Default.PRO\MethDB\m1613-062412-db5ms.mdb 24 Jun 2012 17:53:35
Calibration: C:\MassLynx\Default.PRO\CurveDB\DB5MS-0042012_1613.cdb 08 May 2012 08:31:36

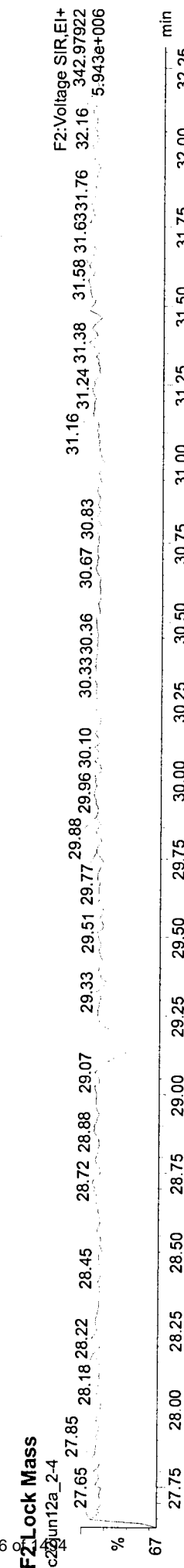
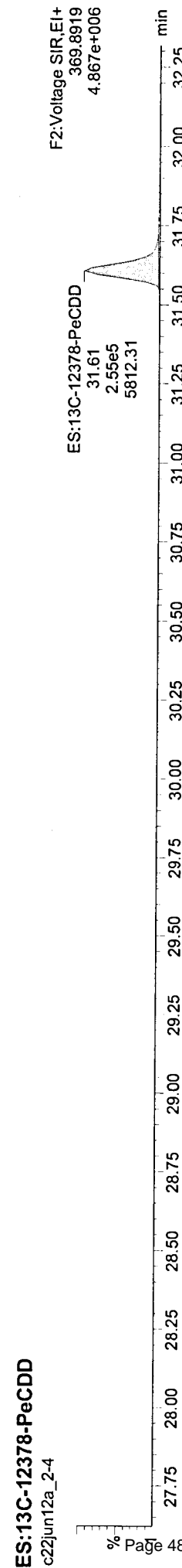
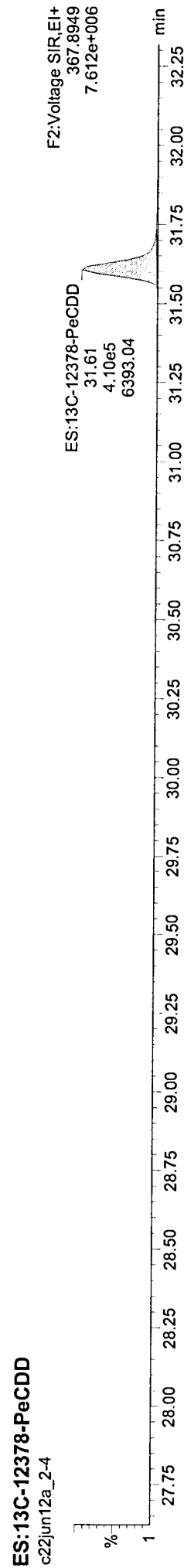
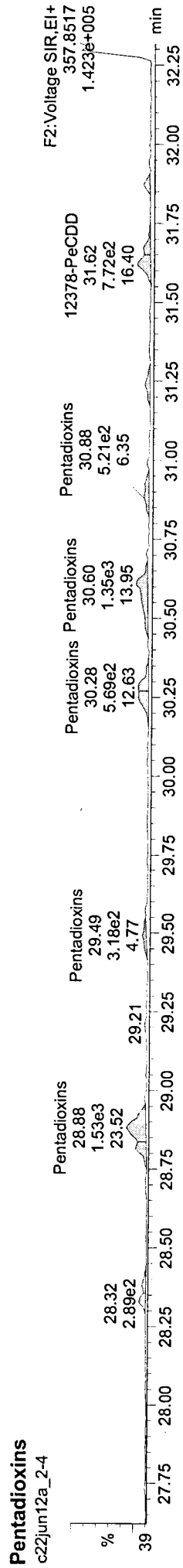
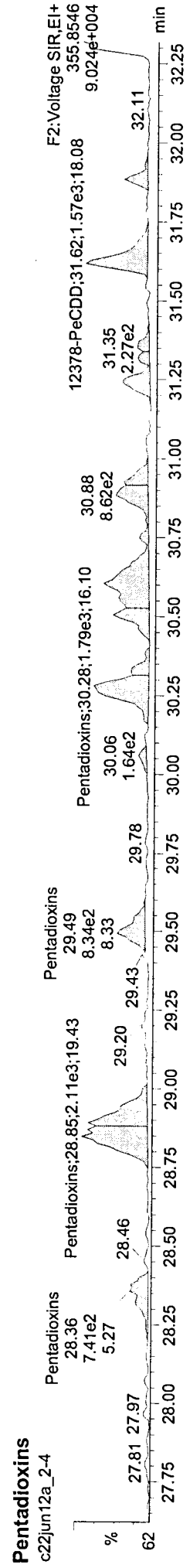
Name: c22jun12a_2-4, ID: 31201450018, User: KAS, Instrument: , Submitter: HRD1735, Task: HRMS3, Description: JW-EA01-SS51-120507



Dataset: C:\MassLynx\Default.pro\Results\c22jun12a_2-4.qld

Last Altered: Monday, 6/25/2012 11:51:28 AM Eastern Daylight Time
 Printed: Monday, 6/25/2012 11:51:42 AM Eastern Daylight Time

Name: c22jun12a_2-4, ID: 31201450018, User: KAS, Instrument: HRD1735, Task: HRMS3, Description: JW-EA01-SS51-120507



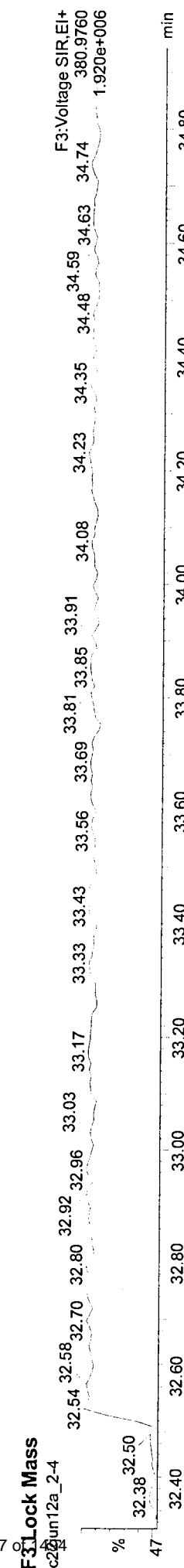
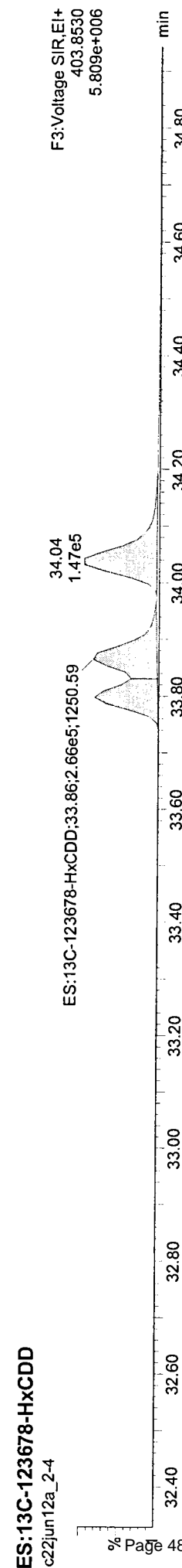
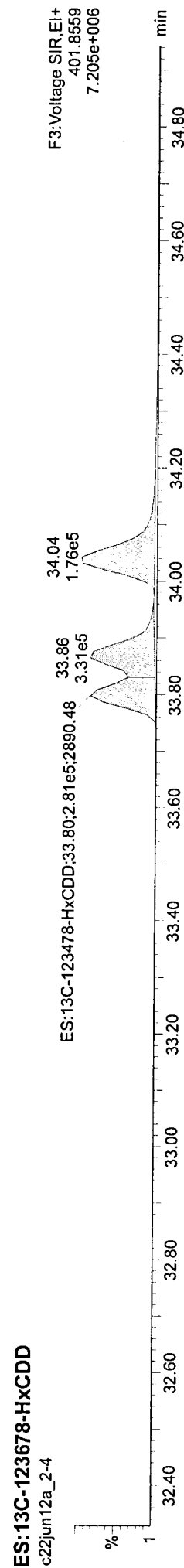
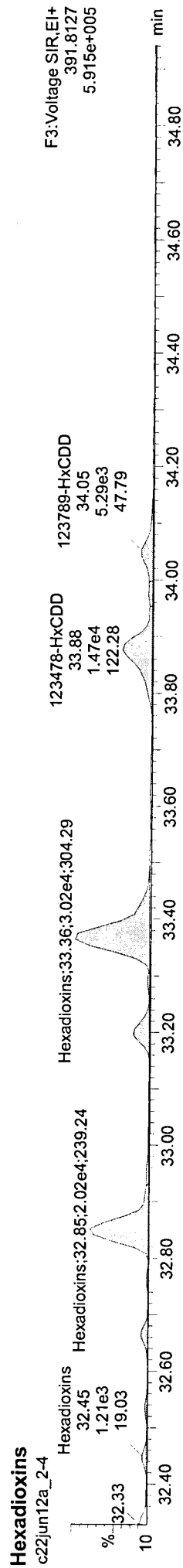
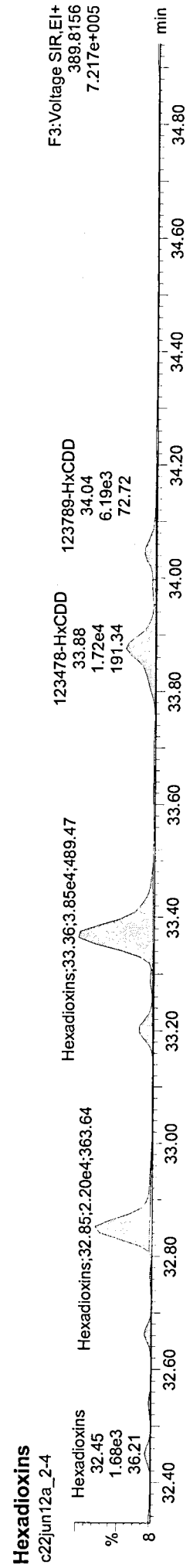
Quantify Sample Report
 ### Sample Summary ###

MassLynx 4.1

Dataset: C:\MassLynx\Default.pro\Results\c22jun12a_2-4.qld

Last Altered: Monday, 6/25/2012 11:51:28 AM Eastern Daylight Time
 Printed: Monday, 6/25/2012 11:51:42 AM Eastern Daylight Time

Name: c22jun12a_2-4, ID: 31201450018, User: KAS, Instrument: , Submitter: HRD1735, Task: HRMS3, Description: JW-EA01-SS51-120507



Quantify Sample Report

Sample Summary

MassLynx 4.1


Dataset: C:\MassLynx\Default.pro\Results\c22jun12a_2-4.qld

Last Altered: Monday, 6/25/2012 11:51:28 AM Eastern Daylight Time
Printed: Monday, 6/25/2012 11:51:42 AM Eastern Daylight Time

Name: c22jun12a_2-4, ID: 31201450018, User: KAS, Instrument: , Submitter: HRD1735, Task: HRMS3, Description: JW-EA01-SS51-120507

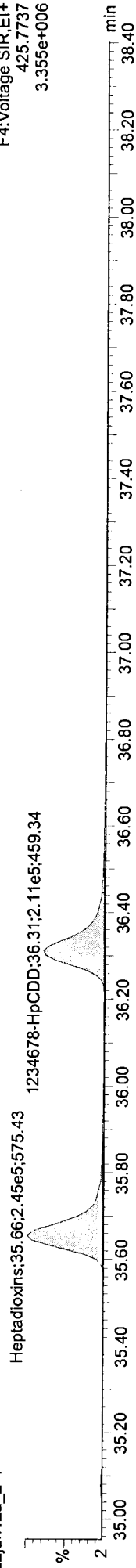
Heptadioxins

c22jun12a_2-4




Heptadioxins

c22jun12a_2-4



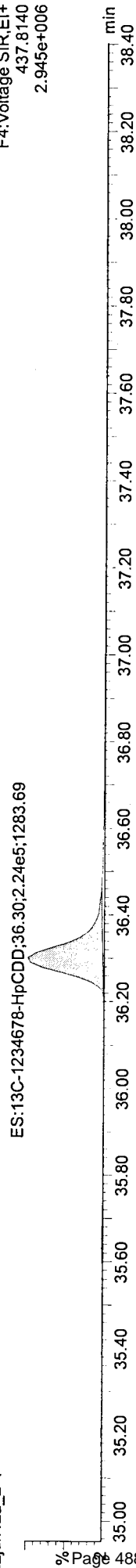
ES:13C-1234678-HpCDD

c22jun12a_2-4



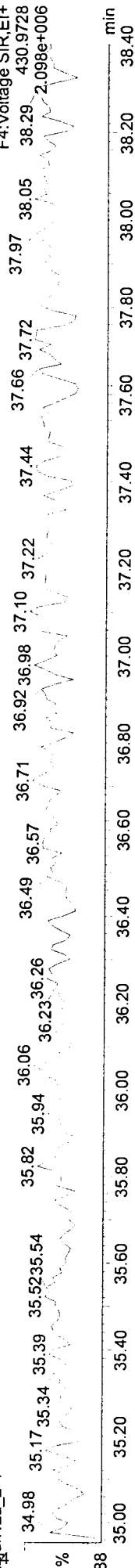
ES:13C-1234678-HpCDD

c22jun12a_2-4



F4 Lock Mass

c22jun12a_2-4



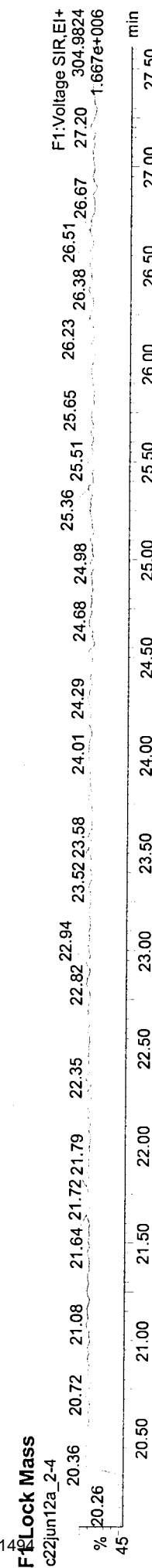
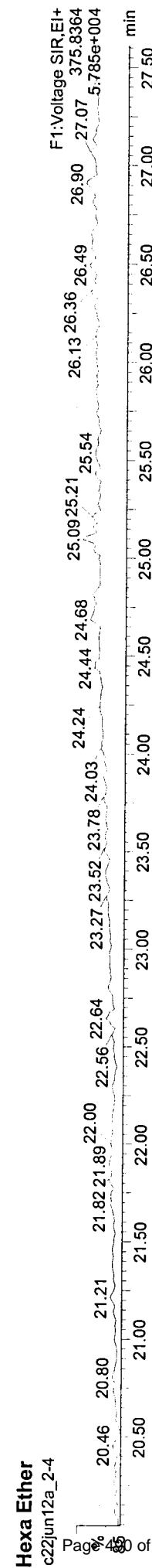
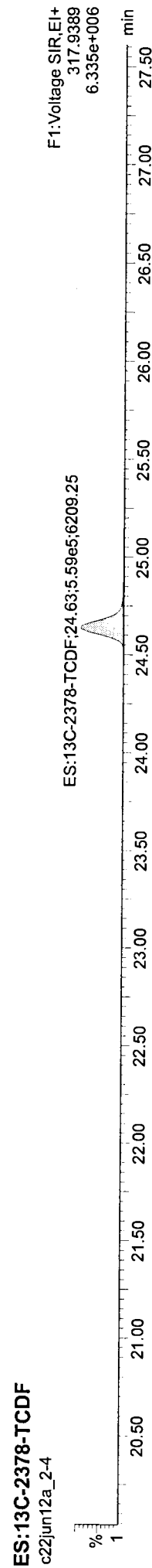
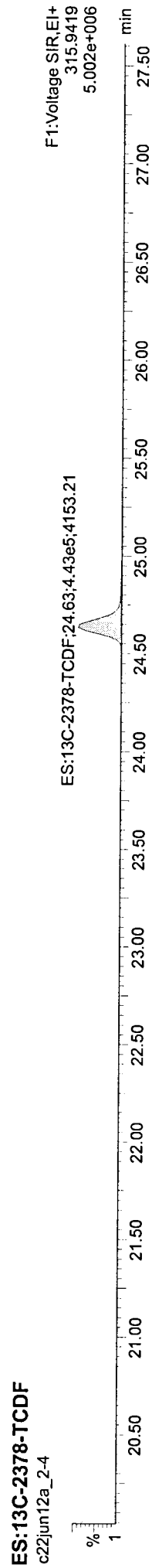
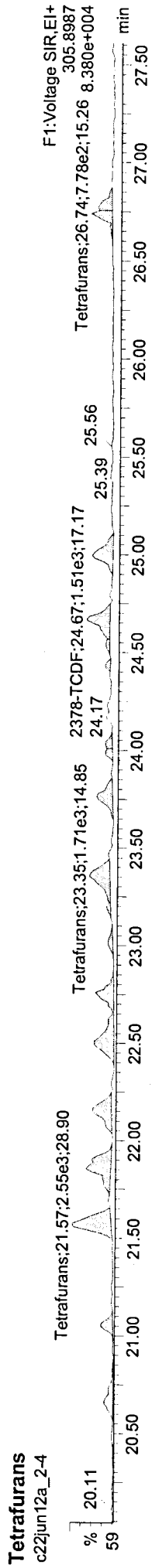
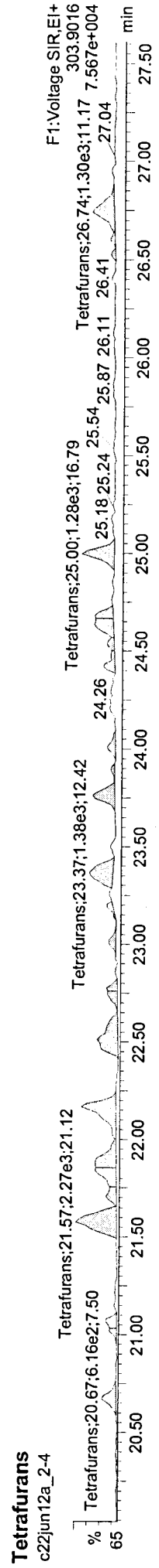
Quantify Sample Report
 ### Sample Summary ###

MassLynx 4.1

Dataset: C:\MassLynx\Default.pro\Results\c22jun12a_2-4.qld

Last Altered: Monday, 6/25/2012 11:51:28 AM Eastern Daylight Time
 Printed: Monday, 6/25/2012 11:51:42 AM Eastern Daylight Time

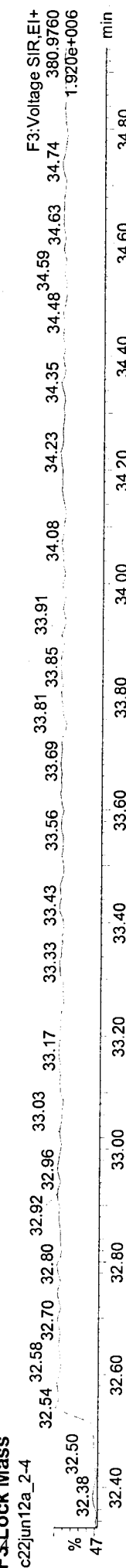
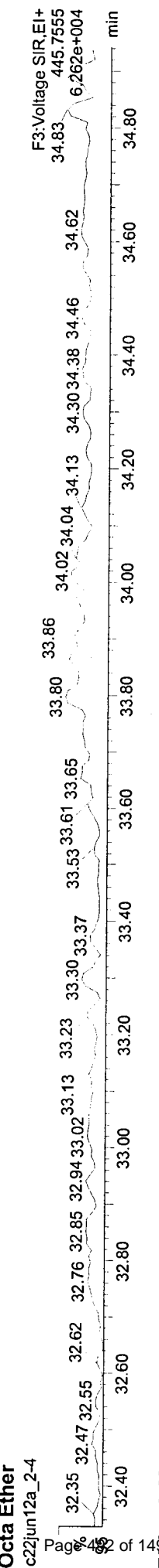
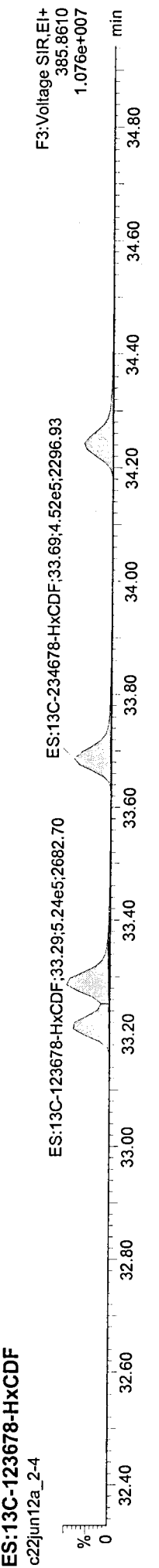
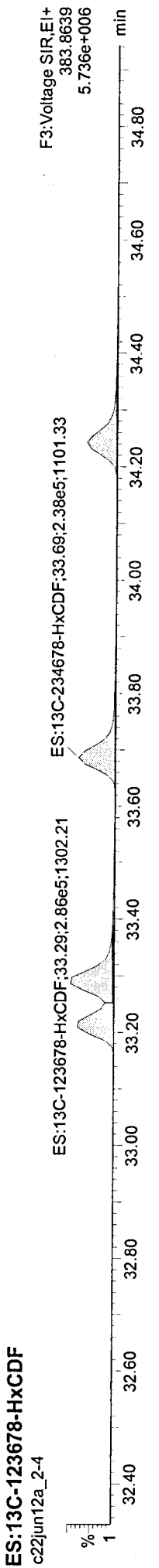
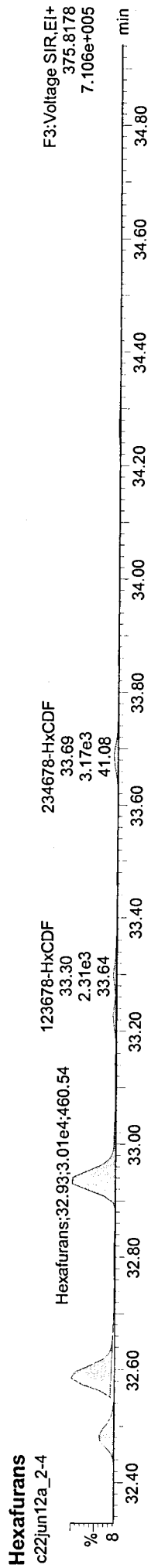
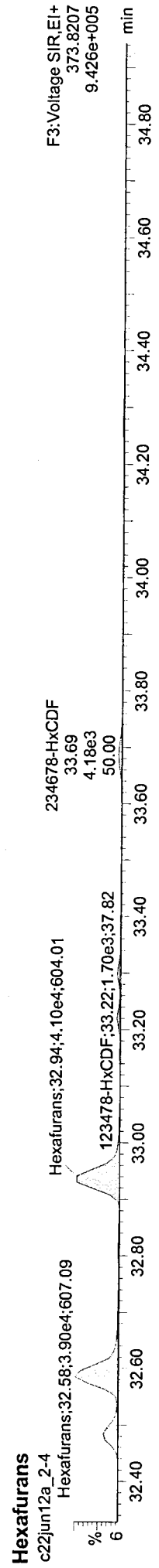
Name: c22jun12a_2-4, ID: 31201450018, User: KAS, Instrument: , Submitter: HRD1735, Task: HRMS3, Description: JW-EA01-SS51-120507



Dataset: C:\MassLynx\Default.pro\Results\c22jun12a_2-4.qld

Last Altered: Monday, 6/25/2012 11:51:28 AM Eastern Daylight Time
 Printed: Monday, 6/25/2012 11:51:42 AM Eastern Daylight Time

Name: c22jun12a_2-4, ID: 31201450018, User: KAS, Instrument: , Submitter: HRD1735, Task: HRMS3, Description: JW-EA01-SS51-120507



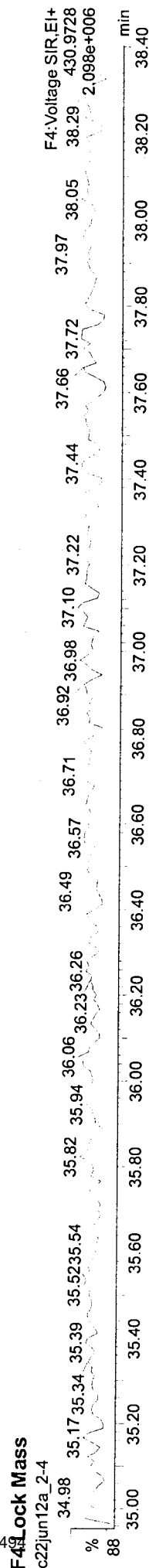
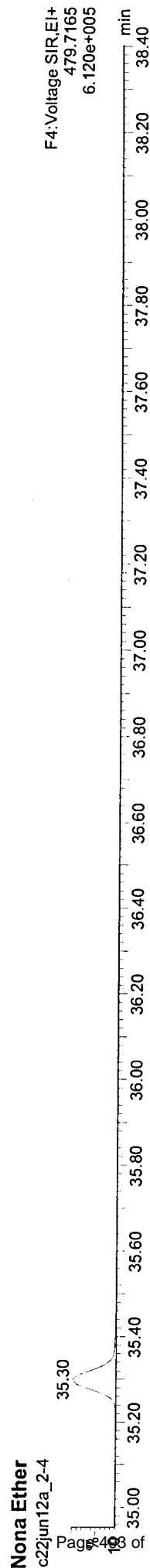
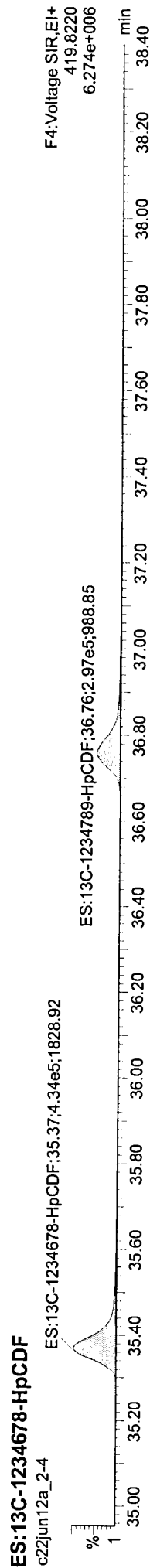
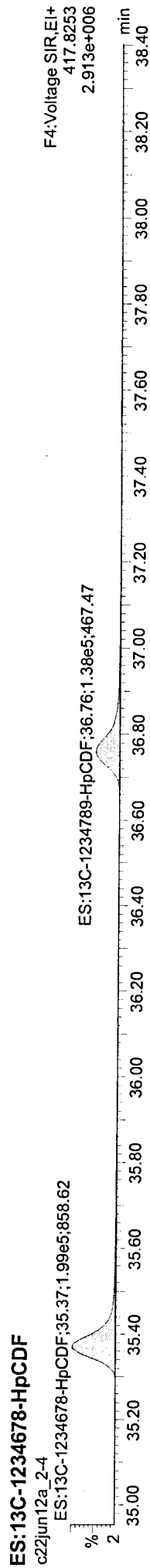


Quantify Sample Report
Sample Summary

MassLynx 4.1

Dataset: C:\MassLynx\Default.pro\Results\c22jun12a_2-4.qld

Last Altered: Monday, 6/25/2012 11:51:28 AM Eastern Daylight Time
Printed: Monday, 6/25/2012 11:51:42 AM Eastern Daylight Time

Name: c22jun12a_2-4, ID: 31201450018, User: KAS, Instrument: , Submitter: HRD1735, Task: HRMS3, Description: JW-EA01-SS51-120507



Quantify Sample Report
Sample Summary

MassLynx 4.1

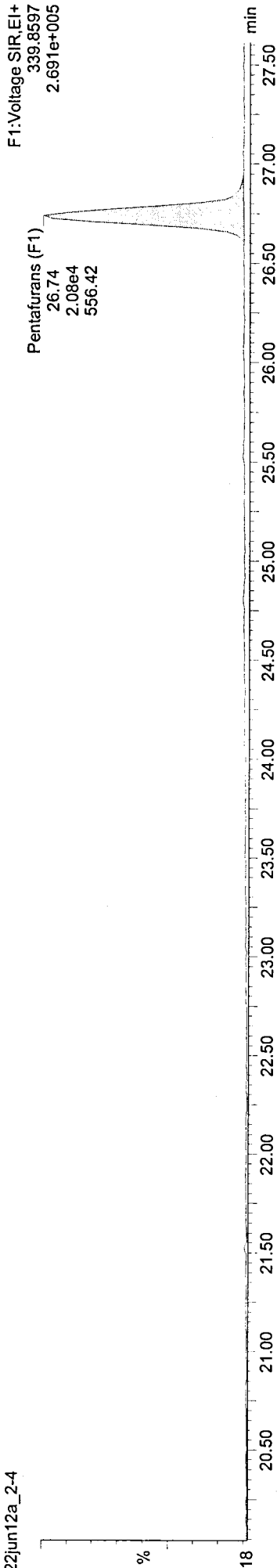
Dataset: C:\MassLynx\Default.pro\Results\c22jun12a_2-4.qld

Last Altered: Monday, 6/25/2012 11:51:28 AM Eastern Daylight Time
Printed: Monday, 6/25/2012 11:51:42 AM Eastern Daylight Time

Name: c22jun12a_2-4, ID: 31201450018, User: KAS, Instrument: , Submitter: HRD1735, Task: HRMS3, Description: JW-EA01-SS51-120507

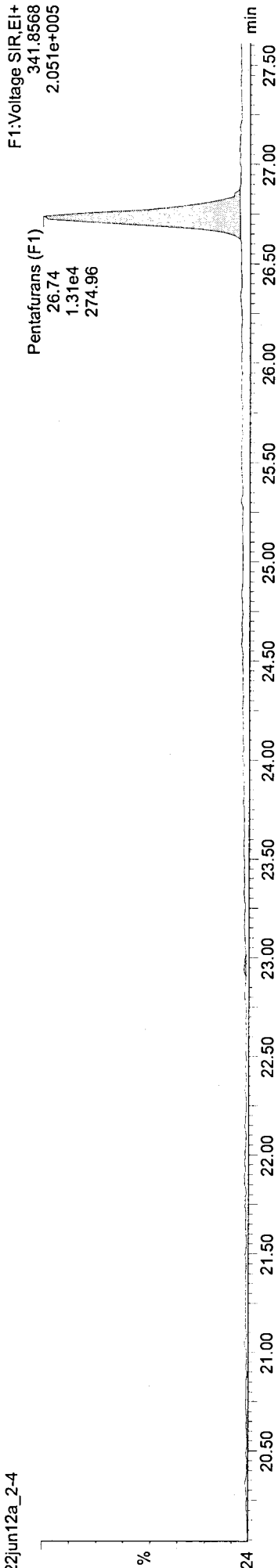
Pentafurans (F1)

c22jun12a_2-4



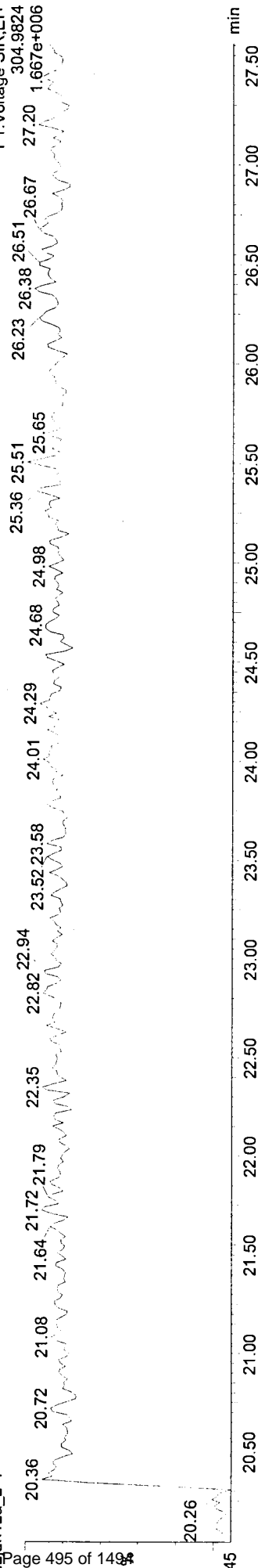
Pentafurans (F1)

c22jun12a_2-4



F1 Lock Mass

c22jun12a_2-4



Dataset: C:\MassLynx\Default.pro\Results\c02jul12a-Confirms.qld

Last Altered: Monday, 7/2/2012 4:05:54 PM Eastern Daylight Time
 Printed: Monday, 7/2/2012 4:07:44 PM Eastern Daylight Time

TM 7-3-12

31201450

Method: C:\MassLynx\Default.PRO\MethDB\VF\Xms-TCDF_Smooth.mdl 29 Jun 2012 10:51:42
 Calibration: C:\MassLynx\Default.PRO\CurveDB\VF\Xms-Confirm_c08dec11b.cdb 09 Dec 2011 09:13:48

Name: c02jul12a-7 ✓
 Date: 02-Jul-2012 ✓
 Time: 12:27:50 ✓
 ID: 31201450018 ✓
 User: JJJ
 Submitter: HRD1753
 Task: HRMS3

Name	Response	Ion1Area	Ion2Area	RA	RAFail?	RRT	RT	pg/μL	EDL	SN1	SN2	M	Height1	Noise1	Height2	Noise2
1	3.732e3	1.808e3	1.924e3	0.94	YES	1.0007	22.10	0.298	0.0298	22.1	25.2	MM	2.476e4	1121	2.556e4	1015
2	1.063e6	4.656e5	5.976e5	0.78	NO	1.0044	22.09	50.551	0.0189	5839.7	7940.4	bb	6.652e6	1139	8.455e6	1065
3	9.225e5	4.055e5	5.170e5	0.78	NO	0.0000	21.99	100.000	0.0369	5501.3	8461.3	bb	5.626e6	1023	7.326e6	866
4	-	1.995e4	-	-	-	-	-	3.525	0.0298	-	-	-	2.901e5	1121	-	-
5	-	-	-	-	-	-	-	-	-	-	-	-	-	49243	-	-

$$[TCDF] = \frac{3.732e3}{1.063e6} \left(\frac{2000pg}{12.269 \times 0.407} \right) \left(\frac{1}{1.1776} \right) = 1.19pg/g$$

TM 7-3-12

Quantify Sample Report **MassLynx 4.1**
Confirms Sample Summary

Dataset: C:\MassLynx\Default.pro\Results\c02jul12a-Confirms.qld

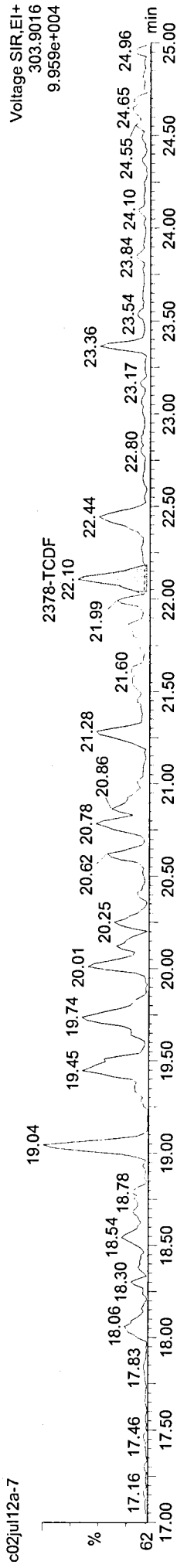
Last Altered: Monday, 7/2/2012 4:05:54 PM Eastern Daylight Time
Printed: Monday, 7/2/2012 4:07:44 PM Eastern Daylight Time

312014

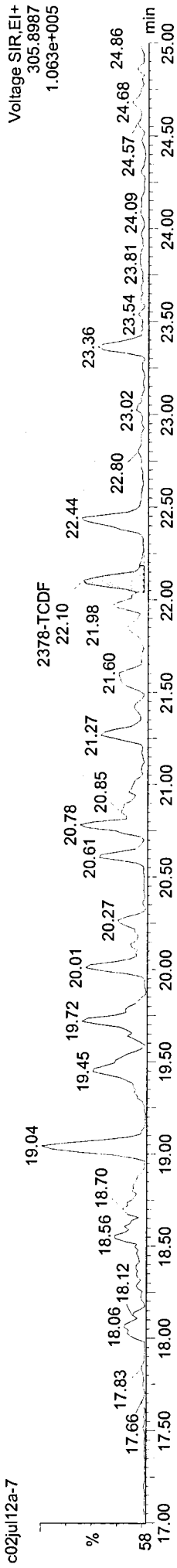
Method: C:\MassLynx\Default.PRO\MethDB\VF\Xms-TCDF_Smooth.mdb 29 Jun 2012 10:51:42
Calibration: C:\MassLynx\Default.PRO\CurveDB\VF\Xms-Confirm_c08dec11b.cdb 09 Dec 2011 09:13:48

Name: c02jul12a-7, ID: 31201450018


TCDF
c02jul12a-7




TCDF
c02jul12a-7



ES:13C-TCDF
c02jul12a-7



ES:13C-TCDF
c02jul12a-7



Quantify Sample Report MassLynx 4.1
Confirms Sample Summary

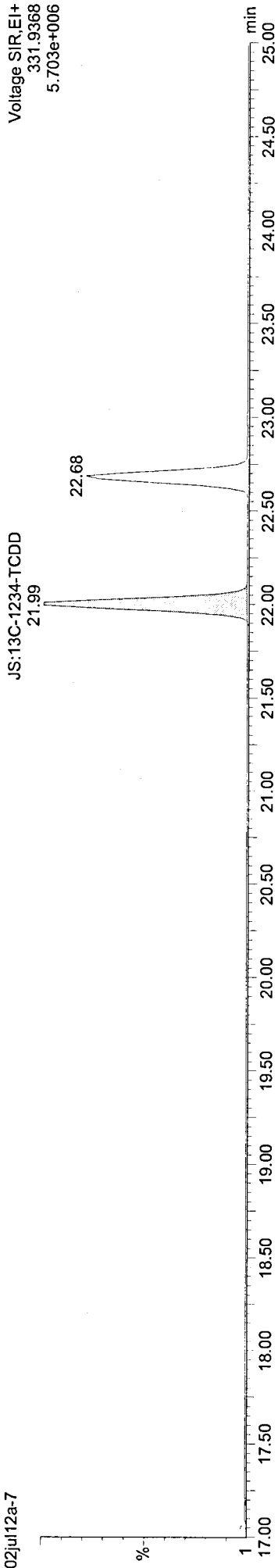
Dataset: C:\MassLynx\Default.pro\Results\c02jul12a-Confirms.qld

Last Altered: Monday, 7/2/2012 4:05:54 PM Eastern Daylight Time
Printed: Monday, 7/2/2012 4:07:44 PM Eastern Daylight Time

312014

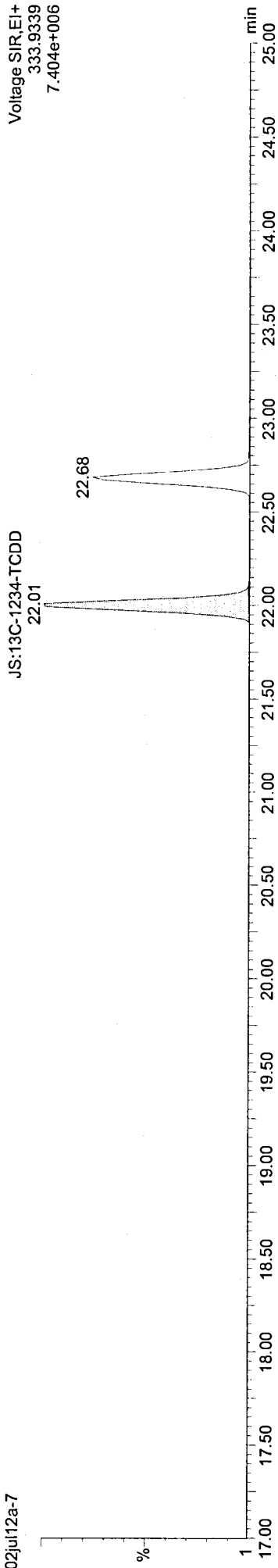
Name: c02jul12a-7, ID: 31201450018

JS:13C-TCDD
c02jul12a-7



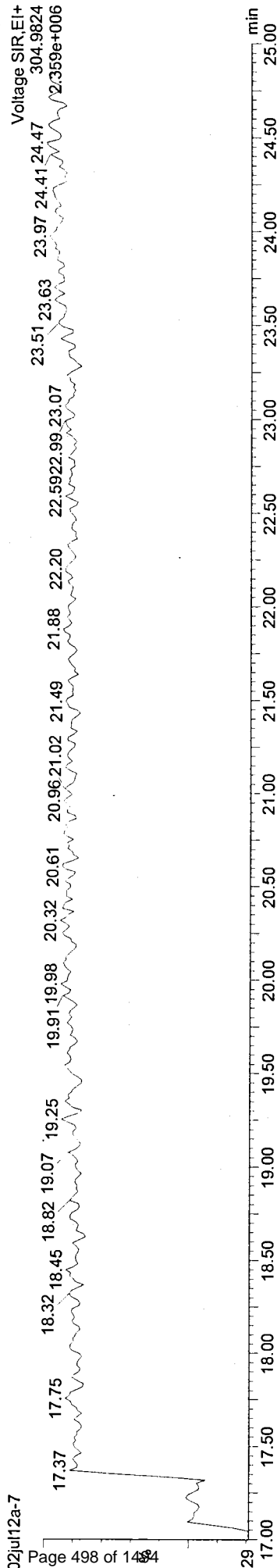
Voltage SIR.EI+
331.9368
5.703e+006

JS:13C-TCDD
c02jul12a-7



Voltage SIR.EI+
333.9339
7.404e+006

F1 Lock Mass
c02jul12a-7



Quantify Sample Report
Manual Integrations

MassLynx 4.1

Dataset: C:\MassLynx\Default.pro\Results\c02jul12a-Confirms.qld

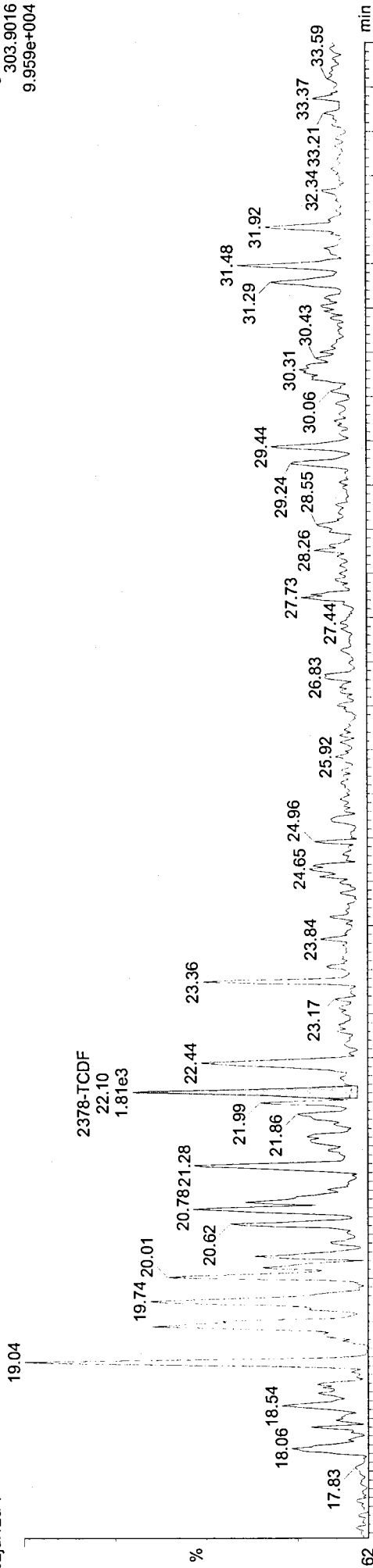
Last Altered: Monday, July 02, 2012 16:05:54 Eastern Daylight Time
Printed: Tuesday, July 03, 2012 08:42:04 Eastern Daylight Time

WJZ
#2/12

Name: c02jul12a-7, ID: 31201450018, Date: 02-Jul-2012, Time: 12:27:50, Submitter: HRD1753, Description: JW-EA01-SS51-120507, User: J.L.J

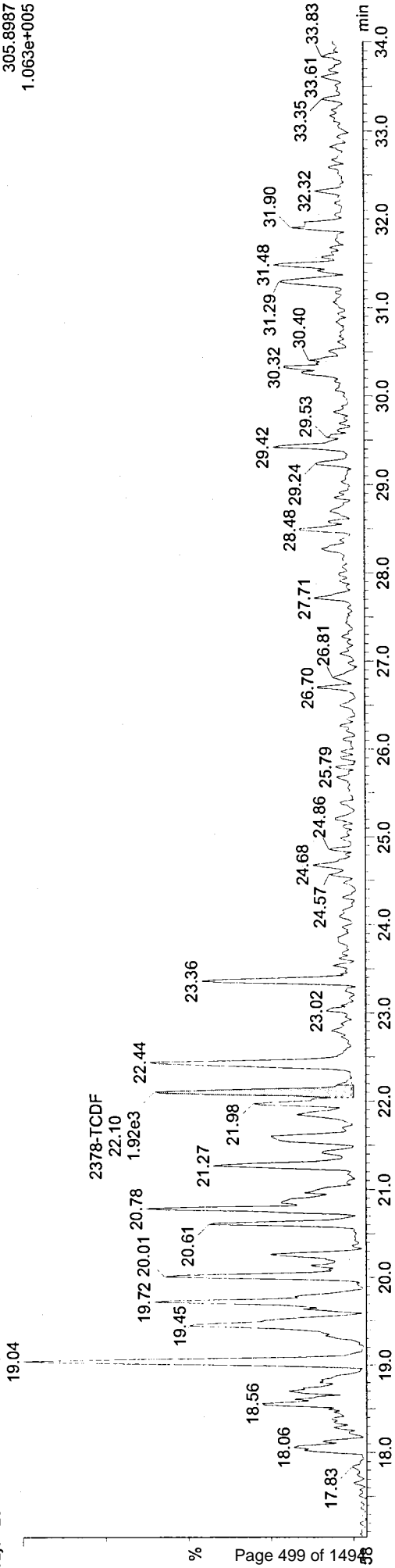
2378-TCDF
c02jul12a-7

Voltage S1R.EI+
303.9016
9.959e+004



c02jul12a-7

Voltage S1R.EI+
305.8987
1.063e+005



Results of JW-RB-120507

Client Sample ID: **JW-RB-120507**
 Client Project ID: **Jeld Wen Surface Sediment**
 Lab Sample ID: 31201450020-A
 Lab Project ID: 31201450

Collection Date: 05/07/2012 17:58
 Received Date: 05/09/2012 10:15
 Matrix: Water

Results by EPA 1613B

Parameter	Result	EMPC	Qual	DL	LOQ/CL	Units	RT	Ratio
2,3,7,8-TCDD	ND		U	0.000250	0.0109	ng/L		
1,2,3,7,8-PeCDD	ND		U	0.000313	0.0543	ng/L		
1,2,3,4,7,8-HxCDD	ND		U	0.000439	0.0543	ng/L		
1,2,3,6,7,8-HxCDD	ND		U	0.000457	0.0543	ng/L		
1,2,3,7,8,9-HxCDD	ND		U	0.000448	0.0543	ng/L		
1,2,3,4,6,7,8-HpCDD		0.00550	J	0.000993	0.0543	ng/L	36.31	0.77*
OCDD		0.0678	J	0.00399	0.109	ng/L	39.53	1.11*
2,3,7,8-TCDF	ND		U	0.000311	0.0109	ng/L		
1,2,3,7,8-PeCDF	ND		U	0.000365	0.0543	ng/L		
2,3,4,7,8-PeCDF	ND		U	0.000215	0.0543	ng/L		
1,2,3,4,7,8-HxCDF	ND		U	0.000280	0.0543	ng/L		
1,2,3,6,7,8-HxCDF	ND		U	0.000235	0.0543	ng/L		
2,3,4,6,7,8-HxCDF	ND		U	0.000274	0.0543	ng/L		
1,2,3,7,8,9-HxCDF	ND		U	0.000474	0.0543	ng/L		
1,2,3,4,6,7,8-HpCDF	0.00117		J	0.000391	0.0543	ng/L	35.37	1.19
1,2,3,4,7,8,9-HpCDF	ND		U	0.000765	0.0543	ng/L		
OCDF	ND		U	0.00207	0.109	ng/L		
Total TCDD	ND		U	0.000250	0.0109	ng/L		
Total TCDF	ND		U	0.000311	0.0109	ng/L		
Total PeCDD	ND		U	0.000313	0.0543	ng/L		
Total PeCDF	ND		U	0.000365	0.0543	ng/L		
Total HxCDD	ND		U	0.000457	0.0543	ng/L		
Total HxCDF	0.000413	0.00117	J	0.000474	0.0543	ng/L		
Total HpCDD	ND	0.0121	J	0.000993	0.0543	ng/L		
Total HpCDF	0.00117	0.00328	J	0.000765	0.0543	ng/L		

World Health Organization Summary

	Units	ND=0	ND=1/2	ND=DL
WHO-2005 TEQ	ng/L	0.0000117	0.000487	0.000961
WHO-2005 TEQ w/EMPC	ng/L	0.0000870	0.000556	0.00103

Results of JW-RB-120507

Client Sample ID: **JW-RB-120507**
 Client Project ID: **Jeld Wen Surface Sediment**
 Lab Sample ID: 31201450020-A
 Lab Project ID: 31201450

Collection Date: 05/07/2012 17:58
 Received Date: 05/09/2012 10:15
 Matrix: Water

Results by EPA 1613B

Parameter	Result	EMPC	Qual	DL	LOQ/CL	Units	RT	Ratio
Labeled Standards								
13C-2378-TCDD	73.0				25.0-164	%		
13C-12378-PeCDD	89.0				25.0-181	%		
13C-123478-HxCDD	71.0				32.0-141	%		
13C-123678-HxCDD	83.0				28.0-130	%		
13C-1234678-HpCDD	68.0				23.0-140	%		
13C-OCDD	45.0				17.0-157	%		
13C-2378-TCDF	81.0				24.0-169	%		
13C-12378-PeCDF	88.0				24.0-185	%		
13C-23478-PeCDF	90.0				21.0-178	%		
13C-123478-HxCDF	73.0				26.0-152	%		
13C-123678-HxCDF	110				26.0-123	%		
13C-234678-HxCDF	87.0				29.0-147	%		
13C-123789-HxCDF	69.0				28.0-136	%		
13C-1234678-HpCDF	81.0				28.0-143	%		
13C-1234789-HpCDF	61.0				26.0-138	%		
37Cl-2378-TCDD	83.0				35.0-197	%		

Batch Information

Analytical Batch: **HRD1735**
 Analytical Method: **EPA 1613B**
 Instrument: **HRMS3**
 Analyst: **MAF**
 Analytical Date/Time: **06/23/2012 05:08**
 Dilution: **1**

Prep Batch: **HXX1596**
 Prep Method: **EPA 1613B**
 Prep Date/Time: **05/15/2012 17:41**
 Prep Initial Wt./Vol.: **920 mL**
 Prep Extract Vol: **20 uL**

Quantify Sample Summary Report
 ### Sample Summary ###

MassLynx 4.1 SCN627

Dataset: Z:\Default.pro\Results\c22jun12a_2-5.qld

Last Altered: Monday, June 25, 2012 14:01:27 Eastern Daylight Time
 Printed: Monday, June 25, 2012 14:01:49 Eastern Daylight Time

31201450

Method: C:\MassLynx\Default.PRO\MethDB\m1613-062412-db5ms.mdb 24 Jun 2012 17:53:35
 Calibration: C:\MassLynx\Default.PRO\CurveDB\B5MS-0042012_1613.cdb 08 May 2012 08:31:36

Name: c22jun12a_2-5
 Date: 23-Jun-2012
 Time: 05:08:20
 ID: 31201450020
 Submitter: HRD1735
 Task: HRMS3
 Description: JW-RB-120507

OCDD ~ 3.12e5/w
 (1.5-48e4) (4000)
 (1.0-31e3) (1.0e3)
 (1.0-31e3) (1.0e3)

Rev mm 6/22/12

Name	Response	Ion1Area	Ion2Area	RA	RAFail?	RRT	RT	pg/μL	EDL mg/μL	Height1	Noise1	SN1	Height2	Noise2	SN2	M1	M2	MR...
1 2378-TCDD	-	-	-	-	-	-	-	-	0.8115 0.0144	-	546	-	-	-	-	-	-	1.073
2 12378-PeCDD	-	-	-	-	NO	-	-	-	-	-	567	-	-	478	-	-	-	1.039
3 123478-HxCDD	-	-	-	-	NO	-	-	-	-	-	773	-	-	717	-	-	-	1.065
4 123678-HxCDD	-	-	-	-	NO	-	-	-	-	-	773	-	-	717	-	-	-	0.996
5 123789-HxCDD	-	-	-	-	NO	-	-	-	-	-	773	-	-	717	-	-	-	1.029
6 1234678-HpCDD	1.928e3	8.418e2	1.087e3	0.77	YES	1.0000	36.31	0.253	0.0457	1.438e4	926	15.5	1.458e4	688	21.2	MM	MM	1.055
7 OCDD	1.548e4	8.147e3	7.336e3	1.11	YES	1.0012	39.53	3.117	0.1836	3.220e4	1063	30.3	3.477e4	628	55.3	MM	MM	1.063
8 2378-TCDF	-	-	-	-	NO	-	-	-	0.0143	-	439	-	-	631	-	-	-	0.980
9 12378-PeCDF	-	-	-	-	NO	-	-	-	0.0168	-	497	-	-	542	-	-	-	0.980
10 23478-PeCDF	-	-	-	-	NO	-	-	-	0.0099	-	497	-	-	542	-	-	-	1.022
11 123478-HxCDF	-	-	-	-	NO	-	-	-	0.0129	-	678	-	-	793	-	-	-	1.183
12 123678-HxCDF	-	-	-	-	NO	-	-	-	0.0108	-	678	-	-	793	-	-	-	1.168
13 234678-HxCDF	-	-	-	-	NO	-	-	-	0.0126	-	678	-	-	793	-	-	-	1.178
14 123789-HxCDF	-	-	-	-	NO	-	-	-	0.0218	-	678	-	-	793	-	-	-	1.110
15 1234678-HpCDF	7.358e2	3.996e2	3.361e2	1.19	NO	0.9997	35.37	0.054	0.0180	7.647e3	594	12.9	5.925e3	758	7.8	MM	MM	1.389
16 1234789-HpCDF	-	-	-	-	NO	-	-	-	0.0352	-	594	-	-	758	-	-	-	1.389
17 OCDF	-	-	-	-	NO	-	-	-	0.0951	-	504	-	-	560	-	-	-	1.290
18 ES:13C-2378-TCDD	1.004e6	4.443e5	5.595e5	0.79	NO	1.0285	25.54	73.021	0.0477	4.885e6	1816	2689.8	6.166e6	1092	5647.7	bb	bb	0.991
19 ES:13C-12378-PeCDD	1.035e6	6.257e5	4.089e5	1.53	NO	1.2737	31.63	89.314	0.0650	1.060e7	1761	6017.8	7.003e6	1581	4429.5	MM	MM	0.835
20 ES:13C-123478-HxCDD	8.261e5	4.591e5	3.670e5	1.25	NO	0.9931	33.81	71.373	0.0532	9.606e6	1688	5692.0	7.527e6	2182	3449.6	MM	MM	0.971
21 ES:13C-123678-HxCDD	9.972e5	5.539e5	4.433e5	1.25	NO	0.9951	33.88	83.259	0.0514	9.911e6	1688	5872.5	7.961e6	2182	3648.3	MM	MM	1.005
22 ES:13C-1234678-HpCDD	7.221e5	3.725e5	3.496e5	1.07	NO	1.0667	36.31	67.775	0.0753	4.318e6	3188	1354.5	4.175e6	1854	252.0	MM	MM	0.894
23 ES:13C-OCDD	9.345e5	4.434e5	4.910e5	0.90	NO	1.1598	39.48	89.962	0.0569	2.056e6	1951	1053.7	2.337e6	1764	1324.9	MM	MM	0.871
24 ES:13C-2378-TCDF	1.743e6	7.690e5	9.738e5	0.79	NO	0.9927	24.65	80.526	0.0298	8.409e6	1529	5501.1	1.051e7	1336	7870.4	MM	MM	1.561

Quantify Sample Summary Report
 ### Sample Summary ###

MassLynx 4.1 SCN627

Dataset: Z:\Default.pro\Results\c22jun12a_2-5.qld

Last Altered: Monday, June 25, 2012 14:01:27 Eastern Daylight Time
 Printed: Monday, June 25, 2012 14:01:49 Eastern Daylight Time

Name: c22jun12a_2-5
 Date: 23-Jun-2012
 Time: 05:08:20
 ID: 31201450020
 Submitter: HRD1735
 Task: HRMS3
 Description: JW-RB-120507

Name	Response	Ion1Area	Ion2Area	RA	RAFail?	RRT	RT	pg/µL	EDL	Height1	Noise1	SN1	Height2	Noise2	SN2	M1	M2	MR...
25 ES:13C-12378-PeCDF	1.608e6	9.798e5	6.287e5	1.56	NO	1.2114	30.08	87.734	0.0902	9.594e6	2072	4630.3	6.136e6	5262	1166.2	MM	MM	1.322
26 ES:13C-23478-PeCDF	1.595e6	9.778e5	6.176e5	1.58	NO	1.2629	31.36	89.612	0.0929	1.581e7	2072	7630.8	1.008e7	5262	1915.0	MM	MM	1.284
27 ES:13C-123478-HxCDF	1.046e6	3.621e5	6.834e5	0.53	NO	0.9761	33.23	73.204	0.1032	8.377e6	3568	2347.9	1.578e7	5691	2773.1	MM	MM	1.198
28 ES:13C-123678-HxCDF	1.613e6	5.592e5	1.054e6	0.53	NO	0.9784	33.31	108.879	0.0995	1.008e7	3568	2825.6	1.905e7	5691	3346.6	MM	MM	1.243
29 ES:13C-234678-HxCDF	1.274e6	4.469e5	8.275e5	0.54	NO	0.9899	33.70	86.985	0.1006	8.657e6	3568	2426.5	1.596e7	5691	2805.1	MM	MM	1.229
30 ES:13C-123789-HxCDF	9.728e5	3.325e5	6.403e5	0.52	NO	1.0062	34.25	69.365	0.1051	5.184e6	3568	1453.1	9.943e6	5691	1747.1	MM	MM	1.177
31 ES:13C-1234678-HpCDF	9.891e5	3.102e5	6.788e5	0.46	NO	1.0392	35.38	80.622	0.1025	4.253e6	2831	1502.1	9.376e6	5064	1851.4	MM	MM	1.029
32 ES:13C-1234789-HpCDF	6.342e5	1.962e5	4.380e5	0.45	NO	1.0801	36.77	61.210	0.1213	2.140e6	2831	755.7	4.837e6	5064	955.1	bb	bb	0.869
33 JS:13C-1234-TCDD	1.386e6	6.144e5	7.721e5	0.80	NO	0.0000	24.83	100.000	0.0473	6.813e6	1816	3751.4	8.742e6	1092	8007.6	bb	bb	1.000
34 JS:13C-123789-HxCDD	1.192e6	6.600e5	5.320e5	1.24	NO	0.0000	34.04	100.000	0.0517	1.036e7	1688	6141.3	8.198e6	2182	3757.0	MM	MM	1.000
35 CS:37Cl-2378-TCDD	2.596e5	2.596e5	-	-	-	1.0298	25.57	16.653	0.0101	2.762e6	697	3959.6	-	-	-	MM	-	1.124
36 Tetradoxins	-	0.000e0	-	-	-	-	-	-	0.0115	0.000e0	546	-	-	-	-	-	-	1.075
37 Pentadoxins	-	0.000e0	-	-	-	-	-	-	0.0078	0.000e0	567	-	-	-	-	-	-	1.039
38 Hexadoxins	-	0.000e0	-	-	-	-	-	-	0.0107	0.000e0	773	-	-	-	-	-	-	1.030
39 Heptadoxins	-	2.133e3	-	-	-	-	-	0.558	0.0457	3.504e4	926	-	-	-	-	-	-	1.055
40 Tetrafurans	-	0.000e0	-	-	-	-	-	-	0.0059	0.000e0	439	-	-	-	-	-	-	0.980
41 Pentafurans (F1)	-	0.000e0	-	-	-	-	-	-	0.0055	0.000e0	429	-	-	-	-	-	-	1.001
42 Pentafurans	-	0.000e0	-	-	-	-	-	-	0.0064	0.000e0	497	-	-	-	-	-	-	1.001
43 Hexafurans	-	4.077e2	-	-	-	-	-	0.054	0.0139	1.035e4	678	-	-	-	-	-	-	1.160
44 Hepta furans	-	9.096e2	-	-	-	-	-	0.151	0.0247	1.662e4	594	-	-	-	-	-	-	1.389
45 Hexa Ether	-	-	-	-	-	-	-	-	-	-	384	-	-	-	-	-	-	-
46 Hepta Ether	-	-	-	-	-	-	-	-	-	-	324	-	-	-	-	-	-	-
47 Octa Ether	-	-	-	-	-	-	-	-	-	-	349	-	-	-	-	-	-	-
48 Nona Ether	-	-	-	-	-	-	-	-	-	-	400	-	-	-	-	-	-	-
49 Deca Ether	-	-	-	-	-	-	-	-	-	-	310	-	-	-	-	-	-	-
50 F1 Lock Mass	-	-	-	-	-	-	-	-	0.0000	-	39075	-	-	-	-	-	-	189...
51 F2 Lock Mass	-	-	-	-	-	-	-	-	0.0000	-	83560	-	-	-	-	-	-	254...
52 F3 Lock Mass	-	-	-	-	-	-	-	-	0.0000	-	42565	-	-	-	-	-	-	740...

Quantify Sample Summary Report MassLynx 4.1 SCN627
 ### Sample Summary ###

Dataset: Z:\Default.pro\Results\c22jun12a_2-5.qld

Last Altered: Monday, June 25, 2012 14:01:27 Eastern Daylight Time
 Printed: Monday, June 25, 2012 14:01:49 Eastern Daylight Time

1201450

Name: c22jun12a_2-5
 Date: 23-Jun-2012
 Time: 05:08:20
 ID: 31201450020
 Submitter: HRD1735
 Task: HRMS3
 Description: JW-RB-120507

Name	Response	Ion1Area	Ion2Area	RA	RAFail?	RRT	RT	pg/μL	EDL	Height1	Noise1	SN1	Height2	Noise2	SN2	M1	M2	MR...
53	F4 Lock Mass	-	-	-	-	-	-	-	-	-	41041	-	-	-	-	-	-	-
54	F5 Lock Mass	-	-	-	-	-	-	-	0.0000	-	48427	-	-	-	-	-	-	173...

Quantify Totals Report. MassLynx 4.1 SCN627

Sample Summary

Dataset: Z:\Default.pro\Results\c22jun12a_2-5.qld

Last Altered: Monday, June 25, 2012 14:01:27 Eastern Daylight Time
 Printed: Monday, June 25, 2012 14:01:49 Eastern Daylight Time

Method: C:\MassLynx\Default.PRO\MethDB\m1613-062412-db5ms.mdb 24 Jun 2012 17:53:35
 Calibration: C:\MassLynx\Default.PRO\CurveDB\MS-0042012_1613.cdb 08 May 2012 08:31:36

Name: c22jun12a_2-5
 Date: 23-Jun-2012
 Time: 05:08:20
 ID: 31201450020
 Submitter: HRD1735
 Task: HRMS3
 Description: JW-RB-120507

Tetradioxins

Name	Response	Ion1Area	Ion2Area	RA	RAFail?	RRT	RT	pg/µL	EDL	Height1	Noise1	SN1	Height2	Noise2	SN2	M2
1	-	-	-	-	-	-	-	-	-	-	-	-	-	-	-	-

Pentadioxins

Name	Response	Ion1Area	Ion2Area	RA	RAFail?	RRT	RT	pg/µL	EDL	Height1	Noise1	SN1	Height2	Noise2	SN2	M2
1	-	-	-	-	-	-	-	-	-	-	-	-	-	-	-	-

Hexadioxins

Name	Response	Ion1Area	Ion2Area	RA	RAFail?	RRT	RT	pg/µL	EDL	Height1	Noise1	SN1	Height2	Noise2	SN2	M2
1	-	-	-	-	-	-	-	-	-	-	-	-	-	-	-	-

Heptadioxins

Name	Response	Ion1Area	Ion2Area	RA	RAFail?	RRT	RT	pg/µL	EDL	Height1	Noise1	SN1	Height2	Noise2	SN2	M2
1	1.928e3	8.418e2	1.087e3	0.775	YES	1.00	36.31	0.253	0.0457	1.438e4	926	15.5	1.458e4	688	21.2	MM
2	2.326e3	1.291e3	1.035e3	1.248	YES	0.00	35.68	0.305	0.0457	2.065e4	926	22.3	1.253e4	688	18.2	MM

Tetrafurans

Name	Response	Ion1Area	Ion2Area	RA	RAFail?	RRT	RT	pg/µL	EDL	Height1	Noise1	SN1	Height2	Noise2	SN2	M2
1	-	-	-	-	-	-	-	-	-	-	-	-	-	-	-	-

Quantify Totals Report MassLynx 4.1 SCN627
 ### Sample Summary ###

Dataset: Z:\Default.pro\Results\c22jun12a_2-5.qld

Last Altered: Monday, June 25, 2012 14:01:27 Eastern Daylight Time
 Printed: Monday, June 25, 2012 14:01:49 Eastern Daylight Time

W 1201450

Name: c22jun12a_2-5
 Date: 23-Jun-2012
 Time: 05:08:20
 ID: 31201450020
 Submitter: HRD1735
 Task: HRMS3
 Description: JW-RB-120507

Pentafurans (F1)

	Name	Response	Ion1Area	Ion2Area	RA	RAFail?	RRT	RT	pg/ μ L	EDL	Height1	Noise1	SN1	Height2	Noise2	SN2	M2	M2
1	-	-	-	-	-	-	-	-	-	-	-	-	-	-	-	-	-	-

Pentafurans

	Name	Response	Ion1Area	Ion2Area	RA	RAFail?	RRT	RT	pg/ μ L	EDL	Height1	Noise1	SN1	Height2	Noise2	SN2	M2	M2
1	-	-	-	-	-	-	-	-	-	-	-	-	-	-	-	-	-	-

Hexafurans

	Name	Response	Ion1Area	Ion2Area	RA	RAFail?	RRT	RT	pg/ μ L	EDL	Height1	Noise1	SN1	Height2	Noise2	SN2	M2	M2
1	Hexafurans	4.950e2	2.505e2	2.445e2	1.024	YES	0.00	32.60	0.035	0.0139	5.549e3	678	8.2	5.538e3	793	7.0	MM	MM
2	Hexafurans	2.686e2	1.572e2	1.113e2	1.412	NO	0.00	32.48	0.019	0.0139	4.805e3	678	7.1	3.624e3	793	4.6	MM	MM

Heptafurans

	Name	Response	Ion1Area	Ion2Area	RA	RAFail?	RRT	RT	pg/ μ L	EDL	Height1	Noise1	SN1	Height2	Noise2	SN2	M2	M2
1	Heptafurans	1.098e3	5.100e2	5.883e2	0.867	YES	0.00	35.79	0.097	0.0247	8.972e3	594	15.1	1.045e4	758	13.8	MM	MM
2	1234678-HpCDF	7.358e2	3.996e2	3.361e2	1.189	NO	1.00	35.37	0.054	0.0180	7.647e3	594	12.9	5.925e3	758	7.8	MM	MM

Quantify Sample Report
Manual Integrations

MassLynx 4.1 SCN627

Dataset: Z:\Default.pro\Results\c22jun12a_2-5.qld

Last Altered: Monday, June 25, 2012 13:51:38 Eastern Daylight Time
Printed: Monday, June 25, 2012 13:51:45 Eastern Daylight Time

201450

Method: C:\MassLynx\Default.PRO\MethDB\m1613-062412-db5ms.mdb 24 Jun 2012 17:53:35
Calibration: C:\MassLynx\Default.PRO\CurveDB\B5MS-0042012_1613.cdb 08 May 2012 08:31:36

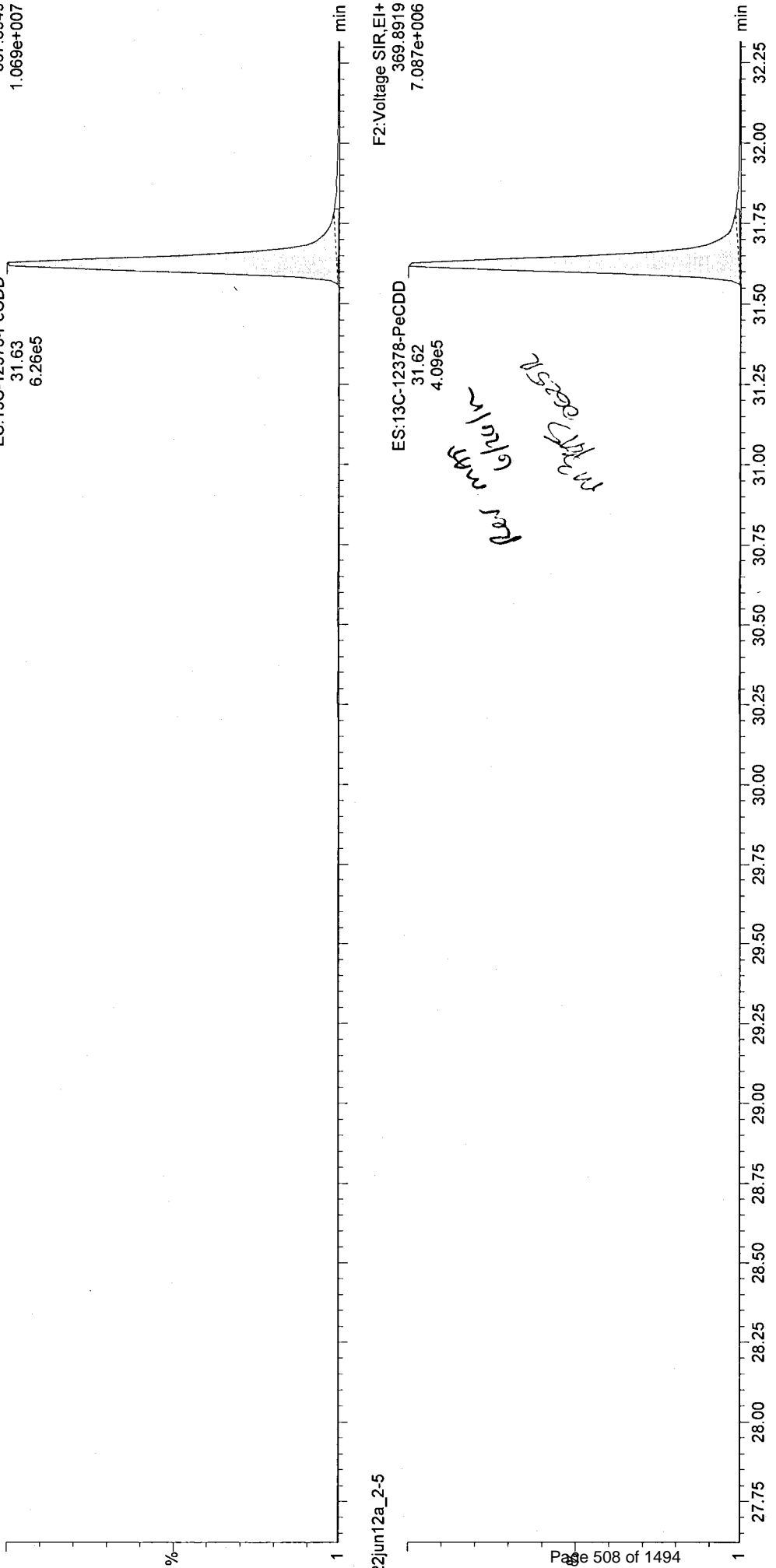
Name: c22jun12a_2-5, ID: 31201450020, Date: 23-Jun-2012, Time: 05:08:20, Submitter: HRD1735, Description: JW-RB-120507, User: KAS

ES:13C-12378-PeCDD

c22jun12a_2-5

ES:13C-12378-PeCDD
31.63
6.26e5

F2:Voltage SIR,EI+
367.8949
1.069e+007



c22jun12a_2-5

F2:Voltage SIR,EI+
369.8919
7.087e+006

ES:13C-12378-PeCDD
31.62
4.09e5

*Peak name
31.62 min
4.09e5*

Quantify Sample Report
Manual Integrations

MassLynx 4.1 SCN627

Dataset: Z:\Default.pro\Results\c22jun12a_2-5.qld

Lab Altered: Monday, June 25, 2012 13:51:51 Eastern Daylight Time
Printed: Monday, June 25, 2012 13:51:55 Eastern Daylight Time

201450

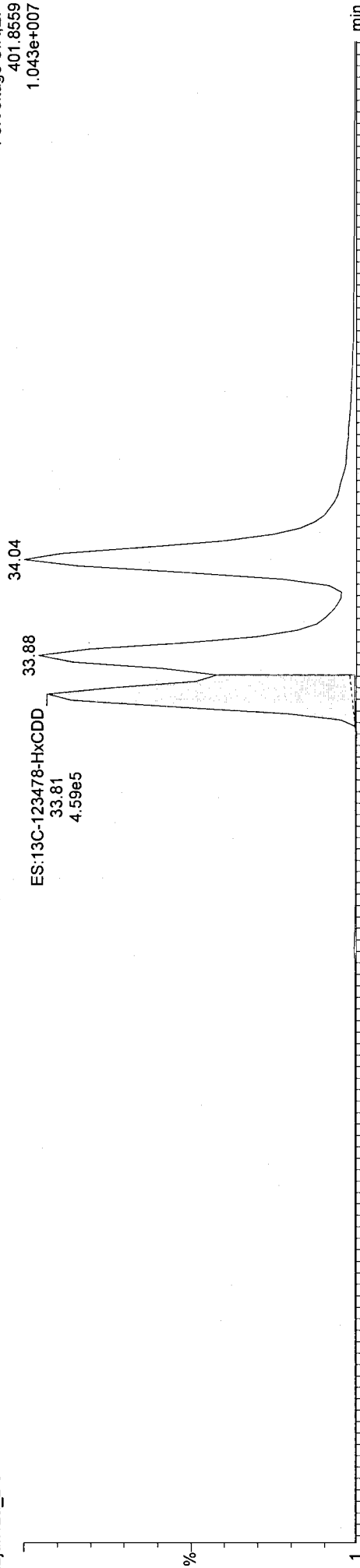
Method: C:\MassLynx\Default.PRO\MethDB\m1613-062412-db5ms.mdb 24 Jun 2012 17:53:35
Calibration: C:\MassLynx\Default.PRO\CurveDB\MS-0042012_1613.cdb 08 May 2012 08:31:36

Name: c22jun12a_2-5, ID: 31201450020, Date: 23-Jun-2012, Time: 05:08:20, Submitter: HRD1735, Description: JW-RB-120507, User: KAS

ES:13C-123478-HxCDD

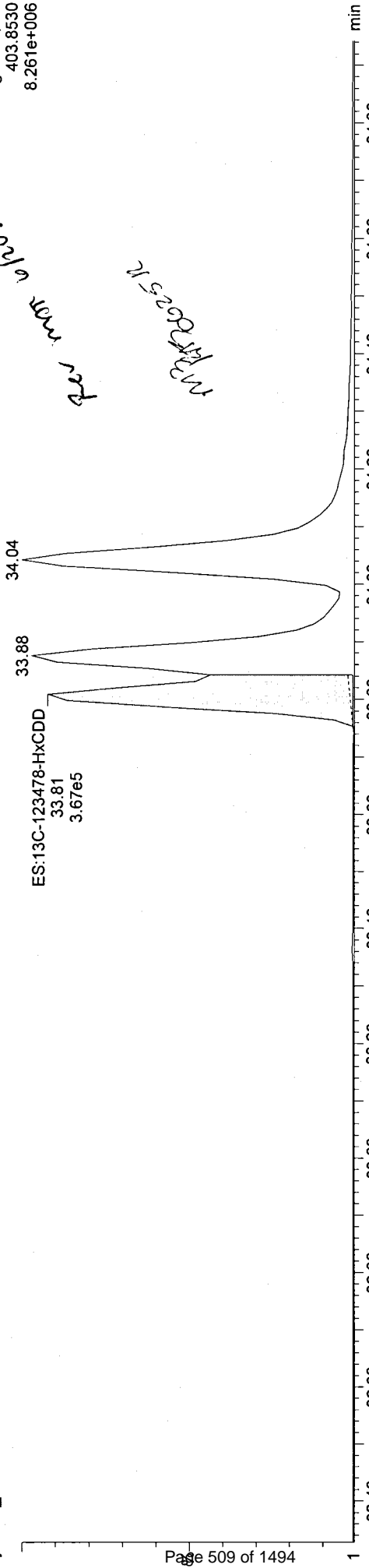
c22jun12a_2-5

F3: Voltage SIR, EI+
401.8559
1.043e+007



c22jun12a_2-5

F3: Voltage SIR, EI+
403.8530
8.261e+006



Quantify Sample Report MassLynx 4.1 SCN627

Manual Integrations

Dataset: Z:\Default.pro\Results\c22jun12a_2-5.qld

Lab Altered: Monday, June 25, 2012 13:52:12 Eastern Daylight Time
Printed: Monday, June 25, 2012 13:52:16 Eastern Daylight Time

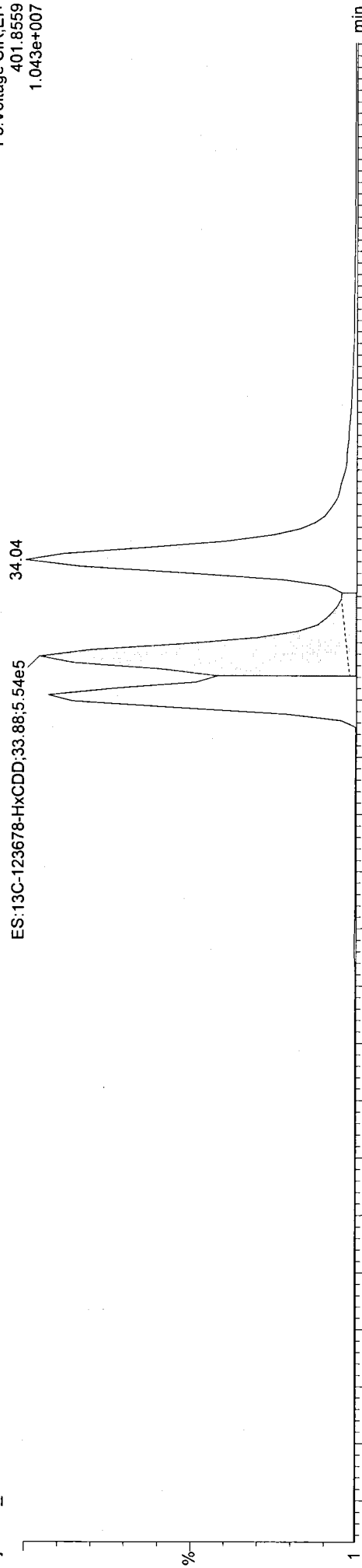
Method: C:\MassLynx\Default.PRO\MethDB\m1613-062412-db5ms.mdb 24 Jun 2012 17:53:35
Calibration: C:\MassLynx\Default.PRO\CurveDB\MS-0042012_1613.cdb 08 May 2012 08:31:36

Name: c22jun12a_2-5, ID: 31201450020, Date: 23-Jun-2012, Time: 05:08:20, Submitter: HRD1735, Description: JW-RB-120507, User: KAS

ES:13C-123678-HxCDD

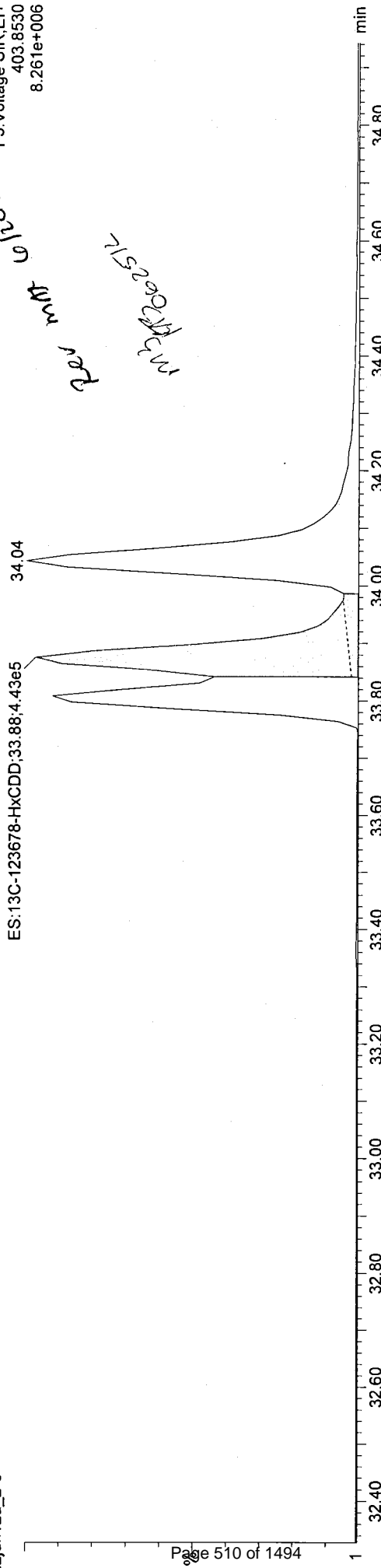
c22jun12a_2-5

F3: Voltage SIR, EI+
401.8559
1.043e+007



c22jun12a_2-5

F3: Voltage SIR, EI+
403.8530
8.261e+006



Quantify Sample Report
Manual Integrations

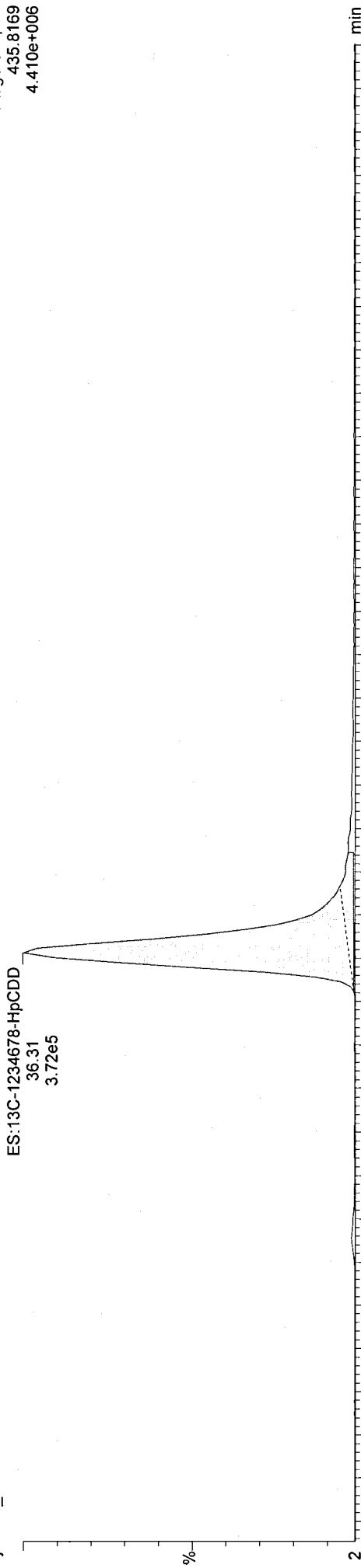
Dataset: Z:\Default.pro\Results\c22jun12a_2-5.qld

Last Altered: Monday, June 25, 2012 13:52:22 Eastern Daylight Time
Printed: Monday, June 25, 2012 13:52:25 Eastern Daylight Time

Method: C:\MassLynx\Default.PRO\MethDB\m1613-062412-db5ms.mdb 24 Jun 2012 17:53:35
Calibration: C:\MassLynx\Default.PRO\CurveDB\MS-0042012_1613.cdb 08 May 2012 08:31:36

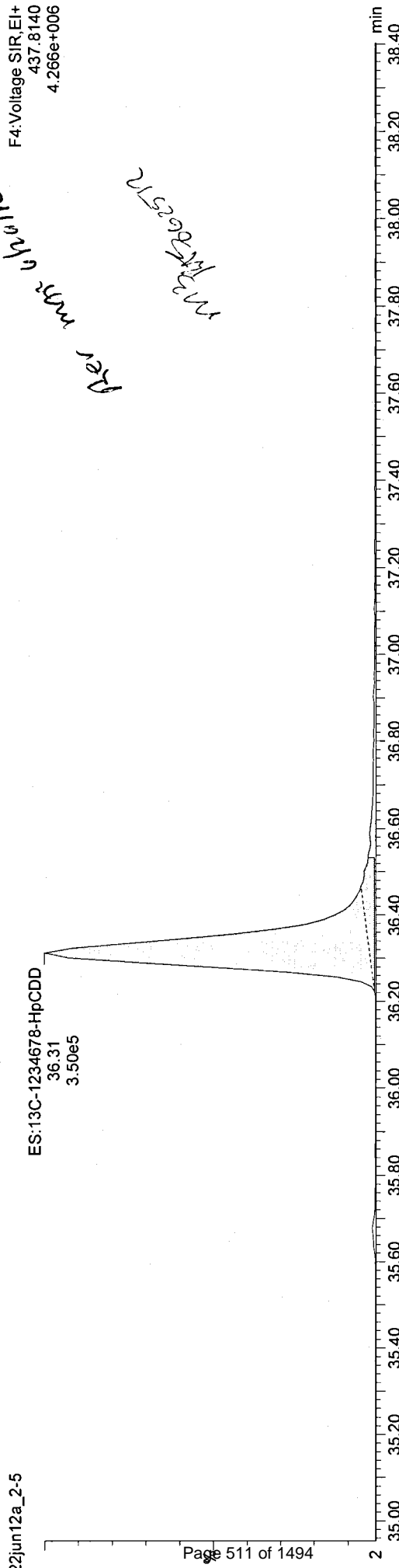
Name: c22jun12a_2-5, ID: 31201450020, Date: 23-Jun-2012, Time: 05:08:20, Submitter: HRD1735, Description: JW-RB-120507, User: KAS

ES:13C-1234678-HpCDD
c22jun12a_2-5



F4:Voltage SIR,EI+
435.8169
4.410e+006

c22jun12a_2-5



F4:Voltage SIR,EI+
437.8140
4.266e+006

Quantify Sample Report MassLynx 4.1 SCN627
Manual Integrations

Dataset: Z:\Default.pro\Results\c22jun12a_2-5.qld

Last Altered: Monday, June 25, 2012 13:52:31 Eastern Daylight Time
Printed: Monday, June 25, 2012 13:52:34 Eastern Daylight Time


W 1201450

Method: C:\MassLynx\Default.PRO\MethDB\m1613-062412-db5ms.mdb 24 Jun 2012 17:53:35
Calibration: C:\MassLynx\Default.PRO\CurveDB\B5MS-0042012_1613.cdb 08 May 2012 08:31:36


Name: c22jun12a_2-5, ID: 31201450020, Date: 23-Jun-2012, Time: 05:08:20, Submitter: HRD1735, Description: JW-RB-120507, User: KAS

ES:13C-OCDD

c22jun12a_2-5



c22jun12a_2-5



Quantify Sample Report

MassLynx 4.1 SCN627
Manual Integrations

Dataset: Z:\Default.pro\Results\c22jun12a_2-5.qld

Last Altered: Monday, June 25, 2012 13:52:41 Eastern Daylight Time
Printed: Monday, June 25, 2012 13:52:44 Eastern Daylight Time

1201450


Method: C:\MassLynx\Default.PRO\MethDB\m1613-062412-db5ms.mdb 24 Jun 2012 17:53:35
Calibration: C:\MassLynx\Default.PRO\CurveDB\DB5MS-0042012_1613.cdb 08 May 2012 08:31:36

Name: c22jun12a_2-5, ID: 31201450020, Date: 23-Jun-2012, Time: 05:08:20, Submitter: HRD1735, Description: JW-RB-120507, User: KAS

ES:13C-2378-TCDF

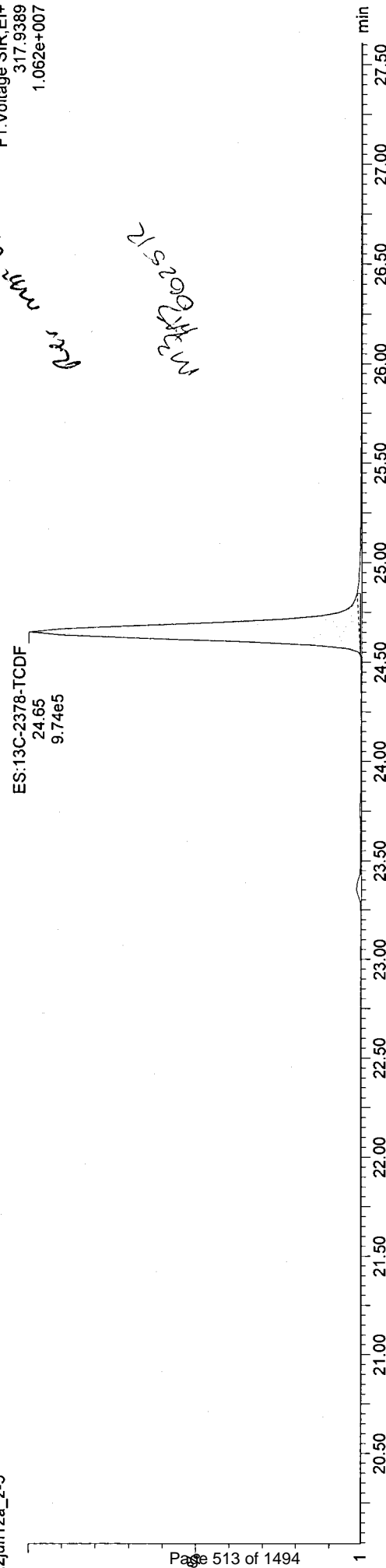
c22jun12a_2-5

F1: Voltage SIR, EI+
315.9419
8.510e+006



c22jun12a_2-5

F1: Voltage SIR, EI+
317.9389
1.062e+007



Quantify Sample Report
Manual Integrations

MassLynx 4.1 SCN627

Dataset: Z:\Default.pro\Results\c22jun12a_2-5.qld

Last Altered: Monday, June 25, 2012 13:52:53 Eastern Daylight Time
Printed: Monday, June 25, 2012 13:52:56 Eastern Daylight Time

201450

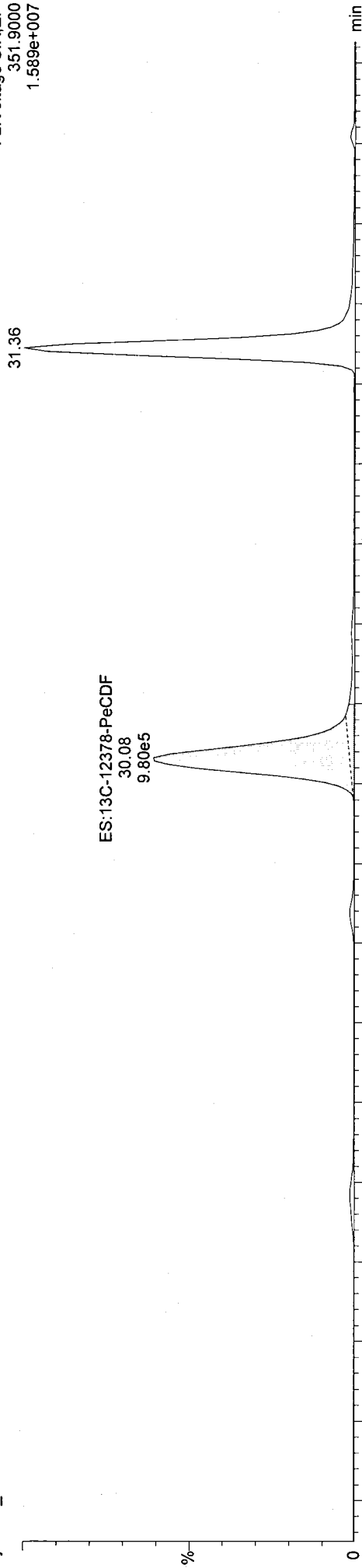
Method: C:\MassLynx\Default.PRO\MethDB\im1613-062412-db5ms.mdb 24 Jun 2012 17:53:35
Calibration: C:\MassLynx\Default.PRO\CurveDB\B5MS-0042012_1613.cdb 08 May 2012 08:31:36

Name: c22jun12a_2-5, ID: 31201450020, Date: 23-Jun-2012, Time: 05:08:20, Submitter: HRD1735, Description: JW-RB-120507, User: KAS

ES:13C-12378-PeCDF

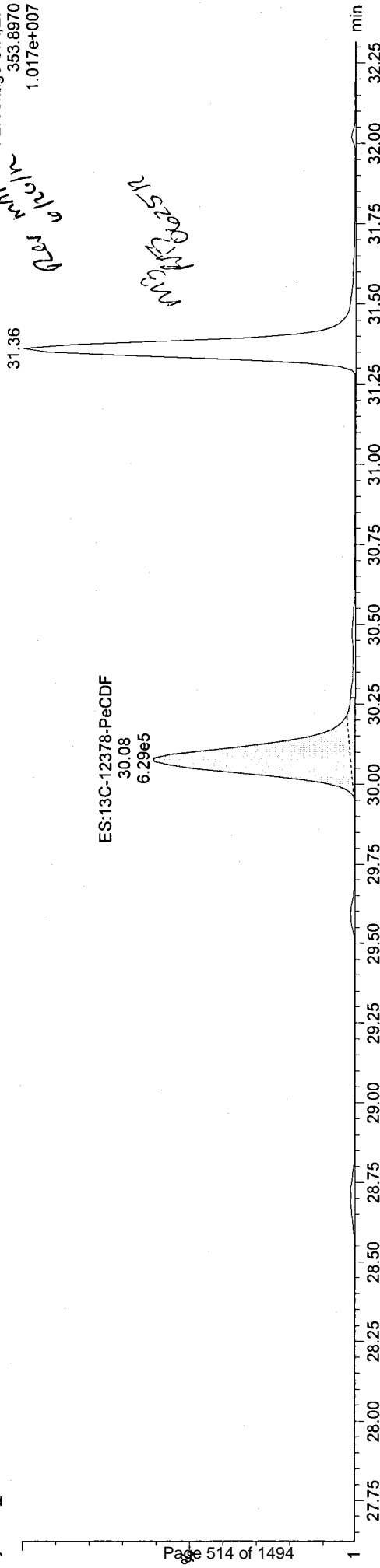
c22jun12a_2-5

F2:Voltage SIR,EI+
351.9000
1.589e+007



c22jun12a_2-5

F2:Voltage SIR,EI+
353.8970
1.017e+007



Quantify Sample Report

MassLynx 4.1 SCN627
Manual Integrations

Dataset: Z:\Default.pro\Results\c22jun12a_2-5.qld

Last Altered: Monday, June 25, 2012 13:53:07 Eastern Daylight Time
Printed: Monday, June 25, 2012 13:53:10 Eastern Daylight Time

201450

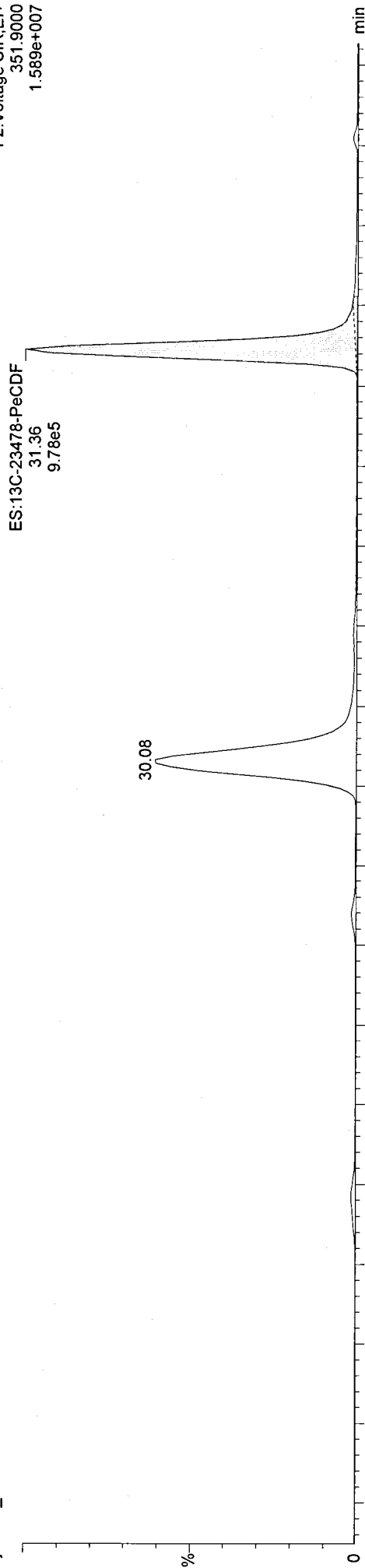
Method: C:\MassLynx\Default.PRO\MethDB\m1613-062412-db5ms.mdb 24 Jun 2012 17:53:35
Calibration: C:\MassLynx\Default.PRO\CurveDB\B5MS-0042012_1613.cdb 08 May 2012 08:31:36

Name: c22jun12a_2-5, ID: 31201450020, Date: 23-Jun-2012, Time: 05:08:20, Submitter: HRD1735, Description: JW-RB-120507, User: KAS

ES:13C-23478-PeCDF

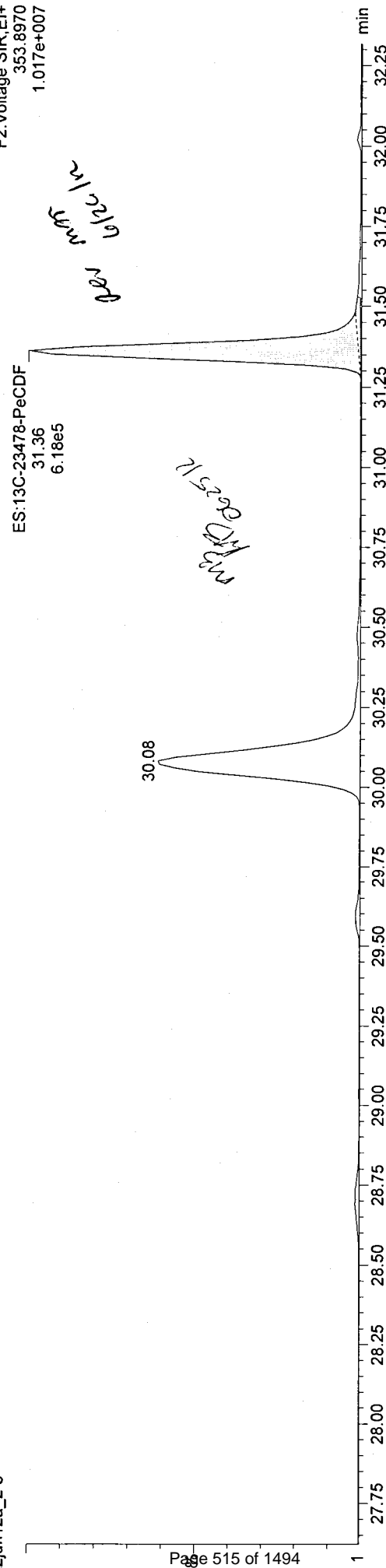
c22jun12a_2-5

F2: Voltage SIR, EI+
351.9000
1.589e+007



c22jun12a_2-5

F2: Voltage SIR, EI+
353.8970
1.017e+007



Quantify Sample Report
Manual Integrations

MassLynx 4.1 SCN627

Dataset: Z:\Default.pro\Results\c22jun12a_2-5.qld

Last Altered: Monday, June 25, 2012 13:53:18 Eastern Daylight Time
Printed: Monday, June 25, 2012 13:53:22 Eastern Daylight Time

W# 201450

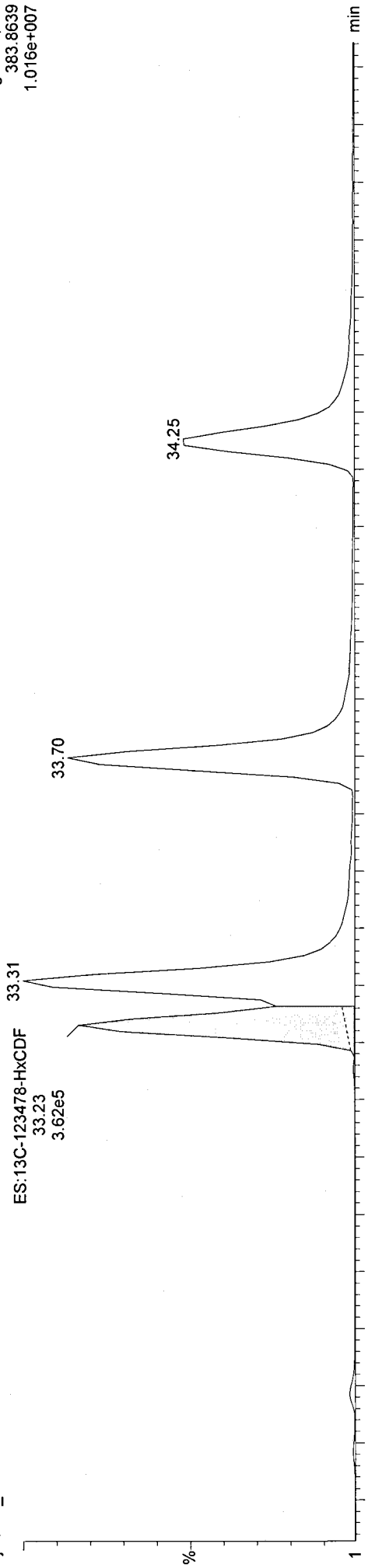
Method: C:\MassLynx\Default.PRO\MethDB\im1613-062412-db5ms.mdb 24 Jun 2012 17:53:35
Calibration: C:\MassLynx\Default.PRO\CurveDB\MS-0042012_1613.cdb 08 May 2012 08:31:36

Name: c22jun12a_2-5, ID: 31201450020, Date: 23-Jun-2012, Time: 05:08:20, Submitter: HRD1735, Description: JW-RB-120507, User: KAS

ES:13C-123478-HxCDF

c22jun12a_2-5

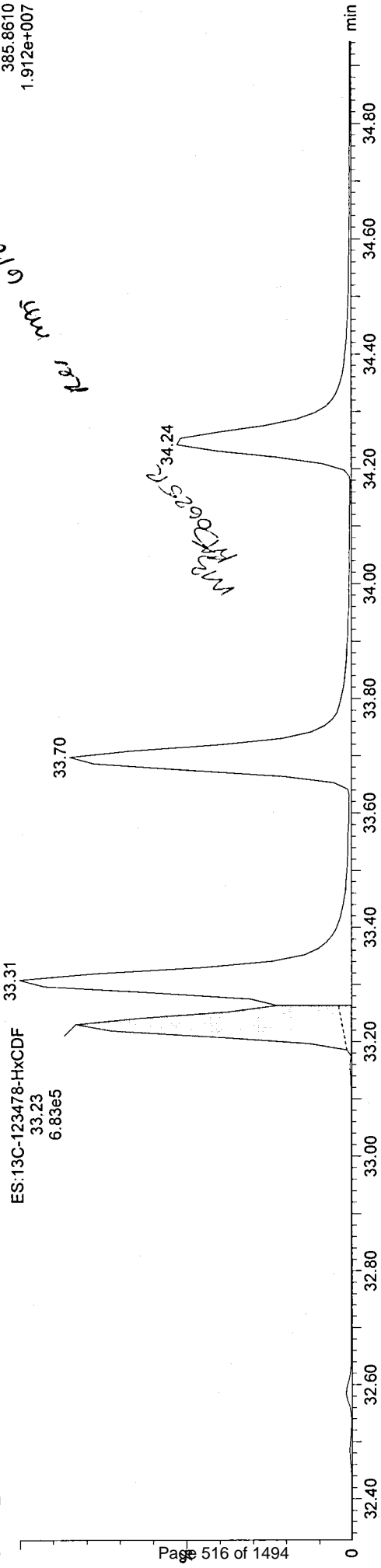
F3:Voltage SIR,EI+
383.8639
1.016e+007



ES:13C-123478-HxCDF

c22jun12a_2-5

F3:Voltage SIR,EI+
385.8610
1.912e+007



Quantify Sample Report

MassLynx 4.1 SCN627
Manual Integrations

Dataset: Z:\Default.pro\Results\c22jun12a_2-5.qld

Last Altered: Monday, June 25, 2012 13:53:29 Eastern Daylight Time
Printed: Monday, June 25, 2012 13:53:32 Eastern Daylight Time

201450

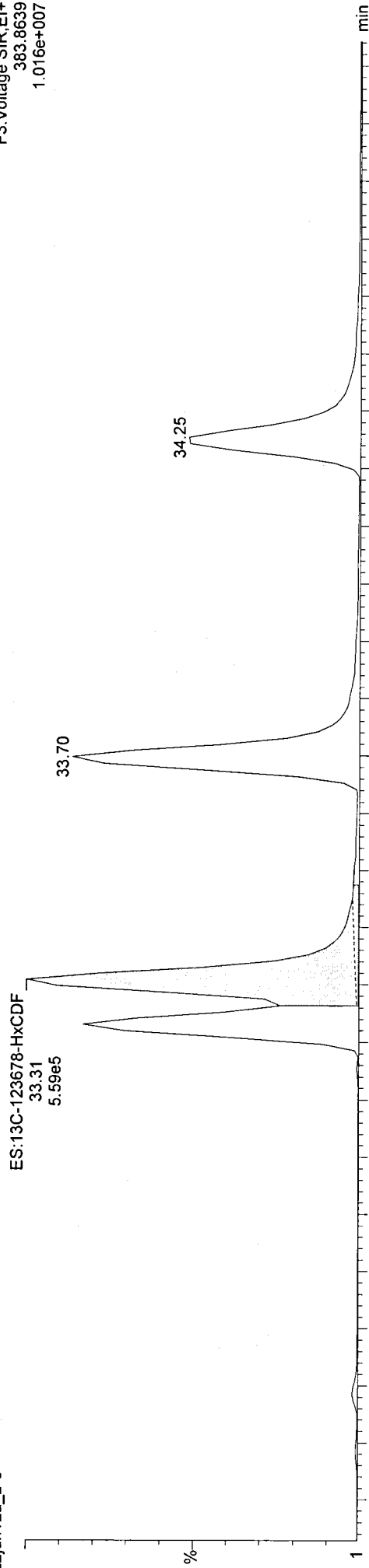
Method: C:\MassLynx\Default.PRO\MethDB\m1613-062412-db5ms.mdb 24 Jun 2012 17:53:35
Calibration: C:\MassLynx\Default.PRO\CurveDB\MS-0042012_1613.cdb 08 May 2012 08:31:36

Name: c22jun12a_2-5, ID: 31201450020, Date: 23-Jun-2012, Time: 05:08:20, Submitter: HRD1735, Description: JW-RB-120507, User: KAS

ES:13C-123678-HxCDF

c22jun12a_2-5

F3:Voltage SIR,EI+
383.8639
1.016e+007

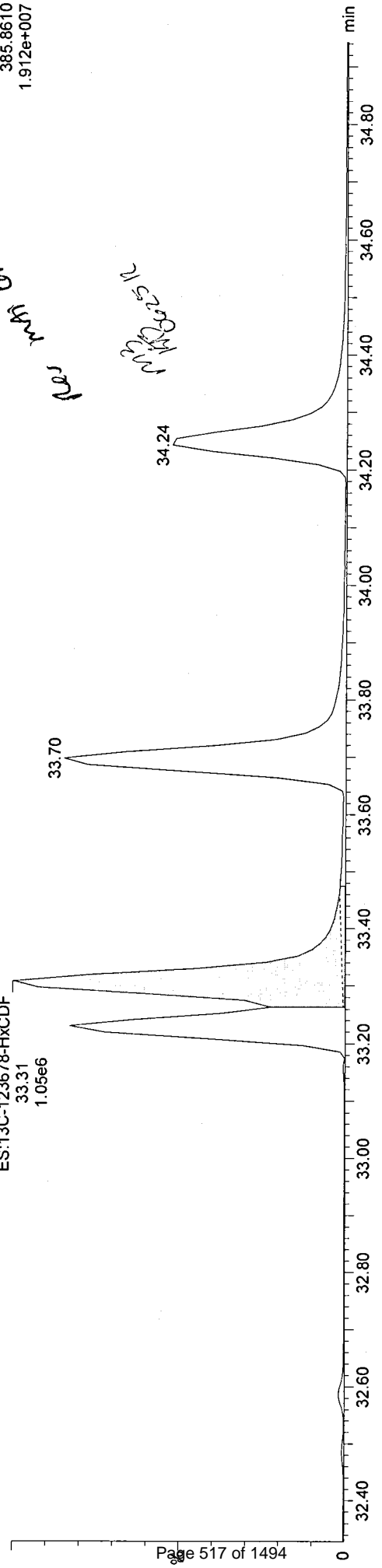


c22jun12a_2-5

ES:13C-123678-HxCDF

Page 517 of 1494

F3:Voltage SIR,EI+
385.8610
1.912e+007



Quantify Sample Report
Manual Integrations

MassLynx 4.1 SCN627

Dataset: Z:\Default.pro\Results\c22jun12a_2-5.qld

Last Altered: Monday, June 25, 2012 13:53:41 Eastern Daylight Time
Printed: Monday, June 25, 2012 13:53:44 Eastern Daylight Time

W 1201450

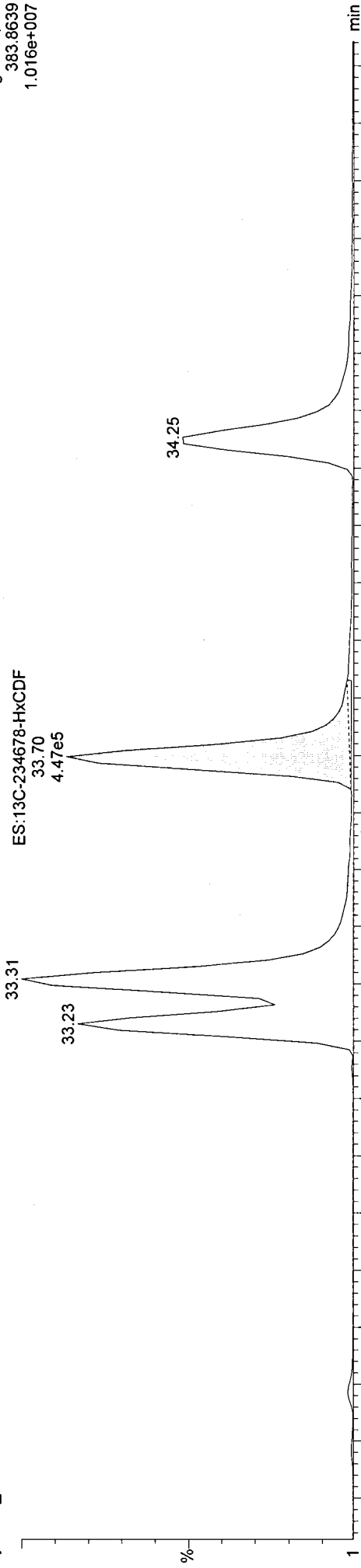
Method: C:\MassLynx\Default.PRO\MethDB\m1613-062412-db5ms.mdb 24 Jun 2012 17:53:35
Calibration: C:\MassLynx\Default.PRO\CurveDB\B5MS-0042012_1613.cdb 08 May 2012 08:31:36

Name: c22jun12a_2-5, ID: 31201450020, Date: 23-Jun-2012, Time: 05:08:20, Submitter: HRD1735, Description: JW-RB-120507, User: KAS

ES:13C-234678-HxCDF

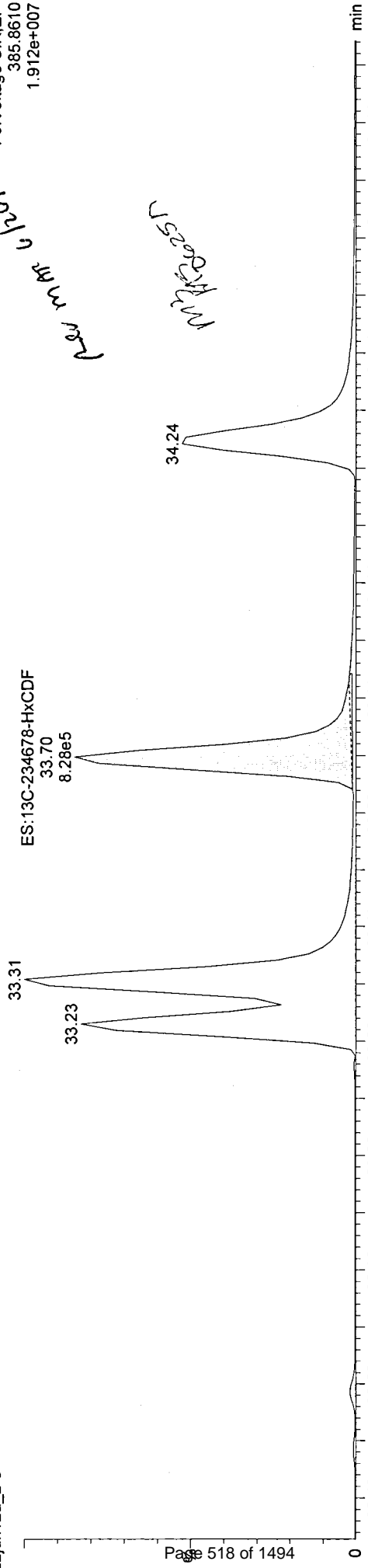
c22jun12a_2-5

F3:Voltage SIR, EI+
383.8639
1.016e+007



c22jun12a_2-5

F3:Voltage SIR, EI+
385.8610
1.912e+007



Quantify Sample Report
Manual Integrations

MassLynx 4.1 SCN627

Dataset: Z:\Default.pro\Results\c22jun12a_2-5.qld

Last Altered: Monday, June 25, 2012 13:53:51 Eastern Daylight Time
Printed: Monday, June 25, 2012 13:53:54 Eastern Daylight Time

1201450

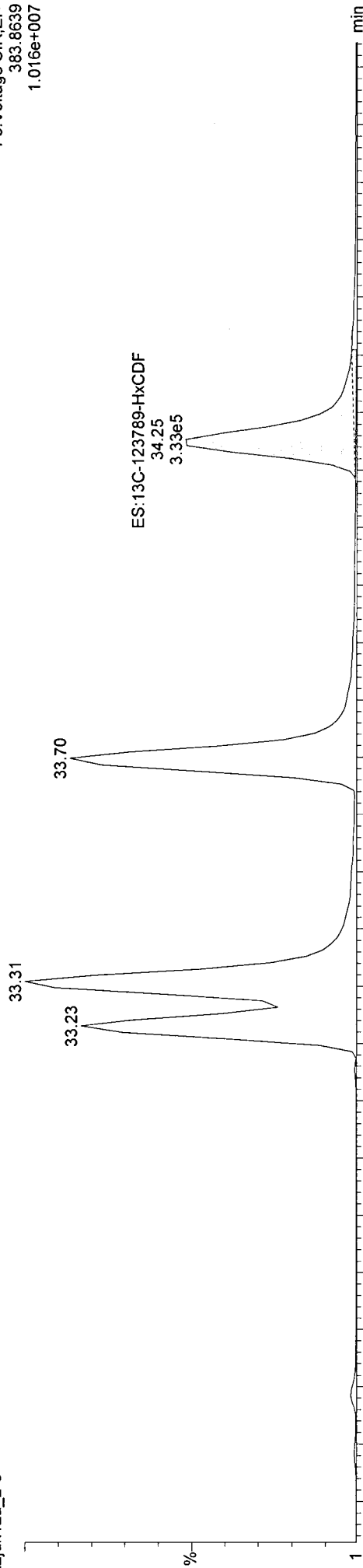
Method: C:\MassLynx\Default.PRO\MethDB\m1613-062412-db5ms.mdb 24 Jun 2012 17:53:35
Calibration: C:\MassLynx\Default.PRO\CurveDB\MS-0042012_1613.cdb 08 May 2012 08:31:36

Name: c22jun12a_2-5, ID: 31201450020, Date: 23-Jun-2012, Time: 05:08:20, Submitter: HRD1735, Description: JW-RB-120507, User: KAS

ES:13C-123789-HxCDF

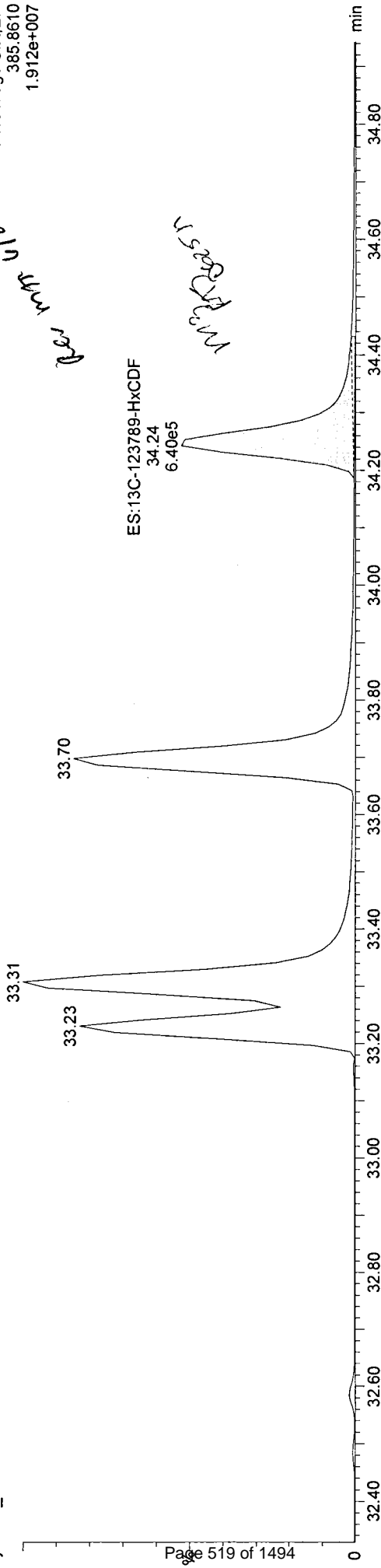
c22jun12a_2-5

F3:Voltage SIR,EI+
383.8639
1.016e+007



c22jun12a_2-5

F3:Voltage SIR,EI+
385.8610
1.912e+007



Dataset: Z:\Default.pro\Results\c22jun12a_2-5.qld

Last Altered: Monday, June 25, 2012 13:54:01 Eastern Daylight Time
Printed: Monday, June 25, 2012 13:54:03 Eastern Daylight Time

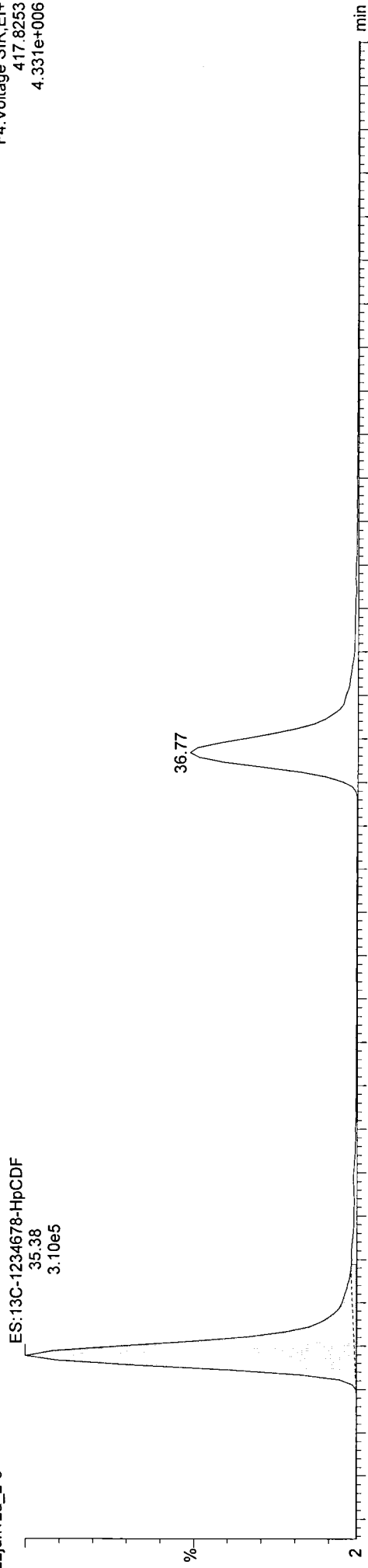
201450

Method: C:\MassLynx\Default.PRO\MethDB\m1613-062412-db5ms.mdb 24 Jun 2012 17:53:35
Calibration: C:\MassLynx\Default.PRO\CurveDB\B5MS-0042012_1613.cdb 08 May 2012 08:31:36

Name: c22jun12a_2-5, ID: 31201450020, Date: 23-Jun-2012, Time: 05:08:20, Submitter: HRD1735, Description: JW-RB-120507, User: KAS

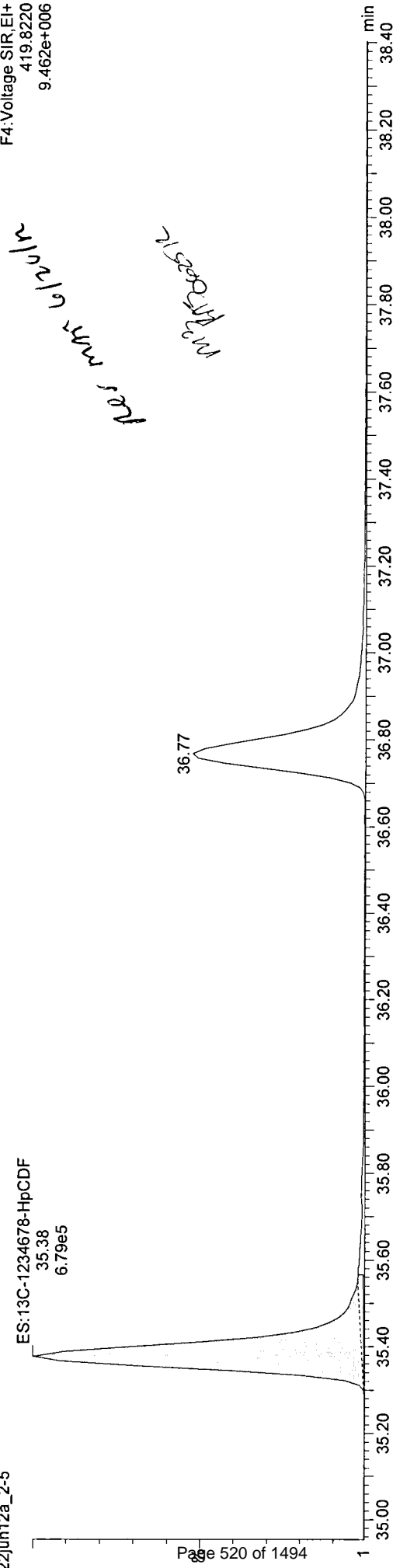
ES:13C-1234678-HpCDF
c22jun12a_2-5

F4: Voltage SIR, EI+
417.8253
4.331e+006



c22jun12a_2-5

F4: Voltage SIR, EI+
419.8220
9.462e+006



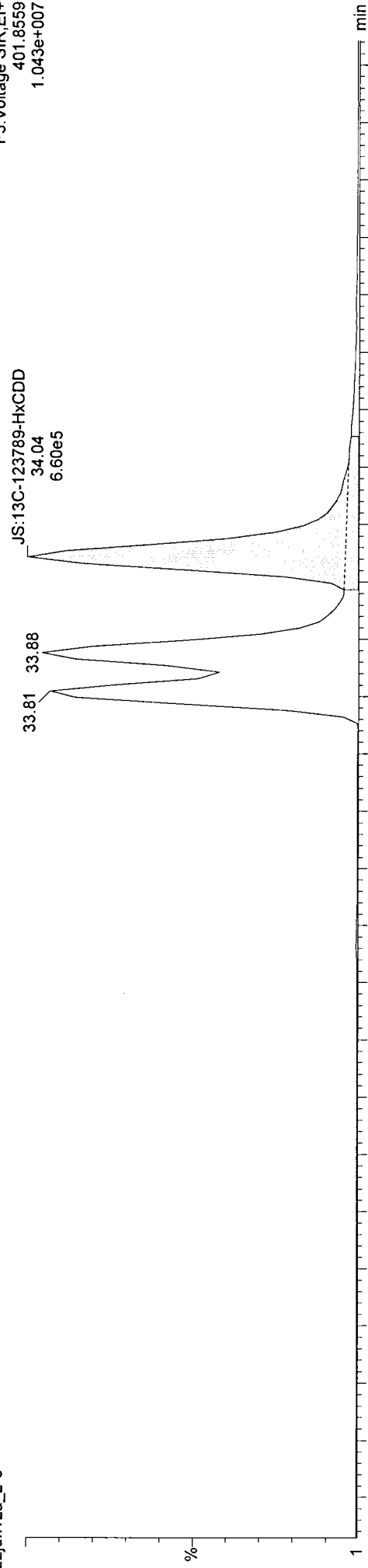
Dataset: Z:\Default.pro\Results\c22jun12a_2-5.qld
Last Altered: Monday, June 25, 2012 13:54:17 Eastern Daylight Time
Printed: Monday, June 25, 2012 13:54:21 Eastern Daylight Time

Method: C:\MassLynx\Default.PRO\MethDB\m1613-062412-db5ms.mdb 24 Jun 2012 17:53:35
Calibration: C:\MassLynx\Default.PRO\CurveDB\DB5MS-0042012_1613.cdb 08 May 2012 08:31:36

Name: c22jun12a_2-5, ID: 31201450020, Date: 23-Jun-2012, Time: 05:08:20, Submitter: HRD1735, Description: JW-RB-120507, User: KAS

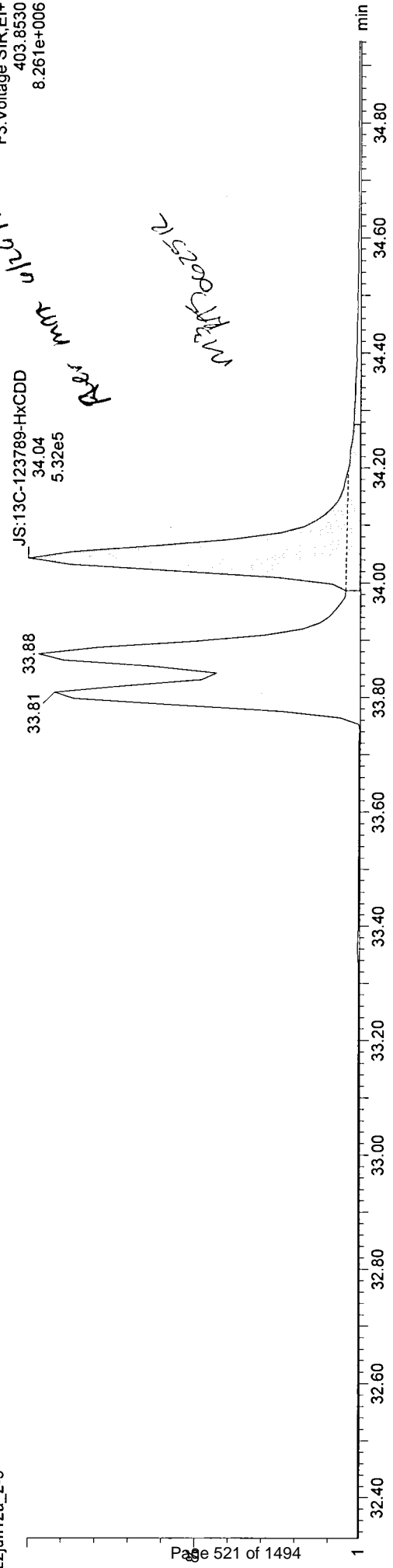
JS:13C-123789-HxCDD
c22jun12a_2-5

F3: Voltage SIR, EI+
401.8559
1.043e+007



c22jun12a_2-5

F3: Voltage SIR, EI+
403.8530
8.261e+006



Quantify Sample Report MassLynx 4.1 SCN627
Manual Integrations

Dataset: Z:\Default.pro\Results\c22jun12a_2-5.qld

Lab Altered: Monday, June 25, 2012 13:54:28 Eastern Daylight Time
Printed: Monday, June 25, 2012 13:54:33 Eastern Daylight Time

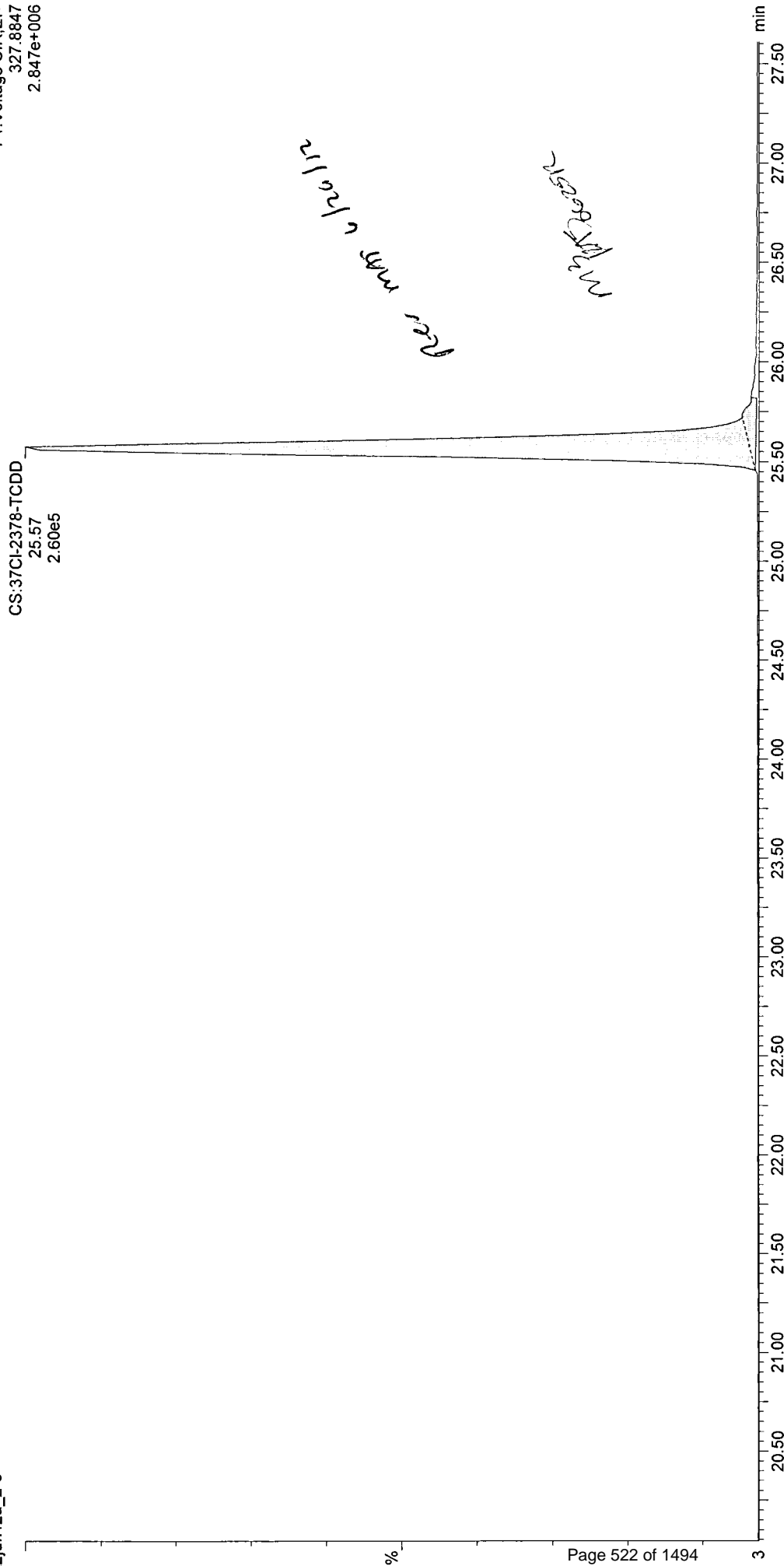
1201450

Method: C:\MassLynx\Default.PRO\MethDB\m1613-062412-db5ms.mdb 24 Jun 2012 17:53:35
Calibration: C:\MassLynx\Default.PRO\CurveDB\MS-0042012_1613.cdb 08 May 2012 08:31:36

Name: c22jun12a_2-5, ID: 31201450020, Date: 23-Jun-2012, Time: 05:08:20, Submitter: HRD1735, Description: JW-RB-120507, User: KAS

CS:37CI-2378-TCDD
c22jun12a_2-5

F1:Voltage SIR,EI+
327.8847
2.847e+006



Dataset: Z:\Default.pro\Results\c22jun12a_2-5.qld

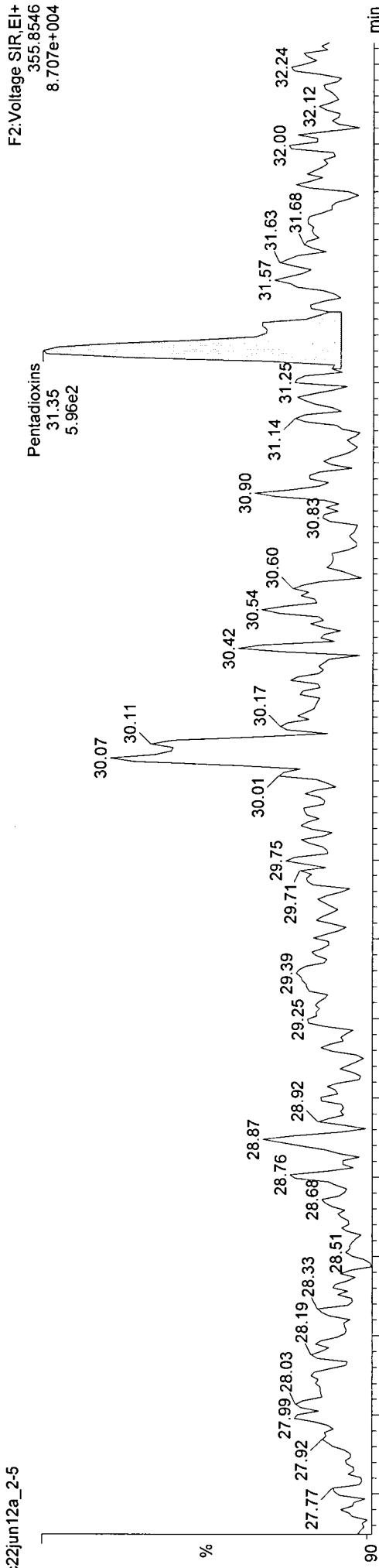
Last Altered: Monday, June 25, 2012 13:54:49 Eastern Daylight Time
Printed: Monday, June 25, 2012 13:54:54 Eastern Daylight Time

201450

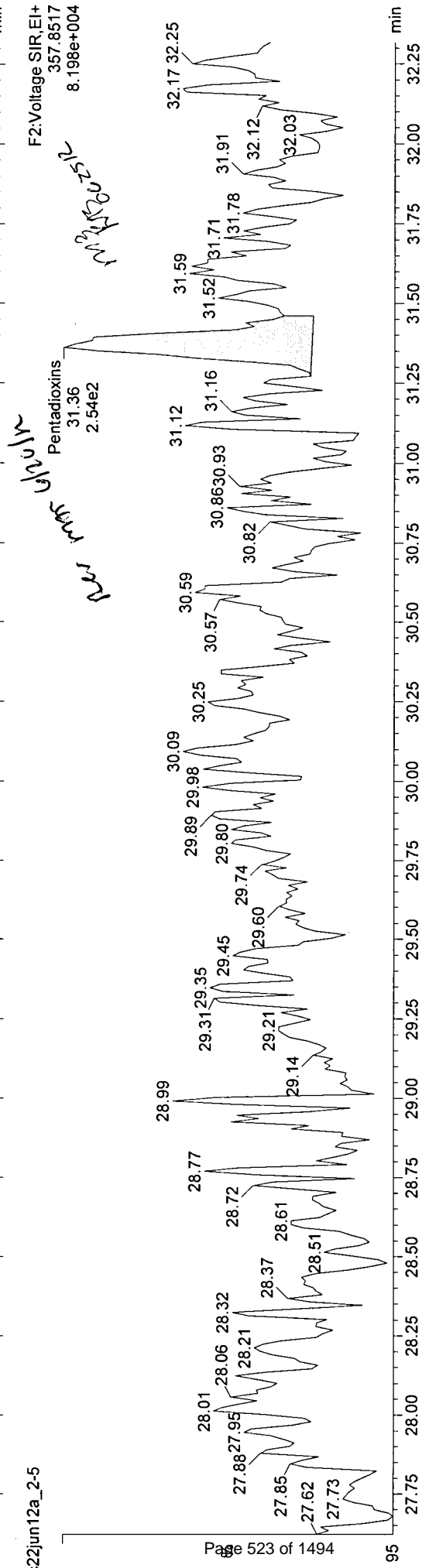
Method: C:\MassLynx\Default.PRO\MethDB\1613-062412-db5ms.mdb 24 Jun 2012 17:53:35
Calibration: C:\MassLynx\Default.PRO\CurveDB\B5MS-0042012_1613.cdb 08 May 2012 08:31:36

Name: c22jun12a_2-5, ID: 31201450020, Date: 23-Jun-2012, Time: 05:08:20, Submitter: HRD1735, Description: JW-RB-120507, User: KAS

Pentadioxins
c22jun12a_2-5



c22jun12a_2-5



Quantify Sample Report
Manual Integrations

MassLynx 4.1 SCN627

Dataset: Z:\Default.pro\Results\c22jun12a_2-5.qld

Last Altered: Monday, June 25, 2012 13:57:18 Eastern Daylight Time
Printed: Monday, June 25, 2012 13:57:22 Eastern Daylight Time

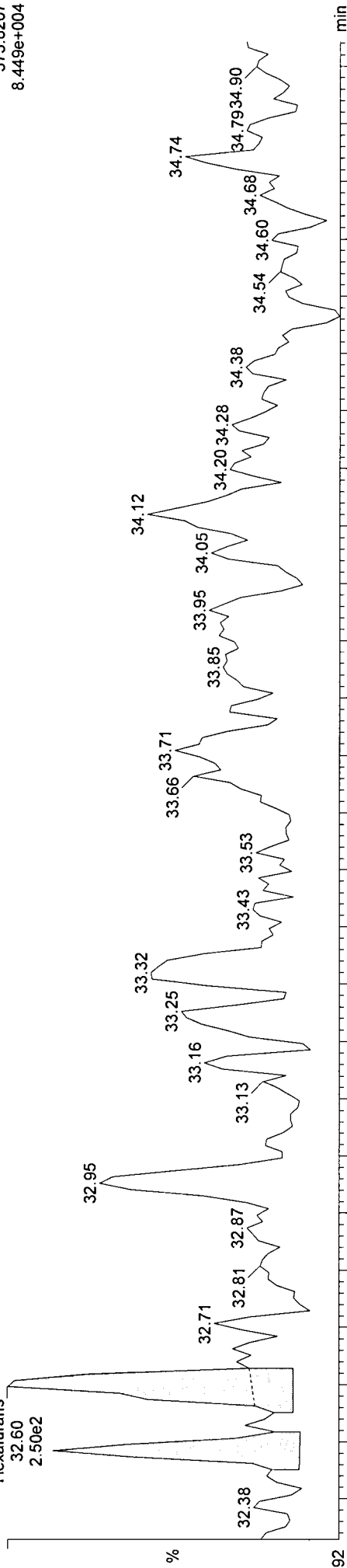
W1201450

Method: C:\MassLynx\Default.PRO\MethDB\m1613-062412-db5ms.mdb 24 Jun 2012 17:53:35
Calibration: C:\MassLynx\Default.PRO\CurveDB\B5MS-0042012_1613.cdb 08 May 2012 08:31:36

Name: c22jun12a_2-5, ID: 31201450020, Date: 23-Jun-2012, Time: 05:08:20, Submitter: HRD1735, Description: JW-RB-120507, User: KAS

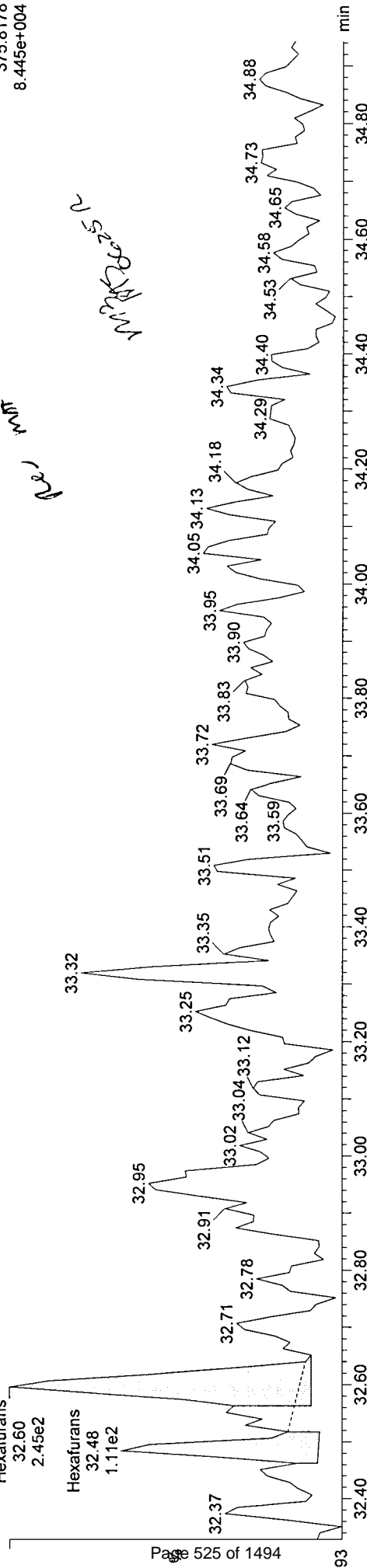
Hexafurans

c22jun12a_2-5
Hexafurans
32.60
2.50e2
F3:Voltage SIR,EI+
373.8207
8.449e+004



Hexafurans

c22jun12a_2-5
Hexafurans
32.60
2.45e2
Hexafurans
32.48
1.11e2
F3:Voltage SIR,EI+
375.8178
8.445e+004



Quantify Sample Report
Manual Integrations

MassLynx 4.1 SCN627

Dataset: Z:\Default.pro\Results\c22jun12a_2-5.qld

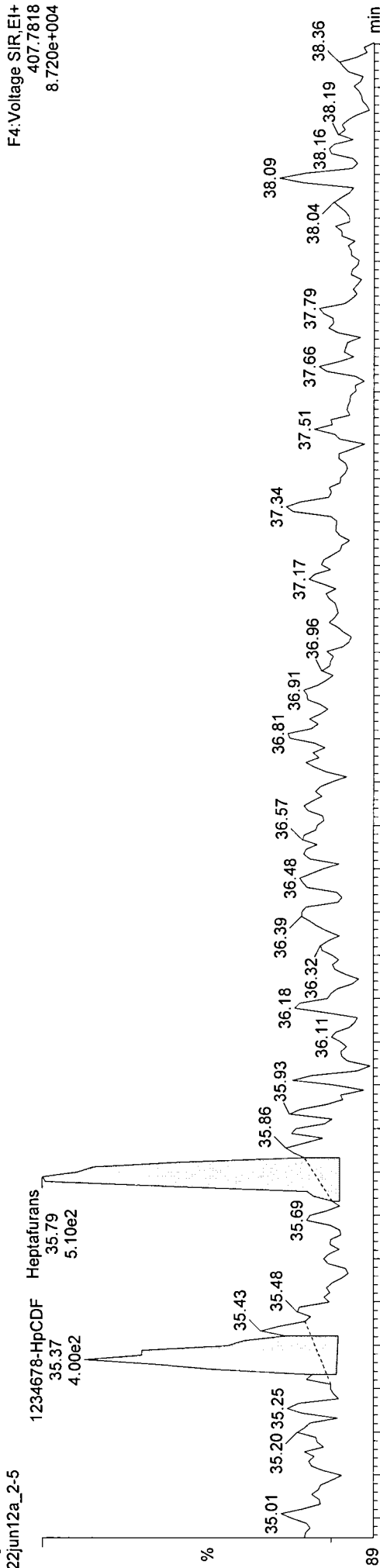
Last Altered: Monday, June 25, 2012 13:58:03 Eastern Daylight Time
Printed: Monday, June 25, 2012 13:58:08 Eastern Daylight Time

W1201450

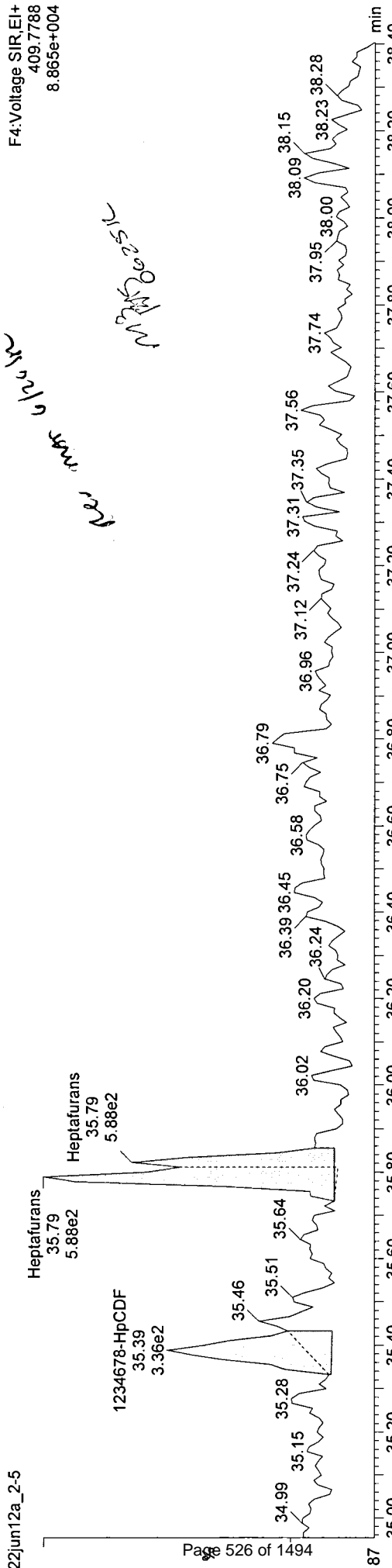
Method: C:\MassLynx\Default.PRO\MethDB\im1613-062412-db5ms.mdb 24 Jun 2012 17:53:35
Calibration: C:\MassLynx\Default.PRO\CurveDB\B5MS-0042012_1613.cdb 08 May 2012 08:31:36

Name: c22jun12a_2-5, ID: 31201450020, Date: 23-Jun-2012, Time: 05:08:20, Submitter: HRD1735, Description: JW-RB-120507, User: KAS

Heptafurans
c22jun12a_2-5



c22jun12a_2-5



Quantify Sample Summary Report MassLynx 4.1
 ### Sample Summary ###

Dataset: C:\MassLynx\Default.pro\Results\c22jun12a_2-5.qld

Last Altered: Monday, 6/25/2012 11:51:51 AM Eastern Daylight Time
 Printed: Monday, 6/25/2012 11:52:05 AM Eastern Daylight Time

61201450

Method: C:\MassLynx\Default.PRO\MethDB\m1613-062412-db5ms.mdb 24 Jun 2012 17:53:35
 Calibration: C:\MassLynx\Default.PRO\CurveDB\MS-0042012_1613.cdb 08 May 2012 08:31:36

Name: c22jun12a_2-5
 Date: 23-Jun-2012
 Time: 05:08:20
 ID: 31201450020
 Submitter: HRD1735
 Task: HRMS3
 Description: JW-RB-120507

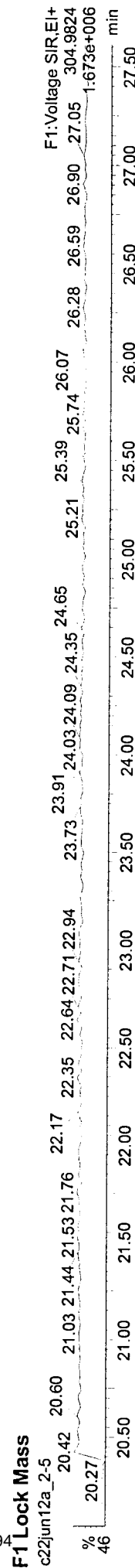
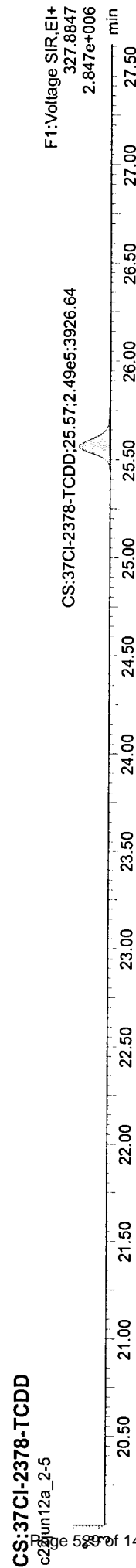
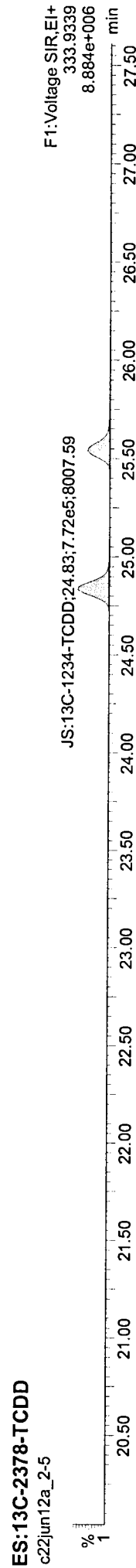
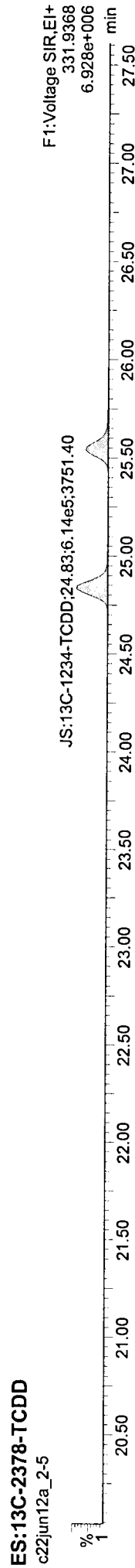
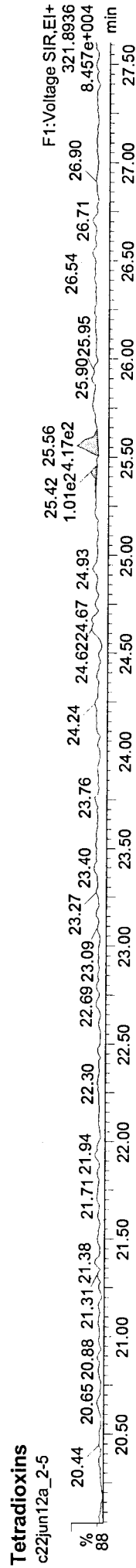
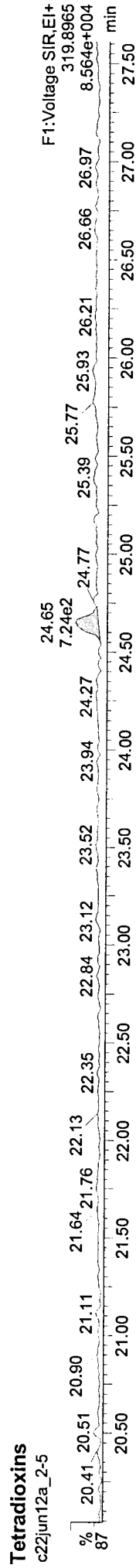
Name	Response	Ion1Area	Ion2Area	RA	RAFail?	RRT	RT	pg/μL	EDL	Height1	Noise1	SN1	Height2	Noise2	SN2	M1	M2	MIR
1	2378-TCDD	-	-	-	NO	-	-	-	0.0216	-	546	-	-	478	-	-	-	1.075
2	12378-PeCDD	-	-	-	NO	-	-	-	0.0144	-	567	-	-	478	-	-	-	1.039
3	123478-HxCDD	-	-	-	NO	-	-	-	0.0204	-	773	-	-	717	-	-	-	1.065
4	123678-HxCDD	-	-	-	NO	-	-	-	0.0215	-	773	-	-	717	-	-	-	0.996
5	123789-HxCDD	-	-	-	NO	-	-	-	0.0210	-	773	-	-	717	-	-	-	1.029
6	1234678-HpCDD	1.227e3	2.903e2	9.368e2	0.31	YES	1.0015	36.37	0.0464	4.614e3	926	5.0	1.348e4	688	19.6	db	bb	1.055
7	OCDD	7.562e3	3.578e3	3.984e3	0.90	NO	1.0012	39.53	0.1823	2.937e4	1063	27.6	2.802e4	628	44.6	bd	bd	1.063
8	2378-TCDF	-	-	-	NO	-	-	-	0.0144	-	439	-	-	631	-	-	-	0.980
9	12378-PeCDF	-	-	-	NO	-	-	-	0.0172	-	497	-	-	542	-	-	-	0.980
10	23478-PeCDF	-	-	-	NO	-	-	-	0.0099	-	497	-	-	542	-	-	-	1.022
11	123478-HxCDF	-	-	-	NO	-	-	-	0.0133	-	678	-	-	793	-	-	-	1.183
12	123678-HxCDF	-	-	-	NO	-	-	-	0.0109	-	678	-	-	793	-	-	-	1.168
13	234678-HxCDF	-	-	-	NO	-	-	-	0.0127	-	678	-	-	793	-	-	-	1.178
14	123789-HxCDF	-	-	-	NO	-	-	-	0.0219	-	678	-	-	793	-	-	-	1.110
15	1234678-HpCDF	6.413e2	3.904e2	2.509e2	1.56	YES	0.9997	35.37	0.0180	7.162e3	594	12.1	4.988e3	758	6.6	bb	bb	1.389
16	1234789-HpCDF	-	-	-	NO	-	-	-	0.0352	-	594	-	-	758	-	-	-	1.389
17	OCDF	-	-	-	NO	-	-	-	0.0944	-	504	-	-	560	-	-	-	1.290
18	ES:13C-2378-TCDD	1.004e6	4.443e5	5.595e5	0.79	NO	1.0285	25.54	0.0477	4.885e6	1816	2689.8	6.166e6	1092	5647.7	bb	bb	0.991
19	ES:13C-12378-PeCDD	1.004e6	6.058e5	3.985e5	1.52	NO	1.2737	31.63	0.0650	1.055e7	1761	5991.1	6.979e6	1581	4413.7	bb	bb	0.835
20	ES:13C-123478-HxCDD	8.141e5	4.525e5	3.616e5	1.25	NO	0.9931	33.81	0.0558	9.512e6	1688	5636.2	7.451e6	2182	3414.7	bd	bd	0.971
21	ES:13C-123678-HxCDD	9.080e5	5.042e5	4.038e5	1.25	NO	0.9951	33.88	0.0539	9.643e6	1688	5713.9	7.747e6	2182	3550.1	db	db	1.005
22	ES:13C-1234678-HpCDD	6.631e5	3.423e5	3.208e5	1.07	NO	1.0667	36.31	0.0790	4.256e6	3188	1334.8	4.113e6	1854	2218.4	bb	bb	0.894
23	ES:13C-OCDD	9.074e5	4.232e5	4.842e5	0.87	NO	1.1598	39.48	0.0597	2.035e6	1951	1043.2	2.332e6	1764	1322.2	bb	bd	0.871
24	ES:13C-2378-TCDF	1.714e6	7.554e5	9.585e5	0.79	NO	0.9927	24.65	0.0298	8.375e6	1529	5479.0	1.048e7	1336	7844.4	bb	bb	1.561
25	ES:13C-12378-PeCDF	1.494e6	9.100e5	5.835e5	1.56	NO	1.2114	30.08	0.0902	9.373e6	2072	4524.0	6.003e6	5262	1140.9	bb	bb	1.322

Dataset: C:\MassLynx\Default.pro\Results\c22jun12a_2-5.qld

Last Altered: Monday, 6/25/2012 11:51:51 AM Eastern Daylight Time
Printed: Monday, 6/25/2012 11:52:05 AM Eastern Daylight Time

Method: C:\MassLynx\Default.PRO\MethDB\m1613-062412-db5ms.mdb 24 Jun 2012 17:53:35
Calibration: C:\MassLynx\Default.PRO\CurveDB\B5MS-0042012_1613.cdb 08 May 2012 08:31:36

Name: c22jun12a_2-5, ID: 31201450020, User: KAS, Instrument: , Submitter: HRD1735, Task: HRMS3, Description: JW-RB-120507



Quantify Sample Report MassLynx 4.1

Sample Summary

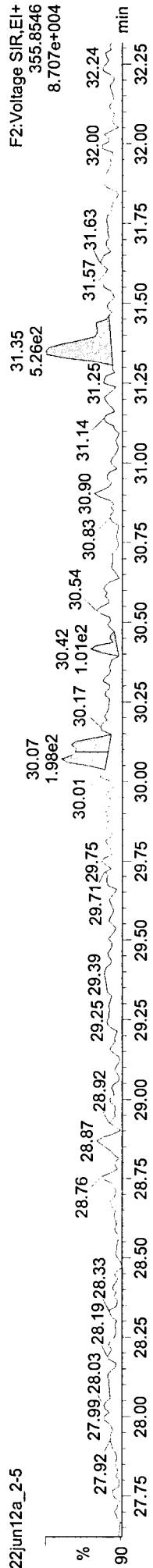
Dataset: C:\MassLynx\Default.pro\Results\c22jun12a_2-5.qld

Last Altered: Monday, 6/25/2012 11:51:51 AM Eastern Daylight Time
Printed: Monday, 6/25/2012 11:52:05 AM Eastern Daylight Time

Name: c22jun12a_2-5, ID: 31201450020, User: KAS, Instrument: , Submitter: HRD1735, Task: HRMS3, Description: JW-RB-120507

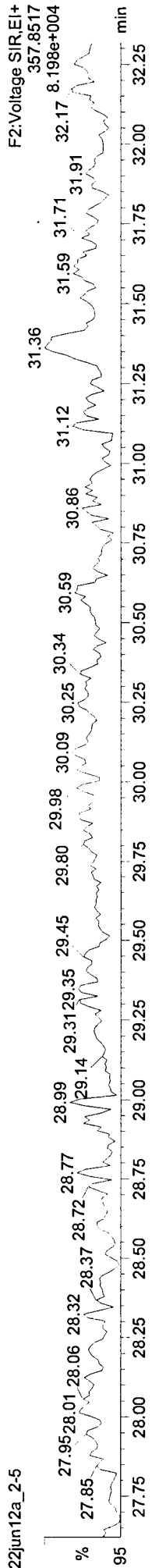
Pentadioxins

c22jun12a_2-5



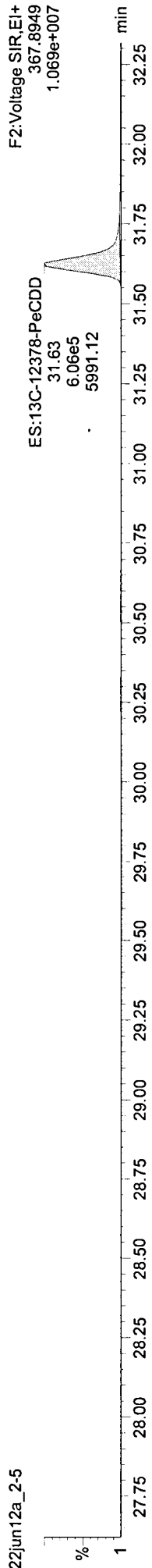
Pentadioxins

c22jun12a_2-5



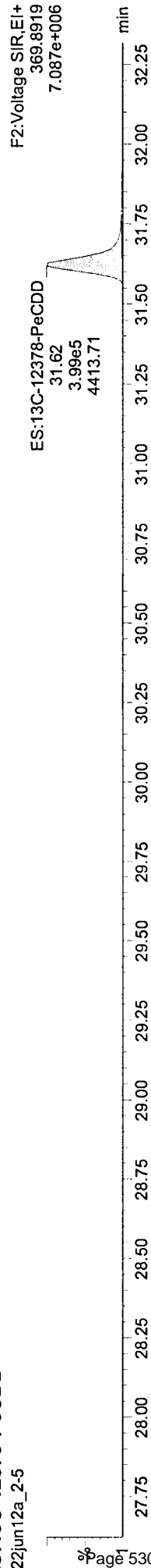
ES:13C-12378-PeCDD

c22jun12a_2-5



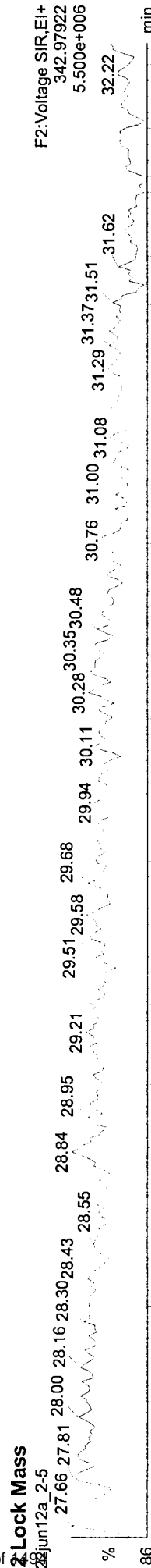
ES:13C-12378-PeCDD

c22jun12a_2-5



F2 Lock Mass

c22jun12a_2-5



Quantify Sample Report
Sample Summary

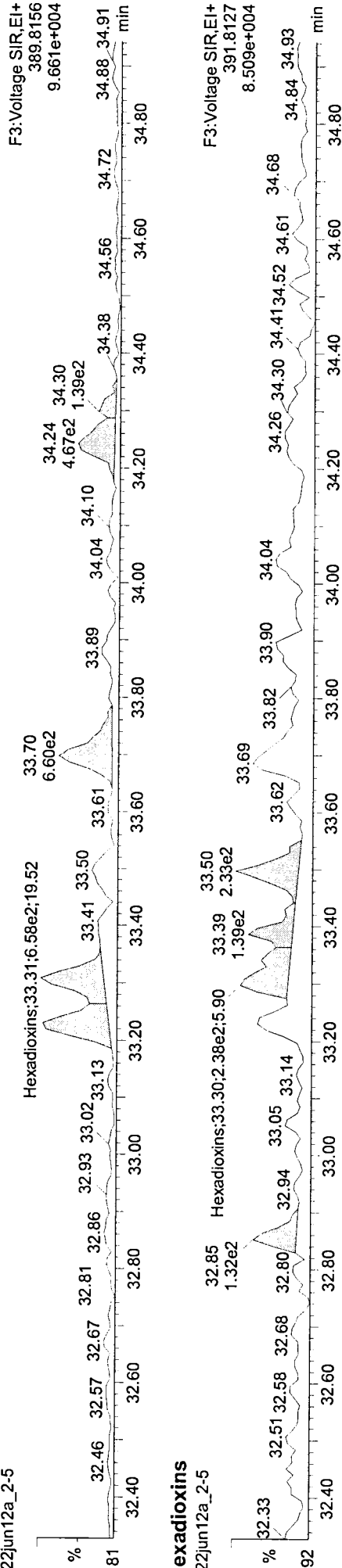
MassLynx 4.1

Dataset: C:\MassLynx\Default.pro\Results\c22jun12a_2-5.qld

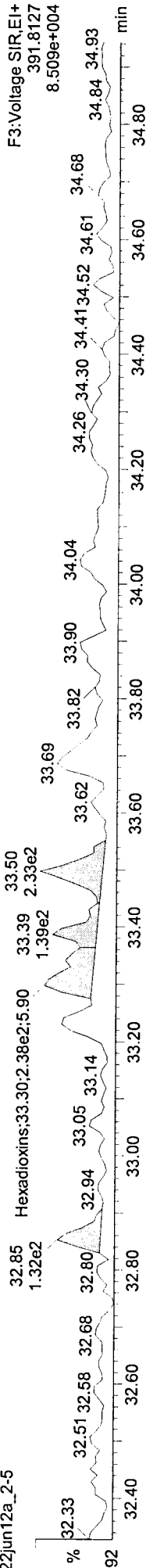
Last Altered: Monday, 6/25/2012 11:51:51 AM Eastern Daylight Time
Printed: Monday, 6/25/2012 11:52:05 AM Eastern Daylight Time

Name: c22jun12a_2-5, ID: 31201450020, User: KAS, Instrument: , Submitter: HRD1735, Task: HRMS3, Description: JW-RB-120507

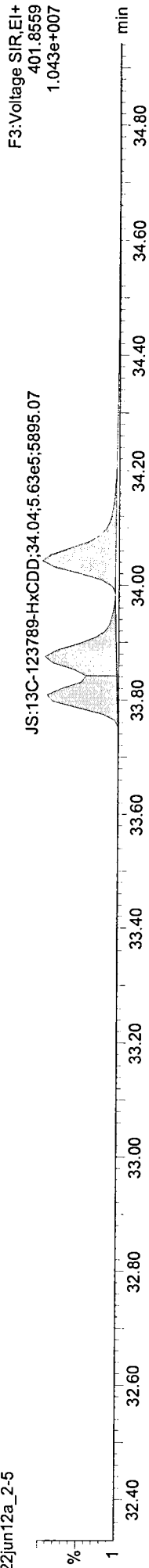
Hexadioxins
c22jun12a_2-5



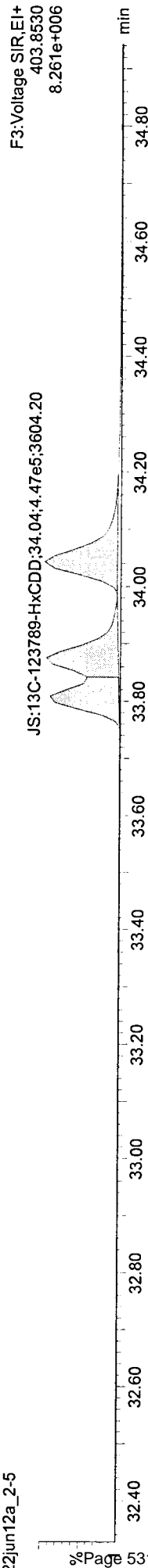
Hexadioxins
c22jun12a_2-5



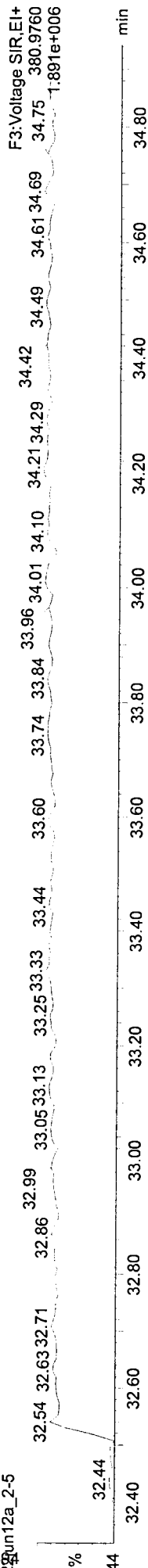
ES:13C-123678-HxCDD
c22jun12a_2-5



ES:13C-123678-HxCDD
c22jun12a_2-5



F3:Lock Mass
c22jun12a_2-5



Quantify Sample Report MassLynx 4.1

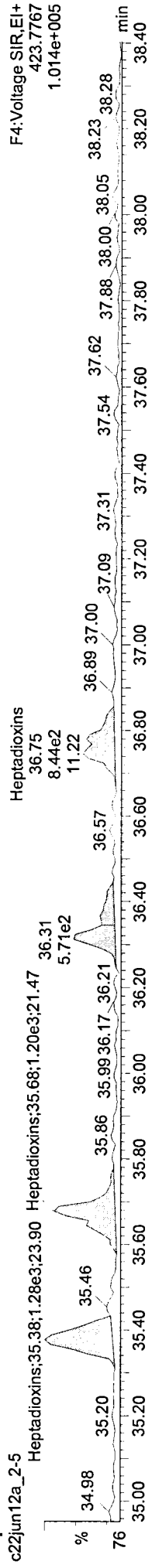
Sample Summary

Dataset: C:\MassLynx\Default.pro\Results\c22jun12a_2-5.qld

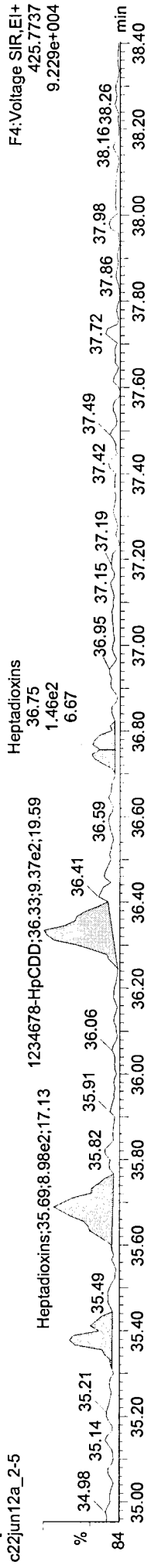
Last Altered: Monday, 6/25/2012 11:51:51 AM Eastern Daylight Time
Printed: Monday, 6/25/2012 11:52:05 AM Eastern Daylight Time

Name: c22jun12a_2-5, ID: 31201450020, User: KAS, Instrument: , Submitter: HRD1735, Task: HRMS3, Description: JW-RB-120507

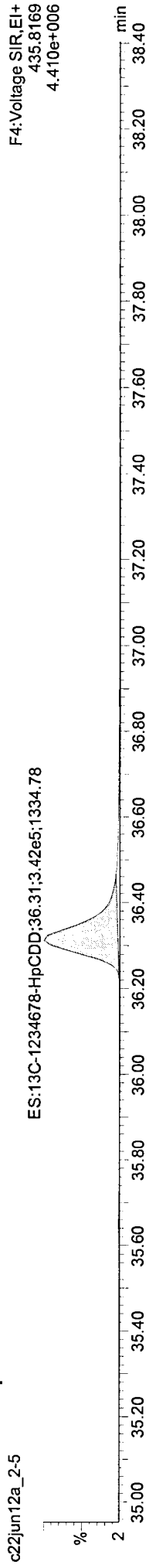
Heptadioxins




Heptadioxins



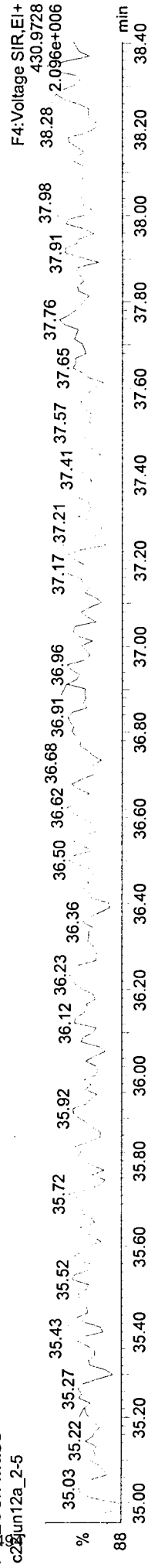
ES:13C-1234678-HpCDD



ES:13C-1234678-HpCDD



F4: Lock Mass



Quantify Sample Report MassLynx 4.1

Sample Summary

Dataset: C:\MassLynx\Default.pro\Results\c22jun12a_2-5.qld

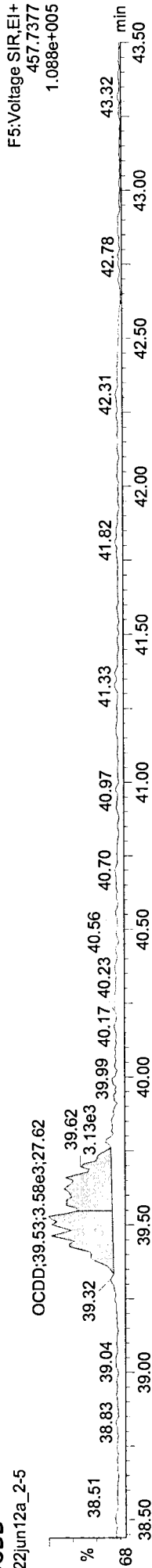
Last Altered: Monday, 6/25/2012 11:51:51 AM Eastern Daylight Time
Printed: Monday, 6/25/2012 11:52:05 AM Eastern Daylight Time

W 1201450

Name: c22jun12a_2-5, ID: 31201450020, User: KAS, Instrument: , Submitter: HRD1735, Task: HRMS3, Description: JW-RB-120507

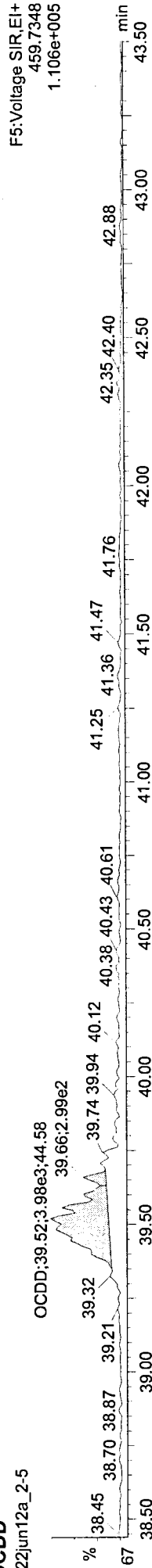
OCDD

c22jun12a_2-5



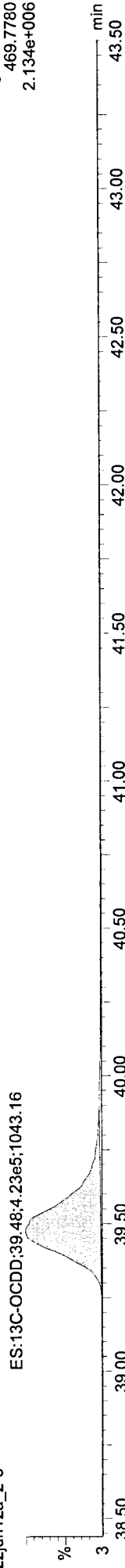
OCDD

c22jun12a_2-5



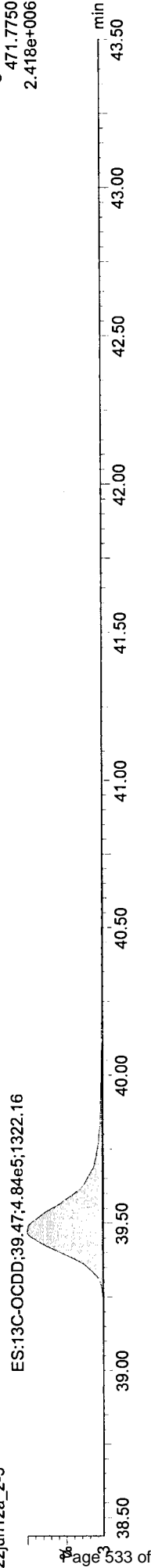
ES:13C-OCDD

c22jun12a_2-5



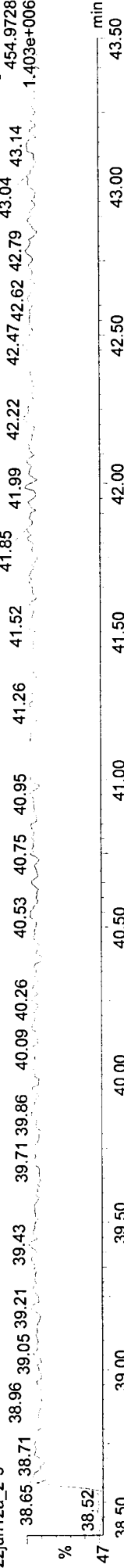
ES:13C-OCDD

c22jun12a_2-5



F5 Lock Mass

c22jun12a_2-5



Quantify Sample Report MassLynx 4.1

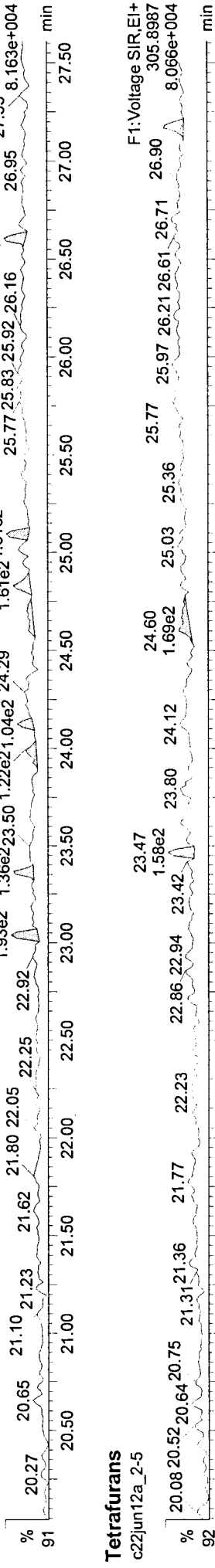
Sample Summary

Dataset: C:\MassLynx\Default.pro\Results\c22jun12a_2-5.qld

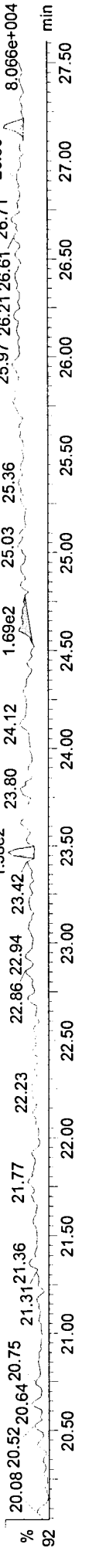
Last Altered: Monday, 6/25/2012 11:51:51 AM Eastern Daylight Time
Printed: Monday, 6/25/2012 11:52:05 AM Eastern Daylight Time

Name: c22jun12a_2-5, ID: 31201450020, User: KAS, Instrument: HRD1735, Task: HRMS3, Description: JW-RB-120507


Tetrafurans
c22jun12a_2-5



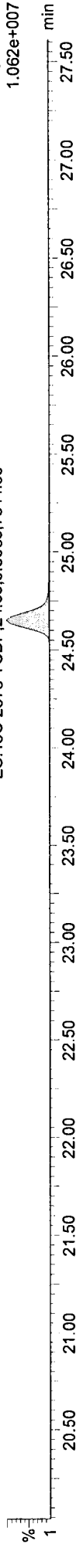
Tetrafurans
c22jun12a_2-5



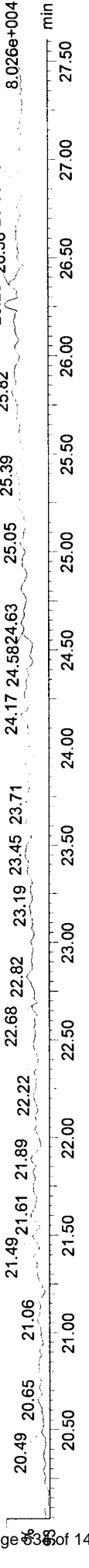
ES:13C-2378-TCDF
c22jun12a_2-5



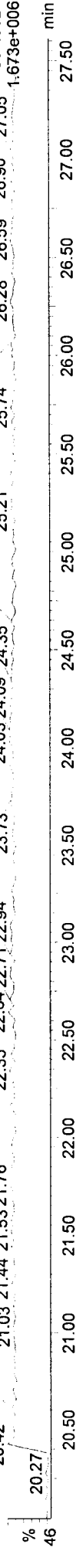
ES:13C-2378-TCDF
c22jun12a_2-5



Hexa Ether
c22jun12a_2-5



F1 Lock Mass
c22jun12a_2-5



Quantify Sample Report
Sample Summary

MassLynx 4.1

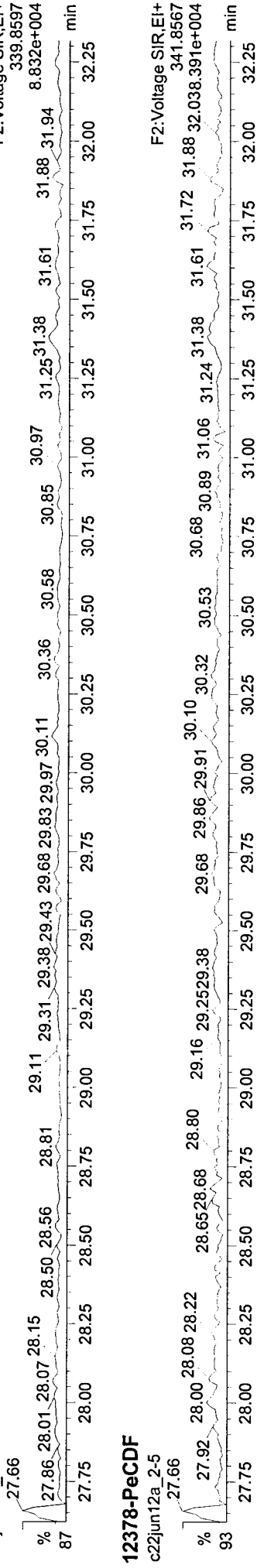
Dataset: C:\MassLynx\Default.pro\Results\c22jun12a_2-5.qld

Last Altered: Monday, 6/25/2012 11:51:51 AM Eastern Daylight Time
Printed: Monday, 6/25/2012 11:52:05 AM Eastern Daylight Time

Name: c22jun12a_2-5, ID: 31201450020, User: KAS, Instrument: , Submitter: HRD1735, Task: HRMS3, Description: JW-RB-120507

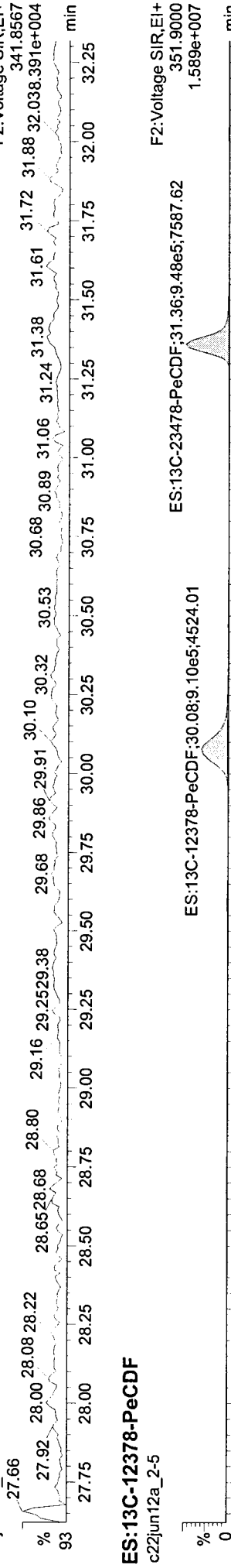
12378-PeCDF

c22jun12a_2-5



12378-PeCDF

c22jun12a_2-5



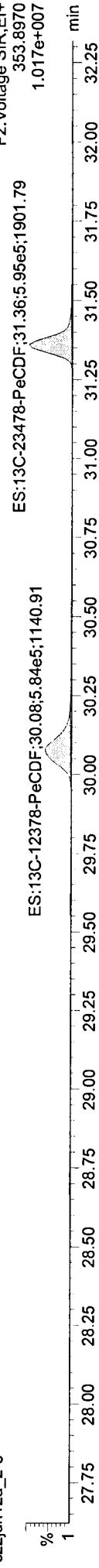
ES:13C-12378-PeCDF

c22jun12a_2-5



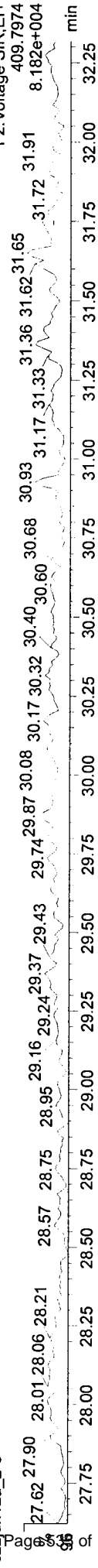
ES:13C-12378-PeCDF

c22jun12a_2-5



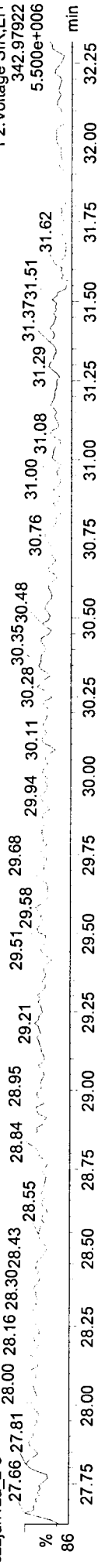
Hepta Ether

c22jun12a_2-5



F2 Lock Mass

c22jun12a_2-5



Quantify Sample Report

MassLynx 4.1

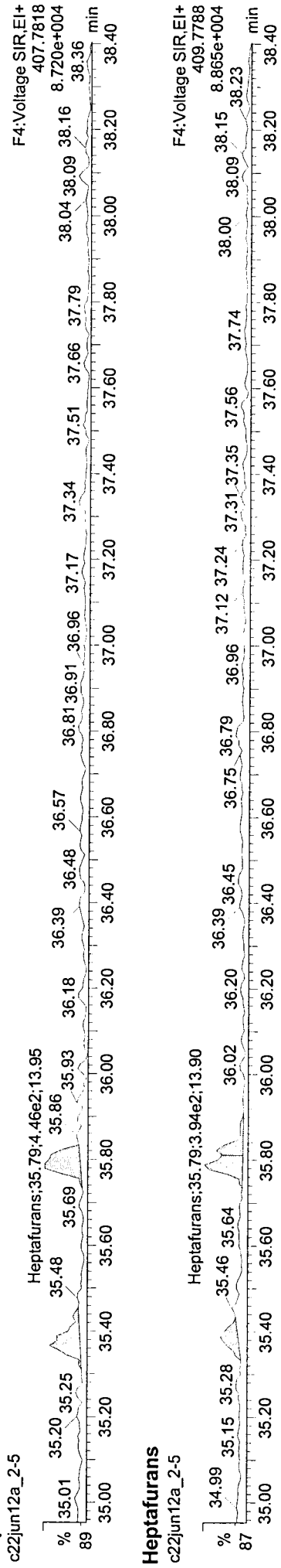
Sample Summary

Dataset: C:\MassLynx\Default.pro\Results\c22jun12a_2-5.qld

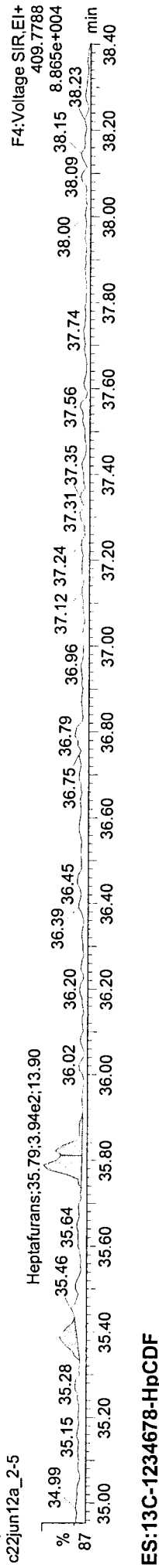
Last Altered: Monday, 6/25/2012 11:51:51 AM Eastern Daylight Time
Printed: Monday, 6/25/2012 11:52:05 AM Eastern Daylight Time

Name: c22jun12a_2-5, ID: 31201450020, User: KAS, Instrument: , Submitter: HRD1735, Task: HRMS3, Description: JW-RB-120507

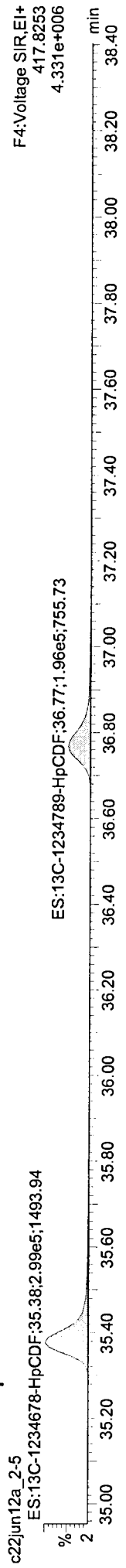
Heptafurans



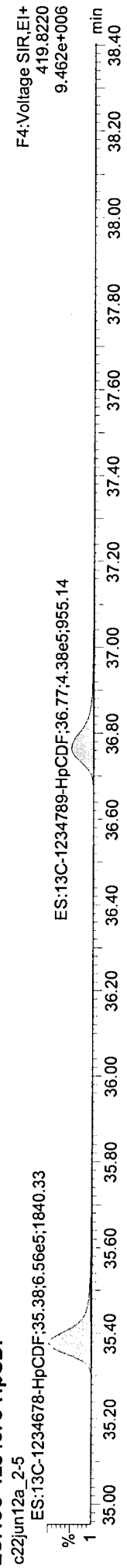
Heptafurans



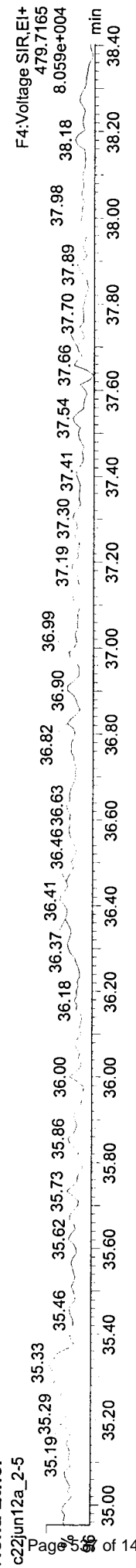
ES:13C-1234678-HpCDF



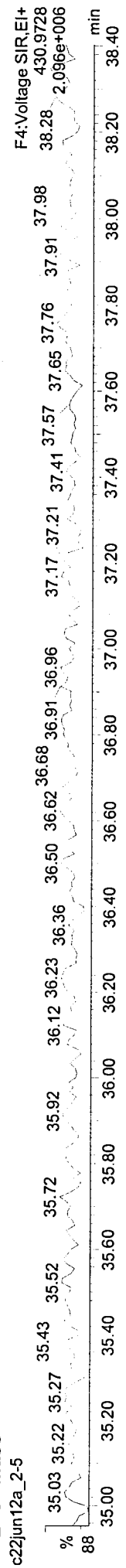
ES:13C-1234678-HpCDF



Nona Ether



F4 Lock Mass



Quantify Sample Report

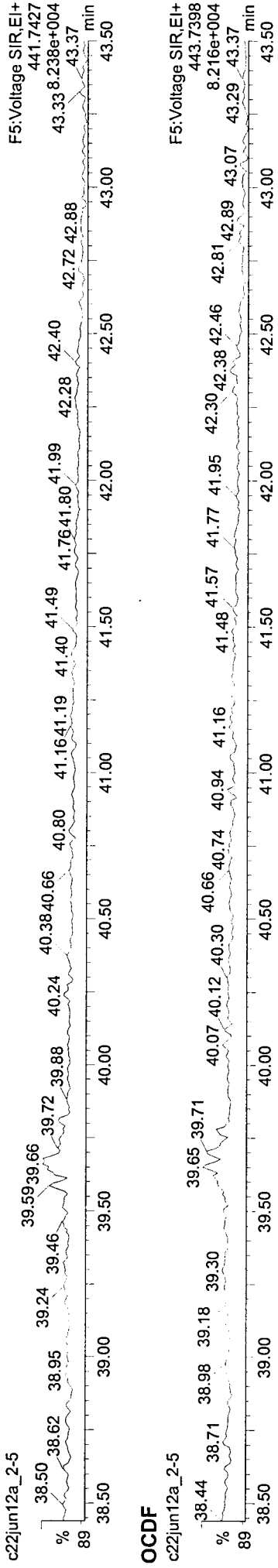
MassLynx 4.1
Sample Summary

Dataset: C:\MassLynx\Default.pro\Results\c22jun12a_2-5.qld

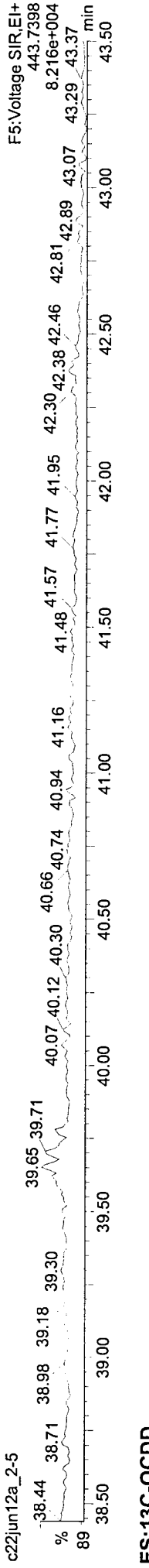
Last Altered: Monday, 6/25/2012 11:51:51 AM Eastern Daylight Time
Printed: Monday, 6/25/2012 11:52:05 AM Eastern Daylight Time

Name: c22jun12a_2-5, ID: 31201450020, User: KAS, Instrument: , Submitter: HRD1735, Task: HRMS3, Description: JW-RB-120507


OCDF




OCDF




ES:13C-OCDD



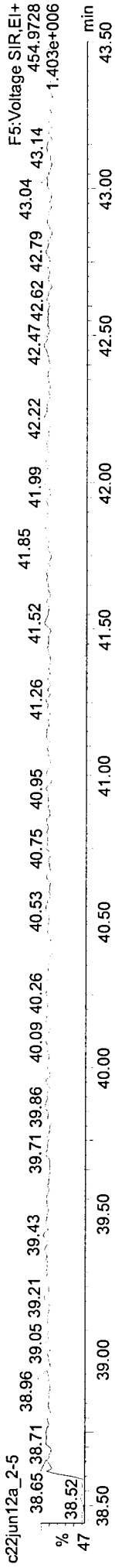
ES:13C-OCDD



Deca Ether



F5 Lock Mass



Quantify Sample Report MassLynx 4.1

Sample Summary

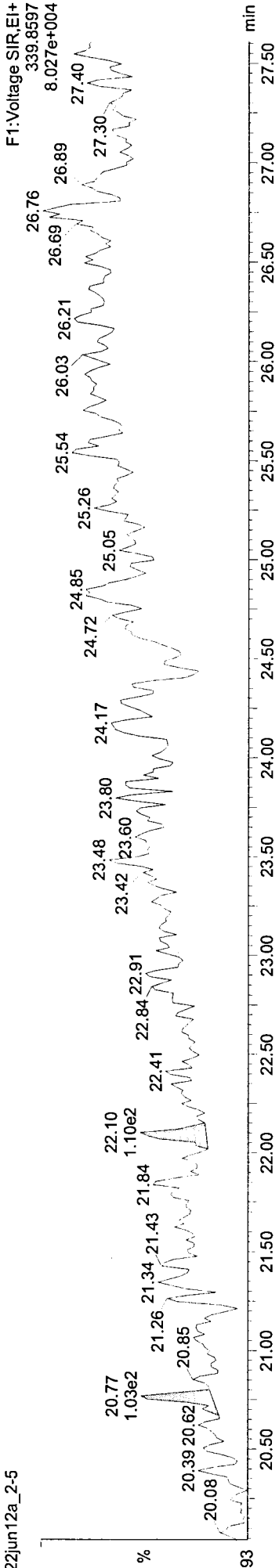
Dataset: C:\MassLynx\Default.pro\Results\c22jun12a_2-5.qld

Last Altered: Monday, 6/25/2012 11:51:51 AM Eastern Daylight Time
Printed: Monday, 6/25/2012 11:52:05 AM Eastern Daylight Time

Name: c22jun12a_2-5, ID: 31201450020, User: KAS, Instrument: , Submitter: HRD1735, Task: HRMS3, Description: JW-RB-120507

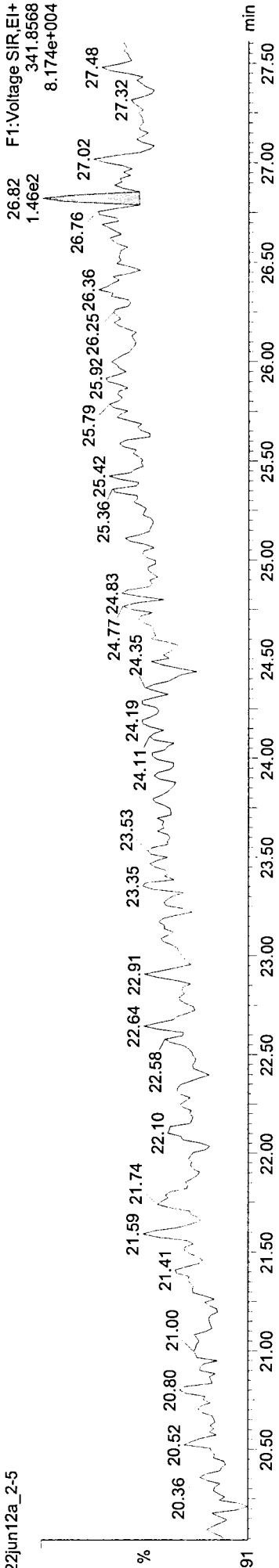
Pentafurans (F1)

c22jun12a_2-5



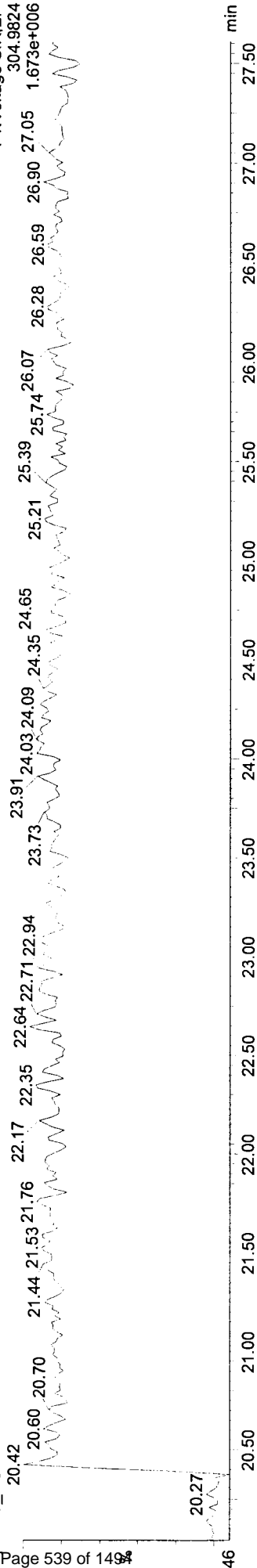
Pentafurans (F1)

c22jun12a_2-5



F1 Lock Mass

c22jun12a_2-5



Results of JW-EA09-COMP-120507

Client Sample ID: **JW-EA09-COMP-120507**
 Client Project ID: **Jeld Wen Surface Sediment**
 Lab Sample ID: 31201450021-A
 Lab Project ID: 31201450

Collection Date: 05/07/2012 18:03
 Received Date: 05/09/2012 10:15
 Matrix: Soil-Solid as dry weight
 Solids (%): 63.40

Results by EPA 1613B

Parameter	Result	EMPC	Qual	DL	LOQ/CL	Units	RT	Ratio
2,3,7,8-TCDD		0.445	J	0.0348	0.527	pg/g	25.57	0.52*
1,2,3,7,8-PeCDD	0.928		J	0.0517	2.64	pg/g	31.63	1.40
1,2,3,4,7,8-HxCDD	1.39		J	0.0928	2.64	pg/g	33.83	1.37
1,2,3,6,7,8-HxCDD	4.89			0.0977	2.64	pg/g	33.90	1.38
1,2,3,7,8,9-HxCDD	3.03			0.0952	2.64	pg/g	34.05	1.39
1,2,3,4,6,7,8-HpCDD	70.6			0.333	2.64	pg/g	36.37	1.04
OCDD	511			0.539	5.27	pg/g	39.54	0.91
2,3,7,8-TCDF	3.26			0.0470	0.527	pg/g	24.67	0.70
2,3,7,8-TCDF [confirm]	2.78			0.0418	0.527	pg/g	22.10	0.79
1,2,3,7,8-PeCDF		0.789	J	0.0947	2.64	pg/g	30.07	1.30*
2,3,4,7,8-PeCDF	1.39		J	0.0525	2.64	pg/g	31.36	1.54
1,2,3,4,7,8-HxCDF	1.27		J	0.0422	2.64	pg/g	33.23	1.15
1,2,3,6,7,8-HxCDF	0.848		J	0.0365	2.64	pg/g	33.32	1.36
2,3,4,6,7,8-HxCDF	1.23		J	0.0426	2.64	pg/g	33.72	1.25
1,2,3,7,8,9-HxCDF	0.395		J	0.0597	2.64	pg/g	34.28	1.29
1,2,3,4,6,7,8-HpCDF	15.3			0.0660	2.64	pg/g	35.40	1.01
1,2,3,4,7,8,9-HpCDF	1.01		J	0.108	2.64	pg/g	36.78	1.01
OCDF	47.4			0.176	5.27	pg/g	39.62	0.91
Total TCDD	50.8	51.9		0.0348	0.527	pg/g		
Total TCDF	35.2	37.5		0.0470	0.527	pg/g		
Total PeCDD	38.5	38.9		0.0517	2.64	pg/g		
Total PeCDF	15.1	17.8		0.0179	2.64	pg/g		
Total HxCDD	62.7	63.9		0.0977	2.64	pg/g		
Total HxCDF	24.2	24.8		0.0597	2.64	pg/g		
Total HpCDD	175			0.333	2.64	pg/g		
Total HpCDF	47.5	48.3		0.108	2.64	pg/g		

World Health Organization Summary

	Units	ND=0	ND=1/2	ND=DL
WHO-2005 TEQ	pg/g	3.96	3.98	4.00
WHO-2005 TEQ w/EMPC	pg/g	4.43	4.43	4.43

Results of JW-EA09-COMP-120507

Client Sample ID: **JW-EA09-COMP-120507**
 Client Project ID: **Jeld Wen Surface Sediment**
 Lab Sample ID: 31201450021-A
 Lab Project ID: 31201450

Collection Date: 05/07/2012 18:03
 Received Date: 05/09/2012 10:15
 Matrix: Soil-Solid as dry weight
 Solids (%): 63.40

Results by EPA 1613B

Parameter	Result	EMPC	Qual	DL	LOQ/CL	Units	RT	Ratio
Labeled Standards								
13C-2378-TCDD	81.0				25.0-164	%		
13C-12378-PeCDD	80.0				25.0-181	%		
13C-123478-HxCDD	64.0				32.0-141	%		
13C-123678-HxCDD	80.0				28.0-130	%		
13C-1234678-HpCDD	64.0				23.0-140	%		
13C-OCDD	41.0				17.0-157	%		
13C-2378-TCDF	75.0				24.0-169	%		
13C-12378-PeCDF	67.0				24.0-185	%		
13C-23478-PeCDF	73.0				21.0-178	%		
13C-123478-HxCDF	70.0				26.0-152	%		
13C-123678-HxCDF	96.0				26.0-123	%		
13C-234678-HxCDF	81.0				29.0-147	%		
13C-123789-HxCDF	69.0				28.0-136	%		
13C-1234678-HpCDF	76.0				28.0-143	%		
13C-1234789-HpCDF	62.0				26.0-138	%		
37Cl-2378-TCDD	97.0				35.0-197	%		

Batch Information

Analytical Batch: **HRD1735**
 Analytical Method: **EPA 1613B**
 Instrument: **HRMS3**
 Analyst: **MAF**
 Analytical Date/Time: **06/23/2012 05:53**
 Dilution: **1**

Prep Batch: **HXX1605**
 Prep Method: **EPA 1613 PREP S/D/T**
 Prep Date/Time: **05/24/2012 00:19**
 Prep Initial Wt./Vol.: **14.95 g**
 Prep Extract Vol: **20 uL**

Analytical Batch: **HRD1753**
 Analytical Method: **EPA 1613B**
 Instrument: **HRMS3**
 Analyst: **JHL**
 Analytical Date/Time: **07/02/2012 13:03**
 Dilution: **1**

Prep Batch: **HXX1605**
 Prep Method: **EPA 1613 PREP S/D/T**
 Prep Date/Time: **05/24/2012 00:19**
 Prep Initial Wt./Vol.: **14.95 g**
 Prep Extract Vol: **20 uL**

Quantify Sample Summary Report
 ### Sample Summary ###
 MassLynx 4.1 SCN627

Dataset: Z:\Default.pro\Results\c22jun12a_2-6.qld

Last Altered: Tuesday, June 26, 2012 17:16:17 Eastern Daylight Time
 Printed: Tuesday, June 26, 2012 17:16:47 Eastern Daylight Time

31201450

Method: C:\MassLynx\Default.PRO\MethDB\1613-062412-db5ms.mdb 24 Jun 2012 17:53:35
 Calibration: C:\MassLynx\Default.PRO\CurveDB\B5MS-0042012_1613.cdb 08 May 2012 08:31:36

Name: c22jun12a_2-6
 Date: 23-Jun-2012
 Time: 05:53:25
 ID: 31201450021
 Submitter: HRD1735
 Task: HRMS3
 Description: JW-EA09-COMP-120507

1378 TODD
 (5.01453) (2000)
 (1.22325) (10) (35) (200)
 0.211 85/w

Rev. not valid

Name	Response	Ion1Area	Ion2Area	RA	RAFail?	RRT	RT	pg/μL	EDL	Height1	Noise1	SN1	Height2	Noise2	SN2	M1	M2	MR...
1	2378-TCDD	5.049e3	1.725e3	3.324e3	0.52	YES	1.0013	25.57	0.0165	2.151e4	892	24.1	3.749e4	817	45.9	db	MM	1.075
2	12378-PeCDD	8.507e3	4.961e3	3.545e3	1.40	NO	1.0007	31.63	0.0245	8.881e4	2707	32.8	6.511e4	775	84.0	MM	MM	1.039
3	123478-HxCDD	9.462e3	5.466e3	3.996e3	1.37	NO	1.0003	33.83	0.0440	1.344e5	2859	47.0	9.606e4	2540	37.8	MM	bd	1.065
4	123678-HxCDD	3.998e4	2.315e4	1.683e4	1.38	NO	1.0003	33.90	0.0463	4.177e5	2859	146.1	3.205e5	2540	126.2	MM	dd	0.996
5	123789-HxCDD	2.269e4	1.318e4	9.512e3	1.39	NO	1.0069	34.05	0.0451	1.975e5	2859	69.1	1.716e5	2540	67.5	MM	db	1.029
6	1234678-HpCDD	4.366e5	2.223e5	2.143e5	1.04	NO	1.0003	36.37	0.1576	2.210e6	4728	467.5	2.177e6	3495	623.0	MM	MM	1.055
7	OCDD	1.975e6	9.385e5	1.037e6	0.91	NO	1.0005	39.54	0.2554	5.103e6	2463	2071.4	5.639e6	2026	2784.0	MM	bb	1.063
8	2378-TCDF	4.938e4	2.040e4	2.898e4	0.70	NO	1.0007	24.67	0.0223	2.203e5	1608	137.0	3.163e5	1559	202.9	MM	dd	0.980
9	12378-PeCDF	9.083e3	5.129e3	3.953e3	1.30	YES	1.0004	30.07	0.0449	5.174e4	3238	16.0	4.489e4	1429	31.4	MM	MM	0.980
10	23478-PeCDF	1.753e4	1.063e4	6.900e3	1.54	NO	1.0003	31.36	0.0249	1.686e5	3238	52.1	1.156e5	1429	80.9	MM	MM	1.022
11	123478-HxCDF	1.298e4	6.954e3	6.022e3	1.15	NO	1.0003	33.23	0.0200	1.391e5	1859	74.8	1.205e5	1878	64.2	MM	MM	1.183
12	123678-HxCDF	1.214e4	6.996e3	5.145e3	1.36	NO	1.0003	33.32	0.0173	1.256e5	1859	67.6	1.028e5	1878	54.8	MM	MM	1.168
13	234678-HxCDF	1.492e4	8.293e3	6.629e3	1.25	NO	1.0003	33.72	0.0202	1.345e5	1859	72.4	1.079e5	1878	57.4	MM	MM	1.178
14	123789-HxCDF	3.656e3	2.057e3	1.599e3	1.29	NO	1.0003	34.28	0.0283	3.612e4	1859	19.4	2.833e4	1878	15.1	bb	bb	1.110
15	1234678-HpCDF	1.715e5	8.608e4	8.544e4	1.01	NO	1.0003	35.40	0.0313	1.205e6	2033	592.5	1.269e6	2038	622.9	MM	MM	1.389
16	1234789-HpCDF	7.744e3	3.900e3	3.844e3	1.01	NO	1.0003	36.78	0.0514	4.894e4	2033	24.1	5.247e4	2038	25.7	MM	MM	1.389
17	OCDF	2.222e5	1.059e5	1.163e5	0.91	NO	1.0026	39.62	0.0833	6.934e5	687	1009.7	8.266e5	1090	758.4	bd	bb	1.290
18	ES:13C-2378-TCDD	2.227e6	9.834e5	1.244e6	0.79	NO	1.0285	25.54	0.0196	1.065e7	1124	9478.1	1.350e7	1408	9587.1	bb	bb	0.991
19	ES:13C-12378-PeCDD	1.862e6	1.076e6	7.862e5	1.37	NO	1.2728	31.60	0.0263	1.978e7	1284	1541...	1.320e7	1582	8342.7	bb	bb	0.835
20	ES:13C-123478-HxCDD	1.344e6	7.458e5	5.980e5	1.25	NO	0.9931	33.82	0.0239	1.600e7	1459	1097...	1.281e7	1676	7644.7	MM	MM	0.971
21	ES:13C-123678-HxCDD	1.732e6	9.709e5	7.608e5	1.28	NO	0.9951	33.89	0.0231	1.643e7	1459	1126...	1.329e7	1676	7929.2	MM	MM	1.005
22	ES:13C-1234678-HpCDD	1.237e6	6.406e5	5.968e5	1.07	NO	1.0676	36.36	0.0487	6.400e6	3086	2073.5	6.136e6	2787	2202.1	MM	MM	0.894
23	ES:13C-OCDD	1.534e6	7.244e5	8.100e5	0.89	NO	1.1605	39.52	0.0530	3.903e6	3820	1021.6	4.332e6	2409	1798.7	bd	bd	0.871
24	ES:13C-2378-TCDF	3.256e6	1.450e6	1.806e6	0.80	NO	0.9927	24.65	0.0127	1.611e7	1238	1301...	2.014e7	1359	14818.1	bb	bb	1.561

Quantify Sample Summary Report
 ### Sample Summary ###

MassLynx 4.1 SCN627

Dataset: Z:\Default.pro\Results\c22jun12a_2-6.qld

Last Altered: Tuesday, June 26, 2012 17:16:17 Eastern Daylight Time
 Printed: Tuesday, June 26, 2012 17:16:47 Eastern Daylight Time

Name: c22jun12a_2-6

Date: 23-Jun-2012

Time: 05:53:25

ID: 31201450021

Submitter: HRD1735

Task: HRMS3

Description: JW-EA09-COMP-120507

Name	Response	Ion1Area	Ion2Area	RA	RAFail?	RRT	RT	pg/μL	EDL	Height1	Noise1	SN1	Height2	Noise2	SN2	M1	M2	MR...
25	ES:13C-12378-PeCDF	2.475e6	1.509e6	9.657e5	1.56	NO 1.2105	30.06	67.397	0.0376	1.617e7	3817	4236.3	1.037e7	2664	3892.7	bb	bb	1.322
26	ES:13C-23478-PeCDF	2.603e6	1.594e6	1.009e6	1.58	NO 1.2625	31.35	72.986	0.0387	2.811e7	3817	7363.7	1.770e7	2664	6642.5	bb	bb	1.284
27	ES:13C-123478-HxCDF	1.826e6	6.330e5	1.193e6	0.53	NO 0.9755	33.22	70.425	0.0908	1.367e7	4774	2863.1	2.609e7	9911	2632.2	MM	MM	1.198
28	ES:13C-123678-HxCDF	2.589e6	9.028e5	1.686e6	0.54	NO 0.9781	33.31	96.220	0.0876	1.609e7	4774	3371.5	2.990e7	9911	3016.5	MM	MM	1.243
29	ES:13C-234678-HxCDF	2.168e6	7.433e5	1.425e6	0.52	NO 0.9899	33.71	81.485	0.0886	1.348e7	4774	2823.7	2.587e7	9911	2610.4	MM	MM	1.229
30	ES:13C-123789-HxCDF	1.756e6	6.054e5	1.151e6	0.53	NO 1.0055	34.24	68.957	0.0925	1.024e7	4774	2145.9	1.940e7	9911	1957.2	bb	bb	1.177
31	ES:13C-1234678-HpCDF	1.699e6	5.319e5	1.167e6	0.46	NO 1.0392	35.39	76.259	0.0672	7.326e6	2927	2502.9	1.643e7	6404	2566.4	MM	MM	1.029
32	ES:13C-1234789-HpCDF	1.169e6	3.569e5	8.124e5	0.44	NO 1.0797	36.77	62.148	0.0796	4.354e6	2927	1487.4	9.465e6	6404	1478.1	bb	bb	0.869
33	JS:13C-1234-TCDD	2.777e6	1.218e6	1.559e6	0.78	NO 0.0000	24.83	100.000	0.0194	1.431e7	1124	1273...	1.812e7	1408	12866.7	bb	bb	1.000
34	JS:13C-123789-HxCDD	2.165e6	1.205e6	9.595e5	1.26	NO 0.0000	34.05	100.000	0.0232	1.878e7	1459	1287...	1.479e7	1676	8820.9	MM	MM	1.000
35	CS:37Cl-2378-TCDD	6.084e5	6.084e5	-	-	- 1.0291	25.56	19.485	0.0066	6.357e6	963	6601.0	-	-	-	MM	-	1.124
36	Tetradoxins	-	2.576e5	-	-	-	-	24.600	0.0165	2.927e6	892	-	-	-	-	-	-	1.075
37	Pentadoxins	-	2.184e5	-	-	-	-	18.460	0.0245	2.343e6	2707	-	-	-	-	-	-	1.039
38	Hexadoxins	-	2.733e5	-	-	-	-	30.275	0.0450	5.107e6	2859	-	-	-	-	-	-	1.030
39	Heptadoxins	-	5.504e5	-	-	-	-	82.777	0.1576	6.519e6	4728	-	-	-	-	-	-	1.055
40	Tetrafurans	-	2.532e5	-	-	-	-	17.795	0.0223	2.618e6	1608	-	-	-	-	-	-	0.980
41	Pentafurans (F1)	-	5.042e4	-	-	-	-	3.247	0.0085	6.361e5	588	-	-	-	-	-	-	1.001
42	Pentafurans	-	8.079e4	-	-	-	-	5.199	0.0345	7.955e5	3238	-	-	-	-	-	-	1.001
43	Hexafurans	-	1.592e5	-	-	-	-	11.756	0.0209	3.407e6	1859	-	-	-	-	-	-	1.160
44	Heptafurans	-	2.451e5	-	-	-	-	22.876	0.0395	3.325e6	2033	-	-	-	-	-	-	1.389
45	Hexa Ether	-	-	-	-	-	-	-	-	-	509	-	-	-	-	-	-	-
46	Hepta Ether	-	-	-	-	-	-	-	-	-	491	-	-	-	-	-	-	-
47	Octa Ether	-	-	-	-	-	-	-	-	-	534	-	-	-	-	-	-	-
48	Nona Ether	-	-	-	-	-	-	-	-	-	1430	-	-	-	-	-	-	-
49	Deca Ether	-	-	-	-	-	-	-	-	-	372	-	-	-	-	-	-	-
50	F1 Lock Mass	-	-	-	-	-	-	-	0.0000	-	46728	-	-	-	-	-	-	189...
51	F2 Lock Mass	-	-	-	-	-	-	-	0.0000	-	94598	-	-	-	-	-	-	254...
52	F3 Lock Mass	-	-	-	-	-	-	-	0.0000	-	44244	-	-	-	-	-	-	740...

Quantify Sample Summary Report **MassLynx 4.1 SCN627**
 ### Sample Summary ###

Dataset: Z:\Default.pro\Results\c22jun12a_2-6.qld
 Last Altered: Tuesday, June 26, 2012 17:16:17 Eastern Daylight Time
 Printed: Tuesday, June 26, 2012 17:16:47 Eastern Daylight Time

1201450

Name: c22jun12a_2-6
 Date: 23-Jun-2012
 Time: 05:53:25
 ID: 31201450021
 Submitter: HRD1735
 Task: HRMS3
 Description: JW-EA09-COMP-120507

Name	Response	Ion1Area	Ion2Area	RA	RAFail?	RRT	RT	pg/μL	EDL	Height1	Noise1	SN1	Height2	Noise2	SN2	M1	M2	MR...
53	F4 Lock Mass	-	-	-	-	-	-	-	-	-	42567	-	-	-	-	-	-	-
54	F5 Lock Mass	-	-	-	-	-	-	-	0.0000	-	36909	-	-	-	-	-	-	173...

Quantify Totals Report MassLynx 4.1 SCN627

Sample Summary

Dataset: Z:\Default.pro\Results\c22jun12a_2-6.qld

Lab Altered: Tuesday, June 26, 2012 17:16:17 Eastern Daylight Time
 Printed: Tuesday, June 26, 2012 17:16:47 Eastern Daylight Time

1201450

Method: C:\MassLynx\Default.PRO\MethDB\lm1613-062412-db5ms.mdb 24 Jun 2012 17:53:35
 Calibration: C:\MassLynx\Default.PRO\CurveDB\B5MS-0042012_1613.cdb 08 May 2012 08:31:36

Name: c22jun12a_2-6
 Date: 23-Jun-2012
 Time: 05:53:25
 ID: 31201450021
 Submitter: HRD1735
 Task: HRMS3
 Description: JW-EA09-COMP-120507

Tetradioxins

	Name	Response	Ion1Area	Ion2Area	RA	RAFail?	RRT	RT	pg/µL	EDL	Height1	Noise1	SN1	Height2	Noise2	SN2	M2	M2
1	2378-TCDD	5.049e3	1.725e3	3.324e3	0.519	YES	1.00	25.57	0.211	0.0165	2.151e4	892	24.1	3.749e4	817	45.9	db	MM
2	Tetradioxins	3.004e4	1.248e4	1.756e4	0.711	NO	0.00	25.28	1.254	0.0165	1.052e5	892	117.8	1.442e5	817	176.5	bd	bb
3	Tetradioxins	4.746e4	2.107e4	2.640e4	0.798	NO	0.00	24.85	1.982	0.0165	2.383e5	892	267.0	2.931e5	817	358.8	MM	MM
4	Tetradioxins	4.005e3	2.024e3	1.981e3	1.022	YES	0.00	24.52	0.167	0.0165	2.139e4	892	24.0	2.472e4	817	30.3	MM	MM
5	Tetradioxins	4.512e3	2.001e3	2.511e3	0.797	NO	0.00	24.17	0.188	0.0165	2.039e4	892	22.8	2.449e4	817	30.0	db	db
6	Tetradioxins	2.993e4	1.321e4	1.672e4	0.790	NO	0.00	23.99	1.250	0.0165	1.463e5	892	163.9	1.759e5	817	215.2	dd	dd
7	Tetradioxins	1.629e4	6.950e3	9.337e3	0.744	NO	0.00	23.78	0.680	0.0165	7.332e4	892	82.2	1.032e5	817	126.3	dd	dd
8	Tetradioxins	2.281e4	9.903e3	1.290e4	0.768	NO	0.00	23.55	0.952	0.0165	1.107e5	892	124.0	1.536e5	817	188.0	bd	bd
9	Tetradioxins	4.554e3	1.821e3	2.733e3	0.666	NO	0.00	22.91	0.190	0.0165	1.860e4	892	20.8	2.970e4	817	36.4	MM	MM
10	Tetradioxins	1.929e5	8.600e4	1.069e5	0.804	NO	0.00	22.55	8.055	0.0165	9.984e5	892	1118.7	1.198e6	817	1466.3	MM	MM
11	Tetradioxins	2.284e5	9.888e4	1.296e5	0.763	NO	0.00	22.30	9.539	0.0165	1.157e6	892	1296.4	1.532e6	817	1875.1	MM	MM
12	Tetradioxins	3.151e3	1.569e3	1.582e3	0.992	YES	0.00	25.93	0.132	0.0165	1.618e4	892	18.1	1.695e4	817	20.7	MM	MM

Quantify Totals Report MassLynx 4.1 SCN627

Sample Summary

Dataset: Z:\Default.pro\Results\c22jun12a_2-6.qld

Last Altered: Tuesday, June 26, 2012 17:16:17 Eastern Daylight Time
 Printed: Tuesday, June 26, 2012 17:16:47 Eastern Daylight Time

Name: c22jun12a_2-6

Date: 23-Jun-2012

Time: 05:53:25

ID: 31201450021

Submitter: HRD1735

Task: HRMS3

Description: JW-EA09-COMP-120507

Pentadioxins

Name	Response	Ion1Area	Ion2Area	RA	RAFail?	RRT	RT	pg/µL	EDL	Height1	Noise1	SN1	Height2	Noise2	SN2	M2
1 Pentadioxins	1.070e5	6.522e4	4.175e4	1.562	NO	0.00	30.62	5.527	0.0245	6.154e5	2707	227.3	4.110e5	775	530.6	MM
2 Pentadioxins	1.165e5	7.126e4	4.520e4	1.577	NO	0.00	30.27	6.017	0.0245	7.760e5	2707	286.7	4.603e5	775	594.3	MM
3 Pentadioxins	4.148e3	2.742e3	1.406e3	1.950	YES	0.00	29.50	0.214	0.0245	3.029e4	2707	11.2	1.904e4	775	24.6	MM
4 Pentadioxins	7.065e4	4.258e4	2.807e4	1.517	NO	0.00	28.88	3.651	0.0245	3.479e5	2707	128.5	2.346e5	775	302.8	MM
5 Pentadioxins	2.480e3	1.487e3	9.930e2	1.498	NO	0.00	31.90	0.128	0.0245	3.121e4	2707	11.5	1.932e4	775	24.9	bb
6 Pentadioxins	2.771e3	1.725e3	1.046e3	1.649	NO	0.00	31.67	0.143	0.0245	3.817e4	2707	14.1	2.507e4	775	32.4	MM
7 12378-PeCDD	8.507e3	4.961e3	3.545e3	1.400	NO	1.00	31.63	0.440	0.0245	8.881e4	2707	32.8	6.511e4	775	84.0	MM
8 Pentadioxins	3.670e4	2.292e4	1.377e4	1.664	NO	0.00	31.25	1.896	0.0245	3.662e5	2707	135.3	2.235e5	775	288.6	MM
9 Pentadioxins	8.582e3	5.486e3	3.097e3	1.771	NO	0.00	30.89	0.443	0.0245	4.872e4	2707	18.0	3.055e4	775	39.4	MM

Hexadioxins

Name	Response	Ion1Area	Ion2Area	RA	RAFail?	RRT	RT	pg/µL	EDL	Height1	Noise1	SN1	Height2	Noise2	SN2	M2
1 123789-HxCDD	2.269e4	1.318e4	9.512e3	1.385	NO	1.01	34.05	1.434	0.0451	1.975e5	2859	69.1	1.716e5	2540	67.5	db
2 Hexadioxins	8.548e3	5.159e3	3.389e3	1.522	YES	0.00	33.99	0.540	0.0450	1.015e5	2859	35.5	6.377e4	2540	25.1	MM
3 123678-HxCDD	3.998e4	2.315e4	1.683e4	1.376	NO	1.00	33.90	2.319	0.0463	4.177e5	2859	146.1	3.205e5	2540	126.2	MM
4 123478-HxCDD	9.462e3	5.466e3	3.996e3	1.368	NO	1.00	33.83	0.661	0.0440	1.344e5	2859	47.0	9.606e4	2540	37.8	MM
5 Hexadioxins	1.457e5	8.376e4	6.195e4	1.352	NO	0.00	33.39	9.202	0.0450	1.241e6	2859	434.1	9.564e5	2540	376.5	MM
6 Hexadioxins	1.773e5	9.895e4	7.836e4	1.263	NO	0.00	33.21	11.197	0.0450	2.051e6	2859	717.7	1.646e6	2540	647.8	MM
7 Hexadioxins	7.622e4	4.260e4	3.362e4	1.267	NO	0.00	32.85	4.813	0.0450	9.372e5	2859	327.9	7.813e5	2540	307.6	MM
8 Hexadioxins	1.724e3	9.993e2	7.242e2	1.380	NO	0.00	32.46	0.109	0.0450	2.631e4	2859	9.2	1.858e4	2540	7.3	bb

Quantify Totals Report MassLynx 4.1 SCN627

Sample Summary

Dataset: Z:\Default.pro\Results\c22jun12a_2-6.qld

Lab Altered: Tuesday, June 26, 2012 17:16:17 Eastern Daylight Time
 Printed: Tuesday, June 26, 2012 17:16:47 Eastern Daylight Time

201450

Name: c22jun12a_2-6

Date: 23-Jun-2012

Time: 05:53:25

ID: 31201450021

Submitter: HRD1735

Task: HRMS3

Description: JW-EA09-COMP-120507

Heptadioxins

	Name	Response	Ion1Area	Ion2Area	RA	RAFail?	RRT	RT	pg/µL	EDL	Height1	Noise1	SN1	Height2	Noise2	SN2	M2
1	1234678-HpCDD	4.366e5	2.223e5	2.143e5	1.037	NO	1.00	36.37	33.443	0.1576	2.210e6	4728	467.5	2.177e6	3495	623.0	MM
2	Heptadioxins	6.441e5	3.281e5	3.160e5	1.038	NO	0.00	35.64	49.334	0.1576	4.309e6	4728	911.3	4.166e6	3495	1192.0	MM

Tetrafurans

	Name	Response	Ion1Area	Ion2Area	RA	RAFail?	RRT	RT	pg/µL	EDL	Height1	Noise1	SN1	Height2	Noise2	SN2	M2
1	Tetrafurans	5.547e4	2.477e4	3.070e4	0.807	NO	0.00	22.18	1.738	0.0223	2.303e5	1608	143.2	2.761e5	1559	177.1	db
2	Tetrafurans	8.543e4	3.854e4	4.689e4	0.822	NO	0.00	21.87	2.677	0.0223	3.414e5	1608	212.4	4.063e5	1559	260.7	dd
3	Tetrafurans	3.699e4	1.671e4	2.028e4	0.824	NO	0.00	21.57	1.159	0.0223	1.969e5	1608	122.5	2.348e5	1559	150.6	bd
4	Tetrafurans	1.537e4	6.841e3	8.533e3	0.802	NO	0.00	21.07	0.482	0.0223	8.500e4	1608	52.9	1.071e5	1559	68.7	bb
5	Tetrafurans	2.376e4	1.067e4	1.309e4	0.815	NO	0.00	20.67	0.744	0.0223	1.324e5	1608	82.4	1.620e5	1559	103.9	bb
6	Tetrafurans	2.814e3	1.317e3	1.497e3	0.880	NO	0.00	25.21	0.088	0.0223	1.633e4	1608	10.2	1.571e4	1559	10.1	db
7	Tetrafurans	4.097e4	1.758e4	2.339e4	0.752	NO	0.00	25.01	1.284	0.0223	1.862e5	1608	115.8	2.331e5	1559	149.6	bd
8	2378-TCDF	4.938e4	2.040e4	2.898e4	0.704	NO	1.00	24.67	1.547	0.0223	2.203e5	1608	137.0	3.163e5	1559	202.9	MM
9	Tetrafurans	1.342e4	5.586e3	7.837e3	0.713	NO	0.00	24.44	0.421	0.0223	5.508e4	1608	34.3	7.398e4	1559	47.5	dd
10	Tetrafurans	7.690e3	3.202e3	4.488e3	0.713	NO	0.00	24.22	0.241	0.0223	3.858e4	1608	24.0	5.425e4	1559	34.8	dd
11	Tetrafurans	1.601e4	7.325e3	8.685e3	0.843	NO	0.00	24.02	0.502	0.0223	7.696e4	1608	47.9	9.755e4	1559	62.6	dd
12	Tetrafurans	4.383e4	2.009e4	2.373e4	0.847	NO	0.00	23.76	1.373	0.0223	2.119e5	1608	131.8	2.423e5	1559	155.4	bd
13	Tetrafurans	6.474e4	2.829e4	3.645e4	0.776	NO	0.00	23.37	2.028	0.0223	2.681e5	1608	166.7	3.536e5	1559	226.9	dd
14	Tetrafurans	1.470e4	6.876e3	7.824e3	0.879	NO	0.00	23.20	0.461	0.0223	7.371e4	1608	45.8	9.416e4	1559	60.4	dd
15	Tetrafurans	1.516e4	6.646e3	8.512e3	0.781	NO	0.00	23.01	0.475	0.0223	8.381e4	1608	52.1	1.062e5	1559	68.1	bd
16	Tetrafurans	2.606e4	1.252e4	1.354e4	0.925	YES	0.00	22.74	0.816	0.0223	1.400e5	1608	87.1	1.490e5	1559	95.6	db
17	Tetrafurans	3.956e4	1.783e4	2.172e4	0.821	NO	0.00	22.50	1.239	0.0223	1.510e5	1608	93.9	1.773e5	1559	113.7	bd
18	Tetrafurans	8.798e3	4.390e3	4.408e3	0.996	YES	0.00	24.60	0.276	0.0223	6.727e4	1608	41.8	7.810e4	1559	50.1	MM
19	Tetrafurans	7.829e3	3.588e3	4.241e3	0.846	NO	0.00	26.77	0.245	0.0223	4.241e4	1608	26.4	4.622e4	1559	29.7	MM

Quantify Totals Report MassLynx 4.1 SCN627

Sample Summary

Dataset: Z:\Default.pro\Results\c22jun12a_2-6.qld

Last Altered: Tuesday, June 26, 2012 17:16:17 Eastern Daylight Time
 Printed: Tuesday, June 26, 2012 17:16:47 Eastern Daylight Time

Name: c22jun12a_2-6
 Date: 23-Jun-2012
 Time: 05:53:25
 ID: 31201450021
 Submitter: HRD1735
 Task: HRMS3
 Description: JW-EA09-COMP-120507

Pentafurans (F1)

Name	Response	Ion1Area	Ion2Area	RA	RAFail?	RRT	RT	Pg/µL	EDL	Height1	Noise1	SN1	Height2	Noise2	SN2	M2
Pentafurans (F1)	8.251e4	5.042e4	3.209e4	1.571	NO	0.00	26.76	3.247	0.0085	6.361e5	588	1081.1	4.044e5	560	721.8	bb

Pentafurans

Name	Response	Ion1Area	Ion2Area	RA	RAFail?	RRT	RT	Pg/µL	EDL	Height1	Noise1	SN1	Height2	Noise2	SN2	M2
Pentafurans	5.091e4	3.122e4	1.969e4	1.586	NO	0.00	28.72	2.004	0.0345	2.252e5	3238	69.6	1.250e5	1429	87.5	MM
Pentafurans	1.564e4	9.759e3	5.878e3	1.660	NO	0.00	28.47	0.615	0.0345	8.947e4	3238	27.6	5.049e4	1429	35.3	MM
Pentafurans	1.081e3	7.042e2	3.768e2	1.869	YES	0.00	31.10	0.043	0.0345	1.292e4	3238	4.0	7.750e3	1429	5.4	bb
Pentafurans	1.064e4	5.967e3	4.673e3	1.277	YES	0.00	30.50	0.419	0.0345	5.006e4	3238	15.5	4.110e4	1429	28.8	MM
12378-PeCDF	9.083e3	5.129e3	3.953e3	1.297	YES	1.00	30.07	0.374	0.0449	5.174e4	3238	16.0	4.489e4	1429	31.4	MM
Pentafurans	2.970e3	1.652e3	1.318e3	1.254	YES	0.00	29.84	0.117	0.0345	2.045e4	3238	6.3	1.685e4	1429	11.8	MM
Pentafurans	1.632e4	1.031e4	6.003e3	1.718	NO	0.00	29.60	0.642	0.0345	9.891e4	3238	30.5	5.764e4	1429	40.3	MM
Pentafurans	1.070e3	7.231e2	3.468e2	2.085	YES	0.00	32.03	0.042	0.0345	1.742e4	3238	5.4	8.625e3	1429	6.0	bb
23478-PeCDF	1.753e4	1.063e4	6.900e3	1.541	NO	1.00	31.36	0.659	0.0249	1.686e5	3238	52.1	1.156e5	1429	80.9	MM
Pentafurans	7.203e3	4.684e3	2.519e3	1.859	YES	0.00	31.25	0.283	0.0345	6.062e4	3238	18.7	4.083e4	1429	28.6	MM

Quantify Totals Report MassLynx 4.1 SCN627

Sample Summary

Dataset: Z:\Default:pro\Results\c22jun12a_2-6.qld

Last Altered: Tuesday, June 26, 2012 17:16:17 Eastern Daylight Time
 Printed: Tuesday, June 26, 2012 17:16:47 Eastern Daylight Time

Name: c22jun12a_2-6

Date: 23-Jun-2012

Time: 05:53:25

ID: 31201450021

Submitter: HRD1735

Task: HRMS3

Description: JW-EA09-COMP-120507

Hexafurans

Name	Response	Ion1Area	Ion2Area	RA	RAFail?	RRT	RT	Pg/µL	EDL	Height1	Noise1	SN1	Height2	Noise2	SN2	M2
1 123478-HxCDF	1.298e4	6.954e3	6.022e3	1.155	NO	1.00	33.23	0.601	0.0200	1.391e5	1859	74.8	1.205e5	1878	64.2	MM
2 Hexafurans	3.431e3	2.150e3	1.281e3	1.678	YES	0.00	33.16	0.142	0.0209	5.138e4	1859	27.6	3.003e4	1878	16.0	MM
3 Hexafurans	1.028e5	5.784e4	4.494e4	1.287	NO	0.00	32.94	4.251	0.0209	1.277e6	1859	686.9	9.772e5	1878	520.4	MM
4 Hexafurans	4.548e3	2.628e3	1.920e3	1.369	NO	0.00	32.82	0.188	0.0209	5.031e4	1859	27.1	3.871e4	1878	20.6	MM
5 Hexafurans	9.726e4	5.367e4	4.359e4	1.231	NO	0.00	32.61	4.023	0.0209	1.164e6	1859	626.0	9.431e5	1878	502.3	MM
6 Hexafurans	3.014e4	1.660e4	1.355e4	1.226	NO	0.00	32.50	1.247	0.0209	3.917e5	1859	210.7	3.075e5	1878	163.7	MM
7 123789-HxCDF	3.656e3	2.057e3	1.599e3	1.287	NO	1.00	34.28	0.187	0.0283	3.612e4	1859	19.4	2.833e4	1878	15.1	bb
8 234678-HxCDF	1.492e4	8.293e3	6.629e3	1.251	NO	1.00	33.72	0.584	0.0202	1.345e5	1859	72.4	1.079e5	1878	57.4	MM
9 123678-HxCDF	1.214e4	6.996e3	5.145e3	1.360	NO	1.00	33.32	0.402	0.0173	1.256e5	1859	67.6	1.028e5	1878	54.8	MM
10 Hexafurans	3.163e3	1.973e3	1.189e3	1.659	YES	0.00	32.71	0.131	0.0209	3.772e4	1859	20.3	2.682e4	1878	14.3	MM

Heptafurans

Name	Response	Ion1Area	Ion2Area	RA	RAFail?	RRT	RT	Pg/µL	EDL	Height1	Noise1	SN1	Height2	Noise2	SN2	M2
1 1234789-HpCDF	7.744e3	3.900e3	3.844e3	1.014	NO	1.00	36.78	0.477	0.0514	4.894e4	2033	24.1	5.247e4	2038	25.7	MM
2 Heptafurans	2.945e5	1.513e5	1.432e5	1.057	NO	0.00	35.77	14.785	0.0395	2.027e6	2033	997.2	1.872e6	2038	918.8	MM
3 Heptafurans	6.835e3	3.867e3	2.968e3	1.303	YES	0.00	35.63	0.343	0.0395	4.356e4	2033	21.4	4.170e4	2038	20.5	MM
4 1234678-HpCDF	1.715e5	8.608e4	8.544e4	1.007	NO	1.00	35.40	7.271	0.0313	1.205e6	2033	592.5	1.269e6	2038	622.9	MM

Quantify Sample Report

Manual Integrations

Dataset: Z:\Default.pro\Results\c22jun12a_2-6.qld

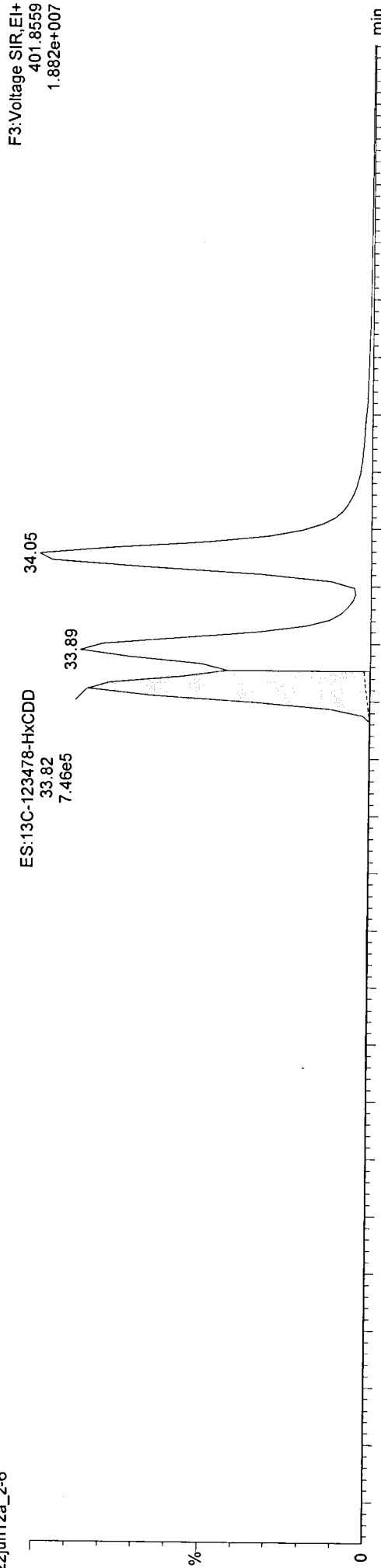
Last Altered: Monday, June 25, 2012 14:03:47 Eastern Daylight Time
Printed: Monday, June 25, 2012 14:03:50 Eastern Daylight Time

Method: C:\MassLynx\Default.PRO\MethDB\m1613-062412-db5ms.mdb 24 Jun 2012 17:53:35
Calibration: C:\MassLynx\Default.PRO\CurveDB\MS-0042012_1613.cdb 08 May 2012 08:31:36

Name: c22jun12a_2-6, ID: 31201450021, Date: 23-Jun-2012, Time: 05:53:25, Submitter: HRD1735, Description: JW-EA09-COMP-120507, User: KAS

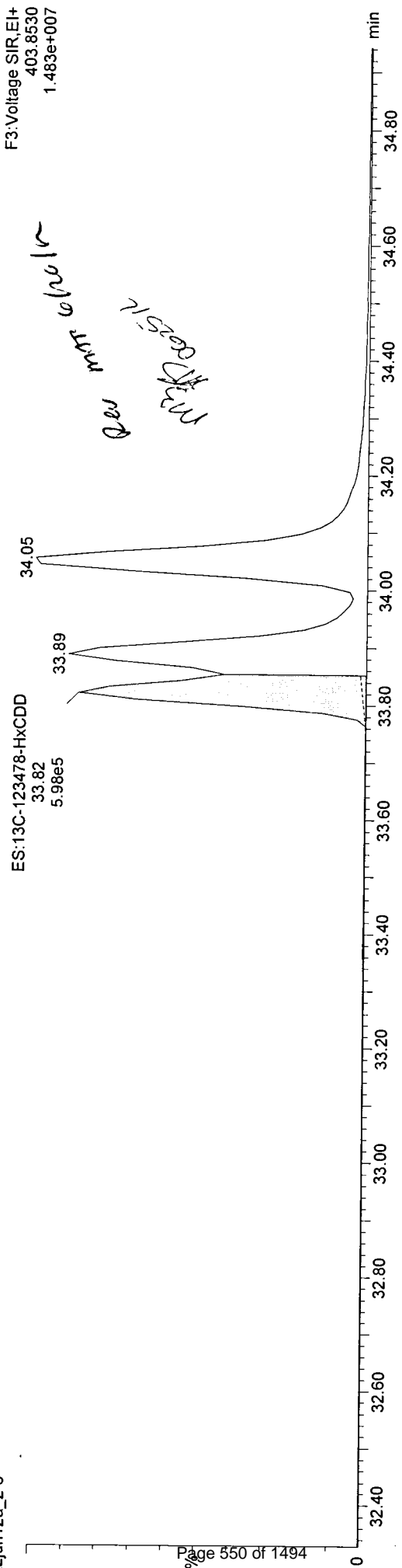
ES:13C-123478-HxCDD

c22jun12a_2-6



F3:Voltage SIR,EI+
401.8559
1.882e+007

c22jun12a_2-6



F3:Voltage SIR,EI+
403.8530
1.483e+007

Quantify Sample Report MassLynx 4.1 SCN627

Manual Integrations

Dataset: Z:\Default.pro\Results\c22jun12a_2-6.qld

Last Altered: Monday, June 25, 2012 14:03:58 Eastern Daylight Time
Printed: Monday, June 25, 2012 14:04:02 Eastern Daylight Time

201450

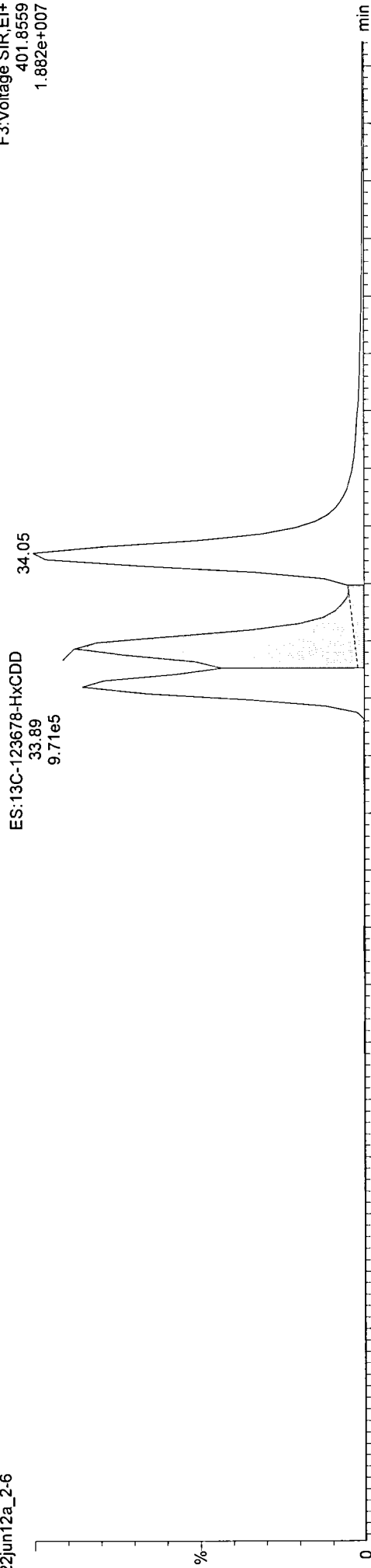
Method: C:\MassLynx\Default.PRO\MethDB\m1613-062412-db5ms.mdb 24 Jun 2012 17:53:35
Calibration: C:\MassLynx\Default.PRO\CurveDB\MS-0042012_1613.cdb 08 May 2012 08:31:36

Name: c22jun12a_2-6, ID: 31201450021, Date: 23-Jun-2012, Time: 05:53:25, Submitter: HRD1735, Description: JW-EA09-COMP-120507, User: KAS

ES:13C-123678-HxCDD

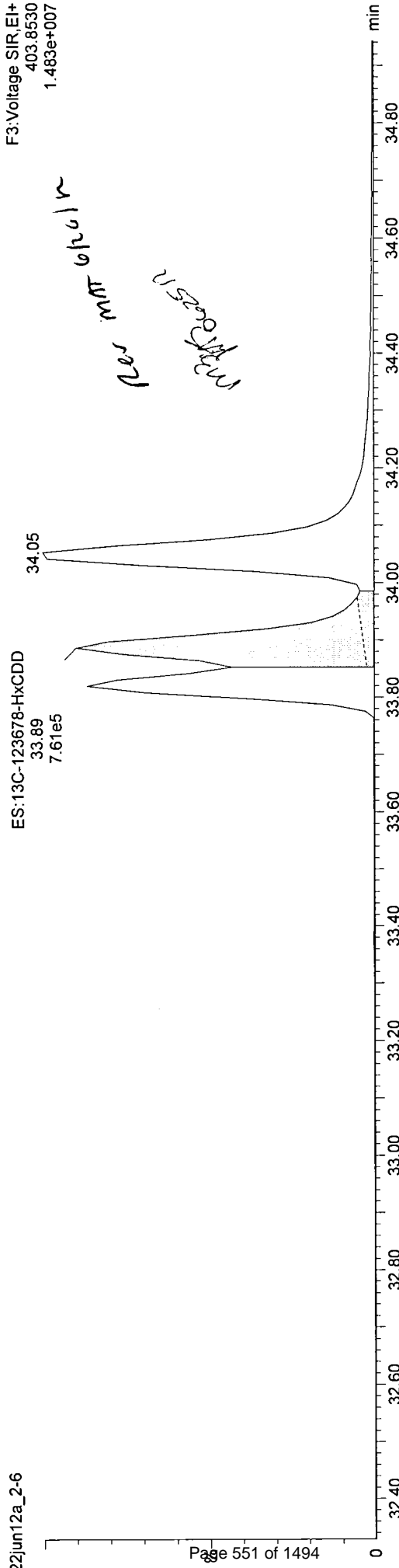
c22jun12a_2-6

F3:Voltage SIR,EI+
401.8559
1.882e+007



c22jun12a_2-6

F3:Voltage SIR,EI+
403.8530
1.483e+007



Quantify Sample Report

MassLynx 4.1 SCN627
Manual Integrations

Dataset: Z:\Default.pro\Results\c22jun12a_2-6.qld

Last Altered: Monday, June 25, 2012 14:04:22 Eastern Daylight Time
Printed: Monday, June 25, 2012 14:04:24 Eastern Daylight Time

W1201450

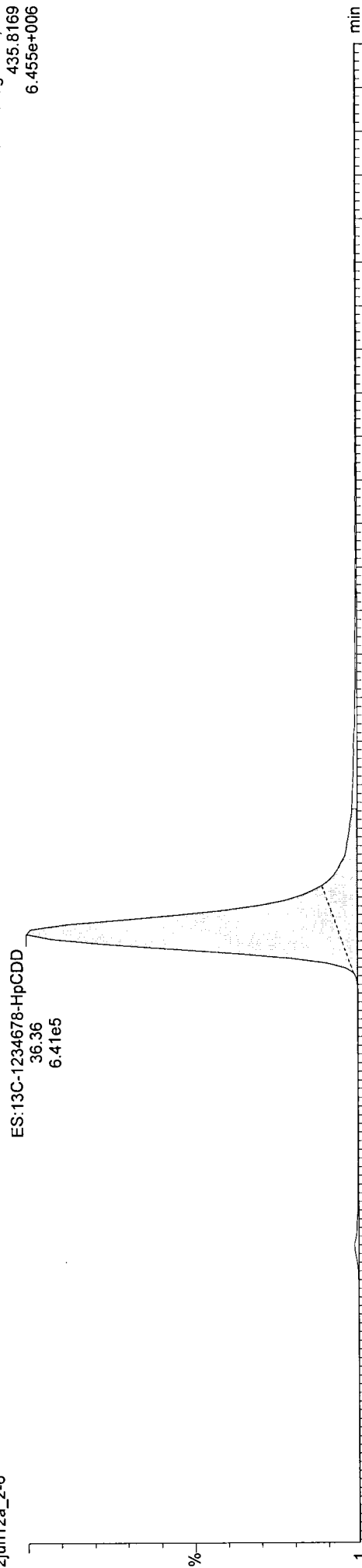
Method: C:\MassLynx\Default.PRO\MethDB\m1613-062412-db5ms.mdb 24 Jun 2012 17:53:35
Calibration: C:\MassLynx\Default.PRO\CurveDB\MS-0042012_1613.cdb 08 May 2012 08:31:36

Name: c22jun12a_2-6, ID: 31201450021, Date: 23-Jun-2012, Time: 05:53:25, Submitter: HRD1735, Description: JW-EA09-COMP-120507, User: KAS

ES:13C-1234678-HpCDD

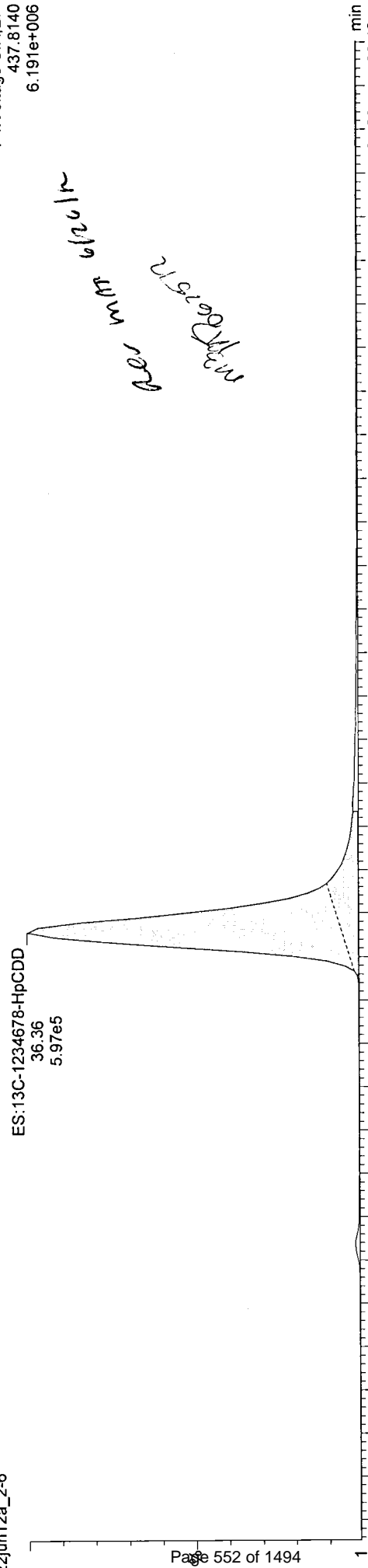
c22jun12a_2-6

F4: Voltage SIR, EI+
435.8169
6.455e+006



c22jun12a_2-6

F4: Voltage SIR, EI+
437.8140
6.191e+006



Quantify Sample Report

MassLynx 4.1 SCN627
Manual Integrations

Dataset: Z:\Default.pro\Results\c22jun12a_2-6.qld

Last Altered: Monday, June 25, 2012 14:04:40 Eastern Daylight Time
Printed: Monday, June 25, 2012 14:04:42 Eastern Daylight Time

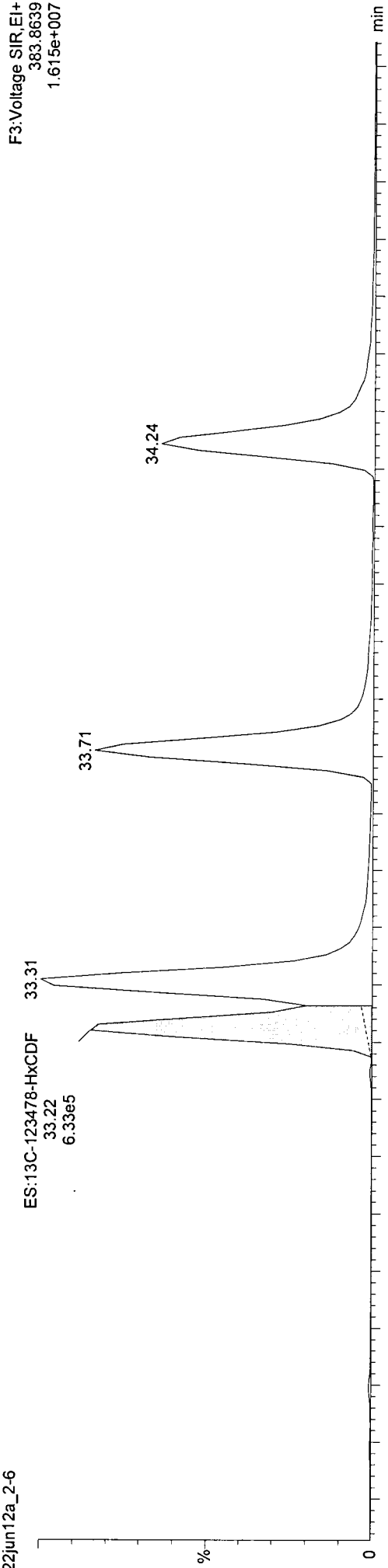
201450

Method: C:\MassLynx\Default.PRO\MethDB\m1613-062412-db5ms.mdb 24 Jun 2012 17:53:35
Calibration: C:\MassLynx\Default.PRO\CurveDB\B5MS-0042012_1613.cdb 08 May 2012 08:31:36

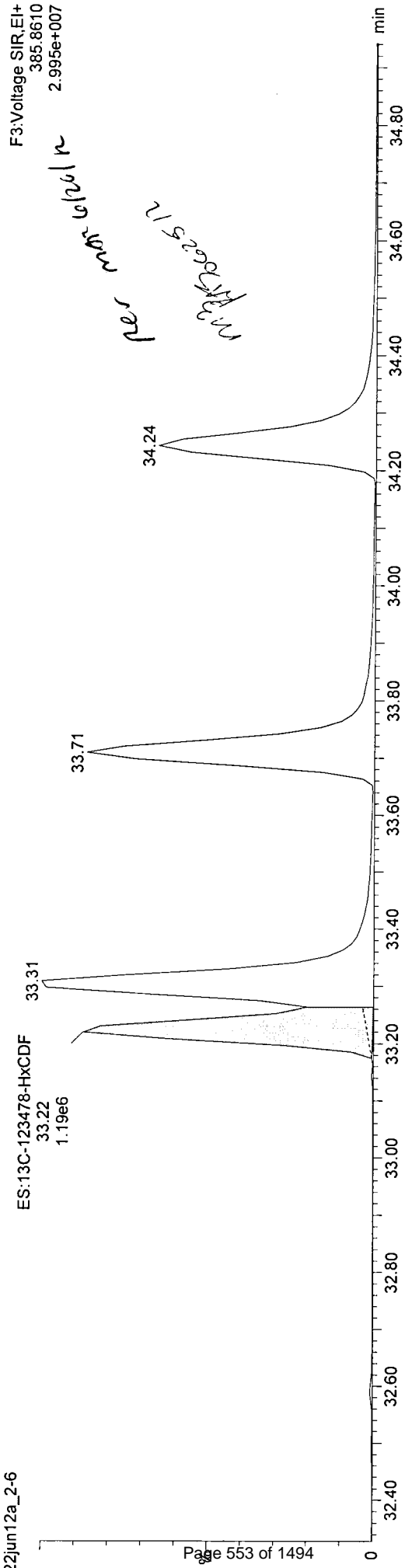
Name: c22jun12a_2-6, ID: 31201450021, Date: 23-Jun-2012, Time: 05:53:25, Submitter: HRD1735, Description: JW-EA09-COMP-120507, User: KAS

ES:13C-123478-HxCDF

c22jun12a_2-6



c22jun12a_2-6



Quantify Sample Report MassLynx 4.1 SCN627

Manual Integrations

Dataset: Z:\Default.pro\Results\c22jun12a_2-6.qld

Lab Altered: Monday, June 25, 2012 14:04:51 Eastern Daylight Time
Printed: Monday, June 25, 2012 14:04:54 Eastern Daylight Time

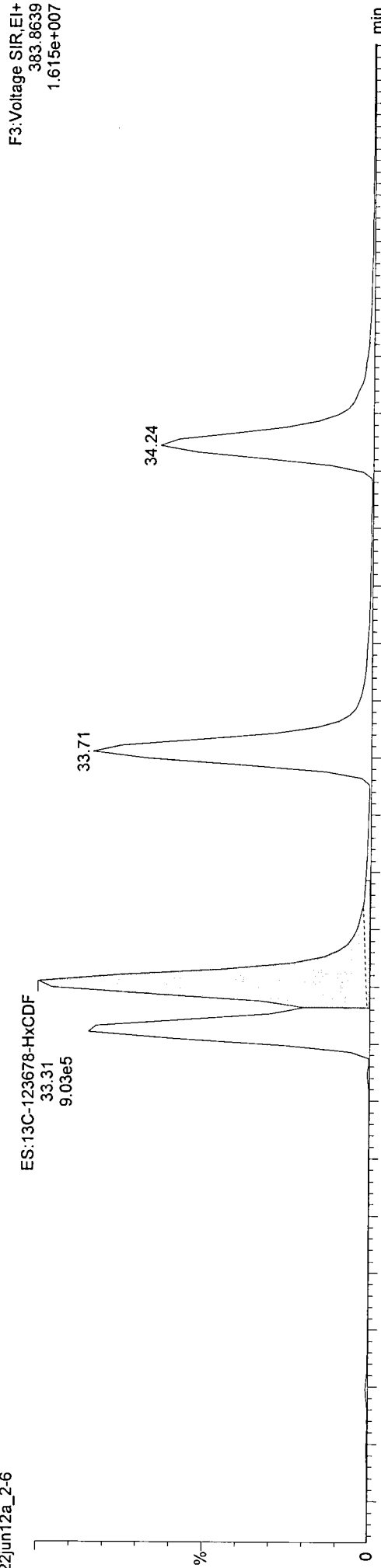
20145

Method: C:\MassLynx\Default.PRO\MethDB\m1613-062412-db5ms.mdb 24 Jun 2012 17:53:35
Calibration: C:\MassLynx\Default.PRO\CurveDB\MS-0042012_1613.cdb 08 May 2012 08:31:36

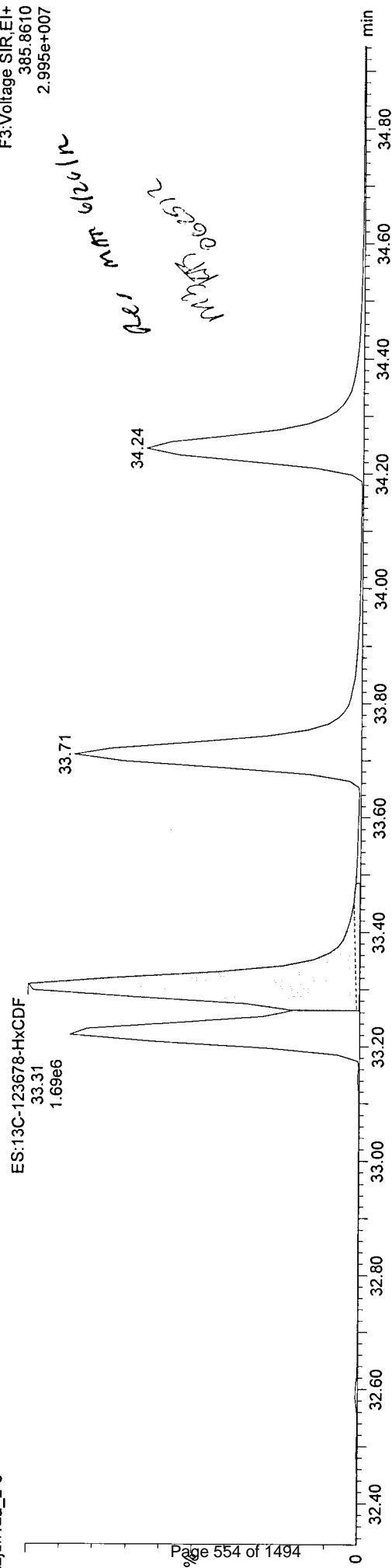
Name: c22jun12a_2-6, ID: 31201450021, Date: 23-Jun-2012, Time: 05:53:25, Submitter: HRD1735, Description: JW-EA09-COMP-120507, User: KAS

ES:13C-123678-HxCDF

c22jun12a_2-6



c22jun12a_2-6



Quantify Sample Report

201450
Manual Integrations

Dataset: Z:\Default.pro\Results\c22jun12a_2-6.qld

Lab Altered: Monday, June 25, 2012 14:05:01 Eastern Daylight Time
Printed: Monday, June 25, 2012 14:05:03 Eastern Daylight Time

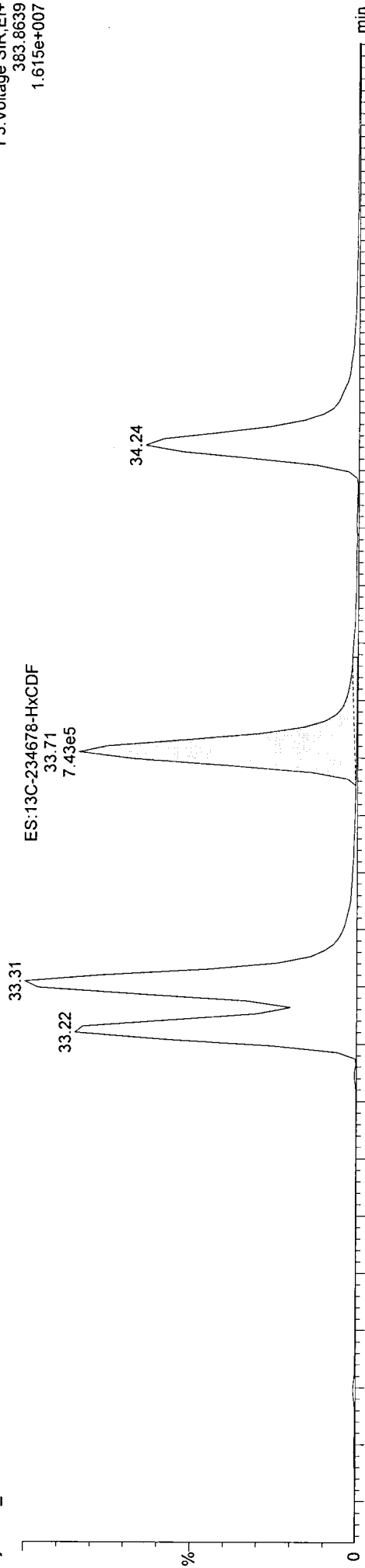
Method: C:\MassLynx\Default.PRO\MethDB\im1613-062412-db5ms.mdb 24 Jun 2012 17:53:35
Calibration: C:\MassLynx\Default.PRO\CurveDB\IM5MS-0042012_1613.cdb 08 May 2012 08:31:36

Name: c22jun12a_2-6, ID: 31201450021, Date: 23-Jun-2012, Time: 05:53:25, Submitter: HRD1735, Description: JW-EA09-COMP-120507, User: KAS

ES:13C-234678-HxCDF

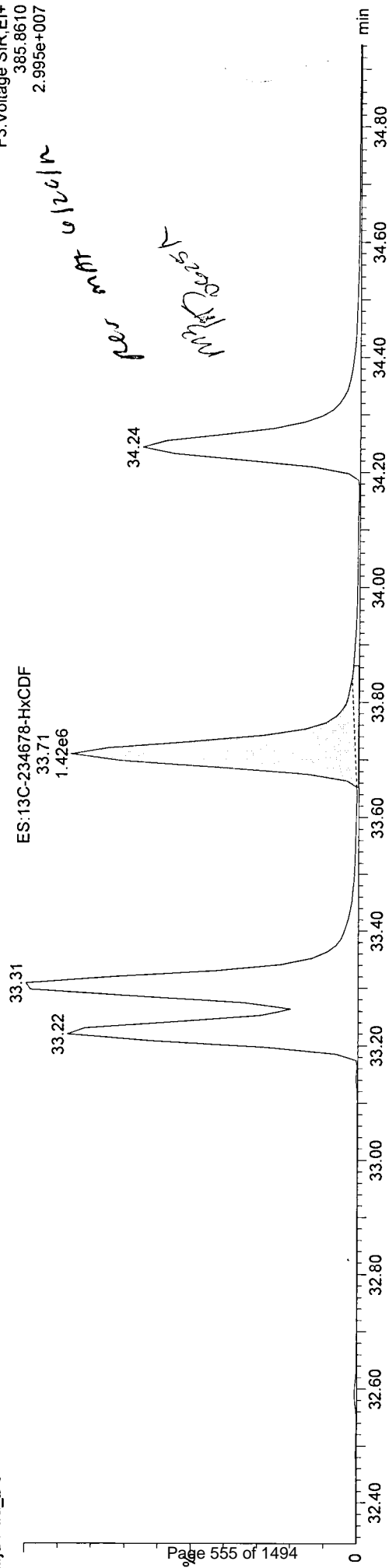
c22jun12a_2-6

F3: Voltage SIR, EI+
383.8639
1.615e+007



c22jun12a_2-6

F3: Voltage SIR, EI+
385.8610
2.995e+007



Quantify Sample Report
Manual Integrations

MassLynx 4.1 SCN627

Dataset: Z:\Default:pro\Results\c22jun12a_2-6.qld

Last Modified: Monday, June 25, 2012 14:05:16 Eastern Daylight Time
Printed: Monday, June 25, 2012 14:05:19 Eastern Daylight Time

Method: C:\MassLynx\Default.PRO\MethDB\m1613-062412-db5ms.mdb 24 Jun 2012 17:53:35
Calibration: C:\MassLynx\Default.PRO\CurveDB\B5MS-0042012_1613.cdb 08 May 2012 08:31:36

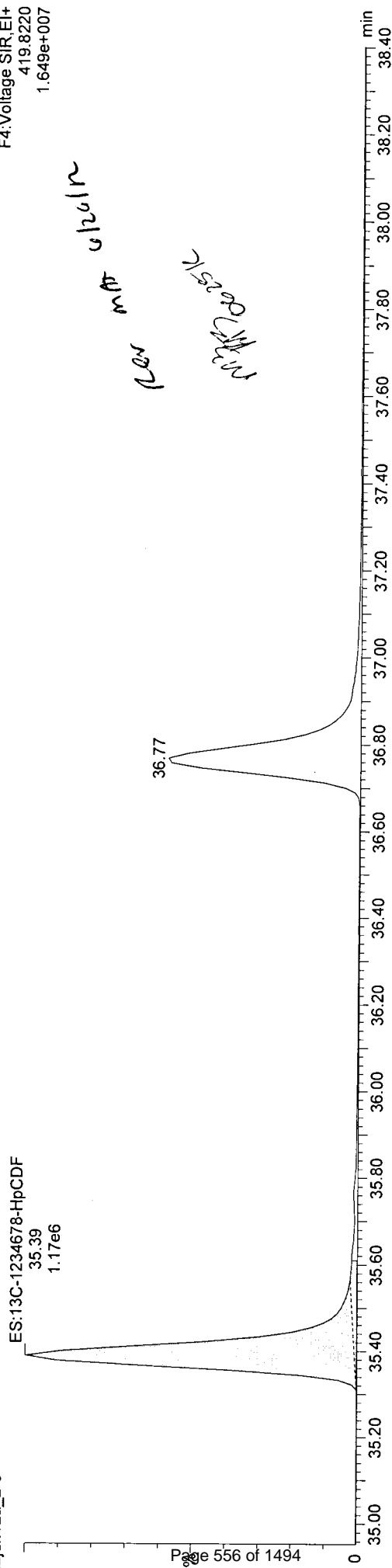
Name: c22jun12a_2-6, ID: 31201450021, Date: 23-Jun-2012, Time: 05:53:25, Submitter: HRD1735, Description: JW-EA09-COMP-120507, User: KAS

ES:13C-1234678-HpCDF

c22jun12a_2-6



c22jun12a_2-6



Quantify Sample Report

MassLynx 4.1 SCN627
Manual Integrations

Dataset: Z:\Default.pro\Results\c22jun12a_2-6.qld

Lab Altered: Monday, June 25, 2012 14:05:34 Eastern Daylight Time
Printed: Monday, June 25, 2012 14:05:39 Eastern Daylight Time

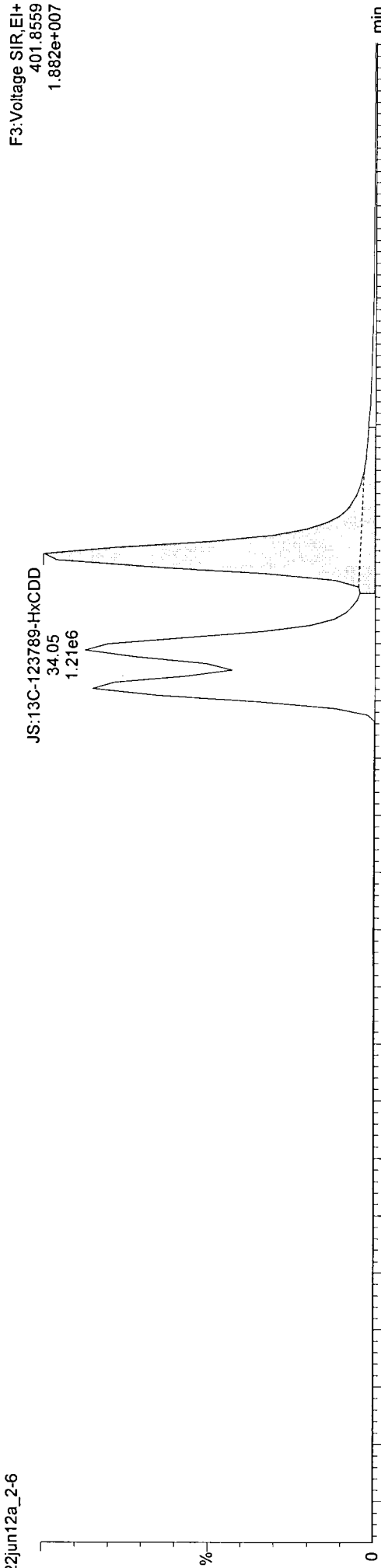
1201450

Method: C:\MassLynx\Default.PRO\MethDB\m1613-062412-db5ms.mdb 24 Jun 2012 17:53:35
Calibration: C:\MassLynx\Default.PRO\CurveDB\MS-0042012_1613.cdb 08 May 2012 08:31:36

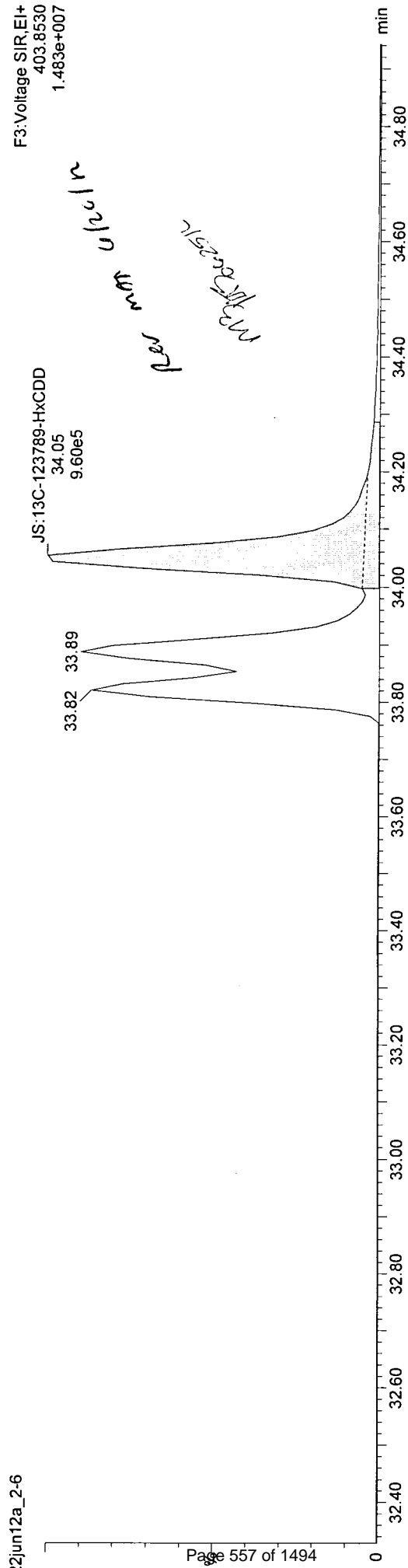
Name: c22jun12a_2-6, ID: 31201450021, Date: 23-Jun-2012, Time: 05:53:25, Submitter: HRD1735, Description: JW-EA09-COMP-120507, User: KAS

JS:13C-123789-HxCDD

c22jun12a_2-6



c22jun12a_2-6



Dataset: Z:\Default.pro\Results\c22jun12a_2-6.qld

Last Altered: Monday, June 25, 2012 14:05:43 Eastern Daylight Time
Printed: Monday, June 25, 2012 14:05:46 Eastern Daylight Time

Method: C:\MassLynx\Default.PRO\MethDB\m1613-062412-db5ms.mdb 24 Jun 2012 17:53:35
Calibration: C:\MassLynx\Default.PRO\CurveDB\DB5MS-0042012_1613.cdb 08 May 2012 08:31:36

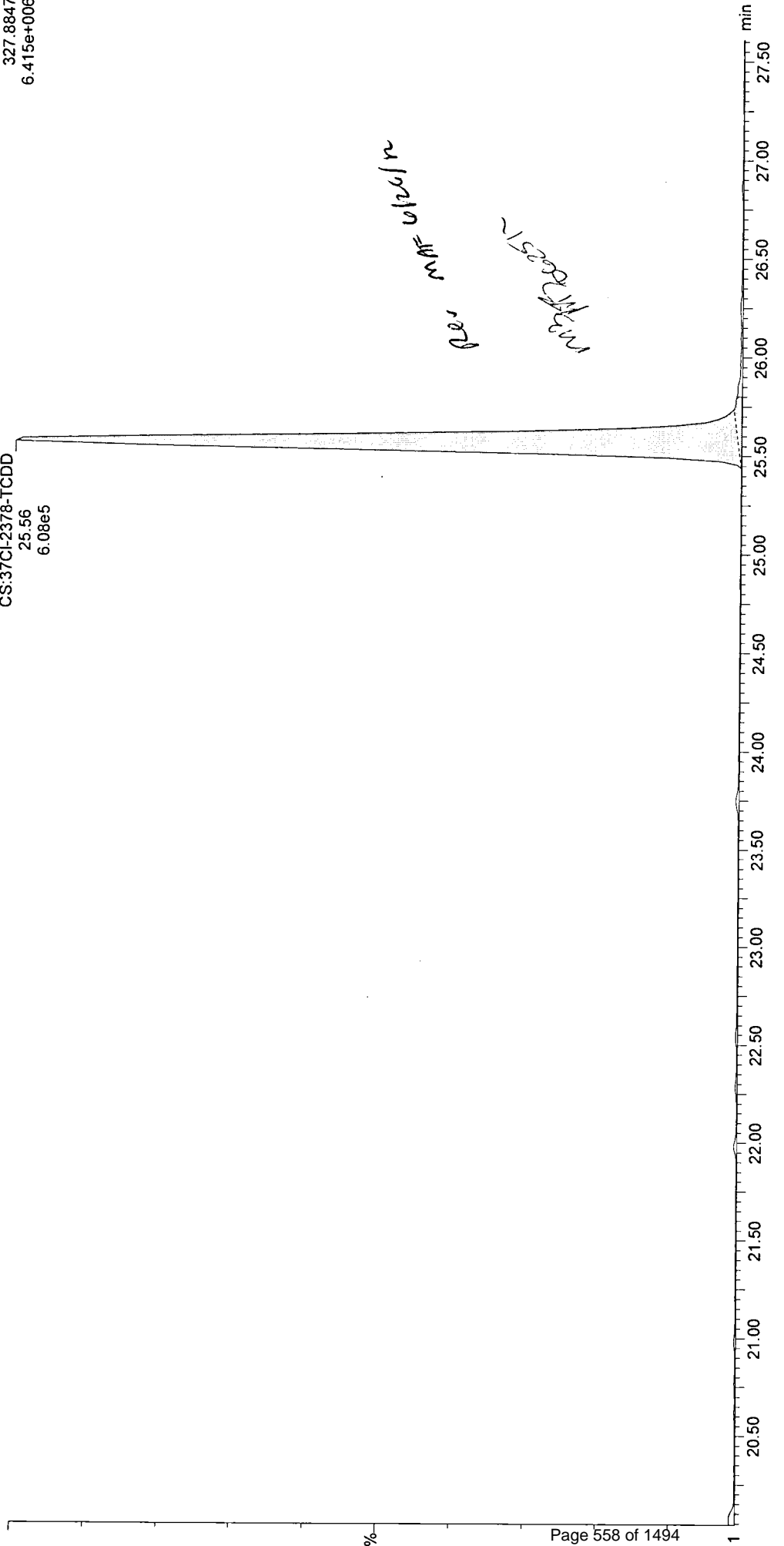
Name: c22jun12a_2-6, ID: 31201450021, Date: 23-Jun-2012, Time: 05:53:25, Submitter: HRD1735, Description: JW-EA09-COMP-120507, User: KAS

CS:37CI-2378-TCDD

c22jun12a_2-6

F1:Voltage SIR,EI+
327.8847
6.415e+006

CS:37CI-2378-TCDD
25.56
6.08e5



Quantify Sample Report

Manual Integrations

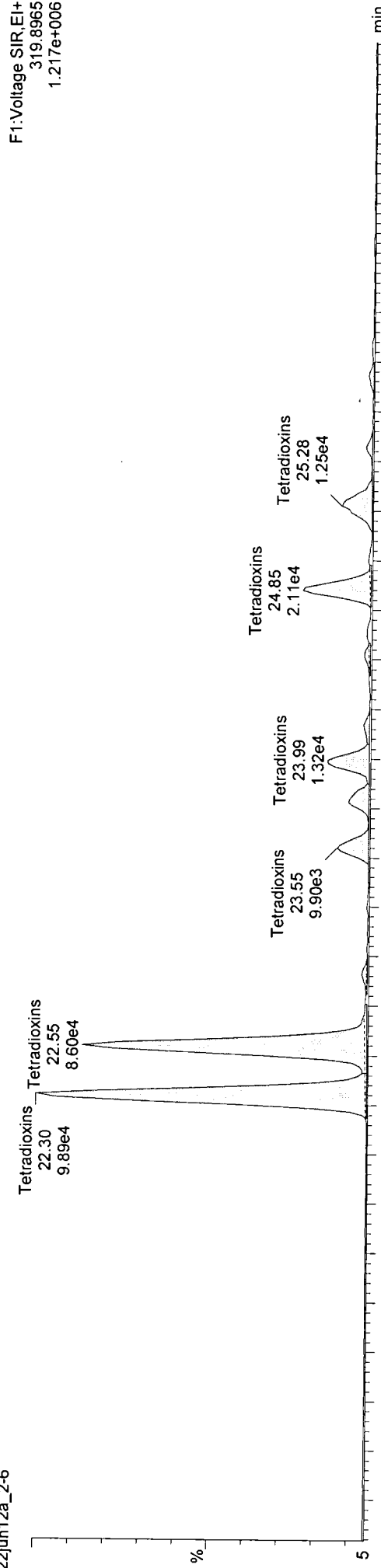
Dataset: Z:\Default.pro\Results\c22jun12a_2-6.qld

Last Altered: Monday, June 25, 2012 14:07:10 Eastern Daylight Time
Printed: Monday, June 25, 2012 14:07:14 Eastern Daylight Time

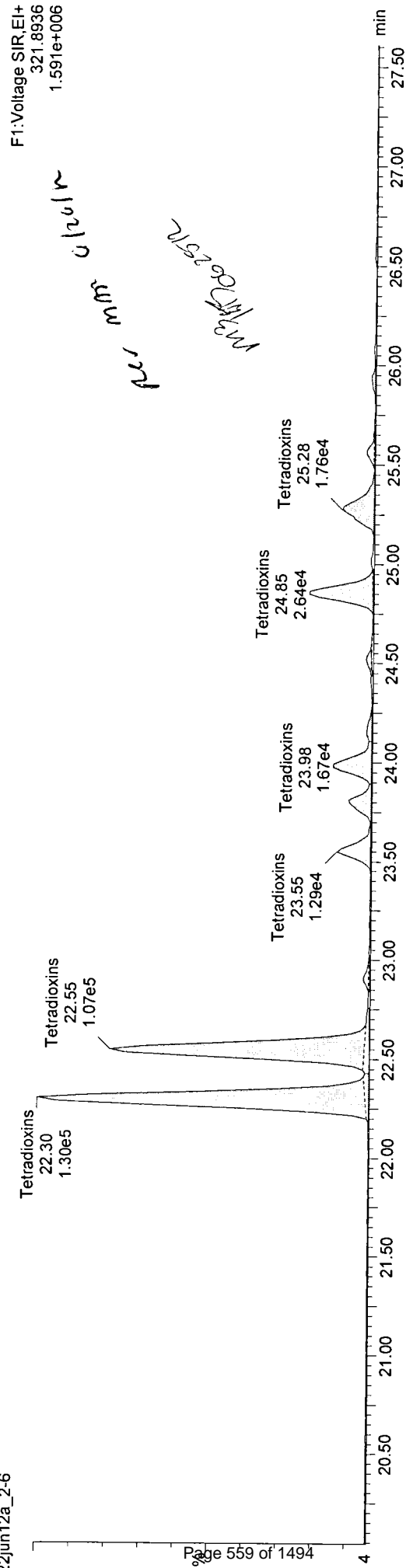
Method: C:\MassLynx\Default.PRO\MethDB\m1613-062412-db5.ms.mdb 24 Jun 2012 17:53:35
Calibration: C:\MassLynx\Default.PRO\CurveDB\B5MS-0042012_1613.cdb 08 May 2012 08:31:36

Name: c22jun12a_2-6, ID: 31201450021, Date: 23-Jun-2012, Time: 05:53:25, Submitter: HRD1735, Description: JW-EA09-COMP-120507, User: KAS

Tetradioxins
c22jun12a_2-6



c22jun12a_2-6



Quantify Sample Report MassLynx 4.1 SCN627
Manual Integrations

Dataset: Z:\Default.pro\Results\c22jun12a_2-6.qld

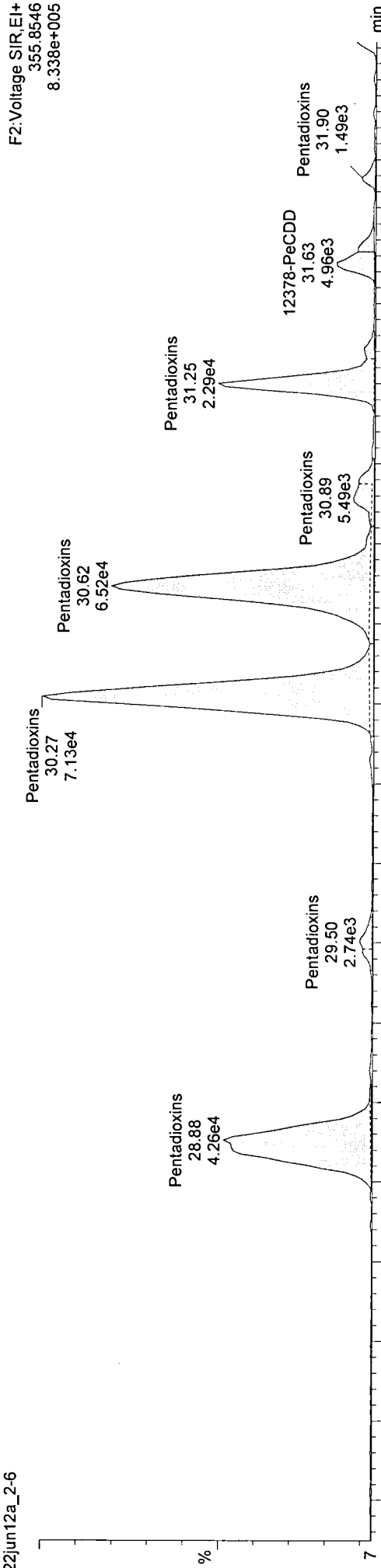
Lab Altered: Monday, June 25, 2012 14:09:08 Eastern Daylight Time
Printed: Monday, June 25, 2012 14:09:22 Eastern Daylight Time

1201450

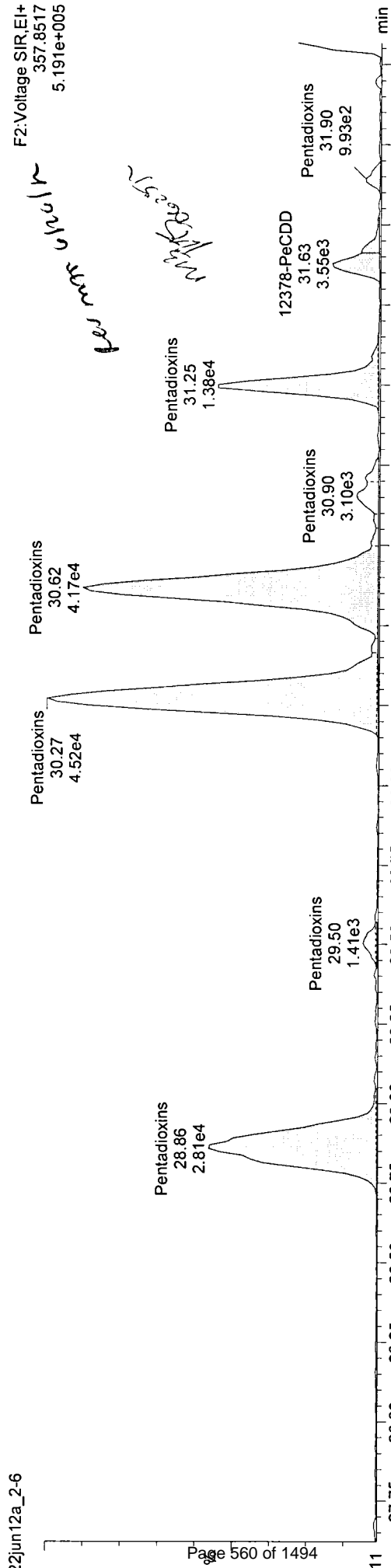
Method: C:\MassLynx\Default.PRO\MethDB\m1613-062412-db5ms.mdb 24 Jun 2012 17:53:35
Calibration: C:\MassLynx\Default.PRO\CurveDB\B5MS-0042012_1613.cdb 08 May 2012 08:31:36

Name: c22jun12a_2-6, ID: 31201450021, Date: 23-Jun-2012, Time: 05:53:25, Submitter: HRD1735, Description: JW-EA09-COMP-120507, User: KAS

Pentadioxins
c22jun12a_2-6



c22jun12a_2-6



Quantify Sample Report
Manual Integrations

MassLynx 4.1 SCN627

Dataset: Z:\Default.pro\Results\c22jun12a_2-6.qld

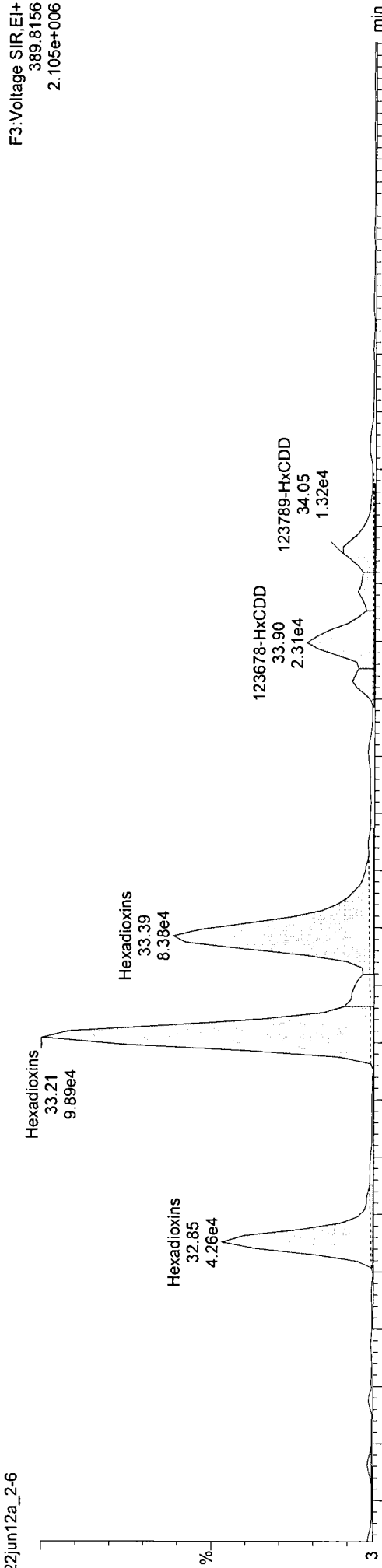
Lab Altered: Monday, June 25, 2012 14:10:59 Eastern Daylight Time
Printed: Monday, June 25, 2012 14:11:32 Eastern Daylight Time

201450

Method: C:\MassLynx\Default.PRO\MethDB\m1613-062412-db5ms.mdb 24 Jun 2012 17:53:35
Calibration: C:\MassLynx\Default.PRO\CurveDB\B5MS-0042012_1613.cdb 08 May 2012 08:31:36

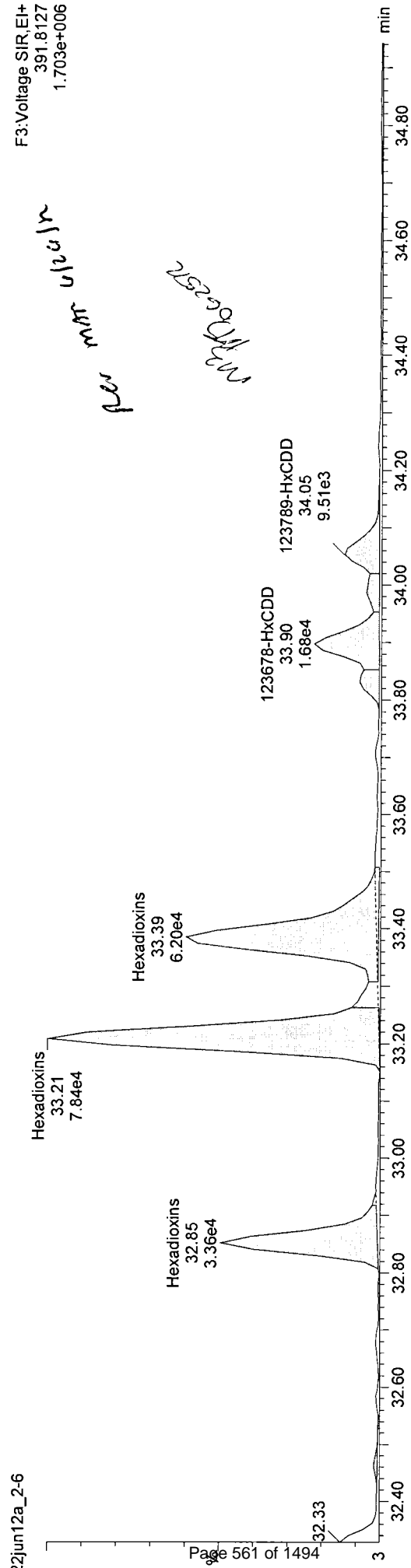
Name: c22jun12a_2-6, ID: 31201450021, Date: 23-Jun-2012, Time: 05:53:25, Submitter: HRD1735, Description: JW-EA09-COMP-120507, User: KAS

Hexadioxins
c22jun12a_2-6



F3: Voltage SIR, EI+
389.8156
2.105e+006

c22jun12a_2-6



F3: Voltage SIR, EI+
391.8127
1.703e+006

Quantify Sample Report
Manual Integrations ###
MassLynx 4.1 SCN627

Dataset: Z:\Default.pro\Results\c22jun12a_2-6.qld

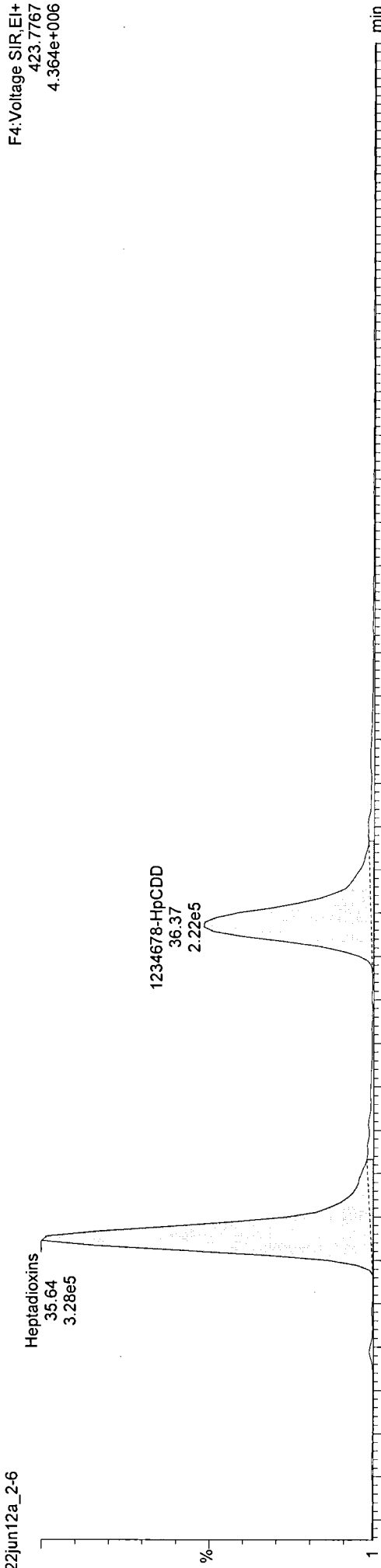
Last Altered: Monday, June 25, 2012 14:11:55 Eastern Daylight Time
Printed: Monday, June 25, 2012 14:12:01 Eastern Daylight Time

1201450

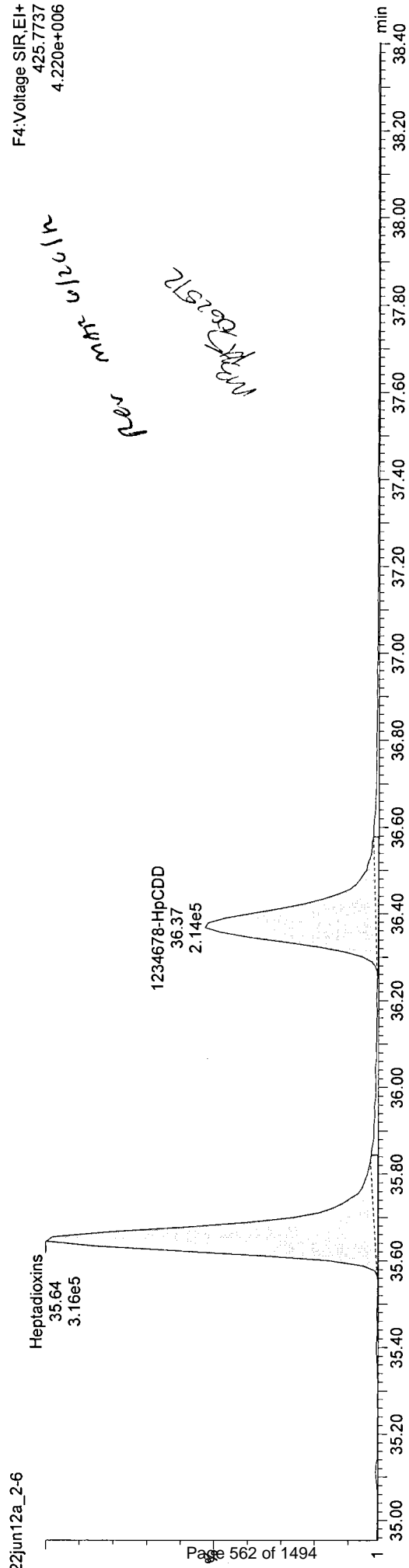
Method: C:\MassLynx\Default.PRO\MethDB\m1613-062412-db5ms.mdb 24 Jun 2012 17:53:35
Calibration: C:\MassLynx\Default.PRO\CurveDB\B5MS-0042012_1613.cdb 08 May 2012 08:31:36

Name: c22jun12a_2-6, ID: 31201450021, Date: 23-Jun-2012, Time: 05:53:25, Submitter: HRD1735, Description: JW-EA09-COMP-120507, User: KAS

Heptadioxins
c22jun12a_2-6



c22jun12a_2-6



Quantify Sample Report
Manual Integrations

MassLynx 4.1 SCN627


Dataset: Z:\Default.pro\Results\c22jun12a_2-6.qld

Last Altered: Monday, June 25, 2012 14:03:03 Eastern Daylight Time
Printed: Monday, June 25, 2012 14:03:29 Eastern Daylight Time

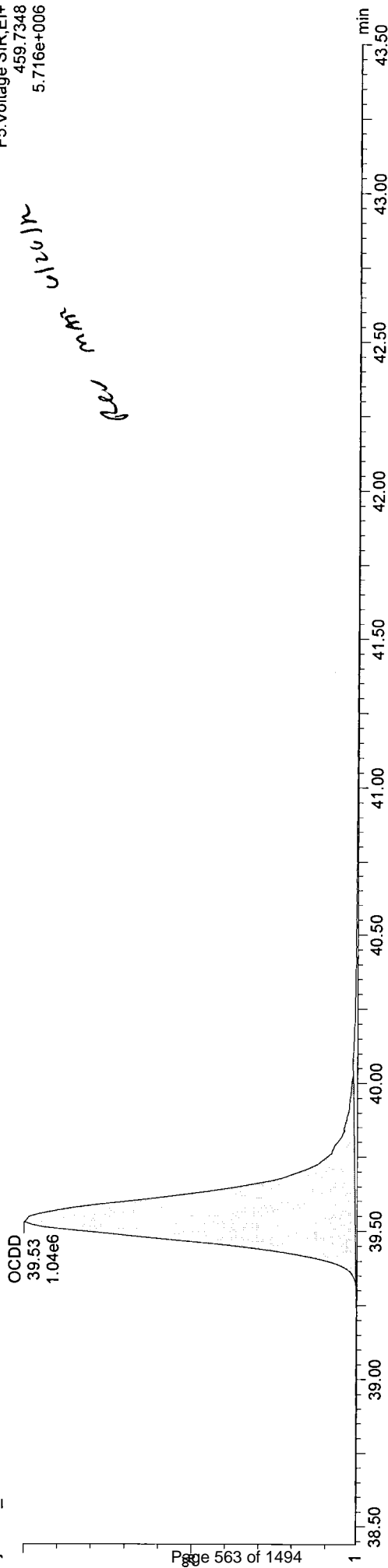
Method: C:\MassLynx\Default.PRO\MethDB\m1613-062412-db5ms.mdb 24 Jun 2012 17:53:35
Calibration: C:\MassLynx\Default.PRO\CurveDB\MS-0042012_1613.cdb 08 May 2012 08:31:36

Name: c22jun12a_2-6, ID: 31201450021, Date: 23-Jun-2012, Time: 05:53:25, Submitter: HRD1735, Description: JW-EA09-COMP-120507, User: KAS

OCDD
c22jun12a_2-6



c22jun12a_2-6



Quantify Sample Report MassLynx 4.1 SCN627

Manual Integrations

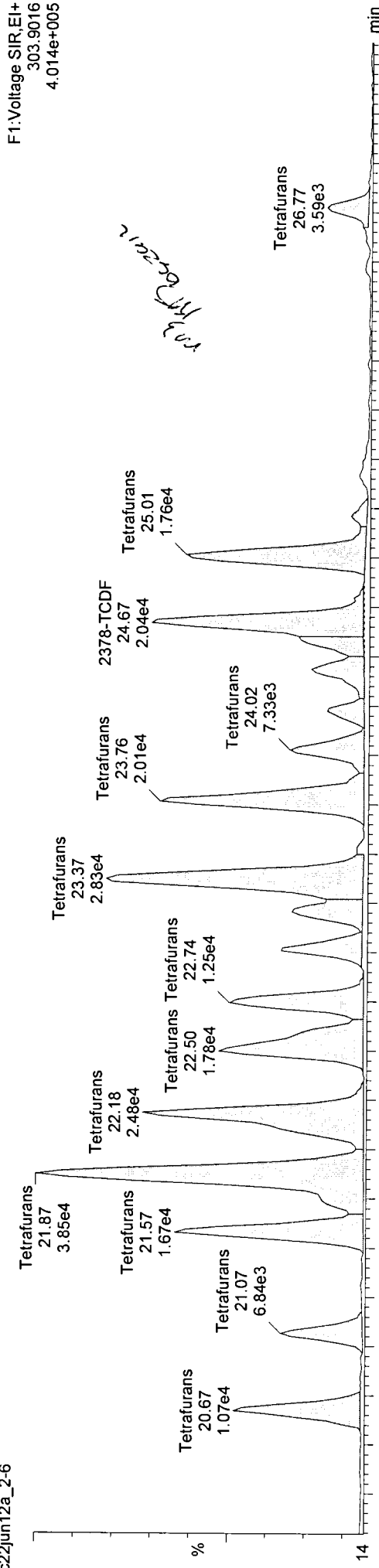
Dataset: Z:\Default.pro\Results\c22jun12a_2-6.qld

Last Altered: Tuesday, June 26, 2012 17:16:17 Eastern Daylight Time
Printed: Tuesday, June 26, 2012 17:16:38 Eastern Daylight Time

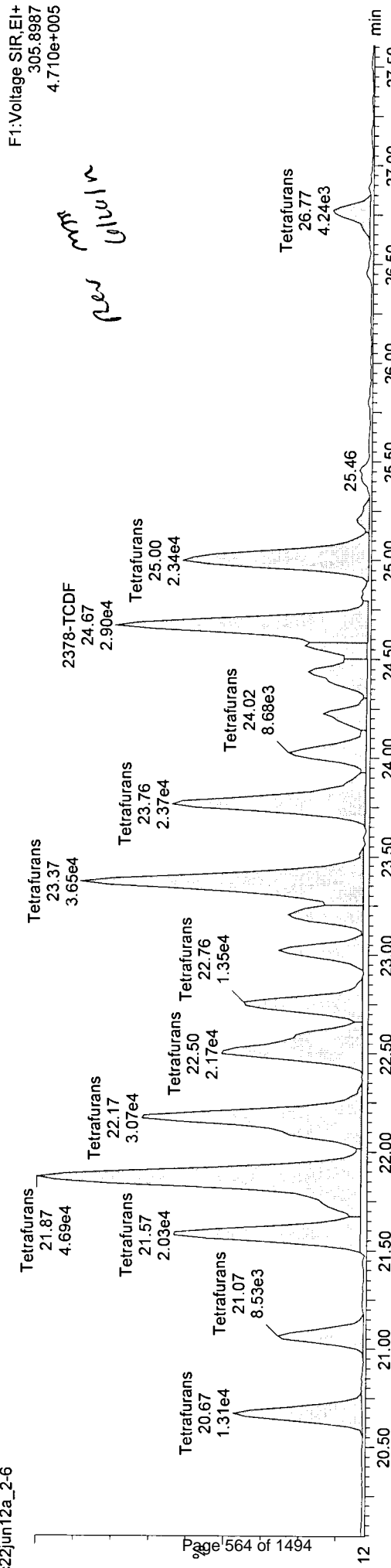
Method: C:\MassLynx\Default.PRO\MethDB\1613-062412-db5ms.mdb 24 Jun 2012 17:53:35
Calibration: C:\MassLynx\Default.PRO\CurveDB\DB5MS-0042012_1613.cdb 08 May 2012 08:31:36

Name: c22jun12a_2-6, ID: 31201450021, Date: 23-Jun-2012, Time: 05:53:25, Submitter: HRD1735, Description: JW-EA09-COMP-120507, User: KAS

Tetrafurans
c22jun12a_2-6



c22jun12a_2-6



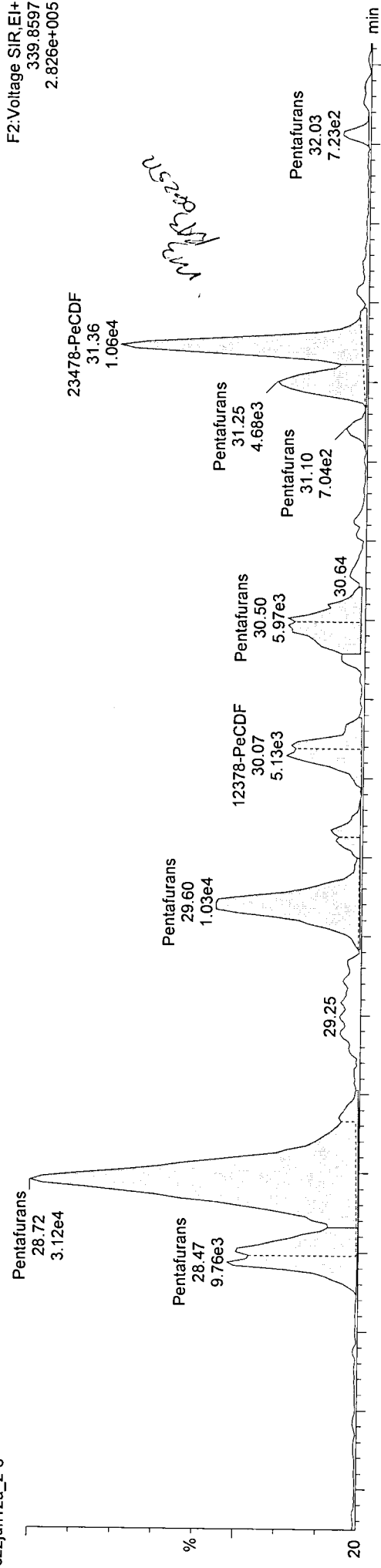
Dataset: Z:\Default.pro\Results\c22jun12a_2-6.qld

Last Altered: Monday, June 25, 2012 14:14:03 Eastern Daylight Time
Printed: Monday, June 25, 2012 14:14:06 Eastern Daylight Time

Method: C:\MassLynx\Default.PRO\MethDB\m1613-062412-db5ms.mdb 24 Jun 2012 17:53:35
Calibration: C:\MassLynx\Default.PRO\CurveDB\B5MS-0042012_1613.cdb 08 May 2012 08:31:36

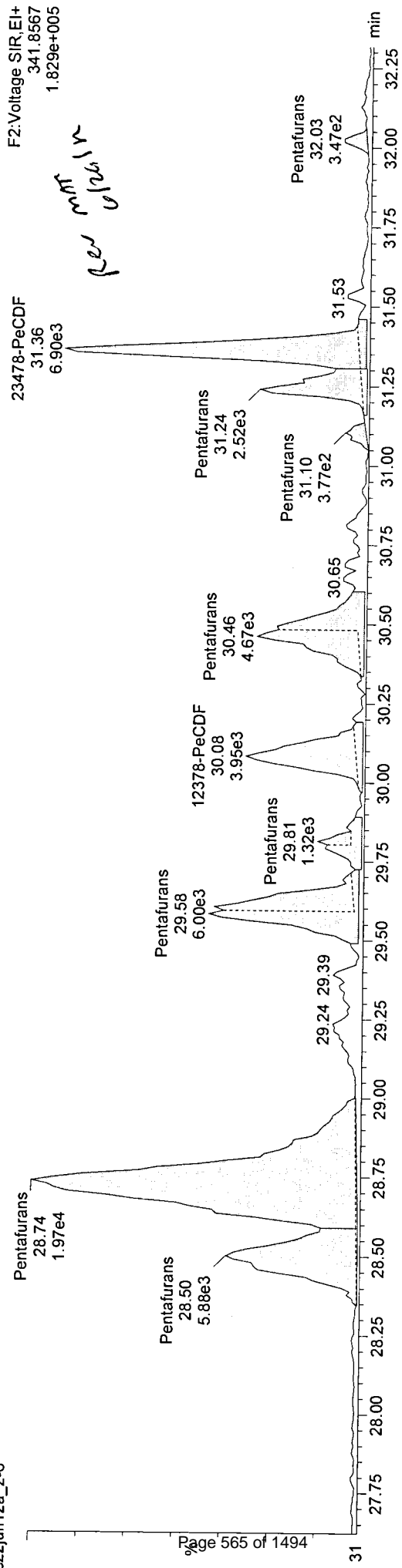
Name: c22jun12a_2-6, ID: 31201450021, Date: 23-Jun-2012, Time: 05:53:25, Submitter: HRD1735, Description: JW-EA09-COMP-120507, User: KAS

Pentafurans
c22jun12a_2-6



F2: Voltage SIR, EI+
339.8597
2.826e+005

c22jun12a_2-6



F2: Voltage SIR, EI+
341.8567
1.829e+005

Quantify Sample Report

Manual Integrations

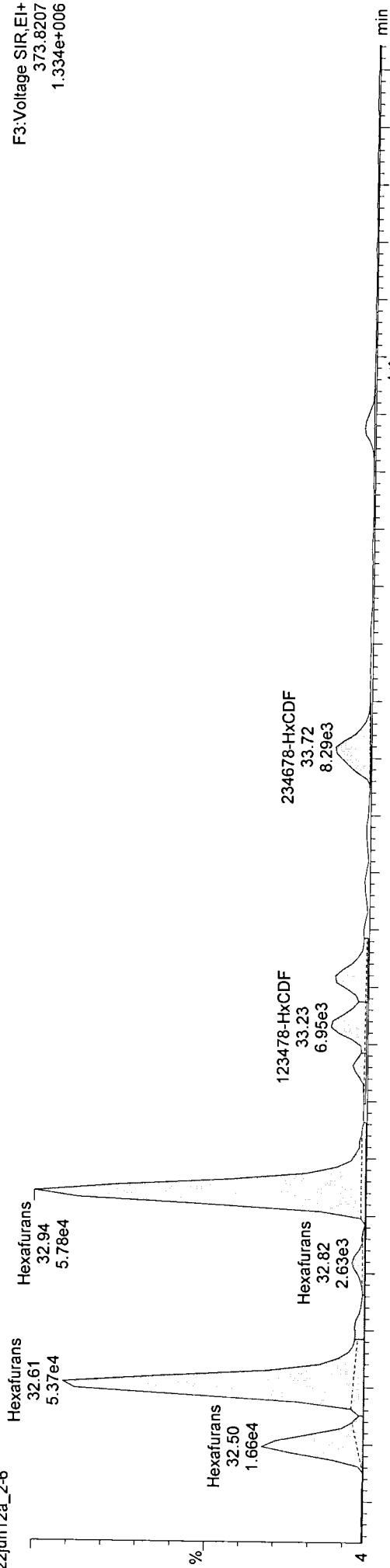
Dataset: Z:\Default.pro\Results\c22jun12a_2-6.qld

Last Altered: Monday, June 25, 2012 14:16:10 Eastern Daylight Time
Printed: Monday, June 25, 2012 14:16:15 Eastern Daylight Time

Method: C:\MassLynx\Default.PRO\MethDB\m1613-062412-db5ms.mdb 24 Jun 2012 17:53:35
Calibration: C:\MassLynx\Default.PRO\CurveDB\B5MS-0042012_1613.cdb 08 May 2012 08:31:36

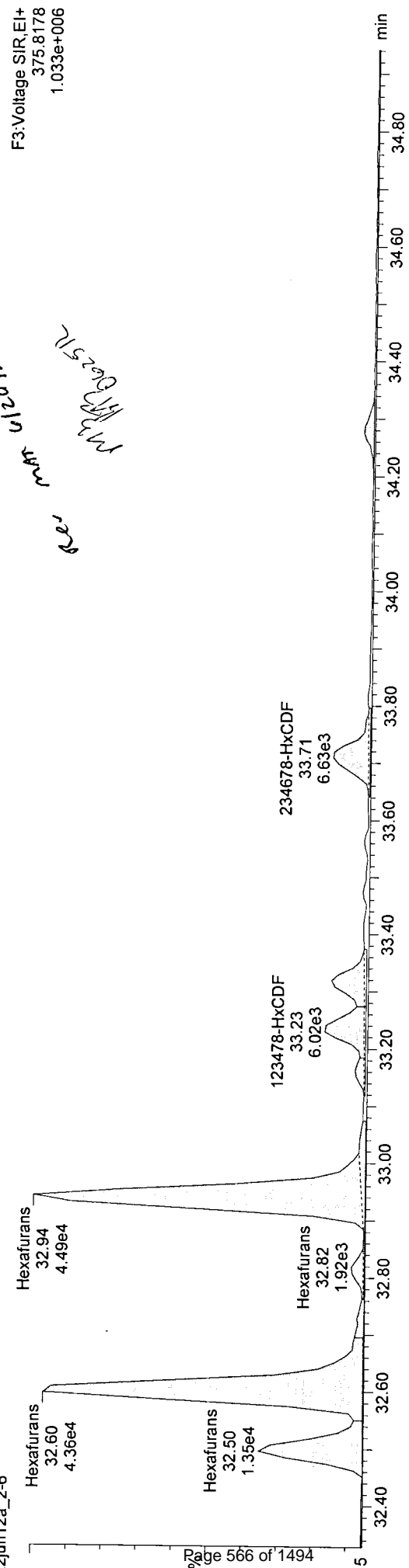
Name: c22jun12a_2-6, ID: 31201450021, Date: 23-Jun-2012, Time: 05:53:25, Submitter: HRD1735, Description: JW-EA09-COMP-120507, User: KAS

Hexafurans
c22jun12a_2-6



F3: Voltage SIR, EI+
373.8207
1.334e+006

Hexafurans
c22jun12a_2-6



F3: Voltage SIR, EI+
375.8178
1.033e+006

Handwritten notes:
Peak
33.71
33.23
33.71
33.23

Dataset: Z:\Default.pro\Results\c22jun12a_2-6.qld


Last Altered: Monday, June 25, 2012 14:17:20 Eastern Daylight Time
Printed: Monday, June 25, 2012 14:17:24 Eastern Daylight Time

Method: C:\MassLynx\Default.PRO\MethDB\m1613-062412-db5.ms.mdb 24 Jun 2012 17:53:35
Calibration: C:\MassLynx\Default.PRO\CurveDB\MS-0042012_1613.cdb 08 May 2012 08:31:36

Name: c22jun12a_2-6, ID: 31201450021, Date: 23-Jun-2012, Time: 05:53:25, Submitter: HRD1735, Description: JW-EA09-COMP-120507, User: KAS

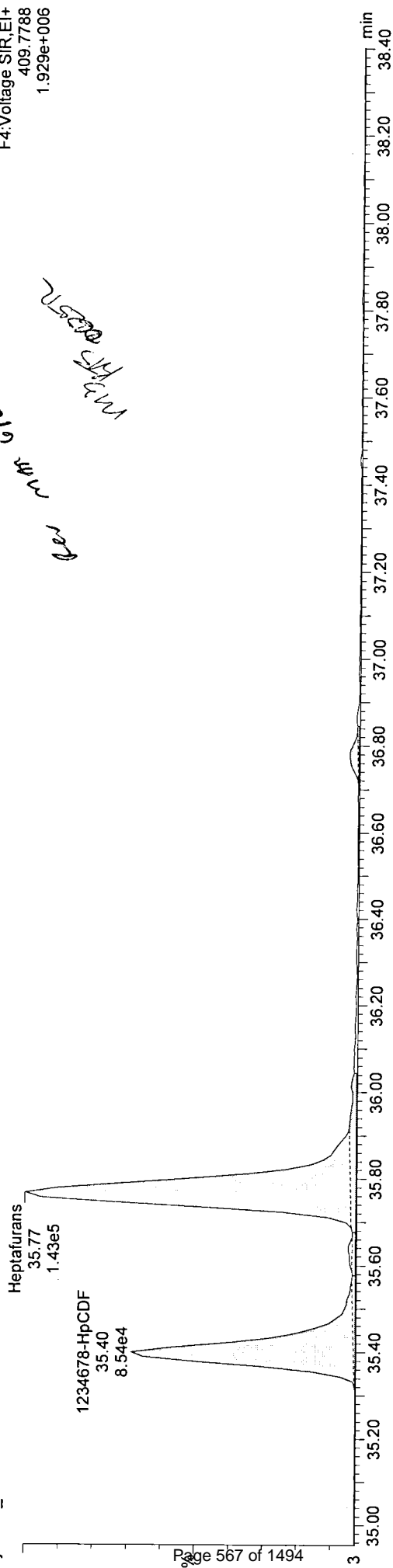
Heptafurans
c22jun12a_2-6

F4: Voltage SIR, EI+
407.7818
2.083e+006



c22jun12a_2-6

F4: Voltage SIR, EI+
409.7788
1.929e+006



Quantify Sample Summary Report
 ### Sample Summary ###

MassLynx 4.1

Dataset: C:\MassLynx\Default.pro\Results\c22jun12a_2-6.qld

Last Altered: Monday, 6/25/2012 11:52:14 AM Eastern Daylight Time
 Printed: Monday, 6/25/2012 11:52:31 AM Eastern Daylight Time

31201450

Method: C:\MassLynx\Default.PRO\MethDB\m1613-062412-db5ms.mdb 24 Jun 2012 17:53:35
 Calibration: C:\MassLynx\Default.PRO\CurveDB\B5MS-0042012_1613.cdb 08 May 2012 08:31:36

Name: c22jun12a_2-6
 Date: 23-Jun-2012
 Time: 05:53:25
 ID: 31201450021
 Submitter: HRD1735
 Task: HRMS3

Description: JW-EA09-COMP-120507

Peak #	Name	Response	Ion1Area	Ion2Area	RA	RAFail?	RRT	RT	pg/ μ L	EDL	Height1	Noise1	SN1	Height2	Noise2	SN2	M1	M2	MR...
1	2378-TCDD	4.350e3	1.725e3	2.624e3	0.66	NO	1.0013	25.57	0.182	0.0165	2.151e4	892	24.1	3.353e4	817	41.0	db	bb	1.075
2	12378-PeCDD	9.526e3	4.923e3	4.603e3	1.07	YES	1.0007	31.63	0.492	0.0245	8.830e4	2707	32.6	6.505e4	775	84.0	bd	bb	1.039
3	123478-HxCDD	8.866e3	4.870e3	3.996e3	1.22	NO	1.0003	33.83	0.632	0.0445	1.254e5	2859	43.9	9.606e4	2540	37.8	bd	bd	1.065
4	123678-HxCDD	3.910e4	2.227e4	1.683e4	1.32	NO	1.0003	33.90	2.499	0.0477	4.089e5	2859	143.0	3.205e5	2540	126.2	dd	dd	0.996
5	123789-HxCDD	2.161e4	1.210e4	9.512e3	1.27	NO	1.0069	34.05	1.454	0.0461	1.896e5	2859	66.3	1.716e5	2540	67.5	dd	db	1.029
6	1234678-HpCDD	4.122e5	2.103e5	2.019e5	1.04	NO	1.0003	36.37	38.806	0.1655	2.179e6	4728	460.9	2.146e6	3495	614.2	bb	bb	1.055
7	OCDD	1.965e6	9.282e5	1.037e6	0.90	NO	1.0005	39.54	240.889	0.2554	5.103e6	2463	2071.5	5.639e6	2026	2784.0	bd	bb	1.063
8	2378-TCDF	5.414e4	2.516e4	2.898e4	0.87	NO	1.0007	24.67	1.696	0.0223	2.215e5	1608	137.8	3.163e5	1559	202.9	db	dd	0.980
9	12378-PeCDF	6.305e3	2.899e3	3.406e3	0.85	YES	1.0004	30.07	0.260	0.0449	5.142e4	3238	15.9	4.237e4	1429	29.6	bd	bb	0.980
10	23478-PeCDF	1.643e4	9.936e3	6.435e3	1.55	NO	1.0004	31.36	0.618	0.0249	1.653e5	3238	51.1	1.128e5	1429	78.9	db	db	1.022
11	123478-HxCDF	1.196e4	6.408e3	5.547e3	1.16	NO	1.0003	33.23	0.574	0.0204	1.329e5	1859	71.5	1.152e5	1878	61.3	dd	dd	1.183
12	123678-HxCDF	1.084e4	6.399e3	4.445e3	1.44	YES	1.0003	33.32	0.379	0.0175	1.201e5	1859	64.6	9.592e4	1878	51.1	dd	db	1.168
13	234678-HxCDF	1.381e4	8.057e3	5.749e3	1.40	NO	1.0003	33.72	0.571	0.0205	1.330e5	1859	71.6	1.024e5	1878	54.5	bb	bb	1.178
14	123789-HxCDF	3.656e3	2.057e3	1.599e3	1.29	NO	1.0010	34.28	0.187	0.0283	3.612e4	1859	19.4	2.833e4	1878	15.1	bb	bb	1.110
15	1234678-HpCDF	1.617e5	7.991e4	8.182e4	0.98	NO	1.0003	35.40	7.167	0.0319	1.185e6	2033	583.1	1.258e6	2038	617.5	bb	bb	1.389
16	1234789-HpCDF	6.233e3	3.283e3	2.950e3	1.11	NO	1.0003	36.78	0.384	0.0514	4.481e4	2033	22.0	4.576e4	2038	22.5	bb	bb	1.389
17	OCDF	2.222e5	1.059e5	1.163e5	0.91	NO	1.0026	39.62	22.446	0.0833	6.934e5	687	1009.7	8.266e5	1090	758.4	bd	bb	1.290
18	ES:13C-2378-TCDD	2.227e6	9.834e5	1.244e6	0.79	NO	1.0285	25.54	80.873	0.0196	1.065e7	1124	9478.1	1.350e7	1408	9587.1	bb	bb	0.991
19	ES:13C-12378-PeCDD	1.862e6	1.076e6	7.862e5	1.37	NO	1.2728	31.61	80.260	0.0263	1.978e7	1284	1541...	1.320e7	1582	8342.7	bb	bb	0.835
20	ES:13C-123478-HxCDD	1.317e6	7.305e5	5.867e5	1.25	NO	0.9931	33.82	75.331	0.0250	1.579e7	1459	1082...	1.266e7	1676	7550.5	bd	bd	0.971
21	ES:13C-123678-HxCDD	1.572e6	8.825e5	6.892e5	1.28	NO	0.9951	33.89	86.862	0.0242	1.597e7	1459	1094...	1.286e7	1676	7673.3	db	db	1.005
22	ES:13C-1234678-HpCDD	1.007e6	5.175e5	4.892e5	1.06	NO	1.0676	36.36	62.546	0.0510	6.053e6	3086	1961.1	5.833e6	2787	2093.2	bb	bb	0.894
23	ES:13C-OCDD	1.534e6	7.244e5	8.100e5	0.89	NO	1.1605	39.52	97.777	0.0554	3.903e6	3820	1021.6	4.332e6	2409	1798.7	bd	bd	0.871
24	ES:13C-2378-TCDF	3.256e6	1.450e6	1.806e6	0.80	NO	0.9927	24.65	75.110	0.0127	1.611e7	1238	1301...	2.014e7	1359	14818.1	bb	bb	1.561
25	ES:13C-12378-PeCDF	2.475e6	1.509e6	9.657e5	1.56	NO	1.2105	30.06	67.397	0.0376	1.617e7	3817	4236.3	1.037e7	2664	3892.7	bb	bb	1.322

Quantify Sample Report

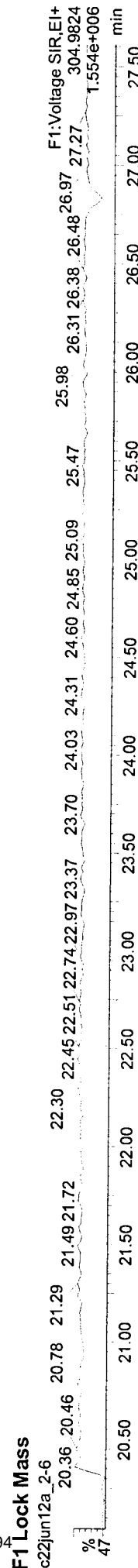
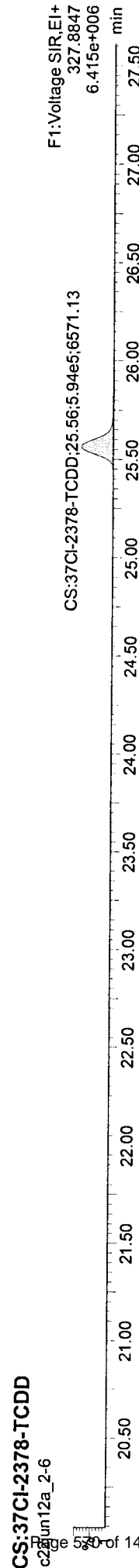
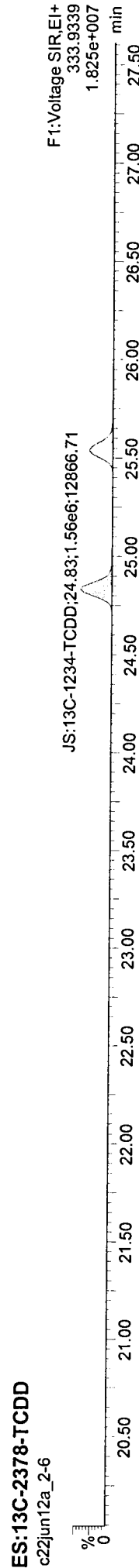
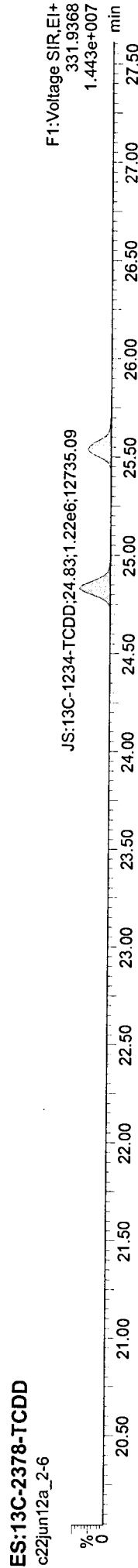
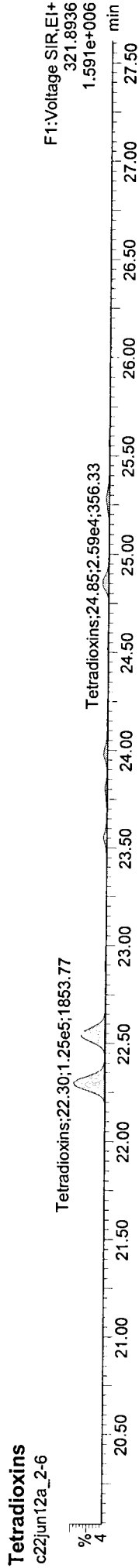
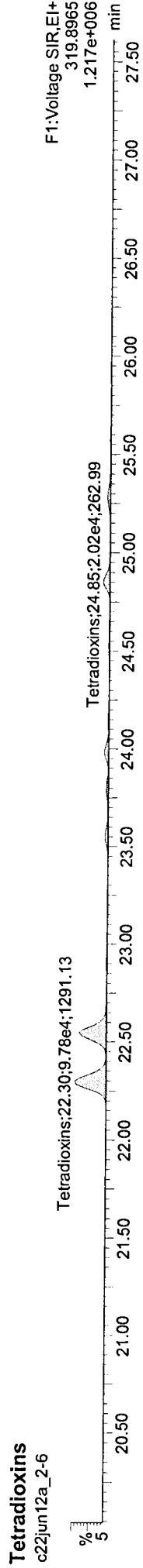
Sample Summary

Dataset: C:\MassLynx\Default.pro\Results\c22jun12a_2-6.qld

Last Altered: Monday, 6/25/2012 11:52:14 AM Eastern Daylight Time
Printed: Monday, 6/25/2012 11:52:31 AM Eastern Daylight Time

Method: C:\MassLynx\Default.PRO\MethDB\m1613-062412-db5ms.mdb 24 Jun 2012 17:53:35
Calibration: C:\MassLynx\Default.PRO\CurveDB\MS-0042012_1613.cdb 08 May 2012 08:31:36

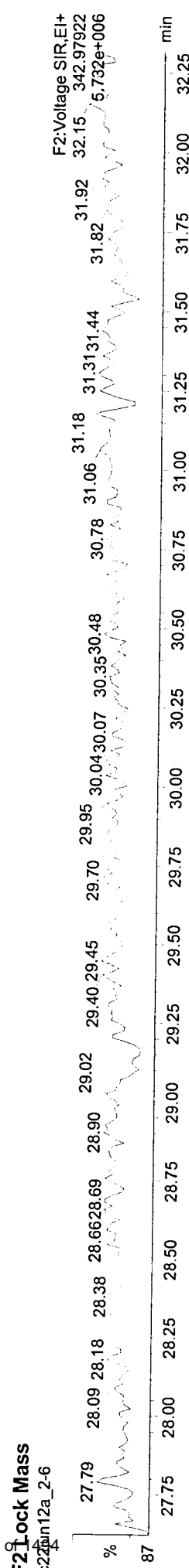
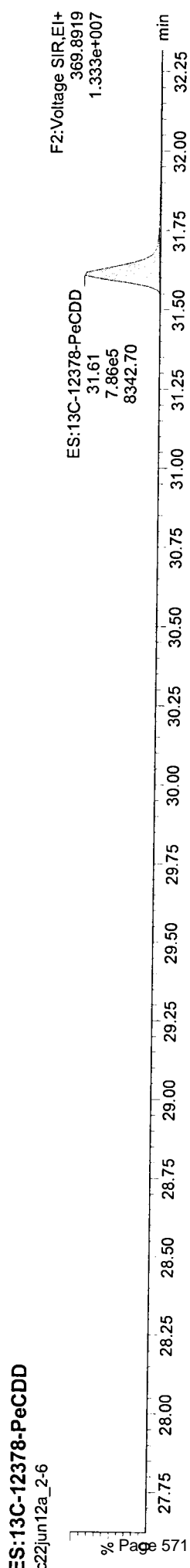
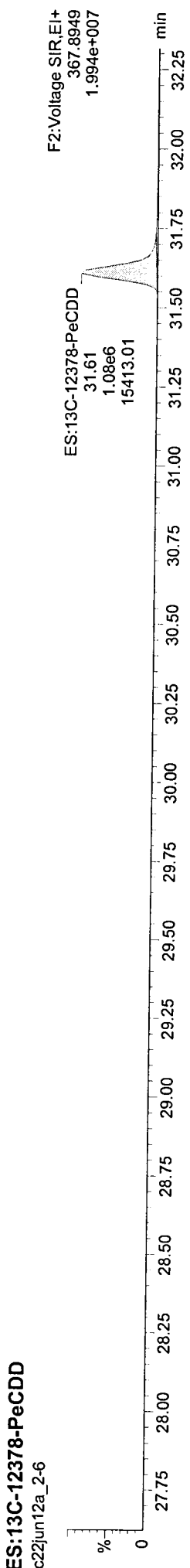
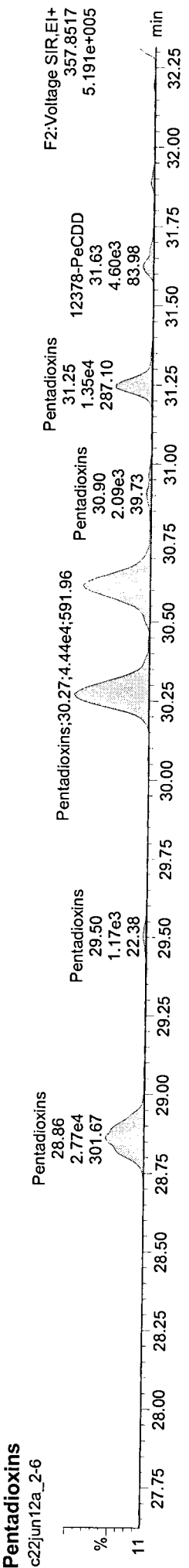
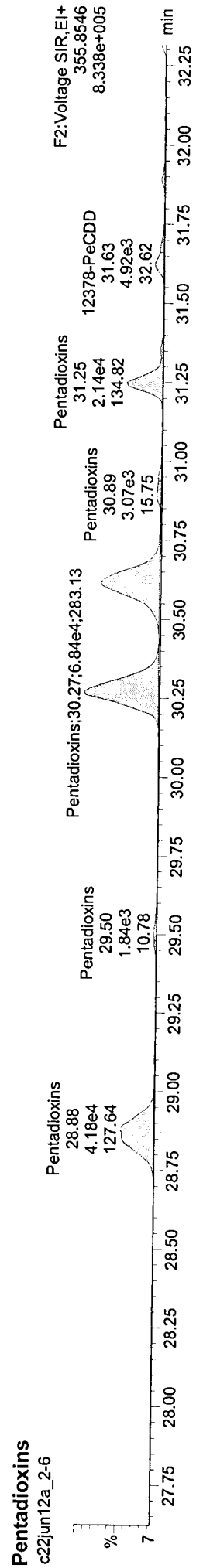
Name: c22jun12a_2-6, ID: 31201450021, User: KAS, Instrument: , Submitter: HRD1735, Task: HRMS3, Description: JW-EA09-COMP-120507



Dataset: C:\MassLynx\Default.pro\Results\c22jun12a_2-6.qld

Last Altered: Monday, 6/25/2012 11:52:14 AM Eastern Daylight Time
 Printed: Monday, 6/25/2012 11:52:31 AM Eastern Daylight Time

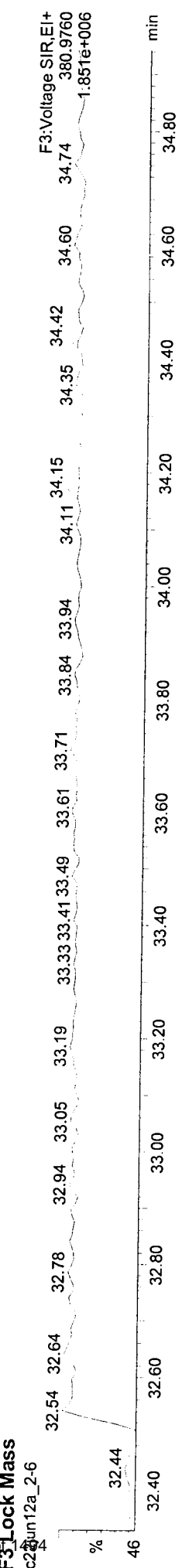
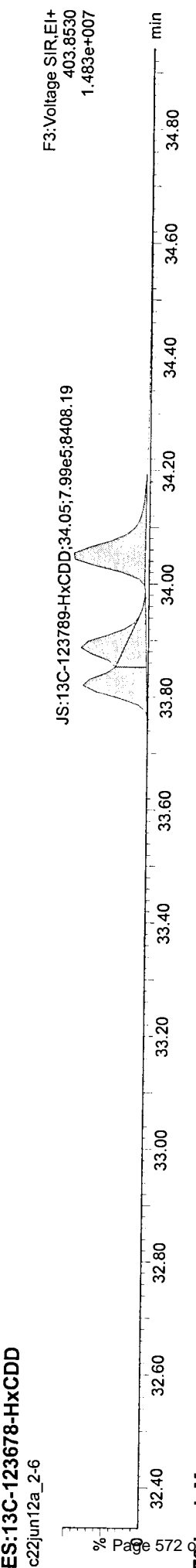
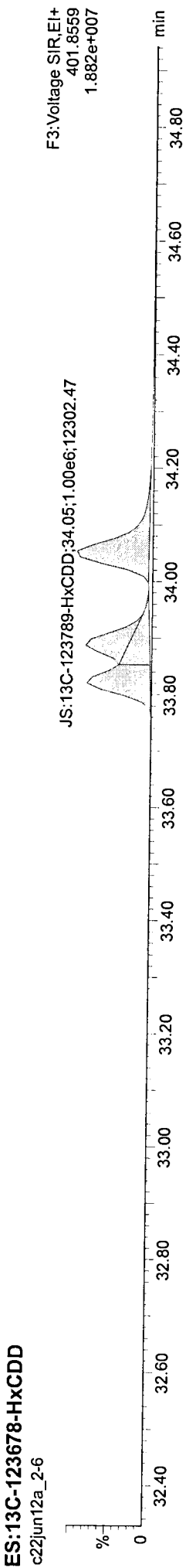
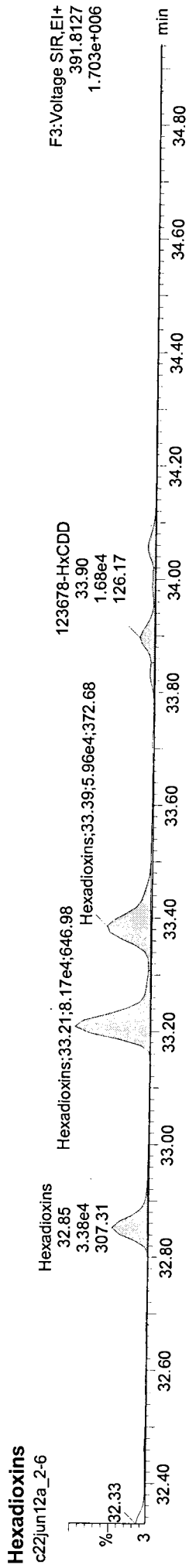
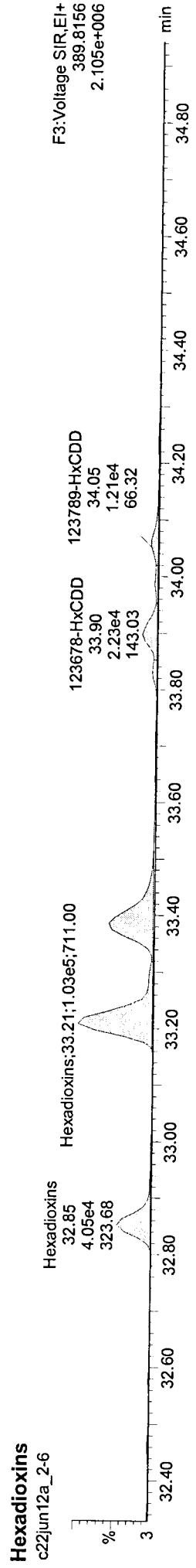
Name: c22jun12a_2-6, ID: 31201450021, User: KAS, Instrument: , Submitter: HRD1735, Task: HRMS3, Description: JW-EA09-COMP-120507



Dataset: C:\MassLynx\Default.pro\Results\c22jun12a_2-6.qld

Last Altered: Monday, 6/25/2012 11:52:14 AM Eastern Daylight Time
 Printed: Monday, 6/25/2012 11:52:31 AM Eastern Daylight Time

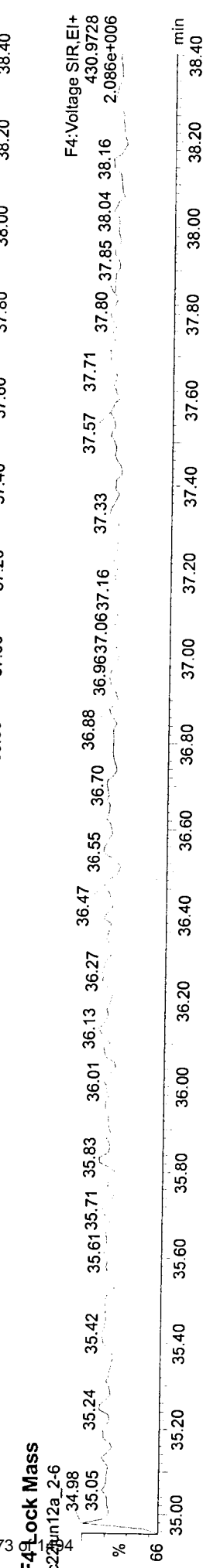

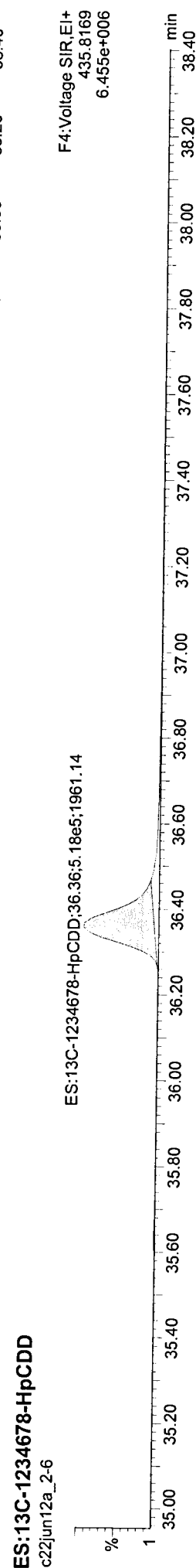
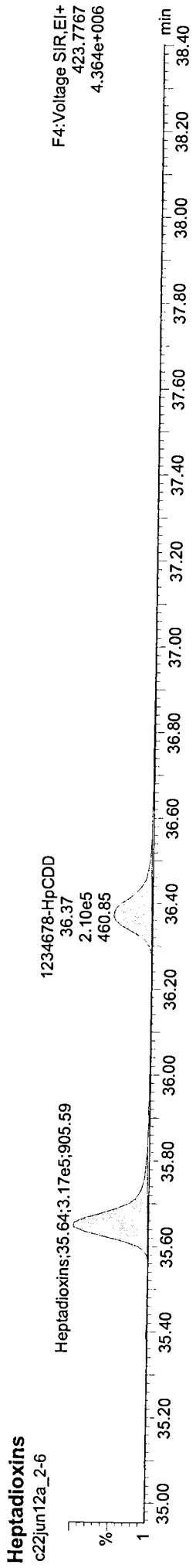
Name: c22jun12a_2-6, ID: 31201450021, User: KAS, Instrument: , Submitter: HRD1735, Task: HRMS3, Description: JW-EA09-COMP-120507



Dataset: C:\MassLynx\Default.pro\Results\c22jun12a_2-6.qld

Last Altered: Monday, 6/25/2012 11:52:14 AM Eastern Daylight Time
Printed: Monday, 6/25/2012 11:52:31 AM Eastern Daylight Time

Name: c22jun12a_2-6, ID: 31201450021, User: KAS, Instrument: , Submitter: HRD1735, Task: HRMS3, Description: JW-EA09-COMP-120507



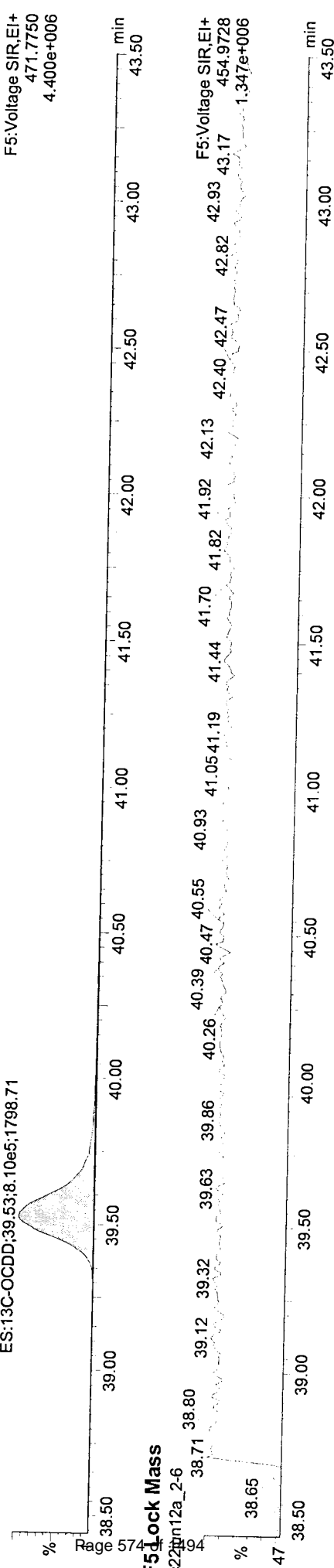
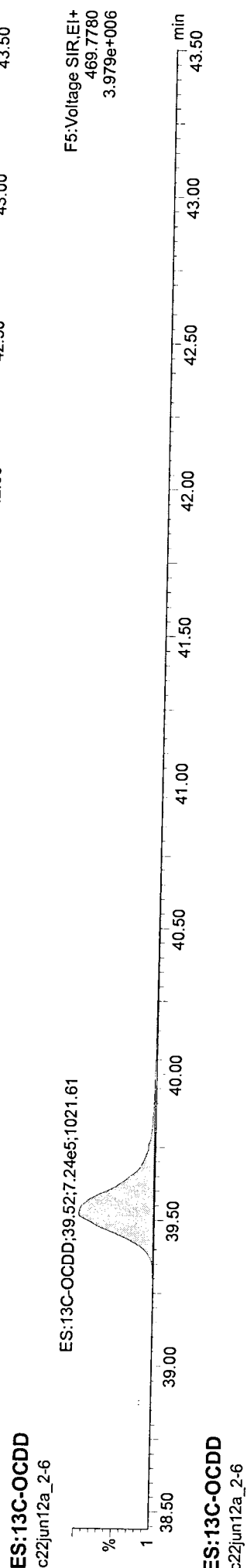
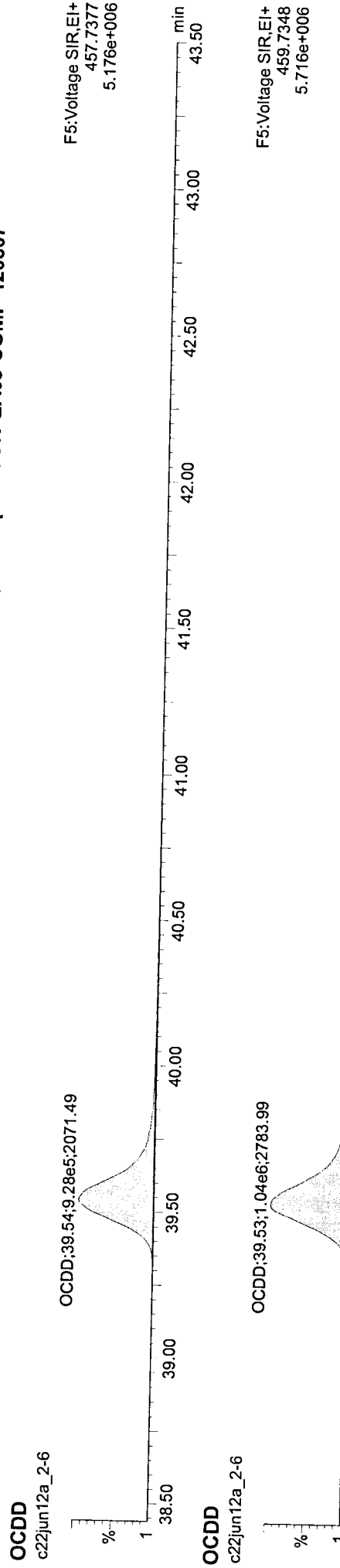
Quantify Sample Report
Sample Summary

MassLynx 4.1

Dataset: C:\MassLynx\Default.pro\Results\c22jun12a_2-6.qld

Last Altered: Monday, 6/25/2012 11:52:14 AM Eastern Daylight Time
Printed: Monday, 6/25/2012 11:52:31 AM Eastern Daylight Time

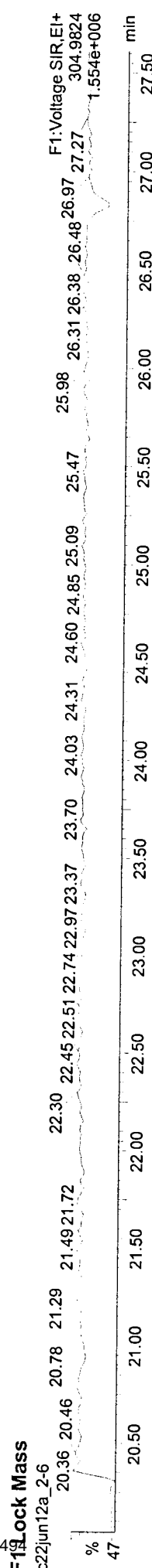
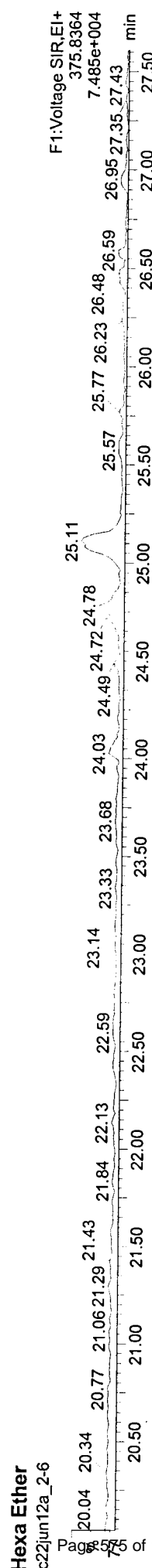
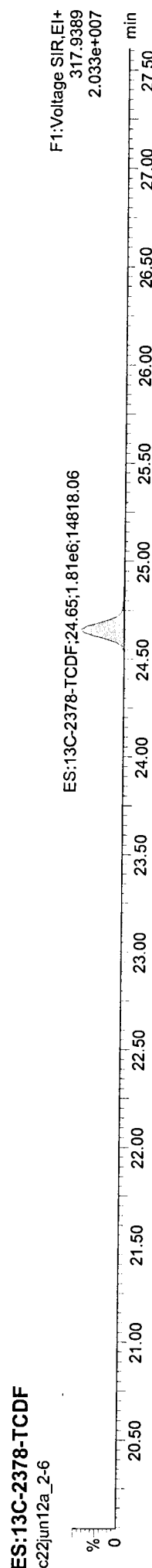
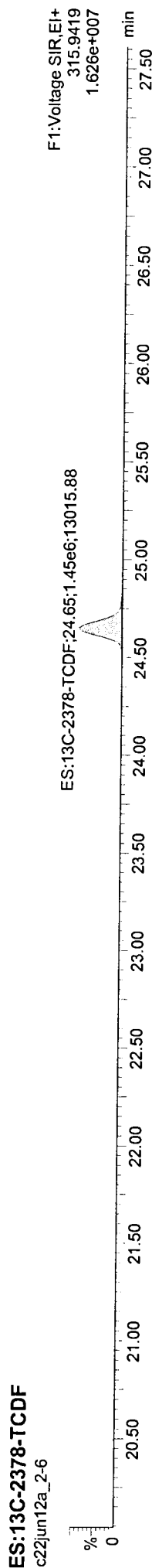
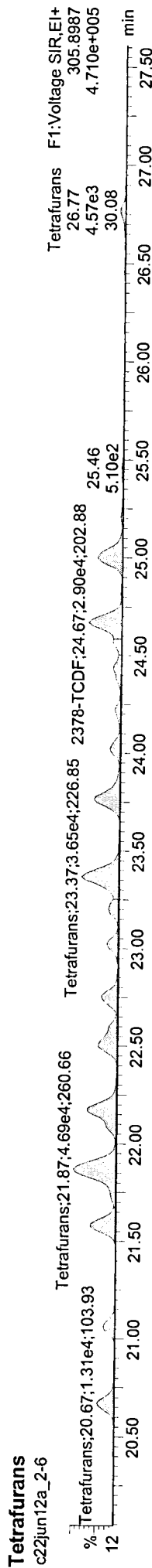
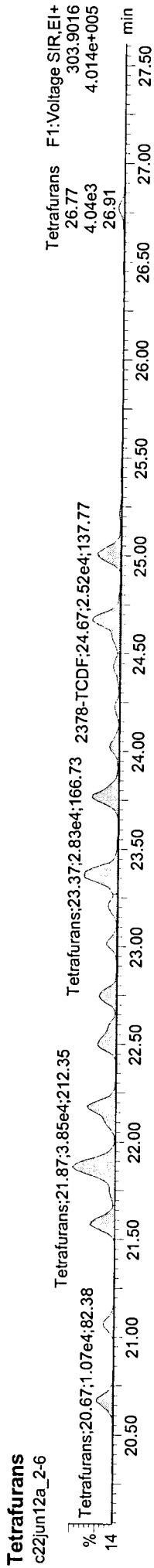
Name: c22jun12a_2-6, ID: 31201450021, User: KAS, Instrument: , Submitter: HRD1735, Task: HRMS3, Description: JW-EA09-COMP-120507



Dataset: C:\MassLynx\Default.pro\Results\c22jun12a_2-6.qld

Last Altered: Monday, 6/25/2012 11:52:14 AM Eastern Daylight Time
Printed: Monday, 6/25/2012 11:52:31 AM Eastern Daylight Time

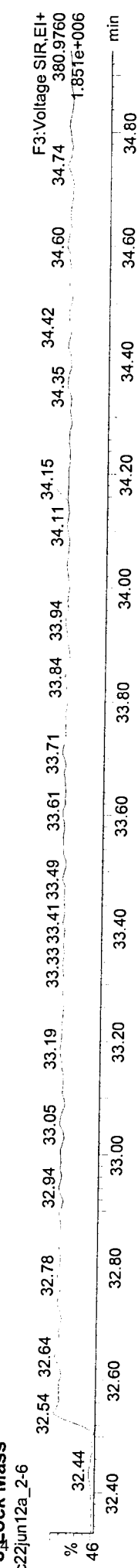
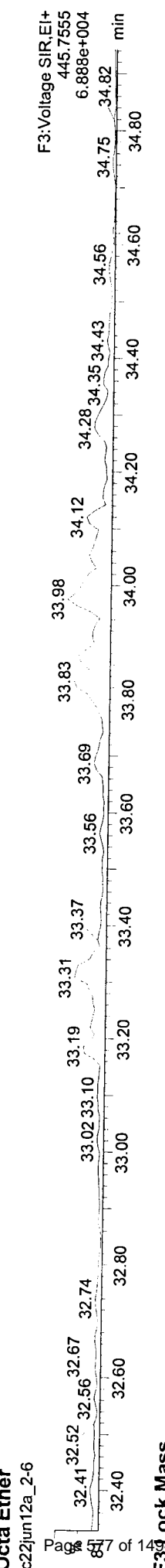
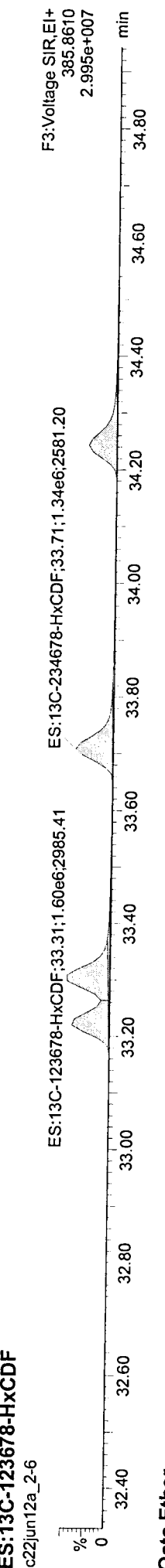
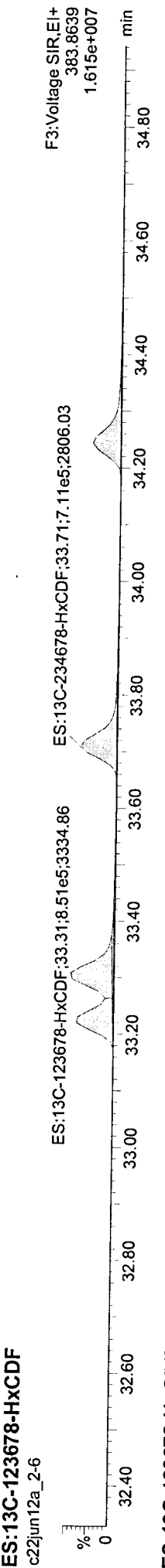
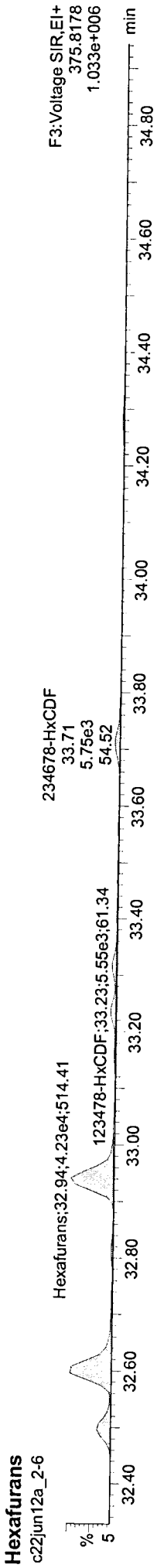
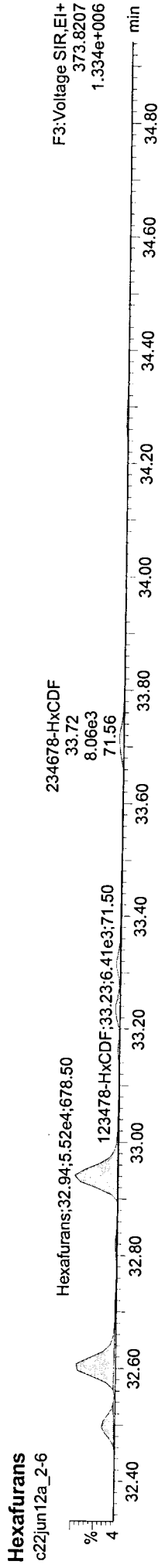
Name: c22jun12a_2-6, ID: 31201450021, User: KAS, Instrument: , Submitter: HRD1735, Task: HRMS3, Description: JW-EA09-COMP-120507



Dataset: C:\MassLynx\Default.pro\Results\c22jun12a_2-6.qld

Last Altered: Monday, 6/25/2012 11:52:14 AM Eastern Daylight Time
 Printed: Monday, 6/25/2012 11:52:31 AM Eastern Daylight Time

Name: c22jun12a_2-6, ID: 31201450021, User: KAS, Instrument: , Submitter: HRD1735, Task: HRMS3, Description: JW-EA09-COMP-120507

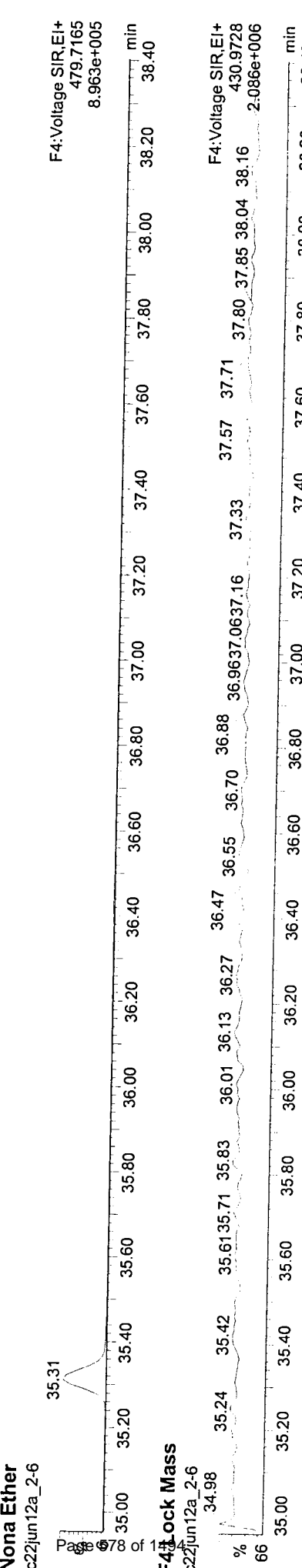
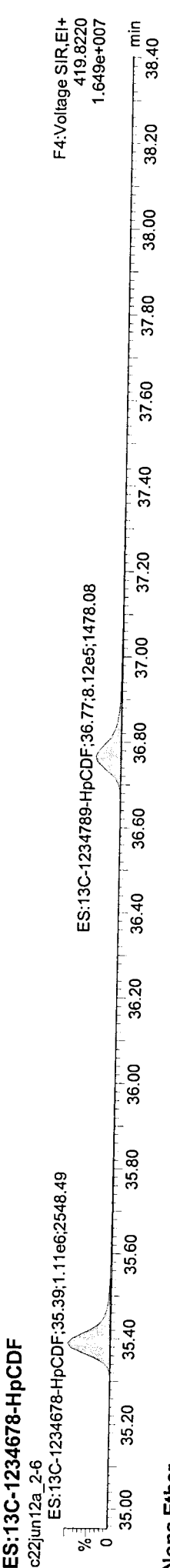
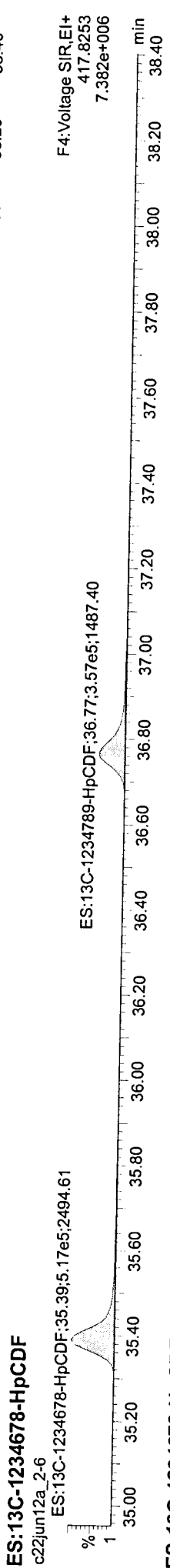
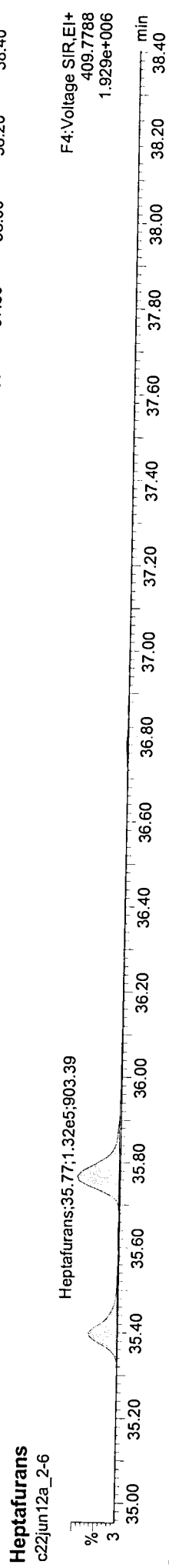
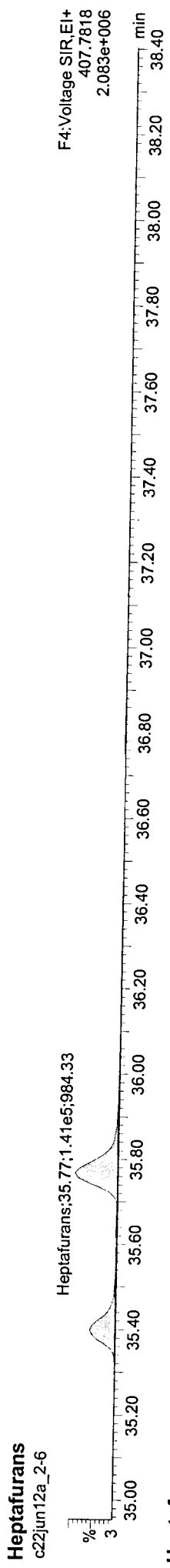


Quantify Sample Report
Sample Summary

MassLynx 4.1

Dataset: C:\MassLynx\Default.pro\Results\c22jun12a_2-6.qld
Last Altered: Monday, 6/25/2012 11:52:14 AM Eastern Daylight Time
Printed: Monday, 6/25/2012 11:52:31 AM Eastern Daylight Time

Name: c22jun12a_2-6, ID: 31201450021, User: KAS, Instrument: , Submitter: HRD1735, Task: HRMS3, Description: JW-EA09-COMP-120507

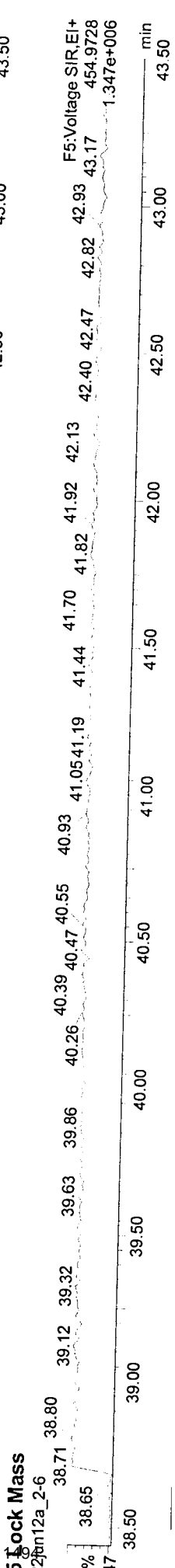
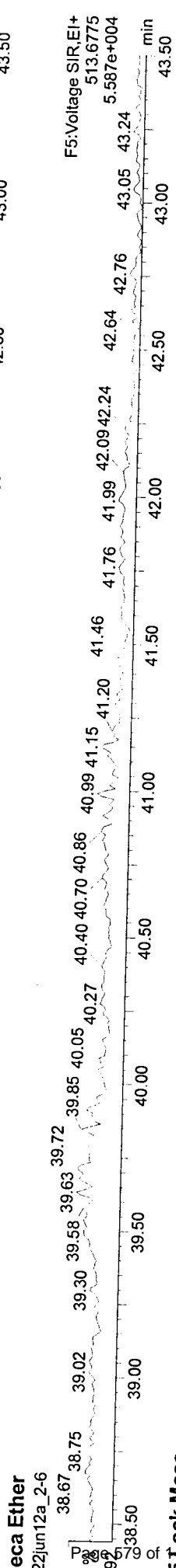
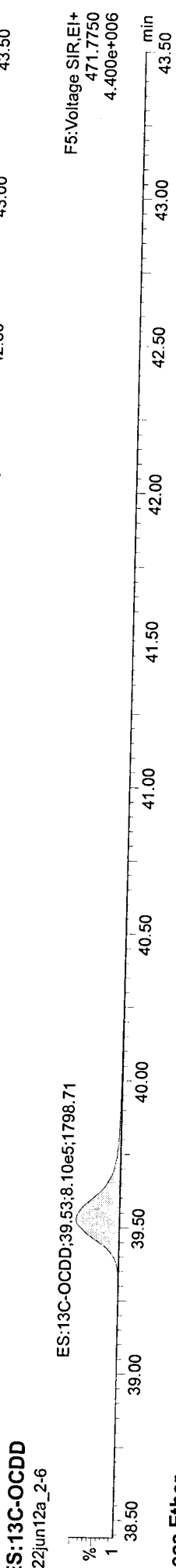
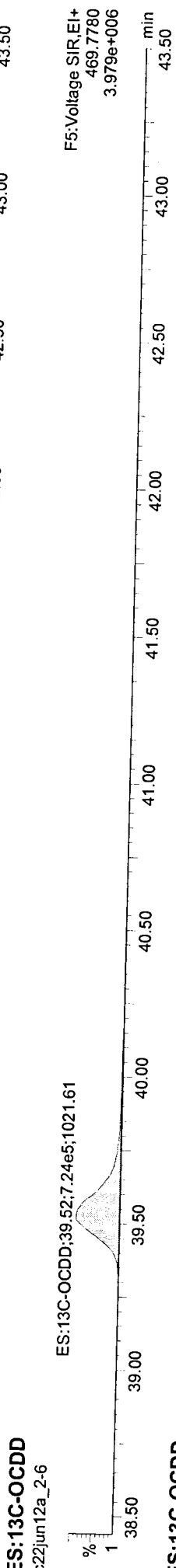
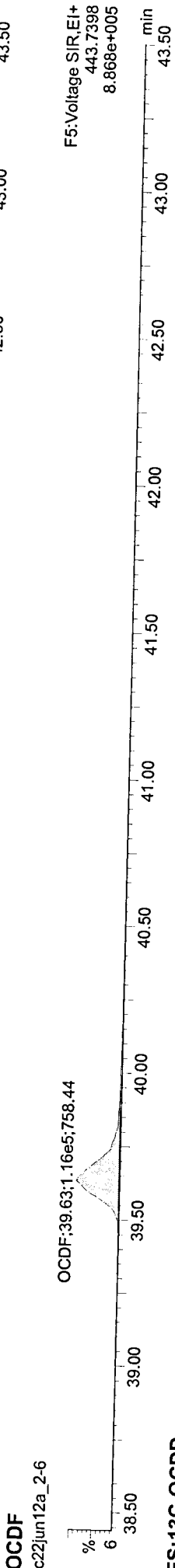
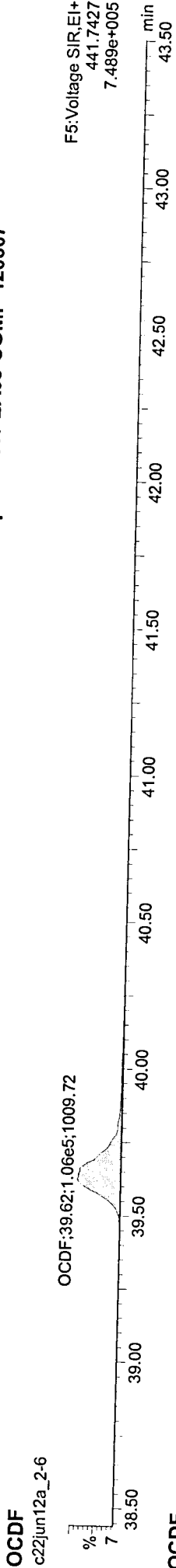


Quantify Sample Report
Sample Summary ###
MassLynx 4.1

Dataset: C:\MassLynx\Default.pro\Results\c22jun12a_2-6.qld
Last Altered: Monday, 6/25/2012 11:52:14 AM Eastern Daylight Time
Printed: Monday, 6/25/2012 11:52:31 AM Eastern Daylight Time

3120150

Name: c22jun12a_2-6, ID: 31201450021, User: KAS, Instrument: , Submitter: HRD1735, Task: HRMS3, Description: JW-EA09-COMP-120507



Quantify Sample Report
Sample Summary


MassLynx 4.1

Dataset: C:\MassLynx\Default.pro\Results\c22jun12a_2-6.qld

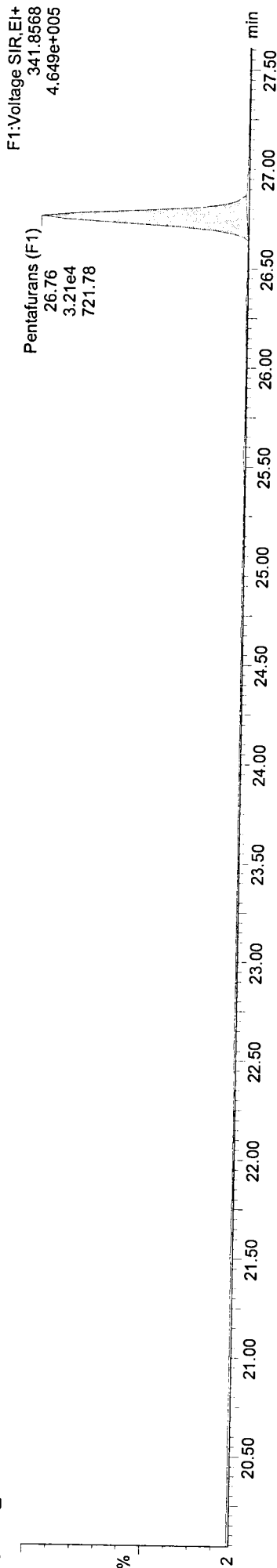
Last Altered: Monday, 6/25/2012 11:52:14 AM Eastern Daylight Time
Printed: Monday, 6/25/2012 11:52:31 AM Eastern Daylight Time

Name: c22jun12a_2-6, ID: 31201450021, User: KAS, Instrument: , Submitter: HRD1735, Task: HRMS3, Description: JW-EA09-COMP-120507

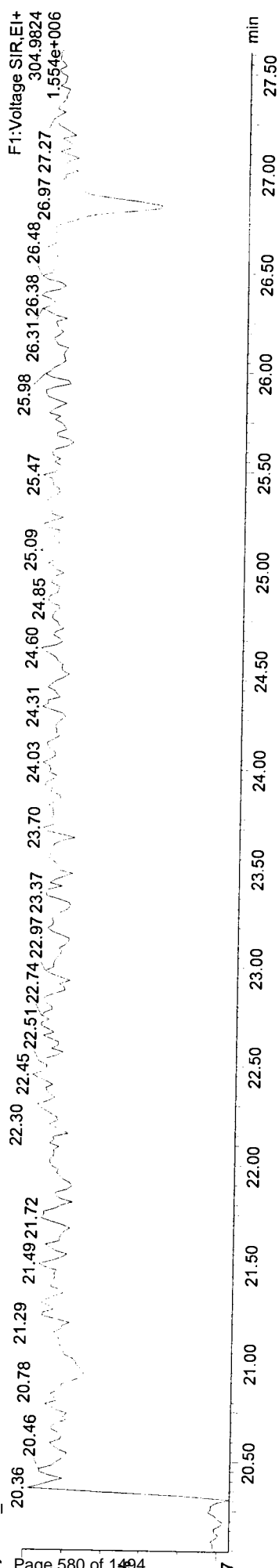
Pentafurans (F1)
c22jun12a_2-6



Pentafurans (F1)
c22jun12a_2-6



F1 Lock Mass
c22jun12a_2-6



Quantify Sample Summary Report

Confirms Sample Summary

Dataset: C:\MassLynx\Default.pro\Results\c02jul12a-Confirms.qld
 Last Altered: Monday, 7/2/2012 4:05:54 PM Eastern Daylight Time
 Printed: Monday, 7/2/2012 4:07:45 PM Eastern Daylight Time

TM 7-3-12

3120145021

Method: C:\MassLynx\Default.PRO\MethDB\VF\ms-TCDF_Smooth.mgb 29 Jun 2012 10:51:42
 Calibration: C:\MassLynx\Default.PRO\CurveDB\VF\ms-Confirm_c08dec11b.cdb 09 Dec 2011 09:13:48

Name: c02jul12a-8 ✓
 Date: 02-Jul-2012 ✓
 Time: 13:03:59 ✓
 ID: 31201450021 ✓
 User: JLJ
 Submitter: HRD1753
 Task: HRMS3

Name	Response	Ion1Area	Ion2Area	RA	RAFail?	RRT	RT	pg/ul	EDL	SN1	SN2	M	Height1	Noise1	Height2	Noise2
2378-TCDF	1.847e4	8.151e3	1.032e4	0.79	NO	1.0007	22.10	1.319	0.0198	141.3	196.8	db	1.211e5	857	1.448e5	736
ES:13C-2378-TCDF	1.189e6	5.246e5	6.645e5	0.79	NO	1.0037	22.09	67.110	0.0639	4940.2	1991.2	bb	7.529e6	1524	9.453e6	4747
JS:13C-1234-TCDD	7.772e5	3.423e5	4.348e5	0.79	NO	0.0000	22.01	100.000	0.3041	443.5	2579.3	bb	4.740e6	10689	6.197e6	2402
Tetrafurans	-	3.411e4	-	-	-	-	-	5.609	0.0198	-	-	-	5.002e5	857	-	-
F1 Lock Mass	-	-	-	-	-	-	-	-	-	-	-	-	-	44464	-	-


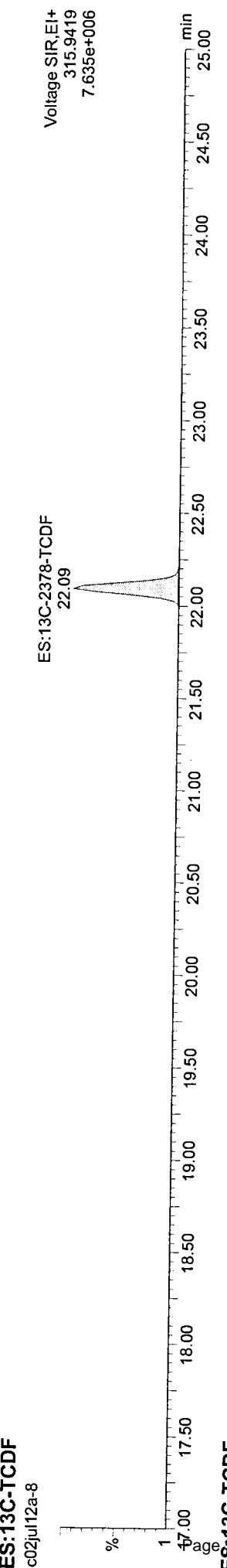
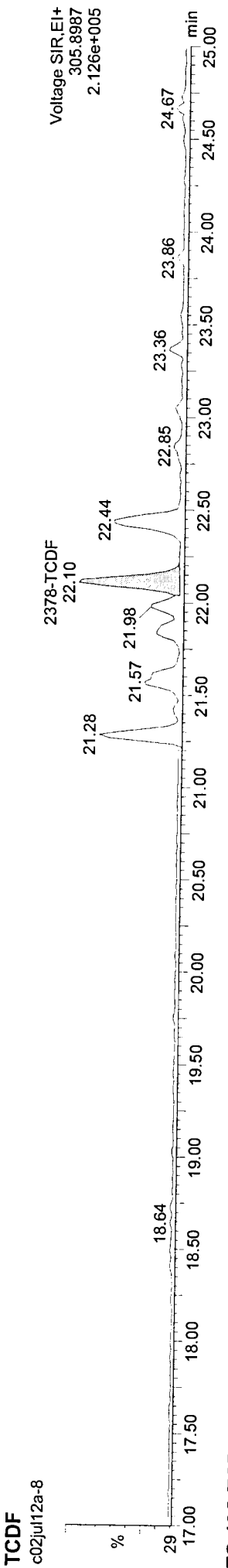
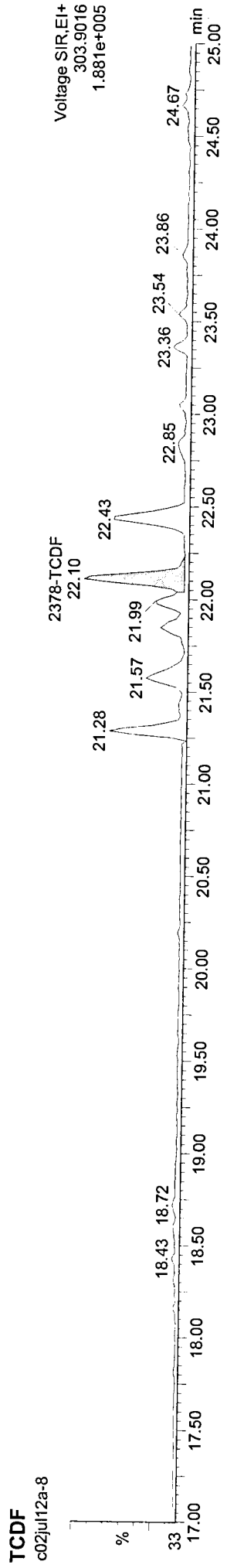
$$[TCDF] = \frac{1.847e4}{1.189e6} \left(\frac{2000pg}{14.95g \times 0.634} \right) \left(\frac{1}{1.1776} \right) = 2.78pg/g$$

TM 7-3-12

Quantify Sample Report MassLynx 4.1
Confirms Sample Summary

Dataset: C:\MassLynx\Default.pro\Results\c02jul12a-Confirms.qld
Last Altered: Monday, 7/2/2012 4:05:54 PM Eastern Daylight Time
Printed: Monday, 7/2/2012 4:07:45 PM Eastern Daylight Time

Method: C:\MassLynx\Default.PRO\MethDB\VF\Xms-TCDF_Smooth.mdb 29 Jun 2012 10:51:42
Calibration: C:\MassLynx\Default.PRO\CurveDB\VF\Xms-Confirm_c08dec11b.cdb 09 Dec 2011 09:13:48
Name: c02jul12a-8, ID: 31201450021



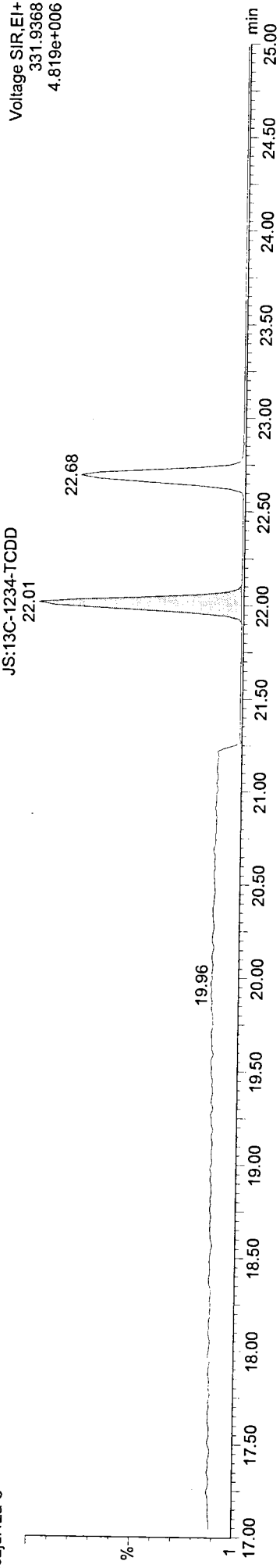
Quantify Sample Report MassLynx 4.1
Confirms Sample Summary

Dataset: C:\MassLynx\Default.pro\Results\c02jul12a-Confirms.qld

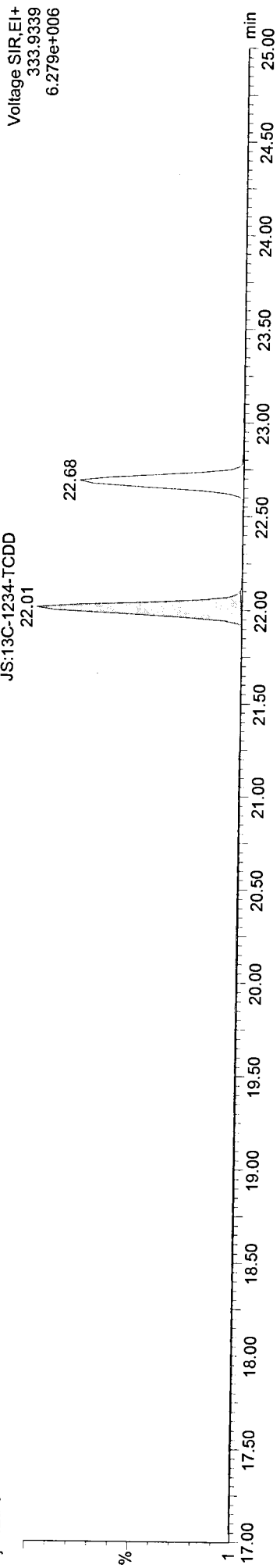
Last Altered: Monday, 7/2/2012 4:05:54 PM Eastern Daylight Time
Printed: Monday, 7/2/2012 4:07:45 PM Eastern Daylight Time

Name: c02jul12a-8, ID: 31201450021

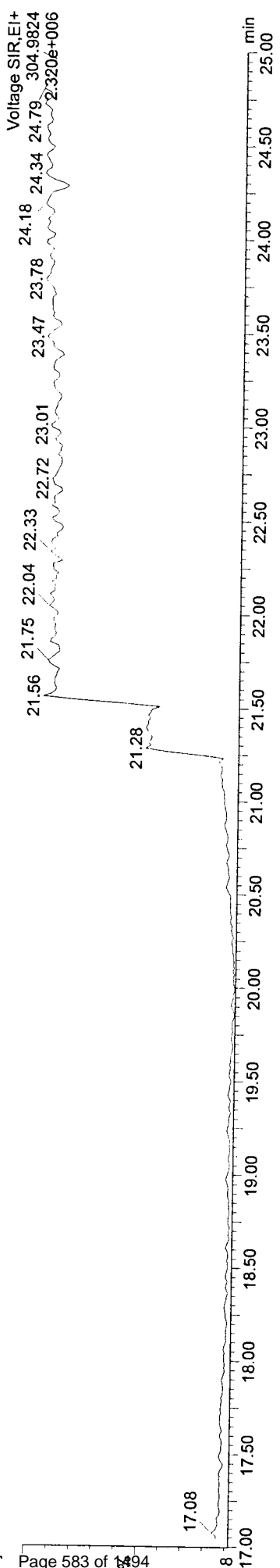
JS:13C-TCDD
c02jul12a-8



JS:13C-TCDD
c02jul12a-8



F1 Lock Mass
c02jul12a-8




Quantify Sample Report
Manual Integrations ###
MassLynx 4.1

Dataset: C:\MassLynx\Default.pro\Results\c02jul12a-Confirms.qld
Last Altered: Monday, July 02, 2012 16:05:54 Eastern Daylight Time
Printed: Tuesday, July 03, 2012 08:42:04 Eastern Daylight Time

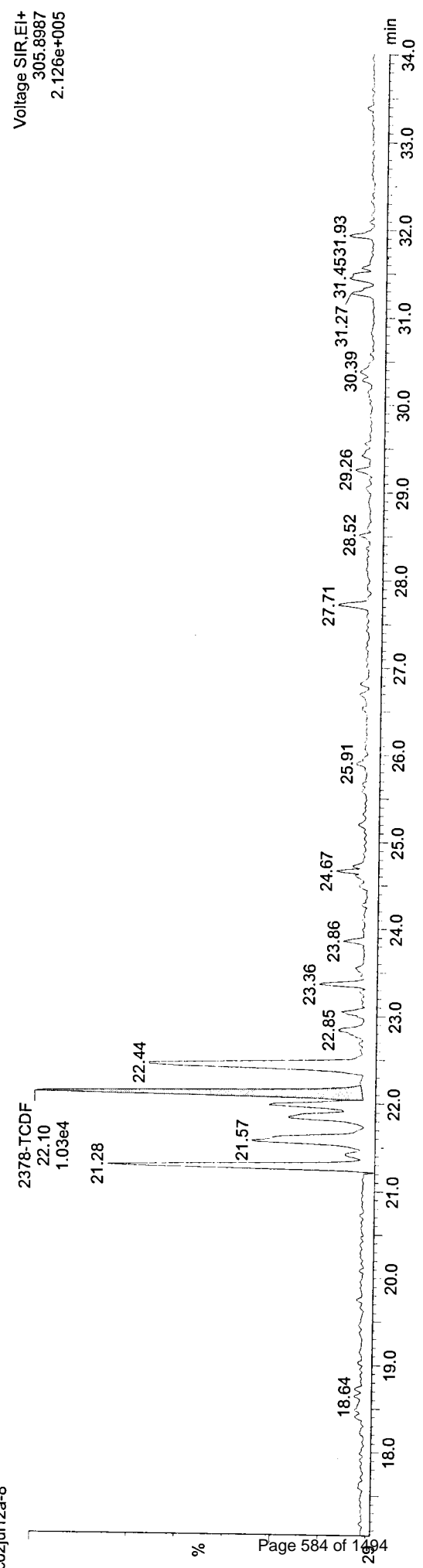
WAB
MR
Shalin

Name: c02jul12a-8, ID: 31201450021, Date: 02-Jul-2012, Time: 13:03:59, Submitter: HRD1753, Description: JW-EA09-COMP-120507, User: JLLJ

2378-TCDF
c02jul12a-8



c02jul12a-8



Results of JW-UR-TISSUE-120508

Client Sample ID: **JW-UR-TISSUE-120508**
 Client Project ID: **Jeld Wen Surface Sediment**
 Lab Sample ID: 31201450023-A
 Lab Project ID: 31201450

Collection Date: 05/08/2012 11:00
 Received Date: 05/11/2012 13:00
 Matrix: Tissue
 Solids (%):

Results by EPA 1613B

Parameter	Result	EMPC	Qual	DL	LOQ/CL	Units	RT	Ratio
2,3,7,8-TCDD	ND		U	0.0494	0.454	pg/g		
1,2,3,7,8-PeCDD	ND		U	0.0481	2.27	pg/g		
1,2,3,4,7,8-HxCDD	ND		U	0.0760	2.27	pg/g		
1,2,3,6,7,8-HxCDD	ND		U	0.0817	2.27	pg/g		
1,2,3,7,8,9-HxCDD	ND		U	0.0788	2.27	pg/g		
1,2,3,4,6,7,8-HpCDD		1.26	J	0.363	2.27	pg/g	36.38	1.34*
OCDD	12.1			0.705	4.54	pg/g	39.43	0.98
2,3,7,8-TCDF	ND		U	0.0492	0.454	pg/g		
1,2,3,7,8-PeCDF	ND		U	0.0541	2.27	pg/g		
2,3,4,7,8-PeCDF	ND		U	0.0301	2.27	pg/g		
1,2,3,4,7,8-HxCDF	ND		U	0.0319	2.27	pg/g		
1,2,3,6,7,8-HxCDF	ND		U	0.0285	2.27	pg/g		
2,3,4,6,7,8-HxCDF	0.0726		J	0.0343	2.27	pg/g	33.72	1.07
1,2,3,7,8,9-HxCDF	ND		U	0.0459	2.27	pg/g		
1,2,3,4,6,7,8-HpCDF	0.358		J	0.0786	2.27	pg/g	35.39	1.01
1,2,3,4,7,8,9-HpCDF	ND		U	0.111	2.27	pg/g		
OCDF		1.26	J	0.279	4.54	pg/g	39.59	1.12*
Total TCDD	0.570	0.764		0.0494	0.454	pg/g		
Total TCDF	ND		U	0.0492	0.454	pg/g		
Total PeCDD	ND		U	0.0481	2.27	pg/g		
Total PeCDF	ND		U	0.0122	2.27	pg/g		
Total HxCDD	ND	0.260	J	0.0817	2.27	pg/g		
Total HxCDF	0.430		J	0.0459	2.27	pg/g		
Total HpCDD	2.11	3.37	J	0.363	2.27	pg/g		
Total HpCDF	0.358	0.837	J	0.111	2.27	pg/g		

World Health Organization Summary

	Units	ND=0	ND=1/2	ND=DL
WHO-2005 TEQ	pg/g	0.0145	0.0906	0.167
WHO-2005 TEQ w/EMPC	pg/g	0.0274	0.102	0.176

Results of JW-UR-TISSUE-120508

Client Sample ID: **JW-UR-TISSUE-120508**
 Client Project ID: **Jeld Wen Surface Sediment**
 Lab Sample ID: 31201450023-A
 Lab Project ID: 31201450

Collection Date: 05/08/2012 11:00
 Received Date: 05/11/2012 13:00
 Matrix: Tissue
 Solids (%):

Results by EPA 1613B

Parameter	Result	EMPC	Qual	DL	LOQ/CL	Units	RT	Ratio
Labeled Standards								
13C-2378-TCDD	86.0				25.0-164	%		
13C-12378-PeCDD	86.0				25.0-181	%		
13C-123478-HxCDD	63.0				32.0-141	%		
13C-123678-HxCDD	75.0				28.0-130	%		
13C-1234678-HpCDD	50.0				23.0-140	%		
13C-OCDD	22.0				17.0-157	%		
13C-2378-TCDF	75.0				24.0-169	%		
13C-12378-PeCDF	69.0				24.0-185	%		
13C-23478-PeCDF	72.0				21.0-178	%		
13C-123478-HxCDF	64.0				26.0-152	%		
13C-123678-HxCDF	91.0				26.0-123	%		
13C-234678-HxCDF	74.0				29.0-147	%		
13C-123789-HxCDF	70.0				28.0-136	%		
13C-1234678-HpCDF	55.0				28.0-143	%		
13C-1234789-HpCDF	57.0				26.0-138	%		
37Cl-2378-TCDD	95.0				35.0-197	%		

Batch Information

Analytical Batch: **HRD1735**
 Analytical Method: **EPA 1613B**
 Instrument: **HRMS3**
 Analyst: **MAF**
 Analytical Date/Time: **06/23/2012 06:38**
 Dilution: **1**

Prep Batch: **HXX1607**
 Prep Method: **EPA 1613 PREP S/D/T**
 Prep Date/Time: **05/30/2012 18:10**
 Prep Initial Wt./Vol.: **11.02 g**
 Prep Extract Vol: **20 uL**

Results of JW-UR-TISSUE-120508

Client Sample ID: **JW-UR-TISSUE-120508**
 Client Project ID: **Jeld Wen Surface Sediment**
 Lab Sample ID: 31201450023-C
 Lab Project ID: 31201450

Collection Date: 05/08/2012 11:00
 Received Date: 05/11/2012 13:00
 Matrix: Tissue
 Solids (%):

Results by Gravimetric

<u>Parameter</u>	<u>Result</u>	<u>EMPC</u>	<u>Qual</u>	<u>DL</u>	<u>LOQ/CL</u>	<u>Units</u>	<u>RT</u>	<u>Ratio</u>
% Lipids	0.559					%		

Batch Information

Analytical Batch: **HXX1629**
 Analytical Method: **Gravimetric**
 Instrument: **BAL10**
 Analyst: **JHL**
 Analytical Date/Time: **05/30/2012 18:00**
 Dilution: 1

Prep Batch: **HXX1629**
 Prep Method: **Gravimetric**
 Prep Date/Time: **05/30/2012 18:00**
 Prep Initial Wt./Vol.: **1 mL**
 Prep Extract Vol: **1 mL**

Quantify Sample Summary Report
Sample Summary

MassLynx 4.1 SCN627

Dataset: Z:\Default.pro\Results\c22jun12a_2-7.qld

Last Altered: Monday, June 25, 2012 14:34:22 Eastern Daylight Time
Printed: Monday, June 25, 2012 14:34:57 Eastern Daylight Time

31201450

Method: C:\MassLynx\Default.PRO\MethDB\m1613-062412-db5ms.mdb 24 Jun 2012 17:53:35
Calibration: C:\MassLynx\Default.PRO\CurveDB\B5MS-0042012_1613.cdb 08 May 2012 08:31:36

Name: c22jun12a_2-7
Date: 23-Jun-2012
Time: 06:38:24
ID: 31201450023
Submitter: HRD1735
Task: HRMS3

Description: JW-UR-TISSUE-120508

Handwritten notes:

$$\frac{(1.230e4)(4000)}{(3.174e5)(1.000e3)} = 0.662$$
 rev. mm u/w/v

Name	Response	Ion1Area	Ion2Area	RA	RAFail?	RRT	RT	pg/μL	EDL	Height1	Noise1	SN1	Height2	Noise2	SN2	M1	M2	MR...
1 2378-TCDD	-	-	-	-	NO	-	-	-	0.0272	-	588	-	-	654	-	-	-	1.075
2 12378-PeCDD	-	-	-	-	NO	-	-	-	0.0265	-	932	-	-	641	-	-	-	1.039
3 123478-HxCDD	-	-	-	-	NO	-	-	-	0.0419	-	1129	-	-	1008	-	-	-	1.065
4 123678-HxCDD	-	-	-	-	NO	-	-	-	0.0450	-	1129	-	-	1008	-	-	-	0.996
5 123789-HxCDD	-	-	-	-	NO	-	-	-	0.0434	-	1129	-	-	1008	-	-	-	1.029
6 1234678-HpCDD	2.960e3	1.697e3	1.263e3	1.34	YES	1.0006	36.38	0.695	0.2002	2.023e4	1075	18.8	1.395e4	2526	5.5 MM	MM	MM	1.055
7 OCDD	1.230e4	6.093e3	6.211e3	0.98	NO	1.0002	39.43	6.662	0.3884	3.760e4	837	44.9	4.079e4	939	43.4 MM	MM	MM	1.063
8 2378-TCDF	-	-	-	-	NO	-	-	-	0.0271	-	522	-	-	1045	-	-	-	0.980
9 12378-PeCDF	-	-	-	-	NO	-	-	-	0.0298	-	662	-	-	532	-	-	-	0.980
10 23478-PeCDF	-	-	-	-	NO	-	-	-	0.0166	-	662	-	-	532	-	-	-	1.022
11 123478-HxCDF	-	-	-	-	NO	-	-	-	0.0176	-	829	-	-	480	-	-	-	1.183
12 123678-HxCDF	-	-	-	-	NO	-	-	-	0.0157	-	829	-	-	480	-	-	-	1.168
13 234678-HxCDF	3.870e2	1.998e2	1.871e2	1.07	NO	1.0003	33.72	0.040	0.0189	4.943e3	829	6.0	4.354e3	480	9.1 MM	MM	MM	1.178
14 123789-HxCDF	1.389e3	6.994e2	6.900e2	1.01	NO	1.0003	35.39	0.197	0.0433	1.281e4	644	19.9	1.059e4	1095	9.7 MM	MM	MM	1.389
15 1234678-HpCDF	-	-	-	-	NO	-	-	-	0.0612	-	644	-	-	1095	-	-	-	1.389
16 OCDF	1.561e3	8.260e2	7.350e2	1.12	YES	1.0045	39.59	0.696	0.1536	6.253e3	462	13.5	6.829e3	390	17.5 MM	MM	MM	1.290
17 ES:13C-2378-TCDD	9.569e5	4.223e5	5.346e5	0.79	NO	1.0285	25.54	85.852	0.0516	4.676e6	1280	3651.8	5.839e6	1407	4150.2 bb	bb	bb	0.991
18 ES:13C-12378-PeCDD	8.031e5	4.755e5	3.275e5	1.45	NO	1.2732	31.62	85.503	0.0663	8.436e6	1327	6357.9	5.546e6	1584	3500.4 MM	MM	MM	0.835
19 ES:13C-123478-HxCDD	5.541e5	3.070e5	2.472e5	1.24	NO	0.9935	33.82	63.420	0.0962	6.640e6	2355	2819.6	5.307e6	2876	1845.5 MM	MM	MM	0.971
20 ES:13C-123678-HxCDD	6.779e5	3.793e5	2.986e5	1.27	NO	0.9954	33.89	74.977	0.0930	6.673e6	2355	2833.3	5.280e6	2876	1836.0 MM	MM	MM	1.005
21 ES:13C-1234678-HpCDD	4.037e5	2.088e5	1.948e5	1.07	NO	1.0680	36.36	50.190	0.0696	2.205e6	1838	1199.2	2.040e6	1645	1240.6 MM	MM	MM	0.894
22 ES:13C-OCDD	3.474e5	1.653e5	1.821e5	0.91	NO	1.1579	39.42	44.304	0.0653	1.023e6	1654	618.5	1.132e6	1534	738.1 MM	MM	MM	0.871
23 ES:13C-2378-TCDF	1.320e6	5.850e5	7.353e5	0.80	NO	0.9927	24.65	75.242	0.0335	6.538e6	1352	4835.5	8.289e6	1394	5945.3 bb	bb	bb	1.561

Quantify Sample Summary Report
Sample Summary

MassLynx 4.1 SCN627

Dataset: Z:\Default.pro\Results\c22jun12a_2-7.qld

Last Altered: Monday, June 25, 2012 14:34:22 Eastern Daylight Time
Printed: Monday, June 25, 2012 14:34:57 Eastern Daylight Time

Name: c22jun12a_2-7
Date: 23-Jun-2012
Time: 06:38:24
ID: 31201450023
Submitter: HRD1735
Task: HRMS3
Description: JW-UR-TISSUE-120508

Name	Response	Ion1Area	Ion2Area	RA	RAFail?	RRT	RT	pg/µL	EDL	Height1	Noise1	SN1	Height2	Noise2	SN2	M1	M2	MR...
25	ES:13C-12378-PeCDF	1.022e6	6.270e5	3.951e5	1.59	NO	1.2105	30.06	0.0799	6.269e6	3175	1974.7	4.002e6	2378	1683.0	MM	MM	1.322
26	ES:13C-23478-PeCDF	1.038e6	6.380e5	3.996e5	1.60	NO	1.2625	31.35	0.0823	1.080e7	3175	3403.5	6.831e6	2378	2872.8	bb	bb	1.284
27	ES:13C-123478-HxCDF	6.892e5	2.398e5	4.494e5	0.53	NO	0.9761	33.23	0.1465	5.456e6	2858	1908.9	1.009e7	6969	1447.8	MM	MM	1.198
28	ES:13C-123678-HxCDF	1.021e6	3.545e5	6.662e5	0.53	NO	0.9784	33.31	0.1412	6.184e6	2858	2163.5	1.188e7	6969	1704.2	MM	MM	1.243
29	ES:13C-234678-HxCDF	8.132e5	2.834e5	5.298e5	0.53	NO	0.9902	33.71	0.1428	5.118e6	2858	1790.7	9.636e6	6969	1382.6	MM	MM	1.229
30	ES:13C-123789-HxCDF	7.382e5	2.605e5	4.777e5	0.55	NO	1.0059	34.24	0.1492	4.103e6	2858	1435.7	7.528e6	6969	1080.2	MM	MM	1.177
31	ES:13C-1234678-HpCDF	5.074e5	1.564e5	3.510e5	0.45	NO	1.0392	35.38	0.0922	2.231e6	1621	1376.4	4.987e6	3694	1350.1	MM	MM	1.029
32	ES:13C-1234789-HpCDF	4.494e5	1.395e5	3.098e5	0.45	NO	1.0797	36.76	0.1092	1.587e6	1621	979.4	3.624e6	3694	981.2	MM	MM	0.869
33	JS:13C-1234-TCDD	1.124e6	4.920e5	6.322e5	0.78	NO	0.0000	24.83	0.0511	5.750e6	1280	4490.6	7.347e6	1407	5221.9	bb	bb	1.000
34	JS:13C-123789-HxCDD	8.999e5	4.977e5	4.022e5	1.24	NO	0.0000	34.04	0.0934	7.740e6	2355	3286.7	6.252e6	2876	2173.9	MM	MM	1.000
35	CS:37Cl-2378-TCDD	2.390e5	2.390e5	-	-	-	1.0291	25.56	0.0143	2.502e6	847	2955.2	-	-	-	MM	-	1.124
36	Tetradioxins	-	1.891e3	-	-	-	-	-	0.421	2.468e4	588	-	-	-	-	-	-	1.075
37	Pentadioxins	-	0.000e0	-	-	-	-	-	0.0157	0.000e0	932	-	-	-	-	-	-	1.039
38	Hexadioxins	-	5.400e2	-	-	-	-	-	0.143	1.182e4	1129	-	-	-	-	-	-	1.030
39	Heptadioxins	-	4.059e3	-	-	-	-	-	1.858	5.179e4	1075	-	-	-	-	-	-	1.055
40	Tetrafurans	-	0.000e0	-	-	-	-	-	0.0090	0.000e0	522	-	-	-	-	-	-	0.980
41	Pentafurans (F1)	-	5.565e2	-	-	-	-	-	0.0067	5.655e3	347	-	-	-	-	-	-	1.001
42	Pentafurans	-	0.000e0	-	-	-	-	-	0.0128	0.000e0	662	-	-	-	-	-	-	1.001
43	Hexafurans	-	1.235e3	-	-	-	-	-	0.0190	2.836e4	829	-	-	-	-	-	-	1.160
44	Heptafurans	-	1.688e3	-	-	-	-	-	0.0517	2.674e4	644	-	-	-	-	-	-	1.389
45	Hexa Ether	-	-	-	-	-	-	-	-	-	372	-	-	-	-	-	-	-
46	Hepta Ether	-	-	-	-	-	-	-	-	-	347	-	-	-	-	-	-	-
47	Octa Ether	-	-	-	-	-	-	-	-	-	416	-	-	-	-	-	-	-
48	Nona Ether	-	-	-	-	-	-	-	-	-	365	-	-	-	-	-	-	-
49	Deca Ether	-	-	-	-	-	-	-	-	-	302	-	-	-	-	-	-	-
50	F1 Lock Mass	-	-	-	-	-	-	-	0.0000	-	48008	-	-	-	-	-	-	189...
51	F2 Lock Mass	-	-	-	-	-	-	-	0.0000	-	94228	-	-	-	-	-	-	254...
52	F3 Lock Mass	-	-	-	-	-	-	-	0.0000	-	48669	-	-	-	-	-	-	740...

Quantify Sample Summary Report **MassLynx 4.1 SCN627**
 ### Sample Summary ###

Dataset: Z:\Default.pro\Results\c22jun12a_2-7.qld

Last Altered: Monday, June 25, 2012 14:34:22 Eastern Daylight Time
 Printed: Monday, June 25, 2012 14:34:57 Eastern Daylight Time

Name: c22jun12a_2-7
 Date: 23-Jun-2012
 Time: 06:38:24
 ID: 31201450023
 Submitter: HRD1735
 Task: HRMS3
 Description: JW-UR-TISSUE-120508

Name	Response	Ion1Area	Ion2Area	RA	RAFail?	RRT	RT	pg/µL	EDL	Height1	Noise1	SN1	Height2	Noise2	SN2	M1	M2	MR...	
53 F4 Lock Mass	-	-	-	-	-	-	-	-	-	-	53673	-	-	-	-	-	-	-	-
54 F5 Lock Mass	-	-	-	-	-	-	-	-	0.0000	-	35021	-	-	-	-	-	-	-	173...

Quantify Totals Report MassLynx 4.1 SCN627
 ### Sample Summary ###

Dataset: Z:\Default.pro\Results\c22jun12a_2-7.qld

Last Altered: Monday, June 25, 2012 14:34:22 Eastern Daylight Time
 Printed: Monday, June 25, 2012 14:34:57 Eastern Daylight Time

1201450

Method: C:\MassLynx\Default.PRO\MethDB\1613-062412-db5ms.mdb 24 Jun 2012 17:53:35
 Calibration: C:\MassLynx\Default.PRO\CurveDB\B5MS-0042012_1613.cdb 08 May 2012 08:31:36

Name: c22jun12a_2-7
 Date: 23-Jun-2012
 Time: 06:38:24
 ID: 31201450023
 Submitter: HRD1735
 Task: HRMS3
 Description: JW-UR-TISSUE-120508

Tetradioxins

Name	Response	Ion1Area	Ion2Area	RA	RAFail?	RRT	RT	pg/µL	EDL	Height1	Noise1	SN1	Height2	Noise2	SN2	M2
1 Tetradioxins	1.098e3	5.826e2	5.152e2	1.131	YES	0.00	25.26	0.107	0.0272	6.486e3	588	11.0	5.484e3	654	8.4	MM
2 Tetradioxins	3.233e3	1.308e3	1.924e3	0.680	NO	0.00	23.55	0.314	0.0272	1.819e4	588	30.9	2.463e4	654	37.7	MM

Pentadioxins

Name	Response	Ion1Area	Ion2Area	RA	RAFail?	RRT	RT	pg/µL	EDL	Height1	Noise1	SN1	Height2	Noise2	SN2	M2
1	-	-	-	-	-	-	-	-	-	-	-	-	-	-	-	-

Hexadioxins

Name	Response	Ion1Area	Ion2Area	RA	RAFail?	RRT	RT	pg/µL	EDL	Height1	Noise1	SN1	Height2	Noise2	SN2	M2
1 Hexadioxins	9.066e2	5.400e2	3.666e2	1.473	YES	0.00	32.85	0.143	0.0434	1.182e4	1129	10.5	7.688e3	1008	7.6	MM

Heptadioxins

Name	Response	Ion1Area	Ion2Area	RA	RAFail?	RRT	RT	pg/µL	EDL	Height1	Noise1	SN1	Height2	Noise2	SN2	M2
1 1234678-HpCDD	2.960e3	1.697e3	1.263e3	1.344	YES	1.00	36.38	0.695	0.2002	2.023e4	1075	18.8	1.395e4	2526	5.5	MM
2 Heptadioxins	4.953e3	2.362e3	2.591e3	0.911	NO	0.00	35.66	1.163	0.2002	3.156e4	1075	29.3	3.354e4	2526	13.3	MM

Tetrafurans

Name	Response	Ion1Area	Ion2Area	RA	RAFail?	RRT	RT	pg/µL	EDL	Height1	Noise1	SN1	Height2	Noise2	SN2	M2
1	-	-	-	-	-	-	-	-	-	-	-	-	-	-	-	-

Quantify Totals Report MassLynx 4.1 SCN627
Sample Summary

Dataset: Z:\Default.pro\Results\c22jun12a_2-7.qld

Last Altered: Monday, June 25, 2012 14:34:22 Eastern Daylight Time
 Printed: Monday, June 25, 2012 14:34:57 Eastern Daylight Time

Name: c22jun12a_2-7
 Date: 23-Jun-2012
 Time: 06:38:24
 ID: 31201450023
 Submitter: HRD1735
 Task: HRMS3
 Description: JW-UR-TISSUE-120508

Handwritten signature: HRD1735

Pentafurans (F1)

Name	Response	Ion1Area	Ion2Area	RA	RAFail?	RRT	RT	pg/µL	EDL	Height1	Noise1	SN1	Height2	Noise2	SN2	M2
Pentafurans (F1)	1.092e3	5.565e2	5.354e2	1.039	YES	0.00	26.72	0.106	0.0067	5.655e3	347	16.3	3.953e3	0	0.0	MM

Pentafurans

Name	Response	Ion1Area	Ion2Area	RA	RAFail?	RRT	RT	pg/µL	EDL	Height1	Noise1	SN1	Height2	Noise2	SN2	M2

Hexafurans

Name	Response	Ion1Area	Ion2Area	RA	RAFail?	RRT	RT	pg/µL	EDL	Height1	Noise1	SN1	Height2	Noise2	SN2	M2
234678-HxCDF	3.870e2	1.998e2	1.871e2	1.068	NO	1.00	33.72	0.040	0.0189	4.943e3	829	6.0	4.354e3	480	9.1	MM
Hexafurans	9.090e2	5.042e2	4.048e2	1.246	NO	0.00	32.95	0.096	0.0190	9.956e3	829	12.0	9.317e3	480	19.4	MM
Hexafurans	9.509e2	5.308e2	4.202e2	1.263	NO	0.00	32.60	0.101	0.0190	1.346e4	829	16.2	9.491e3	480	19.8	MM

Heptafurans

Name	Response	Ion1Area	Ion2Area	RA	RAFail?	RRT	RT	pg/µL	EDL	Height1	Noise1	SN1	Height2	Noise2	SN2	M2
Heptafurans	1.754e3	9.887e2	7.653e2	1.292	YES	0.00	35.78	0.264	0.0517	1.393e4	644	21.6	9.590e3	1095	8.8	MM
1234678-HpCDF	1.389e3	6.994e2	6.900e2	1.014	NO	1.00	35.39	0.197	0.0433	1.281e4	644	19.9	1.059e4	1095	9.7	MM

Quantify Sample Report MassLynx 4.1 SCN627

Manual Integrations

Dataset: Z:\Default.pro\Results\c22jun12a_2-7.qld

Last Altered: Monday, June 25, 2012 14:26:04 Eastern Daylight Time
Printed: Monday, June 25, 2012 14:26:26 Eastern Daylight Time

1201450

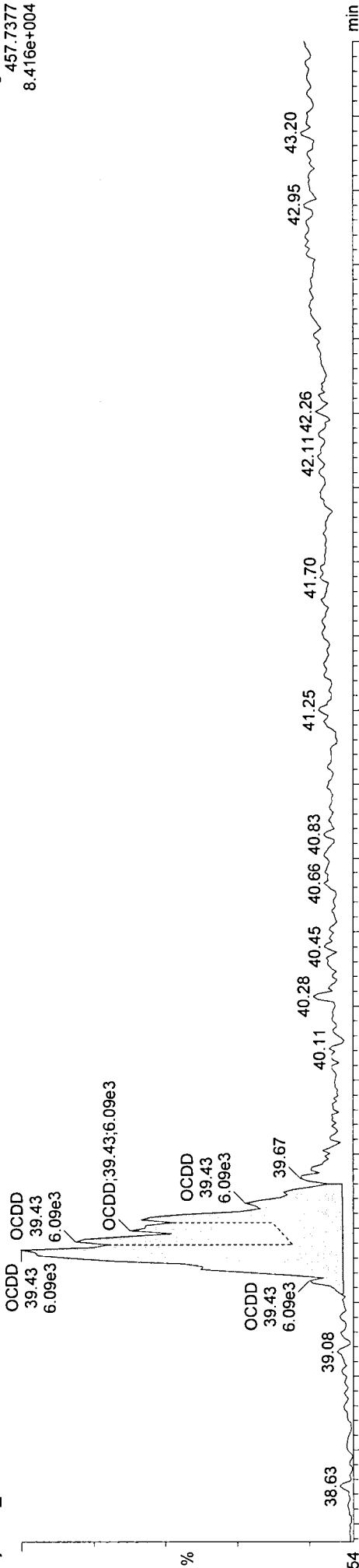
Method: C:\MassLynx\Default.PRO\MethDB\im1613-062412-db5ms.mdb 24 Jun 2012 17:53:35
Calibration: C:\MassLynx\Default.PRO\CurveDB\MS-0042012_1613.cdb 08 May 2012 08:31:36

Name: c22jun12a_2-7, ID: 31201450023, Date: 23-Jun-2012, Time: 06:38:24, Submitter: HRD1735, Description: JW-UR-TISSUE-120508, User: KAS

OCDD

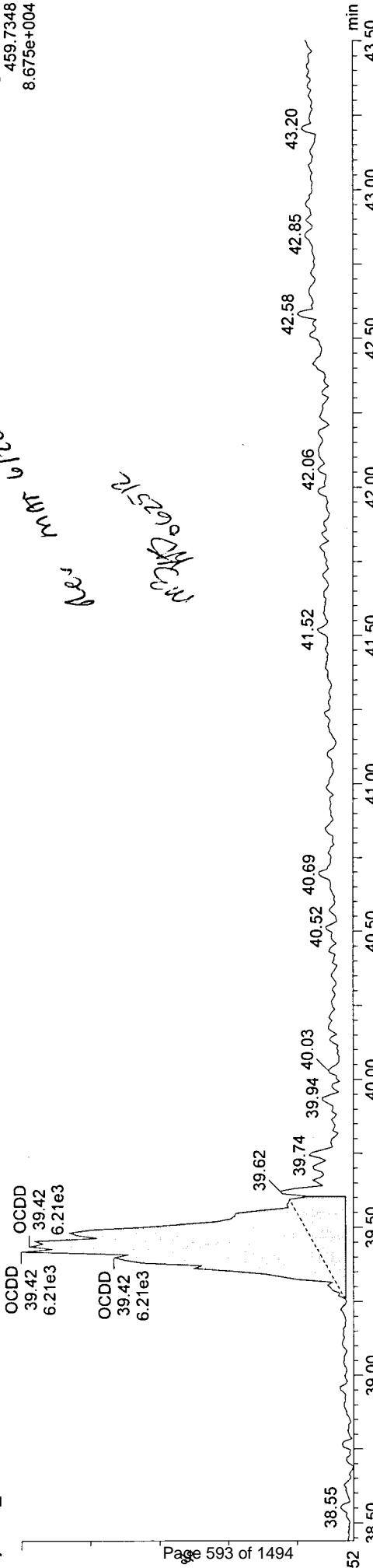
c22jun12a_2-7

F5: Voltage SIR, EI+
457.7377
8.4116e+004



c22jun12a_2-7

F5: Voltage SIR, EI+
459.7348
8.675e+004



Quantify Sample Report
Manual Integrations ###
MassLynx 4.1 SCN627

Dataset: Z:\Default.pro\Results\c22jun12a_2-7.qld

Last Altered: Monday, June 25, 2012 14:26:59 Eastern Daylight Time
Printed: Monday, June 25, 2012 14:27:03 Eastern Daylight Time

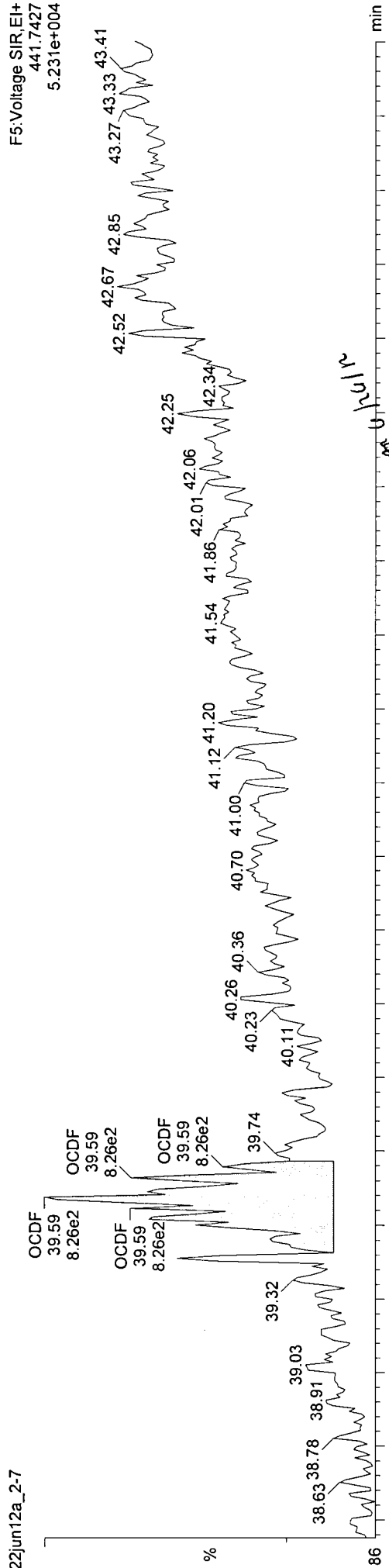
W1201450

Method: C:\MassLynx\Default.PRO\MethDB\im1613-062412-db5ms.mdb 24 Jun 2012 17:53:35
Calibration: C:\MassLynx\Default.PRO\CurveDB\B5MS-0042012_1613.cdb 08 May 2012 08:31:36

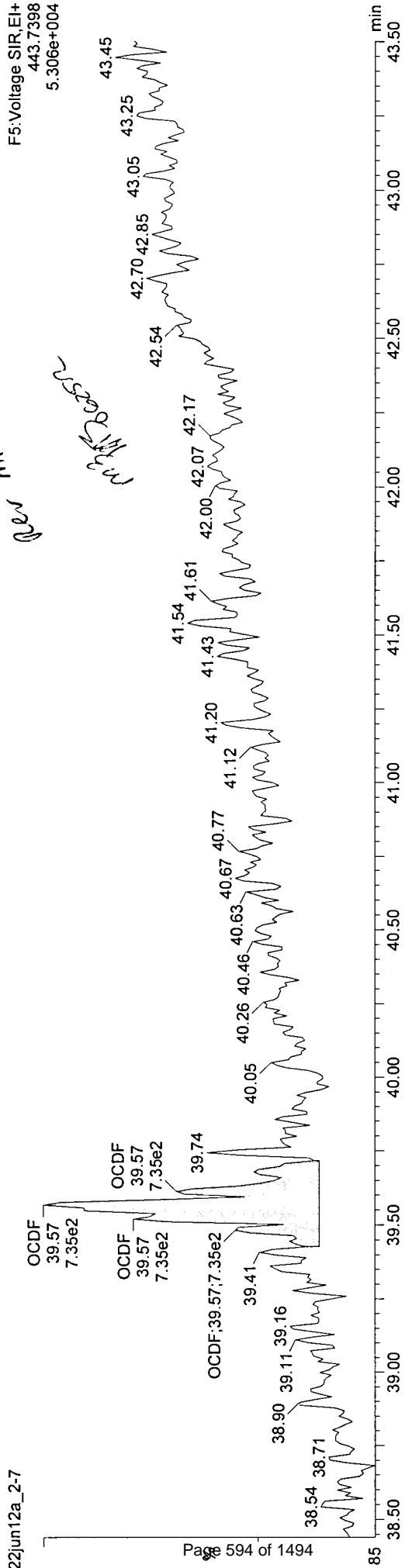
Name: c22jun12a_2-7, ID: 31201450023, Date: 23-Jun-2012, Time: 06:38:24, Submitter: HRD1735, Description: JW-UR-TISSUE-120508, User: KAS

OCDF

c22jun12a_2-7



c22jun12a_2-7



Quantify Sample Report

MassLynx 4.1 SCN627
Manual Integrations

Dataset: Z:\Default.prolResults\c22jun12a_2-7.qld

Last Altered: Monday, June 25, 2012 14:27:13 Eastern Daylight Time
Printed: Monday, June 25, 2012 14:27:17 Eastern Daylight Time


3120145

Method: C:\MassLynx\Default.PRO\MethDB\m1613-062412-db5ms.mdb 24 Jun 2012 17:53:35
Calibration: C:\MassLynx\Default.PRO\CurveDB\MS-0042012_1613.cdb 08 May 2012 08:31:36

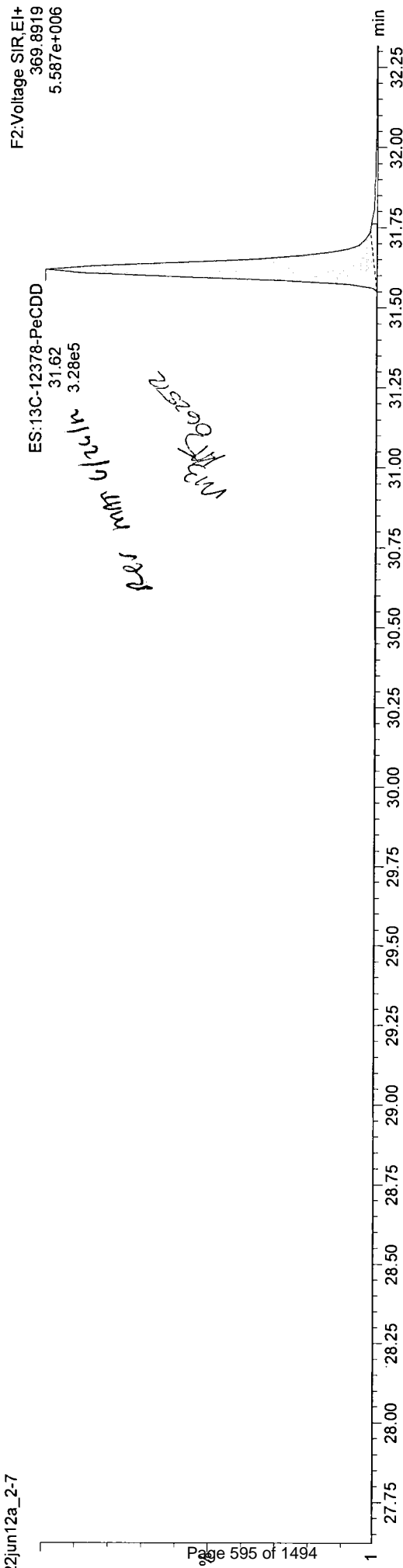
Name: c22jun12a_2-7, ID: 31201450023, Date: 23-Jun-2012, Time: 06:38:24, Submitter: HRD1735, Description: JW-UR-TISSUE-120508, User: KAS

ES:13C-12378-PeCDD

c22jun12a_2-7



c22jun12a_2-7



Dataset: Z:\Default.pro\Results\c22jun12a_2-7.qld

Last Altered: Monday, June 25, 2012 14:27:23 Eastern Daylight Time
Printed: Monday, June 25, 2012 14:27:26 Eastern Daylight Time

201450

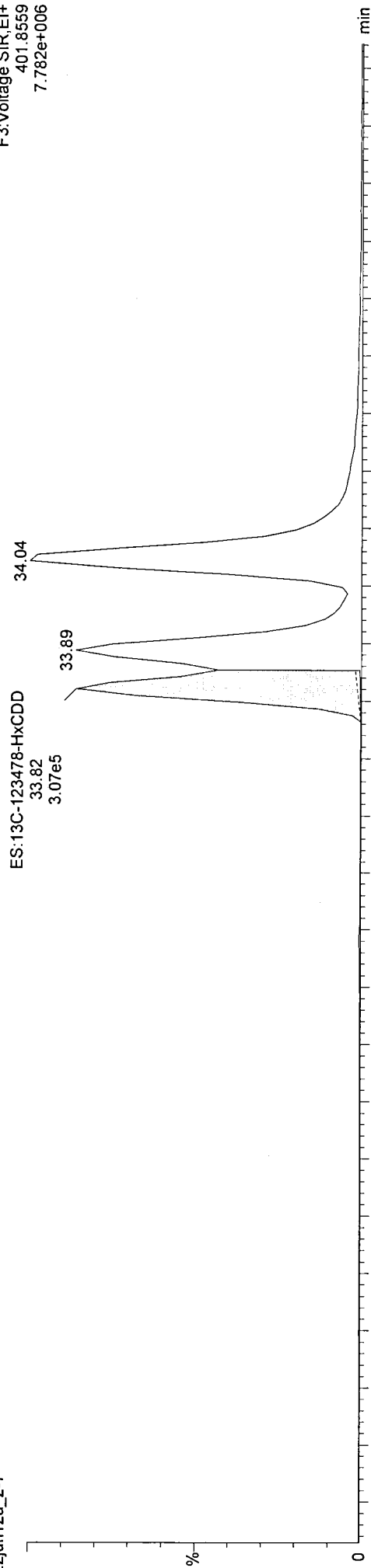
Method: C:\MassLynx\Default.PRO\MethDB\m1613-062412-db5ms.mdb 24 Jun 2012 17:53:35
Calibration: C:\MassLynx\Default.PRO\CurveDB\MS-0042012_1613.cdb 08 May 2012 08:31:36

Name: c22jun12a_2-7, ID: 31201450023, Date: 23-Jun-2012, Time: 06:38:24, Submitter: HRD1735, Description: JW-UR-TISSUE-120508, User: KAS

ES:13C-123478-HxCDD

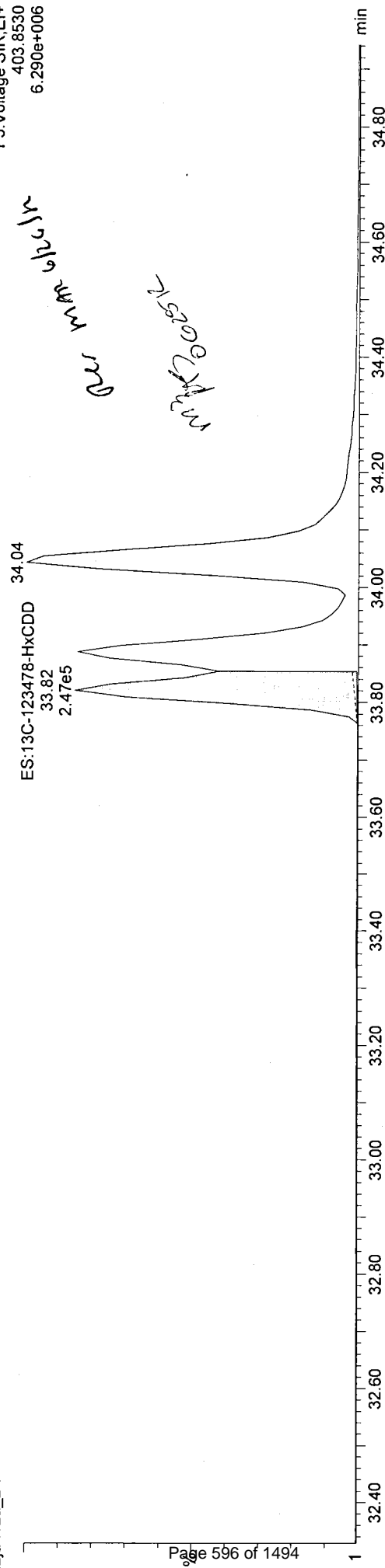
c22jun12a_2-7

F3: Voltage SIR, EI+
401.8559
7.782e+006



c22jun12a_2-7

F3: Voltage SIR, EI+
403.8530
6.290e+006



Quantify Sample Report MassLynx 4.1 SCN627

Manual Integrations

Dataset: Z:\Default.pro\Results\c22jun12a_2-7.qld

Last Altered: Monday, June 25, 2012 14:27:37 Eastern Daylight Time
Printed: Monday, June 25, 2012 14:27:41 Eastern Daylight Time

201450

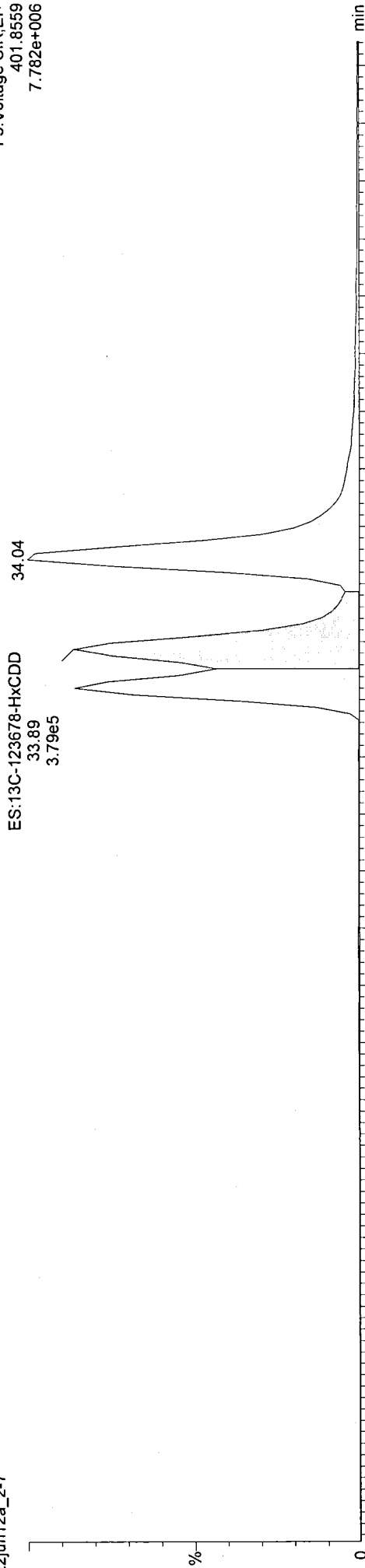
Method: C:\MassLynx\Default.PRO\MethDB\m1613-062412-db5ms.mdb 24 Jun 2012 17:53:35
Calibration: C:\MassLynx\Default.PRO\CurveDB\MS-0042012_1613.cdb 08 May 2012 08:31:36

Name: c22jun12a_2-7, ID: 31201450023, Date: 23-Jun-2012, Time: 06:38:24, Submitter: HRD1735, Description: JW-UR-TISSUE-120508, User: KAS

ES:13C-123678-HxCDD

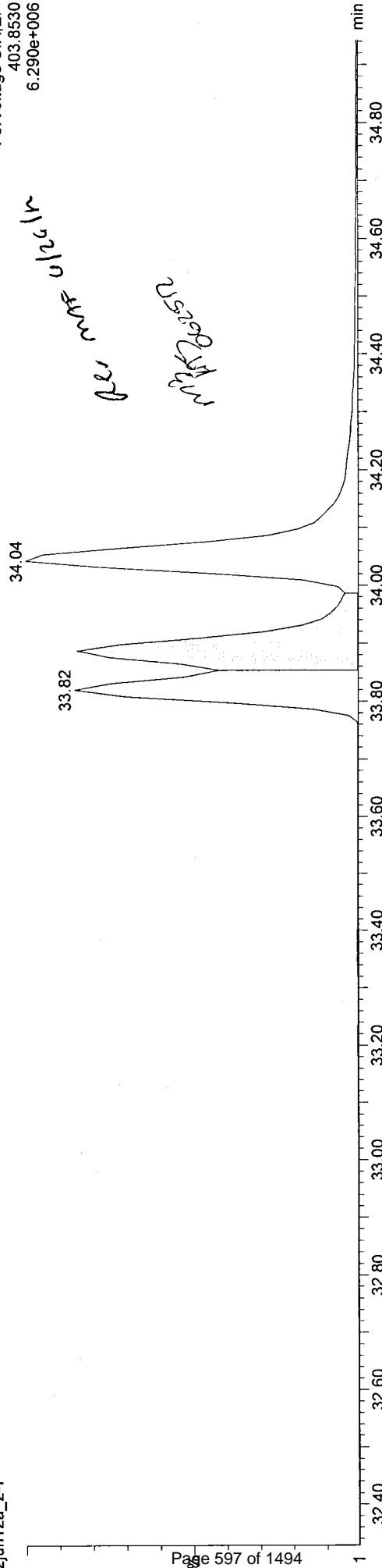
c22jun12a_2-7

F3:Voltage SIR,EI+
401.8559
7.782e+006



c22jun12a_2-7

F3:Voltage SIR,EI+
403.8530
6.290e+006



Dataset: Z:\Default.pro\Results\c22jun12a_2-7.qld

Last Altered: Monday, June 25, 2012 14:27:56 Eastern Daylight Time
Printed: Monday, June 25, 2012 14:27:59 Eastern Daylight Time

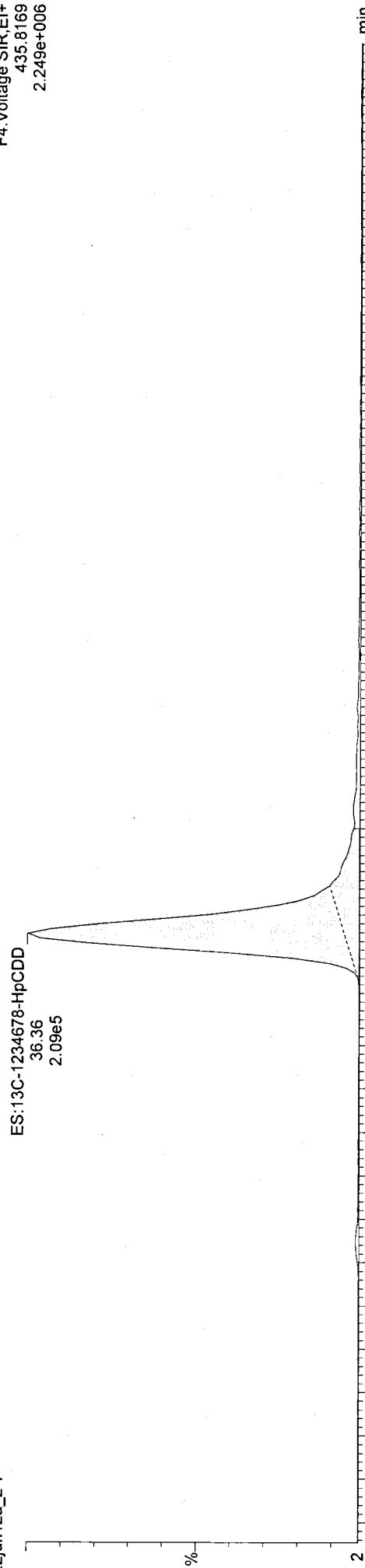
Method: C:\MassLynx\Default.PRO\MethDB\m1613-062412-db5.ms.mdb 24 Jun 2012 17:53:35
Calibration: C:\MassLynx\Default.PRO\CurveDB\B5MS-0042012_1613.cdb 08 May 2012 08:31:36

Name: c22jun12a_2-7, ID: 31201450023, Date: 23-Jun-2012, Time: 06:38:24, Submitter: HRD1735, Description: JW-UR-TISSUE-120508, User: KAS

ES:13C-1234678-HpCDD

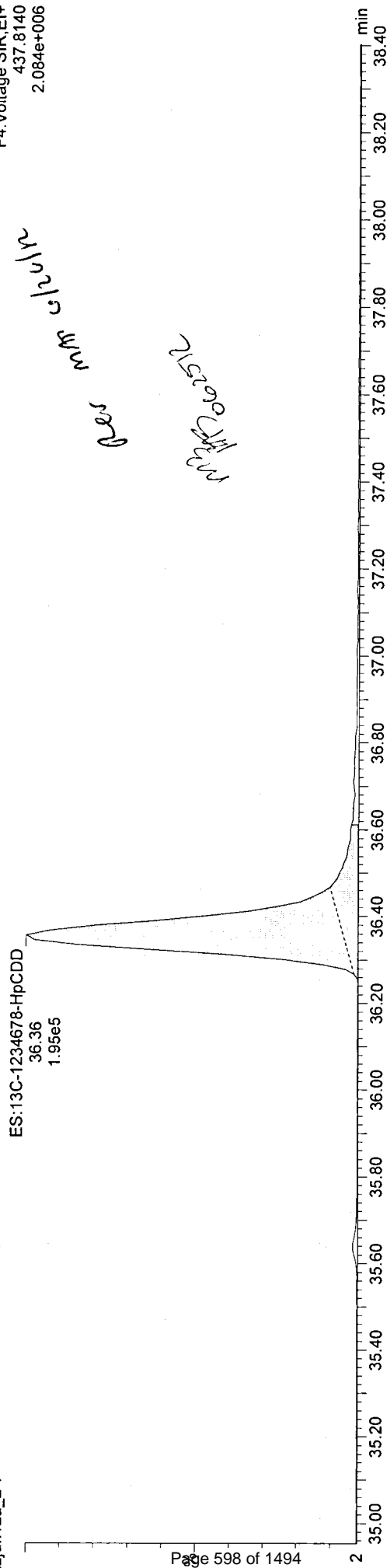
c22jun12a_2-7

F4: Voltage SIR, EI+
435.8169
2.249e+006



c22jun12a_2-7

F4: Voltage SIR, EI+
437.8140
2.084e+006



Dataset: Z:\Default.pro\Results\c22jun12a_2-7.qld

Last Altered: Monday, June 25, 2012 14:28:08 Eastern Daylight Time
Printed: Monday, June 25, 2012 14:28:10 Eastern Daylight Time


Method: C:\MassLynx\Default.PRO\MethDB\m1613-062412-db5ms.mdb 24 Jun 2012 17:53:35
Calibration: C:\MassLynx\Default.PRO\CurveDB\B5MS-0042012_1613.cdb 08 May 2012 08:31:36

Name: c22jun12a_2-7, ID: 31201450023, Date: 23-Jun-2012, Time: 06:38:24, Submitter: HRD1735, Description: JW-JR-TISSUE-120508, User: KAS

ES:13C-OCDD

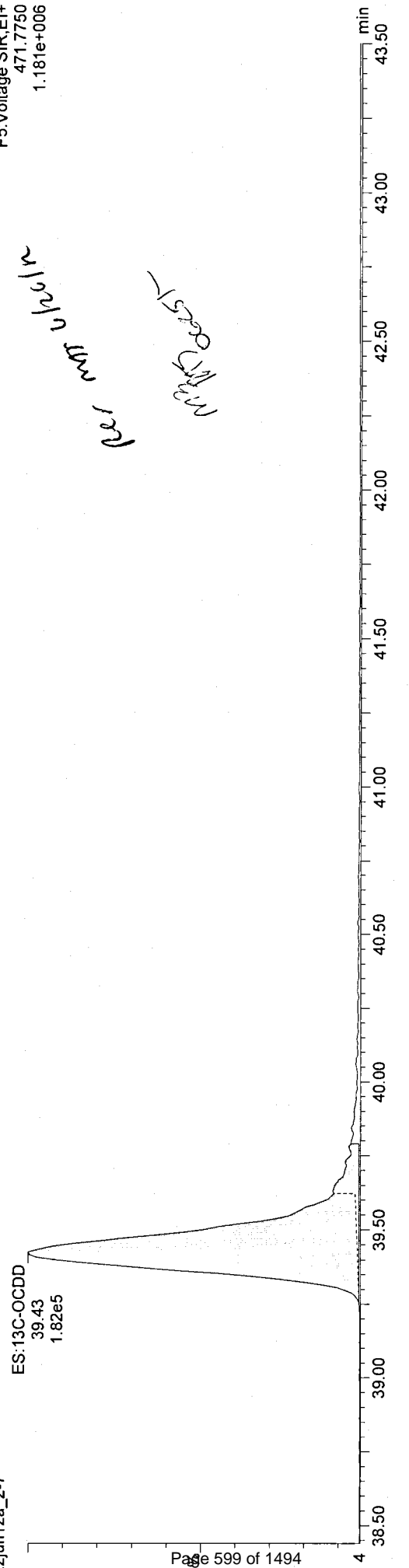
c22jun12a_2-7

F5: Voltage SIR,EI+
469.7780
1.071e+006



c22jun12a_2-7

F5: Voltage SIR,EI+
471.7750
1.181e+006



Quantify Sample Report
Manual Integrations

MassLynx 4.1 SCN627

Dataset: Z:\Default.pro\Results\c22jun12a_2-7.qld

Last Altered: Monday, June 25, 2012 14:28:29 Eastern Daylight Time
Printed: Monday, June 25, 2012 14:28:32 Eastern Daylight Time

W 201450

Method: C:\MassLynx\Default.PRO\MethDB\m1613-062412-db5ms.mdb 24 Jun 2012 17:53:35
Calibration: C:\MassLynx\Default.PRO\CurveDB\MS-0042012_1613.cdb 08 May 2012 08:31:36

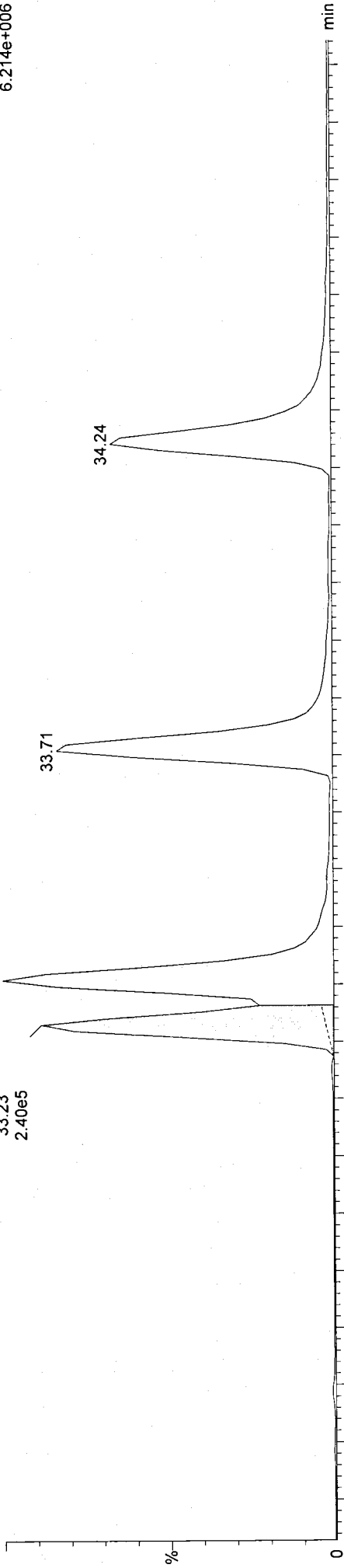
Name: c22jun12a_2-7, ID: 31201450023, Date: 23-Jun-2012, Time: 06:38:24, Submitter: HRD1735, Description: JW-UR-TISSUE-120508, User: KAS

ES:13C-123478-HxCDF

c22jun12a_2-7

F3: Voltage SIR, EI+
383.8639
6.214e+006

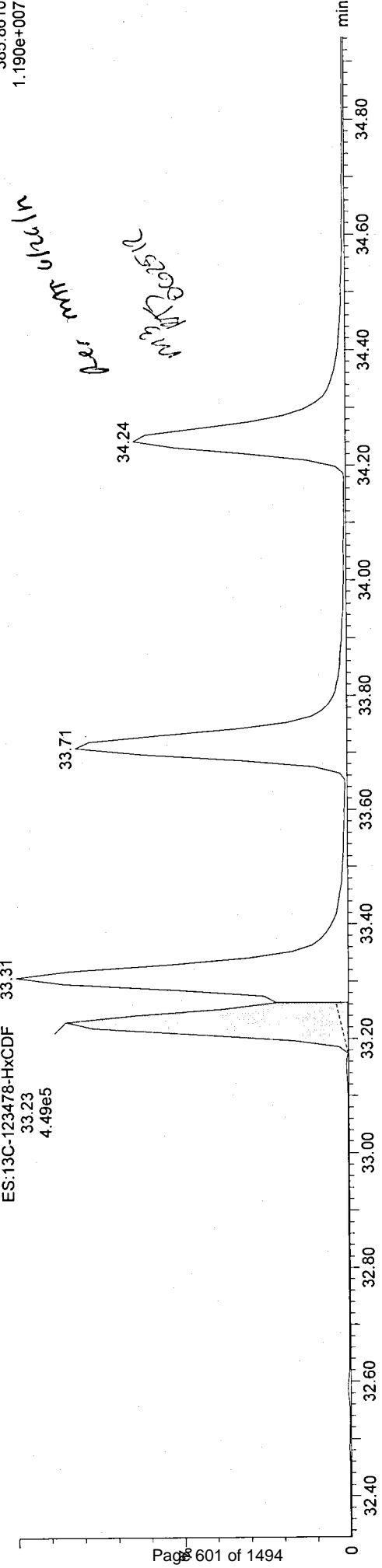
ES:13C-123478-HxCDF 33.31
33.23
2.40e5



c22jun12a_2-7

F3: Voltage SIR, EI+
385.8610
1.190e+007

ES:13C-123478-HxCDF 33.31
33.23
4.49e5



Quantify Sample Report

Manual Integrations ###

Dataset: Z:\Default.pro\Results\c22jun12a_2-7.qld

Last Altered: Monday, June 25, 2012 14:28:42 Eastern Daylight Time
Printed: Monday, June 25, 2012 14:28:44 Eastern Daylight Time

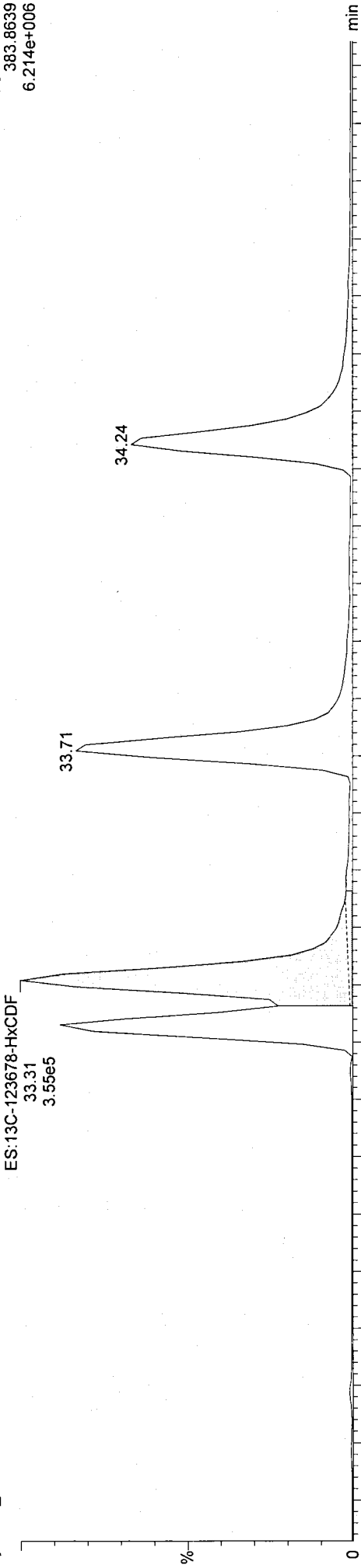
Method: C:\MassLynx\Default.PRO\MethDB\im1613-062412-db5ms.mdb 24 Jun 2012 17:53:35
Calibration: C:\MassLynx\Default.PRO\CurveDB\DB5MS-0042012_1613.cdb 08 May 2012 08:31:36

Name: c22jun12a_2-7, ID: 31201450023, Date: 23-Jun-2012, Time: 06:38:24, Submitter: HRD1735, Description: JW-UR-TISSUE-120508, User: KAS

ES:13C-123678-HxCDF

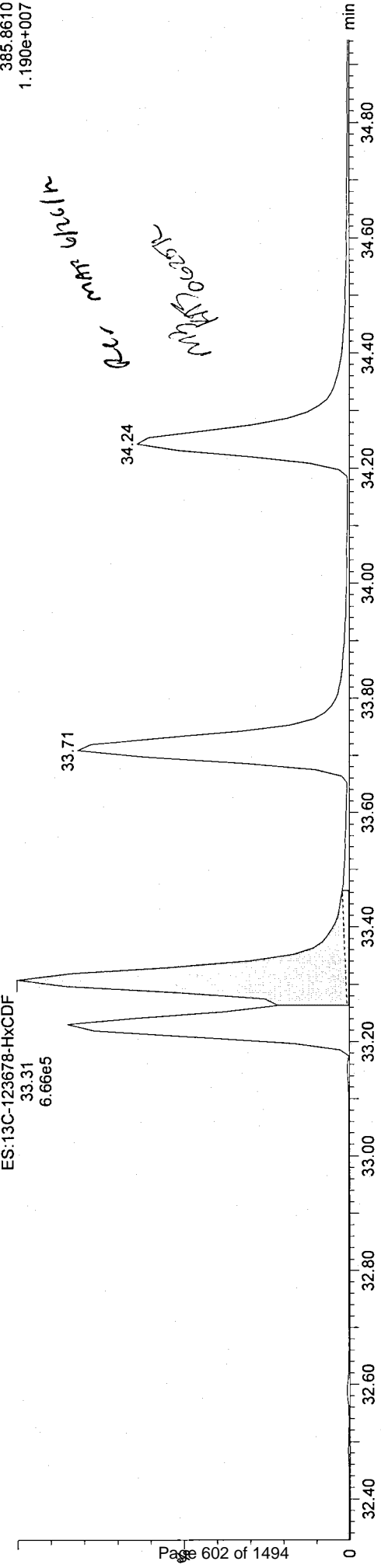
c22jun12a_2-7

F3:Voltage SIR,EI+
383.8639
6.214e+006



c22jun12a_2-7

F3:Voltage SIR,EI+
385.8610
1.190e+007



Quantify Sample Report
Manual Integrations

MassLynx 4.1 SCN627

Dataset: Z:\Default.pro\Results\c22jun12a_2-7.qld

Lab Altered: Monday, June 25, 2012 14:28:56 Eastern Daylight Time
Printed: Monday, June 25, 2012 14:28:58 Eastern Daylight Time

W 201450

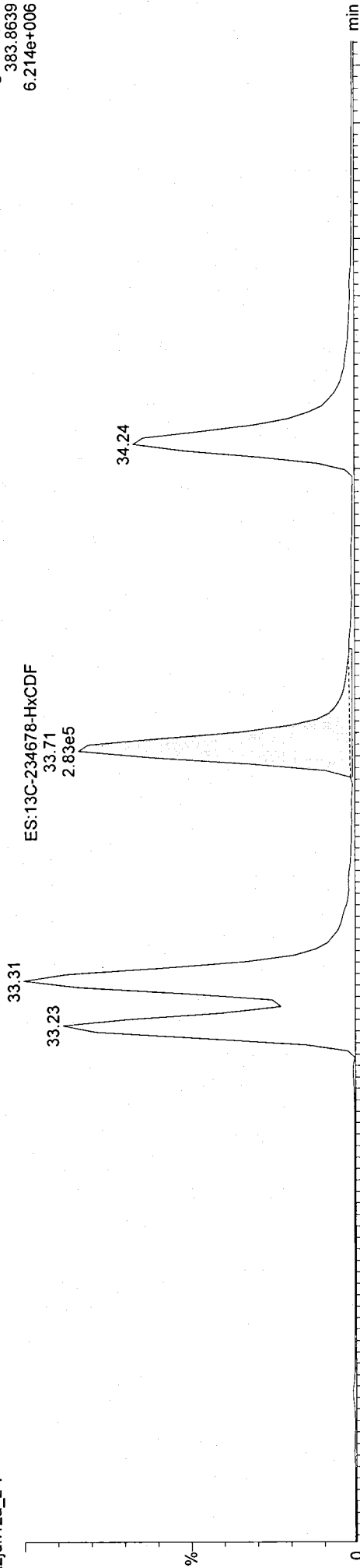
Method: C:\MassLynx\Default.PRO\MethDB\m1613-062412-db5ms.mdb 24 Jun 2012 17:53:35
Calibration: C:\MassLynx\Default.PRO\CurveDB\MS-0042012_1613.cdb 08 May 2012 08:31:36

Name: c22jun12a_2-7, ID: 31201450023, Date: 23-Jun-2012, Time: 06:38:24, Submitter: HRD1735, Description: JW-UR-TISSUE-120508, User: KAS

ES:13C-234678-HxCDF

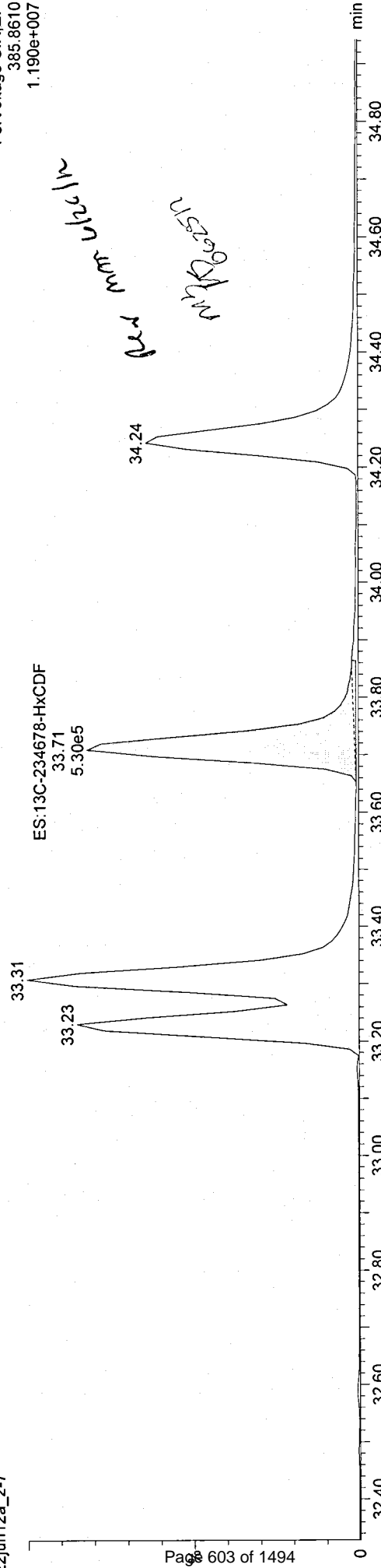
c22jun12a_2-7

F3: Voltage SIR,EI+
383.8639
6.214e+006



c22jun12a_2-7

F3: Voltage SIR,EI+
385.8610
1.190e+007



Quantify Sample Report

Manual Integrations

Dataset: Z:\Default.pro\Results\c22jun12a_2-7.qld

Last Altered: Monday, June 25, 2012 14:29:07 Eastern Daylight Time
Printed: Monday, June 25, 2012 14:29:10 Eastern Daylight Time

W 1201450

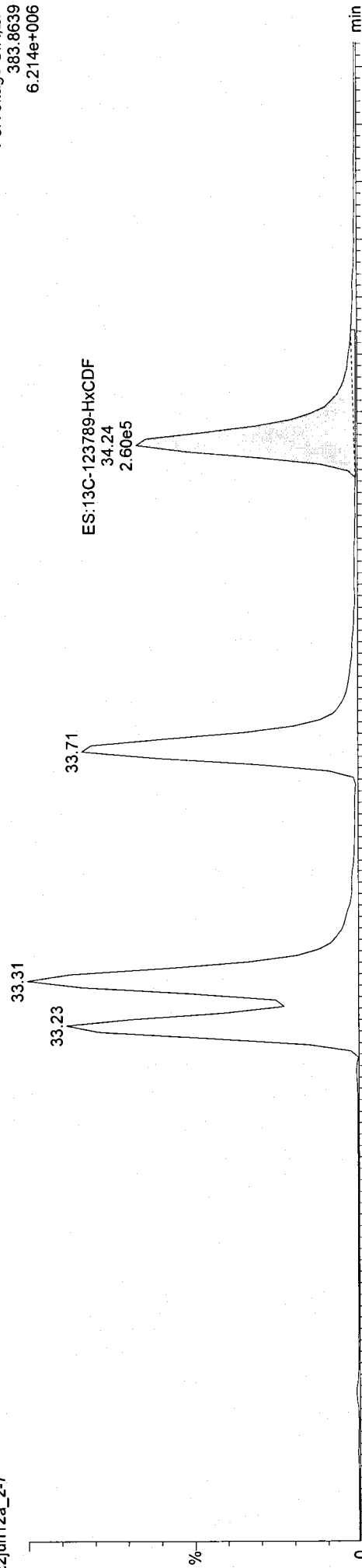
Method: C:\MassLynx\Default.PRO\MethDB\m1613-062412-db5ms.mdb 24 Jun 2012 17:53:35
Calibration: C:\MassLynx\Default.PRO\CurveDB\B5MS-0042012_1613.cdb 08 May 2012 08:31:36

Name: c22jun12a_2-7, ID: 31201450023, Date: 23-Jun-2012, Time: 06:38:24, Submitter: HRD1735, Description: JW-UR-TISSUE-120508, User: KAS

ES:13C-123789-HxCDF

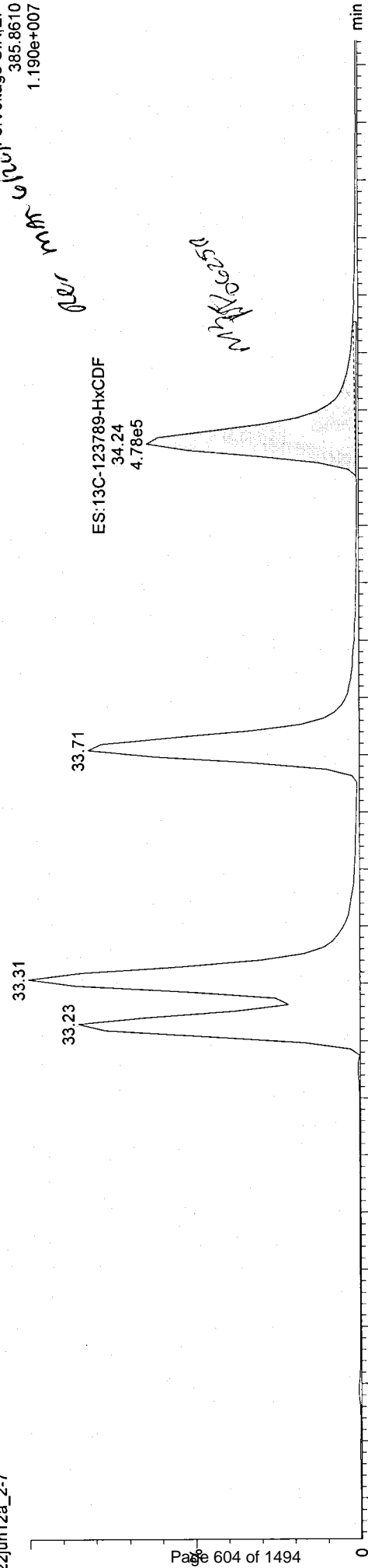
c22jun12a_2-7

F3:Voltage SIR,EI+
383.8639
6.214e+006



c22jun12a_2-7

F3:Voltage SIR,EI+
385.8610
1.190e+007



Quantify Sample Report MassLynx 4.1 SCN627

Manual Integrations

Dataset: Z:\Default.pro\Results\c22jun12a_2-7.qld

Laq Altered: Monday, June 25, 2012 14:29:20 Eastern Daylight Time
Printed: Monday, June 25, 2012 14:29:23 Eastern Daylight Time

201450

Method: C:\MassLynx\Default.PRO\MethDB\m1613-062412-db5ms.mdb 24 Jun 2012 17:53:35
Calibration: C:\MassLynx\Default.PRO\CurveDB\MS-0042012_1613.cdb 08 May 2012 08:31:36

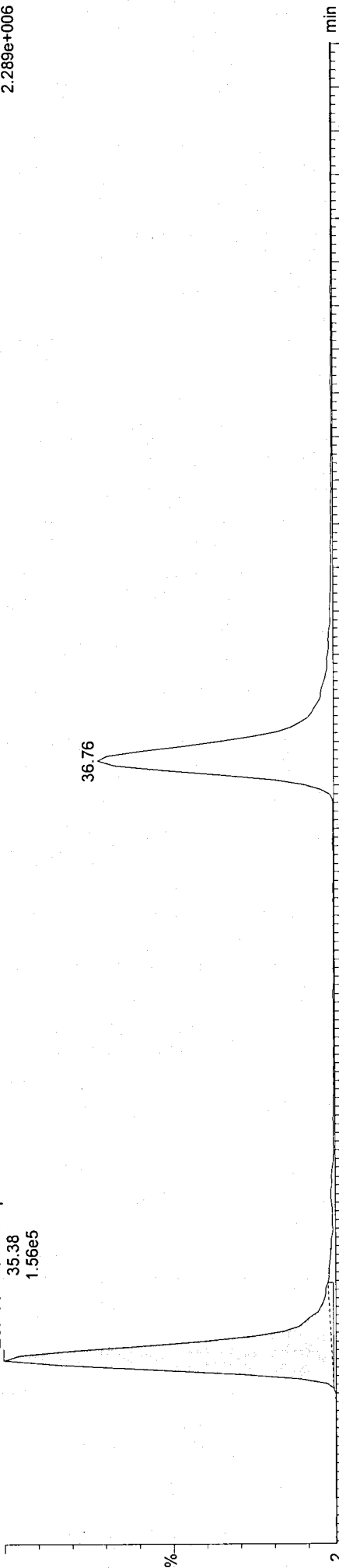
Name: c22jun12a_2-7, ID: 31201450023, Date: 23-Jun-2012, Time: 06:38:24, Submitter: HRD1735, Description: JW-UR-TISSUE-120508, User: KAS

ES:13C-1234678-HpCDF

c22jun12a_2-7

ES:13C-1234678-HpCDF
35.38
1.56e5

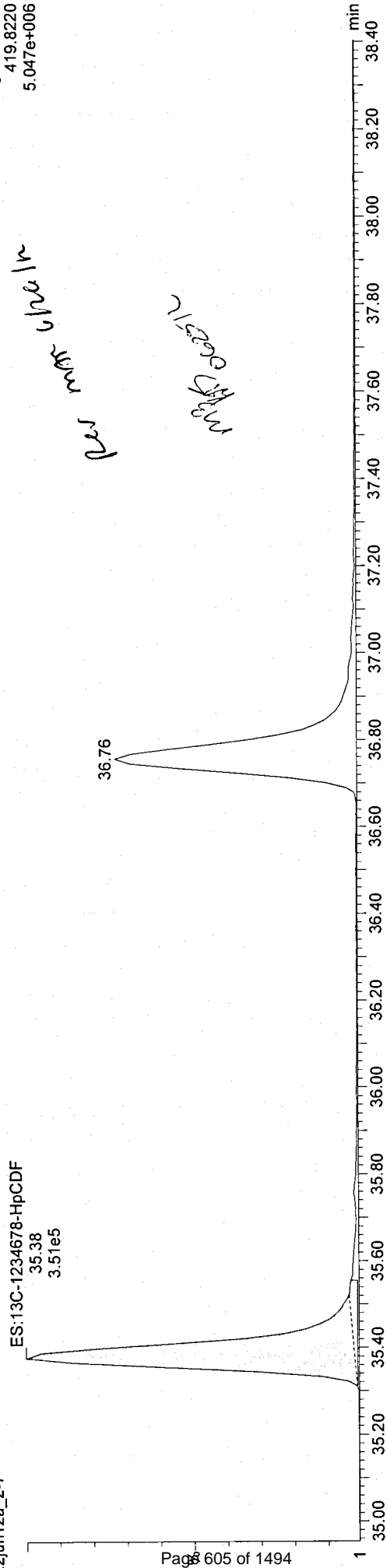
F4:Voltage SIR,EI+
417.8253
2.289e+006



c22jun12a_2-7

ES:13C-1234678-HpCDF
35.38
3.51e5

F4:Voltage SIR,EI+
419.8220
5.047e+006



Quantify Sample Report MassLynx 4.1 SCN627

Manual Integrations

Dataset: Z:\Default.pro\Results\c22jun12a_2-7.qld

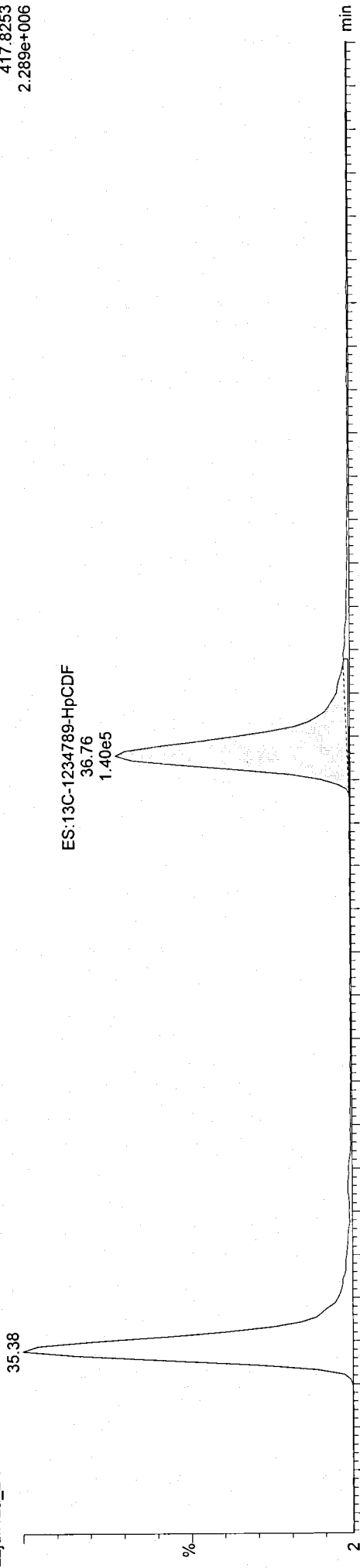
WC 201450
Last Altered: Monday, June 25, 2012 14:29:33 Eastern Daylight Time
Printed: Monday, June 25, 2012 14:29:36 Eastern Daylight Time

Method: C:\MassLynx\Default.PRO\MethDB\m1613-062412-db5ms.mdb 24 Jun 2012 17:53:35
Calibration: C:\MassLynx\Default.PRO\CurveDB\MS-0042012_1613.cdb 08 May 2012 08:31:36

Name: c22jun12a_2-7, ID: 31201450023, Date: 23-Jun-2012, Time: 06:38:24, Submitter: HRD1735, Description: JW-JR-TISSUE-120508, User: KAS

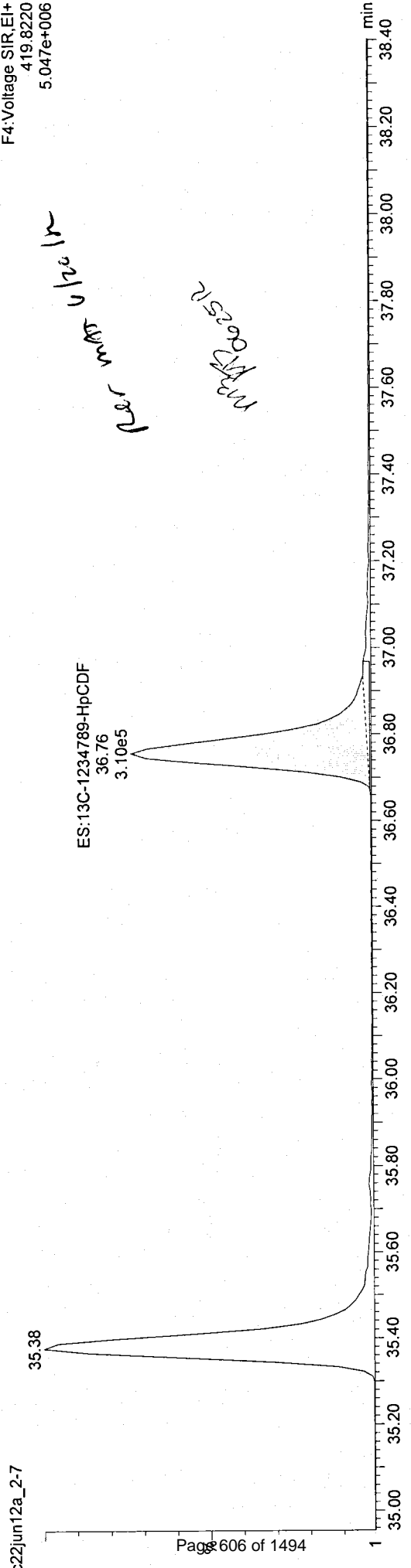
ES:13C-1234789-HpCDF
c22jun12a_2-7

F4:Voltage SIR,EI+
417.8253
2.289e+006



c22jun12a_2-7

F4:Voltage SIR,EI+
419.8220
5.047e+006



Quantify Sample Report

Manual Integrations

Dataset: Z:\Default.pro\Results\c22jun12a_2-7.qld

Last Altered: Monday, June 25, 2012 14:29:48 Eastern Daylight Time
Printed: Monday, June 25, 2012 14:29:51 Eastern Daylight Time

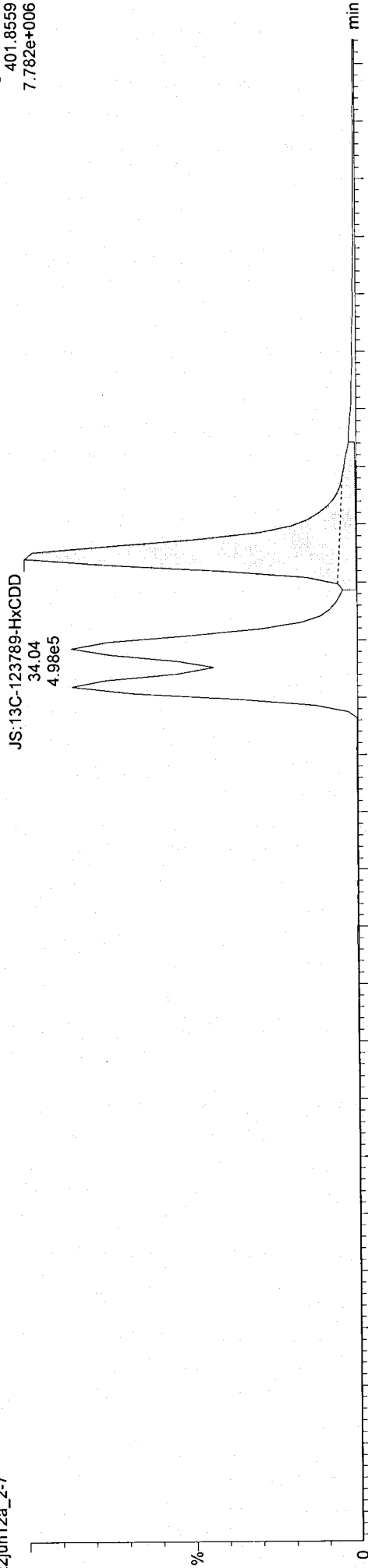
Method: C:\MassLynx\Default.PRO\MethDB\m1613-062412-db5ms.mdb 24 Jun 2012 17:53:35
Calibration: C:\MassLynx\Default.PRO\CurveDB\MS-0042012_1613.cdb 08 May 2012 08:31:36

Name: c22jun12a_2-7, ID: 31201450023, Date: 23-Jun-2012, Time: 06:38:24, Submitter: HRD1735, Description: JW-UR-TISSUE-120508, User: KAS

JS:13C-123789-HxCDD

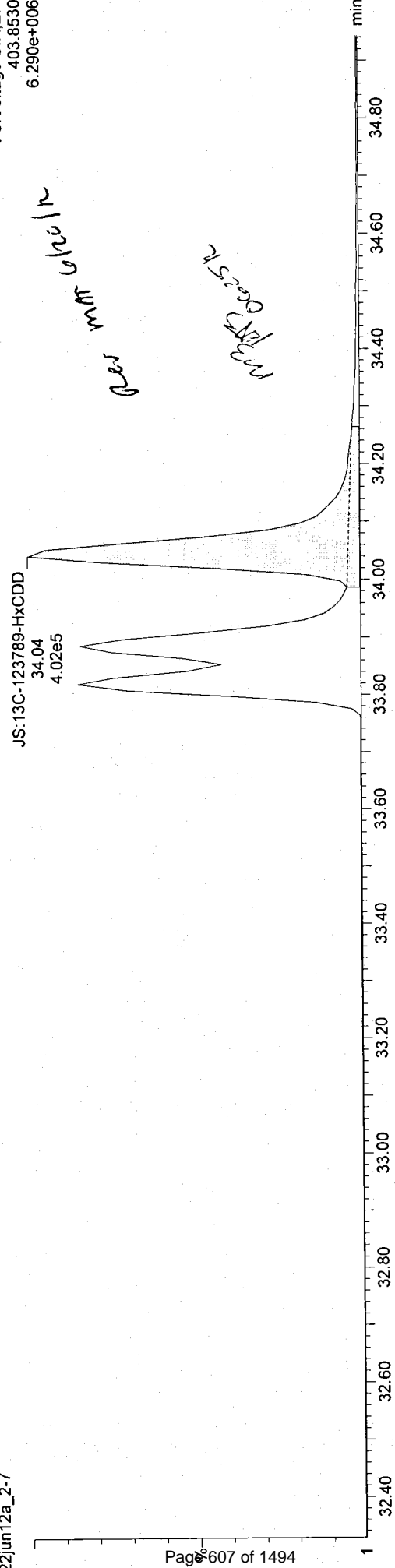
c22jun12a_2-7

F3:Voltage SIR,EI+
401.8559
7.782e+006



c22jun12a_2-7

F3:Voltage SIR,EI+
403.8530
6.290e+006



Quantify Sample Report
Manual Integrations

MassLynx 4.1 SCN627

Dataset: Z:\Default.pro\Results\c22jun12a_2-7.qld

Last Altered: Monday, June 25, 2012 14:29:55 Eastern Daylight Time
Printed: Monday, June 25, 2012 14:29:58 Eastern Daylight Time

W 201450

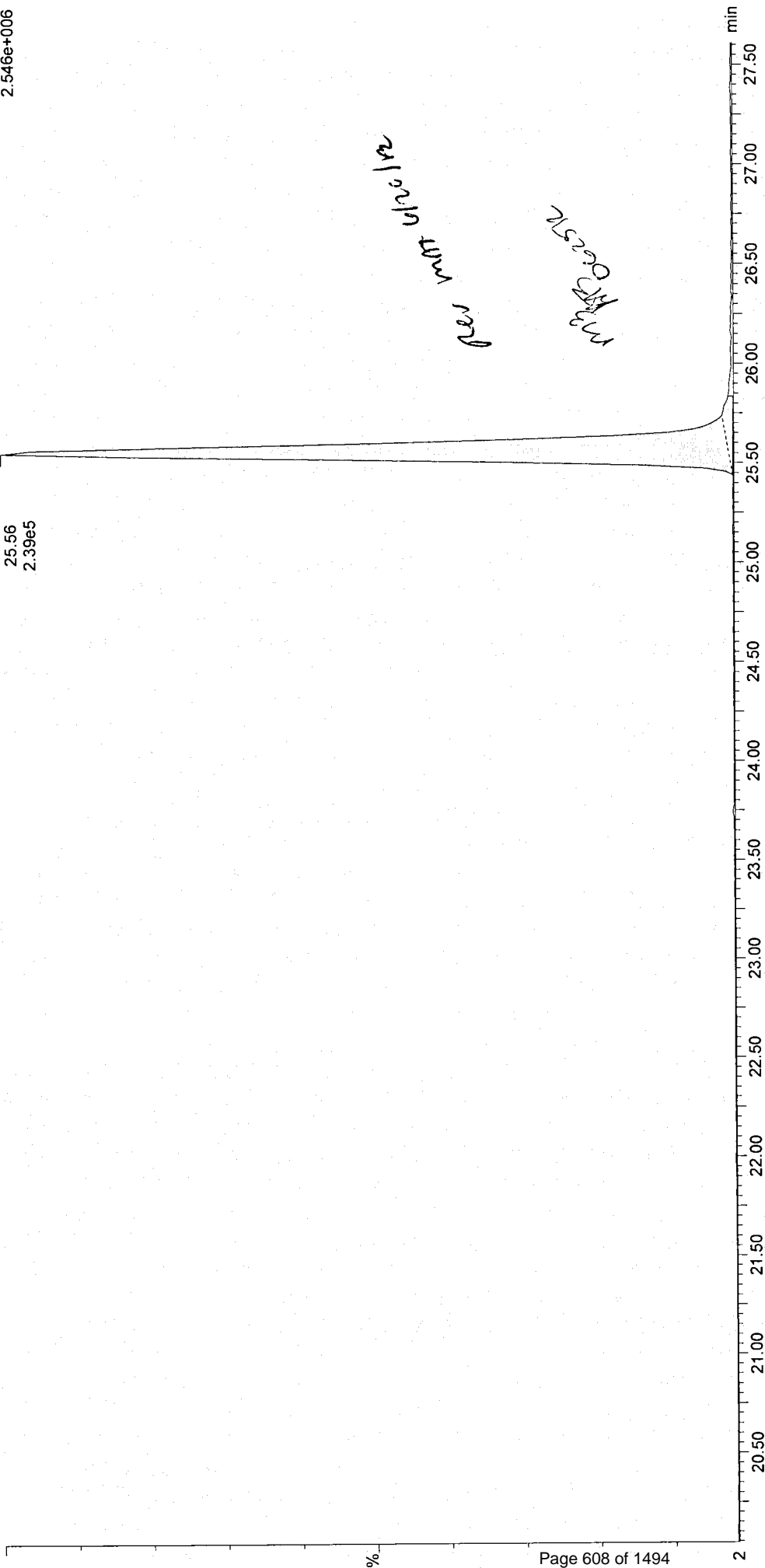
Method: C:\MassLynx\Default.PRO\MethDB\m1613-062412-db5ms.mdb 24 Jun 2012 17:53:35
Calibration: C:\MassLynx\Default.PRO\CurveDB\MS-0042012_1613.cdb 08 May 2012 08:31:36

Name: c22jun12a_2-7, ID: 31201450023, Date: 23-Jun-2012, Time: 06:38:24, Submitter: HRD1735, Description: JW-JR-TISSUE-120508, User: KAS

CS:37CI-2378-TCDD
c22jun12a_2-7

F1: Voltage SIR.EI+
327.8847
2.546e+006

CS:37CI-2378-TCDD
25.56
2.39e5



Quantify Sample Report
Manual Integrations

MassLynx 4.1 SCN627

Dataset: Z:\Default.pro\Results\c22jun12a_2-7.qld

Last Altered: Monday, June 25, 2012 14:30:22 Eastern Daylight Time
Printed: Monday, June 25, 2012 14:30:26 Eastern Daylight Time

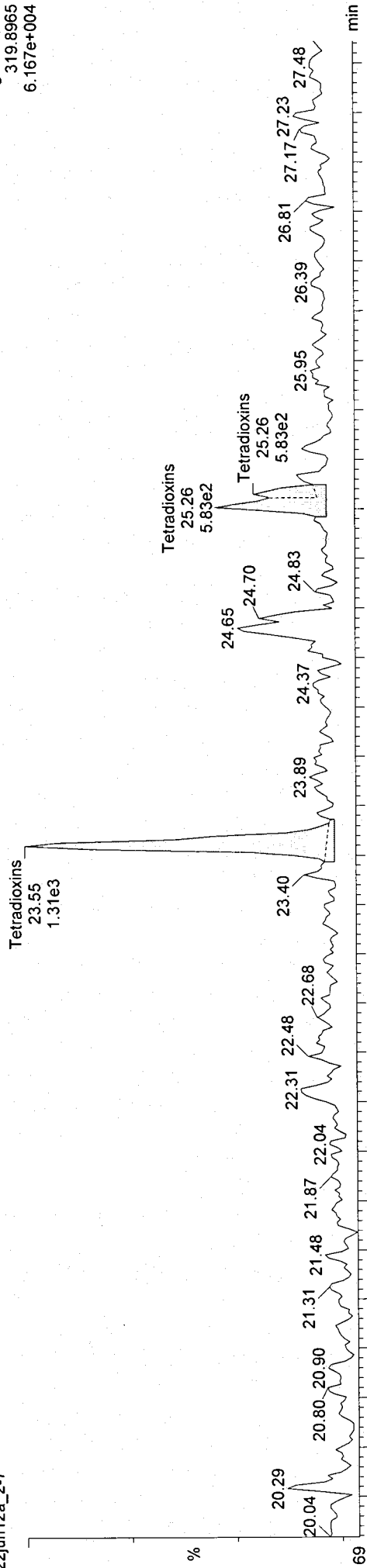
W 201450

Method: C:\MassLynx\Default.PRO\MethDB\m1613-062412-db5ms.mdb 24 Jun 2012 17:53:35
Calibration: C:\MassLynx\Default.PRO\CurveDB\B5MS-0042012_1613.cdb 08 May 2012 08:31:36

Name: c22jun12a_2-7, ID: 31201450023, Date: 23-Jun-2012, Time: 06:38:24, Submitter: HRD1735, Description: JW-UR-TISSUE-120508, User: KAS

Tetradioxins
c22jun12a_2-7

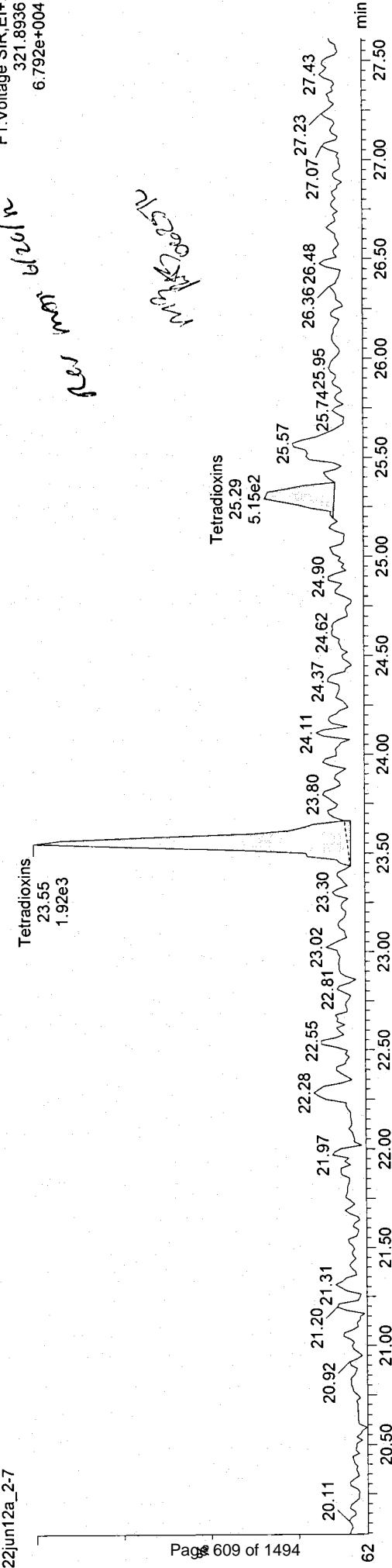
F1: Voltage SIR, EI+
319.8965
6.167e+004



c22jun12a_2-7

F1: Voltage SIR, EI+
321.8936
6.792e+004

per man data
MS/MS



Quantify Sample Report
Manual Integrations

MassLynx 4.1 SCN627

Dataset: Z:\Default.pro\Results\c22jun12a_2-7.qld

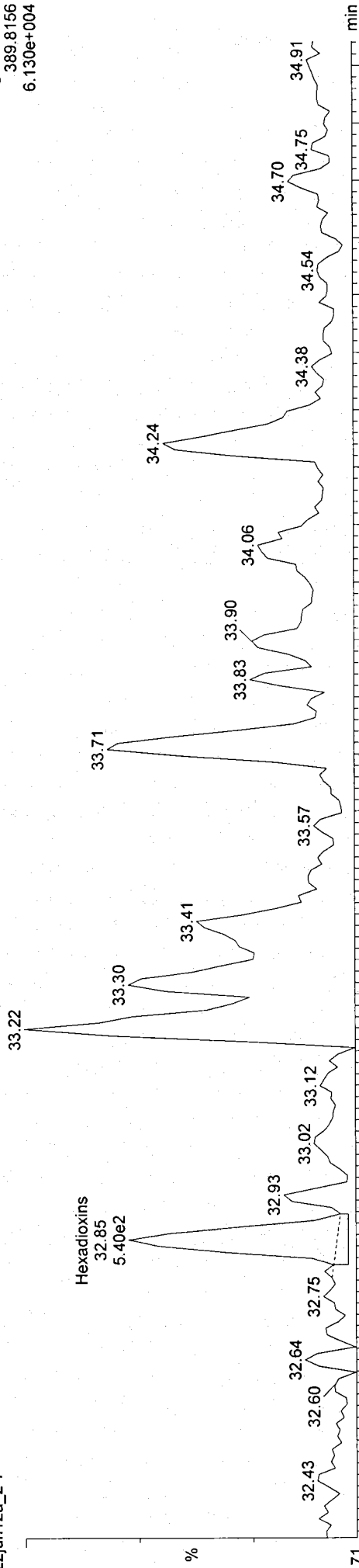
W 201450
Last Altered: Monday, June 25, 2012 14:31:07 Eastern Daylight Time
Printed: Monday, June 25, 2012 14:31:10 Eastern Daylight Time

Method: C:\MassLynx\Default.PRO\MethDB\1613-062412-db5ms.mdb 24 Jun 2012 17:53:35
Calibration: C:\MassLynx\Default.PRO\CurveDB\1613.cdb 08 May 2012 08:31:36

Name: c22jun12a_2-7, ID: 31201450023, Date: 23-Jun-2012, Time: 06:38:24, Submitter: HRD1735, Description: JW-UR-TISSUE-120508, User: KAS

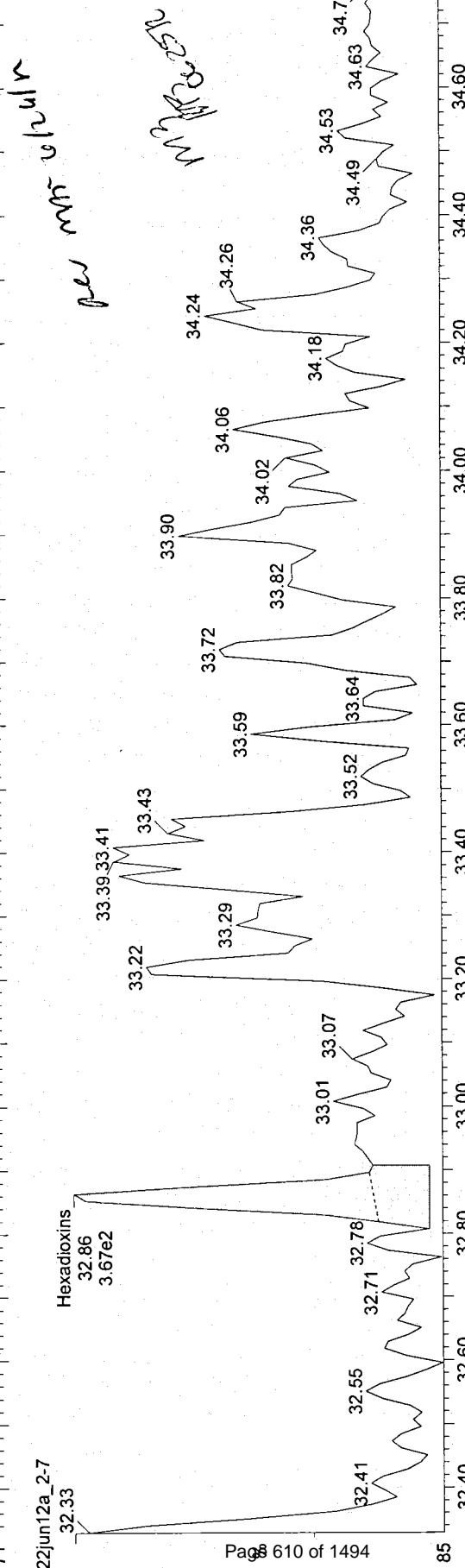
Hexadioxins
c22jun12a_2-7

F3: Voltage SIR, EI+
389.8156
6.130e+004



c22jun12a_2-7

F3: Voltage SIR, EI+
391.8127
5.154e+004



Quantify Sample Report

Manual Integrations

Dataset: Z:\Default.pro\Results\c22jun12a_2-7.qld

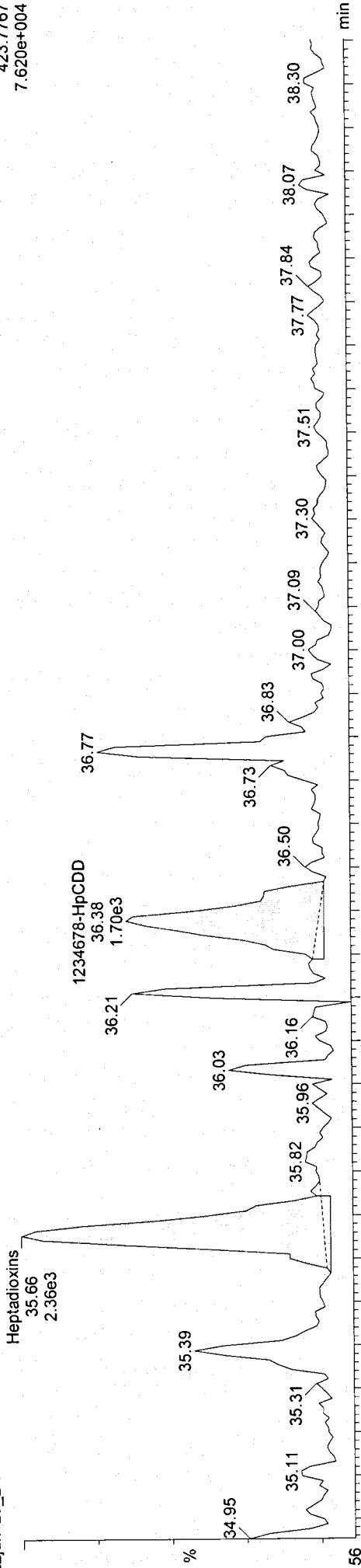
Last Altered: Monday, June 25, 2012 14:31:39 Eastern Daylight Time
Printed: Monday, June 25, 2012 14:31:42 Eastern Daylight Time

Method: C:\MassLynx\Default.PRO\MethDB\m1613-062412-db5ms.mdb 24 Jun 2012 17:53:35
Calibration: C:\MassLynx\Default.PRO\CurveDB\IDB5MS-0042012_1613.cdb 08 May 2012 08:31:36

Name: c22jun12a_2-7, ID: 31201450023, Date: 23-Jun-2012, Time: 06:38:24, Submitter: HRD1735, Description: JW-UR-TISSUE-120508, User: KAS

Heptadioxins
c22jun12a_2-7

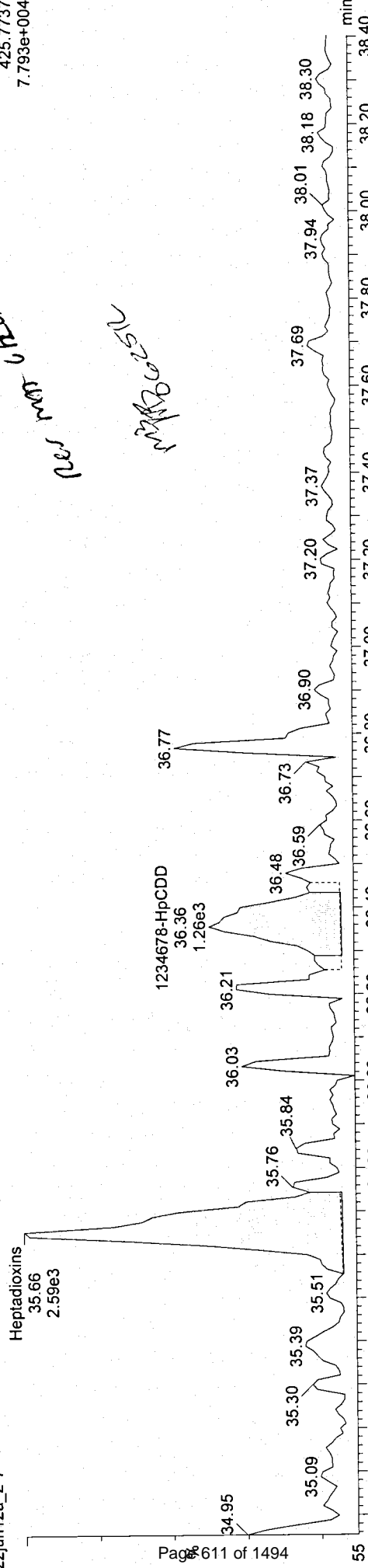
F4: Voltage SIR, EI+
423.7767
7.620e+004



Handwritten notes:
New run 6/26/12
MFB 02512

Heptadioxins
c22jun12a_2-7

F4: Voltage SIR, EI+
425.7737
7.793e+004



Quantify Sample Report MassLynx 4.1 SCN627

Manual Integrations

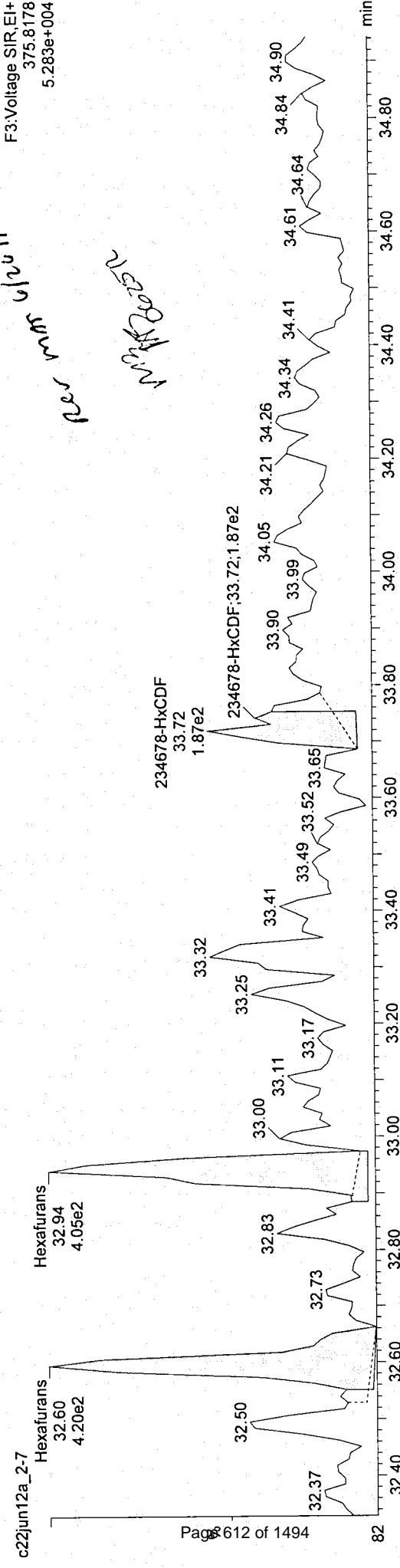
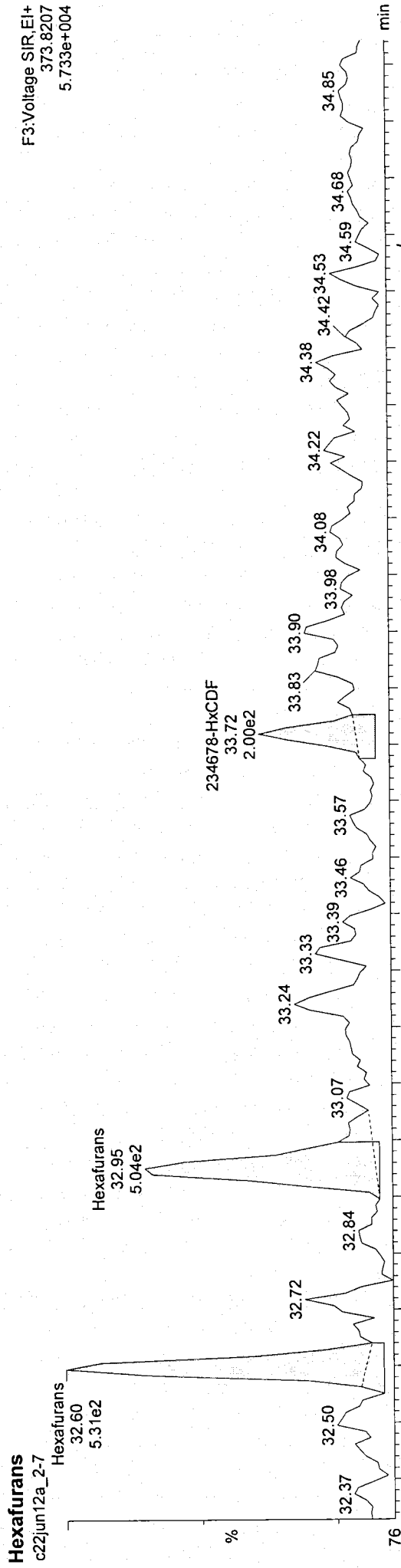
Dataset: Z:\Default.pro\Results\c22jun12a_2-7.qld

Last Altered: Monday, June 25, 2012 14:33:39 Eastern Daylight Time
Printed: Monday, June 25, 2012 14:33:44 Eastern Daylight Time

W0201450

Method: C:\MassLynx\Default.PRO\MethDB\m1613-062412-db5ms.mdb 24 Jun 2012 17:53:35
Calibration: C:\MassLynx\Default.PRO\CurveDB\B5MS-0042012_1613.cdb 08 May 2012 08:31:36

Name: c22jun12a_2-7, ID: 31201450023, Date: 23-Jun-2012, Time: 06:38:24, Submitter: HRD1735, Description: JW-UR-TISSUE-120508, User: KAS



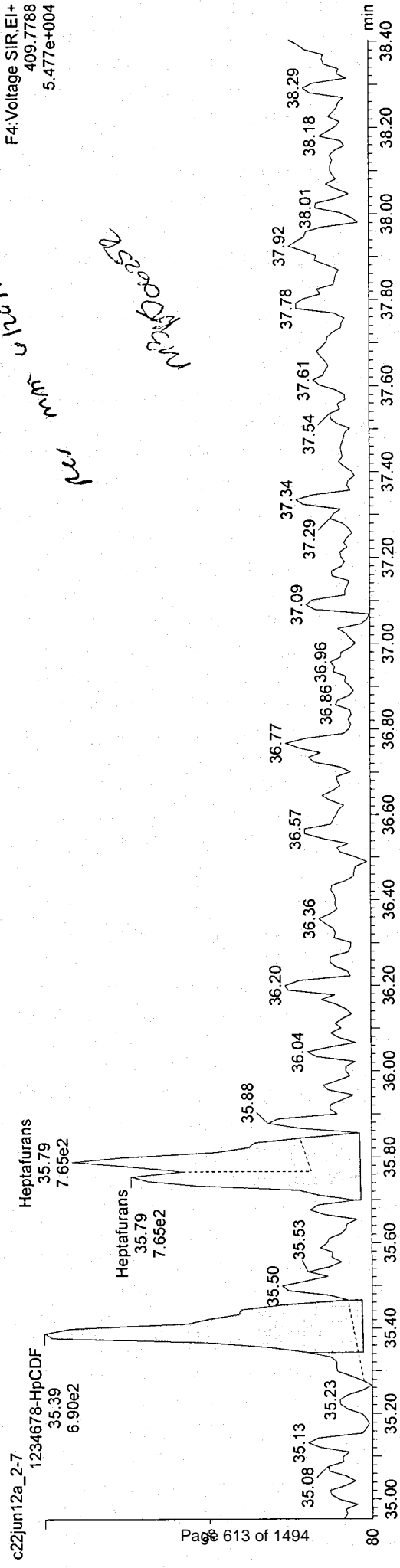
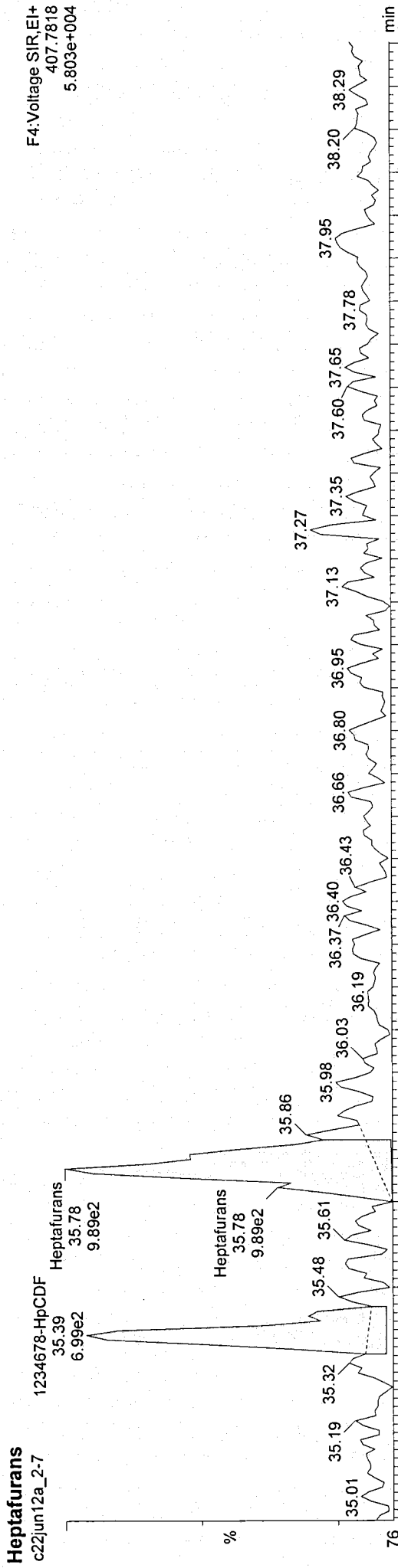
Dataset: Z:\Default.prolResults\c22jun12a_2-7.qld

Last Altered: Monday, June 25, 2012 14:34:22 Eastern Daylight Time
Printed: Monday, June 25, 2012 14:34:28 Eastern Daylight Time

W 201450

Method: C:\MassLynx\Default.PRO\MethDB\1613-062412-db5ms.mdb 24 Jun 2012 17:53:35
Calibration: C:\MassLynx\Default.PRO\CurveDB\MS-0042012_1613.cdb 08 May 2012 08:31:36

Name: c22jun12a_2-7, ID: 31201450023, Date: 23-Jun-2012, Time: 06:38:24, Submitter: HRD1735, Description: JW-UR-TISSUE-120508, User: KAS



Quantify Sample Summary Report MassLynx 4.1

Sample Summary

Dataset: C:\MassLynx\Default.pro\Results\c22jun12a_2-7.qld

Last Altered: Monday, 6/25/2012 11:52:40 AM Eastern Daylight Time
 Printed: Monday, 6/25/2012 11:52:54 AM Eastern Daylight Time

201450

Method: C:\MassLynx\Default.PRO\MethDB\m1613-062412-db5ms.mdb 24 Jun 2012 17:53:35
 Calibration: C:\MassLynx\Default.PRO\CurveDB\MS-0042012_1613.cdb 08 May 2012 08:31:36

Name: c22jun12a_2-7
 Date: 23-Jun-2012
 Time: 06:38:24
 ID: 31201450023
 Submitter: HRD1735
 Task: HRMS3
 Description: JW-UR-TISSUE-120508

Name	Response	Ion1Area	Ion2Area	RA	RAFail?	RRT	RT	pg/μL	EDL	Height1	Noise1	SN1	Height2	Noise2	SN2	M1	M2	MR
1	2378-TCDD	-	-	-	NO	-	-	-	0.0272	-	588	-	-	654	-	-	-	1.075
2	12378-PeCDD	-	-	-	NO	-	-	-	0.0268	-	932	-	-	641	-	-	-	1.039
3	123478-HxCDD	-	-	-	NO	-	-	-	0.0422	-	1129	-	-	1008	-	-	-	1.065
4	123678-HxCDD	-	-	-	NO	-	-	-	0.0453	-	1129	-	-	1008	-	-	-	0.996
5	123789-HxCDD	-	-	-	NO	-	-	-	0.0438	-	1129	-	-	1008	-	-	-	1.029
6	1234678-HpCDD	3.000e3	1.590e3	1.411e3	1.13	1.0006	36.38	0.845	0.2088	1.962e4	1075	18.2	1.388e4	2526	5.5	bb	dd	1.055
7	OCDD	6.319e3	1.349e3	4.970e3	0.27	1.0009	39.45	3.628	0.3941	2.506e4	837	29.9	3.744e4	939	39.9	dd	bb	1.063
8	2378-TCDF	-	-	-	NO	-	-	-	0.0271	-	522	-	-	1045	-	-	-	0.980
9	12378-PeCDF	-	-	-	NO	-	-	-	0.0303	-	662	-	-	532	-	-	-	0.980
10	23478-PeCDF	-	-	-	NO	-	-	-	0.0166	-	662	-	-	532	-	-	-	1.022
11	123478-HxCDF	-	-	-	NO	-	-	-	0.0181	-	829	-	-	480	-	-	-	1.183
12	123678-HxCDF	-	-	-	NO	-	-	-	0.0159	-	829	-	-	480	-	-	-	1.168
13	234678-HxCDF	3.330e2	1.354e2	1.977e2	0.68	1.0003	33.72	0.036	0.0190	4.095e3	829	4.9	4.018e3	480	8.4	bb	bb	1.178
14	123789-HxCDF	-	-	-	NO	-	-	-	0.0253	-	829	-	-	480	-	-	-	1.110
15	1234678-HpCDF	1.315e3	6.139e2	7.011e2	0.88	1.0003	35.39	0.195	0.0443	1.201e4	644	18.6	1.031e4	1095	9.4	bb	bb	1.389
16	1234789-HpCDF	-	-	-	NO	-	-	-	0.0624	-	644	-	-	1095	-	-	-	1.389
17	OCDF	-	-	-	NO	-	-	-	0.1558	-	462	-	-	390	-	-	-	1.290
18	ES:13C-2378-TCDD	9.569e5	4.223e5	5.346e5	0.79	1.0285	25.54	85.852	0.0516	4.676e6	1280	3651.8	5.839e6	1407	4150.2	bb	bb	0.991
19	ES:13C-12378-PeCDD	7.753e5	4.604e5	3.149e5	1.46	1.2732	31.62	82.542	0.0663	8.394e6	1327	6326.8	5.506e6	1584	3475.6	bb	bb	0.835
20	ES:13C-123478-HxCDD	5.462e5	3.023e5	2.438e5	1.24	0.9935	33.82	73.954	0.0994	6.576e6	2355	2792.1	5.258e6	2876	1828.4	bd	bd	0.971
21	ES:13C-123678-HxCDD	5.430e5	3.005e5	2.425e5	1.24	0.9935	33.82	71.052	0.0961	6.550e6	2355	2781.3	5.239e6	2876	1821.9	bd	bd	1.005
22	ES:13C-1234678-HpCDD	3.367e5	1.735e5	1.632e5	1.06	1.0680	36.36	49.522	0.0719	2.106e6	1838	1145.3	1.951e6	1645	1186.5	bb	bb	0.894
23	ES:13C-OCDD	3.276e5	1.567e5	1.709e5	0.92	1.1579	39.42	49.432	0.0675	1.014e6	1654	612.8	1.126e6	1534	734.2	bb	bd	0.871
24	ES:13C-2378-TCDF	1.320e6	5.850e5	7.353e5	0.80	0.9927	24.65	75.242	0.0335	6.538e6	1352	4835.5	8.289e6	1394	5945.3	bb	bb	1.561
25	ES:13C-12378-PeCDF	9.705e5	5.959e5	3.747e5	1.59	1.2105	30.06	65.290	0.0799	6.180e6	3175	1946.6	3.948e6	2378	1660.4	bb	bb	1.322

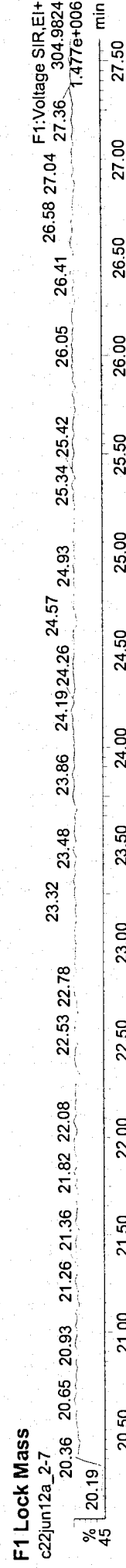
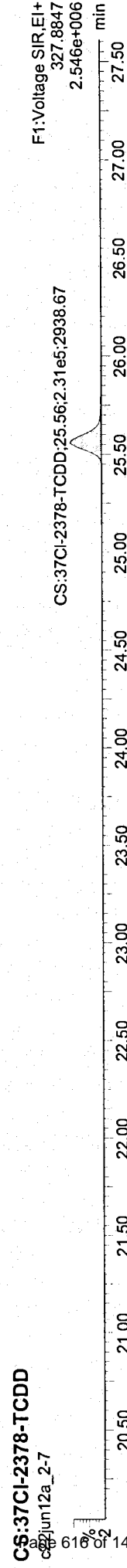
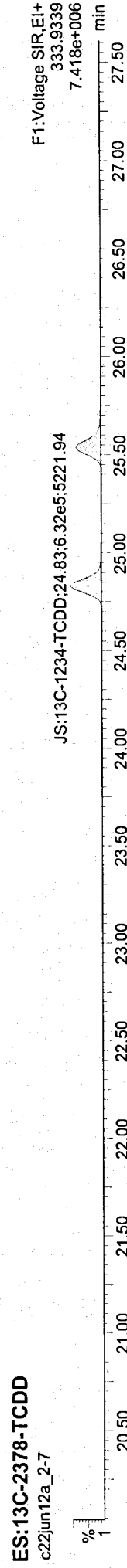
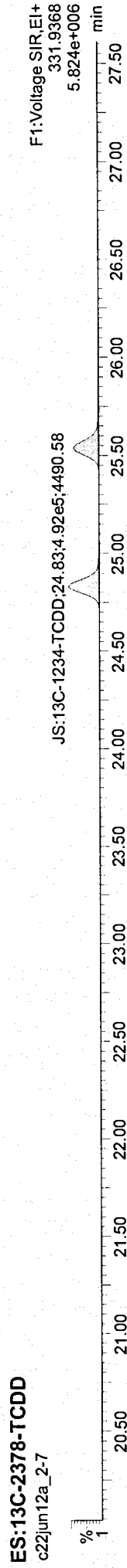
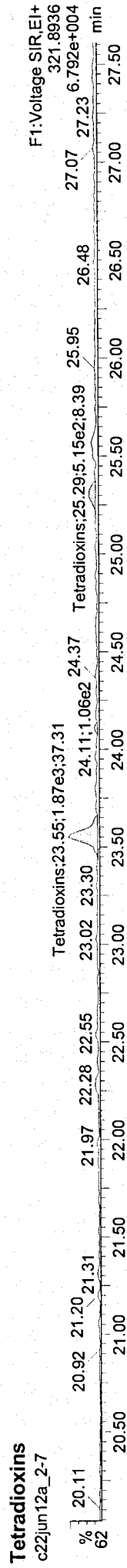
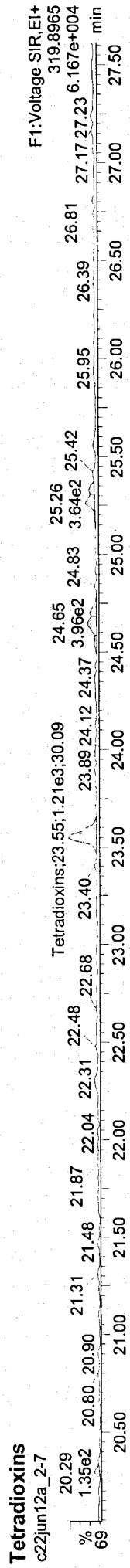
Quantify Sample Report **MassLynx 4.1**
 ### Sample Summary ###

Dataset: C:\MassLynx\Default.pro\Results\c22jun12a_2-7.qld

Last Altered: Monday, 6/25/2012 11:52:40 AM Eastern Daylight Time
 Printed: Monday, 6/25/2012 11:52:54 AM Eastern Daylight Time

Method: C:\MassLynx\Default.PRO\MethDB\m1613-062412-db5ms.mdb 24 Jun 2012 17:53:35
 Calibration: C:\MassLynx\Default.PRO\CurveDB\B5MS-0042012_1613.cdb 08 May 2012 08:31:36

Name: c22jun12a_2-7, ID: 31201450023, User: KAS, Instrument: , Submitter: HRD1735, Task: HRMS3, Description: JW-UR-TISSUE-120508



Quantify Sample Report

Sample Summary

MassLynx 4.1

Dataset: C:\MassLynx\Default.pro\Results\c22jun12a_2-7.qld

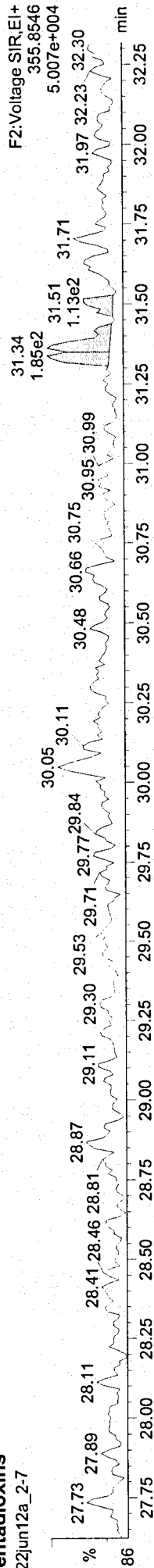
Last Altered: Monday, 6/25/2012 11:52:40 AM Eastern Daylight Time
Printed: Monday, 6/25/2012 11:52:54 AM Eastern Daylight Time

W1201450

Name: c22jun12a_2-7, ID: 31201450023, User: KAS, Instrument: , Submitter: HRD1735, Task: HRMS3, Description: JW-UR-TISSUE-120508

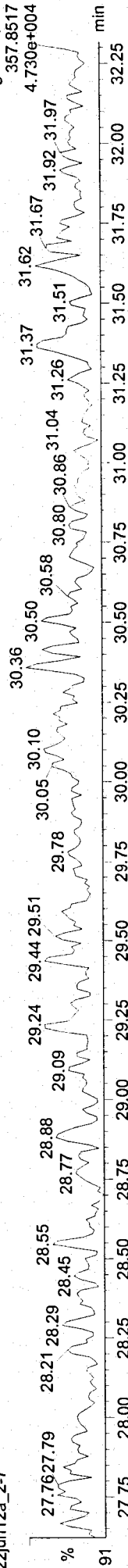
Pentadioxins

c22jun12a_2-7



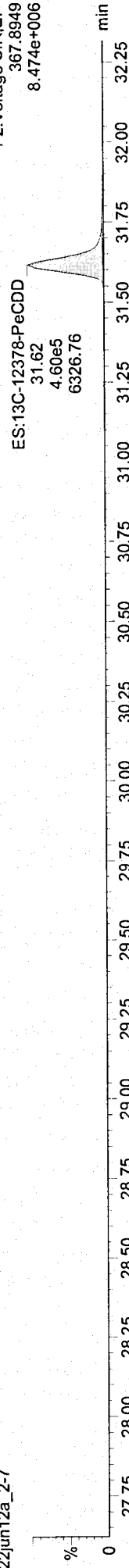
Pentadioxins

c22jun12a_2-7



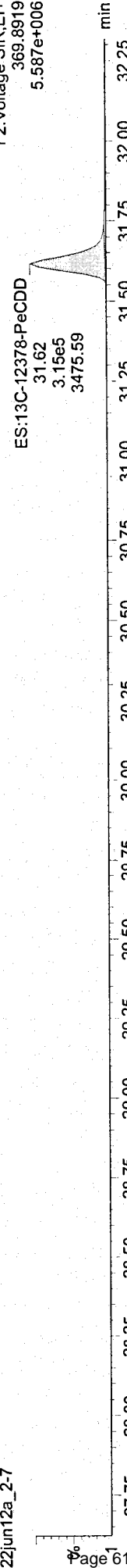
ES:13C-12378-PeCDD

c22jun12a_2-7



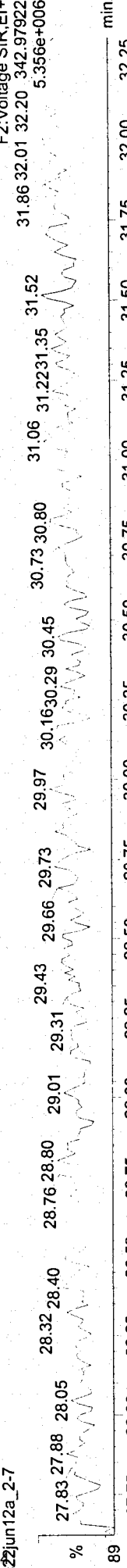
ES:13C-12378-PeCDD

c22jun12a_2-7



F2 Lock Mass

c22jun12a_2-7



Quantify Sample Report

Sample Summary

MassLynx 4.1

Dataset: C:\MassLynx\Default.pro\Results\c22jun12a_2-7.qld

Last Altered: Monday, 6/25/2012 11:52:40 AM Eastern Daylight Time

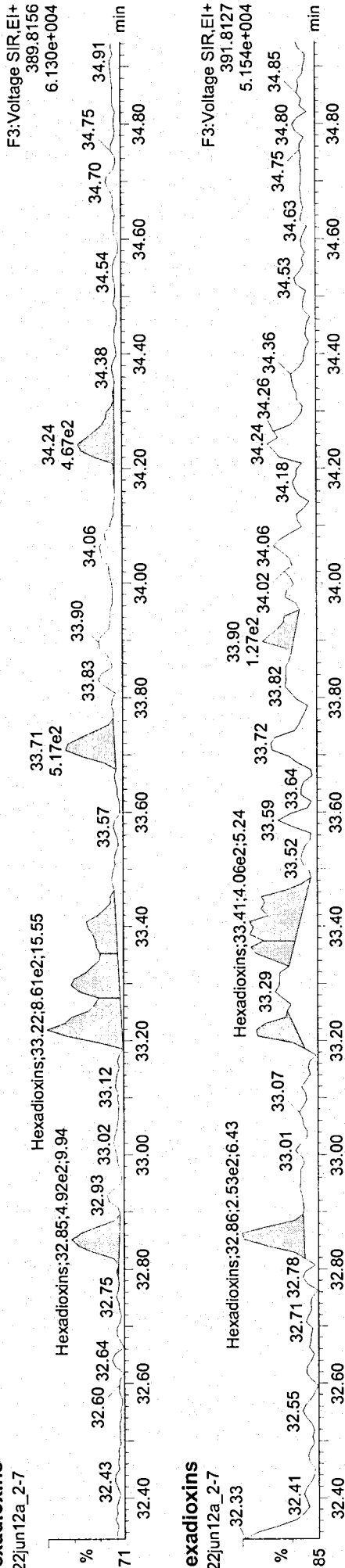
Printed: Monday, 6/25/2012 11:52:54 AM Eastern Daylight Time

1201450

Name: c22jun12a_2-7, ID: 31201450023, User: KAS, Instrument: HRD1735, Task: HRMS3, Description: JW-JR-TISSUE-120508

Hexadioxins

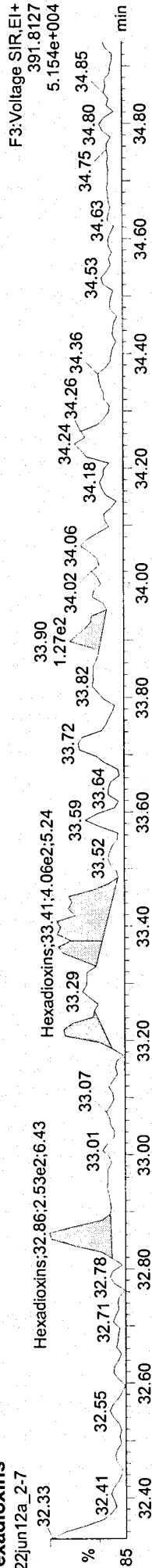
c22jun12a_2-7



F3: Voltage SIR, EI+
389.8156
6.130e+004

Hexadioxins

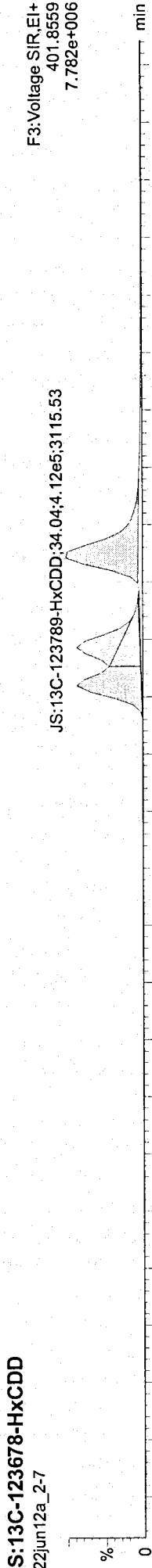
c22jun12a_2-7



F3: Voltage SIR, EI+
391.8127
5.154e+004

ES:13C-123678-HxCDD

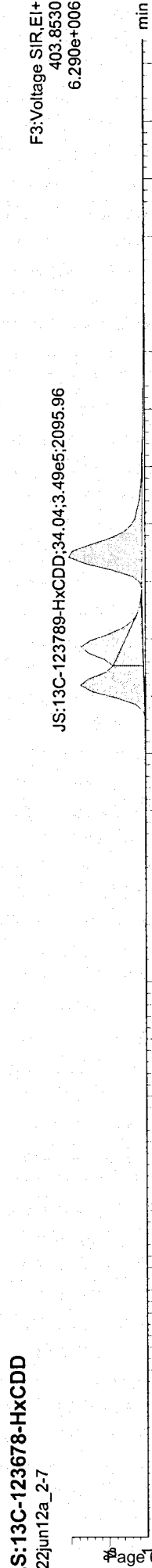
c22jun12a_2-7



F3: Voltage SIR, EI+
401.8559
7.782e+006

ES:13C-123678-HxCDD

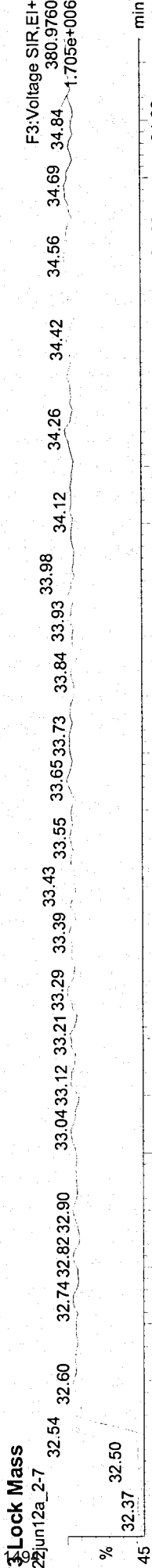
c22jun12a_2-7



F3: Voltage SIR, EI+
403.8530
6.290e+006

F3 Lock Mass

c22jun12a_2-7



F3: Voltage SIR, EI+
380.9760
1.705e+006

Quantify Sample Report

Sample Summary

MassLynx 4.1

Dataset: C:\MassLynx\Default.pro\Results\c22jun12a_2-7.qld

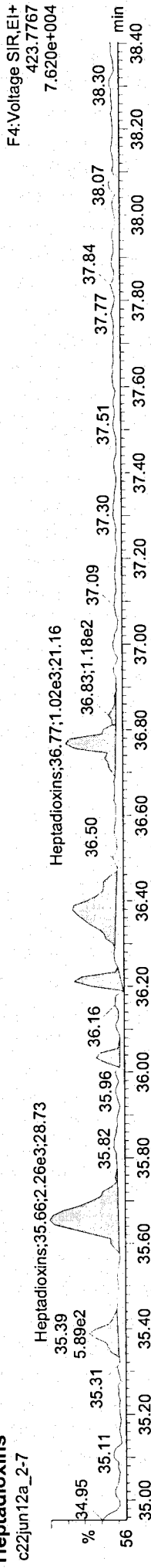
Last Altered: Monday, 6/25/2012 11:52:40 AM Eastern Daylight Time
Printed: Monday, 6/25/2012 11:52:54 AM Eastern Daylight Time

201450

Name: c22jun12a_2-7, ID: 31201450023, User: KAS, Instrument: , Submitter: HRD1735, Task: HRMS3, Description: JW-UR-TISSUE-120508

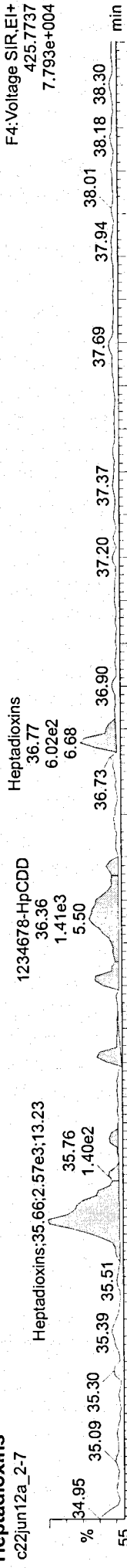
Heptadiioxins

c22jun12a_2-7



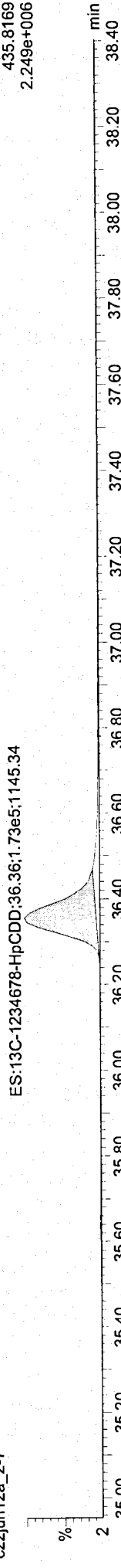
Heptadiioxins

c22jun12a_2-7



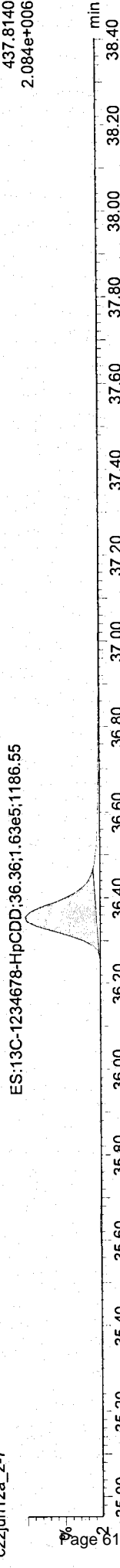
ES:13C-1234678-HpCDD

c22jun12a_2-7



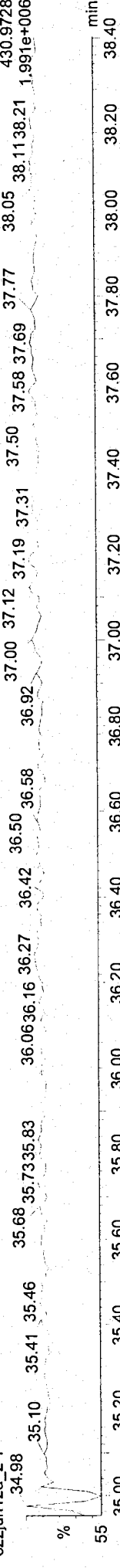
ES:13C-1234678-HpCDD

c22jun12a_2-7



F4 Lock Mass

c22jun12a_2-7



Quantify Sample Report

Sample Summary

MassLynx 4.1

Dataset: C:\MassLynx\Default.pro\Results\c22jun12a_2-7.qld

Last Altered: Monday, 6/25/2012 11:52:40 AM Eastern Daylight Time

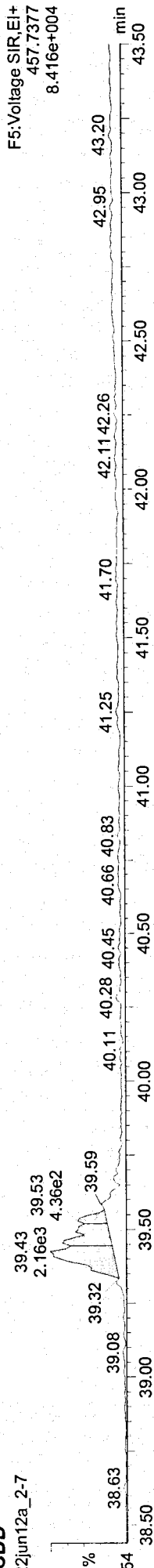
Printed: Monday, 6/25/2012 11:52:54 AM Eastern Daylight Time

1201450

Name: c22jun12a_2-7, ID: 31201450023, User: KAS, Instrument: , Submitter: HRD1735, Task: HRMS3, Description: JW-JR-TISSUE-120508

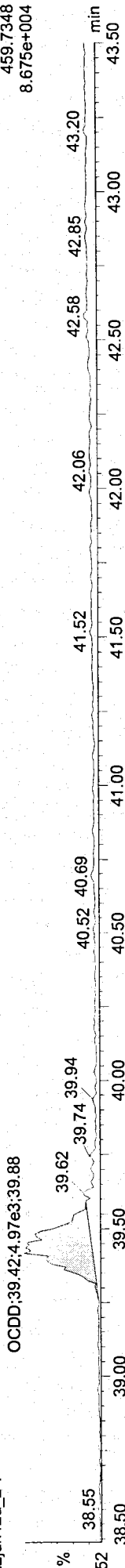
OCDD

c22jun12a_2-7



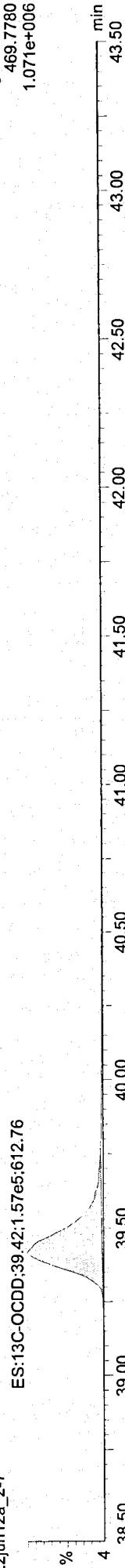
OCDD

c22jun12a_2-7




ES:13C-OCDD

c22jun12a_2-7



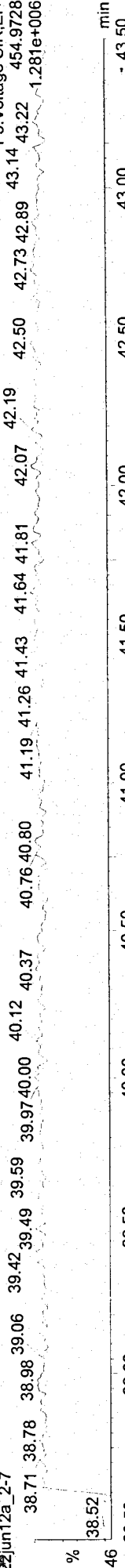
ES:13C-OCDD

c22jun12a_2-7



F5 Lock Mass

c22jun12a_2-7



46

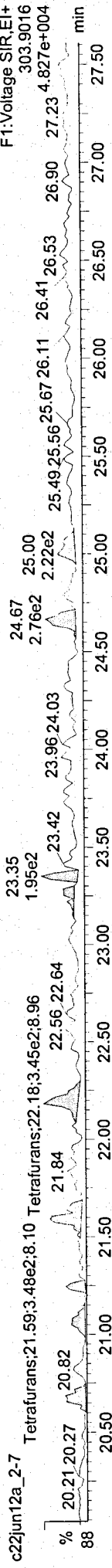
Dataset: C:\MassLynx\Default.pro\Results\c22jun12a_2-7.qld

Last Altered: Monday, 6/25/2012 11:52:40 AM Eastern Daylight Time
Printed: Monday, 6/25/2012 11:52:54 AM Eastern Daylight Time

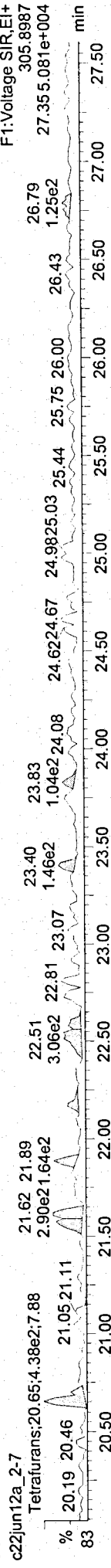
201450

Name: c22jun12a_2-7, ID: 31201450023, User: KAS, Instrument: , Submitter: HRD1735, Task: HRMS3, Description: JW-JR-TISSUE-120508

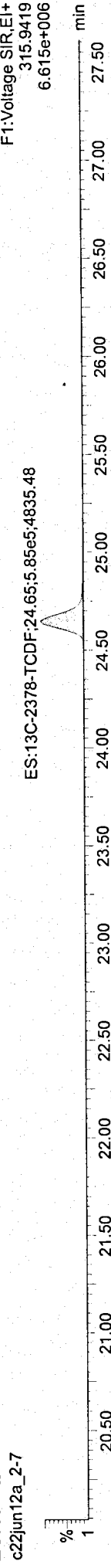
Tetrafurans



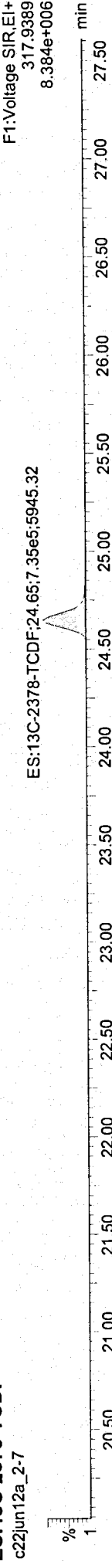
Tetrafurans



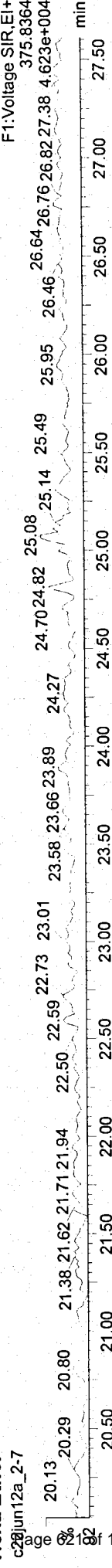
ES:13C-2378-TCDF



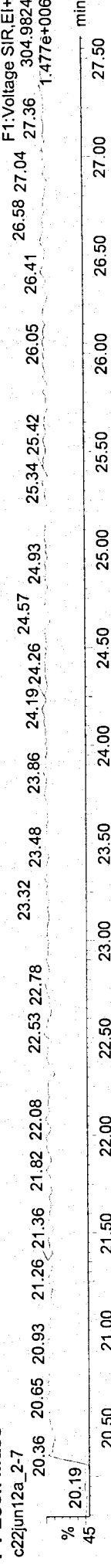
ES:13C-2378-TCDF



Hexa Ether



F1 Lock Mass



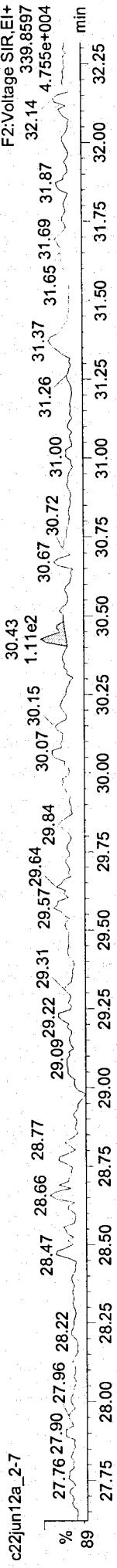
Dataset: C:\MassLynx\Default.pro\Results\c22jun12a_2-7.qld

Last Altered: Monday, 6/25/2012 11:52:40 AM Eastern Daylight Time
Printed: Monday, 6/25/2012 11:52:54 AM Eastern Daylight Time

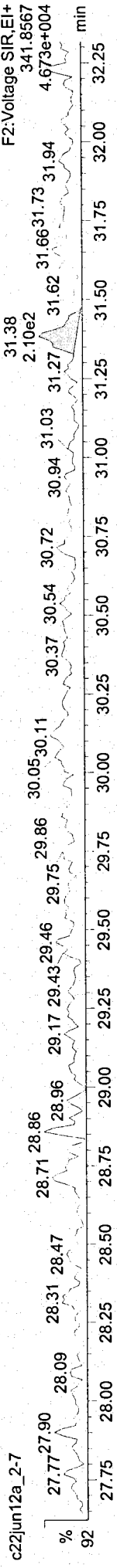
W 201450

Name: c22jun12a_2-7, ID: 31201450023, User: KAS, Instrument: , Submitter: HRD1735, Task: HRMS3, Description: JW-UR-TISSUE-120508

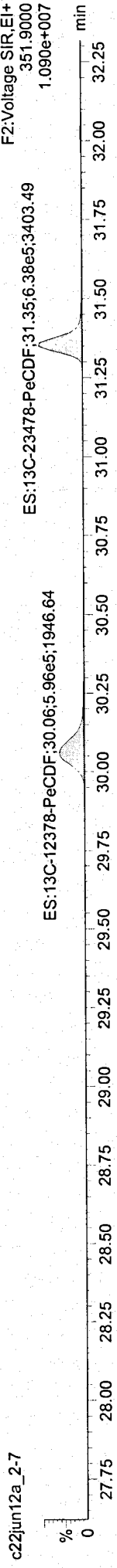
12378-PeCDF



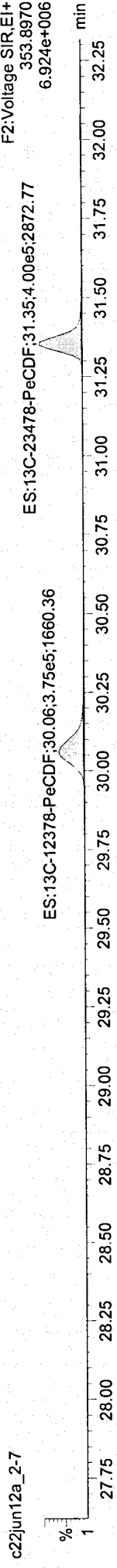
12378-PeCDF



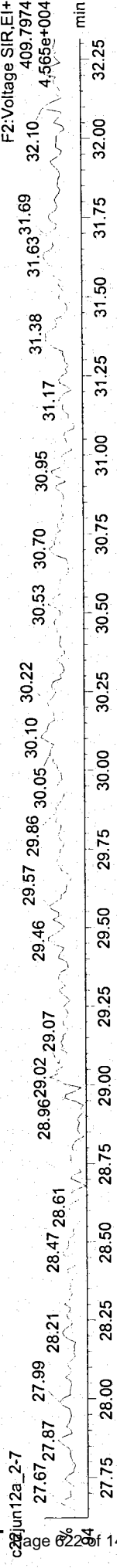
ES:13C-12378-PeCDF



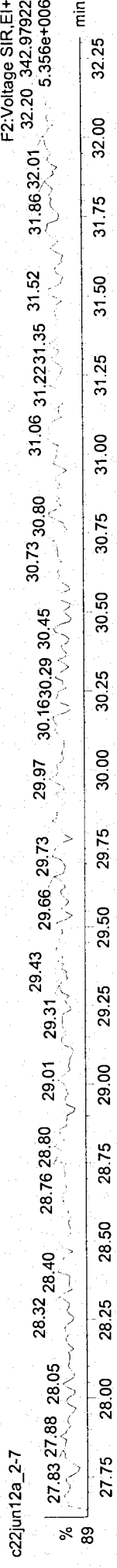
ES:13C-12378-PeCDF



Hepta Ether



F2 Lock Mass



Quantify Sample Report
Sample Summary

MassLynx 4.1

Dataset: C:\MassLynx\Default.pro\Results\c22jun12a_2-7.qld

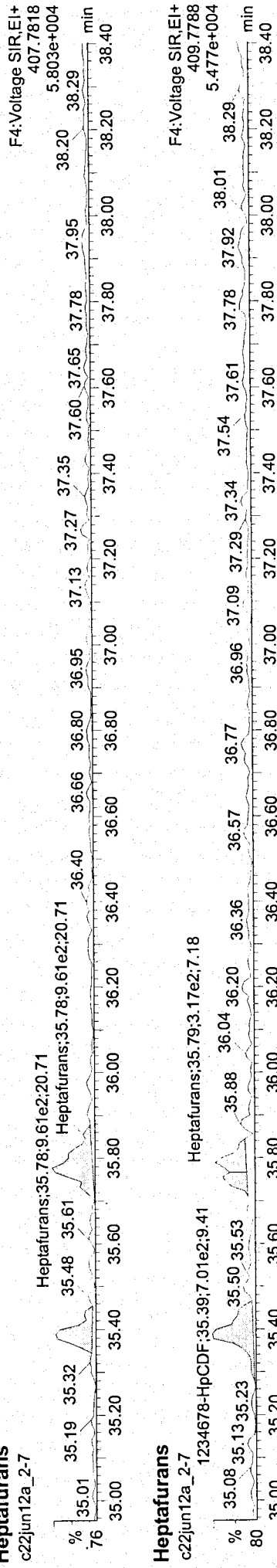
Last Altered: Monday, 6/25/2012 11:52:40 AM Eastern Daylight Time
Printed: Monday, 6/25/2012 11:52:54 AM Eastern Daylight Time

201450

Name: c22jun12a_2-7, ID: 31201450023, User: KAS, Instrument: , Submitter: HRD1735, Task: HRMS3, Description: JW-UR-TISSUE-120508

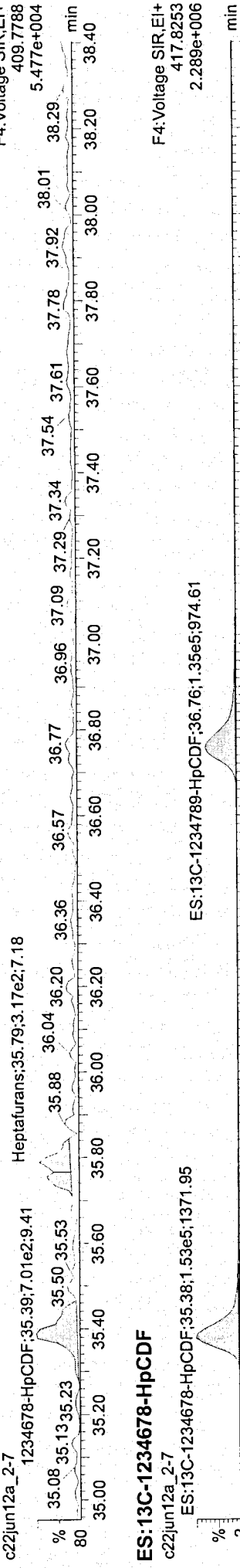
Heptafurans

c22jun12a_2-7



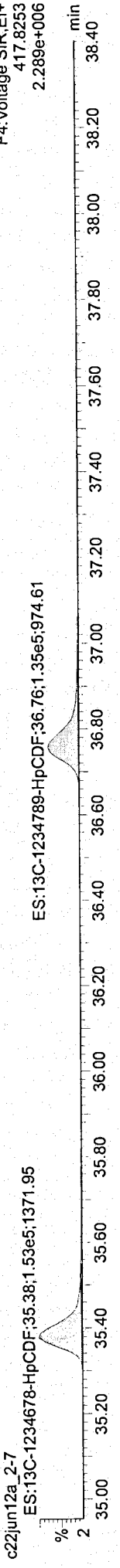
Heptafurans

c22jun12a_2-7



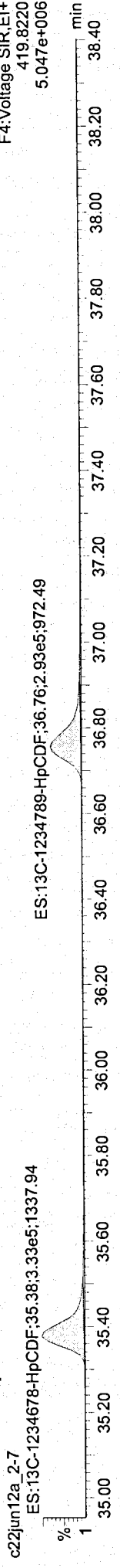
ES:13C-1234678-HpCDF

c22jun12a_2-7




ES:13C-1234678-HpCDF

c22jun12a_2-7



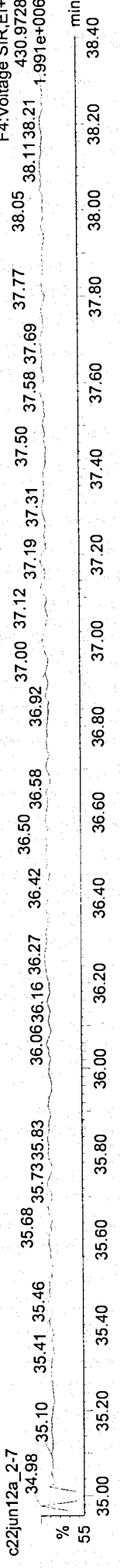
Nona Ether

c22jun12a_2-7



F4 Lock Mass

c22jun12a_2-7



Quantify Sample Report

Sample Summary

MassLynx 4.1

Dataset: C:\MassLynx\Default.pro\Results\c22jun12a_2-7.qld

Last Altered: Monday, 6/25/2012 11:52:40 AM Eastern Daylight Time

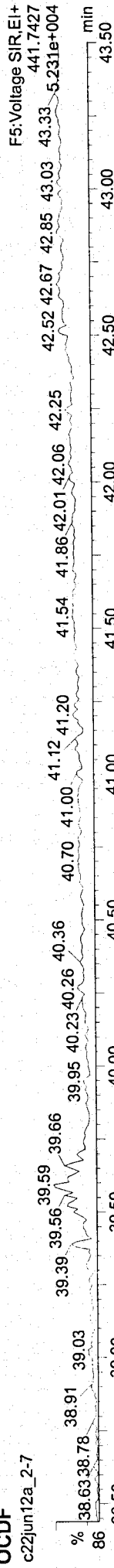
Printed: Monday, 6/25/2012 11:52:54 AM Eastern Daylight Time

W 1201450

Name: c22jun12a_2-7, ID: 31201450023, User: KAS, Instrument: , Submitter: HRD1735, Task: HRMS3, Description: JW-JR-TISSUE-120508

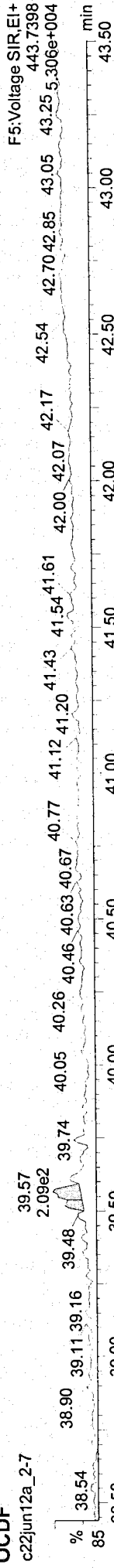
OCDF

c22jun12a_2-7



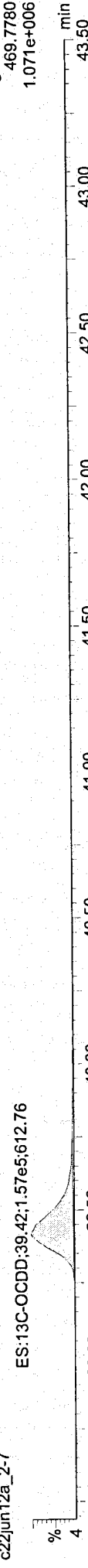
OCDF

c22jun12a_2-7



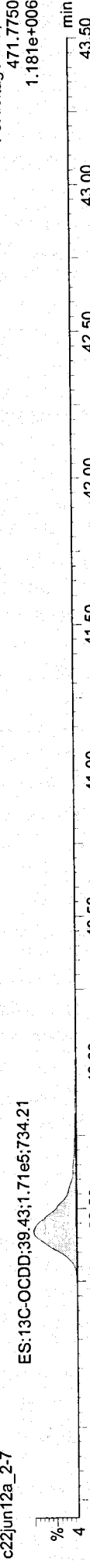
ES:13C-OCDD

c22jun12a_2-7



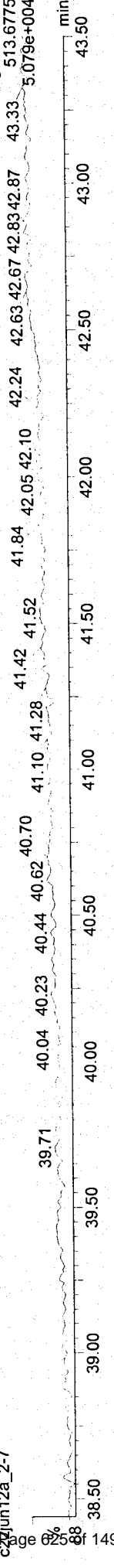
ES:13C-OCDD

c22jun12a_2-7



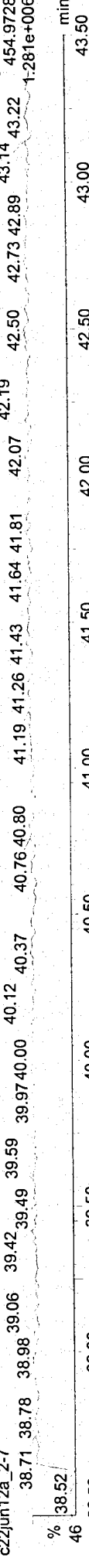
Deca Ether

c22jun12a_2-7



F5 Lock Mass

c22jun12a_2-7



Quantify Sample Report

Sample Summary

MassLynx 4.1

Dataset: C:\MassLynx\Default.pro\Results\c22jun12a_2-7.qld

Last Altered: Monday, 6/25/2012 11:52:40 AM Eastern Daylight Time

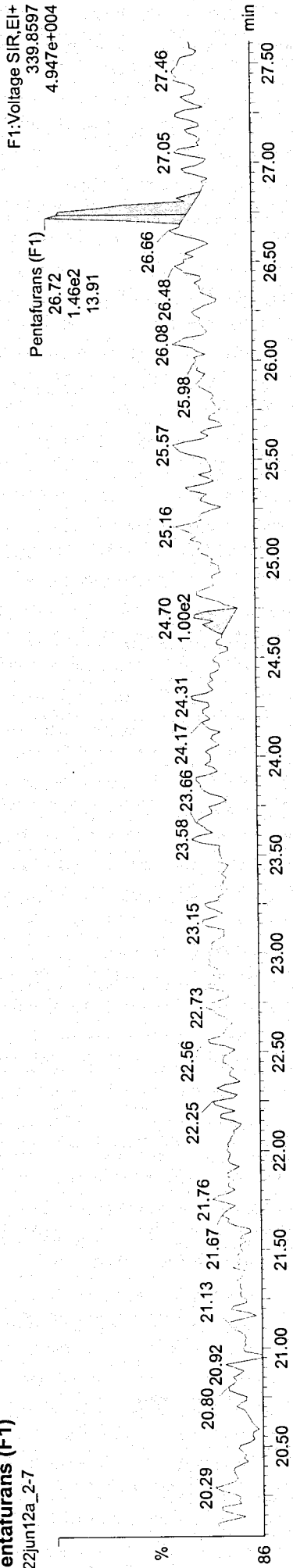
Printed: Monday, 6/25/2012 11:52:54 AM Eastern Daylight Time

201450

Name: c22jun12a_2-7, ID: 31201450023, User: KAS, Instrument: , Submitter: HRD1735, Task: HRMS3, Description: JW-UR-TISSUE-120508

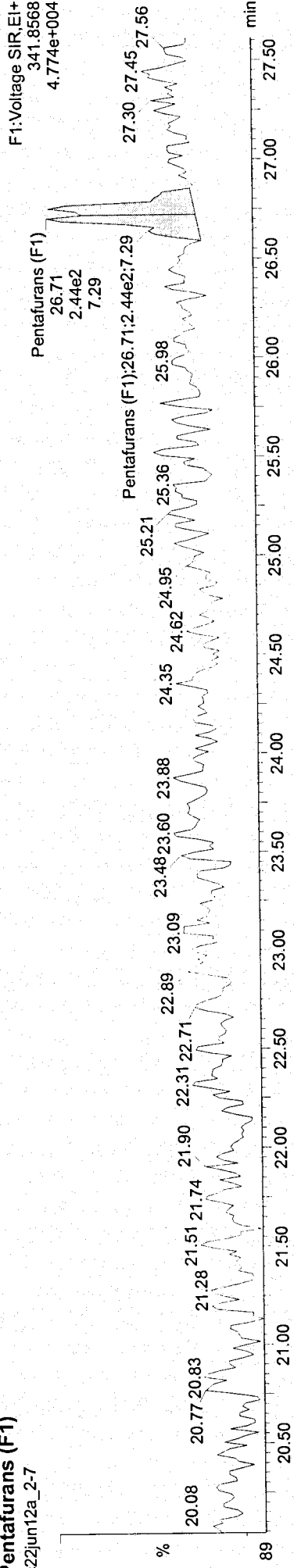
Pentafurans (F1)

c22jun12a_2-7



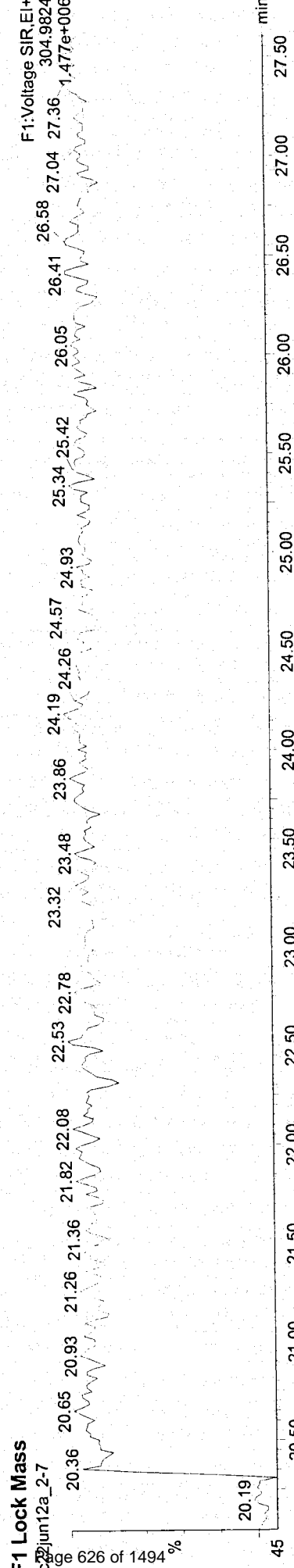
Pentafurans (F1)

c22jun12a_2-7



F1 Lock Mass

c22jun12a_2-7



Results of JW-DR-TISSUE-120508

Client Sample ID: **JW-DR-TISSUE-120508**
 Client Project ID: **Jeld Wen Surface Sediment**
 Lab Sample ID: 31201450024-A
 Lab Project ID: 31201450

Collection Date: 05/08/2012 11:30
 Received Date: 05/11/2012 13:00
 Matrix: Tissue
 Solids (%):

Results by EPA 1613B

Parameter	Result	EMPC	Qual	DL	LOQ/CL	Units	RT	Ratio
2,3,7,8-TCDD	ND		U	0.0469	0.467	pg/g		
1,2,3,7,8-PeCDD	ND		U	0.0344	2.34	pg/g		
1,2,3,4,7,8-HxCDD	ND		U	0.0600	2.34	pg/g		
1,2,3,6,7,8-HxCDD		0.133	J	0.0654	2.34	pg/g	33.89	1.58*
1,2,3,7,8,9-HxCDD	ND		U	0.0626	2.34	pg/g		
1,2,3,4,6,7,8-HpCDD		1.11	J	0.126	2.34	pg/g	36.31	0.88*
OCDD		9.80		0.731	4.67	pg/g	39.44	1.04*
2,3,7,8-TCDF	ND		U	0.0499	0.467	pg/g		
1,2,3,7,8-PeCDF	ND		U	0.0497	2.34	pg/g		
2,3,4,7,8-PeCDF	ND		U	0.0295	2.34	pg/g		
1,2,3,4,7,8-HxCDF	ND		U	0.0308	2.34	pg/g		
1,2,3,6,7,8-HxCDF	ND		U	0.0275	2.34	pg/g		
2,3,4,6,7,8-HxCDF	ND		U	0.0346	2.34	pg/g		
1,2,3,7,8,9-HxCDF	ND		U	0.0436	2.34	pg/g		
1,2,3,4,6,7,8-HpCDF		0.329	J	0.0699	2.34	pg/g	35.40	0.87*
1,2,3,4,7,8,9-HpCDF	ND		U	0.0996	2.34	pg/g		
OCDF	ND		U	0.375	4.67	pg/g		
Total TCDD	0.594	0.950		0.0469	0.467	pg/g		
Total TCDF	ND		U	0.0499	0.467	pg/g		
Total PeCDD	ND		U	0.0344	2.34	pg/g		
Total PeCDF	0.226		J	0.0163	2.34	pg/g		
Total HxCDD	0.327	0.920	J	0.0654	2.34	pg/g		
Total HxCDF	0.406	0.490	J	0.0436	2.34	pg/g		
Total HpCDD	2.21	3.32	J	0.126	2.34	pg/g		
Total HpCDF	ND	0.570	J	0.0996	2.34	pg/g		

World Health Organization Summary

	Units	ND=0	ND=1/2	ND=DL
WHO-2005 TEQ	pg/g	0.00	0.0662	0.132
WHO-2005 TEQ w/EMPC	pg/g	0.0306	0.0925	0.154

Results of JW-DR-TISSUE-120508

Client Sample ID: **JW-DR-TISSUE-120508**
 Client Project ID: **Jeld Wen Surface Sediment**
 Lab Sample ID: 31201450024-A
 Lab Project ID: 31201450

Collection Date: 05/08/2012 11:30
 Received Date: 05/11/2012 13:00
 Matrix: Tissue
 Solids (%):

Results by EPA 1613B

Parameter	Result	EMPC	Qual	DL	LOQ/CL	Units	RT	Ratio
Labeled Standards								
13C-2378-TCDD	83.0				25.0-164	%		
13C-12378-PeCDD	79.0				25.0-181	%		
13C-123478-HxCDD	59.0				32.0-141	%		
13C-123678-HxCDD	74.0				28.0-130	%		
13C-1234678-HpCDD	47.0				23.0-140	%		
13C-OCDD	23.0				17.0-157	%		
13C-2378-TCDF	71.0				24.0-169	%		
13C-12378-PeCDF	66.0				24.0-185	%		
13C-23478-PeCDF	68.0				21.0-178	%		
13C-123478-HxCDF	65.0				26.0-152	%		
13C-123678-HxCDF	85.0				26.0-123	%		
13C-234678-HxCDF	67.0				29.0-147	%		
13C-123789-HxCDF	68.0				28.0-136	%		
13C-1234678-HpCDF	54.0				28.0-143	%		
13C-1234789-HpCDF	57.0				26.0-138	%		
37Cl-2378-TCDD	90.0				35.0-197	%		

Batch Information

Analytical Batch: **HRD1735**
 Analytical Method: **EPA 1613B**
 Instrument: **HRMS3**
 Analyst: **MAF**
 Analytical Date/Time: **06/23/2012 07:23**
 Dilution: **1**

Prep Batch: **HXX1607**
 Prep Method: **EPA 1613 PREP S/D/T**
 Prep Date/Time: **05/30/2012 18:10**
 Prep Initial Wt./Vol.: **10.7 g**
 Prep Extract Vol: **20 uL**

Results of JW-DR-TISSUE-120508

Client Sample ID: **JW-DR-TISSUE-120508**
 Client Project ID: **Jeld Wen Surface Sediment**
 Lab Sample ID: 31201450024-B
 Lab Project ID: 31201450

Collection Date: 05/08/2012 11:30
 Received Date: 05/11/2012 13:00
 Matrix: Tissue
 Solids (%):

Results by Gravimetric

<u>Parameter</u>	<u>Result</u>	<u>EMPC</u>	<u>Qual</u>	<u>DL</u>	<u>LOQ/CL</u>	<u>Units</u>	<u>RT</u>	<u>Ratio</u>
% Lipids	0.319					%		

Batch Information

Analytical Batch: **HXX1629**
 Analytical Method: **Gravimetric**
 Instrument: **BAL10**
 Analyst: **JHL**
 Analytical Date/Time: **05/30/2012 18:00**
 Dilution: 1

Prep Batch: **HXX1629**
 Prep Method: **Gravimetric**
 Prep Date/Time: **05/30/2012 18:00**
 Prep Initial Wt./Vol.: **1 mL**
 Prep Extract Vol: **1 mL**

Quantify Sample Summary Report **MassLynx 4.1 SCN627**
 ### Sample Summary ###

Dataset: Z:\Default.pro\Results\c22jun12a_2-8.qld

Last Altered: Tuesday, June 26, 2012 17:19:06 Eastern Daylight Time
 Printed: Tuesday, June 26, 2012 17:23:21 Eastern Daylight Time

Name: c22jun12a_2-8
 Date: 23-Jun-2012
 Time: 07:23:27
 ID: 31201450024
 Submitter: HRD1735
 Task: HRMS3
 Description: JW-DR-TISSUE-120508

	Name	Response	Ion1Area	Ion2Area	RA	RAFail?	RRT	RT	pg/µL	EDL	Height1	Noise1	SN1	Height2	Noise2	SN2	M1	M2	MR...	
53	F4 Lock Mass	-	-	-	-	-	-	-	-	-	-	52588	-	-	-	-	-	-	-	-
54	F5 Lock Mass	-	-	-	-	-	-	-	-	0.0000	-	39832	-	-	-	-	-	-	-	173...

Quantify Totals Report MassLynx 4.1 SCN627

Sample Summary

Dataset: Z:\Default.pro\Results\c22jun12a_2-8.qld

Last Altered: Tuesday, June 26, 2012 17:19:06 Eastern Daylight Time
 Printed: Tuesday, June 26, 2012 17:23:21 Eastern Daylight Time

1201450

Method: Untitled 24 Jun 2012 17:53:35
 Calibration: C:\MassLynx\Default.PRO\CurveDB\B5MS-0042012_1613.cdb 08 May 2012 08:31:36

Name: c22jun12a_2-8
 Date: 23-Jun-2012
 Time: 07:23:27
 ID: 31201450024
 Submitter: HRD1735
 Task: HRMS3
 Description: JW-DR-TISSUE-120508

Tetradioxins

Name	Response	Ion1Area	Ion2Area	RA	RAFail?	RRT	RT	pg/µL	EDL	Height1	Noise1	SN1	Height2	Noise2	SN2	M2
1 Tetradioxins	3.296e3	1.471e3	1.826e3	0.806	NO	0.00	23.57	0.318	0.0251	1.869e4	493	37.9	2.208e4	641	34.5	bb
2 Tetradioxins	9.580e2	7.235e2	2.345e2	3.086	YES	0.00	24.65	0.092	0.0251	8.086e3	493	16.4	3.866e3	641	6.0	MM
3 Tetradioxins	1.019e3	3.371e2	6.816e2	0.495	YES	0.00	25.29	0.098	0.0251	5.839e3	493	11.8	8.726e3	641	13.6	MM

Pentadioxins

Name	Response	Ion1Area	Ion2Area	RA	RAFail?	RRT	RT	pg/µL	EDL	Height1	Noise1	SN1	Height2	Noise2	SN2	M2
1	-	-	-	-	-	-	-	-	-	-	-	-	-	-	-	-

Hexadioxins

Name	Response	Ion1Area	Ion2Area	RA	RAFail?	RRT	RT	pg/µL	EDL	Height1	Noise1	SN1	Height2	Noise2	SN2	M2
1 Hexadioxins	1.123e3	6.670e2	4.563e2	1.462	YES	0.00	32.85	0.180	0.0335	1.474e4	895	16.5	9.653e3	682	14.2	bb
2 Hexadioxins	1.088e3	6.140e2	4.739e2	1.296	NO	0.00	33.38	0.175	0.0335	1.198e4	895	13.4	9.960e3	682	14.6	MM
3 Hexadioxins	4.091e2	2.483e2	1.607e2	1.545	YES	0.00	33.42	0.066	0.0335	6.207e3	895	6.9	4.932e3	682	7.2	db
4 123678-HxCDD	4.822e2	2.954e2	1.868e2	1.581	YES	1.00	33.89	0.071	0.0350	5.118e3	895	5.7	4.658e3	682	6.8	MM

Heptadioxins

Name	Response	Ion1Area	Ion2Area	RA	RAFail?	RRT	RT	pg/µL	EDL	Height1	Noise1	SN1	Height2	Noise2	SN2	M2
1 Heptadioxins	4.779e3	2.328e3	2.450e3	0.950	NO	0.00	35.67	1.181	0.0674	3.457e4	855	40.4	3.208e4	461	69.6	MM
2 1234678-HpCDD	2.403e3	1.123e3	1.280e3	0.877	YES	1.00	36.31	0.594	0.0674	1.248e4	855	14.6	1.436e4	461	31.1	MM

Quantify Totals Report MassLynx 4.1 SCN627
 ### Sample Summary ###

Dataset: Z:\Default.pro\Results\c22jun12a_2-8.qld

Last Altered: Tuesday, June 26, 2012 17:19:06 Eastern Daylight Time
 Printed: Tuesday, June 26, 2012 17:23:21 Eastern Daylight Time

201450

Name: c22jun12a_2-8
 Date: 23-Jun-2012
 Time: 07:23:27
 ID: 31201450024
 Submitter: HRD1735
 Task: HRMS3
 Description: JW-DR-TISSUE-120508

Tetrafurans

Name	Response	Ion1Area	Ion2Area	RA	RAFail?	RRT	RT	pg/ μ L	EDL	Height1	Noise1	SN1	Height2	Noise2	SN2	M2
1	-	-	-	-	-	-	-	-	-	-	-	-	-	-	-	-

Pentafurans (F1)

1	Pentafurans (F1)	1.238e3	7.236e2	5.143e2	1.407	NO	0.00	26.74	0.121	0.0087	7.990e3	441	18.1	4.798e3	0	0.0	MM
---	------------------	---------	---------	---------	-------	----	------	-------	-------	--------	---------	-----	------	---------	---	-----	----

Notss/n Added to Database

Pentafurans

1	-	-	-	-	-	-	-	-	-	-	-	-	-	-	-	-
---	---	---	---	---	---	---	---	---	---	---	---	---	---	---	---	---

Hexafurans

1	Hexafurans	4.114e2	1.721e2	2.393e2	0.719	YES	0.00	32.50	0.045	0.0179	4.234e3	718	5.9	3.720e3	529	7.0	MM
2	Hexafurans	1.061e3	5.945e2	4.667e2	1.274	NO	0.00	32.61	0.115	0.0179	1.352e4	718	18.8	1.162e4	529	22.0	MM
3	Hexafurans	9.370e2	4.935e2	4.435e2	1.113	NO	0.00	32.95	0.102	0.0179	8.371e3	718	11.7	9.606e3	529	18.2	MM

Hepatafurans

1	1234678-HpCDF	1.242e3	5.770e2	6.652e2	0.867	YES	1.00	35.40	0.176	0.0374	1.186e4	795	14.9	8.827e3	644	13.7	MM
2	Hepatafurans	8.626e2	3.576e2	5.050e2	0.708	YES	0.00	35.77	0.129	0.0449	1.001e4	795	12.6	8.072e3	644	12.5	bd

Quantify Sample Report

MassLynx 4.1 SCN627
Manual Integrations

Dataset: Z:\Default.pro\Results\c22jun12a_2-8.qld

Last Altered: Monday, June 25, 2012 14:38:38 Eastern Daylight Time
Printed: Monday, June 25, 2012 14:38:41 Eastern Daylight Time

201450

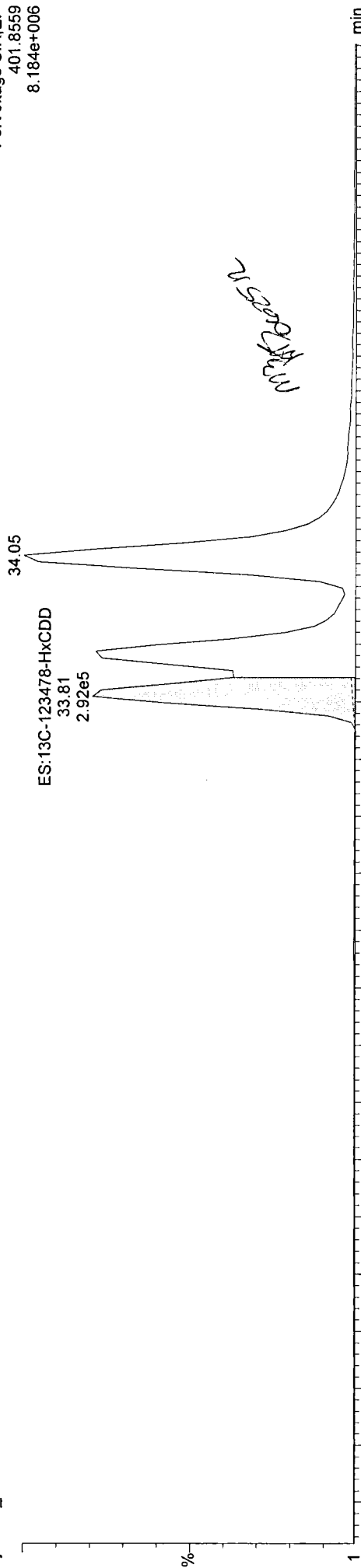
Method: C:\MassLynx\Default.PRO\MethDB\m1613-062412-db5ms.mdb 24 Jun 2012 17:53:35
Calibration: C:\MassLynx\Default.PRO\CurveDB\MS-0042012_1613.cdb 08 May 2012 08:31:36

Name: c22jun12a_2-8, ID: 31201450024, Date: 23-Jun-2012, Time: 07:23:27, Submitter: HRD1735, Description: JW-DR-TISSUE-120508, User: KAS

ES:13C-123478-HxCDD

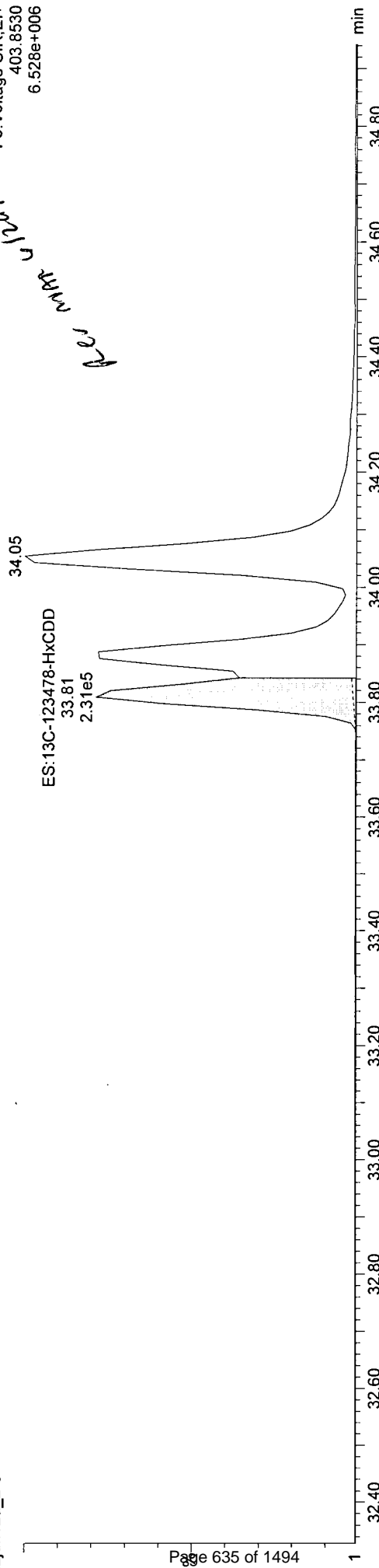
c22jun12a_2-8

F3: Voltage SIR, EI+
401.8559
8.184e+006



c22jun12a_2-8

F3: Voltage SIR, EI+
403.8530
6.528e+006



Quantify Sample Report

MassLynx 4.1 SCN627

Manual Integrations

Dataset: Z:\Default.pro\Results\c22jun12a_2-8.qld

Lab Altered: Monday, June 25, 2012 14:38:51 Eastern Daylight Time

Printed: Monday, June 25, 2012 14:38:54 Eastern Daylight Time

201450

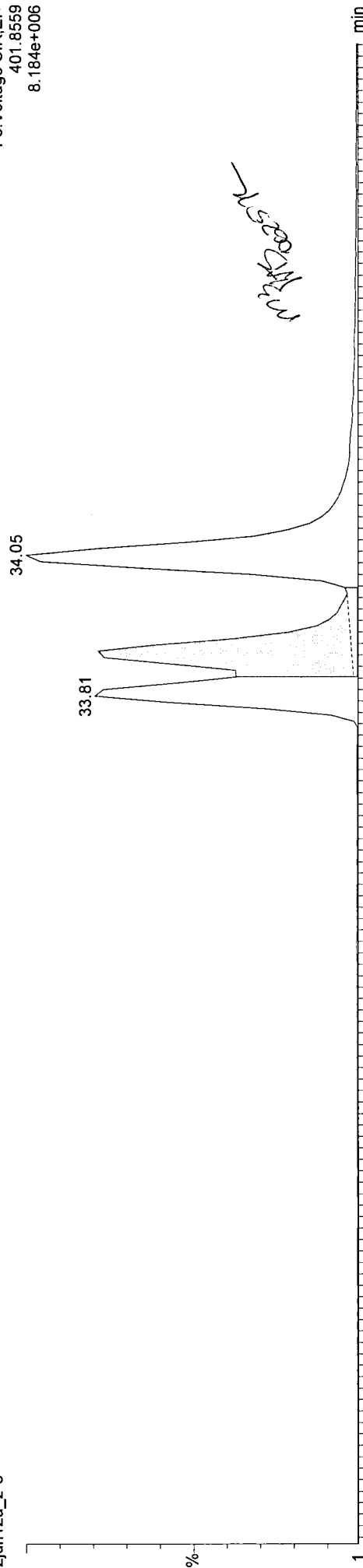
Method: C:\MassLynx\Default.PRO\MethDB\m1613-062412-db5ms.mdb 24 Jun 2012 17:53:35
Calibration: C:\MassLynx\Default.PRO\CurveDB\MS-0042012_1613.cdb 08 May 2012 08:31:36

Name: c22jun12a_2-8, ID: 31201450024, Date: 23-Jun-2012, Time: 07:23:27, Submitter: HRD1735, Description: JW-DR-TISSUE-120508, User: KAS

ES:13C-123678-HxCDD

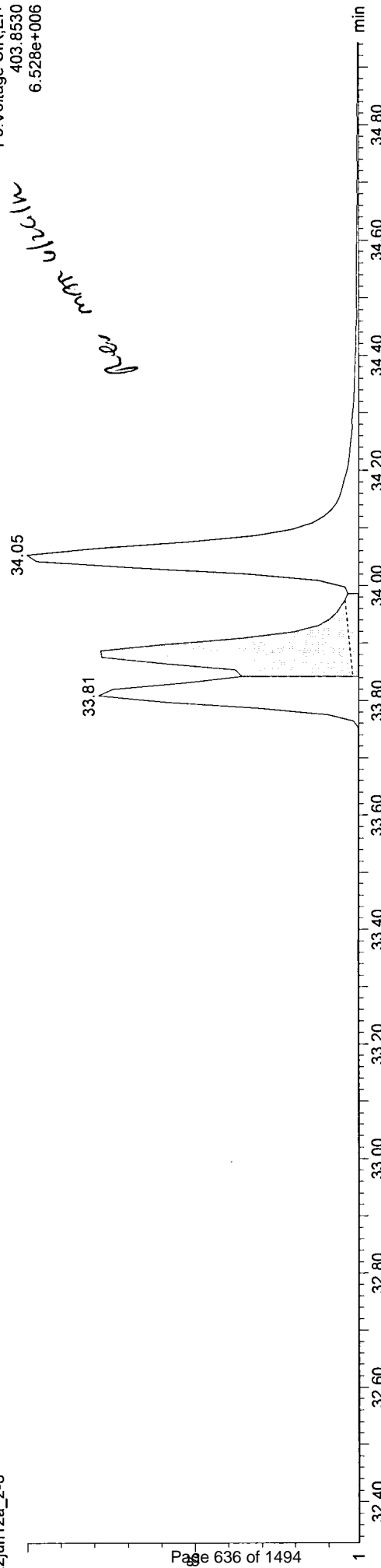
c22jun12a_2-8

F3:Voltage SIR,EI+
401.8559
8.184e+006



c22jun12a_2-8

F3:Voltage SIR,EI+
403.8530
6.528e+006



Quantify Sample Report

MassLynx 4.1 SCN627

Dataset: Z:\Default.pro\Results\c22jun12a_2-8.qld

Last Altered: Monday, June 25, 2012 14:39:02 Eastern Daylight Time
Printed: Monday, June 25, 2012 14:39:05 Eastern Daylight Time

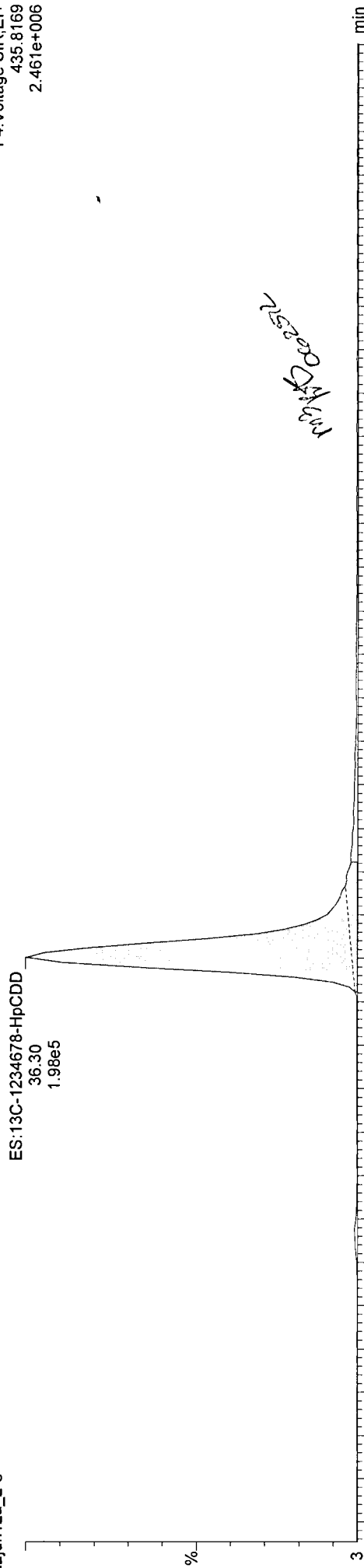
Method: C:\MassLynx\Default.PRO\MethDB\m1613-062412-db5ms.mdb 24 Jun 2012 17:53:35
Calibration: C:\MassLynx\Default.PRO\CurveDB\MS-0042012_1613.cdb 08 May 2012 08:31:36

Name: c22jun12a_2-8, ID: 31201450024, Date: 23-Jun-2012, Time: 07:23:27, Submitter: HRD1735, Description: JW-DR-TISSUE-120508, User: KAS

ES:13C-1234678-HpCDD

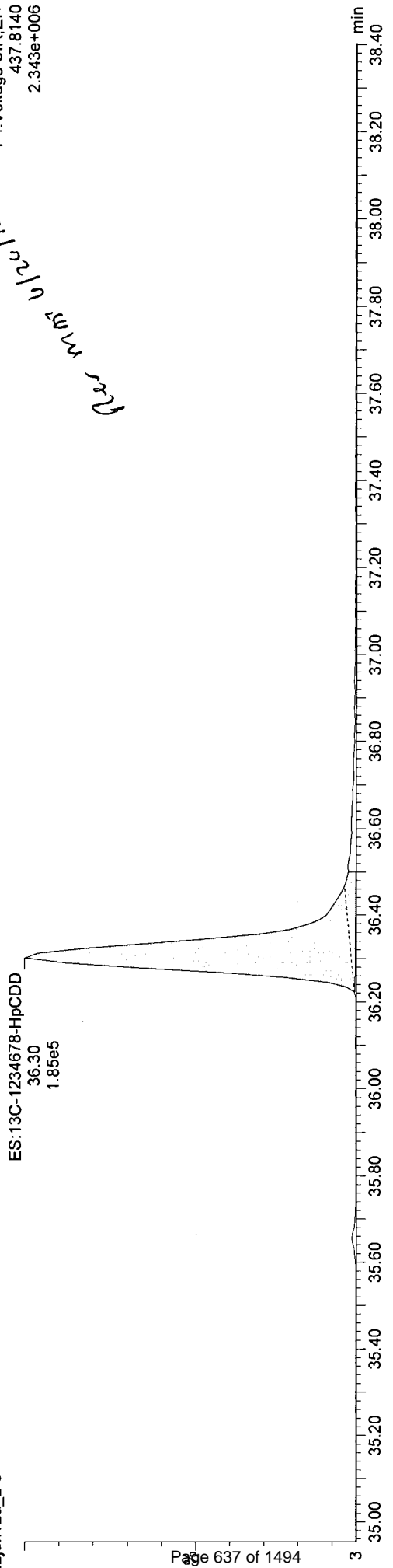
c22jun12a_2-8

F4: Voltage SIR, EI+
435.8169
2.461e+006



c22jun12a_2-8

F4: Voltage SIR, EI+
437.8140
2.343e+006



Quantify Sample Report

Manual Integrations

Dataset: Z:\Default.prol\Results\c22jun12a_2-8.qld

Lab Altered: Monday, June 25, 2012 14:39:14 Eastern Daylight Time

Printed: Monday, June 25, 2012 14:39:17 Eastern Daylight Time

201450


Method: C:\MassLynx\Default.PRO\MethDB\m1613-062412-db5ms.mdb 24 Jun 2012 17:53:35
Calibration: C:\MassLynx\Default.PRO\CurveDB\MS-0042012_1613.cdb 08 May 2012 08:31:36

Name: c22jun12a_2-8, ID: 31201450024, Date: 23-Jun-2012, Time: 07:23:27, Submitter: HRD1735, Description: JW-DR-TISSUE-120508, User: KAS

ES:13C-OCDD

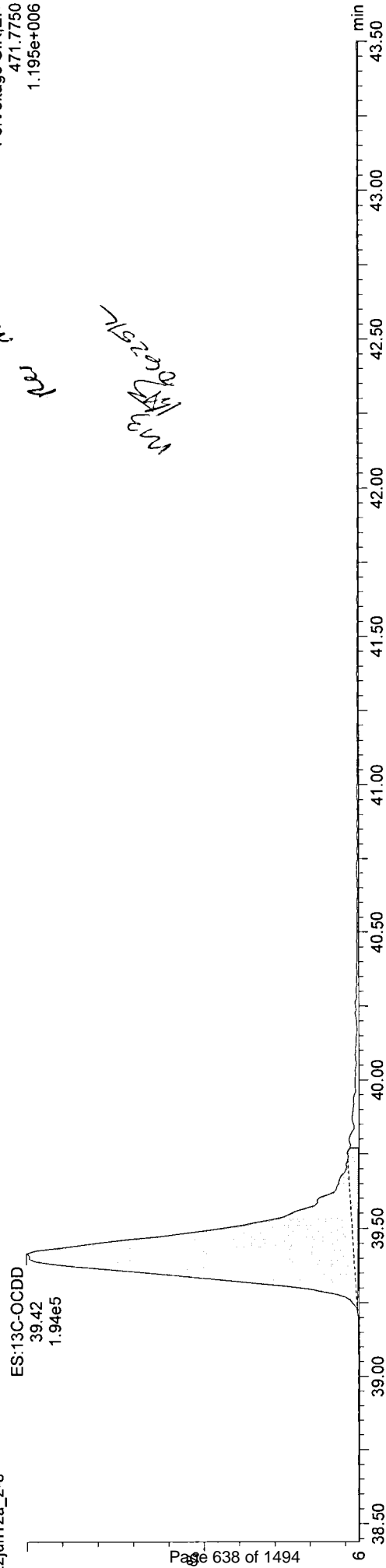
c22jun12a_2-8

F5:Voltage SIR,EI+
469.7780
1.082e+006



c22jun12a_2-8

F5:Voltage SIR,EI+
471.7750
1.195e+006



Quantify Sample Report

Manual Integrations

Dataset: Z:\Default.prolResults\c22jun12a_2-8.qld

Lab Altered: Monday, June 25, 2012 14:39:24 Eastern Daylight Time
Printed: Monday, June 25, 2012 14:39:26 Eastern Daylight Time

1201450

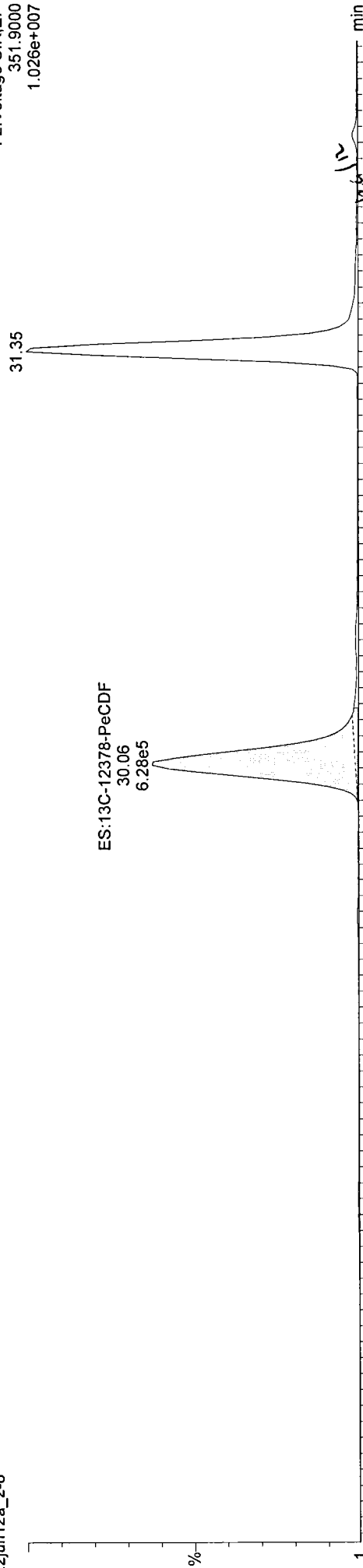
Method: C:\MassLynx\Default.PRO\MethDB\m1613-062412-db5ms.mdb 24 Jun 2012 17:53:35
Calibration: C:\MassLynx\Default.PRO\CurveDB\MS-0042012_1613.cdb 08 May 2012 08:31:36

Name: c22jun12a_2-8, ID: 31201450024, Date: 23-Jun-2012, Time: 07:23:27, Submitter: HRD1735, Description: JW-DR-TISSUE-120508, User: KAS

ES:13C-12378-PeCDF

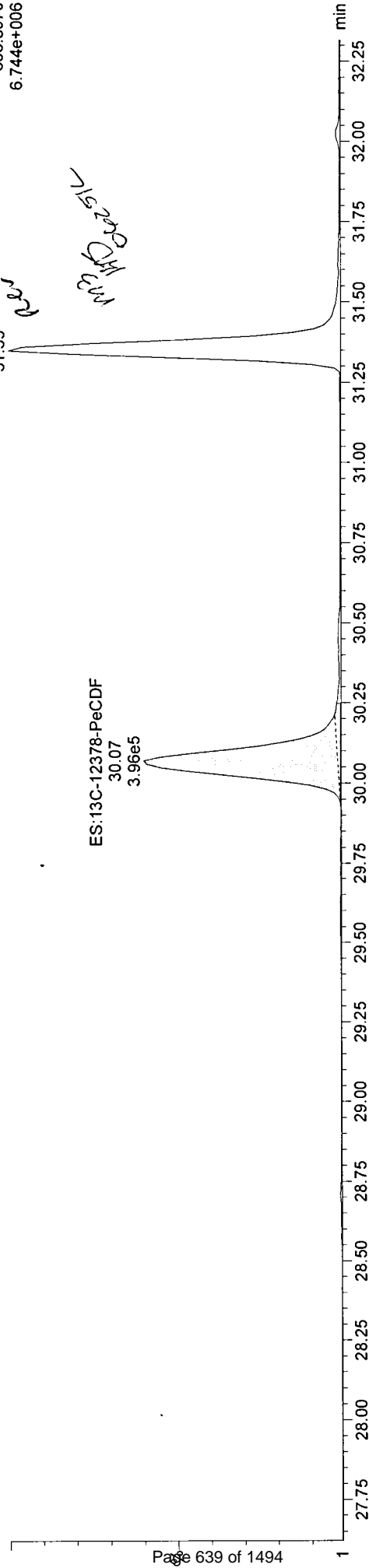
c22jun12a_2-8

F2:Voltage SIR,EI+
351.9000
1.026e+007



c22jun12a_2-8

F2:Voltage SIR,EI+
353.8970
6.744e+006



Quantify Sample Report
Manual Integrations

MassLynx 4.1 SCN627

Dataset: Z:\Default.pro\Results\c22jun12a_2-8.qld

Lab Altered: Monday, June 25, 2012 14:39:34 Eastern Daylight Time
Printed: Monday, June 25, 2012 14:39:37 Eastern Daylight Time

201450

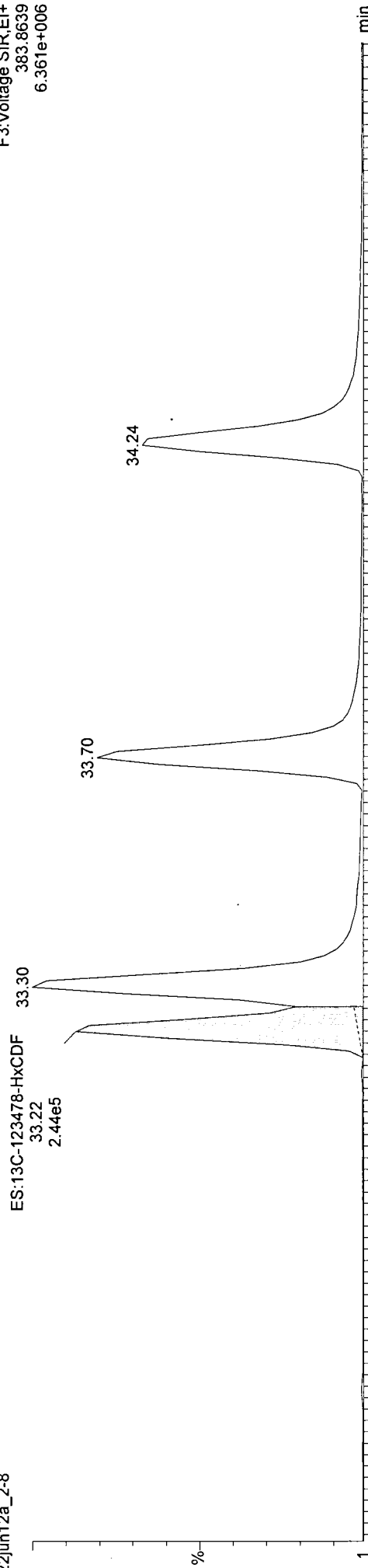
Method: C:\MassLynx\Default.PRO\MethDB\m1613-062412-db5ms.mdb 24 Jun 2012 17:53:35
Calibration: C:\MassLynx\Default.PRO\CurveDB\B5MS-0042012_1613.cdb 08 May 2012 08:31:36

Name: c22jun12a_2-8, ID: 31201450024, Date: 23-Jun-2012, Time: 07:23:27, Submitter: HRD1735, Description: JW-DR-TISSUE-120508, User: KAS

ES:13C-123478-HxCDF

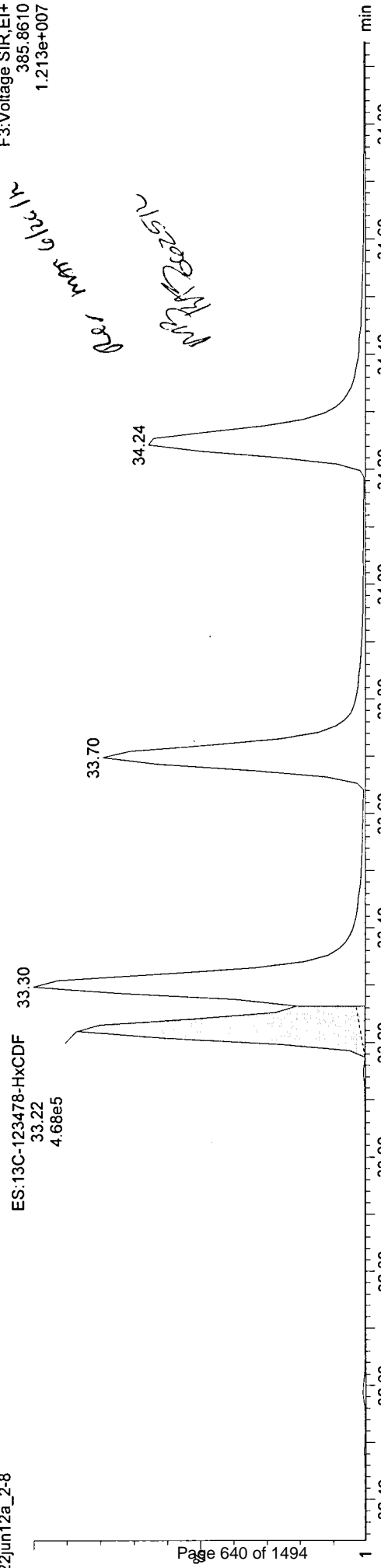
c22jun12a_2-8

F3:Voltage SIR,EI+
383.8639
6.361e+006



c22jun12a_2-8

F3:Voltage SIR,EI+
385.8610
1.213e+007



Dataset: Z:\Default.pro\Results\c22jun12a_2-8.qld

Lab Altered: Monday, June 25, 2012 14:39:46 Eastern Daylight Time

Printed: Monday, June 25, 2012 14:39:48 Eastern Daylight Time

201450

Method: C:\MassLynx\Default.PRO\MethDB\1613-062412-db5ms.mdb 24 Jun 2012 17:53:35

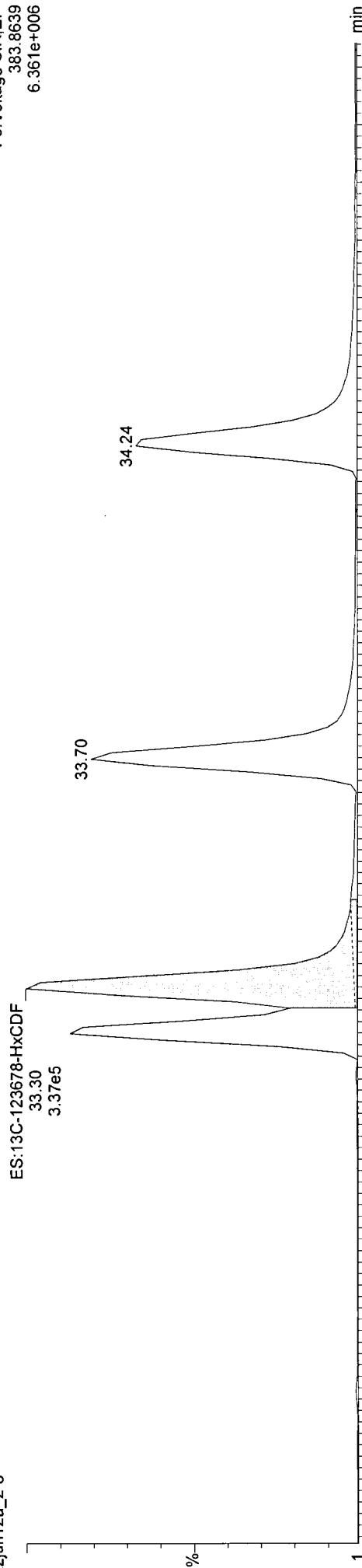
Calibration: C:\MassLynx\Default.PRO\CurveDB\MS-0042012_1613.cdb 08 May 2012 08:31:36

Name: c22jun12a_2-8, ID: 31201450024, Date: 23-Jun-2012, Time: 07:23:27, Submitter: HRD1735, Description: JW-DR-TISSUE-120508, User: KAS

ES:13C-123678-HxCDF

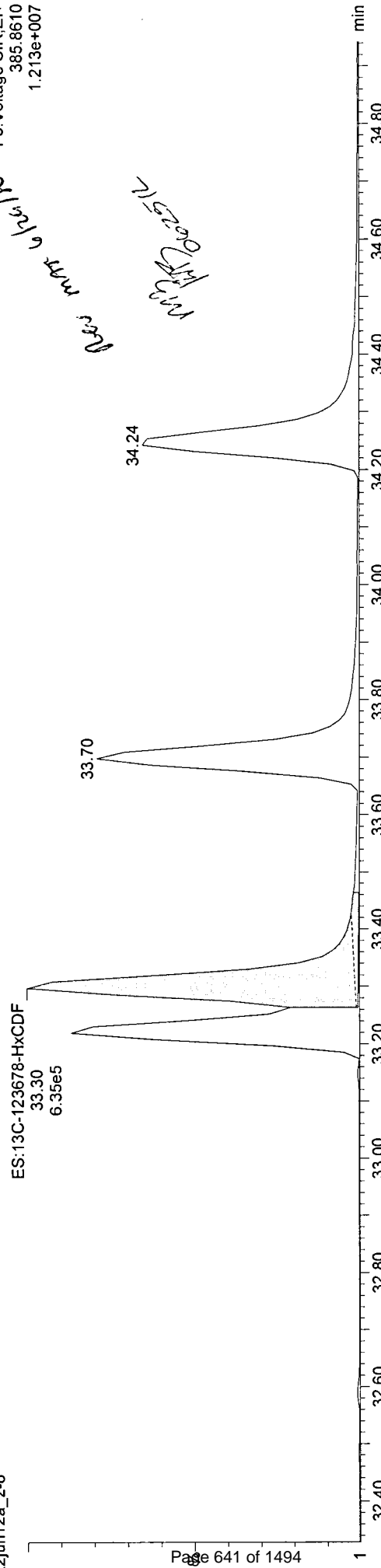
c22jun12a_2-8

F3: Voltage SIR, EI+
383.8639
6.361e+006



c22jun12a_2-8

F3: Voltage SIR, EI+
385.8610
1.213e+007



Quantify Sample Report

Manual Integrations

Dataset: Z:\Default.pro\Results\c22jun12a_2-8.qld

Lab Altered: Monday, June 25, 2012 14:39:57 Eastern Daylight Time
Printed: Monday, June 25, 2012 14:40:06 Eastern Daylight Time

201450

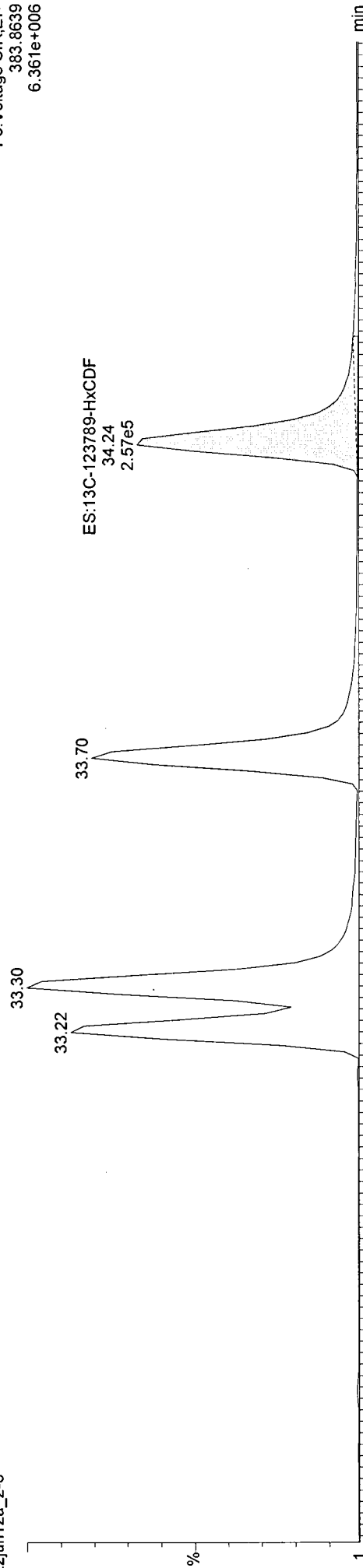
Method: C:\MassLynx\Default.PRO\MethDB\m1613-062412-db5ms.mdb 24 Jun 2012 17:53:35
Calibration: C:\MassLynx\Default.PRO\CurveDB\MS-0042012_1613.cdb 08 May 2012 08:31:36

Name: c22jun12a_2-8, ID: 31201450024, Date: 23-Jun-2012, Time: 07:23:27, Submitter: HRD1735, Description: JW-DR-TISSUE-120508, User: KAS

ES:13C-123789-HxCDF

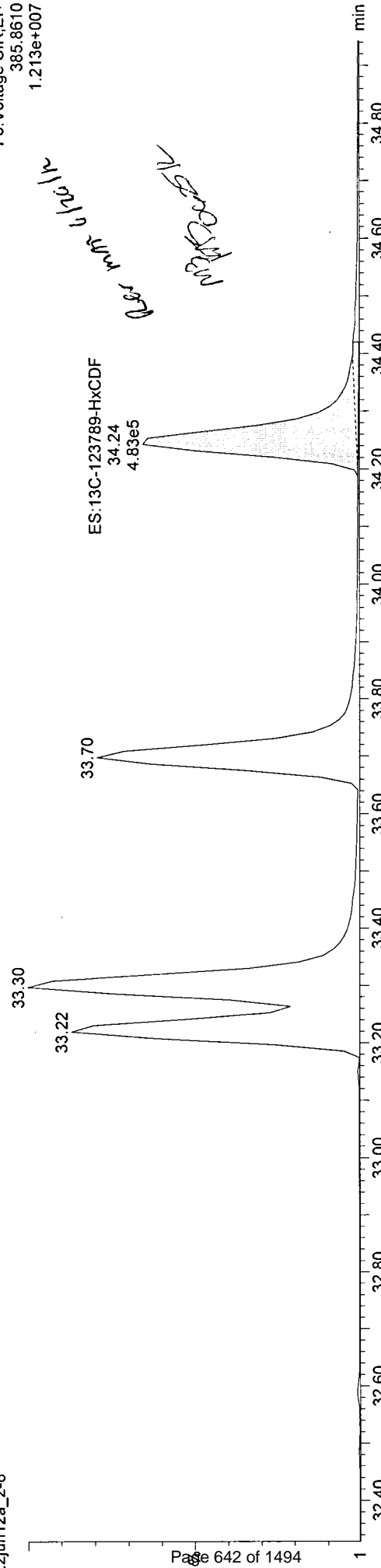
c22jun12a_2-8

F3: Voltage SIR, EI+
383.8639
6.361e+006



c22jun12a_2-8

F3: Voltage SIR, EI+
385.8610
1.213e+007



Dataset: Z:\Default.pro\Results\c22jun12a_2-8.qld

Last Altered: Monday, June 25, 2012 14:40:21 Eastern Daylight Time
Printed: Monday, June 25, 2012 14:40:24 Eastern Daylight Time

201450

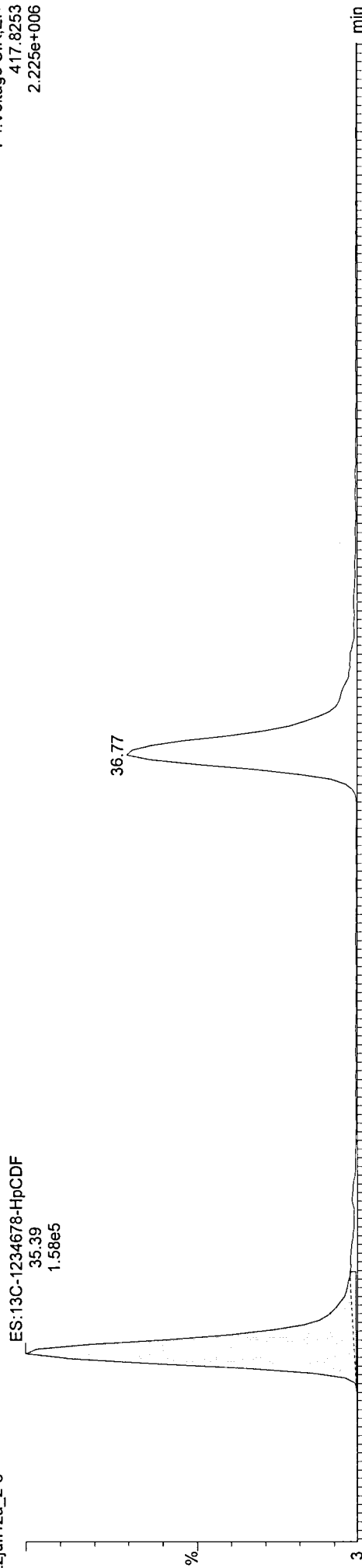
Method: C:\MassLynx\Default.PRO\MethDB\m1613-062412-db5ms.mdb 24 Jun 2012 17:53:35
Calibration: C:\MassLynx\Default.PRO\CurveDB\B5MS-0042012_1613.cdb 08 May 2012 08:31:36

Name: c22jun12a_2-8, ID: 31201450024, Date: 23-Jun-2012, Time: 07:23:27, Submitter: HRD1735, Description: JW-DR-TISSUE-120508, User: KAS

ES:13C-1234678-HpCDF

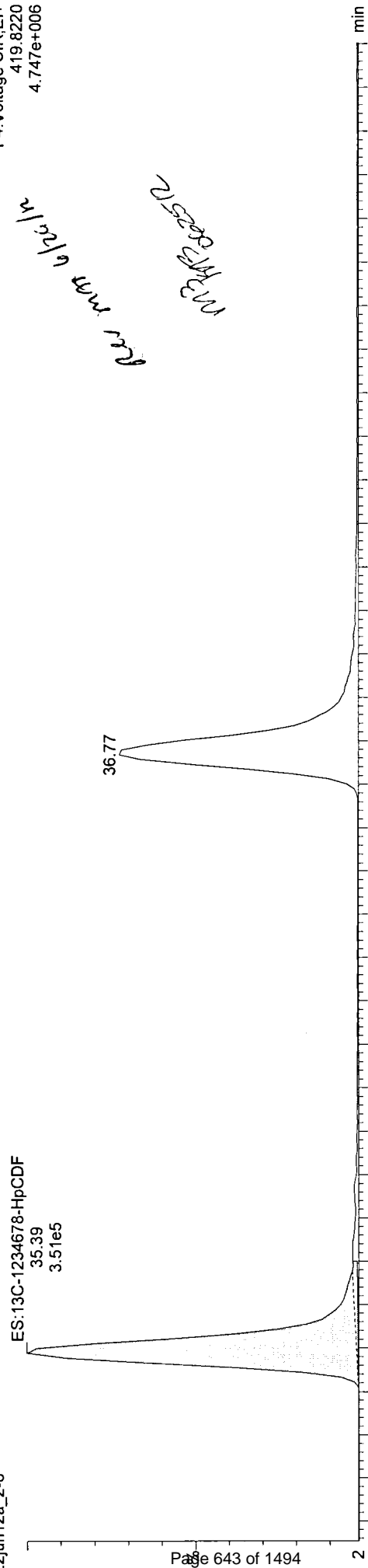
c22jun12a_2-8

F4: Voltage SIR, EI+
417.8253
2.225e+006



c22jun12a_2-8

F4: Voltage SIR, EI+
419.8220
4.747e+006



Quantify Sample Report

MassLynx 4.1 SCN627
Manual Integrations

Dataset: Z:\Default.pro\Results\c22jun12a_2-8.qld

Last Altered: Monday, June 25, 2012 14:40:30 Eastern Daylight Time
Printed: Monday, June 25, 2012 14:40:33 Eastern Daylight Time

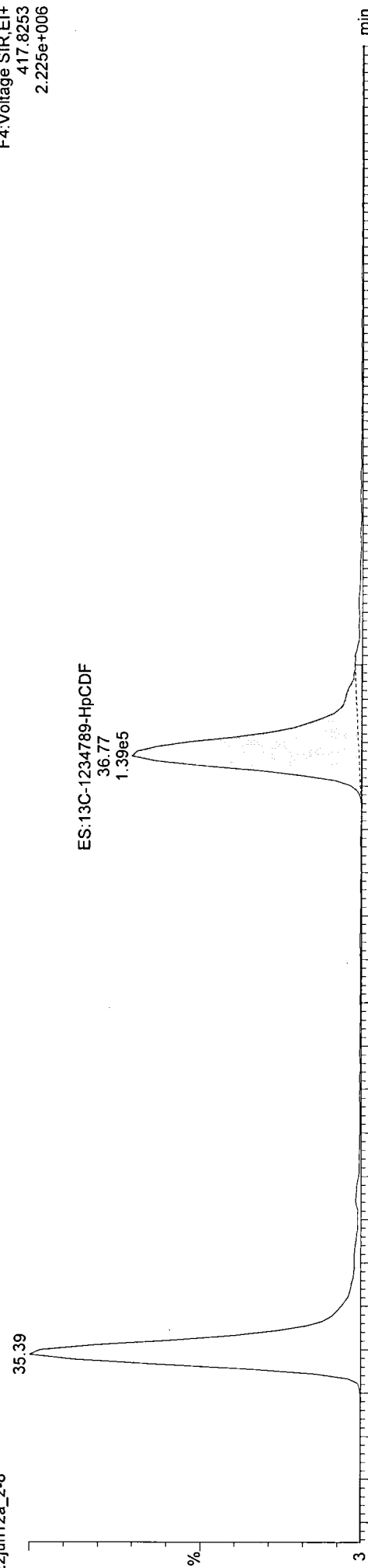
Method: C:\MassLynx\Default.PRO\MethDB\m1613-062412-db5.ms.mdb 24 Jun 2012 17:53:35
Calibration: C:\MassLynx\Default.PRO\CurveDB\MS-0042012_1613.cdb 08 May 2012 08:31:36

Name: c22jun12a_2-8, ID: 31201450024, Date: 23-Jun-2012, Time: 07:23:27, Submitter: HRD1735, Description: JW-DR-TISSUE-120508, User: KAS

ES:13C-1234789-HpCDF

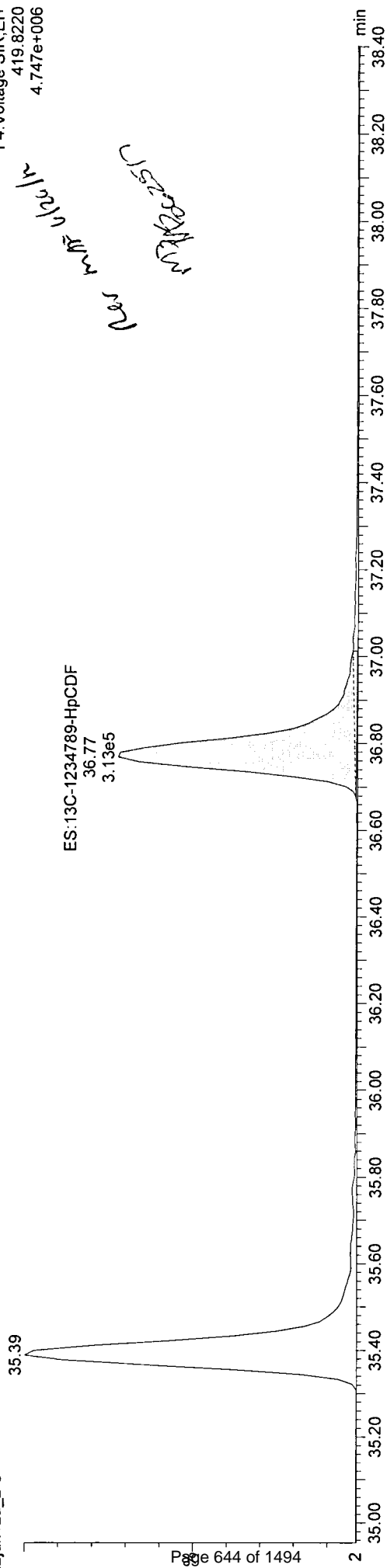
c22jun12a_2-8

F4: Voltage SIR, EI+
417.8253
2.225e+006



c22jun12a_2-8

F4: Voltage SIR, EI+
419.8220
4.747e+006



Quantify Sample Report MassLynx 4.1 SCN627

Manual Integrations

Dataset: Z:\Default.pro\Results\c22jun12a_2-8.qld

Lab Altered: Monday, June 25, 2012 14:40:46 Eastern Daylight Time
Printed: Monday, June 25, 2012 14:40:49 Eastern Daylight Time

201450

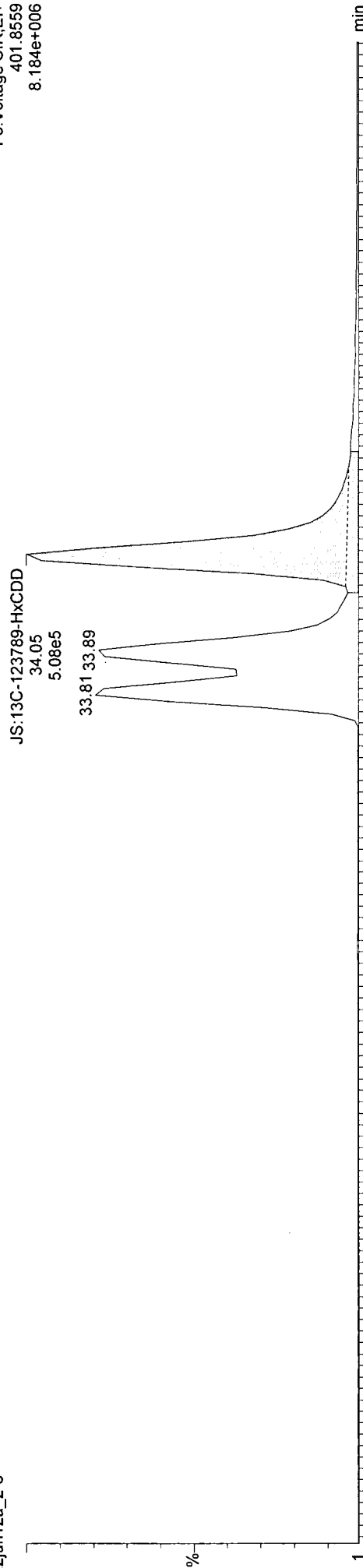
Method: C:\MassLynx\Default.PRO\MethDB\m1613-062412-db5ms.mdb 24 Jun 2012 17:53:35
Calibration: C:\MassLynx\Default.PRO\CurveDB\MS-0042012_1613.cdb 08 May 2012 08:31:36

Name: c22jun12a_2-8, ID: 31201450024, Date: 23-Jun-2012, Time: 07:23:27, Submitter: HRD1735, Description: JW-DR-TISSUE-120508, User: KAS

JS:13C-123789-HxCDD

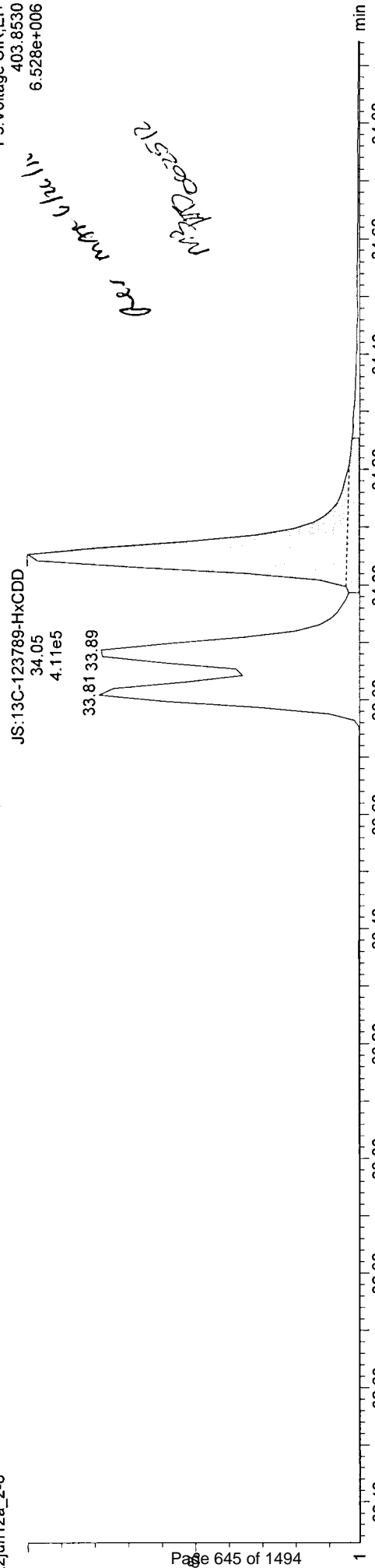
c22jun12a_2-8

F3: Voltage SIR, EI+
401.8559
8.184e+006



c22jun12a_2-8

F3: Voltage SIR, EI+
403.8530
6.528e+006



Quantify Sample Report MassLynx 4.1 SCN627

Manual Integrations

Dataset: Z:\Default.pro\Results\c22jun12a_2-8.qld

Lab Altered: Monday, June 25, 2012 14:41:09 Eastern Daylight Time
Printed: Monday, June 25, 2012 14:41:13 Eastern Daylight Time

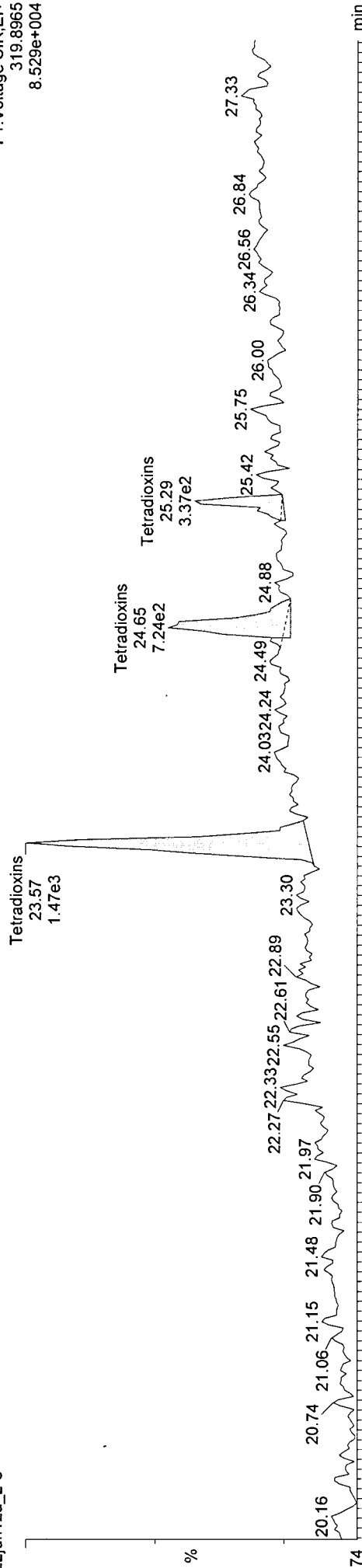
201450

Method: C:\MassLynx\Default.PRO\MethDB\1613-062412-db5ms.mdb 24 Jun 2012 17:53:35
Calibration: C:\MassLynx\Default.PRO\CurveDB\5MS-0042012_1613.cdb 08 May 2012 08:31:36

Name: c22jun12a_2-8, ID: 31201450024, Date: 23-Jun-2012, Time: 07:23:27, Submitter: HRD1735, Description: JW-DR-TISSUE-120508, User: KAS

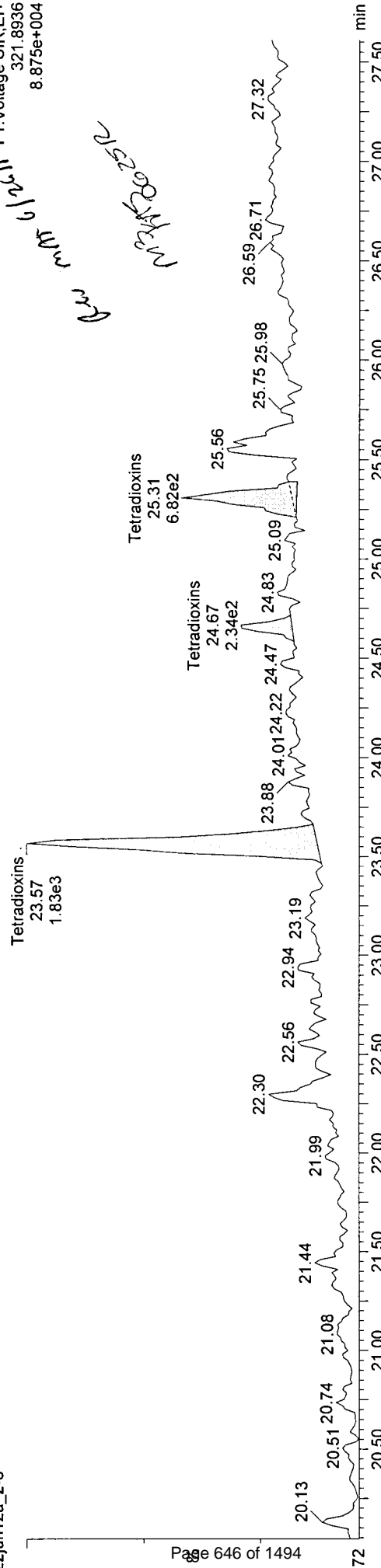
Tetradoxins
c22jun12a_2-8

F1: Voltage SIR, EI+
319.8965
8.529e+004



c22jun12a_2-8

F1: Voltage SIR, EI+
321.8936
8.875e+004



Quantify Sample Report MassLynx 4.1 SCN627

Manual Integrations

Dataset: Z:\Default.pro\Results\c22jun12a_2-8.qld

Lab Altered: Tuesday, June 26, 2012 17:19:06 Eastern Daylight Time
Printed: Tuesday, June 26, 2012 17:23:33 Eastern Daylight Time

201450

Method: Untitled 24 Jun 2012 17:53:35

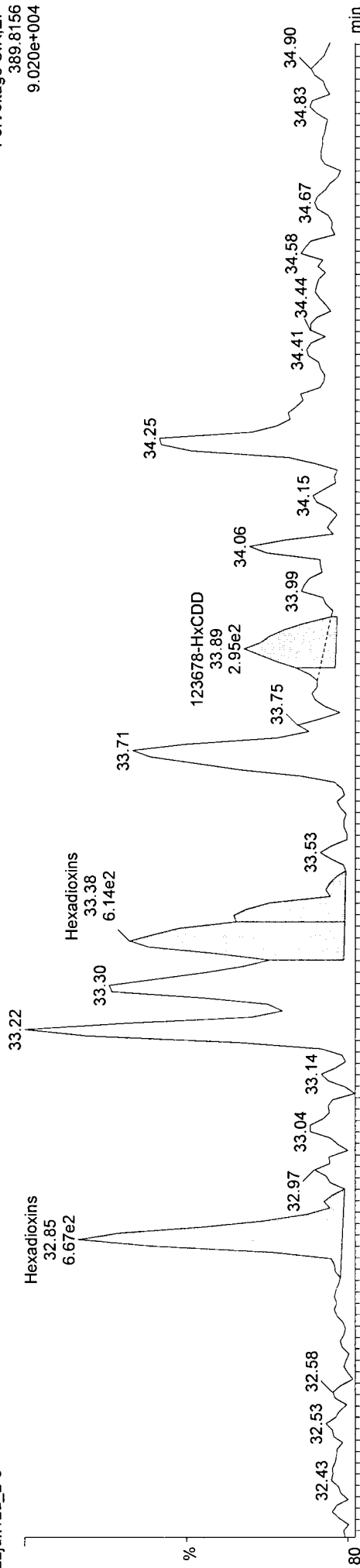
Calibration: C:\MassLynx\Default.PRO\CurveDB\MS-0042012_1613.cdb 08 May 2012 08:31:36

Name: c22jun12a_2-8, ID: 31201450024, Date: 23-Jun-2012, Time: 07:23:27, Submitter: HRD1735, Description: JW-DR-TISSUE-120508, User: KAS

Hexadioxins

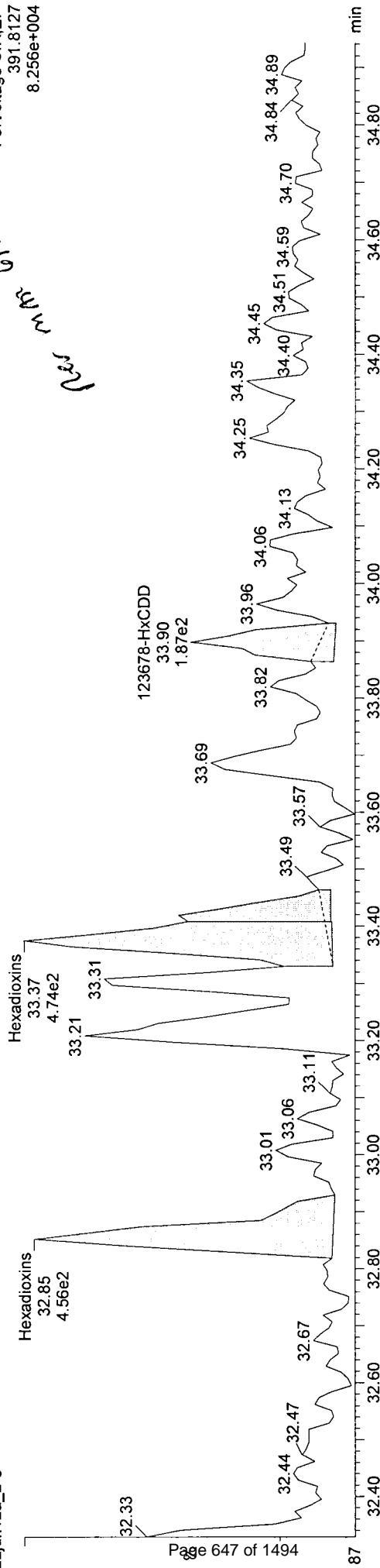
c22jun12a_2-8

F3:Voltage SIR,EI+
389.8156
9.020e+004



c22jun12a_2-8

F3:Voltage SIR,EI+
391.8127
8.256e+004



Quantify Sample Report

Manual Integrations

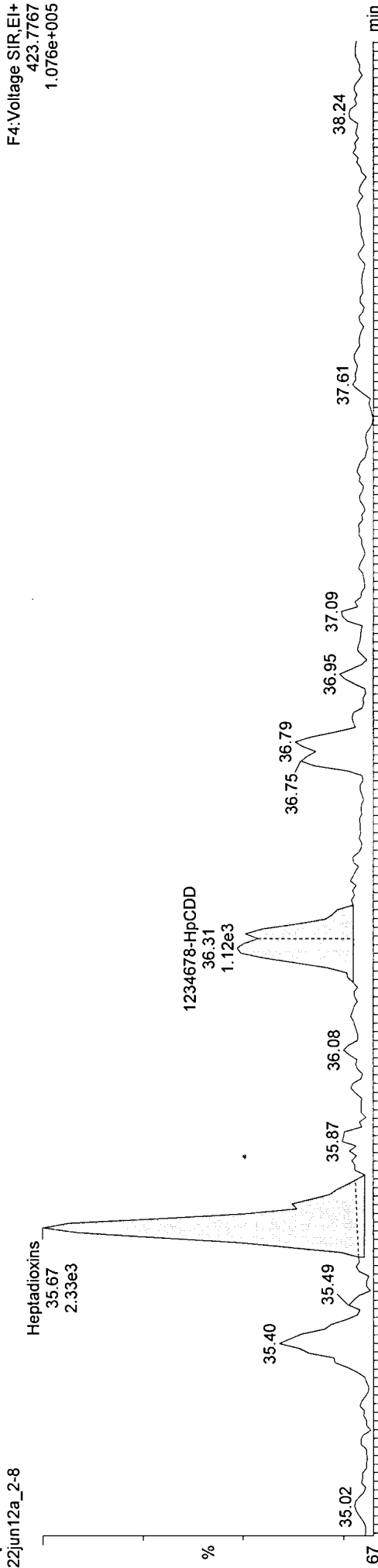
Dataset: Z:\Default.pro\Results\c22jun12a_2-8.qld

Lab Altered: Monday, June 25, 2012 14:43:34 Eastern Daylight Time
Printed: Monday, June 25, 2012 14:43:37 Eastern Daylight Time

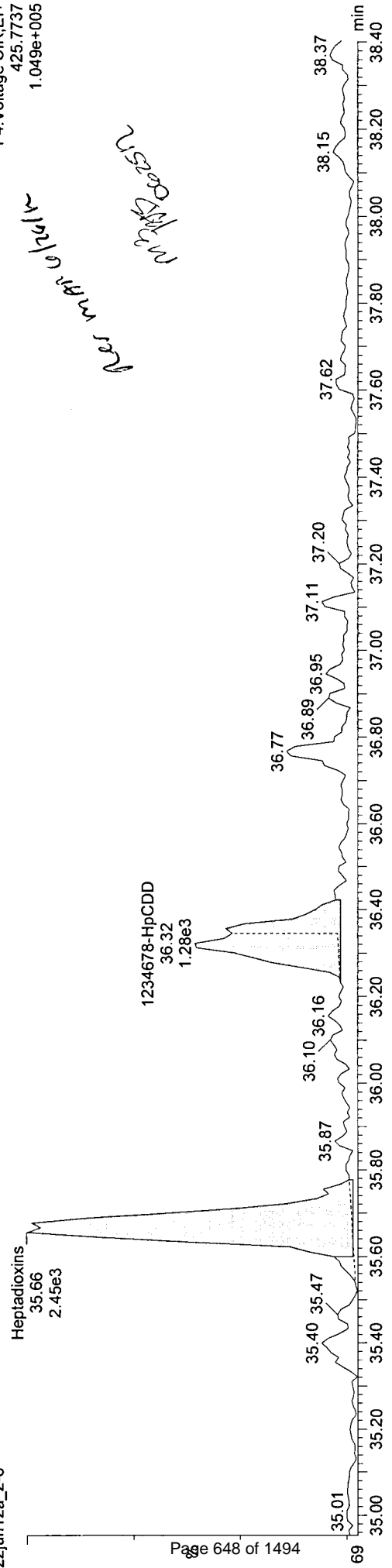
Method: C:\MassLynx\Default.PRO\MethDB\m1613-062412-db5ms.mdb 24 Jun 2012 17:53:35
Calibration: C:\MassLynx\Default.PRO\CurveDB\MS-0042012_1613.cdb 08 May 2012 08:31:36

Name: c22jun12a_2-8, ID: 31201450024, Date: 23-Jun-2012, Time: 07:23:27, Submitter: HRD1735, Description: JW-DR-TISSUE-120508, User: KAS

Heptadioxins



Heptadioxins



Dataset: Z:\Default.pro\Results\c22jun12a_2-8.qld

Last Altered: Monday, June 25, 2012 14:44:15 Eastern Daylight Time
Printed: Monday, June 25, 2012 14:44:19 Eastern Daylight Time


201450

Method: C:\MassLynx\Default.PRO\MethDB\m1613-062412-db5ms.mdb 24 Jun 2012 17:53:35
Calibration: C:\MassLynx\Default.PRO\CurveDB\B5MS-0042012_1613.cdb 08 May 2012 08:31:36

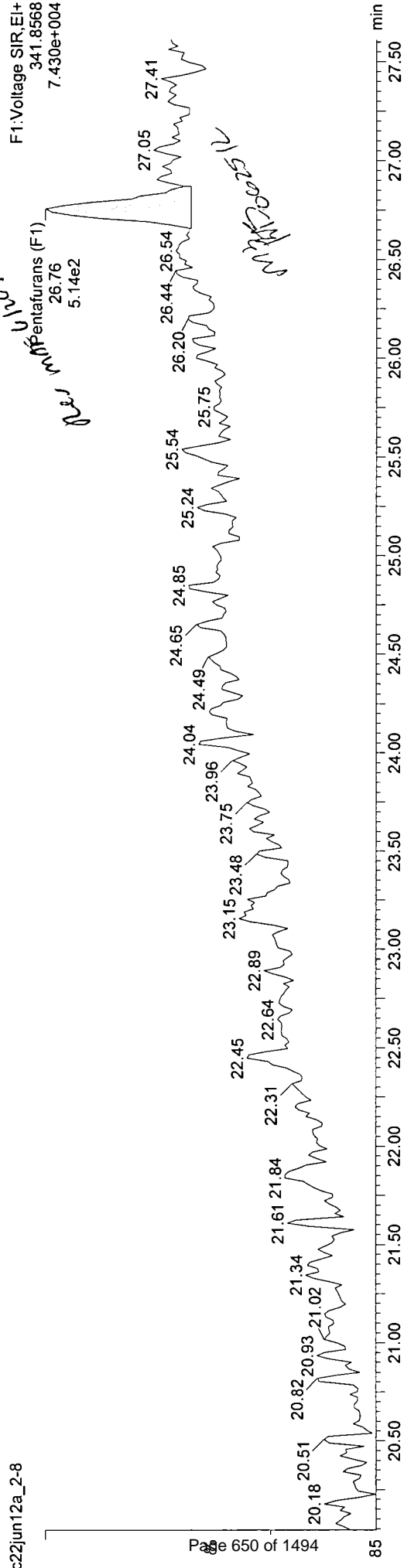
Name: c22jun12a_2-8, ID: 31201450024, Date: 23-Jun-2012, Time: 07:23:27, Submitter: HRD1735, Description: JW-DR-TISSUE-120508, User: KAS

Pentafurans (F1)

c22jun12a_2-8



c22jun12a_2-8



Quantify Sample Report MassLynx 4.1 SCN627

Manual Integrations

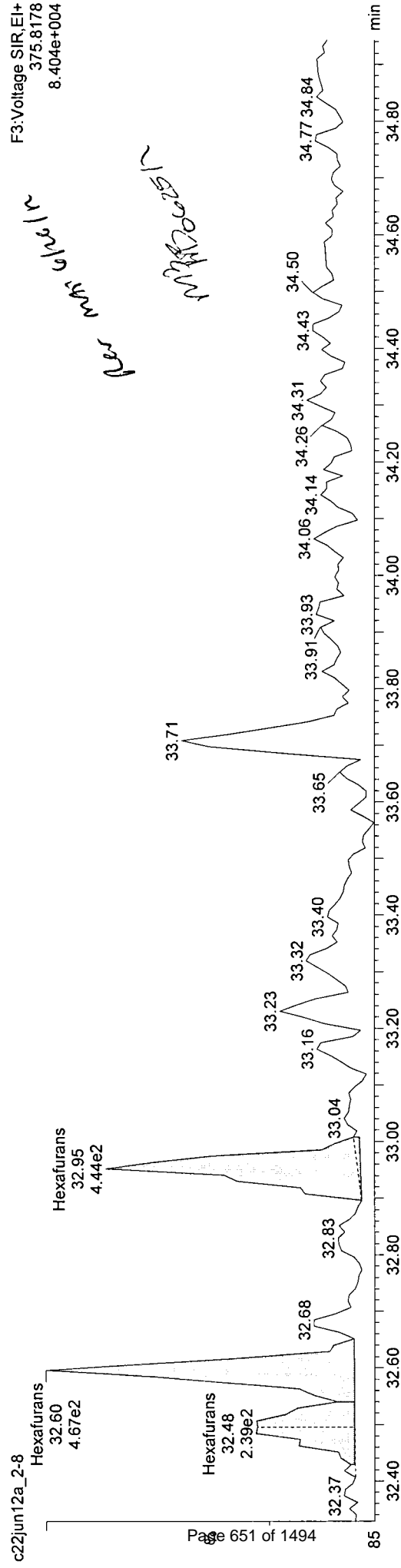
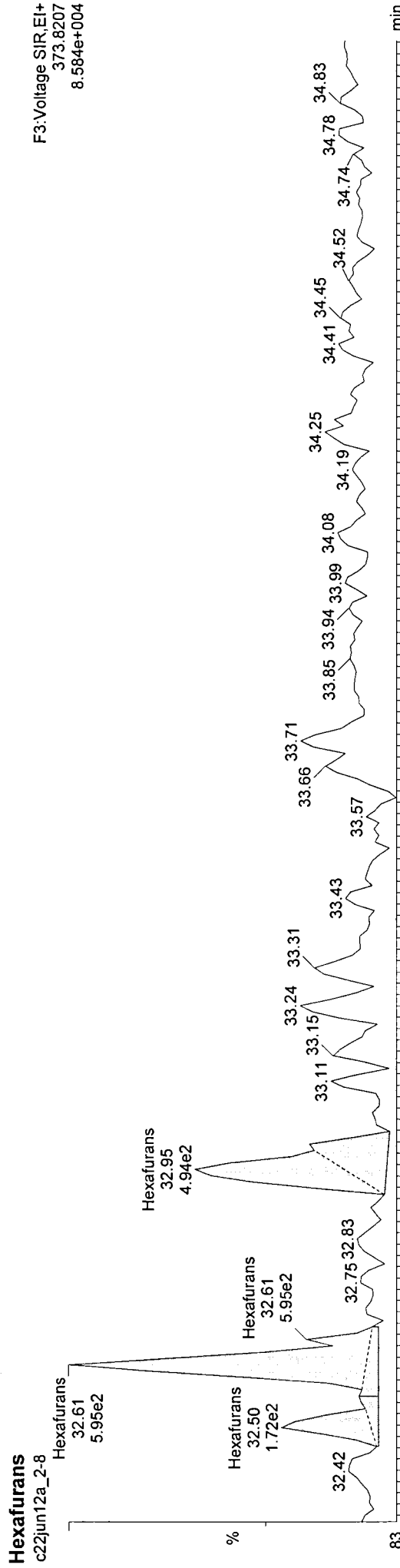
Dataset: Z:\Default.pro\Results\c22jun12a_2-8.qld

Lab Altered: Monday, June 25, 2012 14:44:56 Eastern Daylight Time
Printed: Monday, June 25, 2012 14:45:03 Eastern Daylight Time

201450

Method: C:\MassLynx\Default.PRO\MethDB\m1613-062412-db5ms.mdb 24 Jun 2012 17:53:35
Calibration: C:\MassLynx\Default.PRO\CurveDB\B5MS-0042012_1613.cdb 08 May 2012 08:31:36

Name: c22jun12a_2-8, ID: 31201450024, Date: 23-Jun-2012, Time: 07:23:27, Submitter: HRD1735, Description: JW-DR-TISSUE-120508, User: KAS



Quantify Sample Summary Report
 ### Sample Summary ###

MassLynx 4.1

Dataset: C:\MassLynx\Default.pro\Results\c22jun12a_2-8.qld

Last Altered: Monday, 6/25/2012 11:53:03 AM Eastern Daylight Time
 Printed: Monday, 6/25/2012 11:53:17 AM Eastern Daylight Time

31201450

Method: C:\MassLynx\Default.PRO\MethDB\m1613-062412-db5ms.mdb 24 Jun 2012 17:53:35
 Calibration: C:\MassLynx\Default.PRO\CurveDB\B5MS-0042012_1613.cdb 08 May 2012 08:31:36

Name: c22jun12a_2-8

Date: 23-Jun-2012

Time: 07:23:27

ID: 31201450024

Submitter: HRD1735

Task: HRMS3

Description: JW-DR-TISSUE-120508

Name	Response	Ion1Area	Ion2Area	RA	RAFail?	RRT	RT	pg/μL	EDL	Height1	Noise1	SN1	Height2	Noise2	SN2	M1	M2	MR
1	2378-TCDD	-	-	-	NO	-	-	-	0.0251	-	493	-	-	641	-	-	-	1.075
2	12378-PeCDD	-	-	-	NO	-	-	-	0.0184	-	585	-	-	484	-	-	-	1.039
3	123478-HxCDD	4.083e2	2.545e2	1.538e2	1.65	YES	1.0023	33.89	0.0324	4.450e3	895	5.0	4.164e3	682	6.1	bb	bb	1.065
4	123678-HxCDD	-	-	-	NO	-	-	-	0.0360	-	895	-	-	682	-	-	-	0.996
5	123789-HxCDD	-	-	-	NO	-	-	-	0.0343	-	895	-	-	682	-	-	-	1.029
6	1234678-HpCDD	8.551e2	4.532e2	4.019e2	1.13	NO	1.0012	36.35	0.0679	1.166e4	855	13.6	1.100e4	461	23.9	db	db	1.055
7	OCDD	2.457e3	8.671e2	1.590e3	0.55	YES	1.0009	39.44	0.3999	1.755e4	1041	16.9	2.496e4	721	34.6	db	dd	1.063
8	2378-TCDF	-	-	-	NO	-	-	-	0.0267	-	660	-	-	856	-	-	-	0.980
9	12378-PeCDF	-	-	-	NO	-	-	-	0.0269	-	693	-	-	380	-	-	-	0.980
10	23478-PeCDF	-	-	-	NO	-	-	-	0.0158	-	693	-	-	380	-	-	-	1.022
11	123478-HxCDF	-	-	-	NO	-	-	-	0.0168	-	718	-	-	529	-	-	-	1.183
12	123678-HxCDF	-	-	-	NO	-	-	-	0.0149	-	718	-	-	529	-	-	-	1.168
13	234678-HxCDF	-	-	-	NO	-	-	-	0.0185	-	718	-	-	529	-	-	-	1.178
14	123789-HxCDF	-	-	-	NO	-	-	-	0.0236	-	718	-	-	529	-	-	-	1.110
15	1234678-HpCDF	8.152e2	4.793e2	3.359e2	1.43	YES	1.0003	35.40	0.0376	1.093e4	795	13.8	8.766e3	644	13.6	bd	dd	1.389
16	1234789-HpCDF	-	-	-	NO	-	-	-	0.0533	-	795	-	-	644	-	-	-	1.389
17	OCDF	-	-	-	NO	-	-	-	0.2054	-	353	-	-	746	-	-	-	1.290
18	ES:13C-2378-TCDD	9.638e5	4.243e5	5.394e5	0.79	NO	1.0285	25.54	0.0489	4.615e6	1514	3047.7	5.864e6	1135	5166.4	bb	bb	0.991
19	ES:13C-12378-PeCDD	7.738e5	4.608e5	3.130e5	1.47	NO	1.2732	31.62	0.0474	8.316e6	1041	7990.5	5.493e6	1124	4887.7	bb	bb	0.835
20	ES:13C-123478-HxCDD	5.155e5	2.880e5	2.275e5	1.27	NO	0.9928	33.81	0.1097	6.380e6	3842	1660.5	5.019e6	2151	2333.7	bd	bd	0.971
21	ES:13C-123678-HxCDD	6.309e5	3.565e5	2.745e5	1.30	NO	0.9951	33.89	0.1060	6.211e6	3842	1616.6	4.871e6	2151	2264.5	db	db	1.005
22	ES:13C-1234678-HpCDD	3.551e5	1.816e5	1.734e5	1.05	NO	1.0660	36.30	0.0768	2.350e6	1897	1238.7	2.239e6	1967	1138.5	bb	bb	0.894
23	ES:13C-OCDD	3.555e5	1.720e5	1.835e5	0.94	NO	1.1570	39.40	0.0433	1.003e6	974	1029.9	1.105e6	1148	962.8	bd	bb	0.871
24	ES:13C-2378-TCDF	1.304e6	5.726e5	7.309e5	0.78	NO	0.9927	24.65	0.0327	6.370e6	1703	3741.3	8.126e6	1086	7485.8	bb	bb	1.561
25	ES:13C-12378-PeCDF	9.790e5	6.016e5	3.774e5	1.59	NO	1.2105	30.06	0.0639	6.244e6	1976	3159.8	3.907e6	2643	1478.6	bb	bb	1.322

Quantify Sample Summary Report
 ### Sample Summary ###

MassLynx 4.1

Dataset: C:\MassLynx\Default.pro\Results\c22jun12a_2-8.qld

Last Altered: Monday, 6/25/2012 11:53:03 AM Eastern Daylight Time
 Printed: Monday, 6/25/2012 11:53:17 AM Eastern Daylight Time

Name: c22jun12a_2-8

Date: 23-Jun-2012

Time: 07:23:27

ID: 31201450024

Submitter: HRD1735

Task: HRMS3

Description: JW-DR-TISSUE-120508

Name	Response	Ion1Area	Ion2Area	RA	RAFail?	RRT	RT	pg/µL	EDL	Height1	Noise1	SN1	Height2	Noise2	SN2	M1	M2	MIR
26	ES:13C-23478-PeCDF	1.022e6	6.236e5	3.981e5	1.57	NO	1.2625	31.35	0.0658	1.013e7	1976	5127.8	6.633e6	2643	2510.0	bb	bb	1.284
27	ES:13C-123478-HxCDF	6.897e5	2.360e5	4.537e5	0.52	NO	0.9755	33.22	0.0777	5.375e6	3176	1692.2	1.032e7	2063	5001.8	bd	bd	1.198
28	ES:13C-123678-HxCDF	9.209e5	3.216e5	5.992e5	0.54	NO	0.9778	33.30	0.0749	6.238e6	3176	1963.8	1.193e7	2063	5783.8	db	db	1.243
29	ES:13C-234678-HxCDF	7.528e5	2.646e5	4.882e5	0.54	NO	0.9895	33.70	0.0758	5.033e6	3176	1584.6	9.463e6	2063	4587.0	bb	bb	1.229
30	ES:13C-123789-HxCDF	7.008e5	2.455e5	4.553e5	0.54	NO	1.0056	34.24	0.0791	4.166e6	3176	1311.4	7.801e6	2063	3781.7	bb	bb	1.177
31	ES:13C-1234678-HpCDF	4.933e5	1.529e5	3.404e5	0.45	NO	1.0392	35.39	0.1218	2.135e6	2820	757.3	4.650e6	4234	1098.2	bb	bb	1.029
32	ES:13C-1234789-HpCDF	4.340e5	1.320e5	3.020e5	0.44	NO	1.0797	36.77	0.1442	1.478e6	2820	524.3	3.342e6	4234	789.3	bb	bb	0.869
33	JS:13C-1234-TCDD	1.177e6	5.167e5	6.603e5	0.78	NO	0.0000	24.83	0.0485	5.996e6	1514	3959.7	7.631e6	1135	6723.4	bb	bb	1.000
34	JS:13C-123789-HxCDD	7.977e5	4.441e5	3.536e5	1.26	NO	0.0000	34.05	0.1065	7.831e6	3842	2038.3	6.219e6	2151	2891.6	bb	bb	1.000
35	CS:37Cl-2378-TCDD	2.375e5	2.375e5	-	-	-	1.0291	25.56	0.0140	2.437e6	859	2835.7	-	-	-	bb	-	1.124
36	Tetradoxins	-	2.610e3	-	-	-	-	-	0.543	3.448e4	493	-	-	-	-	-	-	1.075
37	Pentadoxins	-	0.000e0	-	-	-	-	-	-	0.0101	0.000e0	585	-	-	-	-	-	1.039
38	Hexadoxins	-	3.158e3	-	-	-	-	-	0.867	6.819e4	895	-	-	-	-	-	-	1.030
39	Heptadoxins	-	4.191e3	-	-	-	-	-	2.230	7.376e4	855	-	-	-	-	-	-	1.055
40	Tetrafurans	-	1.205e3	-	-	-	-	-	0.174	2.598e4	660	-	-	-	-	-	-	0.980
41	Pentafurans (F1)	-	0.000e0	-	-	-	-	-	-	0.0087	0.000e0	441	-	-	-	-	-	1.001
42	Pentafurans	-	1.473e2	-	-	-	-	-	0.025	3.208e3	693	-	-	-	-	-	-	1.001
43	Hexafurans	-	9.528e2	-	-	-	-	-	0.222	2.336e4	718	-	-	-	-	-	-	1.160
44	Heptafurans	-	1.182e3	-	-	-	-	-	0.295	2.875e4	795	-	-	-	-	-	-	1.389
45	Hexa Ether	-	-	-	-	-	-	-	-	-	352	-	-	-	-	-	-	-
46	Hepta Ether	-	-	-	-	-	-	-	-	-	386	-	-	-	-	-	-	-
47	Octa Ether	-	-	-	-	-	-	-	-	-	221	-	-	-	-	-	-	-
48	Nona Ether	-	-	-	-	-	-	-	-	-	350	-	-	-	-	-	-	-
49	Deca Ether	-	-	-	-	-	-	-	-	-	339	-	-	-	-	-	-	-
50	F1 Lock Mass	-	-	-	-	-	-	-	0.0000	-	39659	-	-	-	-	-	-	189...
51	F2 Lock Mass	-	-	-	-	-	-	-	0.0000	-	82648	-	-	-	-	-	-	254...
52	F3 Lock Mass	-	-	-	-	-	-	-	0.0000	-	42781	-	-	-	-	-	-	740...
53	F4 Lock Mass	-	-	-	-	-	-	-	-	-	52588	-	-	-	-	-	-	-
54	F5 Lock Mass	-	-	-	-	-	-	-	0.0000	-	39832	-	-	-	-	-	-	173...

Quantify Sample Report

Sample Summary

MassLynx 4.1

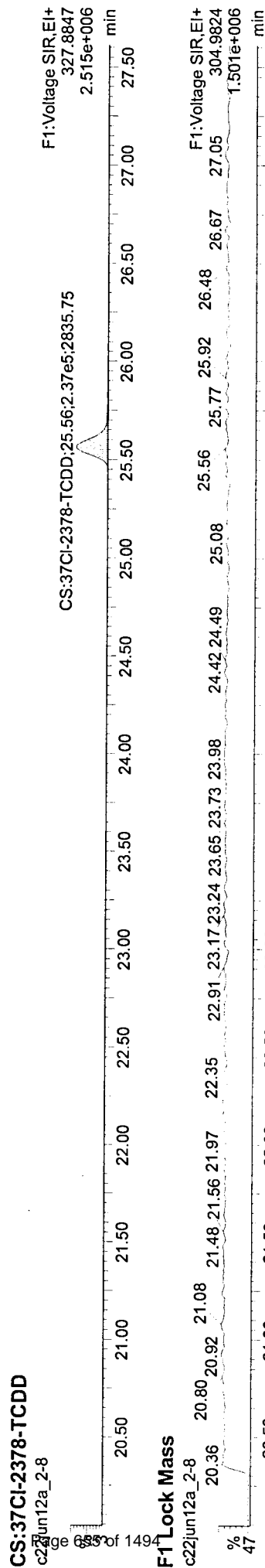
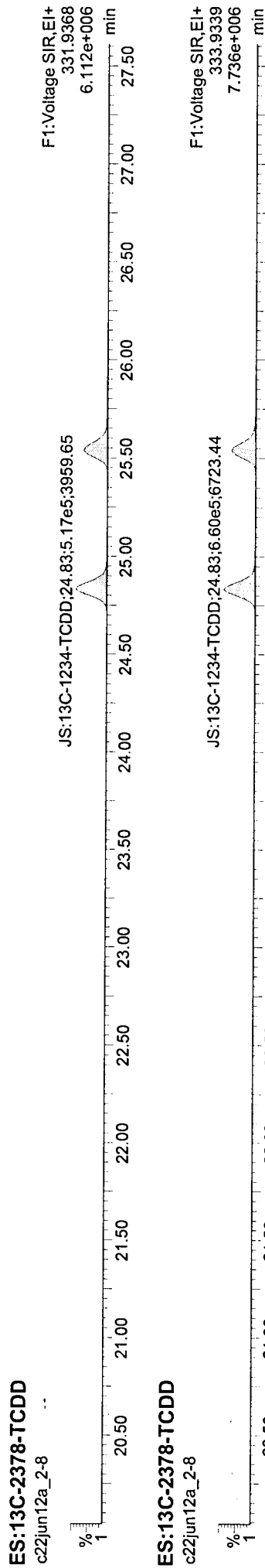
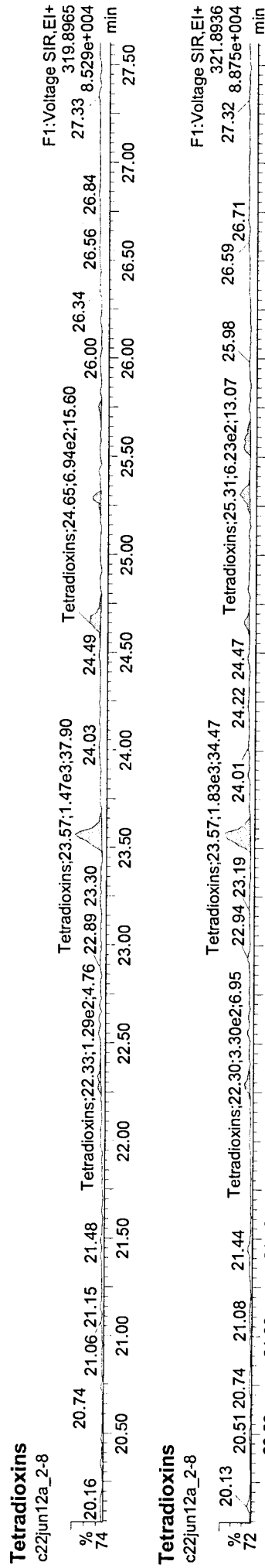
Dataset: C:\MassLynx\Default.pro\Results\c22jun12a_2-8.qld

Last Altered: Monday, 6/25/2012 11:53:03 AM Eastern Daylight Time
Printed: Monday, 6/25/2012 11:53:17 AM Eastern Daylight Time

121014

Method: C:\MassLynx\Default.PRO\MethDB\m1613-062412-db5ms.mdb 24 Jun 2012 17:53:35
Calibration: C:\MassLynx\Default.PRO\CurveDB\B5MS-0042012_1613.cdb 08 May 2012 08:31:36

Name: c22jun12a_2-8, ID: 31201450024, User: KAS, Instrument: , Submitter: HRD1735, Task: HRMS3, Description: JW-DR-TISSUE-120508



Quantify Sample Report
Sample Summary

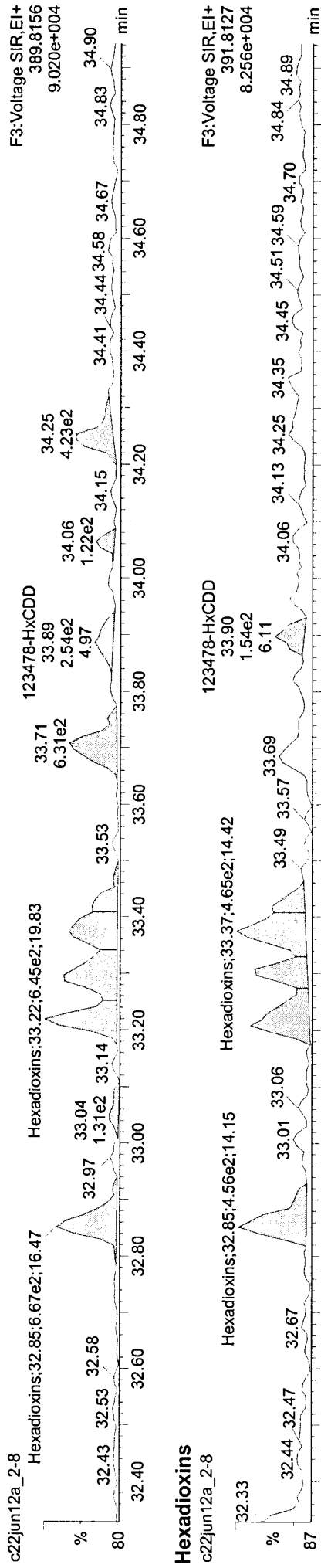
MassLynx 4.1

Dataset: C:\MassLynx\Default.pro\Results\c22jun12a_2-8.qld

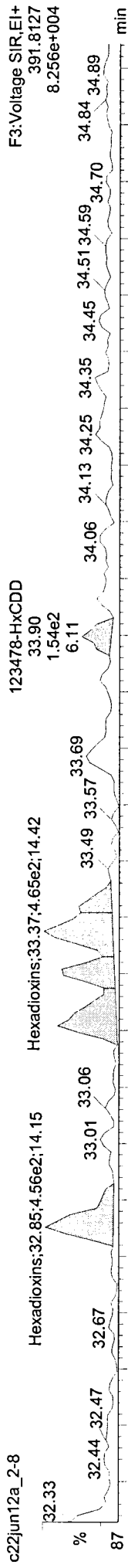
Last Altered: Monday, 6/25/2012 11:53:03 AM Eastern Daylight Time
Printed: Monday, 6/25/2012 11:53:17 AM Eastern Daylight Time

Name: c22jun12a_2-8, ID: 31201450024, User: KAS, Instrument: , Submitter: HRD1735, Task: HRMS3, Description: JW-DR-TISSUE-120508

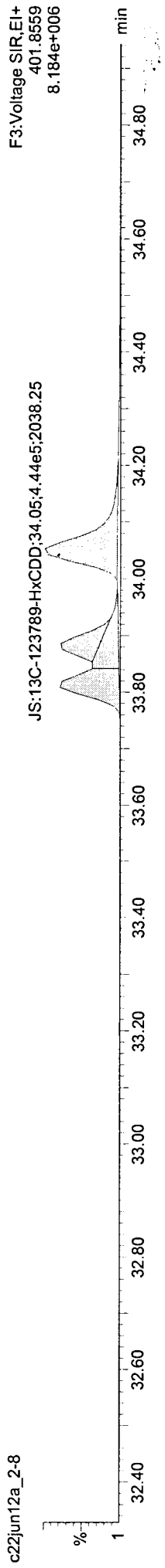
Hexadioxins



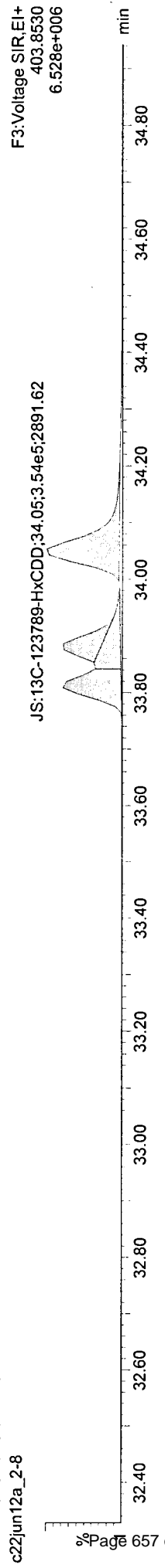
Hexadioxins



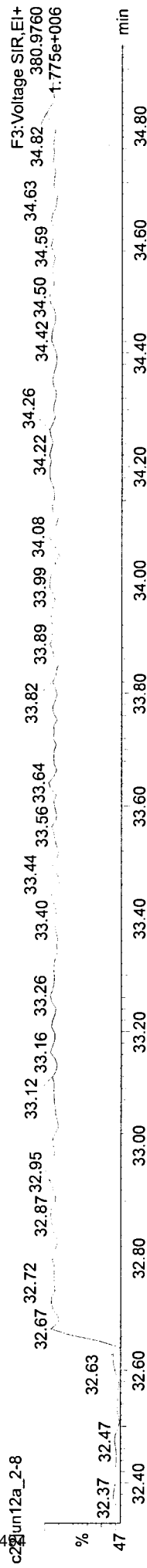
ES:13C-123678-HxCDD



ES:13C-123678-HxCDD



F3-Lock Mass



Quantify Sample Report

Sample Summary

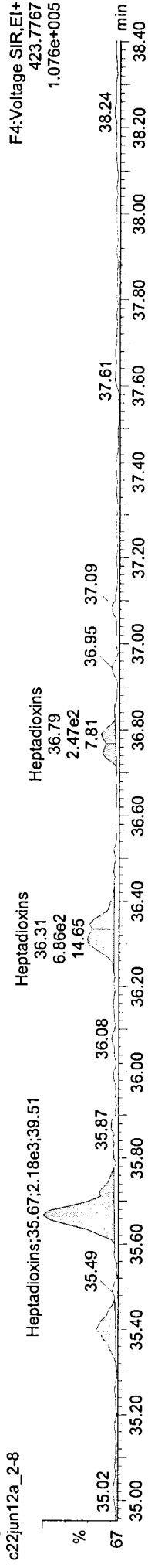
MassLynx 4.1

Dataset: C:\MassLynx\Default.pro\Results\c22jun12a_2-8.qld

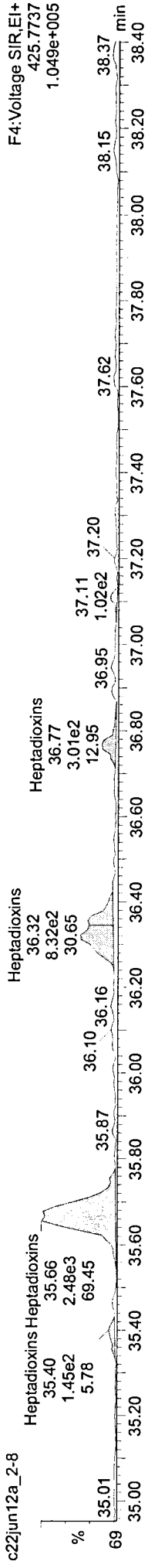
Last Altered: Monday, 6/25/2012 11:53:03 AM Eastern Daylight Time
Printed: Monday, 6/25/2012 11:53:17 AM Eastern Daylight Time

Name: c22jun12a_2-8, ID: 31201450024, User: KAS, Instrument: , Submitter: HRD1735, Task: HRMS3, Description: JW-DR-TISSUE-120508

Heptadioxins




Heptadioxins



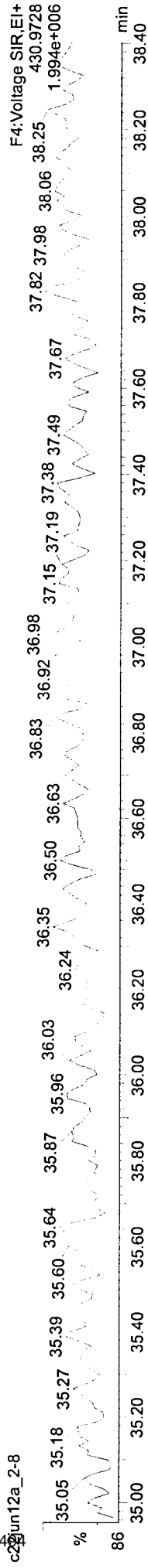
ES:13C-1234678-HpCDD



ES:13C-1234678-HpCDD



F4:Lock Mass



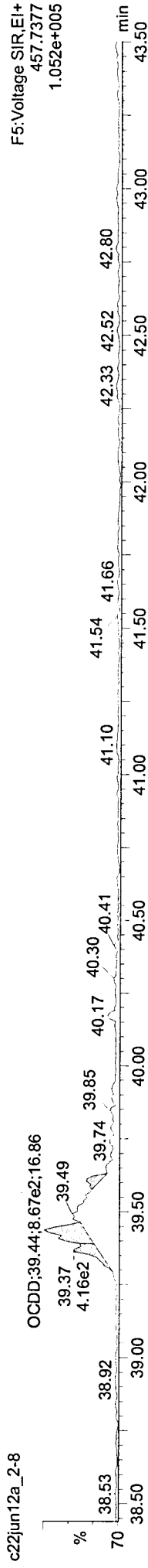
Dataset: C:\MassLynx\Default.pro\Results\c22jun12a_2-8.qld

Last Altered: Monday, 6/25/2012 11:53:03 AM Eastern Daylight Time
Printed: Monday, 6/25/2012 11:53:17 AM Eastern Daylight Time

Name: c22jun12a_2-8, ID: 31201450024, User: KAS, Instrument: , Submitter: HRD1735, Task: HRMS3, Description: JW-DR-TISSUE-120508

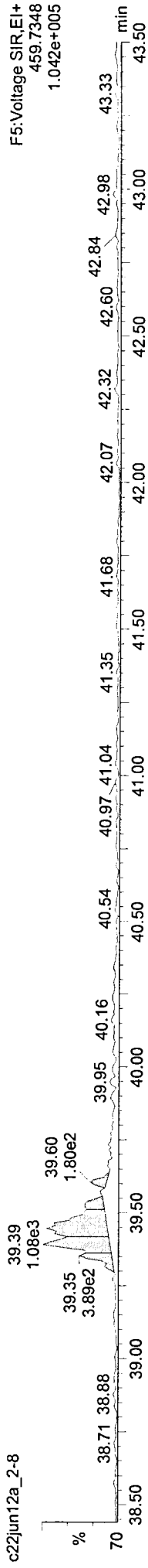
OCDD

c22jun12a_2-8



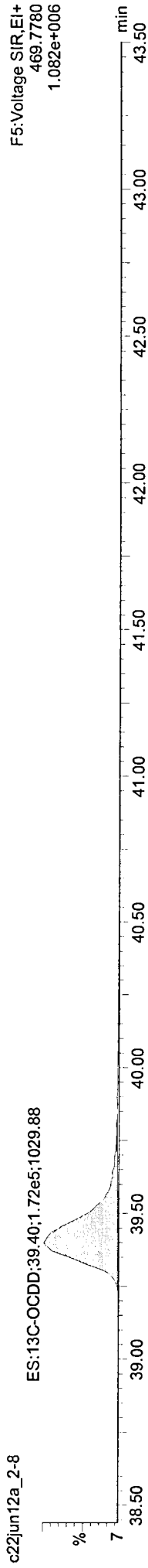
OCDD

c22jun12a_2-8



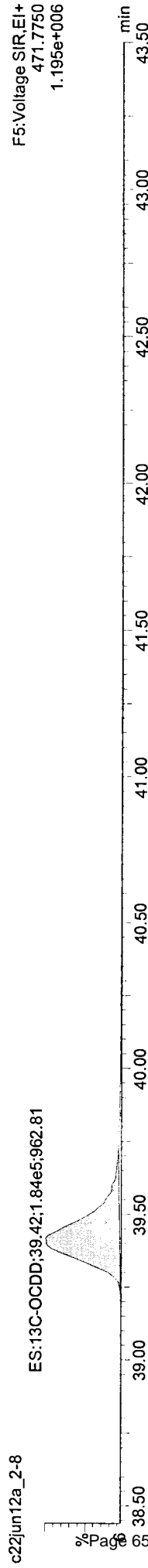
ES:13C-OCDD

c22jun12a_2-8



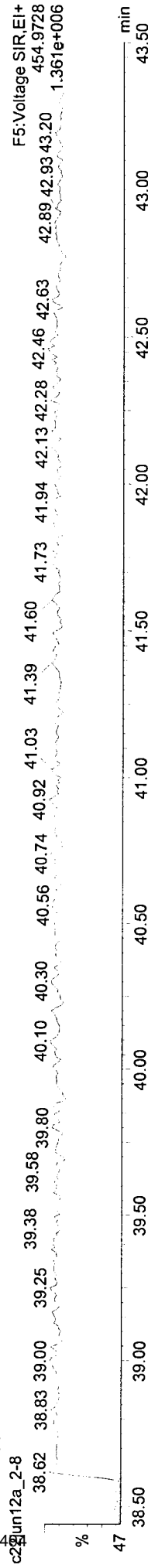
ES:13C-OCDD

c22jun12a_2-8



F5: Lock Mass

c22jun12a_2-8



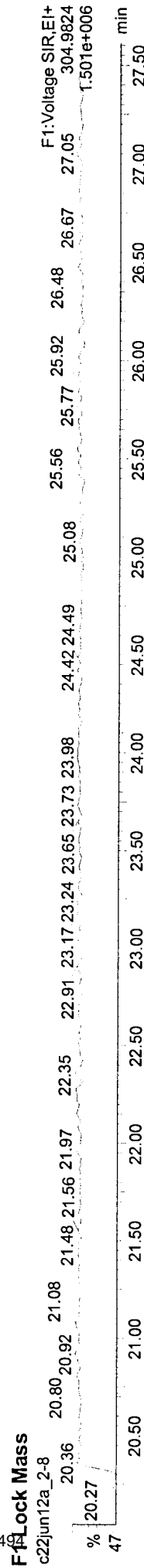
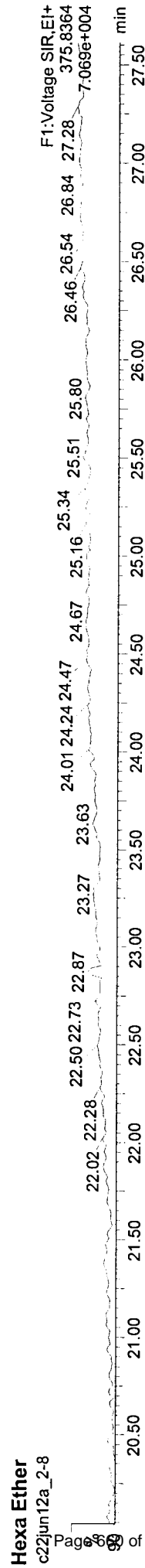
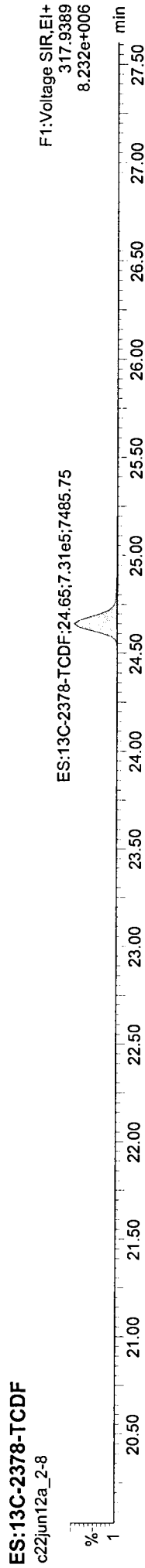
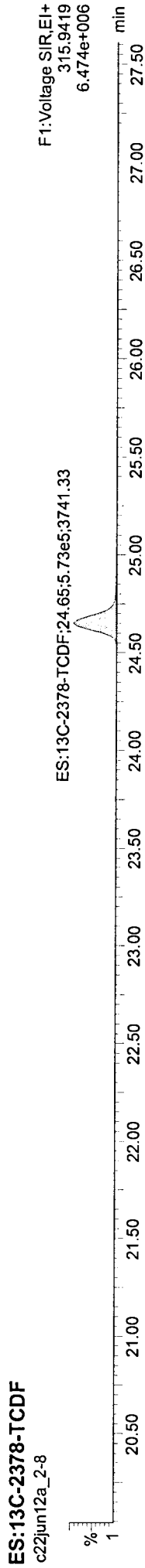
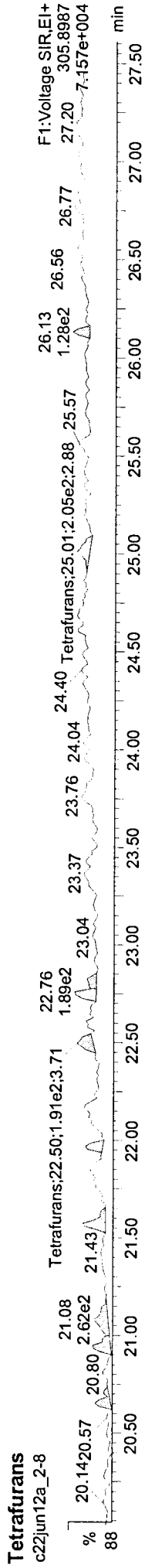

Quantify Sample Report

MassLynx 4.1
Sample Summary

Dataset: C:\MassLynx\Default.pro\Results\c22jun12a_2-8.qld

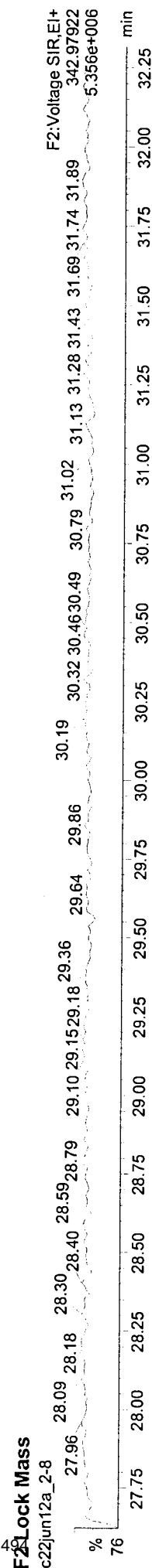
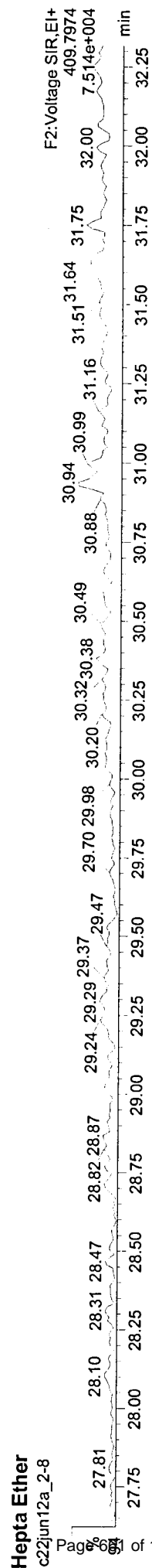
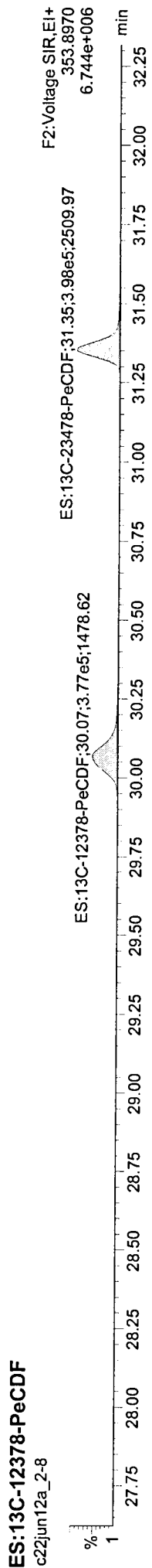
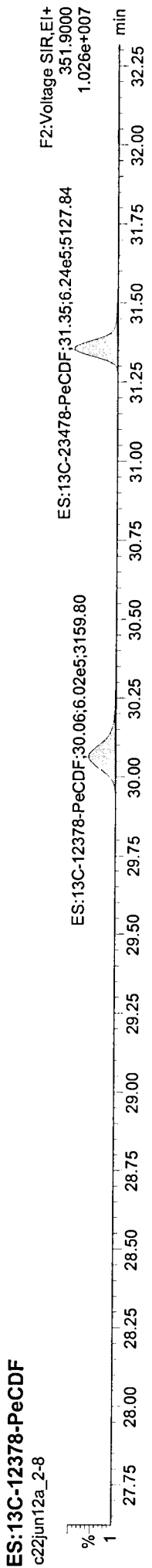
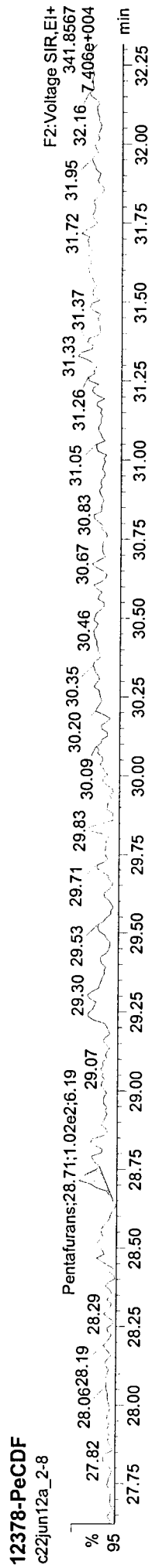
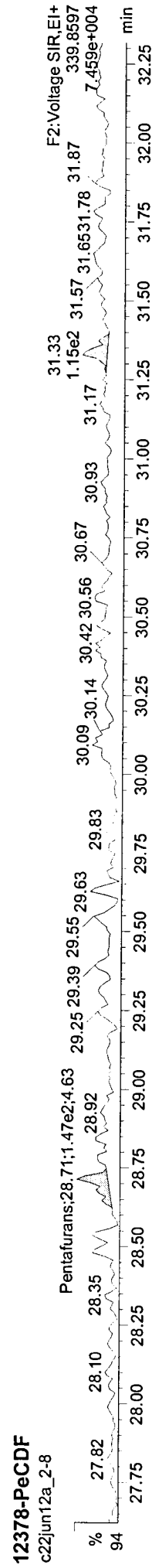
Last Altered: Monday, 6/25/2012 11:53:03 AM Eastern Daylight Time
Printed: Monday, 6/25/2012 11:53:17 AM Eastern Daylight Time

Name: c22jun12a_2-8, ID: 31201450024, User: KAS, Instrument: , Submitter: HRD1735, Task: HRMS3, Description: JW-DR-TISSUE-120508



Last Altered: Monday, 6/25/2012 11:53:03 AM Eastern Daylight Time
Printed: Monday, 6/25/2012 11:53:17 AM Eastern Daylight Time

Name: c22jun12a_2-8, ID: 31201450024, User: KAS, Instrument: , Submitter: HRD1735, Task: HRMS3, Description: JW-DR-TISSUE-120508



Quantify Sample Report
Sample Summary

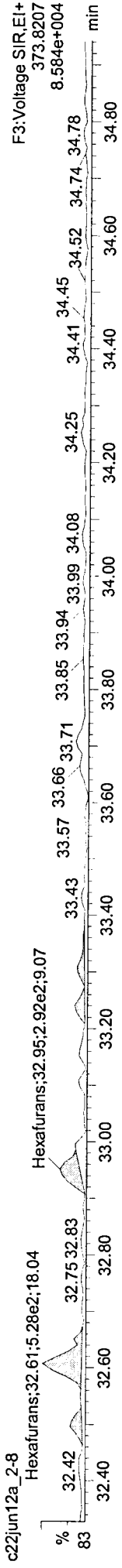
MassLynx 4.1

Dataset: C:\MassLynx\Default.pro\Results\c22jun12a_2-8.qld

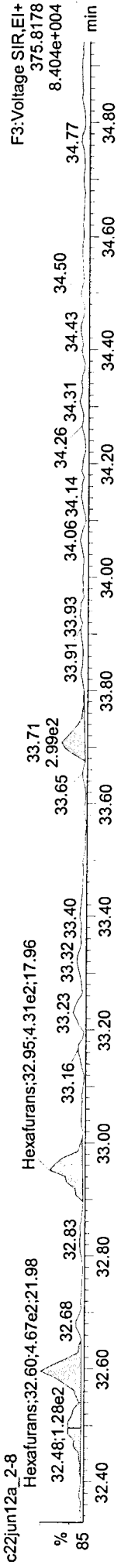
Last Altered: Monday, 6/25/2012 11:53:03 AM Eastern Daylight Time
Printed: Monday, 6/25/2012 11:53:17 AM Eastern Daylight Time

Name: c22jun12a_2-8, ID: 31201450024, User: KAS, Instrument: , Submitter: HRD1735, Task: HRMS3, Description: JW-DR-TISSUE-120508

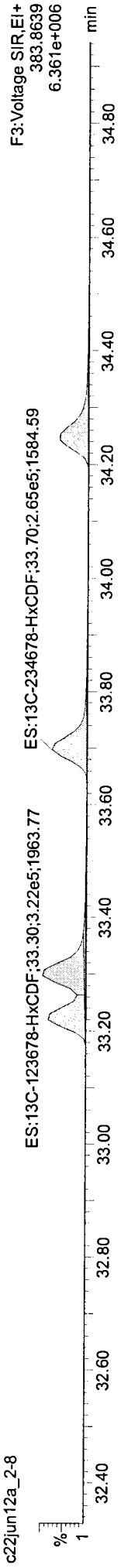
Hexafurans



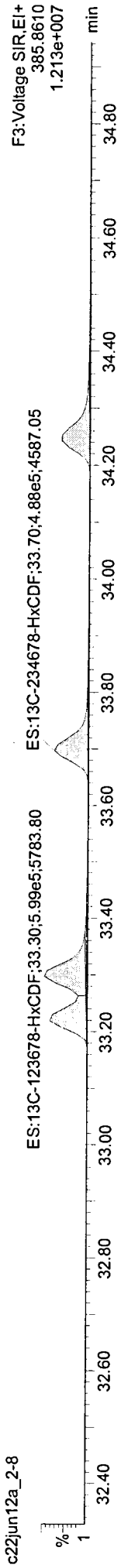
Hexafurans




ES:13C-123678-HxCDF



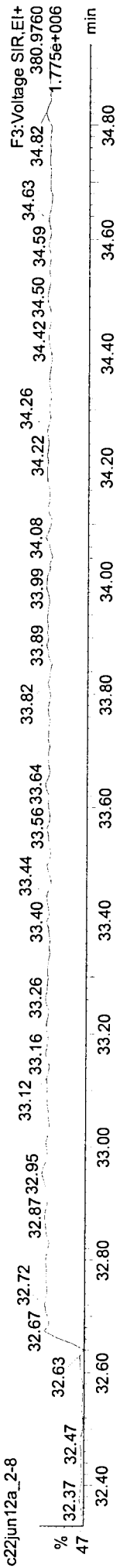
ES:13C-123678-HxCDF



Octa Ether



F3:Lock Mass



Quantify Sample Report
Sample Summary

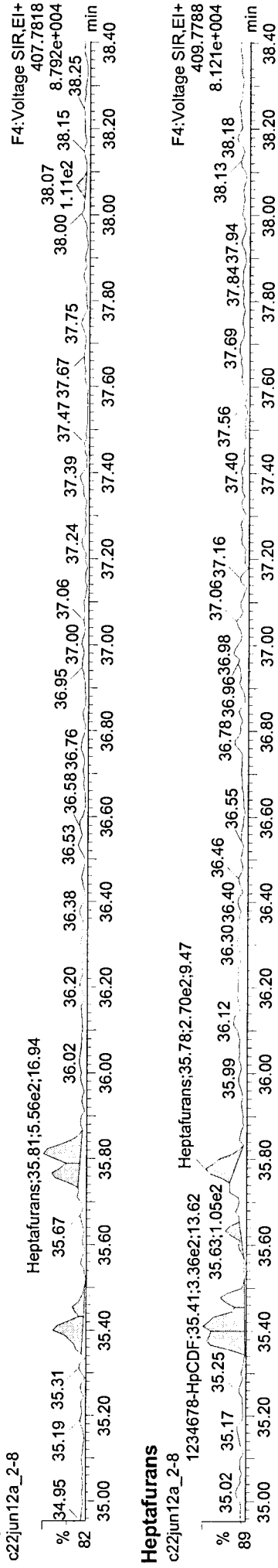
MassLynx 4.1

Dataset: C:\MassLynx\Default.pro\Results\c22jun12a_2-8.qld

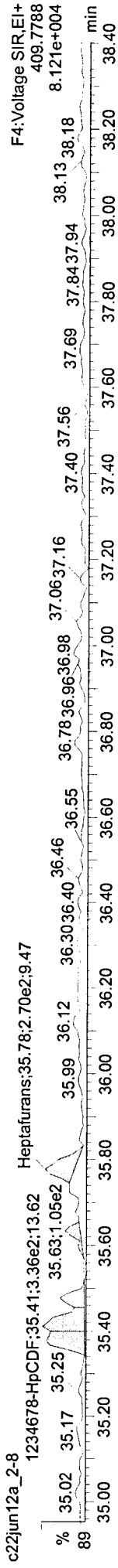
Last Altered: Monday, 6/25/2012 11:53:03 AM Eastern Daylight Time
Printed: Monday, 6/25/2012 11:53:17 AM Eastern Daylight Time

Name: c22jun12a_2-8, ID: 31201450024, User: KAS, Instrument: , Submitter: HRD1735, Task: HRMS3, Description: JW-DR-TISSUE-120508

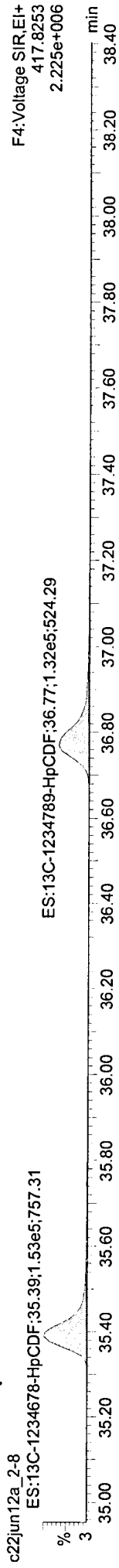
Heptafurans



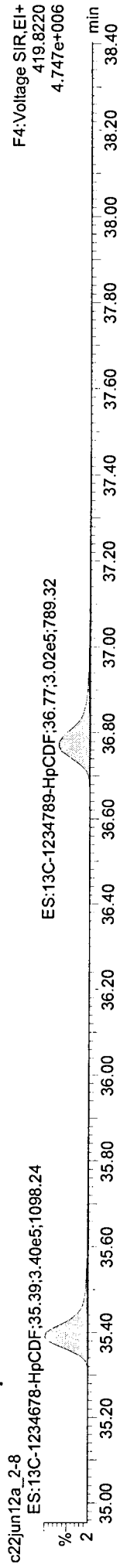
Heptafurans



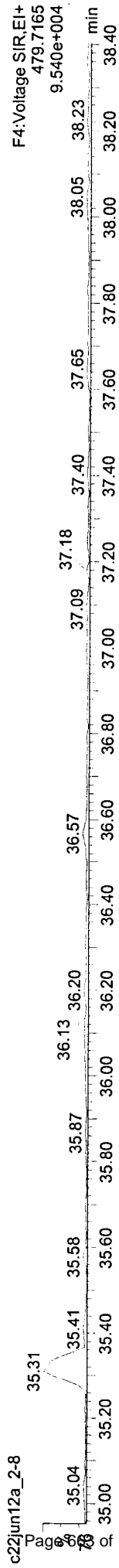
ES:13C-1234678-HpCDF



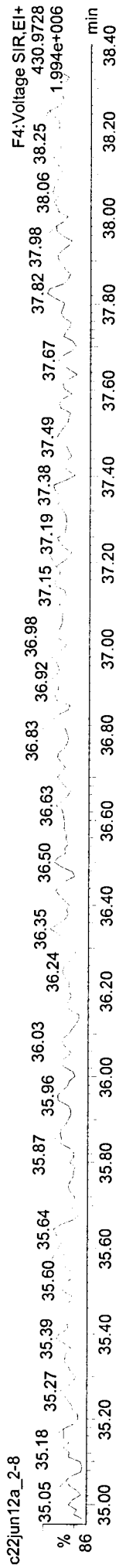
ES:13C-1234678-HpCDF



Nona Ether



F4 Lock Mass



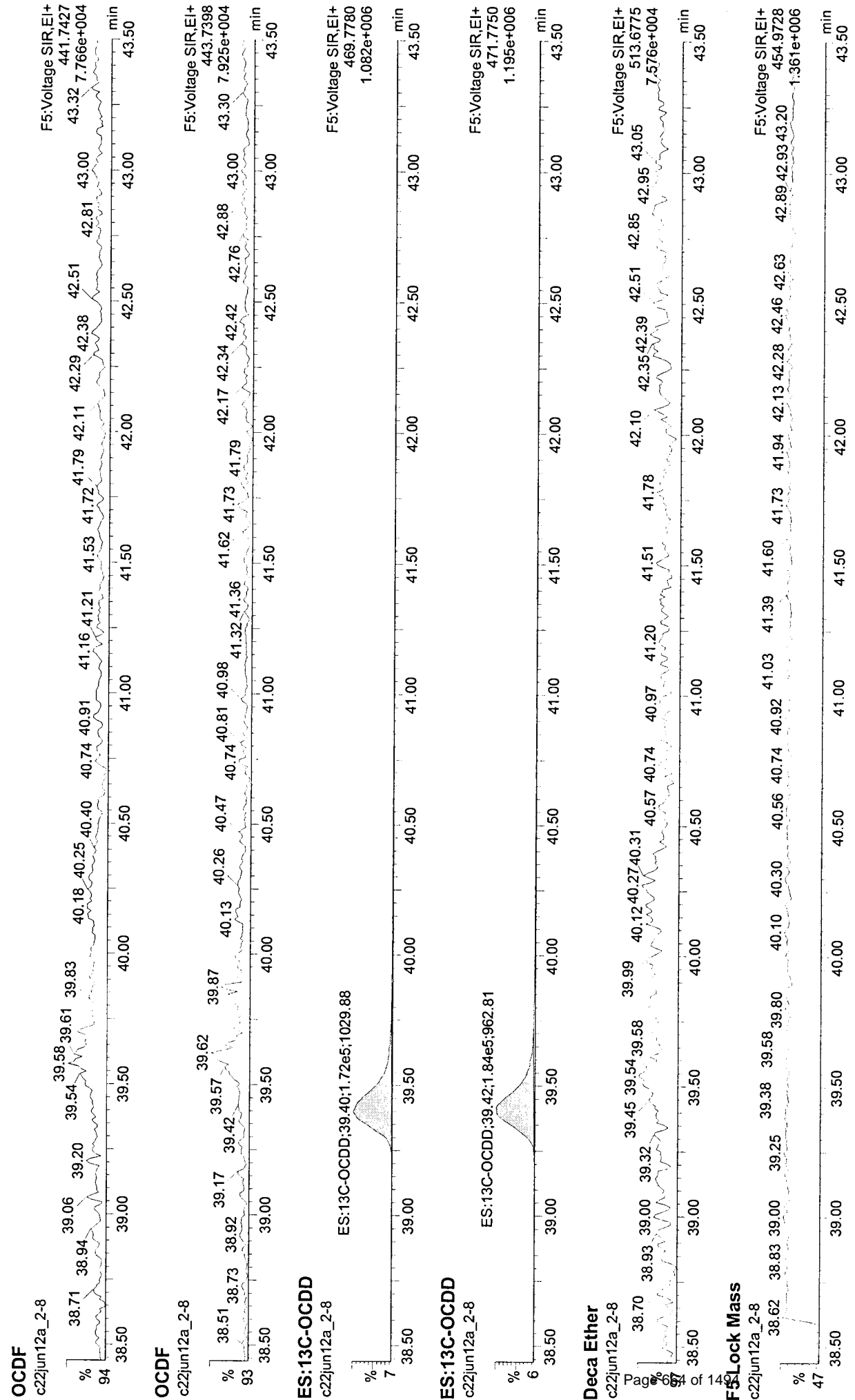
Quantify Sample Report
 ### Sample Summary ###

MassLynx 4.1

Dataset: C:\MassLynx\Default.pro\Results\c22jun12a_2-8.qld

Last Altered: Monday, 6/25/2012 11:53:03 AM Eastern Daylight Time
 Printed: Monday, 6/25/2012 11:53:17 AM Eastern Daylight Time

Name: c22jun12a_2-8, ID: 31201450024, User: KAS, Instrument: , Submitter: HRD1735, Task: HRMS3, Description: JW-DR-TISSUE-120508



Quantify Sample Report

MassLynx 4.1
Sample Summary

Dataset: C:\MassLynx\Default.prolResults\c22jun12a_2-8.qld

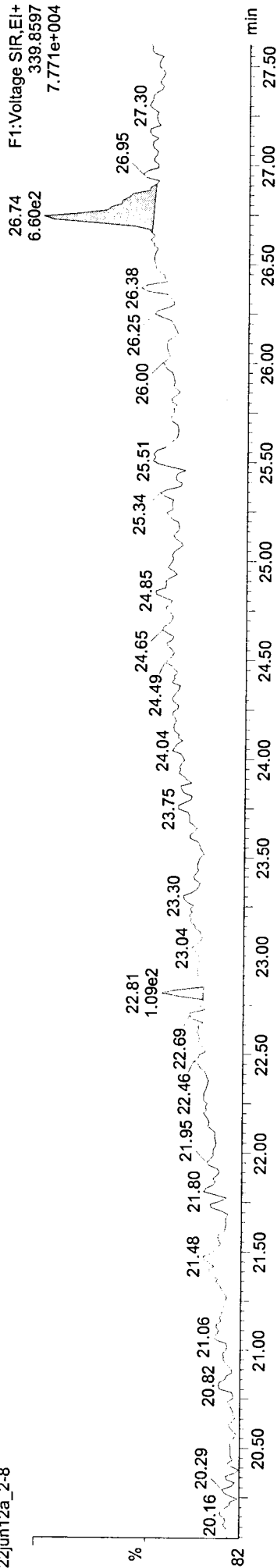
Last Altered: Monday, 6/25/2012 11:53:03 AM Eastern Daylight Time
Printed: Monday, 6/25/2012 11:53:17 AM Eastern Daylight Time

312014

Name: c22jun12a_2-8, ID: 31201450024, User: KAS, Instrument: , Submitter: HRD1735, Task: HRMS3, Description: JW-DR-TISSUE-120508

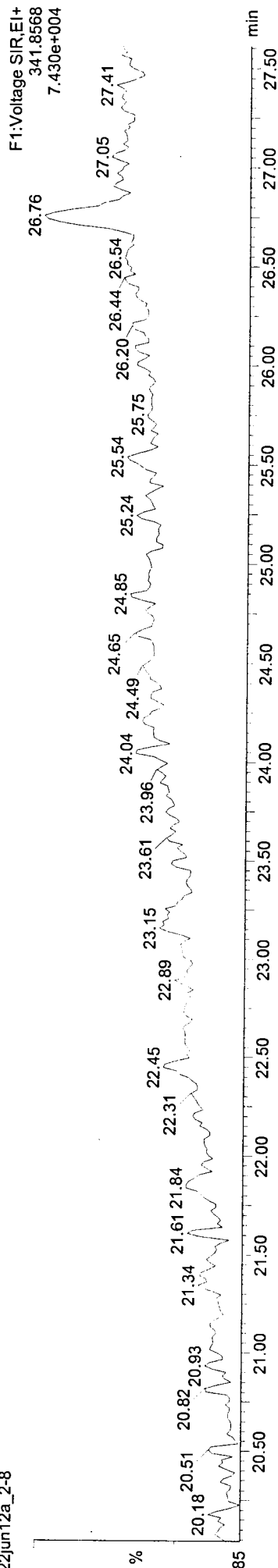
Pentafurans (F1)

c22jun12a_2-8



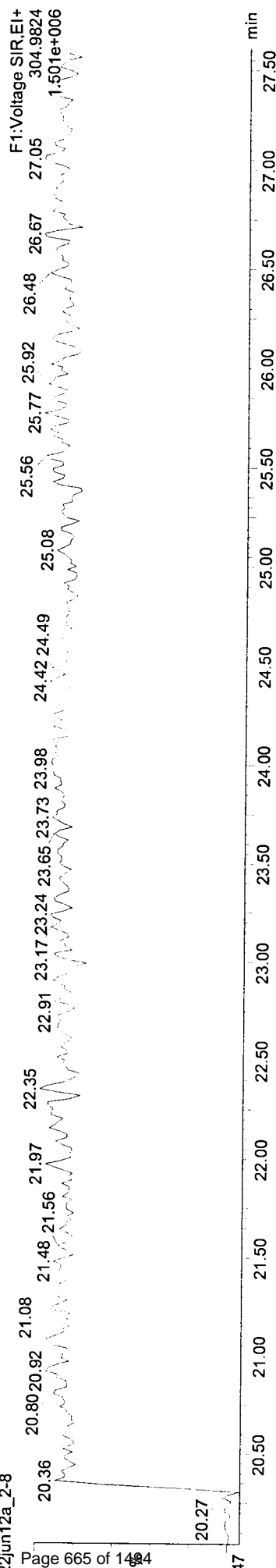
Pentafurans (F1)

c22jun12a_2-8



F1 Lock Mass

c22jun12a_2-8



Results of JW-RG-TISSUE-120508

Client Sample ID: **JW-RG-TISSUE-120508**
 Client Project ID: **Jeld Wen Surface Sediment**
 Lab Sample ID: 31201450025-A
 Lab Project ID: 31201450

Collection Date: 05/08/2012 12:30
 Received Date: 05/11/2012 13:00
 Matrix: Tissue
 Solids (%):

Results by EPA 1613B

Parameter	Result	EMPC	Qual	DL	LOQ/CL	Units	RT	Ratio
2,3,7,8-TCDD	ND		U	0.0640	0.464	pg/g		
1,2,3,7,8-PeCDD	ND		U	0.0423	2.32	pg/g		
1,2,3,4,7,8-HxCDD	ND		U	0.141	2.32	pg/g		
1,2,3,6,7,8-HxCDD	ND		U	0.155	2.32	pg/g		
1,2,3,7,8,9-HxCDD	ND		U	0.148	2.32	pg/g		
1,2,3,4,6,7,8-HpCDD	0.655		J	0.178	2.32	pg/g	36.36	0.91
OCDD		10.1		0.818	4.64	pg/g	39.49	1.07*
2,3,7,8-TCDF	0.109		J	0.0419	0.464	pg/g	24.67	0.77
1,2,3,7,8-PeCDF	ND		U	0.0514	2.32	pg/g		
2,3,4,7,8-PeCDF	ND		U	0.0288	2.32	pg/g		
1,2,3,4,7,8-HxCDF	ND		U	0.0293	2.32	pg/g		
1,2,3,6,7,8-HxCDF	ND		U	0.0256	2.32	pg/g		
2,3,4,6,7,8-HxCDF	ND		U	0.0314	2.32	pg/g		
1,2,3,7,8,9-HxCDF	ND		U	0.0436	2.32	pg/g		
1,2,3,4,6,7,8-HpCDF		0.254	J	0.0588	2.32	pg/g	35.40	1.71*
1,2,3,4,7,8,9-HpCDF	ND		U	0.0842	2.32	pg/g		
OCDF	ND		U	0.338	4.64	pg/g		
Total TCDD	0.212	0.623	J	0.0640	0.464	pg/g		
Total TCDF	0.109	0.449	J	0.0419	0.464	pg/g		
Total PeCDD	ND		U	0.0423	2.32	pg/g		
Total PeCDF	ND	0.156	J	0.0288	2.32	pg/g		
Total HxCDD	ND	0.163	J	0.155	2.32	pg/g		
Total HxCDF	ND		U	0.0436	2.32	pg/g		
Total HpCDD	0.655	1.65	J	0.178	2.32	pg/g		
Total HpCDF	0.189	0.443	J	0.0842	2.32	pg/g		

World Health Organization Summary

	Units	ND=0	ND=1/2	ND=DL
WHO-2005 TEQ	pg/g	0.0175	0.105	0.193
WHO-2005 TEQ w/EMPC	pg/g	0.0230	0.110	0.198

Results of JW-RG-TISSUE-120508

Client Sample ID: **JW-RG-TISSUE-120508**
 Client Project ID: **Jeld Wen Surface Sediment**
 Lab Sample ID: 31201450025-A
 Lab Project ID: 31201450

Collection Date: 05/08/2012 12:30
 Received Date: 05/11/2012 13:00
 Matrix: Tissue
 Solids (%):

Results by EPA 1613B

Parameter	Result	EMPC	Qual	DL	LOQ/CL	Units	RT	Ratio
Labeled Standards								
13C-2378-TCDD	84.0				25.0-164	%		
13C-12378-PeCDD	79.0				25.0-181	%		
13C-123478-HxCDD	61.0				32.0-141	%		
13C-123678-HxCDD	75.0				28.0-130	%		
13C-1234678-HpCDD	48.0				23.0-140	%		
13C-OCDD	23.0				17.0-157	%		
13C-2378-TCDF	72.0				24.0-169	%		
13C-12378-PeCDF	63.0				24.0-185	%		
13C-23478-PeCDF	68.0				21.0-178	%		
13C-123478-HxCDF	63.0				26.0-152	%		
13C-123678-HxCDF	88.0				26.0-123	%		
13C-234678-HxCDF	73.0				29.0-147	%		
13C-123789-HxCDF	66.0				28.0-136	%		
13C-1234678-HpCDF	55.0				28.0-143	%		
13C-1234789-HpCDF	56.0				26.0-138	%		
37Cl-2378-TCDD	93.0				35.0-197	%		

Batch Information

Analytical Batch: **HRD1735**
 Analytical Method: **EPA 1613B**
 Instrument: **HRMS3**
 Analyst: **MAF**
 Analytical Date/Time: **06/23/2012 08:08**
 Dilution: **1**

Prep Batch: **HXX1607**
 Prep Method: **EPA 1613 PREP S/D/T**
 Prep Date/Time: **05/30/2012 18:10**
 Prep Initial Wt./Vol.: **10.78 g**
 Prep Extract Vol: **20 uL**

Results of JW-RG-TISSUE-120508

Client Sample ID: **JW-RG-TISSUE-120508**
 Client Project ID: **Jeld Wen Surface Sediment**
 Lab Sample ID: 31201450025-E
 Lab Project ID: 31201450

Collection Date: 05/08/2012 12:30
 Received Date: 05/11/2012 13:00
 Matrix: Tissue
 Solids (%):

Results by Gravimetric

<u>Parameter</u>	<u>Result</u>	<u>EMPC</u>	<u>Qual</u>	<u>DL</u>	<u>LOQ/CL</u>	<u>Units</u>	<u>RT</u>	<u>Ratio</u>
% Lipids	0.459					%		

Batch Information

Analytical Batch: **HXX1629**
 Analytical Method: **Gravimetric**
 Instrument: **BAL10**
 Analyst: **JHL**
 Analytical Date/Time: **05/30/2012 18:00**
 Dilution: 1

Prep Batch: **HXX1629**
 Prep Method: **Gravimetric**
 Prep Date/Time: **05/30/2012 18:00**
 Prep Initial Wt./Vol.: **1 mL**
 Prep Extract Vol: **1 mL**

Quantify Sample Summary Report MassLynx 4.1 SCN627
 ### Sample Summary ###

Dataset: Z:\Default.pro\Results\c22jun12a_2-9.qld

Lab Altered: Monday, June 25, 2012 15:04:55 Eastern Daylight Time
 Printed: Monday, June 25, 2012 15:05:02 Eastern Daylight Time

1201450

Method: Untitled 24 Jun 2012 17:53:35
 Calibration: C:\MassLynx\Default.PRO\CurveDB\IDB5MS-0042012_1613.cdb 08 May 2012 08:31:36

Name: c22jun12a_2-9
 Date: 23-Jun-2012
 Time: 08:08:25
 ID: 31201450025
 Submitter: HRD1735
 Task: HRMS3

Description: JW-RG-TISSUE-120508

OCDD ~ 33.751E5 (1.105E5) (20) ~ 5.45PS/μm
 (1.087E4) (4000)

Rev. MAR 6/24/12

Name	Response	Ion1Area	Ion2Area	RA	RAFail?	RRT	RT	pg/μL	EDL	Height1	Noise1	SN1	Height2	Noise2	SN2	M1	M2	MR...
1 2378-TCDD	-	-	-	-	NO	-	-	-	0.0345	-	695	-	-	912	-	-	-	1.075
2 12378-PeCDD	-	-	-	-	NO	-	-	-	0.0228	-	842	-	-	513	-	-	-	1.039
3 123478-HxCDD	-	-	-	-	NO	-	-	-	0.0762	-	3079	-	-	723	-	-	-	1.065
4 123678-HxCDD	-	-	-	-	NO	-	-	-	0.0837	-	3079	-	-	723	-	-	-	0.996
5 123789-HxCDD	-	-	-	-	NO	-	-	-	0.0800	-	3079	-	-	723	-	-	-	1.029
6 1234678-HpCDD	1.467e3	6.972e2	7.701e2	0.91	NO	1.0006	36.36	0.353	0.0961	9.352e3	1102	8.5	8.933e3	705	12.7	MM	MM	1.055
7 OCDD	1.087e4	5.613e3	5.253e3	1.07	YES	1.0005	39.49	5.450	0.4407	2.685e4	831	32.3	2.875e4	921	31.2	MM	MM	1.063
8 2378-TCDF	7.940e2	3.455e2	4.485e2	0.77	NO	1.0007	24.67	0.059	0.0226	4.291e3	611	7.0	4.799e3	753	6.4	MM	MM	0.980
9 12378-PeCDF	-	-	-	-	NO	-	-	-	0.0277	-	525	-	-	608	-	-	-	0.980
10 23478-PeCDF	-	-	-	-	NO	-	-	-	0.0155	-	525	-	-	608	-	-	-	1.022
11 123478-HxCDF	-	-	-	-	NO	-	-	-	0.0158	-	594	-	-	614	-	-	-	1.183
12 123678-HxCDF	-	-	-	-	NO	-	-	-	0.0138	-	594	-	-	614	-	-	-	1.168
13 234678-HxCDF	-	-	-	-	NO	-	-	-	0.0169	-	594	-	-	614	-	-	-	1.178
14 123789-HxCDF	-	-	-	-	NO	-	-	-	0.0235	-	594	-	-	614	-	-	-	1.110
15 1234678-HpCDF	9.904e2	6.244e2	3.659e2	1.71	YES	0.9997	35.40	0.137	0.0317	9.021e3	532	17.0	5.406e3	671	8.1	MM	MM	1.389
16 1234789-HpCDF	-	-	-	-	NO	-	-	-	0.0454	-	532	-	-	671	-	-	-	1.389
17 OCDF	-	-	-	-	NO	-	-	-	0.1822	-	380	-	-	499	-	-	-	1.290
18 ES:13C-2378-TCDD	1.004e6	4.332e5	5.713e5	0.76	NO	1.0278	25.54	83.638	0.0390	4.674e6	1074	4351.5	6.103e6	1058	5768.0	bb	bb	0.991
19 ES:13C-12378-PeCDD	7.961e5	4.711e5	3.250e5	1.45	NO	1.2729	31.63	78.663	0.0571	8.475e6	1868	4537.0	5.568e6	760	7330.1	bb	bb	0.835
20 ES:13C-123478-HxCDD	5.428e5	3.039e5	2.389e5	1.27	NO	0.9928	33.82	60.754	0.0787	6.562e6	2451	2677.0	5.140e6	1945	2642.1	MM	MM	0.971
21 ES:13C-123678-HxCDD	6.952e5	3.911e5	3.041e5	1.29	NO	0.9948	33.89	75.193	0.0760	6.418e6	2451	2618.2	5.112e6	1945	2627.7	MM	MM	1.005
22 ES:13C-1234678-HpCDD	3.934e5	2.010e5	1.924e5	1.04	NO	1.0666	36.33	47.834	0.0621	2.275e6	1878	1211.5	2.100e6	1314	1598.0	MM	MM	0.894
23 ES:13C-OCDD	3.751e5	1.784e5	1.967e5	0.91	NO	1.1588	39.47	46.771	0.0482	8.892e5	1019	873.0	1.030e6	1397	737.1	bd	MM	0.871
24 ES:13C-2378-TCDF	1.367e6	6.056e5	7.614e5	0.80	NO	0.9921	24.65	72.300	0.0336	6.814e6	1375	4954.7	8.596e6	1518	5663.2	bb	bb	1.561

Dataset: Z:\Default.pro\Results\c22jun12a_2-9.qld

Lab Altered: Monday, June 25, 2012 15:04:55 Eastern Daylight Time
 Printed: Monday, June 25, 2012 15:05:02 Eastern Daylight Time

1201450

Name: c22jun12a_2-9
 Date: 23-Jun-2012
 Time: 08:08:25
 ID: 31201450025
 Submitter: HRD1735
 Task: HRMS3
 Description: JW-RG-TISSUE-120508

Name	Response	Ion1Area	Ion2Area	RA	RAFail?	RRT	RT	pg/µL	EDL	Height1	Noise1	SN1	Height2	Noise2	SN2	M1	M2	MR...
53 F4 Lock Mass	-	-	-	-	-	-	-	-	-	-	49056	-	-	-	-	-	-	-
54 F5 Lock Mass	-	-	-	-	-	-	-	-	0.0000	-	44246	-	-	-	-	-	-	173...

Quantify Totals Report MassLynx 4.1 SCN627

Sample Summary

Dataset: Z:\Default.pro\Results\c22jun12a_2-9.qld

Lab Altered: Monday, June 25, 2012 15:04:55 Eastern Daylight Time
 Printed: Monday, June 25, 2012 15:05:02 Eastern Daylight Time

View 1201450

Method: Untitled 24 Jun 2012 17:53:35
 Calibration: C:\MassLynx\Default.PRO\CurveDB\IDB5MS-0042012_1613.cdb 08 May 2012 08:31:36

Name: c22jun12a_2-9
 Date: 23-Jun-2012
 Time: 08:08:25
 ID: 31201450025
 Submitter: HRD1735
 Task: HRMS3
 Description: JW-RG-TISSUE-120508

Tetradioxins

Name	Response	Ion1Area	Ion2Area	RA	RAFail?	RRT	RT	pg/µL	EDL	Height1	Noise1	SN1	Height2	Noise2	SN2	M2
1 Tetradioxins	2.401e3	9.431e2	1.458e3	0.647	YES	0.00	23.55	0.222	0.0345	9.133e3	695	13.1	1.349e4	912	14.8	MM
2 Tetradioxins	1.231e3	5.447e2	6.862e2	0.794	NO	0.00	25.28	0.114	0.0345	5.079e3	695	7.3	7.606e3	912	8.3	MM

Pentadioxins

Name	Response	Ion1Area	Ion2Area	RA	RAFail?	RRT	RT	pg/µL	EDL	Height1	Noise1	SN1	Height2	Noise2	SN2	M2
1	-	-	-	-	-	-	-	-	-	-	-	-	-	-	-	-

Hexadioxins

Name	Response	Ion1Area	Ion2Area	RA	RAFail?	RRT	RT	pg/µL	EDL	Height1	Noise1	SN1	Height2	Noise2	SN2	M2
1 Hexadioxins	5.621e2	4.025e2	1.595e2	2.523	YES	0.00	32.87	0.088	0.0800	9.508e3	3079	3.1	4.633e3	723	6.4	MM

Heptadioxins

Name	Response	Ion1Area	Ion2Area	RA	RAFail?	RRT	RT	pg/µL	EDL	Height1	Noise1	SN1	Height2	Noise2	SN2	M2
1 Heptadioxins	2.235e3	1.021e3	1.213e3	0.842	YES	0.00	35.68	0.538	0.0961	1.510e4	1102	13.7	1.777e4	705	25.2	MM
2 1234678-HpCDD	1.467e3	6.972e2	7.701e2	0.905	NO	1.00	36.36	0.353	0.0961	9.352e3	1102	8.5	8.933e3	705	12.7	MM

Quantify Totals Report MassLynx 4.1 SCN627

Sample Summary

Dataset: Z:\Default.pro\Results\c22jun12a_2-9.qld

Lab Altered: Monday, June 25, 2012 15:04:55 Eastern Daylight Time
 Printed: Monday, June 25, 2012 15:05:02 Eastern Daylight Time

View 1201450

Name: c22jun12a_2-9
 Date: 23-Jun-2012
 Time: 08:08:25
 ID: 31201450025
 Submitter: HRD1735
 Task: HRMS3
 Description: JW-RG-TISSUE-120508

Tetrafurans

Name	Response	Ion1Area	Ion2Area	RA	RAFail?	RRT	RT	pg/ μ L	EDL	Height1	Noise1	SN1	Height2	Noise2	SN2	M2
1 Tetrafurans	8.534e2	4.352e2	4.182e2	1.041	YES	0.00	21.57	0.064	0.0226	7.905e3	611	12.9	5.996e3	753	8.0	MM
2 Tetrafurans	6.580e2	3.110e2	3.470e2	0.896	YES	0.00	22.20	0.049	0.0226	5.473e3	611	9.0	7.038e3	753	9.3	MM
3 Tetrafurans	9.330e2	3.476e2	5.854e2	0.594	YES	0.00	23.40	0.070	0.0226	3.627e3	611	5.9	6.022e3	753	8.0	MM
4 2378-TCDF	7.940e2	3.455e2	4.485e2	0.770	NO	1.00	24.67	0.059	0.0226	4.291e3	611	7.0	4.799e3	753	6.4	MM

Pentafurans (F1)

Name	Response	Ion1Area	Ion2Area	RA	RAFail?	RRT	RT	pg/ μ L	EDL	Height1	Noise1	SN1	Height2	Noise2	SN2	M2
1 Pentafurans (F1)	8.711e2	4.605e2	4.106e2	1.122	YES	0.00	26.74	0.084	0.0155	5.963e3	404	14.8	3.819e3	422	9.0	MM

Pentafurans

Name	Response	Ion1Area	Ion2Area	RA	RAFail?	RRT	RT	pg/ μ L	EDL	Height1	Noise1	SN1	Height2	Noise2	SN2	M2
1	-	-	-	-	-	-	-	-	-	-	-	-	-	-	-	-

Hexafurans

Name	Response	Ion1Area	Ion2Area	RA	RAFail?	RRT	RT	pg/ μ L	EDL	Height1	Noise1	SN1	Height2	Noise2	SN2	M2
1	-	-	-	-	-	-	-	-	-	-	-	-	-	-	-	-

Page 8 of 1494

Heptafurans

Name	Response	Ion1Area	Ion2Area	RA	RAFail?	RRT	RT	pg/ μ L	EDL	Height1	Noise1	SN1	Height2	Noise2	SN2	M2
1 1234678-HpCDF	9.904e2	6.244e2	3.659e2	1.707	YES	1.00	35.40	0.137	0.0317	9.021e3	532	17.0	5.406e3	671	8.1	MM
2 Heptafurans	6.831e2	3.645e2	3.186e2	1.144	NO	0.00	35.81	0.102	0.0380	4.939e3	532	9.3	4.577e3	671	6.8	MM

Quantify Sample Report MassLynx 4.1 SCN627

Manual Integrations

Dataset: Z:\Default.pro\Results\c22jun12a_2-9.qld

Lab Altered: Monday, June 25, 2012 14:54:49 Eastern Daylight Time
Printed: Monday, June 25, 2012 14:55:09 Eastern Daylight Time

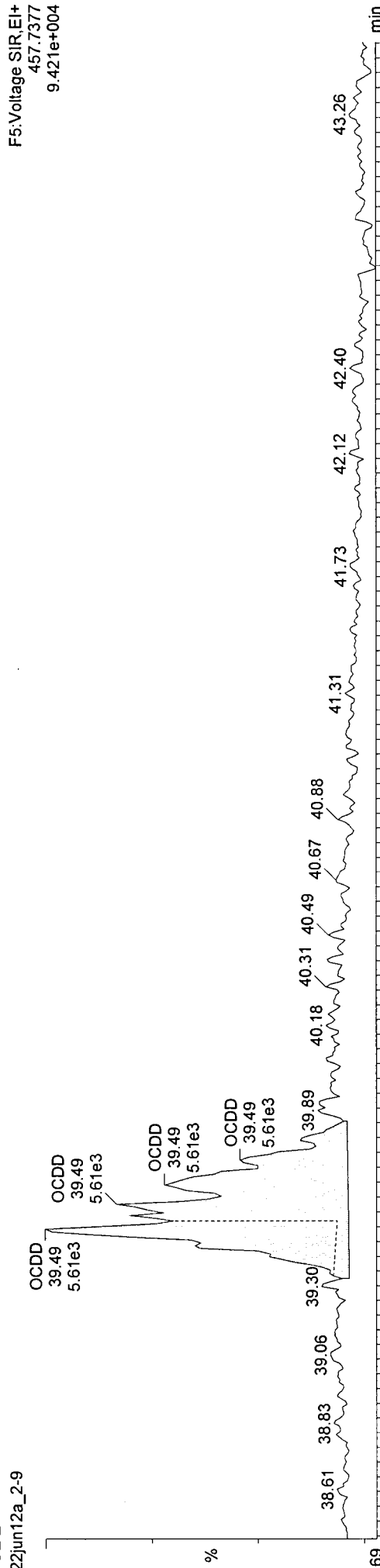
201450

Method: C:\MassLynx\Default.PRO\MethDB\im1613-062412-db5ms.mdb 24 Jun 2012 17:53:35
Calibration: C:\MassLynx\Default.PRO\CurveDB\B5MS-0042012_1613.cdb 08 May 2012 08:31:36

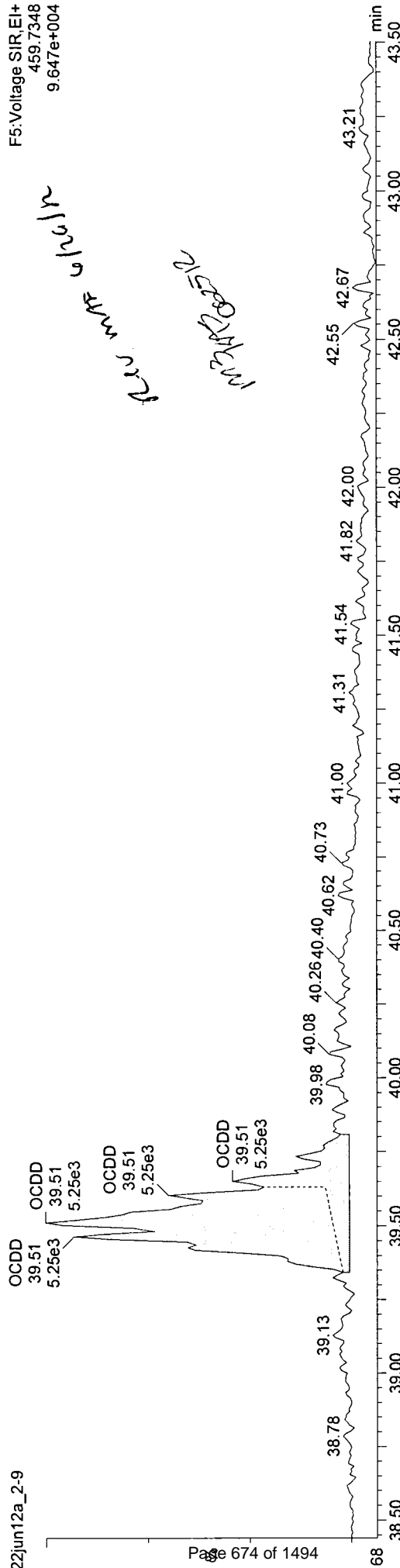
Name: c22jun12a_2-9, ID: 31201450025, Date: 23-Jun-2012, Time: 08:08:25, Submitter: HRD1735, Description: JW-RG-TISSUE-120508, User: KAS

OCDD

c22jun12a_2-9



c22jun12a_2-9



Quantify Sample Report MassLynx 4.1 SCN627

Manual Integrations

Dataset: Z:\Default.pro\Results\c22jun12a_2-9.qid

Last Altered: Monday, June 25, 2012 14:55:21 Eastern Daylight Time
Printed: Monday, June 25, 2012 14:55:24 Eastern Daylight Time

1201450

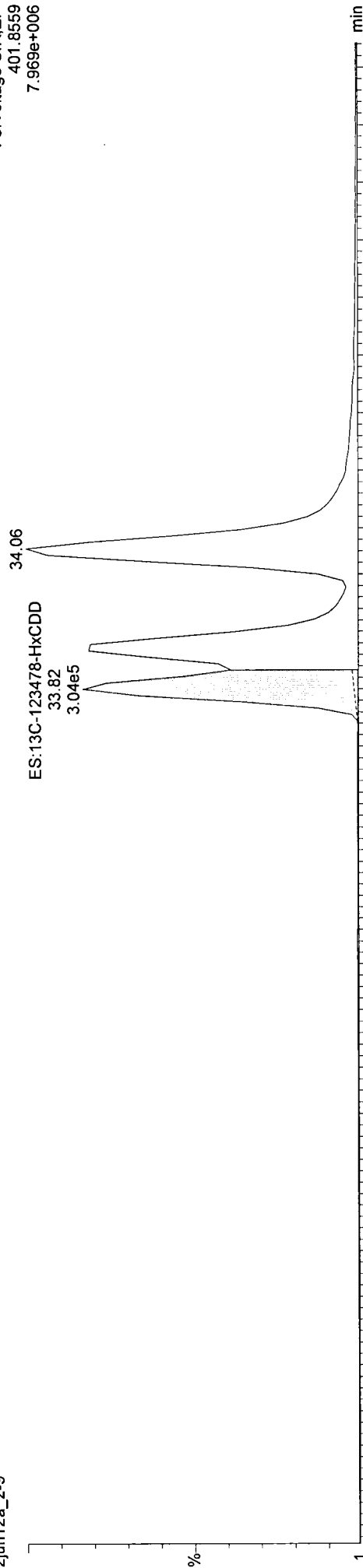
Method: C:\MassLynx\Default.PRO\MethDB\m1613-062412-db5ms.mdb 24 Jun 2012 17:53:35
Calibration: C:\MassLynx\Default.PRO\CurveDB\MS-0042012_1613.cdb 08 May 2012 08:31:36

Name: c22jun12a_2-9, ID: 31201450025, Date: 23-Jun-2012, Time: 08:08:25, Submitter: HRD1735, Description: JW-RG-TISSUE-120508, User: KAS

ES:13C-123478-HxCDD

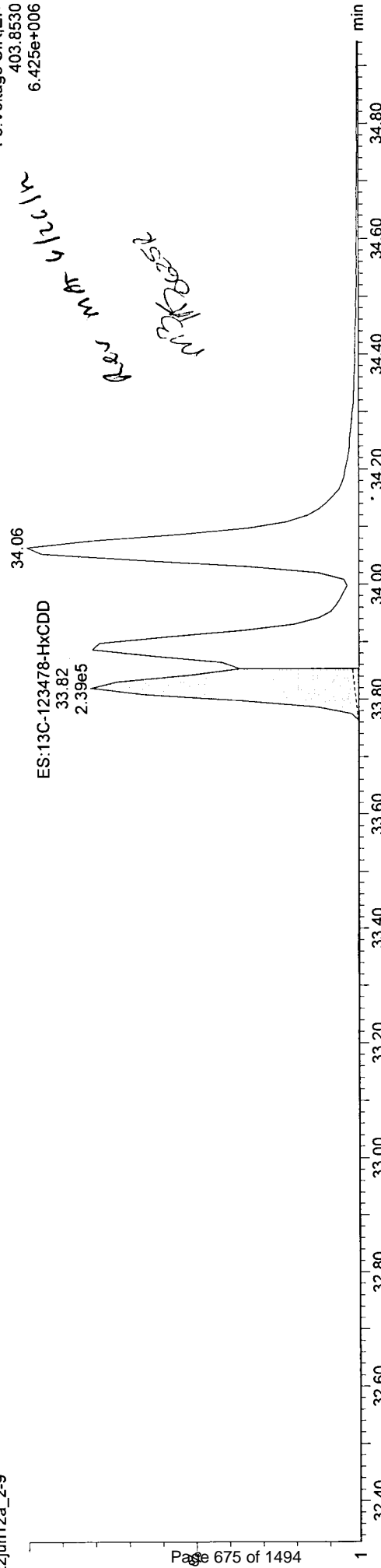
c22jun12a_2-9

F3:Voltage SIR,EI+
401.8559
7.969e+006



c22jun12a_2-9

F3:Voltage SIR,EI+
403.8530
6.425e+006



Quantify Sample Report MassLynx 4.1 SCN627

Manual Integrations

Dataset: Z:\Default.prolResults\c22jun12a_2-9.qld

Lab Altered: Monday, June 25, 2012 14:55:33 Eastern Daylight Time
Printed: Monday, June 25, 2012 14:55:36 Eastern Daylight Time

201450

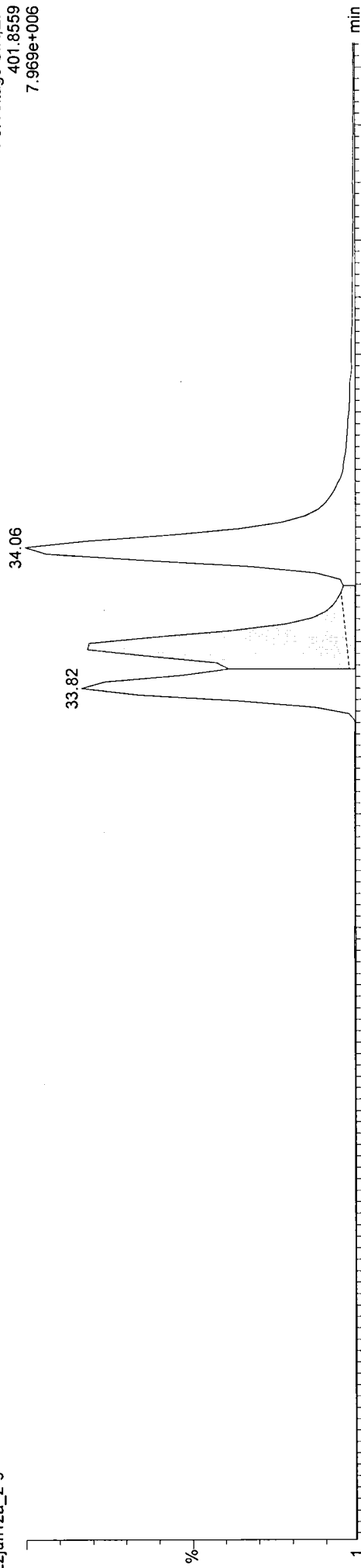
Method: C:\MassLynx\Default.PRO\MethDB\m1613-062412-db5ms.mdb 24 Jun 2012 17:53:35
Calibration: C:\MassLynx\Default.PRO\CurveDB\MS-0042012_1613.cdb 08 May 2012 08:31:36

Name: c22jun12a_2-9, ID: 31201450025, Date: 23-Jun-2012, Time: 08:08:25, Submitter: HRD1735, Description: JW-RG-TISSUE-120508, User: KAS

ES:13C-123678-HxCDD

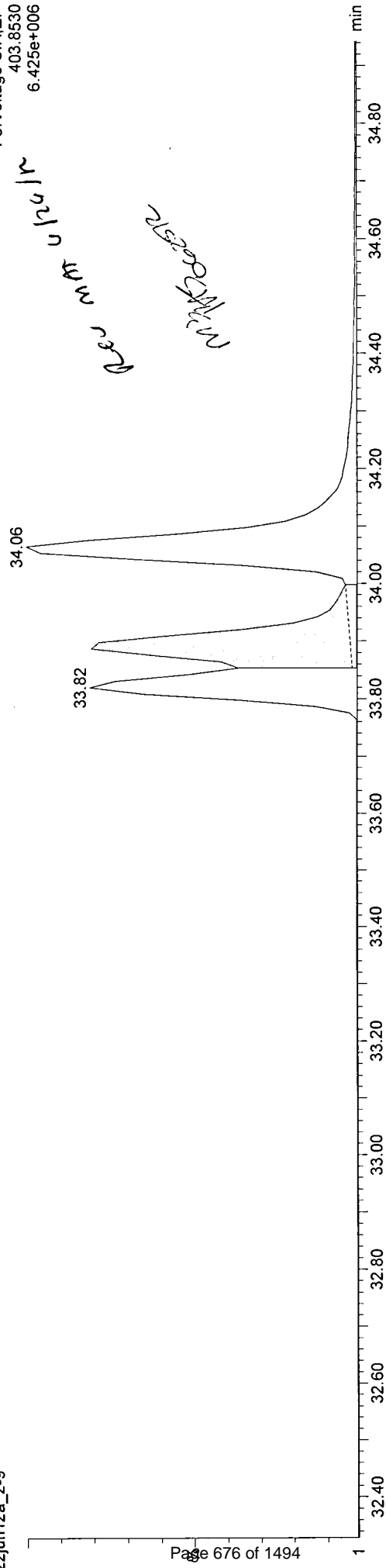
c22jun12a_2-9

F3:Voltage SIR,EI+
401.8559
7.969e+006



c22jun12a_2-9

F3:Voltage SIR,EI+
403.8530
6.425e+006



Quantify Sample Report MassLynx 4.1 SCN627

Manual Integrations

Dataset: Z:\Default.pro\Results\c22jun12a_2-9.qld

Last Altered: Monday, June 25, 2012 14:55:49 Eastern Daylight Time
Printed: Monday, June 25, 2012 14:55:52 Eastern Daylight Time

W 1201450

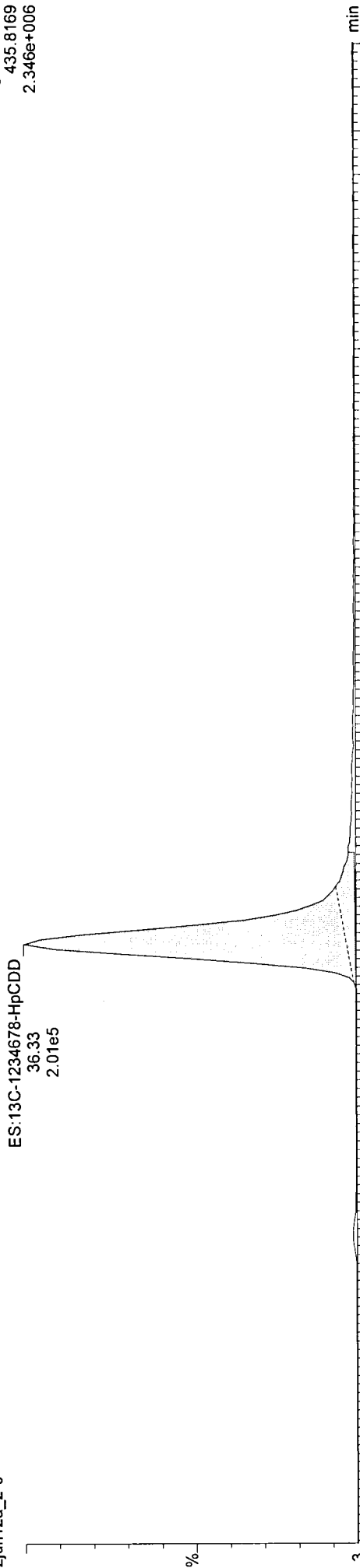
Method: C:\MassLynx\Default.PRO\MethDB\im1613-062412-db5ms.mdb 24 Jun 2012 17:53:35
Calibration: C:\MassLynx\Default.PRO\CurveDB\MS-0042012_1613.cdb 08 May 2012 08:31:36

Name: c22jun12a_2-9, ID: 31201450025, Date: 23-Jun-2012, Time: 08:08:25, Submitter: HRD1735, Description: JW-RG-TISSUE-120508, User: KAS

ES:13C-1234678-HpCDD

c22jun12a_2-9

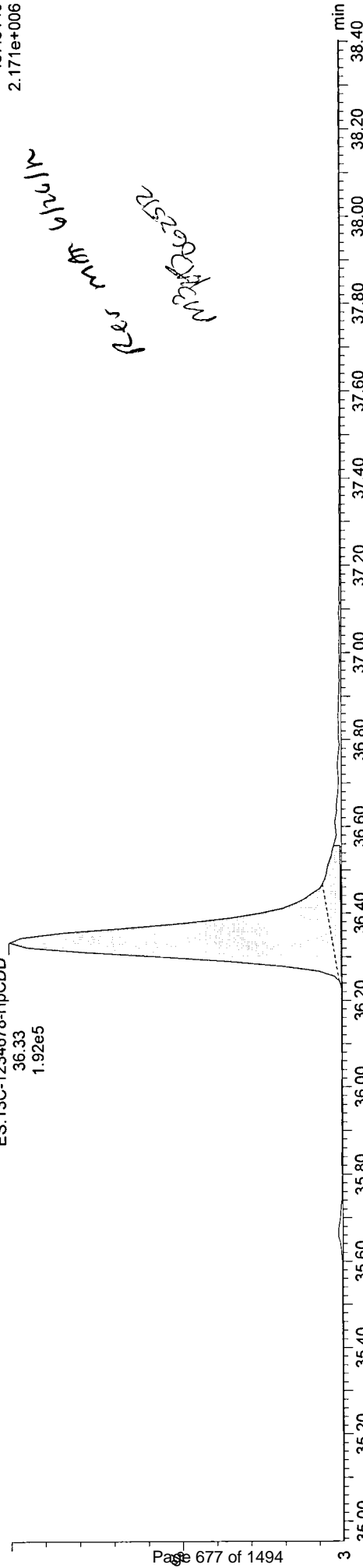
F4:Voltage SIR,EI+
435.8169
2.346e+006



c22jun12a_2-9

ES:13C-1234678-HpCDD
36.33
1.92e5

F4:Voltage SIR,EI+
437.8140
2.171e+006



Quantify Sample Report
Manual Integrations

MassLynx 4.1 SCN627

Dataset: Z:\Default.pro\Results\c22jun12a_2-9.qld

Last Altered: Monday, June 25, 2012 14:55:58 Eastern Daylight Time
Printed: Monday, June 25, 2012 14:56:01 Eastern Daylight Time


Method: C:\MassLynx\Default.PRO\MethDB\m1613-062412-db5ms.mdb 24 Jun 2012 17:53:35
Calibration: C:\MassLynx\Default.PRO\CurveDB\B5MS-0042012_1613.cdb 08 May 2012 08:31:36

Name: c22jun12a_2-9, ID: 31201450025, Date: 23-Jun-2012, Time: 08:08:25, Submitter: HRD1735, Description: JW-RG-TISSUE-120508, User: KAS

ES:13C-OCDD

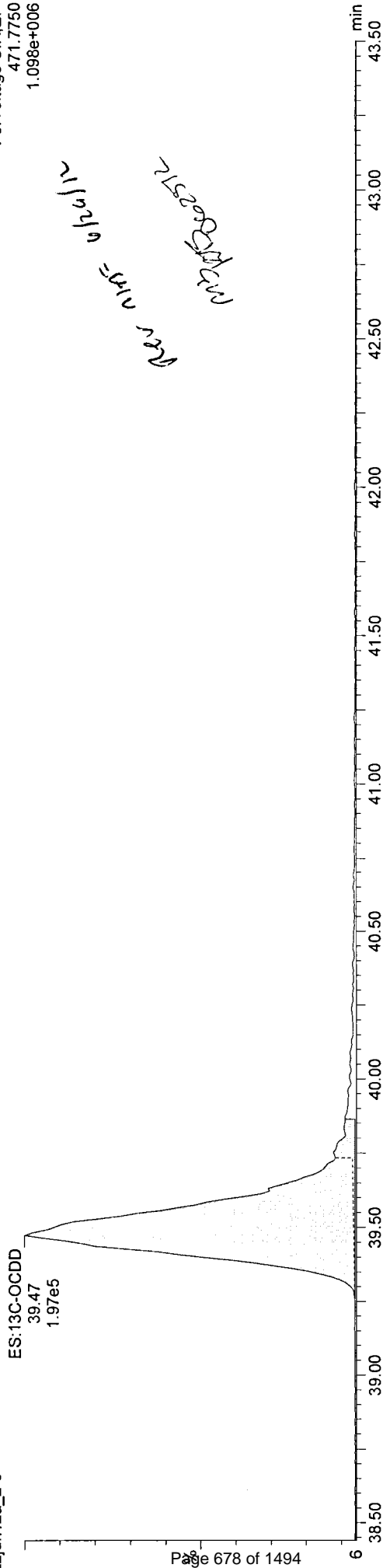
c22jun12a_2-9

F5:Voltage SIR,EI+
469.7780
9.592e+005



c22jun12a_2-9

F5:Voltage SIR,EI+
471.7750
1.098e+006



Quantify Sample Report

MassLynx 4.1 SCN627
Manual Integrations

Dataset: Z:\Default.pro\Results\c22jun12a_2-9.qld

Last Altered: Monday, June 25, 2012 14:56:12 Eastern Daylight Time
Printed: Monday, June 25, 2012 14:56:15 Eastern Daylight Time

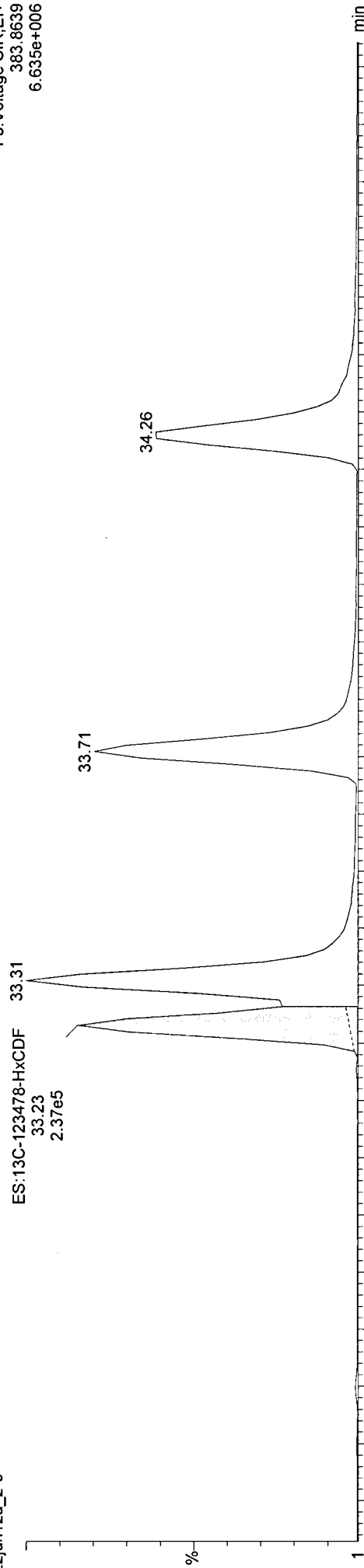
Method: C:\MassLynx\Default.PRO\MethDB\m1613-062412-db5ms.mdb 24 Jun 2012 17:53:35
Calibration: C:\MassLynx\Default.PRO\CurveDB\B5MS-0042012_1613.cdb 08 May 2012 08:31:36

Name: c22jun12a_2-9, ID: 31201450025, Date: 23-Jun-2012, Time: 08:08:25, Submitter: HRD1735, Description: JW-RG-TISSUE-120508, User: KAS

ES:13C-123478-HxCDF

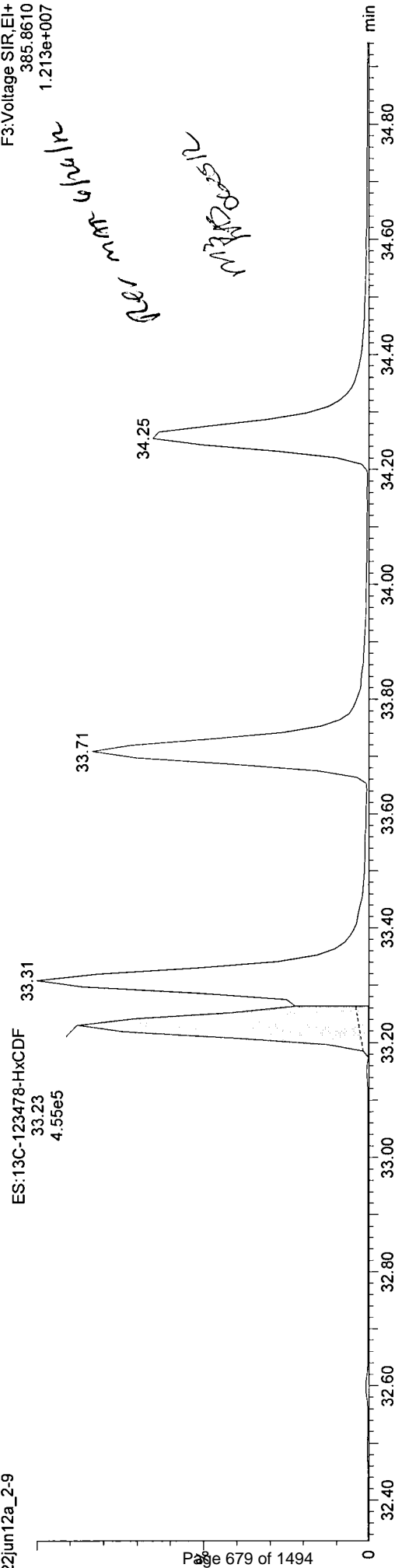
c22jun12a_2-9

F3: Voltage SIR, EI+
383.8639
6.635e+006



c22jun12a_2-9

F3: Voltage SIR, EI+
385.8610
1.213e+007



Quantify Sample Report

MassLynx 4.1 SCN627
Manual Integrations

Dataset: Z:\Default.pro\Results\c22jun12a_2-9.qld

Last Altered: Monday, June 25, 2012 14:56:25 Eastern Daylight Time
Printed: Monday, June 25, 2012 14:56:28 Eastern Daylight Time

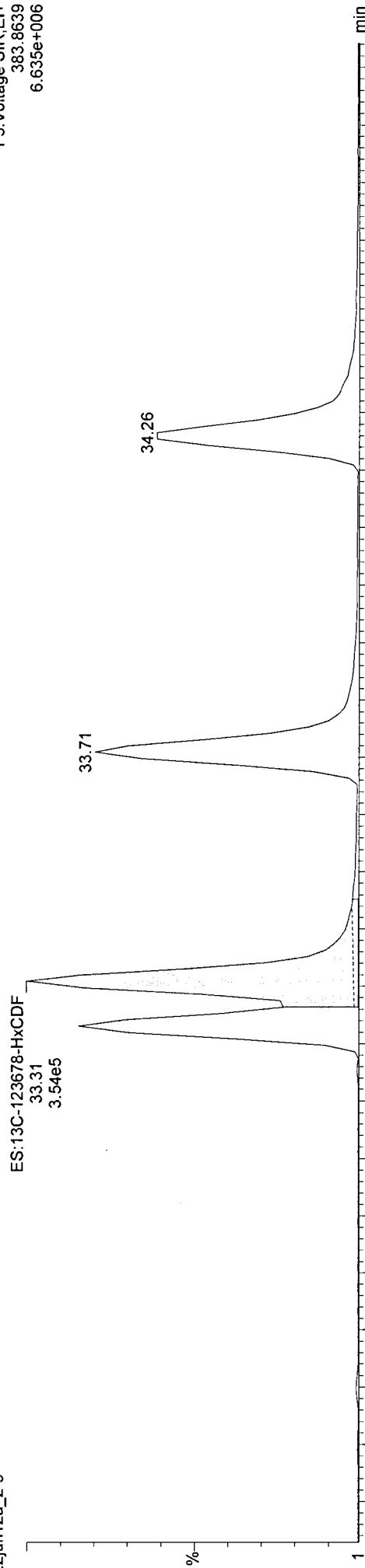
Method: C:\MassLynx\Default.PRO\MethDB\m1613-062412-db5ms.mdb 24 Jun 2012 17:53:35
Calibration: C:\MassLynx\Default.PRO\CurveDB\MS-0042012_1613.cdb 08 May 2012 08:31:36

Name: c22jun12a_2-9, ID: 31201450025, Date: 23-Jun-2012, Time: 08:08:25, Submitter: HRD1735, Description: JW-RG-TISSUE-120508, User: KAS

ES:13C-123678-HxCDF

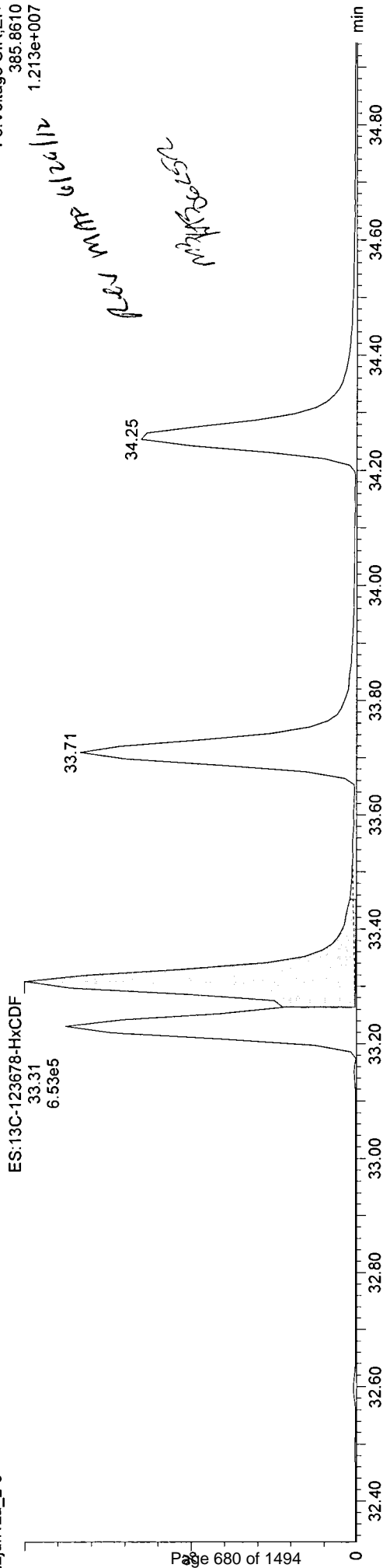
c22jun12a_2-9

F3: Voltage SIR, EI+
383.8639
6.635e+006



c22jun12a_2-9

F3: Voltage SIR, EI+
385.8610
1.213e+007



Quantify Sample Report

MassLynx 4.1 SCN627
Manual Integrations

Dataset: Z:\Default.pro\Results\c22jun12a_2-9.qld

Last Altered: Monday, June 25, 2012 14:56:35 Eastern Daylight Time
Printed: Monday, June 25, 2012 14:56:38 Eastern Daylight Time

201450

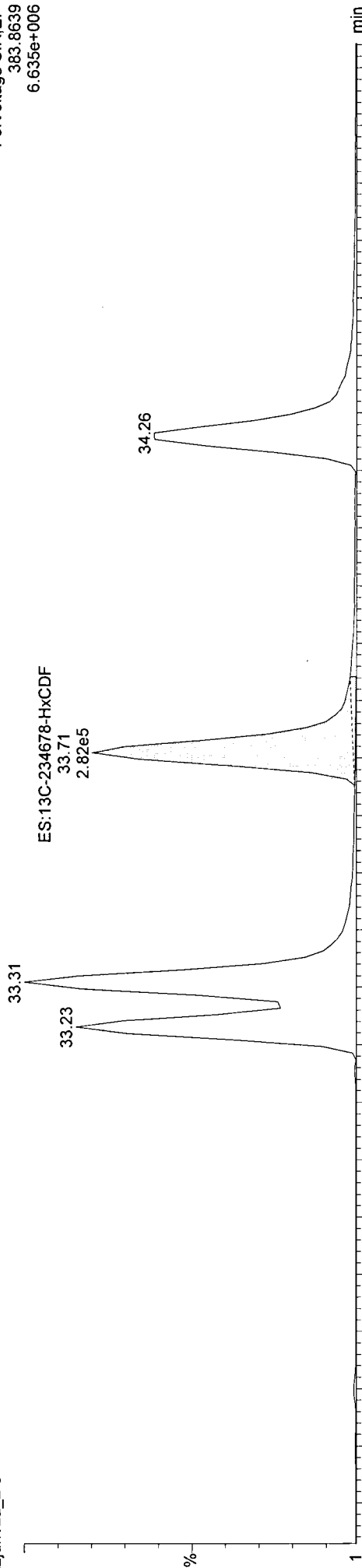
Method: C:\MassLynx\Default.PRO\MethDB\m1613-062412-db5ms.mdb 24 Jun 2012 17:53:35
Calibration: C:\MassLynx\Default.PRO\CurveDB\MS-0042012_1613.cdb 08 May 2012 08:31:36

Name: c22jun12a_2-9, ID: 31201450025, Date: 23-Jun-2012, Time: 08:08:25, Submitter: HRD1735, Description: JW-RG-TISSUE-120508, User: KAS

ES:13C-234678-HxCDF

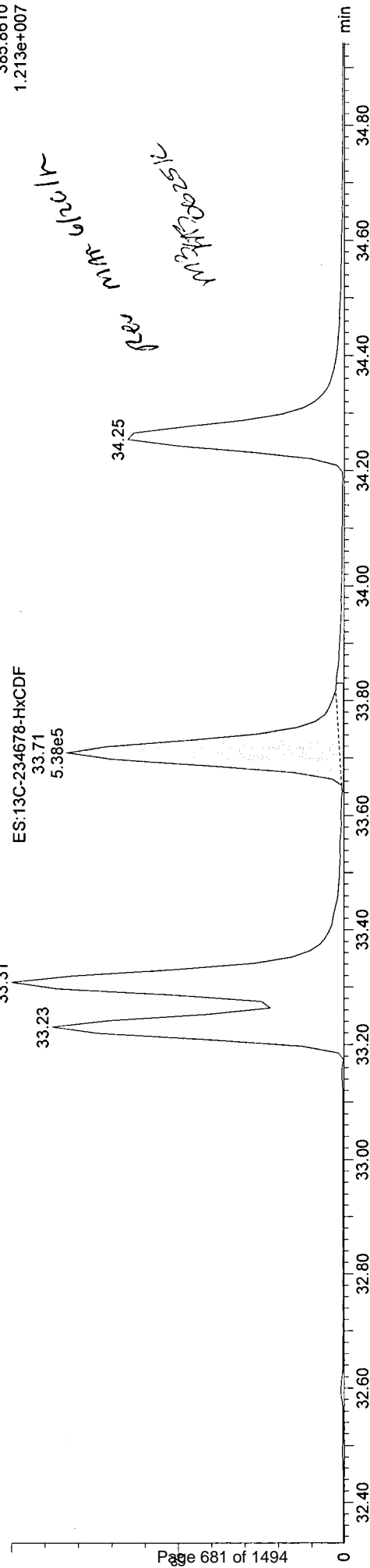
c22jun12a_2-9

F3:Voltage SIR,EI+
383.8639
6.635e+006



c22jun12a_2-9

F3:Voltage SIR,EI+
385.8610
1.213e+007



Manual Integrations

Dataset: Z:\Default.pro\Results\c22jun12a_2-9.qld

Last Altered: Monday, June 25, 2012 14:56:50 Eastern Daylight Time
Printed: Monday, June 25, 2012 14:56:52 Eastern Daylight Time

201450

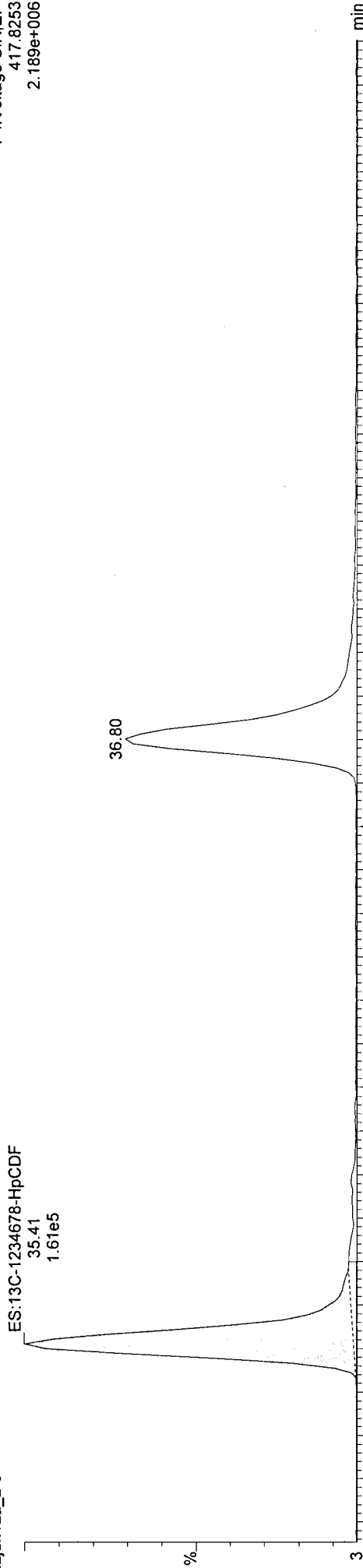
Method: C:\MassLynx\Default.PRO\MethDB\m1613-062412-db5ms.mdb 24 Jun 2012 17:53:35
Calibration: C:\MassLynx\Default.PRO\CurveDB\MS-0042012_1613.cdb 08 May 2012 08:31:36

Name: c22jun12a_2-9, ID: 31201450025, Date: 23-Jun-2012, Time: 08:08:25, Submitter: HRD1735, Description: JW-RG-TISSUE-120508, User: KAS

ES:13C-1234678-HpCDF

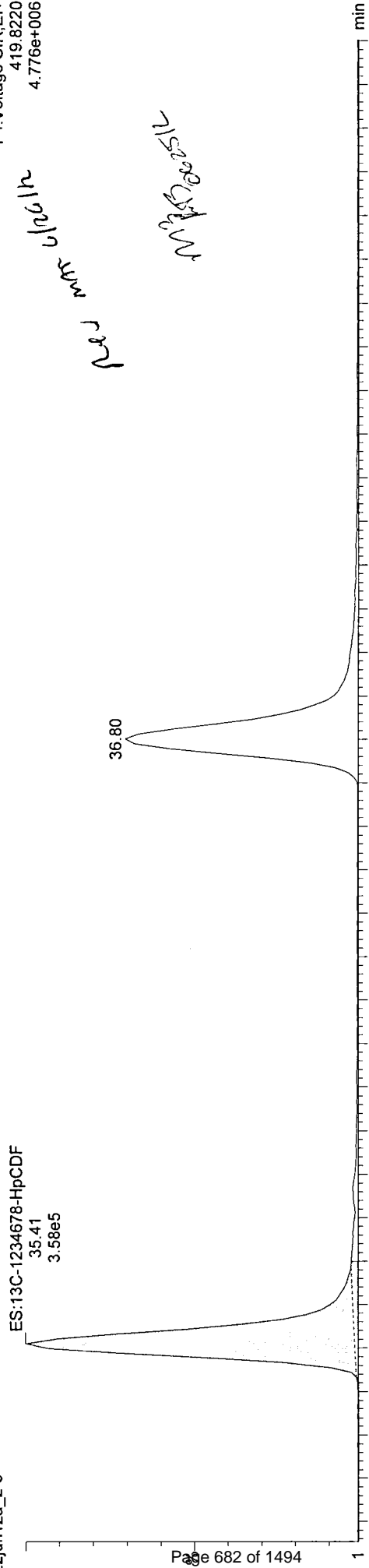
c22jun12a_2-9

F4: Voltage SIR, EI+
417.8253
2.189e+006



c22jun12a_2-9

F4: Voltage SIR, EI+
419.8220
4.776e+006



Dataset: Z:\Default.pro\Results\c22jun12a_2-9.qld

Last Altered: Monday, June 25, 2012 14:57:00 Eastern Daylight Time
Printed: Monday, June 25, 2012 14:57:03 Eastern Daylight Time

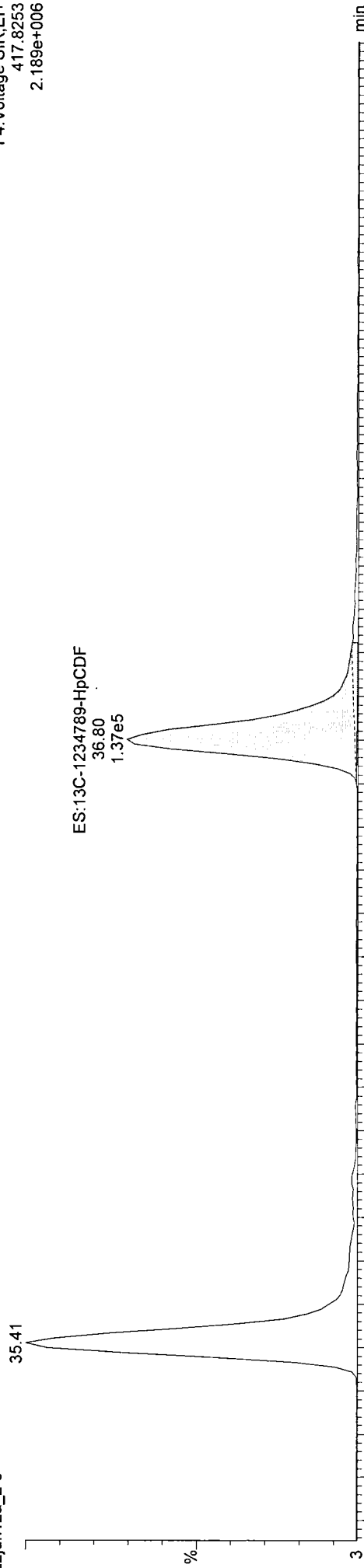
Method: C:\MassLynx\Default.PRO\MethDB\m1613-062412-db5ms.mdb 24 Jun 2012 17:53:35
Calibration: C:\MassLynx\Default.PRO\CurveDB\MS-0042012_1613.cdb 08 May 2012 08:31:36

Name: c22jun12a_2-9, ID: 31201450025, Date: 23-Jun-2012, Time: 08:08:25, Submitter: HRD1735, Description: JW-RG-TISSUE-120508, User: KAS

ES:13C-1234789-HpCDF

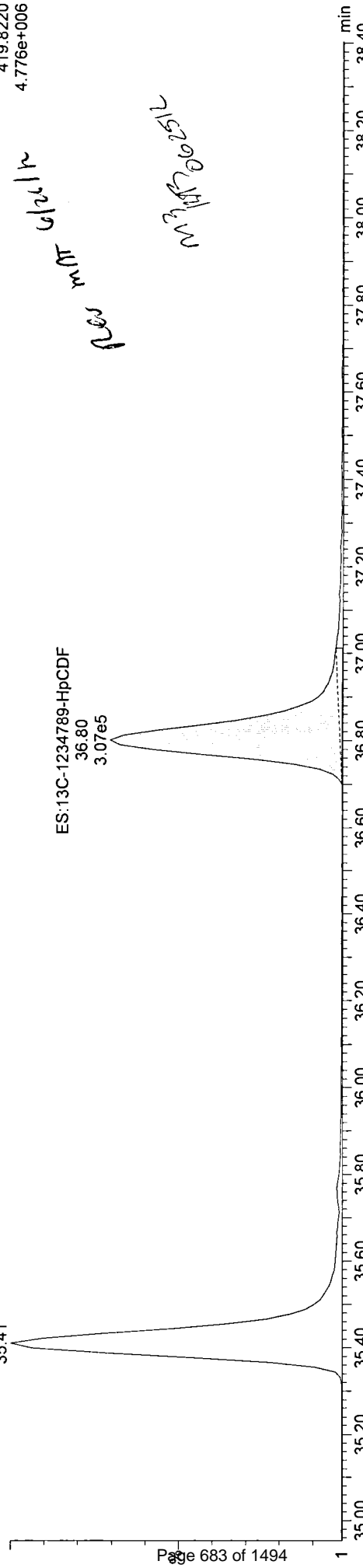
c22jun12a_2-9

F4: Voltage SIR, EI+
417.8253
2.189e+006



c22jun12a_2-9

F4: Voltage SIR, EI+
419.8220
4.776e+006



Quantify Sample Report MassLynx 4.1 SCN627

Manual Integrations

Dataset: Z:\Default.pro\Results\c22jun12a_2-9.qld

Last Altered: Monday, June 25, 2012 14:57:21 Eastern Daylight Time
Printed: Monday, June 25, 2012 14:57:24 Eastern Daylight Time

201450

Method: C:\MassLynx\Default.PRO\MethDB\m1613-062412-db5ms.mdb 24 Jun 2012 17:53:35
Calibration: C:\MassLynx\Default.PRO\CurveDB\MS-0042012_1613.cdb 08 May 2012 08:31:36

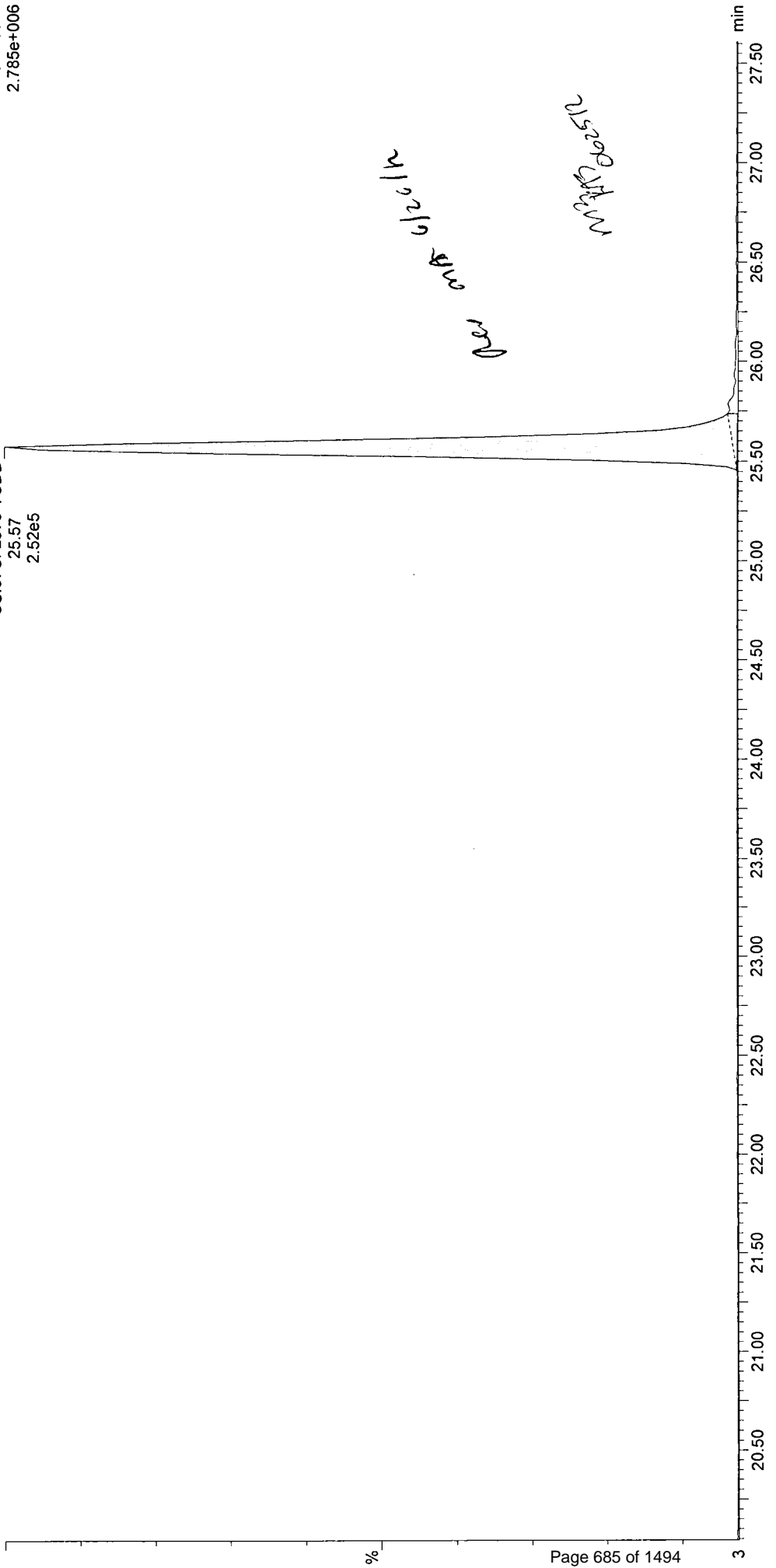
Name: c22jun12a_2-9, ID: 31201450025, Date: 23-Jun-2012, Time: 08:08:25, Submitter: HRD1735, Description: JW-RG-TISSUE-120508, User: KAS

CS:37CI-2378-TCDD

c22jun12a_2-9

F1: Voltage SIR, EI+
327.8847
2.785e+006

CS:37CI-2378-TCDD
25.57
2.52e5



Quantify Sample Report MassLynx 4.1 SCN627

Manual Integrations

Dataset: Z:\Default.pro\Results\c22jun12a_2-9.qld

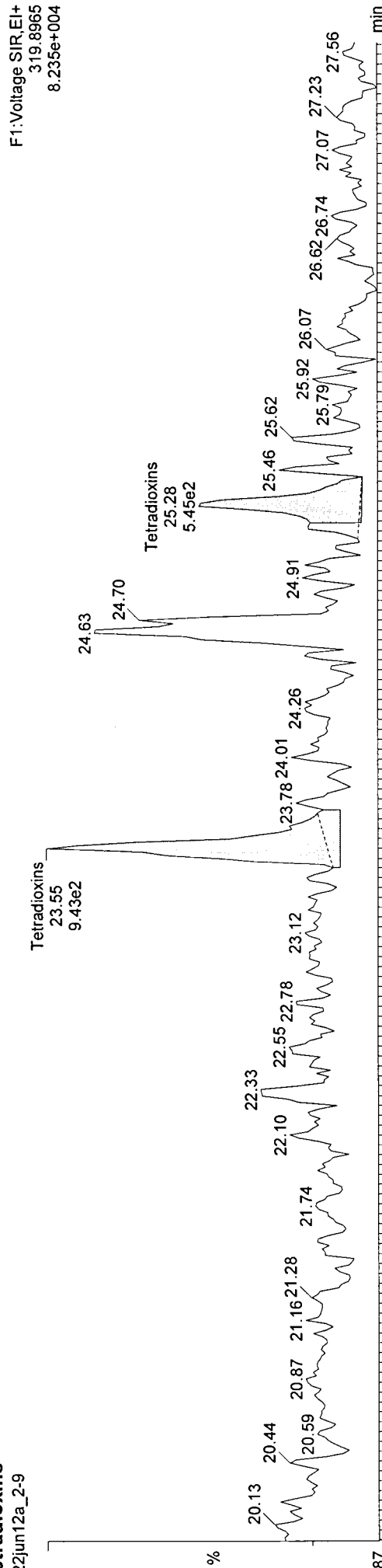
Last Altered: Monday, June 25, 2012 14:57:53 Eastern Daylight Time
Printed: Monday, June 25, 2012 14:57:57 Eastern Daylight Time

VS 1201450

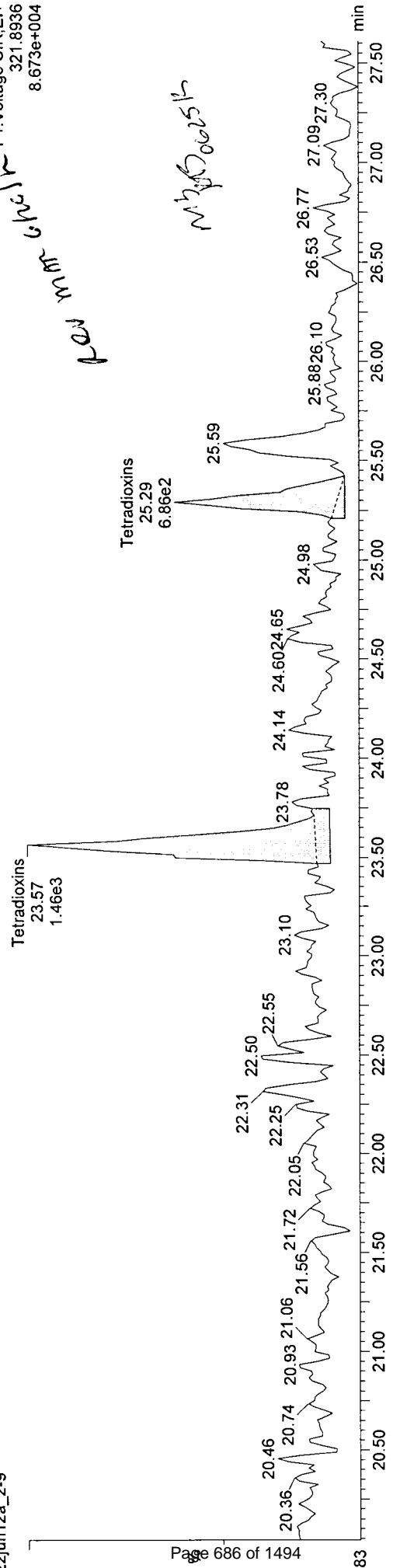
Method: C:\MassLynx\Default.PRO\MethDB\m1613-062412-db5ms.mdb 24 Jun 2012 17:53:35
Calibration: C:\MassLynx\Default.PRO\CurveDB\B5MS-0042012_1613.cdb 08 May 2012 08:31:36

Name: c22jun12a_2-9, ID: 31201450025, Date: 23-Jun-2012, Time: 08:08:25, Submitter: HRD1735, Description: JW-RG-TISSUE-120508, User: KAS

Tetradioxins
c22jun12a_2-9



c22jun12a_2-9



Quantify Sample Report

Manual Integrations

Dataset: Z:\Default.pro\Results\c22jun12a_2-9.qld

Last Altered: Monday, June 25, 2012 14:58:24 Eastern Daylight Time
Printed: Monday, June 25, 2012 14:58:29 Eastern Daylight Time

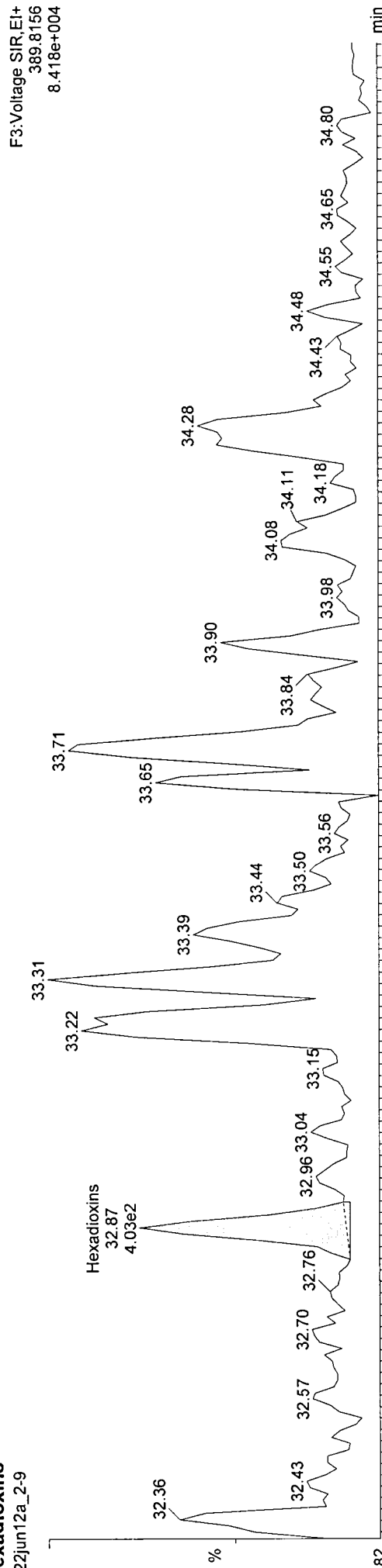
W1201450

Method: C:\MassLynx\Default.PRO\MethDB\m1613-062412-db5ms.mdb 24 Jun 2012 17:53:35

Calibration: C:\MassLynx\Default.PRO\CurveDB\B5MS-0042012_1613.cdb 08 May 2012 08:31:36

Name: c22jun12a_2-9, ID: 31201450025, Date: 23-Jun-2012, Time: 08:08:25, Submitter: HRD1735, Description: JW-RG-TISSUE-120508, User: KAS

Hexadioxins
c22jun12a_2-9



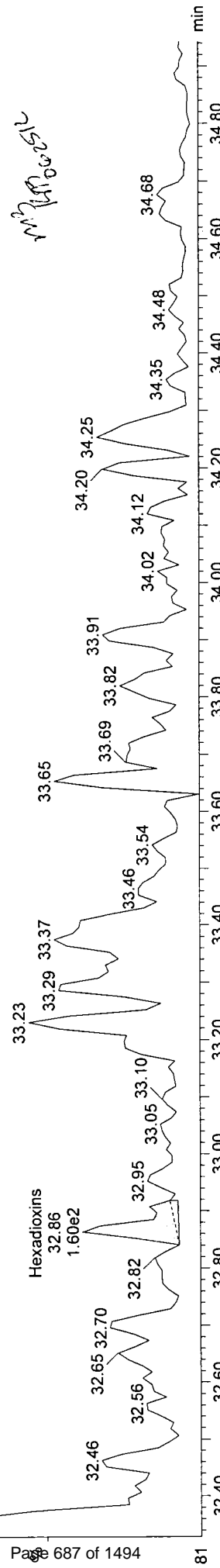
c22jun12a_2-9

F3: Voltage SIR, EI+
391.8127
8.533e+004

Handwritten note: see mass spec

Page 687 of 1494

Hexadioxins
32.86
1.60e2



Handwritten note: see mass spec

Quantify Sample Report

Manual Integrations

MassLynx 4.1 SCN627

Dataset: Z:\Default.pro\Results\c22jun12a_2-9.qld

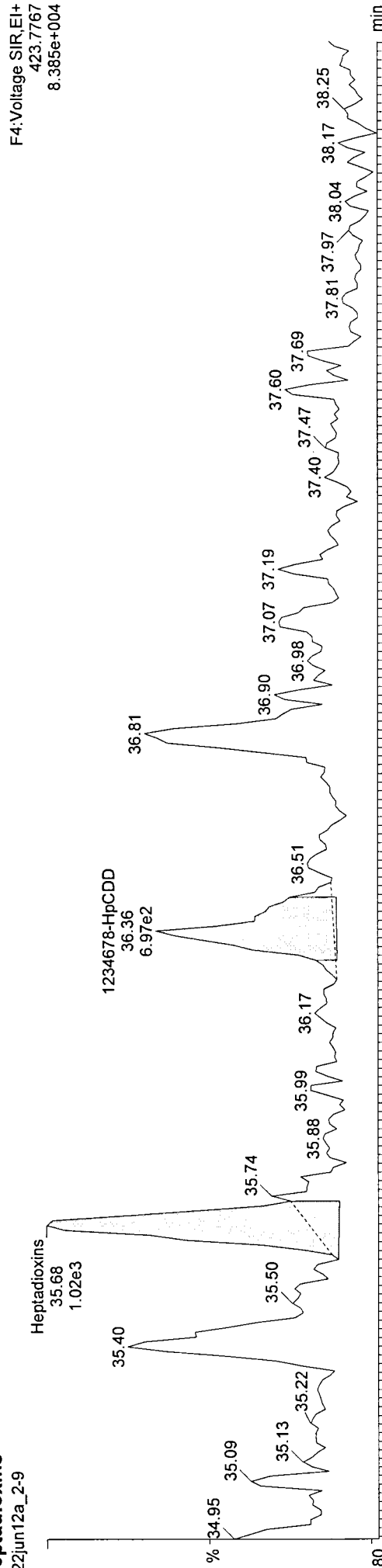
Last Altered: Monday, June 25, 2012 14:58:59 Eastern Daylight Time
Printed: Monday, June 25, 2012 14:59:04 Eastern Daylight Time

1201450

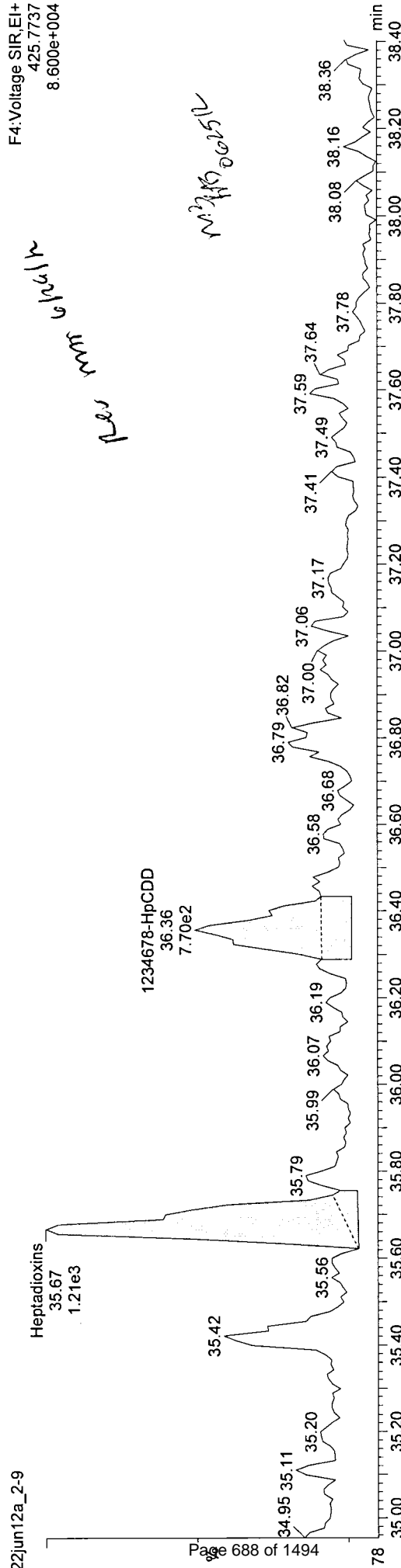
Method: C:\MassLynx\Default.PRO\MethDB\m1613-062412-db5ms.mdb 24 Jun 2012 17:53:35
Calibration: C:\MassLynx\Default.PRO\CurveDB\MS-0042012_1613.cdb 08 May 2012 08:31:36

Name: c22jun12a_2-9, ID: 31201450025, Date: 23-Jun-2012, Time: 08:08:25, Submitter: HRD1735, Description: JW-RG-TISSUE-120508, User: KAS

Heptadioxins
c22jun12a_2-9



c22jun12a_2-9



Quantify Sample Report
Manual Integrations ###
MassLynx 4.1 SCN627

Dataset: Z:\Default.pro\Results\c22jun12a_2-9.qld

Lab Altered: Monday, June 25, 2012 15:01:43 Eastern Daylight Time
Printed: Monday, June 25, 2012 15:01:48 Eastern Daylight Time

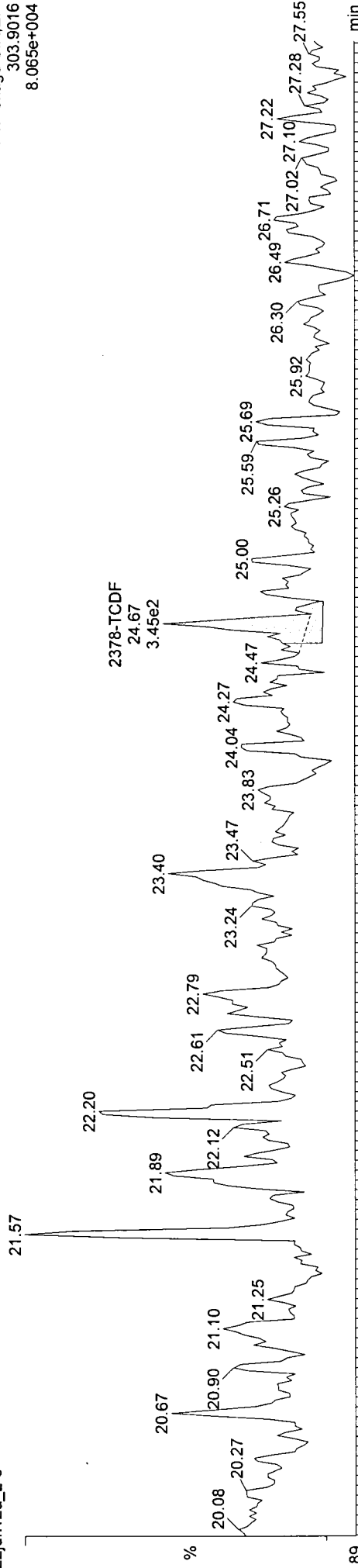
View 1201450

Method: C:\MassLynx\Default.PRO\MethDB\im1613-062412-db5ms.mdb 24 Jun 2012 17:53:35
Calibration: C:\MassLynx\Default.PRO\CurveDB\B5MS-0042012_1613.cdb 08 May 2012 08:31:36

Name: c22jun12a_2-9, ID: 31201450025, Date: 23-Jun-2012, Time: 08:08:25, Submitter: HRD1735, Description: JW-RG-TISSUE-120508, User: KAS

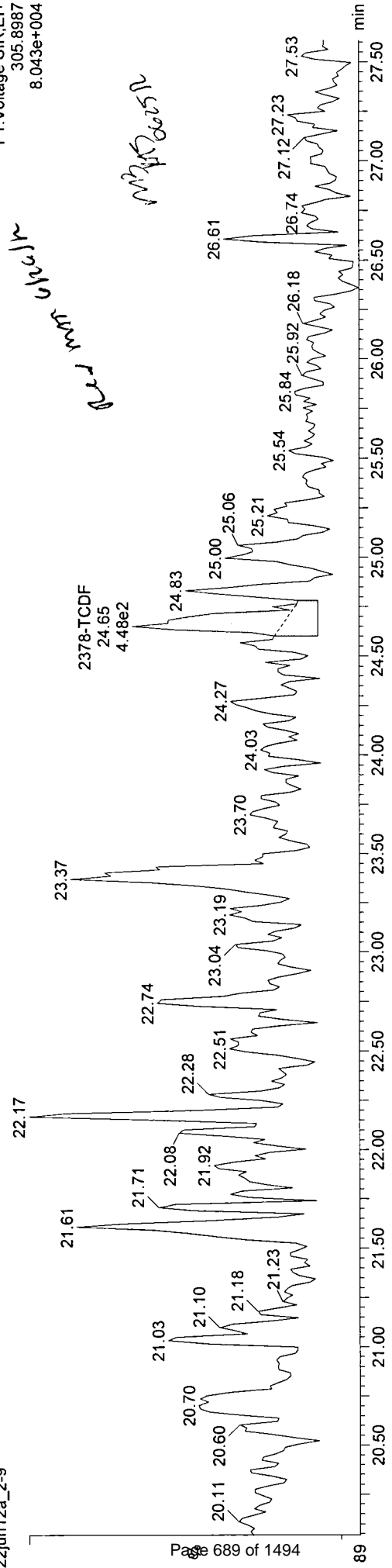
2378-TCDF
c22jun12a_2-9

F1: Voltage SIR, EI+
303.9016
8.065e+004



c22jun12a_2-9

F1: Voltage SIR, EI+
305.8987
8.043e+004



Quantify Sample Report MassLynx 4.1 SCN627

Manual Integrations

Dataset: Z:\Default.pro\Results\c22jun12a_2-9.qld

Last Altered: Monday, June 25, 2012 15:02:26 Eastern Daylight Time

Printed: Monday, June 25, 2012 15:02:29 Eastern Daylight Time

1201450

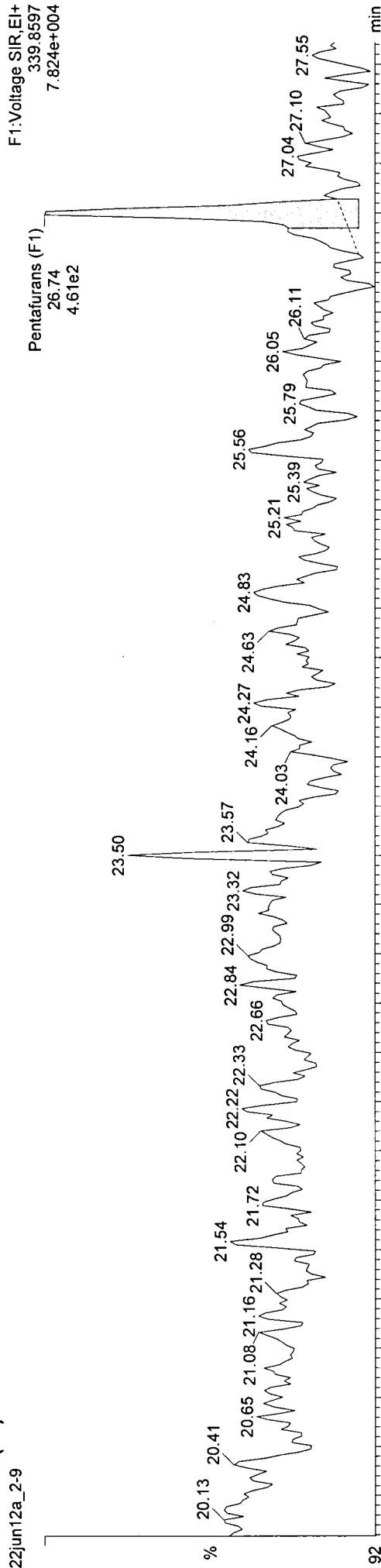
Method: C:\MassLynx\Default.PRO\MethDB\im1613-062412-db5ms.mdb 24 Jun 2012 17:53:35

Calibration: C:\MassLynx\Default.PRO\CurveDB\B5MS-0042012_1613.cdb 08 May 2012 08:31:36

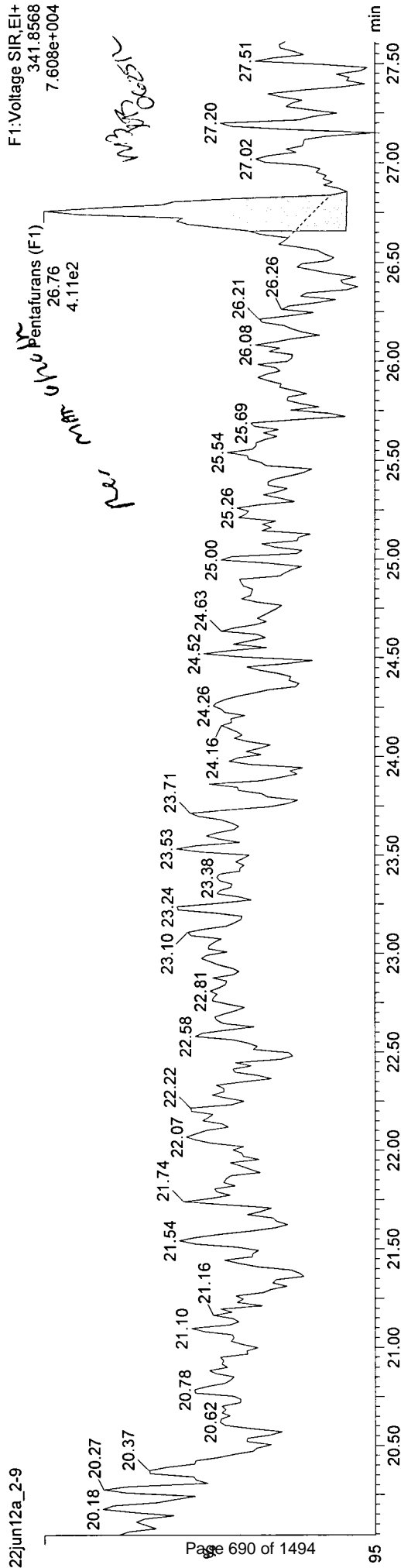
Name: c22jun12a_2-9, ID: 31201450025, Date: 23-Jun-2012, Time: 08:08:25, Submitter: HRD1735, Description: JW-RG-TISSUE-120508, User: KAS

Pentafurans (F1)

c22jun12a_2-9



c22jun12a_2-9



Quantify Sample Report
Manual Integrations ###
MassLynx 4.1 SCN627

Dataset: Z:\Default.pro\Results\c22jun12a_2-9.qld

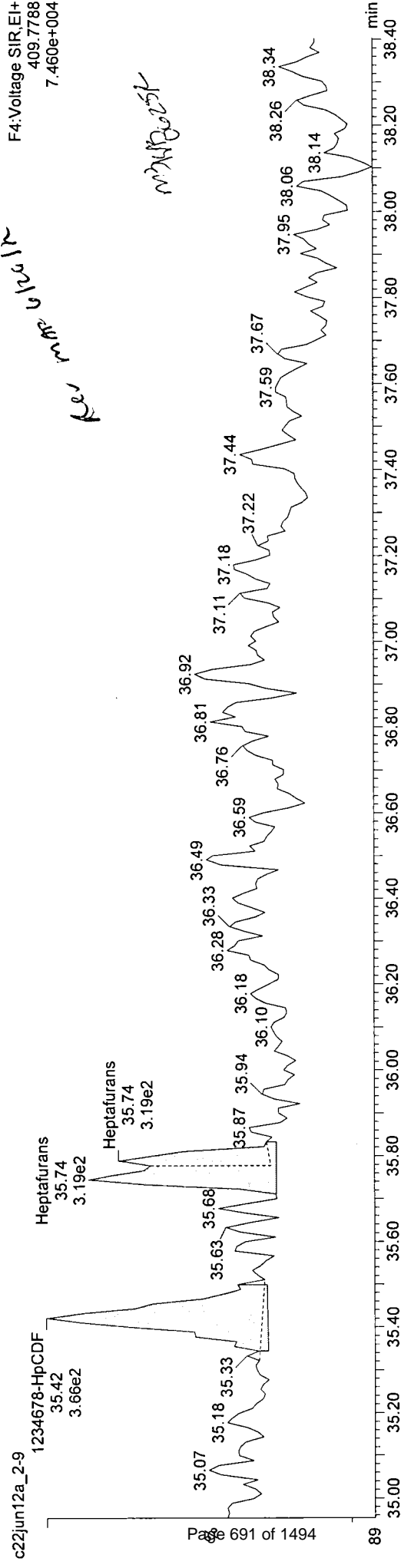
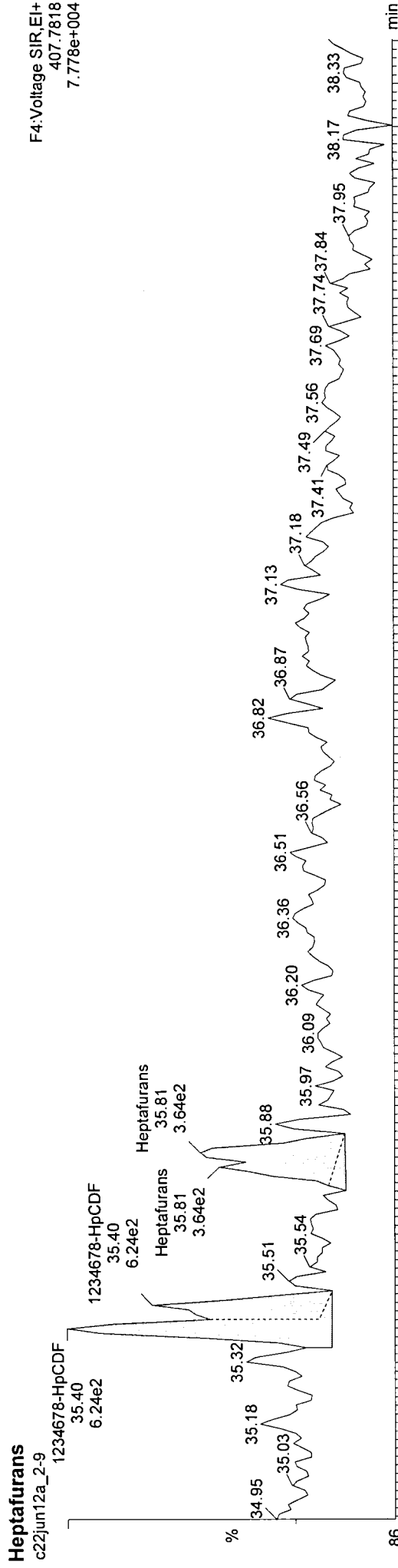
Lab Altered: Monday, June 25, 2012 15:03:29 Eastern Daylight Time
Printed: Monday, June 25, 2012 15:03:37 Eastern Daylight Time

1201450

Method: Untitled 24 Jun 2012 17:53:35

Calibration: C:\MassLynx\Default.PRO\CurveDB\MS-0042012_1613.cdb 08 May 2012 08:31:36

Name: c22jun12a_2-9, ID: 31201450025, Date: 23-Jun-2012, Time: 08:08:25, Submitter: HRD1735, Description: JW-RG-TISSUE-120508, User: KAS



Quantify Sample Summary Report

Sample Summary

MassLynx 4.1

Dataset: C:\MassLynx\Default.pro\Results\c22jun12a_2-9.qld

Last Altered: Monday, 6/25/2012 11:53:31 AM Eastern Daylight Time
 Printed: Monday, 6/25/2012 11:53:43 AM Eastern Daylight Time

31201450

Method: C:\MassLynx\Default.PRO\MethDB\m1613-062412-db5ms.mdb 24 Jun 2012 17:53:35
 Calibration: C:\MassLynx\Default.PRO\CurveDB\DB5MS-0042012_1613.cdb 08 May 2012 08:31:36

Name: c22jun12a_2-9

Date: 23-Jun-2012

Time: 08:08:25

ID: 31201450025

Submitter: HRD1735

Task: HRMS3

Description: JW-RG-TISSUE-120508

Name	Response	Ion1Area	Ion2Area	RA	RAFail?	RRT	RT	pg/µL	EDL	Height1	Noise1	SN1	Height2	Noise2	SN2	M1	M2	MR
1	2378-TCDD	-	-	-	NO	-	-	-	0.0345	-	695	-	-	912	-	-	-	1.075
2	12378-PeCDD	-	-	-	NO	-	-	-	0.0228	-	842	-	-	513	-	-	-	1.039
3	123478-HxCDD	-	-	-	NO	-	-	-	0.0773	-	3079	-	-	723	-	-	-	1.065
4	123678-HxCDD	-	-	-	NO	-	-	-	0.0855	-	3079	-	-	723	-	-	-	0.996
5	123789-HxCDD	-	-	-	NO	-	-	-	0.0815	-	3079	-	-	723	-	-	-	1.029
6	1234678-HpCDD	1.246e3	7.252e2	5.212e2	1.39	YES	1.0006	0.337	0.0987	9.204e3	1102	8.4	7.214e3	705	10.2	bb	bb	1.055
7	OCDD	6.011e3	1.986e3	4.025e3	0.49	YES	1.0005	3.079	0.4501	2.578e4	831	31.0	2.717e4	921	29.5	bd	bd	1.063
8	2378-TCDF	5.677e2	2.649e2	3.028e2	0.87	NO	1.0007	0.042	0.0226	3.893e3	611	6.4	3.846e3	753	5.1	bb	bb	0.980
9	12378-PeCDF	-	-	-	NO	-	-	-	0.0277	-	525	-	-	608	-	-	-	0.980
10	23478-PeCDF	-	-	-	NO	-	-	-	0.0155	-	525	-	-	608	-	-	-	1.022
11	123478-HxCDF	-	-	-	NO	-	-	-	0.0163	-	594	-	-	614	-	-	-	1.183
12	123678-HxCDF	-	-	-	NO	-	-	-	0.0136	-	594	-	-	614	-	-	-	1.168
13	234678-HxCDF	-	-	-	NO	-	-	-	0.0173	-	594	-	-	614	-	-	-	1.178
14	123789-HxCDF	-	-	-	NO	-	-	-	0.0235	-	594	-	-	614	-	-	-	1.110
15	1234678-HpCDF	5.961e2	2.445e2	3.517e2	0.70	YES	1.0013	0.087	0.0320	5.905e3	532	11.1	5.268e3	671	7.9	db	db	1.389
16	1234789-HpCDF	-	-	-	NO	-	-	-	0.0457	-	532	-	-	671	-	-	-	1.389
17	OCDF	-	-	-	NO	-	-	-	0.1861	-	380	-	-	499	-	-	-	1.290
18	ES:13C-2378-TCDD	1.004e6	4.332e5	5.713e5	0.76	NO	1.0278	25.54	0.0390	4.674e6	1074	4351.5	6.103e6	1058	5768.0	bb	bb	0.991
19	ES:13C-12378-PeCDD	7.961e5	4.711e5	3.250e5	1.45	NO	1.2728	31.63	0.0571	8.475e6	1868	4537.0	5.568e6	760	7330.1	bb	bb	0.835
20	ES:13C-123478-HxCDD	5.309e5	2.973e5	2.336e5	1.27	NO	0.9928	33.82	0.0822	6.472e6	2451	2640.1	5.066e6	1945	2604.3	bd	bd	0.971
21	ES:13C-123678-HxCDD	6.386e5	3.564e5	2.823e5	1.26	NO	0.9948	33.89	0.0794	6.231e6	2451	2542.0	4.996e6	1945	2568.3	db	db	1.005
22	ES:13C-1234678-HpCDD	3.505e5	1.790e5	1.715e5	1.04	NO	1.0666	36.33	0.0648	2.215e6	1878	1179.4	2.047e6	1314	1557.2	bb	bb	0.894
23	ES:13C-OCDD	3.673e5	1.784e5	1.889e5	0.94	NO	1.1588	39.47	0.0503	8.892e5	1019	873.0	1.026e6	1397	734.4	bd	bd	0.871
24	ES:13C-2378-TCDF	1.367e6	6.056e5	7.614e5	0.80	NO	0.9921	24.65	0.0336	6.814e6	1375	4954.7	8.596e6	1518	5663.2	bb	bb	1.561
25	ES:13C-12378-PeCDF	1.004e6	6.131e5	3.905e5	1.57	NO	1.2102	30.07	0.0870	6.382e6	3174	2010.4	4.040e6	3169	1274.6	bb	bb	1.322

Quantify Sample Summary Report
 ### Sample Summary ###

MassLynx 4.1

Dataset: C:\MassLynx\Default.pro\Results\c22jun12a_2-9.qld

Last Altered: Monday, 6/25/2012 11:53:31 AM Eastern Daylight Time
 Printed: Monday, 6/25/2012 11:53:43 AM Eastern Daylight Time

Name: c22jun12a_2-9

Date: 23-Jun-2012

Time: 08:08:25

ID: 31201450025

Submitter: HRD1735

Task: HRMS3

Description: JW-RG-TISSUE-120508

Name	Response	Ion1Area	Ion2Area	RA	RAFail?	RRT	RT	pg/μL	EDL	Height1	Noise1	SN1	Height2	Noise2	SN2	M1	M2	MR...
26	ES:13C-23478-PeCDF	1.057e6	6.426e5	4.145e5	1.55	NO	1.2621	31.36	0.0896	1.089e7	3174	3429.4	6.962e6	3169	2196.6	bb	bb	1.284
27	ES:13C-123478-HxCDF	6.527e5	2.246e5	4.282e5	0.52	NO	0.9755	33.23	0.1612	5.383e6	2623	2052.0	1.025e7	8018	1277.8	bd	bd	1.198
28	ES:13C-123678-HxCDF	9.803e5	3.337e5	6.466e5	0.52	NO	0.9778	33.31	0.1554	6.473e6	2623	2467.8	1.203e7	8018	1499.8	db	db	1.243
29	ES:13C-234678-HxCDF	7.756e5	2.702e5	5.054e5	0.53	NO	0.9895	33.71	0.1572	5.172e6	2623	1971.5	9.926e6	8018	1238.0	bb	bb	1.229
30	ES:13C-123789-HxCDF	7.111e5	2.443e5	4.668e5	0.52	NO	1.0059	34.26	0.1642	3.970e6	2623	1513.5	7.784e6	8018	970.8	bb	bb	1.177
31	ES:13C-1234678-HpCDF	4.940e5	1.534e5	3.406e5	0.45	NO	1.0395	35.41	0.1017	2.102e6	1791	1173.9	4.659e6	3973	1172.6	bb	bb	1.029
32	ES:13C-1234789-HpCDF	4.240e5	1.306e5	2.934e5	0.45	NO	1.0803	36.80	0.1204	1.460e6	1791	815.1	3.267e6	3973	822.2	bb	bb	0.869
33	JS:13C-1234-TCDD	1.211e6	5.327e5	6.786e5	0.79	NO	0.0000	24.85	0.0387	6.060e6	1074	5641.5	7.692e6	1058	7270.1	bb	bb	1.000
34	JS:13C-123789-HxCDD	7.835e5	4.308e5	3.527e5	1.22	NO	0.0000	34.06	0.0798	7.573e6	2451	3089.3	6.105e6	1945	3138.3	bb	bb	1.000
35	CS:37Cl-2378-TCDD	2.474e5	2.474e5	-	-	-	1.0291	25.57	0.0120	2.696e6	747	3611.3	-	-	-	bb	-	1.124
36	Tetradoxins	-	1.419e3	-	-	-	-	-	0.0345	1.377e4	695	-	-	-	-	-	-	1.075
37	Pentadoxins	-	0.000e0	-	-	-	-	-	0.0141	0.000e0	842	-	-	-	-	-	-	1.039
38	Hexadoxins	-	1.637e3	-	-	-	-	-	0.0814	4.438e4	3079	-	-	-	-	-	-	1.030
39	Heptadoxins	-	2.200e3	-	-	-	-	-	0.0987	3.280e4	1102	-	-	-	-	-	-	1.055
40	Tetrafurans	-	1.068e3	-	-	-	-	-	0.173	1.866e4	611	-	-	-	-	-	-	0.980
41	Pentafurans (F1)	-	5.049e2	-	-	-	-	-	0.082	5.665e3	404	-	-	-	-	-	-	1.001
42	Pentafurans	-	0.000e0	-	-	-	-	-	-	0.0099	0.000e0	525	-	-	-	-	-	1.001
43	Hexafurans	-	3.528e2	-	-	-	-	-	0.080	0.0173	6.606e3	594	-	-	-	-	-	1.160
44	Heptafurans	-	5.690e2	-	-	-	-	-	0.156	0.0383	1.062e4	532	-	-	-	-	-	1.389
45	Hexa Ether	-	-	-	-	-	-	-	-	-	315	-	-	-	-	-	-	-
46	Hepta Ether	-	-	-	-	-	-	-	-	-	459	-	-	-	-	-	-	-
47	Octa Ether	-	-	-	-	-	-	-	-	-	307	-	-	-	-	-	-	-
48	Nona Ether	-	-	-	-	-	-	-	-	-	406	-	-	-	-	-	-	-
49	Deca Ether	-	-	-	-	-	-	-	-	-	313	-	-	-	-	-	-	-
50	F1 Lock Mass	-	-	-	-	-	-	-	0.0000	-	40903	-	-	-	-	-	-	189...
51	F2 Lock Mass	-	-	-	-	-	-	-	0.0000	-	94199	-	-	-	-	-	-	254...
52	F3 Lock Mass	-	-	-	-	-	-	-	0.0000	-	48491	-	-	-	-	-	-	740...
53	F4 Lock Mass	-	-	-	-	-	-	-	-	-	49056	-	-	-	-	-	-	-
54	F5 Lock Mass	-	-	-	-	-	-	-	0.0000	-	44246	-	-	-	-	-	-	173...

Quantify Sample Report
Sample Summary

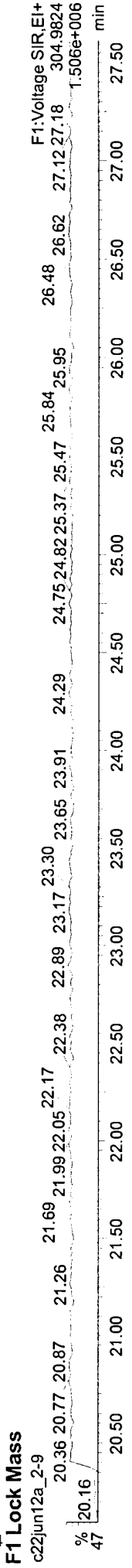
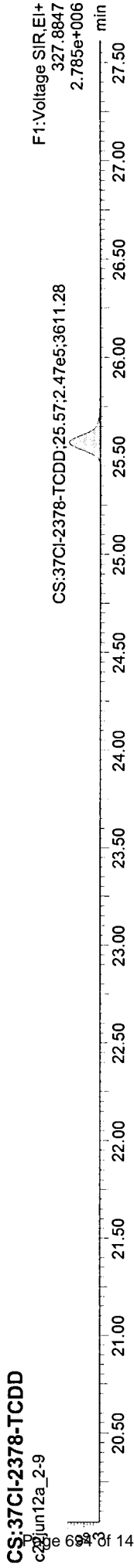
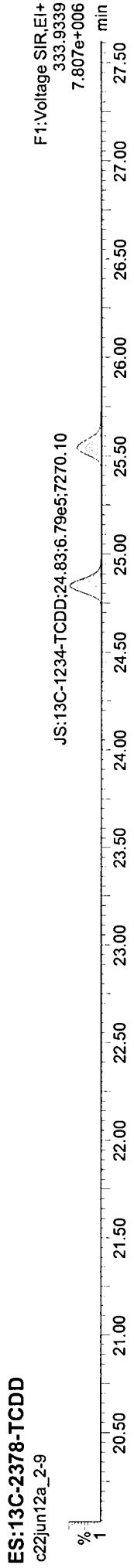
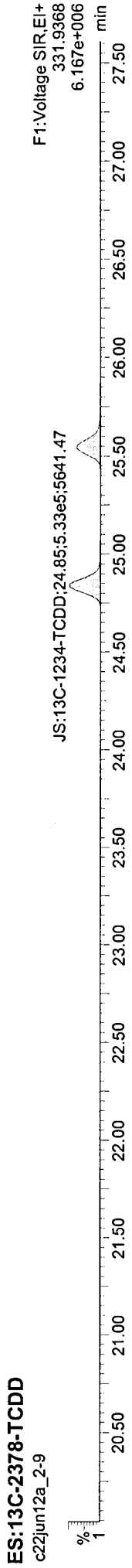
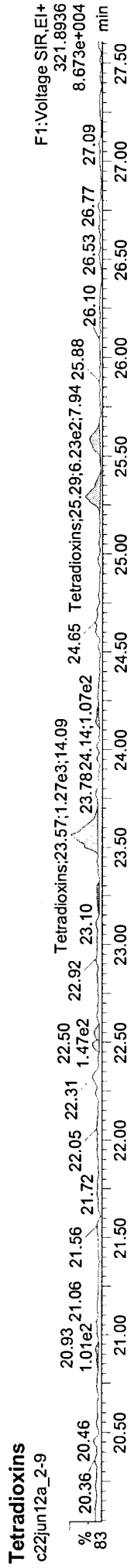
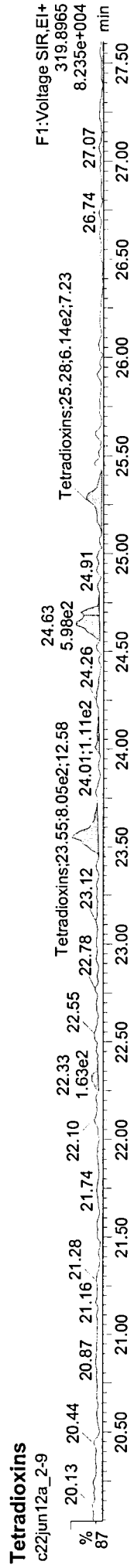
MassLynx 4.1

Dataset: C:\MassLynx\Default.pro\Results\c22jun12a_2-9.qld

Last Altered: Monday, 6/25/2012 11:53:31 AM Eastern Daylight Time
Printed: Monday, 6/25/2012 11:53:43 AM Eastern Daylight Time

Method: C:\MassLynx\Default.PRO\MethDB\m1613-062412-db5ms.mdb 24 Jun 2012 17:53:35
Calibration: C:\MassLynx\Default.PRO\CurveDB\B5MS-0042012_1613.cdb 08 May 2012 08:31:36

Name: c22jun12a_2-9, ID: 31201450025, User: KAS, Instrument: , Submitter: HRD1735, Task: HRMS3, Description: JW-RG-TISSUE-120508



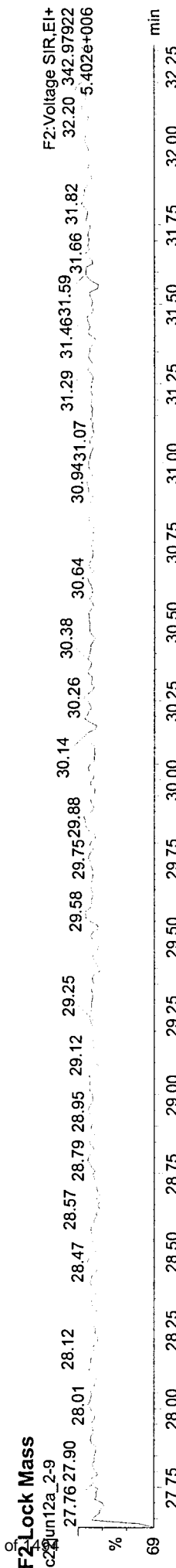
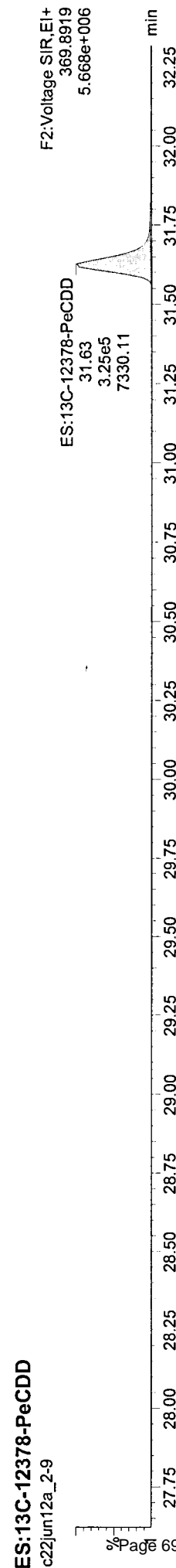
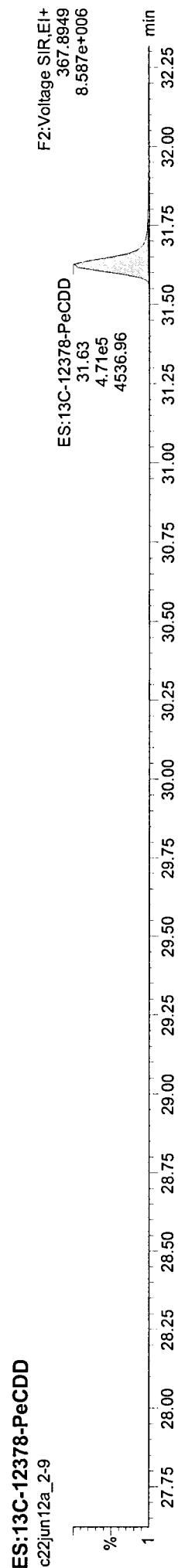
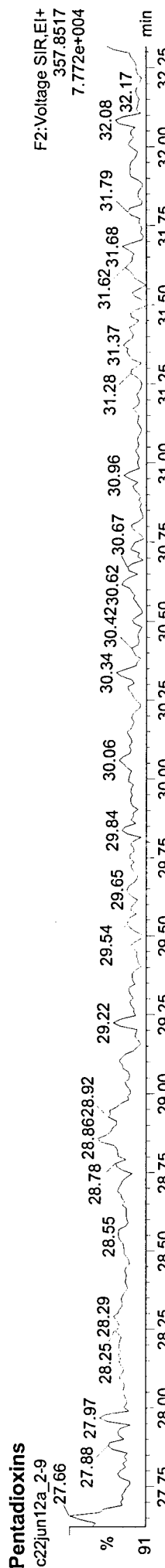
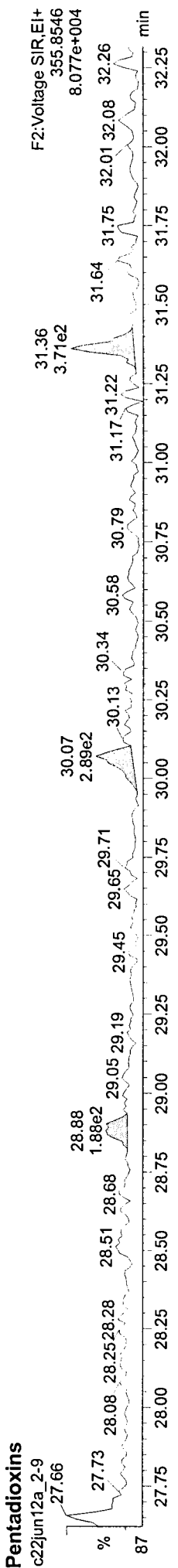
Quantify Sample Report
Sample Summary

MassLynx 4.1

Dataset: C:\MassLynx\Default.pro\Results\c22jun12a_2-9.qld

Last Altered: Monday, 6/25/2012 11:53:31 AM Eastern Daylight Time
Printed: Monday, 6/25/2012 11:53:43 AM Eastern Daylight Time

Name: c22jun12a_2-9, ID: 31201450025, User: KAS, Instrument: , Submitter: HRD1735, Task: HRMS3, Description: JW-RG-TISSUE-120508



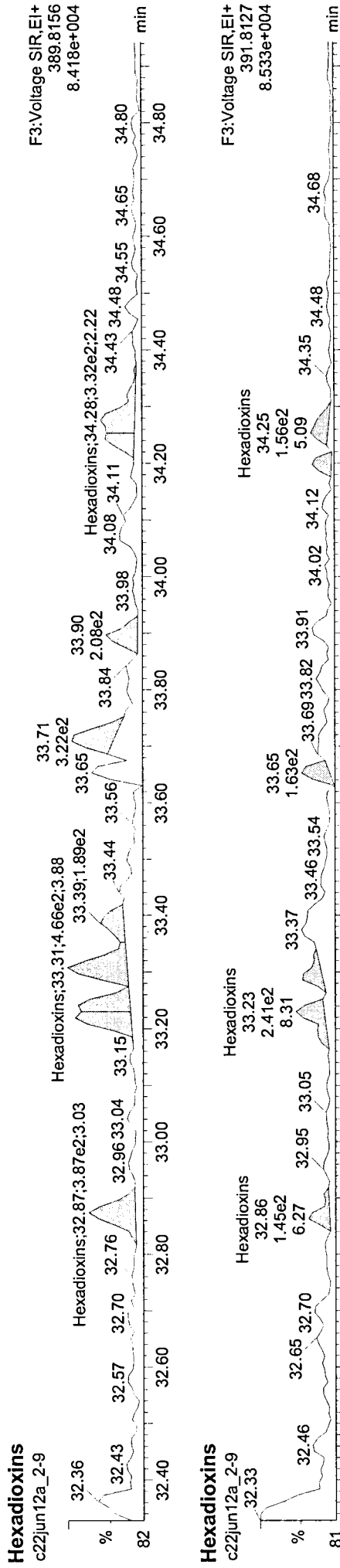
Quantify Sample Report MassLynx 4.1

Sample Summary

Dataset: C:\MassLynx\Default.pro\Results\c22jun12a_2-9.qld

Last Altered: Monday, 6/25/2012 11:53:31 AM Eastern Daylight Time
Printed: Monday, 6/25/2012 11:53:43 AM Eastern Daylight Time

Name: c22jun12a_2-9, ID: 31201450025, User: KAS, Instrument: , Submitter: HRD1735, Task: HRMS3, Description: JW-RG-TISSUE-120508



Quantify Sample Report
Sample Summary

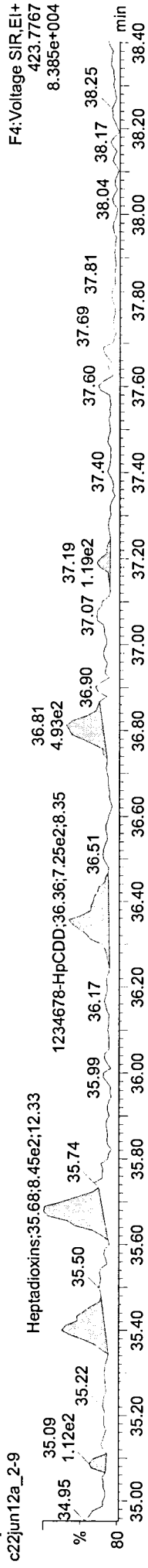
MassLynx 4.1

Dataset: C:\MassLynx\Default.pro\Results\c22jun12a_2-9.qld

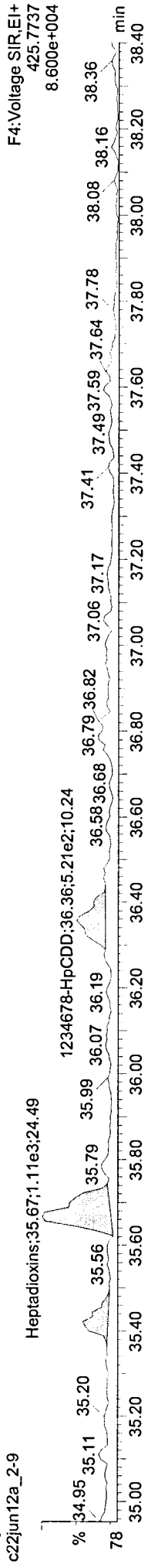
Last Altered: Monday, 6/25/2012 11:53:31 AM Eastern Daylight Time
Printed: Monday, 6/25/2012 11:53:43 AM Eastern Daylight Time

Name: c22jun12a_2-9, ID: 31201450025, User: KAS, Instrument: , Submitter: HRD1735, Task: HRMS3, Description: JW-RG-TISSUE-120508

Heptadioxins




Heptadioxins



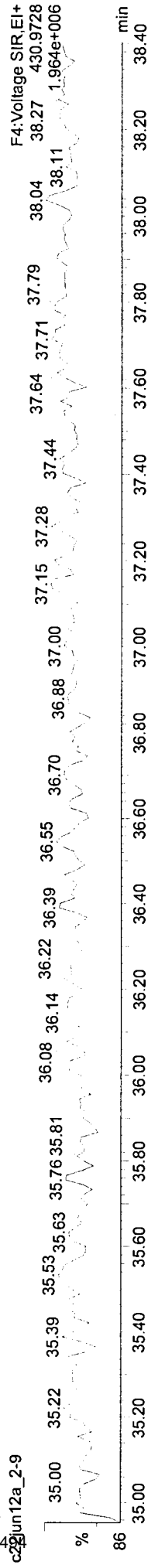
ES:13C-1234678-HpCDD



ES:13C-1234678-HpCDD



F4 Lock Mass



Quantify Sample Report
Sample Summary

MassLynx 4.1

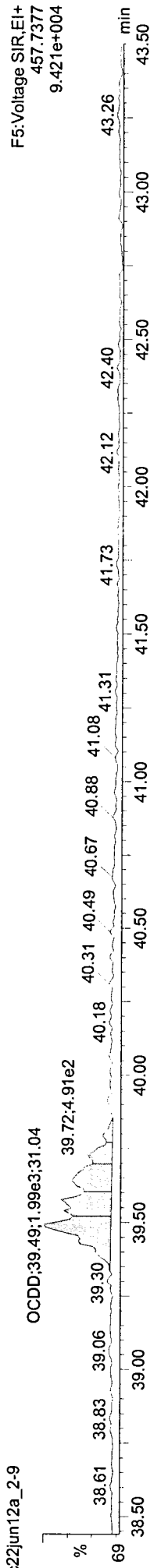
Dataset: C:\MassLynx\Default.pro\Results\c22jun12a_2-9.qld

Last Altered: Monday, 6/25/2012 11:53:31 AM Eastern Daylight Time
Printed: Monday, 6/25/2012 11:53:43 AM Eastern Daylight Time

Name: c22jun12a_2-9, ID: 31201450025, User: KAS, Instrument: , Submitter: HRD1735, Task: HRMS3, Description: JW-RG-TISSUE-120508

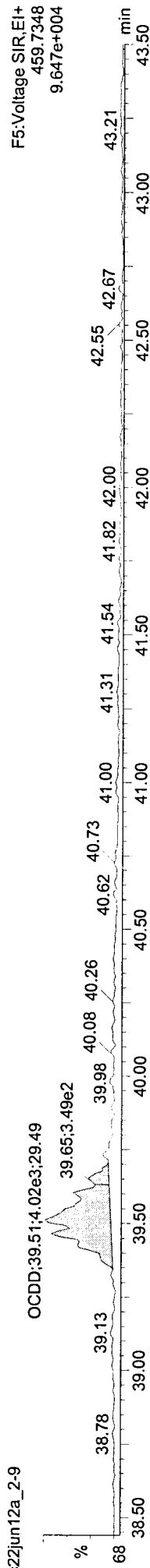
OCDD

c22jun12a_2-9



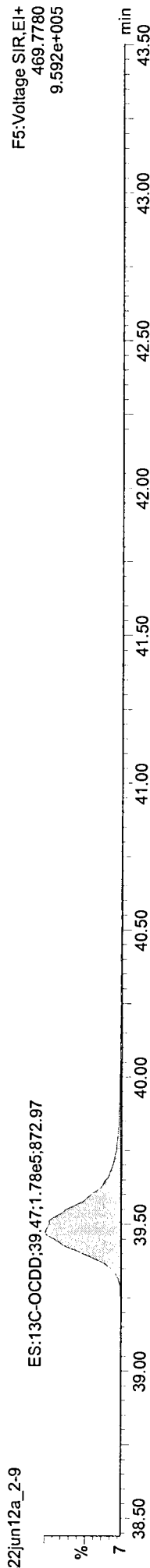
OCDD

c22jun12a_2-9



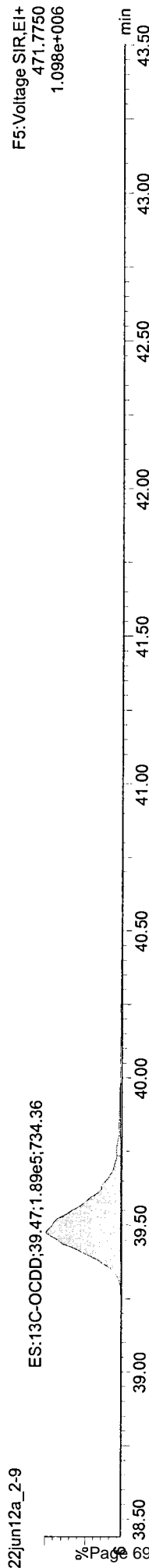
ES:13C-OCDD

c22jun12a_2-9




ES:13C-OCDD

c22jun12a_2-9



F5: Lock Mass

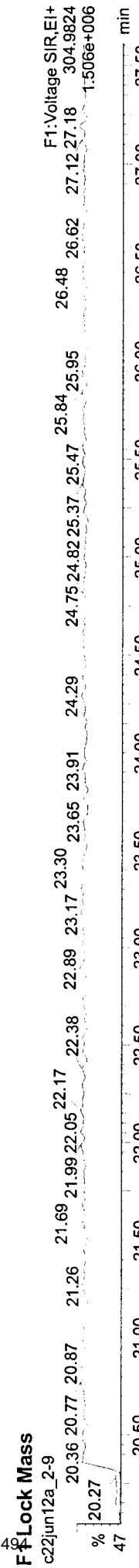
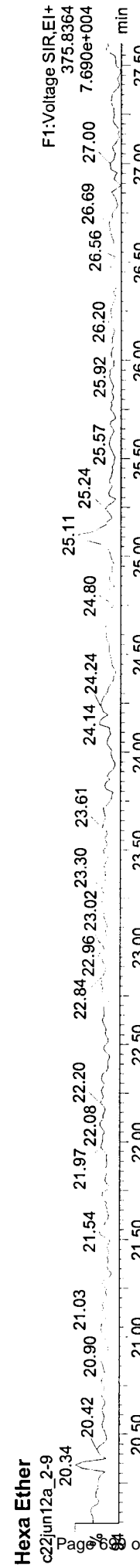

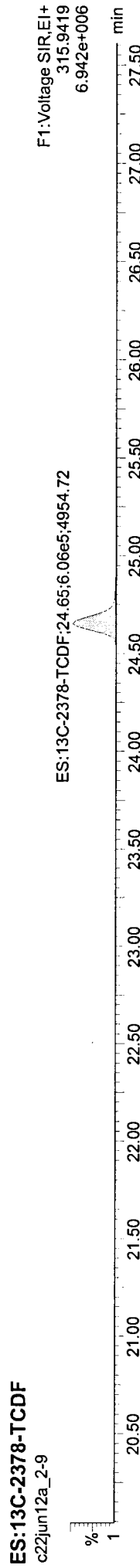
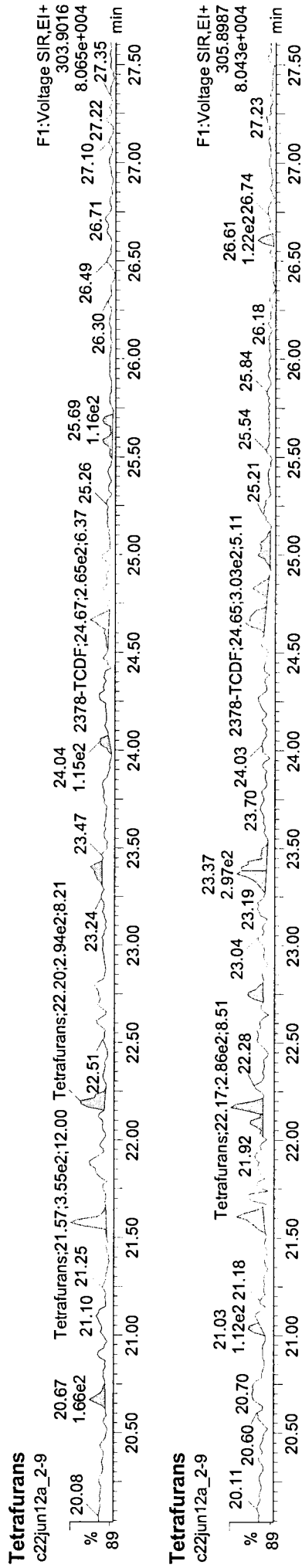
c22jun12a_2-9



Dataset: C:\MassLynx\Default.pro\Results\c22jun12a_2-9.qld

Last Altered: Monday, 6/25/2012 11:53:31 AM Eastern Daylight Time
Printed: Monday, 6/25/2012 11:53:43 AM Eastern Daylight Time

Name: c22jun12a_2-9, ID: 31201450025, User: KAS, Instrument: , Submitter: HRD1735, Task: HRMS3, Description: JW-RG-TISSUE-120508



Quantify Sample Report

Sample Summary

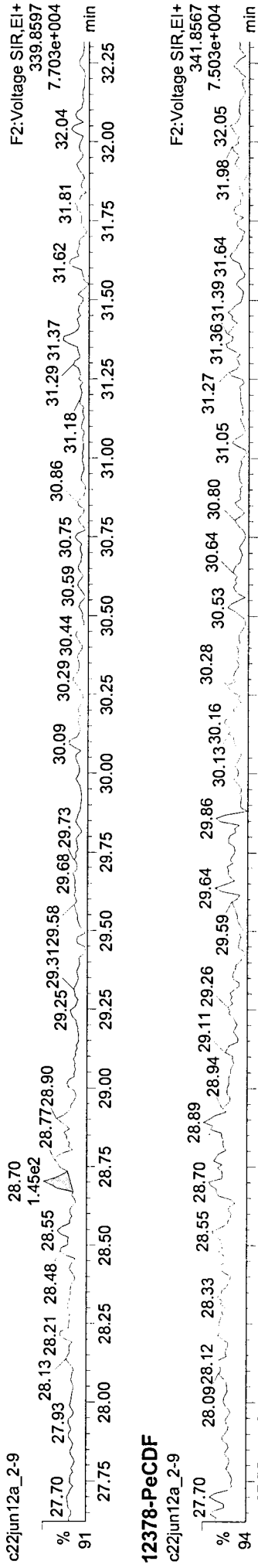
MassLynx 4.1

Dataset: C:\MassLynx\Default.pro\Results\c22jun12a_2-9.qld


Last Altered: Monday, 6/25/2012 11:53:31 AM Eastern Daylight Time
Printed: Monday, 6/25/2012 11:53:43 AM Eastern Daylight Time

Name: c22jun12a_2-9, ID: 31201450025, User: KAS, Instrument: , Submitter: HRD1735, Task: HRMS3, Description: JW-RG-TISSUE-120508

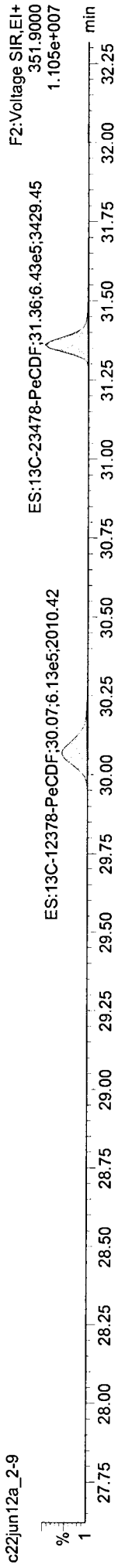
12378-PeCDF



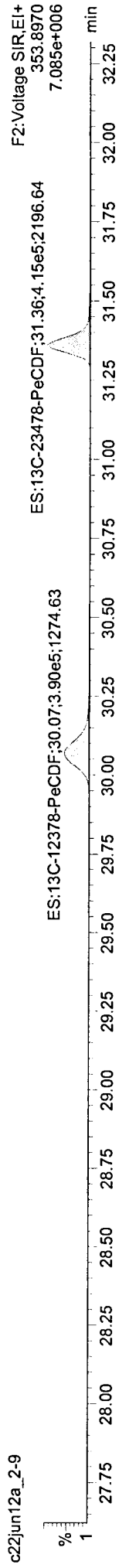
12378-PeCDF



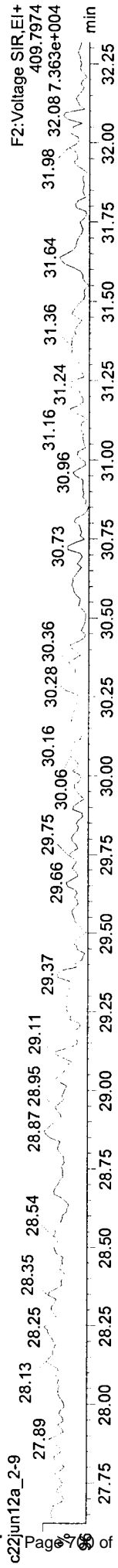
ES: 13C-12378-PeCDF



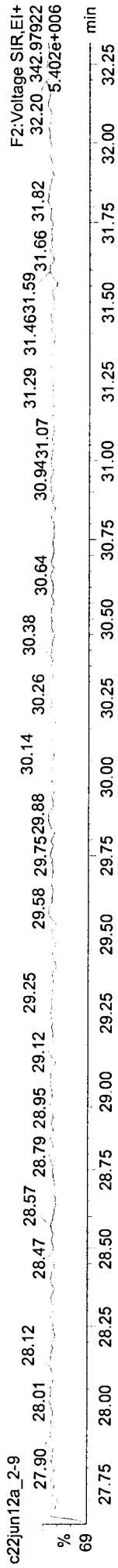
ES: 13C-12378-PeCDF



Hepta Ether



F2 Lock Mass



Quantify Sample Report

Sample Summary

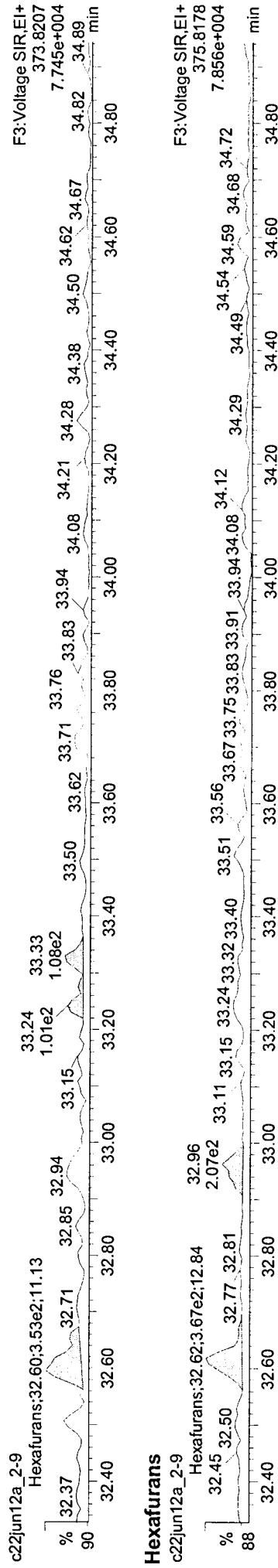
MassLynx 4.1

Dataset: C:\MassLynxDefault.pro\Results\c22jun12a_2-9.qld

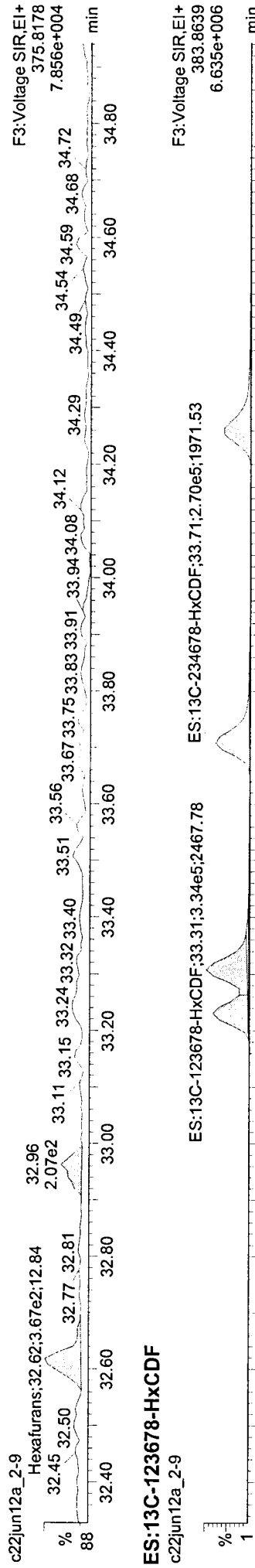
Last Altered: Monday, 6/25/2012 11:53:31 AM Eastern Daylight Time
Printed: Monday, 6/25/2012 11:53:43 AM Eastern Daylight Time

Name: c22jun12a_2-9, ID: 31201450025, User: KAS, Instrument: , Submitter: HRD1735, Task: HRMS3, Description: JW-RG-TISSUE-120508

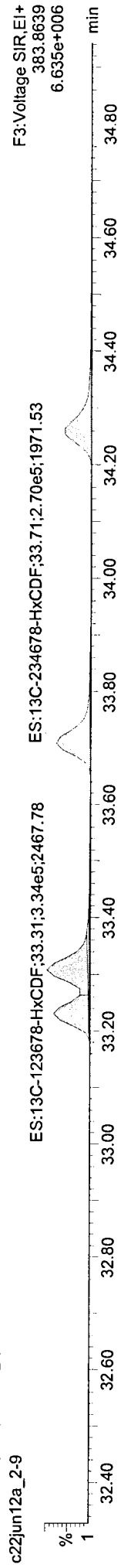
Hexafurans



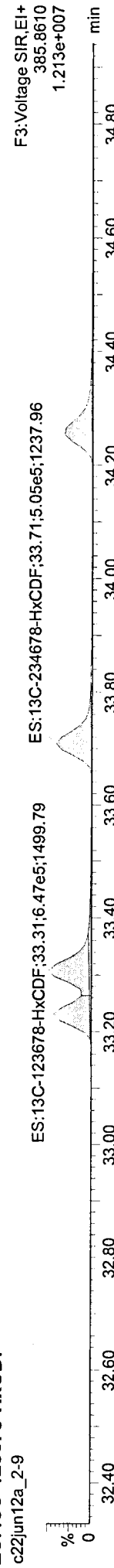
Hexafurans



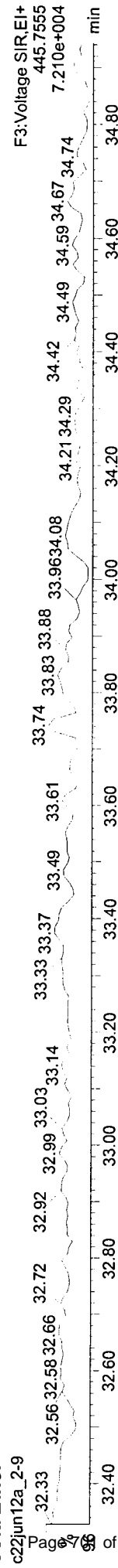
ES:13C-123678-HxCDF



ES:13C-123678-HxCDF



Octa Ether



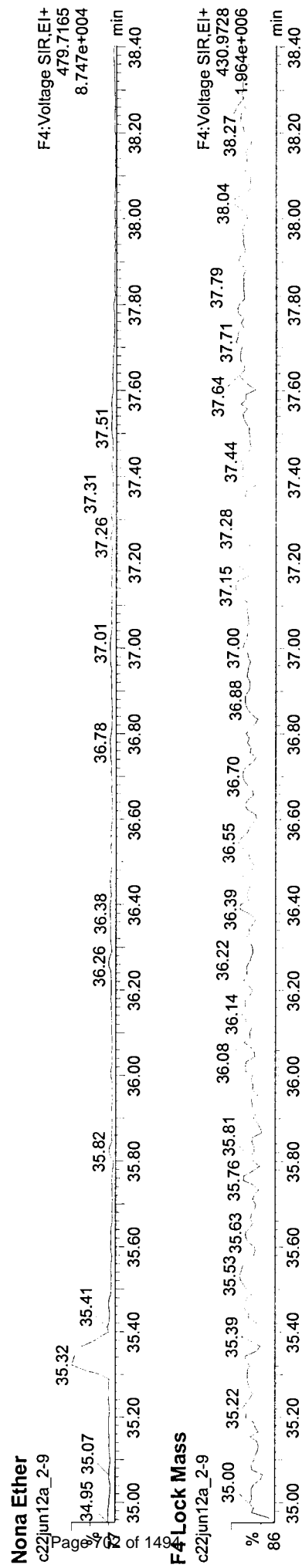
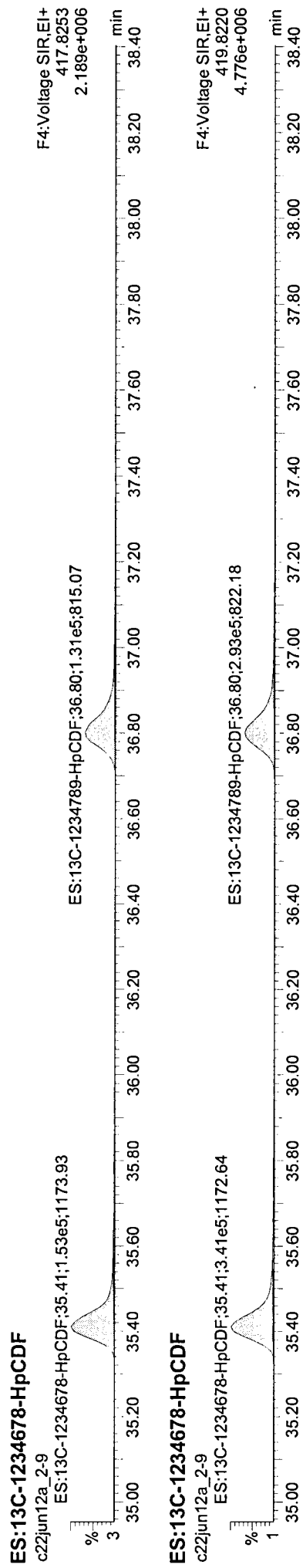
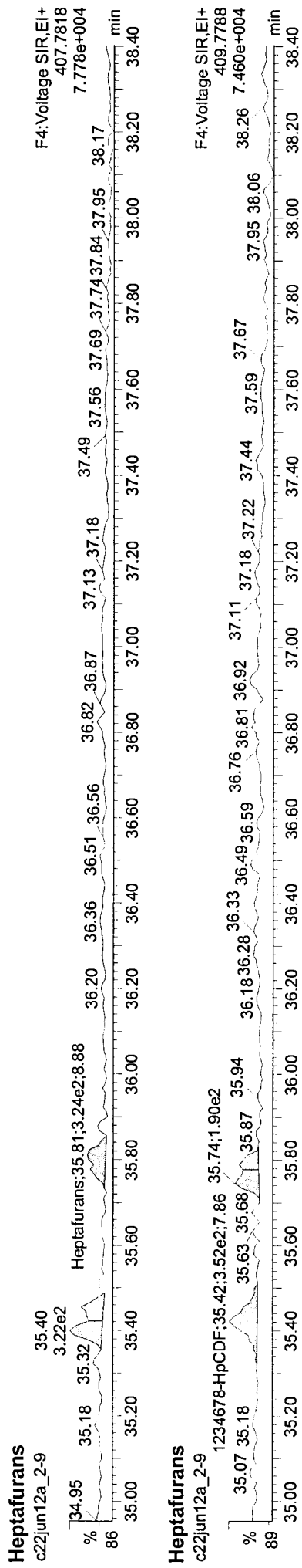
Quantify Sample Report

MassLynx 4.1
Sample Summary

Dataset: C:\MassLynx\Default.pro\Results\c22jun12a_2-9.qld

Last Altered: Monday, 6/25/2012 11:53:31 AM Eastern Daylight Time
Printed: Monday, 6/25/2012 11:53:43 AM Eastern Daylight Time

Name: c22jun12a_2-9, ID: 31201450025, User: KAS, Instrument: , Submitter: HRD1735, Task: HRMS3, Description: JW-RG-TISSUE-120508



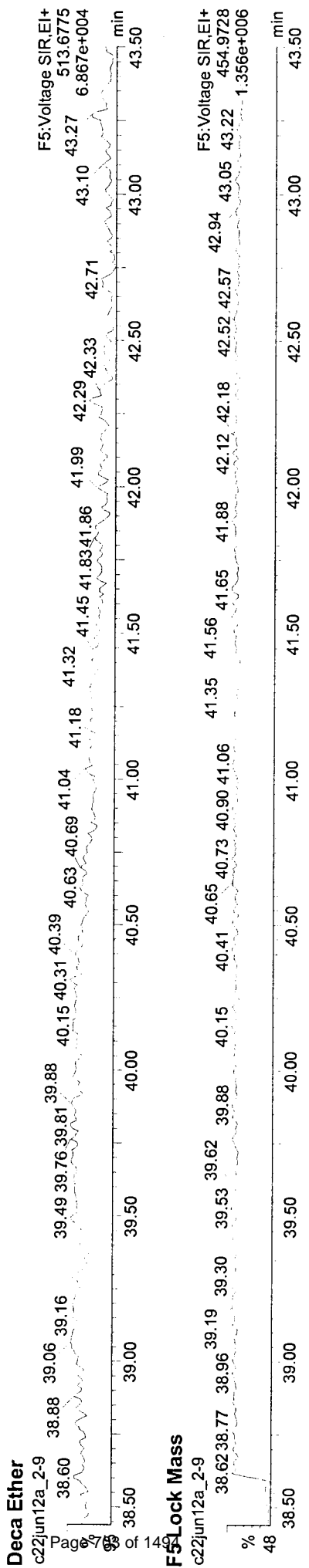
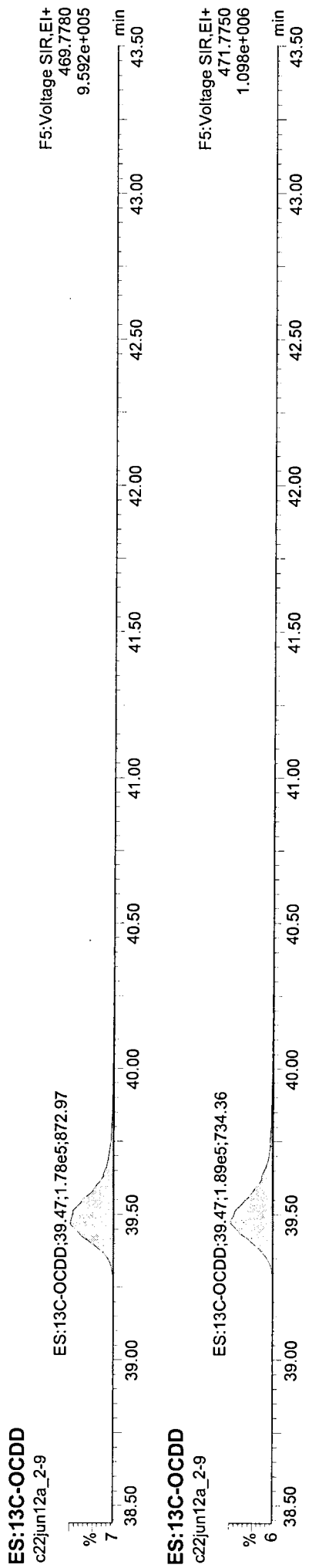
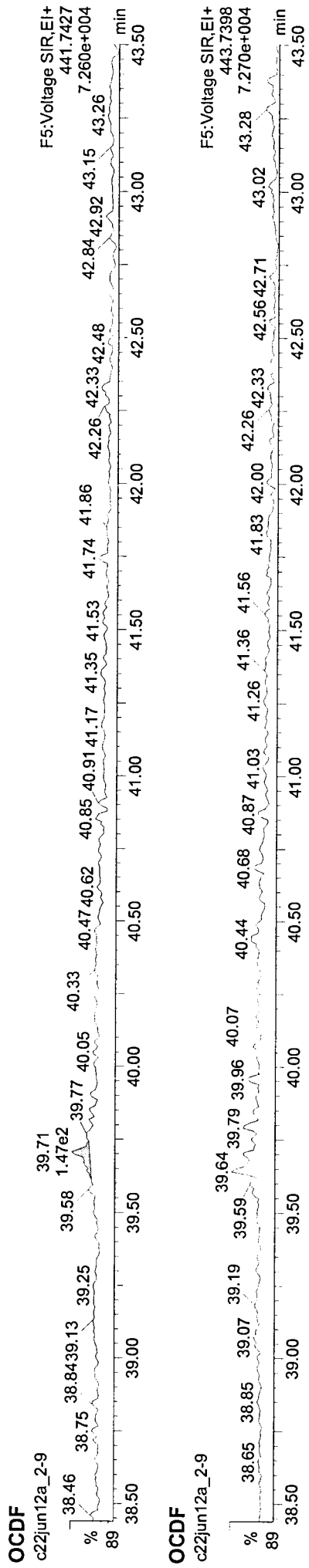
Quantify Sample Report

MassLynx 4.1
Sample Summary

Dataset: C:\MassLynx\Default.pro\Results\c22jun12a_2-9.qld

Last Altered: Monday, 6/25/2012 11:53:31 AM Eastern Daylight Time
Printed: Monday, 6/25/2012 11:53:43 AM Eastern Daylight Time

Name: c22jun12a_2-9, ID: 31201450025, User: KAS, Instrument: , Submitter: HRD1735, Task: HRMS3, Description: JW-RG-TISSUE-120508



Quantify Sample Report

MassLynx 4.1
Sample Summary

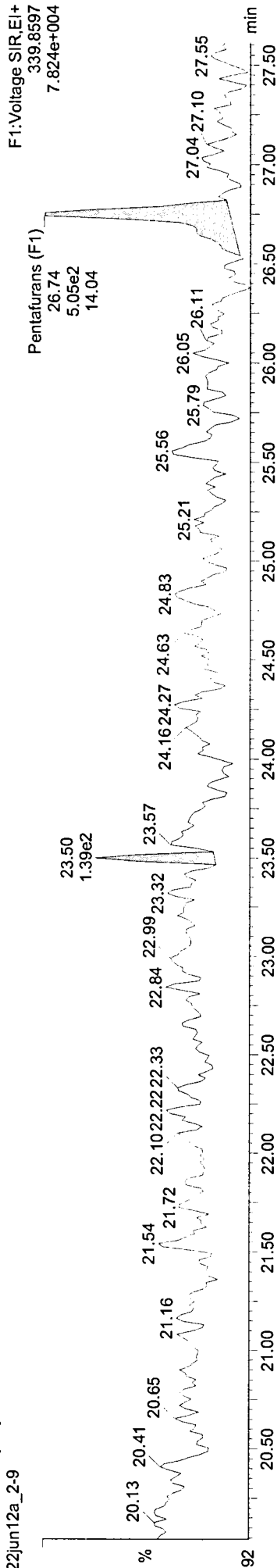
Dataset: C:\MassLynx\Default.pro\Results\c22jun12a_2-9.qld

Last Altered: Monday, 6/25/2012 11:53:31 AM Eastern Daylight Time
Printed: Monday, 6/25/2012 11:53:43 AM Eastern Daylight Time

Name: c22jun12a_2-9, ID: 31201450025, User: KAS, Instrument: , Submitter: HRD1735, Task: HRMS3, Description: JW-RG-TISSUE-120508

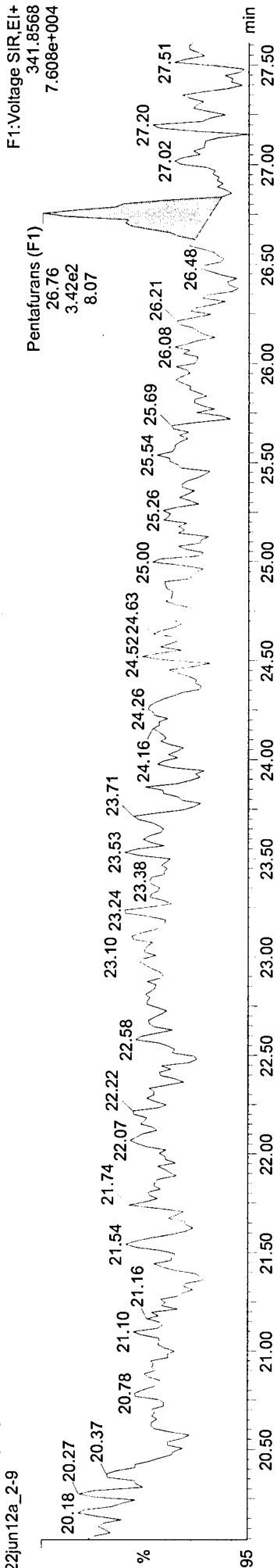
Pentafurans (F1)

c22jun12a_2-9



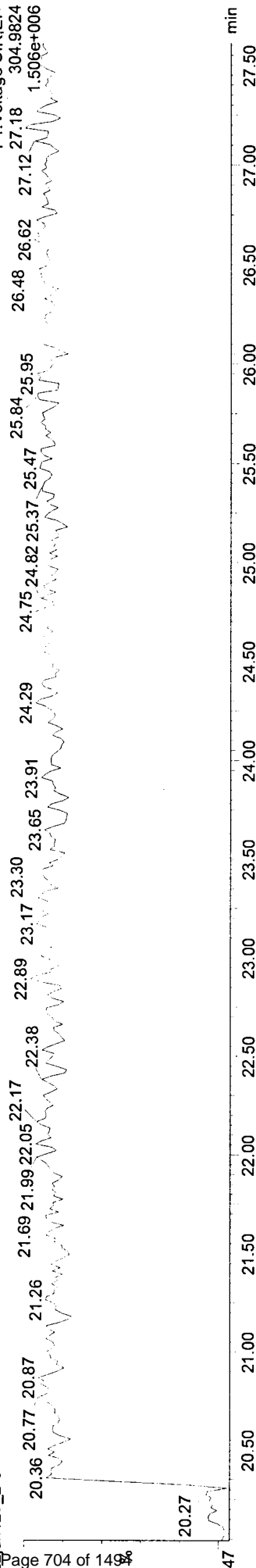
Pentafurans (F1)

c22jun12a_2-9



F1 Lock Mass

c22jun12a_2-9



Results of JW-EA05-COMP-120509

Client Sample ID: **JW-EA05-COMP-120509**
 Client Project ID: **Jeld Wen Surface Sediment**
 Lab Sample ID: 31201450026-A
 Lab Project ID: 31201450

Collection Date: 05/09/2012 14:14
 Received Date: 05/11/2012 13:00
 Matrix: Soil-Solid as dry weight
 Solids (%): 66.30

Results by EPA 1613B

Parameter	Result	EMPC	Qual	DL	LOQ/CL	Units	RT	Ratio
2,3,7,8-TCDD	ND		U	0.122	0.547	pg/g		
1,2,3,7,8-PeCDD	ND		U	0.0648	2.74	pg/g		
1,2,3,4,7,8-HxCDD	ND		U	0.139	2.74	pg/g		
1,2,3,6,7,8-HxCDD	0.569		J	0.142	2.74	pg/g	33.90	1.10
1,2,3,7,8,9-HxCDD		0.462	J	0.140	2.74	pg/g	34.08	1.70*
1,2,3,4,6,7,8-HpCDD	12.0			0.411	2.74	pg/g	36.35	1.04
OCDD	122			0.737	5.47	pg/g	39.50	0.89
2,3,7,8-TCDF	ND		U	0.0773	0.547	pg/g		
1,2,3,7,8-PeCDF	ND		U	0.101	2.74	pg/g		
2,3,4,7,8-PeCDF	ND		U	0.0580	2.74	pg/g		
1,2,3,4,7,8-HxCDF		0.206	J	0.0637	2.74	pg/g	33.24	1.54*
1,2,3,6,7,8-HxCDF		0.155	J	0.0562	2.74	pg/g	33.33	1.56*
2,3,4,6,7,8-HxCDF	0.182		J	0.0676	2.74	pg/g	33.72	1.13
1,2,3,7,8,9-HxCDF	ND		U	0.0952	2.74	pg/g		
1,2,3,4,6,7,8-HpCDF	2.22		J	0.0910	2.74	pg/g	35.43	1.03
1,2,3,4,7,8,9-HpCDF	ND		U	0.153	2.74	pg/g		
OCDF	10.7			0.401	5.47	pg/g	39.64	0.80
Total TCDD	1.67	2.02		0.122	0.547	pg/g		
Total TCDF	ND		U	0.0773	0.547	pg/g		
Total PeCDD	ND		U	0.0648	2.74	pg/g		
Total PeCDF	0.788		J	0.0407	2.74	pg/g		
Total HxCDD	2.34	4.77	J	0.142	2.74	pg/g		
Total HxCDF	1.70	3.14	J	0.0952	2.74	pg/g		
Total HpCDD	26.0			0.411	2.74	pg/g		
Total HpCDF	7.01			0.153	2.74	pg/g		

World Health Organization Summary

	Units	ND=0	ND=1/2	ND=DL
WHO-2005 TEQ	pg/g	0.257	0.390	0.523
WHO-2005 TEQ w/EMPC	pg/g	0.339	0.459	0.579

Results of JW-EA05-COMP-120509

Client Sample ID: **JW-EA05-COMP-120509**
 Client Project ID: **Jeld Wen Surface Sediment**
 Lab Sample ID: 31201450026-A
 Lab Project ID: 31201450

Collection Date: 05/09/2012 14:14
 Received Date: 05/11/2012 13:00
 Matrix: Soil-Solid as dry weight
 Solids (%): 66.30

Results by EPA 1613B

Parameter	Result	EMPC	Qual	DL	LOQ/CL	Units	RT	Ratio
Labeled Standards								
13C-2378-TCDD	80.0				25.0-164	%		
13C-12378-PeCDD	78.0				25.0-181	%		
13C-123478-HxCDD	66.0				32.0-141	%		
13C-123678-HxCDD	77.0				28.0-130	%		
13C-1234678-HpCDD	63.0				23.0-140	%		
13C-OCDD	40.0				17.0-157	%		
13C-2378-TCDF	65.0				24.0-169	%		
13C-12378-PeCDF	59.0				24.0-185	%		
13C-23478-PeCDF	63.0				21.0-178	%		
13C-123478-HxCDF	66.0				26.0-152	%		
13C-123678-HxCDF	84.0				26.0-123	%		
13C-234678-HxCDF	74.0				29.0-147	%		
13C-123789-HxCDF	64.0				28.0-136	%		
13C-1234678-HpCDF	71.0				28.0-143	%		
13C-1234789-HpCDF	57.0				26.0-138	%		
37Cl-2378-TCDD	87.0				35.0-197	%		

Batch Information

Analytical Batch: **HRD1735**
 Analytical Method: **EPA 1613B**
 Instrument: **HRMS3**
 Analyst: **MAF**
 Analytical Date/Time: **06/23/2012 08:53**
 Dilution: **1**

Prep Batch: **HXX1622**
 Prep Method: **EPA 1613 PREP S/D/T**
 Prep Date/Time: **06/05/2012 17:30**
 Prep Initial Wt./Vol.: **13.79 g**
 Prep Extract Vol: **20 uL**

Dataset: Z:\Default.pro\Results\c22jun12a_2-10.qld
 Lab Altered: Tuesday, June 26, 2012 17:34:06 Eastern Daylight Time
 Printed: Tuesday, June 26, 2012 17:34:26 Eastern Daylight Time

201450

Method: Untitled 24 Jun 2012 17:53:35
 Calibration: C:\MassLynx\Default.PRO\CurveDB\B5MS-0042012_1613.cdb 08 May 2012 08:31:36

Name: c22jun12a_2-10
 Date: 23-Jun-2012
 Time: 08:53:27
 ID: 31201450026
 Submitter: HRD1735
 Task: HRMS3
 Description: JW-EA05-COMP-120509

123478 HxCDF
 (6.305E4) (2.000E0)
 (1.18E3) (2.000E0)
 (5.518E4) (2.000E0)

per moff 6/26/12

Name	Response	Ion1Area	Ion2Area	RA	RAFail?	RRT	RT	pg/ μ L	EDL	Height1	Noise1	SN1	Height2	Noise2	SN2	M1	M2	MR...
1 2378-TCDD	-	-	-	-	NO	-	-	-	0.0557	-	968	-	-	1041	-	-	-	1.075
2 12378-PeCDD	-	-	-	-	NO	-	-	-	0.0296	-	734	-	-	699	-	-	-	1.039
3 123478-HxCDD	-	-	-	-	NO	-	-	-	0.0635	-	1537	-	-	954	-	-	-	1.065
4 123678-HxCDD	1.436e3	7.510e2	6.853e2	1.10	NO	1.0000	33.90	0.260	0.0648	1.327e4	1537	8.6	1.170e4	954	12.3	MM	MM	0.996
5 123789-HxCDD	1.106e3	6.958e2	4.103e2	1.70	YES	1.0072	34.08	0.211	0.0641	1.045e4	1537	6.8	7.050e3	954	7.4	MM	MM	1.029
6 1234678-HpCDD	2.330e4	1.185e4	1.145e4	1.04	NO	1.0003	36.35	5.466	0.1878	1.384e5	2117	65.4	1.343e5	1426	94.2	MM	MM	1.055
7 OCDD	1.482e5	6.985e4	7.831e4	0.89	NO	1.0002	39.50	55.815	0.3367	3.637e5	799	455.3	4.063e5	1138	356.9	MM	MM	1.063
8 2378-TCDF	-	-	-	-	NO	-	-	-	0.0353	-	697	-	-	827	-	-	-	0.980
9 12378-PeCDF	-	-	-	-	NO	-	-	-	0.0461	-	828	-	-	611	-	-	-	0.980
10 23478-PeCDF	-	-	-	-	NO	-	-	-	0.0265	-	828	-	-	611	-	-	-	1.022
11 123478-HxCDF	6.309e2	3.826e2	2.483e2	1.54	YES	1.0003	33.24	0.094	0.0291	8.115e3	751	10.8	5.830e3	940	6.2	dd	MM	1.183
12 123678-HxCDF	6.270e2	3.818e2	2.452e2	1.56	YES	1.0007	33.33	0.071	0.0257	7.093e3	751	9.4	3.835e3	940	4.1	db	MM	1.168
13 234678-HxCDF	6.389e2	3.383e2	3.005e2	1.13	NO	1.0000	33.72	0.083	0.0309	4.790e3	751	6.4	6.076e3	940	6.5	bb	bb	1.178
14 123789-HxCDF	-	-	-	-	NO	-	-	-	0.0435	-	751	-	-	940	-	-	-	1.110
15 1234678-HpCDF	7.413e3	3.768e3	3.644e3	1.03	NO	1.0006	35.43	1.016	0.0416	5.294e4	932	56.8	4.781e4	676	70.7	MM	MM	1.389
16 1234789-HpCDF	-	-	-	-	NO	-	-	-	0.0699	-	932	-	-	676	-	-	-	1.389
17 OCDF	1.574e4	7.014e3	8.730e3	0.80	NO	1.0038	39.64	4.887	0.1832	5.452e4	504	108.1	6.377e4	775	82.3	MM	MM	1.290
18 ES:13C-2378-TCDD	7.724e5	3.417e5	4.306e5	0.79	NO	1.0285	25.54	79.864	0.0494	3.707e6	1080	3433.0	4.586e6	1079	4249.3	bb	bb	0.991
19 ES:13C-12378-PeCDD	6.382e5	3.874e5	2.509e5	1.54	NO	1.2737	31.63	78.314	0.0455	7.071e6	711	9948.8	4.418e6	965	4576.2	bb	bb	0.835
20 ES:13C-123478-HxCDD	4.647e5	2.587e5	2.060e5	1.26	NO	0.9931	33.83	66.374	0.0900	5.129e6	2250	2272.9	4.057e6	1754	2313.2	MM	MM	0.971
21 ES:13C-123678-HxCDD	5.554e5	3.108e5	2.446e5	1.27	NO	0.9951	33.90	76.672	0.0870	5.399e6	2250	2399.4	4.288e6	1754	2445.0	MM	MM	1.005
22 ES:13C-1234678-HpCDD	4.039e5	2.080e5	1.959e5	1.06	NO	1.0666	36.33	62.678	0.1066	2.301e6	2583	890.9	2.185e6	1784	1225.1	MM	MM	0.894
23 ES:13C-OCDD	4.993e5	2.413e5	2.580e5	0.94	NO	1.1593	39.49	79.477	0.1565	1.308e6	1760	742.9	1.424e6	4488	317.3	bd	bb	0.871
24 ES:13C-2378-TCDF	9.884e5	4.359e5	5.525e5	0.79	NO	0.9927	24.65	64.917	0.0304	4.857e6	1084	4483.1	6.166e6	1008	6119.0	bb	bb	1.561

Quantify Sample Summary Report

Sample Summary

MassLynx 4.1 SCN627

Dataset: Z:\Default.pro\Results\c22jun12a_2-10.qld

Last Altered: Tuesday, June 26, 2012 17:34:06 Eastern Daylight Time
 Printed: Tuesday, June 26, 2012 17:34:26 Eastern Daylight Time

1201450

Name: c22jun12a_2-10

Date: 23-Jun-2012

Time: 08:53:27

ID: 31201450026

Submitter: HRD1735

Task: HRMS3

Description: JW-EA05-COMP-120509

Name	Response	Ion1Area	Ion2Area	RA	RAFail?	RRT	RT	pg/µL	EDL	Height1	Noise1	SN1	Height2	Noise2	SN2	M1	M2	MR...
53 F4 Lock Mass	-	-	-	-	-	-	-	-	-	-	55207	-	-	-	-	-	-	-
54 F5 Lock Mass	-	-	-	-	-	-	-	-	0.0000	-	41450	-	-	-	-	-	-	173...

Quantify Totals Report MassLynx 4.1 SCN627

Sample Summary

Dataset: Z:\Default.pro\Results\c22jun12a_2-10.qid

Last Altered: Tuesday, June 26, 2012 17:34:06 Eastern Daylight Time
 Printed: Tuesday, June 26, 2012 17:34:26 Eastern Daylight Time

1201450

Method: Untitled 24 Jun 2012 17:53:35
 Calibration: C:\MassLynx\Default.PRO\CurveDB\B5MS-0042012_1613.cdb 08 May 2012 08:31:36

Name: c22jun12a_2-10
 Date: 23-Jun-2012
 Time: 08:53:27
 ID: 31201450026
 Submitter: HRD1735
 Task: HRMS3
 Description: JW-EA05-COMP-120509

Tetradioxins

Name	Response	Ion1Area	Ion2Area	RA	RAFail?	RRT	RT	pg/µL	EDL	Height1	Noise1	SN1	Height2	Noise2	SN2	M2
1 Tetradioxins	6.353e3	2.733e3	3.619e3	0.755	NO	0.00	23.55	0.765	0.0557	2.927e4	968	30.2	4.036e4	1041	38.8	MM
2 Tetradioxins	1.313e3	4.718e2	8.407e2	0.561	YES	0.00	22.30	0.158	0.0557	6.187e3	968	6.4	8.779e3	1041	8.4	MM

Pentadioxins

Name	Response	Ion1Area	Ion2Area	RA	RAFail?	RRT	RT	pg/µL	EDL	Height1	Noise1	SN1	Height2	Noise2	SN2	M2
1	-	-	-	-	-	-	-	-	-	-	-	-	-	-	-	-

Hexadioxins

Name	Response	Ion1Area	Ion2Area	RA	RAFail?	RRT	RT	pg/µL	EDL	Height1	Noise1	SN1	Height2	Noise2	SN2	M2
1 Hexadioxins	4.255e3	2.298e3	1.957e3	1.174	NO	0.00	33.39	0.810	0.0640	3.493e4	1537	22.7	3.519e4	954	36.9	MM
2 Hexadioxins	4.723e3	2.817e3	1.906e3	1.478	YES	0.00	32.87	0.899	0.0640	5.930e4	1537	38.6	4.129e4	954	43.3	MM
3 123789-HxCDD	1.106e3	6.958e2	4.103e2	1.696	YES	1.01	34.08	0.211	0.0641	1.045e4	1537	6.8	7.050e3	954	7.4	MM
4 123678-HxCDD	1.436e3	7.510e2	6.853e2	1.096	NO	1.00	33.90	0.260	0.0648	1.327e4	1537	8.6	1.170e4	954	12.3	MM

Heptadioxins

Name	Response	Ion1Area	Ion2Area	RA	RAFail?	RRT	RT	pg/µL	EDL	Height1	Noise1	SN1	Height2	Noise2	SN2	M2
1 1234678-HpCDD	2.330e4	1.185e4	1.145e4	1.035	NO	1.00	36.35	5.466	0.1878	1.384e5	2117	65.4	1.343e5	1426	94.2	MM
2 Heptadioxins	2.735e4	1.425e4	1.310e4	1.088	NO	0.00	35.67	6.418	0.1878	2.088e5	2117	98.6	1.775e5	1426	124.4	MM

Quantify Totals Report MassLynx 4.1 SCN627
 ### Sample Summary ###

Dataset: Z:\Default.pro\Results\c22jun12a_2-10.qld

Last Altered: Tuesday, June 26, 2012 17:34:06 Eastern Daylight Time
 Printed: Tuesday, June 26, 2012 17:34:26 Eastern Daylight Time

1201450

Name: c22jun12a_2-10
 Date: 23-Jun-2012
 Time: 08:53:27
 ID: 31201450026
 Submitter: HRD1735
 Task: HRMS3
 Description: JW-EA05-COMP-120509

Tetrafurans

Name	Response	Ion1Area	Ion2Area	RA	RAFail?	RRT	RT	pg/µL	EDL	Height1	Noise1	SN1	Height2	Noise2	SN2	M2
1	-	-	-	-	-	-	-	-	-	-	-	-	-	-	-	-

Pentafurans (F1)

Name	Response	Ion1Area	Ion2Area	RA	RAFail?	RRT	RT	pg/µL	EDL	Height1	Noise1	SN1	Height2	Noise2	SN2	M2
1	2.307e3	1.433e3	8.746e2	1.638	NO	0.00	26.74	0.295	0.0186	1.390e4	354	39.3	9.069e3	391	23.2	MM

Pentafurans

Name	Response	Ion1Area	Ion2Area	RA	RAFail?	RRT	RT	pg/µL	EDL	Height1	Noise1	SN1	Height2	Noise2	SN2	M2
1	5.115e2	2.991e2	2.125e2	1.408	NO	0.00	28.75	0.065	0.0360	7.734e3	828	9.3	4.658e3	611	7.6	MM

Hexafurans

Name	Response	Ion1Area	Ion2Area	RA	RAFail?	RRT	RT	pg/µL	EDL	Height1	Noise1	SN1	Height2	Noise2	SN2	M2
1	6.270e2	3.818e2	2.452e2	1.557	YES	1.00	33.33	0.071	0.0257	7.093e3	751	9.4	3.835e3	940	4.1	db
2	6.309e2	3.826e2	2.483e2	1.541	YES	1.00	33.24	0.094	0.0291	8.115e3	751	10.8	5.830e3	940	6.2	MM
3	3.752e2	2.124e2	1.628e2	1.304	NO	0.00	33.16	0.051	0.0315	5.401e3	751	7.2	4.168e3	940	4.4	MM
4	3.594e3	2.126e3	1.468e3	1.448	YES	0.00	32.96	0.493	0.0315	4.390e4	751	58.4	3.246e4	940	34.5	bb
5	3.808e3	2.027e3	1.781e3	1.138	NO	0.00	32.62	0.522	0.0315	3.618e4	751	48.2	3.424e4	940	36.4	MM
6	8.997e2	4.975e2	4.023e2	1.237	NO	0.00	32.51	0.123	0.0315	9.410e3	751	12.5	9.418e3	940	10.0	MM
7	6.389e2	3.383e2	3.005e2	1.126	NO	1.00	33.72	0.083	0.0309	4.790e3	751	6.4	6.076e3	940	6.5	bb

Quantify Totals Report MassLynx 4.1 SCN627

Sample Summary

Dataset: Z:\Default.pro\Results\c22jun12a_2-10.qld

Last Altered: Tuesday, June 26, 2012 17:34:06 Eastern Daylight Time
 Printed: Tuesday, June 26, 2012 17:34:26 Eastern Daylight Time

201450

Name: c22jun12a_2-10
 Date: 23-Jun-2012
 Time: 08:53:27
 ID: 31201450026
 Submitter: HRD1735
 Task: HRMS3
 Description: JW-EA05-COMP-120509

Heptafurans

Name	Response	Ion1Area	Ion2Area	RA	RAFail?	RRT	RT	pg/ μ L	EDL	Height1	Noise1	SN1	Height2	Noise2	SN2	M2	M2
1 Heptafurans	1.346e4	6.429e3	7.027e3	0.915	NO	0.00	35.77	2.189	0.0531	8.954e4	932	96.1	8.859e4	676	131.1	MM	MM
2 1234678-HpCDF	7.413e3	3.768e3	3.644e3	1.034	NO	1.00	35.43	1.016	0.0416	5.294e4	932	56.8	4.781e4	676	70.7	MM	MM

Quantify Sample Report MassLynx 4.1 SCN627

Manual Integrations

Dataset: Z:\Default.pro\Results\c22jun12a_2-10.qld

Last Altered: Monday, June 25, 2012 15:11:53 Eastern Daylight Time
Printed: Monday, June 25, 2012 15:11:56 Eastern Daylight Time

201450

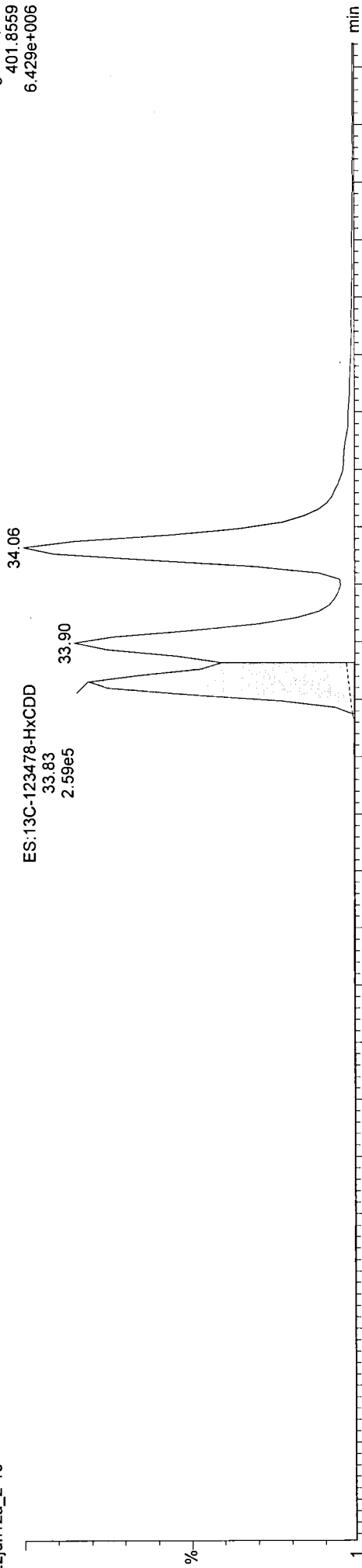
Method: C:\MassLynx\Default.PRO\MethDB\m1613-062412-db5ms.mdb 24 Jun 2012 17:53:35
Calibration: C:\MassLynx\Default.PRO\CurveDB\DB5MS-0042012_1613.cdb 08 May 2012 08:31:36

Name: c22jun12a_2-10, ID: 31201450026, Date: 23-Jun-2012, Time: 08:53:27, Submitter: HRD1735, Description: JW-EA05-COMP-120509, User: KAS

ES:13C-123478-HxCDD

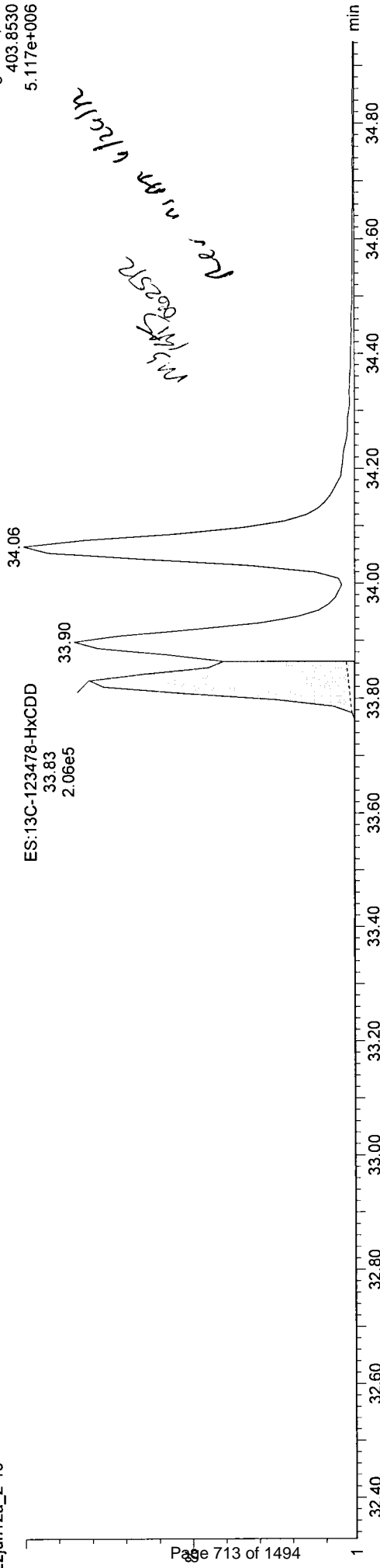
c22jun12a_2-10

F3:Voltage SIR,EI+
401.8559
6.429e+006



c22jun12a_2-10

F3:Voltage SIR,EI+
403.8530
5.117e+006



Quantify Sample Report MassLynx 4.1 SCN627

Manual Integrations

Dataset: Z:\Default.pro\Results\c22jun12a_2-10.qld

Lab Altered: Monday, June 25, 2012 15:12:07 Eastern Daylight Time
Printed: Monday, June 25, 2012 15:12:10 Eastern Daylight Time

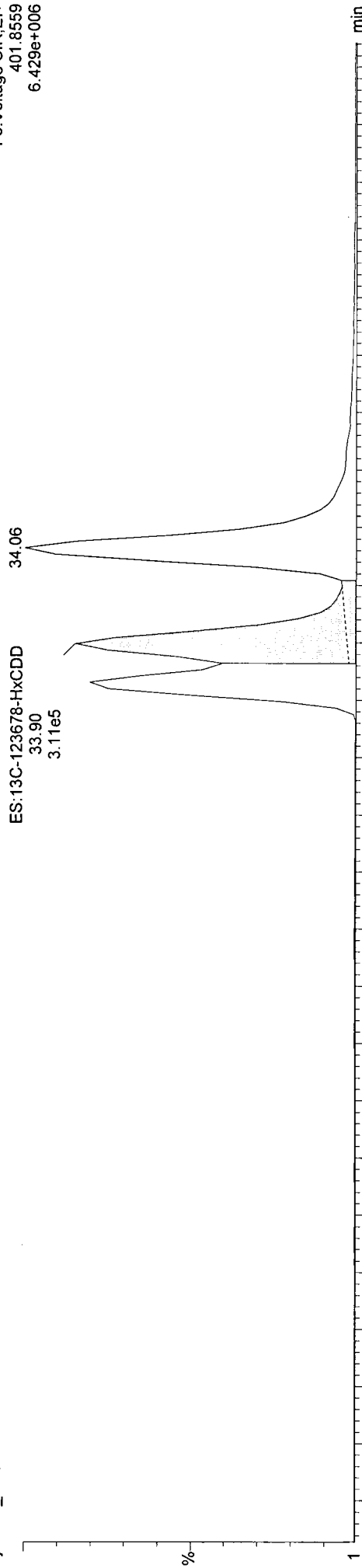
Method: C:\MassLynx\Default.PRO\MethDB\m1613-062412-db5ms.mdb 24 Jun 2012 17:53:35
Calibration: C:\MassLynx\Default.PRO\CurveDB\MS-0042012_1613.cdb 08 May 2012 08:31:36

Name: c22jun12a_2-10, ID: 31201450026, Date: 23-Jun-2012, Time: 08:53:27, Submitter: HRD1735, Description: JW-EA05-COMP-120509, User: KAS

ES:13C-123678-HxCDD

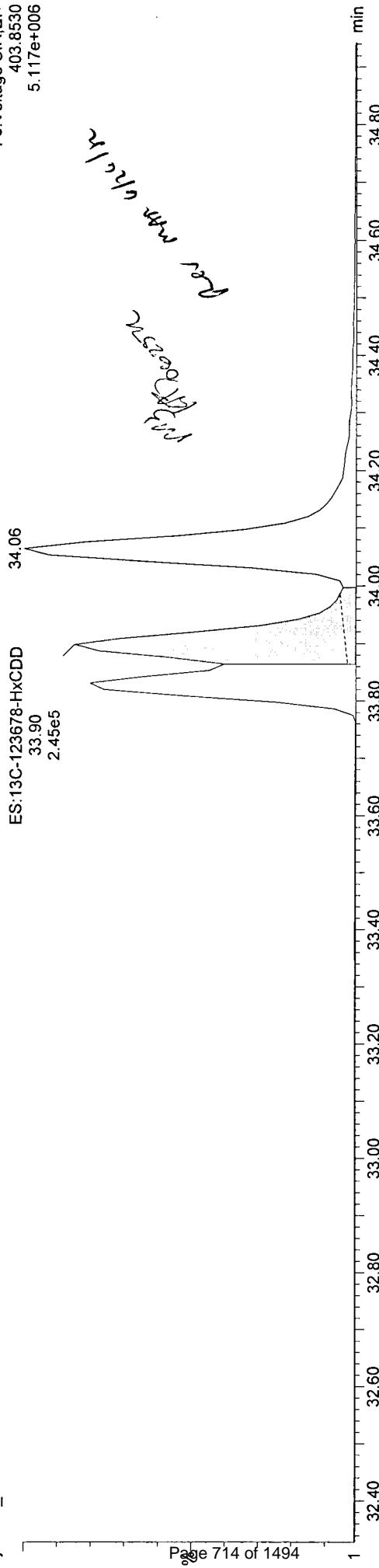
c22jun12a_2-10

F3:Voltage SIR,EI+
401.8559
6.429e+006



c22jun12a_2-10

F3:Voltage SIR,EI+
403.8530
5.117e+006



Quantify Sample Report

MassLynx 4.1 SCN627
Manual Integrations

Dataset: Z:\Default.pro\Results\c22jun12a_2-10.qld

Last Altered: Monday, June 25, 2012 15:12:20 Eastern Daylight Time
Printed: Monday, June 25, 2012 15:12:22 Eastern Daylight Time

20145

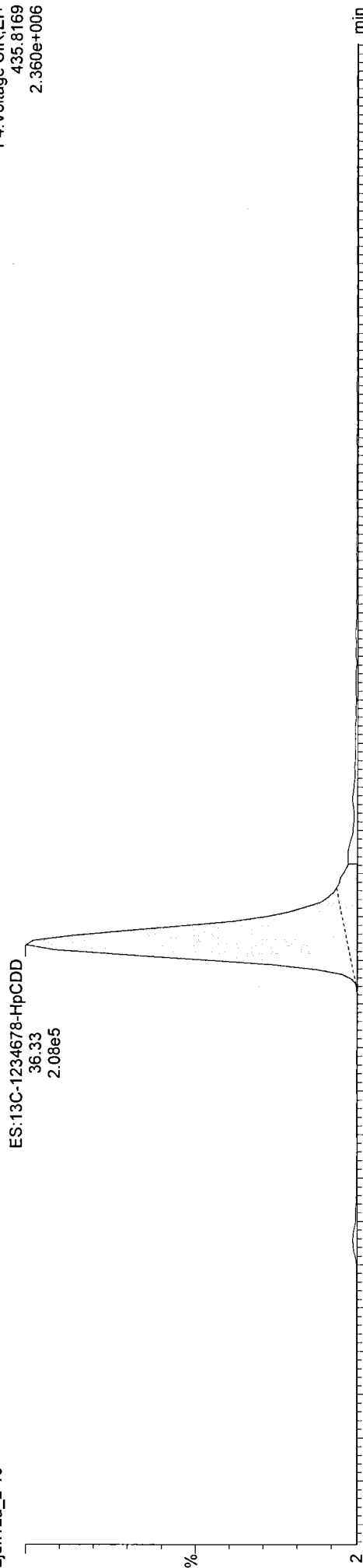
Method: C:\MassLynx\Default.PRO\MethDB\m1613-062412-db5ms.mdb 24 Jun 2012 17:53:35
Calibration: C:\MassLynx\Default.PRO\CurveDB\MS-0042012_1613.cdb 08 May 2012 08:31:36

Name: c22jun12a_2-10, ID: 31201450026, Date: 23-Jun-2012, Time: 08:53:27, Submitter: HRD1735, Description: JW-EA05-COMP-120509, User: KAS

ES:13C-1234678-HpCDD

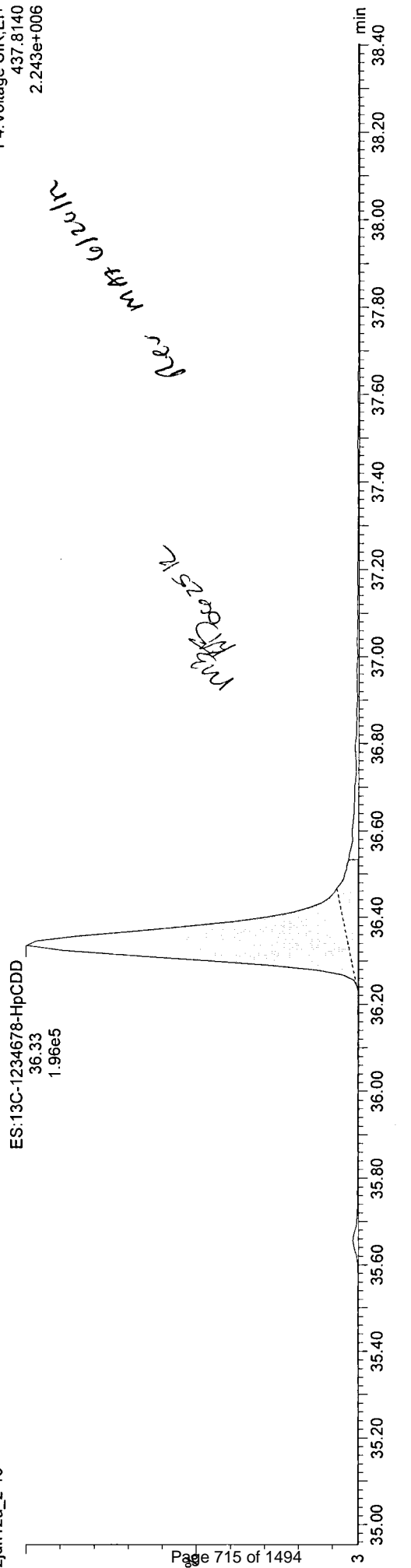
c22jun12a_2-10

F4: Voltage SIR, EI+
435.8169
2.360e+006



c22jun12a_2-10

F4: Voltage SIR, EI+
437.8140
2.243e+006



Quantify Sample Report

MassLynx 4.1 SCN627
Manual Integrations

Dataset: Z:\Default.pro\Results\c22jun12a_2-10.qld

Lab Altered: Monday, June 25, 2012 15:12:38 Eastern Daylight Time
Printed: Monday, June 25, 2012 15:12:41 Eastern Daylight Time

31201450

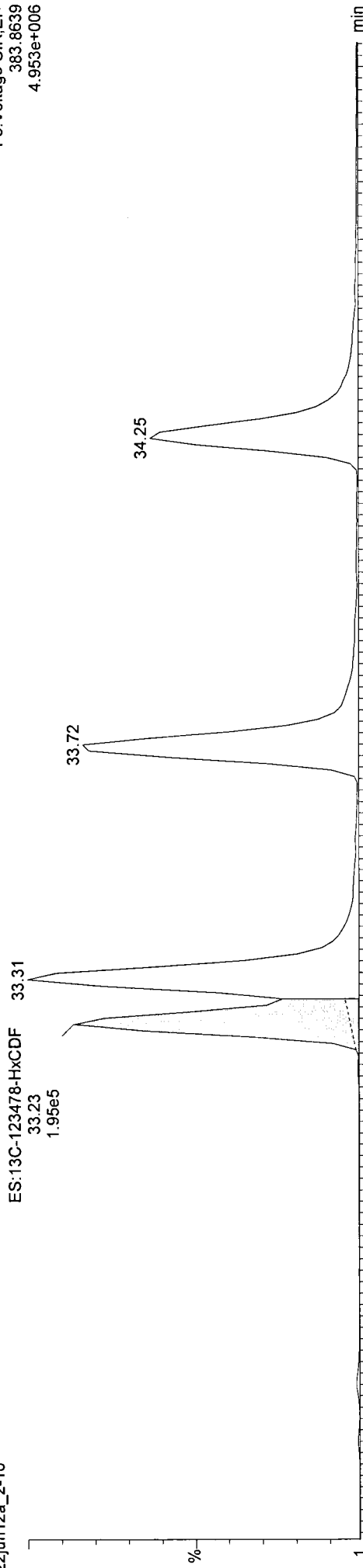
Method: C:\MassLynx\Default.PRO\MethDB\1613-062412-db5ms.mdb 24 Jun 2012 17:53:35
Calibration: C:\MassLynx\Default.PRO\CurveDB\5MS-0042012_1613.cdb 08 May 2012 08:31:36

Name: c22jun12a_2-10, ID: 31201450026, Date: 23-Jun-2012, Time: 08:53:27, Submitter: HRD1735, Description: JW-EA05-COMP-120509, User: KAS

ES:13C-123478-HxCDF

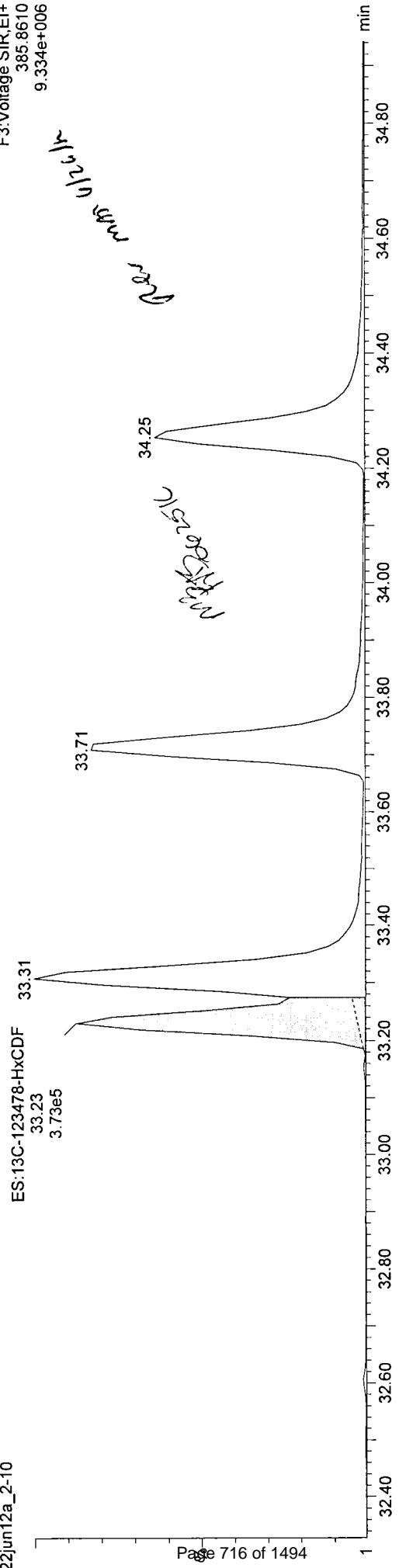
c22jun12a_2-10

F3:Voltage SIR,EI+
383.8639
4.953e+006



c22jun12a_2-10

F3:Voltage SIR,EI+
385.8610
9.334e+006



Quantify Sample Report

Manual Integrations

Dataset: Z:\Default.pro\Results\c22jun12a_2-10.qld

Last Altered: Monday, June 25, 2012 15:12:50 Eastern Daylight Time
Printed: Monday, June 25, 2012 15:12:53 Eastern Daylight Time

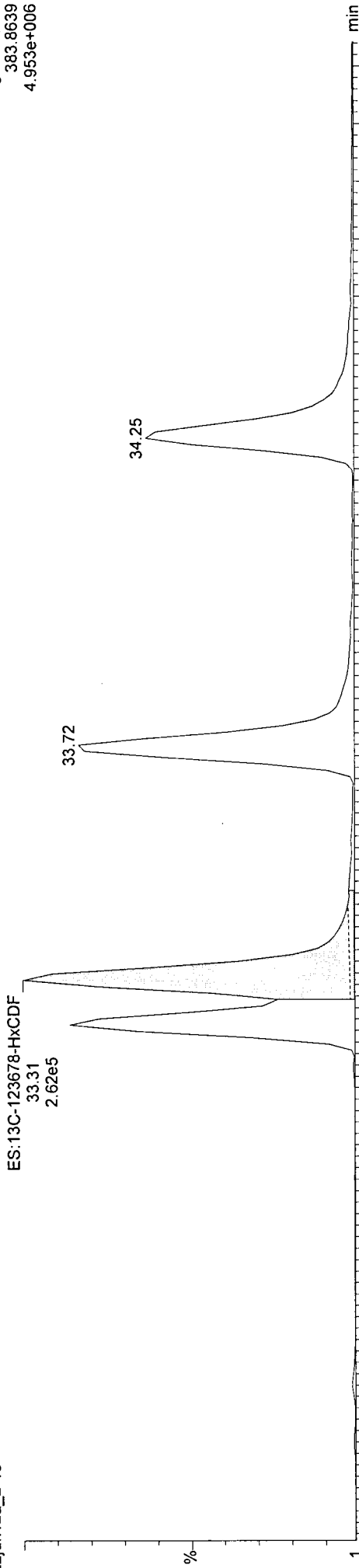
Method: C:\MassLynx\Default.PRO\MethDB\m1613-062412-db5ms.mdb 24 Jun 2012 17:53:35
Calibration: C:\MassLynx\Default.PRO\CurveDB\MS-0042012_1613.cdb 08 May 2012 08:31:36

Name: c22jun12a_2-10, ID: 31201450026, Date: 23-Jun-2012, Time: 08:53:27, Submitter: HRD1735, Description: JW-EA05-COMP-120509, User: KAS

ES:13C-123678-HxCDF

c22jun12a_2-10

F3:Voltage SIR,EI+
383.8639
4.953e+006

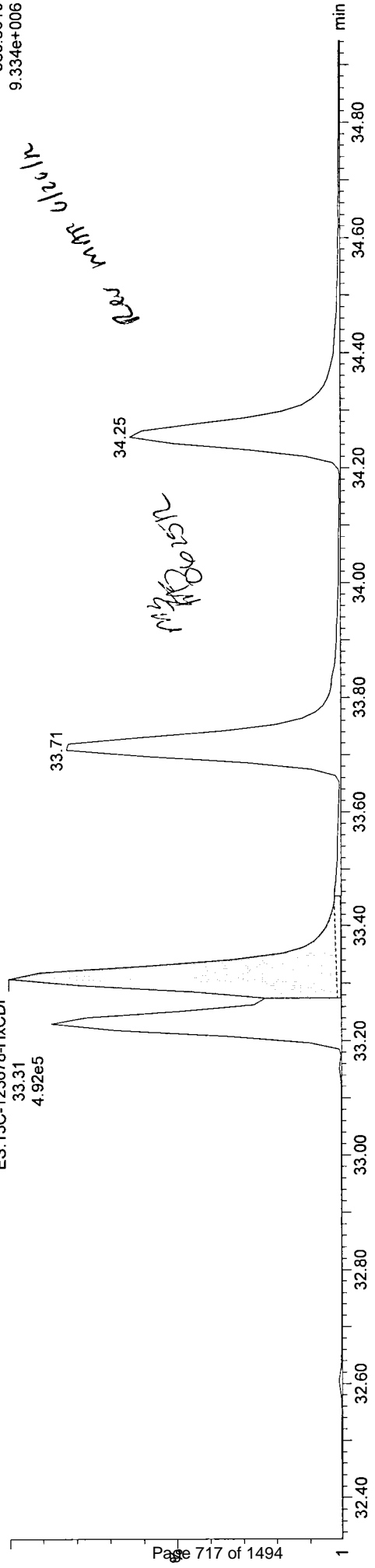


c22jun12a_2-10

ES:13C-123678-HxCDF

Page 717 of 1494

F3:Voltage SIR,EI+
385.8610
9.334e+006



Quantify Sample Report MassLynx 4.1 SCN627

Manual Integrations

Dataset: Z:\Default.pro\Results\c22jun12a_2-10.qld

Last Altered: Monday, June 25, 2012 15:13:00 Eastern Daylight Time
Printed: Monday, June 25, 2012 15:13:03 Eastern Daylight Time

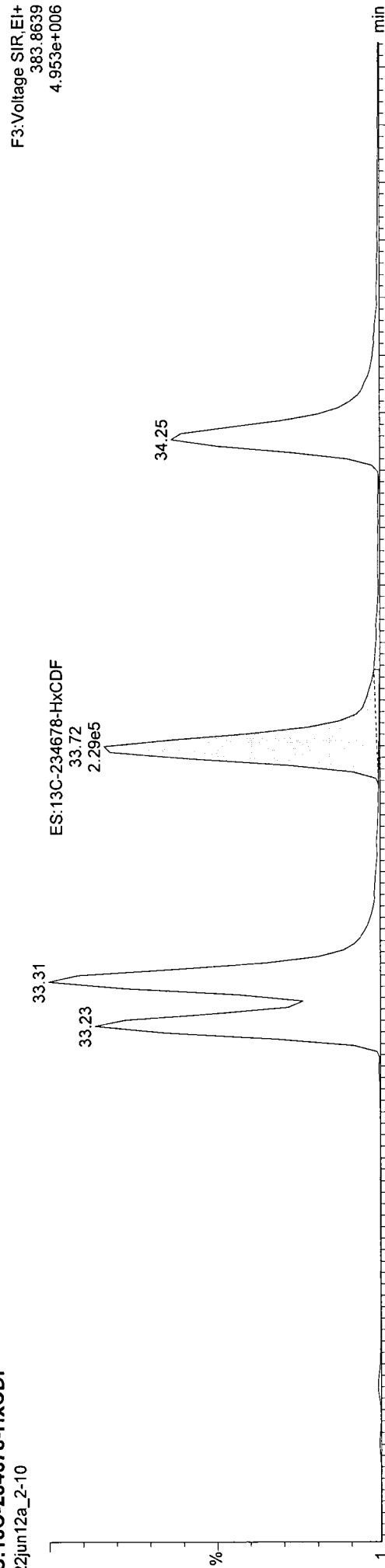
201450

Method: C:\MassLynx\Default.PRO\MethDB\m1613-062412-db5ms.mdb 24 Jun 2012 17:53:35
Calibration: C:\MassLynx\Default.PRO\CurveDB\MS-0042012_1613.cdb 08 May 2012 08:31:36

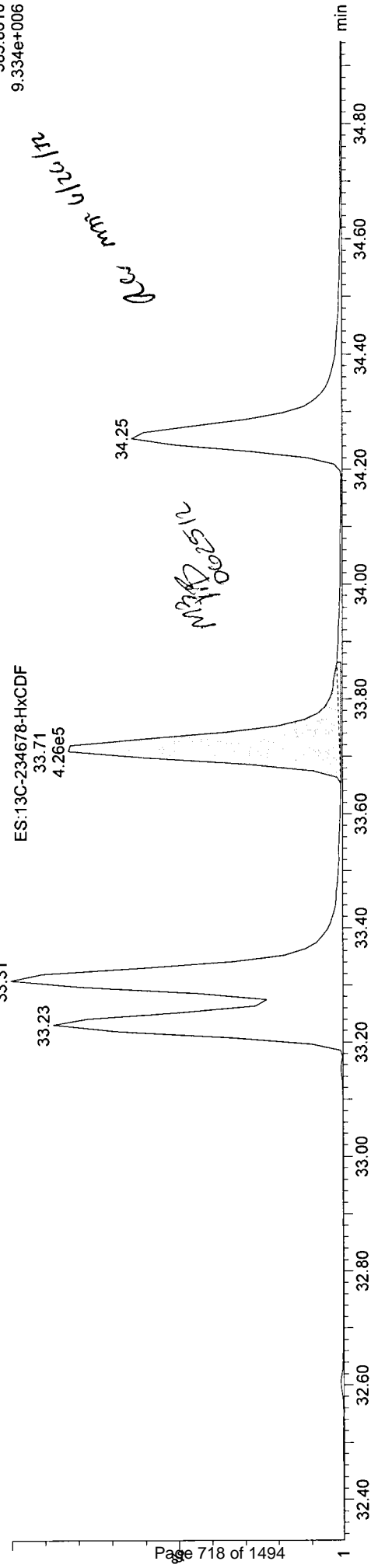
Name: c22jun12a_2-10, ID: 31201450026, Date: 23-Jun-2012, Time: 08:53:27, Submitter: HRD1735, Description: JW-EA05-COMP-120509, User: KAS

ES:13C-234678-HxCDF

c22jun12a_2-10



c22jun12a_2-10



Dataset: Z:\Default.pro\Results\c22jun12a_2-10.qld

Lab Altered: Monday, June 25, 2012 15:13:13 Eastern Daylight Time

Printed: Monday, June 25, 2012 15:13:16 Eastern Daylight Time

201450

Method: C:\MassLynx\Default.PRO\MethDB\m1613-062412-db5ms.mdb 24 Jun 2012 17:53:35

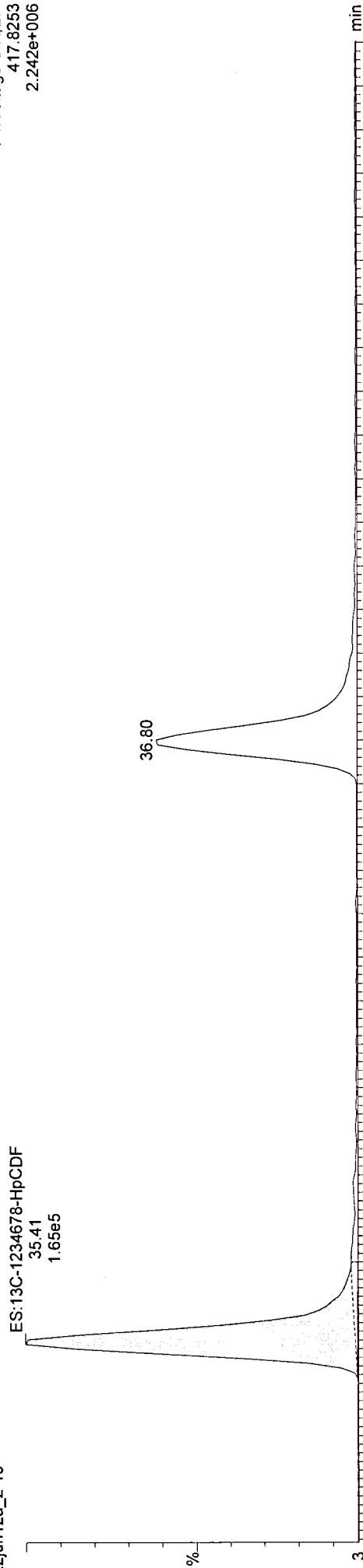
Calibration: C:\MassLynx\Default.PRO\CurveDB\MS-0042012_1613.cdb 08 May 2012 08:31:36

Name: c22jun12a_2-10, ID: 31201450026, Date: 23-Jun-2012, Time: 08:53:27, Submitter: HRD1735, Description: JW-EA05-COMP-120509, User: KAS

ES:13C-1234678-HpCDF

c22jun12a_2-10

F4: Voltage SIR, EI+
417.8253
2.242e+006

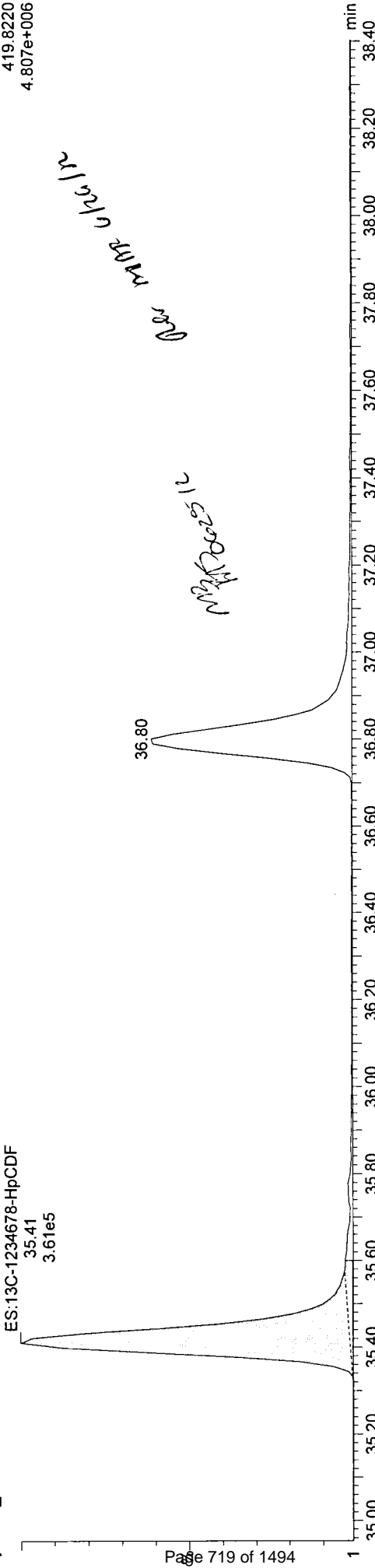


c22jun12a_2-10

ES:13C-1234678-HpCDF

35.41
3.61e5

F4: Voltage SIR, EI+
419.8220
4.807e+006



Quantify Sample Report MassLynx 4.1 SCN627

Manual Integrations

Dataset: Z:\Default.pro\Results\c22jun12a_2-10.qld

Lab Altered: Monday, June 25, 2012 15:13:31 Eastern Daylight Time
Printed: Monday, June 25, 2012 15:13:34 Eastern Daylight Time

201450

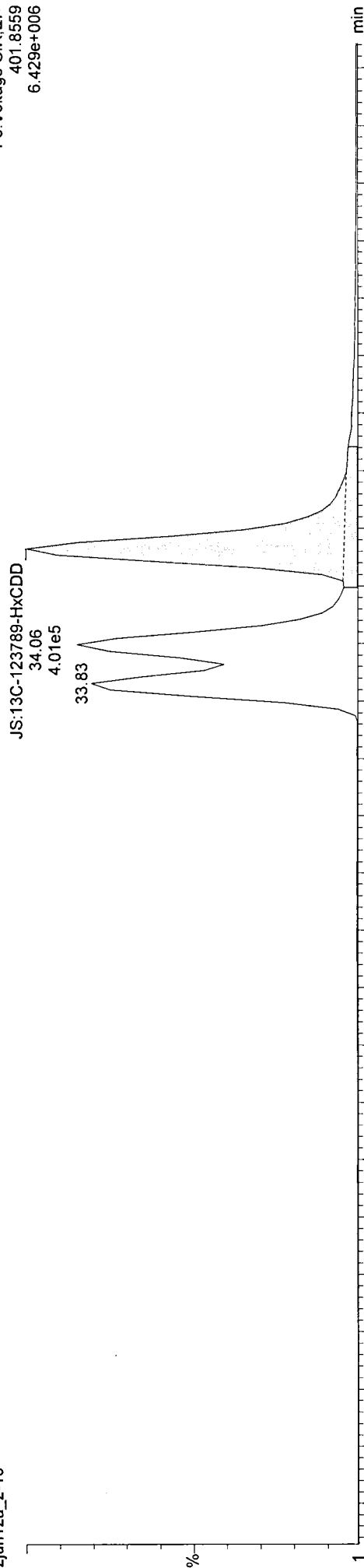
Method: C:\MassLynx\Default.PRO\MethDB\m1613-062412-db5ms.mdb 24 Jun 2012 17:53:35
Calibration: C:\MassLynx\Default.PRO\CurveDB\MS-0042012_1613.cdb 08 May 2012 08:31:36

Name: c22jun12a_2-10, ID: 31201450026, Date: 23-Jun-2012, Time: 08:53:27, Submitter: HRD1735, Description: JW-EA05-COMP-120509, User: KAS

JS:13C-123789-HxCDD

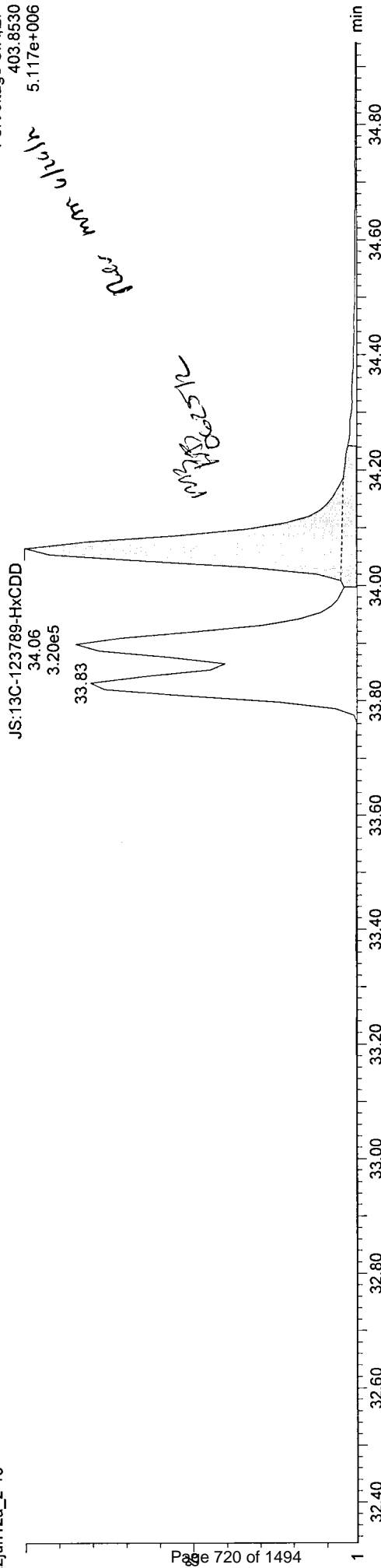
c22jun12a_2-10

F3:Voltage SIR,EI+
401.8559
6.429e+006



c22jun12a_2-10

F3:Voltage SIR,EI+
403.8530
5.117e+006



Quantify Sample Report

MassLynx 4.1 SCN627

Manual Integrations

Dataset: Z:\Default.pro\Results\c22jun12a_2-10.qld

Last Altered: Monday, June 25, 2012 15:13:56 Eastern Daylight Time

Printed: Monday, June 25, 2012 15:14:01 Eastern Daylight Time

201450

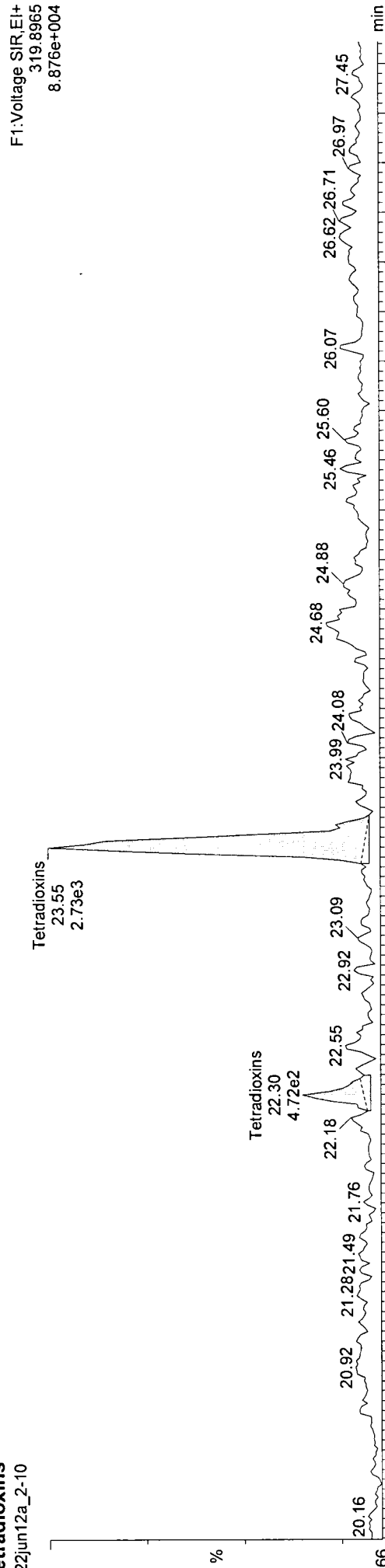
Method: C:\MassLynx\Default.PRO\MethDB\m1613-062412-db5ms.mdb 24 Jun 2012 17:53:35

Calibration: C:\MassLynx\Default.PRO\CurveDB\B5MS-0042012_1613.cdb 08 May 2012 08:31:36

Name: c22jun12a_2-10, ID: 31201450026, Date: 23-Jun-2012, Time: 08:53:27, Submitter: HRD1735, Description: JW-EA05-COMP-120509, User: KAS

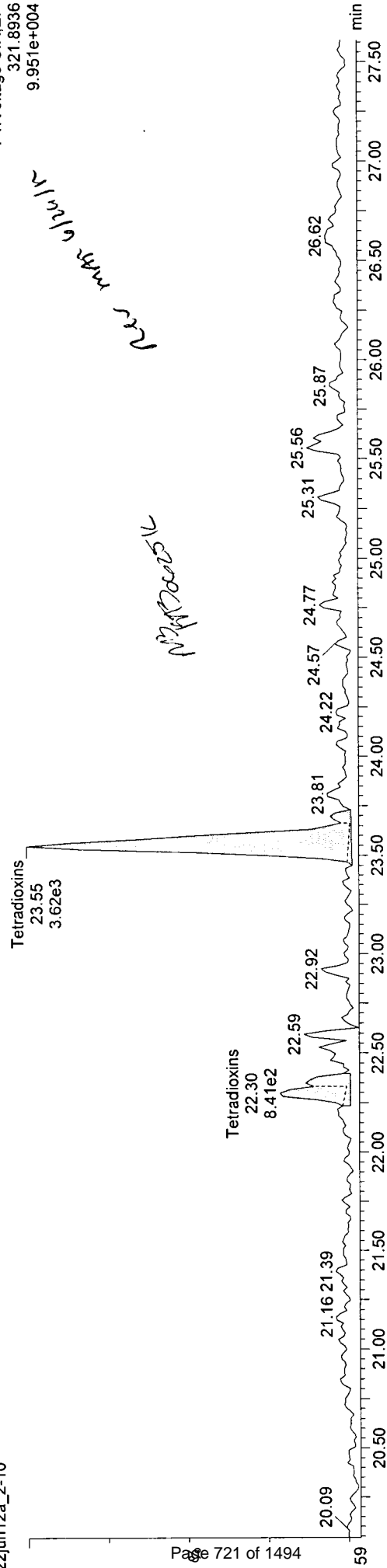
Tetradioxins

c22jun12a_2-10



Tetradioxins

c22jun12a_2-10



Dataset: Z:\Default.pro\Results\c22jun12a_2-10.qld

Last Altered: Monday, June 25, 2012 15:16:09 Eastern Daylight Time
Printed: Monday, June 25, 2012 15:16:13 Eastern Daylight Time

201450

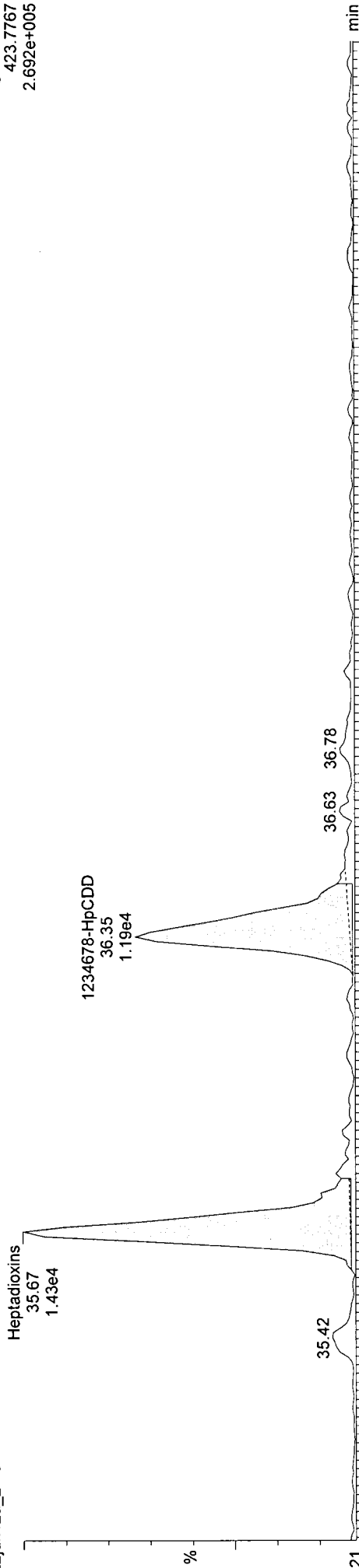
Method: Untitled 24 Jun 2012 17:53:35

Calibration: C:\MassLynx\Default.PRO\CurveDB\MS-0042012_1613.cdb 08 May 2012 08:31:36

Name: c22jun12a_2-10, ID: 31201450026, Date: 23-Jun-2012, Time: 08:53:27, Submitter: HRD1735, Description: JW-EA05-COMP-120509, User: KAS

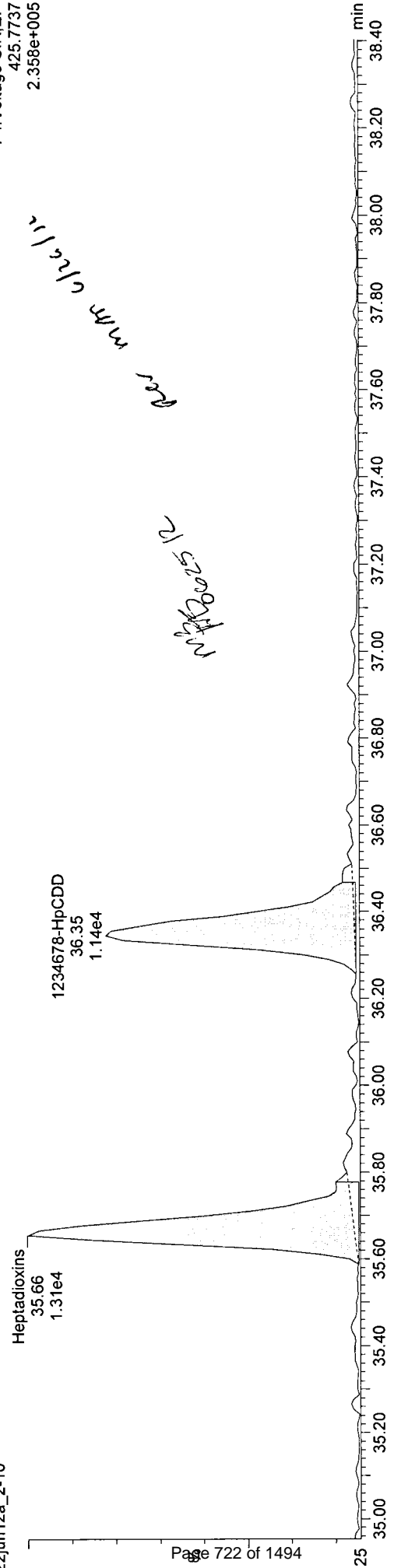
Heptadioxins
c22jun12a_2-10

F4: Voltage SIR, EI+
423.7767
2.692e+005



Heptadioxins
c22jun12a_2-10

F4: Voltage SIR, EI+
425.7737
2.358e+005



Dataset: Z:\Default.pro\Results\c22jun12a_2-10.qld

Last Altered: Monday, June 25, 2012 15:10:16 Eastern Daylight Time

Printed: Monday, June 25, 2012 15:10:37 Eastern Daylight Time


1201450

Name: c22jun12a_2-10, ID: 31201450026, Date: 23-Jun-2012, Time: 08:53:27, Submitter: HRD1735, Description: JW-EA05-COMP-120509, User: KAS

OCDD

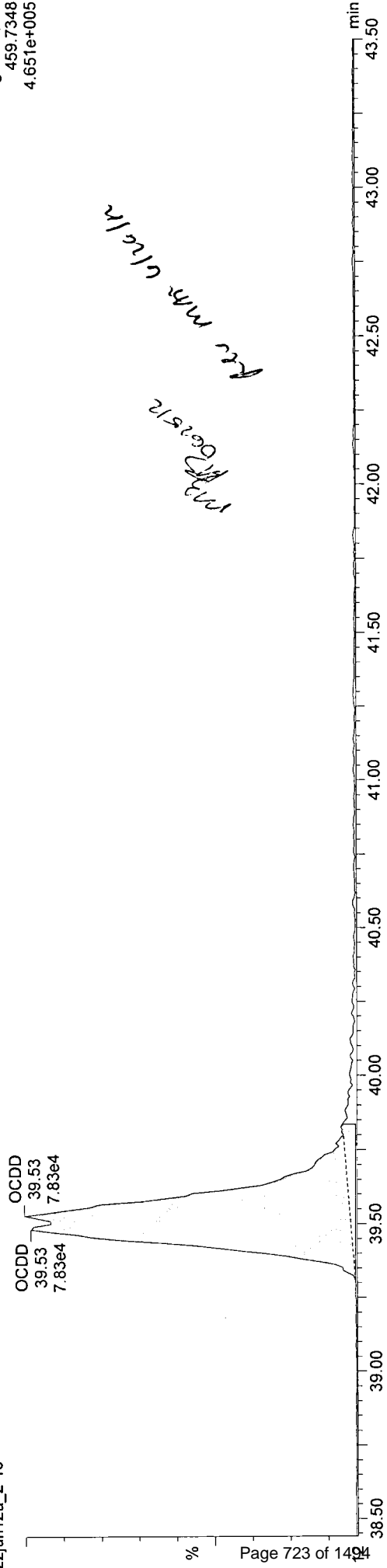
c22jun12a_2-10

F5:Voltage SIR,EI+
457.7377
4.229e+005



c22jun12a_2-10

F5:Voltage SIR,EI+
459.7348
4.651e+005



Quantify Sample Report MassLynx 4.1 SCN627

Manual Integrations

Dataset: Z:\Default.pro\Results\c22jun12a_2-10.qld

Last Altered: Monday, June 25, 2012 15:16:32 Eastern Daylight Time
Printed: Monday, June 25, 2012 15:16:42 Eastern Daylight Time

201450

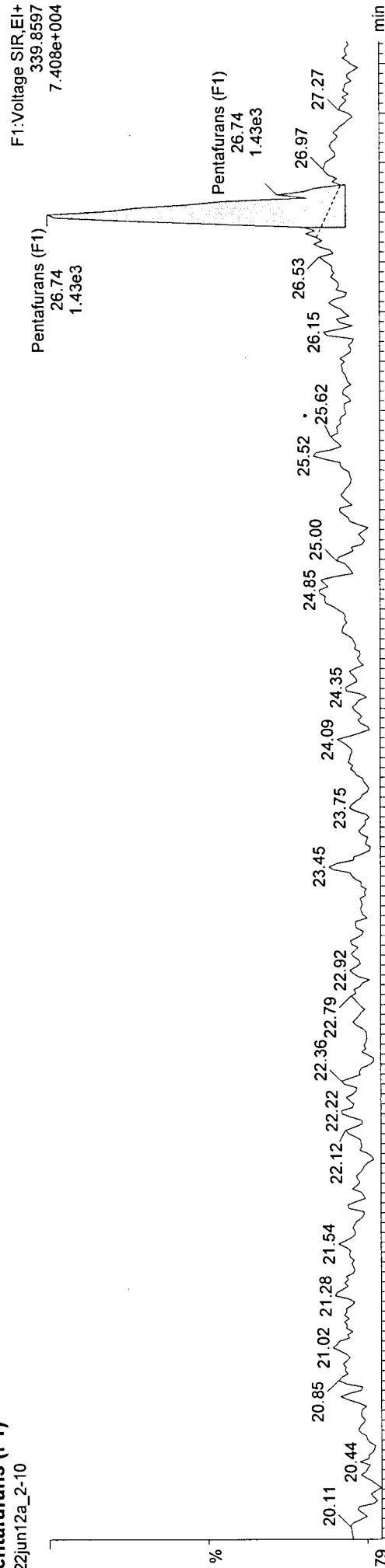
Method: Untitled 24 Jun 2012 17:53:35

Calibration: C:\MassLynx\Default.PRO\CurveDB\B5MS-0042012_1613.cdb 08 May 2012 08:31:36

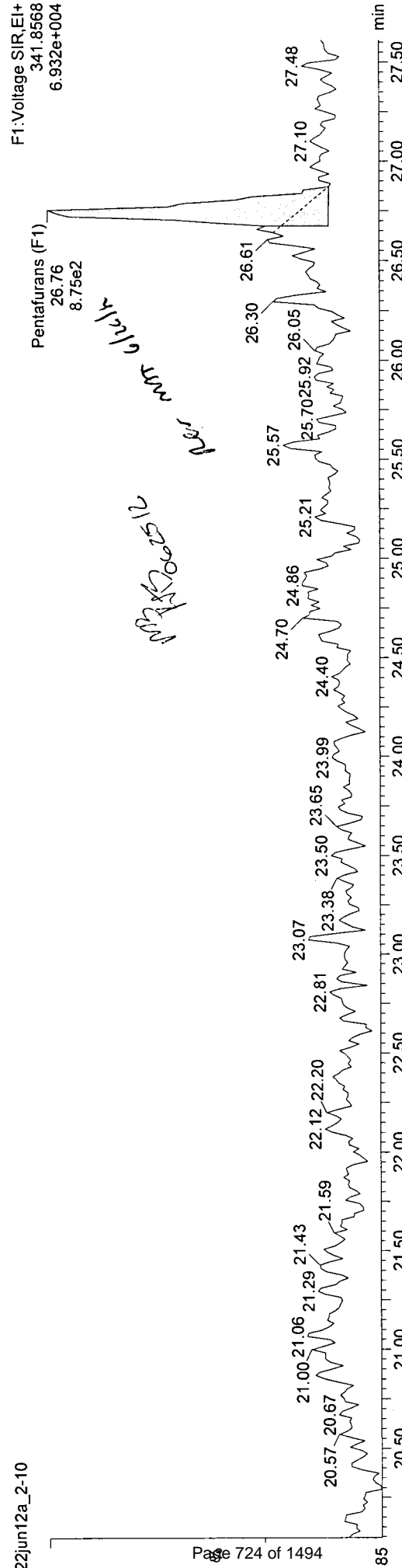
Name: c22jun12a_2-10, ID: 31201450026, Date: 23-Jun-2012, Time: 08:53:27, Submitter: HRD1735, Description: JW-EA05-COMP-120509, User: KAS

Pentafurans (F1)

c22jun12a_2-10



c22jun12a_2-10



Quantify Sample Report
Manual Integrations

MassLynx 4.1 SCN627

Dataset: Z:\Default.pro\Results\c22jun12a_2-10.qld

Last Altered: Monday, June 25, 2012 15:16:54 Eastern Daylight Time
Printed: Monday, June 25, 2012 15:17:03 Eastern Daylight Time

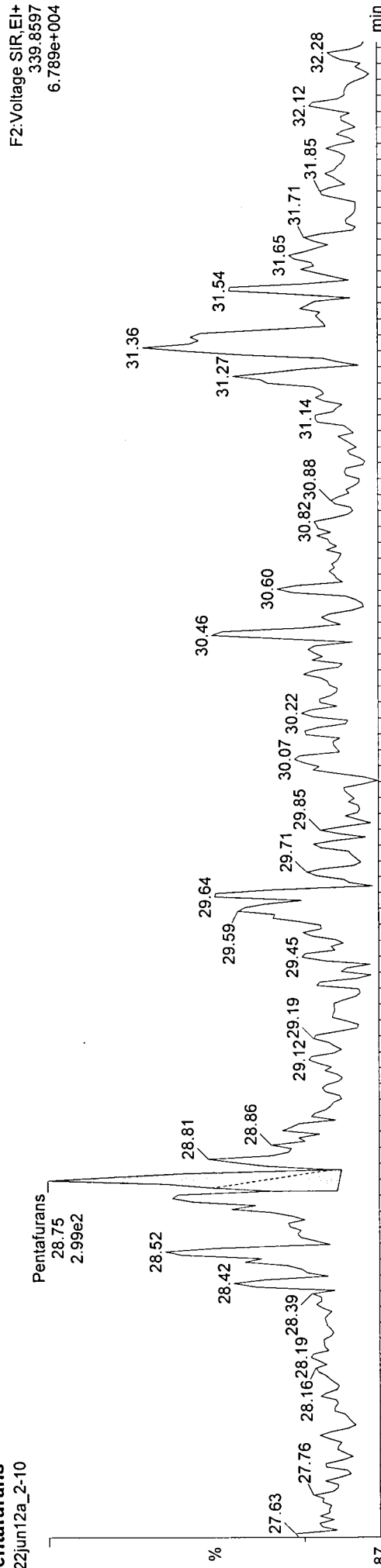
W 1201450

Method: Untitled 24 Jun 2012 17:53:35

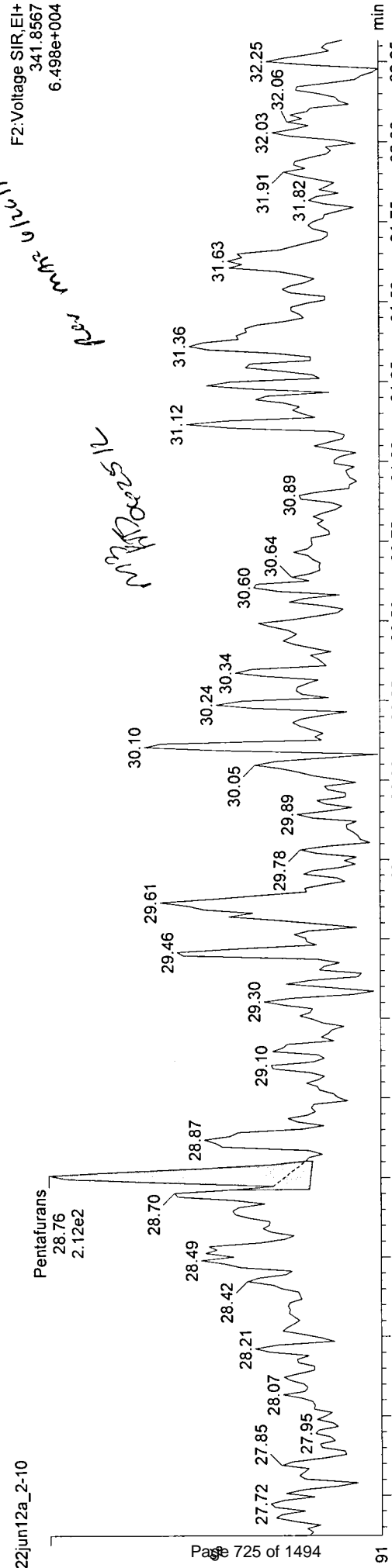
Calibration: C:\MassLynx\Default.PRO\CurveDB\B5MS-0042012_1613.cdb 08 May 2012 08:31:36

Name: c22jun12a_2-10, ID: 31201450026, Date: 23-Jun-2012, Time: 08:53:27, Submitter: HRD1735, Description: JW-EA05-COMP-120509, User: KAS

Pentafurans
c22jun12a_2-10



c22jun12a_2-10



Dataset: Z:\Default.pro\Results\c22jun12a_2-10.qld

Lab Altered: Monday, June 25, 2012 15:50:44 Eastern Daylight Time
Printed: Monday, June 25, 2012 15:50:48 Eastern Daylight Time

1201450

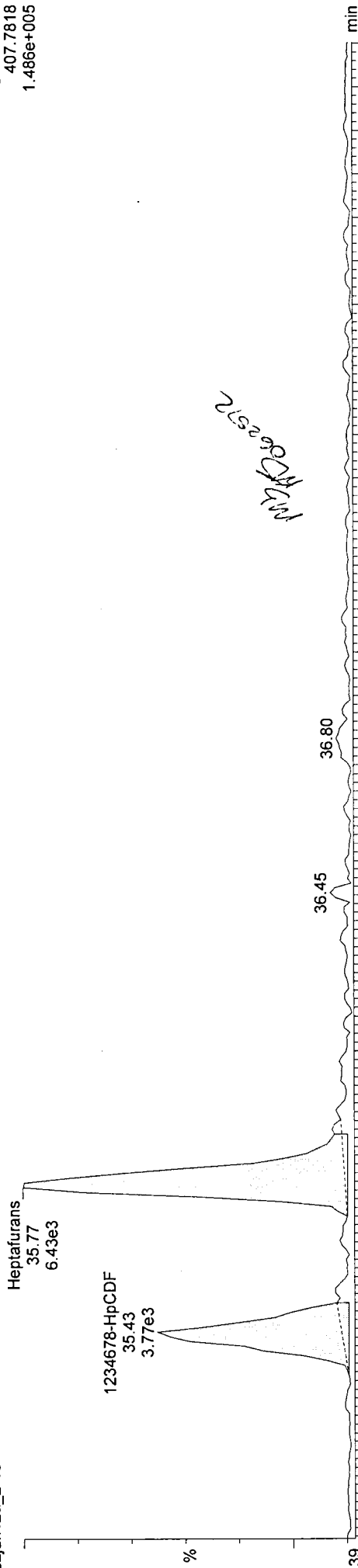
Method: Untitled 24 Jun 2012 17:53:35

Calibration: C:\MassLynx\Default.PRO\CurveDB\MS-0042012_1613.cdb 08 May 2012 08:31:36

Name: c22jun12a_2-10, ID: 31201450026, Date: 23-Jun-2012, Time: 08:53:27, Submitter: HRD1735, Description: JW-EA05-COMP-120509, User: KAS

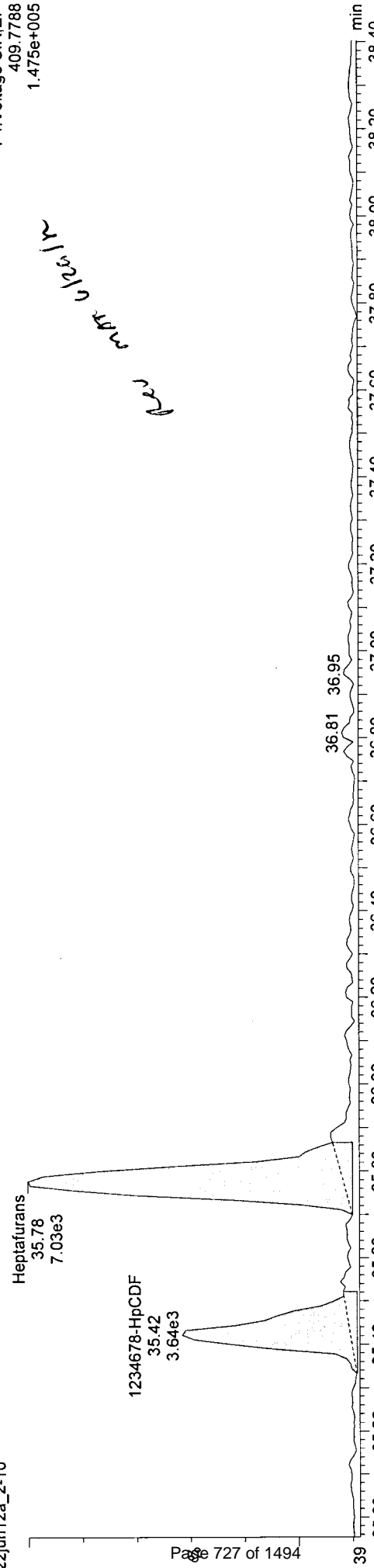
F4: Voltage SIR, EI+
407.7818
1.486e+005

Heptafurans
c22jun12a_2-10



c22jun12a_2-10

F4: Voltage SIR, EI+
409.7788
1.475e+005



Quantify Sample Report MassLynx 4.1 SCN627

Manual Integrations

Dataset: Z:\Default.pro\Results\c22jun12a_2-10.qld

Last Altered: Monday, June 25, 2012 15:11:37 Eastern Daylight Time

Printed: Monday, June 25, 2012 15:11:42 Eastern Daylight Time

201450

Method: C:\MassLynx\Default.PRO\MethDB\m1613-062412-db5ms.mdb 24 Jun 2012 17:53:35

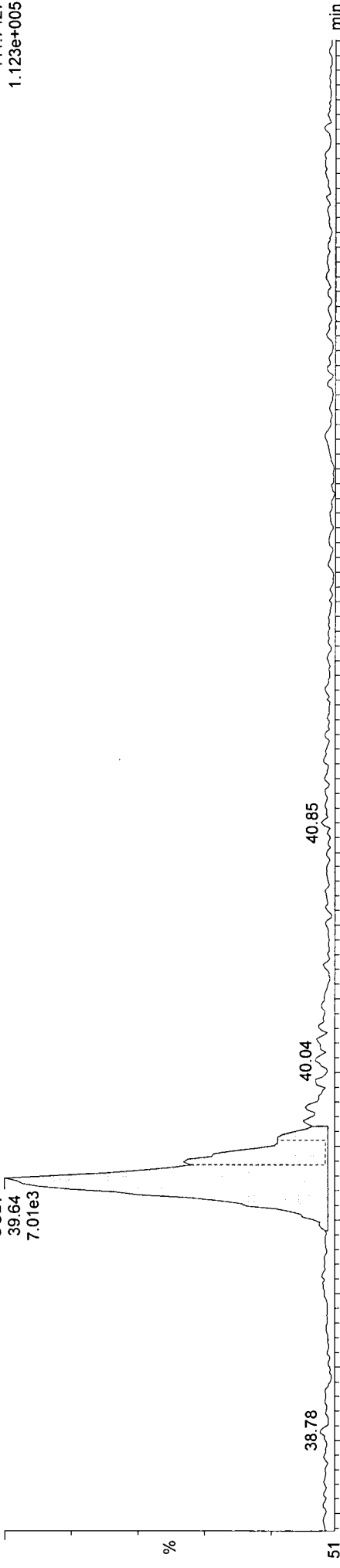
Calibration: C:\MassLynx\Default.PRO\CurveDB\B5MS-0042012_1613.cdb 08 May 2012 08:31:36

Name: c22jun12a_2-10, ID: 31201450026, Date: 23-Jun-2012, Time: 08:53:27, Submitter: HRD1735, Description: JW-EA05-COMP-120509, User: KAS

F5: Voltage SIR, EI+
441.7427
1.123e+005

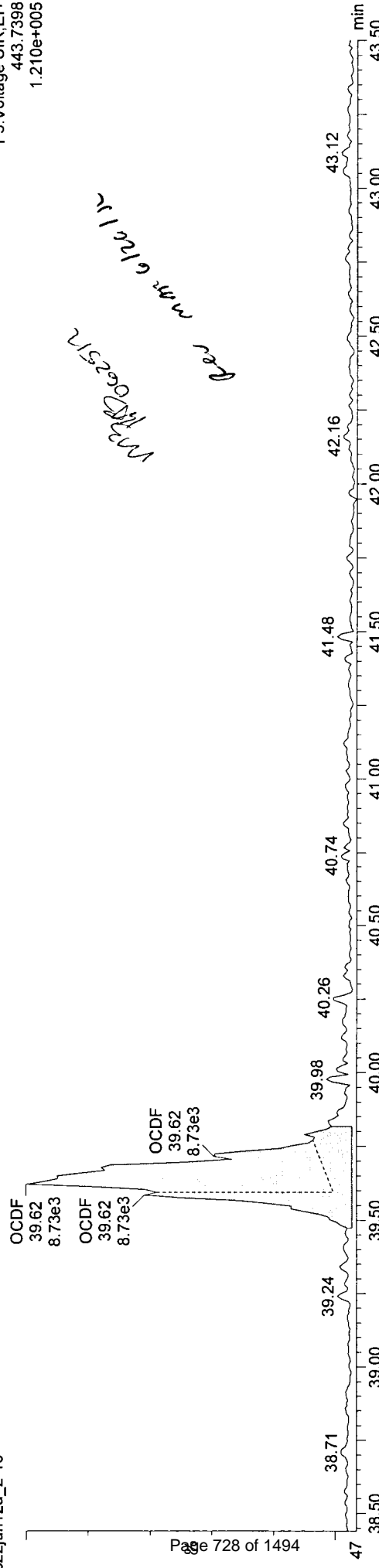
OCDF

c22jun12a_2-10



c22jun12a_2-10

F5: Voltage SIR, EI+
443.7398
1.210e+005



Quantify Sample Summary Report
 ### Sample Summary ###

MassLynx 4.1

Dataset: C:\MassLynx\Default.pro\Results\c22jun12a_2-10.qld

Last Altered: Monday, 6/25/2012 11:53:52 AM Eastern Daylight Time
 Printed: Monday, 6/25/2012 11:54:06 AM Eastern Daylight Time

31201450

Method: C:\MassLynx\Default.PRO\MethDB\m1613-062412-db5ms.mdb 24 Jun 2012 17:53:35
 Calibration: C:\MassLynx\Default.PRO\CurveDB\B5MS-0042012_1613.cdb 08 May 2012 08:31:36

Name: c22jun12a_2-10

Date: 23-Jun-2012

Time: 08:53:27

ID: 31201450026

Submitter: HRD1735

Task: HRMS3

Description: JW-EA05-COMP-120509

Name	Response	Ion1Area	Ion2Area	RA	RAFail?	RRT	RT	pg/ μ L	EDL	Height1	Noise1	SN1	Height2	Noise2	SN2	M1	M2	MR...
1	2378-TCDD	-	-	-	NO	-	-	-	0.0557	-	968	-	-	1041	-	-	-	1.075
2	12378-PeCDD	-	-	-	NO	-	-	-	0.0296	-	734	-	-	699	-	-	-	1.039
3	123478-HxCDD	9.978e2	5.544e2	4.434e2	1.25	NO	1.0020	33.90	0.0650	1.105e4	1537	7.2	8.745e3	954	9.2	bd	bb	1.065
4	123678-HxCDD	-	-	-	NO	-	-	-	0.0670	-	1537	-	-	954	-	-	-	0.996
5	123789-HxCDD	9.262e2	6.418e2	2.844e2	2.26	YES	1.0072	34.08	0.0660	9.728e3	1537	6.3	5.414e3	954	5.7	db	bb	1.029
6	1234678-HpCDD	2.305e4	1.159e4	1.146e4	1.01	NO	1.0003	36.35	0.1941	1.370e5	2117	64.7	1.336e5	1426	93.7	bb	bb	1.055
7	OCDD	1.419e5	6.778e4	7.411e4	0.91	NO	1.0002	39.50	0.3367	3.607e5	799	451.5	3.998e5	1138	351.2	bb	bb	1.063
8	2378-TCDF	6.983e2	3.233e2	3.751e2	0.86	NO	1.0000	24.65	0.0353	3.256e3	697	4.7	4.916e3	827	5.9	bb	bb	0.980
9	12378-PeCDF	-	-	-	NO	-	-	-	0.0461	-	828	-	-	611	-	-	-	0.980
10	23478-PeCDF	-	-	-	NO	-	-	-	0.0265	-	828	-	-	611	-	-	-	1.022
11	123478-HxCDF	5.657e2	3.826e2	1.831e2	2.09	YES	1.0003	33.24	0.0299	8.115e3	751	10.8	4.855e3	940	5.2	dd	db	1.183
12	123678-HxCDF	-	-	-	NO	-	-	-	0.0260	-	751	-	-	940	-	-	-	1.168
13	234678-HxCDF	6.389e2	3.383e2	3.005e2	1.13	NO	1.0000	33.72	0.0309	4.790e3	751	6.4	6.076e3	940	6.5	bb	bb	1.178
14	123789-HxCDF	-	-	-	NO	-	-	-	0.0435	-	751	-	-	940	-	-	-	1.110
15	1234678-HpCDF	6.763e3	3.484e3	3.278e3	1.06	NO	1.0006	35.43	0.0422	5.092e4	932	54.7	4.598e4	676	68.0	bb	bb	1.389
16	1234789-HpCDF	-	-	-	NO	-	-	-	0.0699	-	932	-	-	676	-	-	-	1.389
17	OCDF	7.036e3	1.349e3	5.687e3	0.24	YES	1.0052	39.70	0.1832	2.397e4	504	47.5	5.952e4	775	76.8	dd	db	1.290
18	ES:13C-2378-TCDD	7.724e5	3.417e5	4.306e5	0.79	NO	1.0285	25.54	0.0494	3.707e6	1080	3433.0	4.586e6	1079	4249.3	bb	bb	0.991
19	ES:13C-12378-PeCDD	6.382e5	3.874e5	2.509e5	1.54	NO	1.2737	31.63	0.0455	7.071e6	711	9948.8	4.418e6	965	4576.2	bb	bb	0.835
20	ES:13C-123478-HxCDD	4.488e5	2.502e5	1.986e5	1.26	NO	0.9931	33.83	0.0945	5.019e6	2250	2320.7	3.966e6	1754	2261.5	bd	bd	0.971
21	ES:13C-123678-HxCDD	5.019e5	2.818e5	2.202e5	1.28	NO	0.9951	33.90	0.0913	5.238e6	2250	2327.7	4.134e6	1754	2357.2	db	db	1.005
22	ES:13C-1234678-HpCDD	3.582e5	1.855e5	1.727e5	1.07	NO	1.0666	36.33	0.1120	2.240e6	2583	867.0	2.122e6	1784	1189.6	bb	bb	0.894
23	ES:13C-OCDD	4.993e5	2.413e5	2.580e5	0.94	NO	1.1593	39.49	0.1643	1.308e6	1760	742.9	1.424e6	4488	317.3	bd	bb	0.871
24	ES:13C-2378-TCDF	9.884e5	4.359e5	5.525e5	0.79	NO	0.9927	24.65	0.0304	4.857e6	1084	4483.1	6.166e6	1008	6119.0	bb	bb	1.561
25	ES:13C-12378-PeCDF	7.659e5	4.689e5	2.970e5	1.58	NO	1.2110	30.07	0.0798	4.869e6	2224	2189.7	3.007e6	2425	1239.7	bb	bb	1.322

Quantify Sample Report
Sample Summary

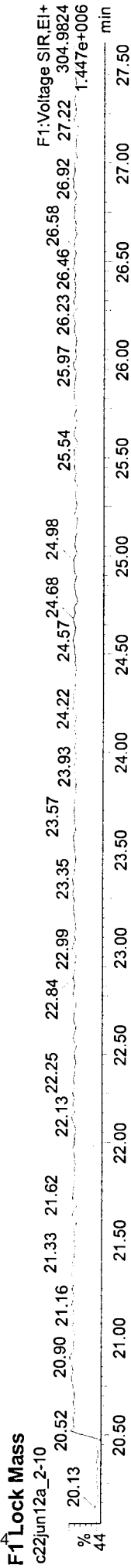
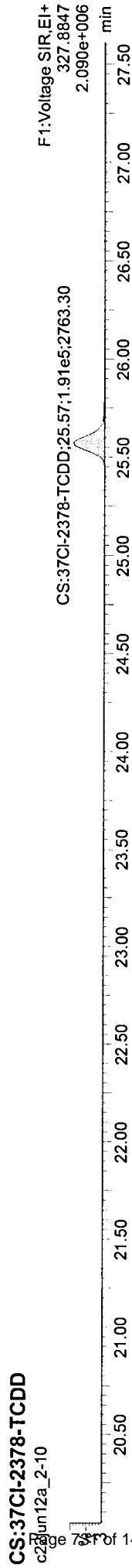
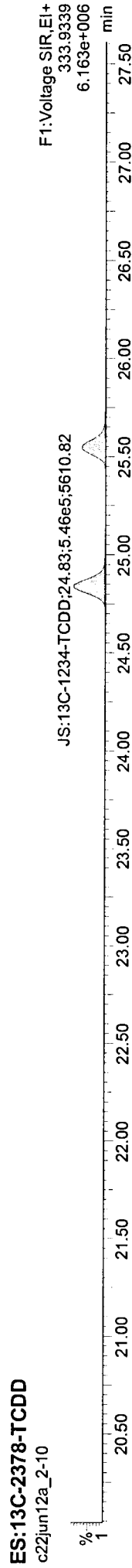
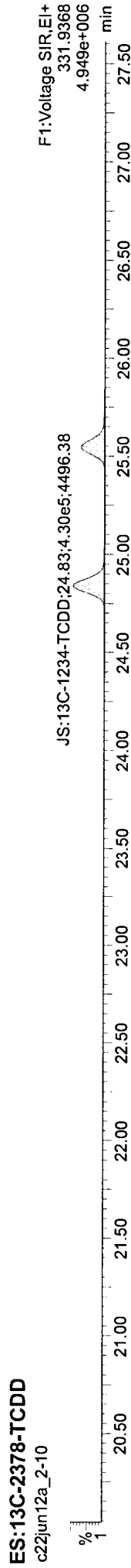
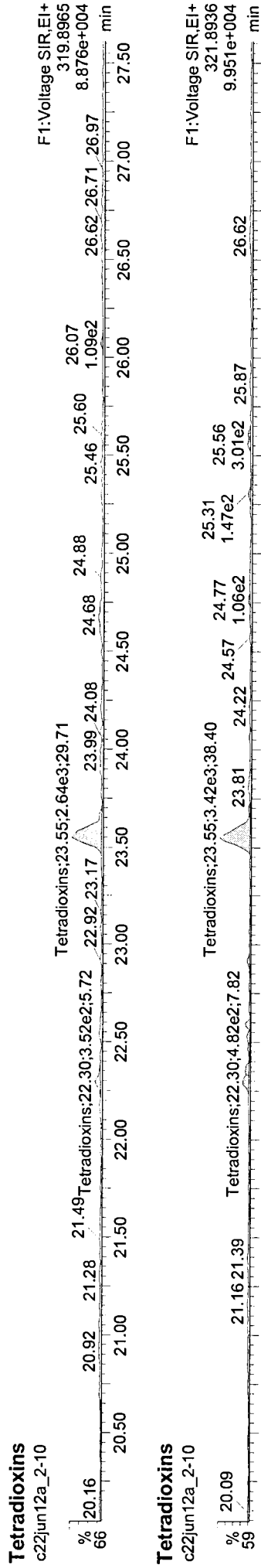
MassLynx 4.1

Dataset: C:\MassLynx\Default.pro\Results\c22jun12a_2-10.qld

Last Altered: Monday, 6/25/2012 11:53:52 AM Eastern Daylight Time
Printed: Monday, 6/25/2012 11:54:06 AM Eastern Daylight Time

Method: C:\MassLynx\Default.PRO\MethDB\m1613-062412-db5ms.mdb 24 Jun 2012 17:53:35
Calibration: C:\MassLynx\Default.PRO\CurveDB\B5MS-0042012_1613.cdb 08 May 2012 08:31:36

Name: c22jun12a_2-10, ID: 31201450026, User: KAS, Instrument: , Submitter: HRD1735, Task: HRMS3, Description: JW-EA05-COMP-120509



Quantify Sample Report

Sample Summary

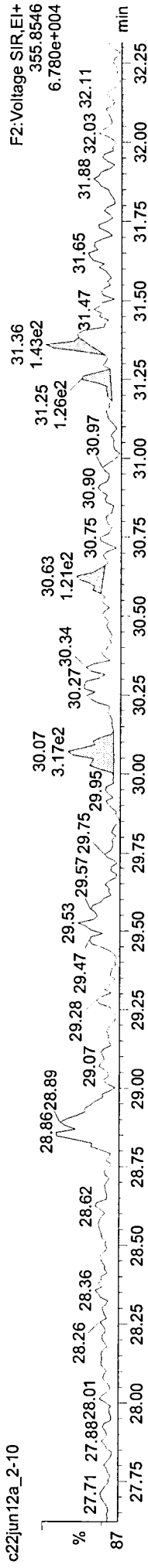
MassLynx 4.1

Dataset: C:\MassLynx\Default.pro\Results\c22jun12a_2-10.qld

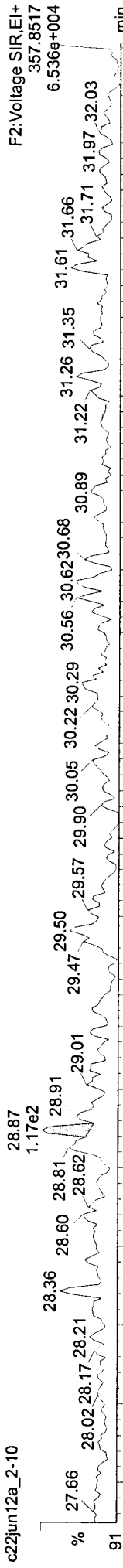
Last Altered: Monday, 6/25/2012 11:53:52 AM Eastern Daylight Time
Printed: Monday, 6/25/2012 11:54:06 AM Eastern Daylight Time

Name: c22jun12a_2-10, ID: 31201450026, User: KAS, Instrument: , Submitter: HRD1735, Task: HRMS3, Description: JW-EA05-COMP-120509

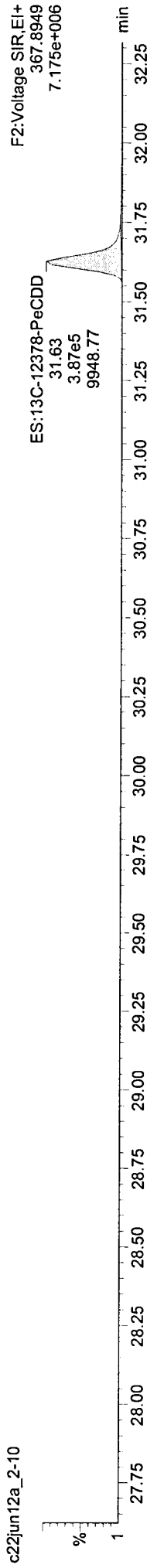
Pentadioxins



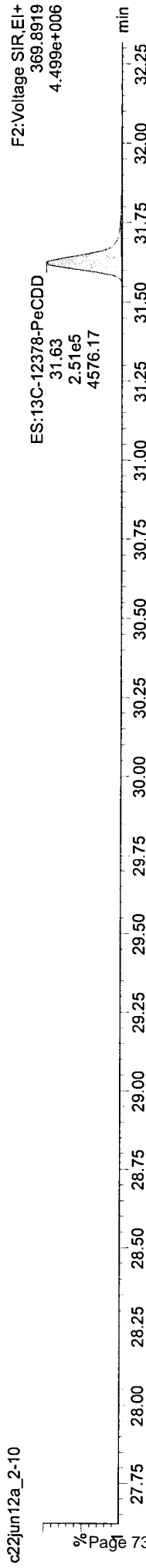
Pentadioxins



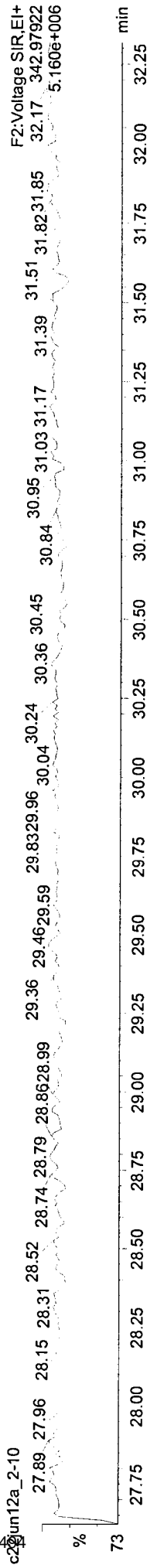
ES:13C-12378-PeCDD



ES:13C-12378-PeCDD



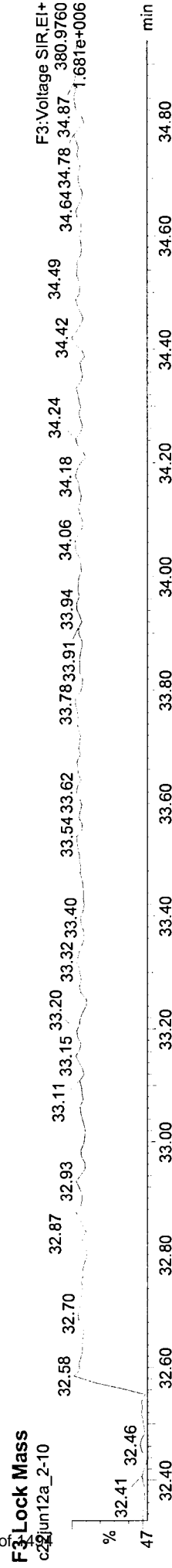
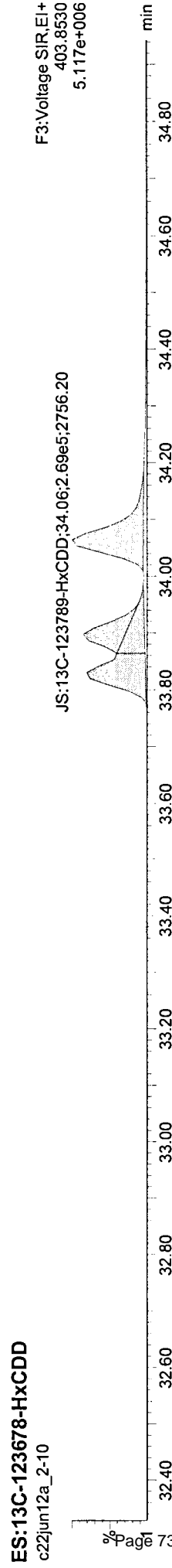
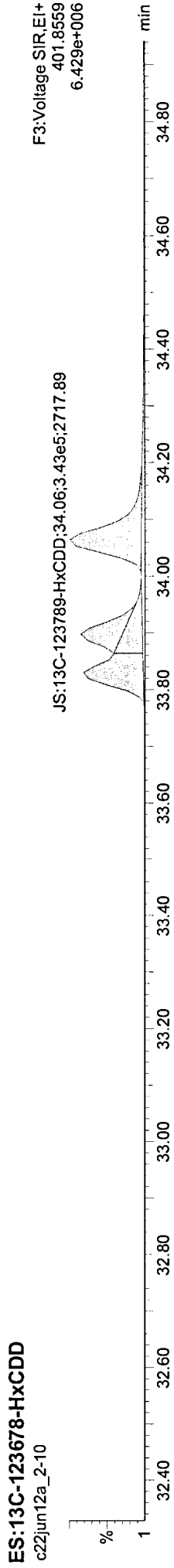
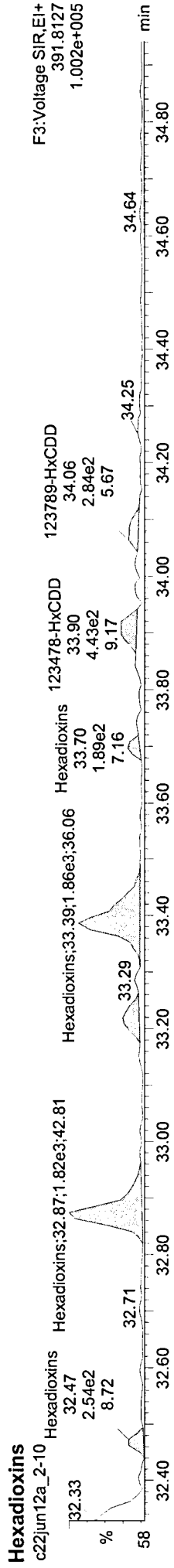
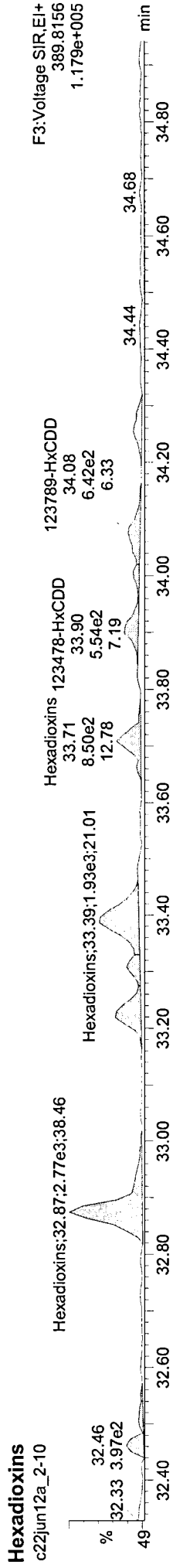
F2: Lock Mass



Dataset: C:\MassLynx\Default.pro\Results\c22jun12a_2-10.qld

Last Altered: Monday, 6/25/2012 11:53:52 AM Eastern Daylight Time
Printed: Monday, 6/25/2012 11:54:06 AM Eastern Daylight Time

Name: c22jun12a_2-10, ID: 31201450026, User: KAS, Instrument: , Submitter: HRD1735, Task: HRMS3, Description: JW-EA05-COMP-120509



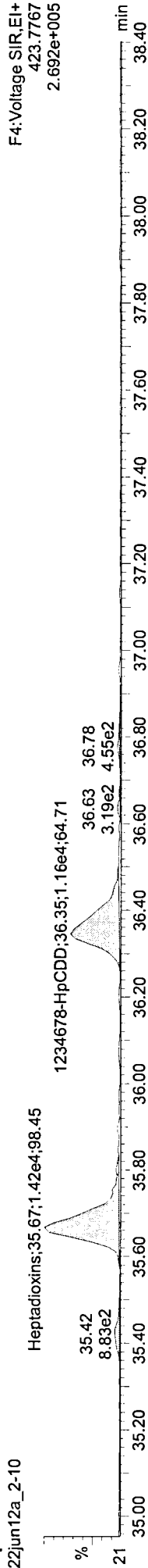
Dataset: C:\MassLynx\Default.pro\Results\c22jun12a_2-10.qld

Last Altered: Monday, 6/25/2012 11:53:52 AM Eastern Daylight Time
Printed: Monday, 6/25/2012 11:54:06 AM Eastern Daylight Time

Name: c22jun12a_2-10, ID: 31201450026, User: KAS, Instrument: , Submitter: HRD1735, Task: HRMS3, Description: JW-EA05-COMP-120509

Heptadioxins

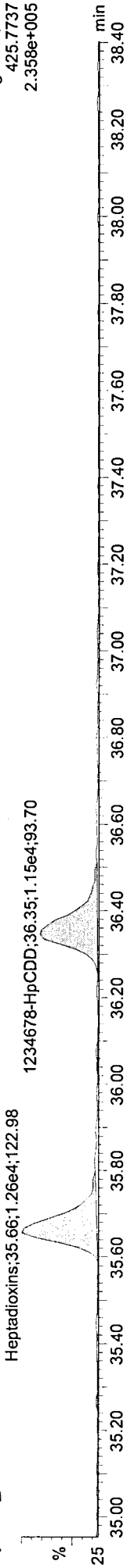
c22jun12a_2-10



F4:Voltage SIR,EI+
423.7767
2.692e+005

Heptadioxins

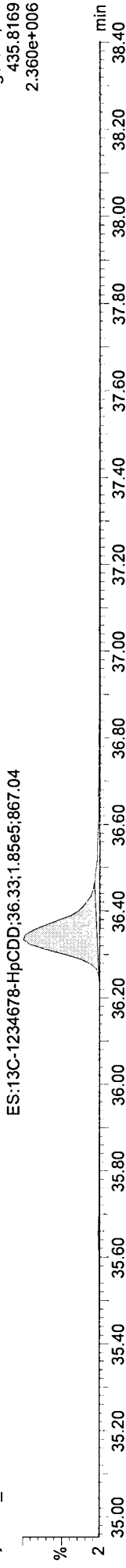
c22jun12a_2-10



F4:Voltage SIR,EI+
425.7737
2.358e+005

ES:13C-1234678-HpCDD

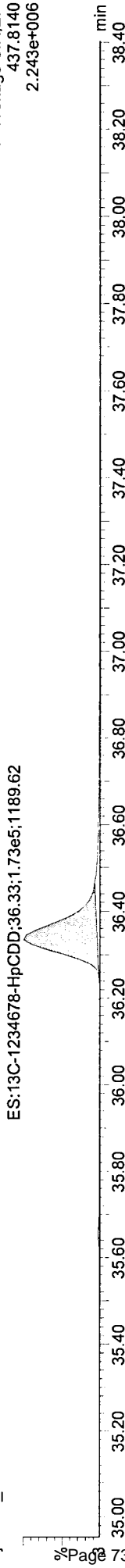
c22jun12a_2-10



F4:Voltage SIR,EI+
435.8169
2.360e+006

ES:13C-1234678-HpCDD

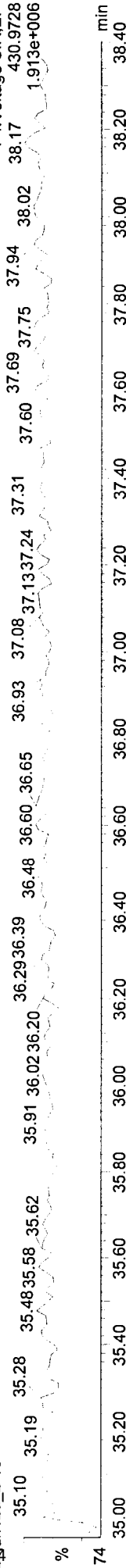
c22jun12a_2-10



F4:Voltage SIR,EI+
437.8140
2.243e+006

F4:Lock Mass

c22jun12a_2-10



F4:Voltage SIR,EI+
430.9728
1.913e+006

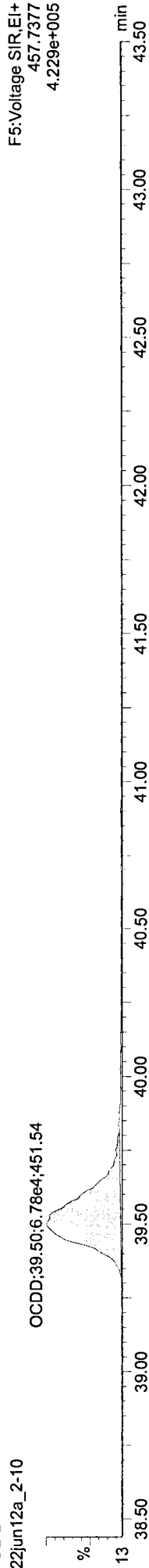
Dataset: C:\MassLynx\Default.pro\Results\c22jun12a_2-10.qld

Last Altered: Monday, 6/25/2012 11:53:52 AM Eastern Daylight Time
Printed: Monday, 6/25/2012 11:54:06 AM Eastern Daylight Time

Name: c22jun12a_2-10, ID: 31201450026, User: KAS, Instrument: , Submitter: HRD1735, Task: HRMS3, Description: JW-EA05-COMP-120509

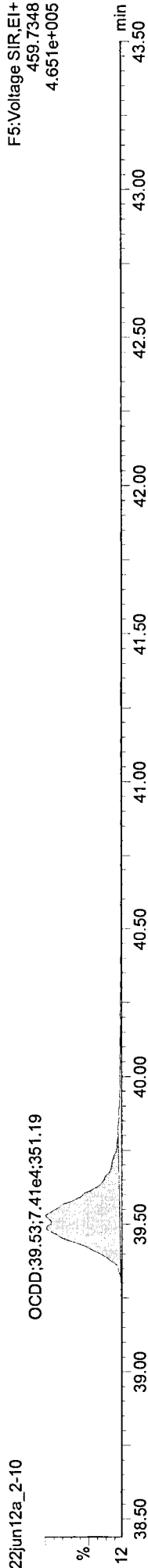
OCDD

c22jun12a_2-10



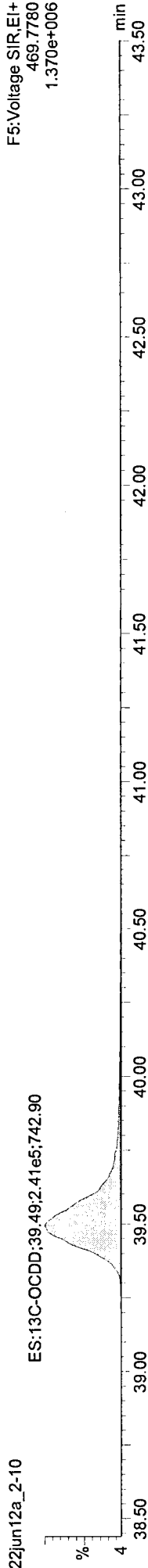
OCDD

c22jun12a_2-10



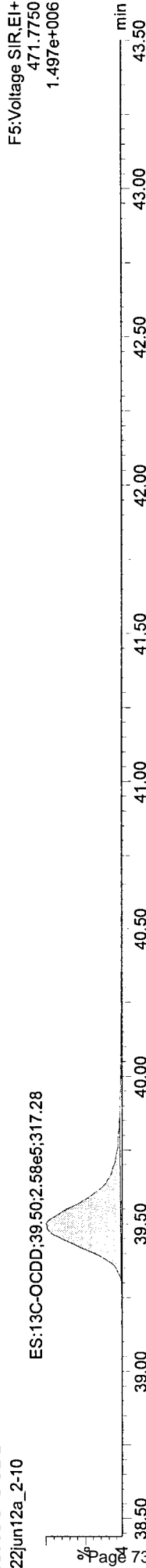
ES:13C-OCDD

c22jun12a_2-10



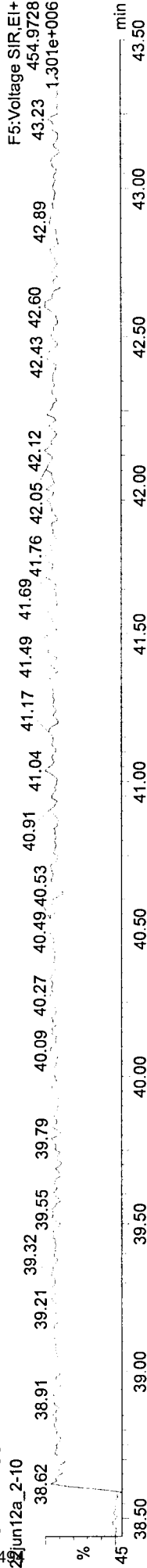
ES:13C-OCDD

c22jun12a_2-10



F5 Lock Mass

c22jun12a_2-10



Quantify Sample Report

MassLynx 4.1
Sample Summary

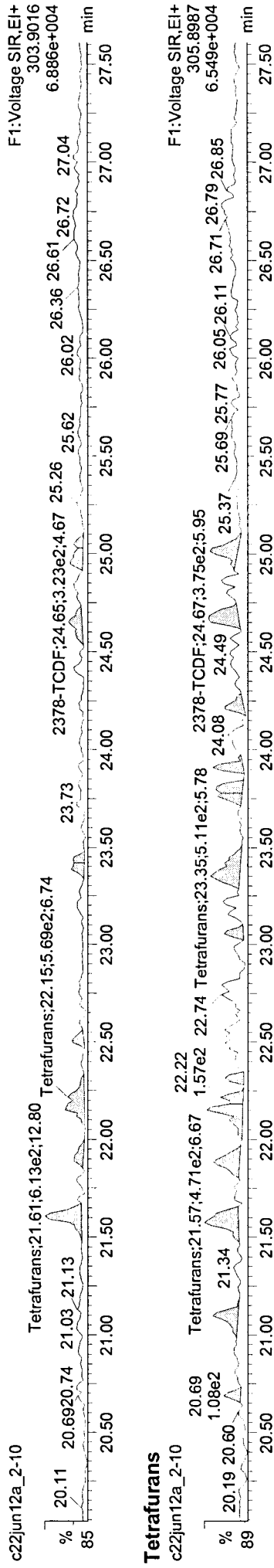
Dataset: C:\MassLynx\Default.pro\Results\c22jun12a_2-10.qld

Last Altered: Monday, 6/25/2012 11:53:52 AM Eastern Daylight Time
Printed: Monday, 6/25/2012 11:54:06 AM Eastern Daylight Time

Name: c22jun12a_2-10, ID: 31201450026, User: KAS, Instrument: , Submitter: HRD1735, Task: HRMS3, Description: JW-EA05-COMP-120509

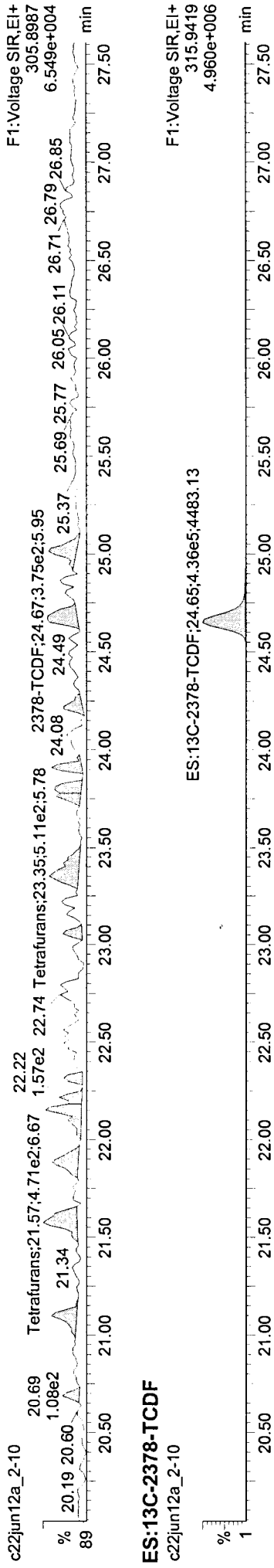
Tetrafurans

c22jun12a_2-10



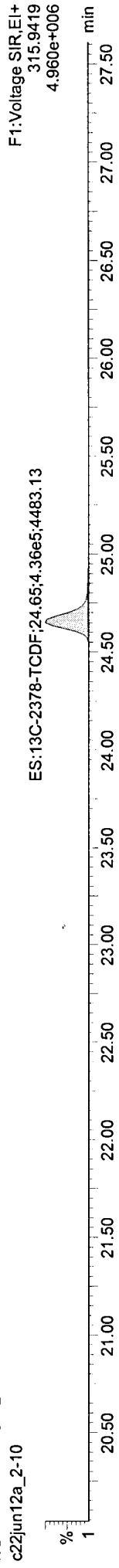
Tetrafurans

c22jun12a_2-10



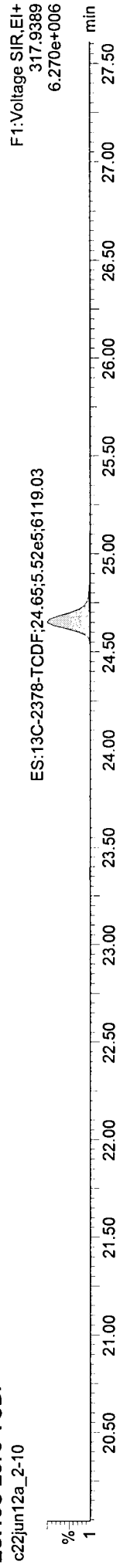
ES:13C-2378-TCDF

c22jun12a_2-10



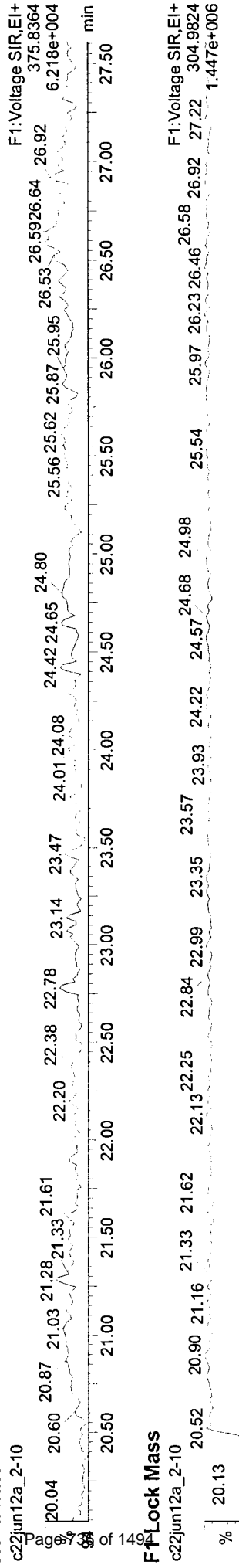
ES:13C-2378-TCDF

c22jun12a_2-10




Hexa Ether

c22jun12a_2-10



F1 Lock Mass

c22jun12a_2-10

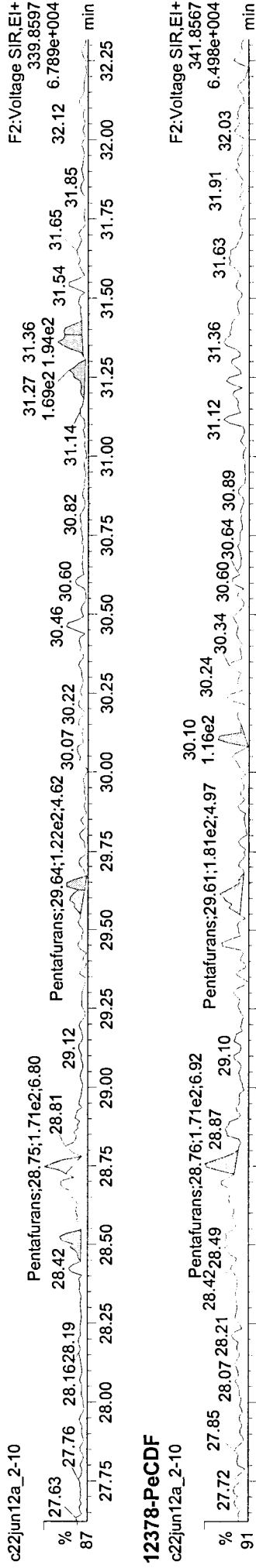


Dataset: C:\MassLynx\Default.pro\Results\c22jun12a_2-10.qld

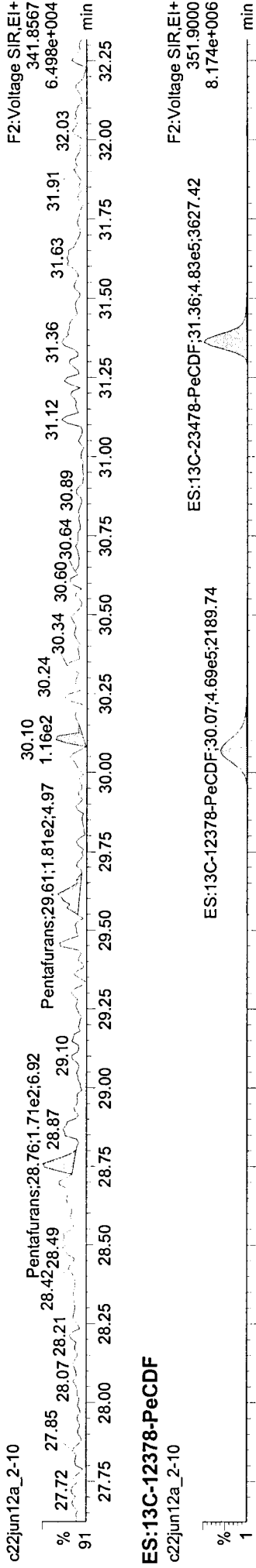
Last Altered: Monday, 6/25/2012 11:53:52 AM Eastern Daylight Time
Printed: Monday, 6/25/2012 11:54:06 AM Eastern Daylight Time

Name: c22jun12a_2-10, ID: 31201450026, User: KAS, Instrument: , Submitter: HRD1735, Task: HRMS3, Description: JW-EA05-COMP-120509

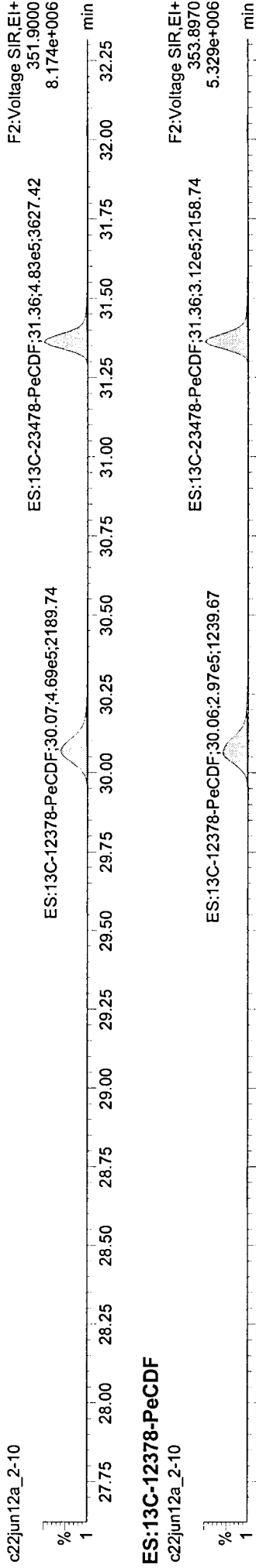
12378-PeCDF



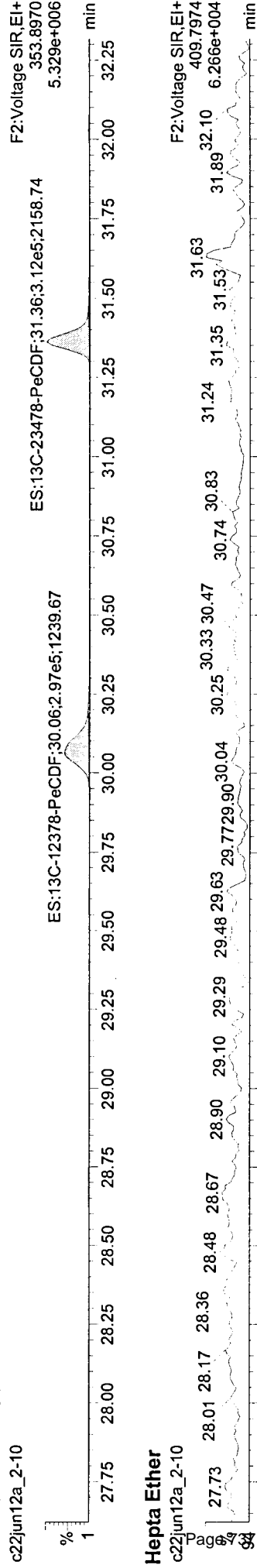
12378-PeCDF



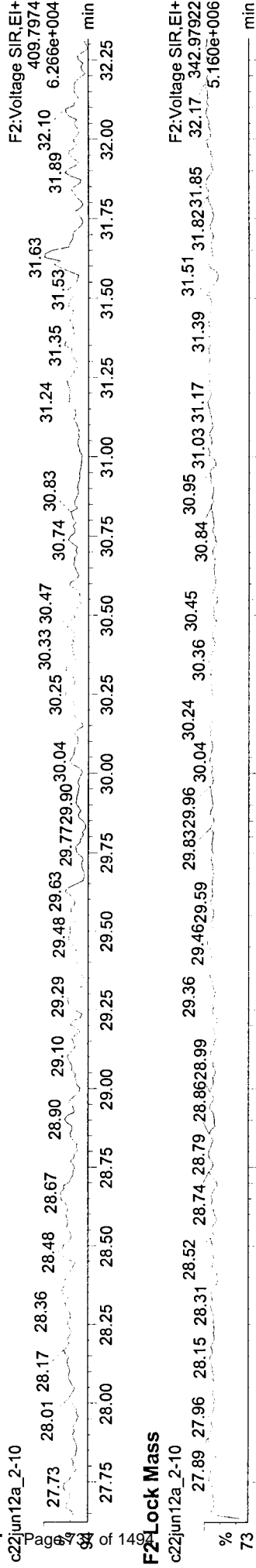
ES:13C-12378-PeCDF



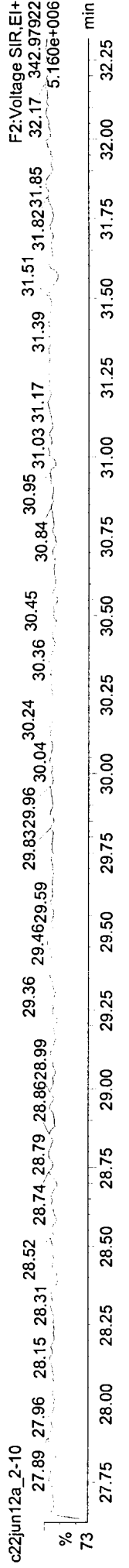
ES:13C-12378-PeCDF



Hepta Ether



F2:Lock Mass



Quantify Sample Report

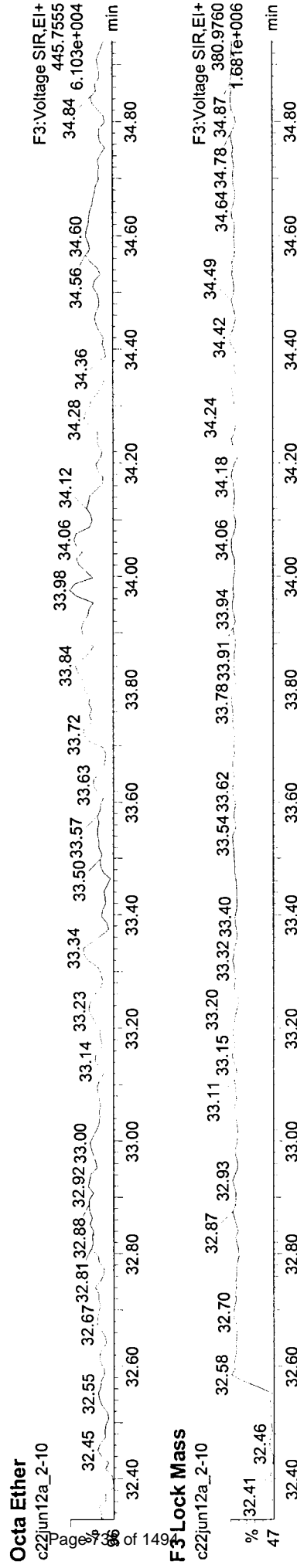
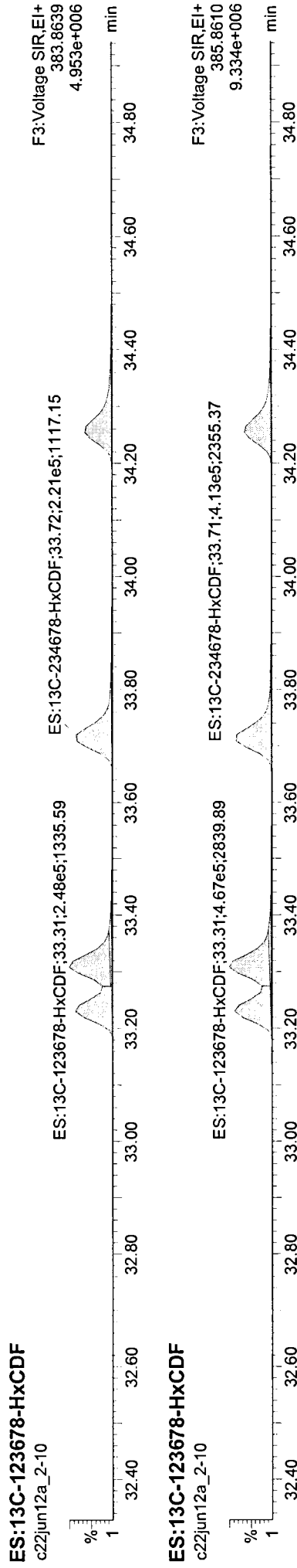
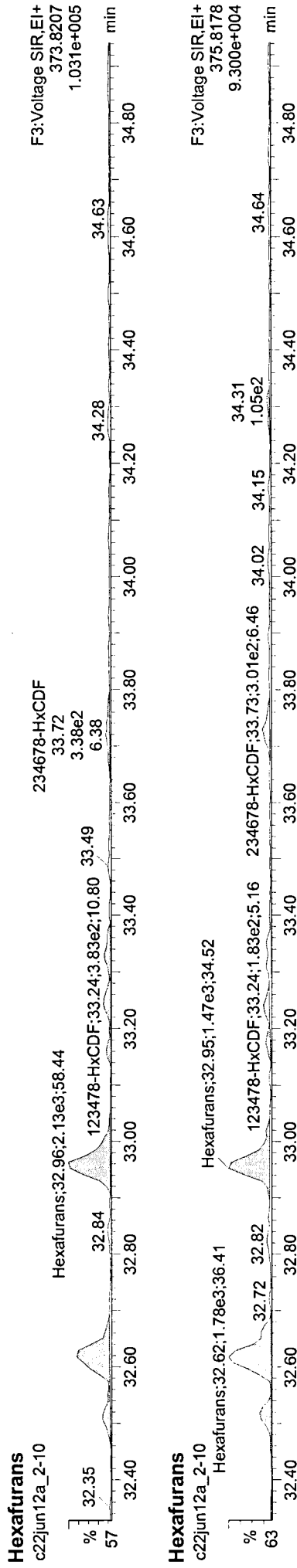
Sample Summary

MassLynx 4.1

Dataset: C:\MassLynx\Default.pro\Results\c22jun12a_2-10.qld

Last Altered: Monday, 6/25/2012 11:53:52 AM Eastern Daylight Time
Printed: Monday, 6/25/2012 11:54:06 AM Eastern Daylight Time

Name: c22jun12a_2-10, ID: 31201450026, User: KAS, Instrument: , Submitter: HRD1735, Task: HRMS3, Description: JW-EA05-COMP-120509



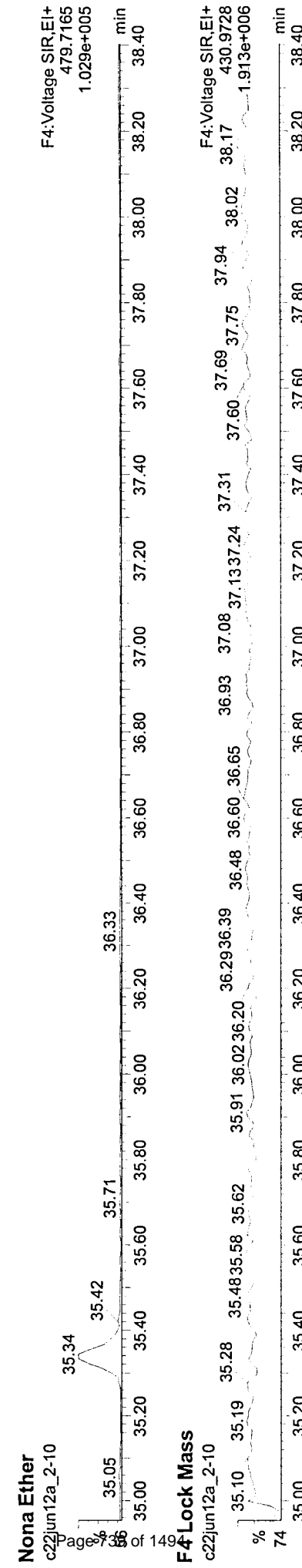
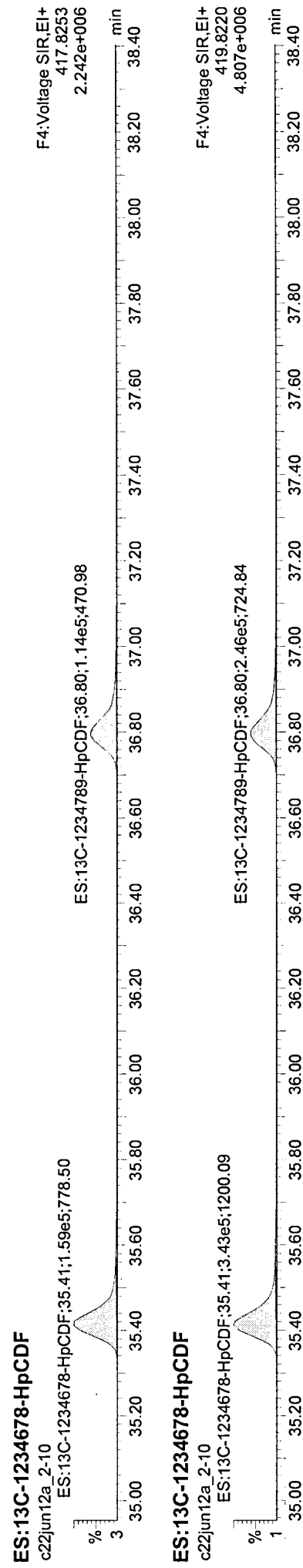
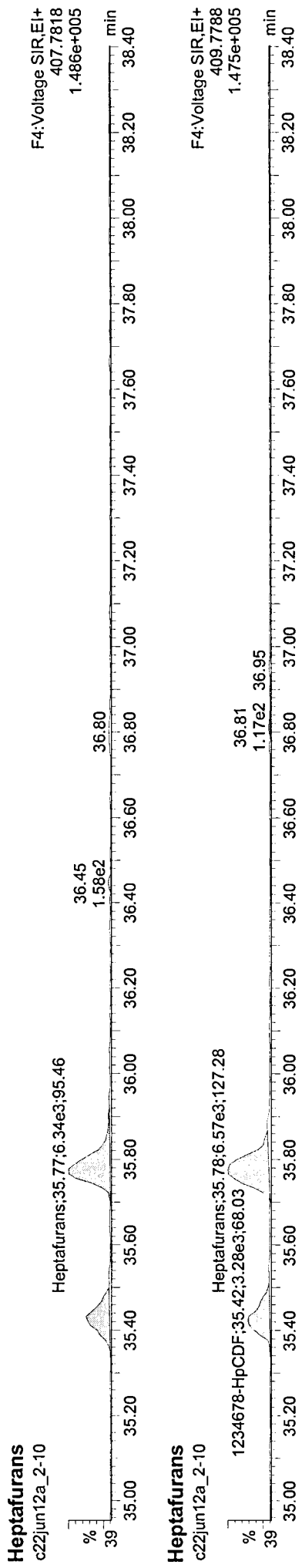
Quantify Sample Report
Sample Summary

MassLynx 4.1

Dataset: C:\MassLynx\Default.pro\Results\c22jun12a_2-10.qld

Last Altered: Monday, 6/25/2012 11:53:52 AM Eastern Daylight Time
Printed: Monday, 6/25/2012 11:54:06 AM Eastern Daylight Time

Name: c22jun12a_2-10, ID: 31201450026, User: KAS, Instrument: , Submitter: HRD1735, Task: HRMS3, Description: JW-EA05-COMP-120509



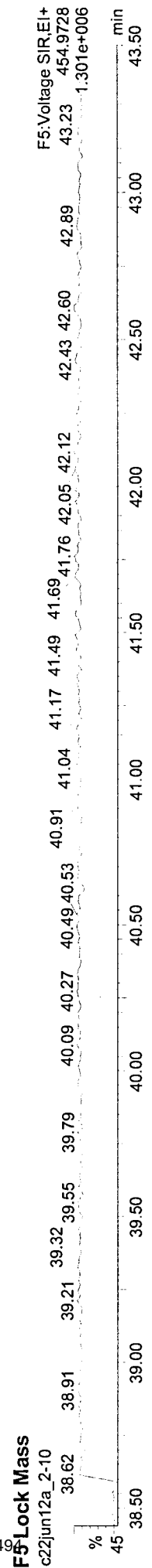
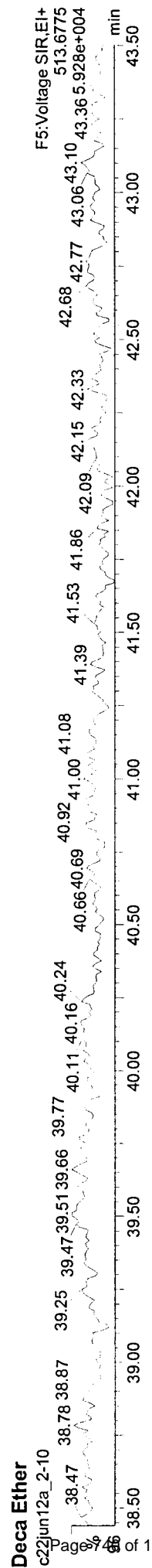
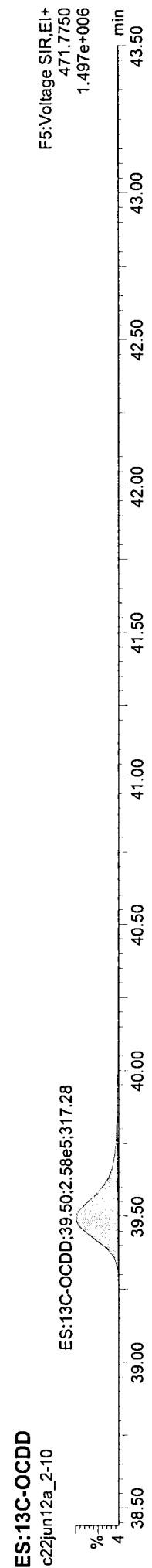

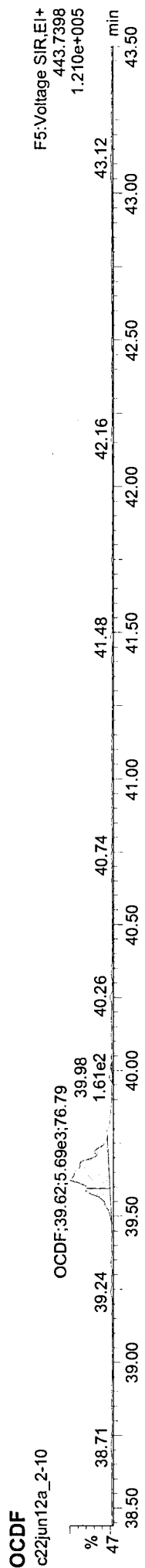
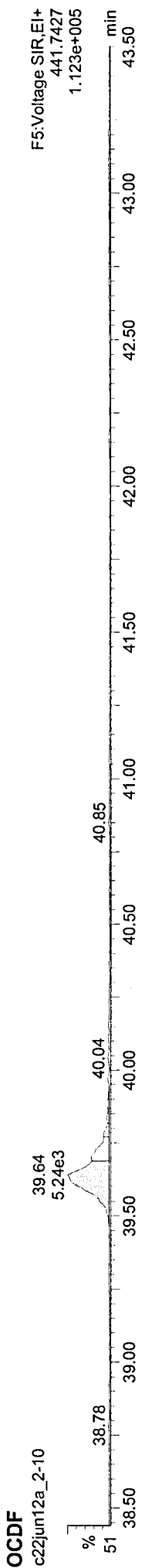
Quantify Sample Report
Sample Summary

MassLynx 4.1

Dataset: C:\MassLynx\Default.pro\Results\c22jun12a_2-10.qld

Last Altered: Monday, 6/25/2012 11:53:52 AM Eastern Daylight Time
Printed: Monday, 6/25/2012 11:54:06 AM Eastern Daylight Time

Name: c22jun12a_2-10, ID: 31201450026, User: KAS, Instrument: , Submitter: HRD1735, Task: HRMS3, Description: JW-EA05-COMP-120509



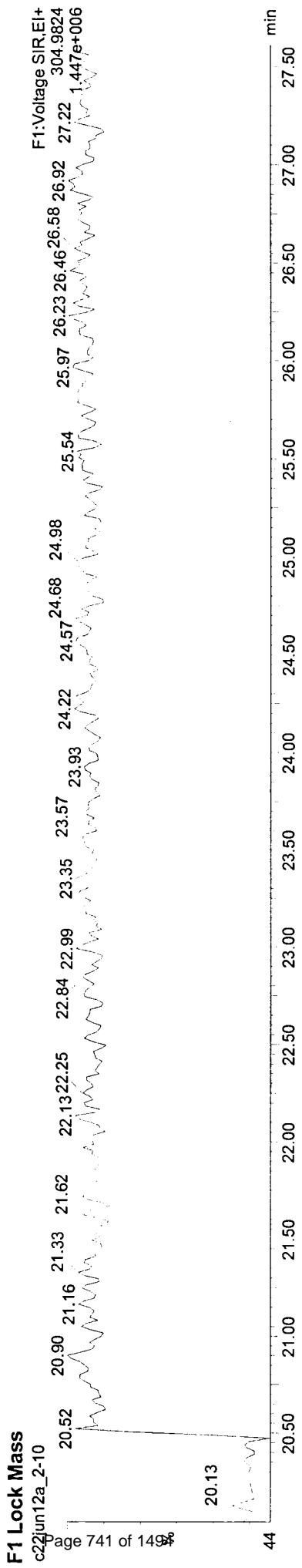
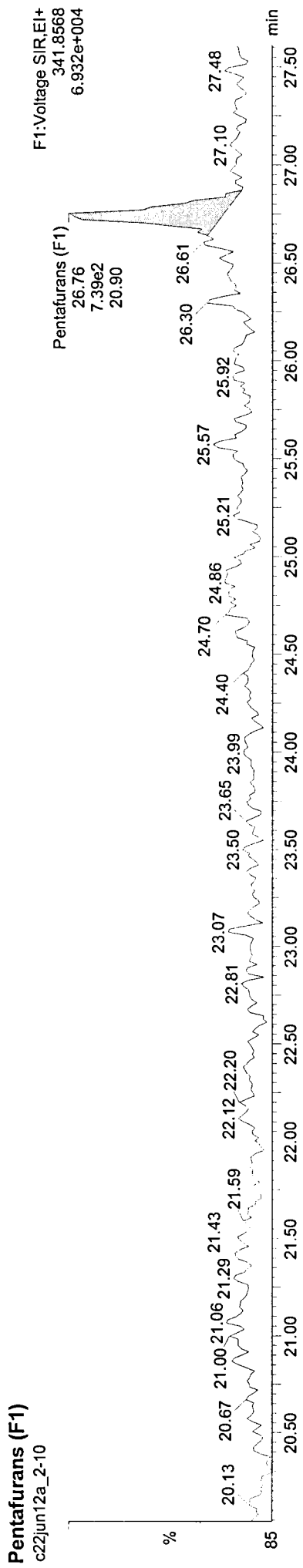
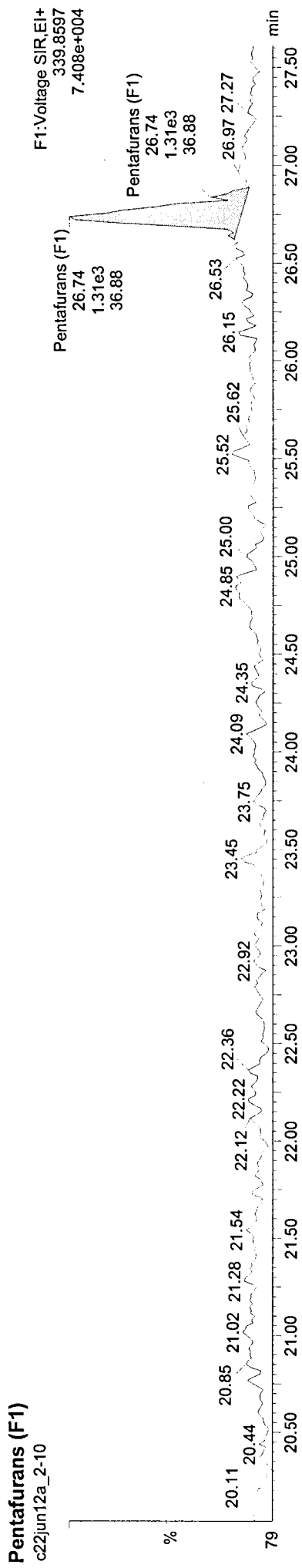
Quantify Sample Report

MassLynx 4.1
Sample Summary

Dataset: C:\MassLynx\Default.pro\Results\c22jun12a_2-10.qld

Last Altered: Monday, 6/25/2012 11:53:52 AM Eastern Daylight Time
Printed: Monday, 6/25/2012 11:54:06 AM Eastern Daylight Time

Name: c22jun12a_2-10, ID: 31201450026, User: KAS, Instrument: , Submitter: HRD1735, Task: HRMS3, Description: JW-EA05-COMP-120509



Results of JW-UR-COMP-120508

Client Sample ID: **JW-UR-COMP-120508**
 Client Project ID: **Jeld Wen Surface Sediment**
 Lab Sample ID: 31201450027-A
 Lab Project ID: 31201450

Collection Date: 05/08/2012 14:12
 Received Date: 05/11/2012 10:15
 Matrix: Soil-Solid as dry weight
 Solids (%): 55.10

Results by EPA 1613B

Parameter	Result	EMPC	Qual	DL	LOQ/CL	Units	RT	Ratio
2,3,7,8-TCDD	0.137		J	0.0352	0.483	pg/g	25.54	0.67
1,2,3,7,8-PeCDD	0.214		J	0.0317	2.42	pg/g	31.63	1.74
1,2,3,4,7,8-HxCDD		0.299	J	0.0833	2.42	pg/g	33.82	1.00*
1,2,3,6,7,8-HxCDD	0.993		J	0.0866	2.42	pg/g	33.90	1.20
1,2,3,7,8,9-HxCDD	0.624		J	0.0848	2.42	pg/g	34.06	1.06
1,2,3,4,6,7,8-HpCDD	25.3			0.245	2.42	pg/g	36.35	1.03
OCDD	270			0.611	4.83	pg/g	39.47	0.90
2,3,7,8-TCDF	0.452		J	0.0319	0.483	pg/g	24.67	0.80
1,2,3,7,8-PeCDF		0.133	J	0.0363	2.42	pg/g	30.06	1.21*
2,3,4,7,8-PeCDF	0.317		J	0.0207	2.42	pg/g	31.36	1.74
1,2,3,4,7,8-HxCDF	0.249		J	0.0479	2.42	pg/g	33.24	1.09
1,2,3,6,7,8-HxCDF		0.199	J	0.0406	2.42	pg/g	33.31	0.97*
2,3,4,6,7,8-HxCDF	0.307		J	0.0471	2.42	pg/g	33.71	1.14
1,2,3,7,8,9-HxCDF	ND		U	0.0692	2.42	pg/g		
1,2,3,4,6,7,8-HpCDF	4.33			0.0725	2.42	pg/g	35.42	1.04
1,2,3,4,7,8,9-HpCDF		0.298	J	0.130	2.42	pg/g	36.79	1.31*
OCDF	15.2			0.318	4.83	pg/g	39.66	0.89
Total TCDD	4.25	5.02		0.0352	0.483	pg/g		
Total TCDF	2.16	3.84		0.0319	0.483	pg/g		
Total PeCDD	1.56	2.53	J	0.0317	2.42	pg/g		
Total PeCDF	2.41	3.18	J	0.0166	2.42	pg/g		
Total HxCDD	11.0	12.1		0.0866	2.42	pg/g		
Total HxCDF	4.87	5.71		0.0692	2.42	pg/g		
Total HpCDD	81.9			0.245	2.42	pg/g		
Total HpCDF	11.9	12.2		0.130	2.42	pg/g		

World Health Organization Summary

	Units	ND=0	ND=1/2	ND=DL
WHO-2005 TEQ	pg/g	1.09	1.10	1.11
WHO-2005 TEQ w/EMPC	pg/g	1.15	1.15	1.15

Results of JW-UR-COMP-120508

Client Sample ID: **JW-UR-COMP-120508**
 Client Project ID: **Jeld Wen Surface Sediment**
 Lab Sample ID: 31201450027-A
 Lab Project ID: 31201450

Collection Date: 05/08/2012 14:12
 Received Date: 05/11/2012 10:15
 Matrix: Soil-Solid as dry weight
 Solids (%): 55.10

Results by EPA 1613B

Parameter	Result	EMPC	Qual	DL	LOQ/CL	Units	RT	Ratio
Labeled Standards								
13C-2378-TCDD	82.0				25.0-164	%		
13C-12378-PeCDD		83.0			25.0-181	%		
13C-123478-HxCDD	63.0				32.0-141	%		
13C-123678-HxCDD	81.0				28.0-130	%		
13C-1234678-HpCDD	61.0				23.0-140	%		
13C-OCDD	38.0				17.0-157	%		
13C-2378-TCDF	77.0				24.0-169	%		
13C-12378-PeCDF	67.0				24.0-185	%		
13C-23478-PeCDF	71.0				21.0-178	%		
13C-123478-HxCDF	68.0				26.0-152	%		
13C-123678-HxCDF	93.0				26.0-123	%		
13C-234678-HxCDF	80.0				29.0-147	%		
13C-123789-HxCDF	72.0				28.0-136	%		
13C-1234678-HpCDF	78.0				28.0-143	%		
13C-1234789-HpCDF	62.0				26.0-138	%		
37Cl-2378-TCDD	98.0				35.0-197	%		

Batch Information

Analytical Batch: **HRD1735**
 Analytical Method: **EPA 1613B**
 Instrument: **HRMS3**
 Analyst: **MAF**
 Analytical Date/Time: **06/23/2012 09:38**
 Dilution: **1**

Prep Batch: **HXX1605**
 Prep Method: **EPA 1613 PREP S/D/T**
 Prep Date/Time: **05/24/2012 00:19**
 Prep Initial Wt./Vol.: **18.8 g**
 Prep Extract Vol: **20 uL**

Quantify Sample Summary Report MassLynx 4.1 SCN627
 ### Sample Summary ###

Dataset: Z:\Default.prolResults\c22jun12a_2-11.qld

Last Altered: Monday, June 25, 2012 16:18:20 Eastern Daylight Time
 Printed: Monday, June 25, 2012 16:19:09 Eastern Daylight Time

1201450

Method: Untitled 24 Jun 2012 17:53:35
 Calibration: C:\MassLynx\Default.PRO\CurveDB\B5MS-0042012_1613.cdb 08 May 2012 08:31:36

Name: c22jun12a_2-11
 Date: 23-Jun-2012
 Time: 09:38:30
 ID: 31201450027
 Submitter: HRD1735
 Task: HRMS3

Description: JW-UR-COMP-120508

2378 TDD = (1.315E3) / (1.735E6) (2009) = 0.070931/w

Per mg calculation

Name	Response	Ion1Area	Ion2Area	RA	RAFail?	RRT	RT	pg/μL	EDL	Height1	Noise1	SN1	Height2	Noise2	SN2	M1	M2	MR
1 2378-TCDD	1.315e3	5.257e2	7.895e2	0.67	NO	1.0000	25.54	0.071	0.0182	4.959e3	686	7.2	9.525e3	797	12.0	MM	db	1.075
2 12378-PeCDD	1.713e3	1.087e3	6.253e2	1.74	NO	1.0003	31.63	0.111	0.0164	1.846e4	1074	17.2	1.322e4	697	19.0	MM	MM	1.039
3 123478-HxCDD	1.638e3	8.183e2	8.196e2	1.00	YES	1.0003	33.82	0.155	0.0431	2.432e4	1946	12.5	2.082e4	1961	10.6	MM	bd	1.065
4 123678-HxCDD	6.753e3	3.686e3	3.066e3	1.20	NO	1.0007	33.90	0.514	0.0448	7.225e4	1946	37.1	5.541e4	1961	28.3	MM	dd	0.996
5 123789-HxCDD	3.840e3	1.974e3	1.866e3	1.06	NO	1.0076	34.06	0.323	0.0439	4.182e4	1946	21.5	3.540e4	1961	18.1	MM	dd	1.029
6 1234678-HpCDD	1.223e5	6.201e4	6.028e4	1.03	NO	1.0003	36.35	13.080	0.1267	6.870e5	3049	225.3	6.520e5	2033	320.7	MM	MM	1.055
7 OCDD	8.063e5	3.825e5	4.238e5	0.90	NO	1.0002	39.47	139.725	0.3163	1.832e6	1343	1364.4	2.008e6	2266	886.1	MM	MM	1.063
8 2378-TCDF	5.833e3	2.595e3	3.238e3	0.80	NO	1.0013	24.67	0.234	0.0165	2.871e4	818	35.1	3.185e4	1010	31.5	MM	MM	0.980
9 12378-PeCDF	1.281e3	7.016e2	5.791e2	1.21	YES	1.0004	30.06	0.069	0.0188	9.631e3	1437	6.7	7.545e3	1437	0	MM	MM	0.980
10 23478-PeCDF	3.264e3	2.074e3	1.191e3	1.74	NO	1.0003	31.36	0.164	0.0107	3.796e4	1437	26.4	1.991e4	2026	0	MM	MM	1.022
11 123478-HxCDF	2.021e3	1.052e3	9.685e2	1.09	NO	1.0007	33.24	0.129	0.0248	2.941e4	1379	21.3	2.387e4	2026	11.8	MM	MM	1.183
12 123678-HxCDF	2.271e3	1.120e3	1.151e3	0.97	YES	1.0003	33.31	0.103	0.0210	2.620e4	1379	19.0	2.045e4	2026	10.1	MM	MM	1.168
13 234678-HxCDF	3.001e3	1.599e3	1.402e3	1.14	NO	1.0003	33.71	0.159	0.0244	3.060e4	1379	22.2	2.274e4	2026	11.2	MM	MM	1.178
14 123789-HxCDF	-	-	-	-	NO	-	-	-	0.0358	-	-	-	-	-	-	-	-	1.110
15 1234678-HpCDF	4.074e4	2.082e4	1.992e4	1.04	NO	1.0006	35.42	2.243	0.0375	2.814e5	1289	218.4	2.639e5	2046	129.0	MM	MM	1.389
16 1234789-HpCDF	1.870e3	1.061e3	8.089e2	1.31	YES	0.9997	36.79	0.154	0.0671	1.147e4	1289	8.9	1.103e4	2046	5.4	MM	MM	1.389
17 OCDF	5.492e4	2.580e4	2.912e4	0.89	NO	1.0050	39.66	7.841	0.1645	1.509e5	1111	135.9	1.716e5	1167	147.0	MM	MM	1.290
18 ES:13C-2378-TCDD	1.735e6	7.651e5	9.696e5	0.79	NO	1.0285	25.54	82.230	0.0336	8.368e6	1713	4884.0	1.052e7	1570	6700.2	bb	bb	0.991
19 ES:13C-12378-PeCDD	1.478e6	8.363e5	6.421e5	1.30	YES	1.2732	31.62	83.167	0.0214	1.467e7	939	1562...	1.011e7	820	12320.8	bb	bb	0.835
20 ES:13C-123478-HxCDD	9.953e5	5.604e5	4.349e5	1.29	NO	0.9928	33.81	63.088	0.0483	1.200e7	1912	6275.7	9.231e6	2569	3594.0	MM	MM	0.971
21 ES:13C-123678-HxCDD	1.319e6	7.363e5	5.826e5	1.26	NO	0.9948	33.88	80.784	0.0467	1.222e7	1912	6389.6	9.778e6	2569	3806.7	MM	MM	1.005
22 ES:13C-1234678-HpCDD	8.861e5	4.621e5	4.241e5	1.09	NO	1.0670	36.33	61.014	0.0603	4.953e6	2329	2126.7	4.571e6	2825	1617.9	MM	MM	0.894
23 ES:13C-OCDD	1.086e6	5.170e5	5.686e5	0.91	NO	1.1589	39.46	76.667	0.0447	2.555e6	2003	1275.9	2.814e6	1717	1638.9	MM	MM	0.871
24 ES:13C-2378-TCDF	2.548e6	1.120e6	1.427e6	0.78	NO	0.9920	24.63	76.713	0.0164	1.242e7	1552	8001.6	1.586e7	966	16412.8	bb	bb	1.561

** Meet S/N - Add manually to database*

Quantify Sample Summary Report MassLynx 4.1 SCN627
 ### Sample Summary ###

Dataset: Z:\Default.pro\Results\c22jun12a_2-11.qld

Last Altered: Monday, June 25, 2012 16:18:20 Eastern Daylight Time
 Printed: Monday, June 25, 2012 16:19:09 Eastern Daylight Time

1201450

Name: c22jun12a_2-11
 Date: 23-Jun-2012
 Time: 09:38:30
 ID: 31201450027
 Submitter: HRD1735
 Task: HRMS3
 Description: JW-JR-COMP-120508

Name	Response	Ion1Area	Ion2Area	RA	RAFail?	RRT	RT	pg/µL	EDL	Height1	Noise1	SN1	Height2	Noise2	SN2	M1	M2	MR...
53 F4 Lock Mass	-	-	-	-	-	-	-	-	-	-	45877	-	-	-	-	-	-	-
54 F5 Lock Mass	-	-	-	-	-	-	-	-	0.0000	-	35444	-	-	-	-	-	-	173...

Quantify Totals Report MassLynx 4.1 SCN627

Sample Summary

Dataset: Z:\Default.pro\Results\c22jun12a_2-11.qld

Last Altered: Monday, June 25, 2012 16:18:20 Eastern Daylight Time
 Printed: Monday, June 25, 2012 16:19:09 Eastern Daylight Time

1201450

Method: Untitled 24 Jun 2012 17:53:35
 Calibration: C:\MassLynx\Default.PRO\CurveDB\MS-0042012_1613.cdb 08 May 2012 08:31:36

Name: c22jun12a_2-11
 Date: 23-Jun-2012
 Time: 09:38:30
 ID: 31201450027
 Submitter: HRD1735
 Task: HRMS3
 Description: JW-UR-COMP-120508

Tetradioxins

Name	Response	Ion1Area	Ion2Area	RA	RAFail?	RRT	RT	pg/µL	EDL	Height1	Noise1	SN1	Height2	Noise2	SN2	M2	M2
1 2378-TCDD	1.315e3	5.257e2	7.895e2	0.666	NO	1.00	25.54	0.071	0.0182	4.959e3	686	7.2	9.525e3	797	12.0	MM	db
2 Tetradioxins	3.034e3	1.494e3	1.540e3	0.970	YES	0.00	25.29	0.163	0.0182	1.721e4	686	25.1	1.211e4	797	15.2	bb	bd
3 Tetradioxins	2.629e3	1.266e3	1.364e3	0.928	YES	0.00	24.85	0.141	0.0182	1.597e4	686	23.3	1.825e4	797	22.9	db	bb
4 Tetradioxins	1.224e3	5.853e2	6.385e2	0.917	YES	0.00	23.98	0.066	0.0182	6.219e3	686	9.1	7.961e3	797	10.0	db	MM
5 Tetradioxins	1.821e3	8.414e2	9.796e2	0.859	NO	0.00	23.76	0.098	0.0182	7.951e3	686	11.6	1.054e4	797	13.2	dd	MM
6 Tetradioxins	2.393e4	1.063e4	1.331e4	0.798	NO	0.00	23.55	1.283	0.0182	1.237e5	686	180.2	1.438e5	797	180.4	bd	MM
7 Tetradioxins	5.706e2	2.191e2	3.515e2	0.623	YES	0.00	22.89	0.031	0.0182	4.070e3	686	5.9	3.969e3	797	5.0	bb	bb
8 Tetradioxins	5.614e3	2.377e3	3.238e3	0.734	NO	0.00	22.53	0.301	0.0182	2.440e4	686	35.6	3.274e4	797	41.1	db	MM
9 Tetradioxins	8.293e3	3.698e3	4.595e3	0.805	NO	0.00	22.28	0.445	0.0182	3.531e4	686	51.4	4.942e4	797	62.0	bd	MM

Pentadioxins

Name	Response	Ion1Area	Ion2Area	RA	RAFail?	RRT	RT	pg/µL	EDL	Height1	Noise1	SN1	Height2	Noise2	SN2	M2	M2
1 12378-PeCDD	1.713e3	1.087e3	6.253e2	1.739	NO	1.00	31.63	0.111	0.0164	1.846e4	1074	17.2	1.322e4	697	19.0	MM	MM
2 Pentadioxins	5.456e3	3.368e3	2.088e3	1.613	NO	0.00	28.86	0.355	0.0100	3.056e4	1074	28.5	1.701e4	697	13.2	MM	MM
3 Pentadioxins	1.687e3	9.552e2	7.313e2	1.306	YES	0.00	29.48	0.110	0.0164	1.490e4	1074	13.9	9.230e3	697	13.2	MM	MM
4 Pentadioxins	3.762e3	2.453e3	1.310e3	1.873	YES	0.00	30.64	0.245	0.0164	1.929e4	1074	18.0	1.362e4	697	19.5	MM	MM
5 Pentadioxins	2.014e3	1.286e3	7.275e2	1.768	NO	0.00	30.92	0.131	0.0164	1.248e4	1074	11.6	6.965e3	697	10.0	MM	MM
6 Pentadioxins	1.808e3	9.953e2	8.129e2	1.224	YES	0.00	31.22	0.118	0.0164	1.246e4	1074	11.6	1.180e4	697	16.9	MM	MM
7 Pentadioxins	3.227e3	2.025e3	1.202e3	1.685	NO	0.00	30.26	0.210	0.0164	2.266e4	1074	21.1	1.303e4	697	18.7	MM	MM
8 Pentadioxins	4.180e2	1.640e2	2.540e2	0.645	YES	0.00	31.71	0.027	0.0164	4.889e3	1074	4.6	5.882e3	697	8.4	MM	MM

Meets S/N Add manually

Quantify Totals Report MassLynx 4.1 SCN627

Sample Summary

Dataset: Z:\Default.pro\Results\c22jun12a_2-11.qld

Last Altered: Monday, June 25, 2012 16:18:20 Eastern Daylight Time
 Printed: Monday, June 25, 2012 16:19:09 Eastern Daylight Time

201450

Name: c22jun12a_2-11
 Date: 23-Jun-2012
 Time: 09:38:30
 ID: 31201450027
 Submitter: HRD1735
 Task: HRMS3
 Description: JW-UR-COMP-120508

Hexadioxins

	Name	Response	Ion1Area	Ion2Area	RA	RAFail?	RRT	RT	pg/µL	EDL	Height1	Noise1	SN1	Height2	Noise2	SN2	M2
1	123789-HxCDD	3.840e3	1.974e3	1.866e3	1.058	NO	1.01	34.06	0.323	0.0439	4.182e4	1946	21.5	3.540e4	1961	18.1	MM
2	123678-HxCDD	6.753e3	3.686e3	3.066e3	1.202	NO	1.00	33.90	0.514	0.0448	7.225e4	1946	37.1	5.541e4	1961	28.3	MM
3	123478-HxCDD	1.638e3	8.183e2	8.196e2	0.998	YES	1.00	33.82	0.155	0.0431	2.432e4	1946	12.5	2.082e4	1961	10.6	MM
4	Hexadioxins	2.255e4	1.297e4	9.585e3	1.353	NO	0.00	33.37	1.893	0.0439	2.329e5	1946	119.7	1.718e5	1961	87.6	MM
5	Hexadioxins	1.049e4	5.866e3	4.620e3	1.270	NO	0.00	33.22	0.880	0.0439	1.240e5	1946	63.7	1.039e5	1961	53.0	MM
6	Hexadioxins	2.478e4	1.396e4	1.082e4	1.290	NO	0.00	32.86	2.080	0.0439	2.870e5	1946	147.5	2.055e5	1961	104.8	MM
7	Hexadioxins	5.188e3	3.142e3	2.046e3	1.535	YES	0.00	33.42	0.435	0.0439	8.377e4	1946	43.0	5.848e4	1961	29.8	MM

Heptadioxins

	Name	Response	Ion1Area	Ion2Area	RA	RAFail?	RRT	RT	pg/µL	EDL	Height1	Noise1	SN1	Height2	Noise2	SN2	M2
1	1234678-HpCDD	1.223e5	6.201e4	6.028e4	1.029	NO	1.00	36.35	13.080	0.1267	6.870e5	3049	225.3	6.520e5	2033	320.7	MM
2	Heptadioxins	2.740e5	1.416e5	1.325e5	1.069	NO	0.00	35.67	29.311	0.1267	1.778e6	3049	583.1	1.712e6	2033	842.4	MM

Quantify Totals Report MassLynx 4.1 SCN627

Sample Summary

Dataset: Z:\Default.pro\Results\c22jun12a_2-11.qld

Last Altered: Monday, June 25, 2012 16:18:20 Eastern Daylight Time
 Printed: Monday, June 25, 2012 16:19:09 Eastern Daylight Time

Name: c22jun12a_2-11
 Date: 23-Jun-2012
 Time: 09:38:30
 ID: 31201450027
 Submitter: HRD1735
 Task: HRMS3
 Description: JW-UR-COMP-120508

Tetrafurans

Name	Response	Ion1Area	Ion2Area	RA	RAFail?	RRT	RT	pg/uL	EDL	Height1	Noise1	SN1	Height2	Noise2	SN2	M2
1 Tetrafurans	5.986e3	2.967e3	3.019e3	0.983	YES	0.00	21.57	0.240	0.0165	3.496e4	818	42.7	3.514e4	1010	34.8	MM
2 Tetrafurans	1.236e3	5.160e2	7.201e2	0.717	NO	0.00	21.05	0.049	0.0165	7.060e3	818	8.6	7.819e3	1010	7.7	bb
3 Tetrafurans	2.022e3	9.684e2	1.054e3	0.919	YES	0.00	20.65	0.081	0.0165	1.159e4	818	14.2	1.127e4	1010	11.2	bb
4 Tetrafurans	7.581e2	2.981e2	4.600e2	0.648	YES	0.00	24.44	0.030	0.0165	4.173e3	818	5.1	5.974e3	1010	5.9	dd
5 Tetrafurans	7.407e2	3.009e2	4.398e2	0.684	NO	0.00	24.22	0.030	0.0165	4.709e3	818	5.8	5.418e3	1010	5.4	dd
6 Tetrafurans	1.095e3	4.316e2	6.633e2	0.651	YES	0.00	24.02	0.044	0.0165	5.632e3	818	6.9	9.487e3	1010	9.4	dd
7 Tetrafurans	3.290e3	1.685e3	1.605e3	1.050	YES	0.00	23.76	0.132	0.0165	1.617e4	818	19.8	1.711e4	1010	16.9	dd
8 Tetrafurans	5.121e3	2.228e3	2.893e3	0.770	NO	0.00	23.38	0.205	0.0165	1.995e4	818	24.4	2.855e4	1010	28.3	MM
9 Tetrafurans	1.309e3	5.719e2	7.372e2	0.776	NO	0.00	23.22	0.052	0.0165	9.043e3	818	11.1	1.154e4	1010	11.4	MM
10 Tetrafurans	1.717e3	8.725e2	8.445e2	1.033	YES	0.00	22.73	0.069	0.0165	1.016e4	818	12.4	9.601e3	1010	9.5	MM
11 Tetrafurans	4.195e3	2.337e3	1.858e3	1.258	YES	0.00	22.53	0.168	0.0165	1.753e4	818	21.4	1.466e4	1010	14.5	MM
12 Tetrafurans	4.980e3	2.272e3	2.709e3	0.839	NO	0.00	22.18	0.199	0.0165	2.021e4	818	24.7	2.527e4	1010	25.0	MM
13 Tetrafurans	2.003e3	1.007e3	9.953e2	1.012	YES	0.00	26.76	0.080	0.0165	1.254e4	818	15.3	7.014e3	1010	6.9	MM
14 Tetrafurans	3.092e3	1.450e3	1.641e3	0.884	NO	0.00	25.01	0.124	0.0165	1.476e4	818	18.0	1.650e4	1010	16.3	MM
15 Tetrafurans	5.274e2	2.823e2	2.451e2	1.152	YES	0.00	24.83	0.021	0.0165	3.954e3	818	4.8	3.701e3	1010	3.7	db
16 2378-TCDF	5.833e3	2.595e3	3.238e3	0.801	NO	1.00	24.67	0.234	0.0165	2.871e4	818	35.1	3.185e4	1010	31.5	MM
17 Tetrafurans	5.669e3	2.467e3	3.202e3	0.771	NO	0.00	21.87	0.227	0.0165	1.493e4	818	18.3	2.170e4	1010	21.5	MM

Pentafurans (F1)

Name	Response	Ion1Area	Ion2Area	RA	RAFail?	RRT	RT	pg/uL	EDL	Height1	Noise1	SN1	Height2	Noise2	SN2	M2
1 Pentafurans (F1)	1.335e4	7.750e3	5.599e3	1.384	NO	0.00	26.76	0.695	0.0086	7.525e4	425	176.9	6.107e4	423	144.2	bb

Quantify Sample Report MassLynx 4.1 SCN627

Manual Integrations

Dataset: Z:\Default.pro\Results\c22jun12a_2-11.qld

Last Altered: Monday, June 25, 2012 15:56:06 Eastern Daylight Time
Printed: Monday, June 25, 2012 15:56:18 Eastern Daylight Time

201450


Method: C:\MassLynx\Default.PRO\MethDB\m1613-062412-db5ms.mdb 24 Jun 2012 17:53:35
Calibration: C:\MassLynx\Default.PRO\CurveDB\MS-0042012_1613.cdb 08 May 2012 08:31:36

Name: c22jun12a_2-11, ID: 31201450027, Date: 23-Jun-2012, Time: 09:38:30, Submitter: HRD1735, Description: JW-UR-COMP-120508, User: KAS

OCDD


c22jun12a_2-11

F5: Voltage SIR, EI+
457.7348
1.889e+006



c22jun12a_2-11

F5: Voltage SIR, EI+
459.7348
2.065e+006



Quantify Sample Report

MassLynx 4.1 SCN627
Manual Integrations

Dataset: Z:\Default.pro\Results\c22jun12a_2-11.qld

Last Altered: Monday, June 25, 2012 15:56:32 Eastern Daylight Time
Printed: Monday, June 25, 2012 15:56:38 Eastern Daylight Time

W1201450


Method: C:\MassLynx\Default.PRO\MethDB\im1613-062412-db5ms.mdb 24 Jun 2012 17:53:35
Calibration: C:\MassLynx\Default.PRO\CurveDB\MS-0042012_1613.cdb 08 May 2012 08:31:36

Name: c22jun12a_2-11, ID: 31201450027, Date: 23-Jun-2012, Time: 09:38:30, Submitter: HRD1735, Description: JW-UR-COMP-120508, User: KAS

OCDF

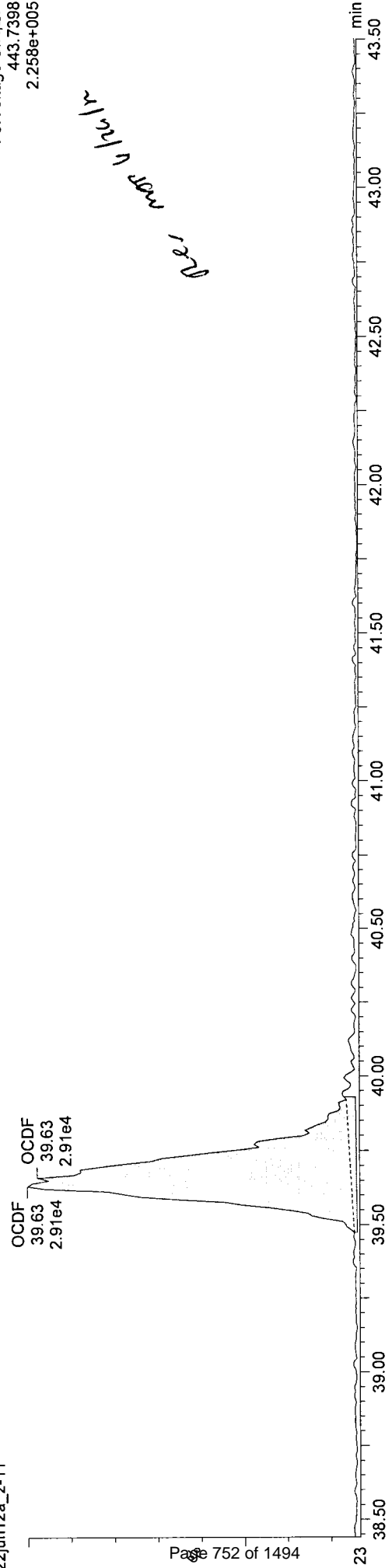
c22jun12a_2-11

F5: Voltage SIR, EI+
441.7427
2.045e+005



c22jun12a_2-11

F5: Voltage SIR, EI+
443.7398
2.258e+005



Quantify Sample Report MassLynx 4.1 SCN627

Manual Integrations

Dataset: Z:\Default.pro\Results\c22jun12a_2-11.qld

Last Altered: Monday, June 25, 2012 15:56:48 Eastern Daylight Time
Printed: Monday, June 25, 2012 15:56:51 Eastern Daylight Time

31201450

Method: C:\MassLynxDefault.PRO\MethDB\m1613-062412-db5ms.mdb 24 Jun 2012 17:53:35
Calibration: C:\MassLynx\Default.PRO\CurveDB\MS-0042012_1613.cdb 08 May 2012 08:31:36

Name: c22jun12a_2-11, ID: 31201450027, Date: 23-Jun-2012, Time: 09:38:30, Submitter: HRD1735, Description: JW-UR-COMP-120508, User: KAS

ES:13C-123478-HxCDD

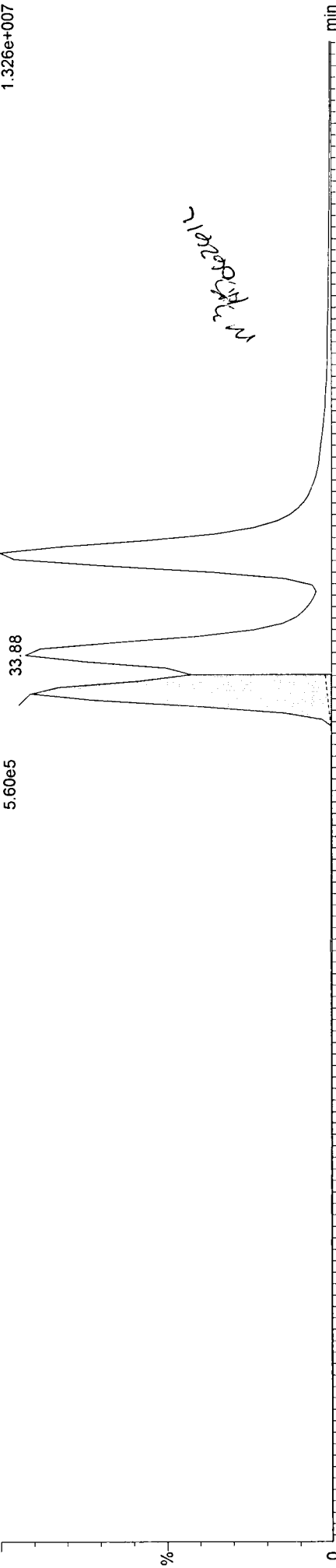
c22jun12a_2-11

F3: Voltage SIR, EI+
401.8559
1.326e+007

ES:13C-123478-HxCDD

33.81
5.60e5

34.05



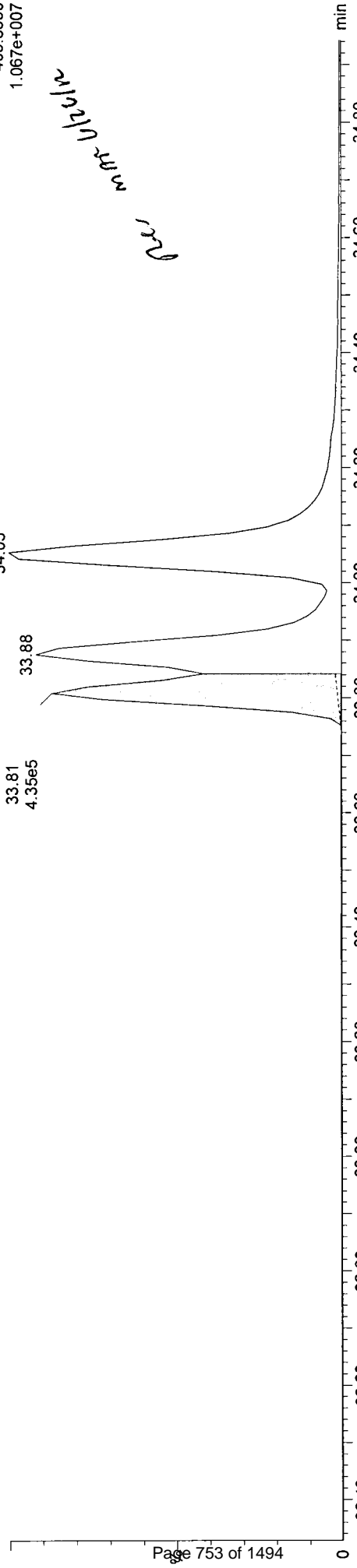
c22jun12a_2-11

ES:13C-123478-HxCDD

33.81
4.35e5

34.05

F3: Voltage SIR, EI+
403.8530
1.067e+007



Quantify Sample Report MassLynx 4.1 SCN627

Manual Integrations

Dataset: Z:\Default.pro\Results\c22jun12a_2-11.qld

Last Altered: Monday, June 25, 2012 15:57:01 Eastern Daylight Time
Printed: Monday, June 25, 2012 15:57:04 Eastern Daylight Time

W1201450

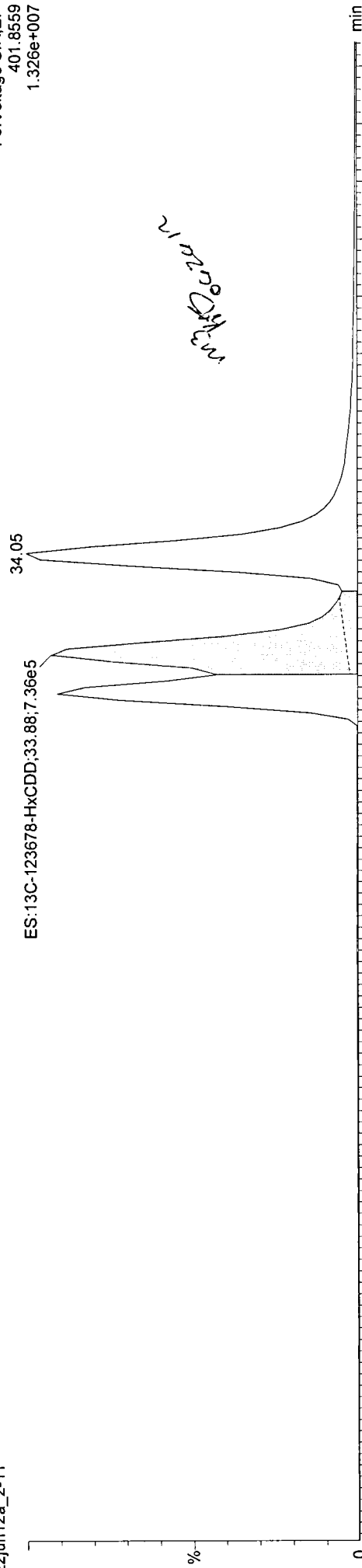
Method: C:\MassLynx\Default.PRO\MethDB\im1613-062412-db5ms.mdb 24 Jun 2012 17:53:35
Calibration: C:\MassLynx\Default.PRO\CurveDB\MS-0042012_1613.cdb 08 May 2012 08:31:36

Name: c22jun12a_2-11, ID: 31201450027, Date: 23-Jun-2012, Time: 09:38:30, Submitter: HRD1735, Description: JW-JR-COMP-120508, User: KAS

ES:13C-123678-HxCDD

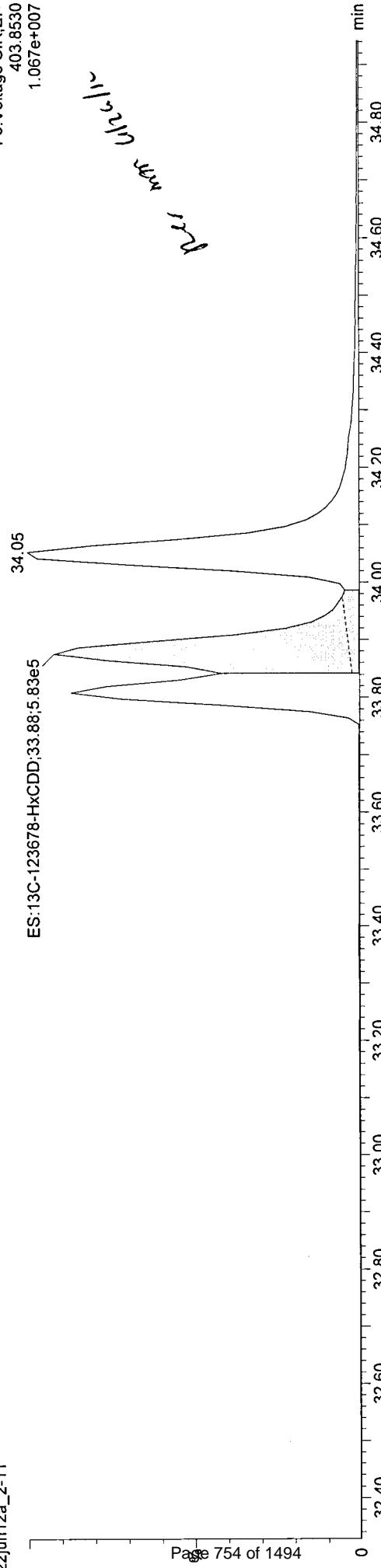
c22jun12a_2-11

F3:Voltage SIR,EI+
401.8559
1.326e+007



c22jun12a_2-11

F3:Voltage SIR,EI+
403.8530
1.067e+007



Quantify Sample Report

Manual Integrations

Dataset: Z:\Default.pro\Results\c22jun12a_2-11.qld

Last Altered: Monday, June 25, 2012 15:57:15 Eastern Daylight Time
Printed: Monday, June 25, 2012 15:57:18 Eastern Daylight Time

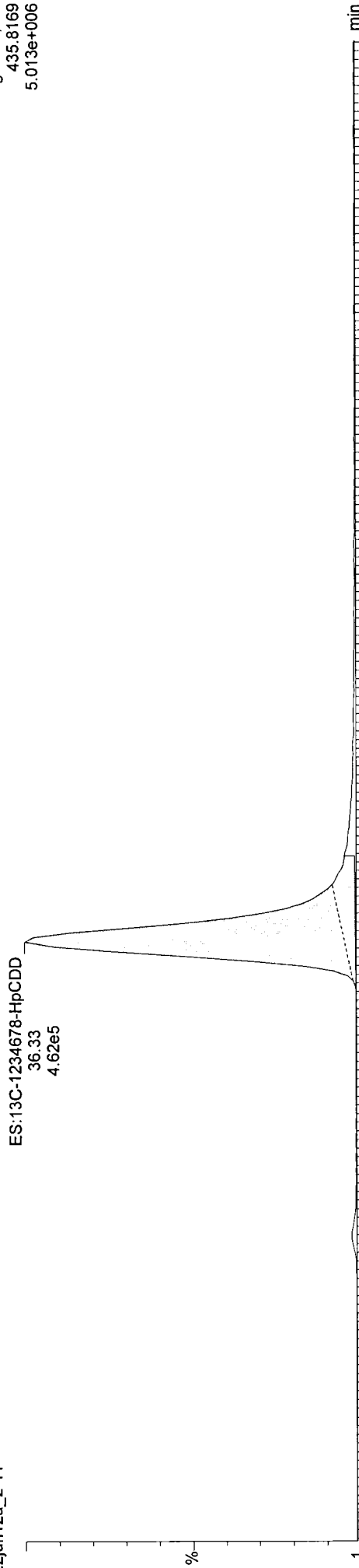
Method: C:\MassLynx\Default.PRO\MethDB\m1613-062412-db5ms.mdb 24 Jun 2012 17:53:35
Calibration: C:\MassLynx\Default.PRO\CurveDB\MS-0042012_1613.cdb 08 May 2012 08:31:36

Name: c22jun12a_2-11, ID: 31201450027, Date: 23-Jun-2012, Time: 09:38:30, Submitter: HRD1735, Description: JW-UR-COMP-120508, User: KAS

ES:13C-1234678-HpCDD

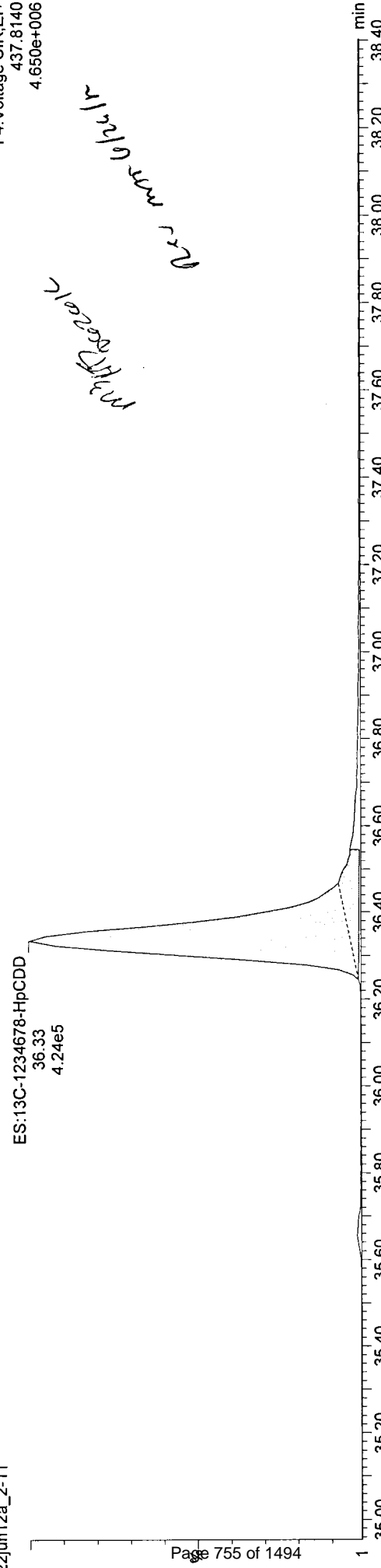
c22jun12a_2-11

F4:Voltage SIR,EI+
435.8169
5.013e+006



c22jun12a_2-11

F4:Voltage SIR,EI+
437.8140
4.650e+006



Quantify Sample Report
Manual Integrations

MassLynx 4.1 SCN627

Dataset: Z:\Default.pro\Results\c22jun12a_2-11.qld

Last Altered: Monday, June 25, 2012 15:57:50 Eastern Daylight Time
Printed: Monday, June 25, 2012 15:57:53 Eastern Daylight Time

201450


Method: C:\MassLynx\Default.PRO\MethDB\m1613-062412-db5ms.mdb 24 Jun 2012 17:53:35
Calibration: C:\MassLynx\Default.PRO\CurveDB\DB5MS-0042012_1613.cdb 08 May 2012 08:31:36

Name: c22jun12a_2-11, ID: 31201450027, Date: 23-Jun-2012, Time: 09:38:30, Submitter: HRD1735, Description: JW-UR-COMP-120508, User: KAS

ES:13C-OCDD

c22jun12a_2-11

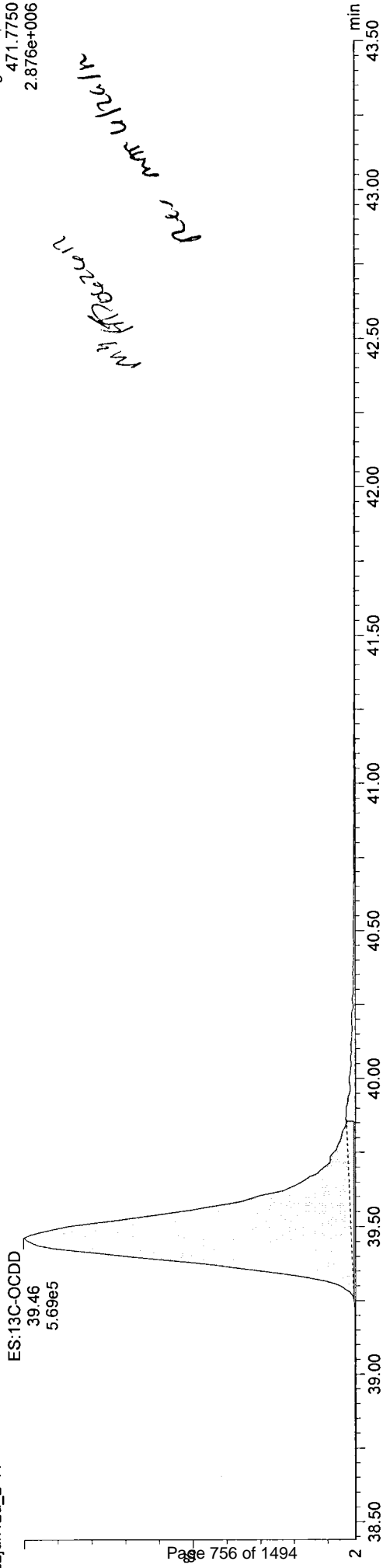
F5:Voltage SIR,EI+
469.7780
2.617e+006



ES:13C-OCDD

c22jun12a_2-11

F5:Voltage SIR,EI+
471.7750
2.876e+006



Quantify Sample Report

MassLynx 4.1 SCN627

Dataset: Z:\Default.pro\Results\c22jun12a_2-11.qld

Last Altered: Monday, June 25, 2012 15:58:02 Eastern Daylight Time
Printed: Monday, June 25, 2012 15:58:05 Eastern Daylight Time

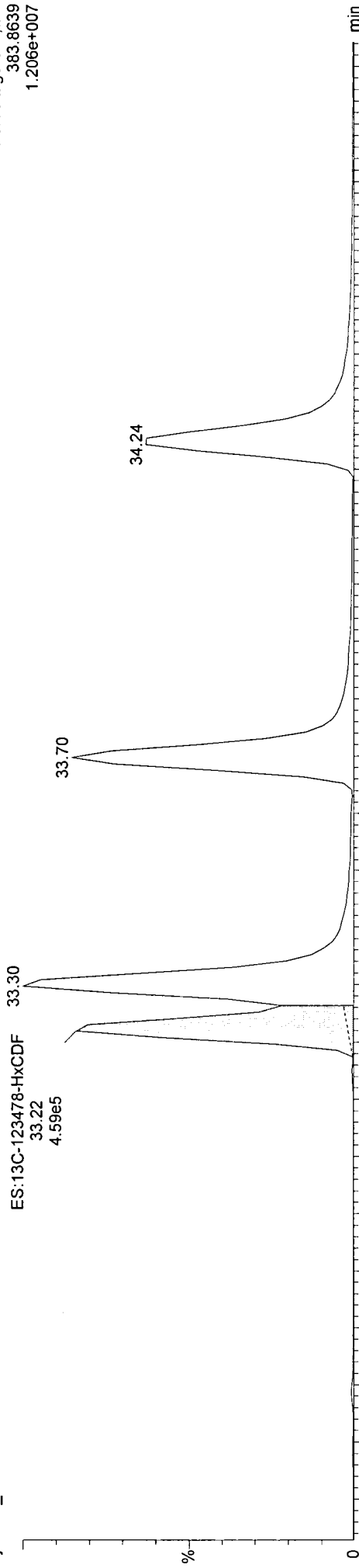
Method: C:\MassLynx\Default.PRO\MethDB\1613-062412-db5ms.mdb 24 Jun 2012 17:53:35
Calibration: C:\MassLynx\Default.PRO\CurveDB\MS-0042012_1613.cdb 08 May 2012 08:31:36

Name: c22jun12a_2-11, ID: 31201450027, Date: 23-Jun-2012, Time: 09:38:30, Submitter: HRD1735, Description: JW-UR-COMP-120508, User: KAS

ES:13C-123478-HxCDF

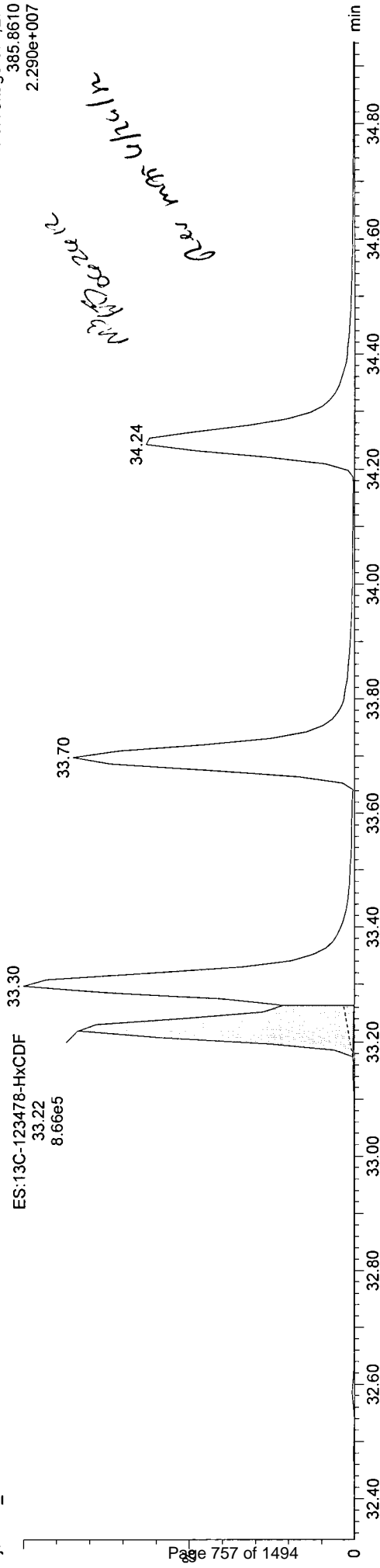
c22jun12a_2-11

F3:Voltage SIR,EI+
383.8639
1.206e+007



c22jun12a_2-11

F3:Voltage SIR,EI+
385.8610
2.290e+007



Quantify Sample Report

MassLynx 4.1 SCN627
Manual Integrations

Dataset: Z:\Default.pro\Results\c22jun12a_2-11.qld

Last Altered: Monday, June 25, 2012 15:58:23 Eastern Daylight Time
Printed: Monday, June 25, 2012 15:58:25 Eastern Daylight Time

120145

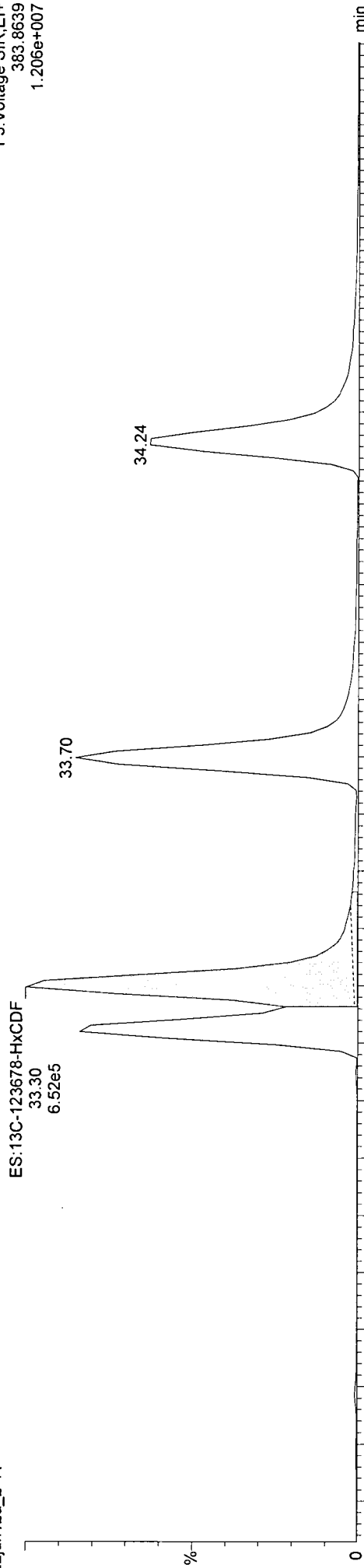
Method: C:\MassLynx\Default.PRO\MethDB\m1613-062412-db5ms.mdb 24 Jun 2012 17:53:35
Calibration: C:\MassLynx\Default.PRO\CurveDB\MS-0042012_1613.cdb 08 May 2012 08:31:36

Name: c22jun12a_2-11, ID: 31201450027, Date: 23-Jun-2012, Time: 09:38:30, Submitter: HRD1735, Description: JW-UR-COMP-120508, User: KAS

ES:13C-123678-HxCDF

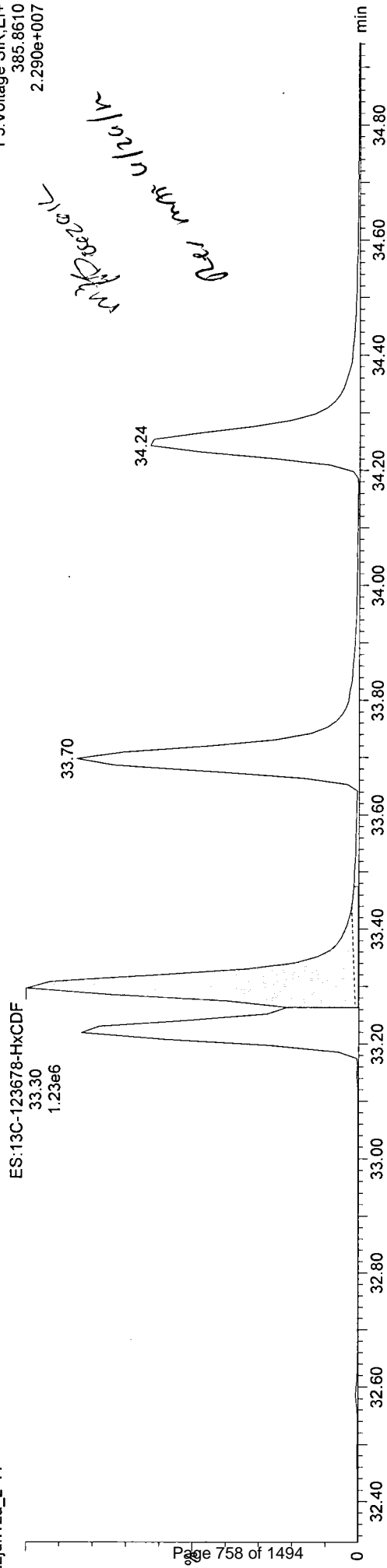
c22jun12a_2-11

F3: Voltage SIR, EI+
383.8639
1.206e+007



c22jun12a_2-11

F3: Voltage SIR, EI+
385.8610
2.290e+007



Dataset: Z:\Default.pro\Results\c22jun12a_2-11.qld

Last Altered: Monday, June 25, 2012 15:58:34 Eastern Daylight Time
Printed: Monday, June 25, 2012 15:58:36 Eastern Daylight Time

201450

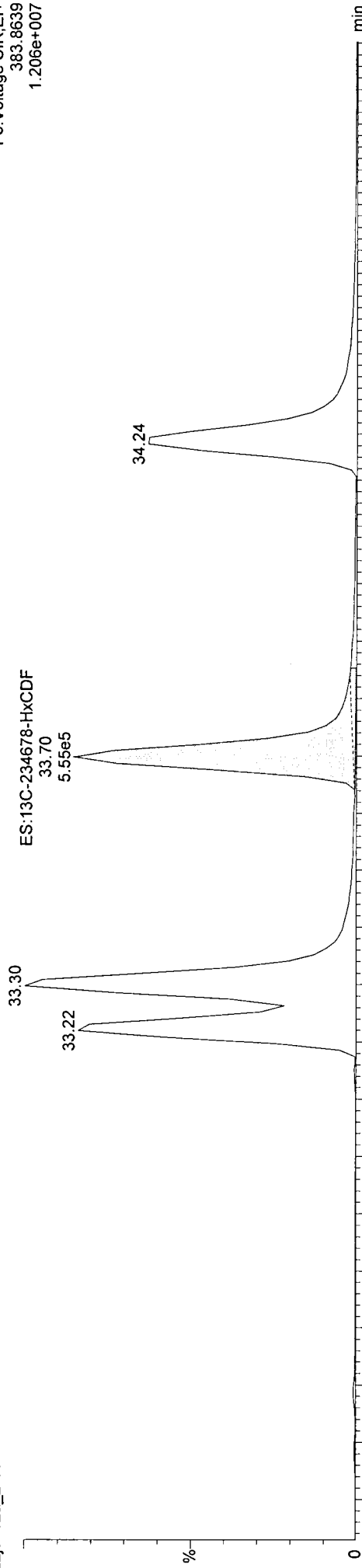
Method: C:\MassLynx\Default.PRO\MethDB\1613-062412-db5ms.mdb 24 Jun 2012 17:53:35
Calibration: C:\MassLynx\Default.PRO\CurveDB\1613.cdb 08 May 2012 08:31:36

Name: c22jun12a_2-11, ID: 31201450027, Date: 23-Jun-2012, Time: 09:38:30, Submitter: HRD1735, Description: JW-UR-COMP-120508, User: KAS

ES:13C-234678-HxCDF

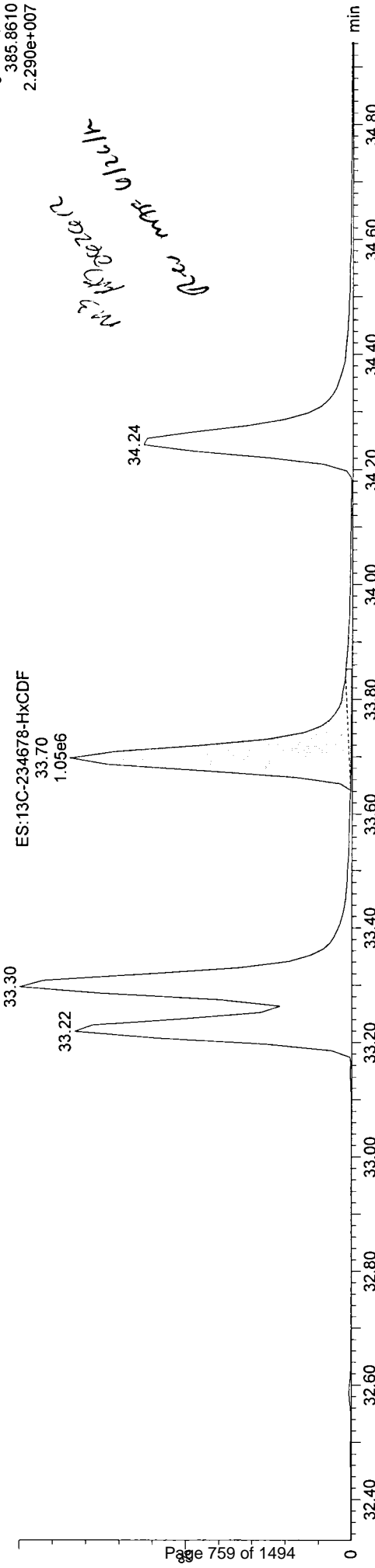
c22jun12a_2-11

F3: Voltage SIR, EI+
383.8639
1.206e+007



c22jun12a_2-11

F3: Voltage SIR, EI+
385.8610
2.290e+007



Quantify Sample Report

MassLynx 4.1 SCN627
Manual Integrations

Dataset: Z:\Default.pro\Results\c22jun12a_2-11.qld

Last Altered: Monday, June 25, 2012 15:58:45 Eastern Daylight Time
Printed: Monday, June 25, 2012 15:58:48 Eastern Daylight Time

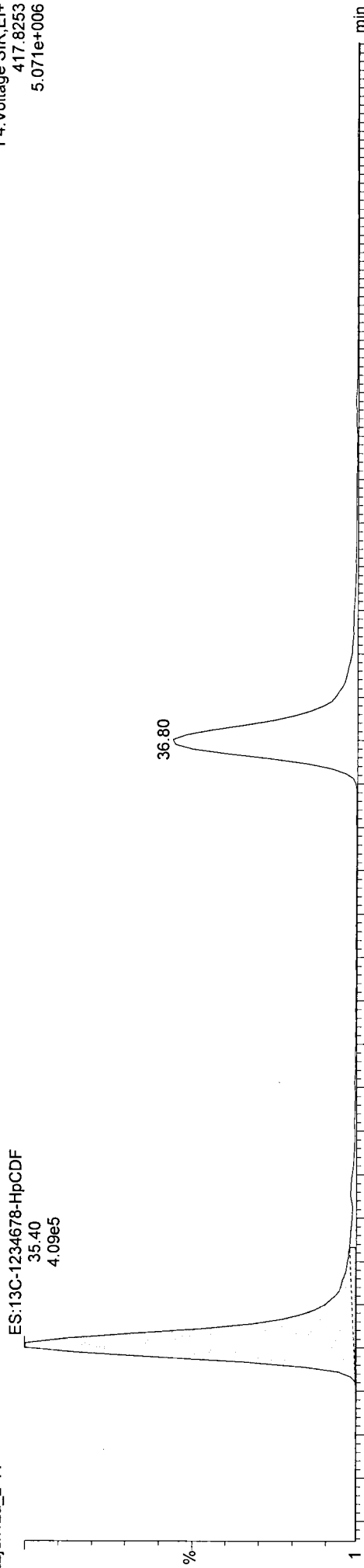
Method: C:\MassLynx\Default.PRO\MethDB\m1613-062412-db5ms.mdb 24 Jun 2012 17:53:35
Calibration: C:\MassLynx\Default.PRO\CurveDB\IDB5MS-0042012_1613.cdb 08 May 2012 08:31:36

Name: c22jun12a_2-11, ID: 31201450027, Date: 23-Jun-2012, Time: 09:38:30, Submitter: HRD1735, Description: JW-UR-COMP-120508, User: KAS

ES:13C-1234678-HpCDF

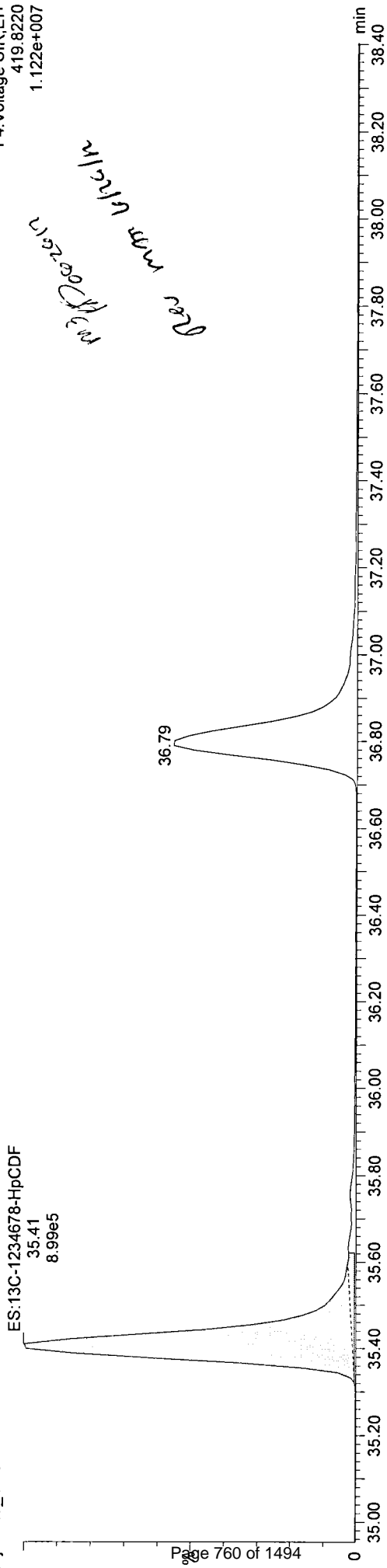
c22jun12a_2-11

F4:Voltage SIR,EI+
417.8253
5.071e+006



c22jun12a_2-11

F4:Voltage SIR,EI+
419.8220
1.122e+007



Dataset: Z:\Default.pro\Results\c22jun12a_2-11.qld

Last Altered: Monday, June 25, 2012 15:58:56 Eastern Daylight Time
Printed: Monday, June 25, 2012 15:58:58 Eastern Daylight Time

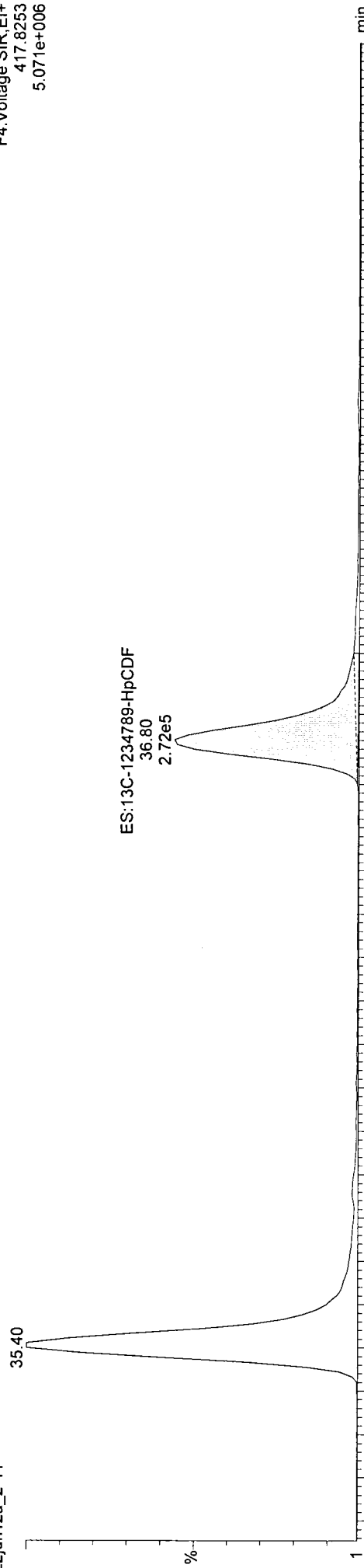
Method: C:\MassLynx\Default.PRO\MethDB\1613-062412-db5ms.mdb 24 Jun 2012 17:53:35
Calibration: C:\MassLynx\Default.PRO\CurveDB\MS-0042012_1613.cdb 08 May 2012 08:31:36

Name: c22jun12a_2-11, ID: 31201450027, Date: 23-Jun-2012, Time: 09:38:30, Submitter: HRD1735, Description: JW-UR-COMP-120508, User: KAS

ES:13C-1234789-HpCDF

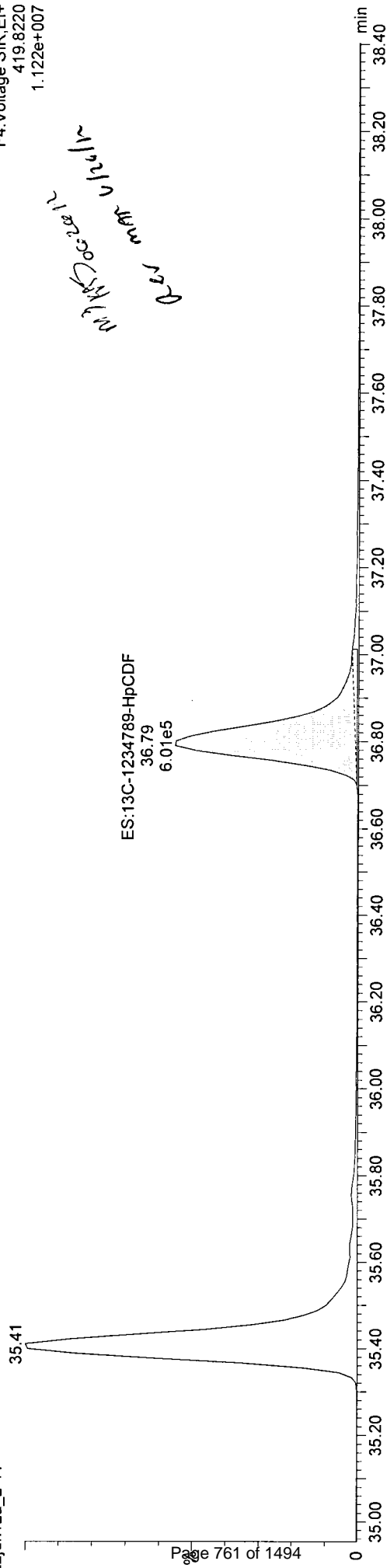
c22jun12a_2-11

F4: Voltage SIR, EI+
417.8253
5.071e+006



c22jun12a_2-11

F4: Voltage SIR, EI+
419.8220
1.122e+007



Quantify Sample Report MassLynx 4.1 SCN627

Manual Integrations

Dataset: Z:\Default.pro\Results\c22jun12a_2-11.qld

Last Altered: Monday, June 25, 2012 16:00:01 Eastern Daylight Time

Printed: Monday, June 25, 2012 16:00:05 Eastern Daylight Time

201450

Method: C:\MassLynx\Default.PRO\MethDB\m1613-062412-db5ms.mdb 24 Jun 2012 17:53:35

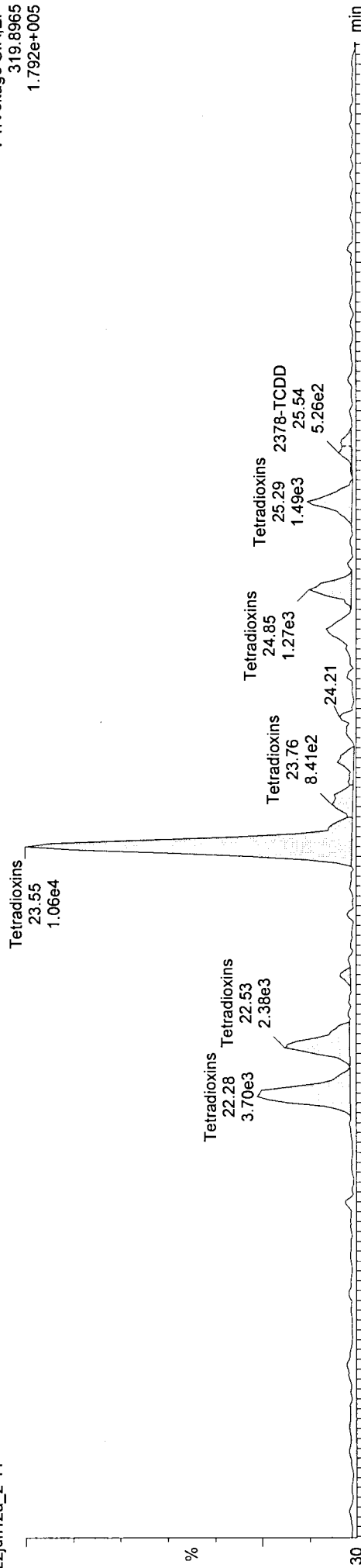
Calibration: C:\MassLynx\Default.PRO\CurveDB\B5MS-0042012_1613.cdb 08 May 2012 08:31:36

Name: c22jun12a_2-11, ID: 31201450027, Date: 23-Jun-2012, Time: 09:38:30, Submitter: HRD1735, Description: JW-UR-COMP-120508, User: KAS

Tetradioxins

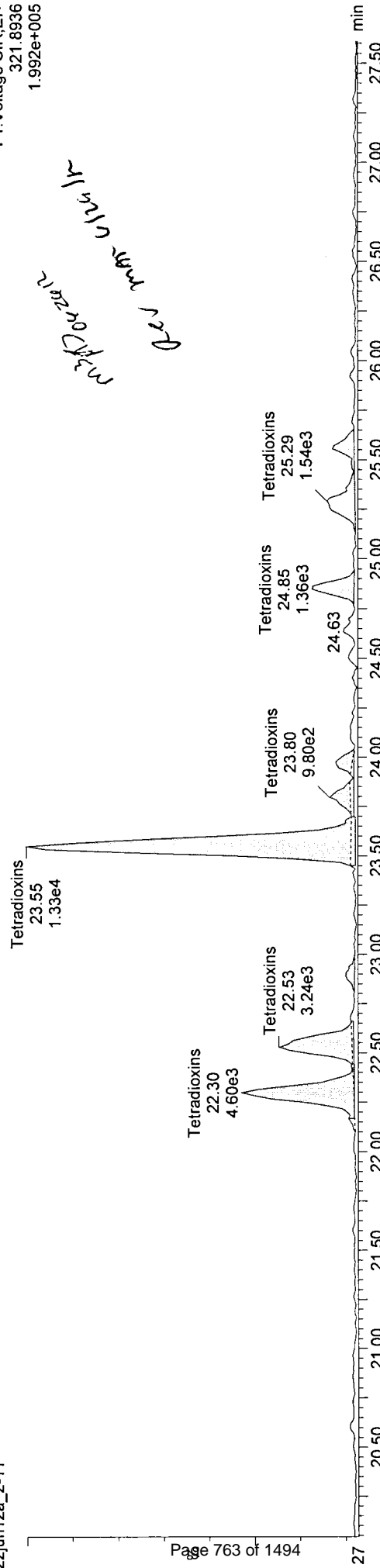
c22jun12a_2-11

F1: Voltage SIR, EI+
319.8965
1.792e+005



c22jun12a_2-11

F1: Voltage SIR, EI+
321.8936
1.992e+005



Quantify Sample Report MassLynx 4.1 SCN627

Manual Integrations

Dataset: Z:\Default.pro\Results\c22jun12a_2-11.qld

Last Altered: Monday, June 25, 2012 16:02:46 Eastern Daylight Time

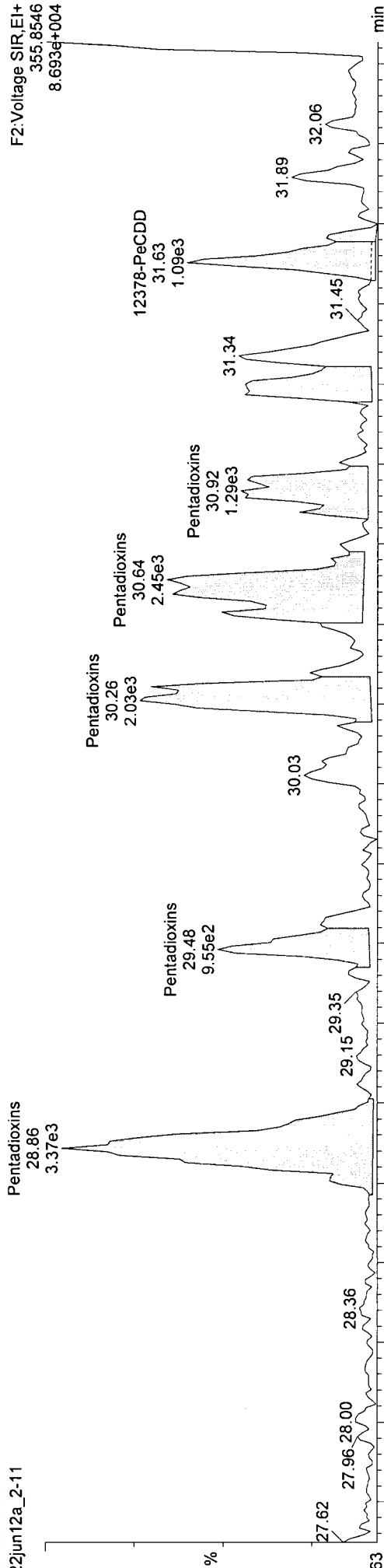
Printed: Monday, June 25, 2012 16:02:52 Eastern Daylight Time

201450

Method: C:\MassLynx\Default.PRO\MethDB\m1613-062412-db5ms.mdb 24 Jun 2012 17:53:35
Calibration: C:\MassLynx\Default.PRO\CurveDB\B5MS-0042012_1613.cdb 08 May 2012 08:31:36

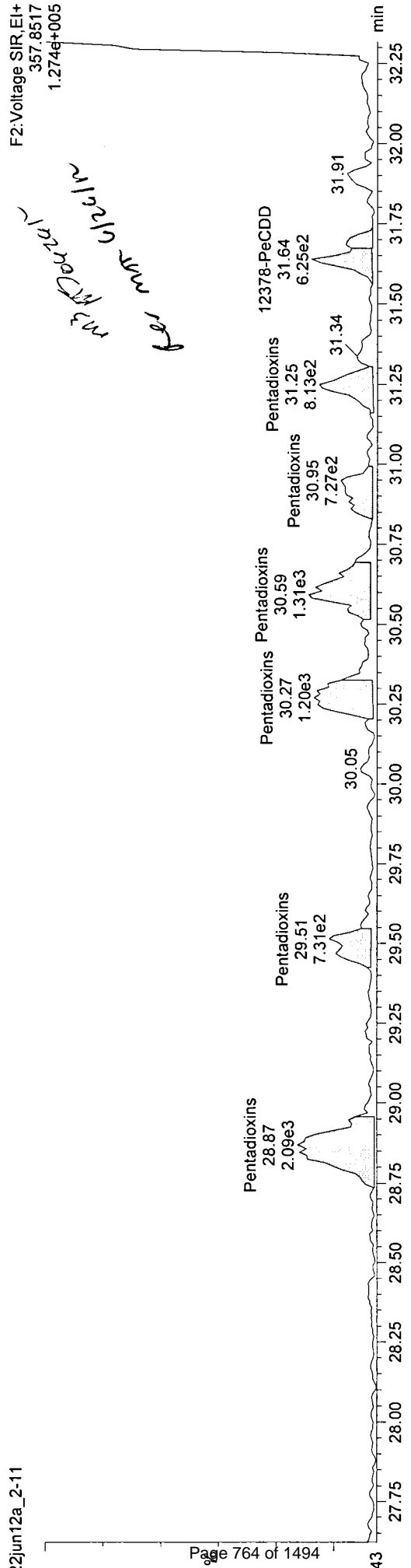
Name: c22jun12a_2-11, ID: 31201450027, Date: 23-Jun-2012, Time: 09:38:30, Submitter: HRD1735, Description: JW-UR-COMP-120508, User: KAS

Pentadioxins
c22jun12a_2-11



F2: Voltage SIR, EI+
355.8546
8.693e+004

c22jun12a_2-11



F2: Voltage SIR, EI+
357.8517
1.274e+005

Dataset: Z:\Default.pro\Results\c22jun12a_2-11.qld

Last Altered: Monday, June 25, 2012 16:05:33 Eastern Daylight Time
Printed: Monday, June 25, 2012 16:05:39 Eastern Daylight Time

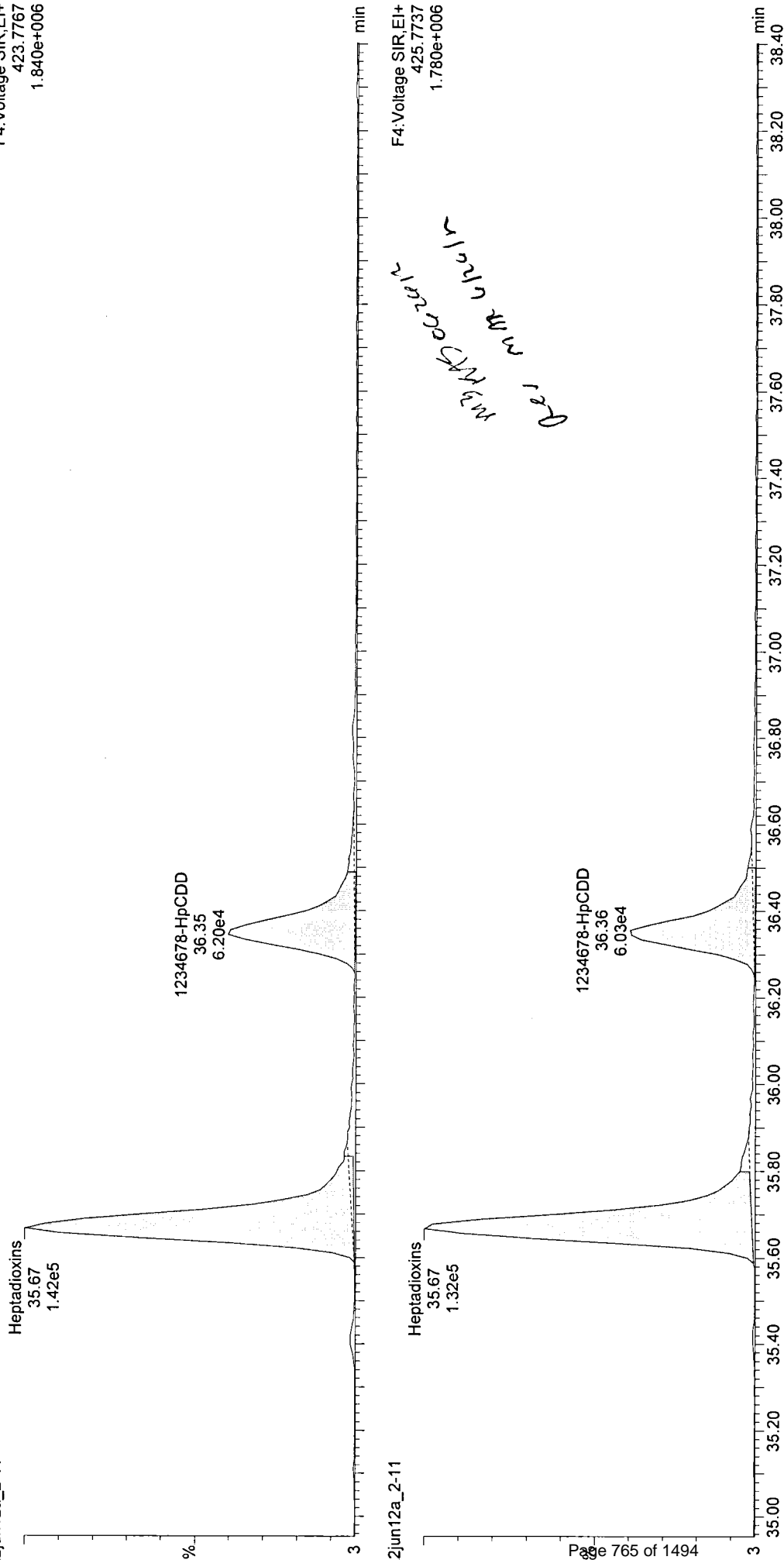
Method: C:\MassLynx\Default.PRO\MethDB\m1613-062412-db5ms.mdb 24 Jun 2012 17:53:35
Calibration: C:\MassLynx\Default.PRO\CurveDB\B5MS-0042012_1613.cdb 08 May 2012 08:31:36

Name: c22jun12a_2-11, ID: 31201450027, Date: 23-Jun-2012, Time: 09:38:30, Submitter: HRD1735, Description: JW-UR-COMP-120508, User: KAS

Heptadioxins

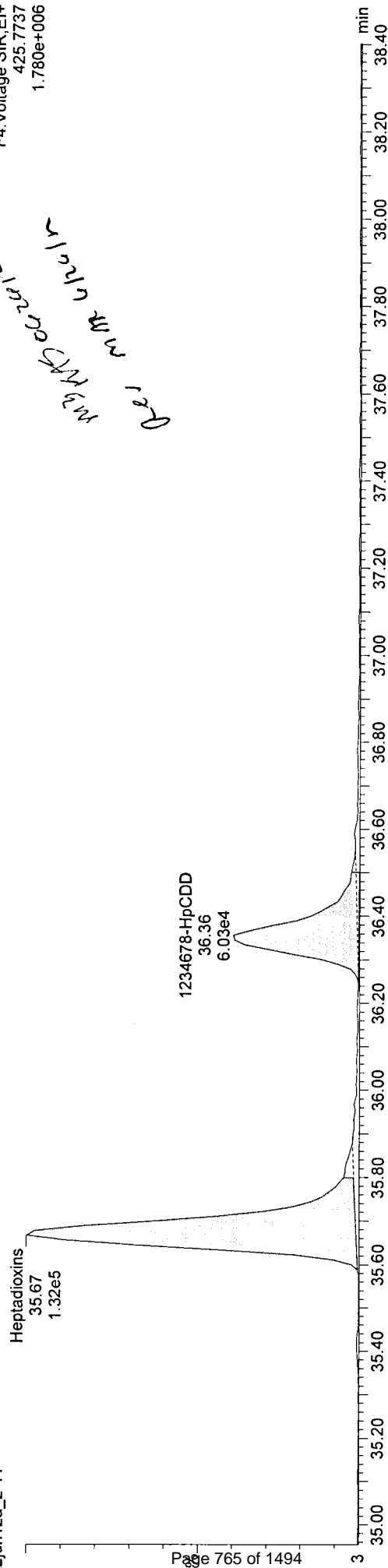
c22jun12a_2-11

F4: Voltage SIR, EI+
423.7767
1.840e+006



c22jun12a_2-11

F4: Voltage SIR, EI+
425.7737
1.780e+006



Quantify Sample Report MassLynx 4.1 SCN627

Manual Integrations

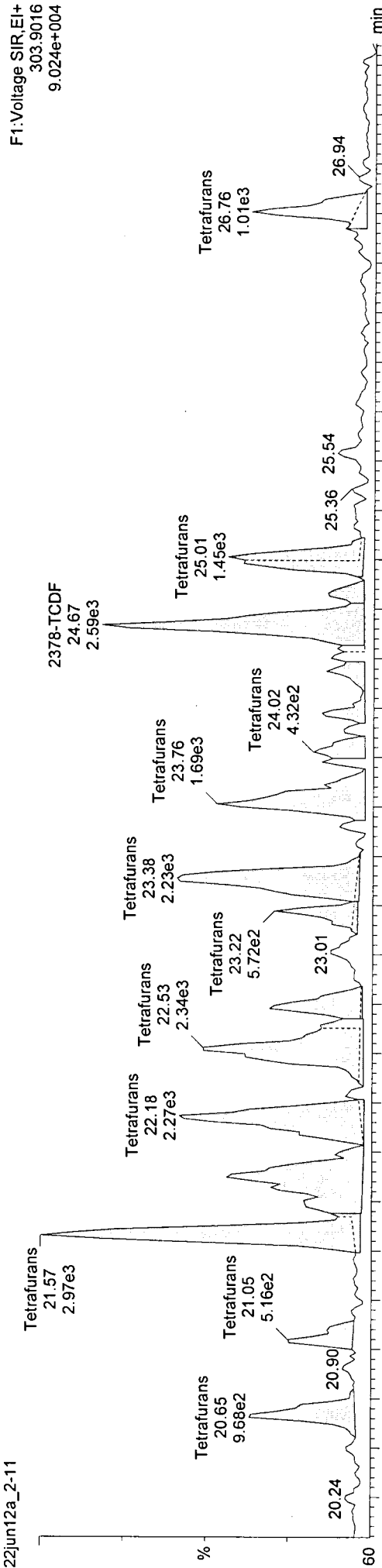
Dataset: Z:\Default.pro\Results\c22jun12a_2-11.qld

Last Altered: Monday, June 25, 2012 16:12:00 Eastern Daylight Time
Printed: Monday, June 25, 2012 16:12:08 Eastern Daylight Time

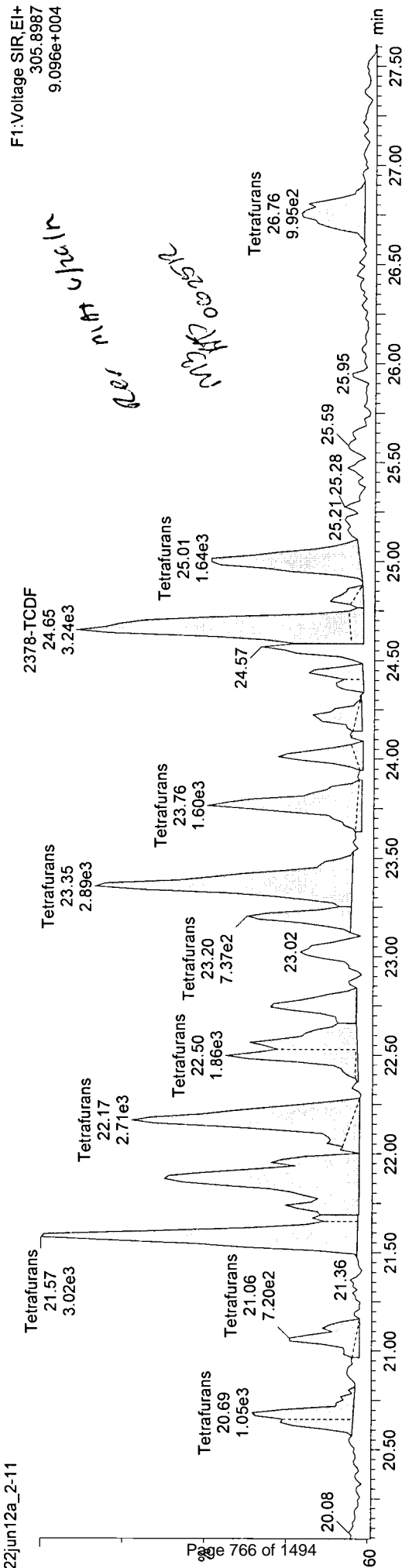
Method: C:\MassLynx\Default.PRO\MethDB\1613-062412-db5ms.mdb 24 Jun 2012 17:53:35
Calibration: C:\MassLynx\Default.PRO\CurveDB\DB5MS-0042012_1613.cdb 08 May 2012 08:31:36

Name: c22jun12a_2-11, ID: 31201450027, Date: 23-Jun-2012, Time: 09:38:30, Submitter: HRD1735, Description: JW-UR-COMP-120508, User: KAS

Tetrafurans
c22jun12a_2-11



c22jun12a_2-11



Dataset: Z:\Default.pro\Results\c22jun12a_2-11.qld

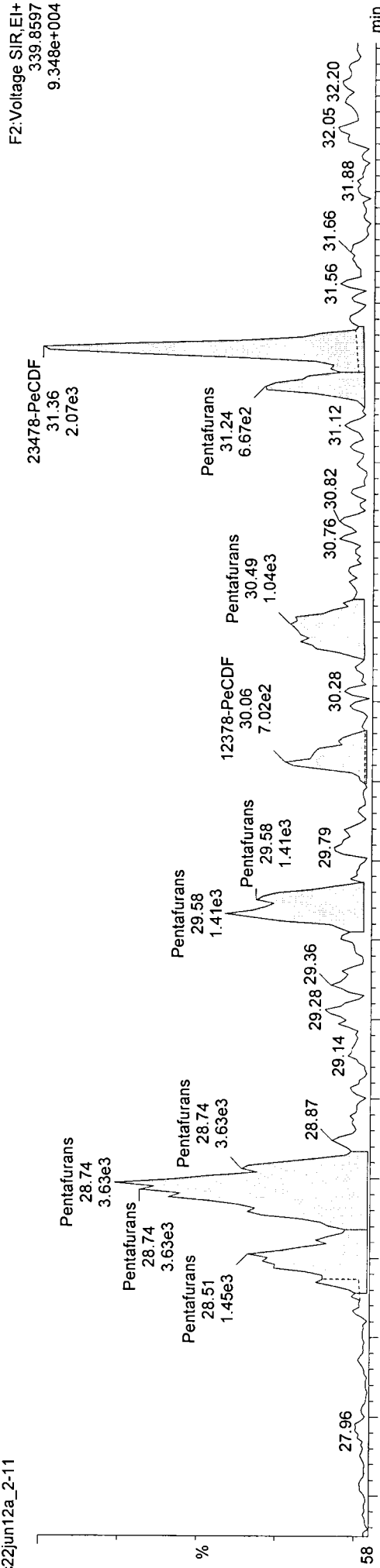
Last Altered: Monday, June 25, 2012 16:15:52 Eastern Daylight Time
Printed: Monday, June 25, 2012 16:16:03 Eastern Daylight Time

Method: Untitled 24 Jun 2012 17:53:35

Calibration: C:\MassLynx\Default.PRO\CurveDB\MS-0042012_1613.cdb 08 May 2012 08:31:36

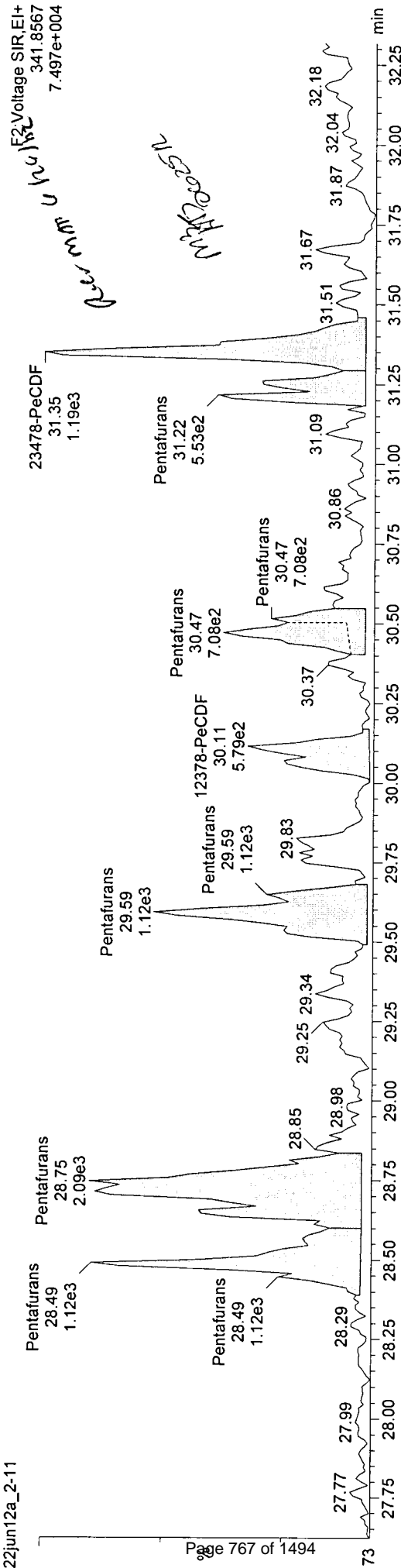
Name: c22jun12a_2-11, ID: 31201450027, Date: 23-Jun-2012, Time: 09:38:30, Submitter: HRD1735, Description: JW-UR-COMP-120508, User: KAS

Pentafurans
c22jun12a_2-11



F2: Voltage SIR EI+
339.8597
9.348e+004

c22jun12a_2-11



F2: Voltage SIR EI+
341.8567
7.497e+004

Dataset: Z:\Default.pro\Results\c22jun12a_2-11.qld

Last Altered: Monday, June 25, 2012 16:17:23 Eastern Daylight Time
Printed: Monday, June 25, 2012 16:17:26 Eastern Daylight Time

Method: Untitled 24 Jun 2012 17:53:35

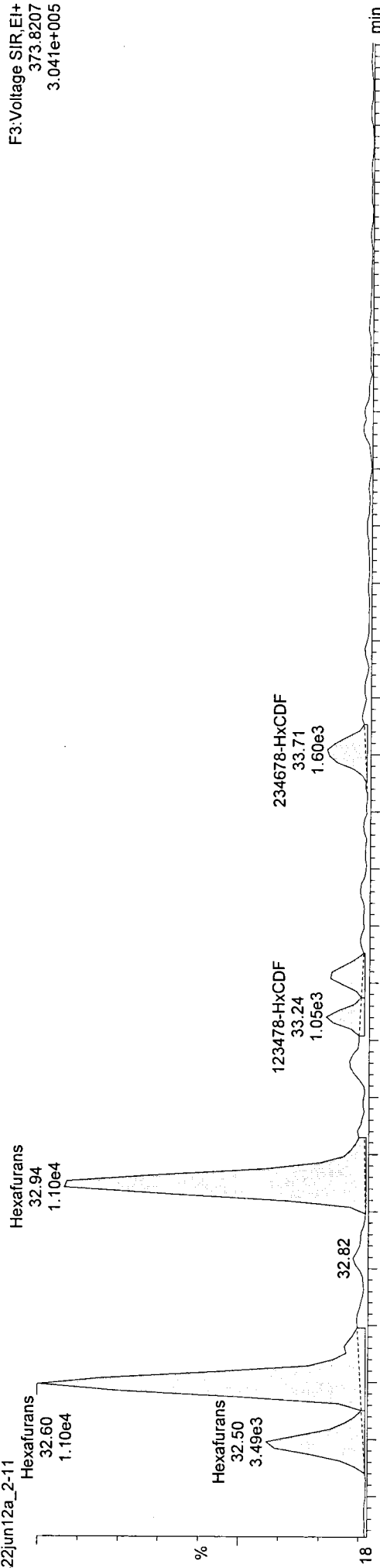
Calibration: C:\MassLynx\Default.PRO\CurveDB\B5MS-0042012_1613.cdb 08 May 2012 08:31:36

Name: c22jun12a_2-11, ID: 31201450027, Date: 23-Jun-2012, Time: 09:38:30, Submitter: HRD1735, Description: JW-UR-COMP-120508, User: KAS

Hexafurans

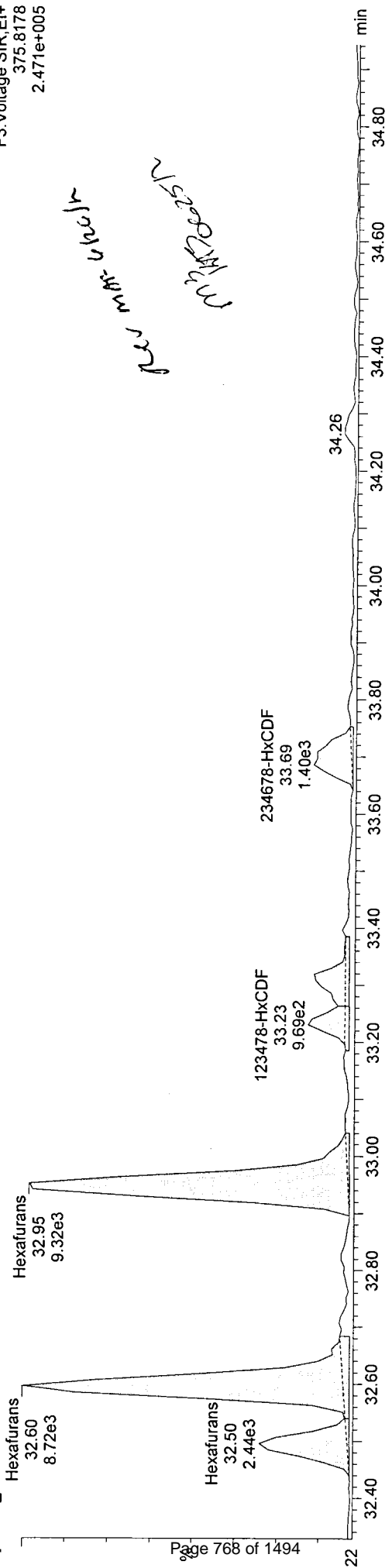
F3: Voltage SIR, EI+
373.8207
3.041e+005

c22jun12a_2-11



c22jun12a_2-11

F3: Voltage SIR, EI+
375.8178
2.471e+005



Dataset: Z:\Default.pro\Results\c22jun12a_2-11.qld

Last Altered: Monday, June 25, 2012 16:18:20 Eastern Daylight Time
Printed: Monday, June 25, 2012 16:18:33 Eastern Daylight Time


Method: Untitled 24 Jun 2012 17:53:35

Calibration: C:\MassLynx\Default.PRO\CurveDB\MS-0042012_1613.cdb 08 May 2012 08:31:36

Name: c22jun12a_2-11, ID: 31201450027, Date: 23-Jun-2012, Time: 09:38:30, Submitter: HRD1735, Description: JW-UR-COMP-120508, User: KAS


F4: Voltage SIR, EI+
407.7818
4.569e+005

Heptafurans
c22jun12a_2-11



c22jun12a_2-11

F4: Voltage SIR, EI+
409.7788
4.547e+005



Quantify Sample Summary Report
 ### Sample Summary ###
 MassLynx 4.1

Dataset: C:\MassLynx\Default.pro\Results\c22jun12a_2-11.qld

Last Altered: Monday, 6/25/2012 11:54:16 AM Eastern Daylight Time
 Printed: Monday, 6/25/2012 11:54:40 AM Eastern Daylight Time

31201450

Method: C:\MassLynx\Default.PRO\MethDB\m1613-062412-db5ms.mdb 24 Jun 2012 17:53:35
 Calibration: C:\MassLynx\Default.PRO\CurveDB\B5MS-0042012_1613.cdb 08 May 2012 08:31:36

Name: c22jun12a_2-11

Date: 23-Jun-2012

Time: 09:38:30

ID: 31201450027

Submitter: HRD1735

Task: HRMS3

Description: JW-UR-COMP-120508

Name	Response	Ion1Area	Ion2Area	RA	RAFail?	RRT	RT	pg/μL	EDL	Height1	Noise1	SN1	Height2	Noise2	SN2	M1	M2	MR
1 2378-TCDD	1.101e3	3.116e2	7.895e2	0.39	YES	1.0000	25.54	0.059	0.0182	5.058e3	686	7.4	9.525e3	797	12.0	bd	db	1.075
2 12378-PeCDD	1.672e3	1.038e3	6.332e2	1.64	NO	1.0003	31.63	0.109	0.0164	1.805e4	1074	16.8	1.334e4	697	19.1	bd	bd	1.039
3 123478-HxCDD	1.502e3	6.828e2	8.196e2	0.83	YES	1.0003	33.82	0.145	0.0436	2.139e4	1946	11.0	2.082e4	1961	10.6	bd	bd	1.065
4 123678-HxCDD	5.953e3	2.887e3	3.066e3	0.94	YES	1.0007	33.90	0.503	0.0462	6.226e4	1946	32.0	5.541e4	1961	28.3	db	dd	0.996
5 123789-HxCDD	3.310e3	1.444e3	1.866e3	0.77	YES	1.0076	34.06	0.297	0.0449	3.589e4	1946	18.4	3.540e4	1961	18.1	bb	dd	1.029
6 1234678-HpCDD	1.219e5	6.318e4	5.876e4	1.08	NO	1.0003	36.35	14.794	0.1299	6.839e5	3049	224.3	6.452e5	2033	317.4	bb	bb	1.055
7 OCDD	7.732e5	3.673e5	4.060e5	0.90	NO	1.0002	39.47	137.183	0.3206	1.818e6	1343	1353.6	1.991e6	2266	878.5	bd	bb	1.063
8 2378-TCDF	5.657e3	2.686e3	2.972e3	0.90	YES	1.0013	24.67	0.227	0.0165	2.872e4	818	35.1	3.038e4	1010	30.1	dd	db	0.980
9 12378-PeCDF	8.848e2	6.667e2	2.181e2	3.06	YES	1.0004	30.06	0.048	0.0380	9.424e3	1437	6.6	5.103e3	1461	3.5	bb	bd	0.980
10 23478-PeCDF	3.073e3	1.954e3	1.119e3	1.75	NO	1.0004	31.36	0.154	0.0215	3.711e4	1437	25.8	1.953e4	1461	13.4	db	db	1.022
11 123478-HxCDF	1.599e3	8.251e2	7.738e2	1.07	NO	1.0007	33.24	0.106	0.0252	2.601e4	1379	18.9	2.134e4	2026	10.5	bd	bd	1.183
12 123678-HxCDF	1.842e3	9.788e2	8.632e2	1.13	NO	1.0003	33.31	0.089	0.0213	2.427e4	1379	17.6	1.809e4	2026	8.9	db	db	1.168
13 234678-HxCDF	2.773e3	1.480e3	1.293e3	1.14	NO	1.0003	33.71	0.154	0.0246	2.914e4	1379	21.1	2.195e4	2026	10.8	bb	bb	1.178
14 123789-HxCDF	-	-	-	-	NO	-	-	-	0.0358	-	1379	-	-	2026	-	-	-	1.110
15 1234678-HpCDF	4.056e4	2.153e4	1.903e4	1.13	NO	1.0006	35.42	2.321	0.0378	2.815e5	1289	218.5	2.637e5	2046	128.9	bd	bd	1.389
16 1234789-HpCDF	9.387e2	4.084e2	5.304e2	0.77	YES	1.0009	36.83	0.081	0.0680	9.233e3	1289	7.2	9.715e3	2046	4.7	db	bd	1.389
17 OCDF	5.205e4	2.442e4	2.763e4	0.88	NO	1.0050	39.66	7.608	0.1667	1.479e5	1111	133.2	1.689e5	1167	144.7	bd	bb	1.290
18 ES:13C-2378-TCDD	1.735e6	7.651e5	9.696e5	0.79	NO	1.0285	25.54	82.230	0.0336	8.368e6	1713	4884.0	1.052e7	1570	6700.2	bb	bb	0.991
19 ES:13C-12378-PeCDD	1.478e6	8.363e5	6.421e5	1.30	YES	1.2732	31.62	83.167	0.0214	1.467e7	939	1562...	1.011e7	820	12320.8	bb	bb	0.835
20 ES:13C-123478-HxCDD	9.765e5	5.489e5	4.276e5	1.28	NO	0.9928	33.81	75.292	0.0504	1.184e7	1912	6193.6	9.124e6	2569	3552.1	bd	bd	0.971
21 ES:13C-123678-HxCDD	1.190e6	6.628e5	5.270e5	1.26	NO	0.9948	33.88	88.650	0.0487	1.182e7	1912	6183.5	9.479e6	2569	3690.4	db	db	1.005
22 ES:13C-1234678-HpCDD	7.812e5	4.039e5	3.773e5	1.07	NO	1.0670	36.33	65.433	0.0629	4.792e6	2329	2057.2	4.458e6	2825	1577.9	bb	bb	0.894
23 ES:13C-OCDD	1.060e6	5.102e5	5.501e5	0.93	NO	1.1589	39.46	91.096	0.0466	2.548e6	2003	1272.1	2.792e6	1717	1626.1	bd	bb	0.871
24 ES:13C-2378-TCDF	2.548e6	1.120e6	1.427e6	0.78	NO	0.9920	24.63	76.713	0.0164	1.242e7	1552	8001.6	1.586e7	966	16412.8	bb	bb	1.561
25 ES:13C-12378-PeCDF	1.887e6	1.153e6	7.341e5	1.57	NO	1.2101	30.05	67.088	0.0352	1.190e7	2641	4505.4	7.632e6	1949	3915.4	bb	bb	1.322

Quantify Sample Report
 ### Sample Summary ###

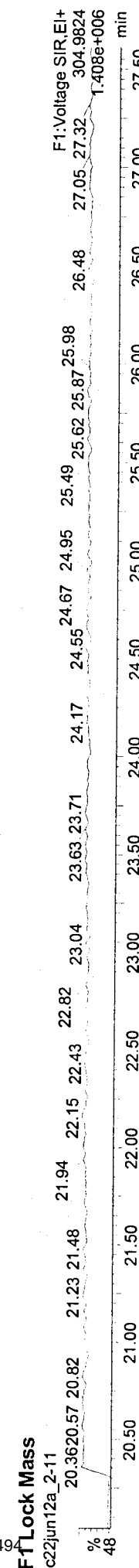
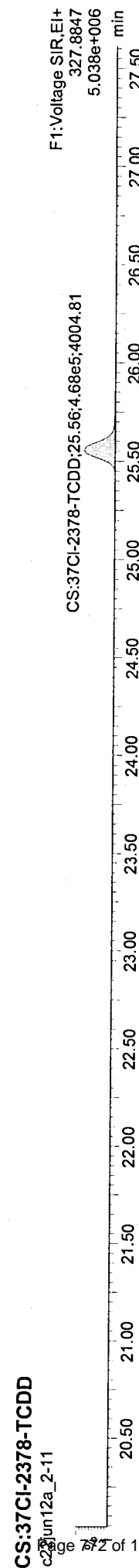
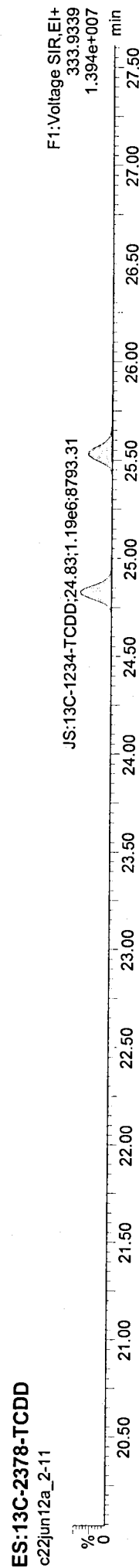
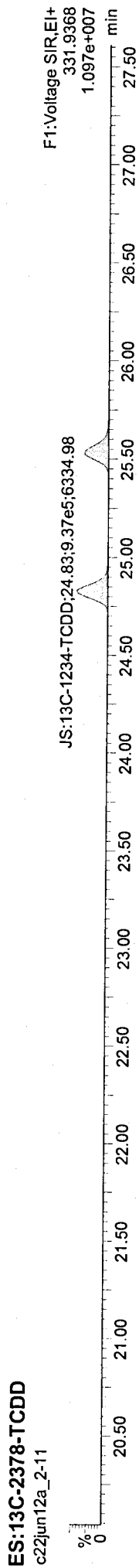
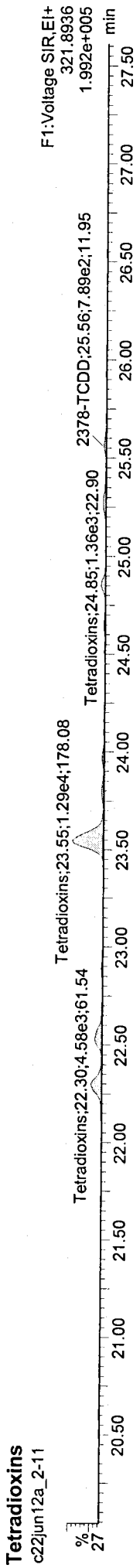
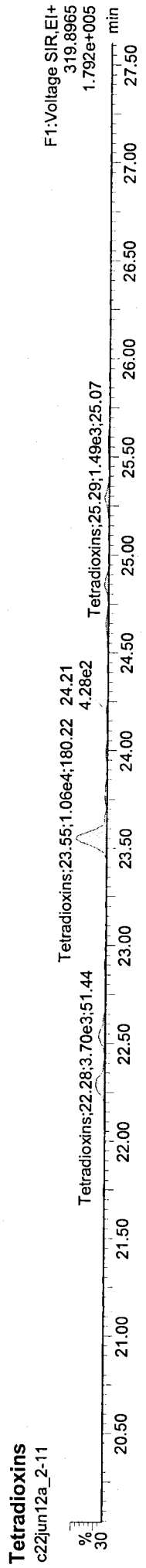
MassLynx 4.1

Dataset: C:\MassLynx\Default.pro\Results\c22jun12a_2-11.qld

Last Altered: Monday, 6/25/2012 11:54:16 AM Eastern Daylight Time
 Printed: Monday, 6/25/2012 11:54:40 AM Eastern Daylight Time

Method: C:\MassLynx\Default.PRO\MethDB\im1613-062412-db5ms.mdb 24 Jun 2012 17:53:35
 Calibration: C:\MassLynx\Default.PRO\CurveDB\IDB5MS-0042012_1613.cdb 08 May 2012 08:31:36

Name: c22jun12a_2-11, ID: 31201450027, User: KAS, Instrument: , Submitter: HRD1735, Task: HRMS3, Description: JW-UR-COMP-120508




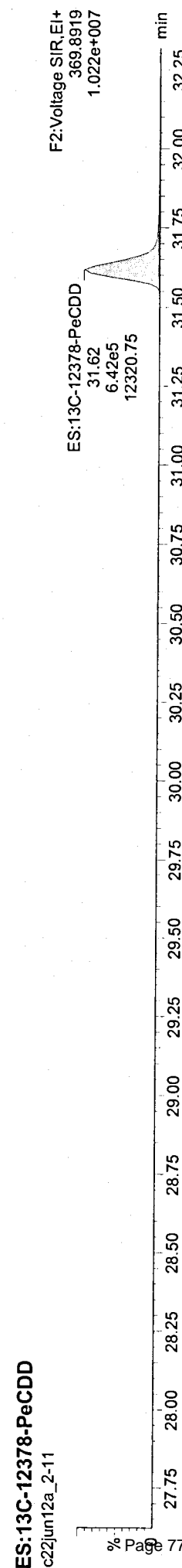
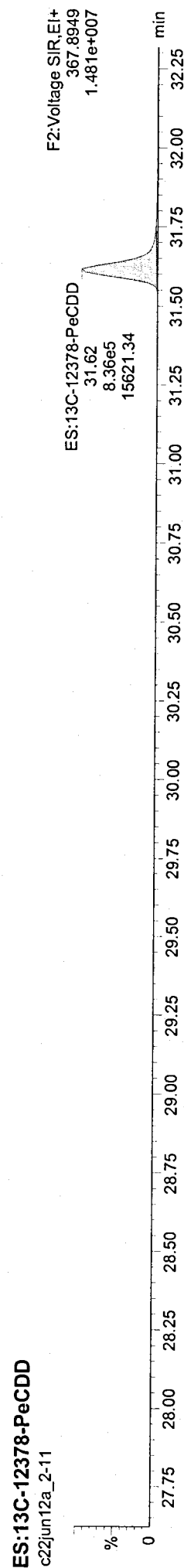
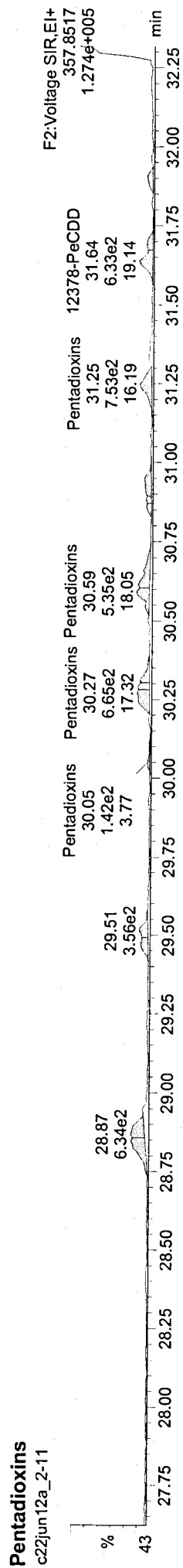
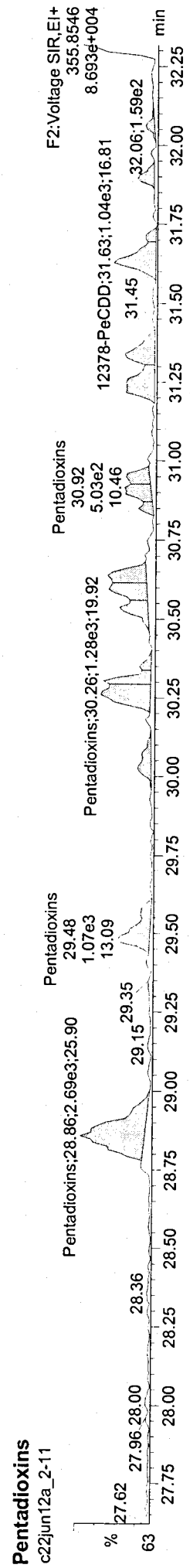
Quantify Sample Report
 ### Sample Summary ###

MassLynx 4.1

Dataset: C:\MassLynx\Default.pro\Results\c22jun12a_2-11.qld

Last Altered: Monday, 6/25/2012 11:54:16 AM Eastern Daylight Time
 Printed: Monday, 6/25/2012 11:54:40 AM Eastern Daylight Time

Name: c22jun12a_2-11, ID: 31201450027, User: KAS, Instrument: , Submitter: HRD1735, Task: HRMS3, Description: JW-UR-COMP-120508



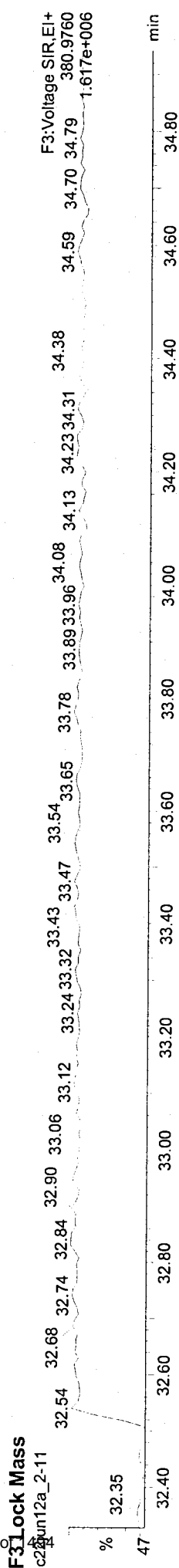
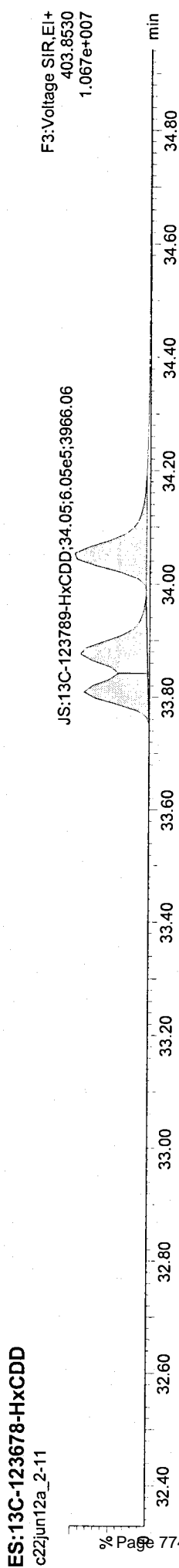
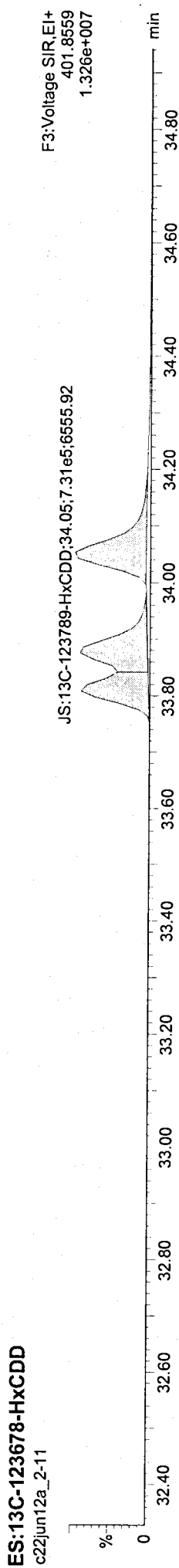
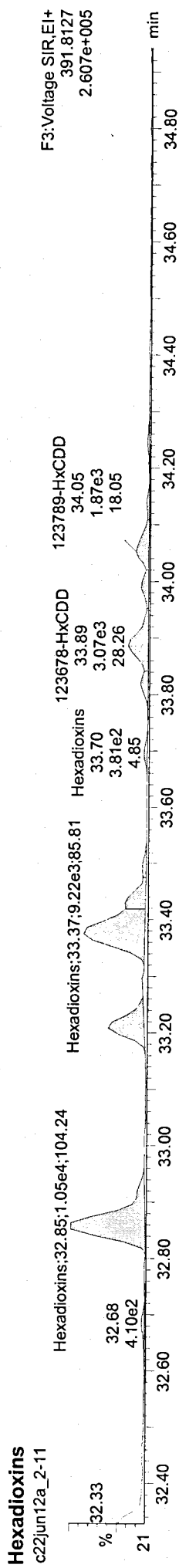
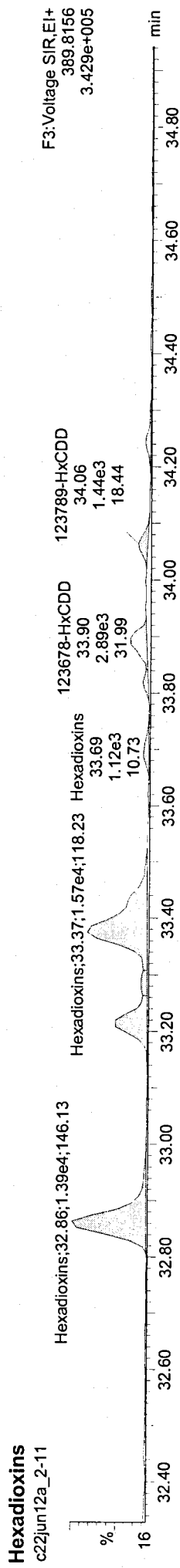
Quantify Sample Report
Sample Summary

MassLynx 4.1

Dataset: C:\MassLynx\Default.pro\Results\c22jun12a_2-11.qld

Last Altered: Monday, 6/25/2012 11:54:16 AM Eastern Daylight Time
Printed: Monday, 6/25/2012 11:54:40 AM Eastern Daylight Time

Name: c22jun12a_2-11, ID: 31201450027, User: KAS, Instrument: , Submitter: HRD1735, Task: HRMS3, Description: JW-UR-COMP-120508



Quantify Sample Report

MassLynx 4.1
Sample Summary

Dataset: C:\MassLynx\Default.pro\Results\c22jun12a_2-11.qld


Last Altered: Monday, 6/25/2012 11:54:16 AM Eastern Daylight Time
Printed: Monday, 6/25/2012 11:54:40 AM Eastern Daylight Time

312014

Name: c22jun12a_2-11, ID: 31201450027, User: KAS, Instrument: , Submitter: HRD1735, Task: HRMS3, Description: JW-UR-COMP-120508


Heptadioxins

c22jun12a_2-11



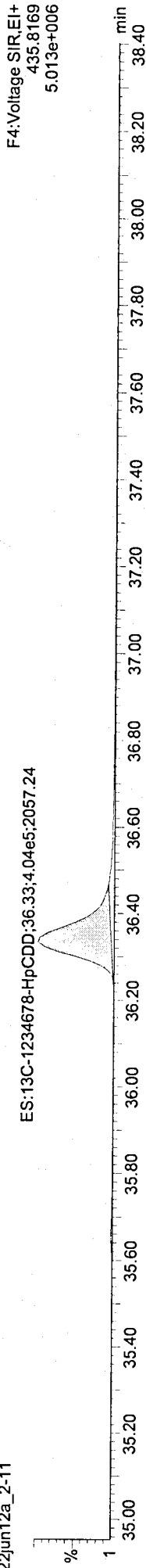
Heptadioxins

c22jun12a_2-11



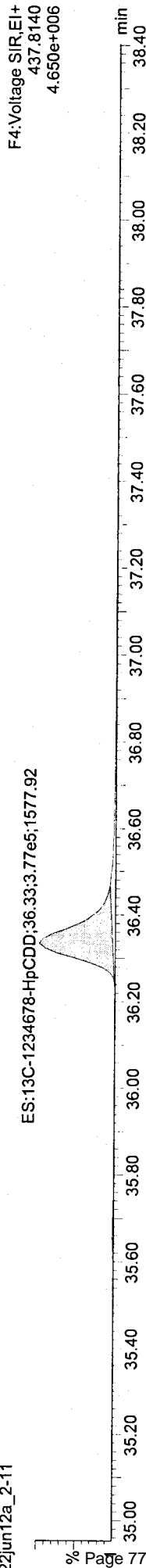
ES:13C-1234678-HpCDD

c22jun12a_2-11



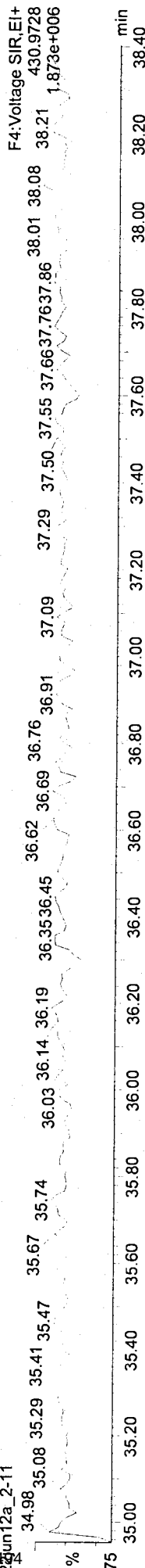
ES:13C-1234678-HpCDD

c22jun12a_2-11



F4: Lock Mass

c22jun12a_2-11



Page 775

Quantify Sample Report
Sample Summary

MassLynx 4.1

Dataset: C:\MassLynx\Default.pro\Results\c22jun12a_2-11.qld

Last Altered: Monday, 6/25/2012 11:54:16 AM Eastern Daylight Time
Printed: Monday, 6/25/2012 11:54:40 AM Eastern Daylight Time

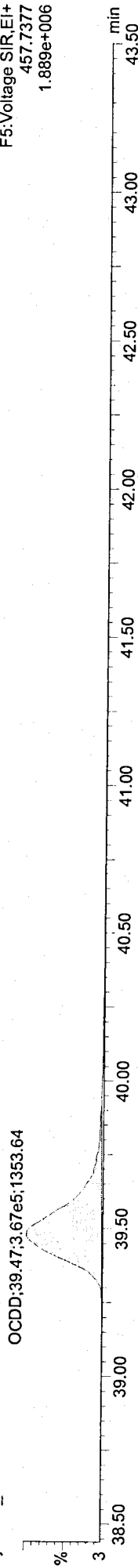
312014

Name: c22jun12a_2-11, ID: 31201450027, User: KAS, Instrument: , Submitter: HRD1735, Task: HRMS3, Description: JW-UR-COMP-120508

OCDD

c22jun12a_2-11

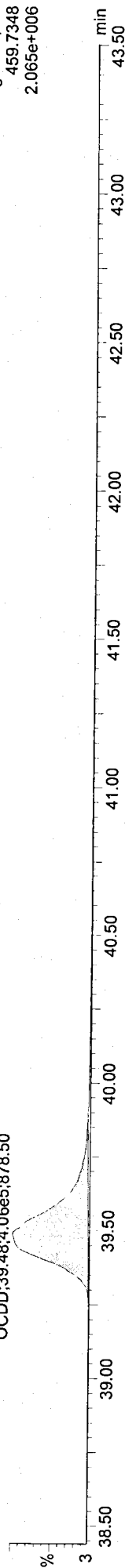
F5: Voltage SIR, EI+
457.7377
1.889e+006



OCDD

c22jun12a_2-11


F5: Voltage SIR, EI+
459.7348
2.065e+006



ES:13C-OCDD

c22jun12a_2-11


F5: Voltage SIR, EI+
469.7780
2.617e+006



ES:13C-OCDD

c22jun12a_2-11

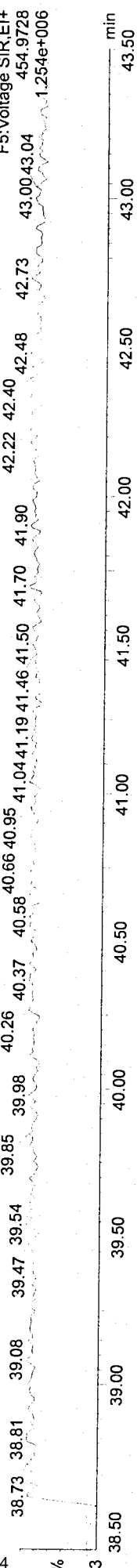
F5: Voltage SIR, EI+
471.7750
2.876e+006



F5 Lock Mass

c22jun12a_2-11

F5: Voltage SIR, EI+
454.9728
1.254e+006



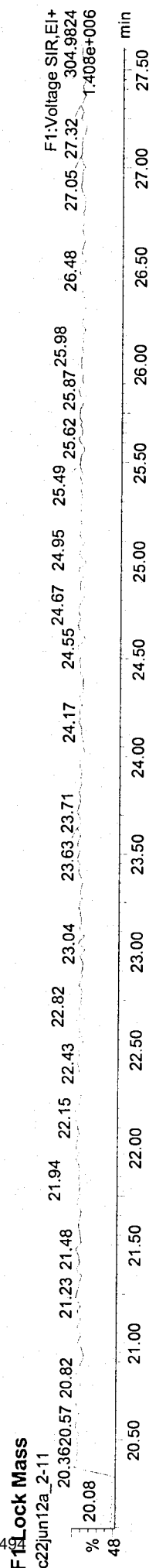
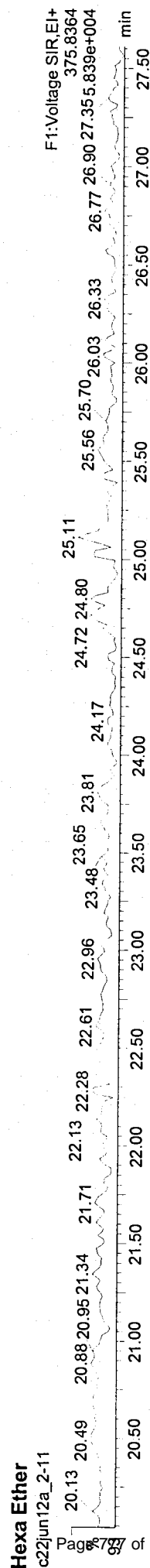
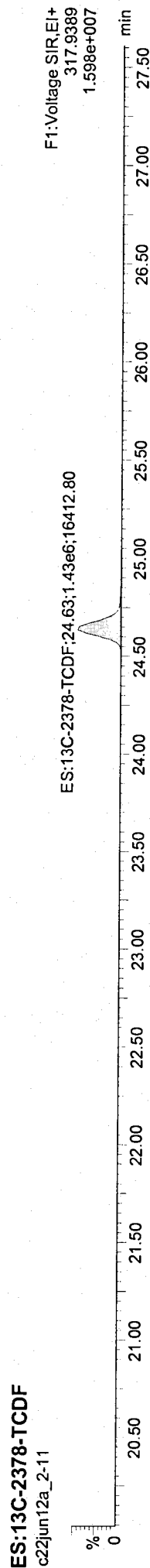
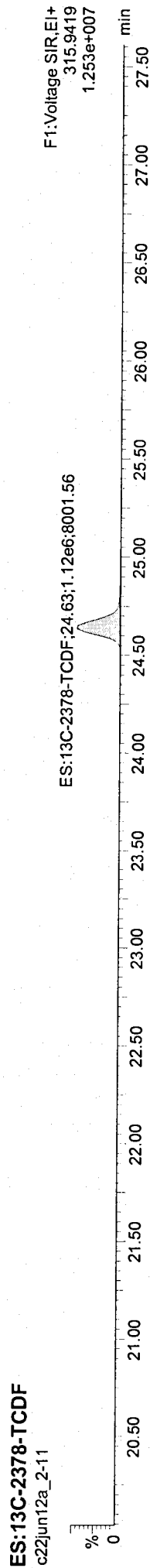
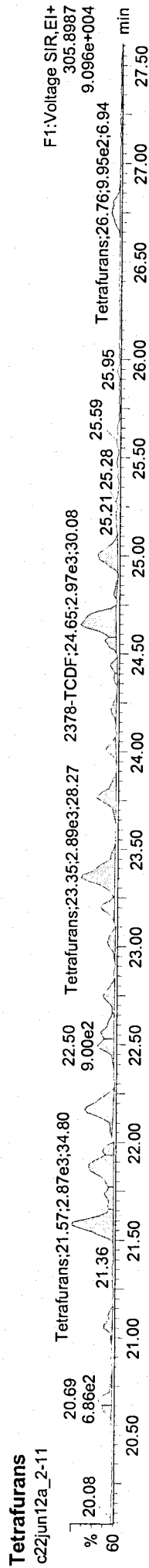
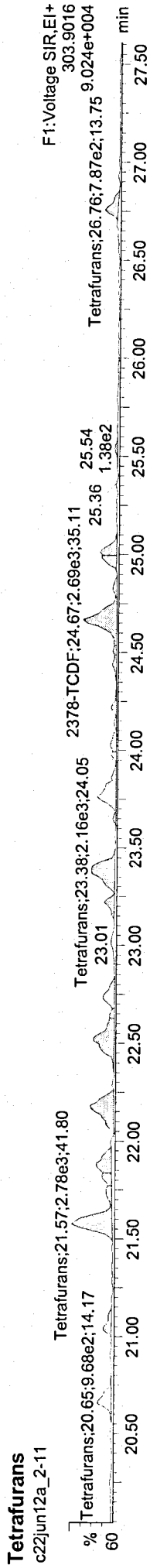
Quantify Sample Report

MassLynx 4.1

Dataset: C:\MassLynx\Default.pro\Results\c22jun12a_2-11.qld

Last Altered: Monday, 6/25/2012 11:54:16 AM Eastern Daylight Time
Printed: Monday, 6/25/2012 11:54:40 AM Eastern Daylight Time

Name: c22jun12a_2-11, ID: 31201450027, User: KAS, Instrument: , Submitter: HRD1735, Task: HRMS3, Description: JW-UR-COMP-120508

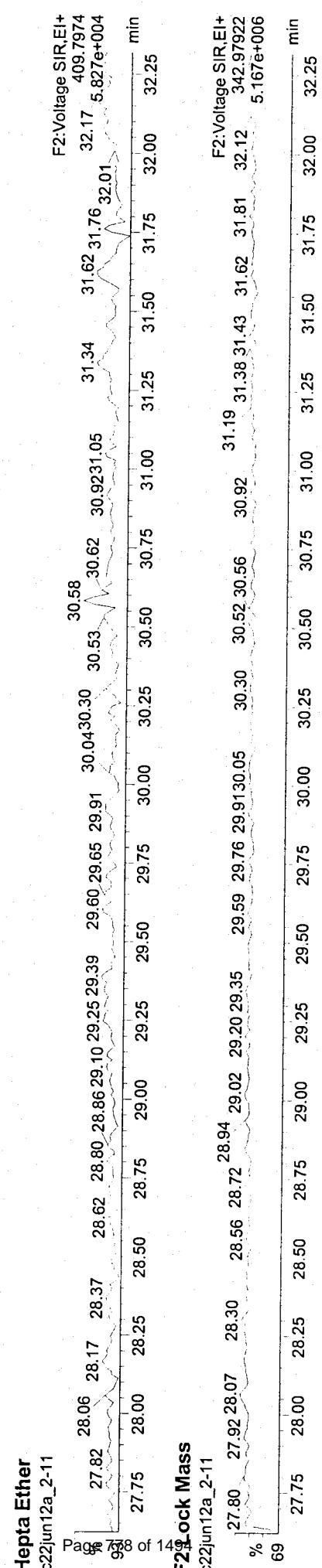
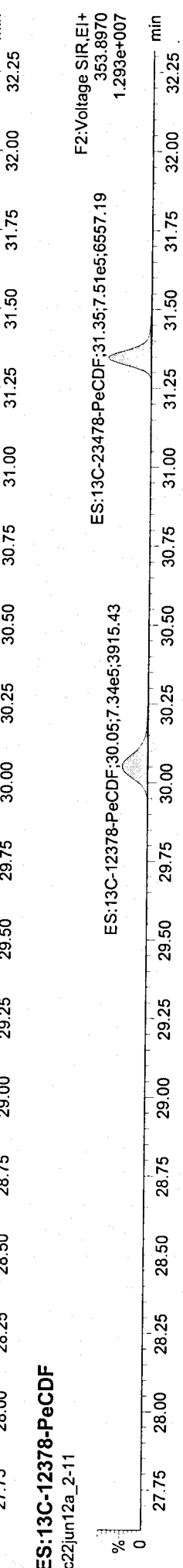

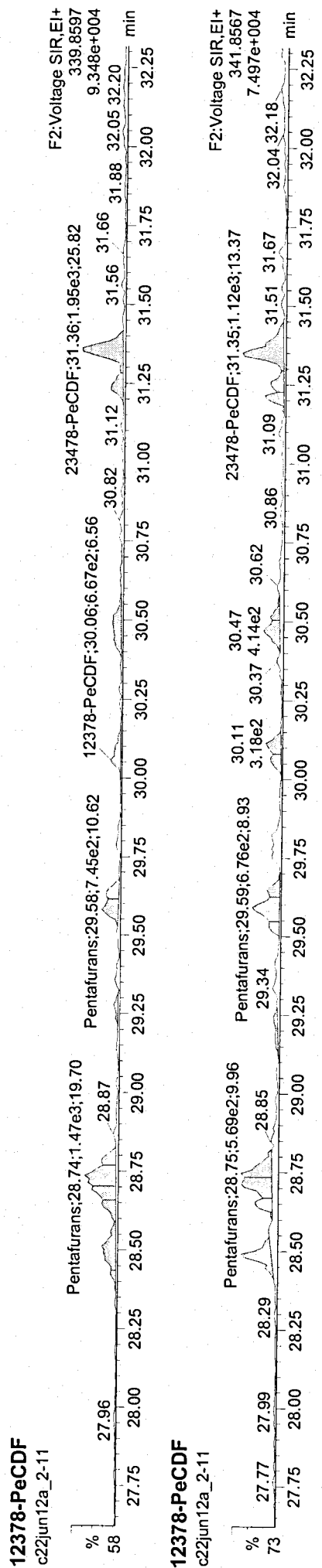


Dataset: C:\MassLynx\Default.pro\Results\c22jun12a_2-11.qld

Last Altered: Monday, 6/25/2012 11:54:16 AM Eastern Daylight Time
 Printed: Monday, 6/25/2012 11:54:40 AM Eastern Daylight Time


312014

Name: c22jun12a_2-11, ID: 31201450027, User: KAS, Instrument: , Submitter: HRD1735, Task: HRMS3, Description: JW-UR-COMP-120508



Dataset: C:\MassLynx\Default.pro\Results\c22jun12a_2-11.qld
Last Altered: Monday, 6/25/2012 11:54:16 AM Eastern Daylight Time
Printed: Monday, 6/25/2012 11:54:40 AM Eastern Daylight Time

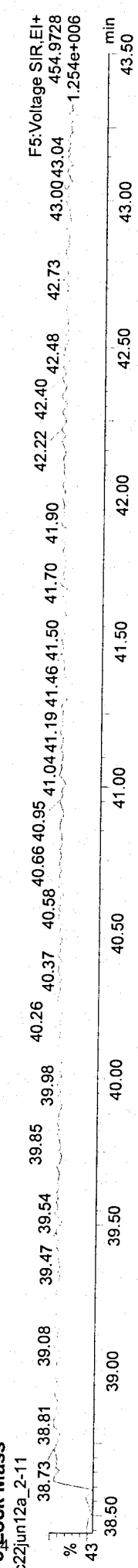
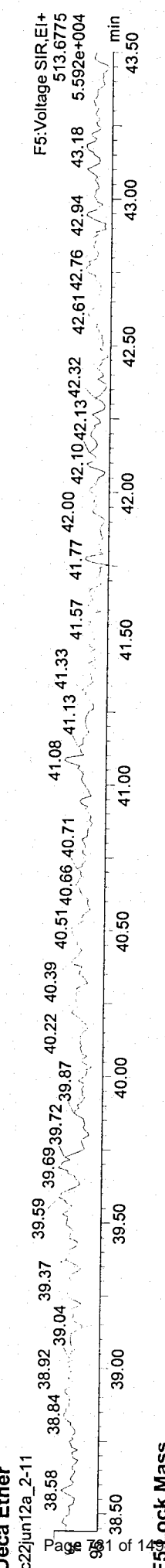
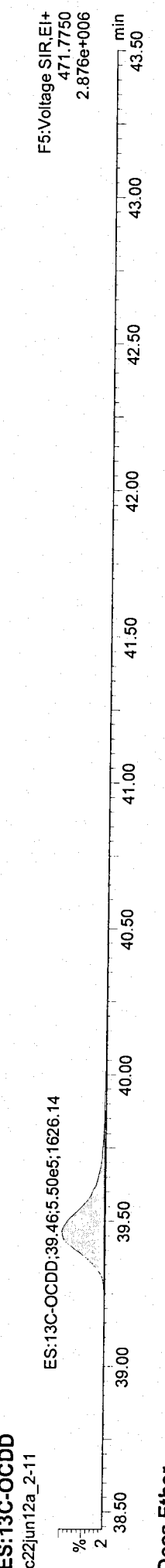


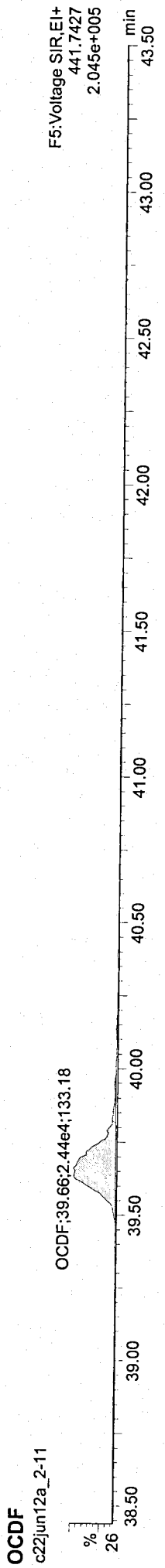
Name: c22jun12a_2-11, ID: 31201450027, User: KAS, Instrument: HRD1735, Task: HRMS3, Description: JW-UR-COMP-120508



Dataset: C:\MassLynx\Default.pro\Results\c22jun12a_2-11.qld

Last Altered: Monday, 6/25/2012 11:54:16 AM Eastern Daylight Time
Printed: Monday, 6/25/2012 11:54:40 AM Eastern Daylight Time

Name: c22jun12a_2-11, ID: 31201450027, User: KAS, Instrument: , Submitter: HRD1735, Task: HRMS3, Description: JW-UR-COMP-120508



Quantify Sample Report

MassLynx 4.1

Dataset: C:\MassLynx\Default.pro\Results\c22jun12a_2-11.qld

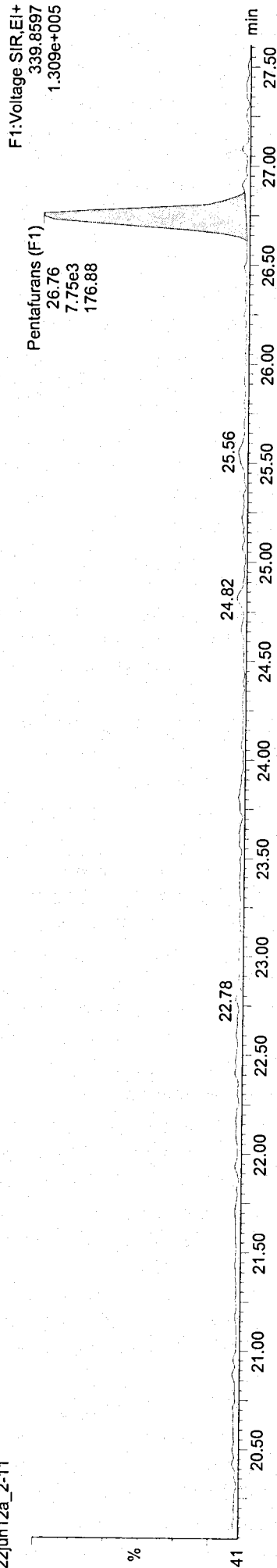
Last Altered: Monday, 6/25/2012 11:54:16 AM Eastern Daylight Time
Printed: Monday, 6/25/2012 11:54:40 AM Eastern Daylight Time

312014

Name: c22jun12a_2-11, ID: 31201450027, User: KAS, Instrument: , Submitter: HRD1735, Task: HRMS3, Description: JW-UR-COMP-120508

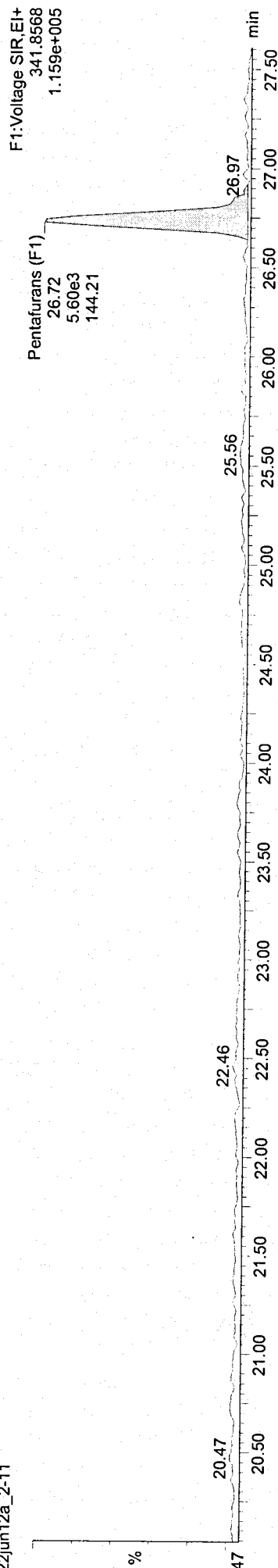
Pentafurans (F1)

c22jun12a_2-11



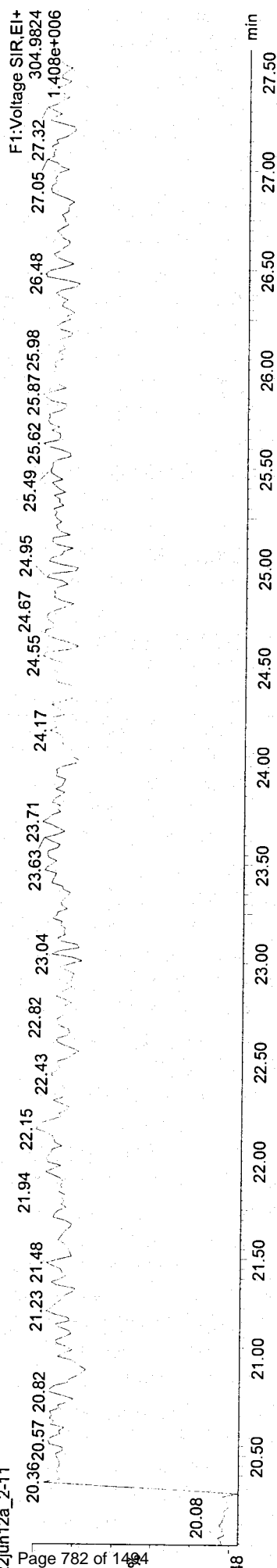
Pentafurans (F1)

c22jun12a_2-11



F1 Lock Mass

c22jun12a_2-11



Results of JW-DR-COMP-120508

Client Sample ID: **JW-DR-COMP-120508**
 Client Project ID: **Jeld Wen Surface Sediment**
 Lab Sample ID: 31201450028-A
 Lab Project ID: 31201450

Collection Date: 05/08/2012 14:32
 Received Date: 05/11/2012 10:15
 Matrix: Soil-Solid as dry weight
 Solids (%): 50.30

Results by EPA 1613B

Parameter	Result	EMPC	Qual	DL	LOQ/CL	Units	RT	Ratio
2,3,7,8-TCDD		0.330	J	0.0549	0.651	pg/g	25.56	0.56*
1,2,3,7,8-PeCDD		0.627	J	0.0461	3.25	pg/g	31.63	1.81*
1,2,3,4,7,8-HxCDD	0.872		J	0.0906	3.25	pg/g	33.82	1.25
1,2,3,6,7,8-HxCDD	2.88		J	0.0926	3.25	pg/g	33.89	1.28
1,2,3,7,8,9-HxCDD	1.95		J	0.0916	3.25	pg/g	34.05	1.08
1,2,3,4,6,7,8-HpCDD	46.3			0.270	3.25	pg/g	36.33	1.09
OCDD	458			0.646	6.51	pg/g	39.43	0.88
2,3,7,8-TCDF	1.48			0.0583	0.651	pg/g	24.65	0.87
2,3,7,8-TCDF [confirm]	1.32			0.0695	0.651	pg/g	22.12	0.73
1,2,3,7,8-PeCDF		0.403	J	0.110	3.25	pg/g	30.07	1.17*
2,3,4,7,8-PeCDF	0.791		J	0.0593	3.25	pg/g	31.36	1.42
1,2,3,4,7,8-HxCDF	0.677		J	0.0645	3.25	pg/g	33.24	1.10
1,2,3,6,7,8-HxCDF		0.505	J	0.0565	3.25	pg/g	33.32	1.49*
2,3,4,6,7,8-HxCDF	0.674		J	0.0643	3.25	pg/g	33.70	1.26
1,2,3,7,8,9-HxCDF		0.216	J	0.0978	3.25	pg/g	34.28	0.92*
1,2,3,4,6,7,8-HpCDF	7.24			0.0828	3.25	pg/g	35.40	1.02
1,2,3,4,7,8,9-HpCDF	0.383		J	0.142	3.25	pg/g	36.79	1.20
OCDF	20.5			0.169	6.51	pg/g	39.62	0.90
Total TCDD	18.8	21.1		0.0549	0.651	pg/g		
Total TCDF	14.1	15.5		0.0583	0.651	pg/g		
Total PeCDD	13.3	13.9		0.0461	3.25	pg/g		
Total PeCDF	8.27	9.44		0.0830	3.25	pg/g		
Total HxCDD	37.2			0.0926	3.25	pg/g		
Total HxCDF	12.0	13.1		0.0978	3.25	pg/g		
Total HpCDD	127			0.270	3.25	pg/g		
Total HpCDF	19.1			0.142	3.25	pg/g		

World Health Organization Summary

	Units	ND=0	ND=1/2	ND=DL
WHO-2005 TEQ	pg/g	1.76	1.82	1.88
WHO-2005 TEQ w/EMPC	pg/g	2.80	2.80	2.80

Results of JW-DR-COMP-120508

Client Sample ID: **JW-DR-COMP-120508**
 Client Project ID: **Jeld Wen Surface Sediment**
 Lab Sample ID: 31201450028-A
 Lab Project ID: 31201450

Collection Date: 05/08/2012 14:32
 Received Date: 05/11/2012 10:15
 Matrix: Soil-Solid as dry weight
 Solids (%): 50.30

Results by EPA 1613B

Parameter	Result	EMPC	Qual	DL	LOQ/CL	Units	RT	Ratio
Labeled Standards								
13C-2378-TCDD	81.0				25.0-164	%		
13C-12378-PeCDD	81.0				25.0-181	%		
13C-123478-HxCDD	68.0				32.0-141	%		
13C-123678-HxCDD	80.0				28.0-130	%		
13C-1234678-HpCDD	64.0				23.0-140	%		
13C-OCDD	46.0				17.0-157	%		
13C-2378-TCDF	76.0				24.0-169	%		
13C-12378-PeCDF	68.0				24.0-185	%		
13C-23478-PeCDF	77.0				21.0-178	%		
13C-123478-HxCDF	66.0				26.0-152	%		
13C-123678-HxCDF	96.0				26.0-123	%		
13C-234678-HxCDF	82.0				29.0-147	%		
13C-123789-HxCDF	69.0				28.0-136	%		
13C-1234678-HpCDF	75.0				28.0-143	%		
13C-1234789-HpCDF	66.0				26.0-138	%		
37Cl-2378-TCDD	91.0				35.0-197	%		

Batch Information

Analytical Batch: **HRD1735**
 Analytical Method: **EPA 1613B**
 Instrument: **HRMS3**
 Analyst: **MAF**
 Analytical Date/Time: **06/23/2012 10:23**
 Dilution: **1**

Prep Batch: **HXX1605**
 Prep Method: **EPA 1613 PREP S/D/T**
 Prep Date/Time: **05/24/2012 00:19**
 Prep Initial Wt./Vol.: **15.29 g**
 Prep Extract Vol: **20 uL**

Analytical Batch: **HRD1753**
 Analytical Method: **EPA 1613B**
 Instrument: **HRMS3**
 Analyst: **JHL**
 Analytical Date/Time: **07/02/2012 13:40**
 Dilution: **1**

Prep Batch: **HXX1605**
 Prep Method: **EPA 1613 PREP S/D/T**
 Prep Date/Time: **05/24/2012 00:19**
 Prep Initial Wt./Vol.: **15.29 g**
 Prep Extract Vol: **20 uL**

Quantify Sample Summary Report

MassLynx 4.1 SCN627

Sample Summary

Dataset: Z:\Default.prolResults\c22jun12a_2-12.qld

Last Altered: Monday, June 25, 2012 16:34:00 Eastern Daylight Time
 Printed: Monday, June 25, 2012 16:34:16 Eastern Daylight Time

W 201450

Method: C:\MassLynx\Default.PRO\MethDB\m1613-062412-db5ms.mdb 24 Jun 2012 17:53:35
 Calibration: C:\MassLynx\Default.PRO\CurveDB\B5MS-0042012_1613.cdb 08 May 2012 08:31:36

Name: c22jun12a_2-12

Date: 23-Jun-2012

Time: 10:23:35

ID: 31201450028

Submitter: HRD1735

Task: HRMS3

Description: JW-DR-COMP-120508

123478 HxCDD = (1.278E6) / (4.564E3) (22055) = 0.335 ps/w
 Res. mnt 4/24/12

	Name	Response	Ion1Area	Ion2Area	RA	RAFail?	RRT	RT	pg/μL	EDL	Height1	Noise1	SN1	Height2	Noise2	SN2	M1	M2	MR...
1	2378-TCDD	2.578e3	9.208e2	1.657e3	0.56	YES	1.0006	25.56	0.127	0.0211	1.008e4	1170	8.6	2.027e4	666	30.4	MM	db	1.075
2	12378-PeCDD	3.970e3	2.559e3	1.411e3	1.81	YES	1.0003	31.63	0.241	0.0177	3.944e4	661	59.6	2.563e4	1409	18.2	bd	bd	1.039
3	123478-HxCDD	4.564e3	2.534e3	2.029e3	1.25	NO	1.0003	33.82	0.335	0.0348	5.552e4	1857	29.9	4.467e4	2006	22.3	dd	MM	1.065
4	123678-HxCDD	1.713e4	9.625e3	7.502e3	1.28	NO	1.0003	33.89	1.106	0.0356	1.854e5	1857	99.9	1.421e5	2006	70.8	dd	MM	0.996
5	123789-HxCDD	1.093e4	5.670e3	5.259e3	1.08	NO	1.0072	34.05	0.750	0.0352	8.747e4	1857	47.1	8.803e4	2006	43.9	MM	MM	1.029
6	1234678-HpCDD	2.095e5	1.091e5	1.004e5	1.09	NO	1.0003	36.33	17.805	0.1037	1.281e6	3301	388.0	1.229e6	2338	525.8	bd	bd	1.055
7	OCDD	1.468e6	6.858e5	7.818e5	0.88	NO	1.0002	39.43	175.951	0.2483	3.847e6	1943	1980.2	4.266e6	2549	1673.8	bd	bd	1.063
8	2378-TCDF	1.550e4	7.229e3	8.270e3	0.87	NO	1.0000	24.65	0.570	0.0224	7.671e4	1656	46.3	9.155e4	1029	89.0	MM	dd	0.980
9	12378-PeCDF	3.176e3	1.714e3	1.462e3	1.17	YES	1.0007	30.07	0.155	0.0424	2.135e4	1451	14.7	1.628e4	2145	7.6	MM	MM	0.980
10	23478-PeCDF	7.168e3	4.211e3	2.957e3	1.42	NO	1.0004	31.36	0.304	0.0228	6.248e4	1451	43.0	4.851e4	2145	22.6	db	db	1.022
11	123478-HxCDF	4.743e3	2.486e3	2.256e3	1.10	NO	1.0003	33.24	0.260	0.0248	5.250e4	2210	23.8	4.587e4	1976	23.2	dd	dd	1.183
12	123678-HxCDF	5.226e3	3.125e3	2.101e3	1.49	YES	1.0003	33.32	0.194	0.0217	5.025e4	2210	22.7	4.358e4	1976	22.1	db	db	1.168
13	234678-HxCDF	5.991e3	3.344e3	2.647e3	1.26	NO	1.0000	33.70	0.259	0.0247	5.737e4	2210	26.0	4.971e4	1976	25.2	bb	bb	1.178
14	123789-HxCDF	1.465e3	7.013e2	7.635e2	0.92	YES	1.0006	34.28	0.083	0.0376	1.339e4	2210	6.1	1.285e4	1976	6.5	bb	bb	1.110
15	1234678-HpCDF	5.800e4	2.933e4	2.866e4	1.02	NO	1.0003	35.40	2.783	0.0318	3.980e5	2053	193.8	4.037e5	1494	270.2	bd	bb	1.389
16	1234789-HpCDF	2.275e3	1.241e3	1.034e3	1.20	NO	1.0003	36.79	0.147	0.0545	1.676e4	2053	8.2	1.453e4	1494	9.7	bb	bb	1.389
17	OCDF	7.960e4	3.766e4	4.194e4	0.90	NO	1.0052	39.62	7.862	0.0651	2.167e5	597	362.6	2.654e5	832	318.9	MM	MM	1.290
18	ES:13C-2378-TCDD	1.885e6	8.341e5	1.050e6	0.79	NO	1.0285	25.54	81.076	0.0296	8.961e6	1511	5932.3	1.143e7	1659	6889.3	bb	bb	0.991
19	ES:13C-12378-PeCDD	1.587e6	9.516e5	6.351e5	1.50	NO	1.2732	31.62	81.005	0.0240	1.689e7	1320	1279...	1.087e7	850	12791.0	bb	bb	0.835
20	ES:13C-123478-HxCDD	1.278e6	7.106e5	5.672e5	1.25	NO	0.9931	33.81	67.940	0.0712	1.449e7	3904	3712.7	1.143e7	4062	2814.7	MM	MM	0.971
21	ES:13C-123678-HxCDD	1.555e6	8.675e5	6.878e5	1.26	NO	0.9951	33.88	79.908	0.0688	1.519e7	3904	3889.9	1.196e7	4062	2943.6	MM	MM	1.005
22	ES:13C-1234678-HpCDD	1.115e6	5.768e5	5.384e5	1.07	NO	1.0670	36.32	64.412	0.0488	6.663e6	2600	2562.5	6.310e6	2425	2602.5	MM	MM	0.894
23	ES:13C-OCDD	1.569e6	7.492e5	8.200e5	0.91	NO	1.1579	39.42	92.960	0.0394	4.061e6	1716	2366.2	4.447e6	2246	1980.0	MM	MM	0.871
24	ES:13C-2378-TCDF	2.774e6	1.224e6	1.550e6	0.79	NO	0.9927	24.65	75.791	0.0169	1.350e7	1431	9433.8	1.726e7	1419	12159.8	bb	bb	1.561

Quantify Sample Summary Report MassLynx 4.1 SCN627
 ### Sample Summary ###

Dataset: Z:\Default.pro\Results\c22jun12a_2-12.qld

Last Altered: Monday, June 25, 2012 16:34:00 Eastern Daylight Time
 Printed: Monday, June 25, 2012 16:34:16 Eastern Daylight Time

1201450

Name: c22jun12a_2-12
 Date: 23-Jun-2012
 Time: 10:23:35
 ID: 31201450028
 Submitter: HRD1735
 Task: HRMS3
 Description: JW-DR-COMP-120508

Name	Response	Ion1Area	Ion2Area	RA	RAFail?	RRT	RT	pg/µL	EDL	Height1	Noise1	SN1	Height2	Noise2	SN2	M1	M2	MR...	
53	F4 Lock Mass	-	-	-	-	-	-	-	-	-	73280	-	-	-	-	-	-	-	-
54	F5 Lock Mass	-	-	-	-	-	-	-	0.0000	-	33766	-	-	-	-	-	-	-	173...

Quantify Totals Report MassLynx 4.1 SCN627

Sample Summary

Dataset: Z:\Default.pro\Results\c22jun12a_2-12.qld

Last Altered: Monday, June 25, 2012 16:34:00 Eastern Daylight Time
 Printed: Monday, June 25, 2012 16:34:16 Eastern Daylight Time

W#1201450

Method: C:\MassLynx\Default.PRO\MethDB\m1613-062412-db5ms.mdb 24 Jun 2012 17:53:35
 Calibration: C:\MassLynx\Default.PRO\CurveDB\B5MS-0042012_1613.cdb 08 May 2012 08:31:36

Name: c22jun12a_2-12
 Date: 23-Jun-2012
 Time: 10:23:35
 ID: 31201450028
 Submitter: HRD1735
 Task: HRMS3
 Description: JW-DR-COMP-120508

Tetradioxins

	Name	Response	Ion1Area	Ion2Area	RA	RAFail?	RRT	RT	pg/µL	EDL	Height1	Noise1	SN1	Height2	Noise2	SN2	M2	M2
1	2378-TCDD	2.578e3	9.208e2	1.657e3	0.556	YES	1.00	25.56	0.127	0.0211	1.008e4	1170	8.6	2.027e4	666	30.4	MM	db
2	Tetradioxins	9.236e3	4.325e3	4.912e3	0.881	NO	0.00	25.29	0.456	0.0211	3.535e4	1170	30.2	4.710e4	666	70.7	MM	bd
3	Tetradioxins	1.473e4	6.693e3	8.034e3	0.833	NO	0.00	24.85	0.727	0.0211	7.211e4	1170	61.6	8.861e4	666	133.1	MM	MM
4	Tetradioxins	1.539e3	1.233e3	3.051e2	4.042	YES	0.00	24.63	0.076	0.0211	1.429e4	1170	12.2	5.878e3	666	8.8	MM	db
5	Tetradioxins	1.665e3	5.861e2	1.079e3	0.543	YES	0.00	24.54	0.082	0.0211	7.020e3	1170	6.0	1.028e4	666	15.4	MM	bd
6	Tetradioxins	2.114e3	9.886e2	1.125e3	0.878	NO	0.00	24.14	0.104	0.0211	8.282e3	1170	7.1	1.474e4	666	22.1	MM	db
7	Tetradioxins	5.594e3	2.673e3	2.922e3	0.915	YES	0.00	23.99	0.276	0.0211	2.491e4	1170	21.3	3.051e4	666	45.8	MM	dd
8	Tetradioxins	5.113e3	2.426e3	2.686e3	0.903	YES	0.00	23.78	0.252	0.0211	2.420e4	1170	20.7	2.493e4	666	37.4	MM	dd
9	Tetradioxins	2.246e4	9.695e3	1.276e4	0.760	NO	0.00	23.55	1.108	0.0211	1.157e5	1170	98.9	1.446e5	666	217.2	MM	bd
10	Tetradioxins	1.819e3	8.006e2	1.019e3	0.786	NO	0.00	22.91	0.090	0.0211	7.892e3	1170	6.7	8.831e3	666	13.3	MM	MM
11	Tetradioxins	3.869e4	1.664e4	2.205e4	0.754	NO	0.00	22.55	1.909	0.0211	1.835e5	1170	156.8	2.430e5	666	364.9	MM	MM
12	Tetradioxins	5.721e4	2.543e4	3.178e4	0.800	NO	0.00	22.30	2.823	0.0211	2.999e5	1170	256.3	3.655e5	666	549.0	MM	MM
13	Tetradioxins	1.220e3	6.533e2	5.669e2	1.152	YES	0.00	25.90	0.060	0.0211	7.776e3	1170	6.6	7.210e3	666	10.8	MM	bb

Quantify Totals Report MassLynx 4.1 SCN627

Sample Summary

Dataset: Z:\Default.prolResults\c22jun12a_2-12.qld

Last Altered: Monday, June 25, 2012 16:34:00 Eastern Daylight Time
 Printed: Monday, June 25, 2012 16:34:16 Eastern Daylight Time

W 1201450

Name: c22jun12a_2-12

Date: 23-Jun-2012

Time: 10:23:35

ID: 31201450028

Submitter: HRD1735

Task: HRMS3

Description: JW-DR-COMP-120508

Pentadioxins

Name	Response	Ion1Area	Ion2Area	RA	RAFail?	RRT	RT	pg/µL	EDL	Height1	Noise1	SN1	Height2	Noise2	SN2	M2
1 Pentadioxins	1.615e3	9.726e2	6.429e2	1.513	NO	0.00	31.91	0.098	0.0177	1.577e4	661	23.8	1.174e4	1409	8.3	db
2 Pentadioxins	1.001e3	6.076e2	3.931e2	1.546	NO	0.00	31.69	0.061	0.0177	1.462e4	661	22.1	9.363e3	1409	6.6	dd
3 12378-PeCDD	3.970e3	2.559e3	1.411e3	1.813	YES	1.00	31.63	0.241	0.0177	3.944e4	661	59.6	2.563e4	1409	18.2	bd
4 Pentadioxins	7.996e3	4.976e3	3.019e3	1.648	NO	0.00	31.24	0.485	0.0177	8.161e4	661	123.4	4.692e4	1409	33.3	bd
5 Pentadioxins	3.848e3	2.379e3	1.469e3	1.620	NO	0.00	30.91	0.233	0.0177	2.086e4	661	31.5	1.727e4	1409	12.3	bd
6 Pentadioxins	1.935e4	1.224e4	7.110e3	1.722	NO	0.00	30.61	1.174	0.0177	1.187e5	661	179.4	7.245e4	1409	51.4	dd
7 Pentadioxins	1.914e3	1.141e3	7.734e2	1.475	NO	0.00	30.52	0.116	0.0177	2.760e4	661	41.7	1.966e4	1409	14.0	MM
8 Pentadioxins	2.196e4	1.344e4	8.525e3	1.576	NO	0.00	30.27	1.332	0.0177	1.352e5	661	204.5	1.000e5	1409	71.0	bd
9 Pentadioxins	3.043e3	1.745e3	1.298e3	1.344	NO	0.00	29.51	0.185	0.0177	1.985e4	661	30.0	1.872e4	1409	13.3	bd
10 Pentadioxins	2.343e4	1.437e4	9.065e3	1.585	NO	0.00	28.86	1.421	0.0177	1.180e5	661	178.5	7.945e4	1409	56.4	MM

Hexadioxins

Name	Response	Ion1Area	Ion2Area	RA	RAFail?	RRT	RT	pg/µL	EDL	Height1	Noise1	SN1	Height2	Noise2	SN2	M2
1 Hexadioxins	4.666e4	2.611e4	2.055e4	1.271	NO	0.00	32.85	3.199	0.0351	5.624e5	1857	302.9	4.381e5	2006	218.4	bb
2 123789-HxCDD	1.093e4	5.670e3	5.259e3	1.078	NO	1.01	34.05	0.750	0.0352	8.747e4	1857	47.1	8.803e4	2006	43.9	MM
3 Hexadioxins	3.662e3	1.899e3	1.764e3	1.076	NO	0.00	33.99	0.251	0.0351	4.545e4	1857	24.5	4.074e4	2006	20.3	dd
4 123678-HxCDD	1.713e4	9.625e3	7.502e3	1.283	NO	1.00	33.89	1.106	0.0356	1.854e5	1857	99.9	1.421e5	2006	70.8	dd
5 123478-HxCDD	4.564e3	2.534e3	2.029e3	1.249	NO	1.00	33.82	0.335	0.0348	5.552e4	1857	29.9	4.467e4	2006	22.3	dd
6 Hexadioxins	6.476e4	3.535e4	2.941e4	1.202	NO	0.00	33.39	4.440	0.0351	5.787e5	1857	311.7	4.619e5	2006	230.3	db
7 Hexadioxins	6.162e4	3.353e4	2.808e4	1.194	NO	0.00	33.22	4.224	0.0351	6.969e5	1857	375.3	5.576e5	2006	278.0	bd

Quantify Totals Report MassLynx 4.1 SCN627

Sample Summary

Dataset: Z:\Default.pro\Results\c22jun12a_2-12.qld

Last Altered: Monday, June 25, 2012 16:34:00 Eastern Daylight Time
 Printed: Monday, June 25, 2012 16:34:16 Eastern Daylight Time

View 1201450

Name: c22jun12a_2-12

Date: 23-Jun-2012

Time: 10:23:35

ID: 31201450028

Submitter: HRD1735

Task: HRMS3

Description: JW-DR-COMP-120508

Heptadioxins

	Name	Response	Ion1Area	Ion2Area	RA	RAFail?	RRT	RT	pg/µL	EDL	Height1	Noise1	SN1	Height2	Noise2	SN2	M2
1	1234678-HpCDD	2.095e5	1.091e5	1.004e5	1.086	NO	1.00	36.33	17.805	0.1037	1.281e6	3301	388.0	1.229e6	2338	525.8	bd
2	Heptadioxins	3.662e5	1.892e5	1.770e5	1.069	NO	0.00	35.68	31.120	0.1037	2.250e6	3301	681.5	2.153e6	2338	920.9	bd

Tetrafurans

	Name	Response	Ion1Area	Ion2Area	RA	RAFail?	RRT	RT	pg/µL	EDL	Height1	Noise1	SN1	Height2	Noise2	SN2	M2
1	Tetrafurans	1.165e4	5.262e3	6.388e3	0.824	NO	0.00	22.51	0.428	0.0224	4.345e4	1656	26.2	5.582e4	1029	54.2	MM
2	Tetrafurans	1.441e4	5.850e3	8.563e3	0.683	NO	0.00	22.17	0.530	0.0224	5.743e4	1656	34.7	7.326e4	1029	71.2	MM
3	Tetrafurans	1.748e4	7.004e3	1.047e4	0.669	NO	0.00	21.89	0.643	0.0224	6.194e4	1656	37.4	8.491e4	1029	82.5	MM
4	Tetrafurans	1.522e4	6.436e3	8.785e3	0.733	NO	0.00	21.58	0.560	0.0224	7.856e4	1656	47.4	1.060e5	1029	103.0	bd
5	Tetrafurans	3.979e3	1.744e3	2.235e3	0.781	NO	0.00	21.08	0.146	0.0224	2.094e4	1656	12.6	2.659e4	1029	25.8	bb
6	Tetrafurans	5.375e3	2.323e3	3.053e3	0.761	NO	0.00	20.67	0.198	0.0224	2.940e4	1656	17.8	3.454e4	1029	33.6	bb
7	Tetrafurans	1.346e4	6.072e3	7.391e3	0.822	NO	0.00	25.00	0.495	0.0224	5.882e4	1656	35.5	6.668e4	1029	64.8	MM
8	2378-TCDF	1.550e4	7.229e3	8.270e3	0.874	NO	1.00	24.65	0.570	0.0224	7.671e4	1656	46.3	9.155e4	1029	89.0	MM
9	Tetrafurans	2.898e3	1.515e3	1.383e3	1.095	YES	0.00	24.58	0.107	0.0224	2.567e4	1656	15.5	2.432e4	1029	23.6	MM
10	Tetrafurans	4.719e3	2.133e3	2.586e3	0.825	NO	0.00	24.45	0.174	0.0224	1.801e4	1656	10.9	2.628e4	1029	25.5	MM
11	Tetrafurans	3.813e3	1.949e3	1.864e3	1.046	YES	0.00	24.22	0.140	0.0224	1.753e4	1656	10.6	2.181e4	1029	21.2	MM
12	Tetrafurans	4.335e3	2.069e3	2.266e3	0.913	YES	0.00	24.04	0.159	0.0224	2.317e4	1656	14.0	2.713e4	1029	26.4	MM
13	Tetrafurans	1.092e4	4.896e3	6.028e3	0.812	NO	0.00	23.78	0.402	0.0224	4.817e4	1656	29.1	5.505e4	1029	53.5	MM
14	Tetrafurans	1.834e4	8.180e3	1.016e4	0.805	NO	0.00	23.37	0.675	0.0224	7.251e4	1656	43.8	8.811e4	1029	85.6	MM
15	Tetrafurans	5.447e3	2.253e3	3.193e3	0.706	NO	0.00	23.20	0.200	0.0224	2.624e4	1656	15.8	2.941e4	1029	28.6	MM
16	Tetrafurans	3.522e3	1.293e3	2.229e3	0.580	YES	0.00	23.04	0.130	0.0224	1.477e4	1656	8.9	2.479e4	1029	24.1	MM
17	Tetrafurans	6.901e3	3.014e3	3.887e3	0.776	NO	0.00	22.74	0.254	0.0224	3.318e4	1656	20.0	4.231e4	1029	41.1	MM
18	Tetrafurans	3.547e3	1.573e3	1.974e3	0.797	NO	0.00	26.77	0.130	0.0224	1.397e4	1656	8.4	2.033e4	1029	19.8	bb

Quantify Totals Report MassLynx 4.1 SCN627

Sample Summary

Dataset: Z:\Default.pro\Results\c22jun12a_2-12.qld

Last Altered: Monday, June 25, 2012 16:34:00 Eastern Daylight Time
 Printed: Monday, June 25, 2012 16:34:16 Eastern Daylight Time

1201450

Name: c22jun12a_2-12
 Date: 23-Jun-2012
 Time: 10:23:35
 ID: 31201450028
 Submitter: HRD1735
 Task: HRMS3
 Description: JW-DR-COMP-120508

Pentafurans (F1)

Name	Response	Ion1Area	Ion2Area	RA	RAFail?	RRT	RT	pg/µL	EDL	Height1	Noise1	SN1	Height2	Noise2	SN2	M2
Pentafurans (F1)	3.225e4	1.975e4	1.250e4	1.580	NO	0.00	26.74	1.465	0.0070	2.262e5	369	613.5	1.293e5	421	306.8	bd

Pentafurans

Name	Response	Ion1Area	Ion2Area	RA	RAFail?	RRT	RT	pg/µL	EDL	Height1	Noise1	SN1	Height2	Noise2	SN2	M2
Pentafurans	1.724e4	1.062e4	6.612e3	1.607	NO	0.00	28.72	0.783	0.0319	7.744e4	1451	53.4	5.341e4	2145	24.9	MM
Pentafurans	6.073e3	3.522e3	2.552e3	1.380	NO	0.00	28.49	0.276	0.0319	3.559e4	1451	24.5	2.387e4	2145	11.1	MM
23478-PeCDF	7.168e3	4.211e3	2.957e3	1.424	NO	1.00	31.36	0.304	0.0228	6.248e4	1451	43.0	4.851e4	2145	22.6	db
Pentafurans	3.368e3	2.053e3	1.315e3	1.561	NO	0.00	31.24	0.153	0.0319	3.944e4	1451	27.2	2.261e4	2145	10.5	bd
Pentafurans	4.328e3	2.550e3	1.777e3	1.435	NO	0.00	30.47	0.197	0.0319	2.130e4	1451	14.7	1.661e4	2145	7.7	bb
12378-PeCDF	3.176e3	1.714e3	1.462e3	1.173	YES	1.00	30.07	0.155	0.0424	2.135e4	1451	14.7	1.626e4	2145	7.6	MM
Pentafurans	6.496e3	3.580e3	2.917e3	1.227	YES	0.00	29.58	0.295	0.0319	3.738e4	1451	25.8	3.431e4	2145	16.0	MM

Hexafurans

Name	Response	Ion1Area	Ion2Area	RA	RAFail?	RRT	RT	pg/µL	EDL	Height1	Noise1	SN1	Height2	Noise2	SN2	M2
Hexafurans	3.869e4	2.174e4	1.695e4	1.282	NO	0.00	32.60	1.805	0.0264	4.692e5	2210	212.3	3.614e5	1976	182.9	dd
Hexafurans	1.181e4	6.331e3	5.481e3	1.155	NO	0.00	32.50	0.551	0.0264	1.504e5	2210	68.1	1.235e5	1976	62.5	bd
123789-HxCDF	1.465e3	7.013e2	7.635e2	0.919	YES	1.00	34.28	0.083	0.0376	1.339e4	2210	6.1	1.285e4	1976	6.5	bb
234678-HxCDF	5.991e3	3.344e3	2.647e3	1.263	NO	1.00	33.70	0.259	0.0247	5.737e4	2210	26.0	4.971e4	1976	25.2	bb
123678-HxCDF	5.226e3	3.125e3	2.101e3	1.487	YES	1.00	33.32	0.194	0.0217	5.025e4	2210	22.7	4.358e4	1976	22.1	db
123478-HxCDF	4.743e3	2.486e3	2.256e3	1.102	NO	1.00	33.24	0.260	0.0248	5.250e4	2210	23.8	4.587e4	1976	23.2	dd
Hexafurans	1.726e3	1.059e3	6.689e2	1.588	YES	0.00	33.17	0.081	0.0264	2.636e4	2210	11.9	1.879e4	1976	9.5	bd
Hexafurans	3.574e4	2.020e4	1.555e4	1.299	NO	0.00	32.94	1.668	0.0264	4.489e5	2210	203.1	3.424e5	1976	173.3	bb
Hexafurans	1.290e3	6.932e2	5.972e2	1.161	NO	0.00	32.82	0.060	0.0264	1.771e4	2210	8.0	1.719e4	1976	8.7	db
Hexafurans	1.179e3	7.310e2	4.480e2	1.632	YES	0.00	32.71	0.055	0.0264	1.840e4	2210	8.3	1.086e4	1976	5.5	dd

Quantify Totals Report MassLynx 4.1 SCN627

Sample Summary

Dataset: Z:\Default.pro\Results\c22jun12a_2-12.qid

Last Altered: Monday, June 25, 2012 16:34:00 Eastern Daylight Time
 Printed: Monday, June 25, 2012 16:34:16 Eastern Daylight Time

W 201450

Name: c22jun12a_2-12
 Date: 23-Jun-2012
 Time: 10:23:35
 ID: 31201450028
 Submitter: HRD1735
 Task: HRMS3
 Description: JW-DR-COMP-120508

Heptafurans

Name	Response	Ion1Area	Ion2Area	RA	RAFail?	RRT	RT	pg/μL	EDL	Height1	Noise1	SN1	Height2	Noise2	SN2	M2	M2
1234789-HpCDF	2.275e3	1.241e3	1.034e3	1.200	NO	1.00	36.79	0.147	0.0545	1.676e4	2053	8.2	1.453e4	1494	9.7	bb	bb
Heptafurans	7.974e4	4.142e4	3.832e4	1.081	NO	0.00	35.80	4.393	0.0414	5.330e5	2053	259.6	4.736e5	1494	317.0	bb	bb
1234678-HpCDF	5.800e4	2.933e4	2.866e4	1.023	NO	1.00	35.40	2.783	0.0318	3.980e5	2053	193.8	4.037e5	1494	270.2	bd	bb

Dataset: Z:\Default.pro\Results\c22jun12a_2-12.qld

Last Altered: Monday, June 25, 2012 16:21:39 Eastern Daylight Time
Printed: Monday, June 25, 2012 16:21:43 Eastern Daylight Time

W# 201450


Method: C:\MassLynx\Default.PRO\MethDB\im1613-062412-db5ms.mdb 24 Jun 2012 17:53:35
Calibration: C:\MassLynx\Default.PRO\CurveDB\MS-0042012_1613.cdb 08 May 2012 08:31:36

Name: c22jun12a_2-12, ID: 31201450028, Date: 23-Jun-2012, Time: 10:23:35, Submitter: HRD1735, Description: JW-DR-COMP-120508, User: KAS

OCDF

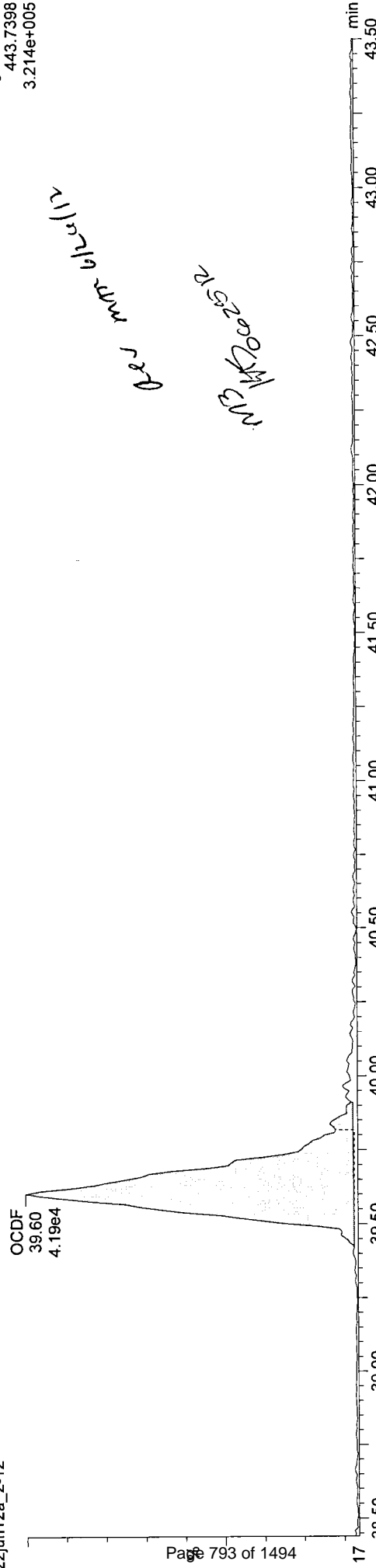
c22jun12a_2-12

F5:Voltage SIR,EI+
441.7427
2.709e+005



c22jun12a_2-12

F5:Voltage SIR,EI+
443.7398
3.214e+005



Quantify Sample Report MassLynx 4.1 SCN627

Manual Integrations

Dataset: Z:\Default.pro\Results\c22jun12a_2-12.qld

Last Altered: Monday, June 25, 2012 16:22:01 Eastern Daylight Time
Printed: Monday, June 25, 2012 16:22:04 Eastern Daylight Time

W# 201450

Method: C:\MassLynx\Default.PRO\MethDB\m1613-062412-db5ms.mdb 24 Jun 2012 17:53:35
Calibration: C:\MassLynx\Default.PRO\CurveDB\MS-0042012_1613.cdb 08 May 2012 08:31:36

Name: c22jun12a_2-12, ID: 31201450028, Date: 23-Jun-2012, Time: 10:23:35, Submitter: HRD1735, Description: JW-DR-COMP-120508, User: KAS

ES:13C-123478-HxCDD

c22jun12a_2-12

F3:Voltage SIR,EI+
401.8559
1.601e+007

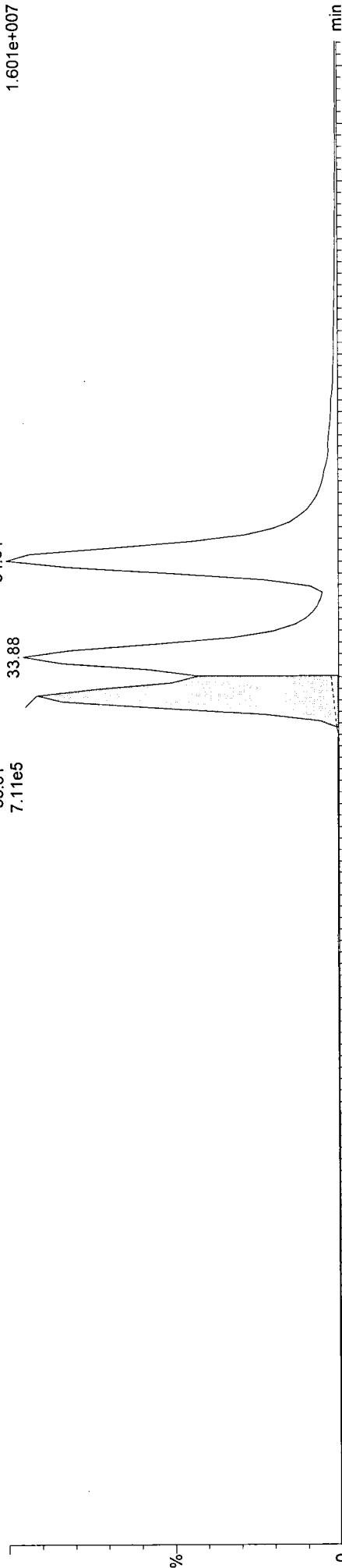
ES:13C-123478-HxCDD

33.81
7.11e5

34.04

33.88

%



c22jun12a_2-12

ES:13C-123478-HxCDD

33.81
5.67e5

34.04

33.88

F3:Voltage SIR,EI+
403.8530
1.283e+007

Handwritten notes:
Peak 1
Peak 2

0

Quantify Sample Report MassLynx 4.1 SCN627

Manual Integrations

Dataset: Z:\Default.pro\Results\c22jun12a_2-12.qld

Last Altered: Monday, June 25, 2012 16:22:23 Eastern Daylight Time
Printed: Monday, June 25, 2012 16:22:26 Eastern Daylight Time

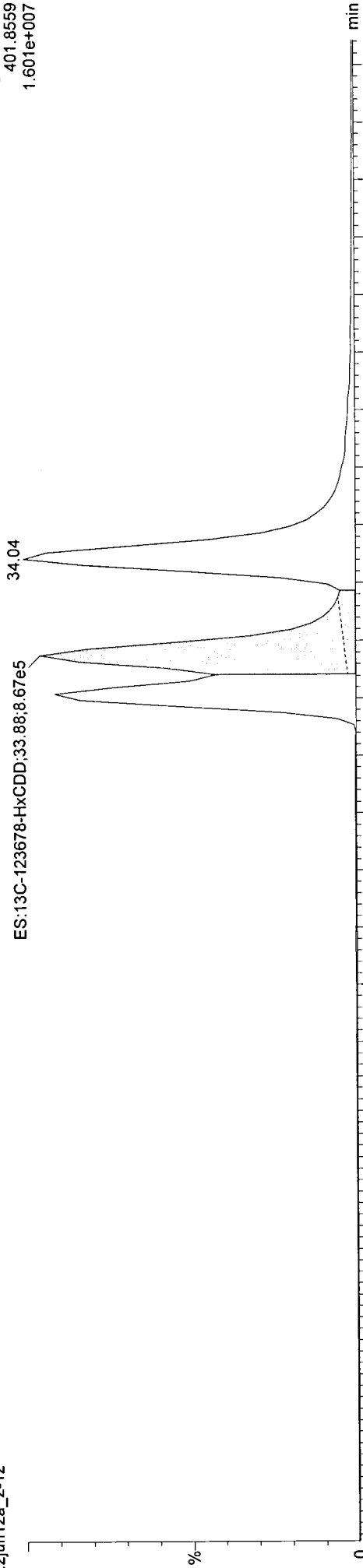
W 201450

Method: C:\MassLynx\Default.PRO\MethDB\m1613-062412-db5ms.mdb 24 Jun 2012 17:53:35
Calibration: C:\MassLynx\Default.PRO\CurveDB\MS-0042012_1613.cdb 08 May 2012 08:31:36

Name: c22jun12a_2-12, ID: 31201450028, Date: 23-Jun-2012, Time: 10:23:35, Submitter: HRD1735, Description: JW-DR-COMP-120508, User: KAS

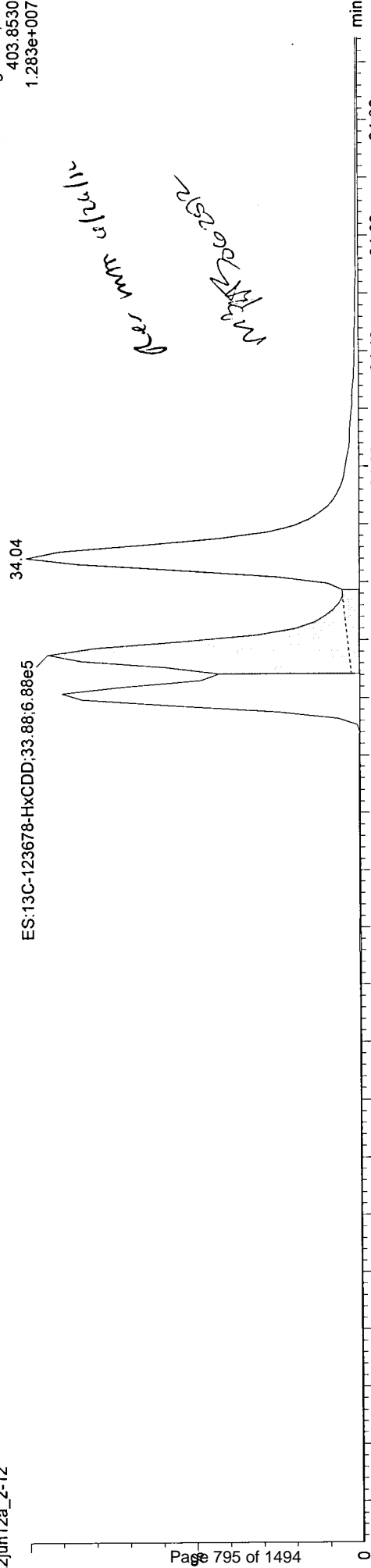
ES:13C-123678-HxCDD
c22jun12a_2-12

F3:Voltage SIR,EI+
401.8559
1.601e+007



c22jun12a_2-12

F3:Voltage SIR,EI+
403.8530
1.283e+007



Quantify Sample Report

Manual Integrations

Dataset: Z:\Default.pro\Results\c22jun12a_2-12.qld

Last Altered: Monday, June 25, 2012 16:22:34 Eastern Daylight Time
Printed: Monday, June 25, 2012 16:22:37 Eastern Daylight Time

W# 1201450

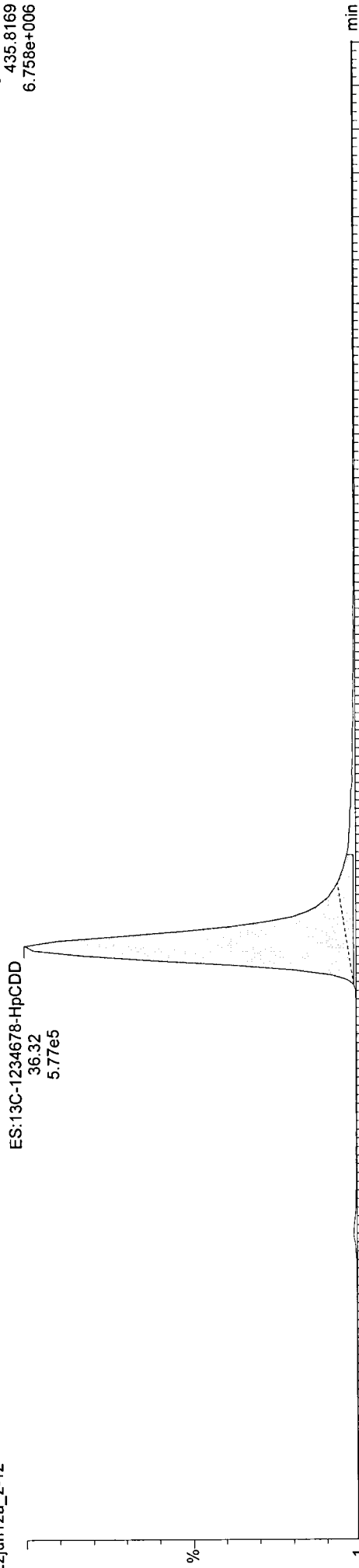
Method: C:\MassLynx\Default.PRO\MethDB\m1613-062412-db5ms.mdb 24 Jun 2012 17:53:35
Calibration: C:\MassLynx\Default.PRO\CurveDB\MS-0042012_1613.cdb 08 May 2012 08:31:36

Name: c22jun12a_2-12, ID: 31201450028, Date: 23-Jun-2012, Time: 10:23:35, Submitter: HRD1735, Description: JW-DR-COMP-120508, User: KAS

ES:13C-1234678-HpCDD

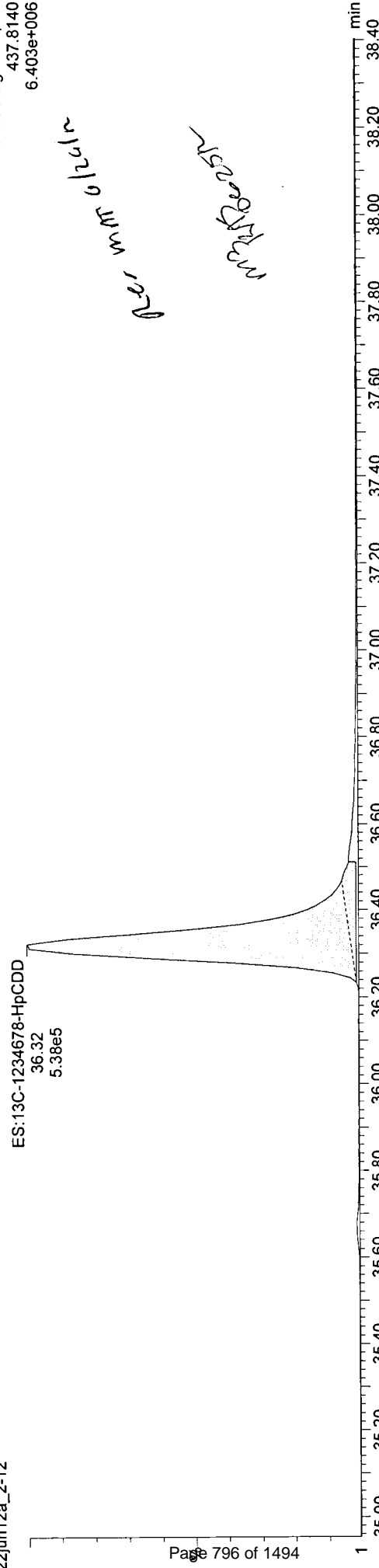
c22jun12a_2-12

F4: Voltage SIR, EI+
435.8169
6.758e+006



c22jun12a_2-12

F4: Voltage SIR, EI+
437.8140
6.403e+006



Quantify Sample Report

MassLynx 4.1 SCN627

Manual Integrations

Dataset: Z:\Default.pro\Results\c22jun12a_2-12.qld

Last Altered: Monday, June 25, 2012 16:22:46 Eastern Daylight Time

Printed: Monday, June 25, 2012 16:22:49 Eastern Daylight Time

W 1201450

Method: C:\MassLynx\Default.PRO\MethDB\im1613-062412-db5ms.mdb 24 Jun 2012 17:53:35


Calibration: C:\MassLynx\Default.PRO\CurveDB\B5MS-0042012_1613.cdb 08 May 2012 08:31:36

Name: c22jun12a_2-12, ID: 31201450028, Date: 23-Jun-2012, Time: 10:23:35, Submitter: HRD1735, Description: JW-DR-COMP-120508, User: KAS

ES:13C-OCDD

c22jun12a_2-12

F5:Voltage SIR,EI+
469.7780
4.124e+006



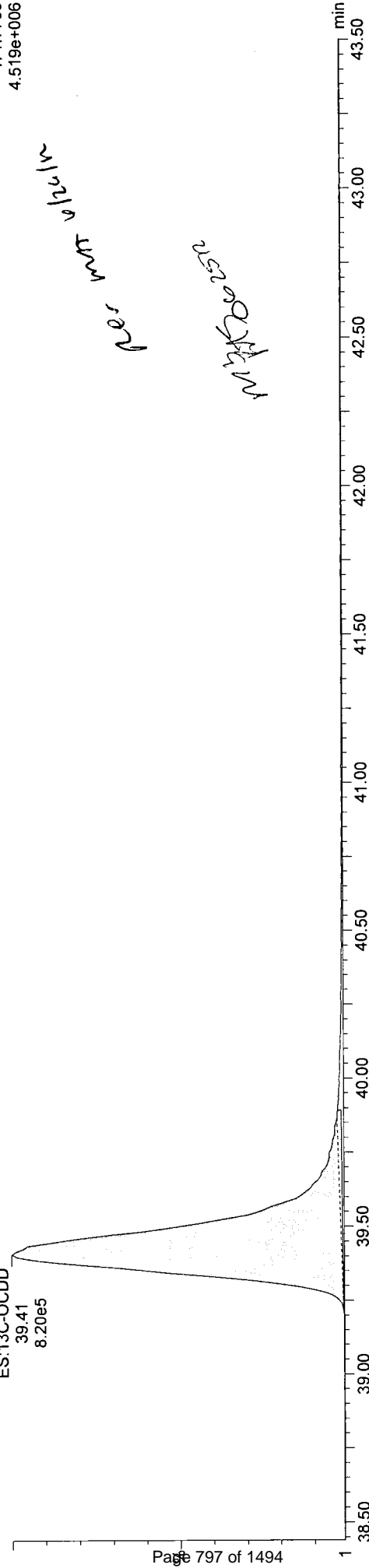
c22jun12a_2-12

ES:13C-OCDD

39.41
8.20e5

F5:Voltage SIR,EI+
471.7750
4.519e+006

*per
MFK 6/25/12*



Quantify Sample Report MassLynx 4.1 SCN627

Manual Integrations

Dataset: Z:\Default.pro\Results\c22jun12a_2-12.qld

Last Altered: Monday, June 25, 2012 16:23:03 Eastern Daylight Time
Printed: Monday, June 25, 2012 16:23:06 Eastern Daylight Time

W 1201450

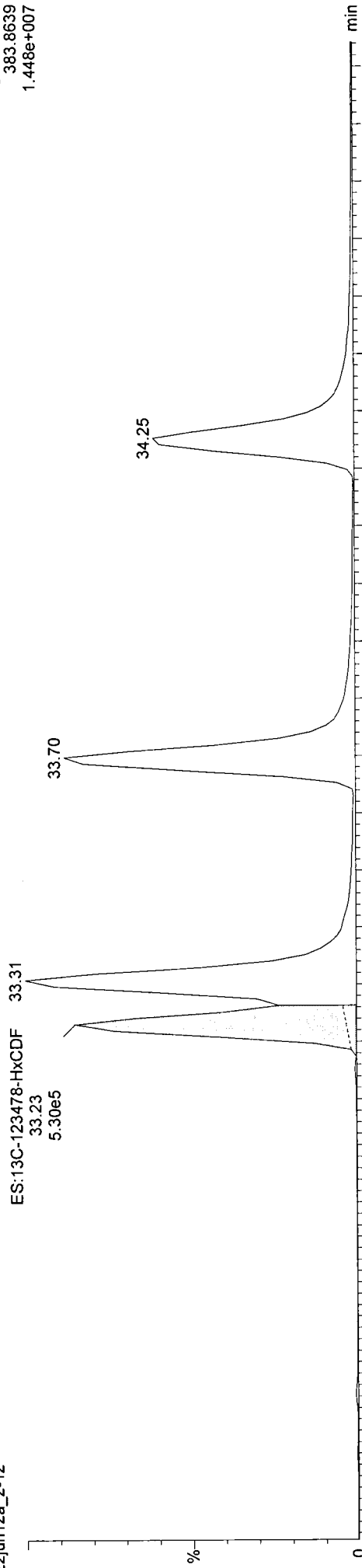
Method: C:\MassLynx\Default.PRO\MethDB\m1613-062412-db5ms.mdb 24 Jun 2012 17:53:35
Calibration: C:\MassLynx\Default.PRO\CurveDB\B5MS-0042012_1613.cdb 08 May 2012 08:31:36

Name: c22jun12a_2-12, ID: 31201450028, Date: 23-Jun-2012, Time: 10:23:35, Submitter: HRD1735, Description: JW-DR-COMP-120508, User: KAS

ES:13C-123478-HxCDF

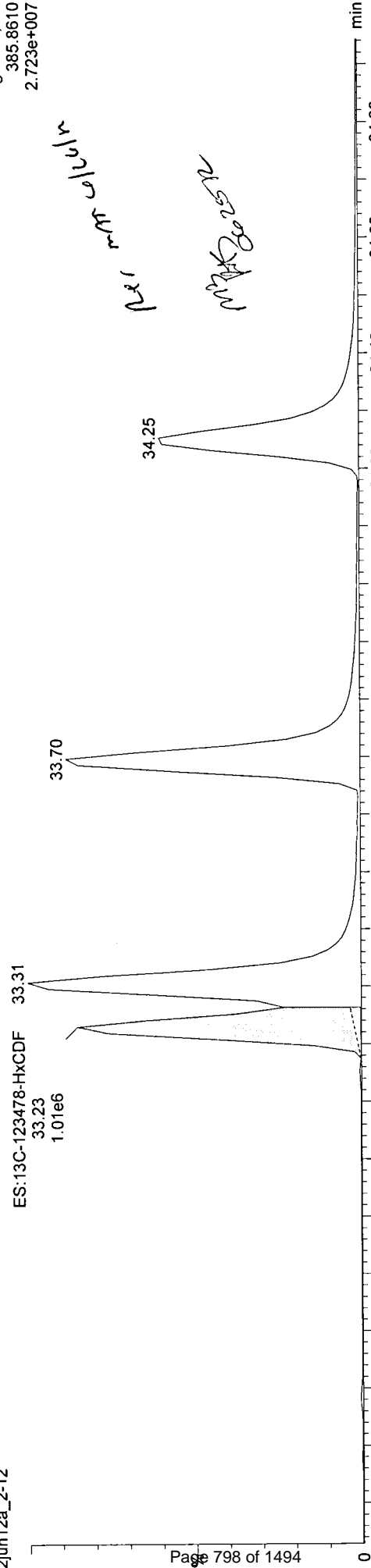
c22jun12a_2-12

F3:Voltage SIR,EI+
383.8639
1.448e+007



c22jun12a_2-12

F3:Voltage SIR,EI+
385.8610
2.723e+007



Quantify Sample Report MassLynx 4.1 SCN627

Manual Integrations

Dataset: Z:\Default.pro\Results\c22jun12a_2-12.qld

Last Altered: Monday, June 25, 2012 16:23:13 Eastern Daylight Time
Printed: Monday, June 25, 2012 16:23:16 Eastern Daylight Time

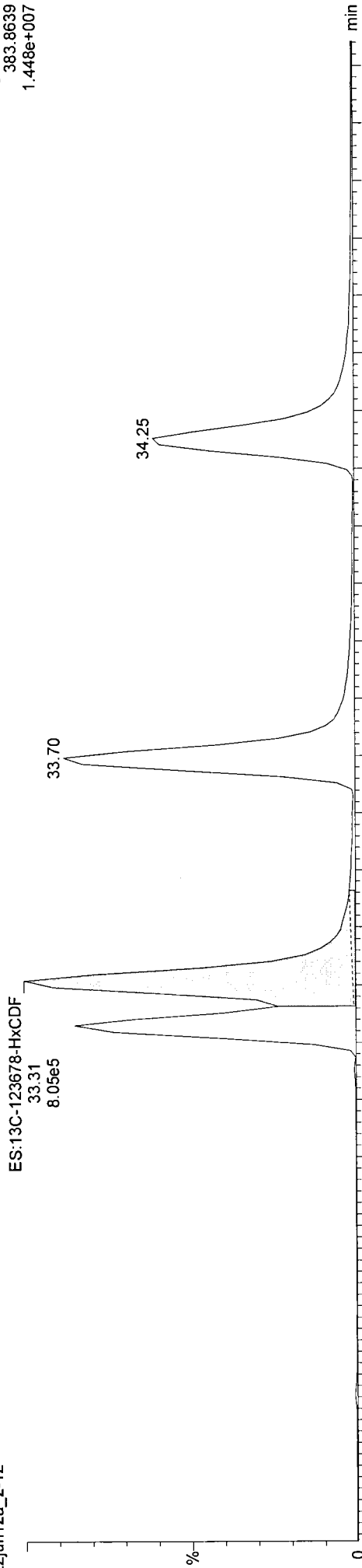
Method: C:\MassLynxDefault.PRO\MethDB\m1613-062412-db5ms.mdb 24 Jun 2012 17:53:35
Calibration: C:\MassLynx\Default.PRO\CurveDB\MS-0042012_1613.cdb 08 May 2012 08:31:36

Name: c22jun12a_2-12, ID: 31201450028, Date: 23-Jun-2012, Time: 10:23:35, Submitter: HRD1735, Description: JW-DR-COMP-120508, User: KAS

ES:13C-123678-HxCDF

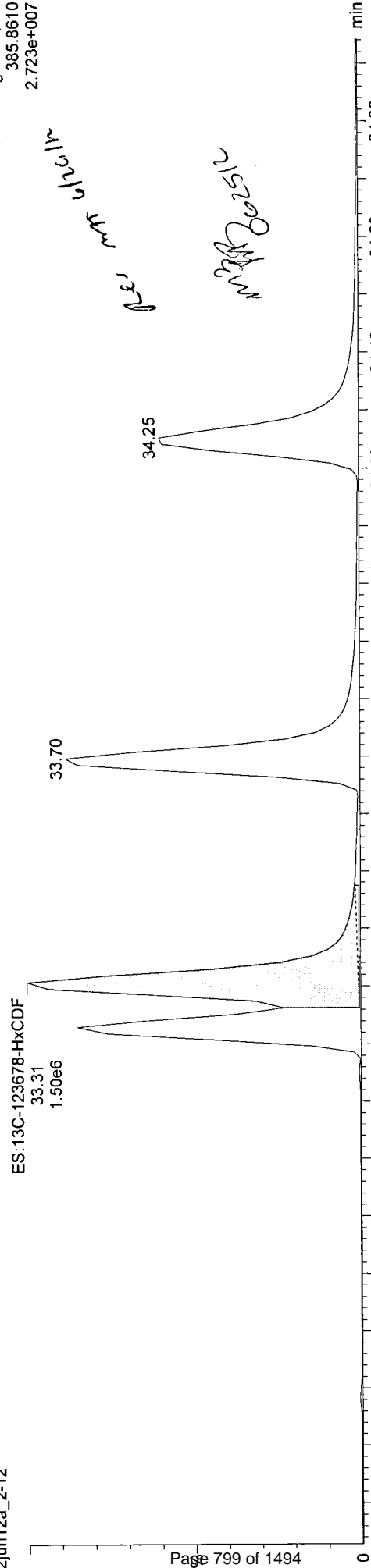
c22jun12a_2-12

F3:Voltage SIR,EI+
383.8639
1.448e+007



c22jun12a_2-12

F3:Voltage SIR,EI+
385.8610
2.723e+007



MassLynx 4.1 SCN627

Quantify Sample Report

Manual Integrations

Dataset: Z:\Default.pro\Results\c22jun12a_2-12.qld

Last Altered: Monday, June 25, 2012 16:23:30 Eastern Daylight Time

Printed: Monday, June 25, 2012 16:23:33 Eastern Daylight Time

W# 1201450

Method: C:\MassLynx\Default.PRO\MethDB\im1613-062412-db5ms.mdb 24 Jun 2012 17:53:35

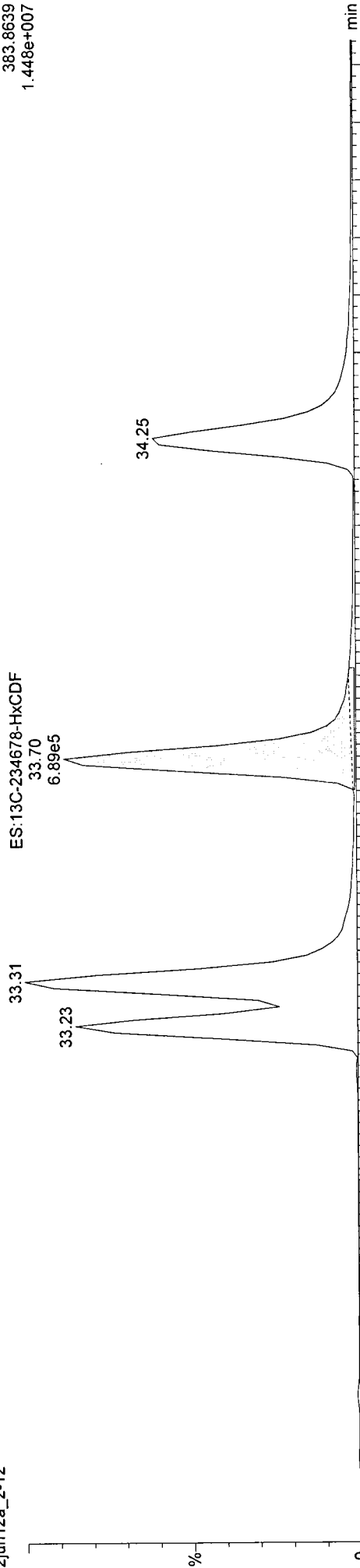
Calibration: C:\MassLynx\Default.PRO\CurveDB\MS-0042012_1613.cdb 08 May 2012 08:31:36

Name: c22jun12a_2-12, ID: 31201450028, Date: 23-Jun-2012, Time: 10:23:35, Submitter: HRD1735, Description: JW-DR-COMP-120508, User: KAS

ES:13C-234678-HxCDF

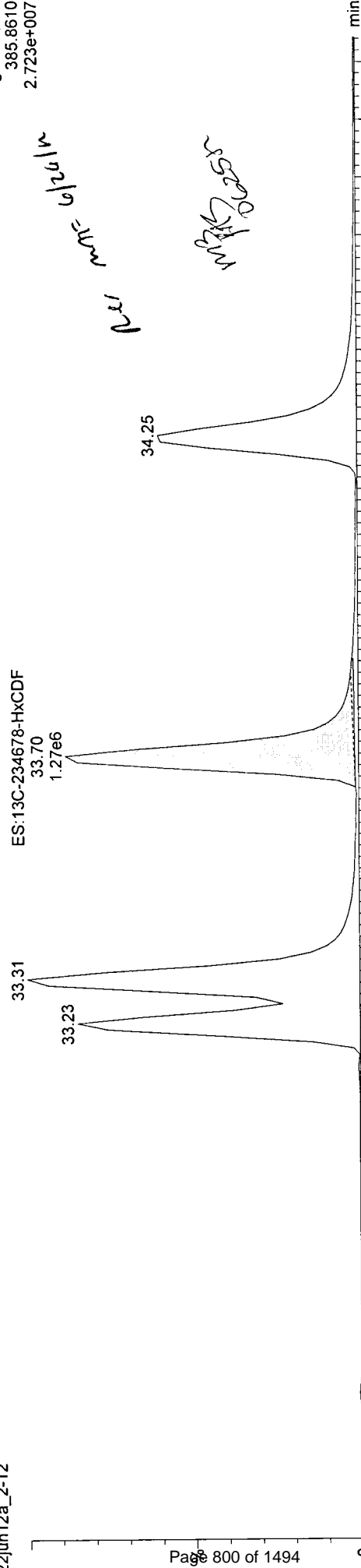
c22jun12a_2-12

F3:Voltage SIR,EI+
383.8639
1.448e+007



c22jun12a_2-12

F3:Voltage SIR,EI+
385.8610
2.723e+007



Quantify Sample Report MassLynx 4.1 SCN627

Manual Integrations

Dataset: Z:\Default.pro\Results\c22jun12a_2-12.qld

Lab Altered: Monday, June 25, 2012 16:23:41 Eastern Daylight Time
Printed: Monday, June 25, 2012 16:23:43 Eastern Daylight Time

1201450

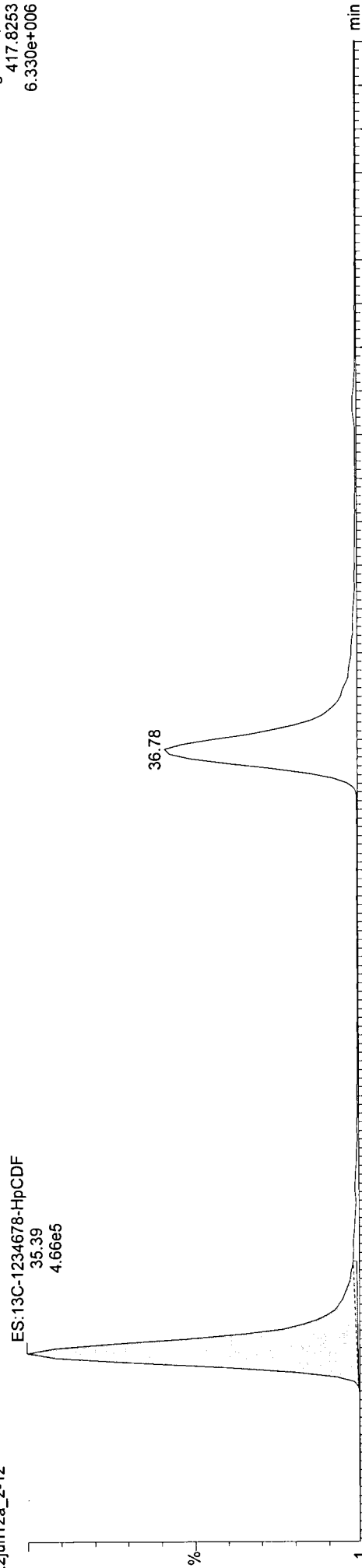
Method: C:\MassLynx\Default.PRO\MethDB\1613-062412-db5ms.mdb 24 Jun 2012 17:53:35
Calibration: C:\MassLynx\Default.PRO\CurveDB\5MS-0042012_1613.cdb 08 May 2012 08:31:36

Name: c22jun12a_2-12, ID: 31201450028, Date: 23-Jun-2012, Time: 10:23:35, Submitter: HRD1735, Description: JW-DR-COMP-120508, User: KAS

ES:13C-1234678-HpCDF

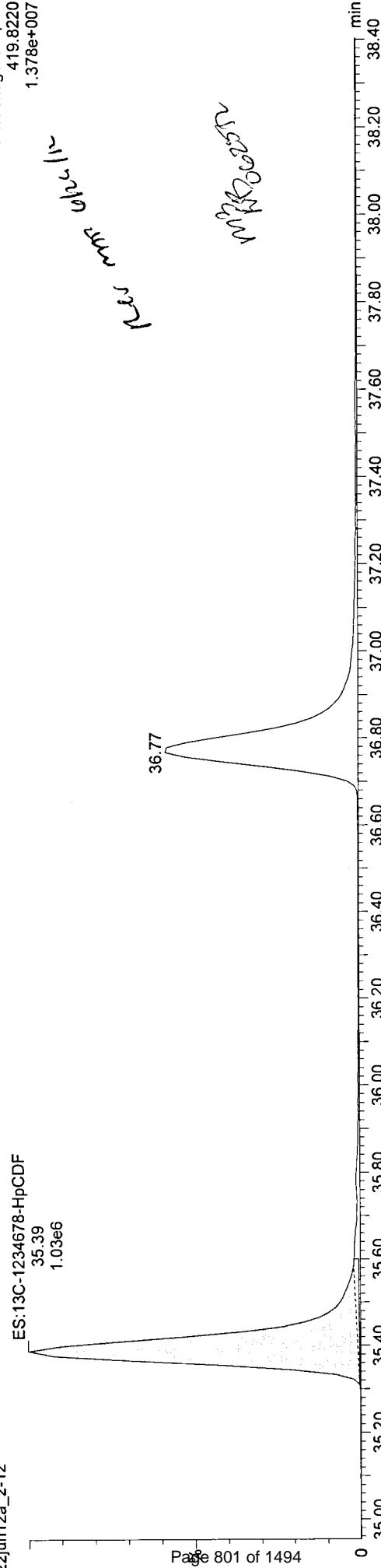
c22jun12a_2-12

F4: Voltage SIR, EI+
417.8253
6.330e+006



c22jun12a_2-12

F4: Voltage SIR, EI+
419.8220
1.378e+007



Dataset: Z:\Default.pro\Results\c22jun12a_2-12.qld

Last Altered: Monday, June 25, 2012 16:23:51 Eastern Daylight Time

Printed: Monday, June 25, 2012 16:23:53 Eastern Daylight Time

201450

Method: C:\MassLynx\Default.PRO\MethDB\m1613-062412-db5ms.mdb 24 Jun 2012 17:53:35

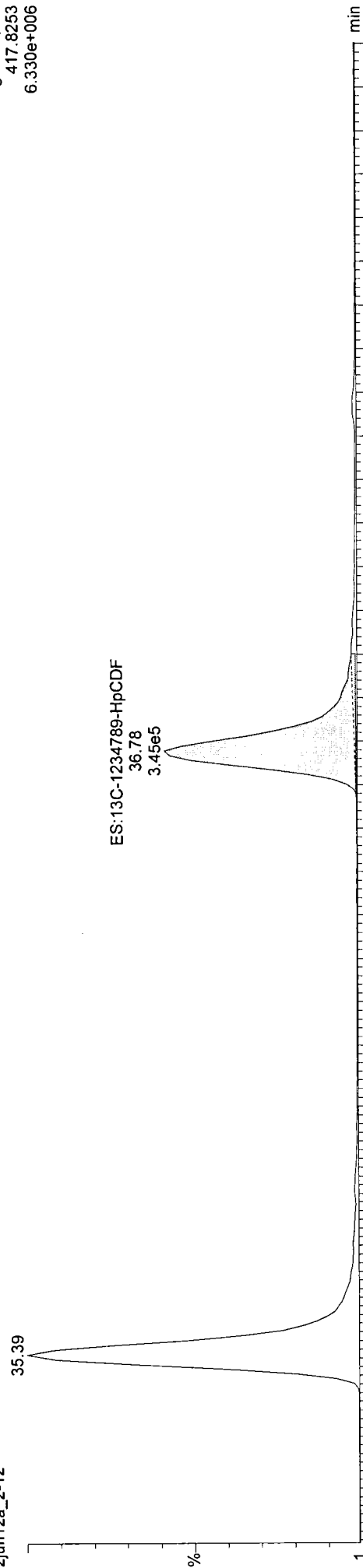
Calibration: C:\MassLynx\Default.PRO\CurveDB\MS-0042012_1613.cdb 08 May 2012 08:31:36

Name: c22jun12a_2-12, ID: 31201450028, Date: 23-Jun-2012, Time: 10:23:35, Submitter: HRD1735, Description: JW-DR-COMP-120508, User: KAS

ES:13C-1234789-HpCDF

c22jun12a_2-12

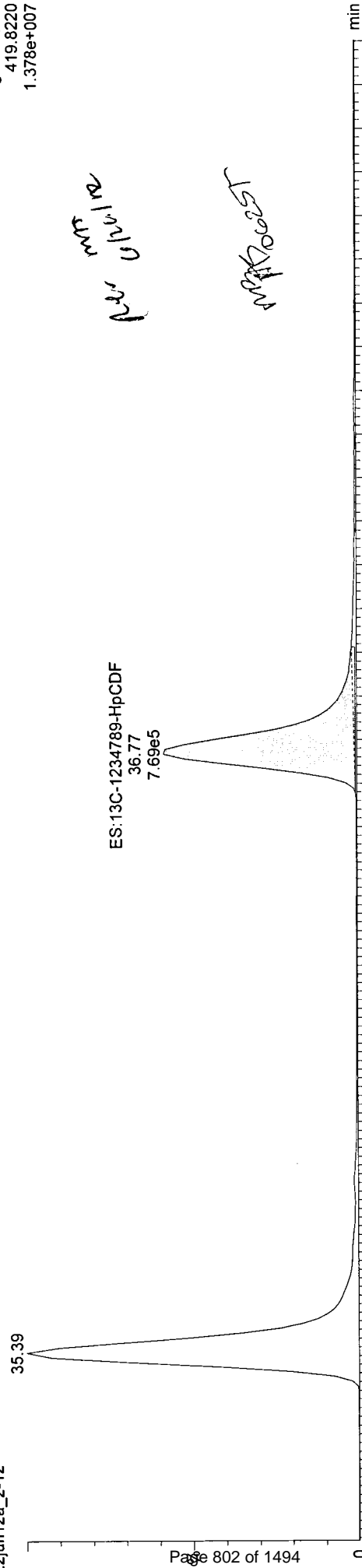
F4:Voltage SIR,EI+
417.8253
6.330e+006



ES:13C-1234789-HpCDF
36.78
3.45e5

c22jun12a_2-12

F4:Voltage SIR,EI+
419.8220
1.378e+007



ES:13C-1234789-HpCDF
36.77
7.69e5

Quantify Sample Report MassLynx 4.1 SCN627

Manual Integrations

Dataset: Z:\Default.prolResults\c22jun12a_2-12.qld

Last Altered: Monday, June 25, 2012 16:24:05 Eastern Daylight Time
Printed: Monday, June 25, 2012 16:24:08 Eastern Daylight Time

W 1201450

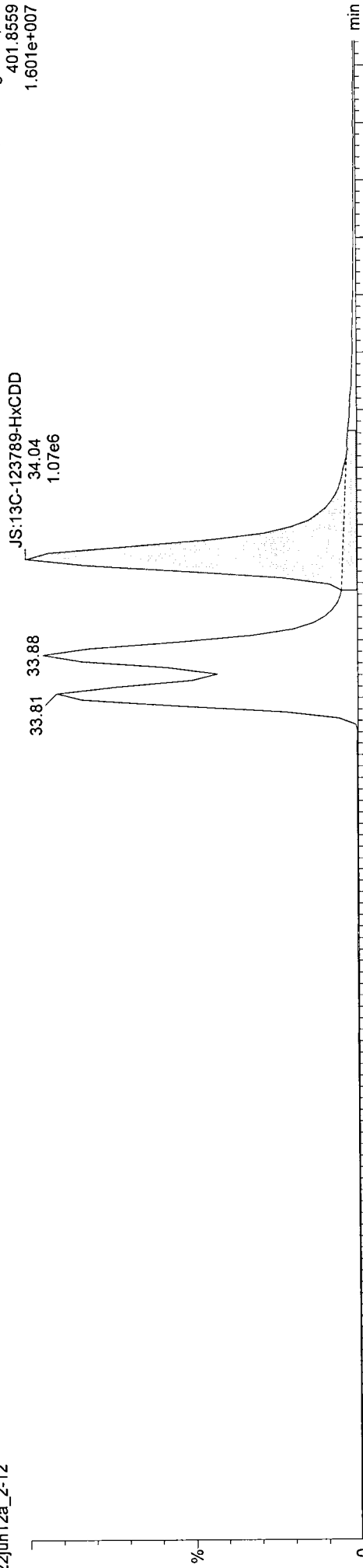
Method: C:\MassLynx\Default.PRO\MethDB\m1613-062412-db5ms.mdb 24 Jun 2012 17:53:35
Calibration: C:\MassLynx\Default.PRO\CurveDB\MS-0042012_1613.cdb 08 May 2012 08:31:36

Name: c22jun12a_2-12, ID: 31201450028, Date: 23-Jun-2012, Time: 10:23:35, Submitter: HRD1735, Description: JW-DR-COMP-120508, User: KAS

JS:13C-123789-HxCDD

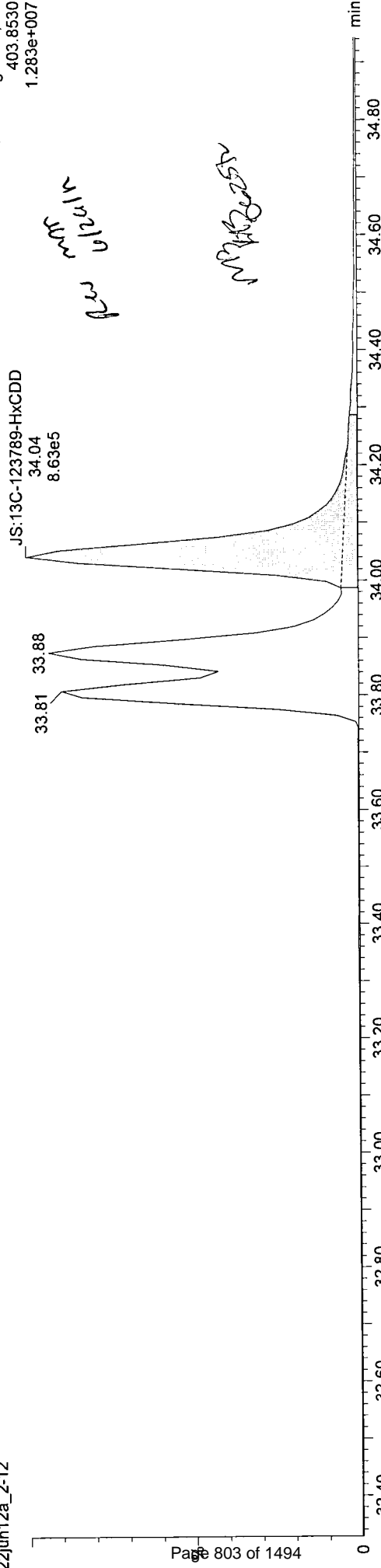
c22jun12a_2-12

F3:Voltage SIR,EI+
401.8559
1.601e+007



c22jun12a_2-12

F3:Voltage SIR,EI+
403.8530
1.283e+007



Quantify Sample Report

MassLynx 4.1 SCN627
Manual Integrations

Dataset: Z:\Default.pro\Results\c22jun12a_2-12.qld

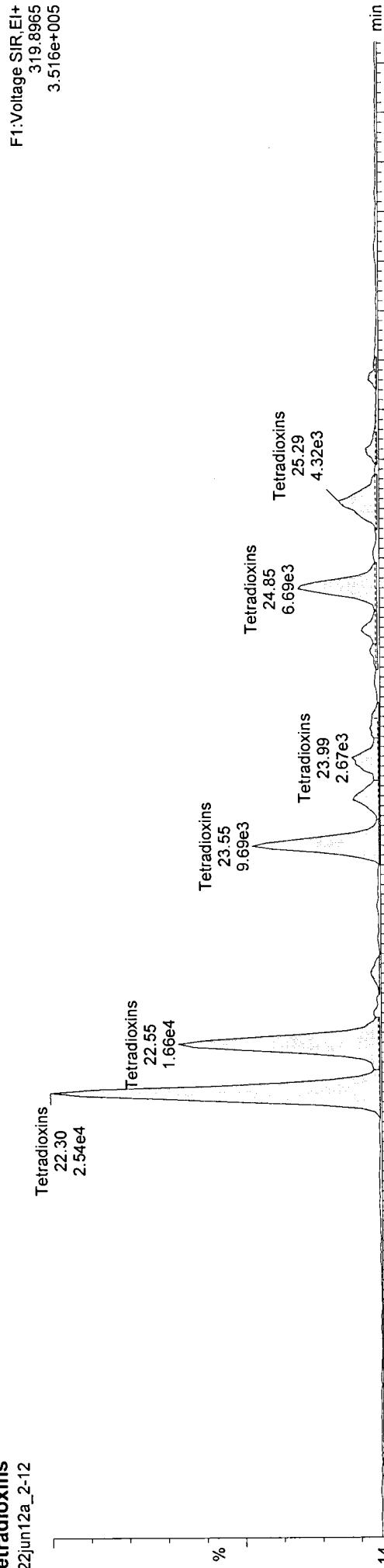
Last Altered: Monday, June 25, 2012 16:26:56 Eastern Daylight Time
Printed: Monday, June 25, 2012 16:27:03 Eastern Daylight Time

W 1201450

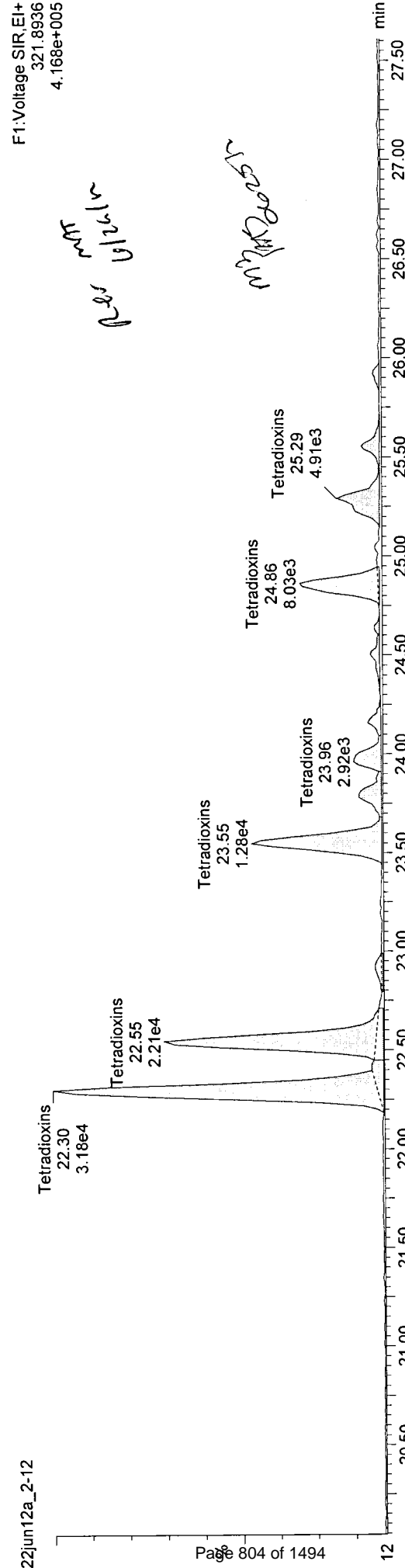
Method: C:\MassLynx\Default.PRO\MethDB\im1613-062412-db5ms.mdb 24 Jun 2012 17:53:35
Calibration: C:\MassLynx\Default.PRO\CurveDB\B5MS-0042012_1613.cdb 08 May 2012 08:31:36

Name: c22jun12a_2-12, ID: 31201450028, Date: 23-Jun-2012, Time: 10:23:35, Submitter: HRD1735, Description: JW-DR-COMP-120508, User: KAS

Tetradioxins
c22jun12a_2-12



c22jun12a_2-12



Dataset: Z:\Default.pro\Results\c22jun12a_2-12.qld

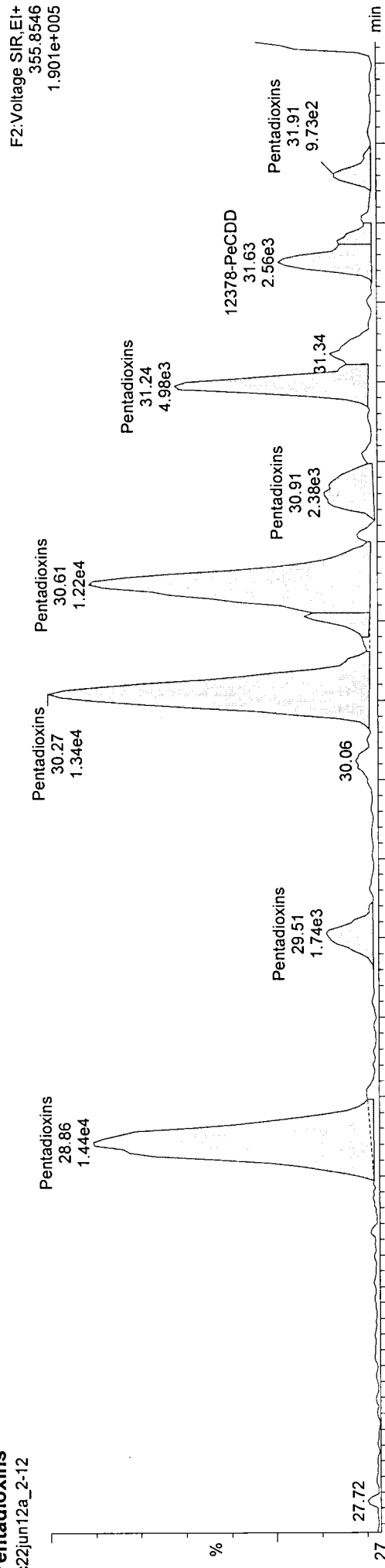
Last Altered: Monday, June 25, 2012 16:27:57 Eastern Daylight Time
Printed: Monday, June 25, 2012 16:28:00 Eastern Daylight Time

201450

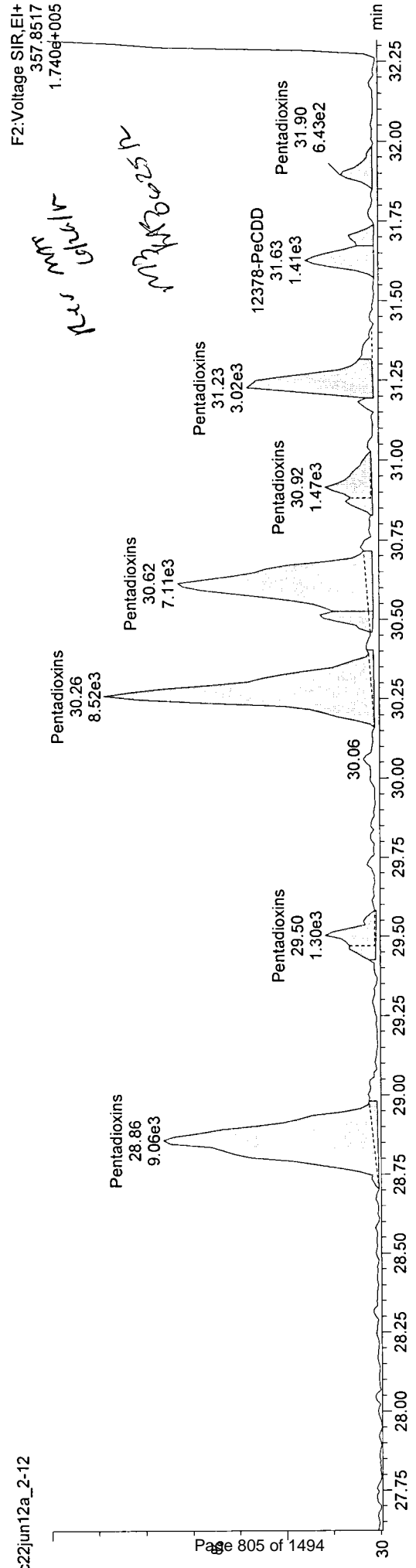
Method: C:\MassLynx\Default.PRO\MethDB\m1613-062412-db5ms.mdb 24 Jun 2012 17:53:35
Calibration: C:\MassLynx\Default.PRO\CurveDB\B5MS-0042012_1613.cdb 08 May 2012 08:31:36

Name: c22jun12a_2-12, ID: 31201450028, Date: 23-Jun-2012, Time: 10:23:35, Submitter: HRD1735, Description: JW-DR-COMP-120508, User: KAS

Pentadioxins
c22jun12a_2-12



c22jun12a_2-12



Quantify Sample Report MassLynx 4.1 SCN627

Manual Integrations

Dataset: Z:\Default.pro\Results\c22jun12a_2-12.qld

Last Altered: Monday, June 25, 2012 16:29:24 Eastern Daylight Time

Printed: Monday, June 25, 2012 16:29:30 Eastern Daylight Time

31201450

Method: C:\MassLynx\Default.PRO\MethDB\m1613-062412-db5ms.mdb 24 Jun 2012 17:53:35

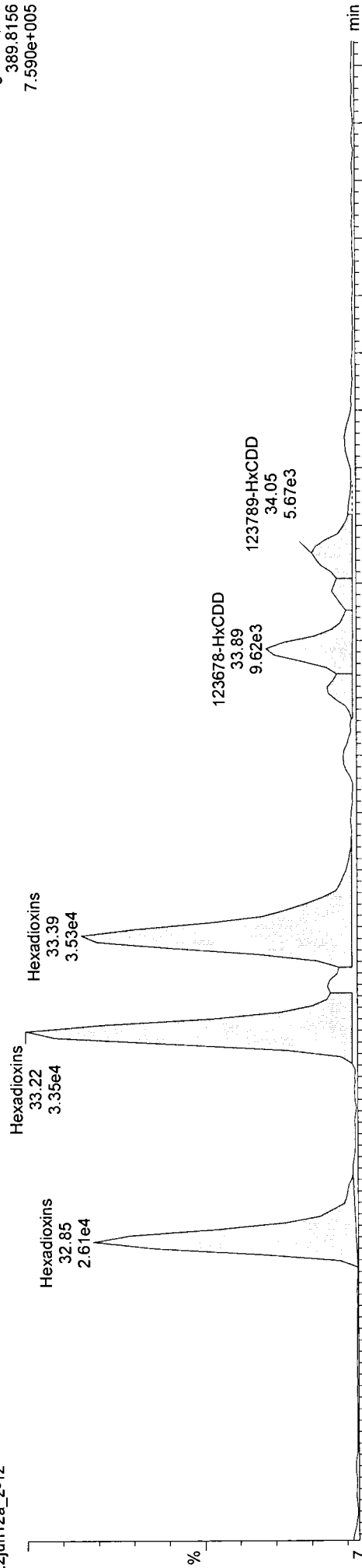
Calibration: C:\MassLynx\Default.PRO\CurveDB\MS-0042012_1613.cdb 08 May 2012 08:31:36

Name: c22jun12a_2-12, ID: 31201450028, Date: 23-Jun-2012, Time: 10:23:35, Submitter: HRD1735, Description: JW-DR-COMP-120508, User: KAS

Hexadioxins

c22jun12a_2-12

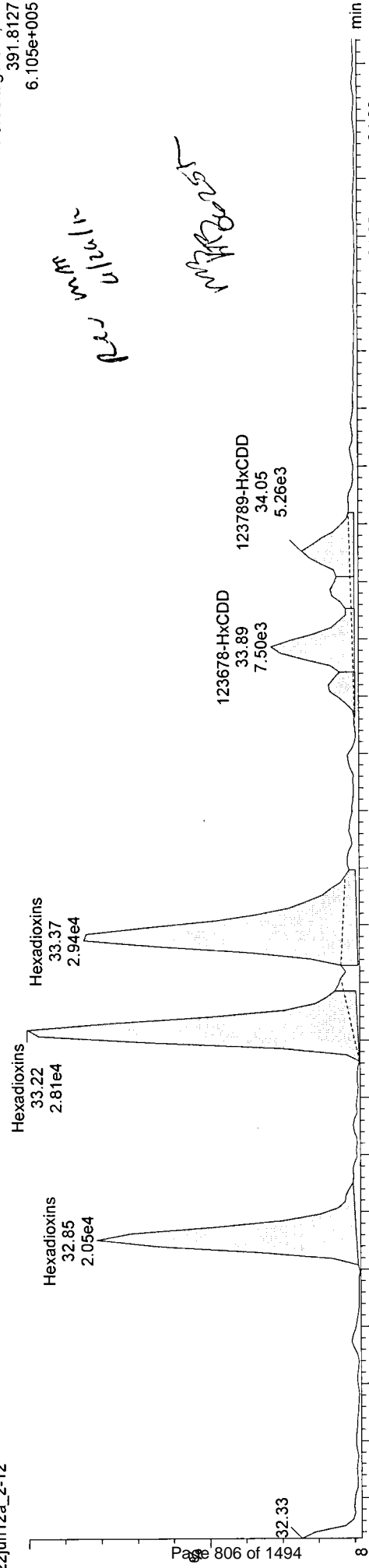
F3:Voltage SIR,EI+
389.8156
7.590e+005



Hexadioxins

c22jun12a_2-12

F3:Voltage SIR,EI+
391.8127
6.105e+005



Quantify Sample Report MassLynx 4.1 SCN627

Manual Integrations

Dataset: Z:\Default.pro\Results\c22jun12a_2-12.qld

Last Altered: Monday, June 25, 2012 16:31:24 Eastern Daylight Time
Printed: Monday, June 25, 2012 16:31:30 Eastern Daylight Time

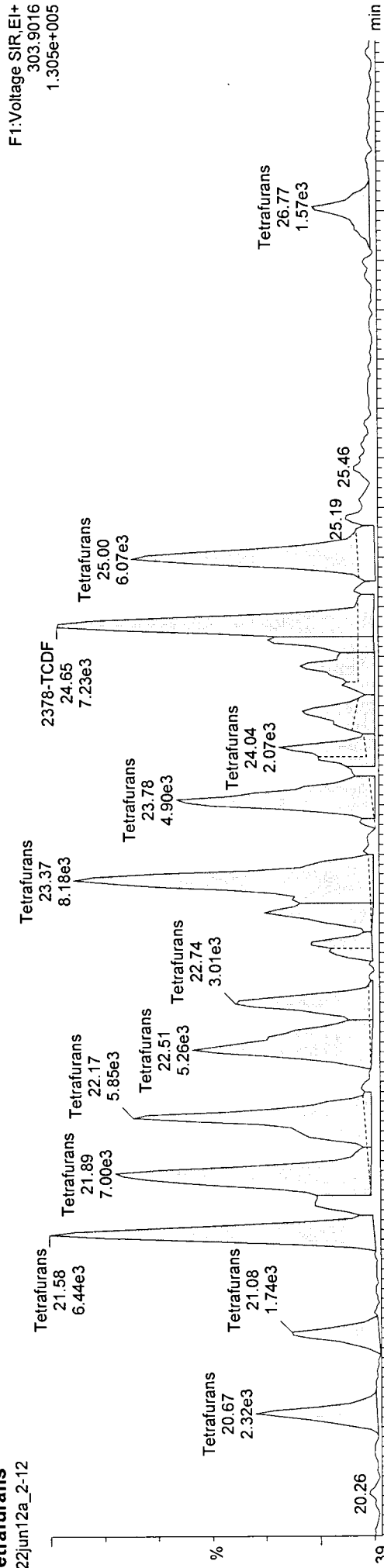
39 201450

Method: C:\MassLynx\Default.PRO\MethDB\m1613-062412-db5ms.mdb 24 Jun 2012 17:53:35
Calibration: C:\MassLynx\Default.PRO\CurveDB\B5MS-0042012_1613.cdb 08 May 2012 08:31:36

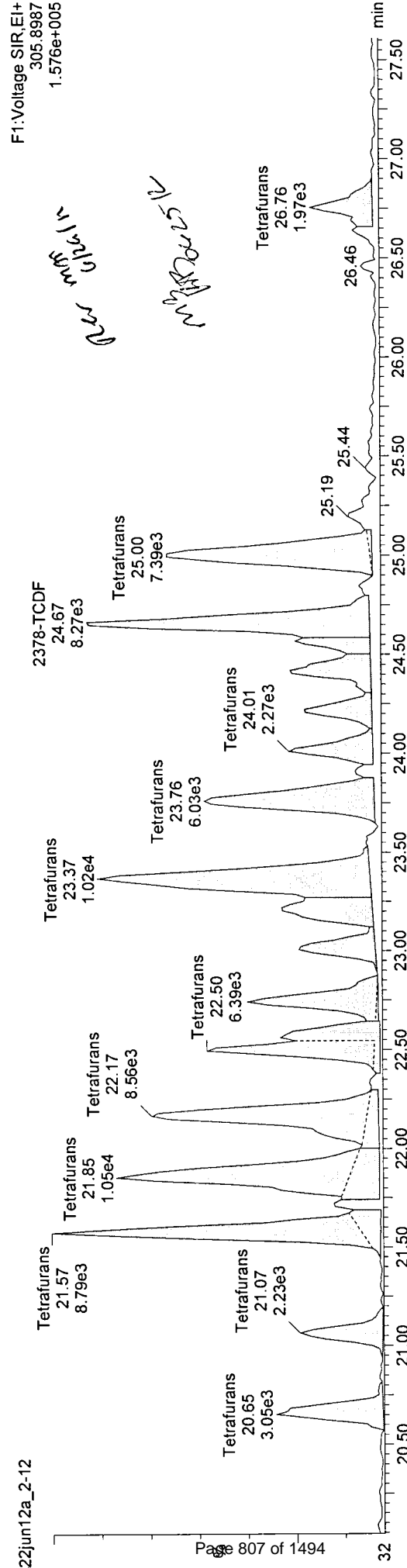
Name: c22jun12a_2-12, ID: 31201450028, Date: 23-Jun-2012, Time: 10:23:35, Submitter: HRD1735, Description: JW-DR-COMP-120508, User: KAS

Tetrafurans

c22jun12a_2-12



c22jun12a_2-12



Quantify Sample Report MassLynx 4.1 SCN627

Manual Integrations

Dataset: Z:\Default.pro\Results\c22jun12a_2-12.qld

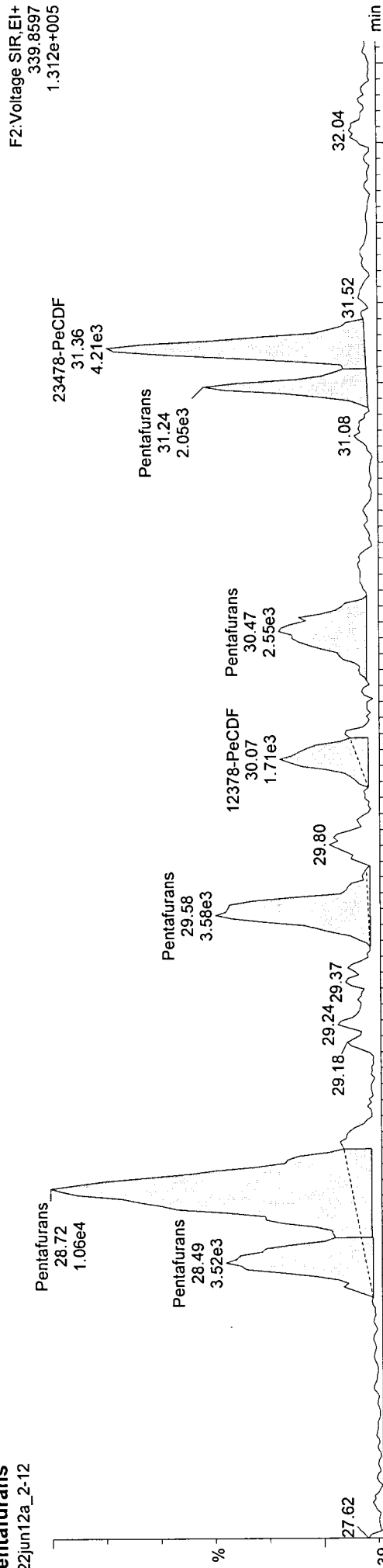
Last Altered: Monday, June 25, 2012 16:33:41 Eastern Daylight Time
Printed: Monday, June 25, 2012 16:33:46 Eastern Daylight Time

W# 1201450

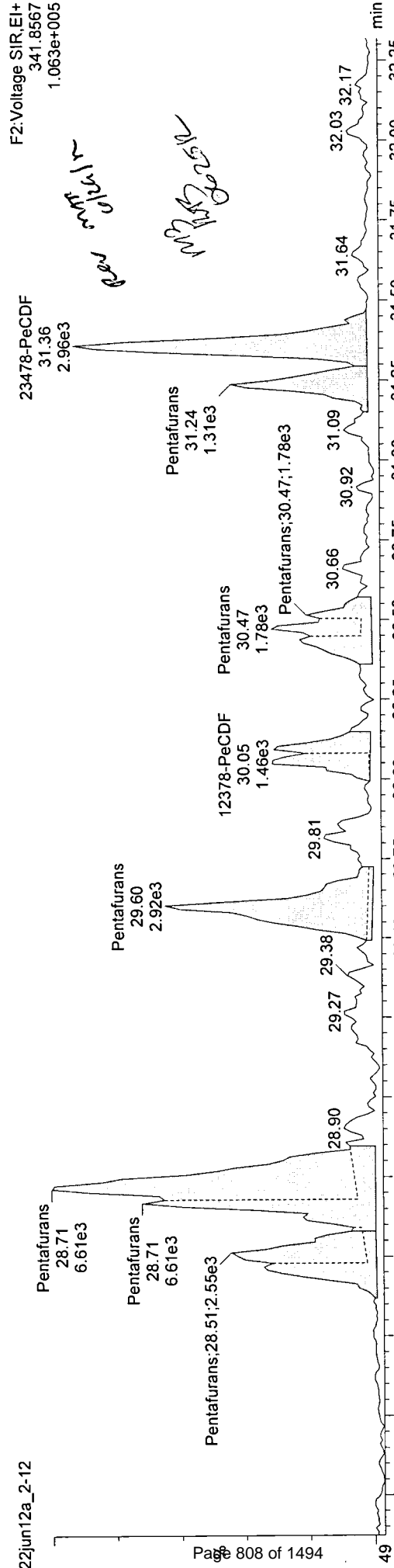
Method: C:\MassLynx\Default.PRO\MethDB\im1613-062412-db5ms.mdb 24 Jun 2012 17:53:35
Calibration: C:\MassLynx\Default.PRO\CurveDB\B5MS-0042012_1613.cdb 08 May 2012 08:31:36

Name: c22jun12a_2-12, ID: 31201450028, Date: 23-Jun-2012, Time: 10:23:35, Submitter: HRD1735, Description: JW-DR-COMP-120508, User: KAS

Pentafurans
c22jun12a_2-12



c22jun12a_2-12



Quantify Sample Summary Report MassLynx 4.1

Sample Summary

Dataset: C:\MassLynx\Default.pro\c22jun12a_2-12.qld

Last Altered: Monday, 6/25/2012 11:54:50 AM Eastern Daylight Time
 Printed: Monday, 6/25/2012 11:55:00 AM Eastern Daylight Time

31201450

Method: C:\MassLynx\Default.PRO\MethDB\m1613-062412-db5ms.mdb 24 Jun 2012 17:53:35
 Calibration: C:\MassLynx\Default.PRO\CurveDB\B5MS-0042012_1613.cdb 08 May 2012 08:31:36

Name: c22jun12a_2-12

Date: 23-Jun-2012

Time: 10:23:35

ID: 31201450028

Submitter: HRD1735

Task: HRMS3

Description: JW-DR-COMP-120508

Name	Response	Ion1Area	Ion2Area	RA	RAFail?	RRT	RT	pg/μL	EDL	Height1	Noise1	SN1	Height2	Noise2	SN2	M1	M2	MR...
1	2.473e3	8.161e2	1.657e3	0.49	YES	1.0006	25.56	0.122	0.0211	9.028e3	1170	7.7	2.027e4	666	30.4	bb	db	1.075
2	3.970e3	2.559e3	1.411e3	1.81	YES	1.0003	31.63	0.241	0.0177	3.944e4	661	59.6	2.563e4	1409	18.2	bd	bd	1.039
3	4.443e3	2.534e3	1.908e3	1.33	NO	1.0003	33.82	0.336	0.0355	5.552e4	1857	29.9	4.234e4	2006	21.1	dd	bd	1.065
4	1.668e4	9.625e3	7.054e3	1.36	NO	1.0003	33.89	1.199	0.0368	1.854e5	1857	99.9	1.383e5	2006	69.0	dd	dd	0.996
5	1.040e4	6.018e3	4.378e3	1.37	NO	1.0072	34.05	0.766	0.0361	8.751e4	1857	47.1	8.041e4	2006	40.1	dd	db	1.029
6	2.095e5	1.091e5	1.004e5	1.09	NO	1.0003	36.33	19.402	0.1049	1.281e6	3301	388.0	1.229e6	2338	525.8	bd	bd	1.055
7	1.468e6	6.858e5	7.818e5	0.88	NO	1.0002	39.43	180.074	0.2487	3.847e6	1943	1980.2	4.266e6	2549	1673.8	bd	bd	1.063
8	1.466e4	6.386e3	8.270e3	0.77	NO	1.0000	24.65	0.539	0.0224	7.281e4	1656	44.0	9.155e4	1029	89.0	db	dd	0.980
9	2.147e3	1.365e3	7.819e2	1.75	NO	1.0007	30.07	0.105	0.0424	1.879e4	1451	12.9	1.608e4	2145	7.5	bb	bd	0.980
10	7.168e3	4.211e3	2.957e3	1.42	NO	1.0004	31.36	0.304	0.0228	6.248e4	1451	43.0	4.851e4	2145	22.6	db	db	1.022
11	4.743e3	2.486e3	2.256e3	1.10	NO	1.0003	33.24	0.273	0.0253	5.250e4	2210	23.8	4.587e4	1976	23.2	dd	dd	1.183
12	5.226e3	3.125e3	2.101e3	1.49	YES	1.0003	33.32	0.200	0.0216	5.025e4	2210	22.7	4.358e4	1976	22.1	db	db	1.168
13	5.991e3	3.344e3	2.647e3	1.26	NO	1.0000	33.70	0.267	0.0244	5.737e4	2210	26.0	4.971e4	1976	25.2	bb	bb	1.178
14	1.465e3	7.013e2	7.635e2	0.92	YES	1.0006	34.28	0.083	0.0376	1.339e4	2210	6.1	1.285e4	1976	6.5	bb	bb	1.110
15	5.800e4	2.933e4	2.866e4	1.02	NO	1.0003	35.40	2.861	0.0321	3.980e5	2053	193.8	4.037e5	1494	270.2	bd	bb	1.389
16	2.275e3	1.241e3	1.034e3	1.20	NO	1.0003	36.79	0.152	0.0547	1.676e4	2053	8.2	1.453e4	1494	9.7	bb	bb	1.389
17	7.725e4	3.613e4	4.112e4	0.88	NO	1.0052	39.62	7.808	0.0652	2.138e5	597	357.9	2.658e5	832	319.3	bb	bd	1.290
18	1.885e6	8.341e5	1.050e6	0.79	NO	1.0285	25.54	81.076	0.0296	8.961e6	1511	5932.3	1.143e7	1659	6889.3	bb	bb	0.991
19	1.587e6	9.516e5	6.351e5	1.50	NO	1.2732	31.62	81.005	0.0240	1.689e7	1320	1279...	1.087e7	850	12791.0	bb	bb	0.835
20	1.242e6	6.925e5	5.495e5	1.26	NO	0.9931	33.81	78.369	0.0748	1.428e7	3904	3652.3	1.121e7	4062	2760.4	bd	bd	0.971
21	1.397e6	7.784e5	6.190e5	1.26	NO	0.9951	33.88	85.208	0.0723	1.470e7	3904	3764.7	1.157e7	4062	2849.5	db	db	1.005
22	1.023e6	5.256e5	4.978e5	1.06	NO	1.0670	36.32	70.151	0.0513	6.543e6	2600	2516.4	6.209e6	2425	2560.7	bb	bb	0.894
23	1.533e6	7.305e5	8.027e5	0.91	NO	1.1579	39.42	107.801	0.0415	4.048e6	1716	2358.3	4.435e6	2246	1974.6	bb	bb	0.871
24	2.774e6	1.224e6	1.550e6	0.79	NO	0.9927	24.65	75.791	0.0169	1.350e7	1431	9433.8	1.726e7	1419	12159.8	bb	bb	1.561
25	2.092e6	1.281e6	8.113e5	1.58	NO	1.2101	30.05	67.500	0.0335	1.324e7	2803	4725.4	8.446e6	1980	4265.6	bb	bb	1.322

Quantify Sample Summary Report
 ### Sample Summary ###
 MassLynx 4.1

Dataset: C:\MassLynx\Default.pro\c22jun12a_2-12.qld

Last Altered: Monday, 6/25/2012 11:54:50 AM Eastern Daylight Time
 Printed: Monday, 6/25/2012 11:55:00 AM Eastern Daylight Time

Name: c22jun12a_2-12
 Date: 23-Jun-2012
 Time: 10:23:35
 ID: 31201450028
 Submitter: HRD1735
 Task: HRMS3
 Description: JW-DR-COMP-120508

Name	Response	Ion1Area	Ion2Area	RA	RAFail?	RRT	RT	pg/ μ L	EDL	Height1	Noise1	SN1	Height2	Noise2	SN2	M1	M2	MR...
26	ES:13C-23478-PeCDF	2.305e6	1.404e6	9.014e5	1.56	NO	1.2625	31.35	0.0344	2.355e7	2803	8401.1	1.502e7	1980	7584.9	bb	bb	1.284
27	ES:13C-123478-HxCDF	1.469e6	4.977e5	9.717e5	0.51	NO	0.9761	33.23	0.0213	1.182e7	2023	5844.1	2.256e7	769	29344.0	bd	bd	1.198
28	ES:13C-123678-HxCDF	2.241e6	7.713e5	1.470e6	0.52	NO	0.9784	33.31	0.0205	1.431e7	2023	7072.1	2.703e7	769	35153.7	db	db	1.243
29	ES:13C-234678-HxCDF	1.903e6	6.548e5	1.248e6	0.52	NO	0.9899	33.70	0.0207	1.253e7	2023	6195.1	2.366e7	769	30766.9	bb	bb	1.229
30	ES:13C-123789-HxCDF	1.583e6	5.470e5	1.036e6	0.53	NO	1.0062	34.25	0.0216	8.663e6	2023	4281.4	1.614e7	769	20994.0	bb	bb	1.177
31	ES:13C-1234678-HpCDF	1.460e6	4.570e5	1.003e6	0.46	NO	1.0395	35.39	0.0708	6.237e6	3394	1837.8	1.363e7	4595	2966.9	bb	bb	1.029
32	ES:13C-1234789-HpCDF	1.076e6	3.325e5	7.439e5	0.45	NO	1.0804	36.78	0.0838	3.603e6	3394	1061.6	7.906e6	4595	1720.6	bb	bb	0.869
33	JS:13C-1234-TCDD	2.344e6	1.030e6	1.314e6	0.78	NO	0.0000	24.83	0.0293	1.188e7	1511	7863.5	1.520e7	1659	9161.1	bb	bb	1.000
34	JS:13C-123789-HxCDD	1.632e6	9.109e5	7.212e5	1.26	NO	0.0000	34.04	0.0726	1.530e7	3904	3919.1	1.221e7	4062	3006.8	bb	bb	1.000
35	CS:37Cl-2378-TCDD	4.790e5	4.790e5	-	-	-	1.0291	25.56	0.0091	5.333e6	1108	4814.8	-	-	-	bb	-	1.124
36	Tetraoxins	-	7.032e4	-	-	-	-	7.729	0.0211	7.985e5	1170	-	-	-	-	-	-	1.075
37	Pentadioxins	-	5.424e4	-	-	-	-	5.232	0.0177	5.907e5	661	-	-	-	-	-	-	1.039
38	Hexadioxins	-	1.163e5	-	-	-	-	15.039	0.0361	2.232e6	1857	-	-	-	-	-	-	1.030
39	Heptadioxins	-	2.998e5	-	-	-	-	53.683	0.1049	3.568e6	3301	-	-	-	-	-	-	1.055
40	Tetrafurans	-	6.424e4	-	-	-	-	5.420	0.0224	6.959e5	1656	-	-	-	-	-	-	0.980
41	Pentafurans (F1)	-	1.975e4	-	-	-	-	1.465	0.0070	2.262e5	369	-	-	-	-	-	-	1.001
42	Pentafurans	-	2.634e4	-	-	-	-	1.827	0.0319	2.901e5	1451	-	-	-	-	-	-	1.001
43	Hexafurans	-	6.040e4	-	-	-	-	5.158	0.0265	1.304e6	2210	-	-	-	-	-	-	1.160
44	Heptafurans	-	7.263e4	-	-	-	-	7.597	0.0417	9.646e5	2053	-	-	-	-	-	-	1.389
45	Hexa Ether	-	-	-	-	-	-	-	-	-	474	-	-	-	-	-	-	-
46	Hepta Ether	-	-	-	-	-	-	-	-	-	510	-	-	-	-	-	-	-
47	Octa Ether	-	-	-	-	-	-	-	-	-	415	-	-	-	-	-	-	-
48	Nona Ether	-	-	-	-	-	-	-	-	-	683	-	-	-	-	-	-	-
49	Deca Ether	-	-	-	-	-	-	-	-	-	389	-	-	-	-	-	-	-
50	F1 Lock Mass	-	-	-	-	-	-	-	0.0000	-	34323	-	-	-	-	-	-	189...
51	F2 Lock Mass	-	-	-	-	-	-	-	0.0000	-	86644	-	-	-	-	-	-	254...
52	F3 Lock Mass	-	-	-	-	-	-	-	0.0000	-	44273	-	-	-	-	-	-	740...
53	F4 Lock Mass	-	-	-	-	-	-	-	-	-	73280	-	-	-	-	-	-	-
54	F5 Lock Mass	-	-	-	-	-	-	-	0.0000	-	33766	-	-	-	-	-	-	173...

Quantify Sample Report

Sample Summary

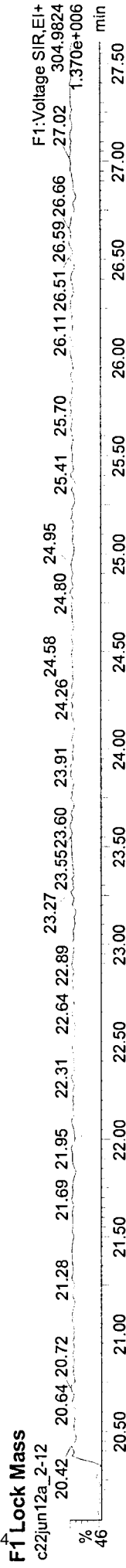
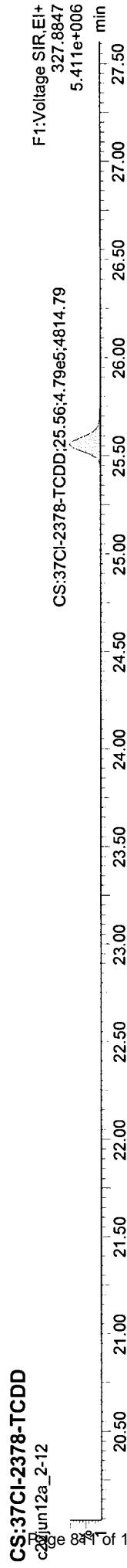
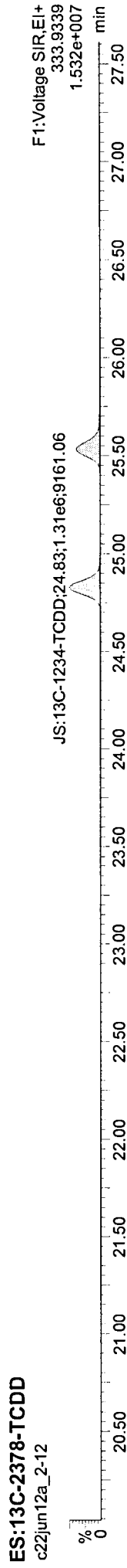
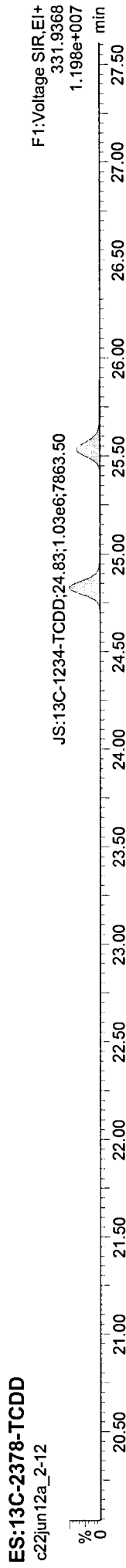
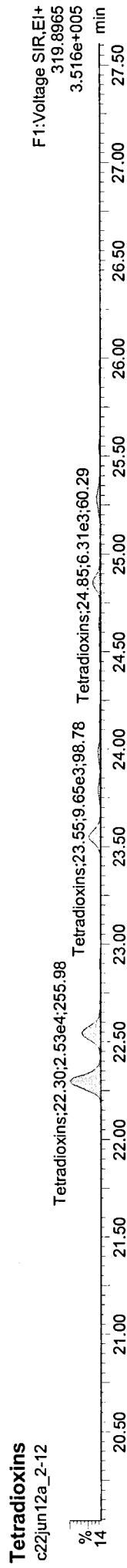
MassLynx 4.1

Dataset: C:\MassLynx\Default.pro\c22jun12a_2-12.qld

Last Altered: Monday, 6/25/2012 11:54:50 AM Eastern Daylight Time
Plotted: Monday, 6/25/2012 11:55:00 AM Eastern Daylight Time

Method: C:\MassLynx\Default.PRO\MethDB\m1613-062412-db5ms.mdb 24 Jun 2012 17:53:35
Calibration: C:\MassLynx\Default.PRO\CurveDB\B5MS-0042012_1613.cdb 08 May 2012 08:31:36

Name: c22jun12a_2-12, ID: 31201450028, User: KAS, Instrument: , Submitter: HRD1735, Task: HRMS3, Description: JW-DR-COMP-120508



Quantify Sample Report
Sample Summary

MassLynx 4.1

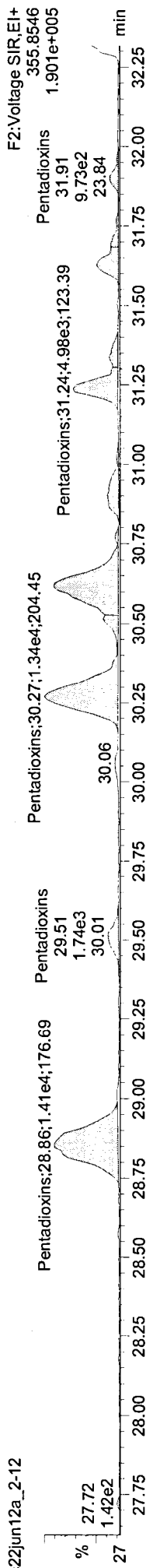
Dataset: C:\MassLynx\Default.pro\c22jun12a_2-12.qld

Last Altered: Monday, 6/25/2012 11:54:50 AM Eastern Daylight Time
Printed: Monday, 6/25/2012 11:55:00 AM Eastern Daylight Time


1210149

Name: c22jun12a_2-12, ID: 31201450028, User: KAS, Instrument: , Submitter: HRD1735, Task: HRMS3, Description: JW-DR-COMP-120508


Pentadioxins
c22jun12a_2-12




Pentadioxins
c22jun12a_2-12



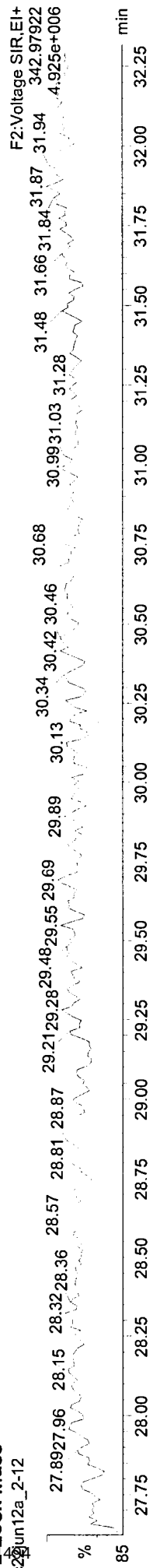
ES:13C-12378-PeCDD
c22jun12a_2-12



ES:13C-12378-PeCDD
c22jun12a_2-12



F2:Lock Mass
c22jun12a_2-12



Dataset: C:\MassLynx\Default.pro\c22jun12a_2-12.qld


Last Altered: Monday, 6/25/2012 11:54:50 AM Eastern Daylight Time
Printed: Monday, 6/25/2012 11:55:00 AM Eastern Daylight Time

Name: c22jun12a_2-12, ID: 31201450028, User: KAS, Instrument: , Submitter: HRD1735, Task: HRMS3, Description: JW-DR-COMP-120508

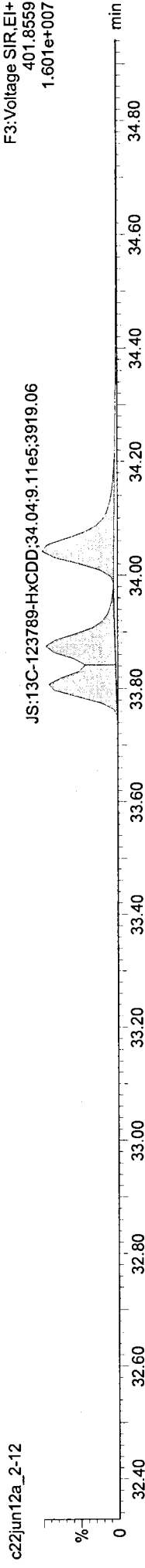
Hexadioxins



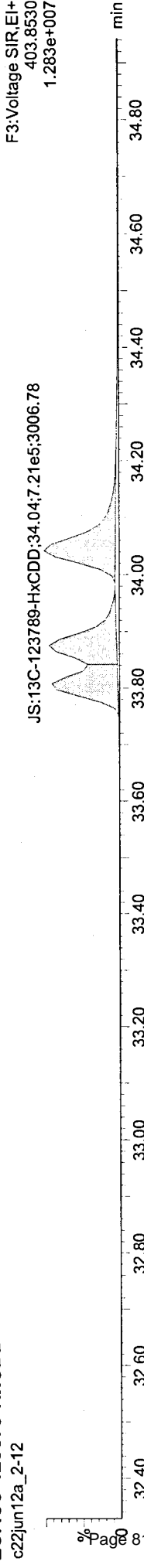
Hexadioxins



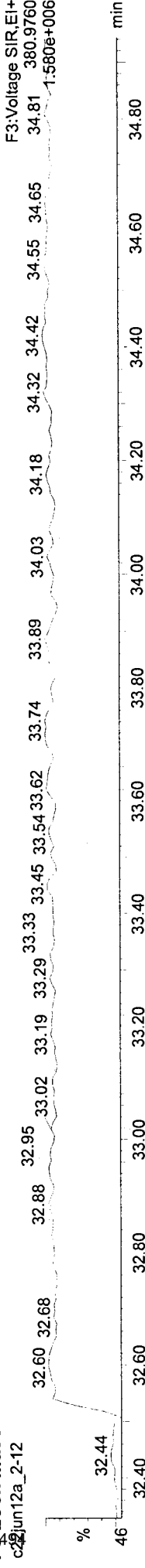
ES:13C-123678-HxCDD



ES:13C-123678-HxCDD



F3 Lock Mass



Quantify Sample Report MassLynx 4.1


Sample Summary

Dataset: C:\MassLynx\Default.pro\c22jun12a_2-12.qld

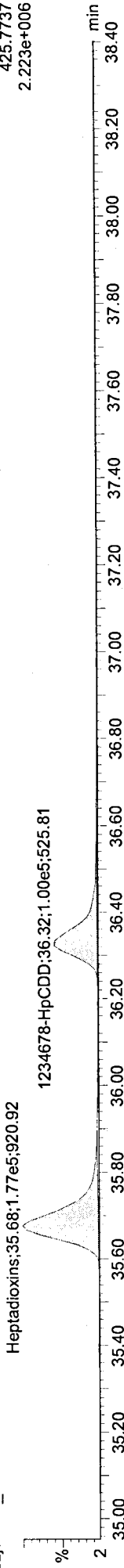
Last Altered: Monday, 6/25/2012 11:54:50 AM Eastern Daylight Time
Printed: Monday, 6/25/2012 11:55:00 AM Eastern Daylight Time

Name: c22jun12a_2-12, ID: 31201450028, User: KAS, Instrument: , Submitter: HRD1735, Task: HRMS3, Description: JW-DR-COMP-120508


Heptadioxins
c22jun12a_2-12



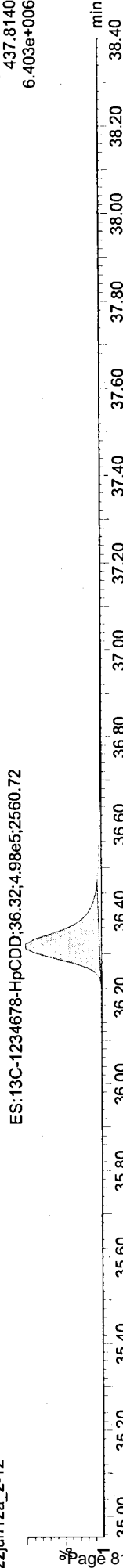
Heptadioxins
c22jun12a_2-12



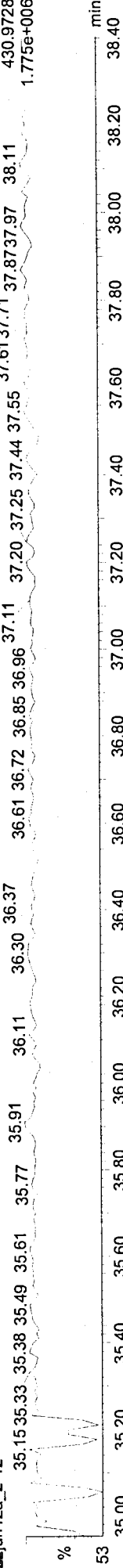
ES:13C-1234678-HpCDD
c22jun12a_2-12



ES:13C-1234678-HpCDD
c22jun12a_2-12



F4 Lock Mass
c22jun12a_2-12



Quantify Sample Report MassLynx 4.1

Sample Summary


Dataset: C:\MassLynx\Default.pro\c22jun12a_2-12.qld

Last Altered: Monday, 6/25/2012 11:54:50 AM Eastern Daylight Time
Printed: Monday, 6/25/2012 11:55:00 AM Eastern Daylight Time

Name: c22jun12a_2-12, ID: 31201450028, User: KAS, Instrument: , Submitter: HRD1735, Task: HRMS3, Description: JW-DR-COMP-120508


OCDD

c22jun12a_2-12




OCDD

c22jun12a_2-12




ES:13C-OCDD

c22jun12a_2-12



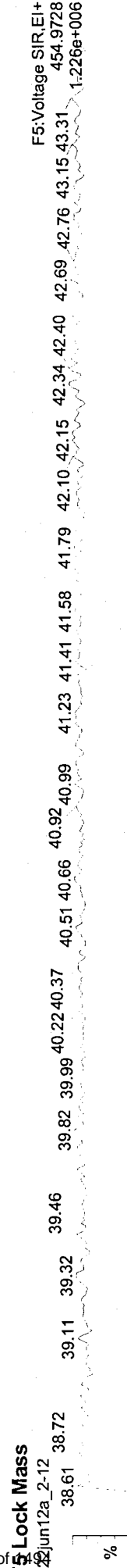
ES:13C-OCDD

c22jun12a_2-12



F5 Lock Mass

c22jun12a_2-12



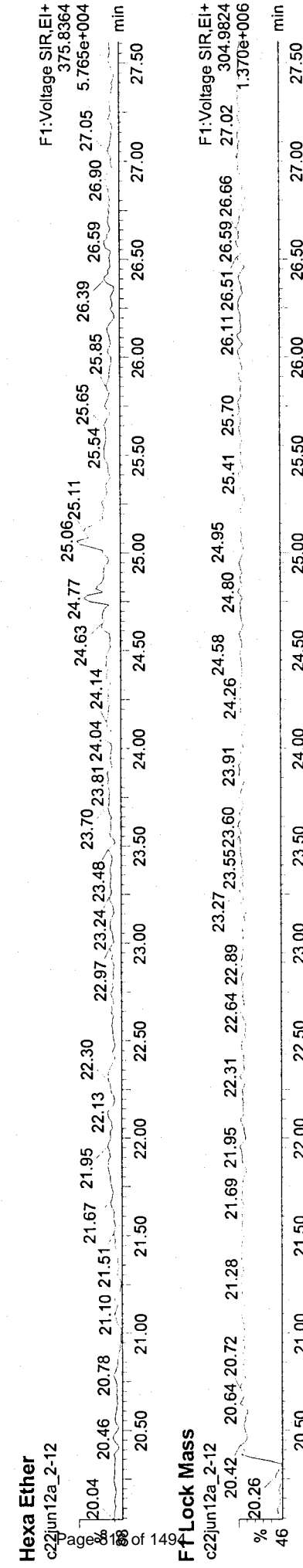
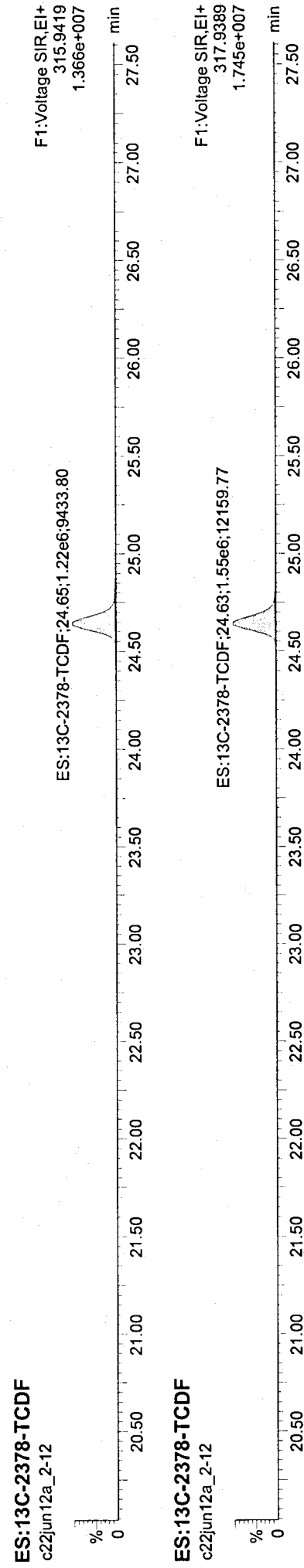
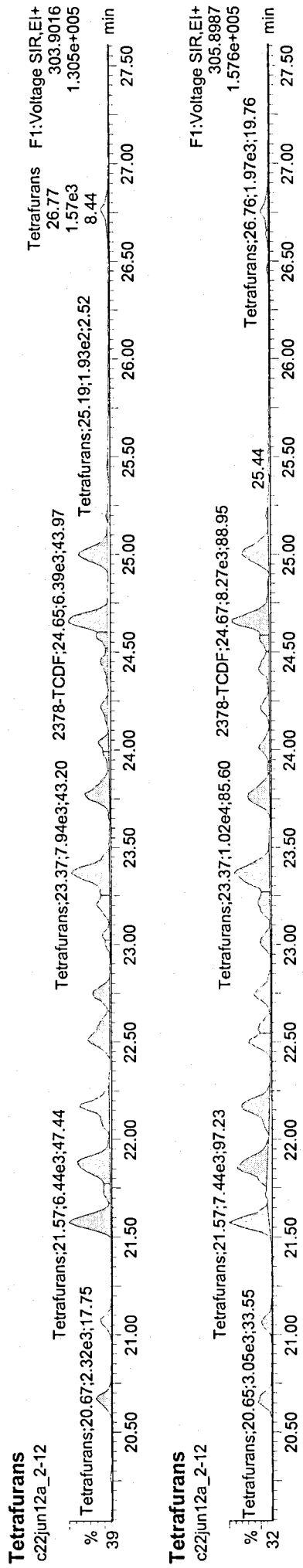
Quantify Sample Report

MassLynx 4.1
Sample Summary

Dataset: C:\MassLynx\Default.pro\c22jun12a_2-12.qld

Last Altered: Monday, 6/25/2012 11:54:50 AM Eastern Daylight Time
Printed: Monday, 6/25/2012 11:55:00 AM Eastern Daylight Time

Name: c22jun12a_2-12, ID: 31201450028, User: KAS, Instrument: , Submitter: HRD1735, Task: HRMS3, Description: JW-DR-COMP-120508



Dataset: C:\MassLynx\Default.pro\c22jun12a_2-12.qld

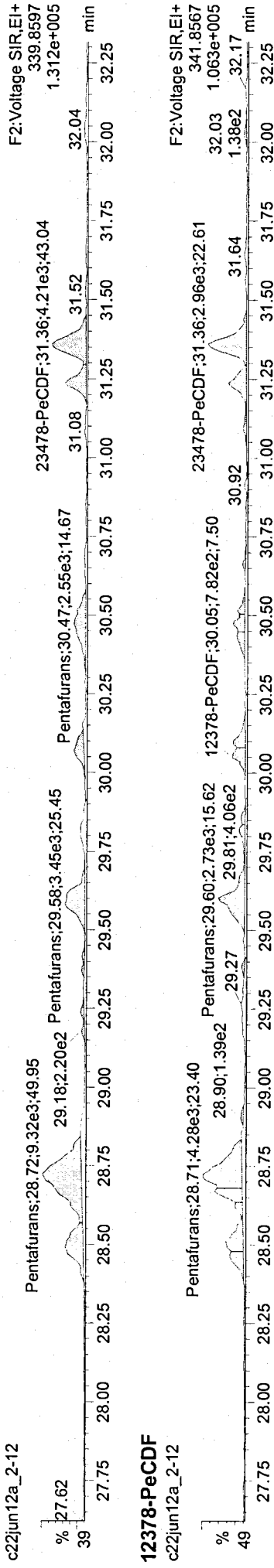
Last Altered: Monday, 6/25/2012 11:54:50 AM Eastern Daylight Time
Printed: Monday, 6/25/2012 11:55:00 AM Eastern Daylight Time

312014

Name: c22jun12a_2-12, ID: 31201450028, User: KAS, Instrument: , Submitter: HRD1735, Task: HRMS3, Description: JW-DR-COMP-120508

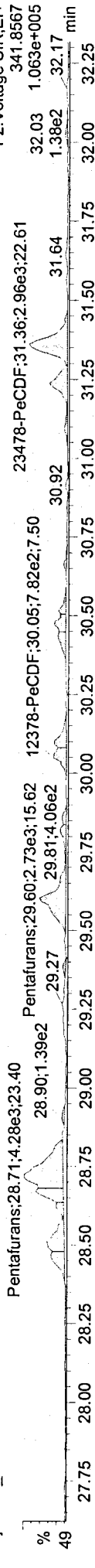
12378-PeCDF

c22jun12a_2-12



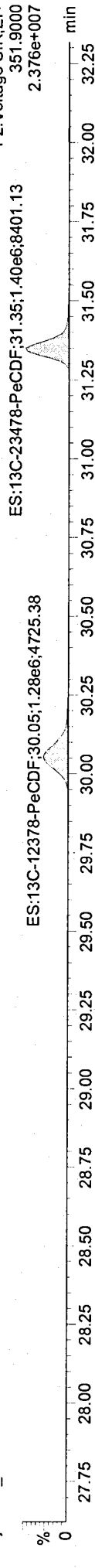
12378-PeCDF

c22jun12a_2-12




ES:13C-12378-PeCDF

c22jun12a_2-12



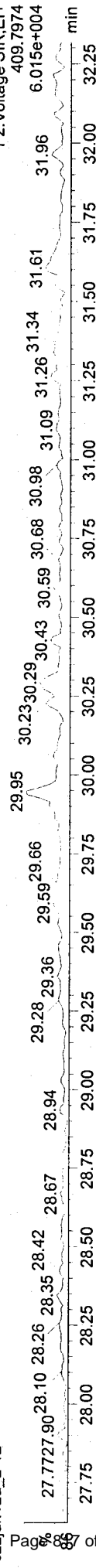
ES:13C-12378-PeCDF

c22jun12a_2-12



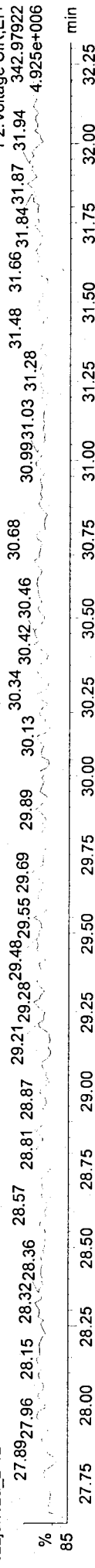
Hepta Ether

c22jun12a_2-12



F2:Lock Mass

c22jun12a_2-12

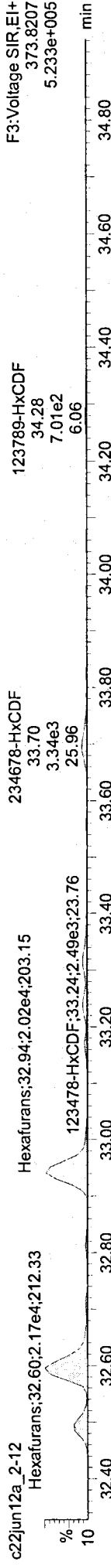


Dataset: C:\MassLynx\Default.pro\c22jun12a_2-12.qld

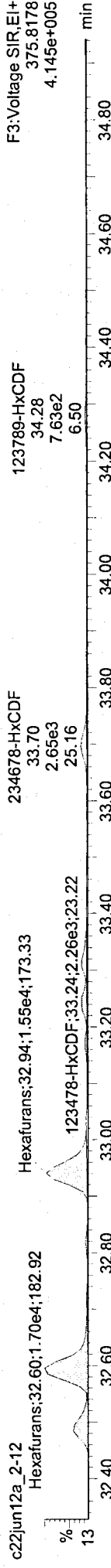
Last Altered: Monday, 6/25/2012 11:54:50 AM Eastern Daylight Time
Printed: Monday, 6/25/2012 11:55:00 AM Eastern Daylight Time

Name: c22jun12a_2-12, ID: 31201450028, User: KAS, Instrument: , Submitter: HRD1735, Task: HRMS3, Description: JW-DR-COMP-120508

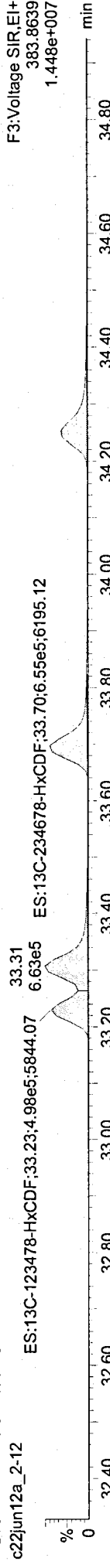
Hexafurans



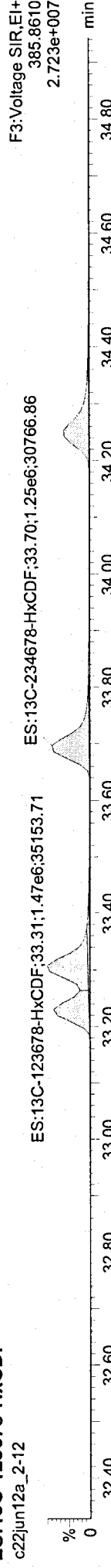
Hexafurans



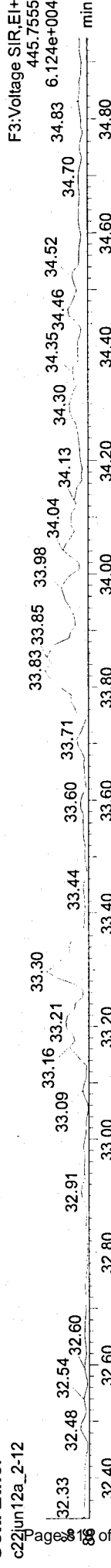
ES:13C-123678-HxCDF



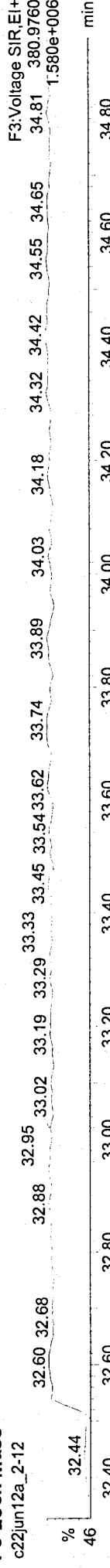
ES:13C-123678-HxCDF



Octa Ether



F3 Lock Mass



Quantify Sample Report
Sample Summary

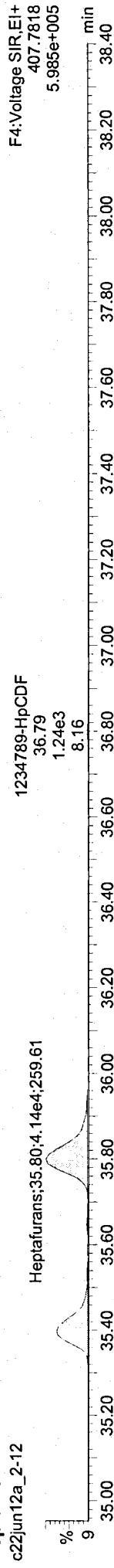
MassLynx 4.1

Dataset: C:\MassLynx\Default.pro\c22jun12a_2-12.qld

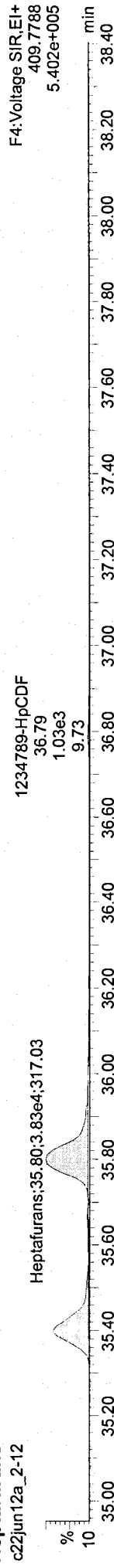
Last Altered: Monday, 6/25/2012 11:54:50 AM Eastern Daylight Time
Printed: Monday, 6/25/2012 11:55:00 AM Eastern Daylight Time

Name: c22jun12a_2-12, ID: 31201450028, User: KAS, Instrument: , Submitter: HRD1735, Task: HRMS3, Description: JW-DR-COMP-120508

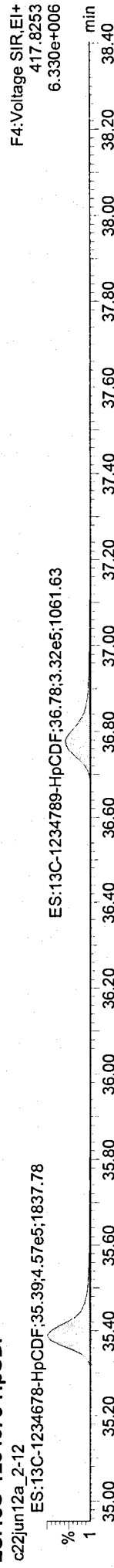
Heptafurans
c22jun12a_2-12



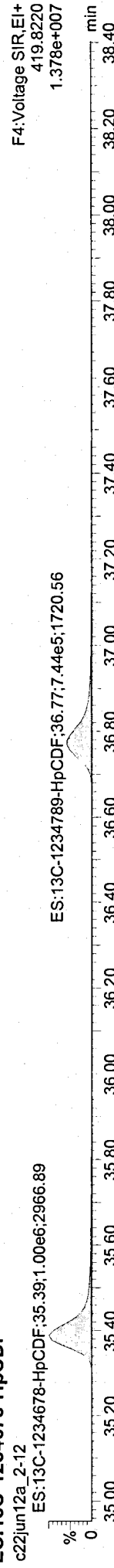
Heptafurans
c22jun12a_2-12



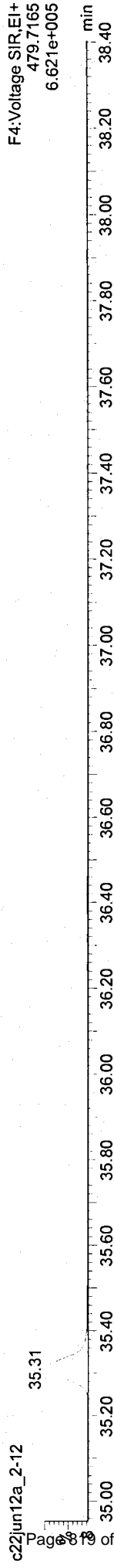
ES:13C-1234678-HpCDF
c22jun12a_2-12



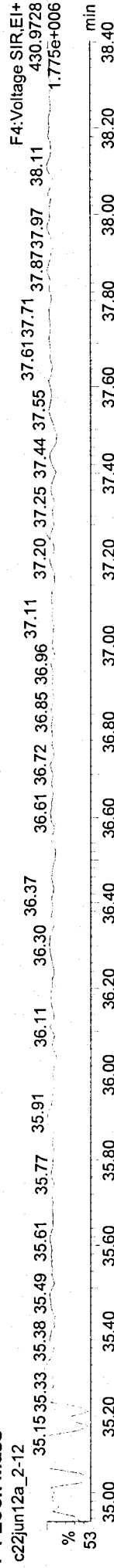
ES:13C-1234678-HpCDF
c22jun12a_2-12



Nona Ether
c22jun12a_2-12



F4 Lock Mass
c22jun12a_2-12



Quantify Sample Report

Sample Summary

MassLynx 4.1

Dataset: C:\MassLynx\Default.pro\c22jun12a_2-12.qld

Last Altered: Monday, 6/25/2012 11:54:50 AM Eastern Daylight Time


Printed: Monday, 6/25/2012 11:55:00 AM Eastern Daylight Time

121014

Name: c22jun12a_2-12, ID: 31201450028, User: KAS, Instrument: , Submitter: HRD1735, Task: HRMS3, Description: JW-DR-COMP-120508

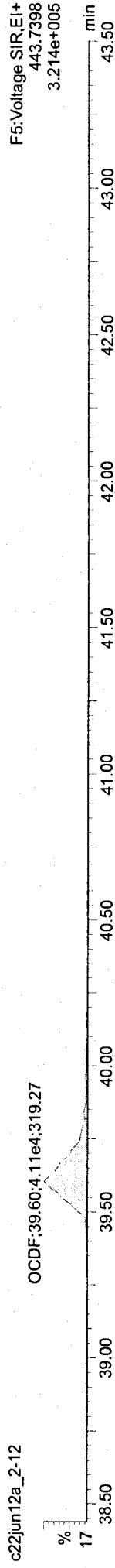
OCDF

c22jun12a_2-12




OCDF

c22jun12a_2-12



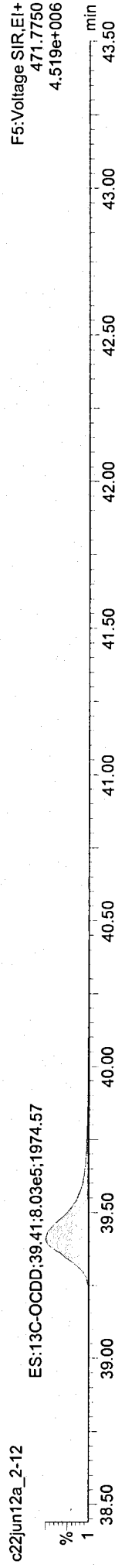
ES:13C-OCDD

c22jun12a_2-12



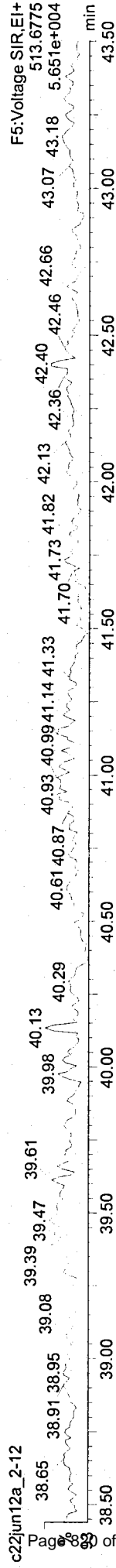
ES:13C-OCDD

c22jun12a_2-12



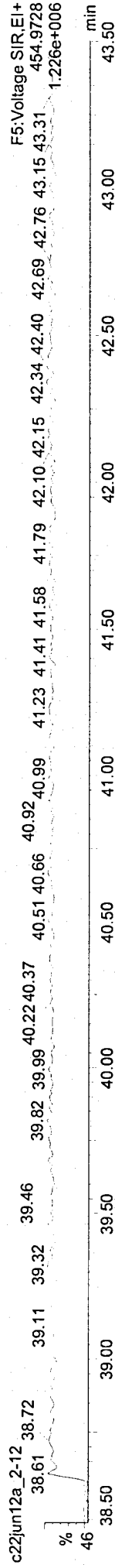
Deca Ether

c22jun12a_2-12



F5:Lock Mass

c22jun12a_2-12



Quantify Sample Report

Sample Summary

MassLynx 4.1

Dataset: C:\MassLynx\Default.pro\c22jun12a_2-12.qld

Last Altered: Monday, 6/25/2012 11:54:50 AM Eastern Daylight Time

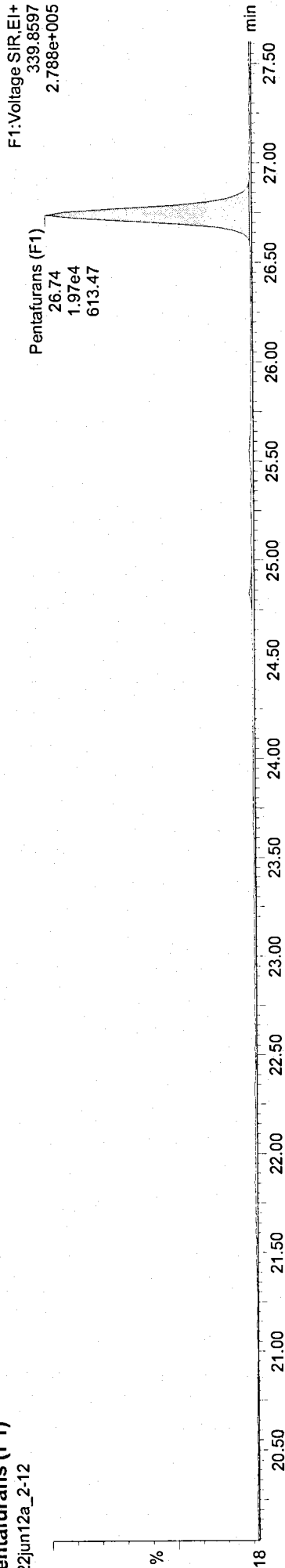
Printed: Monday, 6/25/2012 11:55:00 AM Eastern Daylight Time

201450

Name: c22jun12a_2-12, ID: 31201450028, User: KAS, Instrument: , Submitter: HRD1735, Task: HRMS3, Description: JW-DR-COMP-120508

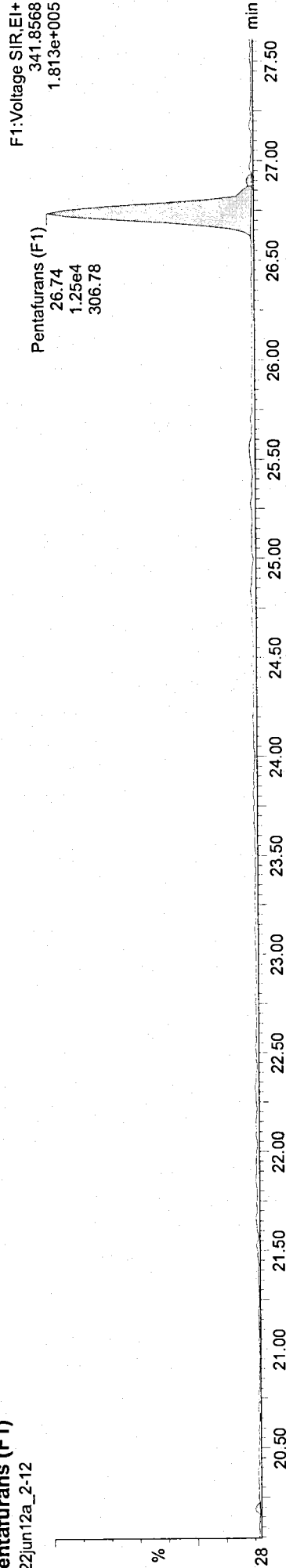
Pentafurans (F1)

c22jun12a_2-12



Pentafurans (F1)

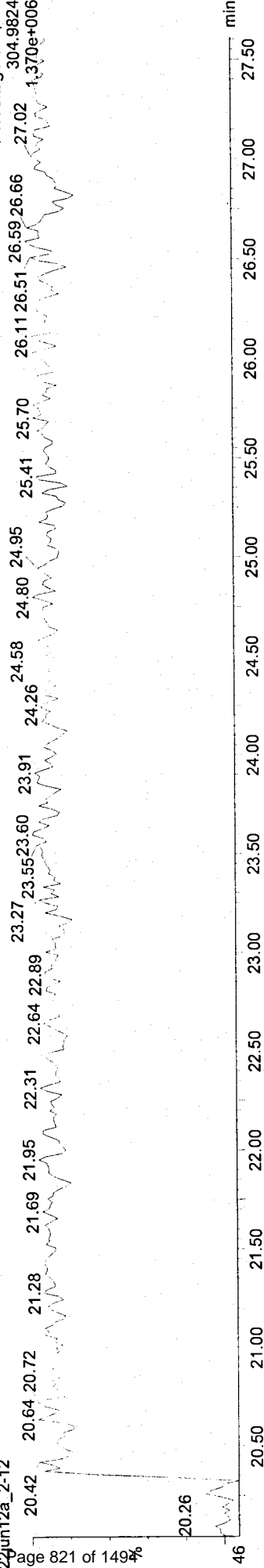
c22jun12a_2-12



F1 Lock Mass

c22jun12a_2-12

age 821 of 149%



Quantify Sample Summary Report MassLynx 4.1
 ### Confirms Sample Summary ###

Dataset: C:\MassLynx\Default.pro\Results\c02jul12a-Confirms.qld

Last Altered: Monday, 7/2/2012 4:05:54 PM Eastern Daylight Time
 Printed: Monday, 7/2/2012 4:07:46 PM Eastern Daylight Time

TM 7-3-12

31201450

Method: C:\MassLynx\Default.PRO\MethDB\VF\Xms-TCDF_Smooth.mqj 29 Jun 2012 10:51:42
 Calibration: C:\MassLynx\Default.PRO\CurveDB\VF\Xms-Confirm_c08dec11b.cdb 09 Dec 2011 09:13:48

Name: c02jul12a-9
 Date: 02-Jul-2012
 Time: 13:40:08
 ID: 31201450028
 User: JLJ
 Submitter: HRD1753
 Task: HRMS3

Name	Response	Ion1Area	Ion2Area	RA	RAFail?	RRT	RT	pg/ul	EDL	SNI	SN2	M	Height1	Noise1	Height2	Noise2	
1	2378-TCDF	6.394e3	2.699e3	3.695e3	0.73	NO	1.0015	22.12	0.509	0.0267	36.2	52.9	db	3.258e4	901	5.360e4	1014
2	ES:13C-2378-TCDF	1.066e6	4.667e5	5.994e5	0.78	NO	1.0037	22.09	62.852	0.0241	5557.5	7556.7	bb	6.672e6	1201	8.559e6	1133
3	JS:13C-1234-TCDD	7.440e5	3.322e5	4.118e5	0.81	NO	0.0000	22.01	100.000	0.0708	2717.5	4518.6	bb	4.738e6	1743	5.700e6	1262
4	Tetrafurans	-	2.807e4	-	-	-	-	5.356	0.0267	-	-	-	-	3.637e5	901	-	-
5	F1 Lock Mass	-	-	-	-	-	-	-	-	-	-	-	-	-	-	-	50348

$$\{TCDF\} = \frac{6.394e3}{1.066e6} \left(\frac{2000pg}{15.29g \times 0.503} \times \frac{1}{1.1776} \right) = 1.32 pg/g$$



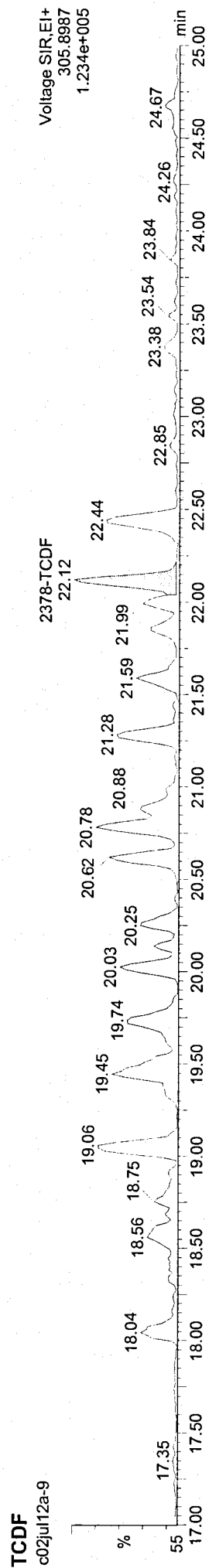
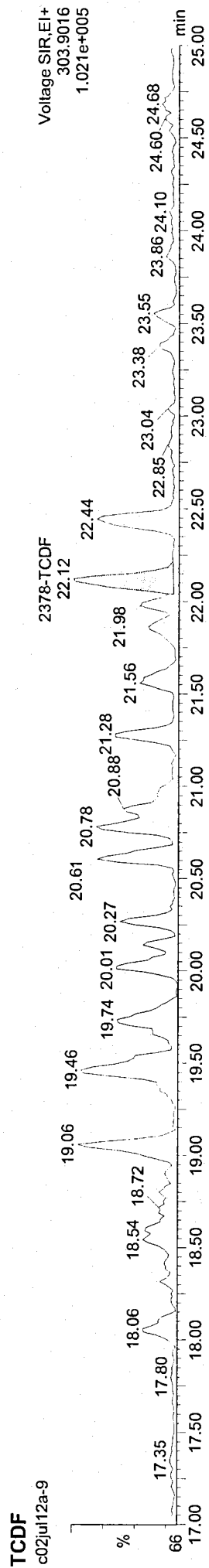
TM 7-3-12

Quantify Sample Report **MassLynx 4.1**
 ### Confirms Sample Summary ###

Dataset: C:\MassLynx\Default.pro\Results\c02jul12a-Confirms.qld
 Last Altered: Monday, 7/2/2012 4:05:54 PM Eastern Daylight Time
 Printed: Monday, 7/2/2012 4:07:46 PM Eastern Daylight Time

Method: C:\MassLynx\Default.PRO\MethDB\VF\Xms-TCDF_Smooth.mdb 29 Jun 2012 10:51:42
 Calibration: C:\MassLynx\Default.PRO\CurveDB\VF\Xms-Confirm_c08dec11b.cdb 09 Dec 2011 09:13:48

Name: c02jul12a-9, ID: 31201450028



Quantify Sample Report MassLynx 4.1

Confirms Sample Summary

Dataset: C:\MassLynx\Default.pro\Results\c02jul12a-Confirms.qld

Last Altered: Monday, 7/2/2012 4:05:54 PM Eastern Daylight Time
Printed: Monday, 7/2/2012 4:07:46 PM Eastern Daylight Time

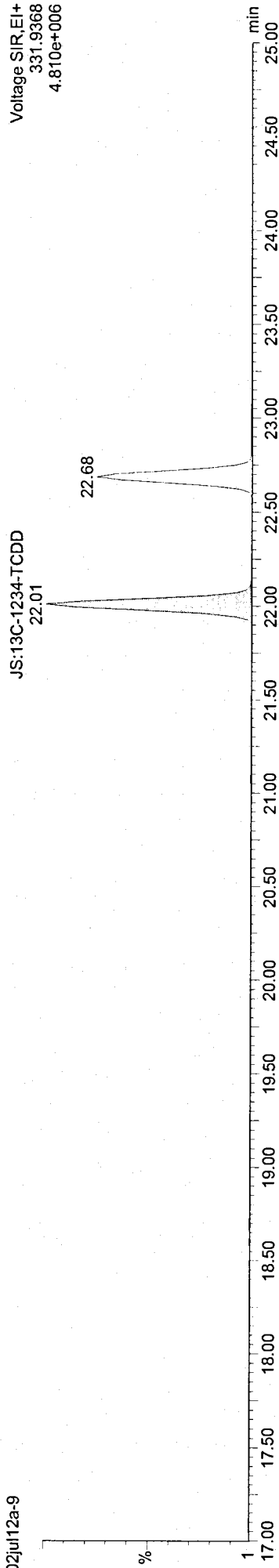
3120145

Name: c02jul12a-9, ID: 31201450028

JS:13C-TCDD

c02jul12a-9

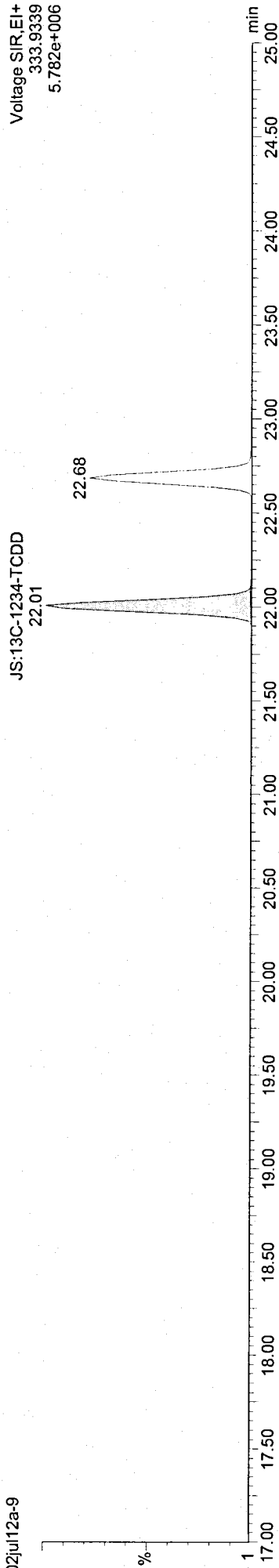
Voltage SIR,EI+
331.9368
4.810e+006



JS:13C-TCDD

c02jul12a-9

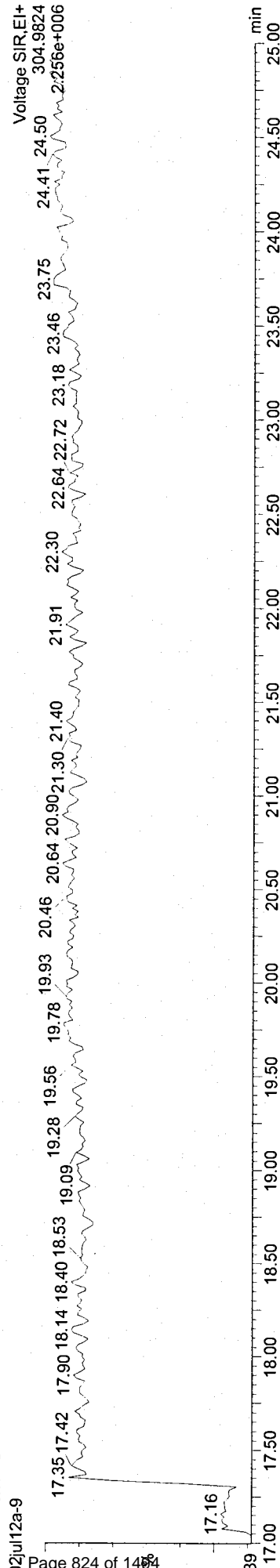
Voltage SIR,EI+
333.9339
5.782e+006



F1 Lock Mass

c02jul12a-9

Voltage SIR,EI+
304.9824
2.255e+006



Quantify Sample Report
Manual Integrations

MassLynx 4.1

Dataset: C:\MassLynx\Default.pro\Results\c02jul12a-Confirms.qld

Last Altered: Monday, July 02, 2012 16:05:54 Eastern Daylight Time
Printed: Tuesday, July 03, 2012 08:42:04 Eastern Daylight Time

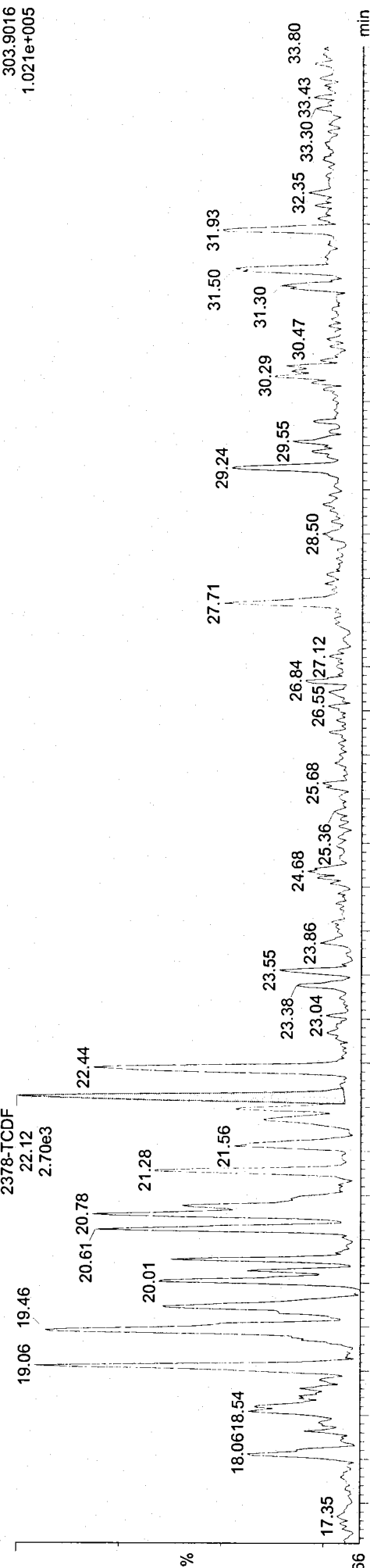
nm
Ka 7/3/12

Name: c02jul12a-9, ID: 31201450028, Date: 02-Jul-2012, Time: 13:40:08, Submitter: HRD1753, Description: JW-DR-COMP-120508, User: JLLJ

2378-TCDF

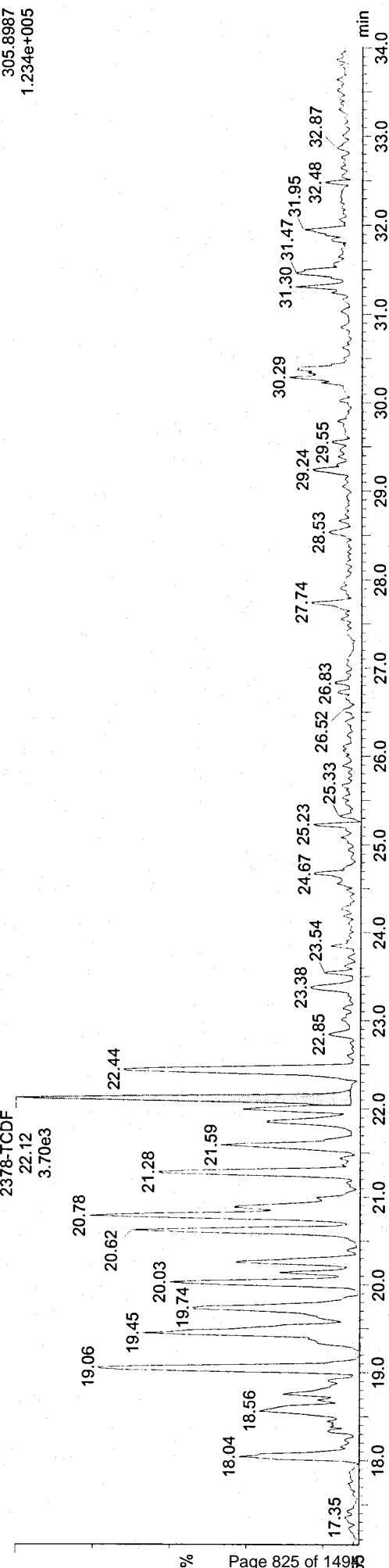
c02jul12a-9

Voltage SIR.EI+
303.9016
1.021e+005



c02jul12a-9

Voltage SIR.EI+
305.8987
1.234e+005



Results of JW-RG-COMP-120508

Client Sample ID: **JW-RG-COMP-120508**
 Client Project ID: **Jeld Wen Surface Sediment**
 Lab Sample ID: 31201450029-A
 Lab Project ID: 31201450

Collection Date: 05/08/2012 17:28
 Received Date: 05/11/2012 10:15
 Matrix: Soil-Solid as dry weight
 Solids (%): 62.70

Results by EPA 1613B

Parameter	Result	EMPC	Qual	DL	LOQ/CL	Units	RT	Ratio
2,3,7,8-TCDD		0.234	J	0.0376	0.537	pg/g	25.56	0.45*
1,2,3,7,8-PeCDD		0.281	J	0.0324	2.68	pg/g	31.63	1.28*
1,2,3,4,7,8-HxCDD	0.344		J	0.0520	2.68	pg/g	33.82	1.26
1,2,3,6,7,8-HxCDD	1.28		J	0.0548	2.68	pg/g	33.89	1.28
1,2,3,7,8,9-HxCDD	0.866		J	0.0533	2.68	pg/g	34.05	1.27
1,2,3,4,6,7,8-HpCDD	15.7			0.128	2.68	pg/g	36.35	1.07
OCDD	149			0.359	5.37	pg/g	39.41	0.91
2,3,7,8-TCDF	1.48			0.0470	0.537	pg/g	24.67	0.84
2,3,7,8-TCDF [confirm]	1.23			0.0518	0.537	pg/g	22.12	0.83
1,2,3,7,8-PeCDF		0.226	J	0.0481	2.68	pg/g	30.09	1.22*
2,3,4,7,8-PeCDF	0.460		J	0.0260	2.68	pg/g	31.37	1.48
1,2,3,4,7,8-HxCDF	0.301		J	0.0331	2.68	pg/g	33.24	1.19
1,2,3,6,7,8-HxCDF		0.258	J	0.0281	2.68	pg/g	33.32	0.80*
2,3,4,6,7,8-HxCDF	0.359		J	0.0320	2.68	pg/g	33.70	1.19
1,2,3,7,8,9-HxCDF	0.125		J	0.0498	2.68	pg/g	34.30	1.35
1,2,3,4,6,7,8-HpCDF	3.19			0.0464	2.68	pg/g	35.40	1.11
1,2,3,4,7,8,9-HpCDF	0.168		J	0.0851	2.68	pg/g	36.81	1.13
OCDF	7.50			0.122	5.37	pg/g	39.57	0.88
Total TCDD	4.63	5.88		0.0376	0.537	pg/g		
Total TCDF	9.48	10.7		0.0470	0.537	pg/g		
Total PeCDD	3.34	3.98		0.0324	2.68	pg/g		
Total PeCDF	4.68	5.31		0.0365	2.68	pg/g		
Total HxCDD	11.8	14.0		0.0548	2.68	pg/g		
Total HxCDF	5.23	5.65		0.0498	2.68	pg/g		
Total HpCDD	43.7			0.128	2.68	pg/g		
Total HpCDF	7.97			0.0851	2.68	pg/g		

World Health Organization Summary

	Units	ND=0	ND=1/2	ND=DL
WHO-2005 TEQ	pg/g	0.826	0.863	0.900
WHO-2005 TEQ w/EMPC	pg/g	1.37	1.37	1.37

Results of JW-RG-COMP-120508

Client Sample ID: **JW-RG-COMP-120508**
 Client Project ID: **Jeld Wen Surface Sediment**
 Lab Sample ID: 31201450029-A
 Lab Project ID: 31201450

Collection Date: 05/08/2012 17:28
 Received Date: 05/11/2012 10:15
 Matrix: Soil-Solid as dry weight
 Solids (%): 62.70

Results by EPA 1613B

<u>Parameter</u>	<u>Result</u>	<u>EMPC</u>	<u>Qual</u>	<u>DL</u>	<u>LOQ/CL</u>	<u>Units</u>	<u>RT</u>	<u>Ratio</u>
Labeled Standards								
13C-2378-TCDD	81.0				25.0-164	%		
13C-12378-PeCDD	78.0				25.0-181	%		
13C-123478-HxCDD	67.0				32.0-141	%		
13C-123678-HxCDD	82.0				28.0-130	%		
13C-1234678-HpCDD	65.0				23.0-140	%		
13C-OCDD	41.0				17.0-157	%		
13C-2378-TCDF	75.0				24.0-169	%		
13C-12378-PeCDF	65.0				24.0-185	%		
13C-23478-PeCDF	70.0				21.0-178	%		
13C-123478-HxCDF	74.0				26.0-152	%		
13C-123678-HxCDF	93.0				26.0-123	%		
13C-234678-HxCDF	83.0				29.0-147	%		
13C-123789-HxCDF	71.0				28.0-136	%		
13C-1234678-HpCDF	76.0				28.0-143	%		
13C-1234789-HpCDF	63.0				26.0-138	%		
37Cl-2378-TCDD	94.0				35.0-197	%		

Batch Information

Analytical Batch: **HRD1735**
 Analytical Method: **EPA 1613B**
 Instrument: **HRMS3**
 Analyst: **MAF**
 Analytical Date/Time: **06/23/2012 11:08**
 Dilution: **1**

Prep Batch: **HXX1605**
 Prep Method: **EPA 1613 PREP S/D/T**
 Prep Date/Time: **05/24/2012 00:19**
 Prep Initial Wt./Vol.: **14.84 g**
 Prep Extract Vol: **20 uL**

Analytical Batch: **HRD1753**
 Analytical Method: **EPA 1613B**
 Instrument: **HRMS3**
 Analyst: **JHL**
 Analytical Date/Time: **07/02/2012 14:16**
 Dilution: **1**

Prep Batch: **HXX1605**
 Prep Method: **EPA 1613 PREP S/D/T**
 Prep Date/Time: **05/24/2012 00:19**
 Prep Initial Wt./Vol.: **14.84 g**
 Prep Extract Vol: **20 uL**

Quantify Sample Summary Report MassLynx 4.1 SCN627
 ### Sample Summary ###

Dataset: Z:\Default.pro\Results\c22jun12a_2-13.qld

Last Altered: Monday, June 25, 2012 16:53:36 Eastern Daylight Time
 Printed: Monday, June 25, 2012 16:53:57 Eastern Daylight Time

W 201450

Method: C:\MassLynx\Default.PRO\MethDB\m1613-062412-db5ms.mdb 24 Jun 2012 17:53:35
 Calibration: C:\MassLynx\Default.PRO\CurveDB\B5MS-0042012_1613.cdb 08 May 2012 08:31:36

Name: c22jun12a_2-13
 Date: 23-Jun-2012
 Time: 11:08:35
 ID: 31201450029
 Submitter: HRD1735
 Task: HRMS3

Description: JW-RG-COMP-120508

OCDD = (1.347E6) (1.000) (4.982E5) (4.000) (3.000) = 9.59E5/w

Rev mtr v/ll/r

	Name	Response	Ion1Area	Ion2Area	RA	RAFail?	RRT	RT	pg/μL	EDL	Height1	Noise1	SN1	Height2	Noise2	SN2	M1	M2	MR...
1	2378-TCDD	2.446e3	7.617e2	1.684e3	0.45	YES	1.0006	25.56	0.109	0.0175	1.102e4	994	11.1	2.153e4	735	29.3	db	bd	1.075
2	12378-PeCDD	2.316e3	1.300e3	1.016e3	1.28	YES	1.0003	31.63	0.131	0.0151	2.567e4	850	30.2	1.909e4	1111	17.2	MM	MM	1.039
3	123478-HxCDD	2.131e3	1.189e3	9.418e2	1.26	NO	1.0003	33.82	0.160	0.0242	2.994e4	1231	24.3	2.134e4	1564	13.6	dd	dd	1.065
4	123678-HxCDD	9.377e3	5.270e3	4.107e3	1.28	NO	1.0003	33.89	0.597	0.0255	9.586e4	1231	77.9	7.072e4	1564	45.2	dd	dd	0.996
5	123789-HxCDD	5.863e3	3.279e3	2.584e3	1.27	NO	1.0072	34.05	0.403	0.0248	5.580e4	1231	45.3	4.259e4	1564	27.2	db	db	1.029
6	1234678-HpCDD	8.559e4	4.433e4	4.126e4	1.07	NO	1.0006	36.35	7.321	0.0596	5.518e5	1484	371.8	5.380e5	1896	283.7	MM	MM	1.055
7	OCDD	4.982e5	2.373e5	2.609e5	0.91	NO	1.0002	39.41	69.566	0.1671	1.497e6	1570	954.0	1.649e6	1438	1146.8	MM	MM	1.063
8	2378-TCDF	2.065e4	9.424e3	1.123e4	0.84	NO	1.0007	24.67	0.691	0.0219	1.015e5	1532	66.3	1.140e5	1433	79.5	MM	MM	0.980
9	12378-PeCDF	2.294e3	1.260e3	1.033e3	1.22	YES	1.0011	30.09	0.105	0.0224	1.352e4	1093	12.4	1.230e4	930	13.2	MM	MM	0.980
10	23478-PeCDF	5.134e3	3.061e3	2.073e3	1.48	NO	1.0007	31.37	0.214	0.0121	4.751e4	1093	43.5	3.621e4	930	38.9	MM	MM	1.022
11	123478-HxCDF	2.807e3	1.525e3	1.282e3	1.19	NO	1.0003	33.24	0.140	0.0154	3.565e4	1741	20.5	2.813e4	996	28.2	dd	dd	1.183
12	123678-HxCDF	3.079e3	1.367e3	1.711e3	0.80	YES	1.0003	33.32	0.120	0.0131	3.467e4	1741	19.9	2.572e4	996	25.8	db	db	1.168
13	234678-HxCDF	3.834e3	2.083e3	1.751e3	1.19	NO	1.0000	33.70	0.167	0.0149	4.111e4	1741	23.6	3.191e4	996	32.0	MM	bb	1.178
14	123789-HxCDF	1.019e3	5.845e2	4.345e2	1.35	NO	1.0013	34.30	0.058	0.0232	1.092e4	1741	6.3	1.028e4	996	10.3	bb	MM	1.110
15	1234678-HpCDF	3.079e4	1.623e4	1.457e4	1.11	NO	1.0003	35.40	1.486	0.0216	2.212e5	1487	148.7	2.147e5	1101	195.1	MM	MM	1.389
16	1234789-HpCDF	1.134e3	6.009e2	5.330e2	1.13	NO	1.0009	36.81	0.078	0.0396	9.237e3	1487	6.2	8.942e3	1101	8.1	MM	bd	1.389
17	OCDF	3.037e4	1.420e4	1.617e4	0.88	NO	1.0043	39.57	3.494	0.0569	1.059e5	584	181.4	1.178e5	659	178.7	MM	MM	1.290
18	ES:13C-2378-TCDD	2.080e6	9.199e5	1.160e6	0.79	NO	1.0285	25.54	80.504	0.0220	1.016e7	1316	7722.9	1.277e7	1332	9582.2	bb	bb	0.991
19	ES:13C-12378-PeCDD	1.703e6	9.911e5	7.114e5	1.39	NO	1.2732	31.62	78.211	0.0283	1.817e7	2181	8332.0	1.197e7	682	17544.3	bb	bb	0.835
20	ES:13C-123478-HxCDD	1.249e6	6.939e5	5.549e5	1.25	NO	0.9931	33.81	67.402	0.0601	1.508e7	5381	2802.4	1.208e7	1821	6633.3	MM	MM	0.971
21	ES:13C-123678-HxCDD	1.577e6	8.753e5	7.022e5	1.25	NO	0.9951	33.88	82.279	0.0581	1.528e7	5381	2839.6	1.251e7	1821	6872.3	MM	MM	1.005
22	ES:13C-1234678-HpCDD	1.108e6	5.713e5	5.367e5	1.06	NO	1.0670	36.32	64.970	0.0499	6.929e6	2900	2389.5	6.607e6	2600	2541.4	MM	MM	0.894
23	ES:13C-OCDD	1.347e6	6.374e5	7.099e5	0.90	NO	1.1574	39.40	81.025	0.0384	4.004e6	1866	2146.2	4.437e6	2261	1962.8	MM	MM	0.871
24	ES:13C-2378-TCDF	3.047e6	1.350e6	1.697e6	0.80	NO	0.9927	24.65	74.924	0.0227	1.530e7	2030	7537.7	1.911e7	2258	8463.7	bb	bb	1.561

Quantify Sample Summary Report MassLynx 4.1 SCN627
 ### Sample Summary ###

Dataset: Z:\Default.pro\Results\c22jun12a_2-13.qld

Last Altered: Monday, June 25, 2012 16:53:36 Eastern Daylight Time
 Printed: Monday, June 25, 2012 16:53:57 Eastern Daylight Time

Name: c22jun12a_2-13
 Date: 23-Jun-2012
 Time: 11:08:35
 ID: 31201450029
 Submitter: HRD1735
 Task: HRMS3
 Description: JW-RG-COMP-120508

Name	Response	Ion1Area	Ion2Area	RA	RAFail?	RRT	RT	pg/µL	EDL	Height1	Noise1	SN1	Height2	Noise2	SN2	M1	M2	MR...
25 ES:13C-12378-PeCDF	2.233e6	1.363e6	8.697e5	1.57	NO	1.2105	30.06	64.813	0.0323	1.404e7	2096	6697.8	8.960e6	3080	2909.4	bb	bb	1.322
26 ES:13C-23478-PeCDF	2.350e6	1.448e6	9.040e5	1.60	NO	1.2625	31.35	70.250	0.0333	2.516e7	2096	1200...	1.585e7	3080	5146.8	bb	bb	1.284
27 ES:13C-123478-HxCDF	1.694e6	5.838e5	1.110e6	0.53	NO	0.9761	33.23	74.074	0.0677	1.293e7	5249	2462.5	2.463e7	4755	5178.8	MM	MM	1.198
28 ES:13C-123678-HxCDF	2.195e6	7.629e5	1.432e6	0.53	NO	0.9784	33.31	92.548	0.0652	1.550e7	5249	2951.9	2.894e7	4755	6086.1	MM	MM	1.243
29 ES:13C-234678-HxCDF	1.948e6	6.761e5	1.272e6	0.53	NO	0.9899	33.70	83.059	0.0660	1.354e7	5249	2579.5	2.518e7	4755	5294.5	MM	MM	1.229
30 ES:13C-123789-HxCDF	1.583e6	5.481e5	1.035e6	0.53	NO	1.0062	34.25	70.528	0.0689	9.202e6	5249	1753.0	1.759e7	4755	3698.8	bb	bb	1.177
31 ES:13C-1234678-HpCDF	1.493e6	4.696e5	1.023e6	0.46	NO	1.0395	35.39	76.012	0.0655	6.801e6	3674	1850.9	1.466e7	4641	3158.2	bb	bb	1.029
32 ES:13C-1234789-HpCDF	1.048e6	3.310e5	7.172e5	0.46	NO	1.0804	36.78	63.200	0.0775	3.710e6	3674	1009.9	8.104e6	4641	1746.2	bb	bb	0.869
33 JS:13C-1234-TCDD	2.605e6	1.138e6	1.467e6	0.78	NO	0.0000	24.83	100.000	0.0219	1.323e7	1316	1005...	1.723e7	1332	12935.2	bb	bb	1.000
34 JS:13C-123789-HxCDD	1.908e6	1.061e6	8.475e5	1.25	NO	0.0000	34.04	100.000	0.0584	1.715e7	5381	3186.0	1.390e7	1821	7633.4	MM	MM	1.000
35 CS:37Cl-2378-TCDD	5.502e5	5.502e5	-	-	-	1.0291	25.56	18.784	0.0084	5.993e6	1141	5253.4	-	-	-	MM	-	1.124
36 Tetradoxins	-	2.630e4	-	-	-	-	-	2.738	0.0175	3.182e5	994	-	-	-	-	-	-	1.075
37 Pentadoxins	-	1.972e4	-	-	-	-	-	1.852	0.0151	2.220e5	850	-	-	-	-	-	-	1.039
38 Hexadoxins	-	5.459e4	-	-	-	-	-	6.518	0.0248	1.018e6	1231	-	-	-	-	-	-	1.030
39 Heptadoxins	-	1.230e5	-	-	-	-	-	20.337	0.0596	1.512e6	1484	-	-	-	-	-	-	1.055
40 Tetrafurans	-	6.610e4	-	-	-	-	-	5.005	0.0219	6.801e5	1532	-	-	-	-	-	-	0.980
41 Pentafurans (F1)	-	1.364e4	-	-	-	-	-	0.945	0.0092	1.424e5	482	-	-	-	-	-	-	1.001
42 Pentafurans	-	2.163e4	-	-	-	-	-	1.527	0.0170	2.207e5	1093	-	-	-	-	-	-	1.001
43 Hexafurans	-	3.110e4	-	-	-	-	-	2.633	0.0162	6.723e5	1741	-	-	-	-	-	-	1.160
44 Hepta furans	-	3.637e4	-	-	-	-	-	3.709	0.0290	4.598e5	1487	-	-	-	-	-	-	1.389
45 Hexa Ether	-	-	-	-	-	-	-	-	-	-	426	-	-	-	-	-	-	-
46 Hepta Ether	-	-	-	-	-	-	-	-	-	-	427	-	-	-	-	-	-	-
47 Octa Ether	-	-	-	-	-	-	-	-	-	-	434	-	-	-	-	-	-	-
48 Nona Ether	-	-	-	-	-	-	-	-	-	-	766	-	-	-	-	-	-	-
49 Deca Ether	-	-	-	-	-	-	-	-	-	-	353	-	-	-	-	-	-	-
50 F1 Lock Mass	-	-	-	-	-	-	-	-	0.0000	-	38903	-	-	-	-	-	-	189...
51 F2 Lock Mass	-	-	-	-	-	-	-	-	0.0000	-	94900	-	-	-	-	-	-	254...
52 F3 Lock Mass	-	-	-	-	-	-	-	-	0.0000	-	41789	-	-	-	-	-	-	740...

Dataset: Z:\Default.pro\Results\c22jun12a_2-13.qld

Last Altered: Monday, June 25, 2012 16:53:36 Eastern Daylight Time
 Printed: Monday, June 25, 2012 16:53:57 Eastern Daylight Time

W# 1201450

Name: c22jun12a_2-13
 Date: 23-Jun-2012
 Time: 11:08:35
 ID: 31201450029
 Submitter: HRD1735
 Task: HRMS3
 Description: JW-RG-COMP-120508

Name	Response	Ion1Area	Ion2Area	RA	RAFail?	RRT	RT	pg/μL	EDL	Height1	Noise1	SN1	Height2	Noise2	SN2	M1	M2	MR...
53	F4 Lock Mass	-	-	-	-	-	-	-	-	-	54719	-	-	-	-	-	-	-
54	F5 Lock Mass	-	-	-	-	-	-	-	0.0000	-	37047	-	-	-	-	-	-	173...

Quantify Totals Report MassLynx 4.1 SCN627

Sample Summary

Dataset: Z:\Default.pro\Results\c22jun12a_2-13.qld

Last Altered: Monday, June 25, 2012 16:53:36 Eastern Daylight Time
 Printed: Monday, June 25, 2012 16:53:57 Eastern Daylight Time

1201450

Method: C:\MassLynx\Default.PRO\MethDB\m1613-062412-db5ms.mdb 24 Jun 2012 17:53:35
 Calibration: C:\MassLynx\Default.PRO\CurveDB\B5MS-0042012_1613.cdb 08 May 2012 08:31:36

Name: c22jun12a_2-13

Date: 23-Jun-2012

Time: 11:08:35

ID: 31201450029

Submitter: HRD1735

Task: HRMS3

Description: JW-RG-COMP-120508

Tetradioxins

	Name	Response	Ion1Area	Ion2Area	RA	RAFail?	RRT	RT	pg/μL	EDL	Height1	Noise1	SN1	Height12	Noise2	SN2	M2
1	Tetradioxins	5.006e3	1.963e3	3.042e3	0.645	YES	0.00	25.31	0.224	0.0175	1.709e4	994	17.2	2.953e4	735	40.2	bd
2	Tetradioxins	5.540e3	2.612e3	2.928e3	0.892	YES	0.00	24.86	0.248	0.0175	3.536e4	994	35.6	3.644e4	735	49.6	bd
3	Tetradioxins	1.964e3	8.234e2	1.140e3	0.722	NO	0.00	23.96	0.088	0.0175	9.633e3	994	9.7	1.483e4	735	20.2	MM
4	Tetradioxins	2.188e3	9.427e2	1.245e3	0.757	NO	0.00	23.78	0.098	0.0175	1.344e4	994	13.5	1.495e4	735	20.3	MM
5	Tetradioxins	1.851e4	8.181e3	1.033e4	0.792	NO	0.00	23.55	0.828	0.0175	9.803e4	994	98.7	1.269e5	735	172.5	MM
6	Tetradioxins	9.604e3	4.184e3	5.420e3	0.772	NO	0.00	22.55	0.429	0.0175	5.058e4	994	50.9	5.512e4	735	75.0	dd
7	Tetradioxins	1.598e4	6.830e3	9.145e3	0.747	NO	0.00	22.30	0.714	0.0175	8.304e4	994	83.6	1.079e5	735	146.8	bd
8	2378-TCDD	2.446e3	7.617e2	1.684e3	0.452	YES	1.00	25.56	0.109	0.0175	1.102e4	994	11.1	2.153e4	735	29.3	db

Pentadioxins

	Name	Response	Ion1Area	Ion2Area	RA	RAFail?	RRT	RT	pg/μL	EDL	Height1	Noise1	SN1	Height12	Noise2	SN2	M2
1	Pentadioxins	2.726e3	1.628e3	1.098e3	1.482	NO	0.00	30.88	0.154	0.0151	1.511e4	850	17.8	1.251e4	1111	11.3	MM
2	Pentadioxins	6.535e3	4.065e3	2.470e3	1.646	NO	0.00	30.63	0.369	0.0151	3.978e4	850	46.8	1.818e4	1111	16.4	bb
3	Pentadioxins	6.204e3	3.791e3	2.413e3	1.571	NO	0.00	30.27	0.351	0.0151	4.170e4	850	49.0	2.878e4	1111	25.9	db
4	Pentadioxins	1.898e3	1.257e3	6.415e2	1.959	YES	0.00	29.49	0.107	0.0151	1.414e4	850	16.6	7.491e3	1111	6.7	MM
5	Pentadioxins	8.515e3	5.239e3	3.276e3	1.599	NO	0.00	28.86	0.481	0.0151	4.328e4	850	50.9	2.775e4	1111	25.0	bb
6	Pentadioxins	1.035e3	6.125e2	4.220e2	1.452	NO	0.00	31.91	0.058	0.0151	1.031e4	850	12.1	1.187e4	1111	10.7	MM
7	12378-PeCDD	2.316e3	1.300e3	1.016e3	1.280	YES	1.00	31.63	0.131	0.0151	2.567e4	850	30.2	1.909e4	1111	17.2	MM
8	Pentadioxins	2.490e3	1.473e3	1.017e3	1.449	NO	0.00	31.24	0.141	0.0151	2.361e4	850	27.8	1.676e4	1111	15.1	MM
9	Pentadioxins	1.038e3	3.499e2	6.882e2	0.508	YES	0.00	31.68	0.059	0.0151	8.391e3	850	9.9	1.263e4	1111	11.4	MM

Quantify Totals Report MassLynx 4.1 SCN627

Sample Summary

Dataset: Z:\Default.pro\Results\c22jun12a_2-13.qld

Last Altered: Monday, June 25, 2012 16:53:36 Eastern Daylight Time
 Printed: Monday, June 25, 2012 16:53:57 Eastern Daylight Time

201450

Name: c22jun12a_2-13
 Date: 23-Jun-2012
 Time: 11:08:35
 ID: 31201450029
 Submitter: HRD1735
 Task: HRMS3
 Description: JW-RG-COMP-120508

Hexadioxins

Name	Response	Ion1Area	Ion2Area	RA	RAFail?	RRT	RT	pg/µL	EDL	Height1	Noise1	SN1	Height2	Noise2	SN2	M2
1 123789-HxCDD	5.863e3	3.279e3	2.584e3	1.269	NO	1.01	34.05	0.403	0.0248	5.580e4	1231	45.3	4.259e4	1564	27.2	db
2 Hexadioxins	2.231e3	1.190e3	1.042e3	1.142	NO	0.00	34.01	0.153	0.0248	2.552e4	1231	20.7	2.523e4	1564	16.1	dd
3 123678-HxCDD	9.377e3	5.270e3	4.107e3	1.283	NO	1.00	33.89	0.597	0.0255	9.586e4	1231	77.9	7.072e4	1564	45.2	dd
4 123478-HxCDD	2.131e3	1.189e3	9.418e2	1.263	NO	1.00	33.82	0.160	0.0242	2.994e4	1231	24.3	2.134e4	1564	13.6	dd
5 Hexadioxins	3.704e4	2.103e4	1.601e4	1.314	NO	0.00	33.39	2.545	0.0248	3.377e5	1231	274.3	2.557e5	1564	163.5	MM
6 Hexadioxins	1.505e4	9.336e3	5.717e3	1.633	YES	0.00	33.22	1.034	0.0248	1.923e5	1231	156.2	1.284e5	1564	82.1	bd
7 Hexadioxins	2.363e4	1.330e4	1.034e4	1.287	NO	0.00	32.86	1.624	0.0248	2.805e5	1231	227.9	2.247e5	1564	143.7	MM

Heptadioxins

Name	Response	Ion1Area	Ion2Area	RA	RAFail?	RRT	RT	pg/µL	EDL	Height1	Noise1	SN1	Height2	Noise2	SN2	M2
1 Heptadioxins	1.522e5	7.866e4	7.351e4	1.070	NO	0.00	35.68	13.016	0.0596	9.607e5	1484	647.3	9.050e5	1896	477.3	MM
2 1234678-HpCDD	8.559e4	4.433e4	4.126e4	1.075	NO	1.00	36.35	7.321	0.0596	5.518e5	1484	371.8	5.380e5	1896	283.7	MM

Quantify Totals Report MassLynx 4.1 SCN627

Sample Summary

Dataset: Z:\Default.pro\Results\c22jun12a_2-13.qld

Last Altered: Monday, June 25, 2012 16:53:36 Eastern Daylight Time
 Printed: Monday, June 25, 2012 16:53:57 Eastern Daylight Time

Name: c22jun12a_2-13

Date: 23-Jun-2012

Time: 11:08:35

ID: 31201450029

Submitter: HRD1735

Task: HRMS3

Description: JW-RG-COMP-120508

Tetrafurans

Name	Response	Ion1Area	Ion2Area	RA	RAFail?	RRT	RT	pg/µL	EDL	Height1	Noise1	SN1	Height12	Noise2	SN2	M2
1 Tetrafurans	1.407e4	6.115e3	7.957e3	0.768	NO	0.00	21.87	0.471	0.0219	4.493e4	1532	29.3	5.544e4	1433	38.7	dd MM
2 Tetrafurans	1.852e4	7.949e3	1.057e4	0.752	NO	0.00	21.59	0.620	0.0219	8.324e4	1532	54.3	1.241e5	1433	86.6	bd bd
3 Tetrafurans	3.600e3	1.470e3	2.130e3	0.690	NO	0.00	21.07	0.121	0.0219	1.818e4	1532	11.9	2.494e4	1433	17.4	bb bb
4 Tetrafurans	4.146e3	1.964e3	2.183e3	0.900	YES	0.00	20.67	0.139	0.0219	2.688e4	1532	17.5	3.065e4	1433	21.4	bb bb
5 Tetrafurans	1.075e4	4.583e3	6.169e3	0.743	NO	0.00	25.00	0.360	0.0219	5.183e4	1532	33.8	7.436e4	1433	51.9	MM bb
6 2378-TCDF	2.065e4	9.424e3	1.123e4	0.839	NO	1.00	24.67	0.691	0.0219	1.015e5	1532	66.3	1.140e5	1433	79.5	MM MM
7 Tetrafurans	2.513e3	1.190e3	1.323e3	0.899	YES	0.00	24.42	0.084	0.0219	1.052e4	1532	6.9	1.556e4	1433	10.9	MM MM
8 Tetrafurans	2.936e3	1.469e3	1.468e3	1.001	YES	0.00	24.21	0.098	0.0219	1.460e4	1532	9.5	1.839e4	1433	12.8	MM db
9 Tetrafurans	3.413e3	1.528e3	1.885e3	0.810	NO	0.00	24.04	0.114	0.0219	1.432e4	1532	9.4	2.115e4	1433	14.8	MM bd
10 Tetrafurans	1.035e4	4.359e3	5.987e3	0.728	NO	0.00	23.76	0.346	0.0219	3.856e4	1532	25.2	6.739e4	1433	47.0	MM bb
11 Tetrafurans	1.557e4	6.673e3	8.902e3	0.750	NO	0.00	23.38	0.521	0.0219	6.287e4	1532	41.0	7.452e4	1433	52.0	MM db
12 Tetrafurans	4.472e3	1.861e3	2.611e3	0.713	NO	0.00	23.20	0.150	0.0219	2.307e4	1532	15.1	2.404e4	1433	16.8	MM dd
13 Tetrafurans	2.496e3	1.240e3	1.257e3	0.986	YES	0.00	23.04	0.084	0.0219	1.121e4	1532	7.3	1.462e4	1433	10.2	MM bd
14 Tetrafurans	5.866e3	2.436e3	3.431e3	0.710	NO	0.00	22.76	0.196	0.0219	2.588e4	1532	16.9	3.796e4	1433	26.5	MM db
15 Tetrafurans	3.263e3	1.530e3	1.733e3	0.883	NO	0.00	22.58	0.109	0.0219	2.644e4	1532	17.3	2.941e4	1433	20.5	MM dd
16 Tetrafurans	7.193e3	3.174e3	4.019e3	0.790	NO	0.00	22.50	0.241	0.0219	3.391e4	1532	22.1	4.928e4	1433	34.4	MM bd
17 Tetrafurans	1.413e4	6.449e3	7.678e3	0.840	NO	0.00	22.17	0.473	0.0219	5.529e4	1532	36.1	6.966e4	1433	48.6	MM db
18 Tetrafurans	3.031e3	1.493e3	1.538e3	0.971	YES	0.00	26.77	0.101	0.0219	1.637e4	1532	10.7	1.372e4	1433	9.6	bb MM
19 Tetrafurans	2.508e3	1.198e3	1.310e3	0.914	YES	0.00	24.55	0.084	0.0219	2.047e4	1532	13.4	2.658e4	1433	18.5	MM MM

Pentafurans (F1)

Name	Response	Ion1Area	Ion2Area	RA	RAFail?	RRT	RT	pg/µL	EDL	Height1	Noise1	SN1	Height12	Noise2	SN2	M2
1 Pentafurans (F1)	2.168e4	1.364e4	8.041e3	1.697	NO	0.00	26.74	0.945	0.0092	1.424e5	482	295.7	9.690e4	614	157.8	bd bb

Quantify Totals Report MassLynx 4.1 SCN627

Sample Summary

Dataset: Z:\Default.pro\Results\c22jun12a_2-13.qld

Last Altered: Monday, June 25, 2012 16:53:36 Eastern Daylight Time
 Printed: Monday, June 25, 2012 16:53:57 Eastern Daylight Time

1201450

Name: c22jun12a_2-13
 Date: 23-Jun-2012
 Time: 11:08:35
 ID: 31201450029
 Submitter: HRD1735
 Task: HRMS3
 Description: JW-RG-COMP-120508

Pentafurans

	Name	Response	Ion1Area	Ion2Area	RA	RAFail?	RRT	RT	pg/µL	EDL	Height1	Noise1	SN1	Height2	Noise2	SN2	M2
1	Pentafurans	3.104e3	1.970e3	1.134e3	1.736	NO	0.00	30.47	0.135	0.0170	2.577e4	1093	23.6	1.288e4	930	13.9	MM
2	Pentafurans	4.516e3	2.760e3	1.755e3	1.572	NO	0.00	29.60	0.197	0.0170	3.188e4	1093	29.2	1.862e4	930	20.0	MM
3	Pentafurans	4.342e3	3.007e3	1.335e3	2.253	YES	0.00	28.49	0.189	0.0170	2.629e4	1093	24.0	1.706e4	930	18.3	MM
4	23478-PeCDF	5.134e3	3.061e3	2.073e3	1.477	NO	1.00	31.37	0.214	0.0121	4.751e4	1093	43.5	3.621e4	930	38.9	MM
5	Pentafurans	2.593e3	1.528e3	1.066e3	1.434	NO	0.00	31.24	0.113	0.0170	2.379e4	1093	21.8	2.066e4	930	22.2	MM
6	12378-PeCDF	2.294e3	1.260e3	1.033e3	1.220	YES	1.00	30.09	0.105	0.0224	1.352e4	1093	12.4	1.230e4	930	13.2	MM
7	Pentafurans	1.317e4	8.041e3	5.125e3	1.569	NO	0.00	28.70	0.574	0.0170	5.191e4	1093	47.5	3.559e4	930	38.3	MM

Hexafurans

	Name	Response	Ion1Area	Ion2Area	RA	RAFail?	RRT	RT	pg/µL	EDL	Height1	Noise1	SN1	Height2	Noise2	SN2	M2
1	123789-HxCDF	1.019e3	5.845e2	4.345e2	1.345	NO	1.00	34.30	0.058	0.0232	1.092e4	1741	6.3	1.028e4	996	10.3	bb
2	234678-HxCDF	3.834e3	2.083e3	1.751e3	1.189	NO	1.00	33.70	0.167	0.0149	4.111e4	1741	23.6	3.191e4	996	32.0	MM
3	Hexafurans	4.180e2	2.435e2	1.744e2	1.396	NO	0.00	33.49	0.019	0.0162	6.995e3	1741	4.0	5.910e3	996	5.9	bb
4	123678-HxCDF	3.079e3	1.367e3	1.711e3	0.799	YES	1.00	33.32	0.120	0.0131	3.467e4	1741	19.9	2.572e4	996	25.8	db
5	123478-HxCDF	2.807e3	1.525e3	1.282e3	1.190	NO	1.00	33.24	0.140	0.0154	3.565e4	1741	20.5	2.813e4	996	28.2	dd
6	Hexafurans	1.786e3	9.933e2	7.925e2	1.253	NO	0.00	33.16	0.083	0.0162	2.138e4	1741	12.3	1.750e4	996	17.6	bd
7	Hexafurans	1.651e4	8.993e3	7.516e3	1.196	NO	0.00	32.95	0.767	0.0162	1.902e5	1741	109.3	1.653e5	996	166.0	bb
8	Hexafurans	8.342e2	6.201e2	2.140e2	2.897	YES	0.00	32.82	0.039	0.0162	1.227e4	1741	7.1	6.892e3	996	6.9	bb
9	Hexafurans	7.769e2	3.074e2	4.695e2	0.655	YES	0.00	32.72	0.036	0.0162	7.802e3	1741	4.5	8.413e3	996	8.4	dd
10	Hexafurans	1.992e4	1.127e4	8.646e3	1.303	NO	0.00	32.60	0.926	0.0162	2.429e5	1741	139.5	2.007e5	996	201.5	dd
11	Hexafurans	5.954e3	3.117e3	2.837e3	1.099	NO	0.00	32.49	0.277	0.0162	6.840e4	1741	39.3	5.714e4	996	57.4	bd

Quantify Totals Report MassLynx 4.1 SCN627

Sample Summary

Dataset: Z:\Default.pro\Results\c22jun12a_2-13.qld

Last Altered: Monday, June 25, 2012 16:53:36 Eastern Daylight Time
 Printed: Monday, June 25, 2012 16:53:57 Eastern Daylight Time

W 1201450

Name: c22jun12a_2-13
 Date: 23-Jun-2012
 Time: 11:08:35
 ID: 31201450029
 Submitter: HRD1735
 Task: HRMS3
 Description: JW-RG-COMP-120508

Heptafurans

	Name	Response	Ion1Area	Ion2Area	RA	RAFail?	RRT	RT	pg/µL	EDL	Height1	Noise1	SN1	Height2	Noise2	SN2	M2	M2
1	1234789-HpCDF	1.134e3	6.009e2	5.330e2	1.127	NO	1.00	36.81	0.078	0.0396	9.237e3	1487	6.2	8.942e3	1101	8.1	MM	bd
2	Heptafurans	3.620e4	1.873e4	1.746e4	1.073	NO	0.00	35.80	2.052	0.0290	2.184e5	1487	146.8	2.120e5	1101	192.6	MM	MM
3	1234678-HpCDF	3.079e4	1.623e4	1.457e4	1.114	NO	1.00	35.40	1.486	0.0216	2.212e5	1487	148.7	2.147e5	1101	195.1	MM	MM
4	Heptafurans	1.666e3	8.152e2	8.507e2	0.958	NO	0.00	35.63	0.094	0.0290	1.086e4	1487	7.3	9.852e3	1101	9.0	MM	MM

Quantify Sample Report MassLynx 4.1 SCN627

Manual Integrations

Dataset: Z:\Default.pro\Results\c22jun12a_2-13.qld

Last Altered: Monday, June 25, 2012 16:38:48 Eastern Daylight Time
Printed: Monday, June 25, 2012 16:39:04 Eastern Daylight Time

201450


Method: C:\MassLynx\Default.PRO\MethDB\m1613-062412-db5ms.mdb 24 Jun 2012 17:53:35
Calibration: C:\MassLynx\Default.PRO\CurveDB\B5MS-0042012_1613.cdb 08 May 2012 08:31:36

Name: c22jun12a_2-13, ID: 31201450029, Date: 23-Jun-2012, Time: 11:08:35, Submitter: HRD1735, Description: JW-RG-COMP-120508, User: KAS

OCDD

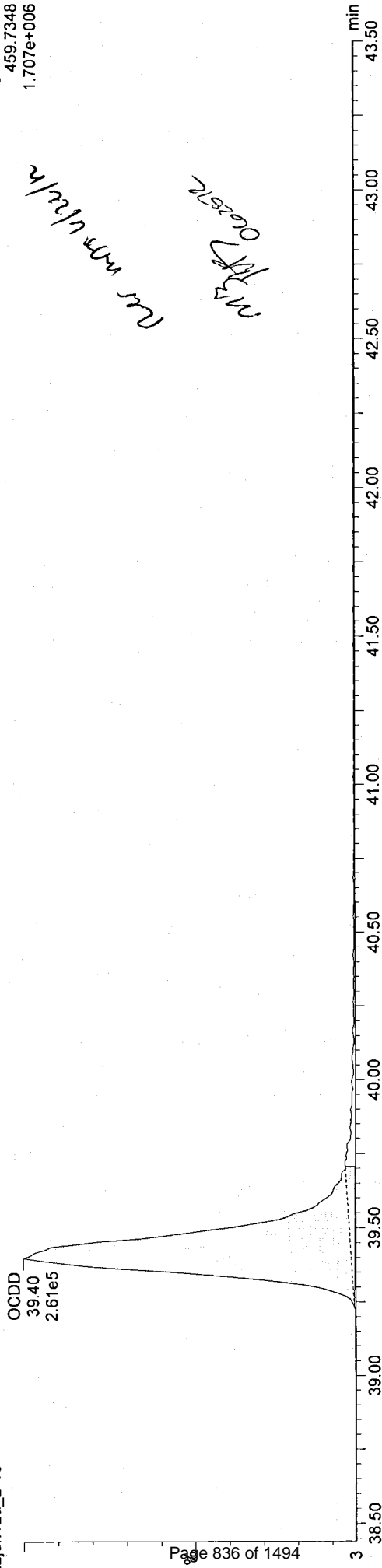
c22jun12a_2-13

F5: Voltage SIR, EI+
457.7377
1.556e+006



c22jun12a_2-13

F5: Voltage SIR, EI+
459.7348
1.707e+006



Dataset: Z:\Default.pro\Results\c22jun12a_2-13.qld

Last Altered: Monday, June 25, 2012 16:39:16 Eastern Daylight Time
Printed: Monday, June 25, 2012 16:39:20 Eastern Daylight Time

201450


Method: C:\MassLynx\Default.PRO\MethDB\m1613-062412-db5ms.mdb 24 Jun 2012 17:53:35
Calibration: C:\MassLynx\Default.PRO\CurveDB\MS-0042012_1613.cdb 08 May 2012 08:31:36

Name: c22jun12a_2-13, ID: 31201450029, Date: 23-Jun-2012, Time: 11:08:35, Submitter: HRD1735, Description: JW-RG-COMP-120508, User: KAS

OCDF

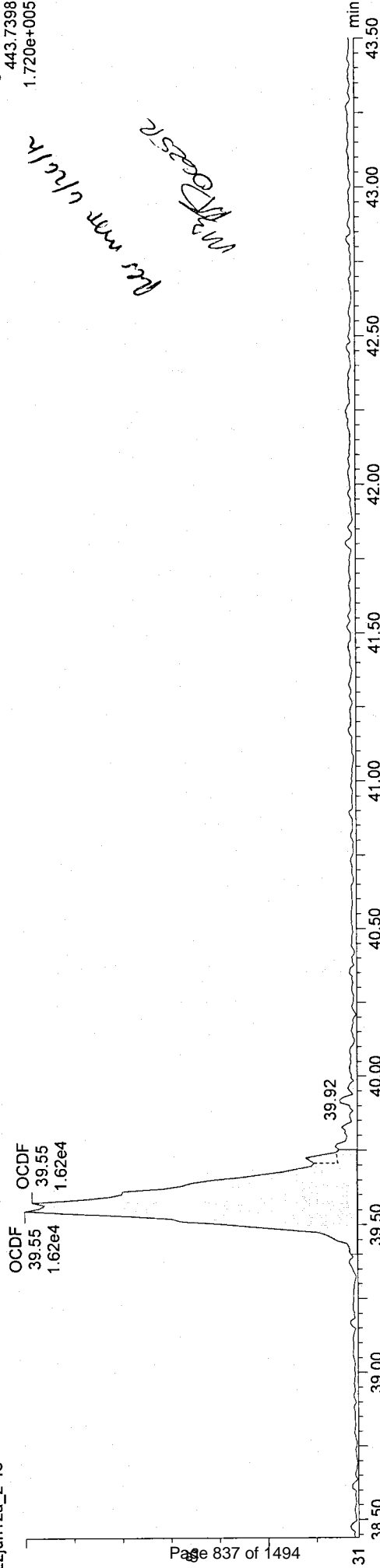
c22jun12a_2-13

F5:Voltage SIR,EI+
441.7427
1.607e+005



c22jun12a_2-13

F5:Voltage SIR,EI+
443.7398
1.720e+005



Quantify Sample Report MassLynx 4.1 SCN627

Manual Integrations

Dataset: Z:\Default.pro\Results\c22jun12a_2-13.qld

Last Altered: Monday, June 25, 2012 16:39:28 Eastern Daylight Time
Printed: Monday, June 25, 2012 16:39:32 Eastern Daylight Time

Method: C:\MassLynx\Default.PRO\MethDB\m1613-062412-db5ms.mdb 24 Jun 2012 17:53:35
Calibration: C:\MassLynx\Default.PRO\CurveDB\MS-0042012_1613.cdb 08 May 2012 08:31:36

Name: c22jun12a_2-13, ID: 31201450029, Date: 23-Jun-2012, Time: 11:08:35, Submitter: HRD1735, Description: JW-RG-COMP-120508, User: KAS

ES:13C-123478-HxCDD

c22jun12a_2-13

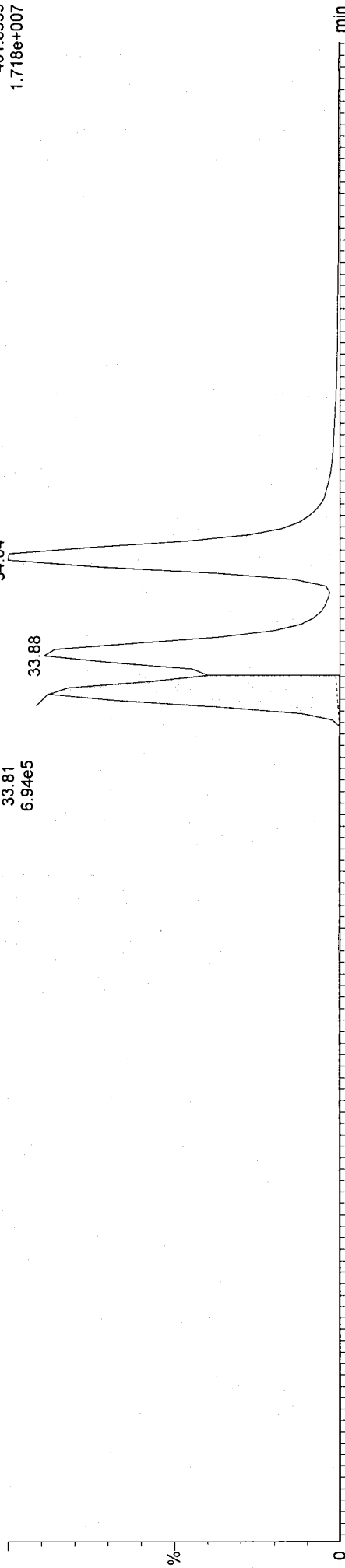
F3:Voltage SIR,EI+
401.8559
1.718e+007

ES:13C-123478-HxCDD

33.81
6.94e5

34.04

33.88



c22jun12a_2-13

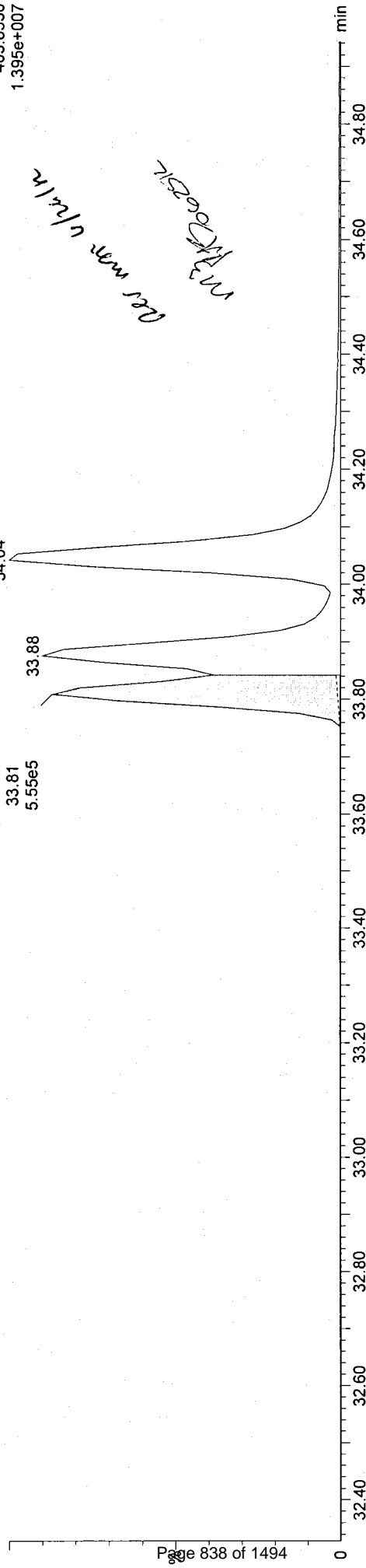
ES:13C-123478-HxCDD

33.81
5.55e5

34.04

33.88

F3:Voltage SIR,EI+
403.8530
1.395e+007



Quantify Sample Report MassLynx 4.1 SCN627

Manual Integrations

Dataset: Z:\Default.pro\Results\c22jun12a_2-13.qld

Last Altered: Monday, June 25, 2012 16:39:41 Eastern Daylight Time
Printed: Monday, June 25, 2012 16:39:43 Eastern Daylight Time

201450

Method: C:\MassLynx\Default.PRO\MethDB\m1613-062412-db5ms.mdb 24 Jun 2012 17:53:35
Calibration: C:\MassLynx\Default.PRO\CurveDB\B5MS-0042012_1613.cdb 08 May 2012 08:31:36

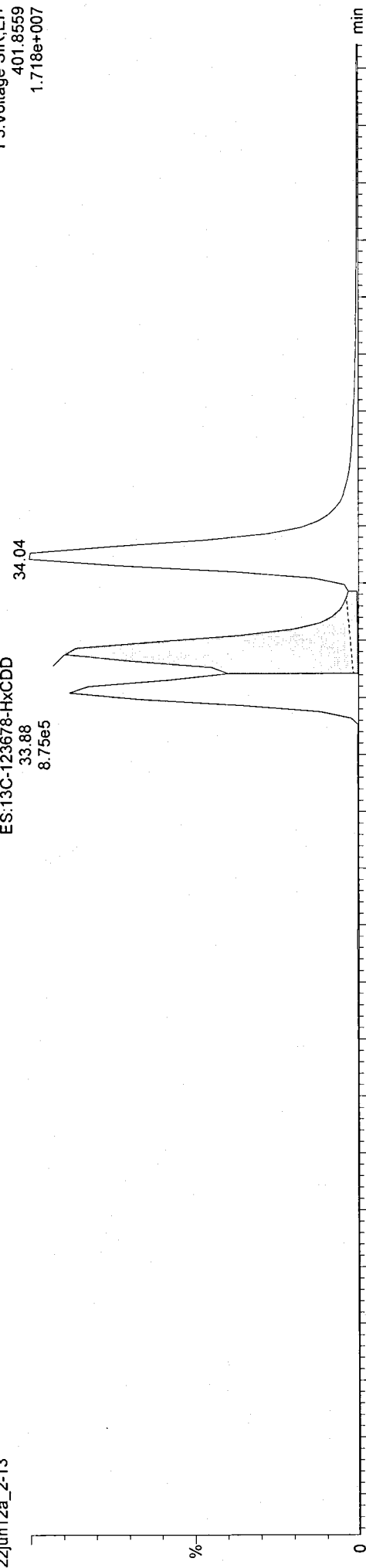
Name: c22jun12a_2-13, ID: 31201450029, Date: 23-Jun-2012, Time: 11:08:35, Submitter: HRD1735, Description: JW-RG-COMP-120508, User: KAS

ES:13C-123678-HxCDD

c22jun12a_2-13

F3:Voltage SIR, EI+
401.8559
1.718e+007

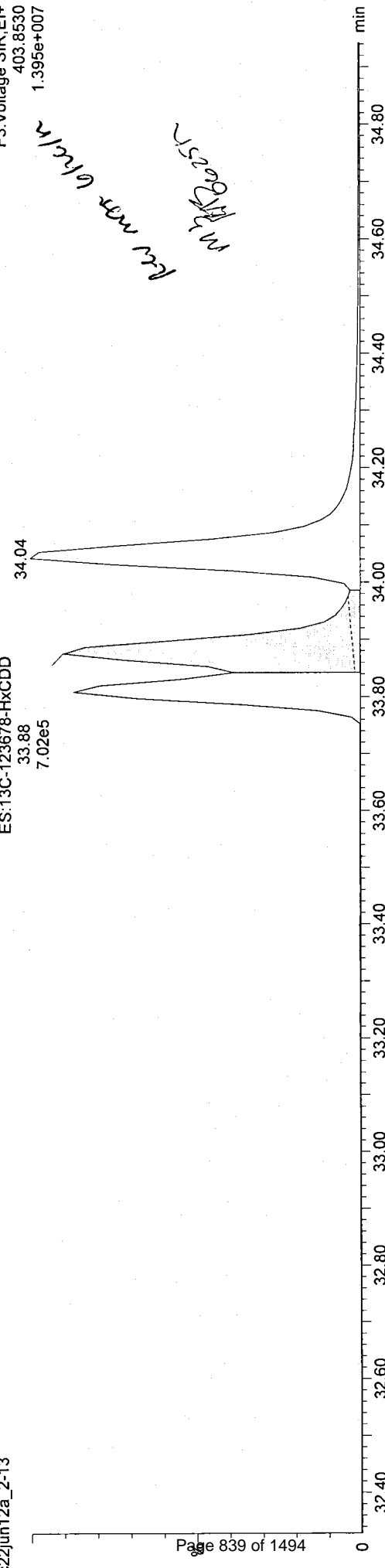
ES:13C-123678-HxCDD
33.88
8.75e5



c22jun12a_2-13

ES:13C-123678-HxCDD
33.88
7.02e5

F3:Voltage SIR, EI+
403.8530
1.395e+007



Quantify Sample Report
Manual Integrations

MassLynx 4.1 SCN627

Dataset: Z:\Default.pro\Results\c22jun12a_2-13.qld

Last Altered: Monday, June 25, 2012 16:39:54 Eastern Daylight Time
Printed: Monday, June 25, 2012 16:39:57 Eastern Daylight Time

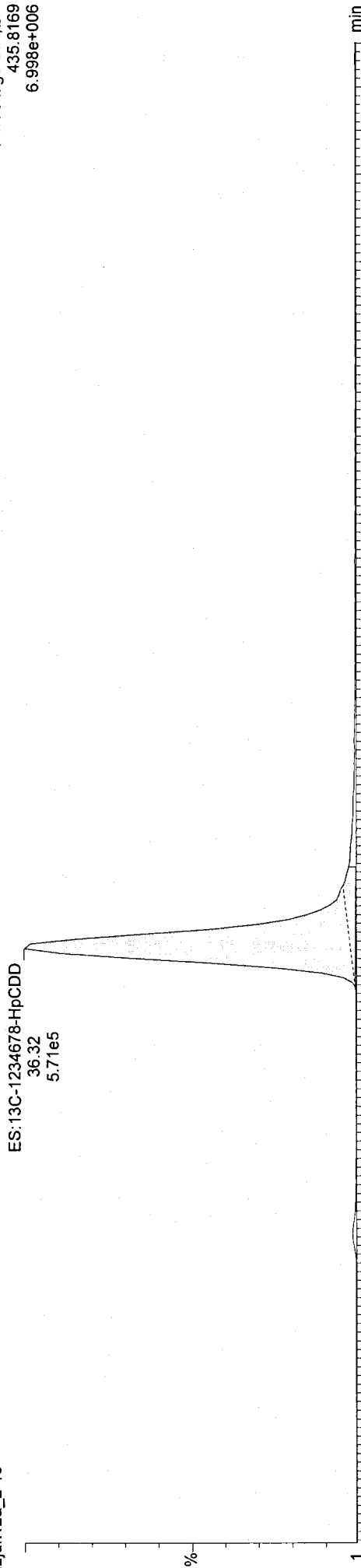
Method: C:\MassLynx\Default.PRO\MethDB\m1613-062412-db5ms.mdb 24 Jun 2012 17:53:35
Calibration: C:\MassLynx\Default.PRO\CurveDB\MS-0042012_1613.cdb 08 May 2012 08:31:36

Name: c22jun12a_2-13, ID: 31201450029, Date: 23-Jun-2012, Time: 11:08:35, Submitter: HRD1735, Description: JW-RG-COMP-120508, User: KAS

ES:13C-1234678-HpCDD

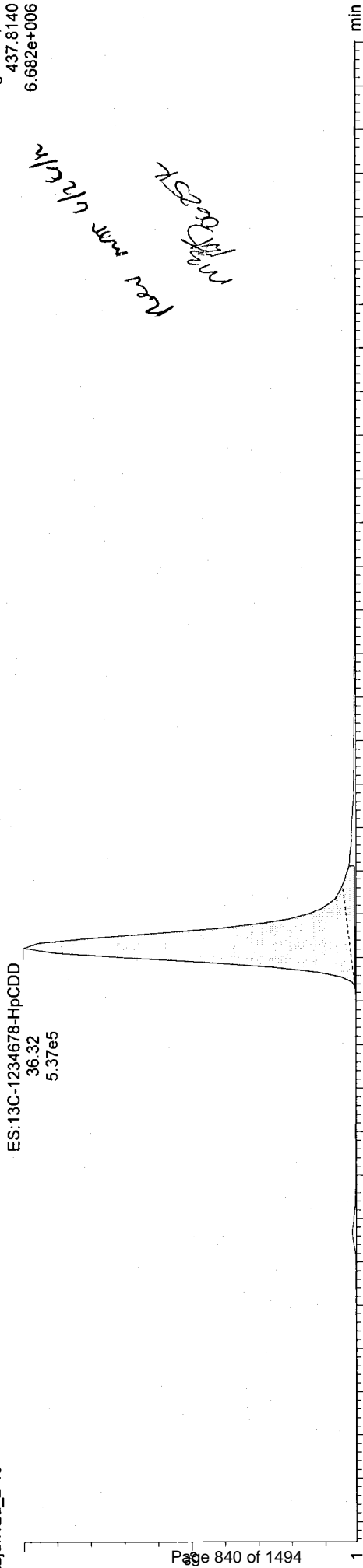
c22jun12a_2-13

F4: Voltage SIR, EI+
435.8169
6.998e+006



c22jun12a_2-13

F4: Voltage SIR, EI+
437.8140
6.682e+006



Dataset: Z:\Default.pro\Results\c22jun12a_2-13.qld

Last Altered: Monday, June 25, 2012 16:40:04 Eastern Daylight Time
Printed: Monday, June 25, 2012 16:40:06 Eastern Daylight Time


201450

Method: C:\MassLynx\Default.PRO\MethDB\m1613-062412-db5ms.mdb 24 Jun 2012 17:53:35
Calibration: C:\MassLynx\Default.PRO\CurveDB\B5MS-0042012_1613.cdb 08 May 2012 08:31:36

Name: c22jun12a_2-13, ID: 31201450029, Date: 23-Jun-2012, Time: 11:08:35, Submitter: HRD1735, Description: JW-RG-COMP-120508, User: KAS

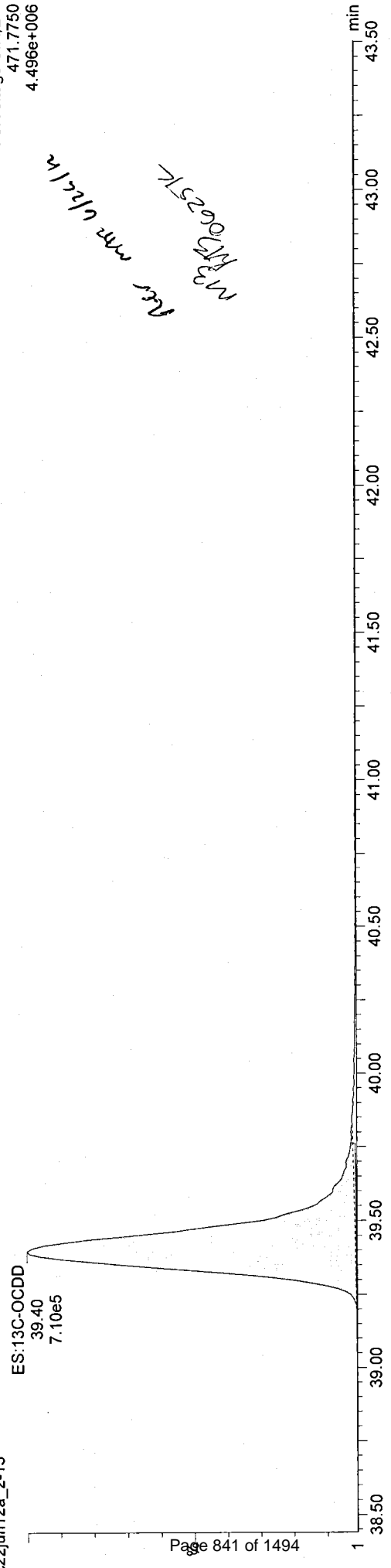
ES:13C-OCDD
c22jun12a_2-13

F5:Voltage SIR,EI+
469.7780
4.058e+006



c22jun12a_2-13

F5:Voltage SIR,EI+
471.7750
4.496e+006



Quantify Sample Report MassLynx 4.1 SCN627

Manual Integrations

Dataset: Z:\Default.pro\Results\c22jun12a_2-13.qld

Last Altered: Monday, June 25, 2012 16:40:26 Eastern Daylight Time
Printed: Monday, June 25, 2012 16:40:29 Eastern Daylight Time

W 1201450

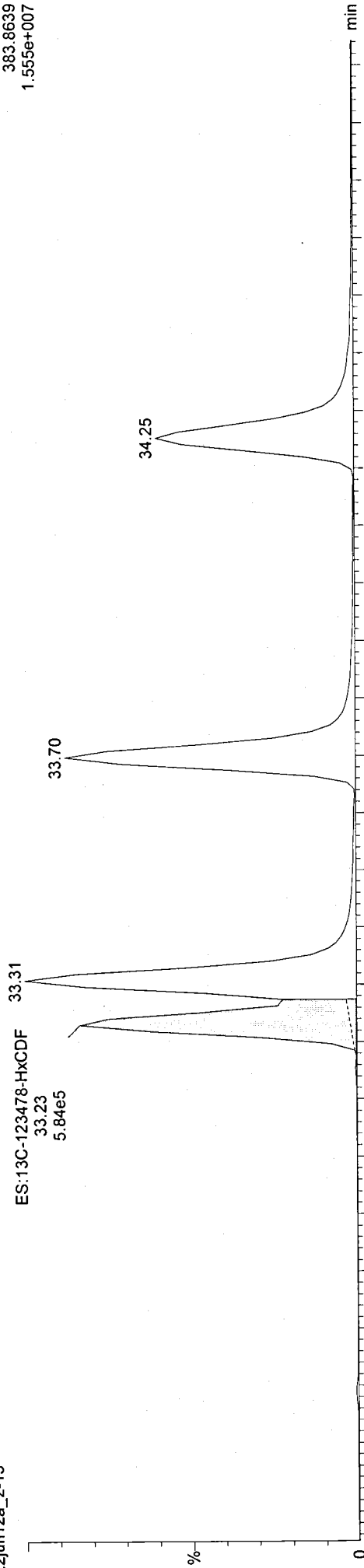
Method: C:\MassLynx\Default.PRO\MethDB\m1613-062412-db5ms.mdb 24 Jun 2012 17:53:35
Calibration: C:\MassLynx\Default.PRO\CurveDB\MS-0042012_1613.cdb 08 May 2012 08:31:36

Name: c22jun12a_2-13, ID: 31201450029, Date: 23-Jun-2012, Time: 11:08:35, Submitter: HRD1735, Description: JW-RG-COMP-120508, User: KAS

ES:13C-123478-HxCDF

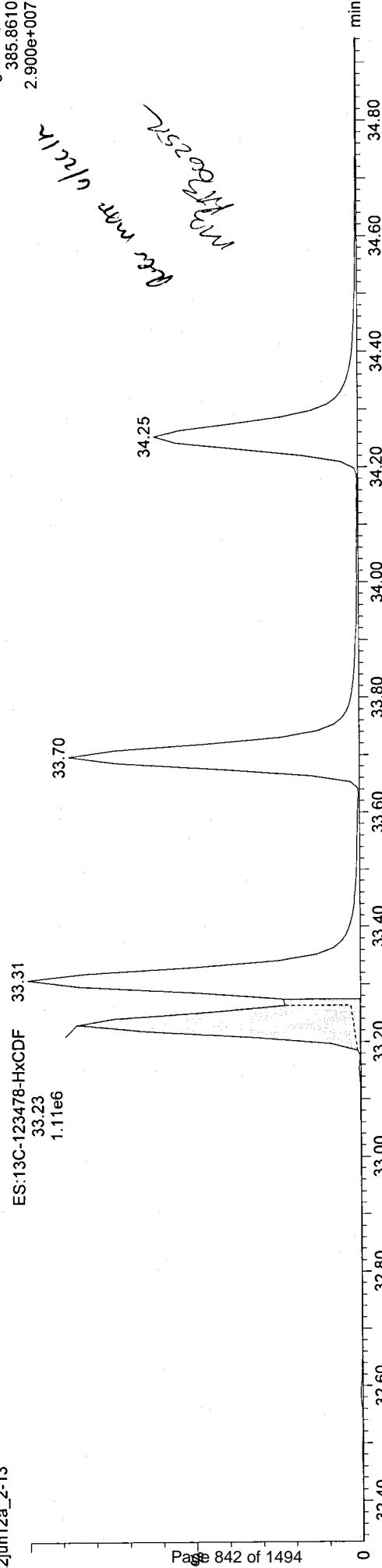
c22jun12a_2-13

F3:Voltage SIR,EI+
383.8639
1.555e+007



c22jun12a_2-13

F3:Voltage SIR,EI+
385.8610
2.900e+007



Quantify Sample Report MassLynx 4.1 SCN627

Manual Integrations

Dataset: Z:\Default.pro\Results\c22jun12a_2-13.qld

Last Altered: Monday, June 25, 2012 16:40:37 Eastern Daylight Time
Printed: Monday, June 25, 2012 16:40:40 Eastern Daylight Time

1201450

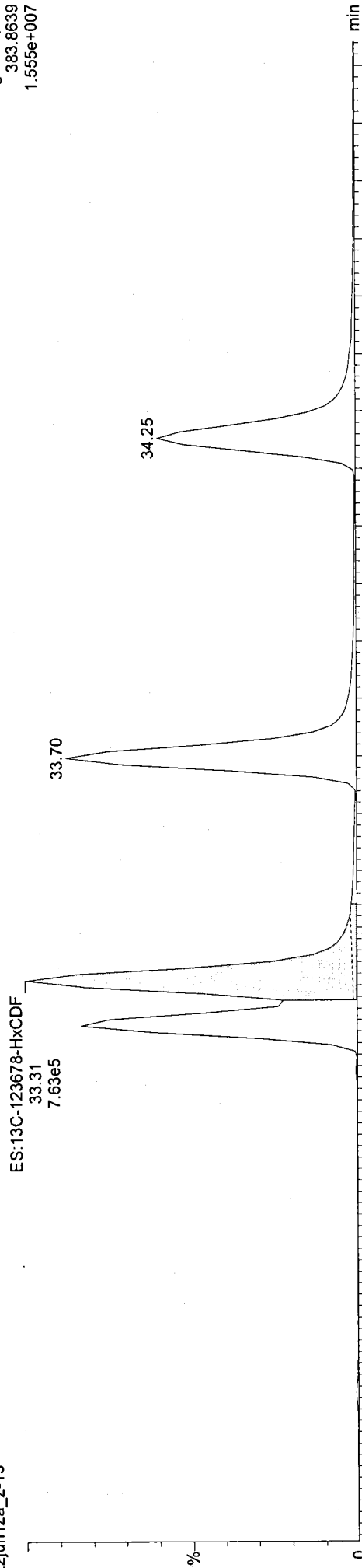
Method: C:\MassLynxDefault.PRO\MethDB\m1613-062412-db5ms.mdb 24 Jun 2012 17:53:35
Calibration: C:\MassLynx\Default.PRO\CurveDB\MS-0042012_1613.cdb 08 May 2012 08:31:36

Name: c22jun12a_2-13, ID: 31201450029, Date: 23-Jun-2012, Time: 11:08:35, Submitter: HRD1735, Description: JW-RG-COMP-120508, User: KAS

ES:13C-123678-HxCDF

c22jun12a_2-13

F3:Voltage SIR,EI+
383.8639
1.555e+007

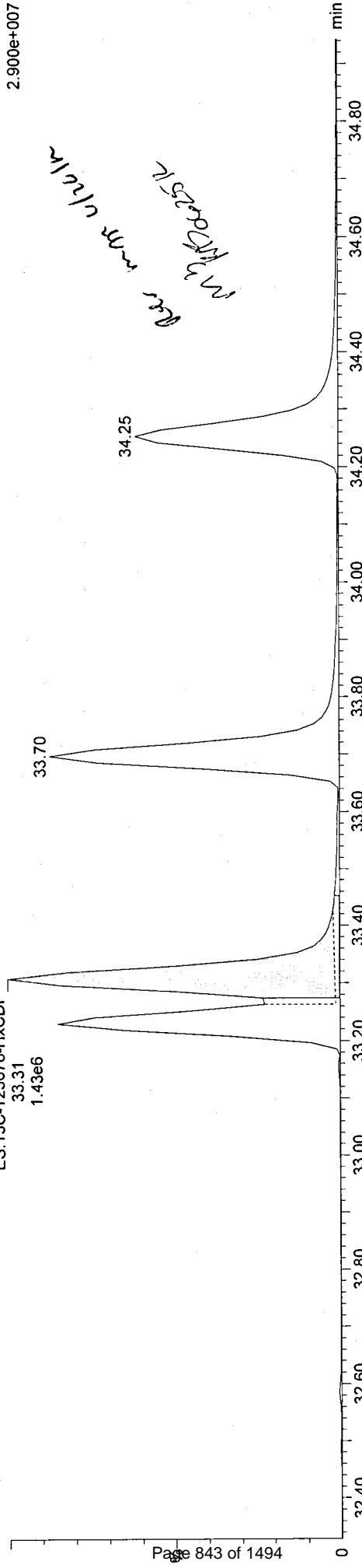


c22jun12a_2-13

ES:13C-123678-HxCDF

Page 843 of 1494

F3:Voltage SIR,EI+
385.8610
2.900e+007



Quantify Sample Report MassLynx 4.1 SCN627

Manual Integrations

Dataset: Z:\Default.pro\Results\c22jun12a_2-13.qld

Last Altered: Monday, June 25, 2012 16:40:47 Eastern Daylight Time
Printed: Monday, June 25, 2012 16:40:49 Eastern Daylight Time

201450

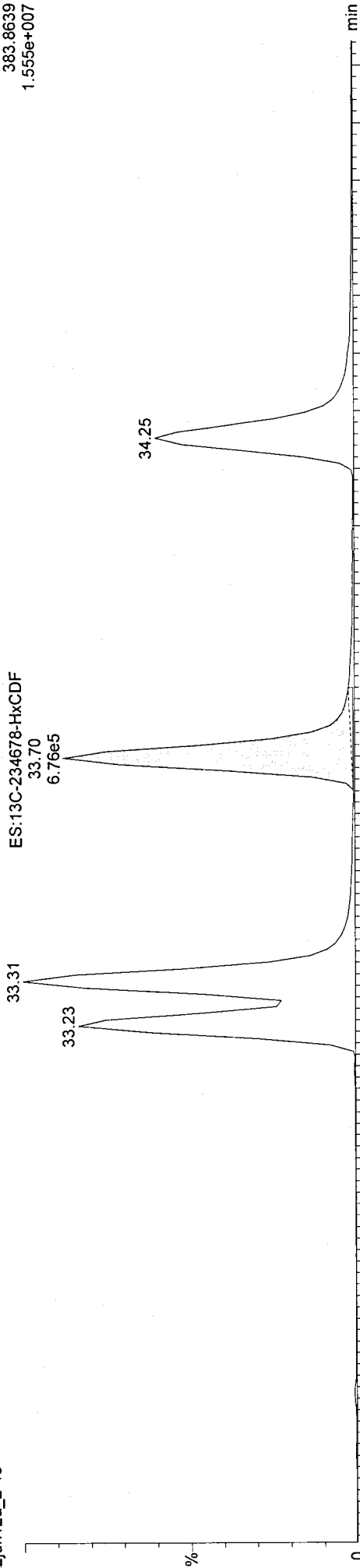
Method: C:\MassLynx\Default.PRO\MethDB\m1613-062412-db5ms.mdb 24 Jun 2012 17:53:35
Calibration: C:\MassLynx\Default.PRO\CurveDB\MS-0042012_1613.cdb 08 May 2012 08:31:36

Name: c22jun12a_2-13, ID: 31201450029, Date: 23-Jun-2012, Time: 11:08:35, Submitter: HRD1735, Description: JW-RG-COMP-120508, User: KAS

ES:13C-234678-HxCDF

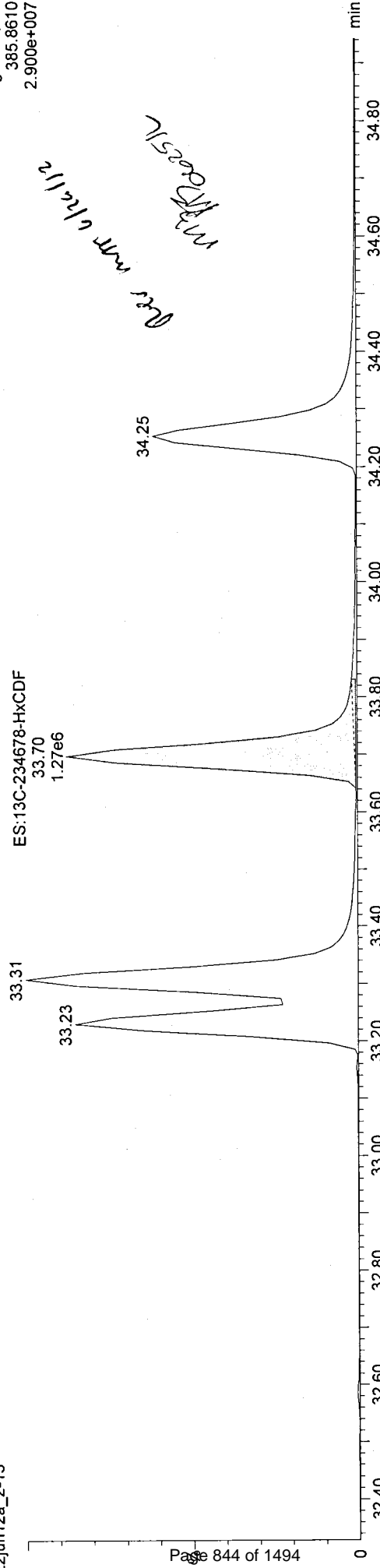
c22jun12a_2-13

F3:Voltage SIR,EI+
383.8639
1.555e+007



c22jun12a_2-13

F3:Voltage SIR,EI+
385.8610
2.900e+007



Dataset: Z:\Default.pro\Results\c22jun12a_2-13.qld

Last Altered: Monday, June 25, 2012 16:41:07 Eastern Daylight Time
Printed: Monday, June 25, 2012 16:41:10 Eastern Daylight Time

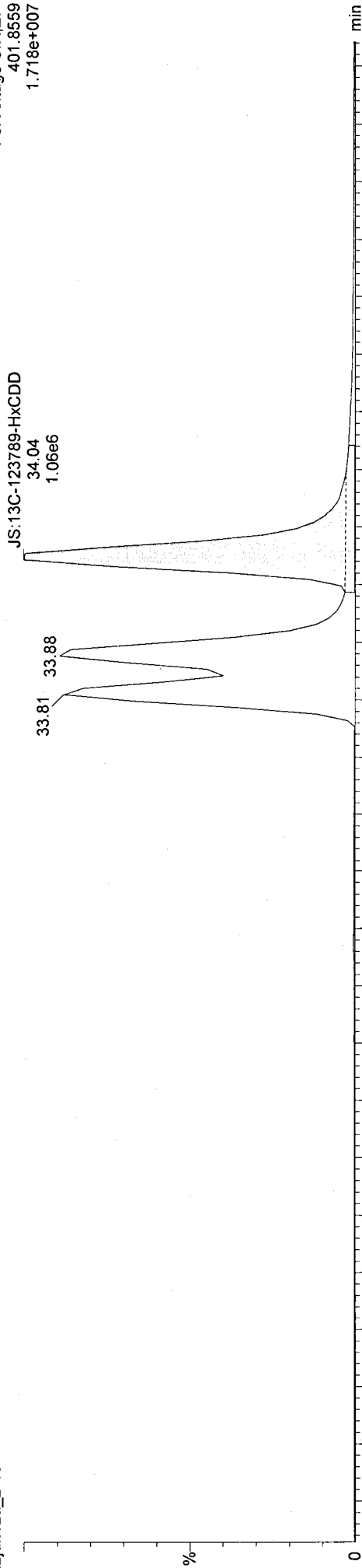
Method: C:\MassLynx\Default.PRO\MethDB\m1613-062412-db5ms.mdb 24 Jun 2012 17:53:35
Calibration: C:\MassLynx\Default.PRO\CurveDB\MS-0042012_1613.cdb 08 May 2012 08:31:36

Name: c22jun12a_2-13, ID: 31201450029, Date: 23-Jun-2012, Time: 11:08:35, Submitter: HRD1735, Description: JW-RG-COMP-120508, User: KAS

JS:13C-123789-HxCDD

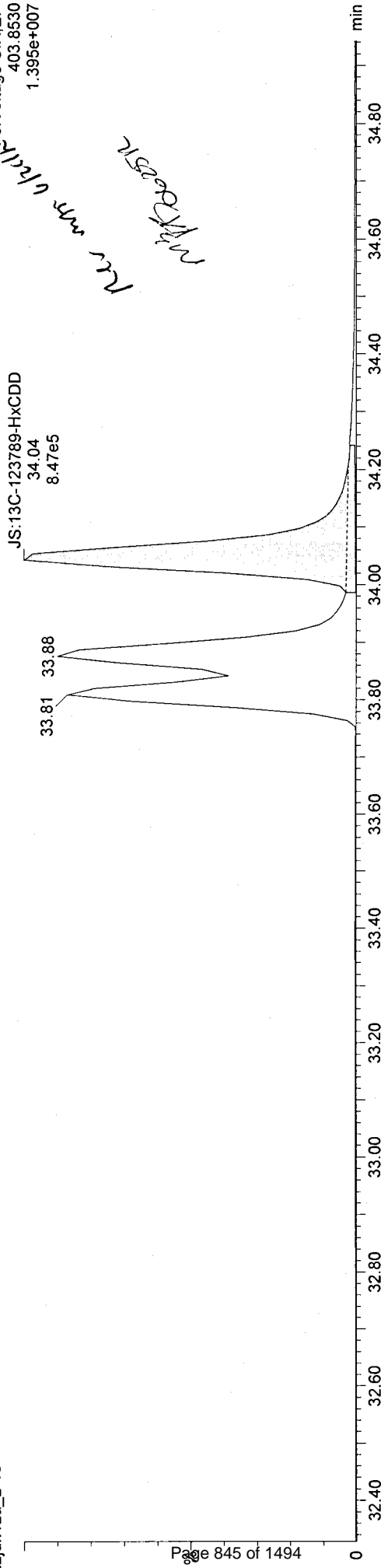
c22jun12a_2-13

F3:Voltage SIR,EI+
401.8559
1.718e+007



c22jun12a_2-13

F3:Voltage SIR,EI+
403.8530
1.395e+007



Quantify Sample Report MassLynx 4.1 SCN627

Manual Integrations

Dataset: Z:\Default.pro\Results\c22jun12a_2-13.qld

Last Altered: Monday, June 25, 2012 16:41:15 Eastern Daylight Time
Printed: Monday, June 25, 2012 16:41:18 Eastern Daylight Time

201450

Method: C:\MassLynx\Default.PRO\MethDB\m1613-062412-db5ms.mdb 24 Jun 2012 17:53:35
Calibration: C:\MassLynx\Default.PRO\CurveDB\B5MS-0042012_1613.cdb 08 May 2012 08:31:36

Name: c22jun12a_2-13, ID: 31201450029, Date: 23-Jun-2012, Time: 11:08:35, Submitter: HRD1735, Description: JW-RG-COMP-120508, User: KAS

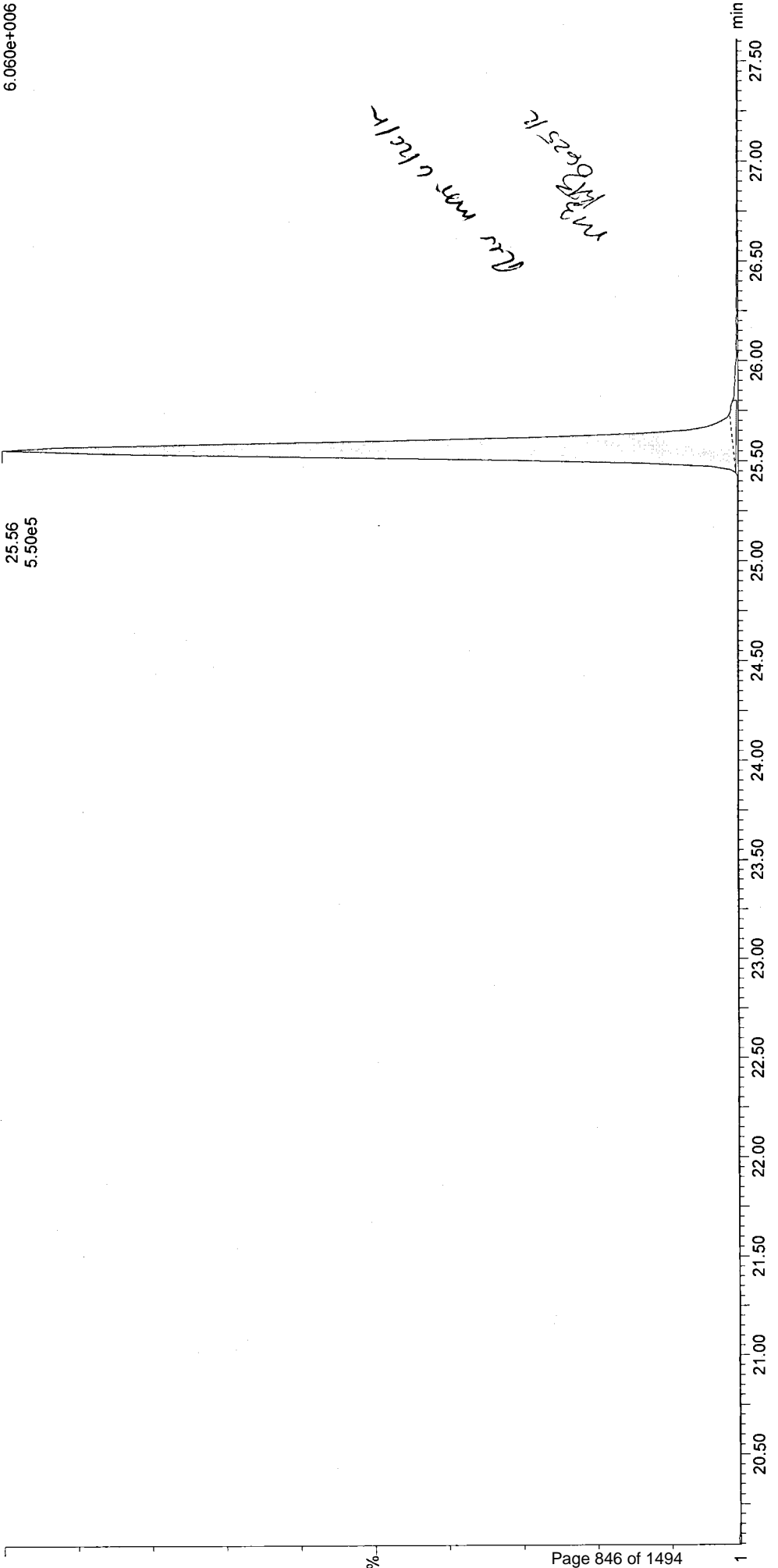
CS:37CI-2378-TCDD

c22jun12a_2-13

F1:Voltage SIR,EI+
327.8847
6.060e+006

CS:37CI-2378-TCDD

25.56
5.50e5



Quantify Sample Report MassLynx 4.1 SCN627

Manual Integrations

Dataset: Z:\Default.pro\Results\c22jun12a_2-13.qld

Last Altered: Monday, June 25, 2012 16:42:03 Eastern Daylight Time

Printed: Monday, June 25, 2012 16:42:09 Eastern Daylight Time

1201450

Method: C:\MassLynx\Default.PRO\MethDB\m1613-062412-db5ms.mdb 24 Jun 2012 17:53:35

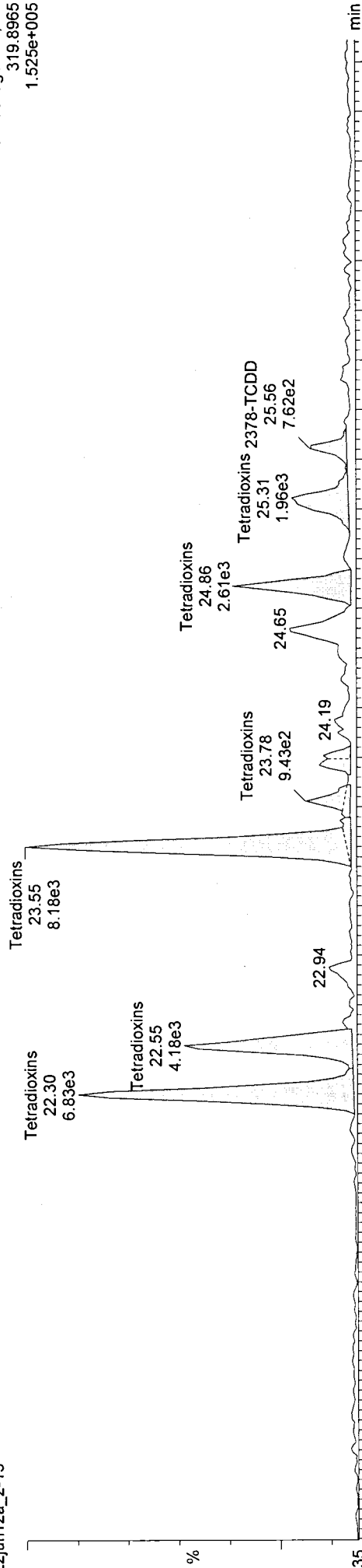
Calibration: C:\MassLynx\Default.PRO\CurveDB\B5MS-0042012_1613.cdb 08 May 2012 08:31:36

Name: c22jun12a_2-13, ID: 31201450029, Date: 23-Jun-2012, Time: 11:08:35, Submitter: HRD1735, Description: JW-RG-COMP-120508, User: KAS

Tetradioxins

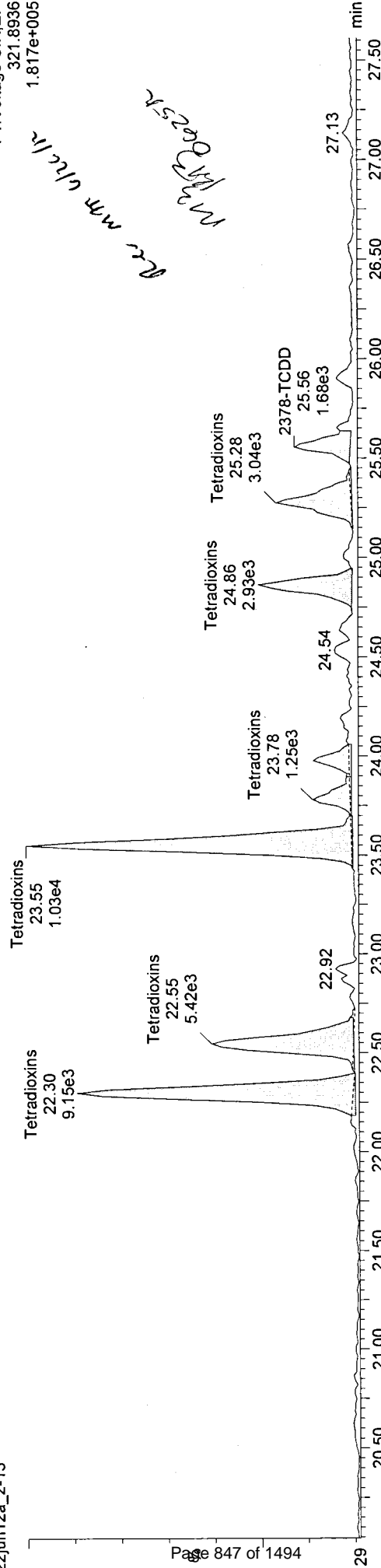
c22jun12a_2-13

F1: Voltage SIR, EI+
319.8965
1.525e+005



c22jun12a_2-13

F1: Voltage SIR, EI+
321.8936
1.817e+005



Page 847 of 1494

Handwritten note: All MW check
12/25/12

Quantify Sample Report

MassLynx 4.1 SCN627

Manual Integrations

Dataset: Z:\Default.pro\Results\c22jun12a_2-13.qld

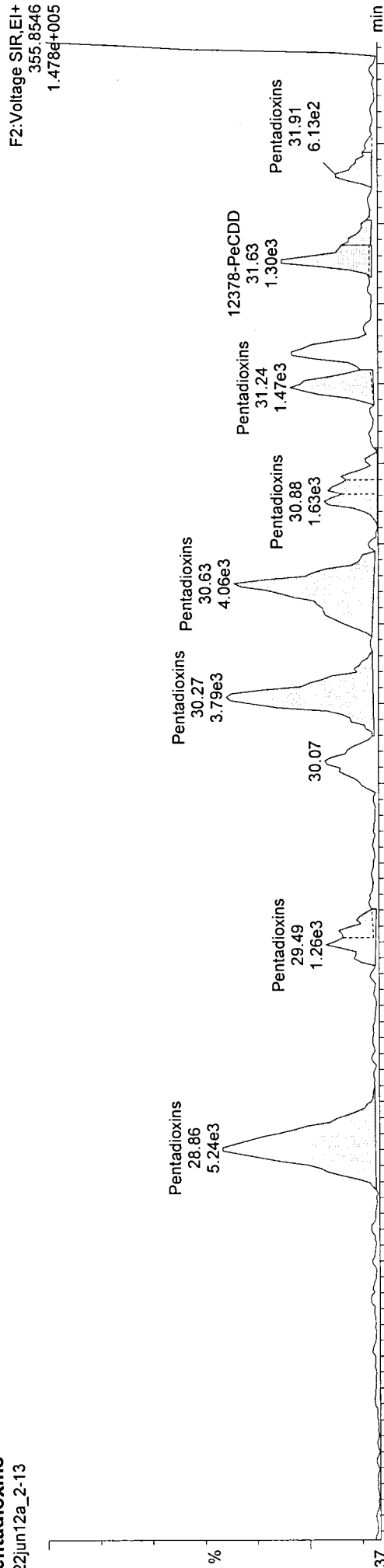
Lab Altered: Monday, June 25, 2012 16:43:40 Eastern Daylight Time
Printed: Monday, June 25, 2012 16:43:44 Eastern Daylight Time

1201450

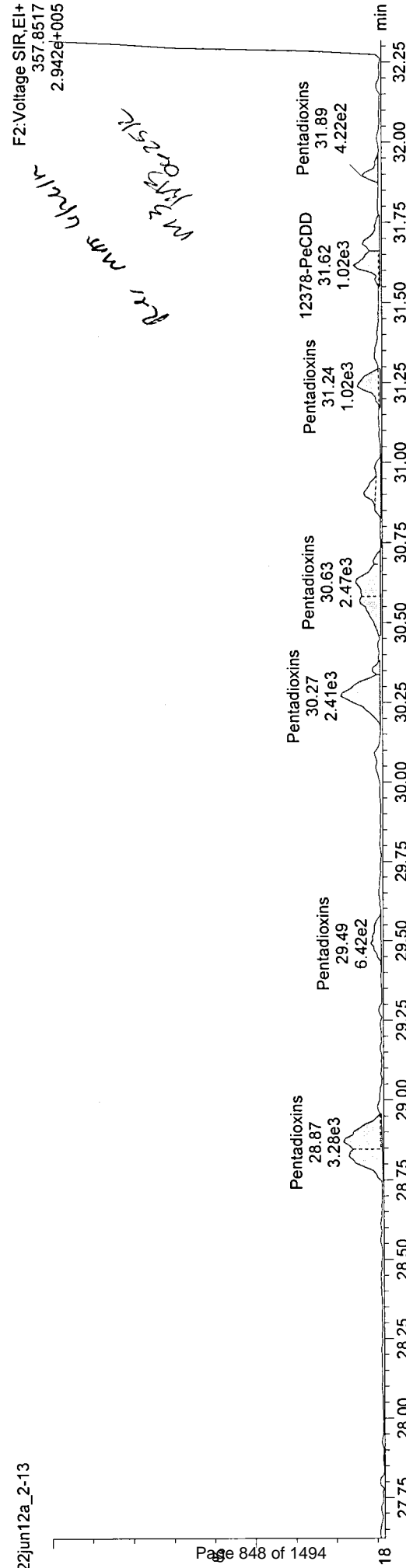
Method: C:\MassLynx\Default.PRO\MethDB\m1613-062412-db5ms.mdb 24 Jun 2012 17:53:35
Calibration: C:\MassLynx\Default.PRO\CurveDB\MS-0042012_1613.cdb 08 May 2012 08:31:36

Name: c22jun12a_2-13, ID: 31201450029, Date: 23-Jun-2012, Time: 11:08:35, Submitter: HRD1735, Description: JW-RG-COMP-120508, User: KAS

Pentadioxins
c22jun12a_2-13



c22jun12a_2-13



Quantify Sample Report
Manual Integrations

MassLynx 4.1 SCN627

Dataset: Z:\Default.pro\Results\c22jun12a_2-13.qld

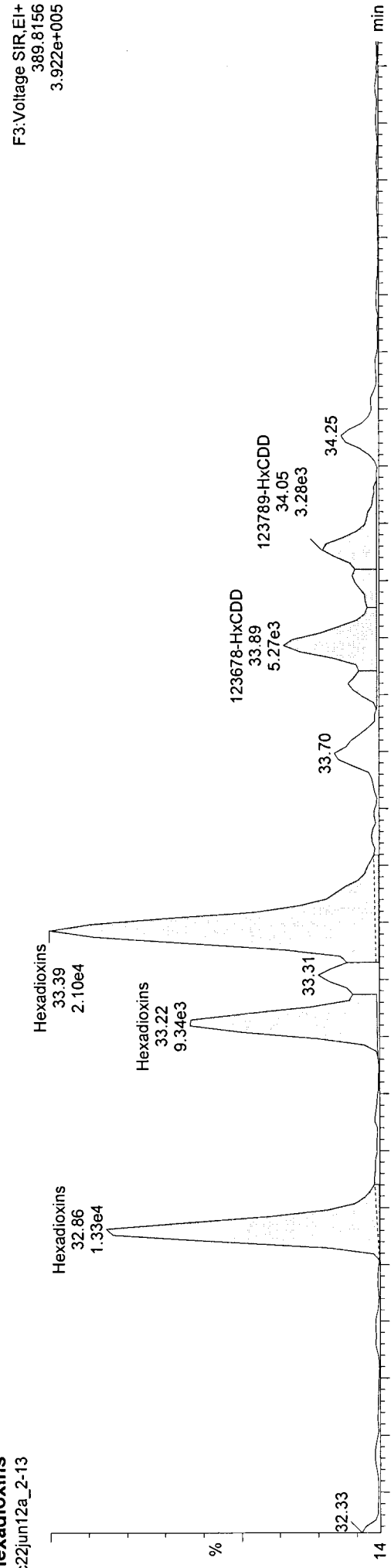
Lab Altered: Monday, June 25, 2012 16:44:15 Eastern Daylight Time
Printed: Monday, June 25, 2012 16:44:18 Eastern Daylight Time

201450

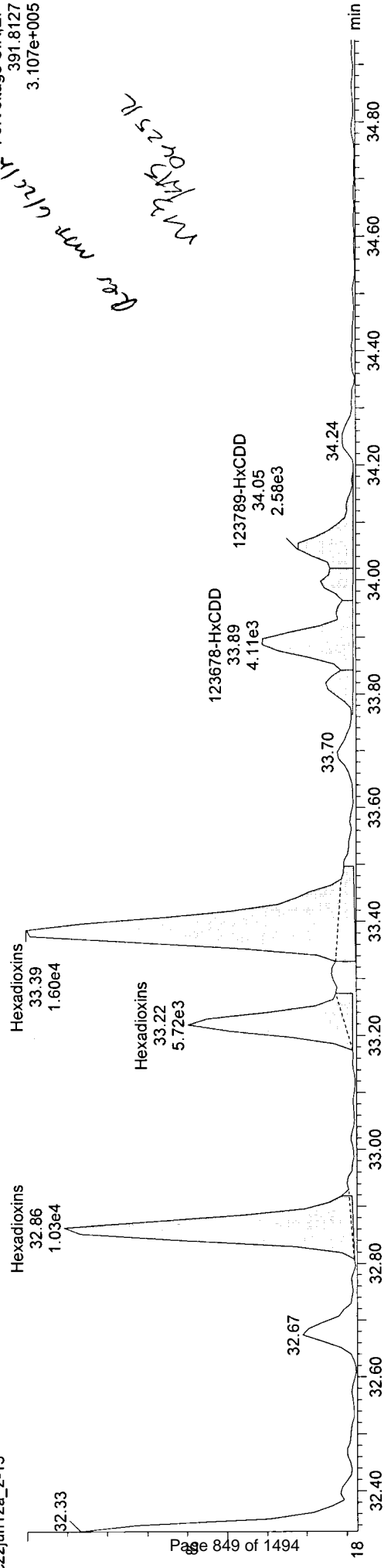
Method: C:\MassLynx\Default.PRO\MethDB\m1613-062412-db5ms.mdb 24 Jun 2012 17:53:35
Calibration: C:\MassLynx\Default.PRO\CurveDB\B5MS-0042012_1613.cdb 08 May 2012 08:31:36

Name: c22jun12a_2-13, ID: 31201450029, Date: 23-Jun-2012, Time: 11:08:35, Submitter: HRD1735, Description: JW-RG-COMP-120508, User: KAS

Hexadioxins
c22jun12a_2-13



c22jun12a_2-13



Quantify Sample Report MassLynx 4.1 SCN627

Manual Integrations

Dataset: Z:\Default.pro\Results\c22jun12a_2-13.qld

Last Altered: Monday, June 25, 2012 16:44:38 Eastern Daylight Time

Printed: Monday, June 25, 2012 16:44:41 Eastern Daylight Time

1201450

Method: C:\MassLynx\Default.PRO\MethDB\m1613-062412-db5ms.mdb 24 Jun 2012 17:53:35

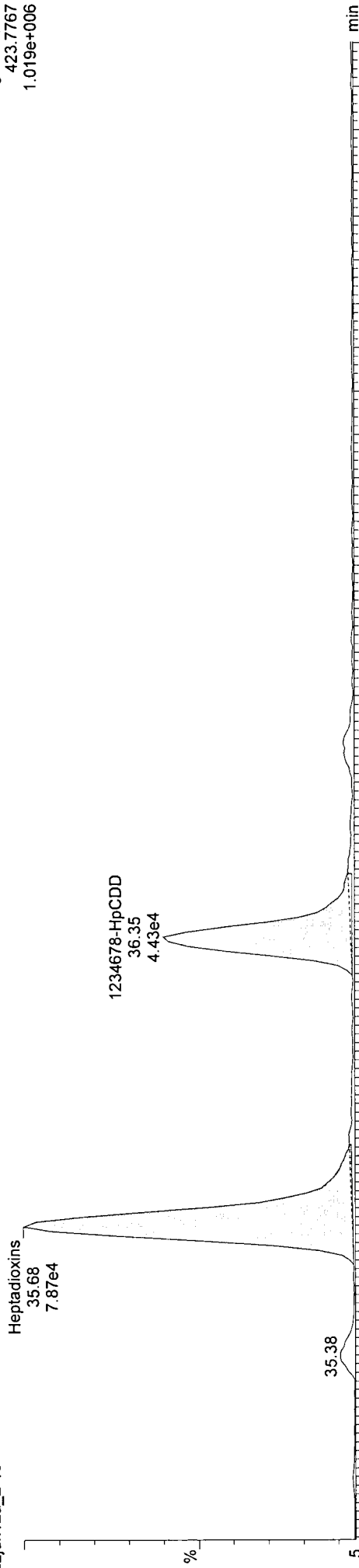
Calibration: C:\MassLynx\Default.PRO\CurveDB\DB5MS-0042012_1613.cdb 08 May 2012 08:31:36

Name: c22jun12a_2-13, ID: 31201450029, Date: 23-Jun-2012, Time: 11:08:35, Submitter: HRD1735, Description: JW-RG-COMP-120508, User: KAS

Heptadioxins

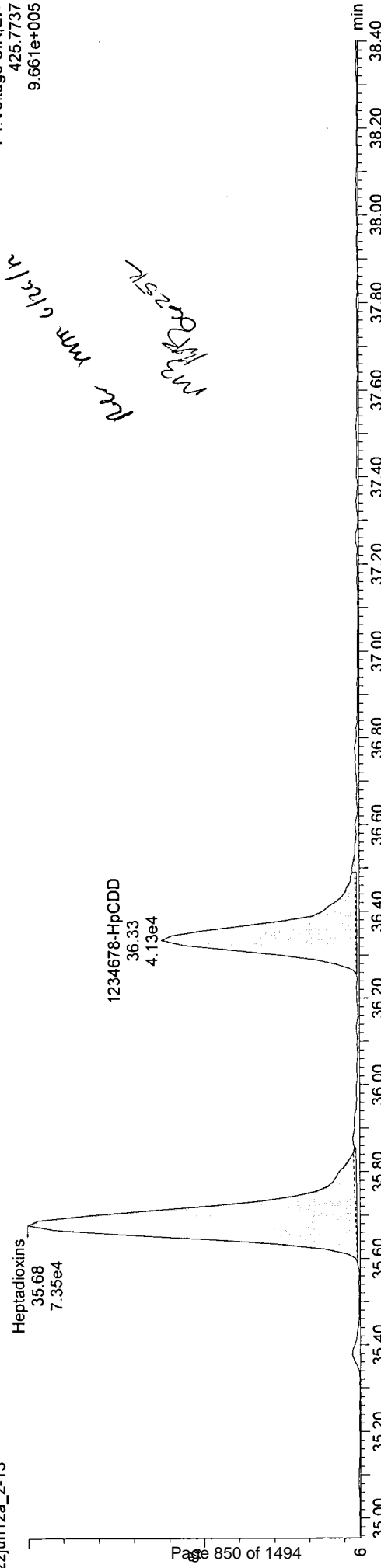
c22jun12a_2-13

F4:Voltage SIR,EI+
423.7767
1.019e+006



c22jun12a_2-13

F4:Voltage SIR,EI+
425.7737
9.661e+005



Quantify Sample Report
 ### Manual Integrations ###
 MassLynx 4.1 SCN627

Dataset: Z:\Default.pro\Results\c22jun12a_2-13.qld

Last Altered: Monday, June 25, 2012 16:46:25 Eastern Daylight Time
 Printed: Monday, June 25, 2012 16:46:29 Eastern Daylight Time

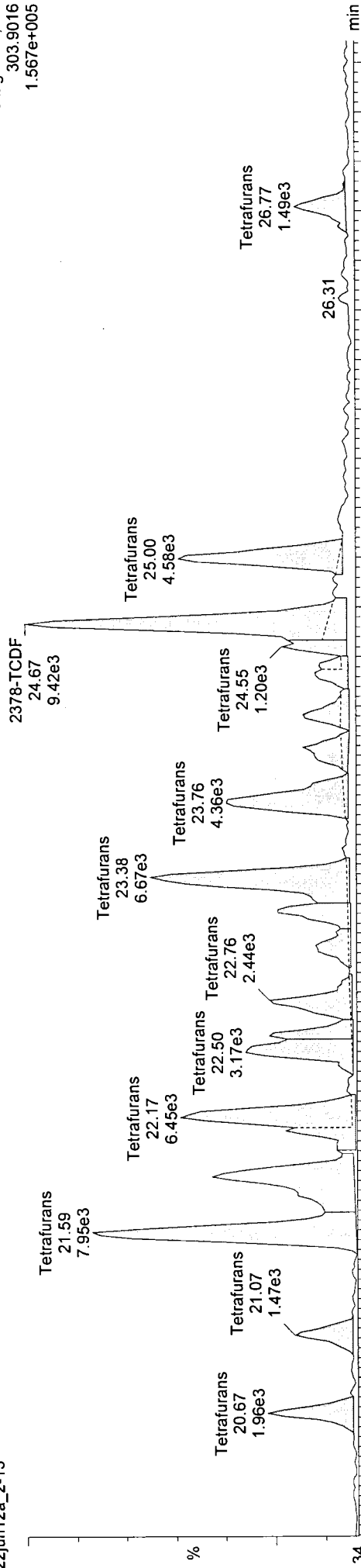
201450

Method: C:\MassLynx\Default.PRO\MethDB\m1613-062412-db5ms.mdb 24 Jun 2012 17:53:35
 Calibration: C:\MassLynx\Default.PRO\CurveDB\B5MS-0042012_1613.cdb 08 May 2012 08:31:36

Name: c22jun12a_2-13, ID: 31201450029, Date: 23-Jun-2012, Time: 11:08:35, Submitter: HRD1735, Description: JW-RG-COMP-120508, User: KAS

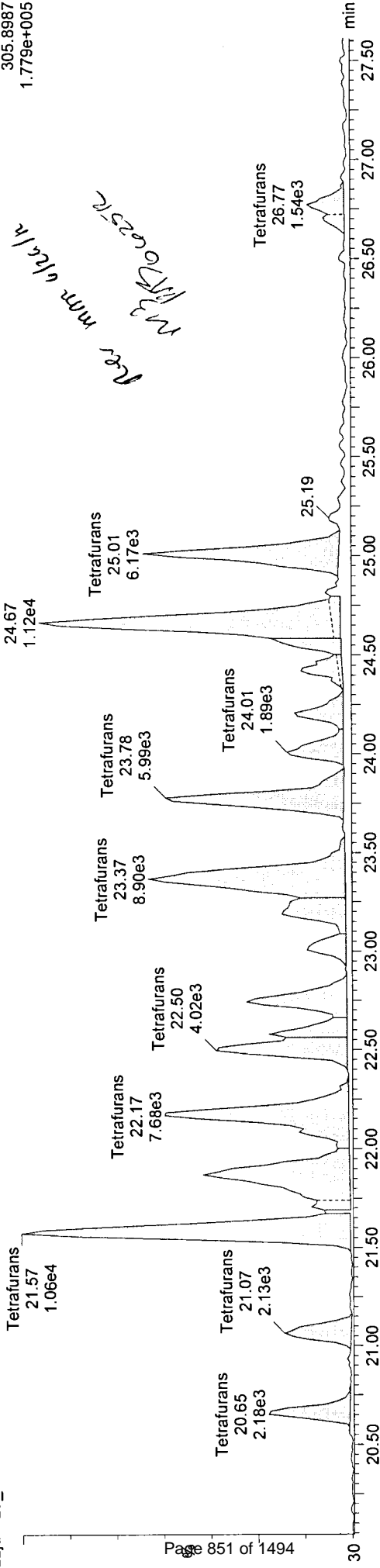
Tetrafurans
 c22jun12a_2-13

F1: Voltage SIR, EI+
 303.9016
 1.567e+005



c22jun12a_2-13

F1: Voltage SIR, EI+
 305.8987
 1.779e+005



Quantify Sample Report MassLynx 4.1 SCN627

Manual Integrations

Dataset: Z:\Default.pro\Results\c22jun12a_2-13.qld

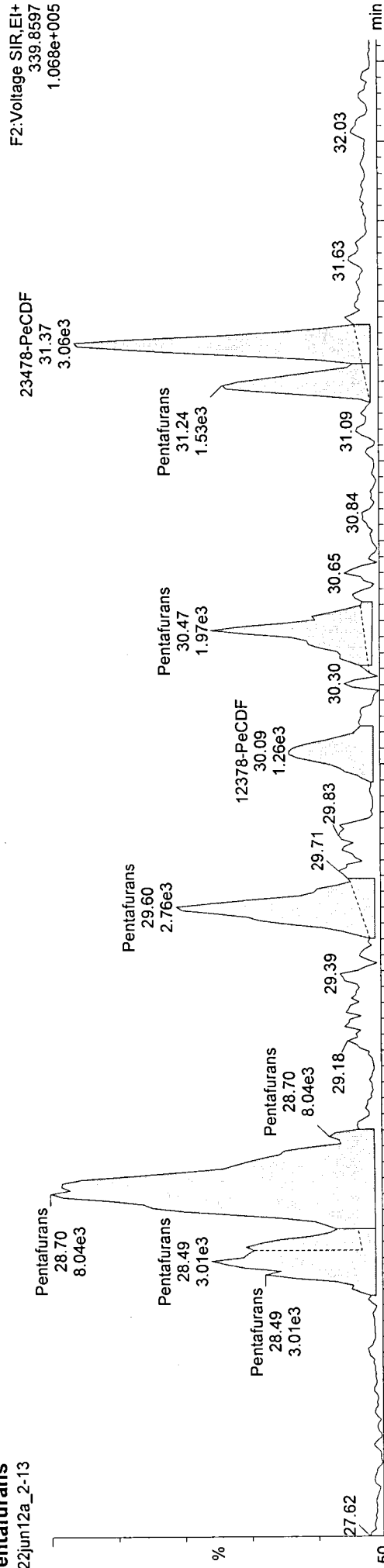
Last Altered: Monday, June 25, 2012 16:48:18 Eastern Daylight Time
Printed: Monday, June 25, 2012 16:48:36 Eastern Daylight Time

W# 1201450

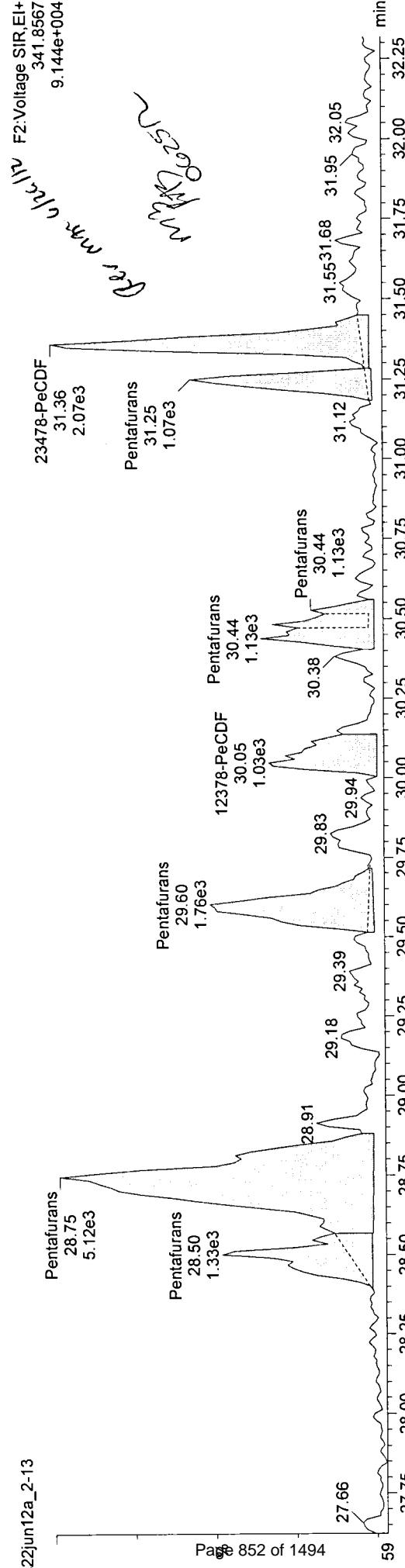
Method: C:\MassLynx\Default.PRO\MethDB\lm1613-062412-db5ms.mdb 24 Jun 2012 17:53:35
Calibration: C:\MassLynx\Default.PRO\CurveDB\B5MS-0042012_1613.cdb 08 May 2012 08:31:36

Name: c22jun12a_2-13, ID: 31201450029, Date: 23-Jun-2012, Time: 11:08:35, Submitter: HRD1735, Description: JW-RG-COMP-120508, User: KAS

Pentafurans
c22jun12a_2-13



c22jun12a_2-13



Quantify Sample Report MassLynx 4.1 SCN627

Manual Integrations

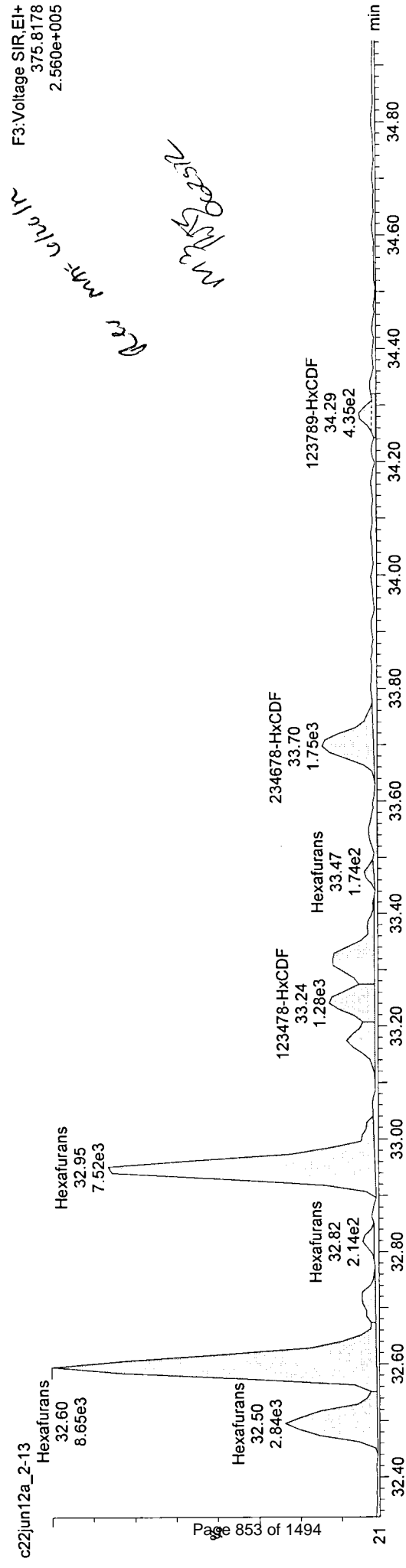
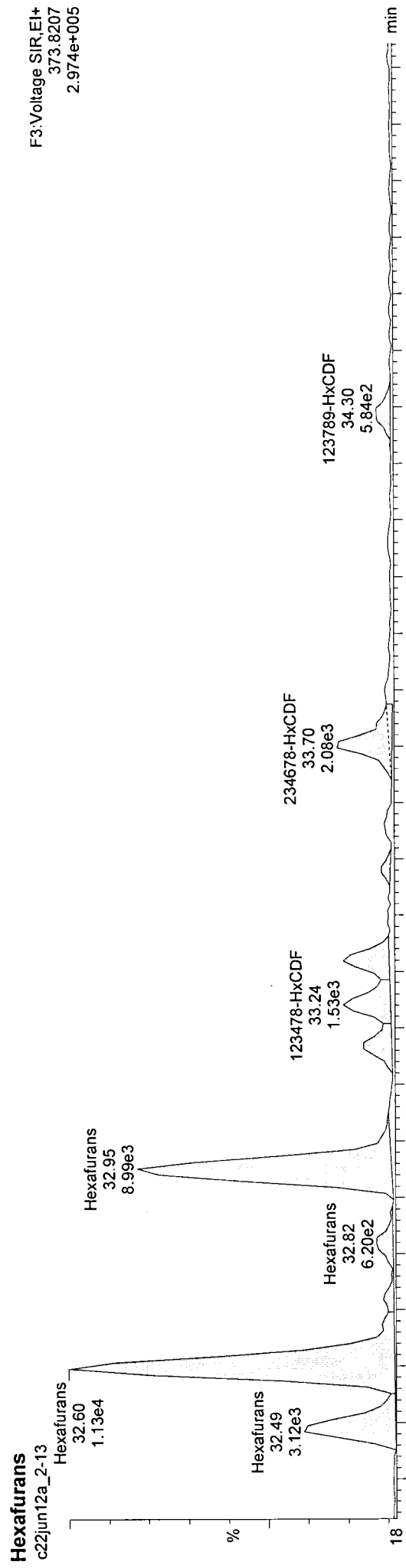
Dataset: Z:\Default.pro\Results\c22jun12a_2-13.qld

Last Altered: Monday, June 25, 2012 16:52:33 Eastern Daylight Time
Printed: Monday, June 25, 2012 16:52:40 Eastern Daylight Time

201450

Method: C:\MassLynx\Default.PRO\MethDB\m1613-062412-db5ms.mdb 24 Jun 2012 17:53:35
Calibration: C:\MassLynx\Default.PRO\CurveDB\MS-0042012_1613.cdb 08 May 2012 08:31:36

Name: c22jun12a_2-13, ID: 31201450029, Date: 23-Jun-2012, Time: 11:08:35, Submitter: HRD1735, Description: JW-RG-COMP-120508, User: KAS



Quantify Sample Report MassLynx 4.1 SCN627

Manual Integrations

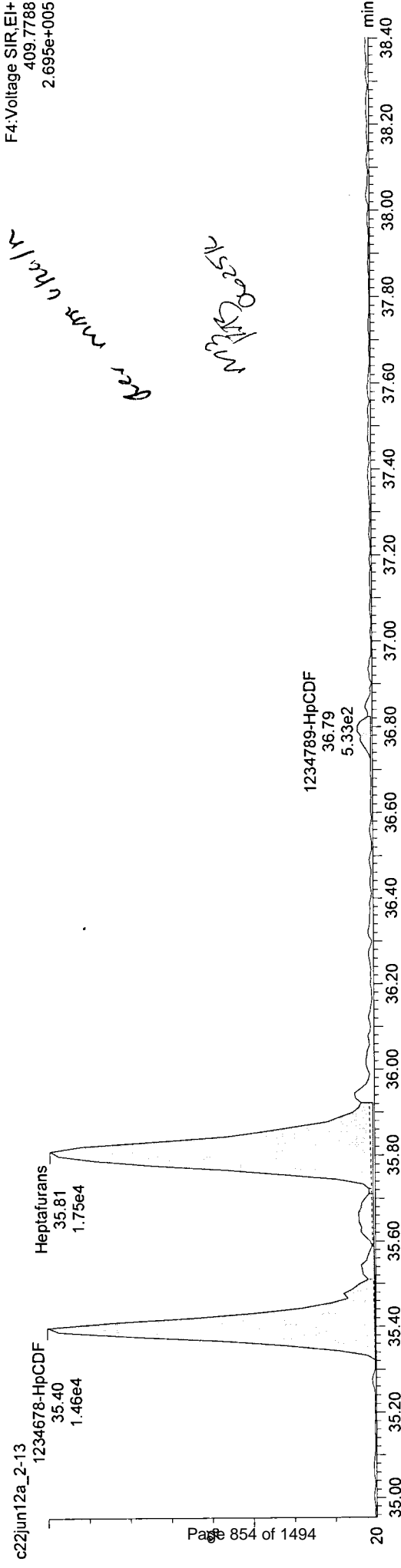

Dataset: Z:\Default.pro\Results\c22jun12a_2-13.qld

Last Altered: Monday, June 25, 2012 16:53:36 Eastern Daylight Time
Printed: Monday, June 25, 2012 16:53:40 Eastern Daylight Time

W 1201450

Method: C:\MassLynx\Default.PRO\MethDB\m1613-062412-db5ms.mdb 24 Jun 2012 17:53:35
Calibration: C:\MassLynx\Default.PRO\CurveDB\MS-0042012_1613.cdb 08 May 2012 08:31:36

Name: c22jun12a_2-13, ID: 31201450029, Date: 23-Jun-2012, Time: 11:08:35, Submitter: HRD1735, Description: JW-RG-COMP-120508, User: KAS



Quantify Sample Summary Report
 ### Sample Summary ###

MassLynx 4.1

Dataset: C:\MassLynx\Default.pro\c22jun12a_2-13.qld

Last Altered: Monday, 6/25/2012 11:55:10 AM Eastern Daylight Time
 P#fited: Monday, 6/25/2012 11:55:22 AM Eastern Daylight Time

31201450

Method: C:\MassLynx\Default.PRO\MethDB\m1613-062412-db5ms.mdb 24 Jun 2012 17:53:35
 Calibration: C:\MassLynx\Default.PRO\CurveDB\B5MS-0042012_1613.cdb 08 May 2012 08:31:36

Name: c22jun12a_2-13

Date: 23-Jun-2012

Time: 11:08:35

ID: 31201450029

Submitter: HRD1735

Task: HRMS3

Description: JW-RG-COMP-120508

Name	Response	Ion1Area	Ion2Area	RA	RAFail?	RRT	RT	pg/μL	EDL	Height1	Noise1	SN1	Height2	Noise2	SN2	M1	M2	MR	
1	2378-TCDD	2.446e3	7.617e2	1.684e3	0.45	YES	1.0006	25.56	0.0175	1.102e4	994	11.1	2.153e4	735	29.3	db	bd	1.075	
2	12378-PeCDD	2.470e3	1.551e3	9.190e2	1.69	NO	1.0004	31.63	0.0151	2.497e4	850	29.4	1.823e4	1111	16.4	bb	bd	1.039	
3	123478-HxCDD	2.131e3	1.189e3	9.418e2	1.26	NO	1.0003	33.82	0.0244	2.994e4	1231	24.3	2.134e4	1564	13.6	dd	dd	1.065	
4	123678-HxCDD	9.377e3	5.270e3	4.107e3	1.28	NO	1.0003	33.89	0.0261	9.586e4	1231	77.9	7.072e4	1564	45.2	dd	dd	0.996	
5	123789-HxCDD	5.863e3	3.279e3	2.584e3	1.27	NO	1.0072	34.05	0.0252	5.580e4	1231	45.3	4.259e4	1564	27.2	db	db	1.029	
6	1234678-HpCDD	8.405e4	4.311e4	4.094e4	1.05	NO	1.0006	36.35	7.707	0.0603	5.479e5	1484	369.2	5.361e5	1896	282.8	bb	bb	1.055
7	OCDD	4.802e5	2.311e5	2.491e5	0.93	NO	1.0002	39.41	68.880	0.1664	1.489e6	1570	948.4	1.631e6	1438	1134.4	bb	bb	1.063
8	2378-TCDF	1.993e4	8.307e3	1.162e4	0.71	NO	1.0007	24.67	0.0219	9.509e4	1532	62.1	1.108e5	1433	77.3	db	db	0.980	
9	12378-PeCDF	-	-	-	-	NO	-	-	0.0224	-	1093	-	-	930	-	-	-	0.980	
10	23478-PeCDF	4.740e3	2.815e3	1.924e3	1.46	NO	1.0007	31.37	0.0121	4.545e4	1093	41.6	3.535e4	930	38.0	db	db	1.022	
11	123478-HxCDF	2.807e3	1.525e3	1.282e3	1.19	NO	1.0003	33.24	0.0164	3.565e4	1741	20.5	2.813e4	996	28.2	dd	dd	1.183	
12	123678-HxCDF	3.079e3	1.367e3	1.711e3	0.80	YES	1.0003	33.32	0.0129	3.467e4	1741	19.9	2.572e4	996	25.8	db	db	1.168	
13	234678-HxCDF	3.525e3	1.773e3	1.751e3	1.01	YES	1.0000	33.70	0.0149	3.915e4	1741	22.5	3.191e4	996	32.0	bb	bb	1.178	
14	123789-HxCDF	8.279e2	5.845e2	2.434e2	2.40	YES	1.0013	34.30	0.047	0.0232	1.092e4	1741	6.3	7.780e3	996	7.8	bb	bb	1.110
15	1234678-HpCDF	2.970e4	1.561e4	1.408e4	1.11	NO	1.0003	35.40	1.433	0.0216	2.199e5	1487	147.9	2.144e5	1101	194.8	bd	bd	1.389
16	1234789-HpCDF	7.271e2	1.941e2	5.330e2	0.36	YES	1.0009	36.81	0.050	0.0396	6.688e3	1487	4.5	8.942e3	1101	8.1	bb	bd	1.389
17	OCDF	2.795e3	2.507e3	2.881e2	8.70	YES	1.0064	39.65	0.330	0.0566	5.476e4	584	93.8	1.115e4	659	16.9	dd	db	1.290
18	ES:13C-2378-TCDD	2.080e6	9.199e5	1.160e6	0.79	NO	1.0285	25.54	80.504	0.0220	1.016e7	1316	7722.9	1.277e7	1332	9582.2	bb	bb	0.991
19	ES:13C-12378-PeCDD	1.703e6	9.911e5	7.114e5	1.39	NO	1.2732	31.62	78.211	0.0283	1.817e7	2181	8332.0	1.197e7	682	17544.3	bb	bb	0.835
20	ES:13C-123478-HxCDD	1.232e6	6.853e5	5.470e5	1.25	NO	0.9931	33.81	74.359	0.0615	1.496e7	5381	2780.1	1.197e7	1821	6574.2	bd	bd	0.971
21	ES:13C-123678-HxCDD	1.468e6	8.166e5	6.511e5	1.25	NO	0.9951	33.88	85.580	0.0595	1.496e7	5381	2780.2	1.224e7	1821	6721.3	db	db	1.005
22	ES:13C-1234678-HpCDD	1.034e6	5.314e5	5.022e5	1.06	NO	1.0670	36.32	67.756	0.0511	6.829e6	2900	2355.2	6.520e6	2600	2507.8	bb	bb	0.894
23	ES:13C-OCDD	1.312e6	6.111e5	7.005e5	0.87	NO	1.1574	39.40	88.180	0.0393	3.961e6	1866	12123.2	4.422e6	2261	1956.4	bb	bb	0.871
24	ES:13C-2378-TCDF	3.047e6	1.350e6	1.697e6	0.80	NO	0.9927	24.65	74.924	0.0227	1.530e7	2030	7537.7	1.911e7	2258	8463.7	bb	bb	1.561
25	ES:13C-12378-PeCDF	2.233e6	1.363e6	8.697e5	1.57	NO	1.2105	30.06	64.813	0.0323	1.404e7	2096	6697.8	8.960e6	3080	2909.4	bb	bb	1.322

Quantify Sample Report

Sample Summary

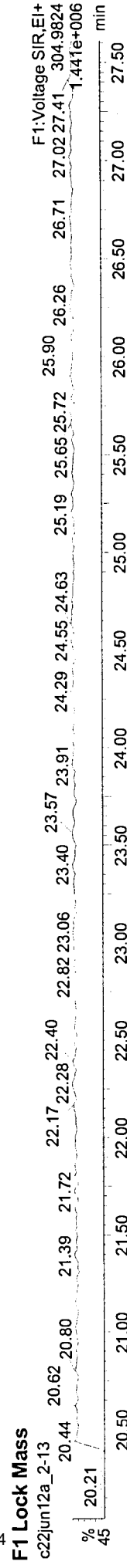
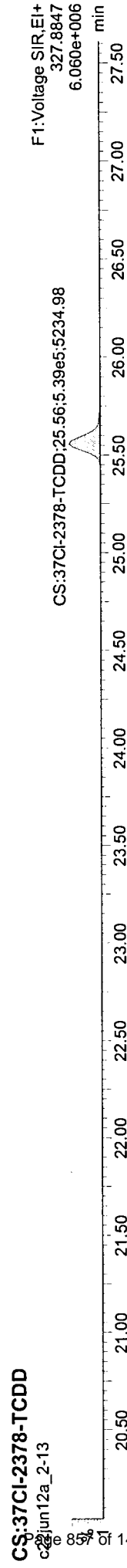
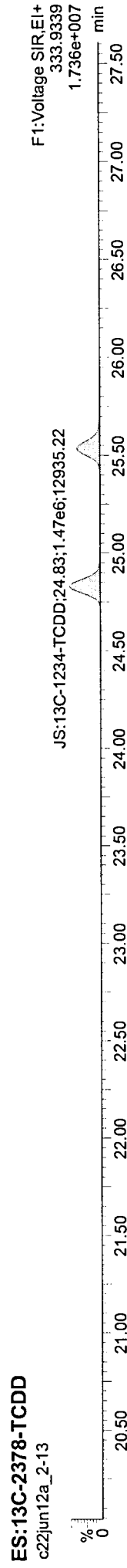
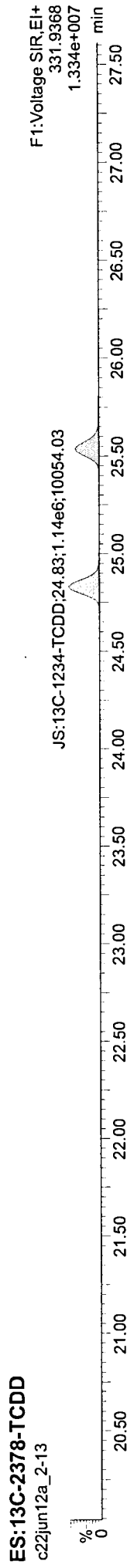
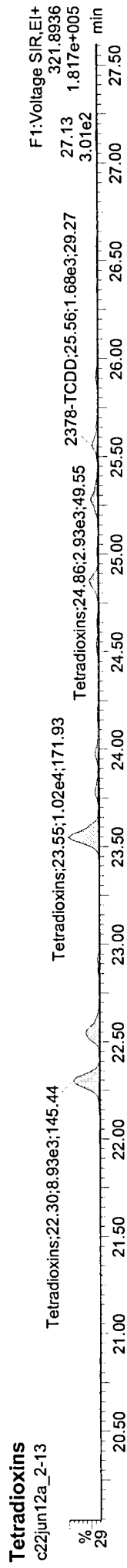
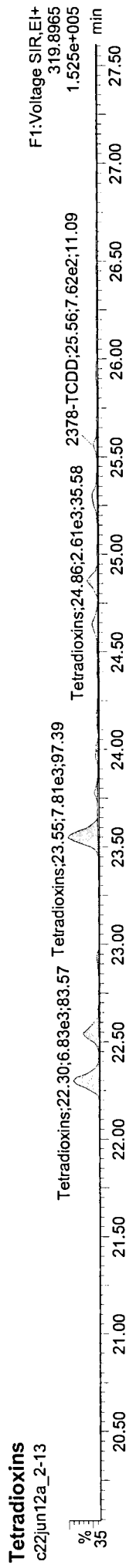
MassLynx 4.1

Dataset: C:\MassLynx\Default.pro\c22jun12a_2-13.qld

Last Altered: Monday, 6/25/2012 11:55:10 AM Eastern Daylight Time
Printed: Monday, 6/25/2012 11:55:22 AM Eastern Daylight Time

Method: C:\MassLynx\Default.PRO\MethDB\m1613-062412-db5ms.mdb 24 Jun 2012 17:53:35
Calibration: C:\MassLynx\Default.PRO\CurveDB\B5MS-0042012_1613.cdb 08 May 2012 08:31:36

Name: c22jun12a_2-13, ID: 31201450029, User: KAS, Instrument: , Submitter: HRD1735, Task: HRMS3, Description: JW-RG-COMP-120508



Quantify Sample Report
Sample Summary

MassLynx 4.1

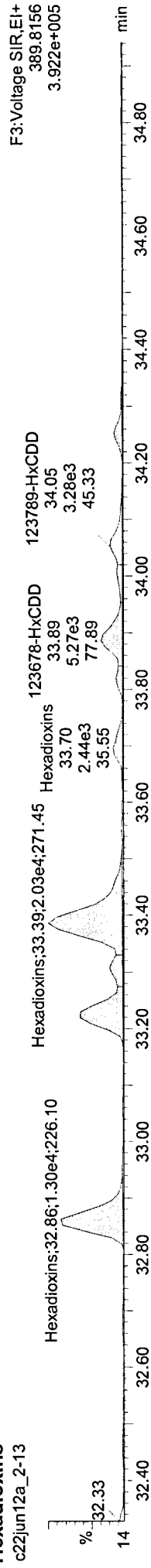
Dataset: C:\MassLynx\Default.pro\c22jun12a_2-13.qld

Last Altered: Monday, 6/25/2012 11:55:10 AM Eastern Daylight Time
Printed: Monday, 6/25/2012 11:55:22 AM Eastern Daylight Time

Name: c22jun12a_2-13, ID: 31201450029, User: KAS, Instrument: , Submitter: HRD1735, Task: HRMS3, Description: JW-RG-COMP-120508

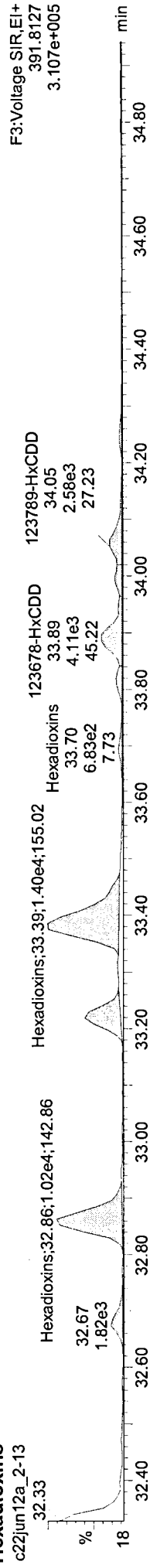
Hexadioxins

c22jun12a_2-13



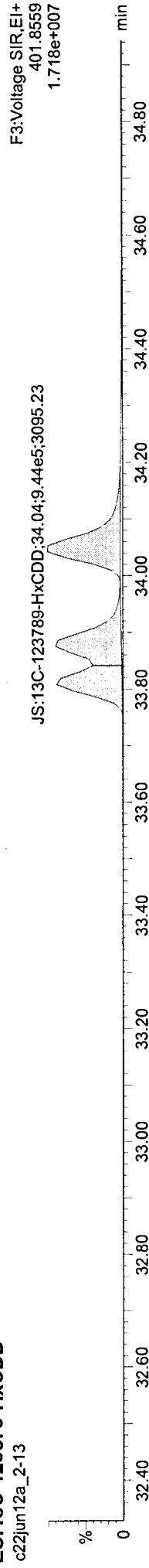
Hexadioxins

c22jun12a_2-13



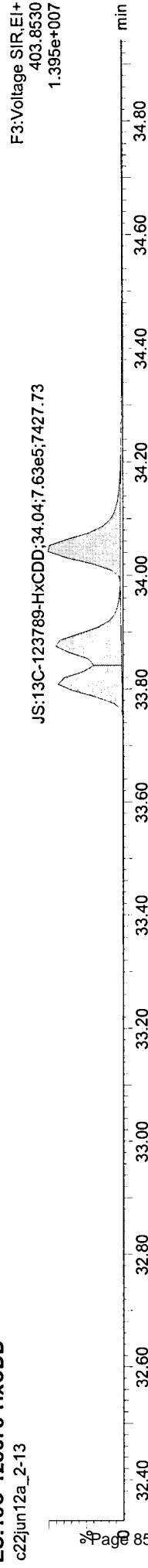
ES:13C-123678-HxCDD

c22jun12a_2-13



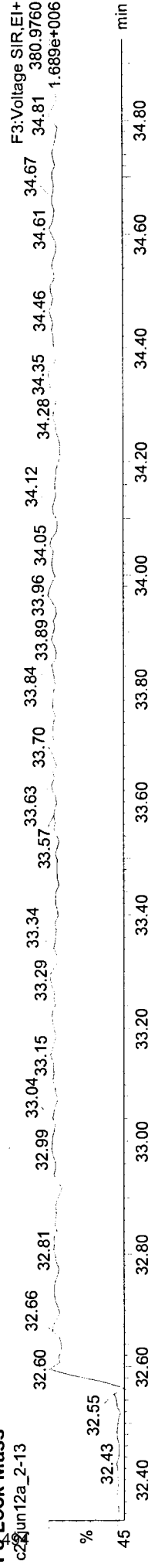
ES:13C-123678-HxCDD

c22jun12a_2-13



F3 Lock Mass

c22jun12a_2-13



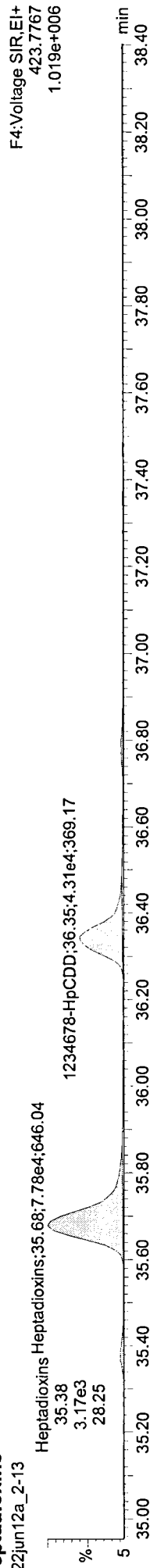
Dataset: C:\MassLynx\Default.pro\c22jun12a_2-13.qld

Last Altered: Monday, 6/25/2012 11:55:10 AM Eastern Daylight Time
Printed: Monday, 6/25/2012 11:55:22 AM Eastern Daylight Time

Name: c22jun12a_2-13, ID: 31201450029, User: KAS, Instrument: , Submitter: HRD1735, Task: HRMS3, Description: JW-RG-COMP-120508


Heptadioxins

c22jun12a_2-13




Heptadioxins

c22jun12a_2-13



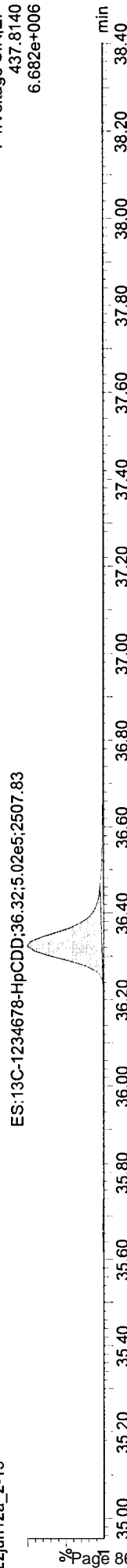
ES:13C-1234678-HpCDD

c22jun12a_2-13



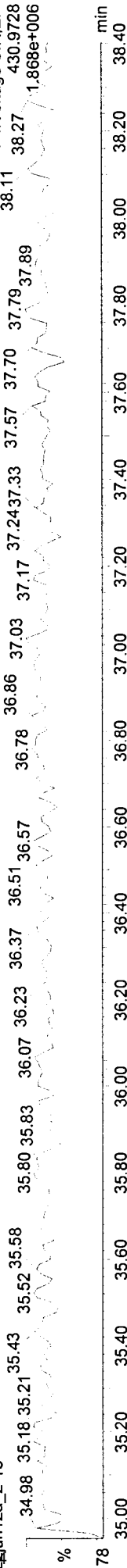
ES:13C-1234678-HpCDD

c22jun12a_2-13



F4 Lock Mass

c22jun12a_2-13



Quantify Sample Report
Sample Summary

MassLynx 4.1

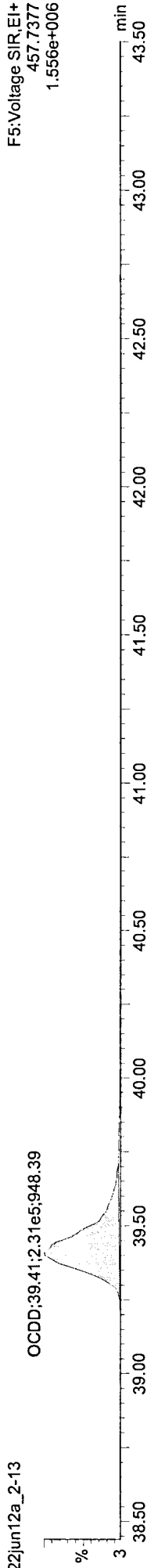
Dataset: C:\MassLynx\Default.pro\c22jun12a_2-13.qld

Last Altered: Monday, 6/25/2012 11:55:10 AM Eastern Daylight Time
Printed: Monday, 6/25/2012 11:55:22 AM Eastern Daylight Time

Name: c22jun12a_2-13, ID: 31201450029, User: KAS, Instrument: , Submitter: HRD1735, Task: HRMS3, Description: JW-RG-COMP-120508

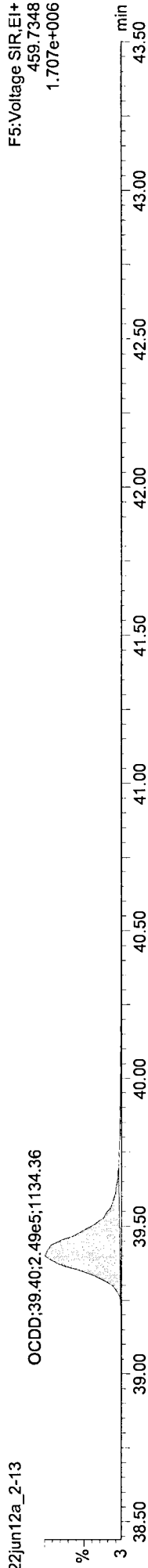
OCDD

c22jun12a_2-13



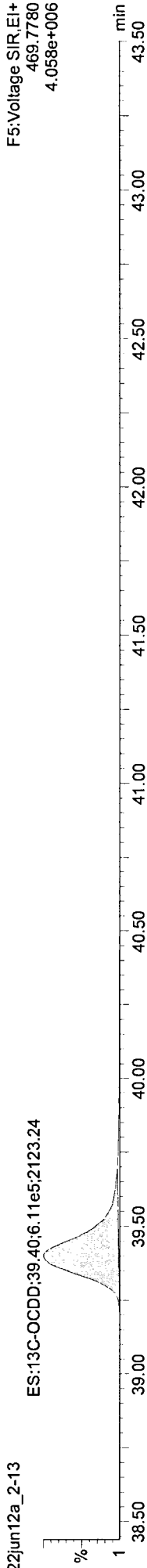
OCDD

c22jun12a_2-13



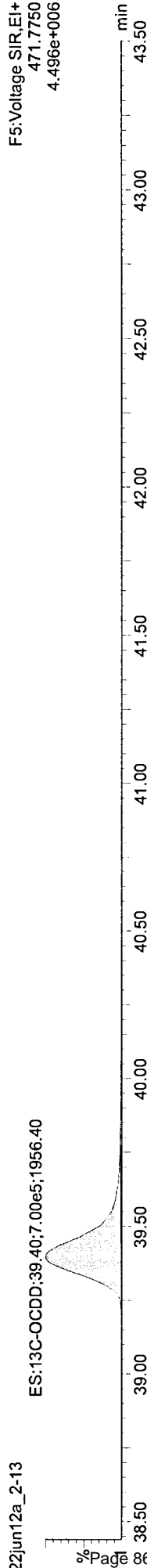
ES:13C-OCDD

c22jun12a_2-13



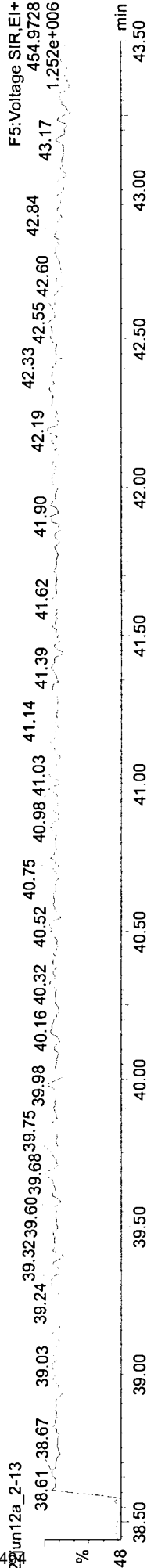
ES:13C-OCDD

c22jun12a_2-13



F5 Lock Mass

c22jun12a_2-13



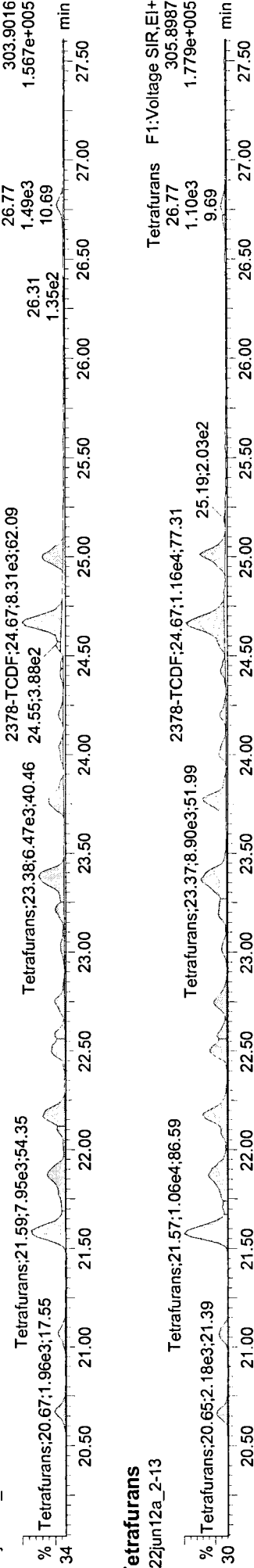
Dataset: C:\MassLynx\Default.pro\c22jun12a_2-13.qld

Last Altered: Monday, 6/25/2012 11:55:10 AM Eastern Daylight Time
Printed: Monday, 6/25/2012 11:55:22 AM Eastern Daylight Time

Name: c22jun12a_2-13, ID: 31201450029, User: KAS, Instrument: , Submitter: HRD1735, Task: HRMS3, Description: JW-RG-COMP-120508

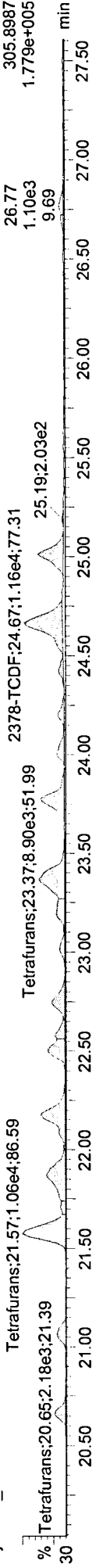
Tetrafurans

c22jun12a_2-13



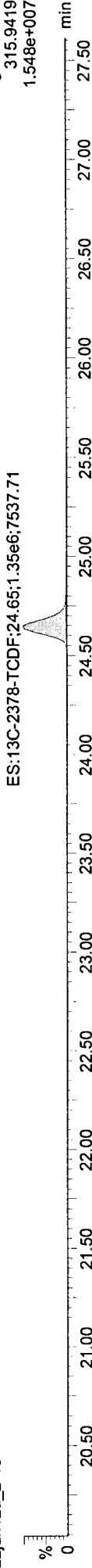
Tetrafurans

c22jun12a_2-13



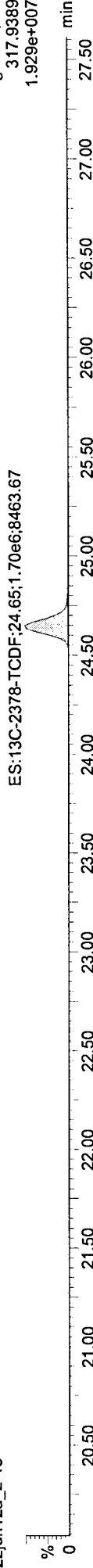
ES:13C-2378-TCDF

c22jun12a_2-13



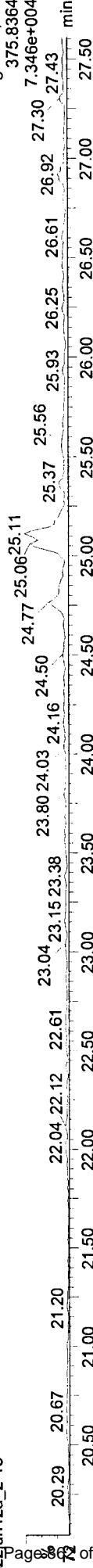
ES:13C-2378-TCDF

c22jun12a_2-13



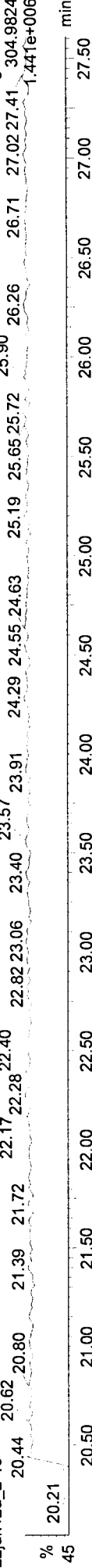
Hexa Ether

c22jun12a_2-13



F1:Lock Mass

c22jun12a_2-13

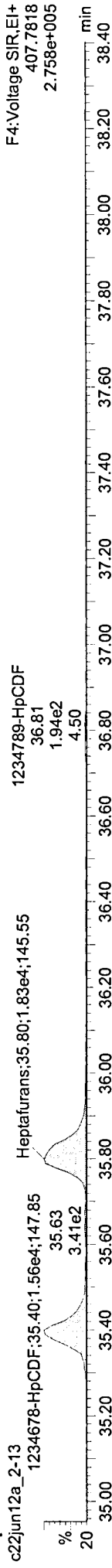


Dataset: C:\MassLynx\Default.prolc22jun12a_2-13.qld


Last Altered: Monday, 6/25/2012 11:55:10 AM Eastern Daylight Time
Printed: Monday, 6/25/2012 11:55:22 AM Eastern Daylight Time

Name: c22jun12a_2-13, ID: 31201450029, User: KAS, Instrument: , Submitter: HRD1735, Task: HRMS3, Description: JW-RG-COMP-120508


Heptafurans



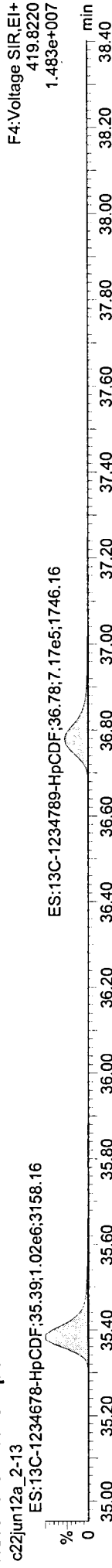
Heptafurans



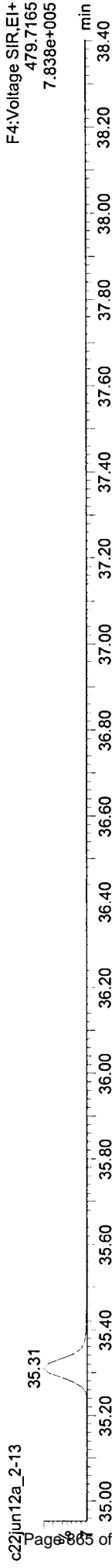
ES:13C-1234678-HpCDF



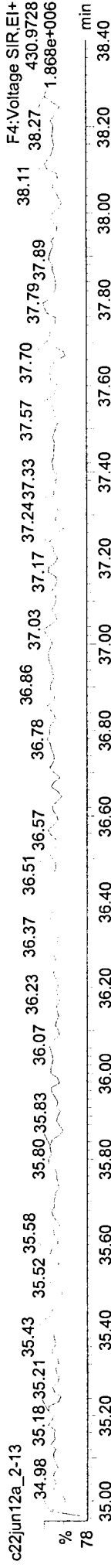
ES:13C-1234678-HpCDF



Nona Ether



F4 Lock Mass




Quantify Sample Report MassLynx 4.1

Sample Summary

Dataset: C:\MassLynx\Default.pro\c22jun12a_2-13.qld

Last Altered: Monday, 6/25/2012 11:55:10 AM Eastern Daylight Time
Printed: Monday, 6/25/2012 11:55:22 AM Eastern Daylight Time

Name: c22jun12a_2-13, ID: 31201450029, User: KAS, Instrument: , Submitter: HRD1735, Task: HRMS3, Description: JW-RG-COMP-120508



Quantify Sample Report

MassLynx 4.1
Sample Summary

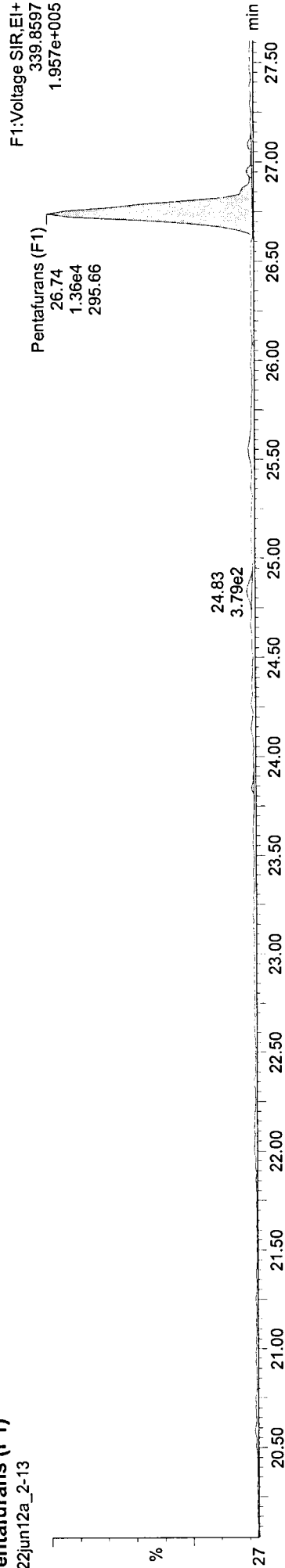
Dataset: C:\MassLynx\Default.pro\c22jun12a_2-13.qld

Last Altered: Monday, 6/25/2012 11:55:10 AM Eastern Daylight Time
Printed: Monday, 6/25/2012 11:55:22 AM Eastern Daylight Time

Name: c22jun12a_2-13, ID: 31201450029, User: KAS, Instrument: , Submitter: HRD1735, Task: HRMS3, Description: JW-RG-COMP-120508


Pentafurans (F1)

c22jun12a_2-13



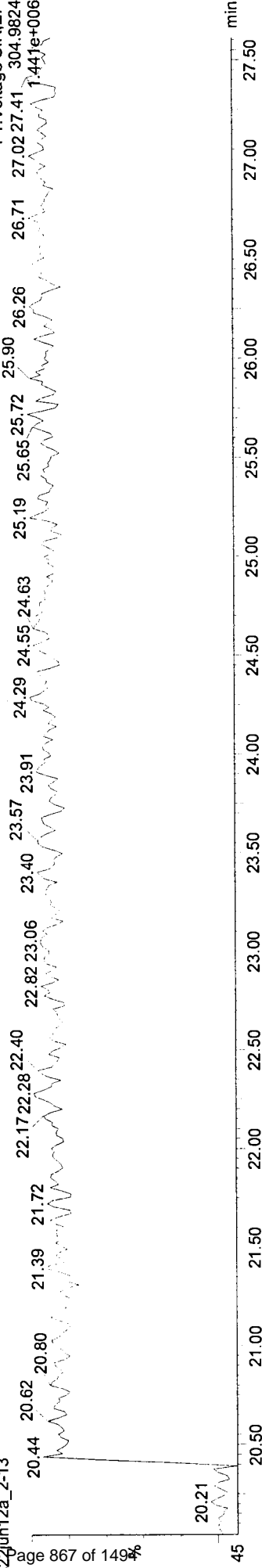
Pentafurans (F1)

c22jun12a_2-13



F1 Lock Mass

c22jun12a_2-13



Quantify Sample Summary Report
 ### Confirms Sample Summary ###

MassLynx 4.1

Dataset: C:\MassLynx\Default.pro\Results\c02jul12a-Confirms.qld

Last Altered: Monday, 7/2/2012 4:05:54 PM Eastern Daylight Time
 Printed: Monday, 7/2/2012 4:07:48 PM Eastern Daylight Time

7m 7-3-12

31201450

Method: C:\MassLynx\Default.PRO\MethDB\VF\Xms-TCDF_Smooth.mdb 29 Jun 2012 10:51:42
 Calibration: C:\MassLynx\Default.PRO\CurveDB\VF\Xms-Confirm_c08dec11b.cdb 09 Dec 2011 09:13:48

Name: c02jul12a-10 ✓
 Date: 02-Jul-2012 ✓
 Time: 14:16:20 ✓
 ID: 31201450029 ✓
 User: JLJ
 Submitter: HRD1753
 Task: HRMS3

Name	Response	Ion1Area	Ion2Area	RA	RAFail?	RRT	RT	pg/ul	EDL	SN1	SN2	M	Height1	Noise1	Height2	Noise2
1 : 2378-TCDF	7.533e3	3.409e3	4.124e3	0.83	NO	1.0015	22.12	0.572	0.0241	54.6	58.1	MM	4.532e4	830	5.318e4	914
2 : ES:13C-2378-TCDF	1.118e6	4.948e5	6.236e5	0.79	NO	1.0037	22.09	67.441	0.0332	3656.1	6656.7	bb	6.808e6	1862	8.682e6	1304
3 : JS:13C-1234-TCDD	7.274e5	3.246e5	4.028e5	0.81	NO	0.0000	22.01	100.000	0.0564	3500.9	5573.6	bb	4.666e6	1333	5.725e6	1027
4 : Tetraturans	-	2.494e4	-	-	-	-	-	4.322	0.0241	-	-	-	3.395e5	830	-	-
5 : F1 Lock Mass	-	-	-	-	-	-	-	-	-	-	-	-	-	51031	-	-

$$[TCDF] = \frac{7.533e3}{1.118e6} \left(\frac{2000pg}{14.8ug \times 0.627} \right) \left(\frac{1}{1.1776} \right) = 1.23pg/g$$

7m 7-3-12

Quantify Sample Report
Confirms Sample Summary

MassLynx 4.1

Dataset: C:\MassLynx\Default.pro\Results\c02jul12a-Confirms.qld

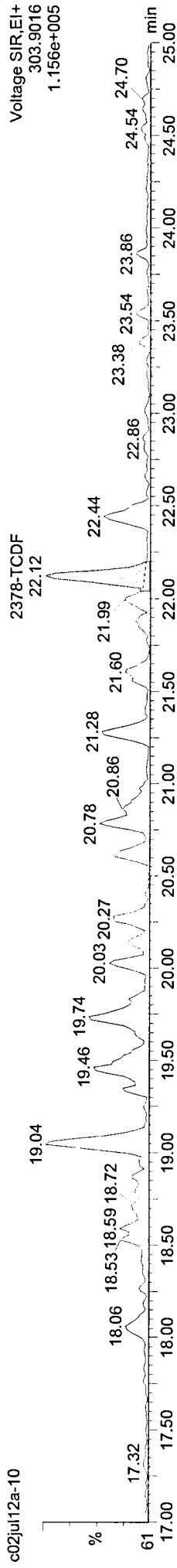
Last Altered: Monday, 7/2/2012 4:05:54 PM Eastern Daylight Time

Printed: Monday, 7/2/2012 4:07:48 PM Eastern Daylight Time

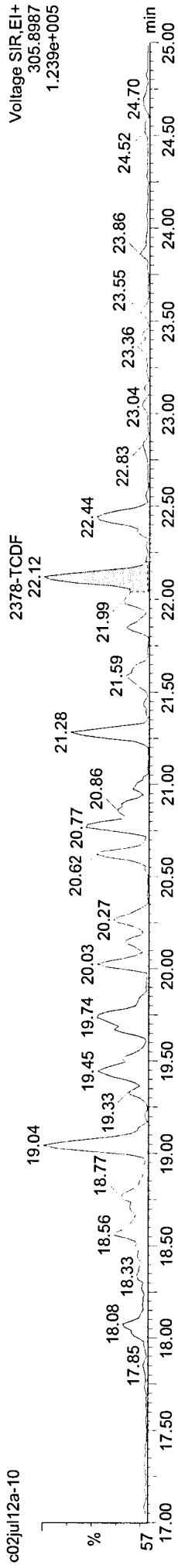
Method: C:\MassLynx\Default.PRO\MethDB\VFxms-TCDF_Smooth.mdb 29 Jun 2012 10:51:42
Calibration: C:\MassLynx\Default.PRO\CurveDB\VFxms-Confirm_c08dec11b.cdb 09 Dec 2011 09:13:48

Name: c02jul12a-10, ID: 31201450029


TCDF
c02jul12a-10




TCDF
c02jul12a-10



ES:13C-TCDF
c02jul12a-10



ES:13C-TCDF
c02jul12a-10



Quantify Sample Report MassLynx 4.1

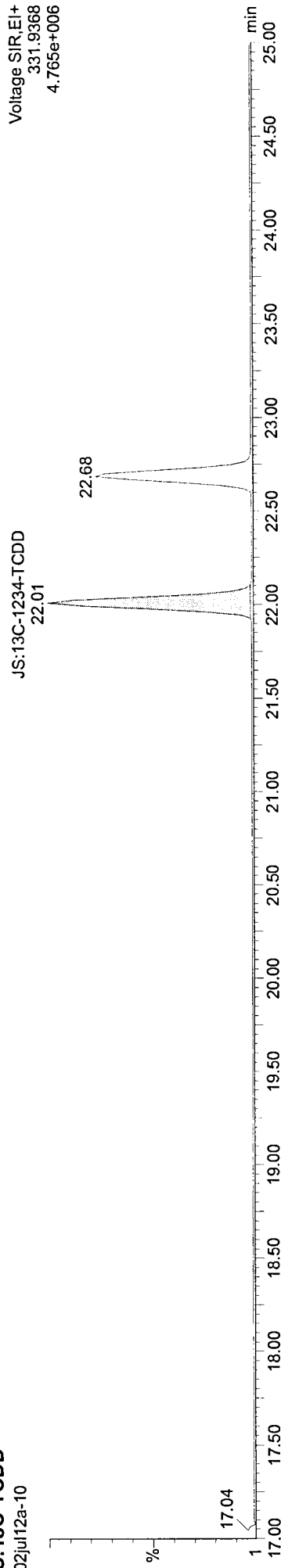
Confirms Sample Summary

Dataset: C:\MassLynx\Default.pro\Results\c02jul12a-Confirms.qld

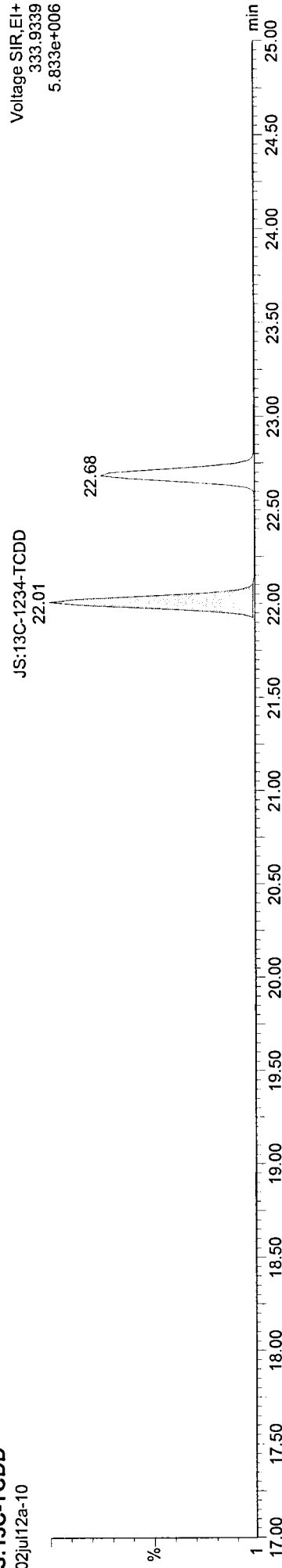
Last Altered: Monday, 7/2/2012 4:05:54 PM Eastern Daylight Time
Printed: Monday, 7/2/2012 4:07:48 PM Eastern Daylight Time

Name: c02jul12a-10, ID: 31201450029


JS:13C-TCDD
c02jul12a-10



JS:13C-TCDD
c02jul12a-10



F1 Lock Mass
c02jul12a-10



Quantify Sample Report
Manual Integrations

MassLynx 4.1

Handwritten signature

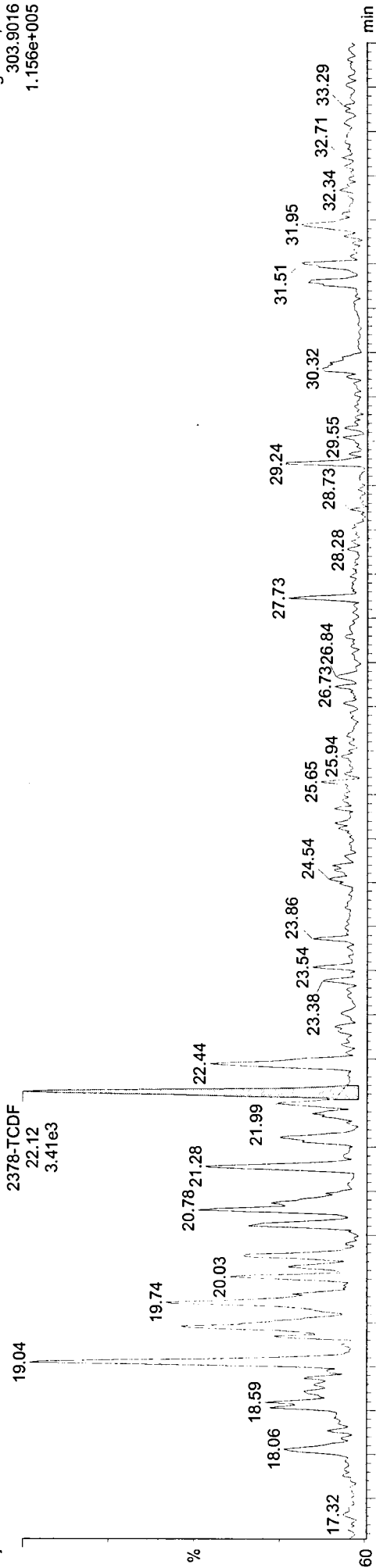
Dataset: C:\MassLynx\Default.pro\Results\c02jul12a-Confirms.qld

Last Altered: Monday, July 02, 2012 16:05:54 Eastern Daylight Time
Printed: Tuesday, July 03, 2012 08:42:04 Eastern Daylight Time


312014

Name: c02jul12a-10, ID: 31201450029, Date: 02-Jul-2012, Time: 14:16:20, Submitter: HRD1753, Description: JW-RG-COMP-120508, User: JLL

2378-TCDF
c02jul12a-10



c02jul12a-10



Results of JW-EA07-COMP-120507

Client Sample ID: **JW-EA07-COMP-120507**
 Client Project ID: **Jeld Wen Surface Sediment**
 Lab Sample ID: 31201450030-A
 Lab Project ID: 31201450

Collection Date: 05/07/2012 16:33
 Received Date: 05/09/2012 10:15
 Matrix: Soil-Solid as dry weight
 Solids (%): 58.30

Results by EPA 1613B

Parameter	Result	EMPC	Qual	DL	LOQ/CL	Units	RT	Ratio
2,3,7,8-TCDD		0.310	J	0.134	0.667	pg/g	25.57	0.55*
1,2,3,7,8-PeCDD		0.865	J	0.161	3.34	pg/g	31.63	1.10*
1,2,3,4,7,8-HxCDD	ND		U	0.375	3.34	pg/g		
1,2,3,6,7,8-HxCDD	73.6			0.389	3.34	pg/g	33.89	1.20
1,2,3,7,8,9-HxCDD	27.1			0.381	3.34	pg/g	34.05	1.27
1,2,3,4,6,7,8-HpCDD	584			1.02	3.34	pg/g	36.37	1.06
OCDD	1350			1.17	6.67	pg/g	39.43	0.89
2,3,7,8-TCDF	1.97			0.160	0.667	pg/g	24.67	0.73
2,3,7,8-TCDF [confirm]	1.43			0.147	0.667	pg/g	21.94	0.80
1,2,3,7,8-PeCDF		0.908	J	0.145	3.34	pg/g	30.08	1.14*
2,3,4,7,8-PeCDF	1.61		J	0.0825	3.34	pg/g	31.37	1.57
1,2,3,4,7,8-HxCDF	1.80		J	0.137	3.34	pg/g	33.24	1.27
1,2,3,6,7,8-HxCDF	1.29		J	0.125	3.34	pg/g	33.32	1.18
2,3,4,6,7,8-HxCDF	3.44			0.133	3.34	pg/g	33.71	1.29
1,2,3,7,8,9-HxCDF	1.09		J	0.191	3.34	pg/g	34.29	1.11
1,2,3,4,6,7,8-HpCDF	71.3			0.235	3.34	pg/g	35.39	1.06
1,2,3,4,7,8,9-HpCDF	2.30		J	0.449	3.34	pg/g	36.79	1.20
OCDF	92.4			0.450	6.67	pg/g	39.55	0.88
Total TCDD	16.0	18.9		0.134	0.667	pg/g		
Total TCDF	23.7	25.8		0.160	0.667	pg/g		
Total PeCDD	16.9	19.5		0.161	3.34	pg/g		
Total PeCDF	23.3	25.3		0.112	3.34	pg/g		
Total HxCDD	546			0.389	3.34	pg/g		
Total HxCDF	90.7	91.1		0.191	3.34	pg/g		
Total HpCDD	1260			1.02	3.34	pg/g		
Total HpCDF	198			0.449	3.34	pg/g		

World Health Organization Summary

	Units	ND=0	ND=1/2	ND=DL
WHO-2005 TEQ	pg/g	18.5	18.6	18.8
WHO-2005 TEQ w/EMPC	pg/g	19.7	19.7	19.7

Results of JW-EA07-COMP-120507

Client Sample ID: **JW-EA07-COMP-120507**
 Client Project ID: **Jeld Wen Surface Sediment**
 Lab Sample ID: 31201450030-A
 Lab Project ID: 31201450

Collection Date: 05/07/2012 16:33
 Received Date: 05/09/2012 10:15
 Matrix: Soil-Solid as dry weight
 Solids (%): 58.30

Results by EPA 1613B

<u>Parameter</u>	<u>Result</u>	<u>EMPC</u>	<u>Qual</u>	<u>DL</u>	<u>LOQ/CL</u>	<u>Units</u>	<u>RT</u>	<u>Ratio</u>
Labeled Standards								
13C-2378-TCDD	78.0				25.0-164	%		
13C-12378-PeCDD	72.0				25.0-181	%		
13C-123478-HxCDD	63.0				32.0-141	%		
13C-123678-HxCDD	81.0				28.0-130	%		
13C-1234678-HpCDD	64.0				23.0-140	%		
13C-OCDD	42.0				17.0-157	%		
13C-2378-TCDF	65.0				24.0-169	%		
13C-12378-PeCDF	61.0				24.0-185	%		
13C-23478-PeCDF	66.0				21.0-178	%		
13C-123478-HxCDF	68.0				26.0-152	%		
13C-123678-HxCDF	86.0				26.0-123	%		
13C-234678-HxCDF	74.0				29.0-147	%		
13C-123789-HxCDF	67.0				28.0-136	%		
13C-1234678-HpCDF	77.0				28.0-143	%		
13C-1234789-HpCDF	59.0				26.0-138	%		
37Cl-2378-TCDD	86.0				35.0-197	%		

Batch Information

Analytical Batch: **HRD1735**
 Analytical Method: **EPA 1613B**
 Instrument: **HRMS3**
 Analyst: **MAF**
 Analytical Date/Time: **06/23/2012 11:53**
 Dilution: **1**

Prep Batch: **HXX1622**
 Prep Method: **EPA 1613 PREP S/D/T**
 Prep Date/Time: **06/05/2012 17:30**
 Prep Initial Wt./Vol.: **12.85 g**
 Prep Extract Vol: **20 uL**

Analytical Batch: **HRD1753**
 Analytical Method: **EPA 1613B**
 Instrument: **HRMS3**
 Analyst: **JHL**
 Analytical Date/Time: **07/02/2012 20:48**
 Dilution: **1**

Prep Batch: **HXX1622**
 Prep Method: **EPA 1613 PREP S/D/T**
 Prep Date/Time: **06/05/2012 17:30**
 Prep Initial Wt./Vol.: **12.85 g**
 Prep Extract Vol: **20 uL**

Quantify Sample Summary Report

MassLynx 4.1 SCN627

Sample Summary

Dataset: Z:\Default.pro\Results\c22jun12a_2-14.qld

Last Altered: Tuesday, June 26, 2012 17:46:06 Eastern Daylight Time
 Printed: Tuesday, June 26, 2012 17:46:32 Eastern Daylight Time

Name: c22jun12a_2-14
 Date: 23-Jun-2012
 Time: 11:53:35
 ID: 31201450030
 Submitter: HRD1735
 Task: HRMS3
 Description: JW-EA07-COMP-120507

Name	Response	Ion1Area	Ion2Area	RA	RAFail?	RRT	RT	pg/μL	EDL	Height1	Noise1	SN1	Height2	Noise2	SN2	M1	M2	MR...	
53	F4 Lock Mass	-	-	-	-	-	-	-	-	-	50901	-	-	-	-	-	-	-	-
54	F5 Lock Mass	-	-	-	-	-	-	-	0.0000	-	35839	-	-	-	-	-	-	-	173...

Quantify Totals Report MassLynx 4.1 SCN627
 ### Sample Summary ###

Dataset: Z:\Default.pro\Results\c22jun12a_2-14.qld

Last Altered: Tuesday, June 26, 2012 17:46:06 Eastern Daylight Time
 Printed: Tuesday, June 26, 2012 17:46:32 Eastern Daylight Time

1201450

Method: Untitled 24 Jun 2012 17:53:35
 Calibration: C:\MassLynx\Default.PRO\CurveDB\B5MS-0042012_1613.cdb 08 May 2012 08:31:36

Name: c22jun12a_2-14
 Date: 23-Jun-2012
 Time: 11:53:35
 ID: 31201450030
 Submitter: HRD1735
 Task: HRMS3
 Description: JW-EA07-COMP-120507

Tetradioxins

	Name	Response	Ion1Area	Ion2Area	RA	RAFail?	RRT	RT	pg/µL	EDL	Height1	Noise1	SN1	Height2	Noise2	SN2	M2
1	2378-TCDD	8.978e2	3.180e2	5.798e2	0.548	YES	1.00	25.57	0.116	0.0503	5.727e3	802	7.1	8.263e3	913	9.0	MM
2	Tetradioxins	4.558e3	2.380e3	2.178e3	1.093	YES	0.00	25.28	0.588	0.0503	2.249e4	802	28.0	2.170e4	913	23.8	MM
3	Tetradioxins	5.498e2	2.491e2	3.007e2	0.829	NO	0.00	25.03	0.071	0.0503	3.949e3	802	4.9	5.094e3	913	5.6	db
4	Tetradioxins	4.761e3	2.193e3	2.568e3	0.854	NO	0.00	24.85	0.614	0.0503	2.711e4	802	33.8	3.417e4	913	37.4	dd
5	Tetradioxins	1.839e3	7.363e2	1.103e3	0.667	NO	0.00	24.01	0.237	0.0503	8.608e3	802	10.7	1.187e4	913	13.0	MM
6	Tetradioxins	2.377e3	8.466e2	1.530e3	0.553	YES	0.00	23.78	0.307	0.0503	9.625e3	802	12.0	1.349e4	913	14.8	MM
7	Tetradioxins	1.032e4	4.184e3	6.132e3	0.682	NO	0.00	23.55	1.331	0.0503	4.596e4	802	57.3	7.538e4	913	82.5	MM
8	Tetradioxins	6.463e2	3.327e2	3.136e2	1.061	YES	0.00	22.91	0.083	0.0503	5.251e3	802	6.5	4.334e3	913	4.7	MM
9	Tetradioxins	1.159e4	4.958e3	6.633e3	0.748	NO	0.00	22.55	1.496	0.0503	5.851e4	802	72.9	7.366e4	913	80.7	db
10	Tetradioxins	1.748e4	7.691e3	9.785e3	0.786	NO	0.00	22.30	2.255	0.0503	8.654e4	802	107.9	1.196e5	913	130.9	bd

Pentadioxins

	Name	Response	Ion1Area	Ion2Area	RA	RAFail?	RRT	RT	pg/µL	EDL	Height1	Noise1	SN1	Height2	Noise2	SN2	M2
1	Pentadioxins	3.314e3	2.097e3	1.217e3	1.723	NO	0.00	30.93	0.566	0.0602	1.869e4	1116	16.7	1.507e4	1502	10.0	MM
2	Pentadioxins	1.027e4	6.412e3	3.855e3	1.663	NO	0.00	30.63	1.753	0.0602	4.685e4	1116	42.0	2.863e4	1502	19.1	MM
3	Pentadioxins	9.251e3	5.664e3	3.587e3	1.579	NO	0.00	30.28	1.580	0.0602	6.837e4	1116	61.2	3.688e4	1502	24.5	MM
4	Pentadioxins	1.377e3	7.897e2	5.878e2	1.344	NO	0.00	29.48	0.235	0.0602	9.638e3	1116	8.6	7.990e3	1502	5.3	MM
5	Pentadioxins	1.096e4	6.431e3	4.531e3	1.419	NO	0.00	28.86	1.872	0.0602	5.458e4	1116	48.9	3.986e4	1502	26.5	MM
6	Pentadioxins	1.131e3	8.465e2	2.850e2	2.970	YES	0.00	31.90	0.193	0.0602	1.327e4	1116	11.9	7.504e3	1502	5.0	db
7	Pentadioxins	1.887e3	1.129e3	7.572e2	1.492	NO	0.00	31.66	0.322	0.0602	1.717e4	1116	15.4	1.564e4	1502	10.4	dd
8	12378-PeCDD	1.899e3	9.940e2	9.052e2	1.098	YES	1.00	31.63	0.324	0.0602	2.149e4	1116	19.2	2.244e4	1502	14.9	MM
9	Pentadioxins	2.724e3	1.500e3	1.224e3	1.226	YES	0.00	31.24	0.465	0.0602	2.281e4	1116	20.4	2.147e4	1502	14.3	bd

Quantify Totals Report MassLynx 4.1 SCN627

Sample Summary

Dataset: Z:\Default.pro\Results\c22jun12a_2-14.qld

Last Altered: Tuesday, June 26, 2012 17:46:06 Eastern Daylight Time
 Printed: Tuesday, June 26, 2012 17:46:32 Eastern Daylight Time

W#1201450

Name: c22jun12a_2-14
 Date: 23-Jun-2012
 Time: 11:53:35
 ID: 31201450030
 Submitter: HRD1735
 Task: HRMS3
 Description: JW-EA07-COMP-120507

Hexadioxins

	Name	Response	Ion1Area	Ion2Area	RA	RAFail?	RRT	RT	pg/µL	EDL	Height1	Noise1	SN1	Height2	Noise2	SN2	M2	M2
1	123789-HxCDD	5.052e4	2.825e4	2.227e4	1.269	NO	1.01	34.05	10.147	0.1429	5.145e5	2810	183.1	3.975e5	2817	141.1	db	MM
2	123678-HxCDD	1.512e5	8.234e4	6.884e4	1.196	NO	1.00	33.89	27.573	0.1459	1.559e6	2810	554.9	1.324e6	2817	470.1	MM	MM
3	Hexadioxins	6.240e5	3.483e5	2.756e5	1.264	NO	0.00	33.40	125.235	0.1428	6.107e6	2810	2173.6	4.771e6	2817	1693.4	MM	MM
4	Hexadioxins	3.791e4	2.121e4	1.670e4	1.270	NO	0.00	33.22	7.609	0.1428	4.328e5	2810	154.1	3.432e5	2817	121.8	MM	MM
5	Hexadioxins	1.664e5	9.341e4	7.297e4	1.280	NO	0.00	32.85	33.395	0.1428	2.026e6	2810	721.0	1.663e6	2817	590.2	MM	MM
6	Hexadioxins	2.241e3	1.212e3	1.029e3	1.178	NO	0.00	33.83	0.450	0.1428	4.910e4	2810	17.5	3.208e4	2817	11.4	MM	MM

Heptadioxins

	Name	Response	Ion1Area	Ion2Area	RA	RAFail?	RRT	RT	pg/µL	EDL	Height1	Noise1	SN1	Height2	Noise2	SN2	M2	M2
1	1234678-HpCDD	8.981e5	4.621e5	4.360e5	1.060	NO	1.00	36.37	218.681	0.3815	5.483e6	3850	1424.0	5.133e6	3346	1534.0	bb	bb
2	Heptadioxins	1.033e6	5.341e5	4.993e5	1.070	NO	0.00	35.65	251.621	0.3815	7.744e6	3850	2011.2	7.290e6	3346	2178.6	bb	bb

Quantify Totals Report MassLynx 4.1 SCN627

Sample Summary

Dataset: Z:\Default.pro\Results\c22jun12a_2-14.qld

Last Altered: Tuesday, June 26, 2012 17:46:06 Eastern Daylight Time
 Printed: Tuesday, June 26, 2012 17:46:32 Eastern Daylight Time

W 1201450

Name: c22jun12a_2-14

Date: 23-Jun-2012

Time: 11:53:35

ID: 31201450030

Submitter: HRD1735

Task: HRMS3

Description: JW-EA07-COMP-120507

Tetrafurans

	Name	Response	Ion1Area	Ion2Area	RA	RAFail?	RRT	RT	pg/µL	EDL	Height1	Noise1	SN1	Height2	Noise2	SN2	M2
1	Tetrafurans	3.178e3	1.377e3	1.801e3	0.765	NO	0.00	20.69	0.343	0.0601	1.511e4	798	18.9	1.947e4	1643	11.8	MM
2	Tetrafurans	1.859e3	1.017e3	8.424e2	1.207	YES	0.00	24.22	0.201	0.0601	1.145e4	798	14.3	7.949e3	1643	4.8	MM
3	Tetrafurans	2.425e3	9.888e2	1.436e3	0.689	NO	0.00	24.01	0.262	0.0601	9.795e3	798	12.3	1.387e4	1643	8.4	db
4	Tetrafurans	6.577e3	2.811e3	3.765e3	0.747	NO	0.00	23.78	0.710	0.0601	3.265e4	798	40.9	3.543e4	1643	21.6	bd
5	Tetrafurans	1.055e4	4.715e3	5.837e3	0.808	NO	0.00	23.37	1.139	0.0601	5.075e4	798	63.6	5.821e4	1643	35.4	MM
6	Tetrafurans	3.195e3	1.369e3	1.826e3	0.750	NO	0.00	23.22	0.345	0.0601	2.401e4	798	30.1	1.712e4	1643	10.4	MM
7	Tetrafurans	2.388e3	1.021e3	1.366e3	0.747	NO	0.00	23.02	0.258	0.0601	1.380e4	798	17.3	1.218e4	1643	7.4	MM
8	Tetrafurans	2.894e3	1.230e3	1.665e3	0.739	NO	0.00	22.76	0.313	0.0601	1.406e4	798	17.6	2.022e4	1643	12.3	db
9	Tetrafurans	7.022e3	2.929e3	4.093e3	0.716	NO	0.00	22.50	0.758	0.0601	2.415e4	798	30.3	3.807e4	1643	23.2	MM
10	Tetrafurans	7.961e3	3.592e3	4.369e3	0.822	NO	0.00	22.18	0.860	0.0601	3.212e4	798	40.3	3.808e4	1643	23.2	db
11	Tetrafurans	1.033e4	4.279e3	6.054e3	0.707	NO	0.00	21.89	1.116	0.0601	3.857e4	798	48.3	4.367e4	1643	26.6	MM
12	Tetrafurans	6.798e3	3.028e3	3.769e3	0.803	NO	0.00	21.59	0.734	0.0601	3.630e4	798	45.5	5.363e4	1643	32.6	bd
13	Tetrafurans	2.837e3	1.092e3	1.745e3	0.626	YES	0.00	21.07	0.306	0.0601	1.211e4	798	15.2	2.058e4	1643	12.5	bb
14	Tetrafurans	4.136e3	1.784e3	2.352e3	0.759	NO	0.00	26.77	0.447	0.0601	1.601e4	798	20.1	2.093e4	1643	12.7	bb
15	Tetrafurans	6.727e3	2.825e3	3.902e3	0.724	NO	0.00	25.01	0.726	0.0601	2.867e4	798	35.9	4.477e4	1643	27.2	MM
16	2378-TCDF	6.824e3	2.880e3	3.944e3	0.730	NO	1.00	24.67	0.737	0.0601	2.838e4	798	35.6	5.000e4	1643	30.4	MM
17	Tetrafurans	1.304e3	5.730e2	7.312e2	0.784	NO	0.00	24.57	0.141	0.0601	1.087e4	798	13.6	1.365e4	1643	8.3	MM
18	Tetrafurans	2.431e3	1.174e3	1.257e3	0.934	YES	0.00	24.44	0.262	0.0601	1.039e4	798	13.0	1.485e4	1643	9.0	MM

Pentafurans (F1)

	Name	Response	Ion1Area	Ion2Area	RA	RAFail?	RRT	RT	pg/µL	EDL	Height1	Noise1	SN1	Height2	Noise2	SN2	M2
1	Pentafurans (F1)	3.954e4	2.436e4	1.517e4	1.606	NO	0.00	26.76	5.072	0.0211	2.406e5	462	520.5	1.599e5	392	407.4	bd

Page 80 of 1494

Quantify Totals Report MassLynx 4.1 SCN627

Sample Summary

Dataset: Z:\Default.pro\Results\c22jun12a_2-14.qld

Last Altered: Tuesday, June 26, 2012 17:46:06 Eastern Daylight Time
 Printed: Tuesday, June 26, 2012 17:46:32 Eastern Daylight Time

View 1201450

Name: c22jun12a_2-14

Date: 23-Jun-2012

Time: 11:53:35

ID: 31201450030

Submitter: HRD1735

Task: HRMS3

Description: JW-EA07-COMP-120507

Next Step - Add manually to Data Tables

Pentafurans

	Name	Response	Ion1Area	Ion2Area	RA	RAFail?	RRT	RT	pg/µL	EDL	Height1	Noise1	SN1	Height2	Noise2	SN2	M2
1	23478-PeCDF	4.931e3	3.013e3	1.919e3	1.570	NO	1.00	31.37	0.604	0.0309	4.676e4	1707	27.4	2.926e4	0	0.0	MM
2	Pentafurans	1.928e3	1.148e3	7.796e2	1.473	NO	0.00	31.26	0.247	0.0421	1.686e4	1707	9.9	1.026e4	0	0.0	MM
3	Pentafurans	3.651e3	2.112e3	1.538e3	1.373	NO	0.00	30.47	0.468	0.0421	2.021e4	1707	11.8	1.470e4	0	0.0	MM
4	12378-PeCDF	2.526e3	1.344e3	1.182e3	1.137	YES	1.00	30.08	0.340	0.0543	1.260e4	1707	7.4	1.256e4	0	0.0	MM
5	Pentafurans	5.537e3	3.354e3	2.183e3	1.536	NO	0.00	29.61	0.710	0.0421	3.341e4	1707	19.6	1.996e4	0	0.0	MM
6	Pentafurans	1.255e4	7.924e3	4.628e3	1.712	NO	0.00	28.74	1.610	0.0421	6.303e4	1707	36.9	3.439e4	0	0.0	MM
7	Pentafurans	3.219e3	2.145e3	1.074e3	1.997	YES	0.00	28.49	0.413	0.0421	2.103e4	1707	12.3	8.339e3	0	0.0	MM

Hexafurans

	Name	Response	Ion1Area	Ion2Area	RA	RAFail?	RRT	RT	pg/µL	EDL	Height1	Noise1	SN1	Height2	Noise2	SN2	M2
1	Hexafurans	1.125e5	6.327e4	4.924e4	1.285	NO	0.00	32.94	15.989	0.0539	1.481e6	2418	612.4	1.142e6	584	1955.4	bb
2	Hexafurans	1.095e3	6.501e2	4.453e2	1.460	YES	0.00	32.83	0.155	0.0539	1.643e4	2418	6.8	1.446e4	584	24.7	bb
3	Hexafurans	8.034e4	4.562e4	3.472e4	1.314	NO	0.00	32.60	11.403	0.0539	1.003e6	2418	414.8	8.081e5	584	1383.1	db
4	Hexafurans	2.646e4	1.473e4	1.174e4	1.255	NO	0.00	32.50	3.756	0.0539	3.521e5	2418	145.6	2.902e5	584	496.8	bd
5	123789-HxCDF	2.409e3	1.269e3	1.140e3	1.112	NO	1.00	33.71	0.408	0.0715	2.468e4	2418	10.2	2.521e4	584	43.2	bb
6	234678-HxCDF	9.366e3	5.280e3	4.086e3	1.292	NO	1.00	33.32	1.288	0.0498	9.231e4	2418	38.2	7.584e4	584	129.8	bb
7	123678-HxCDF	4.084e3	2.213e3	1.871e3	1.183	NO	1.00	33.32	0.482	0.0467	5.813e4	2418	24.0	4.232e4	584	72.4	db
8	123478-HxCDF	4.416e3	2.473e3	1.942e3	1.273	NO	1.00	33.24	0.673	0.0514	5.914e4	2418	24.5	4.820e4	584	82.5	bd

Page 88 of 149

Heptafurans

	Name	Response	Ion1Area	Ion2Area	RA	RAFail?	RRT	RT	pg/µL	EDL	Height1	Noise1	SN1	Height2	Noise2	SN2	M2
1	1234789-HpCDF	4.192e3	2.283e3	1.908e3	1.197	NO	1.00	36.79	0.863	0.1681	3.124e4	1571	19.9	2.763e4	2313	11.9	bb
2	Heptafurans	2.879e5	1.456e5	1.422e5	1.024	NO	0.00	35.77	46.579	0.1196	2.208e6	1571	1405.9	2.124e6	2313	918.2	bb
3	1234678-HpCDF	2.005e5	1.029e5	9.756e4	1.055	NO	1.00	35.39	26.724	0.0882	1.606e6	1571	1022.5	1.487e6	2313	642.7	bb

Quantify Sample Report MassLynx 4.1 SCN627

Manual Integrations

Dataset: Z:\Default.pro\Results\c22jun12a_2-14.qld

Last Altered: Monday, June 25, 2012 16:57:51 Eastern Daylight Time
Printed: Monday, June 25, 2012 16:57:54 Eastern Daylight Time

W 1201450

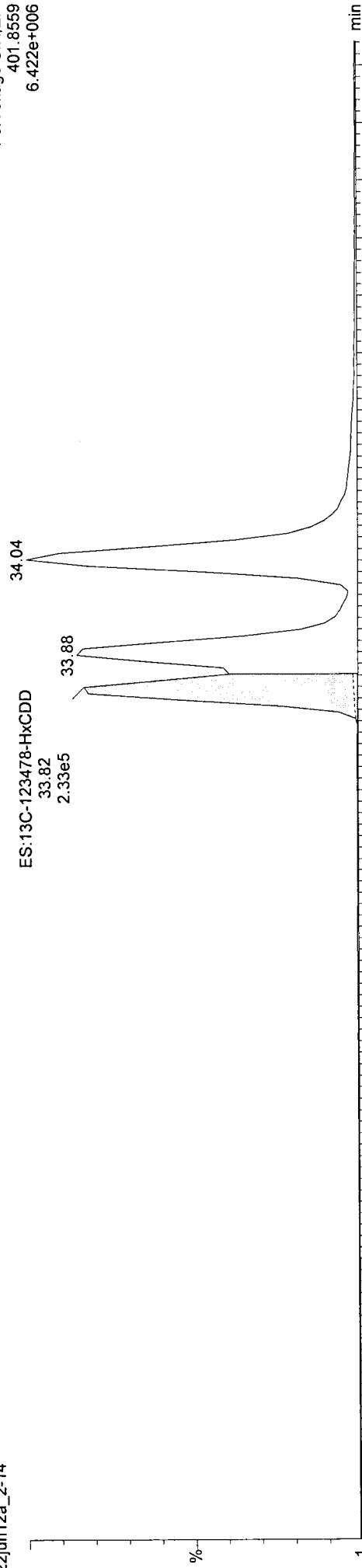
Method: C:\MassLynx\Default.PRO\MethDB\m1613-062412-db5ms.mdb 24 Jun 2012 17:53:35
Calibration: C:\MassLynx\Default.PRO\CurveDB\B5MS-0042012_1613.cdb 08 May 2012 08:31:36

Name: c22jun12a_2-14, ID: 31201450030, Date: 23-Jun-2012, Time: 11:53:35, Submitter: HRD1735, Description: JW-EA07-COMP-120507, User: KAS

ES:13C-123478-HxCDD

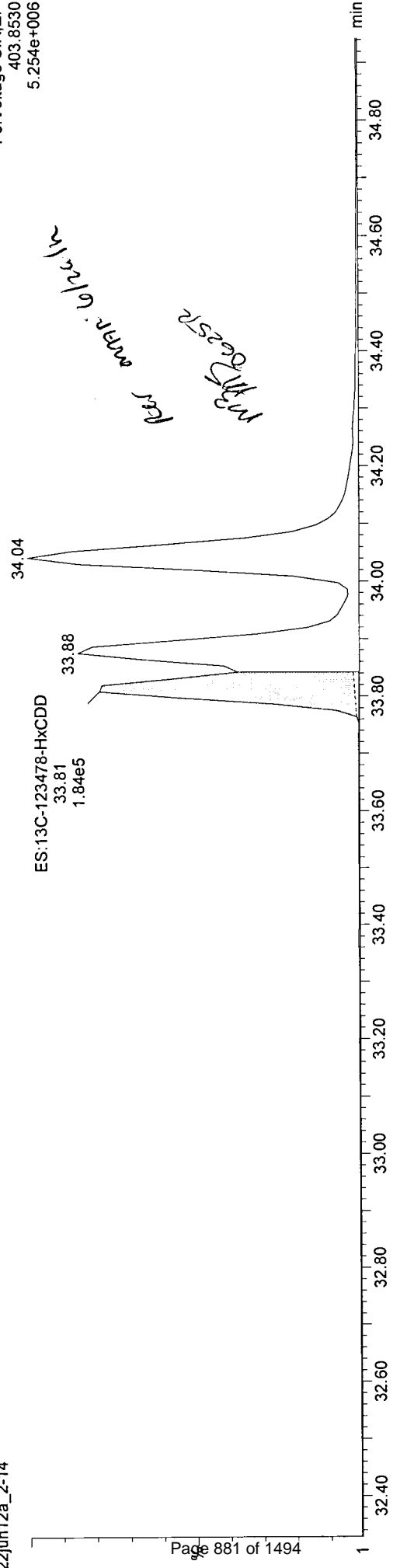
c22jun12a_2-14

F3:Voltage SIR, EI+
401.8559
6.422e+006



c22jun12a_2-14

F3:Voltage SIR, EI+
403.8530
5.254e+006



Quantify Sample Report MassLynx 4.1 SCN627

Manual Integrations

Dataset: Z:\Default.pro\Results\c22jun12a_2-14.qld

Last Altered: Monday, June 25, 2012 16:58:07 Eastern Daylight Time
Printed: Monday, June 25, 2012 16:58:10 Eastern Daylight Time

W# 1201450

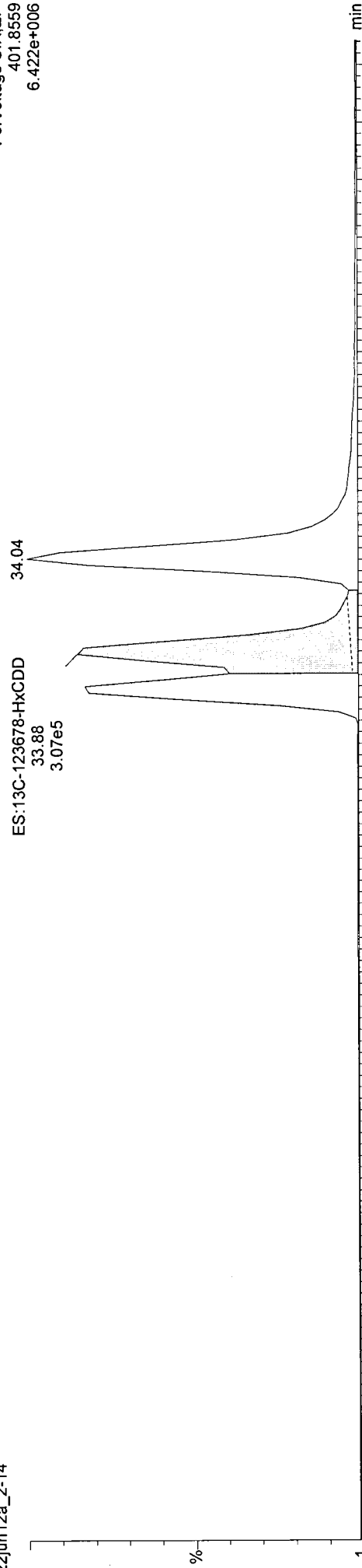
Method: C:\MassLynx\Default.PRO\MethDB\m1613-062412-db5ms.mdb 24 Jun 2012 17:53:35
Calibration: C:\MassLynx\Default.PRO\CurveDB\MS-0042012_1613.cdb 08 May 2012 08:31:36

Name: c22jun12a_2-14, ID: 31201450030, Date: 23-Jun-2012, Time: 11:53:35, Submitter: HRD1735, Description: JW-EA07-COMP-120507, User: KAS

ES:13C-123678-HxCDD

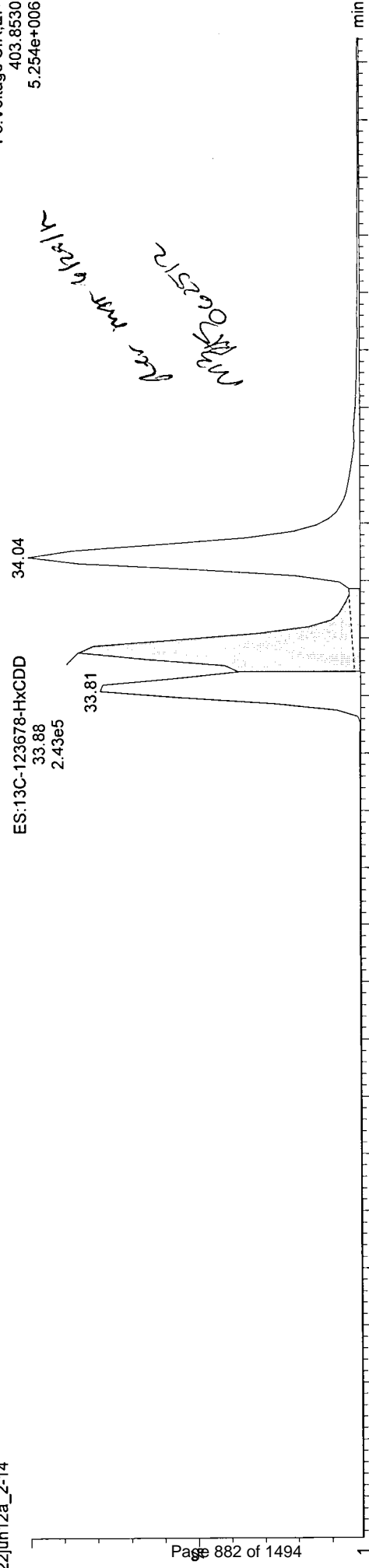
c22jun12a_2-14

F3: Voltage SIR, EI+
401.8559
6.422e+006



c22jun12a_2-14

F3: Voltage SIR, EI+
403.8530
5.254e+006



Quantify Sample Report MassLynx 4.1 SCN627

Manual Integrations

Dataset: Z:\Default.pro\Results\c22jun12a_2-14.qld

Last Altered: Monday, June 25, 2012 16:58:22 Eastern Daylight Time
Printed: Monday, June 25, 2012 16:58:26 Eastern Daylight Time

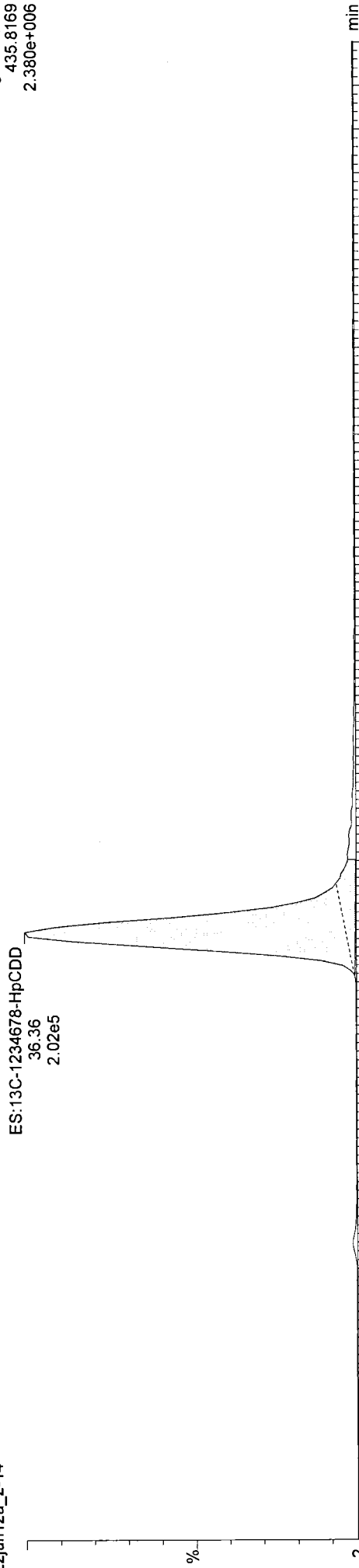
Method: C:\MassLynx\Default.PRO\MethDB\m1613-062412-db5ms.mdb 24 Jun 2012 17:53:35
Calibration: C:\MassLynx\Default.PRO\CurveDB\MS-0042012_1613.cdb 08 May 2012 08:31:36

Name: c22jun12a_2-14, ID: 31201450030, Date: 23-Jun-2012, Time: 11:53:35, Submitter: HRD1735, Description: JW-EA07-COMP-120507, User: KAS

ES:13C-1234678-HpCDD

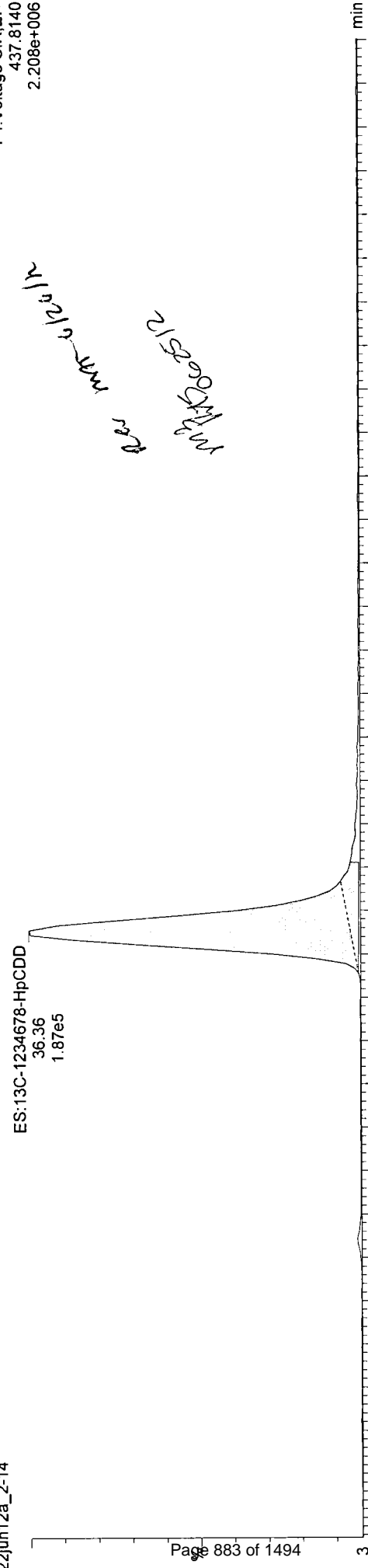
c22jun12a_2-14

F4: Voltage SIR, EI+
435.8169
2.380e+006



c22jun12a_2-14

F4: Voltage SIR, EI+
437.8140
2.208e+006



Quantify Sample Report
Manual Integrations

MassLynx 4.1 SCN627

Dataset: Z:\Default.pro\Results\c22jun12a_2-14.qld

Last Altered: Monday, June 25, 2012 16:58:33 Eastern Daylight Time
Printed: Monday, June 25, 2012 16:58:36 Eastern Daylight Time


W# 1201450

Method: C:\MassLynx\Default.PRO\MethDB\m1613-062412-db5ms.mdb 24 Jun 2012 17:53:35
Calibration: C:\MassLynx\Default.PRO\CurveDB\MS-0042012_1613.cdb 08 May 2012 08:31:36

Name: c22jun12a_2-14, ID: 31201450030, Date: 23-Jun-2012, Time: 11:53:35, Submitter: HRD1735, Description: JW-EA07-COMP-120507, User: KAS

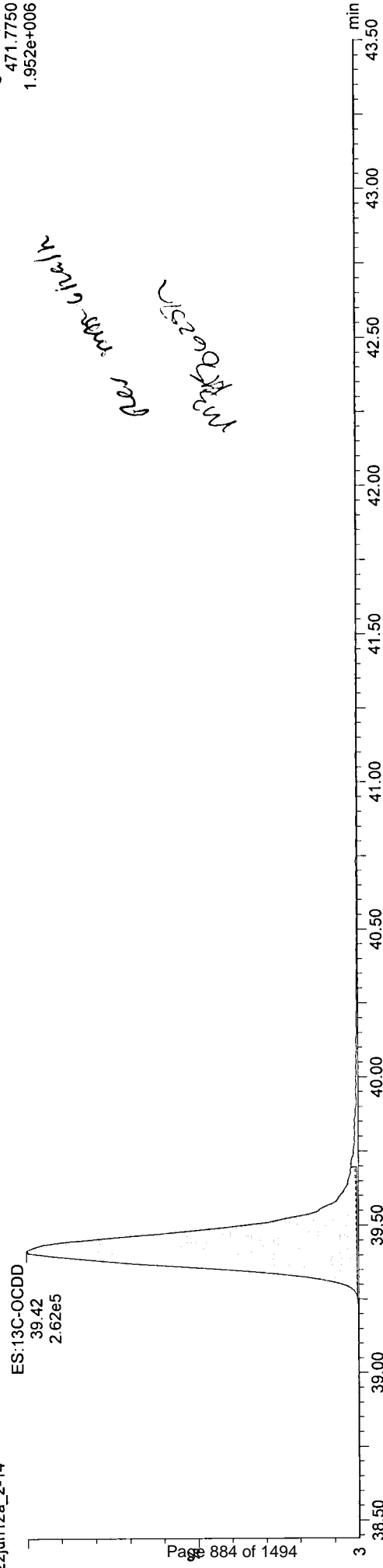
ES:13C-OCDD
c22jun12a_2-14

F5:Voltage SIR,EI+
469.7780
1.800e+006



c22jun12a_2-14

F5:Voltage SIR,EI+
471.7750
1.952e+006



Quantify Sample Report

Manual Integrations

Dataset: Z:\Default.pro\Results\c22jun12a_2-14.qld

Last Altered: Monday, June 25, 2012 16:58:50 Eastern Daylight Time
Printed: Monday, June 25, 2012 16:58:53 Eastern Daylight Time

Method: C:\MassLynx\Default.PRO\MethDB\m1613-062412-db5ms.mdb 24 Jun 2012 17:53:35
Calibration: C:\MassLynx\Default.PRO\CurveDB\MS-0042012_1613.cdb 08 May 2012 08:31:36

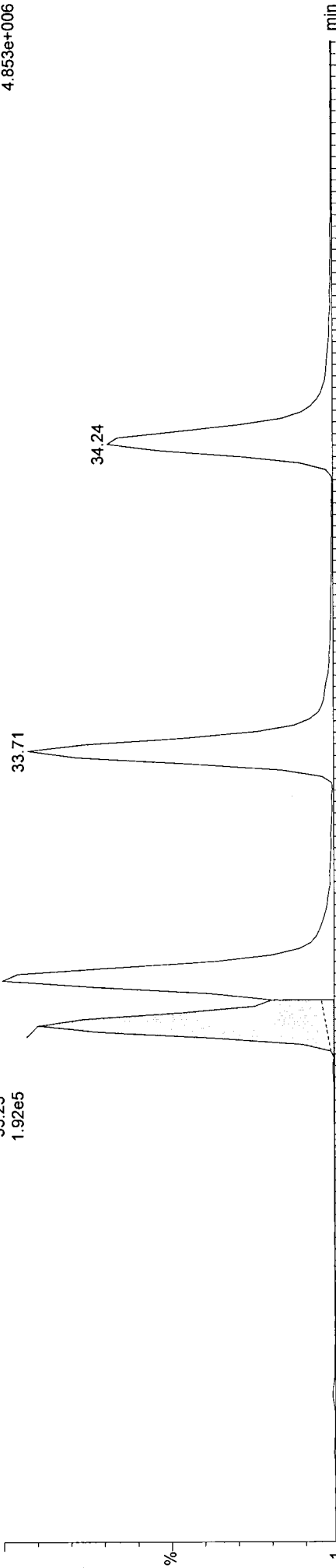
Name: c22jun12a_2-14, ID: 31201450030, Date: 23-Jun-2012, Time: 11:53:35, Submitter: HRD1735, Description: JW-EA07-COMP-120507, User: KAS

ES:13C-123478-HxCDF

c22jun12a_2-14

ES:13C-123478-HxCDF
33.23
1.92e5

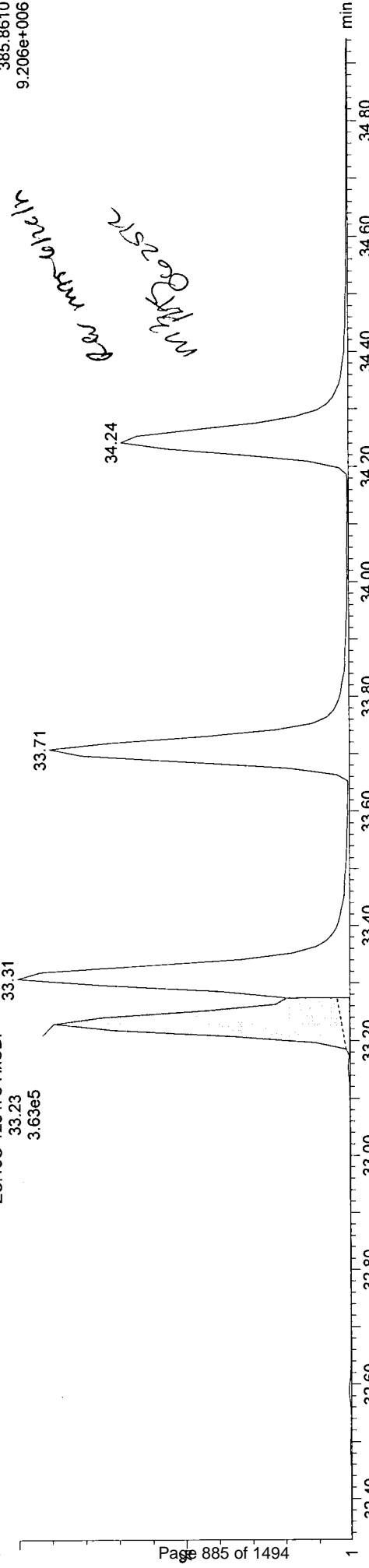
F3: Voltage SIR, EI+
383.8639
4.853e+006



c22jun12a_2-14

ES:13C-123478-HxCDF
33.23
3.63e5

F3: Voltage SIR, EI+
385.8610
9.206e+006



Quantify Sample Report

MassLynx 4.1 SCN627
Manual Integrations

Dataset: Z:\Default.pro\Results\c22jun12a_2-14.qld

Last Altered: Monday, June 25, 2012 16:59:03 Eastern Daylight Time
Printed: Monday, June 25, 2012 16:59:06 Eastern Daylight Time

W 1201450

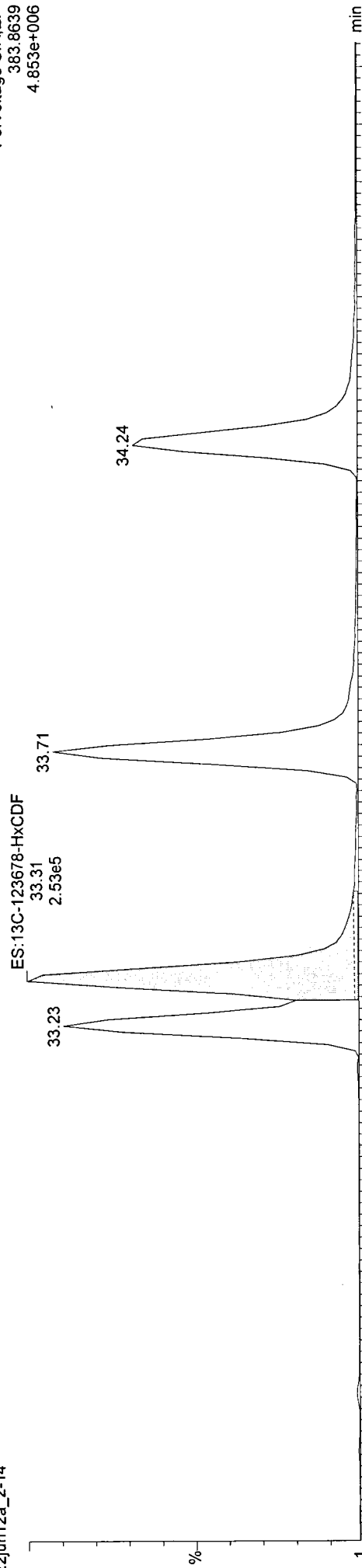
Method: C:\MassLynx\Default.PRO\MethDB\m1613-062412-db5ms.mdb 24 Jun 2012 17:53:35
Calibration: C:\MassLynx\Default.PRO\CurveDB\MS-0042012_1613.cdb 08 May 2012 08:31:36

Name: c22jun12a_2-14, ID: 31201450030, Date: 23-Jun-2012, Time: 11:53:35, Submitter: HRD1735, Description: JW-EA07-COMP-120507, User: KAS

ES:13C-123678-HxCDF

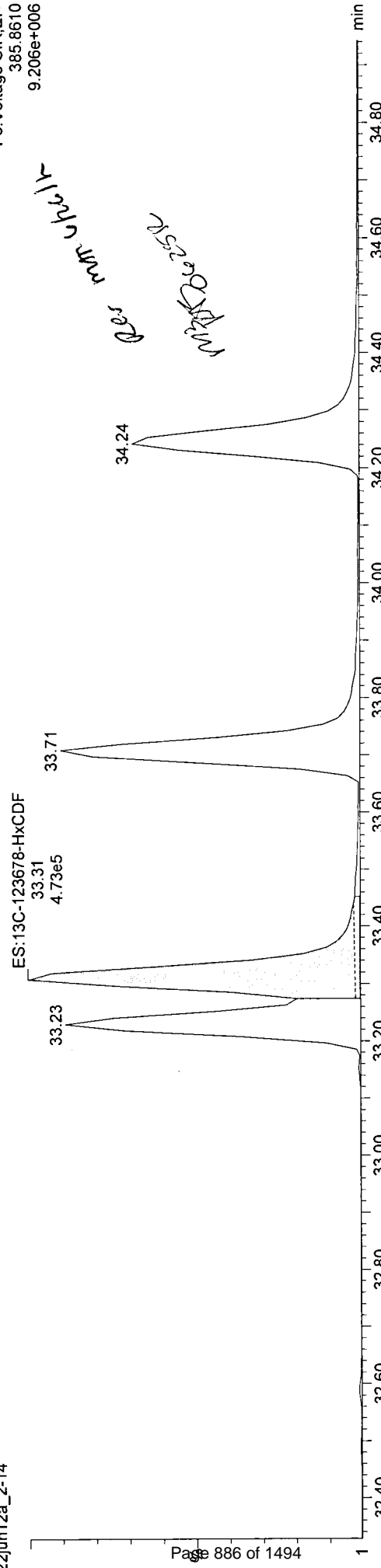
c22jun12a_2-14

F3:Voltage SIR,EI+
383.8639
4.853e+006



c22jun12a_2-14

F3:Voltage SIR,EI+
385.8610
9.206e+006



Quantify Sample Report MassLynx 4.1 SCN627

Manual Integrations

Dataset: Z:\Default.pro\Results\c22jun12a_2-14.qld

Last Altered: Monday, June 25, 2012 16:59:27 Eastern Daylight Time
Printed: Monday, June 25, 2012 16:59:30 Eastern Daylight Time

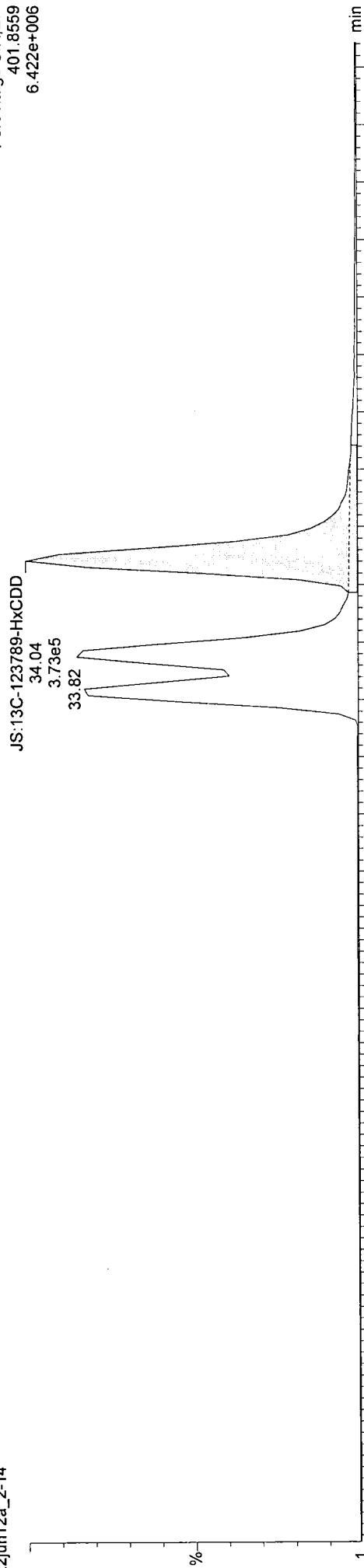
Method: C:\MassLynx\Default.PRO\MethDB\m1613-062412-db5ms.mdb 24 Jun 2012 17:53:35
Calibration: C:\MassLynx\Default.PRO\CurveDB\MS-0042012_1613.cdb 08 May 2012 08:31:36

Name: c22jun12a_2-14, ID: 31201450030, Date: 23-Jun-2012, Time: 11:53:35, Submitter: HRD1735, Description: JW-EA07-COMP-120507, User: KAS

JS:13C-123789-HxCDD

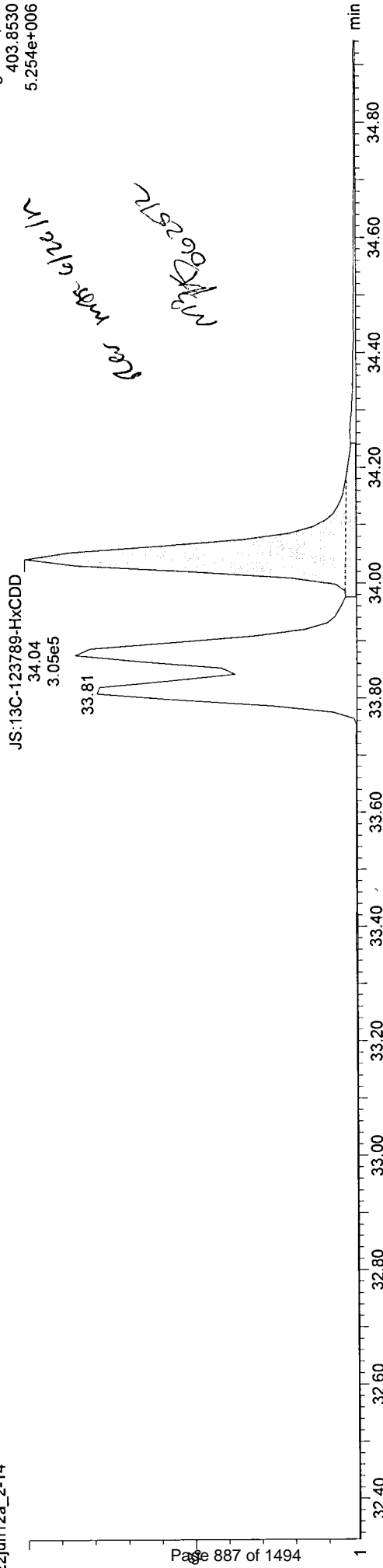
c22jun12a_2-14

F3:Voltage SIR,EI+
401.8559
6.422e+006



c22jun12a_2-14

F3:Voltage SIR,EI+
403.8530
5.254e+006



Quantify Sample Report
Manual Integrations

MassLynx 4.1 SCN627

Dataset: Z:\Default.pro\Results\c22jun12a_2-14.qld

Last Altered: Monday, June 25, 2012 16:59:34 Eastern Daylight Time
Printed: Monday, June 25, 2012 16:59:37 Eastern Daylight Time

W#1201450

Method: C:\MassLynx\Default.PRO\MethDB\m1613-062412-db5ms.mdb 24 Jun 2012 17:53:35
Calibration: C:\MassLynx\Default.PRO\CurveDB\MS-0042012_1613.cdb 08 May 2012 08:31:36

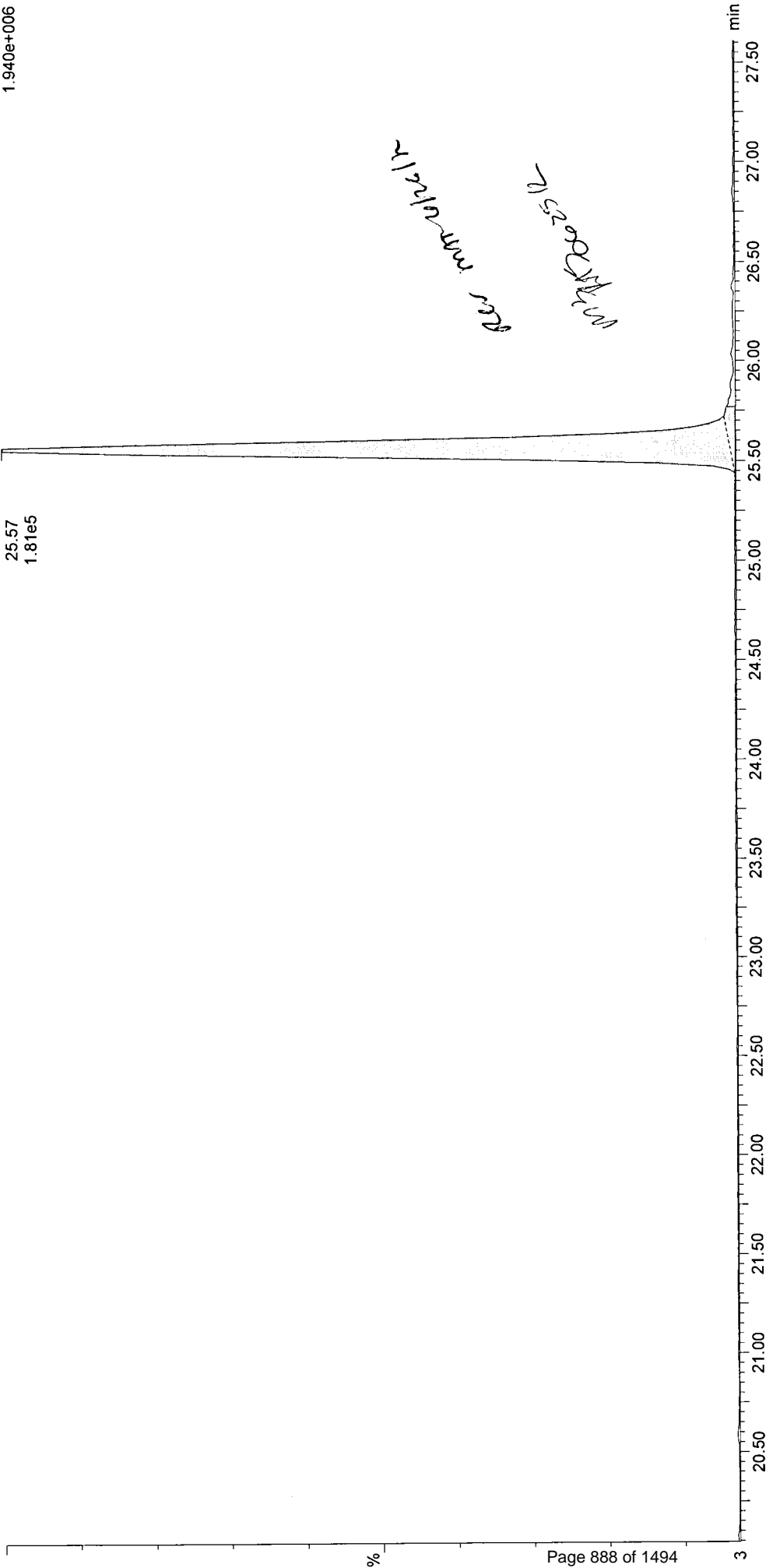
Name: c22jun12a_2-14, ID: 31201450030, Date: 23-Jun-2012, Time: 11:53:35, Submitter: HRD1735, Description: JW-EA07-COMP-120507, User: KAS

CS:37Cl-2378-TCDD

c22jun12a_2-14

F1: Voltage SIR, EI+
327.8847
1.940e+006

CS:37Cl-2378-TCDD
25.57
1.81e5



Quantify Sample Report MassLynx 4.1 SCN627

Manual Integrations

Dataset: Z:\Default.pro\Results\c22jun12a_2-14.qld

Last Altered: Tuesday, June 26, 2012 17:46:06 Eastern Daylight Time
Printed: Tuesday, June 26, 2012 17:46:48 Eastern Daylight Time

39 201450

Method: Untitled 24 Jun 2012 17:53:35

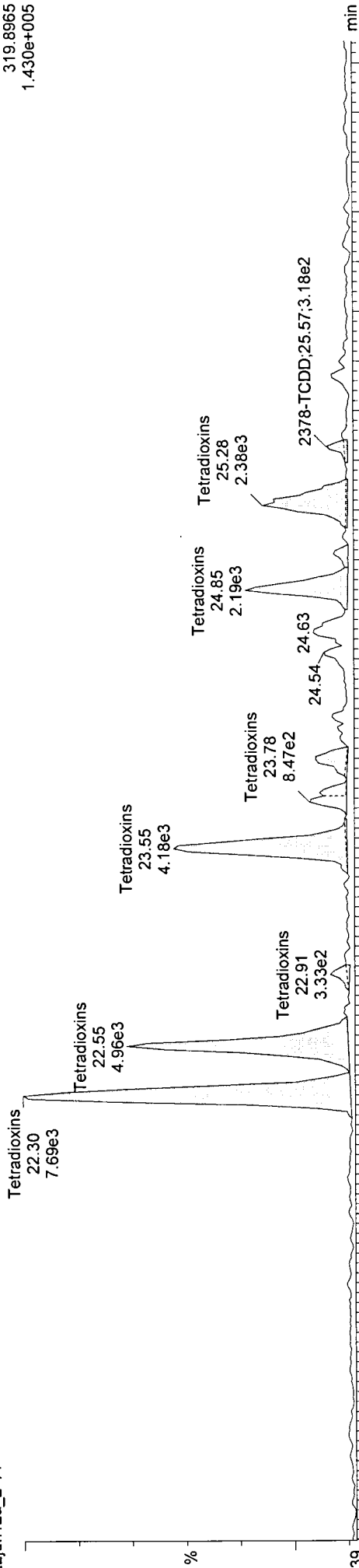
Calibration: C:\MassLynx\Default.PRO\CurveDB\B5MS-0042012_1613.cdb 08 May 2012 08:31:36

Name: c22jun12a_2-14, ID: 31201450030, Date: 23-Jun-2012, Time: 11:53:35, Submitter: HRD1735, Description: JW-EA07-COMP-120507, User: KAS

Tetradoxins

c22jun12a_2-14

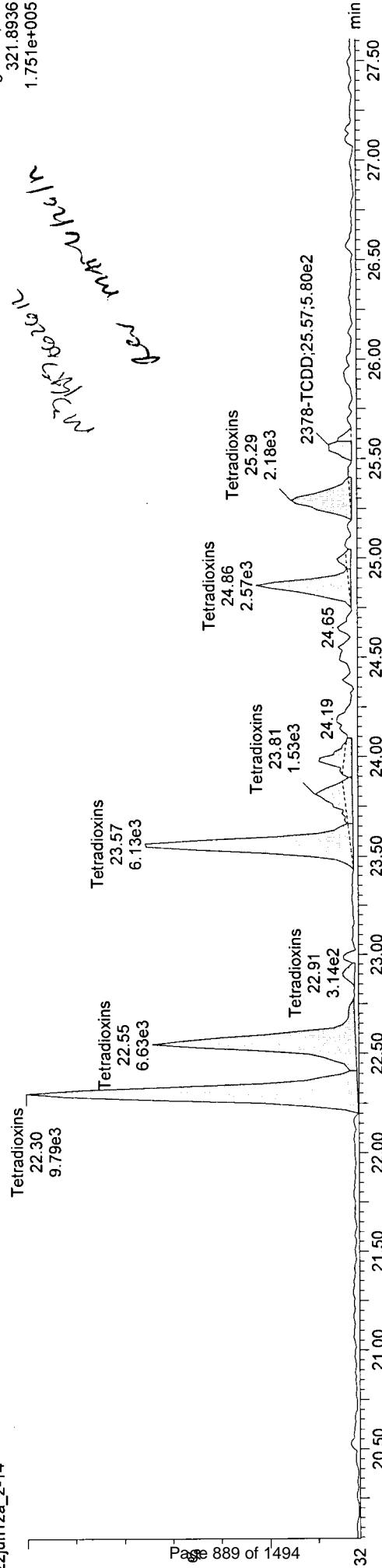
F1: Voltage SIR, EI+
319.8965
1.430e+005



Tetradoxins

c22jun12a_2-14

F1: Voltage SIR, EI+
321.8936
1.751e+005



Quantify Sample Report
Manual Integrations

MassLynx 4.1 SCN627

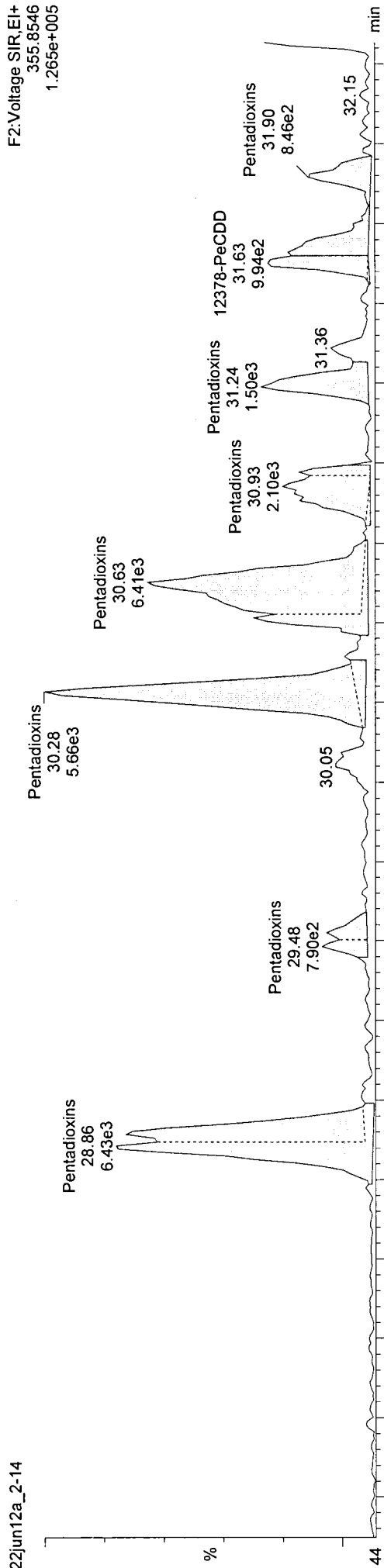
Dataset: Z:\Default.pro\Results\c22jun12a_2-14.qld

Lab Altered: Tuesday, June 26, 2012 17:46:06 Eastern Daylight Time
Printed: Tuesday, June 26, 2012 17:46:48 Eastern Daylight Time

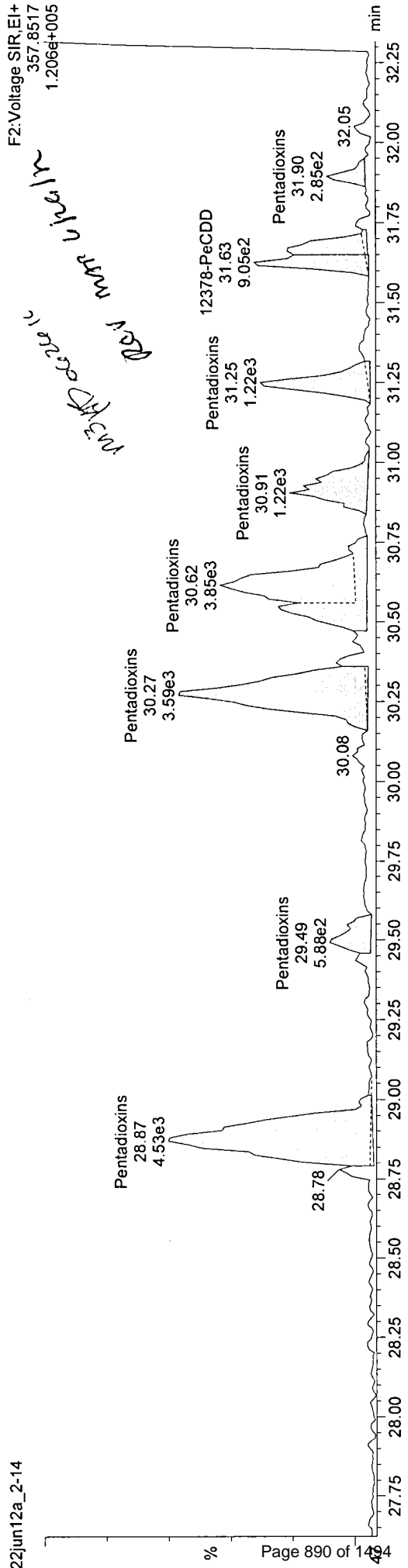
201450

Name: c22jun12a_2-14, ID: 31201450030, Date: 23-Jun-2012, Time: 11:53:35, Submitter: HRD1735, Description: JW-EA07-COMP-120507, User: KAS

Pentadioxins
c22jun12a_2-14



c22jun12a_2-14



Page 890 of 144

Quantify Sample Report MassLynx 4.1 SCN627

Manual Integrations

Dataset: Z:\Default.pro\Results\c22jun12a_2-14.qld

Last Altered: Tuesday, June 26, 2012 17:46:06 Eastern Daylight Time

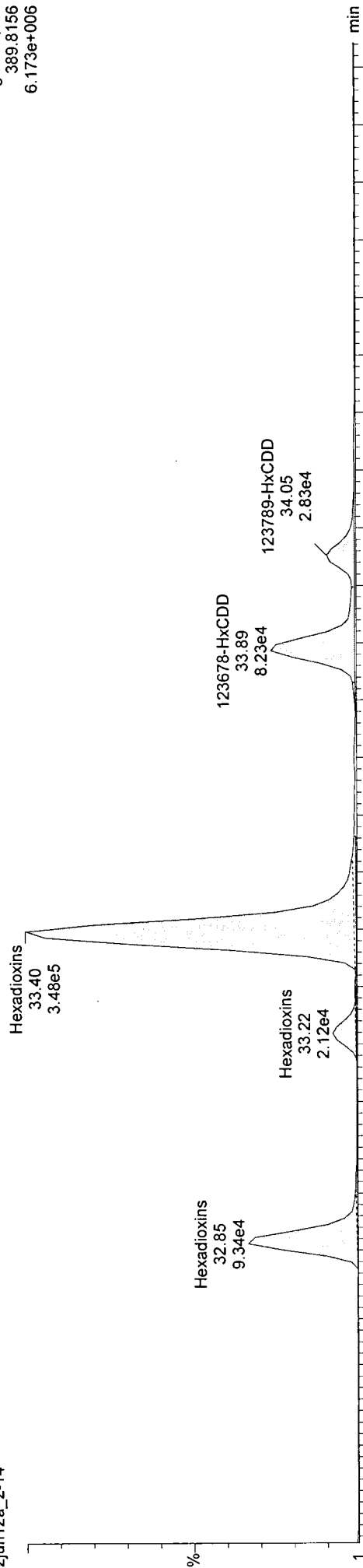
Printed: Tuesday, June 26, 2012 17:46:48 Eastern Daylight Time

201450

Name: c22jun12a_2-14, ID: 31201450030, Date: 23-Jun-2012, Time: 11:53:35, Submitter: HRD1735, Description: JW-EA07-COMP-120507, User: KAS

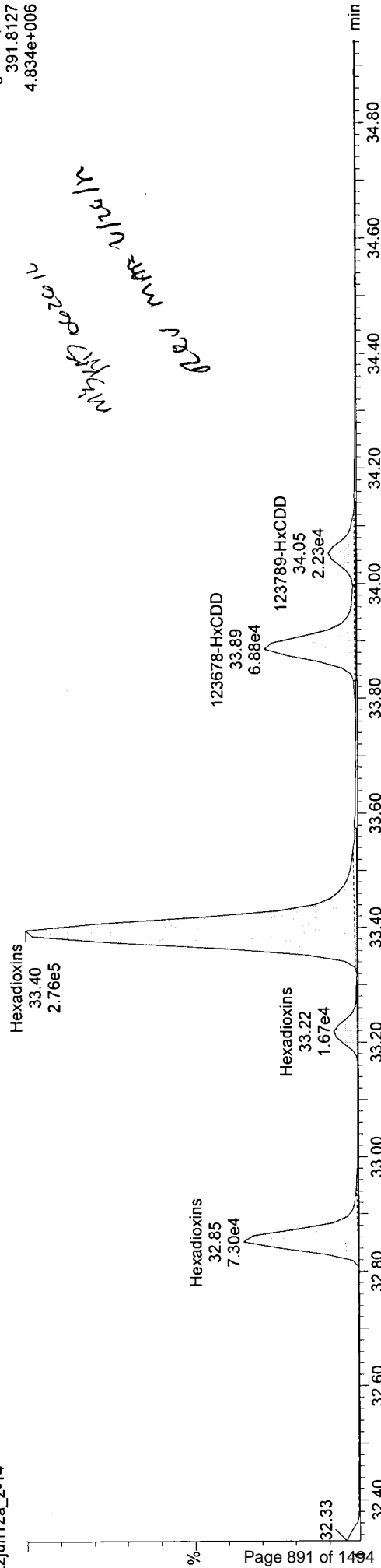
Hexadioxins
c22jun12a_2-14

F3: Voltage SIR, EI+
389.8156
6.173e+006



c22jun12a_2-14

F3: Voltage SIR, EI+
391.8127
4.834e+006



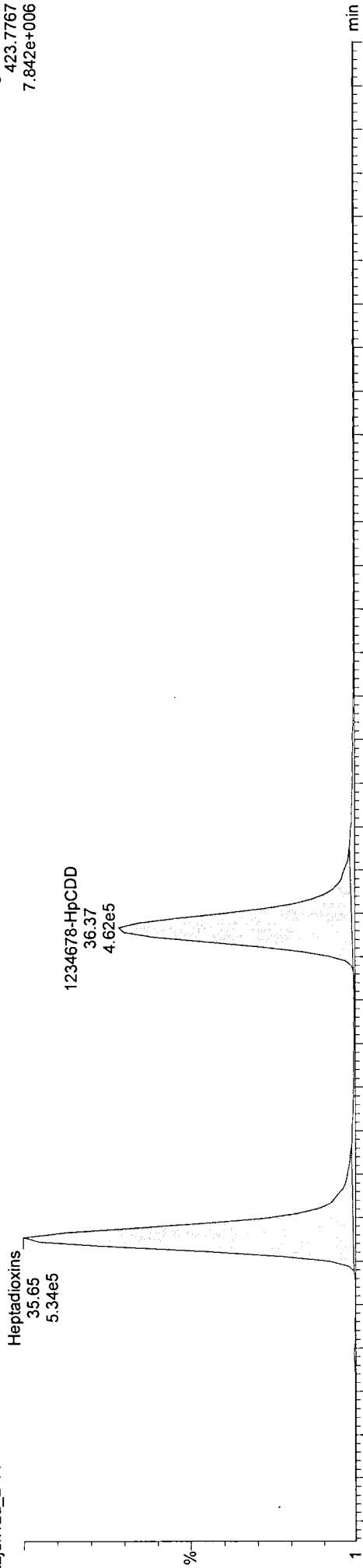
Dataset: Z:\Default.pro\Results\c22jun12a_2-14.qld

Was Altered: Tuesday, June 26, 2012 17:46:06 Eastern Daylight Time
Printed: Tuesday, June 26, 2012 17:46:48 Eastern Daylight Time

Name: c22jun12a_2-14, ID: 31201450030, Date: 23-Jun-2012, Time: 11:53:35, Submitter: HRD1735, Description: JW-EA07-COMP-120507, User: KAS

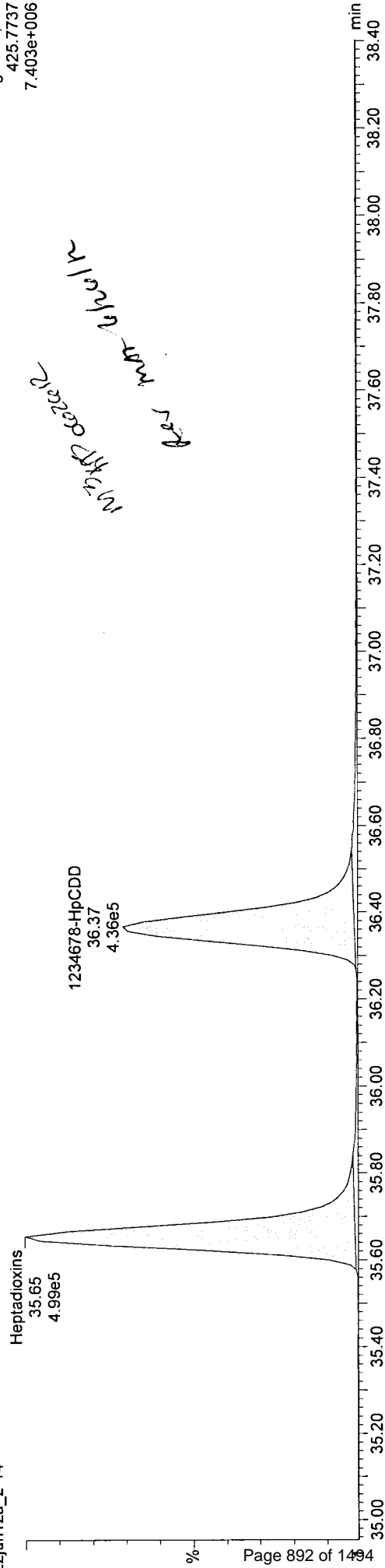
Heptadioxins
c22jun12a_2-14

F4: Voltage SIR, EI+
423.7767
7.842e+006



c22jun12a_2-14

F4: Voltage SIR, EI+
425.7737
7.403e+006



Quantify Sample Report MassLynx 4.1 SCN627

Manual Integrations

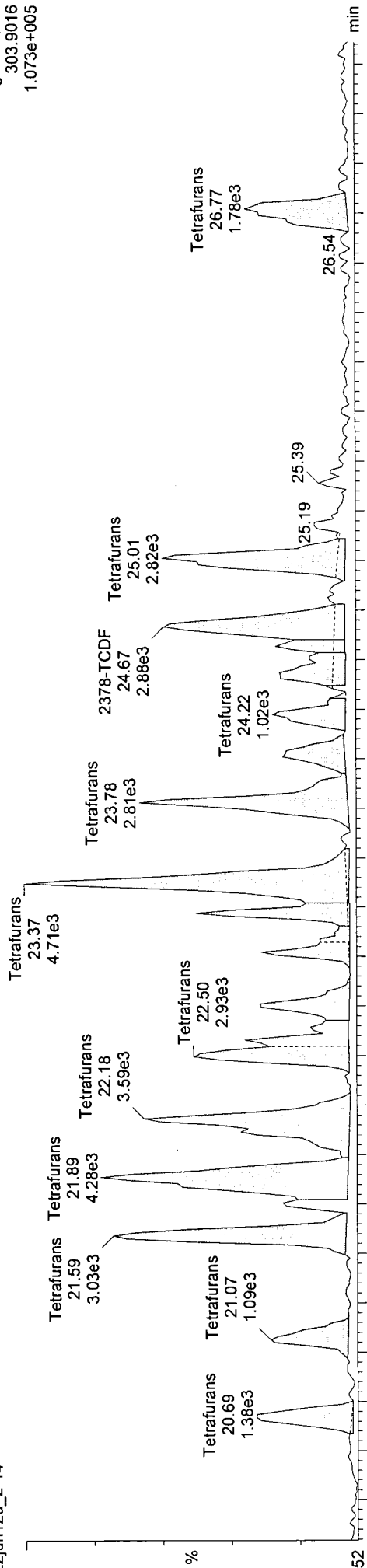
Dataset: Z:\Default.pro\Results\c22jun12a_2-14.qld

Lab Altered: Tuesday, June 26, 2012 17:46:06 Eastern Daylight Time
Printed: Tuesday, June 26, 2012 17:46:48 Eastern Daylight Time

Name: c22jun12a_2-14, ID: 31201450030, Date: 23-Jun-2012, Time: 11:53:35, Submitter: HRD1735, Description: JW-EA07-COMP-120507, User: KAS

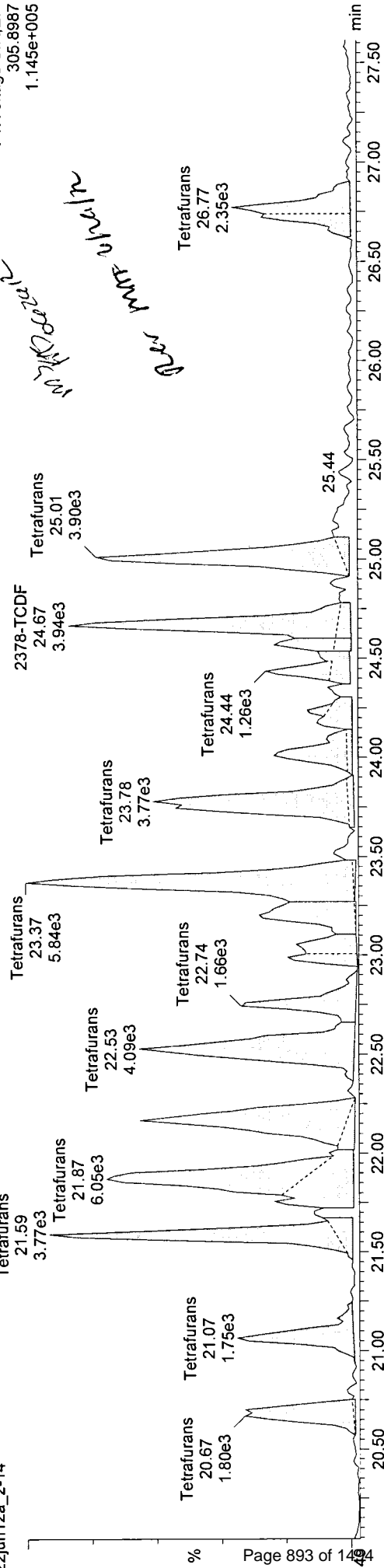
Tetrafurans
c22jun12a_2-14

F1: Voltage SIR, EI+
303.9016
1.073e+005



c22jun12a_2-14

F1: Voltage SIR, EI+
305.8987
1.145e+005



Dataset: Z:\Default.pro\Results\c22jun12a_2-14.qld

Last Altered: Tuesday, June 26, 2012 17:46:06 Eastern Daylight Time

Printed: Tuesday, June 26, 2012 17:46:48 Eastern Daylight Time

W 1201450


Name: c22jun12a_2-14, ID: 31201450030, Date: 23-Jun-2012, Time: 11:53:35, Submitter: HRD1735, Description: JW-EA07-COMP-120507, User: KAS

Pentafurans (F1)

c22jun12a_2-14

Pentafurans (F1)
26.76
2.44e4


F1:Voltage SIR,EI+
339.8597
2.968e+005



c22jun12a_2-14

Pentafurans (F1)
26.74
1.52e4

F1:Voltage SIR,EI+
341.8568
2.168e+005



Quantify Sample Report MassLynx 4.1 SCN627

Manual Integrations

Dataset: Z:\Default.pro\Results\c22jun12a_2-14.qld

Last Altered: Tuesday, June 26, 2012 17:46:06 Eastern Daylight Time
Printed: Tuesday, June 26, 2012 17:46:48 Eastern Daylight Time

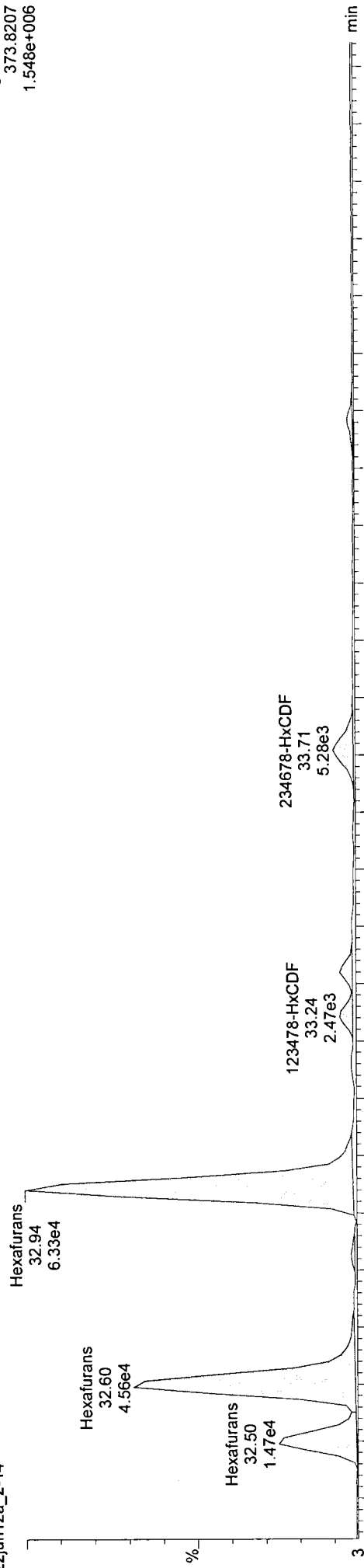
W 1201450

Name: c22jun12a_2-14, ID: 31201450030, Date: 23-Jun-2012, Time: 11:53:35, Submitter: HRD1735, Description: JW-EA07-COMP-120507, User: KAS

Hexafurans

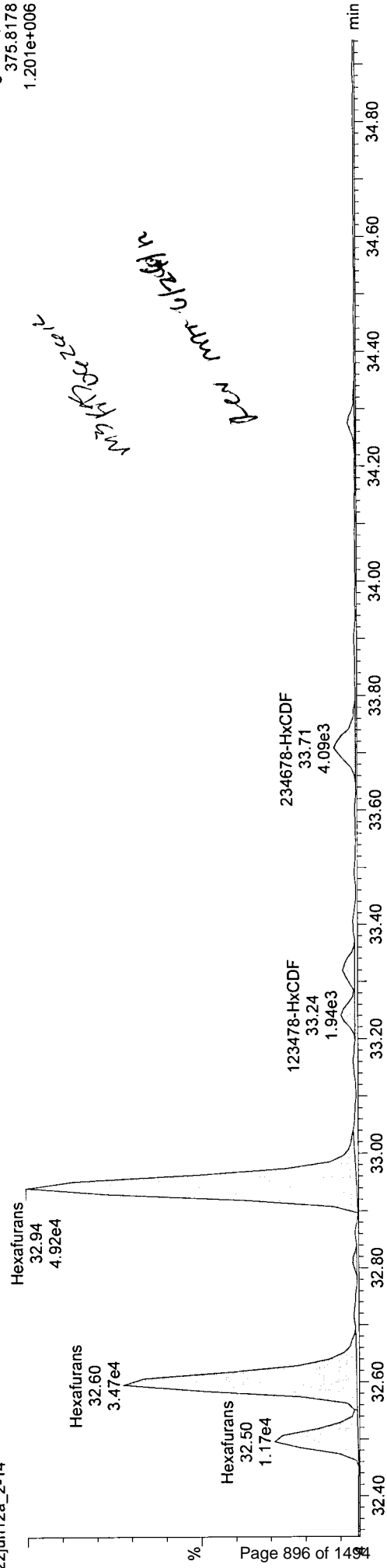
c22jun12a_2-14

F3: Voltage SIR, EI+
373.8207
1.548e+006



c22jun12a_2-14

F3: Voltage SIR, EI+
375.8178
1.201e+006



Dataset: Z:\Default.pro\Results\c22jun12a_2-14.qld

Last Altered: Tuesday, June 26, 2012 17:46:06 Eastern Daylight Time
Printed: Tuesday, June 26, 2012 17:46:48 Eastern Daylight Time


W# 1201450

Name: c22jun12a_2-14, ID: 31201450030, Date: 23-Jun-2012, Time: 11:53:35, Submitter: HRD1735, Description: JW-EA07-COMP-120507, User: KAS

Heptafurans


c22jun12a_2-14

F4: Voltage SIR, EI+
407.7818
2.293e+006



c22jun12a_2-14

F4: Voltage SIR, EI+
409.7788
2.199e+006



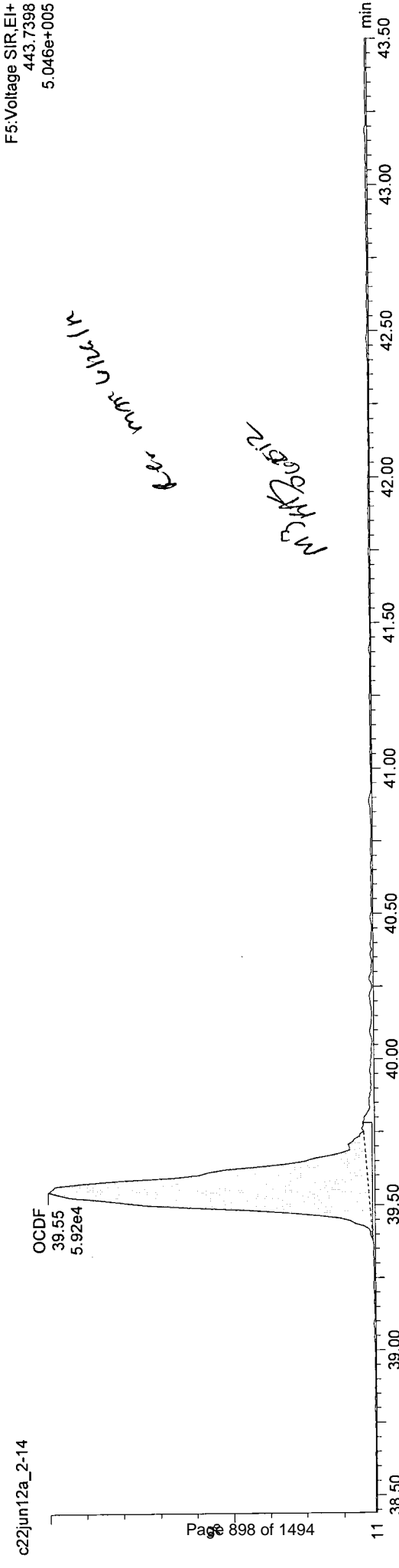

Dataset: Z:\Default.pro\Results\c22jun12a_2-14.qld

Last Altered: Monday, June 25, 2012 16:57:14 Eastern Daylight Time
Printed: Monday, June 25, 2012 16:57:39 Eastern Daylight Time

W 1201450

Method: C:\MassLynx\Default.PRO\MethDB\m1613-062412-db5ms.mdb 24 Jun 2012 17:53:35
Calibration: C:\MassLynx\Default.PRO\CurveDB\MS-0042012_1613.cdb 08 May 2012 08:31:36

Name: c22jun12a_2-14, ID: 31201450030, Date: 23-Jun-2012, Time: 11:53:35, Submitter: HRD1735, Description: JW-EA07-COMP-120507, User: KAS



Quantify Sample Summary Report MassLynx 4.1
 ### Sample Summary ###

Dataset: C:\MassLynx\Default.pro\c22jun12a_2-14.qld

Last Altered: Monday, 6/25/2012 11:55:32 AM Eastern Daylight Time
 Printed: Monday, 6/25/2012 11:55:44 AM Eastern Daylight Time

1201450

Method: C:\MassLynx\Default.PRO\MethDB\1613-062412-db5ms.mdb 24 Jun 2012 17:53:35
 Calibration: C:\MassLynx\Default.PRO\CurveDB\MS-0042012_1613.cdb 08 May 2012 08:31:36

Name: c22jun12a_2-14
 Date: 23-Jun-2012
 Time: 11:53:35
 ID: 31201450030
 Submitter: HRD1735
 Task: HRMS3
 Description: JW-EA07-COMP-120507

Name	Response	Ion1Area	Ion2Area	RA	RAFail?	RRT	RT	pg/μL	EDL	Height1	Noise1	SN1	Height2	Noise2	SN2	M1	M2	MR...
1	2378-TCDD	9.837e2	2.208e2	7.630e2	0.29	YES	1.0013	25.57	0.0503	4.816e3	802	6.0	8.209e3	913	9.0	bb	bb	1.075
2	12378-PeCDD	1.848e3	9.670e2	8.813e2	1.10	YES	1.0004	31.63	0.0602	2.133e4	1116	19.1	2.196e4	1502	14.6	bd	bd	1.039
3	123478-HxCDD	1.494e5	8.338e4	6.601e4	1.26	NO	1.0020	33.89	0.1426	1.559e6	2810	554.7	1.305e6	2817	463.2	bd	bd	1.065
4	123678-HxCDD	-	-	-	-	NO	-	-	0.1497	-	2810	-	-	2817	-	-	-	0.996
5	123789-HxCDD	4.748e4	2.825e4	1.922e4	1.47	YES	1.0069	34.05	0.1460	5.145e5	2810	183.1	3.764e5	2817	133.6	db	db	1.029
6	1234678-HpCDD	8.981e5	4.621e5	4.360e5	1.06	NO	1.0003	36.37	0.3899	5.483e6	3850	1424.0	5.133e6	3346	1534.0	bb	bb	1.055
7	OCDD	1.345e6	6.322e5	7.126e5	0.89	NO	1.0002	39.43	0.4363	4.697e6	1322	3553.0	5.384e6	2091	2575.3	bb	bb	1.063
8	2378-TCDF	6.129e3	2.588e3	3.541e3	0.73	NO	1.0007	24.67	0.0601	2.674e4	798	33.5	4.762e4	1643	29.0	db	db	0.980
9	12378-PeCDF	-	-	-	-	NO	-	-	0.1013	-	1707	-	-	1475	-	-	-	0.980
10	23478-PeCDF	4.572e3	2.772e3	1.800e3	1.54	NO	1.0007	31.37	0.0576	4.525e4	1707	26.5	2.846e4	1475	19.3	db	db	1.022
11	123478-HxCDF	4.416e3	2.473e3	1.942e3	1.27	NO	1.0003	33.24	0.0528	5.914e4	2418	24.5	4.820e4	584	82.5	bd	bd	1.183
12	123678-HxCDF	4.084e3	2.213e3	1.871e3	1.18	NO	1.0003	33.32	0.0477	5.813e4	2418	24.0	4.232e4	584	72.4	db	db	1.168
13	234678-HxCDF	9.366e3	5.280e3	4.086e3	1.29	NO	1.0000	33.71	0.0498	9.231e4	2418	38.2	7.584e4	584	129.8	bb	bb	1.178
14	123789-HxCDF	2.409e3	1.269e3	1.140e3	1.11	NO	1.0013	34.29	0.0715	2.468e4	2418	10.2	2.521e4	584	43.2	bb	bb	1.110
15	1234678-HpCDF	2.005e5	1.029e5	9.756e4	1.06	NO	1.0000	35.39	0.0882	1.606e6	1571	1022.5	1.487e6	2313	642.7	bb	bb	1.389
16	1234789-HpCDF	4.192e3	2.283e3	1.908e3	1.20	NO	1.0006	36.79	0.1681	3.124e4	1571	19.9	2.763e4	2313	11.9	bb	bb	1.389
17	OCDF	1.092e5	5.236e4	5.684e4	0.92	NO	1.0033	39.55	0.1676	4.130e5	741	557.0	4.400e5	850	517.8	bd	bb	1.290
18	ES:13C-2378-TCDD	7.206e5	3.175e5	4.031e5	0.79	NO	1.0285	25.54	0.0607	3.497e6	1663	2102.3	4.423e6	1003	4408.5	bb	bb	0.991
19	ES:13C-12378-PeCDD	5.635e5	3.463e5	2.173e5	1.59	NO	1.2732	31.62	0.0627	6.433e6	901	7141.6	4.066e6	1419	2864.5	bb	bb	0.835
20	ES:13C-123478-HxCDD	4.069e5	2.280e5	1.789e5	1.27	NO	0.9935	33.82	0.0793	5.193e6	2142	2424.8	4.013e6	1241	3234.5	bd	bd	0.971
21	ES:13C-123678-HxCDD	5.098e5	2.852e5	2.246e5	1.27	NO	0.9951	33.88	0.0757	5.281e6	2142	2465.9	4.310e6	1241	3473.7	db	db	1.005
22	ES:13C-1234678-HpCDD	3.536e5	1.822e5	1.715e5	1.06	NO	1.0680	36.36	0.0793	2.253e6	1377	1635.8	2.086e6	1736	1201.6	bb	bb	0.894
23	ES:13C-OCDD	4.906e5	2.305e5	2.601e5	0.89	NO	1.1579	39.42	0.0435	1.728e6	754	2292.6	1.886e6	931	2025.5	bb	bd	0.871
24	ES:13C-2378-TCDF	9.448e5	4.189e5	5.258e5	0.80	NO	0.9927	24.65	0.0357	4.592e6	995	4614.6	5.896e6	1471	4007.6	bb	bb	1.561
25	ES:13C-12378-PeCDF	7.587e5	4.634e5	2.953e5	1.57	NO	1.2105	30.06	0.0665	4.894e6	2116	2313.1	3.091e6	1782	1734.9	bb	bb	1.322

Quantify Sample Report MassLynx 4.1

Sample Summary


Dataset: C:\MassLynx\Default.pro\c22jun12a_2-14.qld

Last Altered: Monday, 6/25/2012 11:55:32 AM Eastern Daylight Time
Printed: Monday, 6/25/2012 11:55:44 AM Eastern Daylight Time

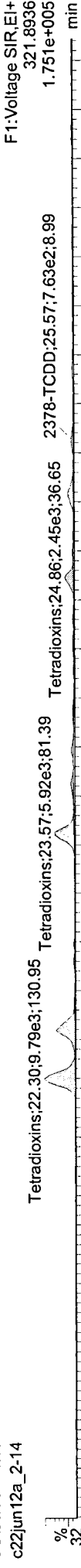
Method: C:\MassLynx\Default.PROMethDB\1613-062412-db5.ms.mdb 24 Jun 2012 17:53:35
Calibration: C:\MassLynx\Default.PRO\CurveDB\B5MS-0042012_1613.cdb 08 May 2012 08:31:36

Name: c22jun12a_2-14, ID: 31201450030, User: KAS, Instrument: , Submitter: HRD1735, Task: HRMS3, Description: JW-EA07-COMP-120507


Tetradioxins




Tetradioxins




ES:13C-2378-TCDD




ES:13C-2378-TCDD



CS:37Cl-2378-TCDD



F1 Lock Mass



Quantify Sample Report
Sample Summary

MassLynx 4.1

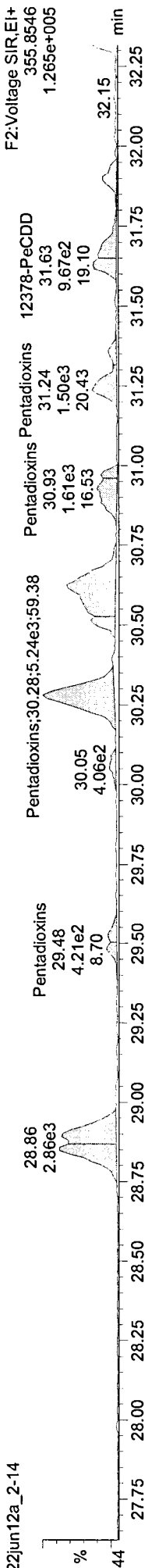
Dataset: C:\MassLynx\Default.pro\c22jun12a_2-14.qld

Last Altered: Monday, 6/25/2012 11:55:32 AM Eastern Daylight Time
Printed: Monday, 6/25/2012 11:55:44 AM Eastern Daylight Time

Name: c22jun12a_2-14, ID: 31201450030, User: KAS, Instrument: , Submitter: HRD1735, Task: HRMS3, Description: JW-EA07-COMP-120507

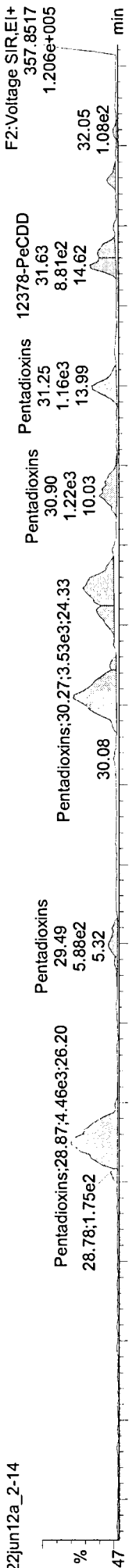
Pentadioxins

c22jun12a_2-14




Pentadioxins

c22jun12a_2-14




ES:13C-12378-PeCDD

c22jun12a_2-14



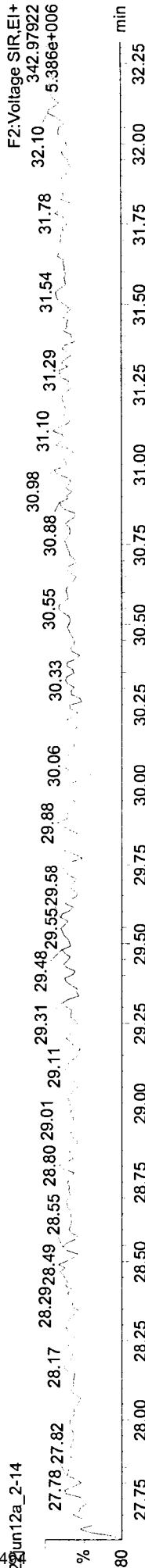
ES:13C-12378-PeCDD

c22jun12a_2-14



F2: Lock Mass

c22jun12a_2-14



Quantify Sample Report MassLynx 4.1

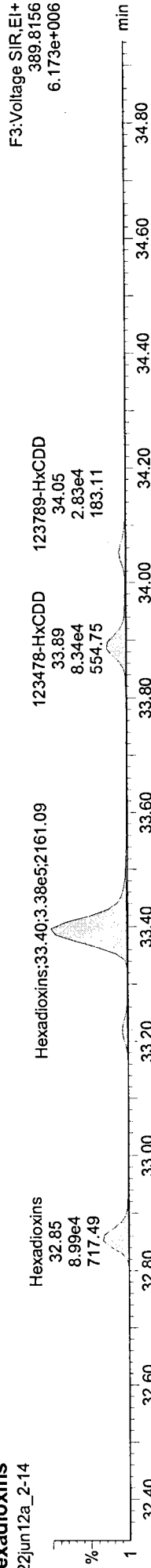
Sample Summary

Dataset: C:\MassLynx\Default.pro\c22jun12a_2-14.qld

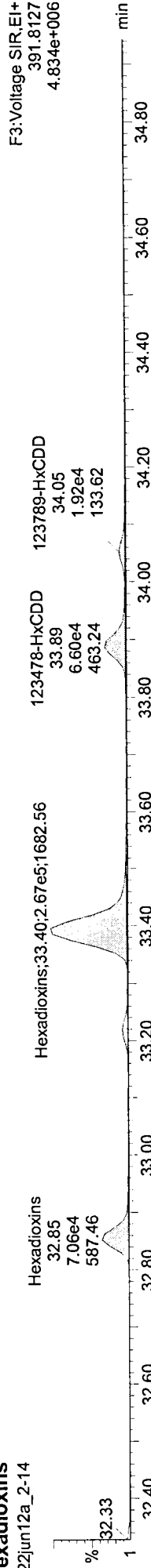
Last Altered: Monday, 6/25/2012 11:55:32 AM Eastern Daylight Time
Printed: Monday, 6/25/2012 11:55:44 AM Eastern Daylight Time

Name: c22jun12a_2-14, ID: 31201450030, User: KAS, Instrument: , Submitter: HRD1735, Task: HRMS3, Description: JW-EA07-COMP-120507

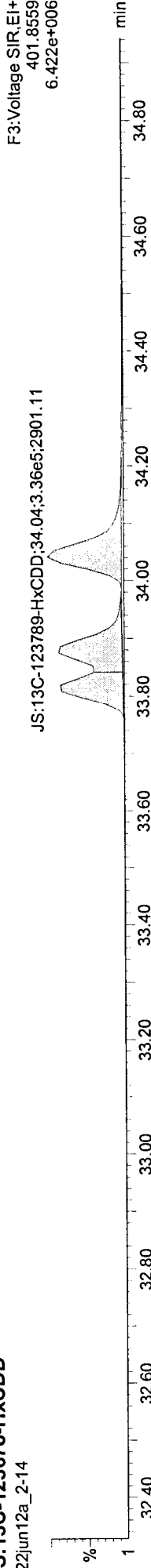
Hexadioxins
c22jun12a_2-14



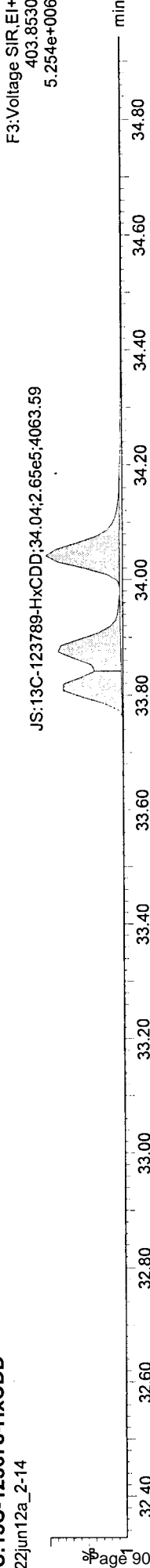
Hexadioxins
c22jun12a_2-14



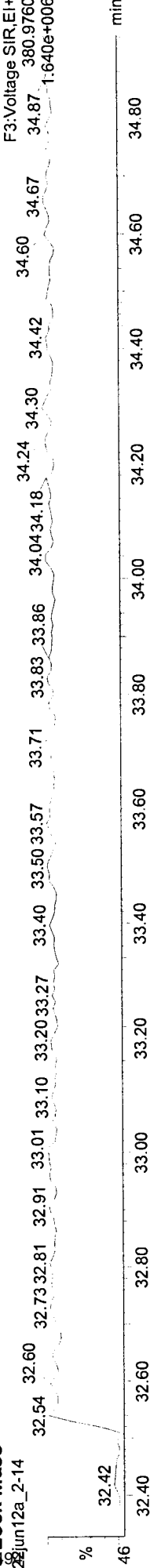
ES:13C-123678-HxCDD
c22jun12a_2-14



ES:13C-123678-HxCDD
c22jun12a_2-14



F3 Lock Mass
c22jun12a_2-14



Quantify Sample Report MassLynx 4.1

Sample Summary

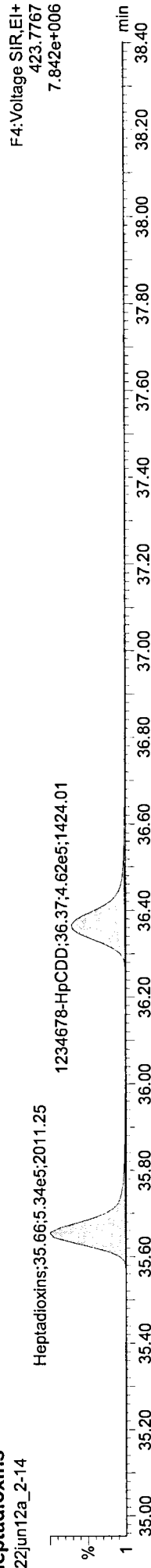
Dataset: C:\MassLynx\Default.pro\c22jun12a_2-14.qld

Last Altered: Monday, 6/25/2012 11:55:32 AM Eastern Daylight Time
Printed: Monday, 6/25/2012 11:55:44 AM Eastern Daylight Time

Name: c22jun12a_2-14, ID: 31201450030, User: KAS, Instrument: , Submitter: HRD1735, Task: HRMS3, Description: JW-EA07-COMP-120507

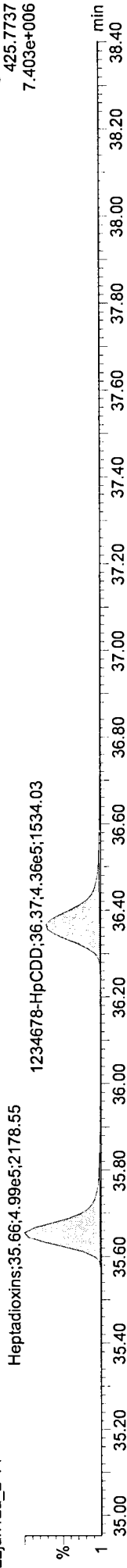
Heptadioxins

c22jun12a_2-14




Heptadioxins

c22jun12a_2-14



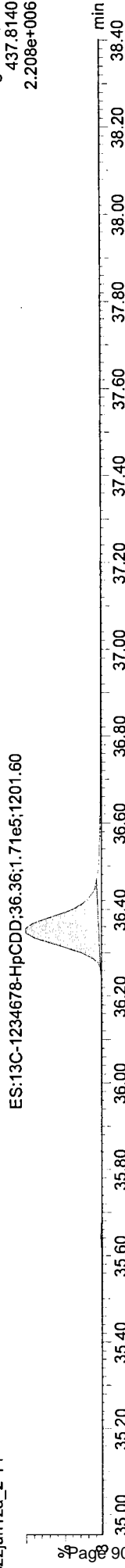
ES:13C-1234678-HpCDD

c22jun12a_2-14



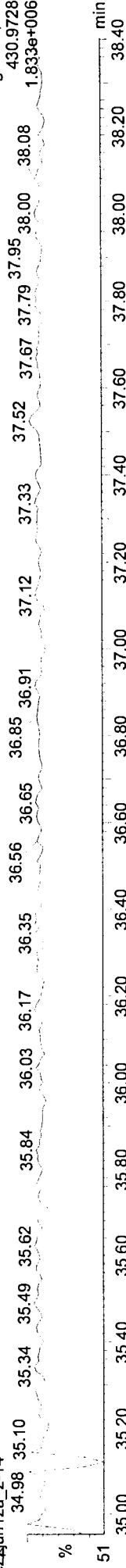
ES:13C-1234678-HpCDD

c22jun12a_2-14



F4 Lock Mass

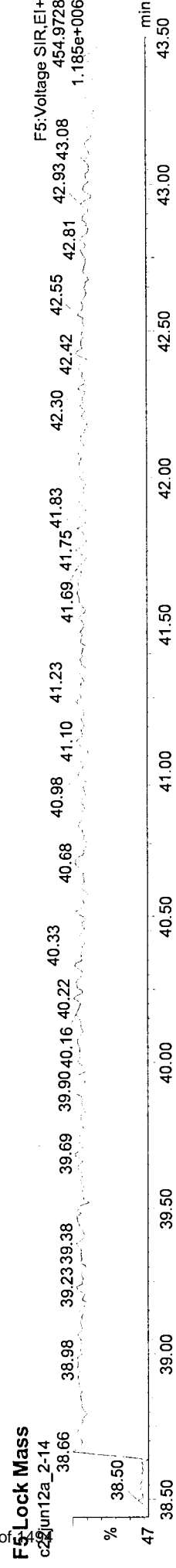
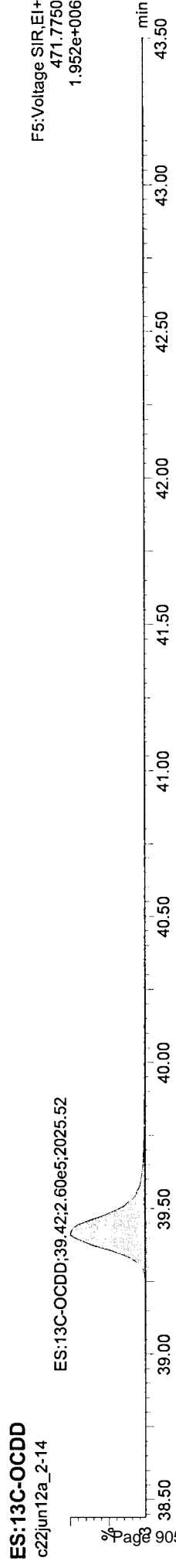

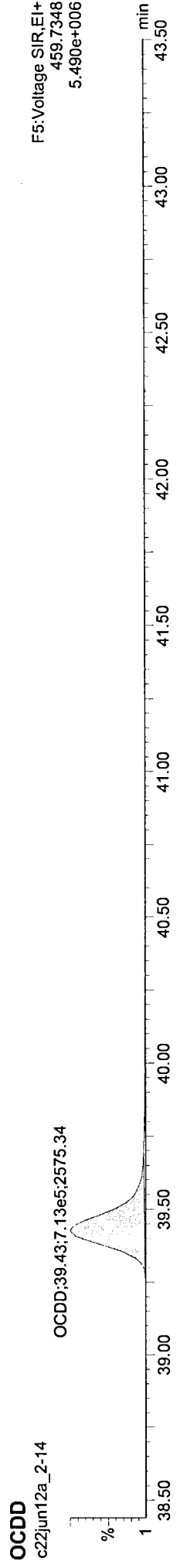

c22jun12a_2-14



Dataset: C:\MassLynx\Default.pro\c22jun12a_2-14.qld

Last Altered: Monday, 6/25/2012 11:55:32 AM Eastern Daylight Time
Printed: Monday, 6/25/2012 11:55:44 AM Eastern Daylight Time

Name: c22jun12a_2-14, ID: 31201450030, User: KAS, Instrument: , Submitter: HRD1735, Task: HRMS3, Description: JW-EA07-COMP-120507



Quantify Sample Report

Sample Summary

MassLynx 4.1

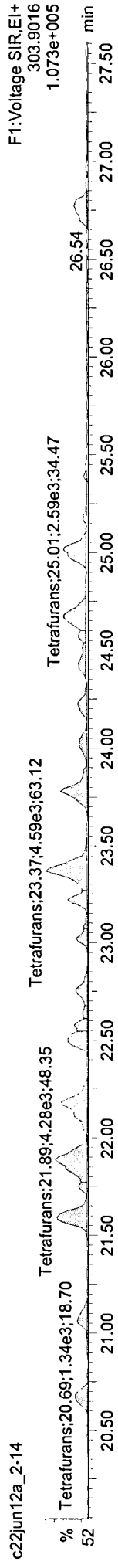
Dataset: C:\MassLynx\Default.pro\c22jun12a_2-14.qld

Last Altered: Monday, 6/25/2012 11:55:32 AM Eastern Daylight Time
Printed: Monday, 6/25/2012 11:55:44 AM Eastern Daylight Time

Name: c22jun12a_2-14, ID: 31201450030, User: KAS, Instrument: , Submitter: HRD1735, Task: HRMS3, Description: JW-EA07-COMP-120507

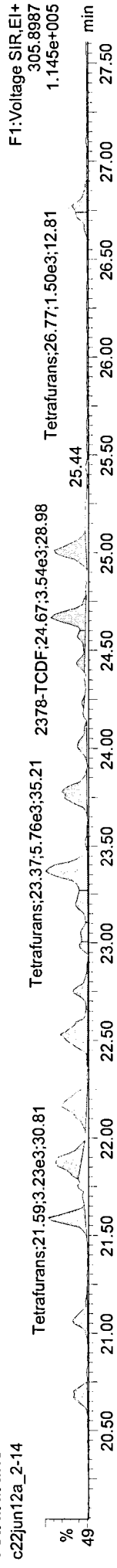
Tetrafurans

c22jun12a_2-14



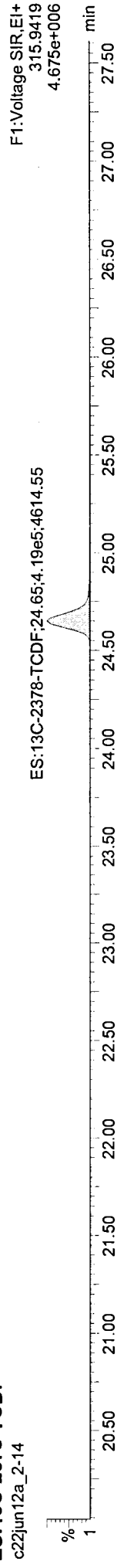
Tetrafurans

c22jun12a_2-14



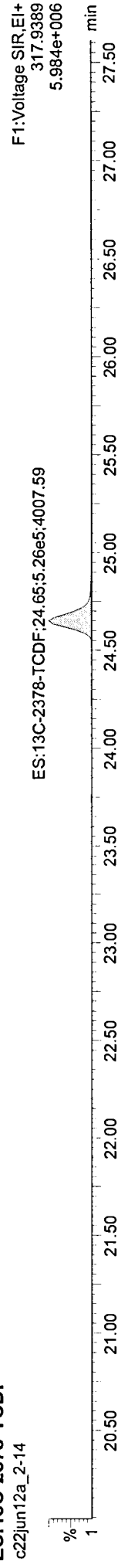
ES:13C-2378-TCDF

c22jun12a_2-14




ES:13C-2378-TCDF

c22jun12a_2-14



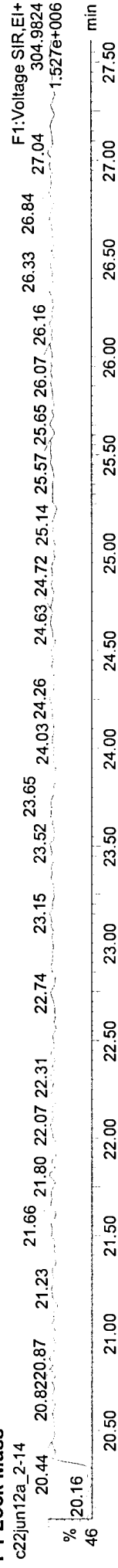
Hexa Ether

c22jun12a_2-14



F1 Lock Mass

c22jun12a_2-14

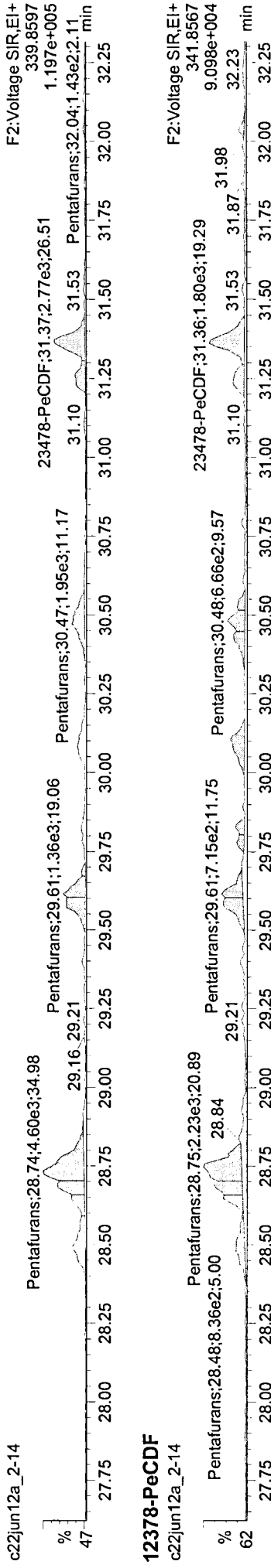


Dataset: C:\MassLynx\Default.pro\c22jun12a_2-14.qld

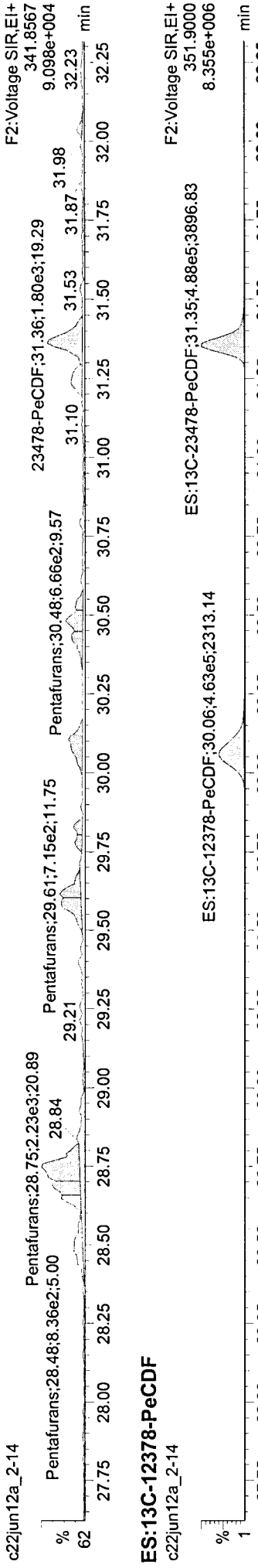
Last Altered: Monday, 6/25/2012 11:55:32 AM Eastern Daylight Time
Printed: Monday, 6/25/2012 11:55:44 AM Eastern Daylight Time

Name: c22jun12a_2-14, ID: 31201450030, User: KAS, Instrument: , Submitter: HRD1735, Task: HRMS3, Description: JW-EA07-COMP-120507


12378-PeCDF



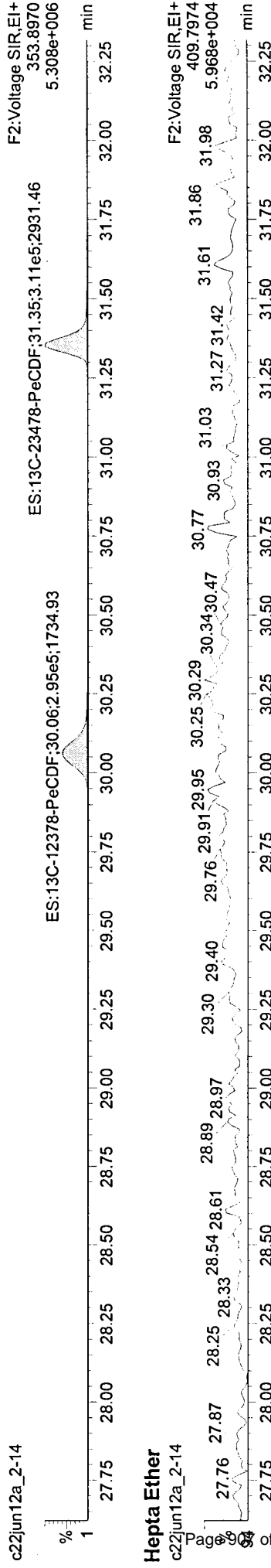
12378-PeCDF



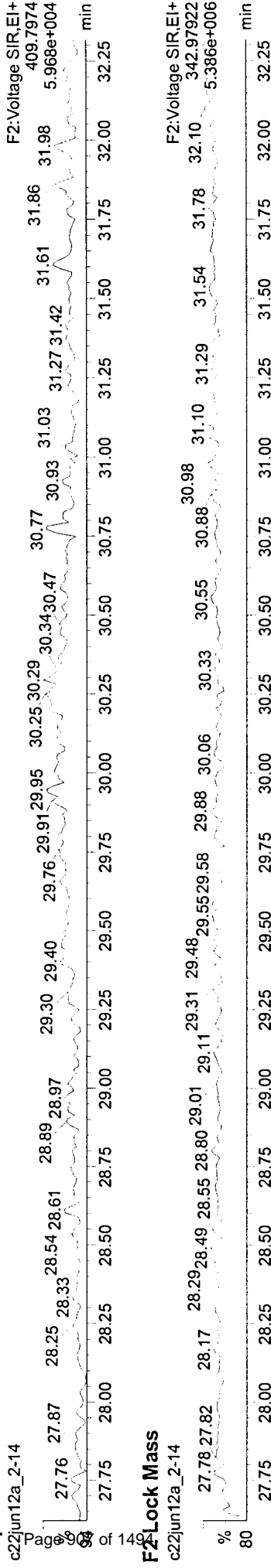
ES:13C-12378-PeCDF



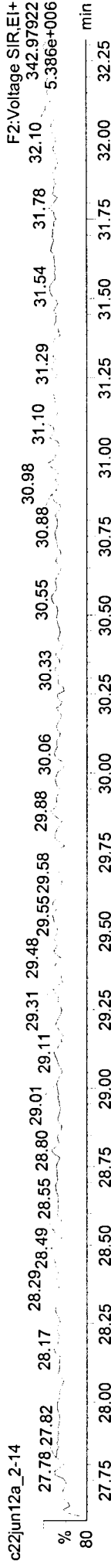
ES:13C-12378-PeCDF



Hepta Ether



F2 Lock Mass



Quantify Sample Report
Sample Summary

MassLynx 4.1

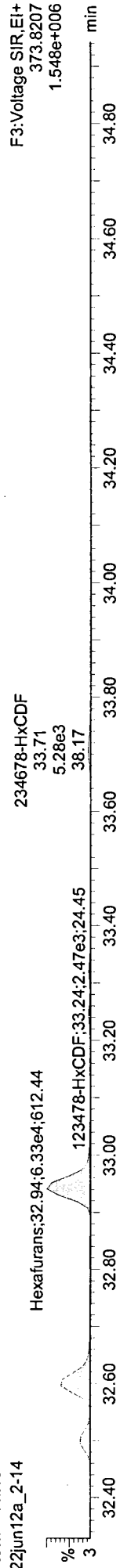
Dataset: C:\MassLynx\Default.pro\c22jun12a_2-14.qld

Last Altered: Monday, 6/25/2012 11:55:32 AM Eastern Daylight Time
Printed: Monday, 6/25/2012 11:55:44 AM Eastern Daylight Time

Name: c22jun12a_2-14, ID: 31201450030, User: KAS, Instrument: , Submitter: HRD1735, Task: HRMS3, Description: JW-EA07-COMP-120507

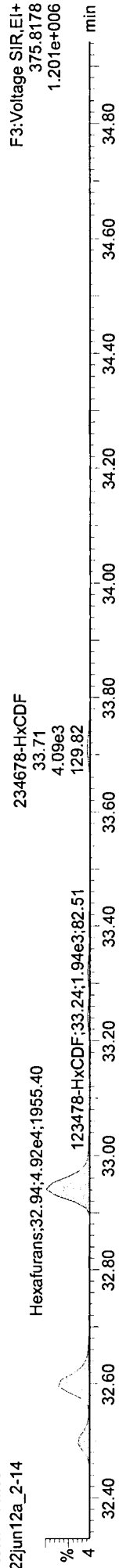
Hexafurans

c22jun12a_2-14



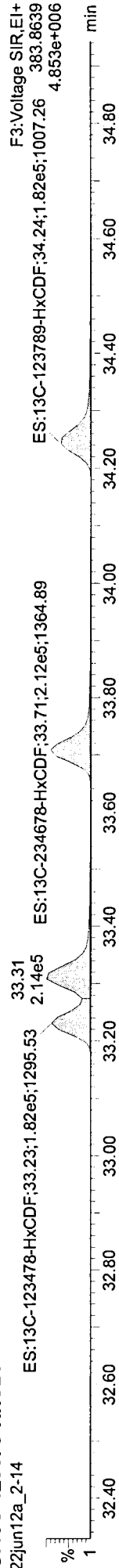
Hexafurans

c22jun12a_2-14



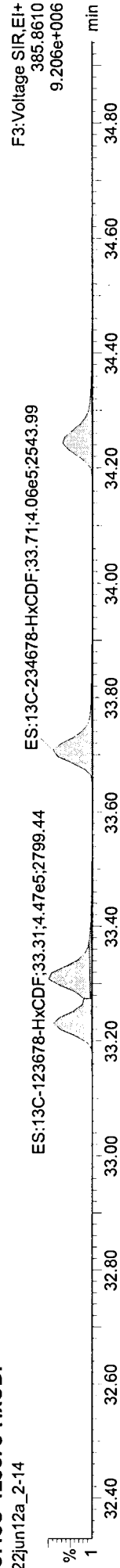
ES:13C-123678-HxCDF

c22jun12a_2-14



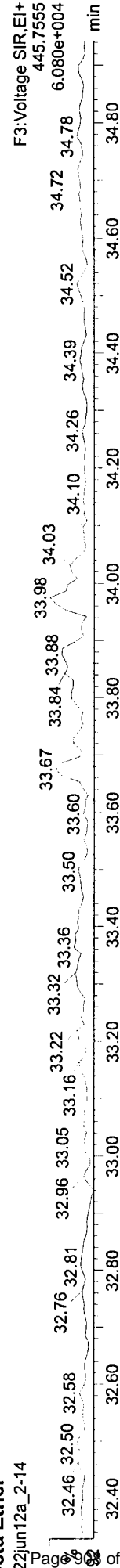
ES:13C-123678-HxCDF

c22jun12a_2-14



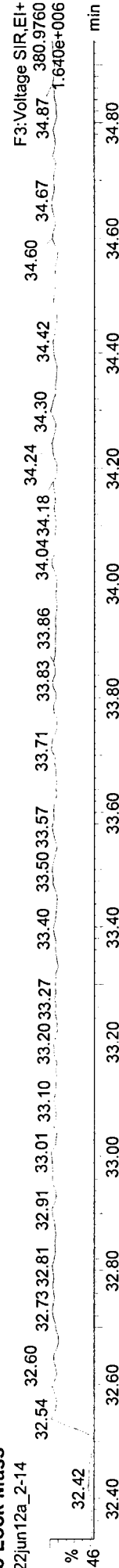
Octa Ether

c22jun12a_2-14



F3 Lock Mass

c22jun12a_2-14




Quantify Sample Report MassLynx 4.1

Sample Summary

Dataset: C:\MassLynx\Default.pro\c22jun12a_2-14.qld

Last Altered: Monday, 6/25/2012 11:55:32 AM Eastern Daylight Time
Printed: Monday, 6/25/2012 11:55:44 AM Eastern Daylight Time

Name: c22jun12a_2-14, ID: 31201450030, User: KAS, Instrument: , Submitter: HRD1735, Task: HRMS3, Description: JW-EA07-COMP-120507



Quantify Sample Report MassLynx 4.1

Sample Summary

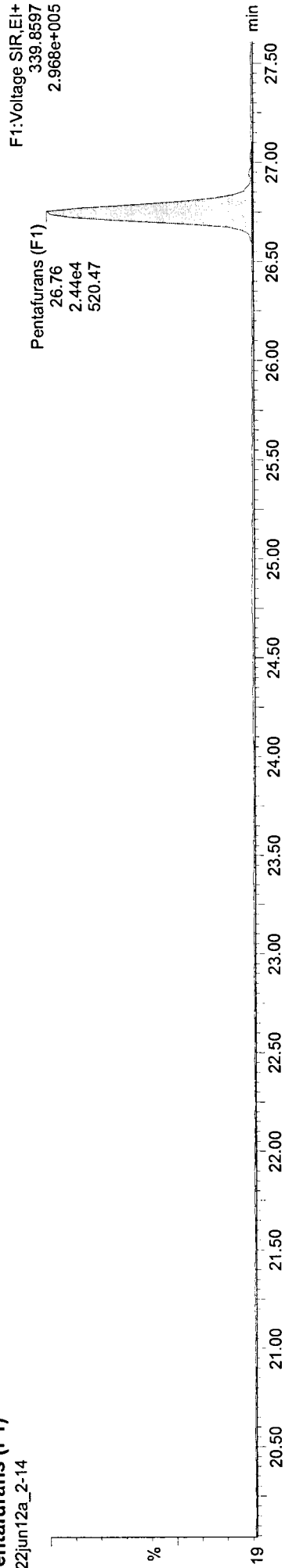
Dataset: C:\MassLynx\Default.pro\c22jun12a_2-14.qld

Last Altered: Monday, 6/25/2012 11:55:32 AM Eastern Daylight Time
Printed: Monday, 6/25/2012 11:55:44 AM Eastern Daylight Time

Name: c22jun12a_2-14, ID: 31201450030, User: KAS, Instrument: , Submitter: HRD1735, Task: HRMS3, Description: JW-EA07-COMP-120507

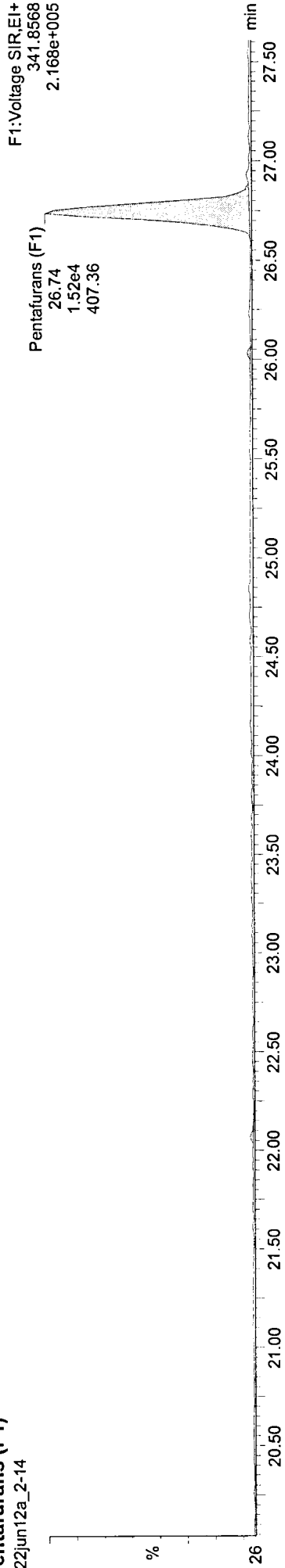
Pentafurans (F1)

c22jun12a_2-14



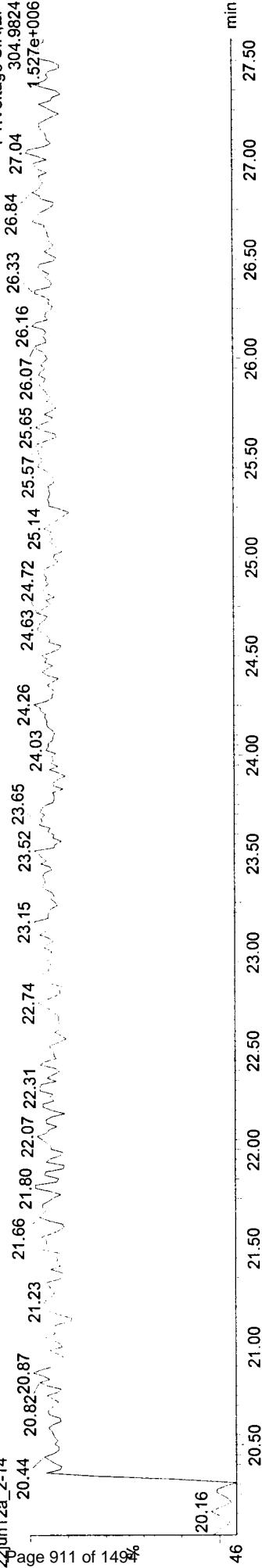
Pentafurans (F1)

c22jun12a_2-14



F1 Lock Mass

c22jun12a_2-14



Quantify Sample Summary Report MassLynx 4.1
 ### Confirms Sample Summary ###

Dataset: C:\MassLynx\Default.pro\Results\c02jul12c-3.qld

Last Altered: Tuesday, July 03, 2012 08:28:56 Eastern Daylight Time
 Printed: Tuesday, July 03, 2012 08:32:35 Eastern Daylight Time

TM 7-3-12

1201450

Method: C:\MassLynx\Default.PRO\MethDB\VF\Xms-TCDF_Smooth.mdb 29 Jun 2012 10:51:42
 Calibration: C:\MassLynx\Default.PRO\CurveDB\VF\Xms-Confirm_c08dec11b.cdb 09 Dec 2011 09:13:48

Name: c02jul12c-3 ✓

Date: 02-Jul-2012 ✓

Time: 20:48:48 ✓

ID: 31201450030 ✓

User: JLJ

Submitter: HRD1753

Task: HRMS3

Name	Response	Ion1Area	Ion2Area	RA	RAFail?	RRT	RT	pg/ul	EDL	SN1	SN2	M	Height1	Noise1	Height2	Noise2
1 : 2378-TCDF	3.497e3	1.553e3	1.944e3	0.80	NO	1.0007	21.94	0.536	0.0549	17.2	28.3	MM	1.892e4	1097	2.623e4	925
2 : ES:13C-2378-TCDF	5.537e5	2.427e5	3.110e5	0.78	NO	1.0044	21.93	44.357	0.0271	3199.9	5344.5	bb	3.425e6	1070	4.378e6	819
3 : JS:13C-1234-TCDD	5.475e5	2.399e5	3.076e5	0.78	NO	0.0000	21.83	100.000	0.0676	2460.0	6041.7	bb	3.355e6	1364	4.279e6	708
4 : Tetrafurans	-	2.189e4	-	-	-	-	-	7.165	0.0549	-	-	-	3.042e5	1097	-	-
5 : F1 Lock Mass	-	-	-	-	-	-	-	-	-	-	-	-	-	64930	-	-

$$[TCDF] = \frac{3.497e3}{5.537e5} \left(\frac{2000pg}{12.85g \times 0.583} \right) \left(\frac{1}{1.1776} \right) = 1.43pg/g$$

TM 7-3-12


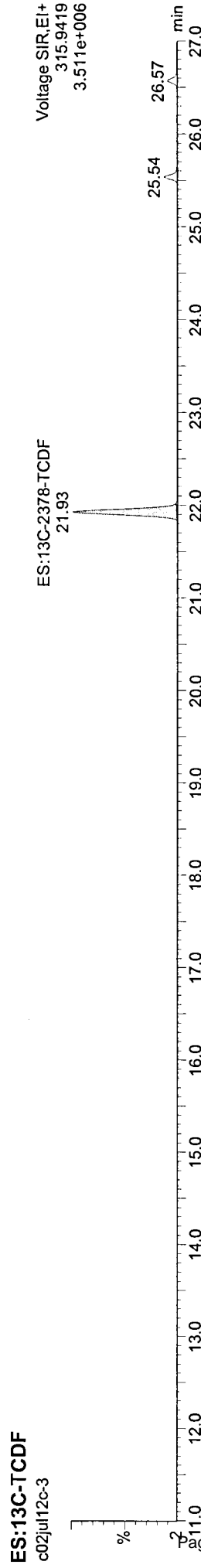
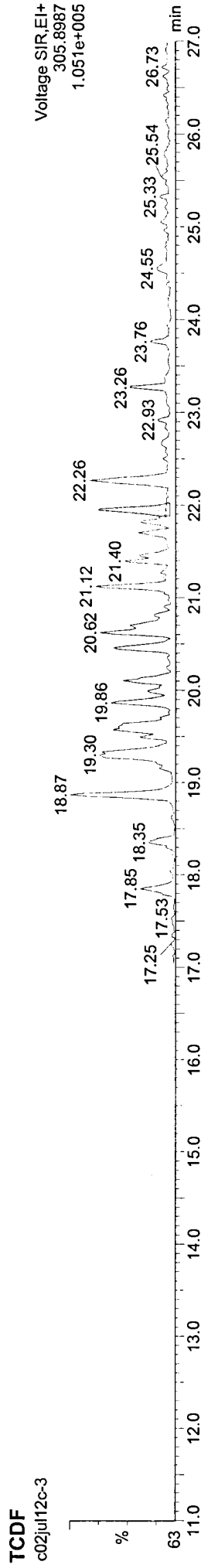
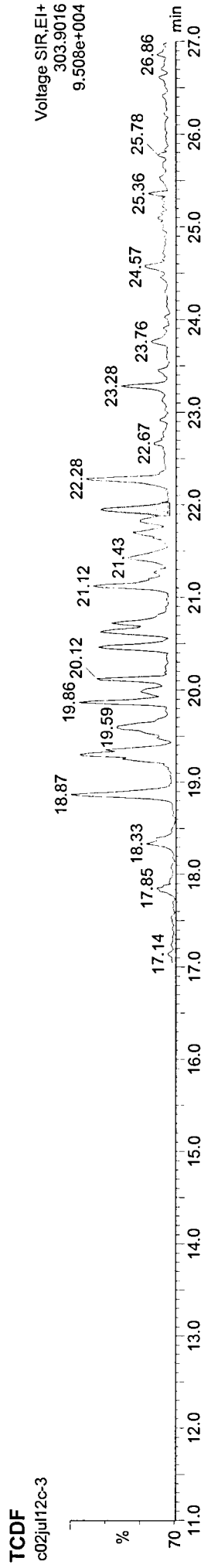
Quantify Sample Report
Confirms Sample Summary

Dataset: C:\MassLynx\Default.pro\Results\c02jul12c-3.qld

Last Altered: Tuesday, July 03, 2012 08:28:56 Eastern Daylight Time
Printed: Tuesday, July 03, 2012 08:32:35 Eastern Daylight Time

Method: C:\MassLynx\Default.PRO\MethDB\VFXms-TCDF_Smooth.mdb 29 Jun 2012 10:51:42
Calibration: C:\MassLynx\Default.PRO\CurveDB\VFXms-Confirm_c08dec11b.cdb 09 Dec 2011 09:13:48

Name: c02jul12c-3, ID: 31201450030



Quantify Sample Report MassLynx 4.1

Confirms Sample Summary

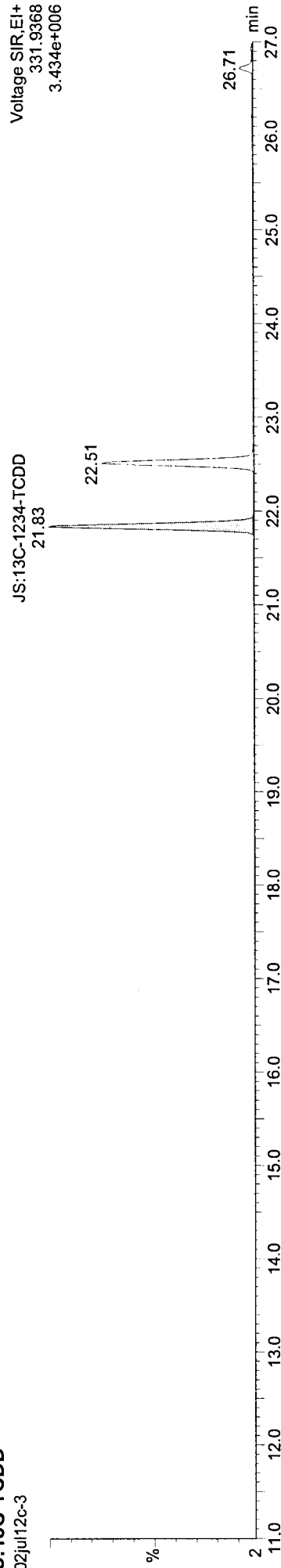
Dataset: C:\MassLynx\Default.pro\Results\c02jul12c-3.qld

Last Altered: Tuesday, July 03, 2012 08:28:56 Eastern Daylight Time
Printed: Tuesday, July 03, 2012 08:32:35 Eastern Daylight Time

Name: c02jul12c-3, ID: 31201450030

JS:13C-TCDD


c02jul12c-3



Voltage S1R.EI+
331.9368
3.434e+006

JS:13C-TCDD

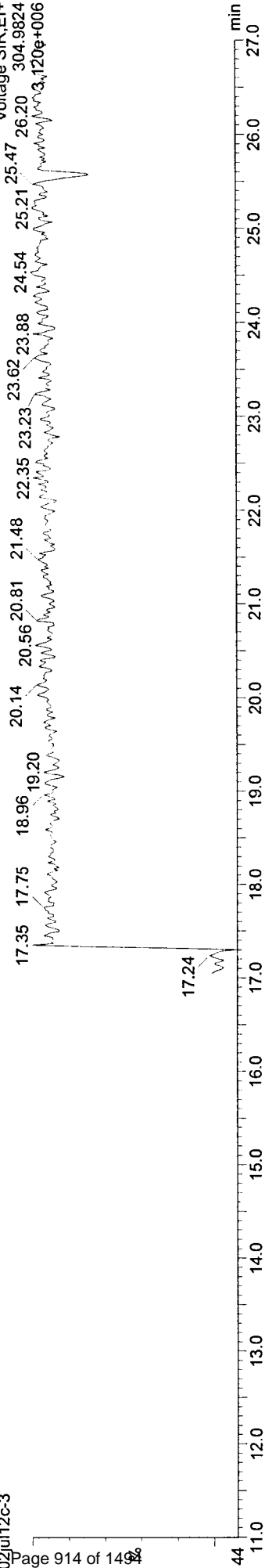
c02jul12c-3



Voltage S1R.EI+
333.9339
4.361e+006

F1 Lock Mass

c02jul12c-3



Voltage S1R.EI+
26.20
304.9824
3.120e+006

Quantify Sample Report
Manual Integrations

MassLynx 4.1

Dataset: C:\MassLynx\Default.pro\Results\c02jul12c-3.qld

Last Altered: Tuesday, July 03, 2012 08:28:56 Eastern Daylight Time
Printed: Tuesday, July 03, 2012 08:39:55 Eastern Daylight Time

312014

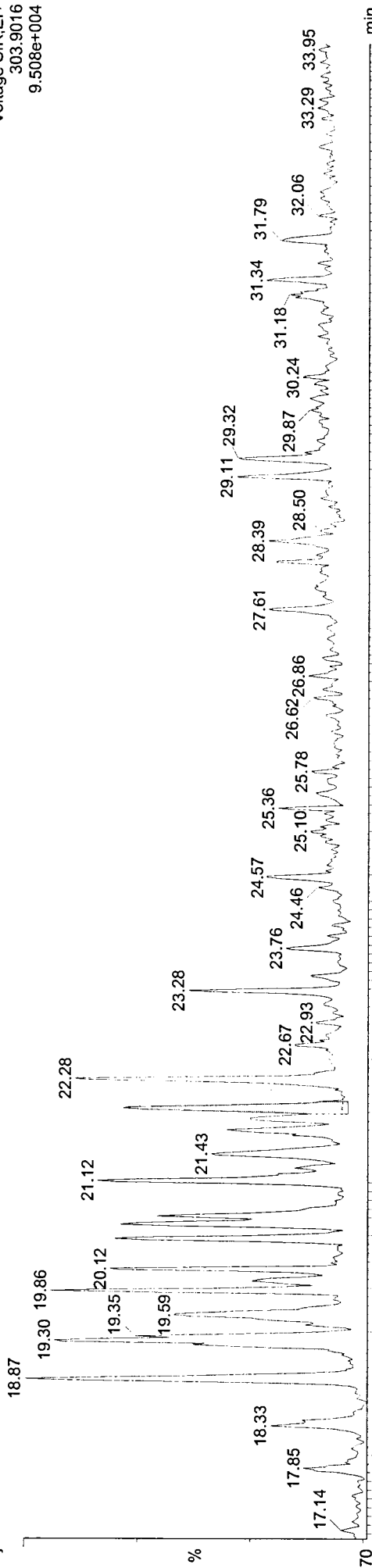
Method: C:\MassLynx\Default.PRO\MethDB\VF\Xms-TCDF_Smooth.mdb 29 Jun 2012 10:51:42
Calibration: C:\MassLynx\Default.PRO\CurveDB\VF\Xms-Confirm_c08dec11b.cdb 09 Dec 2011 09:13:48

Name: c02jul12c-3, ID: 31201450030, Date: 02-Jul-2012, Time: 20:48:48, Submitter: HRD1753, Description: JW-EA07-COMP-120507, User: JLL

2378-TCDF

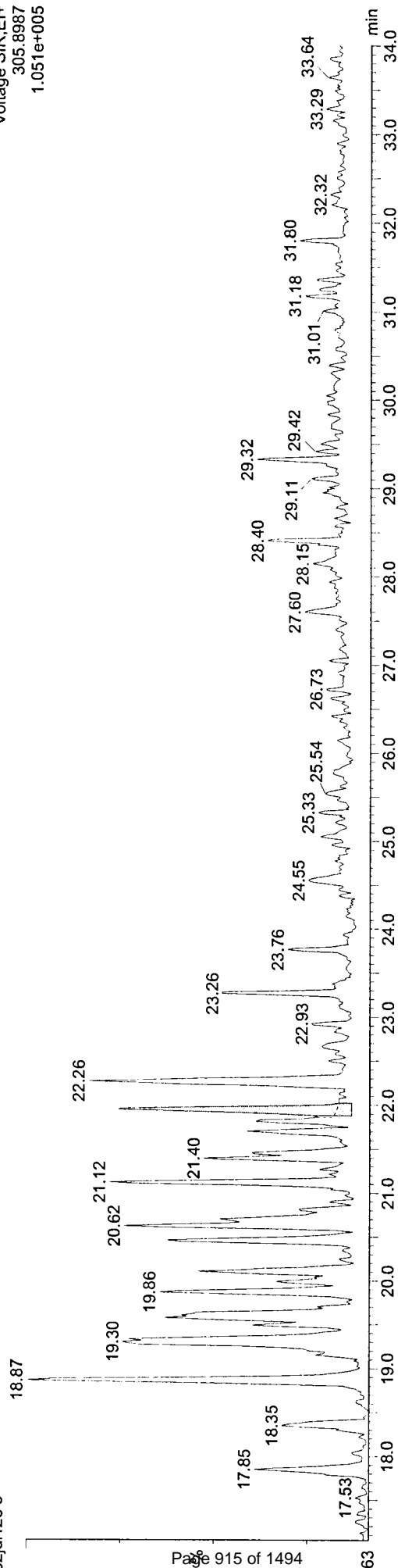
c02jul12c-3

Voltage SIR.EI+
303.9016
9.508e+004



c02jul12c-3

Voltage SIR.EI+
305.8987
1.051e+005



Page 915 of 1494

Results of JW-E10-TISSUE-120516

Client Sample ID: **JW-E10-TISSUE-120516**
 Client Project ID: **Jeld Wen Surface Sediment**
 Lab Sample ID: 31201450031-A
 Lab Project ID: 31201450

Collection Date: 05/16/2012 09:00
 Received Date: 05/18/2012 10:40
 Matrix: Tissue
 Solids (%):

Results by EPA 1613B

Parameter	Result	EMPC	Qual	DL	LOQ/CL	Units	RT	Ratio
2,3,7,8-TCDD	ND		U	0.0565	0.453	pg/g		
1,2,3,7,8-PeCDD	ND		U	0.0469	2.26	pg/g		
1,2,3,4,7,8-HxCDD	ND		U	0.0623	2.26	pg/g		
1,2,3,6,7,8-HxCDD	0.241		J	0.0696	2.26	pg/g	33.90	1.14
1,2,3,7,8,9-HxCDD	ND		U	0.0661	2.26	pg/g		
1,2,3,4,6,7,8-HpCDD		2.05	J	0.207	2.26	pg/g	36.33	0.85*
OCDD		19.4		0.859	4.53	pg/g	39.44	1.05*
2,3,7,8-TCDF	ND		U	0.0542	0.453	pg/g		
1,2,3,7,8-PeCDF	ND		U	0.114	2.26	pg/g		
2,3,4,7,8-PeCDF	ND		U	0.0630	2.26	pg/g		
1,2,3,4,7,8-HxCDF	0.389		J	0.0346	2.26	pg/g	33.24	1.37
1,2,3,6,7,8-HxCDF		0.196	J	0.0306	2.26	pg/g	33.32	1.60*
2,3,4,6,7,8-HxCDF		0.165	J	0.0361	2.26	pg/g	33.72	1.05*
1,2,3,7,8,9-HxCDF	0.120		J	0.0509	2.26	pg/g	34.29	1.42
1,2,3,4,6,7,8-HpCDF	1.91		J	0.0893	2.26	pg/g	35.41	1.01
1,2,3,4,7,8,9-HpCDF	0.288		J	0.144	2.26	pg/g	36.81	1.02
OCDF	4.59			0.462	4.53	pg/g	39.69	0.97
Total TCDD	ND	0.409	J	0.0565	0.453	pg/g		
Total TCDF	ND		U	0.0542	0.453	pg/g		
Total PeCDD	ND		U	0.0469	2.26	pg/g		
Total PeCDF	ND		U	0.0371	2.26	pg/g		
Total HxCDD	0.690	1.18	J	0.0696	2.26	pg/g		
Total HxCDF	0.509	1.94	J	0.0509	2.26	pg/g		
Total HpCDD	3.05	5.10		0.207	2.26	pg/g		
Total HpCDF	3.24			0.144	2.26	pg/g		

World Health Organization Summary

	Units	ND=0	ND=1/2	ND=DL
WHO-2005 TEQ	pg/g	0.0984	0.175	0.251
WHO-2005 TEQ w/EMPC	pg/g	0.161	0.233	0.305

Results of JW-E10-TISSUE-120516

Client Sample ID: **JW-E10-TISSUE-120516**
 Client Project ID: **Jeld Wen Surface Sediment**
 Lab Sample ID: 31201450031-A
 Lab Project ID: 31201450

Collection Date: 05/16/2012 09:00
 Received Date: 05/18/2012 10:40
 Matrix: Tissue
 Solids (%):

Results by EPA 1613B

Parameter	Result	EMPC	Qual	DL	LOQ/CL	Units	RT	Ratio
Labeled Standards								
13C-2378-TCDD	80.0				25.0-164	%		
13C-12378-PeCDD	74.0				25.0-181	%		
13C-123478-HxCDD	64.0				32.0-141	%		
13C-123678-HxCDD	75.0				28.0-130	%		
13C-1234678-HpCDD	50.0				23.0-140	%		
13C-OCDD	25.0				17.0-157	%		
13C-2378-TCDF	73.0				24.0-169	%		
13C-12378-PeCDF	65.0				24.0-185	%		
13C-23478-PeCDF	68.0				21.0-178	%		
13C-123478-HxCDF	69.0				26.0-152	%		
13C-123678-HxCDF	90.0				26.0-123	%		
13C-234678-HxCDF	73.0				29.0-147	%		
13C-123789-HxCDF	67.0				28.0-136	%		
13C-1234678-HpCDF	58.0				28.0-143	%		
13C-1234789-HpCDF	54.0				26.0-138	%		
37Cl-2378-TCDD	89.0				35.0-197	%		

Batch Information

Analytical Batch: **HRD1735**
 Analytical Method: **EPA 1613B**
 Instrument: **HRMS3**
 Analyst: **MAF**
 Analytical Date/Time: **06/23/2012 12:38**
 Dilution: **1**

Prep Batch: **HXX1607**
 Prep Method: **EPA 1613 PREP S/D/T**
 Prep Date/Time: **05/30/2012 18:10**
 Prep Initial Wt./Vol.: **11.04 g**
 Prep Extract Vol: **20 uL**

Results of JW-E10-TISSUE-120516

Client Sample ID: **JW-E10-TISSUE-120516**
 Client Project ID: **Jeld Wen Surface Sediment**
 Lab Sample ID: 31201450031-A
 Lab Project ID: 31201450

Collection Date: 05/16/2012 09:00
 Received Date: 05/18/2012 10:40
 Matrix: Tissue
 Solids (%):

Results by Gravimetric

<u>Parameter</u>	<u>Result</u>	<u>EMPC</u>	<u>Qual</u>	<u>DL</u>	<u>LOQ/CL</u>	<u>Units</u>	<u>RT</u>	<u>Ratio</u>
% Lipids	0.519					%		

Batch Information

Analytical Batch: **HXX1629**
 Analytical Method: **Gravimetric**
 Instrument: **BAL10**
 Analyst: **JHL**
 Analytical Date/Time: **05/30/2012 18:00**
 Dilution: 1

Prep Batch: **HXX1629**
 Prep Method: **Gravimetric**
 Prep Date/Time: **05/30/2012 18:00**
 Prep Initial Wt./Vol.: **1 mL**
 Prep Extract Vol: **1 mL**

Lab Altered: Monday, June 25, 2012 17:18:45 Eastern Daylight Time
 Printed: Monday, June 25, 2012 17:19:03 Eastern Daylight Time

201450

Method: Untitled 24 Jun 2012 17:53:35
 Calibration: C:\MassLynx\Default.PRO\CurveDB\B5MS-0042012_1613.cdb 08 May 2012 08:31:36
 Name: c22jun12a_2-15
 Date: 23-Jun-2012
 Time: 12:38:32
 ID: 31201450031
 Submitter: HRD1735
 Task: HRMS3
 Description: JW-E10-TISSUE-120516

125428 Hz CD² (5.53555)
 (1.409E3) (2000)
 (1.182)(200)

Rev. mmm r (u)lin

Name	Response	Ion1Area	Ion2Area	RA	RAFail?	RRT	RT	pg/μL	EDL	Height1	Noise1	SN1	Height2	Noise2	SN2	M1	M2	MR...
1 2378-TCDD	-	-	-	-	NO	-	-	-	0.0312	-	641	-	-	493	-	-	-	1.075
2 12378-PeCDD	-	-	-	-	NO	-	-	-	0.0259	-	617	-	-	583	-	-	-	1.039
3 123478-HxCDD	-	-	-	-	NO	-	-	-	0.0344	-	587	-	-	753	-	-	-	1.065
4 123678-HxCDD	6.755e2	3.599e2	3.156e2	1.14	NO	1.0003	33.90	0.133	0.0384	8.848e3	587	15.1	7.102e3	753	9.4	MM	MM	0.996
5 123789-HxCDD	-	-	-	-	NO	-	-	-	0.0365	-	587	-	-	753	-	-	-	1.029
6 1234678-HpCDD	3.578e3	1.642e3	1.936e3	0.85	YES	1.0003	36.33	1.130	0.1142	2.437e4	934	26.1	2.542e4	864	29.4	MM	MM	1.055
7 OCDD	1.682e4	8.615e3	8.203e3	1.05	YES	0.9995	39.44	10.696	0.4744	4.481e4	653	68.6	4.909e4	1136	43.2	MM	MM	1.063
8 2378-TCDF	-	-	-	-	NO	-	-	-	0.0299	-	860	-	-	591	-	-	-	0.980
9 12378-PeCDF	-	-	-	-	NO	-	-	-	0.0629	-	1256	-	-	844	-	-	-	0.980
10 23478-PeCDF	-	-	-	-	NO	-	-	-	0.0348	-	1256	-	-	844	-	-	-	1.022
11 123478-HxCDF	1.409e3	8.157e2	5.933e2	1.37	NO	1.0003	33.24	0.215	0.0191	1.961e4	628	31.2	1.446e4	513	28.2	MM	MM	1.183
12 123678-HxCDF	9.515e2	5.855e2	3.660e2	1.60	YES	1.0003	33.32	0.108	0.0169	1.115e4	628	17.8	1.013e4	513	19.8	MM	MM	1.168
13 234678-HxCDF	6.560e2	3.355e2	3.205e2	1.05	YES	1.0003	33.72	0.091	0.0199	6.928e3	628	11.0	7.947e3	513	15.5	MM	MM	1.178
14 123789-HxCDF	3.898e2	2.287e2	1.611e2	1.42	NO	1.0007	34.29	0.066	0.0281	6.863e3	628	10.9	3.884e3	513	7.6	MM	MM	1.110
15 1234678-HpCDF	5.888e3	2.952e3	2.936e3	1.01	NO	1.0000	35.41	1.052	0.0493	3.509e4	1003	35.0	4.653e4	542	85.8	MM	MM	1.389
16 1234789-HpCDF	7.005e2	3.543e2	3.462e2	1.02	NO	1.0003	36.81	0.159	0.0793	5.795e3	1003	5.8	6.070e3	542	11.2	MM	MM	1.389
17 OCDF	4.836e3	2.386e3	2.450e3	0.97	NO	1.0059	39.69	2.534	0.2548	1.783e4	483	36.9	1.868e4	683	27.3	MM	MM	1.290
18 ES:13C-2378-TCDD	7.823e5	3.448e5	4.375e5	0.79	NO	1.0285	25.54	80.479	0.0600	3.725e6	1455	2561.0	4.774e6	1170	4080.6	bb	bb	0.991
19 ES:13C-12378-PeCDD	6.041e5	3.593e5	2.448e5	1.47	NO	1.2732	31.62	73.752	0.0426	6.636e6	631	1051...	4.291e6	940	4565.3	bb	bb	0.835
20 ES:13C-123478-HxCDD	4.182e5	2.327e5	1.855e5	1.25	NO	0.9928	33.82	63.858	0.0773	5.091e6	1090	4670.6	4.018e6	2264	1774.6	MM	MM	0.971
21 ES:13C-123678-HxCDD	5.088e5	2.831e5	2.257e5	1.25	NO	0.9948	33.89	75.083	0.0747	4.870e6	1090	4467.6	3.936e6	2264	1738.3	MM	MM	1.005
22 ES:13C-1234678-HpCDD	3.000e5	1.528e5	1.472e5	1.04	NO	1.0663	36.32	49.763	0.0702	1.900e6	1258	1510.9	1.767e6	1546	1142.9	MM	MM	0.894
23 ES:13C-OCDD	2.958e5	1.426e5	1.532e5	0.93	NO	1.1583	39.46	50.330	0.0523	8.548e5	1217	702.4	9.027e5	818	1103.4	bd	bd	0.871
24 ES:13C-2378-TCDF	1.115e6	4.955e5	6.195e5	0.80	NO	0.9927	24.65	72.862	0.0347	5.508e6	1161	4744.7	6.909e6	1229	5620.7	bb	bb	1.561

Quantify Sample Summary Report MassLynx 4.1 SCN627

Sample Summary

Dataset: Z:\Default.pro\Results\c22jun12a_2-15.qld

Last Altered: Monday, June 25, 2012 17:18:45 Eastern Daylight Time
 Printed: Monday, June 25, 2012 17:19:03 Eastern Daylight Time

Name: c22jun12a_2-15
 Date: 23-Jun-2012
 Time: 12:38:32
 ID: 31201450031
 Submitter: HRD1735
 Task: HRMS3
 Description: JW-E10-TISSUE-120516

Name	Response	Ion1Area	Ion2Area	RA	RAFail?	RRT	RT	pg/µL	EDL	Height1	Noise1	SN1	Height2	Noise2	SN2	M1	M2	MR...	
53 F4 Lock Mass	-	-	-	-	-	-	-	-	-	-	53752	-	-	-	-	-	-	-	-
54 F5 Lock Mass	-	-	-	-	-	-	-	-	0.0000	-	35795	-	-	-	-	-	-	-	173...

Quantify Totals Report MassLynx 4.1 SCN627

Sample Summary

Dataset: Z:\Default.pro\Results\c22jun12a_2-15.qld

Last Altered: Monday, June 25, 2012 17:18:45 Eastern Daylight Time
 Printed: Monday, June 25, 2012 17:19:03 Eastern Daylight Time

Name: c22jun12a_2-15

Date: 23-Jun-2012

Time: 12:38:32

ID: 31201450031

Submitter: HRD1735

Task: HRMS3

Description: JW-E10-TISSUE-120516

1201450

Notes: 5/14/12

Pentafurans (F1)

Name	Response	Ion1Area	Ion2Area	RA	RAFail?	RRT	RT	pg/µL	EDL	Height1	Noise1	SN1	Height2	Noise2	SN2	M2
Pentafurans (F1)	1.322e3	6.911e2	6.309e2	1.095	YES	0.00	26.77	0.155	0.0105	6.107e3	454	13.5	6.984e3	0	0.0	MM

Pentafurans

Name	Response	Ion1Area	Ion2Area	RA	RAFail?	RRT	RT	pg/µL	EDL	Height1	Noise1	SN1	Height2	Noise2	SN2	M2

Hexafurans

Name	Response	Ion1Area	Ion2Area	RA	RAFail?	RRT	RT	pg/µL	EDL	Height1	Noise1	SN1	Height2	Noise2	SN2	M2
Hexafurans	5.927e2	3.766e2	2.161e2	1.743	YES	0.00	32.50	0.084	0.0205	7.764e3	628	12.4	4.607e3	513	9.0	MM
Hexafurans	2.113e3	1.323e3	7.903e2	1.674	YES	0.00	32.61	0.298	0.0205	2.577e4	628	41.0	1.803e4	513	35.2	MM
Hexafurans	1.031e3	6.642e2	3.672e2	1.809	YES	0.00	32.95	0.145	0.0205	1.636e4	628	26.1	9.045e3	513	17.6	MM
123478-HxCDF	1.409e3	8.157e2	5.933e2	1.375	NO	1.00	33.24	0.215	0.0191	1.961e4	628	31.2	1.446e4	513	28.2	MM
123678-HxCDF	9.515e2	5.855e2	3.660e2	1.599	YES	1.00	33.32	0.108	0.0169	1.115e4	628	17.8	1.013e4	513	19.8	MM
234678-HxCDF	6.560e2	3.355e2	3.205e2	1.047	YES	1.00	33.72	0.091	0.0199	6.928e3	628	11.0	7.947e3	513	15.5	MM
123789-HxCDF	3.898e2	2.287e2	1.611e2	1.420	NO	1.00	34.29	0.066	0.0281	6.863e3	628	10.9	3.884e3	513	7.6	MM
Hexafurans	4.690e2	2.231e2	2.459e2	0.907	YES	0.00	33.16	0.066	0.0205	5.663e3	628	9.0	5.798e3	513	11.3	MM

Heptafurans

Name	Response	Ion1Area	Ion2Area	RA	RAFail?	RRT	RT	pg/µL	EDL	Height1	Noise1	SN1	Height2	Noise2	SN2	M2
1234678-HpCDF	5.888e3	2.952e3	2.936e3	1.005	NO	1.00	35.41	1.052	0.0493	3.509e4	1003	35.0	4.653e4	542	85.8	MM
Heptafurans	2.891e3	1.430e3	1.462e3	0.978	NO	0.00	35.78	0.578	0.0625	1.955e4	1003	19.5	2.315e4	542	42.7	MM
1234789-HpCDF	7.005e2	3.543e2	3.462e2	1.023	NO	1.00	36.81	0.159	0.0793	5.795e3	1003	5.8	6.070e3	542	11.2	MM

Quantify Sample Report MassLynx 4.1 SCN627

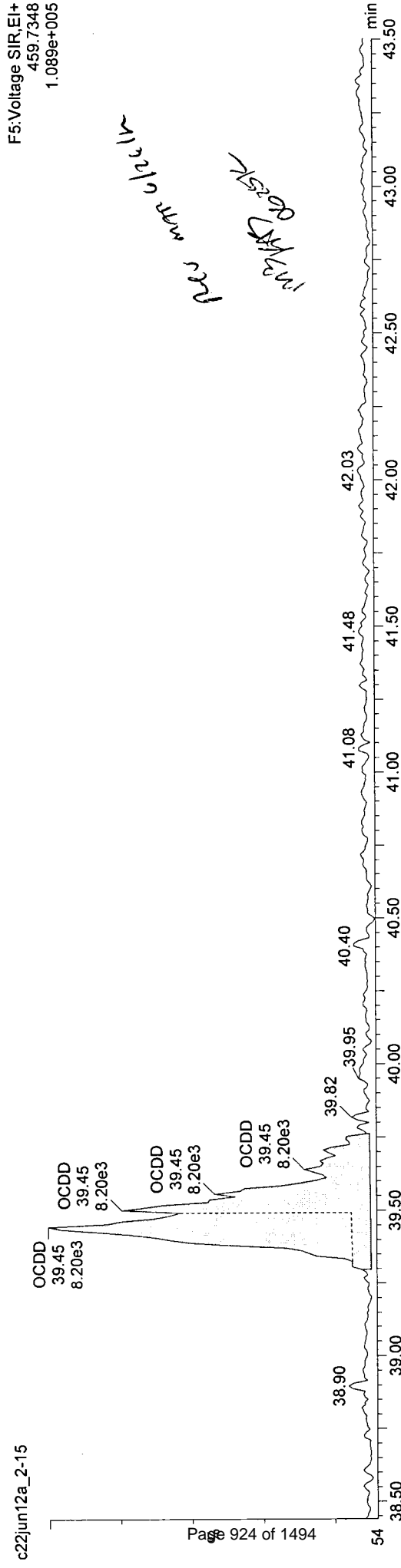
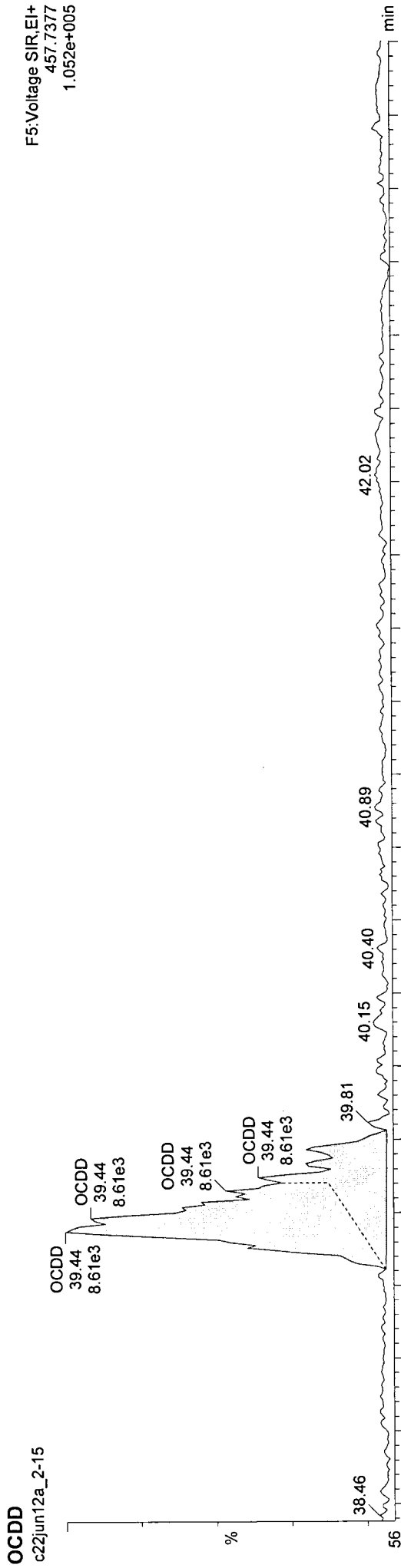
Manual Integrations

Dataset: Z:\Default.pro\Results\c22jun12a_2-15.qld

Last Altered: Monday, June 25, 2012 17:12:09 Eastern Daylight Time
Printed: Monday, June 25, 2012 17:12:20 Eastern Daylight Time

Method: C:\MassLynx\Default.PRO\MethDB\m1613-062412-db5ms.mdb 24 Jun 2012 17:53:35
Calibration: C:\MassLynx\Default.PRO\CurveDB\MS-0042012_1613.cdb 08 May 2012 08:31:36

Name: c22jun12a_2-15, ID: 31201450031, Date: 23-Jun-2012, Time: 12:38:32, Submitter: HRD1735, Description: JW-E10-TISSUE-120516, User: KAS



Quantify Sample Report

Manual Integrations

Dataset: Z:\Default.pro\Results\c22jun12a_2-15.qld

Last Altered: Monday, June 25, 2012 17:12:50 Eastern Daylight Time
Printed: Monday, June 25, 2012 17:12:56 Eastern Daylight Time

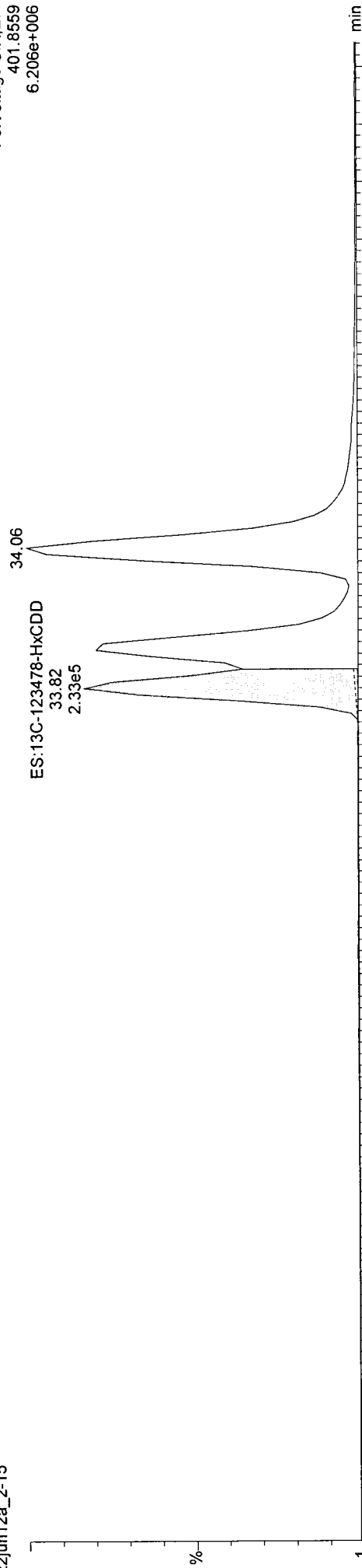
Method: C:\MassLynx\Default.PRO\MethDB\m1613-062412-db5ms.mdb 24 Jun 2012 17:53:35
Calibration: C:\MassLynx\Default.PRO\CurveDB\MS-0042012_1613.cdb 08 May 2012 08:31:36

Name: c22jun12a_2-15, ID: 31201450031, Date: 23-Jun-2012, Time: 12:38:32, Submitter: HRD1735, Description: JW-E10-TISSUE-120516, User: KAS

ES:13C-123478-HxCDD

c22jun12a_2-15

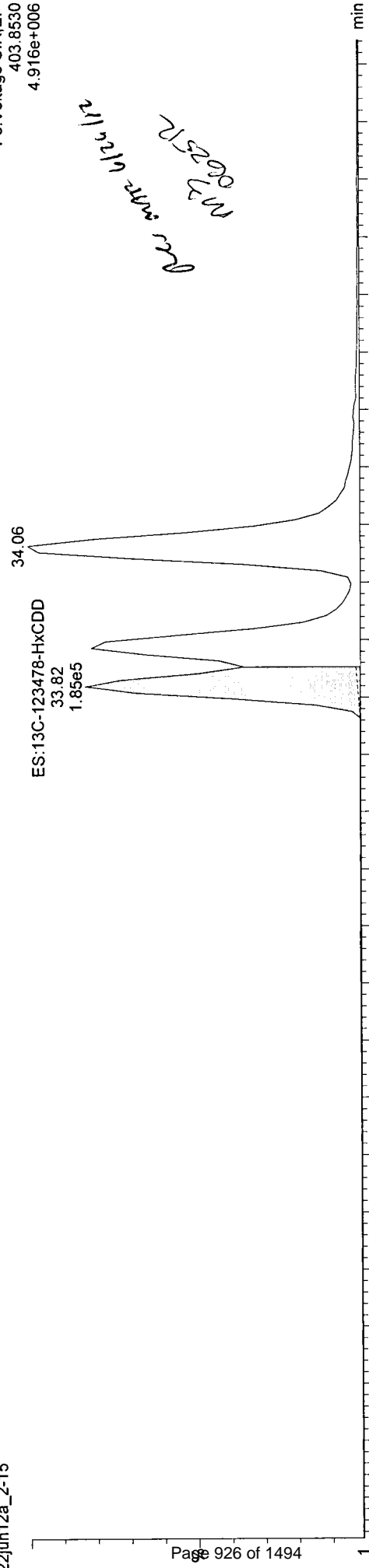
F3: Voltage SIR, EI+
401.8559
6.206e+006



ES:13C-123478-HxCDD

c22jun12a_2-15

F3: Voltage SIR, EI+
403.8530
4.916e+006



Quantify Sample Report MassLynx 4.1 SCN627

Manual Integrations

Dataset: Z:\Default.prolResults\c22jun12a_2-15.qld

Last Altered: Monday, June 25, 2012 17:13:07 Eastern Daylight Time
Printed: Monday, June 25, 2012 17:13:10 Eastern Daylight Time

W# 1201450

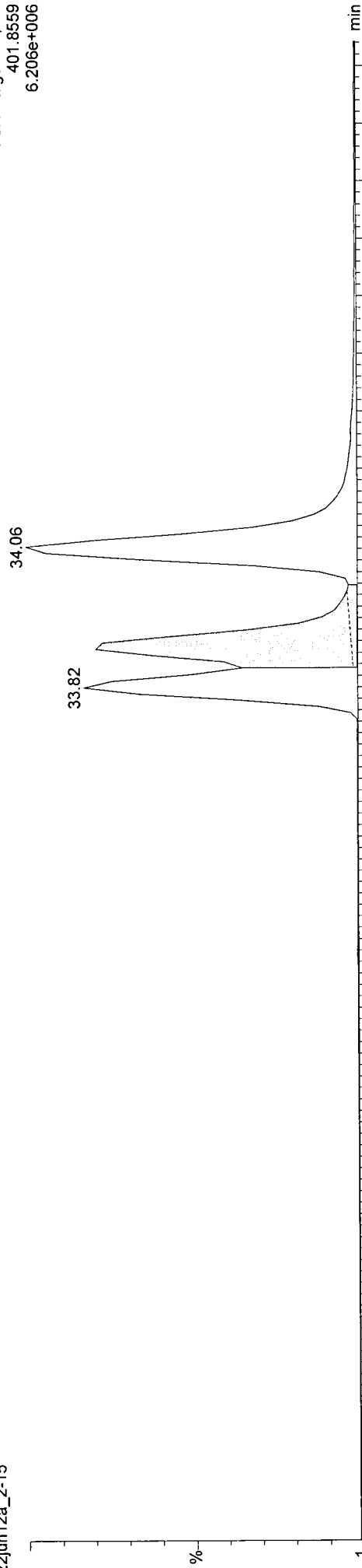
Method: C:\MassLynx\Default.PRO\MethDB\m1613-062412-db5ms.mdb 24 Jun 2012 17:53:35
Calibration: C:\MassLynx\Default.PRO\CurveDB\MS-0042012_1613.cdb 08 May 2012 08:31:36

Name: c22jun12a_2-15, ID: 31201450031, Date: 23-Jun-2012, Time: 12:38:32, Submitter: HRD1735, Description: JW-E10-TISSUE-120516, User: KAS

ES:13C-123678-HxCDD

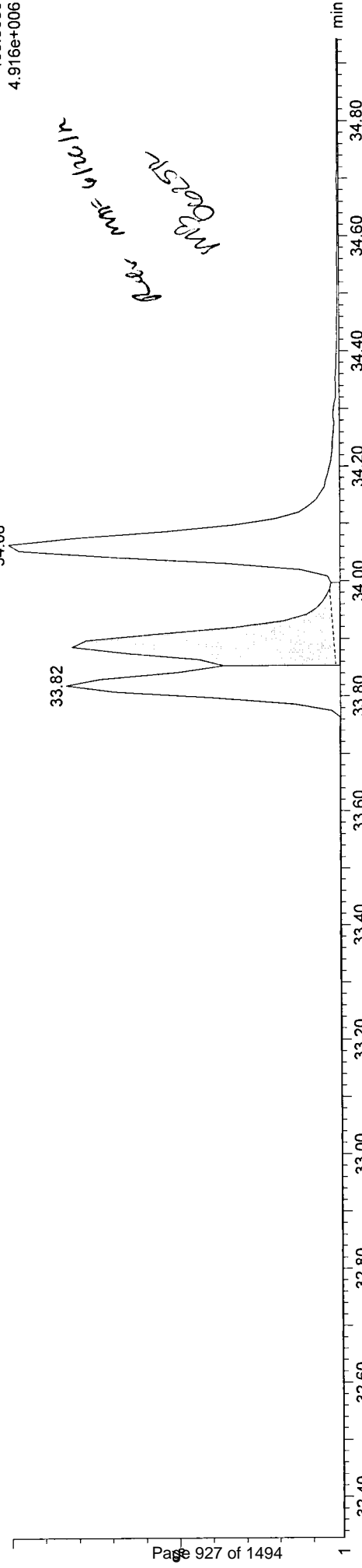
c22jun12a_2-15

F3:Voltage SIR,EI+
401.8559
6.206e+006



c22jun12a_2-15

F3:Voltage SIR,EI+
403.8530
4.916e+006



Quantify Sample Report MassLynx 4.1 SCN627

Manual Integrations

Dataset: Z:\Default.prolResults\c22jun12a_2-15.qld

Last Altered: Monday, June 25, 2012 17:13:16 Eastern Daylight Time
Printed: Monday, June 25, 2012 17:13:19 Eastern Daylight Time

201450

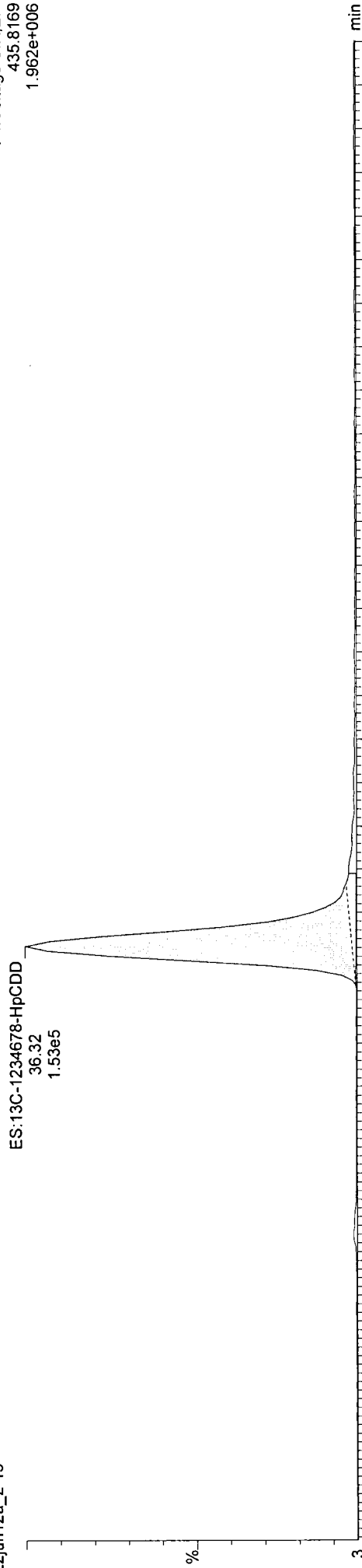
Method: C:\MassLynx\Default.PRO\MethDB\m1613-062412-db5.ms.mdb 24 Jun 2012 17:53:35
Calibration: C:\MassLynx\Default.PRO\CurveDB\MS-0042012_1613.cdb 08 May 2012 08:31:36

Name: c22jun12a_2-15, ID: 31201450031, Date: 23-Jun-2012, Time: 12:38:32, Submitter: HRD1735, Description: JW-E10-TISSUE-120516, User: KAS

ES:13C-1234678-HpCDD

c22jun12a_2-15

F4: Voltage SIR, EI+
435.8169
1.962e+006

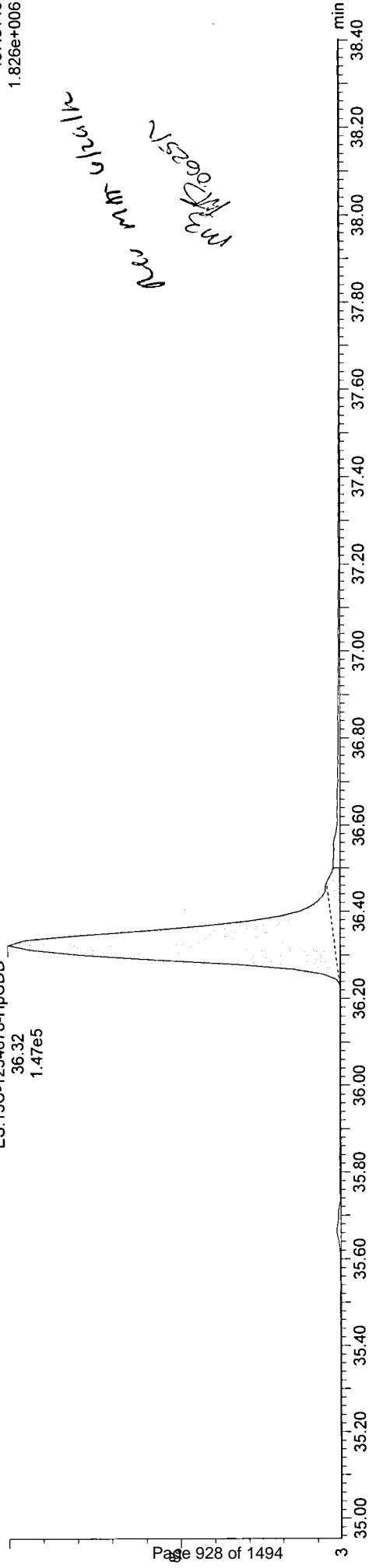


c22jun12a_2-15

ES:13C-1234678-HpCDD

36.32
1.47e5

F4: Voltage SIR, EI+
437.8140
1.826e+006



Quantify Sample Report

MassLynx 4.1 SCN627

Manual Integrations

Dataset: Z:\Default.pro\Results\c22jun12a_2-15.qld

Last Altered: Monday, June 25, 2012 17:13:31 Eastern Daylight Time

Printed: Monday, June 25, 2012 17:13:34 Eastern Daylight Time

W 1201450

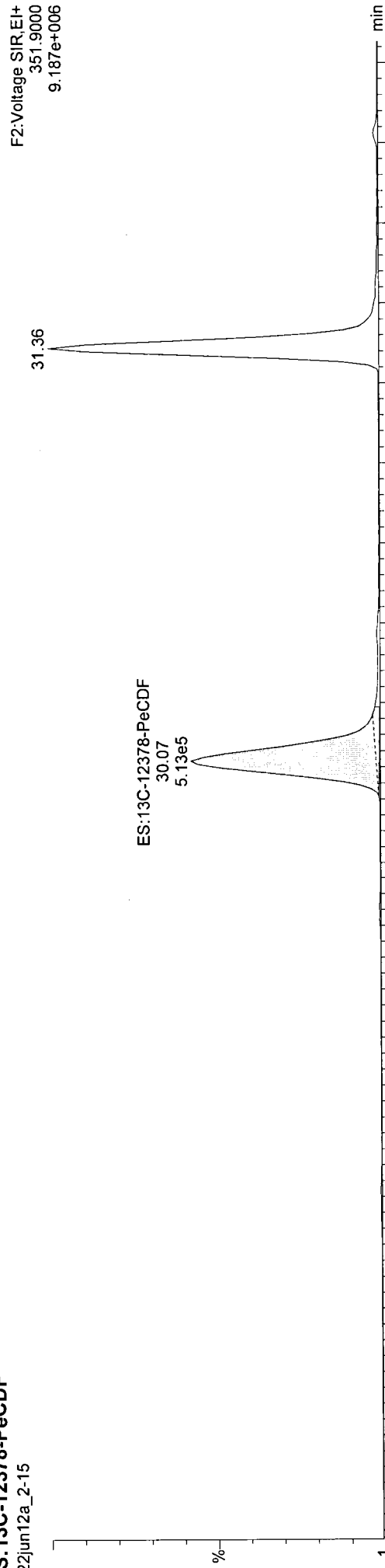
Method: C:\MassLynx\Default.PRO\MethDB\m1613-062412-db5ms.mdb 24 Jun 2012 17:53:35

Calibration: C:\MassLynx\Default.PRO\CurveDB\MS-0042012_1613.cdb 08 May 2012 08:31:36

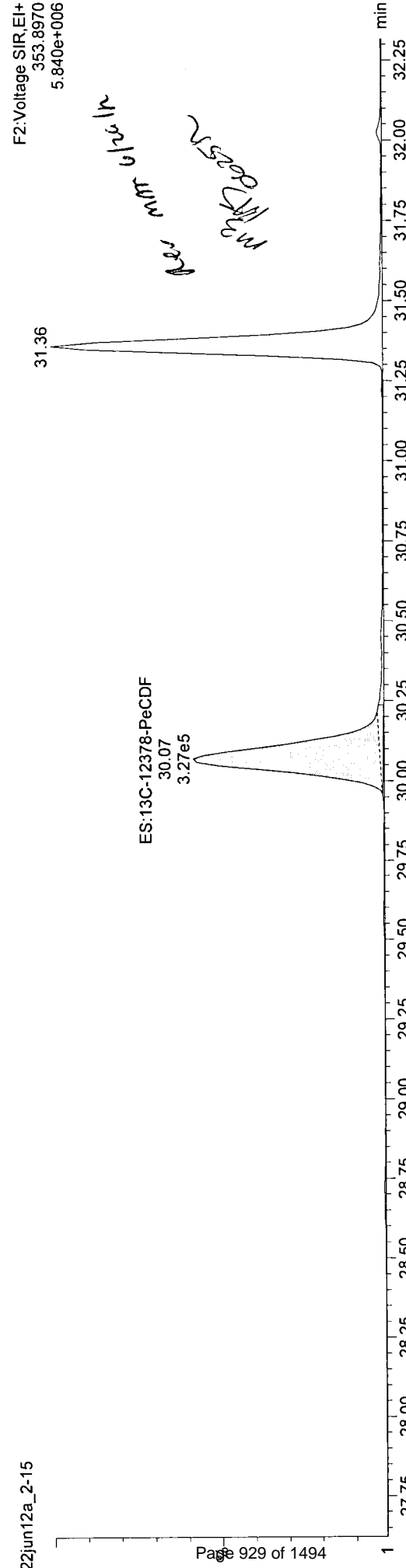
Name: c22jun12a_2-15, ID: 31201450031, Date: 23-Jun-2012, Time: 12:38:32, Submitter: HRD1735, Description: JW-E10-TISSUE-120516, User: KAS

ES:13C-12378-PeCDF

c22jun12a_2-15



c22jun12a_2-15



Quantify Sample Report

Manual Integrations

Dataset: Z:\Default.pro\Results\c22jun12a_2-15.qld

Last Altered: Monday, June 25, 2012 17:13:41 Eastern Daylight Time
Printed: Monday, June 25, 2012 17:13:44 Eastern Daylight Time

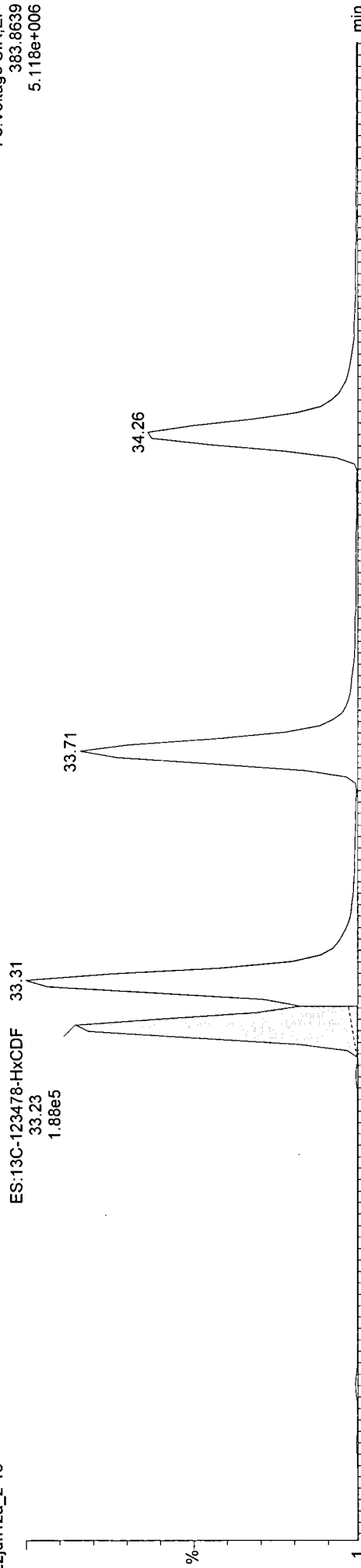
Method: C:\MassLynx\Default.PRO\MethDB\m1613-062412-db5ms.mdb 24 Jun 2012 17:53:35
Calibration: C:\MassLynx\Default.PRO\CurveDB\MS-0042012_1613.cdb 08 May 2012 08:31:36

Name: c22jun12a_2-15, ID: 31201450031, Date: 23-Jun-2012, Time: 12:38:32, Submitter: HRD1735, Description: JW-E10-TISSUE-120516, User: KAS

ES:13C-123478-HxCDF

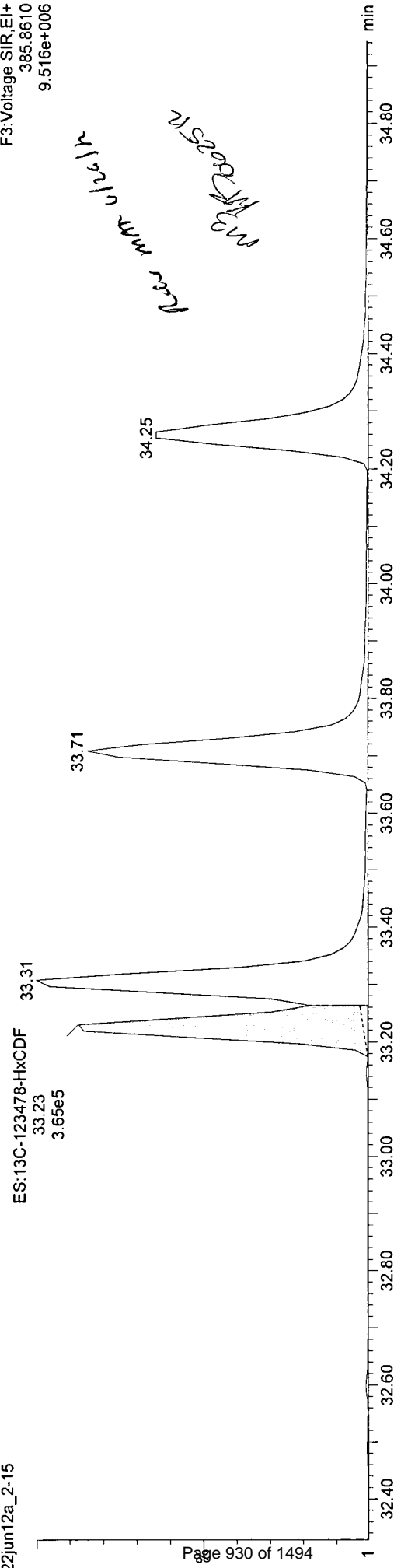
c22jun12a_2-15

F3: Voltage SIR, EI+
383.8639
5.118e+006



c22jun12a_2-15

F3: Voltage SIR, EI+
385.8610
9.516e+006



Quantify Sample Report MassLynx 4.1 SCN627

Manual Integrations

Dataset: Z:\Default.pro\Results\c22jun12a_2-15.qld

Lab Altered: Monday, June 25, 2012 17:13:51 Eastern Daylight Time
Printed: Monday, June 25, 2012 17:13:54 Eastern Daylight Time

201450

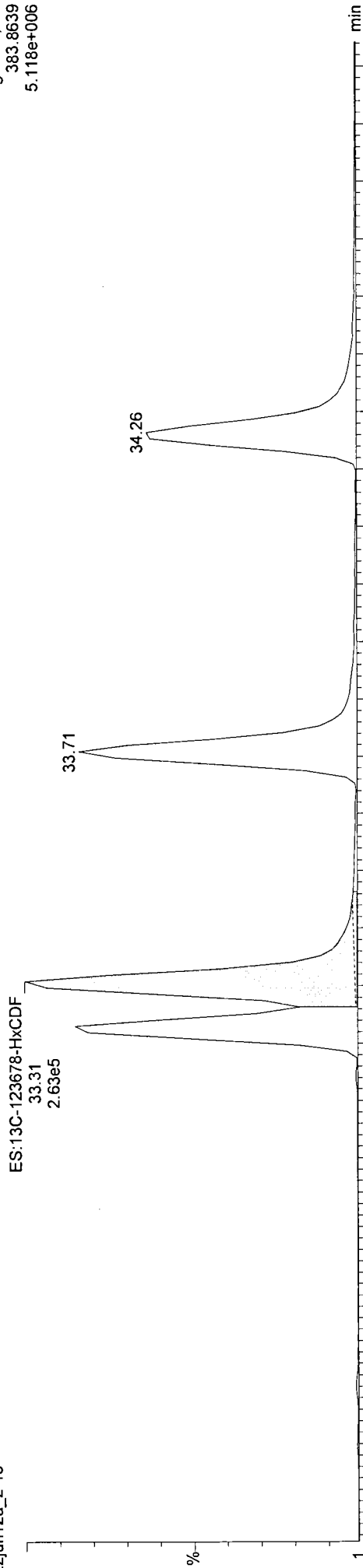
Method: C:\MassLynx\Default.PRO\MethDB\m1613-062412-db5ms.mdb 24 Jun 2012 17:53:35
Calibration: C:\MassLynx\Default.PRO\CurveDB\MS-0042012_1613.cdb 08 May 2012 08:31:36

Name: c22jun12a_2-15, ID: 31201450031, Date: 23-Jun-2012, Time: 12:38:32, Submitter: HRD1735, Description: JW-E10-TISSUE-120516, User: KAS

ES:13C-123678-HxCDF

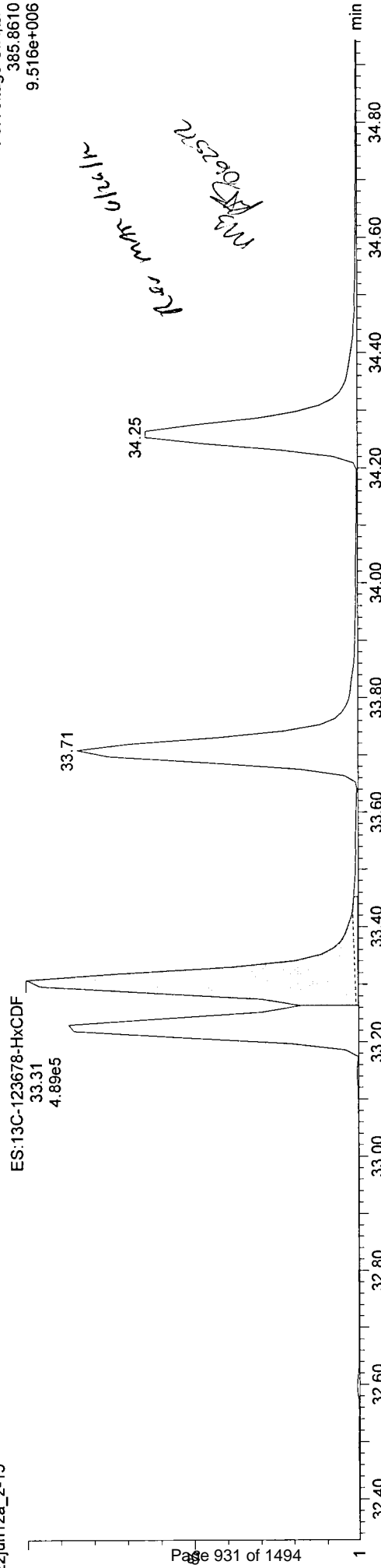
c22jun12a_2-15

F3:Voltage SIR,EI+
383.8639
5.118e+006



c22jun12a_2-15

F3:Voltage SIR,EI+
385.8610
9.516e+006



Dataset: Z:\Default.pro\Results\c22jun12a_2-15.qld

Lab Altered: Monday, June 25, 2012 17:14:17 Eastern Daylight Time
Printed: Monday, June 25, 2012 17:14:20 Eastern Daylight Time

201450

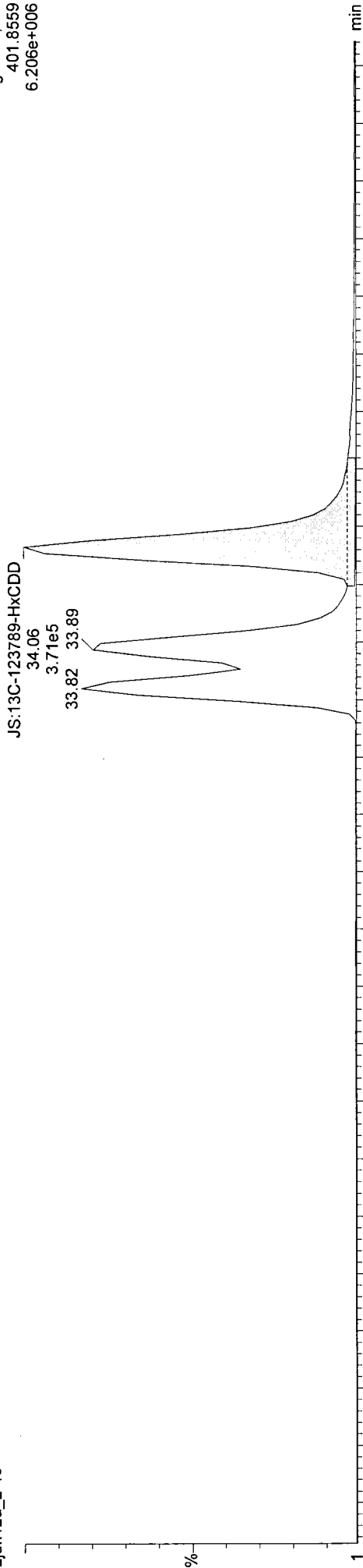
Method: C:\MassLynx\Default.PRO\MethDB\m1613-062412-db5ms.mdb 24 Jun 2012 17:53:35
Calibration: C:\MassLynx\Default.PRO\CurveDB\DB5MS-0042012_1613.cdb 08 May 2012 08:31:36

Name: c22jun12a_2-15, ID: 31201450031, Date: 23-Jun-2012, Time: 12:38:32, Submitter: HRD1735, Description: JW-E10-TISSUE-120516, User: KAS

JS:13C-123789-HxCDD

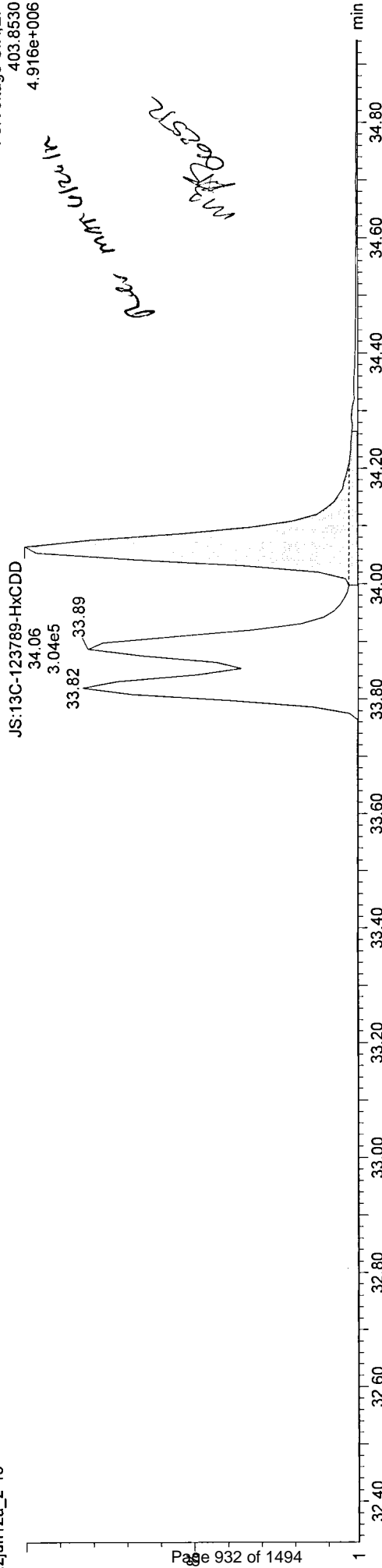
c22jun12a_2-15

F3:Voltage SIR,EI+
401.8559
6.206e+006



c22jun12a_2-15

F3:Voltage SIR,EI+
403.8530
4.916e+006



Quantify Sample Report
Manual Integrations

Dataset: Z:\Default.pro\Results\c22jun12a_2-15.qld

Last Altered: Monday, June 25, 2012 17:14:25 Eastern Daylight Time
Printed: Monday, June 25, 2012 17:14:28 Eastern Daylight Time

201450

Method: C:\MassLynx\Default.PRO\MethDB\m1613-062412-db5ms.mdb 24 Jun 2012 17:53:35
Calibration: C:\MassLynx\Default.PRO\CurveDB\DB5MS-0042012_1613.cdb 08 May 2012 08:31:36

Name: c22jun12a_2-15, ID: 31201450031, Date: 23-Jun-2012, Time: 12:38:32, Submitter: HRD1735, Description: JW-E10-TISSUE-120516, User: KAS

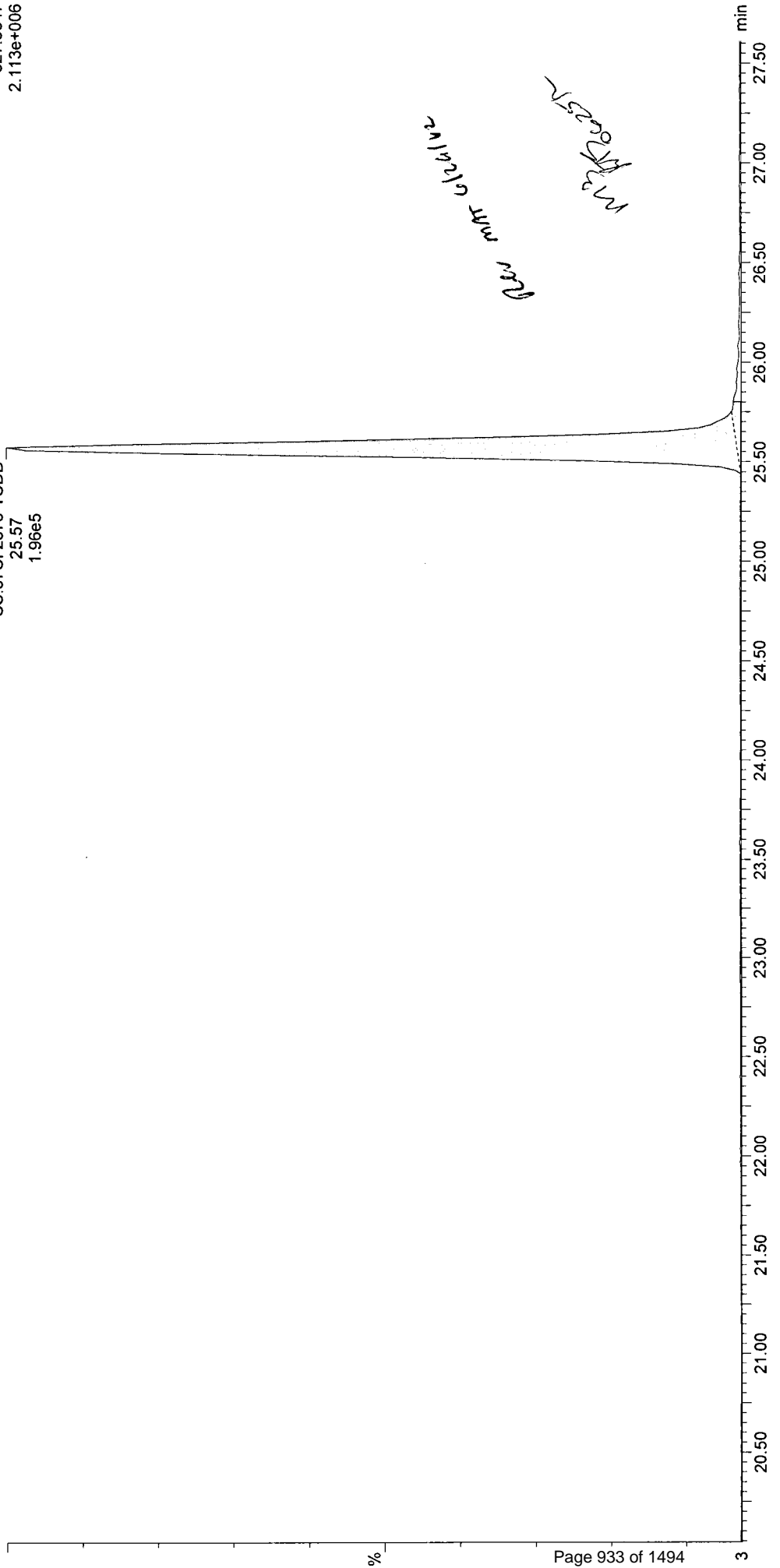
CS:37CI-2378-TCDD

c22jun12a_2-15

F1:Voltage SIR,EI+
327.8847
2.113e+006

CS:37CI-2378-TCDD

25.57
1.96e5



Quantify Sample Report MassLynx 4.1 SCN627

Manual Integrations

Dataset: Z:\Default.pro\Results\c22jun12a_2-15.qld

Last Altered: Monday, June 25, 2012 17:16:04 Eastern Daylight Time
Printed: Monday, June 25, 2012 17:16:07 Eastern Daylight Time

VS 1201450

Method: Untitled 24 Jun 2012 17:53:35

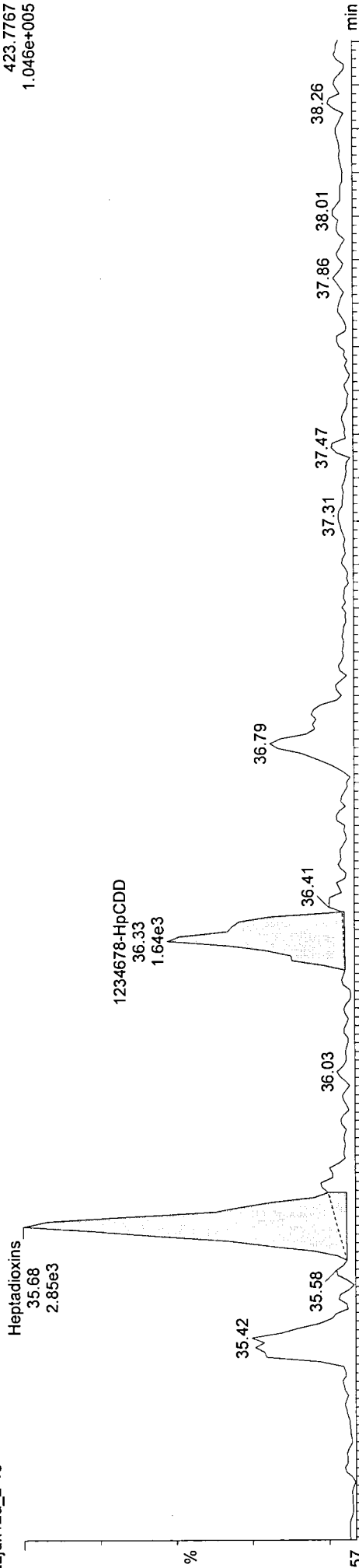
Calibration: C:\MassLynx\Default.PRO\CurveDB\B5MS-0042012_1613.cdb 08 May 2012 08:31:36

Name: c22jun12a_2-15, ID: 31201450031, Date: 23-Jun-2012, Time: 12:38:32, Submitter: HRD1735, Description: JW-E10-TISSUE-120516, User: KAS

Heptadioxins

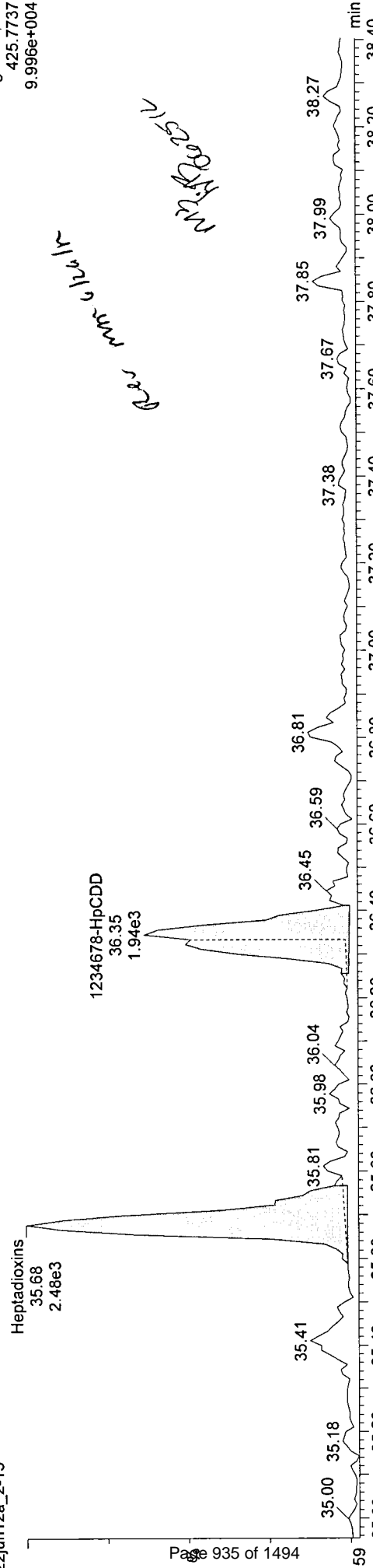
c22jun12a_2-15

F4: Voltage SIR, EI+
423.7767
1.046e+005



c22jun12a_2-15

F4: Voltage SIR, EI+
425.7737
9.996e+004



Quantify Sample Report

MassLynx 4.1 SCN627

Manual Integrations

Dataset: Z:\Default.pro\Results\c22jun12a_2-15.qld

Lab Altered: Monday, June 25, 2012 17:16:34 Eastern Daylight Time
Printed: Monday, June 25, 2012 17:16:37 Eastern Daylight Time

201450

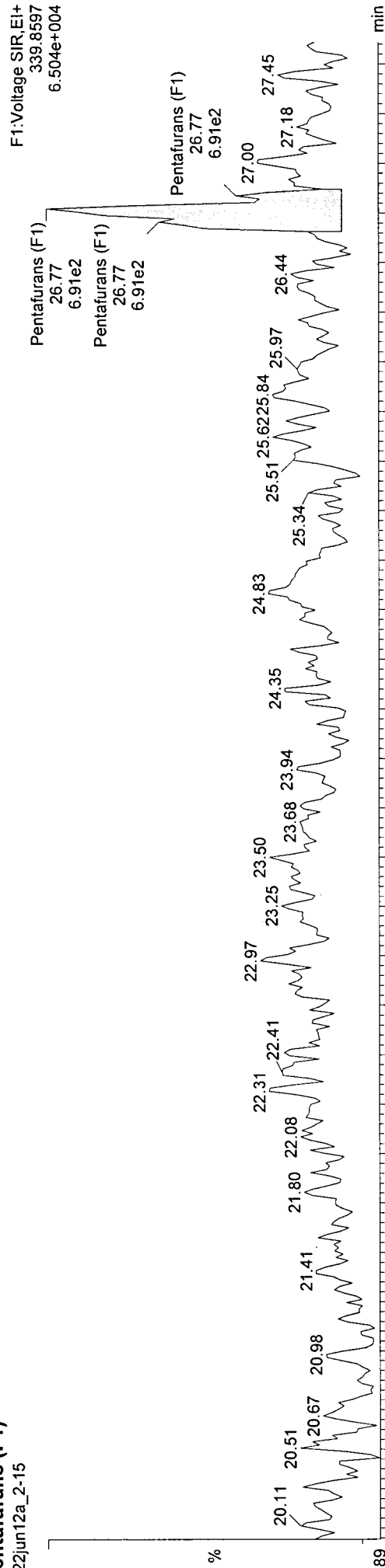
Method: Untitled 24 Jun 2012 17:53:35

Calibration: C:\MassLynx\Default.PRO\CurveDB\MS-0042012_1613.cdb 08 May 2012 08:31:36

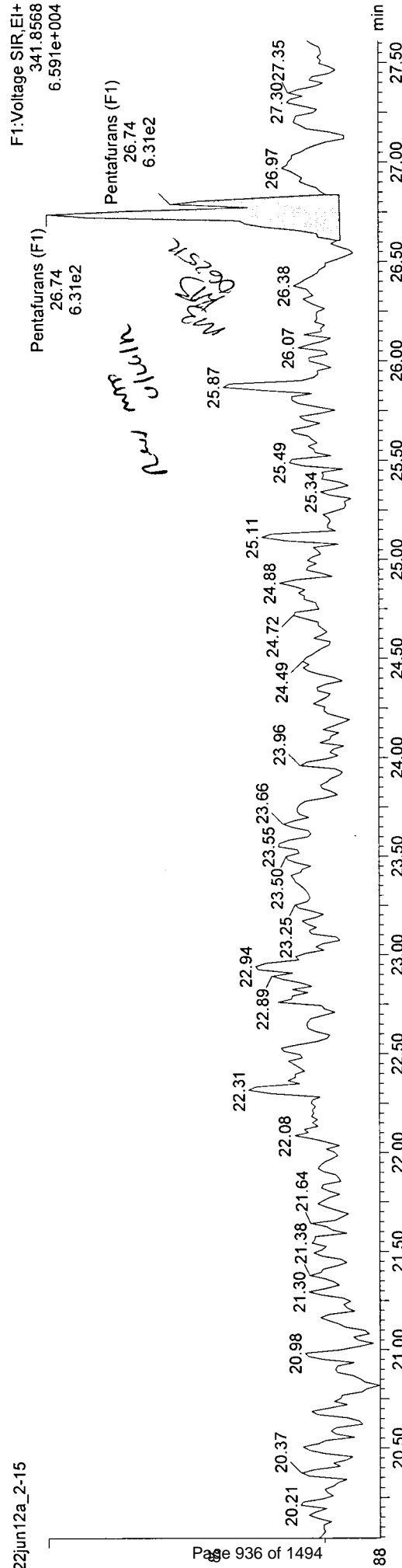
Name: c22jun12a_2-15, ID: 31201450031, Date: 23-Jun-2012, Time: 12:38:32, Submitter: HRD1735, Description: JW-E10-TISSUE-120516, User: KAS

Pentafurans (F1)

c22jun12a_2-15



c22jun12a_2-15



Quantify Sample Report

Manual Integrations

MassLynx 4.1 SCN627

Dataset: Z:\Default.pro\Results\c22jun12a_2-15.qld

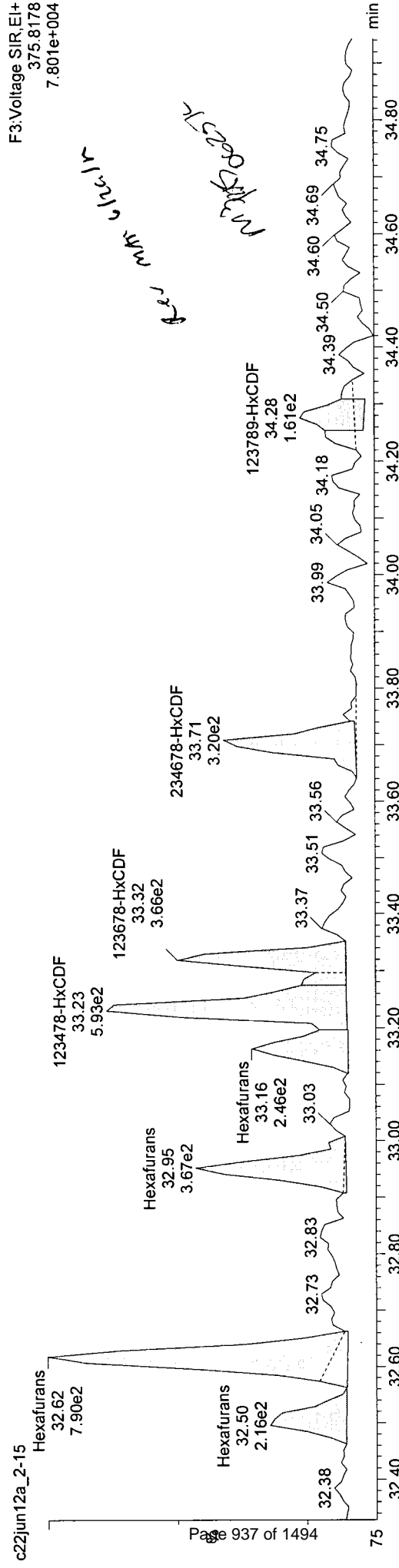
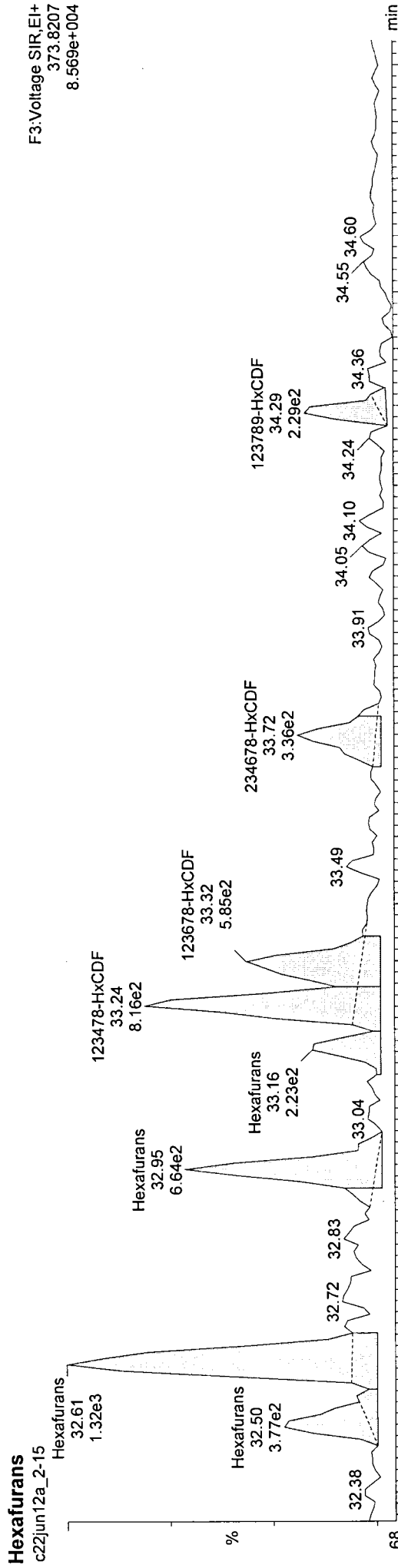
Last Altered: Monday, June 25, 2012 17:18:08 Eastern Daylight Time
Printed: Monday, June 25, 2012 17:18:12 Eastern Daylight Time

201450

Method: Untitled 24 Jun 2012 17:53:35

Calibration: C:\MassLynx\Default.PRO\CurveDB\B5MS-0042012_1613.cdb 08 May 2012 08:31:36

Name: c22jun12a_2-15, ID: 31201450031, Date: 23-Jun-2012, Time: 12:38:32, Submitter: HRD1735, Description: JW-E10-TISSUE-120516, User: KAS



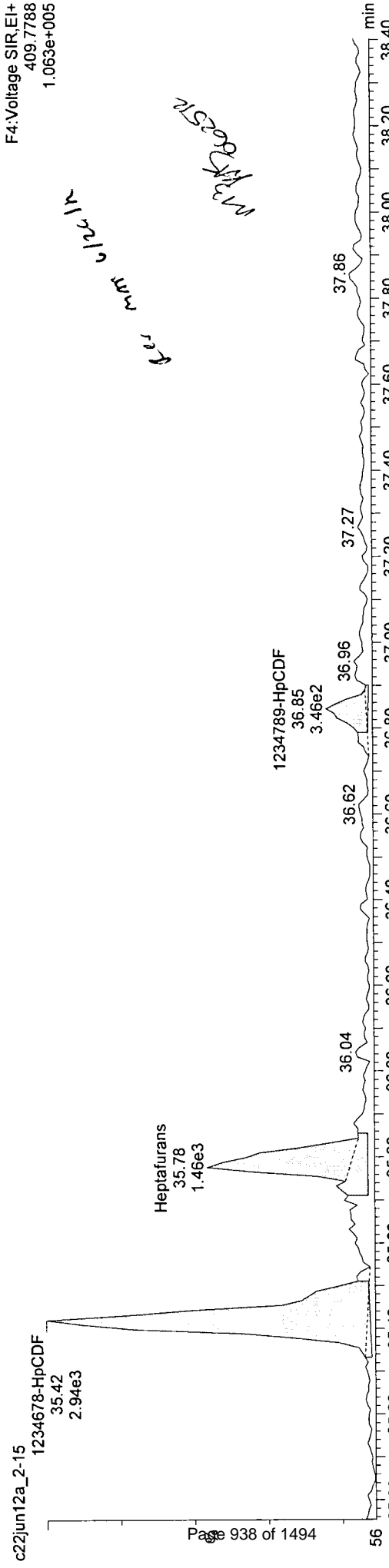
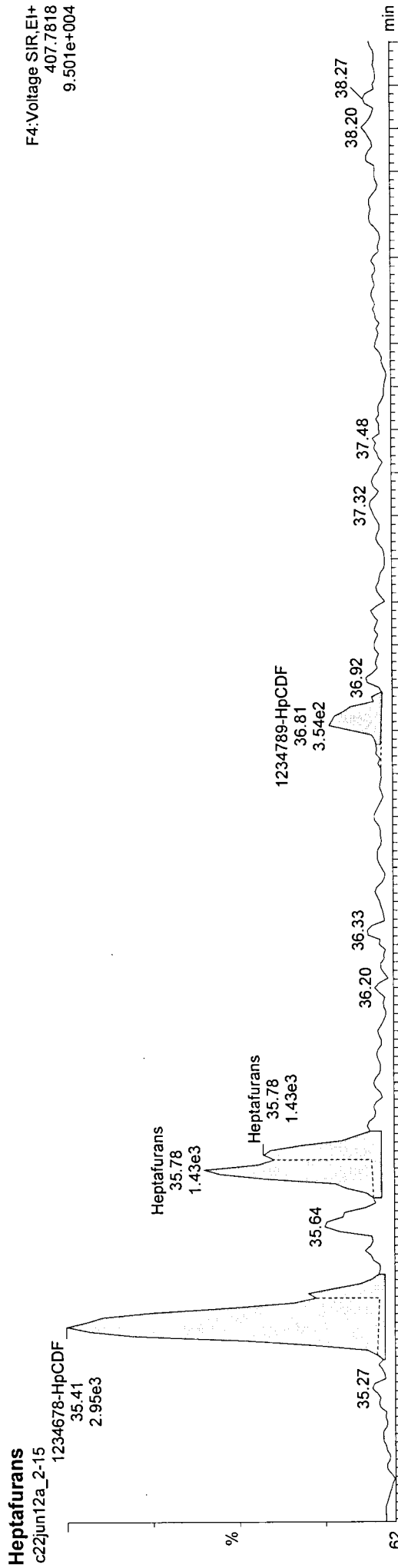
Dataset: Z:\Default.pro\Results\c22jun12a_2-15.qld

Last Altered: Monday, June 25, 2012 17:18:45 Eastern Daylight Time
Printed: Monday, June 25, 2012 17:18:48 Eastern Daylight Time

1201450

Method: Untitled 24 Jun 2012 17:53:35
Calibration: C:\MassLynx\Default.PRO\CurveDB\B5MS-0042012_1613.cdb 08 May 2012 08:31:36

Name: c22jun12a_2-15, ID: 31201450031, Date: 23-Jun-2012, Time: 12:38:32, Submitter: HRD1735, Description: JW-E10-TISSUE-120516, User: KAS



Quantify Sample Summary Report
Sample Summary

MassLynx 4.1

Dataset: C:\MassLynx\Default.pro\c22jun12a_2-15.qld

Last Altered: Monday, 6/25/2012 11:55:53 AM Eastern Daylight Time
Printed: Monday, 6/25/2012 11:56:04 AM Eastern Daylight Time

31201450

Method: C:\MassLynx\Default.PRO\MethDB\m1613-062412-db5ms.mdb 24 Jun 2012 17:53:35
Calibration: C:\MassLynx\Default.PRO\CurveDB\B5MS-0042012_1613.cdb 08 May 2012 08:31:36

Name: c22jun12a_2-15

Date: 23-Jun-2012

Time: 12:38:32

ID: 31201450031

Submitter: HRD1735

Task: HRMS3

Description: JW-E10-TISSUE-120516

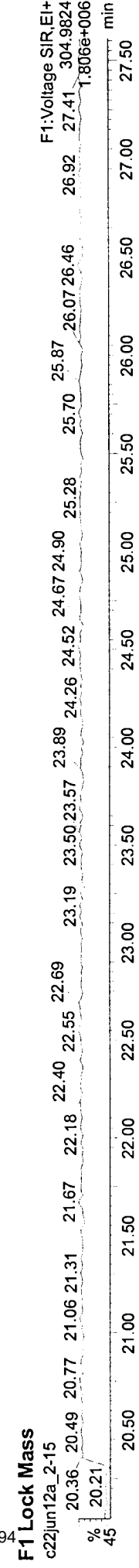
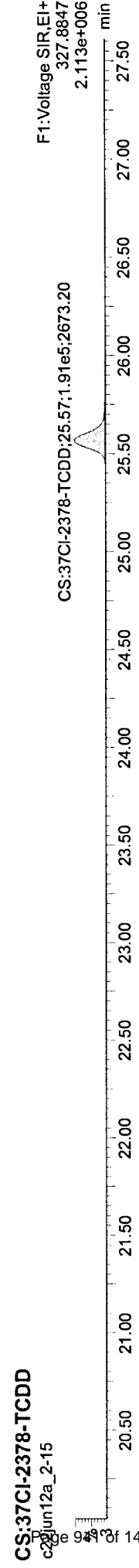
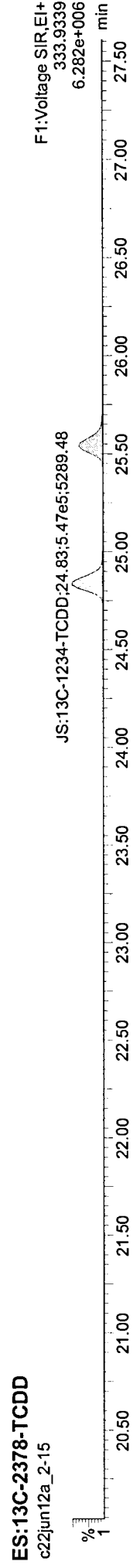
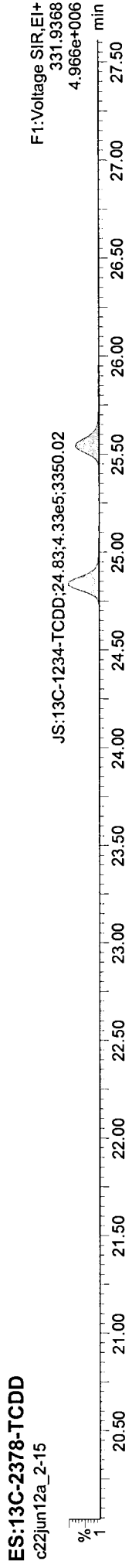
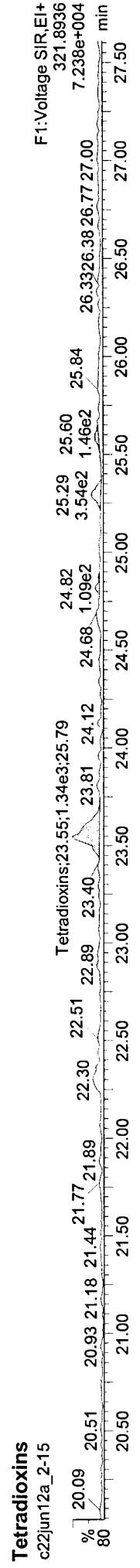
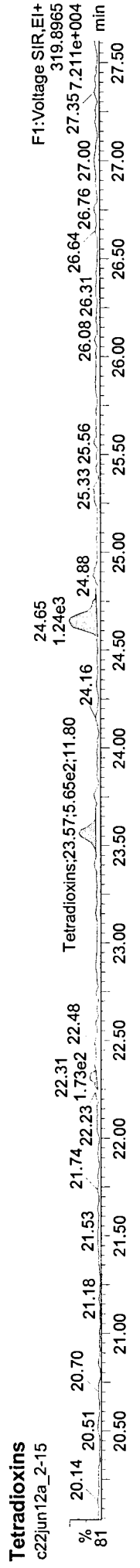
Name	Response	Ion1Area	Ion2Area	RA	RAFail?	RRT	RT	pg/µL	EDL	Height1	Noise1	SN1	Height2	Noise2	SN2	M1	M2	MR...
1	2378-TCDD	-	-	-	NO	-	-	-	0.0312	-	641	-	-	-	493	-	-	1.075
2	12378-PeCDD	-	-	-	NO	-	-	-	0.0259	-	617	-	-	-	583	-	-	1.039
3	123478-HxCDD	5.991e2	3.152e2	2.840e2	1.11	NO	1.0023	33.90	0.0347	8.359e3	587	14.2	6.839e3	753	9.1	bb	bb	1.065
4	123678-HxCDD	-	-	-	NO	-	-	-	0.0392	-	587	-	-	-	753	-	-	0.996
5	123789-HxCDD	-	-	-	NO	-	-	-	0.0370	-	587	-	-	-	753	-	-	1.029
6	1234678-HpCDD	2.421e3	1.625e3	7.960e2	2.04	YES	1.0003	36.33	0.1167	2.424e4	934	26.0	1.982e4	864	22.9	bb	bd	1.055
7	OCDD	9.897e3	5.818e3	4.079e3	1.43	YES	0.9995	39.44	0.4744	4.122e4	653	63.1	4.618e4	1136	40.7	bd	bd	1.063
8	2378-TCDF	-	-	-	NO	-	-	-	0.0299	-	860	-	-	-	591	-	-	0.980
9	12378-PeCDF	-	-	-	NO	-	-	-	0.0639	-	1256	-	-	-	844	-	-	0.980
10	23478-PeCDF	5.903e2	3.793e2	2.110e2	1.80	YES	1.0004	31.37	0.0348	5.680e3	1256	4.5	5.489e3	844	6.5	bb	bb	1.022
11	123478-HxCDF	1.302e3	6.547e2	6.474e2	1.01	YES	1.0003	33.24	0.0194	1.746e4	628	27.8	1.446e4	513	28.2	bd	dd	1.183
12	123678-HxCDF	7.575e2	4.453e2	3.121e2	1.43	YES	1.0003	33.32	0.0171	9.533e3	628	15.2	1.013e4	513	19.8	db	db	1.168
13	234678-HxCDF	6.562e2	3.134e2	3.428e2	0.91	YES	1.0003	33.72	0.0199	6.483e3	628	10.3	8.015e3	513	15.6	bb	bb	1.178
14	123789-HxCDF	3.735e2	1.851e2	1.885e2	0.98	YES	1.0007	34.29	0.0281	6.337e3	628	10.1	3.306e3	513	6.4	bb	bb	1.110
15	1234678-HpCDF	5.496e3	2.593e3	2.903e3	0.89	NO	1.0000	35.41	0.0493	3.433e4	1003	34.2	4.609e4	542	85.0	bd	bb	1.389
16	1234789-HpCDF	7.413e2	3.769e2	3.644e2	1.03	NO	1.0003	36.81	0.0793	5.831e3	1003	5.8	5.761e3	542	10.6	bb	bb	1.389
17	OCDF	2.611e3	8.958e2	1.715e3	0.52	YES	1.0059	39.69	0.2548	1.569e4	483	32.5	1.637e4	683	24.0	dd	bb	1.290
18	ES:13C-2378-TCDD	7.823e5	3.448e5	4.375e5	0.79	NO	1.0285	25.54	0.0600	3.725e6	1455	2561.0	4.774e6	1170	4080.6	bb	bb	0.991
19	ES:13C-12378-PeCDD	6.041e5	3.593e5	2.448e5	1.47	NO	1.2732	31.62	0.0426	6.636e6	631	1051...	4.291e6	940	4565.3	bb	bb	0.835
20	ES:13C-123478-HxCDD	4.121e5	2.292e5	1.829e5	1.25	NO	0.9928	33.82	0.0799	5.042e6	1090	4626.0	3.982e6	2264	1758.6	bd	bd	0.971
21	ES:13C-123678-HxCDD	4.746e5	2.640e5	2.107e5	1.25	NO	0.9948	33.89	0.0772	4.767e6	1090	4373.5	3.857e6	2264	1703.3	db	db	1.005
22	ES:13C-1234678-HpCDD	2.820e5	1.451e5	1.369e5	1.06	NO	1.0663	36.32	0.0725	1.879e6	1258	1494.1	1.739e6	1546	1124.5	bb	bb	0.894
23	ES:13C-OCDD	2.958e5	1.426e5	1.532e5	0.93	NO	1.1582	39.45	0.0540	8.548e5	1217	702.4	9.027e5	818	1103.4	bd	bd	0.871
24	ES:13C-2378-TCDF	1.115e6	4.955e5	6.195e5	0.80	NO	0.9927	24.65	0.0347	5.508e6	1161	4744.7	6.909e6	1229	5620.7	bb	bb	1.561
25	ES:13C-12378-PeCDF	7.940e5	4.843e5	3.096e5	1.56	NO	1.2110	30.07	0.0852	5.114e6	2552	2003.7	3.265e6	2420	1349.0	bb	bb	1.322

Dataset: C:\MassLynx\Default.prolc22jun12a_2-15.qld

Last Altered: Monday, 6/25/2012 11:55:53 AM Eastern Daylight Time
Printed: Monday, 6/25/2012 11:56:04 AM Eastern Daylight Time

Method: C:\MassLynx\Default.PRO\MethDB\m1613-062412-db5ms.mdb 24 Jun 2012 17:53:35
Calibration: C:\MassLynx\Default.PRO\CurveDB\MS-0042012_1613.cdb 08 May 2012 08:31:36

Name: c22jun12a_2-15, ID: 31201450031, User: KAS, Instrument: , Submitter: HRD1735, Task: HRMS3, Description: JW-E10-TISSUE-120516



Quantify Sample Report
Sample Summary

MassLynx 4.1

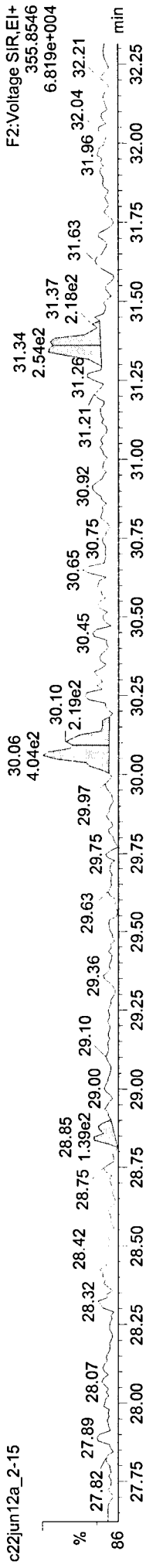
Dataset: C:\MassLynx\Default.pro\c22jun12a_2-15.qld

Last Altered: Monday, 6/25/2012 11:55:53 AM Eastern Daylight Time
Printed: Monday, 6/25/2012 11:56:04 AM Eastern Daylight Time

Name: c22jun12a_2-15, ID: 31201450031, User: KAS, Instrument: , Submitter: HRD1735, Task: HRMS3, Description: JW-E10-TISSUE-120516

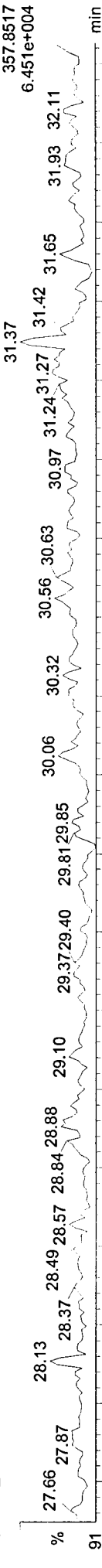
Pentadioxins

c22jun12a_2-15



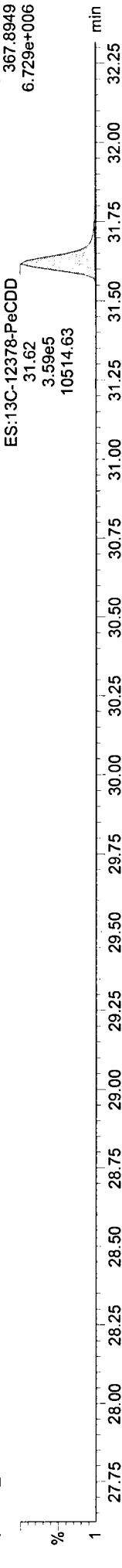
Pentadioxins

c22jun12a_2-15




ES:13C-12378-PeCDD

c22jun12a_2-15




ES:13C-12378-PeCDD

c22jun12a_2-15



F2: Lock Mass

c22jun12a_2-15

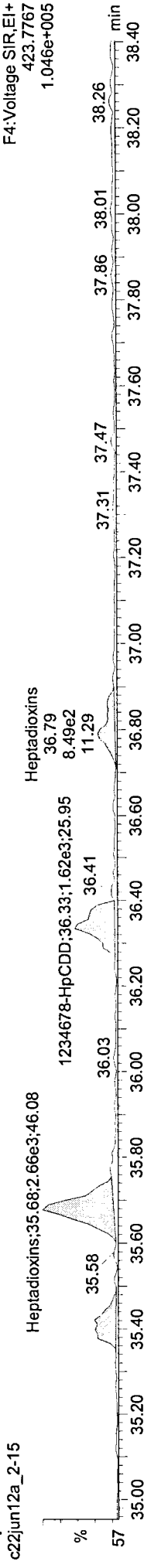


Dataset: C:\MassLynx\Default.pro\c22jun12a_2-15.qld

Last Altered: Monday, 6/25/2012 11:55:53 AM Eastern Daylight Time
Printed: Monday, 6/25/2012 11:56:04 AM Eastern Daylight Time

Name: c22jun12a_2-15, ID: 31201450031, User: KAS, Instrument: , Submitter: HRD1735, Task: HRMS3, Description: JW-E10-TISSUE-120516

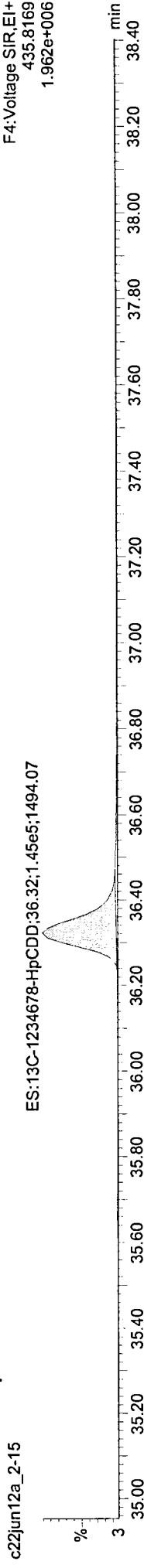
Heptadioxins




Heptadioxins



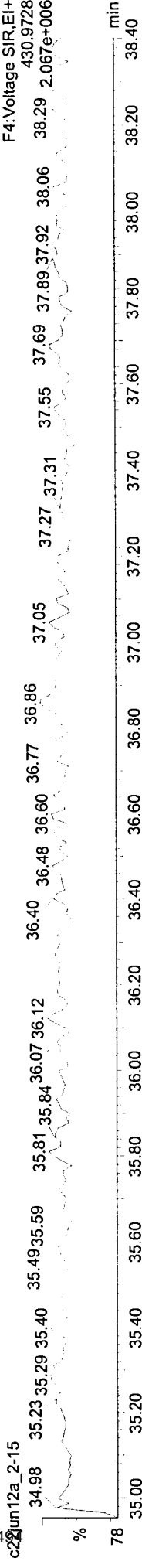
ES:13C-1234678-HpCDD



ES:13C-1234678-HpCDD



F4:Lock Mass



Quantify Sample Report
Sample Summary

MassLynx 4.1

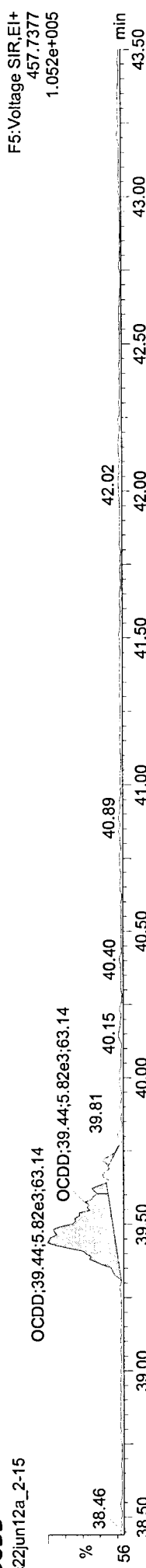
Dataset: C:\MassLynx\Default.prolc22jun12a_2-15.qld

Last Altered: Monday, 6/25/2012 11:55:53 AM Eastern Daylight Time
Printed: Monday, 6/25/2012 11:56:04 AM Eastern Daylight Time

Name: c22jun12a_2-15, ID: 31201450031, User: KAS, Instrument: , Submitter: HRD1735, Task: HRMS3, Description: JW-E10-TISSUE-120516

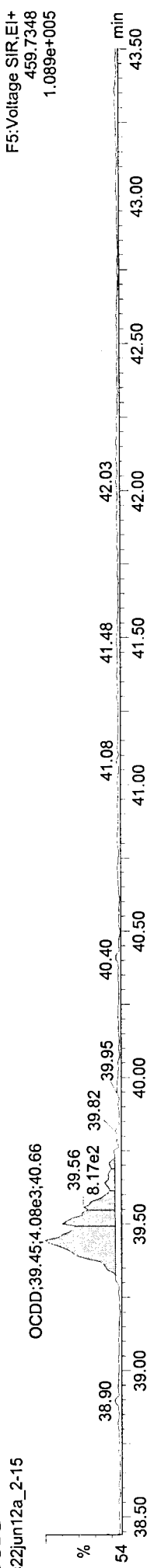
OCDD

c22jun12a_2-15



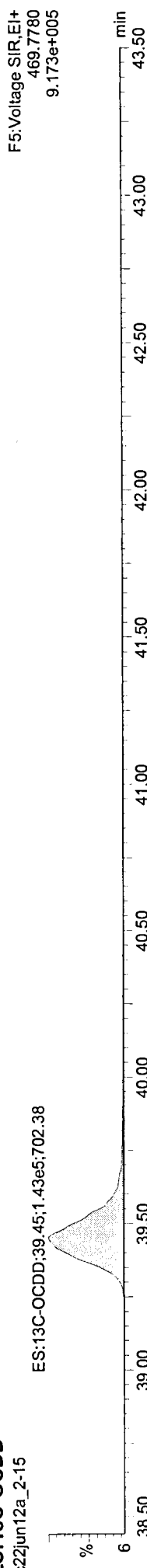
OCDD

c22jun12a_2-15



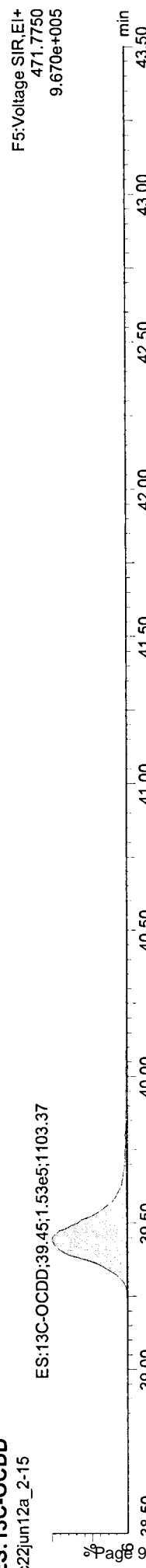
ES:13C-OCDD

c22jun12a_2-15



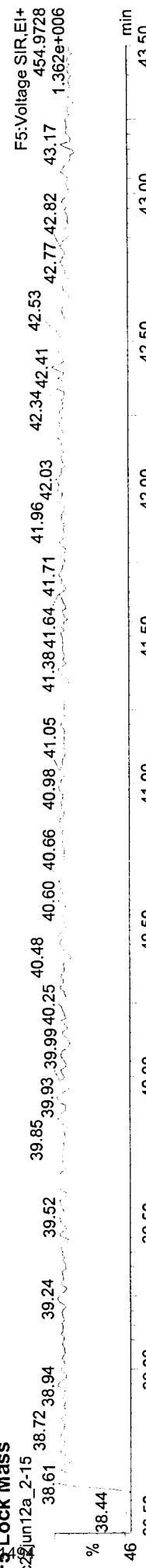
ES:13C-OCDD

c22jun12a_2-15



F5: Lock Mass

c22jun12a_2-15



Quantify Sample Report

Sample Summary

MassLynx 4.1

Dataset: C:\MassLynx\Default.pro\c22jun12a_2-15.qld

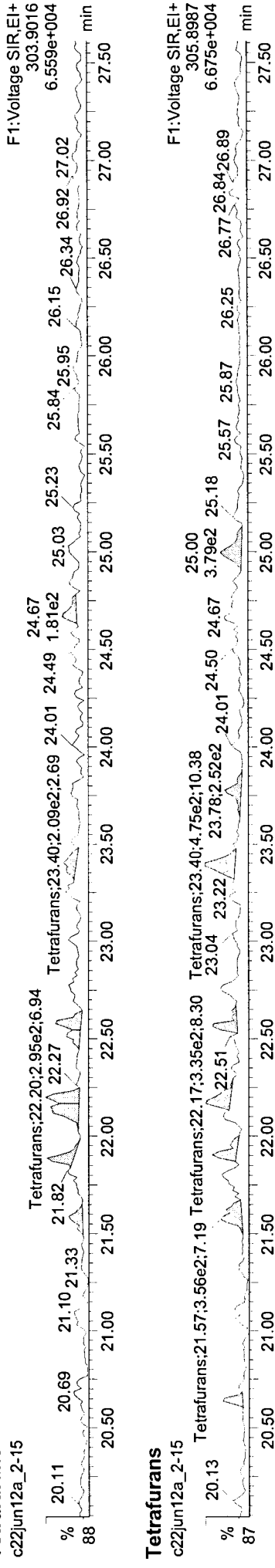
Last Altered: Monday, 6/25/2012 11:55:53 AM Eastern Daylight Time

Printed: Monday, 6/25/2012 11:56:04 AM Eastern Daylight Time

Name: c22jun12a_2-15, ID: 31201450031, User: KAS, Instrument: , Submitter: HRD1735, Task: HRMS3, Description: JW-E10-TISSUE-120516


Tetrafurans

c22jun12a_2-15



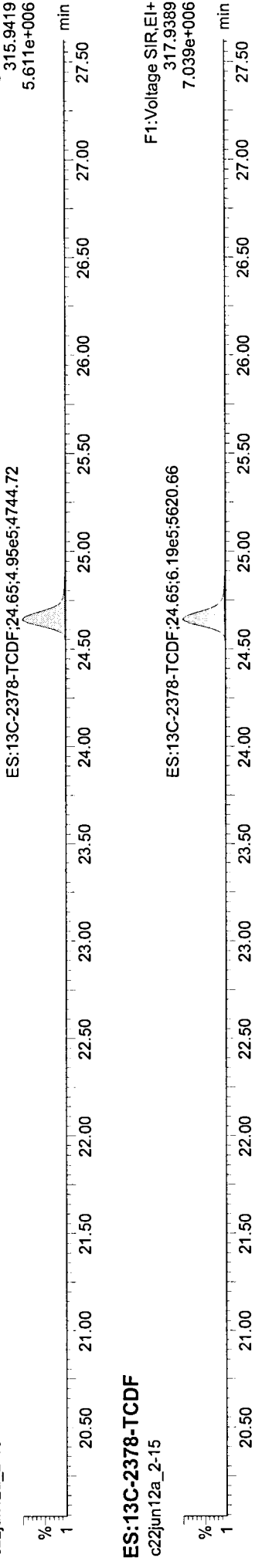
Tetrafurans

c22jun12a_2-15



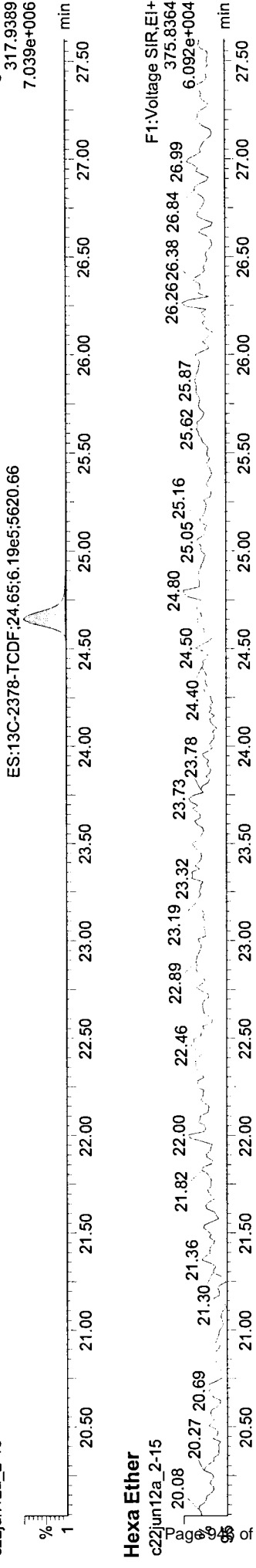
ES:13C-2378-TCDF

c22jun12a_2-15



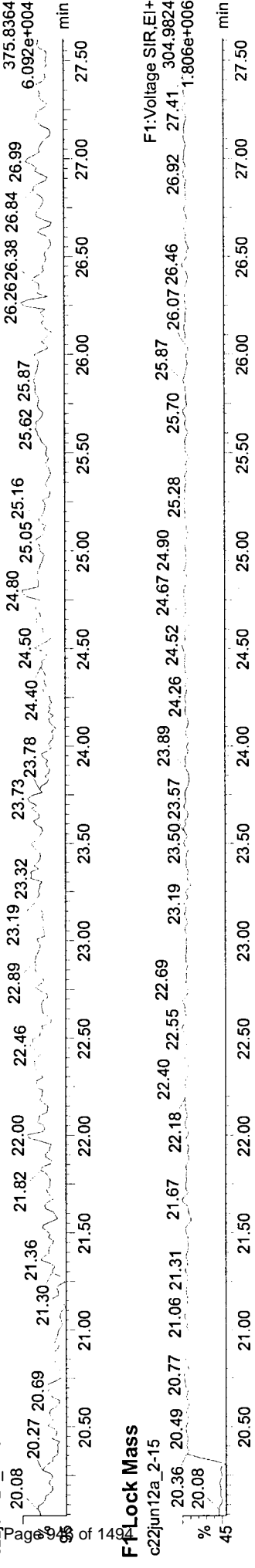
ES:13C-2378-TCDF

c22jun12a_2-15



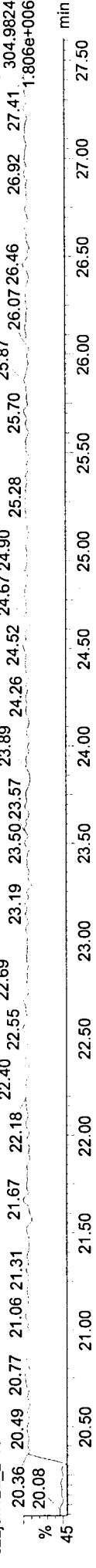
Hexa Ether

c22jun12a_2-15



F1: Lock Mass

c22jun12a_2-15

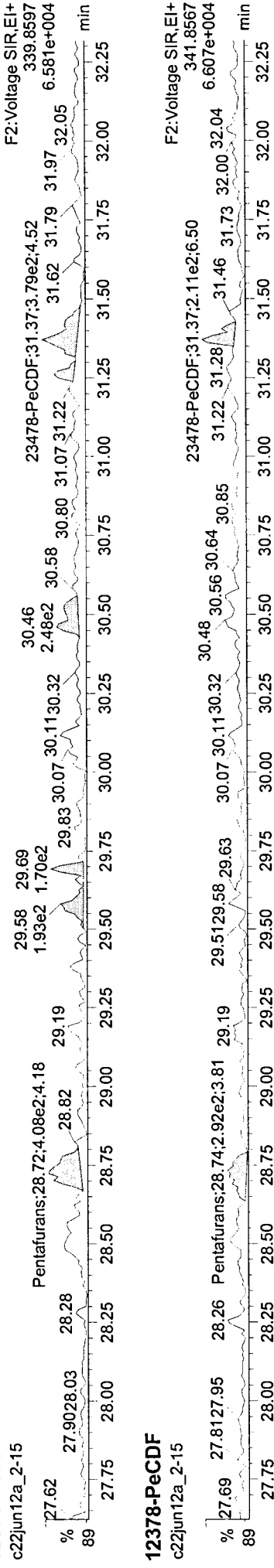


Dataset: C:\MassLynx\Default.pro\c22jun12a_2-15.qld

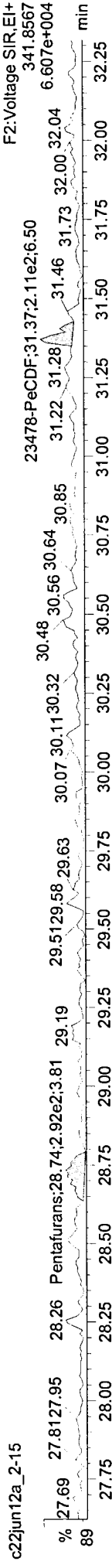
Last Altered: Monday, 6/25/2012 11:55:53 AM Eastern Daylight Time
Printed: Monday, 6/25/2012 11:56:04 AM Eastern Daylight Time

Name: c22jun12a_2-15, ID: 31201450031, User: KAS, Instrument: , Submitter: HRD1735, Task: HRMS3, Description: JW-E10-TISSUE-120516

12378-PeCDF



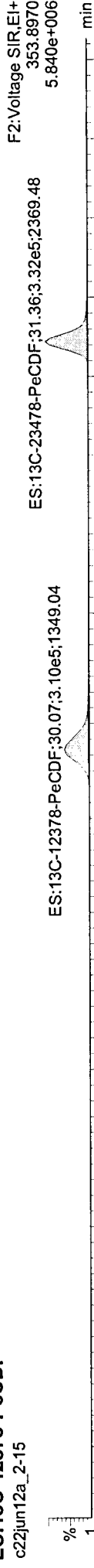
12378-PeCDF




ES:13C-12378-PeCDF




ES:13C-12378-PeCDF



Hepta Ether



F2 Lock Mass



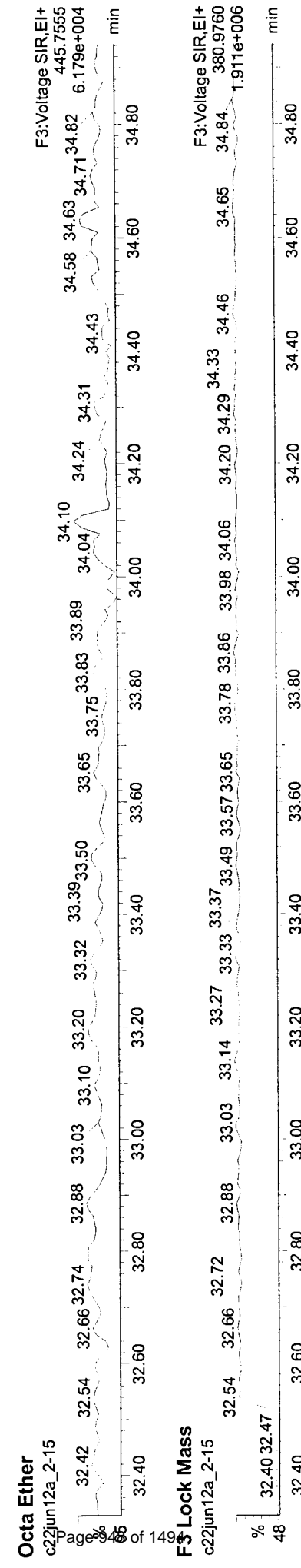
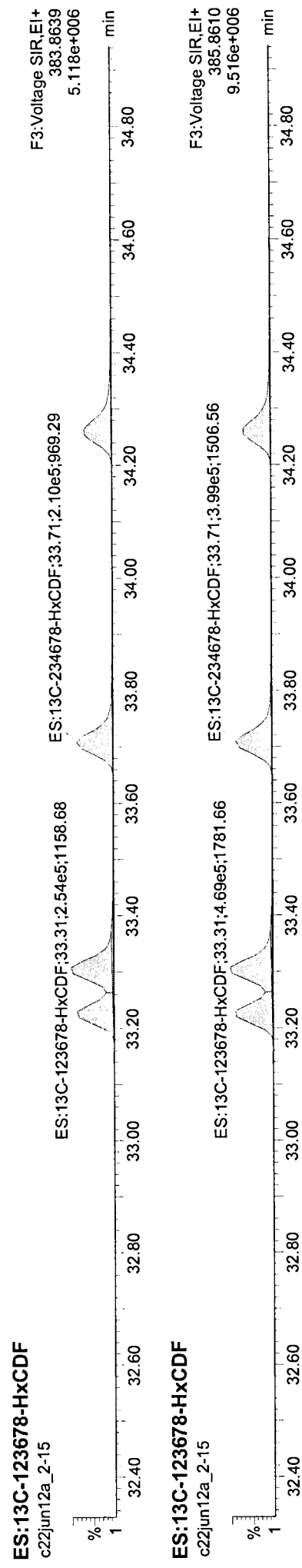
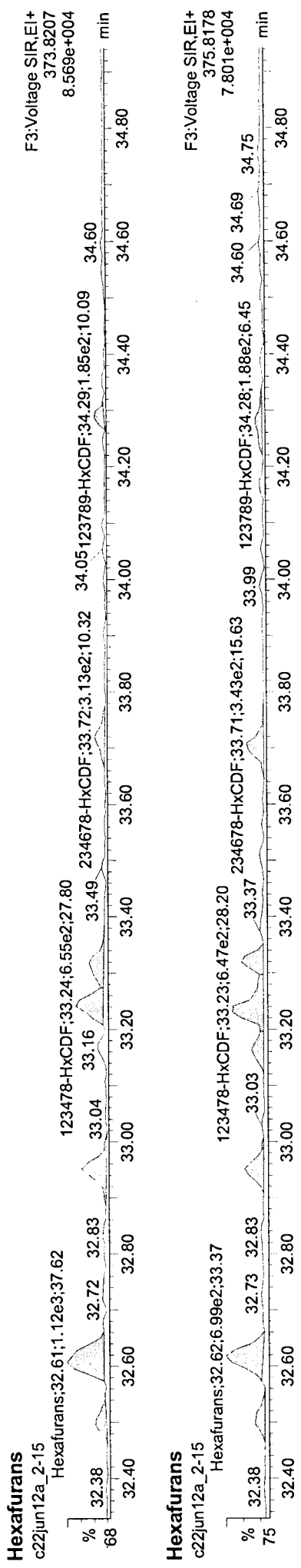
Quantify Sample Report
Sample Summary

MassLynx 4.1

Dataset: C:\MassLynx\Default.pro\c22jun12a_2-15.qld

Last Altered: Monday, 6/25/2012 11:55:53 AM Eastern Daylight Time
Printed: Monday, 6/25/2012 11:56:04 AM Eastern Daylight Time

Name: c22jun12a_2-15, ID: 31201450031, User: KAS, Instrument: , Submitter: HRD1735, Task: HRMS3, Description: JW-E10-TISSUE-120516



Quantify Sample Report

Sample Summary

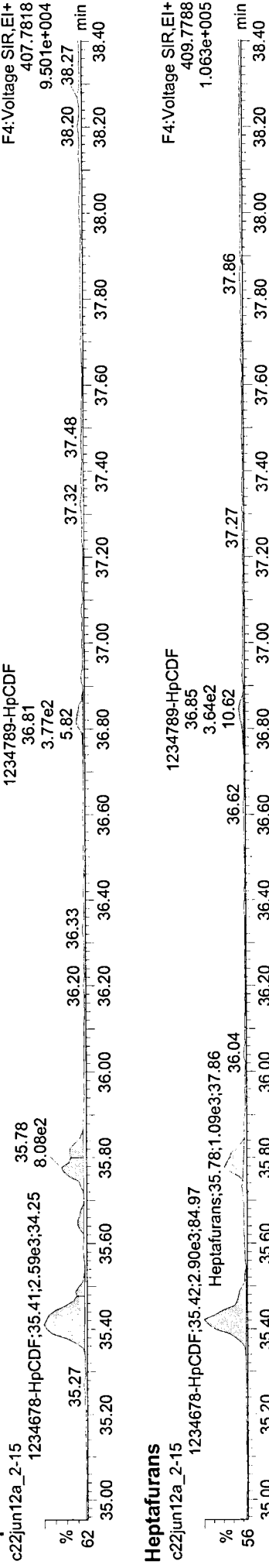
MassLynx 4.1

Dataset: C:\MassLynx\Default.pro\c22jun12a_2-15.qld


Last Altered: Monday, 6/25/2012 11:55:53 AM Eastern Daylight Time
Printed: Monday, 6/25/2012 11:56:04 AM Eastern Daylight Time

Name: c22jun12a_2-15, ID: 31201450031, User: KAS, Instrument: , Submitter: HRD1735, Task: HRMS3, Description: JW-E10-TISSUE-120516

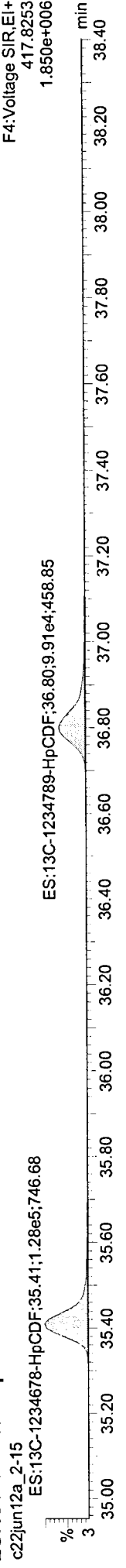
Heptafurans



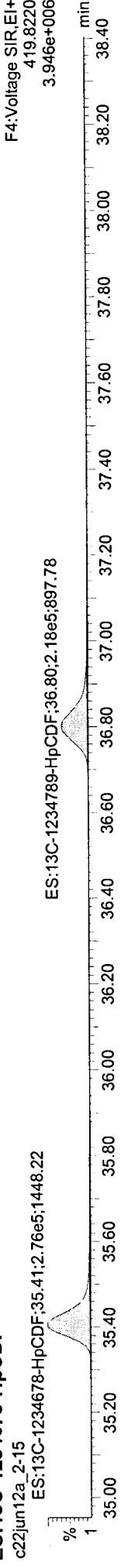
Heptafurans



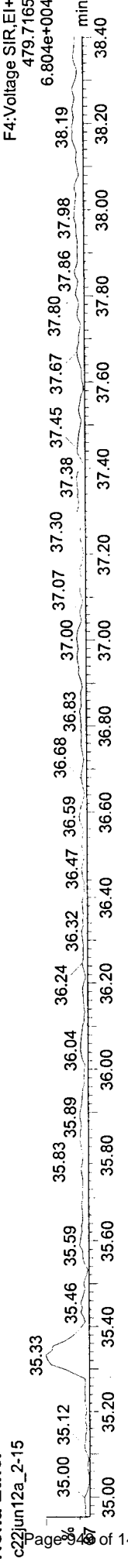
ES:13C-1234678-HpCDF



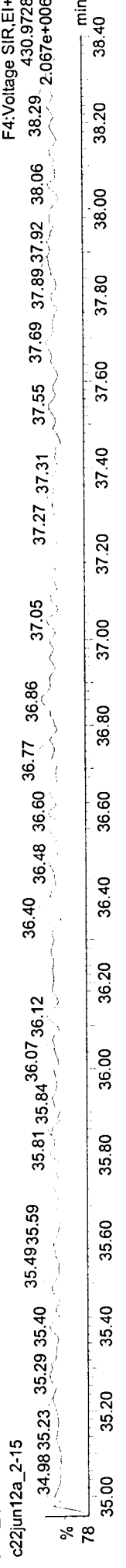
ES:13C-1234678-HpCDF



Nona Ether



F4 Lock Mass



Quantify Sample Report

MassLynx 4.1
Sample Summary

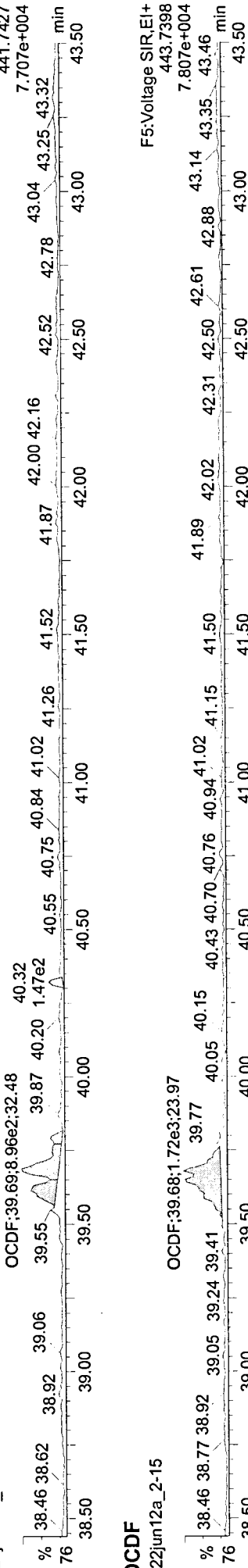
Dataset: C:\MassLynx\Default.pro\c22jun12a_2-15.qld

Last Altered: Monday, 6/25/2012 11:55:53 AM Eastern Daylight Time
Printed: Monday, 6/25/2012 11:56:04 AM Eastern Daylight Time

Name: c22jun12a_2-15, ID: 31201450031, User: KAS, Instrument: , Submitter: HRD1735, Task: HRMS3, Description: JW-E10-TISSUE-120516

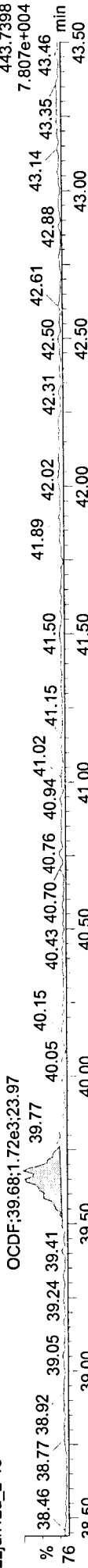
OCDF

c22jun12a_2-15



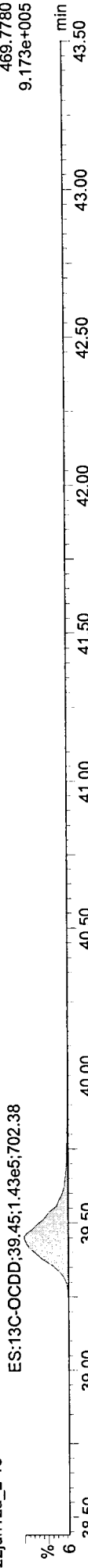
OCDF

c22jun12a_2-15



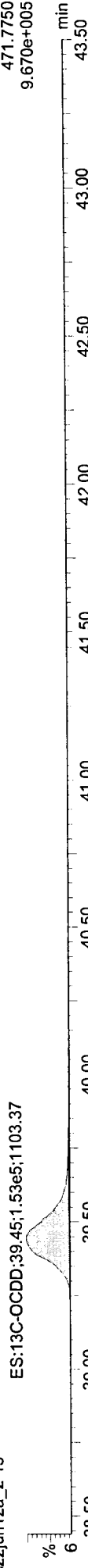
ES:13C-OCDD

c22jun12a_2-15




ES:13C-OCDD

c22jun12a_2-15



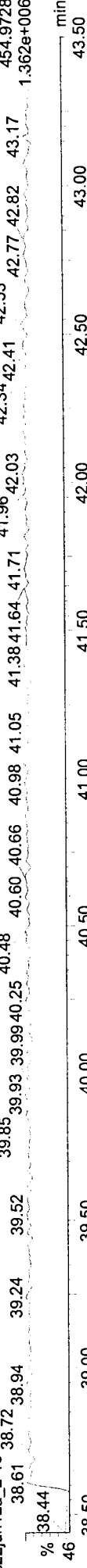
Deca Ether

c22jun12a_2-15



F5 Lock Mass

c22jun12a_2-15



Quantify Sample Report
Sample Summary

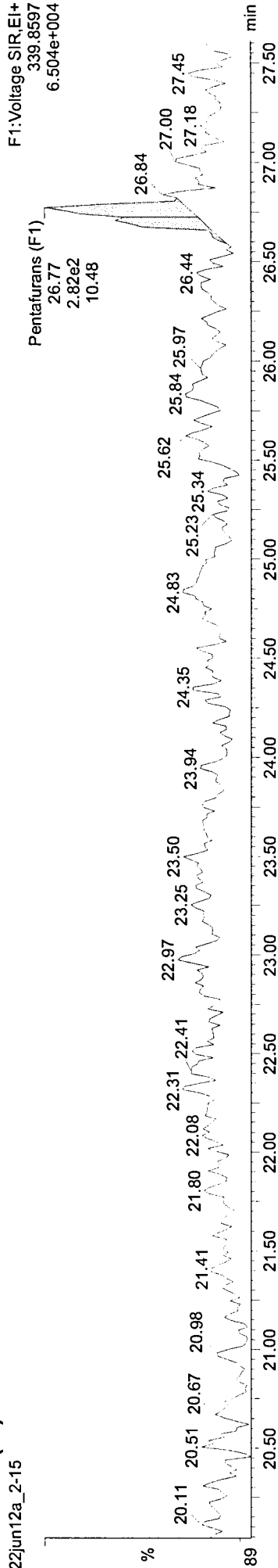
MassLynx 4.1

Dataset: C:\MassLynx\Default.pro\c22jun12a_2-15.qld

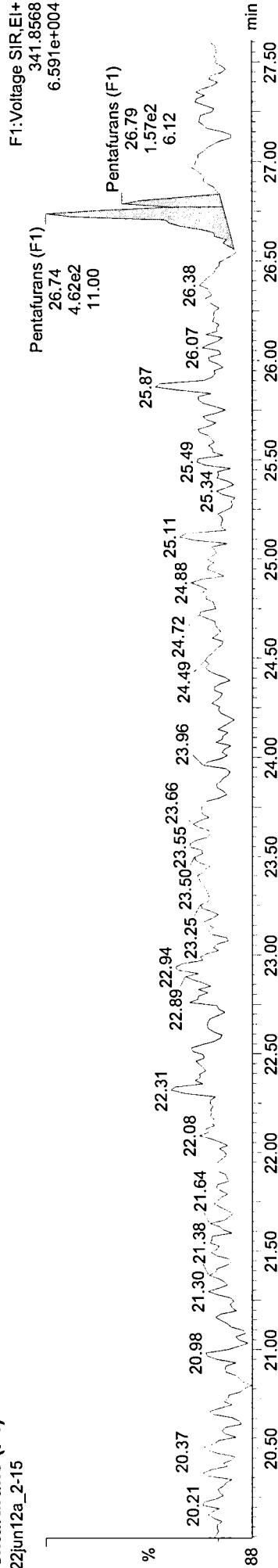
Last Altered: Monday, 6/25/2012 11:55:53 AM Eastern Daylight Time
Printed: Monday, 6/25/2012 11:56:04 AM Eastern Daylight Time

Name: c22jun12a_2-15, ID: 31201450031, User: KAS, Instrument: , Submitter: HRD1735, Task: HRMS3, Description: JW-E10-TISSUE-120516

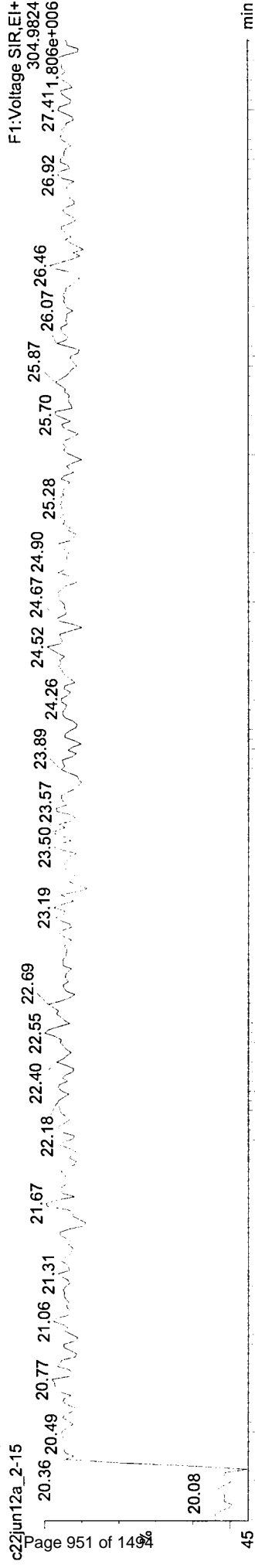
Pentafurans (F1)
c22jun12a_2-15



Pentafurans (F1)
c22jun12a_2-15



F1 Lock Mass



Results of JW-EA01-TISSUE-120516

Client Sample ID: **JW-EA01-TISSUE-120516**
 Client Project ID: **Jeld Wen Surface Sediment**
 Lab Sample ID: 31201450032-A
 Lab Project ID: 31201450

Collection Date: 05/16/2012 09:15
 Received Date: 05/18/2012 10:40
 Matrix: Tissue
 Solids (%):

Results by EPA 1613B

Parameter	Result	EMPC	Qual	DL	LOQ/CL	Units	RT	Ratio
2,3,7,8-TCDD	ND		U	0.0809	0.426	pg/g		
1,2,3,7,8-PeCDD	ND		U	0.0565	2.13	pg/g		
1,2,3,4,7,8-HxCDD	ND		U	0.138	2.13	pg/g		
1,2,3,6,7,8-HxCDD	ND		U	0.143	2.13	pg/g		
1,2,3,7,8,9-HxCDD	ND		U	0.140	2.13	pg/g		
1,2,3,4,6,7,8-HpCDD		0.948	J	0.186	2.13	pg/g	36.32	1.60*
OCDD	7.92			1.10	4.26	pg/g	39.39	0.91
2,3,7,8-TCDF	ND		U	0.0620	0.426	pg/g		
1,2,3,7,8-PeCDF	ND		U	0.0938	2.13	pg/g		
2,3,4,7,8-PeCDF	ND		U	0.0395	2.13	pg/g		
1,2,3,4,7,8-HxCDF	ND		U	0.0638	2.13	pg/g		
1,2,3,6,7,8-HxCDF	ND		U	0.0579	2.13	pg/g		
2,3,4,6,7,8-HxCDF	ND		U	0.0523	2.13	pg/g		
1,2,3,7,8,9-HxCDF	ND		U	0.0987	2.13	pg/g		
1,2,3,4,6,7,8-HpCDF		0.334	J	0.101	2.13	pg/g	35.41	0.75*
1,2,3,4,7,8,9-HpCDF	ND		U	0.177	2.13	pg/g		
OCDF	ND		U	0.494	4.26	pg/g		
Total TCDD	ND	0.616		0.0809	0.426	pg/g		
Total TCDF	ND		U	0.0620	0.426	pg/g		
Total PeCDD	ND		U	0.0565	2.13	pg/g		
Total PeCDF	ND	0.386	J	0.0620	2.13	pg/g		
Total HxCDD	ND	0.318	J	0.143	2.13	pg/g		
Total HxCDF	0.223	0.417	J	0.0987	2.13	pg/g		
Total HpCDD	ND	2.91		0.186	2.13	pg/g		
Total HpCDF	ND	0.671	J	0.177	2.13	pg/g		

World Health Organization Summary

	Units	ND=0	ND=1/2	ND=DL
WHO-2005 TEQ	pg/g	0.00238	0.119	0.235
WHO-2005 TEQ w/EMPC	pg/g	0.0152	0.130	0.245

Results of JW-EA01-TISSUE-120516

Client Sample ID: **JW-EA01-TISSUE-120516**
 Client Project ID: **Jeld Wen Surface Sediment**
 Lab Sample ID: 31201450032-A
 Lab Project ID: 31201450

Collection Date: 05/16/2012 09:15
 Received Date: 05/18/2012 10:40
 Matrix: Tissue
 Solids (%):

Results by EPA 1613B

Parameter	Result	EMPC	Qual	DL	LOQ/CL	Units	RT	Ratio
Labeled Standards								
13C-2378-TCDD	43.0				25.0-164	%		
13C-12378-PeCDD		43.0			25.0-181	%		
13C-123478-HxCDD	36.0				32.0-141	%		
13C-123678-HxCDD	40.0				28.0-130	%		
13C-1234678-HpCDD	29.0				23.0-140	%		
13C-OCDD	17.0				17.0-157	%		
13C-2378-TCDF	46.0				24.0-169	%		
13C-12378-PeCDF	31.0				24.0-185	%		
13C-23478-PeCDF	44.0				21.0-178	%		
13C-123478-HxCDF	36.0				26.0-152	%		
13C-123678-HxCDF	49.0				26.0-123	%		
13C-234678-HxCDF	56.0				29.0-147	%		
13C-123789-HxCDF	37.0				28.0-136	%		
13C-1234678-HpCDF	35.0				28.0-143	%		
13C-1234789-HpCDF	30.0				26.0-138	%		
37Cl-2378-TCDD	47.0				35.0-197	%		

Batch Information

Analytical Batch: **HRD1735**
 Analytical Method: **EPA 1613B**
 Instrument: **HRMS3**
 Analyst: **MAF**
 Analytical Date/Time: **06/23/2012 13:23**
 Dilution: **1**

Prep Batch: **HXX1607**
 Prep Method: **EPA 1613 PREP S/D/T**
 Prep Date/Time: **05/30/2012 18:10**
 Prep Initial Wt./Vol.: **11.75 g**
 Prep Extract Vol: **20 uL**

Results of JW-EA01-TISSUE-120516

Client Sample ID: **JW-EA01-TISSUE-120516**
 Client Project ID: **Jeld Wen Surface Sediment**
 Lab Sample ID: 31201450032-A
 Lab Project ID: 31201450

Collection Date: 05/16/2012 09:15
 Received Date: 05/18/2012 10:40
 Matrix: Tissue
 Solids (%):

Results by Gravimetric

<u>Parameter</u>	<u>Result</u>	<u>EMPC</u>	<u>Qual</u>	<u>DL</u>	<u>LOQ/CL</u>	<u>Units</u>	<u>RT</u>	<u>Ratio</u>
% Lipids	0.500					%		

Batch Information

Analytical Batch: **HXX1629**
 Analytical Method: **Gravimetric**
 Instrument: **BAL10**
 Analyst: **JHL**
 Analytical Date/Time: **05/30/2012 18:00**
 Dilution: 1

Prep Batch: **HXX1629**
 Prep Method: **Gravimetric**
 Prep Date/Time: **05/30/2012 18:00**
 Prep Initial Wt./Vol.: **1 mL**
 Prep Extract Vol: **1 mL**

Quantify Sample Summary Report
 ### Sample Summary ###

MassLynx 4.1 SCN627

Dataset: Z:\Default.pro\c22jun12a_2-16.qld

Lab Altered: Monday, June 25, 2012 17:28:37 Eastern Daylight Time
 Printed: Monday, June 25, 2012 17:28:55 Eastern Daylight Time

Name: c22jun12a_2-16
 Date: 23-Jun-2012
 Time: 13:23:34
 ID: 31201450032
 Submitter: HRD1735
 Task: HRMS3
 Description: JW-EA01-TISSUE-120516

Name	Response	Ion1Area	Ion2Area	RA	RAFail?	RRT	RT	pg/ul	EDL	Height1	Noise1	SN1	Height2	Noise2	SN2	M1	M2	MR...	
25	ES:13C-12378-PeCDF	4.600e5	2.830e5	1.769e5	1.60	NO	1.2105	30.06	0.0629	2.843e6	1937	1467.8	1.794e6	2249	797.6	bb	bb	1.322	
26	ES:13C-23478-PeCDF	6.357e5	3.860e5	2.496e5	1.55	NO	1.2625	31.35	0.0648	6.403e6	1937	3305.3	4.199e6	2249	1867.3	bb	bb	1.284	
27	ES:13C-123478-HxCDF	3.190e5	1.109e5	2.081e5	0.53	NO	0.9758	33.22	0.0752	2.687e6	1796	1495.8	4.888e6	2829	1727.8	MM	MM	1.198	
28	ES:13C-123678-HxCDF	4.516e5	1.556e5	2.960e5	0.53	NO	0.9781	33.30	0.0725	2.976e6	1796	1656.8	5.688e6	2829	2010.5	MM	MM	1.243	
29	ES:13C-234678-HxCDF	5.096e5	1.771e5	3.324e5	0.53	NO	0.9899	33.70	0.0733	3.298e6	1796	1836.1	6.166e6	2829	2179.6	MM	MM	1.229	
30	ES:13C-123789-HxCDF	3.245e5	1.141e5	2.104e5	0.54	NO	1.0062	34.25	0.0766	1.876e6	1796	1044.1	3.481e6	2829	1230.4	MM	MM	1.177	
31	ES:13C-1234678-HpCDF	2.674e5	8.352e4	1.839e5	0.45	NO	1.0395	35.39	0.0660	1.154e6	1287	897.2	2.623e6	2201	1191.8	MM	MM	1.029	
32	ES:13C-1234789-HpCDF	1.944e5	6.258e4	1.318e5	0.47	NO	1.0804	36.78	0.0782	6.822e5	1287	530.2	1.428e6	2201	648.8	MM	bb	0.869	
33	JS:13C-1234-TCDD	1.116e6	4.919e5	6.236e5	0.79	NO	0.0000	24.83	0.0693	5.548e6	1822	3044.4	7.150e6	1664	4297.6	bb	bb	1.000	
34	JS:13C-123789-HxCDD	7.414e5	4.078e5	3.336e5	1.22	NO	0.0000	34.04	0.1167	7.057e6	2821	2501.8	5.606e6	3167	1770.2	MM	MM	1.000	
35	CS:37Cl-2378-TCDD	1.172e5	1.172e5	-	-	-	1.0291	25.56	0.0154	1.217e6	869	1400.9	-	-	-	MM	-	1.124	
36	Tetradoxins	-	7.071e2	-	-	-	-	-	0.362	7.800e3	529	-	-	-	-	-	-	-	1.075
37	Pentadoxins	-	0.000e0	-	-	-	-	-	0.0201	0.000e0	593	-	-	-	-	-	-	-	1.039
38	Hexadoxins	-	2.264e2	-	-	-	-	-	0.187	6.172e3	1226	-	-	-	-	-	-	-	1.030
39	Heptadoxins	-	1.981e3	-	-	-	-	-	1.710	2.975e4	623	-	-	-	-	-	-	-	1.055
40	Tetrafurans	-	0.000e0	-	-	-	-	-	0.0194	0.000e0	672	-	-	-	-	-	-	-	0.980
41	Pentafurans (F1)	-	4.957e2	-	-	-	-	-	0.180	3.930e3	331	-	-	-	-	-	-	-	1.001
42	Pentafurans	-	1.029e2	-	-	-	-	-	0.047	3.233e3	500	-	-	-	-	-	-	-	1.001
43	Hexafurans	-	6.566e2	-	-	-	-	-	0.245	1.515e4	680	-	-	-	-	-	-	-	1.160
44	Heptafurans	-	7.284e2	-	-	-	-	-	0.394	1.567e4	673	-	-	-	-	-	-	-	1.389
45	Hexa Ether	-	-	-	-	-	-	-	-	-	356	-	-	-	-	-	-	-	-
46	Hepta Ether	-	-	-	-	-	-	-	-	-	369	-	-	-	-	-	-	-	-
47	Octa Ether	-	-	-	-	-	-	-	-	-	392	-	-	-	-	-	-	-	-
48	Nona Ether	-	-	-	-	-	-	-	-	-	521	-	-	-	-	-	-	-	-
49	Deca Ether	-	-	-	-	-	-	-	-	-	282	-	-	-	-	-	-	-	-
50	F1 Lock Mass	-	-	-	-	-	-	-	0.0000	-	37102	-	-	-	-	-	-	-	189...
51	F2 Lock Mass	-	-	-	-	-	-	-	0.0000	-	84568	-	-	-	-	-	-	-	254...
52	F3 Lock Mass	-	-	-	-	-	-	-	0.0000	-	49834	-	-	-	-	-	-	-	740...

Quantify Sample Summary Report MassLynx 4.1 SCN627
 ### Sample Summary ###

Dataset: Z:\Default.pro\c22jun12a_2-16.qld
 Last Altered: Monday, June 25, 2012 17:28:37 Eastern Daylight Time
 Printed: Monday, June 25, 2012 17:28:55 Eastern Daylight Time

1201450

Name: c22jun12a_2-16
 Date: 23-Jun-2012
 Time: 13:23:34
 ID: 31201450032
 Submitter: HRD1735
 Task: HRMS3
 Description: JW-EA01-TISSUE-120516

Name	Response	Ion1Area	Ion2Area	RA	RAFail?	RRT	RT	pg/µL	EDL	Height1	Noise1	SN1	Height2	Noise2	SN2	M1	M2	MR...	
53	F4 Lock Mass	-	-	-	-	-	-	-	-	-	42603	-	-	-	-	-	-	-	-
54	F5 Lock Mass	-	-	-	-	-	-	-	0.0000	-	36279	-	-	-	-	-	-	-	173...

Quantify Totals Report MassLynx 4.1 SCN627
 ### Sample Summary ###

Dataset: Z:\Default.pro\c22jun12a_2-16.qld

Last Altered: Monday, June 25, 2012 17:28:37 Eastern Daylight Time
 Printed: Monday, June 25, 2012 17:28:55 Eastern Daylight Time

1201450

Method: C:\MassLynx\Default.PRO\MethDB\m1613-062412-db5ms.mdb 24 Jun 2012 17:53:35
 Calibration: C:\MassLynx\Default.PRO\CurveDB\B5MS-0042012_1613.cdb 08 May 2012 08:31:36

Name: c22jun12a_2-16
 Date: 23-Jun-2012
 Time: 13:23:34
 ID: 31201450032
 Submitter: HRD1735
 Task: HRMS3
 Description: JW-EA01-TISSUE-120516

Tetradioxins

Name	Response	Ion1Area	Ion2Area	RA	RAFail?	RRT	RT	pg/ μ L	EDL	Height1	Noise1	SN1	Height2	Noise2	SN2	M2
1 Tetradioxins	1.830e3	7.071e2	1.123e3	0.630	YES	0.00	23.53	0.362	0.0475	7.800e3	529	14.8	1.276e4	473	27.0	MM

Pentadioxins

Name	Response	Ion1Area	Ion2Area	RA	RAFail?	RRT	RT	pg/ μ L	EDL	Height1	Noise1	SN1	Height2	Noise2	SN2	M2
1	-	-	-	-	-	-	-	-	-	-	-	-	-	-	-	-

Hexadioxins

Name	Response	Ion1Area	Ion2Area	RA	RAFail?	RRT	RT	pg/ μ L	EDL	Height1	Noise1	SN1	Height2	Noise2	SN2	M2
1 Hexadioxins	5.402e2	2.264e2	3.139e2	0.721	YES	0.00	32.85	0.187	0.0825	6.172e3	1226	5.0	6.852e3	637	10.8	MM

Heptadioxins

Name	Response	Ion1Area	Ion2Area	RA	RAFail?	RRT	RT	pg/ μ L	EDL	Height1	Noise1	SN1	Height2	Noise2	SN2	M2
1 1234678-HpCDD	1.134e3	6.975e2	4.360e2	1.600	YES	1.00	36.32	0.557	0.1095	9.501e3	623	15.3	6.800e3	491	13.8	MM
2 Heptadioxins	2.344e3	1.283e3	1.061e3	1.209	YES	0.00	35.67	1.152	0.1095	2.025e4	623	32.5	1.345e4	491	27.4	MM

Tetrafurans

Name	Response	Ion1Area	Ion2Area	RA	RAFail?	RRT	RT	pg/ μ L	EDL	Height1	Noise1	SN1	Height2	Noise2	SN2	M2
1	-	-	-	-	-	-	-	-	-	-	-	-	-	-	-	-

Quantify Totals Report MassLynx 4.1 SCN627

Sample Summary

Dataset: Z:\Default.pro\c22jun12a_2-16.qld

Last Altered: Monday, June 25, 2012 17:28:37 Eastern Daylight Time
 Printed: Monday, June 25, 2012 17:28:55 Eastern Daylight Time

Name: c22jun12a_2-16

Date: 23-Jun-2012

Time: 13:23:34

ID: 31201450032

Submitter: HRD1735

Task: HRMS3

Description: JW-EA01-TISSUE-120516

Handwritten notes:
 noise SN 4.00
 0.0 MM MM

Pentafurans (F1)

Name	Response	Ion1Area	Ion2Area	RA	RAFail?	RRT	RT	pg/µL	EDL	Height1	Noise1	SN1	Height2	Noise2	SN2	M2
Pentafurans (F1)	9.851e2	4.957e2	4.894e2	1.013	YES	0.00	26.77	0.180	0.0121	3.930e3	331	11.9	4.146e3	0	0.0	MM MM

Pentafurans

Name	Response	Ion1Area	Ion2Area	RA	RAFail?	RRT	RT	pg/µL	EDL	Height1	Noise1	SN1	Height2	Noise2	SN2	M2
Pentafurans	2.581e2	1.029e2	1.551e2	0.664	YES	0.00	28.77	0.047	0.0364	2.323e3	500	4.6	3.433e3	498	6.9	bb bb

Hexafurans

Name	Response	Ion1Area	Ion2Area	RA	RAFail?	RRT	RT	pg/µL	EDL	Height1	Noise1	SN1	Height2	Noise2	SN2	M2
Hexafurans	6.089e2	3.386e2	2.703e2	1.253	NO	0.00	32.94	0.131	0.0384	7.566e3	680	11.1	4.607e3	693	6.6	MM MM
Hexafurans	5.326e2	3.180e2	2.146e2	1.481	YES	0.00	32.60	0.114	0.0384	7.583e3	680	11.2	6.035e3	693	8.7	MM bb

Heptafurans

Name	Response	Ion1Area	Ion2Area	RA	RAFail?	RRT	RT	pg/µL	EDL	Height1	Noise1	SN1	Height2	Noise2	SN2	M2
Heptafurans	6.347e2	4.172e2	2.175e2	1.918	YES	0.00	35.78	0.198	0.0782	9.865e3	673	14.6	3.770e3	549	6.9	MM MM
1234678-HpCDF	7.289e2	3.112e2	4.177e2	0.745	YES	1.00	35.41	0.196	0.0596	5.802e3	673	8.6	6.836e3	549	12.4	MM MM

Quantify Sample Report MassLynx 4.1 SCN627

Manual Integrations

Dataset: Z:\Default.prolc22jun12a_2-16.qld

Last Altered: Monday, June 25, 2012 17:22:26 Eastern Daylight Time
Printed: Monday, June 25, 2012 17:23:15 Eastern Daylight Time


201450

Method: C:\MassLynx\Default.PRO\MethDB\m1613-062412-db5ms.mdb 24 Jun 2012 17:53:35
Calibration: C:\MassLynx\Default.PRO\CurveDB\B5MS-0042012_1613.cdb 08 May 2012 08:31:36

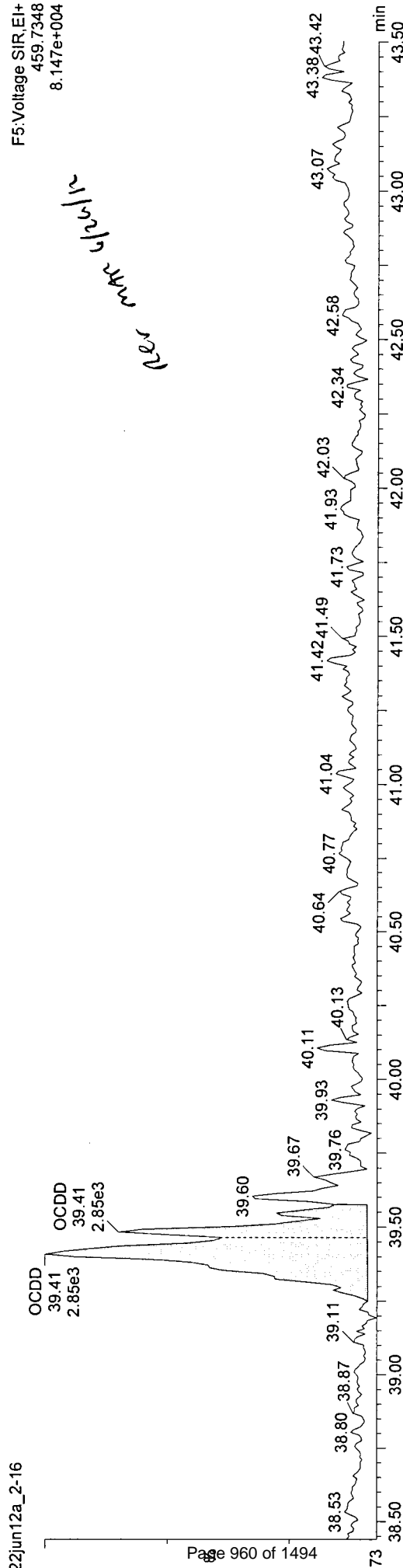
Name: c22jun12a_2-16, ID: 31201450032, Date: 23-Jun-2012, Time: 13:23:34, Submitter: HRD1735, Description: JW-EA01-TISSUE-120516, User: KAS

OCDD

c22jun12a_2-16



c22jun12a_2-16



Quantify Sample Report

Manual Integrations

Dataset: Z:\Default.pro\c22jun12a_2-16.qld

Lab Altered: Monday, June 25, 2012 17:23:29 Eastern Daylight Time
Printed: Monday, June 25, 2012 17:23:32 Eastern Daylight Time

201450

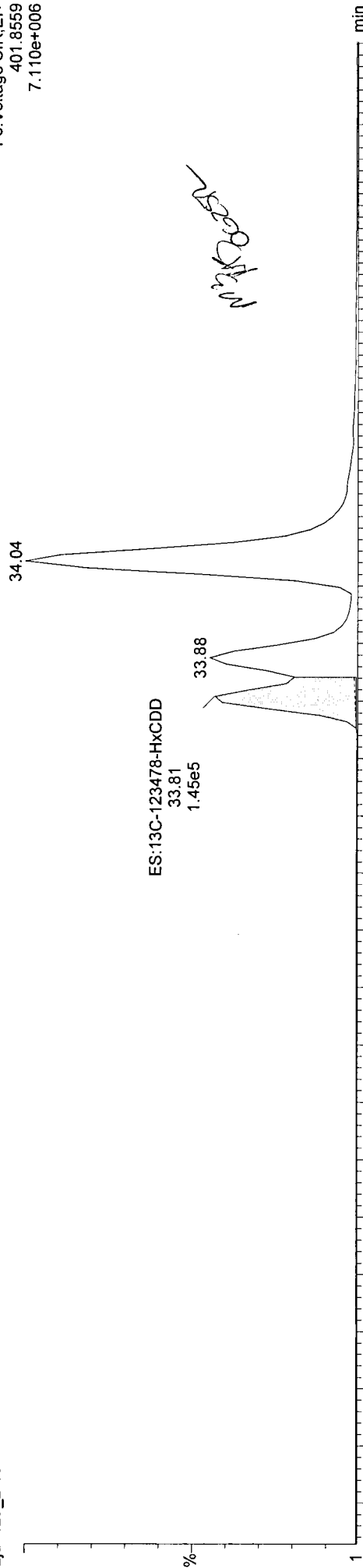
Method: C:\MassLynx\Default.PRO\MethDB\m1613-062412-db5ms.mdb 24 Jun 2012 17:53:35
Calibration: C:\MassLynx\Default.PRO\CurveDB\MS-0042012_1613.cdb 08 May 2012 08:31:36

Name: c22jun12a_2-16, ID: 31201450032, Date: 23-Jun-2012, Time: 13:23:34, Submitter: HRD1735, Description: JW-EA01-TISSUE-120516, User: KAS

ES:13C-123478-HxCDD

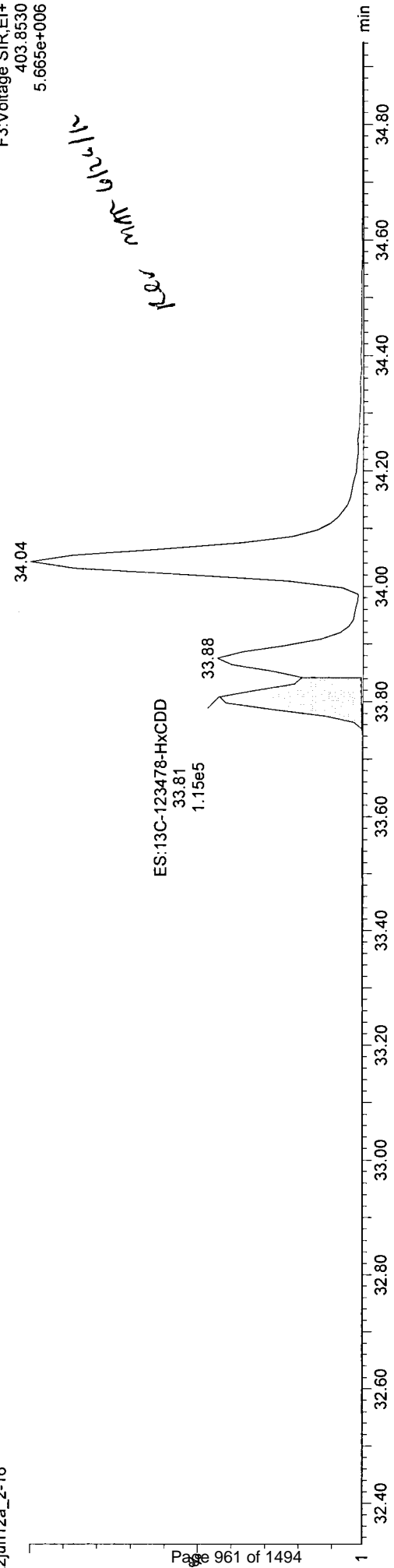
c22jun12a_2-16

F3:Voltage SIR,EI+
401.8559
7.110e+006



c22jun12a_2-16

F3:Voltage SIR,EI+
403.8530
5.665e+006



Quantify Sample Report MassLynx 4.1 SCN627

Manual Integrations

Dataset: Z:\Default.pro\c22jun12a_2-16.qld

Last Altered: Monday, June 25, 2012 17:23:41 Eastern Daylight Time
Printed: Monday, June 25, 2012 17:23:44 Eastern Daylight Time

W 1201450


Method: C:\MassLynx\Default.PRO\MethDB\m1613-062412-db5ms.mdb 24 Jun 2012 17:53:35
Calibration: C:\MassLynx\Default.PRO\CurveB\IDB5MS-0042012_1613.cdb 08 May 2012 08:31:36

Name: c22jun12a_2-16, ID: 31201450032, Date: 23-Jun-2012, Time: 13:23:34, Submitter: HRD1735, Description: JW-EA01-TISSUE-120516, User: KAS

ES:13C-123678-HxCDD


c22jun12a_2-16

F3:Voltage SIR, EI+
401.8559
7.110e+006



c22jun12a_2-16

F3:Voltage SIR, EI+
403.8530
5.665e+006



Quantify Sample Report

Manual Integrations ###

Dataset: Z:\Default.pro\c22jun12a_2-16.qld

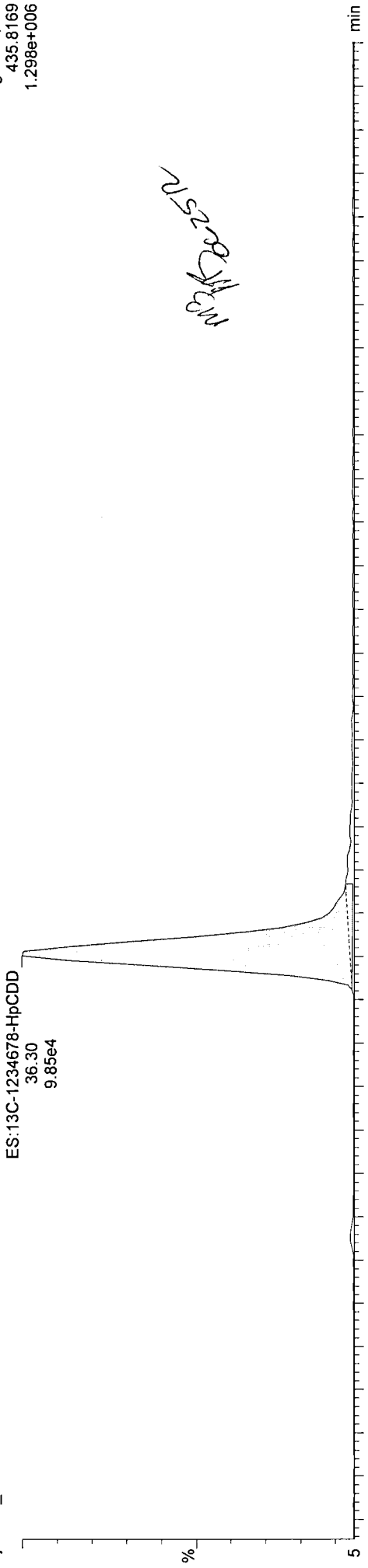
Last Altered: Monday, June 25, 2012 17:23:51 Eastern Daylight Time
Printed: Monday, June 25, 2012 17:23:54 Eastern Daylight Time

Method: C:\MassLynx\Default.PRO\MethDB\m1613-062412-db5ms.mdb 24 Jun 2012 17:53:35
Calibration: C:\MassLynx\Default.PRO\CurveDB\MS-0042012_1613.cdb 08 May 2012 08:31:36

Name: c22jun12a_2-16, ID: 31201450032, Date: 23-Jun-2012, Time: 13:23:34, Submitter: HRD1735, Description: JW-EA01-TISSUE-120516, User: KAS

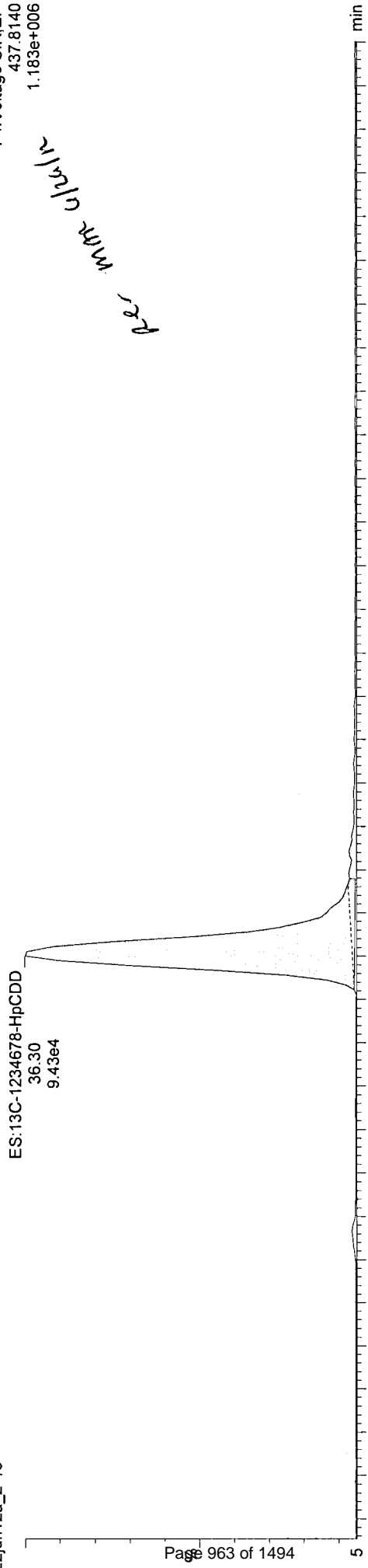
ES:13C-1234678-HpCDD

c22jun12a_2-16



F4:Voltage SIR,EI+
435.8169
1.298e+006

c22jun12a_2-16



F4:Voltage SIR,EI+
437.8140
1.183e+006

Dataset: Z:\Default.pro\c22jun12a_2-16.qld


Last Altered: Monday, June 25, 2012 17:24:01 Eastern Daylight Time
Printed: Monday, June 25, 2012 17:24:05 Eastern Daylight Time

Method: C:\MassLynx\Default.PRO\MethDB\m1613-062412-db5ms.mdb 24 Jun 2012 17:53:35
Calibration: C:\MassLynx\Default.PRO\CurveDB\MS-0042012_1613.cdb 08 May 2012 08:31:36

Name: c22jun12a_2-16, ID: 31201450032, Date: 23-Jun-2012, Time: 13:23:34, Submitter: HRD1735, Description: JW-EA01-TISSUE-120516, User: KAS

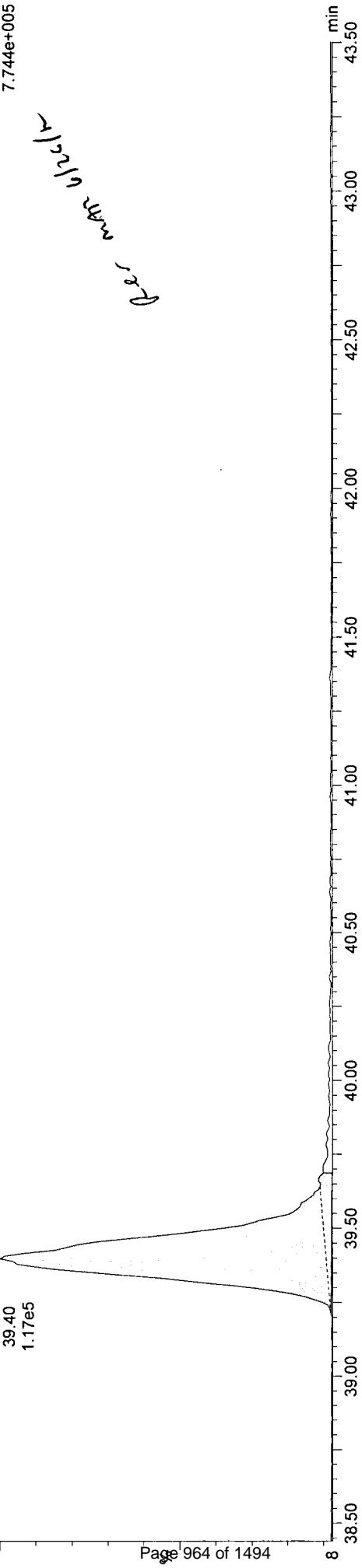
ES:13C-OCDD

c22jun12a_2-16



ES:13C-OCDD

c22jun12a_2-16



Quantify Sample Report

Manual Integrations

Dataset: Z:\Default.pro\c22jun12a_2-16.qld

Last Altered: Monday, June 25, 2012 17:24:18 Eastern Daylight Time
Printed: Monday, June 25, 2012 17:24:21 Eastern Daylight Time

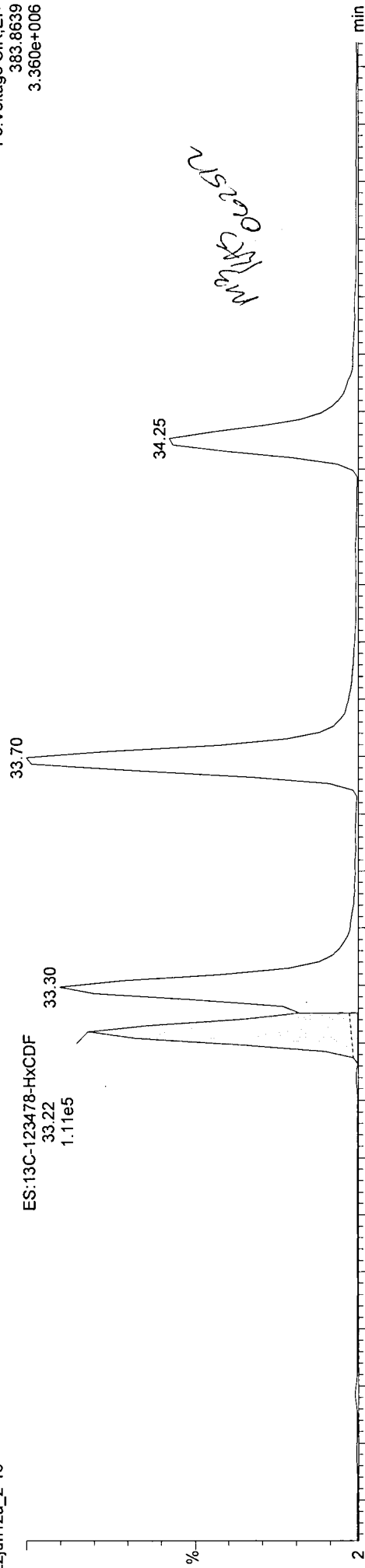
Method: C:\MassLynx\Default.PRO\MethDB\m1613-062412-db5ms.mdb 24 Jun 2012 17:53:35
Calibration: C:\MassLynx\Default.PRO\CurveDB\MS-0042012_1613.cdb 08 May 2012 08:31:36

Name: c22jun12a_2-16, ID: 31201450032, Date: 23-Jun-2012, Time: 13:23:34, Submitter: HRD1735, Description: JW-EA01-TISSUE-120516, User: KAS

ES:13C-123478-HxCDF

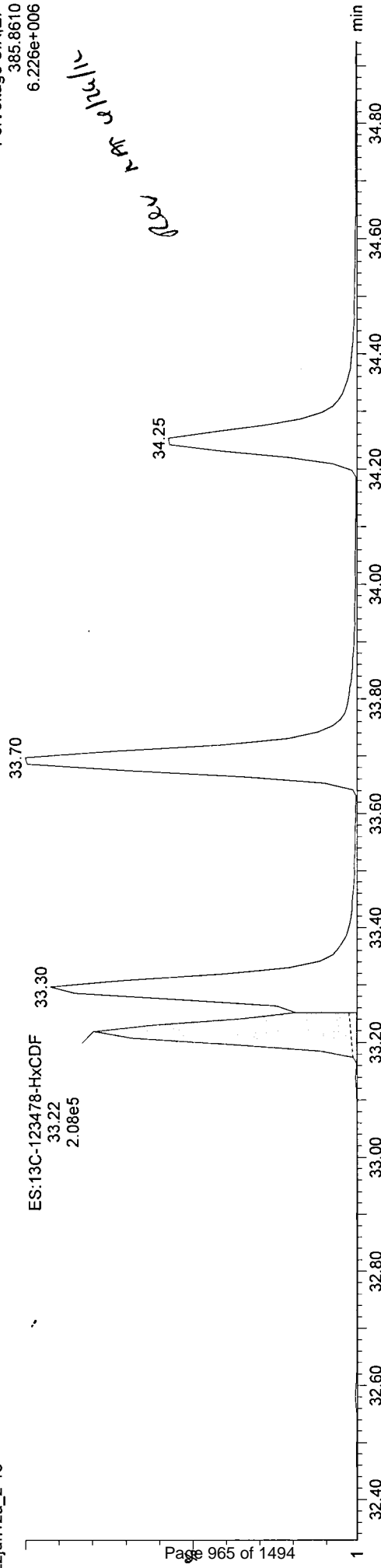
c22jun12a_2-16

F3:Voltage SIR, EI+
383.8639
3.360e+006



c22jun12a_2-16

F3:Voltage SIR, EI+
385.8610
6.226e+006



Quantify Sample Report

Manual Integrations ###

Dataset: Z:\Default.pro\c22jun12a_2-16.qld

Last Altered: Monday, June 25, 2012 17:24:35 Eastern Daylight Time
Printed: Monday, June 25, 2012 17:24:38 Eastern Daylight Time

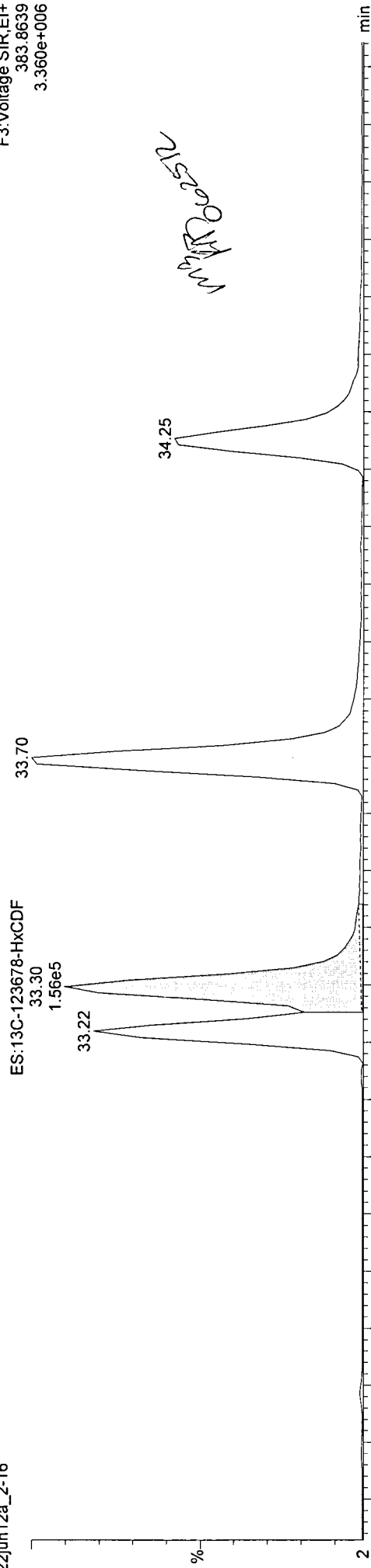
Method: C:\MassLynx\Default.PRO\MethDB\im1613-062412-db5ms.mdb 24 Jun 2012 17:53:35
Calibration: C:\MassLynx\Default.PRO\CurveDB\DB5MS-0042012_1613.cdb 08 May 2012 08:31:36

Name: c22jun12a_2-16, ID: 31201450032, Date: 23-Jun-2012, Time: 13:23:34, Submitter: HRD1735, Description: JW-EA01-TISSUE-120516, User: KAS

ES:13C-123678-HxCDF

c22jun12a_2-16

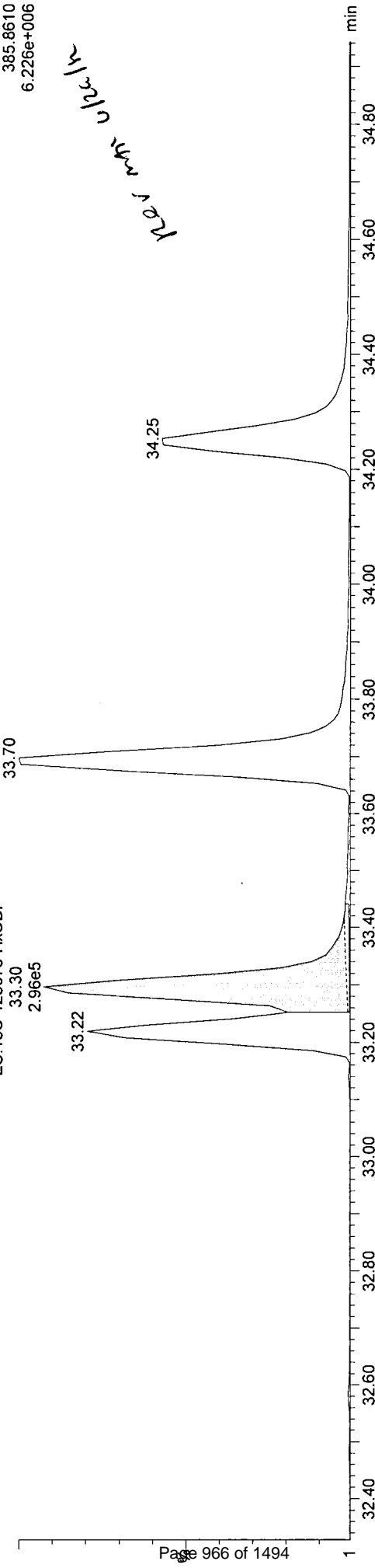
F3:Voltage SIR,EI+
383.8639
3.360e+006



c22jun12a_2-16

ES:13C-123678-HxCDF

F3:Voltage SIR,EI+
385.8610
6.226e+006



Quantify Sample Report

MassLynx 4.1 SCN627

Dataset: Z:\Default.pro\c22jun12a_2-16.qld

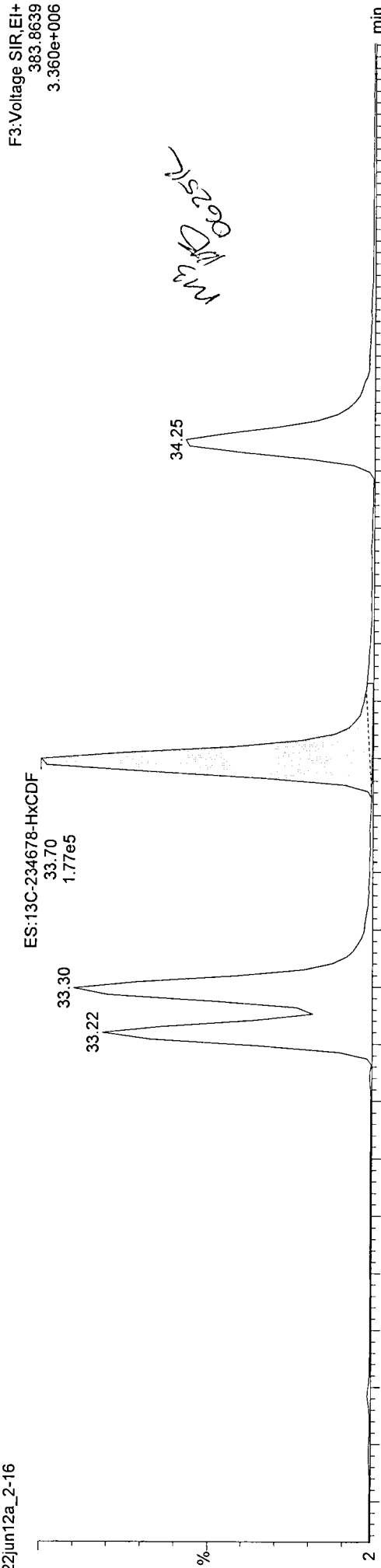
Last Altered: Monday, June 25, 2012 17:24:44 Eastern Daylight Time
Printed: Monday, June 25, 2012 17:24:47 Eastern Daylight Time

Method: C:\MassLynx\Default.PRO\MethDB\m1613-062412-db5ms.mdb 24 Jun 2012 17:53:35
Calibration: C:\MassLynx\Default.PRO\CurveDB\DB5MS-0042012_1613.cdb 08 May 2012 08:31:36

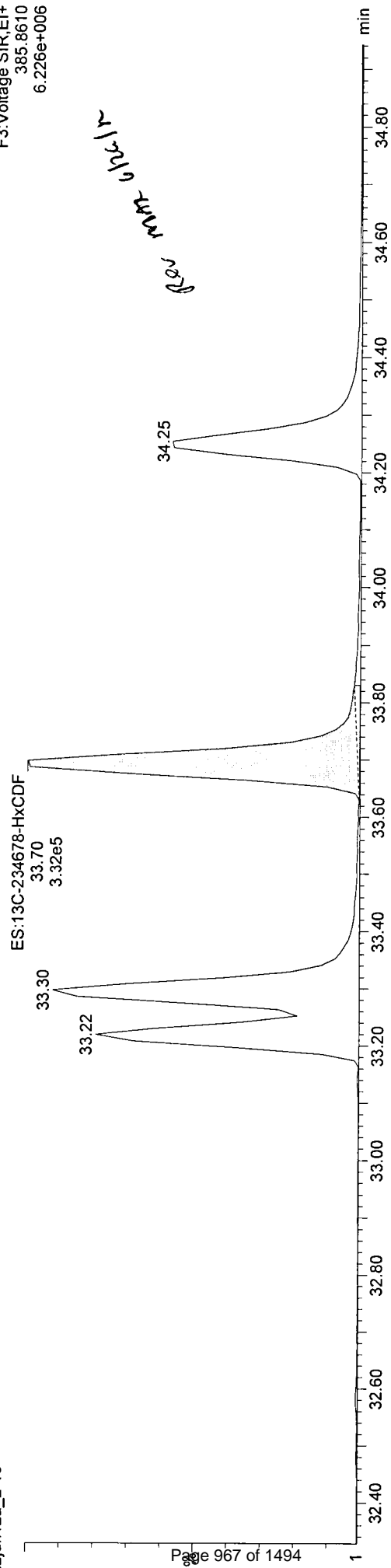
Name: c22jun12a_2-16, ID: 31201450032, Date: 23-Jun-2012, Time: 13:23:34, Submitter: HRD1735, Description: JW-EA01-TISSUE-120516, User: KAS

ES:13C-234678-HxCDF

c22jun12a_2-16



c22jun12a_2-16



Quantify Sample Report MassLynx 4.1 SCN627

Manual Integrations

Dataset: Z:\Default.prolc22jun12a_2-16.qld

Lab Altered: Monday, June 25, 2012 17:24:54 Eastern Daylight Time
Printed: Monday, June 25, 2012 17:24:57 Eastern Daylight Time

201450

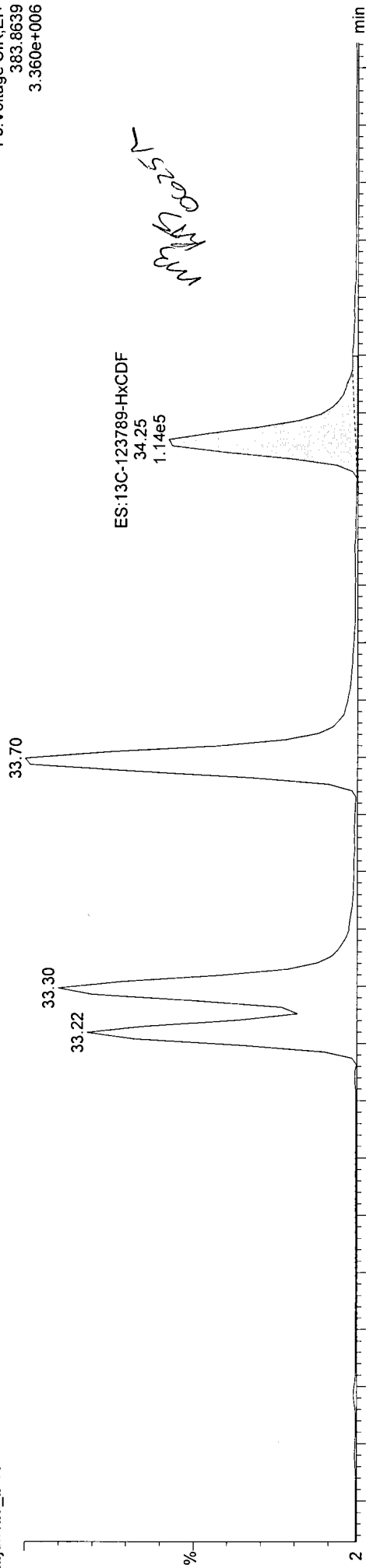
Method: C:\MassLynx\Default.PRO\MethDB\lm1613-062412-db5ms.mdb 24 Jun 2012 17:53:35
Calibration: C:\MassLynx\Default.PRO\CurveDB\IDB5MS-0042012_1613.cdb 08 May 2012 08:31:36

Name: c22jun12a_2-16, ID: 31201450032, Date: 23-Jun-2012, Time: 13:23:34, Submitter: HRD1735, Description: JW-EA01-TISSUE-120516, User: KAS

ES:13C-123789-HxCDF

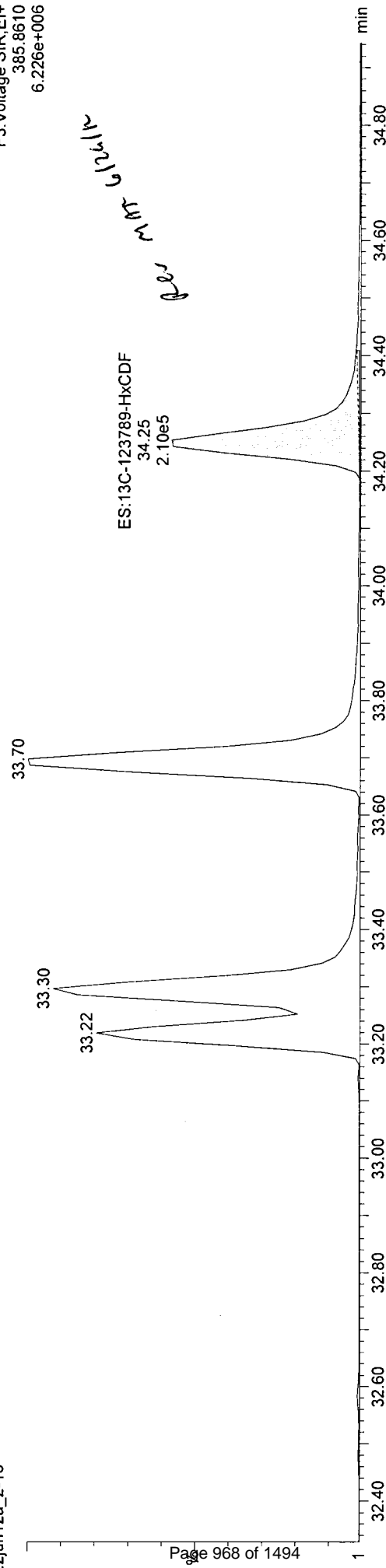
c22jun12a_2-16

F3:Voltage SIR,EI+
383.8639
3.360e+006



c22jun12a_2-16

F3:Voltage SIR,EI+
385.8610
6.226e+006



Dataset: Z:\Default.pro\c22jun12a_2-16.qld

Last Altered: Monday, June 25, 2012 17:25:04 Eastern Daylight Time
Printed: Monday, June 25, 2012 17:25:06 Eastern Daylight Time

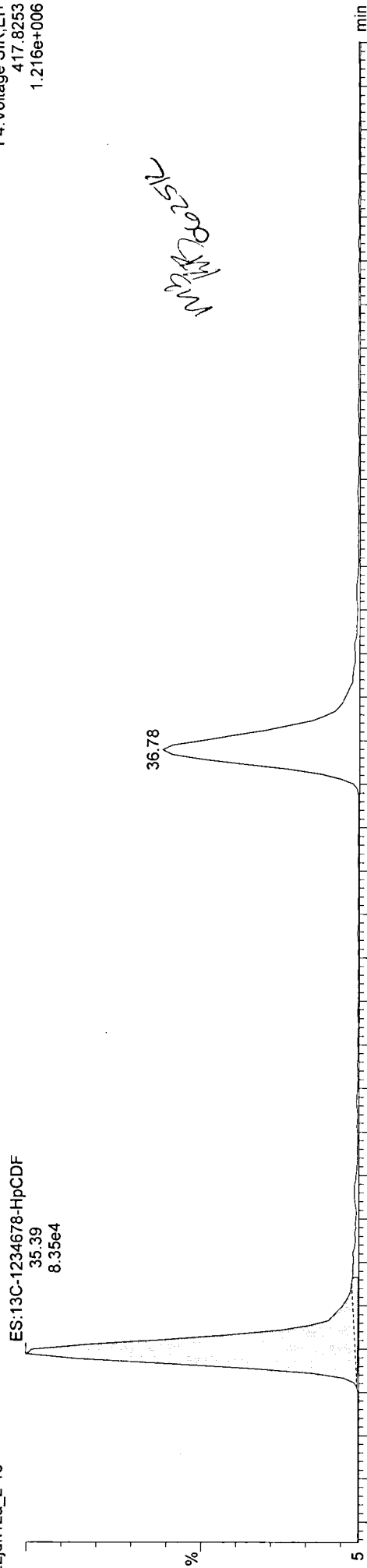
Method: C:\MassLynx\Default.PRO\MethDB\m1613-062412-db5ms.mdb 24 Jun 2012 17:53:35
Calibration: C:\MassLynx\Default.PRO\CurveDB\MS-0042012_1613.cdb 08 May 2012 08:31:36

Name: c22jun12a_2-16, ID: 31201450032, Date: 23-Jun-2012, Time: 13:23:34, Submitter: HRD1735, Description: JW-EA01-TISSUE-120516, User: KAS

ES:13C-1234678-HpCDF

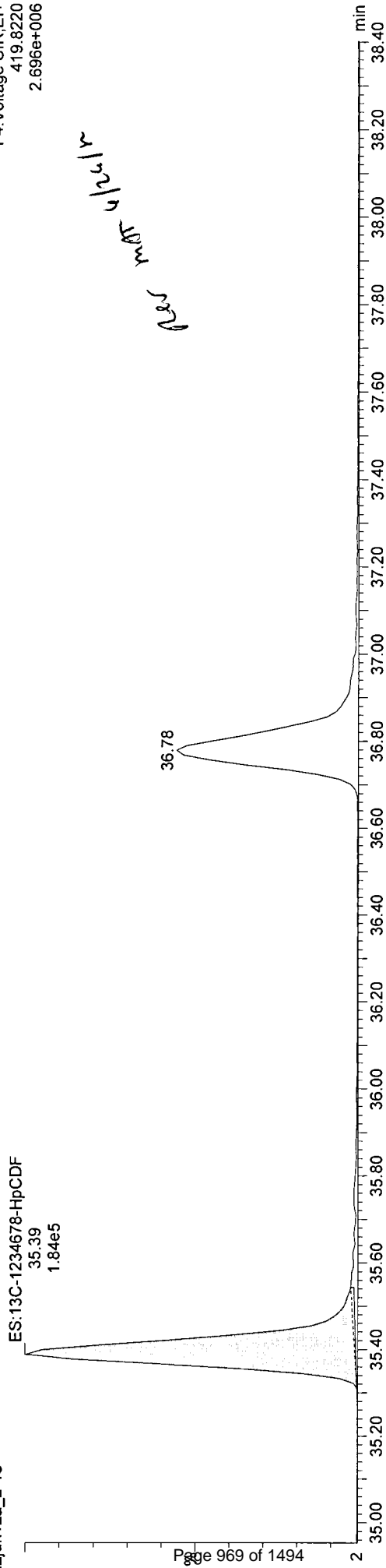
c22jun12a_2-16

F4: Voltage SIR, EI+
417.8253
1.216e+006



c22jun12a_2-16

F4: Voltage SIR, EI+
419.8220
2.696e+006



Quantify Sample Report MassLynx 4.1 SCN627

Manual Integrations

Dataset: Z:\Default.prolc22jun12a_2-16.qld

Lab Altered: Monday, June 25, 2012 17:25:10 Eastern Daylight Time
Printed: Monday, June 25, 2012 17:25:13 Eastern Daylight Time

201450

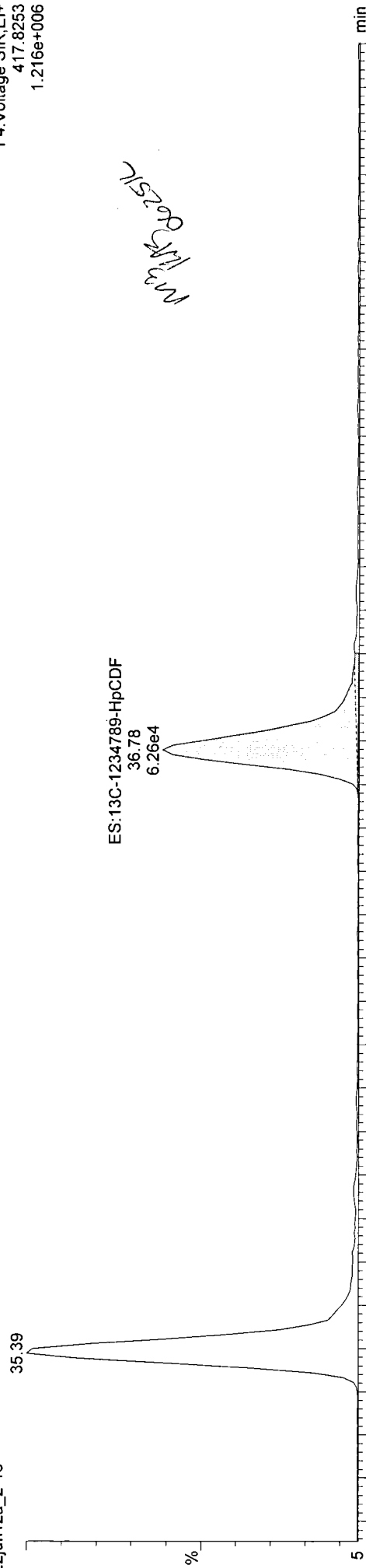
Method: C:\MassLynx\Default.PRO\MethDB\m1613-062412-db5ms.mdb 24 Jun 2012 17:53:35
Calibration: C:\MassLynx\Default.PRO\CurveDB\MS-0042012_1613.cdb 08 May 2012 08:31:36

Name: c22jun12a_2-16, ID: 31201450032, Date: 23-Jun-2012, Time: 13:23:34, Submitter: HRD1735, Description: JW-EA01-TISSUE-120516, User: KAS

ES:13C-1234789-HpCDF

c22jun12a_2-16

F4: Voltage SIR.EI+
417.8253
1.216e+006

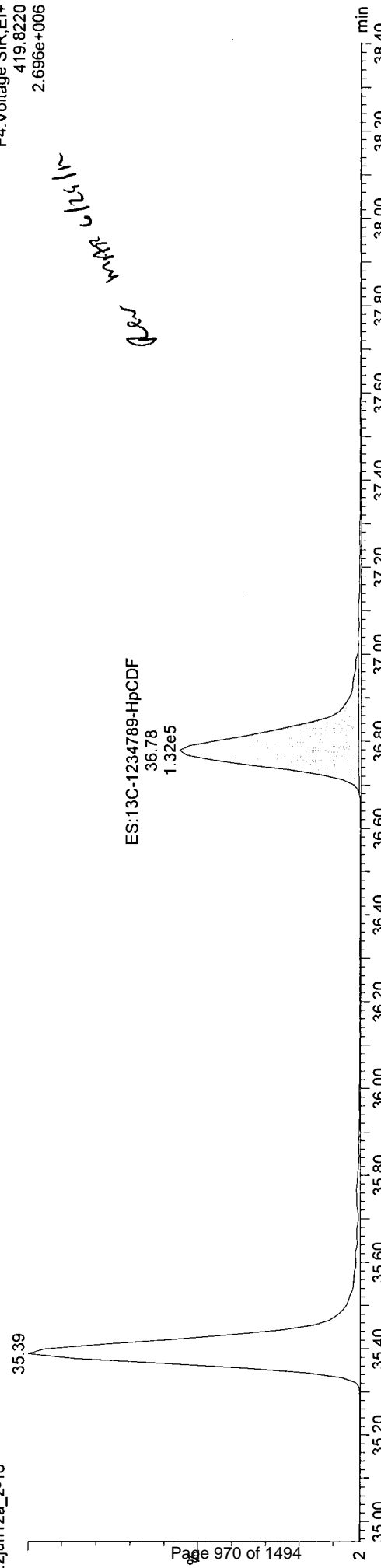


ES:13C-1234789-HpCDF
36.78
6.26e4

MS MS 062512

c22jun12a_2-16

F4: Voltage SIR.EI+
419.8220
2.696e+006



ES:13C-1234789-HpCDF
36.78
1.32e5

MS MS 062512

Quantify Sample Report MassLynx 4.1 SCN627

Manual Integrations

Dataset: Z:\Default.prolc22jun12a_2-16.qld

Last Altered: Monday, June 25, 2012 17:25:24 Eastern Daylight Time
Printed: Monday, June 25, 2012 17:25:27 Eastern Daylight Time

201450

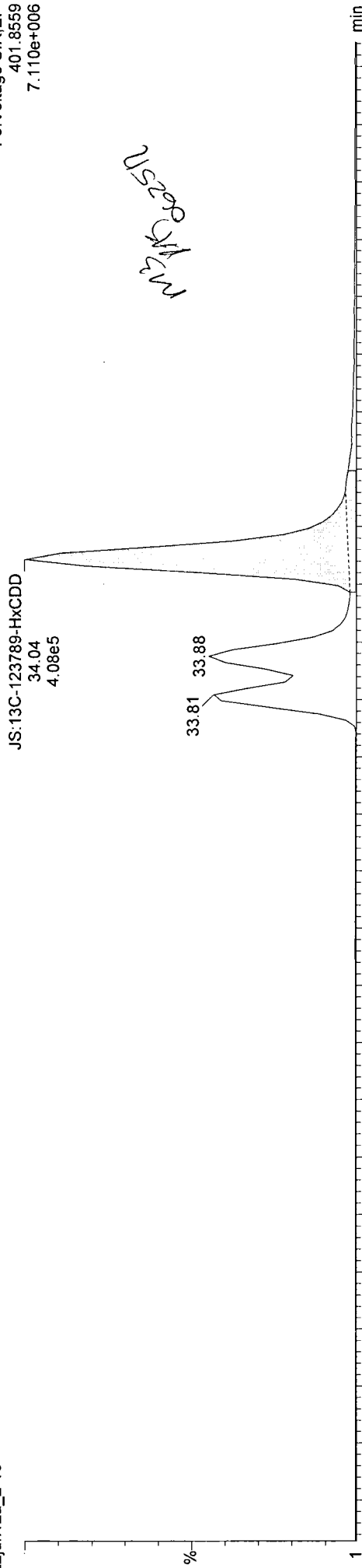
Method: C:\MassLynx\Default.PRO\MethDB\m1613-062412-db5ms.mdb 24 Jun 2012 17:53:35
Calibration: C:\MassLynx\Default.PRO\CurveDB\MS-0042012_1613.cdb 08 May 2012 08:31:36

Name: c22jun12a_2-16, ID: 31201450032, Date: 23-Jun-2012, Time: 13:23:34, Submitter: HRD1735, Description: JW-EA01-TISSUE-120516, User: KAS

JS:13C-123789-HxCDD


c22jun12a_2-16

F3: Voltage SIR.EI+
401.8559
7.110e+006



c22jun12a_2-16

F3: Voltage SIR.EI+
403.8530
5.665e+006



Dataset: Z:\Default.pro\c22jun12a_2-16.qld

Last Altered: Monday, June 25, 2012 17:25:32 Eastern Daylight Time
Printed: Monday, June 25, 2012 17:25:36 Eastern Daylight Time

Method: C:\MassLynx\Default.PRO\MethDB\m1613-062412-db5ms.mdb 24 Jun 2012 17:53:35
Calibration: C:\MassLynx\Default.PRO\CurveDB\DB5MS-0042012_1613.cdb 08 May 2012 08:31:36

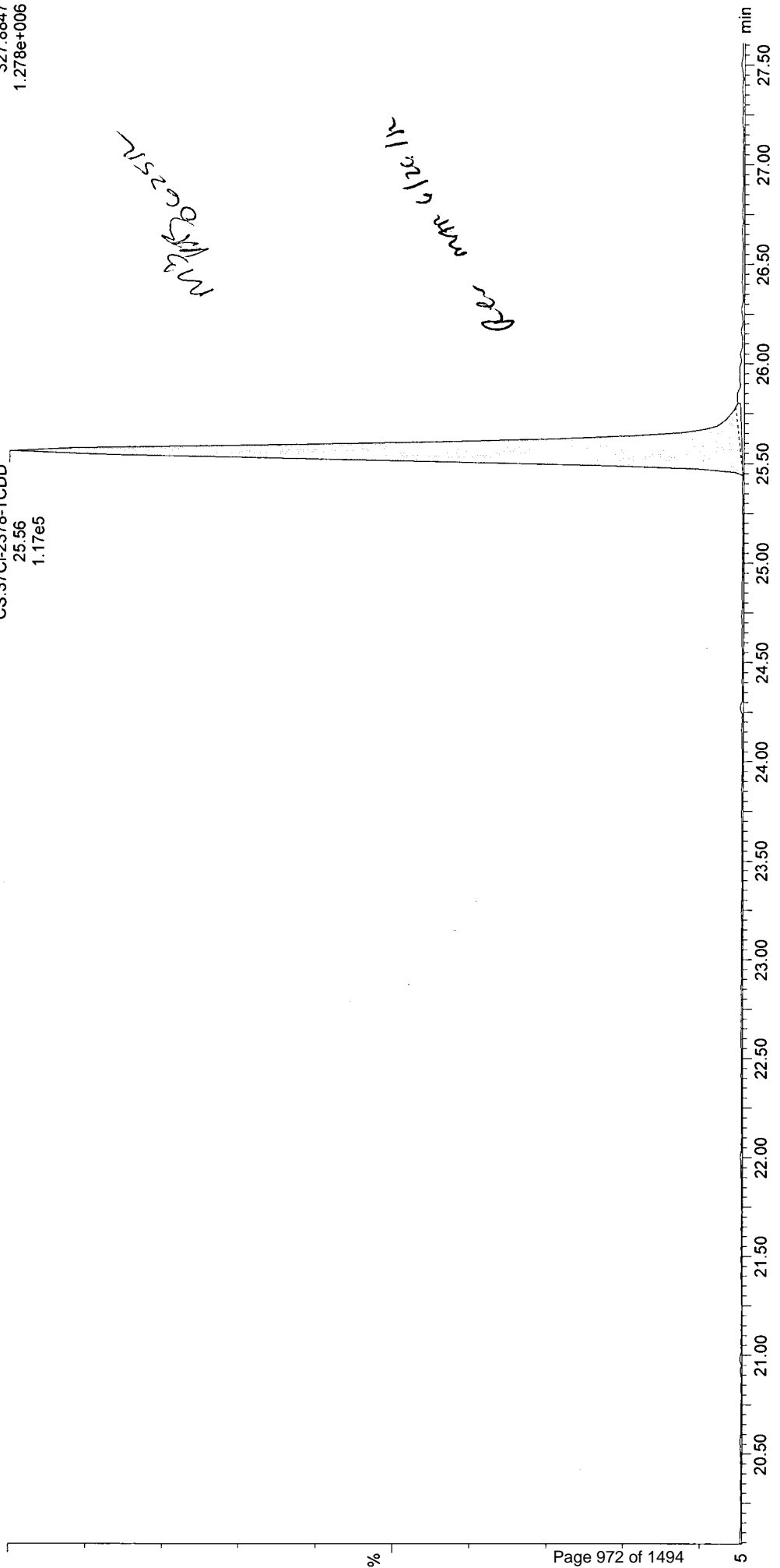
Name: c22jun12a_2-16, ID: 31201450032, Date: 23-Jun-2012, Time: 13:23:34, Submitter: HRD1735, Description: JW-EA01-TISSUE-120516, User: KAS

CS:37CI-2378-TCDD

c22jun12a_2-16

CS:37CI-2378-TCDD
25.56
1.17e5

F1:Voltage SIR,EI+
327.8847
1.278e+006



Quantify Sample Report

Manual Integrations

MassLynx 4.1 SCN627

Dataset: Z:\Default.pro\c22jun12a_2-16.qld

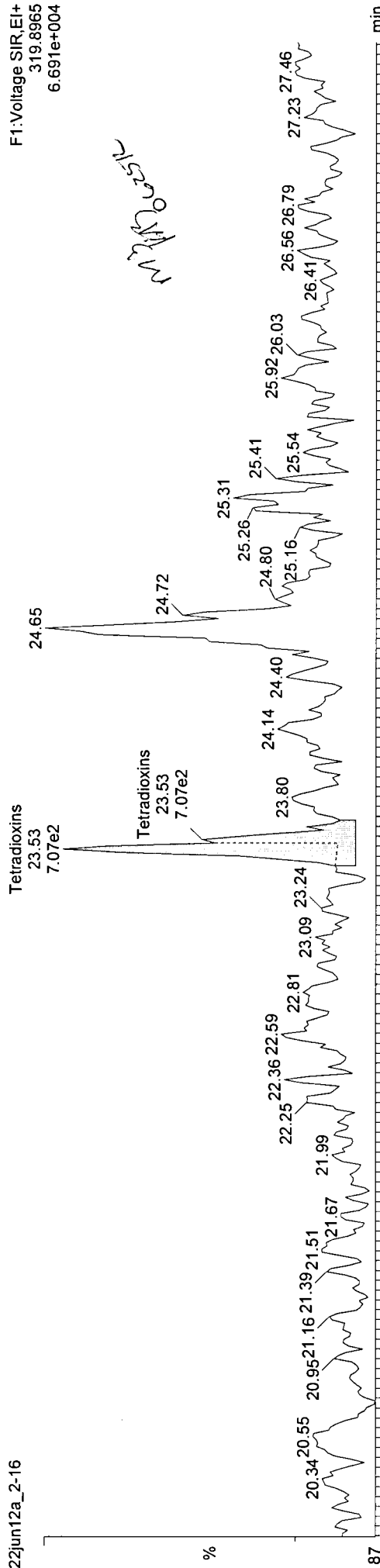
Last Altered: Monday, June 25, 2012 17:25:47 Eastern Daylight Time
Printed: Monday, June 25, 2012 17:25:53 Eastern Daylight Time

Method: C:\MassLynx\Default.PRO\MethDB\m1613-062412-db5ms.mdb 24 Jun 2012 17:53:35
Calibration: C:\MassLynx\Default.PRO\CurveDB\MS-0042012_1613.cdb 08 May 2012 08:31:36

Name: c22jun12a_2-16, ID: 31201450032, Date: 23-Jun-2012, Time: 13:23:34, Submitter: HRD1735, Description: JW-EA01-TISSUE-120516, User: KAS

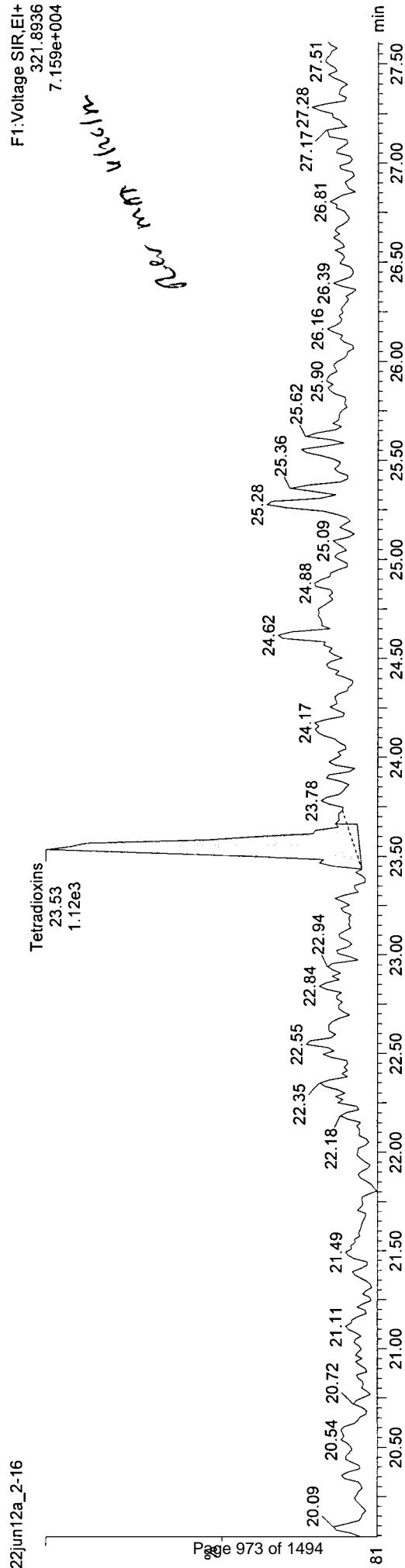
Tetradoxins

c22jun12a_2-16



Tetradoxins

c22jun12a_2-16



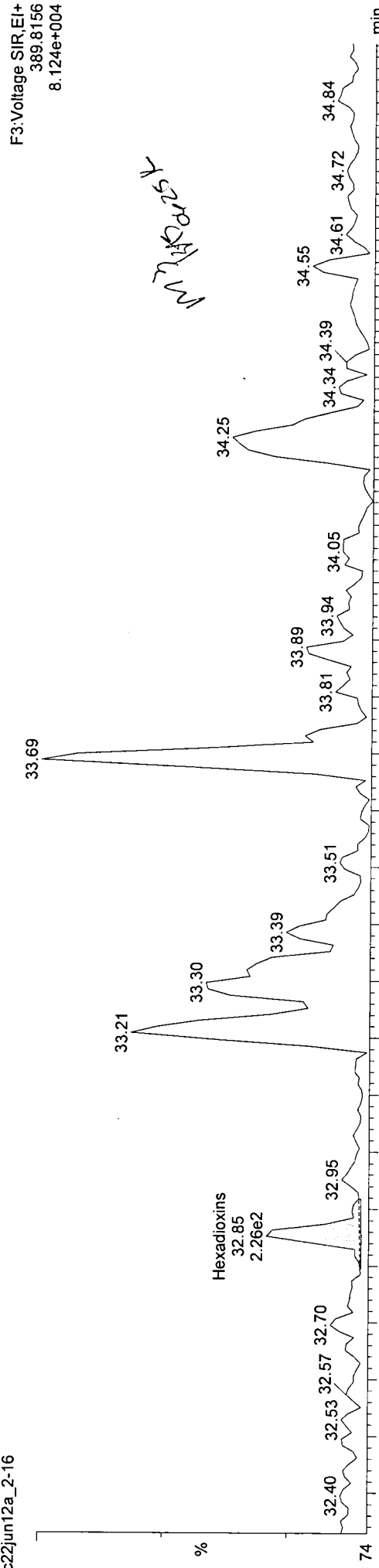
Dataset: Z:\Default.pro\c22jun12a_2-16.qld

Last Altered: Monday, June 25, 2012 17:26:31 Eastern Daylight Time
Printed: Monday, June 25, 2012 17:26:39 Eastern Daylight Time

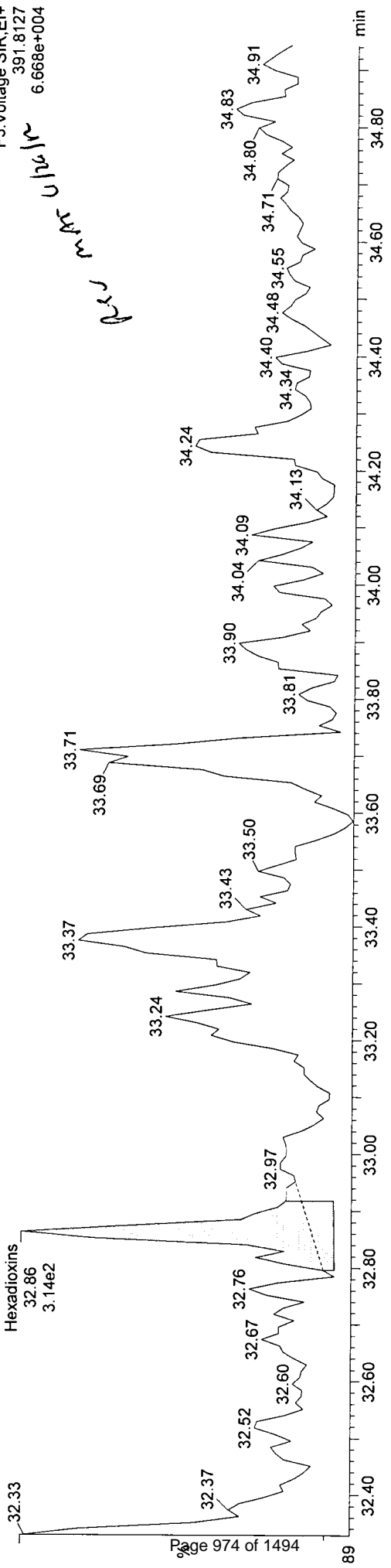
Method: C:\MassLynx\Default.PRO\MethDB\m1613-062412-db5ms.mdb 24 Jun 2012 17:53:35
Calibration: C:\MassLynx\Default.PRO\CurveDB\MS-0042012_1613.cdb 08 May 2012 08:31:36

Name: c22jun12a_2-16, ID: 31201450032, Date: 23-Jun-2012, Time: 13:23:34, Submitter: HRD1735, Description: JW-EA01-TISSUE-120516, User: KAS

Hexadioxins
c22jun12a_2-16



c22jun12a_2-16



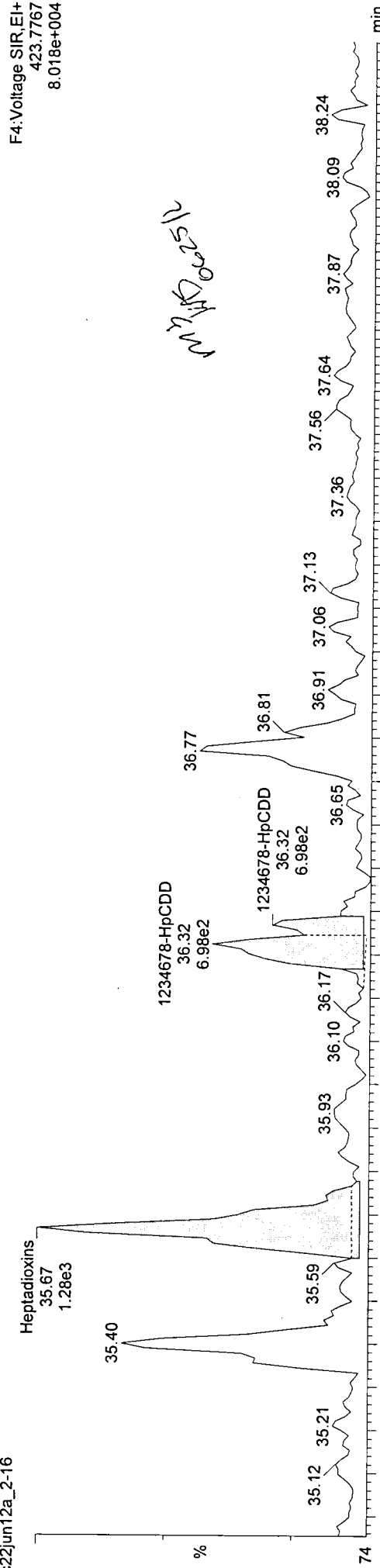
Dataset: Z:\Default.pro\c22jun12a_2-16.qld

Last Altered: Monday, June 25, 2012 17:27:18 Eastern Daylight Time
Printed: Monday, June 25, 2012 17:27:24 Eastern Daylight Time

Method: C:\MassLynx\Default.PRO\MethDB\m1613-062412-db5.ms.mdb 24 Jun 2012 17:53:35
Calibration: C:\MassLynx\Default.PRO\CurveDB\MS-0042012_1613.cdb 08 May 2012 08:31:36

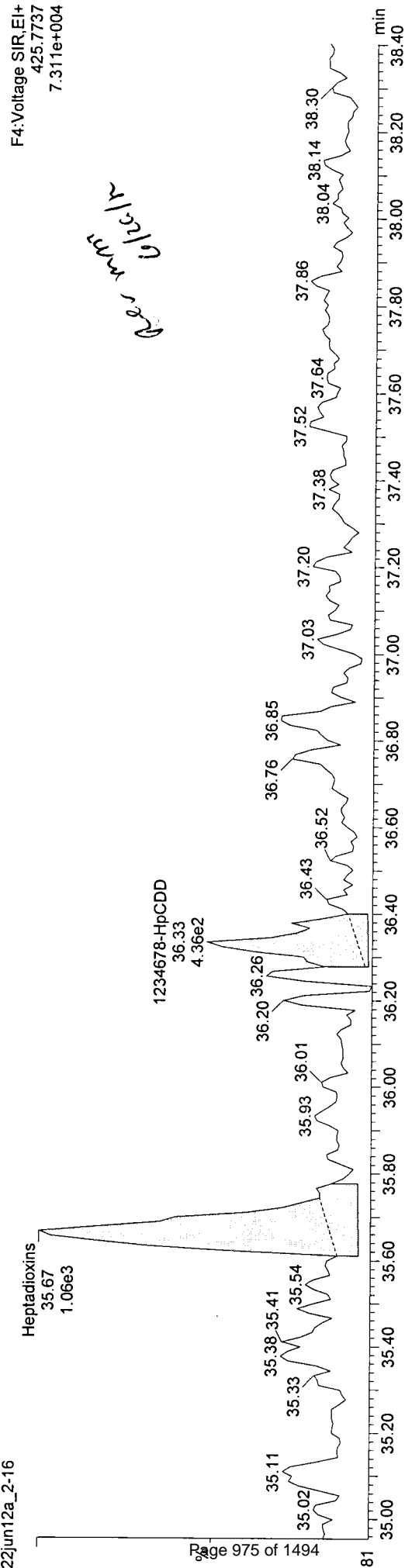
Name: c22jun12a_2-16, ID: 31201450032, Date: 23-Jun-2012, Time: 13:23:34, Submitter: HRD1735, Description: JW-EA01-TISSUE-120516, User: KAS

Heptadioxins
c22jun12a_2-16



F4: Voltage SIR, EI+
423.7767
8.018e+004

Heptadioxins
c22jun12a_2-16



F4: Voltage SIR, EI+
425.7737
7.311e+004

Dataset: Z:\Default.prolc22jun12a_2-16.qld

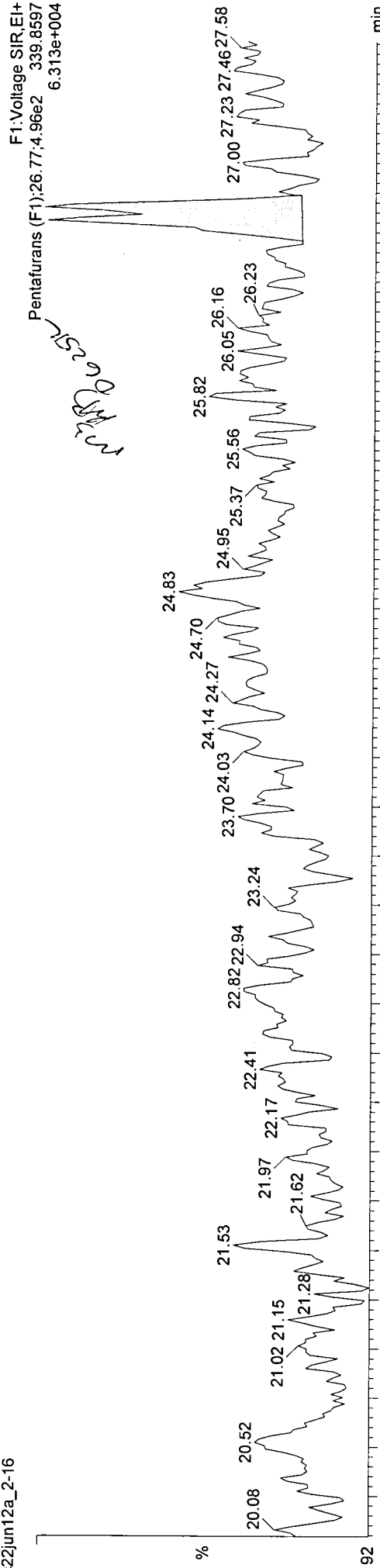
Last Altered: Monday, June 25, 2012 17:27:49 Eastern Daylight Time
Printed: Monday, June 25, 2012 17:27:52 Eastern Daylight Time

Method: C:\MassLynx\Default.PROMethDB\1613-062412-db5ms.mdb 24 Jun 2012 17:53:35
Calibration: C:\MassLynx\Default.PRO\CurveDB\5MS-0042012_1613.cdb 08 May 2012 08:31:36

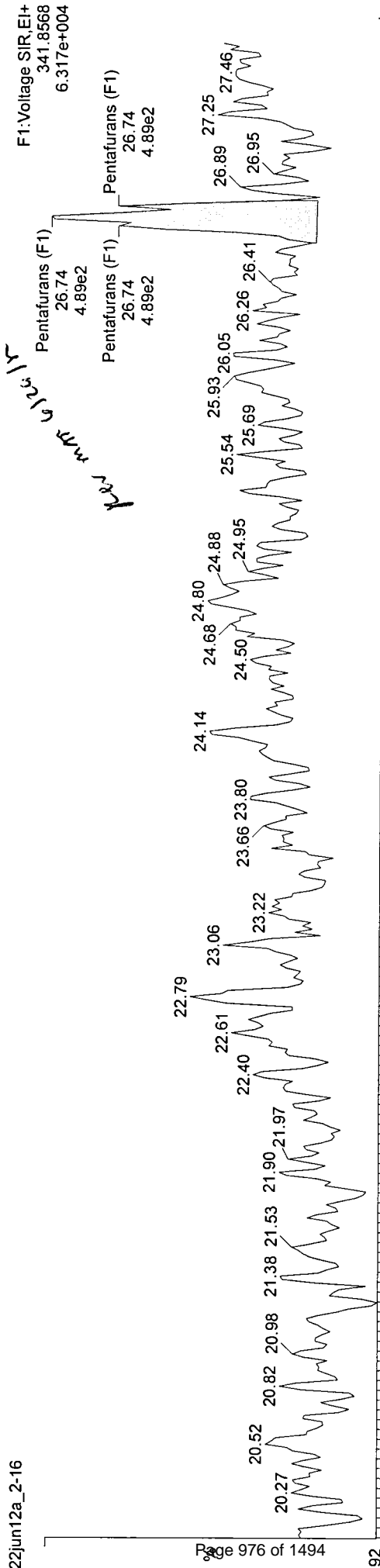
Name: c22jun12a_2-16, ID: 31201450032, Date: 23-Jun-2012, Time: 13:23:34, Submitter: HRD1735, Description: JW-EA01-TISSUE-120516, User: KAS

Pentafurans (F1)

c22jun12a_2-16



c22jun12a_2-16



Dataset: Z:\Default.prolc22jun12a_2-16.qld

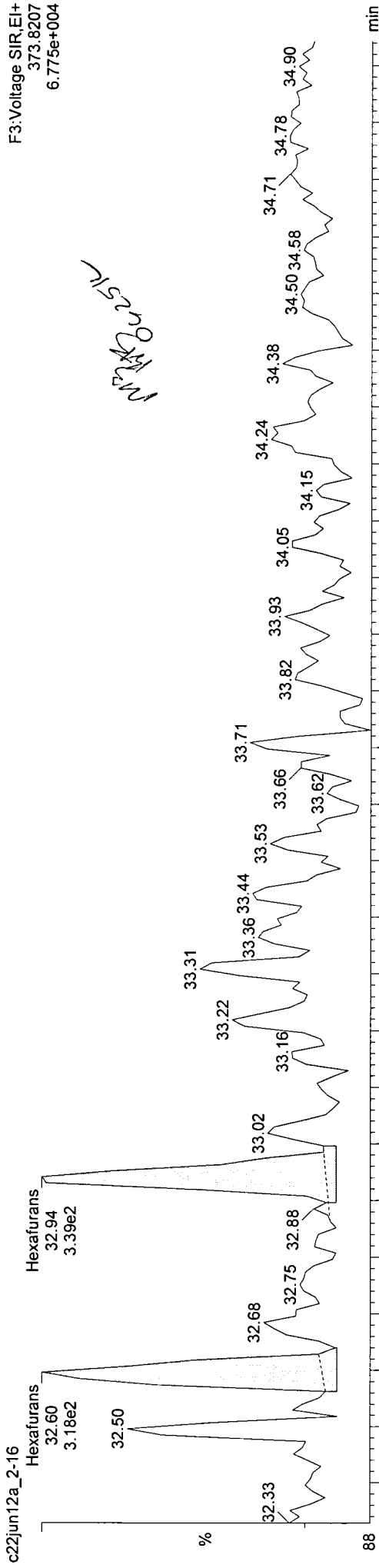
Last Altered: Monday, June 25, 2012 17:28:10 Eastern Daylight Time
Printed: Monday, June 25, 2012 17:28:13 Eastern Daylight Time

201450

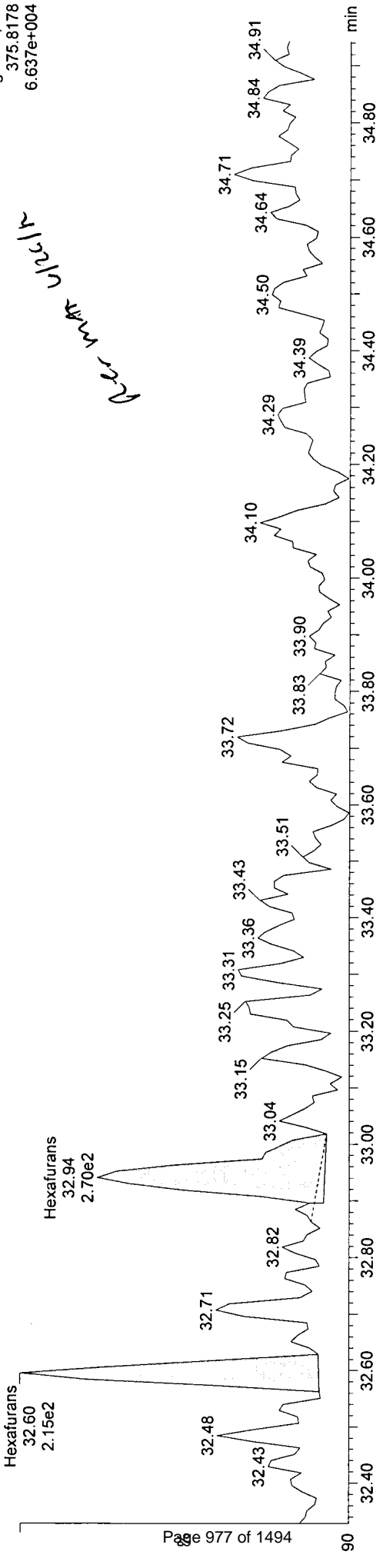
Method: C:\MassLynx\Default.PRO\MethDB\1613-062412-db5ms.mdb 24 Jun 2012 17:53:35
Calibration: C:\MassLynx\Default.PRO\CurveDB\MS-0042012_1613.cdb 08 May 2012 08:31:36

Name: c22jun12a_2-16, ID: 31201450032, Date: 23-Jun-2012, Time: 13:23:34, Submitter: HRD1735, Description: JW-EA01-TISSUE-120516, User: KAS

Hexafurans



Hexafurans



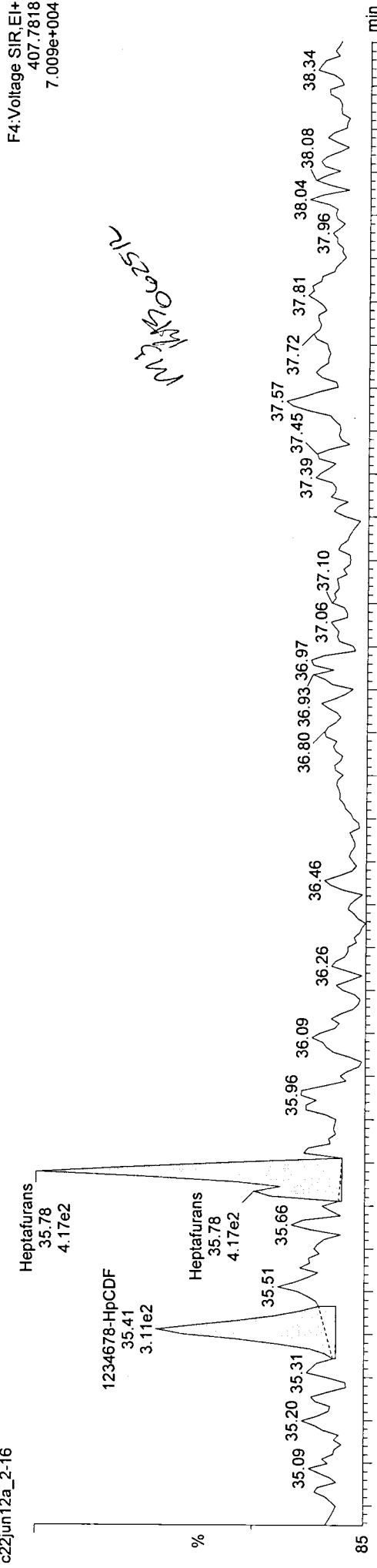
Dataset: Z:\Default.pro\c22jun12a_2-16.qld

Last Altered: Monday, June 25, 2012 17:28:37 Eastern Daylight Time
Printed: Monday, June 25, 2012 17:28:40 Eastern Daylight Time

Method: C:\MassLynx\Default.PRO\MethDB\m1613-062412-db5ms.mdb 24 Jun 2012 17:53:35
Calibration: C:\MassLynx\Default.PRO\CurveDB\DB5MS-0042012_1613.cdb 08 May 2012 08:31:36

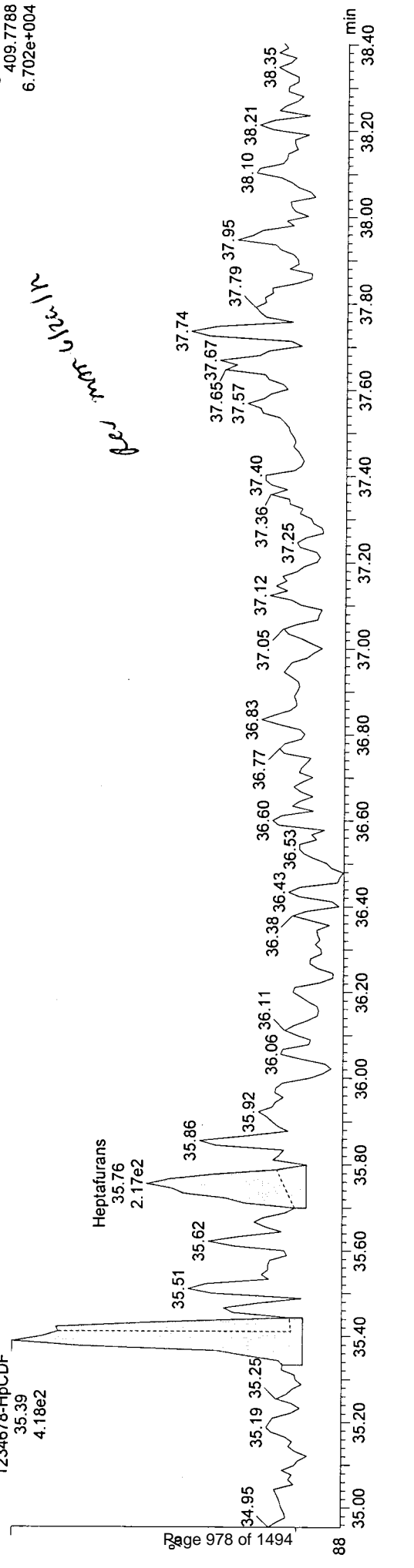
Name: c22jun12a_2-16, ID: 31201450032, Date: 23-Jun-2012, Time: 13:23:34, Submitter: HRD1735, Description: JW-EA01-TISSUE-120516, User: KAS

Heptafurans
c22jun12a_2-16



F4: Voltage SIR, EI+
407.7818
7.009e+004

c22jun12a_2-16



F4: Voltage SIR, EI+
409.7788
6.702e+004

Quantify Sample Summary Report

MassLynx 4.1

Sample Summary

Dataset: C:\MassLynx\Default.pro\c22jun12a_2-16.qld

Last Altered: Monday, 6/25/2012 11:56:12 AM Eastern Daylight Time
 Printed: Monday, 6/25/2012 11:56:24 AM Eastern Daylight Time

31201450

Method: C:\MassLynx\Default.PRO\MethDB\m1613-062412-db5ms.mdb 24 Jun 2012 17:53:35
 Calibration: C:\MassLynx\Default.PRO\CurveDB\B5MS-0042012_1613.cdb 08 May 2012 08:31:36

Name: c22jun12a_2-16

Date: 23-Jun-2012

Time: 13:23:34

ID: 31201450032

Submitter: HRD1735

Task: HRMS3

Description: JW-EA01-TISSUE-120516

Name	Response	Ion1Area	Ion2Area	RA	RAFail?	RRT	RT	pg/µL	EDL	Height1	Noise1	SN1	Height2	Noise2	SN2	M1	M2	MR...
1	2378-TCDD	-	-	-	NO	-	-	-	0.0475	-	529	-	-	473	-	-	-	1.075
2	12378-PeCDD	-	-	-	NO	-	-	-	0.0332	-	593	-	-	386	-	-	-	1.039
3	123478-HxCDD	-	-	-	NO	-	-	-	0.0816	-	1226	-	-	637	-	-	-	1.065
4	123678-HxCDD	-	-	-	NO	-	-	-	0.0855	-	1226	-	-	637	-	-	-	0.996
5	123789-HxCDD	-	-	-	NO	-	-	-	0.0835	-	1226	-	-	637	-	-	-	1.029
6	1234678-HpCDD	9.098e2	5.332e2	3.766e2	1.42	YES	1.0006	0.462	0.1102	9.658e3	623	15.5	6.346e3	491	12.9	bd	db	1.055
7	OCDD	4.152e3	2.165e3	1.987e3	1.09	YES	1.0000	3.712	0.6610	2.118e4	556	38.1	2.152e4	1270	16.9	bd	bd	1.063
8	2378-TCDF	3.690e2	1.204e2	2.486e2	0.48	YES	1.0000	0.047	0.0364	1.739e3	672	2.6	3.584e3	588	6.1	db	bb	0.980
9	12378-PeCDF	-	-	-	NO	-	-	-	0.0551	-	500	-	-	498	-	-	-	0.980
10	23478-PeCDF	-	-	-	NO	-	-	-	0.0232	-	500	-	-	498	-	-	-	1.022
11	123478-HxCDF	-	-	-	NO	-	-	-	0.0384	-	680	-	-	693	-	-	-	1.183
12	123678-HxCDF	-	-	-	NO	-	-	-	0.0344	-	680	-	-	693	-	-	-	1.168
13	234678-HxCDF	-	-	-	NO	-	-	-	0.0308	-	680	-	-	693	-	-	-	1.178
14	123789-HxCDF	-	-	-	NO	-	-	-	0.0573	-	680	-	-	693	-	-	-	1.110
15	1234678-HpCDF	3.977e2	2.715e2	1.262e2	2.15	YES	1.0006	0.110	0.0590	5.455e3	673	8.1	5.528e3	549	10.1	bb	db	1.389
16	1234789-HpCDF	-	-	-	NO	-	-	-	0.1017	-	673	-	-	549	-	-	-	1.389
17	OCDF	-	-	-	NO	-	-	-	0.2974	-	432	-	-	566	-	-	-	1.290
18	ES:13C-2378-TCDD	4.702e5	2.087e5	2.616e5	0.80	NO	1.0285	25.54	0.0699	2.174e6	1822	1192.9	2.730e6	1664	1641.2	bb	bb	0.991
19	ES:13C-12378-PeCDD	3.968e5	2.219e5	1.749e5	1.27	YES	1.2732	31.62	0.0448	3.969e6	1169	3395.3	2.800e6	714	3923.8	bb	bb	0.835
20	ES:13C-123478-HxCDD	2.579e5	1.431e5	1.148e5	1.25	NO	0.9931	33.81	0.1215	2.976e6	2821	1055.1	2.386e6	3167	753.5	bd	bd	0.971
21	ES:13C-123678-HxCDD	2.788e5	1.559e5	1.229e5	1.27	NO	0.9951	33.88	0.1174	3.060e6	2821	1084.6	2.403e6	3167	758.7	db	db	1.005
22	ES:13C-1234678-HpCDD	1.865e5	9.540e4	9.115e4	1.05	NO	1.0663	36.30	0.0617	1.224e6	1085	1128.8	1.111e6	1713	648.5	bb	bb	0.894
23	ES:13C-OCDD	2.104e5	1.005e5	1.100e5	0.91	NO	1.1571	39.39	0.0514	6.205e5	1503	412.8	7.023e5	770	912.0	bb	bb	0.871
24	ES:13C-2378-TCDF	7.981e5	3.535e5	4.446e5	0.80	NO	0.9920	24.63	0.0297	3.910e6	1361	2873.3	4.844e6	971	4990.1	bb	bb	1.561
25	ES:13C-12378-PeCDF	4.600e5	2.830e5	1.769e5	1.60	NO	1.2105	30.06	0.0629	2.843e6	1937	1467.8	1.794e6	2249	797.6	bb	bb	1.322

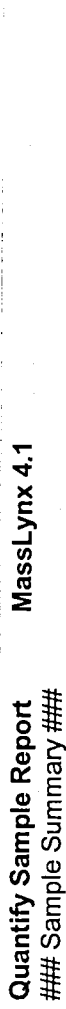
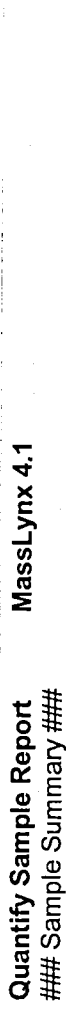
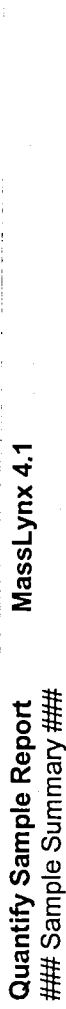
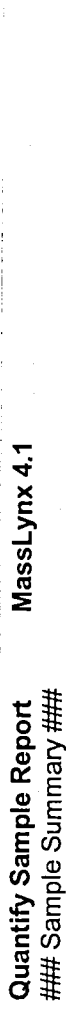
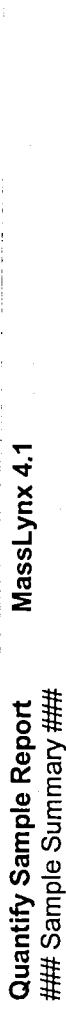
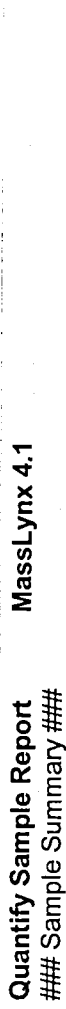
Quantify Sample Report
 ### Sample Summary ###

Dataset: C:\MassLynx\Default.pro\c22jun12a_2-16.qld

Last Altered: Monday, 6/25/2012 11:56:12 AM Eastern Daylight Time
 Printed: Monday, 6/25/2012 11:56:24 AM Eastern Daylight Time

Method: C:\MassLynx\Default.PRO\MethDB\m1613-062412-db5ms.mdb 24 Jun 2012 17:53:35
 Calibration: C:\MassLynx\Default.PRO\CurveDB\B5MS-0042012_1613.cdb 08 May 2012 08:31:36

Name: c22jun12a_2-16, ID: 31201450032, User: KAS, Instrument: , Submitter: HRD1735, Task: HRMS3, Description: JW-EA01-TISSUE-120516



F1: Voltage SIR, EI+ 319.8965
 F1: Voltage SIR, EI+ 331.9368
 F1: Voltage SIR, EI+ 5.660e+006
 F1: Voltage SIR, EI+ 333.9339
 F1: Voltage SIR, EI+ 7.257e+006
 F1: Voltage SIR, EI+ 327.8847
 F1: Voltage SIR, EI+ 1.278e+006
 F1: Voltage SIR, EI+ 304.9824
 F1: Voltage SIR, EI+ 1.683e+006

Quantify Sample Report

MassLynx 4.1
Sample Summary

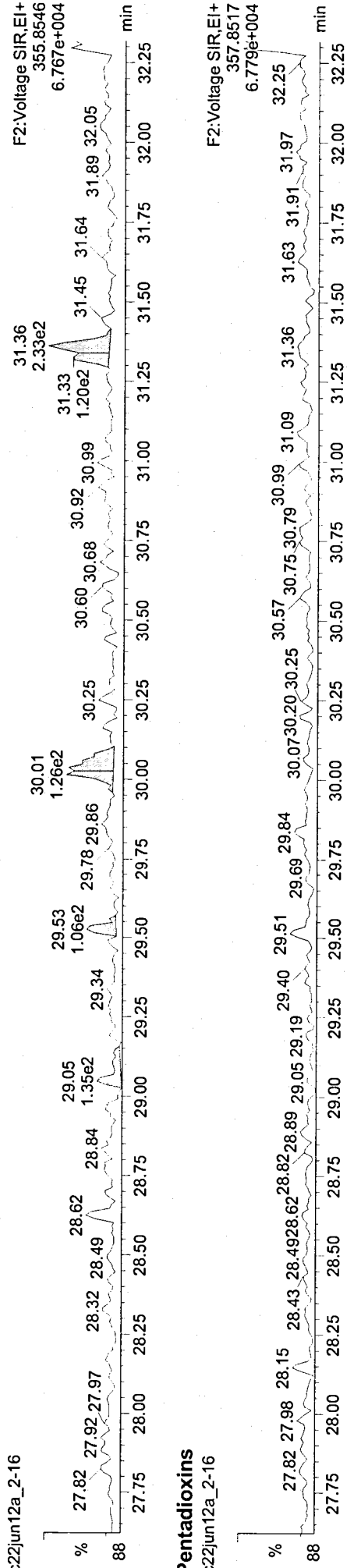
Dataset: C:\MassLynx\Default.pro\c22jun12a_2-16.qld

Last Altered: Monday, 6/25/2012 11:56:12 AM Eastern Daylight Time
Printed: Monday, 6/25/2012 11:56:24 AM Eastern Daylight Time

Name: c22jun12a_2-16, ID: 31201450032, User: KAS, Instrument: , Submitter: HRD1735, Task: HRMS3, Description: JW-EA01-TISSUE-120516

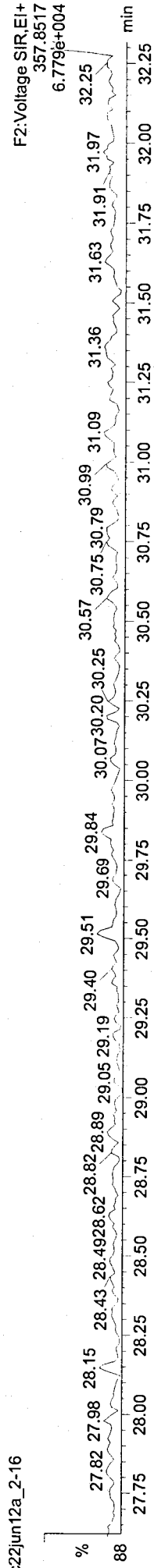
Pentadioxins

c22jun12a_2-16



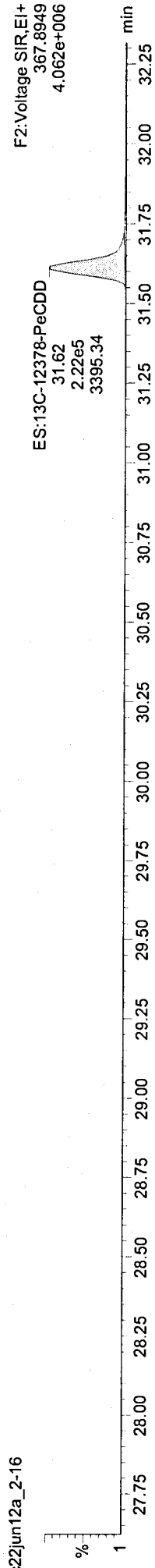
Pentadioxins

c22jun12a_2-16



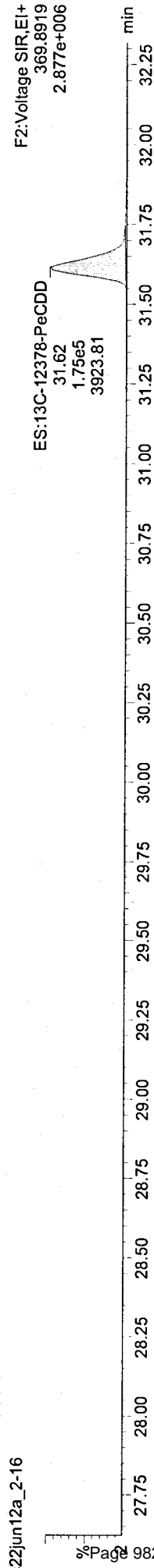
ES:13C-12378-PeCDD

c22jun12a_2-16



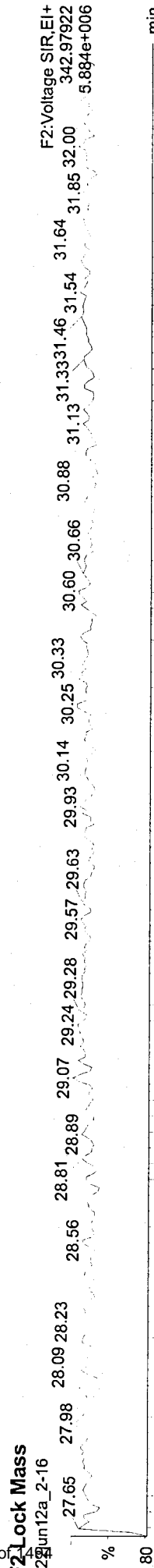
ES:13C-12378-PeCDD

c22jun12a_2-16



F2:Lock Mass


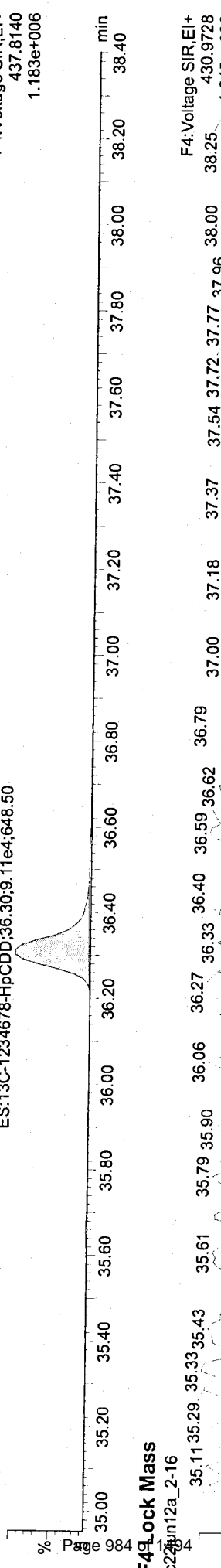

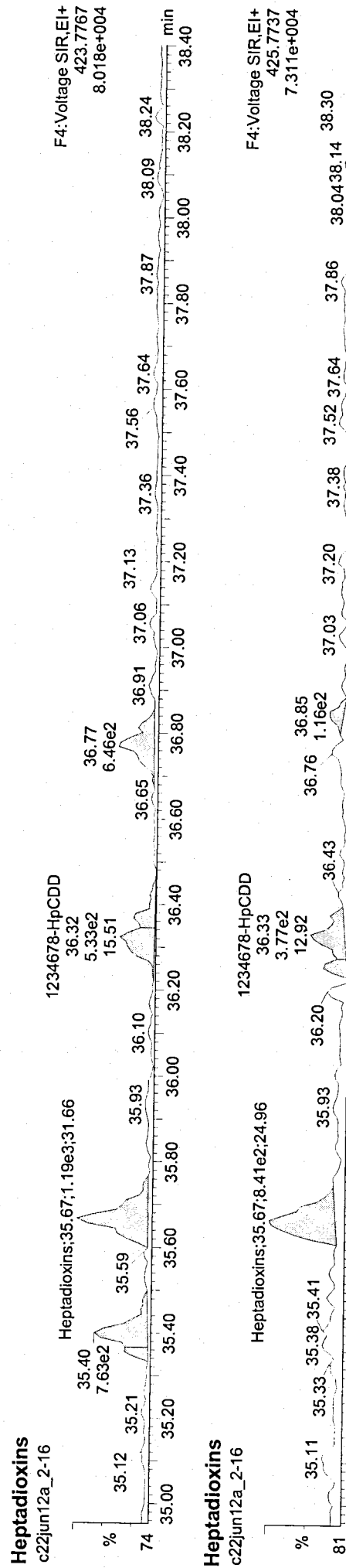
c22jun12a_2-16



Dataset: C:\MassLynx\Default.pro\c22jun12a_2-16.qld

Last Altered: Monday, 6/25/2012 11:56:12 AM Eastern Daylight Time
Printed: Monday, 6/25/2012 11:56:24 AM Eastern Daylight Time

Name: c22jun12a_2-16, ID: 31201450032, User: KAS, Instrument: , Submitter: HRD1735, Task: HRMS3, Description: JW-EA01-TISSUE-120516



Quantify Sample Report
Sample Summary

MassLynx 4.1

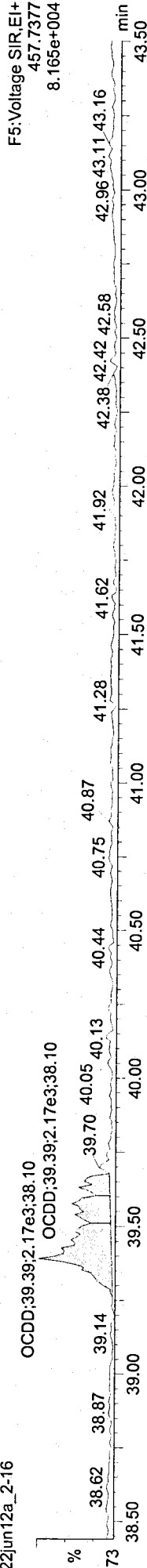
Dataset: C:\MassLynx\Default.pro\c22jun12a_2-16.qld

Last Altered: Monday, 6/25/2012 11:56:12 AM Eastern Daylight Time
Printed: Monday, 6/25/2012 11:56:24 AM Eastern Daylight Time

Name: c22jun12a_2-16, ID: 31201450032, User: KAS, Instrument: , Submitter: HRD1735, Task: HRMS3, Description: JW-EA01-TISSUE-120516

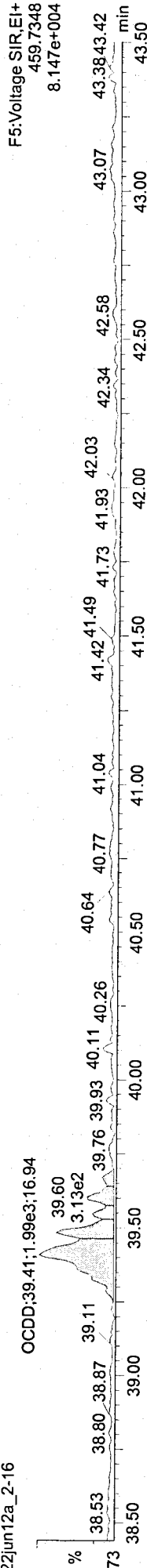
OCDD

c22jun12a_2-16



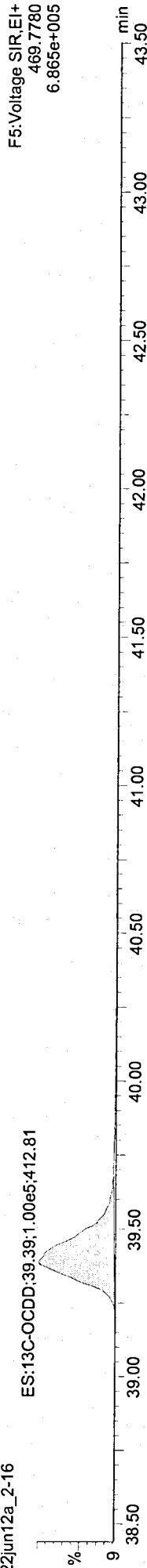
OCDD

c22jun12a_2-16



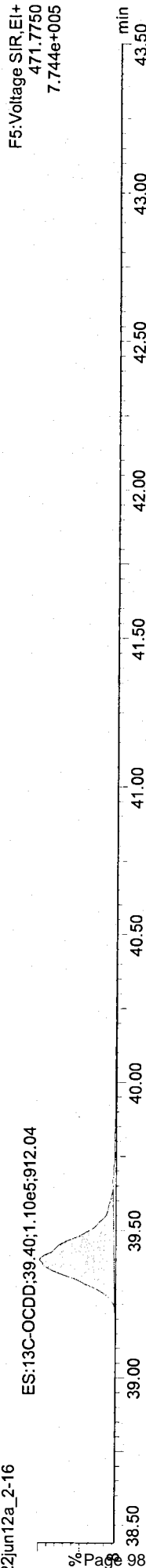
ES:13C-OCDD

c22jun12a_2-16



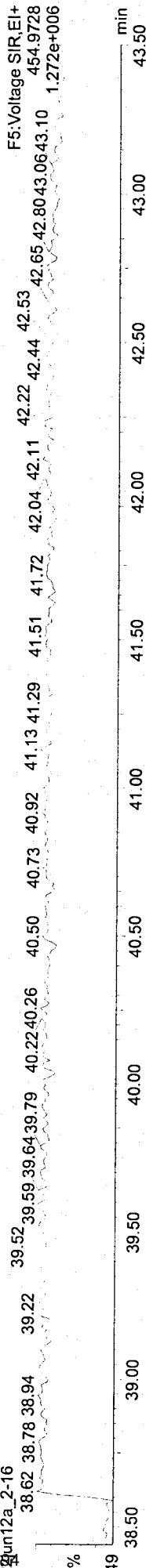
ES:13C-OCDD

c22jun12a_2-16



F5: Lock Mass

c22jun12a_2-16



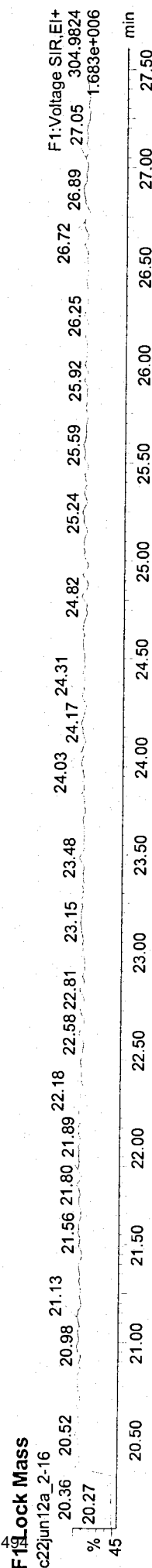
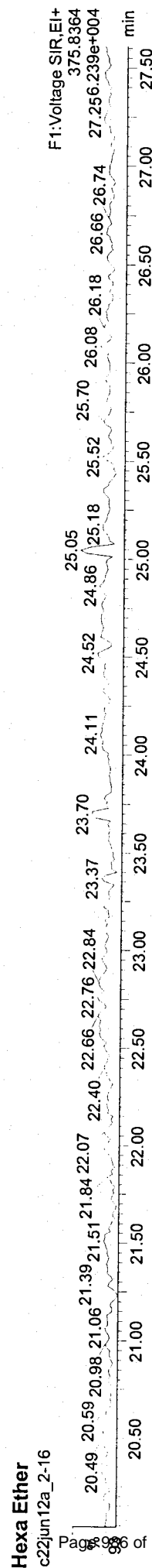
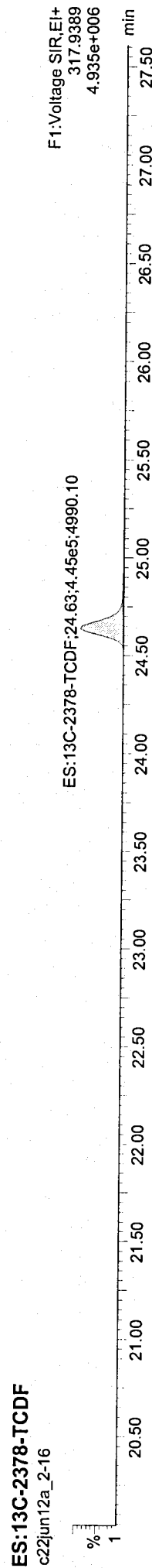
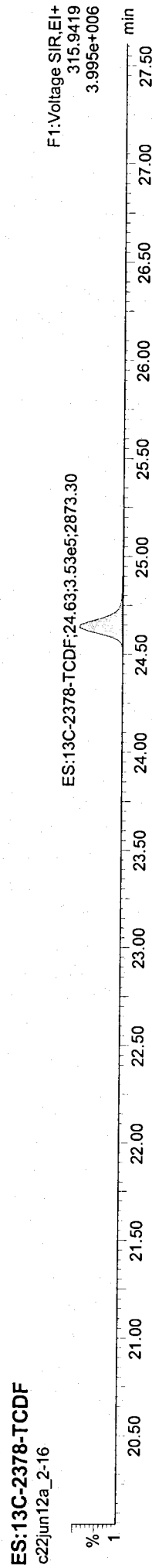
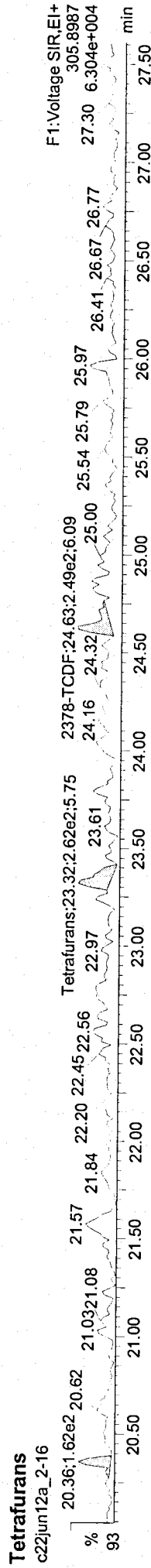
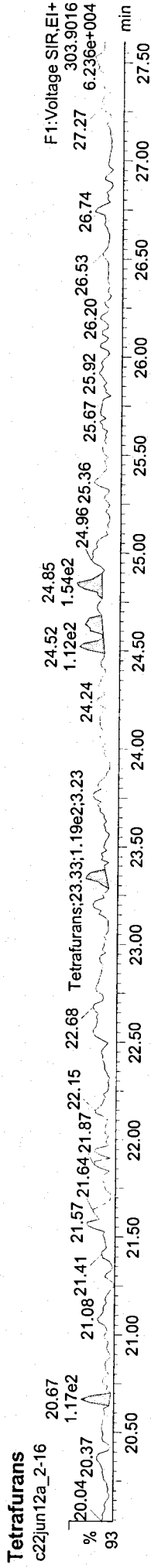
Quantify Sample Report

MassLynx 4.1
Sample Summary

Dataset: C:\MassLynx\Default.pro\c22jun12a_2-16.qld

Last Altered: Monday, 6/25/2012 11:56:12 AM Eastern Daylight Time
Printed: Monday, 6/25/2012 11:56:24 AM Eastern Daylight Time

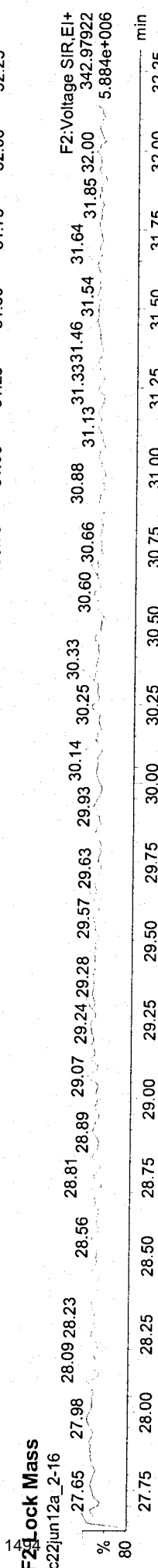
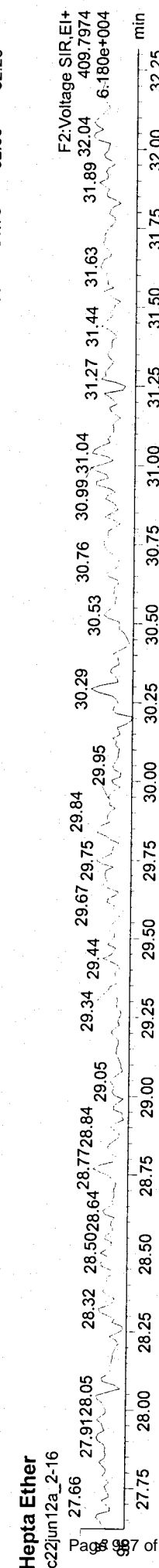
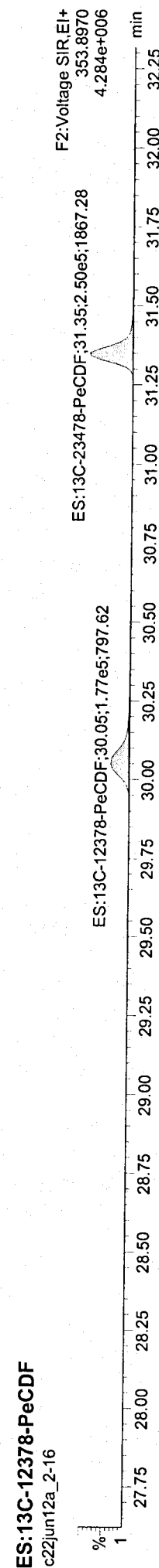
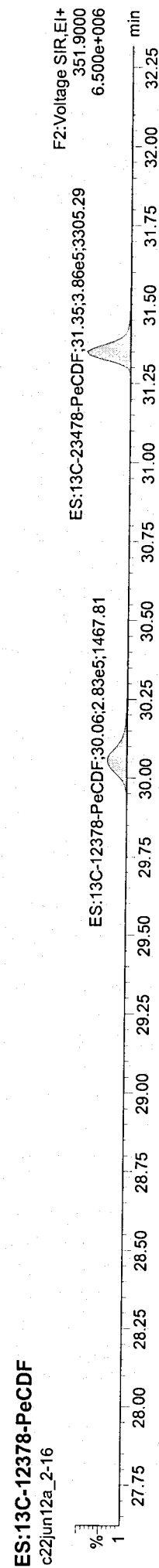
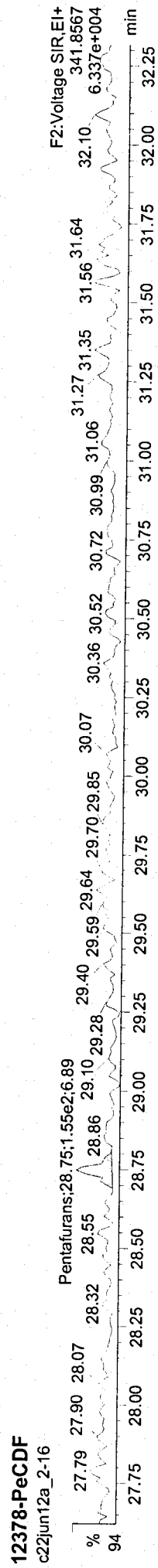
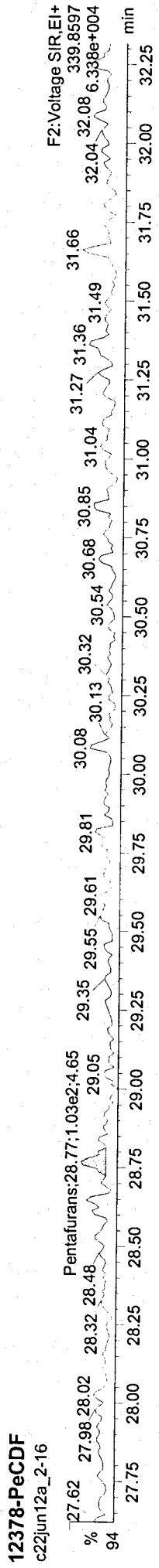
Name: c22jun12a_2-16, ID: 31201450032, User: KAS, Instrument: , Submitter: HRD1735, Task: HRMS3, Description: JW-EA01-TISSUE-120516



Dataset: C:\MassLynx\Default.pro\c22jun12a_2-16.qld

Last Altered: Monday, 6/25/2012 11:56:12 AM Eastern Daylight Time
Printed: Monday, 6/25/2012 11:56:24 AM Eastern Daylight Time

Name: c22jun12a_2-16, ID: 31201450032, User: KAS, Instrument: , Submitter: HRD1735, Task: HRMS3, Description: JW-EA01-TISSUE-120516



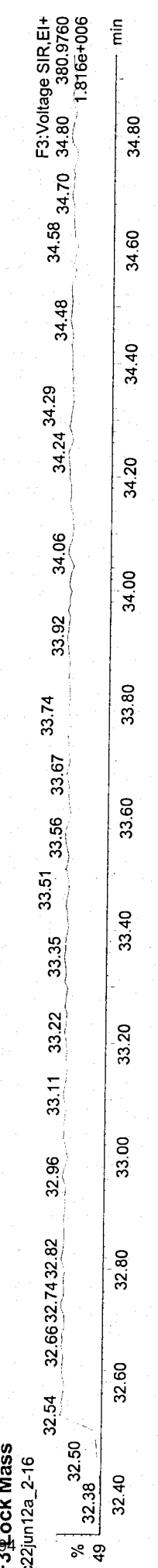
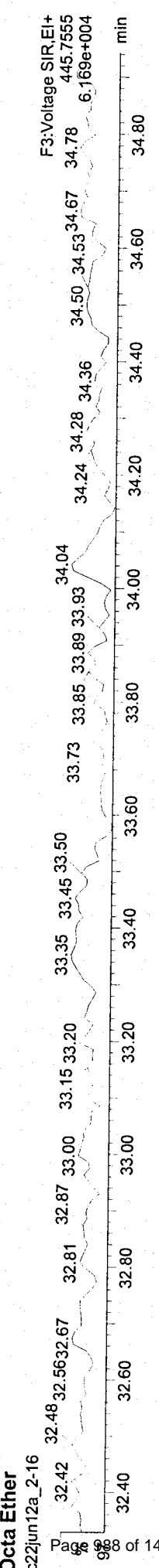
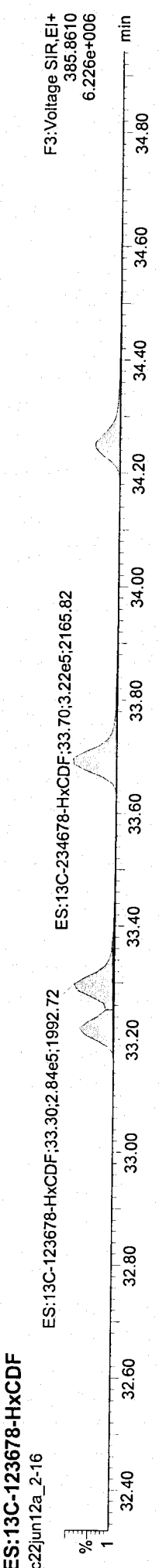
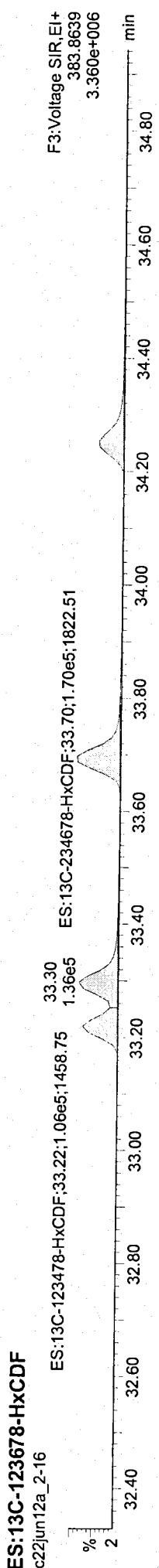
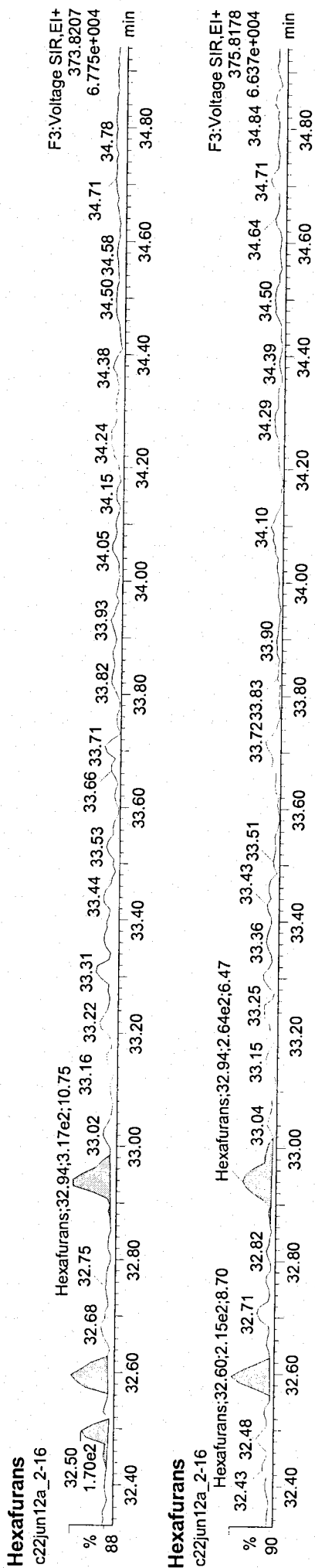
Quantify Sample Report
Sample Summary

MassLynx 4.1

Dataset: C:\MassLynx\Default.pro\c22jun12a_2-16.qld

Last Altered: Monday, 6/25/2012 11:56:12 AM Eastern Daylight Time
Printed: Monday, 6/25/2012 11:56:24 AM Eastern Daylight Time

Name: c22jun12a_2-16, ID: 31201450032, User: KAS, Instrument: , Submitter: HRD1735, Task: HRMS3, Description: JW-EA01-TISSUE-120516



Quantify Sample Report
Sample Summary

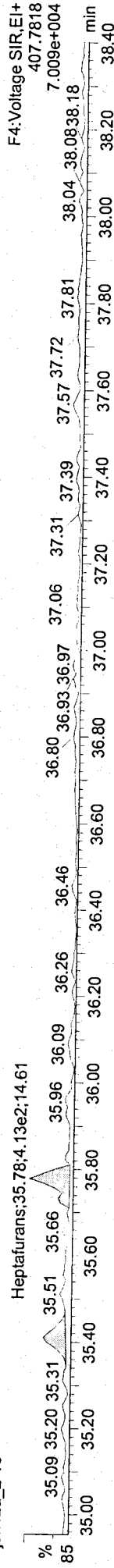
MassLynx 4.1

Dataset: C:\MassLynx\Default.pro\c22jun12a_2-16.qld

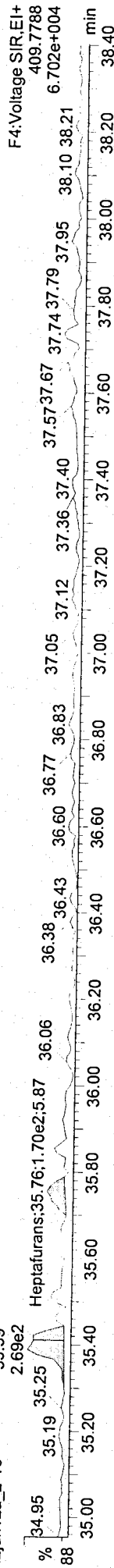
Last Altered: Monday, 6/25/2012 11:56:12 AM Eastern Daylight Time
Printed: Monday, 6/25/2012 11:56:24 AM Eastern Daylight Time

Name: c22jun12a_2-16, ID: 31201450032, User: KAS, Instrument: , Submitter: HRD1735, Task: HRMS3, Description: JW-EA01-TISSUE-120516

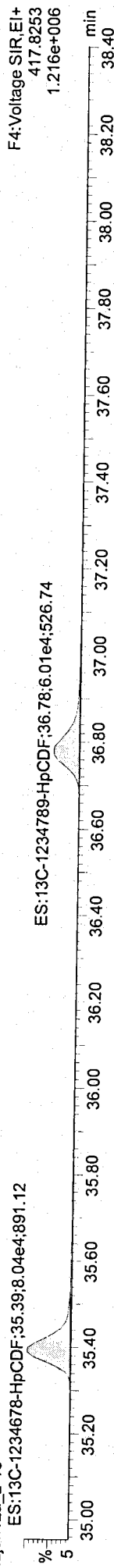
Heptafurans
c22jun12a_2-16



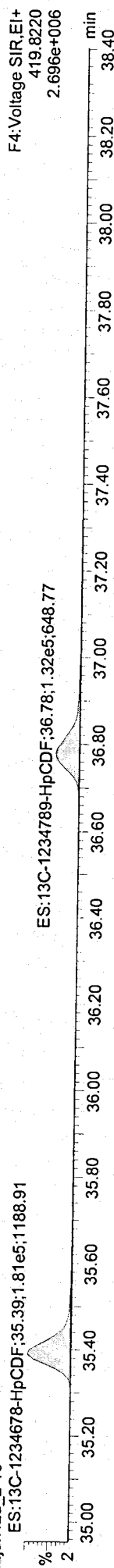
Heptafurans
c22jun12a_2-16



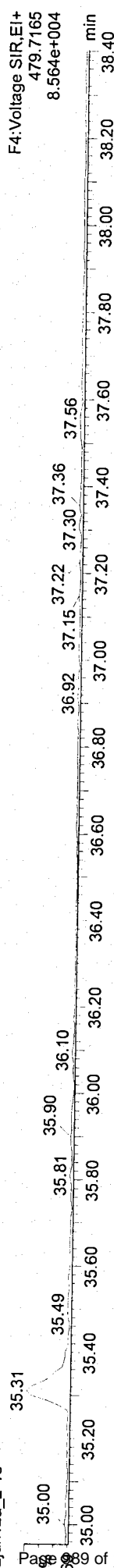
ES:13C-1234678-HpCDF
c22jun12a_2-16



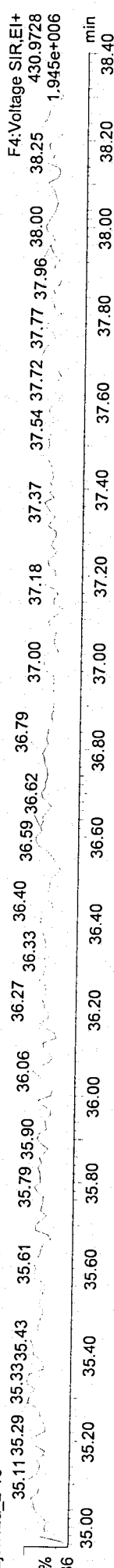
ES:13C-1234678-HpCDF
c22jun12a_2-16



Nona Ether
c22jun12a_2-16



F4:Lock Mass
c22jun12a_2-16


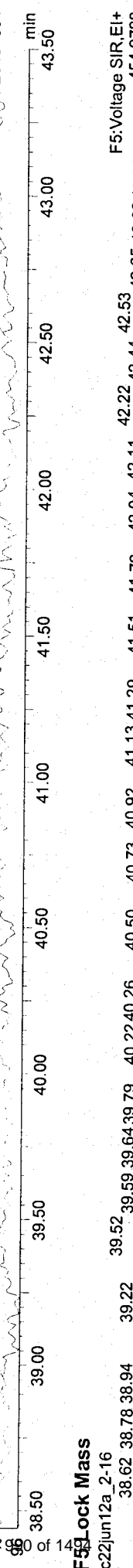
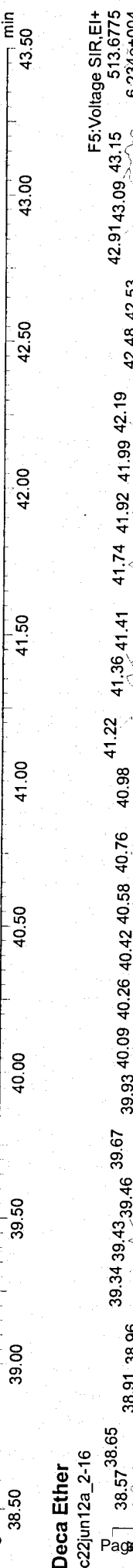

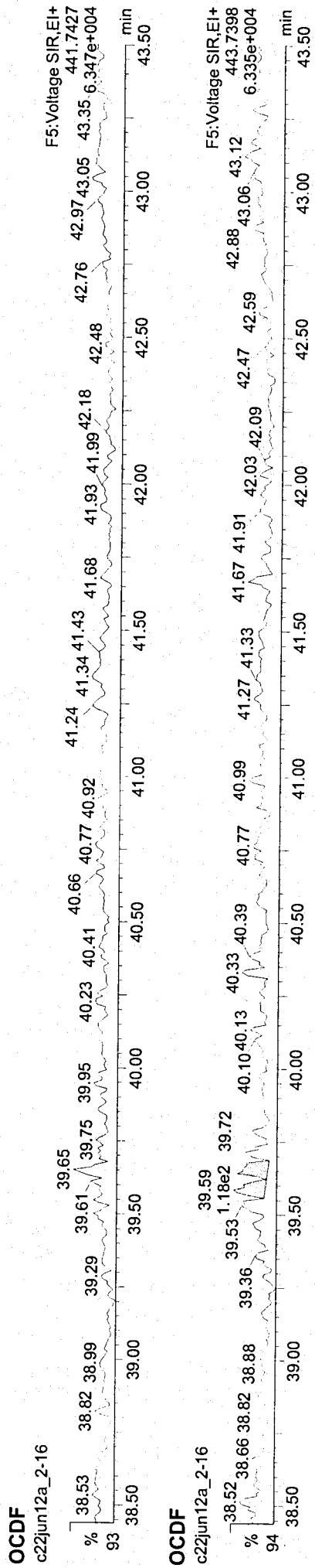


Quantify Sample Report
MassLynx 4.1
 ### Sample Summary ###

Dataset: C:\MassLynx\Default.pro\c22jun12a_2-16.qid

Last Altered: Monday, 6/25/2012 11:56:12 AM Eastern Daylight Time
 Printed: Monday, 6/25/2012 11:56:24 AM Eastern Daylight Time

Name: c22jun12a_2-16, ID: 31201450032, User: KAS, Instrument: HRD1735, Task: HRMS3, Description: JW-EA01-TISSUE-120516



Quantify Sample Report
Sample Summary

MassLynx 4.1

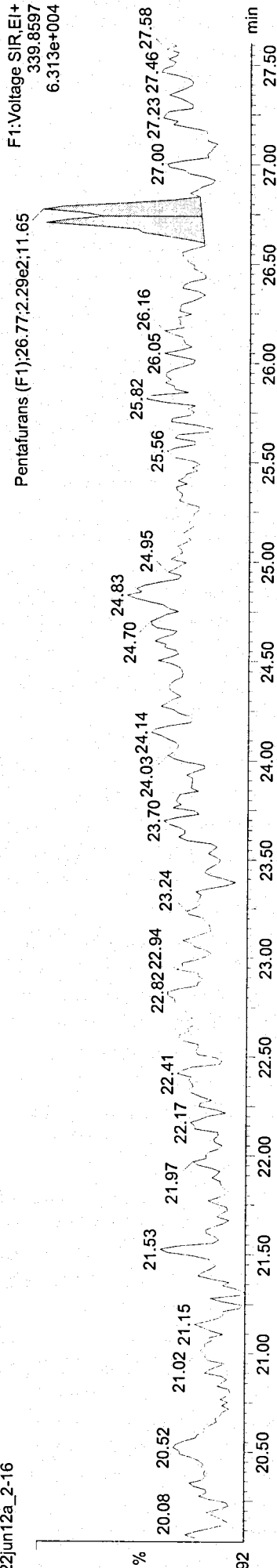
Dataset: C:\MassLynxDefault.pro\c22jun12a_2-16.qld

Last Altered: Monday, 6/25/2012 11:56:12 AM Eastern Daylight Time
Printed: Monday, 6/25/2012 11:56:24 AM Eastern Daylight Time

Name: c22jun12a_2-16, ID: 31201450032, User: KAS, Instrument: , Submitter: HRD1735, Task: HRMS3, Description: JW-EA01-TISSUE-120516

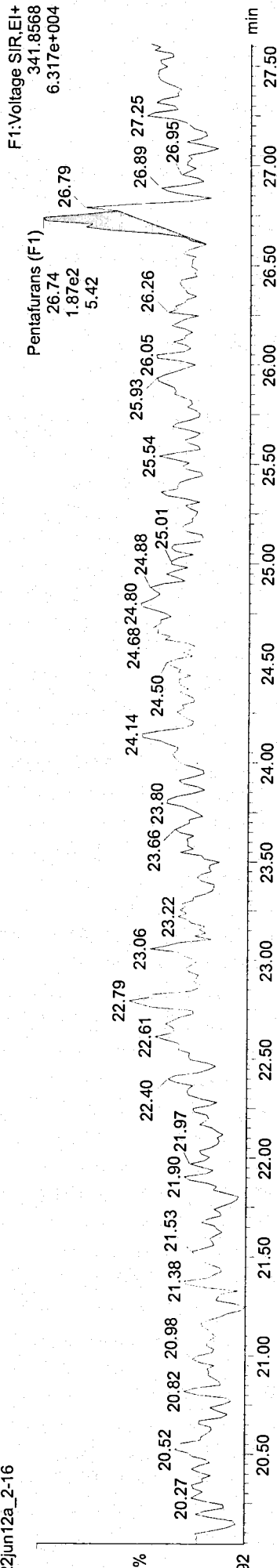
Pentafurans (F1)

c22jun12a_2-16



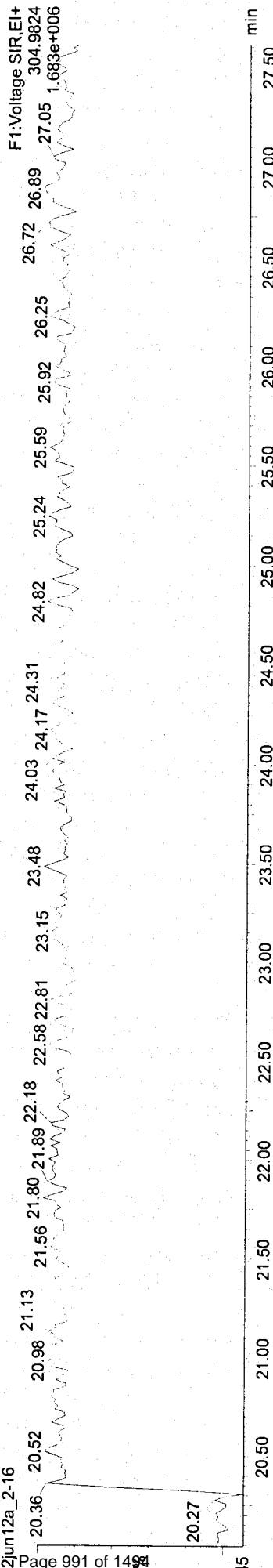
Pentafurans (F1)

c22jun12a_2-16



F1 Lock Mass

c22jun12a_2-16



Batch Summary

Analytical Method: EPA 1613B

Prep Method: EPA 1613B

Prep Batch: HXX1596

Prep Date: 05/15/2012 17:41

<u>Client Sample ID</u>	<u>Lab Sample ID</u>	<u>Analysis Date</u>	<u>Analytical Batch</u>	<u>Instrument</u>	<u>Analyst</u>
OPR for HBN 23684 [HXX/1596]	71973	06/19/2012 22:10	HRD1743	HRMS3	JLJ
JW-RB-120507	31201450020	06/23/2012 05:08	HRD1735	HRMS3	MAF
LMB for HBN 23684 [HXX/1596]	71972	06/23/2012 16:42	HRD1743	HRMS3	JLJ

Method Blank Summary

Blank ID: LMB for HBN 23684 [HXX/1596]

Matrix: Water

Blank Lab ID: 71972

QC for Samples:

31201450020

Results by EPA 1613B

Parameter	Result	EMPC	Qual	DL	LOQ/CL	Units	RT	Ratio
2,3,7,8-TCDD	ND		U	0.00188	0.0100	ng/L		
1,2,3,7,8-PeCDD		0.00422	J	0.00143	0.0500	ng/L	31.63	2.79*
1,2,3,4,7,8-HxCDD		0.00806	J	0.00434	0.0500	ng/L	33.84	2.05*
1,2,3,6,7,8-HxCDD		0.00764	J	0.00468	0.0500	ng/L	33.90	1.72*
1,2,3,7,8,9-HxCDD	0.00844		J	0.00451	0.0500	ng/L	34.08	1.25
1,2,3,4,6,7,8-HpCDD	0.0128		J	0.00465	0.0500	ng/L	36.36	1.19
OCDD		0.0273	J	0.0103	0.100	ng/L	39.45	1.19*
2,3,7,8-TCDF	ND		U	0.00139	0.0100	ng/L		
1,2,3,7,8-PeCDF	0.00396		J	0.00150	0.0500	ng/L	30.11	1.34
2,3,4,7,8-PeCDF		0.00438	J	0.000838	0.0500	ng/L	31.36	0.70*
1,2,3,4,7,8-HxCDF		0.00760	J	0.000838	0.0500	ng/L	33.24	1.92*
1,2,3,6,7,8-HxCDF	0.00608		J	0.000640	0.0500	ng/L	33.32	1.08
2,3,4,6,7,8-HxCDF		0.00840	J	0.000812	0.0500	ng/L	33.71	0.85*
1,2,3,7,8,9-HxCDF	0.0129		J	0.00176	0.0500	ng/L	34.29	1.41
1,2,3,4,6,7,8-HpCDF	0.00908		J	0.00195	0.0500	ng/L	35.42	0.95
1,2,3,4,7,8,9-HpCDF		0.0119	J	0.00557	0.0500	ng/L	36.79	1.43*
OCDF	0.0353		J	0.0103	0.100	ng/L	39.66	0.79
Total TCDD	ND		U	0.00188	0.0100	ng/L		
Total TCDF	ND		U	0.00139	0.0100	ng/L		
Total PeCDD	ND	0.00422	J	0.00143	0.0500	ng/L		
Total PeCDF	0.00396	0.00834	J	0.00150	0.0500	ng/L		
Total HxCDD	0.00844	0.0241	J	0.00468	0.0500	ng/L		
Total HxCDF	0.0190	0.0350	J	0.00176	0.0500	ng/L		
Total HpCDD	0.0128		J	0.00465	0.0500	ng/L		
Total HpCDF	0.00908	0.0210	J	0.00557	0.0500	ng/L		

Labeled Standards

13C-2378-TCDD	79.0			25.0-164	%
13C-12378-PeCDD	94.0			25.0-181	%
13C-123478-HxCDD	81.0			32.0-141	%
13C-123678-HxCDD	86.0			28.0-130	%
13C-1234678-HpCDD	67.0			23.0-140	%
13C-OCDD	37.0			17.0-157	%
13C-2378-TCDF	77.0			24.0-169	%
13C-12378-PeCDF	87.0			24.0-185	%
13C-23478-PeCDF	93.0			21.0-178	%
13C-123478-HxCDF	83.0			26.0-152	%
13C-123678-HxCDF	120			26.0-123	%
13C-234678-HxCDF	97.0			29.0-147	%
13C-123789-HxCDF	58.0			28.0-136	%
13C-1234678-HpCDF	95.0			28.0-143	%

Method Blank Summary

Blank ID: LMB for HBN 23684 [HXX/1596]
 Blank Lab ID: 71972
 QC for Samples:
 31201450020

Matrix: Water

Results by EPA 1613B

<u>Parameter</u>	<u>Result</u>	<u>EMPC</u>	<u>Qual</u>	<u>DL</u>	<u>LOQ/CL</u>	<u>Units</u>	<u>RT</u>	<u>Ratio</u>
13C-1234789-HpCDF	50.0				26.0-138	%		
37Cl-2378-TCDD	89.0				35.0-197	%		

Batch Information

Analytical Batch: **HRD1743**
 Analytical Method: **EPA 1613B**
 Instrument: **HRMS3**
 Analyst: **JLJ**
 Analytical Date/Time: **06/23/2012 16:42**
 Dilution: **1**

Prep Batch: **HXX1596**
 Prep Method: **EPA 1613B**
 Prep Date/Time: **05/15/2012 17:41**
 Prep Initial Wt./Vol.: **1000 mL**
 Prep Extract Vol: **20 uL**

Quantify Sample Summary Report

MassLynx 4.1 SCN640

1613 Sample Summary

Dataset: V:\Results\c23jun12a-4.qld

Last Altered: June 29, 2012 5:32:34 PM Eastern Daylight Time
 Printed: June 29, 2012 5:33:26 PM Eastern Daylight Time

31201450

7/5-12
for MAF

Method: C:\MassLynx\Default.PROMethDB\m1613-061912-db5ms.mdb 20 Jun 2012 08:46:37
 Calibration: C:\MassLynx\Default.PRO\CurveDB\DB5MS-0042012_1613.cdb 08 May 2012 08:31:36

Name: c23jun12a-4
 Date: 23-Jun-2012
 Time: 16:42:04
 ID: 71972
 Submitter: HRD1743
 Task: HRMS3

	Name	Response	Ion1Area	Ion2Area	RA	RAFail?	RRT	RT	pg/μL	EDL	Height1	Noise1	SN1	Height2	Noise2	SN2	M1	M2
1	2378-TCDD	-	-	-	-	NO	-	-	-	0.0942	-	536	-	-	542	-	-	-
2	12378-PeCDD	5.544e2	4.081e2	1.462e2	2.79	YES	1.0000	31.63	0.211	0.0714	6.011e3	804	7.5	5.428e3	575	9.4	bb	bb
3	123478-HxCDD	7.614e2	5.119e2	2.496e2	2.05	YES	1.0007	33.84	0.403	0.2170	1.186e4	2568	4.6	7.314e3	877	8.3	MM	MM
4	123678-HxCDD	7.361e2	4.657e2	2.704e2	1.72	YES	1.0003	33.90	0.382	0.2341	9.342e3	2568	3.6	4.074e3	877	4.6	MM	MM
5	123789-HxCDD	8.056e2	4.482e2	3.574e2	1.25	NO	1.0076	34.08	0.422	0.2256	9.817e3	2568	3.8	6.817e3	877	7.8	MM	MM
6	1234678-HpCDD	9.149e2	4.973e2	4.176e2	1.19	NO	1.0009	36.36	0.640	0.2324	1.317e4	959	13.7	9.395e3	818	11.5	MM	MM
7	OCDD	1.050e3	5.699e2	4.805e2	1.19	YES	1.0000	39.45	1.367	0.5157	6.227e3	431	14.5	5.625e3	487	11.6	MM	MM
8	2378-TCDF	-	-	-	-	NO	-	-	-	0.0696	-	448	-	-	597	-	-	-
9	12378-PeCDF	7.139e2	4.094e2	3.045e2	1.34	NO	1.0011	30.11	0.198	0.0748	5.671e3	446	12.7	4.974e3	615	8.1	MM	MM
10	23478-PeCDF	8.551e2	3.525e2	5.025e2	0.70	YES	1.0000	31.36	0.219	0.0419	6.679e3	446	15.0	8.563e3	615	13.9	MM	MM
11	123478-HxCDF	1.008e3	6.623e2	3.458e2	1.92	YES	1.0003	33.24	0.380	0.0419	1.723e4	459	37.5	8.905e3	547	16.3	MM	MM
12	123678-HxCDF	1.236e3	6.424e2	5.940e2	1.08	NO	1.0003	33.32	0.304	0.0320	1.168e4	459	25.5	8.827e3	547	16.1	MM	MM
13	234678-HxCDF	1.328e3	6.094e2	7.187e2	0.85	YES	1.0000	33.71	0.420	0.0406	1.235e4	459	26.9	1.651e4	547	30.2	bb	bb
14	123789-HxCDF	1.096e3	6.416e2	4.542e2	1.41	NO	1.0007	34.29	0.647	0.0882	1.257e4	459	27.4	9.427e3	547	17.2	bb	MM
15	1234678-HpCDF	1.385e3	6.746e2	7.104e2	0.95	NO	1.0003	35.42	0.454	0.0977	9.235e3	618	15.0	1.101e4	1034	10.6	MM	MM
16	1234789-HpCDF	8.061e2	4.742e2	3.319e2	1.43	YES	1.0000	36.79	0.597	0.2783	6.135e3	618	9.9	4.610e3	1034	4.5	MM	MM
17	OCDF	1.646e3	7.276e2	9.187e2	0.79	NO	1.0052	39.66	1.765	0.5158	9.435e3	457	20.7	7.676e3	657	11.7	MM	MM
18	ES:13C-2378-TCDD	2.502e5	1.113e5	1.388e5	0.80	NO	1.0285	25.56	78.603	0.1834	1.185e6	1436	824.9	1.477e6	1117	1321.7	bb	bb
19	ES:13C-12378-PeCDD	2.532e5	1.488e5	1.044e5	1.43	NO	1.2729	31.63	94.392	0.1518	2.729e6	1148	2376.6	1.809e6	632	2861.9	bb	bb
20	ES:13C-123478-HxCDD	1.774e5	9.951e4	7.787e4	1.28	NO	0.9931	33.82	81.259	0.2188	2.091e6	1974	1059.1	1.608e6	1290	1246.6	bd	bd
21	ES:13C-123678-HxCDD	1.935e5	1.100e5	8.350e4	1.32	NO	0.9951	33.89	85.635	0.2115	2.100e6	1974	1063.7	1.649e6	1290	1278.1	db	db
22	ES:13C-1234678-HpCDD	1.356e5	6.960e4	6.598e4	1.05	NO	1.0667	36.32	67.468	0.1711	9.300e5	1479	628.8	9.014e5	870	1036.4	bb	bb
23	ES:13C-OCDD	1.446e5	7.007e4	7.448e4	0.94	NO	1.1586	39.46	73.781	0.2407	4.056e5	2528	160.5	4.330e5	694	623.5	bb	bb
24	ES:13C-2378-TCDF	3.848e5	1.739e5	2.109e5	0.82	NO	0.9921	24.65	76.792	0.1157	1.729e6	997	1734.1	2.199e6	1538	1429.9	bb	bb
25	ES:13C-12378-PeCDF	3.688e5	2.249e5	1.439e5	1.56	NO	1.2106	30.08	86.891	0.2256	2.208e6	2384	925.9	1.426e6	1805	790.2	bb	bb
26	ES:13C-23478-PeCDF	3.826e5	2.355e5	1.471e5	1.60	NO	1.2621	31.36	92.815	0.2323	3.816e6	2384	1600.5	2.366e6	1805	1310.8	bb	bb

Dataset: V:\Results\c23jun12a-4.qld

Last Altered: June 29, 2012 5:32:34 PM Eastern Daylight Time
 Printed: June 29, 2012 5:33:26 PM Eastern Daylight Time

201450

Name: c23jun12a-4
 Date: 23-Jun-2012
 Time: 16:42:04
 ID: 71972
 Submitter: HRD1743
 Task: HRMS3

	Name	Response	Ion1Area	Ion2Area	RA	RAFail?	RRT	RT	pg/µL	EDL	Height1	Noise1	SN1	Height2	Noise2	SN2	M1	M2
27	ES:13C-123478-HxCDF	2.244e5	8.110e4	1.439e5	0.57	NO	0.9758	33.23	83.317	0.2694	1.831e6	2539	721.0	3.516e6	2419	1453.4	bd	bd
28	ES:13C-123678-HxCDF	3.480e5	1.216e5	2.264e5	0.54	NO	0.9781	33.31	124.533	0.2597	2.350e6	2539	925.5	4.456e6	2419	1842.1	db	db
29	ES:13C-234678-HxCDF	2.687e5	9.385e4	1.748e5	0.54	NO	0.9899	33.71	97.218	0.2626	1.836e6	2539	722.8	3.353e6	2419	1386.2	bb	bb
30	ES:13C-123789-HxCDF	1.525e5	5.329e4	9.917e4	0.54	NO	1.0062	34.26	57.635	0.2743	8.974e5	2539	353.4	1.668e6	2419	689.5	bb	bb
31	ES:13C-1234678-HpCDF	2.198e5	6.916e4	1.507e5	0.46	NO	1.0398	35.41	94.995	0.2184	9.578e5	1534	624.5	2.095e6	1920	1091.3	bb	bb
32	ES:13C-1234789-HpCDF	9.727e4	3.070e4	6.656e4	0.46	NO	1.0804	36.79	49.770	0.2586	3.373e5	1534	219.9	7.504e5	1920	390.9	bd	bb
33	JS:13C-1234-TCDD	3.210e5	1.409e5	1.801e5	0.78	NO	0.0000	24.85	100.000	0.1819	1.541e6	1436	1072.6	1.974e6	1117	1766.2	bb	bb
34	JS:13C-123789-HxCDD	2.248e5	1.251e5	9.973e4	1.25	NO	0.0000	34.05	100.000	0.2125	2.137e6	1974	1082.6	1.684e6	1290	1305.2	bb	bd
35	CS:37Cl-2378-TCDD	6.397e4	6.397e4	-	-	-	1.0291	25.57	17.725	0.0439	6.848e5	692	989.0	-	-	-	-	bb

Quantify Totals Report MassLynx 4.1 SCN640
 ### 1613 Sample Summary ###

Dataset: V:\Results\c23jun12a-4.qld

Last Altered: June 29, 2012 5:32:34 PM Eastern Daylight Time
 Printed: June 29, 2012 5:33:26 PM Eastern Daylight Time

Method: C:\MassLynx\Default.PROMethDB\m1613-061912-db5.ms.mdb 20 Jun 2012 08:46:37
 Calibration: C:\MassLynx\Default.PRO\CurveDB\B5MS-0042012_1613.cdb 08 May 2012 08:31:36

Name: c23jun12a-4
 Date: 23-Jun-2012
 Time: 16:42:04
 ID: 71972
 Submitter: HRD1743
 Task: HRMS3

Tetradioxins

Name	Response	Ion1Area	Ion2Area	RA	RAFail?	RRT	RT	pg/μL	EDL	Height1	Noise1	SN1	Height12	Noise2	SN2	M1	M2
1	-	-	-	-	-	-	-	-	-	-	-	-	-	-	-	-	-

Pentadioxins

Name	Response	Ion1Area	Ion2Area	RA	RAFail?	RRT	RT	pg/μL	EDL	Height1	Noise1	SN1	Height12	Noise2	SN2	M1	M2
1	5.544e2	4.081e2	1.462e2	2.791	YES	1.00	31.63	0.211	0.0714	6.011e3	804	7.5	5.428e3	575	9.4	bb	bb

Hexadioxins

Name	Response	Ion1Area	Ion2Area	RA	RAFail?	RRT	RT	pg/μL	EDL	Height1	Noise1	SN1	Height12	Noise2	SN2	M1	M2
1	8.056e2	4.482e2	3.574e2	1.254	NO	1.01	34.08	0.422	0.2256	9.817e3	2568	3.8	6.817e3	877	7.8	MM	MM
2	7.361e2	4.657e2	2.704e2	1.722	YES	1.00	33.90	0.382	0.2341	9.342e3	2568	3.6	4.074e3	877	4.6	MM	MM
3	7.614e2	5.119e2	2.496e2	2.051	YES	1.00	33.84	0.403	0.2170	1.186e4	2568	4.6	7.314e3	877	8.3	MM	MM

Heptadioxins

Name	Response	Ion1Area	Ion2Area	RA	RAFail?	RRT	RT	pg/μL	EDL	Height1	Noise1	SN1	Height12	Noise2	SN2	M1	M2
1	9.149e2	4.973e2	4.176e2	1.191	NO	1.00	36.36	0.640	0.2324	1.317e4	959	13.7	9.395e3	818	11.5	MM	MM

Tetrafurans

Name	Response	Ion1Area	Ion2Area	RA	RAFail?	RRT	RT	pg/μL	EDL	Height1	Noise1	SN1	Height12	Noise2	SN2	M1	M2
1	-	-	-	-	-	-	-	-	-	-	-	-	-	-	-	-	-

Quantify Totals Report MassLynx 4.1 SCN640
 ### 1613 Sample Summary ###

Dataset: V:\Results\c23jun12a-4.qld

Last Altered: June 29, 2012 5:32:34 PM Eastern Daylight Time
 Printed: June 29, 2012 5:33:26 PM Eastern Daylight Time

Name: c23jun12a-4
 Date: 23-Jun-2012
 Time: 16:42:04
 ID: 71972
 Submitter: HRD1743
 Task: HRMS3

Pentafurans (F1)

Name	Response	Ion1Area	Ion2Area	RA	RAFail?	RRT	RT	pg/µL	EDL	Height1	Noise1	SN1	Height2	Noise2	SN2	M1	M2
1																	

Pentafurans

1	234789-PeCDF	8.551e2	3.525e2	5.025e2	0.702	1.00	31.36	0.219	0.0419	6.679e3	446	15.0	8.563e3	615	13.9	MM	MM
2	12378-PeCDF	7.139e2	4.094e2	3.045e2	1.345	1.00	30.11	0.198	0.0748	5.671e3	446	12.7	4.974e3	615	8.1	MM	MM

Hexafurans

1	123789-HxCDF	1.096e3	6.416e2	4.542e2	1.412	1.00	34.29	0.647	0.0882	1.257e4	459	27.4	9.427e3	547	17.2	bb	MM
2	234678-HxCDF	1.328e3	6.094e2	7.187e2	0.848	1.00	33.71	0.420	0.0406	1.235e4	459	26.9	1.651e4	547	30.2	bb	bb
3	123678-HxCDF	1.236e3	6.424e2	5.940e2	1.081	1.00	33.32	0.304	0.0320	1.168e4	459	25.5	8.827e3	547	16.1	MM	MM
4	123478-HxCDF	1.008e3	6.623e2	3.458e2	1.916	1.00	33.24	0.380	0.0419	1.723e4	459	37.5	8.905e3	547	16.3	MM	MM

Heptafurans

1	1234678-HpCDF	1.385e3	6.746e2	7.104e2	0.950	1.00	35.42	0.454	0.0977	9.235e3	618	15.0	1.101e4	1034	10.6	MM	MM
2	1234789-HpCDF	8.061e2	4.742e2	3.319e2	1.429	1.00	36.79	0.597	0.2783	6.135e3	618	9.9	4.610e3	1034	4.5	MM	MM

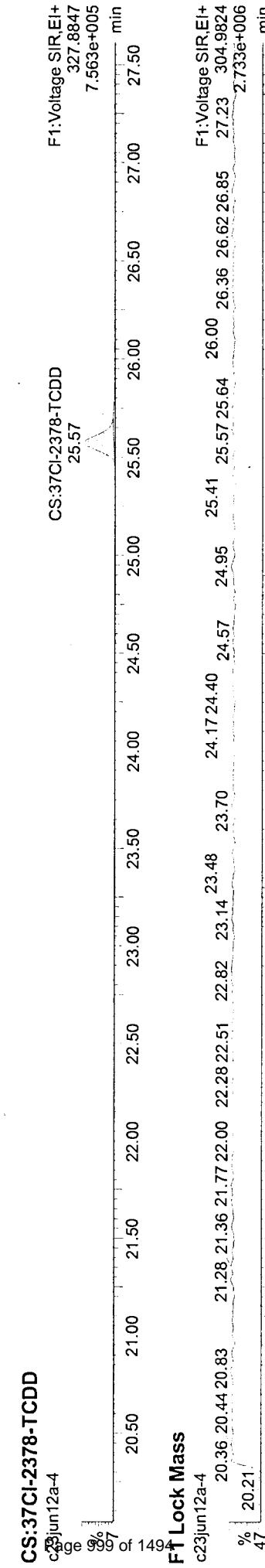
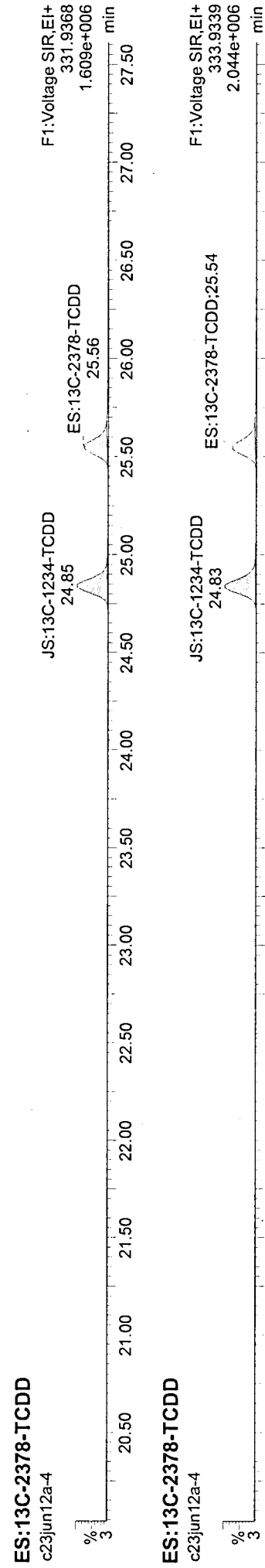
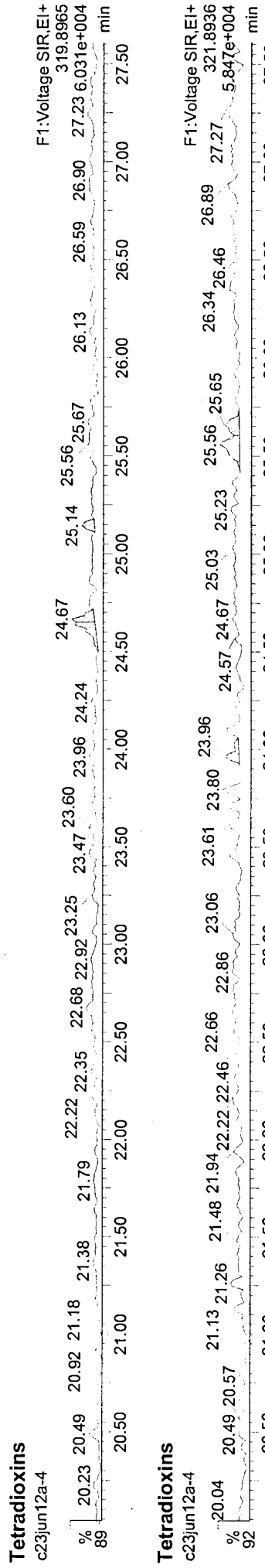
Quantify Sample Report
 ### Sample Summary ###

MassLynx 4.1

Dataset: C:\MassLynx\Default.pro\Results\c23jun12a-4.qld

Last Altered: Sunday, June 24, 2012 17:25:07 Eastern Daylight Time
 Printed: Sunday, June 24, 2012 17:25:59 Eastern Daylight Time

Method: C:\MassLynx\Default.PRO\MethDB\m1613-061912-db5ms.mdb 20 Jun 2012 08:46:37
 Calibration: C:\MassLynx\Default.PRO\CurveDB\B5MS-0042012_1613.cdb 08 May 2012 08:31:36
 Name: c23jun12a-4, ID: 71972, User: KAS, Instrument: , Submitter: HRD1743, Task: HRMS3, Description: LMB for HBN 23684 [HXX/1596]



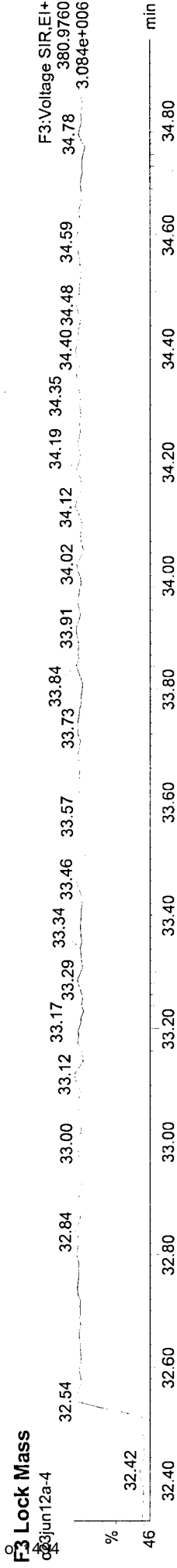
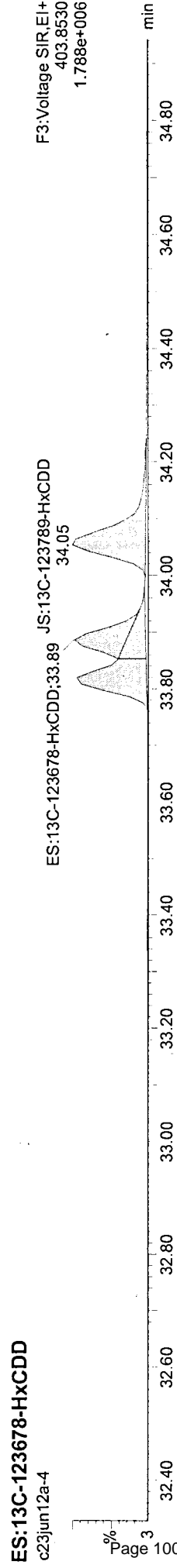
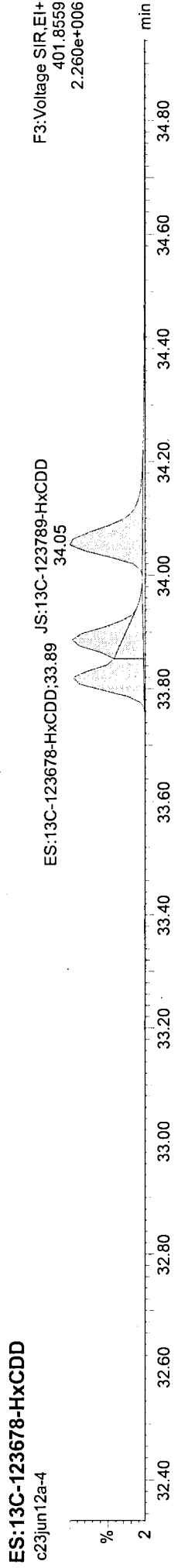
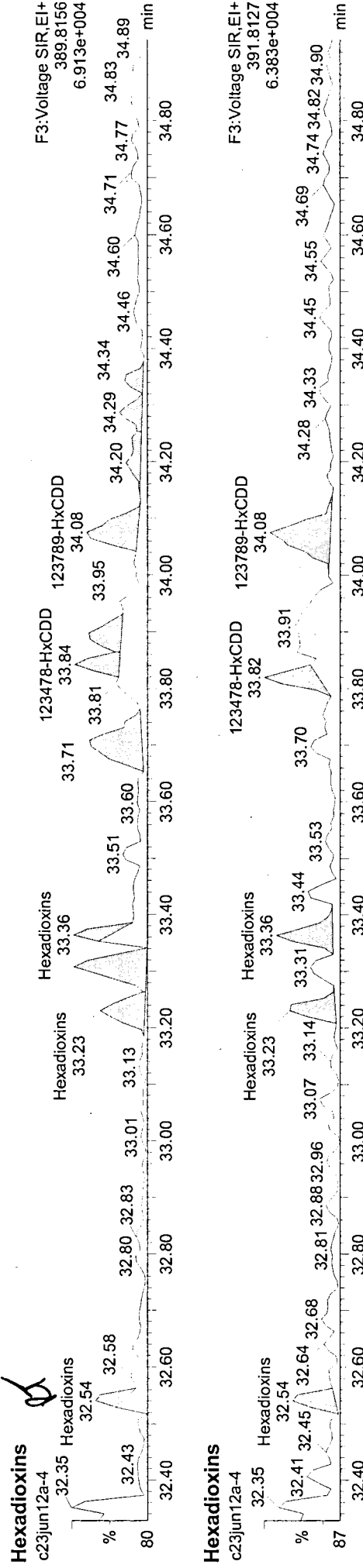
Quantify Sample Report
Sample Summary

MassLynx 4.1

Dataset: C:\MassLynx\Default.pro\Results\c23jun12a-4.qld

Last Altered: Sunday, June 24, 2012 17:25:07 Eastern Daylight Time
Printed: Sunday, June 24, 2012 17:25:59 Eastern Daylight Time

Name: c23jun12a-4, ID: 71972, User: KAS, Instrument: , Submitter: HRD1743, Task: HRMS3, Description: LMB for HBN 23684 [HXX/1596]



Manual Integrations

Dataset: V:\Results\c23jun12a-4.qld

m3
Sij
6/29/12

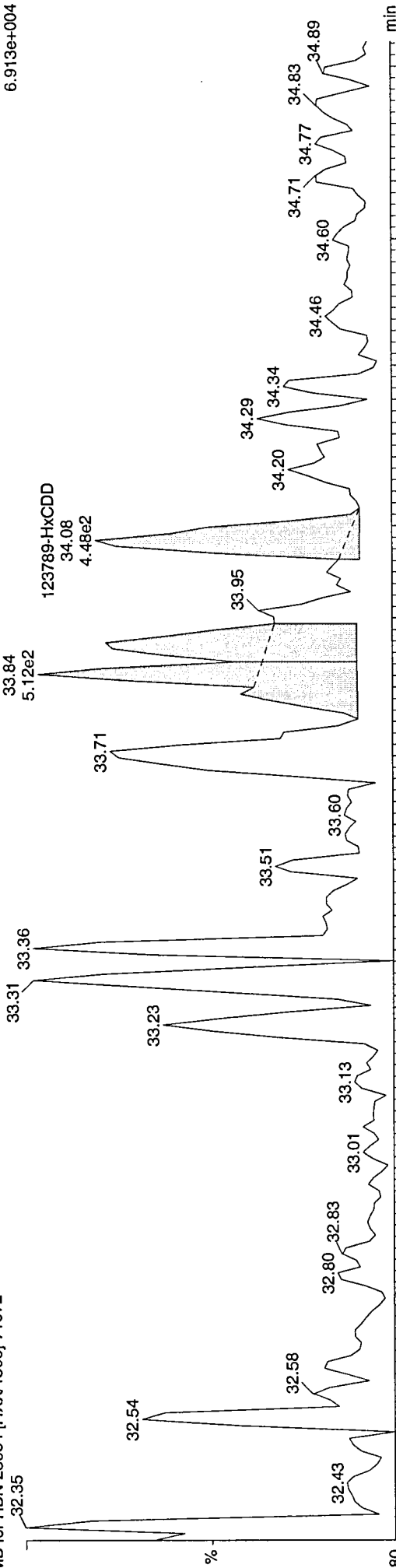
Method: C:\MassLynx\Default.PRO\MethDB\m1613-061912-db5ms.mdb 20 Jun 2012 08:46:37
Calibration: C:\MassLynx\Default.PRO\CurveDB\B5MS-0042012_1613.cdb 08 May 2012 08:31:36

Compound Name: Hexadioxins

Sample Name: c23jun12a-4

c23jun12a-4
LMB for HBN 23684 [HXX/1596] 71972

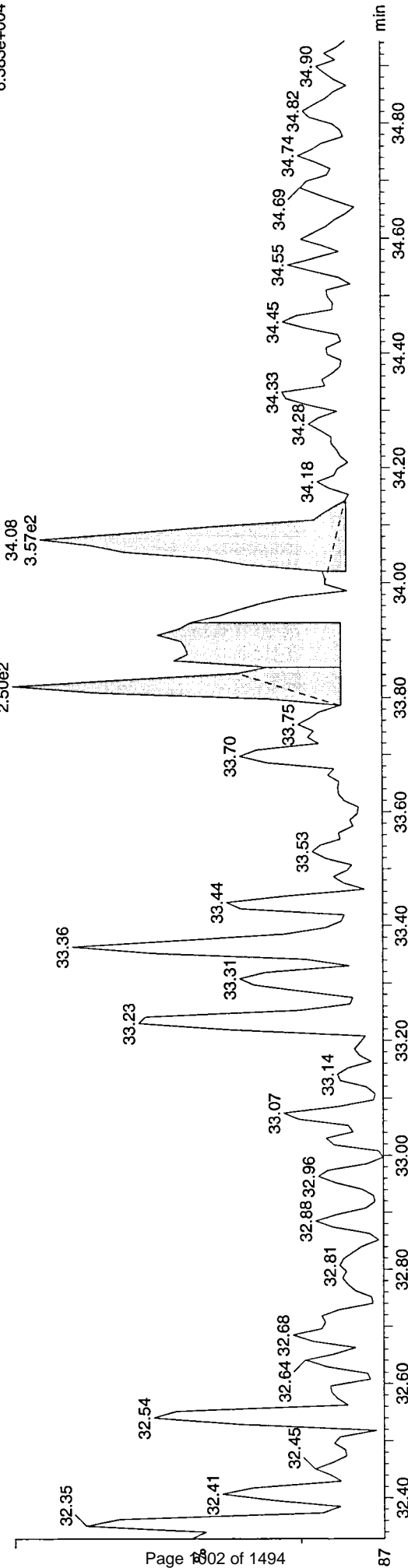
F3: Voltage SIR, EI+
389.8156
6.913e+004



Sample Name: c23jun12a-4

c23jun12a-4
LMB for HBN 23684 [HXX/1596] 71972

F3: Voltage SIR, EI+
391.8127
6.383e+004



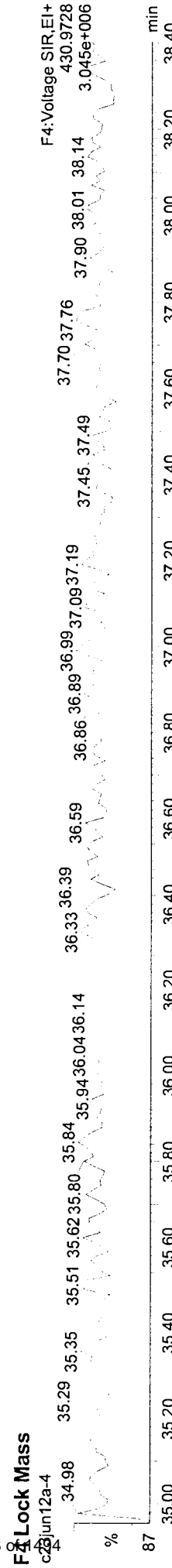
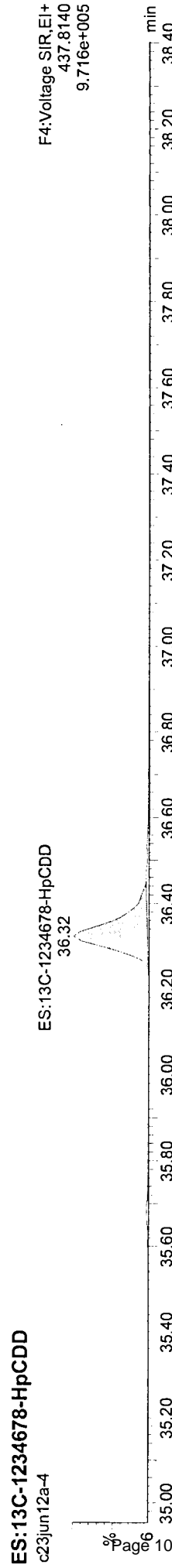
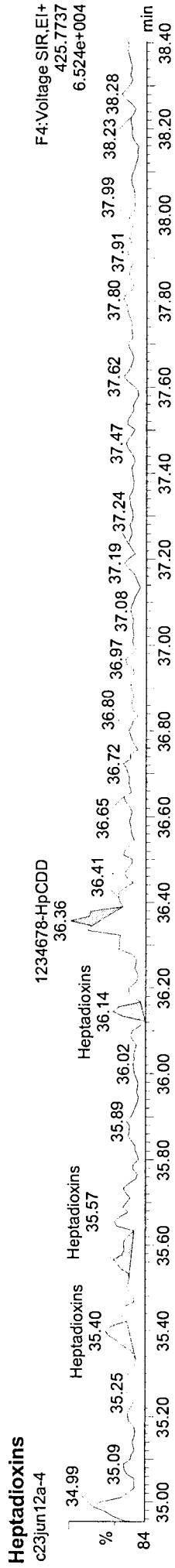
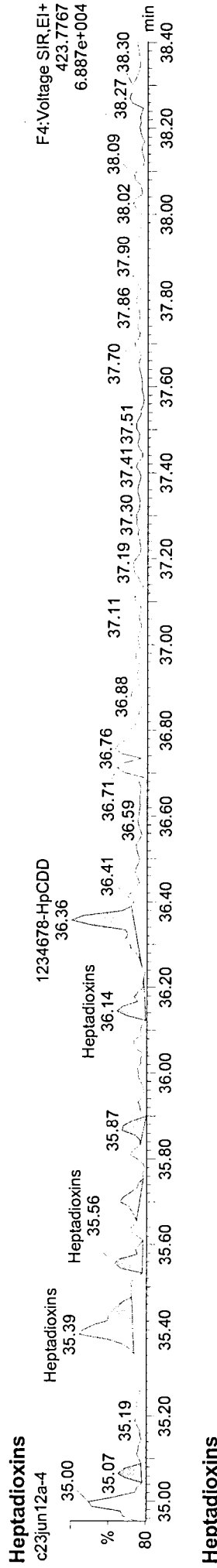
Quantify Sample Report
Sample Summary

MassLynx 4.1

Dataset: C:\MassLynx\Default.pro\Results\c23jun12a-4.qld

Last Altered: Sunday, June 24, 2012 17:25:07 Eastern Daylight Time
Printed: Sunday, June 24, 2012 17:25:59 Eastern Daylight Time

Name: c23jun12a-4, ID: 71972, User: KAS, Instrument: , Submitter: HRD1743, Task: HRMS3, Description: LMB for HBN 23684 [HXX/1596]



m3
jij
6/21/12

Method: C:\MassLynx\Default.PRO\MethDB\m1613-061912-db5ms.mdb 20 Jun 2012 08:46:37
Calibration: C:\MassLynx\Default.PRO\CurveDB\MS-0042012_1613.cdb 08 May 2012 08:31:36

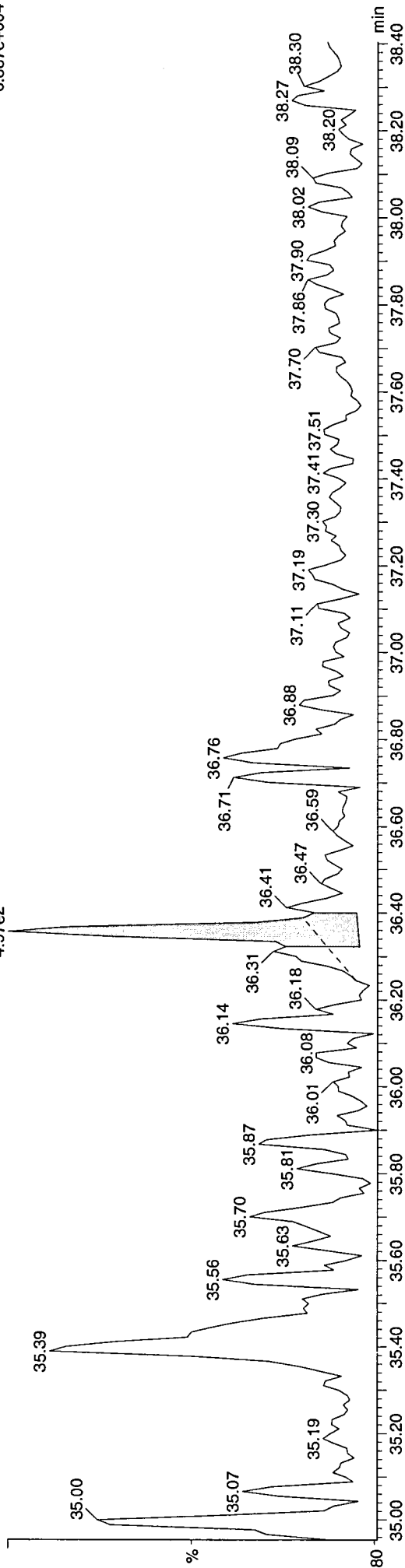
31 145

Compound Name: Heptadioxins

Sample Name: c23jun12a-4

c23jun12a-4
LMB for HBN 23684 [HXX\1596] 71972

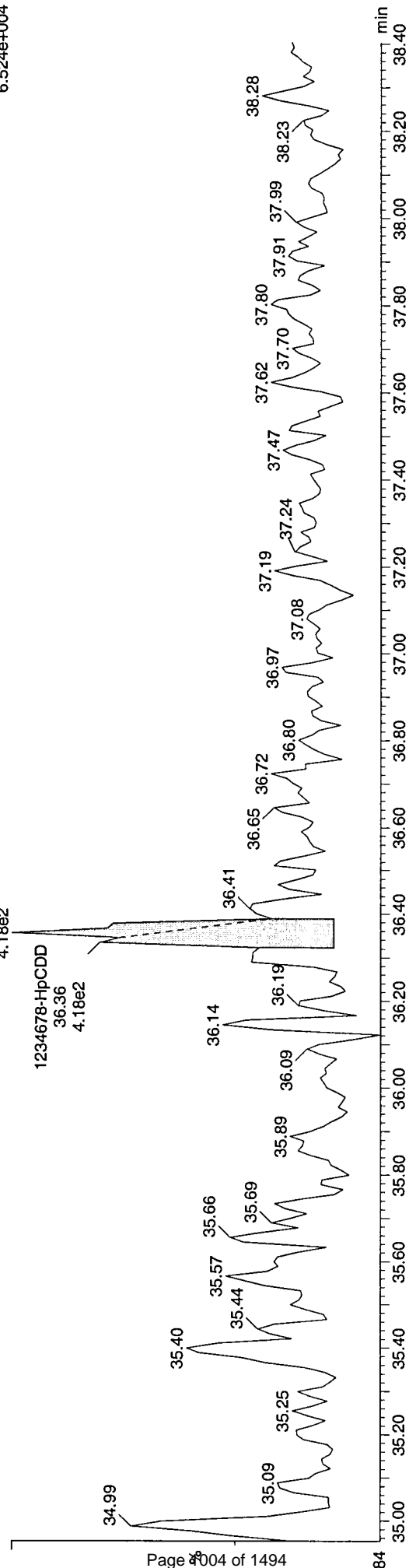
F4: Voltage SIR, EI+
423.7767
6.887e+004



Sample Name: c23jun12a-4

c23jun12a-4
LMB for HBN 23684 [HXX\1596] 71972

F4: Voltage SIR, EI+
425.7737
6.524e+004

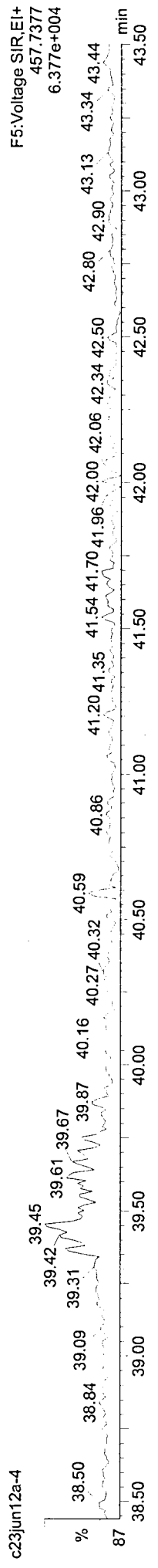


Dataset: C:\MassLynx\Default.pro\Results\c23jun12a-4.qld

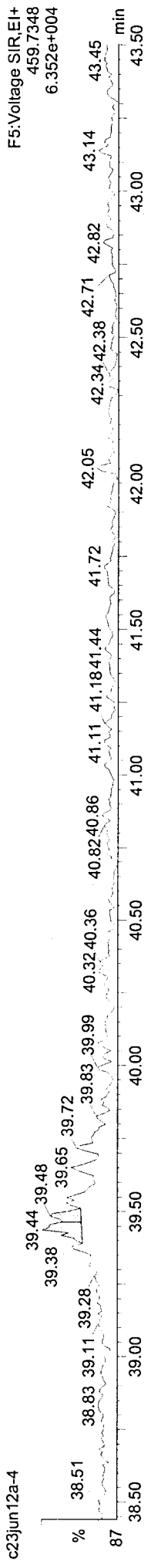
Last Altered: Sunday, June 24, 2012 17:25:07 Eastern Daylight Time
Printed: Sunday, June 24, 2012 17:25:59 Eastern Daylight Time

Name: c23jun12a-4, ID: 71972, User: KAS, Instrument: , Submitter: HRD1743, Task: HRMS3, Description: LMB for HBN 23684 [HXX/1596]

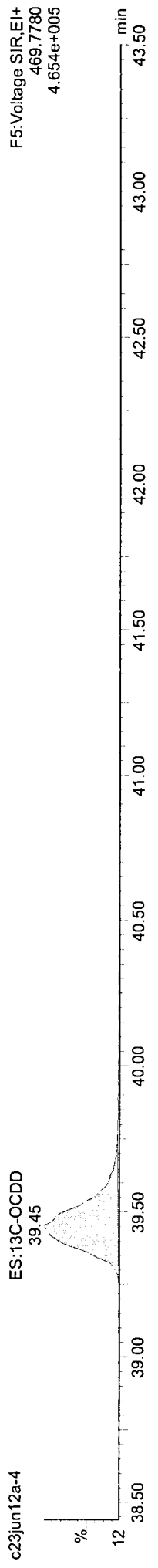
OCDD



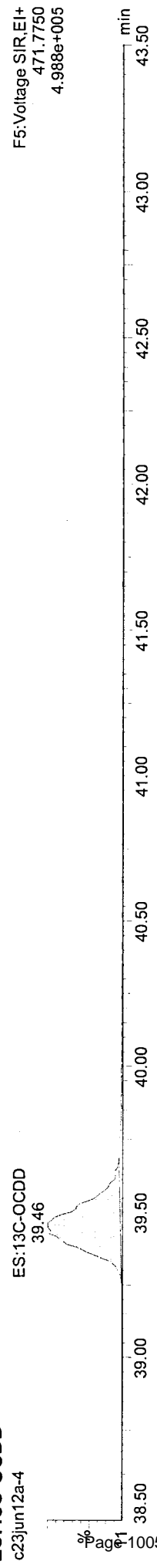
OCDD



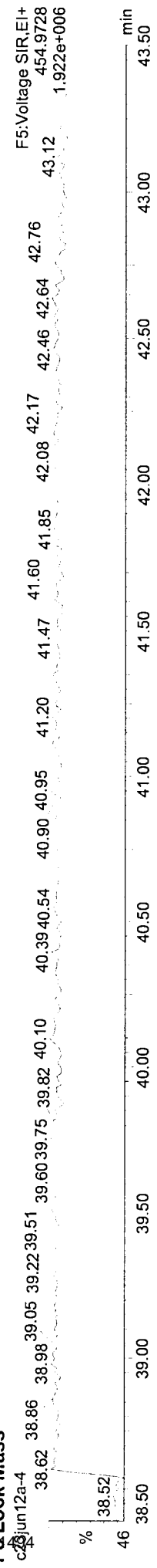
ES:13C-OCDD



ES:13C-OCDD



F5 Lock Mass



Manual Integrations

Dataset: V:\Results\c23jun12a-4.qld

m3
jul
6/25/12

Method: C:\MassLynx\Default.PROMethDB\m1613-061912-db5ms.mdb 20 Jun 2012 08:46:37
Calibration: C:\MassLynx\Default.PRO\CurveDB\B5MS-0042012_1613.cdb 08 May 2012 08:31:36

Compound Name: OCDD

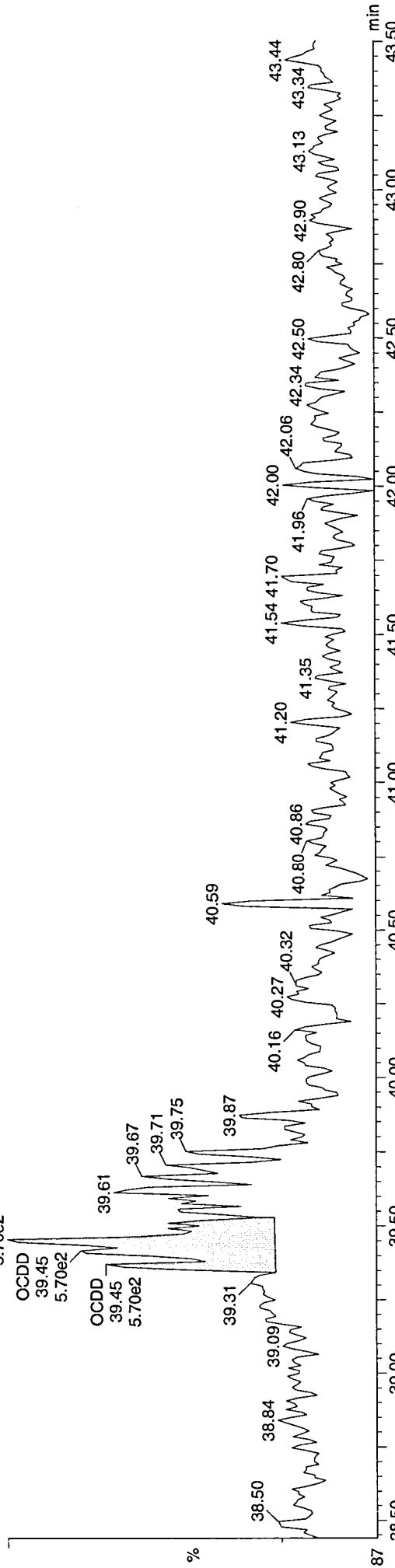
Sample Name: c23jun12a-4

c23jun12a-4

LMB for HBN 23684 [HXX\1596] 71972

OCDD 39.45
5.70e2

F5:Voltage SIR,EI+
457.7377
6.377e+004



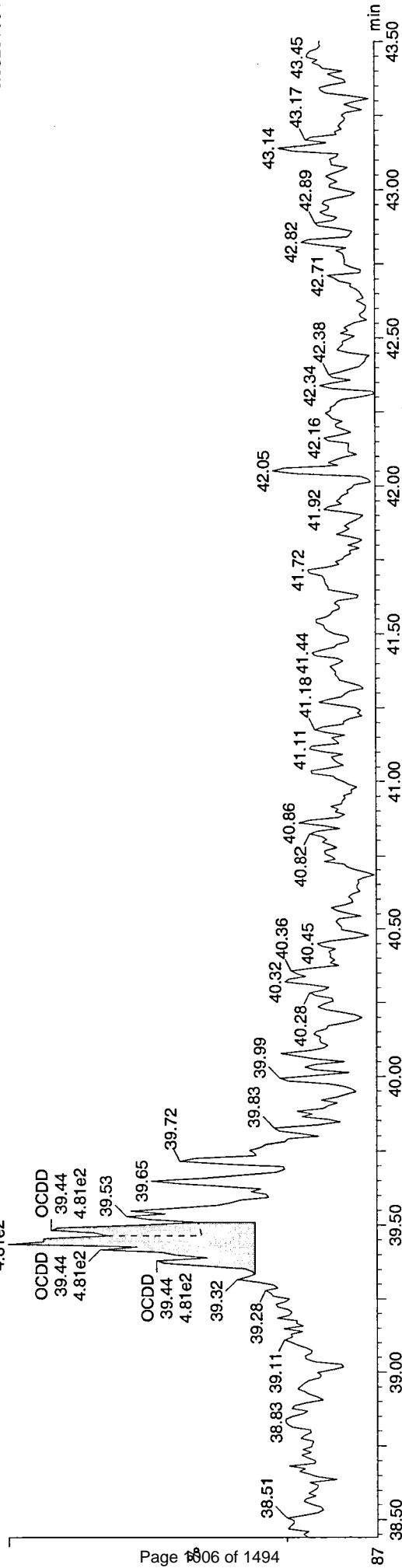
Sample Name: c23jun12a-4

c23jun12a-4

LMB for HBN 23684 [HXX\1596] 71972

OCDD 39.44
4.81e2

F5:Voltage SIR,EI+
459.7348
6.352e+004



Quantify Sample Report

Sample Summary

MassLynx 4.1

Dataset: C:\MassLynx\Default.pro\Results\c23jun12a-4.qld

Last Altered: Sunday, June 24, 2012 17:25:07 Eastern Daylight Time

Printed: Sunday, June 24, 2012 17:25:59 Eastern Daylight Time

Name: c23jun12a-4, ID: 71972, User: KAS, Instrument: , Submitter: HRD1743, Task: HRMS3, Description: LMB for HBN 23684 [HXX/1596]


12378-PeCDF

c23jun12a-4



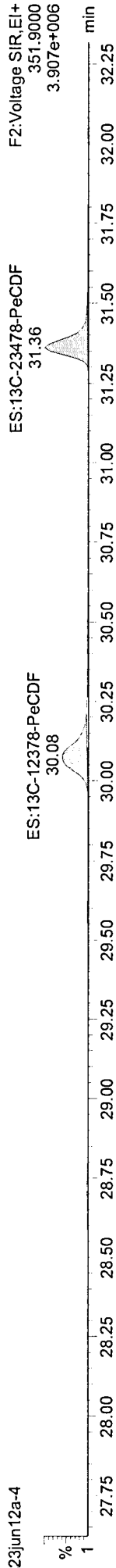
12378-PeCDF

c23jun12a-4




ES:13C-12378-PeCDF

c23jun12a-4



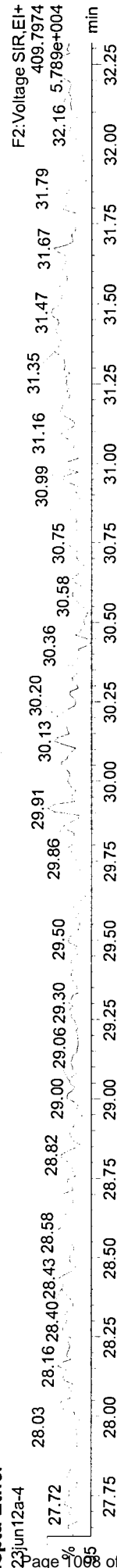
ES:13C-12378-PeCDF

c23jun12a-4



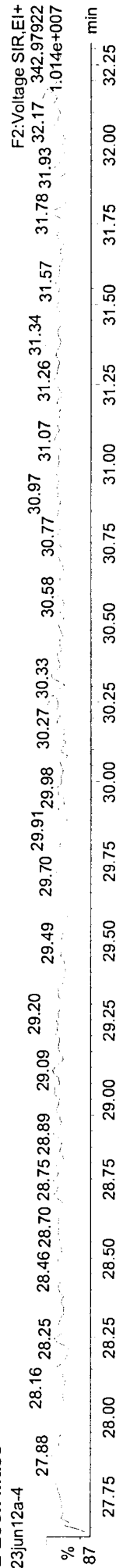
Hepta Ether

c23jun12a-4



F2 Lock Mass

c23jun12a-4



m3
jij
6/29/12

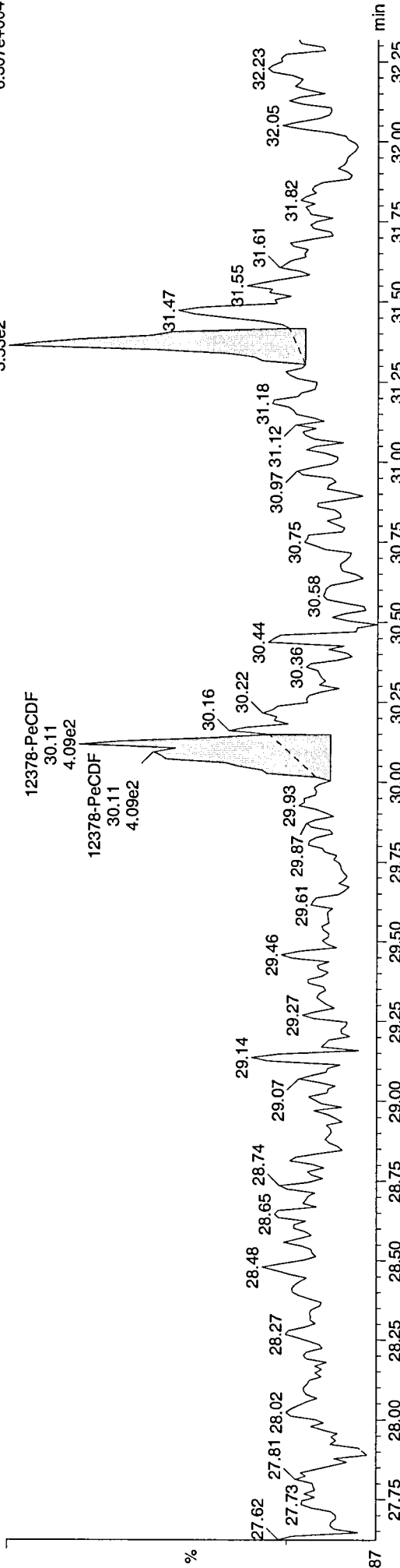
Method: C:\MassLynx\Default.PRO\MethDB\m1613-061912-db5ms.mdb 20 Jun 2012 08:46:37
Calibration: C:\MassLynx\Default.PRO\CurveDB\MS-0042012_1613.cdb 08 May 2012 08:31:36

Compound Name: Pentafurans

Sample Name: c23jun12a-4

c23jun12a-4
LMB for HBN 23684 [HXX\1596] 71972

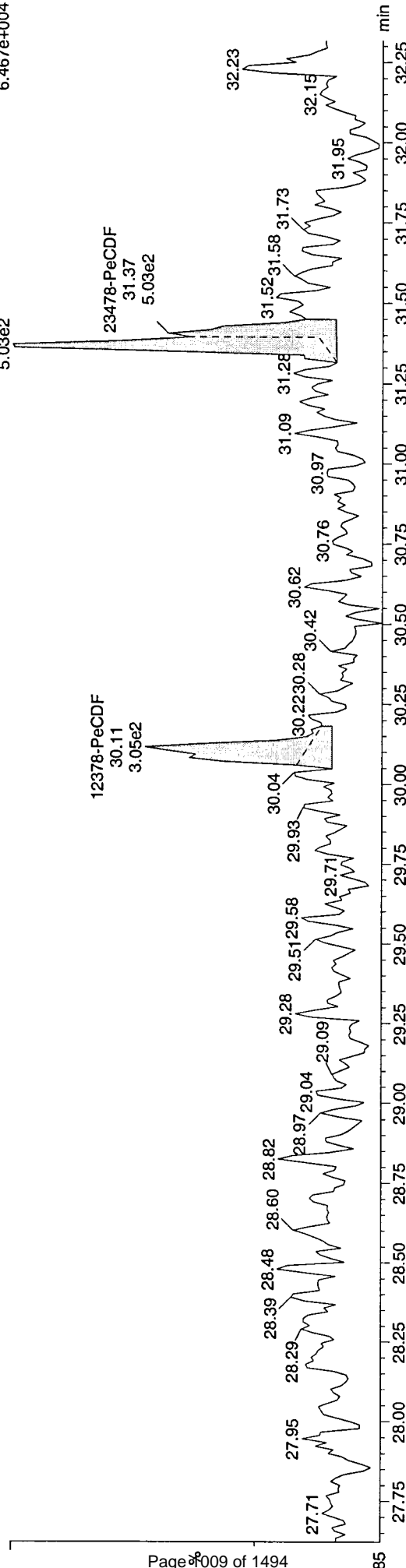
F2: Voltage SIR, EI+
339.8597
6.307e+004



Sample Name: c23jun12a-4

c23jun12a-4
LMB for HBN 23684 [HXX\1596] 71972

F2: Voltage SIR, EI+
341.8567
6.467e+004




Quantify Sample Report
 ### Sample Summary ###
 MassLynx 4.1

Dataset: C:\MassLynx\Default.pro\Results\c23jun12a-4.qld

Last Altered: Sunday, June 24, 2012 17:25:07 Eastern Daylight Time
 Printed: Sunday, June 24, 2012 17:25:59 Eastern Daylight Time

Name: c23jun12a-4, ID: 71972, User: KAS, Instrument: , Submitter: HRD1743, Task: HRMS3, Description: LMB for HBN 23684 [HXX/1596]



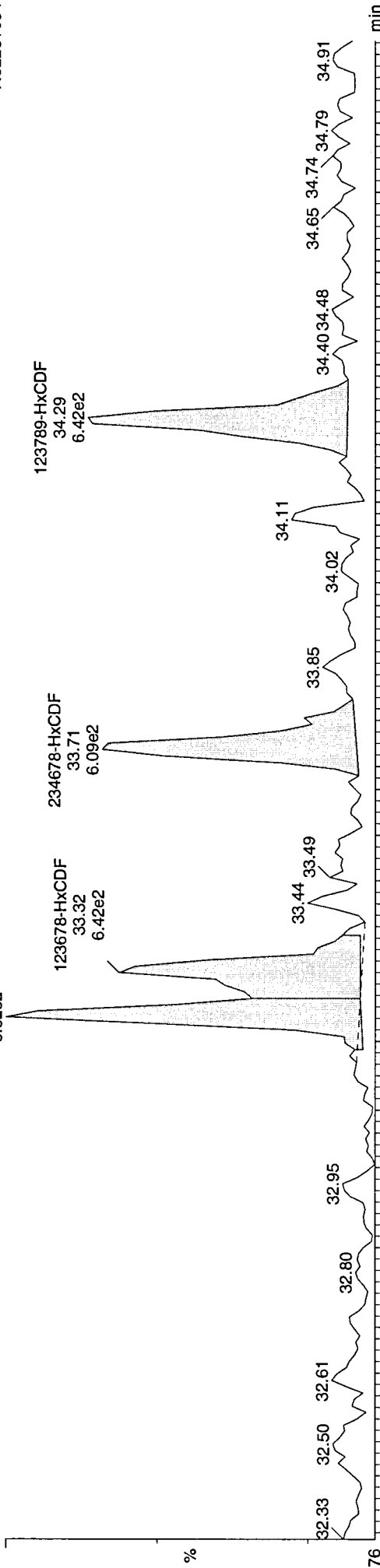
Method: C:\MassLynx\Default.PRO\MethDB\m1613-061912-db5ms.mdb 20 Jun 2012 08:46:37
Calibration: C:\MassLynx\Default.PRO\CurveDB\B5MS-0042012_1613.cdb 08 May 2012 08:31:36

Compound Name: Hexafurans

Sample Name: c23jun12a-4

c23jun12a-4
LMB for HBN 23684 [HXX/1596] 71972

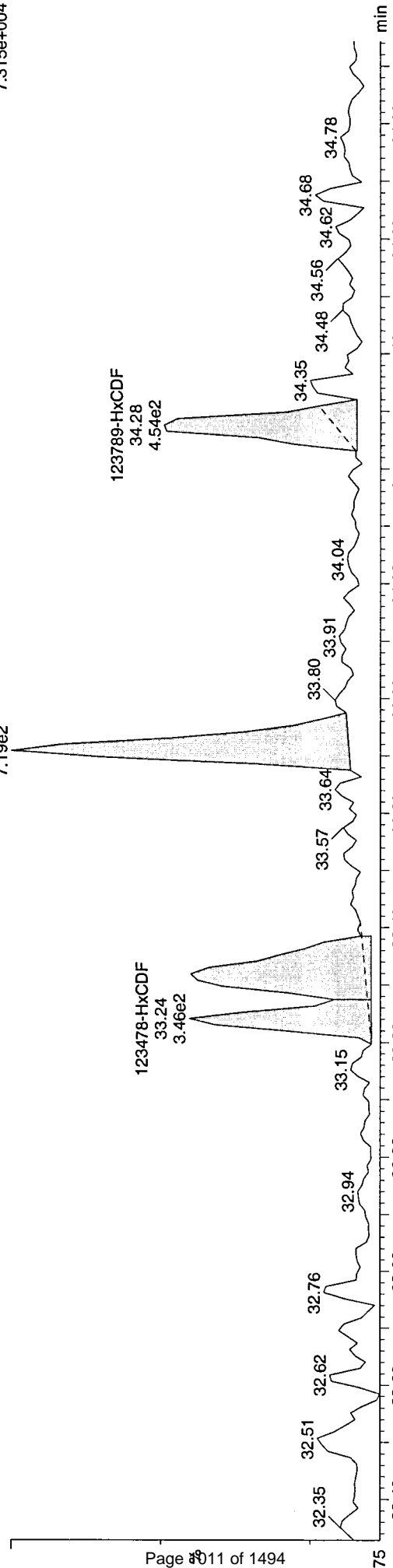
F3: Voltage SIR, EI+
373.8207
7.322e+004



Sample Name: c23jun12a-4

c23jun12a-4
LMB for HBN 23684 [HXX/1596] 71972

F3: Voltage SIR, EI+
375.8178
7.315e+004



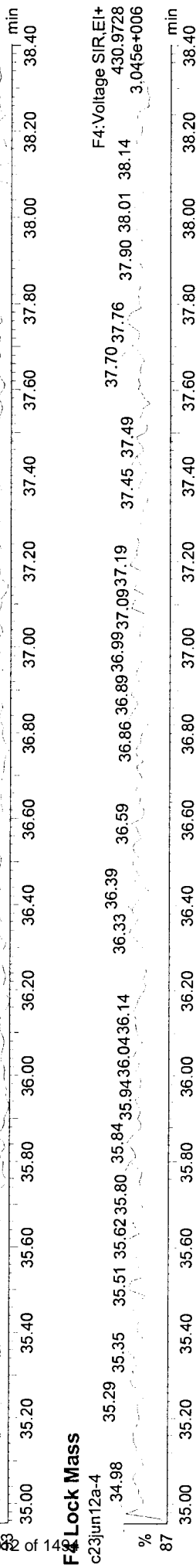
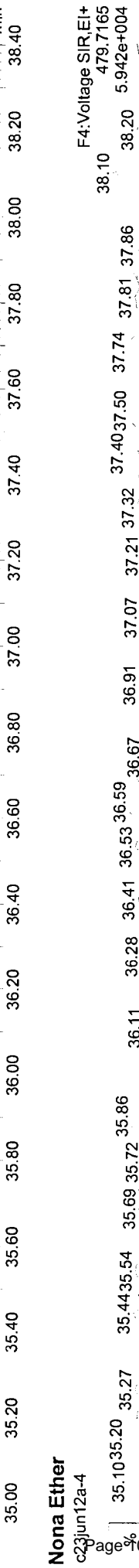


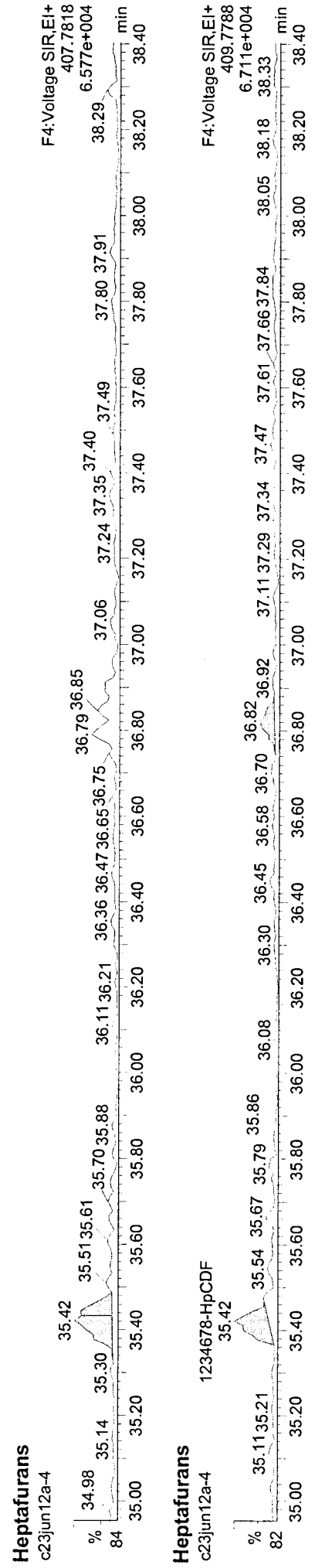
m3
jij
u/29/12

Quantify Sample Report
Sample Summary ###
MassLynx 4.1

Dataset: C:\MassLynx\Default.pro\Results\c23jun12a-4.qld

Last Altered: Sunday, June 24, 2012 17:25:07 Eastern Daylight Time
Printed: Sunday, June 24, 2012 17:25:59 Eastern Daylight Time

Name: c23jun12a-4, ID: 71972, User: KAS, Instrument: , Submitter: HRD1743, Task: HRMS3, Description: LMB for HBN 23684 [HXX/1596]



Manual Integrations

Dataset: V:\Results\c23jun12a-4.qld

m3
jj
6/25/12

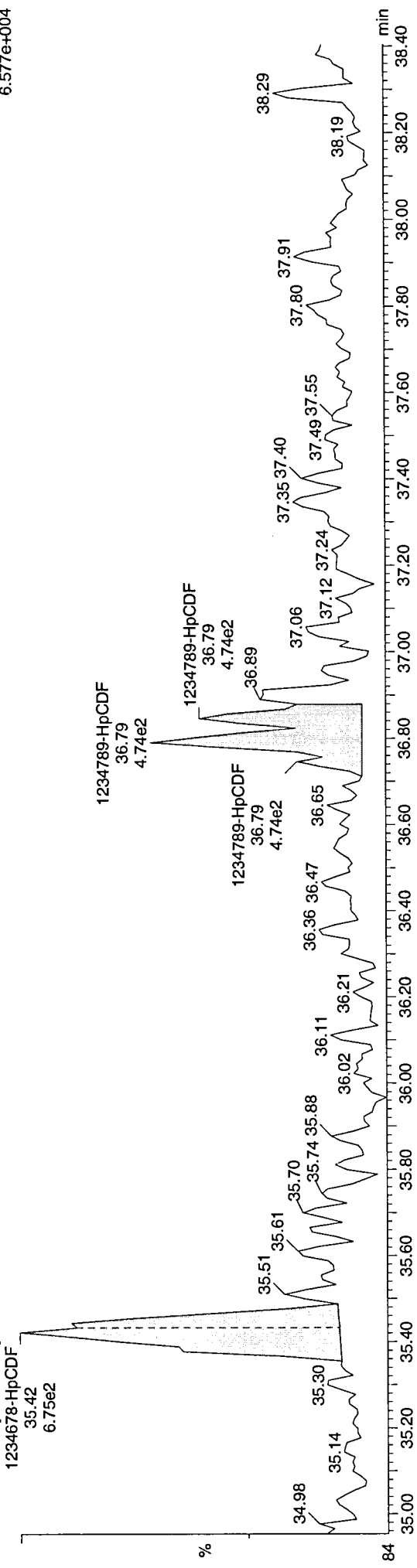
Method: C:\MassLynx\Default.PRO\MethDB\m1613-061912-db5ms.mdb 20 Jun 2012 08:46:37
Calibration: C:\MassLynx\Default.PRO\CurveDB\B5MS-0042012_1613.cdb 08 May 2012 08:31:36

3120450

Compound Name: Heptafurans

Sample Name: c23jun12a-4

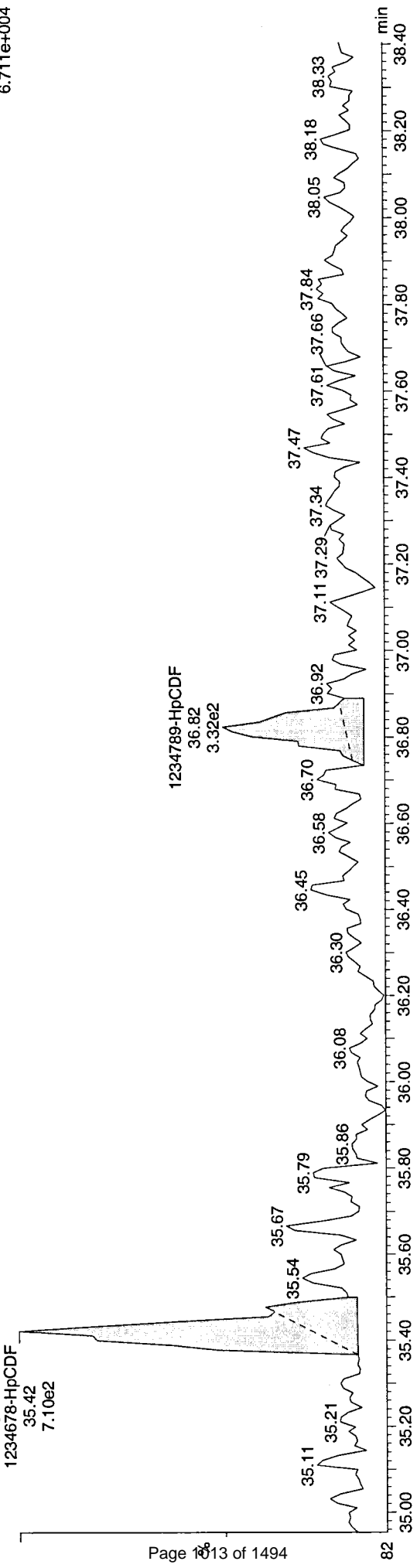
c23jun12a-4
LMB for HBN 23684 [HXX\1596] 71972



F4: Voltage SIR, EI+
407.7818
6.577e+004

Sample Name: c23jun12a-4

c23jun12a-4
LMB for HBN 23684 [HXX\1596] 71972



F4: Voltage SIR, EI+
409.7788
6.711e+004

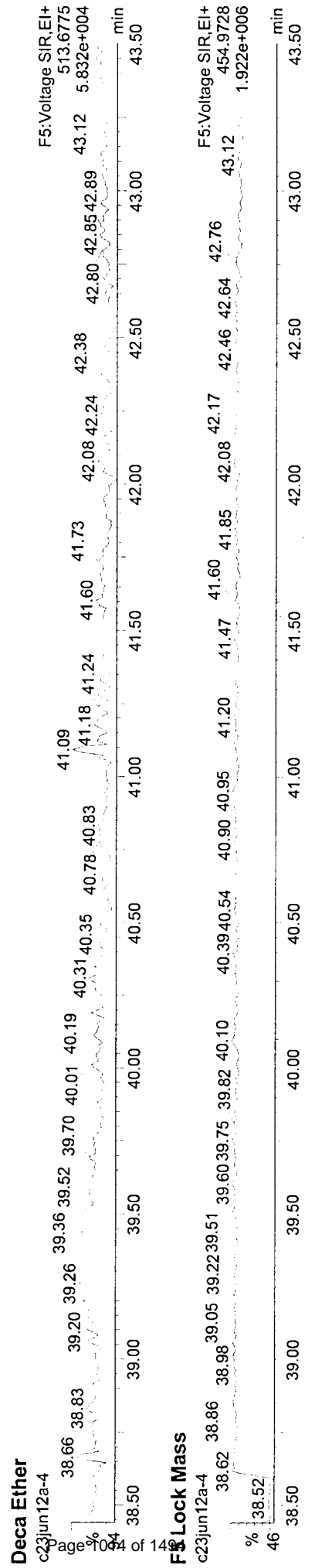
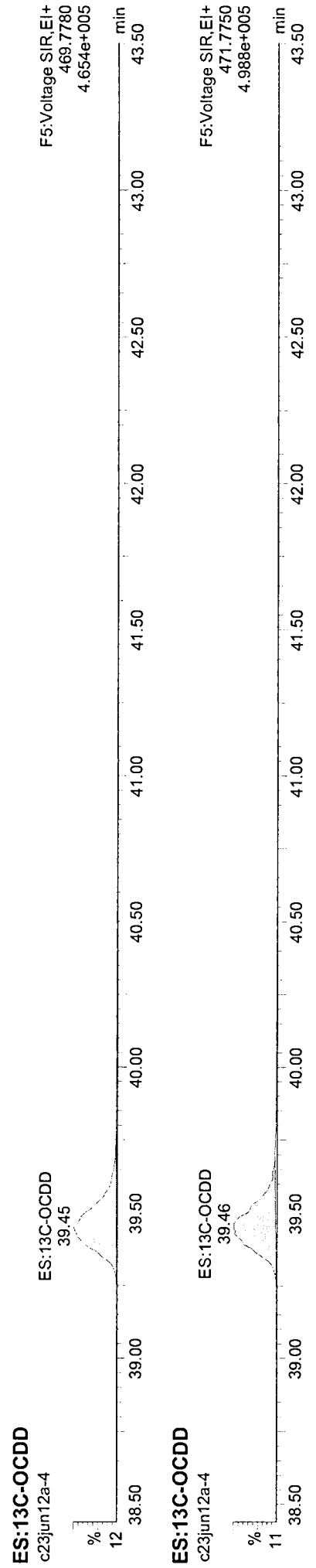
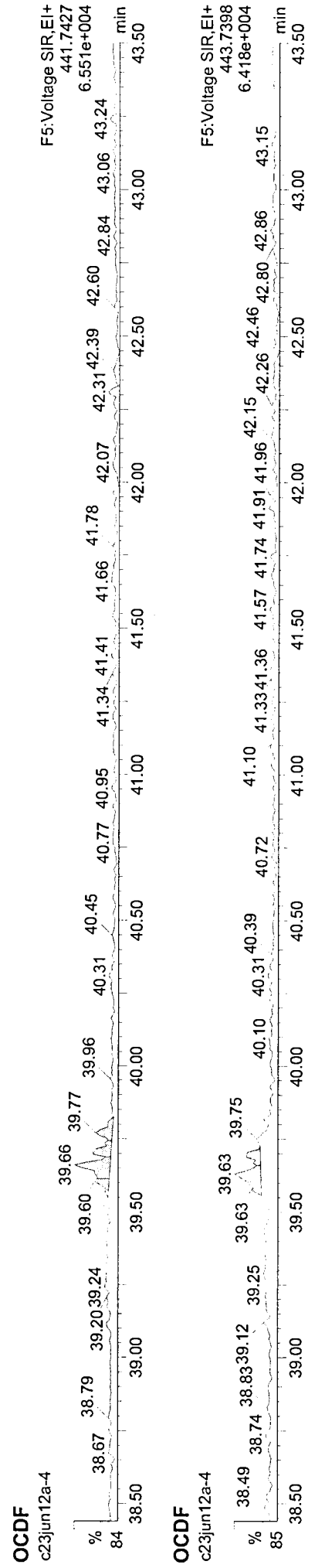
Quantify Sample Report MassLynx 4.1

Sample Summary

Dataset: C:\MassLynx\Default.pro\Results\c23jun12a-4.qld

Last Altered: Sunday, June 24, 2012 17:25:07 Eastern Daylight Time
Printed: Sunday, June 24, 2012 17:25:59 Eastern Daylight Time

Name: c23jun12a-4, ID: 71972, User: KAS, Instrument: , Submitter: HRD1743, Task: HRMS3, Description: LMB for HBN 23684 [HXX/1596]



m3

ج
6/25/12

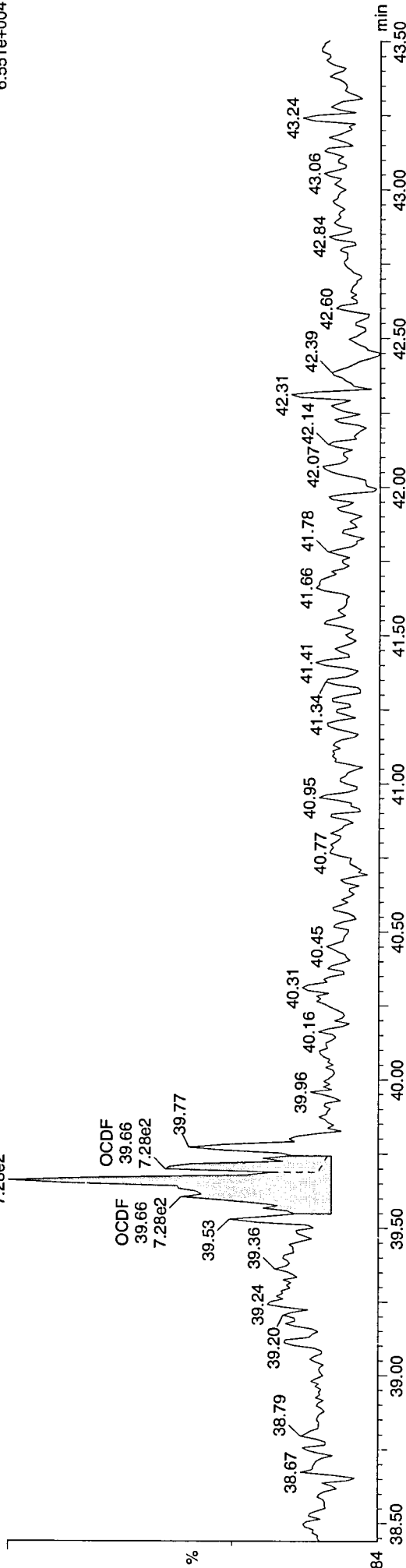
Method: C:\MassLynx\Default.PRO\MethDB\m1613-061912-db5ms.mdb 20 Jun 2012 08:46:37
Calibration: C:\MassLynx\Default.PRO\CurveDB\MS-0042012_1613.cdb 08 May 2012 08:31:36

Compound Name: OCDF

Sample Name: c23jun12a-4

c23jun12a-4
LMB for HBN 23684 [HXX\1596] 71972


F5: Voltage SIR, EI+
441.7427
6.551e+004



Sample Name: c23jun12a-4

c23jun12a-4
LMB for HBN 23684 [HXX\1596] 71972

F5: Voltage SIR, EI+
443.7398
6.418e+004



Quantify Sample Report

Sample Summary

MassLynx 4.1

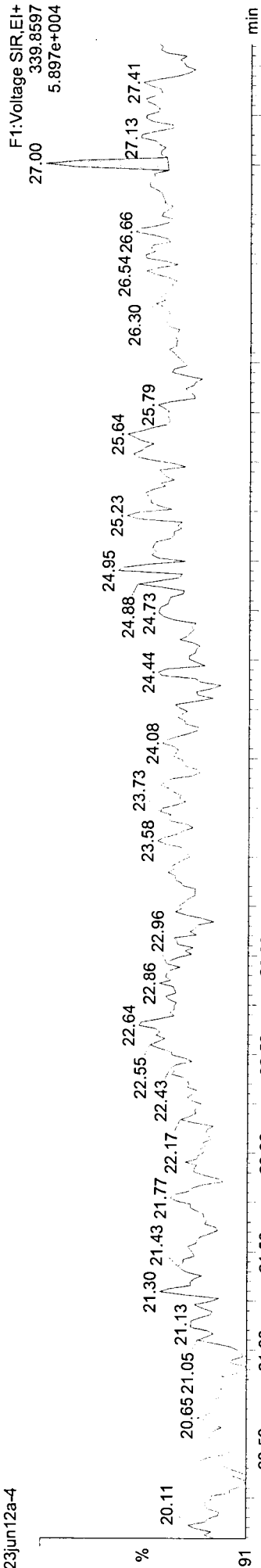
Dataset: C:\MassLynx\Default.pro\Results\c23jun12a-4.qld

Last Altered: Sunday, June 24, 2012 17:25:07 Eastern Daylight Time
Printed: Sunday, June 24, 2012 17:25:59 Eastern Daylight Time

Name: c23jun12a-4, ID: 71972, User: KAS, Instrument: , Submitter: HRD1743, Task: HRMS3, Description: LMB for HBN 23684 [HXX/1596]

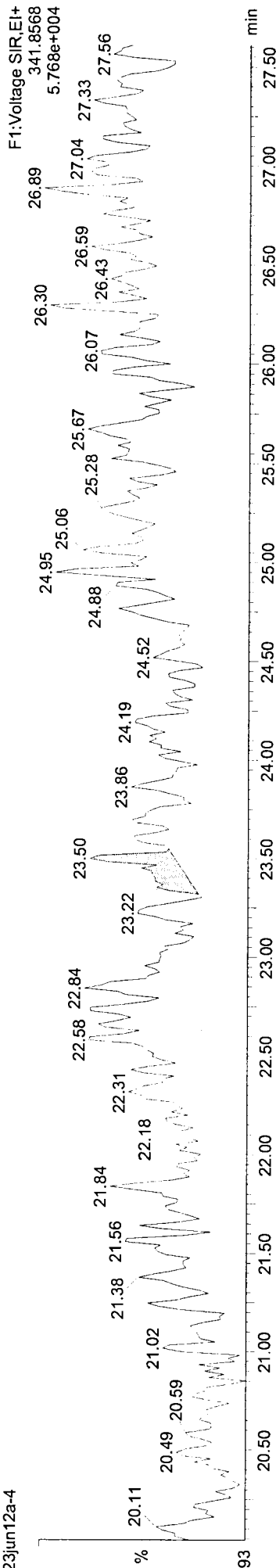
Pentafurans (F1)

c23jun12a-4




Pentafurans (F1)

c23jun12a-4



F1 Lock Mass

c23jun12a-4



Blank Spike Summary

Blank Spike ID: OPR for HBN 23684 [HXX/1596]
 Blank Spike Lab ID: 71973
 Date Analyzed: 06/19/2012 22:10

Matrix: Water

QC for Samples: 31201450020

Results by EPA 1613B

Blank Spike (ng/L)

Parameter	Spike	Result	Rec (%)	CL
2,3,7,8-TCDD	0.200	0.203	102	67.0-158
1,2,3,7,8-PeCDD	1.00	0.983	98	70.0-142
1,2,3,4,7,8-HxCDD	1.00	0.954	95	70.0-164
1,2,3,6,7,8-HxCDD	1.00	1.22	122	76.0-134
1,2,3,7,8,9-HxCDD	1.00	1.10	110	64.0-162
1,2,3,4,6,7,8-HpCDD	1.00	1.00	100	70.0-140
OCDD	2.00	2.19	110	78.0-144
2,3,7,8-TCDF	0.200	0.231	116	75.0-158
1,2,3,7,8-PeCDF	1.00	1.10	110	80.0-134
2,3,4,7,8-PeCDF	1.00	1.01	101	68.0-160
1,2,3,4,7,8-HxCDF	1.00	1.11	111	72.0-134
1,2,3,6,7,8-HxCDF	1.00	1.04	104	84.0-130
2,3,4,6,7,8-HxCDF	1.00	1.02	102	70.0-156
1,2,3,7,8,9-HxCDF	1.00	1.15	115	78.0-130
1,2,3,4,6,7,8-HpCDF	1.00	0.996	100	82.0-122
1,2,3,4,7,8,9-HpCDF	1.00	0.953	95	78.0-138
OCDF	2.00	1.95	97	63.0-170

Labeled Standards

13C-2378-TCDD	81	25.0-164
13C-12378-PeCDD	94	25.0-181
13C-123478-HxCDD	84	32.0-141
13C-123678-HxCDD	78	28.0-130
13C-1234678-HpCDD	81	23.0-140
13C-OCDD	60	17.0-157
13C-2378-TCDF	77	24.0-169
13C-12378-PeCDF	94	24.0-185
13C-23478-PeCDF	92	21.0-178
13C-123478-HxCDF	81	26.0-152
13C-123678-HxCDF	100	26.0-123
13C-234678-HxCDF	91	29.0-147
13C-123789-HxCDF	65	28.0-136
13C-1234678-HpCDF	97	28.0-143
13C-1234789-HpCDF	68	26.0-138
37Cl-2378-TCDD	89	35.0-197

Blank Spike Summary

Blank Spike ID: OPR for HBN 23684 [HXX/1596]
 Blank Spike Lab ID: 71973
 Date Analyzed: 06/19/2012 22:10

Matrix: Water

QC for Samples: 31201450020

Results by EPA 1613B

Blank Spike (%)

<u>Parameter</u>	<u>Spike</u>	<u>Result</u>	<u>Rec (%)</u>	<u>CL</u>
------------------	--------------	---------------	----------------	-----------

Batch Information

Analytical Batch: HRD1743
 Analytical Method: EPA 1613B
 Instrument: HRMS3
 Analyst: JLJ

Prep Batch: HXX1596
 Prep Method: EPA 1613B
 Prep Date/Time: 05/15/2012 17:41
 Spike Init Wt./Vol.: 1000 mL Extract Vol: 20 uL

Quantify Sample Summary Report
 ### 1613 Sample Summary ###

MassLynx 4.1 SCN640

Dataset: V:\Results\c19jun12c-2.qld

Last Altered: June 20, 2012 1:47:36 PM Eastern Daylight Time
 Printed: June 29, 2012 5:39:39 PM Eastern Daylight Time

1201450

TM 7-5-12
 for MAF

Method: C:\MassLynx\Default.pro\Methdb\m1613-061912-db5.ms.mxd 15 Jun 2012 16:54:53
 Calibration: C:\MassLynx\Default.PRO\CurveDB\MS-0042012_1613.cdb 08 May 2012 08:31:36

Name: c19jun12c-2 ✓
 Date: 19-Jun-2012
 Time: 22:10:42 ✓
 ID: 71973 ✓
 Submitter:
 Task: HRMS3

	Name	Response	Ion1Area	Ion2Area	RA	RAFail?	RRT	RT	pg/μL	EDL	Height1	Noise1	SN1	Height2	Noise2	SN2	M1	M2
1	2378-TCDD	2.406e4	1.066e4	1.341e4	0.79	NO	1.0006	25.57	10.151	0.0954	1.156e5	438	264.2	1.523e5	583	261.0	bb	bb
2	12378-PeCDD	1.102e5	6.775e4	4.241e4	1.60	NO	1.0003	31.64	49.169	0.0712	1.299e6	674	1928.9	8.286e5	569	1456.8	bb	bb
3	123478-HxCDD	9.649e4	5.332e4	4.318e4	1.23	NO	1.0000	33.82	47.697	0.0746	1.221e6	635	1921.6	1.030e6	667	1545.8	bd	bd
4	123678-HxCDD	1.115e5	6.233e4	4.916e4	1.27	NO	1.0000	33.89	60.950	0.0839	1.193e6	635	1877.6	9.453e5	667	1418.1	db	dd
5	123789-HxCDD	1.055e5	5.812e4	4.737e4	1.23	NO	1.0072	34.06	54.853	0.0791	1.166e6	635	1834.3	9.128e5	667	1369.3	bb	dd
6	1234678-HpCDD	8.961e4	4.513e4	4.448e4	1.01	NO	1.0003	36.33	50.134	0.2347	5.817e5	931	625.0	5.832e5	1183	492.9	bd	bd
7	OCDD	1.414e5	6.767e4	7.372e4	0.92	NO	1.0007	39.47	109.576	0.4603	4.040e5	734	550.3	4.348e5	713	610.1	MM	MM
8	2378-TCDF	3.731e4	1.664e4	2.066e4	0.81	NO	1.0013	24.68	11.560	0.0933	1.848e5	565	327.2	2.292e5	792	289.4	bb	bb
9	12378-PeCDF	1.833e5	1.126e5	7.073e4	1.59	NO	1.0011	30.10	55.086	0.1682	1.212e6	1185	1022.8	7.987e5	1304	612.5	bb	bb
10	23478-PeCDF	1.664e5	1.012e5	6.529e4	1.55	NO	1.0004	31.37	50.335	0.1012	1.852e6	1185	1562.0	1.222e6	1304	936.9	bb	bb
11	123478-HxCDF	1.485e5	8.160e4	6.686e4	1.22	NO	1.0003	33.25	55.714	0.1305	1.968e6	1624	1211.6	1.621e6	1744	929.1	bd	bd
12	123678-HxCDF	1.836e5	1.031e5	8.050e4	1.28	NO	1.0003	33.33	51.794	0.1120	2.279e6	1624	1403.0	1.788e6	1744	1025.0	db	db
13	234678-HxCDF	1.575e5	8.687e4	7.061e4	1.23	NO	1.0003	33.72	51.085	0.1267	1.960e6	1624	1206.7	1.488e6	1744	853.4	bb	bb
14	123789-HxCDF	1.135e5	6.192e4	5.153e4	1.20	NO	1.0003	34.26	57.371	0.2246	1.180e6	1624	726.8	9.870e5	1744	565.9	bb	bb
15	1234678-HpCDF	1.613e5	8.147e4	7.983e4	1.02	NO	1.0003	35.41	49.807	0.1361	1.211e6	1384	875.0	1.193e6	1117	1068.3	bb	bb
16	1234789-HpCDF	9.074e4	4.766e4	4.308e4	1.11	NO	1.0000	36.80	47.661	0.2790	5.631e5	1384	406.8	4.964e5	1117	444.3	bb	bb
17	OCDF	1.524e5	7.273e4	7.962e4	0.91	NO	1.0040	39.60	97.268	0.5621	5.615e5	1289	435.4	6.088e5	855	709.6	MM	MM
18	ES:13C-2378-TCDD	2.204e5	9.714e4	1.233e5	0.79	NO	1.0285	25.56	81.206	0.1970	1.096e6	1741	629.6	1.389e6	738	1853.9	bb	bb
19	ES:13C-12378-PeCDD	2.156e5	1.314e5	8.422e4	1.56	NO	1.2729	31.63	94.269	0.1154	2.559e6	719	3559.3	1.641e6	504	3254.2	bb	bb
20	ES:13C-123478-HxCDD	1.900e5	1.075e5	8.249e4	1.30	NO	0.9931	33.82	83.923	0.1502	2.320e6	803	2888.5	1.721e6	1902	905.0	bd	bd
21	ES:13C-123678-HxCDD	1.837e5	1.027e5	8.107e4	1.27	NO	0.9951	33.89	78.410	0.1451	2.177e6	803	2711.1	1.718e6	1902	903.5	db	db
22	ES:13C-1234678-HpCDD	1.694e5	8.868e4	8.072e4	1.10	NO	1.0666	36.32	81.270	0.1193	1.117e6	1006	1110.3	1.051e6	972	1080.8	MM	MM
23	ES:13C-OCDD	2.428e5	1.160e5	1.268e5	0.92	NO	1.1584	39.45	119.450	0.0979	7.063e5	908	778.2	7.569e5	675	1120.9	bd	bb
24	ES:13C-2378-TCDF	3.292e5	1.468e5	1.824e5	0.80	NO	0.9921	24.65	77.045	0.1721	1.654e6	1992	830.3	2.086e6	1418	1471.1	bb	bb
25	ES:13C-12378-PeCDF	3.395e5	2.072e5	1.324e5	1.57	NO	1.2102	30.07	93.793	0.1727	2.304e6	1463	1574.6	1.452e6	1435	1012.2	bb	bb
26	ES:13C-23478-PeCDF	3.237e5	1.977e5	1.259e5	1.57	NO	1.2621	31.36	92.069	0.1778	3.679e6	1463	2514.3	2.322e6	1435	1618.4	bb	bb

Quantify Sample Summary Report MassLynx 4.1 SCN640
 ### 1613 Sample Summary ###

Dataset: V:\Results\c19jun12c-2.qld

Last Altered: June 20, 2012 1:47:36 PM Eastern Daylight Time
 Printed: June 29, 2012 5:39:39 PM Eastern Daylight Time

Name: c19jun12c-2
 Date: 19-Jun-2012
 Time: 22:10:42
 ID: 71973
 Submitter:
 Task: HRMS3

Name	Response	Ion1Area	Ion2Area	RA	RAFail?	RRT	RT	pg/μL	EDL	Height1	Noise1	SN1	Height2	Noise2	SN2	M1	M2
27 ES:13C-123478-HxCDF	2.253e5	7.725e4	1.480e5	0.52	NO	0.9761	33.24	80.615	0.1836	1.871e6	1490	1255.5	3.527e6	2592	1361.1	MM	MM
28 ES:13C-123678-HxCDF	3.036e5	1.051e5	1.985e5	0.53	NO	0.9784	33.32	104.749	0.1770	2.228e6	1490	1495.4	4.256e6	2592	1642.2	MM	MM
29 ES:13C-234678-HxCDF	2.618e5	9.065e4	1.711e5	0.53	NO	0.9899	33.71	91.327	0.1790	1.954e6	1490	1311.3	3.729e6	2592	1438.8	MM	MM
30 ES:13C-123789-HxCDF	1.781e5	6.147e4	1.166e5	0.53	NO	1.0059	34.25	64.909	0.1870	1.165e6	1490	782.0	2.215e6	2592	854.9	bb	bb
31 ES:13C-1234678-HpCDF	2.332e5	7.327e4	1.600e5	0.46	NO	1.0395	35.40	97.170	0.1693	1.040e6	1339	776.5	2.337e6	1893	1234.6	MM	MM
32 ES:13C-1234789-HpCDF	1.371e5	4.245e4	9.463e4	0.45	NO	1.0807	36.80	67.623	0.2005	4.998e5	1339	373.2	1.055e6	1893	557.4	bb	bb
33 JS:13C-1234-TCDD	2.738e5	1.234e5	1.504e5	0.82	NO	0.0000	24.85	100.000	0.1953	1.430e6	1741	821.2	1.730e6	738	2343.4	bb	bb
34 JS:13C-123789-HxCDD	2.332e5	1.302e5	1.030e5	1.26	NO	0.0000	34.05	100.000	0.1458	2.588e6	803	3223.1	1.996e6	1902	1049.7	MM	MM
35 CS:37Cl-2378-TCDD	5.476e4	5.476e4	-	-	-	1.0291	25.57	17.794	0.0315	5.940e5	449	1323.5	-	-	-	MM	MM

Quantify Sample Report MassLynx 4.1 SCN627

Sample Summary

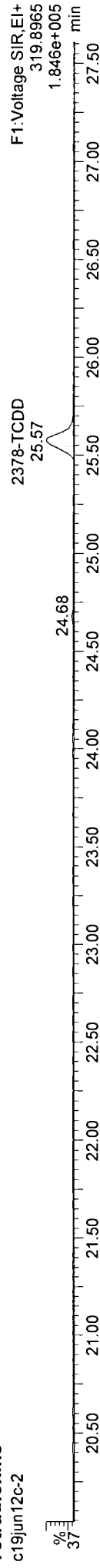
Dataset: Z:\Default.pro\Results\c19jun12c-2.qld

Last Altered: Wednesday, June 20, 2012 13:47:36 Eastern Daylight Time
Printed: Monday, June 25, 2012 08:27:41 Eastern Daylight Time

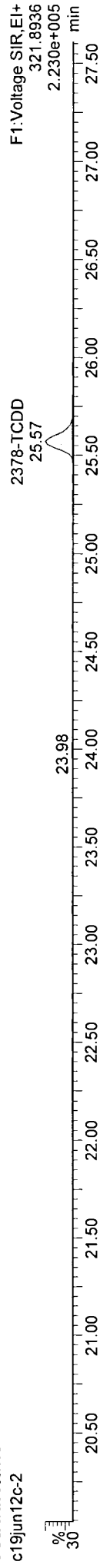
Method: C:\MassLynx\Default.pro\Methdb\m1613-061912-db5ms.mdb 15 Jun 2012 16:54:53
Calibration: C:\MassLynx\Default.pro\CurveDB\DB5MS-0042012_1613.cdb 08 May 2012 08:31:36

Name: c19jun12c-2, ID: 71973, User: KAS, Instrument: , Submitter: , Task: HRMS3, Description: OPR for HBN 23684 [HXX/1596]


Tetradioxins



Tetradioxins



ES:13C-2378-TCDD



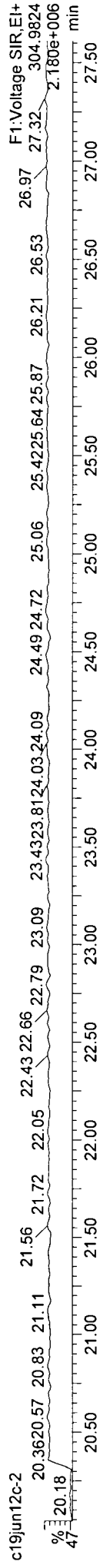
ES:13C-2378-TCDD



CS:37Cl-2378-TCDD



F1:Lock Mass



Manual Integrations

Dataset: V:\Results\c19jun12c-2.qld

Method: C:\MassLynx\Default.pro\Methdb\m1613-061912-db5ms.mdb 15 Jun 2012 16:54:53

Calibration: C:\MassLynx\Default.PRO\CurveDB\MS-0042012_1613.cdb 08 May 2012 08:31:36

Compound Name: CS:37Cl-2378-TCDD

Sample Name:

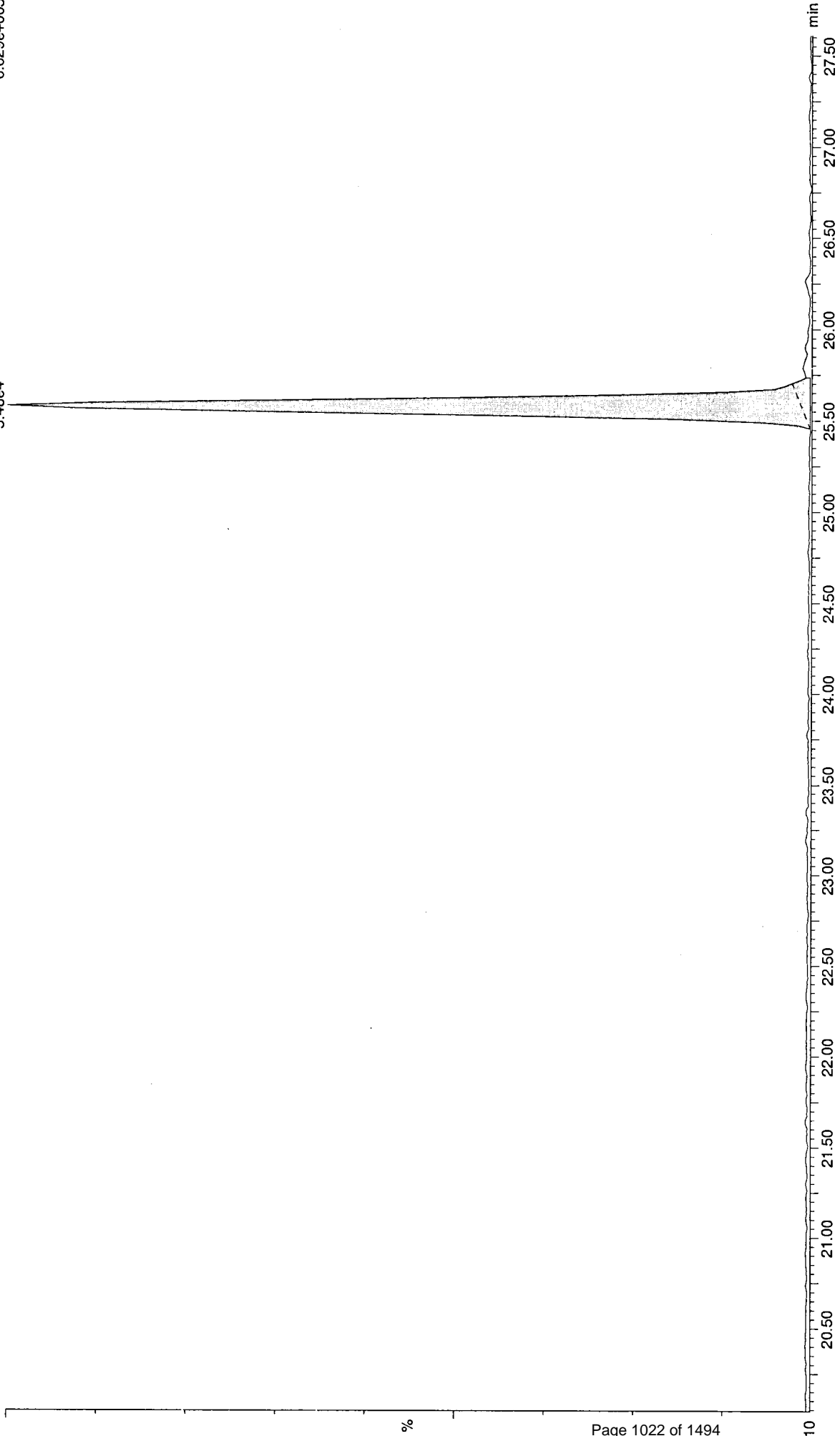
OPR for HBN 23684 [HXX\1596] 71973

CS:37Cl-2378-TCDD

25.57
5.48e4

F1:Voltage S/R,EI+
327.8847
6.629e+005

mj
July for KAS
7/05/12



Quantify Sample Report MassLynx 4.1 SCN627

Sample Summary

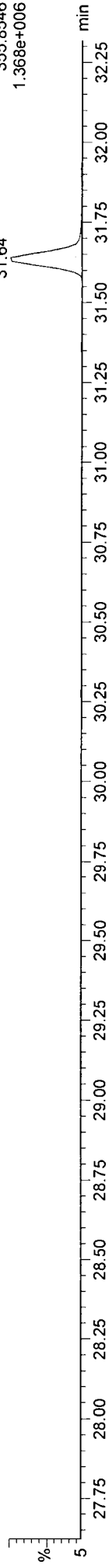
Dataset: Z:\Default.prolResults\c19jun12c-2.qld

Last Altered: Wednesday, June 20, 2012 13:47:36 Eastern Daylight Time
Printed: Monday, June 25, 2012 08:27:41 Eastern Daylight Time

Name: c19jun12c-2, ID: 71973, User: KAS, Instrument: , Submitter: , Task: HRMS3, Description: OPR for HBN 23684 [HXX/1596]

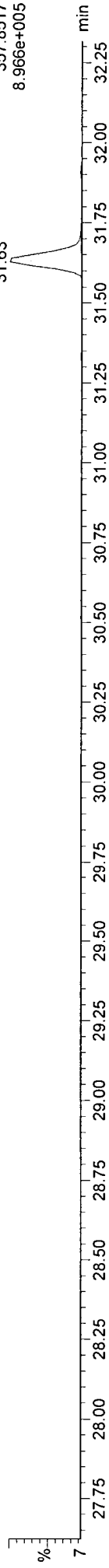
Pentadioxins

c19jun12c-2



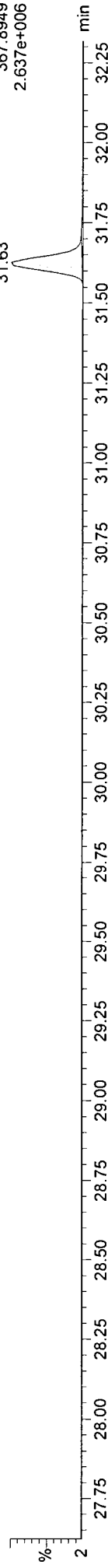
Pentadioxins

c19jun12c-2



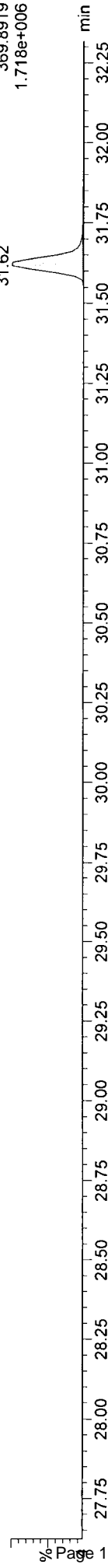
ES:13C-12378-PeCDD

c19jun12c-2



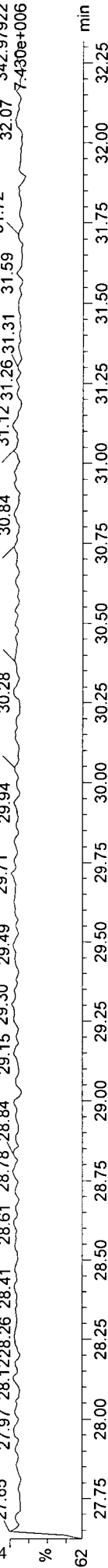
ES:13C-12378-PeCDD

c19jun12c-2



F2:Lock Mass

c19jun12c-2




Quantify Sample Report
Sample Summary

Dataset: Z:\Default.pro\Results\c19jun12c-2.qld

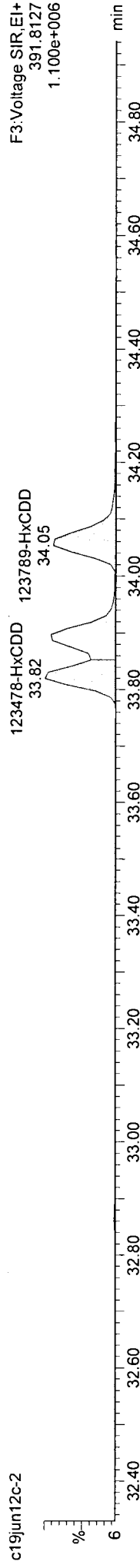
Last Altered: Wednesday, June 20, 2012 13:47:36 Eastern Daylight Time
Printed: Monday, June 25, 2012 08:27:41 Eastern Daylight Time

Name: c19jun12c-2, ID: 71973, User: KAS, Instrument: , Submitter: , Task: HRMS3, Description: OPR for HBN 23684 [HXX/1596]

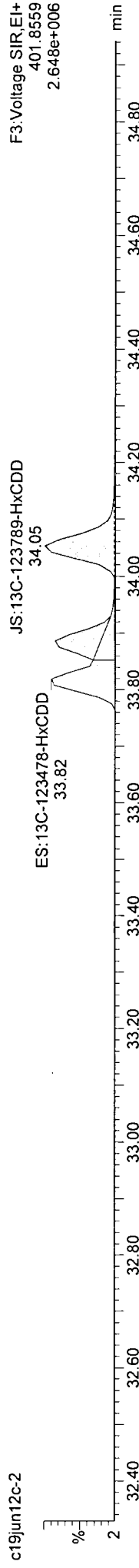
Hexadioxins



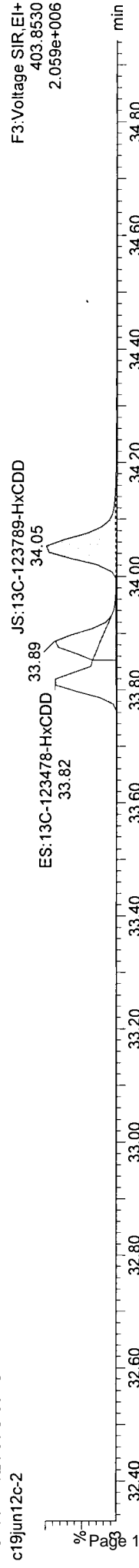
Hexadioxins



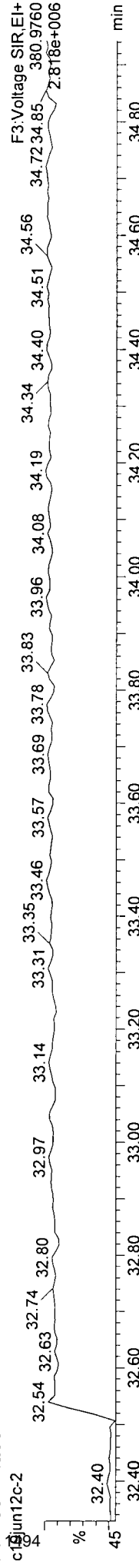
ES:13C-123678-HxCDD



ES:13C-123678-HxCDD



F3: Lock Mass



Manual Integrations

Dataset: V:\Results\c19jun12c-2.qld

MS
Jij
7/05/12
for KAS

Method: C:\MassLynx\Default.pro\Methdb\m1613-061912-db5ms.mdb 15 Jun 2012 16:54:53

Calibration: C:\MassLynx\Default.PRO\CurveDB\DB5MS-0042012_1613.cdb 08 May 2012 08:31:36

31 1450

Compound Name: JS:13C-123789-HxCDD

Sample Name:

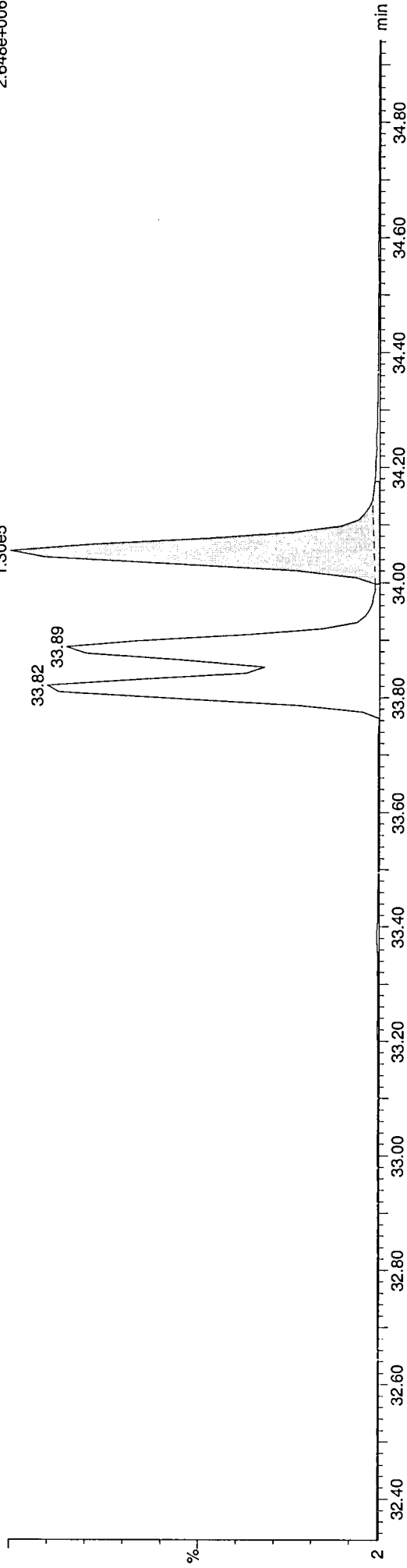
OPR for HBN 23684 [HXX/1596] 71973

JS:13C-123789-HxCDD

34.05

1.30e5

F3: Voltage SIR,EI+
401.8559
2.648e+006



Sample Name:

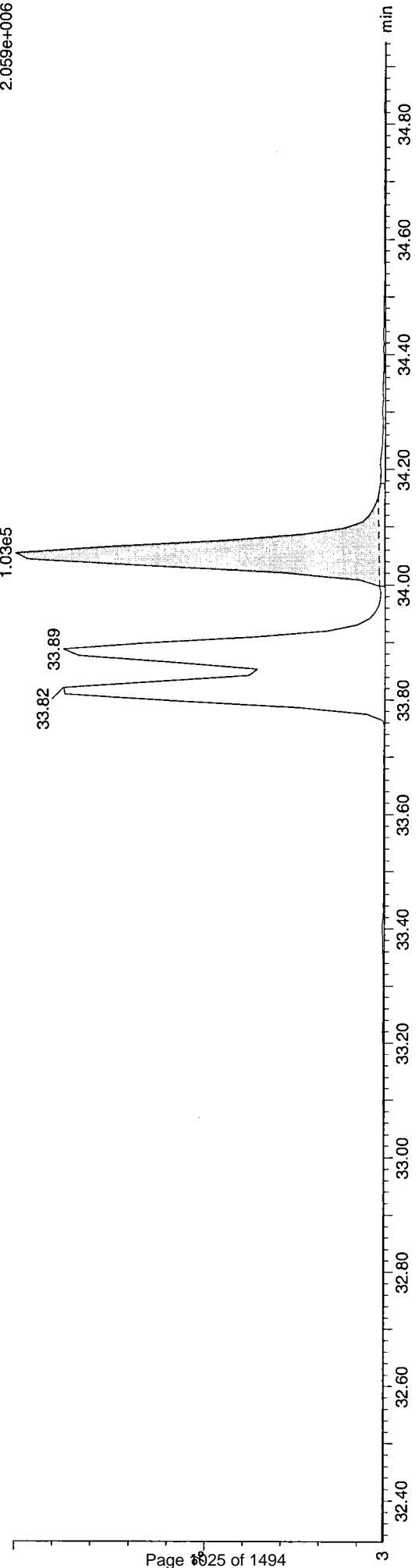
OPR for HBN 23684 [HXX/1596] 71973

JS:13C-123789-HxCDD

34.05

1.03e5

F3: Voltage SIR,EI+
403.8530
2.059e+006



Quantify Sample Report MassLynx 4.1 SCN627

Sample Summary

Dataset: Z:\Default.pro\Results\c19jun12c-2.qld

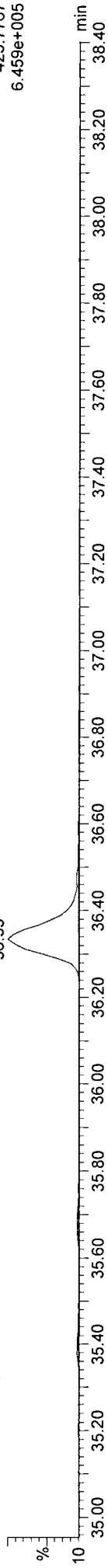
Last Altered: Wednesday, June 20, 2012 13:47:36 Eastern Daylight Time
Printed: Monday, June 25, 2012 08:27:41 Eastern Daylight Time

Name: c19jun12c-2, ID: 71973, User: KAS, Instrument: , Submitter: , Task: HRMS3, Description: OPR for HBN 23684 [HXX/1596]

Heptadioxins

c19jun12c-2

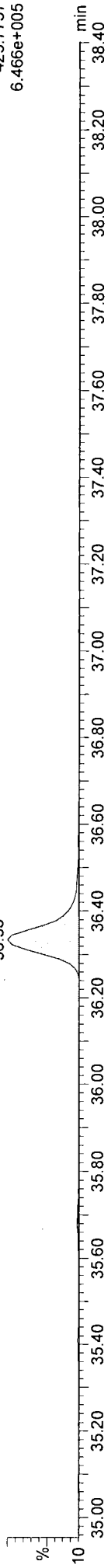
F4:Voltage SIR,EI+
423.7767
6.459e+005



Heptadioxins

c19jun12c-2


F4:Voltage SIR,EI+
425.7737
6.466e+005



ES:13C-1234678-HpCDD

c19jun12c-2


F4:Voltage SIR,EI+
435.8169
1.179e+006



ES:13C-1234678-HpCDD

c19jun12c-2

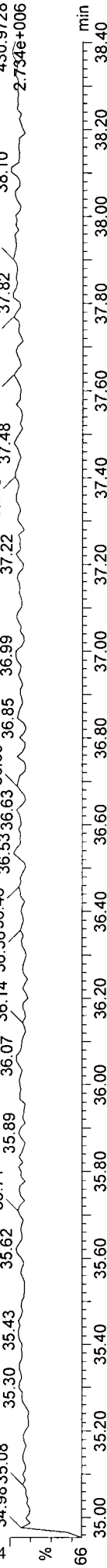
F4:Voltage SIR,EI+
437.8140
1.118e+006



F4:Lock Mass

c19jun12c-2

F4:Voltage SIR,EI+
430.9728
2.734e+006



Manual Integrations

Dataset: V:\Results\c19jun12c-2.qld

m3
j.l.j for KAS
710512

Method: C:\MassLynx\Default.pro\Methdb\m1613-061912-db5ms.mdb 15 Jun 2012 16:54:53
Calibration: C:\MassLynx\Default.PRO\CurveDB\MS-0042012_1613.cdb 08 May 2012 08:31:36

3121450

Compound Name: ES:13C-1234678-HpCDD

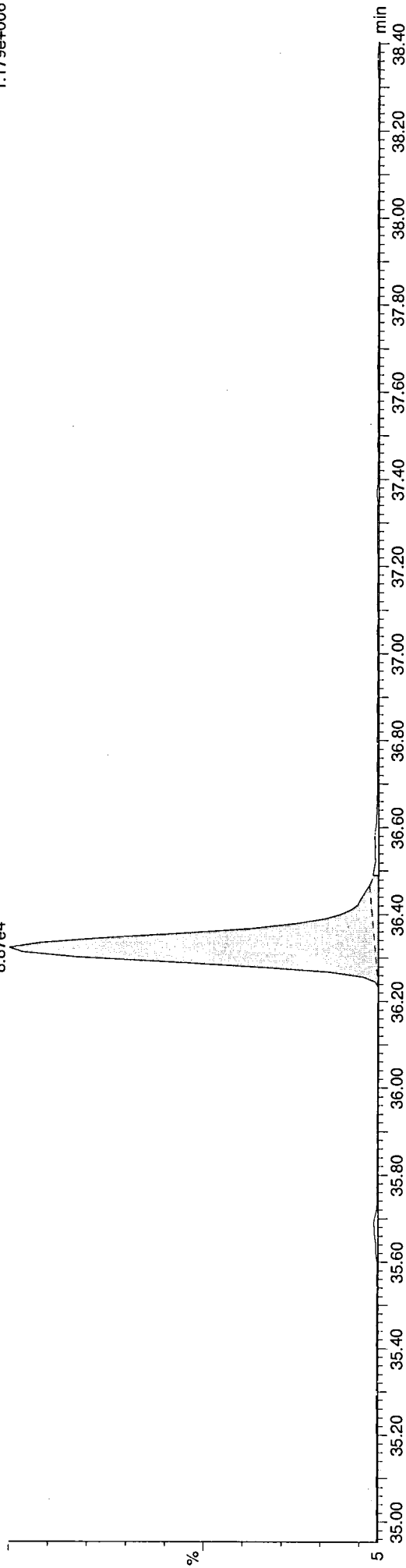
Sample Name:

OPR for HBN 23684 [HXX/1596] 71973

ES:13C-1234678-HpCDD

36.32
8.87e4

F4: Voltage SIR, EI+
435.8169
1.179e+006



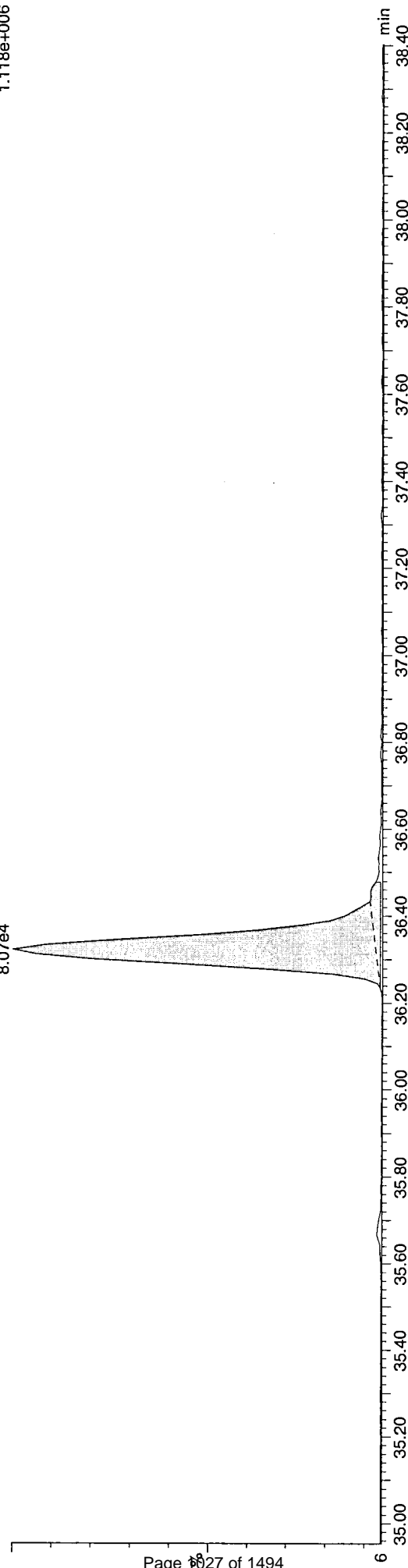
Sample Name:

OPR for HBN 23684 [HXX/1596] 71973

ES:13C-1234678-HpCDD

36.32
8.07e4

F4: Voltage SIR, EI+
437.8140
1.118e+006



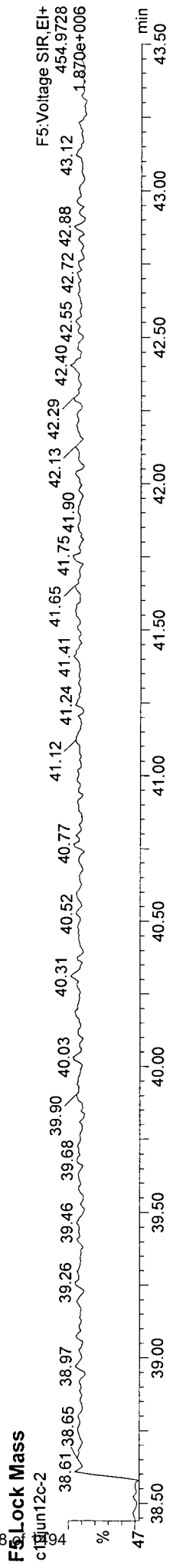
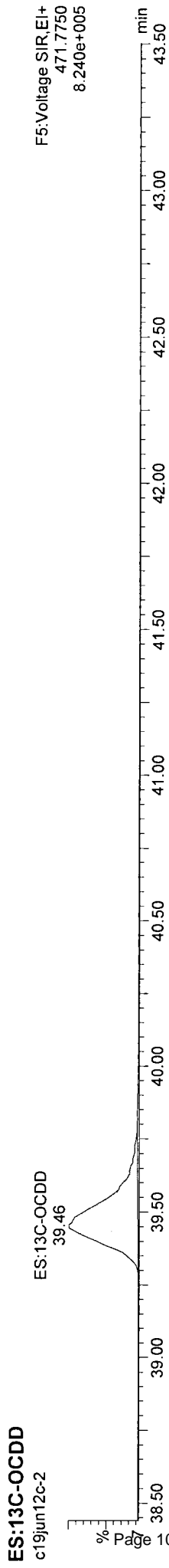

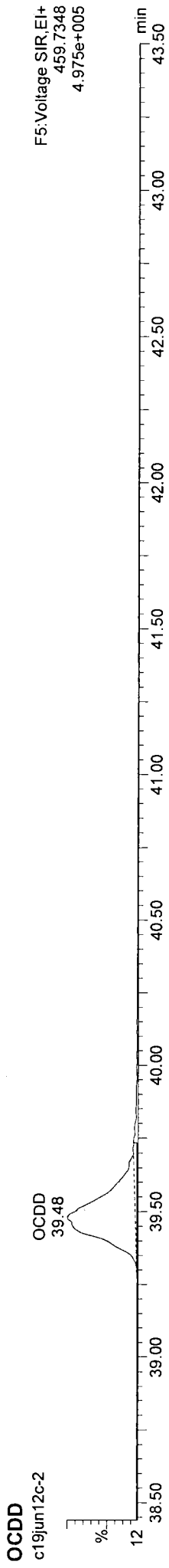

Quantify Sample Report MassLynx 4.1 SCN627

Sample Summary

Dataset: Z:\Default.pro\Results\c19jun12c-2.qld

Last Altered: Wednesday, June 20, 2012 13:47:36 Eastern Daylight Time
Printed: Monday, June 25, 2012 08:27:41 Eastern Daylight Time

Name: c19jun12c-2, ID: 71973, User: KAS, Instrument: , Submitter: , Task: HRMS3, Description: OPR for HBN 23684 [HXX/1596]



ms
jij for KAS
7/05/12

Method: C:\MassLynx\Default.pro\Methdb\m1613-061912-db5.ms.mdb 15 Jun 2012 16:54:53
Calibration: C:\MassLynx\Default.PRO\CurveDB\MS-0042012_1613.cdb 08 May 2012 08:31:36

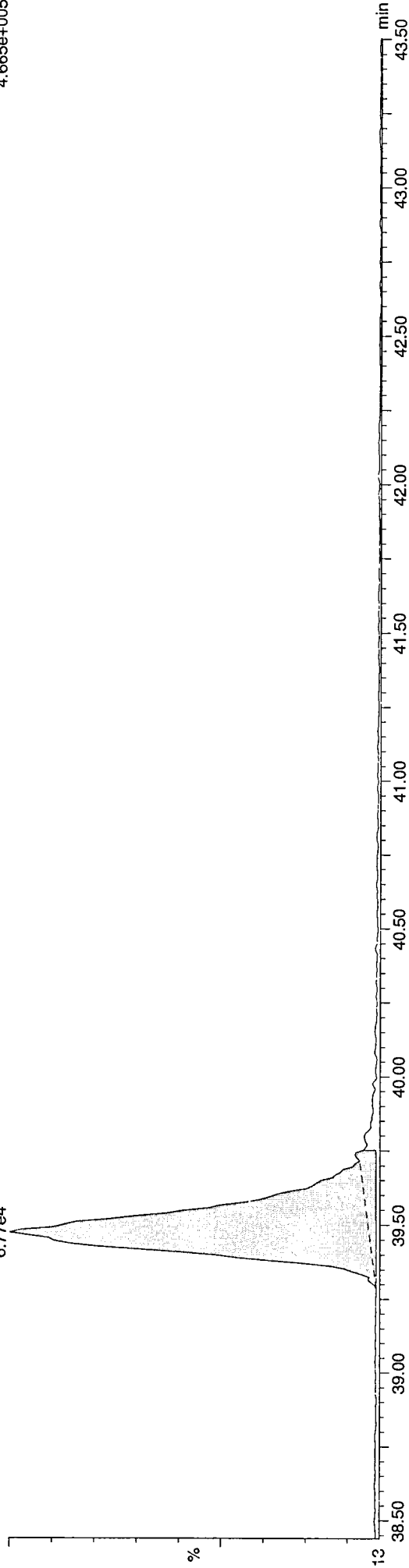
Compound Name: OCDD

Sample Name:

OPR for HBN 23684 [HXX\1596] 71973

OCDD
39.47
6.77e4

F5: Voltage SIR, EI+
457.7377
4.665e+005

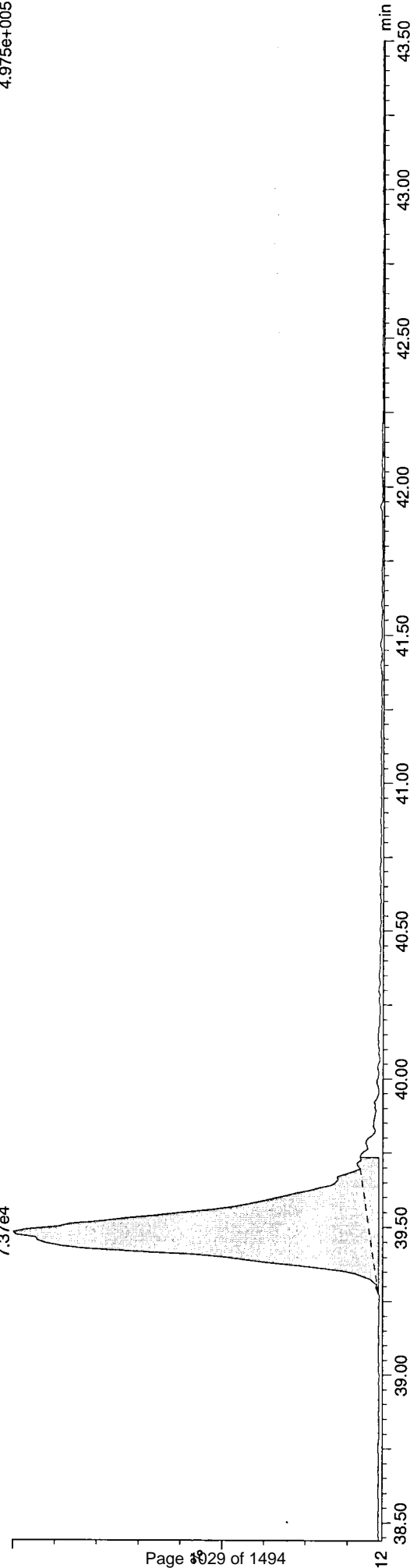


Sample Name:

OPR for HBN 23684 [HXX\1596] 71973

OCDD
39.48
7.37e4

F5: Voltage SIR, EI+
459.7348
4.975e+005


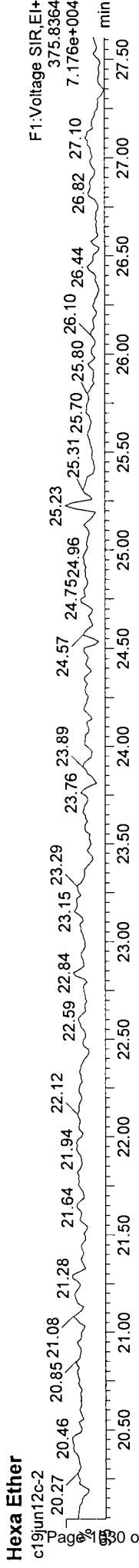
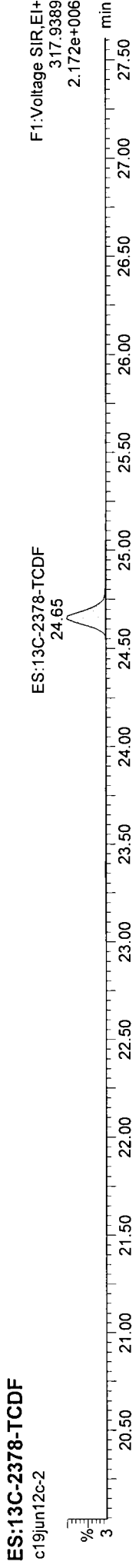
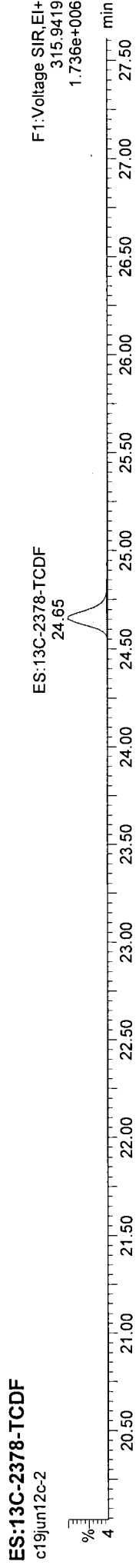
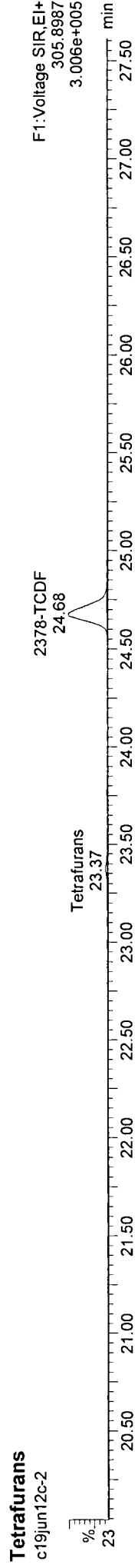
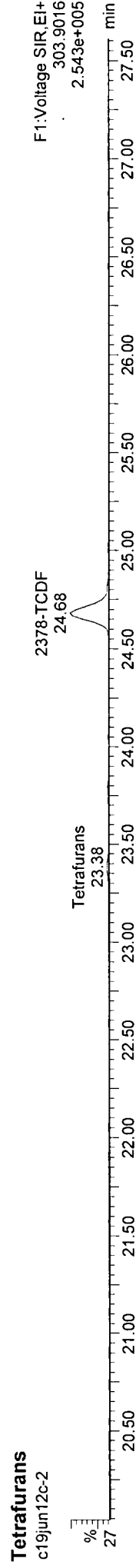


Dataset: Z:\Default.pro\Results\c19jun12c-2.qld

Last Altered: Wednesday, June 20, 2012 13:47:36 Eastern Daylight Time
Printed: Monday, June 25, 2012 08:27:41 Eastern Daylight Time

201450

Name: c19jun12c-2, ID: 71973, User: KAS, Instrument: , Submitter: , Task: HRMS3, Description: OPR for HBN 23684 [HXX/1596]



Quantify Sample Report MassLynx 4.1 SCN627

Sample Summary

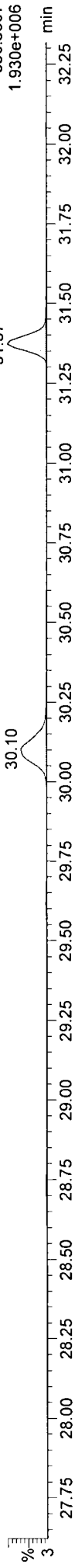
Dataset: Z:\Default.pro\Results\c19jun12c-2.qld

Last Altered: Wednesday, June 20, 2012 13:47:36 Eastern Daylight Time
Printed: Monday, June 25, 2012 08:27:41 Eastern Daylight Time

Name: c19jun12c-2, ID: 71973, User: KAS, Instrument: , Submitter: , Task: HRMS3, Description: OPR for HBN 23684 [HXX/1596]

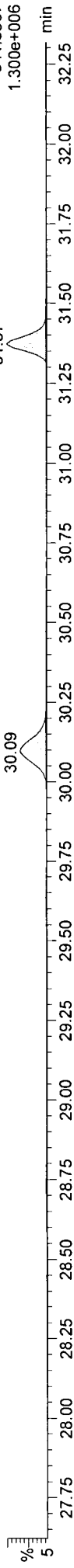
12378-PeCDF

c19jun12c-2



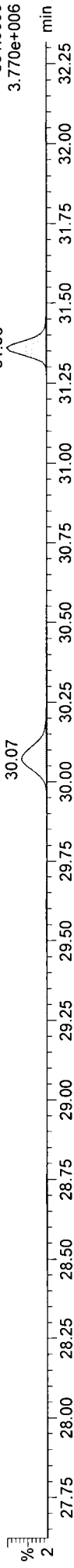
12378-PeCDF

c19jun12c-2



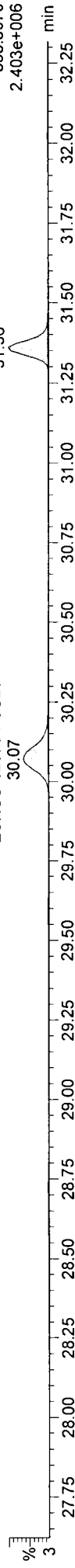
ES:13C-12378-PeCDF

c19jun12c-2




ES:13C-12378-PeCDF

c19jun12c-2



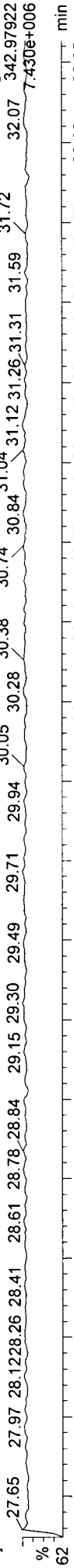
Hepta Ether

c19jun12c-2



F2: Lock Mass

c19jun12c-2



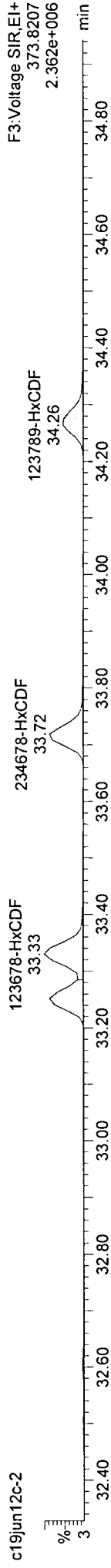
Dataset: Z:\Default.pro\Results\c19jun12c-2.qld

Last Altered: Wednesday, June 20, 2012 13:47:36 Eastern Daylight Time
Printed: Monday, June 25, 2012 08:27:41 Eastern Daylight Time

20145

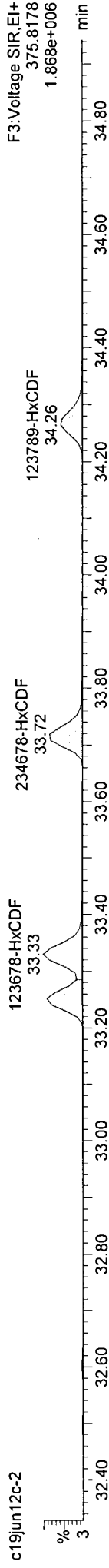
Name: c19jun12c-2, ID: 71973, User: KAS, Instrument: , Submitter: , Task: HRMS3, Description: OPR for HBN 23684 [HX/1596]

Hexafurans



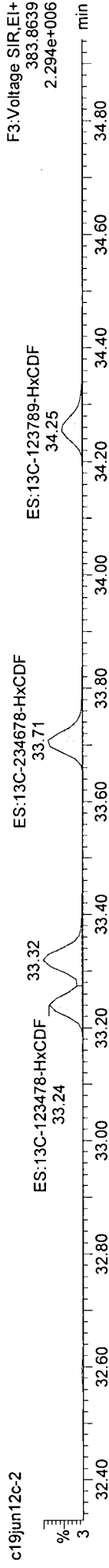
F3: Voltage SIR, EI+
373.8207
2.362e+006

Hexafurans



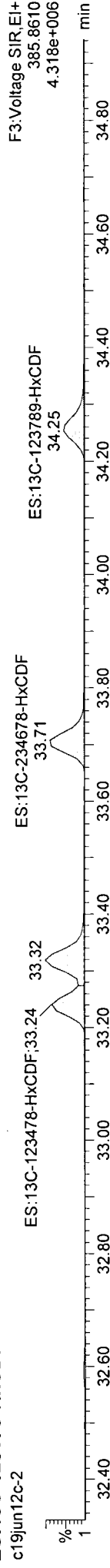
F3: Voltage SIR, EI+
375.8178
1.868e+006

ES:13C-123678-HxCDF



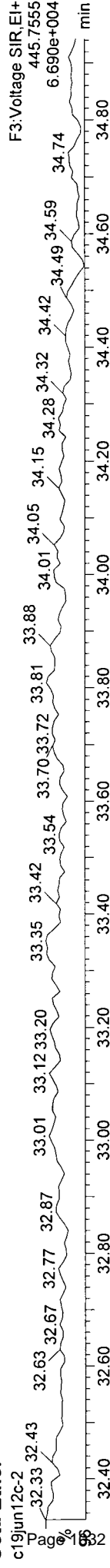
F3: Voltage SIR, EI+
383.8639
2.294e+006

ES:13C-123678-HxCDF



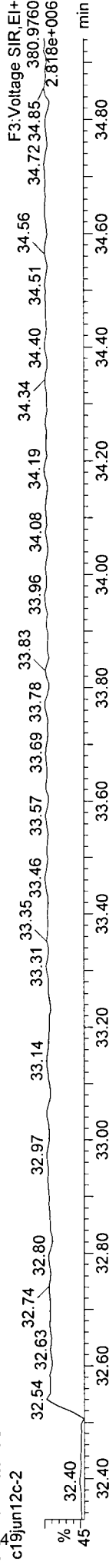
F3: Voltage SIR, EI+
385.8610
4.318e+006

Octa Ether



F3: Voltage SIR, EI+
445.7555
6.690e+004

F3: Lock Mass



F3: Voltage SIR, EI+
380.9760
2.818e+006

Manual Integrations

Dataset: V:\Results\c19\jun12c-2.qld

ms

جی کے KAS
7/05/12

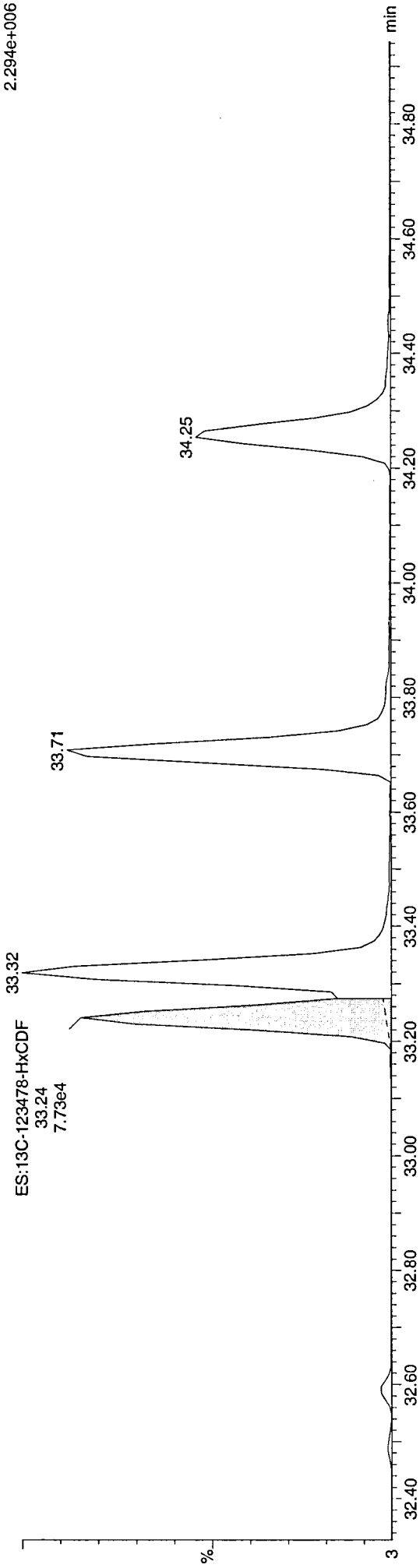
Method: C:\MassLynx\Default.pro\Methdb\m1613-061912-db5ms.mdb 15 Jun 2012 16:54:53
Calibration: C:\MassLynx\Default.PRO\CurveDB\MS-0042012_1613.cdb 08 May 2012 08:31:36

Compound Name: ES:13C-123478-HxCDF

Sample Name:

OPR for HBN 23684 [HXX\1596] 71973

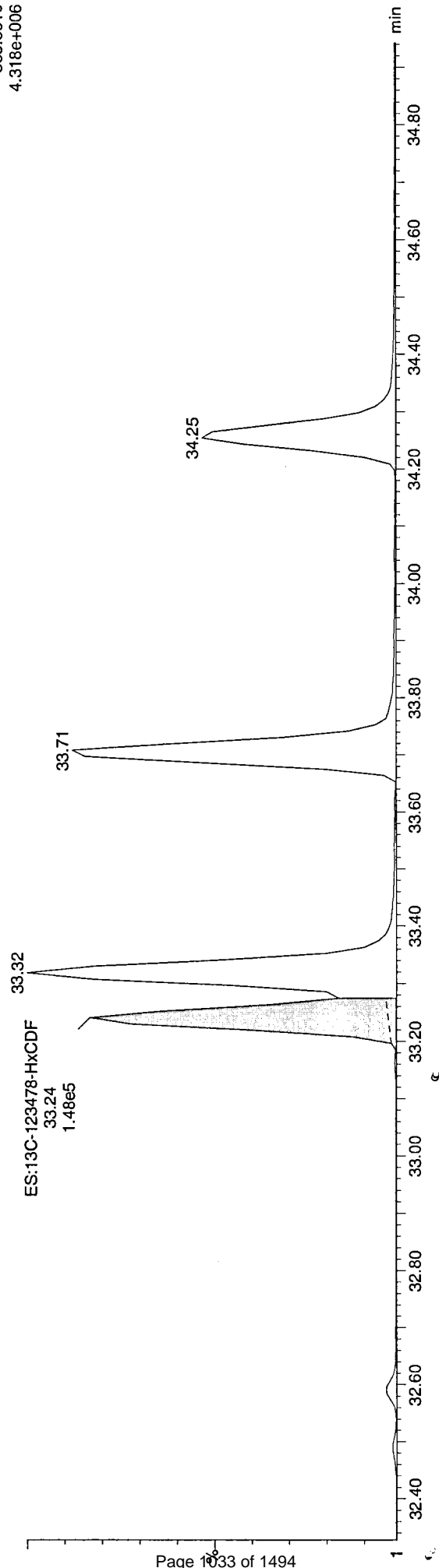
F3: Voltage SIR, EI+
383.8639
2.294e+006



Sample Name:

OPR for HBN 23684 [HXX\1596] 71973

F3: Voltage SIR, EI+
385.8610
4.318e+006



m3

j.l.j for KAS
7/05/12

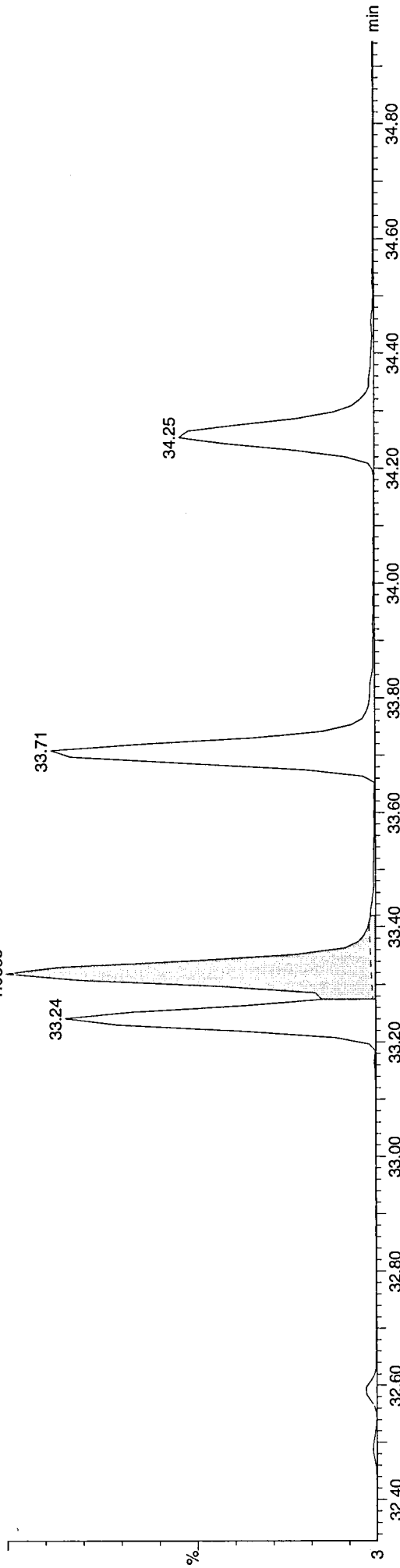
Method: C:\MassLynx\Default.pro\Methdb\m1613-061912-db5ms.mdb 15 Jun 2012 16:54:53
Calibration: C:\MassLynx\Default.PRO\CurveDB\B5MS-0042012_1613.cdb 08 May 2012 08:31:36

Compound Name: ES:13C-123678-HxCDF

Sample Name:
OPR for HBN 23684 [HXX/1596] 71973

ES:13C-123678-HxCDF
33.32
1.05e5

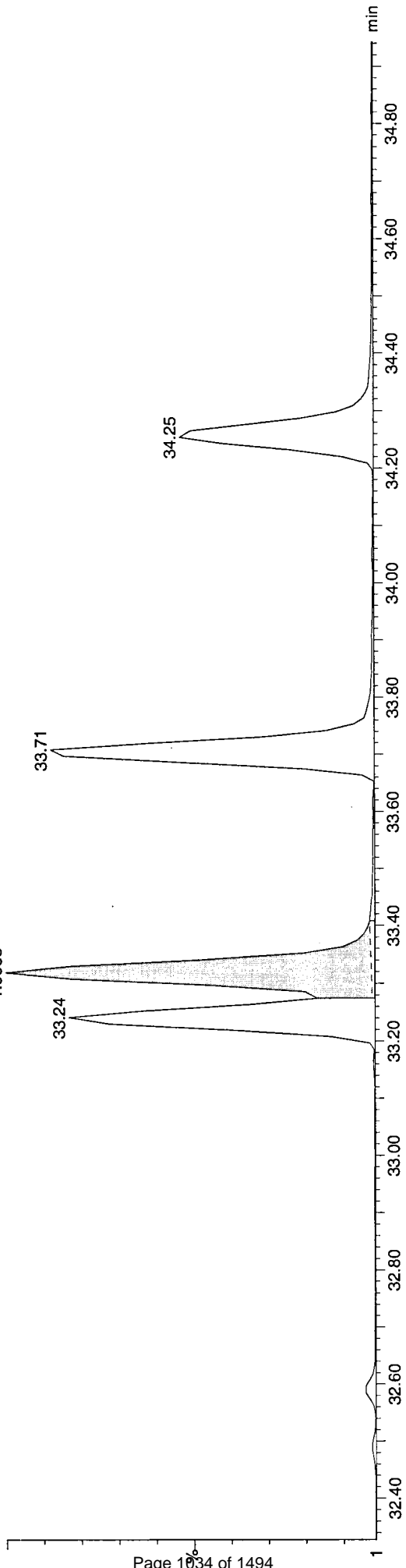
F3: Voltage SIR, EI+
383.8639
2.294e+006



Sample Name:
OPR for HBN 23684 [HXX/1596] 71973

ES:13C-123678-HxCDF
33.32
1.99e5

F3: Voltage SIR, EI+
385.8610
4.318e+006



ms

جلیج فر کاس
2105112

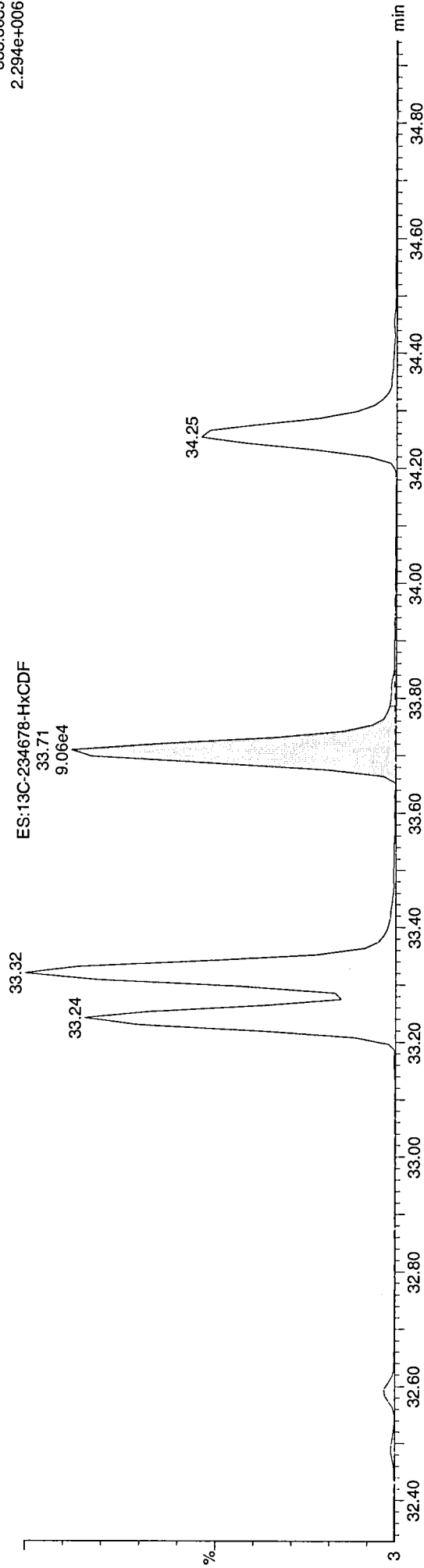
Method: C:\MassLynx\Default.pro\Methdb\m1613-061912-db5ms.mdb 15 Jun 2012 16:54:53
Calibration: C:\MassLynx\Default.PRO\CurveDB\MS-0042012_1613.cdb 08 May 2012 08:31:36

Compound Name: ES:13C-234678-HxCDF

Sample Name:

OPR for HBN 23684 [HXX\1596] 71973

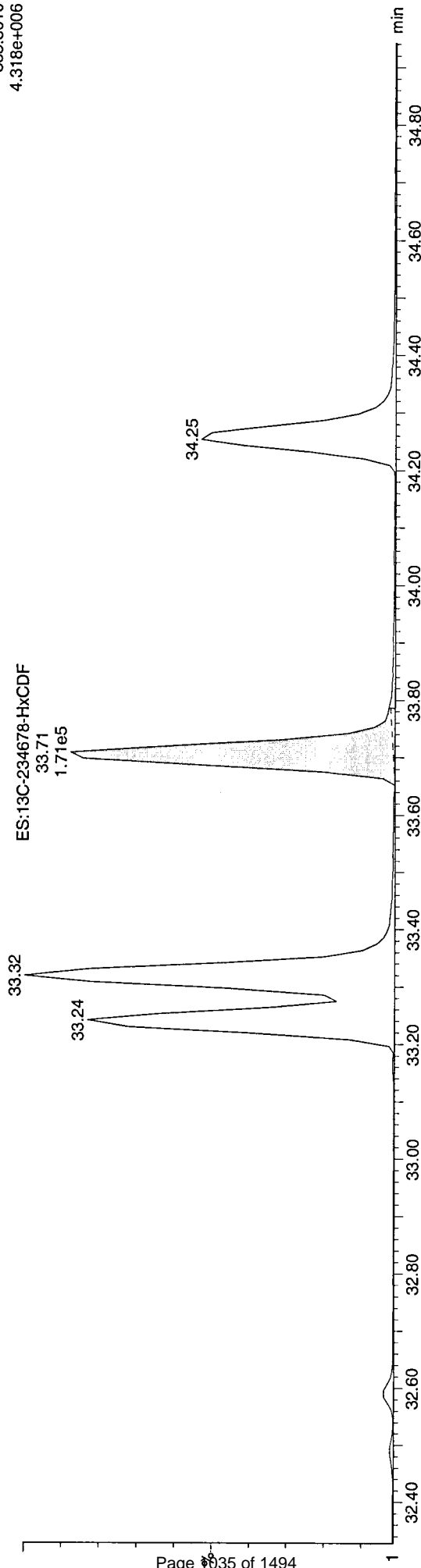
F3: Voltage SIR, EI+
383.8639
2.294e+006



Sample Name:

OPR for HBN 23684 [HXX\1596] 71973

F3: Voltage SIR, EI+
385.8610
4.318e+006



Quantify Sample Report MassLynx 4.1 SCN627

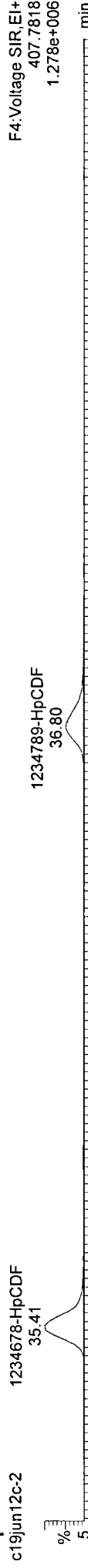
Sample Summary

Dataset: Z:\Default:pro\Results\c19jun12c-2.qld

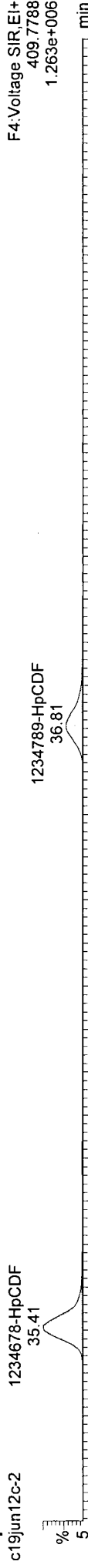
Last Altered: Wednesday, June 20, 2012 13:47:36 Eastern Daylight Time
Printed: Monday, June 25, 2012 08:27:41 Eastern Daylight Time

Name: c19jun12c-2, ID: 71973, User: KAS, Instrument: , Submitter: , Task: HRMS3, Description: OPR for HBN 23684 [HXX/1596]

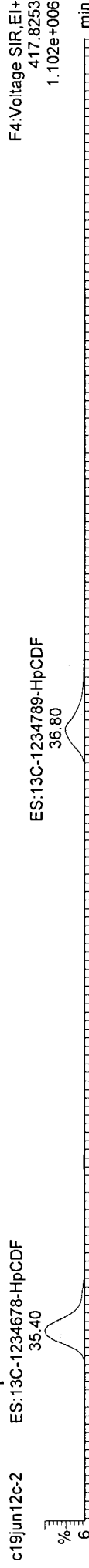
Heptafurans



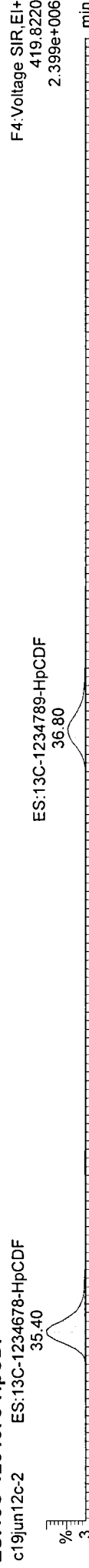
Heptafurans



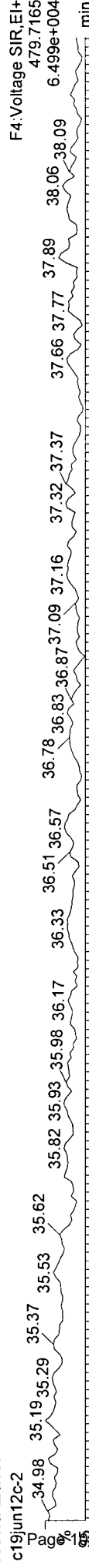
ES:13C-1234678-HpCDF



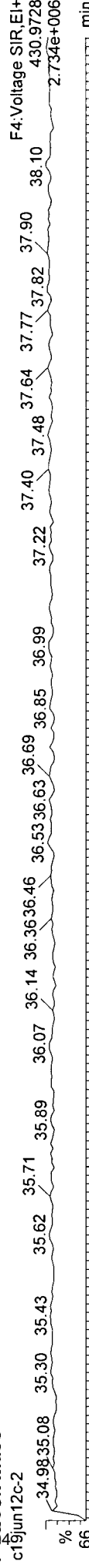
ES:13C-1234678-HpCDF



Nona Ether



F4: Lock Mass



Manual Integrations

Dataset: V:\Results\c19jun12c-2.qld

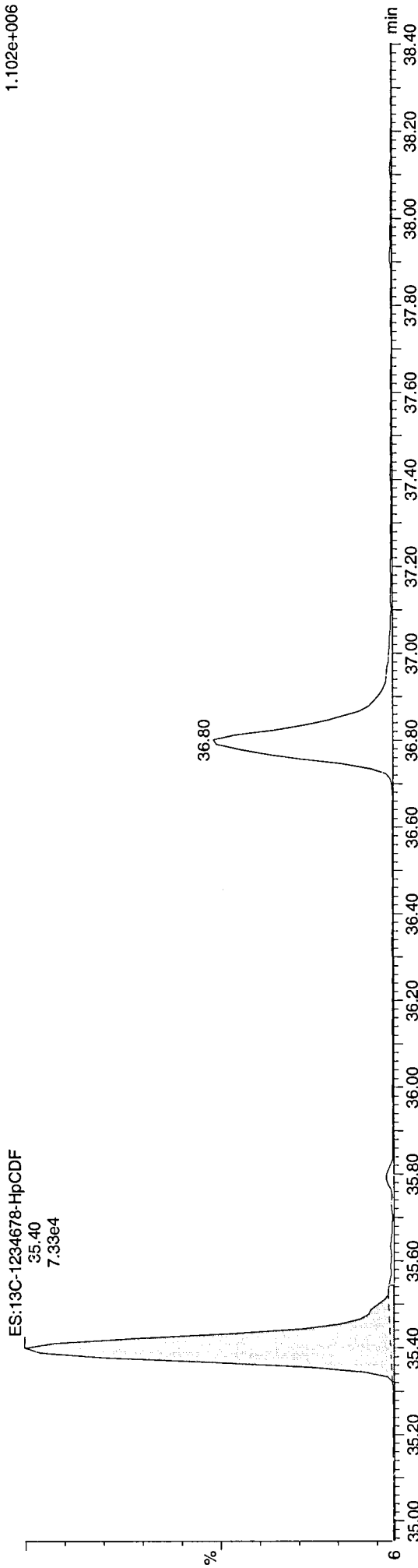
m3
j.l.j. for KAS
7/05/12

Method: C:\MassLynx\Default.pro\Methdb\m1613-061912-db5ms.mdb 15 Jun 2012 16:54:53
Calibration: C:\MassLynx\Default.PRO\CurveDB\B5MS-0042012_1613.cdb 08 May 2012 08:31:36

Compound Name: ES:13C-1234678-HpCDF

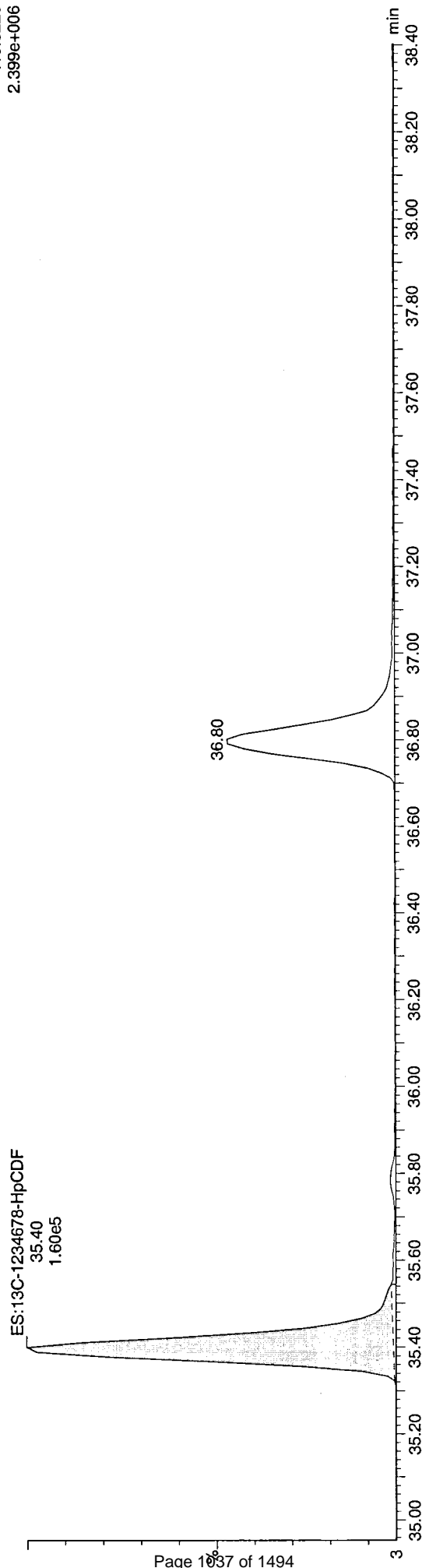
Sample Name:
OPR for HBN 23684 [HXX/1596] 71973

F4: Voltage SIR, EI+
417.8253
1.102e+006



Sample Name:
OPR for HBN 23684 [HXX/1596] 71973

F4: Voltage SIR, EI+
419.8220
2.399e+006



m3
jij.6-11-12
7/05/12

Method: C:\MassLynx\Default.pro\Methdb\m1613-061912-db5.ms.mdb 15 Jun 2012 16:54:53
Calibration: C:\MassLynx\Default.PRO\CurveDB\B5MS-0042012_1613.cdb 08 May 2012 08:31:36

3120450


Compound Name: OCDF

Sample Name:

OPR for HBN 23684 [HXX/1596] 71973

OCDF
39.60
7.27e4

F5: Voltage SIR, EI+
441.7427
6.250e+005




Sample Name:

OPR for HBN 23684 [HXX/1596] 71973

OCDF
39.59
7.96e4

F5: Voltage SIR, EI+
443.7398
6.708e+005



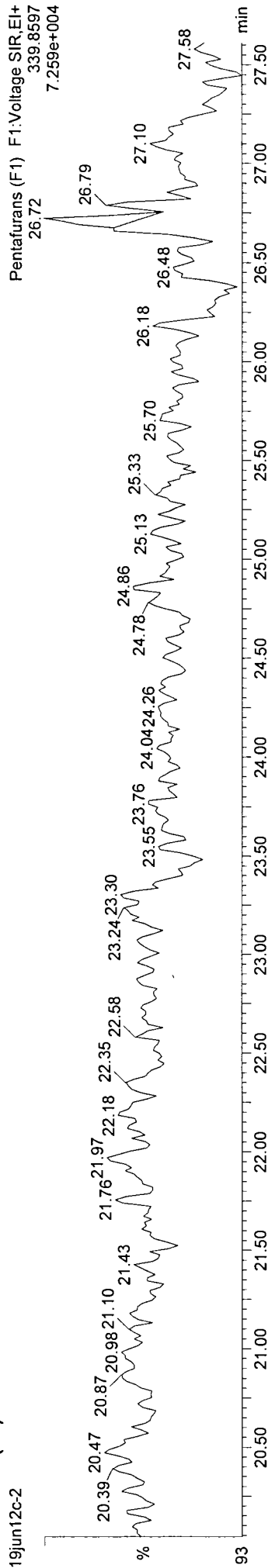
Quantify Sample Report
Sample Summary ###
MassLynx 4.1 SCN627

Dataset: Z:\Default.pro\Results\c19jun12c-2.qld

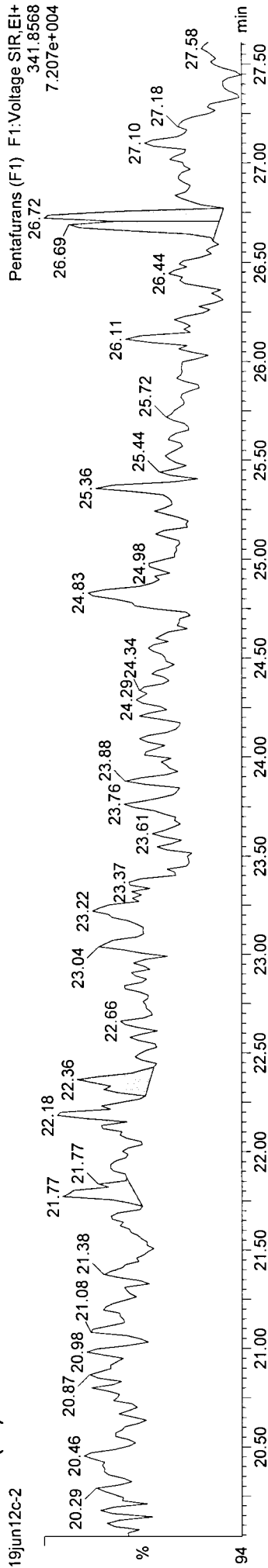
Last Altered: Wednesday, June 20, 2012 13:47:36 Eastern Daylight Time
Printed: Monday, June 25, 2012 08:27:41 Eastern Daylight Time

Name: c19jun12c-2, ID: 71973, User: KAS, Instrument: , Submitter: , Task: HRMS3, Description: OPR for HBN 23684 [HXX/1596]

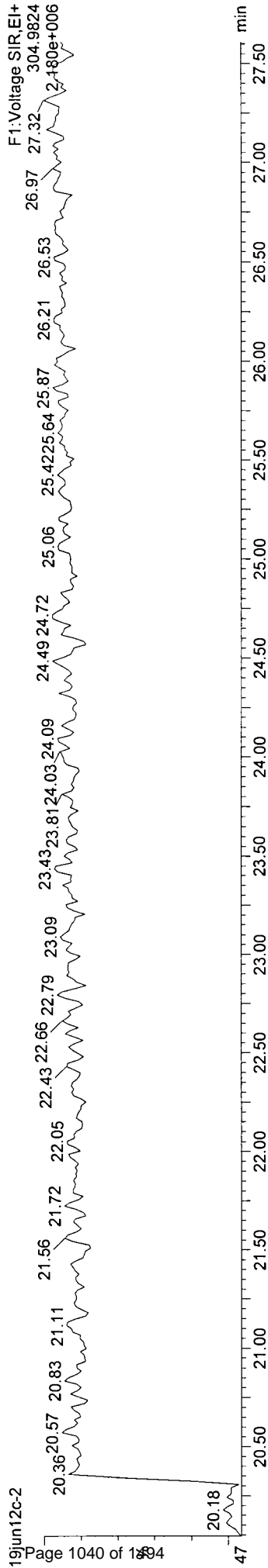
Pentafurans (F1)
c19jun12c-2



Pentafurans (F1)
c19jun12c-2



F1 Lock Mass



Water Observation Form

Analyst: HC Logbook: 19 Reference Page: 1564/1565

Sample ID	Sample Characteristics	Extract Color (1-4)
31201247006	<input checked="" type="checkbox"/> Clear/Colorless <input type="checkbox"/> Brown <input type="checkbox"/> Odor <input type="checkbox"/> Yellow <input type="checkbox"/> Particulates <input type="checkbox"/> Black <input type="checkbox"/> Oily <input type="checkbox"/> Cloudy <input type="checkbox"/> Other?	<input checked="" type="checkbox"/> Clear/Colorless <input type="checkbox"/> Brown <input type="checkbox"/> Black <input type="checkbox"/> Yellow <input type="checkbox"/> Cloudy <input type="checkbox"/>
31201377001 <i>see sign</i>	<input checked="" type="checkbox"/> Clear/Colorless <input type="checkbox"/> Brown <input type="checkbox"/> Odor <input checked="" type="checkbox"/> Yellow <input type="checkbox"/> Particulates <input type="checkbox"/> Black <input type="checkbox"/> Oily <input type="checkbox"/> Cloudy <input type="checkbox"/> Other?	<input type="checkbox"/> Clear/Colorless <input type="checkbox"/> Brown <input type="checkbox"/> Black <input checked="" type="checkbox"/> Yellow <u>1</u> <input type="checkbox"/> Cloudy <input type="checkbox"/>
31201450020	<input checked="" type="checkbox"/> Clear/Colorless <input type="checkbox"/> Brown <input type="checkbox"/> Odor <input type="checkbox"/> Yellow <input type="checkbox"/> Particulates <input type="checkbox"/> Black <input type="checkbox"/> Oily <input type="checkbox"/> Cloudy <input type="checkbox"/> Other?	<input checked="" type="checkbox"/> Clear/Colorless <input type="checkbox"/> Brown <input type="checkbox"/> Black <input type="checkbox"/> Yellow <input type="checkbox"/> Cloudy <input type="checkbox"/>
31201450022	<input checked="" type="checkbox"/> Clear/Colorless <input type="checkbox"/> Brown <input type="checkbox"/> Odor <input type="checkbox"/> Yellow <input type="checkbox"/> Particulates <input type="checkbox"/> Black <input type="checkbox"/> Oily <input type="checkbox"/> Cloudy <input type="checkbox"/> Other?	<input checked="" type="checkbox"/> Clear/Colorless <input type="checkbox"/> Brown <input type="checkbox"/> Black <input type="checkbox"/> Yellow <input type="checkbox"/> Cloudy <input type="checkbox"/>
31201472001	<input checked="" type="checkbox"/> Clear/Colorless <input type="checkbox"/> Brown <input type="checkbox"/> Odor <input type="checkbox"/> Yellow <input checked="" type="checkbox"/> Particulates <input type="checkbox"/> Black <input type="checkbox"/> Oily <input type="checkbox"/> Cloudy <input type="checkbox"/> Other?	<input type="checkbox"/> Clear/Colorless <input type="checkbox"/> Brown <input type="checkbox"/> Black <input checked="" type="checkbox"/> Yellow <u>1</u> <input type="checkbox"/> Cloudy <input type="checkbox"/>
31201401001	<input type="checkbox"/> Clear/Colorless <input type="checkbox"/> Brown <input type="checkbox"/> Odor <input type="checkbox"/> Yellow <input checked="" type="checkbox"/> Particulates <input type="checkbox"/> Black <input type="checkbox"/> Oily <input checked="" type="checkbox"/> Cloudy <input type="checkbox"/> Other?	<input type="checkbox"/> Clear/Colorless <input type="checkbox"/> Brown <input type="checkbox"/> Black <input checked="" type="checkbox"/> Yellow <u>1</u> <input type="checkbox"/> Cloudy <input type="checkbox"/>
31201401002	<input type="checkbox"/> Clear/Colorless <input type="checkbox"/> Brown <input type="checkbox"/> Odor <input type="checkbox"/> Yellow <input checked="" type="checkbox"/> Particulates <input type="checkbox"/> Black <input type="checkbox"/> Oily <input checked="" type="checkbox"/> Cloudy <input type="checkbox"/> Other?	<input type="checkbox"/> Clear/Colorless <input type="checkbox"/> Brown <input type="checkbox"/> Black <input checked="" type="checkbox"/> Yellow <u>1</u> <input type="checkbox"/> Cloudy <input type="checkbox"/>
31201401003	<input checked="" type="checkbox"/> Clear/Colorless <input type="checkbox"/> Brown <input type="checkbox"/> Odor <input type="checkbox"/> Yellow <input checked="" type="checkbox"/> Particulates <input type="checkbox"/> Black <input type="checkbox"/> Oily <input type="checkbox"/> Cloudy <input type="checkbox"/> Other?	<input type="checkbox"/> Clear/Colorless <input type="checkbox"/> Brown <input type="checkbox"/> Black <input checked="" type="checkbox"/> Yellow <u>1</u> <input type="checkbox"/> Cloudy <input type="checkbox"/>
31201383006	<input type="checkbox"/> Clear/Colorless <input type="checkbox"/> Brown <input type="checkbox"/> Odor <input type="checkbox"/> Yellow <input checked="" type="checkbox"/> Particulates <input type="checkbox"/> Black <input type="checkbox"/> Oily <input checked="" type="checkbox"/> Cloudy <input type="checkbox"/> Other?	<input checked="" type="checkbox"/> Clear/Colorless <input type="checkbox"/> Brown <input type="checkbox"/> Black <input type="checkbox"/> Yellow <input type="checkbox"/> Cloudy <input type="checkbox"/>
31201470001	<input type="checkbox"/> Clear/Colorless <input type="checkbox"/> Brown <input type="checkbox"/> Odor <input type="checkbox"/> Yellow <input checked="" type="checkbox"/> Particulates <input type="checkbox"/> Black <input type="checkbox"/> Oily <input checked="" type="checkbox"/> Cloudy <input type="checkbox"/> Other?	<input type="checkbox"/> Clear/Colorless <input type="checkbox"/> Brown <input type="checkbox"/> Black <input checked="" type="checkbox"/> Yellow <u>3</u> <input type="checkbox"/> Cloudy <input type="checkbox"/>
31201470002	<input type="checkbox"/> Clear/Colorless <input type="checkbox"/> Brown <input type="checkbox"/> Odor <input type="checkbox"/> Yellow <input checked="" type="checkbox"/> Particulates <input type="checkbox"/> Black <input type="checkbox"/> Oily <input checked="" type="checkbox"/> Cloudy <input type="checkbox"/> Other?	<input type="checkbox"/> Clear/Colorless <input type="checkbox"/> Brown <input type="checkbox"/> Black <input checked="" type="checkbox"/> Yellow <u>2</u> <input type="checkbox"/> Cloudy <input type="checkbox"/>
31201470003	<input type="checkbox"/> Clear/Colorless <input type="checkbox"/> Brown <input type="checkbox"/> Odor <input type="checkbox"/> Yellow <input checked="" type="checkbox"/> Particulates <input type="checkbox"/> Black <input type="checkbox"/> Oily <input checked="" type="checkbox"/> Cloudy <input type="checkbox"/> Other?	<input type="checkbox"/> Clear/Colorless <input type="checkbox"/> Brown <input type="checkbox"/> Black <input checked="" type="checkbox"/> Yellow <u>3</u> <input type="checkbox"/> Cloudy <input type="checkbox"/>
31201470004	<input checked="" type="checkbox"/> Clear/Colorless <input type="checkbox"/> Brown <input type="checkbox"/> Odor <input type="checkbox"/> Yellow <input checked="" type="checkbox"/> Particulates <input type="checkbox"/> Black <input type="checkbox"/> Oily <input type="checkbox"/> Cloudy <input type="checkbox"/> Other?	<input type="checkbox"/> Clear/Colorless <input type="checkbox"/> Brown <input type="checkbox"/> Black <input checked="" type="checkbox"/> Yellow <u>1</u> <input type="checkbox"/> Cloudy <input type="checkbox"/>
31201470005	<input type="checkbox"/> Clear/Colorless <input type="checkbox"/> Brown <input type="checkbox"/> Odor <input type="checkbox"/> Yellow <input checked="" type="checkbox"/> Particulates <input type="checkbox"/> Black <input type="checkbox"/> Oily <input checked="" type="checkbox"/> Cloudy <input type="checkbox"/> Other?	<input type="checkbox"/> Clear/Colorless <input type="checkbox"/> Brown <input type="checkbox"/> Black <input checked="" type="checkbox"/> Yellow <u>3</u> <input type="checkbox"/> Cloudy <input type="checkbox"/>
31201470006	<input checked="" type="checkbox"/> Clear/Colorless <input type="checkbox"/> Brown <input type="checkbox"/> Odor <input type="checkbox"/> Yellow <input checked="" type="checkbox"/> Particulates <input type="checkbox"/> Black <input type="checkbox"/> Oily <input checked="" type="checkbox"/> Cloudy <input type="checkbox"/> Other?	<input type="checkbox"/> Clear/Colorless <input type="checkbox"/> Brown <input type="checkbox"/> Black <input checked="" type="checkbox"/> Yellow <u>1</u> <input type="checkbox"/> Cloudy <input type="checkbox"/>
	<input type="checkbox"/> Clear/Colorless <input type="checkbox"/> Brown <input type="checkbox"/> Odor <input type="checkbox"/> Yellow <input type="checkbox"/> Particulates <input type="checkbox"/> Black <input type="checkbox"/> Oily <input type="checkbox"/> Cloudy <input type="checkbox"/> Other?	<input type="checkbox"/> Clear/Colorless <input type="checkbox"/> Brown <input type="checkbox"/> Black <input type="checkbox"/> Yellow <input type="checkbox"/> Cloudy <input type="checkbox"/>
	<input type="checkbox"/> Clear/Colorless <input type="checkbox"/> Brown <input type="checkbox"/> Odor <input type="checkbox"/> Yellow <input type="checkbox"/> Particulates <input type="checkbox"/> Black <input type="checkbox"/> Oily <input type="checkbox"/> Cloudy <input type="checkbox"/> Other?	<input type="checkbox"/> Clear/Colorless <input type="checkbox"/> Brown <input type="checkbox"/> Black <input type="checkbox"/> Yellow <input type="checkbox"/> Cloudy <input type="checkbox"/>
	<input type="checkbox"/> Clear/Colorless <input type="checkbox"/> Brown <input type="checkbox"/> Odor <input type="checkbox"/> Yellow <input type="checkbox"/> Particulates <input type="checkbox"/> Black <input type="checkbox"/> Oily <input type="checkbox"/> Cloudy <input type="checkbox"/> Other?	<input type="checkbox"/> Clear/Colorless <input type="checkbox"/> Brown <input type="checkbox"/> Black <input type="checkbox"/> Yellow <input type="checkbox"/> Cloudy <input type="checkbox"/>
	<input type="checkbox"/> Clear/Colorless <input type="checkbox"/> Brown <input type="checkbox"/> Odor <input type="checkbox"/> Yellow <input type="checkbox"/> Particulates <input type="checkbox"/> Black <input type="checkbox"/> Oily <input type="checkbox"/> Cloudy <input type="checkbox"/> Other?	<input type="checkbox"/> Clear/Colorless <input type="checkbox"/> Brown <input type="checkbox"/> Black <input type="checkbox"/> Yellow <input type="checkbox"/> Cloudy <input type="checkbox"/>
	<input type="checkbox"/> Clear/Colorless <input type="checkbox"/> Brown <input type="checkbox"/> Odor <input type="checkbox"/> Yellow <input type="checkbox"/> Particulates <input type="checkbox"/> Black <input type="checkbox"/> Oily <input type="checkbox"/> Cloudy <input type="checkbox"/> Other?	<input type="checkbox"/> Clear/Colorless <input type="checkbox"/> Brown <input type="checkbox"/> Black <input type="checkbox"/> Yellow <input type="checkbox"/> Cloudy <input type="checkbox"/>
	<input type="checkbox"/> Clear/Colorless <input type="checkbox"/> Brown <input type="checkbox"/> Odor <input type="checkbox"/> Yellow <input type="checkbox"/> Particulates <input type="checkbox"/> Black <input type="checkbox"/> Oily <input type="checkbox"/> Cloudy <input type="checkbox"/> Other?	<input type="checkbox"/> Clear/Colorless <input type="checkbox"/> Brown <input type="checkbox"/> Black <input type="checkbox"/> Yellow <input type="checkbox"/> Cloudy <input type="checkbox"/>
	<input type="checkbox"/> Clear/Colorless <input type="checkbox"/> Brown <input type="checkbox"/> Odor <input type="checkbox"/> Yellow <input type="checkbox"/> Particulates <input type="checkbox"/> Black <input type="checkbox"/> Oily <input type="checkbox"/> Cloudy <input type="checkbox"/> Other?	<input type="checkbox"/> Clear/Colorless <input type="checkbox"/> Brown <input type="checkbox"/> Black <input type="checkbox"/> Yellow <input type="checkbox"/> Cloudy <input type="checkbox"/>
	<input type="checkbox"/> Clear/Colorless <input type="checkbox"/> Brown <input type="checkbox"/> Odor <input type="checkbox"/> Yellow <input type="checkbox"/> Particulates <input type="checkbox"/> Black <input type="checkbox"/> Oily <input type="checkbox"/> Cloudy <input type="checkbox"/> Other?	<input type="checkbox"/> Clear/Colorless <input type="checkbox"/> Brown <input type="checkbox"/> Black <input type="checkbox"/> Yellow <input type="checkbox"/> Cloudy <input type="checkbox"/>

Batch Summary

Analytical Method: EPA 1613B

Prep Method: EPA 1613 PREP S/D/T

Prep Batch: HXX1605

Prep Date: 05/24/2012 00:19

<u>Client Sample ID</u>	<u>Lab Sample ID</u>	<u>Analysis Date</u>	<u>Analytical Batch</u>	<u>Instrument</u>	<u>Analyst</u>
OPR for HBN 23992 [HXX/1605]	73531	06/20/2012 22:45	HRD1734	HRMS3	MAF
LMB for HBN 23992 [HXX/1605]	73530	06/21/2012 01:00	HRD1734	HRMS3	MAF
JW-EA58-COMP-120507	31201450001	06/21/2012 02:30	HRD1734	HRMS3	MAF
JW-EA08-COMP-120507	31201450002	06/21/2012 03:15	HRD1734	HRMS3	MAF
JW-EA06-COMP-120507	31201450003	06/21/2012 04:00	HRD1734	HRMS3	MAF
JW-EA02-COMP-120507	31201450012	06/21/2012 06:15	HRD1734	HRMS3	MAF
JW-EA04-COMP-120507	31201450013	06/21/2012 07:00	HRD1734	HRMS3	MAF
JW-EA58-COMP-120507	31201450001	06/21/2012 17:11	HRD1753	HRMS3	JHL
JW-EA08-COMP-120507	31201450002	06/21/2012 17:47	HRD1753	HRMS3	JHL
JW-EA06-COMP-120507	31201450003	06/21/2012 18:23	HRD1753	HRMS3	JHL
JW-EA09-COMP-120507	31201450021	06/23/2012 05:53	HRD1735	HRMS3	MAF
JW-UR-COMP-120508	31201450027	06/23/2012 09:38	HRD1735	HRMS3	MAF
JW-DR-COMP-120508	31201450028	06/23/2012 10:23	HRD1735	HRMS3	MAF
JW-RG-COMP-120508	31201450029	06/23/2012 11:08	HRD1735	HRMS3	MAF
JW-EA03-COMP-120507	31201450011	06/25/2012 19:07	HRD1734	HRMS3	MAF
JW-EA04-COMP-120507	31201450013	07/02/2012 10:04	HRD1753	HRMS3	JHL
JW-EA09-COMP-120507	31201450021	07/02/2012 13:03	HRD1753	HRMS3	JHL
JW-DR-COMP-120508	31201450028	07/02/2012 13:40	HRD1753	HRMS3	JHL
JW-RG-COMP-120508	31201450029	07/02/2012 14:16	HRD1753	HRMS3	JHL

Method Blank Summary

Blank ID: LMB for HBN 23992 [HXX/1605]

Matrix: Soil-Solid as dry weight

Blank Lab ID: 73530

QC for Samples:

31201450001, 31201450002, 31201450003, 31201450011, 31201450012, 31201450013, 31201450021, 31201450027, 31201450028, 31201450029

Results by EPA 1613B

Parameter	Result	EMPC	Qual	DL	LOQ/CL	Units	RT	Ratio
2,3,7,8-TCDD	ND		U	0.0484	0.500	pg/g		
1,2,3,7,8-PeCDD	ND		U	0.0244	2.50	pg/g		
1,2,3,4,7,8-HxCDD		0.170	J	0.0930	2.50	pg/g	33.81	2.11*
1,2,3,6,7,8-HxCDD	0.146		J	0.101	2.50	pg/g	33.88	1.19
1,2,3,7,8,9-HxCDD		0.210	J	0.0972	2.50	pg/g	34.03	1.74*
1,2,3,4,6,7,8-HpCDD	ND		U	0.0604	2.50	pg/g		
OCDD	1.06		J	0.142	5.00	pg/g	39.25	0.90
2,3,7,8-TCDF	ND		U	0.0332	0.500	pg/g		
1,2,3,7,8-PeCDF	ND		U	0.0436	2.50	pg/g		
2,3,4,7,8-PeCDF		0.152	J	0.0230	2.50	pg/g	31.37	1.29*
1,2,3,4,7,8-HxCDF		0.154	J	0.0248	2.50	pg/g	33.23	0.82*
1,2,3,6,7,8-HxCDF	0.160		J	0.0218	2.50	pg/g	33.31	1.41
2,3,4,6,7,8-HxCDF	0.178		J	0.0240	2.50	pg/g	33.70	1.41
1,2,3,7,8,9-HxCDF	0.152		J	0.0326	2.50	pg/g	34.24	1.14
1,2,3,4,6,7,8-HpCDF	0.202		J	0.0204	2.50	pg/g	35.35	0.92
1,2,3,4,7,8,9-HpCDF		0.268	J	0.0296	2.50	pg/g	36.73	1.86*
OCDF	0.582		J	0.0886	5.00	pg/g	39.43	1.02
Total TCDD	ND		U	0.0484	0.500	pg/g		
Total TCDF	ND		U	0.0332	0.500	pg/g		
Total PeCDD	ND		U	0.0244	2.50	pg/g		
Total PeCDF	ND	0.152	J	0.0436	2.50	pg/g		
Total HxCDD	0.146	0.526	J	0.101	2.50	pg/g		
Total HxCDF	0.490	0.644	J	0.0326	2.50	pg/g		
Total HpCDD	ND		U	0.0604	2.50	pg/g		
Total HpCDF	0.202	0.470	J	0.0296	2.50	pg/g		

Labeled Standards

13C-2378-TCDD	82.0				25.0-164	%
13C-12378-PeCDD	96.0				25.0-181	%
13C-123478-HxCDD	79.0				32.0-141	%
13C-123678-HxCDD	76.0				28.0-130	%
13C-1234678-HpCDD	77.0				23.0-140	%
13C-OCDD	51.0				17.0-157	%
13C-2378-TCDF	76.0				24.0-169	%
13C-12378-PeCDF	78.0				24.0-185	%
13C-23478-PeCDF	83.0				21.0-178	%
13C-123478-HxCDF	76.0				26.0-152	%
13C-123678-HxCDF	92.0				26.0-123	%
13C-234678-HxCDF	87.0				29.0-147	%
13C-123789-HxCDF	79.0				28.0-136	%
13C-1234678-HpCDF	83.0				28.0-143	%

Method Blank Summary

Blank ID: LMB for HBN 23992 [HXX/1605]

Matrix: Soil-Solid as dry weight

Blank Lab ID: 73530

QC for Samples:

31201450001, 31201450002, 31201450003, 31201450011, 31201450012, 31201450013, 31201450021, 31201450027, 31201450028, 31201450029

Results by EPA 1613B

Parameter	Result	EMPC	Qual	DL	LOQ/CL	Units	RT	Ratio
13C-1234789-HpCDF	79.0				26.0-138	%		
37Cl-2378-TCDD	96.0				35.0-197	%		

Batch Information

Analytical Batch: HRD1734

Prep Batch: HXX1605

Analytical Method: EPA 1613B

Prep Method: EPA 1613 PREP S/D/T

Instrument: HRMS3

Prep Date/Time: 05/24/2012 00:19

Analyst: MAF

Prep Initial Wt./Vol.: 10 g

Analytical Date/Time: 06/21/2012 01:00

Prep Extract Vol: 20 uL

Dilution: 1

Quantify Sample Summary Report
Sample Summary

MassLynx 4.1

Dataset: C:\MassLynx\Default.pro\Results\c20jun12a_3-5.qld

Last Altered: Tuesday, 6/26/2012 10:22:47 AM Eastern Daylight Time
 P#fitted: Tuesday, 6/26/2012 10:23:33 AM Eastern Daylight Time

1201450

Method: C:\MassLynx\Default.PRO\MethDB\m1613-061912-db5ms.mdb 20 Jun 2012 08:46:37
 Calibration: C:\MassLynx\Default.PRO\CurveDB\B5MS-0042012_1613.cdb 08 May 2012 08:31:36

Name: c20jun12a_3-5

Date: 21-Jun-2012

Time: 01:00:09

ID: 73530

Submitter: HRD1734

Task: HRMS3

Description: LMB for HBN 23992 [HXX/1605]

Rev. mgt v/12/12

Name	Response	Ion1Area	Ion2Area	RA	RAFail?	RRT	RT	pg/μL	EDL	Height1	Noise1	SN1	Height2	Noise2	SN2	M1	M2	MR...
1	2378-TCDD	-	-	-	NO	-	-	-	0.0242	-	461	-	-	435	-	-	-	1.075
2	12378-PeCDD	-	-	-	NO	-	-	-	0.0122	-	395	-	-	372	-	-	-	1.039
3	123478-HxCDD	5.713e2	3.875e2	1.838e2	2.11	YES	1.0003	33.81	0.0465	8.391e3	1457	5.8	4.773e3	1454	3.3	dd	dd	1.065
4	123678-HxCDD	4.579e2	2.491e2	2.088e2	1.19	NO	1.0003	33.88	0.0507	4.416e3	1457	3.0	5.489e3	1454	3.8	db	db	0.996
5	123789-HxCDD	6.804e2	4.323e2	2.481e2	1.74	YES	1.0069	34.03	0.0486	8.593e3	1457	5.9	7.306e3	1454	5.0	bb	bb	1.029
6	1234678-HpCDD	-	-	-	NO	-	-	-	0.0302	-	726	-	-	501	-	-	-	1.055
7	OCDD	2.070e3	9.787e2	1.091e3	0.90	NO	1.0005	39.25	0.0711	1.051e4	657	16.0	1.200e4	558	21.5	MM	MM	1.063
8	2378-TCDF	-	-	-	NO	-	-	-	0.0166	-	433	-	-	423	-	-	-	0.980
9	12378-PeCDF	-	-	-	NO	-	-	-	0.0218	-	427	-	-	465	-	-	-	0.980
10	23478-PeCDF	7.883e2	4.436e2	3.447e2	1.29	YES	1.0007	31.37	0.0115	7.686e3	427	18.0	7.312e3	465	15.7	bb	bb	1.022
11	123478-HxCDF	6.847e2	3.087e2	3.760e2	0.82	YES	1.0003	33.23	0.0124	7.609e3	591	12.9	8.165e3	558	14.6	bb	MM	1.183
12	123678-HxCDF	8.764e2	5.127e2	3.637e2	1.41	NO	1.0003	33.31	0.0109	1.267e4	591	21.4	8.981e3	558	16.1	MM	MM	1.168
13	234678-HxCDF	9.333e2	5.463e2	3.870e2	1.41	NO	1.0003	33.70	0.0120	1.300e4	591	22.0	7.810e3	558	14.0	bb	MM	1.178
14	123789-HxCDF	6.463e2	3.438e2	3.025e2	1.14	NO	1.0003	34.24	0.0163	6.092e3	591	10.3	6.207e3	558	11.1	bb	MM	1.110
15	1234678-HpCDF	9.851e2	4.711e2	5.139e2	0.92	NO	1.0003	35.35	0.0102	7.505e3	373	20.1	9.675e3	378	25.6	MM	MM	1.389
16	1234789-HpCDF	1.058e3	6.879e2	3.703e2	1.86	YES	1.0006	36.73	0.0148	1.407e4	373	37.7	4.850e3	378	12.8	MM	MM	1.389
17	OCDF	1.387e3	7.015e2	6.860e2	1.02	NO	1.0050	39.43	0.0443	7.641e3	441	17.3	9.504e3	477	19.9	MM	MM	1.290
18	ES:13C-2378-TCDD	7.650e5	3.377e5	4.273e5	0.79	NO	1.0285	25.56	0.0625	3.795e6	1797	2112.2	4.877e6	983	4961.3	bb	bb	0.991
19	ES:13C-12378-PeCDD	7.590e5	4.257e5	3.332e5	1.28	YES	1.2724	31.62	0.0425	8.483e6	872	9731.9	5.769e6	720	8010.3	bb	bb	0.835
20	ES:13C-123478-HxCDD	6.341e5	3.568e5	2.773e5	1.29	NO	0.9931	33.80	0.0377	8.277e6	1561	5303.8	6.328e6	989	6399.1	bd	bd	0.971
21	ES:13C-123678-HxCDD	6.301e5	3.529e5	2.772e5	1.27	NO	0.9951	33.86	0.0364	8.070e6	1561	5171.6	6.258e6	989	6328.6	db	db	1.005
22	ES:13C-1234678-HpCDD	5.684e5	2.969e5	2.715e5	1.09	NO	1.0654	36.26	0.0537	5.031e6	1855	2711.8	4.649e6	1489	3123.1	bb	bb	0.894
23	ES:13C-OCDD	7.378e5	3.569e5	3.809e5	0.94	NO	1.1528	39.23	0.0315	3.887e6	1060	3668.4	4.157e6	854	4867.9	bd	bb	0.871
24	ES:13C-2378-TCDF	1.121e6	4.993e5	6.221e5	0.80	NO	0.9921	24.65	0.0339	5.865e6	1024	5725.9	7.165e6	1349	5310.2	bb	bb	1.561
25	ES:13C-12378-PeCDF	9.768e5	5.977e5	3.792e5	1.58	NO	1.2102	30.07	0.0718	6.398e6	2611	2450.6	4.140e6	1647	2513.8	bb	bb	1.322

* x6 adverse impact to det

Quantify Totals Report MassLynx 4.1
 ### Sample Summary ###

Dataset: C:\MassLynx\Default.pro\Results\c20jun12a_3-5.qld
 Last Altered: Tuesday, 6/26/2012 10:22:47 AM Eastern Daylight Time
 Printed: Tuesday, 6/26/2012 10:23:33 AM Eastern Daylight Time

Method: C:\MassLynx\Default.PRO\MethDB\m1613-061912-db5ms.mdb 20 Jun 2012 08:46:37
 Calibration: C:\MassLynx\Default.PRO\CurveDB\DB5MS-0042012_1613.cdb 08 May 2012 08:31:36

Name: c20jun12a_3-5
 Date: 21-Jun-2012
 Time: 01:00:09
 ID: 73530
 Submitter: HRD1734
 Task: HRMS3
 Description: LMB for HBN 23992 [HXX/1605]

Tetradioxins

Name	Response	Ion1Area	Ion2Area	RA	RAFail?	RRT	RT	pg/ μ L	EDL	Height1	Noise1	SN1	Height2	Noise2	SN2	M2
1	-	-	-	-	-	-	-	-	-	-	-	-	-	-	-	-

Pentadioxins

Name	Response	Ion1Area	Ion2Area	RA	RAFail?	RRT	RT	pg/ μ L	EDL	Height1	Noise1	SN1	Height2	Noise2	SN2	M2
1	-	-	-	-	-	-	-	-	-	-	-	-	-	-	-	-

Hexadioxins

Name	Response	Ion1Area	Ion2Area	RA	RAFail?	RRT	RT	pg/ μ L	EDL	Height1	Noise1	SN1	Height2	Noise2	SN2	M2	
1	123789-HxCDD	6.804e2	4.323e2	2.481e2	1.743	YES	1.01	34.03	0.105	0.0486	8.593e3	1457	5.9	7.306e3	1454	5.0	bb
2	123678-HxCDD	4.579e2	2.491e2	2.088e2	1.193	NO	1.00	33.88	0.073	0.0507	4.416e3	1457	3.0	5.489e3	1454	3.8	db
3	123478-HxCDD	5.713e2	3.875e2	1.838e2	2.109	YES	1.00	33.81	0.085	0.0465	8.391e3	1457	5.8	4.773e3	1454	3.3	dd

Heptadioxins

Name	Response	Ion1Area	Ion2Area	RA	RAFail?	RRT	RT	pg/ μ L	EDL	Height1	Noise1	SN1	Height2	Noise2	SN2	M2
1	-	-	-	-	-	-	-	-	-	-	-	-	-	-	-	-

Tetrafurans

Name	Response	Ion1Area	Ion2Area	RA	RAFail?	RRT	RT	pg/ μ L	EDL	Height1	Noise1	SN1	Height2	Noise2	SN2	M2
1	-	-	-	-	-	-	-	-	-	-	-	-	-	-	-	-

Quantify Totals Report MassLynx 4.1
 ### Sample Summary ###

Dataset: C:\MassLynx\Default.pro\Results\c20jun12a_3-5.qld
 Last Altered: Tuesday, 6/26/2012 10:22:47 AM Eastern Daylight Time
 Plotted: Tuesday, 6/26/2012 10:23:33 AM Eastern Daylight Time

Name: c20jun12a_3-5
 Date: 21-Jun-2012
 Time: 01:00:09
 ID: 73530
 Submitter: HRD1734
 Task: HRMS3
 Description: LMB for HBN 23992 [HXX/1605]

Pentafurans (F1)

Name	Response	Ion1Area	Ion2Area	RA	RAFail?	RRT	RT	pg/µL	EDL	Height1	Noise1	SN1	Height2	Noise2	SN2
1															

Pentafurans

Name	Response	Ion1Area	Ion2Area	RA	RAFail?	RRT	RT	pg/µL	EDL	Height1	Noise1	SN1	Height2	Noise2	SN2
1	7.883e2	4.436e2	3.447e2	1.287	YES	1.00	31.37	0.076	0.0115	7.686e3	427	18.0	7.312e3	465	15.7

Hexafurans

Name	Response	Ion1Area	Ion2Area	RA	RAFail?	RRT	RT	pg/µL	EDL	Height1	Noise1	SN1	Height2	Noise2	SN2
1	6.463e2	3.438e2	3.025e2	1.136	NO	1.00	34.24	0.076	0.0163	6.092e3	591	10.3	6.207e3	558	11.1
2	9.333e2	5.463e2	3.870e2	1.412	NO	1.00	33.70	0.089	0.0120	1.300e4	591	22.0	7.810e3	558	14.0
3	8.764e2	5.127e2	3.637e2	1.410	NO	1.00	33.31	0.080	0.0109	1.267e4	591	21.4	8.981e3	558	16.1
4	6.847e2	3.087e2	3.760e2	0.821	YES	1.00	33.23	0.077	0.0124	7.609e3	591	12.9	8.165e3	558	14.6

Heptafurans

Name	Response	Ion1Area	Ion2Area	RA	RAFail?	RRT	RT	pg/µL	EDL	Height1	Noise1	SN1	Height2	Noise2	SN2
1	1.058e3	6.879e2	3.703e2	1.858	YES	1.00	36.73	0.134	0.0148	1.407e4	373	37.7	4.850e3	378	12.8
2	9.851e2	4.711e2	5.139e2	0.917	NO	1.00	35.35	0.101	0.0102	7.505e3	373	20.1	9.675e3	378	25.6

Quantify Sample Report
Manual Integrations

MassLynx 4.1

Dataset: C:\MassLynx\Default.pro\Results\c20jun12a_3-5.qld

Last Altered: Tuesday, 6/26/2012 10:20:03 AM Eastern Daylight Time
Printed: Tuesday, 6/26/2012 10:20:10 AM Eastern Daylight Time


6120148

Method: C:\MassLynx\Default.PRO\MethDB\m1613-061912-db5ms.mdb 20 Jun 2012 08:46:37
Calibration: C:\MassLynx\Default.PRO\CurveDB\B5MS-0042012_1613.cdb 08 May 2012 08:31:36

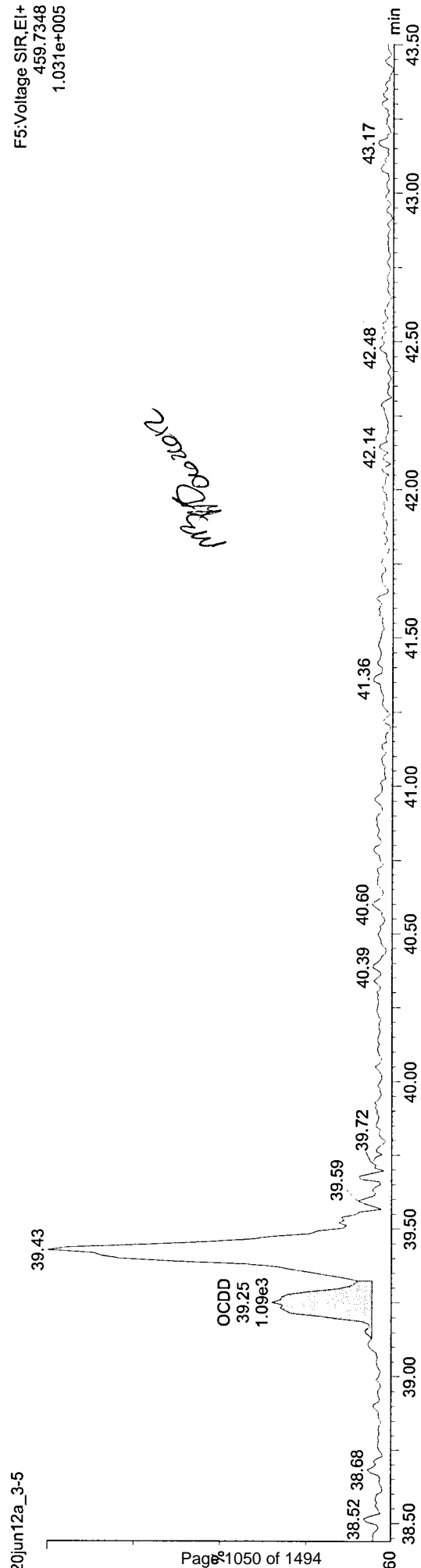
Name: c20jun12a_3-5, ID: 73530, Date: 21-Jun-2012, Time: 01:00:09, Submitter: HRD1734, Description: LMB for HBN 23992 [HXX/1605], User: KAS

OCDD

c20jun12a_3-5



c20jun12a_3-5



Quantify Sample Report MassLynx 4.1

Manual Integrations

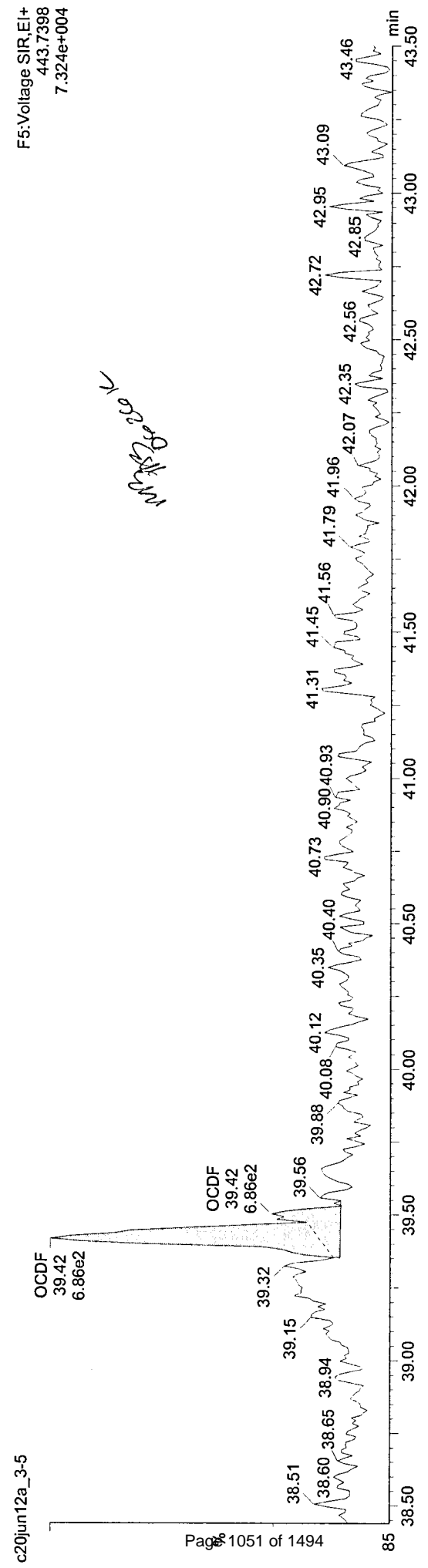
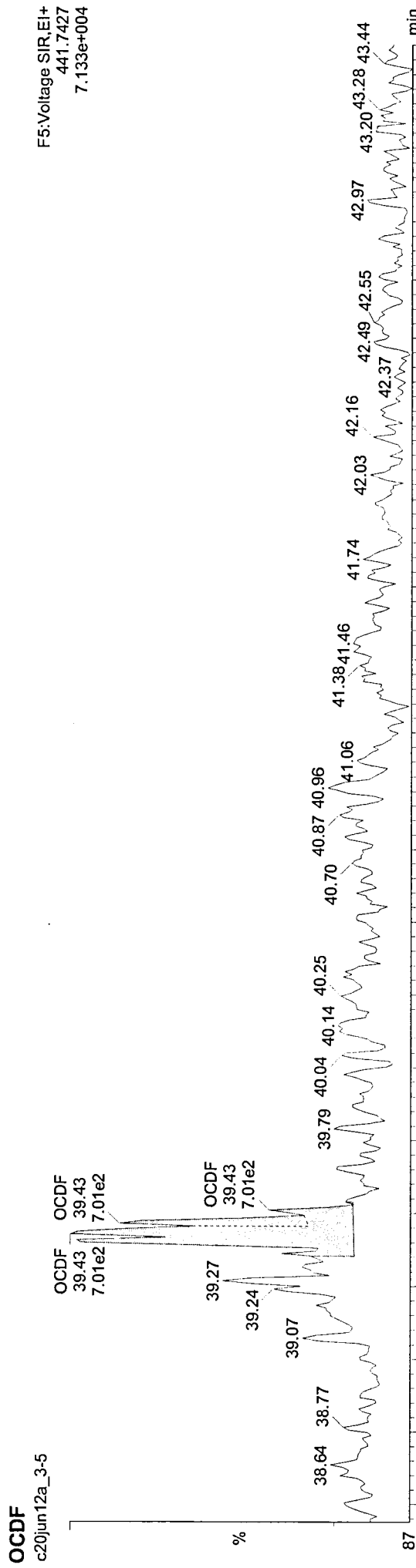
Dataset: C:\MassLynx\Default.pro\Results\c20jun12a_3-5.qld

Last Altered: Tuesday, 6/26/2012 10:20:31 AM Eastern Daylight Time
Printed: Tuesday, 6/26/2012 10:20:35 AM Eastern Daylight Time

Method: C:\MassLynx\Default.PRO\MethDB\m1613-061912-db5ms.mdb 20 Jun 2012 08:46:37

Calibration: C:\MassLynx\Default.PRO\CurveDB\B5MS-0042012_1613.cdb 08 May 2012 08:31:36

Name: c20jun12a_3-5, ID: 73530, Date: 21-Jun-2012, Time: 01:00:09, Submitter: HRD1734, Description: LMB for HBN 23992 [HXX/1605], User: KAS



Quantify Sample Report

Manual Integrations ###

MassLynx 4.1

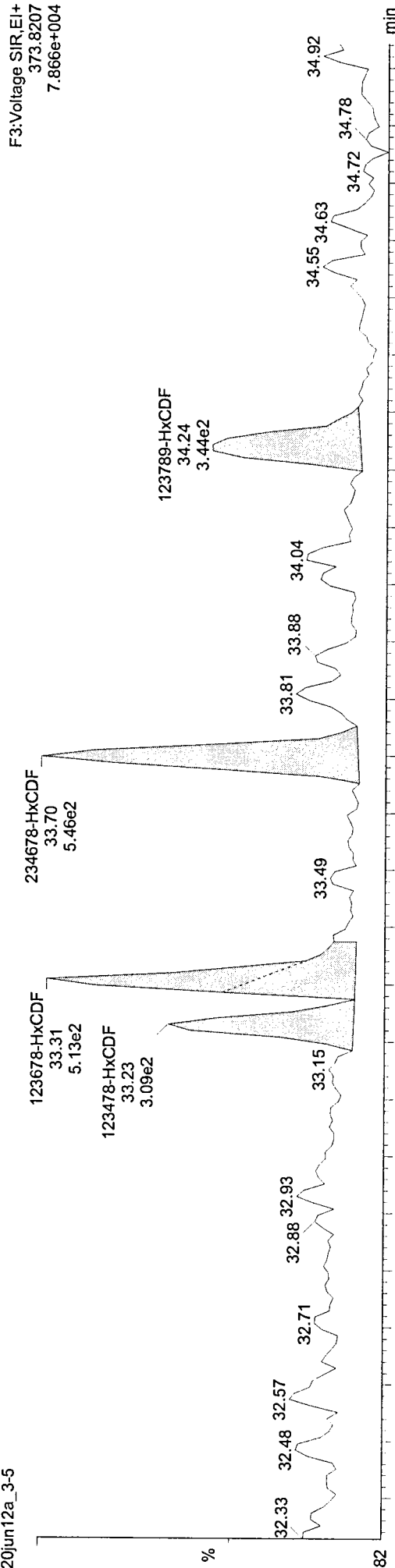
Dataset: C:\MassLynx\Default.pro\Results\c20jun12a_3-5.qld

Last Altered: Tuesday, 6/26/2012 10:22:20 AM Eastern Daylight Time
Printed: Tuesday, 6/26/2012 10:22:25 AM Eastern Daylight Time

Method: C:\MassLynx\Default.PRO\MethDB\m1613-061912-db5.ms.mdb 20 Jun 2012 08:46:37
Calibration: C:\MassLynx\Default.PRO\CurveDB\B5MS-0042012_1613.cdb 08 May 2012 08:31:36

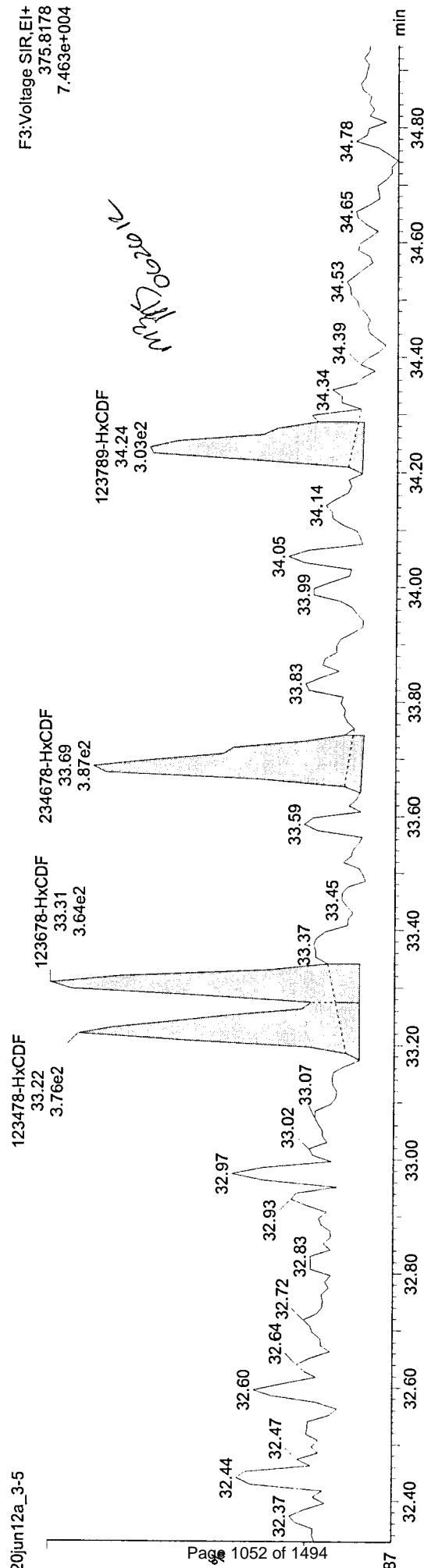
Name: c20jun12a_3-5, ID: 73530, Date: 21-Jun-2012, Time: 01:00:09, Submitter: HRD1734, Description: LMB for HBN 23992 [HXX/1605], User: KAS

Hexafurans
c20jun12a_3-5



F3:Voltage SIR,EI+
373.8207
7.866e+004

c20jun12a_3-5

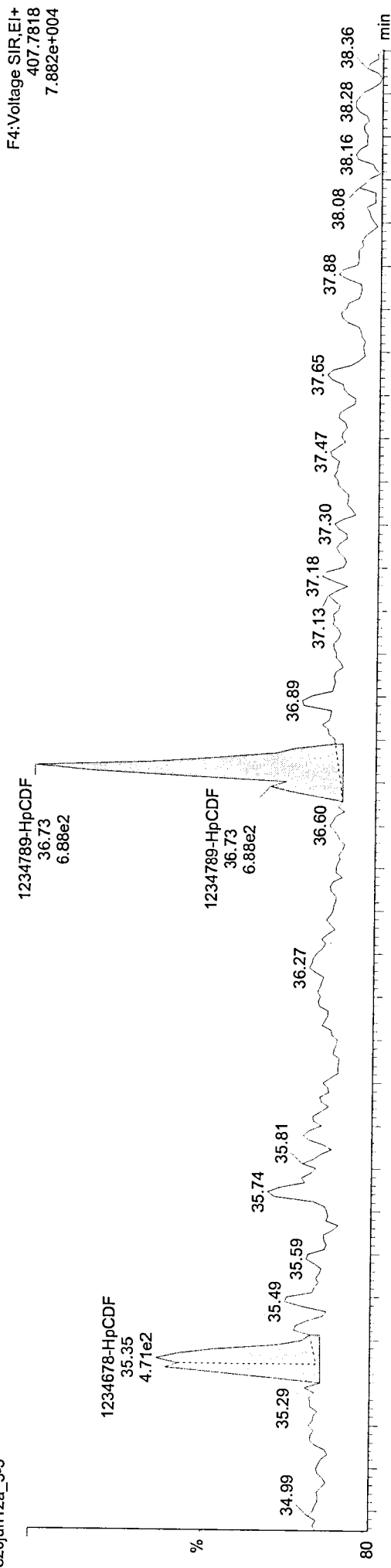


F3:Voltage SIR,EI+
375.8178
7.463e+004

Dataset: C:\MassLynx\Default.pro\Results\c20jun12a_3-5.qld
Last Altered: Tuesday, 6/26/2012 10:22:47 AM Eastern Daylight Time
Printed: Tuesday, 6/26/2012 10:22:51 AM Eastern Daylight Time

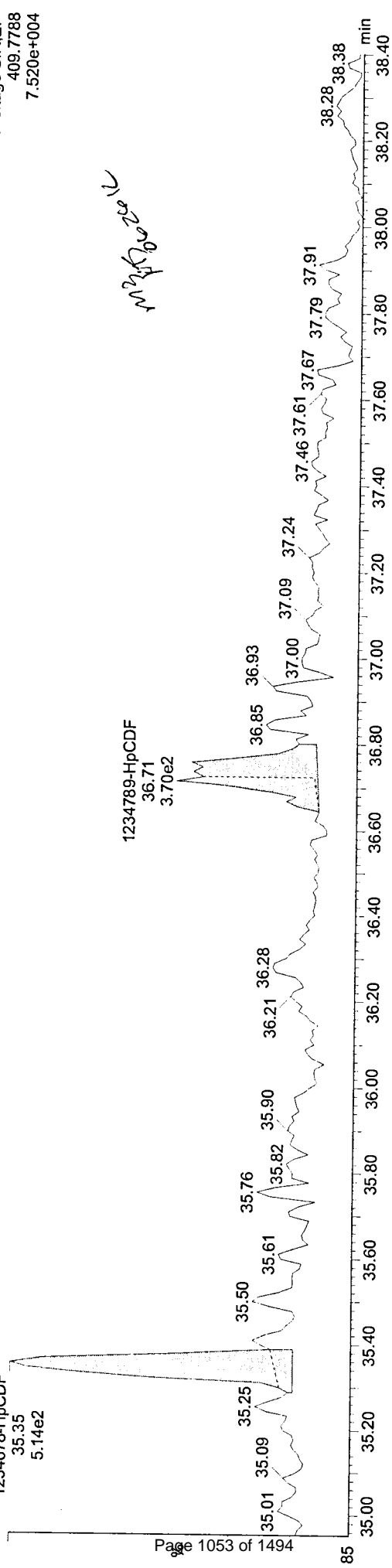
Method: C:\MassLynx\Default.PRO\MethDB\m1613-061912-db5ms.mdb 20 Jun 2012 08:46:37
Calibration: C:\MassLynx\Default.PRO\CurveDB\B5MS-0042012_1613.cdb 08 May 2012 08:31:36
Name: c20jun12a_3-5, ID: 73530, Date: 21-Jun-2012, Time: 01:00:09, Submitter: HRD1734, Description: LMB for HBN 23992 [HXX\1605], User: KAS

Heptafurans
c20jun12a_3-5



F4: Voltage SIR.EI+
407.7818
7.882e+004

c20jun12a_3-5



F4: Voltage SIR.EI+
409.7788
7.520e+004

Handwritten signature

Quantify Sample Summary Report
Sample Summary

MassLynx 4.1

Dataset: C:\MassLynx\Default.pro\Results\c20jun12a_3-5.qld

Last Altered: Thursday, 6/21/2012 8:26:41 AM Eastern Daylight Time
Printed: Tuesday, 6/26/2012 10:18:57 AM Eastern Daylight Time

1201450

Method: C:\MassLynx\Default.PRO\MethDB\m1613-061912-db5ms.mdb 20 Jun 2012 08:46:37
Calibration: C:\MassLynx\Default.PRO\CurveDB\B5MS-0042012_1613.cdb 08 May 2012 08:31:36

Name: c20jun12a_3-5

Date: 21-Jun-2012

Time: 01:00:09

ID: 73530

Submitter: HRD1734

Task: HRMS3

Description: LMB for HBN 23992 [HXX/1605]

Name	Response	Ion1Area	Ion2Area	RA	RAFail?	RRT	RT	pg/μL	EDL	Height1	Noise1	SN1	Height2	Noise2	SN2	M1	M2	MR...
1 2378-TCDD	5.075e2	1.558e2	3.517e2	0.44	YES	1.0006	25.57	0.062	0.0242	1.948e3	461	4.2	2.806e3	435	6.4	bb	bb	1.075
2 12378-PeCDD	-	-	-	-	NO	-	-	-	0.0122	-	395	-	-	372	-	-	-	1.039
3 123478-HxCDD	5.713e2	3.875e2	1.838e2	2.11	YES	1.0003	33.81	0.085	0.0465	8.391e3	1457	5.8	4.773e3	1454	3.3	dd	dd	1.065
4 123678-HxCDD	4.579e2	2.491e2	2.088e2	1.19	NO	1.0003	33.88	0.073	0.0507	4.416e3	1457	3.0	5.489e3	1454	3.8	db	db	0.996
5 123789-HxCDD	6.804e2	4.323e2	2.481e2	1.74	YES	1.0069	34.03	0.105	0.0486	8.593e3	1457	5.9	7.306e3	1454	5.0	bb	bb	1.029
6 1234678-HpCDD	5.320e2	1.919e2	3.401e2	0.56	YES	1.0003	36.27	0.089	0.0302	5.596e3	726	7.7	6.735e3	501	13.4	bb	bb	1.055
7 OCDD	1.396e3	3.492e2	1.047e3	0.33	YES	1.0005	39.25	0.356	0.0711	6.228e3	657	9.5	1.185e4	558	21.2	bb	bd	1.063
8 2378-TCDF	-	-	-	-	NO	-	-	-	0.0166	-	433	-	-	423	-	-	-	0.980
9 12378-PeCDF	-	-	-	-	NO	-	-	-	0.0218	-	427	-	-	465	-	-	-	0.980
10 23478-PeCDF	7.883e2	4.436e2	3.447e2	1.29	YES	1.0007	31.37	0.076	0.0115	7.686e3	427	18.0	7.312e3	465	15.7	bb	bb	1.022
11 123478-HxCDF	6.344e2	3.087e2	3.257e2	0.95	YES	1.0003	33.23	0.071	0.0124	7.609e3	591	12.9	7.662e3	558	13.7	bb	bd	1.183
12 123678-HxCDF	5.376e2	2.281e2	3.094e2	0.74	YES	1.0003	33.31	0.049	0.0109	8.563e3	591	14.5	8.170e3	558	14.6	bb	db	1.168
13 234678-HxCDF	8.961e2	5.463e2	3.498e2	1.56	YES	1.0003	33.70	0.086	0.0120	1.300e4	591	22.0	7.388e3	558	13.2	bb	bb	1.178
14 123789-HxCDF	6.430e2	3.438e2	2.992e2	1.15	NO	1.0003	34.24	0.075	0.0163	6.092e3	591	10.3	5.894e3	558	10.6	bb	bb	1.110
15 1234678-HpCDF	7.134e2	2.595e2	4.539e2	0.57	YES	1.0003	35.35	0.073	0.0102	7.289e3	373	19.5	9.001e3	378	23.8	db	bb	1.389
16 1234789-HpCDF	8.729e2	6.624e2	2.105e2	3.15	YES	1.0006	36.73	0.111	0.0148	1.385e4	373	37.1	4.138e3	378	10.9	bb	db	1.389
17 OCDF	6.348e2	1.204e2	5.144e2	0.23	YES	1.0059	39.46	0.133	0.0443	5.085e3	441	11.5	8.816e3	477	18.5	db	bb	1.290
18 ES:13C-2378-TCDD	7.650e5	3.377e5	4.273e5	0.79	NO	1.0285	25.56	81.549	0.0625	3.795e6	1797	2112.2	4.877e6	983	4961.3	bb	bb	0.991
19 ES:13C-12378-PeCDD	7.590e5	4.257e5	3.332e5	1.28	YES	1.2724	31.62	96.014	0.0425	8.483e6	872	9731.9	5.769e6	720	8010.3	bb	bb	0.835
20 ES:13C-123478-HxCDD	6.341e5	3.568e5	2.773e5	1.29	NO	0.9931	33.80	79.123	0.0377	8.277e6	1561	5303.8	6.328e6	989	6399.1	bd	bd	0.971
21 ES:13C-123678-HxCDD	6.301e5	3.529e5	2.772e5	1.27	NO	0.9951	33.86	75.975	0.0364	8.070e6	1561	5171.6	6.258e6	989	6328.6	db	db	1.005
22 ES:13C-1234678-HpCDD	5.684e5	2.969e5	2.715e5	1.09	NO	1.0654	36.26	77.038	0.0537	5.031e6	1855	2711.8	4.649e6	1489	3123.1	bb	bb	0.894
23 ES:13C-OCDD	7.378e5	3.569e5	3.809e5	0.94	NO	1.1528	39.23	102.575	0.0315	3.887e6	1060	3668.4	4.157e6	854	4867.9	bd	bb	0.871
24 ES:13C-2378-TCDF	1.121e6	4.993e5	6.221e5	0.80	NO	0.9921	24.65	75.936	0.0339	5.865e6	1024	5725.9	7.165e6	1349	5310.2	bb	bb	1.561
25 ES:13C-12378-PeCDF	9.768e5	5.977e5	3.792e5	1.58	NO	1.2102	30.07	78.080	0.0718	6.398e6	2611	2450.6	4.140e6	1647	2513.8	bb	bb	1.322

Quantify Sample Report MassLynx 4.1

Sample Summary

Dataset: C:\MassLynx\Default.pro\Results\c20jun12a_3-5.qld


Last Altered: Thursday, 6/21/2012 8:26:41 AM Eastern Daylight Time
Printed: Tuesday, 6/26/2012 10:18:57 AM Eastern Daylight Time

121014

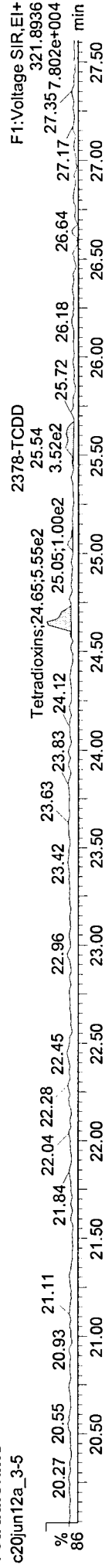
Method: C:\MassLynx\Default.PRO\MethDB\1613-061912-db5ms.mdb 20 Jun 2012 08:46:37
Calibration: C:\MassLynx\Default.PRO\CurveDB\B5MS-0042012_1613.cdb 08 May 2012 08:31:36

Name: c20jun12a_3-5, ID: 73530, User: KAS, Instrument: , Submitter: HRD1734, Task: HRMS3, Description: LMB for HBN 23992 [HXX\1605]

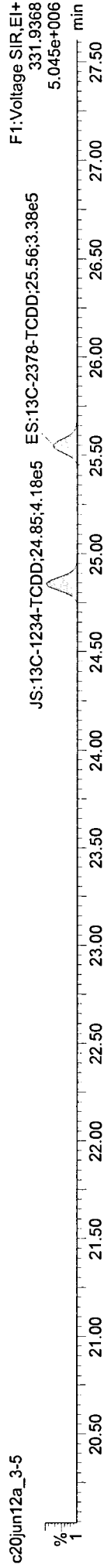
Tetradioxins




Tetradioxins



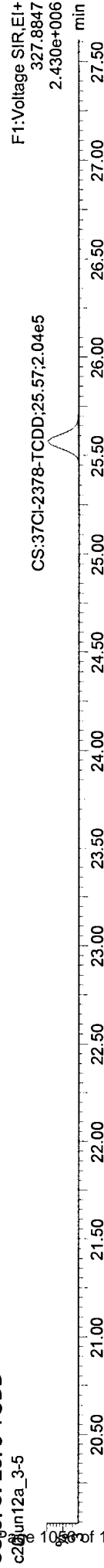
ES:13C-2378-TCDD



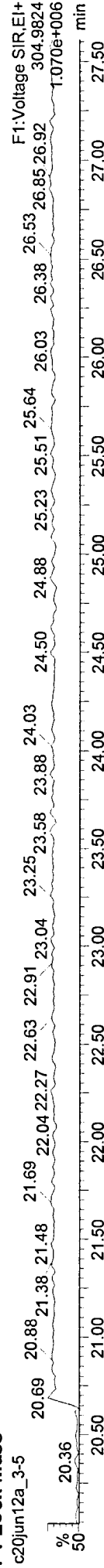
ES:13C-2378-TCDD



CS:37Cl-2378-TCDD



F1 Lock Mass



Quantify Sample Report

Sample Summary

MassLynx 4.1

Dataset: C:\MassLynx\Default.pro\Results\c20jun12a_3-5.qld

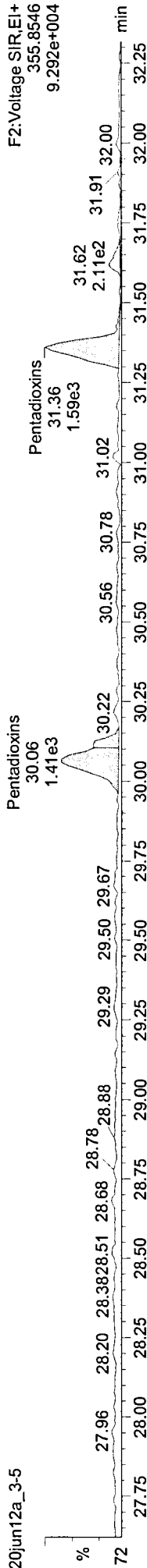
Last Altered: Thursday, 6/21/2012 8:26:41 AM Eastern Daylight Time
Printed: Tuesday, 6/26/2012 10:18:57 AM Eastern Daylight Time

1210145

Name: c20jun12a_3-5, ID: 73530, User: KAS, Instrument: , Submitter: HRD1734, Task: HRMS3, Description: LMB for HBN 23992 [HXX1605]

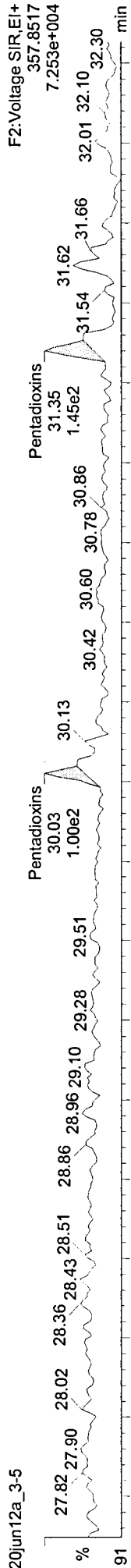
Pentadioxins

c20jun12a_3-5



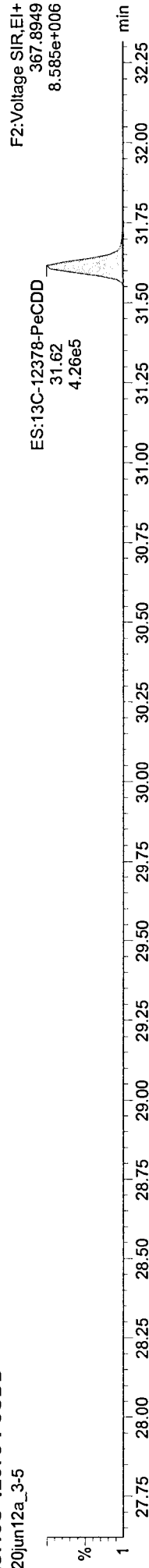
Pentadioxins

c20jun12a_3-5




ES:13C-12378-PeCDD

c20jun12a_3-5



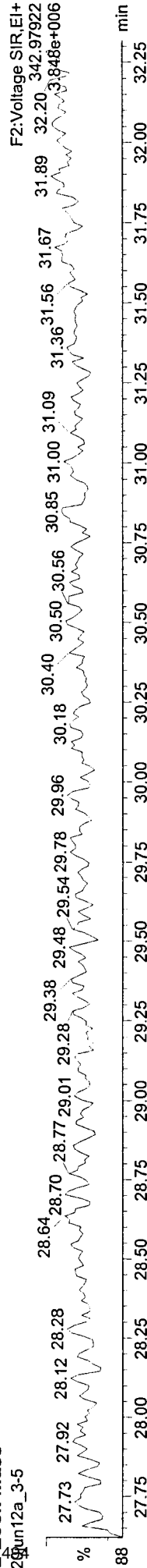
ES:13C-12378-PeCDD

c20jun12a_3-5



F2:Lock Mass

c20jun12a_3-5



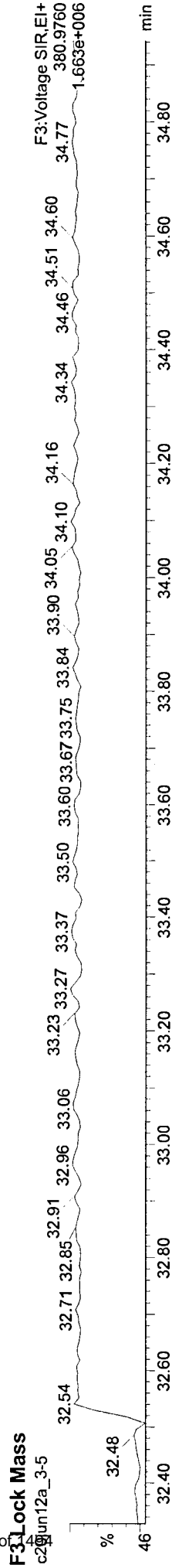
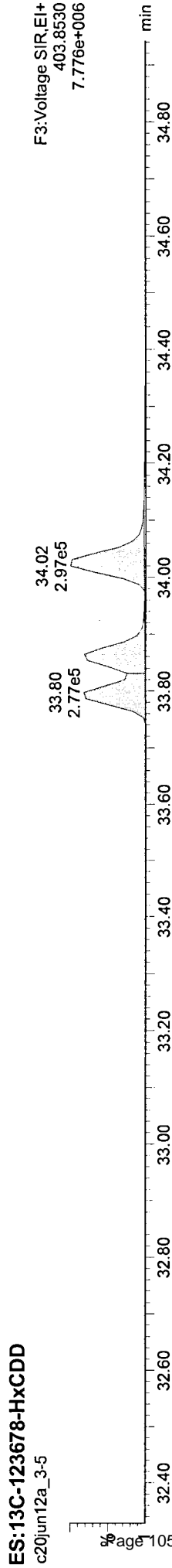
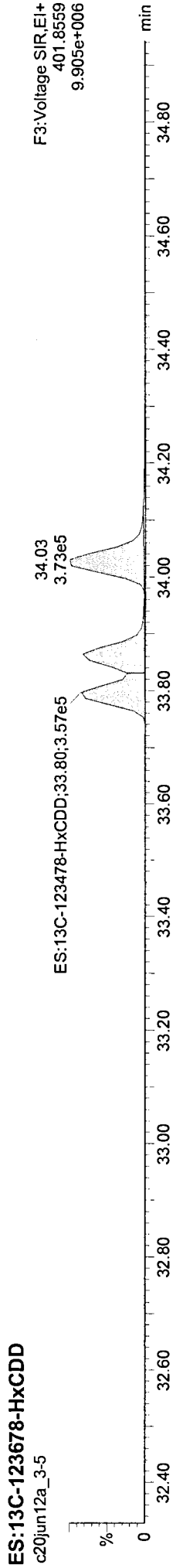
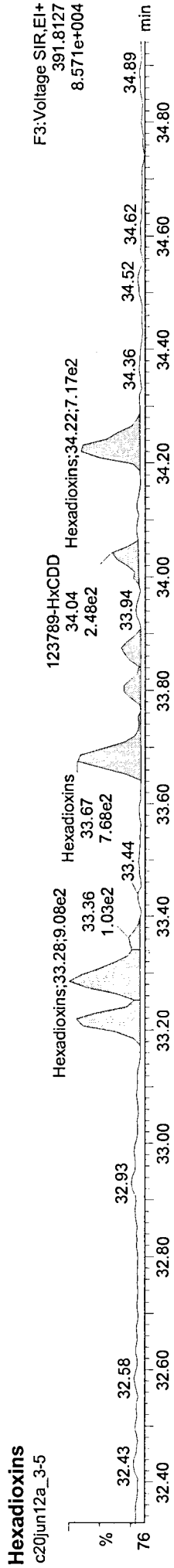
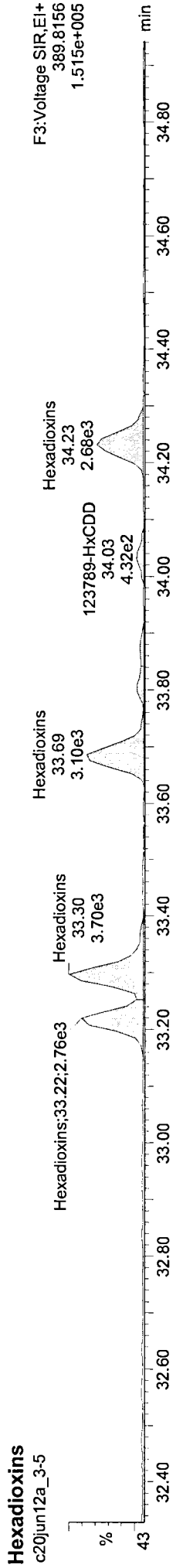
Quantify Sample Report
Sample Summary

MassLynx 4.1

Dataset: C:\MassLynx\Default.prolResults\c20jun12a_3-5.qld

Last Altered: Thursday, 6/21/2012 8:26:41 AM Eastern Daylight Time
Printed: Tuesday, 6/26/2012 10:18:57 AM Eastern Daylight Time

Name: c20jun12a_3-5, ID: 73530, User: KAS, Instrument: , Submitter: HRD1734, Task: HRMS3, Description: LMB for HBN 23992 [HXX/1605]



Quantify Sample Report

Sample Summary

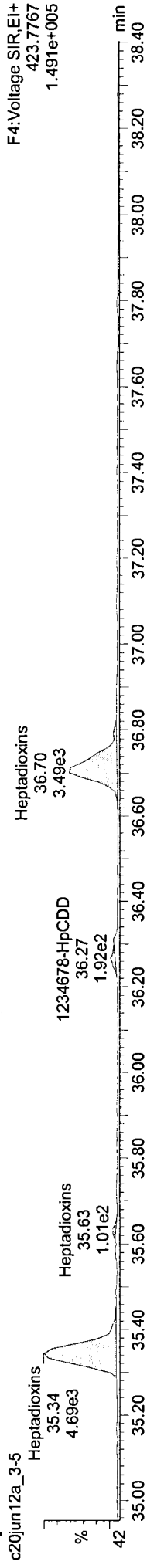
MassLynx 4.1

Dataset: C:\MassLynx\Default.pro\Results\c20jun12a_3-5.qld

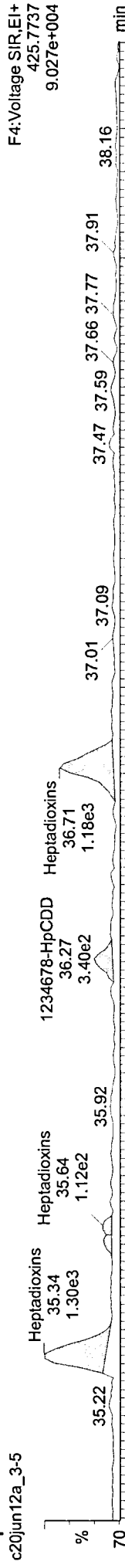
Last Altered: Thursday, 6/21/2012 8:26:41 AM Eastern Daylight Time
Printed: Tuesday, 6/26/2012 10:18:57 AM Eastern Daylight Time

Name: c20jun12a_3-5, ID: 73530, User: KAS, Instrument: , Submitter: HRD1734, Task: HRMS3, Description: LMB for HBN 23992 [HXX/1605]


Heptadioxins




Heptadioxins



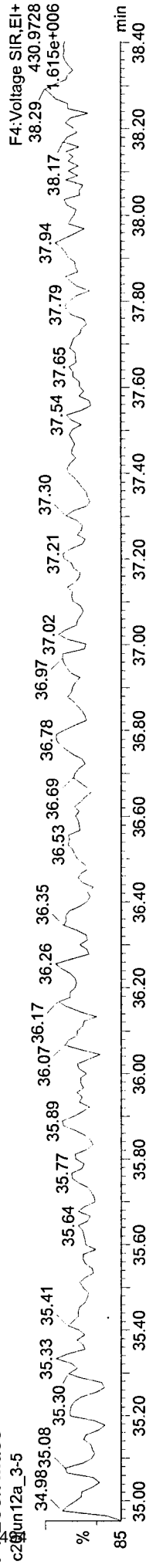
ES:13C-1234678-HpCDD



ES:13C-1234678-HpCDD



F4:Lock Mass

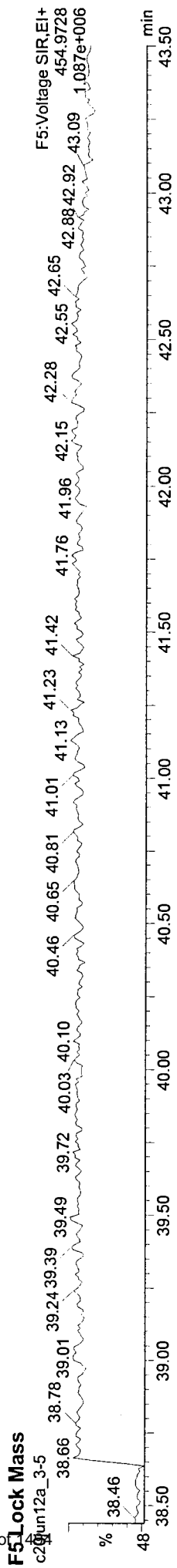
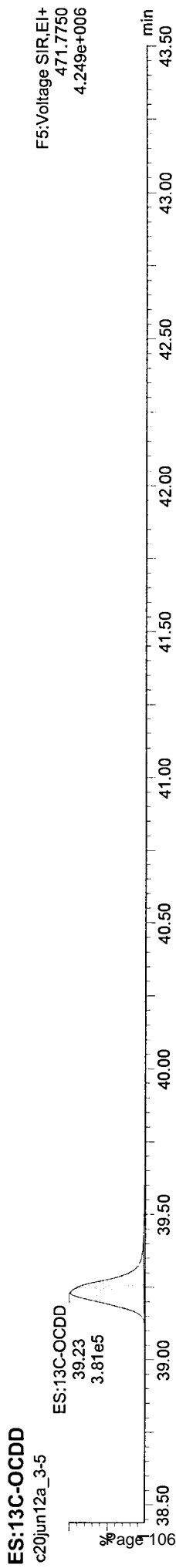




Quantify Sample Report
 ### Sample Summary ###

MassLynx 4.1

Dataset: C:\MassLynx\Default.pro\Results\c20jun12a_3-5.qld
 Last Altered: Thursday, 6/21/2012 8:26:41 AM Eastern Daylight Time
 Printed: Tuesday, 6/26/2012 10:18:57 AM Eastern Daylight Time

Name: c20jun12a_3-5, ID: 73530, User: KAS, Instrument: , Submitter: HRD1734, Task: HRMS3, Description: LMB for HBN 23992 [HXX/1605]



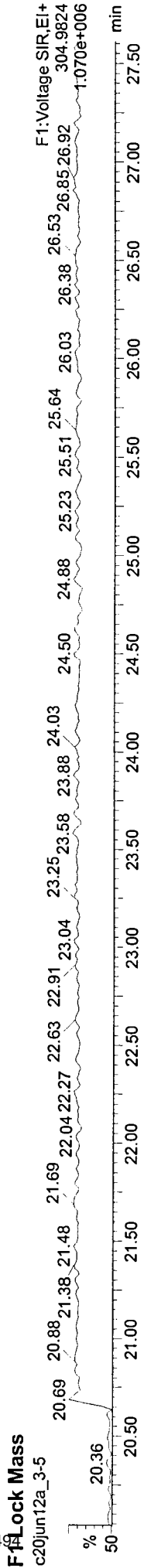
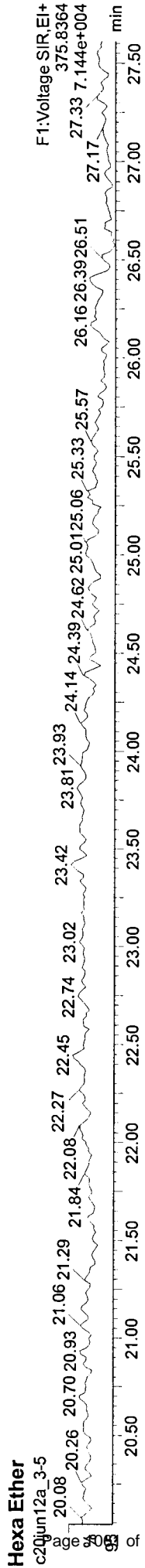
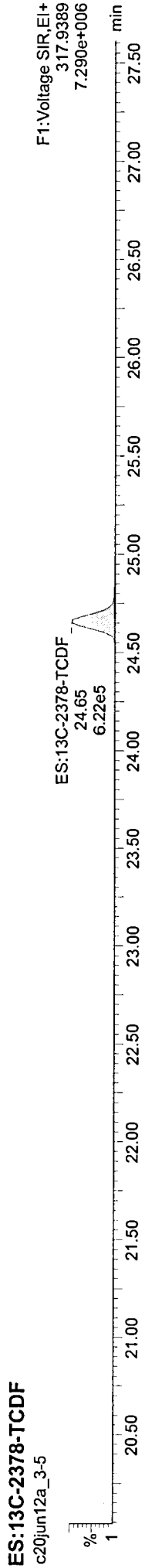
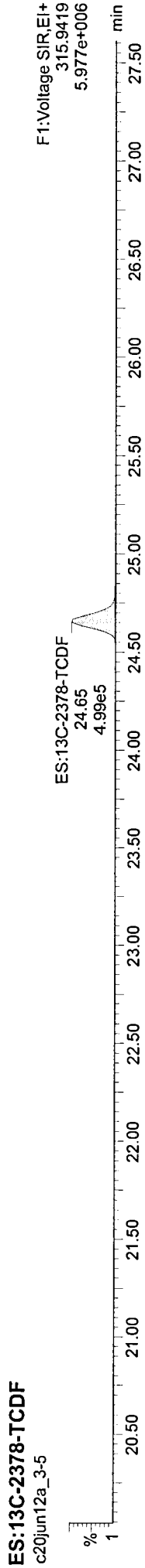
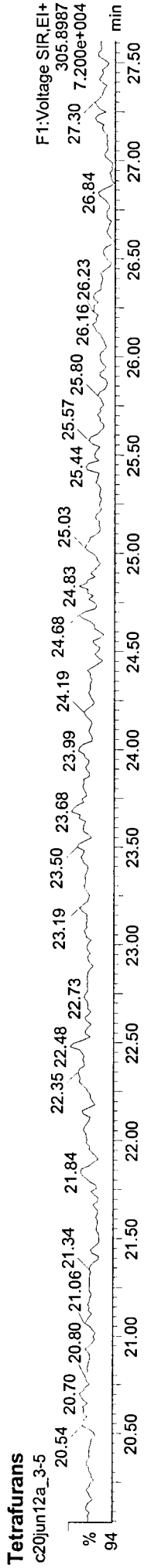
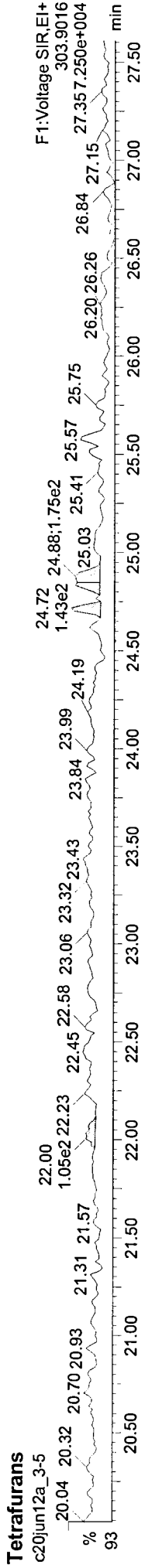
Quantify Sample Report MassLynx 4.1

Sample Summary

Dataset: C:\MassLynx\Default.pro\Results\c20jun12a_3-5.qld

Last Altered: Thursday, 6/21/2012 8:26:41 AM Eastern Daylight Time
Printed: Tuesday, 6/26/2012 10:18:57 AM Eastern Daylight Time

Name: c20jun12a_3-5, ID: 73530, User: KAS, Instrument: , Submitter: HRD1734, Task: HRMS3, Description: LMB for HBN 23992 [HXX/1605]



Quantify Sample Report

Sample Summary

MassLynx 4.1

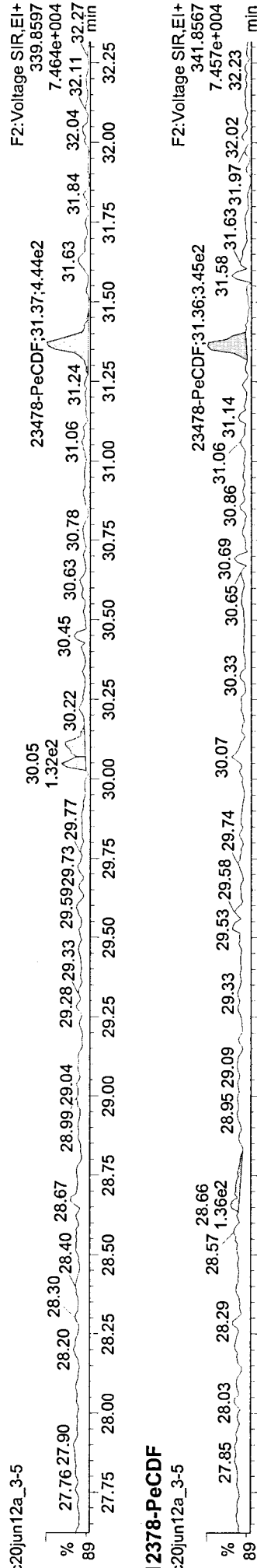
Dataset: C:\MassLynx\Default.pro\Results\c20jun12a_3-5.qld

Last Altered: Thursday, 6/21/2012 8:26:41 AM Eastern Daylight Time
Printed: Tuesday, 6/26/2012 10:18:57 AM Eastern Daylight Time

Name: c20jun12a_3-5, ID: 73530, User: KAS, Instrument: , Submitter: HRD1734, Task: HRMS3, Description: LMB for HBN 23992 [HXX/1605]

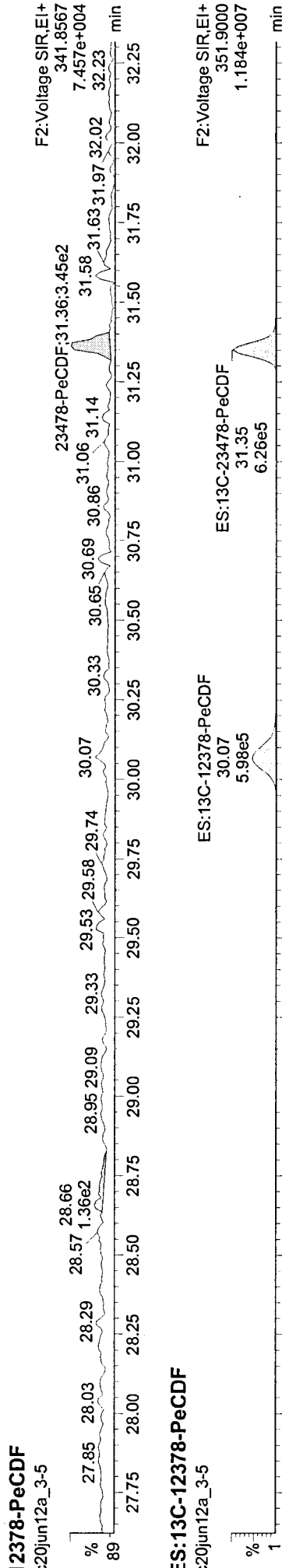
12378-PeCDF

c20jun12a_3-5



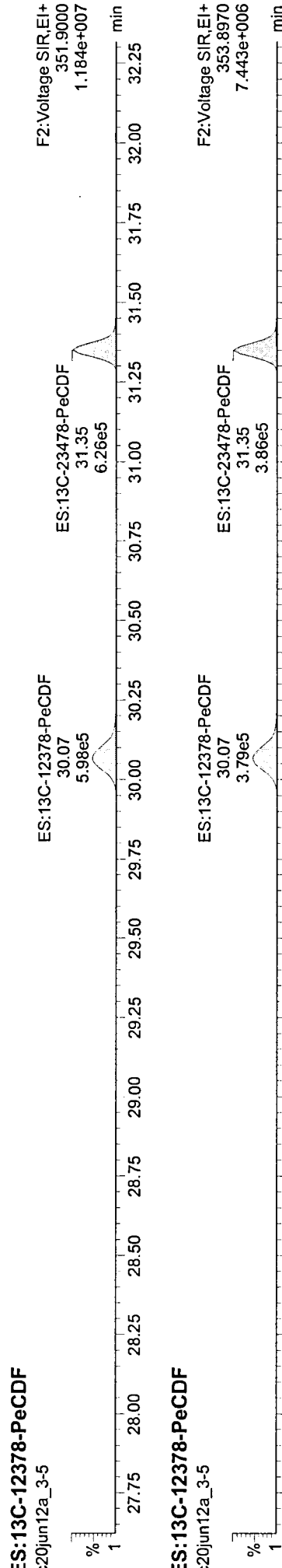
12378-PeCDF

c20jun12a_3-5



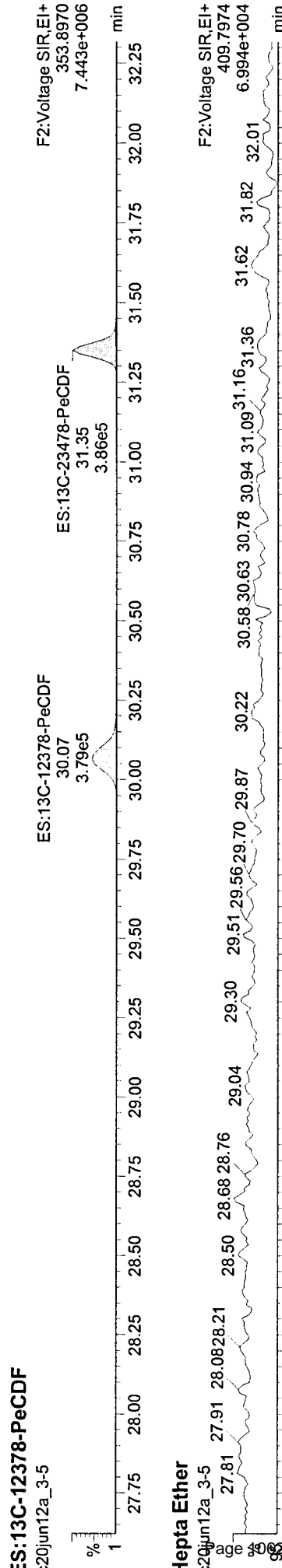
ES:13C-12378-PeCDF

c20jun12a_3-5



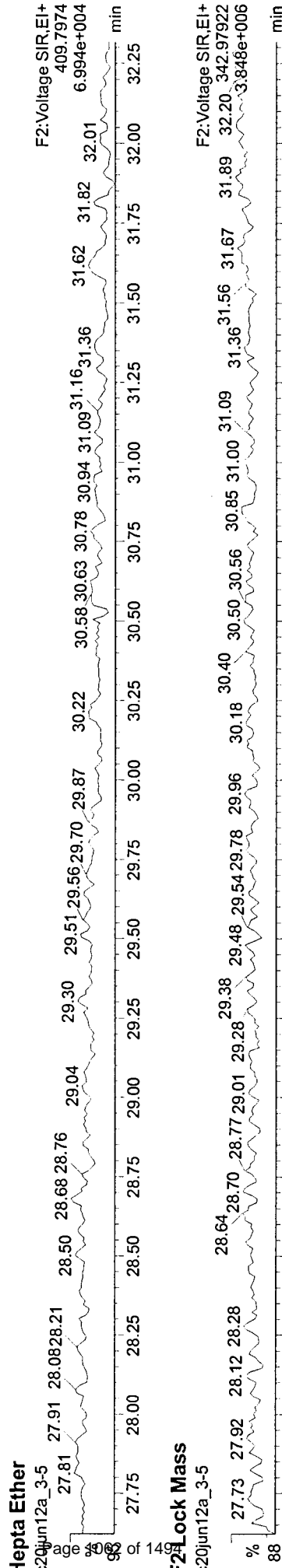
ES:13C-12378-PeCDF

c20jun12a_3-5



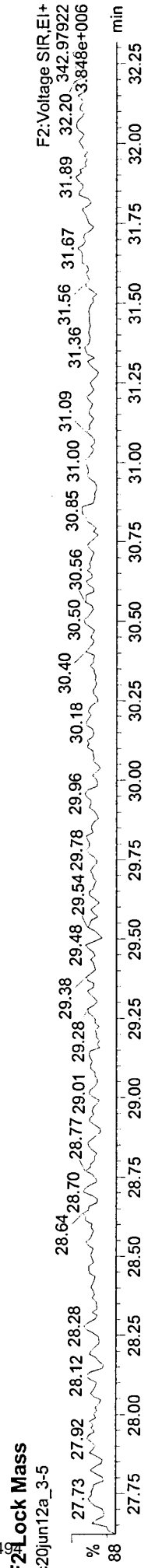
Hepta Ether

c20jun12a_3-5



F2: Lock Mass

c20jun12a_3-5



Quantify Sample Report

Sample Summary

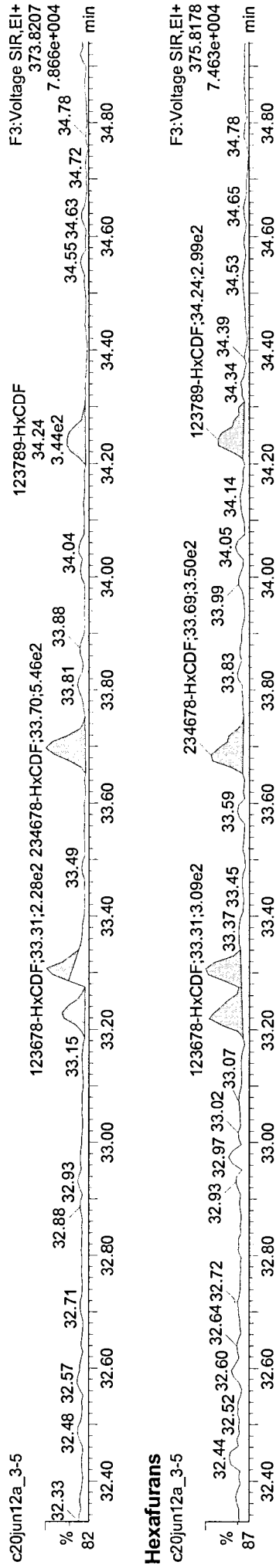
MassLynx 4.1

Dataset: C:\MassLynx\Default.pro\Results\c20jun12a_3-5.qld

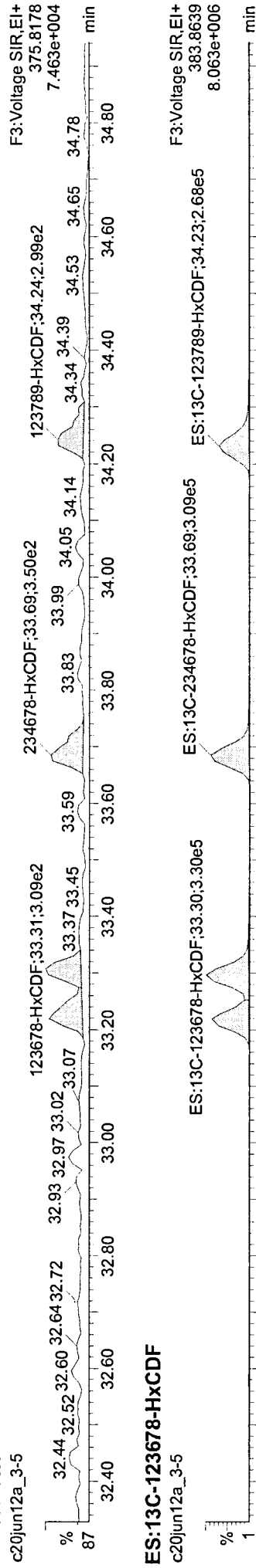
Last Altered: Thursday, 6/21/2012 8:26:41 AM Eastern Daylight Time
Printed: Tuesday, 6/26/2012 10:18:57 AM Eastern Daylight Time

Name: c20jun12a_3-5, ID: 73530, User: KAS, Instrument: HRD1734, Task: HRMS3, Description: LMB for HBN 23992 [HXX/1605]

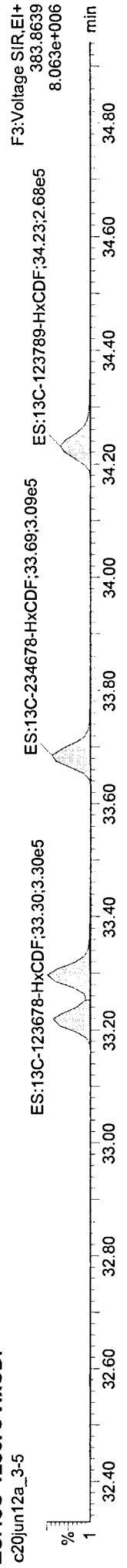
Hexafurans



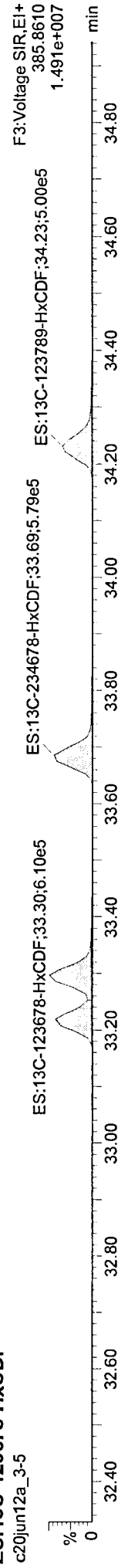
Hexafurans



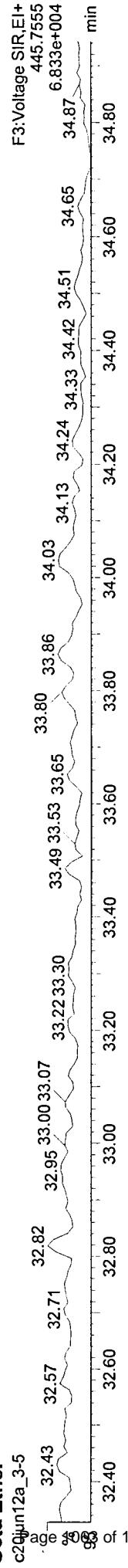
ES:13C-123678-HxCDF



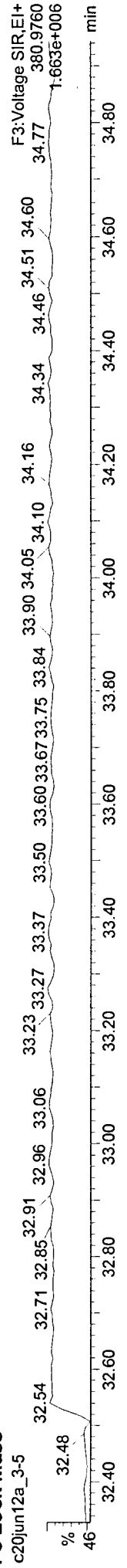
ES:13C-123678-HxCDF



Octa Ether



F3:Lock Mass



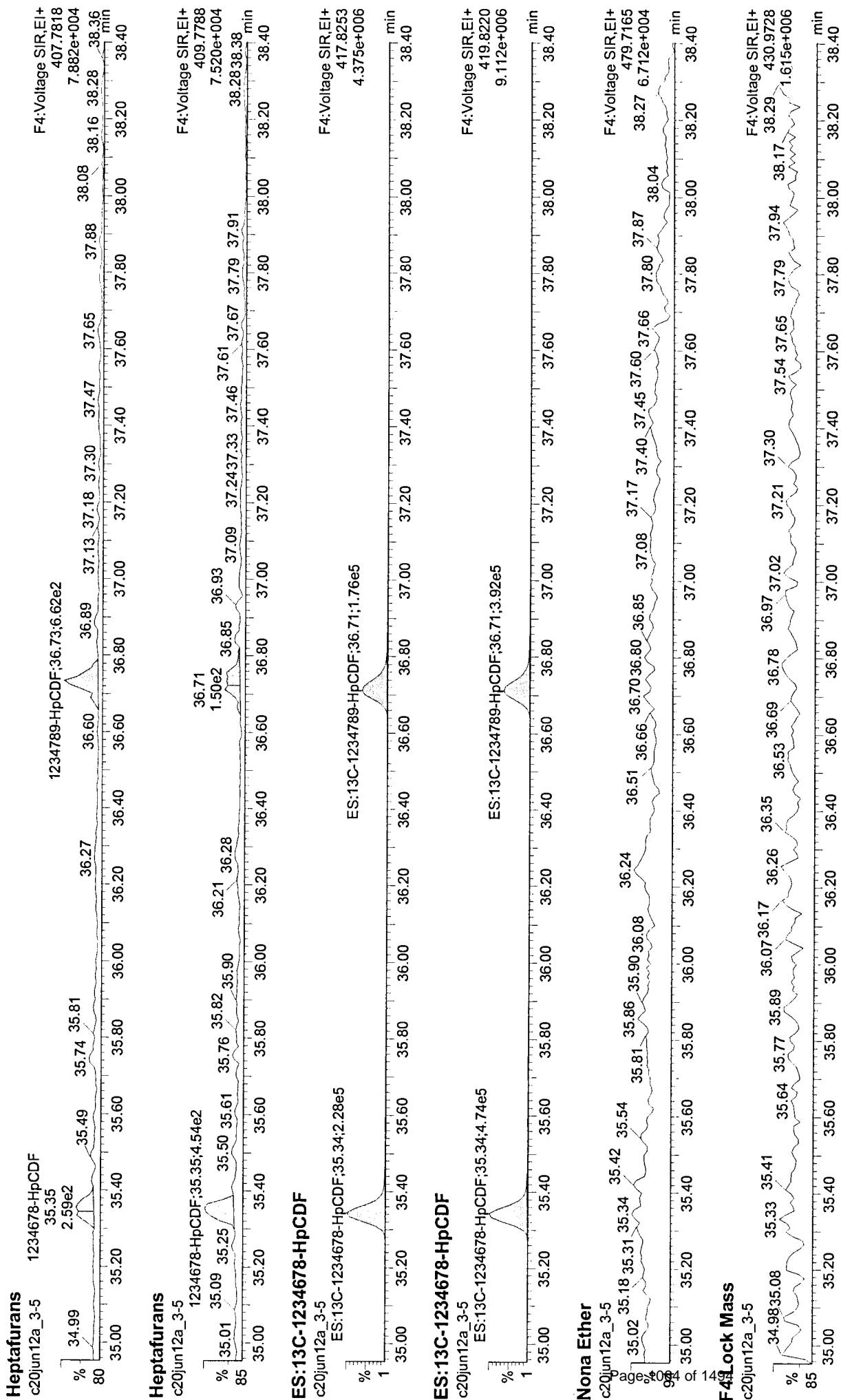
Quantify Sample Report
Sample Summary

MassLynx 4.1

Dataset: C:\MassLynx\Default.pro\Results\c20jun12a_3-5.qld

Last Altered: Thursday, 6/21/2012 8:26:41 AM Eastern Daylight Time
Printed: Tuesday, 6/26/2012 10:18:57 AM Eastern Daylight Time

Name: c20jun12a_3-5, ID: 73530, User: KAS, Instrument: , Submitter: HRD1734, Task: HRMS3, Description: LMB for HBN 23992 [HXX/1605]

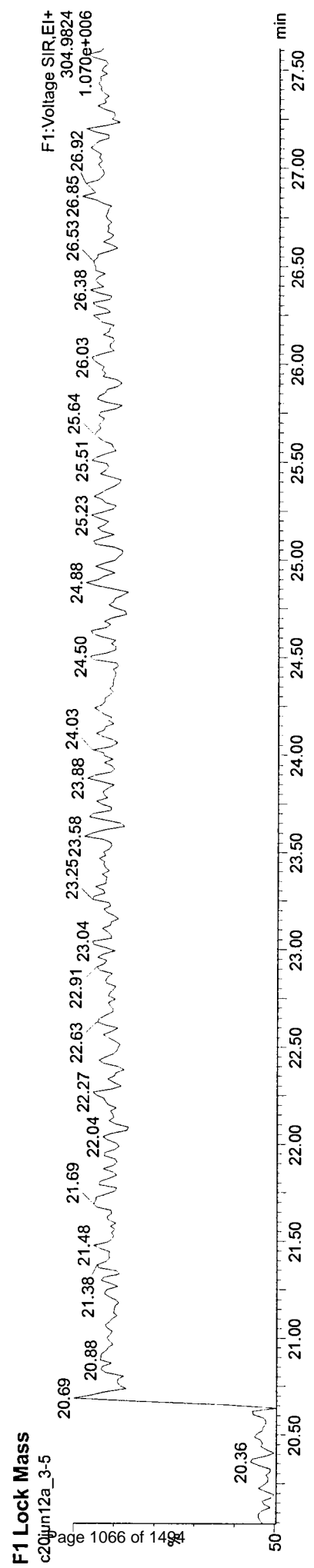
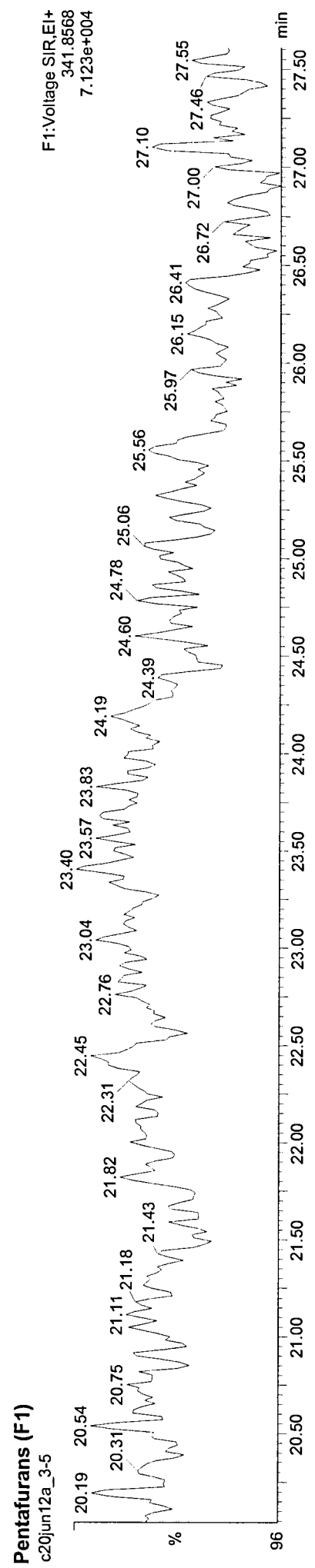
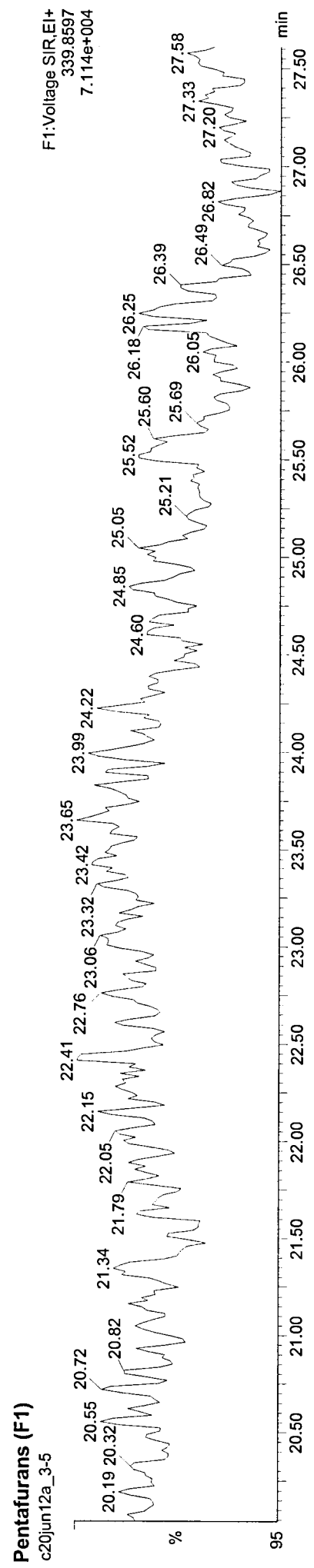


Quantify Sample Report MassLynx 4.1

Sample Summary

Dataset: C:\MassLynx\Default.pro\Results\c20jun12a_3-5.qld
Last Altered: Thursday, 6/21/2012 8:26:41 AM Eastern Daylight Time
Printed: Tuesday, 6/26/2012 10:18:57 AM Eastern Daylight Time

Name: c20jun12a_3-5, ID: 73530, User: KAS, Instrument: , Submitter: HRD1734, Task: HRMS3, Description: LMB for HBN 23992 [HXX/1605]



Blank Spike Summary

Blank Spike ID: OPR for HBN 23992 [HXX/1605]

Blank Spike Lab ID: 73531

Date Analyzed: 06/20/2012 22:45

Matrix: Soil-Solid as dry weight

QC for Samples: 31201450001, 31201450002, 31201450003, 31201450011, 31201450012, 31201450013, 31201450021, 31201450027, 31201450028, 31201450029

Results by EPA 1613B

Blank Spike (pg/g)

Parameter	Spike	Result	Rec (%)	CL
2,3,7,8-TCDD	20.0	20.5	102	67.0-158
1,2,3,7,8-PeCDD	100	103	103	70.0-142
1,2,3,4,7,8-HxCDD	100	109	109	70.0-164
1,2,3,6,7,8-HxCDD	100	114	114	76.0-134
1,2,3,7,8,9-HxCDD	100	117	117	64.0-162
1,2,3,4,6,7,8-HpCDD	100	108	108	70.0-140
OCDD	200	228	114	78.0-144
2,3,7,8-TCDF	20.0	22.9	114	75.0-158
1,2,3,7,8-PeCDF	100	116	116	80.0-134
2,3,4,7,8-PeCDF	100	106	106	68.0-160
1,2,3,4,7,8-HxCDF	100	116	116	72.0-134
1,2,3,6,7,8-HxCDF	100	107	107	84.0-130
2,3,4,6,7,8-HxCDF	100	107	107	70.0-156
1,2,3,7,8,9-HxCDF	100	114	114	78.0-130
1,2,3,4,6,7,8-HpCDF	100	105	105	82.0-122
1,2,3,4,7,8,9-HpCDF	100	102	102	78.0-138
OCDF	200	247	123	63.0-170

Labeled Standards

13C-2378-TCDD	80	25.0-164
13C-12378-PeCDD	93	25.0-181
13C-123478-HxCDD	75	32.0-141
13C-123678-HxCDD	75	28.0-130
13C-1234678-HpCDD	83	23.0-140
13C-OCDD	64	17.0-157
13C-2378-TCDF	75	24.0-169
13C-12378-PeCDF	81	24.0-185
13C-23478-PeCDF	87	21.0-178
13C-123478-HxCDF	80	26.0-152
13C-123678-HxCDF	89	26.0-123
13C-234678-HxCDF	83	29.0-147
13C-123789-HxCDF	78	28.0-136
13C-1234678-HpCDF	86	28.0-143
13C-1234789-HpCDF	88	26.0-138
37Cl-2378-TCDD	102	35.0-197

Blank Spike Summary

Blank Spike ID: OPR for HBN 23992 [HXX/1605]
 Blank Spike Lab ID: 73531
 Date Analyzed: 06/20/2012 22:45

Matrix: Soil-Solid as dry weight

QC for Samples: 31201450001, 31201450002, 31201450003, 31201450011, 31201450012, 31201450013, 31201450021,
 31201450027, 31201450028, 31201450029

Results by EPA 1613B

Blank Spike (%)

<u>Parameter</u>	<u>Spike</u>	<u>Result</u>	<u>Rec (%)</u>	<u>CL</u>
------------------	--------------	---------------	----------------	-----------

Batch Information

Analytical Batch: HRD1734
 Analytical Method: EPA 1613B
 Instrument: HRMS3
 Analyst: MAF

Prep Batch: HXX1605
 Prep Method: EPA 1613 PREP S/D/T
 Prep Date/Time: 05/24/2012 00:19
 Spike Init Wt./Vol.: 10 g Extract Vol: 20 uL

Quantify Sample Summary Report

MassLynx 4.1 SCN627

Sample Summary

Dataset: Z:\Default.pro\Results\c20jun12a_3-2.qld

Last Altered: Thursday, June 21, 2012 13:10:47 Eastern Daylight Time
 Printed: Thursday, June 21, 2012 13:11:35 Eastern Daylight Time

31201450

Method: C:\MassLynx\Default.PRO\MethDB\m1613-061912-db5ms.mdb 20 Jun 2012 08:46:37
 Calibration: C:\MassLynx\Default.PRO\CurveDB\MS-0042012_1613.cdb 08 May 2012 08:31:36

Name: c20jun12a_3-2
 Date: 20-Jun-2012
 Time: 22:45:12
 ID: 73531
 Submitter: HRD1734
 Task: HRMS3

Description: OPR for HBN 23992 [HXX/1605]

Rev mat 6/27/12

Name	Response	Ion1Area	Ion2Area	RA	RAFail?	RRT	RT	pg/µL	EDL	Height1	Noise1	SN1	Height2	Noise2	SN2	M1	M2	MR...
1	2378-TCDD	6.375e4	2.696e4	3.680e4	0.73	NO	1.0007	25.56	0.0302	3.072e5	364	844.4	4.144e5	507	817.9	bb	bb	1.075
2	12378-PeCDD	3.020e5	1.821e5	1.199e5	1.52	NO	1.0003	31.62	0.0225	3.949e6	604	6537.7	2.431e6	527	4612.3	bb	bb	1.039
3	123478-HxCDD	2.953e5	1.623e5	1.330e5	1.22	NO	1.0003	33.80	0.0318	4.034e6	856	4713.6	3.234e6	831	3889.7	bd	bd	1.065
4	123678-HxCDD	2.984e5	1.655e5	1.329e5	1.25	NO	1.0003	33.86	0.0352	3.862e6	856	4511.8	3.124e6	831	3758.1	db	db	0.996
5	123789-HxCDD	3.121e5	1.733e5	1.388e5	1.25	NO	1.0073	34.03	0.0335	3.967e6	856	4635.4	3.140e6	831	3777.4	bb	bb	1.029
6	1234678-HpCDD	2.945e5	1.501e5	1.444e5	1.04	NO	1.0003	36.27	0.0696	2.589e6	1047	2473.7	2.511e6	1641	1530.3	bb	bb	1.055
7	OCDD	4.743e5	2.244e5	2.500e5	0.90	NO	1.0002	39.27	0.0977	2.364e6	852	2773.4	2.636e6	823	3202.6	MM	MM	1.063
8	2378-TCDF	9.494e4	4.171e4	5.323e4	0.78	NO	1.0006	24.67	0.0307	4.696e5	434	1083.0	6.152e5	772	796.6	bd	bd	0.980
9	12378-PeCDF	4.416e5	2.716e5	1.699e5	1.60	NO	1.0007	30.08	0.1028	2.961e6	2126	1393.1	1.825e6	1223	1491.8	bb	bb	0.980
10	23478-PeCDF	4.407e5	2.702e5	1.704e5	1.59	NO	1.0007	31.36	0.0553	5.117e6	2126	2407.2	3.205e6	1223	2619.7	bb	bb	1.022
11	123478-HxCDF	4.591e5	2.553e5	2.037e5	1.25	NO	1.0003	33.22	0.0556	6.377e6	1750	3643.4	5.107e6	2613	1954.1	bd	bd	1.183
12	123678-HxCDF	4.826e5	2.713e5	2.113e5	1.28	NO	1.0003	33.30	0.0515	6.681e6	1750	3817.5	5.129e6	2613	1962.7	db	db	1.168
13	234678-HxCDF	4.548e5	2.551e5	1.997e5	1.28	NO	1.0003	33.69	0.0529	6.235e6	1750	3562.7	4.853e6	2613	1857.2	bb	bb	1.178
14	123789-HxCDF	4.057e5	2.273e5	1.784e5	1.27	NO	1.0003	34.23	0.0726	4.779e6	1750	2730.6	3.825e6	2613	1463.5	bb	bb	1.110
15	1234678-HpCDF	4.518e5	2.281e5	2.238e5	1.02	NO	1.0000	35.34	0.0672	4.392e6	1985	2212.6	4.288e6	2444	1754.7	bb	bb	1.389
16	1234789-HpCDF	3.780e5	1.939e5	1.841e5	1.05	NO	1.0003	36.72	0.0906	3.213e6	1985	1618.3	2.929e6	2444	1198.4	bb	bb	1.389
17	OCDF	6.230e5	2.994e5	3.236e5	0.93	NO	1.0050	39.46	0.1064	3.546e6	1042	3402.5	3.785e6	1173	3226.4	bb	bb	1.290
18	ES:13C-2378-TCDD	5.797e5	2.569e5	3.228e5	0.80	NO	1.0285	25.54	0.0774	2.971e6	1788	1661.6	3.685e6	879	4191.2	bb	bb	0.991
19	ES:13C-12378-PeCDD	5.664e5	3.334e5	2.330e5	1.43	NO	1.2728	31.61	0.0543	7.107e6	987	7203.1	4.569e6	591	7728.9	bb	bb	0.835
20	ES:13C-123478-HxCDD	5.091e5	2.846e5	2.245e5	1.27	NO	0.9931	33.79	0.0386	6.961e6	1483	4693.0	5.582e6	888	6286.0	bd	bd	0.971
21	ES:13C-123678-HxCDD	5.262e5	2.955e5	2.307e5	1.28	NO	0.9951	33.85	0.0373	6.763e6	1483	4559.6	5.339e6	888	6012.3	db	db	1.005
22	ES:13C-1234678-HpCDD	5.190e5	2.679e5	2.511e5	1.07	NO	1.0657	36.26	0.0770	4.720e6	1862	2535.8	4.418e6	2486	1777.2	bb	bb	0.894
23	ES:13C-OCDD	7.828e5	3.766e5	4.062e5	0.93	NO	1.1540	39.26	0.0282	3.881e6	762	5094.2	4.378e6	792	5527.4	bb	bb	0.871
24	ES:13C-2378-TCDF	8.467e5	3.747e5	4.720e5	0.79	NO	0.9927	24.65	0.0385	4.441e6	923	4808.7	5.395e6	1164	4635.8	bb	bb	1.561

Quantify Sample Summary Report MassLynx 4.1 SCN627

Sample Summary

Dataset: Z:\Default.pro\Results\c20jun12a_3-2.qld

Last Altered: Thursday, June 21, 2012 13:10:47 Eastern Daylight Time
 Printed: Thursday, June 21, 2012 13:11:35 Eastern Daylight Time

Name: c20jun12a_3-2

Date: 20-Jun-2012

Time: 22:45:12

ID: 73531

Submitter: HRD1734

Task: HRMS3

Description: OPR for HBN 23992 [HXX/1605]

Name	Response	Ion1Area	Ion2Area	RA	RAFail?	RRT	RT	pg/μL	EDL	Height1	Noise1	SN1	Height2	Noise2	SN2	M1	M2	MR...
25	ES:13C-12378-PeCDF	7.766e5	4.738e5	3.027e5	1.57	NO	1.2105	30.06	0.0484	5.070e6	1417	3577.8	3.299e6	807	4088.6	bb	bb	1.322
26	ES:13C-23478-PeCDF	8.120e5	4.972e5	3.148e5	1.58	NO	1.2620	31.34	0.0498	9.081e6	1417	6408.9	5.827e6	807	7220.6	bb	bb	1.284
27	ES:13C-123478-HxCDF	6.681e5	2.311e5	4.371e5	0.53	NO	0.9761	33.21	0.1145	5.734e6	4337	1322.1	1.087e7	4330	2509.4	MM	MM	1.198
28	ES:13C-123678-HxCDF	7.758e5	2.706e5	5.052e5	0.54	NO	0.9784	33.29	0.1103	6.332e6	4337	1459.9	1.210e7	4330	2793.5	MM	MM	1.243
29	ES:13C-234678-HxCDF	7.186e5	2.506e5	4.680e5	0.54	NO	0.9899	33.67	0.1116	6.111e6	4337	1409.1	1.150e7	4330	2655.4	bb	bb	1.229
30	ES:13C-123789-HxCDF	6.426e5	2.264e5	4.162e5	0.54	NO	1.0059	34.22	0.1166	4.764e6	4337	1098.4	8.934e6	4330	2063.2	bb	bb	1.177
31	ES:13C-1234678-HpCDF	6.221e5	1.935e5	4.286e5	0.45	NO	1.0389	35.34	0.0637	3.691e6	2108	1751.1	8.260e6	2036	4057.3	bb	bb	1.029
32	ES:13C-1234789-HpCDF	5.348e5	1.678e5	3.670e5	0.46	NO	1.0791	36.71	0.0754	2.760e6	2108	1309.5	5.861e6	2036	2878.8	bb	bb	0.869
33	JS:13C-1234-TCDD	7.269e5	3.216e5	4.054e5	0.79	NO	0.0000	24.83	0.0767	3.846e6	1788	2150.7	4.842e6	879	5507.5	bb	bb	1.000
34	JS:13C-123789-HxCDD	7.012e5	3.926e5	3.086e5	1.27	NO	0.0000	34.02	0.0375	8.846e6	1483	5964.2	6.944e6	888	7819.8	MM	MM	1.000
35	CS:37Cl-2378-TCDD	1.667e5	1.667e5	-	-	-	1.0291	25.56	0.0143	1.865e6	559	3335.6	-	-	-	-	-	1.124
36	Tetradoxins	-	2.696e4	-	-	-	-	-	0.0302	3.072e5	364	-	-	-	-	-	-	1.075
37	Pentadoxins	-	1.821e5	-	-	-	-	-	0.0225	3.949e6	604	-	-	-	-	-	-	1.039
38	Hexadoxins	-	5.011e5	-	-	-	-	-	0.0335	1.186e7	856	-	-	-	-	-	-	1.030
39	Heptadoxins	-	1.526e5	-	-	-	-	-	0.0696	2.632e6	1047	-	-	-	-	-	-	1.055
40	Tetrafurans	-	4.171e4	-	-	-	-	-	0.0307	4.696e5	434	-	-	-	-	-	-	0.980
41	Pentafurans (F1)	-	0.000e0	-	-	-	-	-	0.0084	0.000e0	359	-	-	-	-	-	-	1.001
42	Pentafurans	-	5.419e5	-	-	-	-	-	0.0781	8.078e6	2126	-	-	-	-	-	-	1.001
43	Hexafurans	-	1.009e6	-	-	-	-	-	0.0575	2.407e7	1750	-	-	-	-	-	-	1.160
44	Heptafurans	-	4.265e5	-	-	-	-	-	0.0780	7.682e6	1985	-	-	-	-	-	-	1.389
45	Hexa Ether	-	-	-	-	-	-	-	-	-	343	-	-	-	-	-	-	-
46	Hepta Ether	-	-	-	-	-	-	-	-	-	306	-	-	-	-	-	-	-
47	Octa Ether	-	-	-	-	-	-	-	-	-	329	-	-	-	-	-	-	-
48	Nona Ether	-	-	-	-	-	-	-	-	-	394	-	-	-	-	-	-	-
49	Deca Ether	-	-	-	-	-	-	-	-	-	433	-	-	-	-	-	-	-
50	F1 Lock Mass	-	-	-	-	-	-	-	0.0000	-	33836	-	-	-	-	-	-	189...
51	F2 Lock Mass	-	-	-	-	-	-	-	0.0000	-	80576	-	-	-	-	-	-	254...
52	F3 Lock Mass	-	-	-	-	-	-	-	0.0000	-	40537	-	-	-	-	-	-	740...

Quantify Sample Summary Report **MassLynx 4.1 SCN627**
 ### Sample Summary ###

Dataset: Z:\Default.pro\Results\c20jun12a_3-2.qld

Last Altered: Thursday, June 21, 2012 13:10:47 Eastern Daylight Time
 Printed: Thursday, June 21, 2012 13:11:35 Eastern Daylight Time

Name: c20jun12a_3-2
 Date: 20-Jun-2012
 Time: 22:45:12
 ID: 73531
 Submitter: HRD1734
 Task: HRMS3
 Description: OPR for HBN 23992 [HXX/1605]

Name	Response	Ion1Area	Ion2Area	RA	RAFail?	RRT	RT	pg/µL	EDL	Height1	Noise1	SN1	Height2	Noise2	SN2	M1	M2	MR...
53 F4 Lock Mass	-	-	-	-	-	-	-	-	-	-	41100	-	-	-	-	-	-	-
54 F5 Lock Mass	-	-	-	-	-	-	-	-	0.0000	-	36628	-	-	-	-	-	-	173...

Quantify Totals Report MassLynx 4.1 SCN627

Sample Summary

Dataset: Z:\Default.pro\Results\c20jun12a_3-2.qld

Last Altered: Thursday, June 21, 2012 13:10:47 Eastern Daylight Time
 Printed: Thursday, June 21, 2012 13:11:35 Eastern Daylight Time

Method: C:\MassLynx\Default.PRO\MethDB\m1613-061912-db5ms.mdb 20 Jun 2012 08:46:37
 Calibration: C:\MassLynx\Default.PRO\CurveDB\B5MS-0042012_1613.cdb 08 May 2012 08:31:36

Name: c20jun12a_3-2
 Date: 20-Jun-2012
 Time: 22:45:12
 ID: 73531
 Submitter: HRD1734
 Task: HRMS3
 Description: OPR for HBN 23992 [HXX/1605]

Tetradioxins

Name	Response	Ion1Area	Ion2Area	RA	RAFail?	RRT	RT	pg/µL	EDL	Height1	Noise1	SN1	Height2	Noise2	SN2	M2
1 2378-TCDD	6.375e4	2.696e4	3.680e4	0.733	NO	1.00	25.56	10.227	0.0302	3.072e5	364	844.4	4.144e5	507	817.9	bb

Pentadioxins

Name	Response	Ion1Area	Ion2Area	RA	RAFail?	RRT	RT	pg/µL	EDL	Height1	Noise1	SN1	Height2	Noise2	SN2	M2
1 12378-PeCDD	3.020e5	1.821e5	1.199e5	1.519	NO	1.00	31.62	51.308	0.0225	3.949e6	604	6537.7	2.431e6	527	4612.3	bb

Hexadioxins

Name	Response	Ion1Area	Ion2Area	RA	RAFail?	RRT	RT	pg/µL	EDL	Height1	Noise1	SN1	Height2	Noise2	SN2	M2
1 123678-HxCDD	2.984e5	1.655e5	1.329e5	1.246	NO	1.00	33.86	56.957	0.0352	3.862e6	856	4511.8	3.124e6	831	3758.1	db
2 123478-HxCDD	2.953e5	1.623e5	1.330e5	1.221	NO	1.00	33.80	54.490	0.0318	4.034e6	856	4713.6	3.234e6	831	3889.7	bd
3 123789-HxCDD	3.121e5	1.733e5	1.388e5	1.248	NO	1.01	34.03	58.589	0.0335	3.967e6	856	4635.4	3.140e6	831	3777.4	bb

Heptadioxins

Name	Response	Ion1Area	Ion2Area	RA	RAFail?	RRT	RT	pg/µL	EDL	Height1	Noise1	SN1	Height2	Noise2	SN2	M2
1 1234678-HpCDD	2.945e5	1.501e5	1.444e5	1.040	NO	1.00	36.27	53.783	0.0696	2.589e6	1047	2473.7	2.511e6	1641	1530.3	bb
2 Heptadioxins	4.629e3	2.417e3	2.212e3	1.093	NO	0.00	35.62	0.845	0.0696	4.233e4	1047	40.4	4.113e4	1641	25.1	bb

Tetrafurans

Name	Response	Ion1Area	Ion2Area	RA	RAFail?	RRT	RT	pg/µL	EDL	Height1	Noise1	SN1	Height2	Noise2	SN2	M2
1 2378-TCDF	9.494e4	4.171e4	5.323e4	0.784	NO	1.00	24.67	11.440	0.0307	4.696e5	434	1083.0	6.152e5	772	796.6	bd

Quantify Totals Report MassLynx 4.1 SCN627
 ### Sample Summary ###

Dataset: Z:\Default.pro\Results\c20jun12a_3-2.qld

Last Altered: Thursday, June 21, 2012 13:10:47 Eastern Daylight Time
 Printed: Thursday, June 21, 2012 13:11:35 Eastern Daylight Time

Name: c20jun12a_3-2

Date: 20-Jun-2012

Time: 22:45:12

ID: 73531

Submitter: HRD1734

Task: HRMS3

Description: OPR for HBN 23992 [HXX/1605]

Pentafurans (F1)

Name	Response	Ion1Area	Ion2Area	RA	RAFail?	RRT	RT	pg/ μ L	EDL	Height1	Noise1	SN1	Height2	Noise2	SN2	M2
1																

Pentafurans

Name	Response	Ion1Area	Ion2Area	RA	RAFail?	RRT	RT	pg/ μ L	EDL	Height1	Noise1	SN1	Height2	Noise2	SN2	M2
1	23478-PeCDF	4.407e5	2.702e5	1.704e5	1.586	NO	1.00	31.36	53.121	0.0553	5.117e6	2126	2407.2	3.205e6	1223	2619.7
2	12378-PeCDF	4.416e5	2.716e5	1.699e5	1.598	NO	1.00	30.08	58.023	0.1028	2.961e6	2126	1993.1	1.825e6	1223	1491.8

Hexafurans

Name	Response	Ion1Area	Ion2Area	RA	RAFail?	RRT	RT	pg/ μ L	EDL	Height1	Noise1	SN1	Height2	Noise2	SN2	M2
1	123789-HxCDF	4.057e5	2.273e5	1.784e5	1.274	NO	1.00	34.23	56.860	0.0726	4.779e6	1750	2730.6	3.825e6	2613	1463.5
2	234678-HxCDF	4.548e5	2.551e5	1.997e5	1.278	NO	1.00	33.69	53.747	0.0529	6.235e6	1750	3562.7	4.853e6	2613	1857.2
3	123678-HxCDF	4.826e5	2.713e5	2.113e5	1.284	NO	1.00	33.30	53.270	0.0515	6.681e6	1750	3817.5	5.129e6	2613	1962.7
4	123478-HxCDF	4.591e5	2.553e5	2.037e5	1.253	NO	1.00	33.22	58.084	0.0556	6.377e6	1750	3643.4	5.107e6	2613	1954.1

Heptafurans

Name	Response	Ion1Area	Ion2Area	RA	RAFail?	RRT	RT	pg/ μ L	EDL	Height1	Noise1	SN1	Height2	Noise2	SN2	M2
1	1234789-HpCDF	3.780e5	1.939e5	1.841e5	1.053	NO	1.00	36.72	50.895	0.0906	3.213e6	1985	1618.3	2.929e6	2444	1198.4
2	Heptafurans	8.802e3	4.582e3	4.220e3	1.086	NO	0.00	35.73	1.096	0.0780	7.680e4	1985	38.7	8.487e4	2444	34.7
3	1234678-HpCDF	4.518e5	2.281e5	2.238e5	1.019	NO	1.00	35.34	52.309	0.0672	4.392e6	1985	2212.6	4.288e6	2444	1754.7

Quantify Sample Report MassLynx 4.1 SCN627

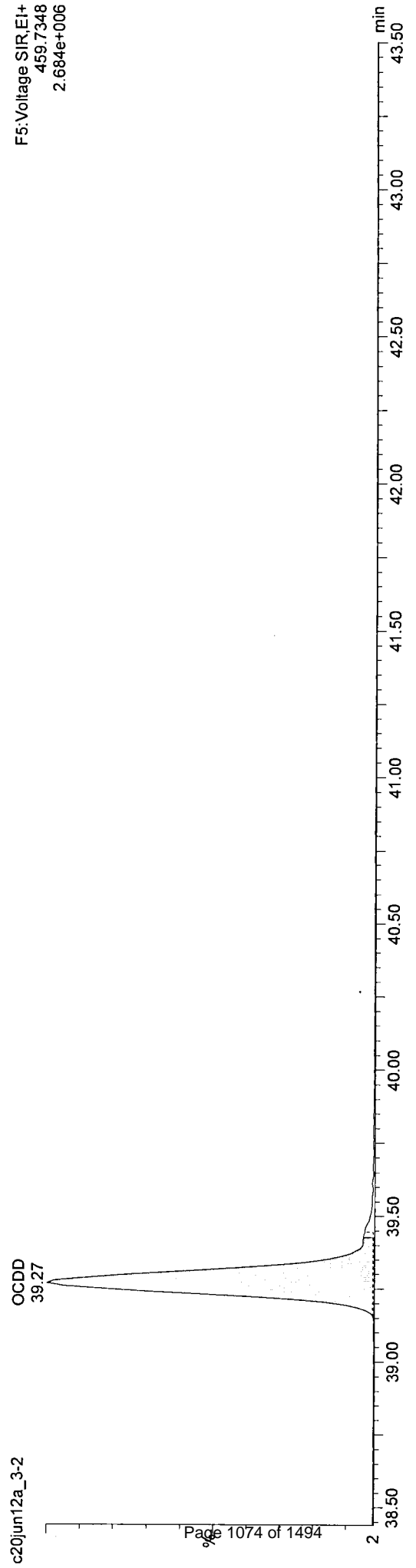

Manual Integrations

Dataset: Z:\Default.pro\Results\c20jun12a_3-2.qld

Last Altered: Thursday, June 21, 2012 13:08:10 Eastern Daylight Time
Printed: Thursday, June 21, 2012 13:08:21 Eastern Daylight Time

Method: C:\MassLynx\Default.PRO\MethDB\m1613-061912-db5ms.mdb 20 Jun 2012 08:46:37
Calibration: C:\MassLynx\Default.PRO\CurveDB\DB5MS-0042012_1613.cdb 08 May 2012 08:31:36

Name: c20jun12a_3-2, ID: 73531, Date: 20-Jun-2012, Time: 22:45:12, Submitter: HRD1734, Description: OPR for HBN 23992 [HXX\1605], User: KAS



Quantify Sample Report

MassLynx 4.1 SCN627
Manual Integrations

Dataset: Z:\Default.pro\Results\c20jun12a_3-2.qld

Last Altered: Thursday, June 21, 2012 13:08:46 Eastern Daylight Time
Printed: Thursday, June 21, 2012 13:08:51 Eastern Daylight Time

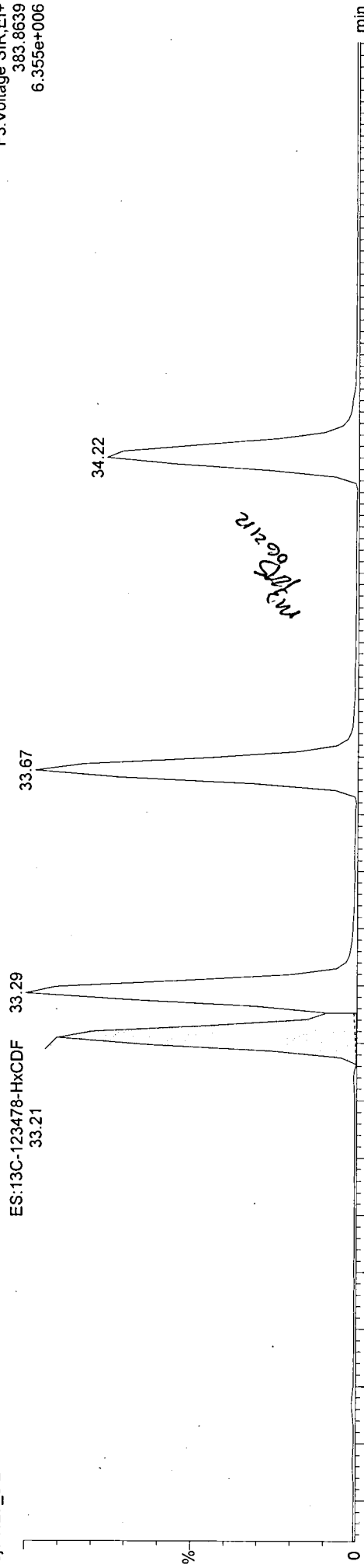
Method: C:\MassLynx\Default.PRO\MethDB\m1613-061912-db5ms.mdb 20 Jun 2012 08:46:37
Calibration: C:\MassLynx\Default.PRO\CurveDB\MS-0042012_1613.cdb 08 May 2012 08:31:36

Name: c20jun12a_3-2, ID: 73531, Date: 20-Jun-2012, Time: 22:45:12, Submitter: HRD1734, Description: OPR for HBN 23992 [HXX1605], User: KAS

ES:13C-123478-HxCDF

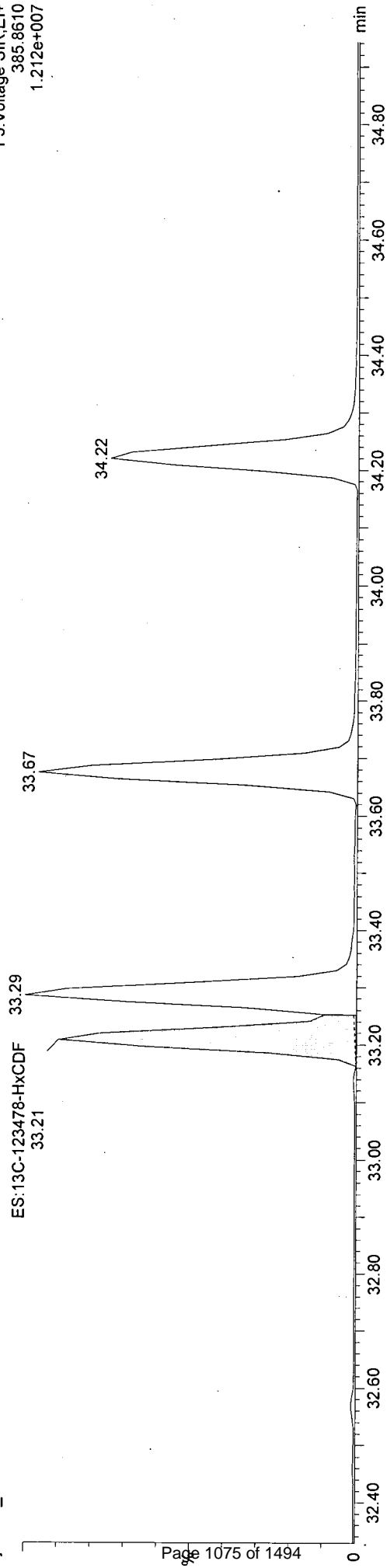
c20jun12a_3-2

F3:Voltage SIR,EI+
383.8639
6.355e+006



c20jun12a_3-2

F3:Voltage SIR,EI+
385.8610
1.212e+007



Dataset: Z:\Default.pro\Results\c20jun12a_3-2.qld

Last Altered: Thursday, June 21, 2012 13:09:11 Eastern Daylight Time
Printed: Thursday, June 21, 2012 13:09:33 Eastern Daylight Time

Method: C:\MassLynx\Default.PRO\MethDB\m1613-061912-db5ms.mdb 20 Jun 2012 08:46:37
Calibration: C:\MassLynx\Default.PRO\CurveDB\MS-0042012_1613.cdb 08 May 2012 08:31:36

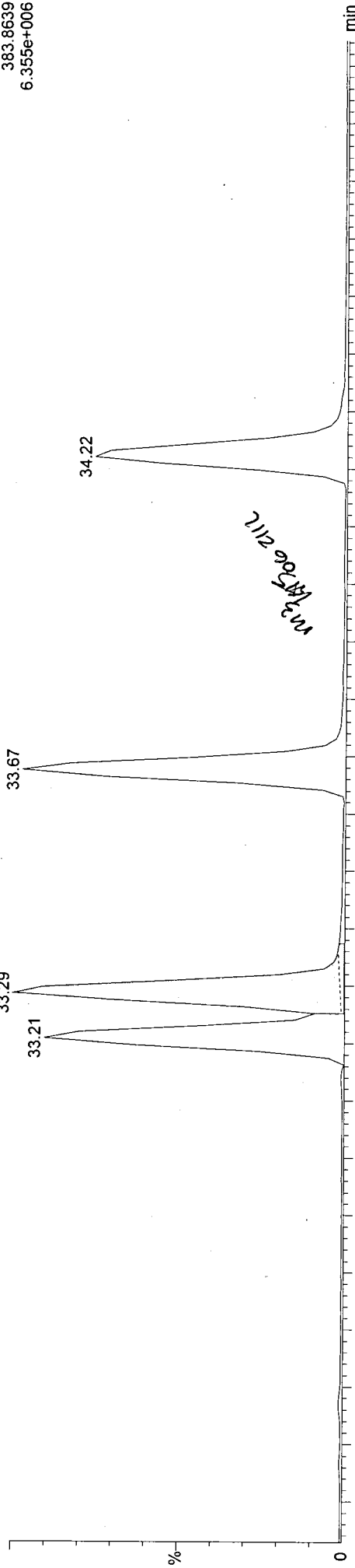
Name: c20jun12a_3-2, ID: 73531, Date: 20-Jun-2012, Time: 22:45:12, Submitter: HRD1734, Description: OPR for HBN 23992 [HXX\1605], User: KAS

ES:13C-123678-HxCDF

c20jun12a_3-2

ES:13C-123678-HxCDF
33.29

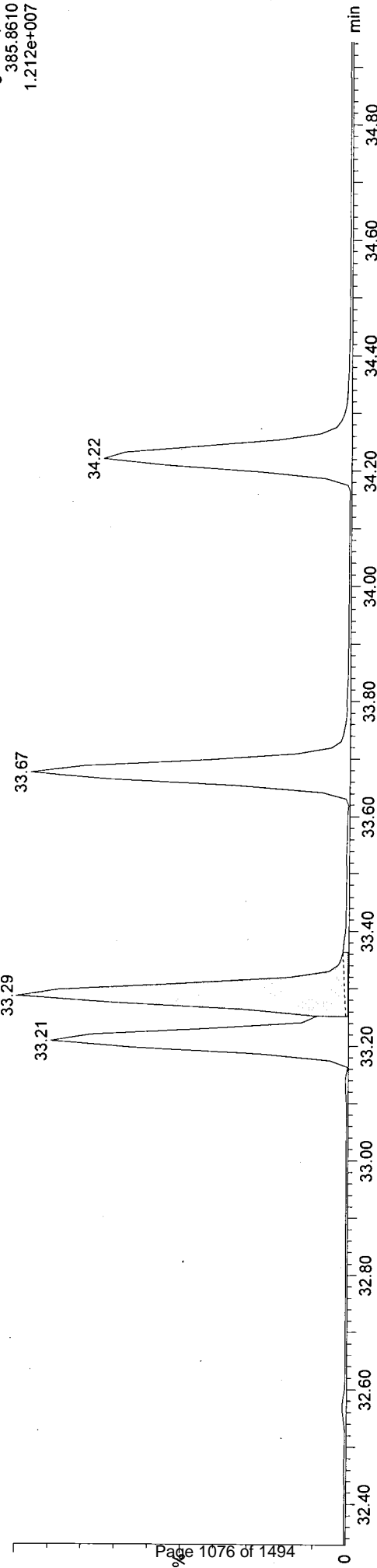
F3:Voltage SIR,EI+
383.8639
6.355e+006



c20jun12a_3-2

ES:13C-123678-HxCDF
33.29

F3:Voltage SIR,EI+
385.8610
1.212e+007



Quantify Sample Report

MassLynx 4.1 SCN627
Manual Integrations

Dataset: Z:\Default.pro\Results\c20jun12a_3-2.qld

Last Altered: Thursday, June 21, 2012 13:09:11 Eastern Daylight Time
Printed: Thursday, June 21, 2012 13:10:07 Eastern Daylight Time

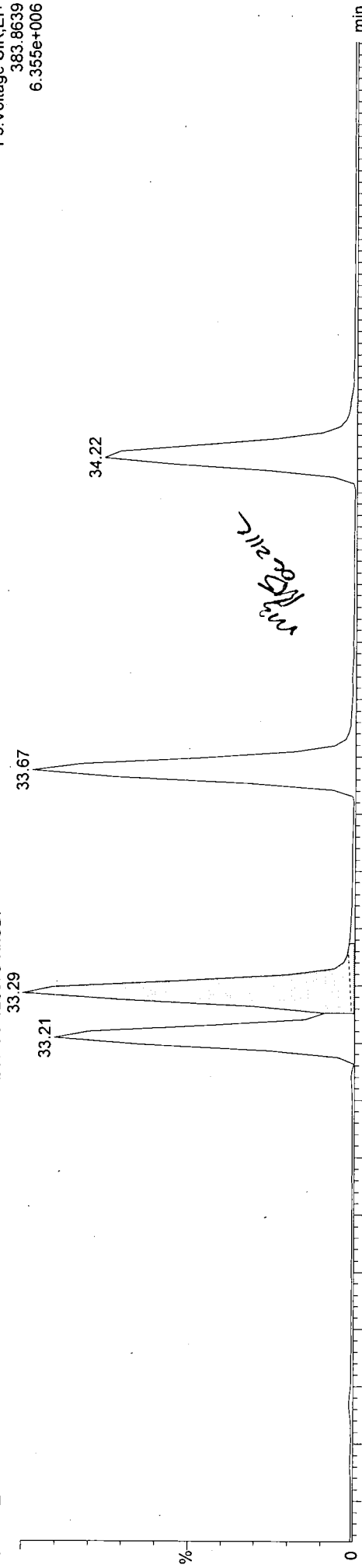
Method: C:\MassLynx\Default.PRO\MethDB\m1613-061912-db5ms.mdb 20 Jun 2012 08:46:37
Calibration: C:\MassLynx\Default.PRO\CurveDB\MS-0042012_1613.cdb 08 May 2012 08:31:36

Name: c20jun12a_3-2, ID: 73531, Date: 20-Jun-2012, Time: 22:45:12, Submitter: HRD1734, Description: OPR for HBN 23992 [HXX1605], User: KAS

ES:13C-123678-HxCDF

c20jun12a_3-2

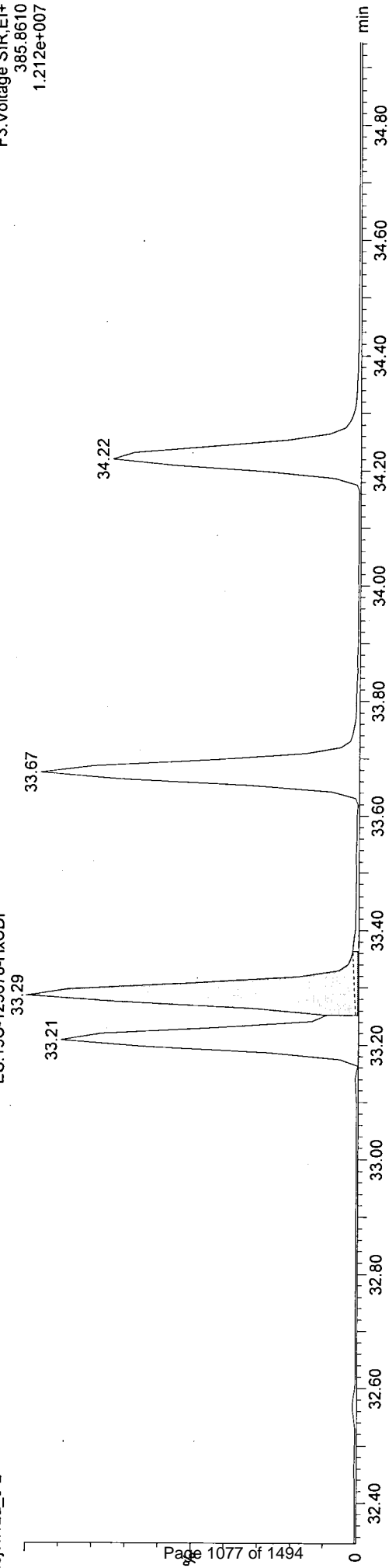
ES:13C-123678-HxCDF



ES:13C-123678-HxCDF

c20jun12a_3-2

ES:13C-123678-HxCDF



Quantify Sample Report MassLynx 4.1 SCN627

Manual Integrations

Dataset: Z:\Default.pro\Results\c20jun12a_3-2.qld

Last Altered: Thursday, June 21, 2012 13:10:36 Eastern Daylight Time
Printed: Thursday, June 21, 2012 13:10:39 Eastern Daylight Time

120145

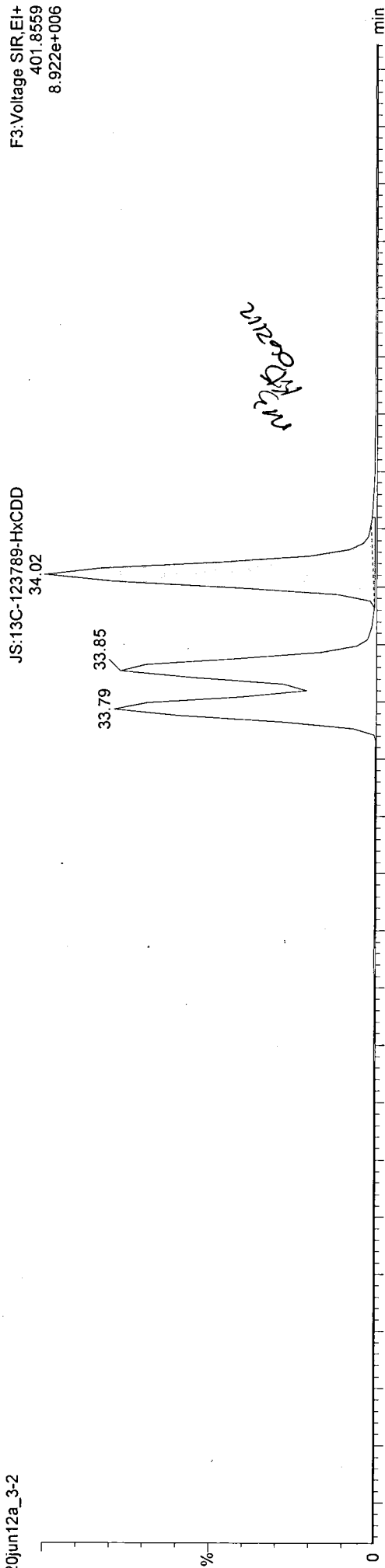
Method: C:\MassLynx\Default.PRO\MethDB\m1613-061912-db5ms.mdb 20 Jun 2012 08:46:37
Calibration: C:\MassLynx\Default.PRO\CurveDB\MS-0042012_1613.cdb 08 May 2012 08:31:36

Name: c20jun12a_3-2, ID: 73531, Date: 20-Jun-2012, Time: 22:45:12, Submitter: HRD1734, Description: OPR for HBN 23992 [HXX/1605], User: KAS

JS:13C-123789-HxCDD

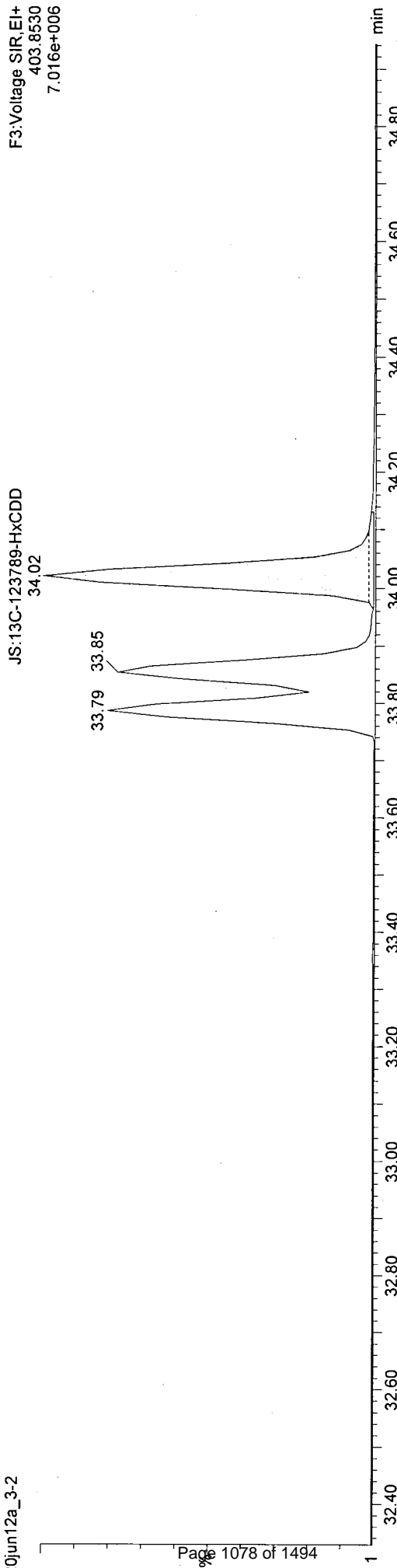
c20jun12a_3-2

F3: Voltage SIR.EI+
401.8559
8.922e+006



c20jun12a_3-2

F3: Voltage SIR.EI+
403.8530
7.016e+006



Quantify Sample Report MassLynx 4.1 SCN627

Manual Integrations

Dataset: Z:\Default.pro\Results\c20jun12a_3-2.qld

Last Altered: Thursday, June 21, 2012 13:10:47 Eastern Daylight Time
Printed: Thursday, June 21, 2012 13:10:51 Eastern Daylight Time

201450

Method: C:\MassLynx\Default.PRO\MethDB\m1613-061912-db5ms.mdb 20 Jun 2012 08:46:37
Calibration: C:\MassLynx\Default.PRO\CurveDB\MS-0042012_1613.cdb 08 May 2012 08:31:36

Name: c20jun12a_3-2, ID: 73531, Date: 20-Jun-2012, Time: 22:45:12, Submitter: HRD1734, Description: OPR for HBN 23992 [HXX/1605], User: KAS

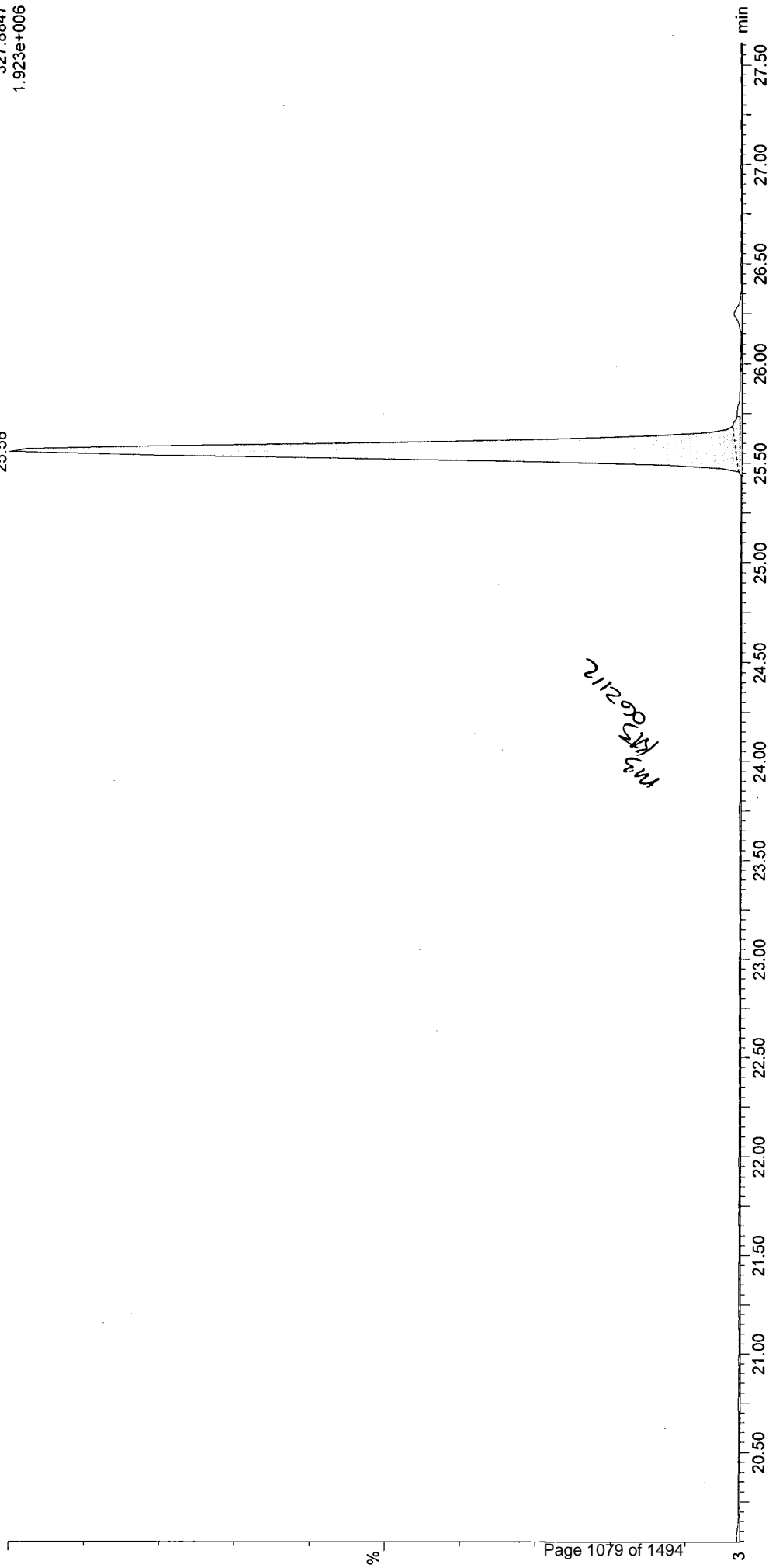
CS:37Cl-2378-TCDD

c20jun12a_3-2

CS:37Cl-2378-TCDD

25.56

F1:Voltage SIR,EI+
327.8847
1.923e+006



Quantify Sample Summary Report
1613 Sample Summary

MassLynx 4.1

Dataset: C:\MassLynx\Default.pro\Results\c20jun12a_3-2.qld

Last Altered: Thursday, June 21, 2012 08:25:29 Eastern Daylight Time
Printed: Thursday, June 21, 2012 08:25:43 Eastern Daylight Time

31201450

Method: C:\MassLynx\Default.PRO\MethDB\m1613-061912-db5ms.mdb 20 Jun 2012 08:46:37
Calibration: C:\MassLynx\Default.PRO\CurveDB\B5MS-0042012_1613.cdb 08 May 2012 08:31:36

Name: c20jun12a_3-2
Date: 20-Jun-2012
Time: 22:45:12
ID: 73531
Submitter: HRD1734
Task: HRMS3

Name	Response	Ion1Area	Ion2Area	RA	RAFail?	RRT	RT	pg/µL	EDL	Height1	Noise1	SNI	Height2	Noise2	SN2	M1	M2
1	2378-TCDD	6.375e4	2.696e4	3.680e4	0.73	NO	1.0006	25.56	0.0302	3.072e5	364	844.4	4.144e5	507	817.9	bb	bb
2	12378-PeCDD	3.020e5	1.821e5	1.199e5	1.52	NO	1.0004	31.62	0.0225	3.949e6	604	6537.7	2.431e6	527	4612.3	bb	bb
3	123478-HxCDD	2.953e5	1.623e5	1.330e5	1.22	NO	1.0003	33.80	0.0318	4.034e6	856	4713.6	3.234e6	831	3889.7	bd	bd
4	123678-HxCDD	2.984e5	1.655e5	1.329e5	1.25	NO	1.0003	33.86	0.0352	3.862e6	856	4511.8	3.124e6	831	3758.1	db	db
5	123789-HxCDD	3.121e5	1.733e5	1.388e5	1.25	NO	1.0072	34.03	0.0335	3.967e6	856	4635.4	3.140e6	831	3777.4	bb	bb
6	1234678-HpCDD	2.945e5	1.501e5	1.444e5	1.04	NO	1.0003	36.27	0.0696	2.589e6	1047	2473.7	2.511e6	1641	1530.3	bb	bb
7	OCDD	4.697e5	2.214e5	2.483e5	0.89	NO	1.0002	39.27	0.0977	2.353e6	852	2759.9	2.625e6	823	3189.2	bd	bd
8	2378-TCDF	9.494e4	4.171e4	5.323e4	0.78	NO	1.0007	24.67	0.0307	4.696e5	434	1083.0	6.152e5	772	796.6	bd	bd
9	12378-PeCDF	4.416e5	2.716e5	1.699e5	1.60	NO	1.0007	30.08	0.1028	2.961e6	2126	1393.1	1.825e6	1223	1491.8	bb	bb
10	23478-PeCDF	4.407e5	2.702e5	1.704e5	1.59	NO	1.0007	31.36	0.0553	5.117e6	2126	2407.2	3.205e6	1223	2619.7	bb	bb
11	123478-HxCDF	4.591e5	2.553e5	2.037e5	1.25	NO	1.0003	33.22	0.0558	6.377e6	1750	3643.4	5.107e6	2613	1954.1	bd	bd
12	123678-HxCDF	4.826e5	2.713e5	2.113e5	1.28	NO	1.0003	33.30	0.0517	6.681e6	1750	3817.5	5.129e6	2613	1962.7	db	db
13	234678-HxCDF	4.548e5	2.551e5	1.997e5	1.28	NO	1.0003	33.69	0.0529	6.235e6	1750	3562.7	4.853e6	2613	1857.2	bb	bb
14	123789-HxCDF	4.057e5	2.273e5	1.784e5	1.27	NO	1.0003	34.23	0.0726	4.779e6	1750	2730.6	3.825e6	2613	1463.5	bb	bb
15	1234678-HpCDF	4.518e5	2.281e5	2.238e5	1.02	NO	1.0000	35.34	0.0672	4.392e6	1985	2212.6	4.288e6	2444	1754.7	bb	bb
16	1234789-HpCDF	3.780e5	1.939e5	1.841e5	1.05	NO	1.0003	36.72	0.0906	3.213e6	1985	1618.3	2.929e6	2444	1198.4	bb	bb
17	OCDF	6.230e5	2.994e5	3.236e5	0.93	NO	1.0050	39.45	0.1064	3.546e6	1042	3402.5	3.785e6	1173	3226.4	bb	bb
18	ES:13C-2378-TCDD	5.797e5	2.569e5	3.228e5	0.80	NO	1.0285	25.54	0.0774	2.971e6	1788	1661.6	3.685e6	879	4191.2	bb	bb
19	ES:13C-12378-PeCDD	5.664e5	3.334e5	2.330e5	1.43	NO	1.2728	31.61	0.0543	7.107e6	987	7203.1	4.569e6	591	7728.9	bb	bb
20	ES:13C-123478-HxCDD	5.091e5	2.846e5	2.245e5	1.27	NO	0.9931	33.79	0.0393	6.961e6	1483	4693.0	5.582e6	888	6286.0	bd	bd
21	ES:13C-123678-HxCDD	5.262e5	2.955e5	2.307e5	1.28	NO	0.9951	33.85	0.0380	6.763e6	1483	4559.6	5.339e6	888	6012.3	db	db
22	ES:13C-1234678-HpCDD	5.190e5	2.679e5	2.511e5	1.07	NO	1.0657	36.26	0.0783	4.720e6	1862	2535.8	4.418e6	2486	1777.2	bb	bb
23	ES:13C-OCDD	7.828e5	3.766e5	4.062e5	0.93	NO	1.1540	39.26	0.0287	3.881e6	762	5094.2	4.378e6	792	5527.4	bb	bb
24	ES:13C-2378-TCDF	8.467e5	3.747e5	4.720e5	0.79	NO	0.9927	24.65	0.0385	4.441e6	923	4808.7	5.395e6	1164	4635.8	bb	bb
25	ES:13C-12378-PeCDF	7.766e5	4.738e5	3.027e5	1.57	NO	1.2105	30.06	0.0484	5.070e6	1417	3577.8	3.299e6	807	4088.6	bb	bb
26	ES:13C-23478-PeCDF	8.120e5	4.972e5	3.148e5	1.58	NO	1.2620	31.34	0.0498	9.081e6	1417	6408.9	5.827e6	807	7220.6	bb	bb

Quantify Sample Summary Report
 ### 1613 Sample Summary ###

MassLynx 4.1

Dataset: C:\MassLynx\Default.pro\Results\c20jun12a_3-2.qld

Last Altered: Thursday, June 21, 2012 08:25:29 Eastern Daylight Time
 Printed: Thursday, June 21, 2012 08:25:43 Eastern Daylight Time

Name: c20jun12a_3-2

Date: 20-Jun-2012

Time: 22:45:12

ID: 73531

Submitter: HRD1734

Task: HRMS3

Name	Response	Ion1Area	Ion2Area	RA	RAFail?	RRT	RT	pg/ul	EDL	Height1	Noise1	SNI	Height2	Noise2	SN2	M1	M2
27 ES:13C-123478-HxCDF	6.619e5	2.287e5	4.332e5	0.53	NO	0.9761	33.21	81.723	0.1165	5.708e6	4337	1316.0	1.082e7	4330	2499.3	bd	bd
28 ES:13C-123678-HxCDF	7.506e5	2.599e5	4.907e5	0.53	NO	0.9784	33.29	89.338	0.1123	6.260e6	4337	1443.3	1.199e7	4330	2768.5	db	db
29 ES:13C-234678-HxCDF	7.186e5	2.506e5	4.680e5	0.54	NO	0.9899	33.67	86.489	0.1135	6.111e6	4337	1409.1	1.150e7	4330	2655.4	bb	bb
30 ES:13C-123789-HxCDF	6.426e5	2.264e5	4.162e5	0.54	NO	1.0059	34.22	80.797	0.1186	4.764e6	4337	1098.4	8.934e6	4330	2063.2	bb	bb
31 ES:13C-1234678-HpCDF	6.221e5	1.935e5	4.286e5	0.45	NO	1.0389	35.34	89.414	0.0648	3.691e6	2108	1751.1	8.260e6	2036	4057.3	bb	bb
32 ES:13C-1234789-HpCDF	5.348e5	1.678e5	3.670e5	0.46	NO	1.0791	36.71	91.011	0.0768	2.760e6	2108	1309.5	5.861e6	2036	2878.8	bb	bb
33 JS:13C-1234-TCDD	7.269e5	3.216e5	4.054e5	0.79	NO	0.0000	24.83	100.000	0.0767	3.846e6	1788	2150.7	4.842e6	879	5507.5	bb	bb
34 JS:13C-123789-HxCDD	6.760e5	3.831e5	2.929e5	1.31	NO	0.0000	34.02	100.000	0.0382	8.798e6	1483	5931.8	6.843e6	888	7705.5	bb	bb
35 CS:37Cl-2378-TCDD	1.635e5	1.635e5	-	-	-	1.0291	25.56	20.011	0.0143	1.855e6	559	3317.6	-	-	-	bb	bb
36 Tetradoxins	-	2.696e4	-	-	-	-	-	10.227	0.0302	3.072e5	364	-	-	-	-	-	-
37 Pentadoxins	-	1.821e5	-	-	-	-	-	51.308	0.0225	3.949e6	604	-	-	-	-	-	-
38 Hexadoxins	-	5.011e5	-	-	-	-	-	170.036	0.0335	1.186e7	856	-	-	-	-	-	-
39 Heptadoxins	-	1.526e5	-	-	-	-	-	54.628	0.0696	2.632e6	1047	-	-	-	-	-	-
40 Tetrafurans	-	4.171e4	-	-	-	-	-	11.440	0.0307	4.696e5	434	-	-	-	-	-	-
41 Pentafurans (F1)	-	0.000e0	-	-	-	-	-	-	0.0084	0.000e0	359	-	-	-	-	-	-
42 Pentafurans	-	5.419e5	-	-	-	-	-	111.144	0.0781	8.078e6	2126	-	-	-	-	-	-
43 Hexafurans	-	1.009e6	-	-	-	-	-	224.298	0.0577	2.407e7	1750	-	-	-	-	-	-
44 Heptafurans	-	4.265e5	-	-	-	-	-	104.300	0.0780	7.682e6	1985	-	-	-	-	-	-
45 Hexa Ether	-	-	-	-	-	-	-	-	-	-	343	-	-	-	-	-	-
46 Hepta Ether	-	-	-	-	-	-	-	-	-	-	306	-	-	-	-	-	-
47 Octa Ether	-	-	-	-	-	-	-	-	-	-	329	-	-	-	-	-	-
48 Nona Ether	-	-	-	-	-	-	-	-	-	-	394	-	-	-	-	-	-
49 Deca Ether	-	-	-	-	-	-	-	-	-	-	433	-	-	-	-	-	-
50 F1 Lock Mass	-	-	-	-	-	-	-	-	0.0000	-	33836	-	-	-	-	-	-
51 F2 Lock Mass	-	-	-	-	-	-	-	-	0.0000	-	80576	-	-	-	-	-	-
52 F3 Lock Mass	-	-	-	-	-	-	-	-	0.0000	-	40537	-	-	-	-	-	-
53 F4 Lock Mass	-	-	-	-	-	-	-	-	-	-	41100	-	-	-	-	-	-
54 F5 Lock Mass	-	-	-	-	-	-	-	-	0.0000	-	36628	-	-	-	-	-	-

Quantify Sample Report

MassLynx 4.1

1613 Sample Summary


Dataset: Untitled

Last Altered: Thursday, 6/21/2012 3:28:06 PM Eastern Daylight Time
Printed: Thursday, 6/21/2012 3:29:27 PM Eastern Daylight Time


Method: C:\MassLynx\Default.PRO\MethDB\m8290-061312-db5ms.mdb 14 Jun 2012 07:55:14
Calibration: C:\MassLynx\Default.PRO\CurveDB\B5MS-0042012_1613.cdb 08 May 2012 08:31:36

Name: c20jun12a_3-2, Date: 20-Jun-2012, Time: 22:45:12, ID: 73531, Submitter: HRD1734, Task: HRMS3


TCDDs



TCDDs




ES-TCDD




ES-TCDD



CS-TCDD



F1 Lock Mass



Quantify Sample Report MassLynx 4.1

1613 Sample Summary

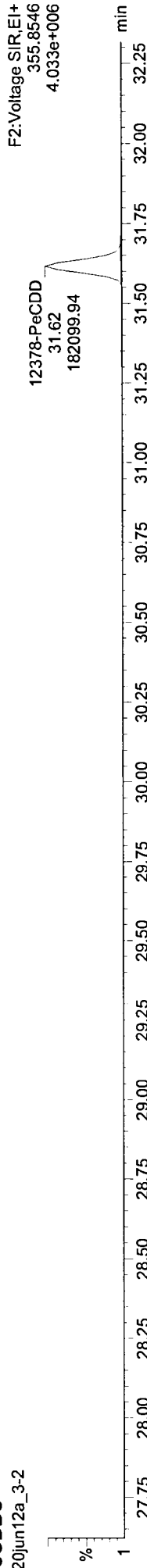
Dataset: Untitled

Last Altered: Thursday, 6/21/2012 3:28:06 PM Eastern Daylight Time
Printed: Thursday, 6/21/2012 3:29:27 PM Eastern Daylight Time

Name: c20jun12a_3-2, Date: 20-Jun-2012, Time: 22:45:12, ID: 73531, Submitter: HRD1734, Task: HRMS3

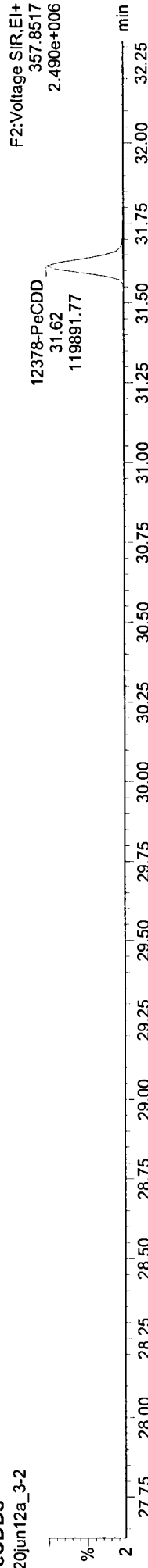
PeCDDs

c20jun12a_3-2



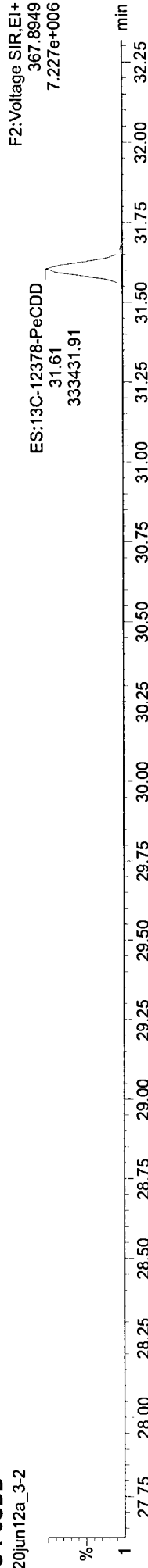
PeCDDs

c20jun12a_3-2



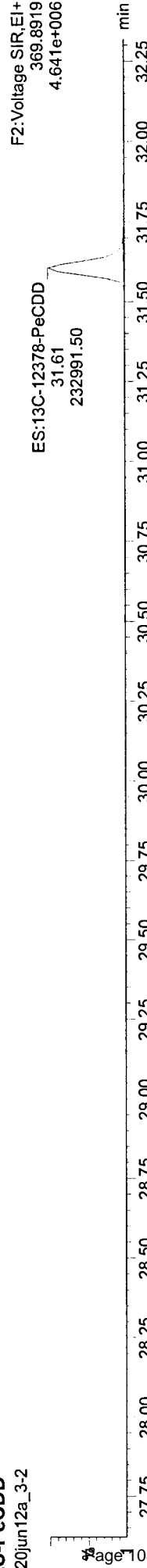
ES-PeCDD

c20jun12a_3-2



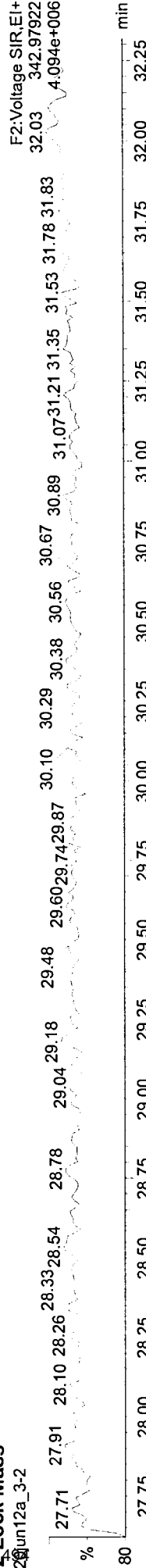
ES-PeCDD

c20jun12a_3-2



F2-Lock Mass

c20jun12a_3-2



Quantify Sample Report MassLynx 4.1
1613 Sample Summary

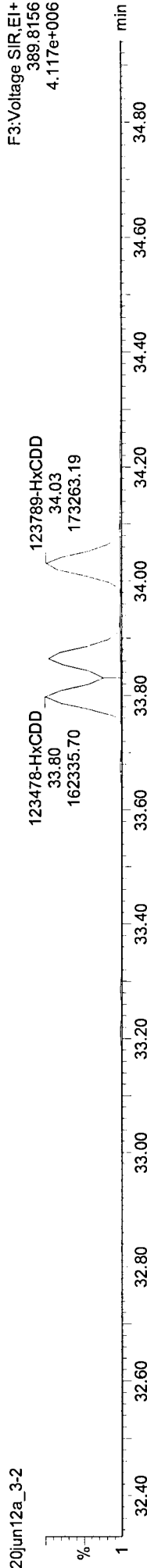
Dataset: Untitled

Last Altered: Thursday, 6/21/2012 3:28:06 PM Eastern Daylight Time
Printed: Thursday, 6/21/2012 3:29:27 PM Eastern Daylight Time

Name: c20jun12a_3-2, Date: 20-Jun-2012, Time: 22:45:12, ID: 73531, Submitter: HRD1734, Task: HRMS3

HxCDDs

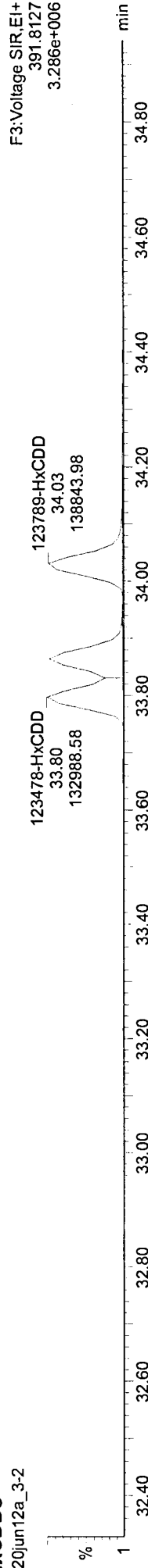
c20jun12a_3-2



F3:Voltage SIR,EI+
389.8156
4.117e+006

HxCDDs

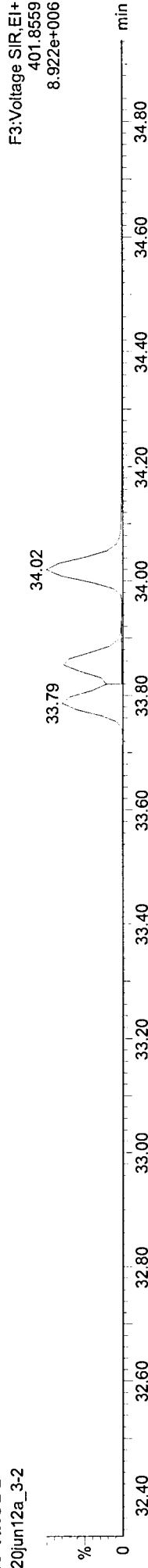
c20jun12a_3-2



F3:Voltage SIR,EI+
391.8127
3.286e+006

ES-HxCDD

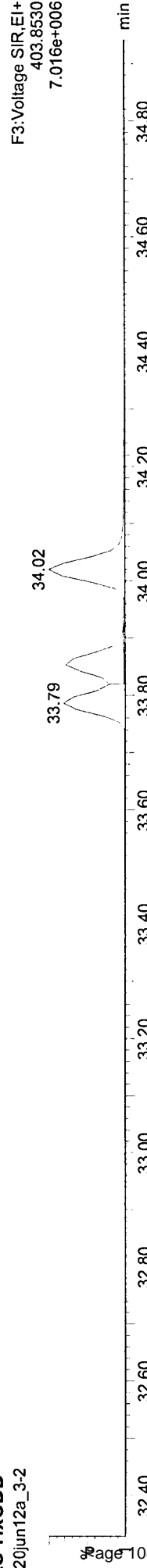
c20jun12a_3-2



F3:Voltage SIR,EI+
401.8559
8.922e+006

ES-HxCDD

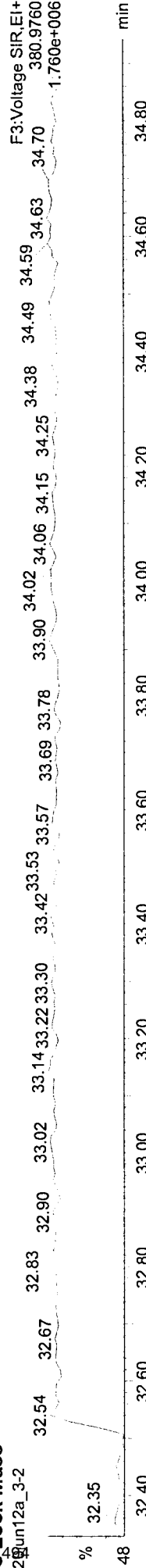
c20jun12a_3-2



F3:Voltage SIR,EI+
403.8530
7.016e+006

F3:Lock Mass

c20jun12a_3-2



F3:Voltage SIR,EI+
380.9760
1.760e+006

Quantify Sample Report
1613 Sample Summary ###
MassLynx 4.1

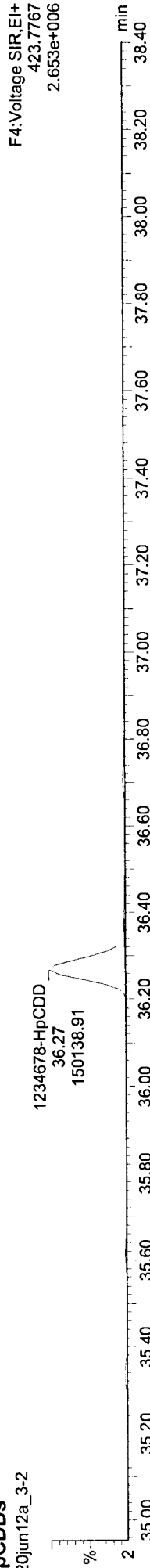
Dataset: Untitled

Last Altered: Thursday, 6/21/2012 3:28:06 PM Eastern Daylight Time
Printed: Thursday, 6/21/2012 3:29:27 PM Eastern Daylight Time

Name: c20jun12a_3-2, Date: 20-Jun-2012, Time: 22:45:12, ID: 73531, Submitter: HRD1734, Task: HRMS3

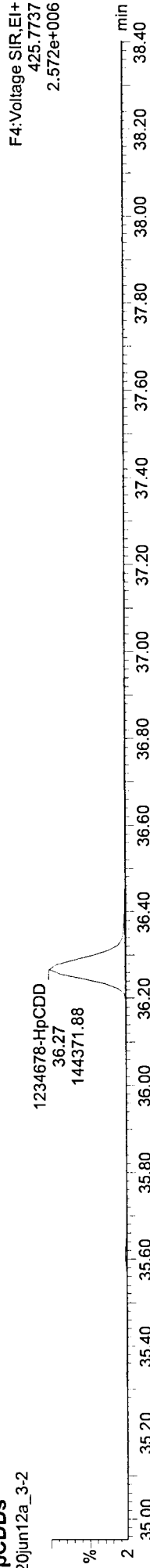
HpCDDs

c20jun12a_3-2



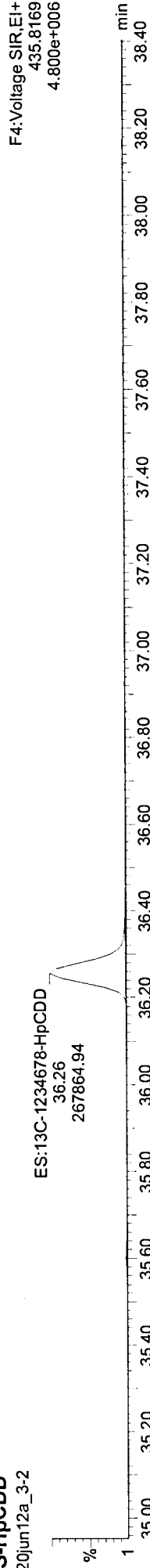
HpCDDs

c20jun12a_3-2



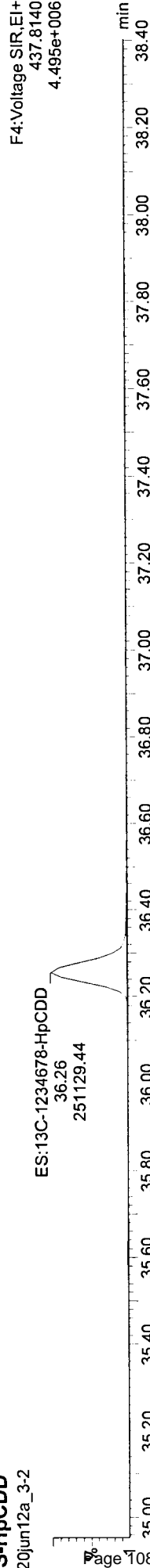
ES-HpCDD

c20jun12a_3-2



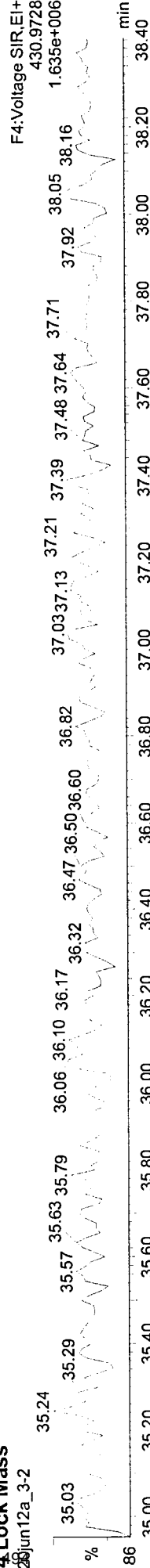
ES-HpCDD

c20jun12a_3-2



F4 Lock Mass

c20jun12a_3-2



Quantify Sample Report MassLynx 4.1

1613 Sample Summary

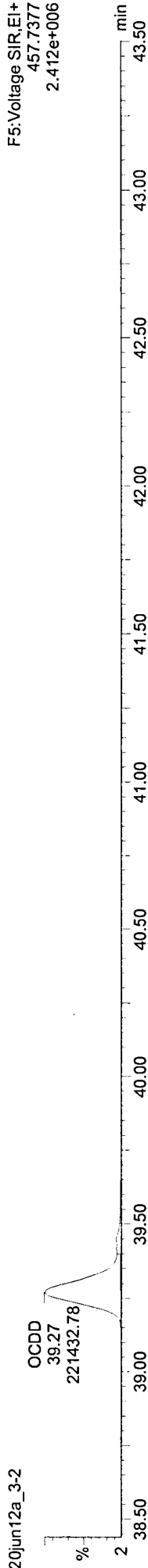
Dataset: Untitled

Last Altered: Thursday, 6/21/2012 3:28:06 PM Eastern Daylight Time
Printed: Thursday, 6/21/2012 3:29:27 PM Eastern Daylight Time

Name: c20jun12a_3-2, Date: 20-Jun-2012, Time: 22:45:12, ID: 73531, Submitter: HRD1734, Task: HRMS3

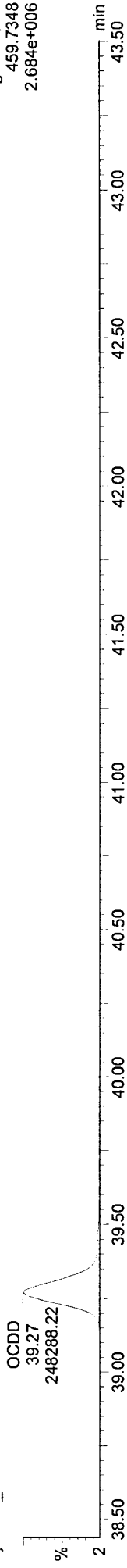
OCDD

c20jun12a_3-2



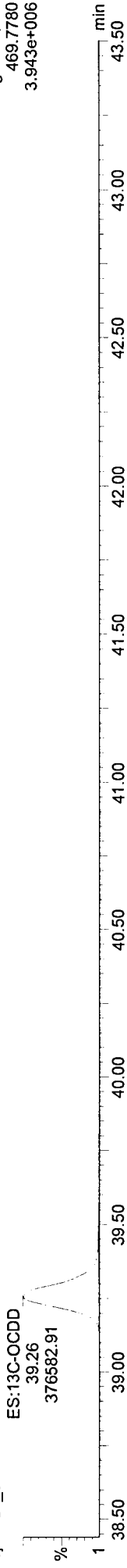
OCDD

c20jun12a_3-2



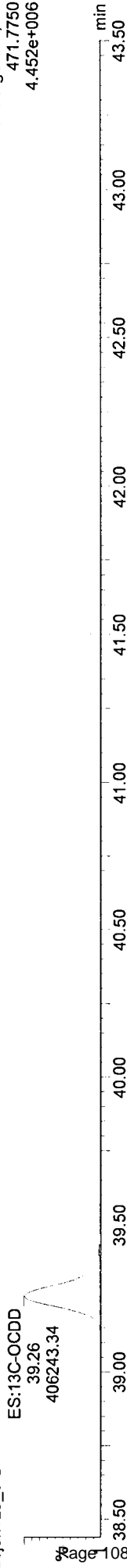
ES-OCDD

c20jun12a_3-2




ES-OCDD

c20jun12a_3-2



F5-Lock Mass

c20jun12a_3-2



Quantify Sample Report MassLynx 4.1
1613 Sample Summary

Dataset: Untitled

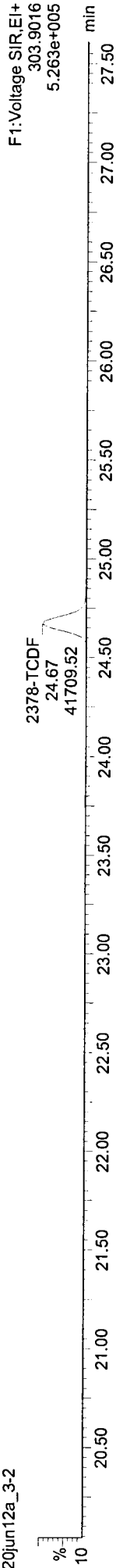
Last Altered: Thursday, 6/21/2012 3:28:06 PM Eastern Daylight Time
Printed: Thursday, 6/21/2012 3:29:27 PM Eastern Daylight Time

312014

Name: c20jun12a_3-2, Date: 20-Jun-2012, Time: 22:45:12, ID: 73531, Submitter: HRD1734, Task: HRMS3

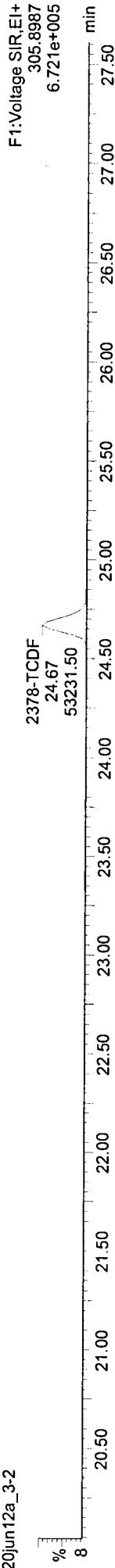
TCDFs

c20jun12a_3-2



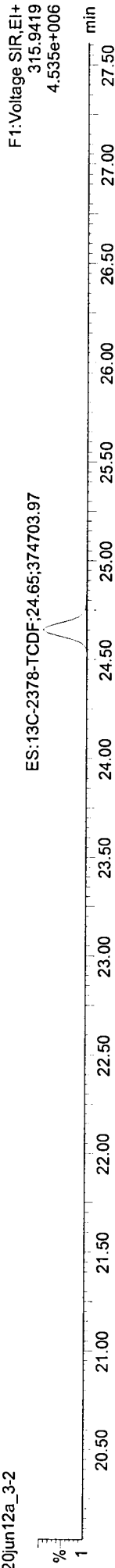
TCDFs

c20jun12a_3-2



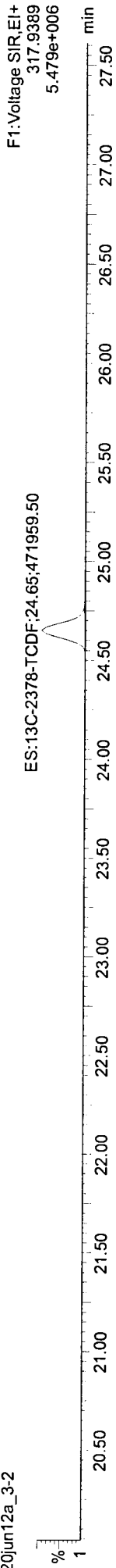
ES-TCDF

c20jun12a_3-2



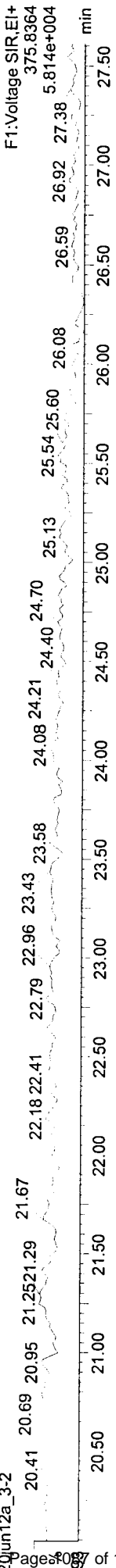
ES-TCDF

c20jun12a_3-2



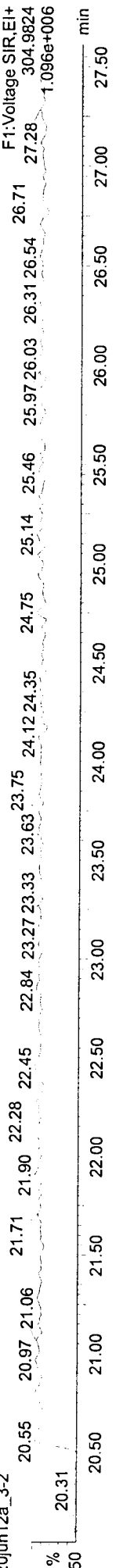
Hexa Ether

c20jun12a_3-2



F1: Lock Mass

c20jun12a_3-2



Quantify Sample Report MassLynx 4.1

1613 Sample Summary

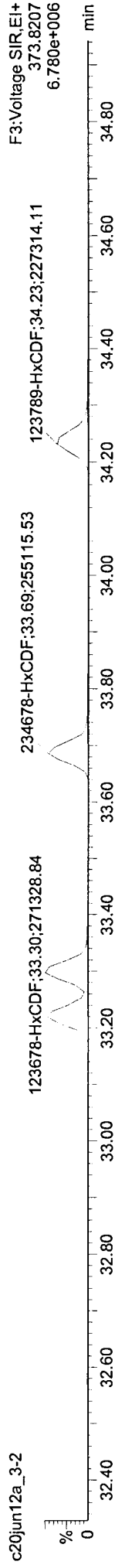
Dataset: Untitled

Last Altered: Thursday, 6/21/2012 3:28:06 PM Eastern Daylight Time
Printed: Thursday, 6/21/2012 3:29:27 PM Eastern Daylight Time

Name: c20jun12a_3-2, Date: 20-Jun-2012, Time: 22:45:12, ID: 73531, Submitter: HRD1734, Task: HRMS3

HxCDFs

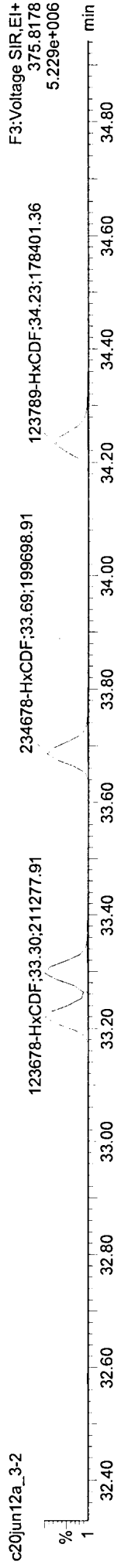
c20jun12a_3-2



F3:Voltage SIR,EI+
373.8207
6.780e+006

HxCDFs

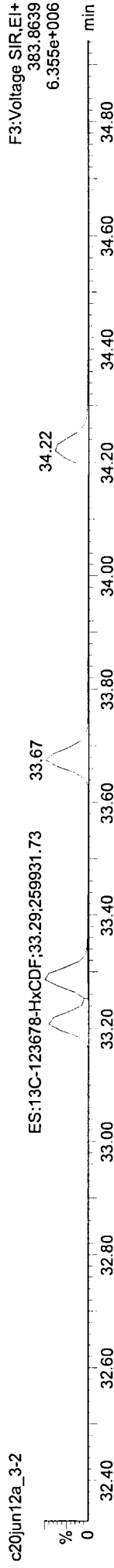
c20jun12a_3-2



F3:Voltage SIR,EI+
375.8178
5.229e+006

ES-HxCDF

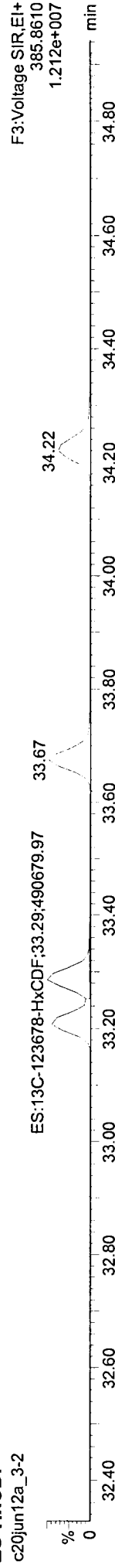
c20jun12a_3-2



F3:Voltage SIR,EI+
383.8639
6.355e+006

ES-HxCDF

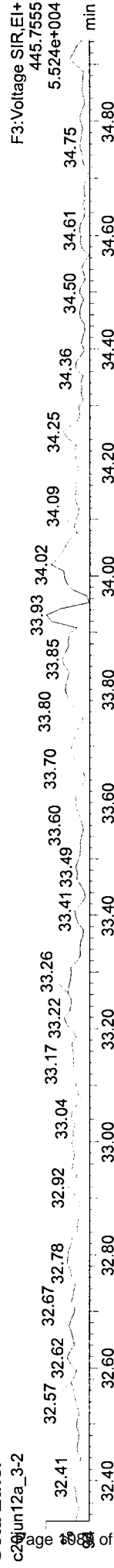
c20jun12a_3-2



F3:Voltage SIR,EI+
385.8610
1.212e+007

Octa Ether

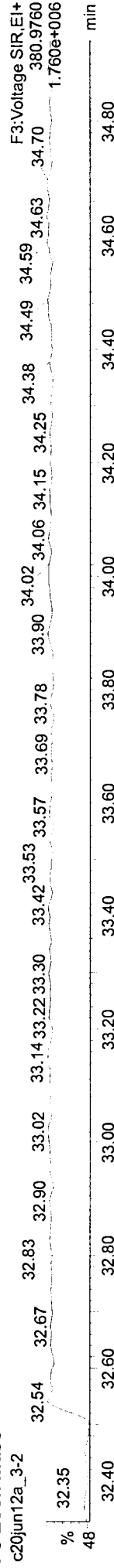
c20jun12a_3-2



F3:Voltage SIR,EI+
445.7555
5.524e+004

F3 Lock Mass

c20jun12a_3-2



F3:Voltage SIR,EI+
380.9760
1.760e+006

Quantify Sample Report

1613 Sample Summary

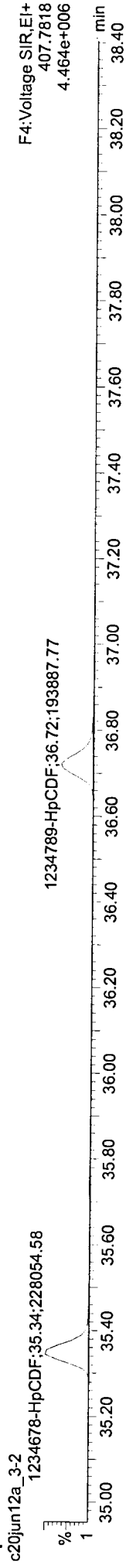
MassLynx 4.1

Dataset: Untitled

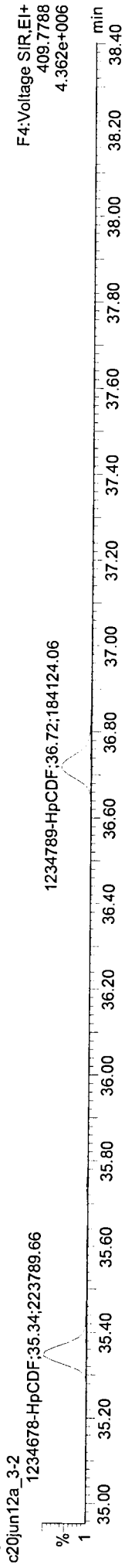
Last Altered: Thursday, 6/21/2012 3:28:06 PM Eastern Daylight Time
Printed: Thursday, 6/21/2012 3:29:27 PM Eastern Daylight Time

Name: c20jun12a_3-2, Date: 20-Jun-2012, Time: 22:45:12, ID: 73531, Submitter: HRD1734, Task: HRMS3

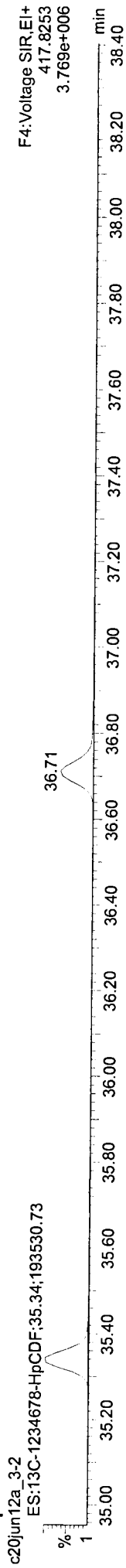
HpCDFs



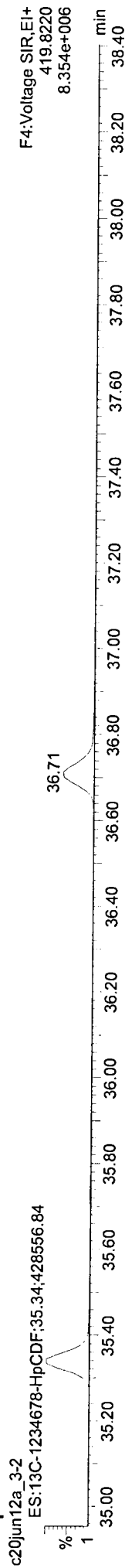
HpCDFs



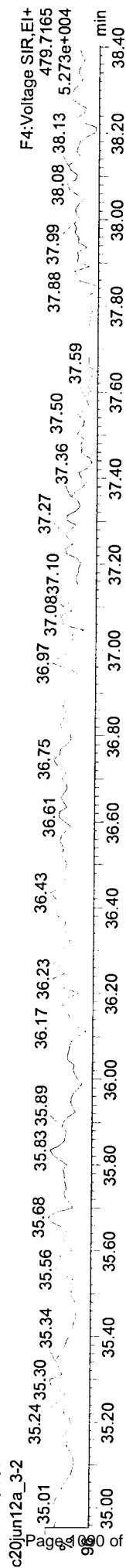
ES-HpCDF



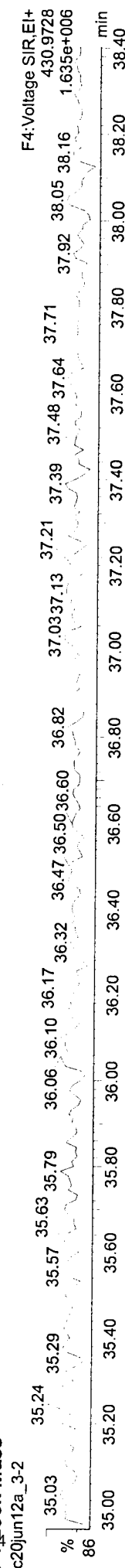
ES-HpCDF



Nona Ether



F4 Lock Mass



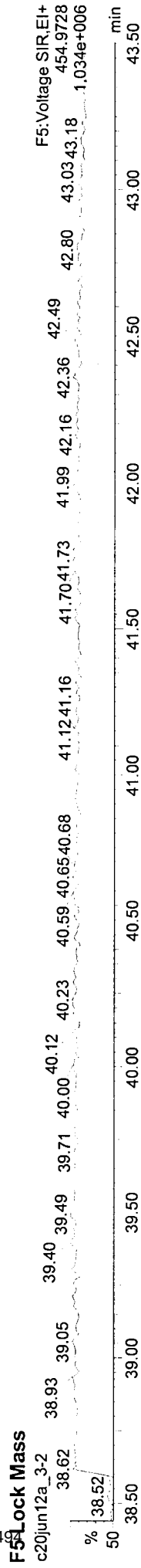
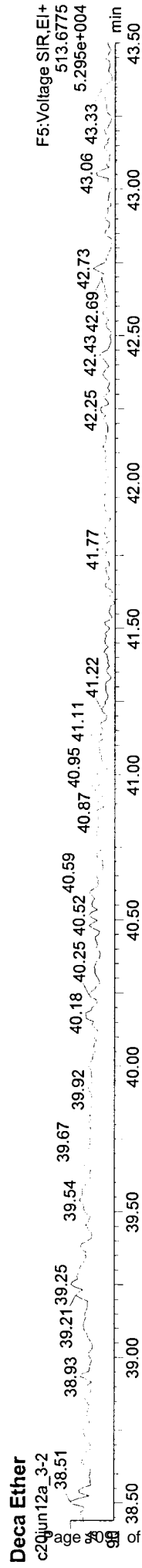
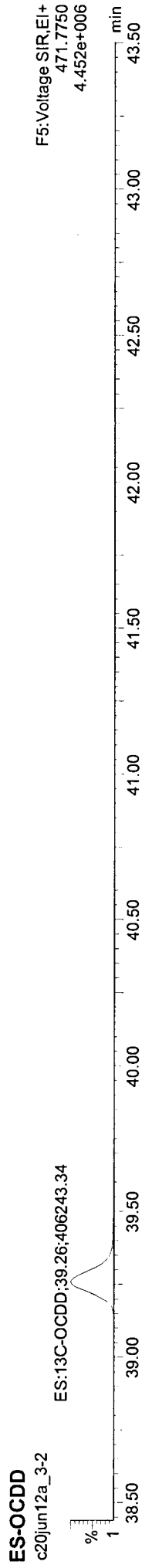
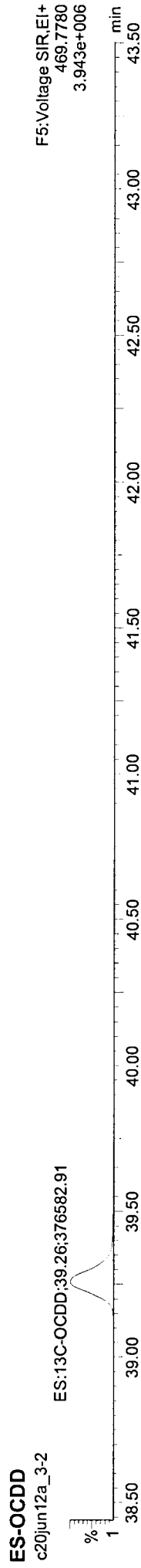
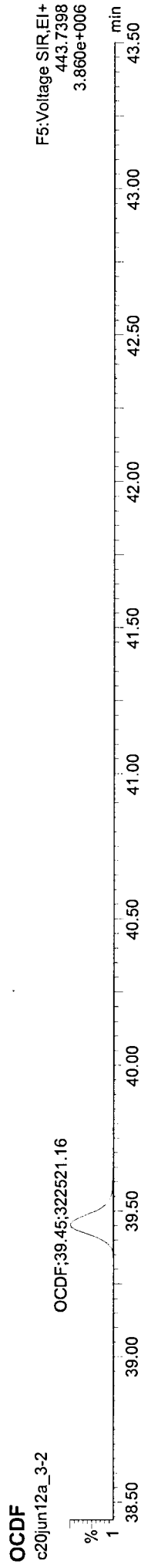
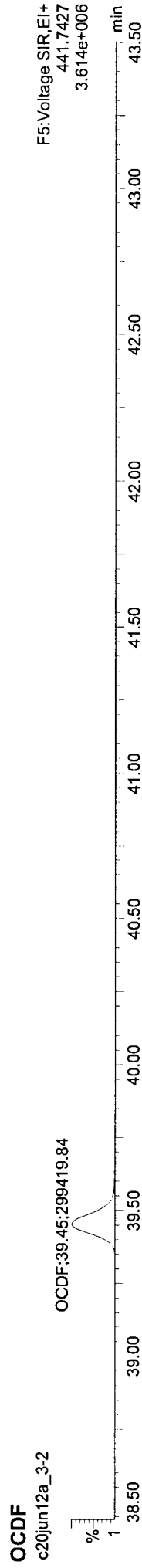
Quantify Sample Report
1613 Sample Summary

MassLynx 4.1

Dataset: Untitled

Last Altered: Thursday, 6/21/2012 3:28:06 PM Eastern Daylight Time
P#fited: Thursday, 6/21/2012 3:29:27 PM Eastern Daylight Time

Name: c20jun12a_3-2, Date: 20-Jun-2012, Time: 22:45:12, ID: 73531, Submitter: HRD1734, Task: HRMS3



Quantify Sample Report

1613 Sample Summary

MassLynx 4.1

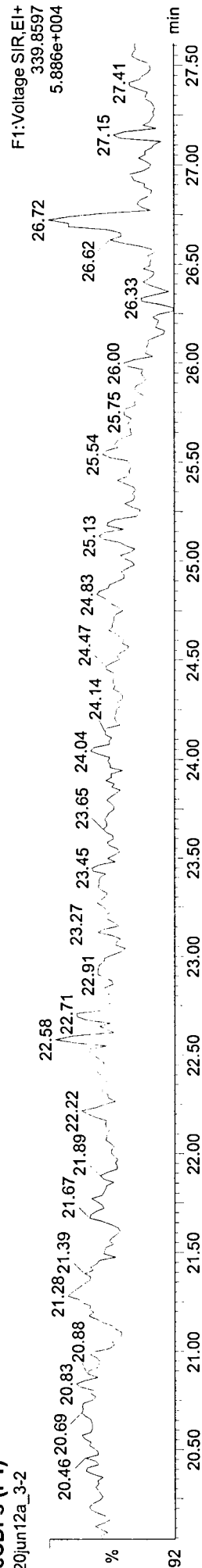
Dataset: Untitled

Last Altered: Thursday, 6/21/2012 3:28:06 PM Eastern Daylight Time
Printed: Thursday, 6/21/2012 3:29:27 PM Eastern Daylight Time

Name: c20jun12a_3-2, Date: 20-Jun-2012, Time: 22:45:12, ID: 73531, Submitter: HRD1734, Task: HRMS3

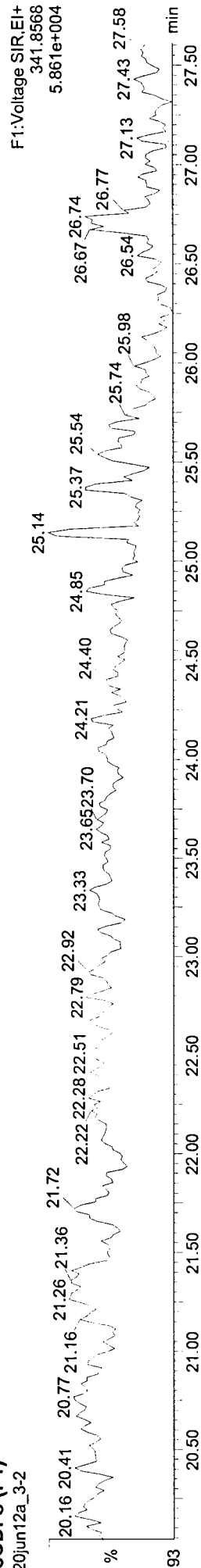
PeCDFs (F1)

c20jun12a_3-2



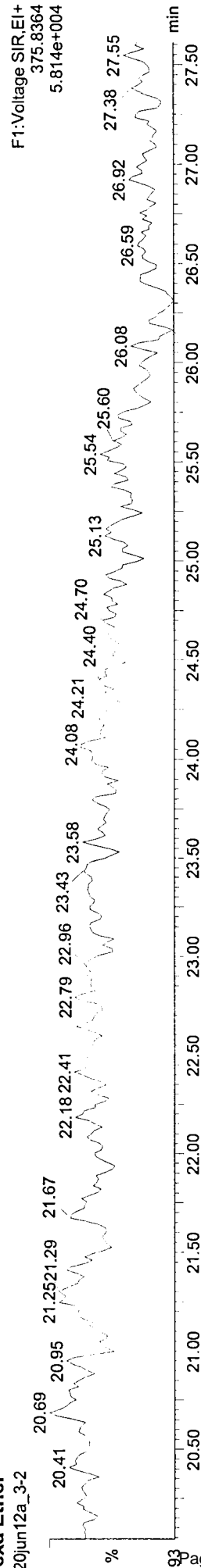
PeCDFs (F1)

c20jun12a_3-2



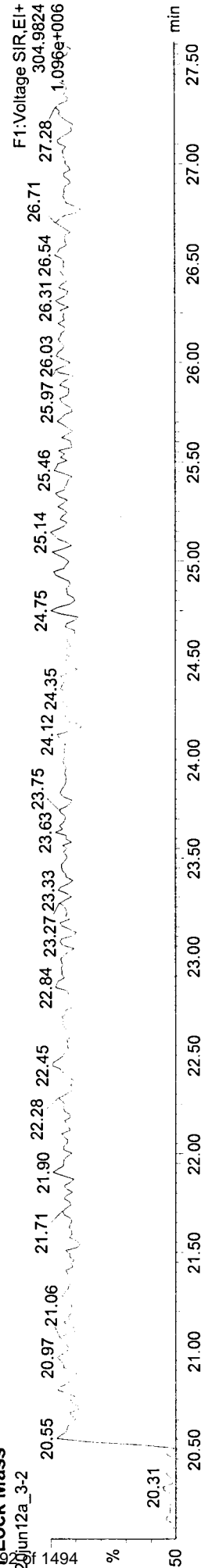
Hexa Ether

c20jun12a_3-2



Flock Mass

c20jun12a_3-2



Batch Summary

Analytical Method: EPA 1613B

Prep Method: EPA 1613 PREP S/D/T

Prep Batch: HXX1607

Prep Date: 05/30/2012 18:10

<u>Client Sample ID</u>	<u>Lab Sample ID</u>	<u>Analysis Date</u>	<u>Analytical Batch</u>	<u>Instrument</u>	<u>Analyst</u>
OPR for HBN 24000 [HXX/1607]	73561	06/20/2012 23:30	HRD1734	HRMS3	MAF
LMB for HBN 24000 [HXX/1607]	73560	06/21/2012 01:45	HRD1734	HRMS3	MAF
JW-UR-TISSUE-120508	31201450023	06/23/2012 06:38	HRD1735	HRMS3	MAF
JW-DR-TISSUE-120508	31201450024	06/23/2012 07:23	HRD1735	HRMS3	MAF
JW-RG-TISSUE-120508	31201450025	06/23/2012 08:08	HRD1735	HRMS3	MAF
JW-E10-TISSUE-120516	31201450031	06/23/2012 12:38	HRD1735	HRMS3	MAF
JW-EA01-TISSUE-120516	31201450032	06/23/2012 13:23	HRD1735	HRMS3	MAF

Method Blank Summary

Blank ID: LMB for HBN 24000 [HXX/1607]

Matrix: Tissue

Blank Lab ID: 73560

QC for Samples:

31201450023, 31201450024, 31201450025, 31201450031, 31201450032

Results by EPA 1613B

Parameter	Result	EMPC	Qual	DL	LOQ/CL	Units	RT	Ratio
2,3,7,8-TCDD	ND		U	0.0810	0.500	pg/g		
1,2,3,7,8-PeCDD	ND		U	0.0516	2.50	pg/g		
1,2,3,4,7,8-HxCDD	ND		U	0.0550	2.50	pg/g		
1,2,3,6,7,8-HxCDD	ND		U	0.0594	2.50	pg/g		
1,2,3,7,8,9-HxCDD	ND		U	0.0572	2.50	pg/g		
1,2,3,4,6,7,8-HpCDD	ND		U	0.110	2.50	pg/g		
OCDD		5.84		0.229	5.00	pg/g	39.41	2.82*
2,3,7,8-TCDF	ND		U	0.0578	0.500	pg/g		
1,2,3,7,8-PeCDF	ND		U	0.0772	2.50	pg/g		
2,3,4,7,8-PeCDF	ND		U	0.0412	2.50	pg/g		
1,2,3,4,7,8-HxCDF	ND		U	0.0336	2.50	pg/g		
1,2,3,6,7,8-HxCDF	ND		U	0.0302	2.50	pg/g		
2,3,4,6,7,8-HxCDF	ND		U	0.0320	2.50	pg/g		
1,2,3,7,8,9-HxCDF	ND		U	0.0454	2.50	pg/g		
1,2,3,4,6,7,8-HpCDF		0.212	J	0.0572	2.50	pg/g	35.37	1.40*
1,2,3,4,7,8,9-HpCDF	ND		U	0.0854	2.50	pg/g		
OCDF	ND		U	0.135	5.00	pg/g		
Total TCDD	ND		U	0.0810	0.500	pg/g		
Total TCDF	ND	0.260	J	0.0578	0.500	pg/g		
Total PeCDD	ND		U	0.0516	2.50	pg/g		
Total PeCDF	ND		U	0.0772	2.50	pg/g		
Total HxCDD	ND		U	0.0594	2.50	pg/g		
Total HxCDF	ND		U	0.0454	2.50	pg/g		
Total HpCDD	ND		U	0.110	2.50	pg/g		
Total HpCDF	ND	0.212	J	0.0854	2.50	pg/g		

Labeled Standards

13C-2378-TCDD	82.0				25.0-164	%
13C-12378-PeCDD	93.0				25.0-181	%
13C-123478-HxCDD	75.0				32.0-141	%
13C-123678-HxCDD	75.0				28.0-130	%
13C-1234678-HpCDD	75.0				23.0-140	%
13C-OCDD	54.0				17.0-157	%
13C-2378-TCDF	74.0				24.0-169	%
13C-12378-PeCDF	77.0				24.0-185	%
13C-23478-PeCDF	84.0				21.0-178	%
13C-123478-HxCDF	76.0				26.0-152	%
13C-123678-HxCDF	88.0				26.0-123	%
13C-234678-HxCDF	84.0				29.0-147	%
13C-123789-HxCDF	77.0				28.0-136	%
13C-1234678-HpCDF	79.0				28.0-143	%

Method Blank Summary

Blank ID: LMB for HBN 24000 [HXX/1607]

Matrix: Tissue

Blank Lab ID: 73560

QC for Samples:

31201450023, 31201450024, 31201450025, 31201450031, 31201450032

Results by EPA 1613B

<u>Parameter</u>	<u>Result</u>	<u>EMPC</u>	<u>Qual</u>	<u>DL</u>	<u>LOQ/CL</u>	<u>Units</u>	<u>RT</u>	<u>Ratio</u>
13C-1234789-HpCDF	76.0				26.0-138	%		
37Cl-2378-TCDD	96.0				35.0-197	%		

Batch Information

Analytical Batch: HRD1734

Prep Batch: HXX1607

Analytical Method: EPA 1613B

Prep Method: EPA 1613 PREP S/D/T

Instrument: HRMS3

Prep Date/Time: 05/30/2012 18:10

Analyst: MAF

Prep Initial Wt./Vol.: 10 g

Analytical Date/Time: 06/21/2012 01:45

Prep Extract Vol: 20 uL

Dilution: 1

Quantify Sample Summary Report MassLynx 4.1 SCN627

Sample Summary

Dataset: \\Hrms3\Default.pro\Results\c20jun12a_3-6.qld

Last Altered: Wednesday, June 27, 2012 09:12:23 Eastern Daylight Time
 Printed: Wednesday, June 27, 2012 09:13:24 Eastern Daylight Time

201450

Method: C:\MassLynx\Default.PRO\MethDB\m1613-061912-db5ms.mdb 20 Jun 2012 08:46:37
 Calibration: C:\MassLynx\Default.PRO\CurveDB\B5MS-0042012_1613.cdb 08 May 2012 08:31:36

Name: c20jun12a_3-6

Date: 21-Jun-2012

Time: 01:45:11

ID: 73560

Submitter: HRD1734

Task: HRMS3

Description: LMB for HBN 24000 [HXX/1607]

See notes u/23/r

Name	Response	Ion1Area	Ion2Area	RA	RAFail?	RRT	RT	pg/μL	EDL	Height1	Noise1	SN1	Height2	Noise2	SN2	M1	M2	MR...
1 2378-TCDD	-	-	-	-	NO	-	-	-	0.0405	-	345	-	-	418	-	-	-	1.075
2 12378-PeCDD	-	-	-	-	NO	-	-	-	0.0258	-	467	-	-	339	-	-	-	1.039
3 123478-HxCDD	-	-	-	-	NO	-	-	-	0.0275	-	452	-	-	463	-	-	-	1.065
4 123678-HxCDD	-	-	-	-	NO	-	-	-	0.0297	-	452	-	-	463	-	-	-	0.996
5 123789-HxCDD	-	-	-	-	NO	-	-	-	0.0286	-	452	-	-	463	-	-	-	1.029
6 1234678-HpCDD	-	-	-	-	NO	-	-	-	0.0550	-	629	-	-	595	-	-	-	1.055
7 OCDD	6.664e3	4.919e3	1.746e3	2.82	YES	1.0047	39.41	2.920	0.1147	5.301e4	494	107.3	1.955e4	720	27.1	MM	MM	1.063
8 2378-TCDF	-	-	-	-	NO	-	-	-	0.0289	-	343	-	-	391	-	-	-	0.980
9 12378-PeCDF	-	-	-	-	NO	-	-	-	0.0386	-	352	-	-	444	-	-	-	0.980
10 23478-PeCDF	-	-	-	-	NO	-	-	-	0.0206	-	352	-	-	444	-	-	-	1.022
11 123478-HxCDF	-	-	-	-	NO	-	-	-	0.0168	-	375	-	-	455	-	-	-	1.183
12 123678-HxCDF	-	-	-	-	NO	-	-	-	0.0151	-	375	-	-	455	-	-	-	1.168
13 234678-HxCDF	-	-	-	-	NO	-	-	-	0.0160	-	375	-	-	455	-	-	-	1.178
14 123789-HxCDF	-	-	-	-	NO	-	-	-	0.0227	-	375	-	-	455	-	-	-	1.110
15 1234678-HpCDF	5.446e2	3.181e2	2.265e2	1.40	YES	1.0006	35.37	0.106	0.0286	4.379e3	626	7.0	3.713e3	468	7.9	MM	MM	1.389
16 1234789-HpCDF	-	-	-	-	NO	-	-	-	0.0427	-	626	-	-	468	-	-	-	1.389
17 OCDF	-	-	-	-	NO	-	-	-	0.0675	-	357	-	-	510	-	-	-	1.290
18 ES:13C-2378-TCDD	3.936e5	1.740e5	2.196e5	0.79	NO	1.0278	25.54	81.821	0.1169	1.935e6	1616	1198.0	2.445e6	1031	2371.3	bb	bb	0.991
19 ES:13C-12378-PeCDD	3.771e5	2.230e5	1.541e5	1.45	NO	1.2724	31.62	93.015	0.0870	4.438e6	799	5554.4	2.861e6	862	3318.0	bb	bb	0.835
20 ES:13C-123478-HxCDD	3.306e5	1.857e5	1.449e5	1.28	NO	0.9931	33.80	75.007	0.0635	4.387e6	1083	4048.9	3.385e6	1221	2772.8	bd	bd	0.971
21 ES:13C-123678-HxCDD	3.399e5	1.910e5	1.489e5	1.28	NO	0.9951	33.86	74.520	0.0614	4.359e6	1083	4023.4	3.411e6	1221	2793.5	db	db	1.005
22 ES:13C-1234678-HpCDD	3.032e5	1.592e5	1.439e5	1.11	NO	1.0657	36.27	74.727	0.1058	2.769e6	1877	1475.8	2.566e6	1658	1547.1	bb	bb	0.894
23 ES:13C-OCDD	4.293e5	2.071e5	2.222e5	0.93	NO	1.1525	39.22	108.530	0.0634	2.402e6	849	2828.1	2.663e6	1215	2191.1	bb	bd	0.871
24 ES:13C-2378-TCDF	5.620e5	2.488e5	3.131e5	0.79	NO	0.9927	24.67	74.197	0.0416	2.869e6	582	4933.6	3.533e6	901	3919.7	bb	bb	1.561

Quantify Sample Summary Report

MassLynx 4.1 SCN627

Sample Summary

Dataset: \\Hrms3\Default.pro\Results\c20jun12a_3-6.qld

Last Altered: Wednesday, June 27, 2012 09:12:23 Eastern Daylight Time
 Printed: Wednesday, June 27, 2012 09:13:24 Eastern Daylight Time

201450

Name: c20jun12a_3-6

Date: 21-Jun-2012

Time: 01:45:11

ID: 73560

Submitter: HRD1734

Task: HRMS3

Description: LMB for HBN 24000 [HXX/1607]

Name	Response	Ion1Area	Ion2Area	RA	RAFail?	RRT	RT	pg/µL	EDL	Height1	Noise1	SN1	Height2	Noise2	SN2	M1	M2	MR...
25	ES:13C-12378-PeCDF	4.935e5	3.040e5	1.895e5	1.60	NO	1.2097	30.06	0.1145	3.241e6	1989	1629.5	2.031e6	1468	1383.2	bb	bb	1.322
26	ES:13C-23478-PeCDF	5.211e5	3.186e5	2.025e5	1.57	NO	1.2617	31.35	0.1179	5.776e6	1989	2903.9	3.613e6	1468	2460.9	bb	bb	1.284
27	ES:13C-123478-HxCDF	4.158e5	1.437e5	2.721e5	0.53	NO	0.9761	33.22	0.1321	3.596e6	2367	1519.7	6.783e6	3549	1911.1	bd	bd	1.198
28	ES:13C-123678-HxCDF	4.948e5	1.723e5	3.225e5	0.53	NO	0.9784	33.30	0.1273	4.100e6	2367	1732.6	7.568e6	3549	2132.4	MM	MM	1.243
29	ES:13C-234678-HxCDF	4.710e5	1.631e5	3.079e5	0.53	NO	0.9899	33.69	0.1288	3.823e6	2367	1615.4	7.034e6	3549	1982.0	MM	MM	1.229
30	ES:13C-123789-HxCDF	4.085e5	1.403e5	2.682e5	0.52	NO	1.0059	34.23	0.1345	2.831e6	2367	1196.3	5.434e6	3549	1531.1	MM	MM	1.177
31	ES:13C-1234678-HpCDF	3.697e5	1.170e5	2.527e5	0.46	NO	1.0386	35.34	0.1285	2.178e6	1320	1649.7	4.662e6	3625	1286.0	bb	bb	1.029
32	ES:13C-1234789-HpCDF	2.981e5	9.248e4	2.056e5	0.45	NO	1.0791	36.72	0.1522	1.430e6	1320	1083.1	3.091e6	3625	852.8	bb	bb	0.869
33	JS:13C-1234-TCDD	4.852e5	2.129e5	2.723e5	0.78	NO	0.0000	24.85	0.1159	2.506e6	1616	1551.1	3.194e6	1031	3097.9	bb	bb	1.000
34	JS:13C-123789-HxCDD	4.539e5	2.532e5	2.007e5	1.26	NO	0.0000	34.03	0.0616	5.214e6	1083	4812.1	4.141e6	1221	3391.6	MM	MM	1.000
35	CS:37Cl-2378-TCDD	1.050e5	1.050e5	-	-	-	1.0291	25.57	0.0199	1.173e6	512	2291.2	-	-	-	MM	-	1.124
36	Tetradoxins	-	0.000e0	-	-	-	-	-	0.0183	0.000e0	345	-	-	-	-	-	-	1.075
37	Pentadoxins	-	0.000e0	-	-	-	-	-	0.0150	0.000e0	467	-	-	-	-	-	-	1.039
38	Hexadoxins	-	0.000e0	-	-	-	-	-	0.0141	0.000e0	452	-	-	-	-	-	-	1.030
39	Heptadoxins	-	0.000e0	-	-	-	-	-	0.0283	0.000e0	629	-	-	-	-	-	-	1.055
40	Tetrafurans	-	4.155e2	-	-	-	-	-	0.0289	4.203e3	343	-	-	-	-	-	-	0.980
41	Pentafurans (F1)	-	0.000e0	-	-	-	-	-	0.0116	0.000e0	316	-	-	-	-	-	-	1.001
42	Pentafurans	-	0.000e0	-	-	-	-	-	0.0129	0.000e0	352	-	-	-	-	-	-	1.001
43	Hexafurans	-	0.000e0	-	-	-	-	-	0.0079	0.000e0	375	-	-	-	-	-	-	1.160
44	Heptafurans	-	3.181e2	-	-	-	-	-	0.0349	4.379e3	626	-	-	-	-	-	-	1.389
45	Hexa Ether	-	-	-	-	-	-	-	-	-	415	-	-	-	-	-	-	-
46	Hepta Ether	-	-	-	-	-	-	-	-	-	270	-	-	-	-	-	-	-
47	Octa Ether	-	-	-	-	-	-	-	-	-	321	-	-	-	-	-	-	-
48	Nona Ether	-	-	-	-	-	-	-	-	-	373	-	-	-	-	-	-	-
49	Deca Ether	-	-	-	-	-	-	-	-	-	366	-	-	-	-	-	-	-
50	F1 Lock Mass	-	-	-	-	-	-	-	0.0000	-	37717	-	-	-	-	-	-	189...
51	F2 Lock Mass	-	-	-	-	-	-	-	0.0000	-	55400	-	-	-	-	-	-	254...
52	F3 Lock Mass	-	-	-	-	-	-	-	0.0000	-	40612	-	-	-	-	-	-	740...

Quantify Sample Summary Report MassLynx 4.1 SCN627

Sample Summary

Dataset: \\Hrms3\Default.pro\Results\c20jun12a_3-6.qld

Last Altered: Wednesday, June 27, 2012 09:12:23 Eastern Daylight Time
 Printed: Wednesday, June 27, 2012 09:13:24 Eastern Daylight Time

201450

Name: c20jun12a_3-6
 Date: 21-Jun-2012
 Time: 01:45:11
 ID: 73560
 Submitter: HRD1734
 Task: HRMS3
 Description: LMB for HBN 24000 [HXX/1607]

Name	Response	Ion1Area	Ion2Area	RA	RAFail?	RRT	RT	pg/µL	EDL	Height1	Noise1	SN1	Height2	Noise2	SN2	M1	M2	MR...
53 F4 Lock Mass	-	-	-	-	-	-	-	-	-	-	61955	-	-	-	-	-	-	-
54 F5 Lock Mass	-	-	-	-	-	-	-	-	0.0000	-	32923	-	-	-	-	-	-	173...

Quantify Totals Report MassLynx 4.1 SCN627

Sample Summary

Dataset: \\Hrms3\Default.pro\Results\c20jun12a_3-6.qld

Last Altered: Wednesday, June 27, 2012 09:12:23 Eastern Daylight Time
 Printed: Wednesday, June 27, 2012 09:13:24 Eastern Daylight Time

201450

Method: C:\MassLynx\Default.PRO\MethDB\m1613-061912-db5ms.mdb 20 Jun 2012 08:46:37
 Calibration: C:\MassLynx\Default.PRO\CurveDB\B5MS-0042012_1613.cdb 08 May 2012 08:31:36

Name: c20jun12a_3-6
 Date: 21-Jun-2012
 Time: 01:45:11
 ID: 73560
 Submitter: HRD1734
 Task: HRMS3
 Description: LMB for HBN 24000 [HXX/1607]

Tetradioxins

Name	Response	Ion1Area	Ion2Area	RA	RAFail?	RRT	RT	pg/µL	EDL	Height1	Noise1	SN1	Height2	Noise2	SN2	M2
1	-	-	-	-	-	-	-	-	-	-	-	-	-	-	-	-

Pentadioxins

Name	Response	Ion1Area	Ion2Area	RA	RAFail?	RRT	RT	pg/µL	EDL	Height1	Noise1	SN1	Height2	Noise2	SN2	M2
1	-	-	-	-	-	-	-	-	-	-	-	-	-	-	-	-

Hexadioxins

Name	Response	Ion1Area	Ion2Area	RA	RAFail?	RRT	RT	pg/µL	EDL	Height1	Noise1	SN1	Height2	Noise2	SN2	M2
1	-	-	-	-	-	-	-	-	-	-	-	-	-	-	-	-

Heptadioxins

Name	Response	Ion1Area	Ion2Area	RA	RAFail?	RRT	RT	pg/µL	EDL	Height1	Noise1	SN1	Height2	Noise2	SN2	M2
1	-	-	-	-	-	-	-	-	-	-	-	-	-	-	-	-

Page 100 of 1494

Tetrafurans

Name	Response	Ion1Area	Ion2Area	RA	RAFail?	RRT	RT	pg/µL	EDL	Height1	Noise1	SN1	Height2	Noise2	SN2	M2
1	7.152e2	4.155e2	2.997e2	1.386	YES	0.00	24.88	0.130	0.0289	4.203e3	343	12.3	2.875e3	391	7.4	MM

Quantify Totals Report MassLynx 4.1 SCN627

Sample Summary

Dataset: \\Hrms3\Default.pro\Results\c20jun12a_3-6.qld

Last Altered: Wednesday, June 27, 2012 09:12:23 Eastern Daylight Time
 Printed: Wednesday, June 27, 2012 09:13:24 Eastern Daylight Time

201450

Name: c20jun12a_3-6
 Date: 21-Jun-2012
 Time: 01:45:11
 ID: 73560
 Submitter: HRD1734
 Task: HRMS3
 Description: LMB for HBN 24000 [HXX/1607]

Pentafurans (F1)

	Name	Response	Ion1Area	Ion2Area	RA	RAFail?	RRT	RT	pg/µL	EDL	Height1	Noise1	SN1	Height2	Noise2	SN2	M2
1	-	-	-	-	-	-	-	-	-	-	-	-	-	-	-	-	-

Pentafurans

	Name	Response	Ion1Area	Ion2Area	RA	RAFail?	RRT	RT	pg/µL	EDL	Height1	Noise1	SN1	Height2	Noise2	SN2	M2
1	-	-	-	-	-	-	-	-	-	-	-	-	-	-	-	-	-

Hexafurans

	Name	Response	Ion1Area	Ion2Area	RA	RAFail?	RRT	RT	pg/µL	EDL	Height1	Noise1	SN1	Height2	Noise2	SN2	M2
1	-	-	-	-	-	-	-	-	-	-	-	-	-	-	-	-	-

Heptafurans

	Name	Response	Ion1Area	Ion2Area	RA	RAFail?	RRT	RT	pg/µL	EDL	Height1	Noise1	SN1	Height2	Noise2	SN2	M2
1	1234678-HpCDF	5.446e2	3.181e2	2.265e2	1.404	YES	1.00	35.37	0.106	0.0286	4.379e3	626	7.0	3.713e3	468	7.9	MM

Quantify Sample Report

Manual Integrations

Dataset: Z:\Default.pro\Results\c20jun12a_3-6.qld

Last Altered: Thursday, June 21, 2012 13:41:50 Eastern Daylight Time
Printed: Thursday, June 21, 2012 13:42:21 Eastern Daylight Time

1201450

Method: C:\MassLynx\Default.PRO\MethDB\m1613-061912-db5ms.mdb 20 Jun 2012 08:46:37
Calibration: C:\MassLynx\Default.PRO\CurveDB\MS-0042012_1613.cdb 08 May 2012 08:31:36

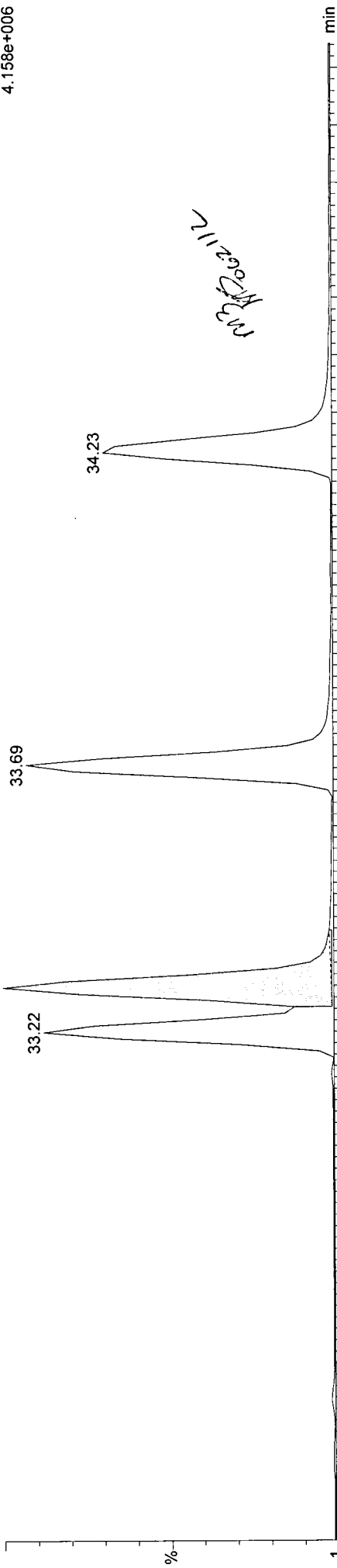
Name: c20jun12a_3-6, ID: 73560, Date: 21-Jun-2012, Time: 01:45:11, Submitter: HRD1734, Description: LMB for HBN 24000 [HXX/1607], User: KAS

ES:13C-123678-HxCDF

c20jun12a_3-6

ES:13C-123678-HxCDF
33.30

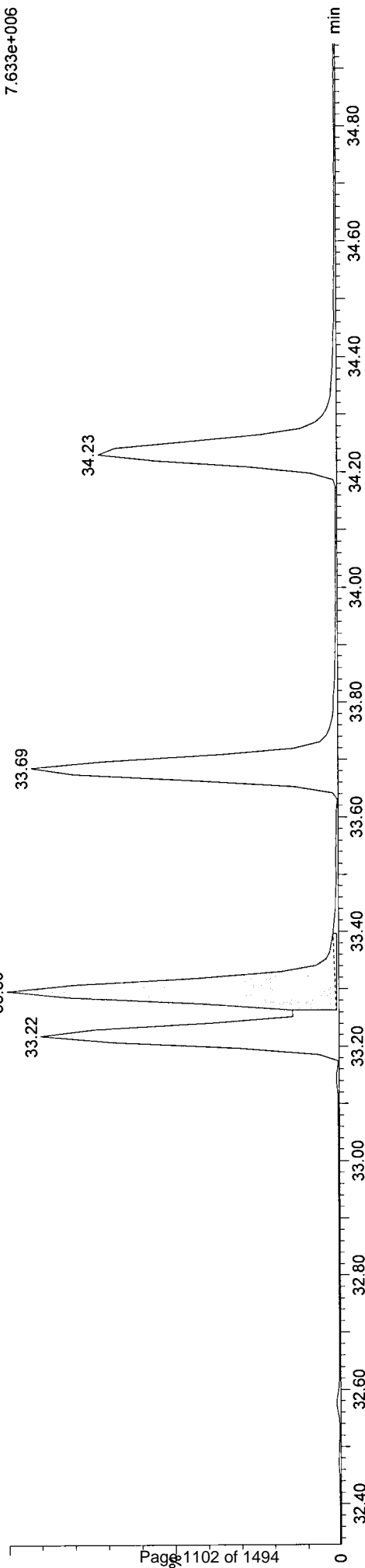
F3:Voltage SIR,EI+
383.8639
4.158e+006



c20jun12a_3-6

ES:13C-123678-HxCDF
33.30

F3:Voltage SIR,EI+
385.8610
7.633e+006



Dataset: Z:\Default.pro\Results\c20jun12a_3-6.qld

Last Altered: Thursday, June 21, 2012 13:42:31 Eastern Daylight Time
Printed: Thursday, June 21, 2012 13:42:36 Eastern Daylight Time

201450

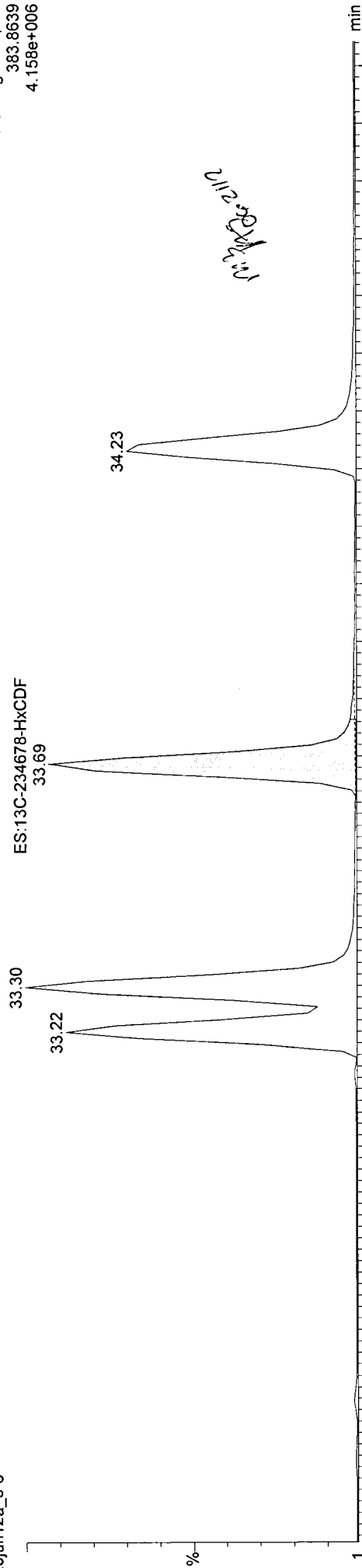
Method: C:\MassLynx\Default.PRO\MethDB\m1613-061912-db5ms.mdb 20 Jun 2012 08:46:37
Calibration: C:\MassLynx\Default.PRO\CurveDB\MS-0042012_1613.cdb 08 May 2012 08:31:36

Name: c20jun12a_3-6, ID: 73560, Date: 21-Jun-2012, Time: 01:45:11, Submitter: HRD1734, Description: LMB for HBN 24000 [HXX/1607], User: KAS

ES:13C-234678-HxCDF

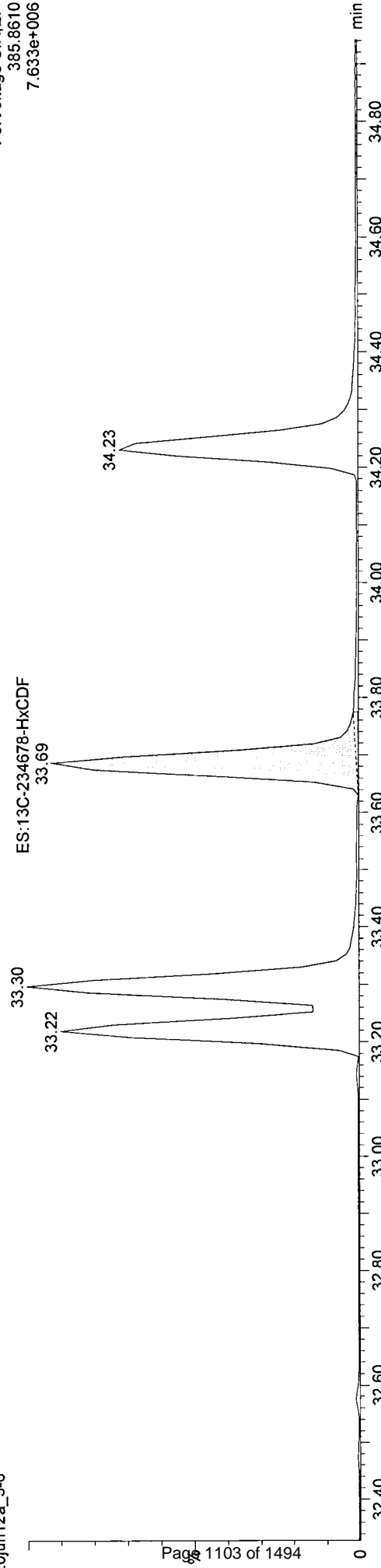
c20jun12a_3-6

F3:Voltage SIR,EI+
383.8639
4.158e+006



c20jun12a_3-6

F3:Voltage SIR,EI+
385.8610
7.633e+006



Quantify Sample Report MassLynx 4.1 SCN627

Manual Integrations

Dataset: Z:\Default.pro\Results\c20jun12a_3-6.qld

Last Altered: Thursday, June 21, 2012 13:42:44 Eastern Daylight Time
Printed: Thursday, June 21, 2012 13:42:49 Eastern Daylight Time

201450

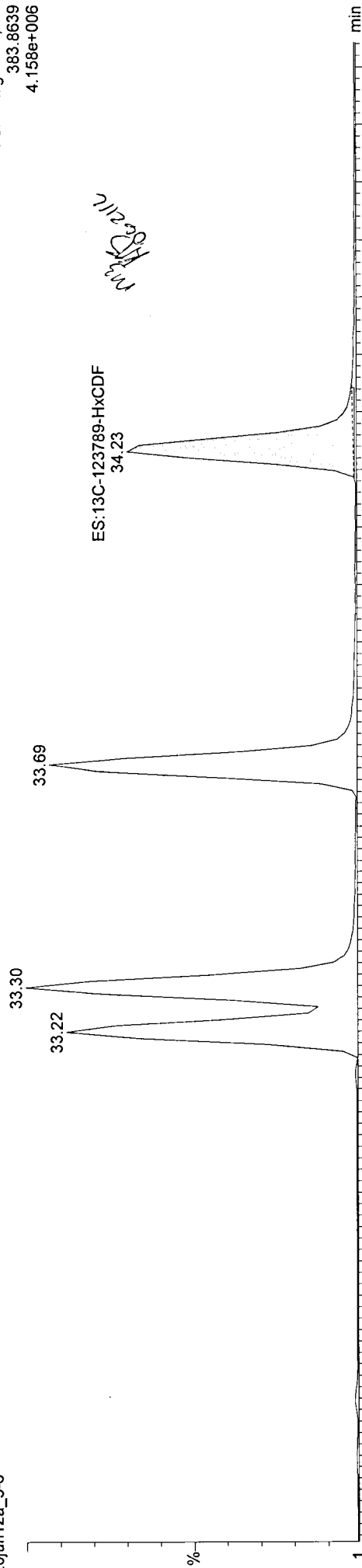
Method: C:\MassLynx\Default.PRO\MethDB\m1613-061912-db5ms.mdb 20 Jun 2012 08:46:37
Calibration: C:\MassLynx\Default.PRO\CurveDB\MS-0042012_1613.cdb 08 May 2012 08:31:36

Name: c20jun12a_3-6, ID: 73560, Date: 21-Jun-2012, Time: 01:45:11, Submitter: HRD1734, Description: LMB for HBN 24000 [HXX/1607], User: KAS

ES:13C-123789-HxCDF

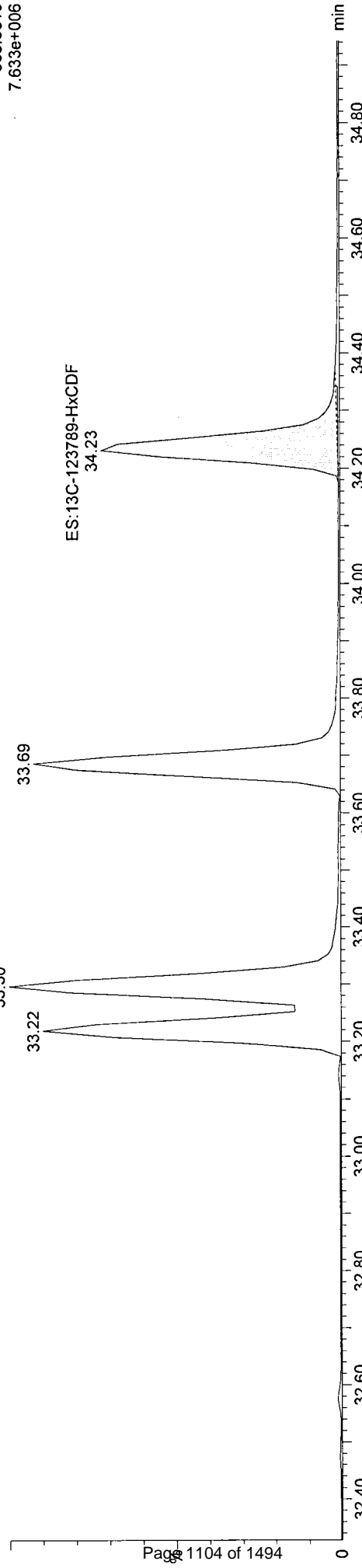
c20jun12a_3-6

F3:Voltage SIR,EI+
383.8639
4.158e+006



c20jun12a_3-6

F3:Voltage SIR,EI+
385.8610
7.633e+006



Dataset: Z:\Default.pro\Results\c20jun12a_3-6.qld

Last Altered: Thursday, June 21, 2012 13:43:07 Eastern Daylight Time
Printed: Thursday, June 21, 2012 13:43:13 Eastern Daylight Time

1201450

Method: C:\MassLynx\Default.PRO\MethDB\m1613-061912-db5ms.mdb 20 Jun 2012 08:46:37
Calibration: C:\MassLynx\Default.PRO\CurveDB\B5MS-0042012_1613.cdb 08 May 2012 08:31:36

Name: c20jun12a_3-6, ID: 73560, Date: 21-Jun-2012, Time: 01:45:11, Submitter: HRD1734, Description: LMB for HBN 24000 [HXX/1607], User: KAS

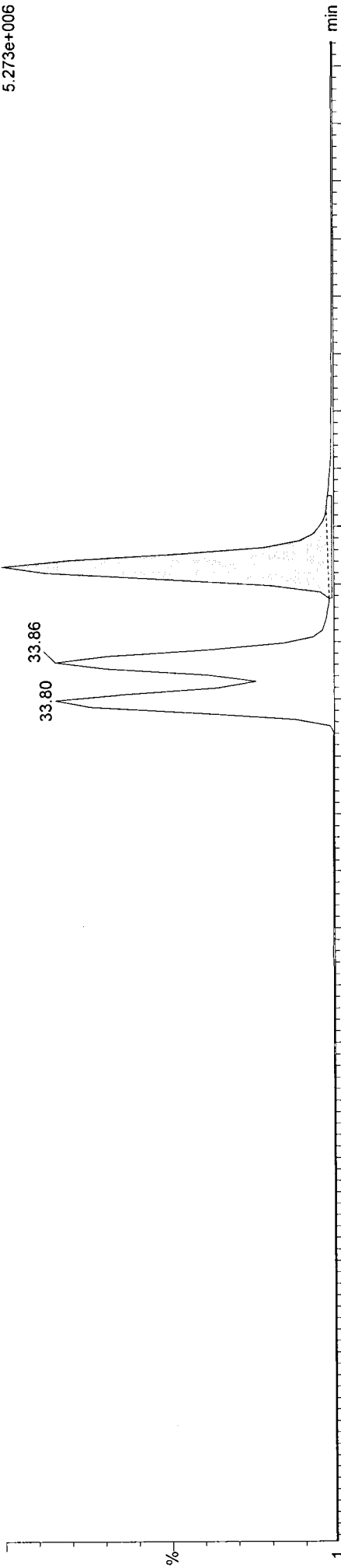
JS:13C-123789-HxCDD

c20jun12a_3-6

F3:Voltage SIR,EI+
401.8559
5.273e+006

JS:13C-123789-HxCDD
34.03

33.80 33.86

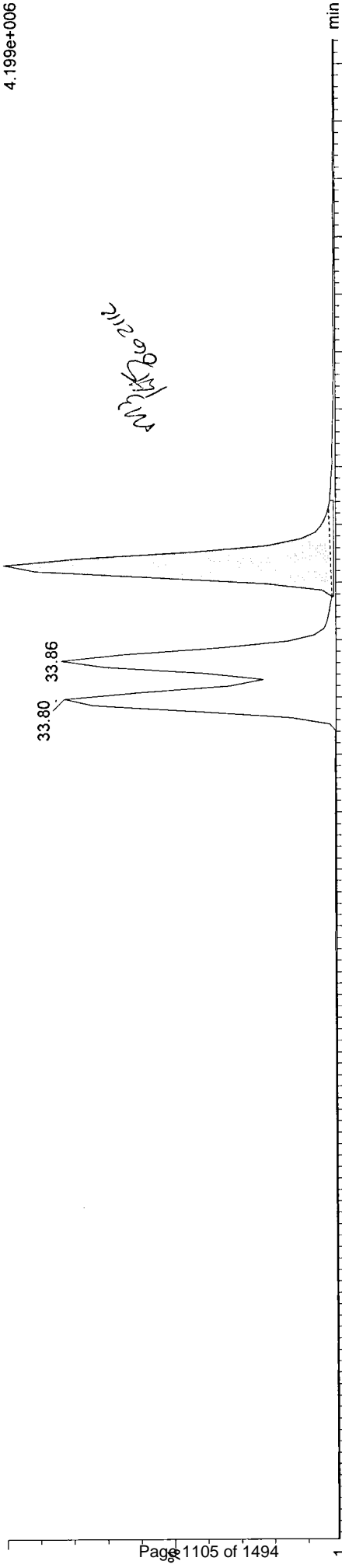


c20jun12a_3-6

JS:13C-123789-HxCDD
34.03

33.80 33.86

F3:Voltage SIR,EI+
403.8530
4.199e+006



Quantify Sample Report

Manual Integrations

Dataset: Z:\Default.pro\Results\c20jun12a_3-6.qld

Last Altered: Thursday, June 21, 2012 13:43:22 Eastern Daylight Time

Printed: Thursday, June 21, 2012 13:43:26 Eastern Daylight Time

Method: C:\MassLynx\Default.PRO\MethDB\m1613-061912-db5ms.mdb 20 Jun 2012 08:46:37

Calibration: C:\MassLynx\Default.PRO\CurveDB\MS-0042012_1613.cdb 08 May 2012 08:31:36

201450

Name: c20jun12a_3-6, ID: 73560, Date: 21-Jun-2012, Time: 01:45:11, Submitter: HRD1734, Description: LMB for HBN 24000 [HXX/1607], User: KAS

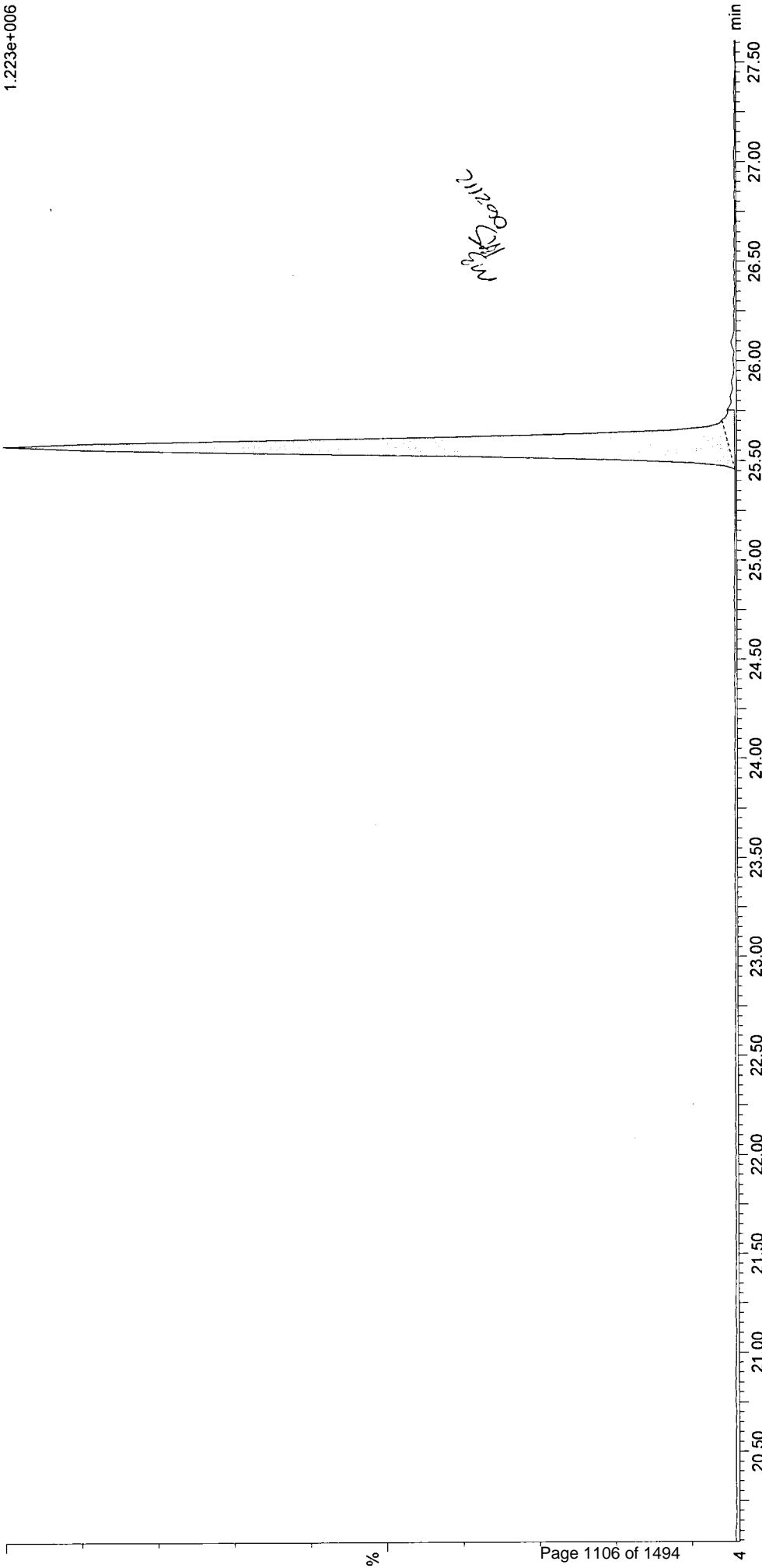
CS:37CI-2378-TCDD

c20jun12a_3-6

CS:37CI-2378-TCDD

25.57

F1:Voltage SIR,EI+
327.8847
1.223e+006



Quantify Sample Report MassLynx 4.1 SCN627

Manual Integrations

Dataset: Z:\Default.pro\Results\c20jun12a_3-6.qld

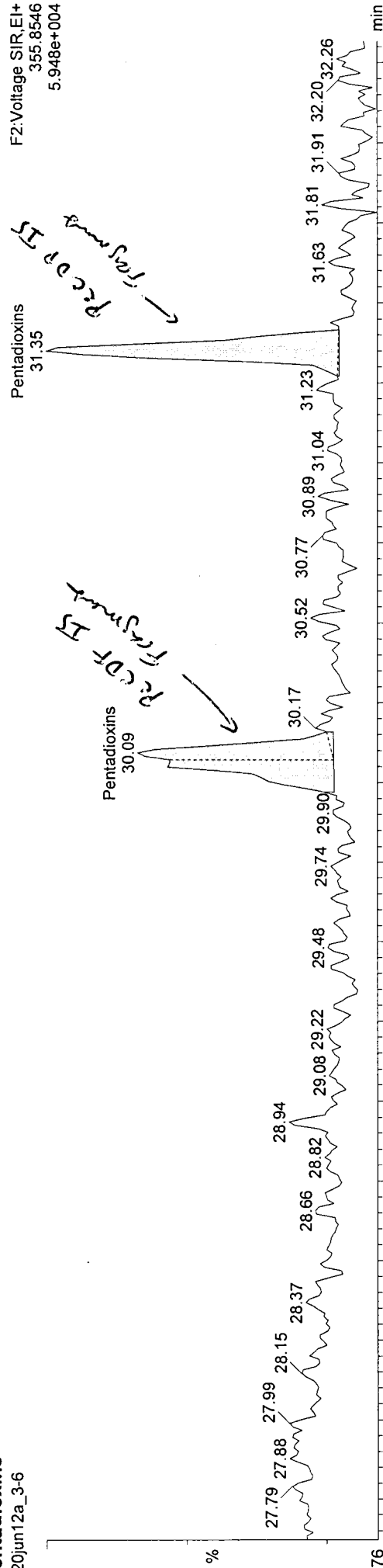
Last Altered: Thursday, June 21, 2012 13:44:10 Eastern Daylight Time
Printed: Thursday, June 21, 2012 13:44:17 Eastern Daylight Time

201450

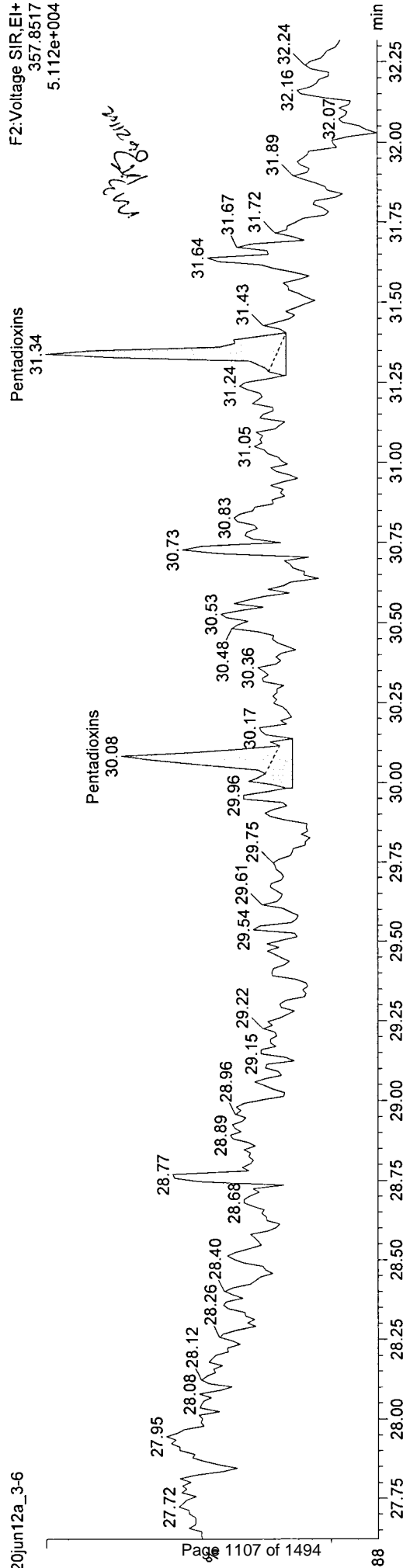
Method: C:\MassLynx\Default.PRO\MethDB\m1613-061912-db5ms.mdb 20 Jun 2012 08:46:37
Calibration: C:\MassLynx\Default.PRO\CurveDB\MS-0042012_1613.cdb 08 May 2012 08:31:36

Name: c20jun12a_3-6, ID: 73560, Date: 21-Jun-2012, Time: 01:45:11, Submitter: HRD1734, Description: LMB for HBN 24000 [HXXI/1607], User: KAS

Pentadioxins
c20jun12a_3-6



c20jun12a_3-6



Page 1107 of 1494

88

Quantify Sample Report MassLynx 4.1 SCN627

Manual Integrations

Dataset: Z:\Default.pro\Results\c20jun12a_3-6.qld

Last Altered: Thursday, June 21, 2012 13:44:52 Eastern Daylight Time
Printed: Thursday, June 21, 2012 13:44:55 Eastern Daylight Time

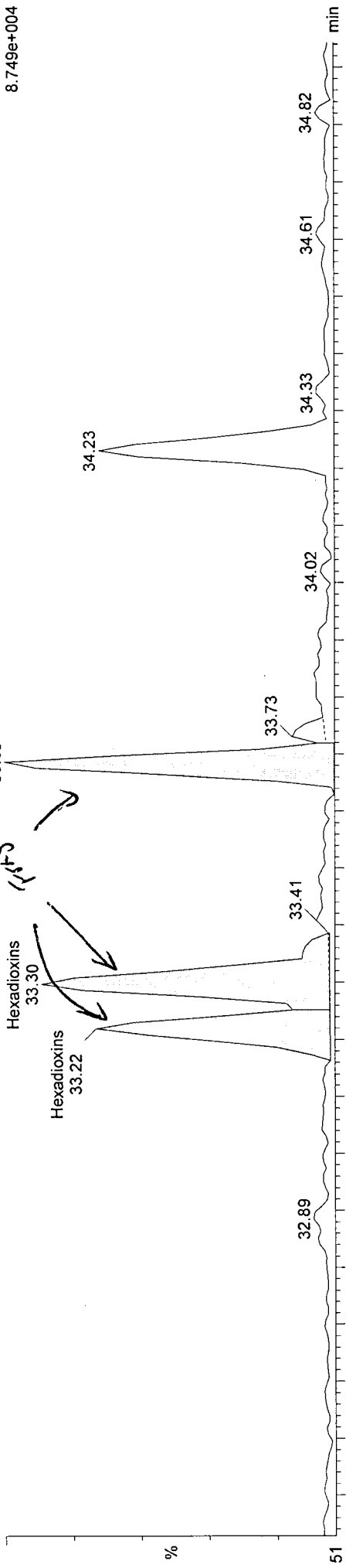
201450

Method: C:\MassLynx\Default.PRO\MethDB\m1613-061912-db5ms.mdb 20 Jun 2012 08:46:37
Calibration: C:\MassLynx\Default.PRO\CurveDB\MS-0042012_1613.cdb 08 May 2012 08:31:36

Name: c20jun12a_3-6, ID: 73560, Date: 21-Jun-2012, Time: 01:45:11, Submitter: HRD1734, Description: LMB for HBN 24000 [HXX/1607], User: KAS

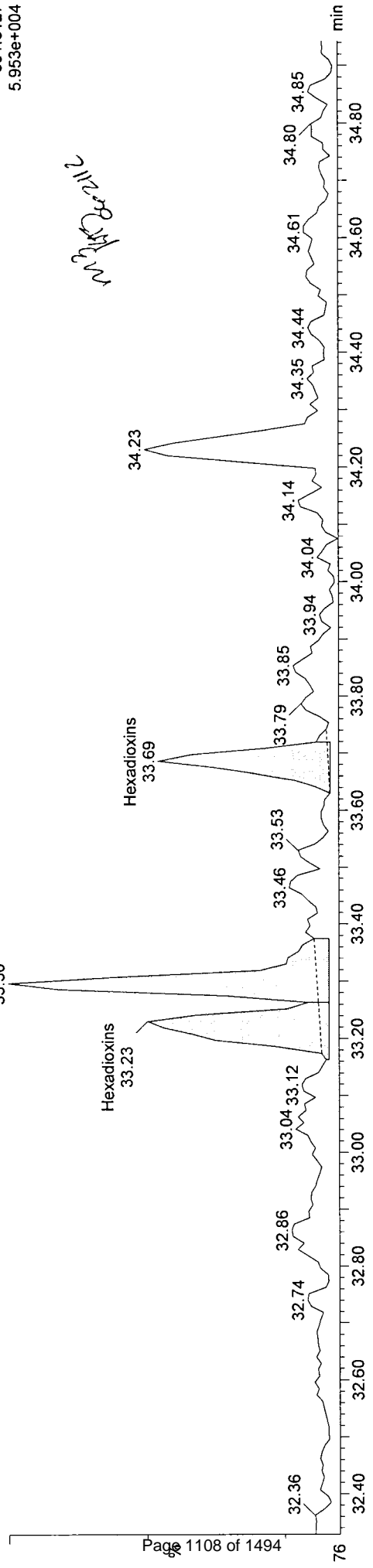
Hexadioxins
c20jun12a_3-6

F3: Voltage SIR, EI+
389.8156
8.749e+004



c20jun12a_3-6

F3: Voltage SIR, EI+
391.8127
5.953e+004



Quantify Sample Report

Manual Integrations

Dataset: Z:\Default.pro\Results\c20jun12a_3-6.qld

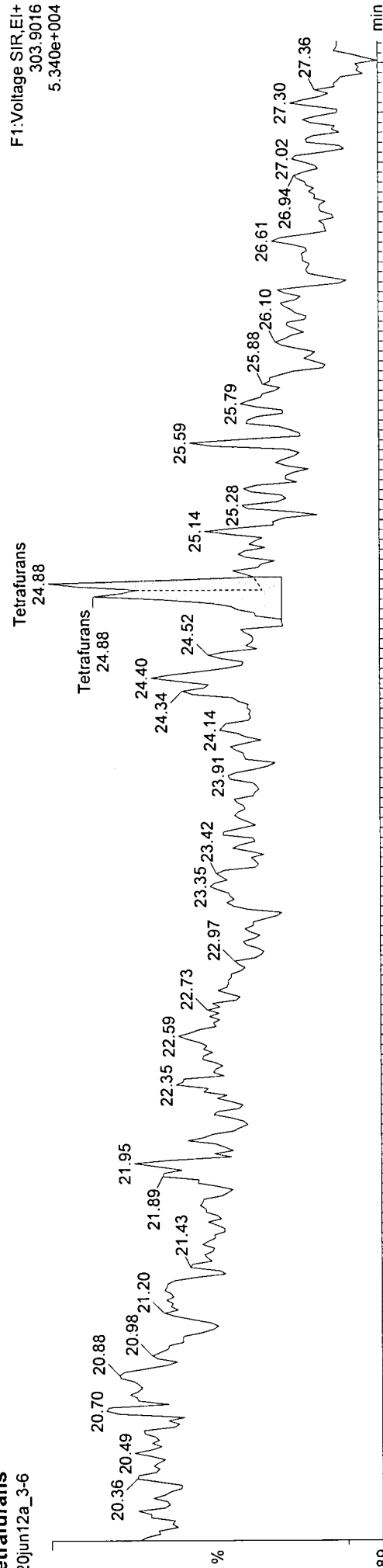
Last Altered: Thursday, June 21, 2012 13:45:18 Eastern Daylight Time
Printed: Thursday, June 21, 2012 13:45:22 Eastern Daylight Time

W1201450

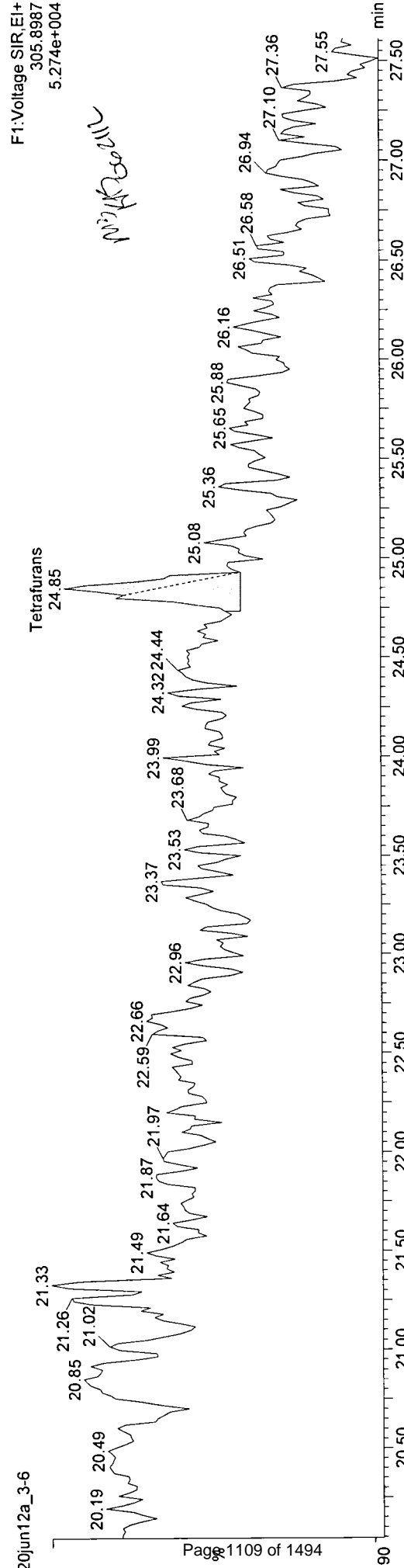
Method: C:\MassLynx\Default.PRO\MethDB\m1613-061912-db5ms.mdb 20 Jun 2012 08:46:37
Calibration: C:\MassLynx\Default.PRO\CurveDB\MS-0042012_1613.cdb 08 May 2012 08:31:36

Name: c20jun12a_3-6, ID: 73560, Date: 21-Jun-2012, Time: 01:45:11, Submitter: HRD1734, Description: LMB for HBN 24000 [HXX/1607], User: KAS

Tetrafurans
c20jun12a_3-6



c20jun12a_3-6



Quantify Sample Report MassLynx 4.1 SCN627

Manual Integrations

Dataset: Z:\Default.pro\Results\c20jun12a_3-6.qld

Last Altered: Thursday, June 21, 2012 13:45:18 Eastern Daylight Time
Printed: Thursday, June 21, 2012 13:45:33 Eastern Daylight Time

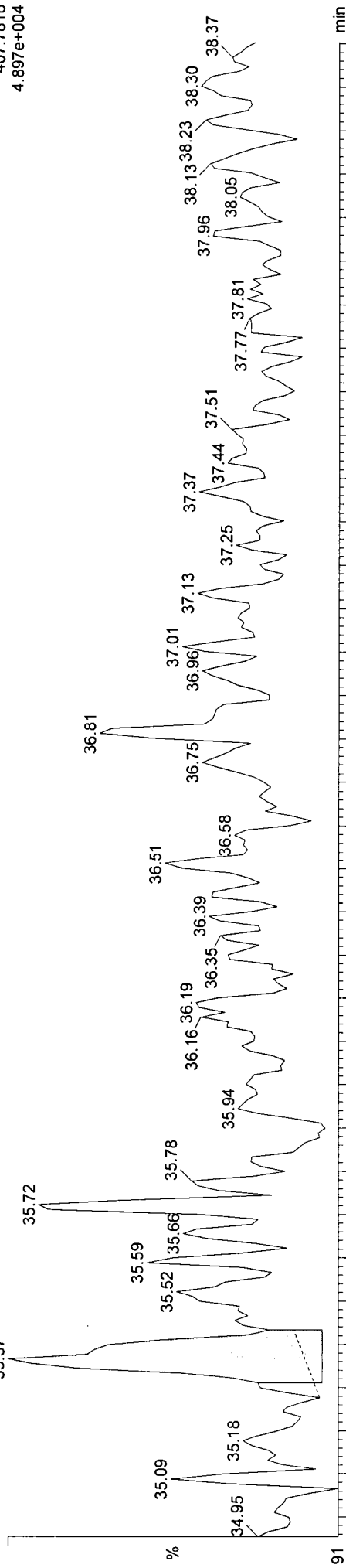
Method: C:\MassLynx\Default.PRO\MethDB\m1613-061912-db5ms.mdb 20 Jun 2012 08:46:37
Calibration: C:\MassLynx\Default.PRO\CurveDB\MS-0042012_1613.cdb 08 May 2012 08:31:36

Name: c20jun12a_3-6, ID: 73560, Date: 21-Jun-2012, Time: 01:45:11, Submitter: HRD1734, Description: LMB for HBN 24000 [HXX/1607], User: KAS

Heptafurans

c20jun12a_3-6 1234678-HpCDF
35.37

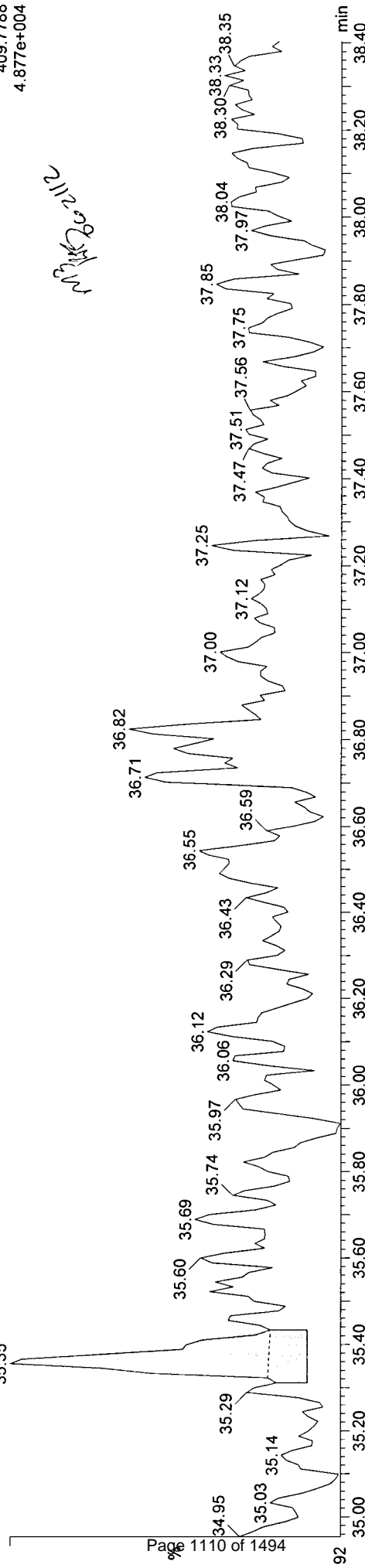
F4: Voltage SIR, EI+
407.7818
4.897e+004



c20jun12a_3-6

1234678-HpCDF
35.35

F4: Voltage SIR, EI+
409.7788
4.877e+004



Handwritten note: 2/12 3/12 2/12

Quantify Sample Summary Report
 ### 1613 Sample Summary ###

MassLynx 4.1

Dataset: C:\MassLynx\Default.pro\Results\c20jun12a_3-6.qld

Last Altered: Thursday, June 21, 2012 08:27:00 Eastern Daylight Time
 Printed: Thursday, June 21, 2012 08:27:14 Eastern Daylight Time

31201450

Method: C:\MassLynx\Default.PRO\MethDB\m1613-061912-db5ms.mdb 20 Jun 2012 08:46:37
 Calibration: C:\MassLynx\Default.PRO\CurveDB\MS-0042012_1613.cdb 08 May 2012 08:31:36

Name: c20jun12a_3-6
 Date: 21-Jun-2012
 Time: 01:45:11
 ID: 73560
 Submitter: HRD1734
 Task: HRMS3

Name	Response	Ion1Area	Ion2Area	RA	RAFail?	RRT	RT	pg/μL	EDL	Height1	Noise1	SN1	Height2	Noise2	SN2	M1	M2
1	2378-TCDD	-	-	-	NO	-	-	-	0.0405	-	345	-	-	-	418	-	-
2	12378-PeCDD	-	-	-	NO	-	-	-	0.0258	-	467	-	-	-	339	-	-
3	123478-HxCDD	4.231e2	1.224e2	3.007e2	0.41	YES	0.9980	33.73	0.0275	4.267e3	452	9.4	7.336e3	463	15.8	db	bb
4	123678-HxCDD	-	-	-	NO	-	-	-	0.0297	-	452	-	-	-	463	-	-
5	123789-HxCDD	-	-	-	NO	-	-	-	0.0286	-	452	-	-	-	463	-	-
6	1234678-HpCDD	-	-	-	NO	-	-	-	0.0550	-	629	-	-	-	595	-	-
7	OCDD	5.516e3	4.831e3	6.850e2	7.05	YES	1.0047	39.41	0.1147	5.262e4	494	106.5	1.550e4	720	21.5	bb	bd
8	2378-TCDF	-	-	-	NO	-	-	-	0.0289	-	343	-	-	-	391	-	-
9	12378-PeCDF	-	-	-	NO	-	-	-	0.0386	-	352	-	-	-	444	-	-
10	23478-PeCDF	-	-	-	NO	-	-	-	0.0206	-	352	-	-	-	444	-	-
11	123478-HxCDF	-	-	-	NO	-	-	-	0.0168	-	375	-	-	-	455	-	-
12	123678-HxCDF	-	-	-	NO	-	-	-	0.0152	-	375	-	-	-	455	-	-
13	234678-HxCDF	-	-	-	NO	-	-	-	0.0163	-	375	-	-	-	455	-	-
14	123789-HxCDF	-	-	-	NO	-	-	-	0.0225	-	375	-	-	-	455	-	-
15	1234678-HpCDF	4.724e2	3.045e2	1.679e2	1.81	YES	1.0006	35.37	0.0286	4.136e3	626	6.6	3.224e3	468	6.9	bd	bb
16	1234789-HpCDF	-	-	-	NO	-	-	-	0.0427	-	626	-	-	-	468	-	-
17	OCDF	-	-	-	NO	-	-	-	0.0675	-	357	-	-	-	510	-	-
18	ES:13C-2378-TCDD	3.936e5	1.740e5	2.196e5	0.79	NO	1.0278	25.54	0.1169	1.935e6	1616	1198.0	2.445e6	1031	2371.3	bb	bb
19	ES:13C-12378-PeCDD	3.771e5	2.230e5	1.541e5	1.45	NO	1.2724	31.62	0.0870	4.438e6	799	5554.4	2.861e6	862	3318.0	bb	bb
20	ES:13C-123478-HxCDD	3.306e5	1.857e5	1.449e5	1.28	NO	0.9931	33.80	0.0639	4.387e6	1083	4048.9	3.385e6	1221	2772.8	bd	bd
21	ES:13C-123678-HxCDD	3.399e5	1.910e5	1.489e5	1.28	NO	0.9951	33.86	0.0617	4.359e6	1083	4023.4	3.411e6	1221	2793.5	db	db
22	ES:13C-1234678-HpCDD	3.032e5	1.592e5	1.439e5	1.11	NO	1.0657	36.27	0.1064	2.769e6	1877	1475.8	2.566e6	1658	1547.1	bb	bb
23	ES:13C-OCDD	4.293e5	2.071e5	2.222e5	0.93	NO	1.1525	39.22	0.0637	2.402e6	849	2828.1	2.663e6	1215	2191.1	bb	bd
24	ES:13C-2378-TCDF	5.620e5	2.488e5	3.131e5	0.79	NO	0.9927	24.67	0.0416	2.869e6	582	4933.6	3.533e6	901	3919.7	bb	bb
25	ES:13C-12378-PeCDF	4.935e5	3.040e5	1.895e5	1.60	NO	1.2097	30.06	0.1145	3.241e6	1989	1629.5	2.031e6	1468	1383.2	bb	bb
26	ES:13C-23478-PeCDF	5.211e5	3.186e5	2.025e5	1.57	NO	1.2617	31.35	0.1179	5.776e6	1989	2903.9	3.613e6	1468	2460.9	bb	bb

Quantify Sample Summary Report
 ### 1613 Sample Summary ###

MassLynx 4.1

Dataset: C:\MassLynx\Default.pro\Results\c20jun12a_3-6.qld

Last Altered: Thursday, June 21, 2012 08:27:00 Eastern Daylight Time
 Printed: Thursday, June 21, 2012 08:27:14 Eastern Daylight Time

812014

Name: c20jun12a_3-6

Date: 21-Jun-2012

Time: 01:45:11

ID: 73560

Submitter: HRD1734

Task: HRMS3

Name	Response	Ion1Area	Ion2Area	RA	RAFail?	RRT	RT	pg/μL	EDL	Height1	Noise1	SNI	Height2	Noise2	SN2	M1	M2
27 ES:13C-123478-HxCDF	4.158e5	1.437e5	2.721e5	0.53	NO	0.9761	33.22	79.717	0.1328	3.596e6	2367	1519.7	6.783e6	3549	1911.1	bd	bd
28 ES:13C-123678-HxCDF	4.865e5	1.703e5	3.162e5	0.54	NO	0.9784	33.30	89.920	0.1281	4.093e6	2367	1729.4	7.536e6	3549	2123.5	db	db
29 ES:13C-234678-HxCDF	4.633e5	1.633e5	3.000e5	0.54	NO	0.9899	33.69	86.603	0.1295	3.811e6	2367	1610.2	6.992e6	3549	1970.2	bb	bb
30 ES:13C-123789-HxCDF	4.048e5	1.376e5	2.672e5	0.51	NO	1.0059	34.23	79.038	0.1353	2.817e6	2367	1190.4	5.432e6	3549	1530.5	bb	bb
31 ES:13C-1234678-HpCDF	3.697e5	1.170e5	2.527e5	0.46	NO	1.0386	35.34	82.532	0.1293	2.178e6	1320	1649.7	4.662e6	3625	1286.0	bb	bb
32 ES:13C-1234789-HpCDF	2.981e5	9.248e4	2.056e5	0.45	NO	1.0791	36.72	78.777	0.1531	1.430e6	1320	1083.1	3.091e6	3625	852.8	bb	bb
33 JS:13C-1234-TCDD	4.852e5	2.129e5	2.723e5	0.78	NO	0.0000	24.85	100.000	0.1159	2.506e6	1616	1551.1	3.194e6	1031	3097.9	bb	bb
34 JS:13C-123789-HxCDD	4.353e5	2.415e5	1.938e5	1.25	NO	0.0000	34.03	100.000	0.0620	5.156e6	1083	4758.7	4.106e6	1221	3363.0	bb	bb
35 CS:37Cl-2378-TCDD	1.020e5	1.020e5	-	-	-	1.0291	25.57	18.697	0.0199	1.164e6	512	2273.9	-	-	-	bb	bb
36 Tetradoxins	-	1.147e3	-	-	-	-	-	0.303	0.0405	1.248e4	345	-	-	-	-	-	-
37 Pentadoxins	-	1.171e3	-	-	-	-	-	0.367	0.0258	2.067e4	467	-	-	-	-	-	-
38 Hexadoxins	-	4.659e3	-	-	-	-	-	1.780	0.0286	1.007e5	452	-	-	-	-	-	-
39 Heptadoxins	-	4.766e3	-	-	-	-	-	1.900	0.0550	9.102e4	629	-	-	-	-	-	-
40 Tetrafurans	-	1.615e2	-	-	-	-	-	0.048	0.0289	3.773e3	343	-	-	-	-	-	-
41 Pentafurans (F1)	-	0.000e0	-	-	-	-	-	-	0.0116	0.000e0	316	-	-	-	-	-	-
42 Pentafurans	-	0.000e0	-	-	-	-	-	-	0.0129	0.000e0	352	-	-	-	-	-	-
43 Hexafurans	-	0.000e0	-	-	-	-	-	-	0.0079	0.000e0	375	-	-	-	-	-	-
44 Heptafurans	-	3.045e2	-	-	-	-	-	0.092	0.0349	4.136e3	626	-	-	-	-	-	-
45 Hexa Ether	-	-	-	-	-	-	-	-	-	-	415	-	-	-	-	-	-
46 Hepta Ether	-	-	-	-	-	-	-	-	-	-	270	-	-	-	-	-	-
47 Octa Ether	-	-	-	-	-	-	-	-	-	-	321	-	-	-	-	-	-
48 Nona Ether	-	-	-	-	-	-	-	-	-	-	373	-	-	-	-	-	-
49 Deca Ether	-	-	-	-	-	-	-	-	-	-	366	-	-	-	-	-	-
50 F1 Lock Mass	-	-	-	-	-	-	-	-	0.0000	-	37717	-	-	-	-	-	-
51 F2 Lock Mass	-	-	-	-	-	-	-	-	0.0000	-	55400	-	-	-	-	-	-
52 F3 Lock Mass	-	-	-	-	-	-	-	-	0.0000	-	40612	-	-	-	-	-	-
53 F4 Lock Mass	-	-	-	-	-	-	-	-	0.0000	-	61955	-	-	-	-	-	-
54 F5 Lock Mass	-	-	-	-	-	-	-	-	0.0000	-	32923	-	-	-	-	-	-

Quantify Sample Report
1613 Sample Summary

MassLynx 4.1

Dataset: Untitled

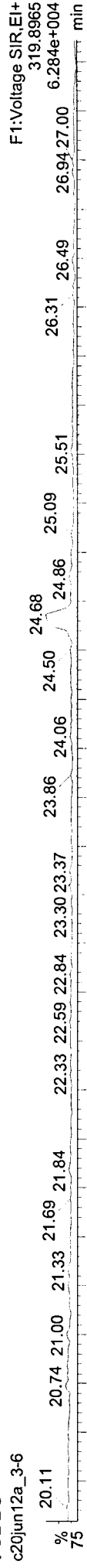
Last Altered: Thursday, 6/21/2012 3:28:06 PM Eastern Daylight Time
Printed: Thursday, 6/21/2012 3:29:47 PM Eastern Daylight Time

1210149


Method: C:\MassLynx\Default.PRO\MethDB\m8290-061312-db5ms.mdb 14 Jun 2012 07:55:14
Calibration: C:\MassLynx\Default.PRO\CurveDB\DB5MS-0042012_1613.cdb 08 May 2012 08:31:36

Name: c20jun12a_3-6, Date: 21-Jun-2012, Time: 01:45:11, ID: 73560, Submitter: HRD1734, Task: HRMS3


TCDDs




TCDDs




ES-TCDD



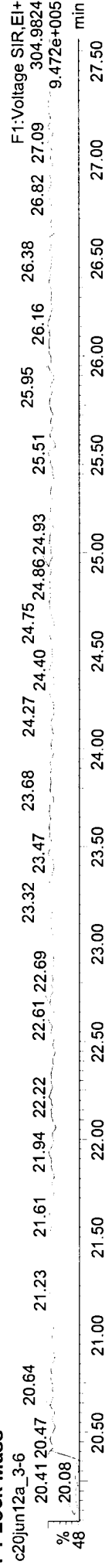
ES-TCDD



CS-TCDD



F1 Lock Mass

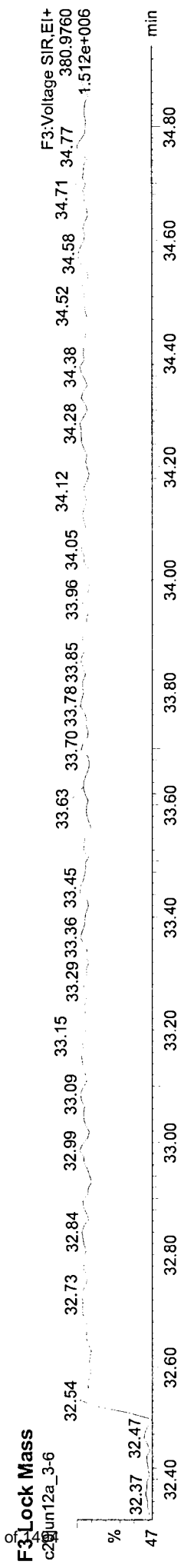
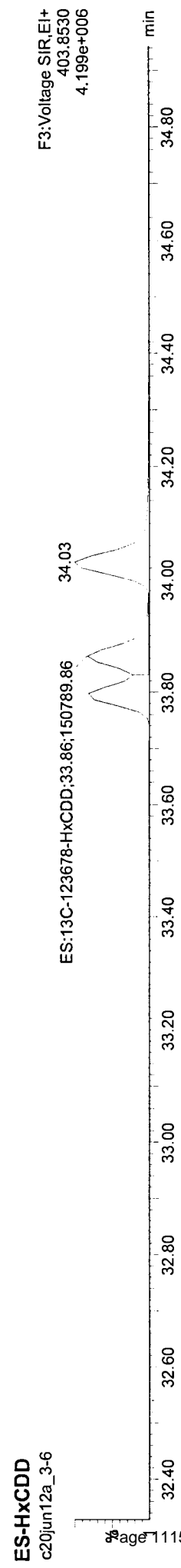
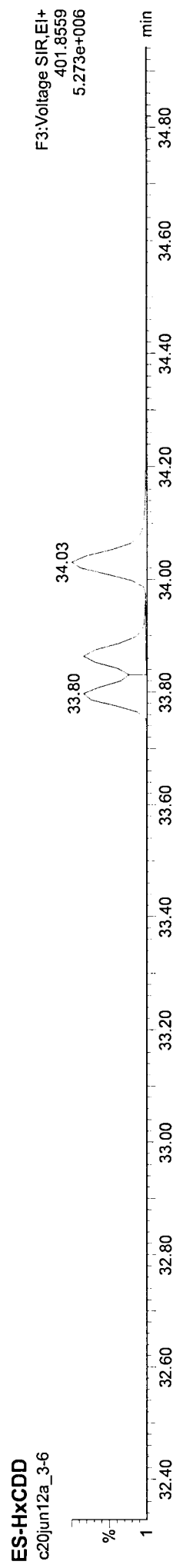
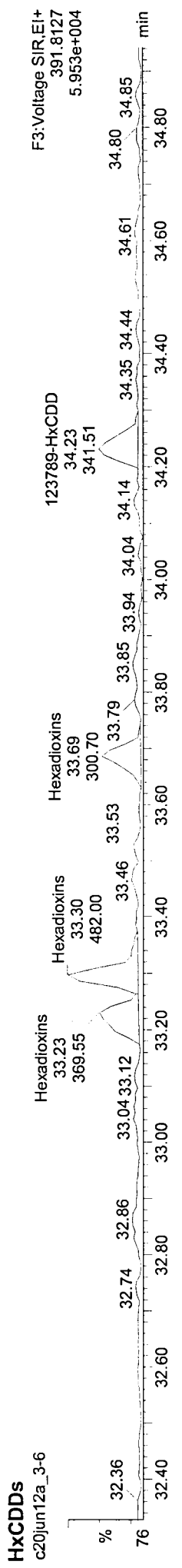
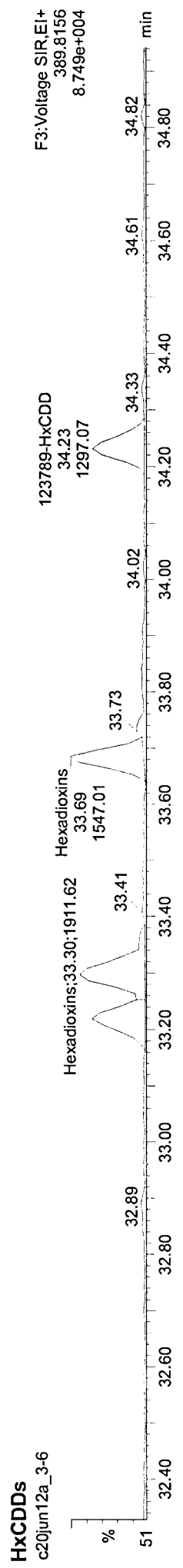


Quantify Sample Report
1613 Sample Summary ###
MassLynx 4.1

Dataset: Untitled

Last Altered: Thursday, 6/21/2012 3:28:06 PM Eastern Daylight Time
Printed: Thursday, 6/21/2012 3:29:47 PM Eastern Daylight Time

Name: c20jun12a_3-6, Date: 21-Jun-2012, Time: 01:45:11, ID: 73560, Submitter: HRD1734, Task: HRMS3



Quantify Sample Report MassLynx 4.1

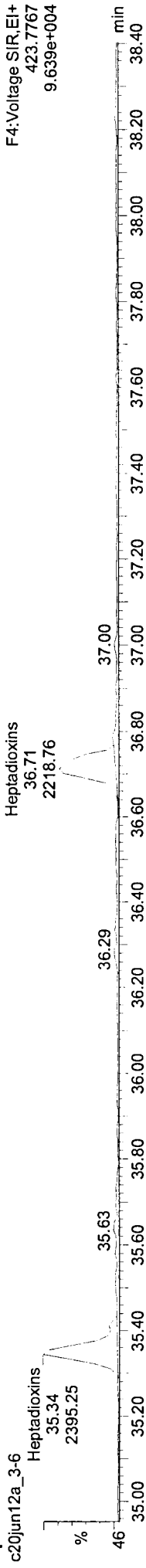
1613 Sample Summary

Dataset: Untitled

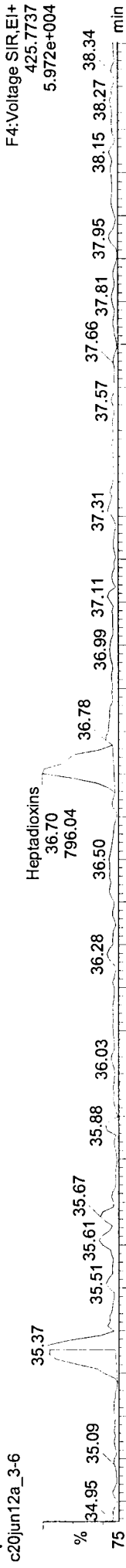
Last Altered: Thursday, 6/21/2012 3:28:06 PM Eastern Daylight Time
Printed: Thursday, 6/21/2012 3:29:47 PM Eastern Daylight Time

Name: c20jun12a_3-6, Date: 21-Jun-2012, Time: 01:45:11, ID: 73560, Submitter: HRD1734, Task: HRMS3


HpCDDs




HpCDDs



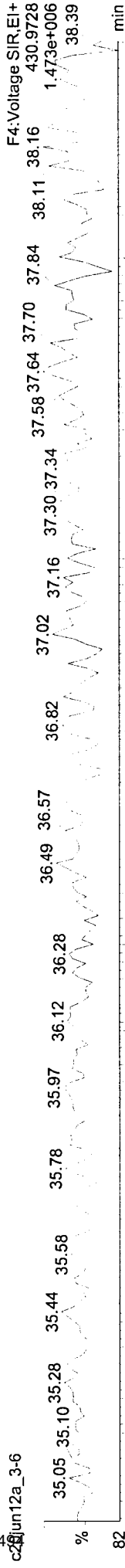
ES-HpCDD



ES-HpCDD



F4 Lock Mass



Quantify Sample Report
1613 Sample Summary

MassLynx 4.1

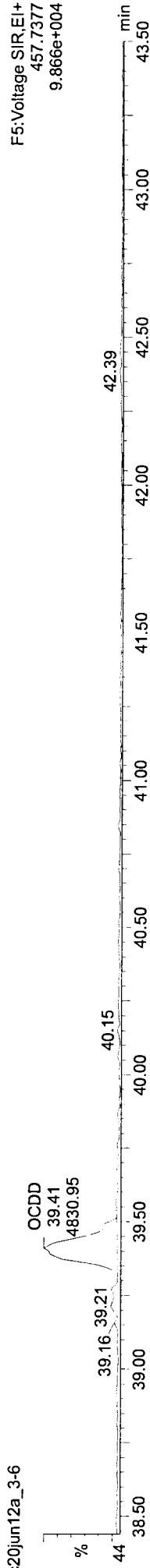
Dataset: Untitled

Last Altered: Thursday, 6/21/2012 3:28:06 PM Eastern Daylight Time
Printed: Thursday, 6/21/2012 3:29:47 PM Eastern Daylight Time

Name: c20jun12a_3-6, Date: 21-Jun-2012, Time: 01:45:11, ID: 73560, Submitter: HRD1734, Task: HRMS3

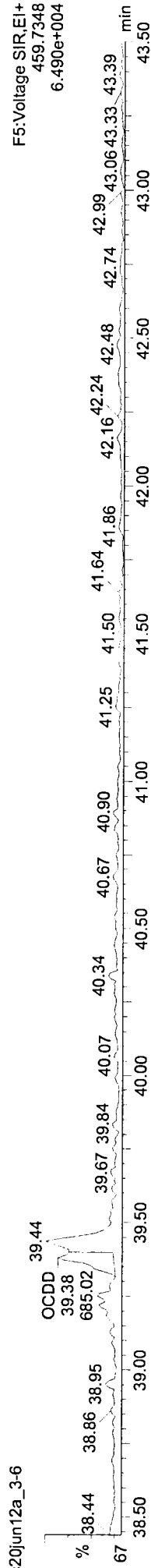
OCDD

c20jun12a_3-6




OCDD

c20jun12a_3-6



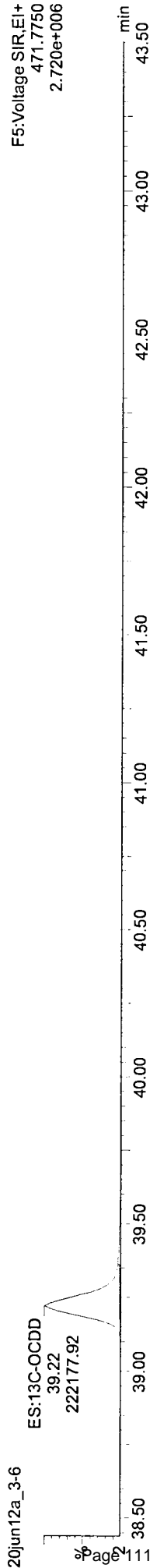
ES-OCDD

c20jun12a_3-6



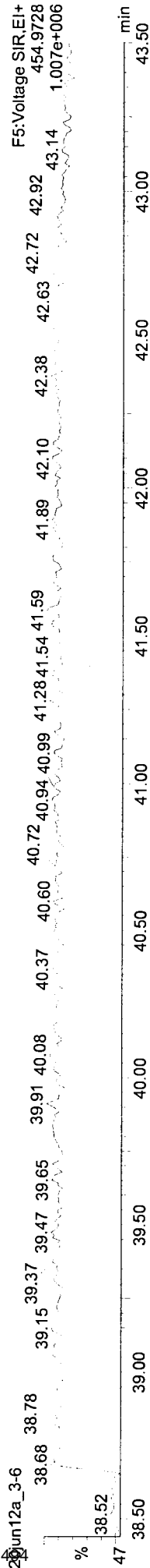
ES-OCDD

c20jun12a_3-6



F5: Lock Mass

c20jun12a_3-6



Quantify Sample Report
1613 Sample Summary

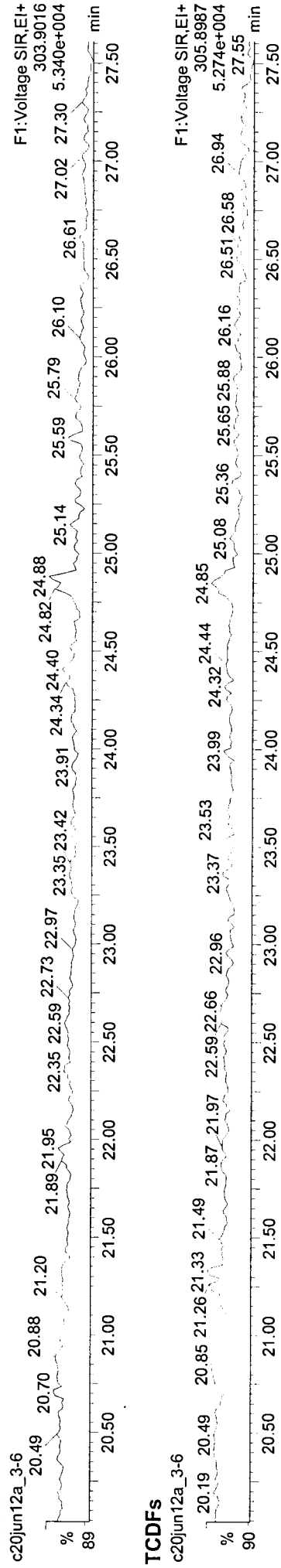
MassLynx 4.1

Dataset: Untitled

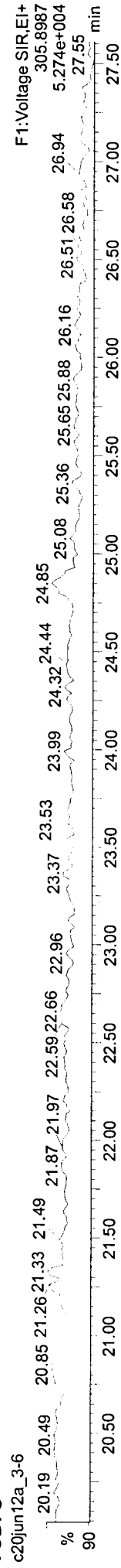
Last Altered: Thursday, 6/21/2012 3:28:06 PM Eastern Daylight Time
Printed: Thursday, 6/21/2012 3:29:47 PM Eastern Daylight Time

Name: c20jun12a_3-6, Date: 21-Jun-2012, Time: 01:45:11, ID: 73560, Submitter: HRD1734, Task: HRMS3

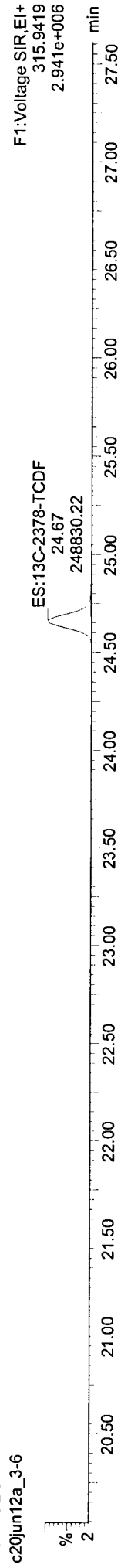
TCDFs



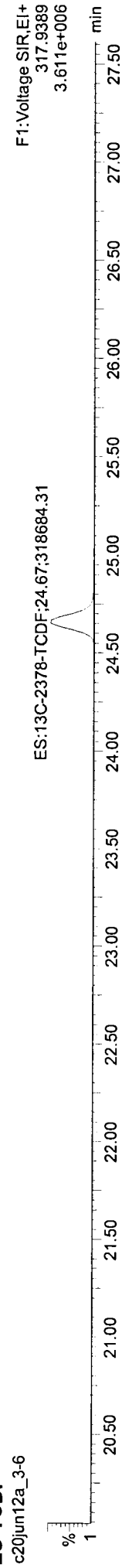
TCDFs



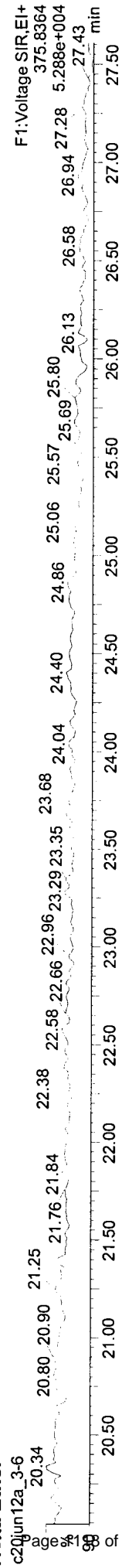
ES-TCDF



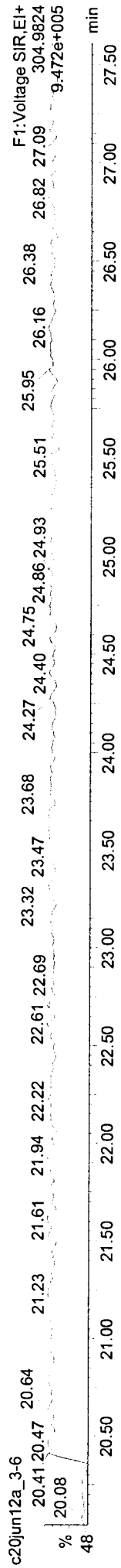
ES-TCDF



Hexa Ether



F1: Lock Mass



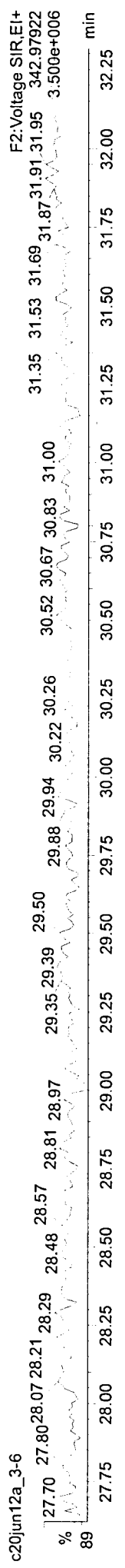
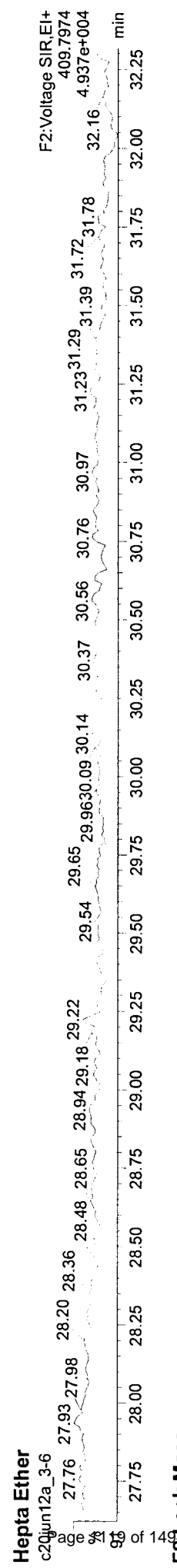
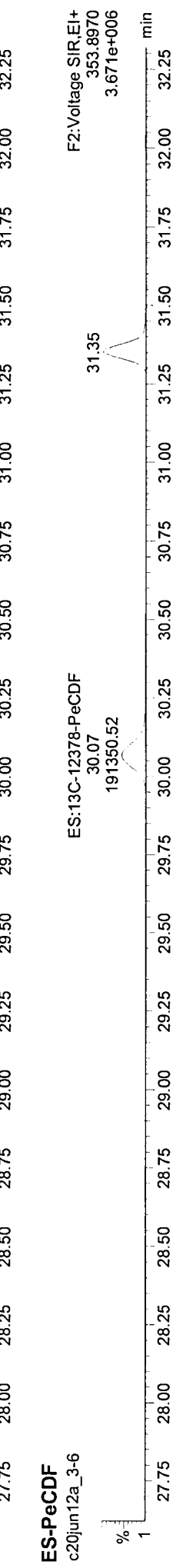
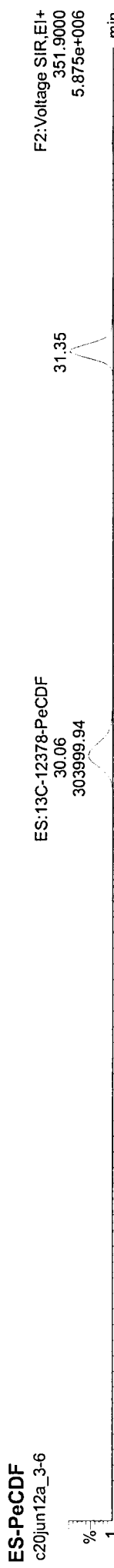
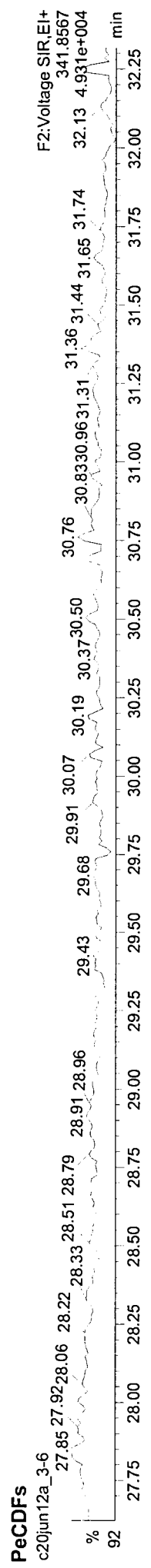
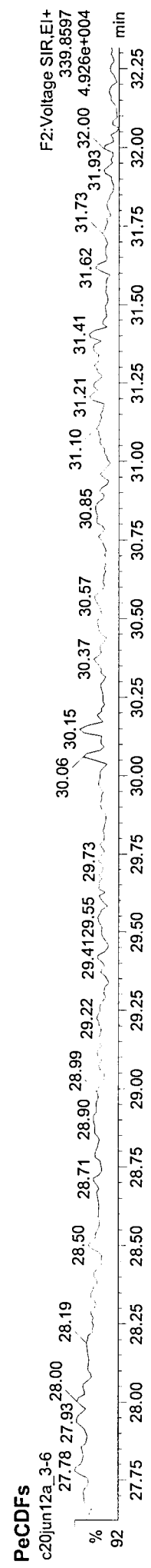
Quantify Sample Report
1613 Sample Summary

MassLynx 4.1

Dataset: Untitled

Last Altered: Thursday, 6/21/2012 3:28:06 PM Eastern Daylight Time
Printed: Thursday, 6/21/2012 3:29:47 PM Eastern Daylight Time

Name: c20jun12a_3-6, Date: 21-Jun-2012, Time: 01:45:11, ID: 73560, Submitter: HRD1734, Task: HRMS3



Quantify Sample Report MassLynx 4.1
1613 Sample Summary

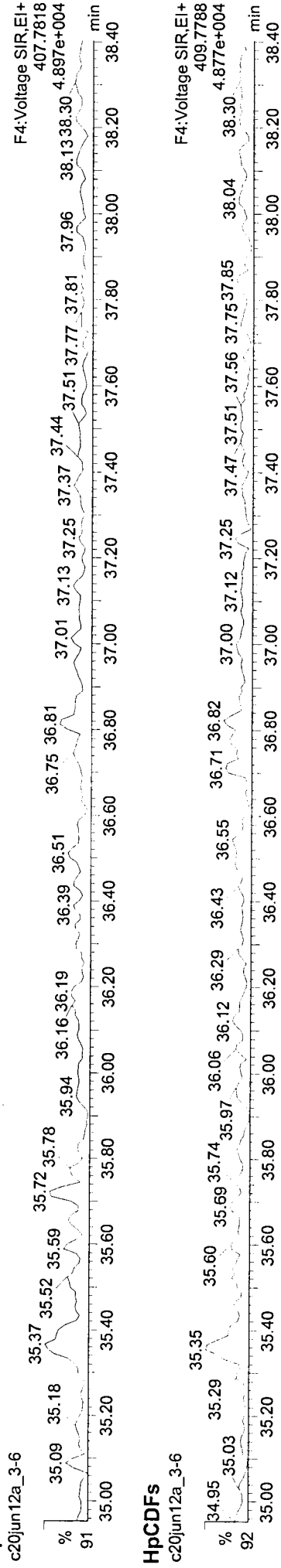
Dataset: Untitled

Last Altered: Thursday, 6/21/2012 3:28:06 PM Eastern Daylight Time
Printed: Thursday, 6/21/2012 3:29:47 PM Eastern Daylight Time

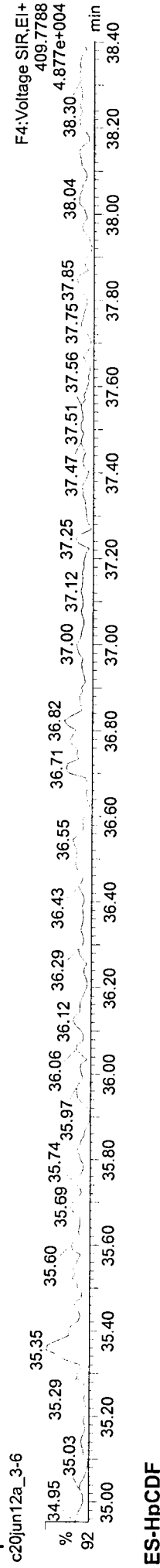
312014

Name: c20jun12a_3-6, Date: 21-Jun-2012, Time: 01:45:11, ID: 73560, Submitter: HRD1734, Task: HRMS3

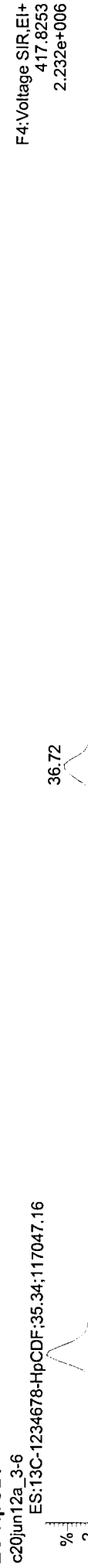
HpCDFs



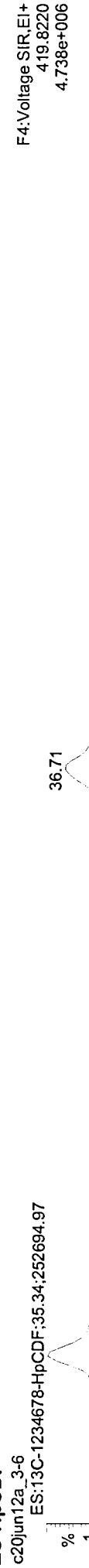
HpCDFs



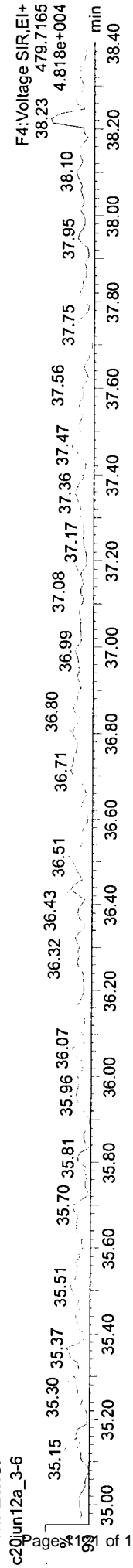
ES-HpCDF



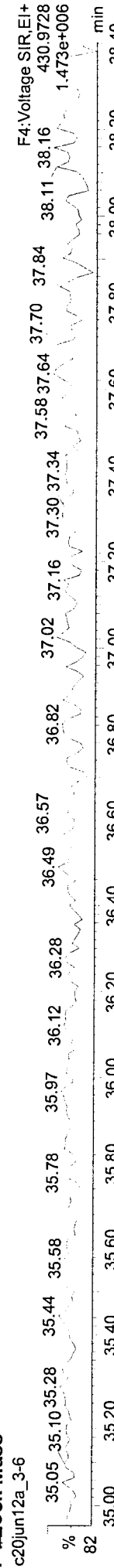
ES-HpCDF



Nona Ether



F4: Lock Mass




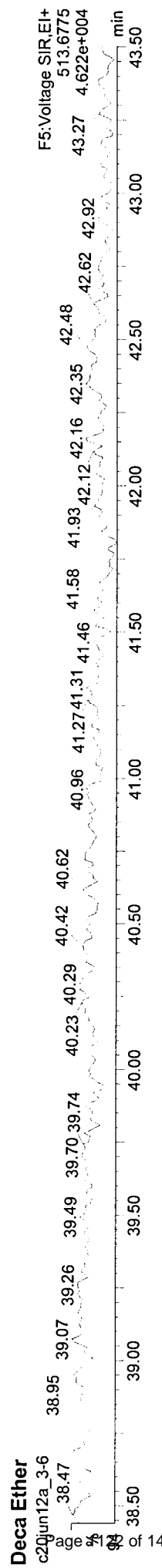
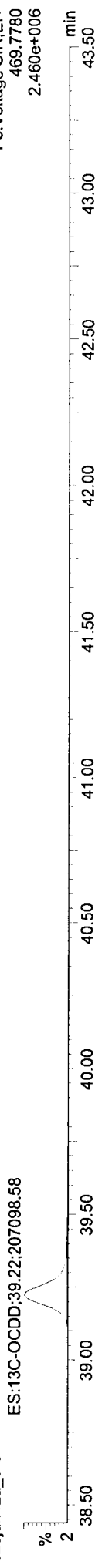
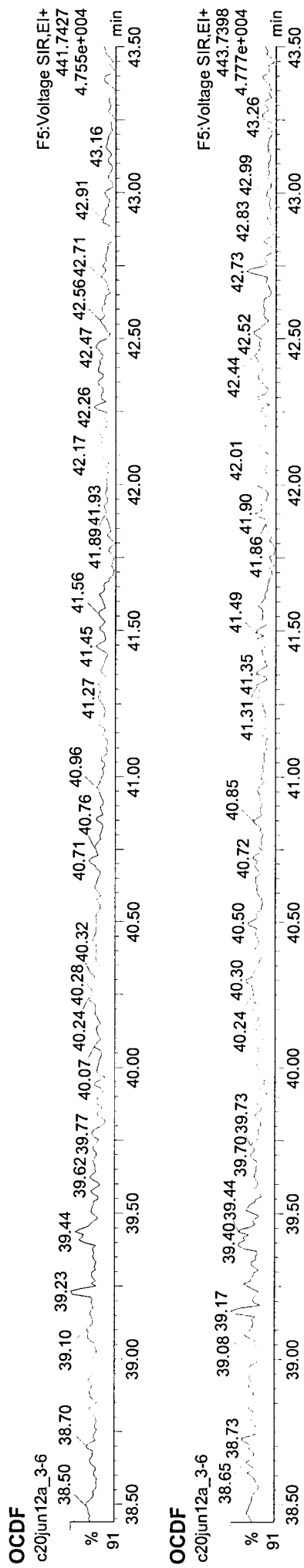
Quantify Sample Report
1613 Sample Summary

MassLynx 4.1

Dataset: Untitled

Last Altered: Thursday, 6/21/2012 3:28:06 PM Eastern Daylight Time
Printed: Thursday, 6/21/2012 3:29:47 PM Eastern Daylight Time

Name: c20jun12a_3-6, Date: 21-Jun-2012, Time: 01:45:11, ID: 73560, Submitter: HRD1734, Task: HRMS3



Quantify Sample Report MassLynx 4.1

1613 Sample Summary

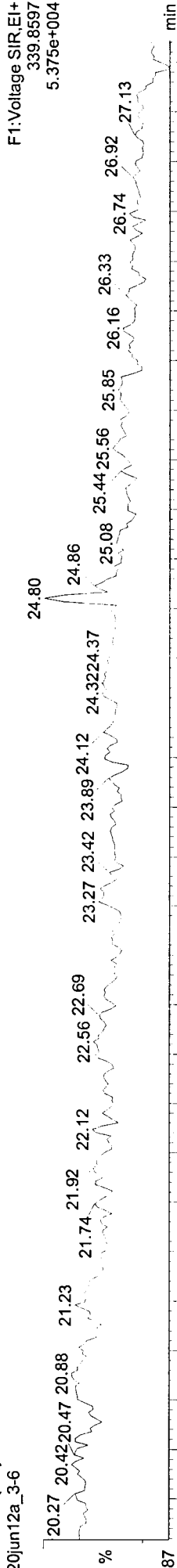
Dataset: Untitled

Last Altered: Thursday, 6/21/2012 3:28:06 PM Eastern Daylight Time
Printed: Thursday, 6/21/2012 3:29:47 PM Eastern Daylight Time

Name: c20jun12a_3-6, Date: 21-Jun-2012, Time: 01:45:11, ID: 73560, Submitter: HRD1734, Task: HRMS3

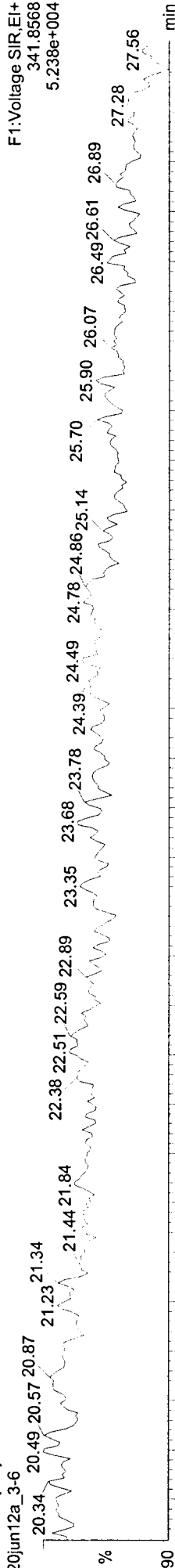
PeCDFs (F1)

c20jun12a_3-6



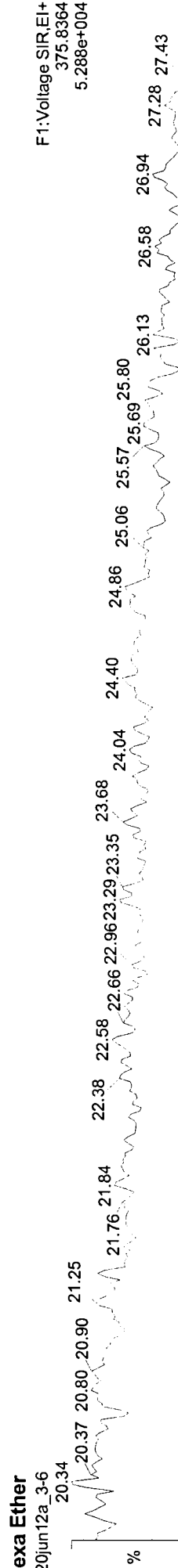
PeCDFs (F1)

c20jun12a_3-6



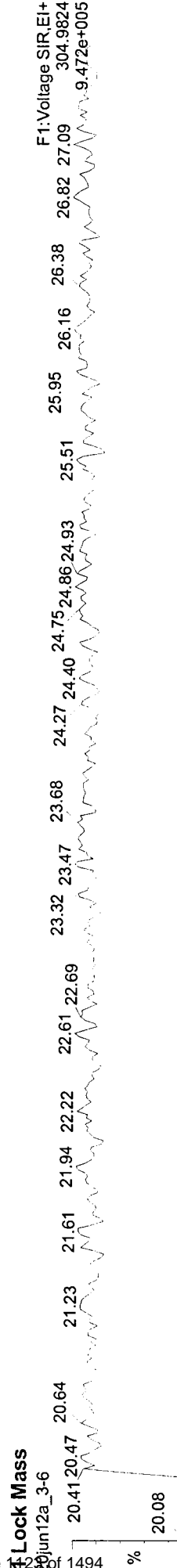
Hexa Ether

c20jun12a_3-6



F1 Lock Mass

c20jun12a_3-6



Blank Spike Summary

Blank Spike ID: OPR for HBN 24000 [HXX/1607]

Blank Spike Lab ID: 73561

Date Analyzed: 06/20/2012 23:30

Matrix: Tissue

QC for Samples: 31201450023, 31201450024, 31201450025, 31201450031, 31201450032

Results by EPA 1613B

Parameter	Blank Spike (pg/g)			CL
	Spike	Result	Rec (%)	
2,3,7,8-TCDD	20.0	21.2	106	67.0-158
1,2,3,7,8-PeCDD	100	98.0	98	70.0-142
1,2,3,4,7,8-HxCDD	100	109	109	70.0-164
1,2,3,6,7,8-HxCDD	100	115	115	76.0-134
1,2,3,7,8,9-HxCDD	100	116	116	64.0-162
1,2,3,4,6,7,8-HpCDD	100	104	104	70.0-140
OCDD	200	221	110	78.0-144
2,3,7,8-TCDF	20.0	24.0	120	75.0-158
1,2,3,7,8-PeCDF	100	112	112	80.0-134
2,3,4,7,8-PeCDF	100	105	105	68.0-160
1,2,3,4,7,8-HxCDF	100	118	118	72.0-134
1,2,3,6,7,8-HxCDF	100	108	108	84.0-130
2,3,4,6,7,8-HxCDF	100	105	105	70.0-156
1,2,3,7,8,9-HxCDF	100	116	116	78.0-130
1,2,3,4,6,7,8-HpCDF	100	106	106	82.0-122
1,2,3,4,7,8,9-HpCDF	100	101	101	78.0-138
OCDF	200	247	123	63.0-170
Labeled Standards				
13C-2378-TCDD			87	25.0-164
13C-12378-PeCDD			101	25.0-181
13C-123478-HxCDD			78	32.0-141
13C-123678-HxCDD			81	28.0-130
13C-1234678-HpCDD			88	23.0-140
13C-OCDD			69	17.0-157
13C-2378-TCDF			80	24.0-169
13C-12378-PeCDF			87	24.0-185
13C-23478-PeCDF			92	21.0-178
13C-123478-HxCDF			81	26.0-152
13C-123678-HxCDF			95	26.0-123
13C-234678-HxCDF			88	29.0-147
13C-123789-HxCDF			81	28.0-136
13C-1234678-HpCDF			87	28.0-143
13C-1234789-HpCDF			91	26.0-138
37Cl-2378-TCDD			95	35.0-197

Blank Spike Summary

Blank Spike ID: OPR for HBN 24000 [HXX/1607]
 Blank Spike Lab ID: 73561
 Date Analyzed: 06/20/2012 23:30

Matrix: Tissue

QC for Samples: 31201450023, 31201450024, 31201450025, 31201450031, 31201450032

Results by EPA 1613B

Blank Spike (%)

<u>Parameter</u>	<u>Spike</u>	<u>Result</u>	<u>Rec (%)</u>	<u>CL</u>
------------------	--------------	---------------	----------------	-----------

Batch Information

Analytical Batch: HRD1734
 Analytical Method: EPA 1613B
 Instrument: HRMS3
 Analyst: MAF

Prep Batch: HXX1607
 Prep Method: EPA 1613 PREP S/D/T
 Prep Date/Time: 05/30/2012 18:10
 Spike Init Wt./Vol.: 10 g Extract Vol: 20 uL

Quantify Sample Summary Report
1613 Sample Summary

MassLynx 4.1

Dataset: C:\MassLynx\Default.pro\Results\c20jun12a_3-3.qld

Last Altered: Thursday, June 21, 2012 08:25:55 Eastern Daylight Time
Printed: Thursday, June 21, 2012 08:26:09 Eastern Daylight Time

31201450

Method: C:\MassLynx\Default.PRO\MethDB\m1613-061912-db5ms.mdb 20 Jun 2012 08:46:37
Calibration: C:\MassLynx\Default.PRO\CurveDB\MS-0042012_1613.cdb 08 May 2012 08:31:36

Name: c20jun12a_3-3
Date: 20-Jun-2012
Time: 23:30:06
ID: 73561
Submitter: HRD1734
Task: HRMS3

per mnt 6/27/12

Name	Response	Ion1Area	Ion2Area	RA	RAFail?	RRT	RT	pg/μL	EDL	Height1	Noise1	SN1	Height2	Noise2	SN2	M1	M2
1	2378-TCDD	4.741e4	2.081e4	2.661e4	0.78	NO	1.0006	25.56	0.0451	2.224e5	427	521.3	2.939e5	500	588.1	bb	bb
2	12378-PeCDD	2.083e5	1.268e5	8.148e4	1.56	NO	1.0004	31.62	0.0491	2.627e6	1285	2043.8	1.642e6	467	3514.2	bb	bb
3	123478-HxCDD	2.044e5	1.128e5	9.159e4	1.23	NO	1.0003	33.80	0.0423	2.730e6	991	2755.7	2.169e6	570	3805.1	bd	bd
4	123678-HxCDD	2.164e5	1.221e5	9.429e4	1.29	NO	1.0003	33.86	0.0472	2.763e6	991	2788.2	2.137e6	570	3748.6	db	db
5	123789-HxCDD	2.161e5	1.185e5	9.758e4	1.21	NO	1.0072	34.03	0.0448	2.721e6	991	2746.6	2.191e6	570	3842.6	bb	bb
6	1234678-HpCDD	1.987e5	1.014e5	9.732e4	1.04	NO	1.0003	36.27	0.1001	1.741e6	1036	1680.5	1.680e6	1576	1065.8	bb	bb
7	OCDD	3.263e5	1.543e5	1.720e5	0.90	NO	1.0002	39.25	0.1423	1.752e6	877	1999.1	1.939e6	1024	1894.3	bd	bd
8	2378-TCDF	7.090e4	3.161e4	3.930e4	0.80	NO	1.0007	24.67	0.0367	3.659e5	453	808.4	4.581e5	582	786.6	bd	bb
9	12378-PeCDF	3.056e5	1.861e5	1.194e5	1.56	NO	1.0007	30.08	0.1115	2.045e6	1453	1406.9	1.346e6	1236	1088.8	bb	bb
10	23478-PeCDF	3.076e5	1.866e5	1.211e5	1.54	NO	1.0004	31.36	0.0626	3.505e6	1453	2411.9	2.270e6	1236	1836.4	bb	bb
11	123478-HxCDF	3.141e5	1.744e5	1.397e5	1.25	NO	1.0003	33.22	0.0616	4.298e6	1622	2649.0	3.464e6	1590	2178.6	bd	bd
12	123678-HxCDF	3.445e5	1.924e5	1.521e5	1.26	NO	1.0003	33.30	0.0543	4.438e6	1622	2735.2	3.438e6	1590	2162.3	db	db
13	234678-HxCDF	3.067e5	1.703e5	1.364e5	1.25	NO	1.0003	33.69	0.0572	4.149e6	1622	2557.1	3.304e6	1590	2078.0	bb	bb
14	123789-HxCDF	2.823e5	1.558e5	1.266e5	1.23	NO	1.0003	34.23	0.0736	3.455e6	1622	2129.4	2.798e6	1590	1759.8	bb	bb
15	1234678-HpCDF	3.052e5	1.574e5	1.478e5	1.06	NO	1.0003	35.35	0.1031	3.077e6	2349	1310.0	2.900e6	2217	1308.0	bd	bb
16	1234789-HpCDF	2.554e5	1.326e5	1.228e5	1.08	NO	1.0003	36.71	0.1288	2.296e6	2349	977.6	2.087e6	2217	941.5	bb	bb
17	OCDF	4.422e5	2.107e5	2.315e5	0.91	NO	1.0047	39.43	0.1429	2.775e6	824	3367.2	3.067e6	1492	2055.8	bb	bb
18	ES:13C-2378-TCDD	4.160e5	1.813e5	2.347e5	0.77	NO	1.0285	25.54	0.0974	2.082e6	1502	1386.0	2.695e6	665	4052.7	bb	bb
19	ES:13C-12378-PeCDD	4.091e5	2.438e5	1.653e5	1.48	NO	1.2728	31.61	0.0766	5.122e6	663	7721.8	3.298e6	773	4269.6	bb	bb
20	ES:13C-123478-HxCDD	3.509e5	1.954e5	1.555e5	1.26	NO	0.9931	33.79	0.0689	4.824e6	1870	2580.0	3.785e6	894	4233.8	bd	bd
21	ES:13C-123678-HxCDD	3.765e5	2.116e5	1.649e5	1.28	NO	0.9951	33.85	0.0666	4.663e6	1870	2493.7	3.725e6	894	4166.4	db	db
22	ES:13C-1234678-HpCDD	3.618e5	1.889e5	1.729e5	1.09	NO	1.0657	36.26	0.0731	3.228e6	1282	2517.7	3.021e6	1415	2134.5	bb	bb
23	ES:13C-OCDD	5.558e5	2.647e5	2.911e5	0.91	NO	1.1535	39.24	0.0516	2.991e6	1089	2746.8	3.259e6	767	4247.7	bd	bb
24	ES:13C-2378-TCDF	6.028e5	2.701e5	3.328e5	0.81	NO	0.9927	24.65	0.0611	3.224e6	697	4627.5	3.872e6	1443	2682.8	bb	bb
25	ES:13C-12378-PeCDF	5.585e5	3.409e5	2.176e5	1.57	NO	1.2105	30.06	0.0999	3.755e6	1833	2049.0	2.370e6	1132	2094.2	bb	bb
26	ES:13C-23478-PeCDF	5.716e5	3.502e5	2.213e5	1.58	NO	1.2625	31.35	0.1029	6.441e6	1833	3514.0	3.950e6	1132	3489.9	bb	bb

Quantify Sample Summary Report
 ### 1613 Sample Summary ###

MassLynx 4.1

Dataset: C:\MassLynx\Default.pro\Results\c20jun12a_3-3.qld

Last Altered: Thursday, June 21, 2012 08:25:55 Eastern Daylight Time
 Printed: Thursday, June 21, 2012 08:26:09 Eastern Daylight Time

Name: c20jun12a_3-3
 Date: 20-Jun-2012
 Time: 23:30:06
 ID: 73561
 Submitter: HRD1734
 Task: HRMS3

Name	Response	Ion1Area	Ion2Area	RA	RAFail?	RRT	RT	pg/μL	EDL	Height1	Noise1	SN1	Height2	Noise2	SN2	M1	M2
27	ES:13C-123478-HxCDF	4.497e5	1.589e5	2.909e5	0.55	NO	0.9761	33.21	0.0657	3.891e6	1031	3772.3	7.117e6	2218	3208.0	bd	bd
28	ES:13C-123678-HxCDF	5.452e5	1.948e5	3.504e5	0.56	NO	0.9784	33.29	0.0633	4.524e6	1031	4385.8	8.229e6	2218	3709.5	db	db
29	ES:13C-234678-HxCDF	4.967e5	1.725e5	3.242e5	0.53	NO	0.9899	33.67	0.0640	4.142e6	1031	4015.4	7.697e6	2218	3469.4	bb	bb
30	ES:13C-123789-HxCDF	4.374e5	1.514e5	2.860e5	0.53	NO	1.0059	34.22	0.0669	3.402e6	1031	3298.0	6.396e6	2218	2883.1	bb	bb
31	ES:13C-1234678-HpCDF	4.138e5	1.293e5	2.844e5	0.45	NO	1.0389	35.34	0.1179	2.492e6	2173	1147.0	5.569e6	2838	1962.4	bb	bb
32	ES:13C-1234789-HpCDF	3.655e5	1.155e5	2.500e5	0.46	NO	1.0788	36.70	0.1395	2.016e6	2173	927.6	4.241e6	2838	1494.4	bb	bb
33	JS:13C-1234-TCDD	4.839e5	2.161e5	2.678e5	0.81	NO	0.0000	24.83	0.0966	2.505e6	1502	1667.4	3.210e6	665	4827.4	bb	bb
34	JS:13C-123789-HxCDD	4.606e5	2.544e5	2.062e5	1.23	NO	0.0000	34.02	0.0669	5.705e6	1870	3051.2	4.606e6	894	5151.1	bb	bb
35	CS:37Cl-2378-TCDD	1.035e5	1.035e5	-	-	-	1.0291	25.56	0.0190	1.194e6	480	2485.1	-	-	-	-	bb
36	Tetraoxins	-	2.234e4	-	-	-	-	-	0.0451	2.394e5	427	-	-	-	-	-	-
37	Pentadioxins	-	1.268e5	-	-	-	-	-	0.0491	2.627e6	1285	-	-	-	-	-	-
38	Hexadioxins	-	3.534e5	-	-	-	-	-	0.0447	8.215e6	991	-	-	-	-	-	-
39	Heptadioxins	-	1.014e5	-	-	-	-	-	0.1001	1.741e6	1036	-	-	-	-	-	-
40	Tetrafurans	-	3.187e4	-	-	-	-	-	0.0367	3.703e5	453	-	-	-	-	-	-
41	Pentafurans (F1)	-	0.000e0	-	-	-	-	-	0.0120	0.000e0	375	-	-	-	-	-	-
42	Pentafurans	-	3.727e5	-	-	-	-	-	0.0863	5.550e6	1453	-	-	-	-	-	-
43	Hexafurans	-	6.928e5	-	-	-	-	-	0.0611	1.634e7	1622	-	-	-	-	-	-
44	Heptafurans	-	2.920e5	-	-	-	-	-	0.1152	5.410e6	2349	-	-	-	-	-	-
45	Hexa Ether	-	-	-	-	-	-	-	-	-	372	-	-	-	-	-	-
46	Hepta Ether	-	-	-	-	-	-	-	-	-	308	-	-	-	-	-	-
47	Octa Ether	-	-	-	-	-	-	-	-	-	283	-	-	-	-	-	-
48	Nona Ether	-	-	-	-	-	-	-	-	-	290	-	-	-	-	-	-
49	Deca Ether	-	-	-	-	-	-	-	-	-	340	-	-	-	-	-	-
50	F1 Lock Mass	-	-	-	-	-	-	-	0.0000	-	30775	-	-	-	-	-	-
51	F2 Lock Mass	-	-	-	-	-	-	-	0.0000	-	74276	-	-	-	-	-	-
52	F3 Lock Mass	-	-	-	-	-	-	-	0.0000	-	45116	-	-	-	-	-	-
53	F4 Lock Mass	-	-	-	-	-	-	-	-	-	42953	-	-	-	-	-	-
54	F5 Lock Mass	-	-	-	-	-	-	-	0.0000	-	39219	-	-	-	-	-	-

Quantify Sample Report

1613 Sample Summary

MassLynx 4.1

Dataset: Untitled

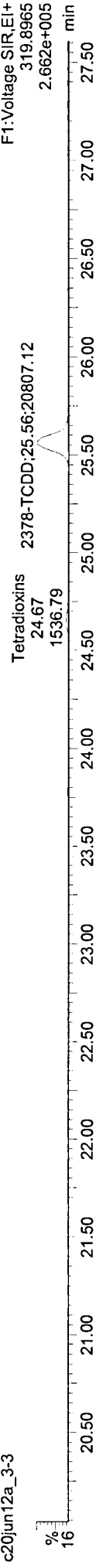
Last Altered: Thursday, 6/21/2012 3:28:06 PM Eastern Daylight Time
Printed: Thursday, 6/21/2012 3:29:32 PM Eastern Daylight Time

Method: C:\MassLynx\Default.PRO\MethDB\m8290-061312-db5ms.mdb 14 Jun 2012 07:55:14
Calibration: C:\MassLynx\Default.PRO\CurveDB\B5MS-0042012_1613.cdb 08 May 2012 08:31:36

Name: c20jun12a_3-3, Date: 20-Jun-2012, Time: 23:30:06, ID: 73561, Submitter: HRD1734, Task: HRMS3

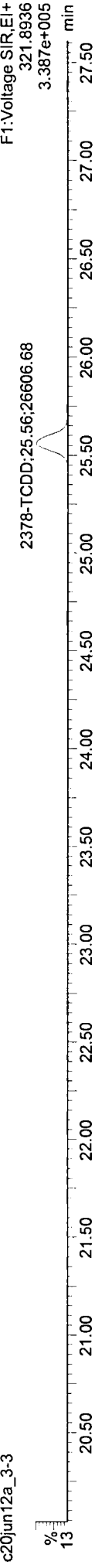
TCDDs

c20jun12a_3-3




TCDDs

c20jun12a_3-3



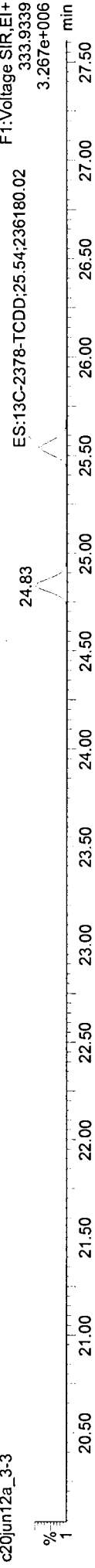
ES-TCDD

c20jun12a_3-3



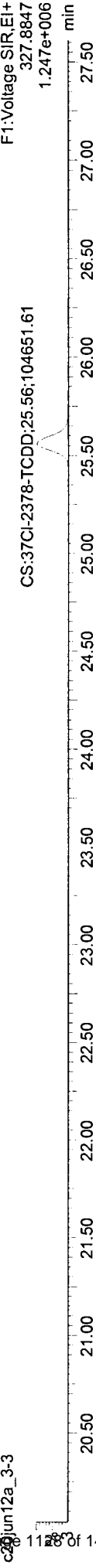
ES-TCDD

c20jun12a_3-3



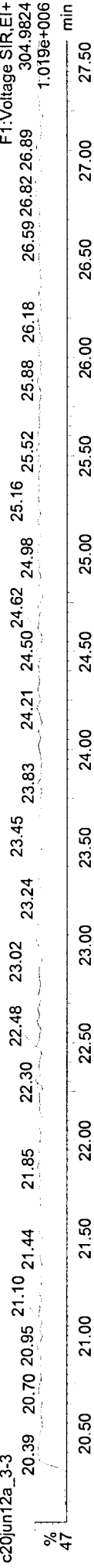
CS-TCDD

c20jun12a_3-3



F1 Lock Mass

c20jun12a_3-3



Quantify Sample Report MassLynx 4.1

1613 Sample Summary

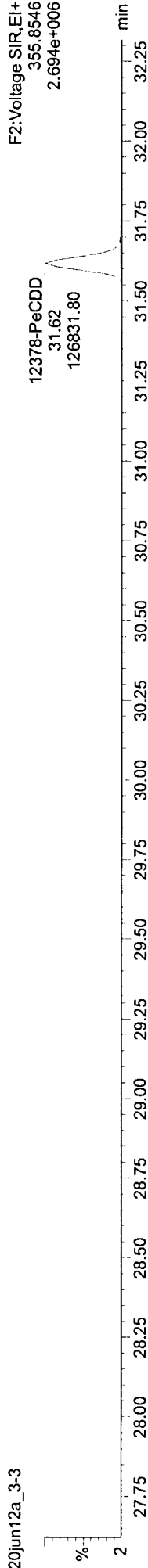
Dataset: Untitled

Last Altered: Thursday, 6/21/2012 3:28:06 PM Eastern Daylight Time
Printed: Thursday, 6/21/2012 3:29:32 PM Eastern Daylight Time

Name: c20jun12a_3-3, Date: 20-Jun-2012, Time: 23:30:06, ID: 73561, Submitter: HRD1734, Task: HRMS3


PeCDDs

c20jun12a_3-3



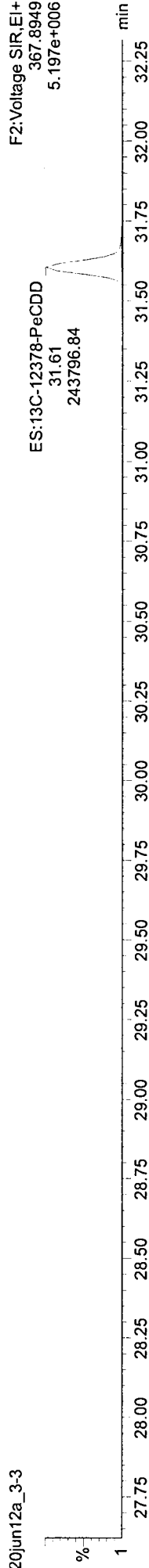
PeCDDs

c20jun12a_3-3




ES-PeCDD

c20jun12a_3-3



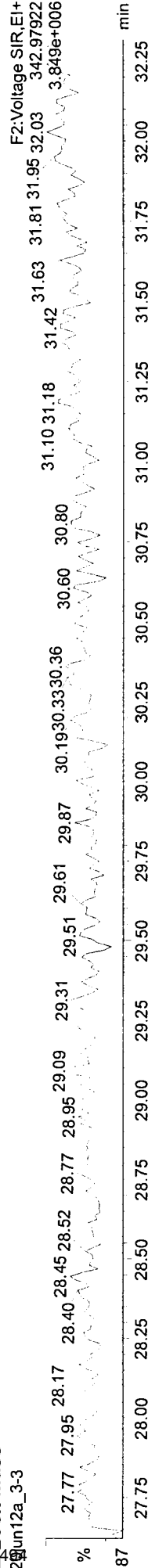
ES-PeCDD

c20jun12a_3-3



F2 Lock Mass

c20jun12a_3-3



Quantify Sample Report
1613 Sample Summary ###
MassLynx 4.1

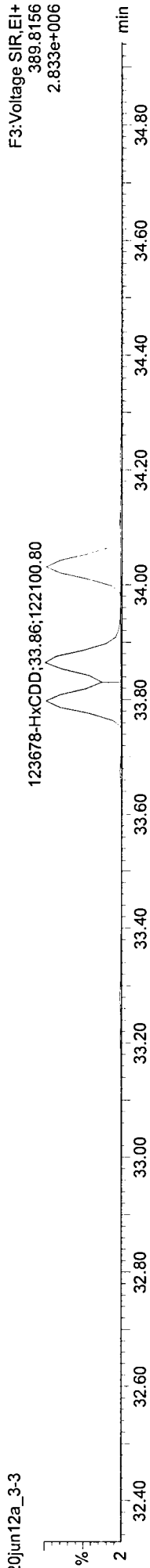
Dataset: Untitled

Last Altered: Thursday, 6/21/2012 3:28:06 PM Eastern Daylight Time
Printed: Thursday, 6/21/2012 3:29:32 PM Eastern Daylight Time

Name: c20jun12a_3-3, Date: 20-Jun-2012, Time: 23:30:06, ID: 73561, Submitter: HRD1734, Task: HRMS3

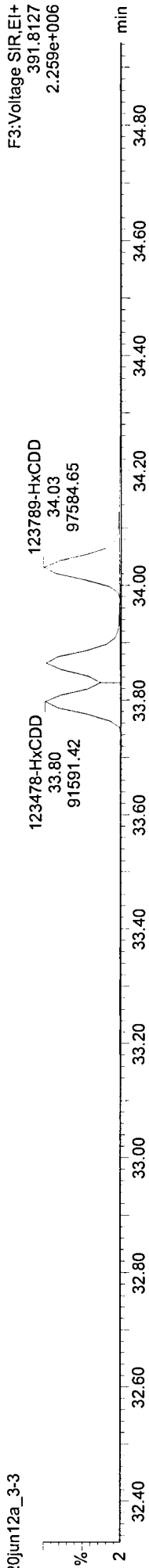
HxCDDs

c20jun12a_3-3



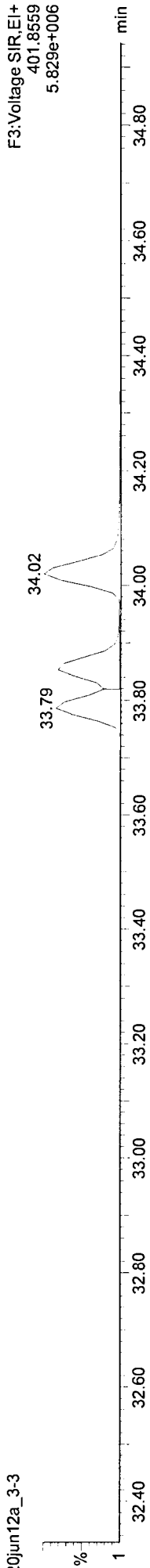
HxCDDs

c20jun12a_3-3



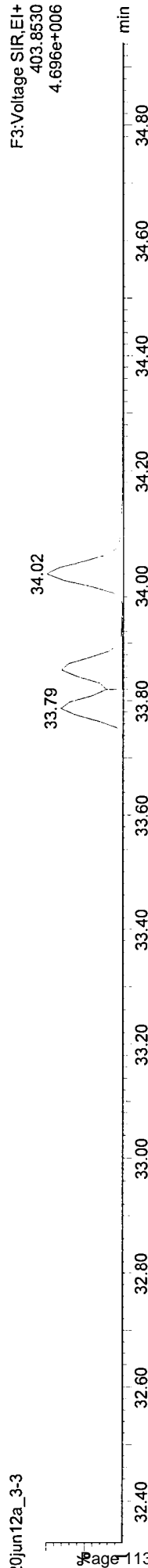
ES-HxCDD

c20jun12a_3-3



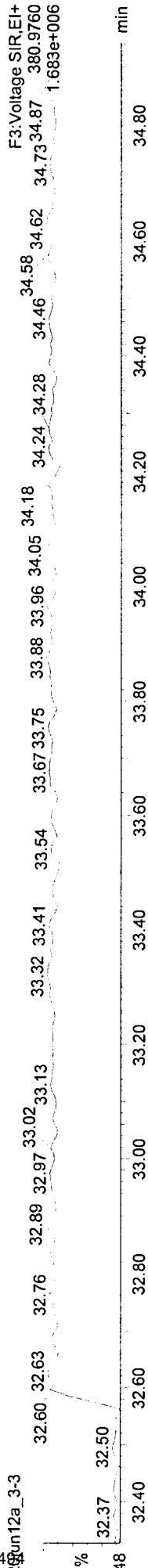
ES-HxCDD

c20jun12a_3-3



F3-Lock Mass

c20jun12a_3-3



Quantify Sample Report
1613 Sample Summary

MassLynx 4.1


Dataset: Untitled

Last Altered: Thursday, 6/21/2012 3:28:06 PM Eastern Daylight Time
Printed: Thursday, 6/21/2012 3:29:32 PM Eastern Daylight Time

Name: c20jun12a_3-3, Date: 20-Jun-2012, Time: 23:30:06, ID: 73561, Submitter: HRD1734, Task: HRMS3

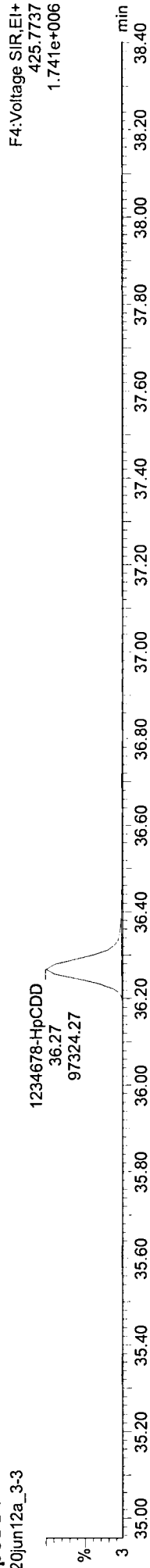
HpCDDs

c20jun12a_3-3



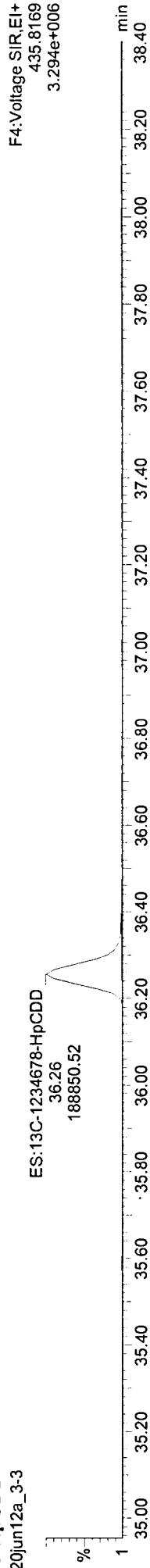
HpCDDs

c20jun12a_3-3



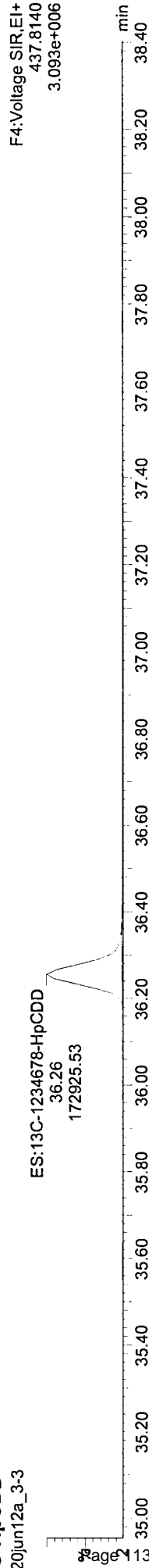
ES-HpCDD

c20jun12a_3-3



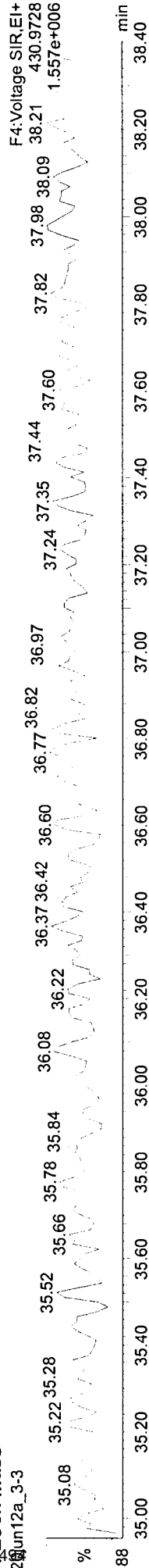
ES-HpCDD

c20jun12a_3-3



F4:Lock Mass

c20jun12a_3-3



Quantify Sample Report MassLynx 4.1

1613 Sample Summary

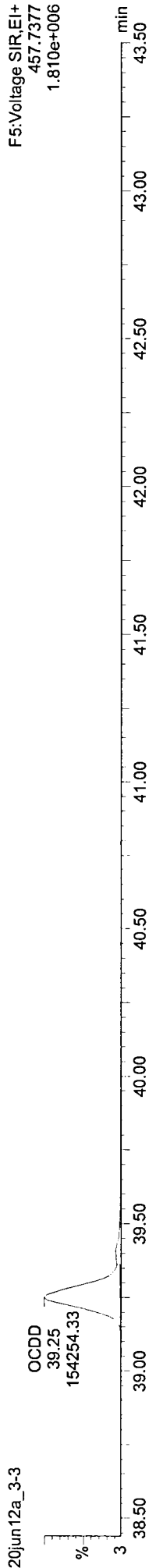
Dataset: Untitled

Last Altered: Thursday, 6/21/2012 3:28:06 PM Eastern Daylight Time
Printed: Thursday, 6/21/2012 3:29:32 PM Eastern Daylight Time

Name: c20jun12a_3-3, Date: 20-Jun-2012, Time: 23:30:06, ID: 73561, Submitter: HRD1734, Task: HRMS3

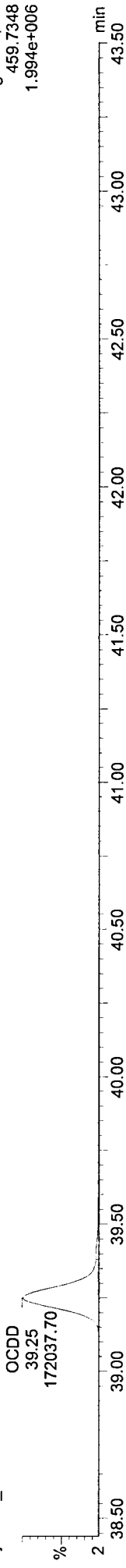
OCDD

c20jun12a_3-3



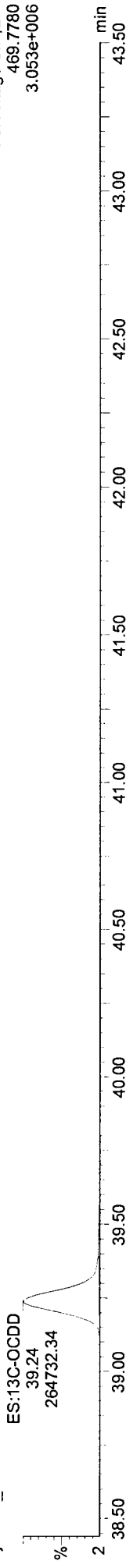
OCDD

c20jun12a_3-3



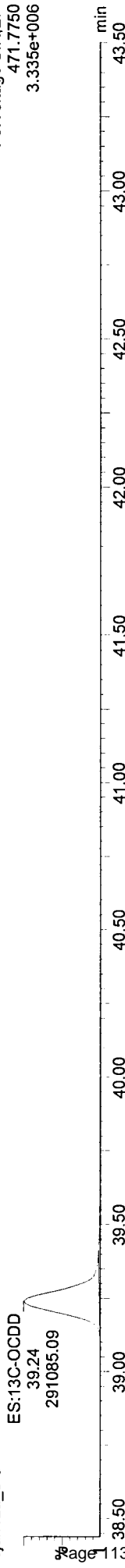
ES-OCDD

c20jun12a_3-3



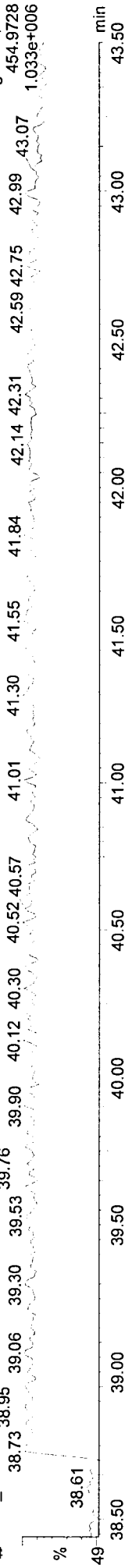
ES-OCDD

c20jun12a_3-3



F5: Lock Mass

c20jun12a_3-3



Quantify Sample Report MassLynx 4.1

1613 Sample Summary

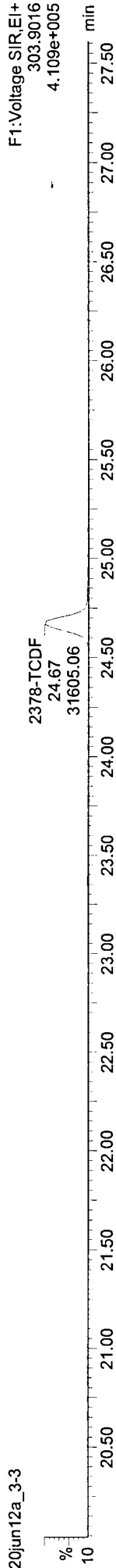
Dataset: Untitled

Last Altered: Thursday, 6/21/2012 3:28:06 PM Eastern Daylight Time
Printed: Thursday, 6/21/2012 3:29:32 PM Eastern Daylight Time

Name: c20jun12a_3-3, Date: 20-Jun-2012, Time: 23:30:06, ID: 73561, Submitter: HRD1734, Task: HRMS3

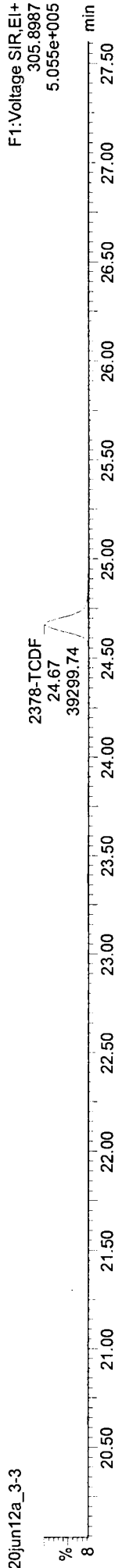
TCDFs

c20jun12a_3-3



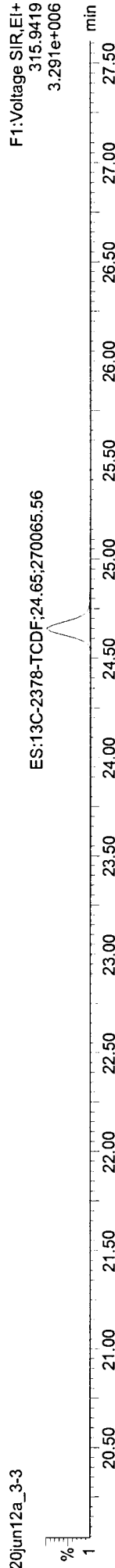
TCDFs

c20jun12a_3-3



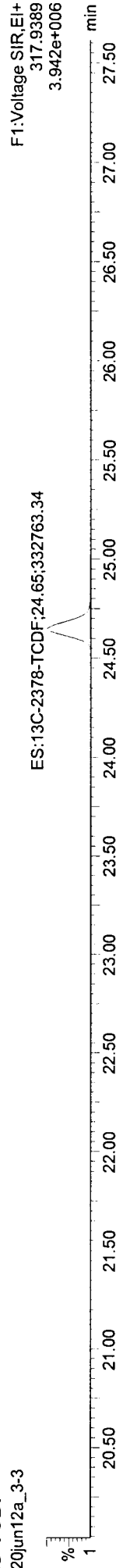
ES-TCDF

c20jun12a_3-3



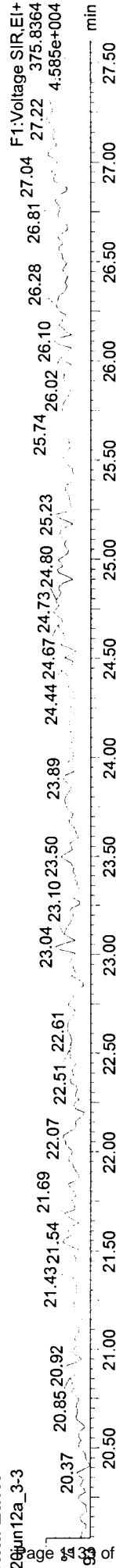
ES-TCDF

c20jun12a_3-3



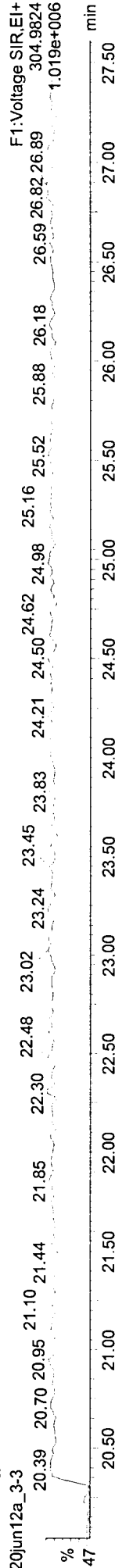
Hexa Ether

c20jun12a_3-3



F1Lock Mass

c20jun12a_3-3



Quantify Sample Report MassLynx 4.1

1613 Sample Summary

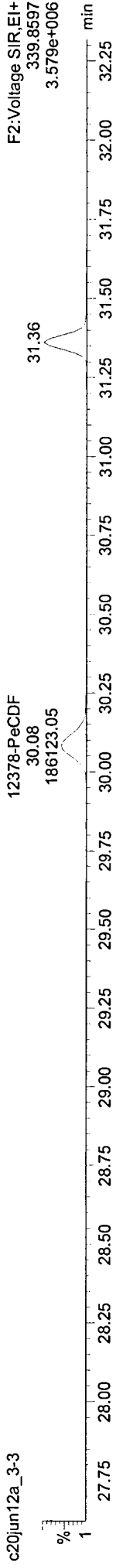
Dataset: Untitled

Last Altered: Thursday, 6/21/2012 3:28:06 PM Eastern Daylight Time
Printed: Thursday, 6/21/2012 3:29:32 PM Eastern Daylight Time

Name: c20jun12a_3-3, Date: 20-Jun-2012, Time: 23:30:06, ID: 73561, Submitter: HRD1734, Task: HRMS3

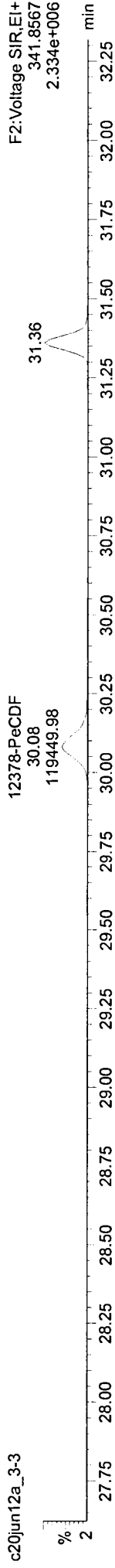
PeCDFs

c20jun12a_3-3



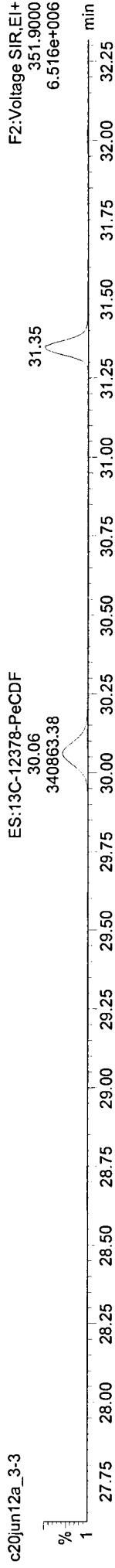
PeCDFs

c20jun12a_3-3



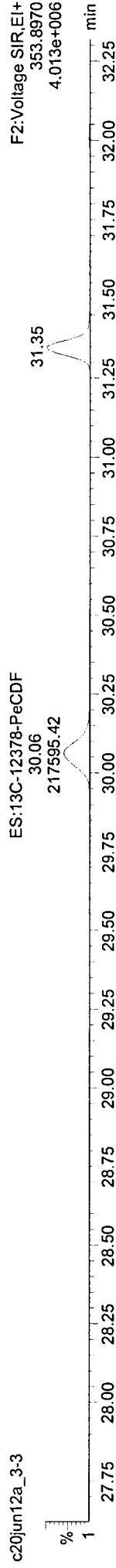
ES-PeCDF

c20jun12a_3-3



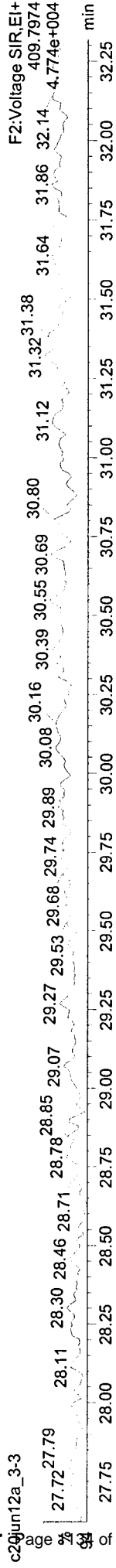
ES-PeCDF

c20jun12a_3-3



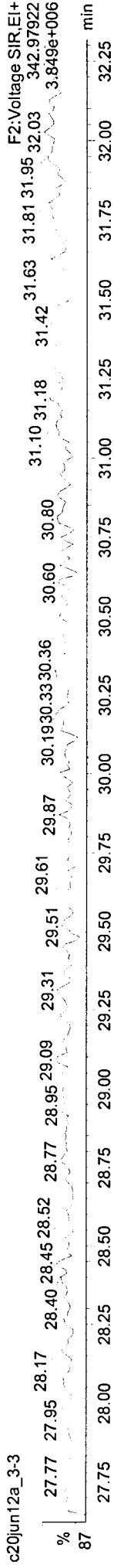
Hepta Ether

c20jun12a_3-3



F2:Lock Mass

c20jun12a_3-3



Quantify Sample Report MassLynx 4.1

1613 Sample Summary

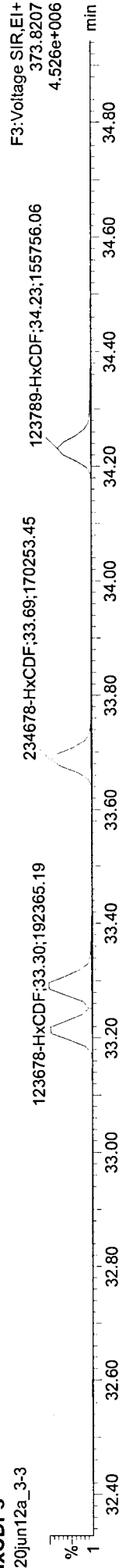
Dataset: Untitled

Last Altered: Thursday, 6/21/2012 3:28:06 PM Eastern Daylight Time
Printed: Thursday, 6/21/2012 3:29:32 PM Eastern Daylight Time

Name: c20jun12a_3-3, Date: 20-Jun-2012, Time: 23:30:06, ID: 73561, Submitter: HRD1734, Task: HRMS3

HxCDFs

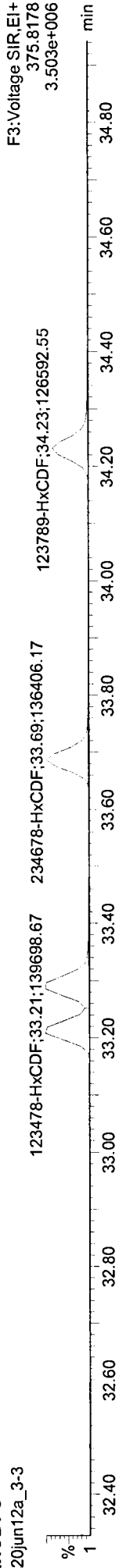
c20jun12a_3-3



F3: Voltage SIR, EI+
373.8207
4.528e+006

HxCDFs

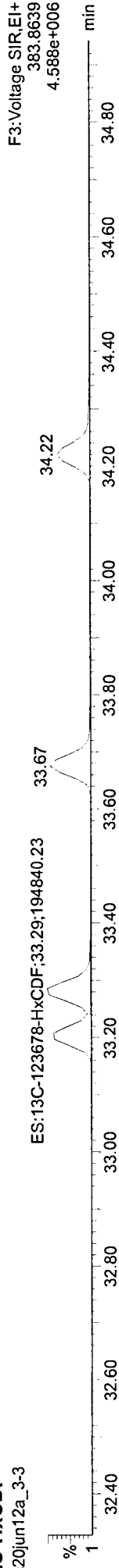
c20jun12a_3-3



F3: Voltage SIR, EI+
375.8178
3.503e+006

ES-HxCDF

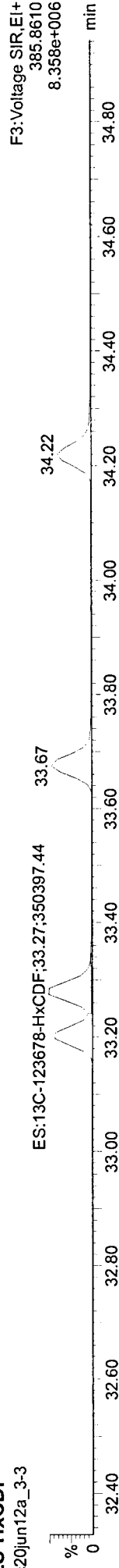
c20jun12a_3-3



F3: Voltage SIR, EI+
383.8639
4.588e+006

ES-HxCDF


c20jun12a_3-3



F3: Voltage SIR, EI+
385.8610
8.358e+006

Octa Ether

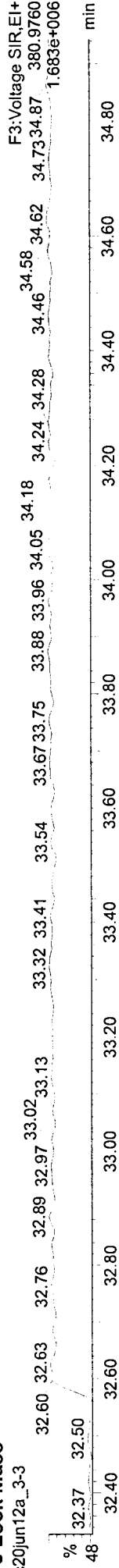
c20jun12a_3-3



F3: Voltage SIR, EI+
445.7555
4.898e+004

F3 Lock Mass

c20jun12a_3-3



F3: Voltage SIR, EI+
380.9760
1.683e+006

Quantify Sample Report
1613 Sample Summary

MassLynx 4.1

Dataset: Untitled

Last Altered: Thursday, 6/21/2012 3:28:06 PM Eastern Daylight Time
Printed: Thursday, 6/21/2012 3:29:32 PM Eastern Daylight Time

Name: c20jun12a_3-3, Date: 20-Jun-2012, Time: 23:30:06, ID: 73561, Submitter: HRD1734, Task: HRMS3

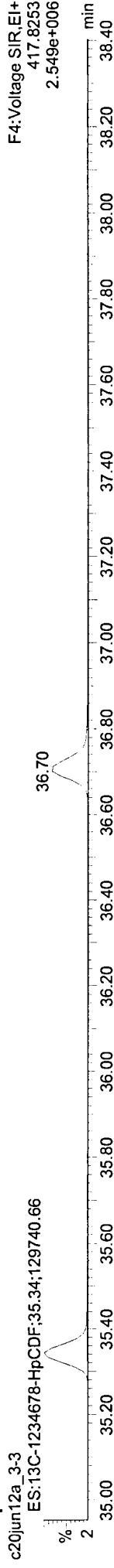
HpCDFs



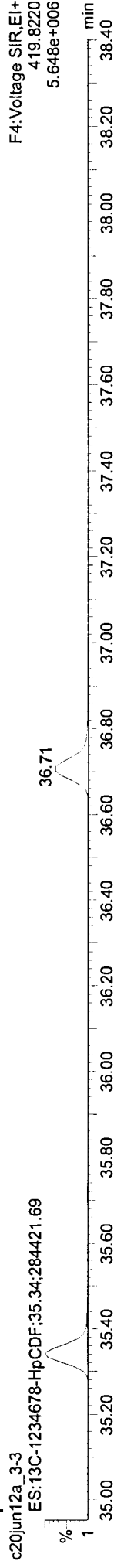
HpCDFs



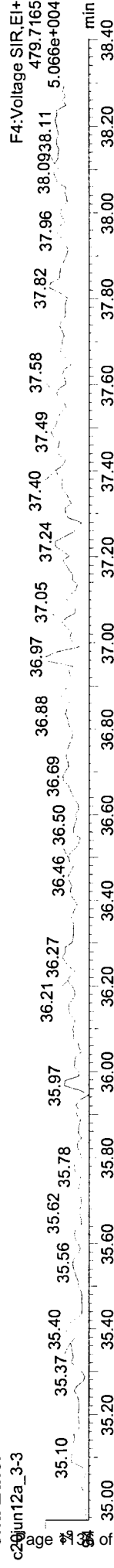
ES-HpCDF



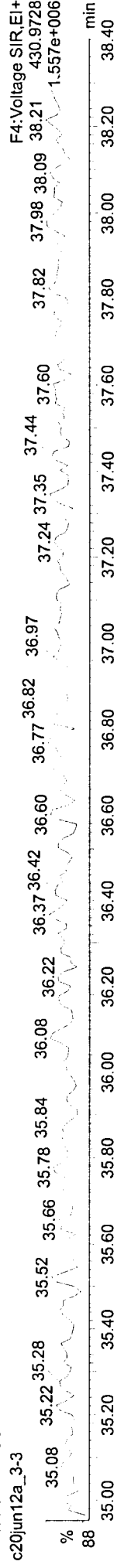
ES-HpCDF



Nona Ether



F4 Lock Mass

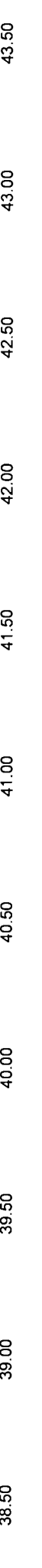
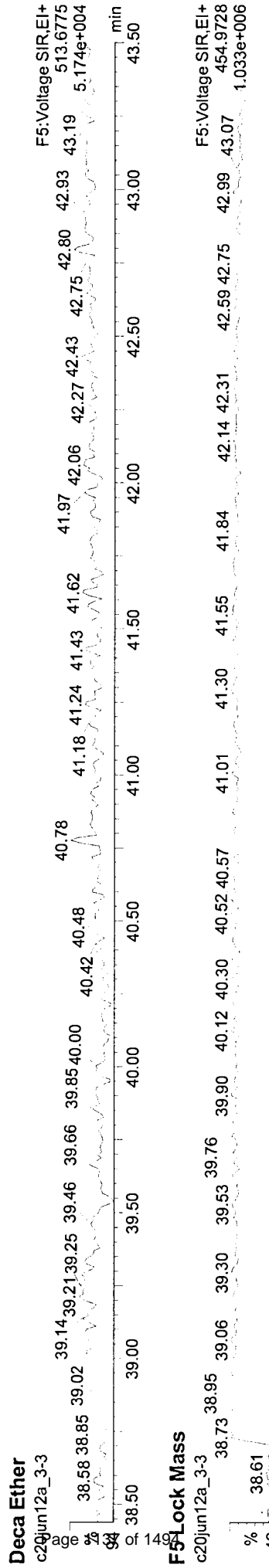
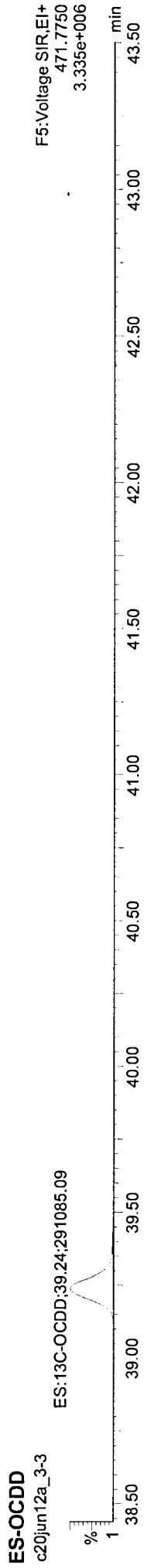
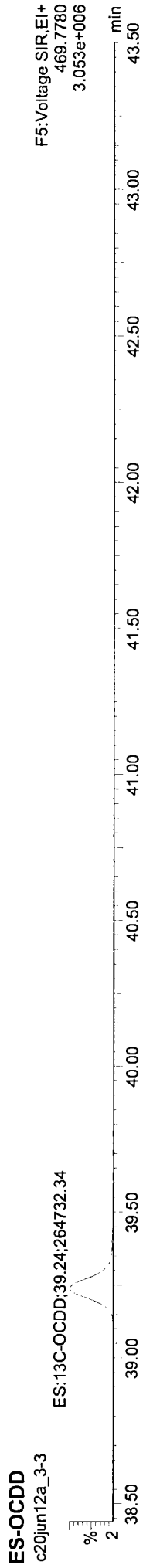




Quantify Sample Report
1613 Sample Summary

Dataset: Untitled

Last Altered: Thursday, 6/21/2012 3:28:06 PM Eastern Daylight Time
Printed: Thursday, 6/21/2012 3:29:32 PM Eastern Daylight Time

Name: c20jun12a_3-3, Date: 20-Jun-2012, Time: 23:30:06, ID: 73561, Submitter: HRD1734, Task: HRMS3



Quantify Sample Report MassLynx 4.1

1613 Sample Summary

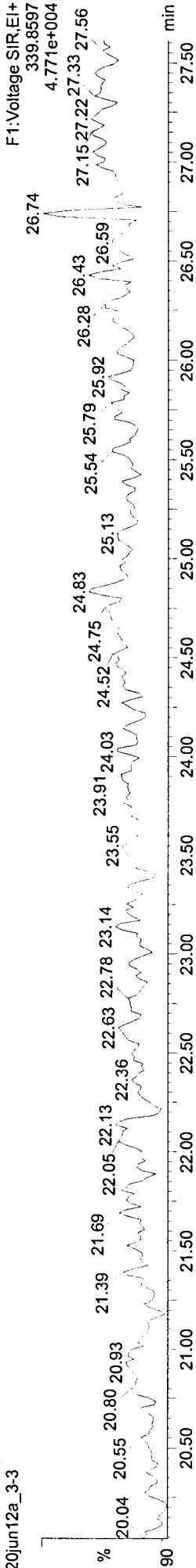
Dataset: Untitled

Last Altered: Thursday, 6/21/2012 3:28:06 PM Eastern Daylight Time
Printed: Thursday, 6/21/2012 3:29:32 PM Eastern Daylight Time

Name: c20jun12a_3-3, Date: 20-Jun-2012, Time: 23:30:06, ID: 73561, Submitter: HRD1734, Task: HRMS3

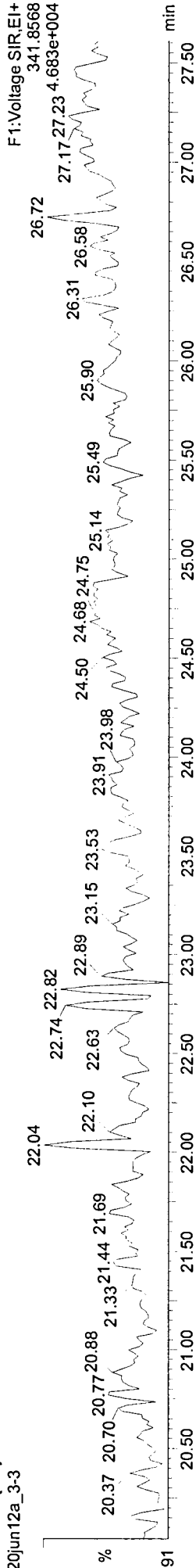
PeCDFs (F1)

c20jun12a_3-3



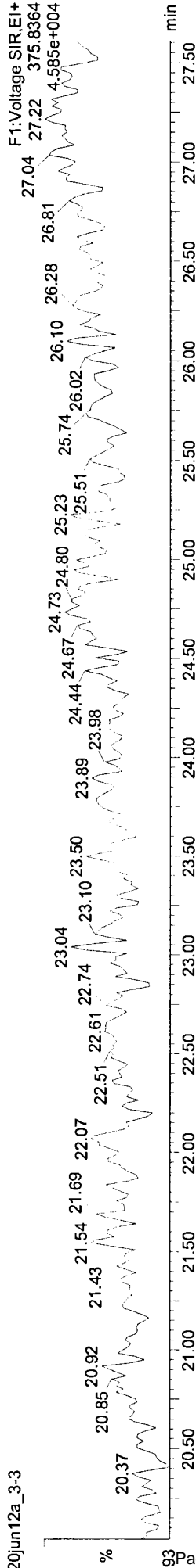
PeCDFs (F1)

c20jun12a_3-3



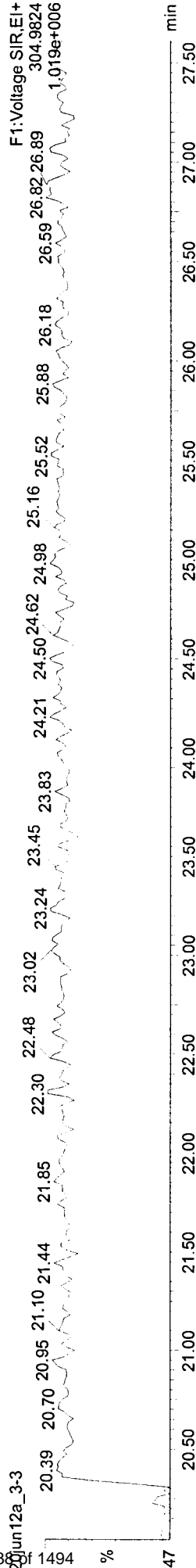
Hexa Ether

c20jun12a_3-3



Flock Mass

c20jun12a_3-3



Quantify Sample Report MassLynx 4.1

1613 Sample Summary

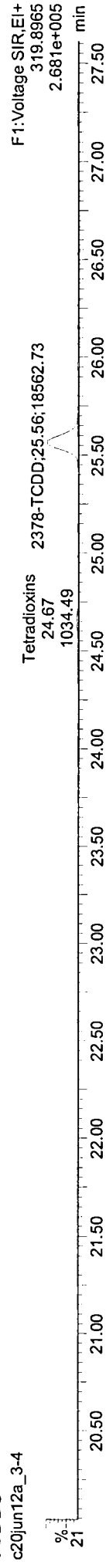
Dataset: Untitled

Last Altered: Thursday, 6/21/2012 3:28:06 PM Eastern Daylight Time
Printed: Thursday, 6/21/2012 3:29:37 PM Eastern Daylight Time


Method: C:\MassLynx\Default.PRO\MethDB\m8290-061312-db5ms.mdb 14 Jun 2012 07:55:14
Calibration: C:\MassLynx\Default.PRO\CurveDB\B5MS-0042012_1613.cdb 08 May 2012 08:31:36

Name: c20jun12a_3-4, Date: 21-Jun-2012, Time: 00:15:10, ID: 75162, Submitter: HRD1734, Task: HRMS3


TCDDs




TCDDs



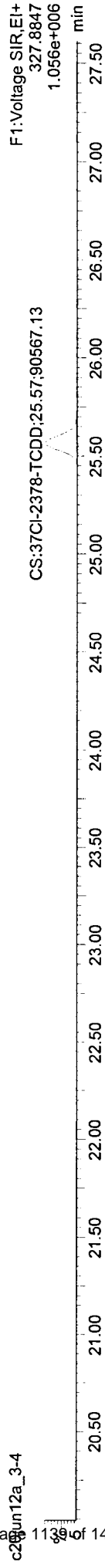
ES-TCDD



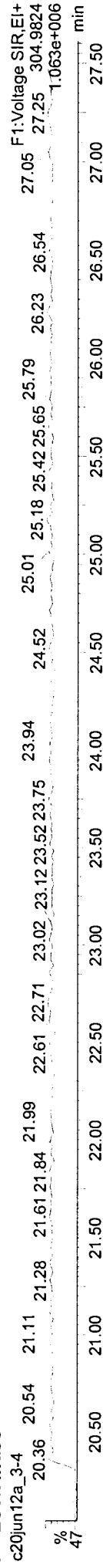
ES-TCDD



CS-TCDD



F1 Lock Mass



Batch Summary

Analytical Method: EPA 1613B

Prep Method: EPA 1613 PREP S/D/T

Prep Batch: HXX1622

Prep Date: 06/05/2012 17:30

<u>Client Sample ID</u>	<u>Lab Sample ID</u>	<u>Analysis Date</u>	<u>Analytical Batch</u>	<u>Instrument</u>	<u>Analyst</u>
OPR for HBN 24333 [HXX/1622]	75162	06/21/2012 00:15	HRD1734	HRMS3	MAF
JW-EA10-COMP-120507	31201450010	06/21/2012 04:45	HRD1734	HRMS3	MAF
JW-EA01-SS04-120507	31201450014	06/21/2012 07:45	HRD1734	HRMS3	MAF
JW-EA01-SS01-120507	31201450015	06/21/2012 08:30	HRD1734	HRMS3	MAF
JW-EA01-SS02-120507	31201450016	06/21/2012 09:15	HRD1734	HRMS3	MAF
JW-EA10-COMP-120507	31201450010	06/21/2012 19:36	HRD1753	HRMS3	JHL
JW-EA01-SS04-120507	31201450014	06/21/2012 20:12	HRD1753	HRMS3	JHL
LMB for HBN 24333 [HXX/1622]	75161	06/23/2012 02:53	HRD1735	HRMS3	MAF
JW-EA01-SS03-120507	31201450017	06/23/2012 03:38	HRD1735	HRMS3	MAF
JW-EA01-SS51-120507	31201450018	06/23/2012 04:23	HRD1735	HRMS3	MAF
JW-EA05-COMP-120509	31201450026	06/23/2012 08:53	HRD1735	HRMS3	MAF
JW-EA07-COMP-120507	31201450030	06/23/2012 11:53	HRD1735	HRMS3	MAF
JW-EA01-SS01-120507	31201450015	07/02/2012 10:39	HRD1753	HRMS3	JHL
JW-EA01-SS02-120507	31201450016	07/02/2012 11:15	HRD1753	HRMS3	JHL
JW-EA01-SS03-120507	31201450017	07/02/2012 11:51	HRD1753	HRMS3	JHL
JW-EA01-SS51-120507	31201450018	07/02/2012 12:27	HRD1753	HRMS3	JHL
JW-EA07-COMP-120507	31201450030	07/02/2012 20:48	HRD1753	HRMS3	JHL

Method Blank Summary

Blank ID: LMB for HBN 24333 [HXX/1622]

Matrix: Soil-Solid as dry weight

Blank Lab ID: 75161

QC for Samples:

31201450010, 31201450014, 31201450015, 31201450016, 31201450017, 31201450018, 31201450026, 31201450030

Results by EPA 1613B

Parameter	Result	EMPC	Qual	DL	LOQ/CL	Units	RT	Ratio
2,3,7,8-TCDD	ND		U	0.0590	0.500	pg/g		
1,2,3,7,8-PeCDD		0.358	J	0.0578	2.50	pg/g	31.63	1.25*
1,2,3,4,7,8-HxCDD		0.526	J	0.0856	2.50	pg/g	33.83	1.44*
1,2,3,6,7,8-HxCDD	0.466		J	0.0908	2.50	pg/g	33.91	1.32
1,2,3,7,8,9-HxCDD	0.562		J	0.0880	2.50	pg/g	34.06	1.40
1,2,3,4,6,7,8-HpCDD	0.664		J	0.117	2.50	pg/g	36.32	1.05
OCDD	ND		U	0.324	5.00	pg/g		
2,3,7,8-TCDF	ND		U	0.0532	0.500	pg/g		
1,2,3,7,8-PeCDF	0.360		J	0.0880	2.50	pg/g	30.10	1.39
2,3,4,7,8-PeCDF		0.426	J	0.0498	2.50	pg/g	31.37	2.21*
1,2,3,4,7,8-HxCDF	0.478		J	0.0422	2.50	pg/g	33.25	1.33
1,2,3,6,7,8-HxCDF		0.484	J	0.0352	2.50	pg/g	33.32	0.95*
2,3,4,6,7,8-HxCDF		0.570	J	0.0420	2.50	pg/g	33.72	1.75*
1,2,3,7,8,9-HxCDF	0.658		J	0.0614	2.50	pg/g	34.28	1.30
1,2,3,4,6,7,8-HpCDF		0.578	J	0.0566	2.50	pg/g	35.39	1.38*
1,2,3,4,7,8,9-HpCDF	0.632		J	0.103	2.50	pg/g	36.80	0.91
OCDF		1.75	J	0.259	5.00	pg/g	39.57	0.71*
Total TCDD	ND		U	0.0590	0.500	pg/g		
Total TCDF	ND		U	0.0532	0.500	pg/g		
Total PeCDD	0.422	0.780	J	0.0578	2.50	pg/g		
Total PeCDF	0.752	1.39	J	0.0880	2.50	pg/g		
Total HxCDD	1.61	2.13	J	0.0908	2.50	pg/g		
Total HxCDF	1.59	2.65	J	0.0614	2.50	pg/g		
Total HpCDD	1.34		J	0.117	2.50	pg/g		
Total HpCDF	0.632	1.21	J	0.103	2.50	pg/g		

Labeled Standards

13C-2378-TCDD	76.0				25.0-164	%		
13C-12378-PeCDD	71.0				25.0-181	%		
13C-123478-HxCDD	68.0				32.0-141	%		
13C-123678-HxCDD	76.0				28.0-130	%		
13C-1234678-HpCDD	66.0				23.0-140	%		
13C-OCDD	43.0				17.0-157	%		
13C-2378-TCDF	61.0				24.0-169	%		
13C-12378-PeCDF	59.0				24.0-185	%		
13C-23478-PeCDF	63.0				21.0-178	%		
13C-123478-HxCDF	63.0				26.0-152	%		
13C-123678-HxCDF	83.0				26.0-123	%		
13C-234678-HxCDF	72.0				29.0-147	%		
13C-123789-HxCDF	61.0				28.0-136	%		
13C-1234678-HpCDF	74.0				28.0-143	%		

Method Blank Summary

Blank ID: LMB for HBN 24333 [HXX/1622]

Matrix: Soil-Solid as dry weight

Blank Lab ID: 75161

QC for Samples:

31201450010, 31201450014, 31201450015, 31201450016, 31201450017, 31201450018, 31201450026, 31201450030

Results by EPA 1613B

Parameter	Result	EMPC	Qual	DL	LOQ/CL	Units	RT	Ratio
13C-1234789-HpCDF	61.0				26.0-138	%		
37Cl-2378-TCDD	85.0				35.0-197	%		

Batch Information

Analytical Batch: HRD1735

Prep Batch: HXX1622

Analytical Method: EPA 1613B

Prep Method: EPA 1613 PREP S/D/T

Instrument: HRMS3

Prep Date/Time: 06/05/2012 17:30

Analyst: MAF

Prep Initial Wt./Vol.: 10 g

Analytical Date/Time: 06/23/2012 02:53

Prep Extract Vol: 20 uL

Dilution: 1

Quantify Sample Summary Report MassLynx 4.1 SCN627
 ### Sample Summary ###

Dataset: \\Hrms3\Default.pro\Results\c22jun12a_2-2.qld

Last Altered: Wednesday, June 27, 2012 09:16:41 Eastern Daylight Time
 Printed: Wednesday, June 27, 2012 09:17:36 Eastern Daylight Time

201450

Method: C:\MassLynx\Default.PRO\MethDB\m1613-062412-db5ms.mdb 24 Jun 2012 17:53:35
 Calibration: C:\MassLynx\Default.PRO\CurveDB\B5MS-0042012_1613.cdb 08 May 2012 08:31:36

Name: c22jun12a_2-2

Date: 23-Jun-2012

Time: 02:53:03

ID: 75161

Submitter: HRD1735

Task: HRMS3

Description: LMB for HBN 24333 [HXX\1622]

Rev. mat 6/27/12

Name	Response	Ion1Area	Ion2Area	RA	RAFail?	RRT	RT	pg/μL	EDL	Height1	Noise1	SN1	Height2	Noise2	SN2	M1	M2	MR...
1 2378-TCDD	-	-	-	-	NO	-	-	-	0.0295	-	550	-	-	547	-	-	-	1.075
2 12378-PeCDD	1.157e3	6.435e2	5.135e2	1.25	YES	1.0000	31.63	0.179	0.0289	1.239e4	688	18.0	1.088e4	659	16.5	MM	MM	1.039
3 123478-HxCDD	1.381e3	8.158e2	5.656e2	1.44	YES	1.0003	33.83	0.263	0.0428	1.135e4	904	12.6	9.676e3	971	10.0	MM	MM	1.065
4 123678-HxCDD	1.328e3	7.556e2	5.721e2	1.32	NO	1.0007	33.91	0.233	0.0454	1.556e4	904	17.2	1.500e4	971	15.4	MM	MM	0.996
5 123789-HxCDD	1.541e3	8.986e2	6.423e2	1.40	NO	1.0072	34.06	0.281	0.0440	1.711e4	904	18.9	1.049e4	971	10.8	MM	MM	1.029
6 1234678-HpCDD	1.557e3	7.960e2	7.613e2	1.05	NO	1.0003	36.32	0.332	0.0586	1.185e4	665	17.8	1.464e4	677	21.6	MM	MM	1.055
7 OCDD	-	-	-	-	NO	-	-	-	0.1621	-	639	-	-	607	-	-	-	1.063
8 2378-TCDF	-	-	-	-	NO	-	-	-	0.0266	-	596	-	-	557	-	-	-	0.980
9 12378-PeCDF	1.449e3	8.437e2	6.053e2	1.39	NO	1.0011	30.10	0.180	0.0440	9.323e3	909	10.3	5.620e3	532	10.6	MM	MM	0.980
10 23478-PeCDF	1.843e3	1.269e3	5.739e2	2.21	YES	1.0004	31.37	0.213	0.0249	2.346e4	909	25.8	8.921e3	532	16.8	MM	MM	1.022
11 123478-HxCDF	1.611e3	9.194e2	6.917e2	1.33	NO	1.0007	33.25	0.239	0.0211	2.135e4	666	32.1	1.657e4	576	28.8	bd	bd	1.183
12 123678-HxCDF	2.197e3	1.069e3	1.127e3	0.95	YES	1.0003	33.32	0.242	0.0176	2.262e4	666	34.0	2.250e4	576	39.1	db	db	1.168
13 234678-HxCDF	2.225e3	1.417e3	8.082e2	1.75	YES	1.0003	33.72	0.285	0.0210	2.725e4	666	40.9	1.443e4	576	25.1	bb	bb	1.178
14 123789-HxCDF	1.977e3	1.116e3	8.615e2	1.30	NO	1.0006	34.28	0.329	0.0307	2.428e4	666	36.5	1.980e4	576	34.4	bb	bb	1.110
15 1234678-HpCDF	2.273e3	1.318e3	9.548e2	1.38	YES	1.0000	35.39	0.289	0.0283	1.883e4	695	27.1	1.678e4	538	31.2	bb	bb	1.389
16 1234789-HpCDF	1.754e3	8.340e2	9.197e2	0.91	NO	1.0003	36.80	0.316	0.0515	1.041e4	695	15.0	1.199e4	538	22.3	bb	bd	1.389
17 OCDF	3.201e3	1.329e3	1.873e3	0.71	YES	1.0047	39.57	0.876	0.1296	1.035e4	648	16.0	1.129e4	561	20.1	MM	MM	1.290
18 ES:13C-2378-TCDD	7.956e5	3.540e5	4.416e5	0.80	NO	1.0285	25.56	76.478	0.0569	3.849e6	1441	2670.6	4.794e6	1263	3796.4	bb	bb	0.991
19 ES:13C-12378-PeCDD	6.209e5	3.758e5	2.450e5	1.53	NO	1.2729	31.63	70.822	0.0285	6.796e6	584	1163...	4.447e6	558	7970.2	bb	bb	0.835
20 ES:13C-123478-HxCDD	4.926e5	2.734e5	2.192e5	1.25	NO	0.9931	33.82	67.744	0.1090	5.715e6	3749	1524.4	4.576e6	1356	3374.0	MM	MM	0.971
21 ES:13C-123678-HxCDD	5.720e5	3.201e5	2.520e5	1.27	NO	0.9951	33.89	76.027	0.1054	5.807e6	3749	1549.0	4.608e6	1356	3397.3	MM	MM	1.005
22 ES:13C-1234678-HpCDD	4.440e5	2.292e5	2.148e5	1.07	NO	1.0663	36.31	66.333	0.0868	2.804e6	2305	1216.6	2.741e6	1437	1907.9	MM	MM	0.894
23 ES:13C-OCDD	5.667e5	2.699e5	2.968e5	0.91	NO	1.1564	39.38	86.848	0.0664	1.722e6	1303	1321.1	1.860e6	1486	1251.7	MM	MM	0.871
24 ES:13C-2378-TCDF	9.985e5	4.420e5	5.566e5	0.79	NO	0.9921	24.65	60.966	0.0420	4.894e6	1274	3842.4	6.133e6	1871	3278.7	bb	bb	1.561

Quantify Sample Summary Report MassLynx 4.1 SCN627
 ### Sample Summary ###

Dataset: \\Hrms3\Default.pro\Results\c22jun12a_2-2.qld

Last Altered: Wednesday, June 27, 2012 09:16:41 Eastern Daylight Time
 Printed: Wednesday, June 27, 2012 09:17:36 Eastern Daylight Time

Name: c22jun12a_2-2
 Date: 23-Jun-2012
 Time: 02:53:03
 ID: 75161
 Submitter: HRD1735
 Task: HRMS3
 Description: LMB for HBN 24333 [HXX/1622]

Name	Response	Ion1Area	Ion2Area	RA	RAFail?	RRT	RT	pg/μL	EDL	Height1	Noise1	SN1	Height2	Noise2	SN2	M1	M2	MR...	
53	F4 Lock Mass	-	-	-	-	-	-	-	-	-	45375	-	-	-	-	-	-	-	-
54	F5 Lock Mass	-	-	-	-	-	-	-	0.0000	-	39242	-	-	-	-	-	-	-	173...

Quantify Totals Report MassLynx 4.1 SCN627

Sample Summary

Dataset: \\Hrms3\Default.pro\Results\c22jun12a_2-2.qld

Last Altered: Wednesday, June 27, 2012 09:16:41 Eastern Daylight Time
 Printed: Wednesday, June 27, 2012 09:17:36 Eastern Daylight Time

201450

Method: C:\MassLynx\Default.PRO\MethDB\m1613-062412-db5ms.mdb 24 Jun 2012 17:53:35
 Calibration: C:\MassLynx\Default.PRO\CurveDB\B5MS-0042012_1613.cdb 08 May 2012 08:31:36

Name: c22jun12a_2-2
 Date: 23-Jun-2012
 Time: 02:53:03
 ID: 75161
 Submitter: HRD1735
 Task: HRMS3
 Description: LMB for HBN 24333 [HXX\1622]

Tetradoxins

Name	Response	Ion1Area	Ion2Area	RA	RAFail?	RRT	RT	pg/µL	EDL	Height1	Noise1	SN1	Height2	Noise2	SN2	M2
1																

Pentadoxins

Name	Response	Ion1Area	Ion2Area	RA	RAFail?	RRT	RT	pg/µL	EDL	Height1	Noise1	SN1	Height2	Noise2	SN2	M2
1	1.363e3	8.587e2	5.042e2	1.703	NO	0.00	31.91	0.211	0.0289	1.337e4	688	19.4	9.665e3	659	14.7	MM
2	1.157e3	6.435e2	5.135e2	1.253	YES	1.00	31.63	0.179	0.0289	1.239e4	688	18.0	1.088e4	659	16.5	MM

Hexadoxins

Name	Response	Ion1Area	Ion2Area	RA	RAFail?	RRT	RT	pg/µL	EDL	Height1	Noise1	SN1	Height2	Noise2	SN2	M2
1	1.541e3	8.986e2	6.423e2	1.399	NO	1.01	34.06	0.281	0.0440	1.711e4	904	18.9	1.049e4	971	10.8	MM
2	1.328e3	7.556e2	5.721e2	1.321	NO	1.00	33.91	0.233	0.0454	1.556e4	904	17.2	1.500e4	971	15.4	MM
3	1.381e3	8.158e2	5.656e2	1.442	YES	1.00	33.83	0.263	0.0428	1.135e4	904	12.6	9.676e3	971	10.0	MM
4	1.587e3	8.781e2	7.094e2	1.238	NO	0.00	32.87	0.290	0.0440	1.720e4	904	19.0	1.455e4	971	15.0	bb

Heptadoxins

Name	Response	Ion1Area	Ion2Area	RA	RAFail?	RRT	RT	pg/µL	EDL	Height1	Noise1	SN1	Height2	Noise2	SN2	M2
1	1.557e3	7.960e2	7.613e2	1.046	NO	1.00	36.32	0.332	0.0586	1.185e4	665	17.8	1.464e4	677	21.6	MM
2	1.574e3	7.985e2	7.756e2	1.029	NO	0.00	35.71	0.336	0.0586	1.164e4	665	17.5	1.035e4	677	15.3	MM

Quantify Totals Report MassLynx 4.1 SCN627

Sample Summary

Dataset: \\Hrms3\Default.pro\Results\c22jun12a_2-2.qld

Last Altered: Wednesday, June 27, 2012 09:16:41 Eastern Daylight Time
 Printed: Wednesday, June 27, 2012 09:17:36 Eastern Daylight Time

W 1201450

Name: c22jun12a_2-2

Date: 23-Jun-2012

Time: 02:53:03

ID: 75161

Submitter: HRD1735

Task: HRMS3

Description: LMB for HBN 24333 [HXX/1622]

Tetrafurans

Name	Response	Ion1Area	Ion2Area	RA	RAFail?	RRT	RT	pg/µL	EDL	Height1	Noise1	SN1	Height2	Noise2	SN2	M2
1																

Pentafurans (F1)

Name	Response	Ion1Area	Ion2Area	RA	RAFail?	RRT	RT	pg/µL	EDL	Height1	Noise1	SN1	Height2	Noise2	SN2	M2
1	8.911e2	4.410e2	4.501e2	0.980	YES	0.00	26.71	0.107	0.0197	5.078e3	392	13.0	6.142e3	441	13.9	MM

Pentafurans

Name	Response	Ion1Area	Ion2Area	RA	RAFail?	RRT	RT	pg/µL	EDL	Height1	Noise1	SN1	Height2	Noise2	SN2	M2
1	1.641e3	9.595e2	6.813e2	1.408	NO	0.00	32.04	0.196	0.0341	1.968e4	909	21.7	1.595e4	532	30.0	bb
2	1.843e3	1.269e3	5.739e2	2.212	YES	1.00	31.37	0.213	0.0249	2.346e4	909	25.8	8.921e3	532	16.8	MM
3	1.449e3	8.437e2	6.053e2	1.394	NO	1.00	30.10	0.180	0.0440	9.323e3	909	10.3	5.620e3	532	10.6	MM

Hexafurans

Name	Response	Ion1Area	Ion2Area	RA	RAFail?	RRT	RT	pg/µL	EDL	Height1	Noise1	SN1	Height2	Noise2	SN2	M2
1	1.977e3	1.116e3	8.615e2	1.295	NO	1.00	34.28	0.329	0.0307	2.428e4	666	36.5	1.980e4	576	34.4	bb
2	2.225e3	1.417e3	8.082e2	1.753	YES	1.00	33.72	0.285	0.0210	2.725e4	666	40.9	1.443e4	576	25.1	bb
3	2.197e3	1.069e3	1.127e3	0.949	YES	1.00	33.32	0.242	0.0176	2.262e4	666	34.0	2.250e4	576	39.1	db
4	1.611e3	9.194e2	6.917e2	1.329	NO	1.00	33.25	0.239	0.0211	2.135e4	666	32.1	1.657e4	576	28.8	bd
5	1.691e3	9.373e2	7.535e2	1.244	NO	0.00	32.50	0.229	0.0220	2.195e4	666	33.0	1.339e4	576	23.3	bb

Quantify Totals Report MassLynx 4.1 SCN627

Sample Summary

Dataset: \\Hrms3\Default.pro\Results\c22jun12a_2-2.qld

Last Altered: Wednesday, June 27, 2012 09:16:41 Eastern Daylight Time
 Printed: Wednesday, June 27, 2012 09:17:36 Eastern Daylight Time

W1201450

Name: c22jun12a_2-2

Date: 23-Jun-2012

Time: 02:53:03

ID: 75161

Submitter: HRD1735

Task: HRMS3

Description: LMB for HBN 24333 [HXX/1622]

Heptafurans

	Name	Response	Ion1Area	Ion2Area	RA	RAFail?	RRT	RT	pg/µL	EDL	Height1	Noise1	SN1	Height2	Noise2	SN2	M2
1	1234789-HpCDF	1.754e3	8.340e2	9.197e2	0.907	NO	1.00	36.80	0.316	0.0515	1.041e4	695	15.0	1.199e4	538	22.3	bb
2	1234678-HpCDF	2.273e3	1.318e3	9.548e2	1.380	YES	1.00	35.39	0.289	0.0283	1.863e4	695	27.1	1.678e4	538	31.2	bb

Quantify Sample Report
Manual Integrations

MassLynx 4.1 SCN627

Dataset: Z:\Default.pro\Results\c22jun12a_2-2.qld

Last Altered: Monday, June 25, 2012 12:15:00 Eastern Daylight Time
Printed: Monday, June 25, 2012 12:15:21 Eastern Daylight Time

1201450

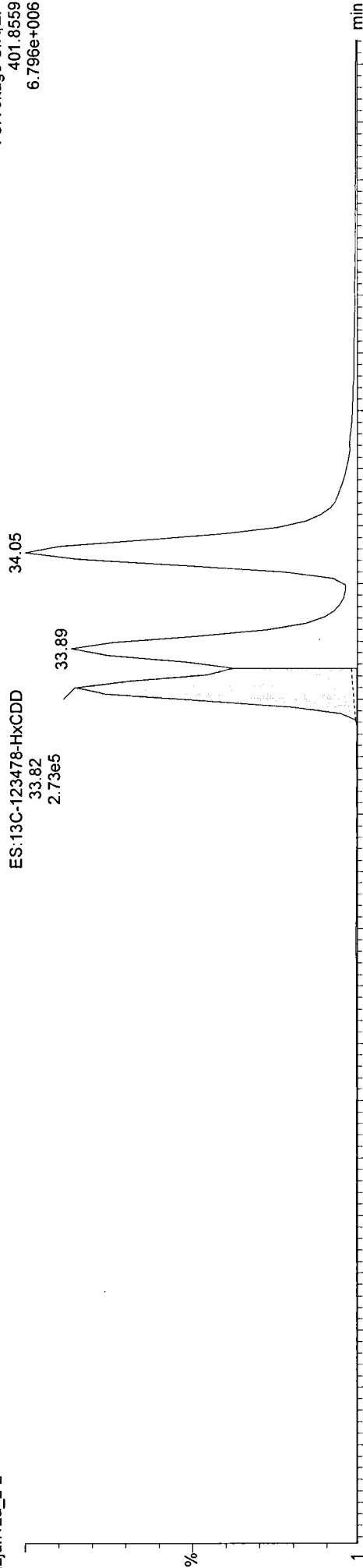
Method: C:\MassLynx\Default.PRO\MethDB\m1613-062412-db5ms.mdb 24 Jun 2012 17:53:35
Calibration: C:\MassLynx\Default.PRO\CurveDB\B5MS-0042012_1613.cdb 08 May 2012 08:31:36

Name: c22jun12a_2-2, ID: 75161, Date: 23-Jun-2012, Time: 02:53:03, Submitter: HRD1735, Description: LMB for HBN 24333 [HXX/1622], User: KAS

ES:13C-123478-HxCDD

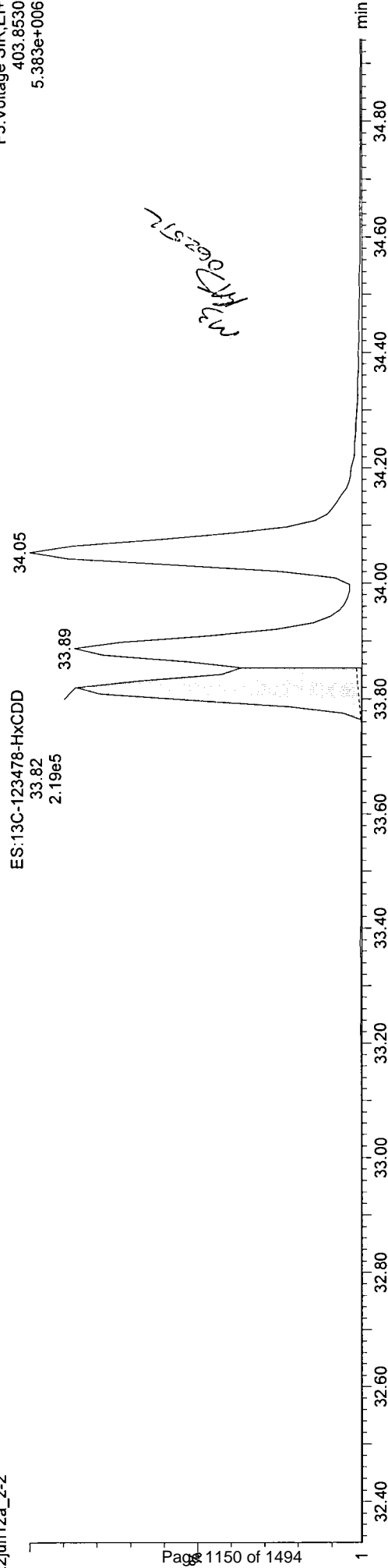
c22jun12a_2-2

F3:Voltage SIR,EI+
401.8559
6.796e+006



c22jun12a_2-2

F3:Voltage SIR,EI+
403.8530
5.383e+006



Quantify Sample Report

Manual Integrations

Dataset: Z:\Default.pro\Results\c22jun12a_2-2.qld

Last Altered: Monday, June 25, 2012 12:15:32 Eastern Daylight Time
Printed: Monday, June 25, 2012 12:15:36 Eastern Daylight Time

201450

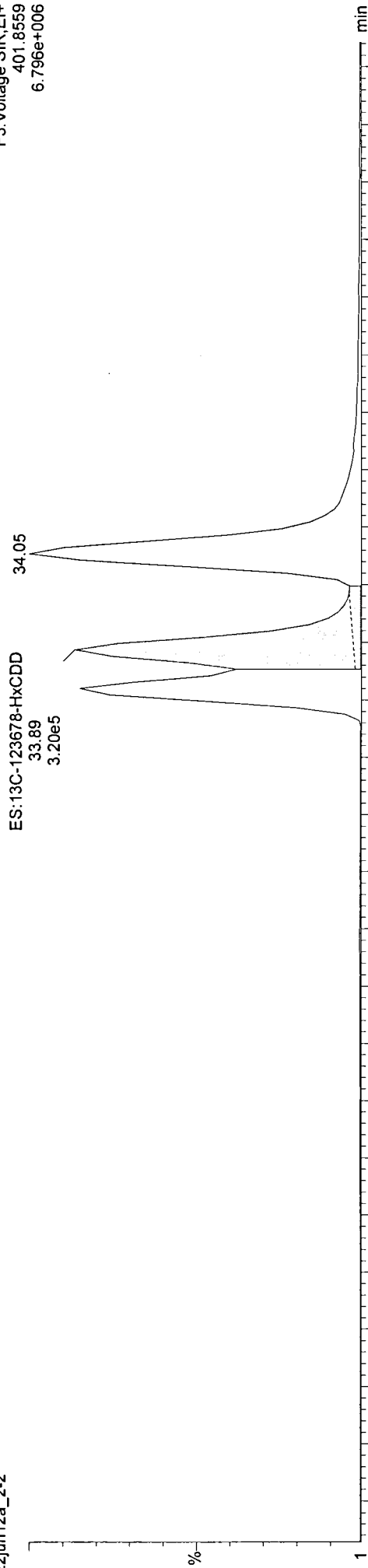
Method: C:\MassLynx\Default.PRO\MethDB\m1613-062412-db5ms.mdb 24 Jun 2012 17:53:35
Calibration: C:\MassLynx\Default.PRO\CurveDB\MS-0042012_1613.cdb 08 May 2012 08:31:36

Name: c22jun12a_2-2, ID: 75161, Date: 23-Jun-2012, Time: 02:53:03, Submitter: HRD1735, Description: LMB for HBN 24333 [HXX/1622], User: KAS

ES:13C-123678-HxCDD

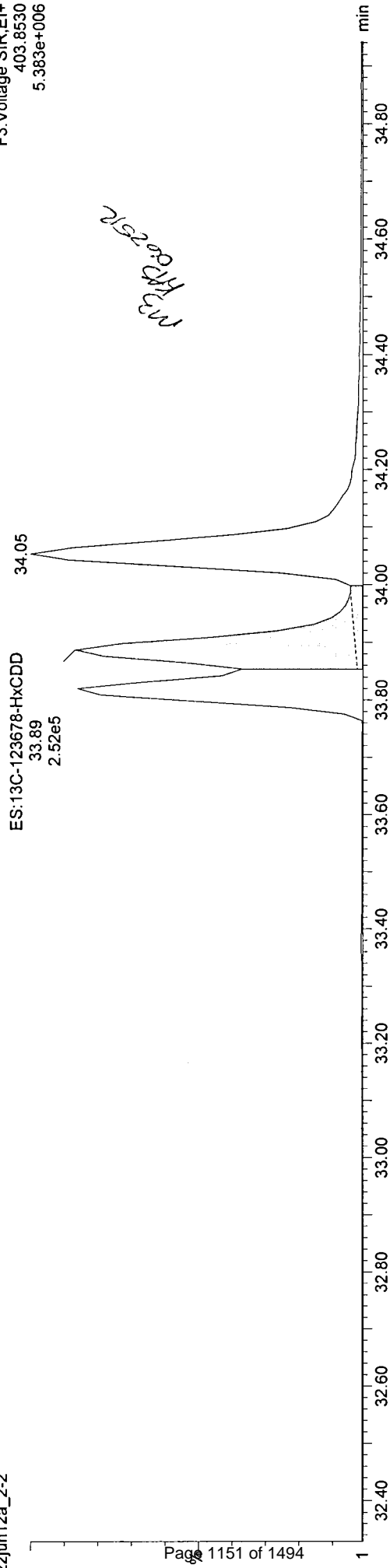
c22jun12a_2-2

F3: Voltage SIR.EI+
401.8559
6.796e+006



c22jun12a_2-2

F3: Voltage SIR.EI+
403.8530
5.383e+006



Quantify Sample Report

Manual Integrations

Dataset: Z:\Default.pro\Results\c22jun12a_2-2.qld

Lab Altered: Monday, June 25, 2012 12:15:55 Eastern Daylight Time
Printed: Monday, June 25, 2012 12:16:00 Eastern Daylight Time

201450

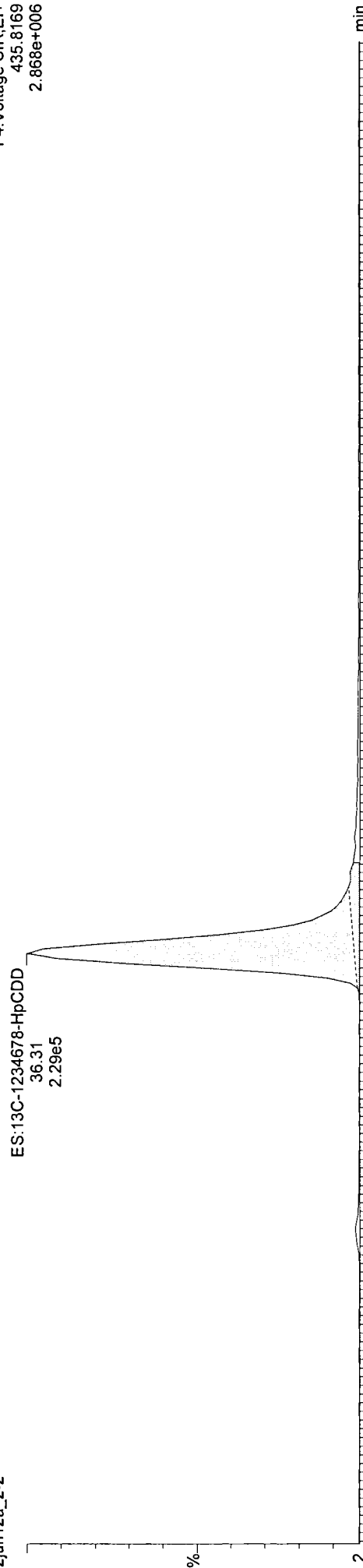
Method: C:\MassLynx\Default.PRO\MethDB\im1613-062412-db5ms.mdb 24 Jun 2012 17:53:35
Calibration: C:\MassLynx\Default.PRO\CurveDB\B5MS-0042012_1613.cdb 08 May 2012 08:31:36

Name: c22jun12a_2-2, ID: 75161, Date: 23-Jun-2012, Time: 02:53:03, Submitter: HRD1735, Description: LMB for HBN 24333 [HXX1622], User: KAS

ES:13C-1234678-HpCDD

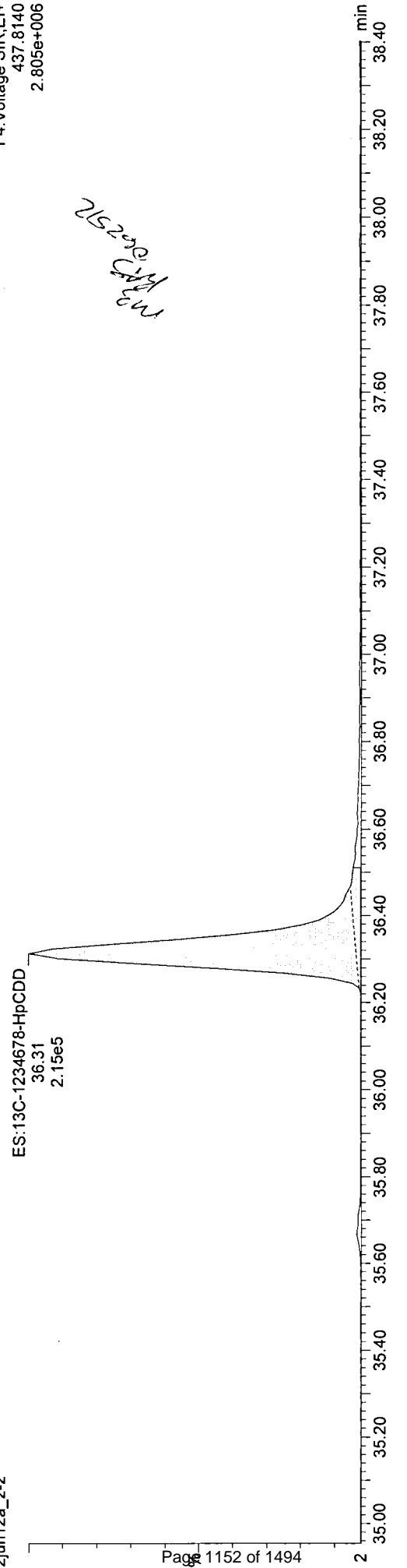
c22jun12a_2-2

F4:Voltage SIR, EI+
435.8169
2.868e+006



c22jun12a_2-2

F4:Voltage SIR, EI+
437.8140
2.805e+006



Quantify Sample Report MassLynx 4.1 SCN627
Manual Integrations

Dataset: Z:\Default.pro\Results\c22jun12a_2-2.qld

Last Altered: Monday, June 25, 2012 12:16:30 Eastern Daylight Time
Printed: Monday, June 25, 2012 12:16:33 Eastern Daylight Time


201450

Method: C:\MassLynx\Default.PRO\MethDB\m1613-062412-db5ms.mdb 24 Jun 2012 17:53:35
Calibration: C:\MassLynx\Default.PRO\CurveDB\B5MS-0042012_1613.cdb 08 May 2012 08:31:36

Name: c22jun12a_2-2, ID: 75161, Date: 23-Jun-2012, Time: 02:53:03, Submitter: HRD1735, Description: LMB for HBN 24333 [HXX1622], User: KAS

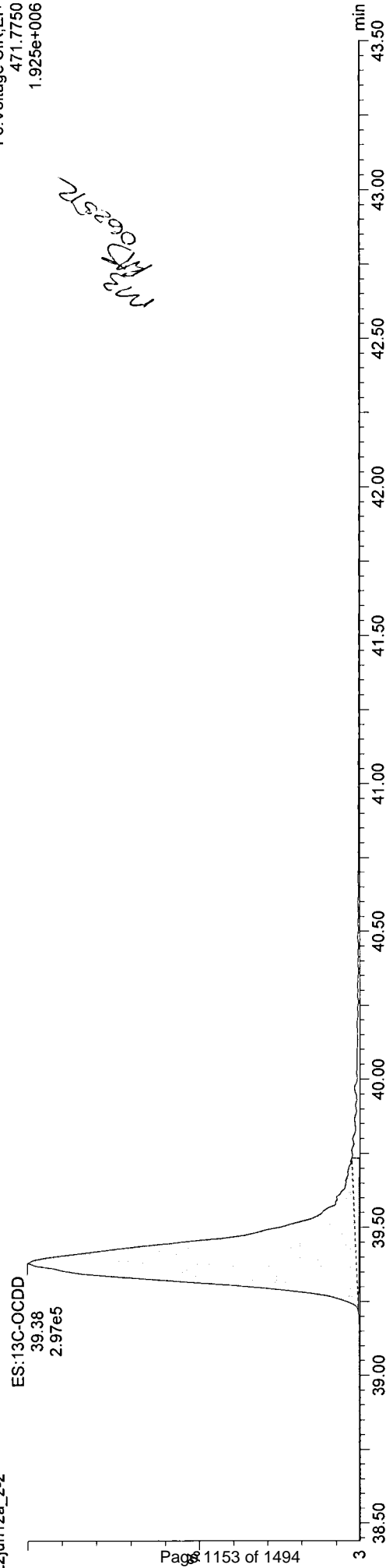
ES:13C-OCDD
c22jun12a_2-2

F5:Voltage SIR,EI+
469.7780
1.786e+006



c22jun12a_2-2

F5:Voltage SIR,EI+
471.7750
1.925e+006



Quantify Sample Report

Manual Integrations

Dataset: Z:\Default.pro\Results\c22jun12a_2-2.qld

Last Altered: Monday, June 25, 2012 12:17:25 Eastern Daylight Time
Printed: Monday, June 25, 2012 12:17:28 Eastern Daylight Time

201450

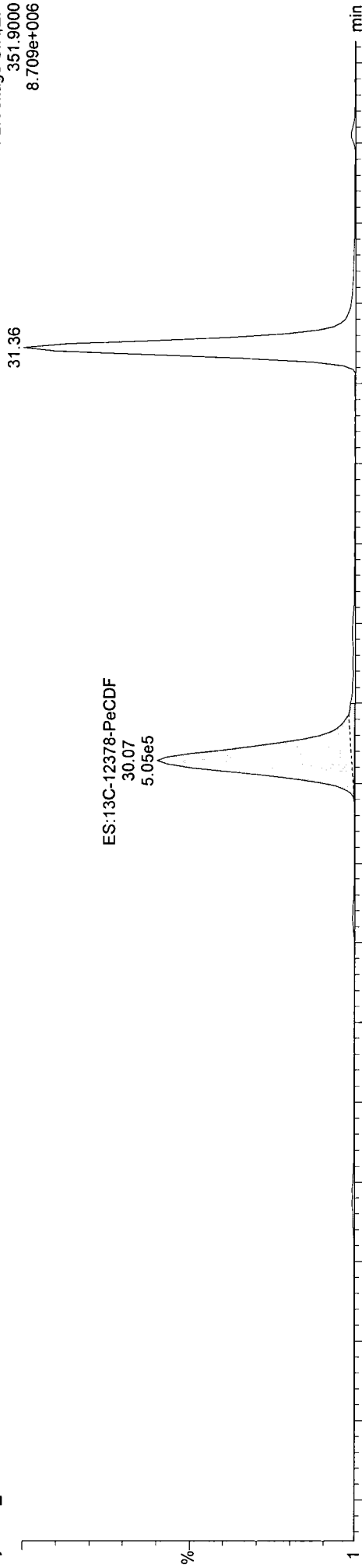
Method: C:\MassLynx\Default.PRO\MethDB\m1613-062412-db5ms.mdb 24 Jun 2012 17:53:35
Calibration: C:\MassLynx\Default.PRO\CurveDB\MS-0042012_1613.cdb 08 May 2012 08:31:36

Name: c22jun12a_2-2, ID: 75161, Date: 23-Jun-2012, Time: 02:53:03, Submitter: HRD1735, Description: LMB for HBN 24333 [HXXI1622], User: KAS

ES:13C-12378-PeCDF

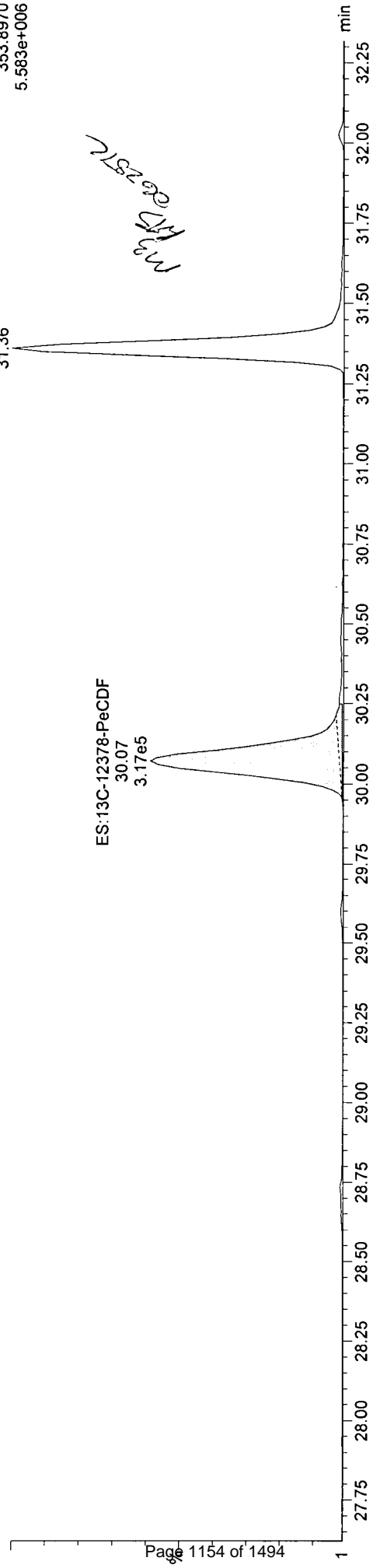
c22jun12a_2-2

F2: Voltage SIR, EI+
351.9000
8.709e+006



c22jun12a_2-2

F2: Voltage SIR, EI+
353.8970
5.583e+006



Quantify Sample Report

Manual Integrations

Dataset: Z:\Default.pro\Results\c22jun12a_2-2.qld

Last Altered: Monday, June 25, 2012 12:17:35 Eastern Daylight Time
Printed: Monday, June 25, 2012 12:17:38 Eastern Daylight Time

201450

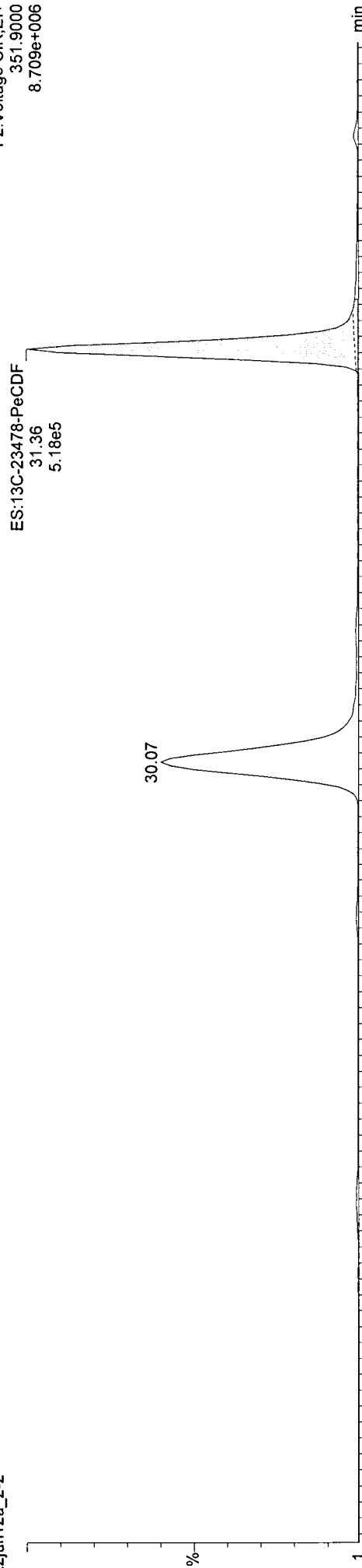
Method: C:\MassLynx\Default.PRO\MethDB\m1613-062412-db5ms.mdb 24 Jun 2012 17:53:35
Calibration: C:\MassLynx\Default.PRO\CurveDB\MS-0042012_1613.cdb 08 May 2012 08:31:36

Name: c22jun12a_2-2, ID: 75161, Date: 23-Jun-2012, Time: 02:53:03, Submitter: HRD1735, Description: LMB for HBN 24333 [HXX/1622], User: KAS

ES:13C-23478-PeCDF

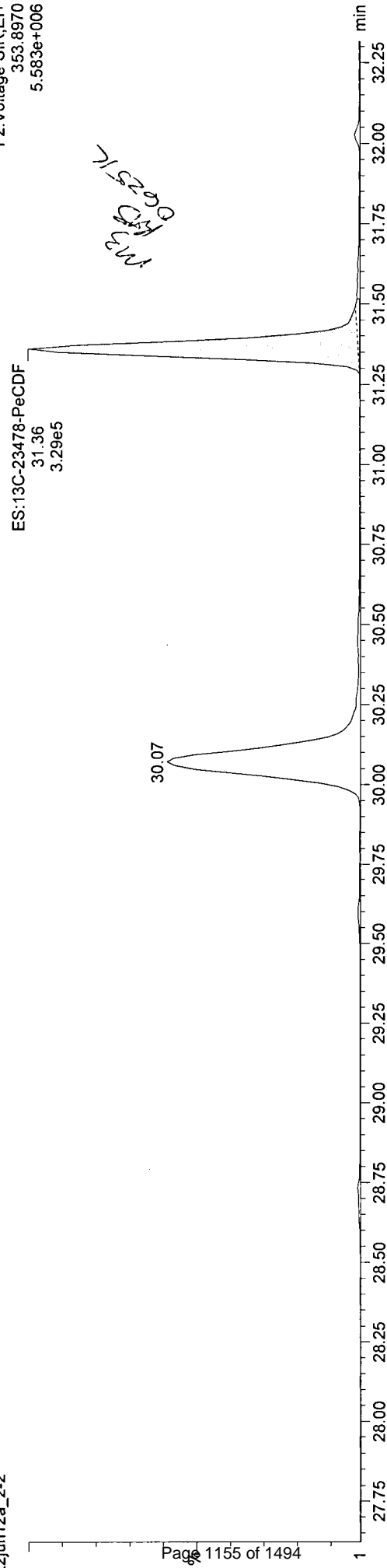
c22jun12a_2-2

F2:Voltage SIR, EI+
351.9000
8.709e+006



c22jun12a_2-2

F2:Voltage SIR, EI+
353.8970
5.583e+006



Quantify Sample Report
Manual Integrations

MassLynx 4.1 SCN627

Dataset: Z:\Default.pro\Results\c22jun12a_2-2.qld

Last Altered: Monday, June 25, 2012 12:17:44 Eastern Daylight Time
Printed: Monday, June 25, 2012 12:17:48 Eastern Daylight Time

1201450

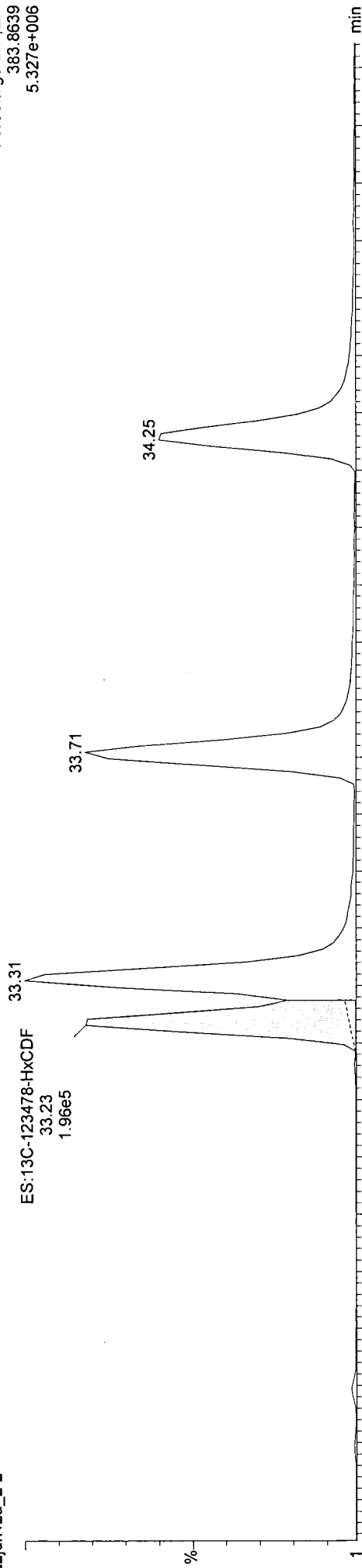
Method: C:\MassLynx\Default.PRO\MethDB\m1613-062412-db5ms.mdb 24 Jun 2012 17:53:35
Calibration: C:\MassLynx\Default.PRO\CurveDB\MS-0042012_1613.cdb 08 May 2012 08:31:36

Name: c22jun12a_2-2, ID: 75161, Date: 23-Jun-2012, Time: 02:53:03, Submitter: HRD1735, Description: LMB for HBN 24333 [HXX/1622], User: KAS

ES:13C-123478-HxCDF

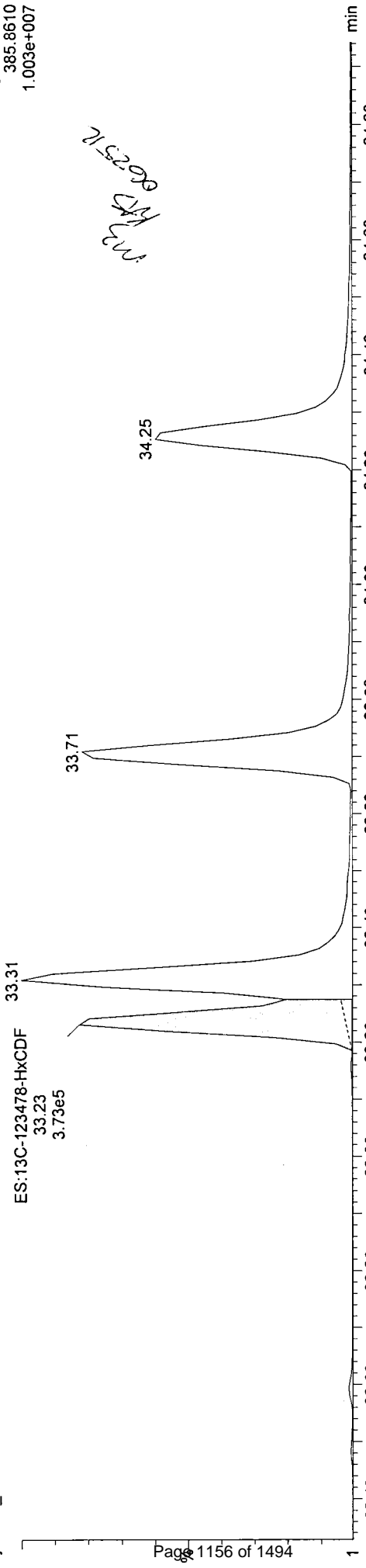
c22jun12a_2-2

F3: Voltage SIR, EI+
383.8639
5.327e+006



c22jun12a_2-2

F3: Voltage SIR, EI+
385.8610
1.003e+007



Quantify Sample Report

MassLynx 4.1 SCN627
Manual Integrations

Dataset: Z:\Default.pro\Results\c22jun12a_2-2.qld

Last Altered: Monday, June 25, 2012 12:17:56 Eastern Daylight Time
Printed: Monday, June 25, 2012 12:17:59 Eastern Daylight Time

1201450

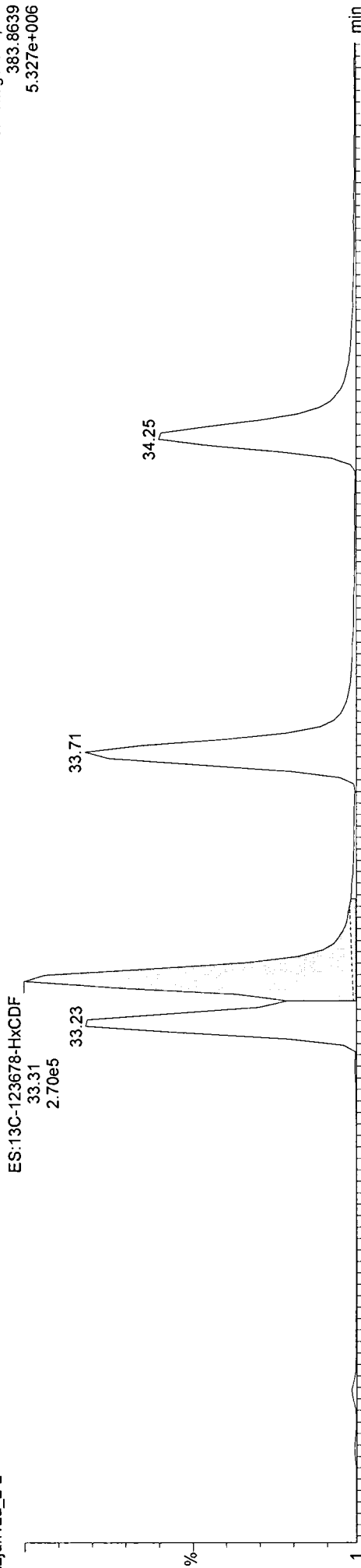
Method: C:\MassLynx\Default.PRO\MethDB\m1613-062412-db5ms.mdb 24 Jun 2012 17:53:35
Calibration: C:\MassLynx\Default.PRO\CurveDB\MS-0042012_1613.cdb 08 May 2012 08:31:36

Name: c22jun12a_2-2, ID: 75161, Date: 23-Jun-2012, Time: 02:53:03, Submitter: HRD1735, Description: LMB for HBN 24333 [HXX1622], User: KAS

ES:13C-123678-HxCDF

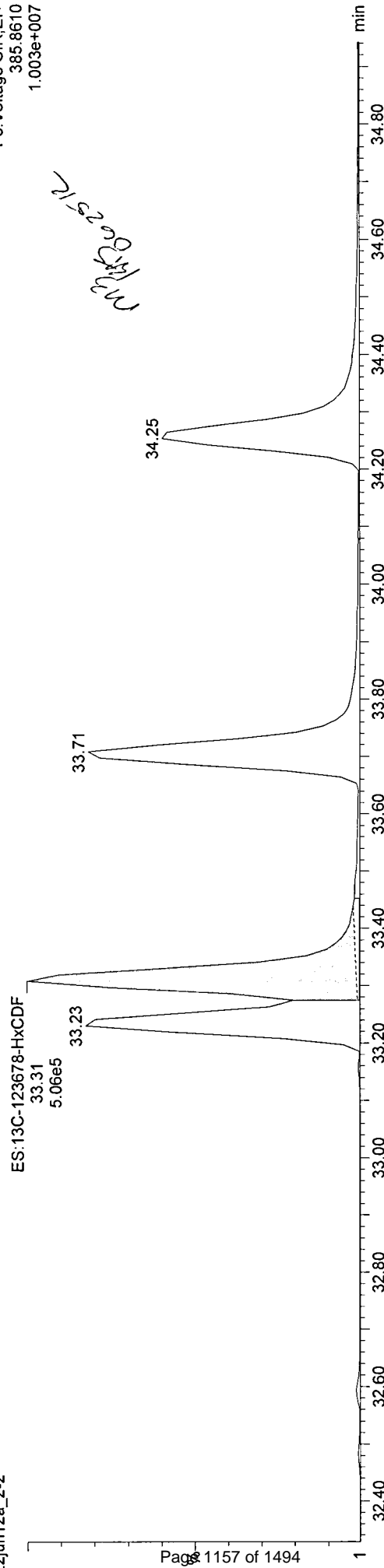
c22jun12a_2-2

F3:Voltage SIR,EI+
383.8639
5.327e+006



c22jun12a_2-2

F3:Voltage SIR,EI+
385.8610
1.003e+007



Quantify Sample Report MassLynx 4.1 SCN627

Manual Integrations

Dataset: Z:\Default.pro\Results\c22jun12a_2-2.qld

Last Altered: Monday, June 25, 2012 12:18:08 Eastern Daylight Time
Printed: Monday, June 25, 2012 12:18:11 Eastern Daylight Time

1201450

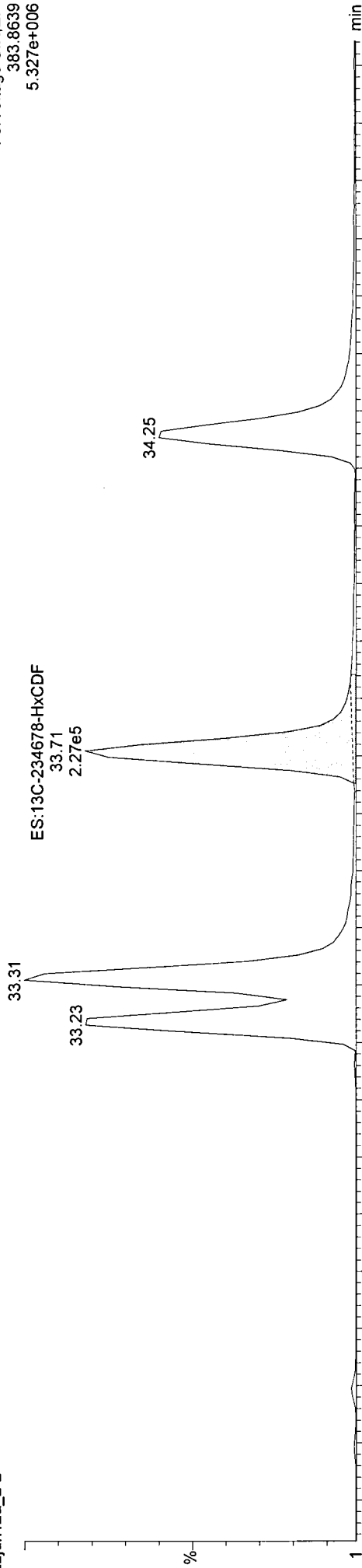
Method: C:\MassLynx\Default.PRO\MethDB\im1613-062412-db5ms.mdb 24 Jun 2012 17:53:35
Calibration: C:\MassLynx\Default.PRO\CurveDB\MS-0042012_1613.cdb 08 May 2012 08:31:36

Name: c22jun12a_2-2, ID: 75161, Date: 23-Jun-2012, Time: 02:53:03, Submitter: HRD1735, Description: LMB for HBN 24333 [HXX/1622], User: KAS

ES:13C-234678-HxCDF

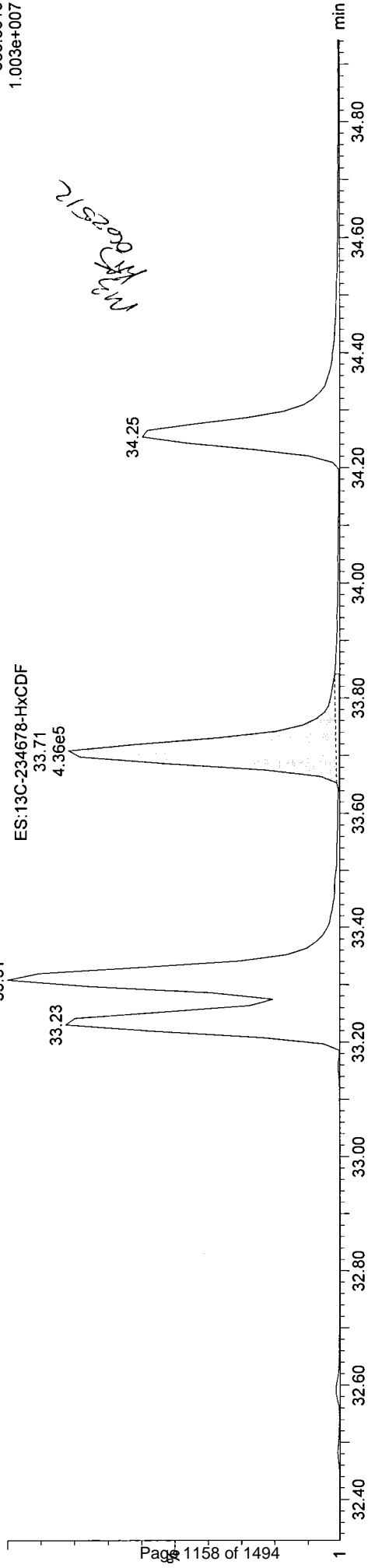
c22jun12a_2-2

F3:Voltage SIR, EI+
383.8639
5.327e+006



c22jun12a_2-2

F3:Voltage SIR, EI+
385.8610
1.003e+007



Dataset: Z:\Default.pro\Results\c22jun12a_2-2.qld

Last Altered: Monday, June 25, 2012 12:18:19 Eastern Daylight Time
Printed: Monday, June 25, 2012 12:18:21 Eastern Daylight Time

1201450

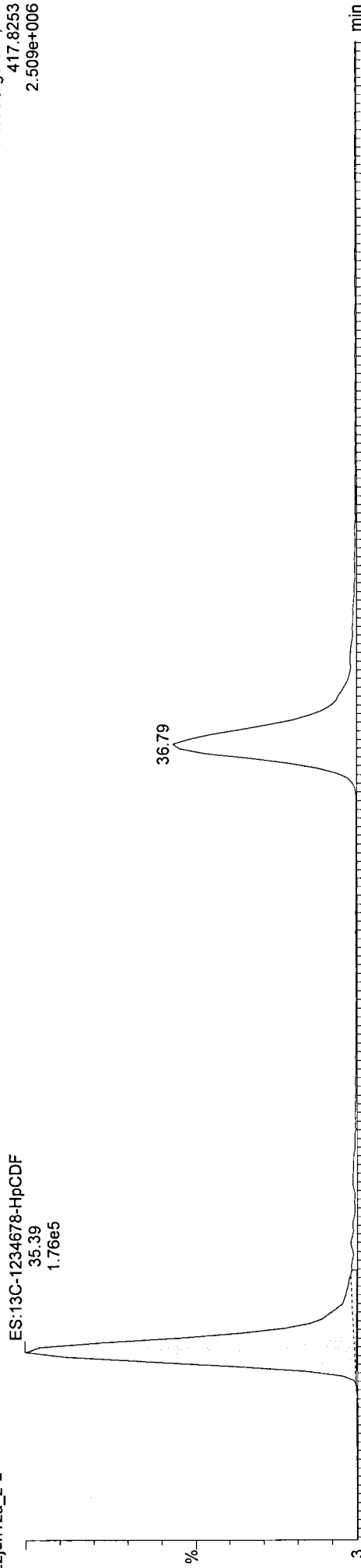
Method: C:\MassLynx\Default.PRO\MethDB\im1613-062412-db5ms.mdb 24 Jun 2012 17:53:35
Calibration: C:\MassLynx\Default.PRO\CurveDB\DB5MS-0042012_1613.cdb 08 May 2012 08:31:36

Name: c22jun12a_2-2, ID: 75161, Date: 23-Jun-2012, Time: 02:53:03, Submitter: HRD1735, Description: LMB for HBN 24333 [HXXI1622], User: KAS

ES:13C-1234678-HpCDF

c22jun12a_2-2

F4: Voltage SIR, EI+
417.8253
2.509e+006

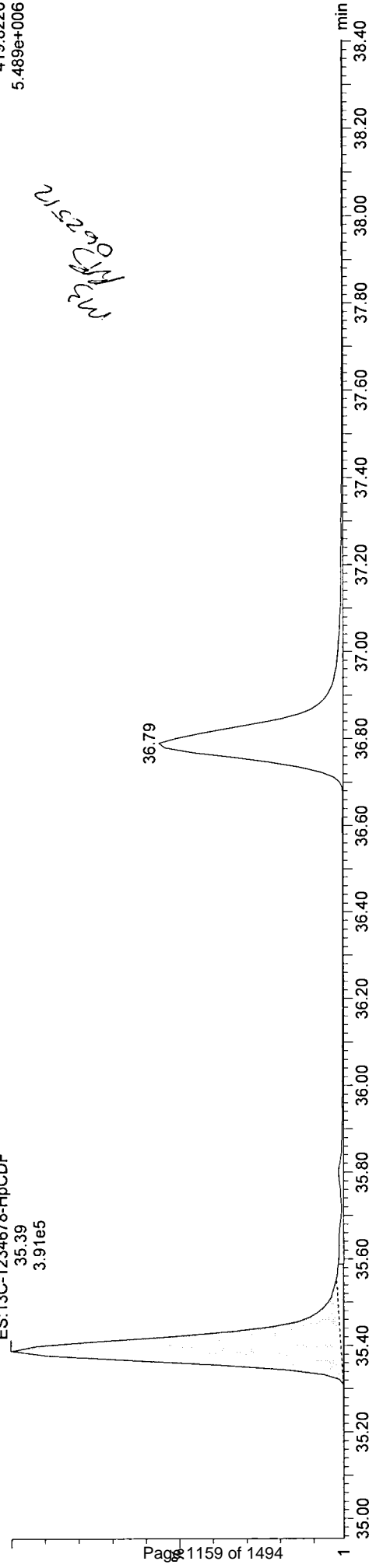


c22jun12a_2-2

ES:13C-1234678-HpCDF

35.39
3.91e5

F4: Voltage SIR, EI+
419.8220
5.489e+006



Dataset: Z:\Default.pro\Results\c22jun12a_2-2.qld

Last Altered: Monday, June 25, 2012 12:18:26 Eastern Daylight Time
Printed: Monday, June 25, 2012 12:18:29 Eastern Daylight Time

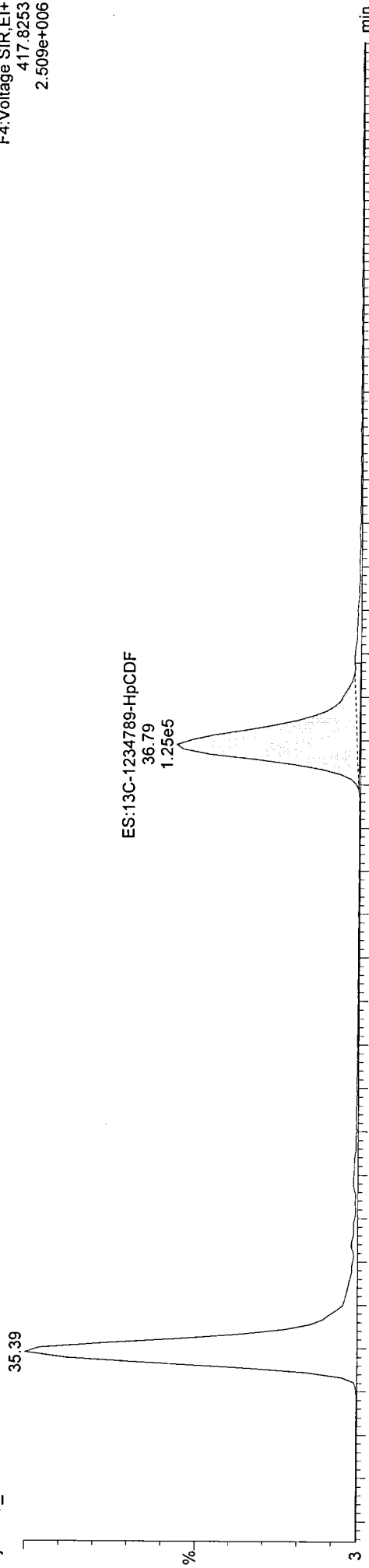
Method: C:\MassLynx\Default.PRO\MethDB\m1613-062412-db5ms.mdb 24 Jun 2012 17:53:35
Calibration: C:\MassLynx\Default.PRO\CurveDB\MS-0042012_1613.cdb 08 May 2012 08:31:36

Name: c22jun12a_2-2, ID: 75161, Date: 23-Jun-2012, Time: 02:53:03, Submitter: HRD1735, Description: LMB for HBN 24333 [HXX1622], User: KAS

ES:13C-1234789-HpCDF

c22jun12a_2-2

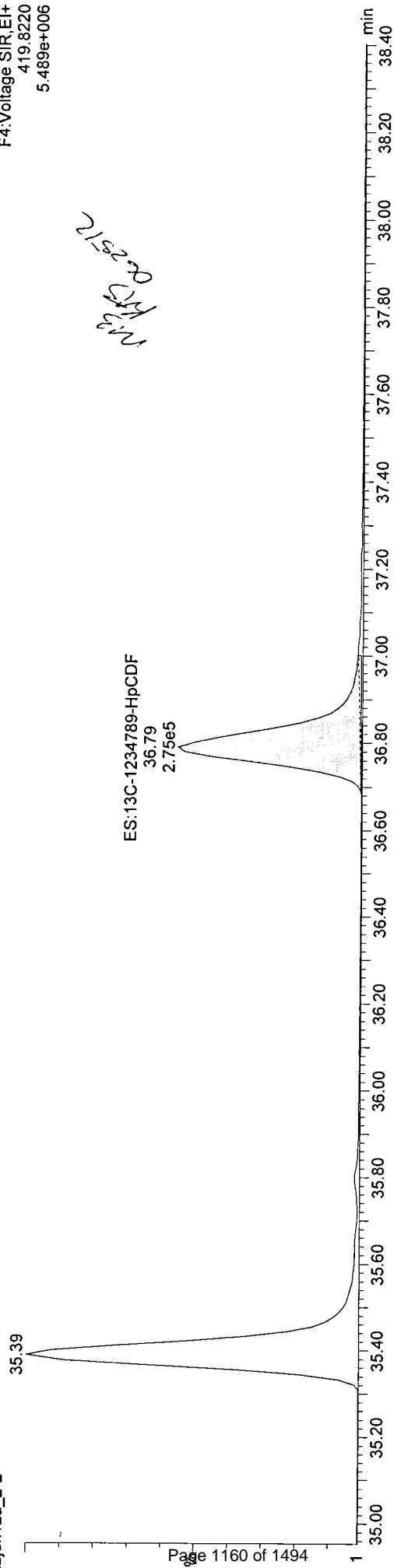
F4: Voltage SIR, EI+
417.8253
2.509e+006



ES:13C-1234789-HpCDF
36.79
1.25e5

c22jun12a_2-2

F4: Voltage SIR, EI+
419.8220
5.489e+006



ES:13C-1234789-HpCDF
36.79
2.75e5

Quantify Sample Report

Manual Integrations

Dataset: Z:\Default.pro\Results\c22jun12a_2-2.qld

Last Altered: Monday, June 25, 2012 12:18:38 Eastern Daylight Time
Printed: Monday, June 25, 2012 12:18:43 Eastern Daylight Time

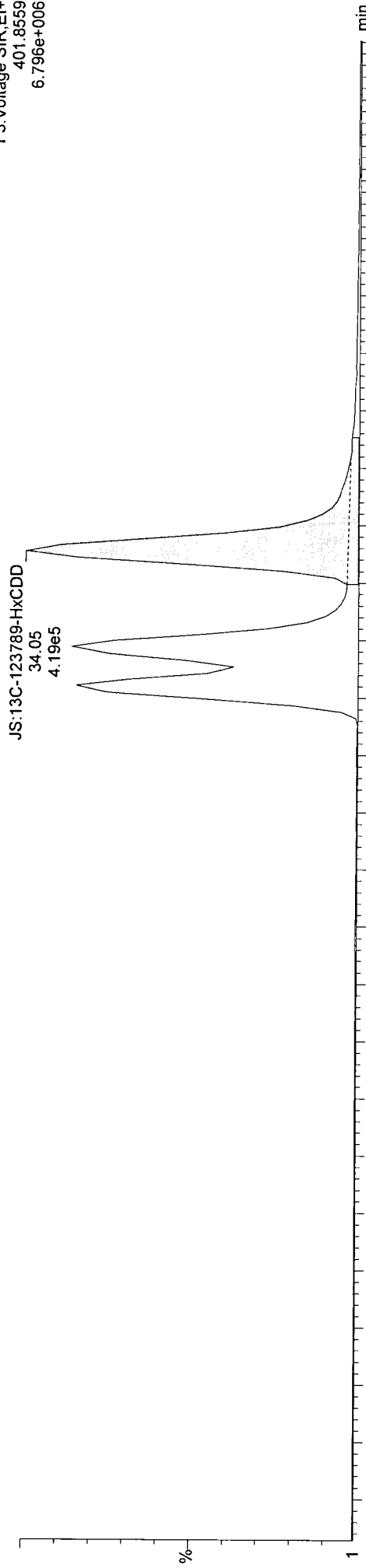
Method: C:\MassLynx\Default.PRO\MethDB\m1613-062412-db5ms.mdb 24 Jun 2012 17:53:35
Calibration: C:\MassLynx\Default.PRO\CurveDB\DB5MS-0042012_1613.cdb 08 May 2012 08:31:36

Name: c22jun12a_2-2, ID: 75161, Date: 23-Jun-2012, Time: 02:53:03, Submitter: HRD1735, Description: LMB for HBN 24333 [HXX1622], User: KAS

JS:13C-123789-HxCDD

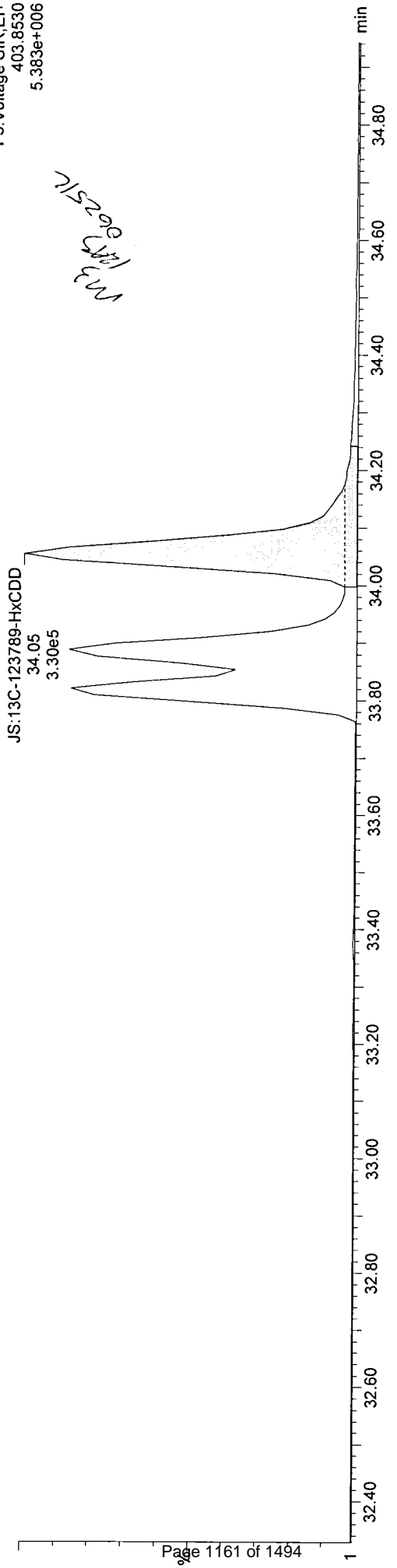
c22jun12a_2-2

F3:Voltage SIR, EI+
401.8559
6.796e+006



c22jun12a_2-2

F3:Voltage SIR, EI+
403.8530
5.383e+006



Quantify Sample Report MassLynx 4.1 SCN627

Manual Integrations

Dataset: Z:\Default.pro\Results\c22jun12a_2-2.qld

Last Altered: Monday, June 25, 2012 12:18:46 Eastern Daylight Time
Printed: Monday, June 25, 2012 12:18:50 Eastern Daylight Time

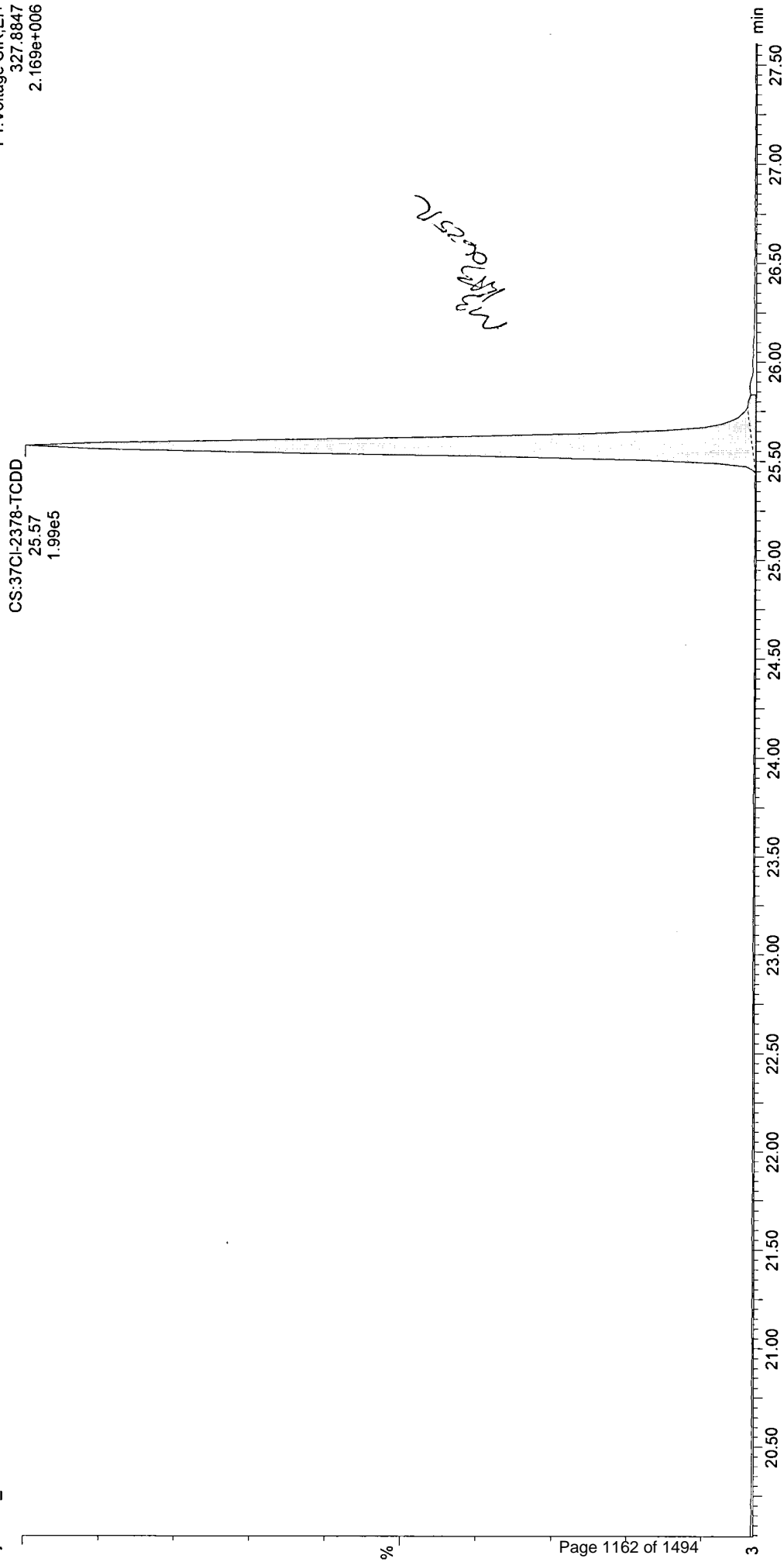
Method: C:\MassLynx\Default.PRO\MethDB\m1613-062412-db5ms.mdb 24 Jun 2012 17:53:35
Calibration: C:\MassLynx\Default.PRO\CurveDB\MS-0042012_1613.cdb 08 May 2012 08:31:36

Name: c22jun12a_2-2, ID: 75161, Date: 23-Jun-2012, Time: 02:53:03, Submitter: HRD1735, Description: LMB for HBN 24333 [HXX1622], User: KAS

CS:37CI-2378-TCDD

c22jun12a_2-2

F1: Voltage SIR, EI+
327.8847
2.169e+006



Quantify Sample Report MassLynx 4.1 SCN627
Manual Integrations

Dataset: Z:\Default.pro\Results\c22jun12a_2-2.qld

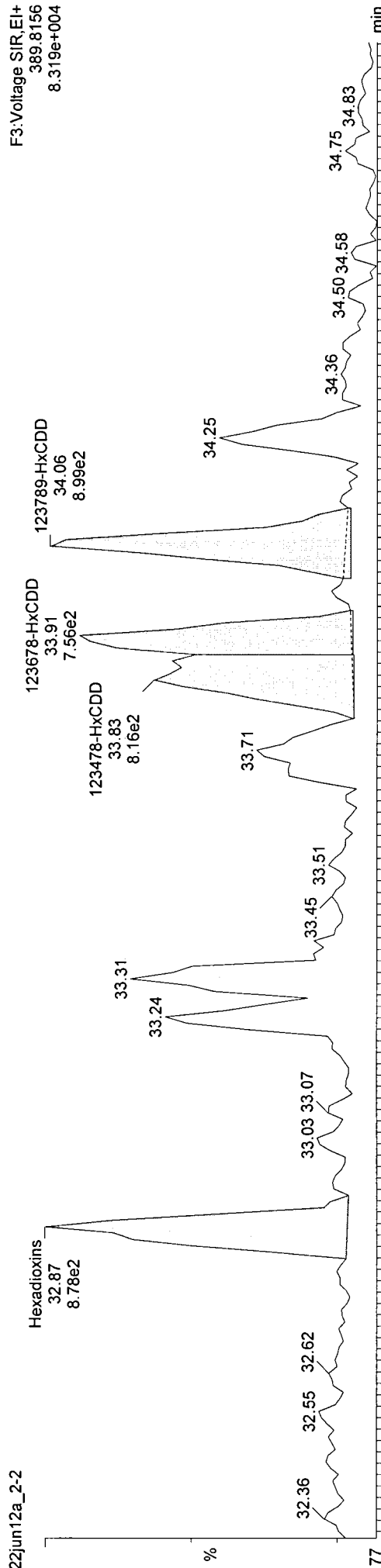
Last Altered: Monday, June 25, 2012 12:20:45 Eastern Daylight Time
Printed: Monday, June 25, 2012 12:20:48 Eastern Daylight Time

201450

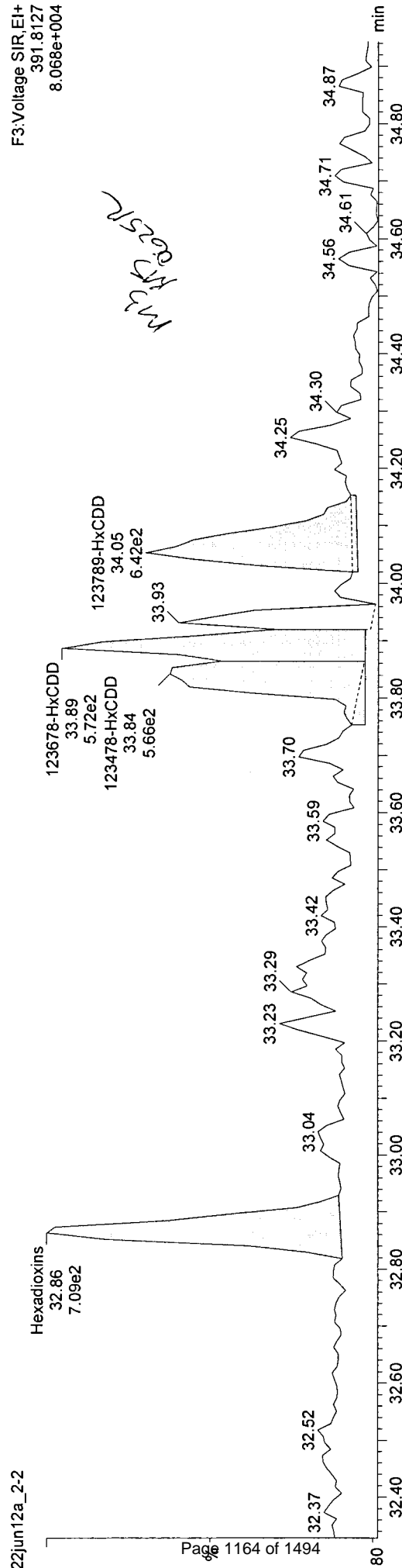
Method: C:\MassLynx\Default.PRO\MethDB\m1613-062412-db5ms.mdb 24 Jun 2012 17:53:35
Calibration: C:\MassLynx\Default.PRO\CurveDB\MS-0042012_1613.cdb 08 May 2012 08:31:36

Name: c22jun12a_2-2, ID: 75161, Date: 23-Jun-2012, Time: 02:53:03, Submitter: HRD1735, Description: LMB for HBN 24333 [HXX/1622], User: KAS

Hexadioxins
c22jun12a_2-2



c22jun12a_2-2



Dataset: Z:\Default.pro\Results\c22jun12a_2-2.qld

Last Altered: Monday, June 25, 2012 12:21:24 Eastern Daylight Time
Printed: Monday, June 25, 2012 12:21:28 Eastern Daylight Time

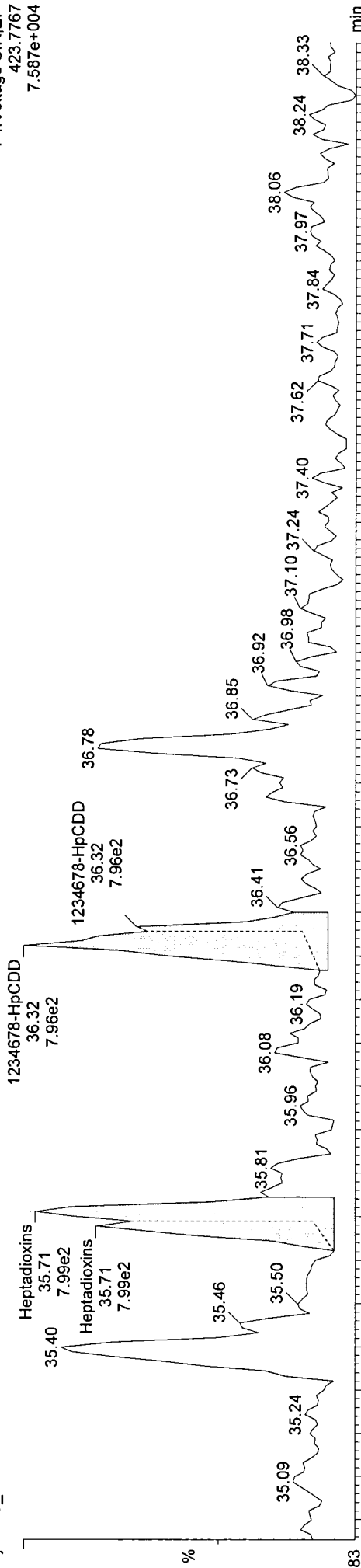
Method: C:\MassLynx\Default.PRO\MethDB\1613-062412-db5ms.mdb 24 Jun 2012 17:53:35
Calibration: C:\MassLynx\Default.PRO\CurveDB\IDB5MS-0042012_1613.cdb 08 May 2012 08:31:36

Name: c22jun12a_2-2, ID: 75161, Date: 23-Jun-2012, Time: 02:53:03, Submitter: HRD1735, Description: LMB for HBN 24333 [HXX11622], User: KAS

Heptadioxins

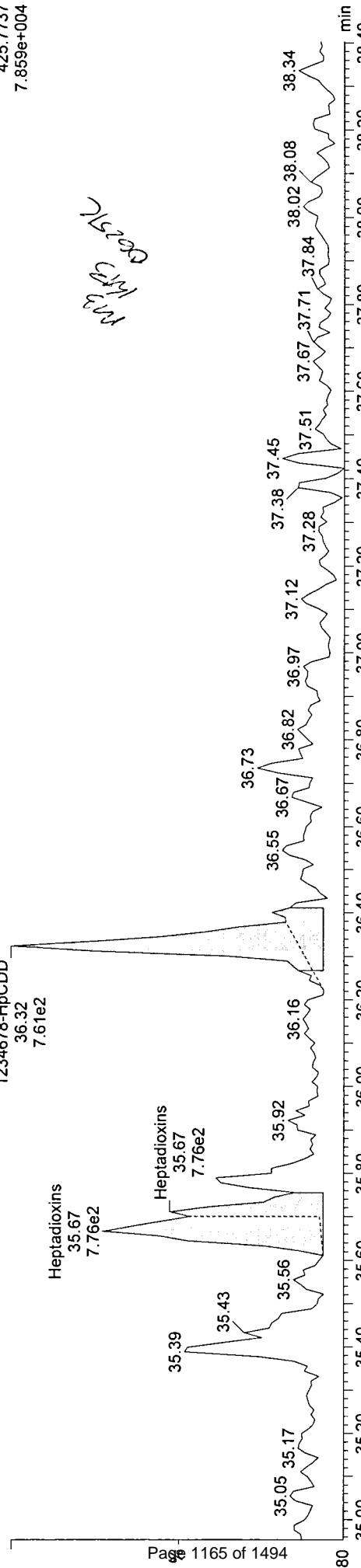
c22jun12a_2-2

F4:Voltage SIR,EI+
423.7767
7.587e+004



c22jun12a_2-2

F4:Voltage SIR,EI+
425.7737
7.859e+004



Handwritten note: 1162200

Quantify Sample Report

Manual Integrations ###

Dataset: Z:\Default.pro\Results\c22jun12a_2-2.qld

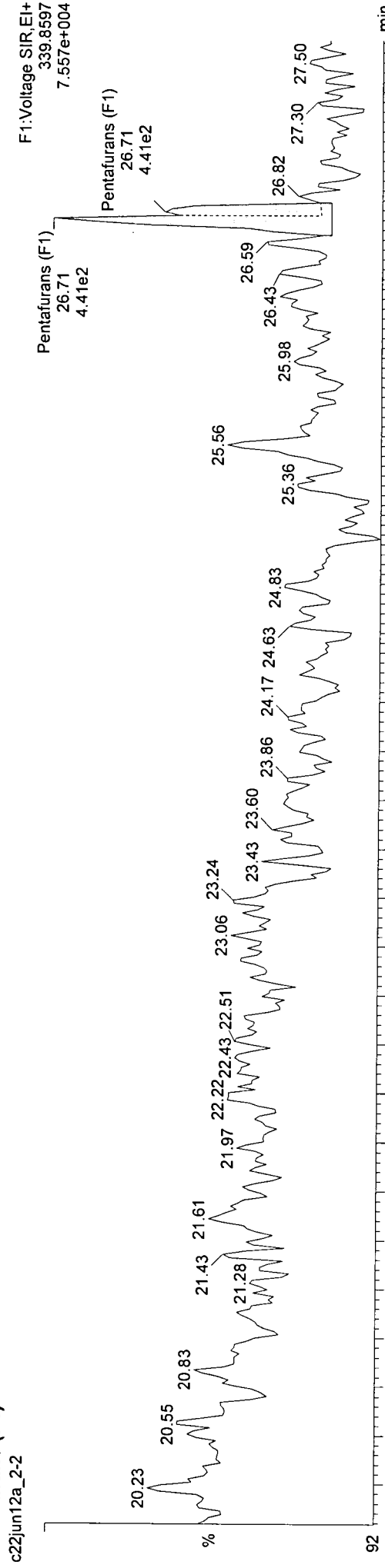
Last Altered: Monday, June 25, 2012 12:21:46 Eastern Daylight Time
Printed: Monday, June 25, 2012 12:21:50 Eastern Daylight Time

201450

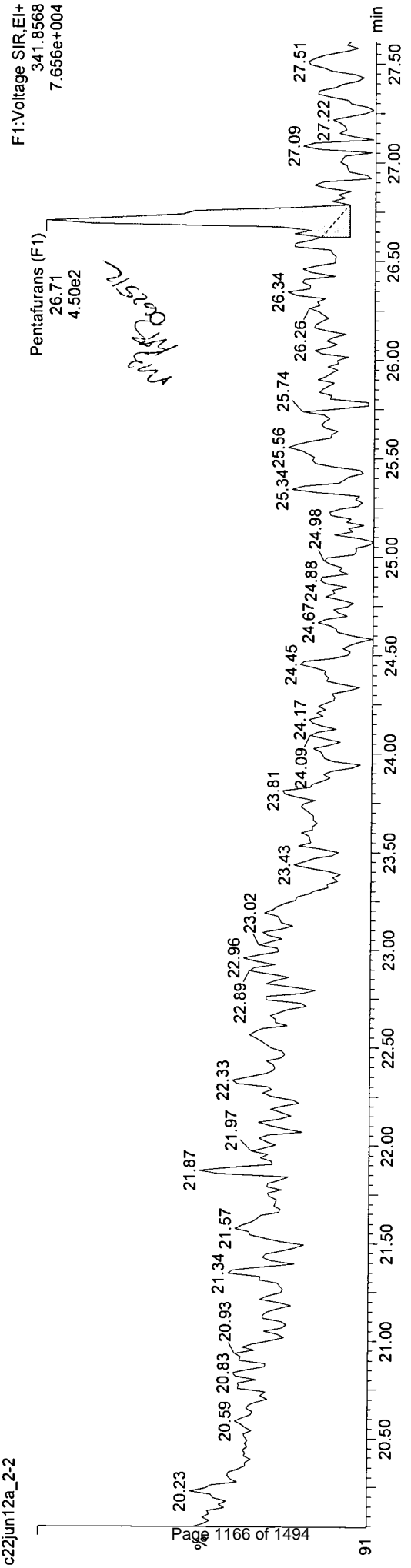
Method: C:\MassLynx\Default.PRO\MethDB\im1613-062412-db5ms.mdb 24 Jun 2012 17:53:35
Calibration: C:\MassLynx\Default.PRO\CurveDB\B5MS-0042012_1613.cdb 08 May 2012 08:31:36

Name: c22jun12a_2-2, ID: 75161, Date: 23-Jun-2012, Time: 02:53:03, Submitter: HRD1735, Description: LMB for HBN 24333 [HXX\1622], User: KAS

Pentafurans (F1)



c22jun12a_2-2



Quantify Sample Report MassLynx 4.1 SCN627

Manual Integrations

Dataset: \\Hrms3\Default.pro\Results\c22jun12a_2-2.qld

Lab Altered: Wednesday, June 27, 2012 09:16:41 Eastern Daylight Time
Printed: Wednesday, June 27, 2012 09:17:53 Eastern Daylight Time

201450

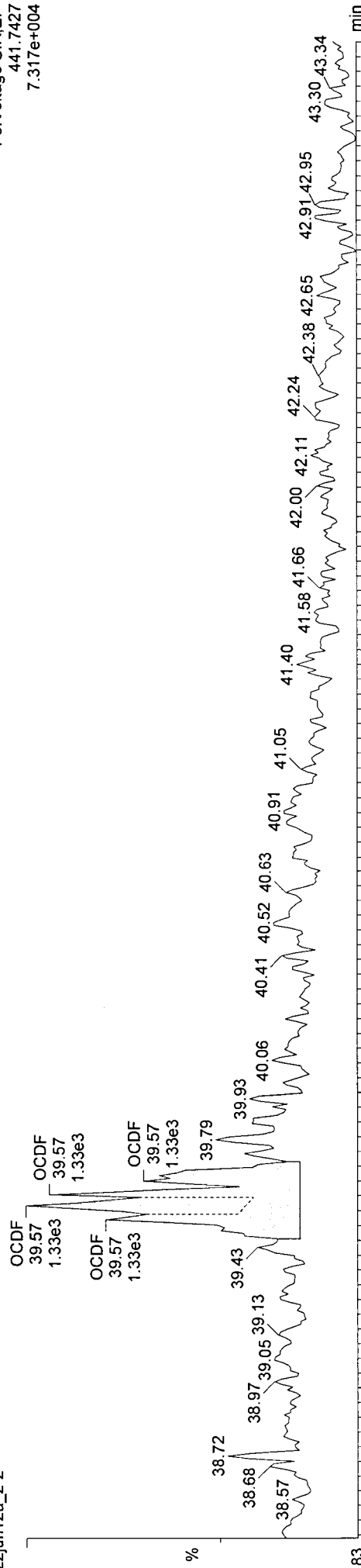
Method: C:\MassLynx\Default.PRO\MethDB\m1613-062412-db5ms.mdb 24 Jun 2012 17:53:35
Calibration: C:\MassLynx\Default.PRO\CurveDB\B5MS-0042012_1613.cdb 08 May 2012 08:31:36

Name: c22jun12a_2-2, ID: 75161, Date: 23-Jun-2012, Time: 02:53:03, Submitter: HRD1735, Description: LMB for HBN 24333 [HXX1622], User: KAS

OCDF

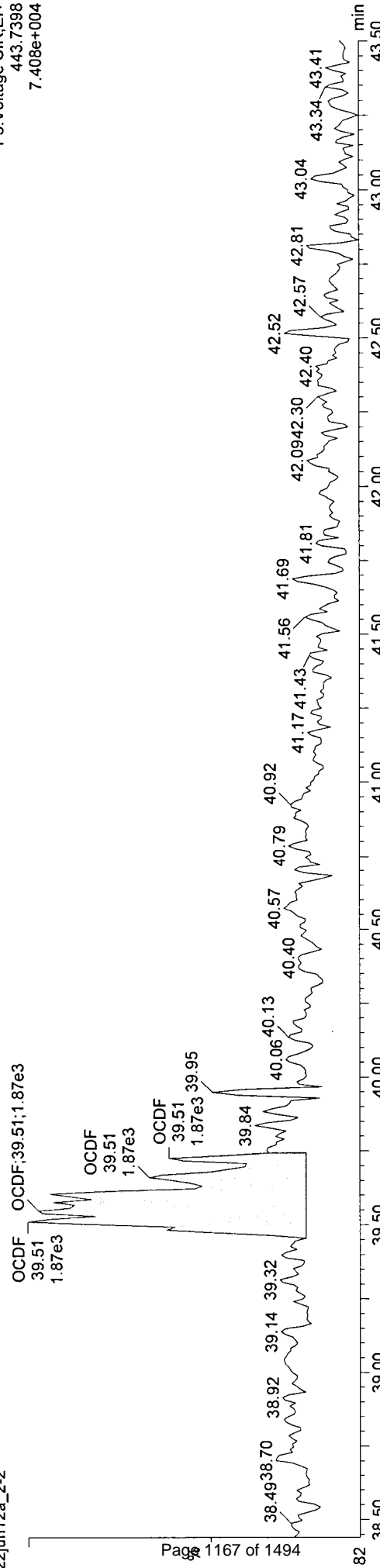
c22jun12a_2-2

F5:Voltage SIR,EI+
441.7427
7.317e+004



c22jun12a_2-2

F5:Voltage SIR,EI+
443.7398
7.408e+004



Quantify Sample Summary Report
Sample Summary

MassLynx 4.1

Dataset: C:\MassLynx\Default.pro\Results\c22jun22a_2-2.qld

Last Altered: Monday, 6/25/2012 11:49:38 AM Eastern Daylight Time
Printed: Monday, 6/25/2012 11:50:37 AM Eastern Daylight Time

1201450

Method: C:\MassLynx\Default.PRO\MethDB\m1613-062412-db5ms.mdb 24 Jun 2012 17:53:35
Calibration: C:\MassLynx\Default.PRO\CurveDB\MS-0042012_1613.cdb 08 May 2012 08:31:36

Name: c22jun12a_2-2
Date: 23-Jun-2012
Time: 02:53:03

ID: 75161
Submitter: HRD1735
Task: HRMS3

Description: LMB for HBN 24333 [HXX/1622]

Name	Response	Ion1Area	Ion2Area	RA	RAFail?	RRT	RT	pg/ μ L	EDL	Height1	Noise1	SN1	Height2	Noise2	SN2	M1	M2	MR
1	2378-TCDD	-	-	-	NO	-	-	-	0.0295	-	550	-	-	547	-	-	-	1.075
2	12378-PeCDD	1.129e3	6.736e2	4.552e2	1.48	NO	10.000	31.63	0.0289	1.193e4	688	17.3	1.032e4	659	15.6	bb	bb	1.039
3	123478-HxCDD	1.336e3	8.100e2	5.257e2	1.54	YES	1.0003	33.83	0.0433	1.128e4	904	12.5	9.502e3	971	9.8	dd	bd	1.065
4	123678-HxCDD	1.033e3	7.473e2	2.856e2	2.62	YES	1.0007	33.91	0.0465	1.546e4	904	17.1	9.540e3	971	9.8	db	db	0.996
5	123789-HxCDD	1.468e3	8.611e2	6.069e2	1.42	NO	1.0072	34.06	0.0449	1.679e4	904	18.6	1.022e4	971	10.5	bb	bb	1.029
6	1234678-HpCDD	1.132e3	5.493e2	5.823e2	0.94	NO	1.0003	36.32	0.0593	1.111e4	665	16.7	1.352e4	677	20.0	bd	bb	1.055
7	OCDD	7.923e2	3.784e2	4.139e2	0.91	NO	1.0002	39.39	0.1635	7.917e3	639	12.4	9.040e3	607	14.9	bd	dd	1.063
8	2378-TCDF	-	-	-	NO	-	-	-	0.0266	-	596	-	-	557	-	-	-	0.980
9	12378-PeCDF	6.572e2	2.519e2	4.053e2	0.62	YES	1.0000	30.07	0.0446	6.316e3	909	7.0	4.864e3	532	9.1	bd	bb	0.980
10	23478-PeCDF	1.791e3	1.248e3	5.424e2	2.30	YES	1.0004	31.37	0.0250	2.328e4	909	25.6	8.750e3	532	16.4	bb	bb	1.022
11	123478-HxCDF	1.611e3	9.194e2	6.917e2	1.33	NO	1.0007	33.25	0.0215	2.135e4	666	32.1	1.657e4	576	28.8	bd	bd	1.183
12	123678-HxCDF	2.197e3	1.069e3	1.127e3	0.95	YES	1.0003	33.32	0.0177	2.262e4	666	34.0	2.250e4	576	39.1	db	db	1.168
13	234678-HxCDF	2.225e3	1.417e3	8.082e2	1.75	YES	1.0003	33.72	0.0212	2.725e4	666	40.9	1.443e4	576	25.1	bb	bb	1.178
14	123789-HxCDF	1.977e3	1.116e3	8.615e2	1.30	NO	1.0006	34.28	0.0307	2.428e4	666	36.5	1.980e4	576	34.4	bb	bb	1.110
15	1234678-HpCDF	2.273e3	1.318e3	9.548e2	1.38	YES	1.0000	35.39	0.0286	1.883e4	695	27.1	1.678e4	538	31.2	bb	bb	1.389
16	1234789-HpCDF	1.754e3	8.340e2	9.197e2	0.91	NO	1.0003	36.80	0.0510	1.041e4	695	15.0	1.199e4	538	22.3	bb	bd	1.389
17	OCDF	1.345e3	3.250e2	1.020e3	0.32	YES	1.0047	39.57	0.1307	8.292e3	648	12.8	9.944e3	561	17.7	dd	bb	1.290
18	ES:13C-2378-TCDD	7.956e5	3.540e5	4.416e5	0.80	NO	1.0285	25.56	0.0569	3.849e6	1441	2670.6	4.794e6	1263	3796.4	bb	bb	0.991
19	ES:13C-12378-PeCDD	6.209e5	3.758e5	2.450e5	1.53	NO	1.2728	31.63	0.0285	6.796e6	584	1163...	4.447e6	558	7970.2	bb	bb	0.835
20	ES:13C-123478-HxCDD	4.819e5	2.669e5	2.150e5	1.24	NO	0.9931	33.82	0.1136	5.633e6	3749	1502.7	4.520e6	1356	3332.7	bd	bd	0.971
21	ES:13C-123678-HxCDD	5.256e5	2.940e5	2.316e5	1.27	NO	0.9951	33.89	0.1098	5.663e6	3749	1510.6	4.498e6	1356	3316.3	db	db	1.005
22	ES:13C-1234678-HpCDD	4.124e5	2.126e5	1.998e5	1.06	NO	1.0663	36.31	0.0905	2.764e6	2305	1198.8	2.703e6	1437	1881.4	bb	bb	0.894
23	ES:13C-OCDD	5.465e5	2.608e5	2.857e5	0.91	NO	1.1564	39.38	0.0692	1.709e6	1303	1311.9	1.846e6	1486	1242.4	bb	bb	0.871
24	ES:13C-2378-TCDF	9.985e5	4.420e5	5.566e5	0.79	NO	0.9921	24.65	0.0420	4.894e6	1274	3842.4	6.133e6	1871	3278.7	bb	bb	1.561
25	ES:13C-12378-PeCDF	7.842e5	4.821e5	3.020e5	1.60	NO	1.2102	30.07	0.0686	5.069e6	2299	2204.9	3.154e6	2046	1541.7	bb	bb	1.322

Quantify Sample Summary Report
 ### Sample Summary ###

MassLynx 4.1

Dataset: C:\MassLynx\Default.pro\Results\c22jun22a_2-2.qld

Last Altered: Monday, 6/25/2012 11:49:38 AM Eastern Daylight Time
 Printed: Monday, 6/25/2012 11:50:37 AM Eastern Daylight Time

Name: c22jun12a_2-2

Date: 23-Jun-2012

Time: 02:53:03

ID: 75161

Submitter: HRD1735

Task: HRMS3

Description: LMB for HBN 24333 [HXX/1622]

Name	Response	Ion1Area	Ion2Area	RA	RAFail?	RRT	RT	pg/uL	EDL	Height1	Noise1	SN1	Height2	Noise2	SN2	M1	M2	MR...
26	ES:13C-23478-PeCDF	8.166e5	4.964e5	3.202e5	1.55	NO	1.2621	31.36	0.0706	8.559e6	2299	3722.4	5.485e6	2046	2681.5	bb	bb	1.284
27	ES:13C-123478-HxCDF	5.457e5	1.880e5	3.577e5	0.53	NO	0.9758	33.23	0.1102	4.200e6	1362	3082.3	8.041e6	4747	1693.7	bd	bd	1.198
28	ES:13C-123678-HxCDF	7.401e5	2.574e5	4.827e5	0.53	NO	0.9781	33.31	0.1062	5.209e6	1362	3823.3	9.871e6	4747	2079.3	db	db	1.243
29	ES:13C-234678-HxCDF	6.298e5	2.160e5	4.138e5	0.52	NO	0.9899	33.71	0.1074	4.254e6	1362	3122.1	8.031e6	4747	1691.8	bb	bb	1.229
30	ES:13C-123789-HxCDF	5.410e5	1.845e5	3.564e5	0.52	NO	1.0059	34.25	0.1122	3.101e6	1362	2276.4	5.888e6	4747	1240.4	bb	bb	1.177
31	ES:13C-1234678-HpCDF	5.439e5	1.701e5	3.738e5	0.46	NO	1.0392	35.39	0.1333	2.426e6	3973	610.7	5.388e6	2377	2266.7	bb	bb	1.029
32	ES:13C-1234789-HpCDF	3.861e5	1.179e5	2.682e5	0.44	NO	1.0804	36.79	0.1579	1.330e6	3973	334.9	2.973e6	2377	1250.7	bb	bb	0.869
33	JS:13C-1234-TCDD	1.049e6	4.570e5	5.923e5	0.77	NO	0.0000	24.85	0.0564	5.218e6	1441	3620.2	6.728e6	1263	5328.3	bb	bb	1.000
34	JS:13C-123789-HxCDD	6.558e5	3.699e5	2.859e5	1.29	NO	0.0000	34.05	0.1103	6.525e6	3749	1740.5	5.133e6	1356	3784.3	bb	bb	1.000
35	CS:37Cl-2378-TCDD	1.941e5	1.941e5	-	-	-	1.0291	25.57	0.0140	2.090e6	756	2763.8	-	-	-	bb	-	1.124
36	Tetradoxins	-	0.000e0	-	-	-	-	-	0.0148	0.000e0	550	-	-	-	-	-	-	1.075
37	Pentadoxins	-	1.970e3	-	-	-	-	-	0.472	0.0289	3.141e4	-	-	-	-	-	-	1.039
38	Hexadoxins	-	3.296e3	-	-	-	-	-	1.047	0.0449	6.073e4	-	-	-	-	-	-	1.030
39	Heptadoxins	-	1.787e3	-	-	-	-	-	0.778	0.0593	3.882e4	-	-	-	-	-	-	1.055
40	Tetrafurans	-	2.111e2	-	-	-	-	-	0.035	0.0266	3.893e3	-	-	-	-	-	-	0.980
41	Pentafurans (F1)	-	1.508e2	-	-	-	-	-	0.069	0.0199	2.846e3	-	-	-	-	-	-	1.001
42	Pentafurans	-	2.459e3	-	-	-	-	-	0.505	0.0344	4.928e4	-	-	-	-	-	-	1.001
43	Hexafurans	-	5.459e3	-	-	-	-	-	1.370	0.0223	1.174e5	-	-	-	-	-	-	1.160
44	Heptafurans	-	2.152e3	-	-	-	-	-	0.628	0.0379	2.924e4	-	-	-	-	-	-	1.389
45	Hexa Ether	-	-	-	-	-	-	-	-	-	311	-	-	-	-	-	-	-
46	Hepta Ether	-	-	-	-	-	-	-	-	-	359	-	-	-	-	-	-	-
47	Octa Ether	-	-	-	-	-	-	-	-	-	332	-	-	-	-	-	-	-
48	Nona Ether	-	-	-	-	-	-	-	-	-	273	-	-	-	-	-	-	-
49	Deca Ether	-	-	-	-	-	-	-	-	-	346	-	-	-	-	-	-	-
50	F1 Lock Mass	-	-	-	-	-	-	-	0.0000	-	44879	-	-	-	-	-	-	189...
51	F2 Lock Mass	-	-	-	-	-	-	-	0.0000	-	96074	-	-	-	-	-	-	254...
52	F3 Lock Mass	-	-	-	-	-	-	-	0.0000	-	54692	-	-	-	-	-	-	740...
53	F4 Lock Mass	-	-	-	-	-	-	-	-	-	45375	-	-	-	-	-	-	-
54	F5 Lock Mass	-	-	-	-	-	-	-	0.0000	-	39242	-	-	-	-	-	-	173...

Quantify Sample Report

MassLynx 4.1
Sample Summary


Dataset: C:\MassLynx\Default.pro\Results\c22jun22a_2-2.qld

Last Altered: Monday, 6/25/2012 11:49:38 AM Eastern Daylight Time
Printed: Monday, 6/25/2012 11:50:37 AM Eastern Daylight Time

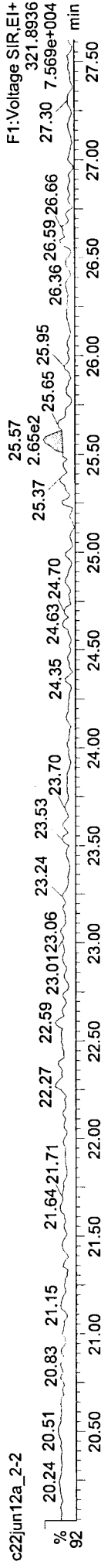
Method: C:\MassLynx\Default.PRO\MethDB\m1613-062412-db5ms.mdb 24 Jun 2012 17:53:35
Calibration: C:\MassLynx\Default.PRO\CurveDB\IB5MS-0042012_1613.cdb 08 May 2012 08:31:36

Name: c22jun12a_2-2, ID: 75161, User: KAS, Instrument: , Submitter: HRD1735, Task: HRMS3, Description: LMB for HBN 24333 [HXX\1622]

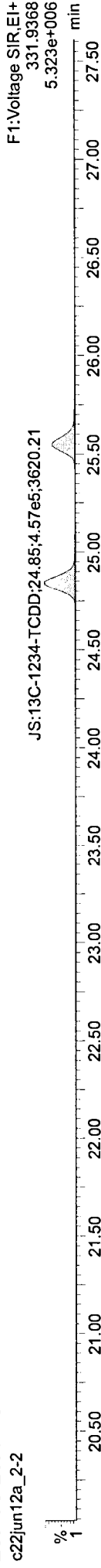
Tetradioxins



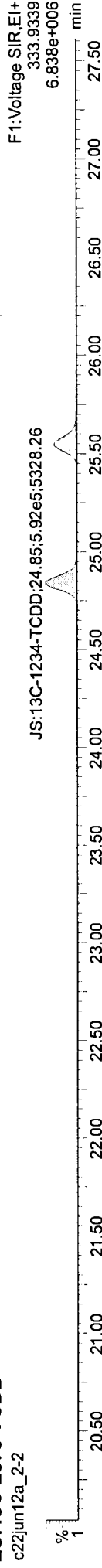
Tetradioxins



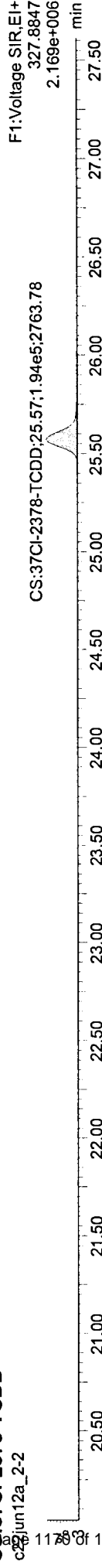
ES:13C-2378-TCDD



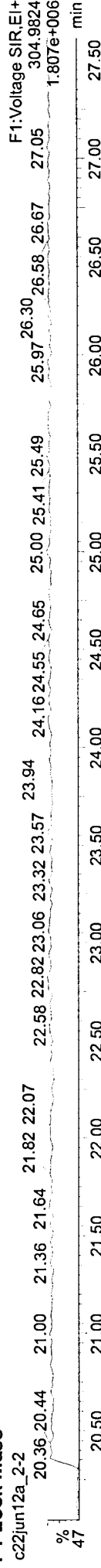
ES:13C-2378-TCDD



CS:37Cl-2378-TCDD



F1 Lock Mass



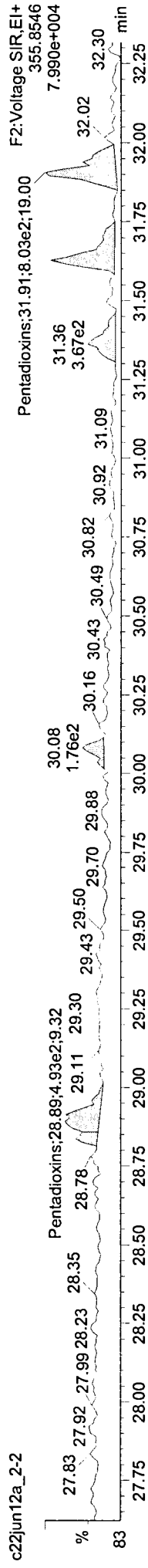
Dataset: C:\MassLynx\Default.pro\Results\c22jun22a_2-2.qld

Last Altered: Monday, 6/25/2012 11:49:38 AM Eastern Daylight Time
Printed: Monday, 6/25/2012 11:50:37 AM Eastern Daylight Time

Name: c22jun12a_2-2, ID: 75161, User: KAS, Instrument: , Submitter: HRD1735, Task: HRMS3, Description: LMB for HBN 24333 [HXX1622]


Pentadioxins

c22jun12a_2-2



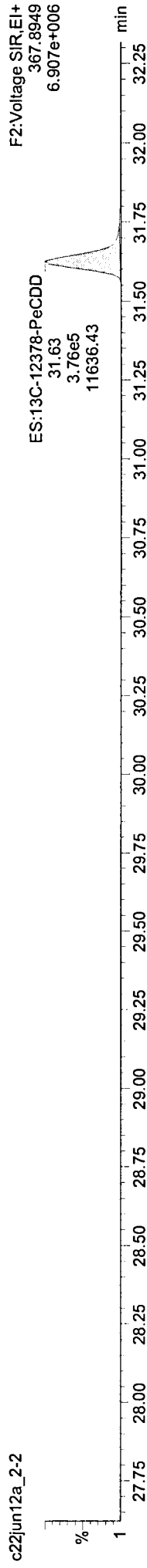
Pentadioxins

c22jun12a_2-2




ES:13C-12378-PeCDD

c22jun12a_2-2



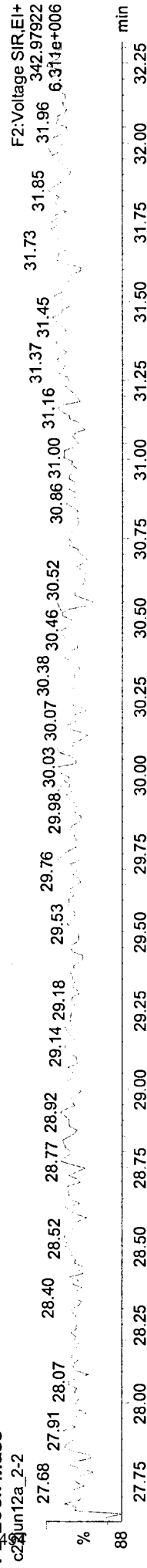
ES:13C-12378-PeCDD

c22jun12a_2-2



F2:Lock Mass

c22jun12a_2-2

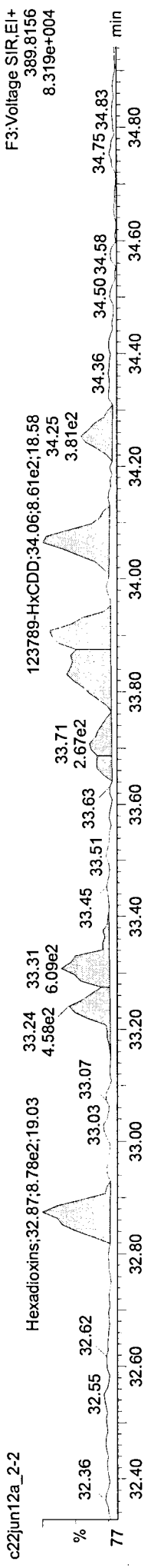


Dataset: C:\MassLynx\Default.pro\Results\c22jun22a_2-2.qld

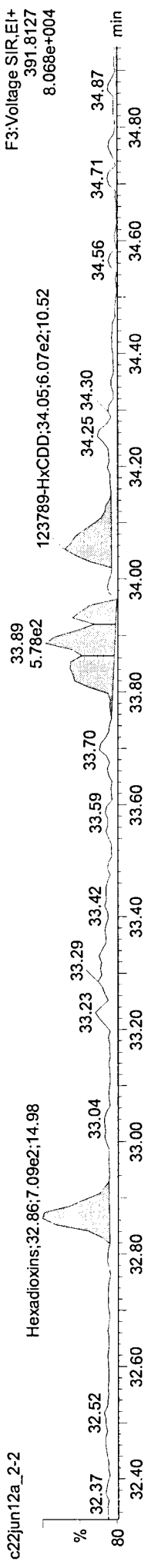
Last Altered: Monday, 6/25/2012 11:49:38 AM Eastern Daylight Time
Printed: Monday, 6/25/2012 11:50:37 AM Eastern Daylight Time

Name: c22jun12a_2-2, ID: 75161, User: KAS, Instrument: , Submitter: HRD1735, Task: HRMS3, Description: LMB for HBN 24333 [HXX/1622]

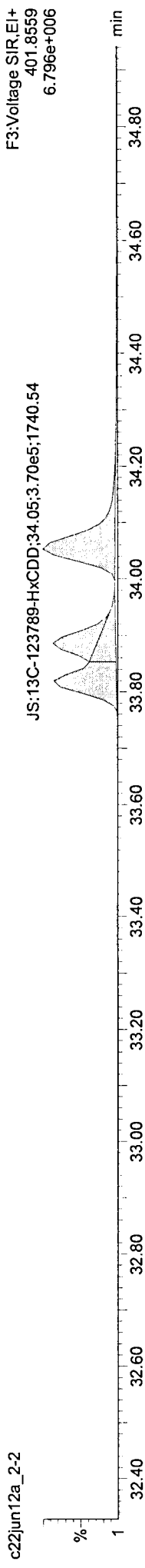
Hexadioxins



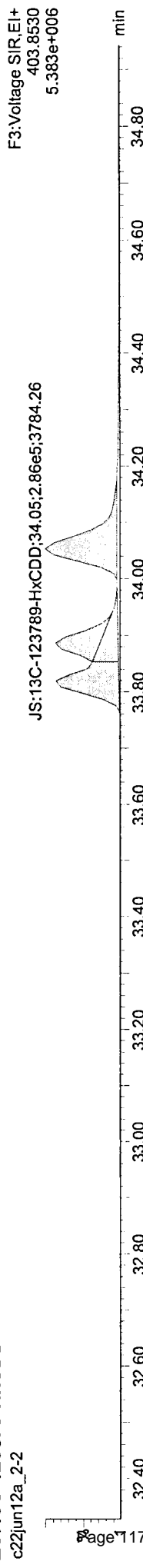
Hexadioxins



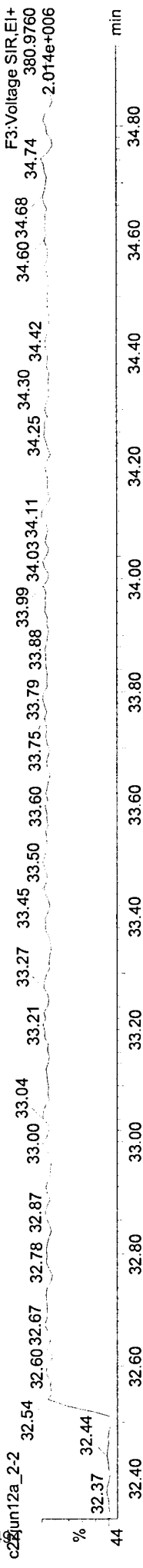
ES:13C-123678-HxCDD



ES:13C-123678-HxCDD



F3:Lock Mass



Quantify Sample Report MassLynx 4.1

Sample Summary

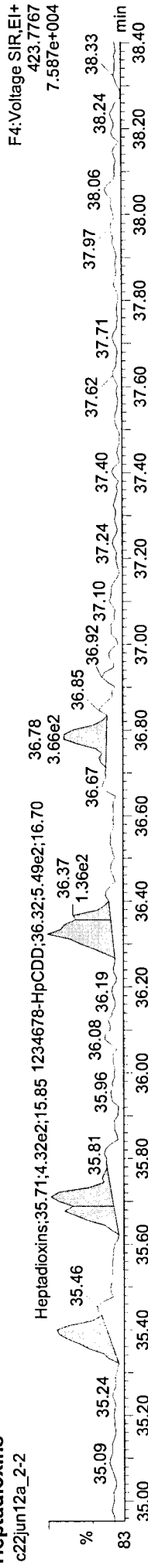
Dataset: C:\MassLynx\Default.pro\Results\c22jun22a_2-2.qld

Last Altered: Monday, 6/25/2012 11:49:38 AM Eastern Daylight Time
Printed: Monday, 6/25/2012 11:50:37 AM Eastern Daylight Time

Name: c22jun12a_2-2, ID: 75161, User: KAS, Instrument: , Submitter: HRD1735, Task: HRMS3, Description: LMB for HBN 24333 [HXX/1622]

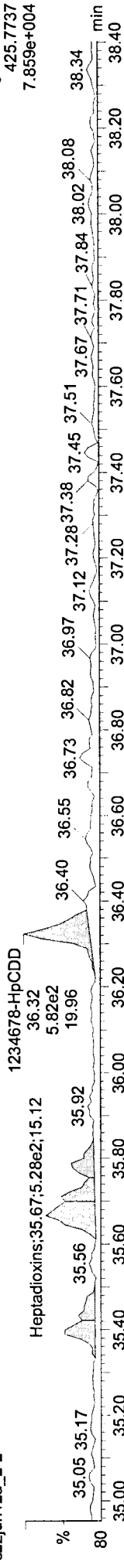
Heptadioxins

c22jun12a_2-2



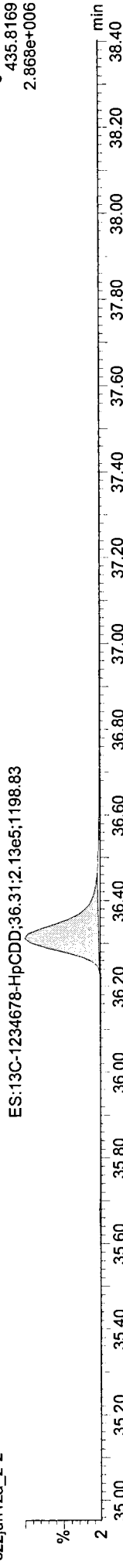
Heptadioxins

c22jun12a_2-2



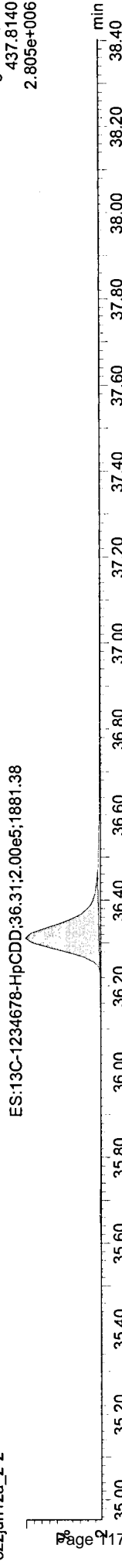
ES:13C-1234678-HpCDD

c22jun12a_2-2



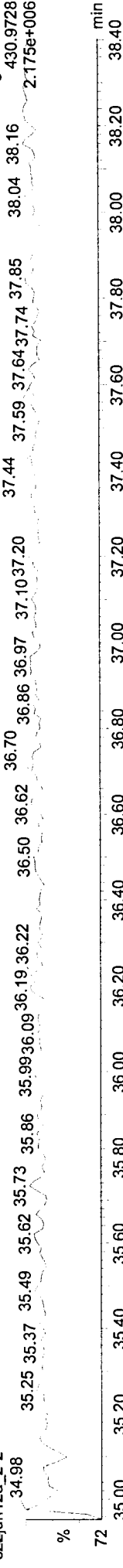
ES:13C-1234678-HpCDD

c22jun12a_2-2



F4:Lock Mass

c22jun12a_2-2



Quantify Sample Report MassLynx 4.1

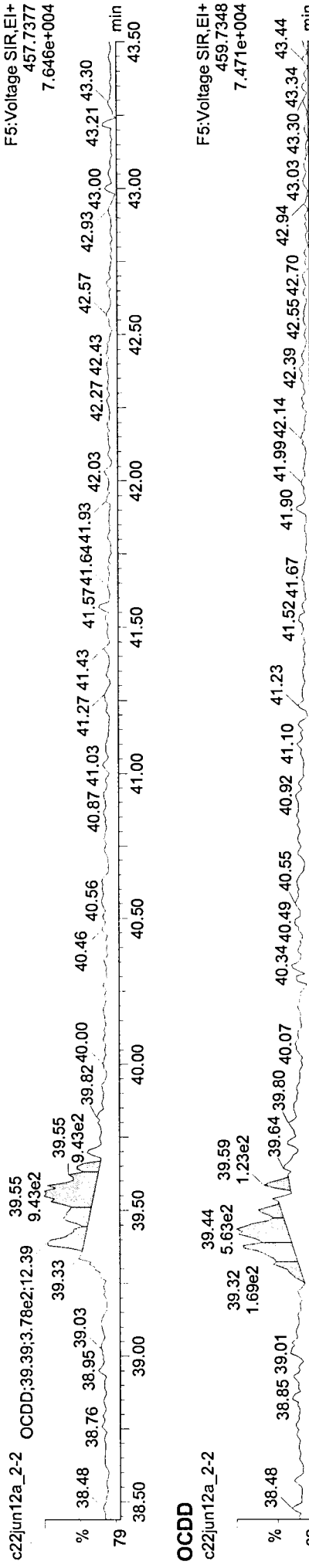
Sample Summary

Dataset: C:\MassLynx\Default.pro\Results\c22jun22a_2-2.qld


Last Altered: Monday, 6/25/2012 11:49:38 AM Eastern Daylight Time
Printed: Monday, 6/25/2012 11:50:37 AM Eastern Daylight Time

Name: c22jun12a_2-2, ID: 75161, User: KAS, Instrument: , Submitter: HRD1735, Task: HRMS3, Description: LMB for HBN 24333 [HXX/1622]

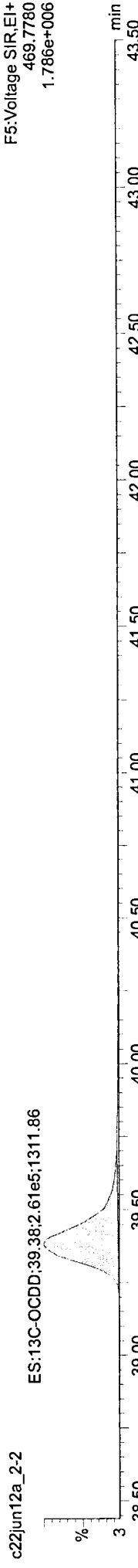
OCDD



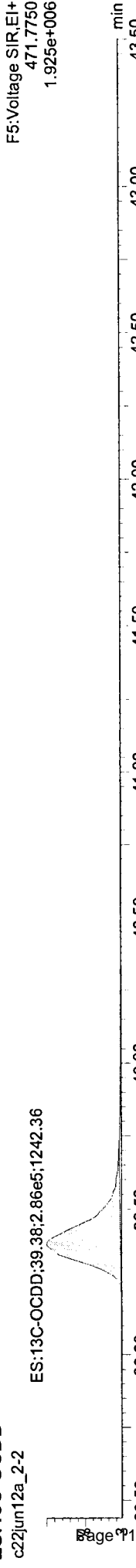
OCDD



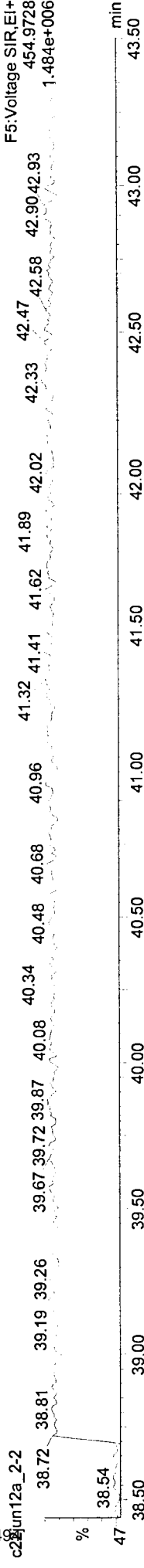
ES:13C-OCDD



ES:13C-OCDD



F5: Lock Mass



Quantify Sample Report MassLynx 4.1

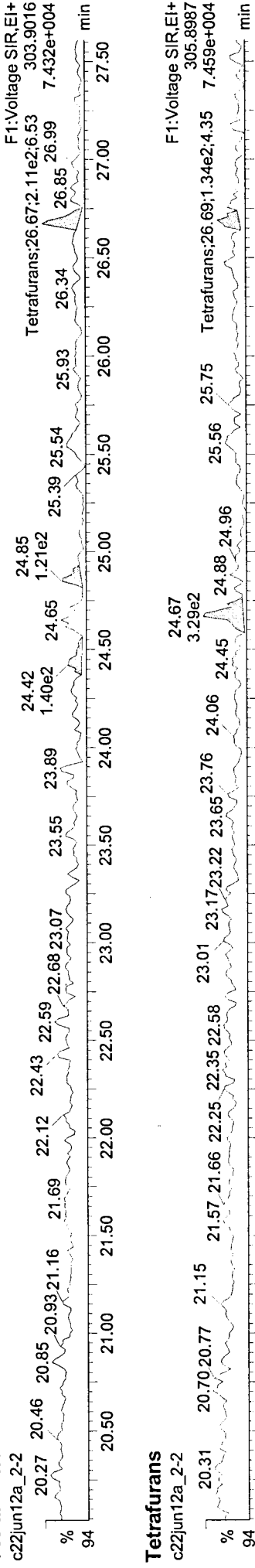
Sample Summary

Dataset: C:\MassLynx\Default.pro\Results\c22jun22a_2-2.qld


Last Altered: Monday, 6/25/2012 11:49:38 AM Eastern Daylight Time
Printed: Monday, 6/25/2012 11:50:37 AM Eastern Daylight Time

Name: c22jun12a_2-2, ID: 75161, User: KAS, Instrument: , Submitter: HRD1735, Task: HRMS3, Description: LMB for HBN 24333 [HXX/1622]

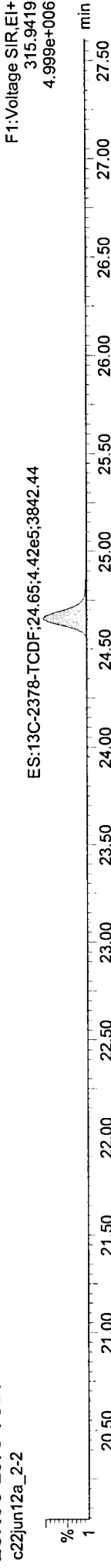
Tetrafurans




Tetrafurans




ES:13C-2378-TCDF



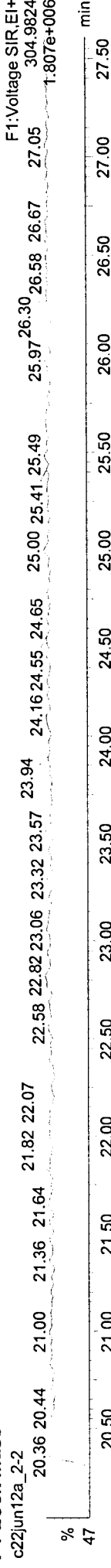
ES:13C-2378-TCDF



Hexa Ether



F1 Lock Mass



Quantify Sample Report MassLynx 4.1

Sample Summary

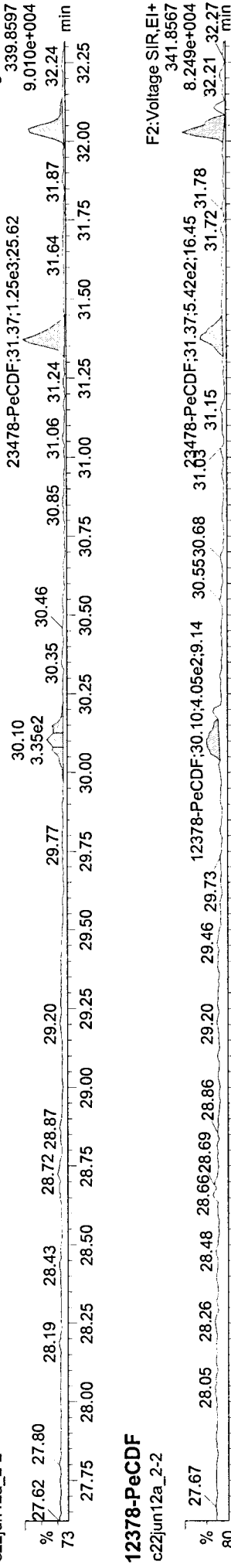
Dataset: C:\MassLynx\Default.pro\Results\c22jun22a_2-2.qld

Last Altered: Monday, 6/25/2012 11:49:38 AM Eastern Daylight Time
Printed: Monday, 6/25/2012 11:50:37 AM Eastern Daylight Time

Name: c22jun12a_2-2, ID: 75161, User: KAS, Instrument: , Submitter: HRD1735, Task: HRMS3, Description: LMB for HBN 24333 [HXX/1622]

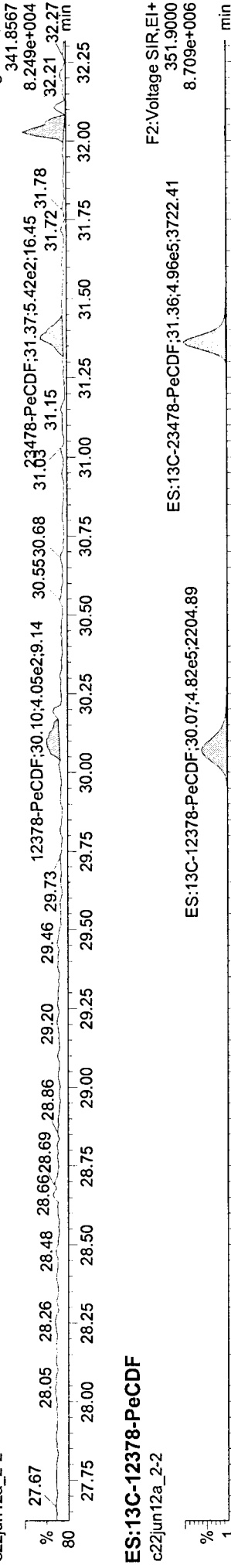
12378-PeCDF

c22jun12a_2-2



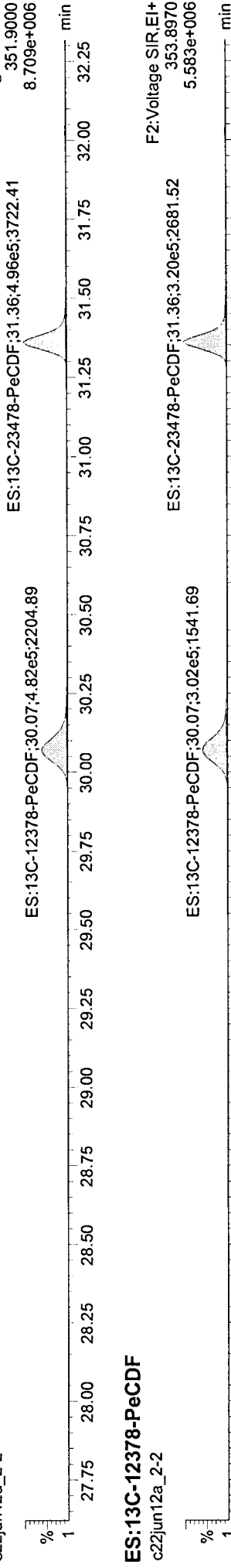
12378-PeCDF

c22jun12a_2-2



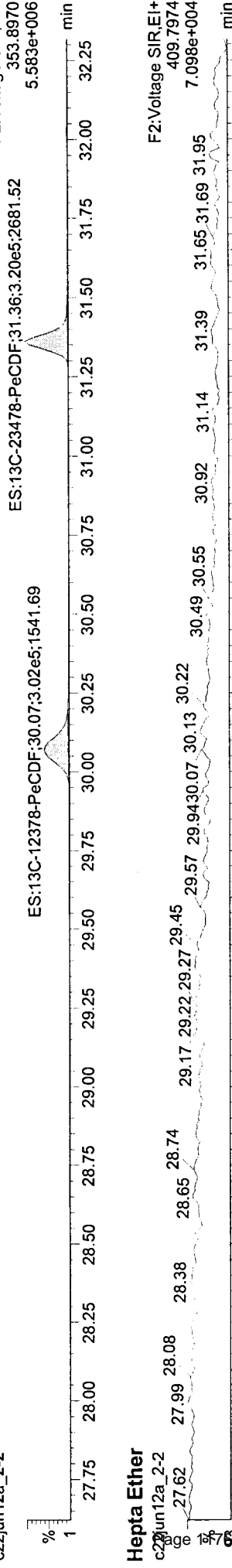
ES:13C-12378-PeCDF

c22jun12a_2-2



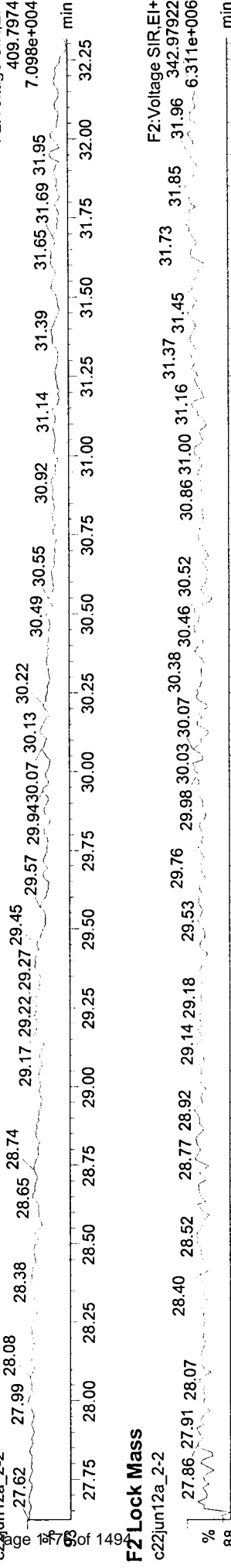
ES:13C-12378-PeCDF

c22jun12a_2-2



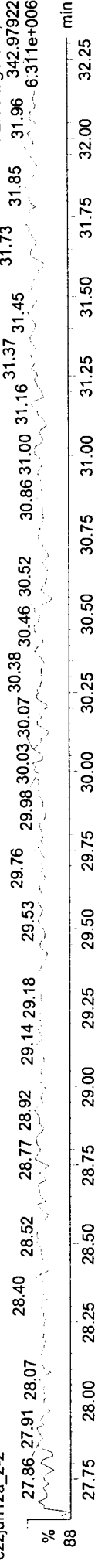
Hepta Ether

c22jun12a_2-2



F2 Lock Mass

c22jun12a_2-2



Quantify Sample Report

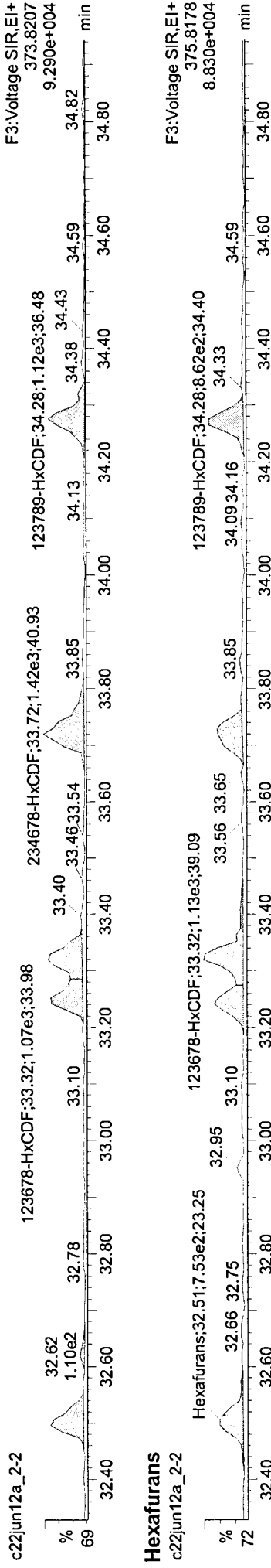
MassLynx 4.1
Sample Summary

Dataset: C:\MassLynx\Default.pro\Results\c22jun22a_2-2.qld

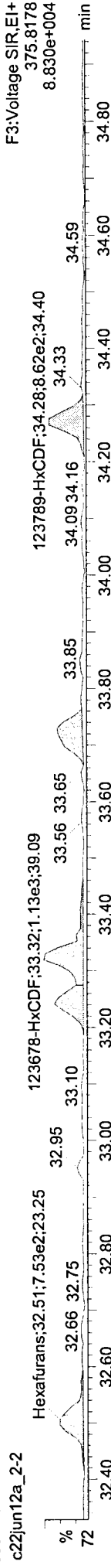
Last Altered: Monday, 6/25/2012 11:49:38 AM Eastern Daylight Time
Printed: Monday, 6/25/2012 11:50:37 AM Eastern Daylight Time

Name: c22jun12a_2-2, ID: 75161, User: KAS, Instrument: , Submitter: HRD1735, Task: HRMS3, Description: LMB for HBN 24333 [HXX/1622]

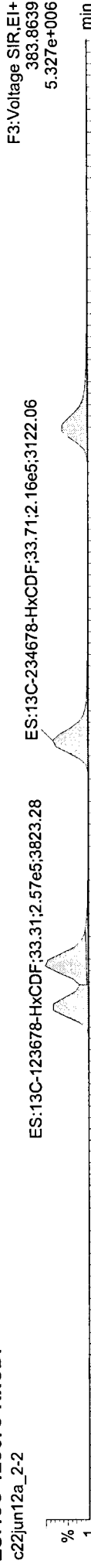
Hexafurans



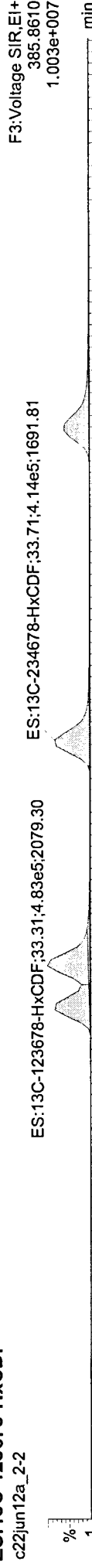
Hexafurans



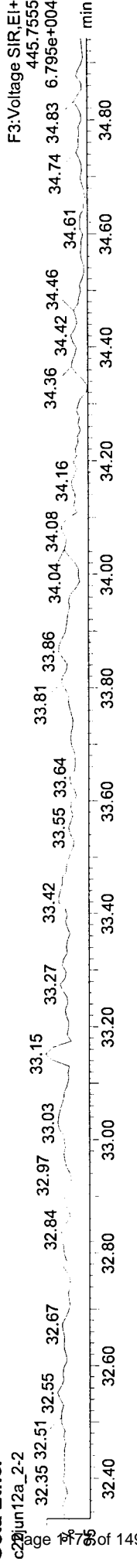
ES: 13C-123678-HxCDF



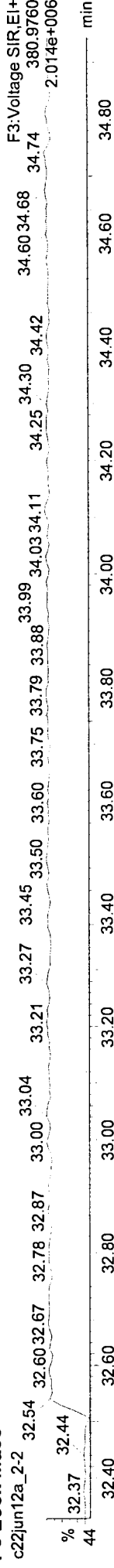
ES: 13C-123678-HxCDF



Octa Ether



F3 Lock Mass



Quantify Sample Report MassLynx 4.1

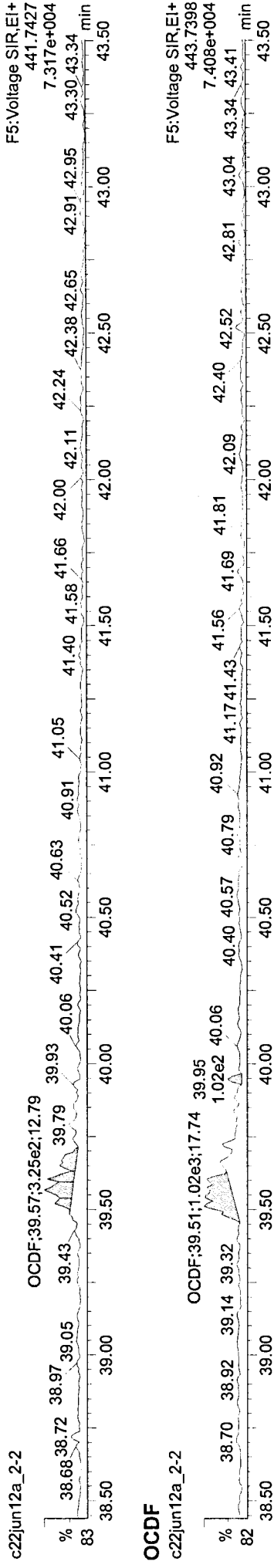
Sample Summary

Dataset: C:\MassLynx\Default.pro\Results\c22jun22a_2-2.qld

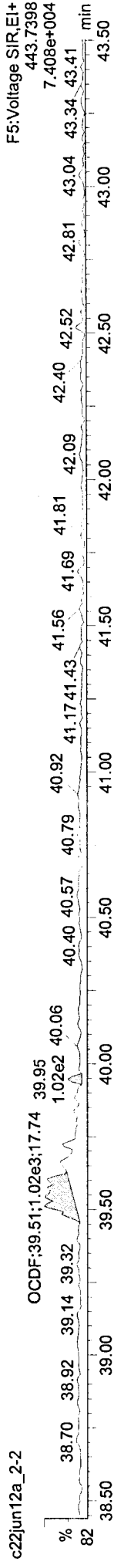
Last Altered: Monday, 6/25/2012 11:49:38 AM Eastern Daylight Time
Printed: Monday, 6/25/2012 11:50:37 AM Eastern Daylight Time

Name: c22jun12a_2-2, ID: 75161, User: KAS, Instrument: , Submitter: HRD1735, Task: HRMS3, Description: LMB for HBN 24333 [HXX/1622]

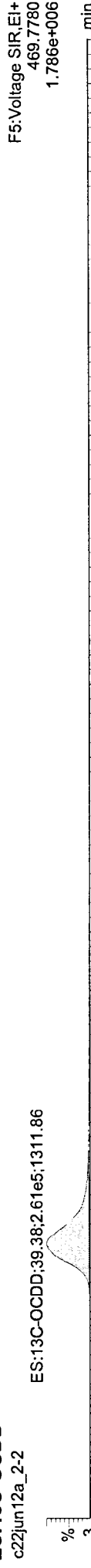
OCDF




OCDF




ES: 13C-OCDD




ES: 13C-OCDD



Deca Ether

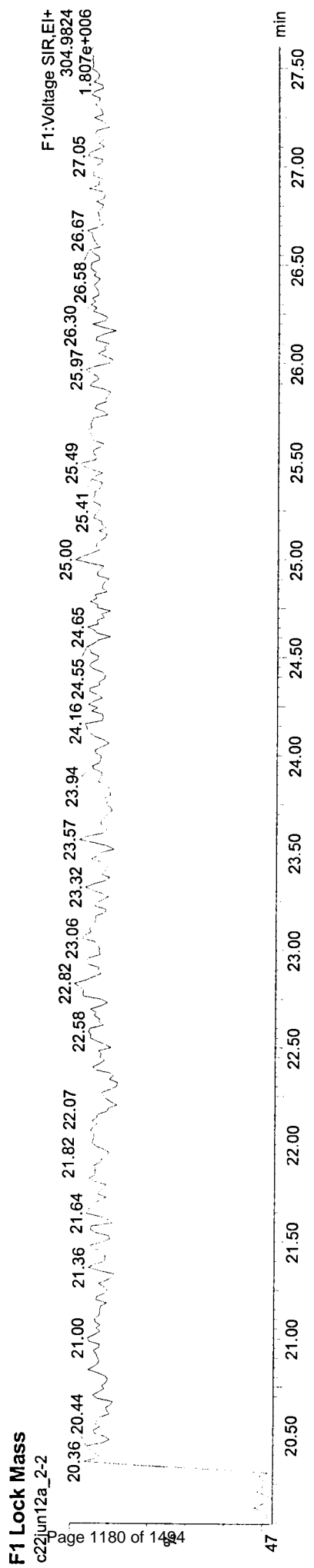
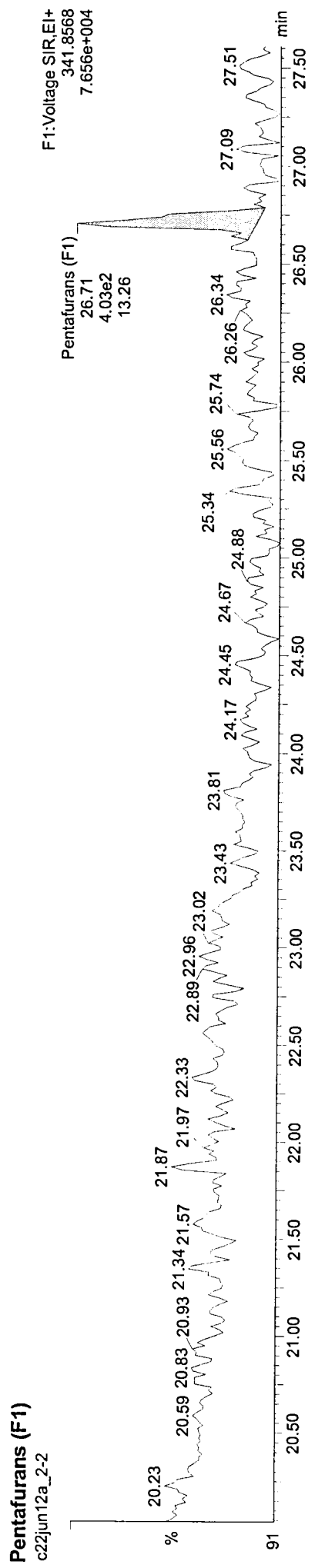
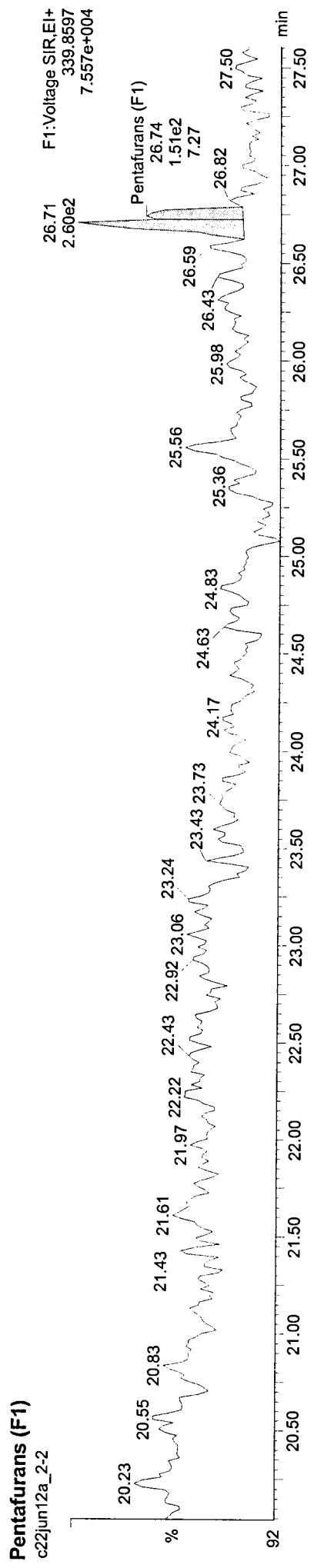


F5 Lock Mass



Dataset: C:\MassLynx\Default.pro\Results\c22jun22a_2-2.qld
 Last Altered: Monday, 6/25/2012 11:49:38 AM Eastern Daylight Time
 Printed: Monday, 6/25/2012 11:50:37 AM Eastern Daylight Time

Name: c22jun12a_2-2, ID: 75161, User: KAS, Instrument: , Submitter: HRD1735, Task: HRMS3, Description: LMB for HBN 24333 [HXX/1622]



Blank Spike Summary

Blank Spike ID: OPR for HBN 24333 [HXX/1622]

Blank Spike Lab ID: 75162

Date Analyzed: 06/21/2012 00:15

Matrix: Soil-Solid as dry weight

QC for Samples: 31201450010, 31201450014, 31201450015, 31201450016, 31201450017, 31201450018, 31201450026, 31201450030

Results by EPA 1613B

Blank Spike (pg/g)

Parameter	Spike	Result	Rec (%)	CL
2,3,7,8-TCDD	20.0	21.5	107	67.0-158
1,2,3,7,8-PeCDD	100	102	102	70.0-142
1,2,3,4,7,8-HxCDD	100	109	109	70.0-164
1,2,3,6,7,8-HxCDD	100	111	111	76.0-134
1,2,3,7,8,9-HxCDD	100	115	115	64.0-162
1,2,3,4,6,7,8-HpCDD	100	103	103	70.0-140
OCDD	200	216	108	78.0-144
2,3,7,8-TCDF	20.0	23.5	117	75.0-158
1,2,3,7,8-PeCDF	100	113	113	80.0-134
2,3,4,7,8-PeCDF	100	105	105	68.0-160
1,2,3,4,7,8-HxCDF	100	118	118	72.0-134
1,2,3,6,7,8-HxCDF	100	110	110	84.0-130
2,3,4,6,7,8-HxCDF	100	109	109	70.0-156
1,2,3,7,8,9-HxCDF	100	114	114	78.0-130
1,2,3,4,6,7,8-HpCDF	100	105	105	82.0-122
1,2,3,4,7,8,9-HpCDF	100	103	103	78.0-138
OCDF	200	204	102	63.0-170

Labeled Standards

13C-2378-TCDD	75	25.0-164
13C-12378-PeCDD	84	25.0-181
13C-123478-HxCDD	73	32.0-141
13C-123678-HxCDD	78	28.0-130
13C-1234678-HpCDD	81	23.0-140
13C-OCDD	62	17.0-157
13C-2378-TCDF	58	24.0-169
13C-12378-PeCDF	71	24.0-185
13C-23478-PeCDF	73	21.0-178
13C-123478-HxCDF	67	26.0-152
13C-123678-HxCDF	83	26.0-123
13C-234678-HxCDF	71	29.0-147
13C-123789-HxCDF	65	28.0-136
13C-1234678-HpCDF	91	28.0-143
13C-1234789-HpCDF	70	26.0-138
37Cl-2378-TCDD	84	35.0-197

Blank Spike Summary

Blank Spike ID: OPR for HBN 24333 [HXX/1622]
 Blank Spike Lab ID: 75162
 Date Analyzed: 06/21/2012 00:15

Matrix: Soil-Solid as dry weight

QC for Samples: 31201450010, 31201450014, 31201450015, 31201450016, 31201450017, 31201450018, 31201450026, 31201450030

Results by EPA 1613B

Blank Spike (%)

<u>Parameter</u>	<u>Spike</u>	<u>Result</u>	<u>Rec (%)</u>	<u>CL</u>
------------------	--------------	---------------	----------------	-----------

Batch Information

Analytical Batch: HRD1734
 Analytical Method: EPA 1613B
 Instrument: HRMS3
 Analyst: MAF

Prep Batch: HXX1622
 Prep Method: EPA 1613 PREP S/D/T
 Prep Date/Time: 06/05/2012 17:30
 Spike Init Wt./Vol.: 10 g Extract Vol: 20 uL

Quantify Sample Summary Report **MassLynx 4.1 SCN627**
 ### Sample Summary ###

Dataset: Z:\Default.pro\Results\c20jun12a_3-4.qid

Last Altered: Thursday, June 21, 2012 13:22:33 Eastern Daylight Time
 Printed: Thursday, June 21, 2012 13:23:32 Eastern Daylight Time

201450

Method: C:\MassLynx\Default.PRO\MethDB\m1613-061912-db5ms.mdb 20 Jun 2012 08:46:37
 Calibration: C:\MassLynx\Default.PRO\CurveDB\B5MS-0042012_1613.cdb 08 May 2012 08:31:36

Name: c20jun12a_3-4
 Date: 21-Jun-2012
 Time: 00:15:10

ID: 75162
 Submitter: HRD1734
 Task: HRMS3

Description: OPR for HBN 24333 [HXX\1622]

Rev. mms v127/n

Name	Response	Ion1Area	Ion2Area	RA	RAFail?	RRT	RT	pg/μL	EDL	Height1	Noise1	SN1	Height2	Noise2	SN2	M1	M2	MR...
1	4.093e4	1.856e4	2.237e4	0.83	NO	1.0007	25.56	10.737	0.0551	2.073e5	478	433.9	2.517e5	470	535.6	bb	bb	1.075
2	1.781e5	1.087e5	6.937e4	1.57	NO	1.0003	31.62	50.856	0.0779	2.155e6	1046	2060.6	1.416e6	1192	1187.3	bb	bb	1.039
3	1.754e5	9.812e4	7.732e4	1.27	NO	1.0003	33.80	54.724	0.0724	2.346e6	1315	1784.4	1.860e6	928	2003.3	bd	bd	1.065
4	1.855e5	1.044e5	8.111e4	1.29	NO	1.0003	33.86	55.672	0.0787	2.283e6	1315	1736.6	1.844e6	928	1986.2	dd	db	0.996
5	1.888e5	1.059e5	8.299e4	1.27	NO	1.0072	34.03	57.702	0.0755	2.208e6	1315	1679.1	1.771e6	928	1908.2	MM	MM	1.029
6	1.676e5	8.693e4	8.069e4	1.08	NO	1.0006	36.27	51.678	0.1461	1.505e6	1747	861.2	1.387e6	1454	953.8	bd	bb	1.055
7	2.636e5	1.239e5	1.397e5	0.89	NO	1.0002	39.21	107.792	0.2960	1.505e6	2805	536.6	1.675e6	734	2283.6	bd	bd	1.063
8	4.930e4	2.229e4	2.701e4	0.82	NO	1.0006	24.67	11.727	0.0419	2.547e5	371	686.6	2.901e5	438	661.6	bb	bb	0.980
9	2.502e5	1.551e5	9.510e4	1.63	NO	1.0007	30.08	56.741	0.1794	1.687e6	2061	818.2	1.024e6	1339	765.2	bb	bb	0.980
10	2.388e5	1.474e5	9.138e4	1.61	NO	1.0004	31.36	52.385	0.1014	2.765e6	2061	1341.2	1.712e6	1339	1279.2	bb	bb	1.022
11	2.387e5	1.340e5	1.046e5	1.28	NO	1.0003	33.22	58.771	0.1327	3.414e6	1650	2069.2	2.773e6	3766	736.3	bd	bd	1.183
12	2.808e5	1.548e5	1.260e5	1.23	NO	1.0004	33.30	54.913	0.1066	3.791e6	1650	2297.9	3.027e6	3766	804.0	MM	MM	1.168
13	2.380e5	1.308e5	1.071e5	1.22	NO	1.0003	33.69	54.352	0.1290	3.085e6	1650	1869.9	2.521e6	3766	669.6	MM	MM	1.178
14	2.062e5	1.151e5	9.113e4	1.26	NO	1.0006	34.24	56.774	0.1785	2.403e6	1650	1456.2	1.902e6	3766	505.1	bb	bb	1.110
15	2.915e5	1.487e5	1.428e5	1.04	NO	1.0003	35.34	52.720	0.0723	2.898e6	1674	1731.3	2.742e6	1499	1829.5	bb	MM	1.389
16	1.856e5	9.412e4	9.144e4	1.03	NO	1.0003	36.71	51.584	0.1372	1.525e6	1674	911.1	1.450e6	1499	967.7	bb	bd	1.389
17	3.028e5	1.453e5	1.576e5	0.92	NO	1.0052	39.41	102.035	0.1142	1.638e6	885	1850.9	1.843e6	771	2389.7	bb	bb	1.290
18	3.545e5	1.559e5	1.986e5	0.78	NO	1.0285	25.54	74.846	0.1181	1.757e6	1728	1016.8	2.247e6	887	2532.6	bb	bb	0.991
19	3.370e5	2.054e5	1.316e5	1.56	NO	1.2728	31.61	84.431	0.0868	4.215e6	609	6917.5	2.670e6	1009	2645.9	bb	bb	0.835
20	3.011e5	1.694e5	1.317e5	1.29	NO	0.9931	33.79	72.880	0.0660	4.093e6	854	4790.7	3.192e6	1521	2099.1	MM	MM	0.971
21	3.347e5	1.880e5	1.467e5	1.28	NO	0.9951	33.85	78.268	0.0638	4.021e6	854	4707.1	3.220e6	1521	2117.5	MM	MM	1.005
22	3.074e5	1.580e5	1.494e5	1.06	NO	1.0654	36.24	80.818	0.1093	2.669e6	1530	1743.9	2.522e6	2089	1207.1	MM	MM	0.894
23	4.600e5	2.204e5	2.396e5	0.92	NO	1.1524	39.20	124.035	0.0577	2.693e6	818	3291.6	2.872e6	1045	2749.0	MM	MM	0.871
24	4.289e5	1.928e5	2.361e5	0.82	NO	0.9927	24.65	57.511	0.0526	2.216e6	714	3104.4	2.693e6	1118	2408.1	bb	bb	1.561

Quantify Sample Summary Report

MassLynx 4.1 SCN627

Sample Summary

Dataset: Z:\Default.pro\Results\c20jun12a_3-4.qld

Last Altered: Thursday, June 21, 2012 13:22:33 Eastern Daylight Time
 Printed: Thursday, June 21, 2012 13:23:32 Eastern Daylight Time

201450

Name: c20jun12a_3-4

Date: 21-Jun-2012

Time: 00:15:10

ID: 75162

Submitter: HRD1734

Task: HRMS3

Description: OPR for HBN 24333 [HXX/1622]

Name	Response	Ion1Area	Ion2Area	RA	RAFail?	RRT	RT	pg/μL	EDL	Height1	Noise1	SN1	Height12	Noise2	SN2	M1	M2	MR...
25	ES:13C-12378-PeCDF	4.500e5	2.770e5	1.730e5	1.60	NO	1.2105	30.06	0.0901	2.976e6	1573	1892.2	1.853e6	1086	1706.8	bb	bb	1.322
26	ES:13C-23478-PeCDF	4.462e5	2.748e5	1.714e5	1.60	NO	1.2625	31.35	0.0927	5.051e6	1573	3211.0	3.078e6	1086	2835.2	bb	bb	1.284
27	ES:13C-123478-HxCDF	3.433e5	1.236e5	2.196e5	0.56	NO	0.9761	33.21	0.1649	3.106e6	2909	1067.7	5.741e6	4414	1300.8	bd	bd	1.198
28	ES:13C-123678-HxCDF	4.379e5	1.484e5	2.895e5	0.51	NO	0.9784	33.28	0.1590	3.685e6	2909	1266.7	6.941e6	4414	1572.6	db	db	1.243
29	ES:13C-234678-HxCDF	3.718e5	1.308e5	2.410e5	0.54	NO	0.9899	33.67	0.1608	3.134e6	2909	1077.3	5.787e6	4414	1311.3	bb	bb	1.229
30	ES:13C-123789-HxCDF	3.271e5	1.136e5	2.135e5	0.53	NO	1.0059	34.22	0.1680	2.373e6	2909	815.7	4.429e6	4414	1003.4	bb	bb	1.177
31	ES:13C-1234678-HpCDF	3.983e5	1.249e5	2.734e5	0.46	NO	1.0386	35.33	0.1000	2.478e6	1752	1415.1	5.469e6	2061	2653.8	bb	bb	1.029
32	ES:13C-1234789-HpCDF	2.590e5	8.188e4	1.771e5	0.46	NO	1.0788	36.70	0.1184	1.316e6	1752	751.3	2.871e6	2061	1393.1	bb	bb	0.869
33	JS:13C-1234-TCDD	4.777e5	2.090e5	2.687e5	0.78	NO	0.0000	24.83	0.1171	2.442e6	1728	1413.2	3.073e6	887	3464.2	bb	bb	1.000
34	JS:13C-123789-HxCDD	4.256e5	2.367e5	1.889e5	1.25	NO	0.0000	34.02	0.0641	5.153e6	854	6031.1	4.124e6	1521	2712.2	bb	bb	1.000
35	CS:37Cl-2378-TCDD	9.057e4	9.057e4	-	-	-	1.0298	25.57	0.0192	9.890e5	482	2052.3	-	-	-	bb	-	1.124
36	Tetradoxins	-	1.960e4	-	-	-	-	-	11.077	2.180e5	478	-	-	-	-	-	-	1.075
37	Pentadoxins	-	1.087e5	-	-	-	-	-	50.856	2.155e6	1046	-	-	-	-	-	-	1.039
38	Hexadoxins	-	3.083e5	-	-	-	-	-	168.098	6.838e6	1315	-	-	-	-	-	-	1.030
39	Heptadoxins	-	9.040e4	-	-	-	-	-	53.337	1.574e6	1747	-	-	-	-	-	-	1.055
40	Tetrafurans	-	2.370e4	-	-	-	-	-	12.532	2.719e5	371	-	-	-	-	-	-	0.980
41	Pentafurans (F1)	-	0.000e0	-	-	-	-	-	0.0177	0.000e0	432	-	-	-	-	-	-	1.001
42	Pentafurans	-	3.026e5	-	-	-	-	-	109.126	4.451e6	2061	-	-	-	-	-	-	1.001
43	Hexafurans	-	5.373e5	-	-	-	-	-	225.865	1.275e7	1650	-	-	-	-	-	-	1.160
44	Heptafurans	-	2.450e5	-	-	-	-	-	105.277	4.466e6	1674	-	-	-	-	-	-	1.389
45	Hexa Ether	-	-	-	-	-	-	-	-	-	348	-	-	-	-	-	-	-
46	Hepta Ether	-	-	-	-	-	-	-	-	-	347	-	-	-	-	-	-	-
47	Octa Ether	-	-	-	-	-	-	-	-	-	430	-	-	-	-	-	-	-
48	Nona Ether	-	-	-	-	-	-	-	-	-	270	-	-	-	-	-	-	-
49	Deca Ether	-	-	-	-	-	-	-	-	-	387	-	-	-	-	-	-	-
50	F1 Lock Mass	-	-	-	-	-	-	-	0.0000	-	29762	-	-	-	-	-	-	189...
51	F2 Lock Mass	-	-	-	-	-	-	-	0.0000	-	72119	-	-	-	-	-	-	254...
52	F3 Lock Mass	-	-	-	-	-	-	-	0.0000	-	40341	-	-	-	-	-	-	740...

Dataset: Z:\Default.pro\Results\c20jun12a_3-4.qld

Lab Altered: Thursday, June 21, 2012 13:22:33 Eastern Daylight Time
 Printed: Thursday, June 21, 2012 13:23:32 Eastern Daylight Time

201450

Name: c20jun12a_3-4
 Date: 21-Jun-2012
 Time: 00:15:10
 ID: 75162
 Submitter: HRD1734
 Task: HRMS3
 Description: OPR for HBN 24333 [HXX1622]

Name	Response	Ion1Area	Ion2Area	RA	RAFail?	RRT	RT	pg/µL	EDL	Height1	Noise1	SN1	Height2	Noise2	SN2	M1	M2	MR...
53	F4 Lock Mass	-	-	-	-	-	-	-	-	-	41194	-	-	-	-	-	-	-
54	F5 Lock Mass	-	-	-	-	-	-	-	0.0000	-	29613	-	-	-	-	-	-	173...

Quantify Totals Report MassLynx 4.1 SCN627

Sample Summary

Dataset: Z:\Default.pro\Results\c20jun12a_3-4.qld

Last Altered: Thursday, June 21, 2012 13:22:33 Eastern Daylight Time
 Printed: Thursday, June 21, 2012 13:23:32 Eastern Daylight Time

View 1201450

Method: C:\MassLynx\Default.PRO\MethDB\m1613-061912-db5ms.mdb 20 Jun 2012 08:46:37
 Calibration: C:\MassLynx\Default.PRO\CurveDB\B5MS-0042012_1613.cdb 08 May 2012 08:31:36

Name: c20jun12a_3-4
 Date: 21-Jun-2012
 Time: 00:15:10
 ID: 75162
 Submitter: HRD1734
 Task: HRMS3
 Description: OPR for HBN 24333 [HXX/1622]

Tetradoxins

Name	Response	Ion1Area	Ion2Area	RA	RAFail?	RRT	RT	pg/µL	EDL	Height1	Noise1	SN1	Height2	Noise2	SN2	M2
1 2378-TCDD	4.093e4	1.856e4	2.237e4	0.830	NO	1.00	25.56	10.737	0.0551	2.073e5	478	433.9	2.517e5	470	535.6	bb
2 Tetradoxins	1.297e3	1.034e3	2.628e2	3.936	YES	0.00	24.67	0.340	0.0551	1.067e4	478	22.3	3.049e3	470	6.5	bb

Pentadoxins

Name	Response	Ion1Area	Ion2Area	RA	RAFail?	RRT	RT	pg/µL	EDL	Height1	Noise1	SN1	Height2	Noise2	SN2	M2
1 12378-PeCDD	1.781e5	1.087e5	6.937e4	1.568	NO	1.00	31.62	50.856	0.0779	2.155e6	1046	2060.6	1.416e6	1192	1187.3	bb

Hexadoxins

Name	Response	Ion1Area	Ion2Area	RA	RAFail?	RRT	RT	pg/µL	EDL	Height1	Noise1	SN1	Height2	Noise2	SN2	M2
1 123789-HxCDD	1.888e5	1.058e5	8.299e4	1.275	NO	1.01	34.03	57.702	0.0755	2.208e6	1315	1679.1	1.771e6	928	1908.2	MM
2 123678-HxCDD	1.855e5	1.044e5	8.111e4	1.287	NO	1.00	33.86	55.672	0.0787	2.283e6	1315	1736.6	1.844e6	928	1986.2	dd
3 123478-HxCDD	1.754e5	9.812e4	7.732e4	1.269	NO	1.00	33.80	54.724	0.0724	2.346e6	1315	1784.4	1.860e6	928	2003.3	bd

Heptadoxins

Name	Response	Ion1Area	Ion2Area	RA	RAFail?	RRT	RT	pg/µL	EDL	Height1	Noise1	SN1	Height2	Noise2	SN2	M2
1 1234678-HpCDD	1.676e5	8.693e4	8.069e4	1.077	NO	1.00	36.27	51.678	0.1461	1.505e6	1747	861.2	1.387e6	1454	953.8	bd
2 Heptadoxins	2.244e3	1.339e3	9.047e2	1.480	YES	0.00	35.61	0.692	0.1461	2.480e4	1747	14.2	1.705e4	1454	11.7	bb
3 Heptadoxins	3.137e3	2.136e3	1.001e3	2.133	YES	0.00	35.33	0.967	0.1461	4.434e4	1747	25.4	1.747e4	1454	12.0	bb

Page 1186 of 1494

Quantify Totals Report MassLynx 4.1 SCN627

Sample Summary

Dataset: Z:\Default.pro\Results\c20jun12a_3-4.qld

Last Altered: Thursday, June 21, 2012 13:22:33 Eastern Daylight Time
 Printed: Thursday, June 21, 2012 13:23:32 Eastern Daylight Time

Name: c20jun12a_3-4

Date: 21-Jun-2012

Time: 00:15:10

ID: 75162

Submitter: HRD1734

Task: HRMS3

Description: OPR for HBN 24333 [HXX/1622]

Tetrafurans

Name	Response	Ion1Area	Ion2Area	RA	RAFail?	RRT	RT	pg/µL	EDL	Height1	Noise1	SN1	Height2	Noise2	SN2	M2
1 Tetrafurans	2.427e3	1.083e3	1.344e3	0.806	NO	0.00	23.38	0.577	0.0419	1.227e4	371	33.1	1.701e4	438	38.8	bb
2 2378-TCDF	4.930e4	2.229e4	2.701e4	0.825	NO	1.00	24.67	11.727	0.0419	2.547e5	371	686.6	2.901e5	438	661.6	bb
3 Tetrafurans	9.572e2	3.277e2	6.295e2	0.521	YES	0.00	23.78	0.228	0.0419	4.933e3	371	13.3	8.676e3	438	19.8	bb

Pentafurans (F1)

Name	Response	Ion1Area	Ion2Area	RA	RAFail?	RRT	RT	pg/µL	EDL	Height1	Noise1	SN1	Height2	Noise2	SN2	M2
1	-	-	-	-	-	-	-	-	-	-	-	-	-	-	-	-

Pentafurans

Name	Response	Ion1Area	Ion2Area	RA	RAFail?	RRT	RT	pg/µL	EDL	Height1	Noise1	SN1	Height2	Noise2	SN2	M2
1 23478-PeCDF	2.388e5	1.474e5	9.138e4	1.613	NO	1.00	31.36	52.385	0.1014	2.765e6	2061	1341.2	1.712e6	1339	1279.2	bb
2 12378-PeCDF	2.502e5	1.551e5	9.510e4	1.631	NO	1.00	30.08	56.741	0.1794	1.687e6	2061	818.2	1.024e6	1339	765.2	bb

Hexafurans

Name	Response	Ion1Area	Ion2Area	RA	RAFail?	RRT	RT	pg/µL	EDL	Height1	Noise1	SN1	Height2	Noise2	SN2	M2
1 123789-HxCDF	2.062e5	1.151e5	9.113e4	1.263	NO	1.00	34.24	56.774	0.1785	2.403e6	1650	1456.2	1.902e6	3766	505.1	bb
2 234678-HxCDF	2.380e5	1.308e5	1.071e5	1.221	NO	1.00	33.69	54.352	0.1290	3.085e6	1650	1869.9	2.521e6	3766	669.6	MM
3 123678-HxCDF	2.808e5	1.548e5	1.260e5	1.229	NO	1.00	33.30	54.913	0.1066	3.791e6	1650	2297.9	3.027e6	3766	804.0	MM
4 123478-HxCDF	2.387e5	1.340e5	1.046e5	1.281	NO	1.00	33.22	58.771	0.1327	3.414e6	1650	2069.2	2.773e6	3766	736.3	bd
5 Hexafurans	4.529e3	2.549e3	1.980e3	1.287	NO	0.00	32.58	1.055	0.1338	6.082e4	1650	36.9	5.037e4	3766	13.4	bb

Quantify Totals Report MassLynx 4.1 SCN627

Sample Summary

Dataset: Z:\Default.pro\Results\c20jun12a_3-4.qld

Last Altered: Thursday, June 21, 2012 13:22:33 Eastern Daylight Time
 Printed: Thursday, June 21, 2012 13:23:32 Eastern Daylight Time

Name: c20jun12a_3-4
 Date: 21-Jun-2012
 Time: 00:15:10
 ID: 75162
 Submitter: HRD1734
 Task: HRMS3
 Description: OPR for HBN 24333 [HXX/1622]

Heptafurans

Name	Response	Ion1Area	Ion2Area	RA	RAFail?	RRT	RT	pg/μL	EDL	Height1	Noise1	SN1	Height2	Noise2	SN2	M2
1 1234789-HpCDF	1.856e5	9.412e4	9.144e4	1.029	NO	1.00	36.71	51.584	0.1372	1.525e6	1674	911.1	1.450e6	1499	967.7	bd
2 Heptafurans	4.439e3	2.144e3	2.295e3	0.934	NO	0.00	35.73	0.973	0.0979	4.278e4	1674	25.6	4.081e4	1499	27.2	bb
3 1234678-HpCDF	2.915e5	1.487e5	1.428e5	1.041	NO	1.00	35.34	52.720	0.0723	2.898e6	1674	1731.3	2.742e6	1499	1829.5	MM

Quantify Sample Report
Manual Integrations

MassLynx 4.1 SCN627

Dataset: Z:\Default.pro\Results\c20jun12a_3-4.qld

Lab Altered: Thursday, June 21, 2012 13:14:01 Eastern Daylight Time
Printed: Thursday, June 21, 2012 13:14:34 Eastern Daylight Time

201450

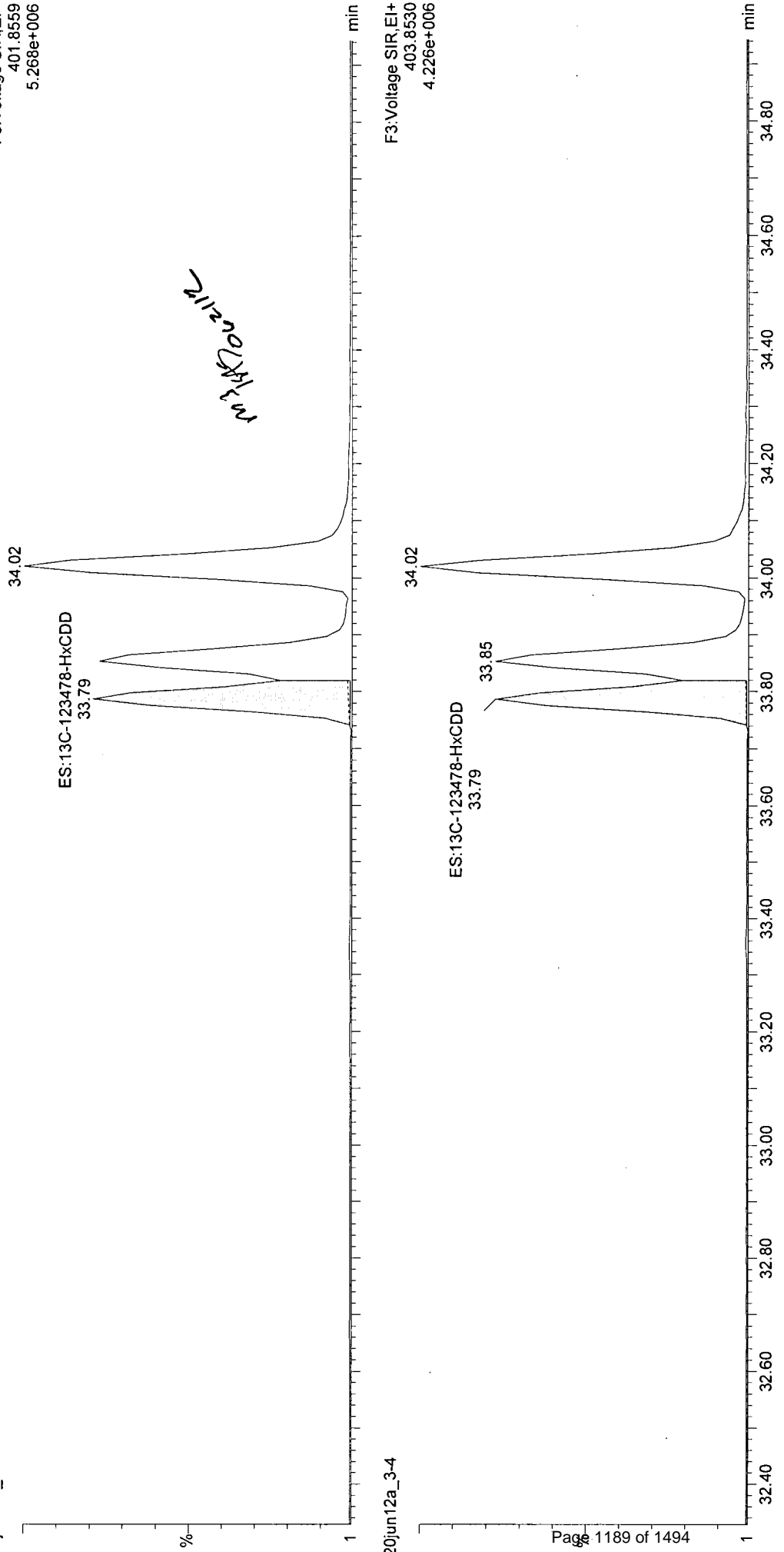
Method: C:\MassLynx\Default.PRO\MethDB\im1613-061912-db5ms.mdb 20 Jun 2012 08:46:37
Calibration: C:\MassLynx\Default.PRO\CurveDB\IDB5MS-0042012_1613.cdb 08 May 2012 08:31:36

Name: c20jun12a_3-4, ID: 75162, Date: 21-Jun-2012, Time: 00:15:10, Submitter: HRD1734, Description: OPR for HBN 24333 [HXX1622], User: KAS

ES:13C-123478-HxCDD

c20jun12a_3-4

F3:Voltage SIR, EI+
401.8559
5.268e+006



c20jun12a_3-4

F3:Voltage SIR, EI+
403.8530
4.226e+006

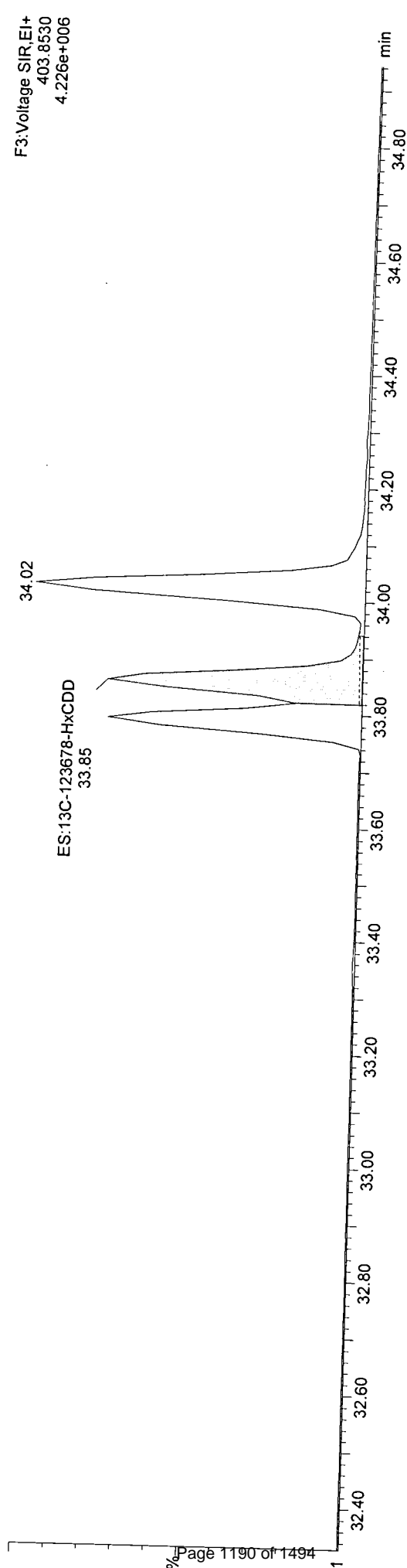
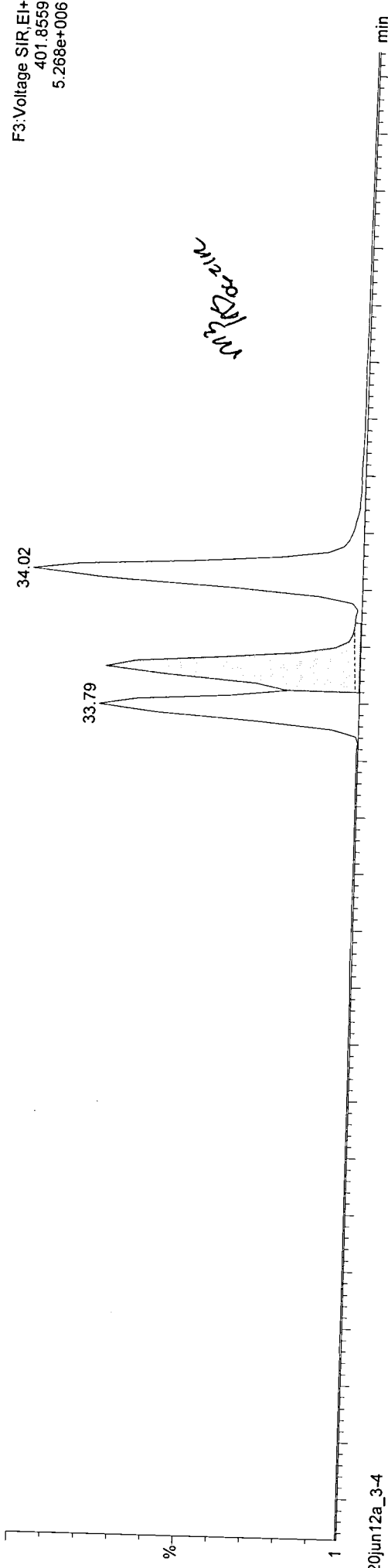
Dataset: Z:\Default.pro\Results\c20jun12a_3-4.qld

Last Altered: Thursday, June 21, 2012 13:14:48 Eastern Daylight Time
Printed: Thursday, June 21, 2012 13:14:53 Eastern Daylight Time

3120

Method: C:\MassLynx\Default.PRO\MethDB\1613-061912-db5ms.mdb 20 Jun 2012 08:46:37
Calibration: C:\MassLynx\Default.PRO\CurveDB\MS-0042012_1613.cdb 08 May 2012 08:31:36

Name: c20jun12a_3-4, ID: 75162, Date: 21-Jun-2012, Time: 00:15:10, Submitter: HRD1734, Description: OPR for HBN 24333 [HXX1622], User: KAS
ES:13C-123678-HxCDD
c20jun12a_3-4



Dataset: Z:\Default.pro\Results\c20jun12a_3-4.qld

Last Altered: Thursday, June 21, 2012 13:15:01 Eastern Daylight Time
Printed: Thursday, June 21, 2012 13:15:05 Eastern Daylight Time

31204

Method: C:\MassLynx\Default.PRO\MethDB\m1613-061912-db5ms.mdb 20 Jun 2012 08:46:37
Calibration: C:\MassLynx\Default.PRO\CurveDB\DB5MS-0042012_1613.cdb 08 May 2012 08:31:36

Name: c20jun12a_3-4, ID: 75162, Date: 21-Jun-2012, Time: 00:15:10, Submitter: HRD1734, Description: OPR for HBN 24333 [HXX\1622], User: KAS
ES:13C-1234678-HpCDD

c20jun12a_3-4



c20jun12a_3-4



Dataset: Z:\Default.pro\Results\c20jun12a_3-4.qld

Last Altered: Thursday, June 21, 2012 13:15:13 Eastern Daylight Time
Printed: Thursday, June 21, 2012 13:15:16 Eastern Daylight Time

VO# 312

Method: C:\MassLynx\Default.PRO\MethDB\m1613-061912-db5ms.mdb 20 Jun 2012 08:46:37
Calibration: C:\MassLynx\Default.PRO\CurveDB\B5MS-0042012_1613.cdb 08 May 2012 08:31:36

Name: c20jun12a_3-4, ID: 75162, Date: 21-Jun-2012, Time: 00:15:10, Submitter: HRD1734, Description: OPR for HBN 24333 [HXX1622], User: KAS

ES:13C-OCDD


c20jun12a_3-4

ES:13C-OCDD

39.20

F5:Voltage SIR,EI+
469.7780
2.761e+006

Handwritten: m1613



c20jun12a_3-4

ES:13C-OCDD

39.20

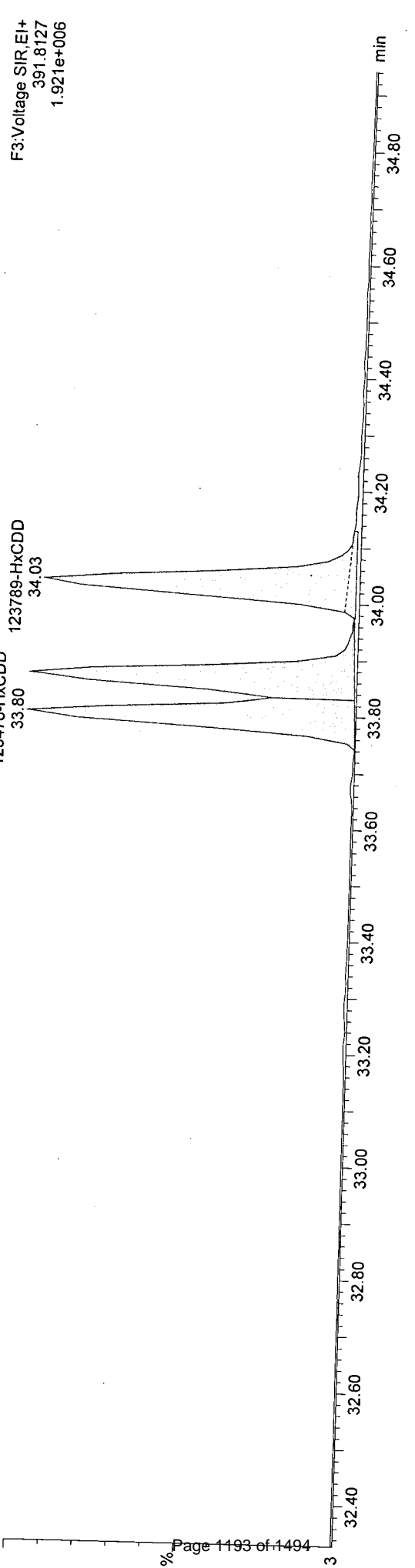
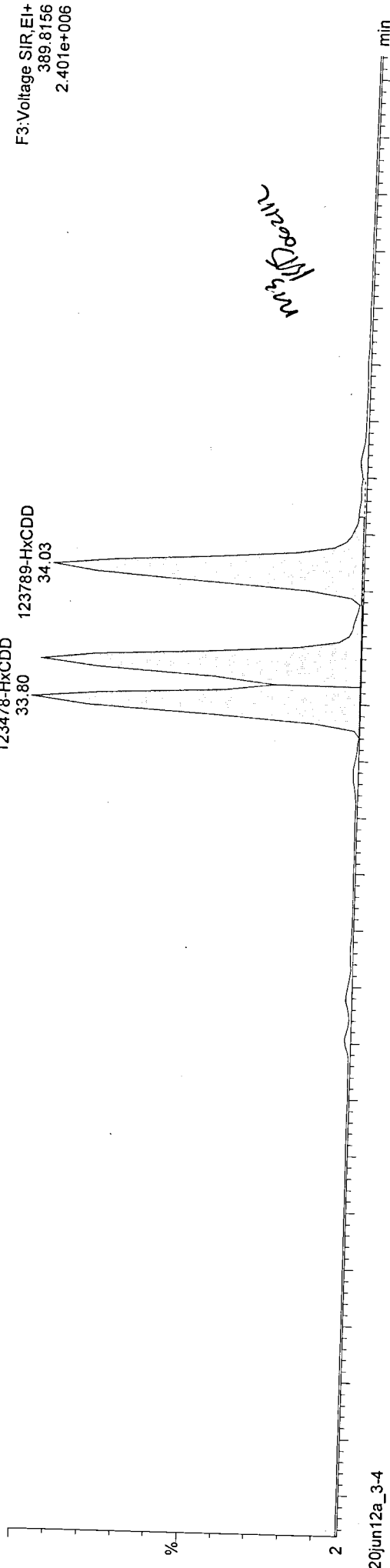
F5:Voltage SIR,EI+
471.7750
2.949e+006

Dataset: Z:\Default.pro\Results\c20jun12a_3-4.qld

Last Altered: Thursday, June 21, 2012 13:15:52 Eastern Daylight Time
Printed: Thursday, June 21, 2012 13:15:56 Eastern Daylight Time

Method: C:\MassLynx\Default.PRO\MethDB\m1613-061912-db5ms.mdb 20 Jun 2012 08:46:37
Calibration: C:\MassLynx\Default.PRO\CurveDB\MS-0042012_1613.cdb 08 May 2012 08:31:36
Name: c20jun12a_3-4, ID: 75162, Date: 21-Jun-2012, Time: 00:15:10, Submitter: HRD1734, Description: OPR for HBN 24333 [HXX\1622], User: KAS

Hexadioxins
c20jun12a_3-4



Quantify Sample Summary Report
 ### 1613 Sample Summary ###

MassLynx 4.1

Dataset: C:\MassLynx\Default.pro\Results\c20jun12a_3-4.qld

Last Altered: Thursday, June 21, 2012 08:26:18 Eastern Daylight Time
 Printed: Thursday, June 21, 2012 08:26:32 Eastern Daylight Time

31201450

Method: C:\MassLynx\Default.PRO\MethDB\m1613-061912-db5ms.mdb 20 Jun 2012 08:46:37
 Calibration: C:\MassLynx\Default.PRO\CurveDB\B5MS-0042012_1613.cdb 08 May 2012 08:31:36

Name: c20jun12a_3-4

Date: 21-Jun-2012

Time: 00:15:10

ID: 75162

Submitter: HRD1734

Task: HRMS3

	Name	Response	Ion1Area	Ion2Area	RA	RAFail?	RRT	RT	pg/µL	EDL	Height1	Noise1	SN1	Height2	Noise2	SN2	M1	M2
1	2378-TCDD	4.093e4	1.856e4	2.237e4	0.83	NO	1.0006	25.56	10.737	0.0551	2.073e5	478	433.9	2.517e5	470	535.6	bb	bb
2	12378-PeCDD	1.781e5	1.087e5	6.937e4	1.57	NO	1.0003	31.62	50.856	0.0779	2.155e6	1046	2060.6	1.416e6	1192	1187.3	bb	bb
3	123478-HxCDD	1.754e5	9.812e4	7.732e4	1.27	NO	1.0003	33.80	55.163	0.0727	2.346e6	1315	1784.4	1.860e6	928	2003.3	bd	bd
4	123678-HxCDD	1.855e5	1.044e5	8.111e4	1.29	NO	1.0003	33.86	58.318	0.0793	2.283e6	1315	1736.6	1.844e6	928	1986.2	dd	db
5	123789-HxCDD	1.849e5	1.082e5	7.675e4	1.41	NO	1.0072	34.03	58.143	0.0760	2.212e6	1315	1682.2	1.723e6	928	1855.7	dd	bb
6	1234678-HpCDD	1.678e5	8.693e4	8.069e4	1.08	NO	1.0006	36.27	52.491	0.1475	1.505e6	1747	861.2	1.387e6	1454	953.8	bd	bb
7	OCDD	2.638e5	1.239e5	1.397e5	0.89	NO	1.0002	39.21	109.525	0.2965	1.505e6	2805	536.6	1.675e6	734	2283.6	bd	bd
8	2378-TCDF	4.930e4	2.229e4	2.701e4	0.82	NO	1.0007	24.67	11.727	0.0419	2.547e5	371	686.6	2.901e5	438	661.6	bb	bb
9	12378-PeCDF	2.502e5	1.551e5	9.510e4	1.63	NO	1.0007	30.08	56.741	0.1794	1.687e6	2061	818.2	1.024e6	1339	765.2	bb	bb
10	23478-PeCDF	2.388e5	1.474e5	9.138e4	1.61	NO	1.0004	31.36	52.385	0.1014	2.765e6	2061	1341.2	1.712e6	1339	1279.2	bb	bb
11	123478-HxCDF	2.387e5	1.340e5	1.046e5	1.28	NO	1.0003	33.22	58.771	0.1327	3.414e6	1650	2069.2	2.773e6	3766	736.3	bd	bd
12	123678-HxCDF	2.720e5	1.483e5	1.237e5	1.20	NO	1.0003	33.30	53.192	0.1066	3.745e6	1650	2270.1	3.005e6	3766	797.9	db	db
13	234678-HxCDF	2.308e5	1.290e5	1.018e5	1.27	NO	1.0003	33.69	52.713	0.1290	3.077e6	1650	1865.2	2.486e6	3766	660.1	bb	bb
14	123789-HxCDF	2.062e5	1.151e5	9.113e4	1.26	NO	1.0007	34.24	56.774	0.1785	2.403e6	1650	1456.2	1.902e6	3766	505.1	bb	bb
15	1234678-HpCDF	2.885e5	1.487e5	1.398e5	1.06	NO	1.0003	35.34	52.173	0.0723	2.898e6	1674	1731.3	2.725e6	1499	1818.4	bb	bb
16	1234789-HpCDF	1.856e5	9.412e4	9.144e4	1.03	NO	1.0003	36.71	51.584	0.1372	1.525e6	1674	911.1	1.450e6	1499	967.7	bb	bd
17	OCDF	3.028e5	1.453e5	1.576e5	0.92	NO	1.0052	39.41	103.676	0.1143	1.638e6	885	1850.9	1.843e6	771	2389.7	bb	bb
18	ES:13C-2378-TCDD	3.545e5	1.559e5	1.986e5	0.78	NO	1.0285	25.54	74.846	0.1181	1.757e6	1728	1016.8	2.247e6	887	2532.6	bb	bb
19	ES:13C-12378-PeCDD	3.370e5	2.054e5	1.316e5	1.56	NO	1.2728	31.61	84.431	0.0968	4.215e6	609	6917.5	2.670e6	1009	2645.9	bb	bb
20	ES:13C-123478-HxCDD	2.987e5	1.676e5	1.311e5	1.28	NO	0.9931	33.79	72.299	0.0660	4.068e6	854	4761.1	3.184e6	1521	2093.6	bd	bd
21	ES:13C-123678-HxCDD	3.195e5	1.776e5	1.419e5	1.25	NO	0.9951	33.85	74.716	0.0638	3.947e6	854	4619.5	3.183e6	1521	2093.4	db	db
22	ES:13C-1234678-HpCDD	3.027e5	1.567e5	1.459e5	1.07	NO	1.0654	36.24	79.567	0.1093	2.664e6	1530	1740.7	2.510e6	2089	1201.2	bb	bb
23	ES:13C-OCDD	4.527e5	2.164e5	2.363e5	0.92	NO	1.1524	39.20	122.072	0.0577	2.683e6	818	3278.8	2.865e6	1045	2742.3	bb	bb
24	ES:13C-2378-TCDF	4.289e5	1.928e5	2.361e5	0.82	NO	0.9927	24.65	57.511	0.0526	2.216e6	714	3104.4	2.693e6	1118	2408.1	bb	bb
25	ES:13C-12378-PeCDF	4.500e5	2.770e5	1.730e5	1.60	NO	1.2105	30.06	71.241	0.0901	2.976e6	1573	1892.2	1.853e6	1086	1706.8	bb	bb
26	ES:13C-23478-PeCDF	4.462e5	2.748e5	1.714e5	1.60	NO	1.2625	31.35	72.737	0.0927	5.051e6	1573	3211.0	3.078e6	1086	2835.2	bb	bb

Quantify Sample Summary Report
1613 Sample Summary

MassLynx 4.1

Dataset: C:\MassLynx\Default.pro\Results\c20jun12a_3-4.qld

Last Altered: Thursday, June 21, 2012 08:26:18 Eastern Daylight Time
Printed: Thursday, June 21, 2012 08:26:32 Eastern Daylight Time

612014

Name: c20jun12a_3-4
Date: 21-Jun-2012
Time: 00:15:10
ID: 75162
Submitter: HRD1734
Task: HRMS3

Name	Response	Ion1Area	Ion2Area	RA	RAFail?	RRT	RT	pg/uL	EDL	Height1	Noise1	SN1	Height2	Noise2	SN2	M1	M2
27	ES:13C-123478-HxCDF	3.433e5	1.236e5	2.196e5	0.56	NO	0.9761	33.21	0.1649	3.106e6	2909	1067.7	5.741e6	4414	1300.8	bd	bd
28	ES:13C-123678-HxCDF	4.379e5	1.484e5	2.895e5	0.51	NO	0.9784	33.29	0.1590	3.685e6	2909	1266.7	6.941e6	4414	1572.6	db	db
29	ES:13C-234678-HxCDF	3.718e5	1.308e5	2.410e5	0.54	NO	0.9899	33.67	0.1608	3.134e6	2909	1077.3	5.787e6	4414	1311.3	bb	bb
30	ES:13C-123789-HxCDF	3.271e5	1.136e5	2.135e5	0.53	NO	1.0059	34.22	0.1680	2.373e6	2909	815.7	4.429e6	4414	1003.4	bb	bb
31	ES:13C-1234678-HpCDF	3.983e5	1.249e5	2.734e5	0.46	NO	1.0386	35.33	0.1000	2.478e6	1752	1415.1	5.469e6	2061	2653.8	bb	bb
32	ES:13C-1234789-HpCDF	2.590e5	8.188e4	1.771e5	0.46	NO	1.0788	36.70	0.1184	1.316e6	1752	751.3	2.871e6	2061	1393.1	bb	bb
33	JS:13C-1234-TCDD	4.777e5	2.090e5	2.687e5	0.78	NO	0.0000	24.83	0.1171	2.442e6	1728	1413.2	3.073e6	887	3464.2	bb	bb
34	JS:13C-123789-HxCDD	4.256e5	2.367e5	1.889e5	1.25	NO	0.0000	34.02	0.0641	5.153e6	854	6031.1	4.124e6	1521	2712.2	bb	bb
35	CS:37Cl-2378-TCDD	9.057e4	9.057e4	-	-	-	1.0298	25.57	0.0192	9.890e5	482	2052.3	-	-	-	bb	bb
36	Tetradioxins	-	1.960e4	-	-	-	-	-	0.0551	2.180e5	478	-	-	-	-	-	-
37	Pentadioxins	-	1.087e5	-	-	-	-	-	0.0779	2.155e6	1046	-	-	-	-	-	-
38	Hexadioxins	-	3.107e5	-	-	-	-	-	0.0759	6.842e6	1315	-	-	-	-	-	-
39	Heptadioxins	-	9.040e4	-	-	-	-	-	0.1475	1.574e6	1747	-	-	-	-	-	-
40	Tetrafurans	-	2.370e4	-	-	-	-	-	0.0419	2.719e5	371	-	-	-	-	-	-
41	Pentafurans (F1)	-	0.000e0	-	-	-	-	-	0.0177	0.000e0	432	-	-	-	-	-	-
42	Pentafurans	-	3.026e5	-	-	-	-	-	0.1398	4.451e6	2061	-	-	-	-	-	-
43	Hexa furans	-	5.290e5	-	-	-	-	-	0.1338	1.270e7	1650	-	-	-	-	-	-
44	Hepta furans	-	2.450e5	-	-	-	-	-	0.0979	4.466e6	1674	-	-	-	-	-	-
45	Hexa Ether	-	-	-	-	-	-	-	-	-	348	-	-	-	-	-	-
46	Hepta Ether	-	-	-	-	-	-	-	-	-	347	-	-	-	-	-	-
47	Octa Ether	-	-	-	-	-	-	-	-	-	430	-	-	-	-	-	-
48	Nona Ether	-	-	-	-	-	-	-	-	-	270	-	-	-	-	-	-
49	Deca Ether	-	-	-	-	-	-	-	-	-	387	-	-	-	-	-	-
50	F1 Lock Mass	-	-	-	-	-	-	-	0.0000	-	29762	-	-	-	-	-	-
51	F2 Lock Mass	-	-	-	-	-	-	-	0.0000	-	72119	-	-	-	-	-	-
52	F3 Lock Mass	-	-	-	-	-	-	-	0.0000	-	40341	-	-	-	-	-	-
53	F4 Lock Mass	-	-	-	-	-	-	-	-	-	41194	-	-	-	-	-	-
54	F5 Lock Mass	-	-	-	-	-	-	-	0.0000	-	29613	-	-	-	-	-	-

Quantify Sample Report MassLynx 4.1

1613 Sample Summary


Dataset: Untitled

Last Altered: Thursday, 6/21/2012 3:28:06 PM Eastern Daylight Time
Printed: Thursday, 6/21/2012 3:29:37 PM Eastern Daylight Time

Name: c20jun12a_3-4, Date: 21-Jun-2012, Time: 00:15:10, ID: 75162, Submitter: HRD1734, Task: HRMS3

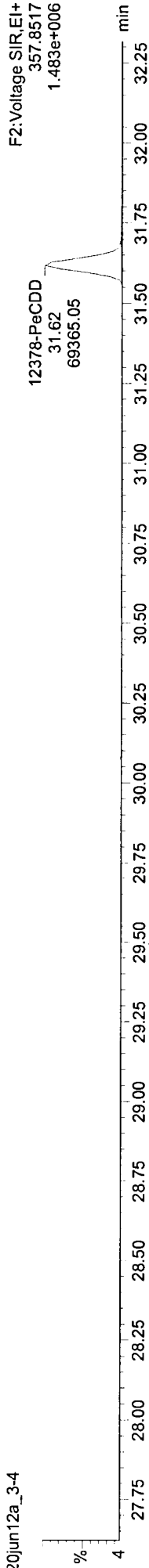
PeCDDs

c20jun12a_3-4



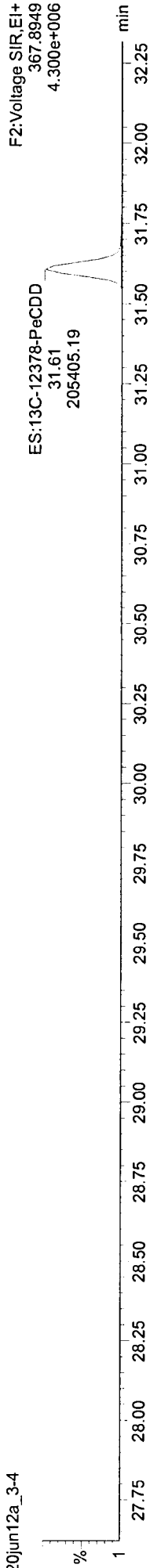
PeCDDs

c20jun12a_3-4



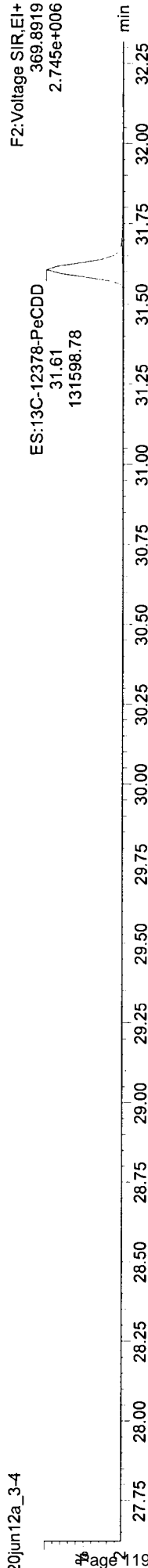
ES-PeCDD

c20jun12a_3-4



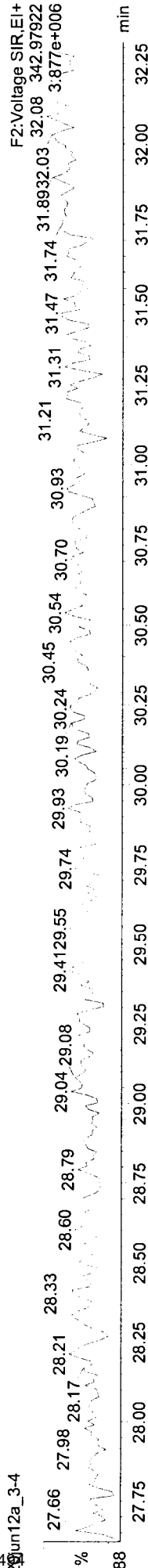
ES-PeCDD

c20jun12a_3-4



F2 Lock Mass

c20jun12a_3-4



Quantify Sample Report MassLynx 4.1

1613 Sample Summary

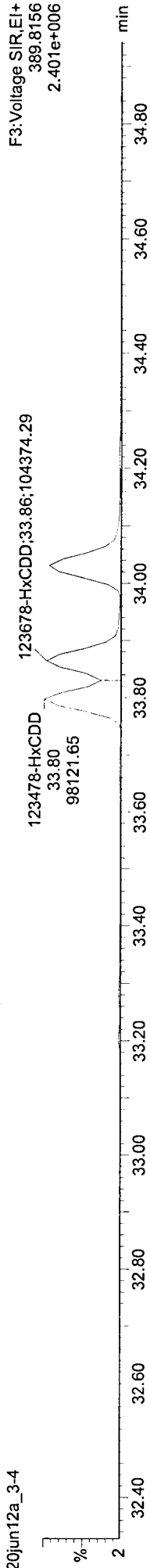
Dataset: Untitled

Last Altered: Thursday, 6/21/2012 3:28:06 PM Eastern Daylight Time
Printed: Thursday, 6/21/2012 3:29:37 PM Eastern Daylight Time

Name: c20jun12a_3-4, Date: 21-Jun-2012, Time: 00:15:10, ID: 75162, Submitter: HRD1734, Task: HRMS3

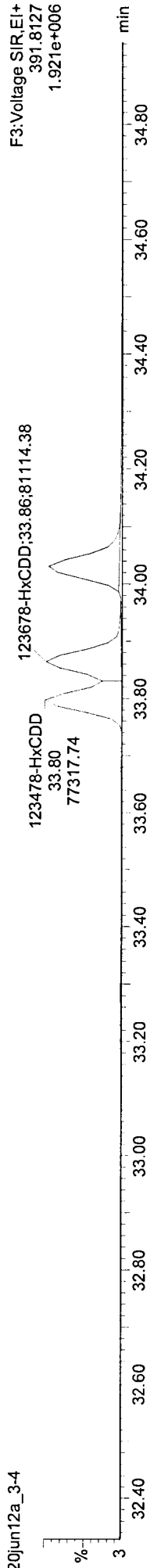
HxCDDs

c20jun12a_3-4



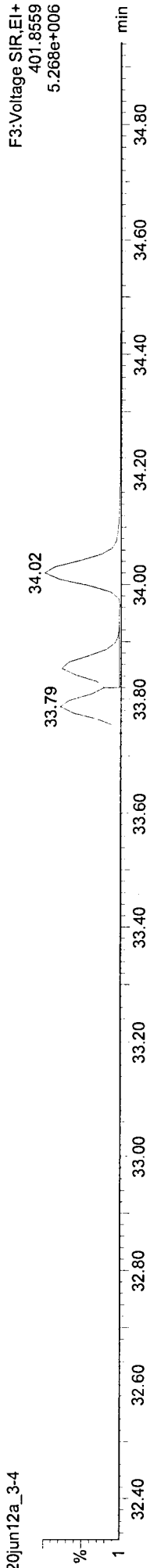
HxCDDs

c20jun12a_3-4



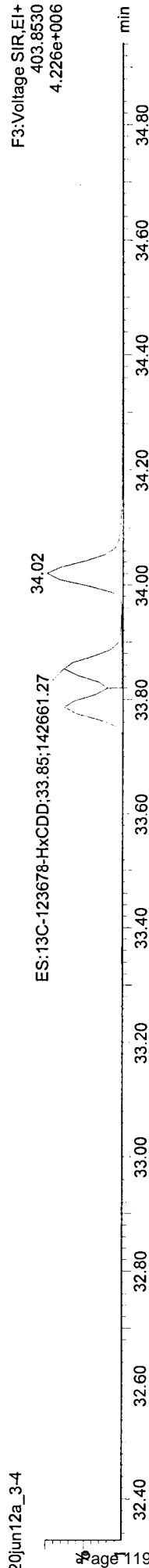
ES-HxCDD

c20jun12a_3-4



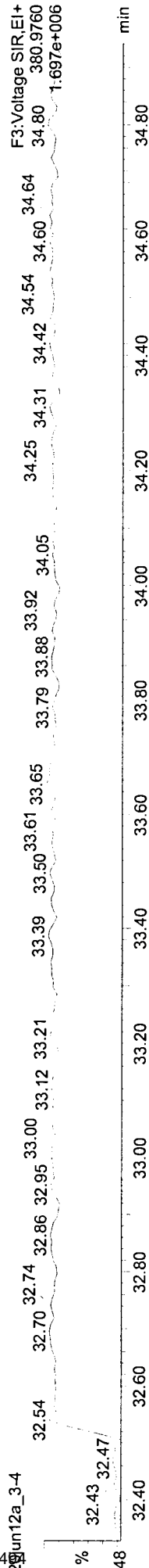
ES-HxCDD

c20jun12a_3-4



F3 Lock Mass

c20jun12a_3-4



Quantify Sample Report MassLynx 4.1

1613 Sample Summary


Dataset: Untitled

Last Altered: Thursday, 6/21/2012 3:28:06 PM Eastern Daylight Time
Printed: Thursday, 6/21/2012 3:29:37 PM Eastern Daylight Time

Name: c20jun12a_3-4, Date: 21-Jun-2012, Time: 00:15:10, ID: 75162, Submitter: HRD1734, Task: HRMS3

HpCDDs

c20jun12a_3-4



HpCDDs

c20jun12a_3-4



ES-HpCDD

c20jun12a_3-4



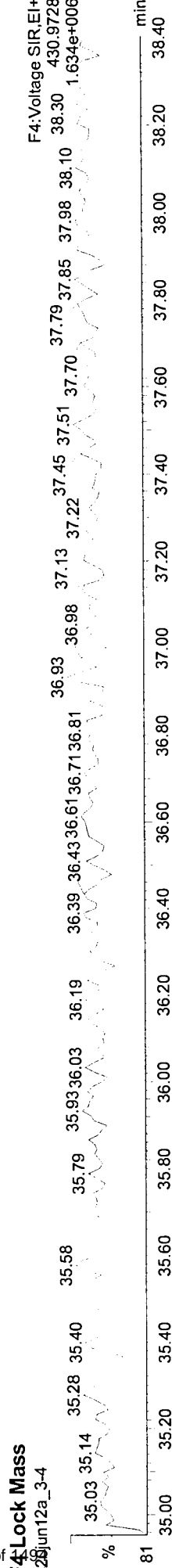
ES-HpCDD

c20jun12a_3-4



F4 Lock Mass

c20jun12a_3-4



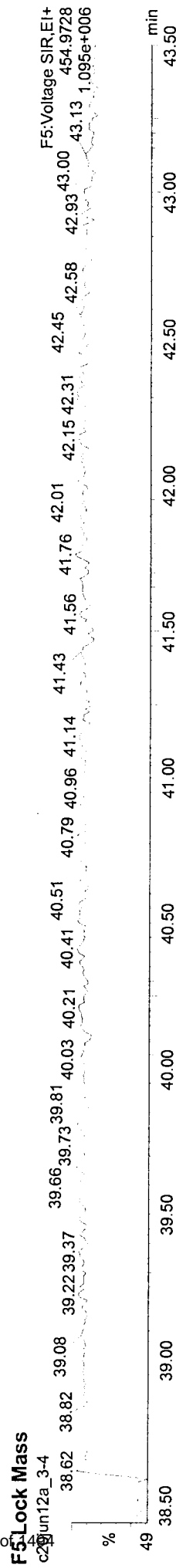
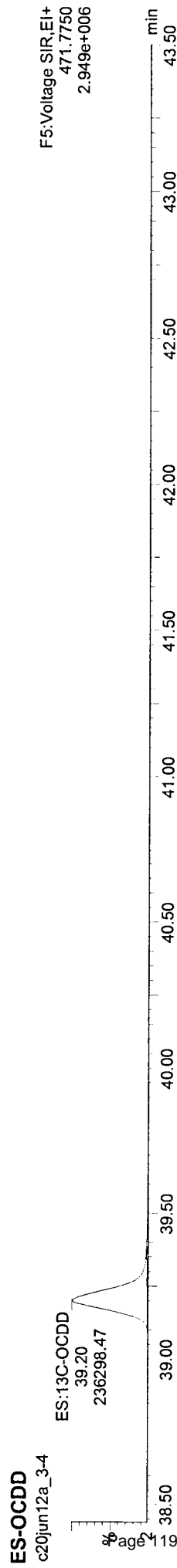


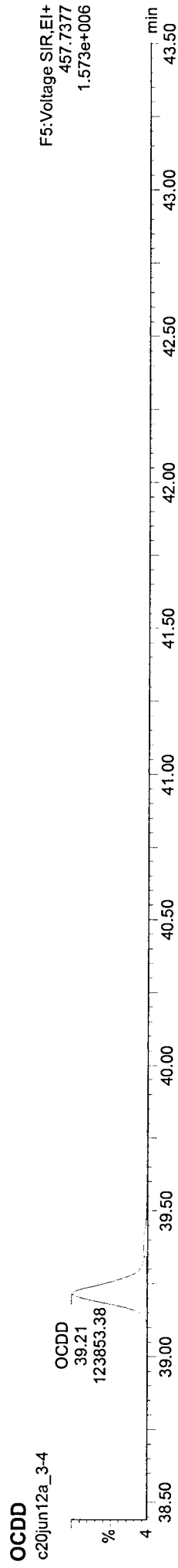
Quantify Sample Report
1613 Sample Summary

MassLynx 4.1

Dataset: Untitled

Last Altered: Thursday, 6/21/2012 3:28:06 PM Eastern Daylight Time
Printed: Thursday, 6/21/2012 3:29:37 PM Eastern Daylight Time

Name: c20jun12a_3-4, Date: 21-Jun-2012, Time: 00:15:10, ID: 75162, Submitter: HRD1734, Task: HRMS3



Quantify Sample Report MassLynx 4.1

1613 Sample Summary

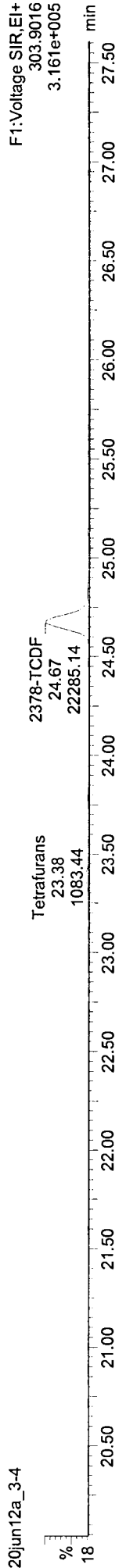
Dataset: Untitled

Last Altered: Thursday, 6/21/2012 3:28:06 PM Eastern Daylight Time
Printed: Thursday, 6/21/2012 3:29:37 PM Eastern Daylight Time

Name: c20jun12a_3-4, Date: 21-Jun-2012, Time: 00:15:10, ID: 75162, Submitter: HRD1734, Task: HRMS3

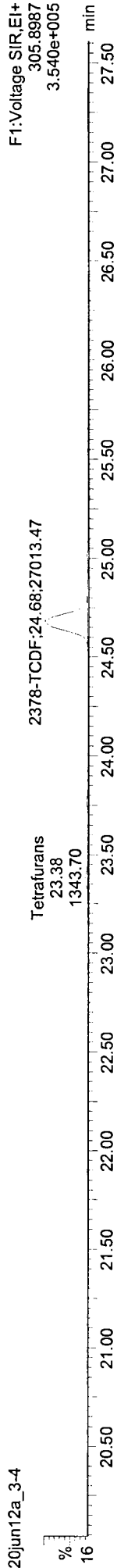
TCDFS

c20jun12a_3-4



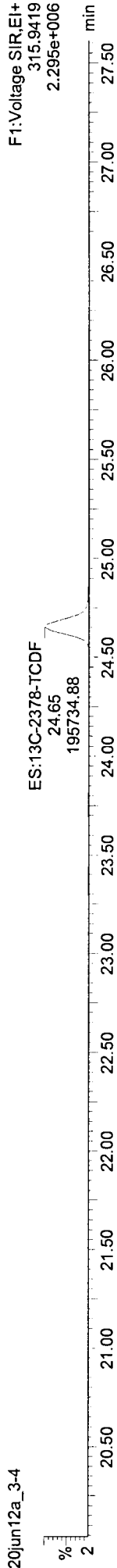
TCDFS

c20jun12a_3-4



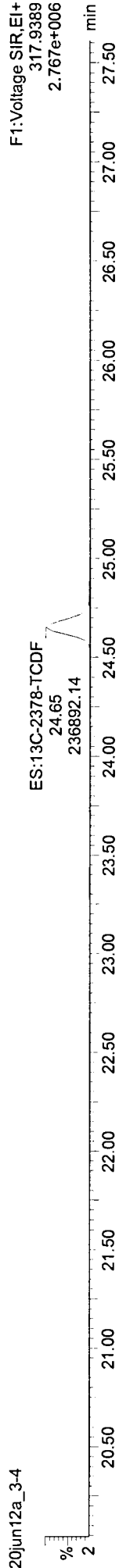
ES-TCDF

c20jun12a_3-4



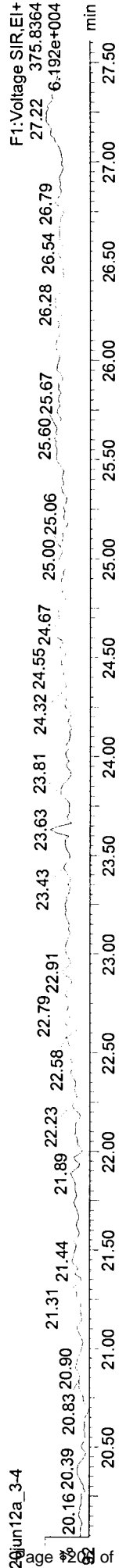
ES-TCDF

c20jun12a_3-4



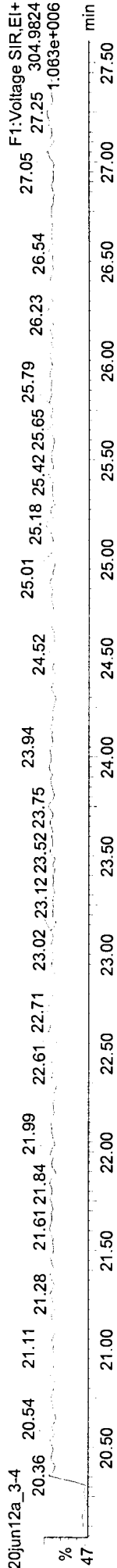
Hexa Ether

c20jun12a_3-4



F1 Lock Mass

c20jun12a_3-4



Quantify Sample Report
1613 Sample Summary

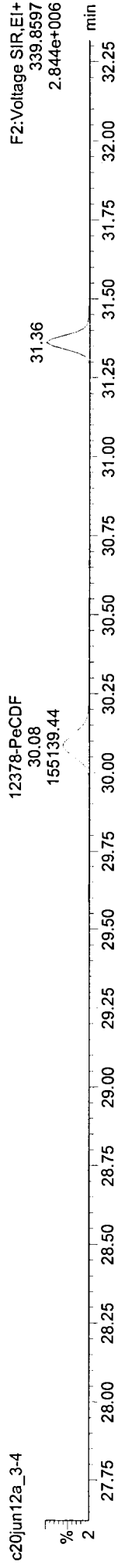
MassLynx 4.1
Dataset: Untitled

Last Altered: Thursday, 6/21/2012 3:28:06 PM Eastern Daylight Time
Printed: Thursday, 6/21/2012 3:29:37 PM Eastern Daylight Time

Name: c20jun12a_3-4, Date: 21-Jun-2012, Time: 00:15:10, ID: 75162, Submitter: HRD1734, Task: HRMS3

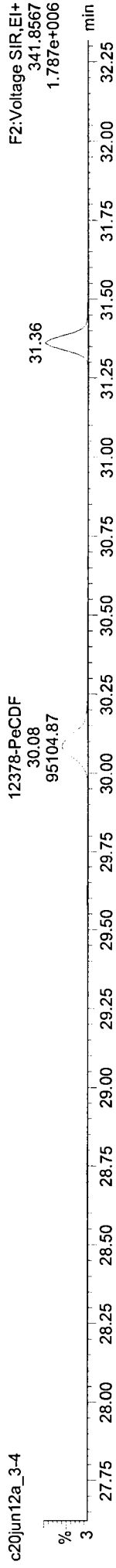
PeCDFs

c20jun12a_3-4



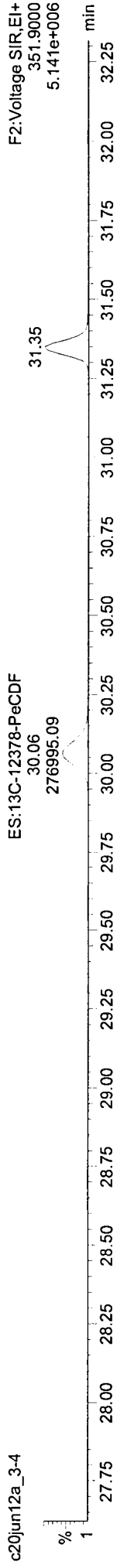
PeCDFs

c20jun12a_3-4



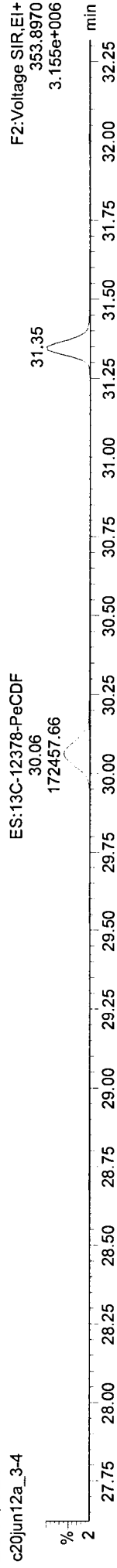
ES-PeCDF

c20jun12a_3-4




ES-PeCDF

c20jun12a_3-4



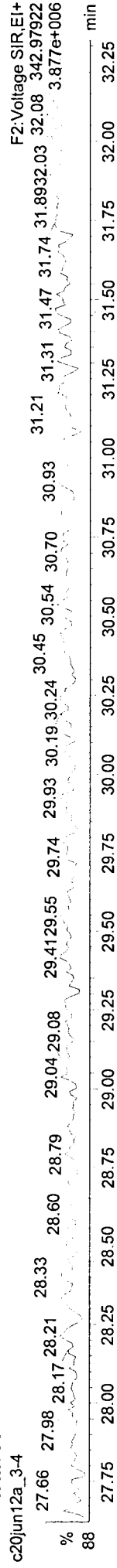
Hepta Ether

c20jun12a_3-4



F2 Lock Mass

c20jun12a_3-4



Quantify Sample Report MassLynx 4.1

1613 Sample Summary

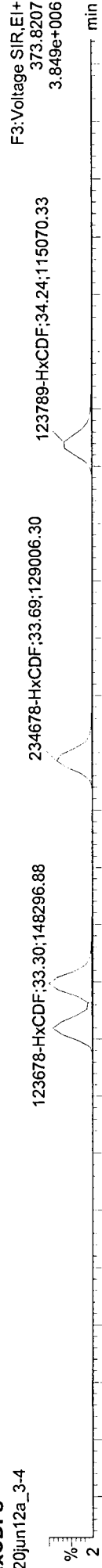
Dataset: Untitled

Last Altered: Thursday, 6/21/2012 3:28:06 PM Eastern Daylight Time
Printed: Thursday, 6/21/2012 3:29:37 PM Eastern Daylight Time

Name: c20jun12a_3-4, Date: 21-Jun-2012, Time: 00:15:10, ID: 75162, Submitter: HRD1734, Task: HRMS3

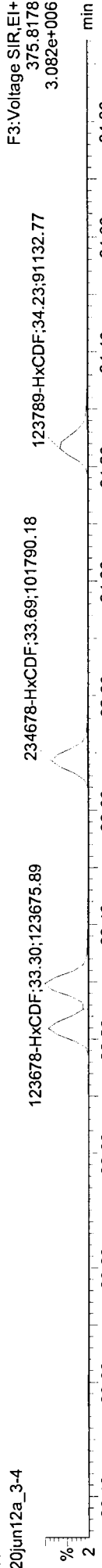
HxCDFs

c20jun12a_3-4



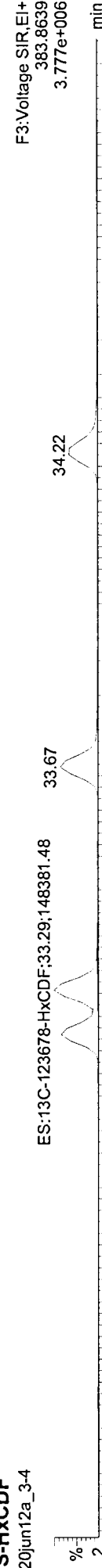
HxCDFs

c20jun12a_3-4



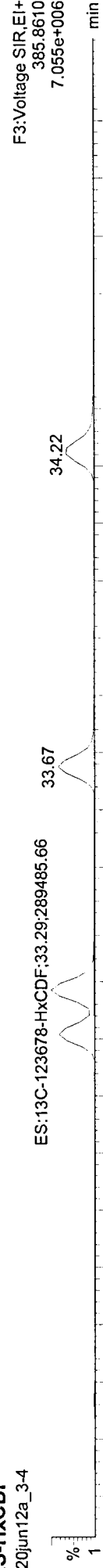
ES-HxCDF

c20jun12a_3-4



ES-HxCDF

c20jun12a_3-4



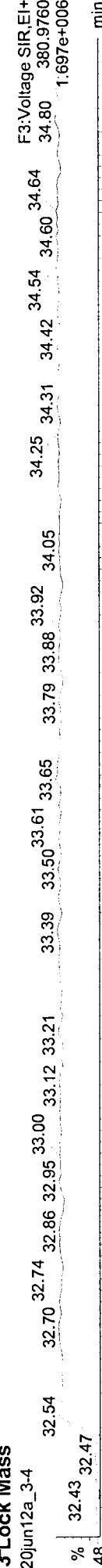
Octa Ether

c20jun12a_3-4



F3 Lock Mass

c20jun12a_3-4



Quantify Sample Report MassLynx 4.1

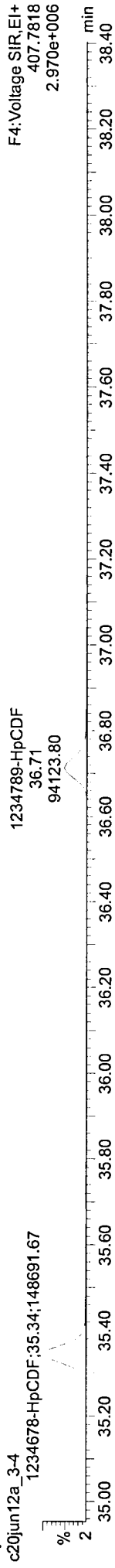
1613 Sample Summary

Dataset: Untitled


Last Altered: Thursday, 6/21/2012 3:28:06 PM Eastern Daylight Time
Printed: Thursday, 6/21/2012 3:29:37 PM Eastern Daylight Time

Name: c20jun12a_3-4, Date: 21-Jun-2012, Time: 00:15:10, ID: 75162, Submitter: HRD1734, Task: HRMS3

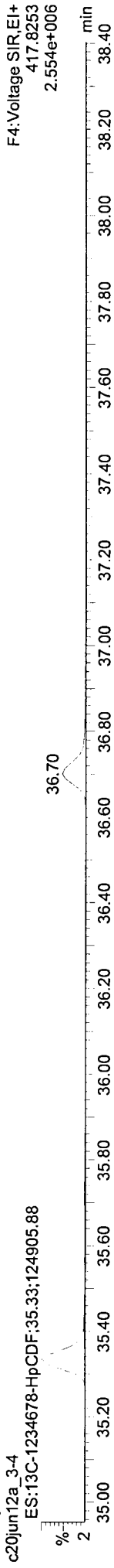
HpCDFs



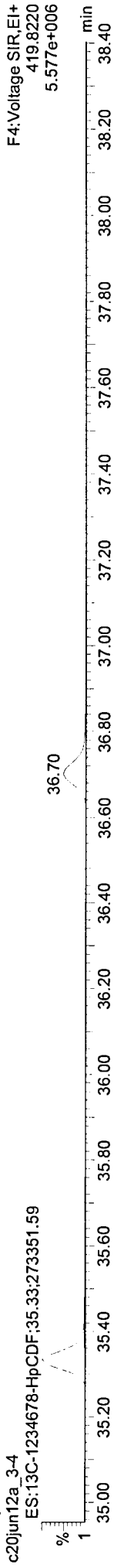
HpCDFs



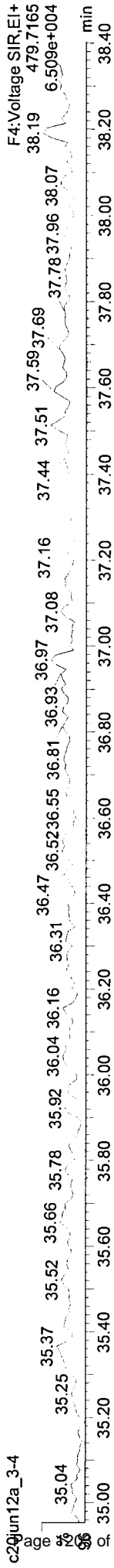
ES-HpCDF



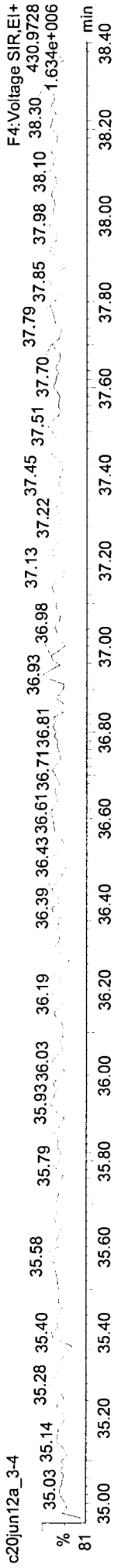
ES-HpCDF



Nona Ether



F4 Lock Mass



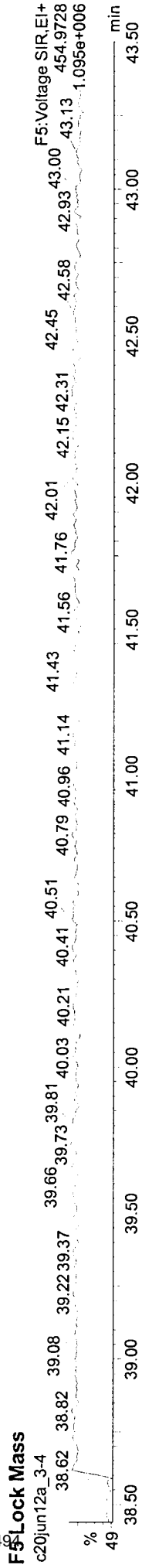
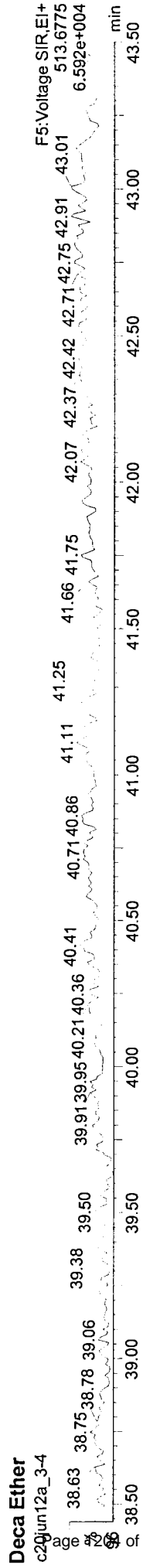
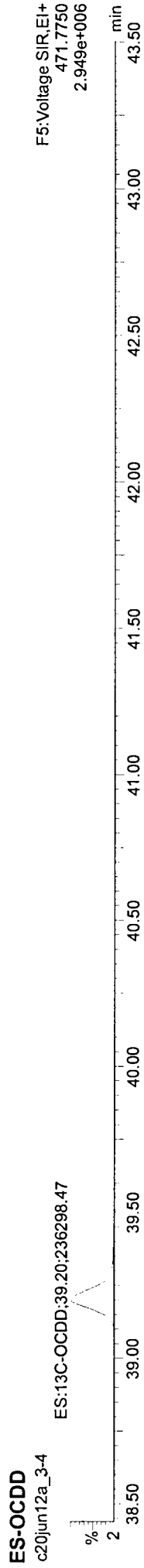

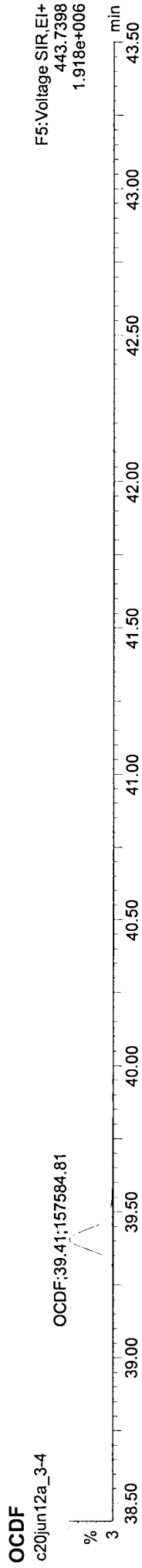

Quantify Sample Report MassLynx 4.1

1613 Sample Summary

Dataset: Untitled

Last Altered: Thursday, 6/21/2012 3:28:06 PM Eastern Daylight Time
Printed: Thursday, 6/21/2012 3:29:37 PM Eastern Daylight Time

Name: c20jun12a_3-4, Date: 21-Jun-2012, Time: 00:15:10, ID: 75162, Submitter: HRD1734, Task: HRMS3



Quantify Sample Report
1613 Sample Summary

MassLynx 4.1

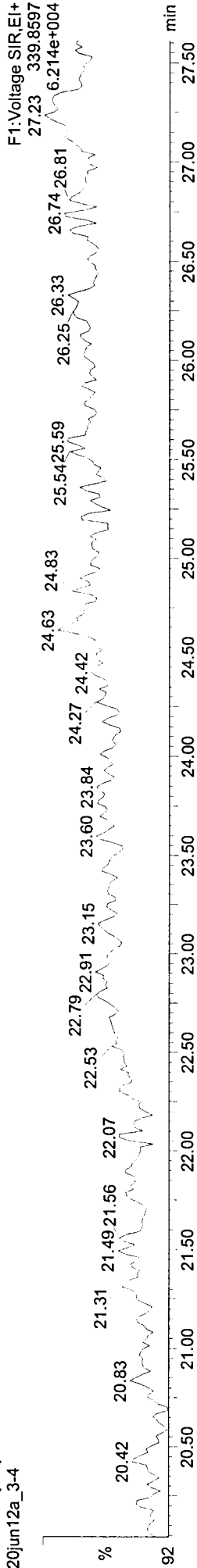
Dataset: Untitled

Last Altered: Thursday, 6/21/2012 3:28:06 PM Eastern Daylight Time
Printed: Thursday, 6/21/2012 3:29:37 PM Eastern Daylight Time

Name: c20jun12a_3-4, Date: 21-Jun-2012, Time: 00:15:10, ID: 75162, Submitter: HRD1734, Task: HRMS3

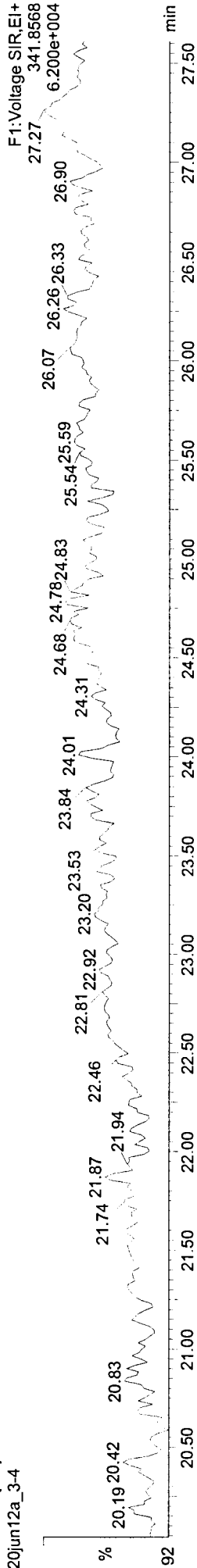
PeCDFs (F1)

c20jun12a_3-4



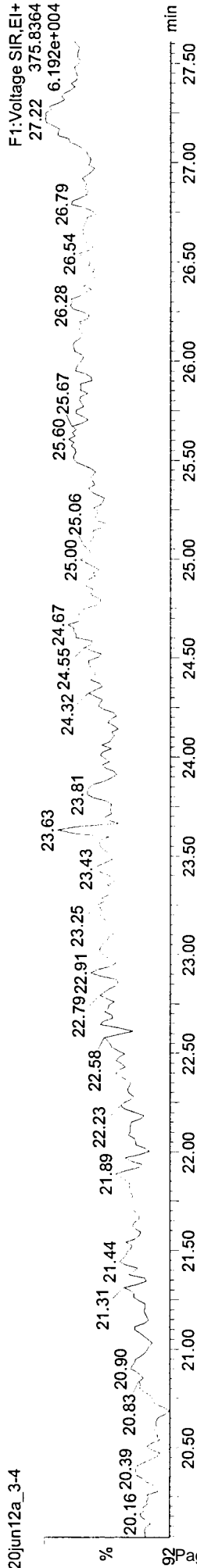
PeCDFs (F1)

c20jun12a_3-4



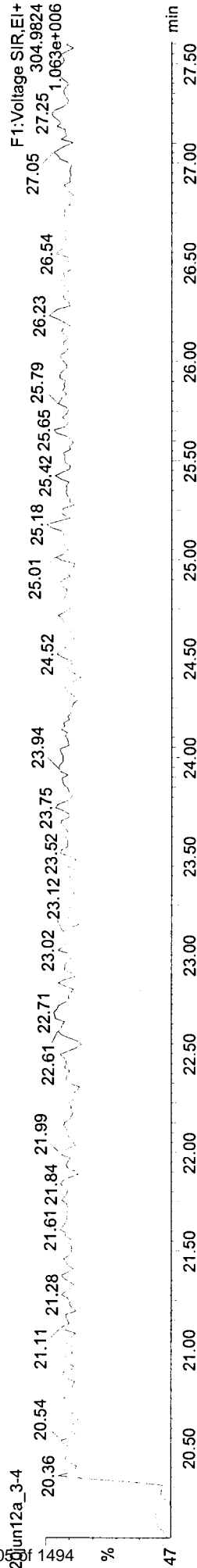
Hexa Ether

c20jun12a_3-4



F1 Lock Mass

c20jun12a_3-4



Batch Summary

Analytical Method: Gravimetric

Prep Method: Gravimetric

Prep Batch: HXX1629

Prep Date: 05/30/2012 18:00

<u>Client Sample ID</u>	<u>Lab Sample ID</u>	<u>Analysis Date</u>	<u>Analytical Batch</u>	<u>Instrument</u>	<u>Analyst</u>
JW-UR-TISSUE-120508	31201450023	05/30/2012 18:00	HXX1629	BAL10	JHL
JW-DR-TISSUE-120508	31201450024	05/30/2012 18:00	HXX1629	BAL10	JHL
JW-RG-TISSUE-120508	31201450025	05/30/2012 18:00	HXX1629	BAL10	JHL
JW-E10-TISSUE-120516	31201450031	05/30/2012 18:00	HXX1629	BAL10	JHL
JW-EA01-TISSUE-120516	31201450032	05/30/2012 18:00	HXX1629	BAL10	JHL

1613-C042012C

SGS North America, Inc.

Instrument: HRMS3

Data File	Sample ID	An alyst	Acquisition Date/Time	Inj. Vol
c20apr12c-1	CS- 0.5 S39-253	KAS	2012-04-20 14:49:35	1 uL
c20apr12c-2	CS- 1 S40-19	KAS	2012-04-20 15:44:00	1 uL
c20apr12c-3	CS- 2 S39-001D	KAS	2012-04-20 16:32:03	1 uL
c20apr12c-4	CS- 3 S37-401K	KAS	2012-04-20 17:20:42	1 uL
c20apr12c-5	CS- 4 S40-20	KAS	2012-04-20 18:09:13	1 uL
c20apr12c-6	CS- 5 S40-06	KAS	2012-04-20 18:57:45	1 uL
c20apr12c-7	Retcon s39 -232b	KAS	2012-04-20 19:46:21	1 uL
c20apr12c-8	62643	KAS	2012-04-20 20:34:55	1 uL
c20apr12c-9	62642	KAS	2012-04-20 21:23:31	1 uL

TM 5-11-12

TM 5-11-12

Quantify Compound Summary Report MassLynx 4.1
ICAL Summary

Dataset: C:\MassLynx\Default.pro\Curved\b20apr12c_1613_db5ms.qld

Last Altered: Tuesday, May 08, 2012 08:31:39 Eastern Daylight Time
Printed: Tuesday, May 08, 2012 08:35:32 Eastern Daylight Time

31201450

Method: Untitled 07 May 2012 10:55:26
Calibration: C:\MassLynx\Default.pro\Curved\bDB5MS-0042012_1613.cdb 08 May 2012 08:31:36

Compound name: 2378-TCDD
Response Factor: 1.07539
RRF SD: 0.0397508, Relative SD: 3.6964
Response type: Internal Std (Ref 18), Area * (IS Conc. / IS Area)
Curve type: RF

Filename	Sample ID	Std. Conc.	RRF	IS#
c20apr12c-1	CS-0.5 S39-...	0.25	1.037	18
c20apr12c-2	CS-1 S40-19	0.50	1.073	18
c20apr12c-3	CS-2 S39-00...	2.00	1.152	18
c20apr12c-4	CS-3 S37-40...	10.00	1.056	18
c20apr12c-5	CS-4 S40-20	40.00	1.066	18
c20apr12c-6	CS-5 S40-06	200.00	1.068	18

Compound name: 12378-PgCDD
Response Factor: 1.03914
RRF SD: 0.00857783, Relative SD: 0.825476
Response type: Internal Std (Ref 19), Area * (IS Conc. / IS Area)
Curve type: RF

Filename	Sample ID	Std. Conc.	RRF	IS#
c20apr12c-1	CS-0.5 S39-...	1.25	1.045	19
c20apr12c-2	CS-1 S40-19	2.50	1.051	19
c20apr12c-3	CS-2 S39-00...	10.00	1.035	19
c20apr12c-4	CS-3 S37-40...	50.00	1.039	19
c20apr12c-5	CS-4 S40-20	200.00	1.041	19
c20apr12c-6	CS-5 S40-06	1000.00	1.026	19

Quantify Compound Summary Report MassLynx 4.1
ICAL Summary

Dataset: C:\MassLynx\Default.pro\Curved\b20apr12c_1613_db5ms.qld

Last Altered: Tuesday, May 08, 2012 08:31:39 Eastern Daylight Time
Printed: Tuesday, May 08, 2012 08:35:32 Eastern Daylight Time

312014

Compound name: 123478-HxCDD

Response Factor: 1.06458
RRF SD: 0.0261629, Relative SD: 2.45758
Response type: Internal Std (Ref 20), Area * (IS Conc. / IS Area)
Curve type: RF

IS#	Filename	Sample ID	Std. Conc.	RRF	IS#
1	c20apr12c-1	CS-0.5 S39-...	1.25	1.117	20
2	c20apr12c-2	CS-1 S40-19	2.50	1.058	20
3	c20apr12c-3	CS-2 S39-00-...	10.00	1.048	20
4	c20apr12c-4	CS-3 S37-40-...	50.00	1.052	20
5	c20apr12c-5	CS-4 S40-20	200.00	1.056	20
6	c20apr12c-6	CS-5 S40-06	1000.00	1.056	20

Compound name: 123678-HxCDD

Response Factor: 0.995551
RRF SD: 0.0191708, Relative SD: 1.92565
Response type: Internal Std (Ref 21), Area * (IS Conc. / IS Area)
Curve type: RF

IS#	Filename	Sample ID	Std. Conc.	RRF	IS#
1	c20apr12c-1	CS-0.5 S39-...	1.25	1.020	21
2	c20apr12c-2	CS-1 S40-19	2.50	1.006	21
3	c20apr12c-3	CS-2 S39-00-...	10.00	1.004	21
4	c20apr12c-4	CS-3 S37-40-...	50.00	0.963	21
5	c20apr12c-5	CS-4 S40-20	200.00	0.990	21
6	c20apr12c-6	CS-5 S40-06	1000.00	0.991	21

Compound name: 123789-HxCDD

Response Factor: 1.02905
RRF SD: 0.0273785, Relative SD: 2.66057
Response type: Internal Std (Ref Multiple), Area * (IS Conc. / IS Area)
Curve type: RF

IS#	Filename	Sample ID	Std. Conc.	RRF	IS#
1	c20apr12c-1	CS-0.5 S39-...	1.25	1.060	Multi
2	c20apr12c-2	CS-1 S40-19	2.50	1.065	Multi

Quantify Compound Summary Report MassLynx 4.1
ICAL Summary

Dataset: C:\MassLynx\Default.pro\Curvedb\c20apr12c_1613_db5ms.qld

Last Altered: Tuesday, May 08, 2012 08:31:39 Eastern Daylight Time
Printed: Tuesday, May 08, 2012 08:35:32 Eastern Daylight Time

3120148

Compound name: 123789-HxCDD

Filename	Sample ID	Std. Conc.	RRF	IS#
c20apr12c-3	CS-2 S39-00...	10.00	1.016	Multi
c20apr12c-4	CS-3 S37-40...	50.00	0.998	Multi
c20apr12c-5	CS-4 S40-20	200.00	1.012	Multi
c20apr12c-6	CS-5 S40-06	1000.00	1.023	Multi

Compound name: 1234678-HpCDD

Response Factor: 1.0551 /
RRF SD: 0.0307726, Relative SD: 2.91656
Response type: Internal Std (Ref 22), Area * (IS Conc. / IS Area)
Curve type: RF

Filename	Sample ID	Std. Conc.	RRF	IS#
c20apr12c-1	CS-0.5 S39-...	1.25	1.101	22
c20apr12c-2	CS-1 S40-19	2.50	1.086	22
c20apr12c-3	CS-2 S39-00...	10.00	1.034	22
c20apr12c-4	CS-3 S37-40...	50.00	1.026	22
c20apr12c-5	CS-4 S40-20	200.00	1.044	22
c20apr12c-6	CS-5 S40-06	1000.00	1.040	22

Compound name: OCDD

Response Factor: 1.06314 /
RRF SD: 0.0274684, Relative SD: 2.58371
Response type: Internal Std (Ref 23), Area * (IS Conc. / IS Area)
Curve type: RF

Filename	Sample ID	Std. Conc.	RRF	IS#
c20apr12c-1	CS-0.5 S39-...	2.50	1.114	23
c20apr12c-2	CS-1 S40-19	5.00	1.053	23
c20apr12c-3	CS-2 S39-00...	20.00	1.059	23
c20apr12c-4	CS-3 S37-40...	100.00	1.031	23
c20apr12c-5	CS-4 S40-20	400.00	1.055	23
c20apr12c-6	CS-5 S40-06	2000.00	1.066	23

Quantify Compound Summary Report MassLynx 4.1
ICAL Summary

Dataset: C:\MassLynx\Default.pro\Curved\b\c20apr12c_16'13_db5ms.qld

Last Altered: Tuesday, May 08, 2012 08:31:39 Eastern Daylight Time
Printed: Tuesday, May 08, 2012 08:35:32 Eastern Daylight Time

312014

Compound name: 2378-TCDF

Response Factor: 0.980213 ✓
RRF SD: 0.0282091, Relative SD: 2.87786
Response type: Internal Std (Ref 24), Area * (IS Conc. / IS Area)
Curve type: RF

IS#	Filename	Sample ID	Std. Conc.	RRF	IS#
1	.c20apr12c-1	CS-0.5 S39-...	0.25	1.010	24
2	.c20apr12c-2	CS-1 S40-19	0.50	0.989	24
3	.c20apr12c-3	CS-2 S39-00-...	2.00	0.992	24
4	.c20apr12c-4	CS-3 S37-40-...	10.00	0.999	24
5	.c20apr12c-5	CS-4 S40-20	40.00	0.936	24
6	.c20apr12c-6	CS-5 S40-06	200.00	0.955	24

Compound name: 12378-PeCDF

Response Factor: 0.979992 ✓
RRF SD: 0.0284043, Relative SD: 2.89842
Response type: Internal Std (Ref 25), Area * (IS Conc. / IS Area)
Curve type: RF

IS#	Filename	Sample ID	Std. Conc.	RRF	IS#
1	.c20apr12c-1	CS-0.5 S39-...	1.25	1.030	25
2	.c20apr12c-2	CS-1 S40-19	2.50	0.952	25
3	.c20apr12c-3	CS-2 S39-00-...	10.00	0.972	25
4	.c20apr12c-4	CS-3 S37-40-...	50.00	0.995	25
5	.c20apr12c-5	CS-4 S40-20	200.00	0.964	25
6	.c20apr12c-6	CS-5 S40-06	1000.00	0.967	25

Compound name: 23478-PeCDF

Response Factor: 1.02167 ✓
RRF SD: 0.0285077, Relative SD: 2.79031
Response type: Internal Std (Ref 26), Area * (IS Conc. / IS Area)
Curve type: RF

IS#	Filename	Sample ID	Std. Conc.	RRF	IS#
1	.c20apr12c-1	CS-0.5 S39-...	1.25	1.054	26
2	.c20apr12c-2	CS-1 S40-19	2.50	1.059	26

Quantify Compound Summary Report MassLynx 4.1
 ### ICAL Summary ###

Dataset: C:\MassLynx\Default.pro\Curved\b\c20apr12c_1613_db5ms.qld

Last Altered: Tuesday, May 08, 2012 08:31:39 Eastern Daylight Time
 Printed: Tuesday, May 08, 2012 08:35:32 Eastern Daylight Time

3120148

Compound name: 23478-PeCDF

Filename	Sample ID	Std. Conc.	RRF	IS#
c20apr12c-3	CS-2 S39-00...	10.00	1.020	26
c20apr12c-4	CS-3 S37-40...	50.00	0.993	26
c20apr12c-5	CS-4 S40-20	200.00	1.005	26
c20apr12c-6	CS-5 S40-06	1000.00	0.999	26

Compound name: 123478-HxCDF

Response Factor: 1.18296
 RRF SD: 0.050404, Relative SD: 4.26083
 Response type: Internal Std (Ref 27), Area * (IS Conc. / IS Area)
 Curve type: RF

Filename	Sample ID	Std. Conc.	RRF	IS#
c20apr12c-1	CS-0.5 S39-...	1.25	1.219	27
c20apr12c-2	CS-1 S40-19	2.50	1.232	27
c20apr12c-3	CS-2 S39-00...	10.00	1.204	27
c20apr12c-4	CS-3 S37-40...	50.00	1.091	27
c20apr12c-5	CS-4 S40-20	200.00	1.177	27
c20apr12c-6	CS-5 S40-06	1000.00	1.175	27

Compound name: 123678-HxCDF

Response Factor: 1.16772
 RRF SD: 0.0446603, Relative SD: 3.82457
 Response type: Internal Std (Ref 28), Area * (IS Conc. / IS Area)
 Curve type: RF

Filename	Sample ID	Std. Conc.	RRF	IS#
c20apr12c-1	CS-0.5 S39-...	1.25	1.200	28
c20apr12c-2	CS-1 S40-19	2.50	1.235	28
c20apr12c-3	CS-2 S39-00...	10.00	1.173	28
c20apr12c-4	CS-3 S37-40...	50.00	1.114	28
c20apr12c-5	CS-4 S40-20	200.00	1.135	28
c20apr12c-6	CS-5 S40-06	1000.00	1.148	28

Quantify Compound Summary Report MassLynx 4.1
ICAL Summary

Dataset: C:\MassLynx\Default.pro\Curvedb\c20apr12c_1613_db5ms.qld

Last Altered: Tuesday, May 08, 2012 08:31:39 Eastern Daylight Time
Printed: Tuesday, May 08, 2012 08:35:32 Eastern Daylight Time

312014

Compound name: 234678-HxCDF

Response Factor: 1.17757
RRF SD: 0.0358478, Relative SD: 3.04421
Response type: Internal Std (Ref 29), Area * (IS Conc. / IS Area)
Curve type: RF

IS#	Filename	Sample ID	Std. Conc.	RRF	IS#
1	c20apr12c-1	CS-0.5 S39-...	1.25	1.178	29
2	c20apr12c-2	CS-1 S40-19	2.50	1.162	29
3	c20apr12c-3	CS-2 S39-00-...	10.00	1.163	29
4	c20apr12c-4	CS-3 S37-40-...	50.00	1.249	29
5	c20apr12c-5	CS-4 S40-20	200.00	1.159	29
6	c20apr12c-6	CS-5 S40-06	1000.00	1.154	29

Compound name: 123789-HxCDF

Response Factor: 1.11039
RRF SD: 0.0247491, Relative SD: 2.22886
Response type: Internal Std (Ref 30), Area * (IS Conc. / IS Area)
Curve type: RF

IS#	Filename	Sample ID	Std. Conc.	RRF	IS#
1	c20apr12c-1	CS-0.5 S39-...	1.25	1.160	30
2	c20apr12c-2	CS-1 S40-19	2.50	1.103	30
3	c20apr12c-3	CS-2 S39-00-...	10.00	1.109	30
4	c20apr12c-4	CS-3 S37-40-...	50.00	1.099	30
5	c20apr12c-5	CS-4 S40-20	200.00	1.096	30
6	c20apr12c-6	CS-5 S40-06	1000.00	1.096	30

31

Compound name: 1234678-HpCDF

Response Factor: 1.38854
RRF SD: 0.0336029, Relative SD: 2.42002
Response type: Internal Std (Ref 31), Area * (IS Conc. / IS Area)
Curve type: RF

IS#	Filename	Sample ID	Std. Conc.	RRF	IS#
1	c20apr12c-1	CS-0.5 S39-...	1.25	1.455	31
2	c20apr12c-2	CS-1 S40-19	2.50	1.383	31

Quantify Compound Summary Report MassLynx 4.1
ICAL Summary

Dataset: C:\MassLynx\Default.pro\Curved\b\c20apr12c_1613_db5ms.qld

Last Altered: Tuesday, May 08, 2012 08:31:39 Eastern Daylight Time
Printed: Tuesday, May 08, 2012 08:35:32 Eastern Daylight Time

312014

Compound name: 1234678-HpCDF

Filename	Sample ID	Std. Conc.	RRF	IS#
c20apr12c-3	CS-2 S39-00...	10.00	1.386	31
c20apr12c-4	CS-3 S37-40...	50.00	1.378	31
c20apr12c-5	CS-4 S40-20	200.00	1.362	31
c20apr12c-6	CS-5 S40-06	1000.00	1.368	31

Compound name: 1234789-HpCDF

Response Factor: 1.38889
RRF SD: 0.0566156, Relative SD: 4.07631
Response type: Internal Std (Ref 32), Area * (IS Conc. / IS Area)
Curve type: RF

Filename	Sample ID	Std. Conc.	RRF	IS#
c20apr12c-1	CS-0.5 S39-...	1.25	1.488	32
c20apr12c-2	CS-1 S40-19	2.50	1.421	32
c20apr12c-3	CS-2 S39-00...	10.00	1.373	32
c20apr12c-4	CS-3 S37-40...	50.00	1.334	32
c20apr12c-5	CS-4 S40-20	200.00	1.365	32
c20apr12c-6	CS-5 S40-06	1000.00	1.351	32

Compound name: OCDF

Response Factor: 1.29046
RRF SD: 0.0295369, Relative SD: 2.28886
Response type: Internal Std (Ref 23), Area * (IS Conc. / IS Area)
Curve type: RF

Filename	Sample ID	Std. Conc.	RRF	IS#
c20apr12c-1	CS-0.5 S39-...	2.50	1.263	23
c20apr12c-2	CS-1 S40-19	5.00	1.311	23
c20apr12c-3	CS-2 S39-00...	20.00	1.281	23
c20apr12c-4	CS-3 S37-40...	100.00	1.256	23
c20apr12c-5	CS-4 S40-20	400.00	1.298	23
c20apr12c-6	CS-5 S40-06	2000.00	1.333	23

Quantify Compound Summary Report MassLynx 4.1
ICAL Summary

Dataset: C:\MassLynx\Default.pro\Curvedb\c20apr12c_1613_db5ms.qld

Last Altered: Tuesday, May 08, 2012 08:31:39 Eastern Daylight Time
Printed: Tuesday, May 08, 2012 08:35:32 Eastern Daylight Time

6120148

Compound name: ES:13C-2378-TCDD

Response Factor: 0.991495
RRF SD: 0.0336919, Relative SD: 3.39809
Response type: Internal Std (Ref 33), Area * (IS Conc. / IS Area)
Curve type: RF

IS#	Filename	Sample ID	Std. Conc.	RRF	IS#
1	c20apr12c-1	CS-0.5 S39-...	100.00	1.001	33
2	c20apr12c-2	CS-1 S40-19	100.00	1.003	33
3	c20apr12c-3	CS-2 S39-00...	100.00	0.950	33
4	c20apr12c-4	CS-3 S37-40...	100.00	1.002	33
5	c20apr12c-5	CS-4 S40-20	100.00	0.954	33
6	c20apr12c-6	CS-5 S40-06	100.00	1.038	33

Compound name: ES:13C-12378-PeCDD

Response Factor: 0.835496
RRF SD: 0.0352575, Relative SD: 4.21995
Response type: Internal Std (Ref 33), Area * (IS Conc. / IS Area)
Curve type: RF

IS#	Filename	Sample ID	Std. Conc.	RRF	IS#
1	c20apr12c-1	CS-0.5 S39-...	100.00	0.822	33
2	c20apr12c-2	CS-1 S40-19	100.00	0.847	33
3	c20apr12c-3	CS-2 S39-00...	100.00	0.808	33
4	c20apr12c-4	CS-3 S37-40...	100.00	0.837	33
5	c20apr12c-5	CS-4 S40-20	100.00	0.801	33
6	c20apr12c-6	CS-5 S40-06	100.00	0.898	33

Pa

Compound name: ES:13C-123478-HxCDD

Response Factor: 0.970972
RRF SD: 0.0164962, Relative SD: 1.69894
Response type: Internal Std (Ref 34), Area * (IS Conc. / IS Area)
Curve type: RF

IS#	Filename	Sample ID	Std. Conc.	RRF	IS#
1	c20apr12c-1	CS-0.5 S39-...	100.00	0.958	34
2	c20apr12c-2	CS-1 S40-19	100.00	0.954	34

Quantify Compound Summary Report MassLynx 4.1
 ### ICAL Summary ###

Dataset: C:\MassLynx\Default.pro\Curvedblc20apr12c_1613_db5ms.qld

Last Altered: Tuesday, May 08, 2012 08:31:39 Eastern Daylight Time
 Printed: Tuesday, May 08, 2012 08:35:32 Eastern Daylight Time

31201480

Compound name: ES:13C-123478-HxCDD

IS#	RRF	Std. Conc.	Sample ID	Filename
34	0.959	100.00	CS-2 S39-00...	c20apr12c-3
34	0.990	100.00	CS-3 S37-40...	c20apr12c-4
34	0.990	100.00	CS-4 S40-20	c20apr12c-5
34	0.975	100.00	CS-5 S40-06	c20apr12c-6

Compound name: ES:13C-123678-HxCDD

Response Factor: 1.00479
 RRF SD: 0.0248978, Relative SD: 2.47791
 Response type: Internal Std (Ref 34), Area * (IS Conc. / IS Area)
 Curve type: RF

IS#	RRF	Std. Conc.	Sample ID	Filename
34	0.985	100.00	CS-0.5 S39-...	c20apr12c-1
34	0.985	100.00	CS-1 S40-19	c20apr12c-2
34	1.015	100.00	CS-2 S39-00...	c20apr12c-3
34	1.050	100.00	CS-3 S37-40...	c20apr12c-4
34	0.997	100.00	CS-4 S40-20	c20apr12c-5
34	0.997	100.00	CS-5 S40-06	c20apr12c-6

Compound name: ES:13C-1234678-HpCDD

Response Factor: 0.893823
 RRF SD: 0.0148329, Relative SD: 1.65949
 Response type: Internal Std (Ref 34), Area * (IS Conc. / IS Area)
 Curve type: RF

IS#	RRF	Std. Conc.	Sample ID	Filename
34	0.890	100.00	CS-0.5 S39-...	c20apr12c-1
34	0.885	100.00	CS-1 S40-19	c20apr12c-2
34	0.901	100.00	CS-2 S39-00...	c20apr12c-3
34	0.921	100.00	CS-3 S37-40...	c20apr12c-4
34	0.887	100.00	CS-4 S40-20	c20apr12c-5
34	0.880	100.00	CS-5 S40-06	c20apr12c-6

Quantify Compound Summary Report MassLynx 4.1
ICAL Summary

Dataset: C:\MassLynx\Default.pro\Curvedb\c20apr12c_1613_db5ms.qld

Last Altered: Tuesday, May 08, 2012 08:31:39 Eastern Daylight Time
Printed: Tuesday, May 08, 2012 08:35:32 Eastern Daylight Time

312014

Compound name: ES:13C-OCDD

Response Factor: 0.871439
RRF SD: 0.0223686, Relative SD: 2.56686
Response type: Internal Std (Ref 34), Area * (IS Conc. / IS Area)
Curve type: RF

Sample ID	Std. Conc.	RRF	IS#
c20apr12c-1	200.00	0.886	34
c20apr12c-2	200.00	0.853	34
c20apr12c-3	200.00	0.868	34
c20apr12c-4	200.00	0.908	34
c20apr12c-5	200.00	0.865	34
c20apr12c-6	200.00	0.849	34

Compound name: ES:13C-2378-TCDF

Response Factor: 1.56094
RRF SD: 0.0439609, Relative SD: 2.81632
Response type: Internal Std (Ref 33), Area * (IS Conc. / IS Area)
Curve type: RF

Sample ID	Std. Conc.	RRF	IS#
c20apr12c-1	100.00	1.583	33
c20apr12c-2	100.00	1.578	33
c20apr12c-3	100.00	1.524	33
c20apr12c-4	100.00	1.521	33
c20apr12c-5	100.00	1.528	33
c20apr12c-6	100.00	1.631	33

Compound name: ES:13C-12378-PeCDF

Response Factor: 1.32228
RRF SD: 0.0638178, Relative SD: 4.82635
Response type: Internal Std (Ref 33), Area * (IS Conc. / IS Area)
Curve type: RF

Sample ID	Std. Conc.	RRF	IS#
c20apr12c-1	100.00	1.283	33
c20apr12c-2	100.00	1.333	33

Quantify Compound Summary Report MassLynx 4.1
 ### ICAL Summary ###

Dataset: C:\MassLynx\Default.pro\Curved\c20apr12c_1613_db5ms.qld

Last Altered: Tuesday, May 08, 2012 08:31:39 Eastern Daylight Time
 Printed: Tuesday, May 08, 2012 08:35:32 Eastern Daylight Time

Compound name: ES:13C-12378-PeCDF

IS#	Filename	Sample ID	Std. Conc.	RRF
33	c20apr12c-3	CS-2 S39-00...	100.00	1.278
33	c20apr12c-4	CS-3 S37-40...	100.00	1.323
33	c20apr12c-5	CS-4 S40-20	100.00	1.274
33	c20apr12c-6	CS-5 S40-06	100.00	1.442

Compound name: ES:13C-23478-PeCDF

Response Factor: 1.2841
 RRF SD: 0.0574716, Relative SD: 4.47562
 Response type: Internal Std (Ref 33), Area * (IS Conc. / IS Area)
 Curve type: RF

IS#	Filename	Sample ID	Std. Conc.	RRF
33	c20apr12c-1	CS-0.5 S39-...	100.00	1.241
33	c20apr12c-2	CS-1 S40-19	100.00	1.287
33	c20apr12c-3	CS-2 S39-00...	100.00	1.238
33	c20apr12c-4	CS-3 S37-40...	100.00	1.300
33	c20apr12c-5	CS-4 S40-20	100.00	1.249
33	c20apr12c-6	CS-5 S40-06	100.00	1.389

Compound name: ES:13C-123478-HxCDF

Response Factor: 1.19818
 RRF SD: 0.0447139, Relative SD: 3.73182
 Response type: Internal Std (Ref 34), Area * (IS Conc. / IS Area)
 Curve type: RF

IS#	Filename	Sample ID	Std. Conc.	RRF
34	c20apr12c-1	CS-0.5 S39-...	100.00	1.164
34	c20apr12c-2	CS-1 S40-19	100.00	1.144
34	c20apr12c-3	CS-2 S39-00...	100.00	1.174
34	c20apr12c-4	CS-3 S37-40...	100.00	1.253
34	c20apr12c-5	CS-4 S40-20	100.00	1.245
34	c20apr12c-6	CS-5 S40-06	100.00	1.209

Quantify Compound Summary Report MassLynx 4.1
ICAL Summary

Dataset: C:\MassLynx\Default.pro\Curved\b\c20apr12c_16'13_db5ms.qld

Last Altered: Tuesday, May 08, 2012 08:31:39 Eastern Daylight Time
Printed: Tuesday, May 08, 2012 08:35:32 Eastern Daylight Time

3120145

Compound name: ES:13C-123678-HxCDF

Response Factor: 1.24293 ✓
RRF SD: 0.0527579, Relative SD: 4.24463
Response type: Internal Std (Ref 34), Area * (IS Conc. / IS Area)
Curve type: RF

IS#	Filename	Sample ID	Std. Conc.	RRF	IS#
1	c20apr12c-1	CS-0.5 S39-...	100.00	1.216	34
2	c20apr12c-2	CS-1 S40-19	100.00	1.174	34
3	c20apr12c-3	CS-2 S39-00...	100.00	1.203	34
4	c20apr12c-4	CS-3 S37-40...	100.00	1.291	34
5	c20apr12c-5	CS-4 S40-20	100.00	1.303	34
6	c20apr12c-6	CS-5 S40-06	100.00	1.272	34

Compound name: ES:13C-234678-HxCDF

Response Factor: 1.22914 ✓
RRF SD: 0.033641, Relative SD: 2.73695
Response type: Internal Std (Ref 34), Area * (IS Conc. / IS Area)
Curve type: RF

IS#	Filename	Sample ID	Std. Conc.	RRF	IS#
1	c20apr12c-1	CS-0.5 S39-...	100.00	1.188	34
2	c20apr12c-2	CS-1 S40-19	100.00	1.230	34
3	c20apr12c-3	CS-2 S39-00...	100.00	1.257	34
4	c20apr12c-4	CS-3 S37-40...	100.00	1.189	34
5	c20apr12c-5	CS-4 S40-20	100.00	1.265	34
6	c20apr12c-6	CS-5 S40-06	100.00	1.245	34

Pa
4

Compound name: ES:13C-123789-HxCDF

Response Factor: 1.17655 ✓
RRF SD: 0.0173169, Relative SD: 1.47183
Response type: Internal Std (Ref 34), Area * (IS Conc. / IS Area)
Curve type: RF

IS#	Filename	Sample ID	Std. Conc.	RRF	IS#
1	c20apr12c-1	CS-0.5 S39-...	100.00	1.158	34
2	c20apr12c-2	CS-1 S40-19	100.00	1.169	34

Quantify Compound Summary Report MassLynx 4.1
ICAL Summary

Dataset: C:\MassLynx\Default.pro\Curved\b20apr12c_1613_db5ms.qld

Last Altered: Tuesday, May 08, 2012 08:31:39 Eastern Daylight Time
Printed: Tuesday, May 08, 2012 08:35:32 Eastern Daylight Time

312014

Compound name: ES:13C-123789-HxCDF

Filename	Sample ID	Std. Conc.	RRF	IS#
c20apr12c-3	CS-2 S39-00...	100.00	1.172	34
c20apr12c-4	CS-3 S37-40...	100.00	1.199	34
c20apr12c-5	CS-4 S40-20	100.00	1.165	34
c20apr12c-6	CS-5 S40-06	100.00	1.198	34

Compound name: ES:13C-1234678-HpCDF

Response Factor: 1.02923
RRF SD: 0.0268225, Relative SD: 2.60607
Response type: Internal Std (Ref 34), Area * (IS Conc. / IS Area)
Curve type: RF

Filename	Sample ID	Std. Conc.	RRF	IS#
c20apr12c-1	CS-0.5 S39-...	100.00	0.995	34
c20apr12c-2	CS-1 S40-19	100.00	1.006	34
c20apr12c-3	CS-2 S39-00...	100.00	1.056	34
c20apr12c-4	CS-3 S37-40...	100.00	1.043	34
c20apr12c-5	CS-4 S40-20	100.00	1.058	34
c20apr12c-6	CS-5 S40-06	100.00	1.017	34

Compound name: ES:13C-1234789-HpCDF

Response Factor: 0.869228
RRF SD: 0.0220853, Relative SD: 2.54079
Response type: Internal Std (Ref 34), Area * (IS Conc. / IS Area)
Curve type: RF

Filename	Sample ID	Std. Conc.	RRF	IS#
c20apr12c-1	CS-0.5 S39-...	100.00	0.844	34
c20apr12c-2	CS-1 S40-19	100.00	0.847	34
c20apr12c-3	CS-2 S39-00...	100.00	0.871	34
c20apr12c-4	CS-3 S37-40...	100.00	0.902	34
c20apr12c-5	CS-4 S40-20	100.00	0.866	34
c20apr12c-6	CS-5 S40-06	100.00	0.884	34

Page 1222 of 1494

Quantify Compound Summary Report MassLynx 4.1
ICAL Summary

Dataset: C:\MassLynx\Default.pro\Curved\bic20apr12c_1613_db5ms.qld

Last Altered: Tuesday, May 08, 2012 08:31:39 Eastern Daylight Time
Printed: Tuesday, May 08, 2012 08:35:32 Eastern Daylight Time

312014

Compound name: JS:13C-1234-TCDD

Response Factor: 1

RRF SD: 0, Relative SD: 0

Response type: Internal Std (Ref 33), Area * (IS Conc. / IS Area)

Curve type: RF

IS#	Filename	Sample ID	Std. Conc.	RRF
1	.c20apr12c-1	CS-0.5 S39-...	100.00	1.000
2	.c20apr12c-2	CS-1 S40-19	100.00	1.000
3	.c20apr12c-3	CS-2 S39-00...	100.00	1.000
4	.c20apr12c-4	CS-3 S37-40...	100.00	1.000
5	.c20apr12c-5	CS-4 S40-20	100.00	1.000
6	.c20apr12c-6	CS-5 S40-06	100.00	1.000

Compound name: JS:13C-123789-HxCDD

Response Factor: 1

RRF SD: 4.96507e-017, Relative SD: 4.96507e-015

Response type: Internal Std (Ref 34), Area * (IS Conc. / IS Area)

Curve type: RF

IS#	Filename	Sample ID	Std. Conc.	RRF
1	.c20apr12c-1	CS-0.5 S39-...	100.00	1.000
2	.c20apr12c-2	CS-1 S40-19	100.00	1.000
3	.c20apr12c-3	CS-2 S39-00...	100.00	1.000
4	.c20apr12c-4	CS-3 S37-40...	100.00	1.000
5	.c20apr12c-5	CS-4 S40-20	100.00	1.000
6	.c20apr12c-6	CS-5 S40-06	100.00	1.000

Page 8

Compound name: CS:37Cl-2378-TCDD

Response Factor: 1.12422

RRF SD: 0.0684334, Relative SD: 6.08718

Response type: Internal Std (Ref 33), Area * (IS Conc. / IS Area)

Curve type: RF

IS#	Filename	Sample ID	Std. Conc.	RRF
1	.c20apr12c-1	CS-0.5 S39-...	0.25	1.249
2	.c20apr12c-2	CS-1 S40-19	0.50	1.112

Quantify Compound Summary Report MassLynx 4.1
ICAL Summary

Dataset: C:\MassLynx\Default.pro\Curved\b\c20apr12c_16'13_db5ms.qld

Last Altered: Tuesday, May 08, 2012 08:31:39 Eastern Daylight Time
Printed: Tuesday, May 08, 2012 08:35:32 Eastern Daylight Time

312014

Compound name: CS:37CI-2378-TCDD

Filename	Sample ID	Std. Conc.	RRF	IS#
c20apr12c-3	CS-2 S39-00...	2.00	1.066	33
c20apr12c-4	CS-3 S37-40...	10.00	1.091	33
c20apr12c-5	CS-4 S40-20	40.00	1.074	33
c20apr12c-6	CS-5 S40-06	200.00	1.153	33

Compound name: Tetradioxins

Response Factor: 1.07539 ✓
RRF SD: 0.0397508, Relative SD: 3.6964
Response type: Internal Std (Ref 18), Area * (IS Conc. / IS Area)
Curve type: RF

Filename	Sample ID	Std. Conc.	RRF	IS#
c20apr12c-1	CS-0.5 S39-...	0.25	-	-
c20apr12c-2	CS-1 S40-19	0.50	-	-
c20apr12c-3	CS-2 S39-00...	2.00	-	-
c20apr12c-4	CS-3 S37-40...	10.00	-	-
c20apr12c-5	CS-4 S40-20	40.00	-	-
c20apr12c-6	CS-5 S40-06	200.00	-	-

Compound name: Pentadioxins

Response Factor: 1.03914 ✓
RRF SD: 0.00857781, Relative SD: 0.825474
Response type: Internal Std (Ref 19), Area * (IS Conc. / IS Area)
Curve type: RF

Filename	Sample ID	Std. Conc.	RRF	IS#
c20apr12c-1	CS-0.5 S39-...	1.25	-	-
c20apr12c-2	CS-1 S40-19	2.50	-	-
c20apr12c-3	CS-2 S39-00...	10.00	-	-
c20apr12c-4	CS-3 S37-40...	50.00	-	-
c20apr12c-5	CS-4 S40-20	200.00	-	-
c20apr12c-6	CS-5 S40-06	1000.00	-	-

Quantify Compound Summary Report MassLynx 4.1
ICAL Summary

Dataset: C:\MassLynx\Default.pro\Curved\b1c20apr12c_1613_db5ms.qld

Last Altered: Tuesday, May 08, 2012 08:31:39 Eastern Daylight Time
Printed: Tuesday, May 08, 2012 08:35:32 Eastern Daylight Time

3120145

Compound name: Hexadioxins

Response Factor: 1.02973 ✓

RRF SD: 0.0215582, Relative SD: 2.09359

Response type: Internal Std (Ref Multiple), Area * (IS Conc. / IS Area)

Curve type: RF

Sample ID	Std. Conc.	RRF	IS#
c20apr12c-1	1.25	-	-
c20apr12c-2	2.50	-	-
c20apr12c-3	10.00	-	-
c20apr12c-4	50.00	-	-
c20apr12c-5	200.00	-	-
c20apr12c-6	1000.00	-	-

Compound name: Heptadioxins

Response Factor: 1.0551 ✓

RRF SD: 0.0307726, Relative SD: 2.91656

Response type: Internal Std (Ref 22), Area * (IS Conc. / IS Area)

Curve type: RF

Sample ID	Std. Conc.	RRF	IS#
c20apr12c-1	1.25	-	-
c20apr12c-2	2.50	-	-
c20apr12c-3	10.00	-	-
c20apr12c-4	50.00	-	-
c20apr12c-5	200.00	-	-
c20apr12c-6	1000.00	-	-

Pa

Compound name: Tetrafurans

Response Factor: 0.980213 ✓

RRF SD: 0.0282091, Relative SD: 2.87786

Response type: Internal Std (Ref 24), Area * (IS Conc. / IS Area)

Curve type: RF

Sample ID	Std. Conc.	RRF	IS#
c20apr12c-1	0.25	-	-
c20apr12c-2	0.50	-	-

Quantify Compound Summary Report MassLynx 4.1
ICAL Summary

Dataset: C:\MassLynx\Default.pro\Curved\b20apr12c_1613_db5ms.qld

Last Altered: Tuesday, May 08, 2012 08:31:39 Eastern Daylight Time
Printed: Tuesday, May 08, 2012 08:35:32 Eastern Daylight Time

312014

Compound name: Tetrafurans

Filename	Sample ID	Std. Conc.	RRF	IS#
c20apr12c-3	CS-2 S39-00...	2.00	-	-
c20apr12c-4	CS-3 S37-40...	10.00	-	-
c20apr12c-5	CS-4 S40-20	40.00	-	-
c20apr12c-6	CS-5 S40-06	200.00	-	-

Compound name: Pentafurans (F1)

Response Factor: 1.00083 ✓
RRF SD: 0.0218761, Relative SD: 2.1858
Response type: Internal Std (Ref Multiple), Area * (IS Conc. / IS Area)
Curve type: RF

Filename	Sample ID	Std. Conc.	RRF	IS#
c20apr12c-1	CS-0.5 S39-...	1.25	-	-
c20apr12c-2	CS-1 S40-19	2.50	-	-
c20apr12c-3	CS-2 S39-00...	10.00	-	-
c20apr12c-4	CS-3 S37-40...	50.00	-	-
c20apr12c-5	CS-4 S40-20	200.00	-	-
c20apr12c-6	CS-5 S40-06	1000.00	-	-

Compound name: Pentafurans

Response Factor: 1.00083 ✓
RRF SD: 0.0218761, Relative SD: 2.1858
Response type: Internal Std (Ref Multiple), Area * (IS Conc. / IS Area)
Curve type: RF

Filename	Sample ID	Std. Conc.	RRF	IS#
c20apr12c-1	CS-0.5 S39-...	1.25	-	-
c20apr12c-2	CS-1 S40-19	2.50	-	-
c20apr12c-3	CS-2 S39-00...	10.00	-	-
c20apr12c-4	CS-3 S37-40...	50.00	-	-
c20apr12c-5	CS-4 S40-20	200.00	-	-
c20apr12c-6	CS-5 S40-06	1000.00	-	-

Quantify Compound Summary Report MassLynx 4.1
ICAL Summary

Dataset: C:\MassLynx\Default.pro\Curved\b20apr12c_1613_db5ms.qld

Last Altered: Tuesday, May 08, 2012 08:31:39 Eastern Daylight Time
Printed: Tuesday, May 08, 2012 08:35:32 Eastern Daylight Time

312014

Compound name: Hexafluorax

Response Factor: 1.15966

RRF SD: 0.0222711, Relative SD: 1.92048

Response type: Internal Std (Ref Multiple), Area * (IS Conc. / IS Area)

Curve type: RF

IS#	Filename	Sample ID	Std. Conc.	RRF
1	c20apr12c-1	CS-0.5 S39-...	1.25	-
2	c20apr12c-2	CS-1 S40-19	2.50	-
3	c20apr12c-3	CS-2 S39-00...	10.00	-
4	c20apr12c-4	CS-3 S37-40...	50.00	-
5	c20apr12c-5	CS-4 S40-20	200.00	-
6	c20apr12c-6	CS-5 S40-06	1000.00	-

Compound name: Heptafluorans

Response Factor: 1.38872

RRF SD: 0.0438427, Relative SD: 3.15706

Response type: Internal Std (Ref Multiple), Area * (IS Conc. / IS Area)

Curve type: RF

IS#	Filename	Sample ID	Std. Conc.	RRF
1	c20apr12c-1	CS-0.5 S39-...	1.25	-
2	c20apr12c-2	CS-1 S40-19	2.50	-
3	c20apr12c-3	CS-2 S39-00...	10.00	-
4	c20apr12c-4	CS-3 S37-40...	50.00	-
5	c20apr12c-5	CS-4 S40-20	200.00	-
6	c20apr12c-6	CS-5 S40-06	1000.00	-

Page 1494

Compound name: Hexa Ether

Response type: External Std, Area

Curve type: RF

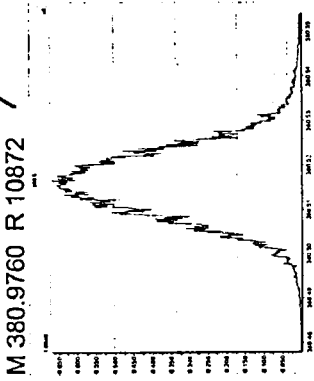
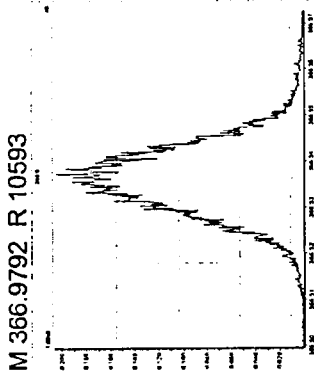
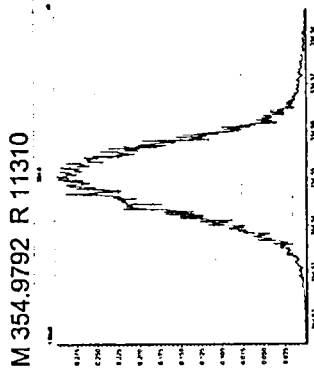
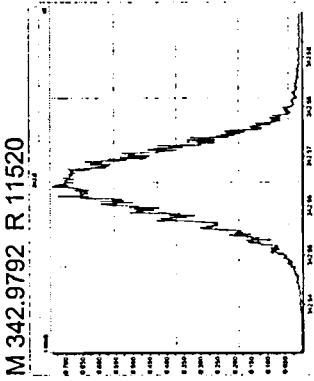
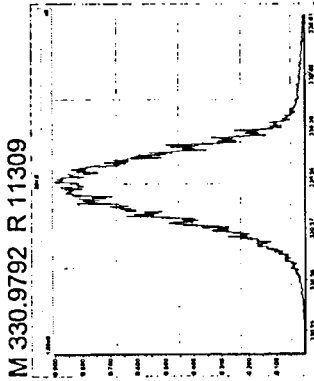
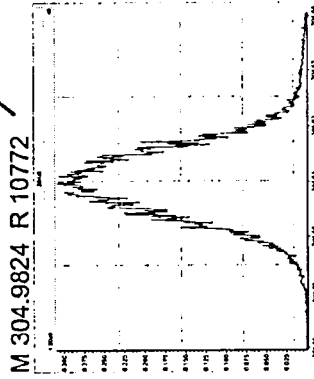
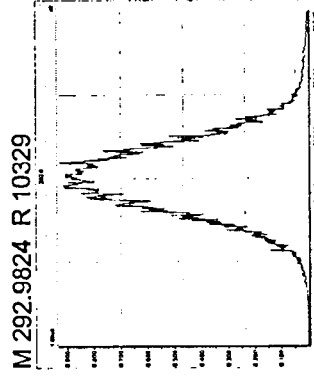
IS#	Filename	Sample ID	Std. Conc.	RRF
1	c20apr12c-1	CS-0.5 S39-...	1.00	-
2	c20apr12c-2	CS-1 S40-19	1.00	-
3	c20apr12c-3	CS-2 S39-00...	1.00	-

Experiment Calibration Report

MassLynx 4.1

File: Experiment: dioxins_db5ms.exp Reference: Pfk.ref Function: 1 @ 200 (ppm)

Printed: Friday, April 20, 2012 13:41:16 Eastern Daylight Time

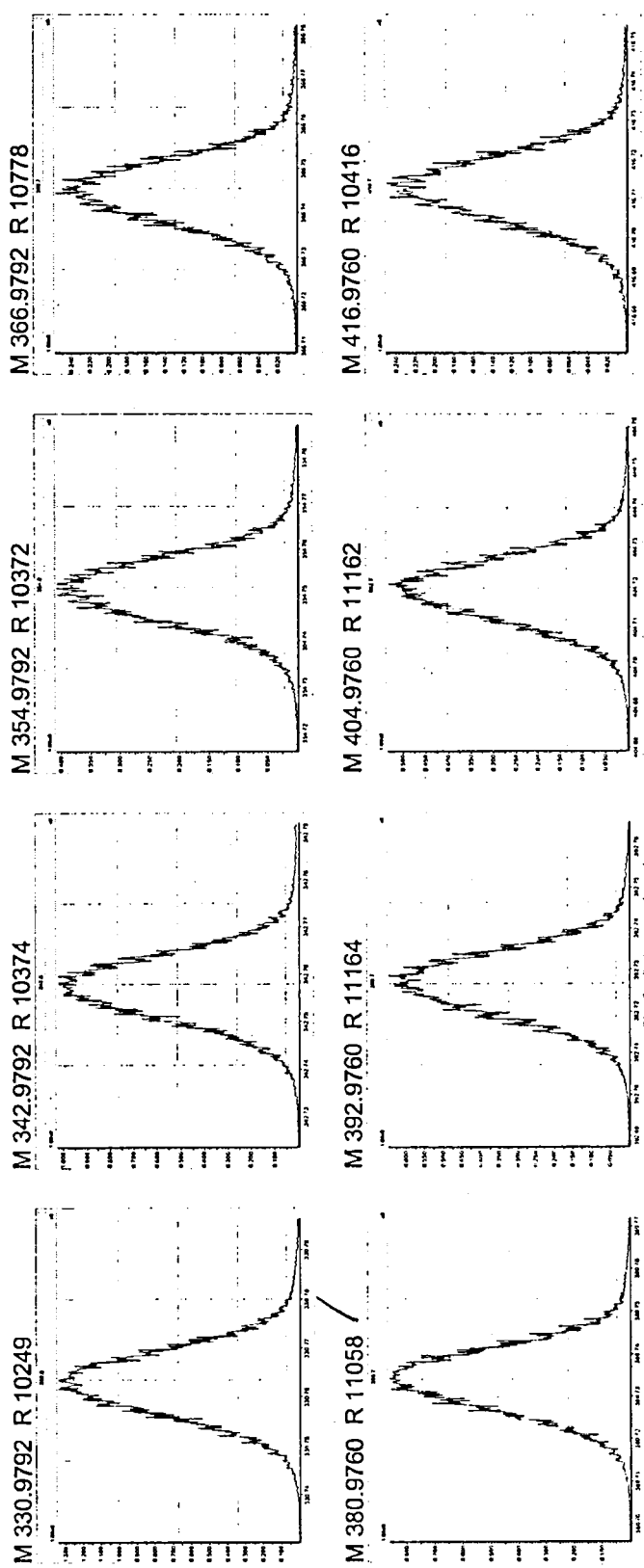


Experiment Calibration Report

MassLynx 4.1

File: Experiment: dioxins_db5ms.exp Reference: Plk.ref Function: 2 @ 200 (ppm)

Printed: Friday, April 20, 2012 13:42:02 Eastern Daylight Time

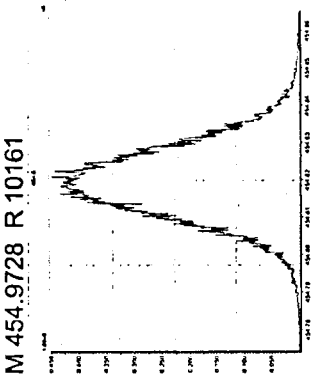
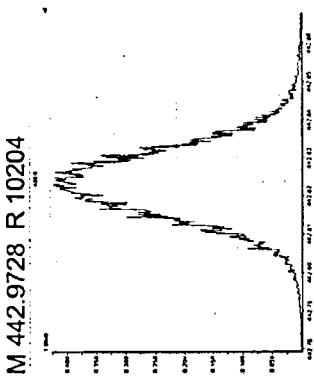
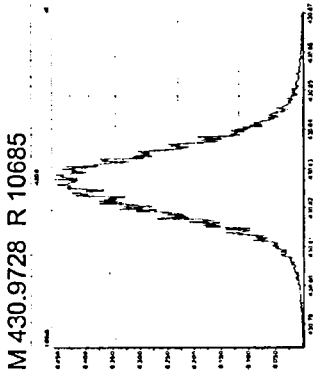
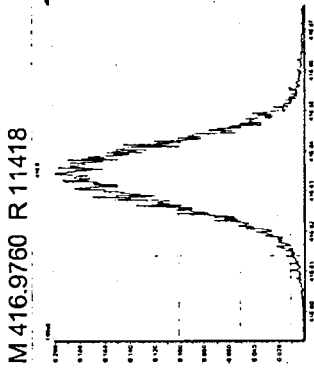
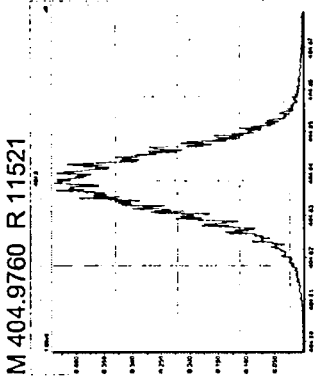
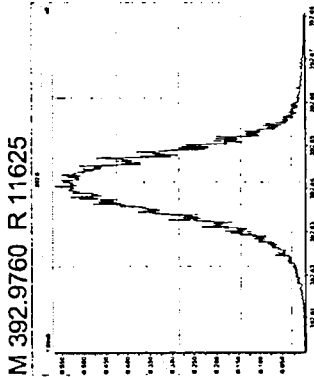
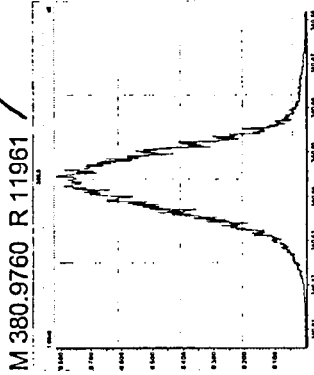
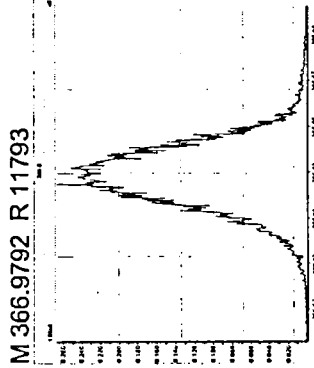


Experiment Calibration Report

MassLynx 4.1

File: Experiment: dioxins_db5ms.exp Reference: Pfk.ref Function: 3 @ 200 (ppm)

Printed: Friday, April 20, 2012 13:43:14 Eastern Daylight Time

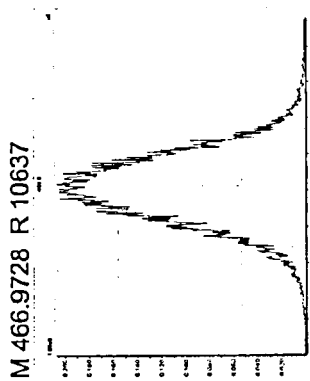
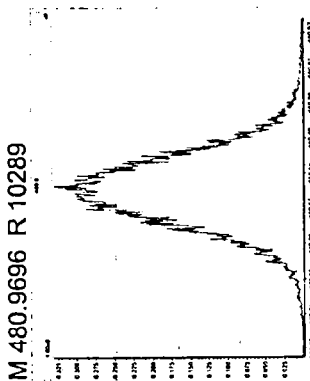
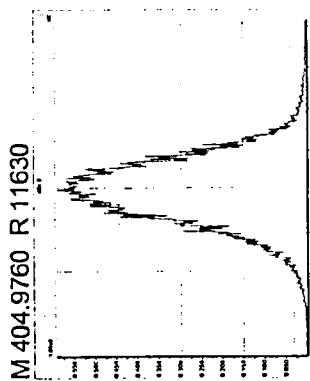
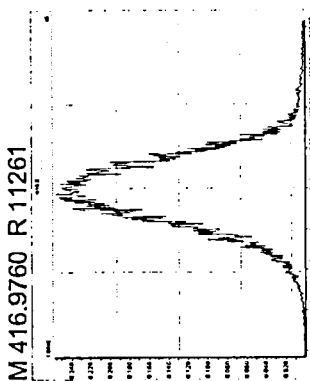
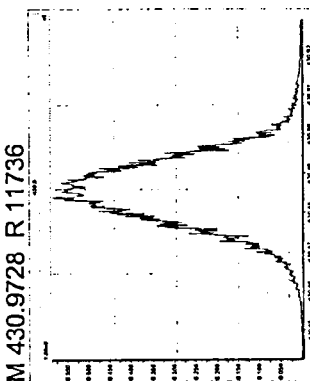
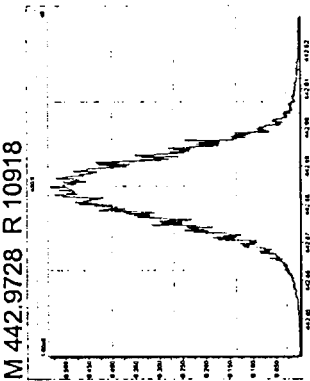


Experiment Calibration Report

MassLynx 4.1

File: Experiment: dioxins_db5ms.exp Reference: Pfk.ref Function: 4 @ 200 (ppm)

Printed: Friday, April 20, 2012 13:43:32 Eastern Daylight Time

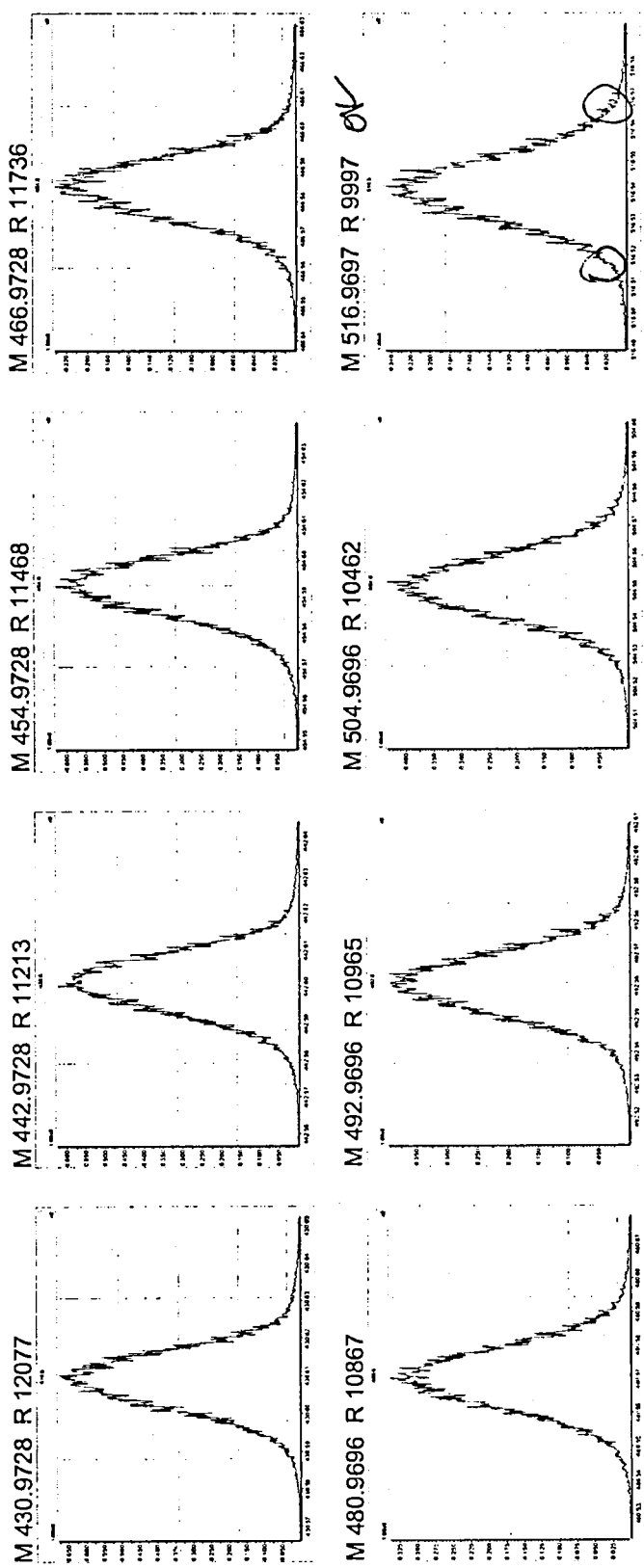


Experiment Calibration Report

MassLynx 4.1

File: Experiment: dioxins_db5ms.exp Reference: Pfk.ref Function: 5 @ 200 (ppm)

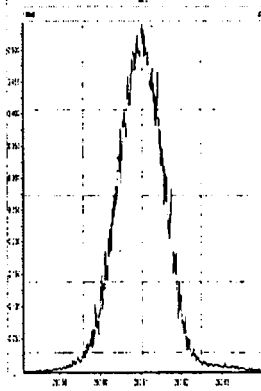
Printed: Friday, April 20, 2012 13:44:28 Eastern Daylight Time



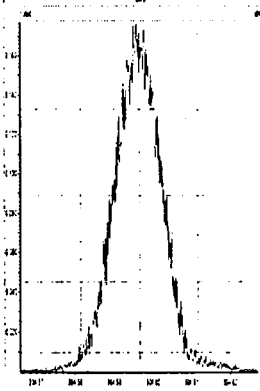
File: Experiment: dioxins_db5ms.exp Reference: Pfk.ref Function: 1 @ 200 (ppm)

Printed: Friday, April 20, 2012 22:24:26 Eastern Daylight Time

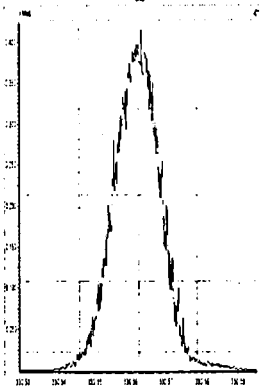
M 292.9824 R 11214



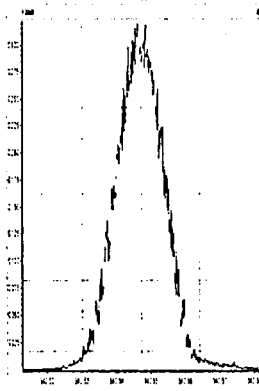
M 304.9824 R 11738



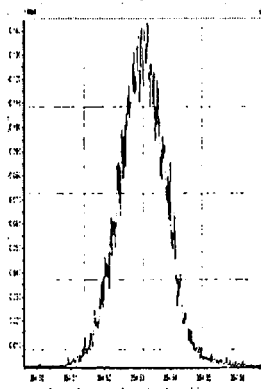
M 330.9792 R 11624



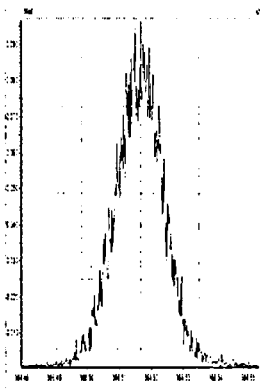
M 342.9792 R 11363



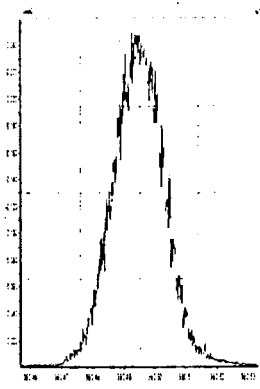
M 354.9792 R 10777



M 366.9792 R 10204



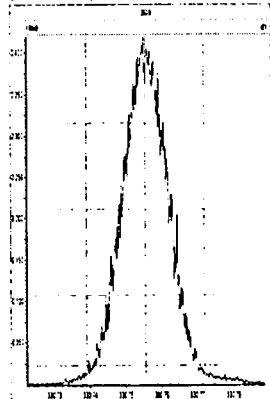
M 380.9760 R 10119



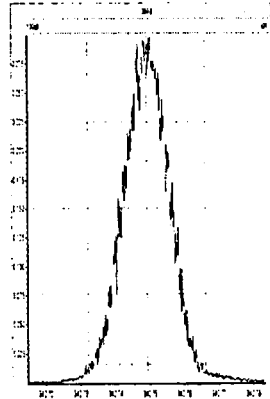
File: Experiment: dioxins_db5ms.exp Reference: Pfk.ref Function: 2 @ 200 (ppm)

Printed: Friday, April 20, 2012 22:27:23 Eastern Daylight Time

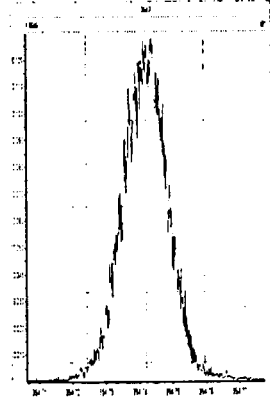
M 330.9792 R 11361



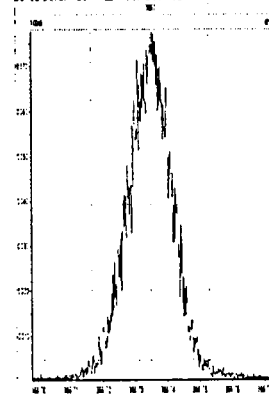
M 342.9792 R 11313



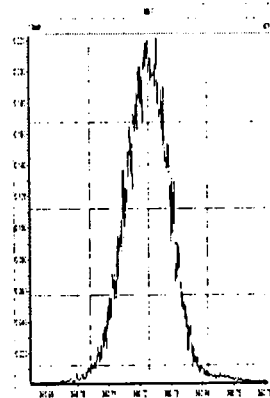
M 354.9792 R 10916




M 366.9792 R 12079



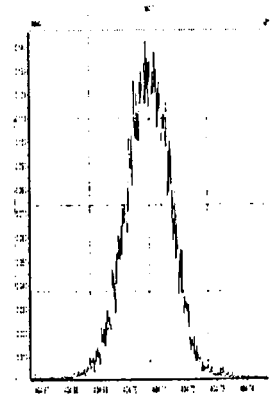
M 380.9760 R 12255



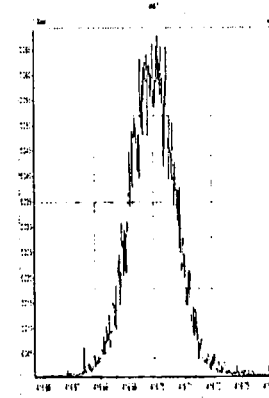
M 392.9760 R 11791



M 404.9760 R 11058



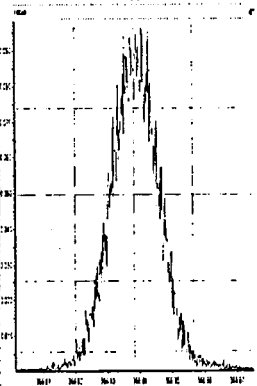
M 416.9760 R 10964



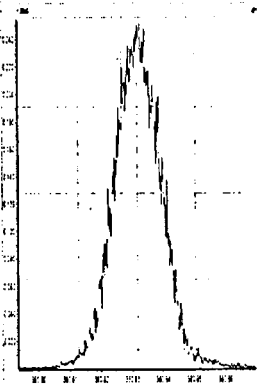
File: Experiment: dioxins_db5ms.exp Reference: Pfk.ref Function: 3 @ 200 (ppm)

Printed: Friday, April 20, 2012 22:25:34 Eastern Daylight Time

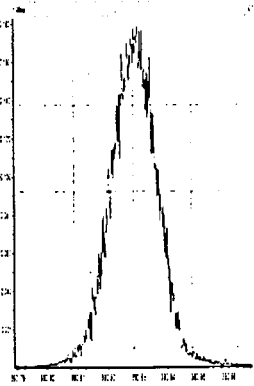
M 366.9792 R 10776



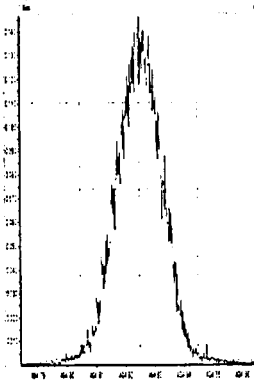
M 380.9760 R 11315



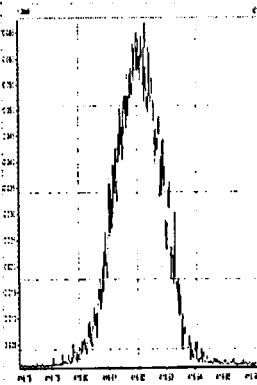
M 392.9760 R 11314



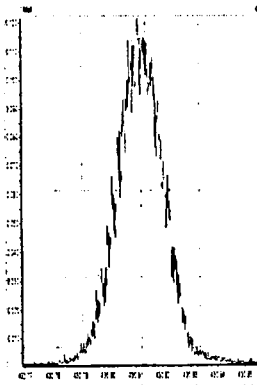
M 404.9760 R 11961



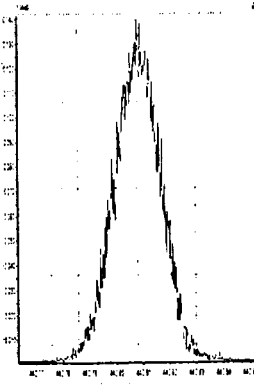
M 416.9760 R 11470



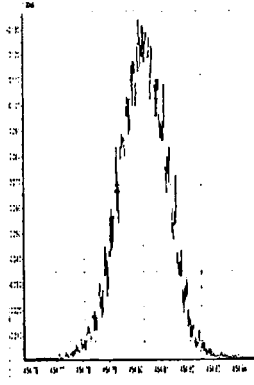
M 430.9728 R 11162



M 442.9728 R 11467



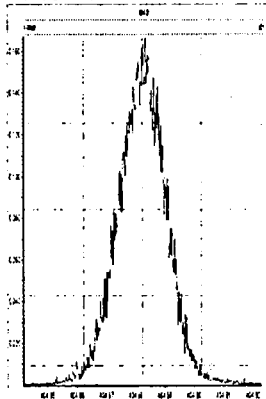
M 454.9728 R 10777



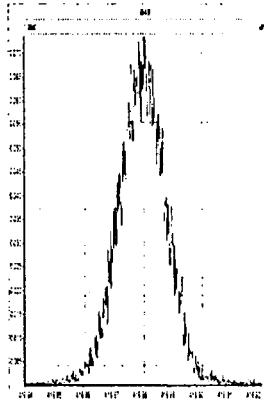
File: Experiment: dioxins_db5ms.exp Reference: Pfk.ref Function: 4 @ 200 (ppm)

Printed: Friday, April 20, 2012 22:25:49 Eastern Daylight Time

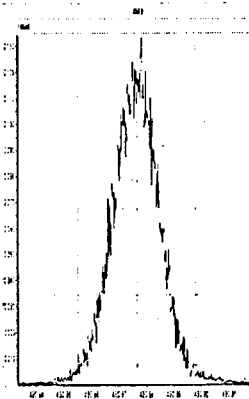
M 404.9760 R 10590



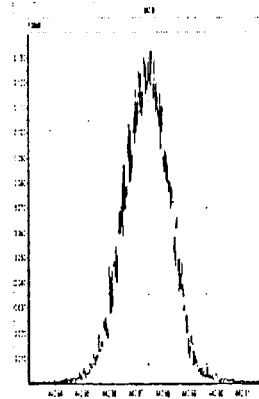
M 416.9760 R 11312



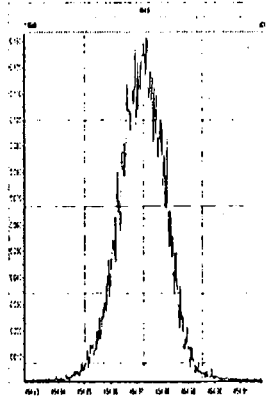
M 430.9728 R 10775



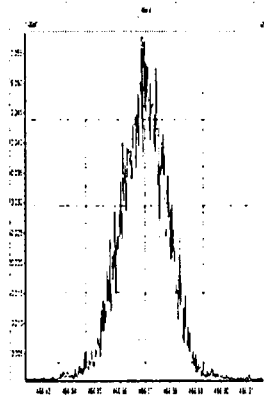
M 442.9728 R 10918



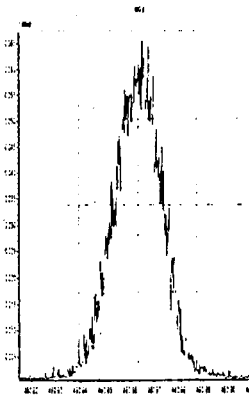
M 454.9728 R 11628



M 466.9728 R 11847



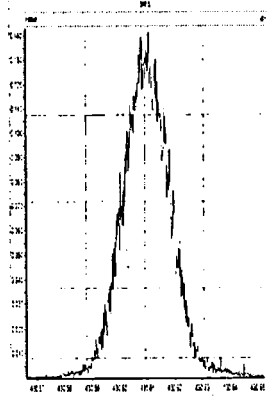
M 480.9696 R 10202



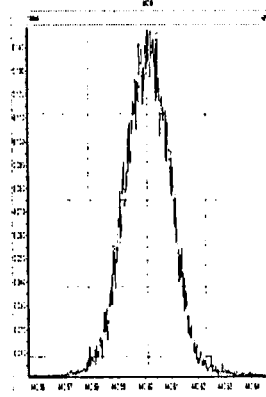
File: Experiment: dioxins_db5ms.exp Reference: Pfk.ref Function: 5 @ 200 (ppm)

Printed: Friday, April 20, 2012 22:26:23 Eastern Daylight Time

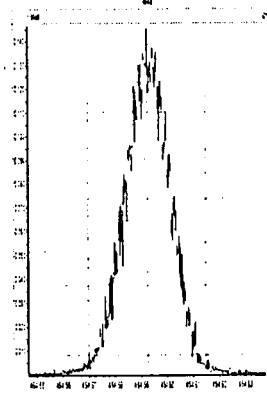
M 430.9728 R 10917



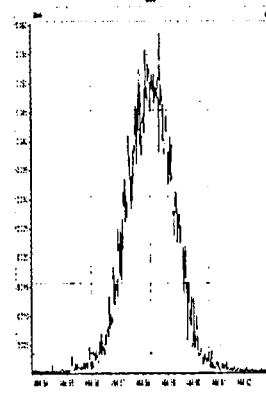
M 442.9728 R 11626



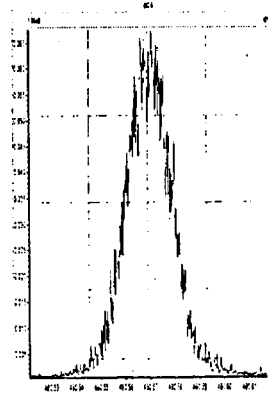
M 454.9728 R 11412



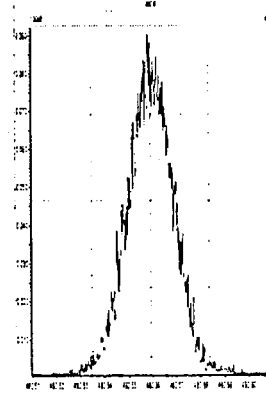
M 466.9728 R 11362



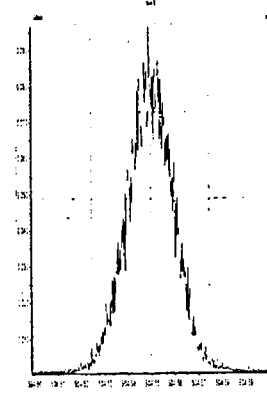
M 480.9696 R 10505



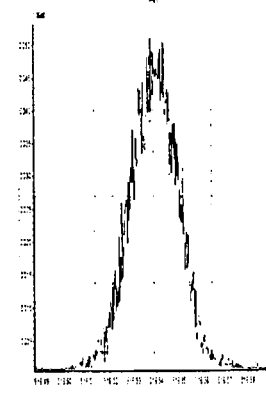
M 492.9696 R 11261



M 504.9696 R 10915



M 516.9697 R 11208



Quantify Sample Summary Report
 ### ICAL Summary ###
 MassLynx 4.1

Dataset: C:\MassLynx\Default.pro\Curved\c20apr12c_1613_db5ms.qld

Last Altered: Tuesday, May 08, 2012 08:31:39 Eastern Daylight Time
 Printed: Tuesday, May 08, 2012 08:35:32 Eastern Daylight Time

31201450

Method: Untitled 07 May 2012 10:55:26
 Calibration: C:\MassLynx\Default.pro\Curved\DB5MS-0042012_1613.cdb 08 May 2012 08:31:36

Name: c20apr12c-1
 ID: CS-0.5 S39-253
 Date: 26-Apr-2012
 Time: 14:49:35
 User: KAS
 Submitter:
 Task: HRMS3

TMS-11-12

$$HxCDD RRF = \frac{1.363e4}{(1.015e6 + 1.043e6)} \left(\frac{100 \text{ pg/ml}}{1.25 \text{ pg/ml}} \right) = 1.060$$

TMS-11-12

Name	Response	Ion1Area	Ion2Area	RT	RA	RAFail?	RRF	MRRF	%RSD	IS#	Height1	Noise1	SN1	Height2	Noise2	SN2	M
2378-TCDD	3.257e3	1.517e3	1.740e3	30.17	0.87	NO	1.037	1.075	3.7	18	2.475e4	666	37.2	2.162e4	680	31.8	bb
12378-PeCDD	1.348e4	8.222e3	5.253e3	33.56	1.57	NO	1.045	1.039	0.8	19	2.130e5	1128	188.9	1.367e5	1022	133.7	bb
123478-HxCDD	1.417e4	7.663e3	6.510e3	36.05	1.18	NO	1.117	1.065	2.5	20	1.651e5	961	171.7	1.495e5	1220	122.6	dd
123678-HxCDD	1.329e4	7.312e3	5.982e3	36.12	1.22	NO	1.020	0.996	1.9	21	1.740e5	961	181.0	1.385e5	1220	113.5	db
123789-HxCDD	1.363e4	7.489e3	6.143e3	36.35	1.22	NO	1.060	1.029	2.7	Multi	1.762e5	961	183.2	1.374e5	1220	112.7	bb
1234678-HpCDD	1.298e4	6.411e3	6.566e3	39.19	0.98	NO	1.101	1.055	2.9	22	1.054e5	1012	104.2	1.268e5	1335	94.9	bb
OCDD	2.613e4	1.220e4	1.394e4	43.10	0.88	NO	1.114	1.063	2.6	23	1.620e5	1230	131.7	1.726e5	1705	101.2	bb
2378-TCDF	5.018e3	2.280e3	2.738e3	29.25	0.83	NO	1.010	0.980	2.9	24	3.705e4	578	64.1	3.720e4	892	41.7	bb
12378-PeCDF	2.074e4	1.293e4	7.812e3	32.77	1.66	NO	1.030	0.980	2.9	25	3.762e5	1270	296.1	2.125e5	1090	194.9	bb
23478-PeCDF	2.053e4	1.261e4	7.923e3	33.38	1.59	NO	1.054	1.022	2.8	26	3.338e5	1270	262.7	2.168e5	1090	198.9	bb
123478-HxCDF	1.878e4	1.056e4	8.226e3	35.36	1.28	NO	1.219	1.183	4.3	27	2.439e5	1102	221.3	1.929e5	871	221.5	dd
123678-HxCDF	1.933e4	1.057e4	8.753e3	35.47	1.21	NO	1.200	1.168	3.8	28	2.448e5	1102	222.1	2.043e5	871	234.6	db
234678-HxCDF	1.854e4	1.051e4	8.032e3	35.93	1.31	NO	1.178	1.178	3.0	29	2.479e5	1102	225.0	1.877e5	871	215.5	bd
123789-HxCDF	1.779e4	1.018e4	7.609e3	36.66	1.34	NO	1.160	1.110	2.2	30	2.254e5	1102	204.6	1.740e5	871	199.8	bb
1234678-HpCDF	1.916e4	1.003e4	9.135e3	38.04	1.10	NO	1.455	1.389	2.4	31	2.074e5	1435	144.6	1.765e5	1334	132.4	bb
1234789-HpCDF	1.663e4	8.558e3	8.074e3	39.83	1.06	NO	1.488	1.389	4.1	32	1.542e5	1435	107.5	1.525e5	1334	114.3	bb
OCDF	2.964e4	1.442e4	1.522e4	43.39	0.95	NO	1.263	1.290	2.3	23	1.950e5	1273	153.2	2.106e5	1406	149.8	bb
ES:13C-2378-TCDD	1.256e6	5.485e5	7.079e5	30.14	0.77	NO	1.001	0.991	3.4	33	7.115e6	2113	3366.9	9.226e6	862	10706.0	bb
ES:13C-12378-PeCDD	1.032e6	6.249e5	4.071e5	33.54	1.54	NO	0.822	0.835	4.2	33	1.659e7	1174	14131.5	1.090e7	783	13929.9	bb
ES:13C-123478-HxCDD	1.015e6	5.644e5	4.502e5	36.02	1.25	NO	0.958	0.971	1.7	34	1.300e7	1646	7900.4	1.047e7	1225	8546.7	bd
ES:13C-123678-HxCDD	1.043e6	5.738e5	4.691e5	36.11	1.22	NO	0.985	1.005	2.5	34	1.328e7	1646	8070.4	1.094e7	1225	8930.0	db
ES:13C-1234678-HpCDD	9.430e5	4.821e5	4.609e5	39.18	1.05	NO	0.890	0.894	1.7	34	8.788e6	1607	5470.1	8.373e6	1268	6604.9	bb
ES:13C-OCDD	1.877e6	8.834e5	9.938e5	43.09	0.89	NO	0.886	0.871	2.6	34	1.120e7	1175	9531.4	1.253e7	1296	9670.5	bb
ES:13C-2378-TCDF	1.988e6	8.738e5	1.114e6	29.22	0.78	NO	1.583	1.561	2.8	33	1.128e7	1240	9092.8	1.453e7	1811	8020.4	bb
ES:13C-12378-PeCDF	1.611e6	9.707e5	6.401e5	32.76	1.52	NO	1.283	1.322	4.8	33	2.715e7	953	28498.4	1.796e7	1130	15886.7	bb

Quantify Sample Summary Report
 ### ICAL Summary ###

MassLynx 4.1

Dataset: C:\MassLynx\Default.pro\Curved\c20apr12c_1613_db5.ms.qld

Last Altered: Tuesday, May 08, 2012 08:31:39 Eastern Daylight Time
 Printed: Tuesday, May 08, 2012 08:35:32 Eastern Daylight Time

812014

Name: c20apr12c-1
 ID: CS-0.5 S39-253
 Date: 20-Apr-2012
 Time: 14:49:35
 User: KAS
 Submitter:
 Task: HRMS3

CS-TCDD RRF = $\frac{1.255e6}{0.5 \times 10^{-6}} = 1.249$
 $\frac{100 \text{ pg/ml}}{0.25 \text{ pg/ml}} = 1.249$
 JM 5-11-12

Name	Response	Ion1Area	Ion2Area	RT	RA	RAFail?	RRF	MRRF	%RSD	IS#	Height1	Noise1	SN1	Height2	Noise2	SN2	M
ES:13C-23478-PeCDF	1.558e6	9.483e5	6.096e5	33.38	1.56	NO	1.241	1.284	4.5	33	2.521e7	953	26458.9	1.639e7	1130	14497.5	bb
ES:13C-123478-HxCDF	1.233e6	4.243e5	8.089e5	35.34	0.52	NO	1.164	1.198	3.7	34	9.878e6	1851	5335.8	1.908e7	1842	10358.6	bd
ES:13C-123678-HxCDF	1.288e6	4.463e5	8.417e5	35.44	0.53	NO	1.216	1.243	4.2	34	1.062e7	1851	5737.2	2.021e7	1842	10972.4	db
ES:13C-234678-HxCDF	1.259e6	4.286e5	8.304e5	35.92	0.52	NO	1.188	1.229	2.7	34	9.837e6	1851	5313.8	1.917e7	1842	10408.3	bb
ES:13C-123789-HxCDF	1.227e6	4.230e5	8.037e5	36.65	0.53	NO	1.158	1.177	1.5	34	9.214e6	1851	4977.2	1.755e7	1842	9527.2	bb
ES:13C-1234678-HpCDF	1.054e6	3.264e5	7.275e5	38.03	0.45	NO	0.995	1.029	2.6	34	6.304e6	1526	4132.3	1.385e7	1312	10556.6	bb
ES:13C-1234789-HpCDF	8.943e5	2.725e5	6.218e5	39.82	0.44	NO	0.844	0.869	2.5	34	4.804e6	1526	3148.6	1.079e7	1312	8224.4	bb
JS:13C-1234-TCDD	1.255e6	5.461e5	7.092e5	29.46	0.77	NO	1.000	1.000	0.0	33	7.145e6	2113	3381.2	9.448e6	862	10963.7	bb
JS:13C-123789-HxCDD	1.059e6	5.865e5	4.727e5	36.33	1.24	NO	1.000	1.000	0.0	34	1.335e7	1646	8111.1	1.108e7	1225	9039.8	bb
CS:37Cl-2378-TCDD	3.918e3	3.918e3	-	30.15	-	-	2.49	1.124	6.1	33	4.990e4	602	82.9	-	-	-	bb
Tetraoxins	1.517e3	-	-	-	-	-	-	1.075	3.7	-	2.475e4	666	-	-	-	-	-
Pentadioxins	8.601e3	-	-	-	-	-	-	1.039	0.8	-	2.238e5	1128	-	-	-	-	-
Hexadioxins	2.349e4	-	-	-	-	-	-	1.030	2.1	-	5.358e5	961	-	-	-	-	-
Heptadioxins	7.291e3	-	-	-	-	-	-	1.055	2.9	-	1.222e5	1012	-	-	-	-	-
Tetrafurans	2.280e3	-	-	-	-	-	-	0.980	2.9	-	3.705e4	578	-	-	-	-	-
Pentafurans (F1)	0.000e0	-	-	-	-	-	-	1.001	2.2	-	0.000e0	669	-	-	-	-	-
Pentafurans	2.589e4	-	-	-	-	-	-	1.001	2.2	-	7.187e5	1270	-	-	-	-	-
Hexafurans	4.182e4	-	-	-	-	-	-	1.160	1.9	-	9.620e5	1102	-	-	-	-	-
Heptafurans	1.858e4	-	-	-	-	-	-	1.389	3.2	-	3.617e5	1435	-	-	-	-	-
Hexa Ether	-	-	-	-	-	-	-	-	-	-	-	384	-	-	-	-	-
Hepta Ether	-	-	-	-	-	-	-	-	-	-	-	1516	-	-	-	-	-
Octa Ether	-	-	-	-	-	-	-	-	-	-	-	1542	-	-	-	-	-
Nona Ether	-	-	-	-	-	-	-	-	-	-	-	1451	-	-	-	-	-
Deca Ether	-	-	-	-	-	-	-	-	-	-	-	1029	-	-	-	-	-
F1 Lock Mass	2.825e6	2.825e6	-	22.37	-	-	28249...	18904...	40.4	-	6.092e6	149661	40.7	-	-	-	bb
F2 Lock Mass	1.460e6	1.460e6	-	31.53	-	-	14602...	25412...	48.6	-	3.764e6	101664	37.0	-	-	-	bb
F3 Lock Mass	8.224e6	8.224e6	-	34.25	-	-	82244...	74087...	28.1	-	1.079e7	226963	47.5	-	-	-	bb
F4 Lock Mass	1.060e6	1.060e6	-	41.84	-	-	10601...	17316...	30.9	-	7.030e6	168003	41.8	-	-	-	bd

Quantify Sample Report
ICAL Summary

MassLynx 4.1

Dataset: C:\MassLynx\Default.pro\Curved\b20apr12c_1613_db5ms.qld

Last Altered: Tuesday, May 08, 2012 08:31:39 Eastern Daylight Time
Printed: Tuesday, May 08, 2012 08:35:32 Eastern Daylight Time

312014

Method: Untitled 07 May 2012 10:55:26

Calibration: C:\MassLynx\Default.pro\Curved\b\DB5MS-0042012_1613.cdb 08 May 2012 08:31:36

Name: c20apr12c-1, Date: 20-Apr-2012, Time: 14:49:35, ID: CS-0.5 S39-253, Description: , Instrument: , User: KAS

Tetradioxins

c20apr12c-1 Smooth(SG,1x2)
CS-0.5 S39-253



Tetradioxins

c20apr12c-1 Smooth(SG,1x2)
CS-0.5 S39-253



ES:13C-2378-TCDD

c20apr12c-1 Smooth(SG,1x2)
CS-0.5 S39-253



ES:13C-2378-TCDD

c20apr12c-1 Smooth(SG,1x2)
CS-0.5 S39-253



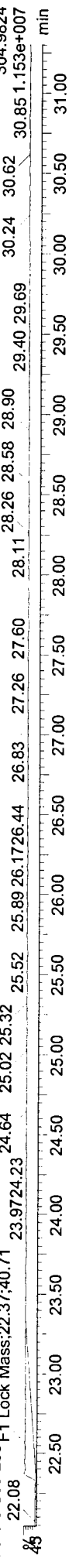
CS:37CI-2378-TCDD

c20apr12c-1 Smooth(SG,1x2)
CS-0.5 S39-253



F1Lock Mass

c20apr12c-1 Smooth(SG,1x2)
CS-0.5 S39-253



Quantify Sample Report MassLynx 4.1

ICAL Summary


Dataset: C:\MassLynx\Default.pro\Curved\b\c20apr12c_1613_db5ms.qld

Last Altered: Tuesday, May 08, 2012 08:31:39 Eastern Daylight Time
Printed: Tuesday, May 08, 2012 08:35:32 Eastern Daylight Time

Name: c20apr12c-1, Date: 20-Apr-2012, Time: 14:49:35, ID: CS-0.5 S39-253, Description: , Instrument: , User: KAS


Pentadioxins

c20apr12c-1 Smooth(SG,1x2)
CS-0.5 S39-253



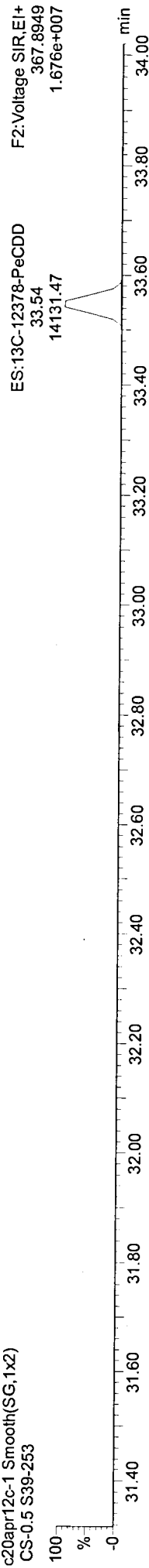
Pentadioxins

c20apr12c-1 Smooth(SG,1x2)
CS-0.5 S39-253




ES:13C-12378-PeCDD

c20apr12c-1 Smooth(SG,1x2)
CS-0.5 S39-253



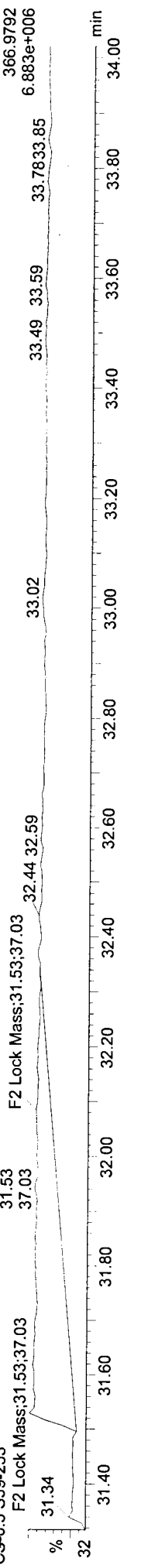
ES:13C-12378-PeCDD

c20apr12c-1 Smooth(SG,1x2)
CS-0.5 S39-253



F2 Lock Mass

c20apr12c-1 Smooth(SG,1x2)
CS-0.5 S39-253

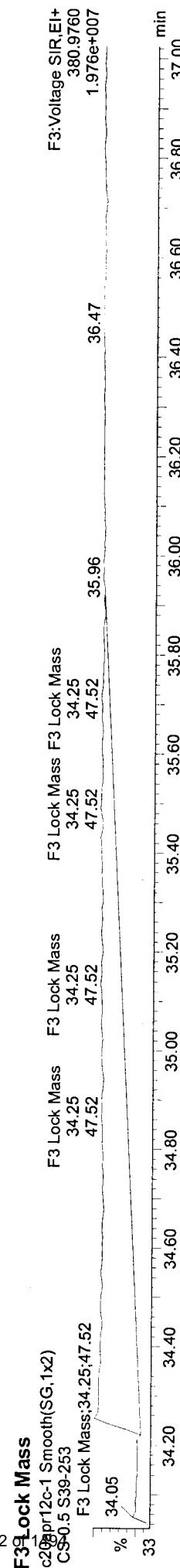



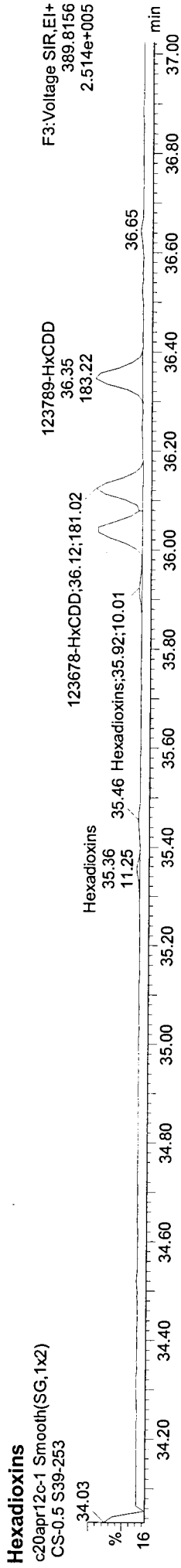


Quantify Sample Report
 ### ICAL Summary ###
 MassLynx 4.1

Dataset: C:\MassLynx\Default.pro\Curved\b\c20apr12c_1613_db5ms.qld

Last Altered: Tuesday, May 08, 2012 08:31:39 Eastern Daylight Time
 Printed: Tuesday, May 08, 2012 08:35:32 Eastern Daylight Time

Name: c20apr12c-1, Date: 20-Apr-2012, Time: 14:49:35, ID: CS-0.5 S39-253, Description: , Instrument: , User: KAS



Quantify Sample Report
ICAL Summary

MassLynx 4.1

Dataset: C:\MassLynx\Default.pro\Curved\b\c20apr12c_1613_db5ms.qld

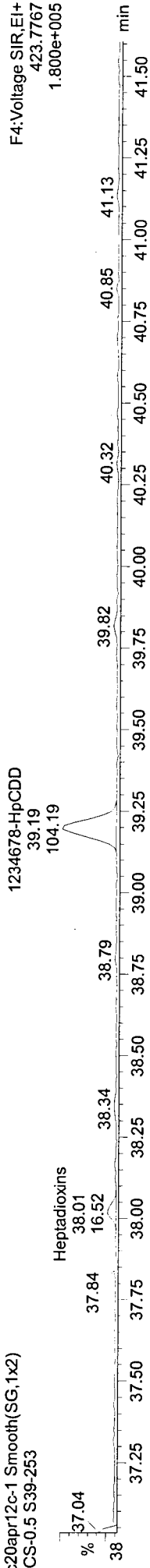
Last Altered: Tuesday, May 08, 2012 08:31:39 Eastern Daylight Time
Printed: Tuesday, May 08, 2012 08:35:32 Eastern Daylight Time

312014

Name: c20apr12c-1, Date: 20-Apr-2012, Time: 14:49:35, ID: CS-0.5 S39-253, Description: , Instrument: , User: KAS

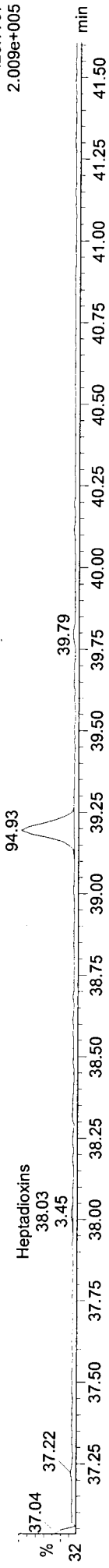
Heptadioxins

c20apr12c-1 Smooth(SG,1x2)
CS-0.5 S39-253



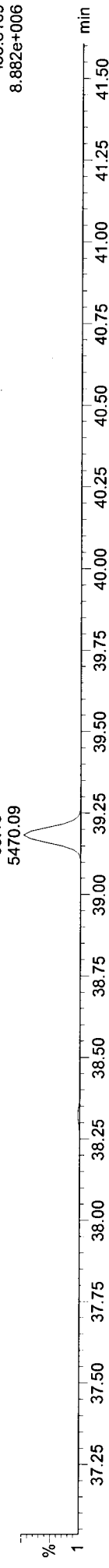
Heptadioxins

c20apr12c-1 Smooth(SG,1x2)
CS-0.5 S39-253



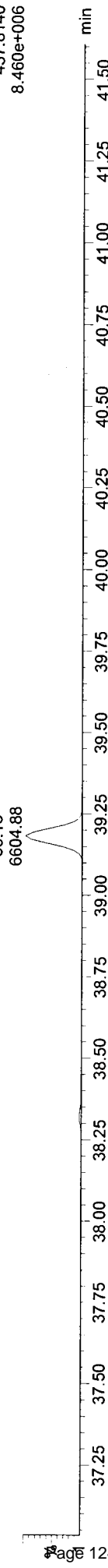
ES:13C-1234678-HpCDD

c20apr12c-1 Smooth(SG,1x2)
CS-0.5 S39-253




ES:13C-1234678-HpCDD

c20apr12c-1 Smooth(SG,1x2)
CS-0.5 S39-253



F4-Lock Mass

c20apr12c-1 Smooth(SG,1x2)
CS-0.5 S39-253



Quantify Sample Report
ICAL Summary

MassLynx 4.1

Dataset: C:\MassLynx\Default.pro\Curved\b20apr12c_1613_db5ms.qld

Last Altered: Tuesday, May 08, 2012 08:31:39 Eastern Daylight Time
Printed: Tuesday, May 08, 2012 08:35:32 Eastern Daylight Time

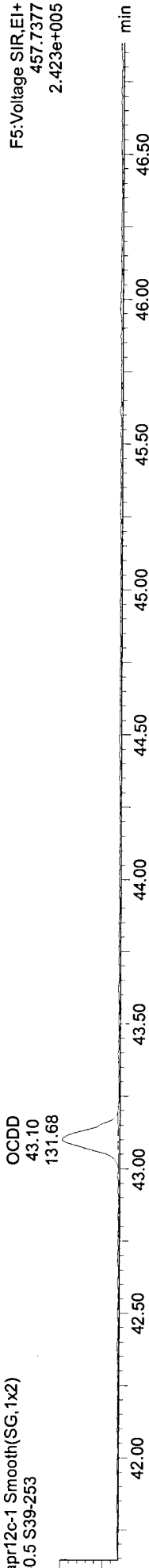
312014

Name: c20apr12c-1, Date: 20-Apr-2012, Time: 14:49:35, ID: CS-0.5 S39-253, Description: , Instrument: , User: KAS

OCDD

c20apr12c-1 Smooth(SG,1x2)
CS-0.5 S39-253

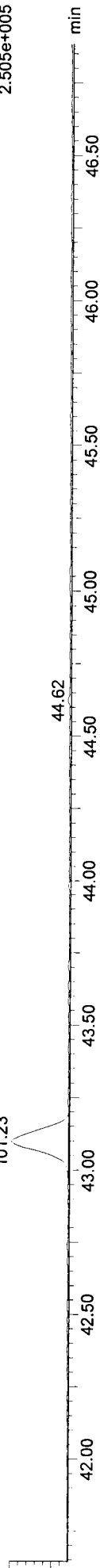
OCDD
43.10
131.68



OCDD

c20apr12c-1 Smooth(SG,1x2)
CS-0.5 S39-253

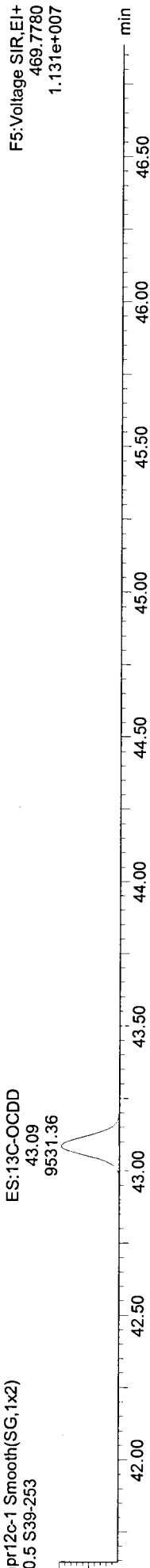
OCDD
43.10
101.23



ES:13C-OCDD

c20apr12c-1 Smooth(SG,1x2)
CS-0.5 S39-253

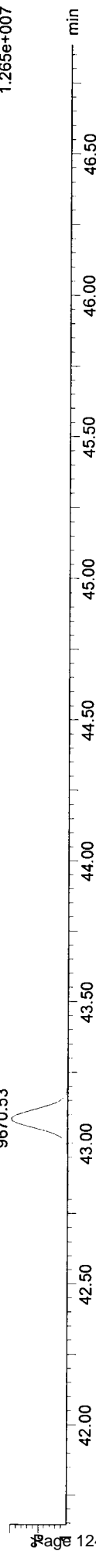
ES:13C-OCDD
43.09
9531.36



ES:13C-OCDD

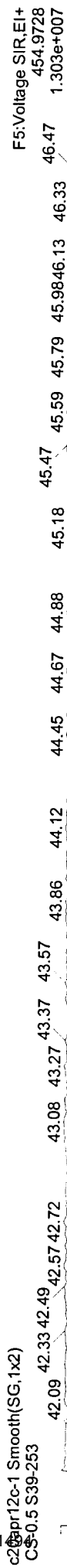
c20apr12c-1 Smooth(SG,1x2)
CS-0.5 S39-253

ES:13C-OCDD
43.09
9670.53



F5: Lock Mass

c20apr12c-1 Smooth(SG,1x2)
CS-0.5 S39-253



Quantify Sample Report
ICAL Summary

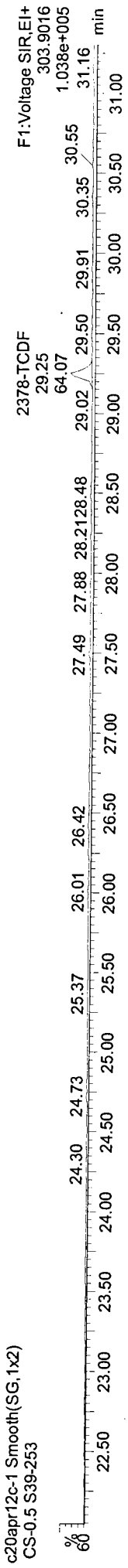
MassLynx 4.1

Dataset: C:\MassLynx\Default.pro\Curvedblc20apr12c_1613_db5ms.qld

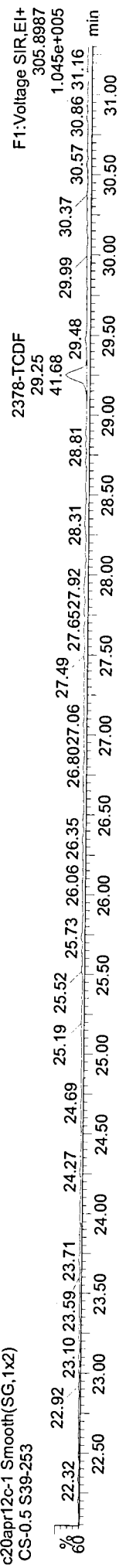
Last Altered: Tuesday, May 08, 2012 08:31:39 Eastern Daylight Time
Printed: Tuesday, May 08, 2012 08:35:32 Eastern Daylight Time

Name: c20apr12c-1, Date: 20-Apr-2012, Time: 14:49:35, ID: CS-0.5 S39-253, Description: , Instrument: , User: KAS

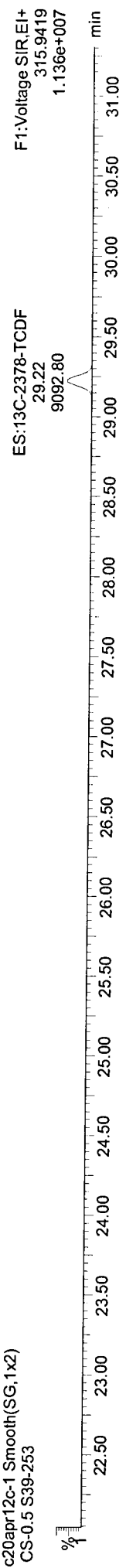
Tetrafurans



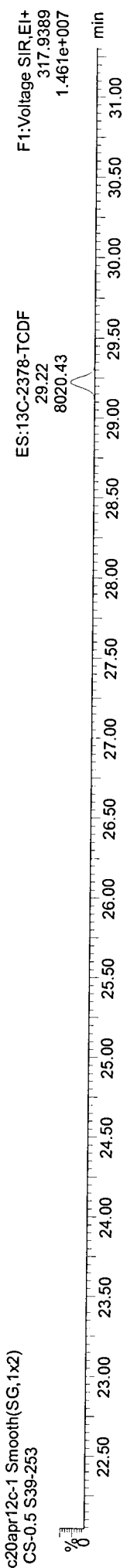
Tetrafurans



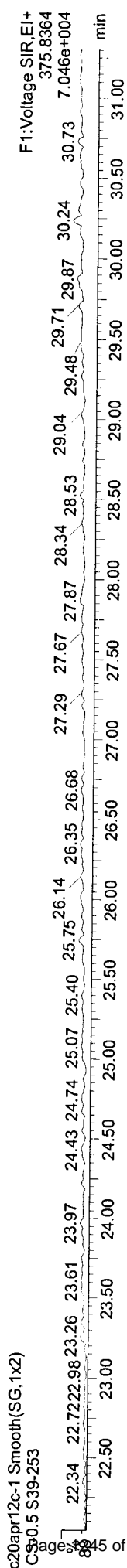
ES:13C-2378-TCDF



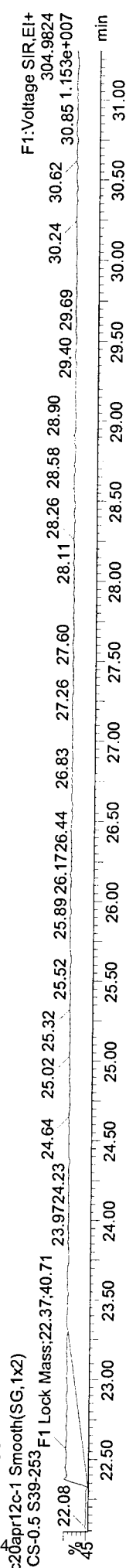
ES:13C-2378-TCDF



Hexa Ether



F1 Lock Mass



Quantify Sample Report

MassLynx 4.1
ICAL Summary

Dataset: C:\MassLynx\Default.pro\Curved\b1c20apr12c_1613_db5ms.qld

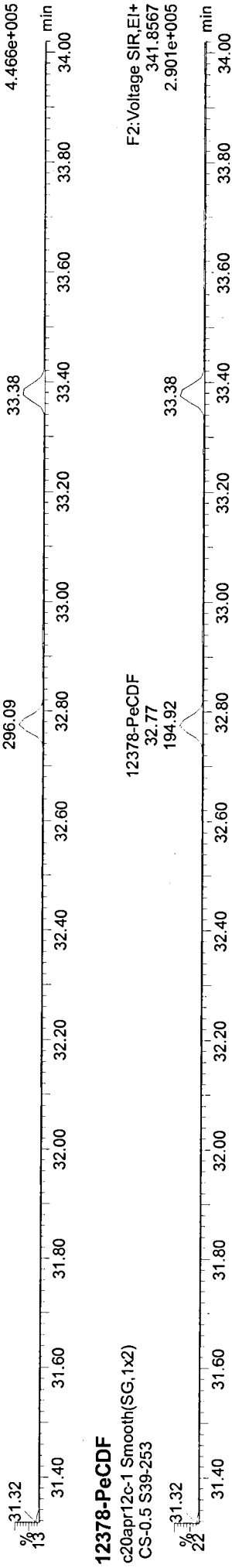
Last Altered: Tuesday, May 08, 2012 08:31:39 Eastern Daylight Time
Printed: Tuesday, May 08, 2012 08:35:32 Eastern Daylight Time

312014

Name: c20apr12c-1, Date: 20-Apr-2012, Time: 14:49:35, ID: CS-0.5 S39-253, Description: , Instrument: , User: KAS

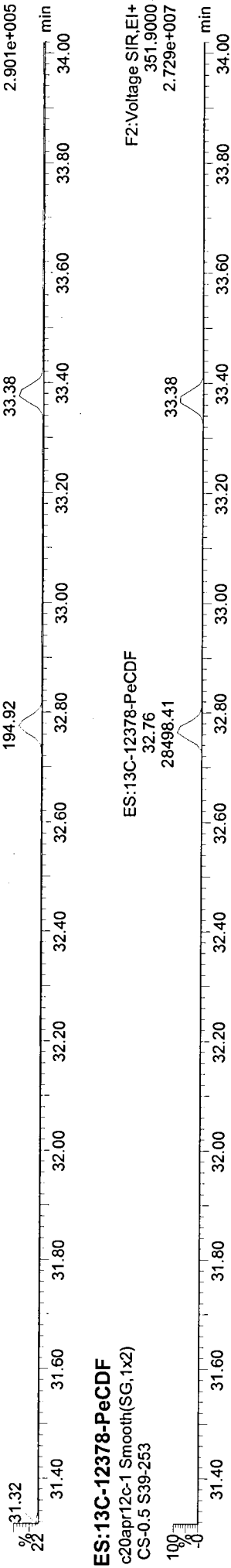
12378-PeCDF

c20apr12c-1 Smooth(SG,1x2)
CS-0.5 S39-253



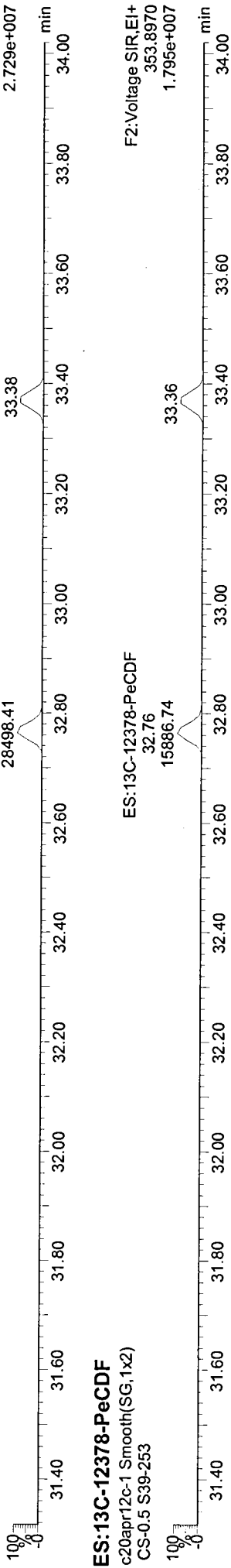
12378-PeCDF

c20apr12c-1 Smooth(SG,1x2)
CS-0.5 S39-253



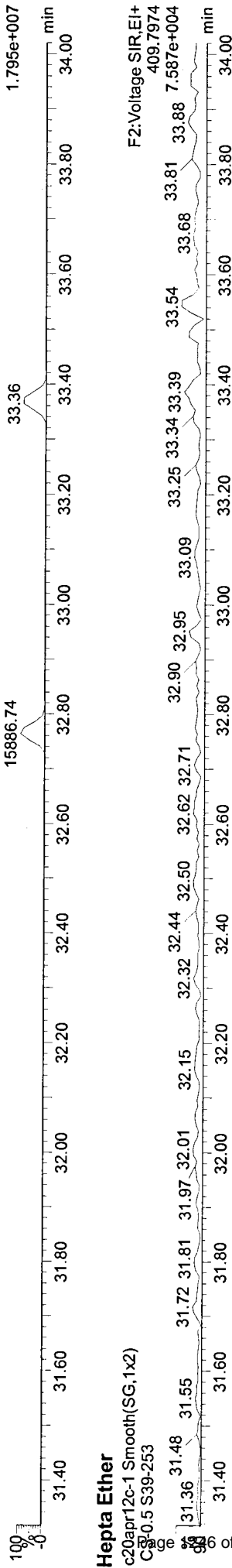
ES:13C-12378-PeCDF

c20apr12c-1 Smooth(SG,1x2)
CS-0.5 S39-253



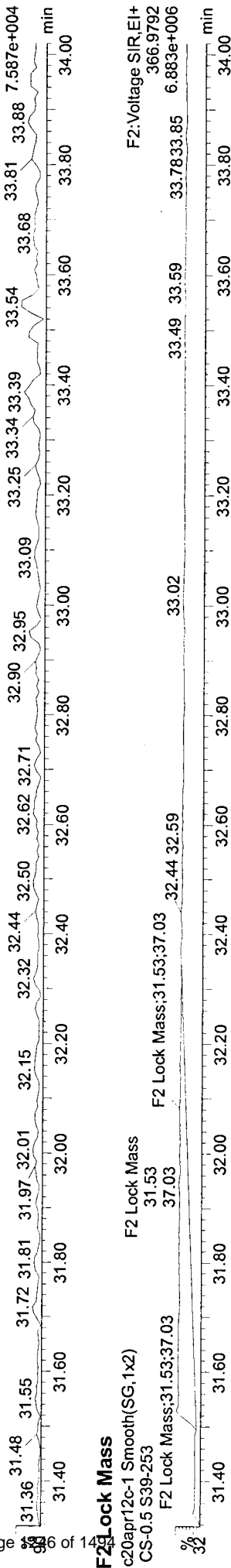
ES:13C-12378-PeCDF

c20apr12c-1 Smooth(SG,1x2)
CS-0.5 S39-253



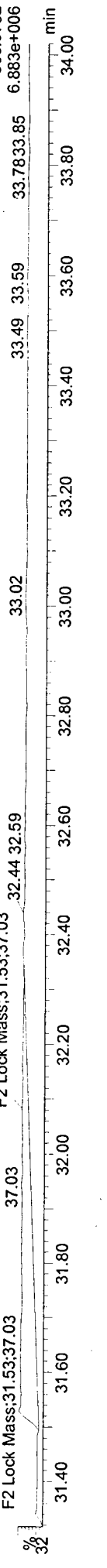
Hepta Ether

c20apr12c-1 Smooth(SG,1x2)
CS-0.5 S39-253



F2 Lock Mass

c20apr12c-1 Smooth(SG,1x2)
CS-0.5 S39-253



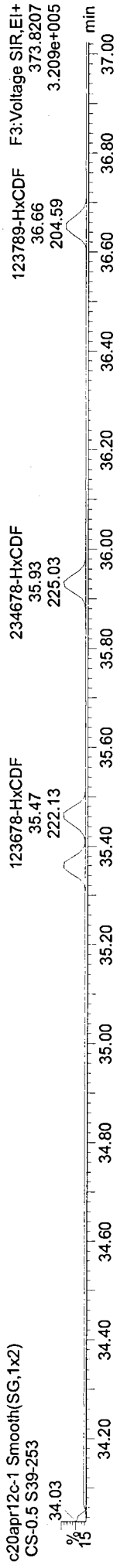
Quantify Sample Report
ICAL Summary ###
MassLynx 4.1

Dataset: C:\MassLynx\Default.pro\Curvedblc20apr12c_1613_db5ms.qld

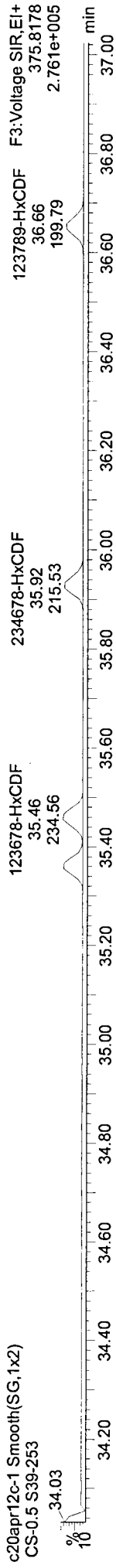
Last Altered: Tuesday, May 08, 2012 08:31:39 Eastern Daylight Time
Printed: Tuesday, May 08, 2012 08:35:32 Eastern Daylight Time

Name: c20apr12c-1, Date: 20-Apr-2012, Time: 14:49:35, ID: CS-0.5 S39-253, Description: , Instrument: , User: KAS

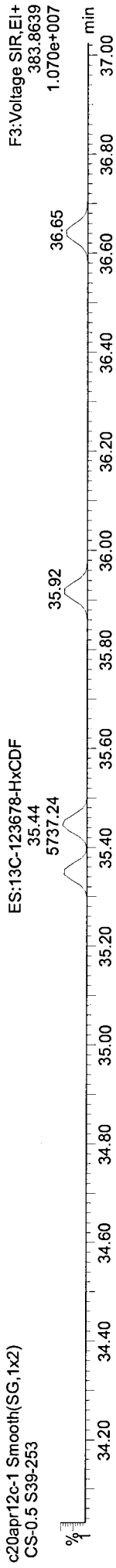
Hexafurans



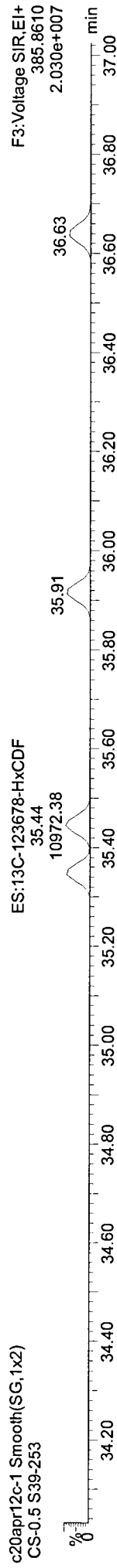
Hexafurans



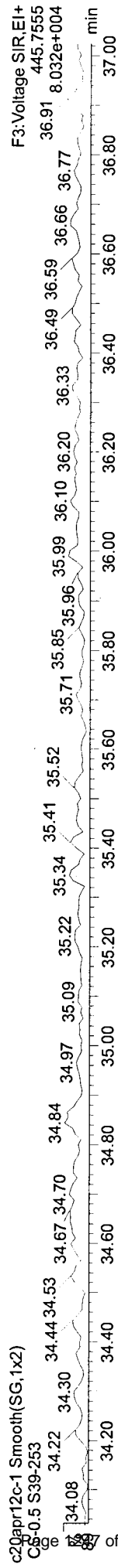
ES:13C-123678-HxCDF



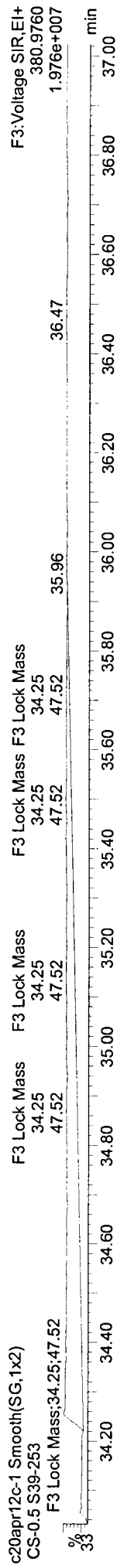
ES:13C-123678-HxCDF



Octa Ether



F3 Lock Mass



Quantify Sample Report MassLynx 4.1

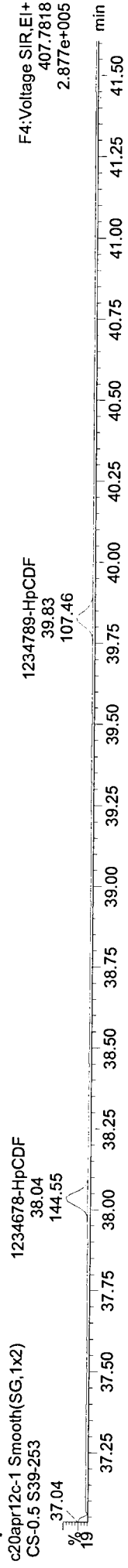
ICAL Summary

Dataset: C:\MassLynx\Default.pro\Curvedblc20apr12c_1613_db5ms.qld

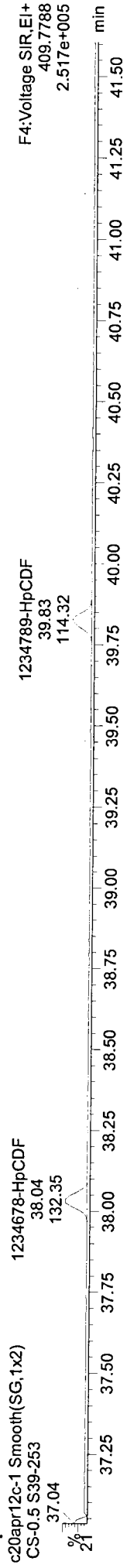
Last Altered: Tuesday, May 08, 2012 08:31:39 Eastern Daylight Time
Printed: Tuesday, May 08, 2012 08:35:32 Eastern Daylight Time

Name: c20apr12c-1, Date: 20-Apr-2012, Time: 14:49:35, ID: CS-0.5 S39-253, Description: , Instrument: , User: KAS

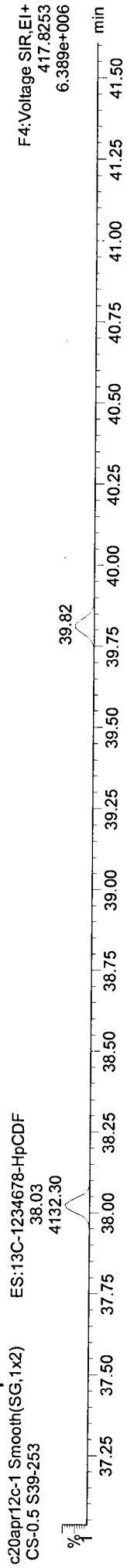
Heptafurans




Heptafurans



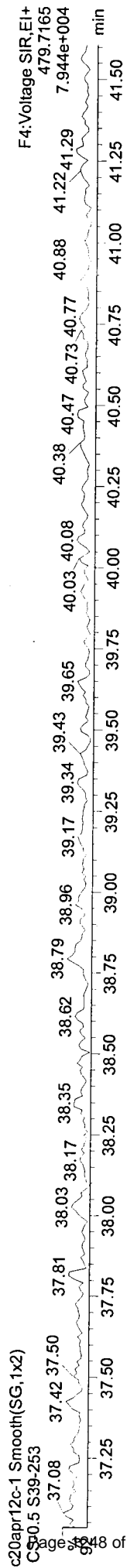
ES:13C-1234678-HpCDF



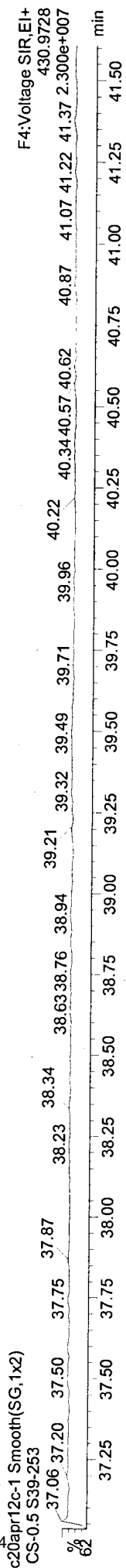
ES:13C-1234678-HpCDF



Nona Ether



F4:Lock Mass

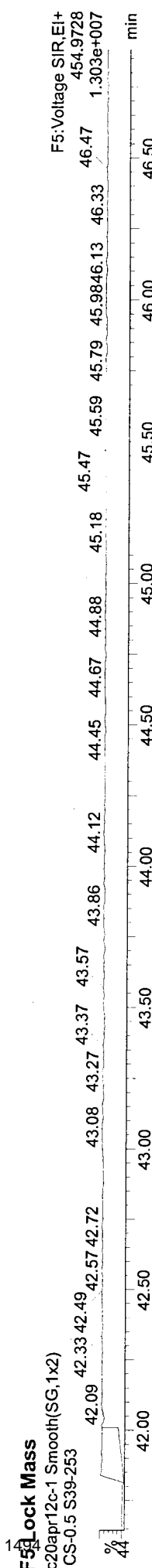
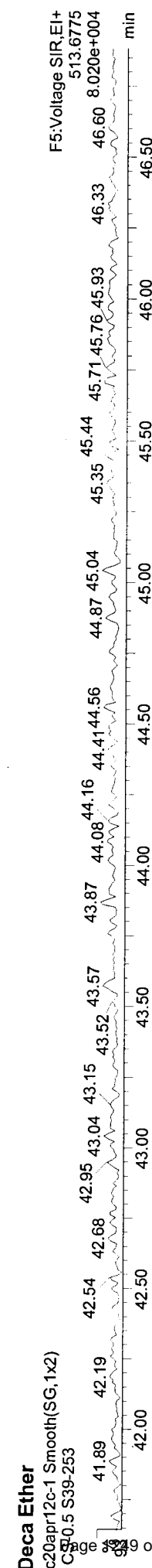


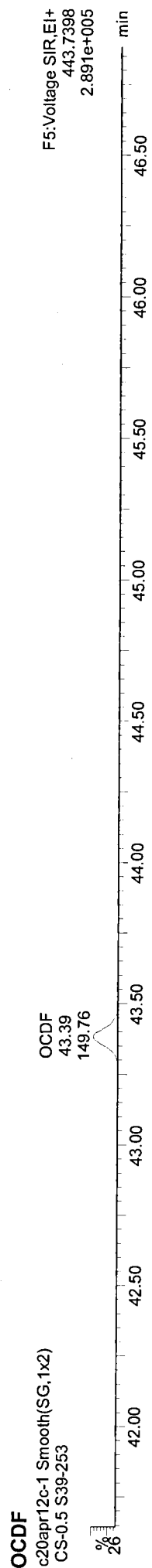



Quantify Sample Report
ICAL Summary
MassLynx 4.1

Dataset: C:\MassLynx\Default.pro\Curved\b20apr12c_1613_db5ms.qld

Last Altered: Tuesday, May 08, 2012 08:31:39 Eastern Daylight Time
 Printed: Tuesday, May 08, 2012 08:35:32 Eastern Daylight Time

Name: c20apr12c-1, Date: 20-Apr-2012, Time: 14:49:35, ID: CS-0.5 S39-253, Description: , Instrument: , User: KAS



Quantify Sample Summary Report

MassLynx 4.1

ICAL Summary

Dataset: C:\MassLynx\Default.pro\Curved\blc20apr12c_1613_db5ms.qld

Last Altered: Tuesday, May 08, 2012 08:31:39 Eastern Daylight Time
Printed: Tuesday, May 08, 2012 08:35:32 Eastern Daylight Time

Name: c20apr12c-2
ID: CS-1 340-19
Date: 20-Apr-2012
Time: 15:44:00
User: KAS

Submitter:
Task: HRMS3

TMS-11-12

CCDD RRF = $\frac{6.430e4}{2.442e6} \left(\frac{200 \text{ pg/ml}}{5 \text{ pg/ml}} \right) = 1.053$

TMS-11-12

Name	Response	Ion1Area	Ion2Area	RT	RA	RAFail?	RRF	MRRF	%RSD	IS#	Height1	Noise1	SN1	Height2	Noise2	SN2	M
1	9.090e3	4.061e3	5.029e3	30.15	0.81	NO	1.073	1.075	3.7	18	5.074e4	567	89.5	6.750e4	595	113.4	bb
2	3.759e4	2.274e4	1.485e4	33.56	1.53	NO	1.051	1.038	0.8	19	6.230e5	1206	516.5	4.120e5	705	584.6	bb
3	3.614e4	1.994e4	1.620e4	36.05	1.23	NO	1.058	1.065	2.5	20	4.741e5	1056	449.1	3.842e5	1018	377.4	bd
4	3.546e4	1.988e4	1.559e4	36.12	1.28	NO	1.006	0.996	1.9	21	4.593e5	1056	435.0	3.622e5	1018	355.8	db
5	3.697e4	2.025e4	1.672e4	36.36	1.21	NO	1.065	1.029	2.7	Multi	4.790e5	1056	453.7	3.783e5	1018	371.5	bb
6	3.443e4	1.727e4	1.715e4	39.21	1.01	NO	1.086	1.055	2.9	22	2.989e5	991	301.7	3.061e5	684	447.6	bb
7	6.430e4	3.054e4	3.376e4	43.11	0.90	NO	1.053	1.063	2.6	23	4.330e5	983	440.5	4.684e5	1065	439.9	bb
8	1.318e4	5.730e3	7.450e3	29.25	0.77	NO	0.989	0.980	2.9	24	7.898e4	589	134.0	1.038e5	853	121.7	bb
9	5.360e4	3.329e4	2.031e4	32.79	1.64	NO	0.952	0.980	2.9	25	9.099e5	629	1447.2	5.522e5	1092	505.9	bb
10	5.756e4	3.484e4	2.272e4	33.39	1.53	NO	1.059	1.022	2.8	26	9.383e5	629	1492.4	5.871e5	1092	537.9	bb
11	5.046e4	2.750e4	2.296e4	35.37	1.20	NO	1.232	1.183	4.3	27	6.717e5	958	700.8	5.714e5	942	606.6	bd
12	5.190e4	2.901e4	2.289e4	35.47	1.27	NO	1.235	1.168	3.8	28	6.848e5	958	714.6	5.379e5	942	571.0	db
13	5.115e4	2.835e4	2.280e4	35.93	1.24	NO	1.162	1.178	3.0	29	7.097e5	958	740.6	5.573e5	942	591.6	bb
14	4.616e4	2.542e4	2.074e4	36.66	1.23	NO	1.103	1.110	2.2	30	5.810e5	958	606.3	4.788e5	942	508.3	bb
15	4.982e4	2.551e4	2.431e4	38.04	1.05	NO	1.383	1.389	2.4	31	5.415e5	1044	518.8	4.800e5	949	505.9	bb
16	4.310e4	2.262e4	2.048e4	39.83	1.10	NO	1.421	1.389	4.1	32	3.653e5	1044	350.0	3.436e5	949	362.1	bb
17	8.003e4	3.670e4	4.333e4	43.39	0.85	NO	1.311	1.290	2.3	23	4.519e5	1084	416.7	5.322e5	1239	429.5	bb
18	1.695e6	7.510e5	9.440e5	30.15	0.80	NO	1.003	0.991	3.4	33	9.648e6	2235	4317.3	1.199e7	1114	10765.0	bb
19	1.366e6	7.624e5	6.035e5	36.03	1.26	NO	0.847	0.835	4.2	33	2.435e7	983	24768.8	1.515e7	499	30362.1	bb
20	1.431e6	8.790e5	5.520e5	33.55	1.59	NO	0.954	0.971	1.7	34	1.791e7	2148	8341.5	1.396e7	1235	11301.5	bd
21	1.366e6	7.624e5	6.035e5	36.03	1.26	NO	0.847	0.835	4.2	33	2.435e7	983	24768.8	1.515e7	499	30362.1	bb
22	1.410e6	7.846e5	6.256e5	36.11	1.25	NO	0.885	1.005	2.5	34	1.855e7	2148	8638.5	1.477e7	1235	11954.9	db
23	1.268e6	6.508e5	6.168e5	39.19	1.06	NO	0.885	0.894	1.7	34	1.144e7	1330	8601.8	1.080e7	1284	8408.6	bb
24	2.442e6	1.152e6	1.290e6	43.10	0.89	NO	0.853	0.871	2.6	34	1.597e7	1316	12135.2	1.809e7	1147	15766.3	bb
25	2.666e6	1.169e6	1.496e6	29.23	0.78	NO	1.578	1.561	2.8	33	1.561e7	1128	13841.6	1.994e7	1338	14902.9	bb
26	2.252e6	1.371e6	8.809e5	32.77	1.56	NO	1.333	1.322	4.8	33	3.825e7	1351	28304.1	2.423e7	1345	18011.5	bb
27	2.174e6	1.318e6	8.559e5	33.38	1.54	NO	1.287	1.284	4.5	33	3.601e7	1351	26650.3	2.328e7	1345	17305.1	bb
28	1.638e6	5.907e5	1.047e6	35.36	0.56	NO	1.144	1.198	3.7	34	1.433e7	2392	5988.3	2.602e7	1931	13474.2	bd
29	1.680e6	6.123e5	1.068e6	35.44	0.57	NO	1.174	1.243	4.2	34	1.451e7	2392	6066.0	2.668e7	1931	13817.6	db
30	1.761e6	6.085e5	1.153e6	35.92	0.53	NO	1.230	1.229	2.7	34	1.493e7	2392	6240.6	2.821e7	1931	14612.4	bb

Quantify Sample Summary Report
 ### ICAL Summary ###
 MassLynx 4.1

Dataset: C:\MassLynx\Default.pro\Curved\lc20apr12c_1613_db5.ms.qld

Last Altered: Tuesday, May 08, 2012 08:31:39 Eastern Daylight Time
 Printed: Tuesday, May 08, 2012 08:35:32 Eastern Daylight Time

Name: c20apr12c-2
 ID: CS-1 S40-19
 Date: 20-Apr-2012
 Time: 15:44:00
 User: KAS
 Submitter:
 Task: HRMS3

ES - ODD RRF = $2.442e6 \left(\frac{100pg/ml}{200pg/ml} \right) = 0.853$
 $1.432e6$
 JMS-11-12

Name	Response	Ion1Area	Ion2Area	RT	RA	RAFail?	RRF	MRRF	%RSD	IS#	Height1	Noise1	SN1	Height2	Noise2	SN2	M
ES:13C-123789-HxCDF	1.674e6	5.762e5	1.097e6	36.65	0.53	NO	1.169	1.177	1.5	34	1.343e7	2392	5613.8	2.527e7	1931	13088.2	bb
ES:13C-1234678-HpCDF	1.441e6	4.441e5	9.968e5	38.03	0.45	NO	1.006	1.029	2.6	34	9.008e6	1610	5596.0	2.056e7	1028	19993.2	bb
ES:13C-1234789-HpCDF	1.213e6	3.759e5	8.371e5	39.82	0.45	NO	0.847	0.869	2.5	34	6.238e6	1610	3875.6	1.395e7	1028	13568.7	bb
JS:13C-1234-TCDD	1.690e6	7.497e5	9.398e5	29.46	0.80	NO	1.000	1.000	0.0	33	9.463e6	2235	4234.4	1.188e7	1114	10666.5	bb
JS:13C-123789-HxCDD	1.432e6	7.913e5	6.406e5	36.35	1.24	NO	1.000	1.000	0.0	34	1.805e7	2148	8406.1	1.457e7	1235	11798.3	bb
CS:37Cl-2378-TCDD	9.396e3	9.396e3	-	30.17	-	-	1.112	1.124	6.1	33	1.270e5	820	154.9	-	-	-	bb
Tetraoxins	4.061e3	-	-	-	-	-	-	1.075	3.7	-	5.074e4	567	-	-	-	-	-
Pentadioxins	2.274e4	-	-	-	-	-	-	1.039	0.8	-	6.230e5	1206	-	-	-	-	-
Hexadioxins	6.007e4	-	-	-	-	-	-	1.030	2.1	-	1.412e6	1056	-	-	-	-	-
Heptadioxins	1.921e4	-	-	-	-	-	-	1.055	2.9	-	3.340e5	991	-	-	-	-	-
Tetrafurans	5.730e3	-	-	-	-	-	-	0.980	2.9	-	7.898e4	589	-	-	-	-	-
Pentafurans (F1)	0.000e0	-	-	-	-	-	-	1.001	2.2	-	0.000e0	537	-	-	-	-	-
Pentafurans	6.900e4	-	-	-	-	-	-	1.001	2.2	-	1.869e6	629	-	-	-	-	-
Hexafurans	1.103e5	-	-	-	-	-	-	1.160	1.9	-	2.647e6	958	-	-	-	-	-
Heptafurans	4.813e4	-	-	-	-	-	-	1.389	3.2	-	9.069e5	1044	-	-	-	-	-
Hexa Ether	-	-	-	-	-	-	-	-	-	-	-	571	-	-	-	-	-
Hepta Ether	-	-	-	-	-	-	-	-	-	-	-	566	-	-	-	-	-
Octa Ether	-	-	-	-	-	-	-	-	-	-	-	1188	-	-	-	-	-
Nona Ether	-	-	-	-	-	-	-	-	-	-	-	993	-	-	-	-	-
Deca Ether	-	-	-	-	-	-	-	-	-	-	-	1099	-	-	-	-	-
F1 Lock Mass	1.957e6	1.957e6	-	31.53	-	-	18904...	40.4	-	-	142860	-	-	-	-	-	-
F2 Lock Mass	9.768e6	9.768e6	-	34.25	-	-	19565...	48.6	-	-	3.828e6	96208	39.8	-	-	-	bb
F3 Lock Mass	-	-	-	-	-	-	97684...	28.1	-	-	1.097e7	248103	44.2	-	-	-	bb
F4 Lock Mass	-	-	-	-	-	-	-	-	-	-	212642	-	-	-	-	-	-
F5 Lock Mass	-	-	-	-	-	-	17316...	30.9	-	-	159960	-	-	-	-	-	-

Quantify Sample Report MassLynx 4.1

ICAL Summary

Dataset: C:\MassLynx\Default.pro\Curved\b\c20apr12c_1613_db5ms.qld

Last Altered: Tuesday, May 08, 2012 08:31:39 Eastern Daylight Time
Printed: Tuesday, May 08, 2012 08:35:32 Eastern Daylight Time

312014

Name: c20apr12c-2, Date: 20-Apr-2012, Time: 15:44:00, ID: CS-1 S40-19, Description: , Instrument: , User: KAS


Tetradioxins

c20apr12c-2 Smooth(SG,1x2)
CS-1 S40-19



Tetradioxins

c20apr12c-2 Smooth(SG,1x2)
CS-1 S40-19




ES:13C-2378-TCDD

c20apr12c-2 Smooth(SG,1x2)
CS-1 S40-19




ES:13C-2378-TCDD

c20apr12c-2 Smooth(SG,1x2)
CS-1 S40-19



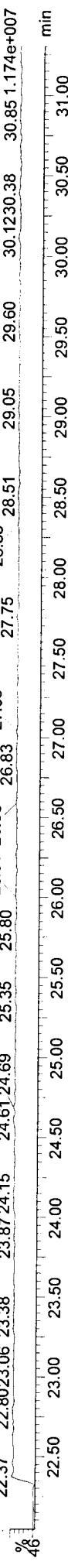
CS:37Cl-2378-TCDD

c20apr12c-2 Smooth(SG,1x2)
CS-1 S40-19



F1:Lock Mass

c20apr12c-2 Smooth(SG,1x2)
CS-1 S40-19



Quantify Sample Report MassLynx 4.1

ICAL Summary

Dataset: C:\MassLynx\Default.pro\Curvedb\c20apr12c_1613_db5ms.qld

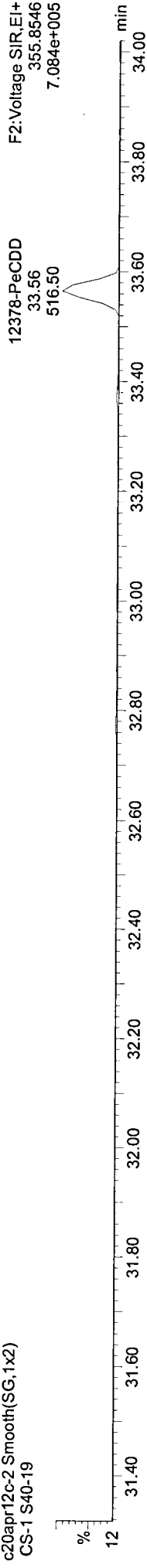
Last Altered: Tuesday, May 08, 2012 08:31:39 Eastern Daylight Time

Printed: Tuesday, May 08, 2012 08:35:32 Eastern Daylight Time

Name: c20apr12c-2, Date: 20-Apr-2012, Time: 15:44:00, ID: CS-1 S40-19, Description: , Instrument: , User: KAS

Pentadioxins

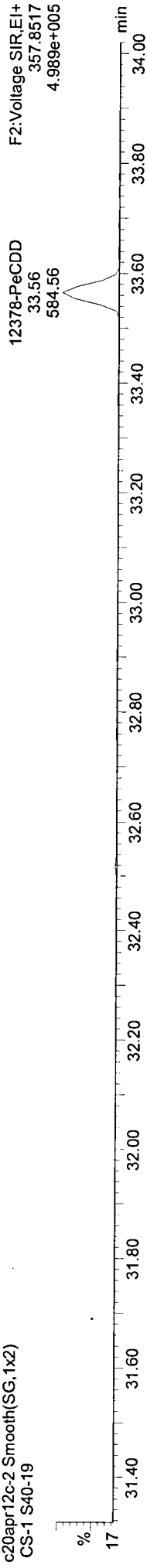
c20apr12c-2 Smooth(SG,1x2)
CS-1 S40-19



F2:Voltage SIR,EI+
355.8546
7.084e+005

Pentadioxins

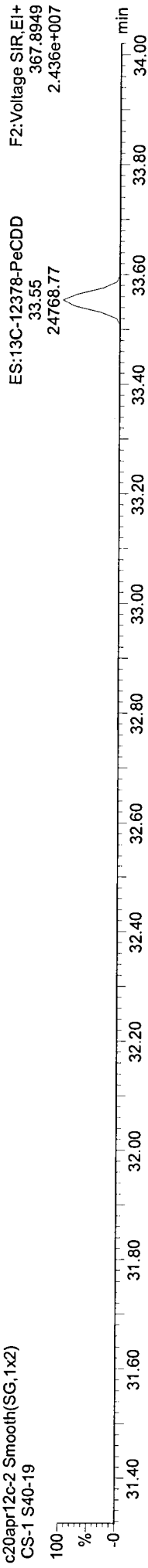
c20apr12c-2 Smooth(SG,1x2)
CS-1 S40-19



F2:Voltage SIR,EI+
357.8517
4.989e+005

ES:13C-12378-PeCDD

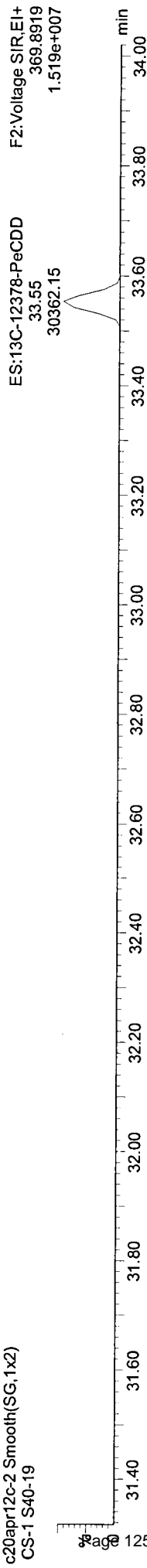
c20apr12c-2 Smooth(SG,1x2)
CS-1 S40-19



F2:Voltage SIR,EI+
367.8949
2.436e+007

ES:13C-12378-PeCDD

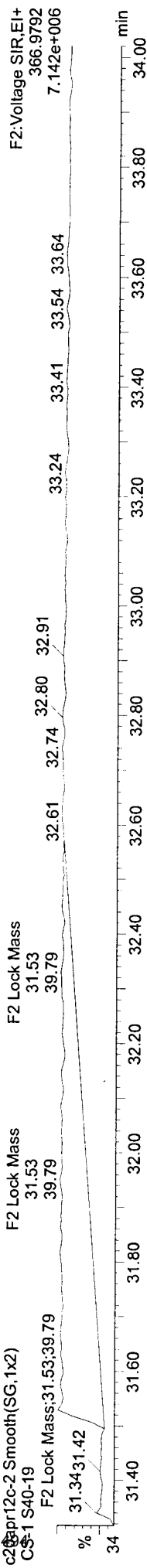
c20apr12c-2 Smooth(SG,1x2)
CS-1 S40-19



F2:Voltage SIR,EI+
369.8919
1.519e+007

F2 Lock Mass

c20apr12c-2 Smooth(SG,1x2)
CS-1 S40-19

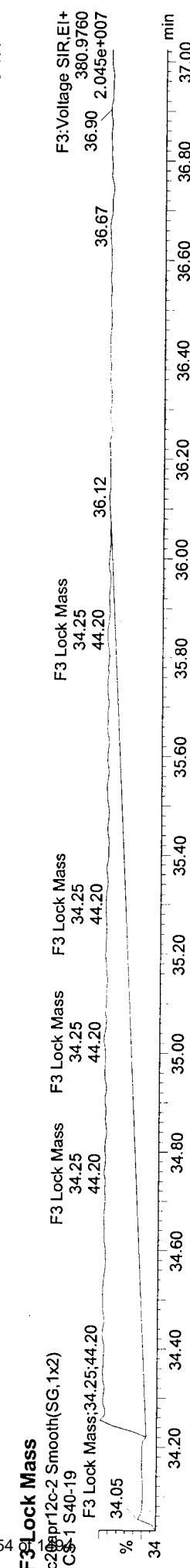






F2:Voltage SIR,EI+
366.9792
7.142e+006

Dataset: C:\MassLynx\Default.pro\Curvedblc20apr12c_1613_db5ms.qld

Last Altered: Tuesday, May 08, 2012 08:31:39 Eastern Daylight Time
Printed: Tuesday, May 08, 2012 08:35:32 Eastern Daylight Time


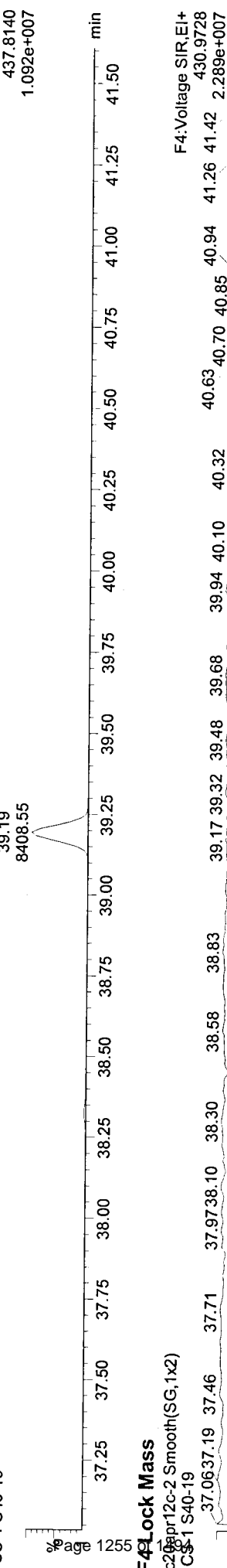
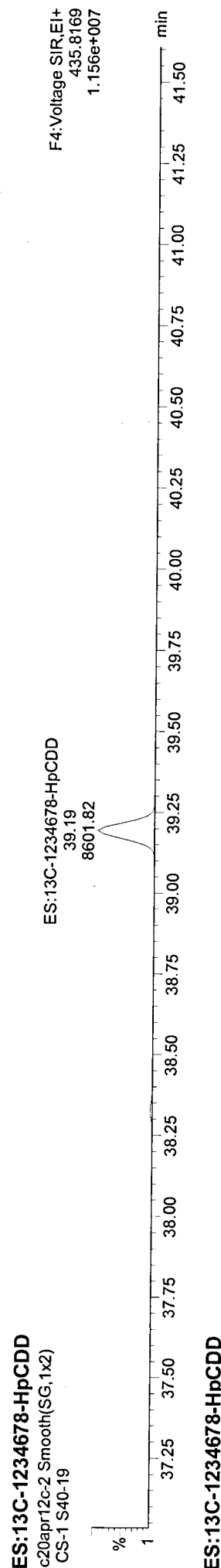
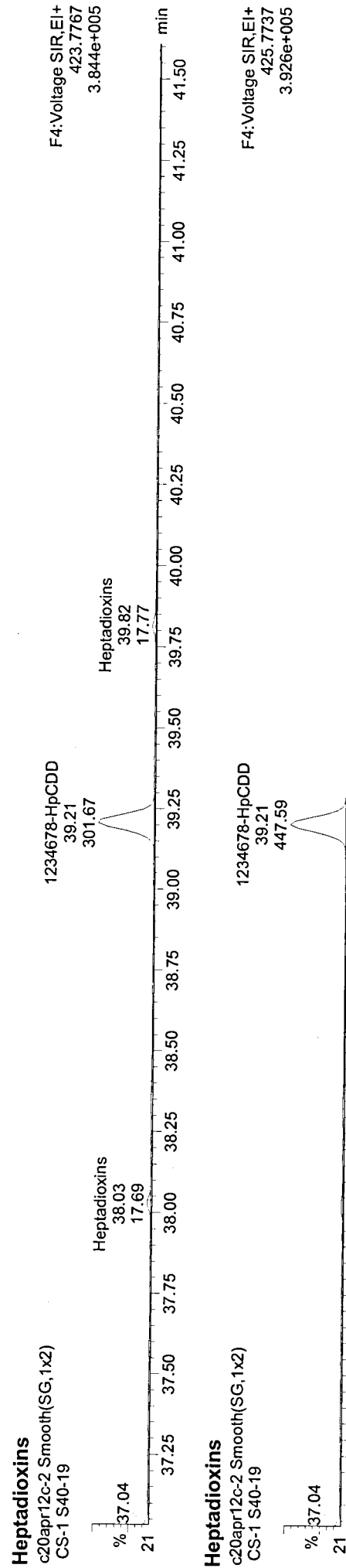
Name: c20apr12c-2, Date: 20-Apr-2012, Time: 15:44:00, ID: CS-1 S40-19, Description: , Instrument: , User: KAS



Dataset: C:\MassLynx\Default.pro\Curvedblc20apr12c_1613_db5ms.qld

Last Altered: Tuesday, May 08, 2012 08:31:39 Eastern Daylight Time
Printed: Tuesday, May 08, 2012 08:35:32 Eastern Daylight Time

Name: c20apr12c-2, Date: 20-Apr-2012, Time: 15:44:00, ID: CS-1 S40-19, Description: , Instrument: , User: KAS



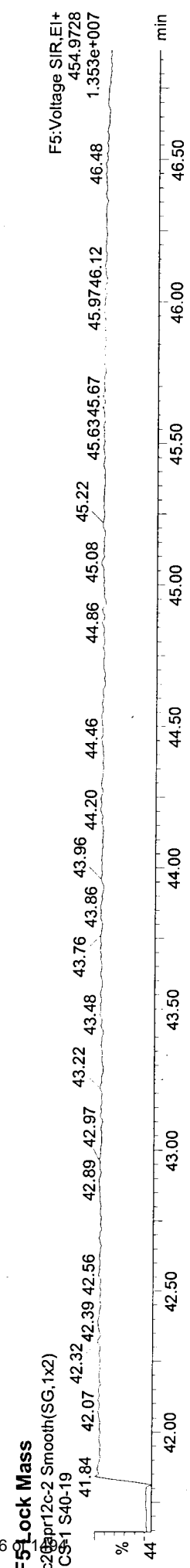




Quantify Sample Report MassLynx 4.1

ICAL Summary

Dataset: C:\MassLynx\Default.pro\Curved\bic20apr12c_1613_db5ms.qld

Last Altered: Tuesday, May 08, 2012 08:31:39 Eastern Daylight Time
Printed: Tuesday, May 08, 2012 08:35:32 Eastern Daylight Time

Name: c20apr12c-2, Date: 20-Apr-2012, Time: 15:44:00, ID: CS-1 S40-19, Description: , Instrument: , User: KAS



Quantify Sample Report
ICAL Summary

MassLynx 4.1

Dataset: C:\MassLynx\Default.pro\Curved\b20apr12c_1613_db5ms.qld

Last Altered: Tuesday, May 08, 2012 08:31:39 Eastern Daylight Time
Printed: Tuesday, May 08, 2012 08:35:32 Eastern Daylight Time

Name: c20apr12c-2, Date: 20-Apr-2012, Time: 15:44:00, ID: CS-1 S40-19, Description: , Instrument: , User: KAS

Tetrafurans

c20apr12c-2 Smooth(SG,1x2)
CS-1 S40-19




Tetrafurans

c20apr12c-2 Smooth(SG,1x2)
CS-1 S40-19



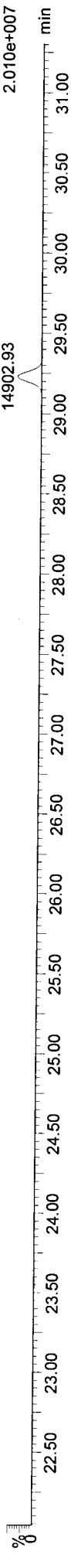
ES:13C-2378-TCDF

c20apr12c-2 Smooth(SG,1x2)
CS-1 S40-19



ES:13C-2378-TCDF

c20apr12c-2 Smooth(SG,1x2)
CS-1 S40-19



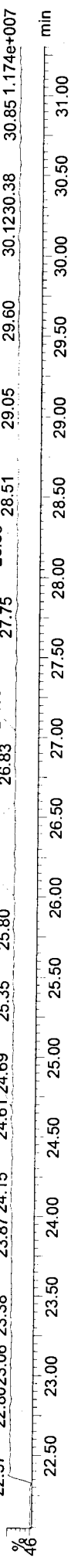
Hexa Ether

c20apr12c-2 Smooth(SG,1x2)
CS-1 S40-19



F1:Lock Mass

c20apr12c-2 Smooth(SG,1x2)
CS-1 S40-19



Quantify Sample Report MassLynx 4.1

ICAL Summary

Dataset: C:\MassLynx\Default.pro\Curved\b20apr12c_1613_db5ms.qld

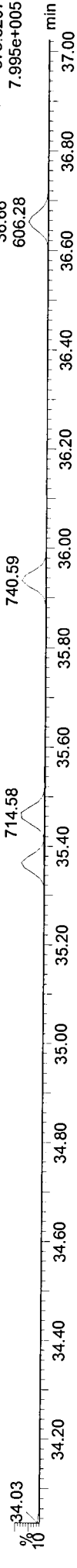
Last Altered: Tuesday, May 08, 2012 08:31:39 Eastern Daylight Time
Printed: Tuesday, May 08, 2012 08:35:32 Eastern Daylight Time

312014

Name: c20apr12c-2, Date: 20-Apr-2012, Time: 15:44:00, ID: CS-1 S40-19, Description: , Instrument: , User: KAS

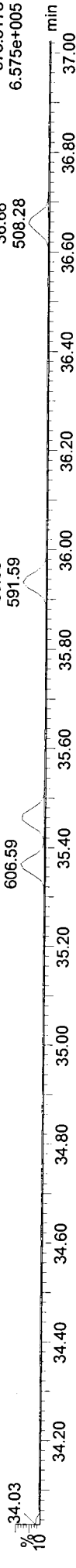
Hexafurans

c20apr12c-2 Smooth(SG,1x2)
CS-1 S40-19



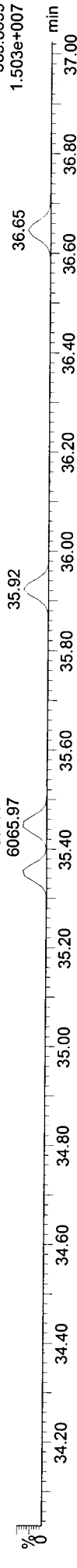
Hexafurans

c20apr12c-2 Smooth(SG,1x2)
CS-1 S40-19



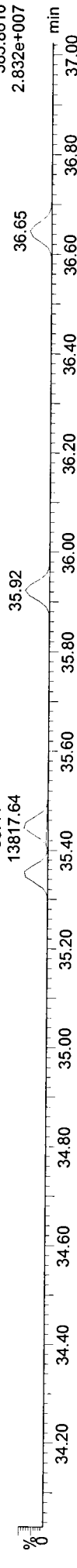
ES:13C-123678-HxCDF

c20apr12c-2 Smooth(SG,1x2)
CS-1 S40-19



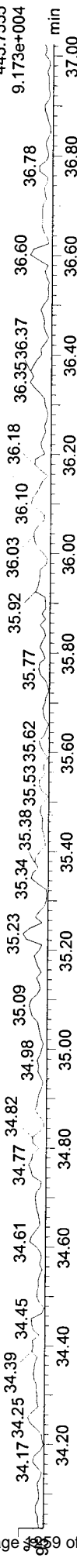
ES:13C-123678-HxCDF

c20apr12c-2 Smooth(SG,1x2)
CS-1 S40-19



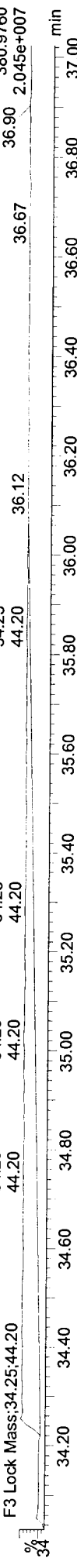
Octa Ether

c20apr12c-2 Smooth(SG,1x2)
CS-1 S40-19



F3 Lock Mass

c20apr12c-2 Smooth(SG,1x2)
CS-1 S40-19



Quantify Sample Report MassLynx 4.1

ICAL Summary

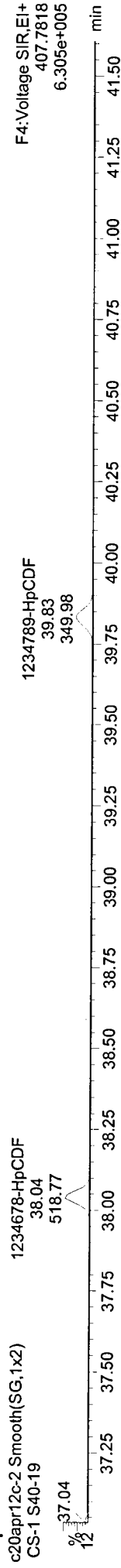
Dataset: C:\MassLynx\Default.pro\Curved\b\c20apr12c_1613_db5ms.qld

Last Altered: Tuesday, May 08, 2012 08:31:39 Eastern Daylight Time
Printed: Tuesday, May 08, 2012 08:35:32 Eastern Daylight Time


312014

Name: c20apr12c-2, Date: 20-Apr-2012, Time: 15:44:00, ID: CS-1 S40-19, Description: , Instrument: , User: KAS


Heptafurans




Heptafurans




ES:13C-1234678-HpCDF



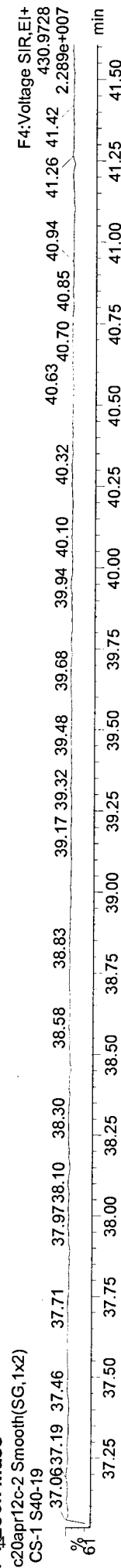
ES:13C-1234678-HpCDF



Nona Ether



F4-Lock Mass



Quantify Sample Report MassLynx 4.1

ICAL Summary

Dataset: C:\MassLynx\Default.pro\Curved\c20apr12c_1613_db5ms.qld

Last Altered: Tuesday, May 08, 2012 08:31:39 Eastern Daylight Time

Printed: Tuesday, May 08, 2012 08:35:32 Eastern Daylight Time

Name: c20apr12c-2, Date: 20-Apr-2012, Time: 15:44:00, ID: CS-1 S40-19, Description: , Instrument: , User: KAS

OCDF

c20apr12c-2 Smooth(SG,1x2)
CS-1 S40-19

F5: Voltage SIR, EI+
441.7427
5.397e+005



OCDF

c20apr12c-2 Smooth(SG,1x2)
CS-1 S40-19

F5: Voltage SIR, EI+
443.7398
6.196e+005



ES:13C-OCDD

c20apr12c-2 Smooth(SG,1x2)
CS-1 S40-19

F5: Voltage SIR, EI+
469.7780
1.611e+007



ES:13C-OCDD

c20apr12c-2 Smooth(SG,1x2)
CS-1 S40-19

F5: Voltage SIR, EI+
471.7750
1.824e+007



Deca Ether

c20apr12c-2 Smooth(SG,1x2)
CS-1 S40-19

F5: Voltage SIR, EI+
513.6775
8.851e+004



F5: Lock Mass

c20apr12c-2 Smooth(SG,1x2)
CS-1 S40-19

F5: Voltage SIR, EI+
454.9728
1.353e+007



Quantify Sample Summary Report
 ### ICAL Summary ###

MassLynx 4.1

Dataset: C:\MassLynx\Default.pro\Curved\c20apr12c_1613_db5ms.qld

Last Altered: Tuesday, May 08, 2012 08:31:39 Eastern Daylight Time
 Printed: Tuesday, May 08, 2012 08:35:32 Eastern Daylight Time

TMS-11-12

Name: c20apr12c-3

ID: CS-2 539-001D

Date: 26-Apr-2012

Time: 16:32:03

User: KAS

Submitter:

Task: HRMS3

$$\text{PeCDF RRF} = \frac{1.969 \text{es}}{2.026 \text{ee}} \left(\frac{100 \text{pg/ml}}{10 \text{pg/ml}} \right) = 0.972$$

TMS-11-12

Name	Response	Ion1Area	Ion2Area	RT	RA	RAFail?	RRF	MRRF	%RSD	IS#	Height1	Noise1	SN1	Height2	Noise2	SN2	M
2378-TCDD	3.472e4	1.502e4	1.970e4	30.15	0.76	NO	1.152	1.075	3.7	18	1.911e5	678	281.9	2.538e5	691	367.5	bb
12378-PeCDF	1.325e5	7.992e4	5.256e4	33.55	1.52	NO	1.035	1.039	0.8	19	2.189e6	1249	1751.4	1.412e6	885	1594.2	bb
123478-HxCDD	1.309e5	7.095e4	5.992e4	36.03	1.18	NO	1.048	1.065	2.5	20	1.687e6	685	2462.6	1.418e6	828	1711.8	bd
123678-HxCDD	1.327e5	7.373e4	5.893e4	36.11	1.25	NO	1.004	0.996	1.9	21	1.752e6	685	2557.1	1.369e6	828	1653.6	db
123789-HxCDD	1.306e5	7.133e4	5.924e4	36.35	1.20	NO	1.016	1.029	2.7	Multi	1.604e6	685	2341.5	1.304e6	828	1574.2	bb
1234678-HpCDD	1.212e5	6.206e4	5.917e4	39.19	1.05	NO	1.034	1.055	2.9	22	1.122e6	705	1591.5	1.105e6	770	1435.6	bb
OCDD	2.395e5	1.145e5	1.249e5	43.10	0.92	NO	1.059	1.063	2.6	23	1.625e6	873	1860.3	1.774e6	837	2119.2	bb
2378-TCDF	4.797e4	2.174e4	2.623e4	29.23	0.83	NO	0.992	0.980	2.9	24	2.834e5	665	426.0	3.525e5	743	474.2	bb
12378-PeCDF	1.969e5	1.203e5	7.664e4	32.76	1.57	NO	0.972	0.980	2.9	25	3.285e6	677	4854.5	2.136e6	1189	1796.4	bb
23478-PeCDF	2.003e5	1.223e5	7.800e4	33.36	1.57	NO	1.020	1.022	2.8	26	3.290e6	677	4861.4	2.124e6	1189	1786.0	bb
123478-HxCDF	1.841e5	1.002e5	8.383e4	35.36	1.20	NO	1.204	1.183	4.3	27	2.501e6	866	2887.6	2.039e6	638	3198.1	bb
123678-HxCDF	1.836e5	1.009e5	8.276e4	35.44	1.22	NO	1.173	1.168	3.8	28	2.547e6	866	2940.3	2.050e6	638	3215.0	bb
234678-HxCDF	1.904e5	1.065e5	8.390e4	35.92	1.27	NO	1.163	1.178	3.0	29	2.490e6	866	2874.5	2.020e6	638	3168.4	bb
123789-HxCDF	1.692e5	9.447e4	7.468e4	36.65	1.27	NO	1.109	1.110	2.2	30	2.070e6	866	2390.2	1.685e6	638	2643.1	bb
1234678-HpCDF	1.905e5	9.855e4	9.199e4	38.03	1.07	NO	1.386	1.389	2.4	31	2.035e6	1137	1789.2	1.904e6	908	2096.6	bb
1234789-HpCDF	1.558e5	8.076e4	7.507e4	39.82	1.08	NO	1.373	1.389	4.1	32	1.416e6	1137	1244.9	1.328e6	908	1462.3	bb
OCDF	2.897e5	1.374e5	1.523e5	43.38	0.90	NO	1.281	1.290	2.3	23	1.706e6	1554	1097.7	1.902e6	1162	1635.9	bb
ES:13C-2378-TCDD	1.507e6	6.576e5	8.492e5	30.12	0.77	NO	0.950	0.991	3.4	33	8.423e6	2290	3678.2	1.106e7	1139	9709.0	bb
ES:13C-12378-PeCDD	1.281e6	7.803e5	5.004e5	33.54	1.56	NO	0.808	0.835	4.2	33	2.106e7	746	28242.0	1.340e7	1228	10909.8	bb
ES:13C-123478-HxCDD	1.249e6	6.919e5	5.567e5	36.02	1.24	NO	0.959	0.971	1.7	34	1.637e7	2129	7687.2	1.308e7	1569	8336.2	bd
ES:13C-123678-HxCDD	1.322e6	7.319e5	5.901e5	36.10	1.24	NO	1.015	1.005	2.5	34	1.746e7	2129	8200.7	1.410e7	1569	8984.9	db
ES:13C-1234678-HpCDD	1.173e6	6.038e5	5.689e5	39.18	1.06	NO	0.901	0.894	1.7	34	1.114e7	1265	8805.6	1.044e7	929	11230.5	bb
ES:13C-OCDD	2.261e6	1.067e6	1.194e6	43.09	0.89	NO	0.868	0.871	2.6	34	1.486e7	937	15851.1	1.668e7	1069	15605.3	bb
ES:13C-2378-TCDF	2.417e6	1.057e6	1.360e6	29.22	0.78	NO	1.524	1.561	2.8	33	1.342e7	1232	10890.2	1.728e7	1282	13477.7	bb
ES:13C-12378-PeCDF	2.026e6	1.230e6	7.957e5	32.75	1.55	NO	1.278	1.322	4.8	33	3.321e7	1247	26631.4	2.171e7	765	28360.6	bb
ES:13C-23478-PeCDF	1.963e6	1.193e6	7.699e5	33.35	1.55	NO	1.238	1.284	4.5	33	3.142e7	1247	25198.0	2.064e7	765	26960.4	bb
ES:13C-123478-HxCDF	1.529e6	5.533e5	9.753e5	35.34	0.57	NO	1.174	1.198	3.7	34	1.325e7	1295	10229.3	2.403e7	1602	14995.1	bd
ES:13C-123678-HxCDF	1.566e6	5.736e5	9.923e5	35.43	0.58	NO	1.203	1.243	4.2	34	1.415e7	1295	10928.4	2.619e7	1602	16340.7	db
ES:13C-234678-HxCDF	1.637e6	5.637e5	1.073e6	35.91	0.53	NO	1.257	1.229	2.7	34	1.314e7	1295	10150.5	2.492e7	1602	15554.0	bb

Quantify Sample Summary Report MassLynx 4.1
 ### ICAL Summary ###

Dataset: C:\MassLynx\Default.pro\Curved\b1c20apr12c_1613_db5ms.qld

Last Altered: Tuesday, May 08, 2012 08:31:39 Eastern Daylight Time
 Printed: Tuesday, May 08, 2012 08:35:32 Eastern Daylight Time

Name: c20apr12c-3
 ID: CS-2 S39-001D
 Date: 20-Apr-2012
 Time: 16:32:03
 User: KAS
 Submitter:
 Task: HRMS3

ES - TCDF RRF = $\frac{2.417e4}{1.586e4} \left(\frac{100pg/ml}{100pg/ml} \right) = 1.524$
 MS-11-12

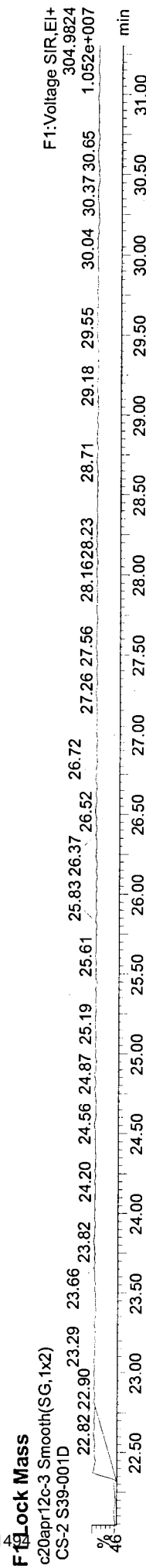
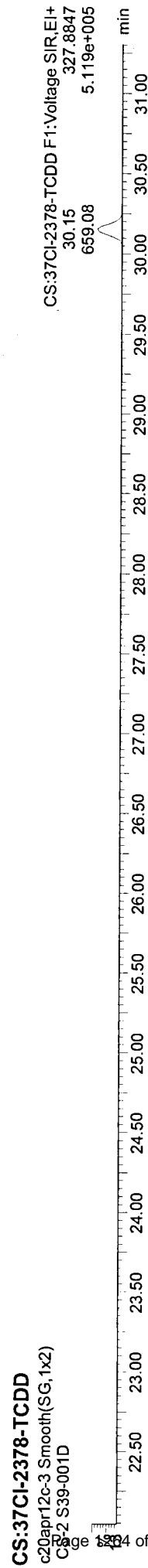
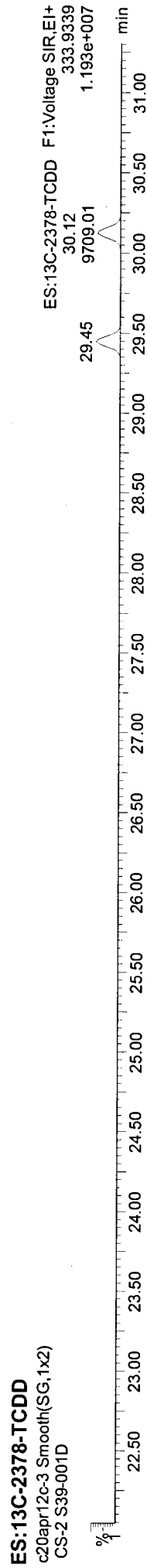
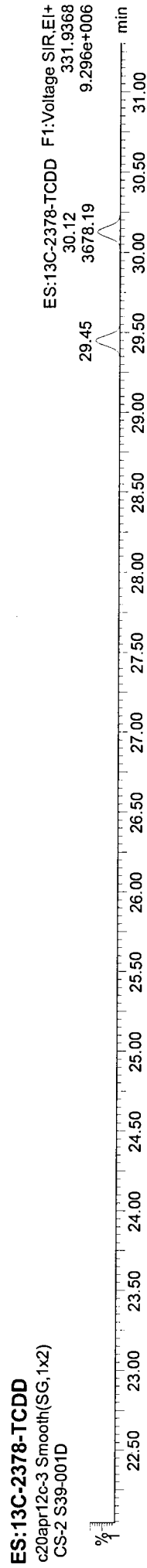

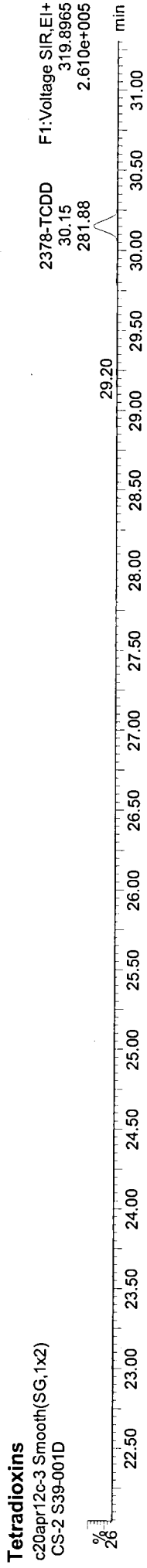
Name	Response	Ion1Area	Ion2Area	RT	RA	RAFail?	RRF	MRRF	%RSD	IS#	Height1	Noise1	SN1	Height2	Noise2	SN2	M
30 ES:13C-123789-HxCDF	1.526e6	5.279e5	9.979e5	36.63	0.53	NO	1.172	1.177	1.5	34	1.180e7	1295	9114.2	2.208e7	1602	13777.4	bb
31 ES:13C-1234678-HpCDF	1.375e6	4.243e5	9.502e5	38.01	0.45	NO	1.056	1.029	2.6	34	8.650e6	1297	6667.9	1.963e7	1304	15052.6	bb
32 ES:13C-1234789-HpCDF	1.135e6	3.510e5	7.836e5	39.81	0.45	NO	0.871	0.869	2.5	34	6.220e6	1297	4794.9	1.394e7	1304	10687.2	bb
33 JS:13C-1234-TCDD	1.586e6	6.932e5	8.924e5	29.45	0.78	NO	1.000	1.000	0.0	33	9.199e6	2290	4016.8	1.184e7	1139	10399.5	bb
34 JS:13C-123789-HxCDD	1.302e6	7.164e5	5.857e5	36.33	1.22	NO	1.000	1.000	0.0	34	1.625e7	2129	7631.7	1.301e7	1569	8288.3	bb
35 CS:37Cl-2378-TCDD	3.381e4	3.381e4	-	30.15	-	-	1.066	1.124	6.1	33	4.405e5	668	659.1	-	-	-	bb
36 Tetradoxins	1.541e4	-	-	-	-	-	1.075	1.075	3.7	-	1.971e5	678	-	-	-	-	-
37 Pentadoxins	7.992e4	-	-	-	-	-	1.039	1.039	0.8	-	2.188e6	1249	-	-	-	-	-
38 Hexadoxins	2.160e5	-	-	-	-	-	1.030	1.030	2.1	-	5.043e6	685	-	-	-	-	-
39 Heptadoxins	6.268e4	-	-	-	-	-	1.055	1.055	2.9	-	1.134e6	705	-	-	-	-	-
40 Tetrafurans	2.210e4	-	-	-	-	-	0.980	0.980	2.9	-	2.917e5	665	-	-	-	-	-
41 Pentafurans (F1)	0.000e0	-	-	-	-	-	1.001	1.001	2.2	-	0.000e0	520	-	-	-	-	-
42 Pentafurans	2.452e5	-	-	-	-	-	1.001	1.001	2.2	-	6.650e6	677	-	-	-	-	-
43 Hexafurans	4.021e5	-	-	-	-	-	1.160	1.160	1.9	-	9.607e6	866	-	-	-	-	-
44 Hepta furans	1.793e5	-	-	-	-	-	1.389	1.389	3.2	-	3.450e6	1137	-	-	-	-	-
45 Hexa Ether	-	-	-	-	-	-	-	-	-	-	458	-	-	-	-	-	-
46 Hepta Ether	-	-	-	-	-	-	-	-	-	-	569	-	-	-	-	-	-
47 Octa Ether	-	-	-	-	-	-	-	-	-	-	704	-	-	-	-	-	-
48 Nona Ether	-	-	-	-	-	-	-	-	-	-	985	-	-	-	-	-	-
49 Deca Ether	-	-	-	-	-	-	-	-	-	-	1067	-	-	-	-	-	-
50 F1 Lock Mass	1.131e6	1.131e6	-	22.37	-	-	11311...	18904...	40.4	-	5.122e6	157292	32.6	-	-	-	bb
51 F2 Lock Mass	4.291e6	4.291e6	-	33.31	-	-	42912...	25412...	48.6	-	1.196e6	105562	11.3	-	-	-	bb
52 F3 Lock Mass	8.016e6	8.016e6	-	34.25	-	-	80160...	74087...	28.1	-	9.579e6	202565	47.3	-	-	-	bb
53 F4 Lock Mass	-	-	-	-	-	-	-	-	-	-	184812	-	-	-	-	-	-
54 F5 Lock Mass	2.162e6	2.162e6	-	41.84	-	-	21617...	17316...	30.9	-	6.580e6	132490	49.7	-	-	-	bb

Quantify Sample Report **MassLynx 4.1**
 ### ICAL Summary ###

Dataset: C:\MassLynx\Default.pro\Curved\bic20apr12c_1613_db5ms.qld

Last Altered: Tuesday, May 08, 2012 08:31:39 Eastern Daylight Time
 Printed: Tuesday, May 08, 2012 08:35:32 Eastern Daylight Time

Name: c20apr12c-3, Date: 20-Apr-2012, Time: 16:32:03, ID: CS-2 S39-001D, Description: , Instrument: , User: KAS



Quantify Sample Report
ICAL Summary

MassLynx 4.1


Dataset: C:\MassLynx\Default.pro\Curved\b\c20apr12c_1613_db5ms.qld

Last Altered: Tuesday, May 08, 2012 08:31:39 Eastern Daylight Time
Printed: Tuesday, May 08, 2012 08:35:32 Eastern Daylight Time

Name: c20apr12c-3, Date: 20-Apr-2012, Time: 16:32:03, ID: CS-2 S39-001D, Description: , Instrument: , User: KAS


Hexadioxins

c20apr12c-3 Smooth(SG,1x2)
CS-2 S39-001D



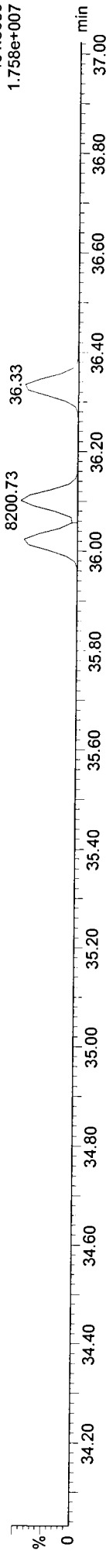
Hexadioxins

c20apr12c-3 Smooth(SG,1x2)
CS-2 S39-001D



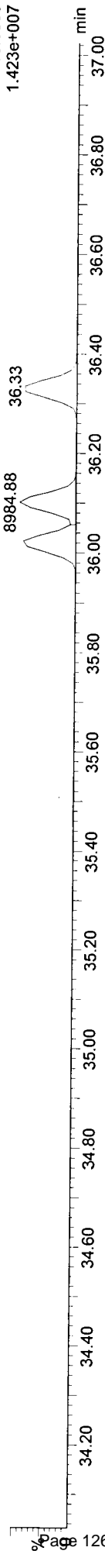
ES:13C-123678-HxCDD

c20apr12c-3 Smooth(SG,1x2)
CS-2 S39-001D



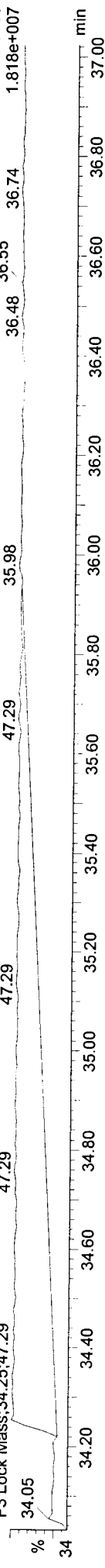
ES:13C-123678-HxCDD

c20apr12c-3 Smooth(SG,1x2)
CS-2 S39-001D



F3 Lock Mass

c20apr12c-3 Smooth(SG,1x2)
CS-2 S39-001D



Dataset: C:\MassLynx\Default.pro\Curved\lc20apr12c_1613_db5ms.qld

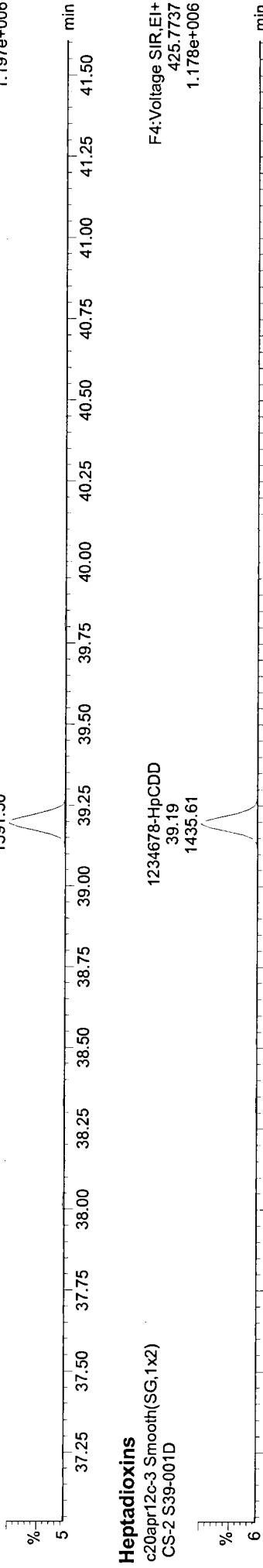
Last Altered: Tuesday, May 08, 2012 08:31:39 Eastern Daylight Time
Printed: Tuesday, May 08, 2012 08:35:32 Eastern Daylight Time

Name: c20apr12c-3, Date: 20-Apr-2012, Time: 16:32:03, ID: CS-2 S39-001D, Description: , Instrument: , User: KAS

Heptadioxins

c20apr12c-3 Smooth(SG,1x2)
CS-2 S39-001D

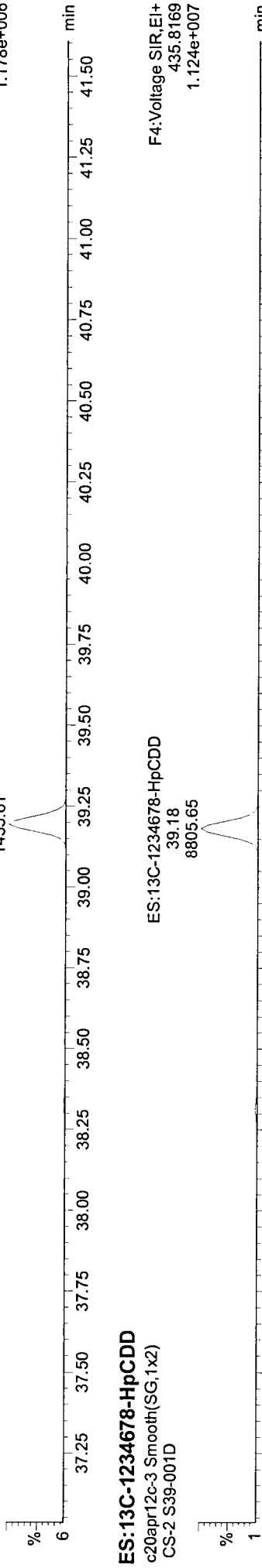
F4:Voltage SIR,EI+
423.7767
1.197e+006



Heptadioxins

c20apr12c-3 Smooth(SG,1x2)
CS-2 S39-001D

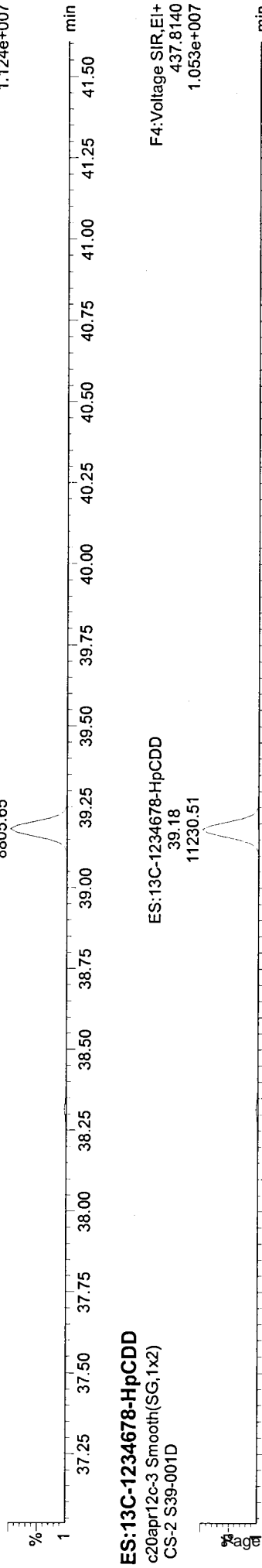
F4:Voltage SIR,EI+
425.7737
1.178e+006



ES:13C-1234678-HpCDD

c20apr12c-3 Smooth(SG,1x2)
CS-2 S39-001D

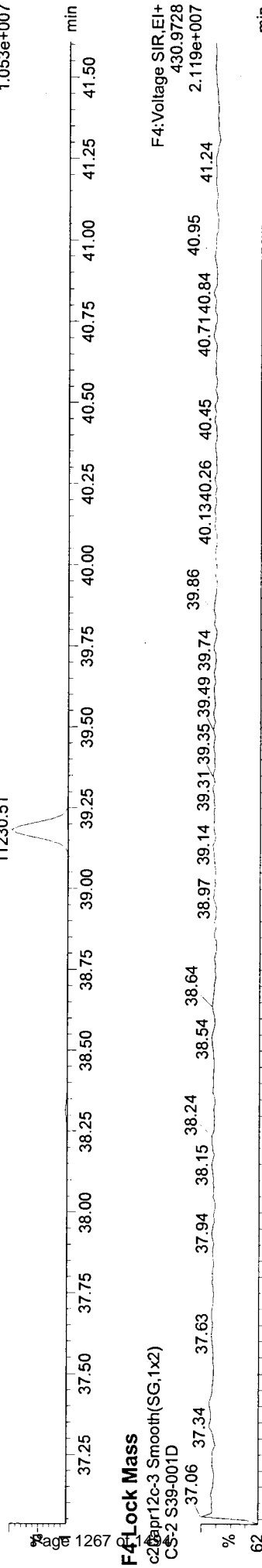
F4:Voltage SIR,EI+
435.8169
1.124e+007



ES:13C-1234678-HpCDD

c20apr12c-3 Smooth(SG,1x2)
CS-2 S39-001D

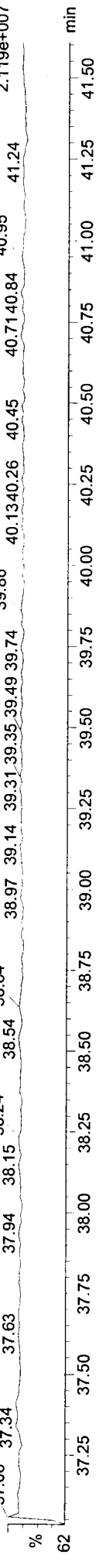
F4:Voltage SIR,EI+
437.8140
1.053e+007



F4-Lock Mass

c20apr12c-3 Smooth(SG,1x2)
CS-2 S39-001D

F4:Voltage SIR,EI+
430.9728
2.119e+007








Quantify Sample Report
ICAL Summary ###
MassLynx 4.1

Dataset: C:\MassLynx\Default.pro\Curved\bc20apr12c_1613_db5ms.qld

Last Altered: Tuesday, May 08, 2012 08:31:39 Eastern Daylight Time
Printed: Tuesday, May 08, 2012 08:35:32 Eastern Daylight Time

Name: c20apr12c-3, Date: 20-Apr-2012, Time: 16:32:03, ID: CS-2 S39-001D, Description: , Instrument: , User: KAS



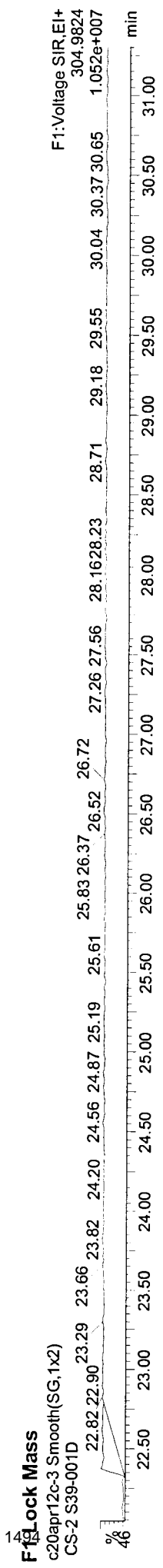
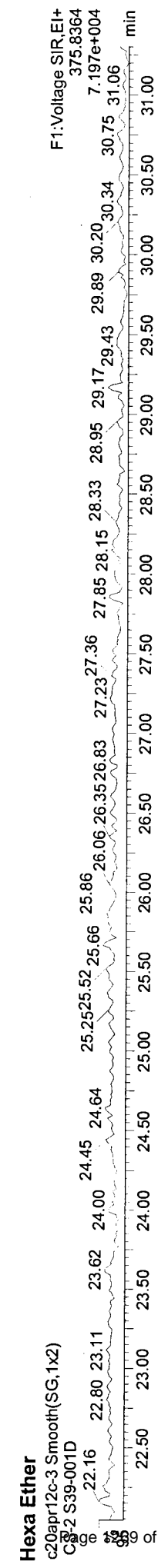
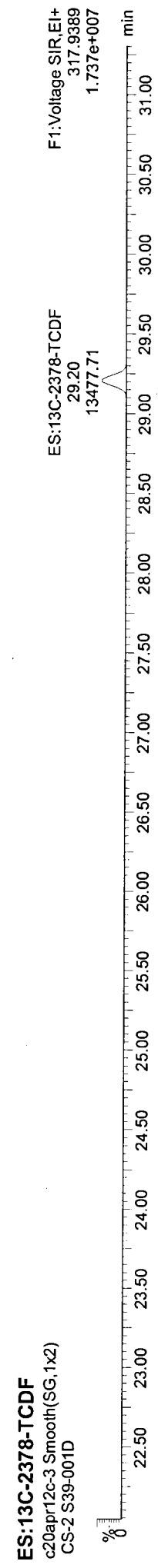
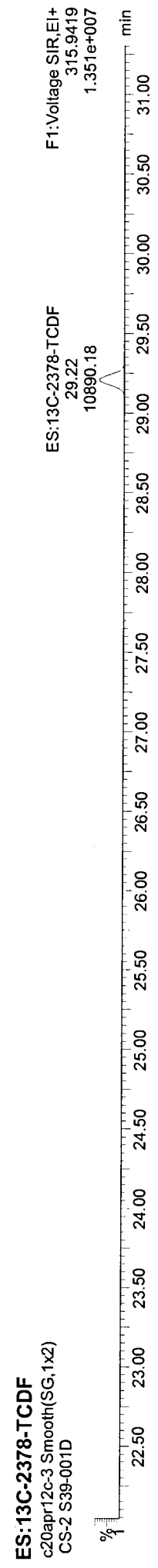
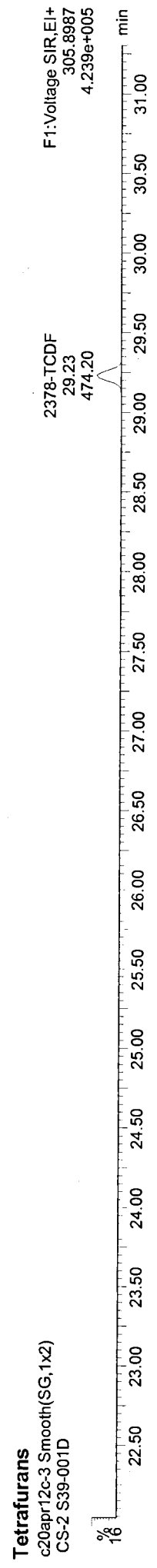
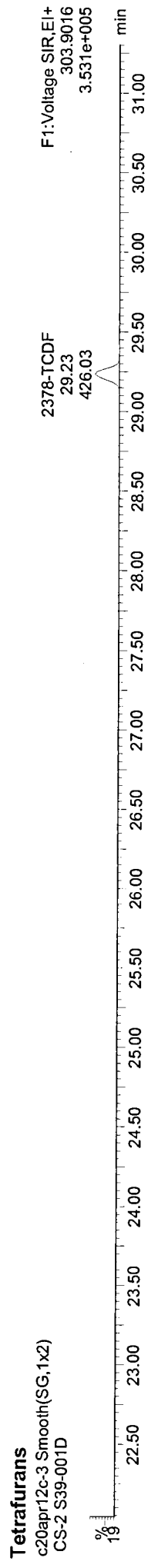
Quantify Sample Report
ICAL Summary ###
MassLynx 4.1

Dataset: C:\MassLynx\Default.pro\Curved\b\c20apr12c_1613_db5ms.qld

Last Altered: Tuesday, May 08, 2012 08:31:39 Eastern Daylight Time
Printed: Tuesday, May 08, 2012 08:35:32 Eastern Daylight Time

312014

Name: c20apr12c-3, Date: 20-Apr-2012, Time: 16:32:03, ID: CS-2 S39-001D, Description: , Instrument: , User: KAS



Quantify Sample Report MassLynx 4.1

ICAL Summary

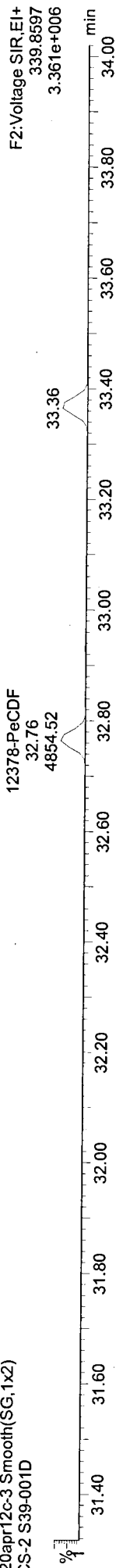
Dataset: C:\MassLynx\Default.pro\Curvedb\c20apr12c_1613_db5ms.qld

Last Altered: Tuesday, May 08, 2012 08:31:39 Eastern Daylight Time
Printed: Tuesday, May 08, 2012 08:35:32 Eastern Daylight Time

Name: c20apr12c-3, Date: 20-Apr-2012, Time: 16:32:03, ID: CS-2 S39-001D, Description: , Instrument: , User: KAS

12378-PeCDF

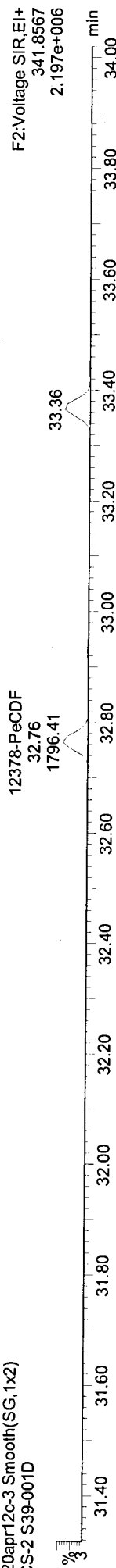
c20apr12c-3 Smooth(SG,1x2)
CS-2 S39-001D



F2:Voltage SIR,EI+
339.8597
3.361e+006

12378-PeCDF

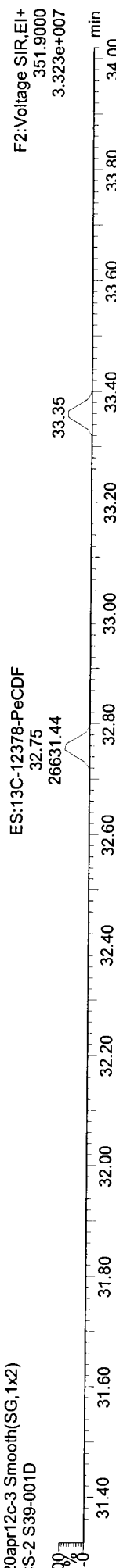
c20apr12c-3 Smooth(SG,1x2)
CS-2 S39-001D



F2:Voltage SIR,EI+
341.8567
2.197e+006

ES:13C-12378-PeCDF

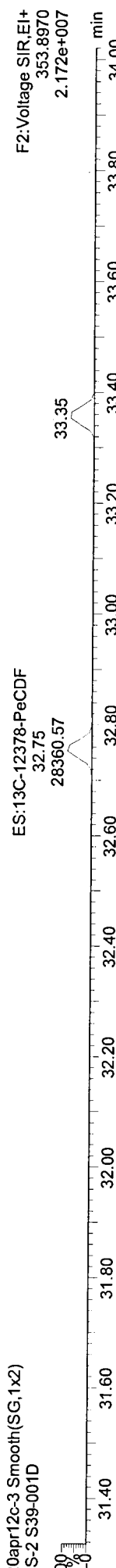
c20apr12c-3 Smooth(SG,1x2)
CS-2 S39-001D



F2:Voltage SIR,EI+
351.9000
3.323e+007

ES:13C-12378-PeCDF

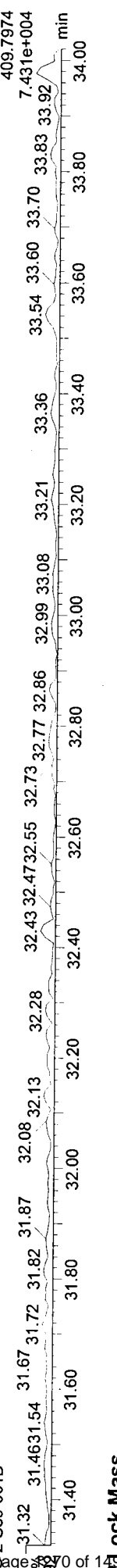
c20apr12c-3 Smooth(SG,1x2)
CS-2 S39-001D



F2:Voltage SIR,EI+
353.8970
2.172e+007

Hepta Ether

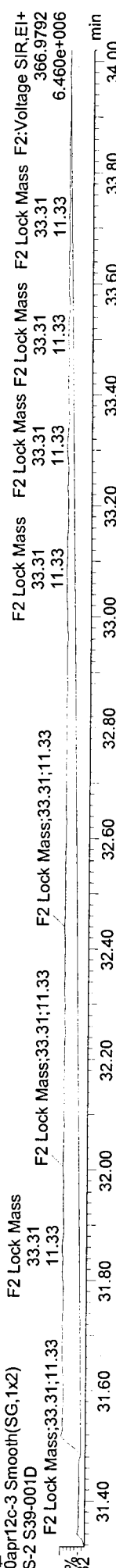
c20apr12c-3 Smooth(SG,1x2)
CS-2 S39-001D



F2:Voltage SIR,EI+
409.7974
7.431e+004

F2 Lock Mass

c20apr12c-3 Smooth(SG,1x2)
CS-2 S39-001D



F2 Lock Mass
33.31
33.31
11.33
11.33
6.460e+006

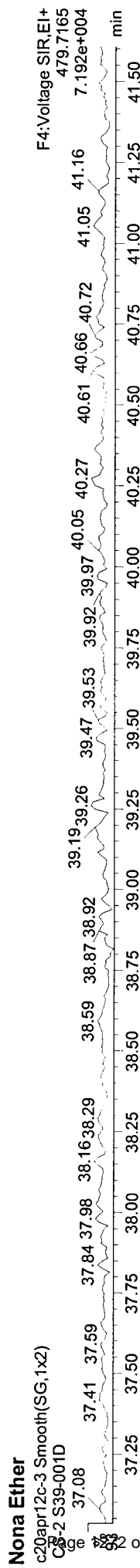




Quantify Sample Report
ICAL Summary ###
MassLynx 4.1

Dataset: C:\MassLynx\Default.pro\Curved\bic20apr12c_1613_db5ms.qld

Last Altered: Tuesday, May 08, 2012 08:31:39 Eastern Daylight Time
Printed: Tuesday, May 08, 2012 08:35:32 Eastern Daylight Time

312014

Name: c20apr12c-3, Date: 20-Apr-2012, Time: 16:32:03, ID: CS-2 S39-001D, Description: , Instrument: , User: KAS



Quantify Sample Report
ICAL Summary

MassLynx 4.1

Dataset: C:\MassLynx\Default.pro\Curved\b20apr12c_1613_db5ms.qld

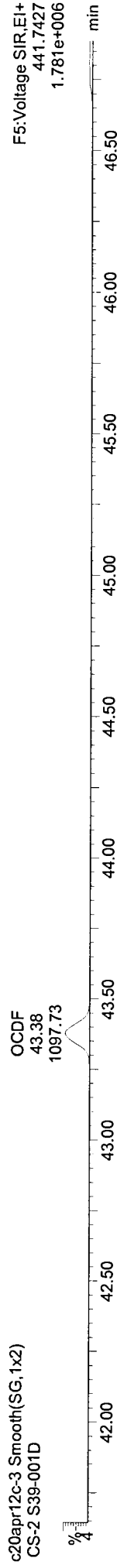
Last Altered: Tuesday, May 08, 2012 08:31:39 Eastern Daylight Time
Printed: Tuesday, May 08, 2012 08:35:32 Eastern Daylight Time

312014

Name: c20apr12c-3, Date: 20-Apr-2012, Time: 16:32:03, ID: CS-2 S39-001D, Description: , Instrument: , User: KAS

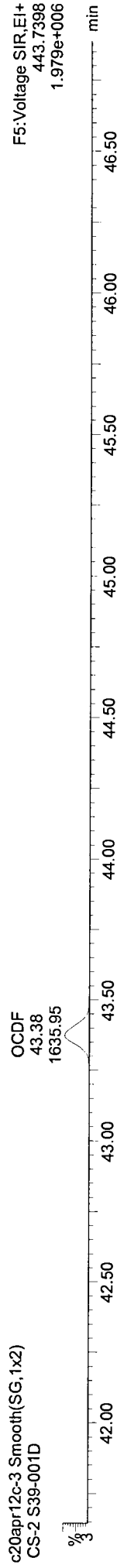
OCDF

c20apr12c-3 Smooth(SG,1x2)
CS-2 S39-001D



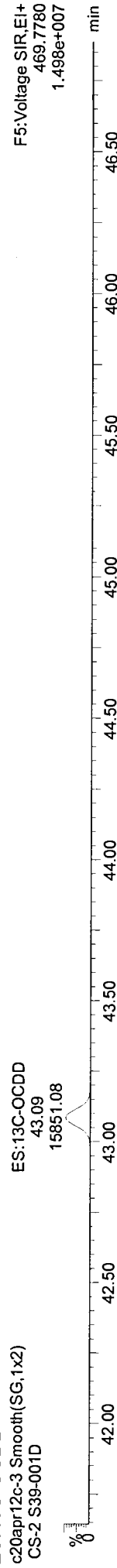
OCDF

c20apr12c-3 Smooth(SG,1x2)
CS-2 S39-001D



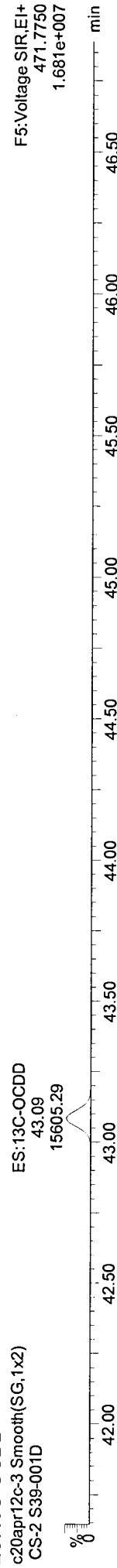
ES:13C-OCDD

c20apr12c-3 Smooth(SG,1x2)
CS-2 S39-001D




ES:13C-OCDD

c20apr12c-3 Smooth(SG,1x2)
CS-2 S39-001D



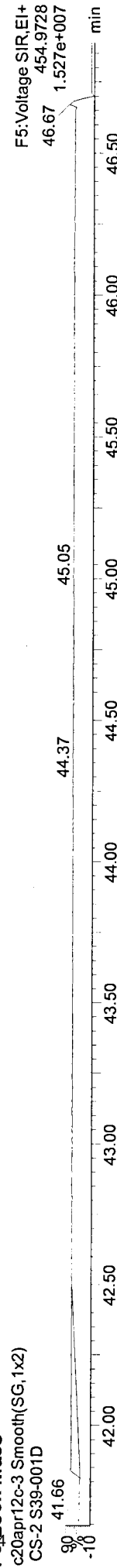
Deca Ether

c20apr12c-3 Smooth(SG,1x2)
CS-2 S39-001D



F5:Lock Mass

c20apr12c-3 Smooth(SG,1x2)
CS-2 S39-001D



ES-HpCDF RRF = $9.250e5 \left(\frac{100 \text{ pg/ml}}{100 \text{ pg/ml}} \right) = 0.920$
 TMS-11-12

Name: c20apr12c-4
 ID: CS-3 S37-401K
 Date: 20-Apr-2012
 Time: 17:20:42
 User: KAS
 Submitter:
 Task: HRMS3

Name	Response	Ion1Area	Ion2Area	RT	RA	RAFail?	RRF	MRRF	%RSD	IS#	Height1	Noise1	SN1	Height2	Noise2	SN2	M
30 ES:13C-123789-HxCDF	1.204e6	4.168e5	7.876e5	36.63	0.53	NO	1.199	1.177	1.5	34	9.453e6	1932	4893.5	1.793e7	1807	9922.8	bb
31 ES:13C-1234678-HpCDF	1.048e6	3.265e5	7.219e5	38.01	0.45	NO	1.043	1.029	2.6	34	6.662e6	1240	5373.6	1.466e7	1118	13118.3	bb
32 ES:13C-1234789-HpCDF	9.066e5	2.823e5	6.243e5	39.81	0.45	NO	0.902	0.869	2.5	34	4.756e6	1240	3836.6	1.043e7	1118	9332.9	bb
33 JS:13C-1234-TCDD	1.190e6	5.289e5	6.609e5	29.45	0.80	NO	1.000	1.000	0.0	33	6.987e6	1841	3795.4	8.714e6	883	9865.4	bb
34 JS:13C-123789-HxCDD	1.005e6	5.521e5	4.528e5	36.33	1.22	NO	1.000	1.000	0.0	34	1.225e7	1249	9810.1	9.834e6	1113	8837.0	bb
35 CS:37Cl-2378-TCDD	1.298e5	1.298e5	-	30.15	-	-	1.091	1.124	6.1	33	1.673e6	649	2579.8	-	-	-	bb
36 Tetradoxins	5.760e4	-	-	-	-	-	1.075	1.075	3.7	-	7.204e5	573	-	-	-	-	-
37 Pentadoxins	3.169e5	-	-	-	-	-	1.039	1.039	0.8	-	8.603e6	2291	-	-	-	-	-
38 Hexadoxins	8.559e5	-	-	-	-	-	1.030	1.030	2.1	-	1.979e7	799	-	-	-	-	-
39 Heptadoxins	2.432e5	-	-	-	-	-	1.055	1.055	2.9	-	4.551e6	855	-	-	-	-	-
40 Tetrafurans	8.132e4	-	-	-	-	-	0.980	0.980	2.9	-	1.032e6	487	-	-	-	-	-
41 Pentafurans (F1)	0.000e0	-	-	-	-	-	1.001	1.001	2.2	-	0.000e0	481	-	-	-	-	-
42 Pentafurans	9.522e5	-	-	-	-	-	1.001	1.001	2.2	-	2.634e7	892	-	-	-	-	-
43 Hexafurans	1.530e6	-	-	-	-	-	1.160	1.160	1.9	-	3.732e7	844	-	-	-	-	-
44 Heptafurans	6.767e5	-	-	-	-	-	1.389	1.389	3.2	-	1.269e7	1094	-	-	-	-	-
45 Hexa Ether	-	-	-	-	-	-	-	-	-	-	-	471	-	-	-	-	-
46 Hepta Ether	-	-	-	-	-	-	-	-	-	-	-	767	-	-	-	-	-
47 Octa Ether	-	-	-	-	-	-	-	-	-	-	-	481	-	-	-	-	-
48 Nona Ether	-	-	-	-	-	-	-	-	-	-	-	784	-	-	-	-	-
49 Deca Ether	-	-	-	-	-	-	-	-	-	-	-	703	-	-	-	-	-
50 F1 Lock Mass	1.108e6	1.108e6	-	22.39	-	-	11075...	18904...	40.4	-	4.872e6	146075	33.4	-	-	-	bb
51 F2 Lock Mass	3.596e6	3.596e6	-	34.25	-	-	35962...	74087...	28.1	-	9.658e6	175547	55.0	-	-	-	bb
52 F3 Lock Mass	-	-	-	-	-	-	-	-	-	-	-	165518	-	-	-	-	-
53 F4 Lock Mass	-	-	-	-	-	-	-	-	-	-	-	138905	-	-	-	-	-
54 F5 Lock Mass	-	-	-	-	-	-	-	-	-	-	-	-	-	-	-	-	-

Quantify Sample Report
ICAL Summary

MassLynx 4.1

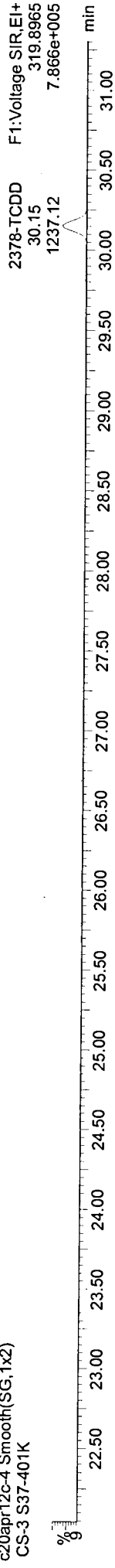
Dataset: C:\MassLynx\Default.pro\Curved\lc20apr12c_1613_db5ms.qld

Last Altered: Tuesday, May 08, 2012 08:31:39 Eastern Daylight Time
Printed: Tuesday, May 08, 2012 08:35:32 Eastern Daylight Time

Name: c20apr12c-4, Date: 20-Apr-2012, Time: 17:20:42, ID: CS-3 S37-401K, Description: , Instrument: , User: KAS

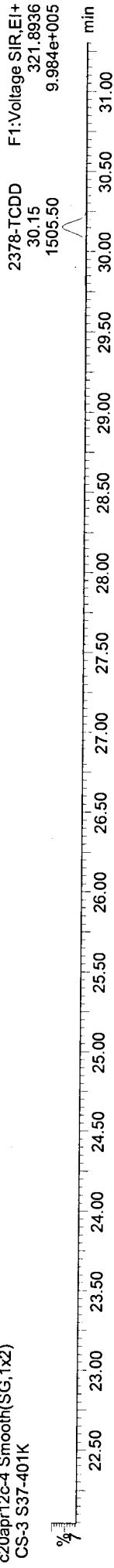
Tetradioxins

c20apr12c-4 Smooth(SG,1x2)
CS-3 S37-401K



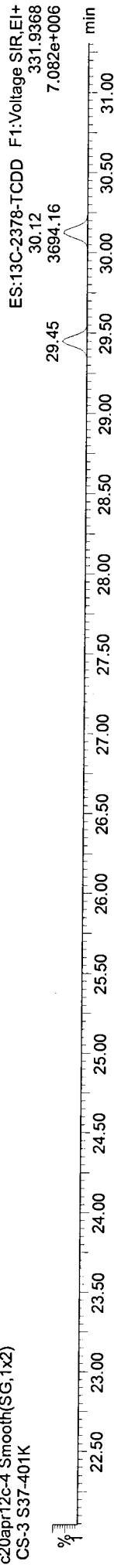
Tetradioxins

c20apr12c-4 Smooth(SG,1x2)
CS-3 S37-401K



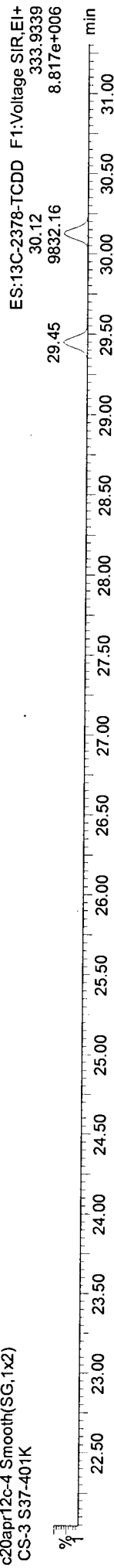
ES:13C-2378-TCDD

c20apr12c-4 Smooth(SG,1x2)
CS-3 S37-401K



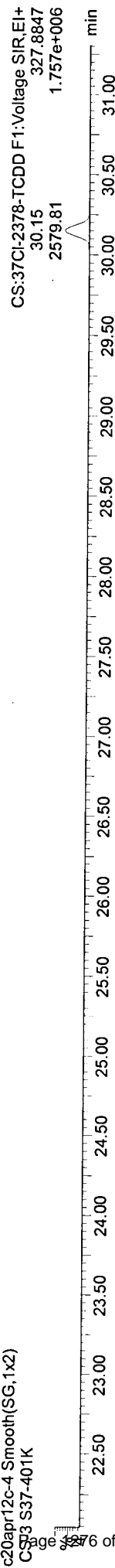
ES:13C-2378-TCDD

c20apr12c-4 Smooth(SG,1x2)
CS-3 S37-401K



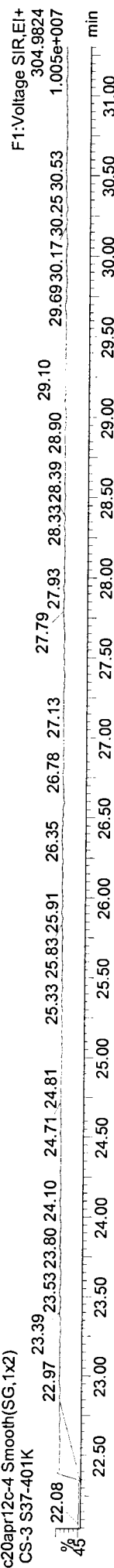
CS:37CI-2378-TCDD

c20apr12c-4 Smooth(SG,1x2)
CS-3 S37-401K



F1: Lock Mass

c20apr12c-4 Smooth(SG,1x2)
CS-3 S37-401K



Quantify Sample Report

MassLynx 4.1

ICAL Summary

Dataset: C:\MassLynx\Default.pro\Curved\b1c20apr12c_1613_db5ms.qld

Last Altered: Tuesday, May 08, 2012 08:31:39 Eastern Daylight Time


Printed: Tuesday, May 08, 2012 08:35:32 Eastern Daylight Time

312014

Name: c20apr12c-4, Date: 20-Apr-2012, Time: 17:20:42, ID: CS-3 S37-401K, Description: , Instrument: , User: KAS


Pentadioxins

c20apr12c-4 Smooth(SG,1x2)
CS-3 S37-401K




Pentadioxins

c20apr12c-4 Smooth(SG,1x2)
CS-3 S37-401K




ES:13C-12378-PeCDD

c20apr12c-4 Smooth(SG,1x2)
CS-3 S37-401K




ES:13C-12378-PeCDD

c20apr12c-4 Smooth(SG,1x2)
CS-3 S37-401K



F2: Lock Mass

c20apr12c-4 Smooth(SG,1x2)
CS-3 S37-401K



Quantify Sample Report
ICAL Summary

MassLynx 4.1


Dataset: C:\MassLynx\Default.pro\Curvedb\c20apr12c_1613_db5ms.qld

Last Altered: Tuesday, May 08, 2012 08:31:39 Eastern Daylight Time
Printed: Tuesday, May 08, 2012 08:35:32 Eastern Daylight Time

Name: c20apr12c-4, Date: 20-Apr-2012, Time: 17:20:42, ID: CS-3 S37-401K, Description: , Instrument: , User: KAS

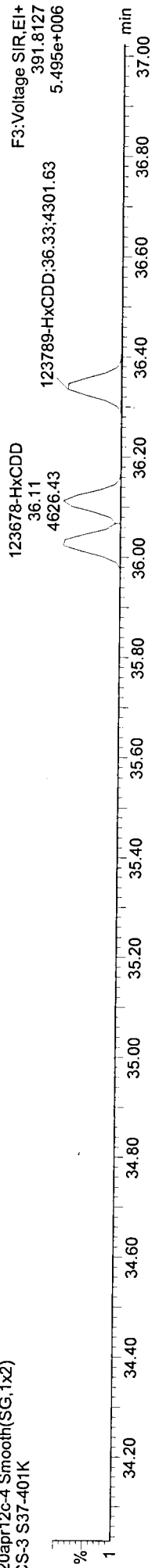
Hexadioxins

c20apr12c-4 Smooth(SG,1x2)
CS-3 S37-401K




Hexadioxins

c20apr12c-4 Smooth(SG,1x2)
CS-3 S37-401K




ES:13C-123678-HxCDD

c20apr12c-4 Smooth(SG,1x2)
CS-3 S37-401K



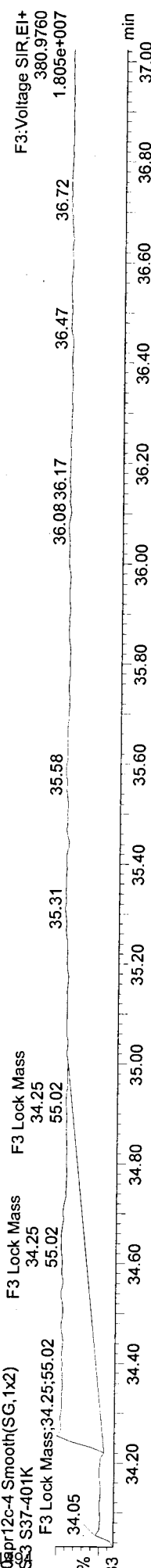
ES:13C-123678-HxCDD

c20apr12c-4 Smooth(SG,1x2)
CS-3 S37-401K



F3 Lock Mass

c20apr12c-4 Smooth(SG,1x2)
CS-3 S37-401K



Quantify Sample Report MassLynx 4.1

ICAL Summary

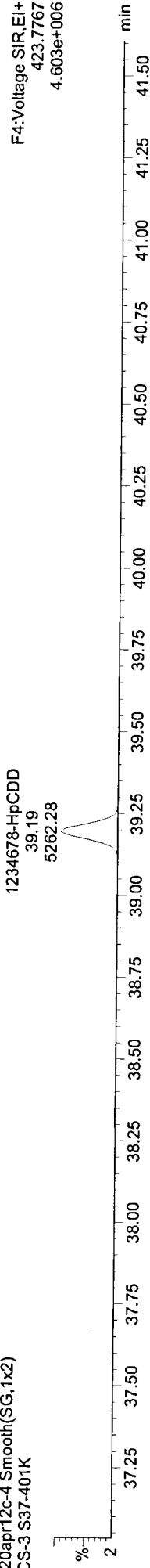
Dataset: C:\MassLynx\Default.pro\Curvedblc20apr12c_1613_db5ms.qld

Last Altered: Tuesday, May 08, 2012 08:31:39 Eastern Daylight Time
Printed: Tuesday, May 08, 2012 08:35:32 Eastern Daylight Time

Name: c20apr12c-4, Date: 20-Apr-2012, Time: 17:20:42, ID: CS-3 S37-401K, Description: , Instrument: , User: KAS

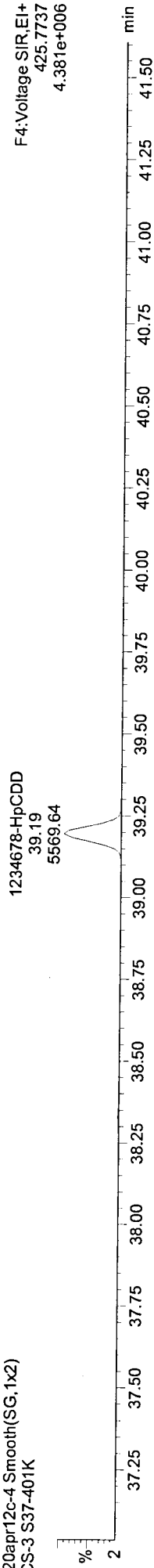
Heptadioxins

c20apr12c-4 Smooth(SG,1x2)
CS-3 S37-401K



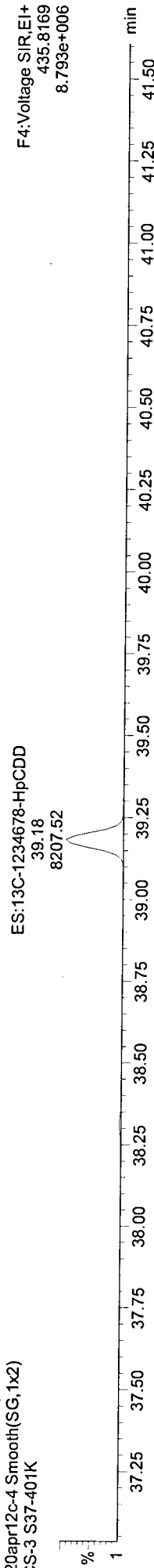
Heptadioxins

c20apr12c-4 Smooth(SG,1x2)
CS-3 S37-401K



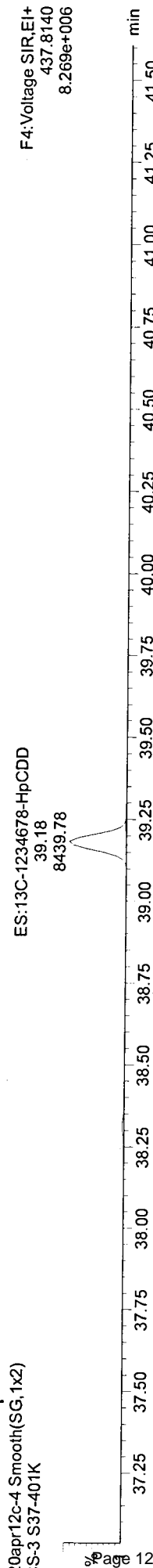
ES:13C-1234678-HpCDD

c20apr12c-4 Smooth(SG,1x2)
CS-3 S37-401K



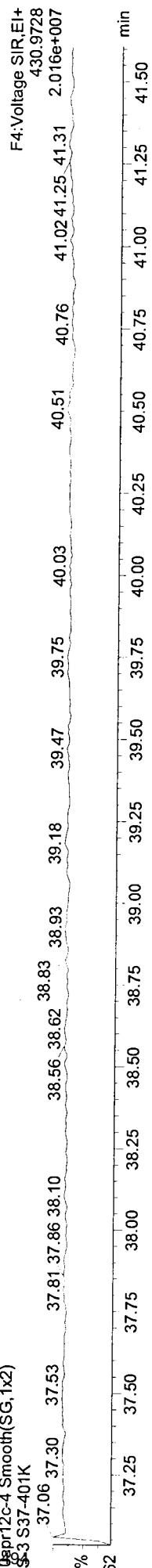
ES:13C-1234678-HpCDD

c20apr12c-4 Smooth(SG,1x2)
CS-3 S37-401K



F4: Lock Mass

c20apr12c-4 Smooth(SG,1x2)
CS-3 S37-401K



Quantify Sample Report
ICAL Summary

MassLynx 4.1

Dataset: C:\MassLynx\Default.pro\Curved\b\c20apr12c_1613_db5ms.qld


Last Altered: Tuesday, May 08, 2012 08:31:39 Eastern Daylight Time
Printed: Tuesday, May 08, 2012 08:35:32 Eastern Daylight Time

312014

Name: c20apr12c-4, Date: 20-Apr-2012, Time: 17:20:42, ID: CS-3 S37-401K, Description: , Instrument: , User: KAS


OCDD

c20apr12c-4 Smooth(SG,1x2)
CS-3 S37-401K




OCDD

c20apr12c-4 Smooth(SG,1x2)
CS-3 S37-401K




ES:13C-OCDD

c20apr12c-4 Smooth(SG,1x2)
CS-3 S37-401K




ES:13C-OCDD

c20apr12c-4 Smooth(SG,1x2)
CS-3 S37-401K



F5:Lock Mass

c20apr12c-4 Smooth(SG,1x2)
CS-3 S37-401K



Quantify Sample Report MassLynx 4.1

ICAL Summary

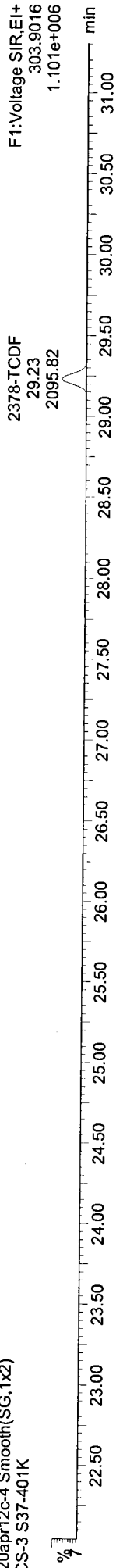
Dataset: C:\MassLynx\Default.pro\Curved\b\c20apr12c_1613_db5.ms.qld

Last Altered: Tuesday, May 08, 2012 08:31:39 Eastern Daylight Time
Printed: Tuesday, May 08, 2012 08:35:32 Eastern Daylight Time

Name: c20apr12c-4, Date: 20-Apr-2012, Time: 17:20:42, ID: CS-3 S37-401K, Description: , Instrument: , User: KAS

Tetrafurans

c20apr12c-4 Smooth(SG,1x2)
CS-3 S37-401K



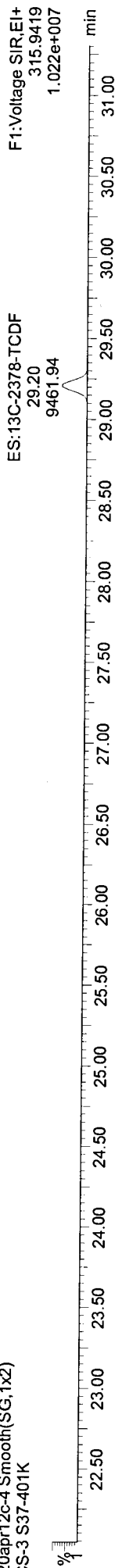
Tetrafurans

c20apr12c-4 Smooth(SG,1x2)
CS-3 S37-401K



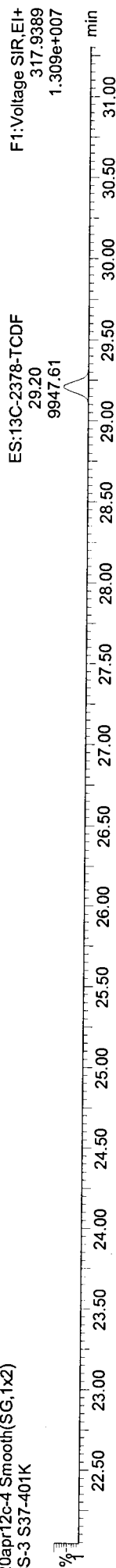
ES:13C-2378-TCDF

c20apr12c-4 Smooth(SG,1x2)
CS-3 S37-401K



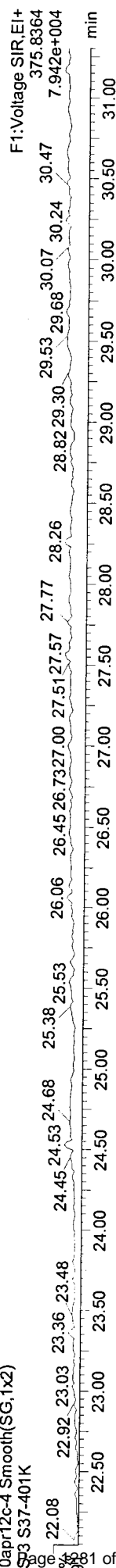
ES:13C-2378-TCDF

c20apr12c-4 Smooth(SG,1x2)
CS-3 S37-401K



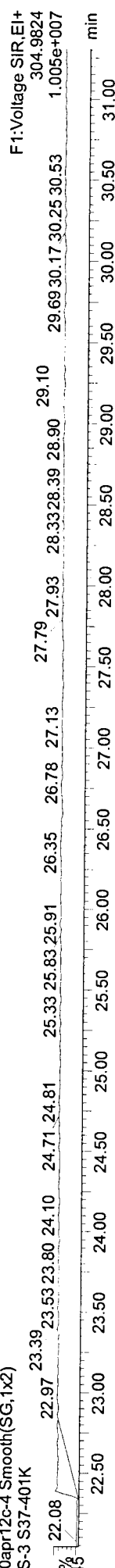
Hexa Ether

c20apr12c-4 Smooth(SG,1x2)
CS-3 S37-401K



F1:Lock Mass

c20apr12c-4 Smooth(SG,1x2)
CS-3 S37-401K



Quantify Sample Report



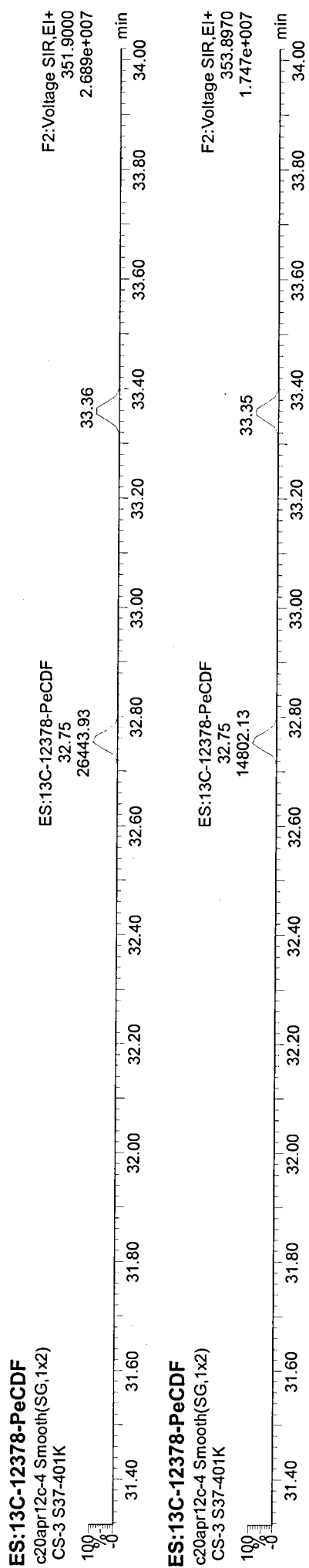
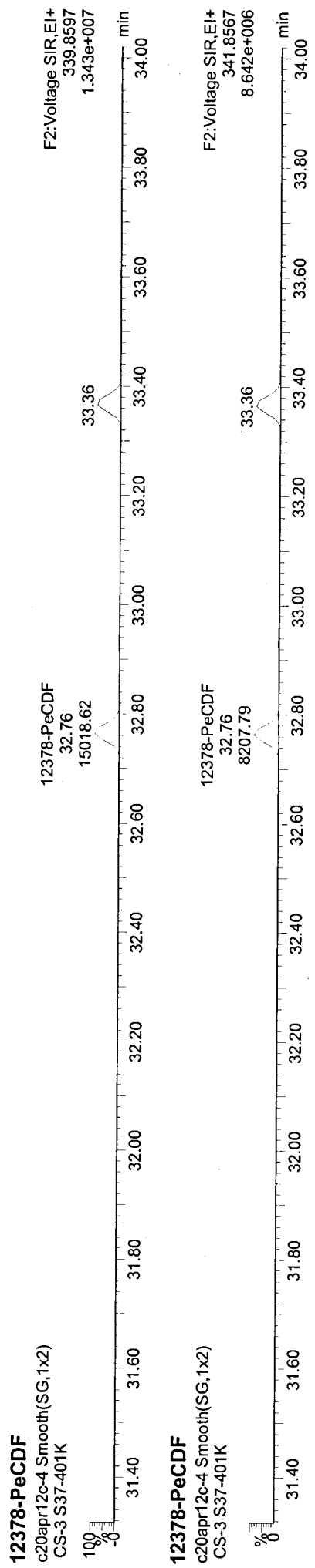
ICAL Summary

MassLynx 4.1

Dataset: C:\MassLynx\Default.pro\Curved\lc20apr12c_1613_db5ms.qld

Last Altered: Tuesday, May 08, 2012 08:31:39 Eastern Daylight Time
Printed: Tuesday, May 08, 2012 08:35:32 Eastern Daylight Time

Name: c20apr12c-4, Date: 20-Apr-2012, Time: 17:20:42, ID: CS-3 S37-401K, Description: , Instrument: , User: KAS



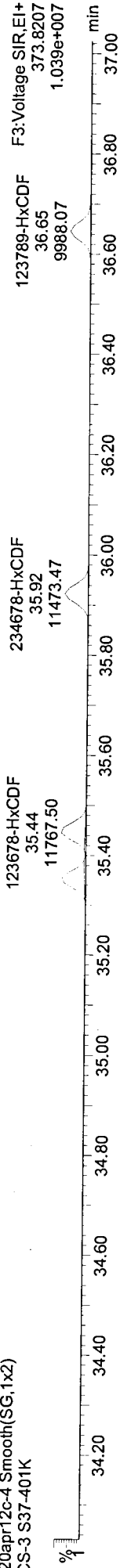
Dataset: C:\MassLynx\Default.pro\Curved\b1c20apr12c_1613_db5ms.qld

Last Altered: Tuesday, May 08, 2012 08:31:39 Eastern Daylight Time
Printed: Tuesday, May 08, 2012 08:35:32 Eastern Daylight Time

Name: c20apr12c-4, Date: 20-Apr-2012, Time: 17:20:42, ID: CS-3 S37-401K, Description: , Instrument: , User: KAS

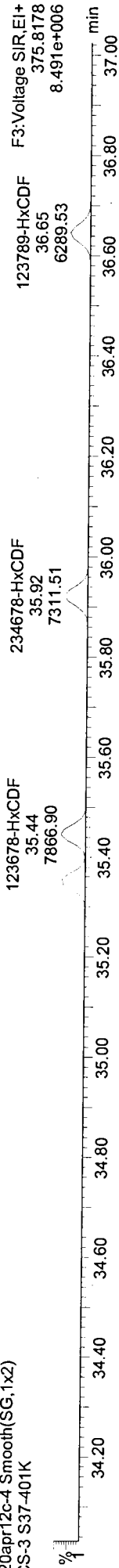
Hexaflurans

c20apr12c-4 Smooth(SG,1x2)
CS-3 S37-401K



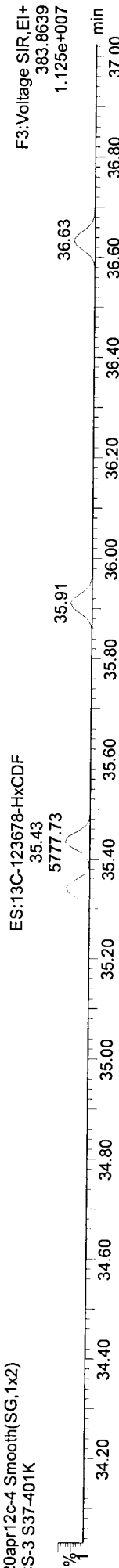
Hexaflurans

c20apr12c-4 Smooth(SG,1x2)
CS-3 S37-401K



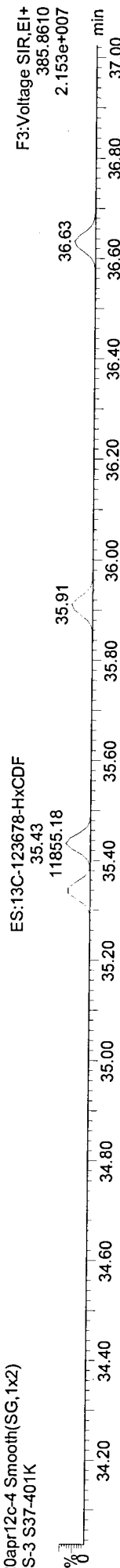
ES:13C-123678-HxCDF

c20apr12c-4 Smooth(SG,1x2)
CS-3 S37-401K



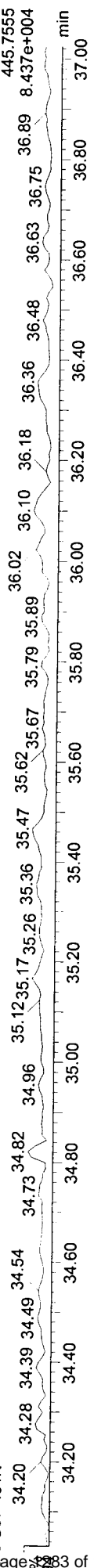
ES:13C-123678-HxCDF

c20apr12c-4 Smooth(SG,1x2)
CS-3 S37-401K



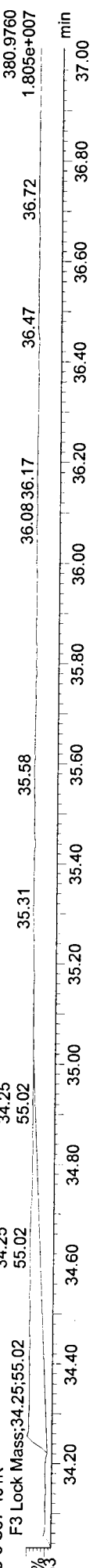
Octa Ether

c20apr12c-4 Smooth(SG,1x2)
CS-3 S37-401K



F3 Lock Mass

c20apr12c-4 Smooth(SG,1x2)
CS-3 S37-401K



Quantify Sample Report MassLynx 4.1

ICAL Summary

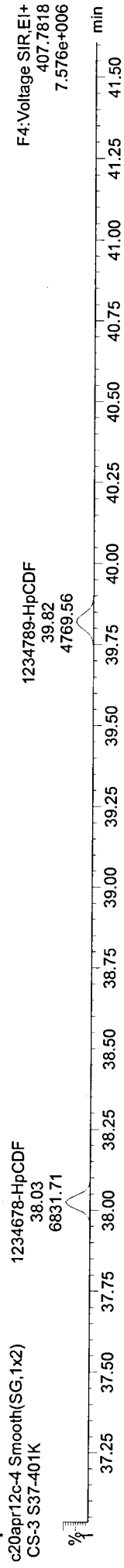
Dataset: C:\MassLynx\Default.pro\Curved\bic20apr12c_1613_db5ms.qld

Last Altered: Tuesday, May 08, 2012 08:31:39 Eastern Daylight Time
Printed: Tuesday, May 08, 2012 08:35:32 Eastern Daylight Time

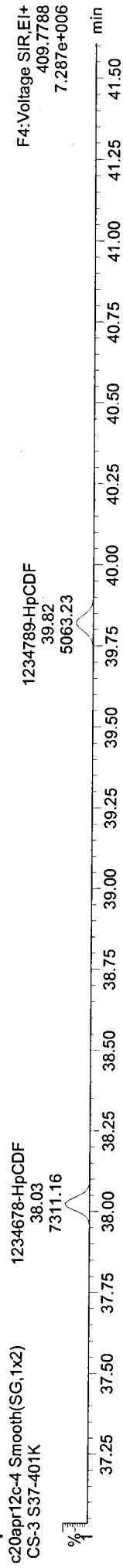
312014

Name: c20apr12c-4, Date: 20-Apr-2012, Time: 17:20:42, ID: CS-3 S37-401K, Description: , Instrument: , User: KAS

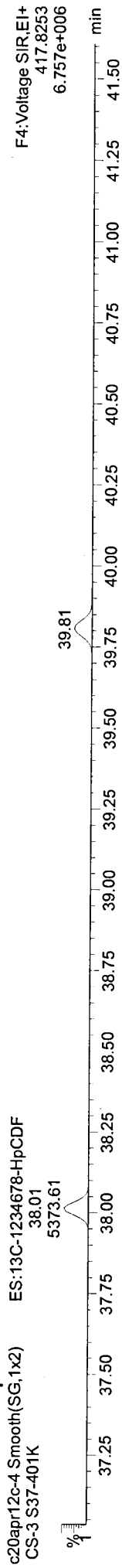
Heptafurans




Heptafurans



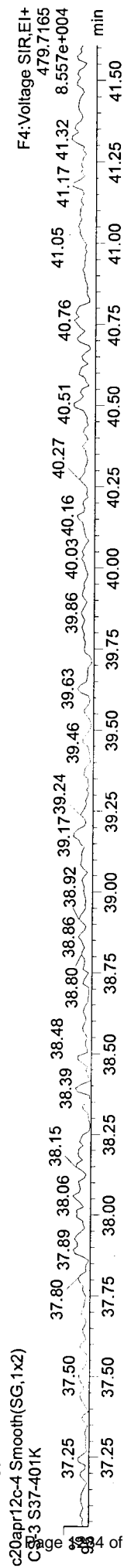
ES:13C-1234678-HpCDF



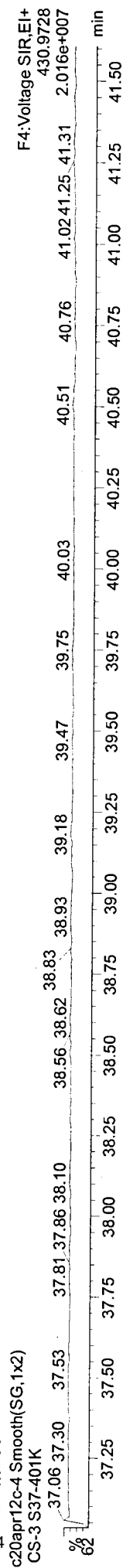
ES:13C-1234678-HpCDF



Nona Ether



F4: Lock Mass



Quantify Sample Report MassLynx 4.1

ICAL Summary

Dataset: C:\MassLynx\Default.pro\Curved\c20apr12c_1613_db5ms.qld

Last Altered: Tuesday, May 08, 2012 08:31:39 Eastern Daylight Time

Printed: Tuesday, May 08, 2012 08:35:32 Eastern Daylight Time

312014

Name: c20apr12c-4, Date: 20-Apr-2012, Time: 17:20:42, ID: CS-3 S37-401K, Description: , Instrument: , User: KAS

OCDF

c20apr12c-4 Smooth(SG,1x2)
CS-3 S37-401K



OCDF

c20apr12c-4 Smooth(SG,1x2)
CS-3 S37-401K



ES:13C-OCDD

c20apr12c-4 Smooth(SG,1x2)
CS-3 S37-401K



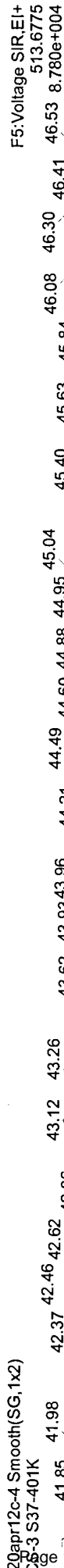
ES:13C-OCDD

c20apr12c-4 Smooth(SG,1x2)
CS-3 S37-401K




Deca Ether

c20apr12c-4 Smooth(SG,1x2)
CS-3 S37-401K



F5:Lock Mass

c20apr12c-4 Smooth(SG,1x2)
CS-3 S37-401K



Quantify Sample Summary Report
 ### ICAL Summary ###

MassLynx 4.1

Dataset: C:\MassLynx\Default.pro\Curved\bc20apr12c_1613_db5.ms.qld

Last Altered: Tuesday, May 08, 2012 08:31:39 Eastern Daylight Time
 Printed: Tuesday, May 08, 2012 08:35:32 Eastern Daylight Time

TMS-11-12

Name: c20apr12c-5
 ID: CS-5840-20
 Date: 26-Apr-2012
 Time: 18:09:13
 User: KAS
 Submitter:
 Task: HRMS3

$$TCDD \text{ RRF} = \frac{4.888e5}{1.146e6} = \frac{100 \text{ pg/ml}}{40 \text{ pg/ml}} = 1.066$$

TMS-11-12

Name	Response	Ion1Area	Ion2Area	RT	RA	RAFail?	RRF	MRRF	%RSD	IS#	Height1	Noise1	SN1	Height2	Noise2	SN2	M
1	4.888e5	2.142e5	2.746e5	30.15	0.78	NO	1.066	1.075	3.7	18	2.759e6	616	4479.1	3.637e6	683	5326.6	bb
2	2.005e6	1.224e6	7.810e5	33.55	1.57	NO	1.041	1.039	0.8	19	3.357e7	1634	20541.9	2.142e7	634	33788.4	bb
3	1.988e6	1.111e6	8.776e5	36.03	1.27	NO	1.056	1.065	2.5	20	2.542e7	1287	19751.4	1.988e7	1239	16039.5	bd
4	1.876e6	1.045e6	8.309e5	36.11	1.26	NO	0.990	0.996	1.9	21	2.407e7	1287	18704.0	1.956e7	1239	15781.7	db
5	1.911e6	1.053e6	8.588e5	36.35	1.23	NO	1.012	1.029	2.7	Multi	2.426e7	1287	18847.1	1.962e7	1239	15827.7	bb
6	1.759e6	8.998e5	8.596e5	39.19	1.05	NO	1.044	1.055	2.9	22	1.661e7	1010	16448.3	1.581e7	1436	11014.8	bb
7	3.469e6	1.637e6	1.832e6	43.09	0.89	NO	1.055	1.063	2.6	23	2.060e7	821	25078.0	2.310e7	800	28880.1	bb
8	6.879e5	2.988e5	3.890e5	29.23	0.77	NO	0.936	0.980	2.9	24	3.926e6	579	6786.8	5.033e6	780	6450.7	bb
9	2.951e6	1.789e6	1.162e6	32.76	1.54	NO	0.964	0.980	2.9	25	4.741e7	793	59798.3	3.103e7	1448	21431.7	bb
10	3.017e6	1.836e6	1.181e6	33.38	1.55	NO	1.005	1.022	2.8	26	4.910e7	793	61938.3	3.123e7	1448	21567.5	bb
11	2.786e6	1.555e6	1.231e6	35.36	1.26	NO	1.177	1.183	4.3	27	3.838e7	1194	32150.3	3.042e7	1972	15430.9	bd
12	2.812e6	1.564e6	1.248e6	35.46	1.25	NO	1.135	1.168	3.8	28	3.827e7	1194	32060.6	3.017e7	1972	15301.2	db
13	2.789e6	1.553e6	1.236e6	35.92	1.26	NO	1.159	1.178	3.0	29	3.615e7	1194	30277.6	2.886e7	1972	14638.6	bb
14	2.427e6	1.345e6	1.082e6	36.65	1.24	NO	1.096	1.110	2.2	30	3.001e7	1194	25135.1	2.436e7	1972	12357.4	bb
15	2.740e6	1.398e6	1.342e6	38.03	1.04	NO	1.362	1.389	2.4	31	2.699e7	1370	19697.7	2.572e7	2531	10159.3	bb
16	2.248e6	1.148e6	1.100e6	39.83	1.04	NO	1.365	1.389	4.1	32	1.994e7	1370	14557.6	1.892e7	2531	7472.4	bb
17	4.268e6	2.029e6	2.239e6	43.39	0.91	NO	1.298	1.290	2.3	23	2.509e7	1237	20286.8	2.763e7	1235	22375.4	bb
18	1.146e6	5.063e5	6.402e5	30.14	0.79	NO	0.954	0.991	3.4	33	6.211e6	1994	3115.1	7.861e6	838	9378.6	bb
19	9.630e5	5.904e5	3.727e5	33.54	1.58	NO	0.801	0.835	4.2	33	1.609e7	790	20358.1	1.014e7	713	14227.0	bb
20	9.414e5	5.281e5	4.133e5	36.02	1.28	NO	0.990	0.971	1.7	34	1.218e7	1373	8875.6	9.368e6	917	10216.2	bd
21	9.472e5	5.260e5	4.211e5	36.10	1.25	NO	0.997	1.005	2.5	34	1.210e7	1373	8817.2	9.892e6	917	10787.1	db
22	8.428e5	4.351e5	4.076e5	39.17	1.07	NO	0.887	0.894	1.7	34	7.777e6	1295	6004.9	7.342e6	1196	6137.9	bb
23	1.644e6	7.818e5	8.622e5	43.08	0.91	NO	0.865	0.871	2.6	34	9.735e6	801	12160.7	1.077e7	678	15884.4	bb
24	1.837e6	8.110e5	1.026e6	29.22	0.79	NO	1.528	1.561	2.8	33	1.023e7	1131	9043.8	1.290e7	1334	9667.3	bb
25	1.532e6	9.332e5	5.983e5	32.76	1.56	NO	1.274	1.322	4.8	33	2.495e7	1126	22148.7	1.574e7	730	21549.8	bb
26	1.502e6	9.194e5	5.822e5	33.36	1.58	NO	1.249	1.284	4.5	33	2.505e7	1126	22235.9	1.571e7	730	21512.9	bb
27	1.184e6	4.076e5	7.760e5	35.34	0.53	NO	1.245	1.198	3.7	34	9.897e6	2092	4730.5	1.868e7	1420	13152.9	bd
28	1.239e6	4.307e5	8.078e5	35.44	0.53	NO	1.303	1.243	4.2	34	1.032e7	2092	4930.8	1.911e7	1420	13461.7	db
29	1.203e6	4.141e5	7.889e5	35.91	0.53	NO	1.265	1.229	2.7	34	9.550e6	2092	4564.5	1.825e7	1420	12851.3	bb

Quantify Sample Summary Report MassLynx 4.1
 ### ICAL Summary ###

Dataset: C:\MassLynx\Default.pro\Curved\b1c20apr12c_1613_db5ms.qld

Last Altered: Tuesday, May 08, 2012 08:31:39 Eastern Daylight Time
 Printed: Tuesday, May 08, 2012 08:35:32 Eastern Daylight Time

312014

Name: c20apr12c-5
 ID: CS-4 S40-20
 Date: 20-Apr-2012
 Time: 18:09:13
 User: KAS
 Submitter:
 Task: HRMS3

ES - HxCDF RRF = $\frac{1.203e4}{9.505e5} \left(\frac{100pg/ml}{100pg/ml} \right) = 1.266$
 TMS-11-12

Name	Response	Ion1Area	Ion2Area	RT	RA	RAFail?	RRF	MRRF	%RSD	IS#	Height1	Noise1	SN1	Height2	Noise2	SN2	M
ES:13C-123789-HxCDF	1.107e6	3.780e5	7.289e5	36.63	0.52	NO	1.165	1.177	1.5	34	8.438e6	2092	4032.8	1.615e7	1420	11371.9	bb
ES:13C-1234678-HpCDF	1.006e6	3.127e5	6.933e5	38.01	0.45	NO	1.058	1.029	2.6	34	5.927e6	1139	5201.5	1.315e7	1236	10637.9	bb
ES:13C-1234789-HpCDF	8.234e5	2.562e5	5.673e5	39.81	0.45	NO	0.866	0.869	2.5	34	4.345e6	1139	3813.4	9.925e6	1236	8028.6	bb
JS:13C-1234-TCDD	1.202e6	5.295e5	6.725e5	29.45	0.79	NO	1.000	1.000	0.0	33	6.764e6	1994	3392.3	8.639e6	838	10305.8	bb
JS:13C-123789-HxCDD	9.505e5	5.253e5	4.252e5	36.33	1.24	NO	1.000	1.000	0.0	34	1.226e7	1373	8933.2	9.919e6	917	10816.9	bb
CS:37Cl-2378-TCDD	5.164e5	5.164e5	-	30.15	-	-	1.074	1.124	6.1	33	6.695e6	663	10094.6	-	-	-	bb
Tetraoxins	2.201e5	-	-	-	-	-	-	1.075	3.7	-	2.816e6	616	-	-	-	-	-
Pentadioxins	1.224e6	-	-	-	-	-	-	1.039	0.8	-	3.357e7	1634	-	-	-	-	-
Hexadioxins	3.208e6	-	-	-	-	-	-	1.030	2.1	-	7.375e7	1287	-	-	-	-	-
Heptadioxins	8.998e5	-	-	-	-	-	-	1.055	2.9	-	1.661e7	1010	-	-	-	-	-
Tetrafurans	3.027e5	-	-	-	-	-	-	0.980	2.9	-	3.979e6	579	-	-	-	-	-
Pentafurans (F1)	0.000e0	-	-	-	-	-	-	1.001	2.2	-	0.000e0	478	-	-	-	-	-
Pentafurans	3.669e6	-	-	-	-	-	-	1.001	2.2	-	9.763e7	793	-	-	-	-	-
Hexafurans	6.017e6	-	-	-	-	-	-	1.160	1.9	-	1.428e8	1194	-	-	-	-	-
Heptafurans	2.547e6	-	-	-	-	-	-	1.389	3.2	-	4.693e7	1370	-	-	-	-	-
Hexa Ether	-	-	-	-	-	-	-	-	-	-	-	400	-	-	-	-	-
Hepta Ether	-	-	-	-	-	-	-	-	-	-	-	522	-	-	-	-	-
Octa Ether	-	-	-	-	-	-	-	-	-	-	-	567	-	-	-	-	-
Nona Ether	-	-	-	-	-	-	-	-	-	-	-	813	-	-	-	-	-
Deca Ether	-	-	-	-	-	-	-	-	-	-	-	611	-	-	-	-	-
F1 Lock Mass	2.394e6	2.394e6	-	22.37	-	-	23944...	18904...	40.4	-	4.747e6	145199	32.7	-	-	-	bb
F2 Lock Mass	2.457e6	2.457e6	-	31.53	-	-	24571...	25412...	48.6	-	3.342e6	93409	35.8	-	-	-	bb
F3 Lock Mass	6.916e6	6.916e6	-	34.25	-	-	69163...	74087...	28.1	-	9.142e6	225964	40.5	-	-	-	bb
F4 Lock Mass	-	-	-	-	-	-	-	-	-	-	-	142077	-	-	-	-	-
F5 Lock Mass	1.540e6	1.540e6	-	41.84	-	-	15397...	17316...	30.9	-	6.193e6	152730	40.6	-	-	-	bb

Quantify Sample Report MassLynx 4.1

ICAL Summary

Dataset: C:\MassLynx\Default.pro\Curved\b\c20apr12c_1613_db5ms.qld


Last Altered: Tuesday, May 08, 2012 08:31:39 Eastern Daylight Time
Printed: Tuesday, May 08, 2012 08:35:32 Eastern Daylight Time

312014

Name: c20apr12c-5, Date: 20-Apr-2012, Time: 18:09:13, ID: CS-4 S40-20, Description: , Instrument: , User: KAS

Tetradioxins

c20apr12c-5 Smooth(SG,1x2)
CS-4 S40-20



Tetradioxins

c20apr12c-5 Smooth(SG,1x2)
CS-4 S40-20



ES:13C-2378-TCDD

c20apr12c-5 Smooth(SG,1x2)
CS-4 S40-20



ES:13C-2378-TCDD

c20apr12c-5 Smooth(SG,1x2)
CS-4 S40-20



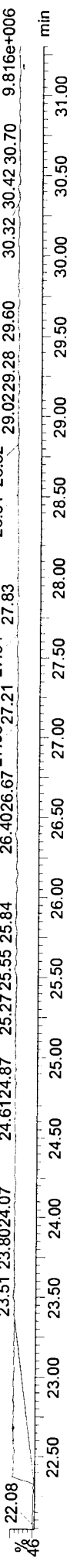
CS:37Cl-2378-TCDD

c20apr12c-5 Smooth(SG,1x2)
CS-4 S40-20



F1: Lock Mass

c20apr12c-5 Smooth(SG,1x2)
CS-4 S40-20



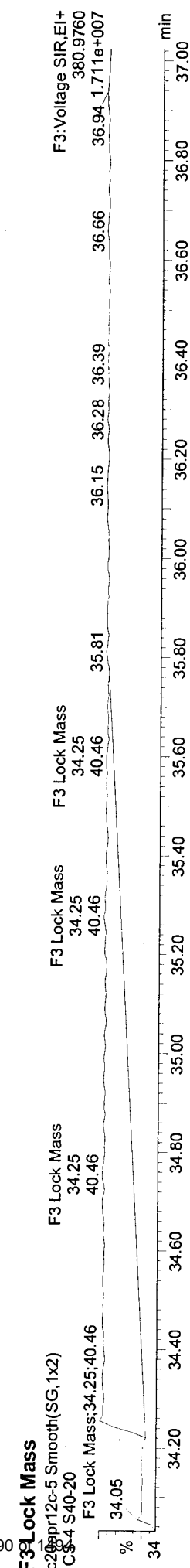
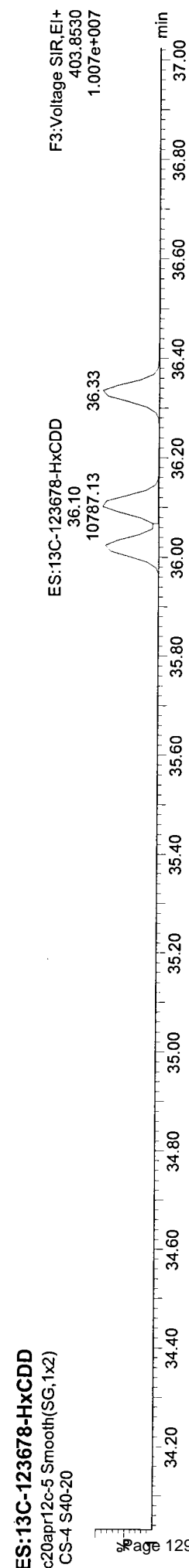
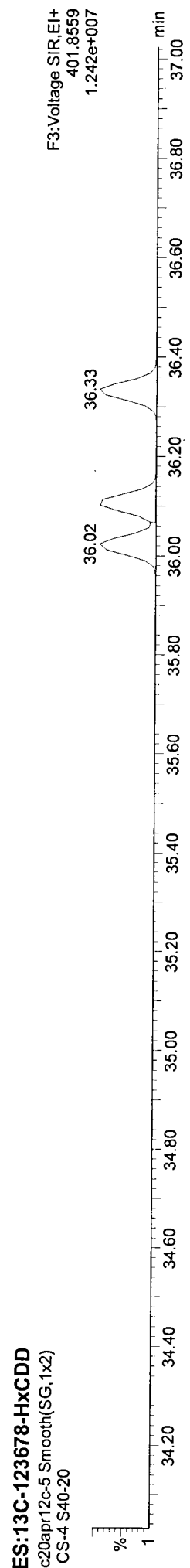
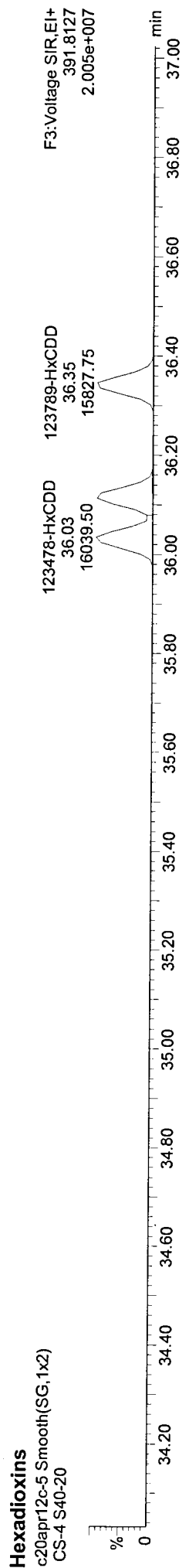

Quantify Sample Report
ICAL Summary

MassLynx 4.1

Dataset: C:\MassLynx\Default.pro\Curved\b\c20apr12c_1613_db5ms.qld

Last Altered: Tuesday, May 08, 2012 08:31:39 Eastern Daylight Time
Printed: Tuesday, May 08, 2012 08:35:32 Eastern Daylight Time

Name: c20apr12c-5, Date: 20-Apr-2012, Time: 18:09:13, ID: CS-4 S40-20, Description: , Instrument: , User: KAS



Quantify Sample Report
ICAL Summary

MassLynx 4.1

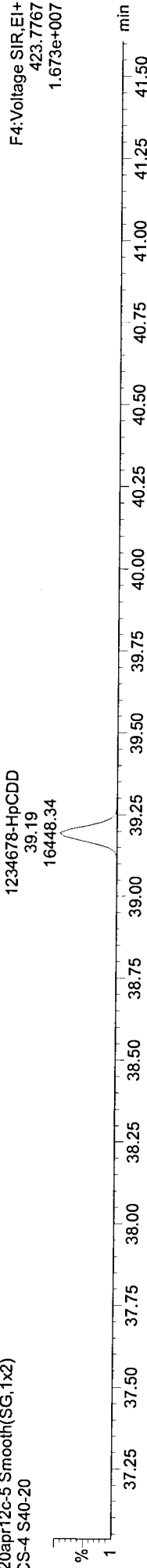
Dataset: C:\MassLynx\Default.pro\Curved\btc20apr12c_1613_db5ms.qld

Last Altered: Tuesday, May 08, 2012 08:31:39 Eastern Daylight Time
Printed: Tuesday, May 08, 2012 08:35:32 Eastern Daylight Time

Name: c20apr12c-5, Date: 20-Apr-2012, Time: 18:09:13, ID: CS-4 S40-20, Description: , Instrument: , User: KAS

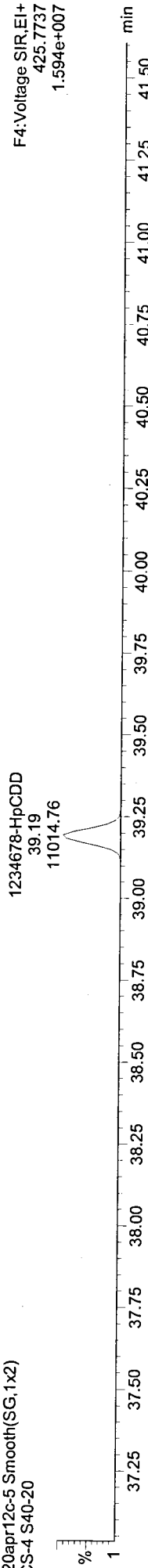
Heptadioxins

c20apr12c-5 Smooth(SG,1x2)
CS-4 S40-20



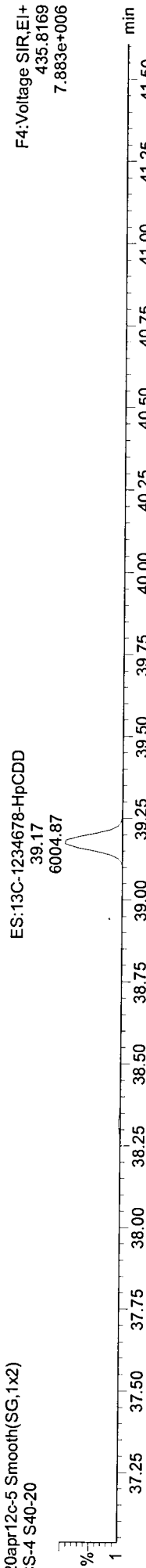
Heptadioxins

c20apr12c-5 Smooth(SG,1x2)
CS-4 S40-20



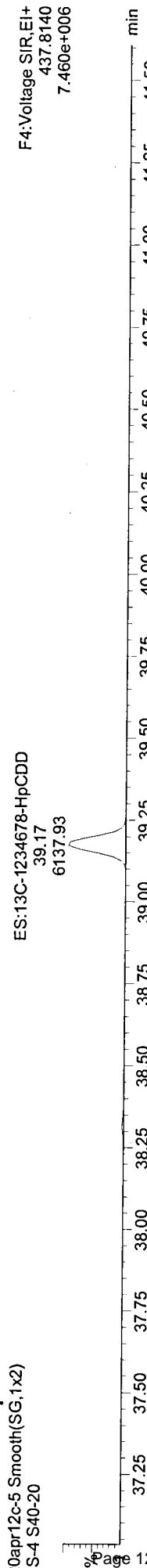
ES:13C-1234678-HpCDD

c20apr12c-5 Smooth(SG,1x2)
CS-4 S40-20



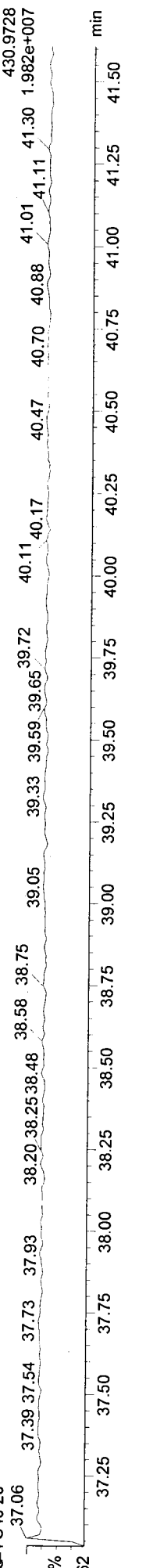
ES:13C-1234678-HpCDD

c20apr12c-5 Smooth(SG,1x2)
CS-4 S40-20



F4Lock Mass

c20apr12c-5 Smooth(SG,1x2)
CS-4 S40-20



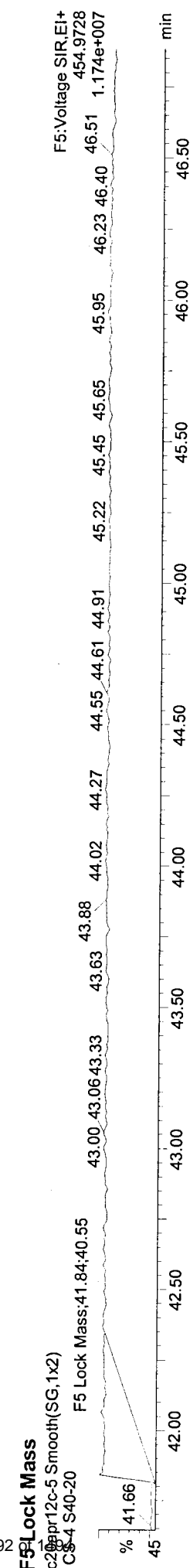




Quantify Sample Report MassLynx 4.1

ICAL Summary

Dataset: C:\MassLynx\Default.pro\Curved\blc20apr12c_1613_db5.ms.qld

Last Altered: Tuesday, May 08, 2012 08:31:39 Eastern Daylight Time
Printed: Tuesday, May 08, 2012 08:35:32 Eastern Daylight Time

Name: c20apr12c-5, Date: 20-Apr-2012, Time: 18:09:13, ID: CS-4 S40-20, Description: , Instrument: , User: KAS



Quantify Sample Report MassLynx 4.1

ICAL Summary

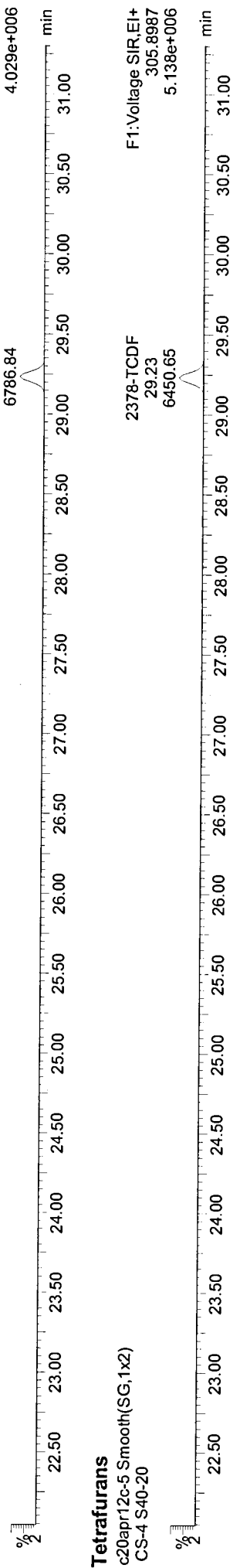
Dataset: C:\MassLynx\Default.pro\Curvedblc20apr12c_1613_db5ms.qld

Last Altered: Tuesday, May 08, 2012 08:31:39 Eastern Daylight Time
Printed: Tuesday, May 08, 2012 08:35:32 Eastern Daylight Time

Name: c20apr12c-5, Date: 20-Apr-2012, Time: 18:09:13, ID: CS-4 S40-20, Description: , Instrument: , User: KAS

Tetrafurans

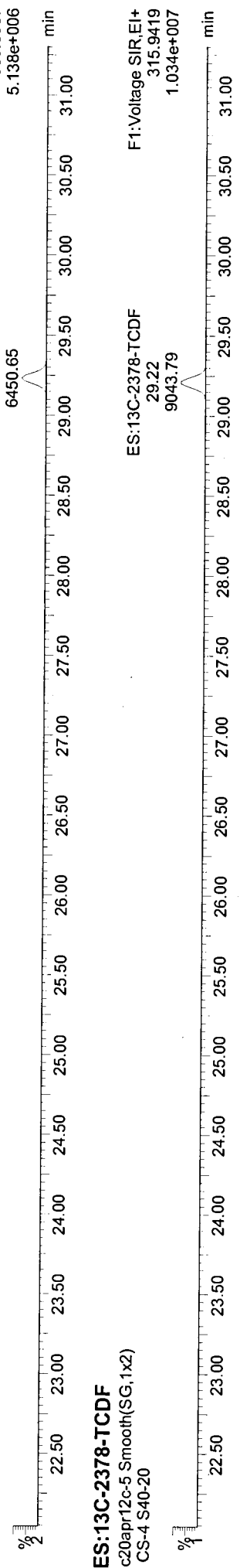
c20apr12c-5 Smooth(SG,1x2)
CS-4 S40-20



F1:Voltage SIR,EI+
303.9016
4.029e+006

Tetrafurans

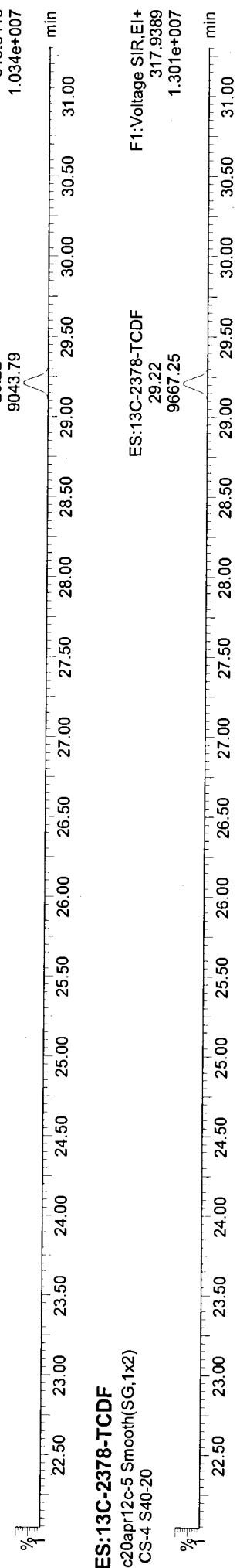
c20apr12c-5 Smooth(SG,1x2)
CS-4 S40-20



F1:Voltage SIR,EI+
305.8987
5.138e+006

ES:13C-2378-TCDF

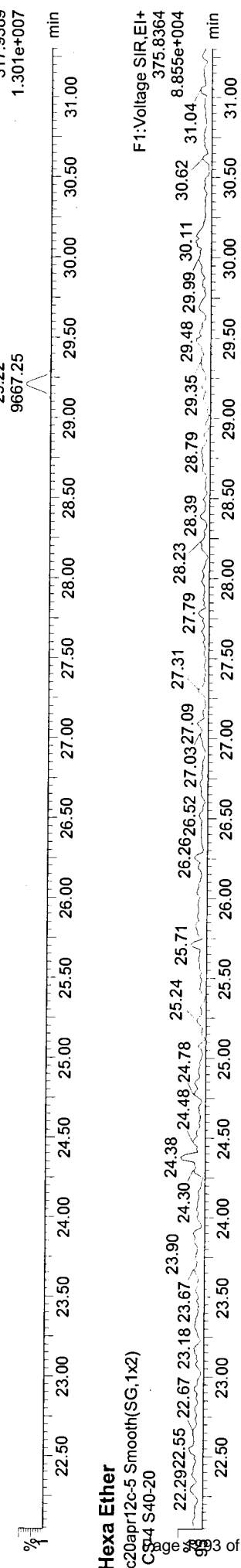
c20apr12c-5 Smooth(SG,1x2)
CS-4 S40-20



F1:Voltage SIR,EI+
315.9419
1.034e+007

ES:13C-2378-TCDF

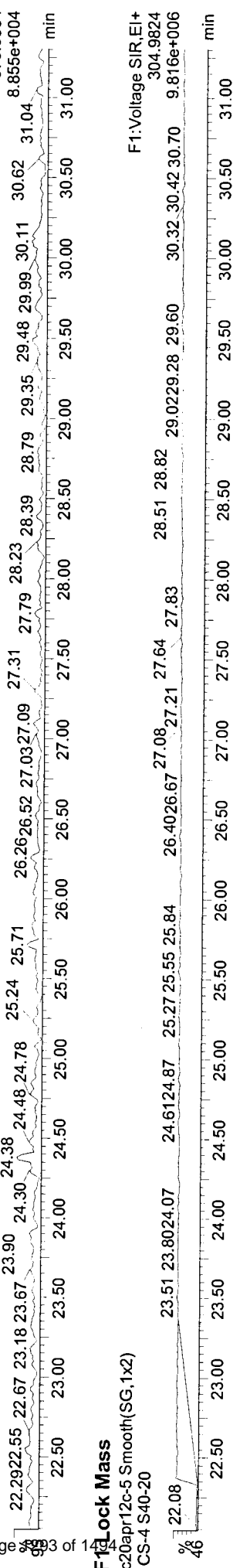
c20apr12c-5 Smooth(SG,1x2)
CS-4 S40-20



F1:Voltage SIR,EI+
317.9389
1.301e+007

Hexa Ether


c20apr12c-5 Smooth(SG,1x2)
CS-4 S40-20



F1:Voltage SIR,EI+
375.8364
8.855e+004

Flock Mass

c20apr12c-5 Smooth(SG,1x2)
CS-4 S40-20



F1:Voltage SIR,EI+
304.9824
9.816e+006

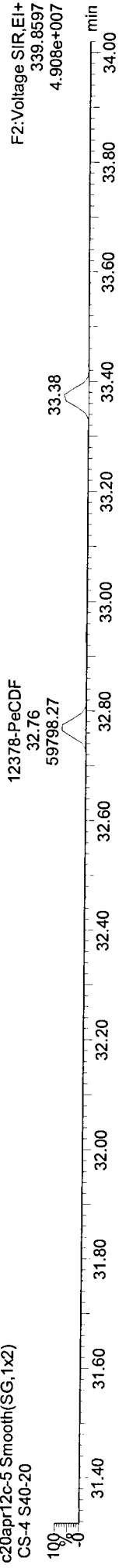
Dataset: C:\MassLynx\Default.pro\Curvedblc20apr12c_1613_db5ms.qld

Last Altered: Tuesday, May 08, 2012 08:31:39 Eastern Daylight Time
Printed: Tuesday, May 08, 2012 08:35:32 Eastern Daylight Time

Name: c20apr12c-5, Date: 20-Apr-2012, Time: 18:09:13, ID: CS-4 S40-20, Description: , Instrument: , User: KAS

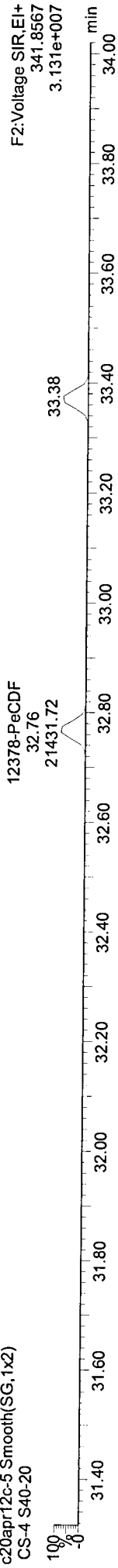
12378-PeCDF

c20apr12c-5 Smooth(SG,1x2)
CS-4 S40-20



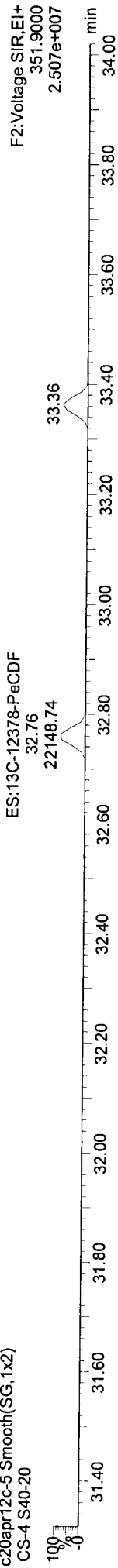
12378-PeCDF

c20apr12c-5 Smooth(SG,1x2)
CS-4 S40-20



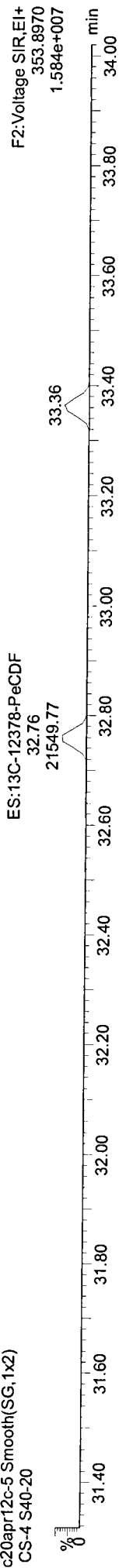
ES:13C-12378-PeCDF

c20apr12c-5 Smooth(SG,1x2)
CS-4 S40-20



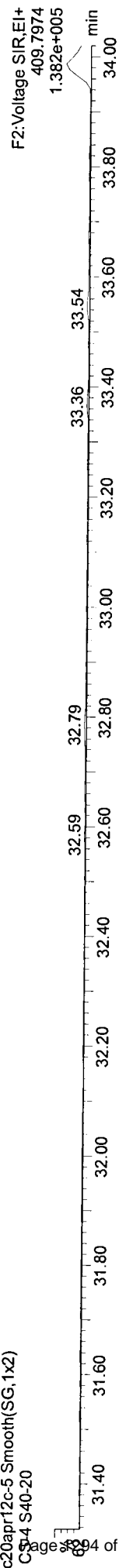
ES:13C-12378-PeCDF

c20apr12c-5 Smooth(SG,1x2)
CS-4 S40-20



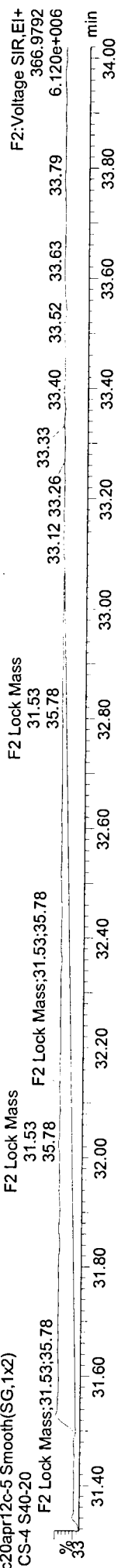
Hepta Ether

c20apr12c-5 Smooth(SG,1x2)
CS-4 S40-20



F2 Lock Mass

c20apr12c-5 Smooth(SG,1x2)
CS-4 S40-20



Quantify Sample Report

MassLynx 4.1
ICAL Summary

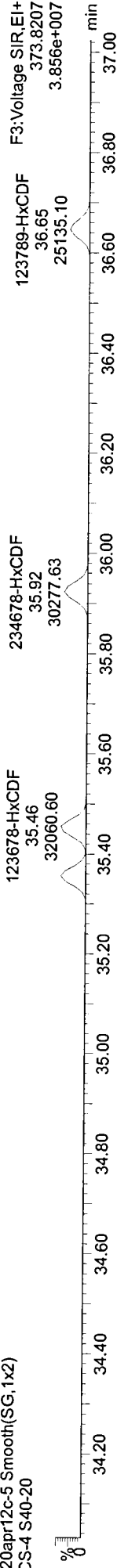
Dataset: C:\MassLynx\Default.pro\Curvedblc20apr12c_1613_db5ms.qld

Last Altered: Tuesday, May 08, 2012 08:31:39 Eastern Daylight Time
Printed: Tuesday, May 08, 2012 08:35:32 Eastern Daylight Time

Name: c20apr12c-5, Date: 20-Apr-2012, Time: 18:09:13, ID: CS-4 S40-20, Description: , Instrument: , User: KAS

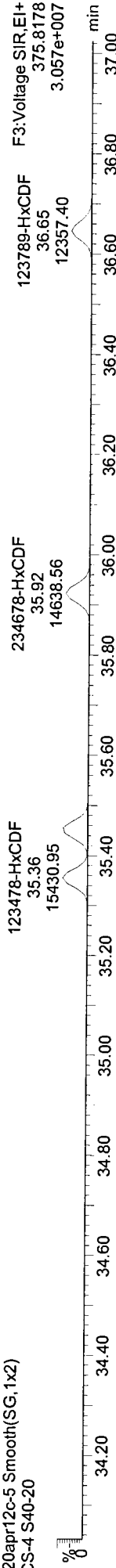
Hexafurans

c20apr12c-5 Smooth(SG,1x2)
CS-4 S40-20



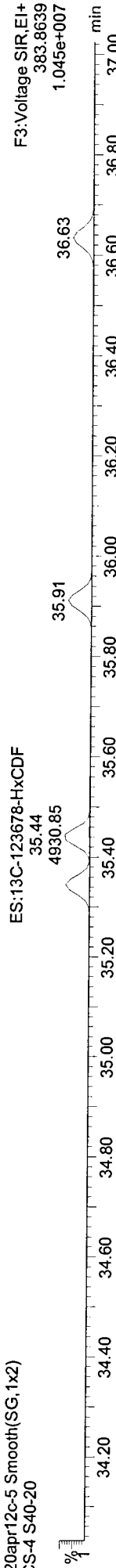
Hexafurans

c20apr12c-5 Smooth(SG,1x2)
CS-4 S40-20



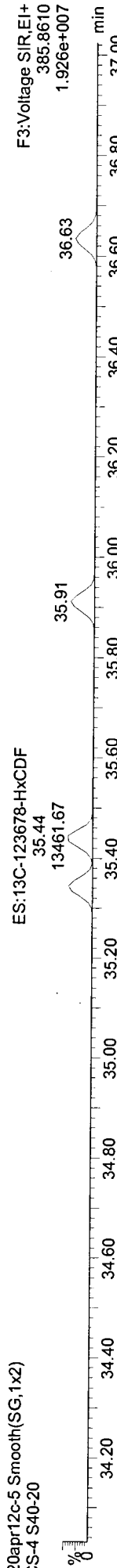
ES:13C-123678-HxCDF

c20apr12c-5 Smooth(SG,1x2)
CS-4 S40-20



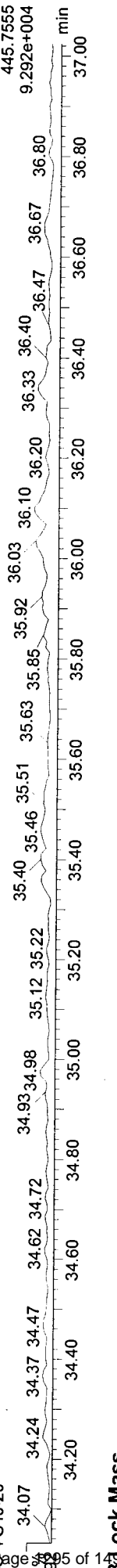
ES:13C-123678-HxCDF

c20apr12c-5 Smooth(SG,1x2)
CS-4 S40-20



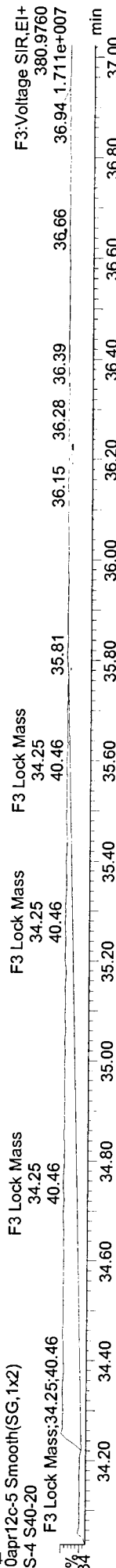
Octa Ether

c20apr12c-5 Smooth(SG,1x2)
CS-4 S40-20



F3 Lock Mass

c20apr12c-5 Smooth(SG,1x2)
CS-4 S40-20



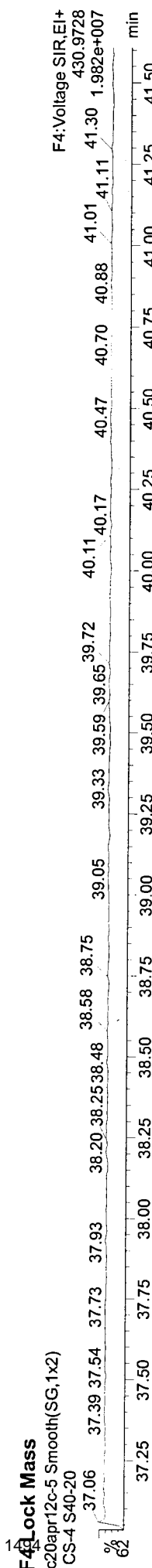
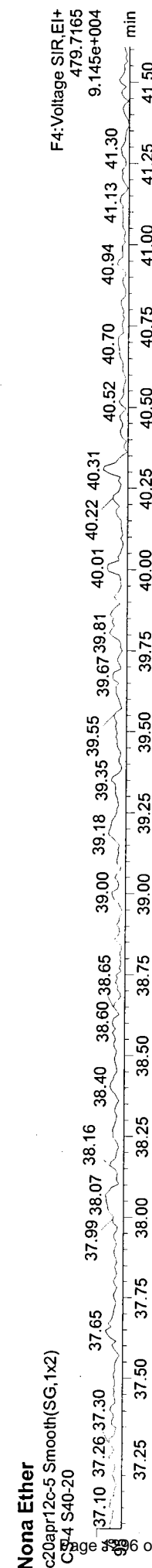
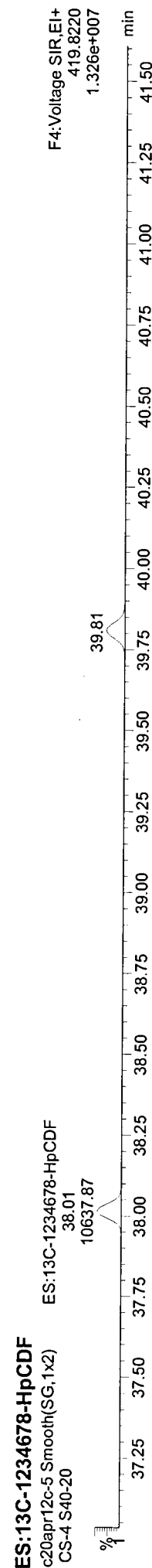
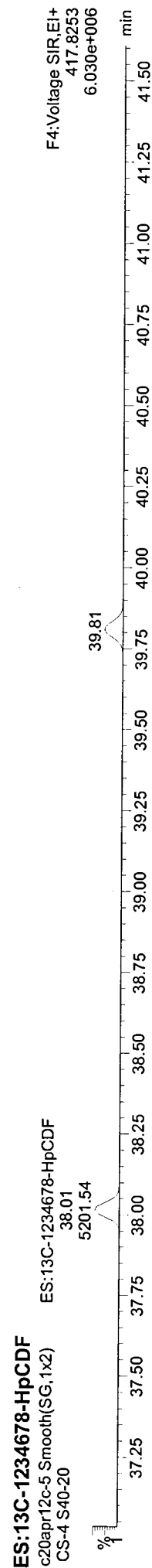
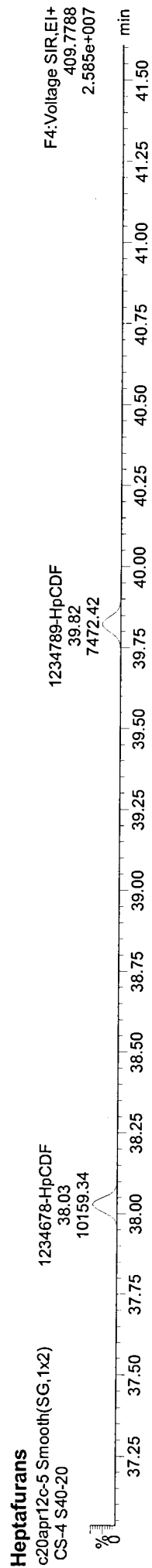

Quantify Sample Report
ICAL Summary

MassLynx 4.1

Dataset: C:\MassLynx\Default.pro\Curved\b1c20apr12c_1613_db5ms.qld

Last Altered: Tuesday, May 08, 2012 08:31:39 Eastern Daylight Time
Printed: Tuesday, May 08, 2012 08:35:32 Eastern Daylight Time

Name: c20apr12c-5, Date: 20-Apr-2012, Time: 18:09:13, ID: CS-4 S40-20, Description: , Instrument: , User: KAS



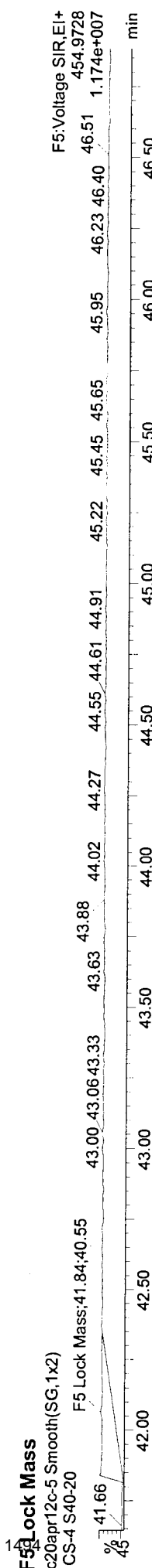
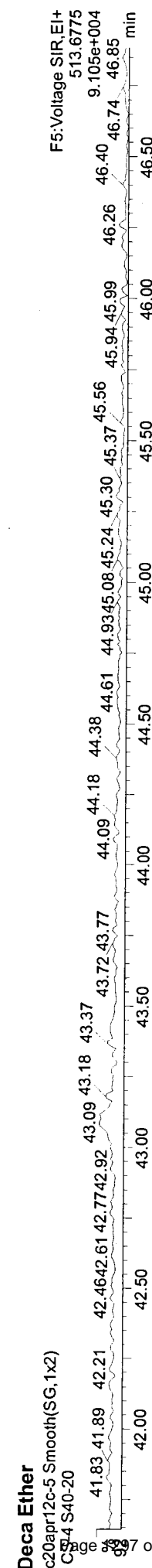

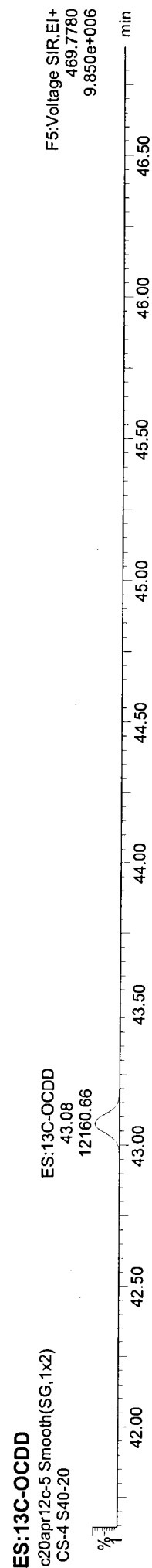


Quantify Sample Report MassLynx 4.1

ICAL Summary

Dataset: C:\MassLynx\Default.pro\Curved\b\c20apr12c_1613_db5ms.qld

Last Altered: Tuesday, May 08, 2012 08:31:39 Eastern Daylight Time
Printed: Tuesday, May 08, 2012 08:35:32 Eastern Daylight Time

Name: c20apr12c-5, Date: 20-Apr-2012, Time: 18:09:13, ID: CS-4 S40-20, Description: , Instrument: , User: KAS



Quantify Sample Summary Report
 ### ICAL Summary ###

MassLynx 4.1

Dataset: C:\MassLynx\Default.pro\Curved\bic20apr12c_1613_db5ms.qld

Last Altered: Tuesday, May 08, 2012 08:31:39 Eastern Daylight Time
 Printed: Tuesday, May 08, 2012 08:35:32 Eastern Daylight Time

Name: c20apr12c-6
 ID: CS-5840-06
 Date: 20-Apr-2012
 Time: 18:57:45
 User: KAS
 Submitter:
 Task: HRMS3

TMS-11-12

$$\text{OCS PEF} = \frac{3.739e7}{2.804e4} \left(\frac{2000 \text{ pg/ml}}{2000 \text{ pg/ml}} \right) = 1.333$$

Name	Response	Ion1Area	Ion2Area	RT	RA	RAFail?	RRF	MRRF	%RSD	IS#	Height1	Noise1	SN1	Height2	Noise2	SN2	M
2378-TCDD	4.125e6	1.804e6	2.320e6	30.15	0.78	NO	1.068	1.075	3.7	18	2.341e7	633	36954.9	3.023e7	610	49588.8	bb
12378-PeCDD	1.713e7	1.051e7	6.618e6	33.56	1.59	NO	1.026	1.039	0.8	19	2.827e8	1406	20099...	1.743e8	737	236418.6	bb
123478-HxCDD	1.700e7	9.446e6	7.553e6	36.03	1.25	NO	1.056	1.065	2.5	20	2.224e8	3766	59062.7	1.787e8	2768	64550.0	bd
123678-HxCDD	1.632e7	9.055e6	7.264e6	36.12	1.25	NO	0.991	0.996	1.9	21	2.110e8	3766	56036.7	1.681e8	2768	60727.6	db
123789-HxCDD	1.667e7	9.223e6	7.445e6	36.36	1.24	NO	1.023	1.029	2.7	Multi	2.101e8	3766	55804.3	1.689e8	2768	61024.7	bb
1234678-HpCDD	1.511e7	7.740e6	7.369e6	39.21	1.05	NO	1.040	1.055	2.9	22	1.389e8	2392	58066.0	1.327e8	2825	46982.9	bb
OCDD	2.990e7	1.417e7	1.573e7	43.13	0.90	NO	1.066	1.063	2.6	23	1.968e8	1887	10429...	2.170e8	1800	120534.8	bb
2378-TCDF	5.792e6	2.541e6	3.250e6	29.23	0.78	NO	0.955	0.980	2.9	24	3.313e7	1429	23190.0	4.281e7	986	43393.9	bb
12378-PeCDF	2.593e7	1.584e7	1.009e7	32.77	1.57	NO	0.967	0.980	2.9	25	4.470e8	2458	18185...	2.842e8	1624	174932.1	bb
23478-PeCDF	2.581e7	1.575e7	1.006e7	33.38	1.57	NO	0.999	1.022	2.8	26	4.377e8	2458	17805...	2.817e8	1624	173404.9	bb
123478-HxCDF	2.346e7	1.303e7	1.043e7	35.37	1.25	NO	1.175	1.183	4.3	27	3.068e8	2822	10873...	2.489e8	2292	108567.2	bd
123678-HxCDF	2.413e7	1.340e7	1.072e7	35.46	1.25	NO	1.148	1.168	3.8	28	3.308e8	2822	11724...	2.657e8	2292	115904.6	db
234678-HxCDF	2.374e7	1.321e7	1.052e7	35.93	1.26	NO	1.154	1.178	3.0	29	3.208e8	2822	11369...	2.522e8	2292	110007.8	bb
123789-HxCDF	2.168e7	1.206e7	9.621e6	36.66	1.25	NO	1.096	1.110	2.2	30	2.790e8	2822	98896.8	2.224e8	2292	97012.8	bb
1234678-HpCDF	2.298e7	1.172e7	1.125e7	38.04	1.04	NO	1.368	1.389	2.4	31	2.338e8	4670	50068.3	2.267e8	4402	51494.4	bb
1234789-HpCDF	1.973e7	1.010e7	9.635e6	39.83	1.05	NO	1.351	1.389	4.1	32	1.746e8	4670	37395.6	1.669e8	4402	37909.0	bb
OCDF	3.739e7	1.779e7	1.959e7	43.41	0.91	NO	1.333	1.290	2.3	33	2.238e8	1323	16915...	2.450e8	1532	159985.9	bb
ES:13C-2378-TCDD	1.930e6	8.424e5	1.088e6	30.14	0.77	NO	1.038	0.991	3.4	33	1.096e7	1739	6301.9	1.410e7	702	20075.6	bb
ES:13C-12378-PeCDD	1.670e6	1.023e6	6.468e5	33.55	1.58	NO	0.898	0.835	4.2	33	2.627e7	1209	21726.0	1.669e7	459	36388.3	bb
ES:13C-123478-HxCDD	1.610e6	8.969e5	7.135e5	36.02	1.26	NO	0.975	0.971	1.7	34	2.105e7	1073	19612.6	1.679e7	1224	13720.9	bd
ES:13C-123678-HxCDD	1.648e6	9.094e5	7.381e5	36.11	1.23	NO	0.997	1.005	2.5	34	2.122e7	1073	19773.8	1.708e7	1224	13956.9	db
ES:13C-1234678-HpCDD	1.453e6	7.444e5	7.086e5	39.19	1.05	NO	0.880	0.894	1.7	34	1.269e7	1137	11159.3	1.204e7	1069	11269.6	bb
ES:13C-OCDD	2.804e6	1.322e6	1.482e6	43.12	0.89	NO	0.849	0.871	2.6	34	1.741e7	722	24106.9	1.972e7	795	24798.1	bb
ES:13C-2378-TCDF	3.031e6	1.332e6	1.699e6	29.22	0.78	NO	1.631	1.561	2.8	33	1.757e7	1430	12290.6	2.236e7	1041	21486.7	bb
ES:13C-12378-PeCDF	2.681e6	1.634e6	1.047e6	32.76	1.56	NO	1.442	1.322	4.8	33	4.528e7	1127	40191.6	2.924e7	524	55837.5	bb
ES:13C-23478-PeCDF	2.583e6	1.579e6	1.004e6	33.36	1.57	NO	1.389	1.284	4.5	33	4.266e7	1127	37871.9	2.736e7	524	52255.2	bb
ES:13C-123478-HxCDF	1.997e6	6.815e5	1.316e6	35.34	0.52	NO	1.209	1.198	3.7	34	1.612e7	1201	13417.9	3.099e7	4747	6528.8	bd
ES:13C-123678-HxCDF	2.101e6	7.217e5	1.379e6	35.44	0.52	NO	1.272	1.243	4.2	34	1.752e7	1201	14587.3	3.357e7	4747	7070.6	db
ES:13C-234678-HxCDF	2.057e6	7.061e5	1.350e6	35.92	0.52	NO	1.245	1.229	2.7	34	1.665e7	1201	13857.2	3.150e7	4747	6635.1	bb

Name: c20apr12c-6
 ID: CS-5 S40-06
 Date: 20-Apr-2012
 Time: 18:57:45
 User: KAS
 Submitter:
 Task: HRMS3

ES-TCDD RRF = $\frac{1.930e4}{1.859e4} \left(\frac{100pg/ml}{100pg/ml} \right) = 1.038$
 TM 5-11-12

Name	Response	Ion1Area	Ion2Area	RT	RA	RAFail?	RRF	MRRF	%RSD	IS#	Height1	Noise1	SN1	Height2	Noise2	SN2	M
30 ES:13C-123789-HxCDF	1.978e6	6.764e5	1.302e6	36.65	0.52	NO	1.198	1.177	1.5	34	1.542e7	1201	12831.8	2.922e7	4747	6155.4	bb
31 ES:13C-1234678-HpCDF	1.680e6	5.212e5	1.159e6	38.03	0.45	NO	1.017	1.029	2.6	34	1.026e7	865	11850.7	2.290e7	1191	19236.9	bb
32 ES:13C-1234789-HpCDF	1.460e6	4.529e5	1.007e6	39.82	0.45	NO	0.884	0.869	2.5	34	7.507e6	865	8674.3	1.668e7	1191	14007.9	bb
33 JS:13C-1234-TCDD	1.859e6	8.161e5	1.043e6	29.45	0.78	NO	1.000	1.000	0.0	33	1.057e7	1739	6076.7	1.348e7	702	19204.3	bb
34 JS:13C-123789-HxCDD	1.652e6	9.131e5	7.387e5	36.35	1.24	NO	1.000	1.000	0.0	34	2.046e7	1073	19066.4	1.648e7	1224	13453.6	bb
35 CS:37Cl-2378-TCDD	4.287e6	4.287e6	-	30.15	-	-	1.153	1.124	6.1	33	5.559e7	699	79532.6	-	-	-	bb
36 Tetradoxins	1.851e6	-	-	-	-	-	1.075	1.075	3.7	-	2.381e7	633	-	-	-	-	-
37 Pentadoxins	1.051e7	-	-	-	-	-	1.039	1.039	0.8	-	2.827e8	1406	-	-	-	-	-
38 Hexadoxins	2.772e7	-	-	-	-	-	1.030	1.030	2.1	-	6.435e8	3766	-	-	-	-	-
39 Heptadoxins	7.819e6	-	-	-	-	-	1.055	1.055	2.9	-	1.404e8	2392	-	-	-	-	-
40 Tetrafurans	2.570e6	-	-	-	-	-	0.980	0.980	2.9	-	3.349e7	1429	-	-	-	-	-
41 Pentafurans (F1)	1.485e2	-	-	-	-	-	1.001	1.001	2.2	-	3.399e3	371	-	-	-	-	-
42 Pentafurans	3.196e7	-	-	-	-	-	1.001	1.001	2.2	-	8.942e8	2458	-	-	-	-	-
43 Hexa furans	5.171e7	-	-	-	-	-	1.160	1.160	1.9	-	1.237e9	2822	-	-	-	-	-
44 Hepta furans	2.182e7	-	-	-	-	-	1.389	1.389	3.2	-	4.085e8	4670	-	-	-	-	-
45 Hexa Ether	-	-	-	-	-	-	-	-	-	-	-	493	-	-	-	-	-
46 Hepta Ether	-	-	-	-	-	-	-	-	-	-	-	757	-	-	-	-	-
47 Octa Ether	-	-	-	-	-	-	-	-	-	-	-	697	-	-	-	-	-
48 Nona Ether	-	-	-	-	-	-	-	-	-	-	-	567	-	-	-	-	-
49 Deca Ether	-	-	-	-	-	-	-	-	-	-	-	733	-	-	-	-	-
50 F1 Lock Mass	1.994e6	1.994e6	-	22.39	-	-	19943...	18904...	40.4	-	4.444e6	124443	35.7	-	-	-	bb
51 F2 Lock Mass	7.931e6	7.931e6	-	34.25	-	-	25412...	74087...	48.6	-	8.223e6	98020	53.7	-	-	-	bb
52 F3 Lock Mass	2.165e6	2.165e6	-	41.84	-	-	17316...	17316...	30.9	-	5.808e6	132837	43.7	-	-	-	bb
53 F4 Lock Mass	-	-	-	-	-	-	-	-	-	-	-	-	-	-	-	-	-
54 F5 Lock Mass	-	-	-	-	-	-	-	-	-	-	-	-	-	-	-	-	-

Quantify Sample Report

ICAL Summary

MassLynx 4.1

Dataset: C:\MassLynx\Default.pro\Curved\b\c20apr12c_1613_db5ms.qld

Last Altered: Tuesday, May 08, 2012 08:31:39 Eastern Daylight Time
Printed: Tuesday, May 08, 2012 08:35:32 Eastern Daylight Time

312014

Name: c20apr12c-6, Date: 20-Apr-2012, Time: 18:57:45, ID: CS-5 S40-06, Description: , Instrument: , User: KAS

Tetradiioxins

c20apr12c-6 Smooth(SG,1x2)
CS-5 S40-06



Tetradiioxins

c20apr12c-6 Smooth(SG,1x2)
CS-5 S40-06



ES:13C-2378-TCDD

c20apr12c-6 Smooth(SG,1x2)
CS-5 S40-06



ES:13C-2378-TCDD

c20apr12c-6 Smooth(SG,1x2)
CS-5 S40-06




CS:37Cl-2378-TCDD

c20apr12c-6 Smooth(SG,1x2)
CS-5 S40-06



F1-Lock Mass

c20apr12c-6 Smooth(SG,1x2)
CS-5 S40-06



Quantify Sample Report MassLynx 4.1

ICAL Summary

Dataset: C:\MassLynx\Default.pro\Curvedb\c20apr12c_1613_db5ms.qld

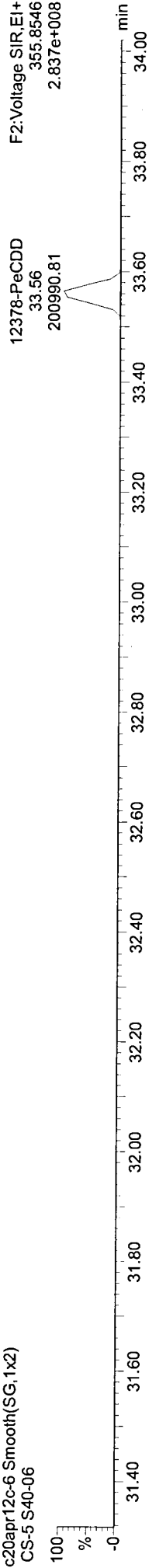
Last Altered: Tuesday, May 08, 2012 08:31:39 Eastern Daylight Time
Printed: Tuesday, May 08, 2012 08:35:32 Eastern Daylight Time

312014

Name: c20apr12c-6, Date: 20-Apr-2012, Time: 18:57:45, ID: CS-5 S40-06, Description: , Instrument: , User: KAS

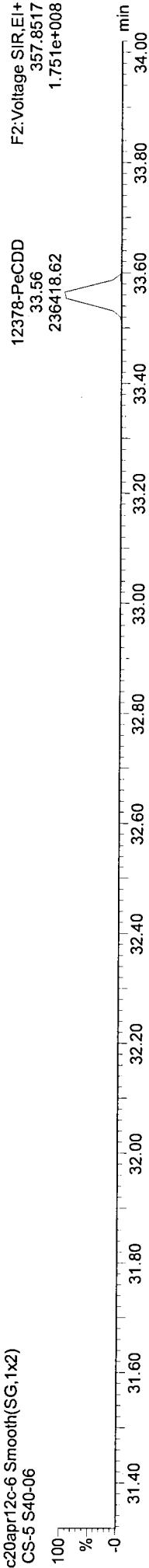
Pentadioxins

c20apr12c-6 Smooth(SG,1x2)
CS-5 S40-06



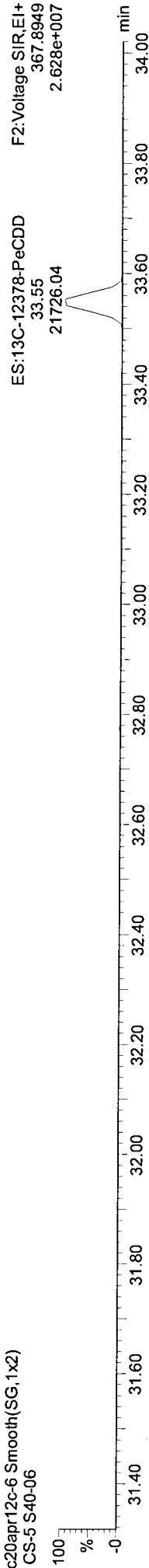
Pentadioxins

c20apr12c-6 Smooth(SG,1x2)
CS-5 S40-06




ES:13C-12378-PeCDD

c20apr12c-6 Smooth(SG,1x2)
CS-5 S40-06




ES:13C-12378-PeCDD

c20apr12c-6 Smooth(SG,1x2)
CS-5 S40-06



F2:Lock Mass

c20apr12c-6 Smooth(SG,1x2)
CS-5 S40-06



Quantify Sample Report MassLynx 4.1

ICAL Summary

Dataset: C:\MassLynx\Default.pro\Curved\b1c20apr12c_1613_db5ms.qld

Last Altered: Tuesday, May 08, 2012 08:31:39 Eastern Daylight Time

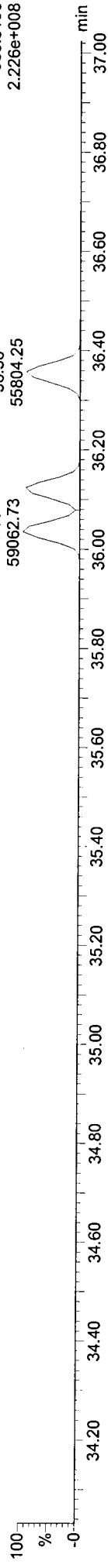
Printed: Tuesday, May 08, 2012 08:35:32 Eastern Daylight Time

312014

Name: c20apr12c-6, Date: 20-Apr-2012, Time: 18:57:45, ID: CS-5 S40-06, Description: , Instrument: , User: KAS

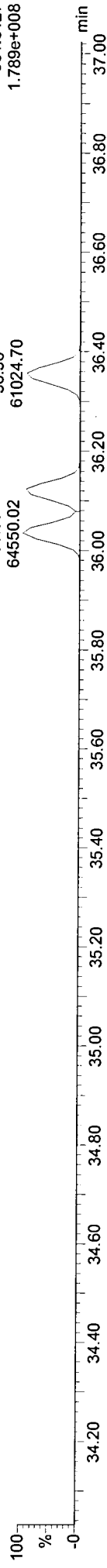
Hexadioxins

c20apr12c-6 Smooth(SG,1x2)
CS-5 S40-06



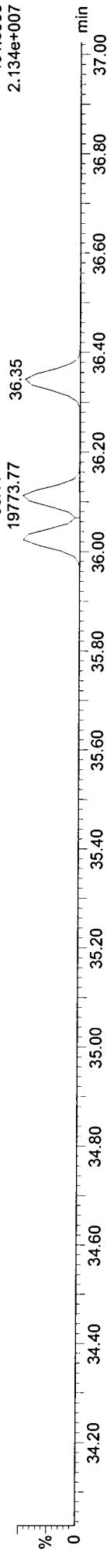
Hexadioxins

c20apr12c-6 Smooth(SG,1x2)
CS-5 S40-06



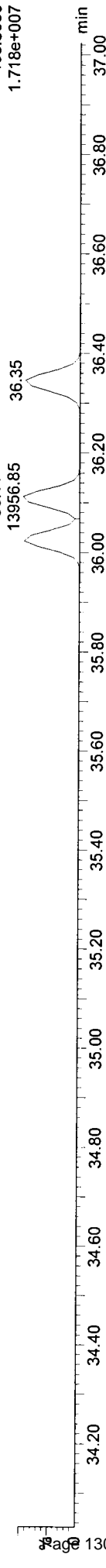
ES:13C-123678-HxCDD

c20apr12c-6 Smooth(SG,1x2)
CS-5 S40-06



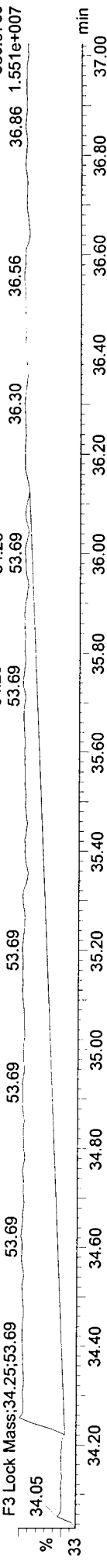
ES:13C-123678-HxCDD

c20apr12c-6 Smooth(SG,1x2)
CS-5 S40-06



F3 Lock Mass

c20apr12c-6 Smooth(SG,1x2)
CS-5 S40-06



Quantify Sample Report

ICAL Summary

MassLynx 4.1

Dataset: C:\MassLynx\Default.pro\Curvedb\c20apr12c_1613_db5ms.qld

Last Altered: Tuesday, May 08, 2012 08:31:39 Eastern Daylight Time

Printed: Tuesday, May 08, 2012 08:35:32 Eastern Daylight Time

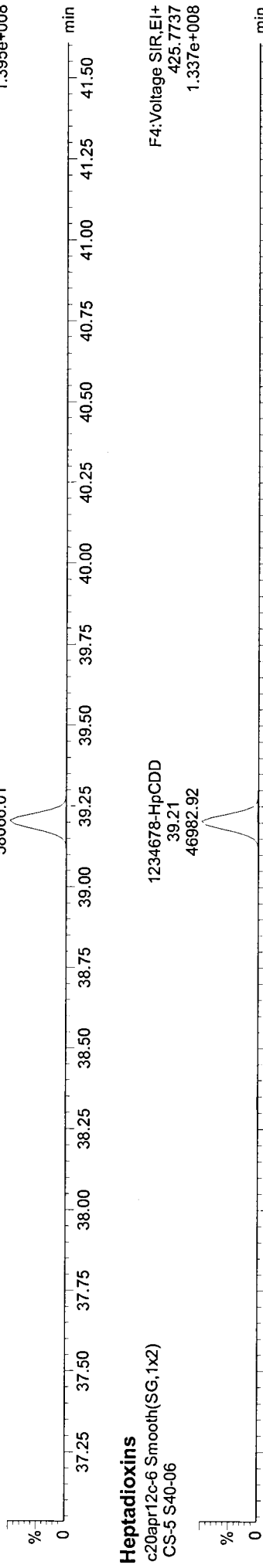
Name: c20apr12c-6, Date: 20-Apr-2012, Time: 18:57:45, ID: CS-5 S40-06, Description: , Instrument: , User: KAS

Heptadioxins

c20apr12c-6 Smooth(SG,1x2)
CS-5 S40-06

1234678-HpCDD
39.21
58066.01

F4: Voltage SIR, EI+
423.7767
1.395e+008

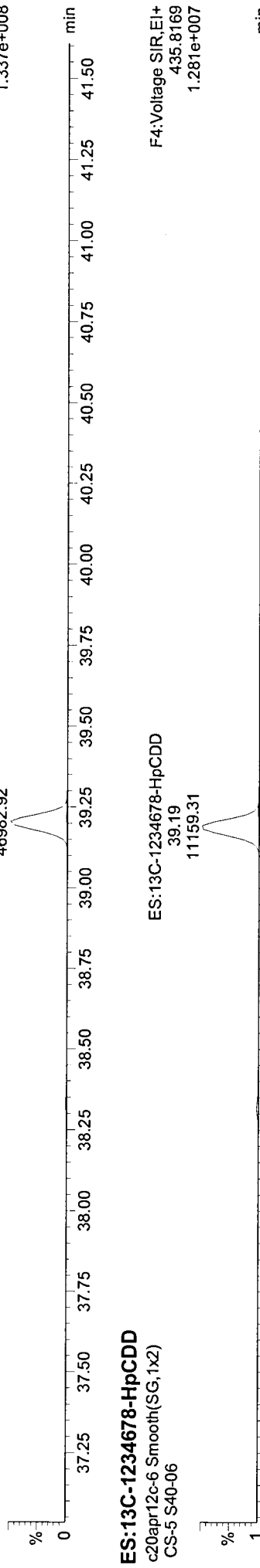


Heptadioxins

c20apr12c-6 Smooth(SG,1x2)
CS-5 S40-06

1234678-HpCDD
39.21
46982.92

F4: Voltage SIR, EI+
425.7737
1.337e+008

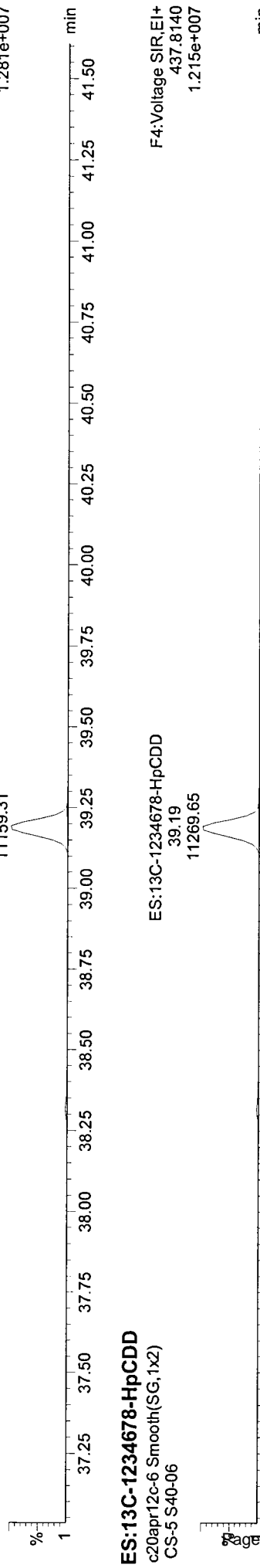


ES:13C-1234678-HpCDD

c20apr12c-6 Smooth(SG,1x2)
CS-5 S40-06

ES:13C-1234678-HpCDD
39.19
11159.31

F4: Voltage SIR, EI+
435.8169
1.281e+007

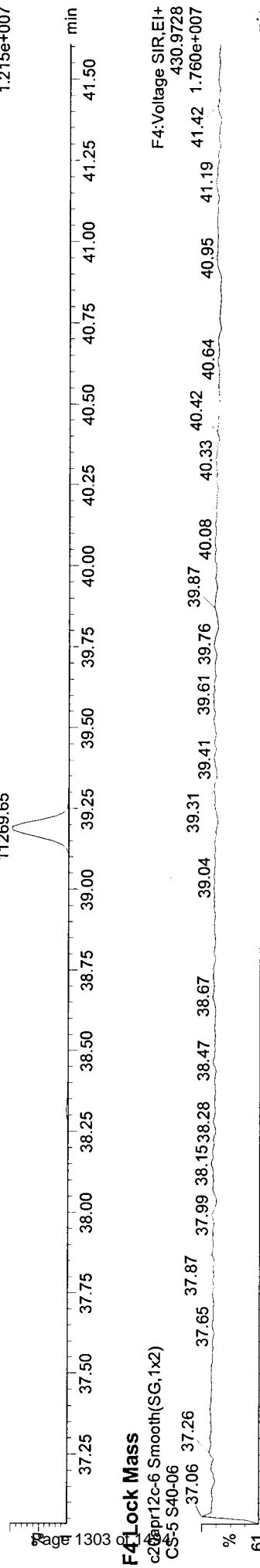


ES:13C-1234678-HpCDD

c20apr12c-6 Smooth(SG,1x2)
CS-5 S40-06

ES:13C-1234678-HpCDD
39.19
11269.65

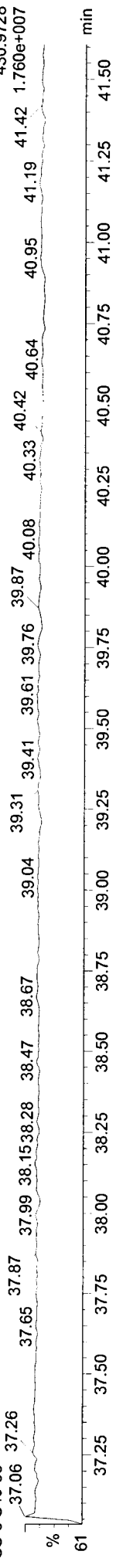
F4: Voltage SIR, EI+
437.8140
1.215e+007



F4 Lock Mass

c20apr12c-6 Smooth(SG,1x2)
CS-5 S40-06

F4: Voltage SIR, EI+
430.9728
1.760e+007



Quantify Sample Report
ICAL Summary

MassLynx 4.1

Dataset: C:\MassLynx\Default.pro\Curved\b\c20apr12c_1613_db5ms.qld

Last Altered: Tuesday, May 08, 2012 08:31:39 Eastern Daylight Time
Printed: Tuesday, May 08, 2012 08:35:32 Eastern Daylight Time

312014

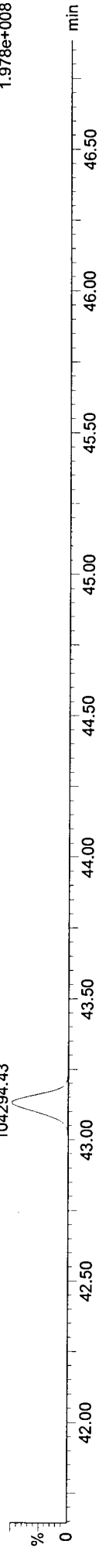
Name: c20apr12c-6, Date: 20-Apr-2012, Time: 18:57:45, ID: CS-5 S40-06, Description: , Instrument: , User: KAS

OCDD

c20apr12c-6 Smooth(SG,1x2)
CS-5 S40-06

OCDD
43.13
104294.43

F5: Voltage SIR, EI+
457.7377
1.978e+008

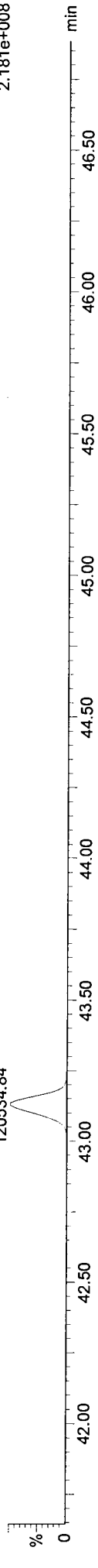


OCDD

c20apr12c-6 Smooth(SG,1x2)
CS-5 S40-06

OCDD
43.13
120534.84

F5: Voltage SIR, EI+
459.7348
2.181e+008

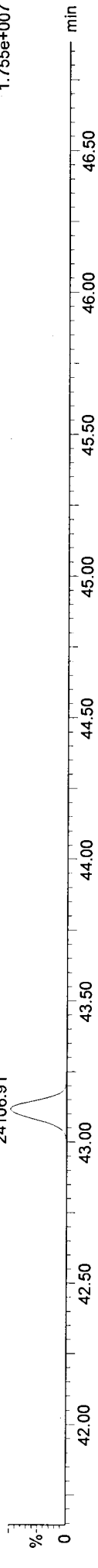


ES:13C-OCDD

c20apr12c-6 Smooth(SG,1x2)
CS-5 S40-06

ES:13C-OCDD
43.12
24106.91

F5: Voltage SIR, EI+
469.7780
1.755e+007

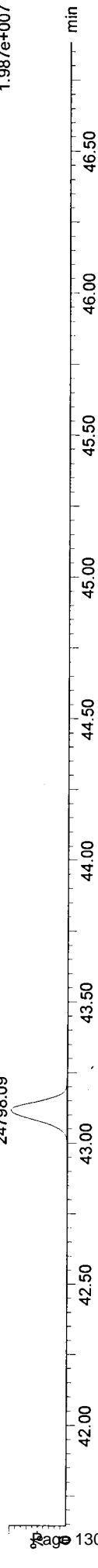


ES:13C-OCDD

c20apr12c-6 Smooth(SG,1x2)
CS-5 S40-06

ES:13C-OCDD
43.12
24798.09


F5: Voltage SIR, EI+
471.7750
1.987e+007



F5 Lock Mass

c20apr12c-6 Smooth(SG,1x2)
CS-5 S40-06

F5: Voltage SIR, EI+
454.9728
46.62 1.062e+007



Quantify Sample Report

MassLynx 4.1

Dataset: C:\MassLynx\Default.pro\Curved\bic20apr12c_1613_db5ms.qld

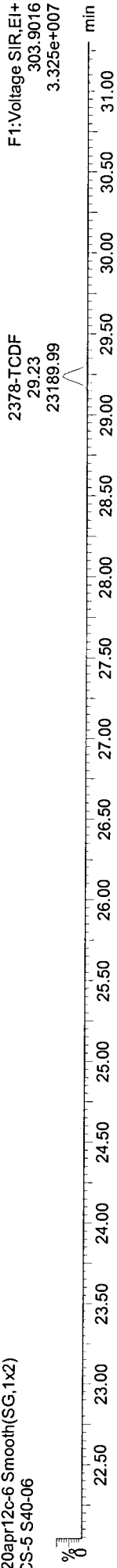
Last Altered: Tuesday, May 08, 2012 08:31:39 Eastern Daylight Time
Printed: Tuesday, May 08, 2012 08:35:32 Eastern Daylight Time

312014

Name: c20apr12c-6, Date: 20-Apr-2012, Time: 18:57:45, ID: CS-5 S40-06, Description: , Instrument: , User: KAS

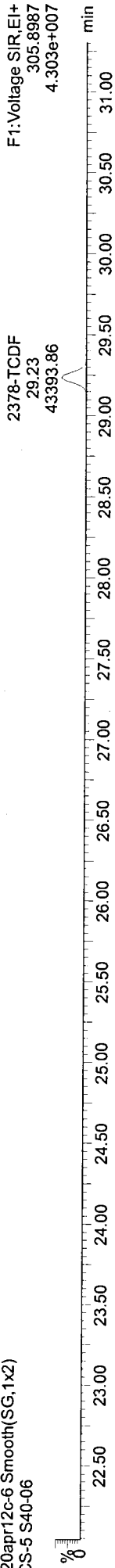
Tetrafurans

c20apr12c-6 Smooth(SG,1x2)
CS-5 S40-06



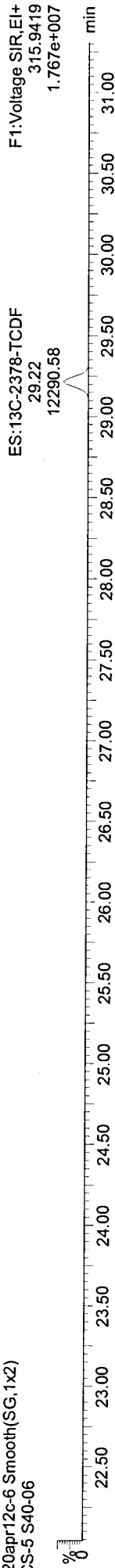
Tetrafurans

c20apr12c-6 Smooth(SG,1x2)
CS-5 S40-06



ES:13C-2378-TCDF

c20apr12c-6 Smooth(SG,1x2)
CS-5 S40-06



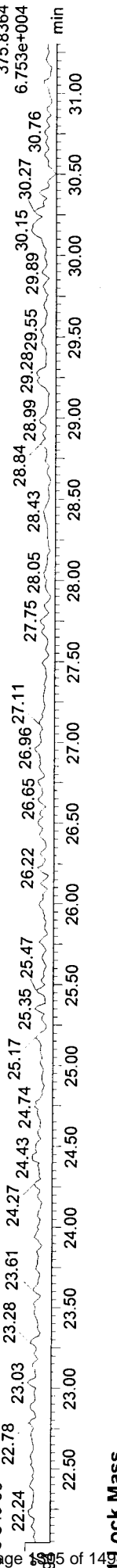
ES:13C-2378-TCDF

c20apr12c-6 Smooth(SG,1x2)
CS-5 S40-06



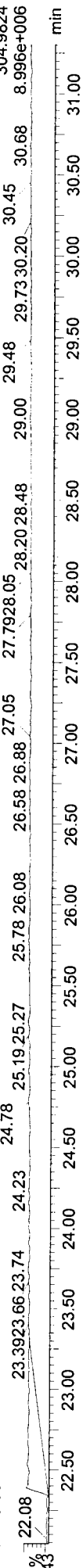
Hexa Ether

c20apr12c-6 Smooth(SG,1x2)
CS-5 S40-06



Flock Mass

c20apr12c-6 Smooth(SG,1x2)
CS-5 S40-06

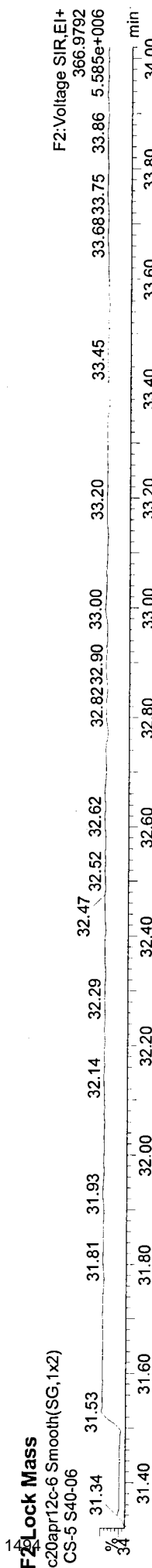

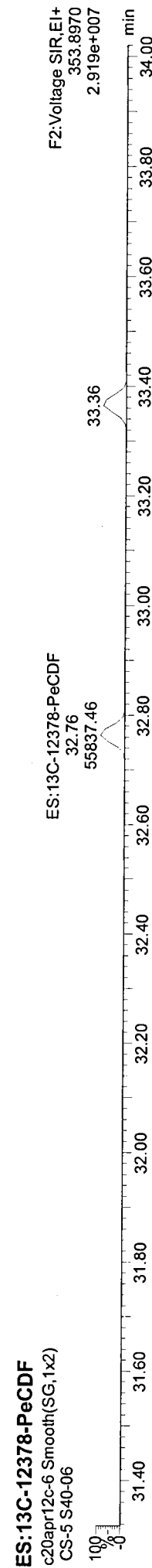
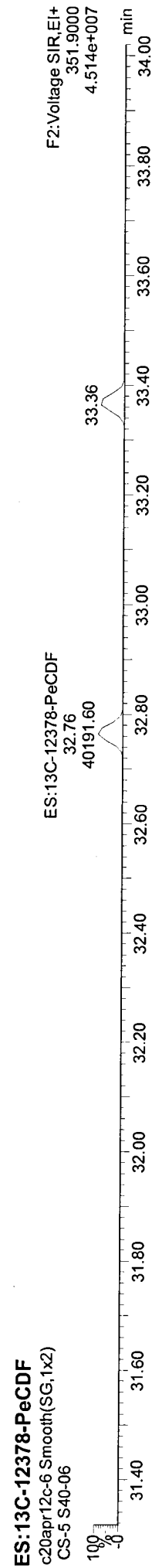
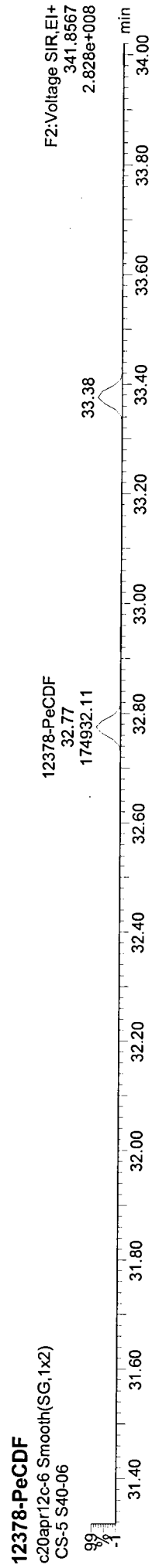
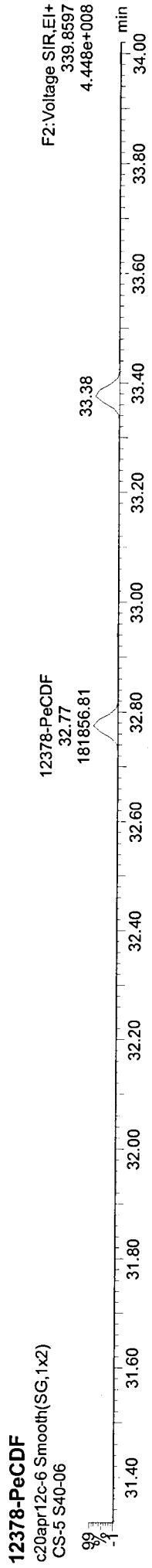


Dataset: C:\MassLynx\Default.pro\Curvedblc20apr12c_1613_db5ms.qld

Last Altered: Tuesday, May 08, 2012 08:31:39 Eastern Daylight Time
Printed: Tuesday, May 08, 2012 08:35:32 Eastern Daylight Time

312014

Name: c20apr12c-6, Date: 20-Apr-2012, Time: 18:57:45, ID: CS-5 S40-06, Description: , Instrument: , User: KAS



Quantify Sample Report

ICAL Summary

MassLynx 4.1

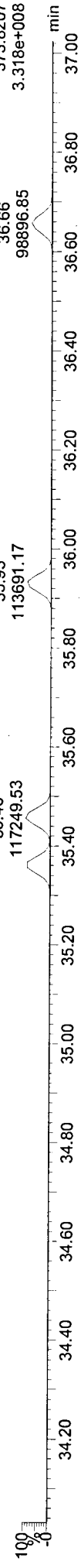
Dataset: C:\MassLynx\Default.pro\Curved\b20apr12c_1613_db5ms.qld

Last Altered: Tuesday, May 08, 2012 08:31:39 Eastern Daylight Time
Printed: Tuesday, May 08, 2012 08:35:32 Eastern Daylight Time

Name: c20apr12c-6, Date: 20-Apr-2012, Time: 18:57:45, ID: CS-5 S40-06, Description: , Instrument: , User: KAS

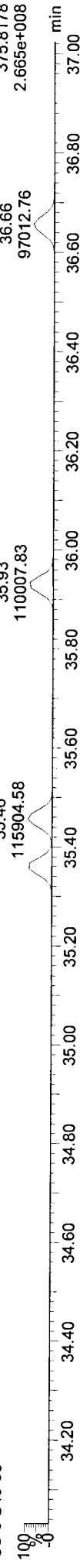
Hexaflurans

c20apr12c-6 Smooth(SG,1x2)
CS-5 S40-06



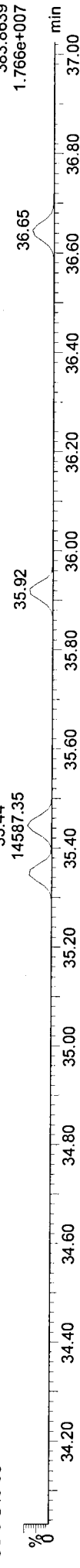
Hexaflurans

c20apr12c-6 Smooth(SG,1x2)
CS-5 S40-06



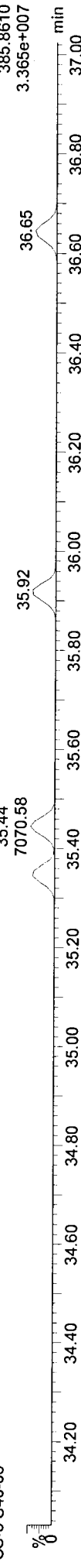
ES:13C-123678-HxCDF

c20apr12c-6 Smooth(SG,1x2)
CS-5 S40-06




ES:13C-123678-HxCDF

c20apr12c-6 Smooth(SG,1x2)
CS-5 S40-06



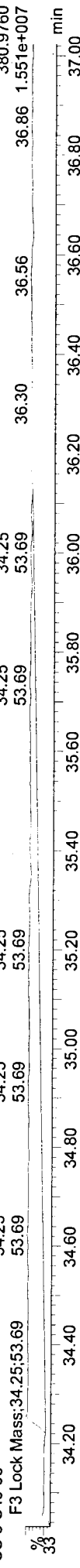
Octa Ether

c20apr12c-6 Smooth(SG,1x2)
CS-5 S40-06



F3 Lock Mass

c20apr12c-6 Smooth(SG,1x2)
CS-5 S40-06



Quantify Sample Report
ICAL Summary

MassLynx 4.1

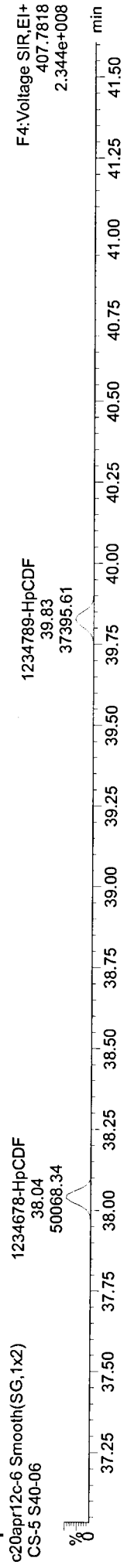
Dataset: C:\MassLynx\Default.pro\Curved\c20apr12c_1613_db5ms.qld

Last Altered: Tuesday, May 08, 2012 08:31:39 Eastern Daylight Time
Printed: Tuesday, May 08, 2012 08:35:32 Eastern Daylight Time

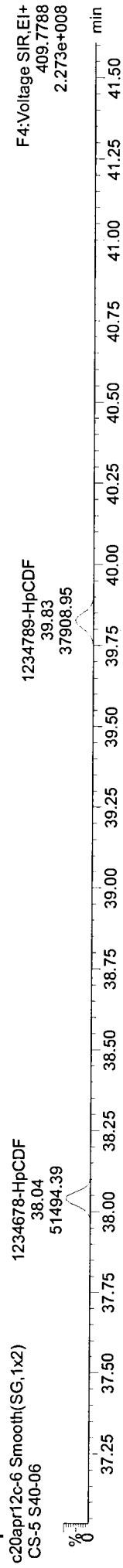
312014

Name: c20apr12c-6, Date: 20-Apr-2012, Time: 18:57:45, ID: CS-5 S40-06, Description: , Instrument: , User: KAS

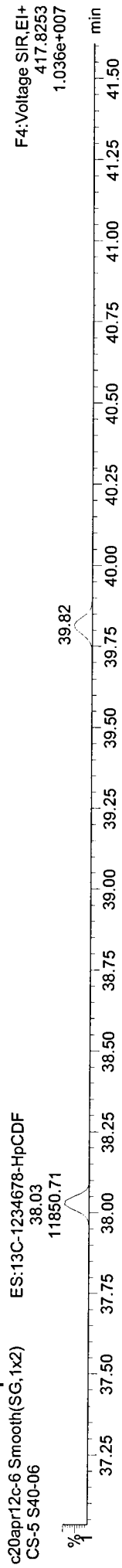
Heptafurans




Heptafurans



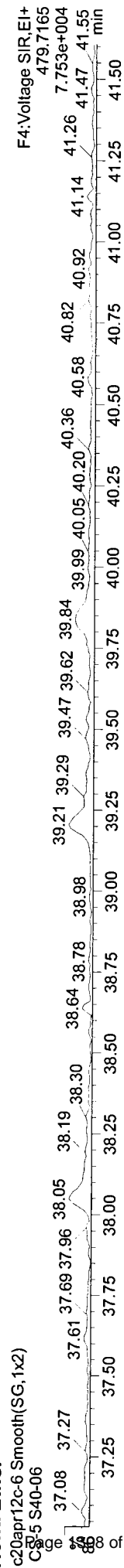
ES:13C-1234678-HpCDF



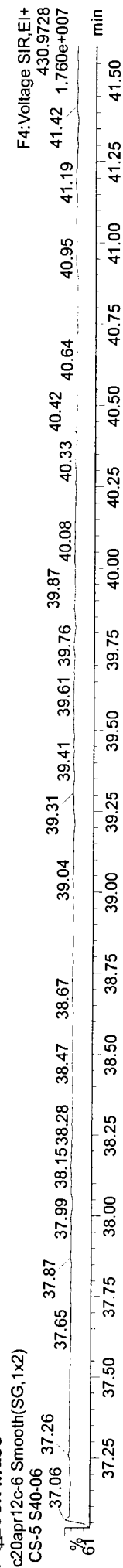
ES:13C-1234678-HpCDF



Nona Ether



F4-Lock Mass



Quantify Sample Report
ICAL Summary

MassLynx 4.1

Dataset: C:\MassLynx\Default.pro\Curved\c20apr12c_1613_db5ms.qld

Last Altered: Tuesday, May 08, 2012 08:31:39 Eastern Daylight Time
Printed: Tuesday, May 08, 2012 08:35:32 Eastern Daylight Time

312014

Name: c20apr12c-6, Date: 20-Apr-2012, Time: 18:57:45, ID: CS-5 S40-06, Description: , Instrument: , User: KAS

OCDF




OCDF



ES:13C-OCDD



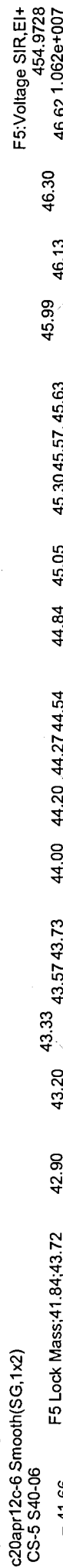
ES:13C-OCDD



Deca Ether



F5 Lock Mass



Instrument: HRMS3

VFXms - Confirm - C N0811 b

Data File Sample ID Analyst Acquisition Date/Time Inj.Vol

c08dec11b-1	VFXms Retcon	NA	2011-12-08 16:29:37	1 uL
c08dec11b-2	CS_0.5 S37-401G	NA	2011-12-08 17:08:14	1 uL
c08dec11b-3	CS_1 S39-176A	NA	2011-12-08 17:37:48	1 uL
c08dec11b-4	CS_2 S37-401J	NA	2011-12-08 18:08:25	1 uL
c08dec11b-5	CS_3 S36-206J	NA	2011-12-08 18:39:03	1 uL
c08dec11b-6	CS_4 S37-401L	NA	2011-12-08 19:09:38	1 uL
c08dec11b-7	CS_5 S36-206L	NA	2011-12-08 19:40:16	1 uL
c08dec11b-8	VFXms Retcon	NA	2011-12-08 20:10:51	1 uL
c08dec11b-9	Solvent blank+es	NA	2011-12-08 20:49:34	1 uL
c08dec11b-10	49925	NA	2011-12-08 21:27:13	1 uL
c08dec11b-11	31103279002	NA	2011-12-08 22:04:50	1 uL
c08dec11b-12	31103279003	NA	2011-12-08 22:34:27	1 uL
c08dec11b-13	31103278008	NA	2011-12-08 23:05:03	1 uL
c08dec11b-14	31103278009	NA	2011-12-08 23:35:38	1 uL
c08dec11b-15	31103278010	NA	2011-12-09 00:06:13	1 uL
c08dec11b-16	31103278011	NA	2011-12-09 00:36:49	1 uL
c08dec11b-17	31103278012	NA	2011-12-09 01:07:23	1 uL
c08dec11b-18	31103278013	NA	2011-12-09 01:37:58	1 uL
c08dec11b-19	31103278014	NA	2011-12-09 02:08:34	1 uL
c08dec11b-20	VFXms Retcon	NA	2011-12-09 02:38:58	1 uL

check MS-...?

12-9-11

11-12-11

Method: Untitled 08 Dec 2011 17:17:44

Calibration: C:\MassLynx\Default.pro\Curved\b\VFxms-Confirm_c08dec11b.cdb 09 Dec 2011 08:13:48

Compound name: 2378-TCDF

Response Factor: 1.17759 ✓

RRF SD: 0.0981783, Relative SD: 8.33722

Response type: Internal Std (Ref 2), Area * (IS Conc. / IS Area)

Curve type: RF

#	Name	ID	Response	Ion1Area	RT	Conc	RRF	Height1	Noise1	SN1 Acq.Date	Acq.Time	Primar...
1	c08dec11b-2	CS_0.5 S37-401G	7.39e3	3.35e3	19.88	0.25	1.361 ✓	35337	1720	20.5 08-Dec-11	17:08:14	MM
2	c08dec11b-3	CS_1 S39-176A	1.30e4	5.77e3	19.85	0.50	1.139 ✓	59664	1548	38.5 08-Dec-11	17:37:48	bb
3	c08dec11b-4	CS_2 S37-401J	5.90e4	2.73e4	19.83	2.00	1.072 ✓	288434	1603	179.9 08-Dec-11	18:08:25	bb
4	c08dec11b-5	CS_3 S36-206J	3.77e5	1.68e5	19.83	10.00	1.191 ✓	1700021	1803	942.9 08-Dec-11	18:39:03	bb
5	c08dec11b-6	CS_4 S37-401L	1.95e6	8.75e5	19.83	40.00	1.138 ✓	8798689	3090	2847.3 08-Dec-11	19:09:38	bb
6	c08dec11b-7	CS_5 S36-206L	8.29e6	3.70e6	19.83	200.00	1.164 ✓	38334176	4284	8948.2 08-Dec-11	19:40:16	bb

ICAL Summary

Dataset: C:\MassLynx\Default.pro\Curvedb\c08dec11b-vfmx.qld

Compound name: ES:13C-2378-TCDF

Response Factor: 2.27997

RF SD: 0.380839, Relative SD: 16.7037

Response type: Internal Std (Ref 3), Area * (IS Conc. / IS Area)

Curve type: RF

# Name	ID	Response	Ion1Area	RT	Conc	RRF	Height1	Noise1	SN1 Acq.Date	Acq. Time	Primar...
1	c08dec11b-2	2.17e6	9.68e5	19.83	100.00	1.708	9743097	2048	4758.1 08-Dec-11	17:08:14	bb
2	c08dec11b-3	2.28e6	1.01e6	19.82	100.00	2.455	10255669	2232	4594.5 08-Dec-11	17:37:48	bb
3	c08dec11b-4	2.75e6	1.23e6	19.80	100.00	2.247	12630115	2573	4909.1 08-Dec-11	18:08:25	bb
4	c08dec11b-5	3.16e6	1.40e6	19.80	100.00	2.055	14503069	2404	6033.3 08-Dec-11	18:39:03	bb
5	c08dec11b-6	4.29e6	1.92e6	19.80	100.00	2.832	19436670	3231	6015.4 08-Dec-11	19:09:38	bb
6	c08dec11b-7	3.56e6	1.59e6	19.80	100.00	2.383	15989227	2535	6307.6 08-Dec-11	19:40:16	bb

ICAL Summary

Dataset: C:\MassLynx\Default.pro\Curved\c08dec11b-vfmx.qld

Compound name: JS:13C-1234-TCDD

Response Factor: 1

RRF SD: 0, Relative SD: 0

Response type: Internal Std (Ref 3), Area * (IS Conc. / IS Area)

Curve type: RF

#	Name	ID	Response	Ion1Area	RT	Conc	RRF	Height1	Noise1	SN1	Acq_Date	Acq_Time	Primar...
1	c08dec11b-2	CS_0.5 S37-401G	1.27e6	5.68e5	19.70	100.00	1.000	5580998	2100	2657.9	08-Dec-11	17:08:14	bb
2	c08dec11b-3	CS_1 S39-176A	9.28e5	4.08e5	19.68	100.00	1.000	4066363	2265	1795.0	08-Dec-11	17:37:48	bb
3	c08dec11b-4	CS_2 S37-401J	1.23e6	5.37e5	19.65	100.00	1.000	5462247	1981	2757.7	08-Dec-11	18:08:25	bb
4	c08dec11b-5	CS_3 S36-206J	1.54e6	6.81e5	19.67	100.00	1.000	6744111	2183	3089.6	08-Dec-11	18:39:03	bb
5	c08dec11b-6	CS_4 S37-401L	1.51e6	6.70e5	19.67	100.00	1.000	6534187	2507	2605.9	08-Dec-11	19:09:38	bb
6	c08dec11b-7	CS_5 S36-206L	1.49e6	6.66e5	19.65	100.00	1.000	6657084	1926	3455.7	08-Dec-11	19:40:16	bb

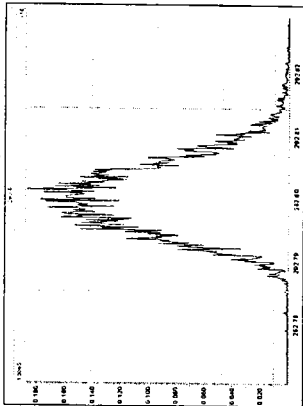
Experiment Calibration Report

MassLynx 4.1

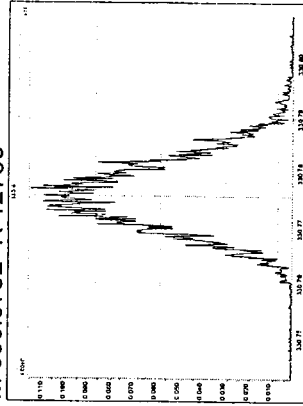
File: Experiment: VF-X.ms_Confirm.exp / Reference: Pfk.ref Function: 1 @ 200 (ppm)

Printed: Thursday, December 08, 2011 17:06:57 Eastern Standard Time

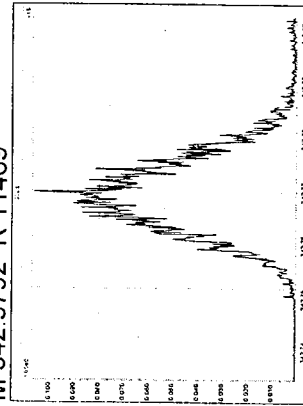
M 292.9824 R 12375



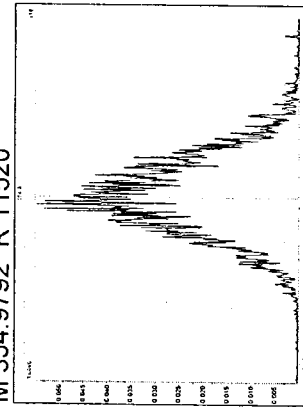
M 330.9792 R 12753



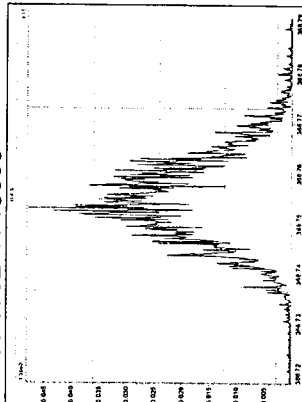
M 342.9792 R 11469



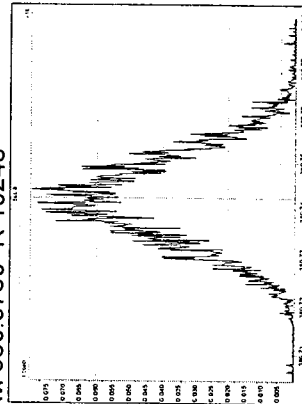
M 354.9792 R 11520



M 366.9792 R 10636

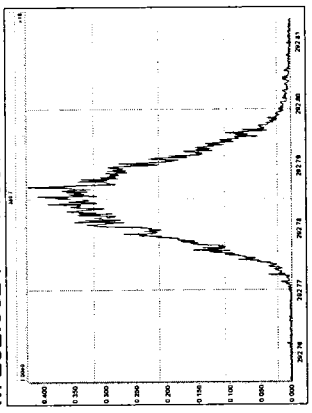


M 380.9760 R 10246

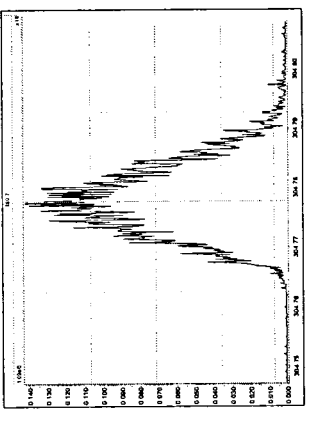


Printed: Thursday, December 08, 2011 20:49:29 Eastern Standard Time

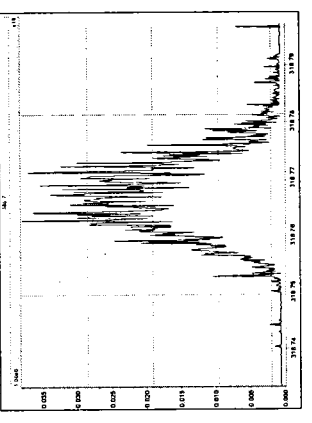
M 292.9824 R 11990



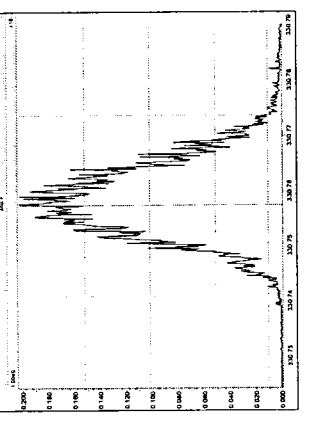
M 304.9824 R 12920



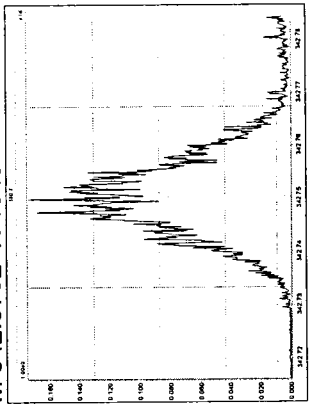
M 318.9792 R 12290



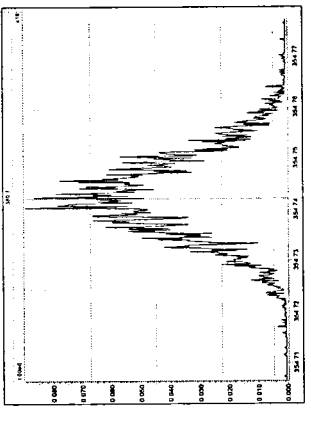
M 330.9792 R 11087



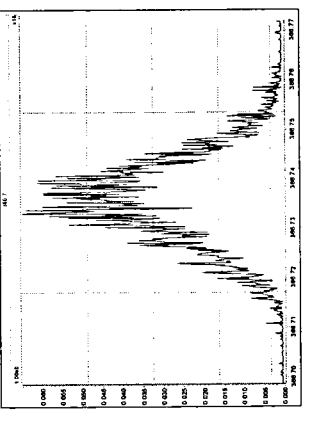
M 342.9792 R 10483



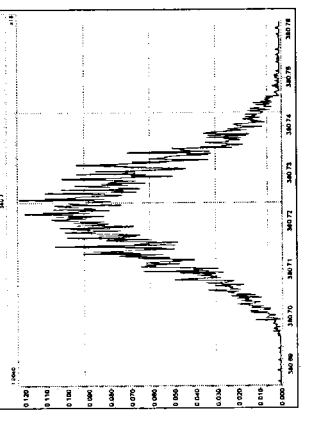
M 354.9792 R 10519



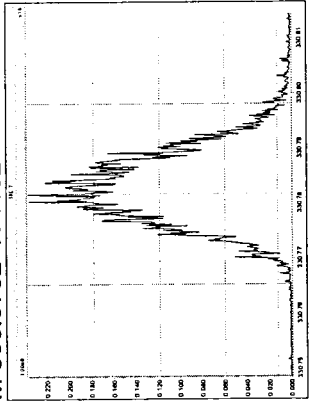
M 366.9792 R 10418



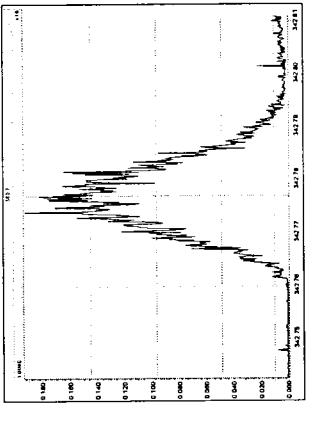
M 380.9760 R 8802 *



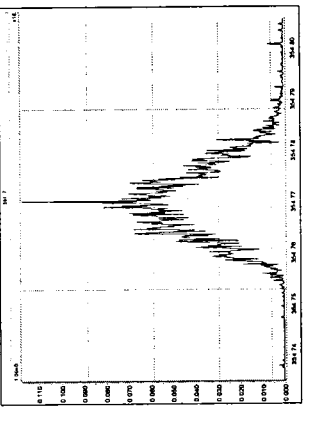
M 330.9792 R 11821



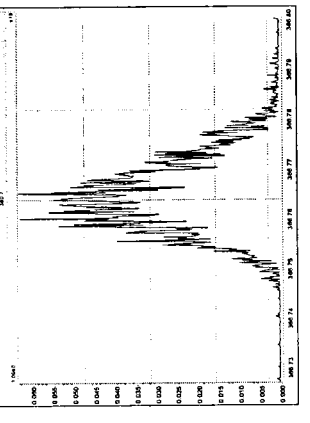
M 342.9792 R 11963



M 354.9792 R 13715



M 366.9792 R 12658



* measured < 10000, data excluded for break through
12/22/12

Method: Untitled 08 Dec 2011 17:17:44

Calibration: C:\MassLynx\Default.pro\Curvedb\VFxms-Confirm_c08dec11b.cdb 09 Dec 2011 08:13:48

Name: c08dec11b-2, ID: CS_0.5337-401G, Date: 08-Dec-2011, Time: 17:08:14

#	Name	Response	Ion1Area	Ion2Area	RA	RAFail?	RT	%Dev	pg/μL	RRF	User RRF	Mod.C...
1	2378-TCDF	7.391e3	3.345e3	4.046e3	0.83	NO	19.88	15.6	0.289	1.361		
2	ES:13C-2378-TCDF	2.172e6	9.680e5	1.204e6	0.80	NO	19.83	-25.1	74.903	1.708		
3	JS:13C-1234-TCDD	1.272e6	5.677e5	7.044e5	0.81	NO	19.70	0.0	100.000	1.000		
4	Tetrafurans	-	8.609e3	-	-	-	-	-	0.693	-		
5	F1 Lock Mass	-	-	-	-	-	-	-	-	-		

$$TCDF RRF = \frac{7.391e3}{2.172e6} \left(\frac{100 \text{ pg}/\mu\text{L}}{0.25 \text{ pg}/\mu\text{L}} \right) = 1.361$$

JM 12-9-11

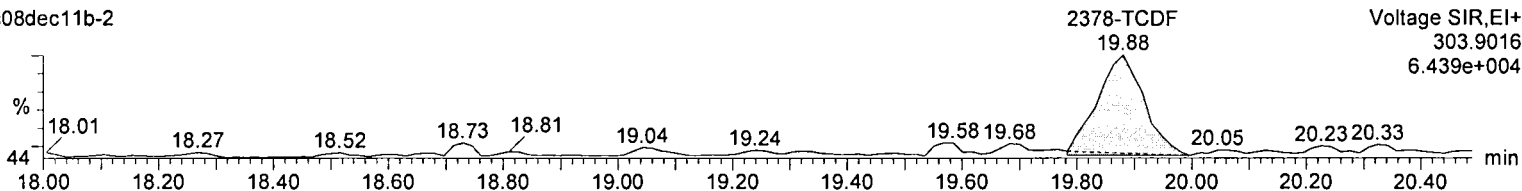
Method: Untitled 08 Dec 2011 17:17:44

Calibration: C:\MassLynx\Default.pro\Curvedb\VFXms-Confirm_c08dec11b.cdb 09 Dec 2011 08:13:48

Name: c08dec11b-2, ID: CS_0.5 S37-401G, Date: 08-Dec-2011, Time: 17:08:14

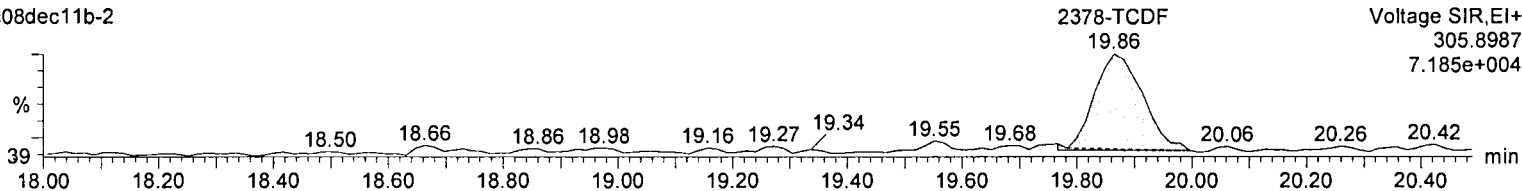
TCDF

c08dec11b-2



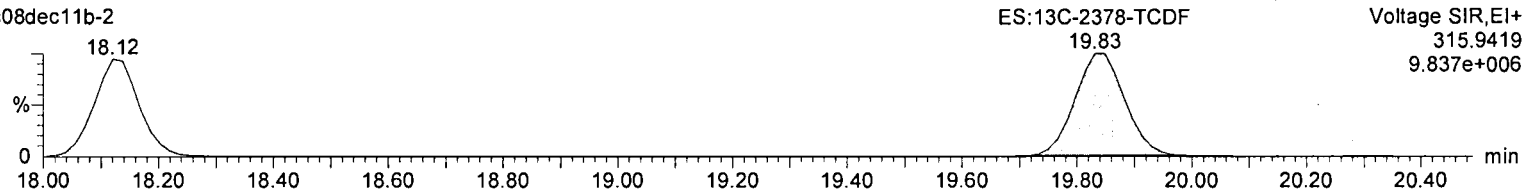
TCDF

c08dec11b-2



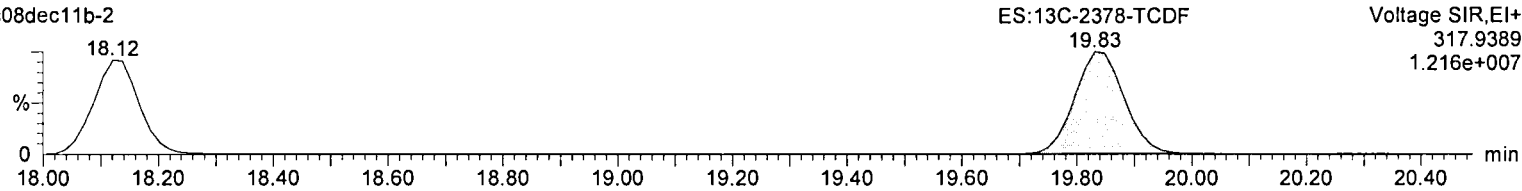
ES:13C-TCDF

c08dec11b-2



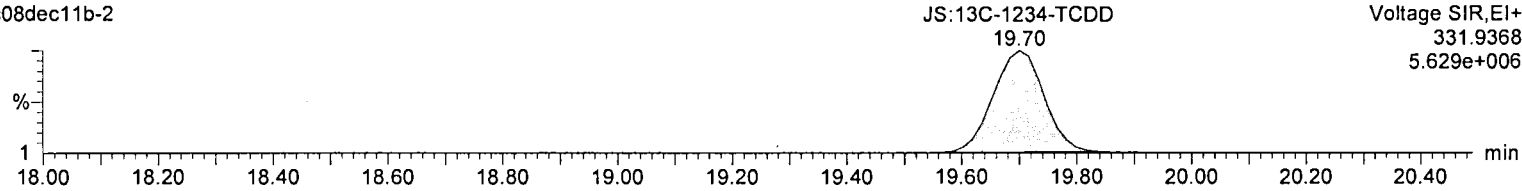
ES:13C-TCDF

c08dec11b-2



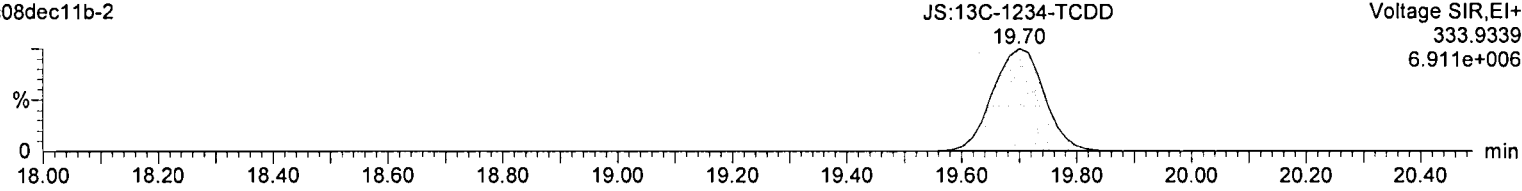
JS:13C-TCDD

c08dec11b-2



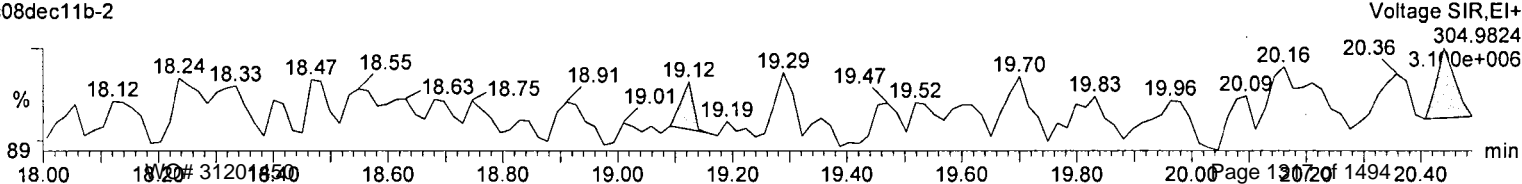
JS:13C-TCDD


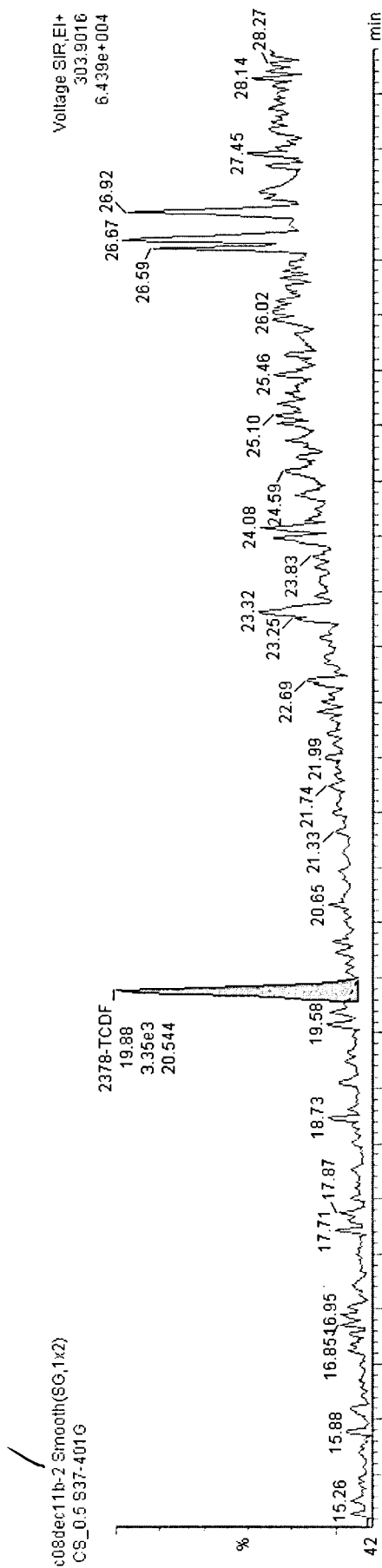
c08dec11b-2



F1 Lock Mass

c08dec11b-2





ICA Summary

Dataset: C:\MassLynx\Default.pro\Curvedb\c08dec11b-vfm.x.qld

2011-12-09

Method: Untitled 08 Dec 2011 17:17:44

Calibration: C:\MassLynx\Default.pro\Curvedb\VFxms-Confirm_c08dec11b.cdb 09 Dec 2011 08:13:48

Name: c08dec11b-3, ID: CS_1 S39-176A, Date: 08-Dec-2011, Time: 17:37:48

#	Name	Response	Ion1Area	Ion2Area	RA	RAFail?	RT	%Dev	pg/μL	RRF	User Rf	Mod.C...
1	2378-TCDF	1.298e4	5.773e3	7.202e3	0.80	NO	19.88	-3.3	0.484	1.139		
2	ES:13C-2378-TCDF	2.278e6	1.012e6	1.265e6	0.80	NO	19.82	7.7	107.659	2.455		
3	JS:13C-1234-TCDD	9.280e5	4.082e5	5.199e5	0.79	NO	19.68	0.0	100.000	1.000		
4	Tetrafurans	-	1.400e4	-	-	-	-	-	1.102	-		
5	F1 Lock Mass	-	-	-	-	-	-	-	-	-		

$$ES-TCDF RRF = \frac{2.278e6}{9.280e5} \left(\frac{100pg/\mu L}{100pg/\mu L} \right) = 2.455$$

TM 12-9-11

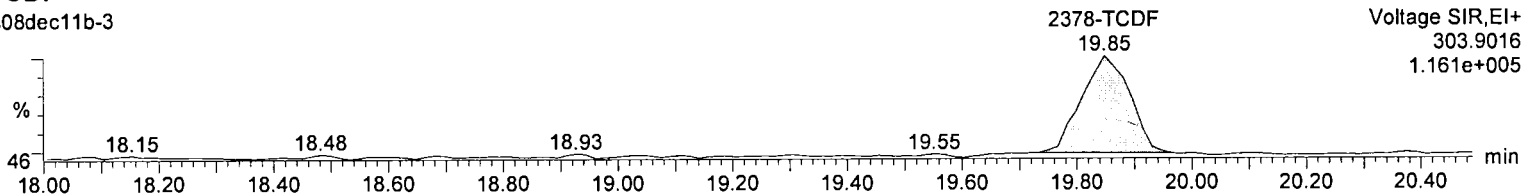
Method: Untitled 08 Dec 2011 17:17:44

Calibration: C:\MassLynx\Default.pro\Curvedb\VFXms-Confirm_c08dec11b.cdb 09 Dec 2011 08:13:48

Name: c08dec11b-3, ID: CS_1 S39-176A, Date: 08-Dec-2011, Time: 17:37:48

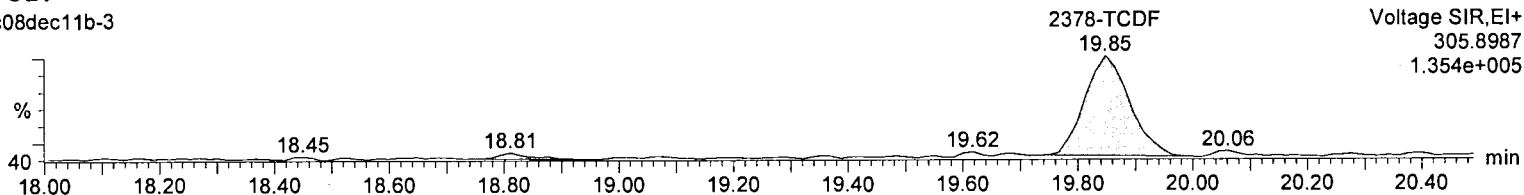
TCDF

c08dec11b-3



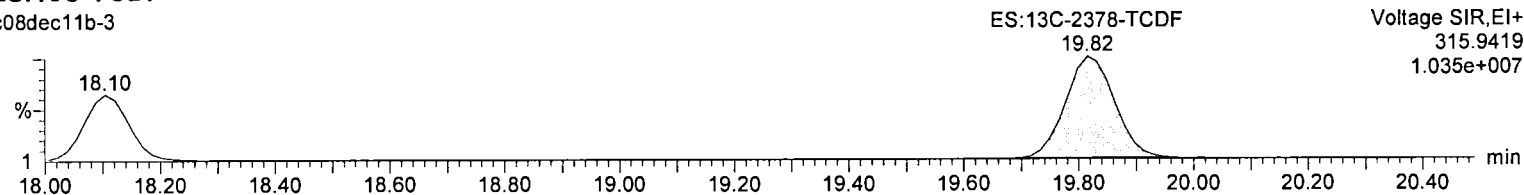
TCDF

c08dec11b-3



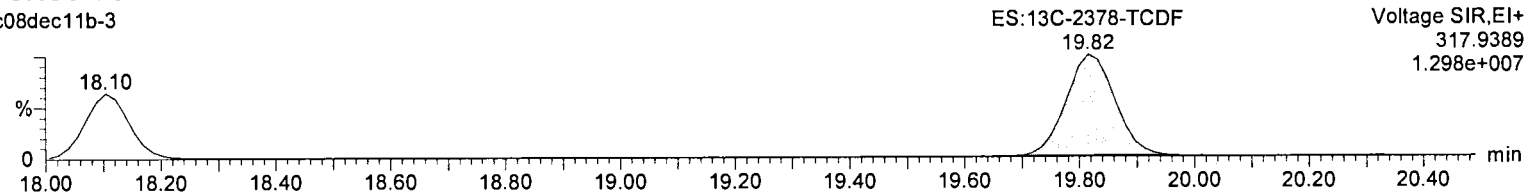
ES:13C-TCDF

c08dec11b-3



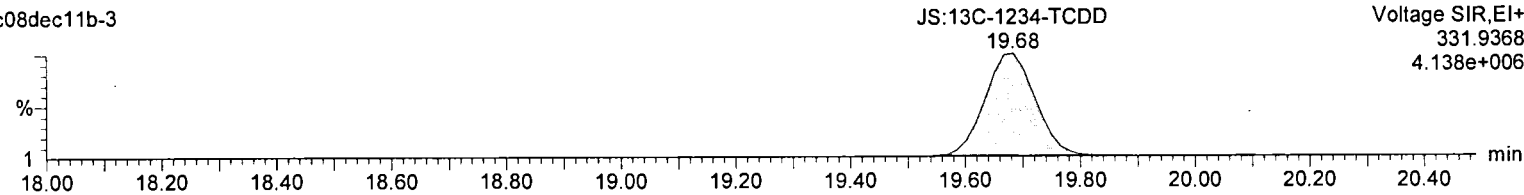
ES:13C-TCDF

c08dec11b-3



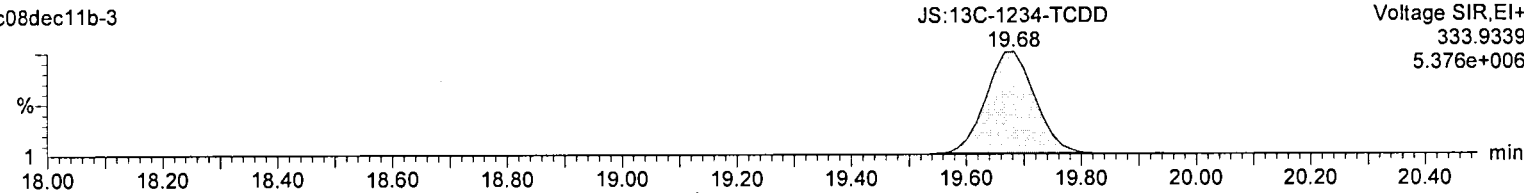
JS:13C-TCDD

c08dec11b-3



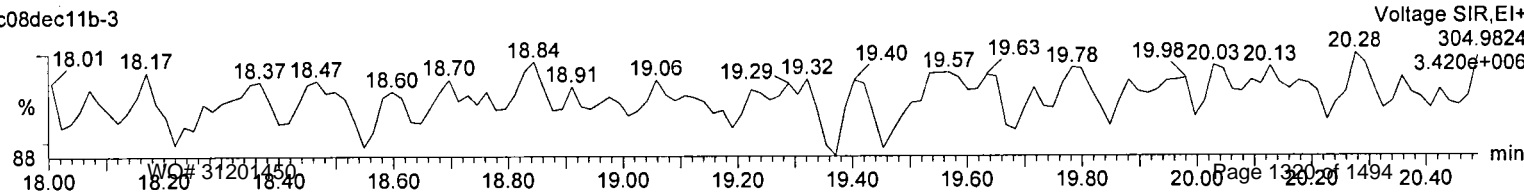
JS:13C-TCDD

c08dec11b-3



F1 Lock Mass

c08dec11b-3



ICAL Summary

Dataset: C:\MassLynx\Default.pro\Curvedb\c08dec11b-vfm.x.qld

WC 12-09-11

Method: Untitled 08 Dec 2011 17:17:44
Calibration: C:\MassLynx\Default.pro\Curvedb\VFxms-Confirm_c08dec11b.cdb 09 Dec 2011 08:13:48
Name: c08dec11b-4, ID: CS_2_837-401J, Date: 08-Dec-2011, Time: 18:08:25

#	Name	Response	Ion1Area	Ion2Area	RA	RAFail?	RT	%Dev	pg/ul	RRF	User RRF	Mod.C...
1	2378-TCDF	5.903e4	2.728e4	3.175e4	0.86	NO	19.83	-9.0	1.821	1.072		
2	ES:13C-2378-TCDF	2.753e6	1.226e6	1.527e6	0.80	NO	19.80	-1.4	98.553	2.247		
3	JS:13C-1234-TCDD	1.225e6	5.372e5	6.881e5	0.78	NO	19.65	0.0	100.000	1.000		
4	Tetrafurans	-	5.524e4	-	-	-	-	-	3.623	-		
5	F1 Lock Mass	-	-	-	-	-	-	-	-	-		

$$TCDF RRF = \frac{5.903e4}{2.753e6} \left(\frac{100 \text{ pg/ml}}{2 \text{ pg/ml}} \right) = \frac{1.072}{1.072-9-11}$$

ICAL Summary

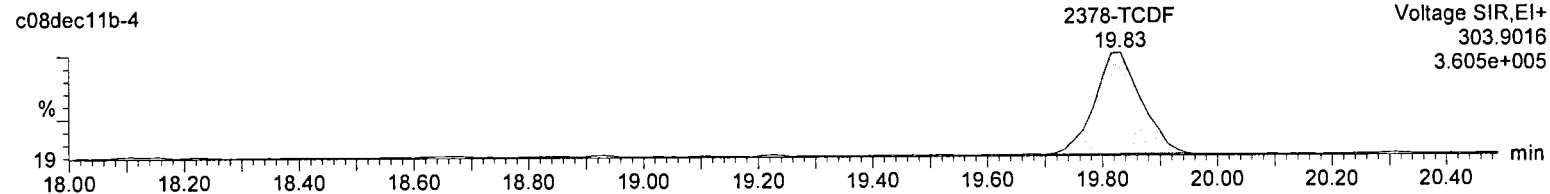
Dataset: C:\MassLynx\Default.pro\Curvedb\c08dec11b-vfm.x.qld

Method: Untitled 08 Dec 2011 17:17:44

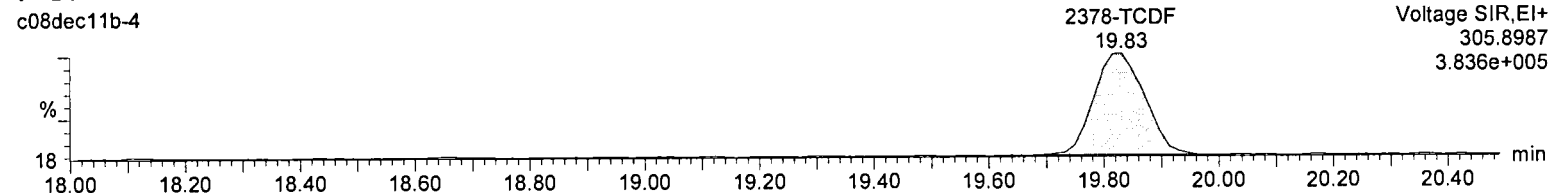
Calibration: C:\MassLynx\Default.pro\Curvedb\VFXms-Confirm_c08dec11b.cdb 09 Dec 2011 08:13:48

Name: c08dec11b-4, ID: CS_2 S37-401J, Date: 08-Dec-2011, Time: 18:08:25

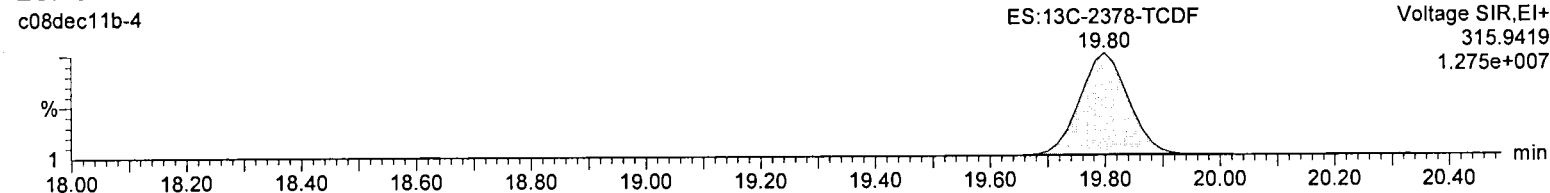
TCDF



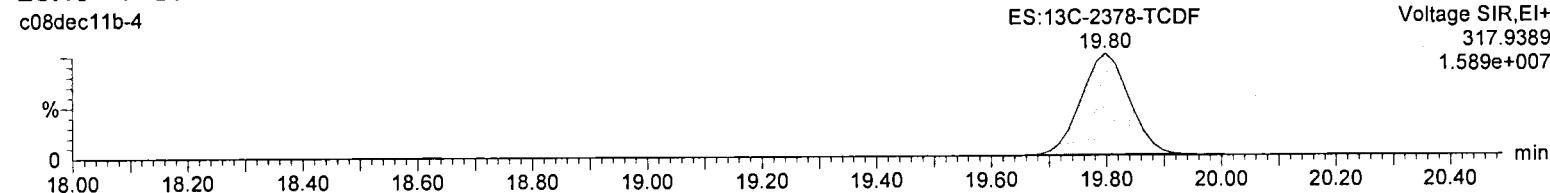
TCDF



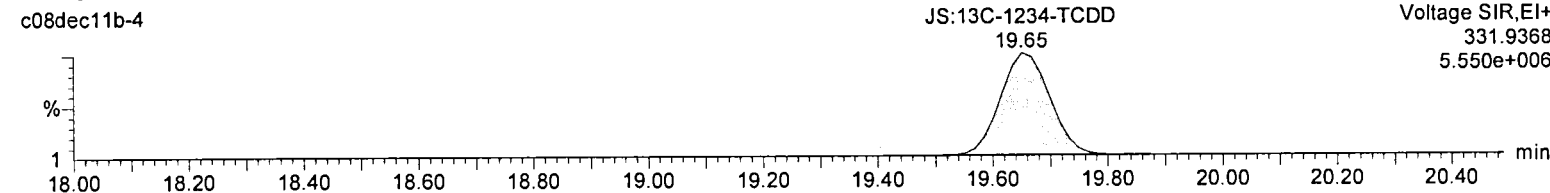
ES:13C-TCDF



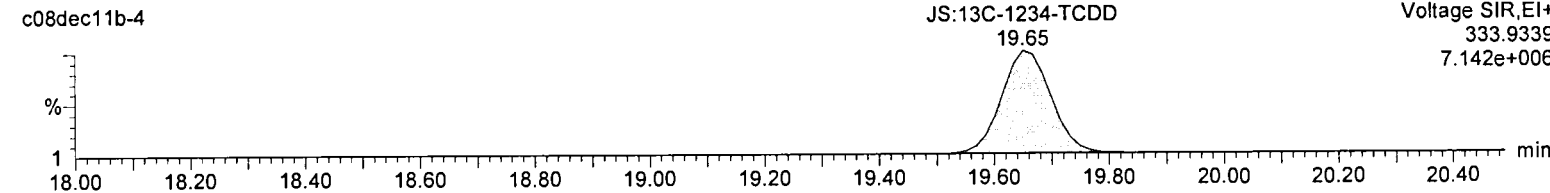
ES:13C-TCDF



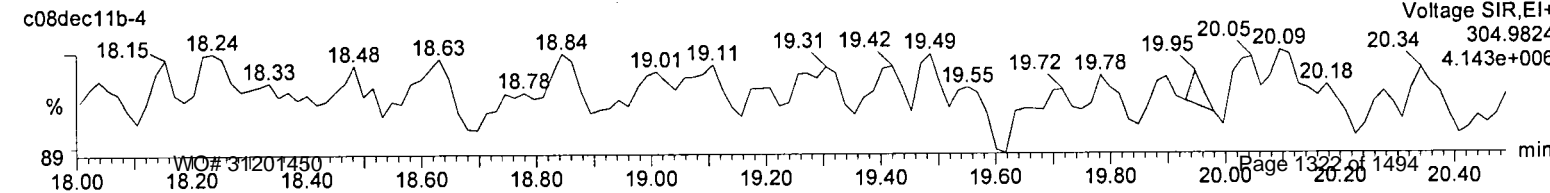
JS:13C-TCDD



JS:13C-TCDD



F1 Lock Mass



ICAL Summary

Dataset: C:\MassLynx\Default.pro\Curved\b\c08dec11b-vfm.x.qld

WC 2011

Method: Untitled 08 Dec 2011 17:17:44

Calibration: C:\MassLynx\Default.pro\Curved\b\VFXms-Confirm_c08dec11b.cdb 09 Dec 2011 08:13:48

Name: c08dec11b-5, ID: CS_3836-206J, Date: 08-Dec-2011, Time: 18:39:03

#	Name	Response	Ion1Area	Ion2Area	RA	RAFail?	RT	%Dev	pg/ul	RRF	User	RF	Mod.C...
1	2378-TCDF	3.771e5	1.683e5	2.088e5	0.81	NO	19.83	1.2	10.117	1.191			
2	ES:13C-2378-TCDF	3.165e6	1.404e6	1.761e6	0.80	NO	19.80	-9.9	90.141	2.055			
3	JS:13C-1234-TCDD	1.540e6	6.809e5	8.591e5	0.79	NO	19.67	0.0	100.000	1.000			
4	Tetratrans	-	2.314e5	-	-	-	-	-	13.764	-			
5	F1 Lock Mass	-	-	-	-	-	-	-	-	-			

$$TCDF RRF = \frac{3.771e5}{3.165e6} \left(\frac{100pg/ml}{10pg/ml} \right) = 1.191$$

TM 12-9-11

$$ES-TCDF RRF = \frac{3.165e6}{1.540e6} \left(\frac{100pg/ml}{100pg/ml} \right) = 2.055$$

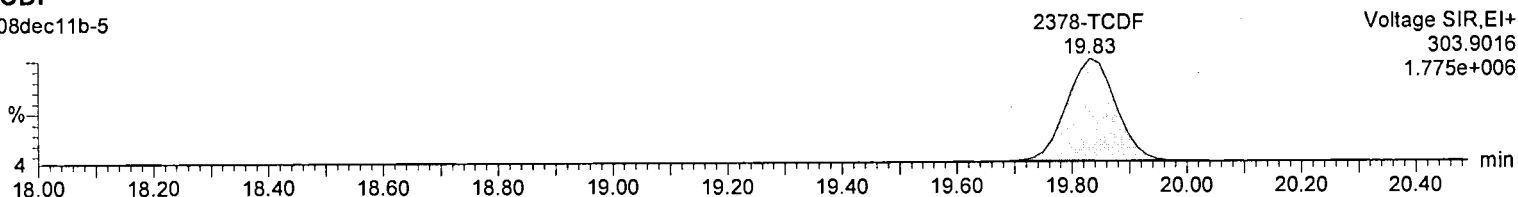
Method: Untitled 08 Dec 2011 17:17:44

Calibration: C:\MassLynx\Default.pro\Curvedb\VFXms-Confirm_c08dec11b.cdb 09 Dec 2011 08:13:48

Name: c08dec11b-5, ID: CS_3 S36-206J, Date: 08-Dec-2011, Time: 18:39:03

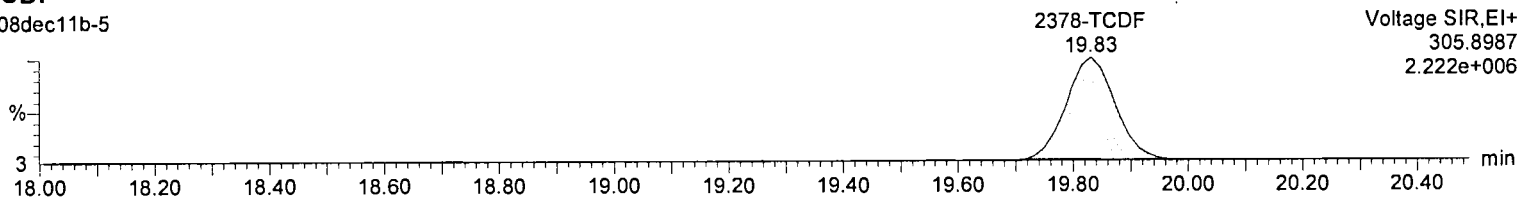
TCDF

c08dec11b-5



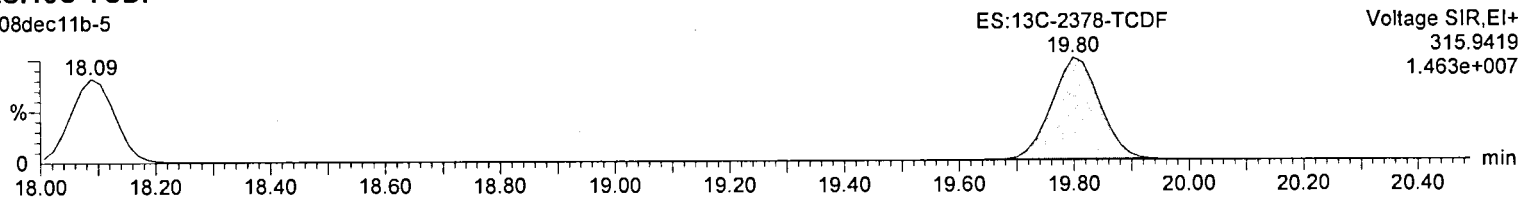
TCDF

c08dec11b-5



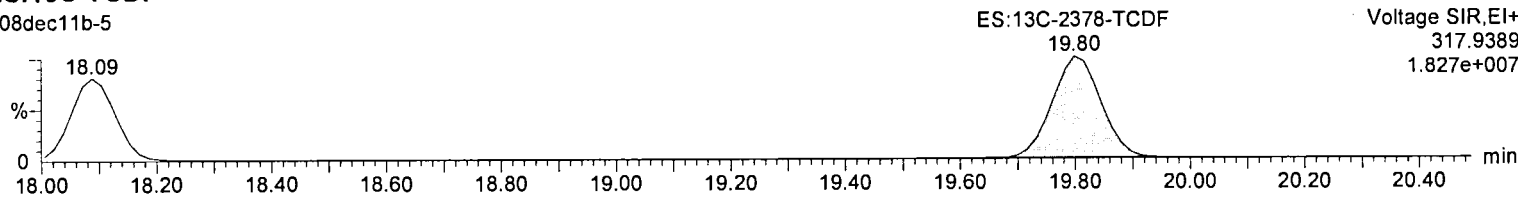
ES:13C-TCDF

c08dec11b-5



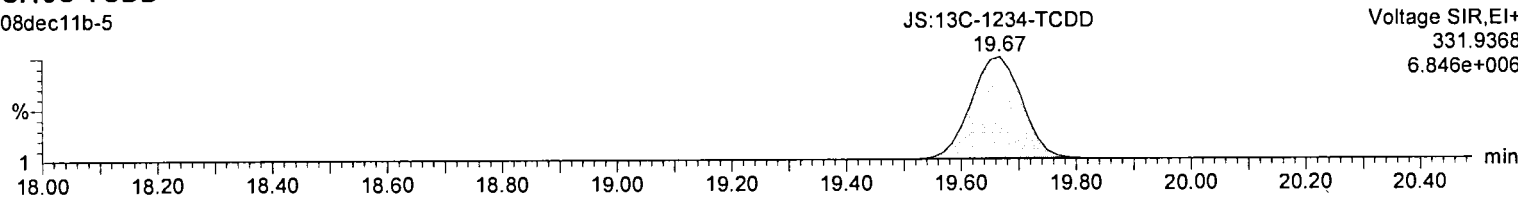
ES:13C-TCDF

c08dec11b-5



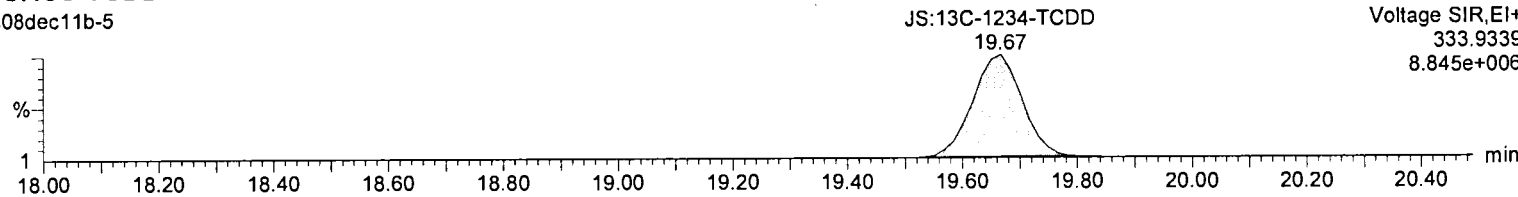
JS:13C-TCDD

c08dec11b-5



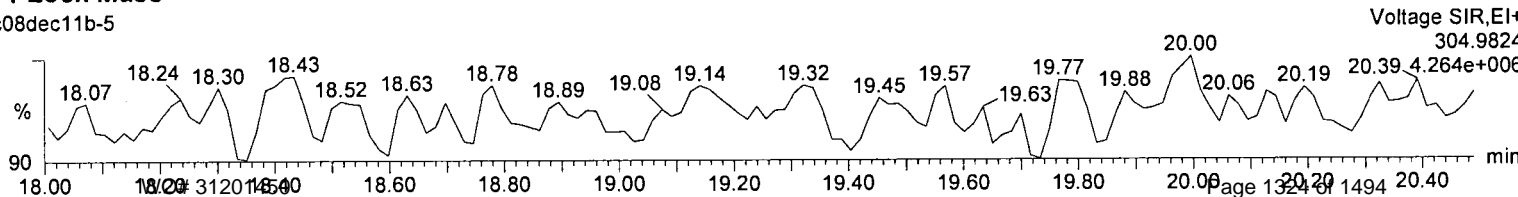
JS:13C-TCDD

c08dec11b-5



F1 Lock Mass

c08dec11b-5



ICA Summary

Dataset: C:\MassLynx\Default.pro\Curved\b\c08dec11b-vfm.x.qld

W 2011

Method: Untitled 08 Dec 2011 17:17:44

Calibration: C:\MassLynx\Default.pro\Curved\b\VF\Xms-Confirm_c08dec11b.cdb 09 Dec 2011 08:13:48

Name: c08dec11b-6, ID: CS_4 S37-401L, Date: 08-Dec-2011, Time: 19:09:38

#	Name	Response	Ion1Area	Ion2Area	RA	RAFail?	RT	%Dev	pg/ul	RRF	User Rf	Mod.C...
1	2378-TCDF	1.951e6	8.753e5	1.075e6	0.81	NO	19.83	-3.4	38.646	1.138		
2	ES:13C-2378-TCDF	4.286e6	1.921e6	2.365e6	0.81	NO	19.80	24.2	124.224	2.832		
3	JS:13C-1234-TCDD	1.513e6	6.702e5	8.432e5	0.79	NO	19.67	0.0	100.000	1.000		
4	Tetrafurans	-	1.363e6	-	-	-	-	-	59.703	-		
5	F1 Lock Mass	-	-	-	-	-	-	-	-	-		

$$ES-TCDF RRF = \frac{4.286e6}{1.513e6} \left(\frac{100pg/ml}{100pg/ml} \right) = \frac{2.833}{1.000}$$

JM 12-9-11

ICAL Summary

Dataset: C:\MassLynx\Default.pro\Curvedb\c08dec11b-vmx.qld

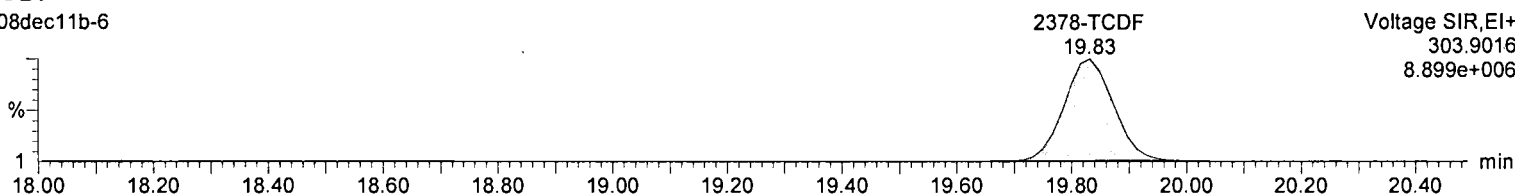
Method: Untitled 08 Dec 2011 17:17:44

Calibration: C:\MassLynx\Default.pro\Curvedb\VFXms-Confirm_c08dec11b.cdb 09 Dec 2011 08:13:48

Name: c08dec11b-6, ID: CS_4 S37-401L, Date: 08-Dec-2011, Time: 19:09:38

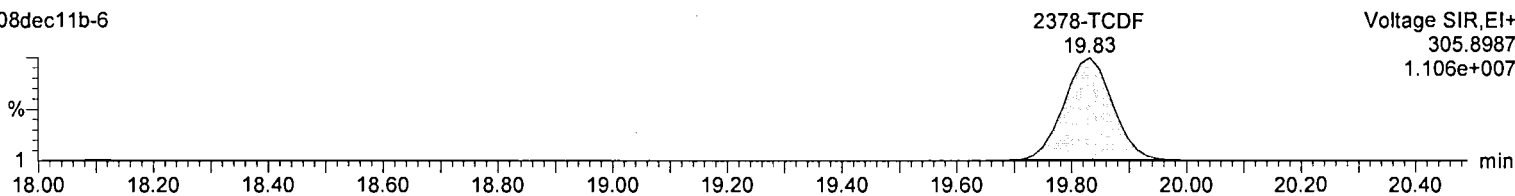
TCDF

c08dec11b-6



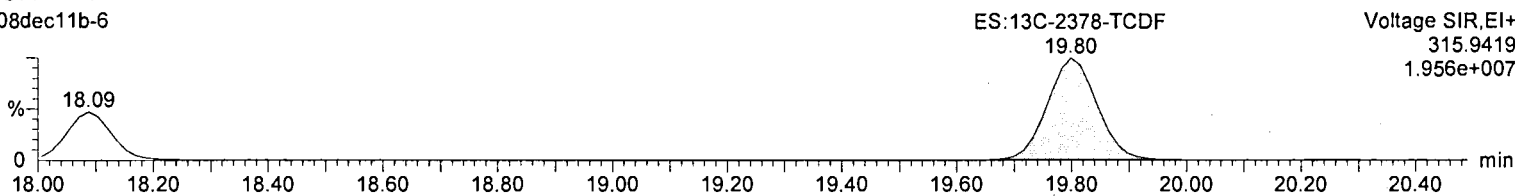
TCDF

c08dec11b-6



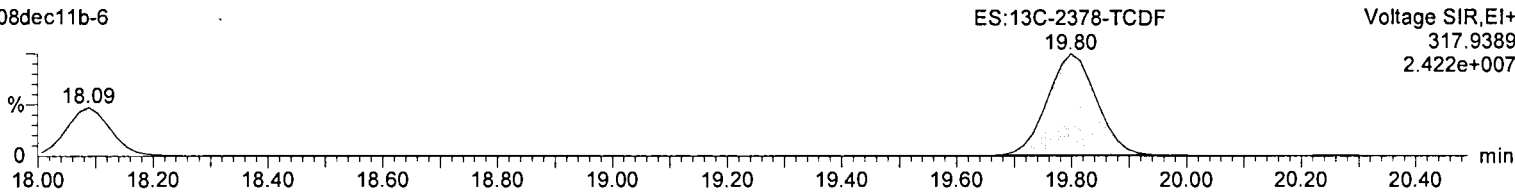
ES:13C-TCDF

c08dec11b-6



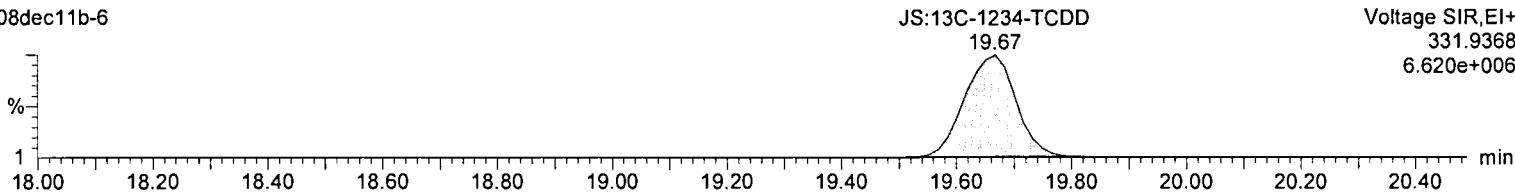
ES:13C-TCDF

c08dec11b-6



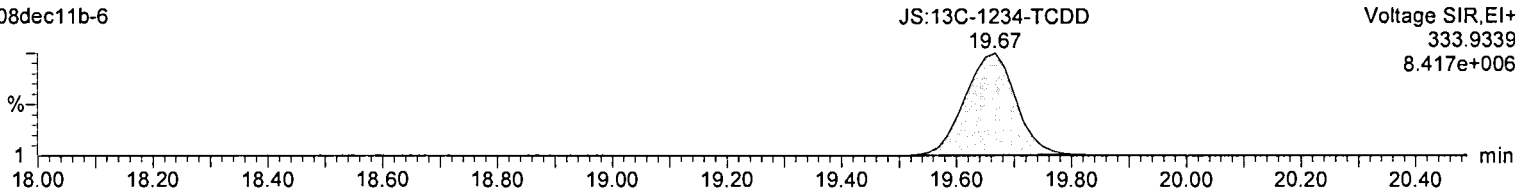
JS:13C-TCDD

c08dec11b-6



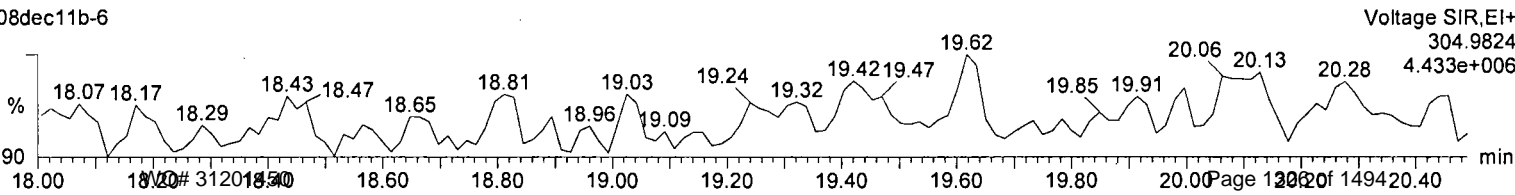
JS:13C-TCDD

c08dec11b-6



F1 Lock Mass

c08dec11b-6



ICAL Summary

Dataset: C:\MassLynx\Default.pro\Curvedb\c08dec11b-vfmx.qld

Method: Untitled 08 Dec 2011 17:17:44

Calibration: C:\MassLynx\Default.pro\Curvedb\VF\Xms-Confirm_c08dec11b.cdb 09 Dec 2011 08:13:48

Name: c08dec11b-7, ID: CS 5 536-206L, Date: 08-Dec-2011, Time: 19:40:16

#	Name	Response	Ion1Area	Ion2Area	RA	RAFail?	RT	%Dew	pg/ul	RRF	User	RF	Mod.C...
1	2378-TCDF	8.292e6	3.697e6	4.595e6	0.80	NO	19.83	-1.1	197.738	1.164			
2	ES:13C-2378-TCDF	3.561e6	1.584e6	1.977e6	0.80	NO	19.80	4.5	104.520	2.383			
3	JS:13C-1234-TCDD	1.494e6	6.659e5	8.285e5	0.80	NO	19.65	0.0	100.000	1.000			
4	Tetrafurans	-	4.901e6	-	-	-	-	-	261.986	-			
5	F1 Lock Mass	-	-	-	-	-	-	-	-	-			

$$TCDF RRF = \frac{8.292e6}{3.561e6} \left(\frac{100pg/ml}{200pg/ml} \right) = 1.164$$

TM 12-9-11

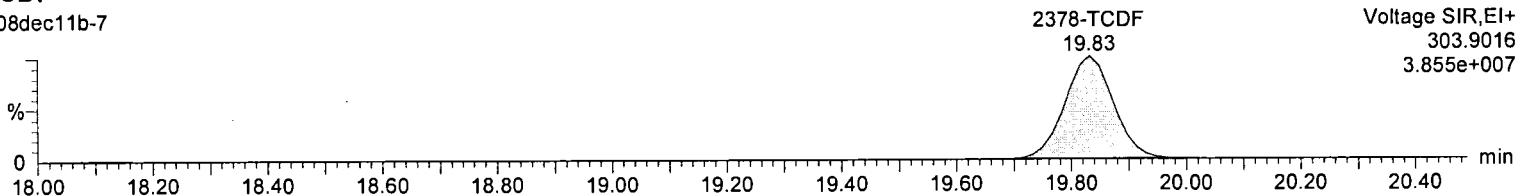
Method: Untitled 08 Dec 2011 17:17:44

Calibration: C:\MassLynx\Default.pro\Curvedb\VFXms-Confirm_c08dec11b.cdb 09 Dec 2011 08:13:48

Name: c08dec11b-7, ID: CS_5 S36-206L, Date: 08-Dec-2011, Time: 19:40:16

TCDF

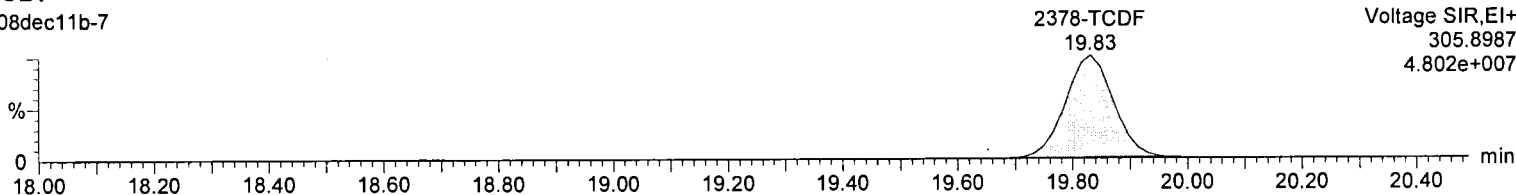
c08dec11b-7



Voltage SIR,EI+
303.9016
3.855e+007

TCDF

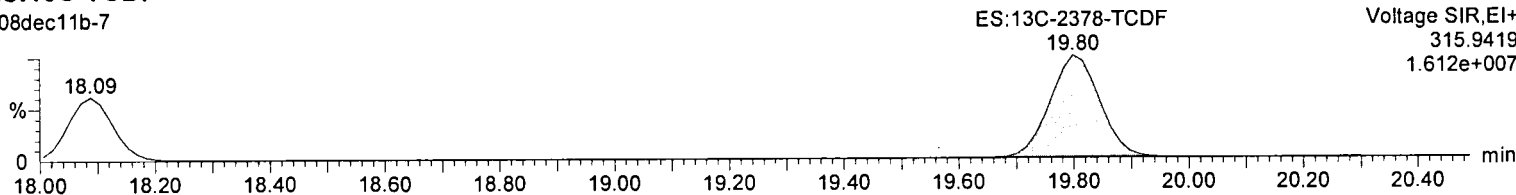
c08dec11b-7



Voltage SIR,EI+
305.8987
4.802e+007

ES:13C-TCDF

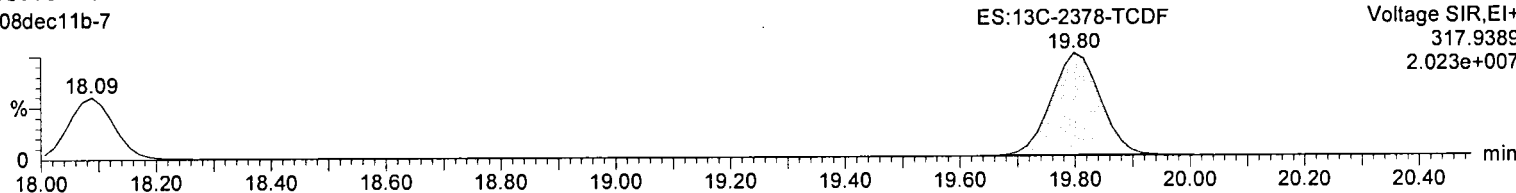
c08dec11b-7



Voltage SIR,EI+
315.9419
1.612e+007

ES:13C-TCDF

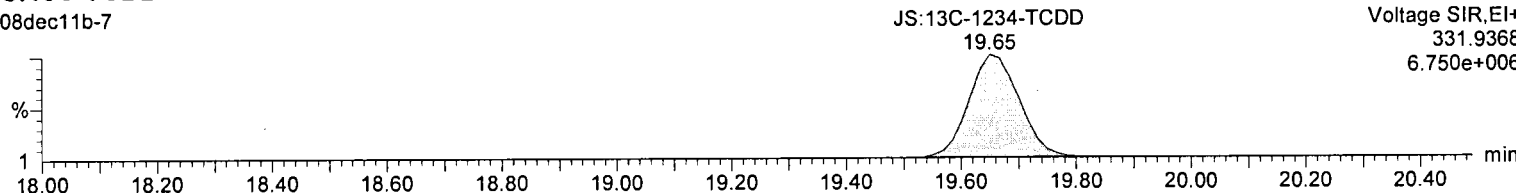
c08dec11b-7



Voltage SIR,EI+
317.9389
2.023e+007

JS:13C-TCDD

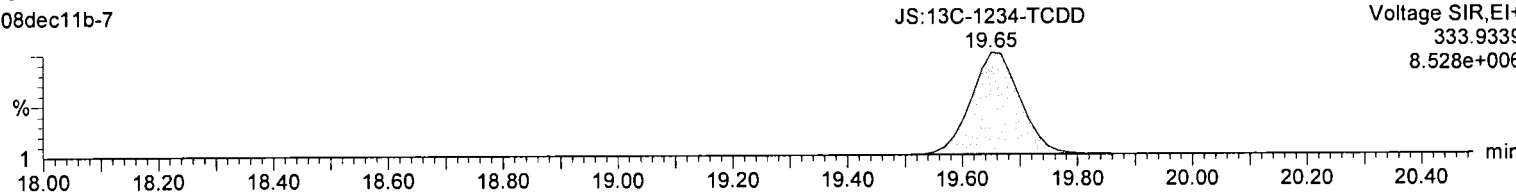
c08dec11b-7



Voltage SIR,EI+
331.9368
6.750e+006

JS:13C-TCDD

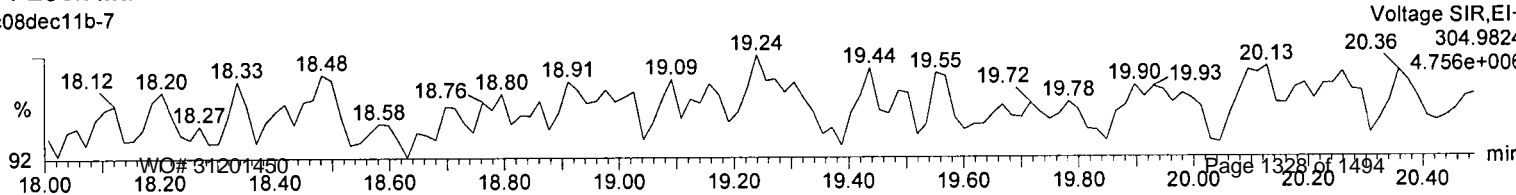
c08dec11b-7



Voltage SIR,EI+
333.9339
8.528e+006

F1 Lock Mass

c08dec11b-7



Voltage SIR,EI+
304.9824
4.756e+006

Untitled

SGS North America, Inc.

Instrument: HRMS3

Data File	Sample ID	Analyst	Acquisition Date/Time	Inj. Vol
c19jun12c-1	Retcon S39-258	KAS	2012-06-19 21:25:57	1 uL
c19jun12c-2	71973	KAS	2012-06-19 22:10:42	1 uL
c19jun12c-5	75800	KAS	2012-06-19 22:55:41	1 uL
c19jun12c-6	75799	KAS	2012-06-19 23:40:41	1 uL
c19jun12c-3	31201567003 RI	KAS	2012-06-20 00:25:40	1 uL
c19jun12c-4	31201470003 RI	KAS	2012-06-20 01:10:42	1 uL
c19jun12c-7	31201794001 RI	KAS	2012-06-20 01:55:42	1 uL
c19jun12c-8	31201794002	KAS	2012-06-20 02:40:43	1 uL
c19jun12c-9	31201701001	KAS	2012-06-20 03:25:44	1 uL
c19jun12c-10	31201631005	KAS	2012-06-20 04:10:45	1 uL
c19jun12c-11	31201756003 RI	KAS	2012-06-20 04:55:45	1 uL
c19jun12c-12	31201756004 RI	KAS	2012-06-20 05:40:46	1 uL
c19jun12c-13	31201756001	KAS	2012-06-20 06:25:46	1 uL
c19jun12c-14	31201756002 RI	KAS	2012-06-20 07:10:46	1 uL
c19jun12c-15	31201779008 RI	KAS	2012-06-20 07:55:46	1 uL

Good 16/5

Good Receipt.

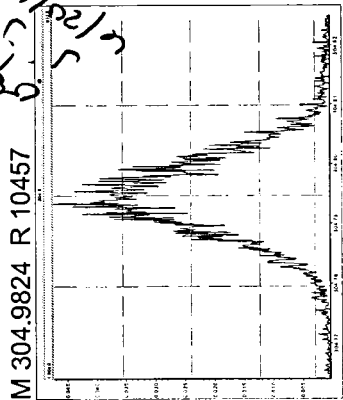
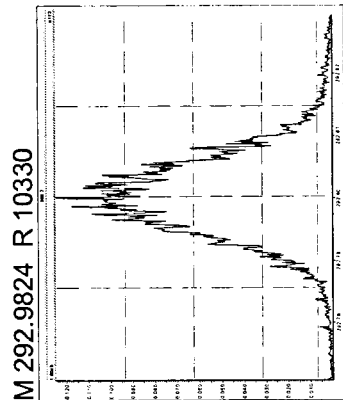
*Checked
2/19/16*

Experiment Calibration Report

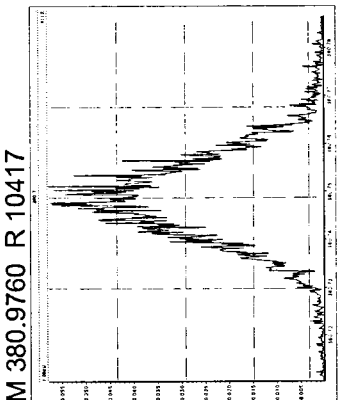
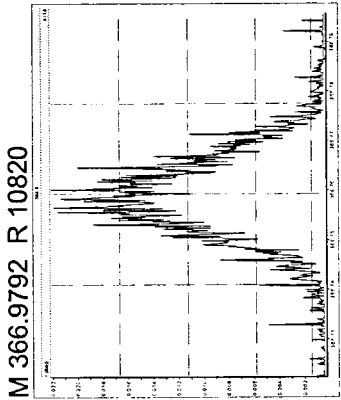
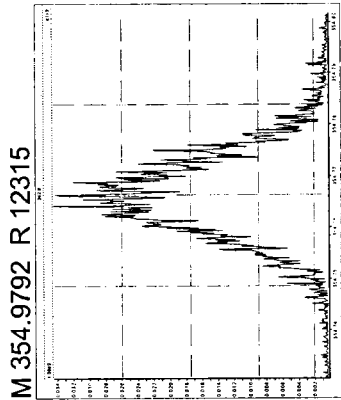
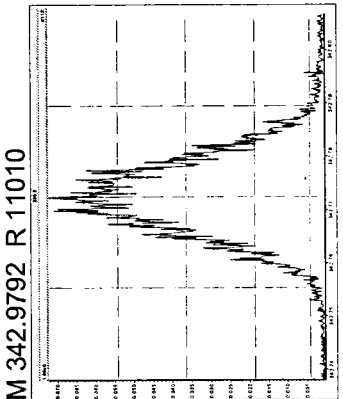
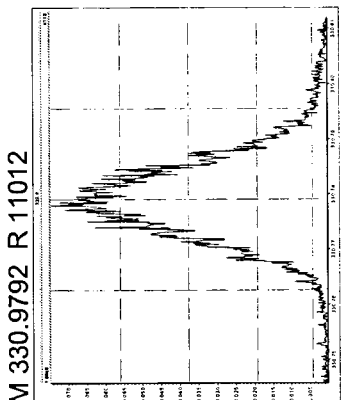
MassLynx 4.1

File: Experiment: dioxins_db5ms_hrms3.exp Reference: Pfk.ref Function: 1 @ 200 (ppm)

Printed: Tuesday, June 19, 2012 21:20:18 Eastern Daylight Time



Handwritten: 5/12/12



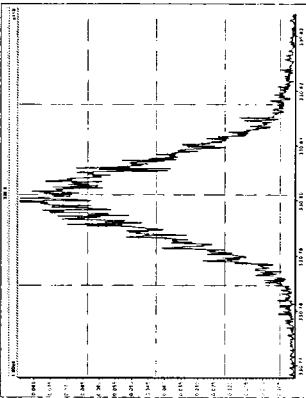
Experiment Calibration Report

MassLynx 4.1

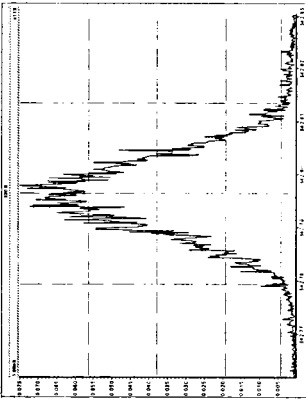
File: Experiment: dioxins_db5ms_hrms3.exp Reference: Pfk.ref Function: 2 @ 200 (ppm)

Printed: Tuesday, June 19, 2012 21:21:03 Eastern Daylight Time

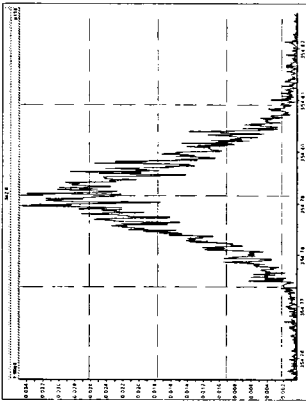
M 330.9792 R 10964



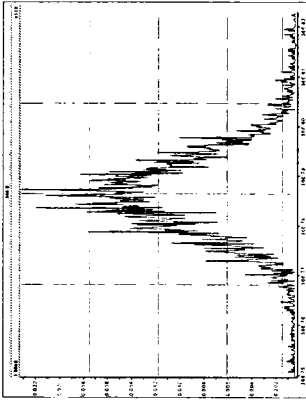
M 342.9792 R 10681



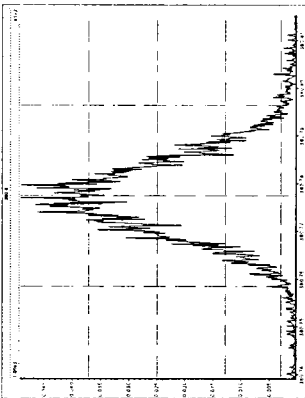
M 354.9792 R 10331



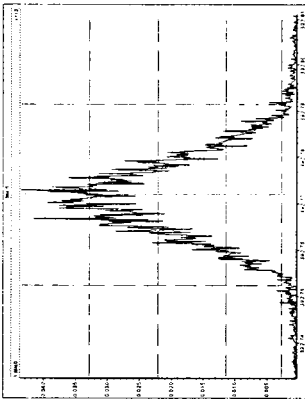
M 366.9792 R 11686



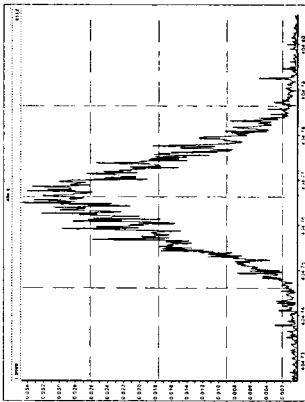
M 380.9760 R 10160



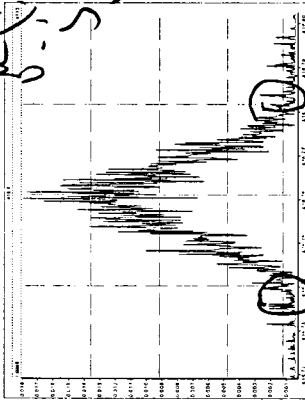
M 392.9760 R 11211



M 404.9760 R 10502



M 416.9760 R 0



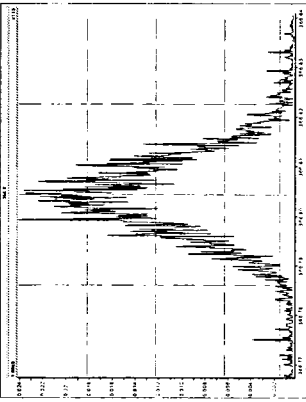
Experiment Calibration Report

MassLynx 4.1

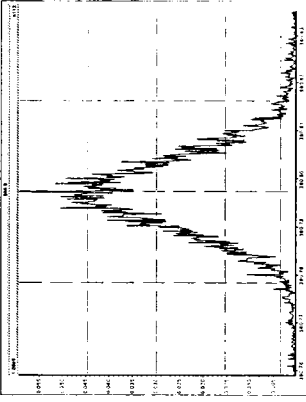
File: Experiment: dioxins_db5ms_hrms3.exp Reference: Pfk.ref Function: 3 @ 200 (ppm)

Printed: Tuesday, June 19, 2012 21:22:02 Eastern Daylight Time

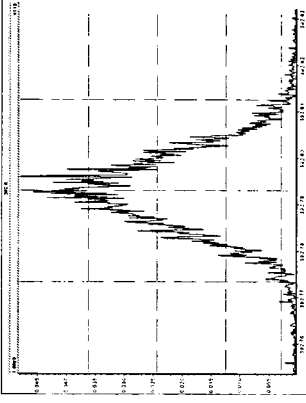
M 366.9792 R 11467



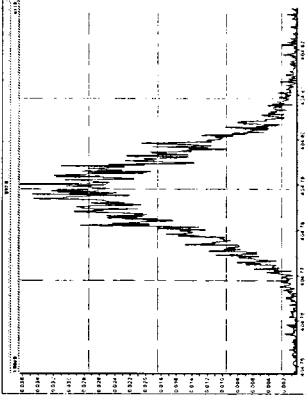
M 380.9760 R 10732



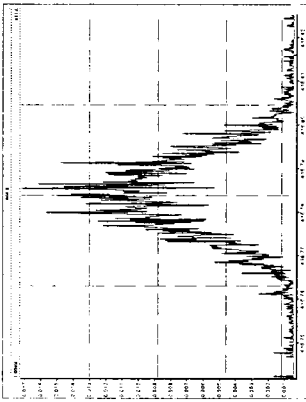
M 392.9760 R 10730



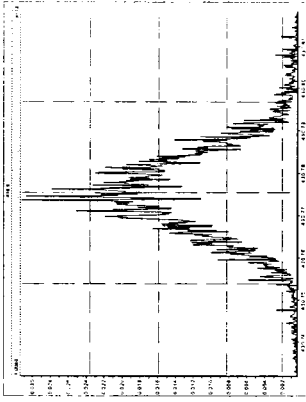
M 404.9760 R 11012



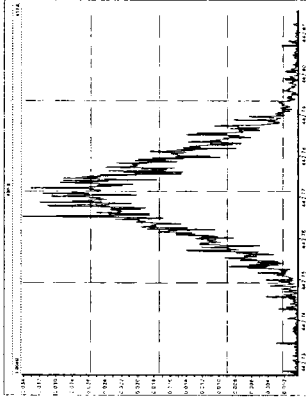
M 416.9760 R 10867



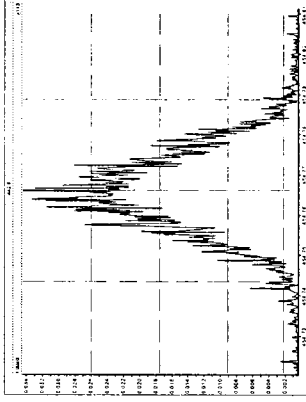
M 430.9728 R 9502



M 442.9728 R 10821



M 454.9728 R 11789



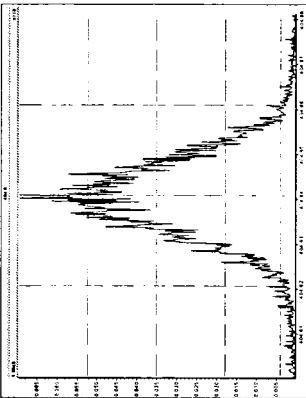
Experiment Calibration Report

MassLynx 4.1

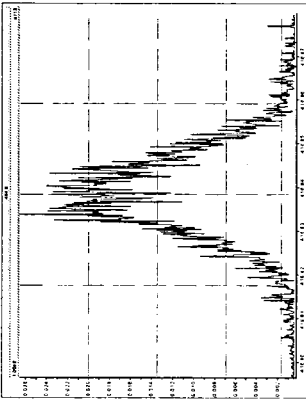
File: Experiment: dioxins_db5ms_hrms3.exp Reference: Pfk.ref Function: 4 @ 200 (ppm)

Printed: Tuesday, June 19, 2012 21:23:50 Eastern Daylight Time

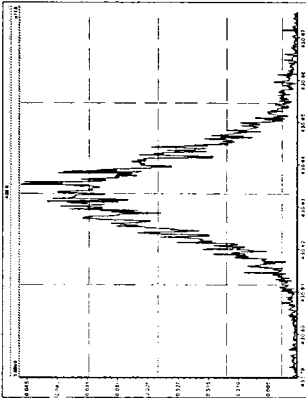
M 404.9760 R 11062



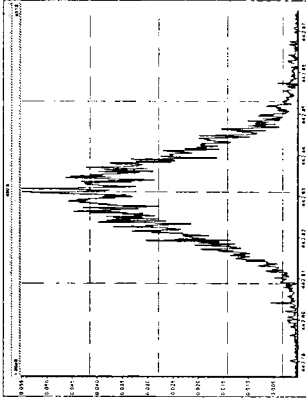
M 416.9760 R 10821



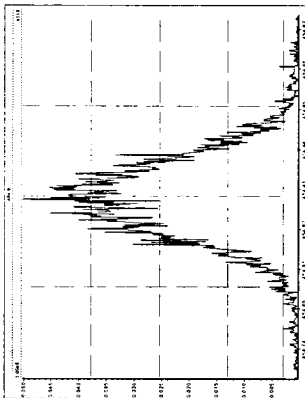
M 430.9728 R 10371



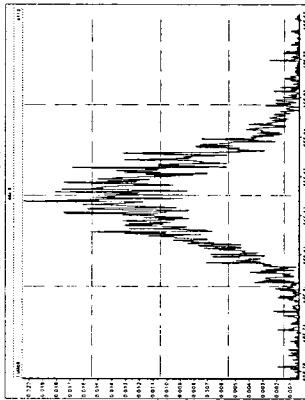
M 442.9728 R 11468



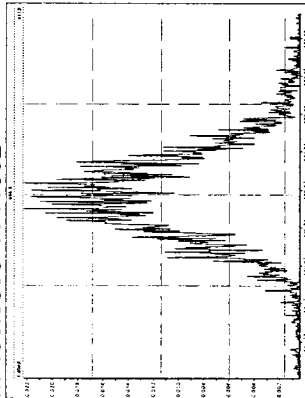
M 454.9728 R 10506



M 466.9728 R 11738



M 480.9696 R 11062



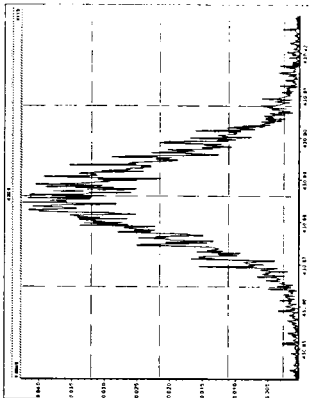
Experiment Calibration Report

MassLynx 4.1

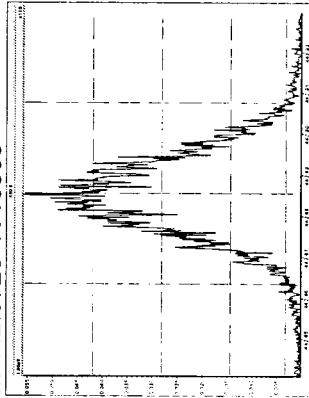
File: Experiment: dioxins_db5ms_hrms3.exp Reference: Pfk.ref Function: 5 @ 200 (ppm)

Printed: Tuesday, June 19, 2012 21:24:25 Eastern Daylight Time

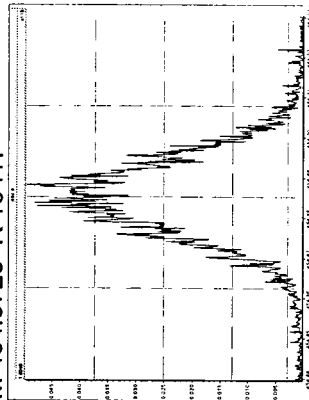
M 430.9728 R 10592



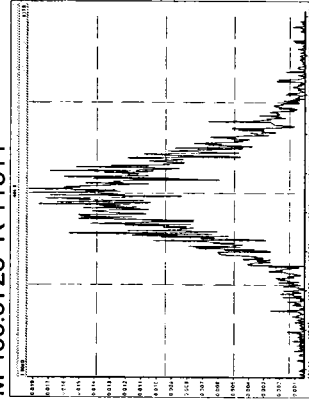
M 442.9728 R 10505



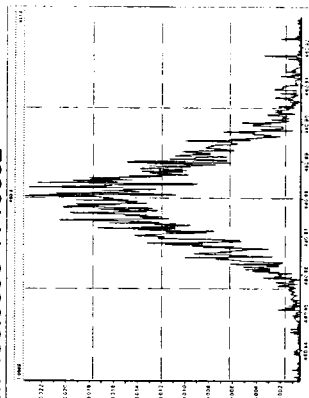
M 454.9728 R 10417



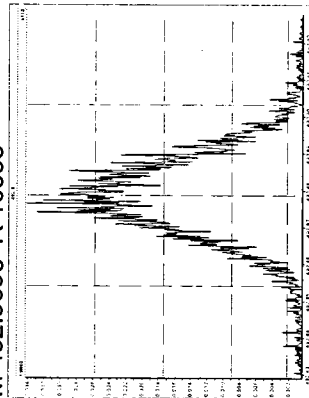
M 466.9728 R 11311



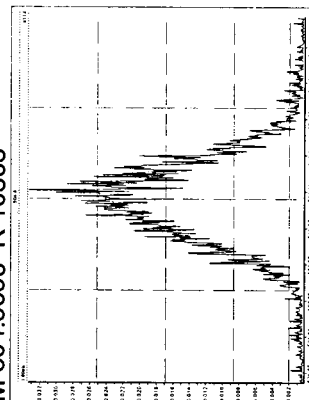
M 480.9696 R 10332



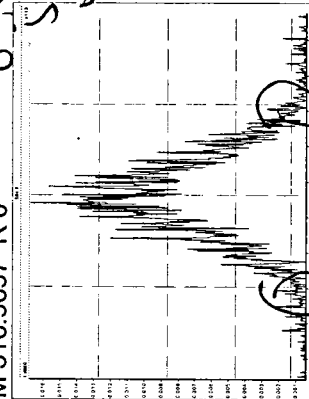
M 492.9696 R 10593



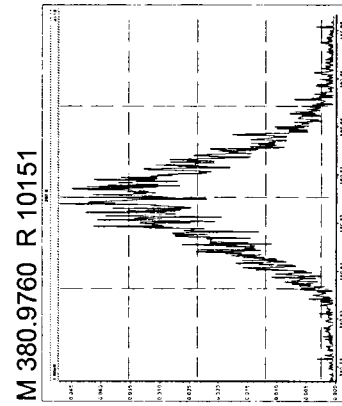
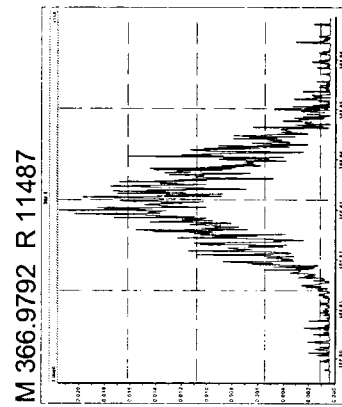
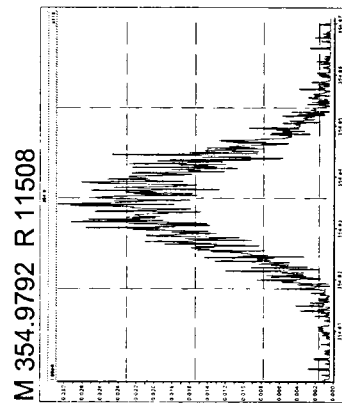
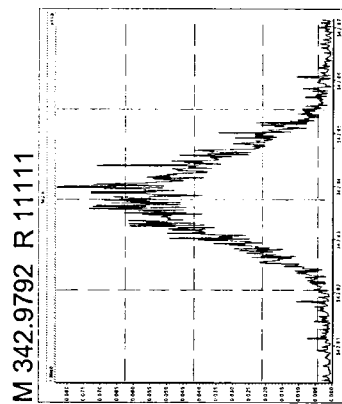
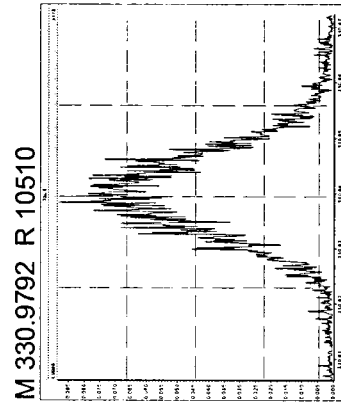
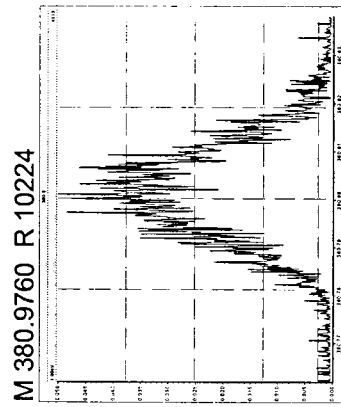
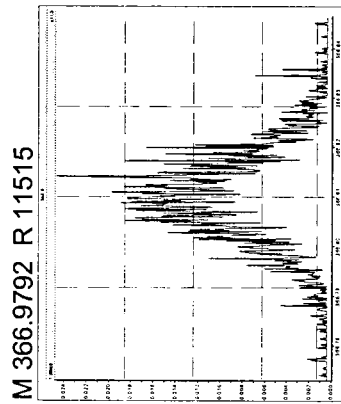
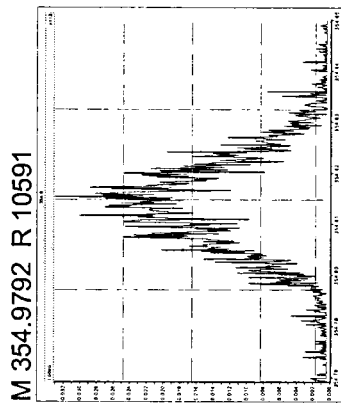
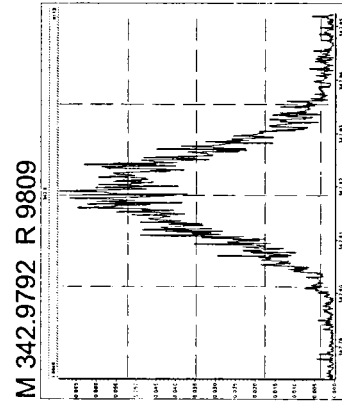
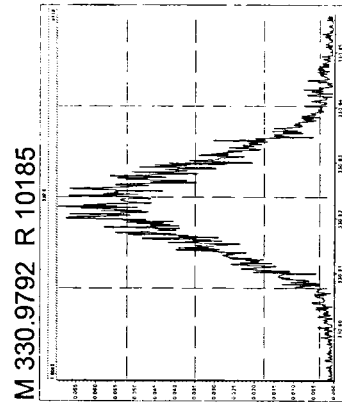
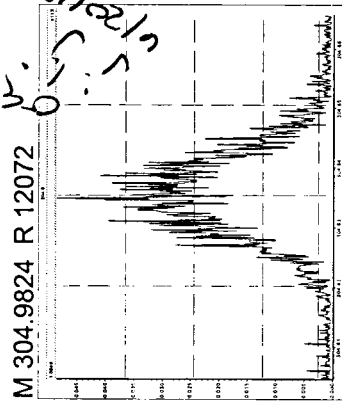
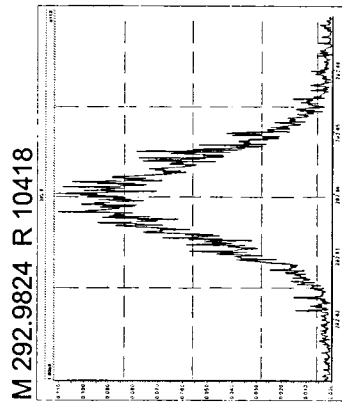
M 504.9696 R 10868



M 516.9697 R 0

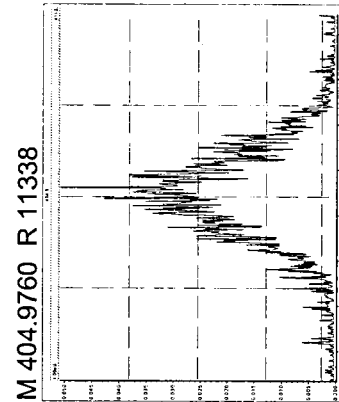
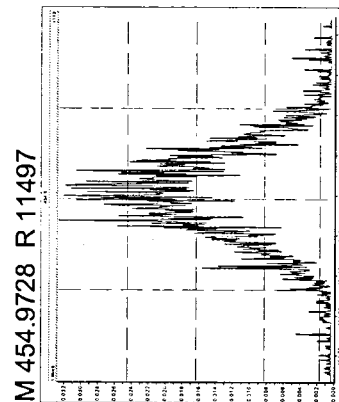
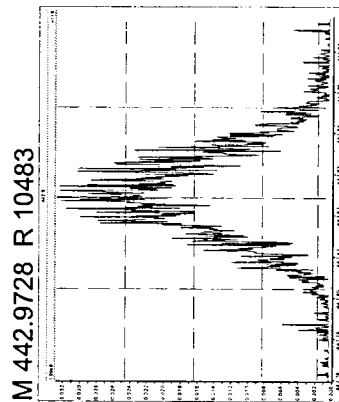
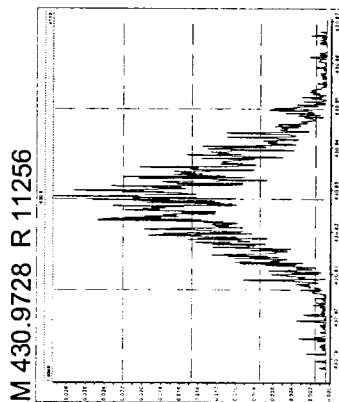
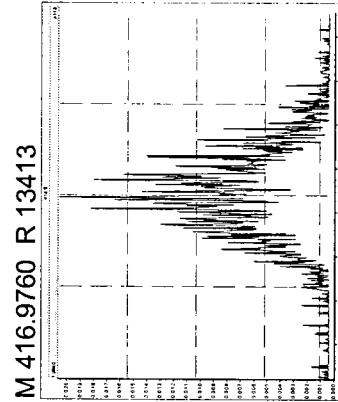
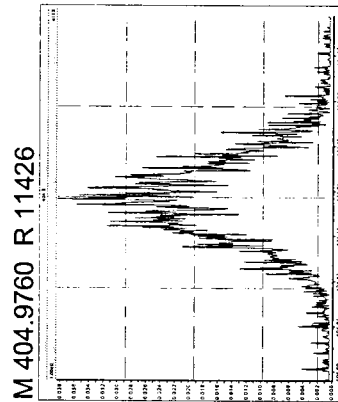
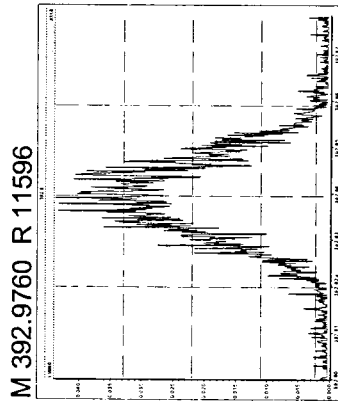
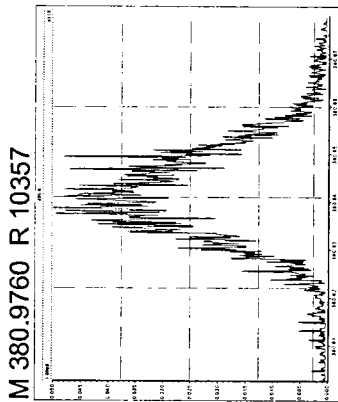
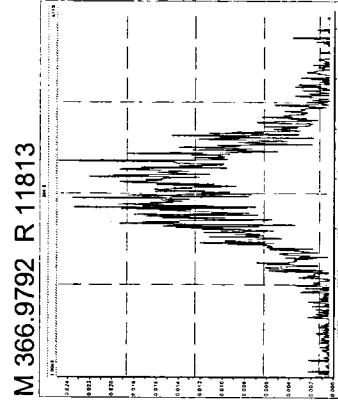
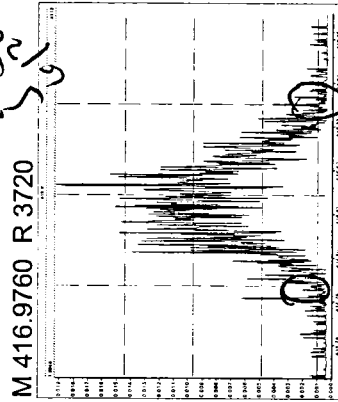
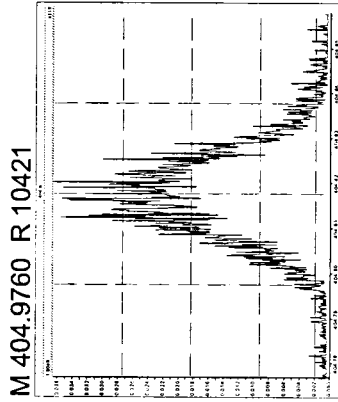
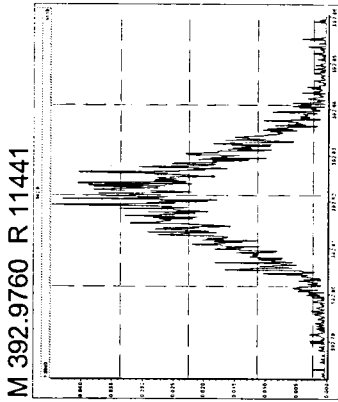


Printed: Wednesday, June 20, 2012 08:48:37 Eastern Daylight Time



Printed: Wednesday, June 20, 2012 08:48:37 Eastern Daylight Time

6:50^{AM}
5/20/12

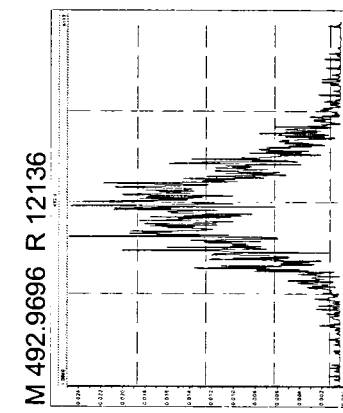
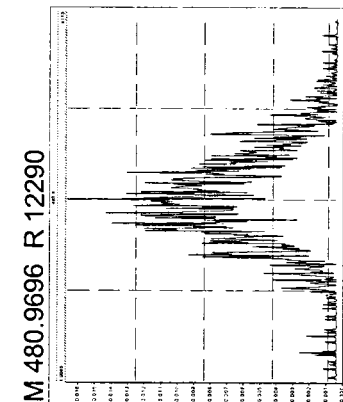
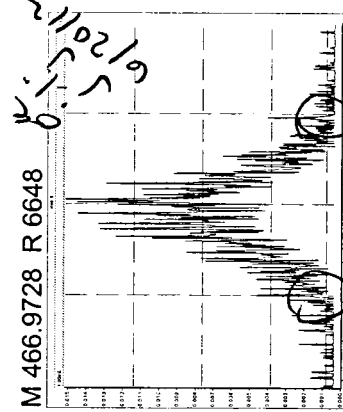
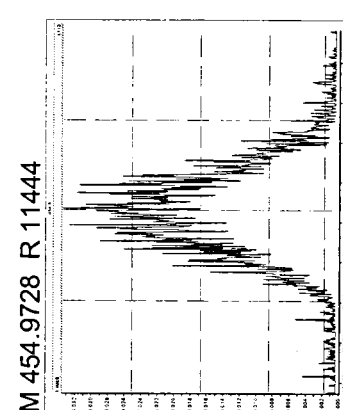
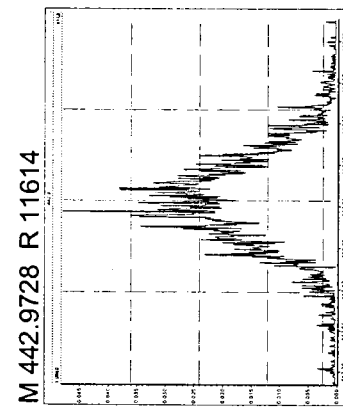
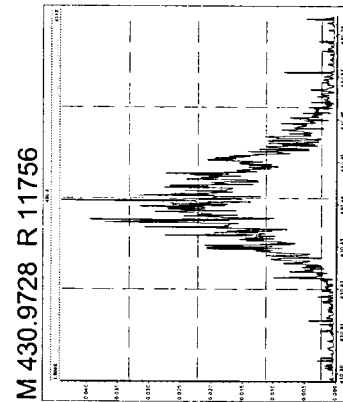
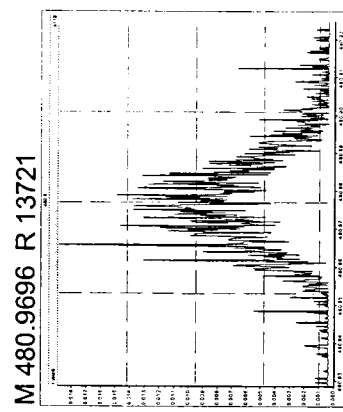
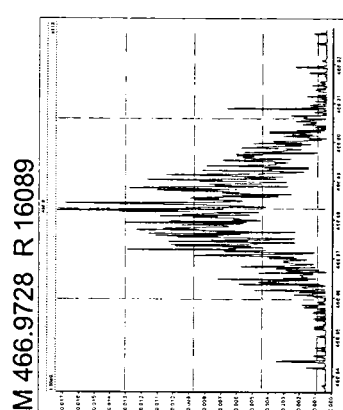
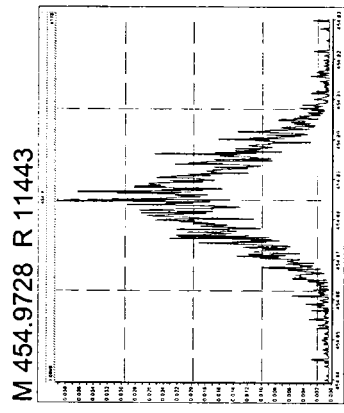
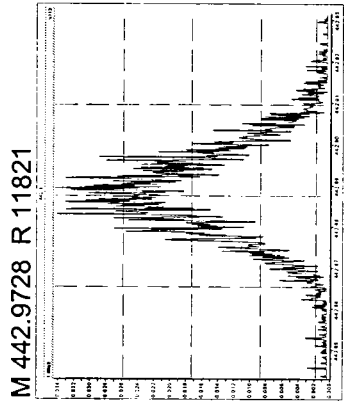
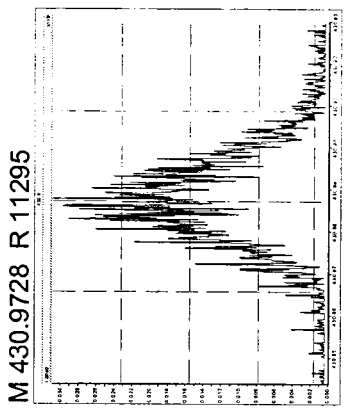
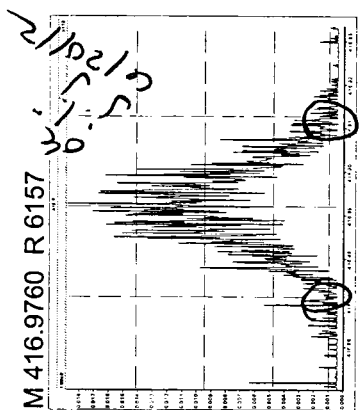


Resolution Check Report

MassLynx 4.1

Page 3 of 4

Printed: Wednesday, June 20, 2012 08:48:37 Eastern Daylight Time

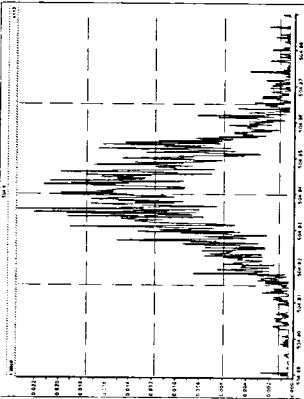


Resolution Check Report

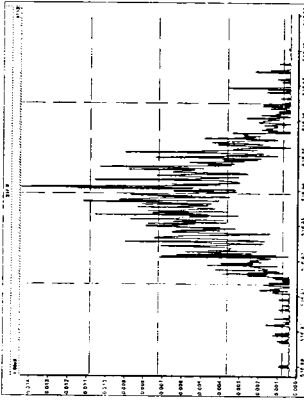
MassLynx 4.1

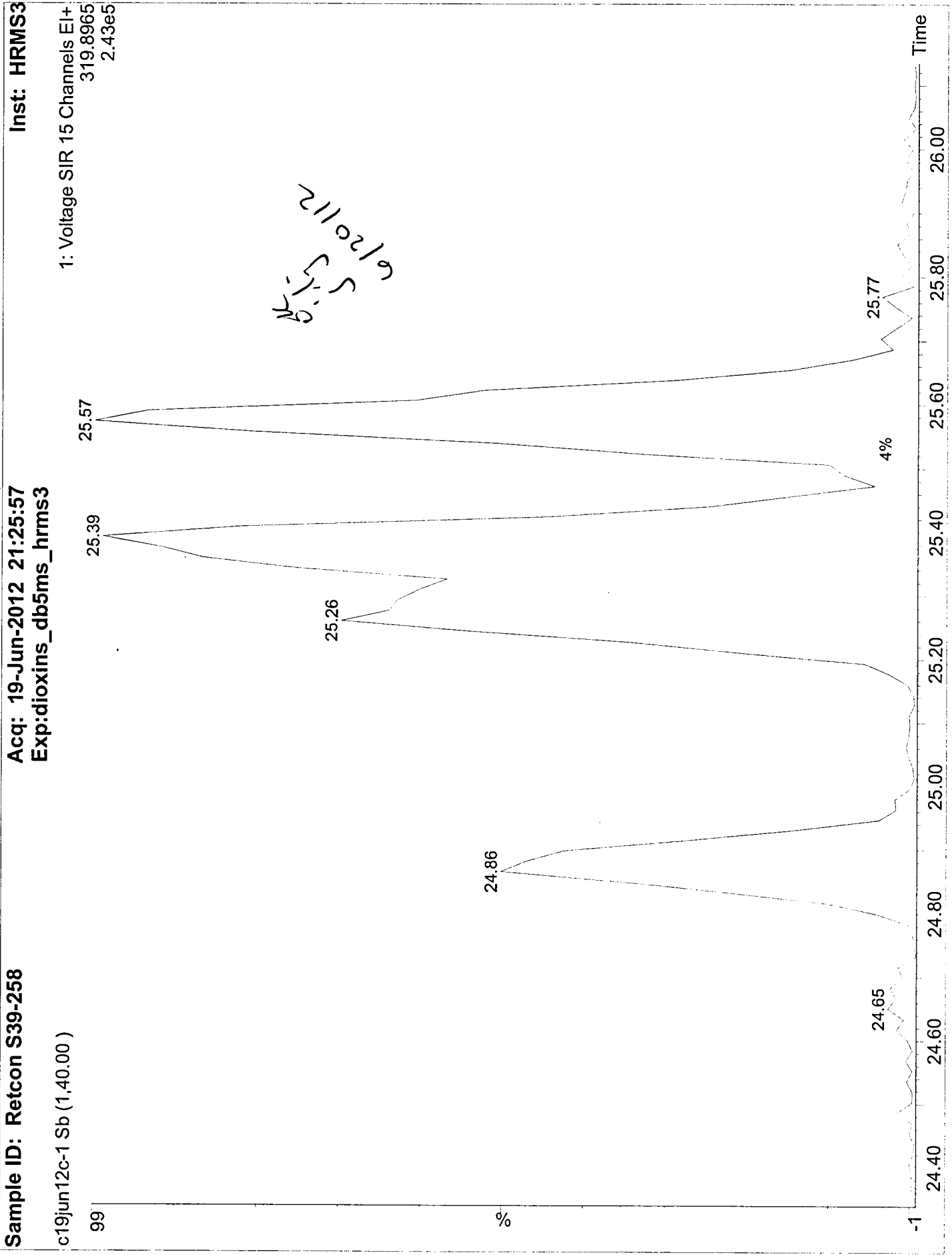
Printed: Wednesday, June 20, 2012 08:48:37 Eastern Daylight Time

M 504.9696 R 11023



M 516.9697 R 13888





Dataset: C:\MassLynx\Default.pro\Concals\1613\c19jun12c-1wdm.qld

Last Altered: Wednesday, June 20, 2012 08:44:22 Eastern Daylight Time
 Printed: Wednesday, June 20, 2012 08:45:13 Eastern Daylight Time

3120145

Method: Untitled 14 Jun 2012 08:07:04

Calibration: C:\MassLynx\Default.PRO\CurveDB\MS-0042012_1613.cdb 08 May 2012 08:31:36

Name: c19jun12c-1

Date: 19-Jun-2012

Time: 21:25:57

ID: Retcon S39-258

Description:

Instrument:

User: KAS

Handwritten:
 5.13
 6/20/12

Name	RT
1 First TCDF	20.69
2 Last TCDF	26.69
3 First PeCDF (F1)	26.72
4 First PeCDF	28.67
5 Last PeCDF	32.03
6 First HxCDF	32.50
7 Last HxCDF	34.26
8 First HpCDF	35.39
9 Last HpCDF	36.78
10 OCDF	39.54
11 First TCDD	22.33
12 2378-TCDD	25.57
13 Last TCDD	26.59
14 First PeCDD	28.87
15 Last PeCDD	31.89
16 First HxCDD	32.85
17 Last HxCDD	34.05
18 First HpCDD	35.64
19 Last HpCDD	36.31
20 OCDD	39.39
21 Tetrafurans	
22 Tetradoxins	
23 Pentafurans	
24 Pentadoxins	
25 Hexa furans	
26 Hexadoxins	

Quantify Sample Report MassLynx 4.1


Dataset: C:\MassLynx\Default.pro\Concals\1613\c19jun12c-1.wdm.qld

Last Altered: Wednesday, June 20, 2012 08:44:22 Eastern Daylight Time

Printed: Wednesday, June 20, 2012 08:45:13 Eastern Daylight Time

3120450

Name: c19jun12c-1, Date: 19-Jun-2012, Time: 21:25:57, ID: Retcon S39-258, Description: , Instrument: , User: KAS



Quantify Sample Summary Report
 ### 1613 CCAL Summary ###

MassLynx 4.1

Dataset: C:\MassLynx\Default.pro\Concals\1613\c19jun12c-1.qld

Last Altered: Wednesday, June 20, 2012 08:41:53 Eastern Daylight Time
 Printed: Wednesday, June 20, 2012 08:43:12 Eastern Daylight Time

1201450

Method: Untitled 15 Jun 2012 16:54:53

Calibration: C:\MassLynx\Default.PRO\CurveDB\B5MS-0042012_1613.cdb 08 May 2012 08:31:36

Name: c19jun12c-1, Date: 19-Jun-2012, Time: 21:25:57, ID: Retcon S39-259, Submitter: , Task: HRMS3, User: KAS

Name	Response	Ion1Ar	Ion2Area	RT	RA	RA	RRF	IcaRRF	Height1	Noise1	SN1	Height2	Noise2	SN2	M	pg/uL	Low	High	Fail?	
1	2378-TCDD	4.848e4	2.089e4	2.759e4	25.57	0.76	NO	1.089	1.075	2.362e5	1011	233.7	3.072e5	708	433.9	db	10.129	7.8	12.9	NO
2	12378-PeCDD	1.895e5	1.133e5	7.613e4	31.63	1.49	NO	1.079	1.039	2.308e6	975	2366.4	1.551e6	651	2383.4	bb	51.906	39	65.0	NO
3	123478-HxCDD	1.844e5	1.014e5	8.300e4	33.82	1.22	NO	1.130	1.065	2.356e6	1953	1205.9	1.931e6	1162	1661.2	bd	53.096	39	64.0	NO
4	123678-HxCDD	1.865e5	1.043e5	8.215e4	33.89	1.27	NO	0.988	0.996	2.344e6	1953	1200.1	1.833e6	1162	1577.0	db	49.642	39	64.0	NO
5	123789-HxCDD	1.824e5	1.010e5	8.137e4	34.05	1.24	NO	1.037	1.029	2.169e6	1953	1110.3	1.734e6	1162	1491.9	bb	50.381	41	61.0	NO
6	1234678-HpCDD	1.599e5	8.248e4	7.739e4	36.31	1.07	NO	1.107	1.055	1.224e6	1342	911.6	1.143e6	1696	674.3	bb	52.436	43	58.0	NO
7	OCDD	2.477e5	1.130e5	1.346e5	39.39	0.84	NO	1.010	1.063	8.975e5	679	1320.8	9.696e5	743	1304.8	bb	95.021	79	126	NO
8	2378-TCDF	7.240e4	3.114e4	4.126e4	24.68	0.75	NO	1.027	0.980	3.726e5	736	506.4	4.603e5	1023	450.0	bb	10.475	8.4	12.0	NO
9	12378-PeCDF	3.039e5	1.860e5	1.179e5	30.09	1.58	NO	1.026	0.980	2.022e6	1782	1135.0	1.272e6	1779	714.7	bb	52.342	41	60.0	NO
10	23478-PeCDF	3.099e5	1.890e5	1.208e5	31.37	1.56	NO	1.047	1.022	3.557e6	1782	1996.8	2.245e6	1779	1262.0	bb	51.249	41	61.0	NO
11	123478-HxCDF	2.751e5	1.541e5	1.210e5	33.24	1.27	NO	1.182	1.183	3.775e6	2616	1443.2	2.956e6	2812	1051.2	bd	49.974	45	56.0	NO
12	123678-HxCDF	3.059e5	1.719e5	1.340e5	33.32	1.28	NO	1.161	1.168	4.076e6	2616	1557.9	3.091e6	2812	1099.1	db	49.712	44	57.0	NO
13	234678-HxCDF	2.900e5	1.595e5	1.305e5	33.71	1.22	NO	1.286	1.178	3.688e6	2616	1409.8	2.941e6	2812	1045.7	bb	54.606	45	56.0	NO
14	123789-HxCDF	2.424e5	1.336e5	1.088e5	34.20	1.23	NO	1.125	1.110	2.739e6	2616	1047.0	2.202e6	2812	783.1	bb	50.636	44	57.0	NO
15	1234678-HpCDF	2.654e5	1.342e5	1.312e5	35.39	1.02	NO	1.366	1.389	2.197e6	1483	1481.3	2.164e6	1727	1253.3	bb	49.172	45	55.0	NO
16	1234789-HpCDF	2.089e5	1.058e5	1.031e5	36.78	1.03	NO	1.399	1.389	1.371e6	1483	924.0	1.308e6	1727	757.5	bb	50.367	43	58.0	NO
17	OCDF	3.408e5	1.602e5	1.805e5	39.54	0.89	NO	1.390	1.290	1.370e6	1167	1173.8	1.524e6	813	1875.3	bd	107.711	63	159	NO
18	ES:13C-2378-TCDD	4.451e5	1.966e5	2.485e5	25.56	0.79	NO	0.982	0.991	2.277e6	1645	1384.0	2.799e6	886	3160.5	bb	99.030	82	121	NO
19	ES:13C-12378-PeCDD	3.513e5	2.133e5	1.379e5	31.62	1.55	NO	0.775	0.835	4.412e6	1080	4086.0	2.891e6	638	4532.2	bb	92.750	62	160	NO
20	ES:13C-123478-HxCDD	3.263e5	1.805e5	1.458e5	33.81	1.24	NO	0.964	0.971	4.301e6	931	4622.3	3.500e6	968	3616.5	MM	99.291	85	117	NO
21	ES:13C-123678-HxCDD	3.773e5	2.112e5	1.661e5	33.88	1.27	NO	1.115	1.005	4.627e6	931	4971.9	3.647e6	968	3768.3	db	110.958	85	118	NO
22	ES:13C-1234678-HpCDD	2.890e5	1.508e5	1.381e5	36.30	1.09	NO	0.854	0.894	2.199e6	1226	1793.5	2.028e6	1635	1240.3	MM	95.530	72	138	NO
23	ES:13C-OCDD	4.903e5	2.336e5	2.567e5	39.38	0.91	NO	0.724	0.871	1.617e6	799	2023.8	1.777e6	828	2145.4	MM	166.254	96	415	NO
24	ES:13C-2378-TCDF	7.051e5	3.119e5	3.932e5	24.67	0.79	NO	1.556	1.561	3.626e6	963	3766.8	4.612e6	1268	3636.3	bb	99.658	71	140	NO
25	ES:13C-12378-PeCDF	5.924e5	3.614e5	2.310e5	30.07	1.56	NO	1.307	1.322	3.953e6	1556	2540.7	2.618e6	1813	1443.4	bb	98.838	76	130	NO
26	ES:13C-23478-PeCDF	5.918e5	3.633e5	2.285e5	31.36	1.59	NO	1.306	1.284	6.697e6	1556	4304.1	4.091e6	1813	2256.1	bb	101.674	77	130	NO
27	ES:13C-123478-HxCDF	4.653e5	1.613e5	3.040e5	33.23	0.53	NO	1.375	1.198	4.106e6	1544	2660.3	7.595e6	3876	1959.2	MM	114.750	76	131	NO
28	ES:13C-123678-HxCDF	5.269e5	1.818e5	3.451e5	33.31	0.53	NO	1.557	1.243	4.291e6	1544	2780.0	7.993e6	3876	2062.1	db	125.268	70	143	NO
29	ES:13C-234678-HxCDF	4.510e5	1.562e5	2.948e5	33.70	0.53	NO	1.333	1.229	3.579e6	1544	2318.9	6.775e6	3876	1747.7	bb	108.412	73	137	NO
30	ES:13C-123789-HxCDF	4.312e5	1.497e5	2.815e5	34.25	0.53	NO	1.274	1.177	3.100e6	1544	2008.3	5.774e6	3876	1489.6	bb	108.284	74	135	NO
31	ES:13C-1234678-HpCDF	3.887e5	1.223e5	2.664e5	35.38	0.46	NO	1.149	1.029	1.976e6	1072	1842.4	4.418e6	1272	3473.4	bb	111.596	78	129	NO

Quantify Sample Summary Report
 ### 1613 CCAL Summary ###

MassLynx 4.1

Dataset: C:\MassLynx\Default.pro\Concals\1613\c19jun12c-1.qld

Last Altered: Wednesday, June 20, 2012 08:41:53 Eastern Daylight Time
 Printed: Wednesday, June 20, 2012 08:43:12 Eastern Daylight Time

312014

Name: c19jun12c-1, Date: 19-Jun-2012, Time: 21:25:57, ID: Retcon S39-258, Submitter: , Task: HRMS3, User: KAS

Name	Response	Ion1Ar...	Ion2Area	RT	RA	RA...	RRF	IcalRRF	Height1	Noise1	SN1	Height2	Noise2	SN2	M	pg/uL	Low	High	Fail?
ES:13C-1234789-HpCDF	2.986e5	9.415e4	2.045e5	36.77	0.46	NO	0.882	0.869	1.177e6	1072	1098.0	2.660e6	1272	2091.5	bb	101.518	77	129	NO
JS:13C-1234-TCDD	4.533e5	1.994e5	2.539e5	24.88	0.79	NO	1.000	1.000	2.371e6	1645	1441.6	3.022e6	886	3411.7	bb	100.000	0.00	0.000	NO
JS:13C-123789-HxCDD	3.384e5	1.897e5	1.487e5	34.04	1.28	NO	1.000	1.000	4.144e6	931	4453.1	3.199e6	968	3304.7	bb	100.000	0.00	0.000	NO
CS:37Cl-2378-TCDD	5.186e4	5.186e4	-	25.57	-	-	1.144	1.124	5.584e5	585	953.8	-	-	-	MM	10.176	7.9	12.7	NO
Tetradioxins	-	1.167e5	-	-	-	-	-	1.075	1.284e6	1011	-	-	-	-	-	55.102	0.00	0.000	NO
Pentadioxins	-	3.931e5	-	-	-	-	-	1.039	6.529e6	975	-	-	-	-	-	176.085	0.00	0.000	NO
Hexadioxins	-	4.400e5	-	-	-	-	-	1.030	1.011e7	1953	-	-	-	-	-	219.257	0.00	0.000	NO
Heptadioxins	-	1.754e5	-	-	-	-	-	1.055	2.701e6	1342	-	-	-	-	-	111.999	0.00	0.000	NO
Tetrafurans	-	9.970e4	-	-	-	-	-	0.980	1.127e6	736	-	-	-	-	-	33.130	0.00	0.000	NO
Pentafurans (F1)	-	1.850e5	-	-	-	-	-	1.001	2.034e6	798	-	-	-	-	-	50.782	0.00	0.000	NO
Pentafurans	-	5.630e5	-	-	-	-	-	1.001	9.679e6	1782	-	-	-	-	-	155.796	0.00	0.000	NO
Hexafurans	-	7.950e5	-	-	-	-	-	1.160	1.866e7	2616	-	-	-	-	-	263.477	0.00	0.000	NO
Heptafurans	-	2.400e5	-	-	-	-	-	1.389	3.568e6	1483	-	-	-	-	-	99.538	0.00	0.000	NO
Hexa Ether	-	-	-	-	-	-	-	-	-	307	-	-	-	-	-	-	0.00	0.000	NO
Hepta Ether	-	-	-	-	-	-	-	-	-	252	-	-	-	-	-	-	0.00	0.000	NO
Octa Ether	-	-	-	-	-	-	-	-	-	301	-	-	-	-	-	-	0.00	0.000	NO
Nona Ether	-	-	-	-	-	-	-	-	-	410	-	-	-	-	-	-	0.00	0.000	NO
Deca Ether	-	-	-	-	-	-	-	-	-	308	-	-	-	-	-	-	0.00	0.000	NO
F1 Lock Mass	-	-	-	-	-	-	-	18904...	-	50691	-	-	-	-	-	-	0.00	0.000	NO
F2 Lock Mass	-	-	-	-	-	-	-	25412...	-	104850	-	-	-	-	-	-	0.00	0.000	NO
F3 Lock Mass	-	-	-	-	-	-	-	74087...	-	60288	-	-	-	-	-	-	0.00	0.000	NO
F4 Lock Mass	-	-	-	-	-	-	-	-	-	60383	-	-	-	-	-	-	0.00	0.000	NO
F5 Lock Mass	-	-	-	-	-	-	-	17316...	-	49599	-	-	-	-	-	-	0.00	0.000	NO

Quantify Sample Report MassLynx 4.1

1613 CCAL Summary

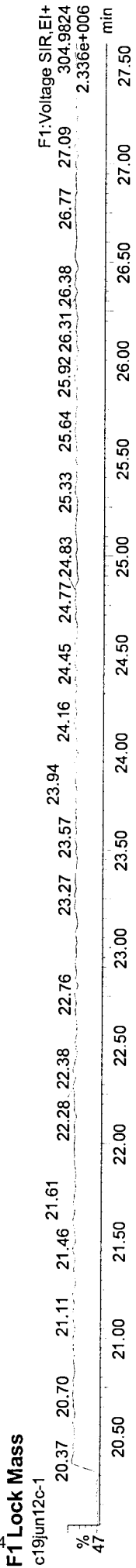
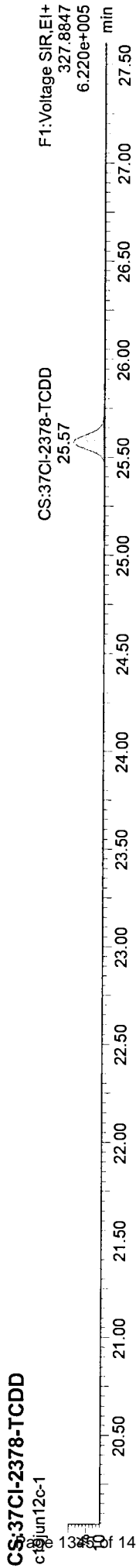
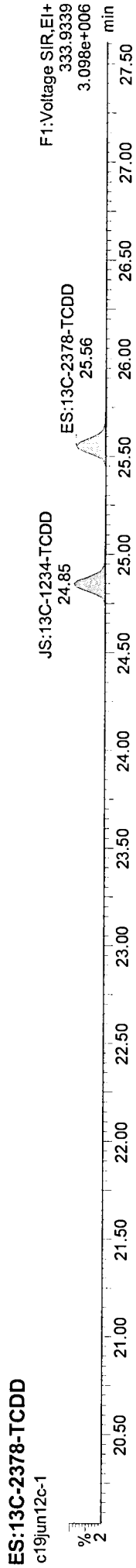
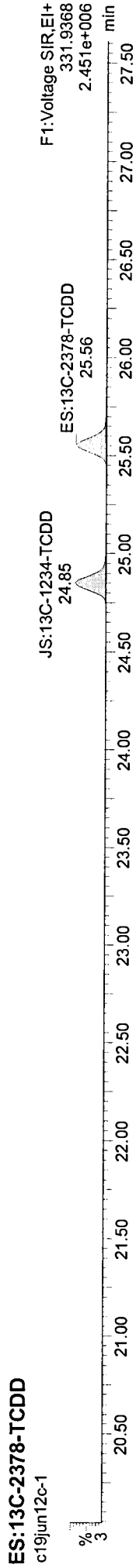
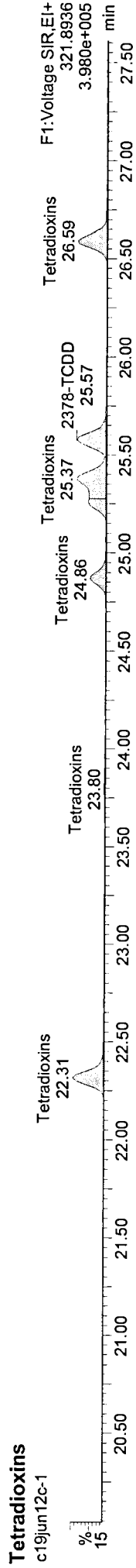

Dataset: C:\MassLynx\Default.pro\Concals\1613\c19jun12c-1.qld

Last Altered: Wednesday, June 20, 2012 07:59:19 Eastern Daylight Time
Printed: Wednesday, June 20, 2012 08:40:35 Eastern Daylight Time

Method: Untitled 15 Jun 2012 16:54:53

Calibration: C:\MassLynx\Default.PRO\CurveDB\MS-0042012_1613.cdb 08 May 2012 08:31:36

Name: c19jun12c-1, Date: 19-Jun-2012, Time: 21:25:57, ID: Retcon S39-258, Submitter: , Task: HRMS3, User: KAS



Method: Untitled 15 Jun 2012 16:54:53
Calibration: C:\MassLynx\Default.PRO\CurveDB\MS-0042012_1613.cdb 08 May 2012 08:31:36


Compound Name: CS:37Cl-2378-TCDD

Sample Name: c19jun12c-1

c19jun12c-1
Retcon S39-258

CS:37Cl-2378-TCDD
25.57
5.19e4

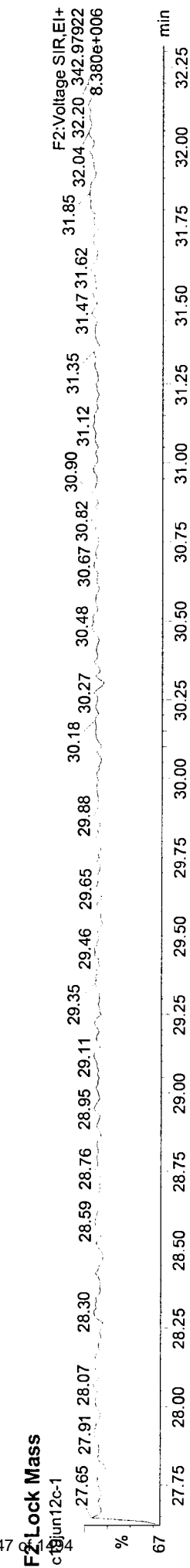



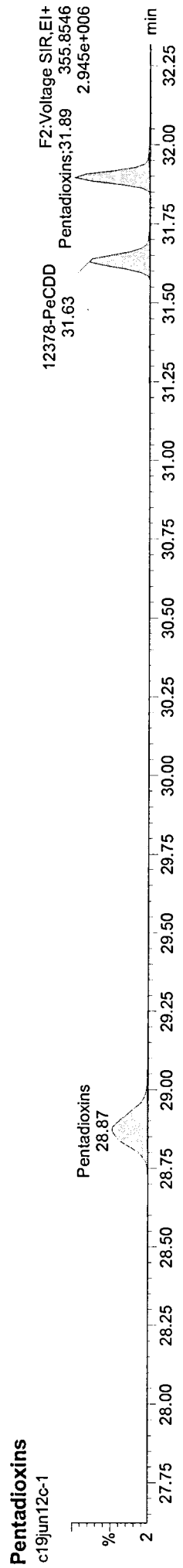
F1: Voltage SIR, EI+
327.8847
6.220e+005



Dataset: C:\MassLynx\Default.pro\Concals\1613\c19jun12c-1.qld

Last Altered: Wednesday, June 20, 2012 07:59:19 Eastern Daylight Time
 Printed: Wednesday, June 20, 2012 08:40:35 Eastern Daylight Time

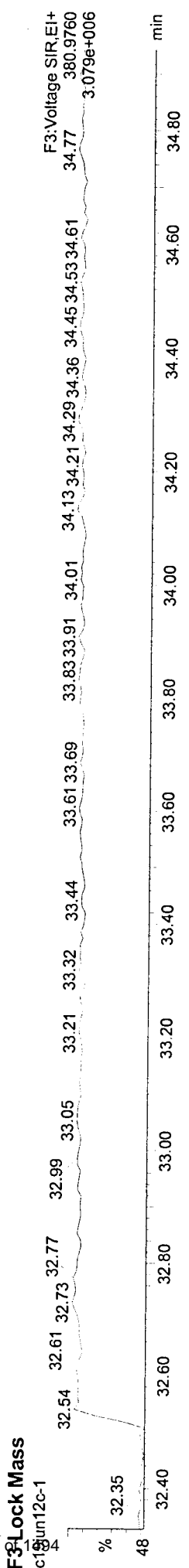
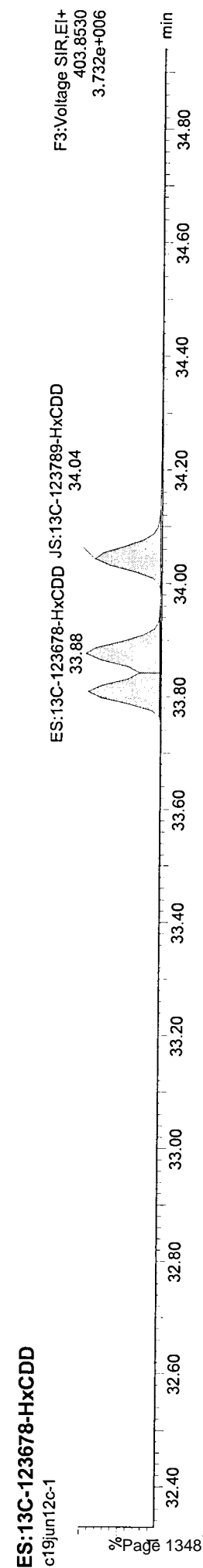
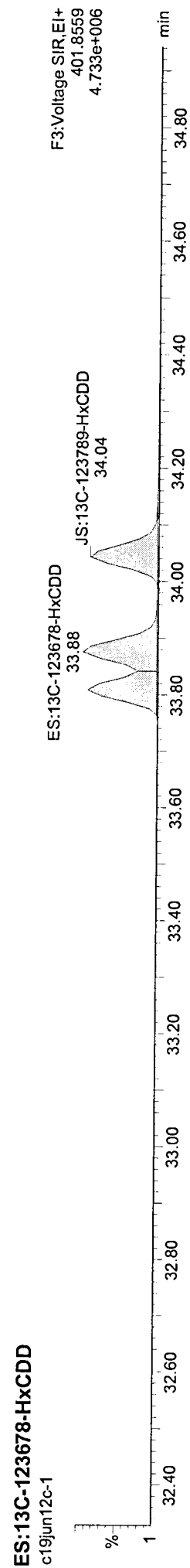
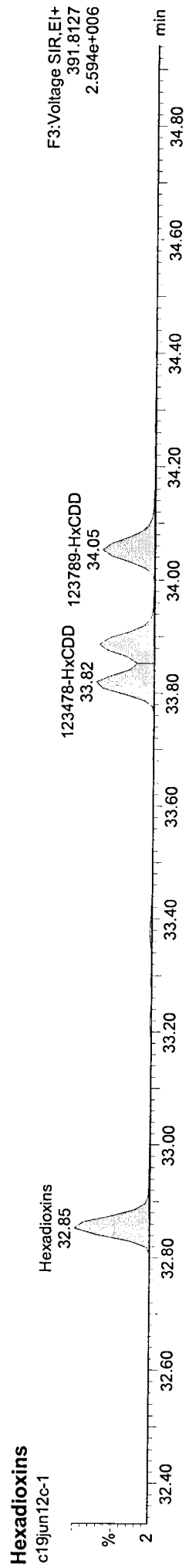
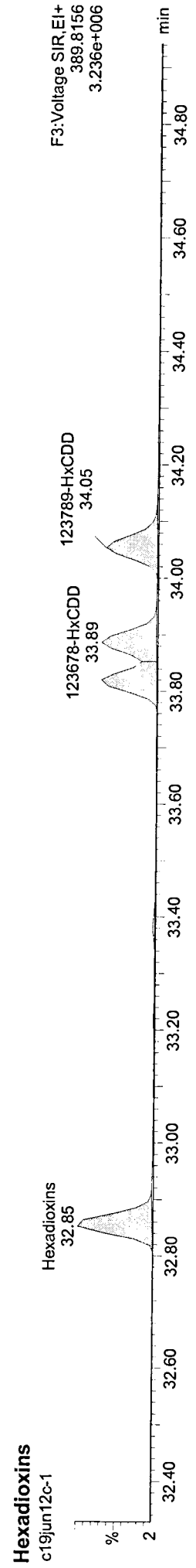
Name: c19jun12c-1, Date: 19-Jun-2012, Time: 21:25:57, ID: Retcon S39-258, Submitter: , Task: HRMS3, User: KAS



Dataset: C:\MassLynx\Default.pro\Concals\1613\c19jun12c-1.qld

Last Altered: Wednesday, June 20, 2012 07:59:19 Eastern Daylight Time
Printed: Wednesday, June 20, 2012 08:40:35 Eastern Daylight Time

Name: c19jun12c-1, Date: 19-Jun-2012, Time: 21:25:57, ID: Retcon S39-258, Submitter: , Task: HRMS3, User: KAS



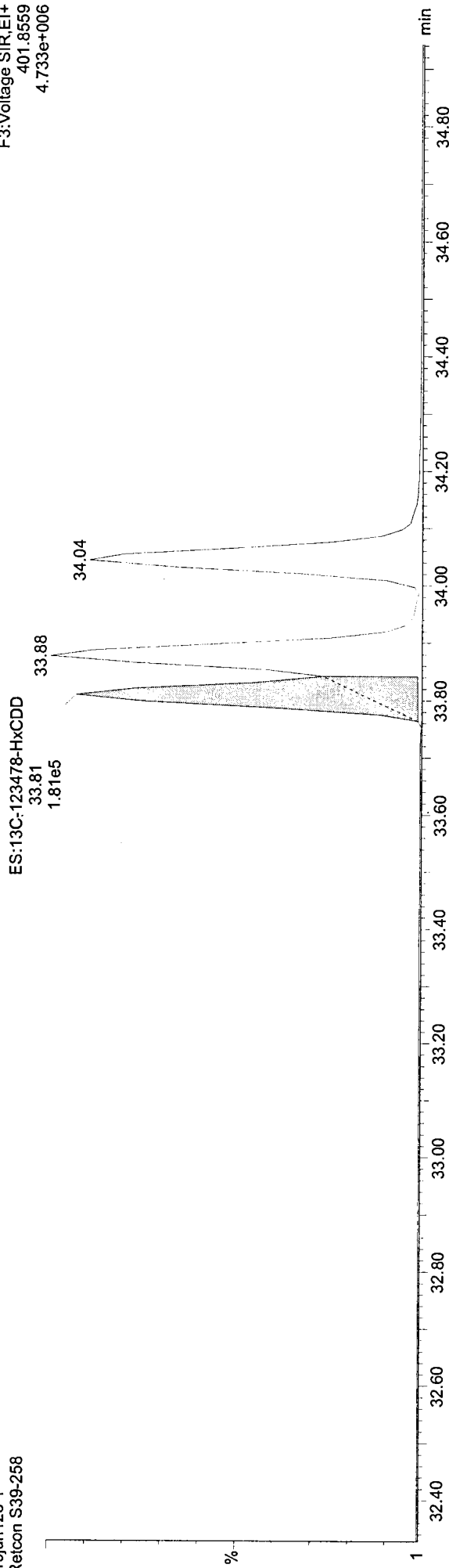
Method: Untitled 15 Jun 2012 16:54:53
Calibration: C:\MassLynx\Default.PRO\CurveDB\MS-0042012_1613.cdb 08 May 2012 08:31:36

Compound Name: ES:13C-123478-HxCDD

Sample Name: c19jun12c-1

c19jun12c-1
Retcon S39-258

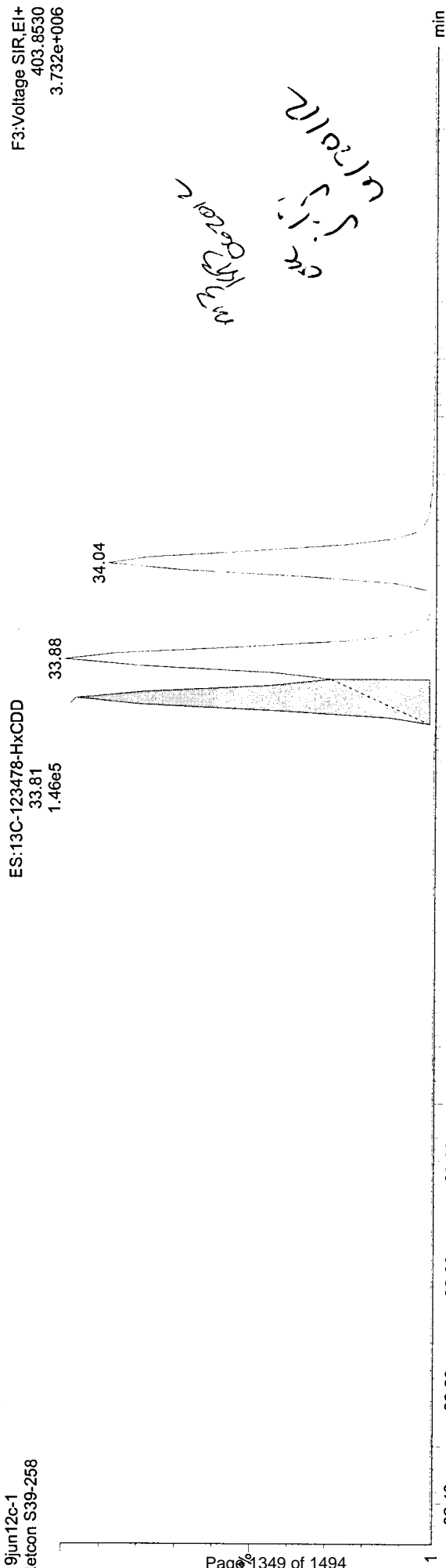
F3:Voltage SIR,EI+
401.8559
4.733e+006



Sample Name: c19jun12c-1

c19jun12c-1
Retcon S39-258

F3:Voltage SIR,EI+
403.8530
3.732e+006



Quantify Sample Report

MassLynx 4.1

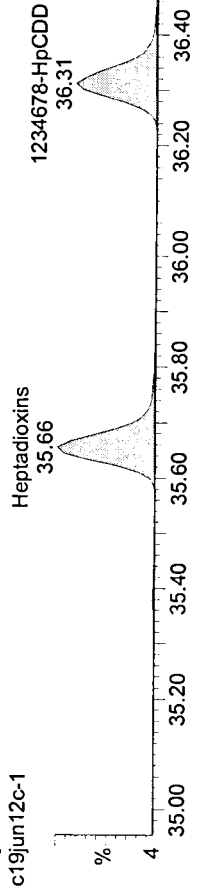
1613 CCAL Summary

Dataset: C:\MassLynx\Default.pro\Concals\1613\c19jun12c-1.qld

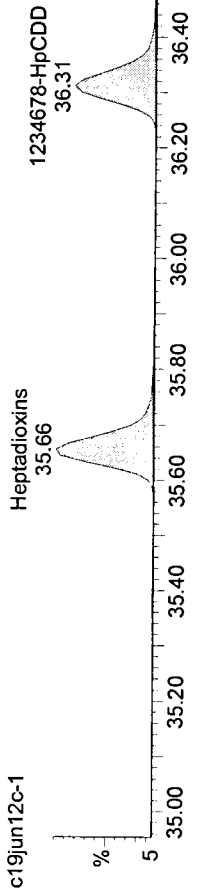
Last Altered: Wednesday, June 20, 2012 07:59:19 Eastern Daylight Time
Printed: Wednesday, June 20, 2012 08:40:35 Eastern Daylight Time

Name: c19jun12c-1, Date: 19-Jun-2012, Time: 21:25:57, ID: Retcon S39-258, Submitter: , Task: HRMS3, User: KAS


Heptadioxins



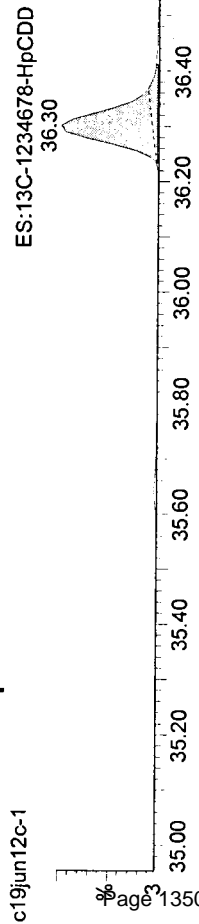
Heptadioxins



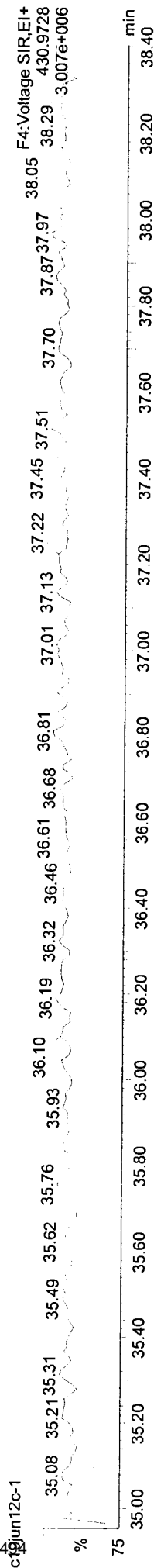
ES:13C-1234678-HpCDD



ES:13C-1234678-HpCDD



F4 Lock Mass



Method: Untitled 15 Jun 2012 16:54:53

Calibration: C:\MassLynx\Default.PRO\CurveDB\MS-0042012_1613.cdb 08 May 2012 08:31:36

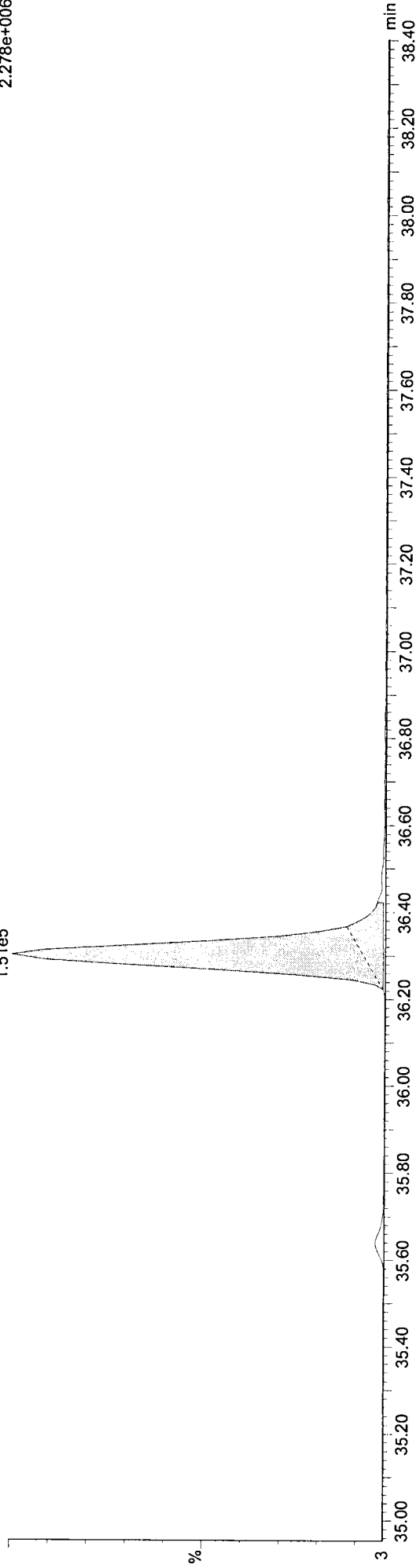
Compound Name: ES:13C-1234678-HpCDD

Sample Name: c19jun12c-1

c19jun12c-1
Retcon S39-258

ES:13C-1234678-HpCDD
36.30
1.51e5

F4:Voltage SIR,EI+
435.8169
2.278e+006

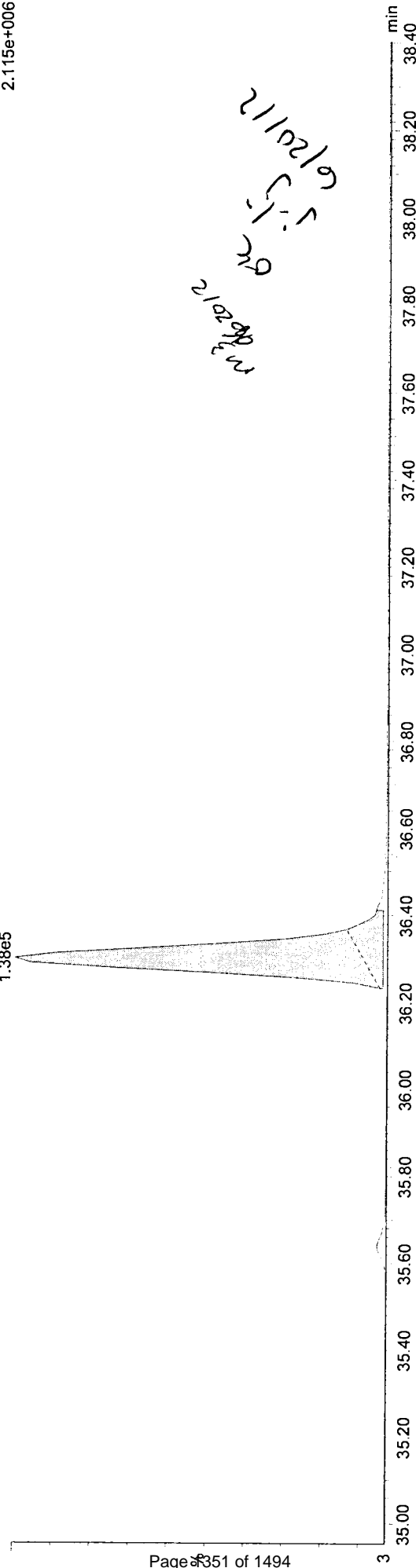


Sample Name: c19jun12c-1

c19jun12c-1
Retcon S39-258

ES:13C-1234678-HpCDD
36.30
1.38e5

F4:Voltage SIR,EI+
437.8140
2.115e+006



Quantify Sample Report MassLynx 4.1

1613 CCAL Summary

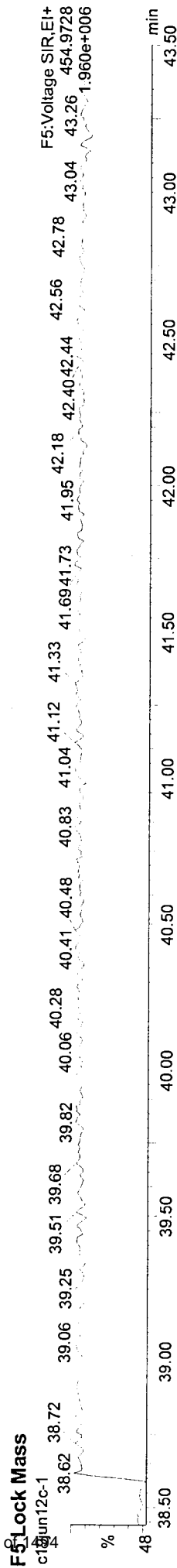




Dataset: C:\MassLynx\Default.pro\Concals\1613\c19jun12c-1.qld

Last Altered: Wednesday, June 20, 2012 07:59:19 Eastern Daylight Time

Printed: Wednesday, June 20, 2012 08:40:35 Eastern Daylight Time

312014

Name: c19jun12c-1, Date: 19-Jun-2012, Time: 21:25:57, ID: Retcon S39-258, Submitter: , Task: HRMS3, User: KAS




Method: Untitled 15 Jun 2012 16:54:53
Calibration: C:\MassLynx\Default.PRO\CurveDB\DB5MS-0042012_1613.cdb 08 May 2012 08:31:36

Compound Name: ES:13C-OCDD

Sample Name: c19jun12c-1

c19jun12c-1
Retcon S39-258
ES:13C-OCDD
39.38
2.34e5

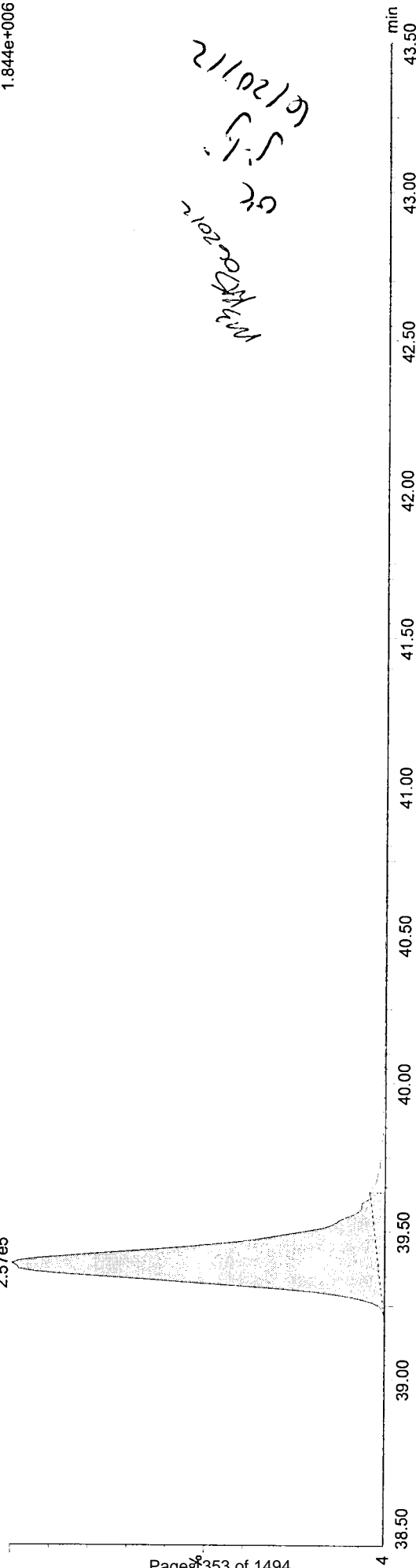
F5:Voltage SIR.EI+
469.7780
1.685e+006



Sample Name: c19jun12c-1

c19jun12c-1
Retcon S39-258
ES:13C-OCDD
39.39
2.57e5

F5:Voltage SIR.EI+
471.7750
1.844e+006



Quantify Sample Report MassLynx 4.1

1613 CCAL Summary

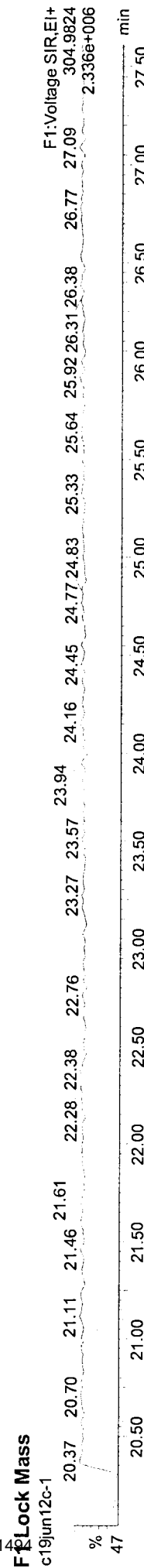
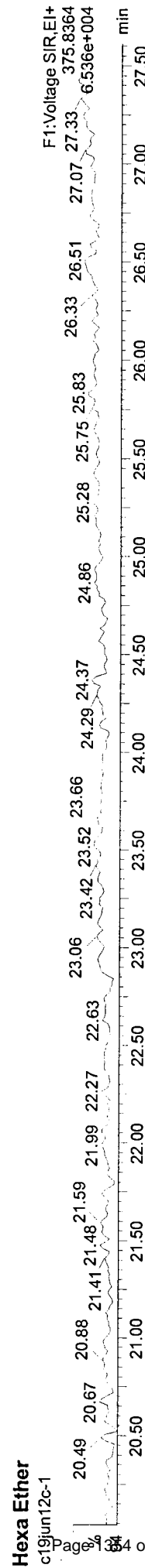
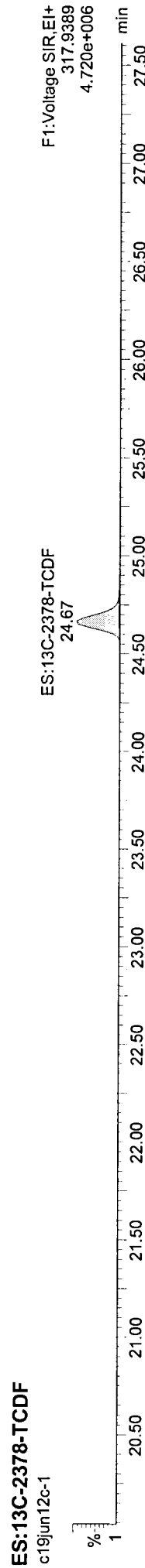
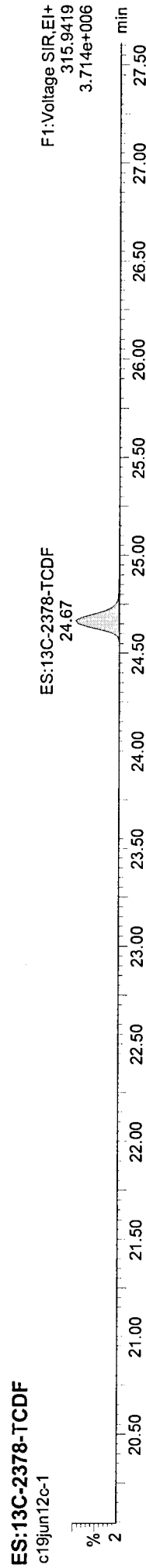

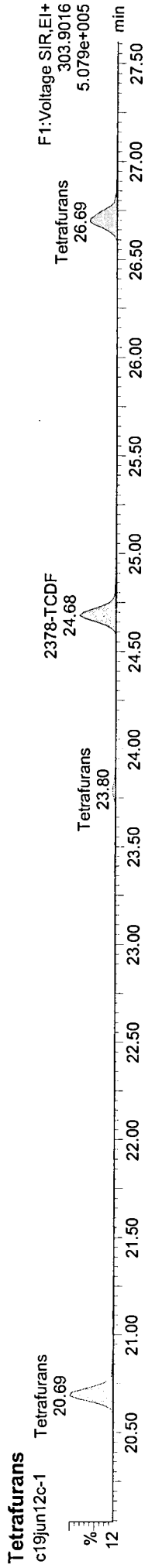
Dataset: C:\MassLynx\Default.pro\Concals\1613\c19jun12c-1.qld

Last Altered: Wednesday, June 20, 2012 07:59:19 Eastern Daylight Time

Printed: Wednesday, June 20, 2012 08:40:35 Eastern Daylight Time

312014

Name: c19jun12c-1, Date: 19-Jun-2012, Time: 21:25:57, ID: Retcon S39-258, Submitter: , Task: HRMS3, User: KAS



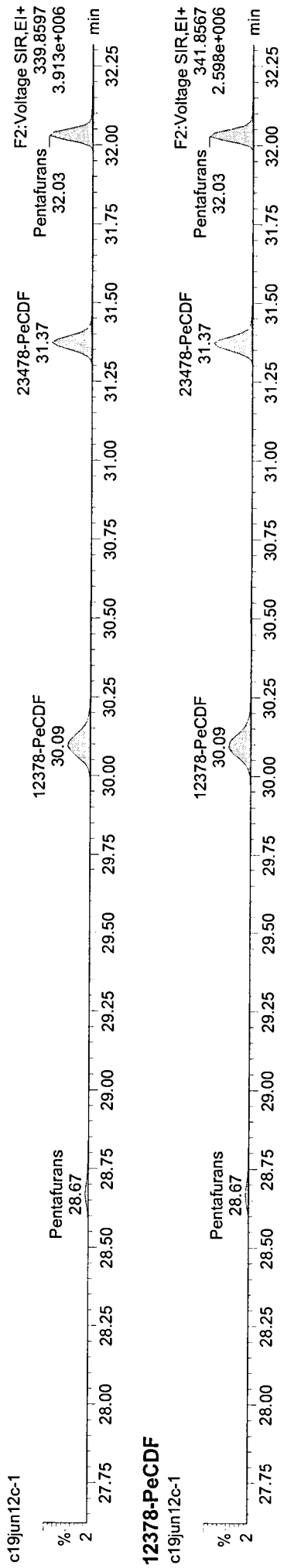
Quantify Sample Report
1613 CCAL Summary ###
MassLynx 4.1

Dataset: C:\MassLynx\Default.pro\Concals\1613\c19jun12c-1.qld

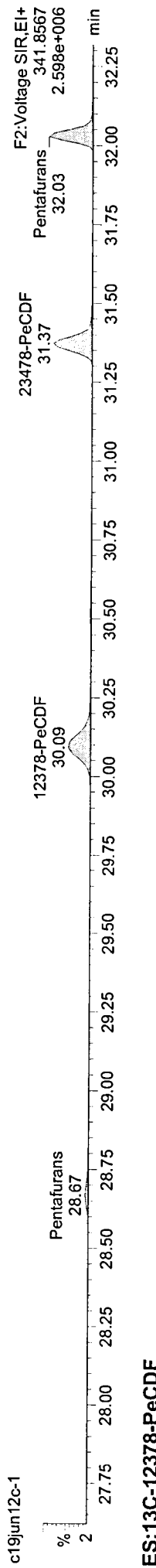
Last Altered: Wednesday, June 20, 2012 07:59:19 Eastern Daylight Time
Printed: Wednesday, June 20, 2012 08:40:35 Eastern Daylight Time

Name: c19jun12c-1, Date: 19-Jun-2012, Time: 21:25:57, ID: Retcon S39-258, Submitter: , Task: HRMS3, User: KAS

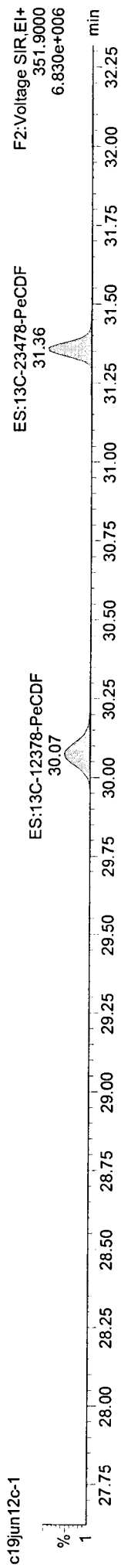
12378-PeCDF



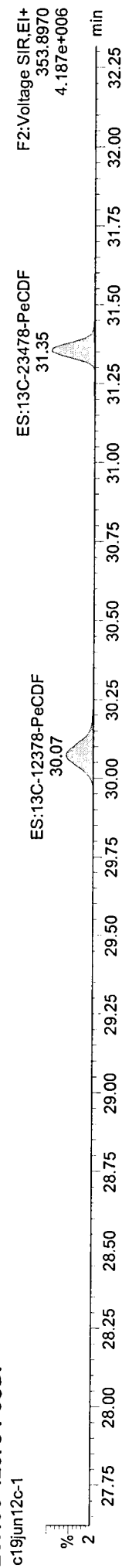
12378-PeCDF



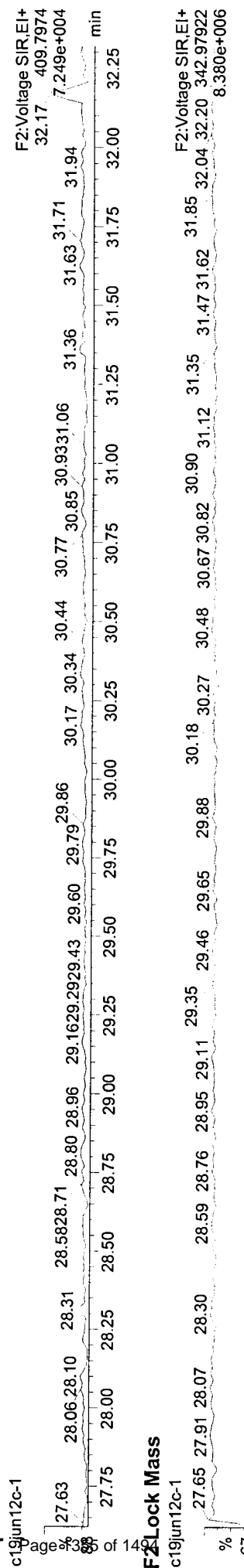
ES:13C-12378-PeCDF



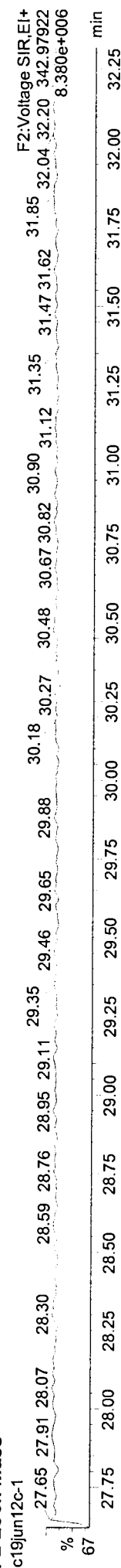
ES:13C-12378-PeCDF



Hepta Ether



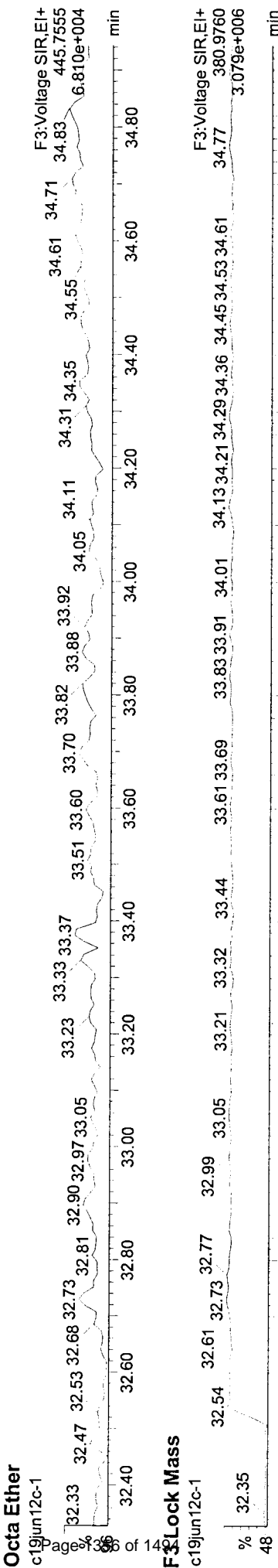
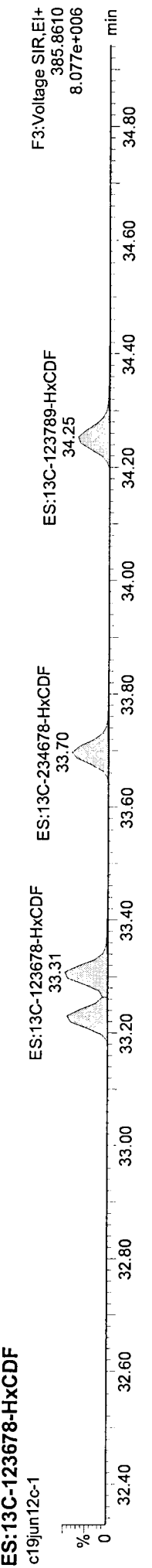
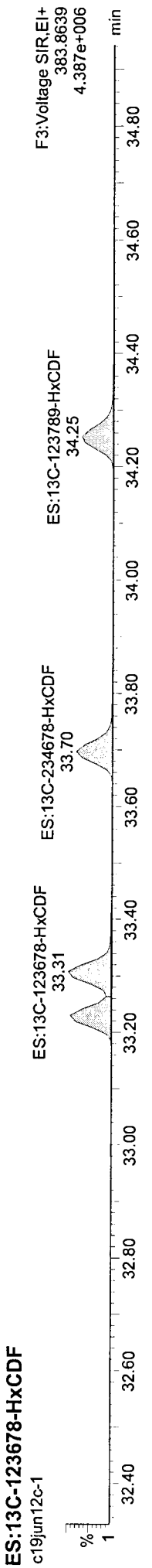
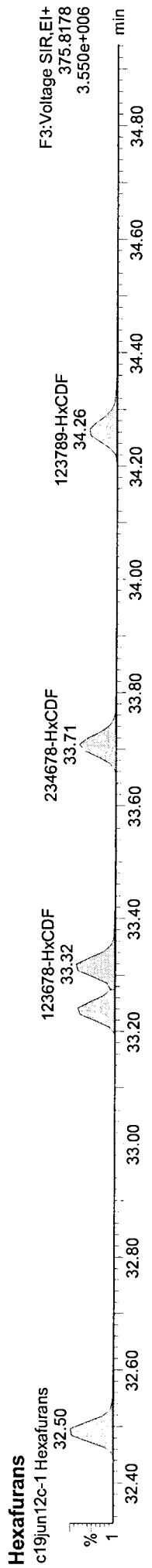
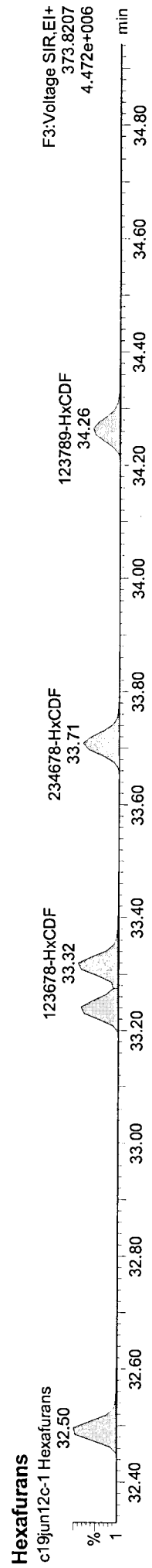
F2:Lock Mass



Dataset: C:\MassLynx\Default.pro\Concals\1613\c19jun12c-1.qld

Last Altered: Wednesday, June 20, 2012 07:59:19 Eastern Daylight Time
Printed: Wednesday, June 20, 2012 08:40:35 Eastern Daylight Time

Name: c19jun12c-1, Date: 19-Jun-2012, Time: 21:25:57, ID: Retcon S39-258, Submitter: , Task: HRMS3, User: KAS



Method: Untitled 15 Jun 2012 16:54:53
Calibration: C:\MassLynx\Default.PRO\CurveDB\MS-0042012_1613.cdb 08 May 2012 08:31:36

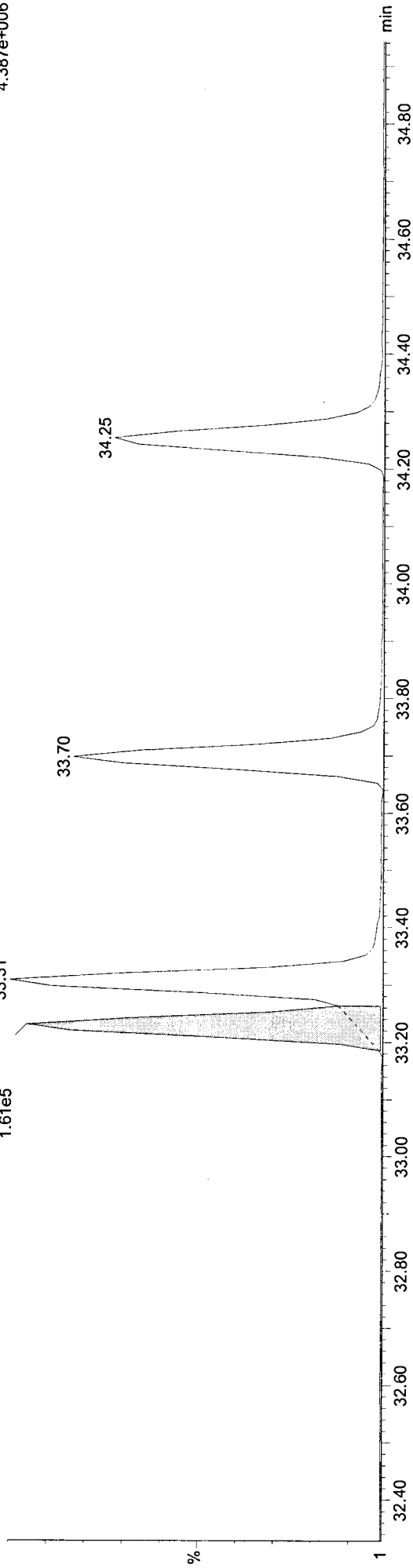
Compound Name: ES:13C-123478-HxCDF

Sample Name: c19jun12c-1

c19jun12c-1
Retcon S39-258

ES:13C-123478-HxCDF
33.23
1.61e5

F3:Voltage SIR,EI+
383.8639
4.387e+006

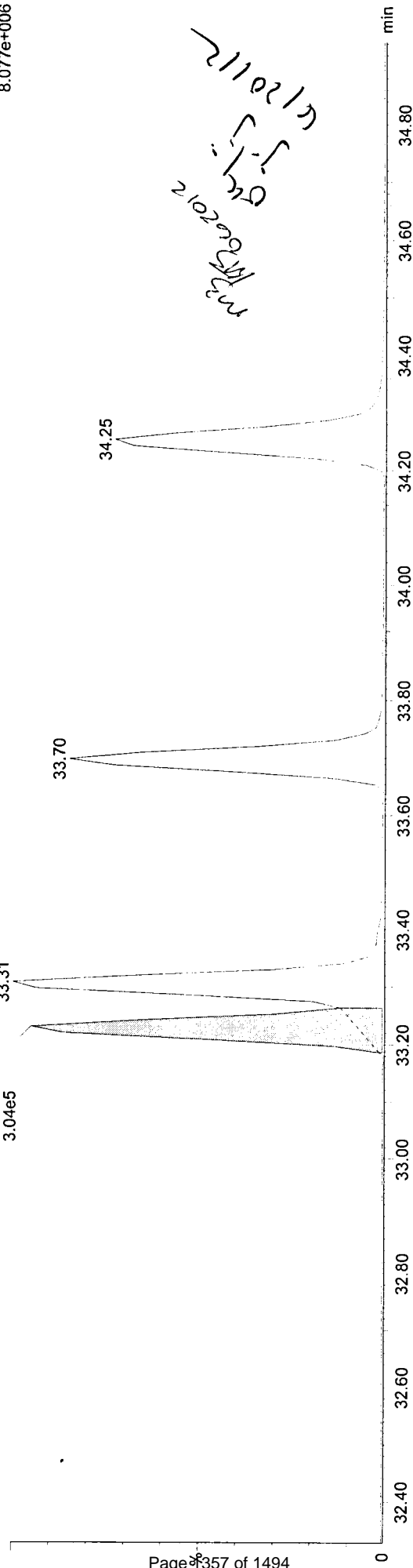


Sample Name: c19jun12c-1

c19jun12c-1
Retcon S39-258

ES:13C-123478-HxCDF
33.23
3.04e5

F3:Voltage SIR,EI+
385.8610
8.077e+006

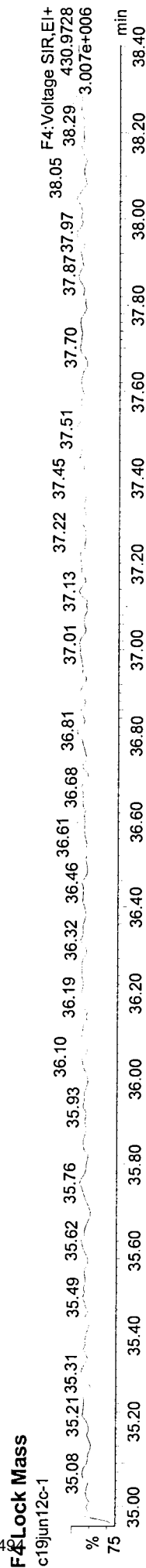
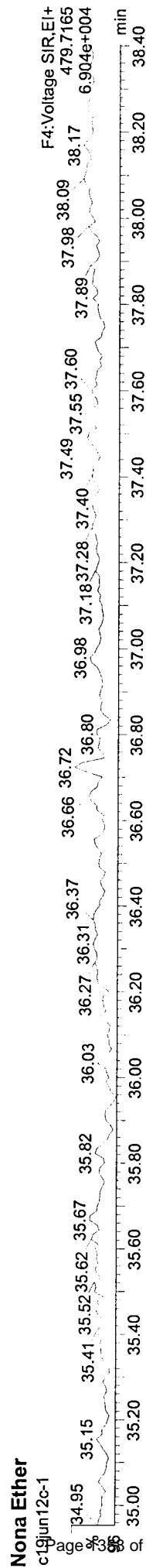
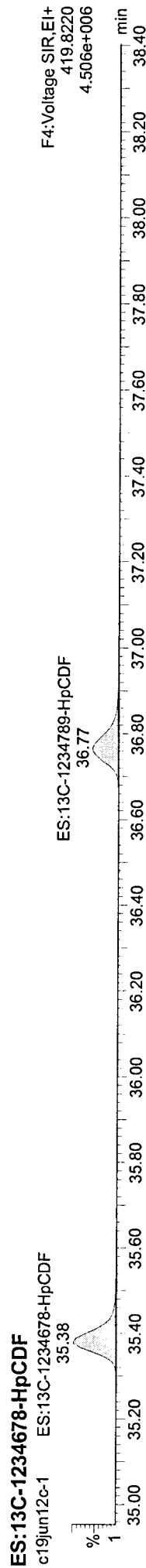
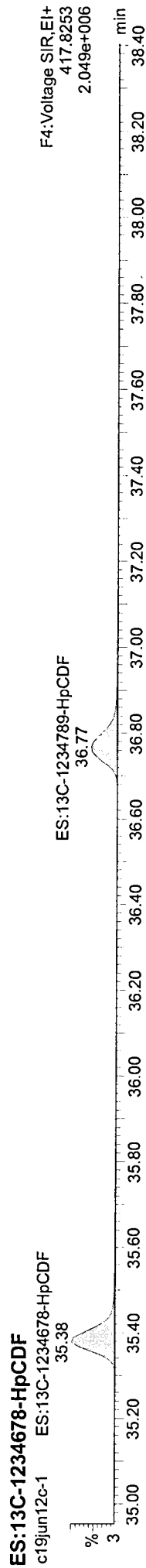
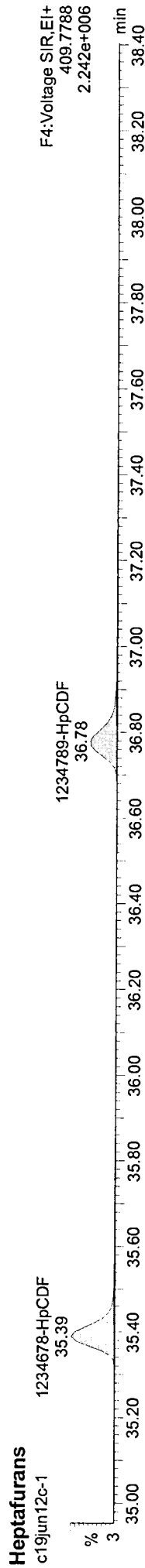
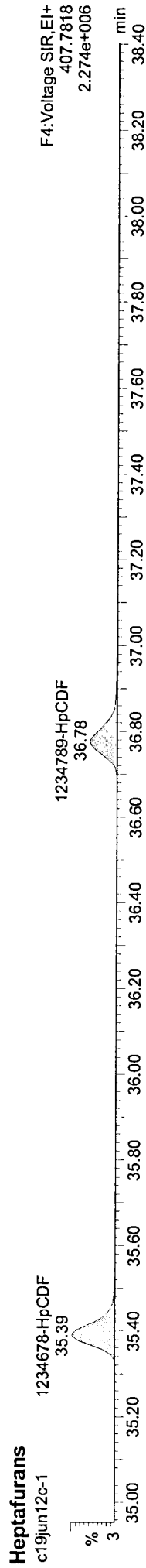


Quantify Sample Report
1613 CCAL Summary ###
MassLynx 4.1

Dataset: C:\MassLynx\Default.pro\Concals\1613\c19jun12c-1.qld

Last Altered: Wednesday, June 20, 2012 07:59:19 Eastern Daylight Time
Printed: Wednesday, June 20, 2012 08:40:35 Eastern Daylight Time

Name: c19jun12c-1, Date: 19-Jun-2012, Time: 21:25:57, ID: Retcon S39-258, Submitter: , Task: HRMS3, User: KAS

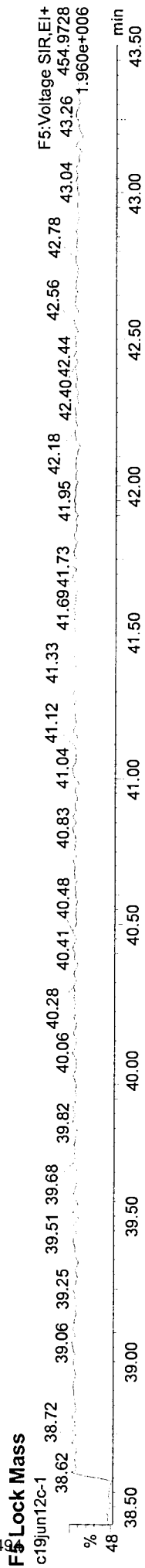
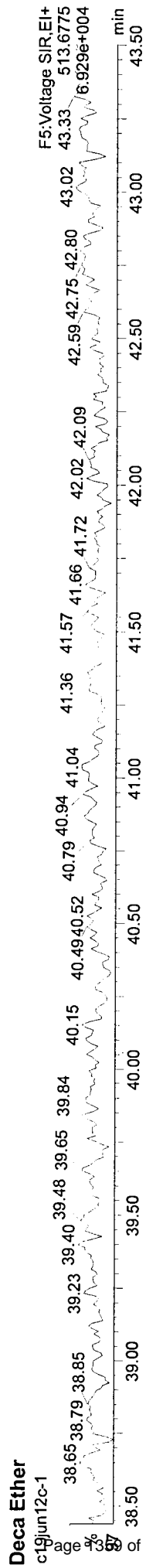
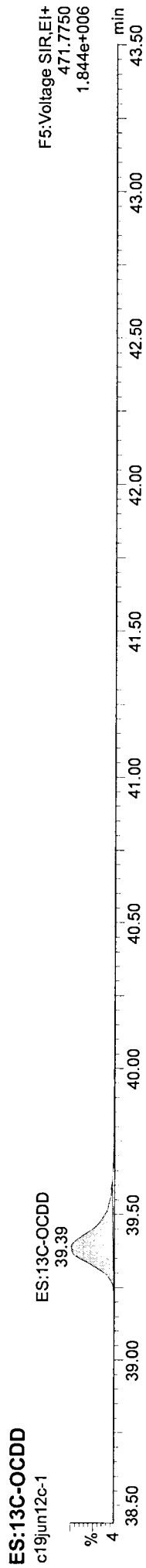
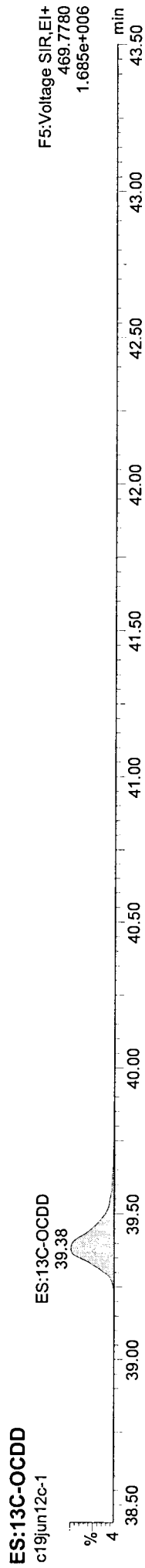

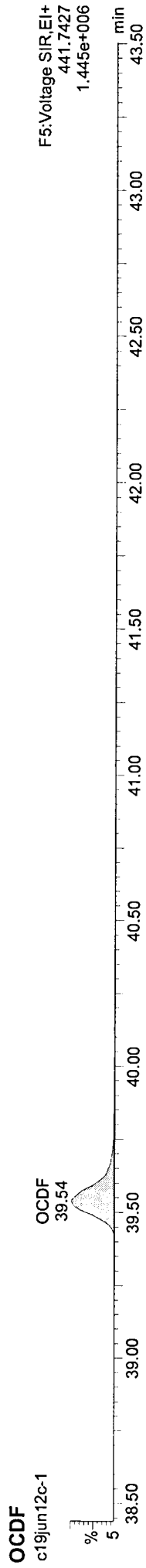


Quantify Sample Report
1613 CCAL Summary ###
MassLynx 4.1

Dataset: C:\MassLynx\Default.pro\Concals\1613\c19jun12c-1.qld

Last Altered: Wednesday, June 20, 2012 07:59:19 Eastern Daylight Time
Printed: Wednesday, June 20, 2012 08:40:35 Eastern Daylight Time

Name: c19jun12c-1, Date: 19-Jun-2012, Time: 21:25:57, ID: Retcon S39-258, Submitter: , Task: HRMS3, User: KAS



SGS North America, Inc.

Instrument: HRMS3

Data File	Sample ID	An alyst	Acquisition Date/Time	Inj. Vol
c20jun12a_3-1	RETCON_S40 -43A	KAS	2012-06-20 22:00:20	1 uL
c20jun12a_3-2	73531	KAS	2012-06-20 22:45:12	1 uL
c20jun12a_3-3	73561	KAS	2012-06-20 23:30:06	1 uL
c20jun12a_3-4	75162	KAS	2012-06-21 00:15:10	1 uL
c20jun12a_3-5	73530	KAS	2012-06-21 01:00:09	1 uL
c20jun12a_3-6	73560	KAS	2012-06-21 01:45:11	1 uL
c20jun12a_3-7	31201450001	KAS	2012-06-21 02:30:14	1 uL
c20jun12a_3-8	31201450002	KAS	2012-06-21 03:15:12	1 uL
c20jun12a_3-9	31201450003	KAS	2012-06-21 04:00:13	1 uL
c20jun12a_3-10	31201450010	KAS	2012-06-21 04:45:17	1 uL
c20jun12a_3-11	31201450011	KAS	2012-06-21 05:30:21	1 uL
c20jun12a_3-12	31201450012	KAS	2012-06-21 06:15:23	1 uL
c20jun12a_3-13	31201450013	KAS	2012-06-21 07:00:25	1 uL
c20jun12a_3-14	31201450014	KAS	2012-06-21 07:45:28	1 uL
c20jun12a_3-15	31201450015	KAS	2012-06-21 08:30:28	1 uL
c20jun12a_3-16	31201450016	KAS	2012-06-21 09:15:27	1 uL

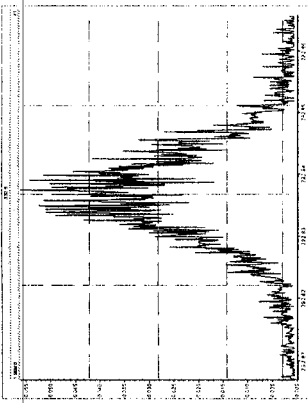
Good 100%

* End Neg
Good

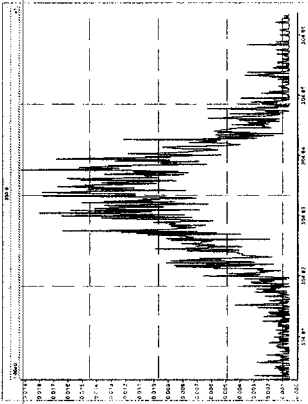
verified
6/21/12

Printed: Wednesday, June 20, 2012 22:00:13 Eastern Daylight Time

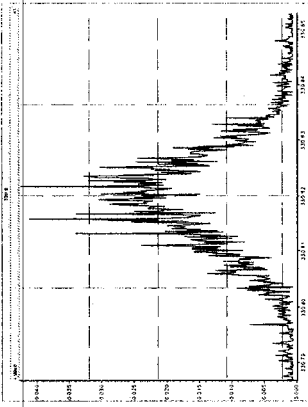
M 292.9824 R 10082



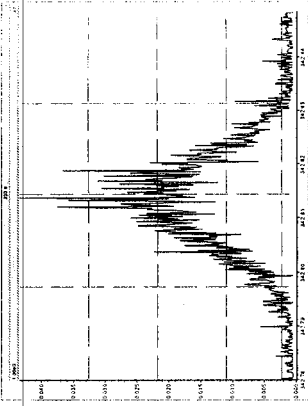
M 304.9824 R 11013



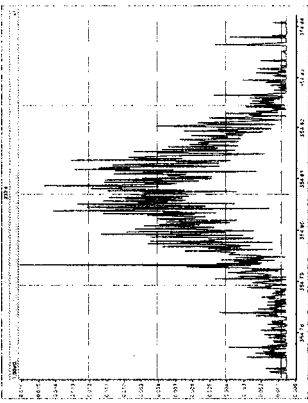
M 330.9792 R 10301



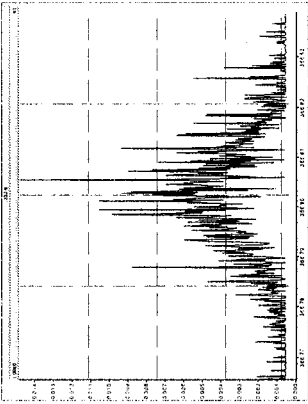
M 342.9792 R 10010



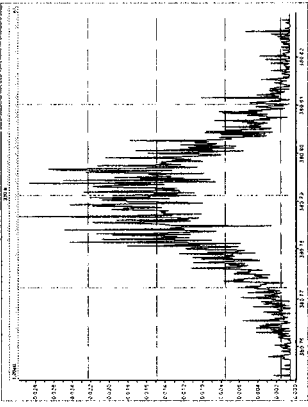
M 354.9792 R 0 *OK*



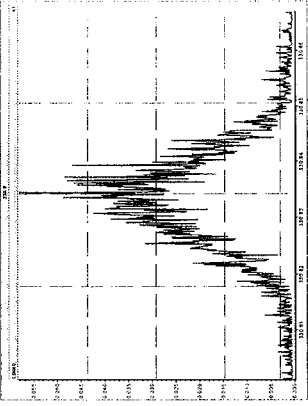
M 366.9792 R 0



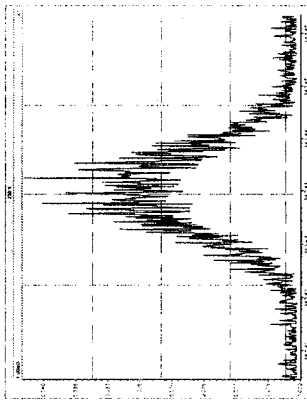
M 380.9760 R 10546



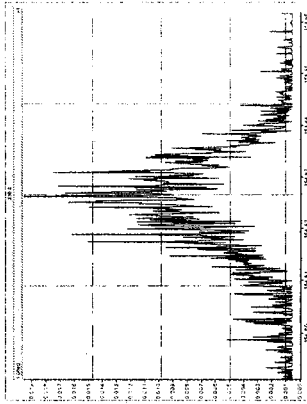
M 330.9792 R 10457



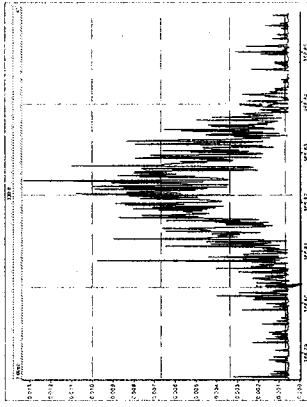
M 342.9792 R 10515



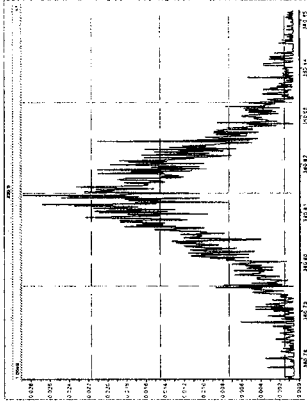
M 354.9792 R 0 *OK*



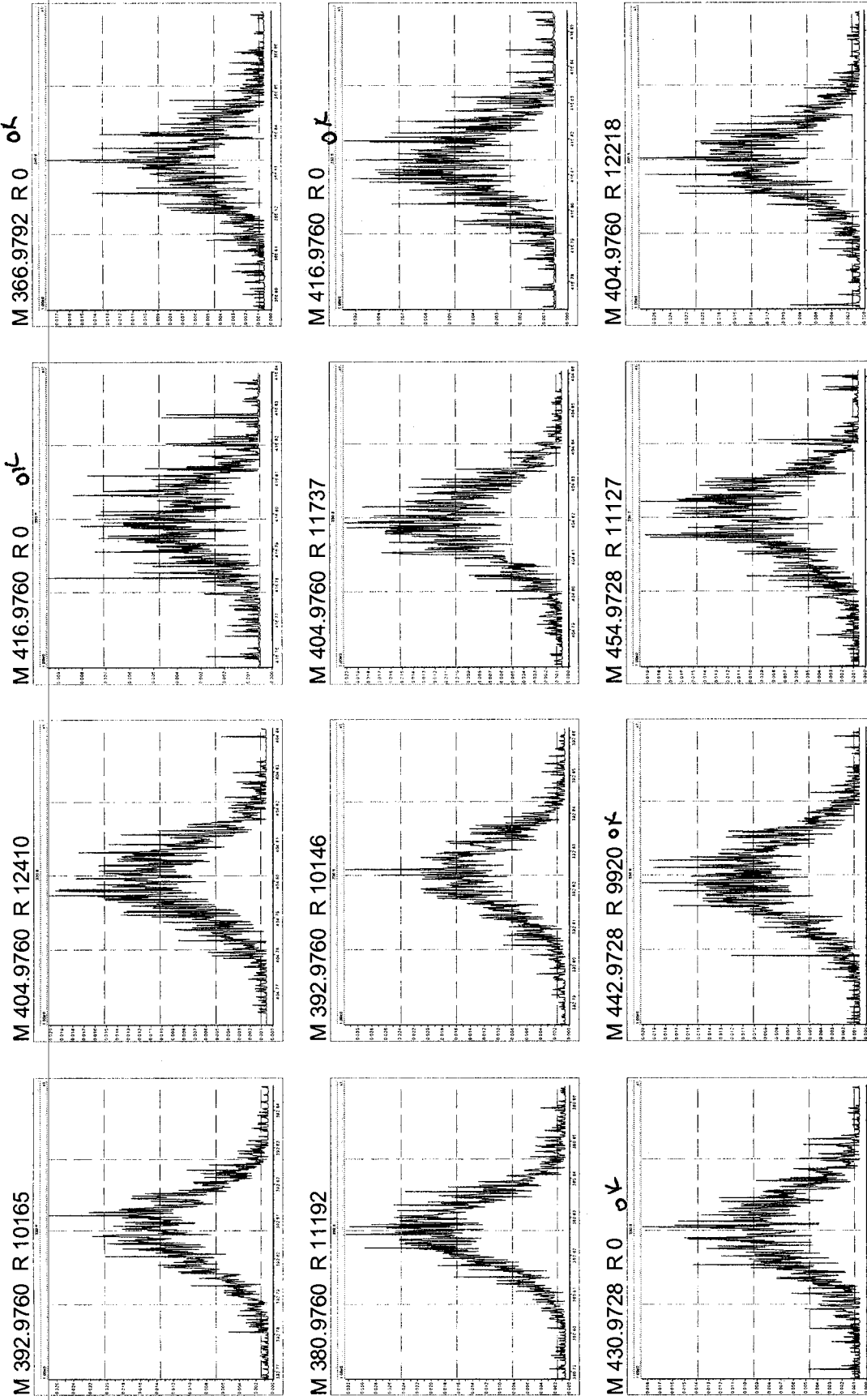
M 366.9792 R 6983 *OK*



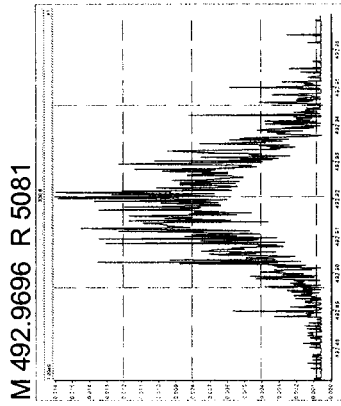
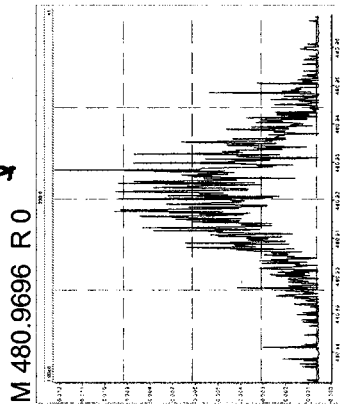
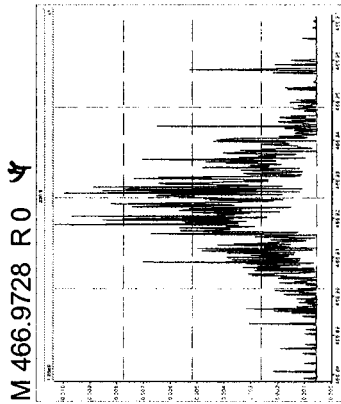
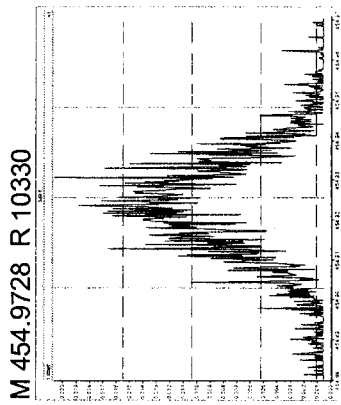
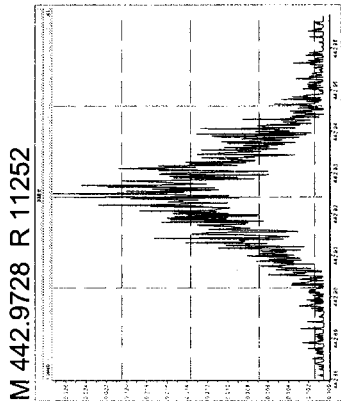
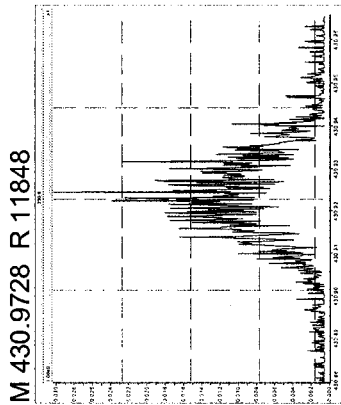
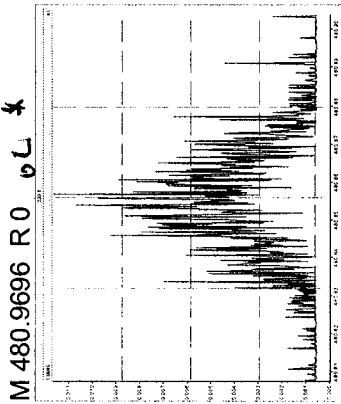
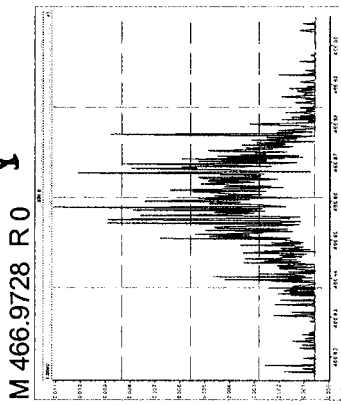
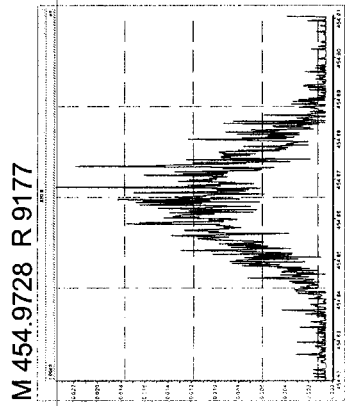
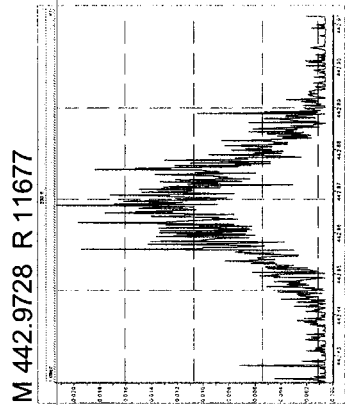
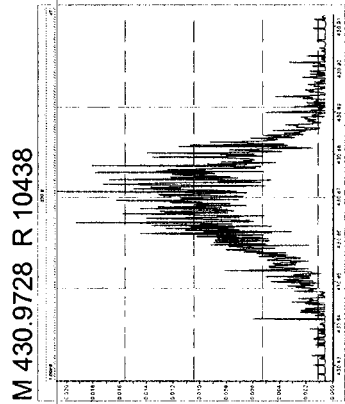
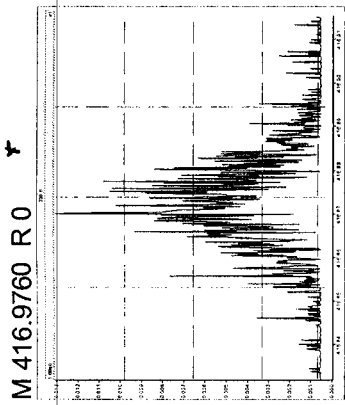
M 380.9760 R 11694



Printed: Wednesday, June 20, 2012 22:00:13 Eastern Daylight Time



Printed: Wednesday, June 20, 2012 22:00:13 Eastern Daylight Time

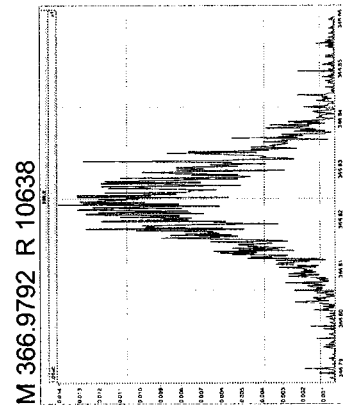
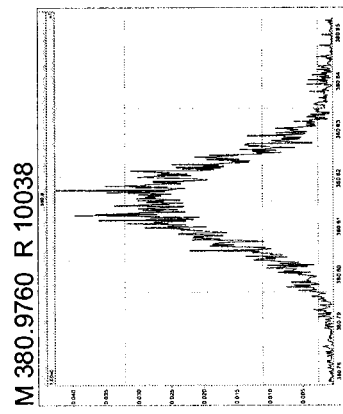

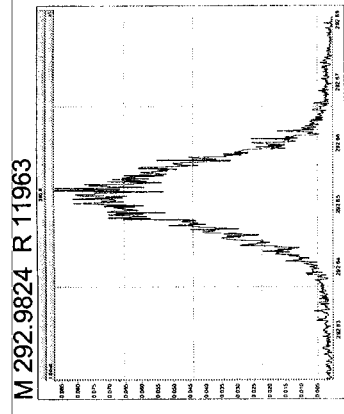
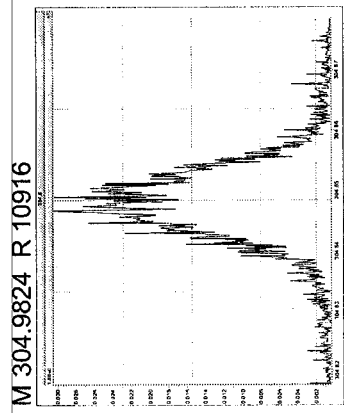
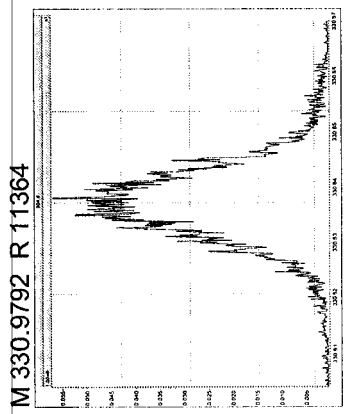
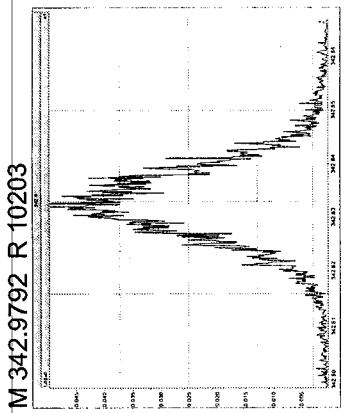


MassLynx 4.1

Experiment Calibration Report

File: Experiment: dioxins_db5ms_hrms3.exp Reference: Pfk.ref Function: 1 @ 200 (ppm)

Printed: Thursday, June 21, 2012 10:11:55 Eastern Daylight Time



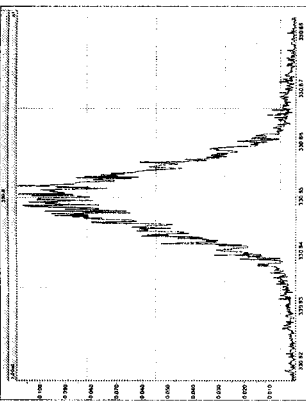
Experiment Calibration Report

MassLynx 4.1

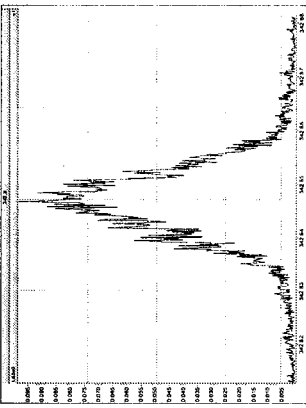
File: Experiment: dioxins_db5ms_hrms3.exp Reference: Pfk.ref Function: 2 @ 200 (ppm)

Printed: Thursday, June 21, 2012 10:12:41 Eastern Daylight Time

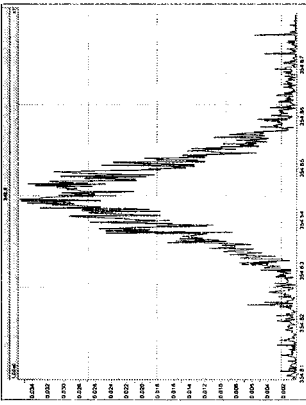
M 330.9792 R 12948



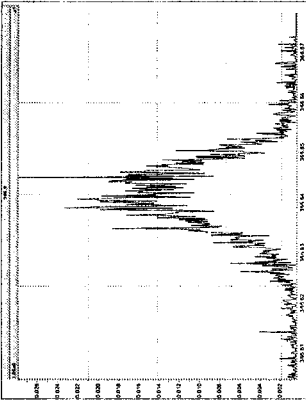
M 342.9792 R 13660



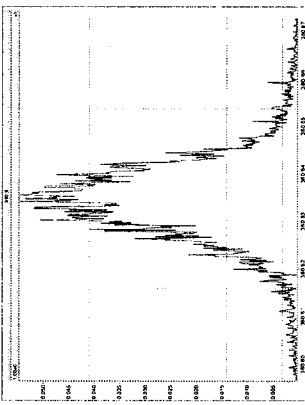
M 354.9792 R 13963



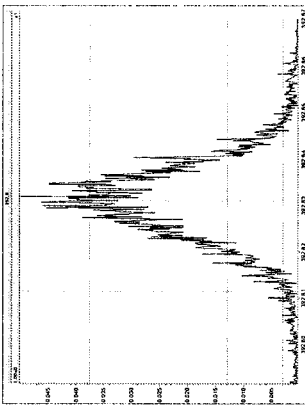
M 366.9792 R 13021



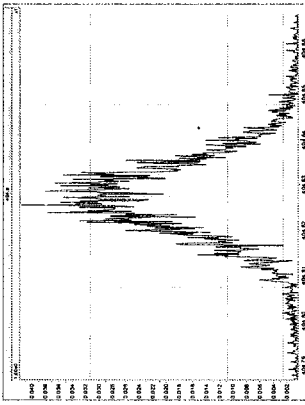
M 380.9760 R 11960



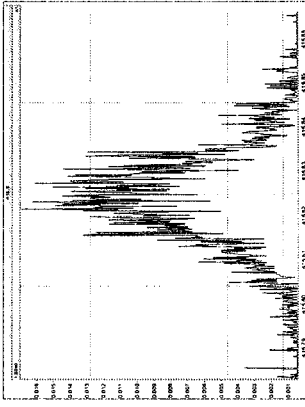
M 392.9760 R 11522



M 404.9760 R 12820



M 416.9760 R 10686



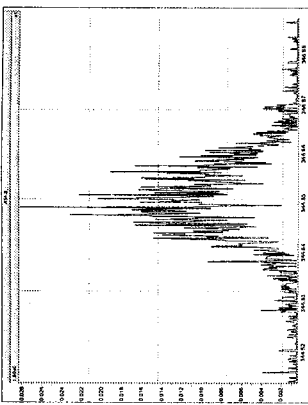
Experiment Calibration Report

MassLynx 4.1

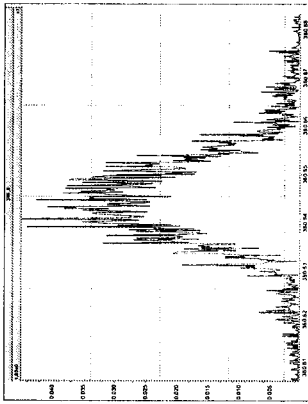
File: Experiment: dioxins_db5ms_hrms3.exp Reference: Pfk.ref Function: 3 @ 200 (ppm)

Printed: Thursday, June 21, 2012 10:13:48 Eastern Daylight Time

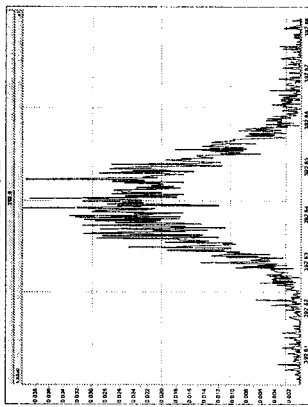
M 366.9792 R 14046



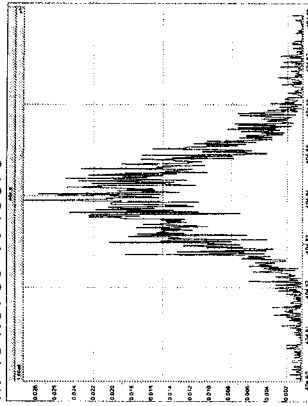
M 380.9760 R 13817



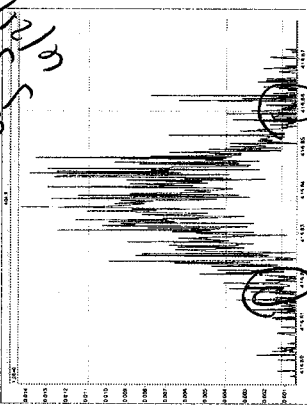
M 392.9760 R 12192



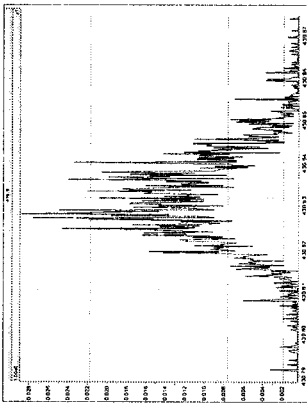
M 404.9760 R 10870



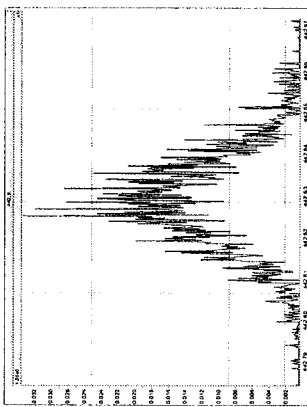
M 416.9760 R 0



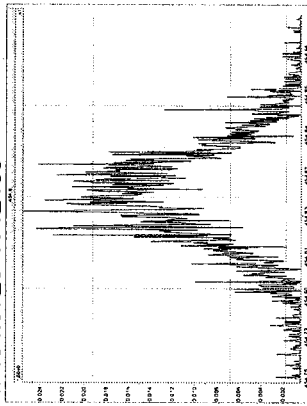
M 430.9728 R 11576



M 442.9728 R 13587



M 454.9728 R 12138



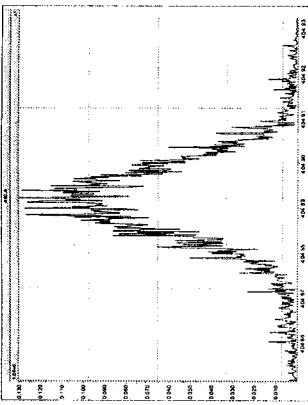
Experiment Calibration Report

MassLynx 4.1

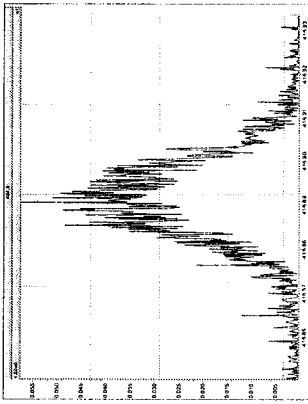
File: Experiment: dioxins_hrms3.exp Reference: Pfk.ref Function: 4 @ 200 (ppm)

Printed: Thursday, June 21, 2012 10:14:40 Eastern Daylight Time

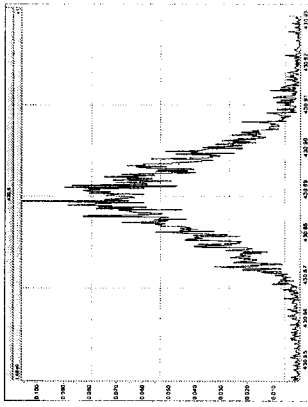
M 404.9760 R 12197



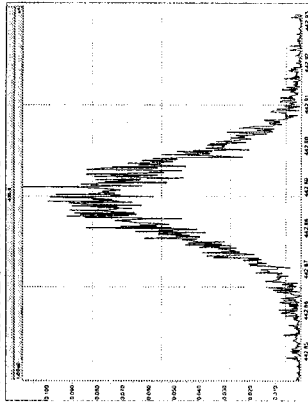
M 416.9760 R 12376



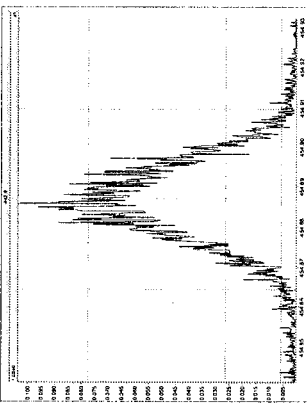
M 430.9728 R 11164



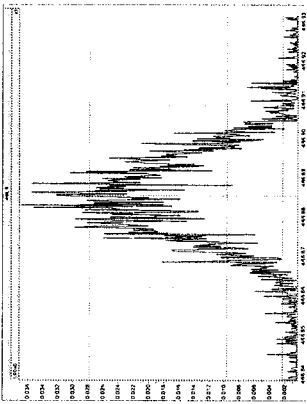
M 442.9728 R 11015



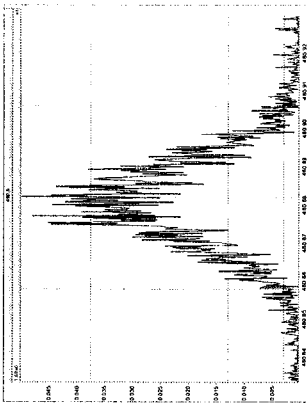
M 454.9728 R 12019



M 466.9728 R 12080



M 480.9696 R 11959



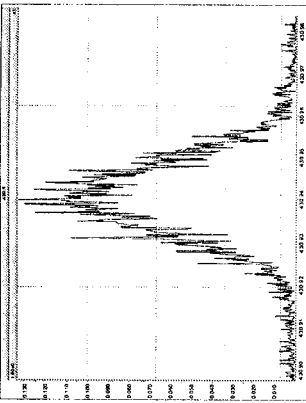
Experiment Calibration Report

MassLynx 4.1

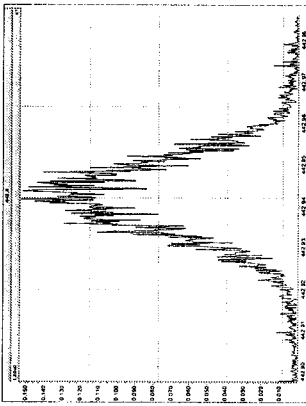
File: Experiment: dioxins_db5ms_hrms3.exp Reference: Pfk.ref Function: 5 @ 200 (ppm)

Printed: Thursday, June 21, 2012 10:15:07 Eastern Daylight Time

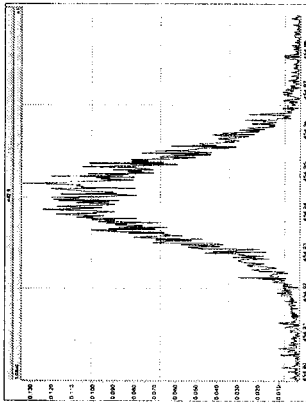
M 430.9728 R 11574



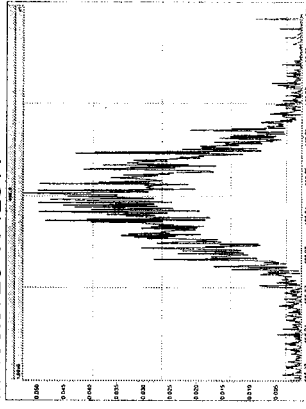
M 442.9728 R 10920



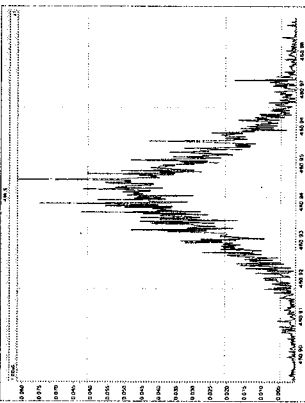
M 454.9728 R 11906



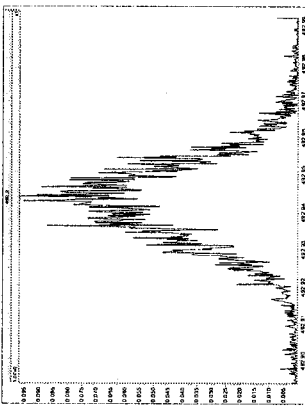
M 466.9728 R 12311



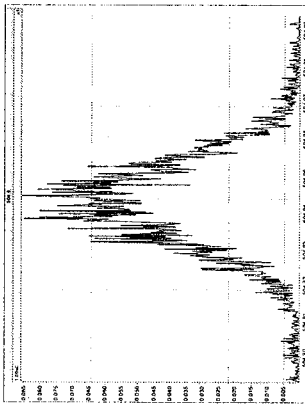
M 480.9696 R 11961



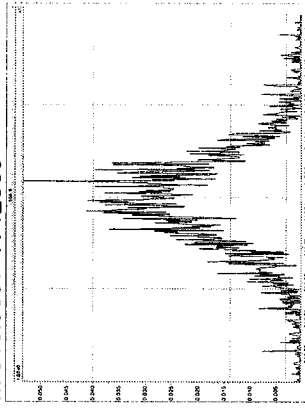
M 492.9696 R 10774



M 504.9696 R 11574



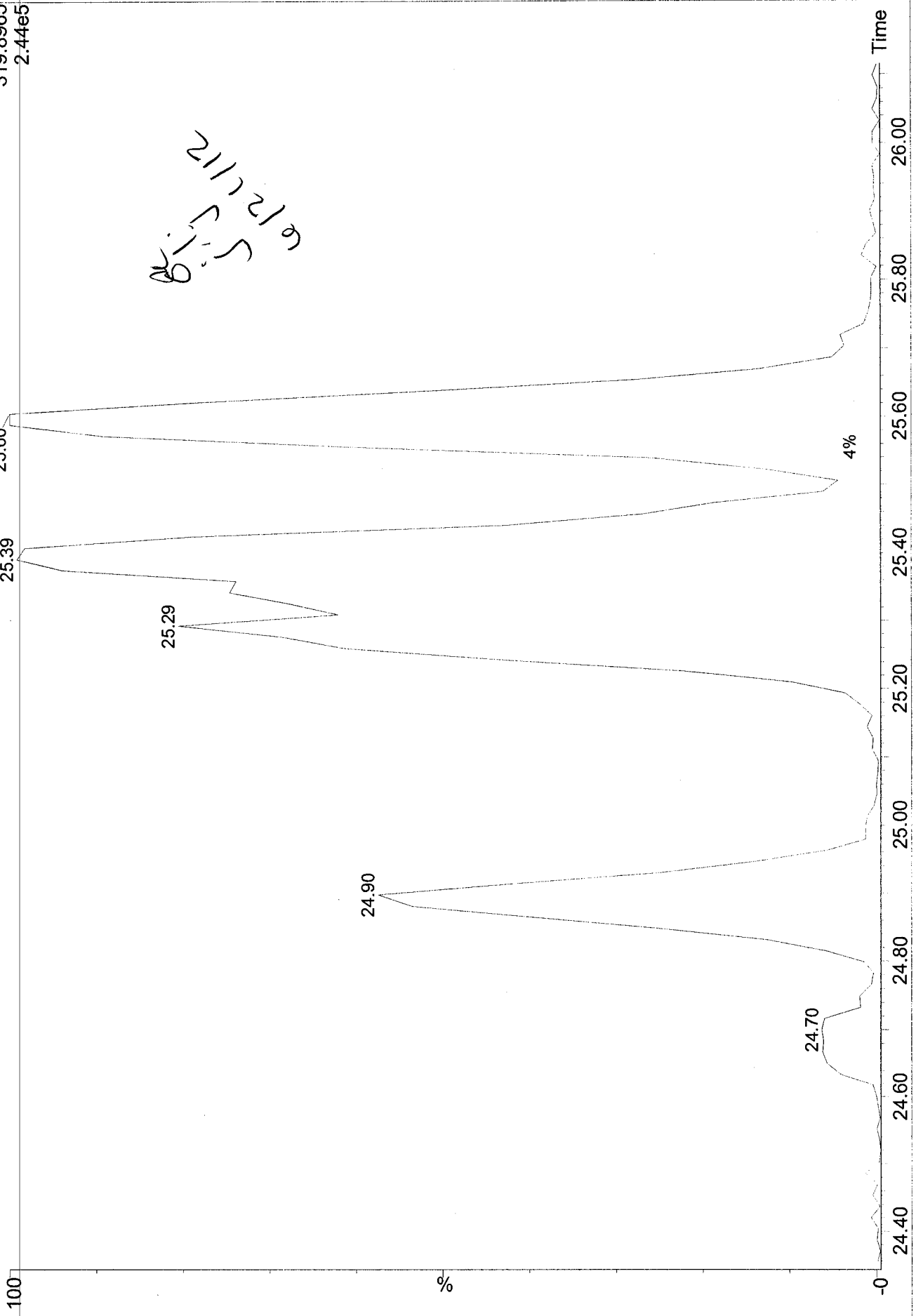
M 516.9697 R 12569



Sample ID: RETCON_S40-43A
Acq: 20-Jun-2012 22:00:20
Exp:dioxins_db5ms_hrms3
Inst: HRMS3

1: Voltage SIR 15 Channels EI+
319.8965
2.44e5

c20jun12a_3-1 Sb (1,40.00)



Quantify Sample Summary Report MassLynx 4.1

Dataset: C:\MassLynx\Default.pro\Concals\1613\c20jun12a_3-1wdrm.qld

Last Altered: Wednesday, 6/20/2012 10:47:17 PM Eastern Daylight Time
 Printed: Wednesday, 6/20/2012 10:47:41 PM Eastern Daylight Time

31201450

Method: Untitled 14 Jun 2012 08:07:04
 Calibration: C:\MassLynx\Default.PRO\CurveDB\IDB5MS-0042012_1613.cdb 08 May 2012 08:31:36

Name: c20jun12a_3-1
 Date: 20-Jun-2012
 Time: 22:00:20
 ID: RETCON_S40-43A

Description:
 Instrument:
 User: KAS


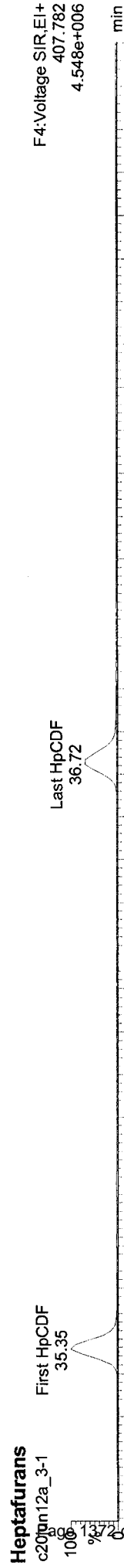
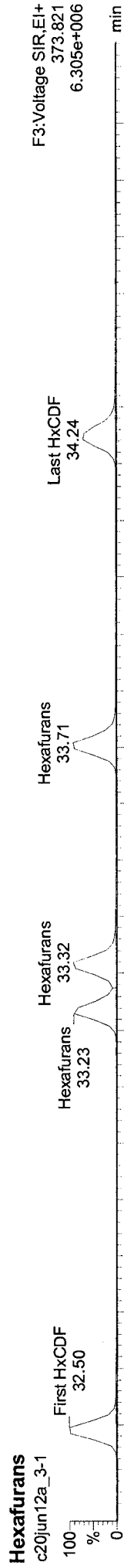
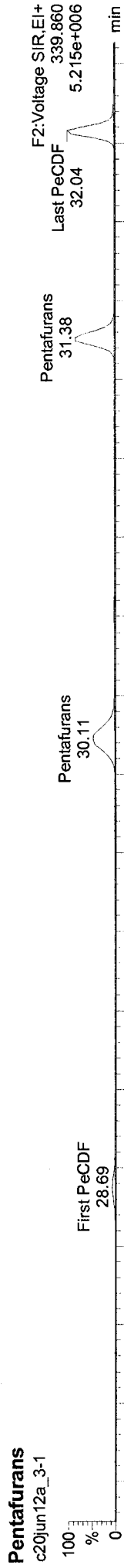

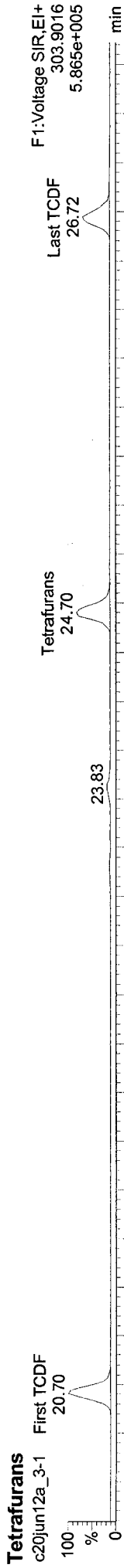
Name	RT
1 First TCDF	20.70
2 Last TCDF	26.72
3 First PeCDF (F1)	26.74
4 First PeCDF	28.69
5 Last PeCDF	32.04
6 First HxCDF	32.50
7 Last HxCDF	34.24
8 First HpCDF	35.35
9 Last HpCDF	36.72
10 OCDF	39.44
11 First TCDD	22.33
12 2378-TCDD	25.60
13 Last TCDD	26.61
14 First PeCDD	28.88
15 Last PeCDD	31.89
16 First HxCDD	32.85
17 Last HxCDD	34.04
18 First HpCDD	35.62
19 Last HpCDD	36.28
20 OCDD	39.24
21 Tetrafurans	
22 Tetradoxins	
23 Penta furans	
24 Pentadoxins	
25 Hexa furans	
26 Hexadoxins	

Quantify Sample Report MassLynx 4.1

Dataset: C:\MassLynx\Default.pro\Concals\1613\c20jun12a_3-1wdm.qld

Last Altered: Wednesday, 6/20/2012 10:47:17 PM Eastern Daylight Time
Printed: Wednesday, 6/20/2012 10:47:41 PM Eastern Daylight Time

Name: c20jun12a_3-1, Date: 20-Jun-2012, Time: 22:00:20, ID: RETCON_S40-43A, Description: , Instrument: , User: KAS



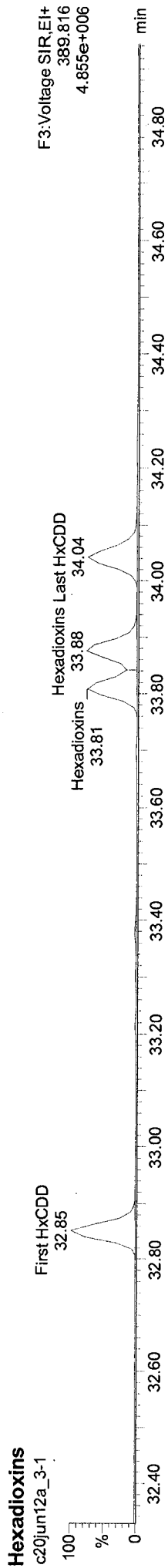

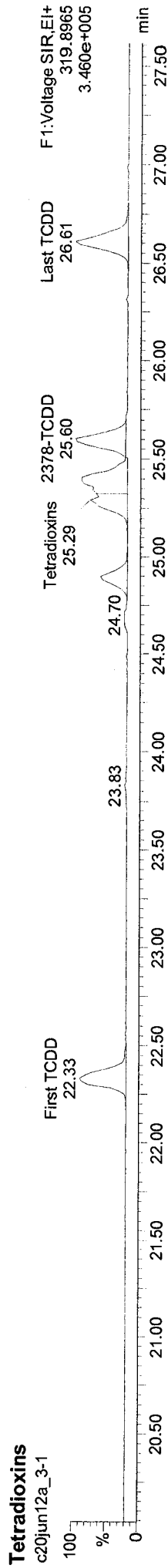


Quantify Sample Report MassLynx 4.1

Dataset: C:\MassLynx\Default.pro\Concals\1613\c20jun12a_3-1wdm.qld

Last Altered: Wednesday, 6/20/2012 10:47:17 PM Eastern Daylight Time
Printed: Wednesday, 6/20/2012 10:47:41 PM Eastern Daylight Time

Method: Untitled 14 Jun 2012 08:07:04
Calibration: C:\MassLynx\Default.PRO\CurveDB\DB5MS-0042012_1613.cdb 08 May 2012 08:31:36
Name: c20jun12a_3-1, Date: 20-Jun-2012, Time: 22:00:20, ID: RETCON_S40-43A, Description: , Instrument: , User: KAS



Quantify Sample Summary Report
 ### 1613 CCAL Summary ###

MassLynx 4.1

Dataset: C:\MassLynx\Default.pro\Concals\1613\c20jun12a_3-1.qld

Last Altered: Wednesday, 6/20/2012 10:46:00 PM Eastern Daylight Time
 Printed: Wednesday, 6/20/2012 10:46:24 PM Eastern Daylight Time

201450

Method: C:\MassLynx\Default.PRO\MethDB\m1613-061912-db5ms.mdb 20 Jun 2012 08:46:37
 Calibration: C:\MassLynx\Default.PRO\CurveDB\B5MS-0042012_1613.cdb 08 May 2012 08:31:36

Name: c20jun12a_3-1, Date: 20-Jun-2012, Time: 22:00:20, ID: RETCON_S40-43A, Submitter: HRD1734, Task: HRMS3, User: KAS

Name	Response	Ion1Ar	Ion2Area	RT	RA	RA	RRF	IcalRRF	Height1	Noise1	SN1	Height2	Noise2	SN2	M	pg/ul	Low	High	Fail?	
1	2378-TCDD	5.390e4	2.368e4	3.022e4	25.59	0.78	NO	1.175	1.075	2.671e5	718	372.0	3.324e5	653	508.8	db	10.925	7.8	12.9	NO
2	12378-PeCDD	2.242e5	1.385e5	8.569e4	31.64	1.62	NO	1.091	1.039	2.916e6	1048	2783.3	1.779e6	668	2664.7	bb	52.514	39	65.0	NO
3	123478-HxCDD	2.563e5	1.393e5	1.170e5	33.81	1.19	NO	1.139	1.065	3.495e6	1918	1822.1	2.905e6	4019	722.8	bd	53.488	39	64.0	NO
4	123678-HxCDD	2.666e5	1.485e5	1.182e5	33.88	1.26	NO	1.028	0.996	3.519e6	1918	1834.5	2.785e6	4019	692.9	db	51.619	39	64.0	NO
5	123789-HxCDD	2.646e5	1.466e5	1.181e5	34.04	1.24	NO	1.092	1.029	3.423e6	1918	1784.6	2.702e6	4019	672.3	bb	53.078	41	61.0	NO
6	1234678-HpCDD	2.507e5	1.288e5	1.219e5	36.28	1.06	NO	1.085	1.055	2.361e6	2323	1016.6	2.243e6	1655	1355.0	bb	51.402	43	58.0	NO
7	OCDD	4.470e5	2.128e5	2.342e5	39.25	0.91	NO	1.088	1.063	2.560e6	1059	2417.0	2.789e6	1554	1794.6	bb	102.293	79	126	NO
8	2378-TCDF	8.196e4	3.565e4	4.631e4	24.70	0.77	NO	1.055	0.980	4.193e5	790	530.7	5.358e5	1346	398.1	bb	10.767	8.4	12.0	NO
9	12378-PeCDF	3.619e5	2.217e5	1.403e5	30.11	1.58	NO	1.075	0.980	2.404e6	1256	1913.2	1.514e6	1060	1428.1	bb	54.833	41	60.0	NO
10	23478-PeCDF	3.663e5	2.251e5	1.412e5	31.38	1.59	NO	1.052	1.022	4.293e6	1256	3416.4	2.654e6	1060	2503.5	bb	51.469	41	61.0	NO
11	123478-HxCDF	3.815e5	2.107e5	1.707e5	33.23	1.23	NO	1.217	1.183	5.175e6	2624	1972.5	4.380e6	2485	1762.8	bd	51.419	45	56.0	NO
12	123678-HxCDF	4.105e5	2.300e5	1.805e5	33.32	1.27	NO	1.190	1.168	5.427e6	2624	2068.4	4.223e6	2485	1699.2	db	50.964	44	57.0	NO
13	234678-HxCDF	4.159e5	2.351e5	1.807e5	33.71	1.30	NO	1.305	1.178	5.428e6	2624	2068.9	4.220e6	2485	1698.3	bb	55.426	45	56.0	NO
14	123789-HxCDF	3.595e5	1.984e5	1.610e5	34.24	1.23	NO	1.128	1.110	4.172e6	2624	1590.2	3.388e6	2485	1363.2	bb	50.788	44	57.0	NO
15	1234678-HpCDF	4.220e5	2.146e5	2.074e5	35.35	1.03	NO	1.435	1.389	4.292e6	2126	2018.7	4.208e6	2857	1472.8	bb	51.675	45	55.0	NO
16	1234789-HpCDF	3.501e5	1.795e5	1.706e5	36.72	1.05	NO	1.427	1.389	2.978e6	2126	1400.6	2.770e6	2857	969.6	bb	51.368	43	58.0	NO
17	OCDF	5.760e5	2.775e5	2.985e5	39.44	0.93	NO	1.401	1.290	3.271e6	1162	2814.1	3.462e6	1010	3427.3	bb	108.591	63	159	NO
18	ES:13C-2378-TCDD	4.598e5	2.025e5	2.563e5	25.57	0.79	NO	0.975	0.991	2.312e6	1402	1648.9	2.951e6	655	4505.6	bb	98.339	82	121	NO
19	ES:13C-12378-PeCDD	4.109e5	2.526e5	1.582e5	31.63	1.60	NO	0.873	0.835	5.176e6	1017	5090.9	3.283e6	597	5499.2	bb	104.513	62	160	NO
20	ES:13C-123478-HxCDD	4.501e5	2.512e5	1.989e5	33.80	1.26	NO	0.930	0.971	6.318e6	1635	3864.6	5.001e6	1169	4279.3	bd	95.729	85	117	NO
21	ES:13C-123678-HxCDD	5.189e5	2.915e5	2.274e5	33.86	1.28	NO	1.072	1.005	6.584e6	1635	4027.2	5.258e6	1169	4498.9	db	106.653	85	118	NO
22	ES:13C-1234678-HpCDD	4.623e5	2.379e5	2.244e5	36.27	1.06	NO	0.955	0.894	4.462e6	2262	1972.6	4.206e6	1962	2143.8	bb	106.814	72	138	NO
23	ES:13C-OCDD	8.221e5	3.928e5	4.293e5	39.24	0.91	NO	0.849	0.871	4.635e6	1104	4197.9	5.046e6	1300	3881.0	bb	194.835	96	415	NO
24	ES:13C-2378-TCDF	7.766e5	3.507e5	4.260e5	24.68	0.82	NO	1.651	1.561	4.074e6	1369	2976.1	5.088e6	1137	4476.7	bb	105.740	71	140	NO
25	ES:13C-12378-PeCDF	6.735e5	4.120e5	2.616e5	30.09	1.58	NO	1.431	1.322	4.631e6	1546	2995.2	2.966e6	1250	2373.3	bb	108.258	76	130	NO
26	ES:13C-23478-PeCDF	6.967e5	4.290e5	2.677e5	31.36	1.60	NO	1.481	1.284	8.118e6	1546	5250.4	5.074e6	1250	4060.2	bb	115.305	77	130	NO
27	ES:13C-123478-HxCDF	6.271e5	2.166e5	4.105e5	33.22	0.53	NO	1.295	1.198	5.341e6	2663	2005.7	1.025e7	870	11777.3	bd	108.096	76	131	NO
28	ES:13C-123678-HxCDF	6.899e5	2.358e5	4.541e5	33.34	0.52	NO	1.425	1.243	5.555e6	2663	2086.0	1.034e7	870	11885.4	db	114.629	70	143	NO
29	ES:13C-234678-HxCDF	6.372e5	2.230e5	4.142e5	33.70	0.54	NO	1.316	1.229	5.307e6	2663	1993.1	9.624e6	870	11059.8	bb	107.069	73	137	NO
30	ES:13C-123789-HxCDF	6.374e5	2.226e5	4.148e5	34.23	0.54	NO	1.316	1.177	4.674e6	2663	1755.2	8.900e6	870	10228.4	bb	111.888	74	135	NO
31	ES:13C-1234678-HpCDF	5.881e5	1.873e5	4.009e5	35.34	0.47	NO	1.215	1.029	3.700e6	1596	2317.9	8.049e6	1826	4408.3	bb	118.018	78	129	NO

Quantify Sample Summary Report
 ### 1613 CCAL Summary ###
 MassLynx 4.1

Dataset: C:\MassLynx\Default.pro\Concals\1613\c20jun12a_3-1.qld

Last Altered: Wednesday, 6/20/2012 10:46:00 PM Eastern Daylight Time
 Printed: Wednesday, 6/20/2012 10:46:24 PM Eastern Daylight Time

Name: c20jun12a_3-1, Date: 20-Jun-2012, Time: 22:00:20, ID: RETCON_S40-43A, Submitter: HRD1734, Task: HRMS3, User: KAS

Name	Response	Ion1Area	Ion2Area	RT	RA	RA	RRF	lcalRRF	Height1	Noise1	SN1	Height2	Noise2	SN2	M	pg/uL	Low	High	Fail?
ES:13C-1234789-HpCDF	4.907e5	1.551e5	3.356e5	36.72	0.46	NO	1.013	0.869	2.566e6	1596	1607.2	5.514e6	1826	3019.9	bb	116.597	77	129	NO
JS:13C-1234-TCDD	4.705e5	2.080e5	2.625e5	24.86	0.79	NO	1.000	1.000	2.547e6	1402	1816.8	3.088e6	655	4714.4	bb	100.000	0.00	0.000	NO
JS:13C-123789-HxCDD	4.842e5	2.692e5	2.150e5	34.03	1.25	NO	1.000	1.000	6.269e6	1635	3834.7	4.917e6	1169	4207.3	bb	100.000	0.00	0.000	NO
CS:37Cl-2378-TCDD	5.337e4	5.337e4	-	25.59	-	-	1.134	1.124	6.040e5	563	1073.1	-	-	-	bb	10.090	7.9	12.7	NO
Tetraoxins	-	1.254e5	-	-	-	-	-	1.075	1.356e6	718	-	-	-	-	-	57.772	0.00	0.000	NO
Pentadioxins	-	4.609e5	-	-	-	-	-	1.039	7.744e6	1048	-	-	-	-	-	175.507	0.00	0.000	NO
Hexadioxins	-	6.095e5	-	-	-	-	-	1.030	1.507e7	1918	-	-	-	-	-	221.628	0.00	0.000	NO
Heptadioxins	-	2.777e5	-	-	-	-	-	1.055	5.184e6	2323	-	-	-	-	-	110.170	0.00	0.000	NO
Tetrafurans	-	1.132e5	-	-	-	-	-	0.980	1.298e6	790	-	-	-	-	-	33.617	0.00	0.000	NO
Pentafurans (F1)	-	1.831e5	-	-	-	-	-	1.001	2.046e6	464	-	-	-	-	-	43.869	0.00	0.000	NO
Pentafurans	-	6.857e5	-	-	-	-	-	1.001	1.198e7	1256	-	-	-	-	-	163.458	0.00	0.000	NO
Hexafurans	-	1.109e6	-	-	-	-	-	1.160	2.615e7	2624	-	-	-	-	-	263.870	0.00	0.000	NO
Heptafurans	-	3.942e5	-	-	-	-	-	1.389	7.269e6	2126	-	-	-	-	-	103.043	0.00	0.000	NO
Hexa Ether	-	-	-	-	-	-	-	-	-	340	-	-	-	-	-	-	0.00	0.000	NO
Hepta Ether	-	-	-	-	-	-	-	-	-	600	-	-	-	-	-	-	0.00	0.000	NO
Octa Ether	-	-	-	-	-	-	-	-	-	567	-	-	-	-	-	-	0.00	0.000	NO
Nona Ether	-	-	-	-	-	-	-	-	-	516	-	-	-	-	-	-	0.00	0.000	NO
Deca Ether	-	-	-	-	-	-	-	-	-	587	-	-	-	-	-	-	0.00	0.000	NO
F1 Lock Mass	-	-	-	-	-	-	-	18904...	-	31973	-	-	-	-	-	-	0.00	0.000	NO
F2 Lock Mass	-	-	-	-	-	-	-	25412...	-	91998	-	-	-	-	-	-	0.00	0.000	NO
F3 Lock Mass	-	-	-	-	-	-	-	74087...	-	51385	-	-	-	-	-	-	0.00	0.000	NO
F4 Lock Mass	-	-	-	-	-	-	-	-	-	51294	-	-	-	-	-	-	0.00	0.000	NO
F5 Lock Mass	-	-	-	-	-	-	-	17316...	-	33689	-	-	-	-	-	-	0.00	0.000	NO

Quantify Sample Report

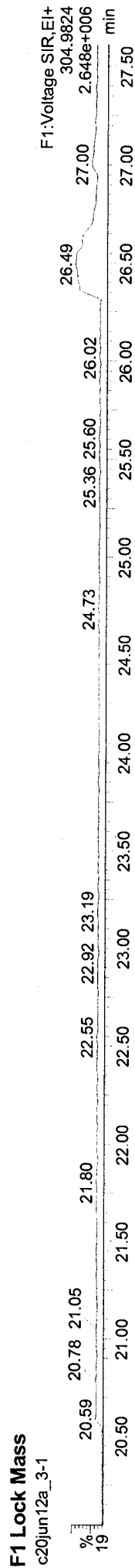
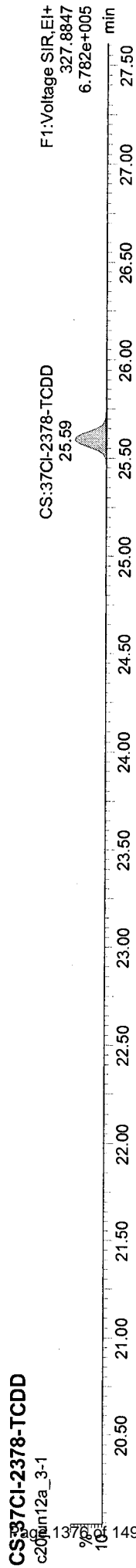
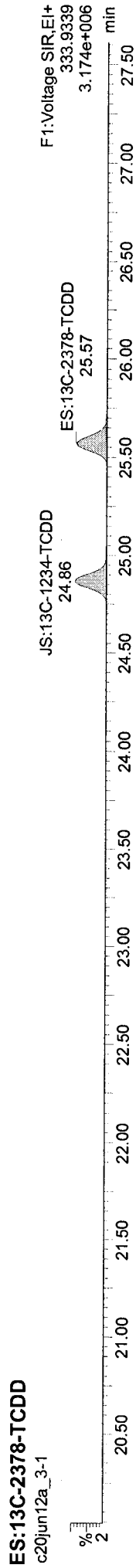

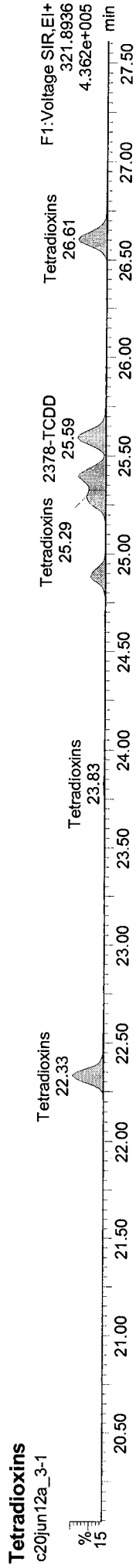
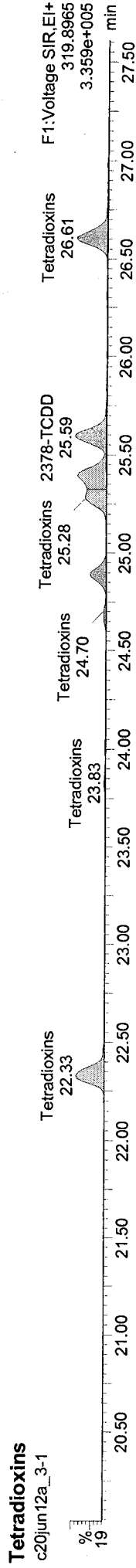
1613 CCAL Summary

MassLynx 4.1
Dataset: C:\MassLynx\Default.pro\Concals\1613\c20jun12a_3-1.qld

Lab Altered: Wednesday, 6/20/2012 10:46:00 PM Eastern Daylight Time
Printed: Wednesday, 6/20/2012 10:46:24 PM Eastern Daylight Time

Method: C:\MassLynx\Default.PRO\MethDB\m1613-061912-db5ms.mdb 20 Jun 2012 08:46:37
Calibration: C:\MassLynx\Default.PRO\CurveDB\B5MS-0042012_1613.cdb 08 May 2012 08:31:36

Name: c20jun12a_3-1, Date: 20-Jun-2012, Time: 22:00:20, ID: RETCON_S40-43A, Submitter: HRD1734, Task: HRMS3, User: KAS



Quantify Sample Report MassLynx 4.1

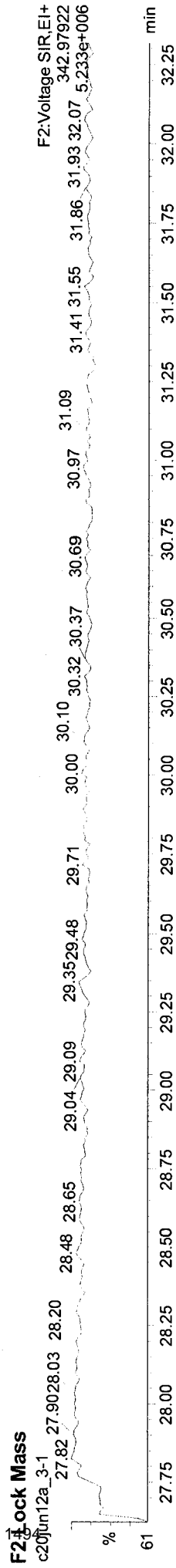
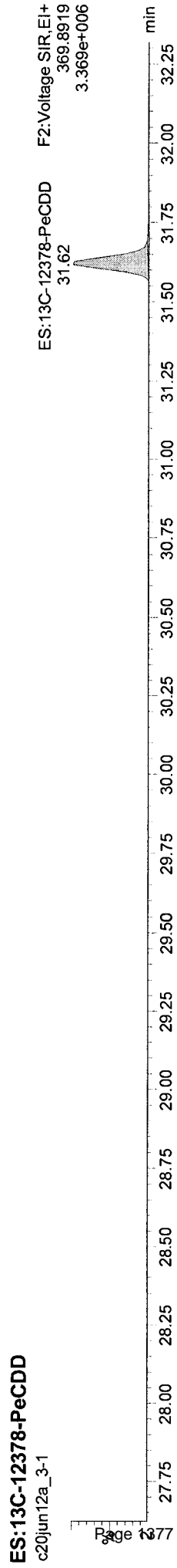
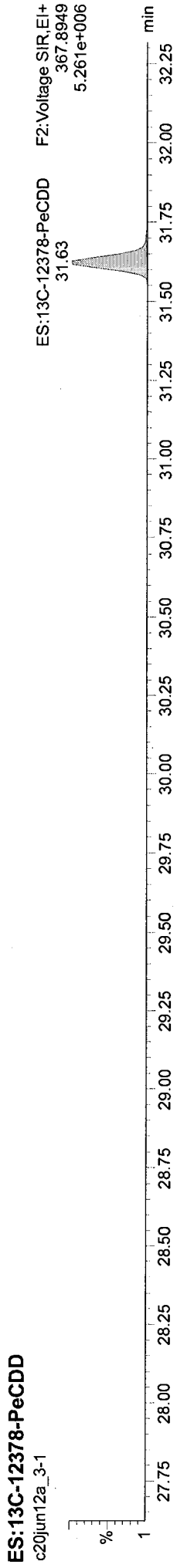


1613 CCAL Summary

Dataset: C:\MassLynx\Default.pro\Concals\1613\c20jun12a_3-1.qld

Last Altered: Wednesday, 6/20/2012 10:46:00 PM Eastern Daylight Time
Printed: Wednesday, 6/20/2012 10:46:24 PM Eastern Daylight Time

201450

Name: c20jun12a_3-1, Date: 20-Jun-2012, Time: 22:00:20, ID: RETCON_S40-43A, Submitter: HRD1734, Task: HRMS3, User: KAS



Quantify Sample Report MassLynx 4.1

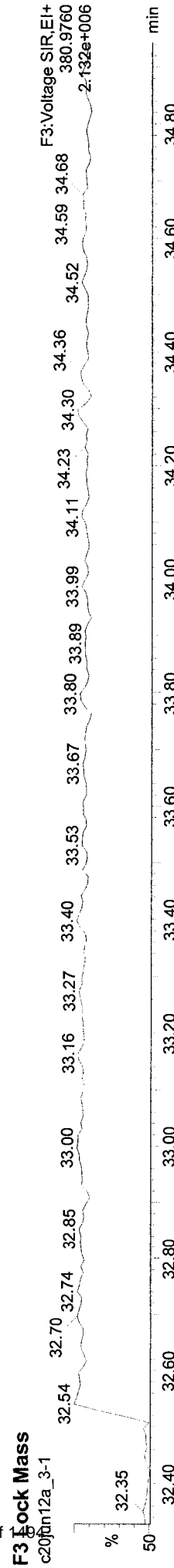
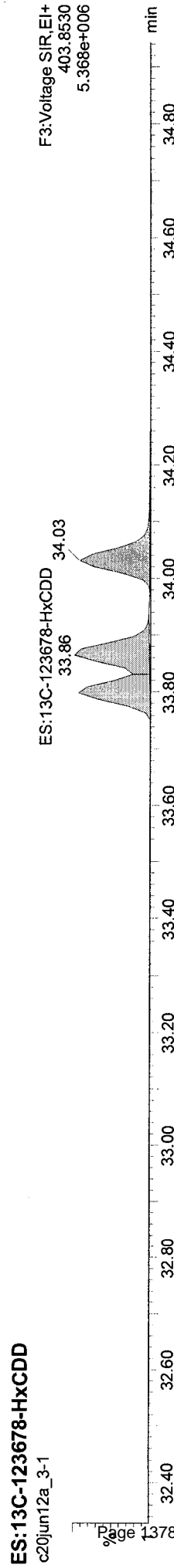
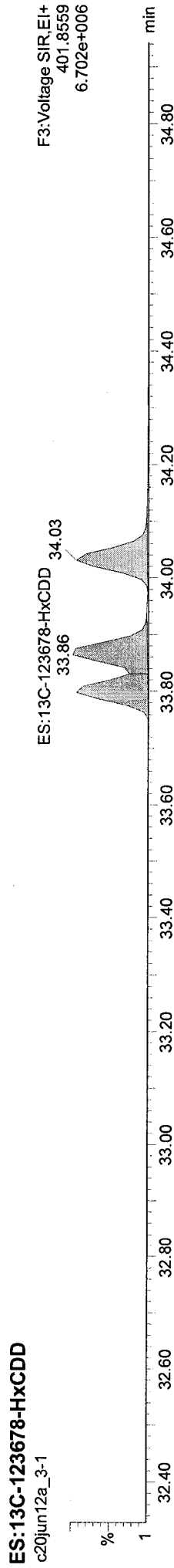
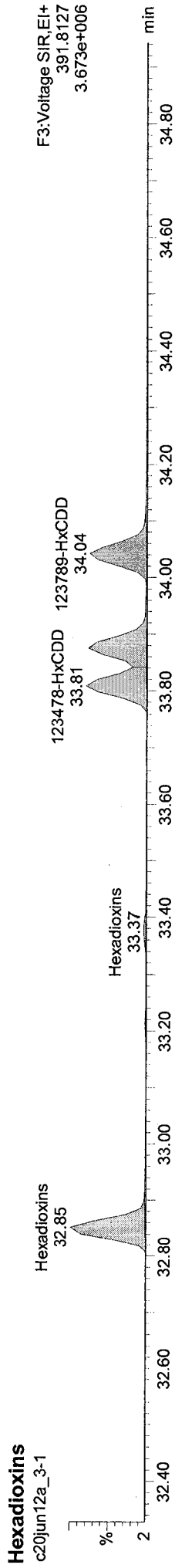
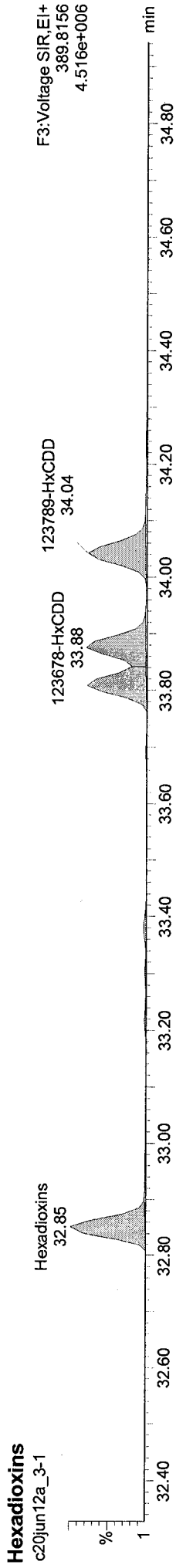
1613 CCAL Summary

Dataset: C:\MassLynx\Default.pro\Concals\1613\c20jun12a_3-1.qld

Lab Altered: Wednesday, 6/20/2012 10:46:00 PM Eastern Daylight Time
Printed: Wednesday, 6/20/2012 10:46:24 PM Eastern Daylight Time

201450

Name: c20jun12a_3-1, Date: 20-Jun-2012, Time: 22:00:20, ID: RETCON_S40-43A, Submitter: HRD1734, Task: HRMS3, User: KAS



Quantify Sample Report

MassLynx 4.1

1613 CCAL Summary

Dataset: C:\MassLynx\Default.pro\Concals\1613\c20jun12a_3-1.qld

Last Altered: Wednesday, 6/20/2012 10:46:00 PM Eastern Daylight Time

Printed: Wednesday, 6/20/2012 10:46:24 PM Eastern Daylight Time


1201450

Name: c20jun12a_3-1, Date: 20-Jun-2012, Time: 22:00:20, ID: RETCON_S40-43A, Submitter: HRD1734, Task: HRMS3, User: KAS

Heptadioxins

c20jun12a_3-1


F4: Voltage SIR, EI+
423.7767
2.897e+006



Heptadioxins

c20jun12a_3-1


F4: Voltage SIR, EI+
425.7737
2.697e+006



ES:13C-1234678-HpCDD

c20jun12a_3-1


F4: Voltage SIR, EI+
435.8169
4.558e+006



ES:13C-1234678-HpCDD

c20jun12a_3-1

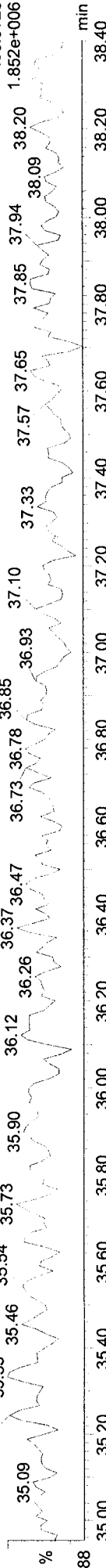
F4: Voltage SIR, EI+
437.8140
4.299e+006



F4 Lock Mass

c20jun12a_3-1

F4: Voltage SIR, EI+
430.9728
1.852e+006



Quantify Sample Report MassLynx 4.1

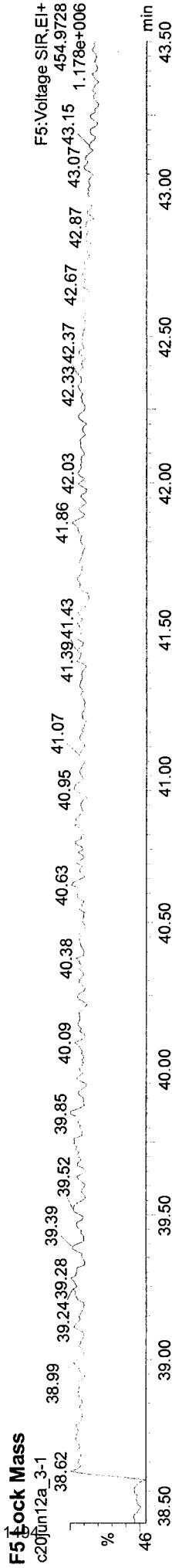
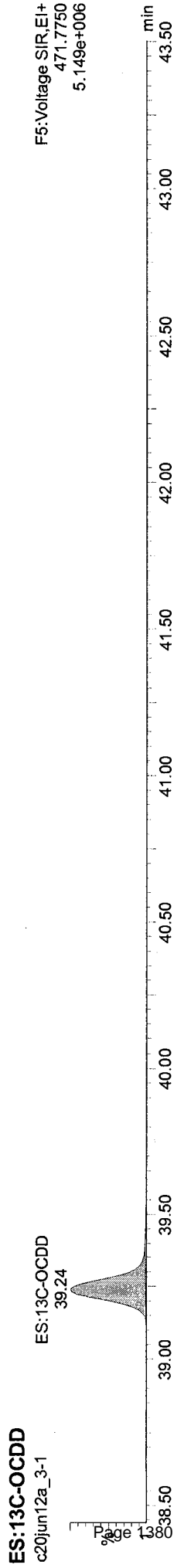



1613 CCAL Summary

Dataset: C:\MassLynx\Default.pro\Concals\1613\c20jun12a_3-1.qld

Last Altered: Wednesday, 6/20/2012 10:46:00 PM Eastern Daylight Time
Printed: Wednesday, 6/20/2012 10:46:24 PM Eastern Daylight Time

201450

Name: c20jun12a_3-1, Date: 20-Jun-2012, Time: 22:00:20, ID: RETCON_S40-43A, Submitter: HRD1734, Task: HRMS3, User: KAS



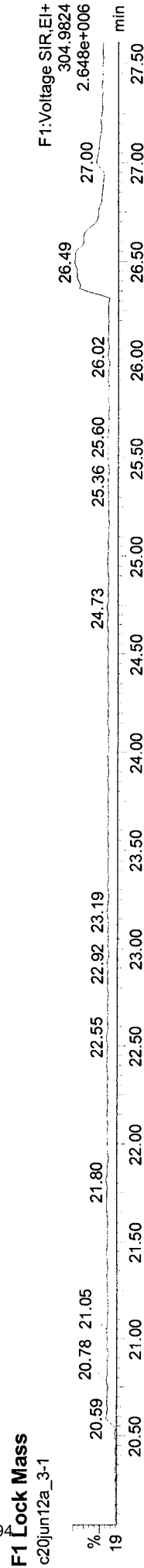
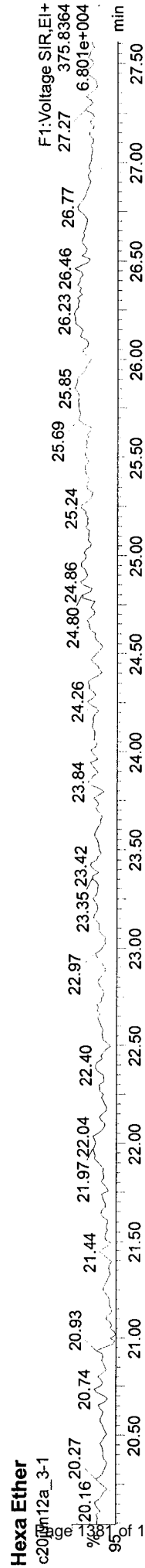
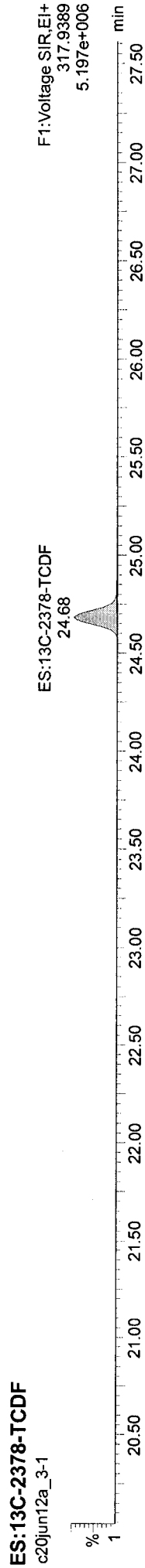
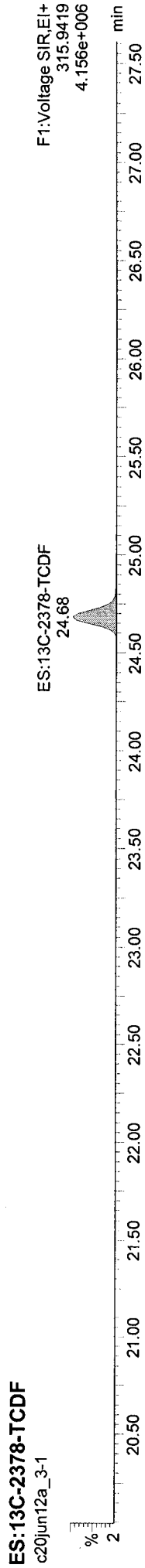
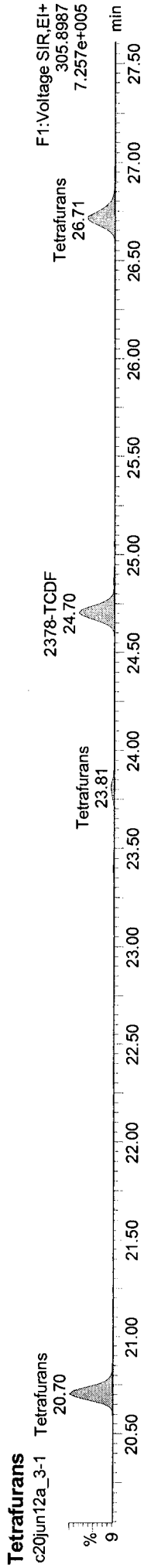
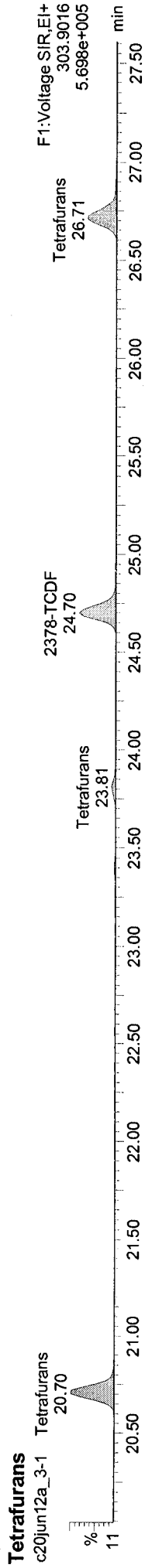
Quantify Sample Report MassLynx 4.1

1613 CCAL Summary

Dataset: C:\MassLynx\Default.pro\Concals\1613\c20jun12a_3-1.qld

Last Altered: Wednesday, 6/20/2012 10:46:00 PM Eastern Daylight Time
Printed: Wednesday, 6/20/2012 10:46:24 PM Eastern Daylight Time

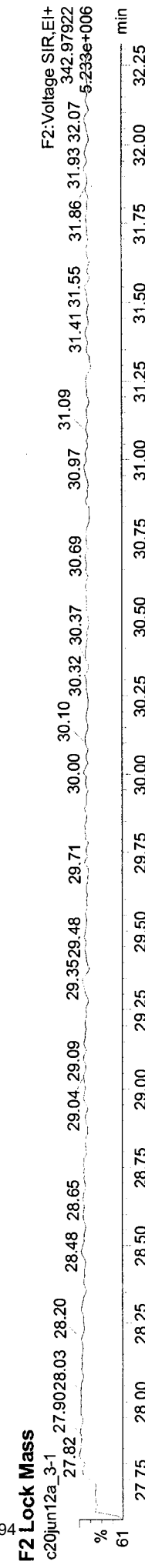
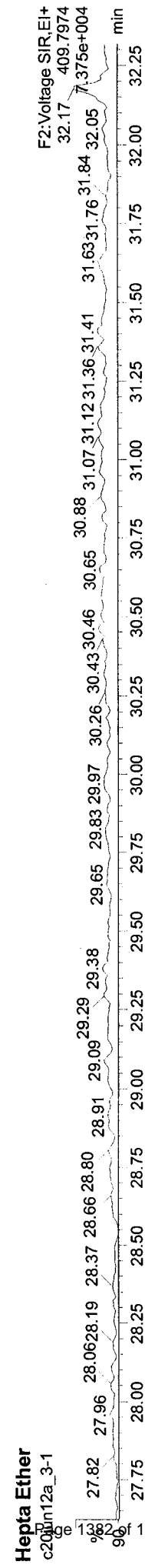
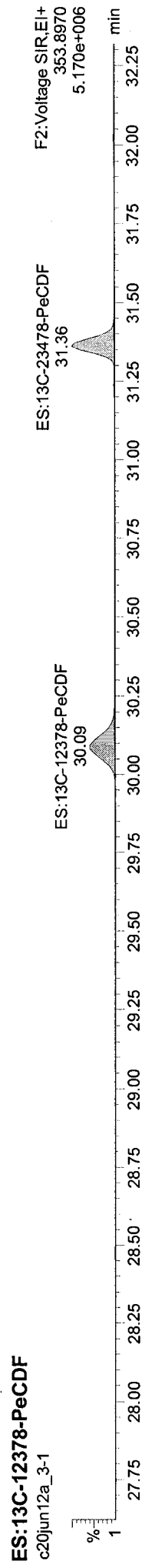
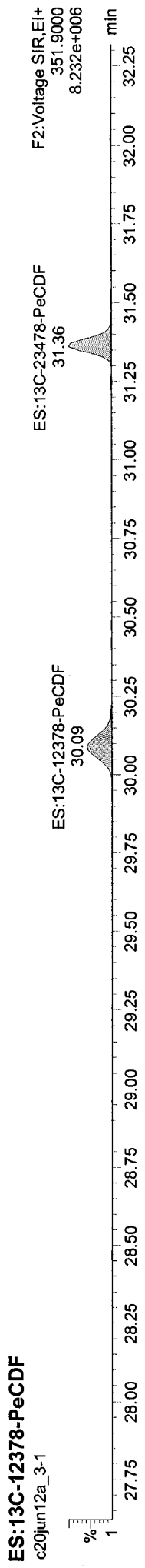
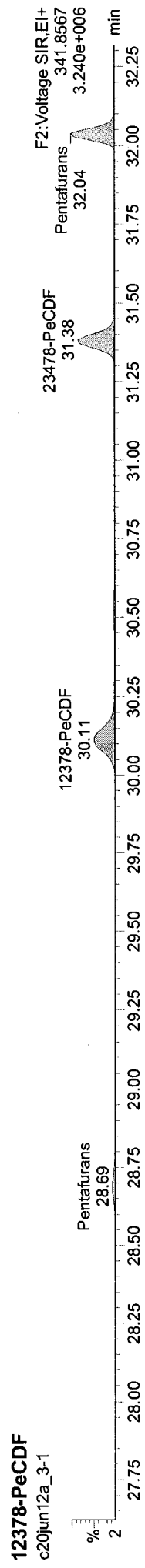
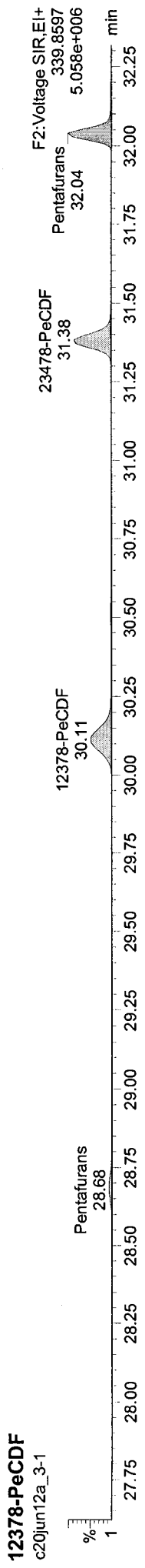
Name: c20jun12a_3-1, Date: 20-Jun-2012, Time: 22:00:20, ID: RETCON_S40-43A, Submitter: HRD1734, Task: HRMS3, User: KAS



Quantify Sample Report MassLynx 4.1
 ### 1613 CCAL Summary ###

Dataset: C:\MassLynx\Default.pro\Concals\1613\c20jun12a_3-1.qld
 Last Altered: Wednesday, 6/20/2012 10:46:00 PM Eastern Daylight Time
 Printed: Wednesday, 6/20/2012 10:46:24 PM Eastern Daylight Time

Name: c20jun12a_3-1, Date: 20-Jun-2012, Time: 22:00:20, ID: RETCON_S40-43A, Submitter: HRD1734, Task: HRMS3, User: KAS



Quantify Sample Report MassLynx 4.1

1613 CCAL Summary


Dataset: C:\MassLynx\Default.pro\Concals\1613\c20jun12a_3-1.qld

Last Altered: Wednesday, 6/20/2012 10:46:00 PM Eastern Daylight Time

Printed: Wednesday, 6/20/2012 10:46:24 PM Eastern Daylight Time

201450

Name: c20jun12a_3-1, Date: 20-Jun-2012, Time: 22:00:20, ID: RETCON_S40-43A, Submitter: HRD1734, Task: HRMS3, User: KAS



Quantify Sample Report MassLynx 4.1

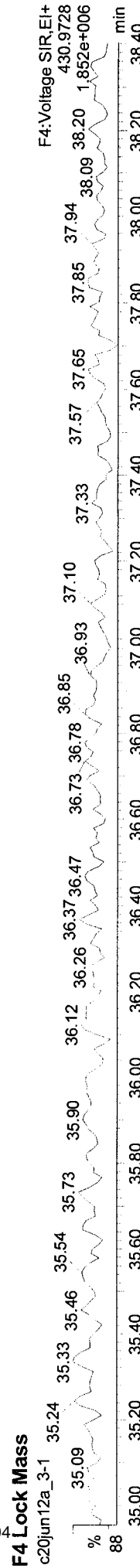
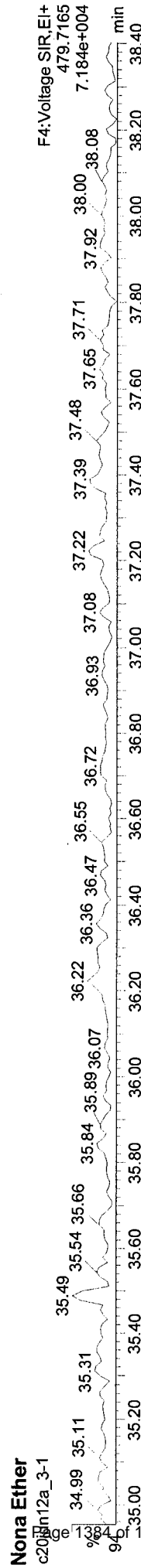
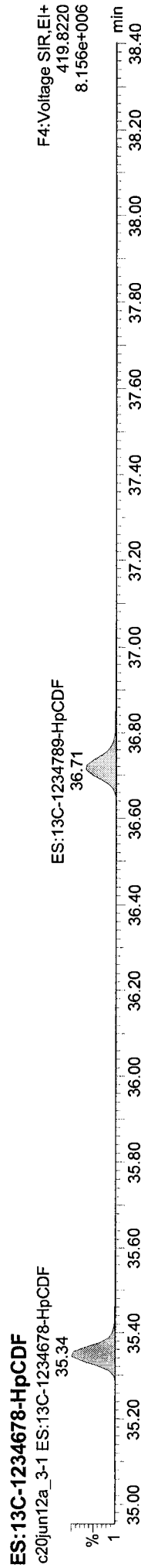
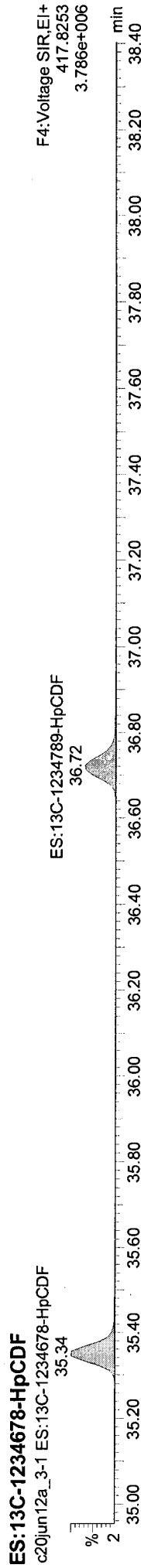
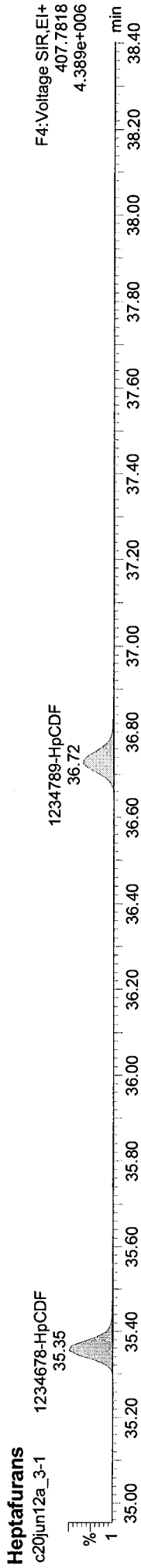
1613 CCAL Summary

Dataset: C:\MassLynx\Default.pro\Concals\1613\c20jun12a_3-1.qld

Last Altered: Wednesday, 6/20/2012 10:46:00 PM Eastern Daylight Time
Printed: Wednesday, 6/20/2012 10:46:24 PM Eastern Daylight Time

201450

Name: c20jun12a_3-1, Date: 20-Jun-2012, Time: 22:00:20, ID: RETCON_S40-43A, Submitter: HRD1734, Task: HRMS3, User: KAS



Quantify Sample Report MassLynx 4.1

1613 CCAL Summary

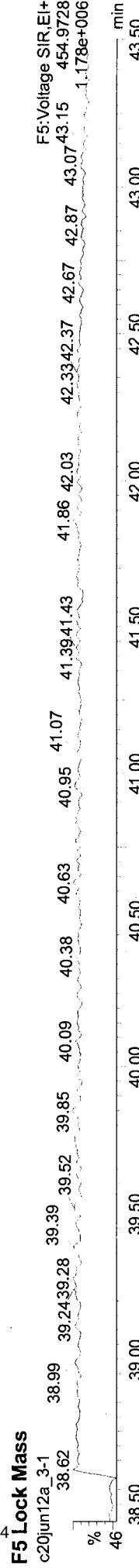
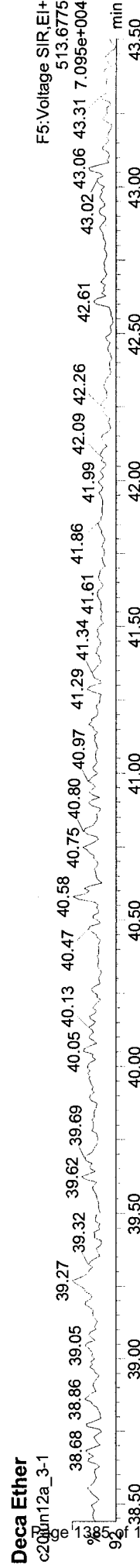
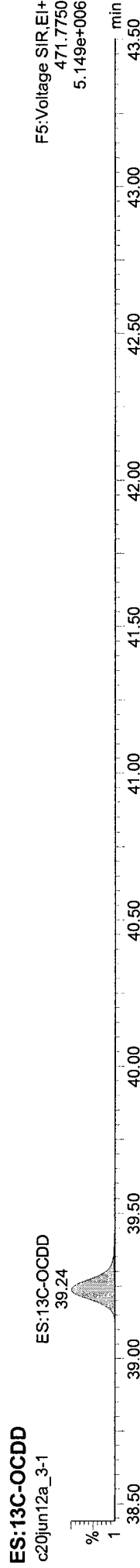
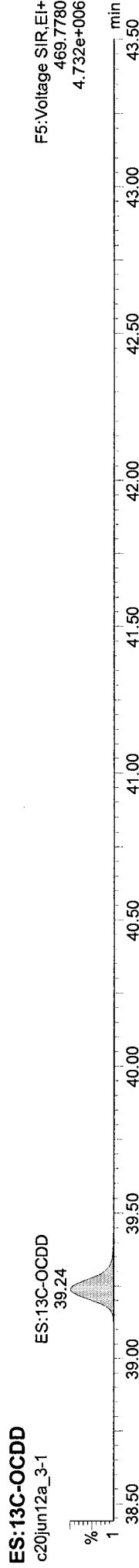


Dataset: C:\MassLynx\Default.pro\Concals\1613\c20jun12a_3-1.qld

Last Altered: Wednesday, 6/20/2012 10:46:00 PM Eastern Daylight Time

Printed: Wednesday, 6/20/2012 10:46:24 PM Eastern Daylight Time

201450

Name: c20jun12a_3-1, Date: 20-Jun-2012, Time: 22:00:20, ID: RETCON_S40-43A, Submitter: HRD1734, Task: HRMS3, User: KAS



Quantify Sample Report MassLynx 4.1

1613 CCAL Summary

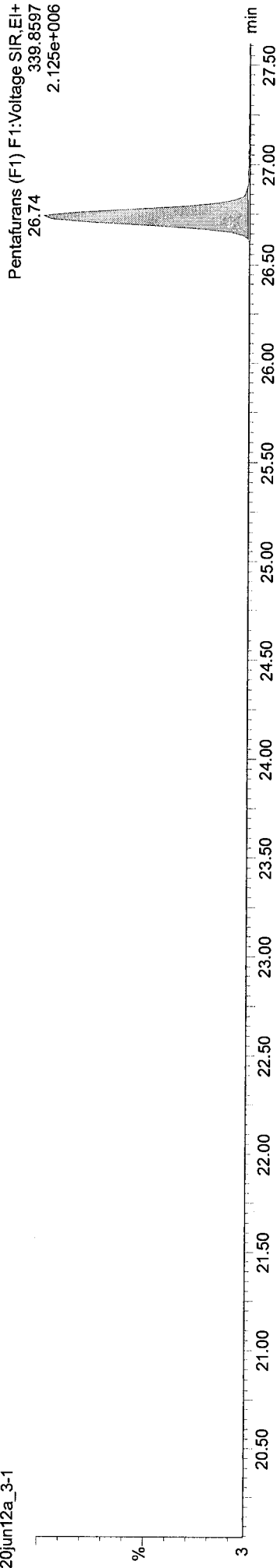
Dataset: C:\MassLynx\Default.pro\Concals\1613\c20jun12a_3-1.qld

Last Altered: Wednesday, 6/20/2012 10:46:00 PM Eastern Daylight Time
Printed: Wednesday, 6/20/2012 10:46:24 PM Eastern Daylight Time

Name: c20jun12a_3-1, Date: 20-Jun-2012, Time: 22:00:20, ID: RETCON_S40-43A, Submitter: HRD1734, Task: HRMS3, User: KAS


Pentafurans (F1)

c20jun12a_3-1



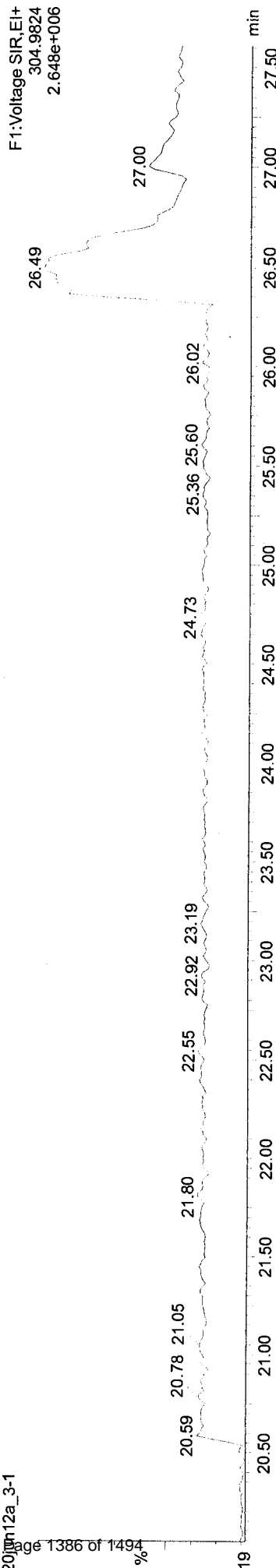
Pentafurans (F1)

c20jun12a_3-1



F1 Lock Mass

c20jun12a_3-1



Instrument: HRMS3

WO# 31201450

Data File	Sample ID	Analyst	Acquisition Date/Time	Inj. Vol
c22jun12a_2-1	RETCON_S40-43A	KAS	2012-06-23 02:08:17	1 uL
c22jun12a_2-2	75161	KAS	2012-06-23 02:53:03	1 uL
c22jun12a_2-3	31201450017	KAS	2012-06-23 03:38:10	1 uL
c22jun12a_2-4	31201450018	KAS	2012-06-23 04:23:14	1 uL
c22jun12a_2-5	31201450020	KAS	2012-06-23 05:08:20	1 uL
c22jun12a_2-6	31201450021	KAS	2012-06-23 05:53:25	1 uL
c22jun12a_2-7	31201450023	KAS	2012-06-23 06:38:24	1 uL
c22jun12a_2-8	31201450024	KAS	2012-06-23 07:23:27	1 uL
c22jun12a_2-9	31201450025	KAS	2012-06-23 08:08:25	1 uL
c22jun12a_2-10	31201450026	KAS	2012-06-23 08:53:27	1 uL
c22jun12a_2-11	31201450027	KAS	2012-06-23 09:38:30	1 uL
c22jun12a_2-12	31201450028	KAS	2012-06-23 10:23:35	1 uL
c22jun12a_2-13	31201450029	KAS	2012-06-23 11:08:35	1 uL
c22jun12a_2-14	31201450030	KAS	2012-06-23 11:53:35	1 uL
c22jun12a_2-15	31201450031	KAS	2012-06-23 12:38:32	1 uL
c22jun12a_2-16	31201450032	KAS	2012-06-23 13:23:34	1 uL

13C-123678 HxCDD was out high in the RETCON @ 127.4% (upper limit 118%). All sample from this sequence was evaluated for useability and no adverse impact to data quality was found. The native 123678-HxCDD which has a direct impact and 123789-HxCDD which has an indirect impact are well in control which indicates no native quantitation was impacted due to this anomaly.

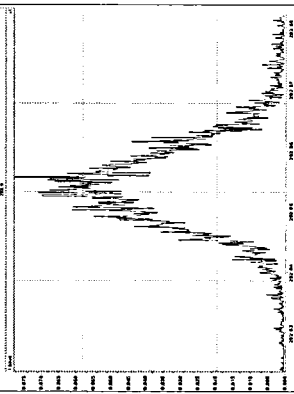
MMA 7/17/2012

Resolution Check Report

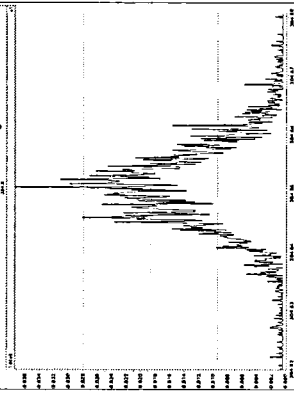
MassLynx 4.1

Printed: Saturday, June 23, 2012 02:08:08 Eastern Daylight Time

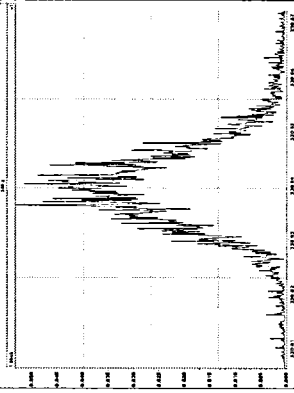
M 292.9824 R 12186



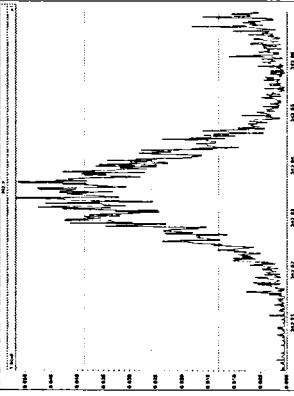
M 304.9824 R 11993 ✓



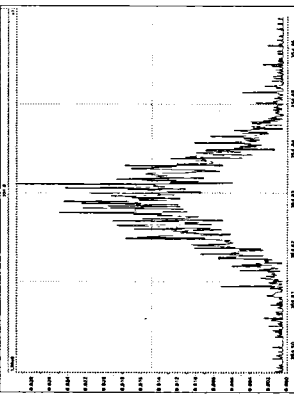
M 330.9792 R 11655



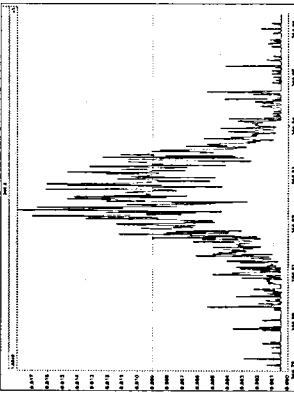
M 342.9792 R 11932



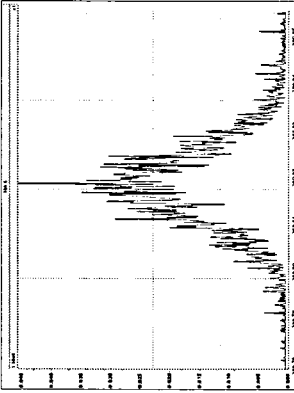
M 354.9792 R 12471



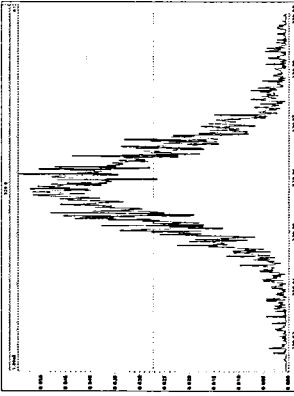
M 366.9792 R 11881



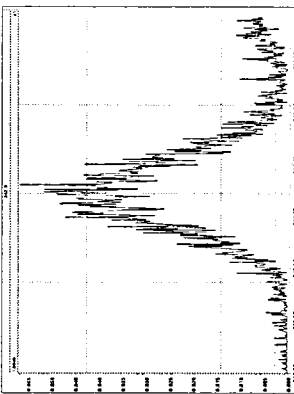
M 380.9760 R 12143



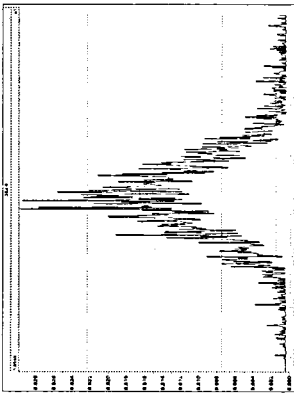
M 330.9792 R 11662



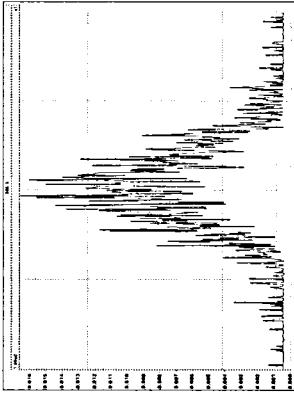
M 342.9792 R 11574



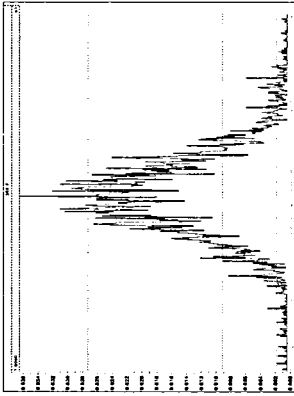
M 354.9792 R 12386



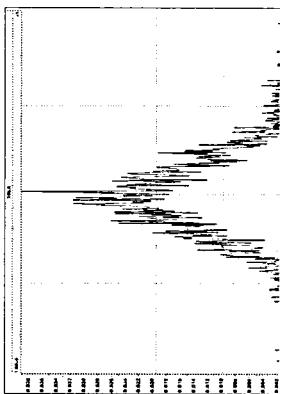
M 366.9792 R 14102



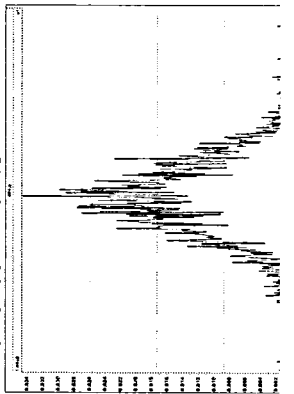
M 380.9760 R 12457



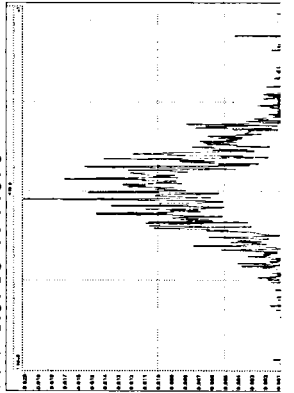
M 392.9760 R 12928



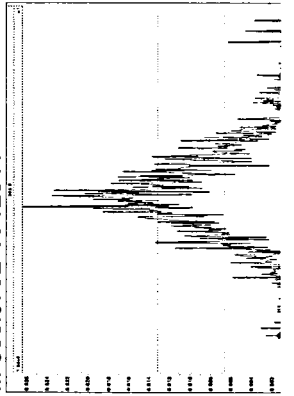
M 404.9760 R 13245



M 416.9760 R 14979



M 366.9792 R 12644

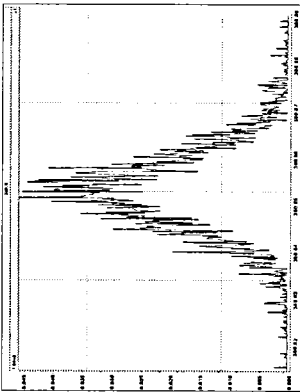


Resolution Check Report

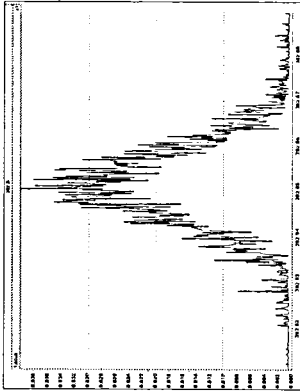
MassLynx 4.1

Printed: Saturday, June 23, 2012 02:08:08 Eastern Daylight Time

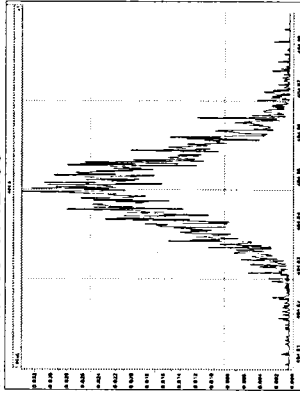
M 380.9760 R 11911



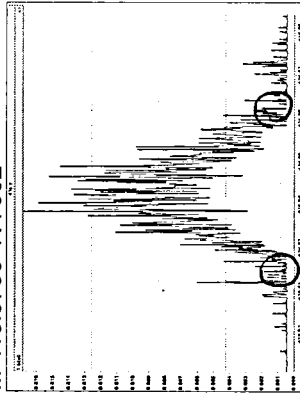
M 392.9760 R 11925



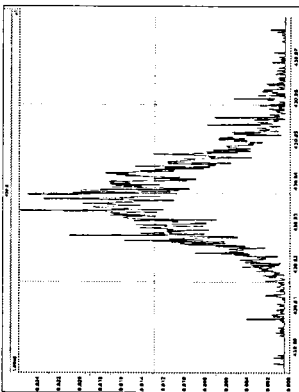
M 404.9760 R 12499



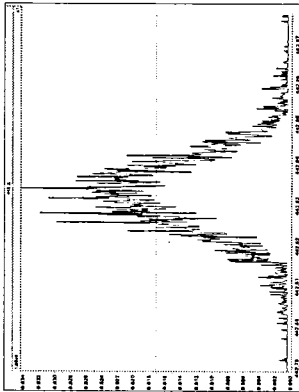
M 416.9760 R 7062



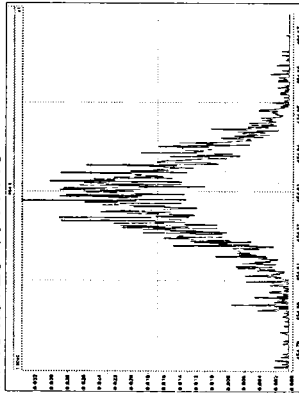
M 430.9728 R 12538



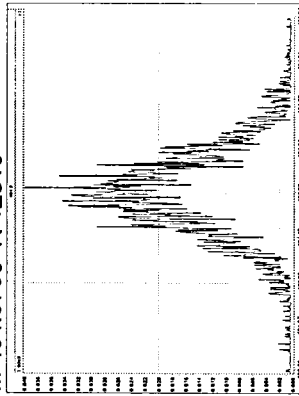
M 442.9728 R 11698



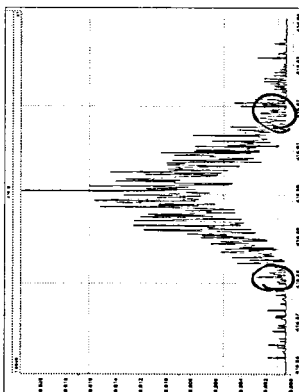
M 454.9728 R 11110



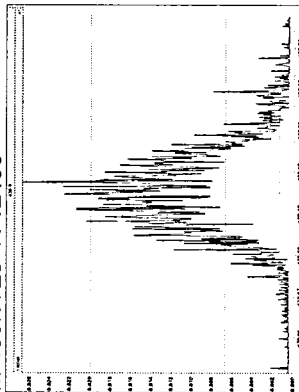
M 404.9760 R 12510



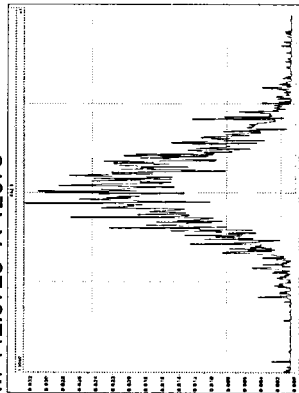
M 416.9760 R 7530



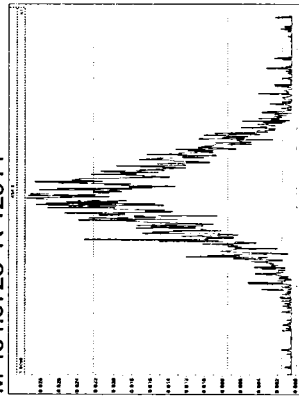
M 430.9728 R 12400



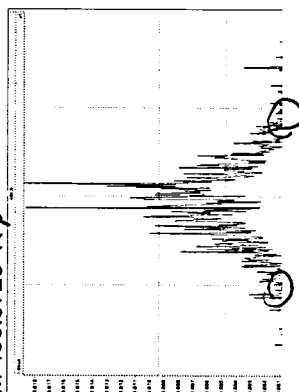
M 442.9728 R 12078



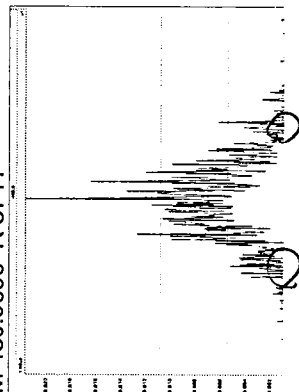
M 454.9728 R 12914



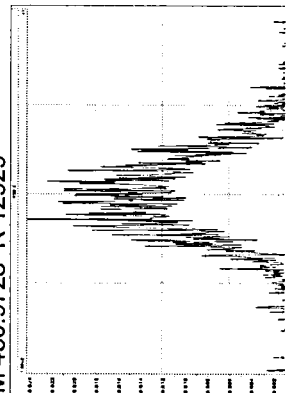
M 466.9728 R 12929



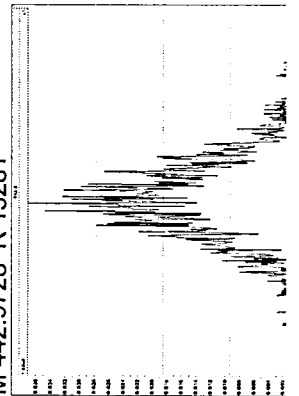
M 480.9696 R 8741



M 430.9728 R 12929



M 442.9728 R 13281

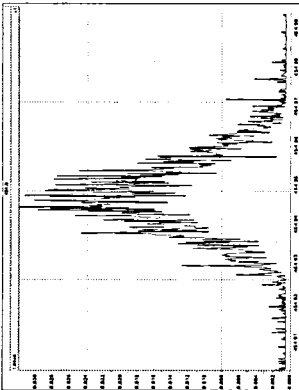


Resolution Check Report

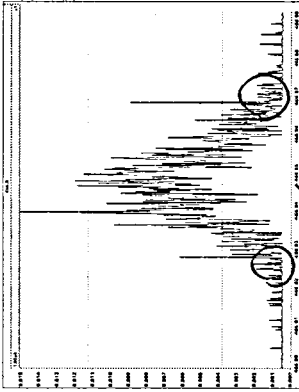
MassLynx 4.1

Printed: Saturday, June 23, 2012 02:08:08 Eastern Daylight Time

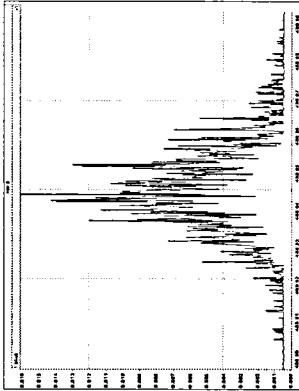
M 454.9728 R 11969



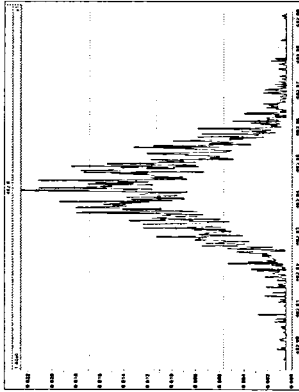
M 466.9728 R 7183



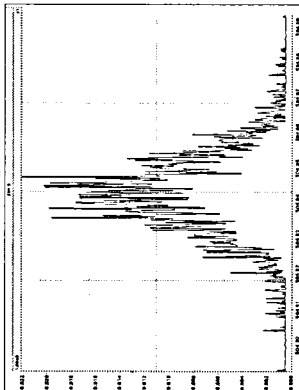
M 480.9696 R 13440



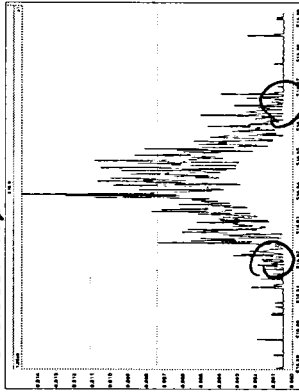
M 492.9696 R 13261



M 504.9696 R 11961

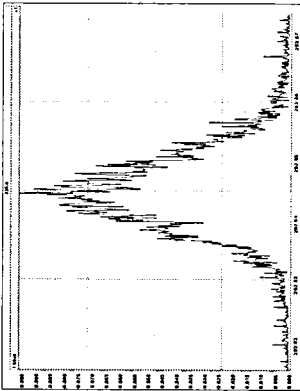


M 516.9697 R 0

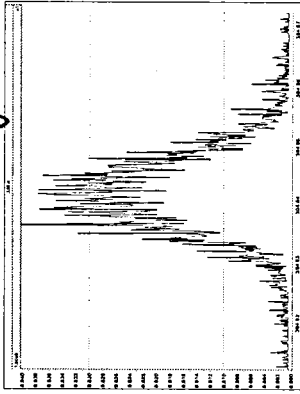


Printed: Saturday, June 23, 2012 14:16:26 Eastern Daylight Time

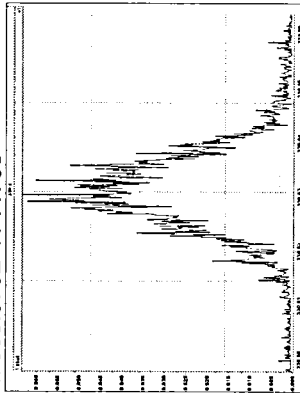
M 292.9824 R 11720



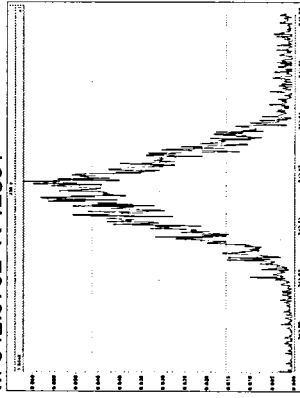
M 304.9824 R 13090 ✓



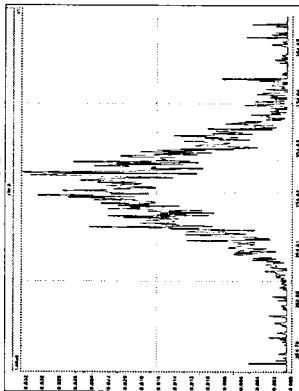
M 330.9792 R 11798



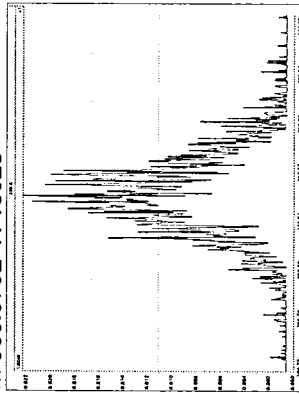
M 342.9792 R 12351



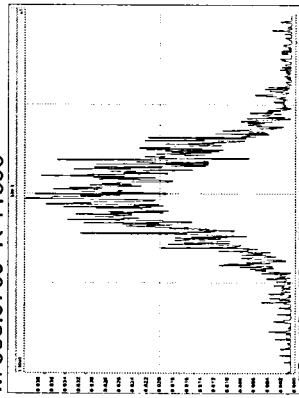
M 354.9792 R 11865



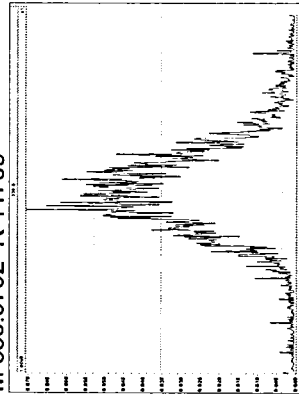
M 366.9792 R 13020



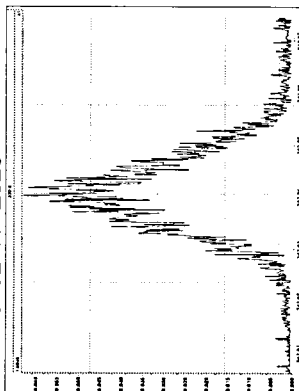
M 380.9760 R 11396



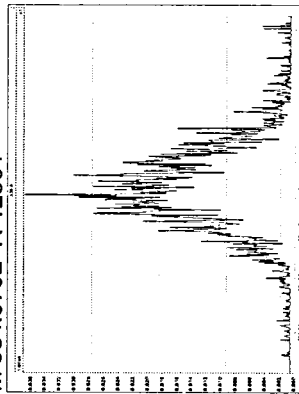
M 330.9792 R 11709



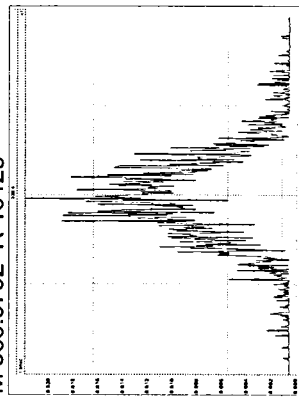
M 342.9792 R 12020



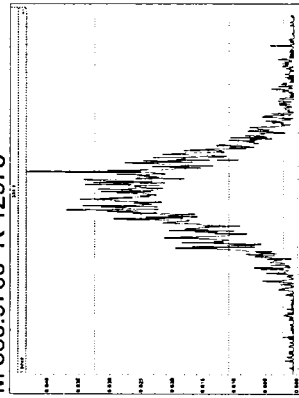
M 354.9792 R 12301



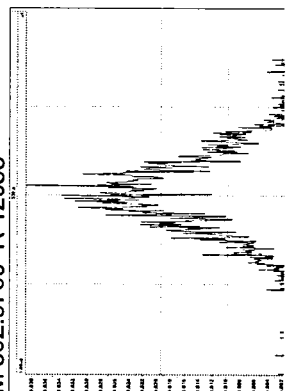
M 366.9792 R 16129



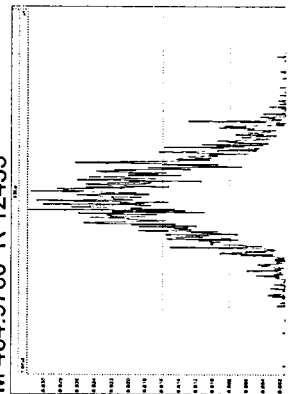
M 380.9760 R 12975




M 392.9760 R 12053



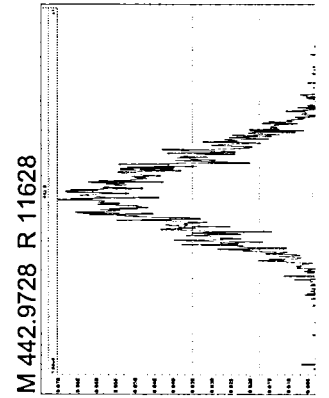
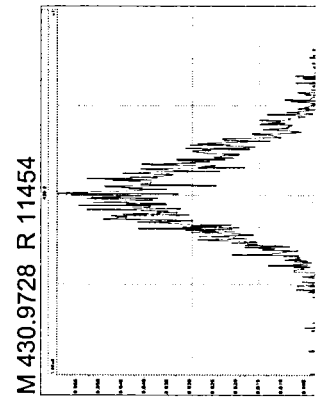
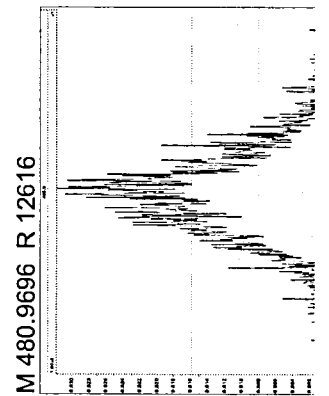
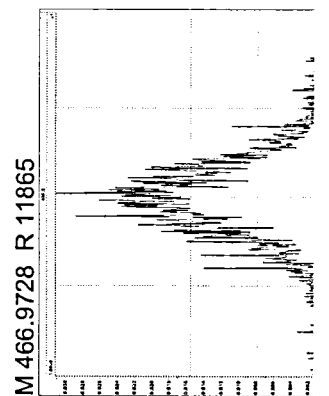
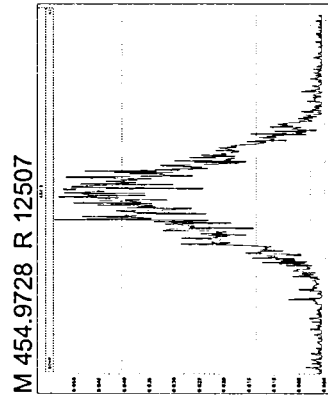
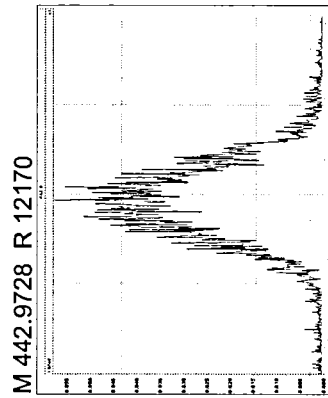
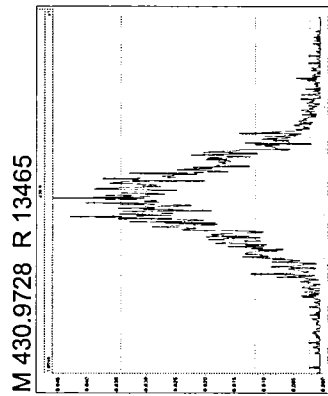
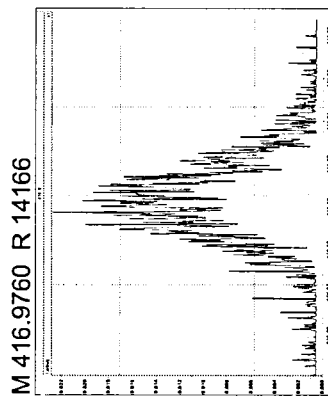
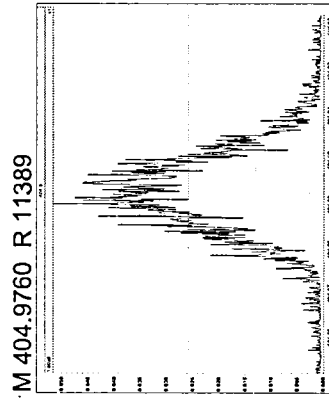
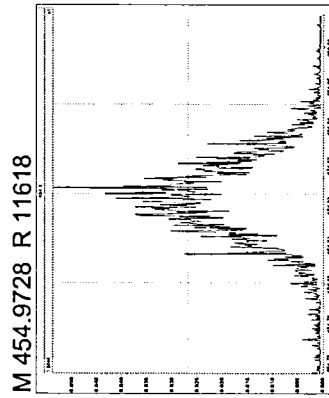
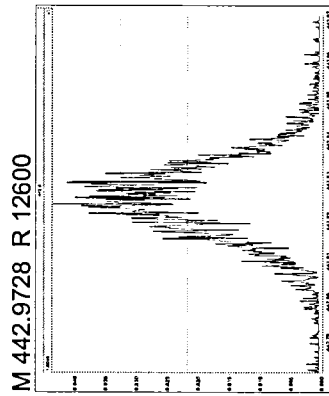
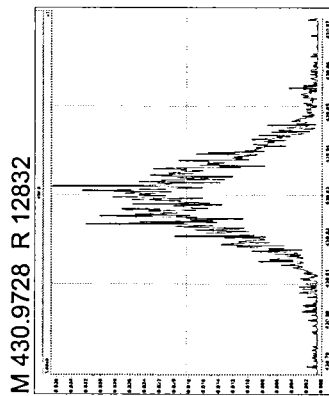
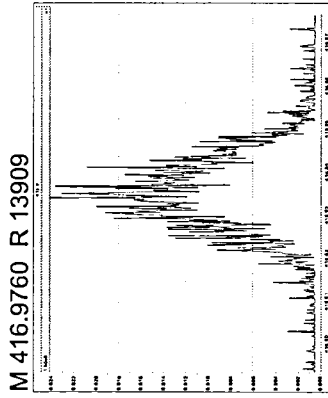
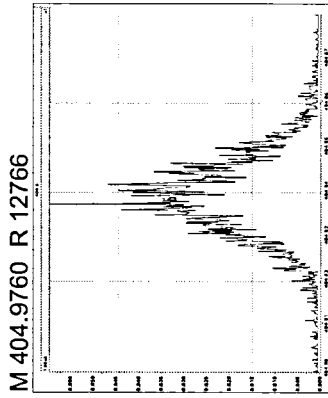
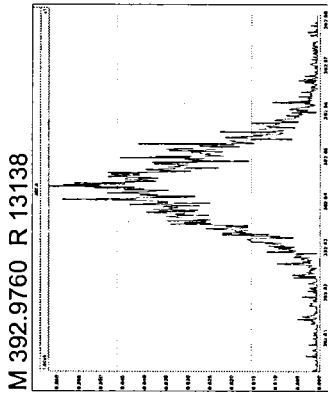
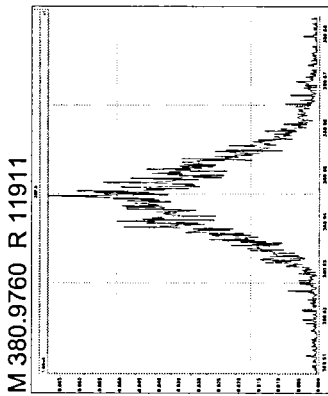
M 404.9760 R 12453



M 416.9760 R 13593

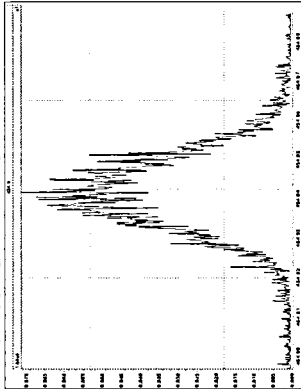


Printed: Saturday, June 23, 2012 14:16:26 Eastern Daylight Time

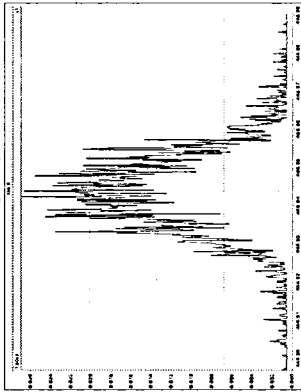


Printed: Saturday, June 23, 2012 14:16:26 Eastern Daylight Time

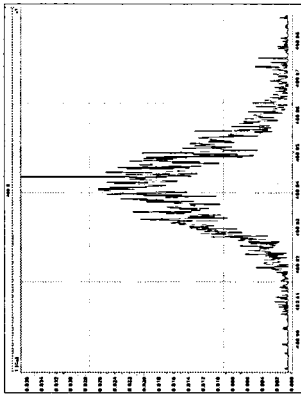
M 454.9728 R 11765



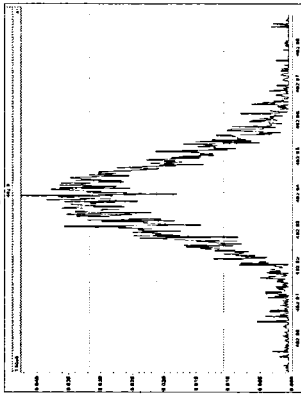
M 466.9728 R 13559



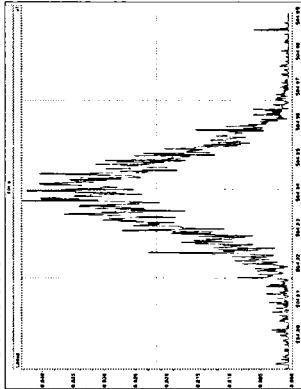
M 480.9696 R 12438



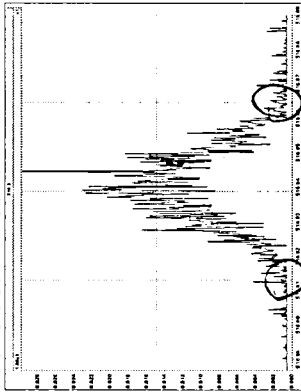
M 492.9696 R 13086



M 504.9696 R 11618



M 516.9697 R 6830



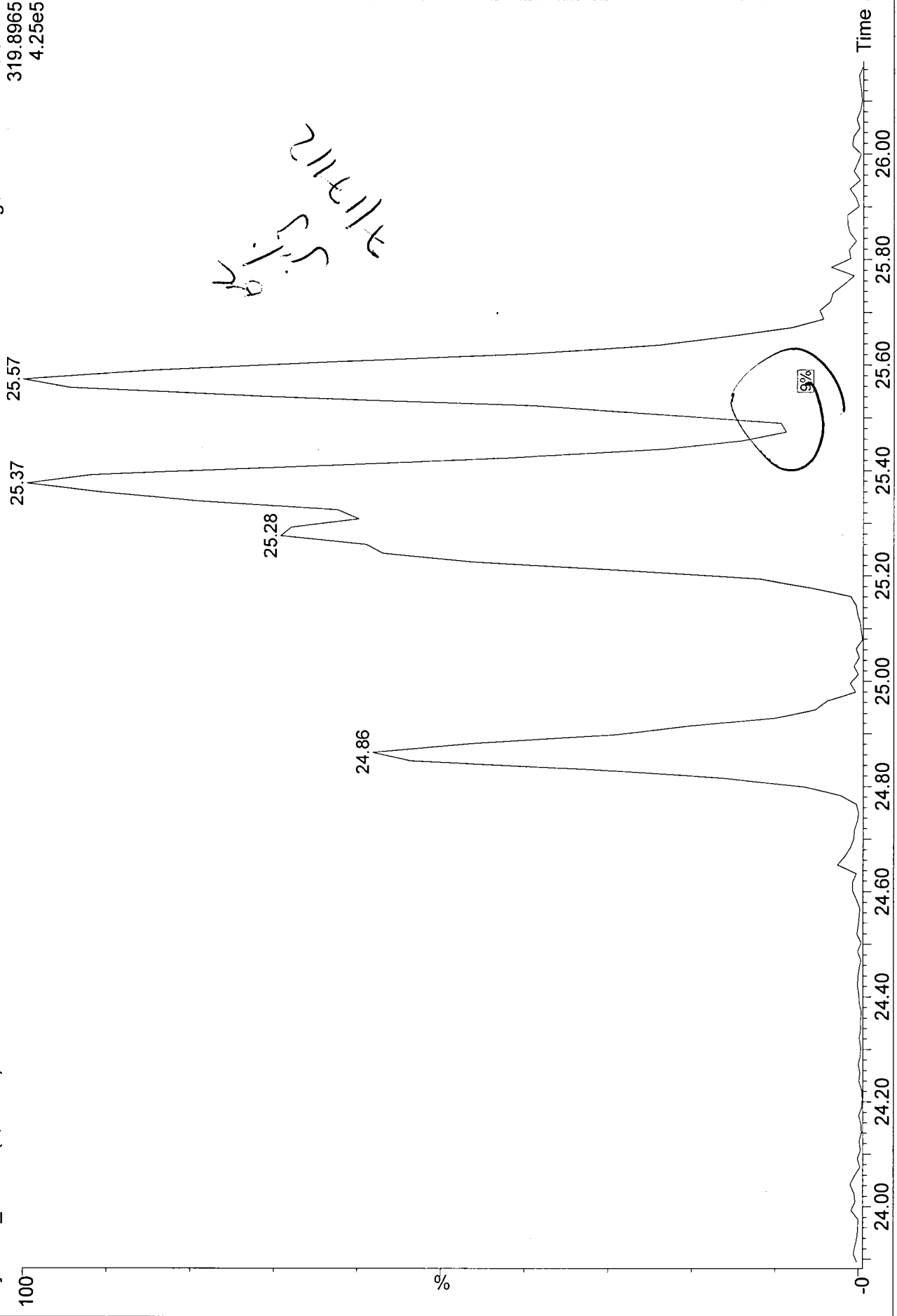
Low PPK volume and exact electronic noise skewed the measurement of several masses during the resolution plots. As demonstrated by the printout, all peaks fall within the 5% mesh marks indicating a resolution of at least 10000.

-j.l.j
7/17/12

23-Jun-2012
02:08:17

c22jun12a_2-1 Sb (1,40.00)

1: Voltage SIR 15 Channels EI+
319.8965
4.25e5



Dataset: Z:\Default.pro\Concals\1613\c22jun12a_2-1wdm.qld

Last Altered: Tuesday, July 17, 2012 15:27:12 Eastern Daylight Time

Printed: Tuesday, July 17, 2012 15:28:07 Eastern Daylight Time

Method: Untitled 12 Jul 2012 10:44:38

Calibration: Z:\Default.pro\CurveDB\DB5MS-0042012_1613.cdb 08 May 2012 08:31:36

Name: c22jun12a_2-1

Date: 23-Jun-2012

Time: 02:08:17

ID: RETCON_S40-43A

Description:

Instrument:

User: KAS

	Name	RT
1	First TCDF	20.69
2	Last TCDF	26.69
3	First PeCDF (F1)	26.71
4	First PeCDF	28.66
5	Last PeCDF	32.03
6	First HxCDF	32.48
7	Last HxCDF	34.24
8	First HpCDF	35.38
9	Last HpCDF	36.76
10	OCDF	39.53
11	First TCDD	22.31
12	2378-TCDD	25.57
13	Last TCDD	26.58
14	First PeCDD	28.87
15	Last PeCDD	31.89
16	First HxCDD	32.85
17	Last HxCDD	34.04
18	First HpCDD	35.63
19	Last HpCDD	36.71
20	OCDD	39.42

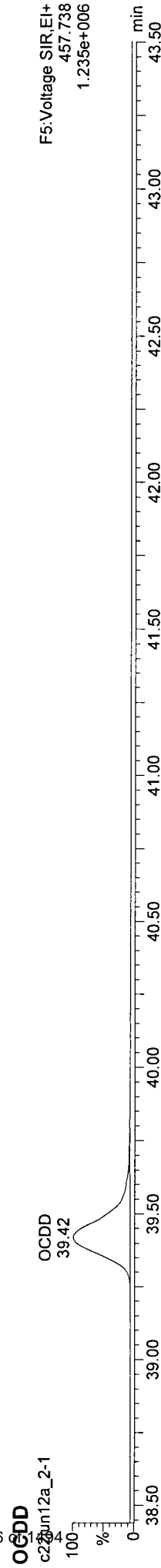
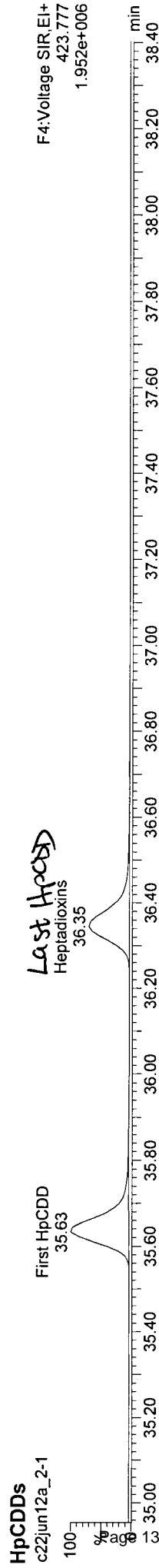
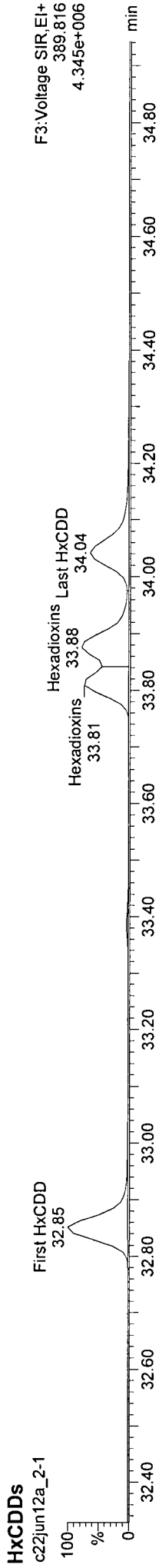

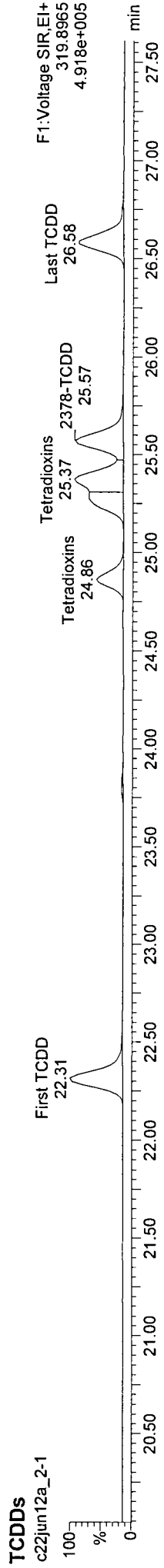
36.35
Jul 17-12

Quantify Sample Report MassLynx 4.1 SCN627

Dataset: Z:\Default.pro\Concals\1613\c22jun12a_2-1wdm.qld
Last Altered: Tuesday, July 17, 2012 15:27:12 Eastern Daylight Time
Printed: Tuesday, July 17, 2012 15:28:07 Eastern Daylight Time

Method: Untitled 12 Jul 2012 10:44:38
Calibration: Z:\Default.pro\CurveDB\MS-0042012_1613.cdb 08 May 2012 08:31:36

Name: c22jun12a_2-1, Date: 23-Jun-2012, Time: 02:08:17, ID: RETCON_S40-43A, Description: , Instrument: , User: KAS



Quantify Sample Report


MassLynx 4.1 SCN627

Dataset: Z:\Default.pro\Concals\1613\c22jun12a_2-1wdm.qld

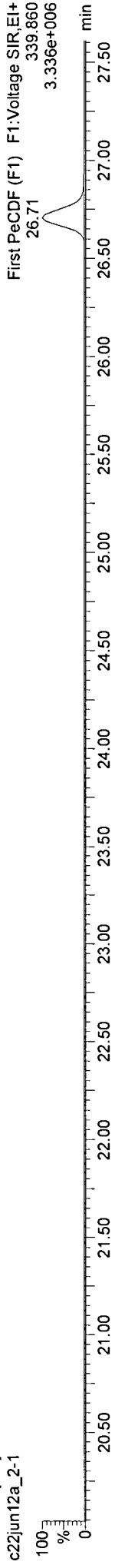
Last Altered: Tuesday, July 17, 2012 15:27:12 Eastern Daylight Time
Printed: Tuesday, July 17, 2012 15:28:07 Eastern Daylight Time

Name: c22jun12a_2-1, Date: 23-Jun-2012, Time: 02:08:17, ID: RETCON_S40-43A, Description: , Instrument: , User: KAS

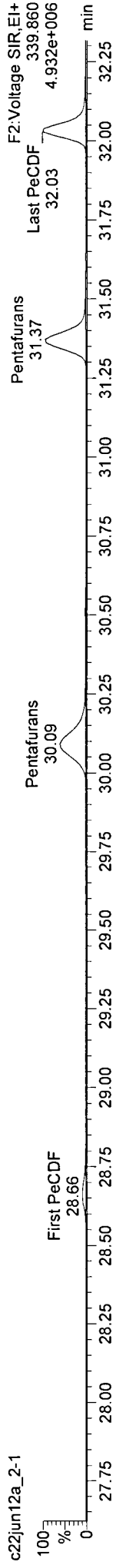
TCDFs



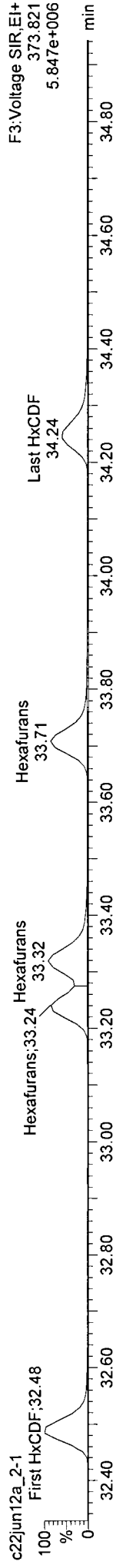
PeCDF (F1)



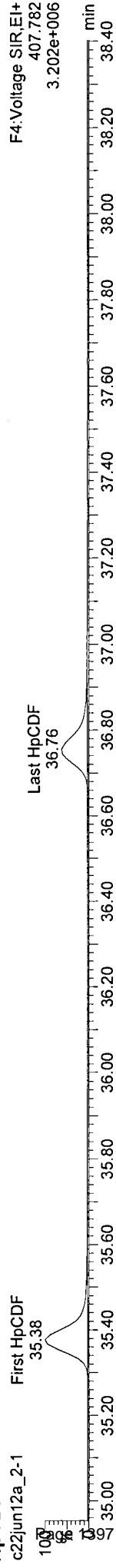
PeCDF




HxCDF



HpCDF



OCDF



Quantify Sample Summary Report
 ### 1613 CCAL Summary ###

MassLynx 4.1 SCN627

Dataset: Z:\Default.pro\Concals\1613c22jun12a_2-1.qld

Last Altered: Tuesday, July 17, 2012 15:22:04 Eastern Daylight Time
 Printed: Tuesday, July 17, 2012 15:25:55 Eastern Daylight Time

31201450

Method: Z:\Default.pro\MethDB\m1613-061912-db5ms.mdb\20 Jun 2012 08:46:37
 Calibration: Z:\Default.pro\CurveDB\B5MS-0042012_1613.cdb 08 May 2012 08:31:36

Name: c22jun12a_2-1, Date: 23-Jun-2012, Time: 02:08:17, ID: RETCON_S40-43A, Submitter: HRD1735, Task: HRMS3, User: KAS

Name	Response	Ion1Area	Ion2Area	RT	RA	RA...	RRF	IcalRRF	Height1	Noise1	SN1	Height2	Noise2	SN2	M	pg/μL	Low	High	Fail?	
1	2378-TCDD	9.338e4	4.125e4	5.213e4	25.57	0.79	NO	1.197	1.075	4.178e5	1538	271.7	5.165e5	1244	415.2	dd	11.135	7.8	12.9	NO
2	12378-PeCDD	2.986e5	1.815e5	1.171e5	31.63	1.55	NO	1.047	1.039	3.451e6	1313	2627.9	2.218e6	1451	1528.1	bb	50.362	39	65.0	NO
3	123478-HxCDD	2.821e5	1.550e5	1.270e5	33.81	1.22	NO	1.112	1.065	3.620e6	1957	1849.4	2.932e6	2044	1434.4	bd	52.207	39	64.0	NO
4	123678-HxCDD	3.569e5	1.992e5	1.577e5	33.88	1.26	NO	1.023	0.996	3.775e6	1957	1928.4	3.045e6	2044	1489.7	dd	51.387	39	64.0	NO
5	123789-HxCDD	3.063e5	1.766e5	1.298e5	34.04	1.36	NO	1.017	1.029	3.105e6	1957	1586.5	2.425e6	2044	1186.2	db	49.402	41	61.0	NO
6	1234678-HpCDD	2.195e5	1.127e5	1.068e5	36.35	1.06	NO	1.091	1.055	1.369e6	1841	743.5	1.345e6	1698	792.0	bd	51.701	43	58.0	NO
7	OCDD	3.450e5	1.640e5	1.810e5	39.42	0.91	NO	1.028	1.063	1.165e6	904	1288.3	1.292e6	1133	1140.3	bb	96.717	79	126	NO
8	2378-TCDF	1.335e5	5.836e4	7.519e4	24.68	0.78	NO	1.014	0.980	6.676e5	1521	438.9	8.055e5	1561	516.2	bd	10.340	8.4	12.0	NO
9	12378-PeCDF	4.763e5	2.939e5	1.824e5	30.09	1.61	NO	1.049	0.980	3.019e6	3482	867.2	1.909e6	1910	999.3	bb	53.506	41	60.0	NO
10	23478-PeCDF	4.947e5	3.017e5	1.930e5	31.37	1.56	NO	1.040	1.022	5.048e6	3482	1449.9	3.177e6	1910	1663.4	bb	50.910	41	61.0	NO
11	123478-HxCDF	4.389e5	2.463e5	1.926e5	33.24	1.28	NO	1.237	1.183	5.643e6	2505	2253.1	4.306e6	3407	1263.9	bd	52.272	45	56.0	NO
12	123678-HxCDF	5.535e5	3.119e5	2.416e5	33.32	1.29	NO	1.164	1.168	6.039e6	2505	2411.4	4.787e6	3407	1404.8	db	49.849	44	57.0	NO
13	234678-HxCDF	4.878e5	2.689e5	2.189e5	33.71	1.23	NO	1.291	1.178	5.712e6	2505	2280.6	4.440e6	3407	1303.2	bb	54.801	45	56.0	NO
14	123789-HxCDF	3.974e5	2.243e5	1.732e5	34.24	1.30	NO	1.103	1.110	3.805e6	2505	1519.1	3.004e6	3407	881.5	bb	49.648	44	57.0	NO
15	1234678-HpCDF	4.041e5	2.099e5	1.941e5	35.38	1.08	NO	1.357	1.389	3.407e6	1797	1895.5	3.172e6	1813	1750.1	bb	48.878	45	55.0	NO
16	1234789-HpCDF	3.000e5	1.529e5	1.472e5	36.75	1.04	NO	1.386	1.389	1.984e6	1797	1103.8	1.870e6	1813	1031.7	bb	49.913	43	58.0	NO
17	OCDF	4.810e5	2.274e5	2.535e5	39.53	0.90	NO	1.433	1.290	1.893e6	1277	1482.0	2.031e6	1076	1887.3	bd	111.074	63	159	NO
18	ES:13C-2378-TCDD	7.798e5	3.396e5	4.403e5	25.54	0.77	NO	0.890	0.991	3.605e6	1260	2862.2	4.797e6	1740	2756.6	bb	89.803	82	121	NO
19	ES:13C-12378-PeCDD	5.705e5	3.495e5	2.211e5	31.62	1.58	NO	0.651	0.835	6.568e6	1265	5191.0	4.123e6	466	8840.8	bb	77.968	62	160	NO
20	ES:13C-123478-HxCDD	5.075e5	2.821e5	2.253e5	33.81	1.25	NO	0.931	0.971	6.519e6	993	6563.7	5.203e6	2418	2152.0	bd	95.907	85	117	NO
21	ES:13C-123678-HxCDD	6.977e5	3.881e5	3.096e5	33.86	1.25	NO	1.280	1.005	7.325e6	993	7375.3	6.007e6	2418	2484.5	db	127.411	85	118	YES
22	ES:13C-1234678-HpCDD	4.023e5	2.084e5	1.940e5	36.33	1.07	NO	0.738	0.894	2.652e6	1240	2138.2	2.482e6	2120	1171.1	bb	82.600	72	138	NO
23	ES:13C-OCDD	6.711e5	3.179e5	3.532e5	39.42	0.90	NO	0.616	0.871	2.189e6	1118	1957.4	2.411e6	1410	1709.6	bb	141.307	96	415	NO
24	ES:13C-2378-TCDF	1.318e6	5.785e5	7.390e5	24.65	0.78	NO	1.504	1.561	6.222e6	1156	5384.3	7.902e6	1450	5448.0	bb	96.375	71	140	NO
25	ES:13C-12378-PeCDF	9.083e5	5.569e5	3.515e5	30.07	1.58	NO	1.037	1.322	5.880e6	2714	2166.6	3.735e6	1292	2891.6	bb	78.433	76	130	NO
26	ES:13C-23478-PeCDF	9.510e5	5.830e5	3.680e5	31.35	1.58	NO	1.086	1.284	9.964e6	2714	3671.8	6.231e6	1292	4824.3	bb	84.560	77	130	NO
27	ES:13C-123478-HxCDF	7.098e5	2.438e5	4.660e5	33.23	0.52	NO	1.302	1.198	5.735e6	2272	2524.1	1.067e7	5581	1911.0	bd	108.707	76	131	NO
28	ES:13C-123678-HxCDF	9.509e5	3.276e5	6.233e5	33.31	0.53	NO	1.745	1.243	6.349e6	2272	2794.6	1.214e7	5581	2174.5	db	140.377	70	143	NO
29	ES:13C-234678-HxCDF	7.558e5	2.598e5	4.960e5	33.70	0.52	NO	1.387	1.229	5.524e6	2272	2431.5	1.034e7	5581	1852.1	bb	112.837	73	137	NO
30	ES:13C-123789-HxCDF	7.209e5	2.438e5	4.772e5	34.23	0.51	NO	1.323	1.177	4.245e6	2272	1868.6	8.141e6	5581	1458.6	bb	112.436	74	135	NO

Quantify Sample Summary Report
 ### 1613 CCAL Summary ###
 MassLynx 4.1 SCN627

Dataset: Z:\Default.pro\Concals\1613\c22jun12a_2-1.qld

Last Altered: Tuesday, July 17, 2012 15:22:04 Eastern Daylight Time
 Printed: Tuesday, July 17, 2012 15:25:55 Eastern Daylight Time

Name: c22jun12a_2-1, Date: 23-Jun-2012, Time: 02:08:17, ID: RETCON_S40-43A, Submitter: HRD1735, Task: HRMS3, User: KAS

Name	Response	Ion1Ar...	Ion2Area	RT	RA	RA...	RRF	IcalRRF	Height1	Noise1	SN1	Height2	Noise2	SN2	M	pg/uL	Low	High	Fail?
31	ES:13C-1234678-HpCDF	5.954e5	1.839e5	4.114e5	35.37	0.45	NO	1.092	2.924e6	1860	1571.6	6.586e6	2464	2673.2	bb	106.144	78	129	NO
32	ES:13C-1234789-HpCDF	4.328e5	1.353e5	2.975e5	36.75	0.45	NO	0.794	1.785e6	1860	959.6	3.884e6	2464	1576.6	bd	91.365	77	129	NO
33	JS:13C-1234-TCDD	8.758e5	3.872e5	4.886e5	24.85	0.79	NO	1.000	4.336e6	1260	3442.9	5.535e6	1740	3180.6	bb	100.000	0.00	0.000	NO
34	JS:13C-123789-HxCDD	5.450e5	3.034e5	2.416e5	34.03	1.26	NO	1.000	5.703e6	993	5742.3	4.614e6	2418	1908.3	bb	100.000	0.00	0.000	NO
35	CS:37Cl-2378-TCDD	8.699e4	8.699e4	-	25.57	-	-	0.993	1.124	9.236e5	758	1217.7	-	-	bb	8.835	7.9	12.7	NO

Quantify Sample Report




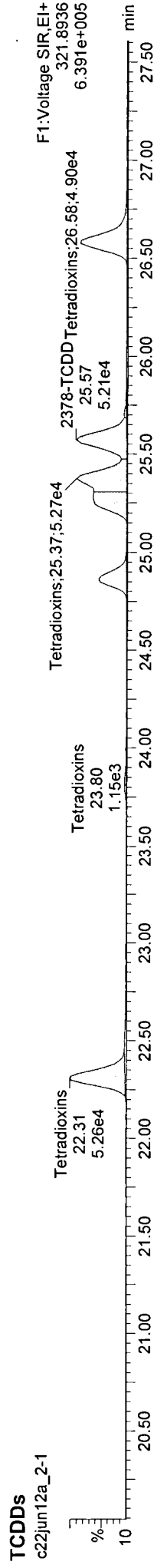
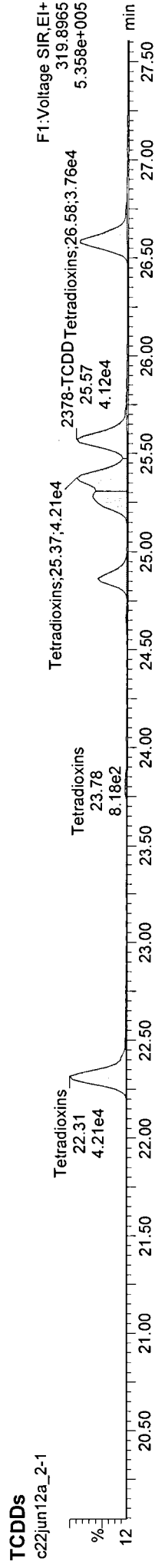
MassLynx 4.1 SCN627
1613 CCAL Summary

Dataset: Z:\Default.pro\Concals\1613\c22jun12a_2-1.qld

Last Altered: Tuesday, July 17, 2012 15:22:04 Eastern Daylight Time
Printed: Tuesday, July 17, 2012 15:23:04 Eastern Daylight Time

Method: Z:\Default.pro\MethDB\m1613-061912-db5ms.mdb 20 Jun 2012 08:46:37
Calibration: Z:\Default.pro\CurveDB\IDB5MS-0042012_1613.cdb 08 May 2012 08:31:36

Name: c22jun12a_2-1, ID: RETCON_S40-43A, Date: 23-Jun-2012, Time: 02:08:17, Submitter: HRD1735, Task: HRMS3



Quantify Sample Report
1613 CCAL Summary ###
MassLynx 4.1 SCN627

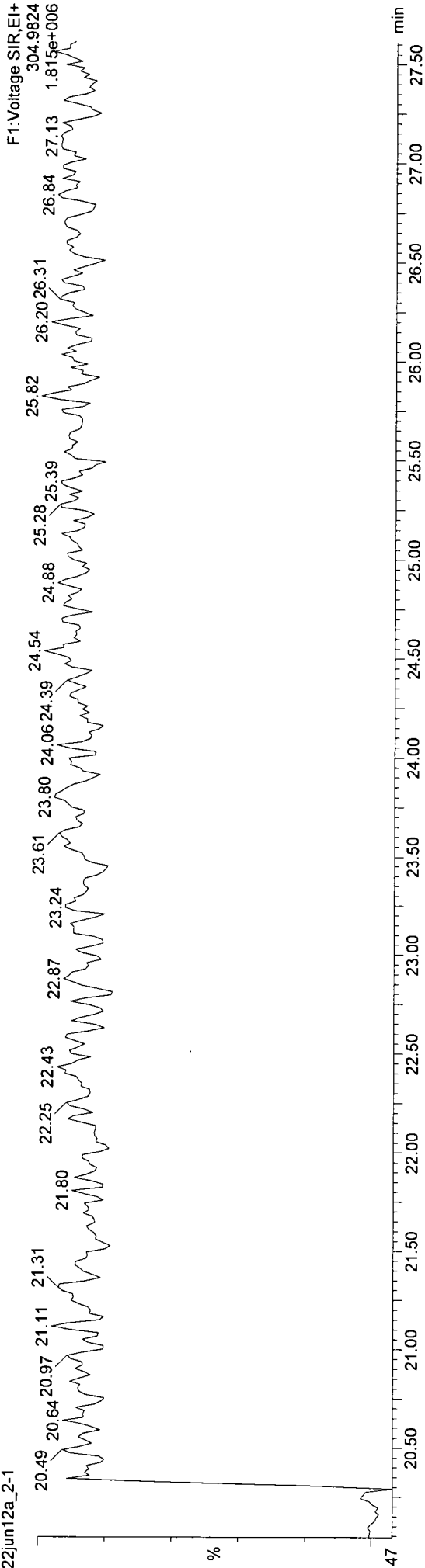
Dataset: Z:\Default.pro\Concals\1613\c22jun12a_2-1.qld

Last Altered: Tuesday, July 17, 2012 15:22:04 Eastern Daylight Time
Printed: Tuesday, July 17, 2012 15:23:04 Eastern Daylight Time

Name: c22jun12a_2-1, ID: RETCON_S40-43A, Date: 23-Jun-2012, Time: 02:08:17, Submitter: HRD1735, Task: HRMS3

F1 Lock Mass

c22jun12a_2-1



Quantify Sample Report
1613 CCAL Summary

MassLynx 4.1 SCN627

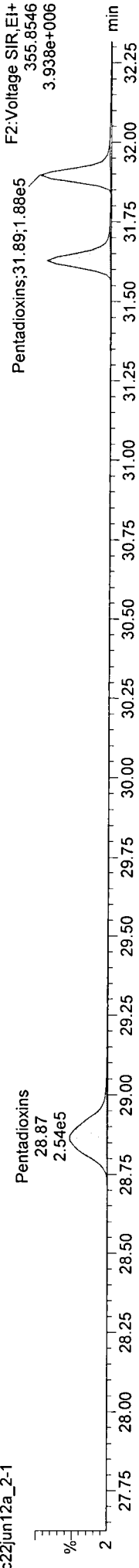
Dataset: Z:\Default.pro\Concals\1613\c22jun12a_2-1.qld

Last Altered: Tuesday, July 17, 2012 15:22:04 Eastern Daylight Time
Printed: Tuesday, July 17, 2012 15:23:04 Eastern Daylight Time

Name: c22jun12a_2-1, ID: RETCON_S40-43A, Date: 23-Jun-2012, Time: 02:08:17, Submitter: HRD1735, Task: HRMS3


PeCDDs

c22jun12a_2-1



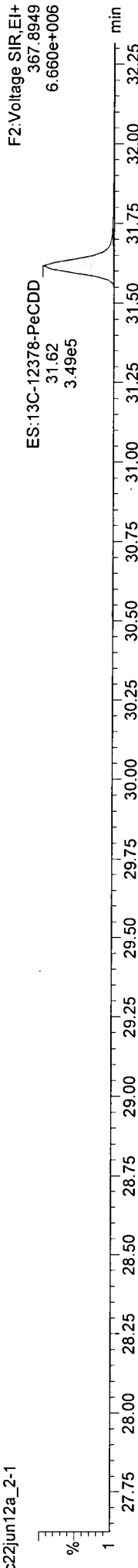
PeCDDs

c22jun12a_2-1




ES-PeCDD

c22jun12a_2-1



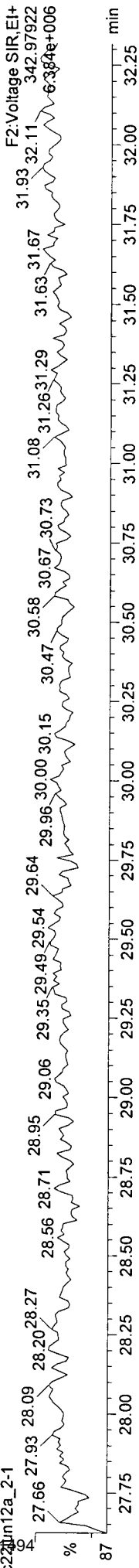
ES-PeCDD

c22jun12a_2-1



F2: Lock Mass

c22jun12a_2-1



Quantify Sample Report MassLynx 4.1 SCN627

1613 CCAL Summary

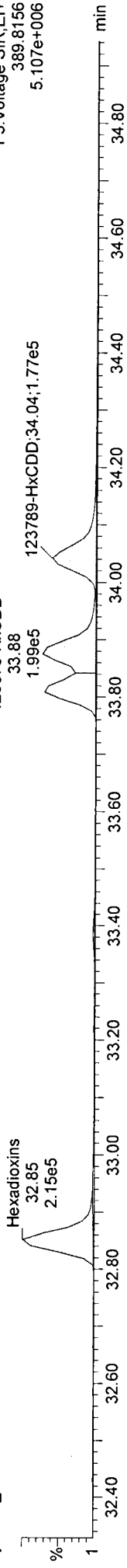
Dataset: Z:\Default.pro\Concals\1613\c22jun12a_2-1.qld

Last Altered: Tuesday, July 17, 2012 15:22:04 Eastern Daylight Time
Printed: Tuesday, July 17, 2012 15:23:04 Eastern Daylight Time

Name: c22jun12a_2-1, ID: RETCON_S40-43A, Date: 23-Jun-2012, Time: 02:08:17, Submitter: HRD1735, Task: HRMS3

HxCDDs

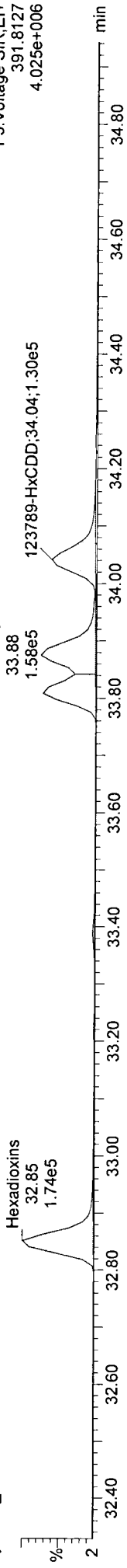
c22jun12a_2-1



F3: Voltage SIR, EI+
389.8156
5.107e+006

HxCDDs

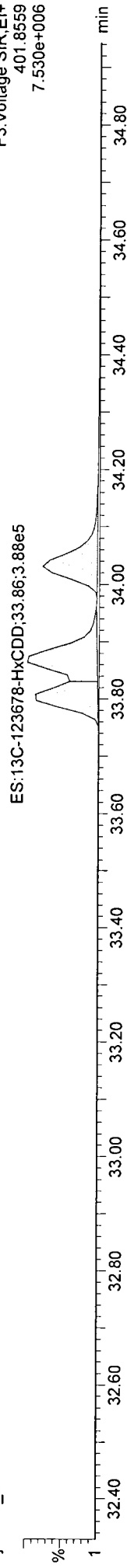
c22jun12a_2-1



F3: Voltage SIR, EI+
391.8127
4.025e+006

ES-HxCDD

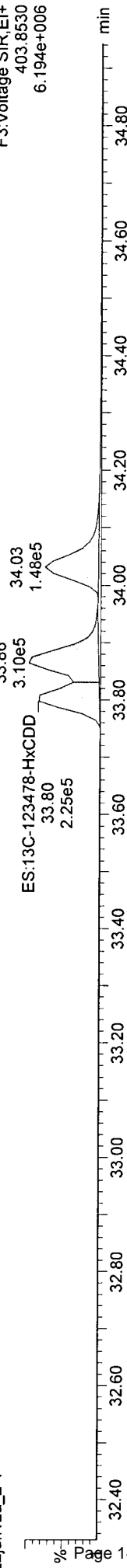
c22jun12a_2-1



F3: Voltage SIR, EI+
401.8559
7.530e+006

ES-HxCDD


c22jun12a_2-1



F3: Voltage SIR, EI+
403.8530
6.194e+006

F3 Lock Mass

c22jun12a_2-1



F3: Voltage SIR, EI+
380.9760
2.066e+006


Dataset: Z:\Default.pro\Concals\1613\c22jun12a_2-1.qld

Last Altered: Tuesday, July 17, 2012 15:22:04 Eastern Daylight Time
Printed: Tuesday, July 17, 2012 15:23:04 Eastern Daylight Time

Name: c22jun12a_2-1, ID: RETCON_S40-43A, Date: 23-Jun-2012, Time: 02:08:17, Submitter: HRD1735, Task: HRMS3

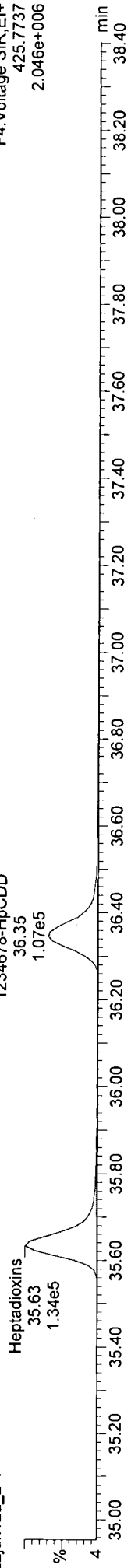
HpCDDs

c22jun12a_2-1



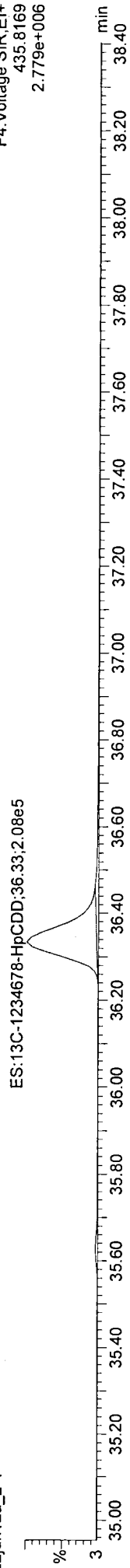
HpCDDs

c22jun12a_2-1



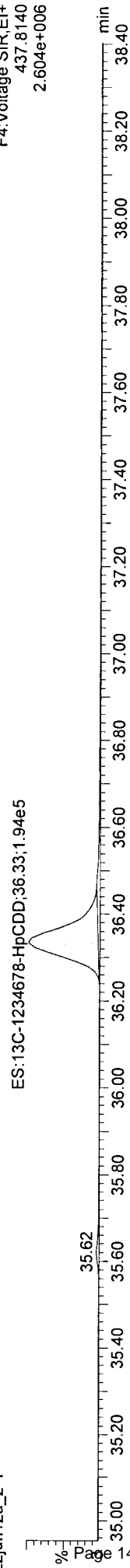
ES-HpCDD

c22jun12a_2-1



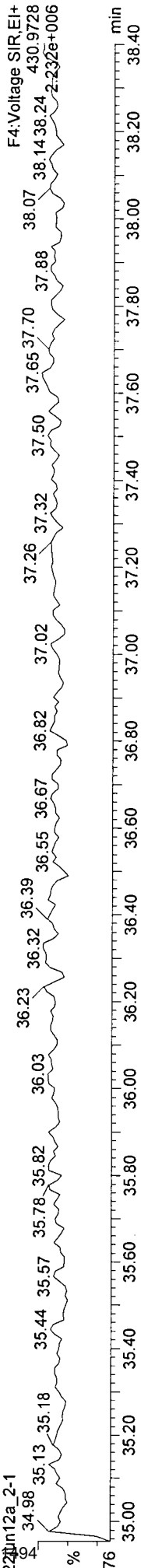
ES-HpCDD

c22jun12a_2-1



F4 Lock Mass

c22jun12a_2-1



Quantify Sample Report MassLynx 4.1 SCN627

1613 CCAL Summary

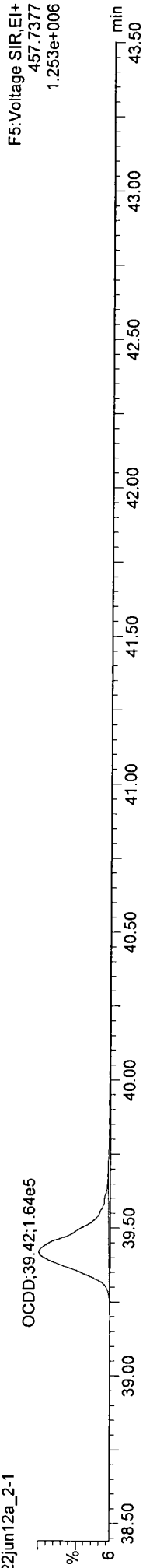
Dataset: Z:\Default.pro\Concals\1613\c22jun12a_2-1.qld

Last Altered: Tuesday, July 17, 2012 15:22:04 Eastern Daylight Time
Printed: Tuesday, July 17, 2012 15:23:04 Eastern Daylight Time

Name: c22jun12a_2-1, ID: RETCON_S40-43A, Date: 23-Jun-2012, Time: 02:08:17, Submitter: HRD1735, Task: HRMS3

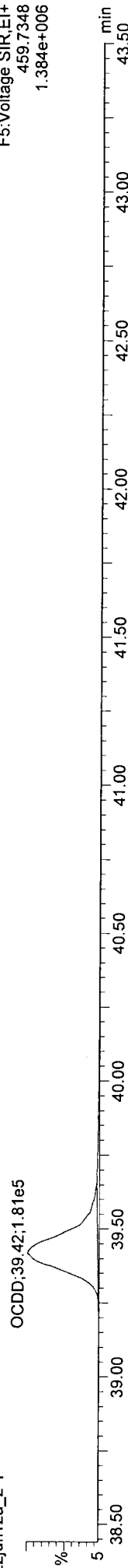
OCDD

c22jun12a_2-1




OCDD

c22jun12a_2-1



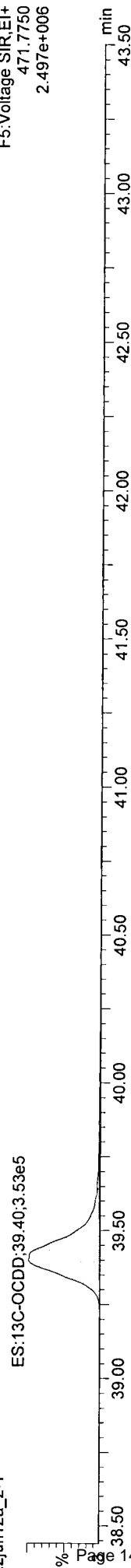
ES-OCDD

c22jun12a_2-1



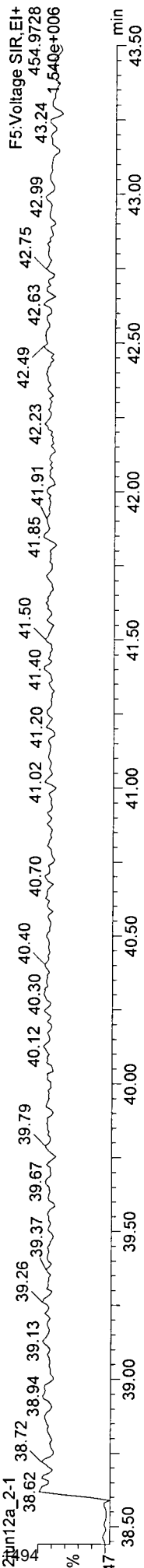
ES-OCDD

c22jun12a_2-1



F5 Lock Mass

c22jun12a_2-1



Quantify Sample Report
1613 CCAL Summary

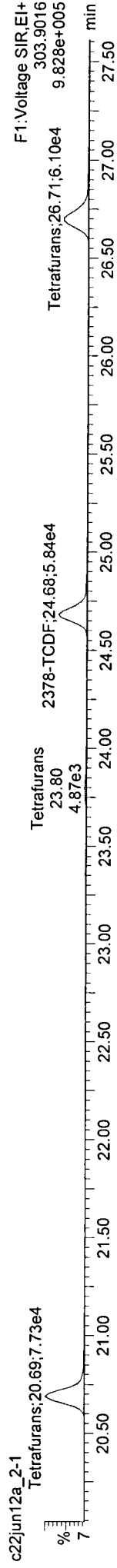
MassLynx 4.1 SCN627

Dataset: Z:\Default.pro\Concals\1613\c22jun12a_2-1.qld

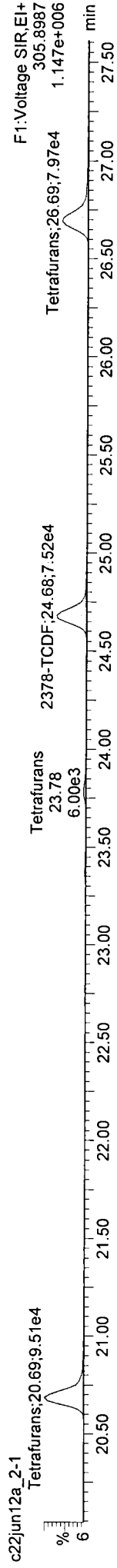
Last Altered: Tuesday, July 17, 2012 15:22:04 Eastern Daylight Time
Printed: Tuesday, July 17, 2012 15:23:04 Eastern Daylight Time

Name: c22jun12a_2-1, ID: RETCON_S40-43A, Date: 23-Jun-2012, Time: 02:08:17, Submitter: HRD1735, Task: HRMS3

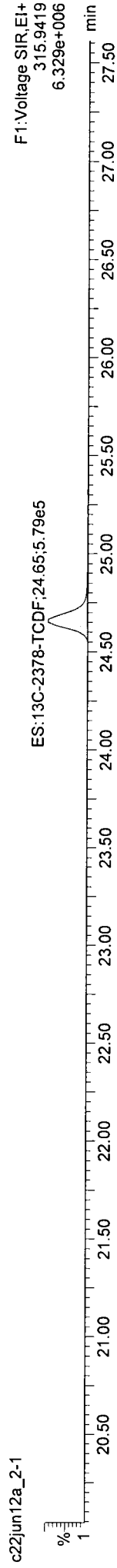
TCDFs



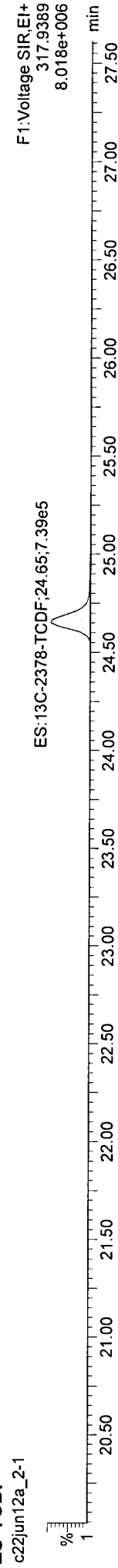
TCDFs



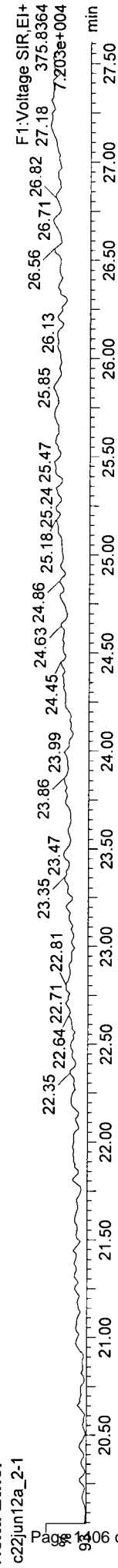
ES-TCDF



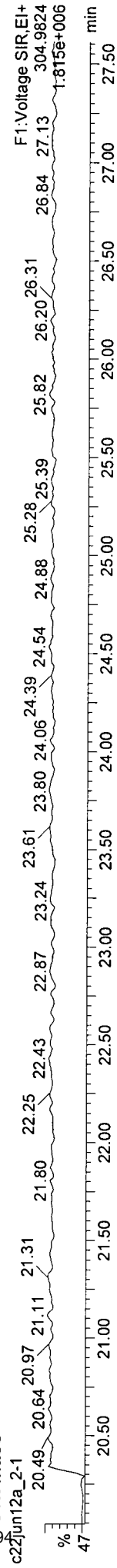
ES-TCDF



Hexa Ether



F1 Lock Mass



Quantify Sample Report
1613 CCAL Summary

MassLynx 4.1 SCN627

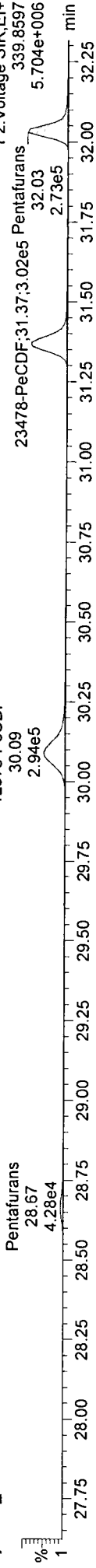
Dataset: Z:\Default.pro\Concals\1613\c22jun12a_2-1.qld

Last Altered: Tuesday, July 17, 2012 15:22:04 Eastern Daylight Time
Printed: Tuesday, July 17, 2012 15:23:04 Eastern Daylight Time

Name: c22jun12a_2-1, ID: RETCON_S40-43A, Date: 23-Jun-2012, Time: 02:08:17, Submitter: HRD1735, Task: HRMS3

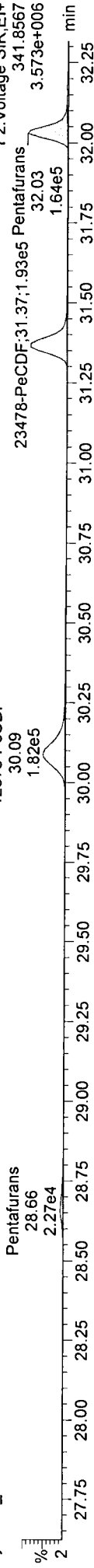
PeCDFs

c22jun12a_2-1



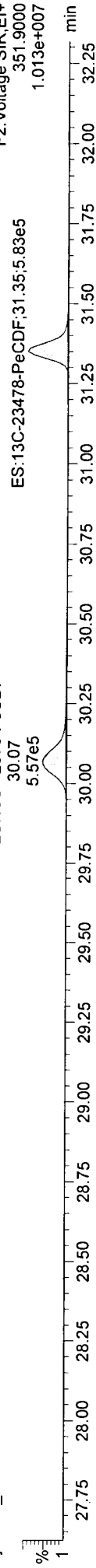
PeCDFs

c22jun12a_2-1



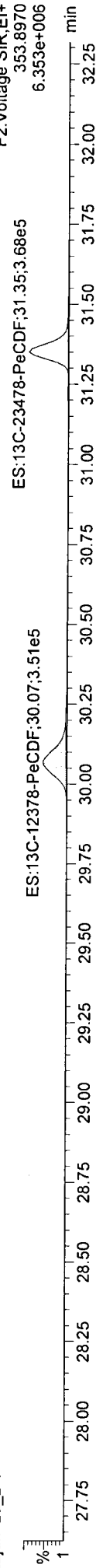
ES-PeCDF

c22jun12a_2-1



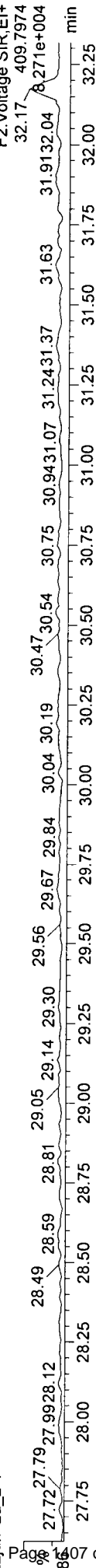
ES-PeCDF

c22jun12a_2-1



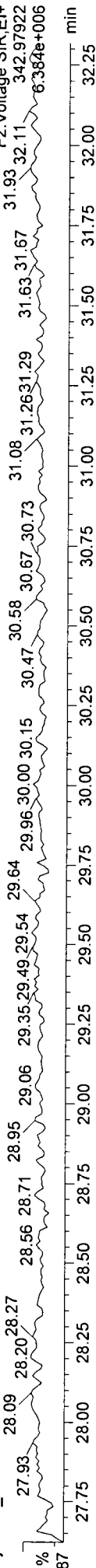
Hepta Ether

c22jun12a_2-1



F2 Lock Mass

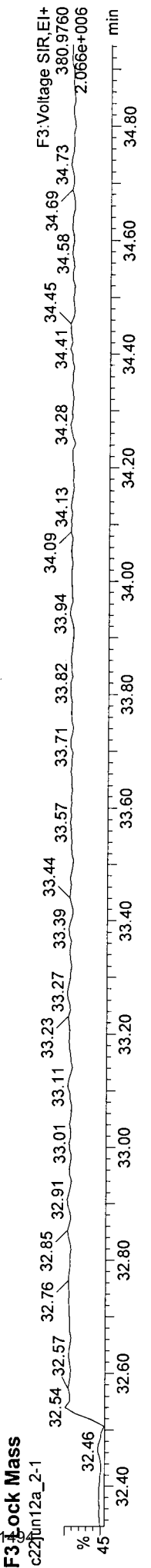
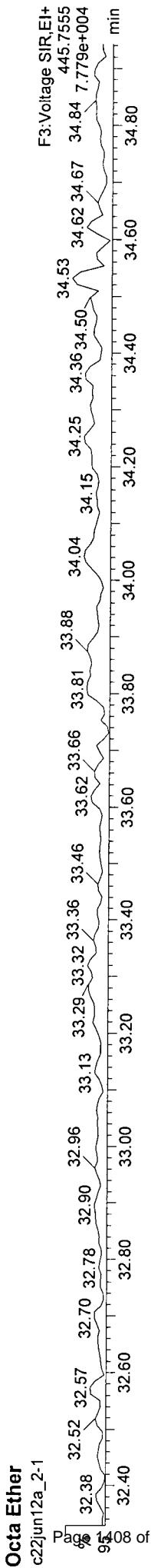
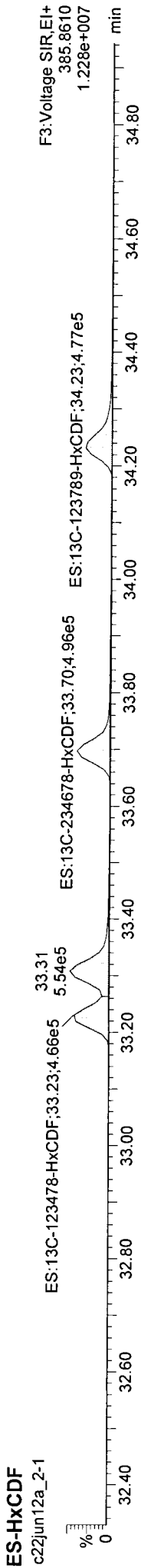
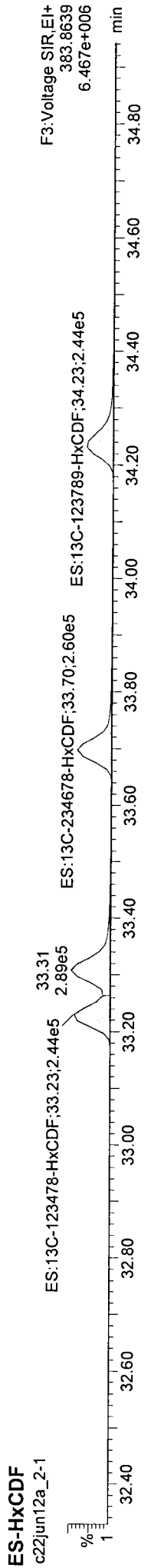
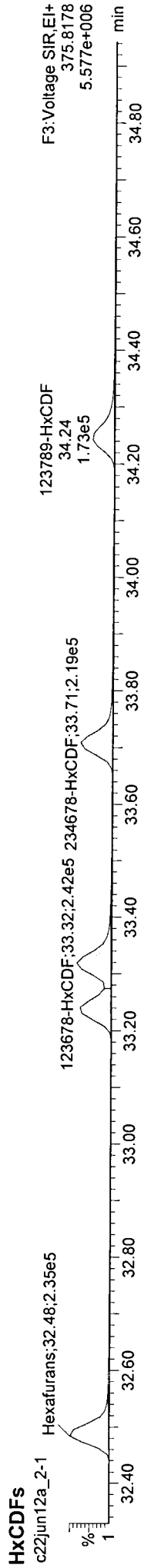
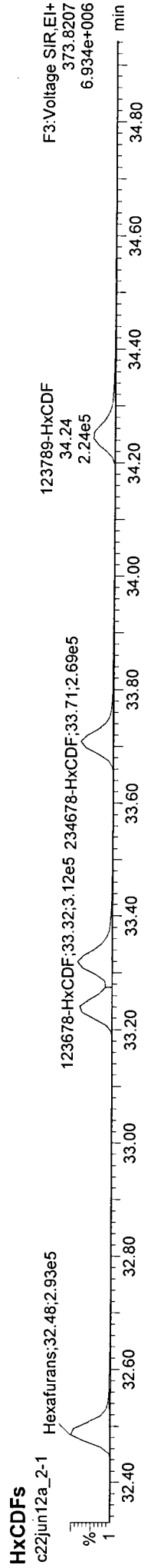
c22jun12a_2-1



Dataset: Z:\Default.pro\Concals\1613\c22jun12a_2-1.qld

Last Altered: Tuesday, July 17, 2012 15:22:04 Eastern Daylight Time
Printed: Tuesday, July 17, 2012 15:23:04 Eastern Daylight Time

Name: c22jun12a_2-1, ID: RETCON_S40-43A, Date: 23-Jun-2012, Time: 02:08:17, Submitter: HRD1735, Task: HRMS3

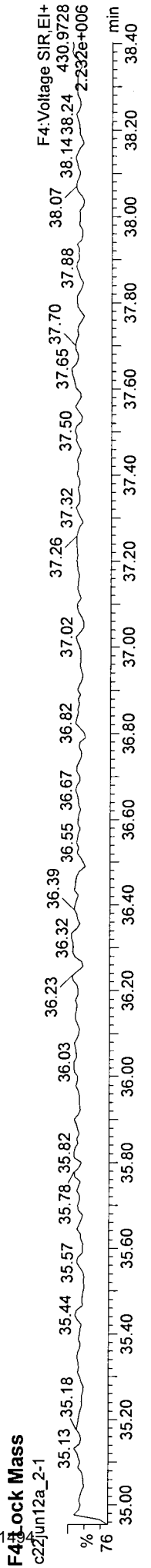
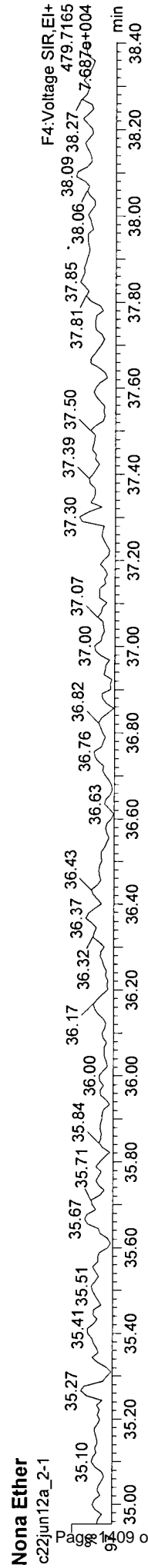
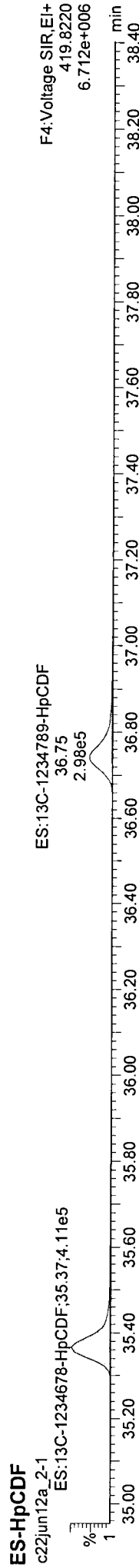
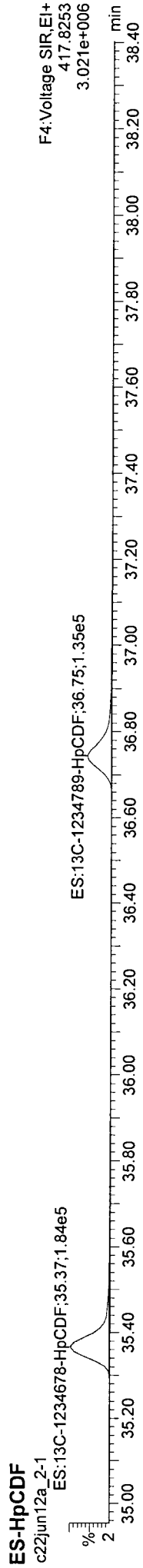
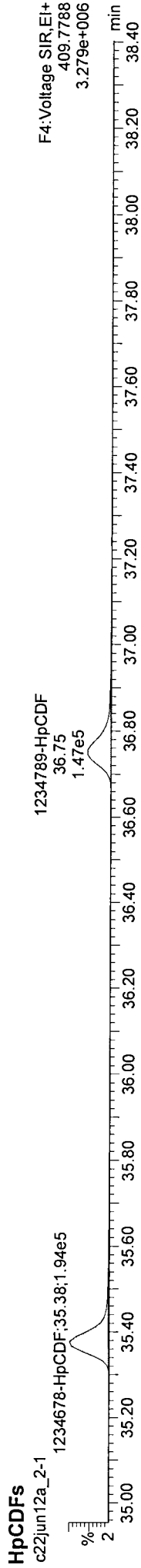
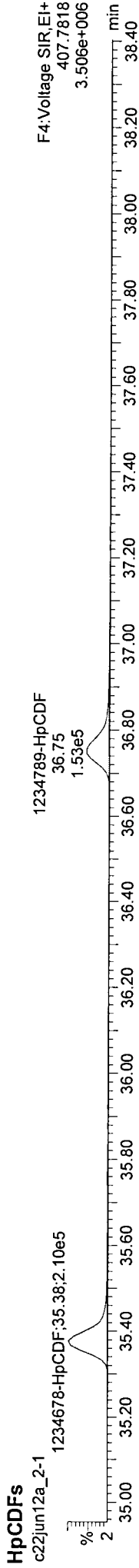


Quantify Sample Report
1613 CCAL Summary ###
MassLynx 4.1 SCN627

Dataset: Z:\Default.pro\Concals\1613\c22jun12a_2-1.qld

Last Altered: Tuesday, July 17, 2012 15:22:04 Eastern Daylight Time
Printed: Tuesday, July 17, 2012 15:23:04 Eastern Daylight Time

Name: c22jun12a_2-1, ID: RETCON_S40-43A, Date: 23-Jun-2012, Time: 02:08:17, Submitter: HRD1735, Task: HRMS3




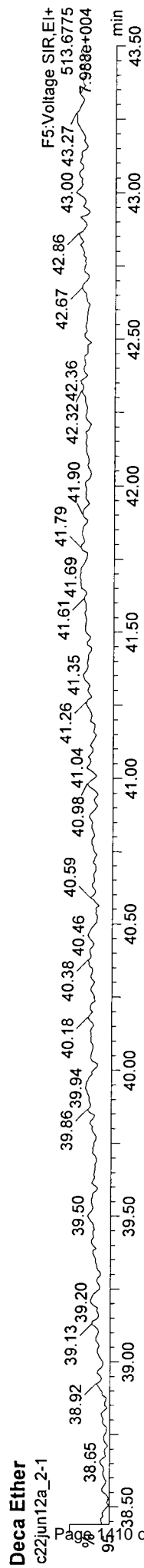


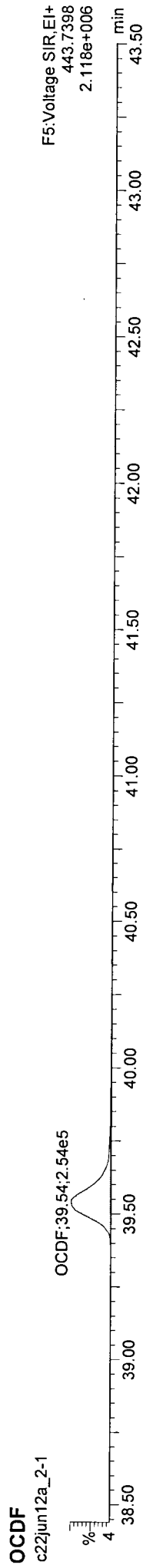

Quantify Sample Report
1613 CCAL Summary

MassLynx 4.1 SCN627

Dataset: Z:\Default.pro\Concals\1613\c22jun12a_2-1.qld

Last Altered: Tuesday, July 17, 2012 15:22:04 Eastern Daylight Time
Printed: Tuesday, July 17, 2012 15:23:04 Eastern Daylight Time

Name: c22jun12a_2-1, ID: RETCON_S40-43A, Date: 23-Jun-2012, Time: 02:08:17, Submitter: HRD1735, Task: HRMS3



Instrument: HRMS3

Data File	Sample ID	An alyst	Acquisition Date/Time	Inj. Vol
c23jun12a-1	RETCON_S40 -43A	KAS	2012-06-23 14:21:49	1 uL
c23jun12a-2	71973 - DJ	KAS	2012-06-23 15:12:21	1 uL
c23jun12a-3	75796	KAS	2012-06-23 15:57:05	1 uL
c23jun12a-4	71972	KAS	2012-06-23 16:42:04	1 uL
c23jun12a-5	75795	KAS	2012-06-23 17:27:05	1 uL
c23jun12a-6	31201383001 - C	KAS	2012-06-23 18:12:04	1 uL
c23jun12a-7	31201383002 - C	KAS	2012-06-23 18:57:04	1 uL
c23jun12a-8	31201383003 - C	KAS	2012-06-23 19:42:04	1 uL
c23jun12a-9	31201383004 - C	KAS	2012-06-23 20:27:04	1 uL
* - c23jun12a-10	31201383005 - C	KAS	2012-06-23 21:12:05	1 uL
c23jun12a-11	31201383006	KAS	2012-06-23 21:57:04	1 uL
c23jun12a-12	31201567003	KAS	2012-06-23 22:42:04	1 uL
c23jun12a-13	31201339001 - C	KAS	2012-06-23 23:27:07	1 uL
c23jun12a-14	31201339002 - C	KAS	2012-06-24 00:12:07	1 uL

for 11/13

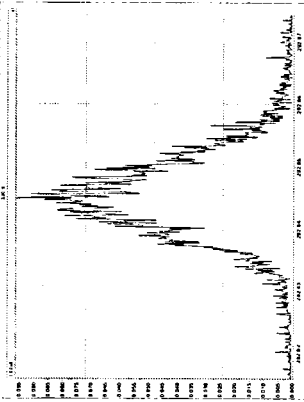
* → dilution needed for quantitation
interference.

- JJJ

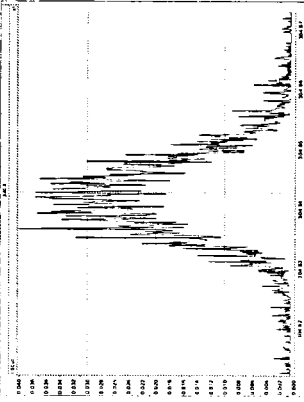
6/24/12

Printed: Saturday, June 23, 2012 14:16:26 Eastern Daylight Time

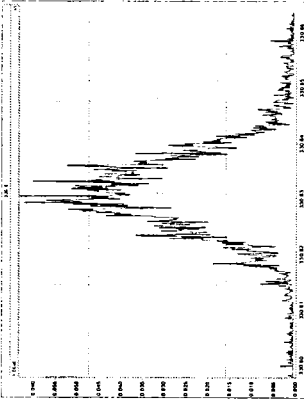
M 292.9824 R 11720



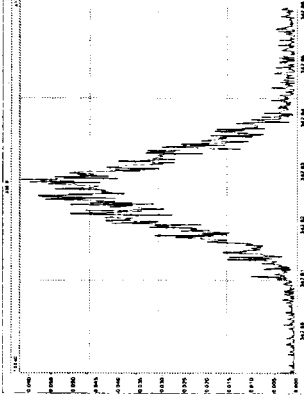
M 304.9824 R 13090



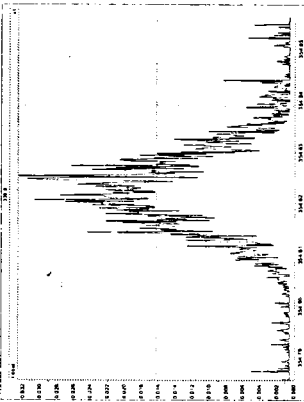
M 330.9792 R 11798



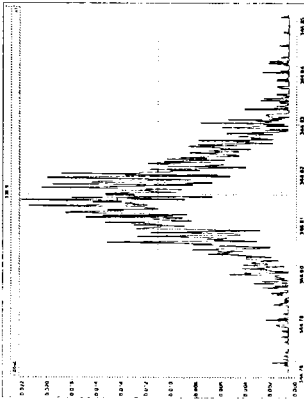
M 342.9792 R 12351



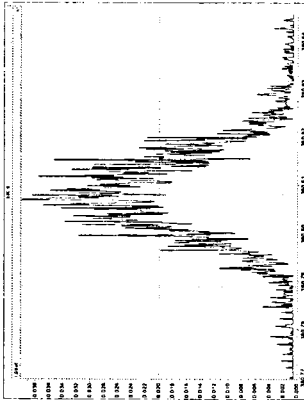
M 354.9792 R 11865



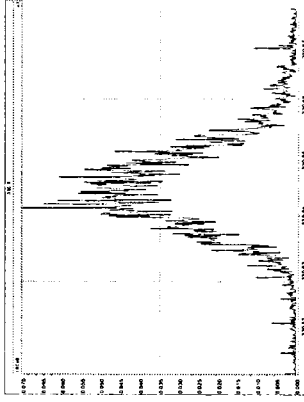
M 366.9792 R 13020



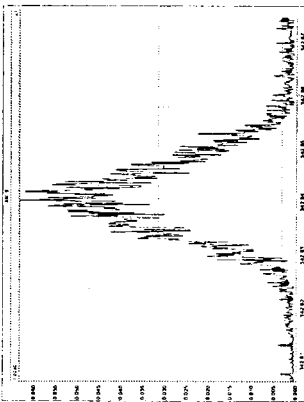
M 380.9760 R 11396



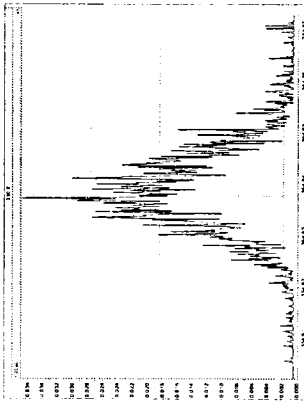
M 330.9792 R 11709



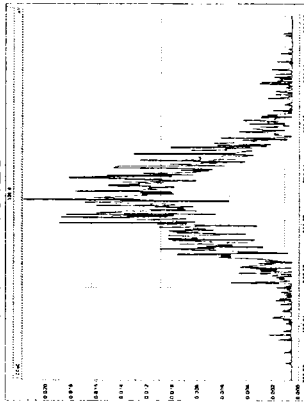
M 342.9792 R 12020



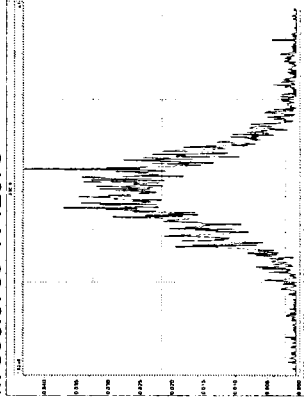
M 354.9792 R 12301



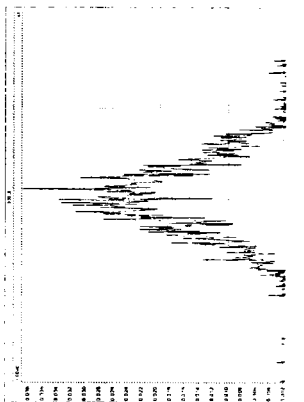
M 366.9792 R 16129



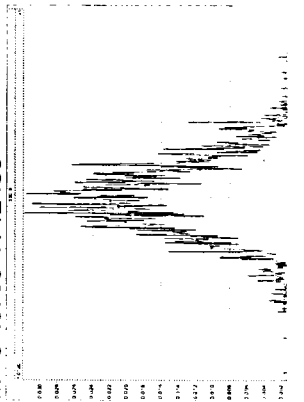
M 380.9760 R 12975



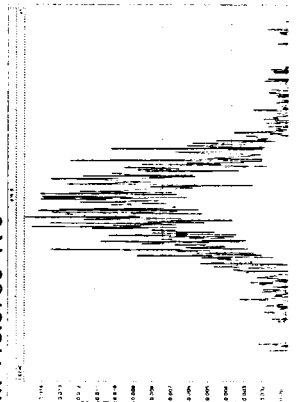
M 392.9760 R 12053



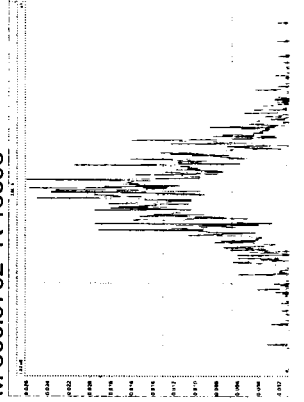
M 404.9760 R 12453



M 416.9760 R 0

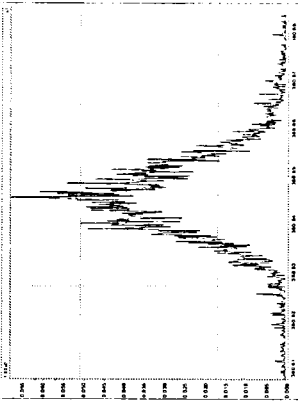


M 366.9792 R 13593

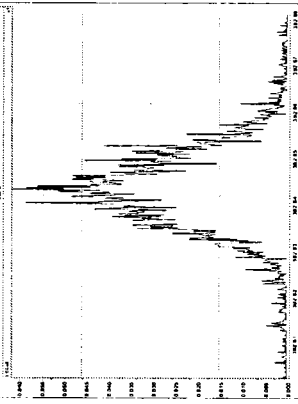


Printed: Saturday, June 23, 2012 14:16:26 Eastern Daylight Time

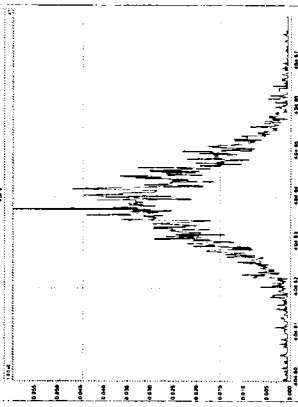
M 380.9760 R 11911



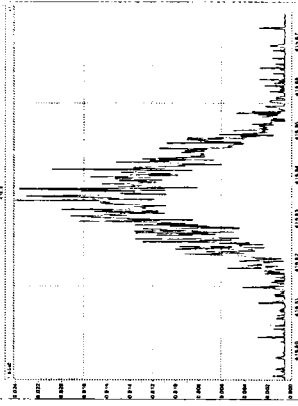
M 392.9760 R 13138



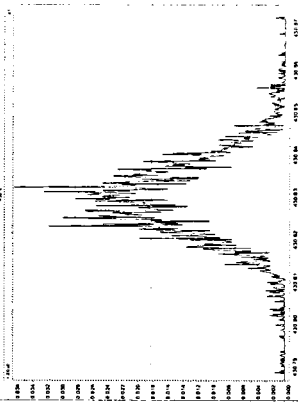
M 404.9760 R 12766



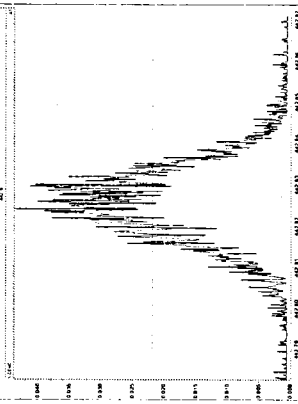
M 416.9760 R 13909



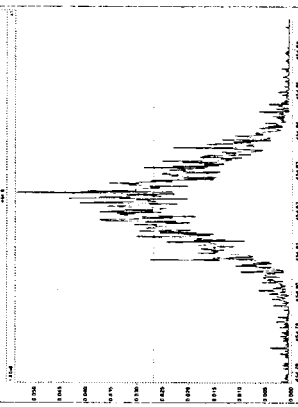
M 430.9728 R 12832



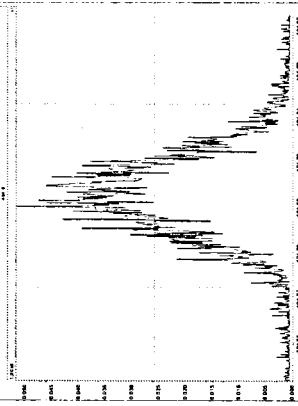
M 442.9728 R 12600



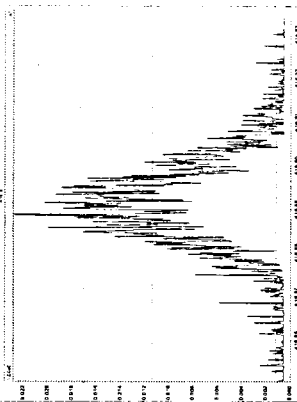
M 454.9728 R 11618



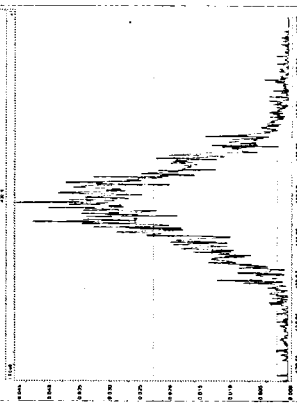
M 404.9760 R 11389



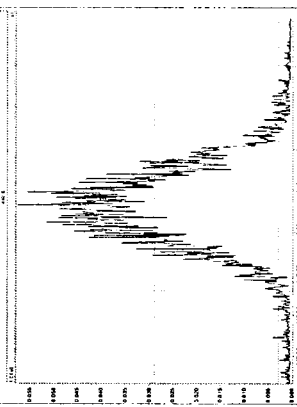
M 416.9760 R 14166



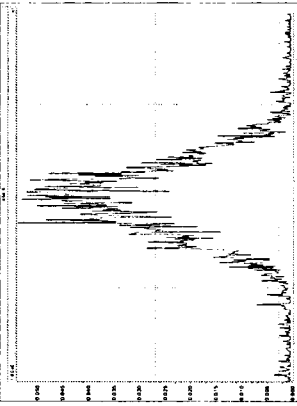
M 430.9728 R 13465



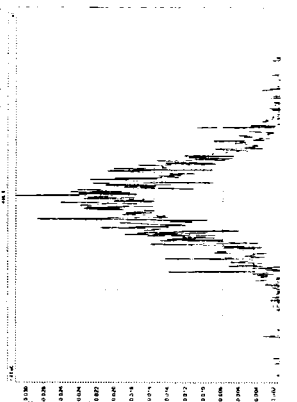
M 442.9728 R 12170




M 454.9728 R 12507




M 466.9728 R 11865




M 480.9696 R 12616



M 430.9728 R 11454



M 442.9728 R 11628

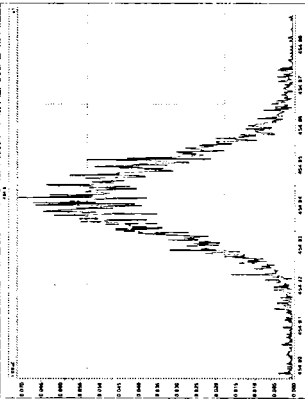


Resolution Check Report

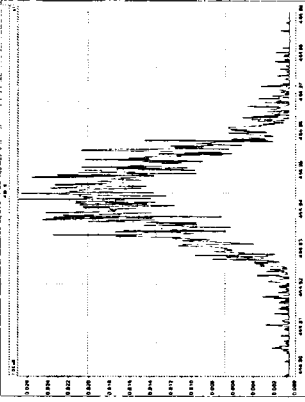
MassLynx 4.1

Printed: Saturday, June 23, 2012 14:16:26 Eastern Daylight Time

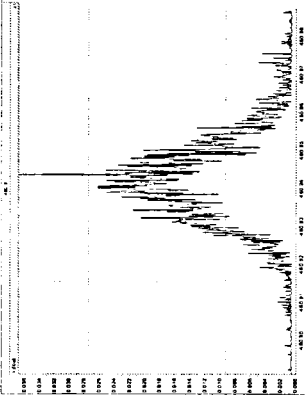
M 454.9728 R 11765



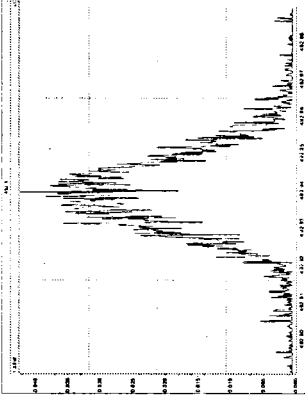
M 466.9728 R 13559



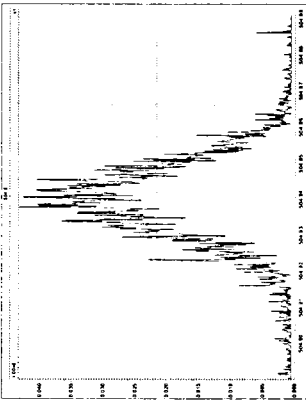
M 480.9696 R 12438



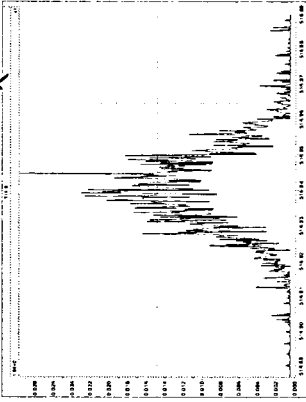
M 492.9696 R 13086



M 504.9696 R 11618

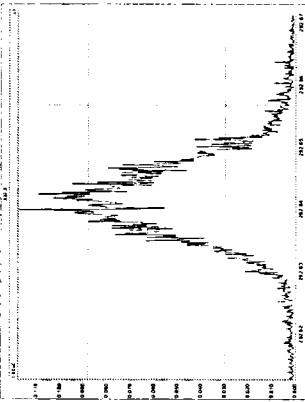


M 516.9697 R 6830 *

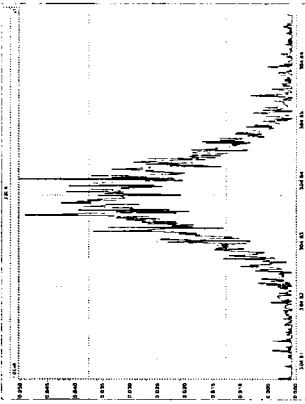


Printed: Sunday, June 24, 2012 01:04:56 Eastern Daylight Time

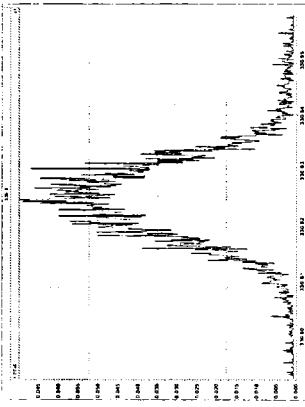
M 292.9824 R 11374



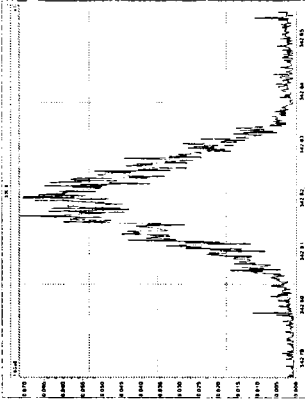
M 304.9824 R 12295



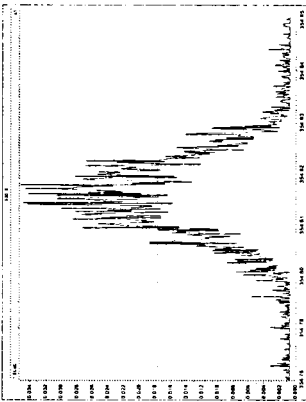
M 330.9792 R 12410



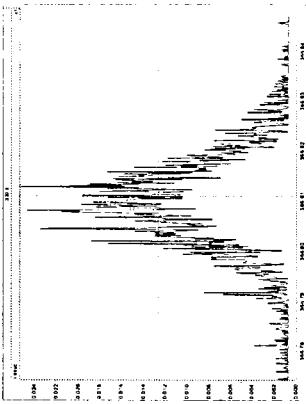
M 342.9792 R 10683



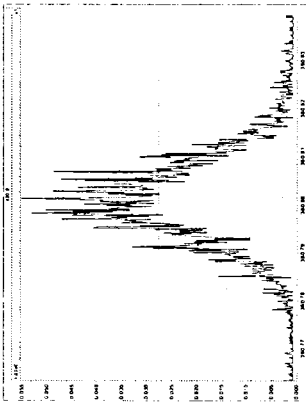
M 354.9792 R 11665



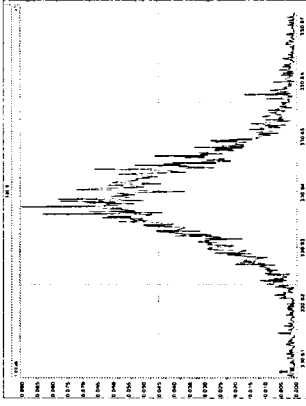
M 366.9792 R 11861



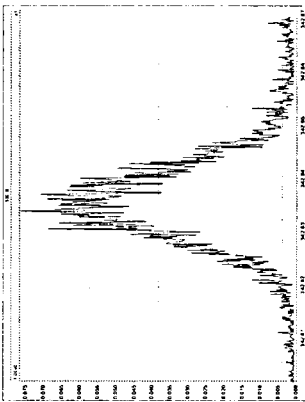
M 380.9760 R 11714



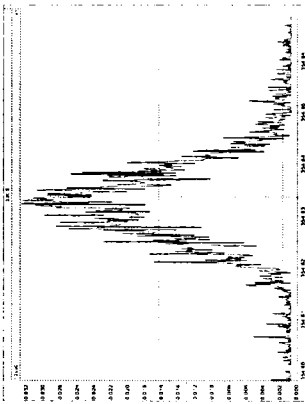
M 330.9792 R 11415



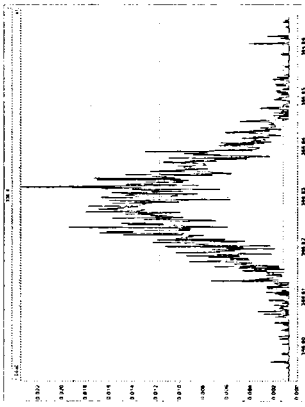
M 342.9792 R 11289



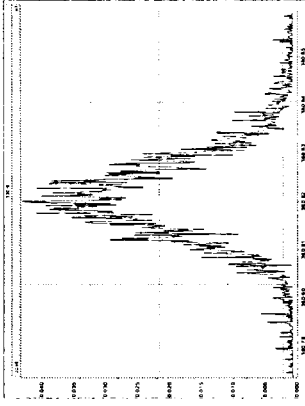
M 354.9792 R 13156



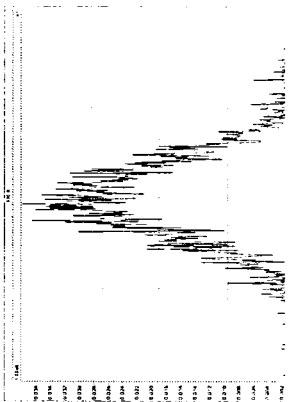
M 366.9792 R 11261



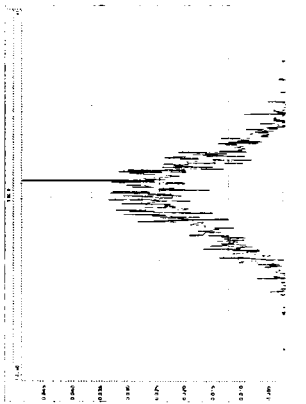
M 380.9760 R 11914



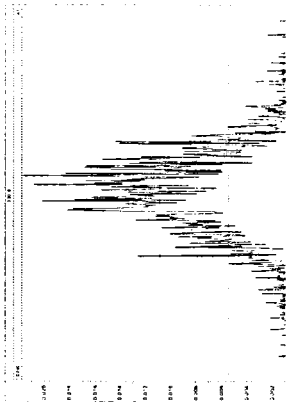
M 392.9760 R 12063



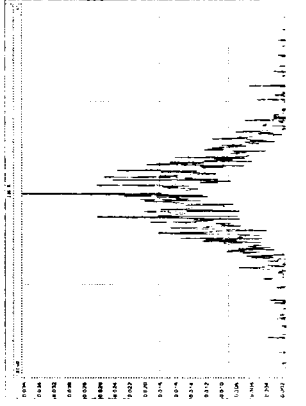
M 404.9760 R 11794



M 416.9760 R 7575

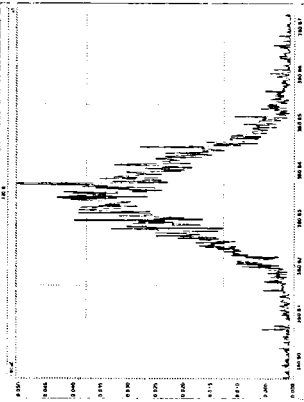


M 366.9792 R 12562

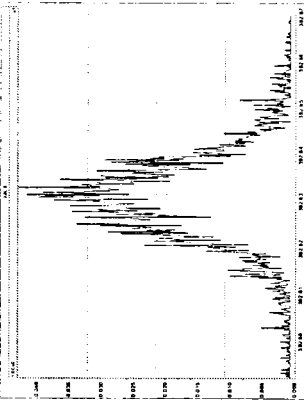


Printed: Sunday, June 24, 2012 01:04:56 Eastern Daylight Time

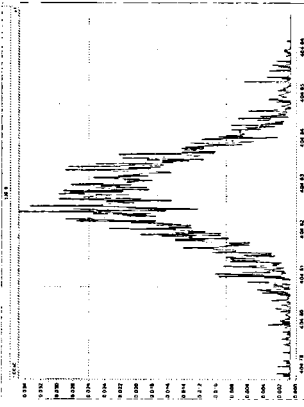
M 380.9760 R 12322



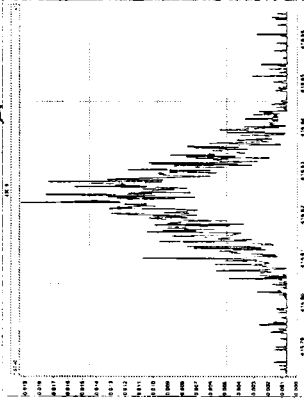
M 392.9760 R 11944



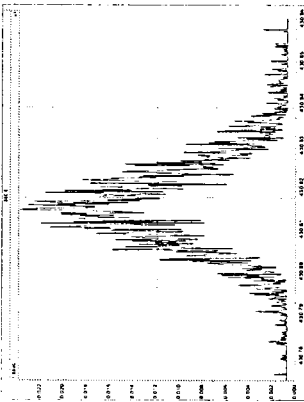
M 404.9760 R 12091



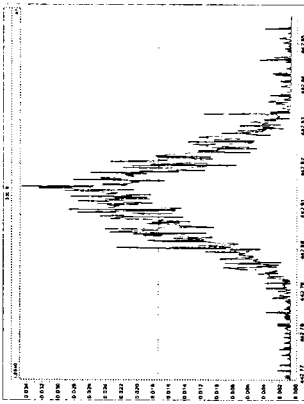
M 416.9760 R 6868 *



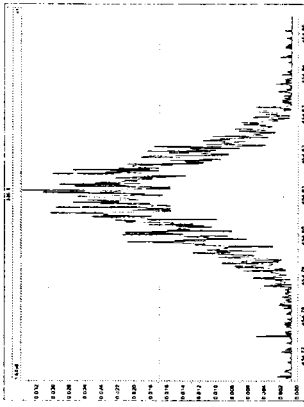
M 430.9728 R 11491



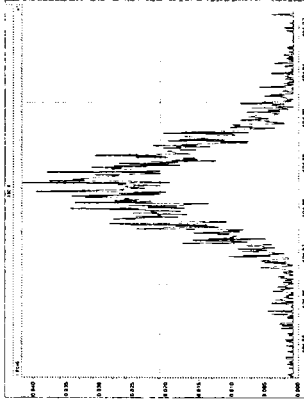
M 442.9728 R 11720



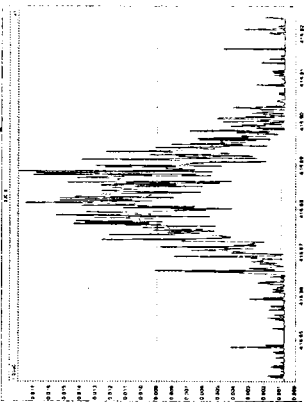
M 454.9728 R 12177



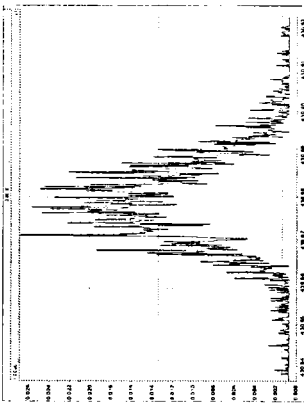
M 404.9760 R 11520



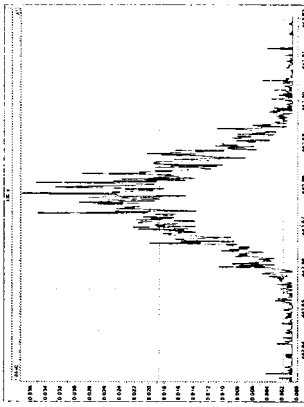
M 416.9760 R 3551 *



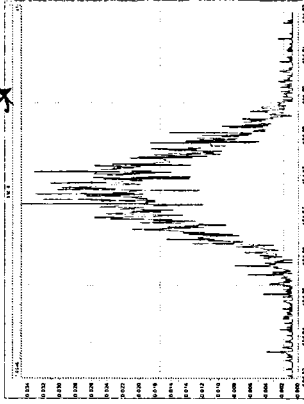
M 430.9728 R 13086



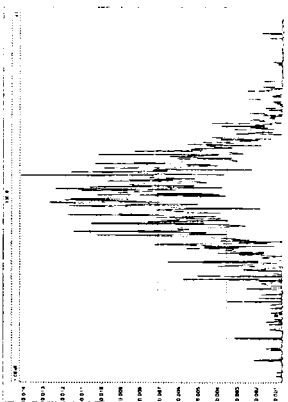
M 442.9728 R 12660



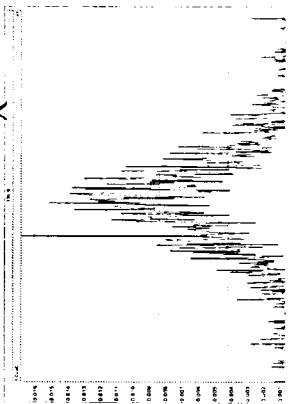
M 454.9728 R 6249 *



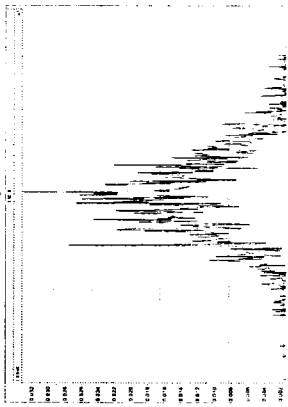
M 466.9728 R 0 *



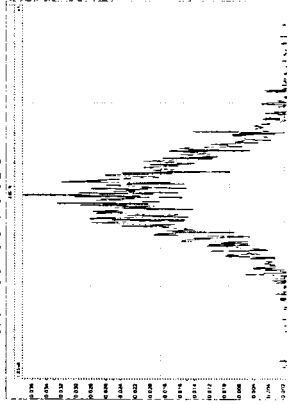
M 480.9696 R 0 *



M 430.9728 R 12825



M 442.9728 R 12205

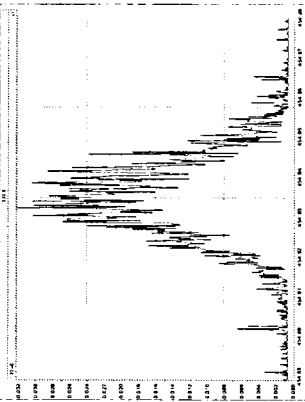


MassLynx 4.1

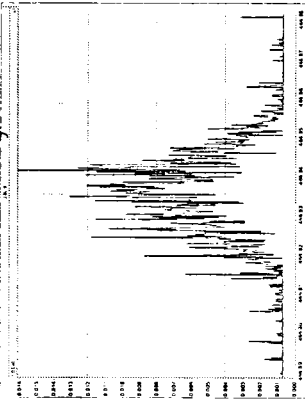
Resolution Check Report

Printed: Sunday, June 24, 2012 01:04:56 Eastern Daylight Time

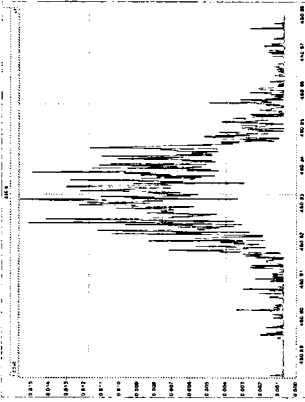
M 454.9728 R 11654



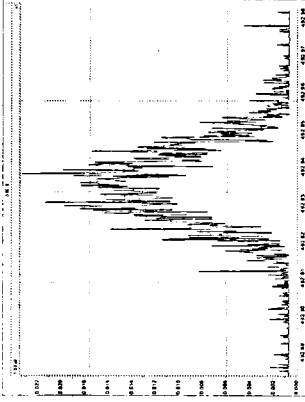
M 466.9728 R 0



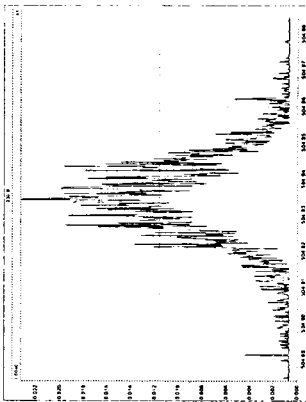
M 480.9696 R 0



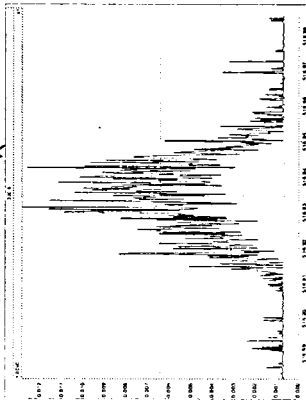
M 492.9696 R 13123



M 504.9696 R 13020



M 516.9697 R 0



*Resolution is Greater than 10,000.
 Primary error cause is
 150202517*

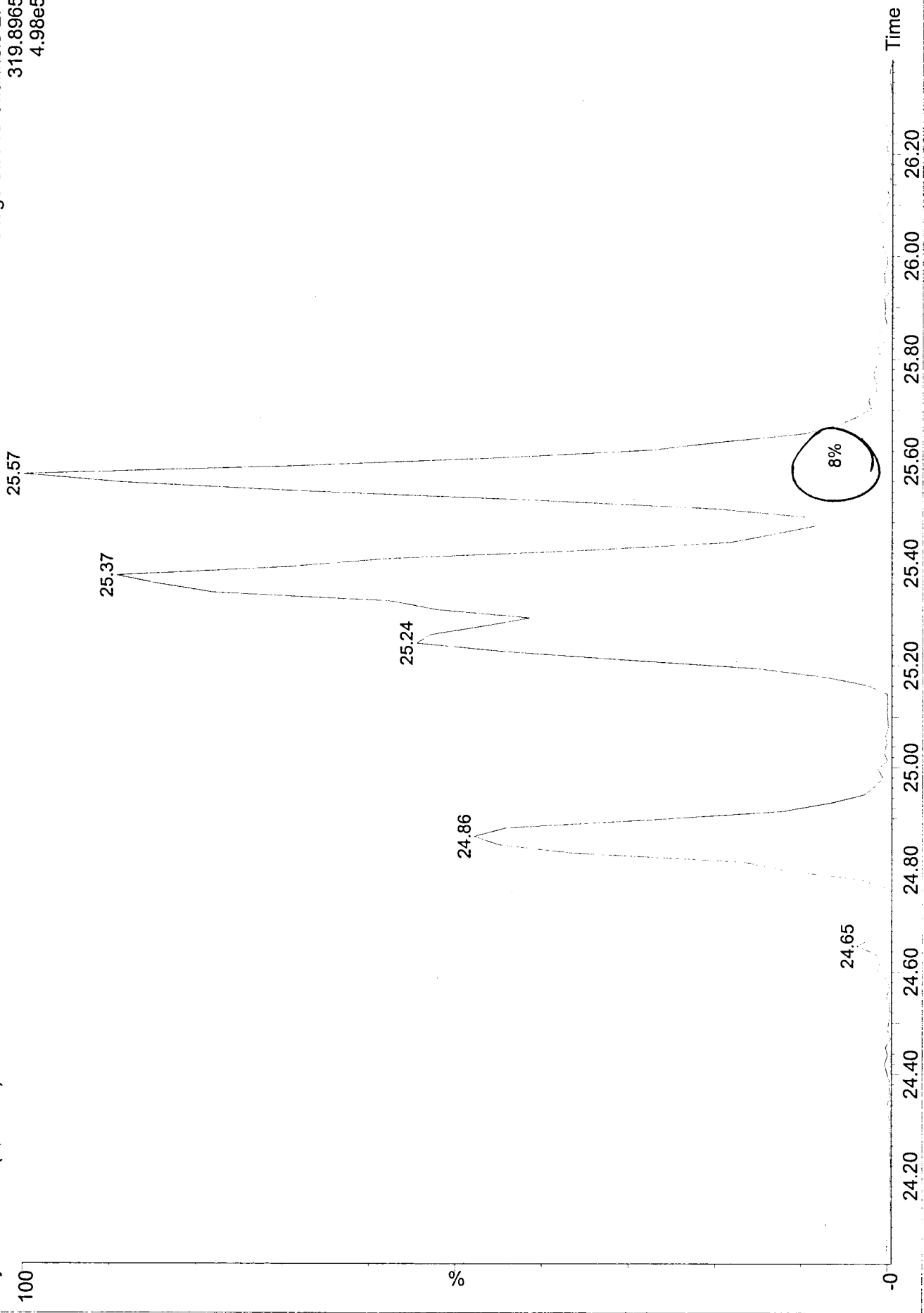
Sample ID: RETCON_S40-43A

Acq: 23-Jun-2012 14:21:49
Exp:dioxins_db5ms_hrms3

Inst: HRMS3

c23jun12a-1 Sb (1,40.00)

1: Voltage SIR 15 Channels EI+
319.8965
4.98e5



Dataset: C:\MassLynx\Default.pro\Concals\1613\c23jun12a-1wdm.qld

Last Altered: Monday, 6/25/2012 9:04:37 AM Eastern Daylight Time
Printed: Monday, 6/25/2012 9:06:00 AM Eastern Daylight Time

312014

Method: C:\MassLynx\Default.pro\Methodb\DxWdmGcp.mdb 21 Jun 2012 09:15:47
Calibration: C:\MassLynx\Default.pro\CurveDB\DB5MS-0042012_1613.cdb 08 May 2012 08:31:36

Name: c23jun12a-1
Date: 23-Jun-2012
Time: 14:21:49
ID: RETCON_S40-43A

Description:
Instrument:
User: KAS

	Name	RT
1	First TCDF	20.69
2	Last TCDF	26.71
3	First PeCDF (F1)	26.71
4	First PeCDF	28.67
5	Last PeCDF	32.03
6	First HxCDF	32.48
7	Last HxCDF	34.25
8	First HpCDF	35.39
9	Last HpCDF	36.77
10	OCDF	39.56
11	First TCDD	22.30
12	2378-TCDD	25.57
13	Last TCDD	26.58
14	First PeCDD	28.85
15	Last PeCDD	31.89
16	First HxCDD	32.85
17	Last HxCDD	34.04
18	First HpCDD	35.67
19	Last HpCDD	36.32
20	OCDD	39.40

Quantify Sample Report MassLynx 4.1

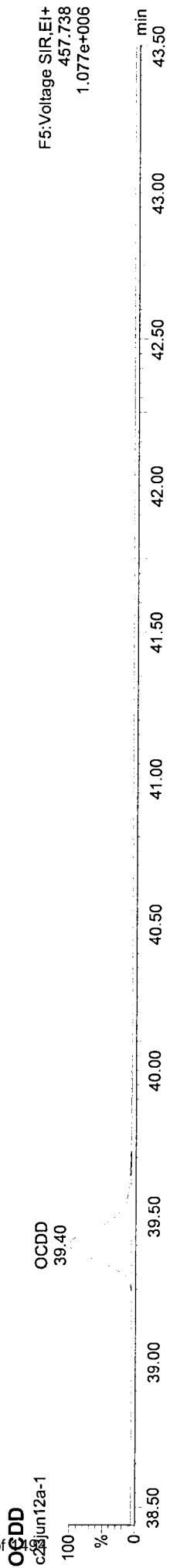

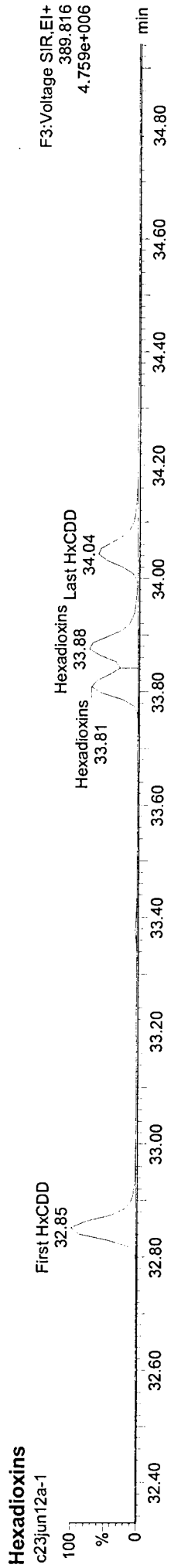

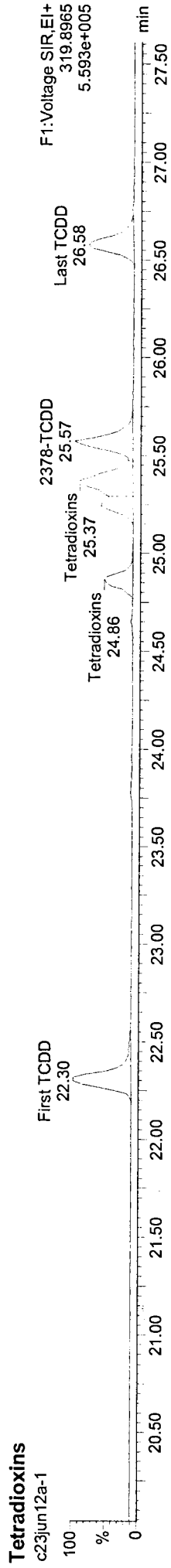
Dataset: C:\MassLynx\Default.pro\Concals\1613\c23jun12a-1wdm.qld

Last Altered: Monday, 6/25/2012 9:04:37 AM Eastern Daylight Time
Printed: Monday, 6/25/2012 9:06:00 AM Eastern Daylight Time

31204

Method: C:\MassLynx\Default.pro\Methdb\DxWdmGcp.mdb 21 Jun 2012 09:15:47
Calibration: C:\MassLynx\Default.pro\CurveDB\B5MS-0042012_1613.cdb 08 May 2012 08:31:36

Name: c23jun12a-1, Date: 23-Jun-2012, Time: 14:21:49, ID: RETCON_S40-43A, Description: , Instrument: , User: KAS




Quantify Sample Report MassLynx 4.1

Dataset: C:\MassLynx\Default.pro\Concals\1613\c23jun12a-1\wdm.qld

Last Altered: Monday, 6/25/2012 9:04:37 AM Eastern Daylight Time
Printed: Monday, 6/25/2012 9:06:00 AM Eastern Daylight Time

Name: c23jun12a-1, Date: 23-Jun-2012, Time: 14:21:49, ID: RETCON_S40-43A, Description: , Instrument: , User: KAS



Quantify Sample Summary Report
 ### 1613 GCAL Summary ###

MassLynx 4.1

Dataset: C:\MassLynx\Default.pro\Concals\1613\c23jun12a-1.qld

Last Altered: Monday, 6/25/2012 9:02:06 AM Eastern Daylight Time
 Printed: Monday, 6/25/2012 9:03:09 AM Eastern Daylight Time

31201450

Method: C:\MassLynx\Default.PRO\MethDB\m1613-062412-db5ms.mgb 24 Jun 2012 17:53:35
 Calibration: C:\MassLynx\Default.PRO\CurveDB\B5MS-0042012_1613.cdb 08 May 2012 08:31:36

Name: c23jun12a-1
 Date: 23-Jun-2012
 Time: 14:21:49

ID: RETCON_S40-43A
 Instrument:
 User: KAS

Name	Response	Ion1Ar	Ion2Area	RT	RA	RAFail?	RRF	IcaRRF	Height1	Noise1	SN1	Height2	Noise2	SN2	M	pg/uL	Low	High	Fail?	
1	2378-TCDD	9.385e4	4.057e4	5.328e4	25.57	0.76	NO	1.138	1.075	4.567e5	903	505.9	5.254e5	991	530.2	db	10.586	7.8	12.9	NO
2	12378-PeCDD	3.024e5	1.858e5	1.166e5	31.63	1.59	NO	1.084	1.039	3.565e6	1419	2512.7	2.194e6	1815	1209.1	bb	52.173	39	65.0	NO
3	123478-HxCDD	2.630e5	1.457e5	1.172e5	33.81	1.24	NO	1.100	1.065	3.266e6	2744	1190.1	2.658e6	3635	731.1	bd	51.641	39	64.0	NO
4	123678-HxCDD	3.333e5	1.857e5	1.475e5	33.88	1.26	NO	1.035	0.996	3.446e6	2744	1255.9	2.754e6	3635	757.6	dd	51.972	39	64.0	NO
5	123789-HxCDD	2.762e5	1.529e5	1.233e5	34.04	1.24	NO	0.984	1.029	2.785e6	2744	1015.1	2.261e6	3635	622.0	db	47.826	41	61.0	NO
6	1234678-HpCDD	1.927e5	9.913e4	9.353e4	36.32	1.06	NO	1.018	1.055	1.407e6	2624	536.2	1.262e6	1731	729.1	bb	48.223	43	58.0	NO
7	OCDD	2.847e5	1.381e5	1.466e5	39.40	0.94	NO	1.051	1.063	1.018e6	1040	978.6	1.048e6	943	1111.9	bb	98.813	79	126	NO
8	2378-TCDF	1.407e5	6.010e4	8.057e4	24.67	0.75	NO	1.037	0.980	6.379e5	1385	460.7	8.415e5	1256	669.8	bb	10.576	8.4	12.0	NO
9	12378-PeCDF	4.829e5	2.995e5	1.834e5	30.08	1.63	NO	1.053	0.980	3.018e6	2757	1094.4	1.914e6	2554	749.5	bb	53.707	41	60.0	NO
10	23478-PeCDF	5.051e5	3.077e5	1.974e5	31.36	1.56	NO	1.059	1.022	5.180e6	2757	1878.8	3.337e6	2554	1306.7	bb	51.817	41	61.0	NO
11	123478-HxCDF	3.989e5	2.244e5	1.745e5	33.24	1.29	NO	1.208	1.183	5.238e6	2389	2192.6	4.024e6	3323	1211.0	bd	51.045	45	56.0	NO
12	123678-HxCDF	5.122e5	2.886e5	2.236e5	33.32	1.29	NO	1.126	1.168	5.750e6	2389	2407.1	4.461e6	3323	1342.4	db	48.230	44	57.0	NO
13	234678-HxCDF	4.401e5	2.423e5	1.978e5	33.70	1.23	NO	1.230	1.178	4.912e6	2389	2056.3	4.048e6	3323	1218.0	bd	52.223	45	56.0	NO
14	123789-HxCDF	3.583e5	1.991e5	1.592e5	34.25	1.25	NO	1.074	1.110	3.477e6	2389	1455.6	2.653e6	3323	798.2	bb	48.382	44	57.0	NO
15	1234678-HpCDF	3.722e5	1.884e5	1.838e5	35.39	1.03	NO	1.406	1.389	2.875e6	2893	993.9	2.696e6	2343	1151.0	bb	50.636	45	55.0	NO
16	1234789-HpCDF	2.589e5	1.343e5	1.246e5	36.77	1.08	NO	1.349	1.389	1.547e6	2893	534.9	1.436e6	2343	612.9	bd	48.549	43	58.0	NO
17	OCDF	3.922e5	1.863e5	2.060e5	39.57	0.90	NO	1.447	1.290	1.335e6	2259	591.1	1.488e6	763	1950.7	bd	112.140	63	159	NO
18	ES:13C-2378-TCDD	8.244e5	3.601e5	4.643e5	25.54	0.78	NO	0.929	0.991	3.823e6	1900	2011.7	4.972e6	1558	3192.0	bb	93.728	82	121	NO
19	ES:13C-12378-PeCDD	5.578e5	3.394e5	2.184e5	31.62	1.55	NO	0.629	0.835	6.453e6	799	8080.4	4.083e6	1130	3614.0	bb	75.263	62	160	NO
20	ES:13C-123478-HxCDD	4.784e5	2.675e5	2.109e5	33.80	1.27	NO	0.846	0.971	6.002e6	1801	3333.3	4.751e6	2572	1847.0	bd	87.091	85	117	NO
21	ES:13C-123678-HxCDD	6.442e5	3.595e5	2.846e5	33.86	1.26	NO	1.139	1.005	6.667e6	1801	3702.4	5.381e6	2572	2091.8	db	113.328	85	118	NO
22	ES:13C-1234678-HpCDD	3.786e5	1.928e5	1.858e5	36.31	1.04	NO	0.689	0.894	2.555e6	1173	2178.5	2.448e6	2304	1062.6	MM	74.885	72	138	NO
23	ES:13C-OCDD	5.421e5	2.562e5	2.858e5	39.39	0.90	NO	0.479	0.871	1.811e6	830	2180.9	2.083e6	1579	1319.3	bb	109.963	96	415	NO
24	ES:13C-2378-TCDF	1.357e6	5.945e5	7.624e5	24.65	0.78	NO	1.530	1.561	6.638e6	1607	4131.1	8.246e6	1492	5525.0	bb	97.998	71	140	NO
25	ES:13C-12378-PeCDF	9.175e5	5.643e5	3.532e5	30.06	1.60	NO	1.034	1.322	5.865e6	2080	2819.6	3.685e6	2351	1567.5	bb	78.219	76	130	NO
26	ES:13C-23478-PeCDF	9.541e5	5.824e5	3.716e5	31.35	1.57	NO	1.076	1.284	1.005e7	2080	4833.2	6.429e6	2351	2735.2	bb	83.758	77	130	NO

Quantify Sample Summary Report
1613 CCAL Summary

MassLynx 4.1

Dataset: C:\MassLynx\Default.pro\Concals\1613\c23jun12a-1.qld

Last Altered: Monday, 6/25/2012 9:02:06 AM Eastern Daylight Time
Printed: Monday, 6/25/2012 9:03:09 AM Eastern Daylight Time

812014

Name: c23jun12a-1
Date: 23-Jun-2012
Time: 14:21:49
ID: RETCON_S40-43A
Instrument:
User: KAS

Name	Response	Ion1Ar...	Ion2Area	RT	RA	RAFail?	RRF	RRF	Height	Noise1	SN1	Height2	Noise2	SN2	M	pg/μL	Low	High	Fail?	
27	ES:13C-123478-HxCDF	6.606e5	2.278e5	4.328e5	33.23	0.53	NO	1.168	1.198	5.308e6	2190	2423.6	1.014e7	2234	4536.6	bd	97.464	76	131	NO
28	ES:13C-123678-HxCDF	9.094e5	3.205e5	5.889e5	33.31	0.54	NO	1.608	1.243	6.264e6	2190	2859.9	1.162e7	2234	5198.5	db	129.346	70	143	NO
29	ES:13C-234678-HxCDF	7.156e5	2.503e5	4.653e5	33.70	0.54	NO	1.265	1.229	5.056e6	2190	2308.3	9.457e6	2234	4232.7	bb	102.923	73	137	NO
30	ES:13C-123789-HxCDF	6.670e5	2.315e5	4.356e5	34.24	0.53	NO	1.179	1.177	3.939e6	2190	1798.5	7.416e6	2234	3318.9	bd	100.219	74	135	NO
31	ES:13C-1234678-HpCDF	5.294e5	1.647e5	3.647e5	35.38	0.45	NO	0.936	1.029	2.562e6	2784	920.0	5.586e6	2165	2580.5	bb	90.922	78	129	NO
32	ES:13C-1234789-HpCDF	3.839e5	1.210e5	2.629e5	36.76	0.46	NO	0.679	0.869	1.443e6	2784	518.3	3.104e6	2165	1434.2	MM	78.082	77	129	NO
33	JS:13C-1234-TCDD	8.871e5	3.910e5	4.961e5	24.83	0.79	NO	1.000	1.000	4.416e6	1900	2323.5	5.594e6	1558	3591.0	bb	100.000	0.00	0.000	NO
34	JS:13C-123789-HxCDD	5.657e5	3.189e5	2.467e5	34.03	1.29	NO	1.000	1.000	5.438e6	1801	3020.0	4.215e6	2572	1638.6	MM	100.000	0.00	0.000	NO
35	CS:37Cl-2378-TCDD	9.446e4	9.446e4	-	25.57	-	-	1.065	1.124	1.020e6	620	1644.2	-	-	-	bb	9.472	7.9	12.7	NO
36	Tetraoxins	-	2.178e5	-	-	-	-	-	1.075	2.309e6	903	-	-	-	-	-	55.636	0.00	0.000	NO
37	Pentadioxins	-	6.336e5	-	-	-	-	-	1.039	9.374e6	1419	-	-	-	-	-	178.166	0.00	0.000	NO
38	Hexadioxins	-	6.952e5	-	-	-	-	-	1.030	1.419e7	2744	-	-	-	-	-	217.402	0.00	0.000	NO
39	Heptadioxins	-	2.222e5	-	-	-	-	-	1.055	3.097e6	2624	-	-	-	-	-	108.630	0.00	0.000	NO
40	Tetrafurans	-	2.134e5	-	-	-	-	-	0.980	2.206e6	1385	-	-	-	-	-	36.626	0.00	0.000	NO
41	Pentafurans (F1)	-	3.397e5	-	-	-	-	-	1.001	3.577e6	451	-	-	-	-	-	59.019	0.00	0.000	NO
42	Pentafurans	-	9.162e5	-	-	-	-	-	1.001	1.417e7	2757	-	-	-	-	-	159.742	0.00	0.000	NO
43	Hexafurans	-	1.235e6	-	-	-	-	-	1.160	2.602e7	2389	-	-	-	-	-	258.851	0.00	0.000	NO
44	Heptafurans	-	3.227e5	-	-	-	-	-	1.389	4.423e6	2893	-	-	-	-	-	99.186	0.00	0.000	NO

Quantify Sample Report

MassLynx 4.1
1613 CCAL Summary

Dataset: C:\MassLynx\Default.pro\Concals\1613\c23jun12a-1.qld

Last Altered: Monday, 6/25/2012 8:57:55 AM Eastern Daylight Time
Printed: Monday, 6/25/2012 9:00:51 AM Eastern Daylight Time

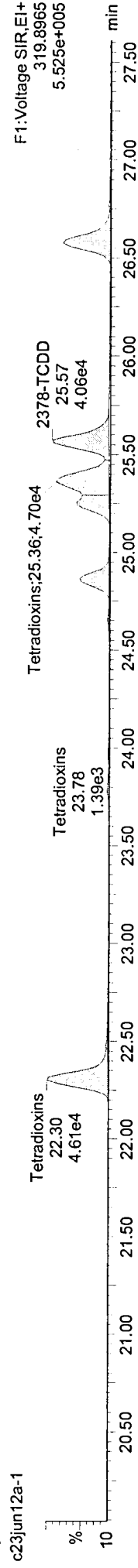
312014

Method: C:\MassLynx\Default.PRO\MethDB\m1613-062412-db5ms.mdb 24 Jun 2012 17:53:35
Calibration: C:\MassLynx\Default.PRO\CurveDB\B5MS-0042012_1613.cdb 08 May 2012 08:31:36

Name: c23jun12a-1, ID: RETCON_S40-43A, Date: 23-Jun-2012, Time: 14:21:49, Submitter: , Task: HRMS3

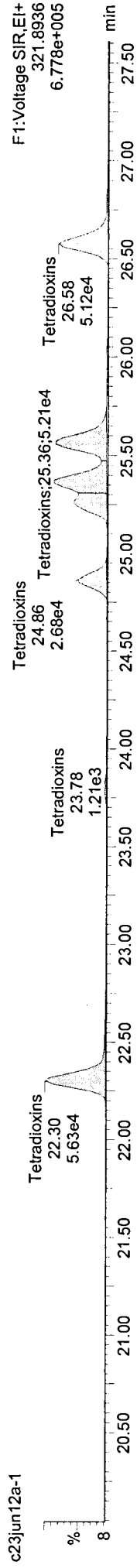
TCDDs

c23jun12a-1



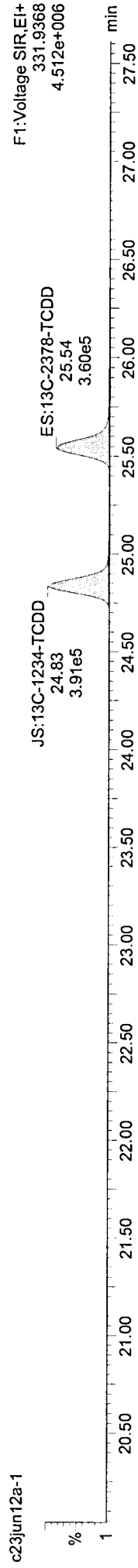
TCDDs

c23jun12a-1



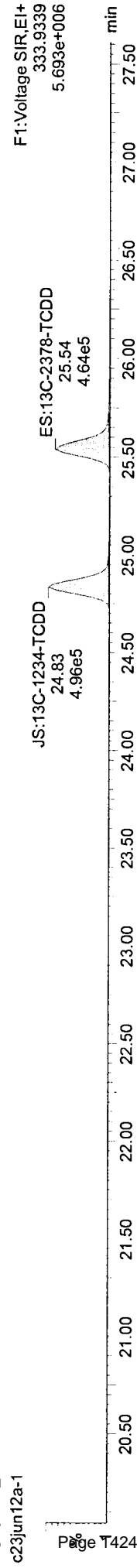
ES-TCDD

c23jun12a-1



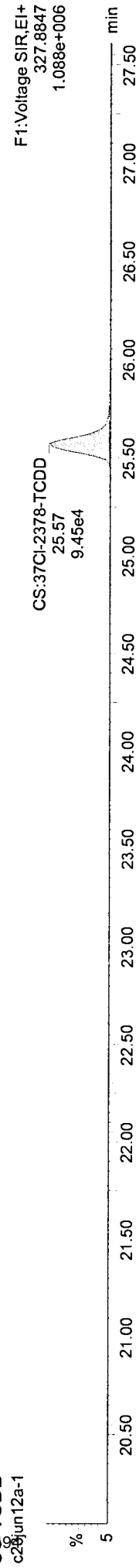
ES-TCDD

c23jun12a-1



CS-TCDD

c23jun12a-1



Dataset: C:\MassLynx\Default.pro\Concals\1613\c23jun12a-1.qld

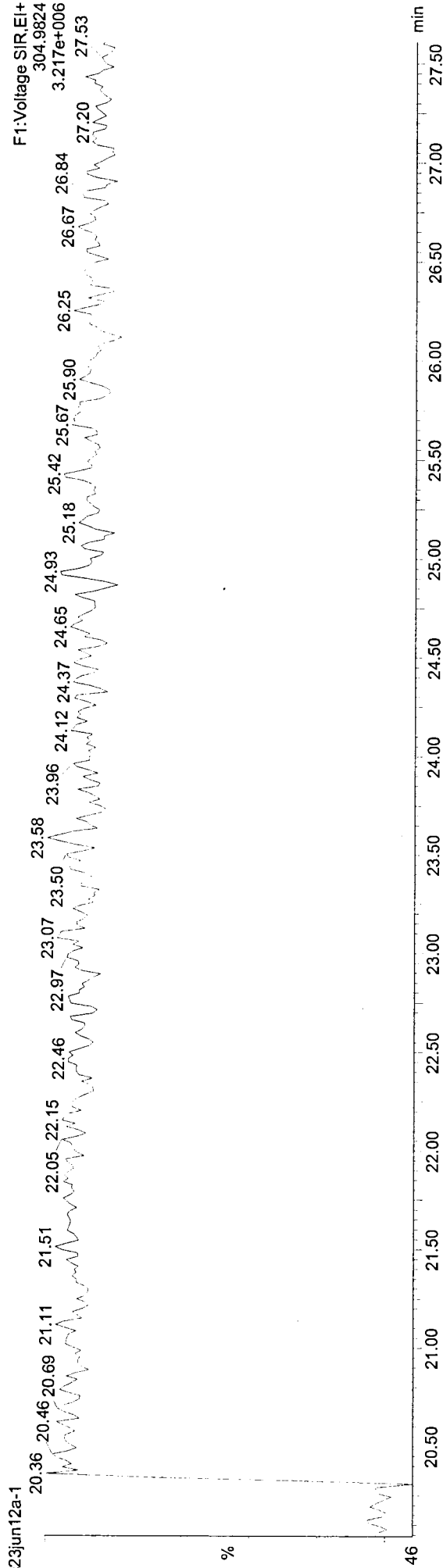
Last Altered: Monday, 6/25/2012 8:57:55 AM Eastern Daylight Time

Printed: Monday, 6/25/2012 9:00:51 AM Eastern Daylight Time

312014

Name: c23jun12a-1, ID: RETCON_S40-43A, Date: 23-Jun-2012, Time: 14:21:49, Submitter: , Task: HRMS3

F1 Lock Mass



Quantify Sample Report
1613 CCAL Summary

MassLynx 4.1

Dataset: C:\MassLynx\Default.pro\Concals\1613\c23jun12a-1.qld

Last Altered: Monday, 6/25/2012 8:57:55 AM Eastern Daylight Time

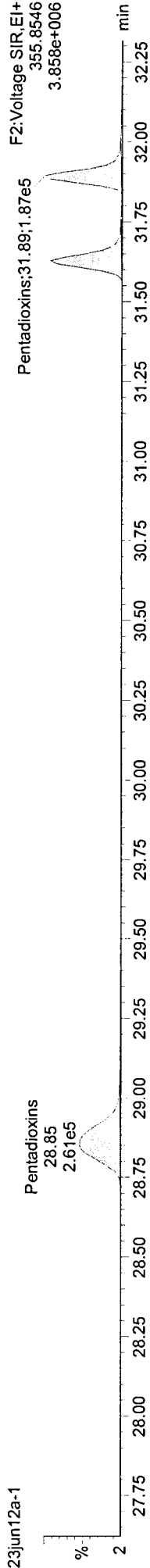
Printed: Monday, 6/25/2012 9:00:51 AM Eastern Daylight Time

63120148

Name: c23jun12a-1, ID: RETCON_S40-43A, Date: 23-Jun-2012, Time: 14:21:49, Submitter: , Task: HRMS3

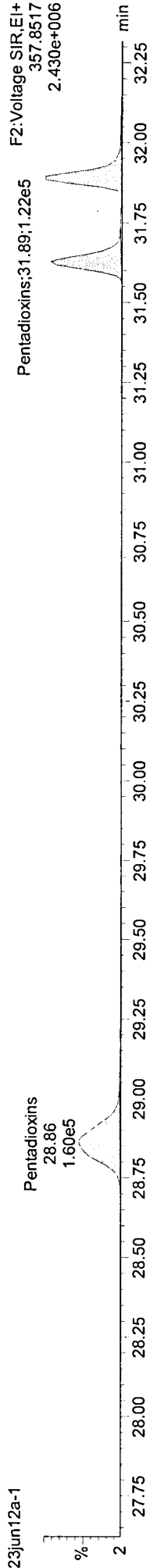
PeCDDs

c23jun12a-1



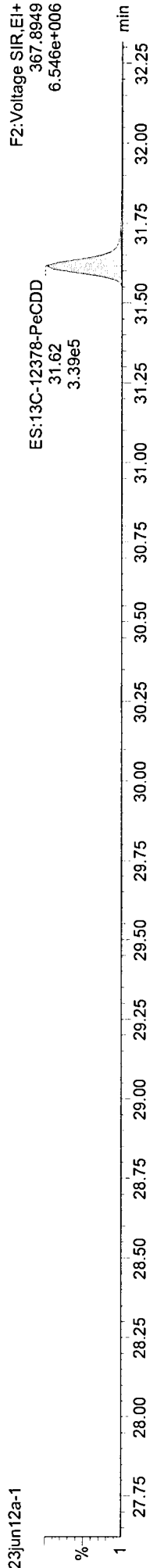
PeCDDs

c23jun12a-1



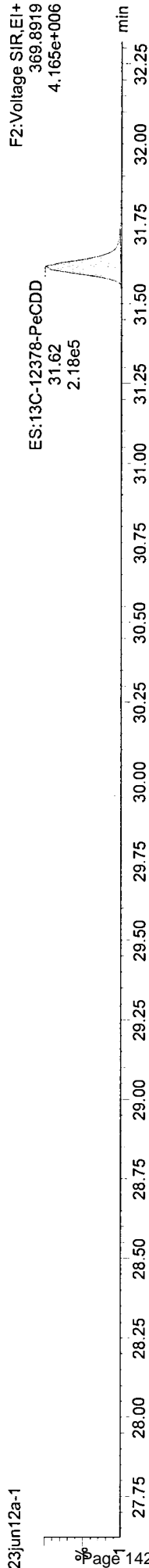
ES-PeCDD

c23jun12a-1



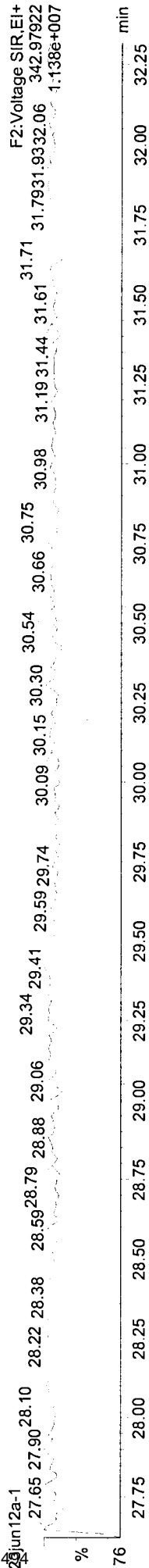
ES-PeCDD

c23jun12a-1



F2 Lock Mass

c23jun12a-1



Quantify Sample Report

MassLynx 4.1

1613 CCAL Summary

Dataset: C:\MassLynx\Default.pro\Concals\1613\c23jun12a-1.qld

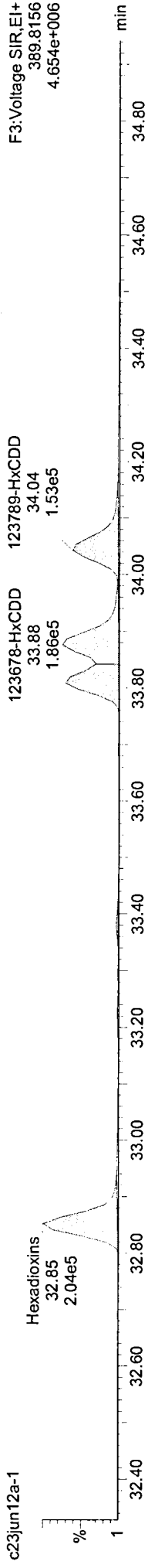
Last Altered: Monday, 6/25/2012 8:57:55 AM Eastern Daylight Time

Printed: Monday, 6/25/2012 9:00:51 AM Eastern Daylight Time

3120148


Name: c23jun12a-1, ID: RETCON_S40-43A, Date: 23-Jun-2012, Time: 14:21:49, Submitter: , Task: HRMS3

HxCDDs



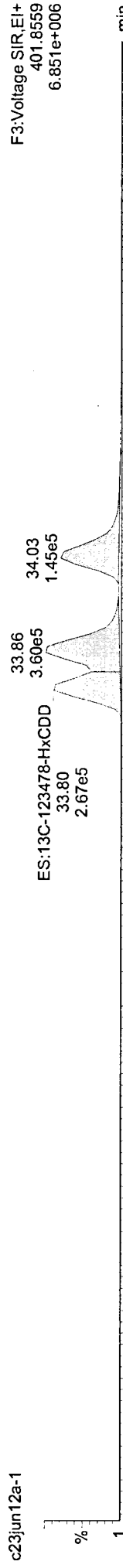
F3:Voltage SIR,EI+
389.8156
4.654e+006

HxCDDs



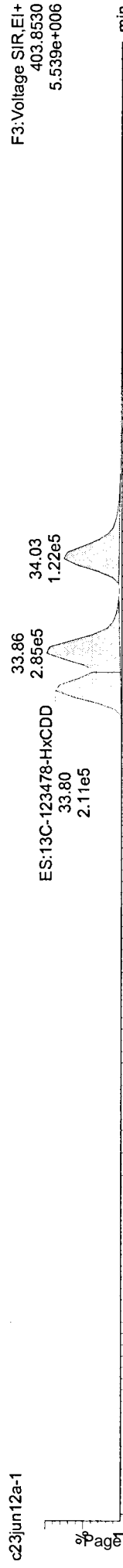
F3:Voltage SIR,EI+
391.8127
3.696e+006

ES-HxCDD



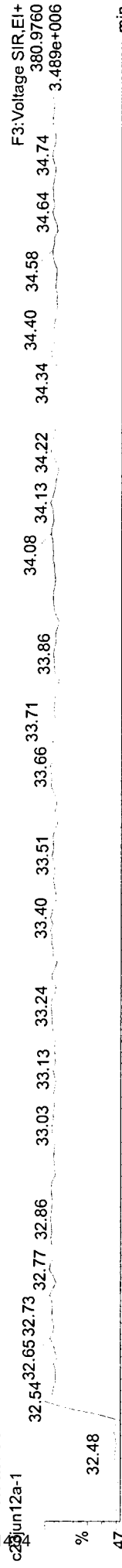
F3:Voltage SIR,EI+
401.8559
6.851e+006

ES-HxCDD



F3:Voltage SIR,EI+
403.8530
5.539e+006

F3:Lock Mass



F3:Voltage SIR,EI+
380.9760
3.489e+006

Quantify Sample Report

Manual Integrations

MassLynx 4.1

Dataset: C:\MassLynx\Default.pro\Concals\1613\c23jun12a-1.qld

Last Altered: Monday, 6/25/2012 9:02:06 AM Eastern Daylight Time

Printed: Monday, 6/25/2012 9:03:49 AM Eastern Daylight Time

Method: C:\MassLynx\Default.PRO\MethDB\m1613-062412-db5ms.mdb 24 Jun 2012 17:53:35


Calibration: C:\MassLynx\Default.PRO\CurveDB\MS-0042012_1613.cdb 08 May 2012 08:31:36

Name: c23jun12a-1, ID: RETCON_S40-43A, Date: 23-Jun-2012, Time: 14:21:49, Submitter: , Description: , User: KAS

JS:13C-123789-HxCDD


c23jun12a-1

F3:Voltage SIR.EI+
401.8559
6.851e+006



c23jun12a-1

F3:Voltage SIR.EI+
403.8530
5.539e+006



m3
j-lj
6/25/12


Quantify Sample Report
1613 CCAL Summary ###
MassLynx 4.1

Dataset: C:\MassLynx\Default.pro\Concals\1613\c23jun12a-1.qld


Last Altered: Monday, 6/25/2012 8:57:55 AM Eastern Daylight Time
Printed: Monday, 6/25/2012 9:00:51 AM Eastern Daylight Time

Name: c23jun12a-1, ID: RETCON_S40-43A, Date: 23-Jun-2012, Time: 14:21:49, Submitter: , Task: HRMS3


HpCDDs
c23jun12a-1



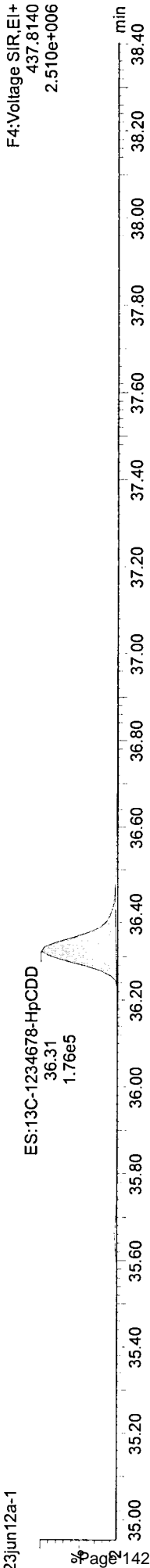
HpCDDs
c23jun12a-1



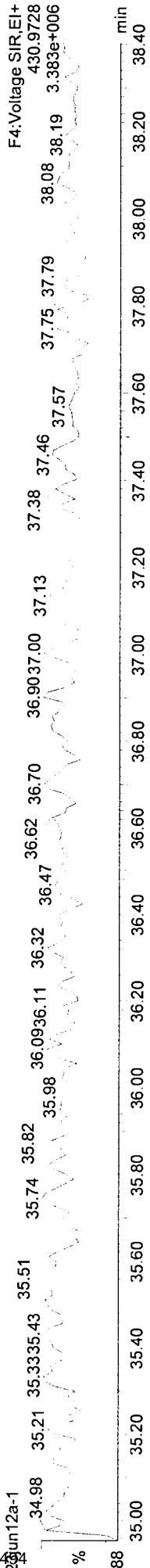
ES-HpCDD
c23jun12a-1



ES-HpCDD
c23jun12a-1



F4 Lock Mass
c23jun12a-1



Quantify Sample Report

MassLynx 4.1
Manual Integrations

Dataset: C:\MassLynx\Default.pro\Concals\1613\c23jun12a-1.qld

Last Altered: Monday, 6/25/2012 9:02:06 AM Eastern Daylight Time
Printed: Monday, 6/25/2012 9:03:33 AM Eastern Daylight Time

m3
s.j
u/25/12

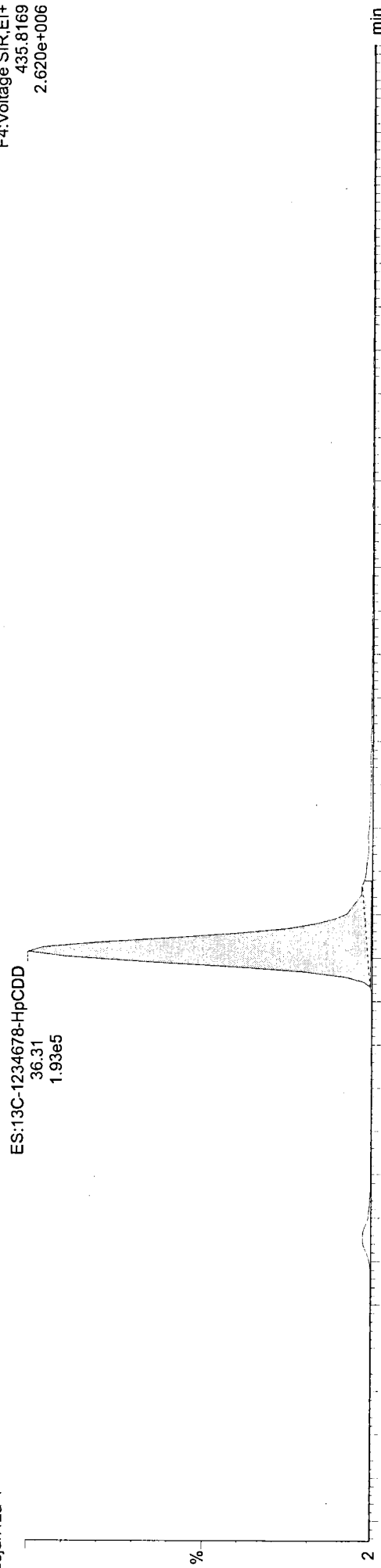
Method: C:\MassLynx\Default.PRO\MethDB\m1613-062412-db5ms.mdb 24 Jun 2012 17:53:35
Calibration: C:\MassLynx\Default.PRO\CurveDB\B5MS-0042012_1613.cdb 08 May 2012 08:31:36

Name: c23jun12a-1, ID: RETCON_S40-43A, Date: 23-Jun-2012, Time: 14:21:49, Submitter: , Description: , User: KAS

ES:13C-1234678-HpCDD

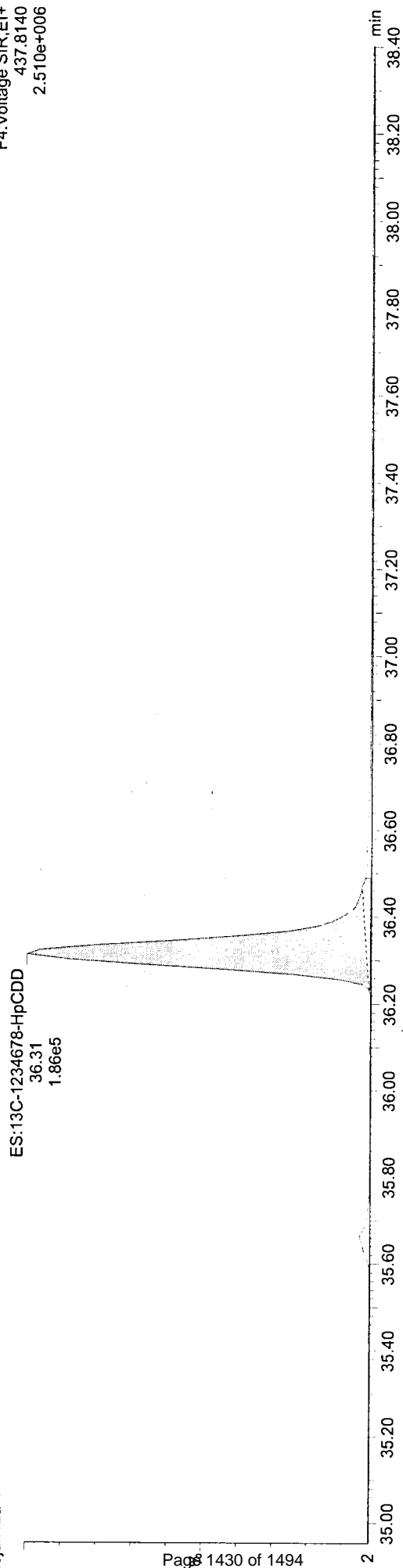
c23jun12a-1

F4:Voltage SIR.EI+
435.8169
2.620e+006



c23jun12a-1

F4:Voltage SIR.EI+
437.8140
2.510e+006



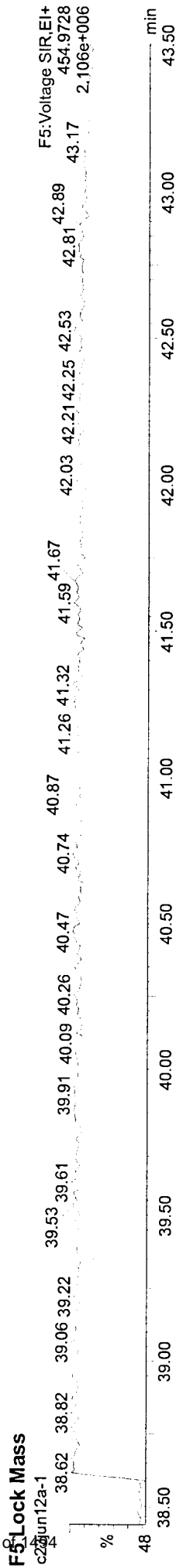
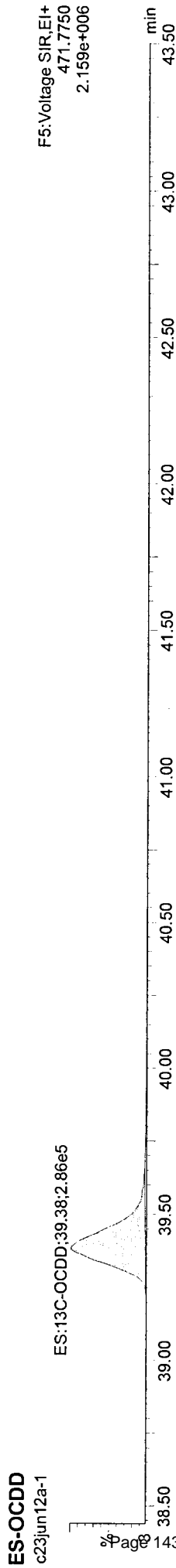
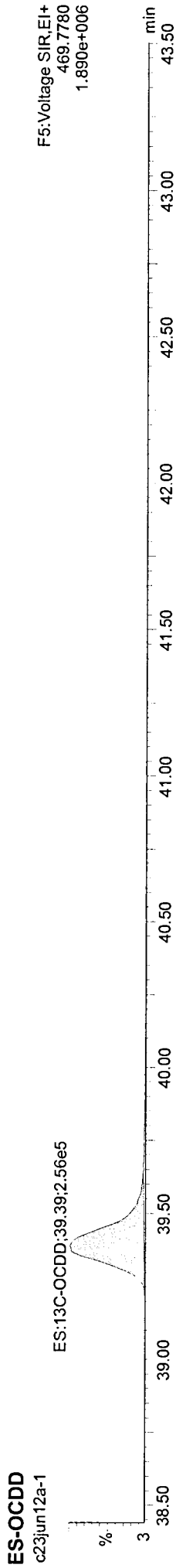

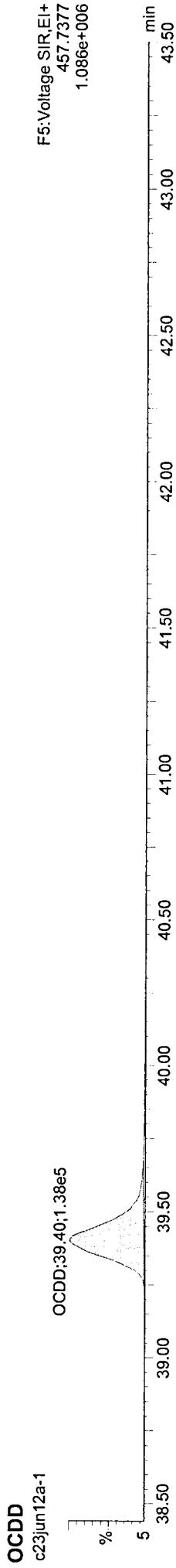
Quantify Sample Report
1613 CCAL Summary ###
MassLynx 4.1

Dataset: C:\MassLynx\Default.pro\Concals\1613\c23jun12a-1.qld

Last Altered: Monday, 6/25/2012 8:57:55 AM Eastern Daylight Time
Printed: Monday, 6/25/2012 9:00:51 AM Eastern Daylight Time

312014

Name: c23jun12a-1, ID: RETCON_S40-43A, Date: 23-Jun-2012, Time: 14:21:49, Submitter: , Task: HRMS3



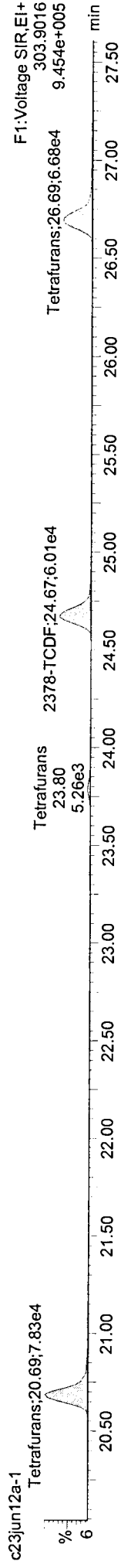
Dataset: C:\MassLynx\Default.pro\Concals\1613\c23jun12a-1.qld

Last Altered: Monday, 6/25/2012 8:57:55 AM Eastern Daylight Time
Printed: Monday, 6/25/2012 9:00:51 AM Eastern Daylight Time


312014

Name: c23jun12a-1, ID: RETCON_S40-43A, Date: 23-Jun-2012, Time: 14:21:49, Submitter: , Task: HRMS3

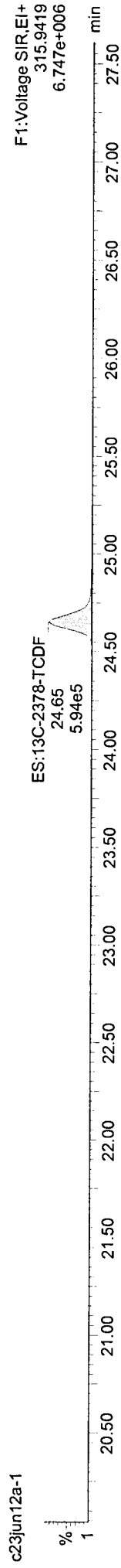
TCDFs



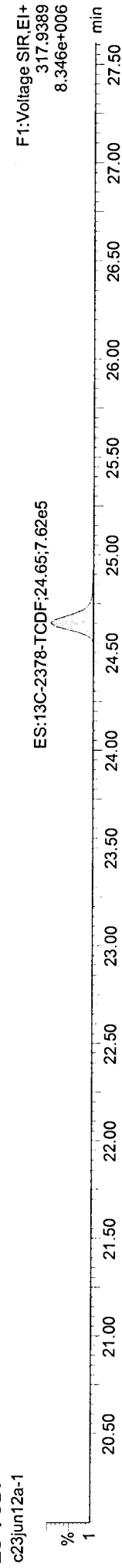
TCDFs



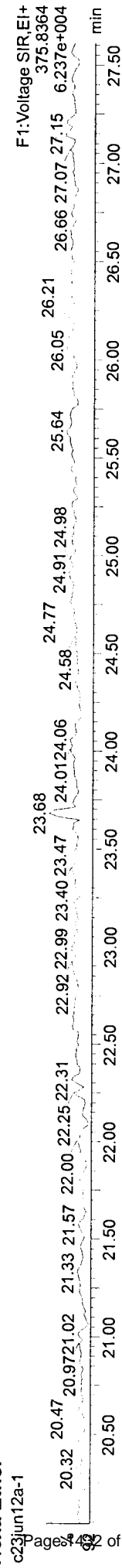
ES-TCDF



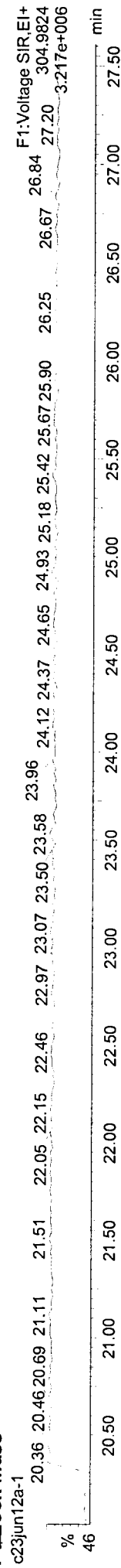
ES-TCDF



Hexa Ether




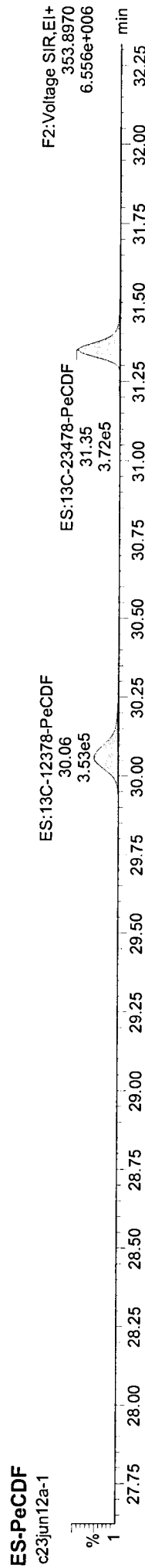
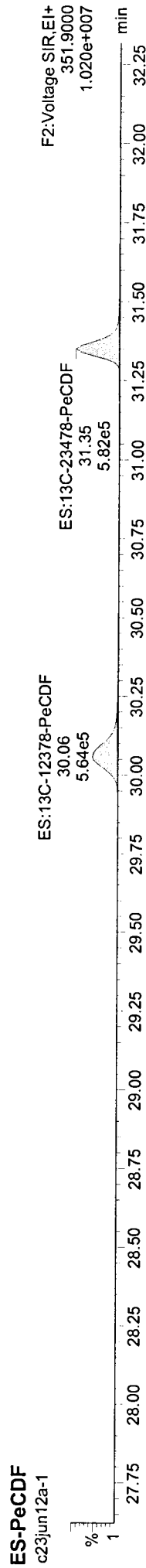
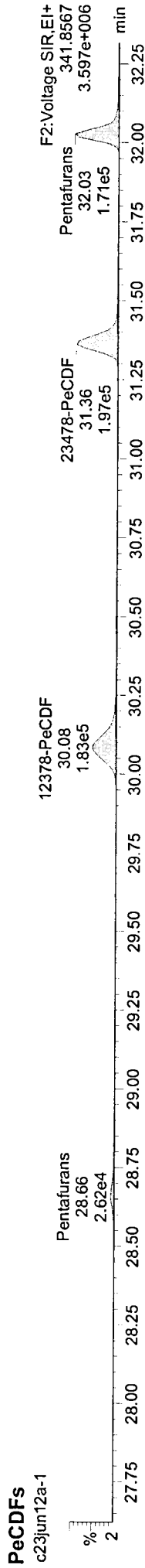
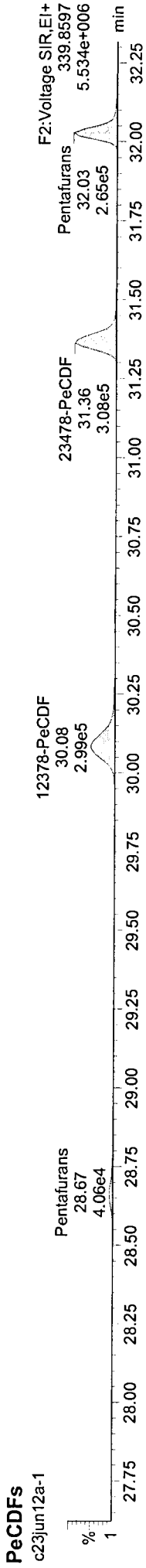
F1: Lock Mass



Quantify Sample Report
1613 CCAL Summary


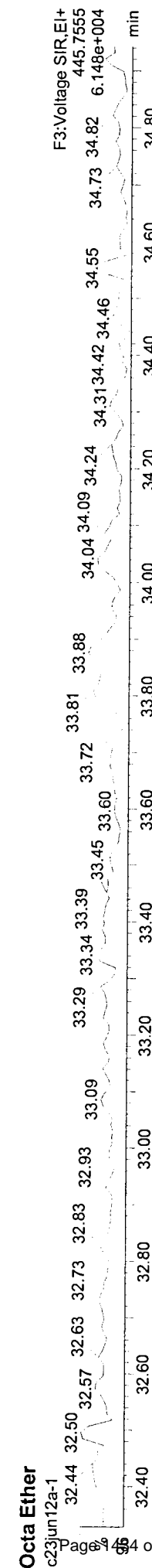
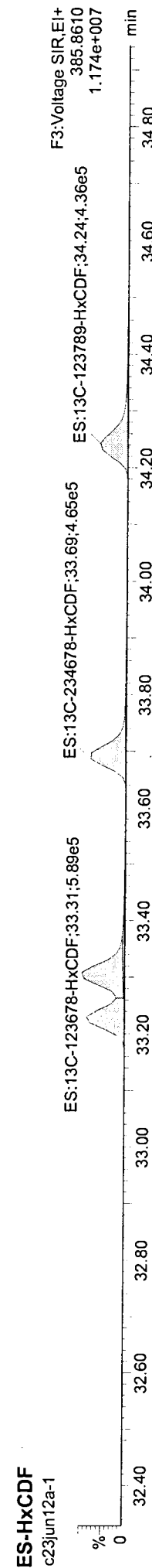
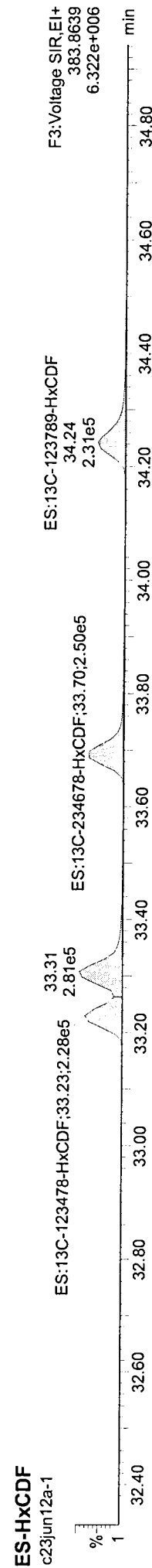
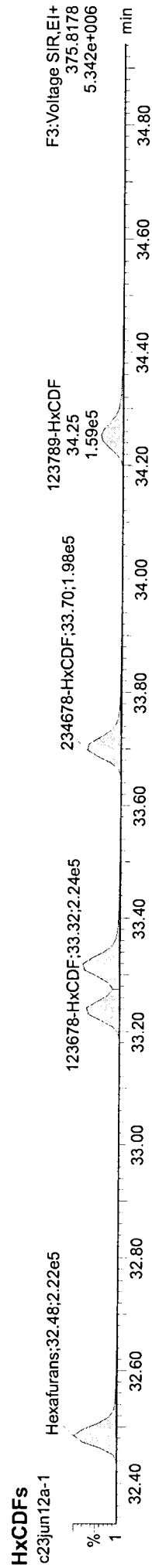
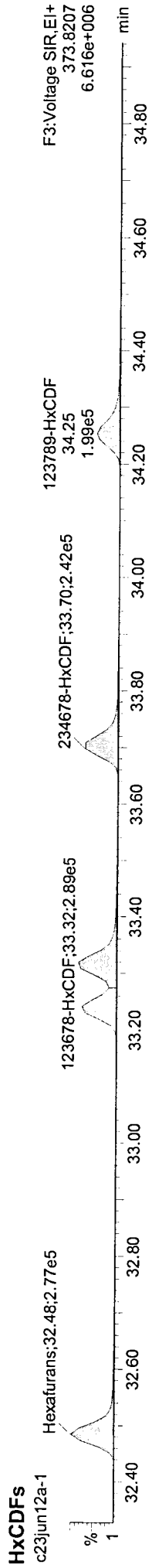
MassLynx 4.1
 Dataset: C:\MassLynx\Default.pro\Concals\1613\c23jun12a-1.qld
 Last Altered: Monday, 6/25/2012 8:57:55 AM Eastern Daylight Time
 Printed: Monday, 6/25/2012 9:00:51 AM Eastern Daylight Time

Name: c23jun12a-1, ID: RETCON_S40-43A, Date: 23-Jun-2012, Time: 14:21:49, Submitter: , Task: HRMS3



Dataset: C:\MassLynx\Default.pro\Concals\1613\c23jun12a-1.qld
Last Altered: Monday, 6/25/2012 8:57:55 AM Eastern Daylight Time
Printed: Monday, 6/25/2012 9:00:51 AM Eastern Daylight Time

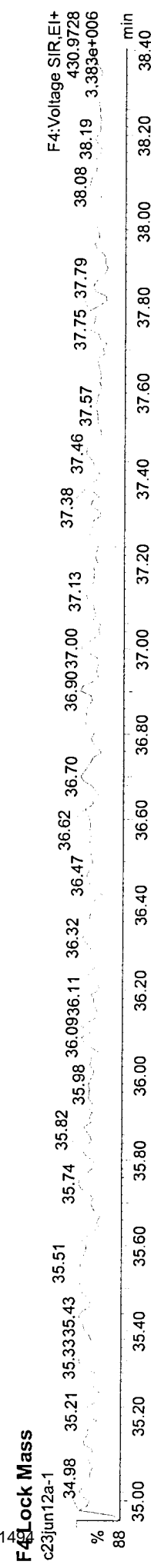
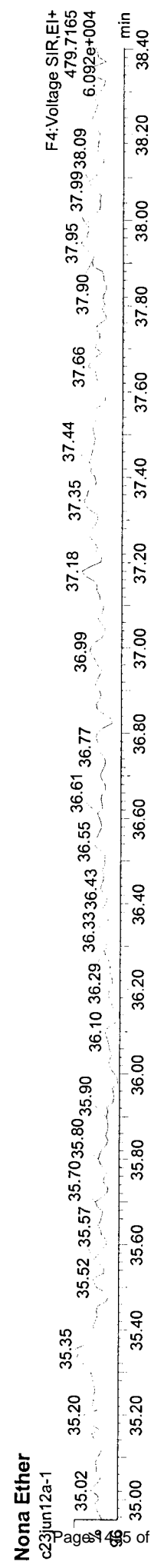
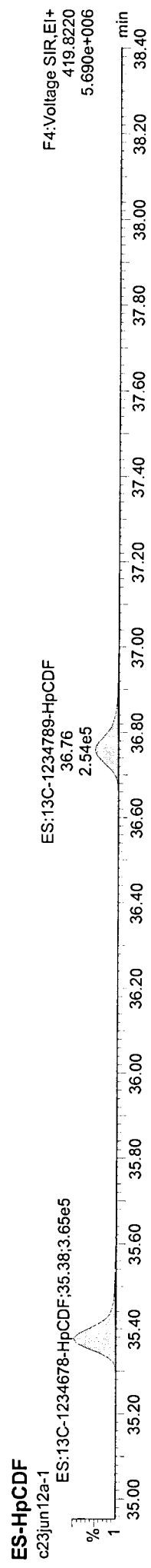
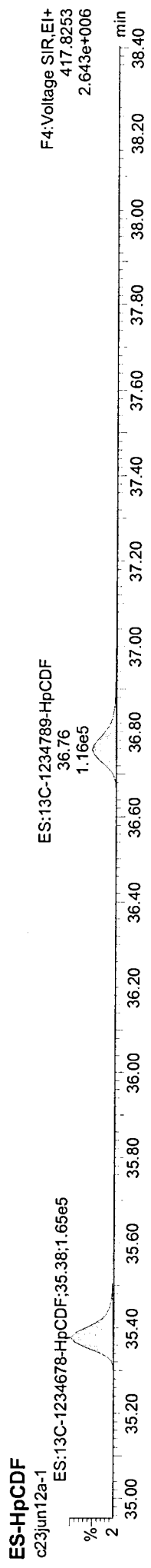
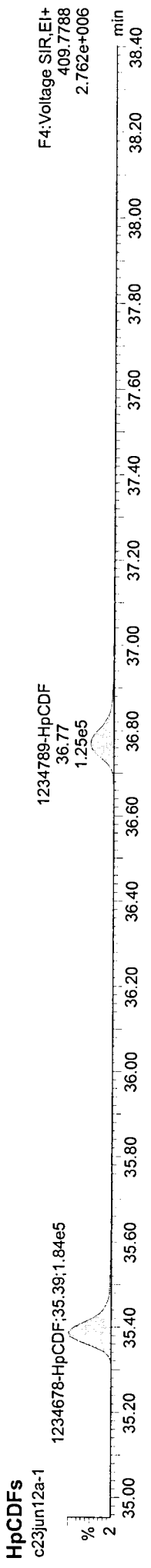
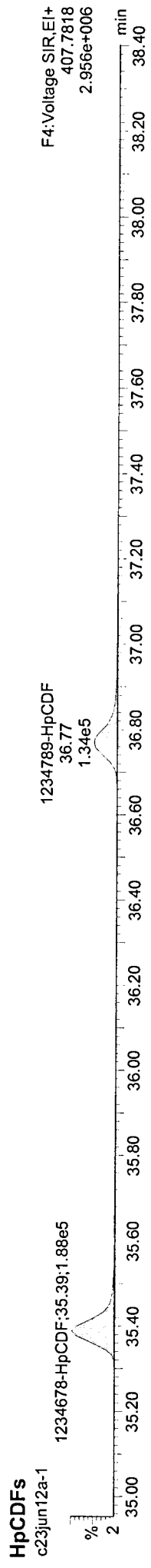
Name: c23jun12a-1, ID: RETCON_S40-43A, Date: 23-Jun-2012, Time: 14:21:49, Submitter: , Task: HRMS3



Quantify Sample Report **MassLynx 4.1**
1613 CCAL Summary

Dataset: C:\MassLynx\Default.pro\Concals\1613\c23jun12a-1.qld
 Last Altered: Monday, 6/25/2012 8:57:55 AM Eastern Daylight Time
 Printed: Monday, 6/25/2012 9:00:51 AM Eastern Daylight Time

Name: c23jun12a-1, ID: RETCON_S40-43A, Date: 23-Jun-2012, Time: 14:21:49, Submitter: , Task: HRMS3



Quantify Sample Report MassLynx 4.1

Manual Integrations

Dataset: C:\MassLynx\Default.pro\Concals\1613\c23jun12a-1.qld

Last Altered: Monday, 6/25/2012 9:02:06 AM Eastern Daylight Time
Printed: Monday, 6/25/2012 9:03:45 AM Eastern Daylight Time

m?

ج.ج

6/25/12

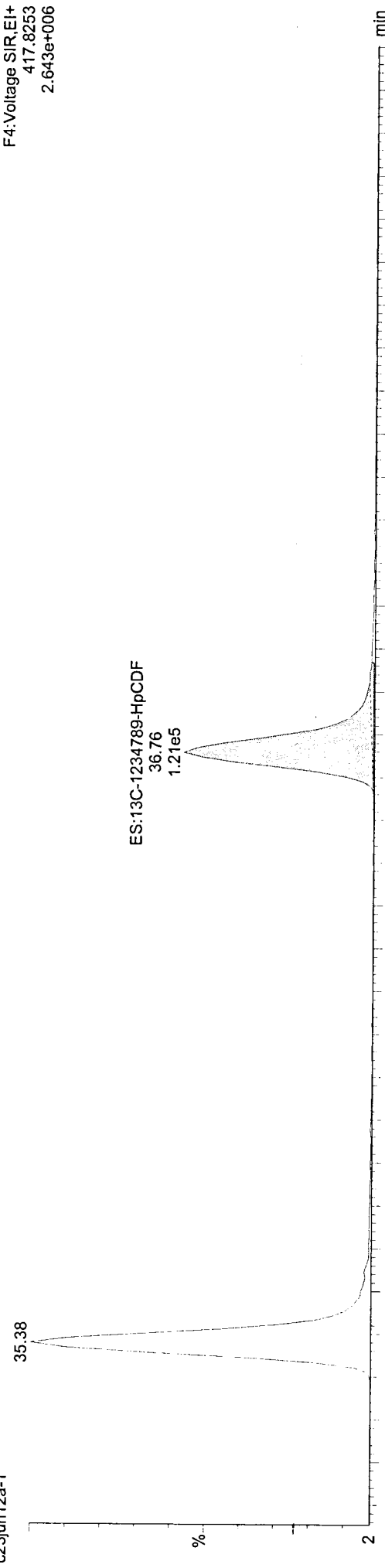
Method: C:\MassLynx\Default.PRO\MethDB\m1613-062412-db5ms.mdb 24 Jun 2012 17:53:35
Calibration: C:\MassLynx\Default.PRO\CurveDB\MS-0042012_1613.cdb 08 May 2012 08:31:36

Name: c23jun12a-1, ID: RETCON_S40-43A, Date: 23-Jun-2012, Time: 14:21:49, Submitter: , Description: , User: KAS

F4: Voltage SIR, EI+
417.8253
2.643e+006

ES:13C-1234789-HpCDF

c23jun12a-1

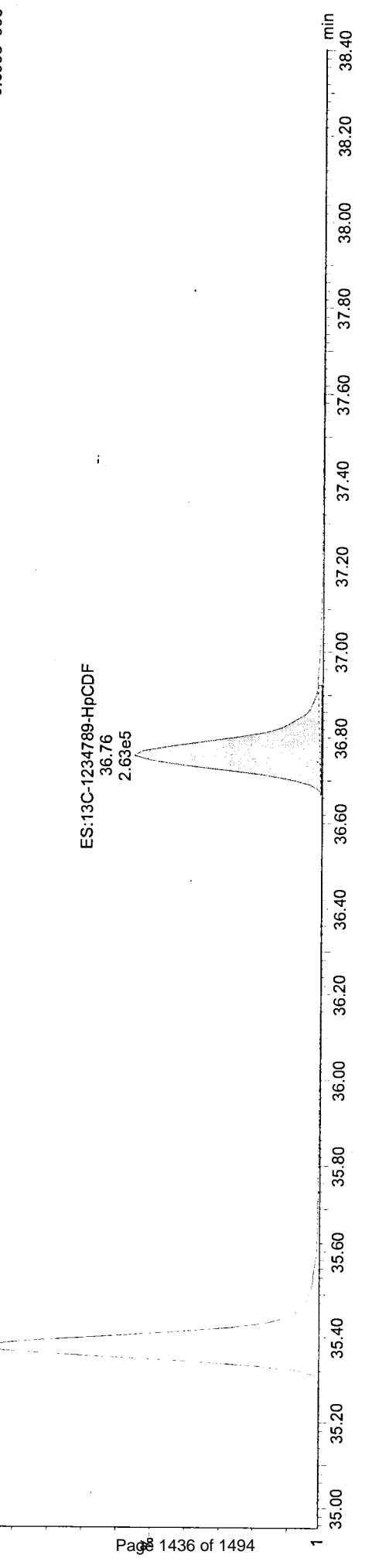


c23jun12a-1

F4: Voltage SIR, EI+
419.8220
5.690e+006

ES:13C-1234789-HpCDF

c23jun12a-1



Instrument: HRMS3

Data File	Sample ID	An alyst	Acquisition Date/Time	Inj. Vol
c25jun12b-1	RETCON_S40 -43A	KAS	2012-06-25 12:12:28	1 uL
c25jun12b-2	Solvent Blank	KAS	2012-06-25 13:19:45	1 uL
c25jun12b-3	71974	KAS	2012-06-25 14:04:28	1 uL
c25jun12b-4	31201794002	KAS	2012-06-25 15:22:43	1 uL
c25jun12b-5	31201756001	KAS	2012-06-25 16:07:23	1 uL
c25jun12b-6	31201701001	KAS	2012-06-25 16:52:23	1 uL
c25jun12b-7	31201631005	KAS	2012-06-25 17:37:23	1 uL
c25jun12b-8	31201383005- <i>e</i>	KAS	2012-06-25 18:22:23	1 uL
c25jun12b-9	31201450011	KAS	2012-06-25 19:07:26	1 uL
c25jun12b-10	bcs3	KAS	2012-06-25 20:00:22	1 uL
c25jun12b-11	lmb	KAS	2012-06-25 20:45:08	1 uL
c25jun12b-12	d/f srm	KAS	2012-06-25 21:30:11	1 uL
c25jun12b-13	31201351019	KAS	2012-06-25 22:15:18	1 uL
c25jun12b-14	31201351019 -dup	KAS	2012-06-25 23:00:21	1 uL
c25jun12b-15	31201351019 -ms	KAS	2012-06-25 23:45:23	1 uL

*revised by jlj
6/26/12*

*Printed
Processed
6/26/12*

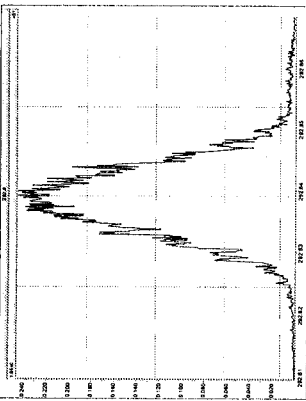
Experiment Calibration Report

MassLynx 4.1

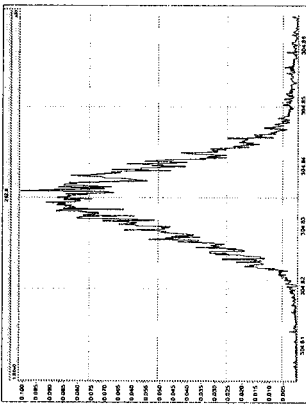
File: Experiment: dioxins_db5ms_hrms3.exp Reference: Pfk.ref Function: 1 @ 200 (ppm)

Printed: Monday, June 25, 2012 12:09:42 Eastern Daylight Time

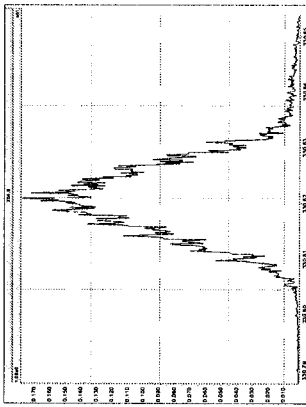
M 292.9824 R 12078



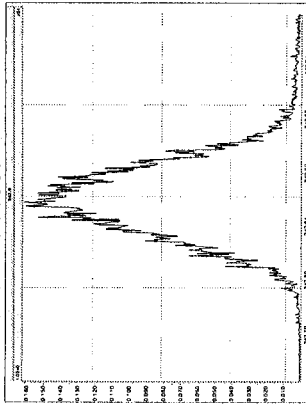
M 304.9824 R 12374



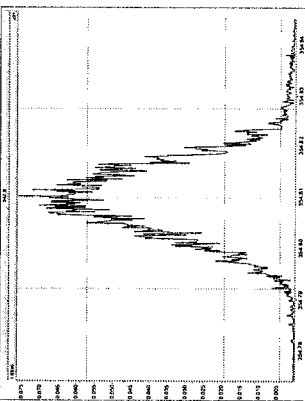
M 330.9792 R 12014



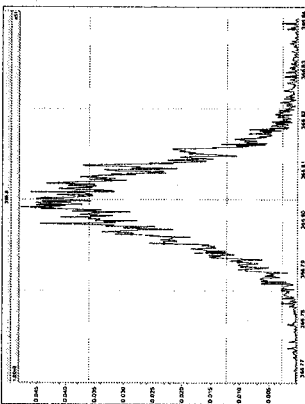
M 342.9792 R 11367



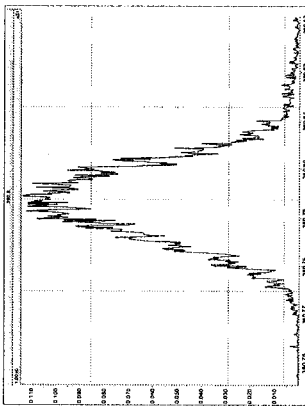
M 354.9792 R 11313



M 366.9792 R 11681



M 380.9760 R 10732



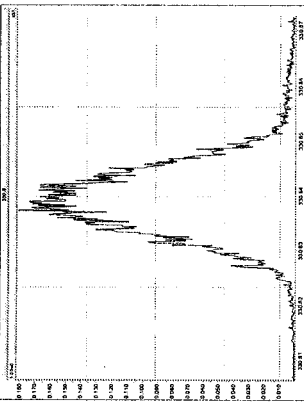
Experiment Calibration Report

MassLynx 4.1

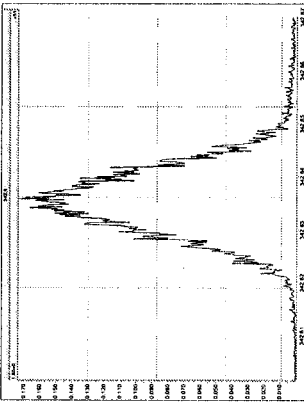
File: Experiment: dioxins_db5ms_hrms3.exp Reference: Pfk.ref Function: 2 @ 200 (ppm)

Printed: Monday, June 25, 2012 12:09:58 Eastern Daylight Time

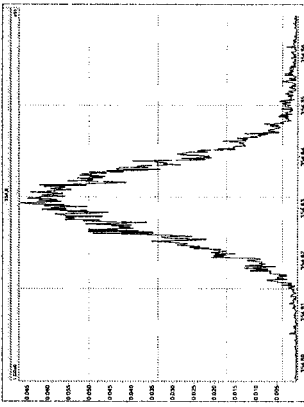
M 330.9792 R 12020



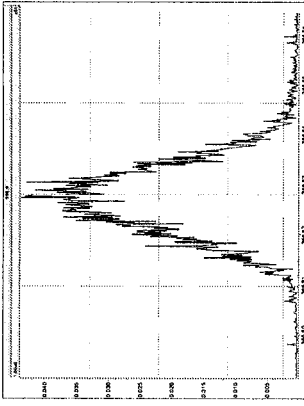
M 342.9792 R 12314



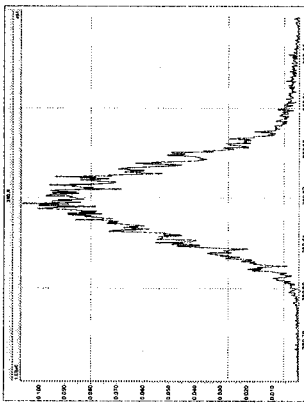
M 354.9792 R 11963



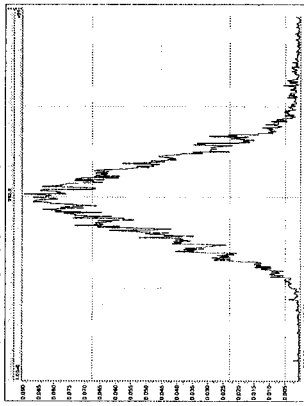
M 366.9792 R 12690



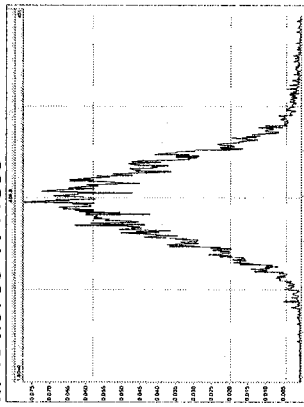
M 380.9760 R 11362



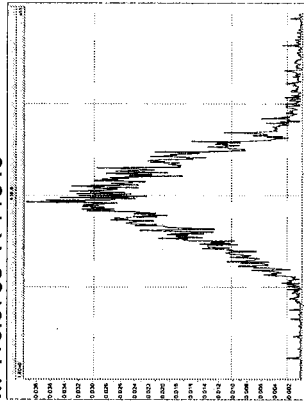
M 392.9760 R 11417



M 404.9760 R 11065



M 416.9760 R 11846



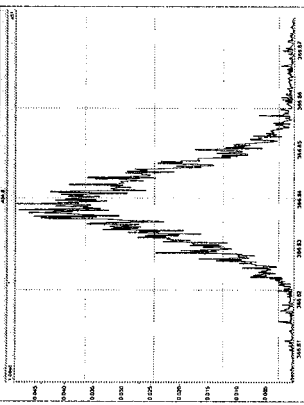
Experiment Calibration Report

MassLynx 4.1

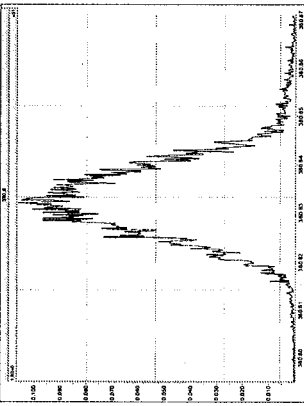
File: Experiment: dioxins_db5ms_hrms3.exp Reference: Pfk.ref Function: 3 @ 200 (ppm)

Printed: Monday, June 25, 2012 12:10:15 Eastern Daylight Time

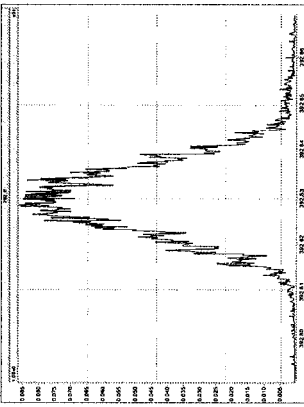
M 366.9792 R 11962



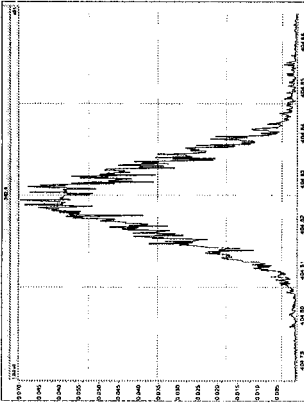
M 380.9760 R 13019



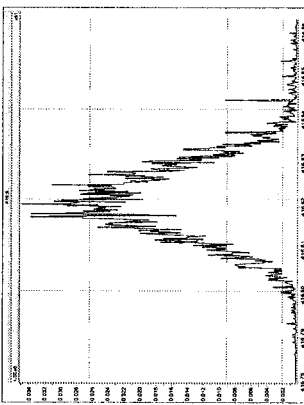
M 392.9760 R 12950



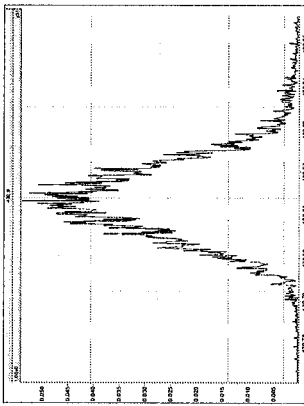
M 404.9760 R 11792



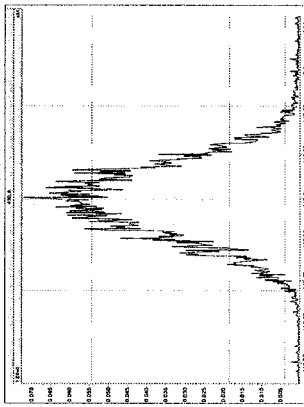
M 416.9760 R 11519



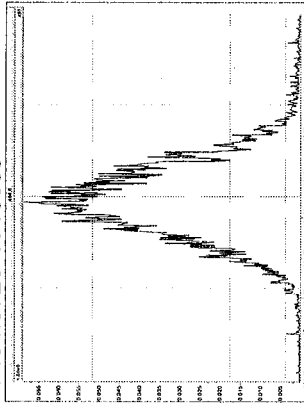
M 430.9728 R 11112



M 442.9728 R 11160



M 454.9728 R 10963



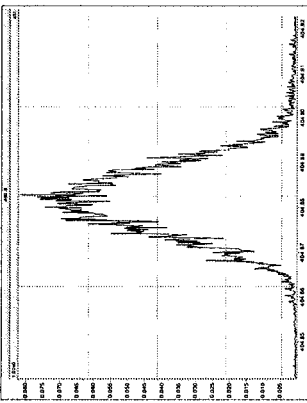
Experiment Calibration Report

MassLynx 4.1

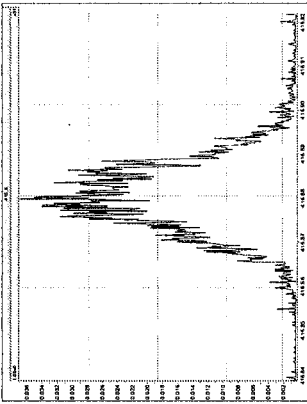
File: Experiment: dioxins_db5ms_hrms3.exp Reference: Pfk.ref Function: 4 @ 200 (ppm)

Printed: Monday, June 25, 2012 12:10:37 Eastern Daylight Time

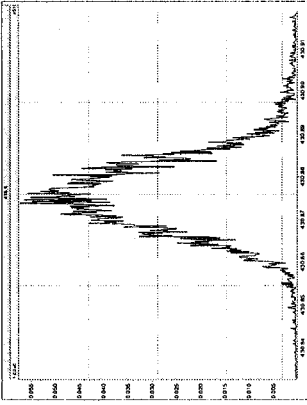
M 404.9760 R 12317



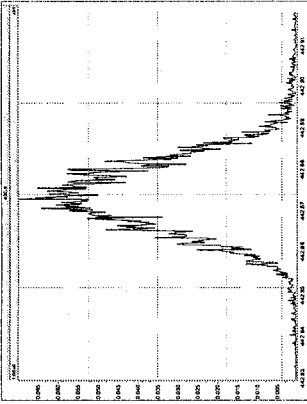
M 416.9760 R 13298



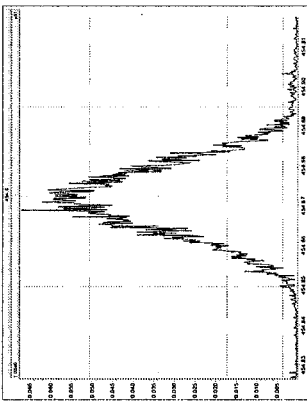
M 430.9728 R 12499



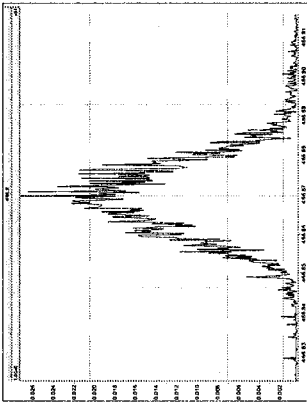
M 442.9728 R 12256



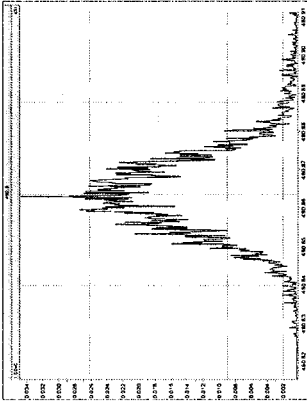
M 454.9728 R 12315



M 466.9728 R 10871



M 480.9696 R 10594



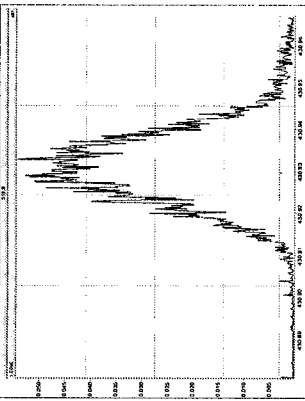
Experiment Calibration Report

MassLynx 4.1

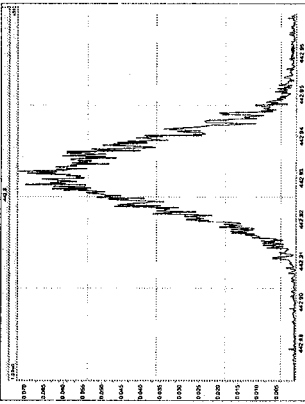
File: Experiment: dioxins_db5ms_hrms3.exp Reference: Pfk.ref Function: 5 @ 200 (ppm)

Printed: Monday, June 25, 2012 12:10:51 Eastern Daylight Time

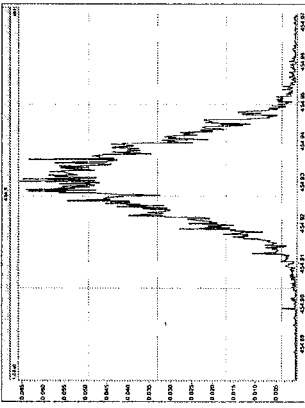
M 430.9728 R 12191



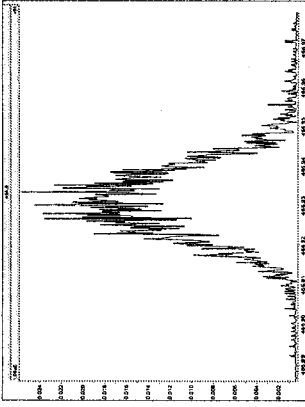
M 442.9728 R 12885



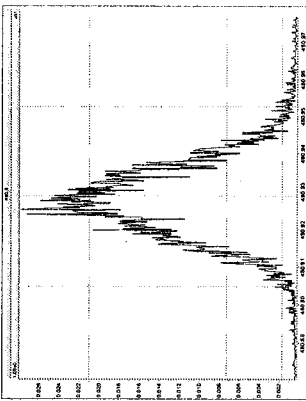
M 454.9728 R 13225



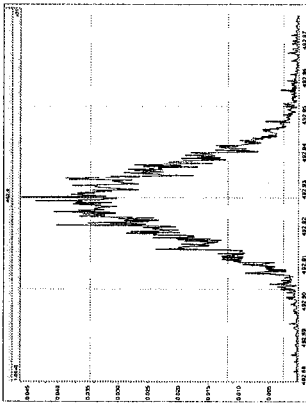
M 466.9728 R 12496



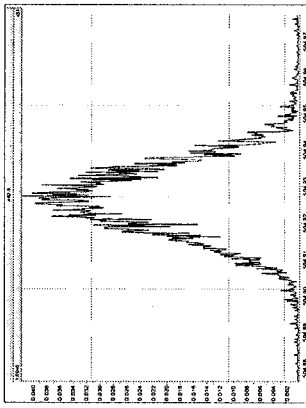
M 480.9696 R 11630



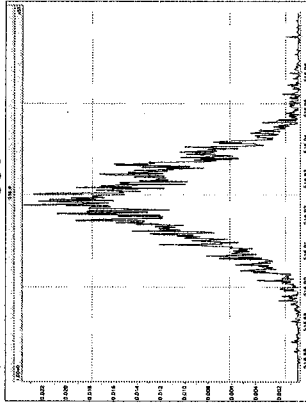
M 492.9696 R 11906



M 504.9696 R 12626

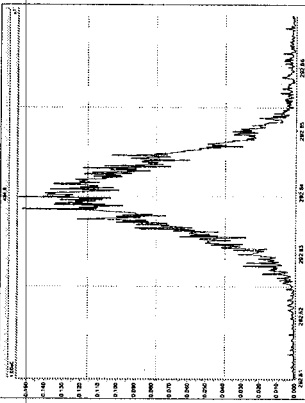


M 516.9697 R 11960

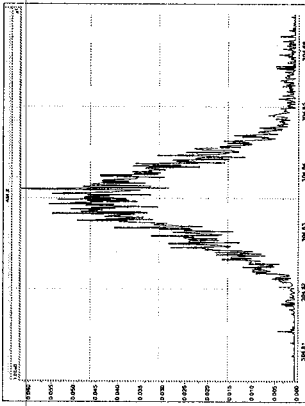


Printed: Tuesday, June 26, 2012 00:38:13 Eastern Daylight Time

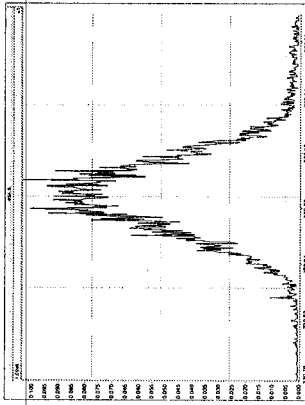
M 292.9824 R 11850



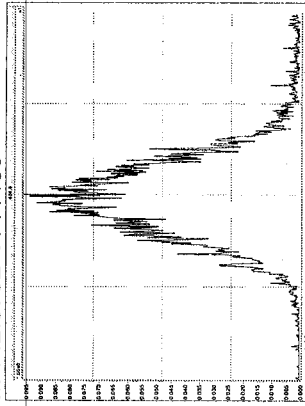
M 304.9824 R 12053



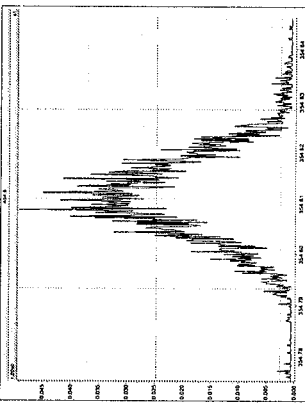
M 330.9792 R 11317



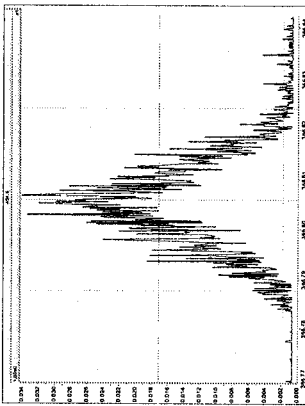
M 342.9792 R 11198



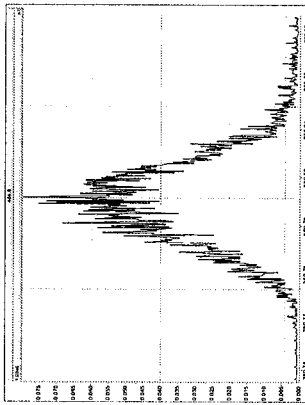
M 354.9792 R 11848



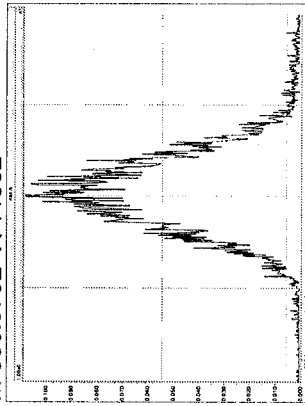
M 366.9792 R 11594



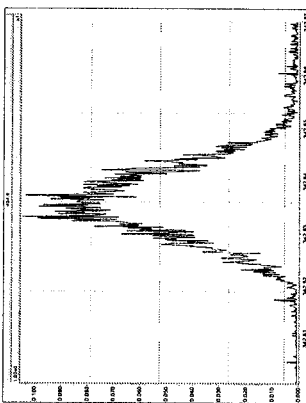
M 380.9760 R 10495



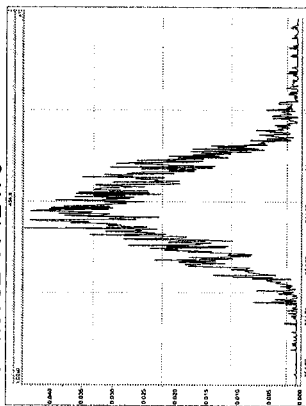
M 330.9792 R 11952



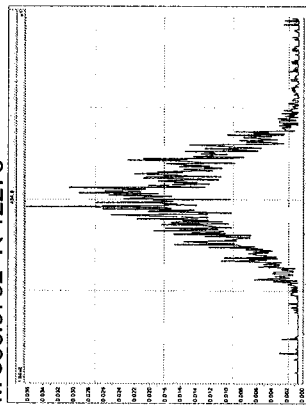
M 342.9792 R 11796



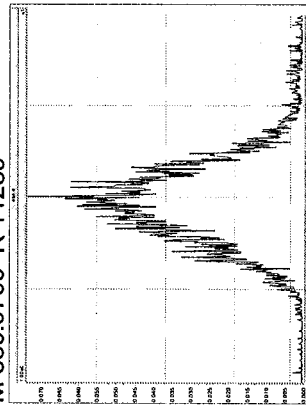
M 354.9792 R 12470



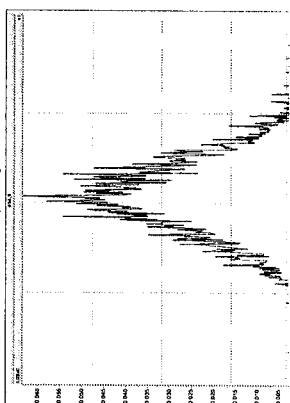
M 366.9792 R 12275



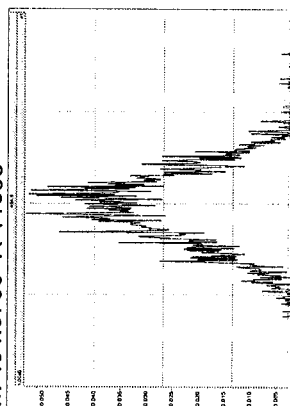
M 380.9760 R 11289



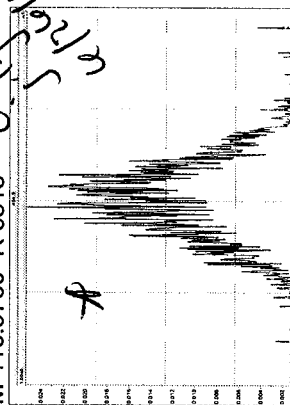
M 392.9760 R 11720



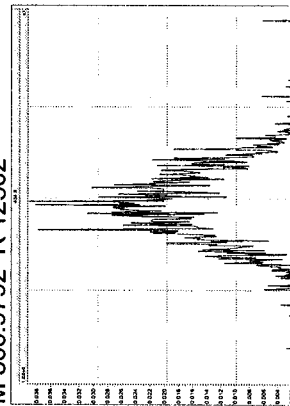
M 404.9760 R 11585



M 416.9760 R 6313

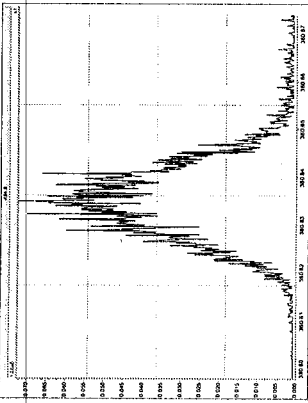


M 366.9792 R 12502

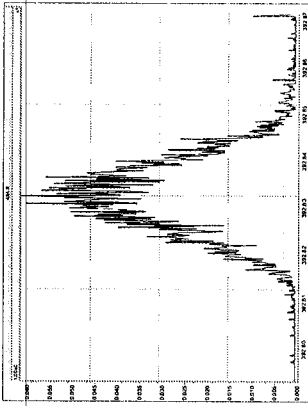


Printed: Tuesday, June 26, 2012 00:38:13 Eastern Daylight Time

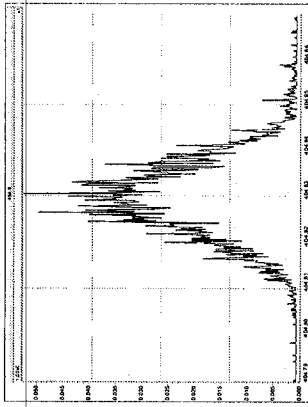
M 380.9760 R 11691



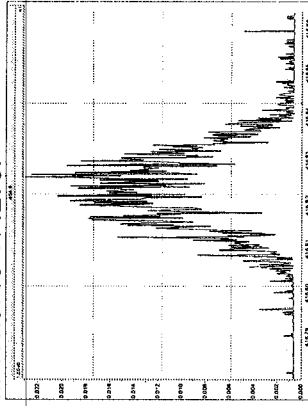
M 392.9760 R 12600



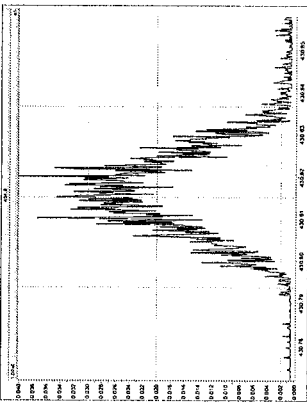
M 404.9760 R 11884



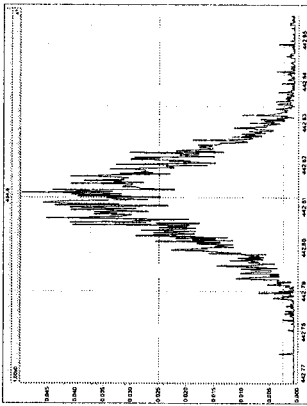
M 416.9760 R 12737



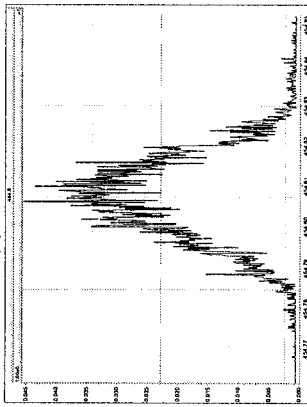
M 430.9728 R 11849



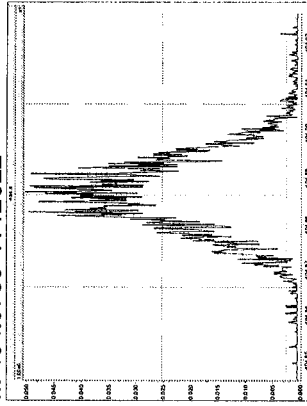
M 442.9728 R 11611



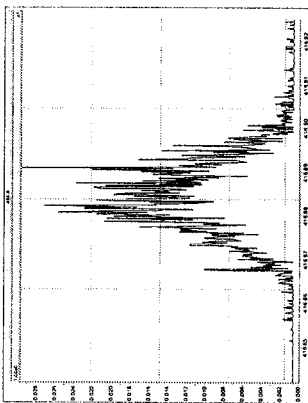
M 454.9728 R 11112



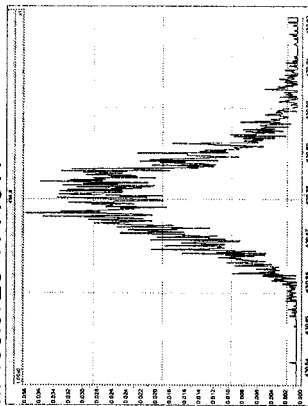
M 404.9760 R 12922



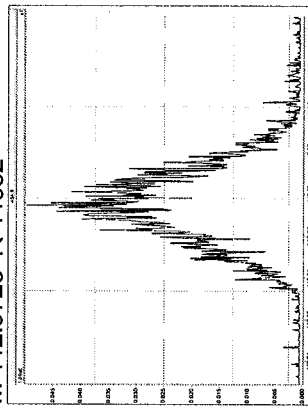
M 416.9760 R 13439



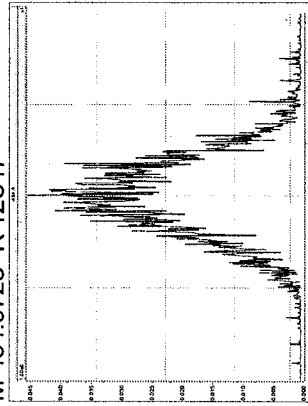
M 430.9728 R 11911



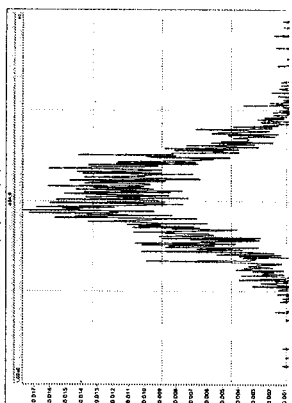
M 442.9728 R 11952



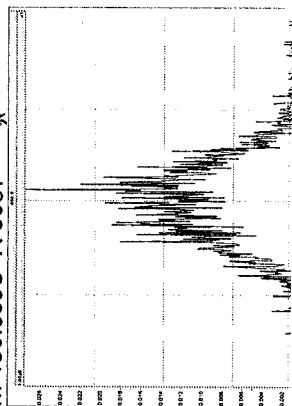
M 454.9728 R 12347



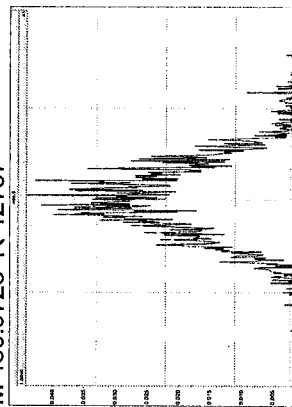
M 466.9728 R 14177



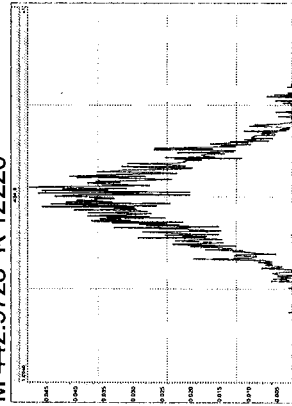
M 480.9696 R 6097



M 430.9728 R 12757



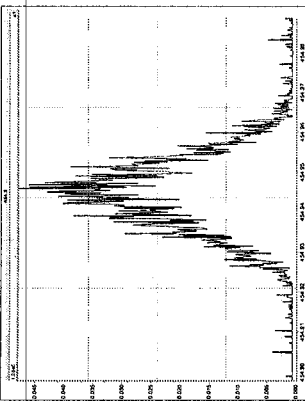
M 442.9728 R 12226



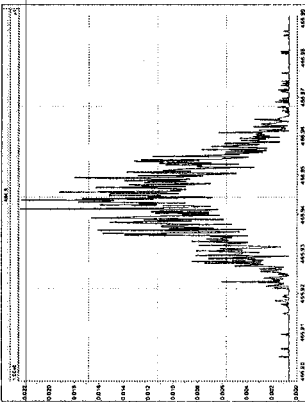
Resolution Check Report

Printed: Tuesday, June 26, 2012 00:38:13 Eastern Daylight Time

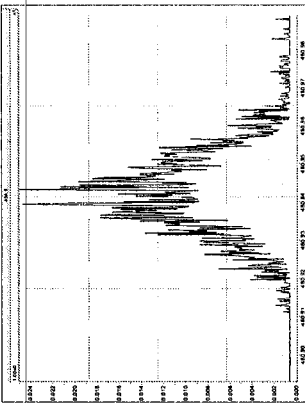
M 454.9728 R 12136



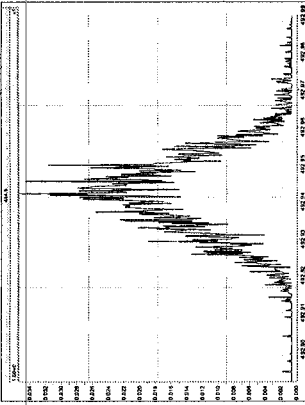
M 466.9728 R 14705



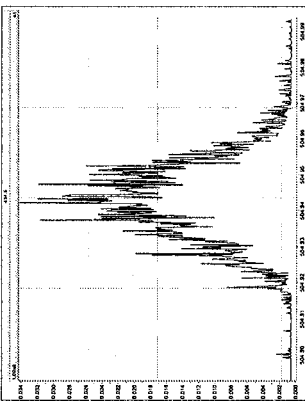
M 480.9696 R 6544 *



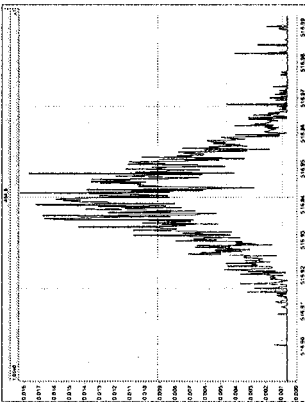
M 492.9696 R 13020



M 504.9696 R 12284



M 516.9697 R 0 *



* in file - 10,000
 of month Error in percent
 Mass Resolved
 14/06/2012

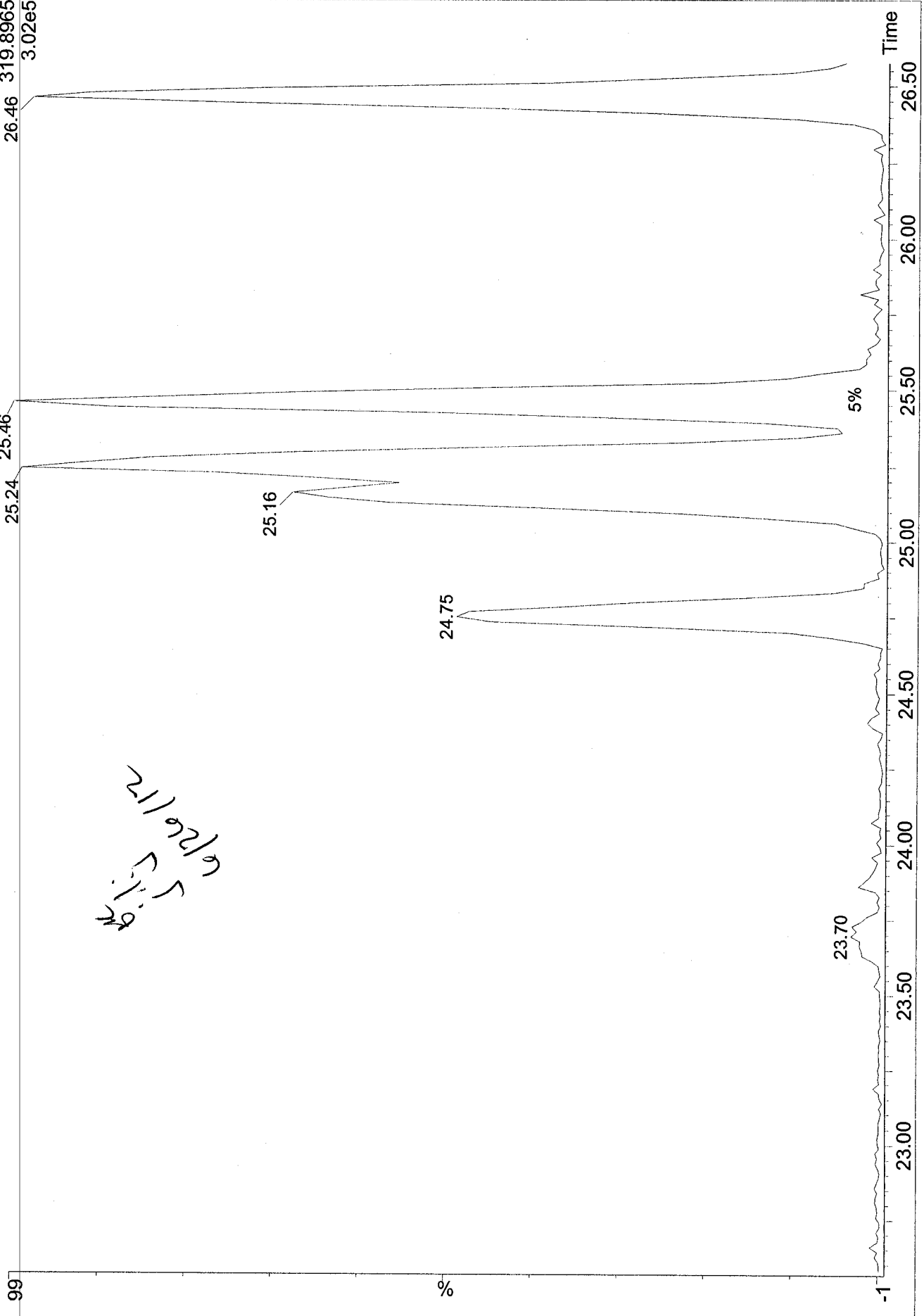
Sample ID: RETCON_S40-43A

Acq: 25-Jun-2012 12:12:28
Exp:dioxins_db5ms_hrms3

Inst: HRMS3

c25jun12b-1 Sb (1,40.00)

1: Voltage SIR 15 Channels EI+
26.46 319.8965
3.02e5



MassLynx 4.1

Quantify Sample Summary Report

Dataset: C:\MassLynx\Default.pro\Concals\1613\c25jun12b-1wdm.qld

Last Altered: Tuesday, June 26, 2012 08:37:48 Eastern Daylight Time
Printed: Tuesday, June 26, 2012 08:38:33 Eastern Daylight Time

31201450

Method: Untitled 21 Jun 2012 09:15:47
Calibration: C:\MassLynx\Default.pro\Curvedb\B5MS-0042012_1613.cdb 08 May 2012 08:31:36

Name: c25jun12b-1
Date: 25-Jun-2012
Time: 12:12:28
ID: RETCON_S40-43A
Description:
Instrument:
User: KAS

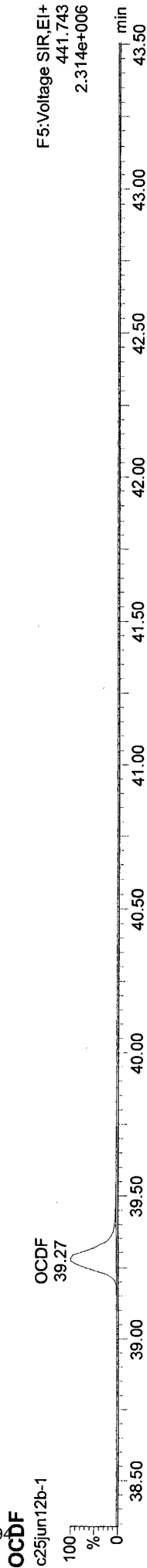
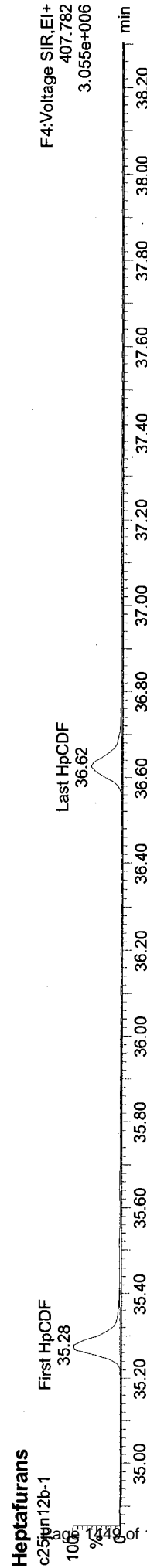
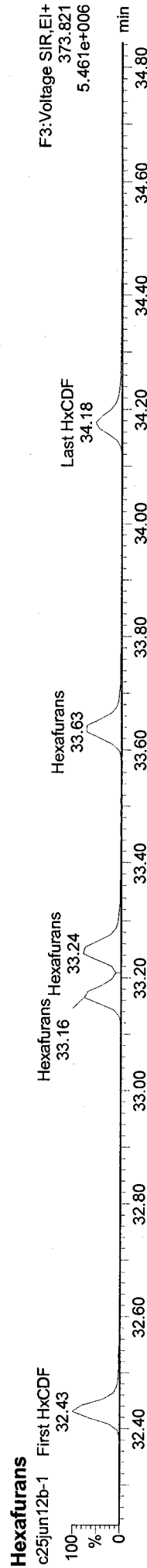
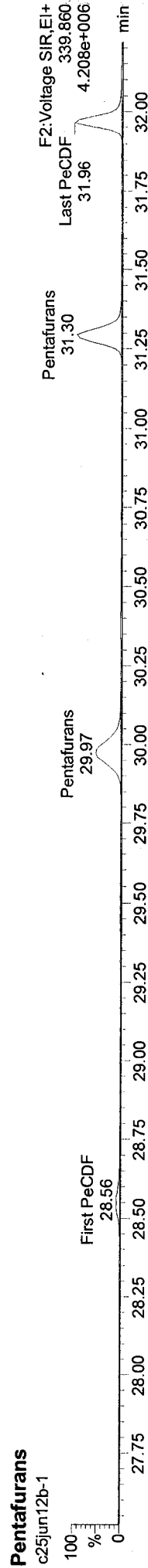

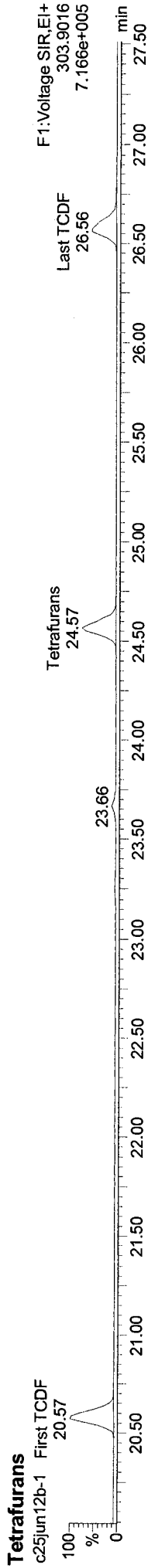
Name	RT
1 First TCDF	20.57
2 Last TCDF	26.56
3 First PeCDF (F1)	26.59
4 First PeCDF	28.56
5 Last PeCDF	31.96
6 First HxCDF	32.43
7 Last HxCDF	34.18
8 First HpCDF	35.28
9 Last HpCDF	36.62
10 OCDF	39.27
11 First TCDD	22.20
12 2378-TCDD	25.46
13 Last TCDD	26.46
14 First PeCDD	28.75
15 Last PeCDD	31.83
16 First HxCDD	32.79
17 Last HxCDD	33.98
18 First HpCDD	35.53
19 Last HpCDD	36.19
20 OCDD	39.10
21 Tetrafurans	
22 Tetradioxins	
23 Pentafurans	
24 Pentadioxins	
25 Hexafurans	
26 Hexadioxins	

Quantify Sample Report MassLynx 4.1

Dataset: C:\MassLynx\Default.pro\Concals\1613\c25jun12b-1\wdm.qld

Last Altered: Tuesday, June 26, 2012 08:37:48 Eastern Daylight Time
Printed: Tuesday, June 26, 2012 08:38:33 Eastern Daylight Time

Name: c25jun12b-1, Date: 25-Jun-2012, Time: 12:12:28, ID: RETCON_S40-43A, Description: , Instrument: , User: KAS



Quantify Sample Report MassLynx 4.1



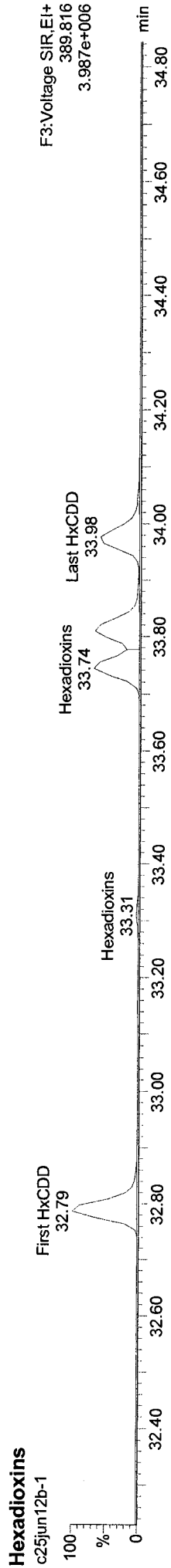
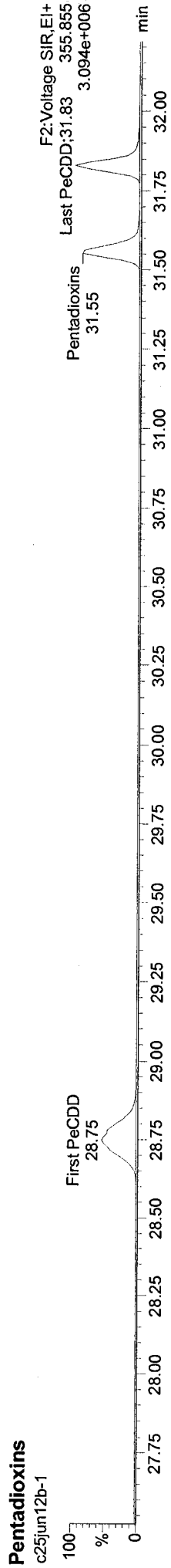
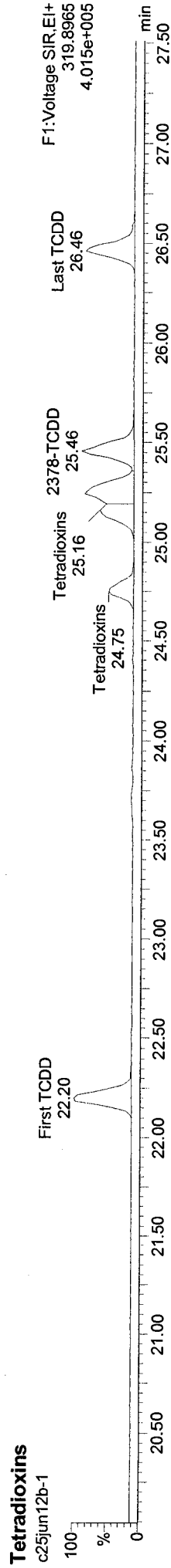
Dataset: C:\MassLynx\Default.pro\Concals\1613\c25jun12b-1.wdm.qld

Last Altered: Tuesday, June 26, 2012 08:37:48 Eastern Daylight Time
Printed: Tuesday, June 26, 2012 08:38:33 Eastern Daylight Time

Method: Untitled 21 Jun 2012 09:15:47

Calibration: C:\MassLynx\Default.pro\Curvedb\DB5MS-0042012_1613.cdb 08 May 2012 08:31:36

Name: c25jun12b-1, Date: 25-Jun-2012, Time: 12:12:28, ID: RETCON_S40-43A, Description: , Instrument: , User: KAS



Quantify Sample Summary Report
 ### 1613 CCAL Summary ###
 MassLynx 4.1

Dataset: C:\MassLynx\Default.pro\Concals\1613\c25jun12b-1.qld

Last Altered: Tuesday, June 26, 2012 08:26:15 Eastern Daylight Time
 Printed: Tuesday, June 26, 2012 08:27:16 Eastern Daylight Time

201450

Method: Untitled 24 Jun 2012 17:53:35
 Calibration: C:\MassLynx\Default.pro\Curvedb\DB5MS-0042012_1613.cdb 08 May 2012 08:31:36

Name: c25jun12b-1
 Date: 25-Jun-2012
 Time: 12:12:28
 ID: RETCON_S40-43A
 Instrument:
 User: KAS

Name	Response	Ion1Ar	Ion2Area	RT	RA	RAFail?	RRF	RRF	Height	Noise1	SN1	Height2	Noise2	SN2	M	pg/ul	Low	High	Fail?
2378-TCDD	5.866e4	2.572e4	3.294e4	25.46	0.78	NO	1.103	1.075	2.990e5	604	495.3	3.661e5	1003	365.0	db	10.258	7.8	12.9	NO
12378-PeCDD	2.185e5	1.326e5	8.583e4	31.56	1.55	NO	1.110	1.039	2.565e6	961	2669.3	1.619e6	1187	1364.5	bb	53.393	39	65.0	NO
123478-HxCDD	1.906e5	1.070e5	8.359e4	33.74	1.28	NO	1.081	1.065	2.610e6	3018	864.9	2.022e6	820	2465.8	bd	50.760	39	64.0	NO
123678-HxCDD	2.223e5	1.251e5	9.713e4	33.81	1.29	NO	0.950	0.996	2.570e6	3018	851.6	2.070e6	820	2531.7	dd	47.699	39	64.0	NO
123789-HxCDD	2.008e5	1.118e5	8.906e4	33.98	1.26	NO	0.979	1.029	2.266e6	3018	751.1	1.807e6	820	2204.0	db	47.561	41	61.0	NO
1234678-HpCDD	1.789e5	9.211e4	8.682e4	36.19	1.06	NO	1.094	1.055	1.532e6	1640	933.7	1.454e6	752	1933.4	bd	51.856	43	58.0	NO
OCDD	3.000e5	1.421e5	1.580e5	39.10	0.90	NO	1.059	1.063	1.772e6	956	1853.4	2.046e6	969	2111.7	bd	99.604	79	126	NO
2378-TCDF	9.122e4	4.183e4	4.939e4	24.57	0.85	NO	1.043	0.980	4.979e5	1055	471.8	5.726e5	924	619.5	bb	10.641	8.4	12.0	NO
12378-PeCDF	3.368e5	2.034e5	1.334e5	29.97	1.52	NO	1.045	0.980	2.218e6	1838	1206.8	1.416e6	1555	910.7	bb	53.333	41	60.0	NO
23478-PeCDF	3.578e5	2.167e5	1.411e5	31.30	1.54	NO	1.060	1.022	3.804e6	1838	2069.6	2.439e6	1555	1568.3	bb	51.852	41	61.0	NO
123478-HxCDF	2.942e5	1.623e5	1.320e5	33.16	1.23	NO	1.219	1.183	3.893e6	3750	1038.2	3.212e6	1982	1620.8	bd	51.511	45	56.0	NO
123678-HxCDF	3.374e5	1.882e5	1.492e5	33.24	1.26	NO	1.154	1.168	4.091e6	3750	1090.8	3.270e6	1982	1650.0	db	49.398	44	57.0	NO
234678-HxCDF	3.289e5	1.875e5	1.414e5	33.63	1.33	NO	1.293	1.178	3.836e6	3750	1023.0	3.032e6	1982	1529.8	bb	54.906	45	56.0	NO
123789-HxCDF	2.567e5	1.459e5	1.108e5	34.18	1.32	NO	1.121	1.110	2.867e6	3750	764.6	2.212e6	1982	1116.0	bb	50.455	44	57.0	NO
1234678-HpCDF	3.077e5	1.568e5	1.509e5	35.28	1.04	NO	1.372	1.389	2.991e6	1834	1631.0	2.853e6	1729	1649.9	bb	49.393	45	55.0	NO
1234789-HpCDF	2.319e5	1.200e5	1.119e5	36.62	1.07	NO	1.384	1.389	1.935e6	1834	1055.2	1.825e6	1729	1055.5	bd	49.833	43	58.0	NO
OCDF	3.897e5	1.848e5	2.049e5	39.28	0.90	NO	1.375	1.290	2.249e6	979	2296.8	2.459e6	1144	2148.5	bb	106.584	63	159	NO
ES:13C-2378-TCDD	5.318e5	2.385e5	2.932e5	25.44	0.81	NO	0.961	0.991	2.656e6	1073	2475.2	3.264e6	1138	2867.9	bb	96.928	82	121	NO
ES:13C-12378-PeCDD	3.938e5	2.418e5	1.520e5	31.55	1.59	NO	0.712	0.835	4.687e6	913	5134.1	2.903e6	1502	1932.3	bb	85.175	62	160	NO
ES:13C-123478-HxCDD	3.527e5	1.963e5	1.564e5	33.73	1.25	NO	0.880	0.971	4.737e6	811	5842.1	3.782e6	1279	2957.2	MM	90.651	85	117	NO
ES:13C-123678-HxCDD	4.680e5	2.614e5	2.066e5	33.80	1.27	NO	1.168	1.005	5.244e6	811	6467.6	4.212e6	1279	3293.4	MM	116.246	85	118	NO
ES:13C-1234678-HpCDD	3.270e5	1.692e5	1.578e5	36.18	1.07	NO	0.816	0.894	2.852e6	1621	1759.2	2.677e6	1078	2483.8	bb	91.311	72	138	NO
ES:13C-OCDD	5.667e5	2.654e5	3.012e5	39.09	0.88	NO	0.707	0.871	3.477e6	1381	2517.8	3.763e6	1460	2577.7	bd	162.281	96	415	NO
ES:13C-2378-TCDF	8.746e5	3.794e5	4.952e5	24.55	0.77	NO	1.581	1.561	4.334e6	1136	3814.9	5.605e6	1010	5547.9	bb	101.263	71	140	NO
ES:13C-12378-PeCDF	6.444e5	3.949e5	2.495e5	29.95	1.58	NO	1.165	1.322	4.288e6	1924	2228.3	2.685e6	1520	1766.5	bb	88.082	76	130	NO
ES:13C-23478-PeCDF	6.754e5	4.090e5	2.664e5	31.27	1.54	NO	1.221	1.284	7.427e6	1924	3860.0	4.816e6	1520	3168.8	bb	95.054	77	130	NO

Quantify Sample Summary Report
 ### 1613 CCAL Summary ###
 MassLynx 4.1

Dataset: C:\MassLynx\Default.pro\Concals\1613\c25jun12b-1.qld

Last Altered: Tuesday, June 26, 2012 08:26:15 Eastern Daylight Time
 Printed: Tuesday, June 26, 2012 08:27:16 Eastern Daylight Time

201450

Name: c25jun12b-1
 Date: 25-Jun-2012
 Time: 12:12:28
 ID: RETCON_S40-43A
 Instrument:
 User: KAS

Name	Response	Ion1Area	Ion2Area	RT	RA	RAFail?	RRF	calRRF	Height1	Noise1	SN1	Height2	Noise2	SN2	M	pg/ul	Low	High	Fail?
27 ES:13C-123478-HxCDF	4.828e5	1.672e5	3.156e5	33.16	0.53	NO	1.205	1.198	3.984e6	2740	1454.0	7.725e6	981	7874.2	bd	100.565	76	131	NO
28 ES:13C-123678-HxCDF	5.849e5	2.053e5	3.796e5	33.23	0.54	NO	1.460	1.243	4.349e6	2740	1587.1	8.417e6	981	8579.5	db	117.431	70	143	NO
29 ES:13C-234678-HxCDF	5.087e5	1.778e5	3.309e5	33.63	0.54	NO	1.270	1.229	3.856e6	2740	1407.2	7.365e6	981	7507.8	bb	103.292	73	137	NO
30 ES:13C-123789-HxCDF	4.582e5	1.593e5	2.989e5	34.17	0.53	NO	1.144	1.177	3.207e6	2740	1170.2	5.887e6	981	6000.9	bb	97.194	74	135	NO
31 ES:13C-1234678-HpCDF	4.486e5	1.360e5	3.126e5	35.27	0.44	NO	1.119	1.029	2.635e6	2931	898.7	6.087e6	1476	4124.3	bb	108.768	78	129	NO
32 ES:13C-1234789-HpCDF	3.351e5	1.062e5	2.289e5	36.61	0.46	NO	0.836	0.869	1.717e6	2931	585.7	3.788e6	1476	2566.6	bb	96.212	77	129	NO
33 JS:13C-1234-TCDD	5.533e5	2.441e5	3.092e5	24.73	0.79	NO	1.000	1.000	2.932e6	1073	2731.9	3.736e6	1138	3282.6	bb	100.000	0.00	0.000	NO
34 JS:13C-123789-HxCDD	4.007e5	2.224e5	1.783e5	33.97	1.25	NO	1.000	1.000	4.493e6	811	5541.4	3.500e6	1279	2736.2	MM	100.000	0.00	0.000	NO
35 CS:37Cl-2378-TCDD	5.847e4	5.847e4	-	25.46	-	-	1.057	1.124	6.543e5	637	1026.6	-	-	-	bb	9.399	7.9	12.7	NO
36 Tetradioxins	-	1.418e5	-	-	-	-	-	1.075	1.592e6	604	-	-	-	-	-	56.463	0.00	0.000	NO
37 Pentadioxins	-	4.534e5	-	-	-	-	-	1.039	7.050e6	961	-	-	-	-	-	181.431	0.00	0.000	NO
38 Hexadioxins	-	5.029e5	-	-	-	-	-	1.030	1.131e7	3018	-	-	-	-	-	213.785	0.00	0.000	NO
39 Heptadioxins	-	1.953e5	-	-	-	-	-	1.055	3.359e6	1640	-	-	-	-	-	110.889	0.00	0.000	NO
40 Tetrafurans	-	1.363e5	-	-	-	-	-	0.980	1.574e6	1055	-	-	-	-	-	35.827	0.00	0.000	NO
41 Pentafurans (F1)	-	2.246e5	-	-	-	-	-	1.001	2.498e6	432	-	-	-	-	-	56.659	0.00	0.000	NO
42 Pentafurans	-	6.435e5	-	-	-	-	-	1.001	1.037e7	1838	-	-	-	-	-	160.576	0.00	0.000	NO
43 Hexafurans	-	8.961e5	-	-	-	-	-	1.160	1.980e7	3750	-	-	-	-	-	271.263	0.00	0.000	NO
44 Heptafurans	-	2.768e5	-	-	-	-	-	1.389	4.926e6	1834	-	-	-	-	-	99.226	0.00	0.000	NO
45 Hexa Ether	-	-	-	-	-	-	-	-	-	367	-	-	-	-	-	-	0.00	0.000	NO
46 Hepta Ether	-	-	-	-	-	-	-	-	-	318	-	-	-	-	-	-	0.00	0.000	NO
47 Octa Ether	-	-	-	-	-	-	-	-	-	384	-	-	-	-	-	-	0.00	0.000	NO
48 Nona Ether	-	-	-	-	-	-	-	-	-	334	-	-	-	-	-	-	0.00	0.000	NO
49 Deca Ether	-	-	-	-	-	-	-	-	-	435	-	-	-	-	-	-	0.00	0.000	NO
50 F1 Lock Mass	-	-	-	-	-	-	-	-	-	73758	-	-	-	-	-	-	0.00	0.000	NO
51 F2 Lock Mass	-	-	-	-	-	-	-	-	-	128872	-	-	-	-	-	-	0.00	0.000	NO
52 F3 Lock Mass	-	-	-	-	-	-	-	-	-	77783	-	-	-	-	-	-	0.00	0.000	NO
53 F4 Lock Mass	-	-	-	-	-	-	-	-	-	60998	-	-	-	-	-	-	0.00	0.000	NO
54 F5 Lock Mass	-	-	-	-	-	-	-	-	-	56207	-	-	-	-	-	-	0.00	0.000	NO

Quantify Sample Report MassLynx 4.1

1613 CCAL Summary

Dataset: C:\MassLynx\Default.pro\Concals\1613\c25jun12b-1.qld

Last Altered: Tuesday, June 26, 2012 08:26:15 Eastern Daylight Time
Printed: Tuesday, June 26, 2012 08:27:16 Eastern Daylight Time

201450

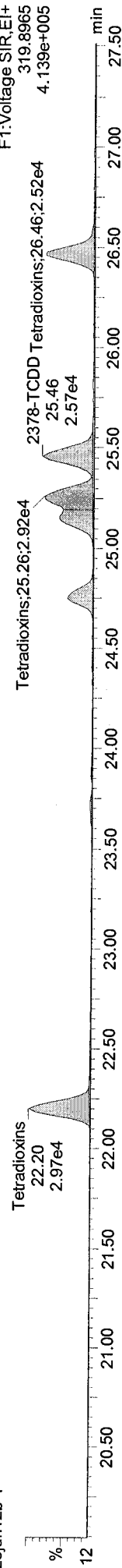
Method: Untitled 24 Jun 2012 17:53:35

Calibration: C:\MassLynx\Default.pro\Curvedb\IDB5MS-0042012_1613.cdb 08 May 2012 08:31:36

Name: c25jun12b-1, ID: RETCON_S40-43A, Date: 25-Jun-2012, Time: 12:12:28, Submitter: , Task: HRMS3

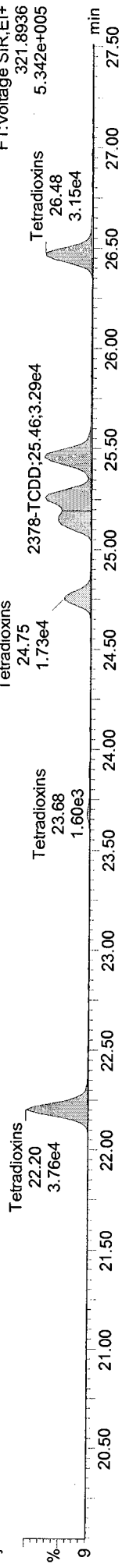
TCDDs

c25jun12b-1



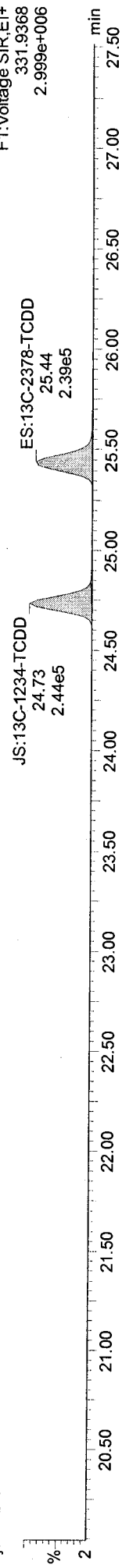
TCDDs

c25jun12b-1



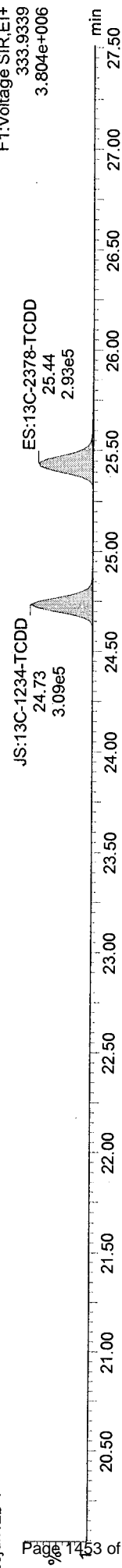
ES-TCDD

c25jun12b-1



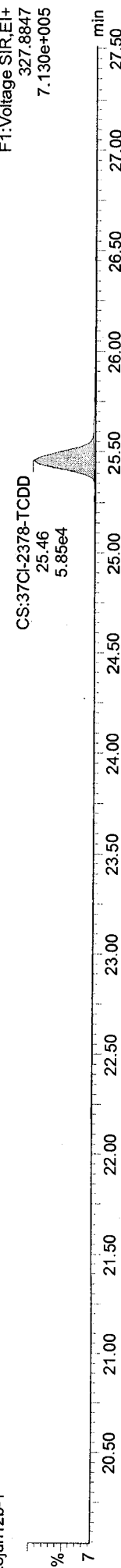
ES-TCDD

c25jun12b-1



CS-TCDD

c25jun12b-1



Quantify Sample Report

1613 CCAL Summary

MassLynx 4.1

Dataset: C:\MassLynx\Default.pro\Concals\1613\c25jun12b-1.qld

Log Altered: Tuesday, June 26, 2012 08:26:15 Eastern Daylight Time

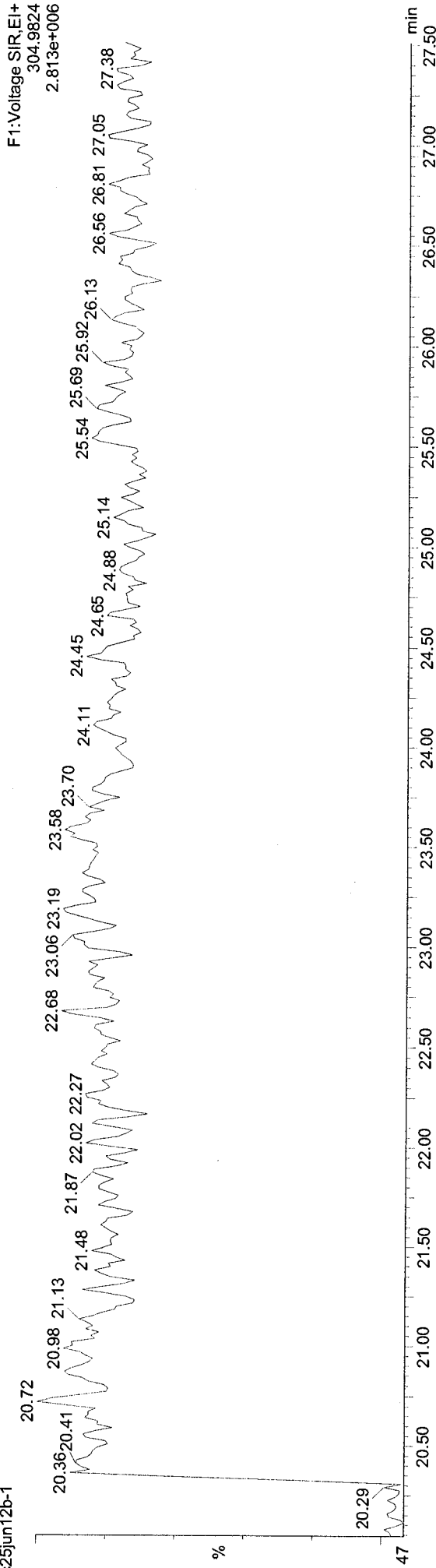
Printed: Tuesday, June 26, 2012 08:27:16 Eastern Daylight Time

201450

Name: c25jun12b-1, ID: RETCON_S40-43A, Date: 25-Jun-2012, Time: 12:12:28, Submitter: , Task: HRMS3

F1 Lock Mass

c25jun12b-1




Quantify Sample Report
1613 CCAL Summary ###
MassLynx 4.1


Dataset: C:\MassLynx\Default.pro\Concals\1613\c25jun12b-1.qld
Last Altered: Tuesday, June 26, 2012 08:26:15 Eastern Daylight Time
Printed: Tuesday, June 26, 2012 08:27:16 Eastern Daylight Time

Name: c25jun12b-1, ID: RETCON_S40-43A, Date: 25-Jun-2012, Time: 12:12:28, Submitter: , Task: HRMS3


PeCDDs
c25jun12b-1




PeCDDs
c25jun12b-1



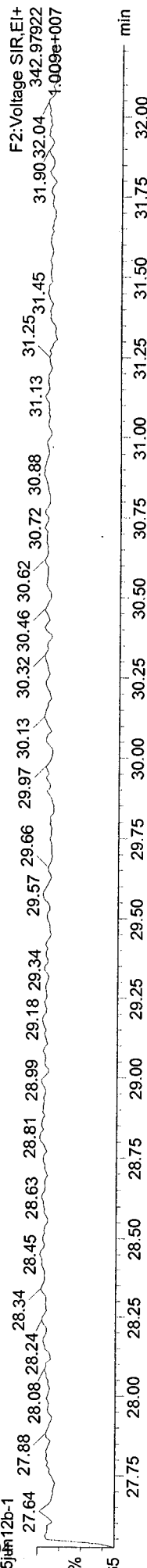
ES-PeCDD
c25jun12b-1



ES-PeCDD
c25jun12b-1



F2 Lock Mass
c25jun12b-1

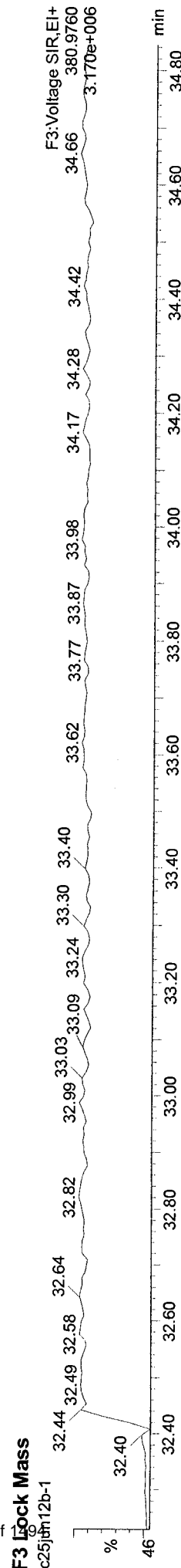

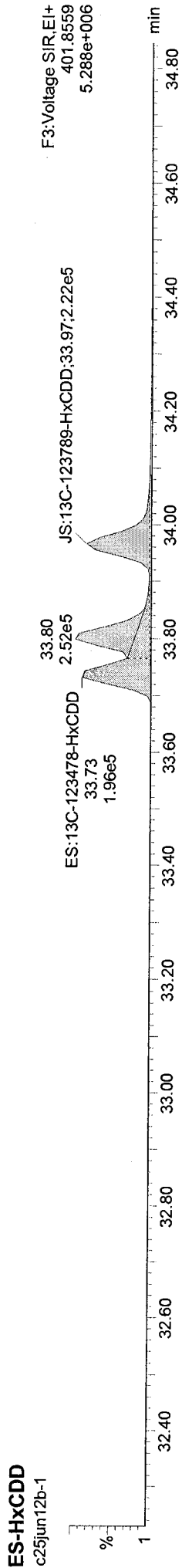
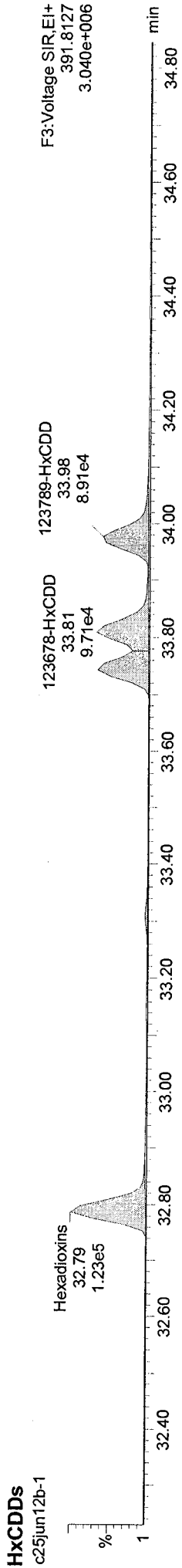
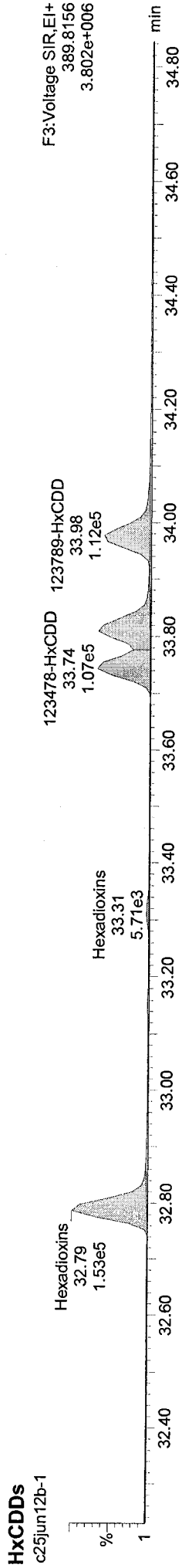


Quantify Sample Report
 ### 1613 CCAL Summary ###
 MassLynx 4.1

Dataset: C:\MassLynx\Default.pro\Concals\1613\c25jun12b-1.qld

Last Altered: Tuesday, June 26, 2012 08:26:15 Eastern Daylight Time
 Printed: Tuesday, June 26, 2012 08:27:16 Eastern Daylight Time

Name: c25jun12b-1, ID: RETCON_S40-43A, Date: 25-Jun-2012, Time: 12:12:28, Submitter: , Task: HRMS3



Quantify Sample Report MassLynx 4.1

Manual Integrations

Dataset: Untitled

Last Altered: Tuesday, June 26, 2012 08:25:32 Eastern Daylight Time
Printed: Tuesday, June 26, 2012 08:26:04 Eastern Daylight Time

*rev. j.i.j.
e/w/r*

Method: Untitled 24 Jun 2012 17:53:35

Calibration: C:\MassLynx\Default.pro\Curvedb\DB5MS-0042012_1613.cdb 08 May 2012 08:31:36

Name: c25jun12b-1, ID: RETCON_S40-43A, Date: 25-Jun-2012, Time: 12:12:28, Submitter: , Description: , User: KAS

ES:13C-123478-HxCDD

c25jun12b-1

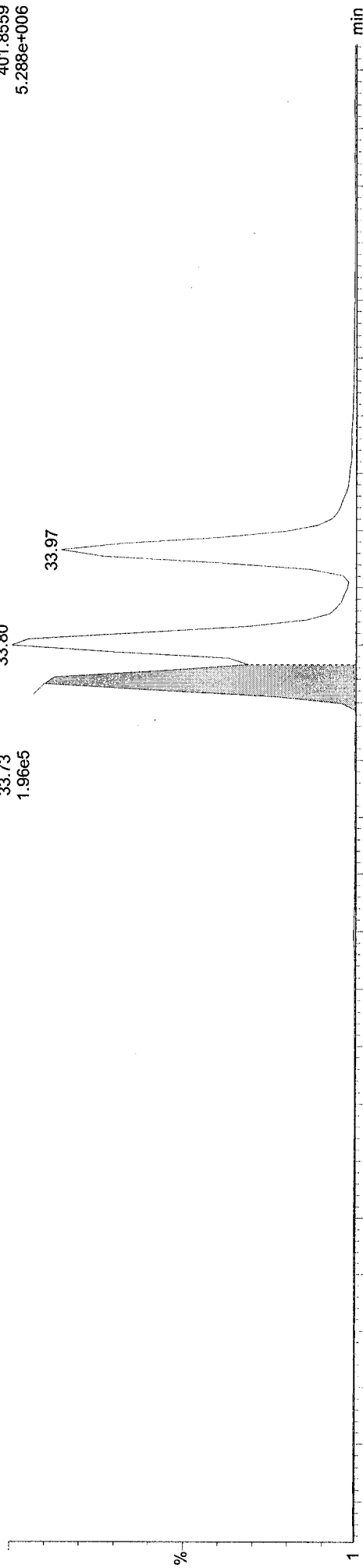
F3:Voltage SIR,EI+
401.8559
5.288e+006

ES:13C-123478-HxCDD

33.73
1.96e5

33.80

33.97



c25jun12b-1

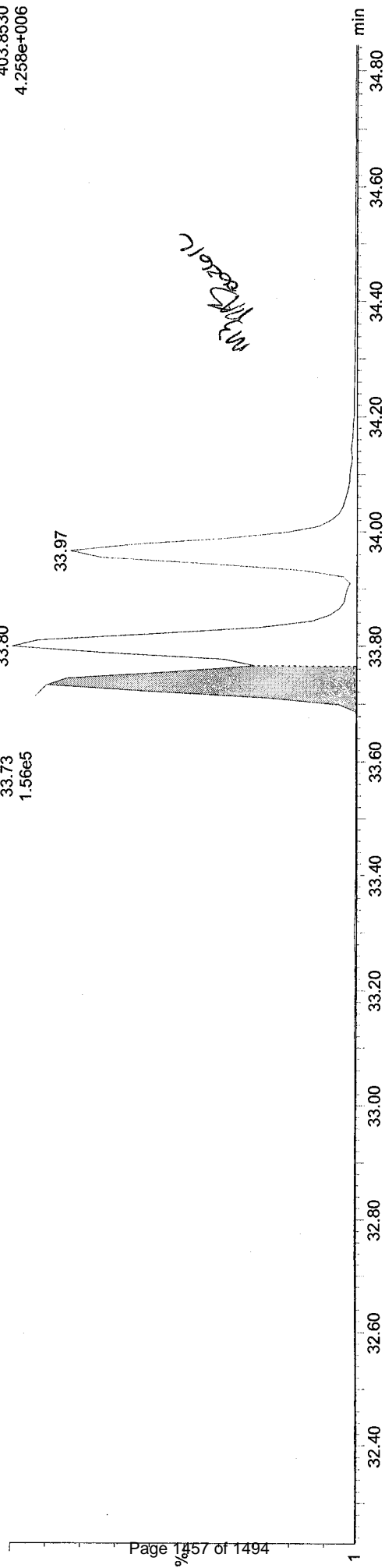
ES:13C-123478-HxCDD

33.73
1.56e5

33.80

33.97

F3:Voltage SIR,EI+
403.8530
4.258e+006



Dataset: Untitled

Last Altered: Tuesday, June 26, 2012 08:26:15 Eastern Daylight Time
Printed: Tuesday, June 26, 2012 08:26:21 Eastern Daylight Time

rev. jlj
6/26/12

Method: Untitled 24 Jun 2012 17:53:35


Calibration: C:\MassLynx\Default.pro\Curved\IB5MS-0042012_1613.cdb 08 May 2012 08:31:36

Name: c25jun12b-1, ID: RETCON_S40-43A, Date: 25-Jun-2012, Time: 12:12:28, Submitter: , User: KAS

ES:13C-123678-HxCDD


c25jun12b-1

F3: Voltage SIR, EI+
401.8559
5.288e+006



c25jun12b-1

F3: Voltage SIR, EI+
403.8530
4.258e+006



Dataset: Untitled

Last Altered: Tuesday, June 26, 2012 08:26:15 Eastern Daylight Time
Printed: Tuesday, June 26, 2012 08:26:29 Eastern Daylight Time

REV. j.j.
6/26/12

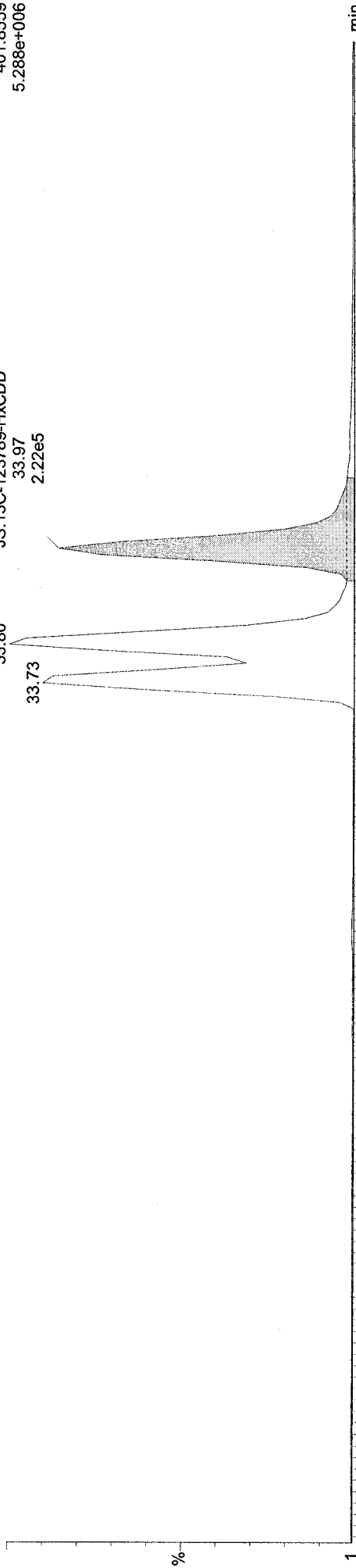
Method: Untitled 24 Jun 2012 17:53:35
Calibration: C:\MassLynx\Default.pro\Curvedb\DB5MS-0042012_1613.cdb 08 May 2012 08:31:36

Name: c25jun12b-1, ID: RETCON_S40-43A, Date: 25-Jun-2012, Time: 12:12:28, Submitter: , Description: , User: KAS

JS:13C-123789-HxCDD
c25jun12b-1

F3:Voltage SIR,EI+
401.8559
5.288e+006

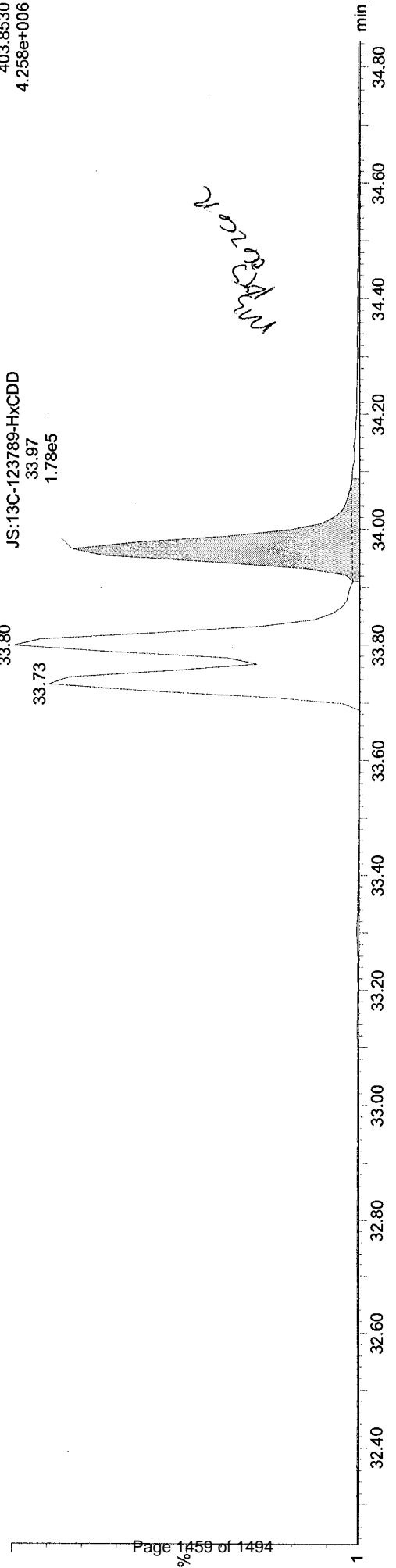
33.80
33.73
JS:13C-123789-HxCDD
33.97
2.22e5



c25jun12b-1

33.80
33.73
JS:13C-123789-HxCDD
33.97
1.78e5

F3:Voltage SIR,EI+
403.8530
4.258e+006



Quantify Sample Report MassLynx 4.1

1613 CCAL Summary

Dataset: C:\MassLynx\Default.pro\Concals\1613\c25jun12b-1.qld


Lab Altered: Tuesday, June 26, 2012 08:26:15 Eastern Daylight Time

Printed: Tuesday, June 26, 2012 08:27:16 Eastern Daylight Time


201450

Name: c25jun12b-1, ID: RETCON_S40-43A, Date: 25-Jun-2012, Time: 12:12:28, Submitter: , Task: HRMS3

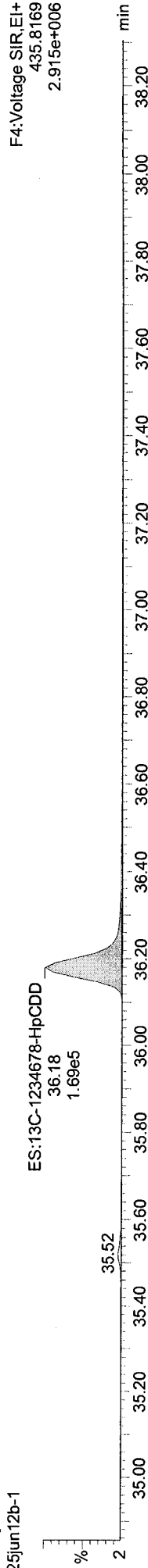
HpCDDs
c25jun12b-1



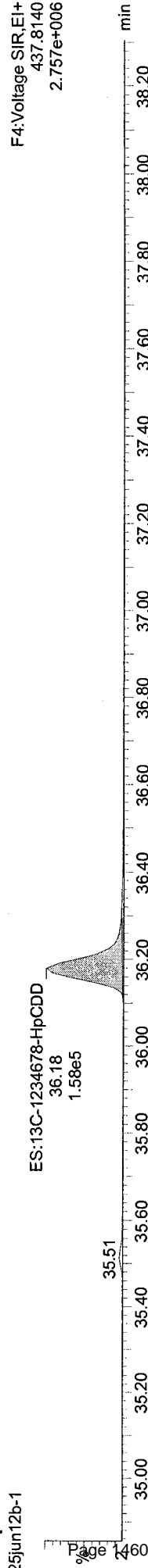
HpCDDs
c25jun12b-1



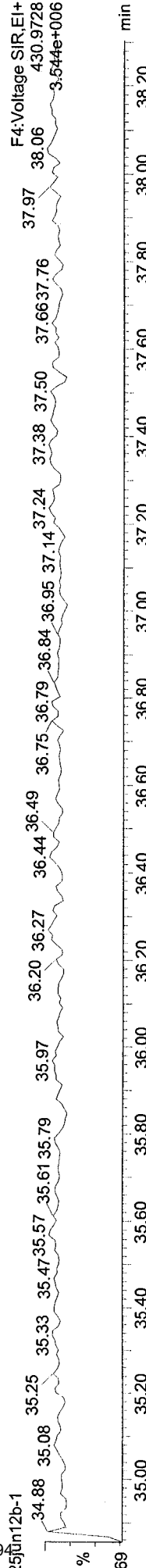
ES-HpCDD
c25jun12b-1



ES-HpCDD
c25jun12b-1





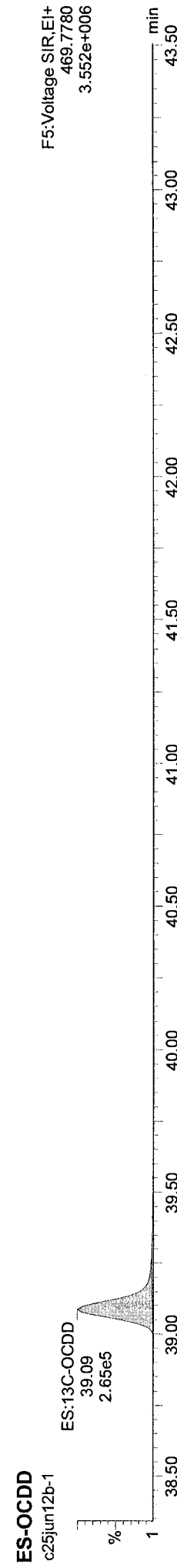
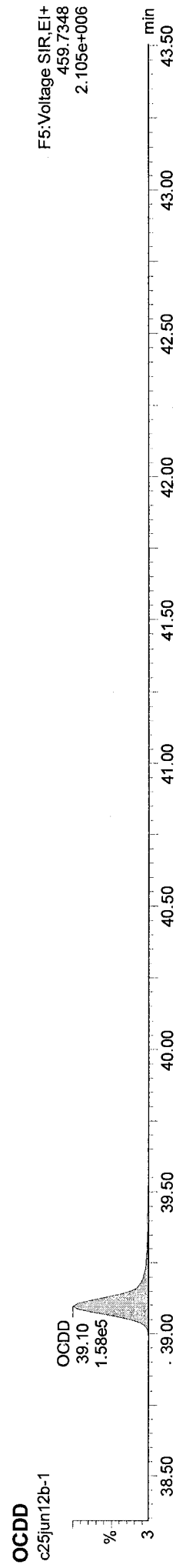

F4 Lock Mass
c25jun12b-1



Quantify Sample Report
1613 CCAL Summary ###
MassLynx 4.1

Dataset: C:\MassLynx\Default.pro\Concals\1613\c25jun12b-1.qld
Last Altered: Tuesday, June 26, 2012 08:26:15 Eastern Daylight Time
Printed: Tuesday, June 26, 2012 08:27:16 Eastern Daylight Time

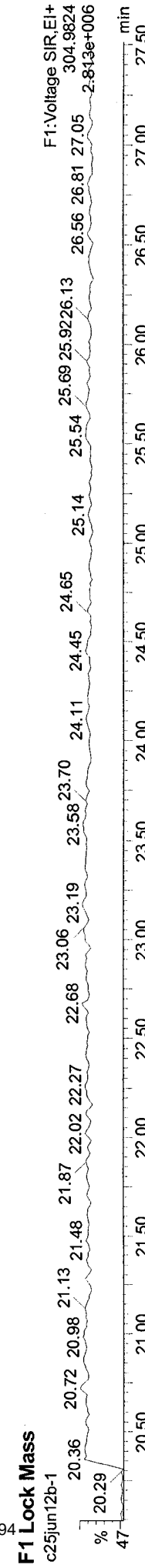
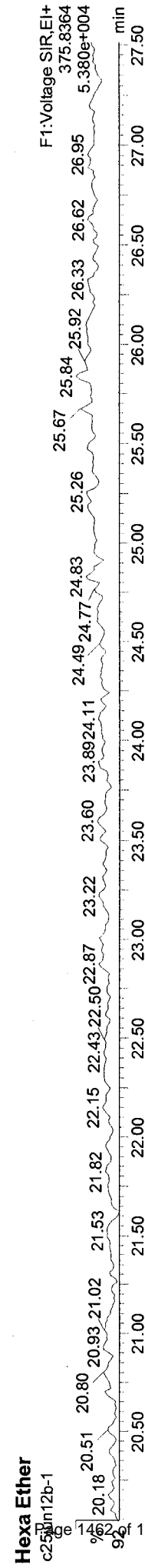
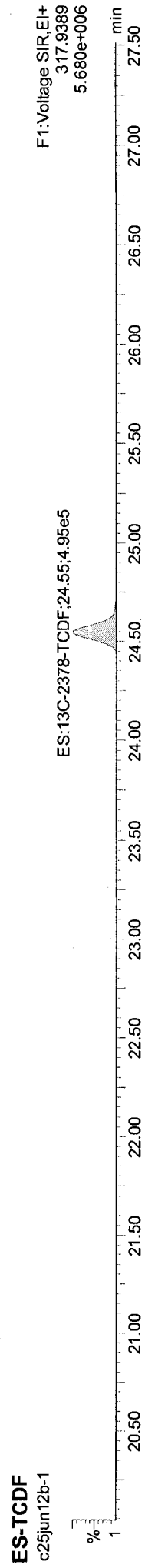
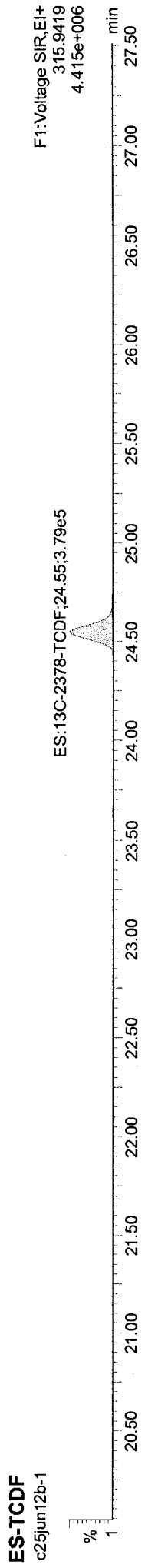
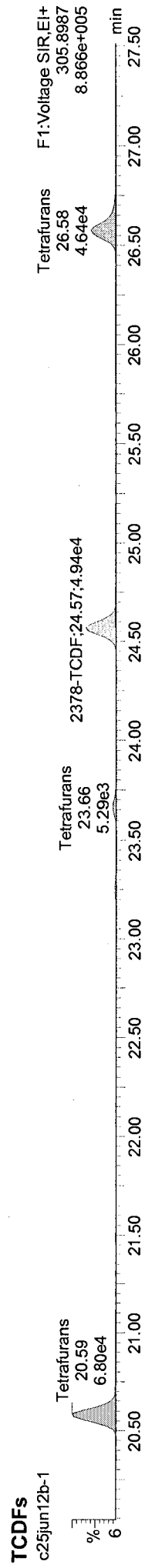
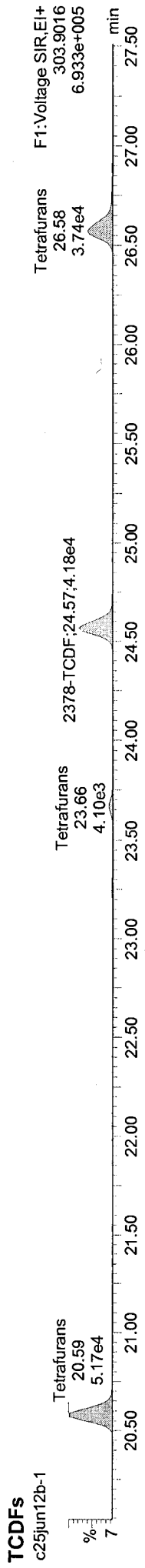
Name: c25jun12b-1, ID: RETCON_S40-43A, Date: 25-Jun-2012, Time: 12:12:28, Submitter: , Task: HRMS3



Quantify Sample Report
 ### 1613 CCAL Summary ###
 MassLynx 4.1

Dataset: C:\MassLynx\Default.pro\Concals\1613\c25jun12b-1.qld
 Last Altered: Tuesday, June 26, 2012 08:26:15 Eastern Daylight Time
 Printed: Tuesday, June 26, 2012 08:27:16 Eastern Daylight Time

Name: c25jun12b-1, ID: RETCON_S40-43A, Date: 25-Jun-2012, Time: 12:12:28, Submitter: , Task: HRMS3

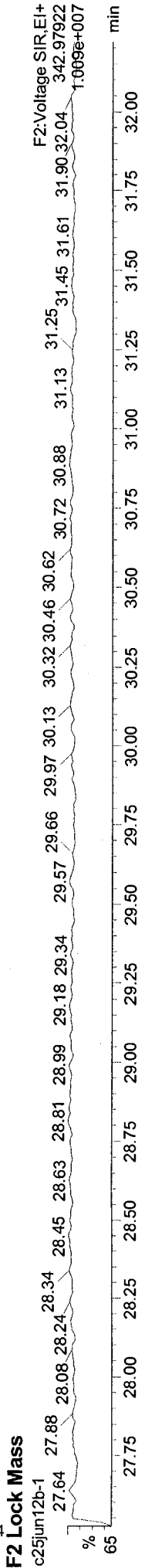
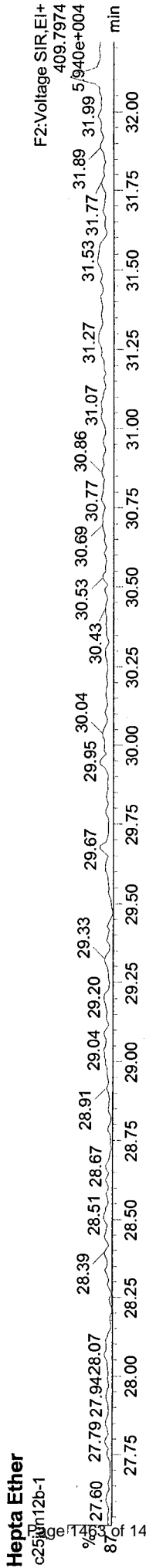
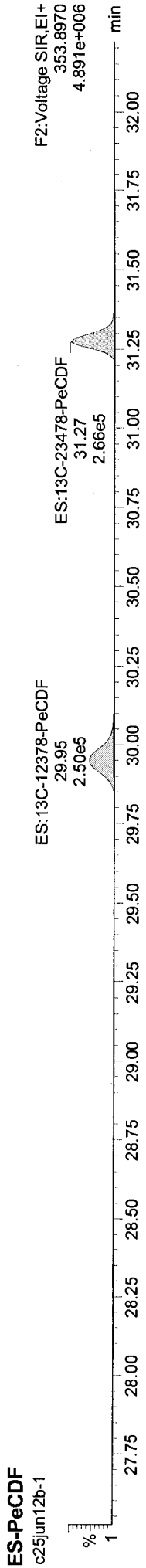
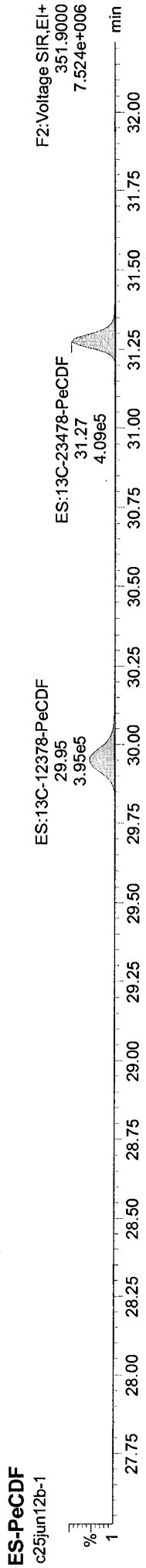
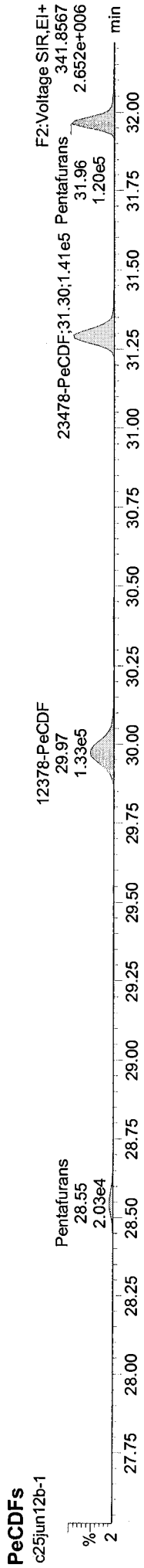
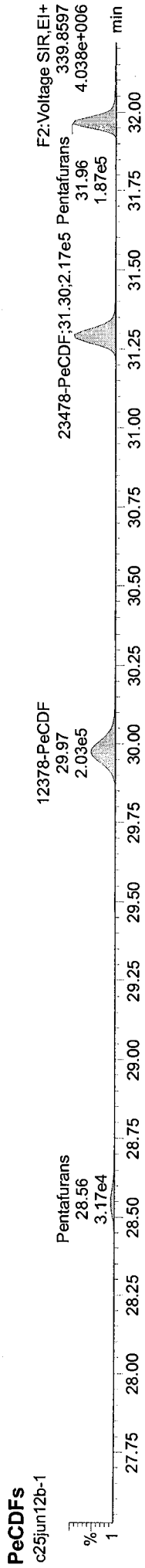


Quantify Sample Report
1613 CCAL Summary ###
MassLynx 4.1

Dataset: C:\MassLynx\Default.pro\Concals\1613\c25jun12b-1.qld

Last Altered: Tuesday, June 26, 2012 08:26:15 Eastern Daylight Time
Printed: Tuesday, June 26, 2012 08:27:16 Eastern Daylight Time

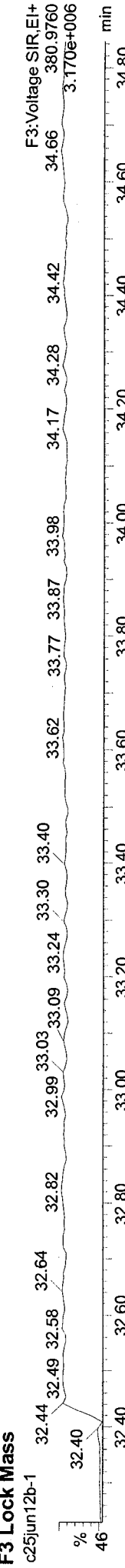
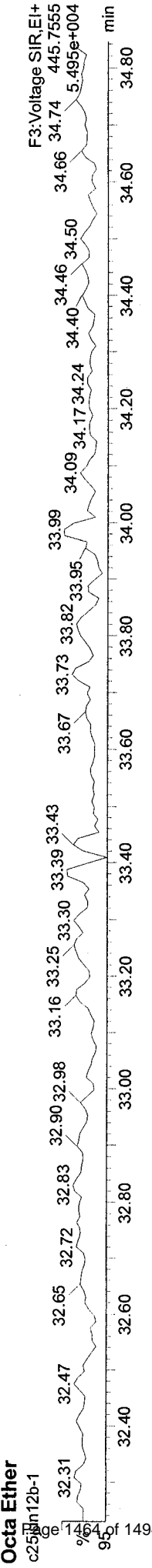
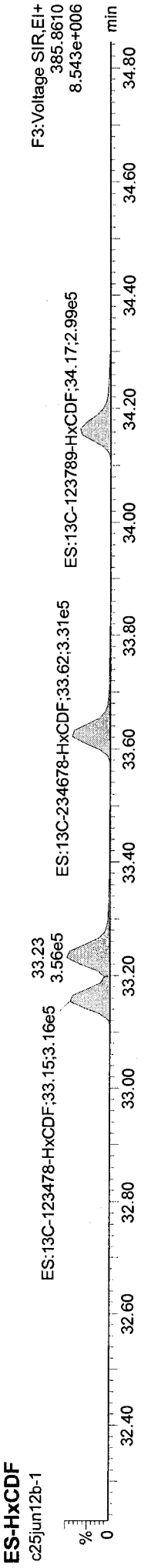
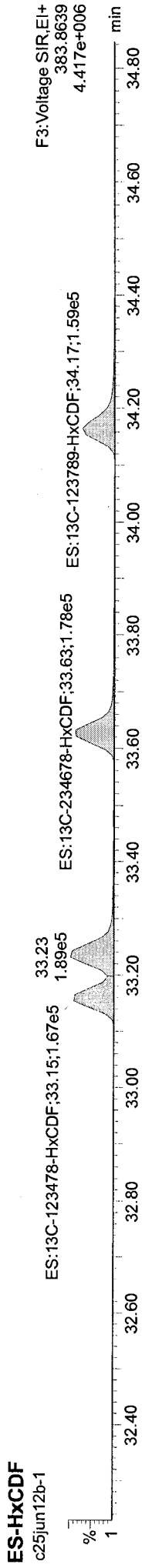
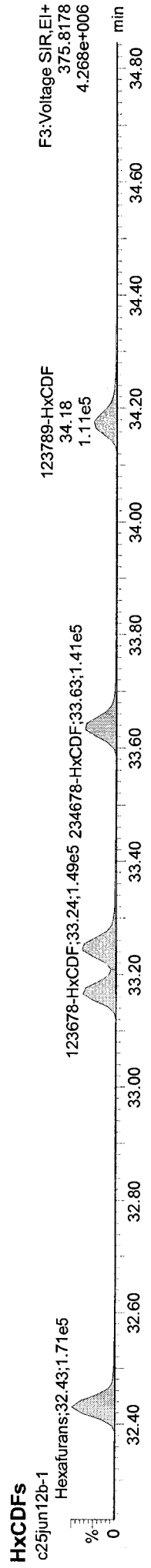
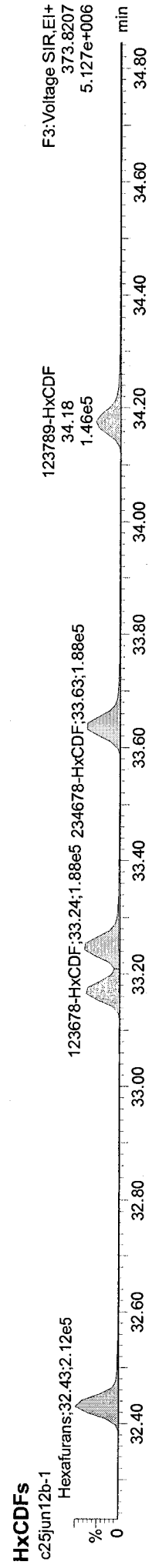
Name: c25jun12b-1, ID: RETCON_S40-43A, Date: 25-Jun-2012, Time: 12:12:28, Submitter: , Task: HRMS3



Quantify Sample Report **MassLynx 4.1**
 ### 1613 CCAL Summary ###

Dataset: C:\MassLynx\Default.pro\Concals\1613\c25jun12b-1.qld
 Last Altered: Tuesday, June 26, 2012 08:26:15 Eastern Daylight Time
 Printed: Tuesday, June 26, 2012 08:27:16 Eastern Daylight Time

Name: c25jun12b-1, ID: RETCON_S40-43A, Date: 25-Jun-2012, Time: 12:12:28, Submitter: , Task: HRMS3



Quantify Sample Report MassLynx 4.1


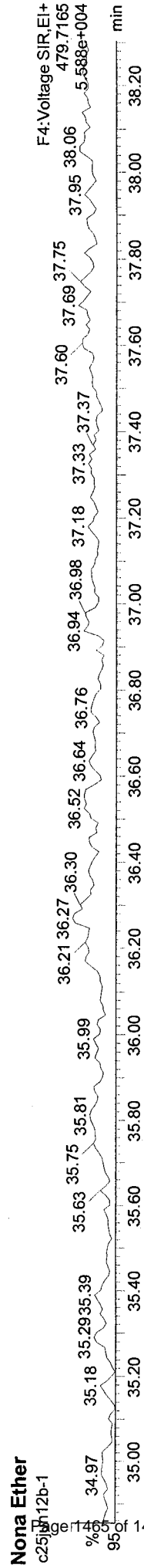
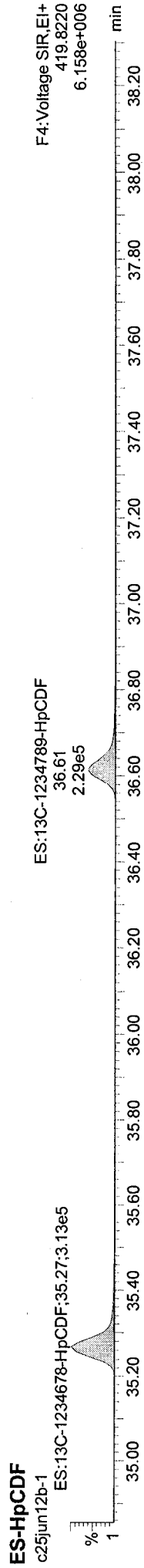
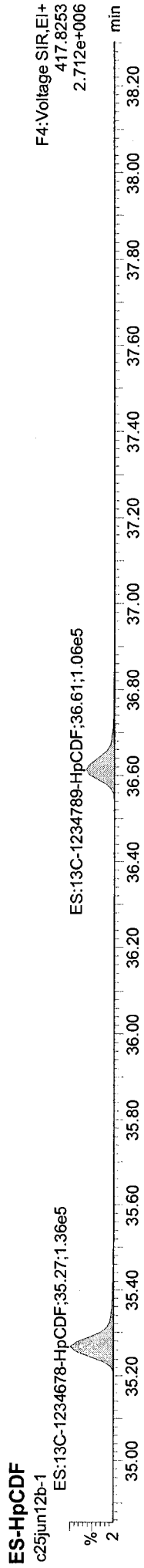
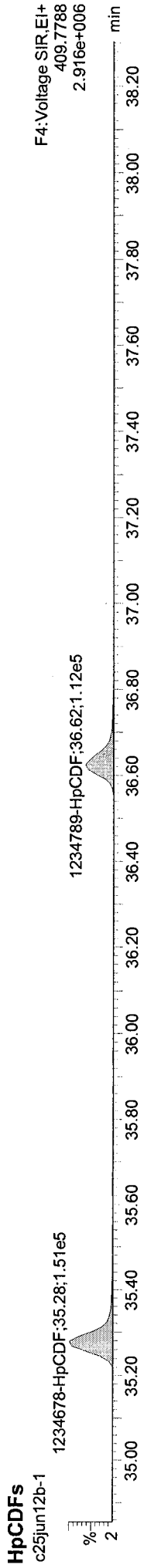
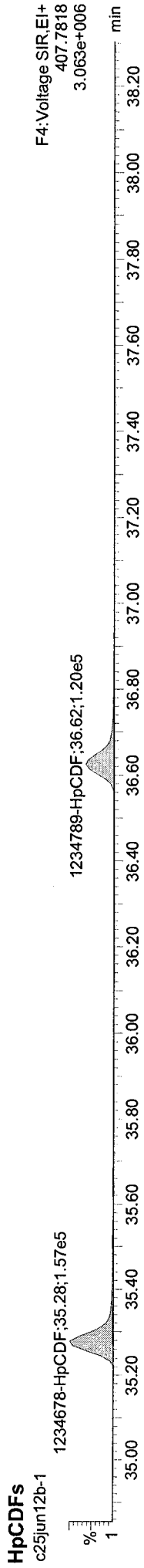
1613 CCAL Summary

Dataset: C:\MassLynx\Default.pro\Concals\1613\c25jun12b-1.qld

Last Altered: Tuesday, June 26, 2012 08:26:15 Eastern Daylight Time
Printed: Tuesday, June 26, 2012 08:27:16 Eastern Daylight Time

201450

Name: c25jun12b-1, ID: RETCON_S40-43A, Date: 25-Jun-2012, Time: 12:12:28, Submitter: , Task: HRMS3

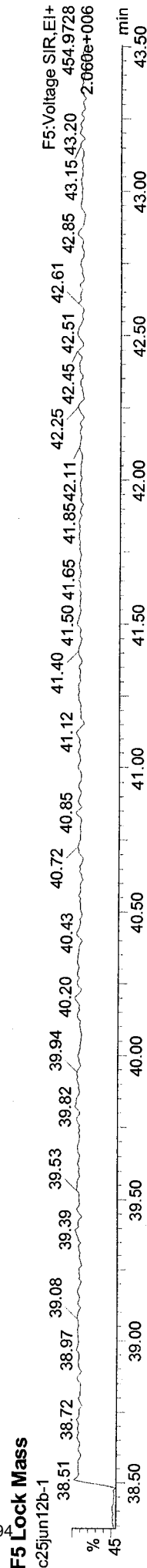
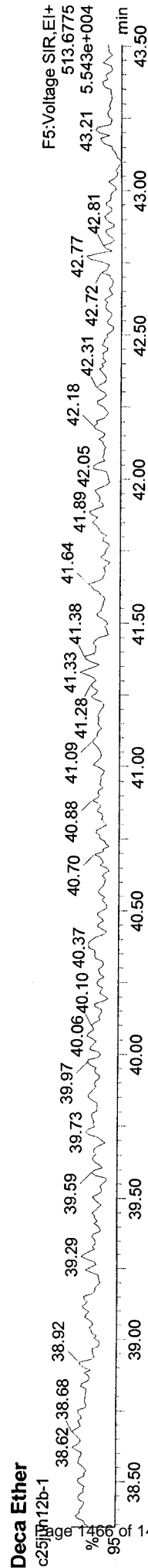
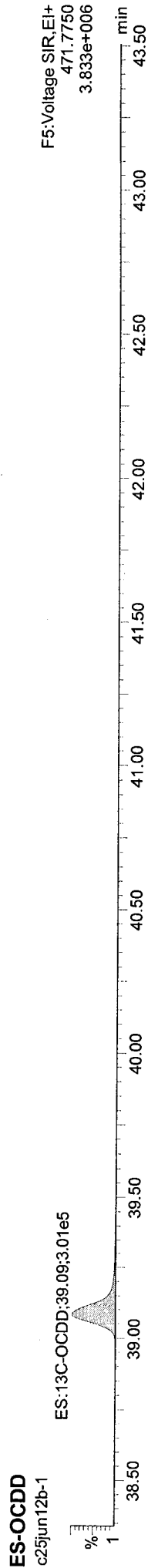
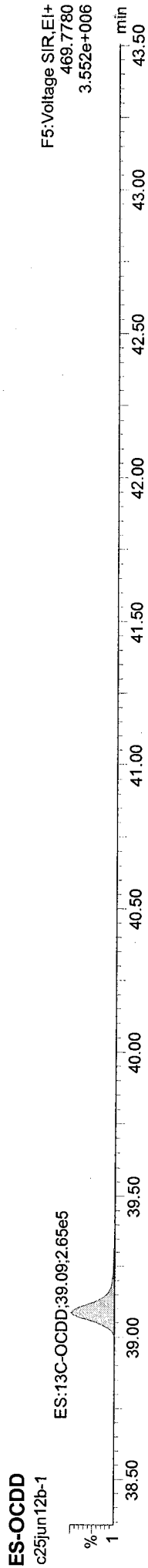
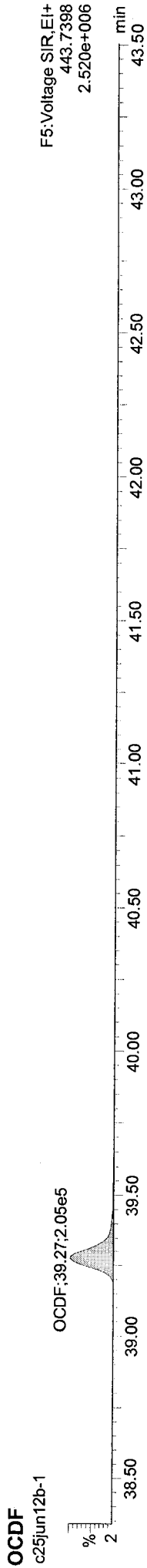
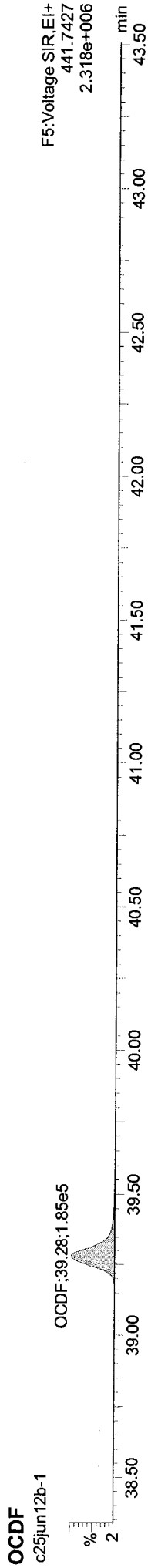


Quantify Sample Report
1613 CCAL Summary ###
MassLynx 4.1

Dataset: C:\MassLynx\Default.pro\Concals\1613\c25jun12b-1.qld

Last Altered: Tuesday, June 26, 2012 08:26:15 Eastern Daylight Time
Printed: Tuesday, June 26, 2012 08:27:16 Eastern Daylight Time

Name: c25jun12b-1, ID: RETCON_S40-43A, Date: 25-Jun-2012, Time: 12:12:28, Submitter: , Task: HRMS3



1613/8240

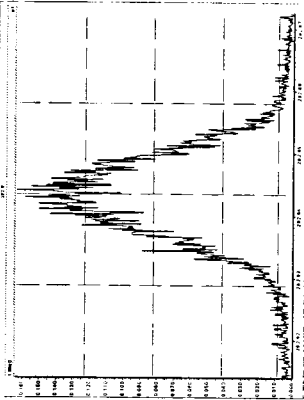
rev. jlj
6/29/12

SGS North America, Inc.

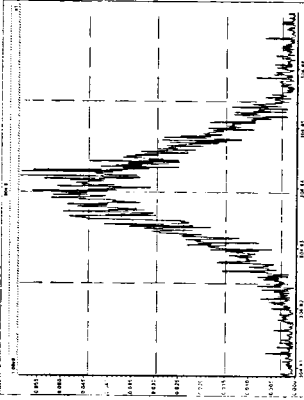
Instrument: HRMS3

Data File	Sample ID	An alyst	Acquisition Date/Time	Inj. Vol
c21jun12b-1	Solvent Blank	KAS	2012 -06-21 10:22:05	1 uL
c21jun12b-2	Solvent Blank	KAS	2012 -06-21 10:57:01	1 uL
c21jun12b-3	Test	KAS	2012 -06-21 11:45:42	1 uL
c21jun12b-4	Test	KAS	2012 -06-21 12:21:53	1 uL
c21jun12b-5	VFX Retcon	KAS	2012 -06-21 12:58:05	1 uL
c21jun12b-6	31201508004	KAS	2012 -06-21 13:34:21	1 uL
c21jun12b-7	Solvent Blank	KAS	2012 -06-21 13:49:19	1 uL
c21jun12b-8	31201508004	KAS	2012 -06-21 14:46:36	1 uL
c21jun12b-9	31201508005	KAS	2012 -06-21 15:22:50	1 uL
c21jun12b-10	31201508006	KAS	2012 -06-21 15:59:00	1 uL
c21jun12b-11	31201508007	KAS	2012 -06-21 16:35:10	1 uL
c21jun12b-12	31201450001	KAS	2012 -06-21 17:11:19	1 uL
c21jun12b-13	31201450002	KAS	2012 -06-21 17:47:28	1 uL
c21jun12b-14	31201450003	KAS	2012 -06-21 18:23:41	1 uL
c21jun12b-15	31201508008	KAS	2012 -06-21 18:59:53	1 uL
c21jun12b-16	31201450010	KAS	2012 -06-21 19:36:07	1 uL
c21jun12b-17	31201450014	KAS	2012 -06-21 20:12:16	1 uL
c21jun12b-18	VFX Retcon	KAS	2012 -06-21 20:48:26	1 uL

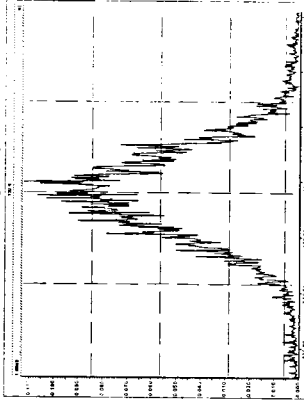
M 292.9824 R 10352



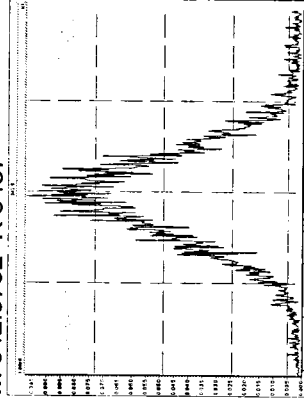
M 304.9824 R 10443



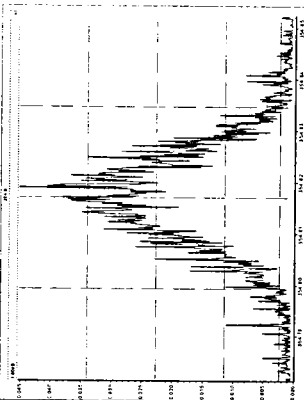
M 330.9792 R 10289



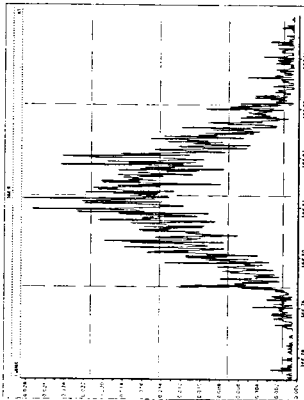
M 342.9792 R 9487



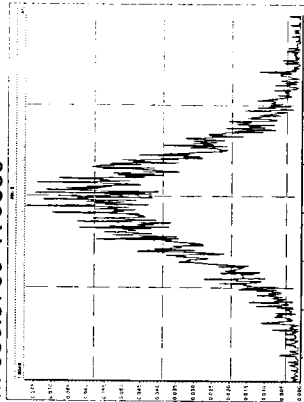
M 354.9792 R 10260



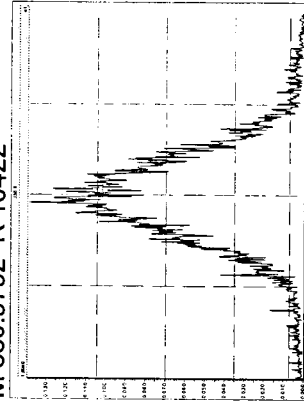
M 366.9792 R 9786



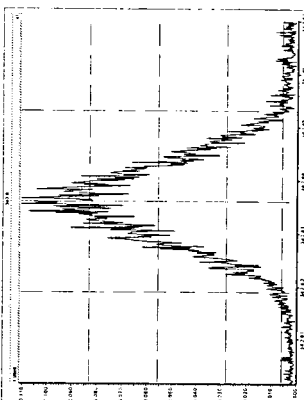
M 380.9760 R 9386



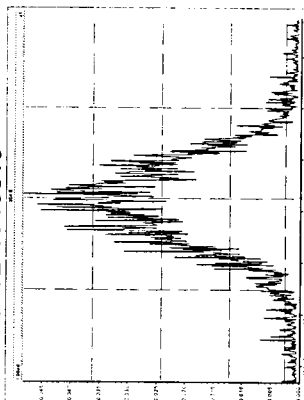
M 330.9792 R 10422



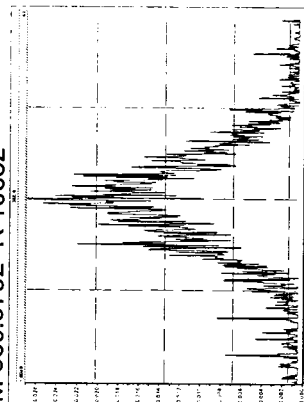
M 342.9792 R 10206



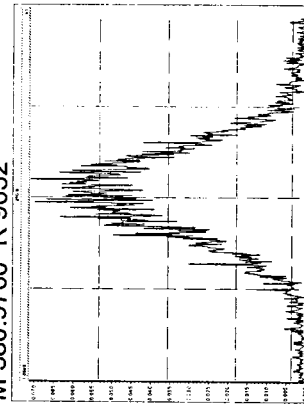
M 354.9792 R 10510



M 366.9792 R 10632

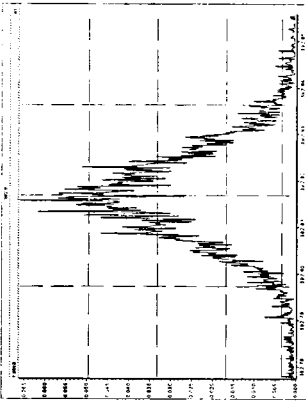


M 380.9760 R 9652

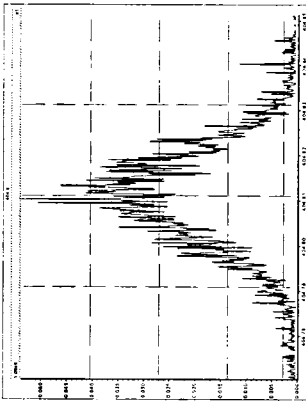


Printed: Thursday, June 21, 2012 10:08:13 Eastern Daylight Time

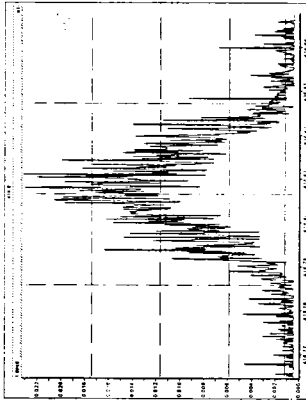
M 392.9760 R 9708



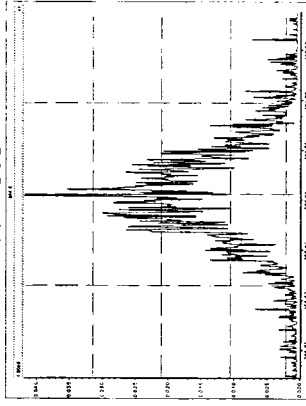
M 404.9760 R 10197



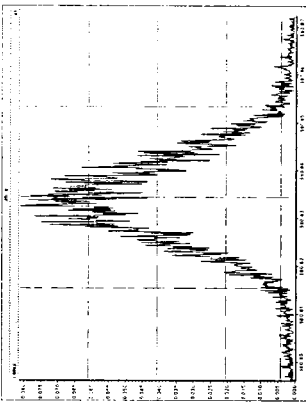
M 416.9760 R 10326



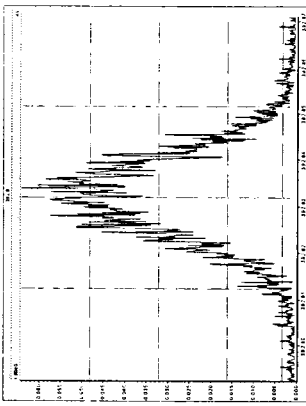
M 366.9792 R 11908



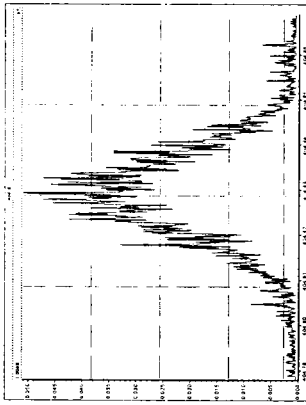
M 380.9760 R 9765



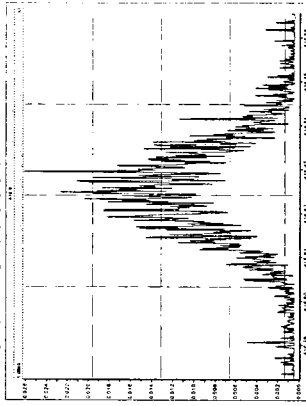
M 392.9760 R 10851



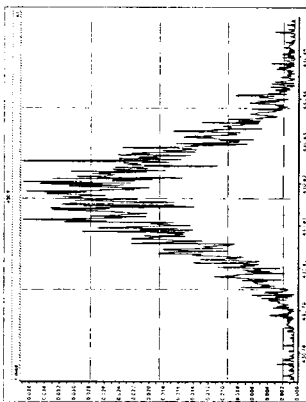
M 404.9760 R 10247



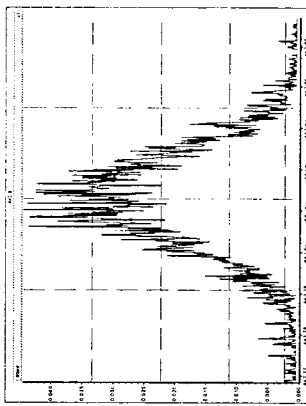
M 416.9760 R 11142



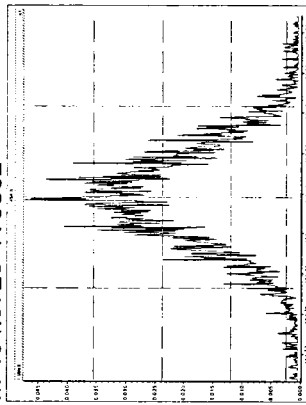
M 430.9728 R 9994



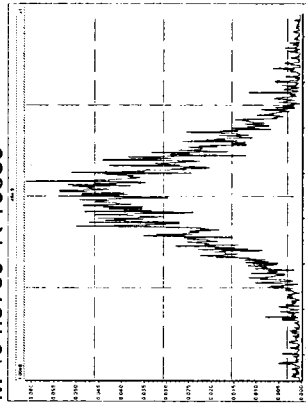
M 442.9728 R 9389



M 454.9728 R 9852

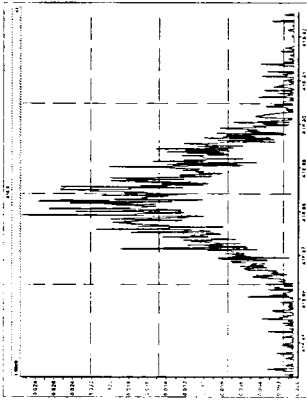


M 404.9760 R 10830

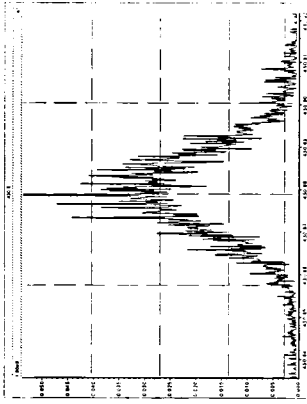


Printed: Thursday, June 21, 2012 10:08:13 Eastern Daylight Time

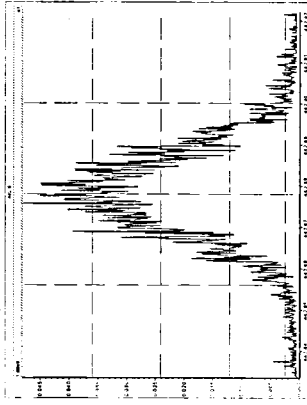
M 416.9760 R 11337



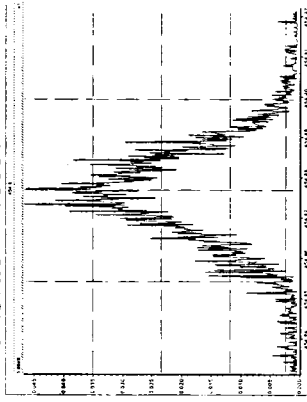
M 430.9728 R 10957



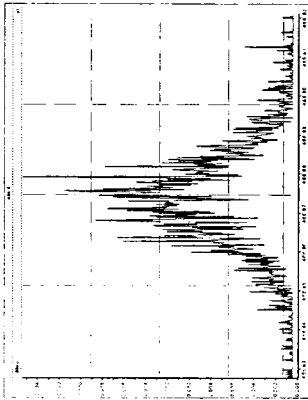
M 442.9728 R 10187



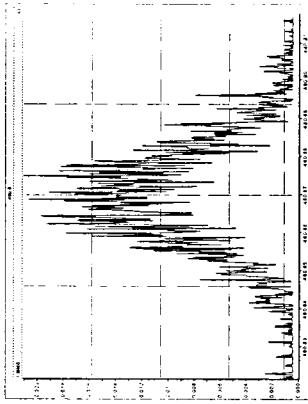
M 454.9728 R 10381



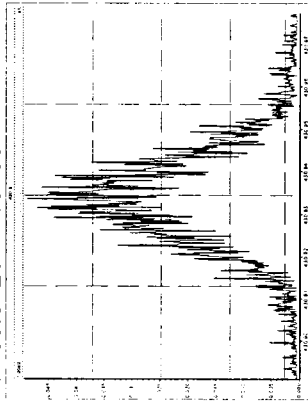
M 466.9728 R 5980



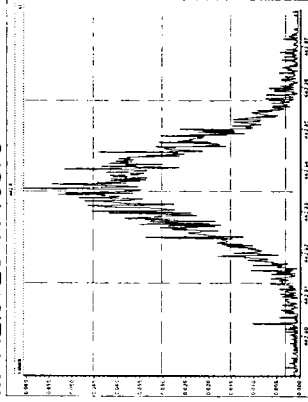
M 480.9696 R 10021



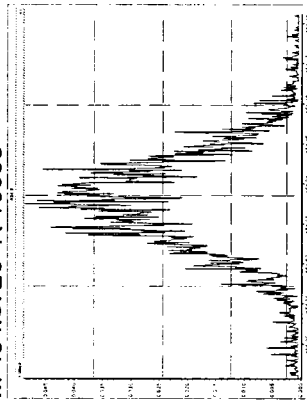
M 430.9728 R 10460



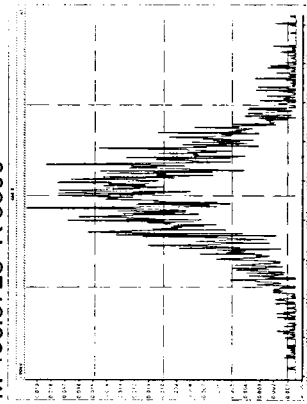
M 442.9728 R 10375



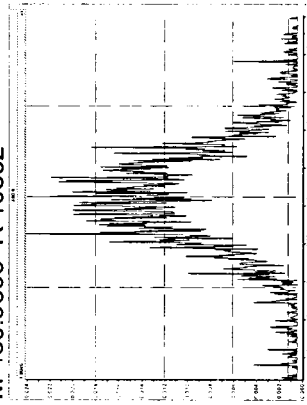
M 454.9728 R 10638



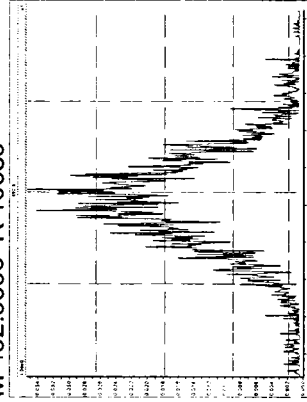
M 466.9728 R 9900



M 480.9696 R 10352

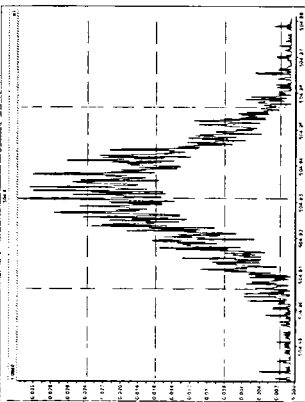


M 492.9696 R 10639

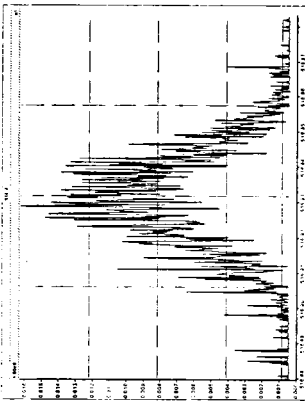


Printed: Thursday, June 21, 2012 10:08:13 Eastern Daylight Time

M 504.9696 R 10776



M 516.9697 R 5411

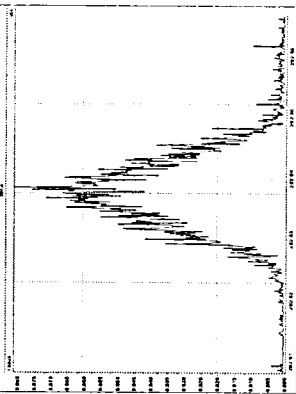


Resolution Check Report

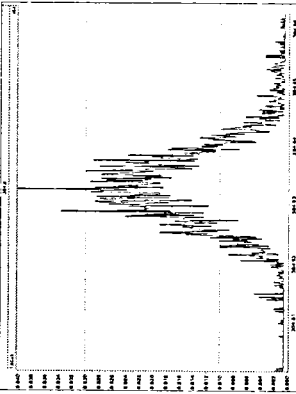
MassLynx 4.1

Printed: Friday, June 22, 2012 05:57:30 Eastern Daylight Time

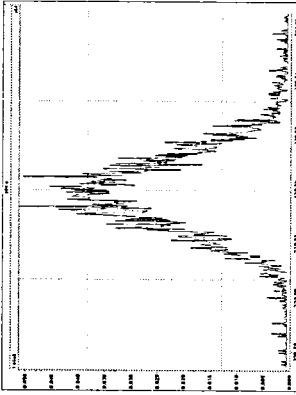
M 292.9824 R 12860



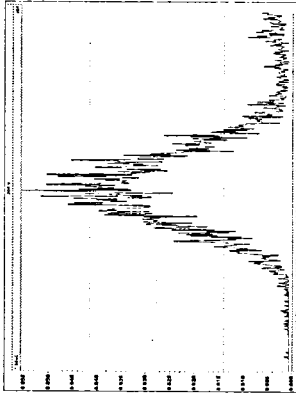
M 304.9824 R 12969



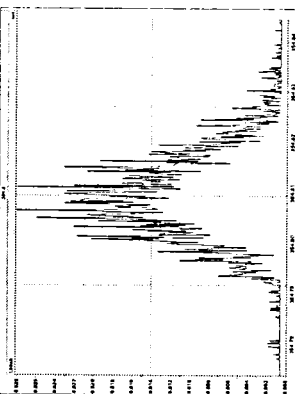
M 330.9792 R 11446



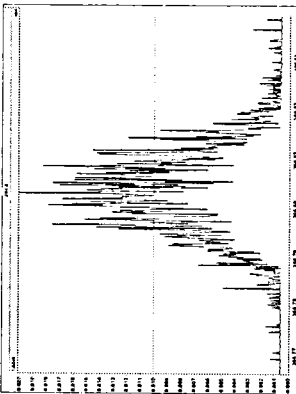
M 342.9792 R 11320



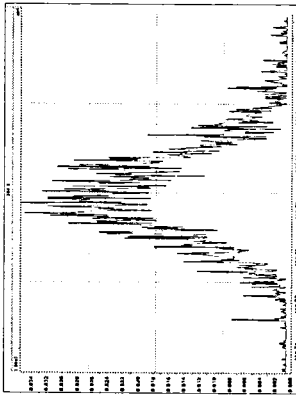
M 354.9792 R 10799



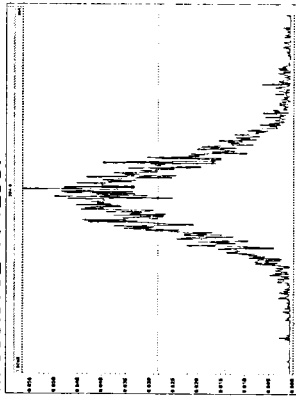
M 366.9792 R 12515



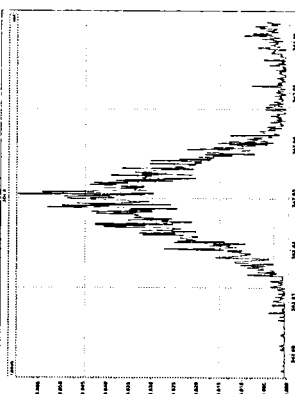
M 380.9760 R 10733



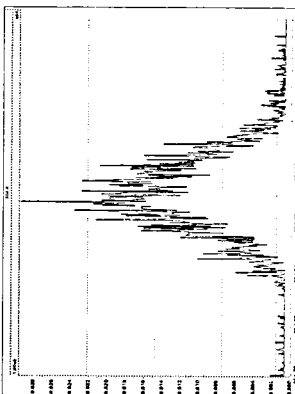
M 330.9792 R 12987



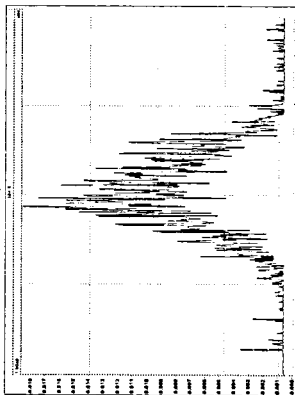
M 342.9792 R 12387



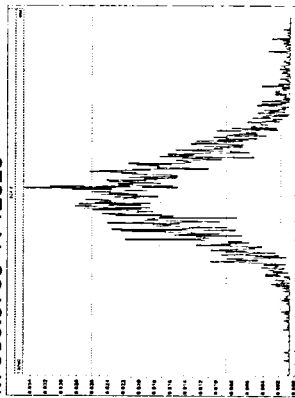
M 354.9792 R 12958



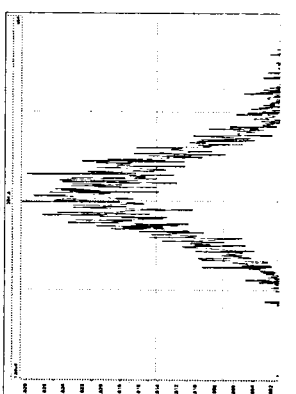
M 366.9792 R 11688



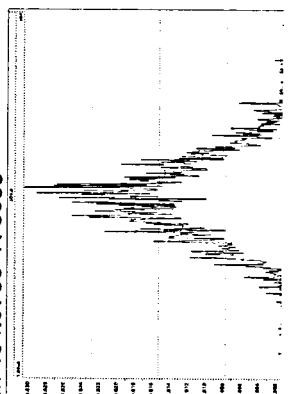
M 380.9760 R 12626



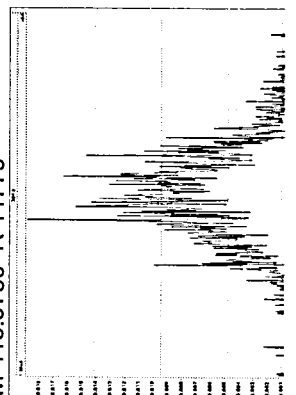
M 392.9760 R 10638



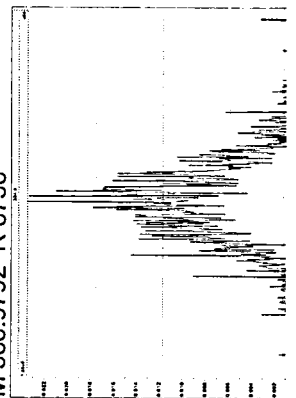
M 404.9760 R 6009



M 416.9760 R 11779



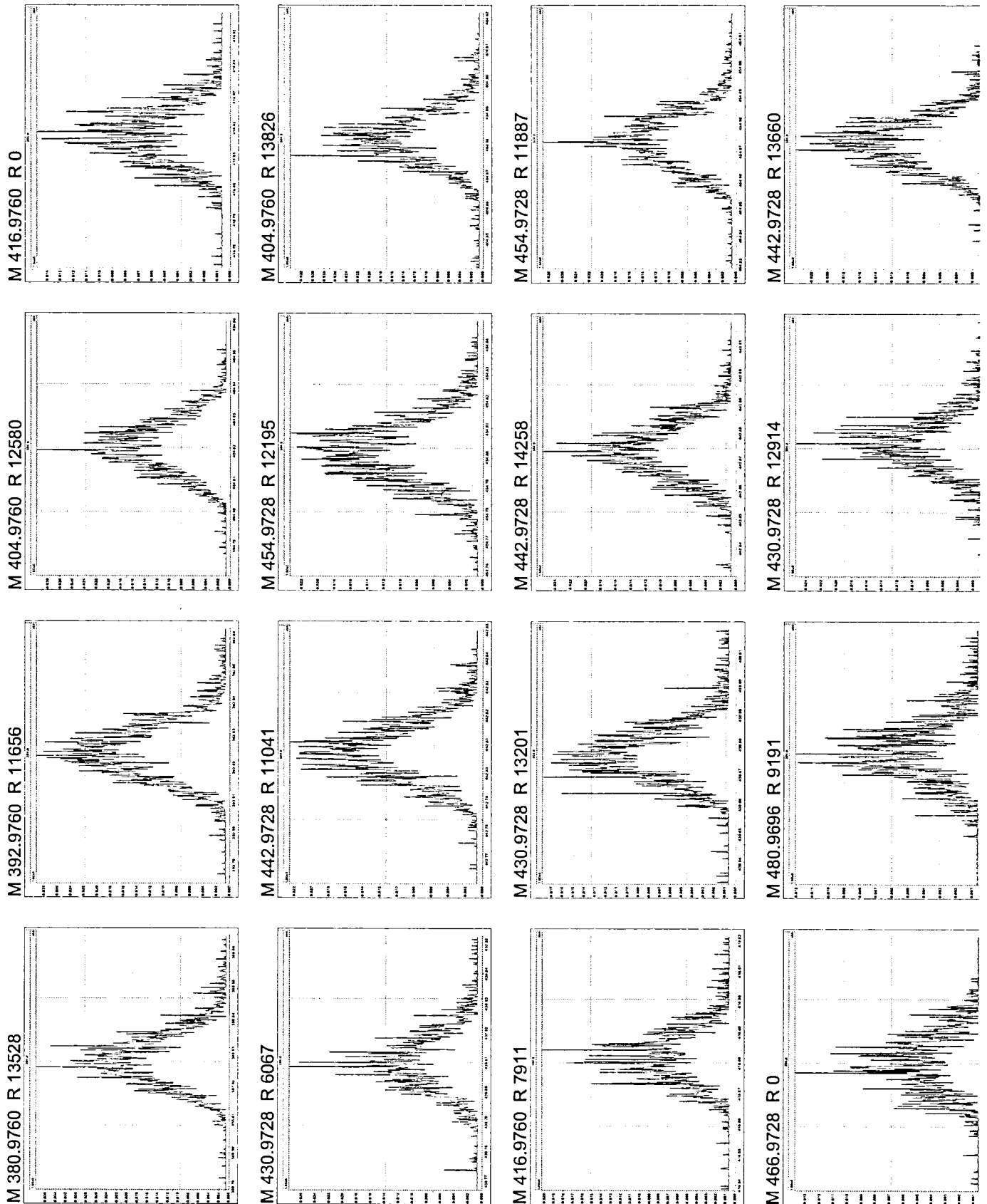
M 366.9792 R 6756



MassLynx 4.1

Resolution Check Report

Printed: Friday, June 22, 2012 05:57:30 Eastern Daylight Time

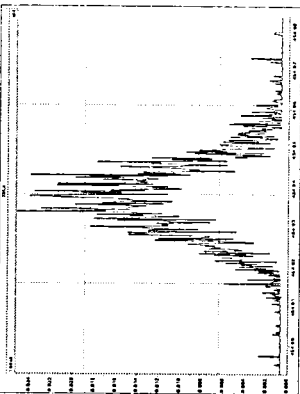


Resolution Check Report

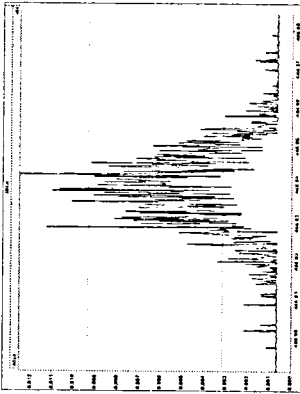
MassLynx 4.1

Printed: Friday, June 22, 2012 05:57:30 Eastern Daylight Time

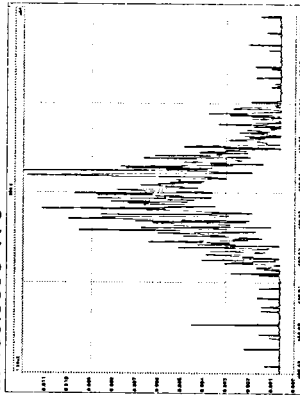
M 454.9728 R 12165



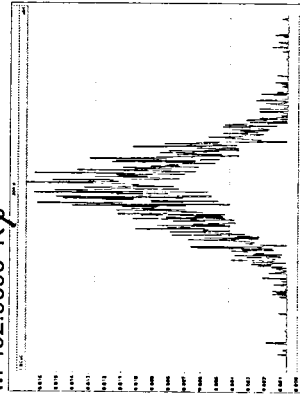
M 466.9728 R 0



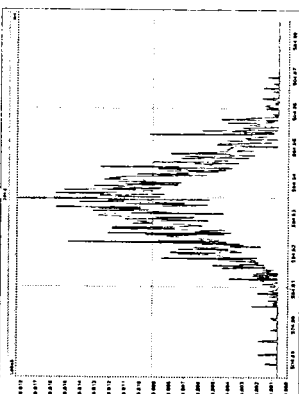
M 480.9696 R 0



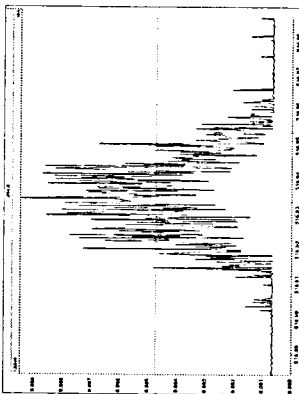
M 492.9696 R 0



M 504.9696 R 14124



M 516.9697 R 0



Quantify Sample Summary Report MassLynx 4.1
 ### CCAL Summary ###

Dataset: C:\MassLynx\Default.pro\Concals\Confirms\c21jun12b-5.qld

Last Altered: Friday, 6/29/2012 10:51:15 AM Eastern Daylight Time
 Printed: Friday, 6/29/2012 10:52:52 AM Eastern Daylight Time

81201450

Method: C:\MassLynx\Default.pro\Methdb\VFxms-TCDF_Smooth.mdb 01 May 2012 20:49:45
 Calibration: C:\MassLynx\Default.pro\Curvedb\VFxms-Confirm_c08dec11b.cdb 09 Dec 2011 09:13:48

Name: c21jun12b-5, ID: VFx Retcon, Date: 21-Jun-2012, Time: 12:58:05

#	Name	Response	Ion1Area	Ion2Area	RA	-RAFail?	RT	%Dev.	pg/μL	RRF	User Rf	Mod C...
1	2378-TCDF	2.369e4	1.054e4	1.316e4	0.80	NO	22.13	-11.4	8.863	1.044		
2	ES:13C-2378-TCDF	2.270e5	1.009e5	1.261e5	0.80	NO	22.11	-31.7	68.268	1.556		
3	JS:13C-1234-TCDD	1.459e5	6.477e4	8.108e4	0.80	NO	22.02	0.0	100.000	1.000		
4	Tetrafurans	-	7.428e4	-	-	-	-	-	64.236	-		
5	F1 Lock Mass	-	-	-	-	-	-	-	-	-		

Quantify Sample Report
CCAL Summary

MassLynx 4.1

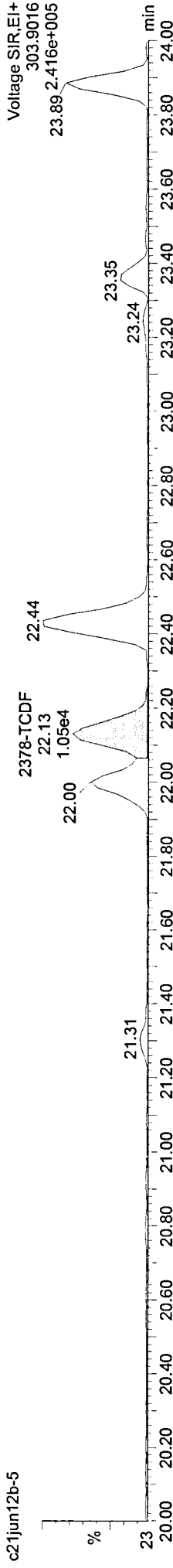
Dataset: C:\MassLynx\Default.pro\Concals\Confirms\c21jun12b-5.qld

Last Altered: Friday, 6/29/2012 10:51:15 AM Eastern Daylight Time
Printed: Friday, 6/29/2012 10:52:52 AM Eastern Daylight Time

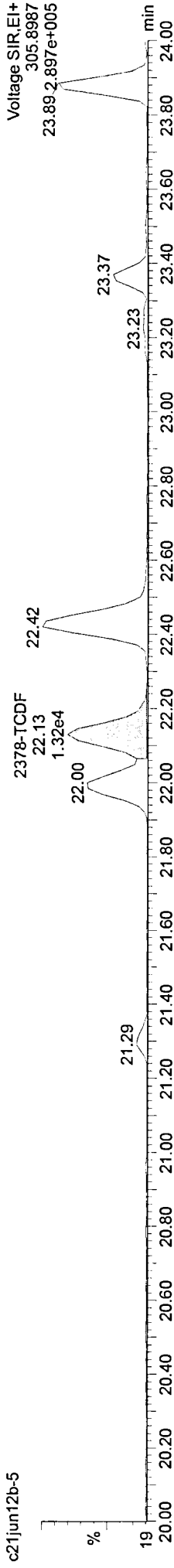
Method: C:\MassLynx\Default.pro\Methdb\VFxms-TCDF_Smooth.mdb 01 May 2012 20:49:45
Calibration: C:\MassLynx\Default.pro\Curvedb\VFxms-Confirm_c08dec11b.cdb 09 Dec 2011 09:13:48

Name: c21jun12b-5, ID: VFX Retcon, Date: 21-Jun-2012, Time: 12:58:05

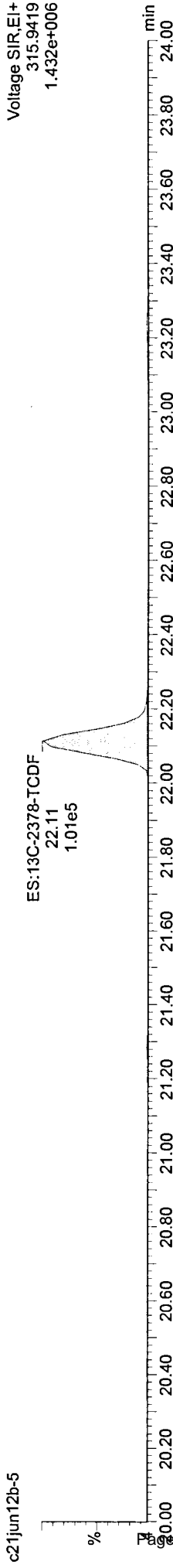
2378-TCDF




2378-TCDF



ES:13C-2378-TCDF



ES:13C-2378-TCDF



Quantify Sample Report

CCAL Summary

MassLynx 4.1

Dataset: C:\MassLynx\Default.pro\Concals\Confirms\c21jun12b-5.qld

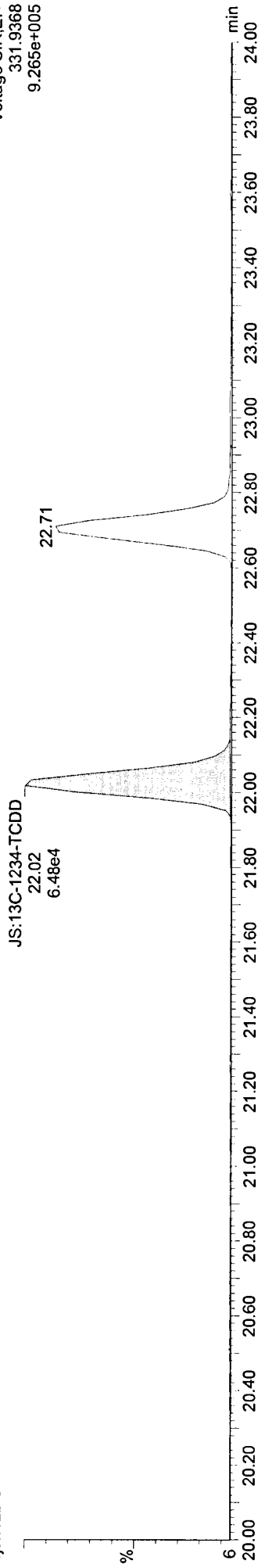
Last Altered: Friday, 6/29/2012 10:51:15 AM Eastern Daylight Time
Printed: Friday, 6/29/2012 10:52:52 AM Eastern Daylight Time

Name: c21jun12b-5, ID: VFX Retcon, Date: 21-Jun-2012, Time: 12:58:05

JS:13C-1234-TCDD

c21jun12b-5

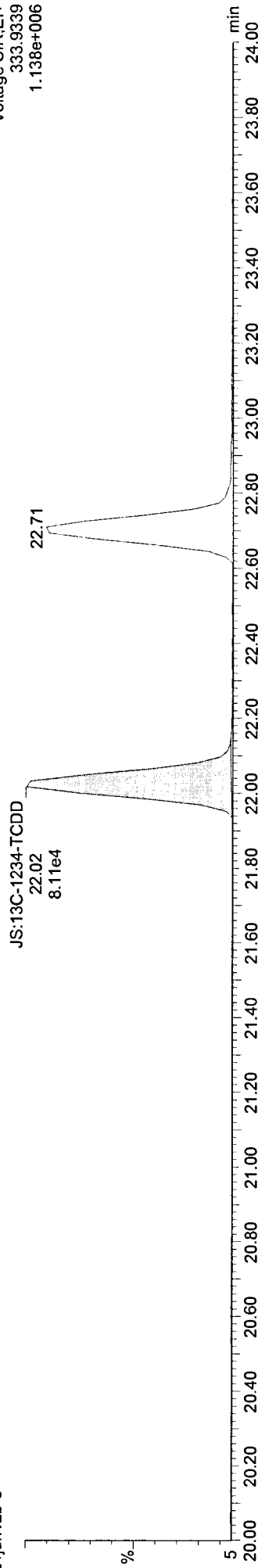
Voltage SIR.EI+
331.9368
9.265e+005



JS:13C-1234-TCDD

c21jun12b-5

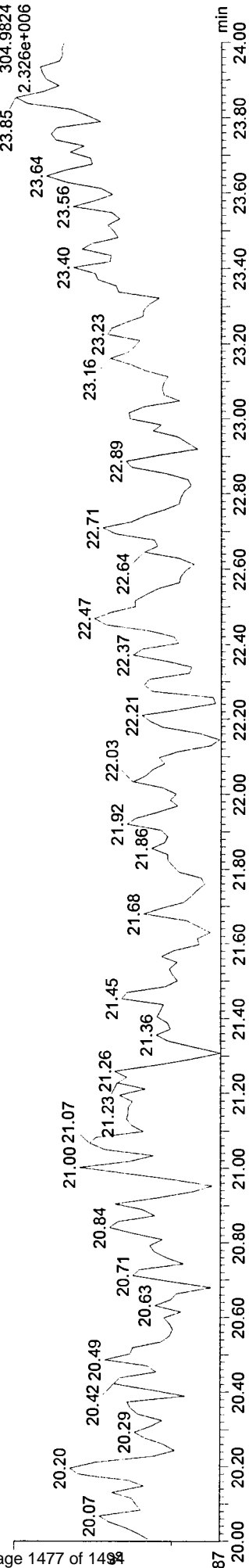
Voltage SIR.EI+
333.9339
1.138e+006



F1 Lock Mass

c21jun12b-5

Voltage SIR.EI+
304.9824
2.326e+006



Quantify Sample Summary Report MassLynx 4.1
 ### CF CCAL Summary ###

Dataset: C:\MassLynx\Default.pro\Concals\Confirms\c21jun12b-18.qld

Last Altered: Friday, 6/22/2012 8:25:51 AM Eastern Daylight Time
 Printed: Friday, 6/22/2012 8:27:02 AM Eastern Daylight Time

31201450

Method: Untitled 01 May 2012 20:49:45 /
 Calibration: C:\MassLynx\Default.pro\Curvedb\VFxms-Confirm_c08dec11b.cdb 09 Dec 2011 09:13:48

Name: c21jun12b-18 ✓
 Date: 21-Jun-2012
 Time: 20:48:26 /
 ID: VFx Retcon
 Instrument:
 User: KAS

Name	Response	Ion1Area	Ion2Area	RA	RAFail?	RT	pg/μL	%Dev	RRF	Local RRF	EDL	SN1	Height1	Noise1	SN2	Height2	Noise2	M
1	2378-TCDF	3.144e4	1.389e4	1.755e4	0.79	NO 22.13	8.8628	-11.4	1.044	1.178	0.110	189.2	1.922e5	1015	197.8	2.336e5	1181	db
2	ES:13C-2378-TCDF	3.013e5	1.329e5	1.684e5	0.79	NO 22.11	74.4978	-25.5	1.699	2.280	0.092	1881.6	1.879e6	998	2239.9	2.306e6	1030	bb
3	JS:13C-1234-TCDD	1.774e5	8.024e4	9.713e4	0.83	NO 22.02	100.0000	0.0	1.000	1.000	0.189	981.8	1.091e6	1111	1908.4	1.350e6	708	bb
4	Tetrafurans		9.330e4				61.4911			1.178	0.110		1.349e6	1015				
5	-F1 Lock Mass													48192				

Quantify Sample Report MassLynx 4.1 SCN640
Confirms Sample Summary

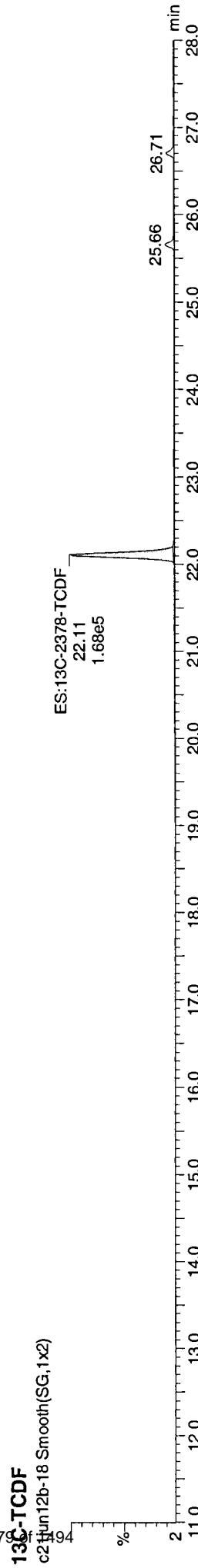
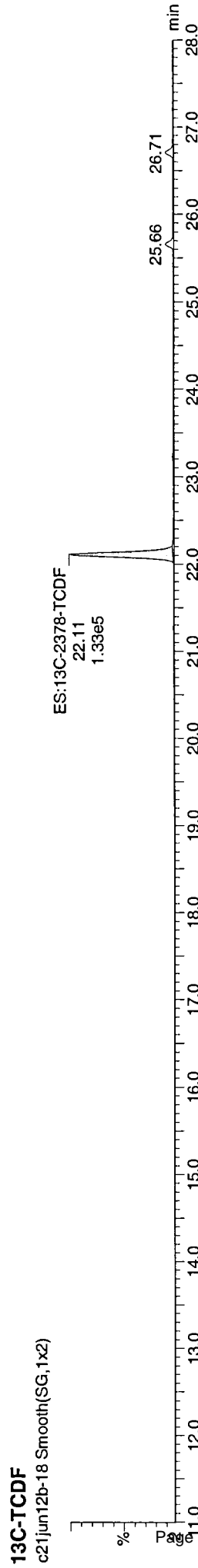
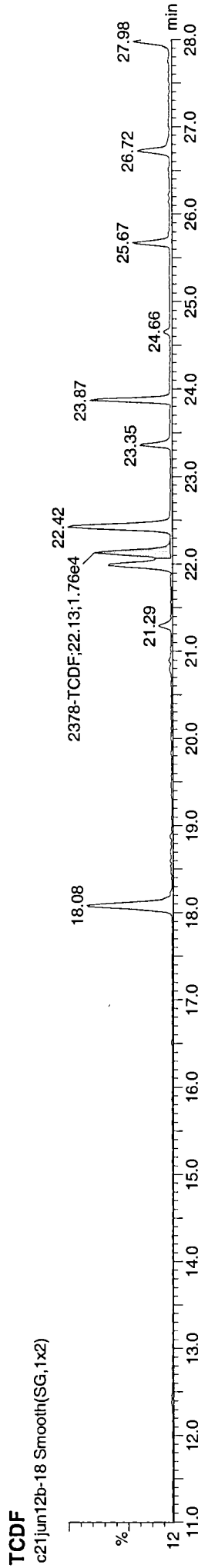
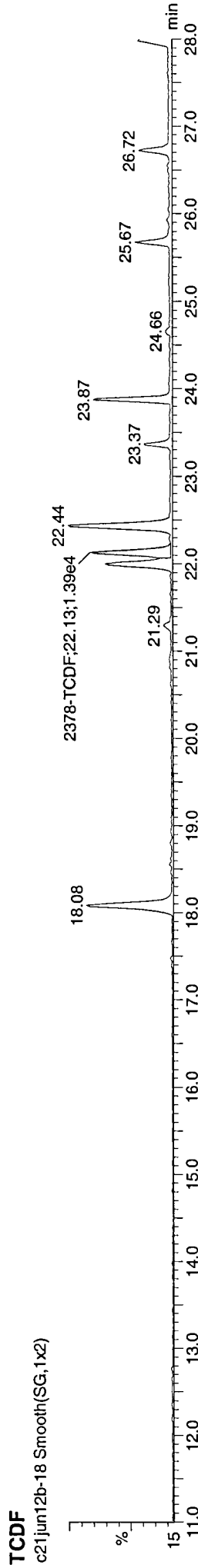
Dataset: V:\Concals\Confirms\c21jun12b-18.qld

Last Altered: June 22, 2012 8:25:51 AM Eastern Daylight Time
Printed: July 12, 2012 1:02:27 PM Eastern Daylight Time

W 1201450

Method: Untitled 01 May 2012 20:49:45
Calibration: C:\MassLynx\Default.pro\Curvedb\VFXms-Confirm_c08dec11b.cdb 09 Dec 2011 09:13:48

Name: c21jun12b-18, ID: VFX Retcon, Date: 21-Jun-2012, Time: 20:48:26



Dataset: V:\Concals\Confirms\c21jun12b-18.qld

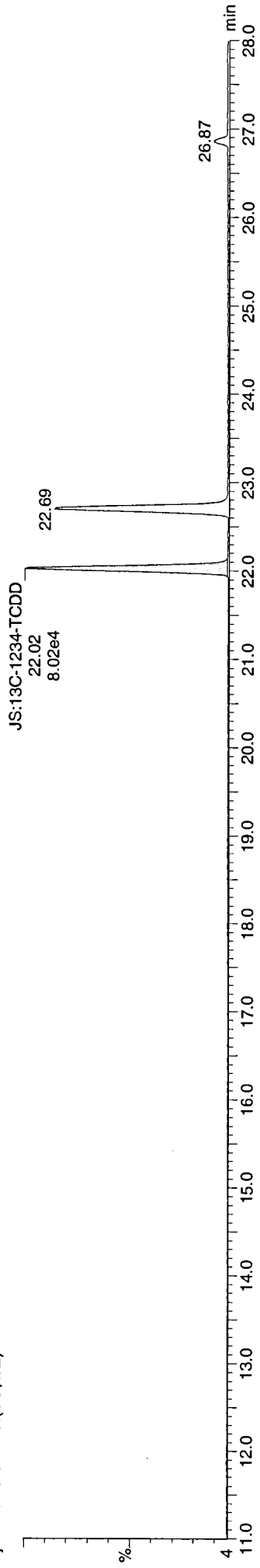
Last Altered: June 22, 2012 8:25:51 AM Eastern Daylight Time
Printed: July 12, 2012 1:02:27 PM Eastern Daylight Time

201450

Name: c21jun12b-18, ID: VFX Retcon, Date: 21-Jun-2012, Time: 20:48:26

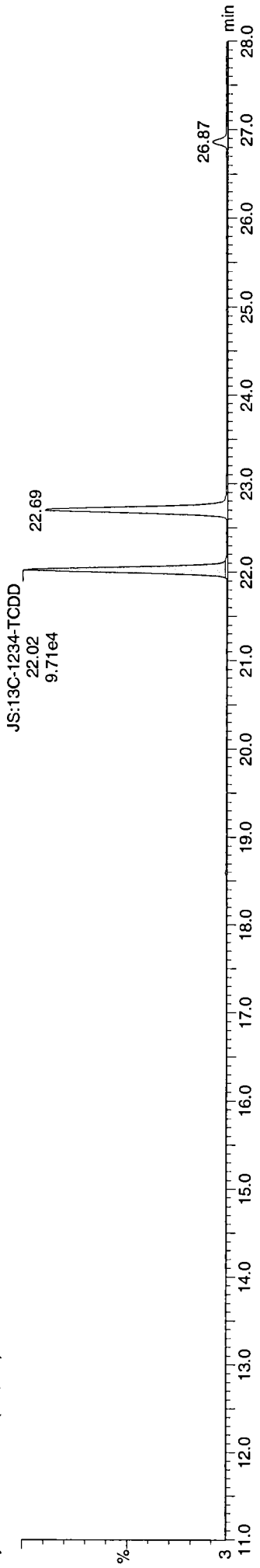
13C-TCDD

c21jun12b-18 Smooth(SG,1x2)



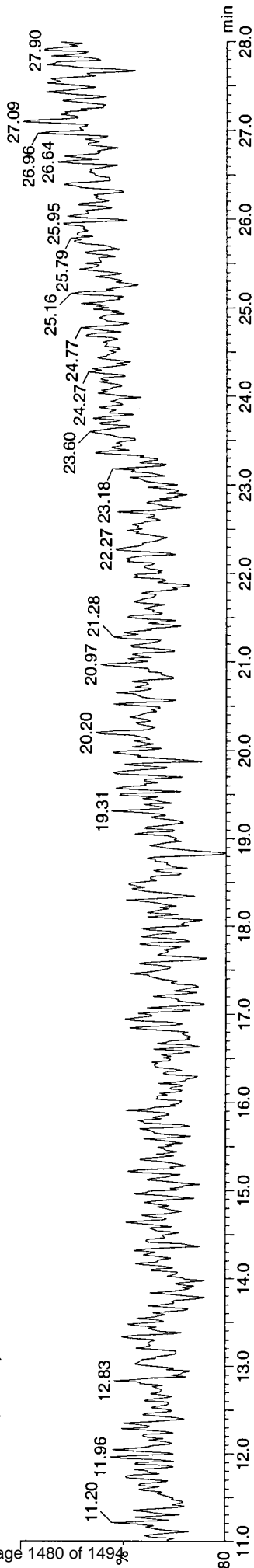
13C-TCDD

c21jun12b-18 Smooth(SG,1x2)



F1 Lock Mass

c21jun12b-18 Smooth(SG,1x2)



PDF

SGS North America, Inc.

Instrument: HRMS3

Data File	Sample ID	An alyst	Acquisition Date/Time	Inj. Vol
c02jul12a-1	RETCON_S40 -58	JLJ	2012-07-02 08:48:27	1 uL
c02jul12a-2	Solvent Blank	JLJ	2012-07-02 09:25:14	1 uL
c02jul12a-3	31201450013	JLJ	2012-07-02 10:04:11	1 uL
c02jul12a-4	31201450015	JLJ	2012-07-02 10:39:23	1 uL
c02jul12a-5	31201450016	JLJ	2012-07-02 11:15:30	1 uL
c02jul12a-6	31201450017	JLJ	2012-07-02 11:51:42	1 uL
c02jul12a-7	31201450018	JLJ	2012-07-02 12:27:50	1 uL
c02jul12a-8	31201450021	JLJ	2012-07-02 13:03:59	1 uL
c02jul12a-9	31201450028	JLJ	2012-07-02 13:40:08	1 uL
c02jul12a-10	31201450029	JLJ	2012-07-02 14:16:20	1 uL
c02jul12a-11	31201450030	JLJ	2012-07-02 14:52:28	1 uL

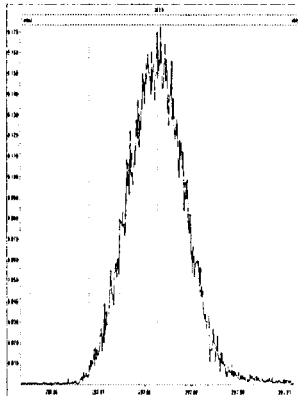
*Reshoot

ML
7-25-12

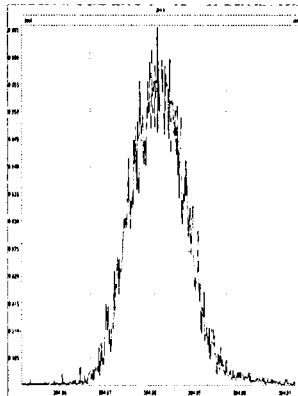
File: Experiment: VF-Xms_Confirm.exp Reference: Pfk.ref Function: 1 @ 200 (ppm)

Printed: Monday, July 02, 2012 08:47:38 Eastern Daylight Time

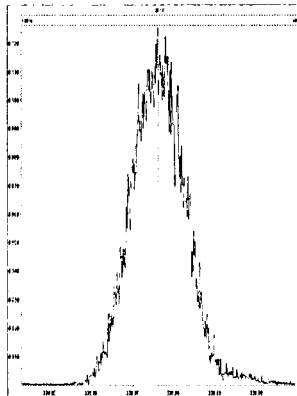
M 292.9824 R 10506



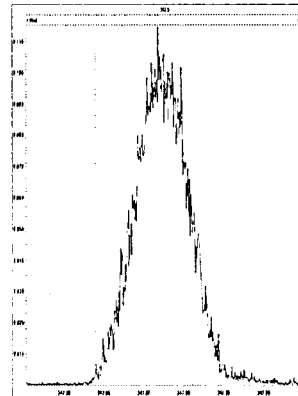
M 304.9824 R 11737 ✓



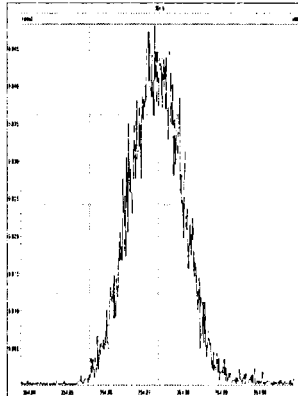
M 330.9792 R 11360



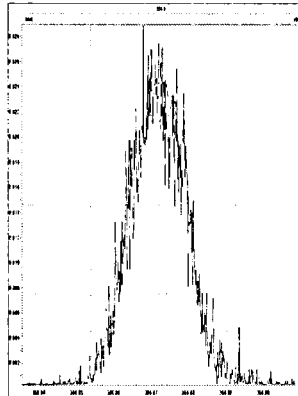
M 342.9792 R 11574



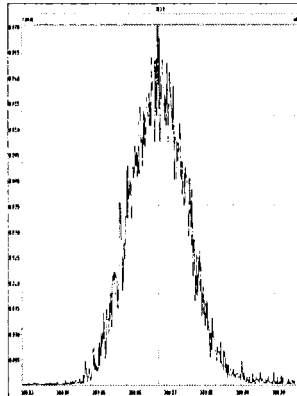
M 354.9792 R 11466



M 366.9792 R 11212



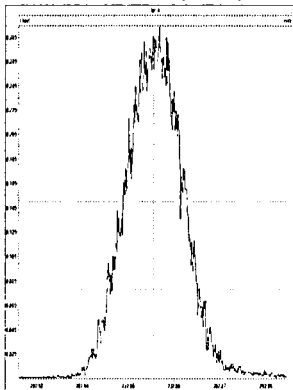
M 380.9760 R 10679



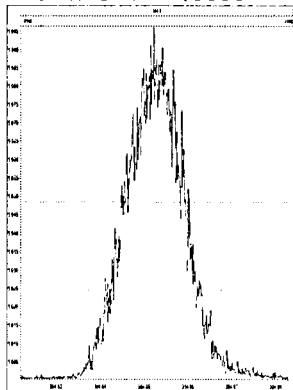
File: Experiment: VF-Xms_Confirm.exp Reference: Pfk.ref Function: 1 @ 200 (ppm)

Printed: Monday, July 02, 2012 15:54:28 Eastern Daylight Time

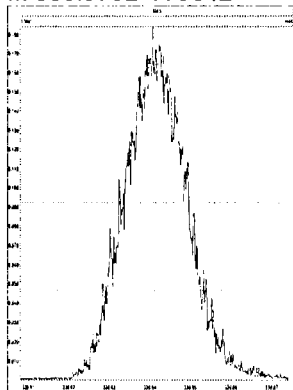
M 292.9824 R 10461



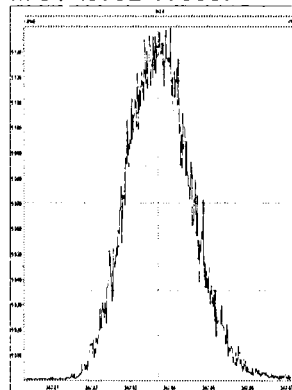
M 304.9824 R 10080



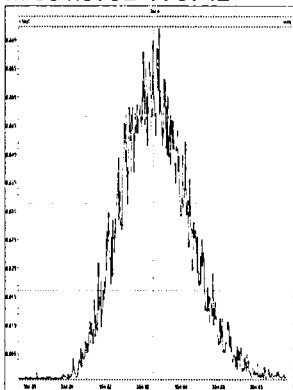
M 330.9792 R 9542



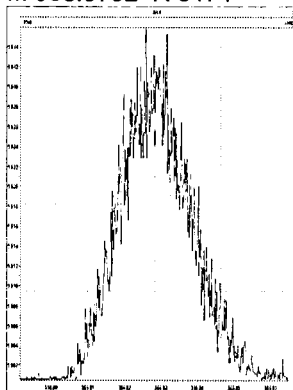
M 342.9792 R 9057



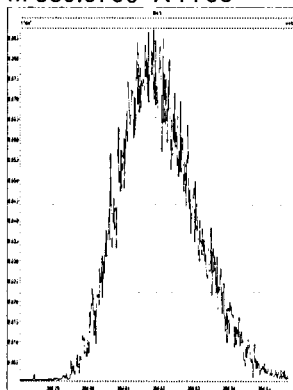
M 354.9792 R 8742



M 366.9792 R 8474



M 380.9760 R 7766



ok. no impact
to data quality.
- j.l.j
7/02/12

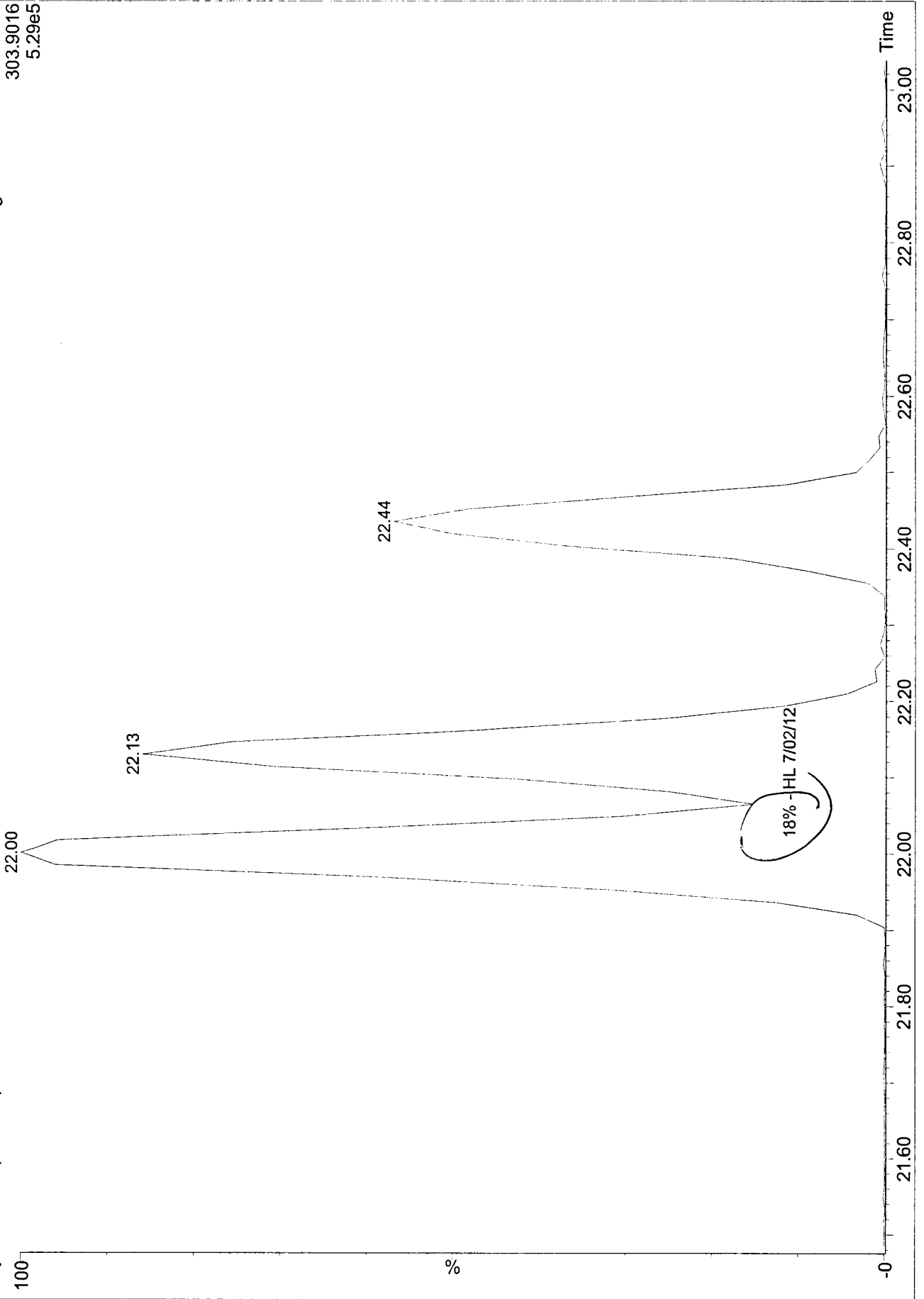
Inst: HRMS3

Acq: 02-Jul-2012 08:48:27
Exp:VF-Xms_Confirm

Voltage SIR 15 Channels EI+
303.9016
5.29e5

Sample ID: RETCON_S40-58

c02jul12a-1 Sb (1,40.00)



Quantify Sample Summary Report
 ### CCAL Summary ###
 MassLynx 4.1

Dataset: C:\MassLynx\Default.pro\Concals\Confirms\c02jul12a-1.qld
 Last Altered: Monday, 7/2/2012 9:20:53 AM Eastern Daylight Time
 Printed: Monday, 7/2/2012 9:26:34 AM Eastern Daylight Time

81201450

Method: C:\MassLynx\Default.PRO\MethDB\VFxms-TCDF_Smooth.mdb 29 Jun 2012 10:51:42
 Calibration: C:\MassLynx\Default.PRO\CurveDB\VFxms-Confirm_c08dec11b.cdb 09 Dec 2011 09:13:48
 Name: c02jul12a-1, ID: RETCON_S40-58, Date: 02-Jul-2012, Time: 08:48:27

#	Name	Response	Ion1Area	Ion2Area	RA	RAFail?	RT	%Dev.	pg/ul	RRF	User	RF	Mod	C...
1	2378-TCDF	7.745e4	3.345e4	4.400e4	0.76	NO	22.13	-10.0	8.998	1.060				
2	ES:13C-2378-TCDF	7.309e5	3.194e5	4.115e5	0.78	NO	22.11	-31.4	68.576	1.564				
3	JS:13C-1234-TCDD	4.675e5	2.076e5	2.599e5	0.80	NO	22.02	0.0	100.000	1.000				
4	Tetrafurans	-	2.329e5	-	-	-	-	-	61.635	-				
5	F1 Lock Mass	-	-	-	-	-	-	-	-	-				

Quantify Sample Report
CCAL Summary

MassLynx 4.1

Dataset: C:\MassLynx\Default.pro\Concals\Confirms\c02jul12a-1.qld

Last Altered: Monday, 7/2/2012 9:20:53 AM Eastern Daylight Time
Printed: Monday, 7/2/2012 9:26:34 AM Eastern Daylight Time

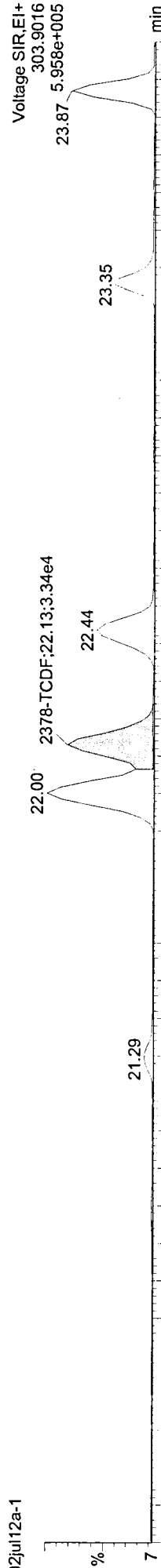
312014

Method: C:\MassLynx\Default.PRO\MethDB\VF\Xms-TCDF_Smooth.mdb 29 Jun 2012 10:51:42
Calibration: C:\MassLynx\Default.PRO\CurveDB\VF\Xms-Confirm_c08dec11b.cdb 09 Dec 2011 09:13:48

Name: c02jul12a-1, ID: RETCON_S40-58, Date: 02-Jul-2012, Time: 08:48:27

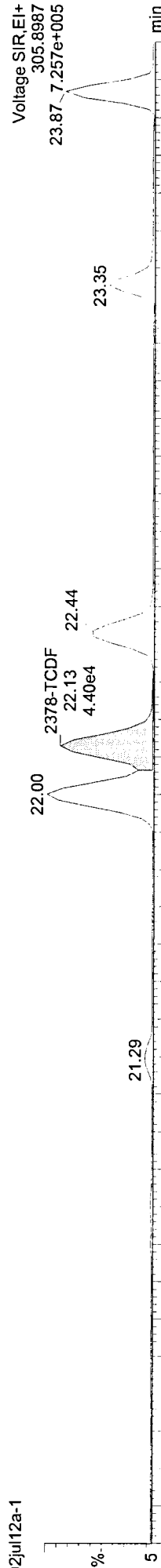
2378-TCDF

c02jul12a-1



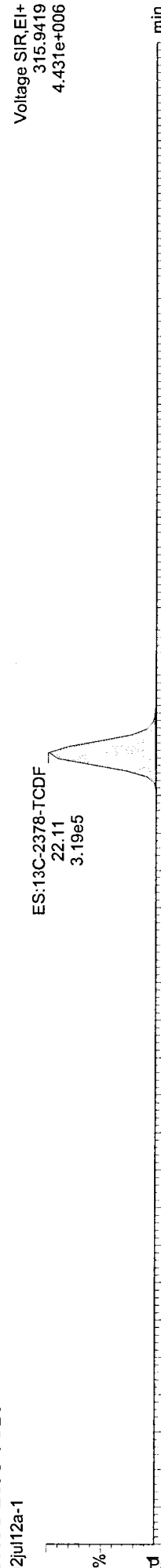
2378-TCDF

c02jul12a-1



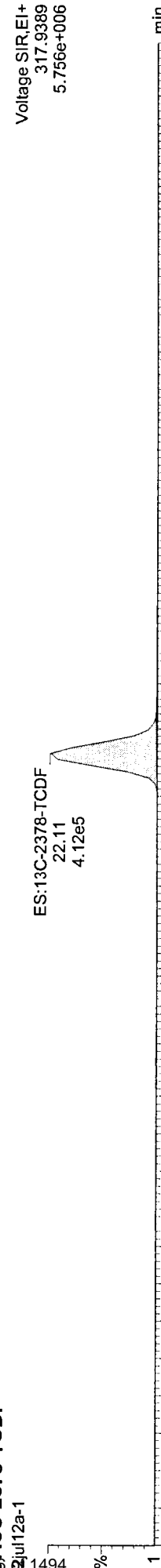
ES:13C-2378-TCDF

c02jul12a-1



ES:13C-2378-TCDF

c02jul12a-1



Quantify Sample Report

CCAL Summary

Dataset: C:\MassLynx\Default.pro\Concals\Confirms\c02jul12a-1.qld

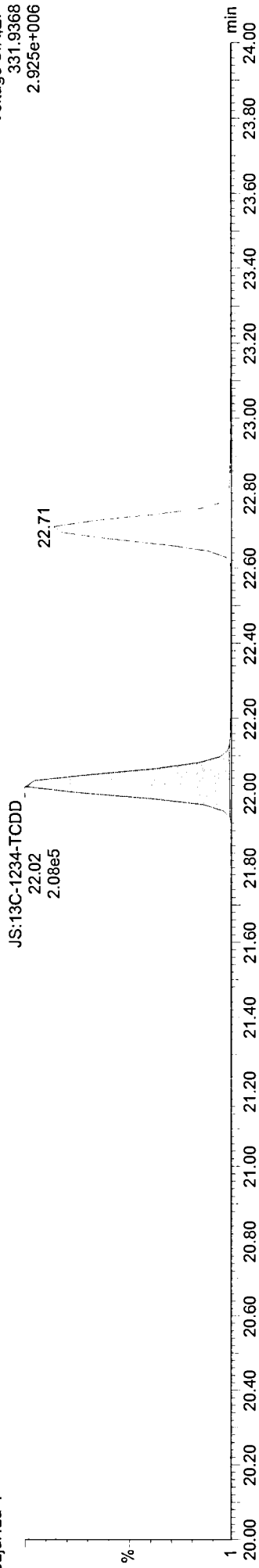
Last Altered: Monday, 7/2/2012 9:20:53 AM Eastern Daylight Time
Printed: Monday, 7/2/2012 9:26:34 AM Eastern Daylight Time

Name: c02jul12a-1, ID: RETCON_S40-58, Date: 02-Jul-2012, Time: 08:48:27

JS:13C-1234-TCDD

c02jul12a-1

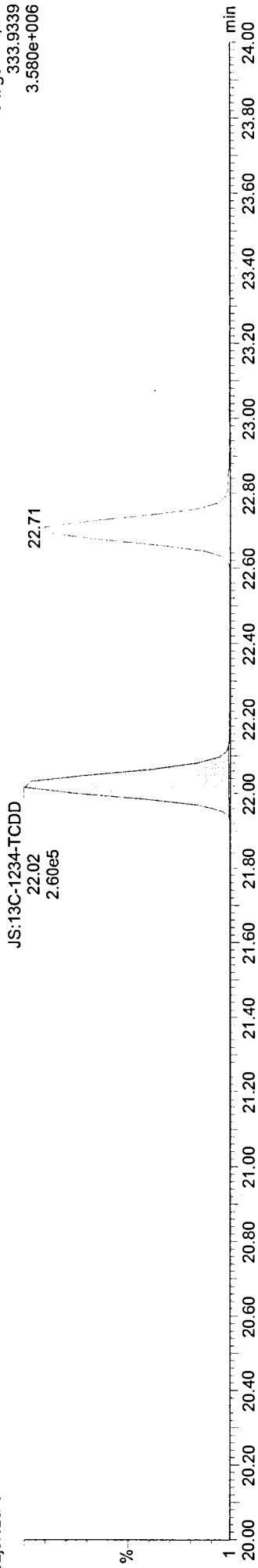
Voltage SIR.EI+
331.9368
2.925e+006



JS:13C-1234-TCDD

c02jul12a-1

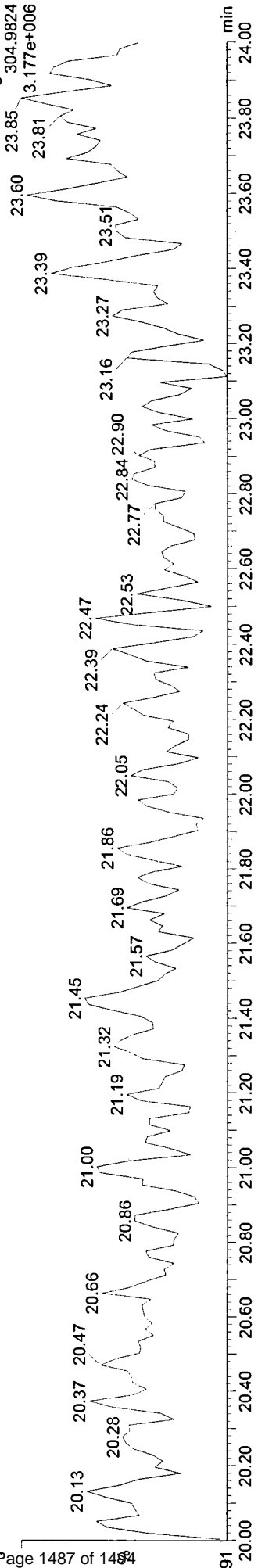
Voltage SIR.EI+
333.9339
3.580e+006



F1 Lock Mass

c02jul12a-1

Voltage SIR.EI+
304.9824
3.177e+006



PDF

SGS North America, Inc.

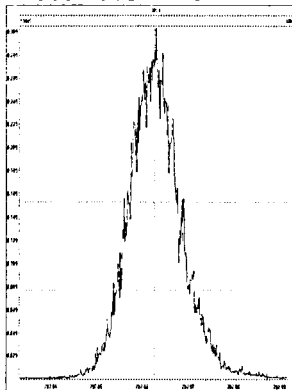
Instrument:	HRMS3				
Data File	Sample ID		An alyst Acquisition Date/Time	Inj. Vol	
c02jul12c-1	RETCON_S40 -58	JLJ	2012-07-02 19:37:35	1 uL	
c02jul12c-2	Solvent Blank	JLJ	2012 -07-02 20:12:41	1 uL	
c02jul12c-3	31201450030 ✓	JLJ	2012 -07-02 20:48:48	1 uL	

TW
4.3.12

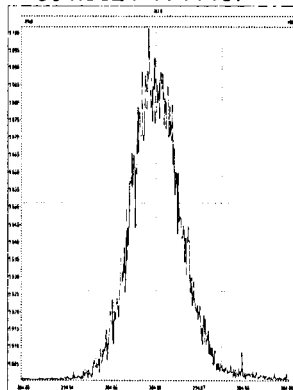
File: Experiment: VF-Xms_Confirm.exp Reference: Pfk.ref Function: 1 @ 200 (ppm)

Printed: Monday, July 02, 2012 19:36:33 Eastern Daylight Time

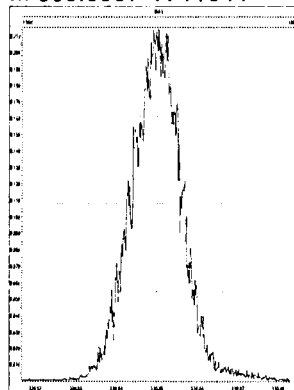
M 303.9016 R 10777



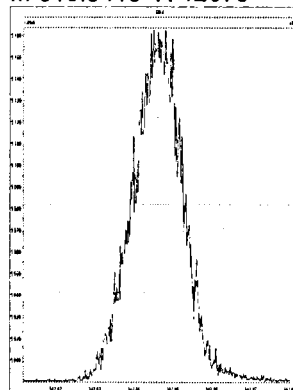
M 304.9824 R 11467



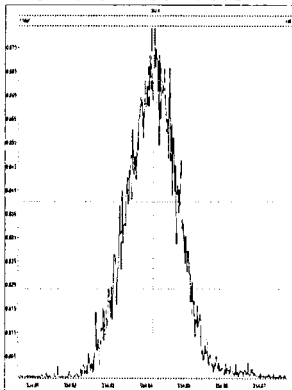
M 305.8987 R 11844



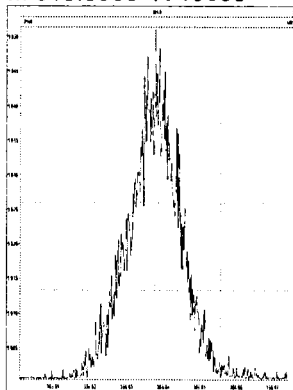
M 315.9419 R 12076



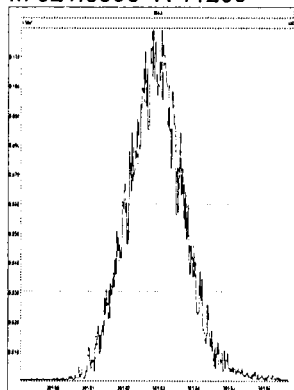
M 317.9389 R 11213



M 319.8965 R 10638

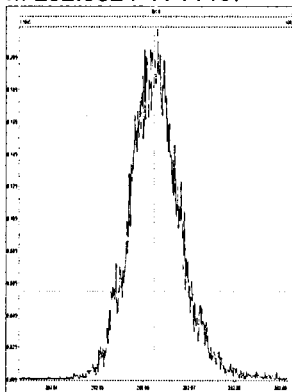


M 321.8936 R 11209

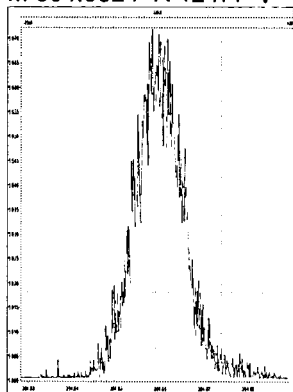


Printed: Monday, July 02, 2012 21:26:33 Eastern Daylight Time

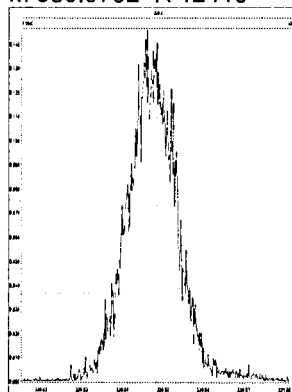
M 292.9824 R 11467



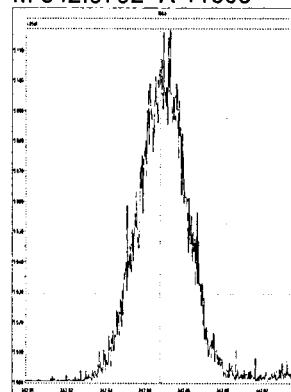
M 304.9824 R 12477 ✓



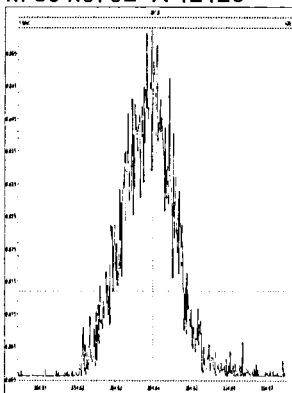
M 330.9792 R 12410



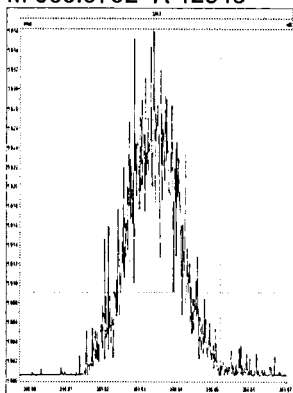
M 342.9792 R 11603



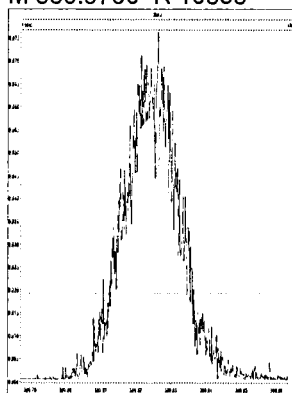
M 354.9792 R 12126

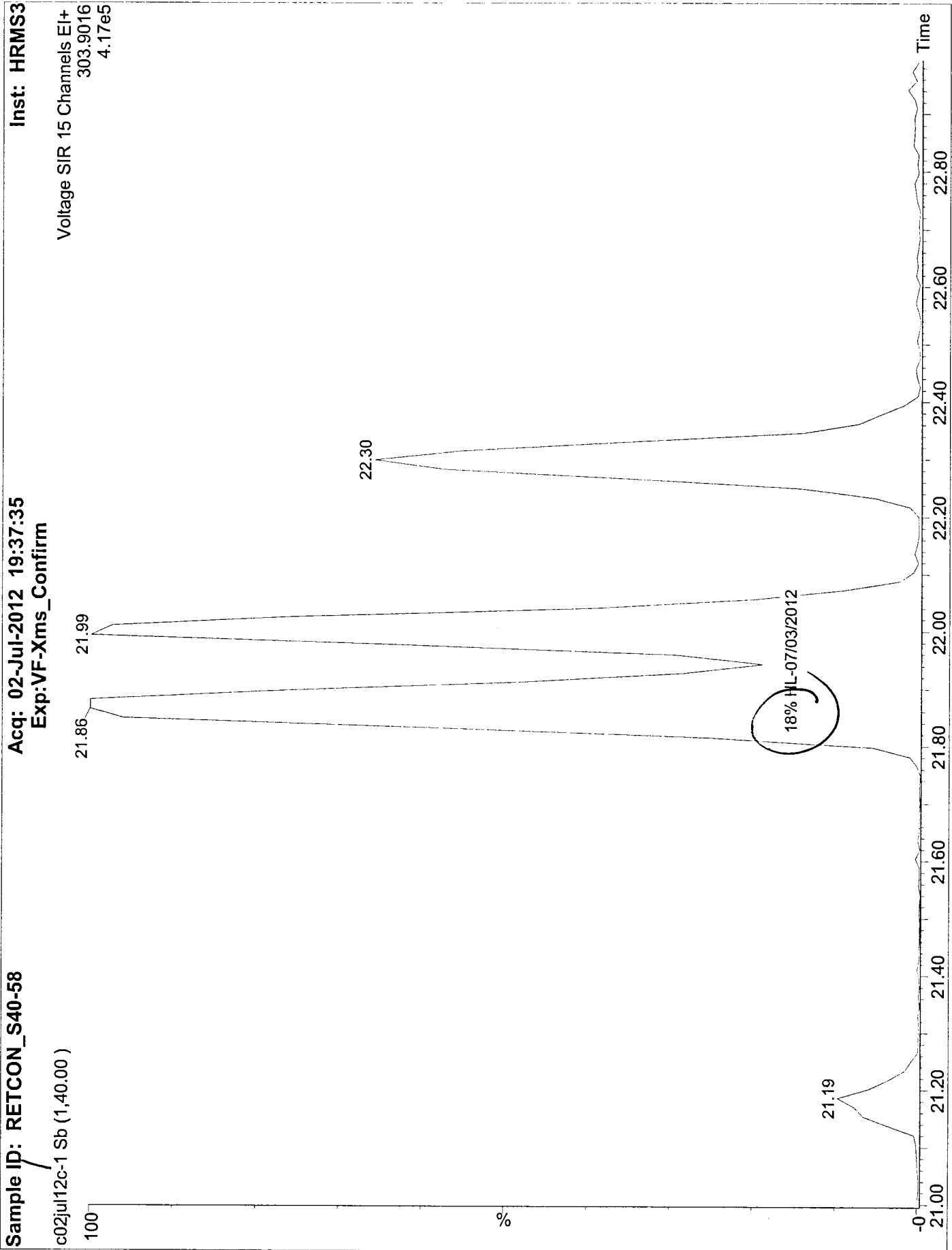


M 366.9792 R 12348



M 380.9760 R 10838





Quantify Sample Summary Report MassLynx 4.1
 ### CCAL Summary ###

Dataset: C:\MassLynx\Default.pro\Concals\Confirms\c02jul12c-1.qld

Last Altered: Tuesday, July 03, 2012 08:25:19 Eastern Daylight Time
 Printed: Tuesday, July 03, 2012 08:27:04 Eastern Daylight Time

31201450

Method: C:\MassLynx\Default.PRO\MethDB\VF\Xms-TCDF_Smooth.mdb 29 Jun 2012 10:51:42
 Calibration: C:\MassLynx\Default.PRO\CurveDB\VF\Xms-Confirm_c08dec11b.cdb 09 Dec 2011 09:13:48

Name: c02jul12c-1, ID: RETCON_S40-58, Date: 02-Jul-2012, Time: 19:37:35

#	Name	Response	Ion1Area	Ion2Area	RA	RAFail?	RT	%Dev	pg/μL	RRF	User RRF	Mod.C...
1	2378-TCDF	6.766e4	2.980e4	3.786e4	0.79	NO	22.01	-10.8	8.921	1.051		
2	ES:13C-2378-TCDF	6.441e5	2.789e5	3.652e5	0.76	NO	21.98	-33.0	66.999	1.528		
3	JS:13C-1234-TCDD	4.216e5	1.841e5	2.376e5	0.77	NO	21.89	0.0	100.000	1.000		
4	Tetrafurans	-	1.964e5	-	-	-	-	-	58.265	-		
5	F1 Lock Mass	-	-	-	-	-	-	-	-	-		

Quantify Sample Report
CCAL Summary

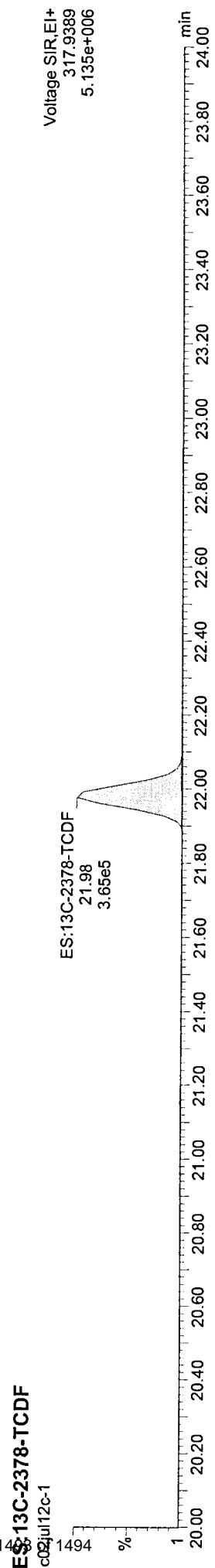
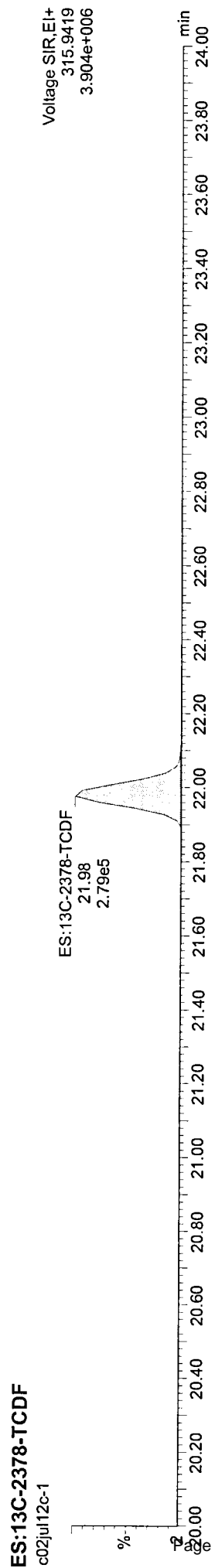
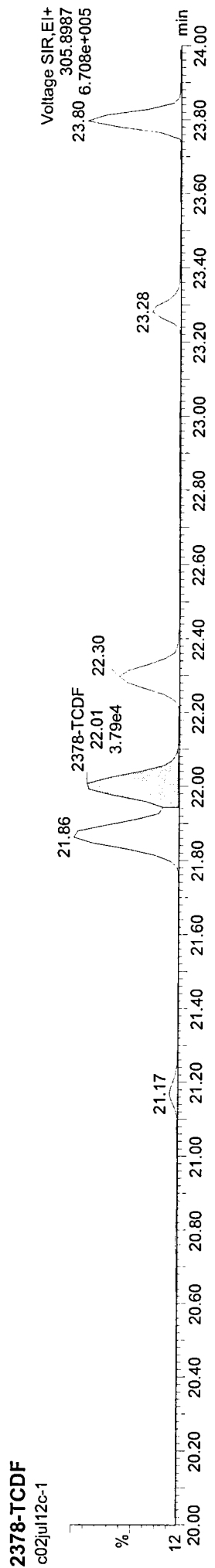
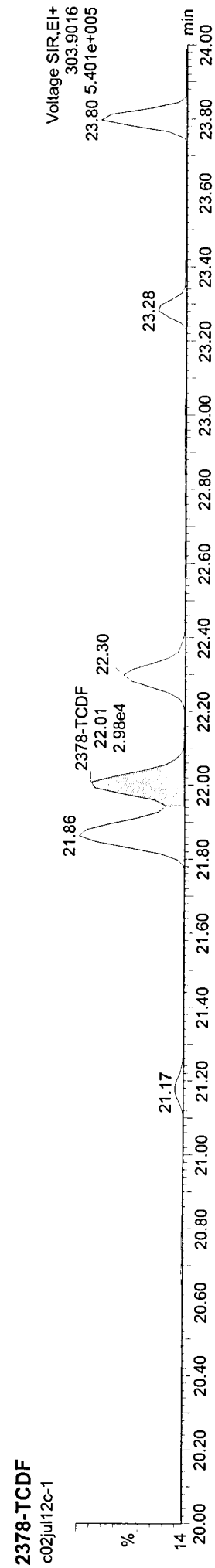
MassLynx 4.1

Dataset: C:\MassLynx\Default.pro\Concals\Confirms\c02jul12c-1.qld

Last Altered: Tuesday, July 03, 2012 08:25:19 Eastern Daylight Time
Printed: Tuesday, July 03, 2012 08:27:04 Eastern Daylight Time

Method: C:\MassLynx\Default.PRO\MethDB\VF\Xms-TCDF_Smooth.mdb 29 Jun 2012 10:51:42
Calibration: C:\MassLynx\Default.PRO\CurveDB\VF\Xms-Confirm_c08dec11b.cdb 09 Dec 2011 09:13:48

Name: c02jul12c-1, ID: RETCON_S40-58, Date: 02-Jul-2012, Time: 19:37:35



Quantify Sample Report

CCAL Summary

MassLynx 4.1

Dataset: C:\MassLynx\Default.pro\Concals\Confirms\c02jul12c-1.qld

Last Altered: Tuesday, July 03, 2012 08:25:19 Eastern Daylight Time

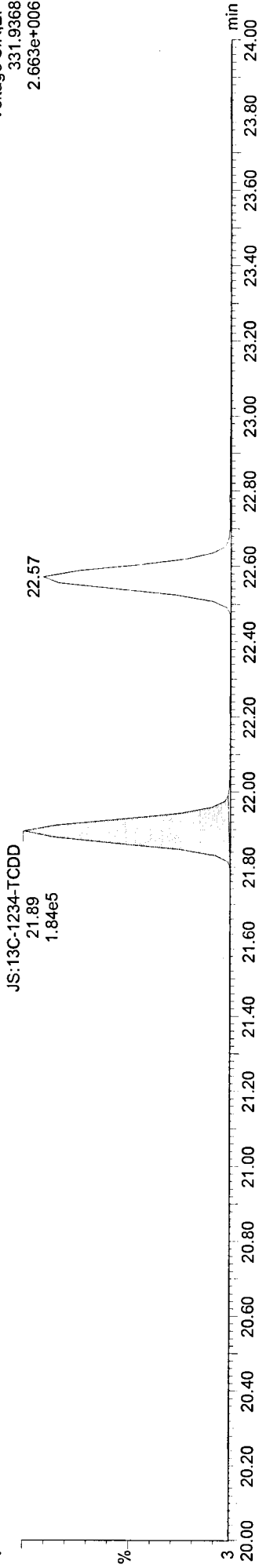
Printed: Tuesday, July 03, 2012 08:27:04 Eastern Daylight Time

Name: c02jul12c-1, ID: RETCON_S40-58, Date: 02-Jul-2012, Time: 19:37:35

JS:13C-1234-TCDD

c02jul12c-1

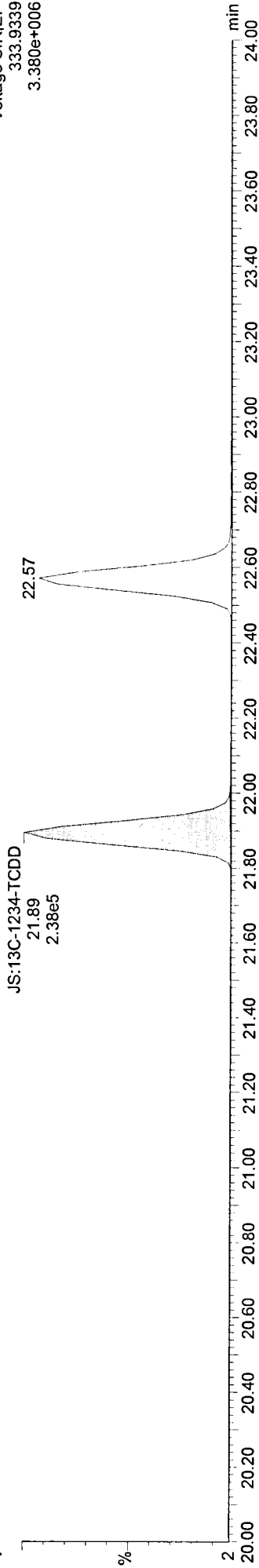
Voltage SIR,EI+
331.9368
2.663e+006



JS:13C-1234-TCDD

c02jul12c-1

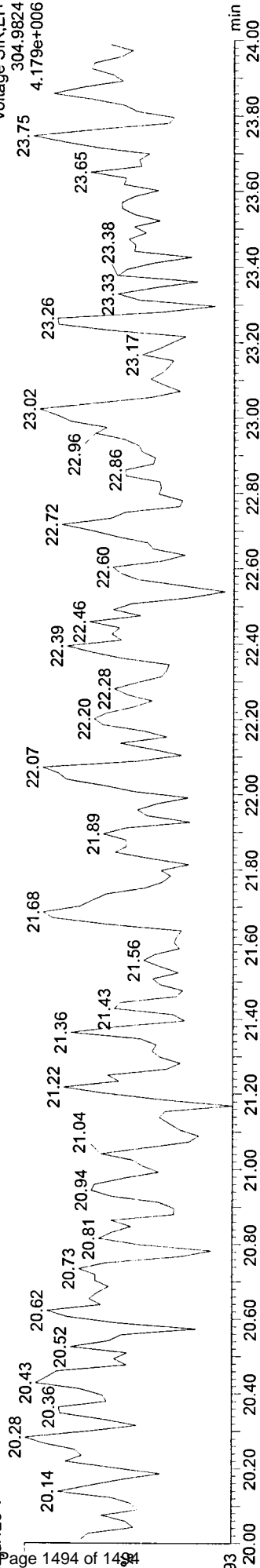
Voltage SIR,EI+
333.9339
3.380e+006



F1 Lock Mass

c02jul12c-1

Voltage SIR,EI+
304.9824
4.179e+006



Laboratory Report of Analysis

To: Delaney Peterson
ANCHOR ENVIRONMENTAL
720 Olive Way
Suite 1900
Seattle, WA 98101
US

Report Number: **31201486**

Client Project: **Jeld Wen**

Dear Delaney Peterson,

Enclosed are the results of the analytical services performed under the referenced project for the received samples and associated QC as applicable. The samples are certified to meet the requirements of the National Environmental Laboratory Accreditation Conference Standards. Copies of this report and supporting data will be retained in our files for a period of five years in the event they are required for future reference. All results are intended to be used in their entirety and SGS is not responsible for use of less than the complete report. Any samples submitted to our laboratory will be retained for a maximum of thirty (30) days from the date of this report unless other arrangements are requested.

If there are any questions about the report or services performed during this project, please call Amy J. Boehm at (910) 350-1903. We will be happy to answer any questions or concerns which you may have.

Thank you for using SGS North America Inc. for your analytical services. We look forward to working with you again on any additional analytical needs.

Sincerely,
SGS North America Inc.



Digitally signed by: Amy Boehm
Date: 2012.07.24 16:41:00 -
04'00'

Amy J. Boehm
Project Manager
amy.boehm@sgs.com

Date

ANALYTICAL PERSPECTIVES IS NOW PART OF SGS, THE WORLD'S LEADING INSPECTION, VERIFICATION, TESTING AND CERTIFICATION COMPANY.

Laboratory Qualifiers

Report Definitions

DL	Method, Instrument, or Estimated Detection Limit per Analytical Method
CL	Control Limits for the recovery result of a parameter
LOQ	Reporting Limit
DF	Dilution Factor
RPD	Relative Percent Difference
LCS(D)	Laboratory Control Spike (Duplicate)
MS(D)	Matrix Spike (Duplicate)
MB	Method Blank

Qualifier Definitions

*	Recovery or RPD outside of control limits
B	Analyte was detected in the Lab Method Blank at a level above the LOQ
U	Undetected (Reported as ND or < DL)
V	Recovery is below quality control limit. The data has been validated based on a favorable signal-to-noise and detection limit
A	Amount detected is less than the Lower Method Calibration Limit
J	Estimated Concentration.
O	The recovery of this analyte in the OPR is above the Method QC Limits and the reported concentration in the sample may be biased high
E	Amount detected is greater than the Upper Calibration Limit
S	The amount of analyte present has saturated the detector. This situation results in an underestimation of the affected analyte(s)
Q	Indicates the presence of a quantitative interference. This situation may result in an underestimation of the affected analyte(s)
I	Indicates the presence of a qualitative interference that could cause a false positive or an overestimation of the affected analyte(s)
DPE	Indicates the presence of a peak in the polychlorinated diphenylether channel that could cause a false positive or an overestimation of the affected analyte(s)
TIC	Tentatively Identified Compound
EMPC	Estimated Maximum possible Concentration due to ion ratio failure
ND	Not Detected
K	Result is estimated due to ion ratio failure in High Resolution PCB Analysis
P	RPD > 40% between results of dual columns
D	Spike or surrogate was diluted out in order to achieve a parameter result within instrument calibration range

Samples requiring manual integrations for various congeners and/or standards are marked and dated by the analyst. A code definition is provided below:

M1	Mis-identified peak
M2	Software did not integrate peak
M3	Incorrect baseline construction (i.e. not all of peak included; two peaks integrated as one)
M4	Pattern integration required (i.e. DRO, GRO, PCB, Toxaphene and Technical Chlordane)
M5	Other - Explained in case narrative

Note Results pages that include a value for "Solids (%)" have been adjusted for moisture content.

Sample Summary

<u>Client Sample ID</u>	<u>Lab Sample ID</u>	<u>Collected</u>	<u>Received</u>	<u>Matrix</u>
JW-UR-TISSUE-120508	31201486001	05/08/2012 11:00	05/11/2012 13:00	Tissue
JW-DR-TISSUE-120508	31201486002	05/08/2012 11:30	05/11/2012 13:00	Tissue
JW-RG-TISSUE-120508	31201486003	05/08/2012 12:30	05/11/2012 13:00	Tissue

Case Narrative

8270D-SIM - Samples **31201486002** and **31201486003** were reported at 20x dilutions due to non-target matrix interferences.

Detectable Results Summary

Client Sample ID: **JW-UR-TISSUE-120508**

Lab Sample ID: 31201486001-A

SW-846 8270D-SIM

<u>Parameter</u>	<u>Result</u>	<u>Units</u>	
1-Methylnaphthalene	0.569	ug/Kg	
2-Methylnaphthalene	0.760	ug/Kg	
Anthracene	0.352	ug/Kg	J
Benzo(a)anthracene	2.72	ug/Kg	
Chrysene	3.61	ug/Kg	
Dibenzofuran	0.362	ug/Kg	J
Fluoranthene	6.86	ug/Kg	
Fluorene	0.549	ug/Kg	
Naphthalene	0.704	ug/Kg	
Perylene	0.618	ug/Kg	
Phenanthrene	3.24	ug/Kg	
Pyrene	5.39	ug/Kg	

Client Sample ID: **JW-DR-TISSUE-120508**

Lab Sample ID: 31201486002-A

SW-846 8270D-SIM

<u>Parameter</u>	<u>Result</u>	<u>Units</u>	
2-Methylnaphthalene	1.08	ug/Kg	J
Benzo(b)fluoranthene	2.33	ug/Kg	J
Benzo(e)pyrene	2.38	ug/Kg	J
Benzo(g,h,i)perylene	3.06	ug/Kg	J
Chrysene	1.50	ug/Kg	J
Fluoranthene	5.09	ug/Kg	J
Indeno(1,2,3-cd)pyrene	1.81	ug/Kg	J
Naphthalene	1.63	ug/Kg	J
Perylene	3.25	ug/Kg	J
Phenanthrene	3.42	ug/Kg	J
Pyrene	5.67	ug/Kg	J

Client Sample ID: **JW-RG-TISSUE-120508**

Lab Sample ID: 31201486003-A

SW-846 8270D-SIM

<u>Parameter</u>	<u>Result</u>	<u>Units</u>	
Benzo(g,h,i)perylene	18.4	ug/Kg	
Naphthalene	1.20	ug/Kg	J
Perylene	2.54	ug/Kg	J
Phenanthrene	1.93	ug/Kg	J



Chain of Custody Record & Laboratory Analysis Request

Anchor QEA 31201486
 720 Olive Way, Suite 1900
 Seattle, Washington 98101
 Phone 206.287.9130
 Fax 206.287.9131

Turnaround Requested:

Anchor Contact: Nathan Succorsy

Page 1 of 1

Lab Contact: <u>Amy Boehn</u>		Project: <u>Jeld Wen</u>		Analyses Requested								Notes/ Comments:	
Lab: <u>SGS</u>		Surface Sediment		ARCHIVE	D/F & PCB	PUB/DIE/PAHS							
Address: <u>5500 Business Drive</u>		Proj. No.: <u>120909-01.01</u>											
City, etc.: <u>Wilmington NC 28405</u>		Sampler: <u>NS/KC</u>											
Phone: <u>910-350-1903</u>		Shipping Method: <u>Overnight</u>											
Fax:		AirBill #:											
Sample ID	Sample Date	Sample Time	Sample Matrix	Number of Containers									
<u>JW-UR-TISSUE</u>	<u>120508</u>	<u>5/8/12</u>	<u>TISSUE</u>	<u>3</u>			X						
<u>JW-DT-TISSUE</u>	<u>120508</u>	<u>5/8/12</u>	<u>TISSUE</u>	<u>2</u>			X						
<u>JW-DT-TISSUE</u>	<u>120508</u>	<u>5/8/12</u>	<u>TISSUE</u>	<u>5</u>			X						
<u>JW-EA05-SS19</u>	<u>1205</u>	<u>5/9/12</u>	<u>Sed</u>	<u>1</u>	X								
<u>JW-EA05-SS20</u>	<u>1205</u>	<u>5/9/12</u>	<u>Sed</u>	<u>1</u>	X								
<u>JW-EA05-SS18</u>	<u>1205</u>	<u>5/9/12</u>	<u>Sed</u>	<u>1</u>	X								
<u>JW-EA05-SS17</u>	<u>1205</u>	<u>5/9/12</u>	<u>Sed</u>	<u>1</u>	X								
<u>JW-EA05-COMP</u>	<u>1205</u>	<u>5/9/12</u>	<u>Sed</u>			X							

Relinquished: (Signature) <u>C Fields</u>	Relinquished: (Signature)	Relinquished: (Signature)	Special Instructions/Notes	
Printed Name: <u>Cindy Fields</u>	Printed Name:	Printed Name:		
Company: <u>Anchor QEA</u>	Company:	Company:		
Date/Time: <u>5/10/12 10:30am</u>	Date/Time:	Date/Time:		
Received By: <u>Johanna</u>	Received By:	Received By:	11/12 # of Coolers: <u>2</u> Cooler Temp(s): <u>5.9°C</u> COC Seals Intact? <u>NA</u> Bottles Intact?	
Printed Name: <u>Julie Johnson</u>	Printed Name:	Printed Name:		
Company: <u>SGS Analytical Business</u>	Company:	Company:		
Date/Time: <u>5/11/12 1300</u>	Date/Time:	Date/Time:		

NO seals

Data Sheet



Workorder 31201486 **Created** 5/14/2012 15:46
Work ID Jeld Wen **Status** CO
Client JELD-WEN, Inc. **Report** REVLET_RPT
Profile PAH-SIM for Tissues [1794] **PO** 120909-01.01

Rpt. Recipe

Report Recipient *There should only be one report recipient.*

Delaney Peterson
ANCHOR ENVIRONMENTAL
720 Olive Way
Suite 1900
Seattle, WA 98101
US

Diane Keith
JELD-WEN, Inc.
PO Box 1540
Klamath Falls, OR 97601

31201486001 JW-UR-TISSUE-120508

Sample Type	Paying sample	Status	RP	Collected	5/8/2012 11:00
Matrix	Tissue			Received	5/11/2012 13:00
				Due	6/4/2012 13:00

Billable Acodes

SW8270SXPT SW8270D-SIM PAH 50g/.5mL, T

Container ID	Type	Preservative	CC	Container Utilization
31201486001-A	BAG	-10° C	OK	SW3540PAHT, SW3541SIMT, SW8270SIM

31201486002 JW-DR-TISSUE-120508

Sample Type	Paying sample	Status	RP	Collected	5/8/2012 11:30
Matrix	Tissue			Received	5/11/2012 13:00
				Due	6/4/2012 13:00

Billable Acodes

SW8270SXPT SW8270D-SIM PAH 50g/.5mL, T

Container ID	Type	Preservative	CC	Container Utilization
31201486002-A	BAG	-10° C	OK	SW3540PAHT, SW3541SIMT, SW8270SIM

Data Sheet



Workorder	31201486	Created	5/14/2012 15:46
Work ID	Jeld Wen	Status	CO
Client	JELD-WEN, Inc.	Report	REVLET_RPT
Profile	PAH-SIM for Tissues [1794]	PO	120909-01.01

Rpt. Recipe

31201486003 JW-RG-TISSUE-120508

Sample Type	Paying sample	Status	RP	Collected	5/8/2012 12:30
Matrix	Tissue			Received	5/11/2012 13:00
				Due	6/4/2012 13:00

Billable Acodes

SW8270SXPT SW8270D-SIM PAH 50g/.5mL, T

Container ID	Type	Preservative	CC	Container Utilization
31201486003-A	BAG	-10° C	OK	SW3540PAHT, SW3541SIMT, SW8270SIM

SGS North America Inc.

Sample Receipt Checklist (SRC)

Client: Jeld Wen

Work Order No.: 31201486

- 1. Shipped
 Hand Delivered
- 2. COC Present on Receipt
 No COC
 Additional Transmittal Forms
- 3. Custody Tape on Container
 No Custody Tape
- 4. Samples Intact
 Samples Broken / Leaking
- 5. Chilled on Receipt Actual Temp.(s) in °C: 5.9
 Ambient on Receipt
 Walk-in on Ice; Coming down to temp.
 Received Outside of Temperature Specifications
- 6. Sufficient Sample Submitted
 Insufficient Sample Submitted
- 7. Chlorine absent
 HNO3 < 2
 HCL < 2
 Additional Preservatives verified (see notes)
- 8. Received Within Holding Time
 Not Received Within Holding Time
- 9. No Discrepancies Noted
 Discrepancies Noted
 NCDENR notified of Discrepancies*
- 10. No Headspace present in VOC vials
 Headspace present in VOC vials >6mm

Notes: _____

Comments: _____

Inspected and Logged in by: JJ
Date: Mon-5/14/12 00:00

SW-846 8270D-SIM

Sample Data

Results of JW-UR-TISSUE-120508

Client Sample ID: **JW-UR-TISSUE-120508**
 Client Project ID: **Jeld Wen**
 Lab Sample ID: 31201486001-A
 Lab Project ID: 31201486

Collection Date: 05/08/2012 11:00
 Received Date: 05/11/2012 13:00
 Matrix: Tissue
 Solids (%):

Results by SW-846 8270D-SIM

Parameter	Result	Qual	DL	LOQ/CL	Units	DF	Date Analyzed
1-Methylnaphthalene	0.569		0.0486	0.389	ug/Kg	1	06/4/2012 19:59
2-Methylnaphthalene	0.760		0.0486	0.389	ug/Kg	1	06/4/2012 19:59
Acenaphthene	ND	U	0.0486	0.389	ug/Kg	1	06/4/2012 19:59
Acenaphthylene	ND	U	0.0486	0.389	ug/Kg	1	06/4/2012 19:59
Anthracene	0.352	J	0.0486	0.389	ug/Kg	1	06/4/2012 19:59
Benzo(a)anthracene	2.72		0.0486	0.389	ug/Kg	1	06/4/2012 19:59
Benzo(a)pyrene	ND	U	0.0486	0.389	ug/Kg	1	06/4/2012 19:59
Benzo(b)fluoranthene	ND	U	0.0486	0.389	ug/Kg	1	06/4/2012 19:59
Benzo(e)pyrene	ND	U	0.0486	0.389	ug/Kg	1	06/4/2012 19:59
Benzo(g,h,i)perylene	ND	U	0.0486	0.389	ug/Kg	1	06/4/2012 19:59
Benzo(k)fluoranthene	ND	U	0.0486	0.389	ug/Kg	1	06/4/2012 19:59
Chrysene	3.61		0.0486	0.389	ug/Kg	1	06/4/2012 19:59
Dibenz(a,h)anthracene	ND	U	0.0486	0.389	ug/Kg	1	06/4/2012 19:59
Dibenzofuran	0.362	J	0.0486	0.389	ug/Kg	1	06/4/2012 19:59
Fluoranthene	6.86		0.100	0.389	ug/Kg	1	06/4/2012 19:59
Fluorene	0.549		0.0486	0.389	ug/Kg	1	06/4/2012 19:59
Indeno(1,2,3-cd)pyrene	ND	U	0.0486	0.389	ug/Kg	1	06/4/2012 19:59
Naphthalene	0.704		0.0486	0.389	ug/Kg	1	06/4/2012 19:59
Perylene	0.618		0.0486	0.389	ug/Kg	1	06/4/2012 19:59
Phenanthrene	3.24		0.0486	0.389	ug/Kg	1	06/4/2012 19:59
Pyrene	5.39		0.0691	0.389	ug/Kg	1	06/4/2012 19:59
Surrogates							
2-Fluorobiphenyl	54.4			33.0-118	%	1	06/4/2012 19:59
Terphenyl-d14	65.3			22.0-142	%	1	06/4/2012 19:59

Batch Information

Analytical Batch: **XMS1546**
 Analytical Method: **SW-846 8270D-SIM**
 Instrument: **MSD7**
 Analyst: **CMP**
 Analytical Date/Time: **06/04/2012 19:59**

Prep Batch: **XXX2669**
 Prep Method: **SW-846 3540 w/ cleanup**
 Prep Date/Time: **06/03/2012 16:15**
 Prep Initial Wt./Vol.: **51.4 g**
 Prep Extract Vol: **.5 mL**

Results of JW-DR-TISSUE-120508

Client Sample ID: **JW-DR-TISSUE-120508**
 Client Project ID: **Jeld Wen**
 Lab Sample ID: 31201486002-A
 Lab Project ID: 31201486

Collection Date: 05/08/2012 11:30
 Received Date: 05/11/2012 13:00
 Matrix: Tissue
 Solids (%):

Results by SW-846 8270D-SIM

Parameter	Result	Qual	DL	LOQ/CL	Units	DF	Date Analyzed
1-Methylnaphthalene	ND	U	0.994	7.96	ug/Kg	20	06/5/2012 14:09
2-Methylnaphthalene	1.08	J	0.994	7.96	ug/Kg	20	06/5/2012 14:09
Acenaphthene	ND	U	0.994	7.96	ug/Kg	20	06/5/2012 14:09
Acenaphthylene	ND	U	0.994	7.96	ug/Kg	20	06/5/2012 14:09
Anthracene	ND	U	0.994	7.96	ug/Kg	20	06/5/2012 14:09
Benzo(a)anthracene	ND	U	0.994	7.96	ug/Kg	20	06/5/2012 14:09
Benzo(a)pyrene	ND	U	0.994	7.96	ug/Kg	20	06/5/2012 14:09
Benzo(b)fluoranthene	2.33	J	0.994	7.96	ug/Kg	20	06/5/2012 14:09
Benzo(e)pyrene	2.38	J	0.994	7.96	ug/Kg	20	06/5/2012 14:09
Benzo(g,h,i)perylene	3.06	J	0.994	7.96	ug/Kg	20	06/5/2012 14:09
Benzo(k)fluoranthene	ND	U	0.994	7.96	ug/Kg	20	06/5/2012 14:09
Chrysene	1.50	J	0.994	7.96	ug/Kg	20	06/5/2012 14:09
Dibenz(a,h)anthracene	ND	U	0.994	7.96	ug/Kg	20	06/5/2012 14:09
Dibenzofuran	ND	U	0.994	7.96	ug/Kg	20	06/5/2012 14:09
Fluoranthene	5.09	J	2.05	7.96	ug/Kg	20	06/5/2012 14:09
Fluorene	ND	U	0.994	7.96	ug/Kg	20	06/5/2012 14:09
Indeno(1,2,3-cd)pyrene	1.81	J	0.994	7.96	ug/Kg	20	06/5/2012 14:09
Naphthalene	1.63	J	0.994	7.96	ug/Kg	20	06/5/2012 14:09
Perylene	3.25	J	0.994	7.96	ug/Kg	20	06/5/2012 14:09
Phenanthrene	3.42	J	0.994	7.96	ug/Kg	20	06/5/2012 14:09
Pyrene	5.67	J	1.41	7.96	ug/Kg	20	06/5/2012 14:09
Surrogates							
2-Fluorobiphenyl	NA	D		33.0-118	%	20	06/5/2012 14:09
Terphenyl-d14	NA	D		22.0-142	%	20	06/5/2012 14:09

Batch Information

Analytical Batch: **XMS1548**
 Analytical Method: **SW-846 8270D-SIM**
 Instrument: **MSD7**
 Analyst: **CMP**
 Analytical Date/Time: **06/05/2012 14:09**

Prep Batch: **XXX2669**
 Prep Method: **SW-846 3540 w/ cleanup**
 Prep Date/Time: **06/03/2012 16:15**
 Prep Initial Wt./Vol.: **50.28 g**
 Prep Extract Vol: **.5 mL**

Results of JW-RG-TISSUE-120508

Client Sample ID: **JW-RG-TISSUE-120508**
 Client Project ID: **Jeld Wen**
 Lab Sample ID: 31201486003-A
 Lab Project ID: 31201486

Collection Date: 05/08/2012 12:30
 Received Date: 05/11/2012 13:00
 Matrix: Tissue
 Solids (%):

Results by SW-846 8270D-SIM

Parameter	Result	Qual	DL	LOQ/CL	Units	DF	Date Analyzed
1-Methylnaphthalene	ND	U	0.990	7.92	ug/Kg	20	06/5/2012 14:32
2-Methylnaphthalene	ND	U	0.990	7.92	ug/Kg	20	06/5/2012 14:32
Acenaphthene	ND	U	0.990	7.92	ug/Kg	20	06/5/2012 14:32
Acenaphthylene	ND	U	0.990	7.92	ug/Kg	20	06/5/2012 14:32
Anthracene	ND	U	0.990	7.92	ug/Kg	20	06/5/2012 14:32
Benzo(a)anthracene	ND	U	0.990	7.92	ug/Kg	20	06/5/2012 14:32
Benzo(a)pyrene	ND	U	0.990	7.92	ug/Kg	20	06/5/2012 14:32
Benzo(b)fluoranthene	ND	U	0.990	7.92	ug/Kg	20	06/5/2012 14:32
Benzo(e)pyrene	ND	U	0.990	7.92	ug/Kg	20	06/5/2012 14:32
Benzo(g,h,i)perylene	18.4		0.990	7.92	ug/Kg	20	06/5/2012 14:32
Benzo(k)fluoranthene	ND	U	0.990	7.92	ug/Kg	20	06/5/2012 14:32
Chrysene	ND	U	0.990	7.92	ug/Kg	20	06/5/2012 14:32
Dibenz(a,h)anthracene	ND	U	0.990	7.92	ug/Kg	20	06/5/2012 14:32
Dibenzofuran	ND	U	0.990	7.92	ug/Kg	20	06/5/2012 14:32
Fluoranthene	ND	U	2.04	7.92	ug/Kg	20	06/5/2012 14:32
Fluorene	ND	U	0.990	7.92	ug/Kg	20	06/5/2012 14:32
Indeno(1,2,3-cd)pyrene	ND	U	0.990	7.92	ug/Kg	20	06/5/2012 14:32
Naphthalene	1.20	J	0.990	7.92	ug/Kg	20	06/5/2012 14:32
Perylene	2.54	J	0.990	7.92	ug/Kg	20	06/5/2012 14:32
Phenanthrene	1.93	J	0.990	7.92	ug/Kg	20	06/5/2012 14:32
Pyrene	ND	U	1.41	7.92	ug/Kg	20	06/5/2012 14:32
Surrogates							
2-Fluorobiphenyl	NA	D		33.0-118	%	20	06/5/2012 14:32
Terphenyl-d14	NA	D		22.0-142	%	20	06/5/2012 14:32

Batch Information

Analytical Batch: **XMS1548**
 Analytical Method: **SW-846 8270D-SIM**
 Instrument: **MSD7**
 Analyst: **CMP**
 Analytical Date/Time: **06/05/2012 14:32**

Prep Batch: **XXX2669**
 Prep Method: **SW-846 3540 w/ cleanup**
 Prep Date/Time: **06/03/2012 16:15**
 Prep Initial Wt./Vol.: **50.53 g**
 Prep Extract Vol: **.5 mL**

Data File : C:\MSDCHEM\1\DATA\XMS1546\0604708.D
 Acq On : 4 Jun 2012 7:59 pm
 Sample : 1486_1 XMS1546
 Misc :
 MS Integration Params: RTEINT.P
 Quant Time: Jun 05 10:17:04 2012

Vial: 6
 Operator: CMP
 Inst : msd7
 Multiplr: 1.00

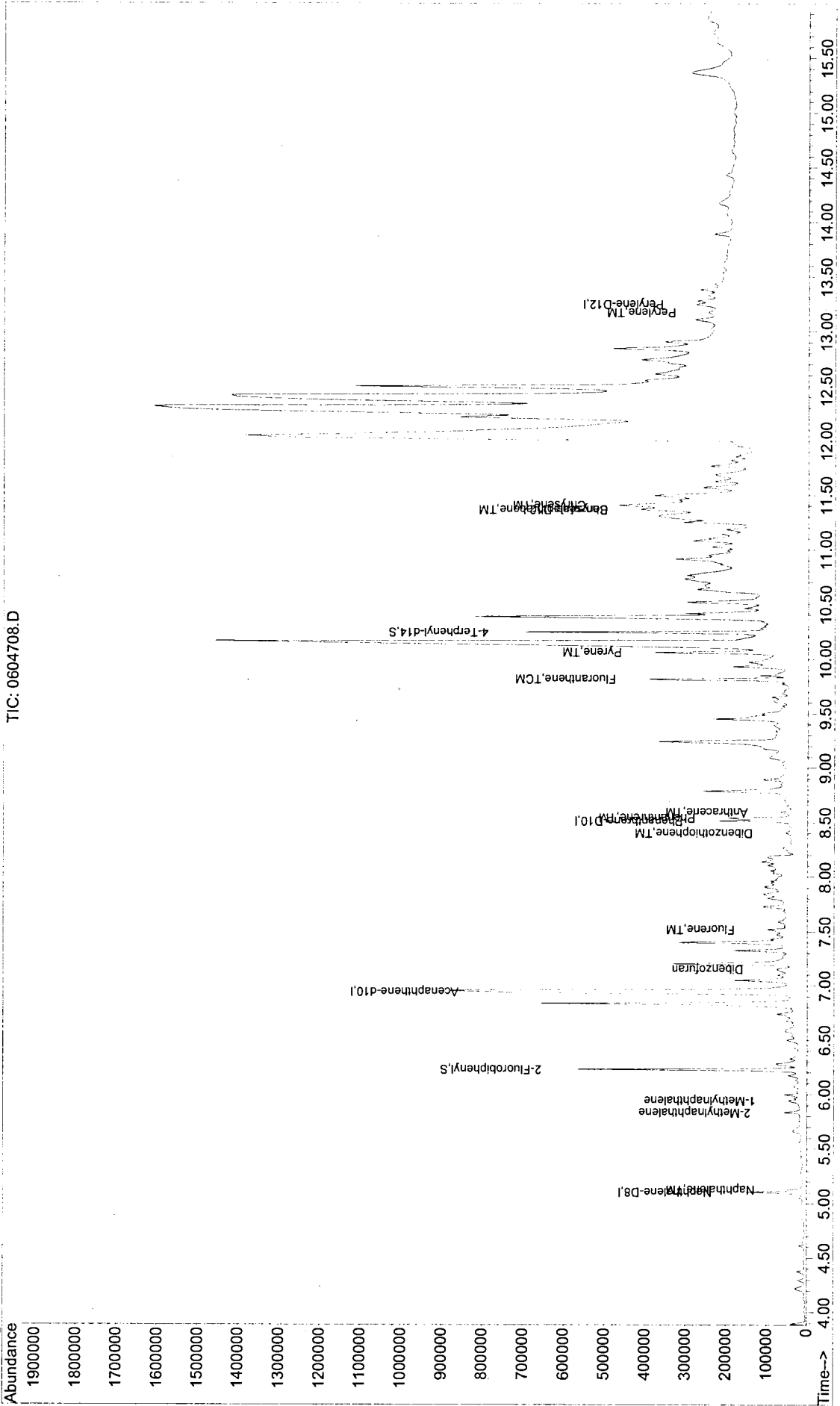
Quant Results File: FISH-SIM.RES

Quant Method : C:\MSDCHEM\1...\FISH-SIM.M (RTE Integrator)
 Title : XMS1544 Calibration Curve for SIM-PAH
 Last Update : Tue Jun 05 10:16:06 2012
 Response via : Initial Calibration
 DataAcq Meth : FISH-SIM

Internal Standards	R.T.	QIon	Response	Conc	Units	Dev (Min)
1) Naphthalene-D8	5.11	136	146718	400.00	ng/mL	0.00
7) Acenaphthene-d10	6.93	164	89660	400.00	ng/mL	0.00
12) Phenanthrene-D10	8.51	188	148967	400.00	ng/mL	0.00
19) Chrysene-D12	11.37	240	142923	400.00	ng/mL	0.02
22) Perylene-D12	13.25	264	106162m	400.00	ng/mL	0.07
System Monitoring Compounds						
5) 2-Fluorobiphenyl	6.23	172	376885	1088.88	ng/mL	0.00
Spiked Amount	1000.000		Recovery	=	108.89%	
17) 4-Terphenyl-d14	10.24	244	406439	1305.38	ng/mL	0.02
Spiked Amount	1000.000		Recovery	=	130.54%	
Target Compounds						
						Qvalue
2) Naphthalene	5.13	128	31267	72.32	ng/mL	95
3) 2-Methylnaphthalene	5.84	142	22212	78.12	ng/mL	96
4) 1-Methylnaphthalene	5.95	142	17069m	58.48	ng/mL	
10) Dibenzofuran	7.16	168	15995	37.24	ng/mL	92
11) Fluorene	7.52	166	19594	56.39	ng/mL#	91
13) Dibenzothiophene	8.41	184	12389	30.56	ng/mL	94
14) Phenanthrene	8.54	178	140433	333.44	ng/mL	98
15) Anthracene	8.59	178	17257	36.20	ng/mL#	78
16) Fluoranthene	9.82	202	353836	705.55	ng/mL#	94
18) Pyrene	10.06	202	299721	553.87	ng/mL#	80
20) Benzo[a]anthracene	11.36	228	105900	279.14	ng/mL#	90
21) Chrysene	11.40	228	166230	371.53	ng/mL#	94
27) Perylene	13.17	252	24011	63.54	ng/mL	98

*Cmp
06/05/12*

Data File : C:\MSDCHEM\1\DATA\XMS1546\0604708.D
 Acq On : 4 Jun 2012 7:59 pm
 Sample : 1486_1 XMS1546
 Misc :
 MS Integration Params: RTEINT.P
 Quant Time: Jun 5 10:20 2012
 Quant Results File: FISH-SIM.RES
 Method : C:\MSDCHEM\1\DATA\XMS1546\FISH-SIM.M (RTE Integrator)
 Title : XMS1544 Calibration Curve for SIM-PAH
 Last Update : Tue Jun 05 10:16:06 2012
 Response via : Initial Calibration



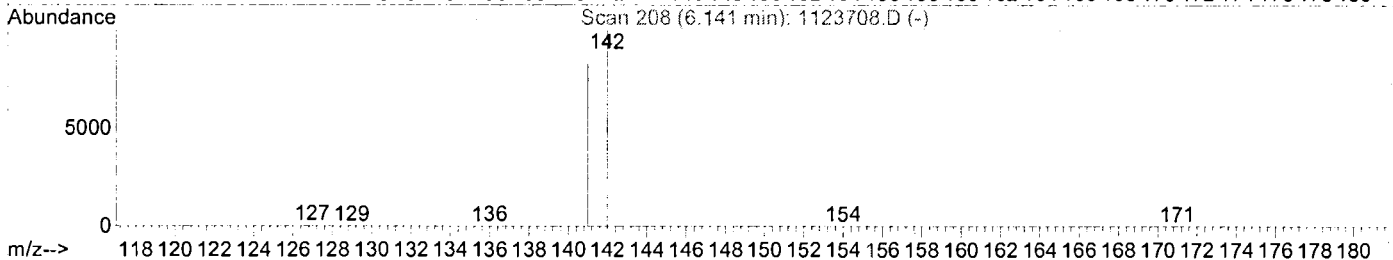
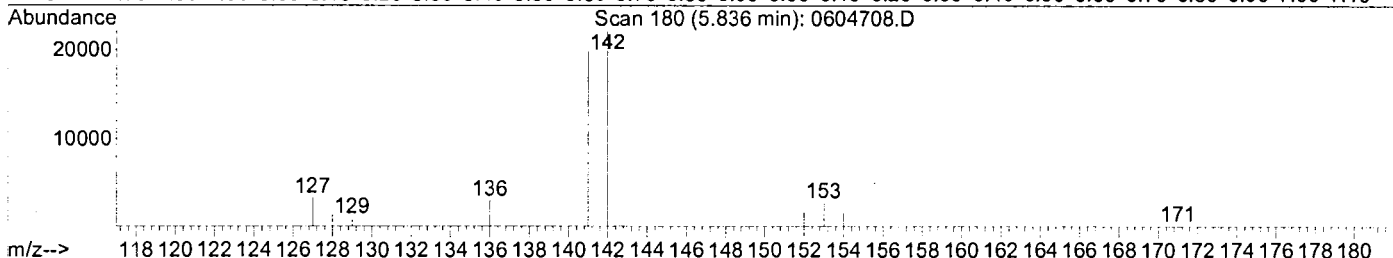
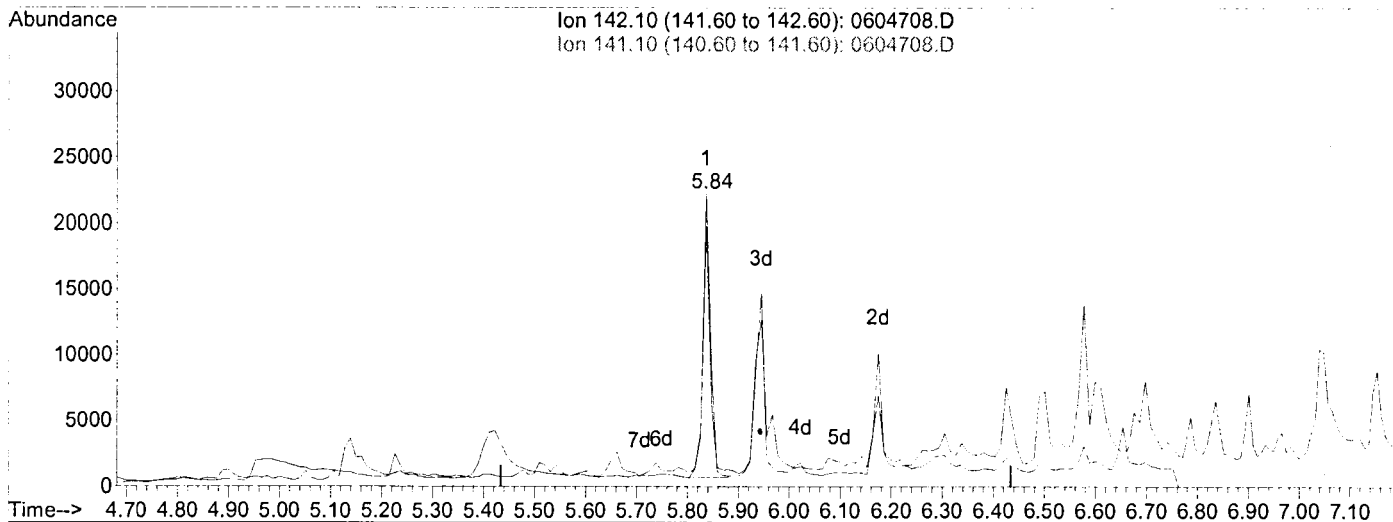
Quantitation Report (Qedit)

Data File : C:\MSDCHEM\1\DATA\XMS1546\0604708.D
 Acq On : 4 Jun 2012 7:59 pm
 Sample : 1486_1 XMS1546
 Misc :
 MS Integration Params: RTEINT.P
 Quant Time: Jun 5 10:17 2012

Vial: 6
 Operator: CMP
 Inst : msd7
 Multiplr: 1.00

Quant Results File: temp.res

Method : C:\MSDCHEM\1\DATA\XMS1546\FISH-SIM.M (RTE Integrator)
 Title : XMS1544 Calibration Curve for SIM-PAH
 Last Update : Tue Jun 05 10:16:06 2012
 Response via : Multiple Level Calibration



TIC: 0604708.D

(4) 1-Methylnaphthalene

5.84min 75.73ng/mL

response 22103

Ion	Exp%	Act%
142.10	100	100
141.10	88.00	85.37
0.00	0.00	0.00
0.00	0.00	0.00

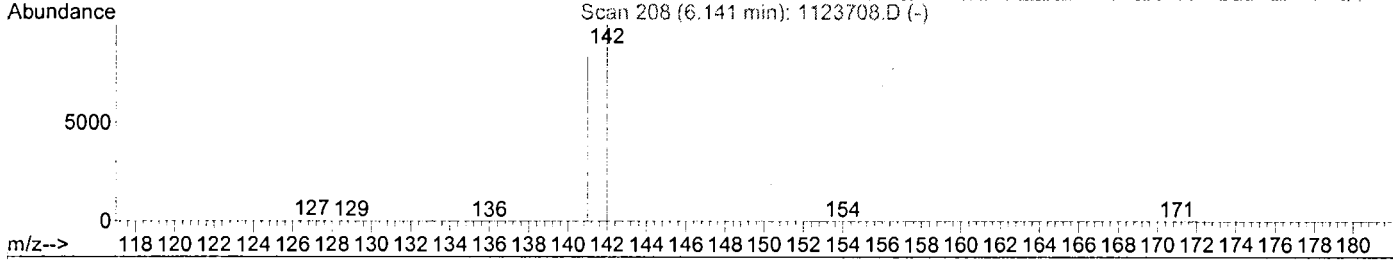
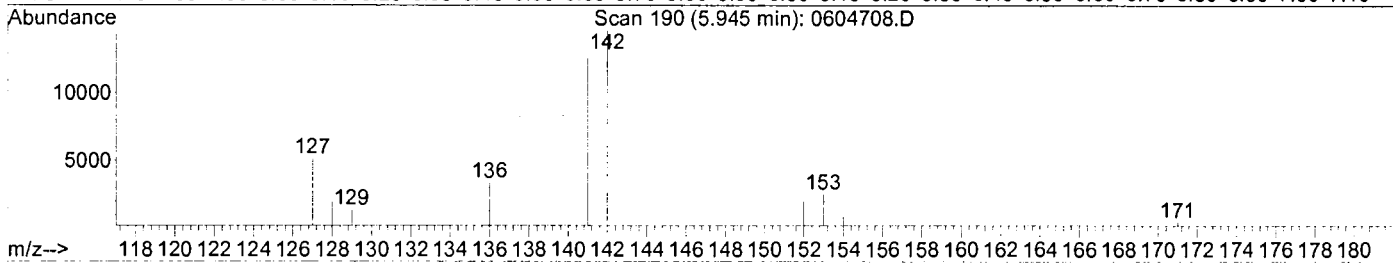
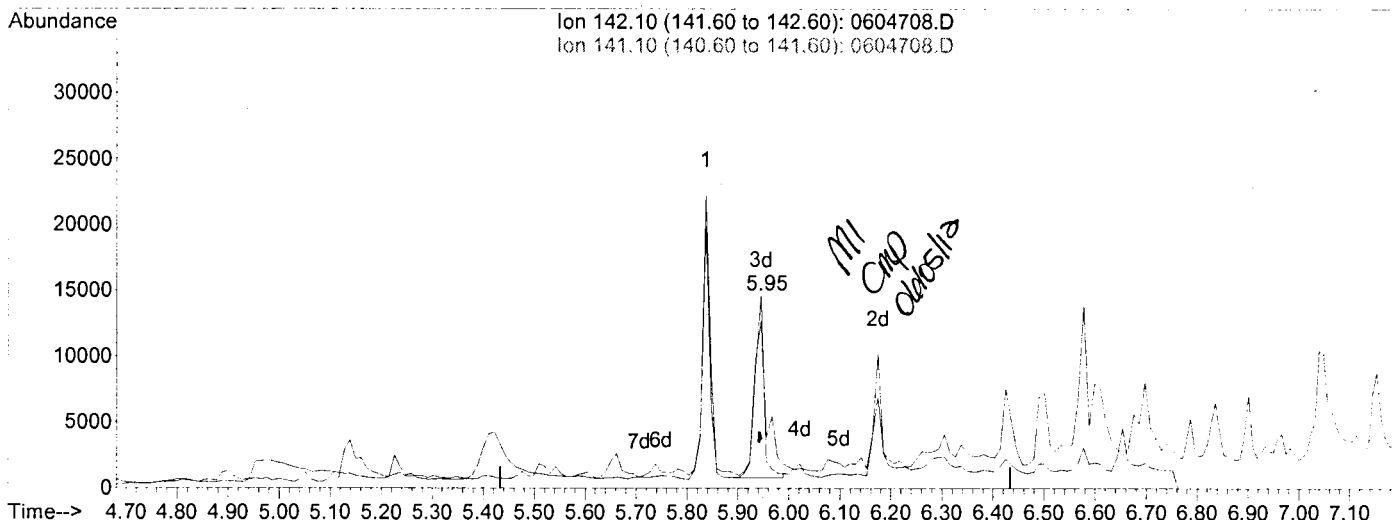
Quantitation Report (Qedit)

Data File : C:\MSDCHEM\1\DATA\XMS1546\0604708.D
 Acq On : 4 Jun 2012 7:59 pm
 Sample : 1486_1 XMS1546
 Misc :
 MS Integration Params: RTEINT.P
 Quant Time: Jun 5 10:18 2012

Vial: 6
 Operator: CMP
 Inst : msd7
 Multiplr: 1.00

Quant Results File: temp.res

Method : C:\MSDCHEM\1\DATA\XMS1546\FISH-SIM.M (RTE Integrator)
 Title : XMS1544 Calibration Curve for SIM-PAH
 Last Update : Tue Jun 05 10:16:06 2012
 Response via : Multiple Level Calibration



TIC: 0604708.D

(4) 1-Methylnaphthalene

5.95min 58.48ng/mL m

response 17069

Ion	Exp%	Act%
142.10	100	100
141.10	88.00	110.55#
0.00	0.00	0.00
0.00	0.00	0.00

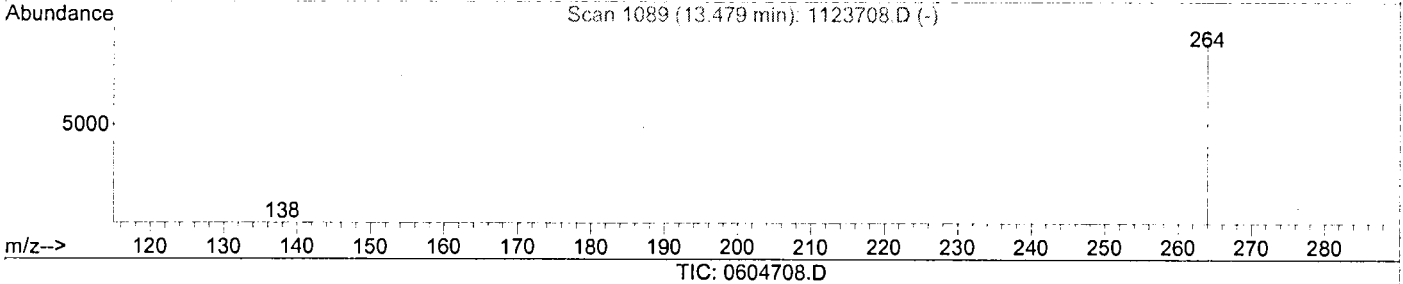
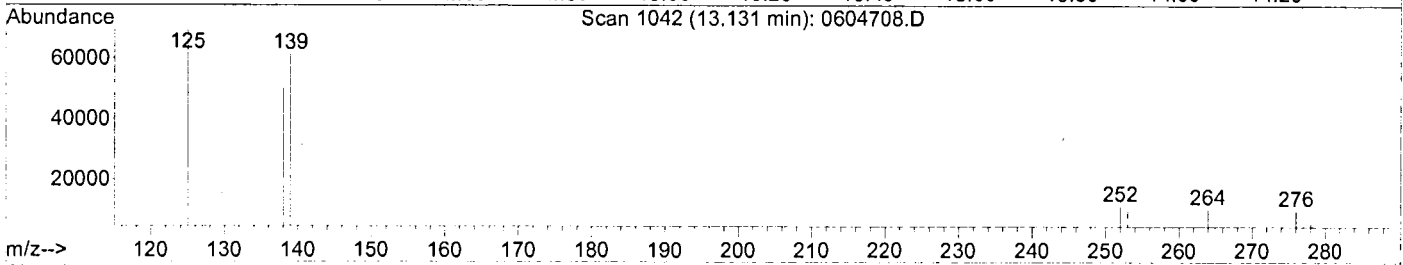
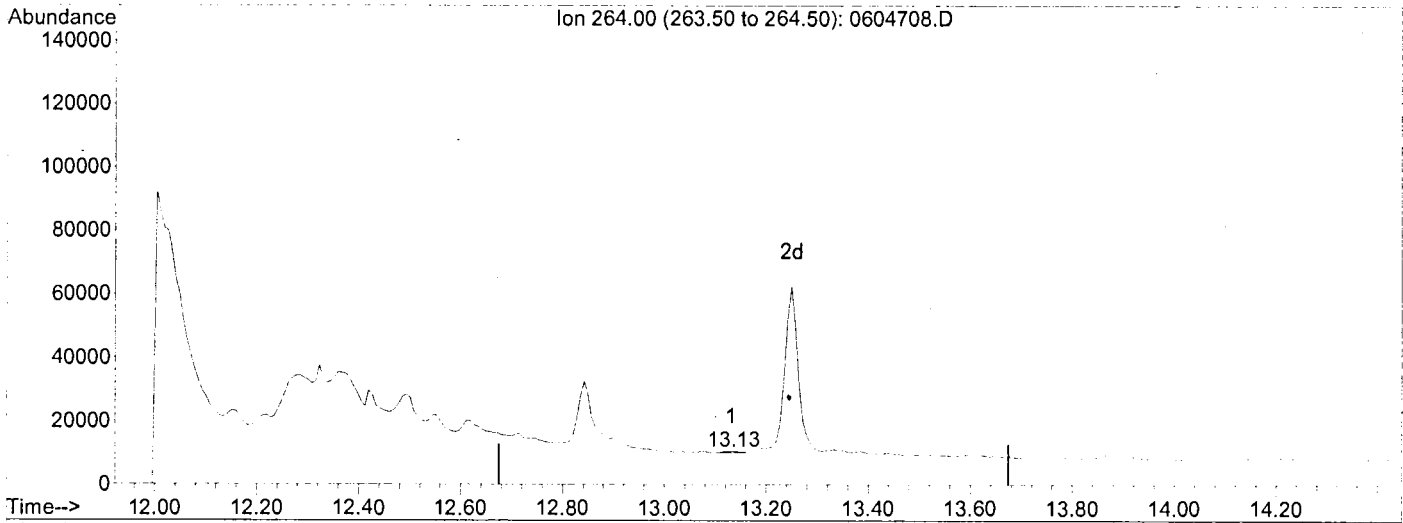
Quantitation Report (Qedit)

Data File : C:\MSDCHEM\1\DATA\XMS1546\0604708.D
 Acq On : 4 Jun 2012 7:59 pm
 Sample : 1486_1 XMS1546
 Misc :
 MS Integration Params: RTEINT.P
 Quant Time: Jun 5 10:19 2012

Vial: 6
 Operator: CMP
 Inst : msd7
 Multiplr: 1.00

Quant Results File: temp.res

Method : C:\MSDCHEM\1\DATA\XMS1546\FISH-SIM.M (RTE Integrator)
 Title : XMS1544 Calibration Curve for SIM-PAH
 Last Update : Tue Jun 05 10:16:06 2012
 Response via : Multiple Level Calibration



TIC: 0604708.D

(22) Perylene-D12 (I)

13.13min 400.00ng/mL

response 767

Ion	Exp%	Act%
264.00	100	100
0.00	0.00	0.00
0.00	0.00	0.00
0.00	0.00	0.00

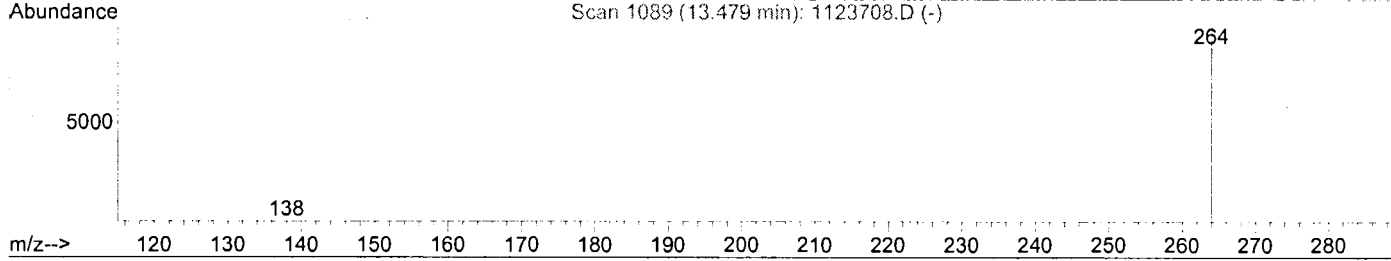
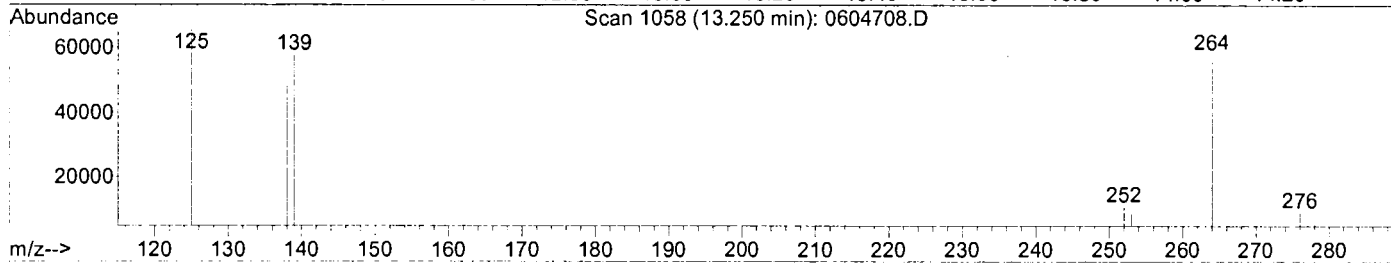
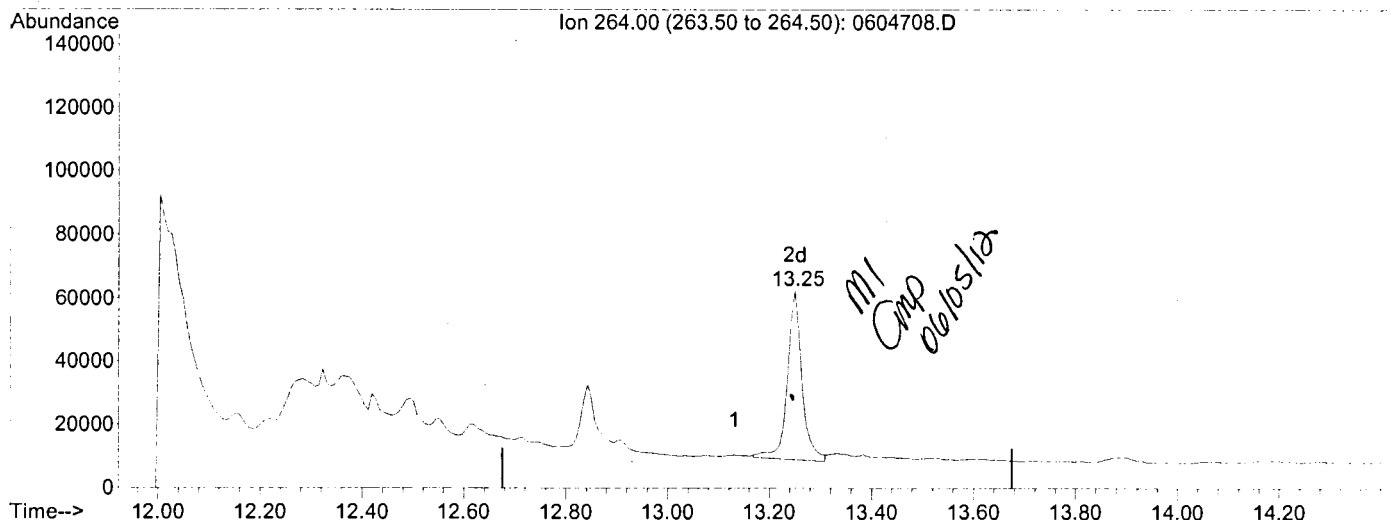
Quantitation Report (Qedit)

Data File : C:\MSDCHEM\1\DATA\XMS1546\0604708.D
Acq On : 4 Jun 2012 7:59 pm
Sample : 1486_1 XMS1546
Misc :
MS Integration Params: RTEINT.P
Quant Time: Jun 5 10:19 2012

Vial: 6
Operator: CMP
Inst : msd7
Multiplr: 1.00

Quant Results File: temp.res

Method : C:\MSDCHEM\1\DATA\XMS1546\FISH-SIM.M (RTE Integrator)
Title : XMS1544 Calibration Curve for SIM-PAH
Last Update : Tue Jun 05 10:16:06 2012
Response via : Multiple Level Calibration



TIC: 0604708.D

(22) Perylene-D12 (I)

13.25min 400.00ng/mL m

response 106162

Ion	Exp%	Act%
264.00	100	100
0.00	0.00	0.00
0.00	0.00	0.00
0.00	0.00	0.00

INTERNAL STANDARD RECOVERY REPORTS
FOR

SAMPLE: 1486_1 XMS1546

DATA FILENAME: C:\MSDCHEM\1\DATA\XMS1546\0604708.D\FISH-SIM.RES

AREA BASED ON ICAL MIDPOINT

CRV MID FILENAME: C:\MSDCHEM\1\DATA\XMS1544\0601705.D\FISH-SIM.RES

COMPOUND	CRV MID AREA	SAMPLE AREA	%DIFF
Naphthalene-D8	160305	146718	-8.48%
Acenaphthene-d10	97529	89660	-8.07%
Phenanthrene-D10	185636	148967	-19.75%
Chrysene-D12	211801	142923	-32.52%
Perylene-D12	189310	106162	-43.92%

AREA REPORT BASED ON CVS

CVS FILENAME: C:\MSDCHEM\1\DATA\XMS1546\0604704.D\FISH-SIM.RES

COMPOUND	CVS AREA	SAMPLE AREA	%DIFF
Naphthalene-D8	153175	146718	-4.22%
Acenaphthene-d10	91131	89660	-1.61%
Phenanthrene-D10	175753	148967	-15.24%
Chrysene-D12	202198	142923	-29.32%
Perylene-D12	180095	106162	-41.05%

Data File : C:\MSDCHEM\1\DATA\XMS1548\0605705.D
 Acq On : 5 Jun 2012 2:09 pm
 Sample : 1486_2 XMS1548 x20
 Misc :

Vial: 3
 Operator: CMP
 Inst : msd7
 Multiplr: 1.00

MS Integration Params: RTEINT.P
 Quant Time: Jun 05 15:33:11 2012

Quant Results File: FISH-SIM.RES

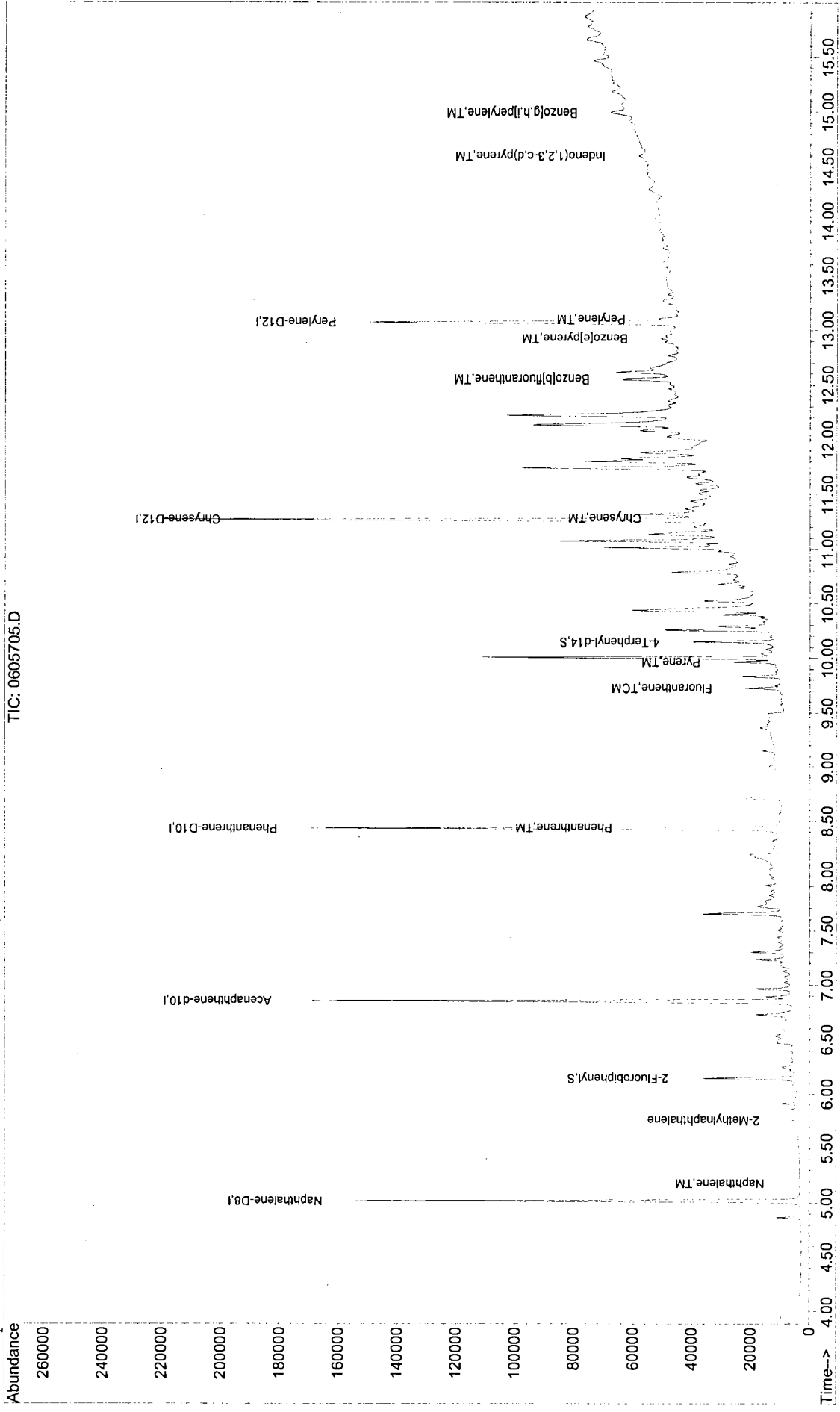
Quant Method : C:\MSDCHEM\1...\FISH-SIM.M (RTE Integrator)
 Title : XMS1544 Calibration Curve for SIM-PAH
 Last Update : Tue Jun 05 13:58:21 2012
 Response via : Initial Calibration
 DataAcq Meth : FISH-SIM

Internal Standards	R.T.	QIon	Response	Conc	Units	Dev (Min)
1) Naphthalene-D8	5.02	136	158601	400.00	ng/mL	0.00
7) Acenaphthene-d10	6.85	164	99327	400.00	ng/mL	0.00
12) Phenanthrene-D10	8.43	188	133622	400.00	ng/mL	0.00
19) Chrysene-D12	11.27	240	153674	400.00	ng/mL	0.00
22) Perylene-D12	13.07	264	139168	400.00	ng/mL	0.00
System Monitoring Compounds						
5) 2-Fluorobiphenyl	6.14	172	26506	70.84	ng/mL	0.00
Spiked Amount	1000.000		Recovery	=	7.08%	
17) 4-Terphenyl-d14	10.14	244	21982	78.71	ng/mL	0.00
Spiked Amount	1000.000		Recovery	=	7.87%	
Target Compounds						
2) Naphthalene	5.18	128	3830	8.20	ng/mL#	83
3) 2-Methylnaphthalene	5.76	142	1665	5.42	ng/mL	100
14) Phenanthrene	8.45	178	6505	17.22	ng/mL	96
16) Fluoranthene	9.73	202	11509	25.58	ng/mL#	92
18) Pyrene	9.96	202	13833	28.50	ng/mL#	84
21) Chrysene	11.29	228	3629	7.54	ng/mL#	80
23) Benzo[b]fluoranthene	12.55	252	5374m	11.70	ng/mL	
25) Benzo[e]pyrene	12.92	252	5334	11.98	ng/mL#	75
27) Perylene	13.10	252	8085	16.32	ng/mL	96
28) Indeno(1,2,3-c,d)pyrene	14.60	276	4830	9.10	ng/mL	92
30) Benzo[g,h,i]perylene	14.99	276	7253	15.38	ng/mL#	88

*CMP
06/05/12*

Data File : C:\MSDCHEM\1\DATA\XMS1548\0605705.D
 Acq On : 5 Jun 2012 2:09 pm
 Sample : 1486_2 XMS1548 x20
 Misc :
 MS Integration Params: RTEINT.P
 Quant Time: Jun 5 15:34 2012
 Quant Results File: FISH-SIM.RES

Method : C:\MSDCHEM\1\DATA\XMS1546\FISH-SIM.M (RTE Integrator)
 Title : XMS1544 Calibration Curve for SIM-PAH
 Last Update : Tue Jun 05 13:58:21 2012
 Response via : Initial Calibration



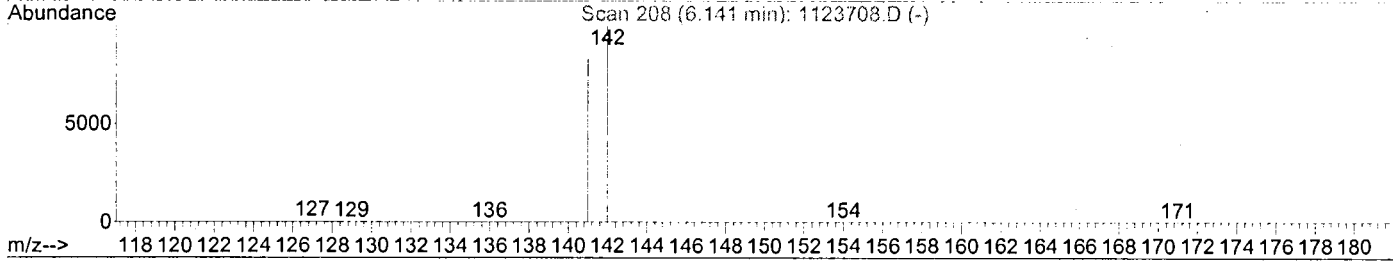
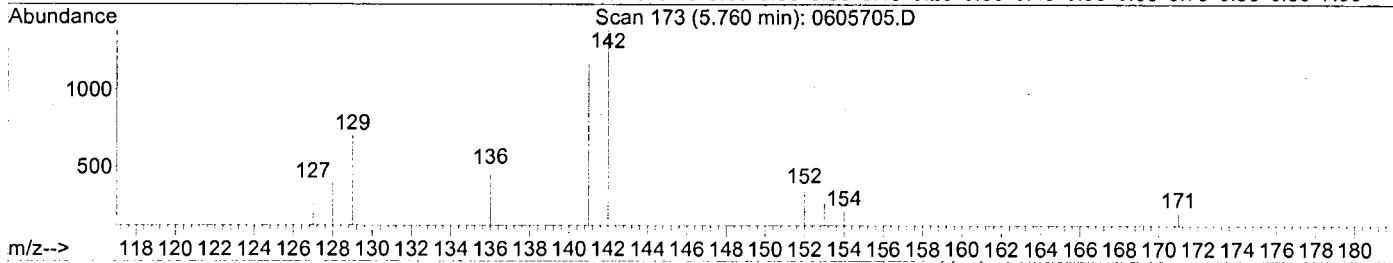
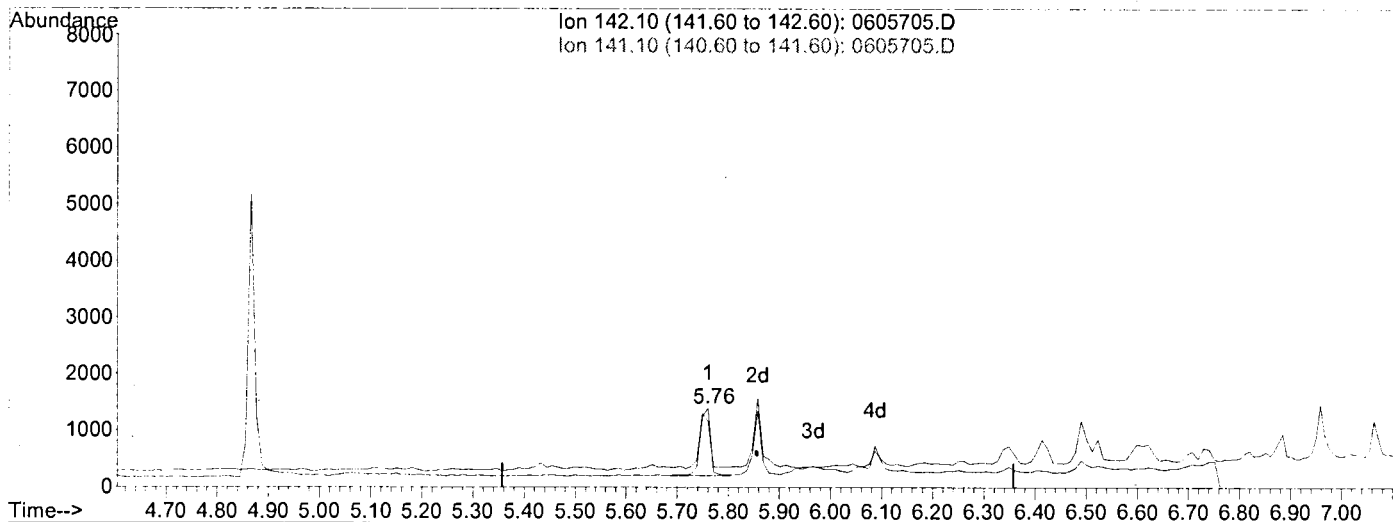
Quantitation Report (Qedit)

Data File : C:\MSDCHEM\1\DATA\XMS1548\0605705.D
 Acq On : 5 Jun 2012 2:09 pm
 Sample : 1486_2 XMS1548 x20
 Misc :
 MS Integration Params: RTEINT.P
 Quant Time: Jun 5 15:33 2012

Vial: 3
 Operator: CMP
 Inst : msd7
 Multiplr: 1.00

Quant Results File: temp.res

Method : C:\MSDCHEM\1\DATA\XMS1546\FISH-SIM.M (RTE Integrator)
 Title : XMS1544 Calibration Curve for SIM-PAH
 Last Update : Tue Jun 05 13:58:21 2012
 Response via : Multiple Level Calibration



TIC: 0605705.D

(4) 1-Methylnaphthalene

5.76min. 5.28ng/mL

response 1665

Ion	Exp%	Act%
142.10	100	100
141.10	88.00	81.26
0.00	0.00	0.00
0.00	0.00	0.00


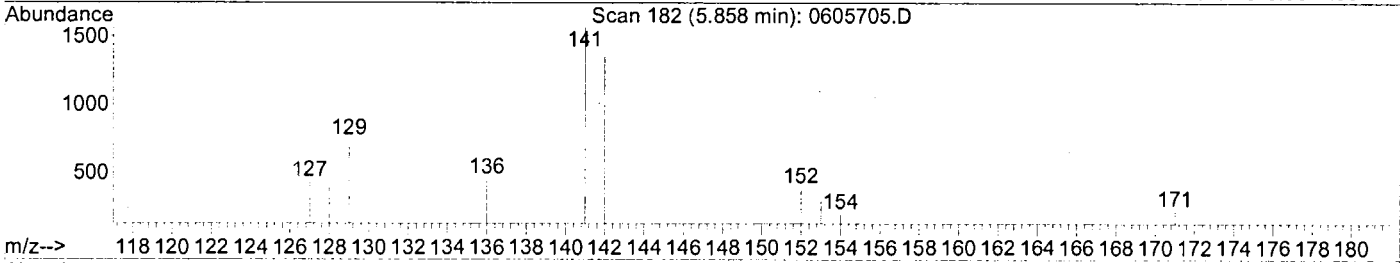
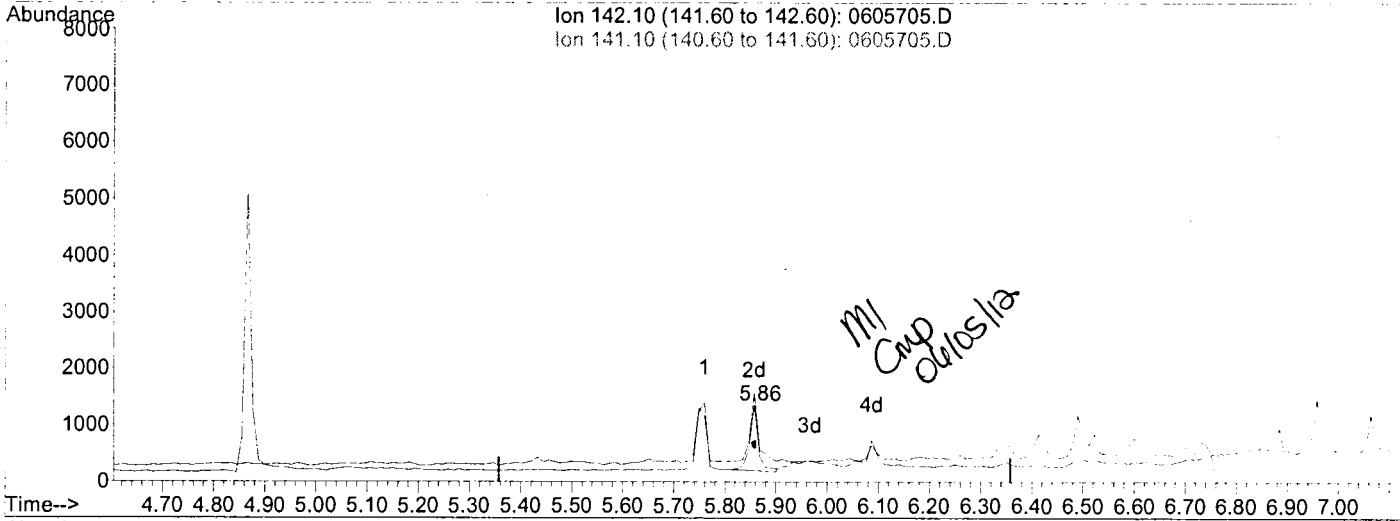
Quantitation Report (Qedit)

Data File : C:\MSDCHEM\1\DATA\XMS1548\0605705.D
Acq On : 5 Jun 2012 2:09 pm
Sample : 1486_2 XMS1548 x20
Misc :
MS Integration Params: RTEINT.P
Quant Time: Jun 5 15:33 2012

Vial: 3
Operator: CMP
Inst : msd7
Multiplr: 1.00

Quant Results File: temp.res

Method : C:\MSDCHEM\1\DATA\XMS1546\FISH-SIM.M (RTE Integrator)
Title : XMS1544 Calibration Curve for SIM-PAH
Last Update : Tue Jun 05 13:58:21 2012
Response via : Multiple Level Calibration



TIC: 0605705.D

(4) 1-Methylnaphthalene

5.86min 4.16ng/mL m

response 1313

Ion	Exp%	Act%
142.10	100	100
141.10	88.00	103.05
0.00	0.00	0.00
0.00	0.00	0.00

INTERNAL STANDARD RECOVERY REPORTS
FOR

SAMPLE: 1486_2 XMS1548 x20

DATA FILENAME: C:\MSDCHEM\1\DATA\XMS1548\0605705.D\FISH-SIM.RES

AREA BASED ON ICAL MIDPOINT

CRV MID FILENAME: C:\MSDCHEM\1\DATA\XMS1544\0601705.D\FISH-SIM.RES

COMPOUND	CRV MID AREA	SAMPLE AREA	%DIFF
Naphthalene-D8	160305	158601	-1.06%
Acenaphthene-d10	97529	99327	1.84%
Phenanthrene-D10	185636	133622	-28.02%
Chrysene-D12	211801	153674	-27.44%
Perylene-D12	189310	139168	-26.49%

AREA REPORT BASED ON CVS

CVS FILENAME: C:\MSDCHEM\1\DATA\XMS1548\0605704.D\FISH-SIM.RES

COMPOUND	CVS AREA	SAMPLE AREA	%DIFF
Naphthalene-D8	146134	158601	8.53%
Acenaphthene-d10	96553	99327	2.87%
Phenanthrene-D10	126519	133622	5.61%
Chrysene-D12	160191	153674	-4.07%
Perylene-D12	159247	139168	-12.61%

Data File : C:\MSDCHEM\1\DATA\XMS1548\0605706.D
 Acq On : 5 Jun 2012 2:32 pm
 Sample : 1486_3 XMS1548 x20
 Misc :
 MS Integration Params: RTEINT.P
 Quant Time: Jun 05 15:34:50 2012

Vial: 4
 Operator: CMP
 Inst : msd7
 Multiplr: 1.00

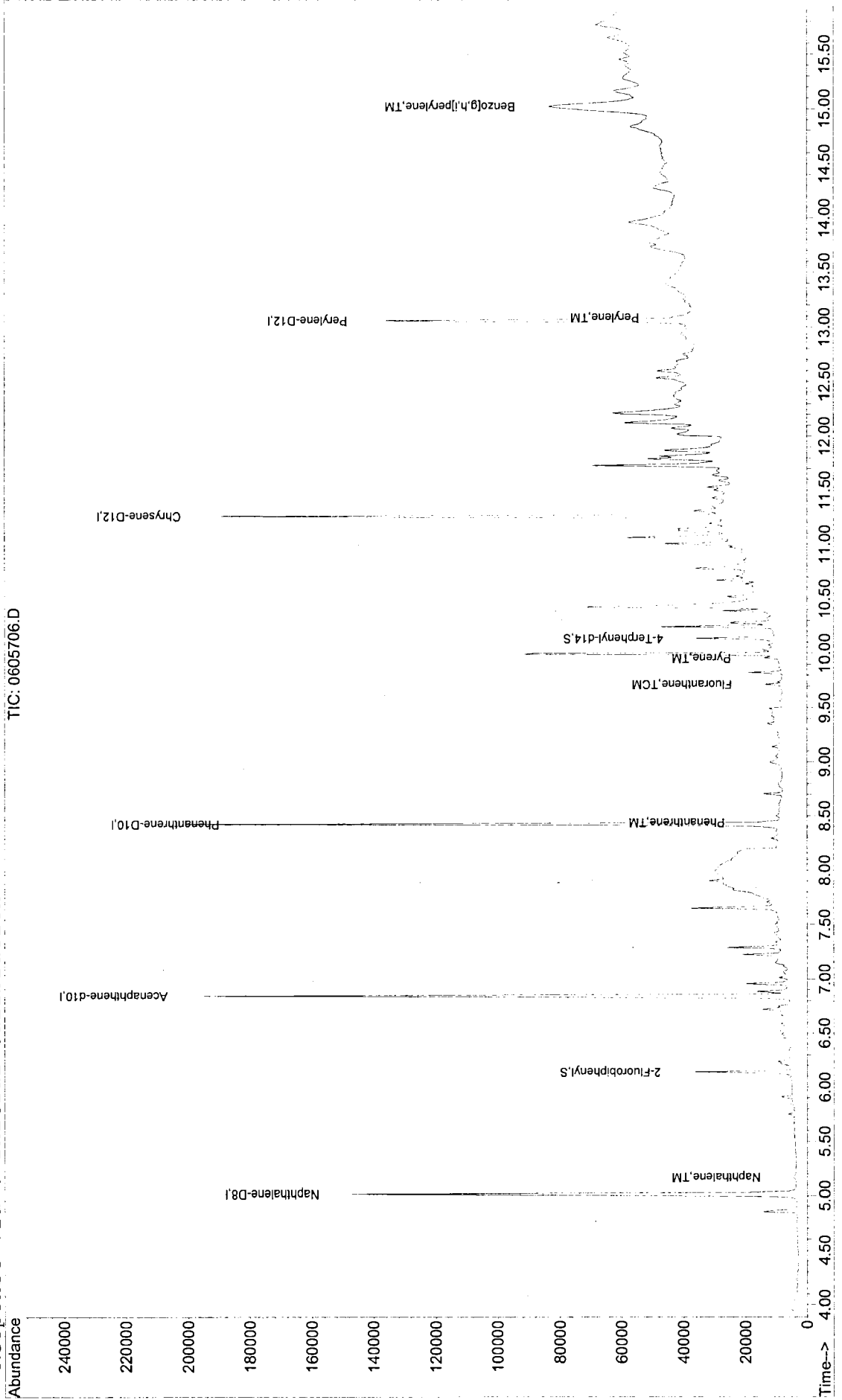
Quant Results File: FISH-SIM.RES

Quant Method : C:\MSDCHEM\1...\FISH-SIM.M (RTE Integrator)
 Title : XMS1544 Calibration Curve for SIM-PAH
 Last Update : Tue Jun 05 13:58:21 2012
 Response via : Initial Calibration
 DataAcq Meth : FISH-SIM

Internal Standards	R.T.	QIon	Response	Conc	Units	Dev (Min)
1) Naphthalene-D8	5.02	136	159324	400.00	ng/mL	0.00
7) Acenaphthene-d10	6.84	164	102154	400.00	ng/mL	0.00
12) Phenanthrene-D10	8.42	188	170535	400.00	ng/mL	0.00
19) Chrysene-D12	11.26	240	149753	400.00	ng/mL	0.00
22) Perylene-D12	13.06	264	128419	400.00	ng/mL	0.00
System Monitoring Compounds						
5) 2-Fluorobiphenyl	6.14	172	24119	64.17	ng/mL	0.00
Spiked Amount	1000.000		Recovery	=	6.42%	
17) 4-Terphenyl-d14	10.14	244	19760	55.44	ng/mL	0.00
Spiked Amount	1000.000		Recovery	=	5.54%	
Target Compounds						
2) Naphthalene	5.17	128	2849	6.07	ng/mL#	84
14) Phenanthrene	8.45	178	4712	9.77	ng/mL	97
16) Fluoranthene	9.72	202	5132	8.94	ng/mL#	93
18) Pyrene	9.96	202	3985	6.43	ng/mL#	92
27) Perylene	13.09	252	5860	12.82	ng/mL#	89
30) Benzo[g,h,i]perylene	15.02	276	40524	93.11	ng/mL#	29

*CMP
06/05/12*

Data File : C:\MSDCHEM\1\DATA\XMS1548\0605706.D
 Acq On : 5 Jun 2012 2:32 pm
 Sample : 1486_3 XMS1548 x20
 Misc :
 MS Integration Params: RTEINT.P
 Quant Time: Jun 5 15:35 2012
 Quant Results File: FISH-SIM.RES
 Method : C:\MSDCHEM\1\DATA\XMS1546\FISH-SIM.M (RTE Integrator)
 Title : XMS1544 Calibration Curve for SIM-PAH
 Last Update : Tue Jun 05 13:58:21 2012
 Response via : Initial Calibration



INTERNAL STANDARD RECOVERY REPORTS
FOR

SAMPLE: 1486_3 XMS1548 x20

DATA FILENAME: C:\MSDCHEM\1\DATA\XMS1548\0605706.D\FISH-SIM.RES

AREA BASED ON ICAL MIDPOINT

CRV MID FILENAME: C:\MSDCHEM\1\DATA\XMS1544\0601705.D\FISH-SIM.RES

COMPOUND	CRV MID AREA	SAMPLE AREA	%DIFF
Naphthalene-D8	160305	159324	-0.61%
Acenaphthene-d10	97529	102154	4.74%
Phenanthrene-D10	185636	170535	-8.13%
Chrysene-D12	211801	149753	-29.30%
Perylene-D12	189310	128419	-32.16%

AREA REPORT BASED ON CVS

CVS FILENAME: C:\MSDCHEM\1\DATA\XMS1548\0605704.D\FISH-SIM.RES

COMPOUND	CVS AREA	SAMPLE AREA	%DIFF
Naphthalene-D8	146134	159324	9.03%
Acenaphthene-d10	96553	102154	5.80%
Phenanthrene-D10	126519	170535	34.79%
Chrysene-D12	160191	149753	-6.52%
Perylene-D12	159247	128419	-19.36%

SW-846 8270D-SIM

QC, Blanks Data

Batch Summary

Analytical Method: SW-846 8270D-SIM

Prep Method: SW-846 3540 w/ cleanup

Prep Batch: XXX2669

Prep Date: 06/03/2012 16:15

<u>Client Sample ID</u>	<u>Lab Sample ID</u>	<u>Analysis Date</u>	<u>Analytical Batch</u>	<u>Instrument</u>	<u>Analyst</u>
MB for HBN 24346 [XXX/2669]	75203	06/04/2012 18:50	XMS1546	MSD7	CMP
LCS for HBN 24346 [XXX/2669]	75204	06/04/2012 19:13	XMS1546	MSD7	CMP
LCSD for HBN 24346 [XXX/2669]	75205	06/04/2012 19:36	XMS1546	MSD7	CMP
JW-UR-TISSUE-120508	31201486001	06/04/2012 19:59	XMS1546	MSD7	CMP
JW-DR-TISSUE-120508	31201486002	06/05/2012 14:09	XMS1548	MSD7	CMP
JW-RG-TISSUE-120508	31201486003	06/05/2012 14:32	XMS1548	MSD7	CMP

Surrogate Summary

Form 2

Analytical Method: SW-846 8270D-SIM

Analytical Batch: XMS1546

Work Order: 31201486

Matrix: Tissue

Results by SW-846 8270D-SIM

	<u>2-FBP</u>	<u>TP-D16</u>
JW-UR-TISSUE-120508	54.4	65.3
LCS for HBN 24346 [XXX/2669]	55	81.1
LCSD for HBN 24346 [XXX/2669]	57.8	65.8
MB for HBN 24346 [XXX/2669]	37.9	84.4

Control Limits

2-Fluorobiphenyl	2-FBP	33.0-118
Terphenyl-d14	TP-D16	22.0-142

Surrogate Summary

Form 2

Analytical Method: SW-846 8270D-SIM

Analytical Batch: XMS1548

Work Order: 31201486

Matrix: Tissue

Results by SW-846 8270D-SIM

	<u>2-FBP</u>	<u>TP-D16</u>
JW-DR-TISSUE-120508	NA	NA
JW-RG-TISSUE-120508	NA	NA

Control Limits

2-Fluorobiphenyl	2-FBP	33.0-118
Terphenyl-d14	TP-D16	22.0-142

Method Blank Summary Form 4

Blank ID: MB for HBN 24346 [XXX/2669]
 Blank Lab ID: 75203
 Prep Batch: XXX2669

Matrix: Tissue
 Analysis Date/Time: 06/4/2012 18:50

Results by SW-846 8270D-SIM

<u>Client Sample ID</u>	<u>Lab Sample ID</u>	<u>Filename</u>	<u>Date Analyzed</u>	<u>Analyst</u>
LCS for HBN 24346 [XXX/2669]	75204	0604706.D	06/4/2012 19:13	CMP
LCSD for HBN 24346 [XXX/2669]	75205	0604707.D	06/4/2012 19:36	CMP
JW-UR-TISSUE-120508	31201486001	0604708.D	06/4/2012 19:59	CMP
JW-DR-TISSUE-120508	31201486002	0605705.D	06/5/2012 14:09	CMP
JW-RG-TISSUE-120508	31201486003	0605706.D	06/5/2012 14:32	CMP

Method Blank

Blank ID: MB for HBN 24346 [XXX/2669]
 Blank Lab ID: 75203
 QC for Samples:
 31201486001, 31201486002, 31201486003

Matrix: Tissue

Results by SW-846 8270D-SIM

<u>Parameter</u>	<u>Result</u>	<u>Qual</u>	<u>DL</u>	<u>LOQ/CL</u>	<u>Units</u>	<u>DF</u>
Naphthalene	ND	U	0.0500	0.400	ug/Kg	1
2-Methylnaphthalene	ND	U	0.0500	0.400	ug/Kg	1
1-Methylnaphthalene	ND	U	0.0500	0.400	ug/Kg	1
Acenaphthene	ND	U	0.0500	0.400	ug/Kg	1
Fluorene	ND	U	0.0500	0.400	ug/Kg	1
Phenanthrene	ND	U	0.0500	0.400	ug/Kg	1
Anthracene	ND	U	0.0500	0.400	ug/Kg	1
Fluoranthene	ND	U	0.103	0.400	ug/Kg	1
Pyrene	ND	U	0.0710	0.400	ug/Kg	1
Benzo(a)anthracene	ND	U	0.0500	0.400	ug/Kg	1
Chrysene	ND	U	0.0500	0.400	ug/Kg	1
Benzo(b)fluoranthene	ND	U	0.0500	0.400	ug/Kg	1
Benzo(k)fluoranthene	ND	U	0.0500	0.400	ug/Kg	1
Benzo(a)pyrene	ND	U	0.0500	0.400	ug/Kg	1
Benzo(e)pyrene	ND	U	0.0500	0.400	ug/Kg	1
Indeno(1,2,3-cd)pyrene	ND	U	0.0500	0.400	ug/Kg	1
Dibenz(a,h)anthracene	ND	U	0.0500	0.400	ug/Kg	1
Benzo(g,h,i)perylene	ND	U	0.0500	0.400	ug/Kg	1
Perylene	ND	U	0.0500	0.400	ug/Kg	1
Acenaphthylene	ND	U	0.0500	0.400	ug/Kg	1
Dibenzofuran	ND	U	0.0500	0.400	ug/Kg	1
Surrogates						
2-Fluorobiphenyl	37.9			33.0-118	%	1
Terphenyl-d14	84.4			22.0-142	%	1

Batch Information

Analytical Batch: XMS1546
 Analytical Method: SW-846 8270D-SIM
 Instrument: MSD7
 Analyst: CMP
 Analytical Date/Time: 6/4/2012 6:50:00PM

Prep Batch: XXX2669
 Prep Method: SW-846 3540 w/ cleanup
 Prep Date/Time: 6/3/2012 4:15:31PM
 Prep Initial Wt./Vol.: 50 g
 Prep Extract Vol: .5 mL

Blank Spike Summary

Blank Spike ID: LCS for HBN 24346 [XXX/2669]
 Blank Spike Lab ID: 75204
 Date Analyzed: 06/04/2012 19:13

Spike Duplicate ID: LCSD for HBN 24346 [XXX/2669]
 Spike Duplicate Lab ID: 75205
 Date Analyzed: 06/04/2012 19:36
 Matrix: Tissue

QC for Samples: 31201486001, 31201486002, 31201486003

Results by SW-846 8270D-SIM

Parameter	Blank Spike (ug/Kg)			Spike Duplicate (ug/Kg)				RPD (%)	RPD CL
	Spike	Result	Rec (%)	Spike	Result	Rec (%)	CL		
Naphthalene	20.0	11.6	58	20.0	11.1	56	55.0-110	4.4	
2-Methylnaphthalene	20.0	13.1	66	20.0	12.3	61	55.0-110	6.3	
1-Methylnaphthalene	20.0	11.9	60	20.0	11.4	57	55.0-110	4.3	
Acenaphthene	20.0	12.5	63	20.0	11.7	58*	60.0-120	6.6	
Fluorene	20.0	12.6	63	20.0	11.9	60	60.0-120	5.7	
Phenanthrene	20.0	14.6	73	20.0	13.7	68	60.0-120	6.4	
Anthracene	20.0	12.6	63	20.0	11.3	57*	60.0-120	11	
Fluoranthene	20.0	15.9	80	20.0	14.6	73	60.0-120	8.5	
Pyrene	20.0	15.5	78	20.0	14.4	72	60.0-120	7.4	
Benzo(a)anthracene	20.0	18.0	90	20.0	16.4	82	60.0-120	9.3	
Chrysene	20.0	15.8	79	20.0	14.4	72	60.0-120	9.3	
Benzo(b)fluoranthene	20.0	18.1	91	20.0	14.5	73	60.0-120	22	
Benzo(k)fluoranthene	20.0	17.1	85	20.0	14.3	71	60.0-120	18	
Benzo(a)pyrene	20.0	14.9	75	20.0	13.2	66	50.0-110	12	
Benzo(e)pyrene	20.0	17.6	88	20.0	15.1	75	60.0-120	15	
Indeno(1,2,3-cd)pyrene	20.0	17.2	86	20.0	11.9	59*	60.0-120	36	
Dibenz(a,h)anthracene	20.0	12.6	63	20.0	5.91	30*	60.0-120	72	
Benzo(g,h,i)perylene	20.0	17.4	87	20.0	14.5	73	60.0-120	18	
Perylene	20.0	13.2	66	20.0	10.8	54	50.0-110	20	
Acenaphthylene	20.0	12.1	60	20.0	11.3	56	50.0-110	6.8	
Dibenzofuran	20.0	12.8	64	20.0	12.0	60	60.0-120	6.5	

Surrogates

2-Fluorobiphenyl	55	57.8	33.0-118
Terphenyl-d14	81.1	65.8	22.0-142

Batch Information

Analytical Batch: XMS1546
 Analytical Method: SW-846 8270D-SIM
 Instrument: MSD7
 Analyst: CMP

Prep Batch: XXX2669
 Prep Method: SW-846 3540 w/ cleanup
 Prep Date/Time: 06/03/2012 16:15
 Spike Init Wt./Vol.: 50 g Extract Vol: .5 mL
 Dupe Init Wt./Vol.: 50 g Extract Vol: .5 mL

Data File : C:\MSDCHEM\1\DATA\XMS1546\0604705.D
 Acq On : 4 Jun 2012 6:50 pm
 Sample : ~~75007~~ XMS1546
 Misc : 752043 05 6-5-12
 MS Integration Params: RTEINT.P
 Quant Time: Jun 05 10:17:03 2012

Vial: 3
 Operator: CMP
 Inst : msd7
 Multiplr: 1.00

Quant Results File: FISH-SIM.RES

Quant Method : C:\MSDCHEM\1...\FISH-SIM.M (RTE Integrator)
 Title : XMS1544 Calibration Curve for SIM-PAH
 Last Update : Tue Jun 05 10:16:06 2012
 Response via : Initial Calibration
 DataAcq Meth : FISH-SIM

Internal Standards	R.T.	QIon	Response	Conc	Units	Dev (Min)
1) Naphthalene-D8	5.11	136	161018	400.00	ng/mL	0.00
7) Acenaphthene-d10	6.93	164	99098	400.00	ng/mL	0.00
12) Phenanthrene-D10	8.51	188	183988	400.00	ng/mL	0.00
19) Chrysene-D12	11.35	240	204599	400.00	ng/mL	0.00
22) Perylene-D12	13.18	264	188777	400.00	ng/mL	0.00
System Monitoring Compounds						
5) 2-Fluorobiphenyl	6.23	172	288184	758.67	ng/mL	0.00
Spiked Amount	1000.000		Recovery	=	75.87%	
17) 4-Terphenyl-d14	10.23	244	649433	1688.80	ng/mL	0.00
Spiked Amount	1000.000		Recovery	=	168.88%	

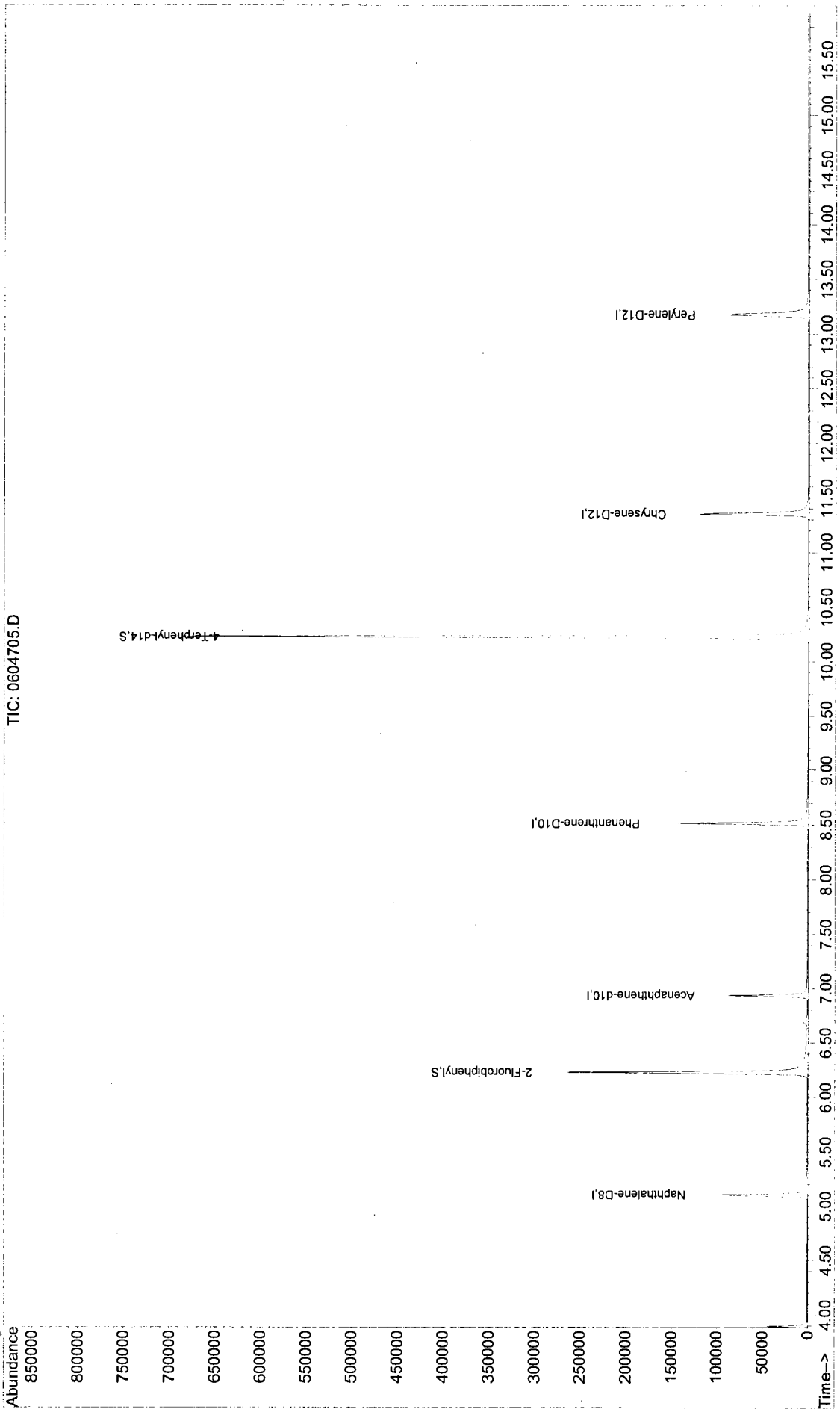
Target Compounds

Qvalue

*Cmp
06/05/12*

Data File : C:\MSDCHEM\1\DATA\XMS1546\0604705.D
 Acq On : 4 Jun 2012 6:50 pm
 Sample : 75007 XMS1546
 Misc :
 MS Integration Params: RTEINT.P
 Quant Time: Jun 5 10:17 2012
 Quant Results File: FISH-SIM.RES

Method : C:\MSDCHEM\1\DATA\XMS1546\FISH-SIM.M (RTE Integrator)
 Title : XMS1544 Calibration Curve for SIM-PAH
 Last Update : Tue Jun 05 10:16:06 2012
 Response via : Initial Calibration



INTERNAL STANDARD RECOVERY REPORTS
FOR

SAMPLE: 75007 XMS1546

DATA FILENAME: C:\MSDCHEM\1\DATA\XMS1546\0604705.D\FISH-SIM.RES

AREA BASED ON ICAL MIDPOINT

CRV MID FILENAME: C:\MSDCHEM\1\DATA\XMS1544\0601705.D\FISH-SIM.RES

COMPOUND	CRV MID AREA	SAMPLE AREA	%DIFF
Naphthalene-D8	160305	161018	0.44%
Acenaphthene-d10	97529	99098	1.61%
Phenanthrene-D10	185636	183988	-0.89%
Chrysene-D12	211801	204599	-3.40%
Perylene-D12	189310	188777	-0.28%

AREA REPORT BASED ON CVS

CVS FILENAME: C:\MSDCHEM\1\DATA\XMS1546\0604704.D\FISH-SIM.RES

COMPOUND	CVS AREA	SAMPLE AREA	%DIFF
Naphthalene-D8	153175	161018	5.12%
Acenaphthene-d10	91131	99098	8.74%
Phenanthrene-D10	175753	183988	4.69%
Chrysene-D12	202198	204599	1.19%
Perylene-D12	180095	188777	4.82%

Data File : C:\MSDCHEM\1\DATA\XMS1546\0604706.D
 Acq On : 4 Jun 2012 7:13 pm
 Sample : ~~75008~~ XMS1546
 Misc : 75204 OSB-5-12
 MS Integration Params: RTEINT.P
 Quant Time: Jun 05 10:17:03 2012

Vial: 4
 Operator: CMP
 Inst : msd7
 Multiplr: 1.00

Quant Results File: FISH-SIM.RES

Quant Method : C:\MSDCHEM\1...\FISH-SIM.M (RTE Integrator)
 Title : XMS1544 Calibration Curve for SIM-PAH
 Last Update : Tue Jun 05 10:16:06 2012
 Response via : Initial Calibration
 DataAcq Meth : FISH-SIM

Internal Standards	R.T.	QIon	Response	Conc	Units	Dev (Min)
1) Naphthalene-D8	5.11	136	140605	400.00	ng/mL	0.00
7) Acenaphthene-d10	6.93	164	86212	400.00	ng/mL	0.00
12) Phenanthrene-D10	8.51	188	159540	400.00	ng/mL	0.00
19) Chrysene-D12	11.35	240	187166	400.00	ng/mL	0.00
22) Perylene-D12	13.18	264	166763	400.00	ng/mL	0.00
System Monitoring Compounds						
5) 2-Fluorobiphenyl	6.23	172	364676	1099.42	ng/mL	0.00
Spiked Amount	1000.000		Recovery	=	109.94%	
17) 4-Terphenyl-d14	10.23	244	540912	1622.14	ng/mL	0.00
Spiked Amount	1000.000		Recovery	=	162.21%	
Target Compounds						
						Qvalue
2) Naphthalene	5.12	128	482238	1163.95	ng/mL	99
3) 2-Methylnaphthalene	5.84	142	357065	1310.41	ng/mL	97
4) 1-Methylnaphthalene	5.93	142	333424	1192.07	ng/mL	98
6) Biphenyl	6.33	154	440407	1212.42	ng/mL#	92
8) Acenaphthylene	6.78	152	585724	1207.83	ng/mL	99
9) Acenaphthene	6.97	153	347333	1252.03	ng/mL	97
10) Dibenzofuran	7.15	168	526749	1275.59	ng/mL	100
11) Fluorene	7.52	166	420961	1259.95	ng/mL	91
13) Dibenzothiophene	8.40	184	98968	227.93	ng/mL#	89
14) Phenanthrene	8.53	178	656477	1455.42	ng/mL	97
15) Anthracene	8.59	178	642417	1258.44	ng/mL	96
16) Fluoranthene	9.80	202	855785	1593.36	ng/mL	97
18) Pyrene	10.05	202	900550	1553.88	ng/mL#	89
20) Benzo[a]anthracene	11.33	228	894571	1800.57	ng/mL	98
21) Chrysene	11.37	228	926365	1581.04	ng/mL	98
23) Benzo[b]fluoranthene	12.66	252	998557	1814.18	ng/mL#	97
24) Benzo[k]fluoranthene	12.69	252	998508	1707.23	ng/mL	97
25) Benzo[e]pyrene	13.03	252	941625	1764.79	ng/mL	100
26) Benzo[a]pyrene	13.09	252	829967	1493.02	ng/mL#	97
27) Perylene	13.21	252	782811	1318.73	ng/mL	100
28) Indeno(1,2,3-c,d)pyrene	14.73	276	1096071	1723.42	ng/mL	99
29) Dibenzo[a,h]anthracene	14.76	278	690502	1264.96	ng/mL#	94
30) Benzo[g,h,i]perylene	15.13	276	980647	1735.18	ng/mL#	94

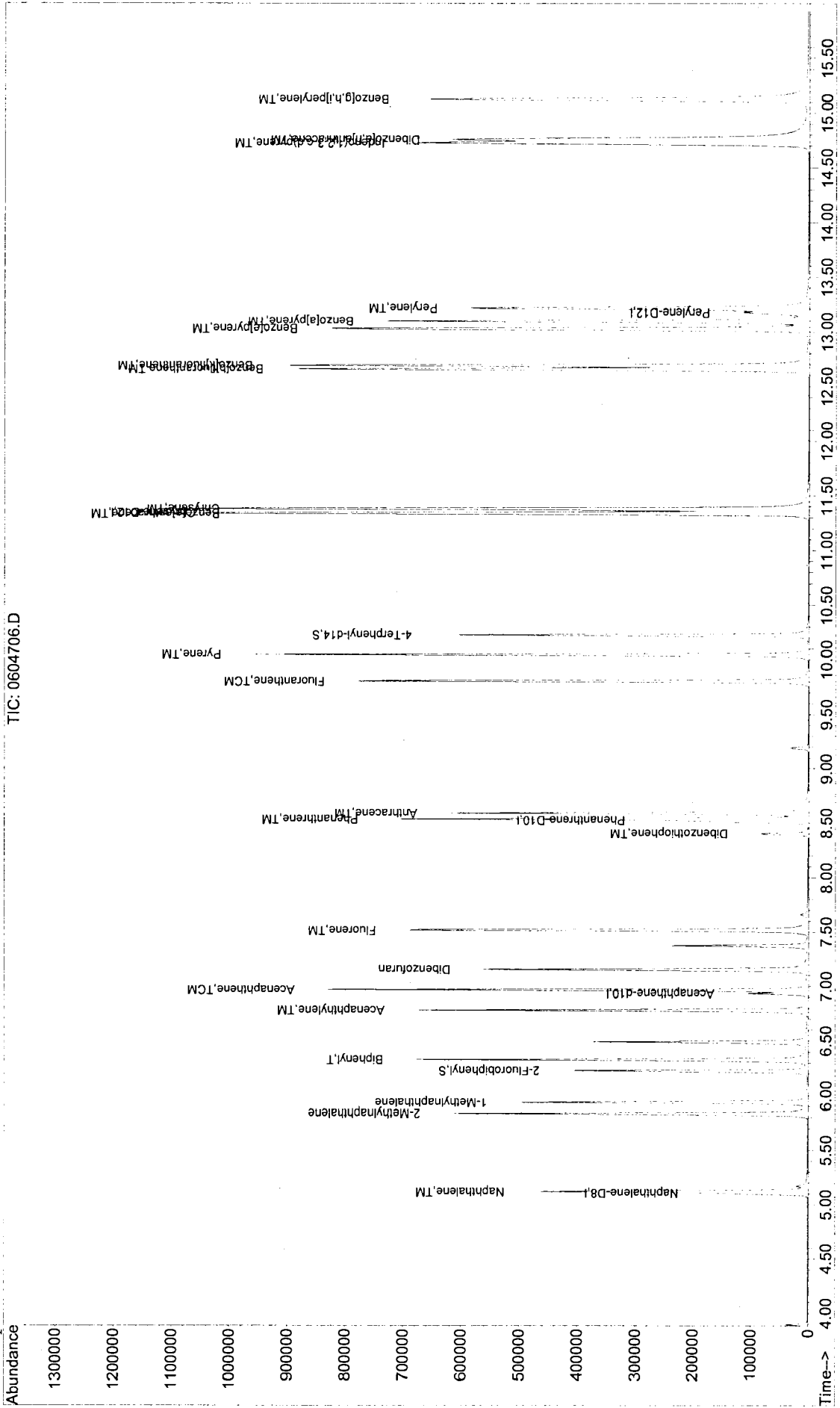
*Cmp
06/05/12*

Data File : C:\MSDCHEM\1\DATA\XMS1546\0604706.D
Acq On : 4 Jun 2012 7:13 pm
Sample : 75008 XMS1546
Misc :
MS Integration Params: RTEINT.P
Quant Time: Jun 5 10:17 2012

Vial: 4
Operator: CMP
Inst : msd7
Multiplr: 1.00

Quant Results File: FISH-SIM.RES

Method : C:\MSDCHEM\1\DATA\XMS1546\FISH-SIM.M (RTE Integrator)
Title : XMS1544 Calibration Curve for SIM-PAH
Last Update : Tue Jun 05 10:16:06 2012
Response via : Initial Calibration



TIC: 0604706.D

INTERNAL STANDARD RECOVERY REPORTS
FOR

SAMPLE: 75008 XMS1546

DATA FILENAME: C:\MSDCHEM\1\DATA\XMS1546\0604706.D\FISH-SIM.RES

AREA BASED ON ICAL MIDPOINT

CRV MID FILENAME: C:\MSDCHEM\1\DATA\XMS1544\0601705.D\FISH-SIM.RES

COMPOUND	CRV MID AREA	SAMPLE AREA	%DIFF
Naphthalene-D8	160305	140605	-12.29%
Acenaphthene-d10	97529	86212	-11.60%
Phenanthrene-D10	185636	159540	-14.06%
Chrysene-D12	211801	187166	-11.63%
Perylene-D12	189310	166763	-11.91%

AREA REPORT BASED ON CVS

CVS FILENAME: C:\MSDCHEM\1\DATA\XMS1546\0604704.D\FISH-SIM.RES

COMPOUND	CVS AREA	SAMPLE AREA	%DIFF
Naphthalene-D8	153175	140605	-8.21%
Acenaphthene-d10	91131	86212	-5.40%
Phenanthrene-D10	175753	159540	-9.22%
Chrysene-D12	202198	187166	-7.43%
Perylene-D12	180095	166763	-7.40%

Data File : C:\MSDCHEM\1\DATA\XMS1546\0604707.D
 Acq On : 4 Jun 2012 7:36 pm
 Sample : ~~25009~~ XMS1546
 Misc : ~~75906~~ 05 0512
 MS Integration Params: RTEINT.P
 Quant Time: Jun 05 10:17:03 2012

Vial: 5
 Operator: CMP
 Inst : msd7
 Multiplr: 1.00

Quant Results File: FISH-SIM.RES

Quant Method : C:\MSDCHEM\1...\FISH-SIM.M (RTE Integrator)
 Title : XMS1544 Calibration Curve for SIM-PAH
 Last Update : Tue Jun 05 10:16:06 2012
 Response via : Initial Calibration
 DataAcq Meth : FISH-SIM

Internal Standards	R.T.	QIon	Response	Conc	Units	Dev (Min)
1) Naphthalene-D8	5.11	136	157549	400.00	ng/mL	0.00
7) Acenaphthene-d10	6.93	164	96642	400.00	ng/mL	0.00
12) Phenanthrene-D10	8.51	188	181847	400.00	ng/mL	0.00
19) Chrysene-D12	11.35	240	197835	400.00	ng/mL	0.00
22) Perylene-D12	13.18	264	174112	400.00	ng/mL	0.00

System Monitoring Compounds	R.T.	QIon	Response	Conc	Units	Dev (Min)
5) 2-Fluorobiphenyl	6.23	172	430019	1156.99	ng/mL	0.00
Spiked Amount 1000.000			Recovery =	115.70%		
17) 4-Terphenyl-d14	10.23	244	500484	1316.79	ng/mL	0.00
Spiked Amount 1000.000			Recovery =	131.68%		

Target Compounds	R.T.	QIon	Response	Conc	Units	Qvalue
2) Naphthalene	5.12	128	516642	1112.88	ng/mL	98
3) 2-Methylnaphthalene	5.84	142	374497	1226.57	ng/mL	97
4) 1-Methylnaphthalene	5.93	142	356586	1137.77	ng/mL	99
6) Biphenyl	6.33	154	468847	1151.90	ng/mL	93
8) Acenaphthylene	6.78	152	612550	1126.82	ng/mL	98
9) Acenaphthene	6.97	153	363442	1168.71	ng/mL	97
10) Dibenzofuran	7.15	168	557774	1204.95	ng/mL	100
11) Fluorene	7.52	166	445776	1190.23	ng/mL	91
13) Dibenzothiophene	8.40	184	141881	286.67	ng/mL#	88
14) Phenanthrene	8.53	178	702837	1367.05	ng/mL	96
15) Anthracene	8.59	178	657919	1130.71	ng/mL	96
16) Fluoranthene	9.80	202	896449	1464.32	ng/mL	97
18) Pyrene	10.05	202	951079	1439.76	ng/mL#	90
20) Benzo[a]anthracene	11.33	228	862956	1643.26	ng/mL	97
21) Chrysene	11.37	228	892931	1441.79	ng/mL	98
23) Benzo[b]fluoranthene	12.66	252	835475	1453.83	ng/mL#	97
24) Benzo[k]fluoranthene	12.69	252	871577	1427.31	ng/mL#	97
25) Benzo[e]pyrene	13.03	252	839149	1506.34	ng/mL	99
26) Benzo[a]pyrene	13.09	252	767582	1322.52	ng/mL#	97
27) Perylene	13.21	252	666449	1075.32	ng/mL	100
28) Indeno(1,2,3-c,d)pyrene	14.72	276	787853	1186.50	ng/mL	99
29) Dibenzo[a,h]anthracene	14.75	278	337089	591.46	ng/mL#	96
30) Benzo[g,h,i]perylene	15.13	276	857073	1452.52	ng/mL#	94


CMP
06/05/12

Data File : C:\MSDCHEM\1\DATA\XMS1546\0604707.D
Acq On : 4 Jun 2012 7:36 pm
Sample : 75009 XMS1546
Misc :
MS Integration Params: RTEINT.P
Quant Time: Jun 5 10:17 2012

Vial: 5
Operator: CMP
Inst : msd7
Multiplr: 1.00

Quant Results File: FISH-SIM.RES

Method : C:\MSDCHEM\1\DATA\XMS1546\FISH-SIM.M (RTE Integrator)
Title : XMS1544 Calibration Curve for SIM-PAH
Last Update : Tue Jun 05 10:16:06 2012
Response via : Initial Calibration



INTERNAL STANDARD RECOVERY REPORTS
FOR

SAMPLE: 75009 XMS1546

DATA FILENAME: C:\MSDCHEM\1\DATA\XMS1546\0604707.D\FISH-SIM.RES

AREA BASED ON ICAL MIDPOINT

CRV MID FILENAME: C:\MSDCHEM\1\DATA\XMS1544\0601705.D\FISH-SIM.RES

COMPOUND	CRV MID AREA	SAMPLE AREA	%DIFF
Naphthalene-D8	160305	157549	-1.72%
Acenaphthene-d10	97529	96642	-0.91%
Phenanthrene-D10	185636	181847	-2.04%
Chrysene-D12	211801	197835	-6.59%
Perylene-D12	189310	174112	-8.03%

AREA REPORT BASED ON CVS

CVS FILENAME: C:\MSDCHEM\1\DATA\XMS1546\0604704.D\FISH-SIM.RES

COMPOUND	CVS AREA	SAMPLE AREA	%DIFF
Naphthalene-D8	153175	157549	2.86%
Acenaphthene-d10	91131	96642	6.05%
Phenanthrene-D10	175753	181847	3.47%
Chrysene-D12	202198	197835	-2.16%
Perylene-D12	180095	174112	-3.32%

SW-846 8270D-SIM

Prep, Standard, Run Logs

SW-846 8270D-SIM

Initial Calibration Data

Response Factor Report msd7

Method : C:\MSDCHEM\1\DATA\XMS1544\FISH-SIM.M (RTE Integrator)
 Title : XMS1544 Calibration Curve for SIM-PAH
 Last Update : Mon Jun 04 08:49:27 2012
 Response via : Initial Calibration

Calibration Files

5000 =0601703.D 2500 =0601704.D 1000 =0601705.D
 500 =0601706.D 250 =0601707.D 100 =0601708.D

Compound	5000	2500	1000	500	250	100	Avg	%RSD
-----ISTD-----								
1) I Naphthalene-D8								
2) TM Naphthalene	1.161	1.167	1.149	1.201	1.182	1.279	1.179	4.43
3) 2-Methylnaphtha	0.806	0.818	0.781	0.797	0.745	0.807	0.775	6.69
4) 1-Methylnaphtha	0.768	0.780	0.757	0.800	0.825	0.895	0.796	6.46
5) S 2-Fluorobipheny	0.944	0.960	0.935	0.981	0.963	1.011	0.944	6.71
6) T Biphenyl	1.023	1.044	1.018	1.073	1.037	1.111	1.033	5.52
-----ISTD-----								
7) I Acenaphthene-d10								
8) TM Acenaphthylene	2.253	2.284	2.241	2.387	2.197	2.374	2.250	5.56
9) TCM Acenaphthene	1.270	1.292	1.255	1.313	1.282	1.381	1.287	3.98
10) Dibenzofuran	1.888	1.936	1.887	1.990	1.923	2.050	1.916	5.10
11) TM Fluorene	1.535	1.567	1.520	1.597	1.537	1.631	1.550	3.49
-----ISTD-----								
12) I Phenanthrene-D10								
13) TM Dibenzothiophen	1.082	1.117	1.091	1.123	1.089	1.146	1.089	5.18
14) TM Phenanthrene	1.151	1.153	1.106	1.163	1.123	1.193	1.131	4.74
15) TM Anthracene	1.222	1.259	1.266	1.300	1.284	1.393	1.280	4.43
16) TCM Fluoranthene	1.342	1.351	1.338	1.376	1.340	1.452	1.347	4.93
17) S 4-Terphenyl-d14	0.817	0.837	0.834	0.845	0.846	0.901	0.836	4.61
18) TM Pyrene	1.422	1.444	1.450	1.484	1.470	1.541	1.453	3.80
-----ISTD-----								
19) I Chrysene-D12								
20) TM Benzo[a]anthrac	1.104	1.095	1.052	1.068	1.012	1.061	1.062	2.98
21) TM Chrysene	1.124	1.190	1.217	1.289	1.290	1.444	1.252	8.16
-----ISTD-----								
22) I Perylene-D12								
23) TM Benzo[b]fluoran	1.473	1.485	1.311	1.337	1.265	1.263	1.320	9.89
24) TM Benzo[k]fluoran	1.296	1.261	1.419	1.441	1.446	1.606	1.403	8.19
25) TM Benzo[e]pyrene	1.303	1.306	1.282	1.313	1.272	1.362	1.280	5.94
26) TM Benzo[a]pyrene	1.330	1.352	1.327	1.361	1.334	1.445	1.333	5.80
27) TM Perylene	1.382	1.415	1.389	1.446	1.417	1.551	1.424	4.34
28) TM Indeno(1,2,3-c,	1.550	1.604	1.519	1.550	1.507	1.603	1.525	5.77
29) TM Dibenzo[a,h]ant	1.336	1.378	1.301	1.334	1.293	1.382	1.309	6.21
30) TM Benzo[g,h,i]per	1.343	1.406	1.348	1.381	1.353	1.445	1.356	5.36

Initial Calibration Report
SGS Environmental Services

Instrument ; msd7
Method ; FISH-SIM.M
Matrix ; NA
Cal. Date ; 1 Jun 2012 4:23 pm
Last Modified ; Tue May 15 11:22:35 2012
Number of levels ; 7

Cal Files by ID 5000 ; C:\MSDCHEM\1\DATA\XMS1544\0601703.D
2500 ; C:\MSDCHEM\1\DATA\XMS1544\0601704.D
1000 ; C:\MSDCHEM\1\DATA\XMS1544\0601705.D
500 ; C:\MSDCHEM\1\DATA\XMS1544\0601706.D
250 ; C:\MSDCHEM\1\DATA\XMS1544\0601707.D
100 ; C:\MSDCHEM\1\DATA\XMS1544\0601708.D
20 ; C:\MSDCHEM\1\DATA\XMS1544\0601709.D

Calibration Level ID ; 5000; 2500; 1000; 500; 250; 100; 20;
Concentration (ppb) ; 5000.0; 2500.0; 1000.0; 500.0; 250.0; 100.0; 20.0; AvgRF ;

%RSD	5000	2500	1000	500	250	100	20
Naphthalene	1.161	1.167	1.149	1.201	1.182	1.279	1.112 ; 1.179 ;
4.429							
2-Methylnaphthalene	0.806	0.818	0.781	0.797	0.745	0.807	0.671 ; 0.775 ;
6.687							
1-Methylnaphthalene	0.768	0.780	0.757	0.800	0.825	0.895	0.746 ; 0.796 ;
6.462							
2-Fluorobiphenyl	0.944	0.960	0.935	0.981	0.963	1.011	0.812 ; 0.944 ;
6.712							
Biphenyl	1.023	1.044	1.018	1.073	1.037	1.111	0.927 ; 1.033 ;
5.518							
Acenaphthylene	2.253	2.284	2.241	2.387	2.197	2.374	2.014 ; 2.250 ;
5.556							
Acenaphthene	1.270	1.292	1.255	1.313	1.282	1.381	1.217 ; 1.287 ;
3.979							
Dibenzofuran	1.888	1.936	1.887	1.990	1.923	2.050	1.738 ; 1.916 ;
5.099							
Fluorene	1.535	1.567	1.520	1.597	1.537	1.631	1.465 ; 1.550 ;
3.490							
Dibenzothiophene	1.082	1.117	1.091	1.123	1.089	1.146	0.972 ; 1.089 ;
5.180							
Phenanthrene	1.151	1.153	1.106	1.163	1.123	1.193	1.027 ; 1.131 ;
4.739							
Anthracene	1.222	1.259	1.266	1.300	1.284	1.393	1.234 ; 1.280 ;
4.426							
Fluoranthene	1.342	1.351	1.338	1.376	1.340	1.452	1.227 ; 1.347 ;
4.933							
4-Terphenyl-d14	0.817	0.837	0.834	0.845	0.846	0.901	0.772 ; 0.836 ;
4.612							
Pyrene	1.422	1.444	1.450	1.484	1.470	1.541	1.361 ; 1.453 ;
3.802							
Benzo[a]anthracene	1.104	1.095	1.052	1.068	1.012	1.061	1.039 ; 1.062 ;
2.983							
Chrysene	1.124	1.190	1.217	1.289	1.290	1.444	1.212 ; 1.252 ;
8.162							
Benzo[b]fluoranthene	1.473	1.485	1.311	1.337	1.265	1.263	1.107 ; 1.320 ;
9.894							
Benzo[k]fluoranthene	1.296	1.261	1.419	1.441	1.446	1.606	1.351 ; 1.403 ;
8.189							
Benzo[e]pyrene	1.303	1.306	1.282	1.313	1.272	1.362	1.120 ; 1.280 ;
5.935							
Benzo[a]pyrene	1.330	1.352	1.327	1.361	1.334	1.445	1.184 ; 1.333 ;
5.805							
Perylene	1.382	1.415	1.389	1.446	1.417	1.551	1.368 ; 1.424 ;
4.336							
Indeno(1,2,3-c,d)pyrene	1.550	1.604	1.519	1.550	1.507	1.603	1.345 ; 1.525 ;
5.767							
Dibenzo[a,h]anthracene	1.336	1.378	1.301	1.334	1.293	1.382	1.142 ; 1.309 ;
6.205							
Benzo[g,h,i]perylene	1.343	1.406	1.348	1.381	1.353	1.445	1.213 ; 1.356 ;

Data File : C:\MSDCHEM\1\DATA\XMS1544\0601703.D
 Acq On : 1 Jun 2012 4:23 pm
 Sample : ICAL7 XMS1544
 Misc :
 MS Integration Params: RTEINT.P
 Quant Time: Jun 04 08:46:03 2012

Vial: 2
 Operator: CMP
 Inst : msd7
 Multiplr: 1.00

Quant Results File: FISH-SIM.RES

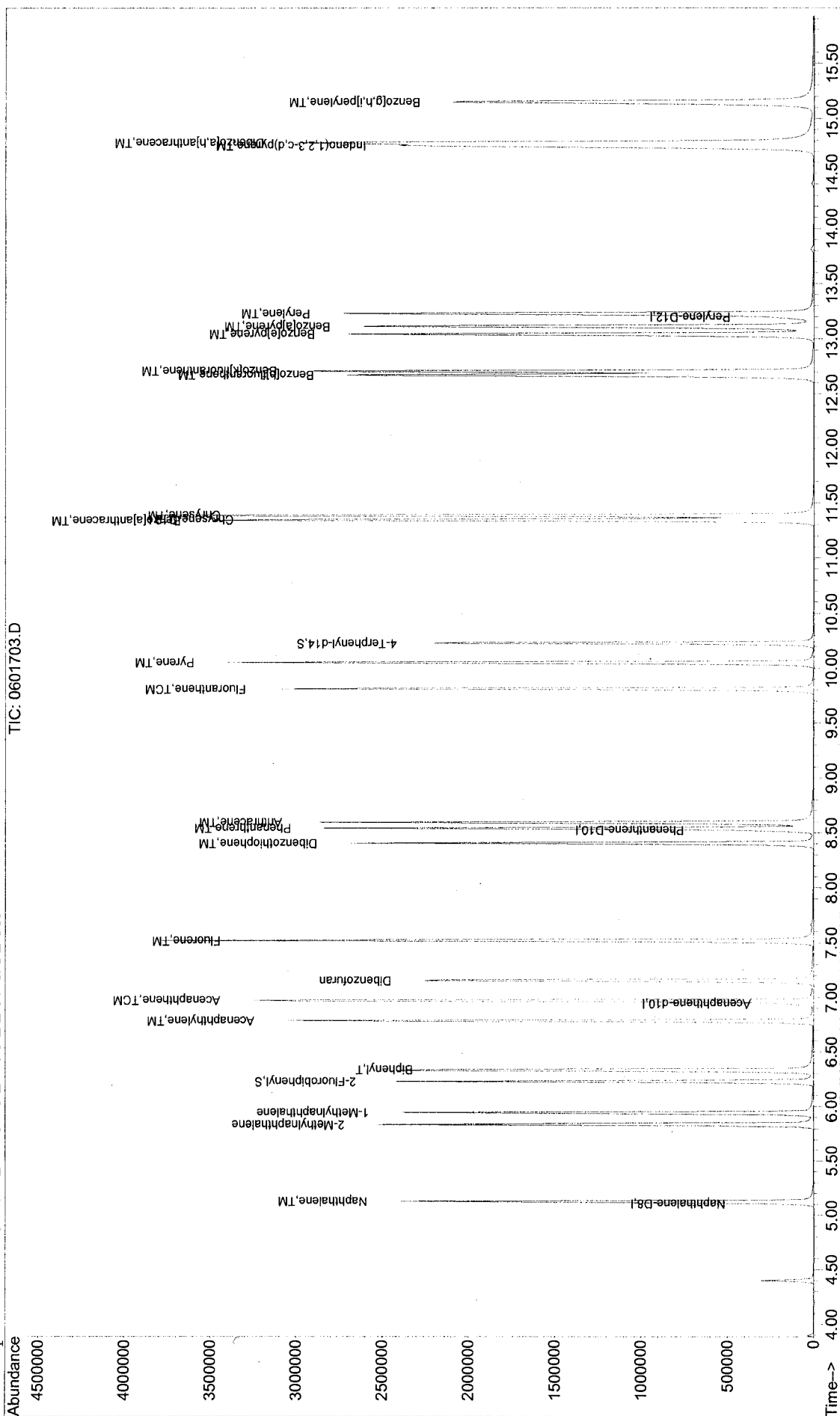
Quant Method : C:\MSDCHEM\1...\FISH-SIM.M (RTE Integrator)
 Title : XMS1525 Calibration Curve for SIM-PAH
 Last Update : Tue May 15 11:22:35 2012
 Response via : Initial Calibration
 DataAcq Meth : FISH-SIM

Internal Standards	R.T.	QIon	Response	Conc	Units	Dev(Min)
1) Naphthalene-D8	5.11	136	163856	400.00	ng/mL	-0.01
7) Acenaphthene-d10	6.93	164	99926	400.00	ng/mL	0.00
12) Phenanthrene-D10	8.51	188	192014	400.00	ng/mL	0.00
19) Chrysene-D12	11.36	240	220341	400.00	ng/mL	0.00
22) Perylene-D12	13.19	264	190535	400.00	ng/mL	0.02
System Monitoring Compounds						
5) 2-Fluorobiphenyl	6.23	172	1932685	5155.09	ng/mL	0.00
Spiked Amount	1000.000		Recovery	=	515.51%	
17) 4-Terphenyl-d14	10.23	244	1960150	5143.78	ng/mL	0.00
Spiked Amount	1000.000		Recovery	=	514.38%	
Target Compounds						
						Qvalue
2) Naphthalene	5.13	128	2377911	4943.09	ng/mL	97
3) 2-Methylnaphthalene	5.84	142	1651227	5143.25	ng/mL	98
4) 1-Methylnaphthalene	5.95	142	1572018	4974.48	ng/mL	97
6) Biphenyl	6.34	154	2094788	5045.22	ng/mL	95
8) Acenaphthylene	6.79	152	2814434	5120.17	ng/mL	100
9) Acenaphthene	6.97	153	1585820	5005.63	ng/mL	98
10) Dibenzofuran	7.16	168	2357816	4923.62	ng/mL	100
11) Fluorene	7.52	166	1916945	5100.36	ng/mL	100
13) Dibenzothiophene	8.40	184	2597251	5021.36	ng/mL	95
14) Phenanthrene	8.54	178	2762258	5231.43	ng/mL	99
15) Anthracene	8.60	178	2933940	4712.95	ng/mL	98
16) Fluoranthene	9.81	202	3222222	5114.40	ng/mL	98
18) Pyrene	10.05	202	3413664	5104.73	ng/mL#	90
20) Benzo[a]anthracene	11.34	228	3041054	5379.20	ng/mL	97
21) Chrysene	11.39	228	3096633	4554.80	ng/mL	93
23) Benzo[b]fluoranthene	12.67	252	3507525	5466.70	ng/mL#	97
24) Benzo[k]fluoranthene	12.71	252	3086210	4351.48	ng/mL#	96
25) Benzo[e]pyrene	13.04	252	3102972	4935.97	ng/mL	99
26) Benzo[a]pyrene	13.11	252	3168697	5091.09	ng/mL	98
27) Perylene	13.23	252	3290883	4933.84	ng/mL	100
28) Indeno(1,2,3-c,d)pyrene	14.75	276	3691872	6233.74	ng/mL	99
29) Dibenzo[a,h]anthracene	14.78	278	3181046	6382.17	ng/mL	97
30) Benzo[g,h,i]perylene	15.15	276	3197698	5932.40	ng/mL	96

CMP
06/04/12

Data File : C:\MSDCHEM\1\DATA\XMS1544\0601703.D
 Acq On : 1 Jun 2012 4:23 pm Vial: 2
 Sample : ICAL7 XMS1544 Operator: CMP
 Misc : Inst : msd7
 MS Integration Params: RTEINT.P Multiplr: 1.00
 Quant Time: Jun 4 8:46 2012 Quant Results File: FISH-SIM.RES

Method : C:\MSDCHEM\1\DATA\XMS1544\FISH-SIM.M (RTE Integrator)
 Title : XMS1544 Calibration Curve for SIM-PAH
 Last Update : Mon Jun 04 08:49:27 2012
 Response via : Initial Calibration



Data File : C:\MSDCHEM\1\DATA\XMS1544\0601704.D
 Acq On : 1 Jun 2012 4:46 pm
 Sample : ICAL6 XMS1544
 Misc :
 MS Integration Params: RTEINT.P
 Quant Time: Jun 04 08:46:04 2012

Vial: 3
 Operator: CMP
 Inst : msd7
 Multiplr: 1.00

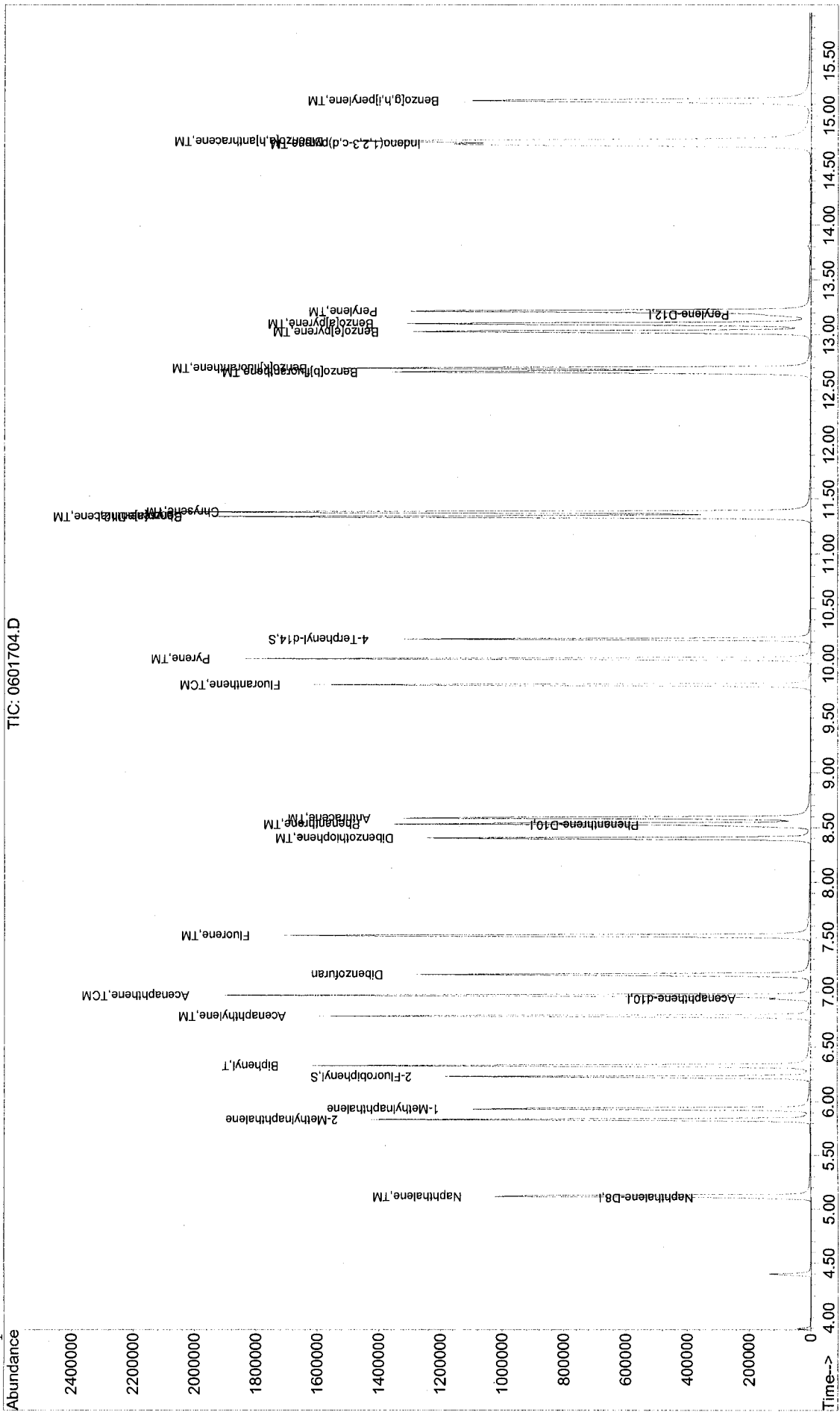
Quant Results File: FISH-SIM.RES

Quant Method : C:\MSDCHEM\1...\FISH-SIM.M (RTE Integrator)
 Title : XMS1525 Calibration Curve for SIM-PAH
 Last Update : Tue May 15 11:22:35 2012
 Response via : Initial Calibration
 DataAcq Meth : FISH-SIM

Internal Standards	R.T.	QI on	Response	Conc	Units	Dev (Min)
1) Naphthalene-D8	5.11	136	164973	400.00	ng/mL	-0.01
7) Acenaphthene-d10	6.93	164	100405	400.00	ng/mL	0.00
12) Phenanthrene-D10	8.51	188	192272	400.00	ng/mL	0.00
19) Chrysene-D12	11.35	240	218744	400.00	ng/mL	0.00
22) Perylene-D12	13.18	264	185728	400.00	ng/mL	0.00
System Monitoring Compounds						
5) 2-Fluorobiphenyl	6.23	172	989997	2622.76	ng/mL	0.00
Spiked Amount	1000.000		Recovery	=	262.28%	
17) 4-Terphenyl-d14	10.23	244	1005683	2635.55	ng/mL	0.00
Spiked Amount	1000.000		Recovery	=	263.56%	
Target Compounds						
						Qvalue
2) Naphthalene	5.12	128	1202870	2483.54	ng/mL	98
3) 2-Methylnaphthalene	5.84	142	843741	2610.29	ng/mL	97
4) 1-Methylnaphthalene	5.93	142	803938	2526.75	ng/mL	99
6) Biphenyl	6.33	154	1076404	2574.93	ng/mL#	91
8) Acenaphthylene	6.78	152	1433469	2595.40	ng/mL	97
9) Acenaphthene	6.97	153	810539	2546.25	ng/mL	94
10) Dibenzofuran	7.15	168	1214919	2524.91	ng/mL	99
11) Fluorene	7.52	166	983437	2604.12	ng/mL	92
13) Dibenzothiophene	8.40	184	1342880	2592.75	ng/mL#	91
14) Phenanthrene	8.53	178	1385691	2620.84	ng/mL	96
15) Anthracene	8.59	178	1513058	2427.25	ng/mL	95
16) Fluoranthene	9.81	202	1623530	2573.45	ng/mL	96
18) Pyrene	10.05	202	1734773	2590.67	ng/mL#	92
20) Benzo[a]anthracene	11.34	228	1497371	2667.98	ng/mL	98
21) Chrysene	11.38	228	1626492	2409.86	ng/mL	95
23) Benzo[b]fluoranthene	12.66	252	1723484	2755.68	ng/mL#	98
24) Benzo[k]fluoranthene	12.69	252	1464152	2117.85	ng/mL#	97
25) Benzo[e]pyrene	13.03	252	1516495	2474.76	ng/mL	98
26) Benzo[a]pyrene	13.10	252	1569233	2586.51	ng/mL#	97
27) Perylene	13.21	252	1642936	2526.92	ng/mL	99
28) Indeno(1,2,3-c,d)pyrene	14.73	276	1862158	3225.64	ng/mL	100
29) Dibenzo[a,h]anthracene	14.76	278	1600157	3293.51	ng/mL	96
30) Benzo[g,h,i]perylene	15.13	276	1632517	3107.05	ng/mL#	94

CMP
06/04/12

Data File : C:\MSDCHEM\1\DATA\XMS1544\0601704.D
 Acq On : 1 Jun 2012 4:46 pm Vial: 3
 Sample : ICAL6 XMS1544 Operator: CMP
 Misc : Inst : msd7
 MS Integration Params: RTEINT.P Multiplr: 1.00
 Quant Time: Jun 4 8:46 2012 Quant Results File: FISH-SIM.RES
 Method : C:\MSDCHEM\1\DATA\XMS1544\FISH-SIM.M (RTE Integrator)
 Title : XMS1544 Calibration Curve for SIM-PAH
 Last Update : Mon Jun 04 08:49:27 2012
 Response via : Initial Calibration



Data File : C:\MSDCHEM\1\DATA\XMS1544\0601705.D
 Acq On : 1 Jun 2012 5:09 pm
 Sample : ICAL5 XMS1544
 Misc :
 MS Integration Params: RTEINT.P
 Quant Time: Jun 04 08:46:04 2012

Vial: 4
 Operator: CMP
 Inst : msd7
 Multiplr: 1.00


Quant Results File: FISH-SIM.RES

Quant Method : C:\MSDCHEM\1...\FISH-SIM.M (RTE Integrator)
 Title : XMS1525 Calibration Curve for SIM-PAH
 Last Update : Tue May 15 11:22:35 2012
 Response via : Initial Calibration
 DataAcq Meth : FISH-SIM

Internal Standards	R.T.	QI on	Response	Conc	Units	Dev (Min)
1) Naphthalene-D8	5.11	136	160305	400.00	ng/mL	-0.01
7) Acenaphthene-d10	6.93	164	97529	400.00	ng/mL	0.00
12) Phenanthrene-D10	8.51	188	185636	400.00	ng/mL	0.00
19) Chrysene-D12	11.35	240	211801	400.00	ng/mL	0.00
22) Perylene-D12	13.18	264	189310	400.00	ng/mL	0.00
System Monitoring Compounds						
5) 2-Fluorobiphenyl	6.23	172	374513	1021.08	ng/mL	0.00
Spiked Amount	1000.000		Recovery	=	102.11%	
17) 4-Terphenyl-d14	10.23	244	387196	1050.98	ng/mL	0.00
Spiked Amount	1000.000		Recovery	=	105.10%	
Target Compounds						
						Qvalue
2) Naphthalene	5.13	128	460626	978.74	ng/mL	97
3) 2-Methylnaphthalene	5.84	142	313193	997.14	ng/mL	97
4) 1-Methylnaphthalene	5.95	142	303261	980.89	ng/mL	98
6) Biphenyl	6.33	154	407892	1004.15	ng/mL#	88
8) Acenaphthylene	6.78	152	546489	1018.64	ng/mL	98
9) Acenaphthene	6.97	153	306068	989.85	ng/mL	94
10) Dibenzofuran	7.15	168	460132	984.47	ng/mL	100
11) Fluorene	7.52	166	370495	1009.99	ng/mL	95
13) Dibenzothiophene	8.40	184	506520	1012.92	ng/mL#	92
14) Phenanthrene	8.53	178	513264	1005.47	ng/mL	95
15) Anthracene	8.59	178	587765	976.60	ng/mL	95
16) Fluoranthene	9.81	202	620819	1019.24	ng/mL#	96
18) Pyrene	10.05	202	672957	1040.90	ng/mL#	91
20) Benzo[a]anthracene	11.34	228	557073	1025.12	ng/mL	97
21) Chrysene	11.38	228	644252	985.83	ng/mL	94
23) Benzo[b]fluoranthene	12.66	252	620672	973.62	ng/mL#	97
24) Benzo[k]fluoranthene	12.69	252	671379	952.75	ng/mL#	97
25) Benzo[e]pyrene	13.03	252	606594	971.17	ng/mL	99
26) Benzo[a]pyrene	13.09	252	627963	1015.47	ng/mL	98
27) Perylene	13.21	252	657162	991.62	ng/mL	100
28) Indeno(1,2,3-c,d)pyrene	14.73	276	718928	1221.77	ng/mL	99
29) Dibenzo[a,h]anthracene	14.76	278	615545	1242.97	ng/mL#	95
30) Benzo[g,h,i]perylene	15.13	276	638138	1191.54	ng/mL#	95

CMP
06/04/12

Data File : C:\MSDCHEM\1\DATA\XMS1544\0601705.D
 Acq On : 1 Jun 2012 5:09 pm Vial: 4
 Sample : ICAL5 XMS1544 Operator: CMP
 Misc : Inst : msd7
 MS Integration Params: RTEINT.P Multiplr: 1.00
 Quant Time: Jun 4 8:46 2012 Quant Results File: FISH-SIM.RES
 Method : C:\MSDCHEM\1\DATA\XMS1544\FISH-SIM.M (RTE Integrator)
 Title : XMS1544 Calibration Curve for SIM-PAH
 Last Update : Mon Jun 04 08:49:27 2012
 Response via : Initial Calibration



Data File : C:\MSDCHEM\1\DATA\XMS1544\0601706.D
 Acq On : 1 Jun 2012 5:32 pm
 Sample : ICAL4 XMS1544
 Misc :
 MS Integration Params: RTEINT.P
 Quant Time: Jun 04 08:46:04 2012

Vial: 5
 Operator: CMP
 Inst : msd7
 Multiplr: 1.00

Quant Results File: FISH-SIM.RES

Quant Method : C:\MSDCHEM\1...\FISH-SIM.M (RTE Integrator)
 Title : XMS1525 Calibration Curve for SIM-PAH
 Last Update : Tue May 15 11:22:35 2012
 Response via : Initial Calibration
 DataAcq Meth : FISH-SIM

Internal Standards	R.T.	QI on	Response	Conc	Units	Dev (Min)
1) Naphthalene-D8	5.11	136	158953	400.00	ng/mL	-0.01
7) Acenaphthene-d10	6.93	164	96913	400.00	ng/mL	0.00
12) Phenanthrene-D10	8.51	188	186444	400.00	ng/mL	0.00
19) Chrysene-D12	11.35	240	208794	400.00	ng/mL	0.00
22) Perylene-D12	13.18	264	190286	400.00	ng/mL	0.00

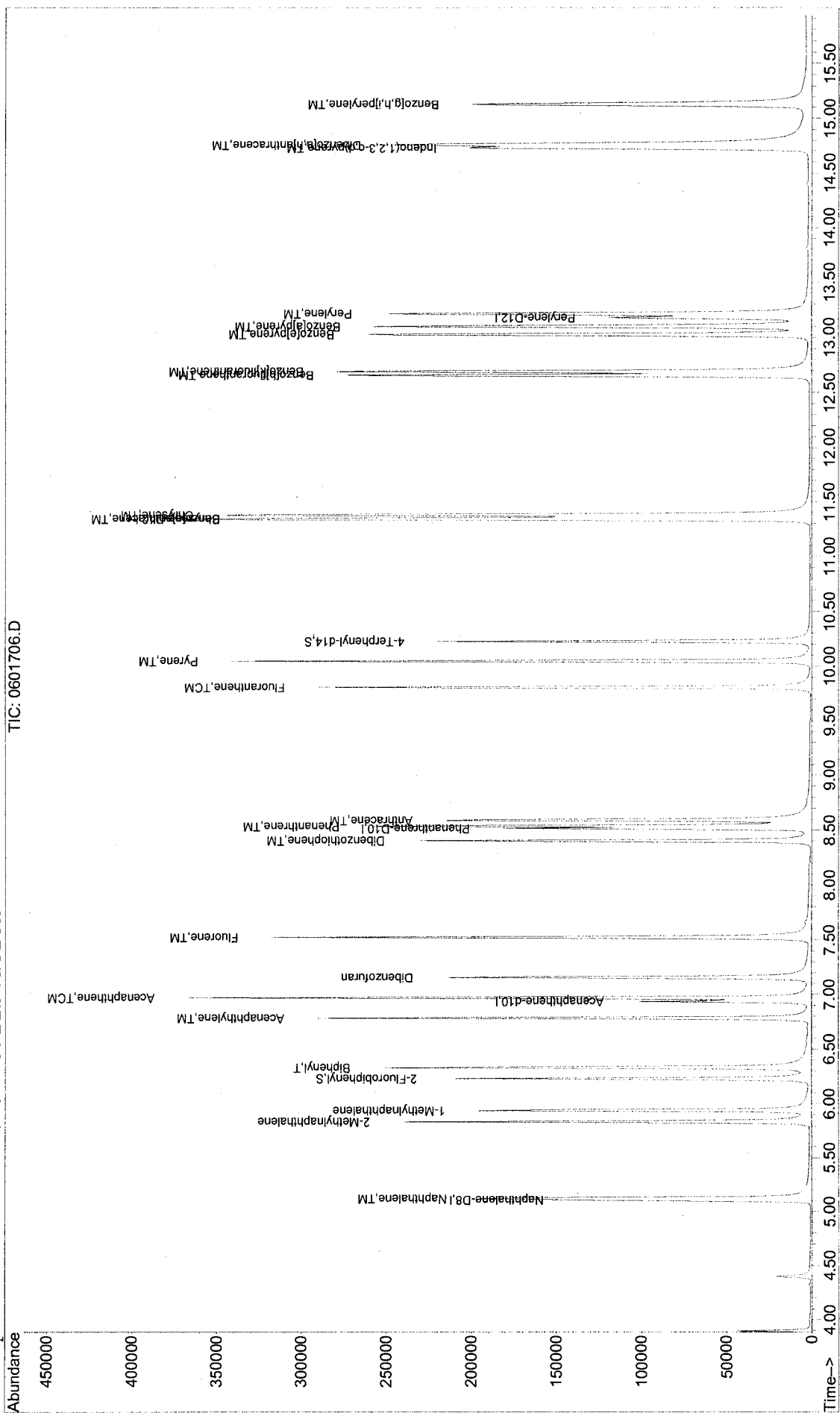
System Monitoring Compounds	R.T.	QI on	Response	Conc	Units	Dev (Min)
5) 2-Fluorobiphenyl	6.23	172	194838	535.73	ng/mL	0.00
Spiked Amount 1000.000			Recovery =	53.57%		
17) 4-Terphenyl-d14	10.23	244	197029	532.49	ng/mL	0.00
Spiked Amount 1000.000			Recovery =	53.25%		

Target Compounds	R.T.	QI on	Response	Conc	Units	Qvalue
2) Naphthalene	5.12	128	238573	511.23	ng/mL	98
3) 2-Methylnaphthalene	5.84	142	158415	508.65	ng/mL	97
4) 1-Methylnaphthalene	5.93	142	158984	518.61	ng/mL	100
6) Biphenyl	6.33	154	213280	529.52	ng/mL#	88
8) Acenaphthylene	6.78	152	289105	542.31	ng/mL	98
9) Acenaphthene	6.97	153	159080	517.75	ng/mL	95
10) Dibenzofuran	7.15	168	241103	519.13	ng/mL	100
11) Fluorene	7.52	166	193497	530.84	ng/mL	95
13) Dibenzothiophene	8.40	184	261813	521.29	ng/mL#	92
14) Phenanthrene	8.53	178	271041	528.66	ng/mL	95
15) Anthracene	8.59	178	303069	501.38	ng/mL	95
16) Fluoranthene	9.81	202	320622	524.10	ng/mL#	95
18) Pyrene	10.05	202	345760	532.49	ng/mL#	91
20) Benzo[a]anthracene	11.34	228	278804	520.44	ng/mL	97
21) Chrysene	11.38	228	336455	522.26	ng/mL	94
23) Benzo[b]fluoranthene	12.66	252	318080	496.40	ng/mL#	97
24) Benzo[k]fluoranthene	12.69	252	342826	484.01	ng/mL	97
25) Benzo[e]pyrene	13.03	252	312400	497.59	ng/mL	100
26) Benzo[a]pyrene	13.09	252	323841	520.99	ng/mL	98
27) Perylene	13.21	252	343998	516.41	ng/mL	100
28) Indeno(1,2,3-c,d)pyrene	14.73	276	368668	623.31	ng/mL	99
29) Dibenzo[a,h]anthracene	14.76	278	317231	637.30	ng/mL#	95
30) Benzo[g,h,i]perylene	15.13	276	328416	610.08	ng/mL#	95

CMP
06/04/12

Data File : C:\MSDCHEM\1\DATA\XMS1544\0601706.D
 Acq On : 1 Jun 2012 5:32 pm
 Sample : ICAL4 XMS1544
 Misc :
 MS Integration Params: RTEINT.P
 Quant Time: Jun 4 8:46 2012
 Method : C:\MSDCHEM\1\DATA\XMS1544\FISH-SIM.M (RTE Integrator)
 Title : XMS1544 Calibration Curve for SIM-PAH
 Last Update : Mon Jun 04 08:49:27 2012
 Response via : Initial Calibration

Quant Results File: FISH-SIM.RES



Data File : C:\MSDCHEM\1\DATA\XMS1544\0601707.D
 Acq On : 1 Jun 2012 5:55 pm
 Sample : ICAL3 XMS1544
 Misc :
 MS Integration Params: RTEINT.P
 Quant Time: Jun 04 08:46:05 2012

Vial: 6
 Operator: CMP
 Inst : msd7
 Multiplr: 1.00

Quant Results File: FISH-SIM.RES

Quant Method : C:\MSDCHEM\1...\FISH-SIM.M (RTE Integrator)
 Title : XMS1525 Calibration Curve for SIM-PAH
 Last Update : Tue May 15 11:22:35 2012
 Response via : Initial Calibration
 DataAcq Meth : FISH-SIM

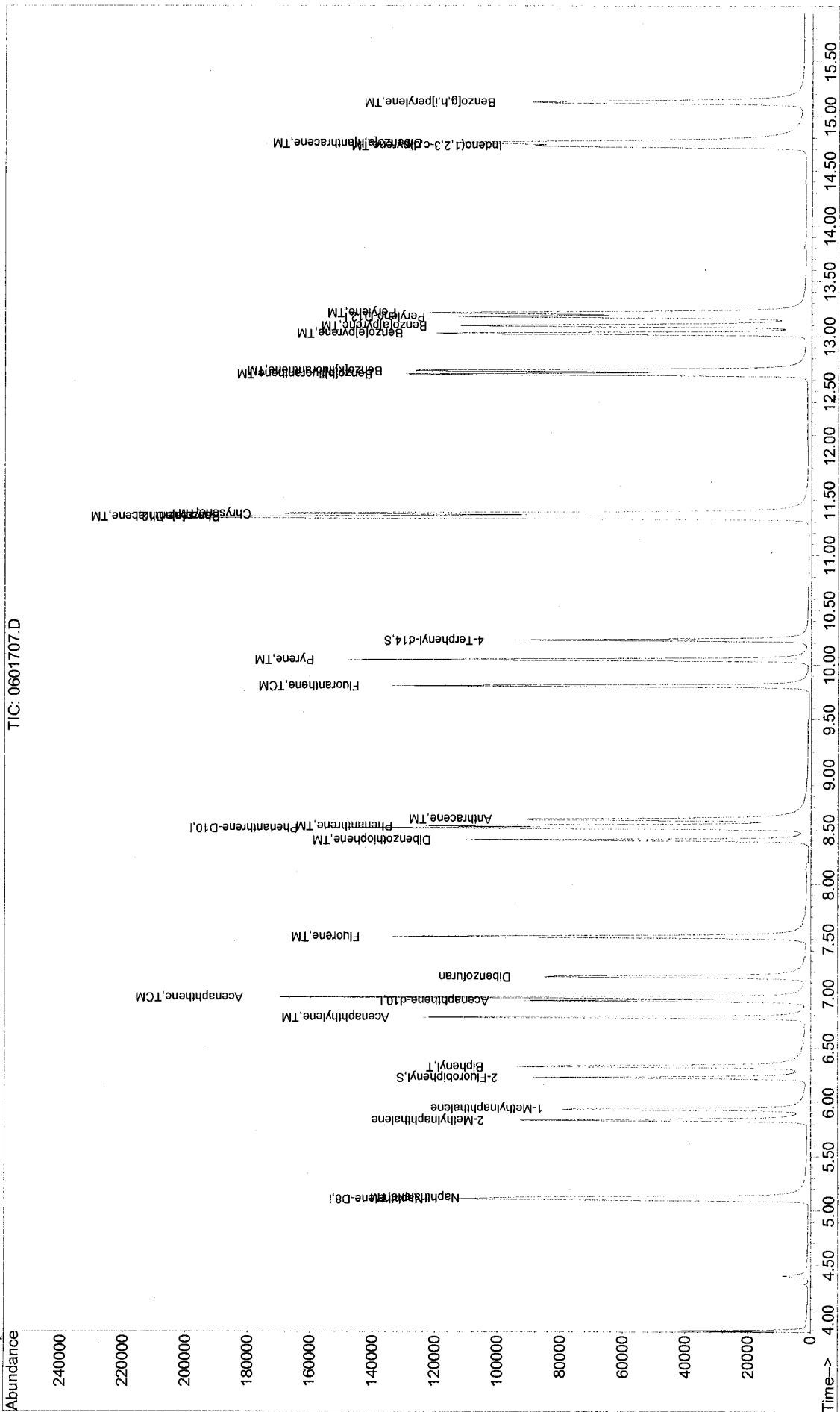
Internal Standards	R.T.	QIon	Response	Conc	Units	Dev (Min)
1) Naphthalene-D8	5.11	136	153803	400.00	ng/mL	-0.01
7) Acenaphthene-d10	6.93	164	94796	400.00	ng/mL	0.00
12) Phenanthrene-D10	8.51	188	180301	400.00	ng/mL	0.00
19) Chrysene-D12	11.35	240	205118	400.00	ng/mL	0.00
22) Perylene-D12	13.18	264	186919	400.00	ng/mL	0.00

System Monitoring Compounds	R.T.	QIon	Response	Conc	Units	Dev (Min)
5) 2-Fluorobiphenyl	6.23	172	92602	263.14	ng/mL	0.00
Spiked Amount 1000.000			Recovery =	26.31%		
17) 4-Terphenyl-d14	10.23	244	95372	266.53	ng/mL	0.00
Spiked Amount 1000.000			Recovery =	26.65%		

Target Compounds	R.T.	QIon	Response	Conc	Units	Qvalue
2) Naphthalene	5.12	128	113613	251.61	ng/mL	99
3) 2-Methylnaphthalene	5.84	142	71640	237.73	ng/mL	97
4) 1-Methylnaphthalene	5.95	142	79328	267.43	ng/mL	97
6) Biphenyl	6.33	154	99726	255.89	ng/mL#	86
8) Acenaphthylene	6.78	152	130183	249.65	ng/mL	97
9) Acenaphthene	6.97	153	75983	252.82	ng/mL	95
10) Dibenzofuran	7.16	168	113949	250.83	ng/mL	99
11) Fluorene	7.52	166	91056	255.38	ng/mL	97
13) Dibenzothiophene	8.40	184	122670	252.57	ng/mL	95
14) Phenanthrene	8.53	178	126529	255.20	ng/mL	95
15) Anthracene	8.60	178	144661	247.47	ng/mL	98
16) Fluoranthene	9.81	202	151028	255.29	ng/mL#	96
18) Pyrene	10.05	202	165628	263.77	ng/mL#	90
20) Benzo[a]anthracene	11.34	228	129760	246.56	ng/mL	97
21) Chrysene	11.38	228	165383	261.31	ng/mL	93
23) Benzo[b]fluoranthene	12.66	252	147835	234.87	ng/mL#	97
24) Benzo[k]fluoranthene	12.69	252	168966	242.85	ng/mL	97
25) Benzo[e]pyrene	13.03	252	148589	240.94	ng/mL	100
26) Benzo[a]pyrene	13.09	252	155889	255.31	ng/mL	98
27) Perylene	13.21	252	165524	252.96	ng/mL	100
28) Indeno(1,2,3-c,d)pyrene	14.73	276	176091	303.08	ng/mL	100
29) Dibenzo[a,h]anthracene	14.76	278	151014	308.84	ng/mL#	95
30) Benzo[g,h,i]perylene	15.13	276	158069	298.92	ng/mL#	94

CMP
06/04/12

Data File : C:\MSDCHEM\1\DATA\XMS1544\0601707.D
 Acq On : 1 Jun 2012 5:55 pm Vial: 6
 Sample : ICAL3 XMS1544 Operator: CMP
 Misc : Inst : msd7
 MS Integration Params: RTEINT.P Multiplr: 1.00
 Quant Time: Jun 4 8:46 2012 Quant Results File: FISH-SIM.RES
 Method : C:\MSDCHEM\1\DATA\XMS1544\FISH-SIM.M (RTE Integrator)
 Title : XMS1544 Calibration Curve for SIM-PAH
 Last Update : Mon Jun 04 08:49:27 2012
 Response via : Initial Calibration



Data File : C:\MSDCHEM\1\DATA\XMS1544\0601708.D
 Acq On : 1 Jun 2012 6:18 pm
 Sample : ICAL2 XMS1544
 Misc :
 MS Integration Params: RTEINT.P
 Quant Time: Jun 04 08:46:05 2012

Vial: 7
 Operator: CMP
 Inst : msd7
 Multiplr: 1.00

Quant Results File: FISH-SIM.RES

Quant Method : C:\MSDCHEM\1...\FISH-SIM.M (RTE Integrator)
 Title : XMS1525 Calibration Curve for SIM-PAH
 Last Update : Tue May 15 11:22:35 2012
 Response via : Initial Calibration
 DataAcq Meth : FISH-SIM

Internal Standards	R.T.	QIon	Response	Conc	Units	Dev (Min)
1) Naphthalene-D8	5.11	136	158363	400.00	ng/mL	-0.01
7) Acenaphthene-d10	6.93	164	96301	400.00	ng/mL	0.00
12) Phenanthrene-D10	8.51	188	180031	400.00	ng/mL	0.00
19) Chrysene-D12	11.35	240	203385	400.00	ng/mL	0.00
22) Perylene-D12	13.18	264	186450	400.00	ng/mL	0.00

System Monitoring Compounds

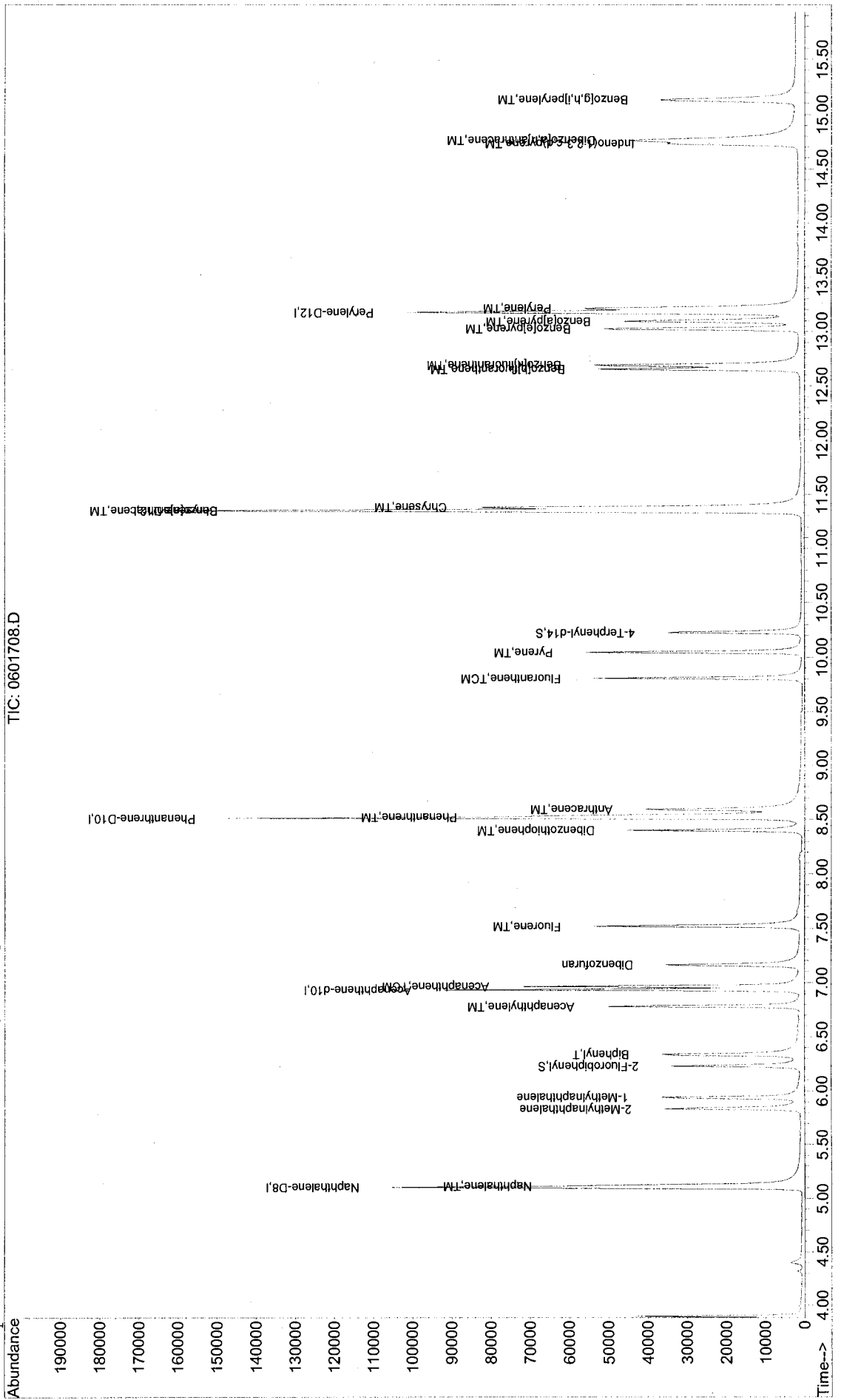
5) 2-Fluorobiphenyl	6.23	172	40042	110.51	ng/mL	0.00
Spiked Amount 1000.000			Recovery =	11.05%		
17) 4-Terphenyl-d14	10.23	244	40549	113.49	ng/mL	0.00
Spiked Amount 1000.000			Recovery =	11.35%		

Target Compounds

	R.T.	QIon	Response	Conc	Units	Qvalue
2) Naphthalene	5.12	128	50639	108.92	ng/mL	98
3) 2-Methylnaphthalene	5.84	142	31942	102.94	ng/mL	98
4) 1-Methylnaphthalene	5.95	142	35438	116.03	ng/mL	96
6) Biphenyl	6.34	154	44001	109.65	ng/mL	100
8) Acenaphthylene	6.78	152	57143	107.87	ng/mL	97
9) Acenaphthene	6.97	153	33243	108.88	ng/mL	94
10) Dibenzofuran	7.16	168	49345	106.92	ng/mL	99
11) Fluorene	7.52	166	39256	108.38	ng/mL	97
13) Dibenzothiophene	8.41	184	51579	106.36	ng/mL	97
14) Phenanthrene	8.53	178	53706	108.48	ng/mL	96
15) Anthracene	8.60	178	62698	107.42	ng/mL	98
16) Fluoranthene	9.81	202	65359	110.64	ng/mL#	96
18) Pyrene	10.05	202	69338	110.59	ng/mL#	92
20) Benzo[a]anthracene	11.34	228	53972	103.43	ng/mL	97
21) Chrysene	11.38	228	73411	116.98	ng/mL	95
23) Benzo[b]fluoranthene	12.66	252	58868	93.76	ng/mL#	97
24) Benzo[k]fluoranthene	12.69	252	74869	107.88	ng/mL#	97
25) Benzo[e]pyrene	13.03	252	63489	103.21	ng/mL	99
26) Benzo[a]pyrene	13.09	252	67345	110.57	ng/mL	97
27) Perylene	13.21	252	72277	110.74	ng/mL	99
28) Indeno(1,2,3-c,d)pyrene	14.73	276	74720	128.93	ng/mL	99
29) Dibenzo[a,h]anthracene	14.76	278	64415	132.07	ng/mL#	95
30) Benzo[g,h,i]perylene	15.13	276	67352	127.69	ng/mL#	93

CMP
06/04/12

Data File : C:\MSDCHEM\1\DATA\XMS1544\0601708.D
 Acq On : 1 Jun 2012 6:18 pm Vial: 7
 Sample : ICAL2 XMS1544 Operator: CMP
 Misc : Inst : msd7
 MS Integration Params: RTEINT.P Multiplr: 1.00
 Quant Time: Jun 4 8:46 2012 Quant Results File: FISH-SIM.RES
 Method : C:\MSDCHEM\1\DATA\XMS1544\FISH-SIM.M (RTE Integrator)
 Title : XMS1544 Calibration Curve for SIM-PAH
 Last Update : Mon Jun 04 08:49:27 2012
 Response via : Initial Calibration



Data File : C:\MSDCHEM\1\DATA\XMS1544\0601709.D
 Acq On : 1 Jun 2012 6:40 pm
 Sample : ICAL1 XMS1544
 Misc :
 MS Integration Params: RTEINT.P
 Quant Time: Jun 04 08:46:05 2012

Vial: 8
 Operator: CMP
 Inst : msd7
 Multiplr: 1.00

Quant Results File: FISH-SIM.RES

Quant Method : C:\MSDCHEM\1...\FISH-SIM.M (RTE Integrator)
 Title : XMS1525 Calibration Curve for SIM-PAH
 Last Update : Tue May 15 11:22:35 2012
 Response via : Initial Calibration
 DataAcq Meth : FISH-SIM

Internal Standards	R.T.	QIon	Response	Conc	Units	Dev (Min)
1) Naphthalene-D8	5.11	136	148968	400.00	ng/mL	-0.01
7) Acenaphthene-d10	6.93	164	89386	400.00	ng/mL	0.00
12) Phenanthrene-D10	8.51	188	172417	400.00	ng/mL	0.00
19) Chrysene-D12	11.35	240	194557	400.00	ng/mL	0.00
22) Perylene-D12	13.18	264	175406	400.00	ng/mL	0.00

System Monitoring Compounds

5) 2-Fluorobiphenyl	6.23	172	6047	17.74	ng/mL	0.00
Spiked Amount	1000.000		Recovery	=	1.77%	
17) 4-Terphenyl-d14	10.23	244	6653	19.44	ng/mL	0.00
Spiked Amount	1000.000		Recovery	=	1.94%	


Target Compounds

	R.T.	QIon	Response	Conc	Units	Qvalue
2) Naphthalene	5.13	128	8282	18.94	ng/mL	97
3) 2-Methylnaphthalene	5.85	142	4997	17.12	ng/mL	98
4) 1-Methylnaphthalene	5.94	142	5553	19.33	ng/mL	96
6) Biphenyl	6.34	154	6904	18.29	ng/mL	95
8) Acenaphthylene	6.79	152	9000	18.30	ng/mL	99
9) Acenaphthene	6.97	153	5439	19.19	ng/mL	93
10) Dibenzofuran	7.16	168	7766	18.13	ng/mL	98
11) Fluorene	7.52	166	6548	19.48	ng/mL	98
13) Dibenzothiophene	8.40	184	8376	18.03	ng/mL	99
14) Phenanthrene	8.54	178	8856	18.68	ng/mL	99
15) Anthracene	8.60	178	10639	19.03	ng/mL	96
16) Fluoranthene	9.82	202	10577	18.70	ng/mL#	96
18) Pyrene	10.05	202	11737	19.55	ng/mL#	89
20) Benzo[a]anthracene	11.34	228	10109	20.25	ng/mL	98
21) Chrysene	11.38	228	11787	19.64	ng/mL	96
23) Benzo[b]fluoranthene	12.66	252	9710	16.44	ng/mL#	95
24) Benzo[k]fluoranthene	12.69	252	11845	18.14	ng/mL#	98
25) Benzo[e]pyrene	13.03	252	9826	16.98	ng/mL	99
26) Benzo[a]pyrene	13.10	252	10383	18.12	ng/mL#	96
27) Perylene	13.21	252	11994	19.53	ng/mL	100
28) Indeno(1,2,3-c,d)pyrene	14.74	276	11794	21.63	ng/mL	99
29) Dibenzo[a,h]anthracene	14.78	278	10018	21.83	ng/mL#	96
30) Benzo[g,h,i]perylene	15.13	276	10639	21.44	ng/mL#	94

Cmp
06/04/12

Data File : C:\MSDCHEM\1\DATA\XMS1544\0601709.D
 Acq On : 1 Jun 2012 6:40 pm
 Sample : ICAL1 XMS1544
 Misc :
 MS Integration Params: RTEINT.P
 Quant Time: Jun 4 8:46 2012
 Method : C:\MSDCHEM\1\DATA\XMS1544\FISH-SIM.M (RTE Integrator)
 Title : XMS1544 Calibration Curve for SIM-PAH
 Last Update : Mon Jun 04 08:49:27 2012
 Response via : Initial Calibration

Quant Results File: FISH-SIM.RES



Evaluate Continuing Calibration Report

Data File : C:\MSDCHEM\1\DATA\XMS1544\0601710.D
 Acq On : 1 Jun 2012 7:03 pm
 Sample : ICV XMS1544
 Misc :
 MS Integration Params: RTEINT.P

Vial: 9
 Operator: CMP
 Inst : msd7
 Multiplr: 1.00

Method : C:\MSDCHEM\1\DATA\XMS1544\FISH-SIM.M (RTE Integrator)
 Title : XMS1544 Calibration Curve for SIM-PAH
 Last Update : Mon Jun 04 08:53:48 2012
 Response via : Multiple Level Calibration

Min. RRF : 0.010 Min. Rel. Area : 50% Max. R.T. Dev 0.50min
 Max. RRF Dev : 30% Max. Rel. Area : 150%

Compound		Amount	Calc.	%Dev	Area%	Dev(min)
1	I Naphthalene-D8	400.000	400.000	0.0	94	0.00
2	TM Naphthalene	1000.000	1014.693	-1.5	98	-0.01
3	2-Methylnaphthalene	1000.000	1031.956	-3.2	96	0.00
4	1-Methylnaphthalene	1000.000	977.709	2.2	96	-0.01
5	S 2-Fluorobiphenyl	1000.000	1026.476	-2.6	97	0.00
6	T Biphenyl	1000.000	1008.528	-0.9	96	0.00
7	I Acenaphthene-d10	400.000	400.000	0.0	92	0.00
8	TM Acenaphthylene	1000.000	1027.972	-2.8	95	0.00
9	TCM Acenaphthene	1000.000	1013.012	-1.3	95	0.00
10	Dibenzofuran	1000.000	1029.471	-2.9	96	0.00
11	TM Fluorene	1000.000	1028.859	-2.9	96	0.00
12	I Phenanthrene-D10	400.000	400.000	0.0	92	0.00
13	TM Dibenzothiophene	1000.000	1054.337	-5.4	96	0.00
14	TM Phenanthrene	1000.000	1020.895	-2.1	96	0.00
15	TM Anthracene	1000.000	1032.549	-3.3	96	0.00
16	TCM Fluoranthene	1000.000	1033.909	-3.4	95	0.00
17	S 4-Terphenyl-d14	1000.000	1023.316	-2.3	94	0.00
18	TM Pyrene	1000.000	1036.676	-3.7	95	0.00
19	I Chrysene-D12	400.000	400.000	0.0	93	0.00
20	TM Benzo[a]anthracene	1000.000	1006.181	-0.6	95	0.00
21	TM Chrysene	1000.000	1012.661	-1.3	97	0.00
22	I Perylene-D12	400.000	400.000	0.0	93	0.00
23	TM Benzo[b]fluoranthene	1000.000	1054.376	-5.4	99	0.00
24	TM Benzo[k]fluoranthene	1000.000	1042.113	-4.2	96	0.00
25	TM Benzo[e]pyrene	1000.000	1053.841	-5.4	98	0.00
26	TM Benzo[a]pyrene	1000.000	1053.471	-5.3	99	0.00
27	TM Perylene	1000.000	1017.722	-1.8	97	0.00
28	TM Indeno(1,2,3-c,d)pyrene	1000.000	1044.646	-4.5	98	0.00
29	TM Dibenzo[a,h]anthracene	1000.000	1039.761	-4.0	98	0.00
30	TM Benzo[g,h,i]perylene	1000.000	1034.919	-3.5	97	0.00

Data File : C:\MSDCHEM\1\DATA\XMS1544\0601710.D
 Acq On : 1 Jun 2012 7:03 pm
 Sample : ICV XMS1544
 Misc :
 MS Integration Params: RTEINT.P
 Quant Time: Jun 04 08:52:30 2012

Vial: 9
 Operator: CMP
 Inst : msd7
 Multiplr: 1.00

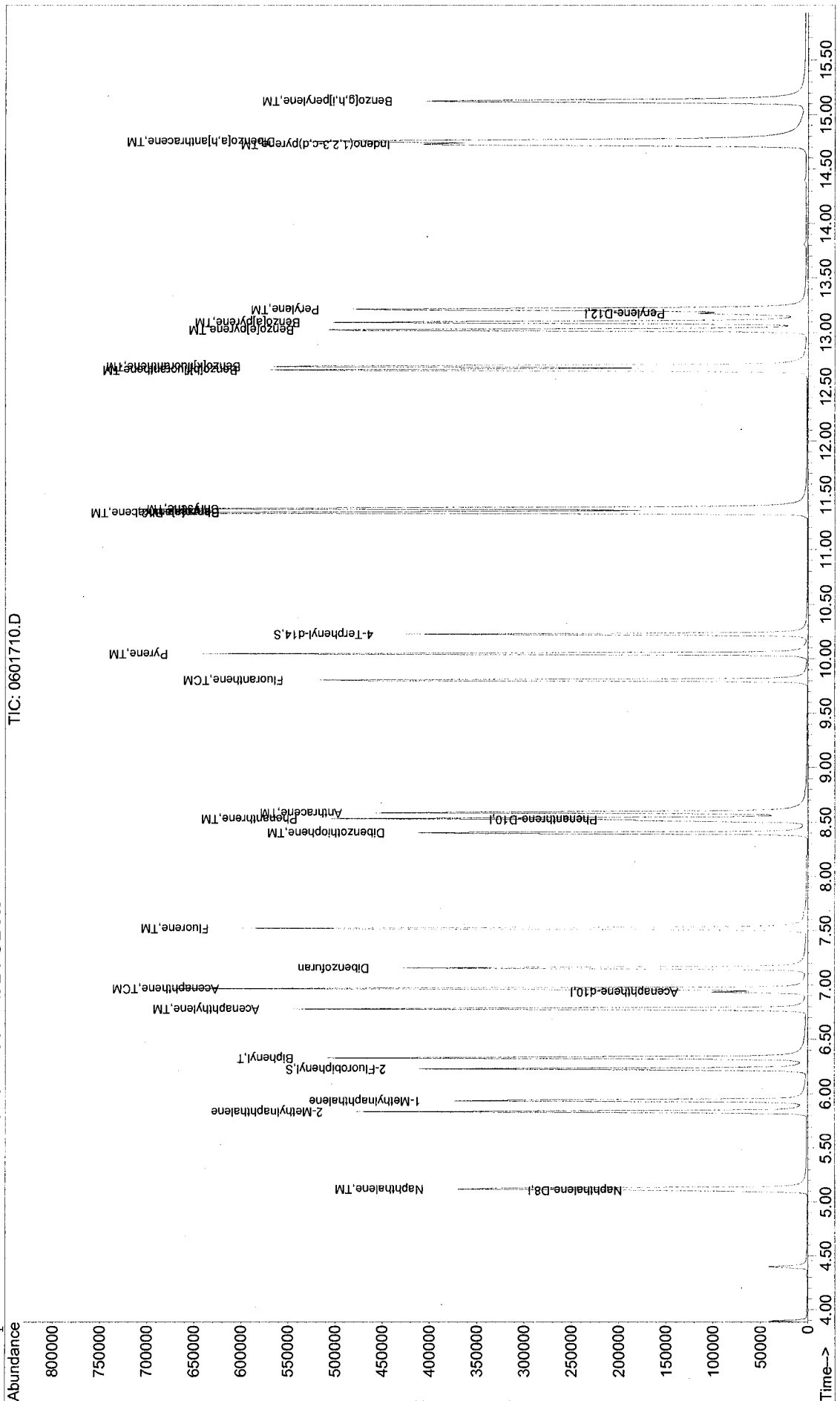
Quant Results File: FISH-SIM.RES

Quant Method : C:\MSDCHEM\1...\FISH-SIM.M (RTE Integrator)
 Title : XMS1544 Calibration Curve for SIM-PAH
 Last Update : Mon Jun 04 08:49:27 2012
 Response via : Initial Calibration
 DataAcq Meth : FISH-SIM

Internal Standards	R.T.	QI on	Response	Conc	Units	Dev (Min)
1) Naphthalene-D8	5.11	136	150209	400.00	ng/mL	0.00
7) Acenaphthene-d10	6.93	164	89514	400.00	ng/mL	0.00
12) Phenanthrene-D10	8.51	188	170151	400.00	ng/mL	0.00
19) Chrysene-D12	11.35	240	197706	400.00	ng/mL	0.00
22) Perylene-D12	13.18	264	176766	400.00	ng/mL	0.00
System Monitoring Compounds						
5) 2-Fluorobiphenyl	6.23	172	363738	1026.48	ng/mL	0.00
Spiked Amount	1000.000		Recovery	=	102.65%	
17) 4-Terphenyl-d14	10.23	244	363925	1023.32	ng/mL	0.00
Spiked Amount	1000.000		Recovery	=	102.33%	
Target Compounds						
						Qvalue
2) Naphthalene	5.12	128	449114	1014.69	ng/mL	98
3) 2-Methylnaphthalene	5.84	142	300398	1031.96	ng/mL	99
4) 1-Methylnaphthalene	5.93	142	292146	977.71	ng/mL	100
6) Biphenyl	6.33	154	391367	1008.53	ng/mL#	90
8) Acenaphthylene	6.78	152	517597	1027.97	ng/mL	98
9) Acenaphthene	6.97	153	291789	1013.01	ng/mL	95
10) Dibenzofuran	7.15	168	441396	1029.47	ng/mL	100
11) Fluorene	7.52	166	356916	1028.86	ng/mL	93
13) Dibenzothiophene	8.40	184	488253	1054.34	ng/mL#	89
14) Phenanthrene	8.53	178	491110	1020.90	ng/mL	96
15) Anthracene	8.59	178	562160	1032.55	ng/mL	96
16) Fluoranthene	9.81	202	592242	1033.91	ng/mL#	95
18) Pyrene	10.05	202	640764	1036.68	ng/mL#	90
20) Benzo[a]anthracene	11.33	228	528049	1006.18	ng/mL	97
21) Chrysene	11.37	228	626752	1012.66	ng/mL	98
23) Benzo[b]fluoranthene	12.66	252	615158	1054.38	ng/mL#	97
24) Benzo[k]fluoranthene	12.69	252	646060	1042.11	ng/mL	97
25) Benzo[e]pyrene	13.03	252	596019	1053.84	ng/mL	100
26) Benzo[a]pyrene	13.09	252	620750	1053.47	ng/mL#	97
27) Perylene	13.21	252	640368	1017.72	ng/mL	100
28) Indeno(1,2,3-c,d)pyrene	14.73	276	704232	1044.65	ng/mL	99
29) Dibenzo[a,h]anthracene	14.76	278	601617	1039.76	ng/mL#	94
30) Benzo[g,h,i]perylene	15.13	276	619973	1034.92	ng/mL#	94

CMP
06/04/12

Data File : C:\MSDCHEM\1\DATA\XMS1544\0601710.D
 Acq On : 1 Jun 2012 7:03 pm
 Sample : ICV XMS1544
 Misc :
 MS Integration Params: RTEINT.P
 Quant Time: Jun 4 8:52 2012
 Quant Results File: FISH-SIM.RES
 Method : C:\MSDCHEM\1\DATA\XMS1544\FISH-SIM.M (RTE Integrator)
 Title : XMS1544 Calibration Curve for SIM-PAH
 Last Update : Mon Jun 04 08:53:48 2012
 Response via : Initial Calibration



INTERNAL STANDARD RECOVERY REPORTS
FOR

SAMPLE: ICV XMS1544

DATA FILENAME: C:\MSDCHEM\1\DATA\XMS1544\0601710.D\FISH-SIM.RES

AREA BASED ON ICAL MIDPOINT

CRV MID FILENAME: C:\MSDCHEM\1\DATA\XMS1544\0601705.D\FISH-SIM.RES

COMPOUND	CRV MID AREA	SAMPLE AREA	%DIFF
Naphthalene-D8	160305	150209	-6.30%
Acenaphthene-d10	97529	89514	-8.22%
Phenanthrene-D10	185636	170151	-8.34%
Chrysene-D12	211801	197706	-6.65%
Perylene-D12	189310	176766	-6.63%

AREA REPORT BASED ON CVS

CVS FILENAME: C:\MSDCHEM\1\DATA\XMS1544\0601710.D\FISH-SIM.RES

COMPOUND	CVS AREA	SAMPLE AREA	%DIFF
Naphthalene-D8	150209	150209	0.00%
Acenaphthene-d10	89514	89514	0.00%
Phenanthrene-D10	170151	170151	0.00%
Chrysene-D12	197706	197706	0.00%
Perylene-D12	176766	176766	0.00%

SW-846 8270D-SIM

Continuing Calibration Data

Evaluate Continuing Calibration Report

Data File : C:\MSDCHEM\1\DATA\XMS1544\0601711.D
 Acq On : 1 Jun 2012 7:26 pm
 Sample : CCV XMS1544
 Misc :
 MS Integration Params: RTEINT.P

Vial: 4
 Operator: CMP
 Inst : msd7
 Multiplr: 1.00

Method : C:\MSDCHEM\1\DATA\XMS1544\FISH-SIM.M (RTE Integrator)
 Title : XMS1544 Calibration Curve for SIM-PAH
 Last Update : Mon Jun 04 08:55:21 2012
 Response via : Multiple Level Calibration

Min. RRF : 0.010 Min. Rel. Area : 50% Max. R.T. Dev 0.50min
 Max. RRF Dev : 30% Max. Rel. Area : 150%

Compound		Amount	Calc.	%Dev	Area%	Dev(min)
1	I Naphthalene-D8	400.000	400.000	0.0	93	0.00
2	TM Naphthalene	1000.000	975.450	2.5	93	0.00
3	2-Methylnaphthalene	1000.000	1009.795	-1.0	94	0.00
4	1-Methylnaphthalene	1000.000	955.475	4.5	94	0.00
5	S 2-Fluorobiphenyl	1000.000	987.257	1.3	93	0.00
6	T Biphenyl	1000.000	981.975	1.8	93	0.00
7	I Acenaphthene-d10	400.000	400.000	0.0	92	0.00
8	TM Acenaphthylene	1000.000	1008.848	-0.9	93	0.00
9	TCM Acenaphthene	1000.000	988.102	1.2	93	0.00
10	Dibenzofuran	1000.000	995.896	0.4	93	0.00
11	TM Fluorene	1000.000	980.558	1.9	92	0.00
12	I Phenanthrene-D10	400.000	400.000	0.0	92	0.00
13	TM Dibenzothiophene	1000.000	1005.289	-0.5	92	0.00
14	TM Phenanthrene	1000.000	988.150	1.2	93	0.00
15	TM Anthracene	1000.000	998.170	0.2	93	0.00
16	TCM Fluoranthene	1000.000	1019.627	-2.0	94	0.00
17	S 4-Terphenyl-d14	1000.000	1016.005	-1.6	94	0.00
18	TM Pyrene	1000.000	1018.128	-1.8	94	0.00
19	I Chrysene-D12	400.000	400.000	0.0	95	0.00
20	TM Benzo[a]anthracene	1000.000	986.923	1.3	95	0.00
21	TM Chrysene	1000.000	984.387	1.6	97	0.00
22	I Perylene-D12	400.000	400.000	0.0	97	0.00
23	TM Benzo[b]fluoranthene	1000.000	1025.205	-2.5	100	0.00
24	TM Benzo[k]fluoranthene	1000.000	985.729	1.4	94	0.00
25	TM Benzo[e]pyrene	1000.000	1009.921	-1.0	98	0.00
26	TM Benzo[a]pyrene	1000.000	1001.283	-0.1	97	0.00
27	TM Perylene	1000.000	981.868	1.8	97	0.00
28	TM Indeno(1,2,3-c,d)pyrene	1000.000	1011.611	-1.2	98	0.00
29	TM Dibenzo[a,h]anthracene	1000.000	1010.889	-1.1	98	0.00
30	TM Benzo[g,h,i]perylene	1000.000	1007.832	-0.8	98	0.00

Data File : C:\MSDCHEM\1\DATA\XMS1544\0601711.D
 Acq On : 1 Jun 2012 7:26 pm
 Sample : CCV XMS1544
 Misc :
 MS Integration Params: RTEINT.P
 Quant Time: Jun 04 08:54:40 2012

Vial: 4
 Operator: CMP
 Inst : msd7
 Multiplr: 1.00

Quant Results File: FISH-SIM.RES

Quant Method : C:\MSDCHEM\1...\FISH-SIM.M (RTE Integrator)
 Title : XMS1544 Calibration Curve for SIM-PAH
 Last Update : Mon Jun 04 08:53:48 2012
 Response via : Initial Calibration
 DataAcq Meth : FISH-SIM

Internal Standards	R.T.	QI on	Response	Conc	Units	Dev (Min)
1) Naphthalene-D8	5.11	136	149727	400.00	ng/mL	0.00
7) Acenaphthene-d10	6.93	164	89655	400.00	ng/mL	0.00
12) Phenanthrene-D10	8.51	188	170644	400.00	ng/mL	0.00
19) Chrysene-D12	11.35	240	201949	400.00	ng/mL	0.00
22) Perylene-D12	13.18	264	183181	400.00	ng/mL	0.00
System Monitoring Compounds						
5) 2-Fluorobiphenyl	6.23	172	348718	987.26	ng/mL	0.00
Spiked Amount	1000.000		Recovery	=	98.73%	
17) 4-Terphenyl-d14	10.23	244	362372	1016.01	ng/mL	0.00
Spiked Amount	1000.000		Recovery	=	101.60%	
Target Compounds						
						Qvalue
2) Naphthalene	5.13	128	430359	975.45	ng/mL	96
3) 2-Methylnaphthalene	5.84	142	293004	1009.80	ng/mL	97
4) 1-Methylnaphthalene	5.93	142	284586	955.47	ng/mL	99
6) Biphenyl	6.33	154	379840	981.97	ng/mL#	90
8) Acenaphthylene	6.78	152	508768	1008.85	ng/mL	98
9) Acenaphthene	6.97	153	285062	988.10	ng/mL	95
10) Dibenzofuran	7.15	168	427673	995.90	ng/mL	100
11) Fluorene	7.52	166	340696	980.56	ng/mL	93
13) Dibenzothiophene	8.40	184	466888	1005.29	ng/mL#	89
14) Phenanthrene	8.53	178	476735	988.15	ng/mL	96
15) Anthracene	8.59	178	545017	998.17	ng/mL	95
16) Fluoranthene	9.81	202	585753	1019.63	ng/mL#	95
18) Pyrene	10.05	202	631123	1018.13	ng/mL#	90
20) Benzo[a]anthracene	11.33	228	529058	986.92	ng/mL	97
21) Chrysene	11.37	228	622328	984.39	ng/mL	97
23) Benzo[b]fluoranthene	12.66	252	619846	1025.21	ng/mL#	97
24) Benzo[k]fluoranthene	12.69	252	633282	985.73	ng/mL#	97
25) Benzo[e]pyrene	13.02	252	591908	1009.92	ng/mL	98
26) Benzo[a]pyrene	13.09	252	611410	1001.28	ng/mL#	97
27) Perylene	13.21	252	640229	981.87	ng/mL	100
28) Indeno(1,2,3-c,d)pyrene	14.73	276	706711	1011.61	ng/mL	100
29) Dibenzo[a,h]anthracene	14.75	278	606138	1010.89	ng/mL#	96
30) Benzo[g,h,i]perylene	15.13	276	625657	1007.83	ng/mL#	93

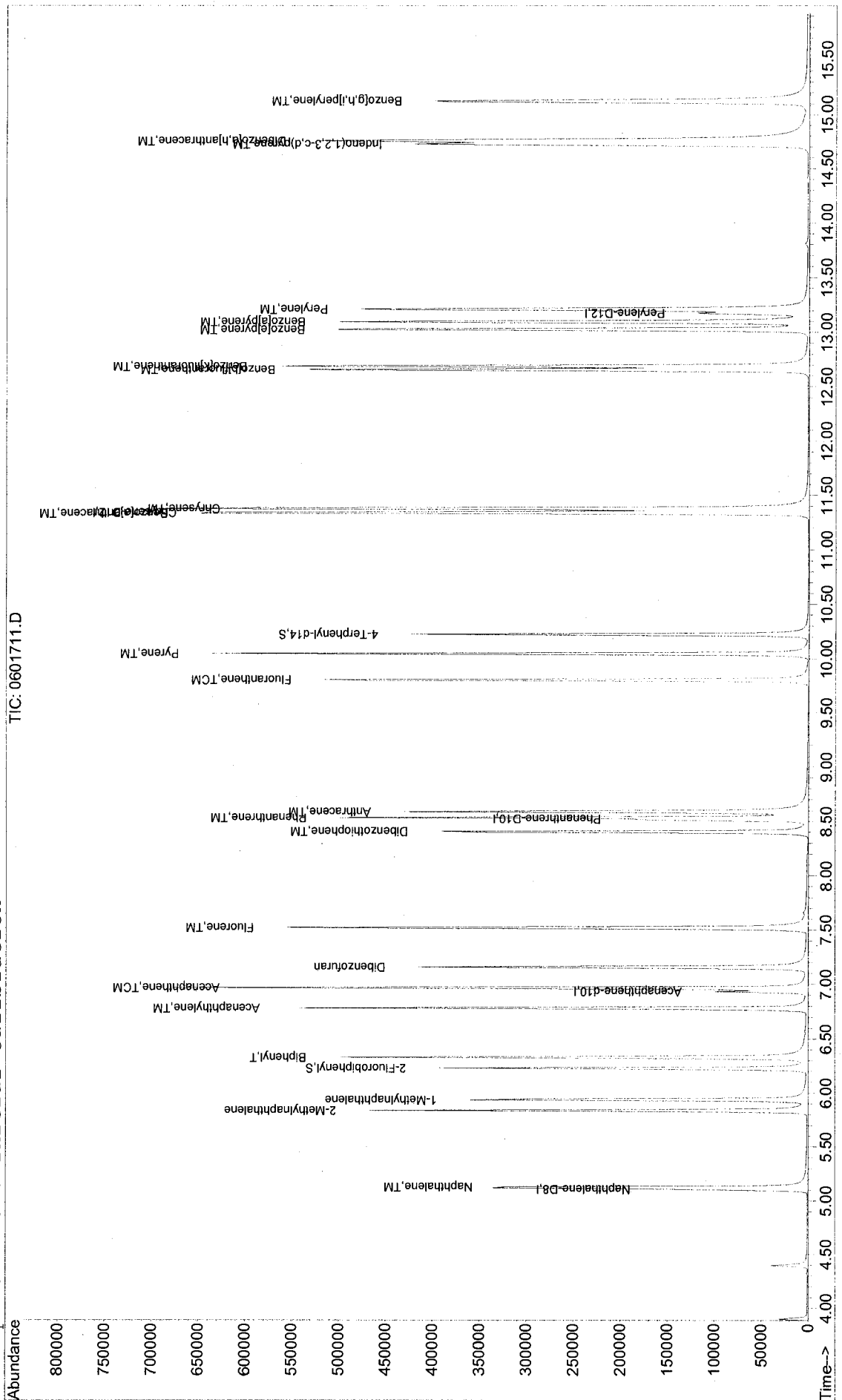
CMP
06/04/12

Data File : C:\MSDCHEM\1\DATA\XMS1544\0601711.D
 Acq On : 1 Jun 2012 7:26 pm
 Sample : CCV XMS1544
 Misc :
 MS Integration Params: RTEINT.P
 Quant Time: Jun 4 8:54 2012

Vial: 4
 Operator: CMP
 Inst : msd7
 Multiplr: 1.00

Quant Results File: FISH-SIM.RES

Method : C:\MSDCHEM\1\DATA\XMS1544\FISH-SIM.M (RTE Integrator)
 Title : XMS1544 Calibration Curve for SIM-PAH
 Last Update : Mon Jun 04 08:55:21 2012
 Response via : Initial Calibration



INTERNAL STANDARD RECOVERY REPORTS
FOR

SAMPLE: CCV XMS1544

DATA FILENAME: C:\MSDCHEM\1\DATA\XMS1544\0601711.D\FISH-SIM.RES

AREA BASED ON ICAL MIDPOINT

CRV MID FILENAME: C:\MSDCHEM\1\DATA\XMS1544\0601705.D\FISH-SIM.RES

COMPOUND	CRV MID AREA	SAMPLE AREA	%DIFF
Naphthalene-D8	160305	149727	-6.60%
Acenaphthene-d10	97529	89655	-8.07%
Phenanthrene-D10	185636	170644	-8.08%
Chrysene-D12	211801	201949	-4.65%
Perylene-D12	189310	183181	-3.24%

AREA REPORT BASED ON CVS

CVS FILENAME: C:\MSDCHEM\1\DATA\XMS1544\0601711.D\FISH-SIM.RES

COMPOUND	CVS AREA	SAMPLE AREA	%DIFF
Naphthalene-D8	149727	149727	0.00%
Acenaphthene-d10	89655	89655	0.00%
Phenanthrene-D10	170644	170644	0.00%
Chrysene-D12	201949	201949	0.00%
Perylene-D12	183181	183181	0.00%

Evaluate Continuing Calibration Report

Data File : C:\MSDCHEM\1\DATA\XMS1546\0604704.D
 Acq On : 4 Jun 2012 6:27 pm
 Sample : CCV XMS1546
 Misc :
 MS Integration Params: RTEINT.P

Vial: 2
 Operator: CMP
 Inst : msd7
 Multiplr: 1.00

Method : C:\MSDCHEM\1\DATA\XMS1546\FISH-SIM.M (RTE Integrator)
 Title : XMS1544 Calibration Curve for SIM-PAH
 Last Update : Tue Jun 05 10:16:06 2012
 Response via : Multiple Level Calibration

Min. RRF : 0.010 Min. Rel. Area : 50% Max. R.T. Dev 0.50min
 Max. RRF Dev : 30% Max. Rel. Area : 150%

	Compound	Amount	Calc.	%Dev	Area%	Dev (min)
1 I	Naphthalene-D8	400.000	400.000	0.0	96	0.00
2 TM	Naphthalene	1000.000	978.918	2.1	96	0.00
3	2-Methylnaphthalene	1000.000	996.905	0.3	94	0.00
4	1-Methylnaphthalene	1000.000	946.146	5.4	95	0.00
5 S	2-Fluorobiphenyl	1000.000	981.804	1.8	95	0.00
6 T	Biphenyl	1000.000	974.436	2.6	95	0.00
7 I	Acenaphthene-d10	400.000	400.000	0.0	93	0.00
8 TM	Acenaphthylene	1000.000	987.130	1.3	93	0.00
9 TCM	Acenaphthene	1000.000	987.167	1.3	95	0.00
10	Dibenzofuran	1000.000	998.767	0.1	95	0.00
11 TM	Fluorene	1000.000	990.746	0.9	94	0.00
12 I	Phenanthrene-D10	400.000	400.000	0.0	95	0.00
13 TM	Dibenzothiophene	1000.000	1004.153	-0.4	95	0.00
14 TM	Phenanthrene	1000.000	990.631	0.9	96	0.00
15 TM	Anthracene	1000.000	979.218	2.1	94	0.00
16 TCM	Fluoranthene	1000.000	1011.568	-1.2	96	0.00
17 S	4-Terphenyl-d14	1000.000	978.457	2.2	93	0.00
18 TM	Pyrene	1000.000	996.531	0.3	95	0.00
19 I	Chrysene-D12	400.000	400.000	0.0	95	0.00
20 TM	Benzo[a]anthracene	1000.000	978.993	2.1	94	0.00
21 TM	Chrysene	1000.000	972.410	2.8	96	0.00
22 I	Perylene-D12	400.000	400.000	0.0	95	0.00
23 TM	Benzo[b]fluoranthene	1000.000	1012.727	-1.3	97	0.00
24 TM	Benzo[k]fluoranthene	1000.000	1021.015	-2.1	96	0.00
25 TM	Benzo[e]pyrene	1000.000	1023.372	-2.3	97	0.00
26 TM	Benzo[a]pyrene	1000.000	1004.503	-0.5	96	0.00
27 TM	Perylene	1000.000	992.788	0.7	97	0.00
28 TM	Indeno(1,2,3-c,d)pyrene	1000.000	1027.680	-2.8	98	0.00
29 TM	Dibenzo[a,h]anthracene	1000.000	1023.807	-2.4	98	0.00
30 TM	Benzo[g,h,i]perylene	1000.000	1027.092	-2.7	98	0.00

Data File : C:\MSDCHEM\1\DATA\XMS1546\0604704.D
 Acq On : 4 Jun 2012 6:27 pm
 Sample : CCV XMS1546
 Misc :

Vial: 2
 Operator: CMP
 Inst : msd7
 Multiplr: 1.00

MS Integration Params: RTEINT.P
 Quant Time: Jun 05 10:15:42 2012

Quant Results File: FISH-SIM.RES

Quant Method : C:\MSDCHEM\1...\FISH-SIM.M (RTE Integrator)
 Title : XMS1544 Calibration Curve for SIM-PAH
 Last Update : Mon Jun 04 10:09:22 2012
 Response via : Initial Calibration
 DataAcq Meth : FISH-SIM

Internal Standards	R.T.	QIon	Response	Conc	Units	Dev (Min)
1) Naphthalene-D8	5.11	136	153175	400.00	ng/mL	0.00
7) Acenaphthene-d10	6.93	164	91131	400.00	ng/mL	0.00
12) Phenanthrene-D10	8.51	188	175753	400.00	ng/mL	0.00
19) Chrysene-D12	11.35	240	202198	400.00	ng/mL	0.00
22) Perylene-D12	13.18	264	180095	400.00	ng/mL	0.00

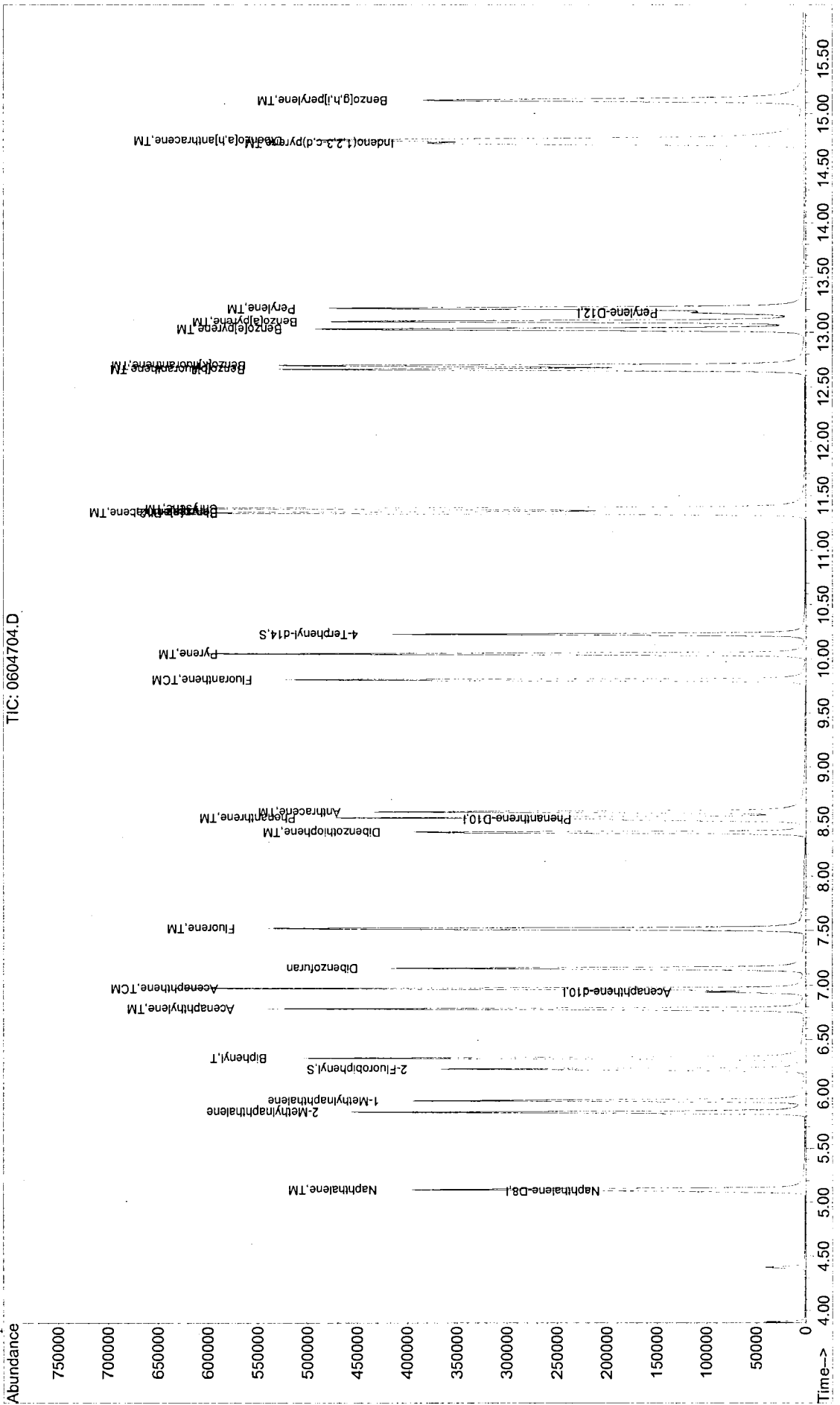
System Monitoring Compounds	R.T.	QIon	Response	Conc	Units	Dev (Min)
5) 2-Fluorobiphenyl	6.23	172	354778	981.80	ng/mL	0.00
Spiked Amount 1000.000			Recovery =	98.18%		
17) 4-Terphenyl-d14	10.23	244	359428	978.46	ng/mL	0.00
Spiked Amount 1000.000			Recovery =	97.85%		

Target Compounds	R.T.	QIon	Response	Conc	Units	Qvalue
2) Naphthalene	5.12	128	441835	978.92	ng/mL	99
3) 2-Methylnaphthalene	5.84	142	295925	996.90	ng/mL	98
4) 1-Methylnaphthalene	5.93	142	288297	946.15	ng/mL	98
6) Biphenyl	6.33	154	385604	974.44	ng/mL#	92
8) Acenaphthylene	6.78	152	506011	987.13	ng/mL	99
9) Acenaphthene	6.97	153	289481	987.17	ng/mL	96
10) Dibenzofuran	7.15	168	435967	998.77	ng/mL	100
11) Fluorene	7.52	166	349903	990.75	ng/mL	92
13) Dibenzothiophene	8.40	184	480323	1004.15	ng/mL#	89
14) Phenanthrene	8.53	178	492241	990.63	ng/mL	96
15) Anthracene	8.59	178	550677	979.22	ng/mL	96
16) Fluoranthene	9.81	202	598522	1011.57	ng/mL#	95
18) Pyrene	10.05	202	636230	996.53	ng/mL#	91
20) Benzo[a]anthracene	11.34	228	525454	978.99	ng/mL	97
21) Chrysene	11.38	228	615514	972.41	ng/mL	93
23) Benzo[b]fluoranthene	12.66	252	601986	1012.73	ng/mL#	98
24) Benzo[k]fluoranthene	12.69	252	644901	1021.01	ng/mL#	97
25) Benzo[e]pyrene	13.03	252	589687	1023.37	ng/mL	99
26) Benzo[a]pyrene	13.09	252	603043	1004.50	ng/mL	97
27) Perylene	13.21	252	636444	992.79	ng/mL	100
28) Indeno(1,2,3-c,d)pyrene	14.72	276	705842	1027.68	ng/mL	99
29) Dibenzo[a,h]anthracene	14.76	278	603542	1023.81	ng/mL#	95
30) Benzo[g,h,i]perylene	15.13	276	626872	1027.09	ng/mL#	95

*CMP
06/05/12*

Data File : C:\MSDCHEM\1\DATA\XMS1546\0604704.D
 Acq On : 4 Jun 2012 6:27 pm
 Sample : CCV XMS1546
 Misc :
 MS Integration Params: RTEINT.P
 Quant Time: Jun 5 10:15 2012
 Quant Results File: FISH-SIM.RES

Method : C:\MSDCHEM\1\DATA\XMS1546\FISH-SIM.M (RTE Integrator)
 Title : XMS1544 Calibration Curve for SIM-PAH
 Last Update : Tue Jun 05 10:16:06 2012
 Response via : Initial Calibration



INTERNAL STANDARD RECOVERY REPORTS
FOR

SAMPLE: CCV XMS1546

DATA FILENAME: C:\MSDCHEM\1\DATA\XMS1546\0604704.D\FISH-SIM.RES

AREA BASED ON ICAL MIDPOINT

CRV MID FILENAME: C:\MSDCHEM\1\DATA\XMS1544\0601705.D\FISH-SIM.RES

COMPOUND	CRV MID AREA	SAMPLE AREA	%DIFF
Naphthalene-D8	160305	153175	-4.45%
Acenaphthene-d10	97529	91131	-6.56%
Phenanthrene-D10	185636	175753	-5.32%
Chrysene-D12	211801	202198	-4.53%
Perylene-D12	189310	180095	-4.87%

AREA REPORT BASED ON CVS

CVS FILENAME: C:\MSDCHEM\1\DATA\XMS1546\0604704.D\FISH-SIM.RES

COMPOUND	CVS AREA	SAMPLE AREA	%DIFF
Naphthalene-D8	153175	153175	0.00%
Acenaphthene-d10	91131	91131	0.00%
Phenanthrene-D10	175753	175753	0.00%
Chrysene-D12	202198	202198	0.00%
Perylene-D12	180095	180095	0.00%

Evaluate Continuing Calibration Report

Data File : C:\MSDCHEM\1\DATA\XMS1548\0605704.D
 Acq On : 5 Jun 2012 12:19 pm
 Sample : CCV XMS1548
 Misc :
 MS Integration Params: RTEINT.P

Vial: 2
 Operator: CMP
 Inst : msd7
 Multiplr: 1.00

Method : C:\MSDCHEM\1\DATA\XMS1546\FISH-SIM.M (RTE Integrator)
 Title : XMS1544 Calibration Curve for SIM-PAH
 Last Update : Tue Jun 05 13:58:21 2012
 Response via : Multiple Level Calibration

Min. RRF : 0.010 Min. Rel. Area : 50% Max. R.T. Dev 0.50min
 Max. RRF Dev : 30% Max. Rel. Area : 150%

Compound		Amount	Calc.	%Dev	Area%	Dev(min)
1	I Naphthalene-D8	400.000	400.000	0.0	91	0.00
2	TM Naphthalene	1000.000	1000.757	-0.1	94	0.00
3	2-Methylnaphthalene	1000.000	1116.371	-11.6	101	0.00
4	1-Methylnaphthalene	1000.000	1018.503	-1.9	98	0.00
5	S 2-Fluorobiphenyl	1000.000	1036.140	-3.6	95	0.00
6	T Biphenyl	1000.000	1069.141	-6.9	99	0.00
7	I Acenaphthene-d10	400.000	400.000	0.0	99	0.00
8	TM Acenaphthylene	1000.000	861.933	13.8	86	0.00
9	TCM Acenaphthene	1000.000	969.525	3.0	98	0.00
10	Dibenzofuran	1000.000	957.540	4.2	96	0.00
11	TM Fluorene	1000.000	934.524	6.5	94	0.00
12	I Phenanthrene-D10	400.000	400.000	0.0	68	0.00
13	TM Dibenzothiophene	1000.000	1020.058	-2.0	69	0.00
14	TM Phenanthrene	1000.000	1028.164	-2.8	72	0.00
15	TM Anthracene	1000.000	921.310	7.9	63	0.00
16	TCM Fluoranthene	1000.000	970.993	2.9	67	0.00
17	S 4-Terphenyl-d14	1000.000	1070.237	-7.0	73	0.00
18	TM Pyrene	1000.000	965.635	3.4	66	0.00
19	I Chrysene-D12	400.000	400.000	0.0	76	0.00
20	TM Benzo[a]anthracene	1000.000	1029.068	-2.9	79	0.00
21	TM Chrysene	1000.000	872.591	12.7	68	0.00
22	I Perylene-D12	400.000	400.000	0.0	84	0.00
23	TM Benzo[b]fluoranthene	1000.000	979.722	2.0	83	0.00
24	TM Benzo[k]fluoranthene	1000.000	894.891	10.5	74	0.00
25	TM Benzo[e]pyrene	1000.000	943.011	5.7	79	0.00
26	TM Benzo[a]pyrene	1000.000	972.874	2.7	82	0.00
27	TM Perylene	1000.000	927.424	7.3	80	0.00
28	TM Indeno(1,2,3-c,d)pyrene	1000.000	1061.787	-6.2	90	0.00
29	TM Dibenzo[a,h]anthracene	1000.000	1089.842	-9.0	92	0.00
30	TM Benzo[g,h,i]perylene	1000.000	1055.623	-5.6	89	0.00

Data File : C:\MSDCHEM\1\DATA\XMS1548\0605704.D
 Acq On : 5 Jun 2012 12:19 pm
 Sample : CCV XMS1548
 Misc :
 MS Integration Params: RTEINT.P
 Quant Time: Jun 05 13:59:00 2012

Vial: 2
 Operator: CMP
 Inst : msd7
 Multiplr: 1.00

Quant Results File: FISH-SIM.RES

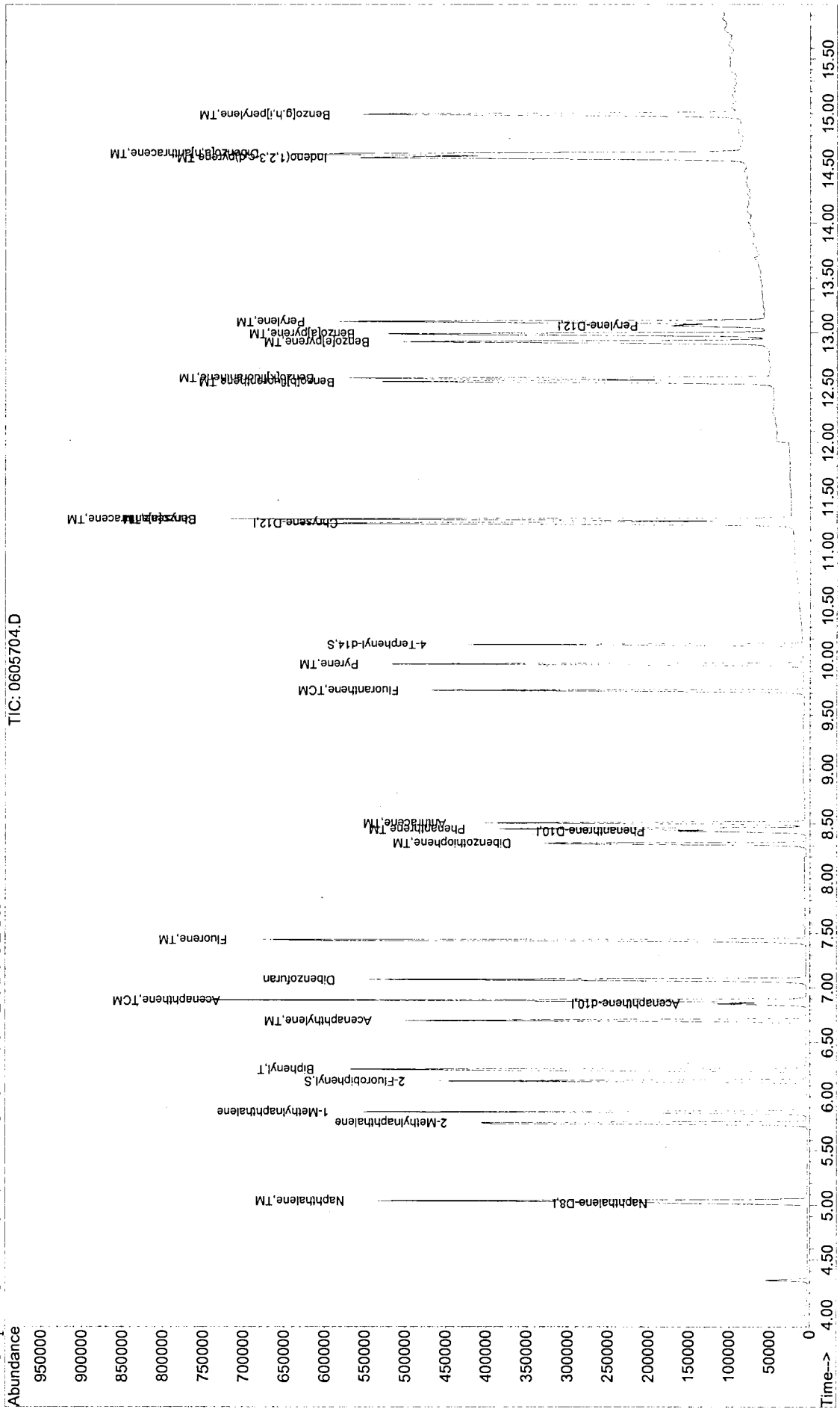
Quant Method : C:\MSDCHEM\1...\FISH-SIM.M (RTE Integrator)
 Title : XMS1544 Calibration Curve for SIM-PAH
 Last Update : Tue Jun 05 13:58:21 2012
 Response via : Initial Calibration
 DataAcq Meth : FISH-SIM

Internal Standards	R.T.	QIon	Response	Conc	Units	Dev (Min)
1) Naphthalene-D8	5.02	136	146134	400.00	ng/mL	0.00
7) Acenaphthene-d10	6.85	164	96553	400.00	ng/mL	0.00
12) Phenanthrene-D10	8.43	188	126519	400.00	ng/mL	0.00
19) Chrysene-D12	11.27	240	160191	400.00	ng/mL	0.00
22) Perylene-D12	13.06	264	159247	400.00	ng/mL	0.00
System Monitoring Compounds						
5) 2-Fluorobiphenyl	6.14	172	357202	1036.14	ng/mL	0.00
Spiked Amount	1000.000		Recovery	=	103.61%	
17) 4-Terphenyl-d14	10.14	244	283011	1070.24	ng/mL	0.00
Spiked Amount	1000.000		Recovery	=	107.02%	
Target Compounds						
						Qvalue
2) Naphthalene	5.04	128	430929	1000.76	ng/mL	99
3) 2-Methylnaphthalene	5.76	142	316155	1116.37	ng/mL	100
4) 1-Methylnaphthalene	5.86	142	296079	1018.50	ng/mL	97
6) Biphenyl	6.25	154	403633	1069.14	ng/mL	97
8) Acenaphthylene	6.70	152	468122	861.93	ng/mL#	75
9) Acenaphthene	6.88	153	301223	969.53	ng/mL	96
10) Dibenzofuran	7.07	168	442839	957.54	ng/mL	100
11) Fluorene	7.44	166	349684	934.52	ng/mL	90
13) Dibenzothiophene	8.32	184	351246	1020.06	ng/mL#	86
14) Phenanthrene	8.45	178	367774	1028.16	ng/mL	95
15) Anthracene	8.51	178	372972	921.31	ng/mL	94
16) Fluoranthene	9.73	202	413575	970.99	ng/mL#	93
18) Pyrene	9.96	202	443802	965.64	ng/mL#	89
20) Benzo[a]anthracene	11.29	228	437583	1029.07	ng/mL	96
21) Chrysene	11.29	228	437583	872.59	ng/mL	97
23) Benzo[b]fluoranthene	12.55	252	514952	979.72	ng/mL#	97
24) Benzo[k]fluoranthene	12.59	252	499805	894.89	ng/mL#	96
25) Benzo[e]pyrene	12.92	252	480479	943.01	ng/mL	98
26) Benzo[a]pyrene	12.99	252	516444	972.87	ng/mL#	96
27) Perylene	13.10	252	525716	927.42	ng/mL	100
28) Indeno(1,2,3-c,d)pyrene	14.60	276	644847	1061.79	ng/mL	99
29) Dibenz[a,h]anthracene	14.64	278	568097	1089.84	ng/mL#	93
30) Benzo[g,h,i]perylene	14.99	276	569702	1055.62	ng/mL#	93

Cmp
06/05/12

Data File : C:\MSDCHEM\1\DATA\XMS1548\0605704.D
Acq On : 5 Jun 2012 12:19 pm
Sample : CCV XMS1548
Misc :
MS Integration Params: RTEINT.P
Quant Time: Jun 5 13:59 2012
Quant Results File: FISH-SIM.RES

Method : C:\MSDCHEM\1\DATA\XMS1546\FISH-SIM.M (RTE Integrator)
Title : XMS1544 Calibration Curve for SIM-PAH
Last Update : Tue Jun 05 13:58:21 2012
Response via : Initial Calibration



INTERNAL STANDARD RECOVERY REPORTS
FOR

SAMPLE: CCV XMS1548

DATA FILENAME: C:\MSDCHEM\1\DATA\XMS1548\0605704.D\FISH-SIM.RES

AREA BASED ON ICAL MIDPOINT

CRV MID FILENAME: C:\MSDCHEM\1\DATA\XMS1544\0601705.D\FISH-SIM.RES

COMPOUND	CRV MID AREA	SAMPLE AREA	%DIFF
Naphthalene-D8	160305	146134	-8.84%
Acenaphthene-d10	97529	96553	-1.00%
Phenanthrene-D10	185636	126519	-31.85%
Chrysene-D12	211801	160191	-24.37%
Perylene-D12	189310	159247	-15.88%

AREA REPORT BASED ON CVS

CVS FILENAME: C:\MSDCHEM\1\DATA\XMS1548\0605704.D\FISH-SIM.RES

COMPOUND	CVS AREA	SAMPLE AREA	%DIFF
Naphthalene-D8	146134	146134	0.00%
Acenaphthene-d10	96553	96553	0.00%
Phenanthrene-D10	126519	126519	0.00%
Chrysene-D12	160191	160191	0.00%
Perylene-D12	159247	159247	0.00%

Laboratory Report of Analysis

To: Delaney Peterson
ANCHOR ENVIRONMENTAL
720 Olive Way
Suite 1900
Seattle, WA 98101
US

Report Number: **31201996**

Client Project: **Jeld Wen Surface Sediment**

Dear Delaney Peterson,

Enclosed are the results of the analytical services performed under the referenced project for the received samples and associated QC as applicable. The samples are certified to meet the requirements of the National Environmental Laboratory Accreditation Conference Standards. Copies of this report and supporting data will be retained in our files for a period of five years in the event they are required for future reference. All results are intended to be used in their entirety and SGS is not responsible for use of less than the complete report. Any samples submitted to our laboratory will be retained for a maximum of thirty (30) days from the date of this report unless other arrangements are requested.

If there are any questions about the report or services performed during this project, please call Amy J. Boehm at (910) 350-1903. We will be happy to answer any questions or concerns which you may have.

Thank you for using SGS North America Inc. for your analytical services. We look forward to working with you again on any additional analytical needs.

Sincerely,
SGS North America Inc.



Digitally signed by: Amy Boehm
Date: 2012.07.24 16:18:05 -
04'00'

Amy J. Boehm
Project Manager
amy.boehm@sgs.com

_____ Date

ANALYTICAL PERSPECTIVES IS NOW PART OF SGS, THE WORLD'S LEADING INSPECTION, VERIFICATION, TESTING AND CERTIFICATION COMPANY.

Laboratory Qualifiers

Report Definitions

DL	Method, Instrument, or Estimated Detection Limit per Analytical Method
CL	Control Limits for the recovery result of a parameter
LOQ	Reporting Limit
DF	Dilution Factor
RPD	Relative Percent Difference
LCS(D)	Laboratory Control Spike (Duplicate)
MS(D)	Matrix Spike (Duplicate)
MB	Method Blank

Qualifier Definitions

*	Recovery or RPD outside of control limits
B	Analyte was detected in the Lab Method Blank at a level above the LOQ
U	Undetected (Reported as ND or < DL)
V	Recovery is below quality control limit. The data has been validated based on a favorable signal-to-noise and detection limit
A	Amount detected is less than the Lower Method Calibration Limit
J	Estimated Concentration.
O	The recovery of this analyte in the OPR is above the Method QC Limits and the reported concentration in the sample may be biased high
E	Amount detected is greater than the Upper Calibration Limit
S	The amount of analyte present has saturated the detector. This situation results in an underestimation of the affected analyte(s)
Q	Indicates the presence of a quantitative interference. This situation may result in an underestimation of the affected analyte(s)
I	Indicates the presence of a qualitative interference that could cause a false positive or an overestimation of the affected analyte(s)
DPE	Indicates the presence of a peak in the polychlorinated diphenylether channel that could cause a false positive or an overestimation of the affected analyte(s)
TIC	Tentatively Identified Compound
EMPC	Estimated Maximum possible Concentration due to ion ratio failure
ND	Not Detected
K	Result is estimated due to ion ratio failure in High Resolution PCB Analysis
P	RPD > 40% between results of dual columns
D	Spike or surrogate was diluted out in order to achieve a parameter result within instrument calibration range

Samples requiring manual integrations for various congeners and/or standards are marked and dated by the analyst. A code definition is provided below:

M1	Mis-identified peak
M2	Software did not integrate peak
M3	Incorrect baseline construction (i.e. not all of peak included; two peaks integrated as one)
M4	Pattern integration required (i.e. DRO, GRO, PCB, Toxaphene and Technical Chlordane)
M5	Other - Explained in case narrative

Note Results pages that include a value for "Solids (%)" have been adjusted for moisture content.

Sample Summary

<u>Client Sample ID</u>	<u>Lab Sample ID</u>	<u>Collected</u>	<u>Received</u>	<u>Matrix</u>
JW-E10-TISSUE-120516	31201996001	05/16/2012 09:00	05/18/2012 10:40	Tissue
JW-EA01-TISSUE-120517	31201996002	05/16/2012 09:15	05/18/2012 10:40	Tissue

Detectable Results Summary

Client Sample ID: **JW-E10-TISSUE-120516**

Lab Sample ID: 31201996001

SW-846 8270D-SIM

<u>Parameter</u>	<u>Result</u>	<u>Units</u>	
1-Methylnaphthalene	0.758	ug/Kg	J
2-Methylnaphthalene	0.759	ug/Kg	J
Anthracene	0.765	ug/Kg	J
Benzo(a)anthracene	2.58	ug/Kg	
Benzo(a)pyrene	0.671	ug/Kg	J
Benzo(e)pyrene	2.33	ug/Kg	
Benzo(g,h,i)perylene	1.13	ug/Kg	J
Chrysene	3.42	ug/Kg	
Dibenz(a,h)anthracene	0.909	ug/Kg	J
Dibenzofuran	0.895	ug/Kg	J
Fluoranthene	15.9	ug/Kg	
Fluorene	1.39	ug/Kg	J
Indeno(1,2,3-cd)pyrene	0.886	ug/Kg	J
Naphthalene	1.14	ug/Kg	J
Perylene	7.16	ug/Kg	
Phenanthrene	8.99	ug/Kg	
Pyrene	8.78	ug/Kg	

Client Sample ID: **JW-EA01-TISSUE-120517**

Lab Sample ID: 31201996002

SW-846 8270D-SIM

<u>Parameter</u>	<u>Result</u>	<u>Units</u>	
1-Methylnaphthalene	0.721	ug/Kg	J
2-Methylnaphthalene	0.821	ug/Kg	J
Acenaphthene	1.45	ug/Kg	J
Anthracene	0.733	ug/Kg	J
Benzo(a)anthracene	5.55	ug/Kg	
Benzo(a)pyrene	0.627	ug/Kg	J
Benzo(b)fluoranthene	2.66	ug/Kg	
Benzo(e)pyrene	2.48	ug/Kg	
Benzo(k)fluoranthene	1.11	ug/Kg	J
Chrysene	5.56	ug/Kg	
Dibenzofuran	1.27	ug/Kg	J
Fluoranthene	25.2	ug/Kg	
Fluorene	2.09	ug/Kg	
Naphthalene	0.709	ug/Kg	J
Perylene	1.83	ug/Kg	J
Phenanthrene	12.1	ug/Kg	
Pyrene	18.3	ug/Kg	

Quality Control Samples

Client Sample ID: **MB for HBN 25687 [HXX/1680]**

Lab Sample ID: 80650

SW-846 8270D-SIM

<u>Parameter</u>	<u>Result</u>	<u>Units</u>	
Indeno(1,2,3-cd)pyrene	0.445	ug/Kg	J
Dibenz(a,h)anthracene	0.698	ug/Kg	J
Benzo(g,h,i)perylene	0.435	ug/Kg	J

31201450

Chain of Custody Record & Laboratory Analysis Request



Laboratory Number:

Date: 5/17/2012

Project Name: Jeld-Wen

Project Number: 120909-01.01

Project Manager: Nathan Socorsy

Phone Number: 206.903.3385

Shipment Method: FedEx

Line	Field Sample ID	Collection Date/Time	Lab ID	Matrix	No. of Containers	Dioxin/Furans	PCB Congeners	% Lipids	Comments
1	JW-EA10-Tissue-120516	5/16/2012/0900		Tissue		X	X	X	add PAH-SIMM
2	JW-EA1-Tissue-120516	5/16/2012/0915		Tissue		X	X	X	5/25/12
3									
4									
5									
6									
7									
8									
9									
10									
11									
12									
13									
14									
15									

*Standard TAT

*Level 4 data package

*See QAPP tables for analyte lists and QC requirements

Relinquished By: David Bellamy Company: Anchor QEA, LLC
 Signature/Printed Name 5/17/12 1530 Date/Time

Relinquished By: _____ Company: _____
 Signature/Printed Name _____ Date/Time _____

Received By: Paul Plummer Company: SGS
 Signature/Printed Name 3.5C Date/Time 5/18/12 1040
Nocus & Son Company: _____

Received By: _____ Company: _____
 Signature/Printed Name _____ Date/Time _____

Data Sheet



Workorder 31201996 **Created** 6/25/2012 11:36
Work ID Jeld Wen Surface Sediment **Status** CO
Client JELD-WEN, Inc. **Report** REVLET_RPT
Profile PAH-SIM for Tissues [1794] **PO**

Rpt. Recipe

Report Recipient *There should only be one report recipient.*

Delaney Peterson
ANCHOR ENVIRONMENTAL
720 Olive Way
Suite 1900
Seattle, WA 98101
US

Diane Keith
JELD-WEN, Inc.
PO Box 1540
Klamath Falls, OR 97601

31201996001 JW-E10-TISSUE-120516

Sample Type	Paying sample	Status	RP	Collected	5/16/2012 09:00
Matrix	Tissue			Received	5/18/2012 10:40
				Due	7/19/2012 10:40

Billable Acodes

SW8270SXPT SW8270D-SIM PAH 50g/.5mL, T

Container ID	Type	Preservative	CC	Container Utilization
31201996001-A	8OZAG	-10° C	OK	SW3540PAHT, SW8270SIM

31201996002 JW-EA01-TISSUE-120517

Sample Type	Paying sample	Status	RP	Collected	5/16/2012 09:15
Matrix	Tissue			Received	5/18/2012 10:40
				Due	7/19/2012 10:40

Billable Acodes

SW8270SXPT SW8270D-SIM PAH 50g/.5mL, T

Container ID	Type	Preservative	CC	Container Utilization
31201996002-A	8OZAG	-10° C	OK	SW3540PAHT, SW8270SIM

SGS North America Inc.

Sample Receipt Checklist (SRC)

Client: Jeld Wen Work Order No.: 31201996

- | | | |
|-----|--|-------------------------|
| 1. | <input checked="" type="checkbox"/> Shipped
<input type="checkbox"/> Hand Delivered | Notes: _____
_____ |
| 2. | <input checked="" type="checkbox"/> COC Present on Receipt
<input type="checkbox"/> No COC
<input type="checkbox"/> Additional Transmittal Forms | _____
_____ |
| 3. | <input type="checkbox"/> Custody Tape on Container
<input checked="" type="checkbox"/> No Custody Tape | _____
_____ |
| 4. | <input checked="" type="checkbox"/> Samples Intact
<input type="checkbox"/> Samples Broken / Leaking | _____
_____ |
| 5. | <input checked="" type="checkbox"/> Chilled on Receipt Actual Temp.(s) in °C: <u>3.5</u>
<input type="checkbox"/> Ambient on Receipt
<input type="checkbox"/> Walk-in on Ice; Coming down to temp.
<input type="checkbox"/> Received Outside of Temperature Specifications | _____

_____ |
| 6. | <input checked="" type="checkbox"/> Sufficient Sample Submitted
<input type="checkbox"/> Insufficient Sample Submitted | _____
_____ |
| 7. | <input type="checkbox"/> Chlorine absent
<input type="checkbox"/> HNO3 < 2
<input type="checkbox"/> HCL < 2
<input type="checkbox"/> Additional Preservatives verified (see notes) | _____

_____ |
| 8. | <input checked="" type="checkbox"/> Received Within Holding Time
<input type="checkbox"/> Not Received Within Holding Time | _____
_____ |
| 9. | <input checked="" type="checkbox"/> No Discrepancies Noted
<input type="checkbox"/> Discrepancies Noted
<input type="checkbox"/> NCDENR notified of Discrepancies* | _____

_____ |
| 10. | <input type="checkbox"/> No Headspace present in VOC vials
<input type="checkbox"/> Headspace present in VOC vials >6mm | _____
_____ |

Comments: Relog of 31201450031, 032.

Inspected and Logged in by: JJ
Date: Mon-6/25/12 00:00

SW-846 8270D-SIM

Sample Data

Results of JW-E10-TISSUE-120516

Client Sample ID: **JW-E10-TISSUE-120516**
 Client Project ID: **Jeld Wen Surface Sediment**
 Lab Sample ID: 31201996001
 Lab Project ID: 31201996

Collection Date: 05/16/2012 09:00
 Received Date: 05/18/2012 10:40
 Matrix: Tissue
 Solids (%):

Results by SW-846 8270D-SIM

Parameter	Result	Qual	DL	LOQ/CL	Units	DF	Date Analyzed
1-Methylnaphthalene	0.758	J	0.217	1.74	ug/Kg	1	07/18/2012 15:17
2-Methylnaphthalene	0.759	J	0.217	1.74	ug/Kg	1	07/18/2012 15:17
Acenaphthene	ND	U	0.217	1.74	ug/Kg	1	07/18/2012 15:17
Acenaphthylene	ND	U	0.217	1.74	ug/Kg	1	07/18/2012 15:17
Anthracene	0.765	J	0.217	1.74	ug/Kg	1	07/18/2012 15:17
Benzo(a)anthracene	2.58		0.217	1.74	ug/Kg	1	07/18/2012 15:17
Benzo(a)pyrene	0.671	J	0.217	1.74	ug/Kg	1	07/18/2012 15:17
Benzo(b)fluoranthene	ND	U	0.217	1.74	ug/Kg	1	07/18/2012 15:17
Benzo(e)pyrene	2.33		0.217	1.74	ug/Kg	1	07/18/2012 15:17
Benzo(g,h,i)perylene	1.13	J	0.217	1.74	ug/Kg	1	07/18/2012 15:17
Benzo(k)fluoranthene	ND	U	0.217	1.74	ug/Kg	1	07/18/2012 15:17
Chrysene	3.42		0.217	1.74	ug/Kg	1	07/18/2012 15:17
Dibenz(a,h)anthracene	0.909	J	0.217	1.74	ug/Kg	1	07/18/2012 15:17
Dibenzofuran	0.895	J	0.217	1.74	ug/Kg	1	07/18/2012 15:17
Fluoranthene	15.9		0.447	1.74	ug/Kg	1	07/18/2012 15:17
Fluorene	1.39	J	0.217	1.74	ug/Kg	1	07/18/2012 15:17
Indeno(1,2,3-cd)pyrene	0.886	J	0.217	1.74	ug/Kg	1	07/18/2012 15:17
Naphthalene	1.14	J	0.217	1.74	ug/Kg	1	07/18/2012 15:17
Perylene	7.16		0.217	1.74	ug/Kg	1	07/18/2012 15:17
Phenanthrene	8.99		0.217	1.74	ug/Kg	1	07/18/2012 15:17
Pyrene	8.78		0.308	1.74	ug/Kg	1	07/18/2012 15:17
Surrogates							
2-Fluorobiphenyl	53.4			33.0-118	%	1	07/18/2012 15:17
Terphenyl-d14	70.7			22.0-142	%	1	07/18/2012 15:17

Batch Information

Analytical Batch: **XMS1602**
 Analytical Method: **SW-846 8270D-SIM**
 Instrument: **MSD6**
 Analyst: **CMP**
 Analytical Date/Time: **07/18/2012 15:17**

Prep Batch: **HXX1680**
 Prep Method: **SW-846 3540 w/ cleanup**
 Prep Date/Time: **07/15/2012 16:00**
 Prep Initial Wt./Vol.: **11.52 g**
 Prep Extract Vol: **.5 mL**

Results of JW-EA01-TISSUE-120517

Client Sample ID: **JW-EA01-TISSUE-120517**
 Client Project ID: **Jeld Wen Surface Sediment**
 Lab Sample ID: 31201996002
 Lab Project ID: 31201996

Collection Date: 05/16/2012 09:15
 Received Date: 05/18/2012 10:40
 Matrix: Tissue
 Solids (%):

Results by SW-846 8270D-SIM

Parameter	Result	Qual	DL	LOQ/CL	Units	DF	Date Analyzed
1-Methylnaphthalene	0.721	J	0.233	1.86	ug/Kg	1	07/18/2012 15:40
2-Methylnaphthalene	0.821	J	0.233	1.86	ug/Kg	1	07/18/2012 15:40
Acenaphthene	1.45	J	0.233	1.86	ug/Kg	1	07/18/2012 15:40
Acenaphthylene	ND	U	0.233	1.86	ug/Kg	1	07/18/2012 15:40
Anthracene	0.733	J	0.233	1.86	ug/Kg	1	07/18/2012 15:40
Benzo(a)anthracene	5.55		0.233	1.86	ug/Kg	1	07/18/2012 15:40
Benzo(a)pyrene	0.627	J	0.233	1.86	ug/Kg	1	07/18/2012 15:40
Benzo(b)fluoranthene	2.66		0.233	1.86	ug/Kg	1	07/18/2012 15:40
Benzo(e)pyrene	2.48		0.233	1.86	ug/Kg	1	07/18/2012 15:40
Benzo(g,h,i)perylene	ND	U	0.233	1.86	ug/Kg	1	07/18/2012 15:40
Benzo(k)fluoranthene	1.11	J	0.233	1.86	ug/Kg	1	07/18/2012 15:40
Chrysene	5.56		0.233	1.86	ug/Kg	1	07/18/2012 15:40
Dibenz(a,h)anthracene	ND	U	0.233	1.86	ug/Kg	1	07/18/2012 15:40
Dibenzofuran	1.27	J	0.233	1.86	ug/Kg	1	07/18/2012 15:40
Fluoranthene	25.2		0.480	1.86	ug/Kg	1	07/18/2012 15:40
Fluorene	2.09		0.233	1.86	ug/Kg	1	07/18/2012 15:40
Indeno(1,2,3-cd)pyrene	ND	U	0.233	1.86	ug/Kg	1	07/18/2012 15:40
Naphthalene	0.709	J	0.233	1.86	ug/Kg	1	07/18/2012 15:40
Perylene	1.83	J	0.233	1.86	ug/Kg	1	07/18/2012 15:40
Phenanthrene	12.1		0.233	1.86	ug/Kg	1	07/18/2012 15:40
Pyrene	18.3		0.331	1.86	ug/Kg	1	07/18/2012 15:40
Surrogates							
2-Fluorobiphenyl	61.9			33.0-118	%	1	07/18/2012 15:40
Terphenyl-d14	72.3			22.0-142	%	1	07/18/2012 15:40

Batch Information

Analytical Batch: **XMS1602**
 Analytical Method: **SW-846 8270D-SIM**
 Instrument: **MSD6**
 Analyst: **CMP**
 Analytical Date/Time: **07/18/2012 15:40**

Prep Batch: **HXX1680**
 Prep Method: **SW-846 3540 w/ cleanup**
 Prep Date/Time: **07/15/2012 16:00**
 Prep Initial Wt./Vol.: **10.73 g**
 Prep Extract Vol: **.5 mL**

Data File : C:\HPCHEM\1\DATA\XMS1602\0718615.D
 Acq On : 18 Jul 2012 3:17 pm
 Sample : 1996_1 XMS1602
 Misc :

Vial: 13
 Operator: CMP
 Inst : MSD6
 Multiplr: 1.00

MS Integration Params: RTEINT.P
 Quant Time: Jul 18 16:04:01 2012

Quant Results File: FISH-SIM.RES

Quant Method : C:\HPCHEM\1...\FISH-SIM.M (RTE Integrator)
 Title : XMS1602 Calibration Curve for SIM-PAH
 Last Update : Wed Jul 18 14:22:32 2012
 Response via : Initial Calibration
 DataAcq Meth : FISH-SIM

Internal Standards	R.T.	QIon	Response	Conc	Units	Dev (Min)
1) Naphthalene-D8	4.98	136	106733	400.00	ng/mL	0.00
7) Acenaphthene-d10	6.79	164	71675	400.00	ng/mL	0.00
12) Phenanthrene-D10	8.35	188	108131	400.00	ng/mL	0.00
19) Chrysene-D12	11.16	240	124220	400.00	ng/mL	0.00
22) Perylene-D12	12.93	264	88917	400.00	ng/mL	0.01

System Monitoring Compounds

5) 2-Fluorobiphenyl	6.09	172	247853	1068.22	ng/mL	0.00
Spiked Amount 1000.000			Recovery	=	106.82%	
17) 4-Terphenyl-d14	10.05	244	370858	1413.75	ng/mL	0.00
Spiked Amount 1000.000			Recovery	=	141.38%	

Target Compounds

	R.T.	QIon	Response	Conc	Units	Qvalue
2) Naphthalene	5.07	128	7480	✓ 26.35	ng/mL#	88
3) 2-Methylnaphthalene	5.70	142	3583	✓ 17.48	ng/mL	94
4) 1-Methylnaphthalene	5.80	142	3417m	✓ 17.46	ng/mL	
10) Dibenzofuran	7.01	168	5927	✓ 20.62	ng/mL#	85
11) Fluorene	7.37	166	7454	✓ 22.09	ng/mL#	92
13) Dibenzothiophene	8.24	184	4740	✓ 15.71	ng/mL#	26
14) Phenanthrene	8.37	178	56105	✓ 207.11	ng/mL	96
15) Anthracene	8.42	178	6002	✓ 17.62	ng/mL#	87
16) Fluoranthene	9.63	202	137442	✓ 366.11	ng/mL#	93
18) Pyrene	9.87	202	79241	✓ 202.21	ng/mL#	94
20) Benzo[a]anthracene	11.15	228	20683m	✓ 89.47	ng/mL	
21) Chrysene	11.19	228	29719	✓ 18.71	ng/mL	96
25) Benzo[e]pyrene	12.78	252	16028	✓ 53.69	ng/mL#	88
26) Benzo[a]pyrene	12.85	252	4388	✓ 15.47	ng/mL#	1
27) Perylene	12.94	252	47899	✓ 65.06	ng/mL	98
28) Indeno(1,2,3-c,d)pyrene	14.43	276	5756	✓ 20.42	ng/mL	92
29) Dibenzo[a,h]anthracene	14.46	278	4743	✓ 20.94	ng/mL#	92
30) Benzo[g,h,i]perylene	14.81	276	6290	✓ 25.96	ng/mL#	93

Cmp
 07/18/12

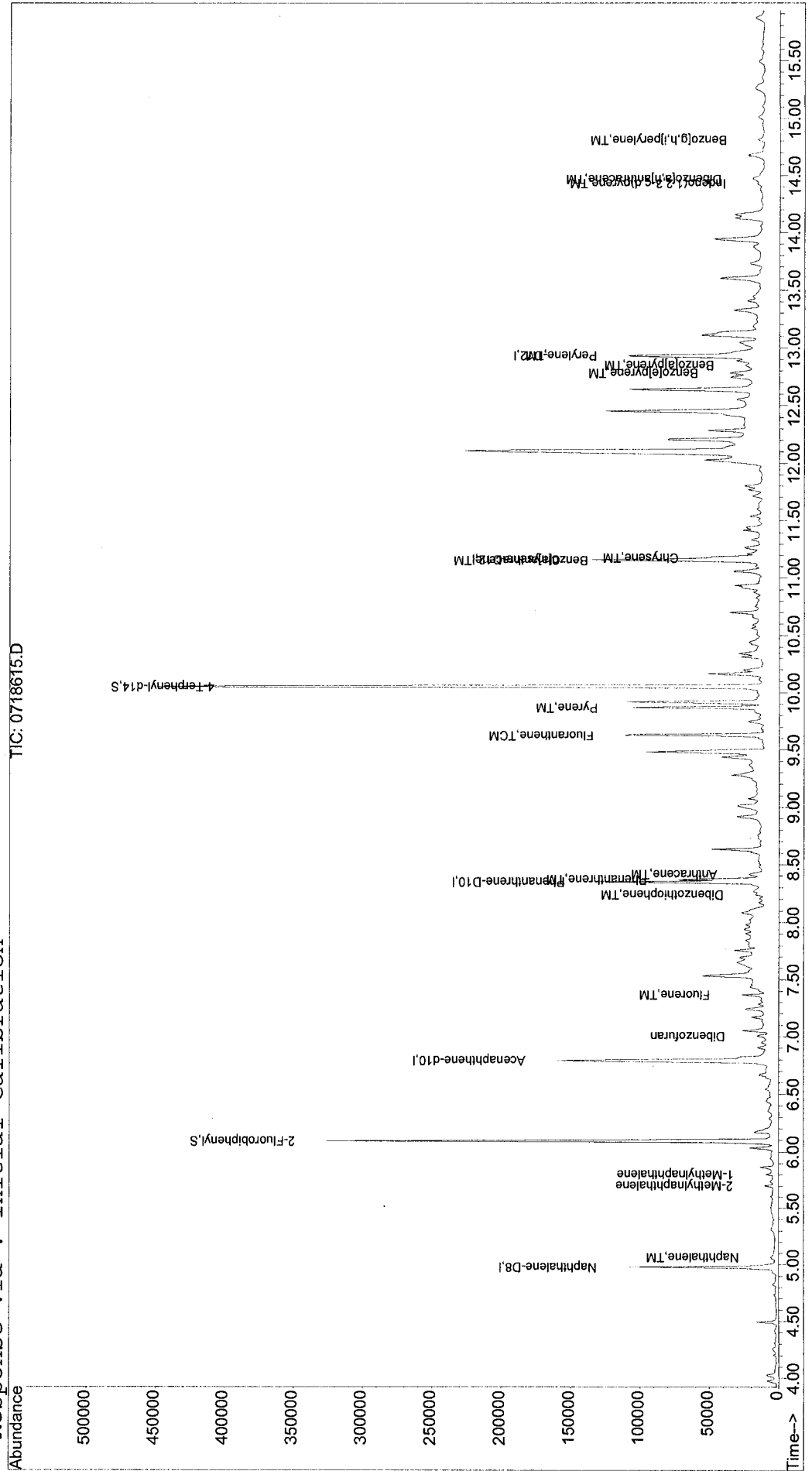
(#) = qualifier out of range (m) = manual integration

Data File : C:\HPCHEM\1\DATA\XMS1602\0718615.D
 Acq On : 18 Jul 2012 3:17 pm
 Sample : 1996_1 XMS1602
 Misc :
 MS Integration Params: RTEINT.P

Vial: 13
 Operator: CMP
 Inst : MSD6
 Multiplr: 1.00

Quant Time: Jul 18 16:06 2012 Quant Results File: FISH-SIM.RES

Method : C:\HPCHEM\1\DATA\XMS1602\FISH-SIM.M (RTE Integrator)
 Title : XMS1602 Calibration Curve for SIM-PAH
 Last Update : Wed Jul 18 14:22:32 2012
 Response via : Initial Calibration



INTERNAL STANDARD RECOVERY REPORTS
FOR

SAMPLE: 1996_1 XMS1602

DATA FILENAME: C:\HPCHEM\1\DATA\XMS1602\0718615.D\FISH-SIM.RES

AREA BASED ON ICAL MIDPOINT

CRV MID FILENAME: C:\HPCHEM\1\DATA\XMS1602\0718605.D\FISH-SIM.RES

COMPOUND	CRV MID AREA	SAMPLE AREA	%DIFF
Naphthalene-D8	107604	106733	-0.81%
Acenaphthene-d10	67496	71675	6.19%
Phenanthrene-D10	110234	108131	-1.91%
Chrysene-D12	130284	124220	-4.65%
Perylene-D12	118335	88917	-24.86%

AREA REPORT BASED ON CVS

CVS FILENAME: C:\HPCHEM\1\DATA\XMS1602\0718611.D\FISH-SIM.RES

COMPOUND	CVS AREA	SAMPLE AREA	%DIFF
Naphthalene-D8	102381	106733	4.25%
Acenaphthene-d10	64490	71675	11.14%
Phenanthrene-D10	104418	108131	3.56%
Chrysene-D12	124658	124220	-0.35%
Perylene-D12	108752	88917	-18.24%

Data File : C:\HPCHEM\1\DATA\XMS1602\0718616.D
 Acq On : 18 Jul 2012 3:40 pm
 Sample : 1996_2 XMS1602
 Misc :

Vial: 14
 Operator: CMP
 Inst : MSD6
 Multiplr: 1.00

MS Integration Params: RTEINT.P
 Quant Time: Jul 18 16:04:02 2012

Quant Results File: FISH-SIM.RES

Quant Method : C:\HPCHEM\1...\FISH-SIM.M (RTE Integrator)
 Title : XMS1602 Calibration Curve for SIM-PAH
 Last Update : Wed Jul 18 14:22:32 2012
 Response via : Initial Calibration
 DataAcq Meth : FISH-SIM

Internal Standards	R.T.	QIon	Response	Conc	Units	Dev (Min)
1) Naphthalene-D8	4.98	136	105800	400.00	ng/mL	0.00
7) Acenaphthene-d10	6.79	164	74219	400.00	ng/mL	0.00
12) Phenanthrene-D10	8.35	188	112794	400.00	ng/mL	0.00
19) Chrysene-D12	11.15	240	130699	400.00	ng/mL	0.00
22) Perylene-D12	12.92	264	125089	400.00	ng/mL	0.00

System Monitoring Compounds

5) 2-Fluorobiphenyl	6.09	172	284536	1237.13	ng/mL	0.00
Spiked Amount	1000.000		Recovery	=	123.71%	
17) 4-Terphenyl-d14	10.05	244	395832	1446.57	ng/mL	0.00
Spiked Amount	1000.000		Recovery	=	144.66%	

Target Compounds

	R.T.	QIon	Response	Conc	Units	Qvalue
2) Naphthalene	5.00	128	4281	15.21	ng/mL	98
3) 2-Methylnaphthalene	5.71	142	3579	17.62	ng/mL	92
4) 1-Methylnaphthalene	5.80	142	3002	15.47	ng/mL	82
6) Biphenyl	6.19	154	1690	7.23	ng/mL#	85
9) Acenaphthene	6.82	153	6165	31.21	ng/mL	98
10) Dibenzofuran	7.01	168	8123	27.29	ng/mL	94
11) Fluorene	7.37	166	10774	44.79	ng/mL	96
13) Dibenzothiophene	8.24	184	3704	11.77	ng/mL#	76
14) Phenanthrene	8.37	178	73585	260.41	ng/mL	96
15) Anthracene	8.42	178	5593	15.74	ng/mL	94
16) Fluoranthene	9.63	202	211507	540.11	ng/mL#	98
18) Pyrene	9.87	202	160266	392.06	ng/mL	96
20) Benzo[a]anthracene	11.15	228	43614	119.19	ng/mL	97
21) Chrysene	11.18	228	47399	119.31	ng/mL	99
23) Benzo[b]fluoranthene	12.41	252	25073m	87.14	ng/mL	
24) Benzo[k]fluoranthene	12.44	252	11511m	23.82	ng/mL	
25) Benzo[e]pyrene	12.77	252	22366	53.26	ng/mL	98
26) Benzo[a]pyrene	12.84	252	5372	13.46	ng/mL	94
27) Perylene	12.95	252	16048	39.31	ng/mL	94

CMP 07/18/12

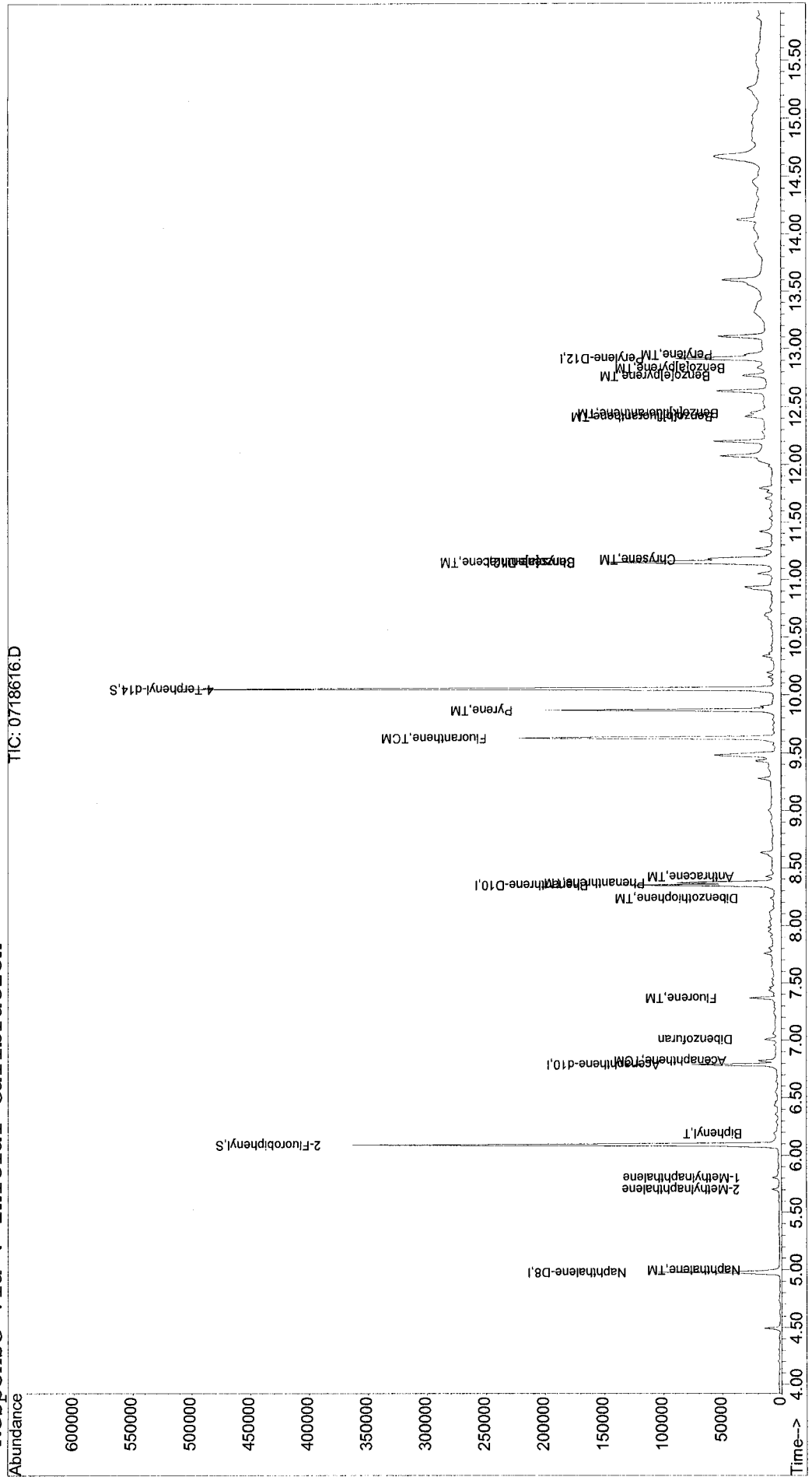
(#) = qualifier out of range (m) = manual integration

Data File : C:\HPCHEM\1\DATA\XMS1602\0718616.D
 Acq On : 18 Jul 2012 3:40 pm
 Sample : 1996_2 XMS1602
 Misc :
 MS Integration Params: RTEINT.P
 Quant Time: Jul 18 16:07 2012

Vial: 14
 Operator: CMP
 Inst : MSD6
 Multiplr: 1.00

Quant Results File: FISH-SIM.RES

Method : C:\HPCHEM\1\DATA\XMS1602\FISH-SIM.M (RTE Integrator)
 Title : XMS1602 Calibration Curve for SIM-PAH
 Last Update : Wed Jul 18 14:22:32 2012
 Response via : Initial Calibration



INTERNAL STANDARD RECOVERY REPORTS
FOR

SAMPLE: 1996_2 XMS1602

DATA FILENAME: C:\HPCHEM\1\DATA\XMS1602\0718616.D\FISH-SIM.RES

AREA BASED ON ICAL MIDPOINT

CRV MID FILENAME: C:\HPCHEM\1\DATA\XMS1602\0718605.D\FISH-SIM.RES

COMPOUND	CRV MID AREA	SAMPLE AREA	%DIFF
Naphthalene-D8	107604	105800	-1.68%
Acenaphthene-d10	67496	74219	9.96%
Phenanthrene-D10	110234	112794	2.32%
Chrysene-D12	130284	130699	0.32%
Perylene-D12	118335	125089	5.71%

AREA REPORT BASED ON CVS

CVS FILENAME: C:\HPCHEM\1\DATA\XMS1602\0718611.D\FISH-SIM.RES

COMPOUND	CVS AREA	SAMPLE AREA	%DIFF
Naphthalene-D8	102381	105800	3.34%
Acenaphthene-d10	64490	74219	15.09%
Phenanthrene-D10	104418	112794	8.02%
Chrysene-D12	124658	130699	4.85%
Perylene-D12	108752	125089	15.02%

SW-846 8270D-SIM

QC, Blanks Data

Batch Summary

Analytical Method: SW-846 8270D-SIM

Prep Method: SW-846 3540 w/ cleanup

Prep Batch: HXX1680

Prep Date: 07/15/2012 16:00

<u>Client Sample ID</u>	<u>Lab Sample ID</u>	<u>Analysis Date</u>	<u>Analytical Batch</u>	<u>Instrument</u>	<u>Analyst</u>
MB for HBN 25687 [HXX/1680]	80650	07/18/2012 14:09	XMS1602	MSD6	CMP
LCS for HBN 25687 [HXX/1680]	80651	07/18/2012 14:32	XMS1602	MSD6	CMP
LCSD for HBN 25687 [HXX/1680]	80652	07/18/2012 14:54	XMS1602	MSD6	CMP
JW-E10-TISSUE-120516	31201996001	07/18/2012 15:17	XMS1602	MSD6	CMP
JW-EA01-TISSUE-120517	31201996002	07/18/2012 15:40	XMS1602	MSD6	CMP

Surrogate Summary

Form 2

Analytical Method: SW-846 8270D-SIM

Analytical Batch: XMS1602

Work Order: 31201996

Matrix: Tissue

Results by SW-846 8270D-SIM

	<u>2-FBP</u>	<u>TP-D16</u>
JW-E10-TISSUE-120516	53.4	70.7
JW-EA01-TISSUE-120517	61.9	72.3
LCS for HBN 25687 [HXX/1680]	65.8	81.3
LCSD for HBN 25687 [HXX/1680]	57.1	75.5
MB for HBN 25687 [HXX/1680]	56	69.9

Control Limits

2-Fluorobiphenyl	2-FBP	33.0-118
Terphenyl-d14	TP-D16	22.0-142

Method Blank Summary Form 4

Blank ID: MB for HBN 25687 [HXX/1680]
 Blank Lab ID: 80650
 Prep Batch: HXX1680

Matrix: Tissue
 Analysis Date/Time: 07/18/2012 14:09

Results by SW-846 8270D-SIM

<u>Client Sample ID</u>	<u>Lab Sample ID</u>	<u>Filename</u>	<u>Date Analyzed</u>	<u>Analyst</u>
LCS for HBN 25687 [HXX/1680]	80651	0718613.D	07/18/2012 14:32	CMP
LCSD for HBN 25687 [HXX/1680]	80652	0718614.D	07/18/2012 14:54	CMP
JW-E10-TISSUE-120516	31201996001	0718615.D	07/18/2012 15:17	CMP
JW-EA01-TISSUE-120517	31201996002	0718616.D	07/18/2012 15:40	CMP

Method Blank

Blank ID: MB for HBN 25687 [HXX/1680]
 Blank Lab ID: 80650
 QC for Samples:
 31201996001, 31201996002

Matrix: Tissue

Results by SW-846 8270D-SIM

<u>Parameter</u>	<u>Result</u>	<u>Qual</u>	<u>DL</u>	<u>LOQ/CL</u>	<u>Units</u>	<u>DF</u>
Naphthalene	ND	U	0.250	2.00	ug/Kg	1
2-Methylnaphthalene	ND	U	0.250	2.00	ug/Kg	1
1-Methylnaphthalene	ND	U	0.250	2.00	ug/Kg	1
Acenaphthene	ND	U	0.250	2.00	ug/Kg	1
Fluorene	ND	U	0.250	2.00	ug/Kg	1
Phenanthrene	ND	U	0.250	2.00	ug/Kg	1
Anthracene	ND	U	0.250	2.00	ug/Kg	1
Fluoranthene	ND	U	0.515	2.00	ug/Kg	1
Pyrene	ND	U	0.355	2.00	ug/Kg	1
Benzo(a)anthracene	ND	U	0.250	2.00	ug/Kg	1
Chrysene	ND	U	0.250	2.00	ug/Kg	1
Benzo(b)fluoranthene	ND	U	0.250	2.00	ug/Kg	1
Benzo(k)fluoranthene	ND	U	0.250	2.00	ug/Kg	1
Benzo(a)pyrene	ND	U	0.250	2.00	ug/Kg	1
Benzo(e)pyrene	ND	U	0.250	2.00	ug/Kg	1
Indeno(1,2,3-cd)pyrene	0.445	J	0.250	2.00	ug/Kg	1
Dibenz(a,h)anthracene	0.698	J	0.250	2.00	ug/Kg	1
Benzo(g,h,i)perylene	0.435	J	0.250	2.00	ug/Kg	1
Perylene	ND	U	0.250	2.00	ug/Kg	1
Acenaphthylene	ND	U	0.250	2.00	ug/Kg	1
Dibenzofuran	ND	U	0.250	2.00	ug/Kg	1
Surrogates						
2-Fluorobiphenyl	56.0			33.0-118	%	1
Terphenyl-d14	69.9			22.0-142	%	1

Batch Information

Analytical Batch: XMS1602
 Analytical Method: SW-846 8270D-SIM
 Instrument: MSD6
 Analyst: CMP
 Analytical Date/Time: 7/18/2012 2:09:01PM

Prep Batch: HXX1680
 Prep Method: SW-846 3540 w/ cleanup
 Prep Date/Time: 7/15/2012 4:00:00PM
 Prep Initial Wt./Vol.: 10 g
 Prep Extract Vol: .5 mL

Blank Spike Summary

Blank Spike ID: LCS for HBN 25687 [HXX/1680]
 Blank Spike Lab ID: 80651
 Date Analyzed: 07/18/2012 14:32

Spike Duplicate ID: LCSD for HBN 25687 [HXX/1680]
 Spike Duplicate Lab ID: 80652
 Date Analyzed: 07/18/2012 14:54
 Matrix: Tissue

QC for Samples: 31201996001, 31201996002

Results by SW-846 8270D-SIM

Parameter	Blank Spike (ug/Kg)			Spike Duplicate (ug/Kg)				RPD (%)	RPD CL
	Spike	Result	Rec (%)	Spike	Result	Rec (%)	CL		
Naphthalene	100	63.2	63	100	55.5	55	55.0-110	13	
2-Methylnaphthalene	100	66.0	66	100	58.2	58	55.0-110	13	
1-Methylnaphthalene	100	63.9	64	100	55.2	55	55.0-110	15	
Acenaphthene	100	66.1	66	100	58.7	59*	60.0-120	12	
Fluorene	100	64.8	65	100	58.2	58*	60.0-120	11	
Phenanthrene	100	71.4	71	100	63.1	63	60.0-120	12	
Anthracene	100	60.5	61	100	54.7	55*	60.0-120	10	
Fluoranthene	100	68.3	68	100	63.0	63	60.0-120	8.1	
Pyrene	100	67.6	68	100	62.0	62	60.0-120	8.6	
Benzo(a)anthracene	100	78.7	79	100	73.1	73	60.0-120	7.4	
Chrysene	100	73.6	74	100	66.6	67	60.0-120	10	
Benzo(b)fluoranthene	100	79.4	79	100	73.2	73	60.0-120	8.1	
Benzo(k)fluoranthene	100	60.7	61	100	56.2	56*	60.0-120	7.7	
Benzo(a)pyrene	100	60.9	61	100	59.1	59	50.0-110	3.0	
Benzo(e)pyrene	100	72.6	73	100	67.3	67	60.0-120	7.6	
Indeno(1,2,3-cd)pyrene	100	79.6	80	100	77.8	78	60.0-120	2.3	
Dibenz(a,h)anthracene	100	76.1	76	100	75.1	75	60.0-120	1.3	
Benzo(g,h,i)perylene	100	77.7	78	100	76.2	76	60.0-120	1.9	
Perylene	100	56.7	57	100	52.7	53	50.0-110	7.3	
Acenaphthylene	100	63.1	63	100	57.4	57	50.0-110	9.5	
Dibenzofuran	100	66.1	66	100	59.1	59*	60.0-120	11	

Surrogates

2-Fluorobiphenyl	65.8	57.1	33.0-118
Terphenyl-d14	81.3	75.5	22.0-142

Batch Information

Analytical Batch: XMS1602
 Analytical Method: SW-846 8270D-SIM
 Instrument: MSD6
 Analyst: CMP

Prep Batch: HXX1680
 Prep Method: SW-846 3540 w/ cleanup
 Prep Date/Time: 07/15/2012 16:00
 Spike Init Wt./Vol.: 10 g Extract Vol: .5 mL
 Dupe Init Wt./Vol.: 10 g Extract Vol: .5 mL

Data File : C:\HPCHEM\1\DATA\XMS1602\0718612.D
 Acq On : 18 Jul 2012 2:09 pm
 Sample : 80650 XMS1602 mb
 Misc :
 MS Integration Params: RTEINT.P
 Quant Time: Jul 18 16:04:00 2012

Vial: 10
 Operator: CMP
 Inst : MSD6
 Multiplr: 1.00

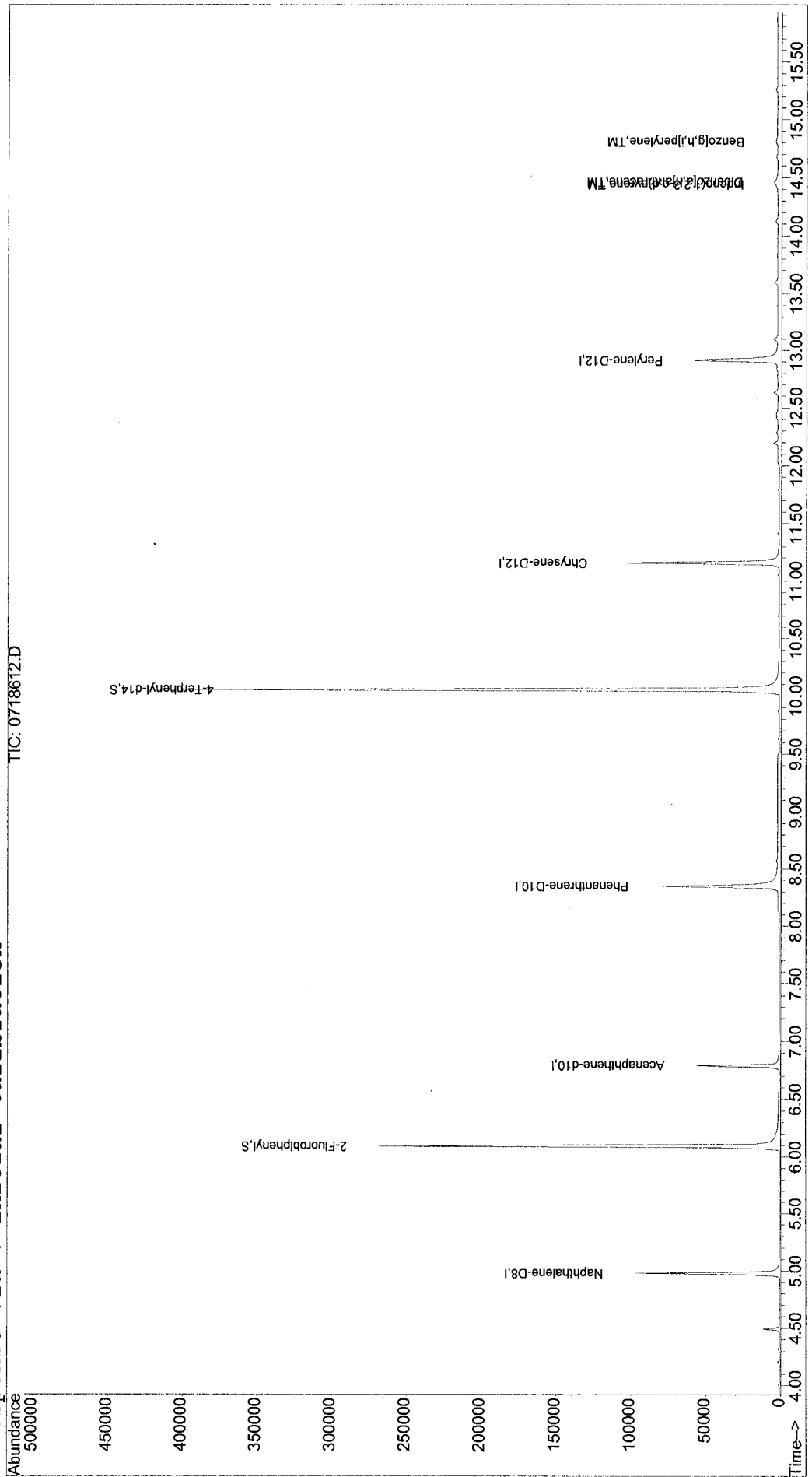
Quant Results File: FISH-SIM.RES

Quant Method : C:\HPCHEM\1...\FISH-SIM.M (RTE Integrator)
 Title : XMS1602 Calibration Curve for SIM-PAH
 Last Update : Wed Jul 18 14:22:32 2012
 Response via : Initial Calibration
 DataAcq Meth : FISH-SIM

Internal Standards	R.T.	QIon	Response	Conc	Units	Dev (Min)
1) Naphthalene-D8	4.98	136	106917	400.00	ng/mL	0.00
7) Acenaphthene-d10	6.79	164	67556	400.00	ng/mL	0.00
12) Phenanthrene-D10	8.35	188	113315	400.00	ng/mL	0.00
19) Chrysene-D12	11.16	240	133930	400.00	ng/mL	0.00
22) Perylene-D12	12.91	264	106462	400.00	ng/mL	0.00
System Monitoring Compounds						
5) 2-Fluorobiphenyl	6.09	172	260304	1119.95	ng/mL	0.00
Spiked Amount	1000.000		Recovery	=	112.00%	
17) 4-Terphenyl-d14	10.05	244	384457	1398.54	ng/mL	0.00
Spiked Amount	1000.000		Recovery	=	139.85%	
Target Compounds						
28) Indeno(1,2,3-c,d)pyrene	14.43	276	3005	8.90	ng/mL	97
29) Dibenzo[a,h]anthracene	14.46	278	3786	13.96	ng/mL	98
30) Benzo[g,h,i]perylene	14.81	276	2521	8.69	ng/mL#	95

Cmp
 07/18/12

Data File : C:\HPCHEM\1\DATA\XMS1602\0718612.D
Acq On : 18 Jul 2012 2:09 pm Vial: 10
Sample : 80650 XMS1602 mb Operator: CMP
Misc : Inst : MSD6
MS Integration Params: RTEINT.P Multiplr: 1.00
Quant Time: Jul 18 16:04 2012 Quant Results File: FISH-SIM.RES
Method : C:\HPCHEM\1\DATA\XMS1602\FISH-SIM.M (RTE Integrator)
Title : XMS1602 Calibration Curve for SIM-PAH
Last Update : Wed Jul 18 14:22:32 2012
Response via : Initial Calibration



INTERNAL STANDARD RECOVERY REPORTS
FOR

SAMPLE: 80650 XMS1602 mb

DATA FILENAME: C:\HPCHEM\1\DATA\XMS1602\0718612.D\FISH-SIM.RES

AREA BASED ON ICAL MIDPOINT

CRV MID FILENAME: C:\HPCHEM\1\DATA\XMS1602\0718605.D\FISH-SIM.RES

COMPOUND	CRV MID AREA	SAMPLE AREA	%DIFF
Naphthalene-D8	107604	106917	-0.64%
Acenaphthene-d10	67496	67556	0.09%
Phenanthrene-D10	110234	113315	2.79%
Chrysene-D12	130284	133930	2.80%
Perylene-D12	118335	106462	-10.03%

AREA REPORT BASED ON CVS

CVS FILENAME: C:\HPCHEM\1\DATA\XMS1602\0718611.D\FISH-SIM.RES

COMPOUND	CVS AREA	SAMPLE AREA	%DIFF
Naphthalene-D8	102381	106917	4.43%
Acenaphthene-d10	64490	67556	4.75%
Phenanthrene-D10	104418	113315	8.52%
Chrysene-D12	124658	133930	7.44%
Perylene-D12	108752	106462	-2.11%

Data File : C:\HPCHEM\1\DATA\XMS1602\0718613.D
 Acq On : 18 Jul 2012 2:32 pm
 Sample : 80651 XMS1602 lcs
 Misc :

Vial: 11
 Operator: CMP
 Inst : MSD6
 Multiplr: 1.00

MS Integration Params: RTEINT.P
 Quant Time: Jul 18 16:04:00 2012

Quant Results File: FISH-SIM.RES

Quant Method : C:\HPCHEM\1...\FISH-SIM.M (RTE Integrator)
 Title : XMS1602 Calibration Curve for SIM-PAH
 Last Update : Wed Jul 18 14:22:32 2012
 Response via : Initial Calibration
 DataAcq Meth : FISH-SIM

Internal Standards	R.T.	QIon	Response	Conc	Units	Dev (Min)
1) Naphthalene-D8	4.98	136	93344	400.00	ng/mL	0.00
7) Acenaphthene-d10	6.79	164	58523	400.00	ng/mL	0.00
12) Phenanthrene-D10	8.35	188	100046	400.00	ng/mL	0.00
19) Chrysene-D12	11.15	240	111831	400.00	ng/mL	0.00
22) Perylene-D12	12.91	264	106688	400.00	ng/mL	0.00

System Monitoring Compounds

5) 2-Fluorobiphenyl	6.09	172	267039	1315.99	ng/mL	0.00
Spiked Amount 1000.000			Recovery	=	131.60%	
17) 4-Terphenyl-d14	10.05	244	394550	1625.61	ng/mL	0.00
Spiked Amount 1000.000			Recovery	=	162.56%	

Target Compounds

						Qvalue
2) Naphthalene	4.99	128	313627	1263.39	ng/mL	98
3) 2-Methylnaphthalene	5.71	142	236692	1320.49	ng/mL	100
4) 1-Methylnaphthalene	5.80	142	218793	1278.21	ng/mL	96
6) Biphenyl	6.19	154	270382	1310.91	ng/mL#	87
8) Acenaphthylene	6.64	152	343449	1261.85	ng/mL#	75
9) Acenaphthene	6.82	153	205937	1322.30	ng/mL	97
10) Dibenzofuran	7.01	168	310265	1322.13	ng/mL	90
11) Fluorene	7.37	166	245974	1296.76	ng/mL	92
13) Dibenzothiophene	8.24	184	13489	48.32	ng/mL#	90
14) Phenanthrene	8.37	178	358017	1428.41	ng/mL	100
15) Anthracene	8.42	178	381445	1210.27	ng/mL	99
16) Fluoranthene	9.63	202	474324	1365.59	ng/mL#	97
18) Pyrene	9.87	202	490097	1351.70	ng/mL	94
20) Benzo[a]anthracene	11.15	228	492897	1574.23	ng/mL	97
21) Chrysene	11.18	228	500223	1471.53	ng/mL	98
23) Benzo[b]fluoranthene	12.41	252	594498	1588.49	ng/mL	98
24) Benzo[k]fluoranthene	12.44	252	499946	1213.13	ng/mL	96
25) Benzo[e]pyrene	12.77	252	520428	1452.93	ng/mL	97
26) Benzo[a]pyrene	12.84	252	414277	1217.35	ng/mL	96
27) Perylene	12.94	252	394553	1133.17	ng/mL	98
28) Indeno(1,2,3-c,d)pyrene	14.41	276	538371	1591.69	ng/mL	98
29) Dibenzo[a,h]anthracene	14.45	278	413514	1521.37	ng/mL#	95
30) Benzo[g,h,i]perylene	14.80	276	451923	1554.37	ng/mL#	94


Cmp 07/18/12

(#) = qualifier out of range (m) = manual integration

Quantitation Report (QT Reviewed)

Data File : C:\HPCHEM\1\DATA\XMS1602\0718613.D
Acq On : 18 Jul 2012 2:32 pm
Sample : 80651 XMS1602 lcs
Misc :
MS Integration Params: RTEINT.P
Quant Time: Jul 18 16:04 2012 Quant Results File: FISH-SIM.RES

Method : C:\HPCHEM\1\DATA\XMS1602\FISH-SIM.M (RTE Integrator)
Title : XMS1602 Calibration Curve for SIM-PAH
Last Update : Wed Jul 18 14:22:32 2012
Response via : Initial Calibration



INTERNAL STANDARD RECOVERY REPORTS
FOR

SAMPLE: 80651 XMS1602 lcs

DATA FILENAME: C:\HPCHEM\1\DATA\XMS1602\0718613.D\FISH-SIM.RES

AREA BASED ON ICAL MIDPOINT

CRV MID FILENAME: C:\HPCHEM\1\DATA\XMS1602\0718605.D\FISH-SIM.RES

COMPOUND	CRV MID AREA	SAMPLE AREA	%DIFF
Naphthalene-D8	107604	93344	-13.25%
Acenaphthene-d10	67496	58523	-13.29%
Phenanthrene-D10	110234	100046	-9.24%
Chrysene-D12	130284	111831	-14.16%
Perylene-D12	118335	106688	-9.84%

AREA REPORT BASED ON CVS

CVS FILENAME: C:\HPCHEM\1\DATA\XMS1602\0718611.D\FISH-SIM.RES

COMPOUND	CVS AREA	SAMPLE AREA	%DIFF
Naphthalene-D8	102381	93344	-8.83%
Acenaphthene-d10	64490	58523	-9.25%
Phenanthrene-D10	104418	100046	-4.19%
Chrysene-D12	124658	111831	-10.29%
Perylene-D12	108752	106688	-1.90%

Data File : C:\HPCHEM\1\DATA\XMS1602\0718614.D
 Acq On : 18 Jul 2012 2:54 pm
 Sample : 80652 XMS1602 lcsd
 Misc :
 MS Integration Params: RTEINT.P
 Quant Time: Jul 18 16:04:01 2012

Vial: 12
 Operator: CMP
 Inst : MSD6
 Multiplr: 1.00

Quant Results File: FISH-SIM.RES

Quant Method : C:\HPCHEM\1...\FISH-SIM.M (RTE Integrator)
 Title : XMS1602 Calibration Curve for SIM-PAH
 Last Update : Wed Jul 18 14:22:32 2012
 Response via : Initial Calibration
 DataAcq Meth : FISH-SIM


Internal Standards	R.T.	QIon	Response	Conc	Units	Dev (Min)
1) Naphthalene-D8	4.98	136	104402	400.00	ng/mL	0.00
7) Acenaphthene-d10	6.78	164	63986	400.00	ng/mL	0.00
12) Phenanthrene-D10	8.35	188	110175	400.00	ng/mL	0.00
19) Chrysene-D12	11.16	240	125673	400.00	ng/mL	0.00
22) Perylene-D12	12.91	264	119644	400.00	ng/mL	0.00
System Monitoring Compounds						
5) 2-Fluorobiphenyl	6.09	172	258995	1141.16	ng/mL	0.00
Spiked Amount 1000.000			Recovery	=	114.12%	
17) 4-Terphenyl-d14	10.05	244	403380	1509.20	ng/mL	0.00
Spiked Amount 1000.000			Recovery	=	150.92%	
Target Compounds						
						Qvalue
2) Naphthalene	5.00	128	308010	1109.35	ng/mL	96
3) 2-Methylnaphthalene	5.70	142	233213	1163.27	ng/mL	99
4) 1-Methylnaphthalene	5.80	142	211340	1103.90	ng/mL	96
6) Biphenyl	6.19	154	269423	1167.90	ng/mL#	86
8) Acenaphthylene	6.64	152	341513	1147.61	ng/mL#	75
9) Acenaphthene	6.82	153	199974	1174.38	ng/mL	92
10) Dibenzofuran	7.01	168	303524	1182.98	ng/mL	91
11) Fluorene	7.37	166	241506	1164.50	ng/mL	89
13) Dibenzothiophene	8.24	184	11632	37.84	ng/mL#	87
14) Phenanthrene	8.37	178	348103	1261.17	ng/mL	100
15) Anthracene	8.42	178	379644	1093.81	ng/mL	100
16) Fluoranthene	9.63	202	481608	1259.09	ng/mL	99
18) Pyrene	9.87	202	494946	1239.57	ng/mL#	93
20) Benzo[a]anthracene	11.14	228	514569	1462.43	ng/mL	99
21) Chrysene	11.18	228	508844	1332.02	ng/mL	97
23) Benzo[b]fluoranthene	12.41	252	614216	1463.46	ng/mL	98
24) Benzo[k]fluoranthene	12.44	252	519176	1123.37	ng/mL	96
25) Benzo[e]pyrene	12.77	252	540608	1345.84	ng/mL	97
26) Benzo[a]pyrene	12.84	252	451425	1182.86	ng/mL	96
27) Perylene	12.95	252	411936	1054.98	ng/mL	96
28) Indeno(1,2,3-c,d)pyrene	14.41	276	590334	1556.32	ng/mL	99
29) Dibenzo[a,h]anthracene	14.45	278	457661	1501.45	ng/mL	96
30) Benzo[g,h,i]perylene	14.80	276	496730	1523.47	ng/mL	94

*RPO's
OK*

*Cmp
07/18/12*

(#) = qualifier out of range (m) = manual integration

Data File : C:\HPCHEM\1\DATA\XMS1602\0718614.D
Acq On : 18 Jul 2012 2:54 pm
Sample : 80652 XMS1602 lcsd
Misc :
MS Integration Params: RTEINT.P
Quant Time: Jul 18 16:04 2012 Quant Results File: FISH-SIM.RES
Method : C:\HPCHEM\1\DATA\XMS1602\FISH-SIM.M (RTE Integrator)
Title : XMS1602 Calibration Curve for SIM-PAH
Last Update : Wed Jul 18 14:22:32 2012
Response via : Initial Calibration



INTERNAL STANDARD RECOVERY REPORTS
FOR

SAMPLE: 80652 XMS1602 lcsd

DATA FILENAME: C:\HPCHEM\1\DATA\XMS1602\0718614.D\FISH-SIM.RES

AREA BASED ON ICAL MIDPOINT

CRV MID FILENAME: C:\HPCHEM\1\DATA\XMS1602\0718605.D\FISH-SIM.RES

COMPOUND	CRV MID AREA	SAMPLE AREA	%DIFF
Naphthalene-D8	107604	104402	-2.98%
Acenaphthene-d10	67496	63986	-5.20%
Phenanthrene-D10	110234	110175	-0.05%
Chrysene-D12	130284	125673	-3.54%
Perylene-D12	118335	119644	1.11%

AREA REPORT BASED ON CVS

CVS FILENAME: C:\HPCHEM\1\DATA\XMS1602\0718611.D\FISH-SIM.RES

COMPOUND	CVS AREA	SAMPLE AREA	%DIFF
Naphthalene-D8	102381	104402	1.97%
Acenaphthene-d10	64490	63986	-0.78%
Phenanthrene-D10	104418	110175	5.51%
Chrysene-D12	124658	125673	0.81%
Perylene-D12	108752	119644	10.02%

SW-846 8270D-SIM

Prep, Standard, Run Logs

SW-846 8270D-SIM

Initial Calibration Data

Response Factor Report MSD6

Method : C:\HPCHEM\1\DATA\XMS1602\FISH-SIM.M (RTE Integrator)
 Title : XMS1602 Calibration Curve for SIM-PAH
 Last Update : Wed Jul 18 14:07:25 2012
 Response via : Initial Calibration

Calibration Files

5000 =0718603.D 2500 =0718604.D 1000 =0718605.D
 500 =0718606.D 250 =0718607.D 100 =0718608.D

Compound	5000	2500	1000	500	250	100	Avg	%RSD
1) I Naphthalene-D8	-----ISTD-----							
2) TM Naphthalene	0.902	0.916	1.038	1.062	1.096	1.429	1.064	16.57
3) 2-Methylnaphtha	0.661	0.684	0.760	0.779	0.790	1.030	0.768	16.53
4) 1-Methylnaphtha	0.623	0.641	0.695	0.710	0.750	0.974	0.734	15.85
5) S 2-Fluorobipheny	0.734	0.759	0.837	0.854	0.883	1.178	0.870	16.79
6) T Biphenyl	0.778	0.784	0.866	0.862	0.876	1.180	0.884	15.45 ✓
7) I Acenaphthene-d10	-----ISTD-----							
8) TM Acenaphthylene	1.548	1.639	1.869	1.889	1.847	2.466	1.860	15.89
9) TCM Acenaphthene	0.921	0.919	1.043	1.063	1.077	1.406	1.064	15.39
10) Dibenzofuran	1.360	1.363	1.563	1.609	1.628	2.167	1.604	16.90 ✓
11) TM Fluorene	1.086	1.091	1.243	1.258	1.337	1.770	1.296	17.72
12) I Phenanthrene-D10	-----ISTD-----							
13) TM Dibenzothiophen	0.966	0.977	1.102	1.117	1.107	1.452	1.116	14.43
14) TM Phenanthrene	0.931	0.975	1.061	1.046	0.993	1.209	1.002	12.54
15) TM Anthracene	0.965	1.050	1.206	1.229	1.297	1.748	1.260	19.93
16) TCM Fluoranthene	1.156	1.220	1.384	1.379	1.403	1.820	1.389	15.27 ✓
17) S 4-Terphenyl-d14	0.793	0.878	0.981	0.979	0.975	1.279	0.970	15.71
18) TM Pyrene	1.194	1.283	1.424	1.404	1.465	1.943	1.450	16.43
19) I Chrysene-D12	-----ISTD-----							
20) TM Benzo[a]anthrac	1.015	1.057	1.176	1.125	1.093	1.351	1.120	10.40 ✓
21) TM Chrysene	0.979	1.035	1.176	1.196	1.248	1.686	1.216	18.79 ✓
22) I Perylene-D12	-----ISTD-----							
23) TM Benzo[b]fluoran	1.259	1.257	1.354	1.383	1.516	1.884	1.403	17.05
24) TM Benzo[k]fluoran		1.164	1.392	1.510	1.440	2.038	1.545	19.56
25) TM Benzo[e]pyrene	1.085	1.144	1.301	1.349	1.382	1.828	1.343	17.87
26) TM Benzo[a]pyrene	1.085	1.119	1.265	1.282	1.283	1.697	1.276	15.83
27) TM Perylene	1.079	1.134	1.282	1.310	1.315	1.761	1.305	16.88 ✓
28) TM Indeno(1,2,3-c,	1.189	1.168	1.286	1.209	1.177	1.525	1.268	10.06
29) TM Dibenzo[a,h]ant	0.966	0.937	1.007	0.942	0.927	1.203	1.019	11.02
30) TM Benzo[g,h,i]per	0.994	1.000	1.119	1.058	1.033	1.342	1.090	10.98

Initial Calibration Report
 SGS North America, Inc.

Instrument ; MSD6
 Method ; FISH-SIM.M
 Matrix ; NA
 Cal. Date ; 18 Jul 2012 10:35 am
 Last Modified ; Wed Jul 18 11:04:00 2012
 Number of levels ; 7

Cal Files by ID 5000 ; C:\HPCHEM\1\DATA\XMS1602\0718603.D
 2500 ; C:\HPCHEM\1\DATA\XMS1602\0718604.D
 1000 ; C:\HPCHEM\1\DATA\XMS1602\0718605.D
 500 ; C:\HPCHEM\1\DATA\XMS1602\0718606.D
 250 ; C:\HPCHEM\1\DATA\XMS1602\0718607.D
 100 ; C:\HPCHEM\1\DATA\XMS1602\0718608.D
 20 ; C:\HPCHEM\1\DATA\XMS1602\0718609.D

	Calibration Level ID ;	5000;	2500;	1000;	500;
250;	100;	20;	Concentration (ppb) ; 5000.0; 2500.0; 1000.0; 500.0; 250.0;		
100.0;	20.0;	AvgRF ; %RSD			
Naphthalene		;0.902	;0.916	;1.038	;1.062 ;1.096
;1.429 ;1.005 ; 1.064 ; 16.572					
2-Methylnaphthalene		;0.661	;0.684	;0.760	;0.779 ;0.790
;1.030 ;0.673 ; 0.768 ; 16.530					
1-Methylnaphthalene		;0.623	;0.641	;0.695	;0.710 ;0.750
;0.974 ;0.741 ; 0.734 ; 15.852					
2-Fluorobiphenyl		;0.734	;0.759	;0.837	;0.854 ;0.883
;1.178 ;0.843 ; 0.870 ; 16.787					
Biphenyl		;0.778	;0.784	;0.866	;0.862 ;0.876
;1.180 ;0.841 ; 0.884 ; 15.446					
Acenaphthylene		;1.548	;1.639	;1.869	;1.889 ;1.847
;2.466 ;1.765 ; 1.860 ; 15.889					
Acenaphthene		;0.921	;0.919	;1.043	;1.063 ;1.077
;1.406 ;1.023 ; 1.064 ; 15.385					
Dibenzofuran		;1.360	;1.363	;1.563	;1.609 ;1.628
;2.167 ;1.536 ; 1.604 ; 16.904					
Fluorene		;1.086	;1.091	;1.243	;1.258 ;1.337
;1.770 ;1.290 ; 1.296 ; 17.716					
Dibenzothiophene		;0.966	;0.977	;1.102	;1.117 ;1.107
;1.452 ;1.093 ; 1.116 ; 14.425					
Phenanthrene		;0.931	;0.975	;1.061	;1.046 ;0.993
;1.209 ;0.800 ; 1.002 ; 12.537					
Anthracene		;0.965	;1.050	;1.206	;1.229 ;1.297
;1.748 ;1.325 ; 1.260 ; 19.931					
Fluoranthene		;1.156	;1.220	;1.384	;1.379 ;1.403
;1.820 ;1.359 ; 1.389 ; 15.267					
4-Terphenyl-d14		;0.793	;0.878	;0.981	;0.979 ;0.975
;1.279 ;0.908 ; 0.970 ; 15.710					
Pyrene		;1.194	;1.283	;1.424	;1.404 ;1.465
;1.943 ;1.434 ; 1.450 ; 16.427					
Benzo[a]anthracene		;1.015	;1.057	;1.176	;1.125 ;1.093
;1.351 ;1.023 ; 1.120 ; 10.399					
Chrysene		;0.979	;1.035	;1.176	;1.196 ;1.248
;1.686 ;1.192 ; 1.216 ; 18.793					
Benzo[b]fluoranthene		;1.259	;1.257	;1.354	;1.383 ;1.516
;1.884 ;1.170 ; 1.403 ; 17.051					
Benzo[k]fluoranthene		; ;	;1.164	;1.392	;1.510 ;1.440
;2.038 ;1.726 ; 1.545 ; 19.559					

Benzo[e]pyrene	;1.085 ;1.144 ;1.301 ;1.349 ;1.382
;1.828 ;1.313 ; 1.343 ; 17.872	
Benzo[a]pyrene	;1.085 ;1.119 ;1.265 ;1.282 ;1.283
;1.697 ;1.201 ; 1.276 ; 15.831	
Perylene	;1.079 ;1.134 ;1.282 ;1.310 ;1.315
;1.761 ;1.257 ; 1.305 ; 16.880	
Indeno(1,2,3-c,d)pyrene	;1.189 ;1.168 ;1.286 ;1.209 ;1.177
;1.525 ;1.322 ; 1.268 ; 10.055	
Dibenzo[a,h]anthracene	;0.966 ;0.937 ;1.007 ;0.942 ;0.927
;1.203 ;1.151 ; 1.019 ; 11.017	
Benzo[g,h,i]perylene	;0.994 ;1.000 ;1.119 ;1.058 ;1.033
;1.342 ;1.083 ; 1.090 ; 10.984	

Data File : C:\HPCHEM\1\DATA\XMS1602\0718603.D
 Acq On : 18 Jul 2012 10:35 am
 Sample : ICAL7 XMS1602
 Misc :

Vial: 2
 Operator: CMP
 Inst : MSD6
 Multiplr: 1.00

MS Integration Params: RTEINT.P
 Quant Time: Jul 18 14:02:40 2012

Quant Results File: FISH-SIM.RES

Quant Method : C:\HPCHEM\1...\FISH-SIM.M (RTE Integrator)
 Title : XMS1591 Calibration Curve for SIM-PAH
 Last Update : Wed Jul 18 11:04:00 2012
 Response via : Initial Calibration
 DataAcq Meth : FISH-SIM

Internal Standards	R.T.	QIon	Response	Conc	Units	Dev(Min)
1) Naphthalene-D8	4.98	136	104658	400.00	ng/mL	0.00
7) Acenaphthene-d10	6.78	164	67716	400.00	ng/mL	0.00
12) Phenanthrene-D10	8.35	188	114845	400.00	ng/mL	0.00
19) Chrysene-D12	11.16	240	135966	400.00	ng/mL	0.00
22) Perylene-D12	12.91	264	127125	400.00	ng/mL	0.00
System Monitoring Compounds						
5) 2-Fluorobiphenyl	6.09	172	959586	3731.89	ng/mL	0.00
Spiked Amount 1000.000			Recovery =	373.19%		
17) 4-Terphenyl-d14	10.05	244	1138185	4274.82	ng/mL	0.00
Spiked Amount 1000.000			Recovery =	427.48%		
Target Compounds						
						Qvalue
2) Naphthalene	5.00	128	1179435	3571.13	ng/mL#	95
3) 2-Methylnaphthalene	5.70	142	864898	3649.98	ng/mL	97
4) 1-Methylnaphthalene	5.80	142	815431	3744.31	ng/mL	98
6) Biphenyl	6.19	154	1017399	3532.12	ng/mL#	80
8) Acenaphthylene	6.64	152	1309957	3460.60	ng/mL#	75
9) Acenaphthene	6.82	153	779342	3291.07	ng/mL	91
10) Dibenzofuran	7.01	168	1151540	3205.65	ng/mL	91
11) Fluorene	7.37	166	919372	3344.70	ng/mL	93
13) Dibenzothiophene	8.24	184	1386123	3984.02	ng/mL	94
14) Phenanthrene	8.37	178	1336299	3629.41	ng/mL	100
15) Anthracene	8.42	178	1385606	3811.86	ng/mL	100
16) Fluoranthene	9.64	202	1659760	3982.57	ng/mL	99
18) Pyrene	9.87	202	1714313	3900.29	ng/mL	99
20) Benzo[a]anthracene	11.15	228	1724574	4101.77	ng/mL	97
21) Chrysene	11.19	228	1663565	3971.27	ng/mL	97
23) Benzo[b]fluoranthene	12.42	252	2000188	3979.29	ng/mL	97
24) Benzo[k]fluoranthene	12.45	252	1672979	3333.86	ng/mL	97
25) Benzo[e]pyrene	12.78	252	1723404	3566.53	ng/mL	96
26) Benzo[a]pyrene	12.84	252	1723447	4156.81	ng/mL	97
27) Perylene	12.96	252	1714490	3612.61	ng/mL	94
28) Indeno(1,2,3-c,d)pyrene	14.43	276	1889670	5057.48	ng/mL	97
29) Dibenzo[a,h]anthracene	14.46	278	1534525	5132.29	ng/mL	98
30) Benzo[g,h,i]perylene	14.82	276	1580190	4950.19	ng/mL	93

Cmp
 07/18/12

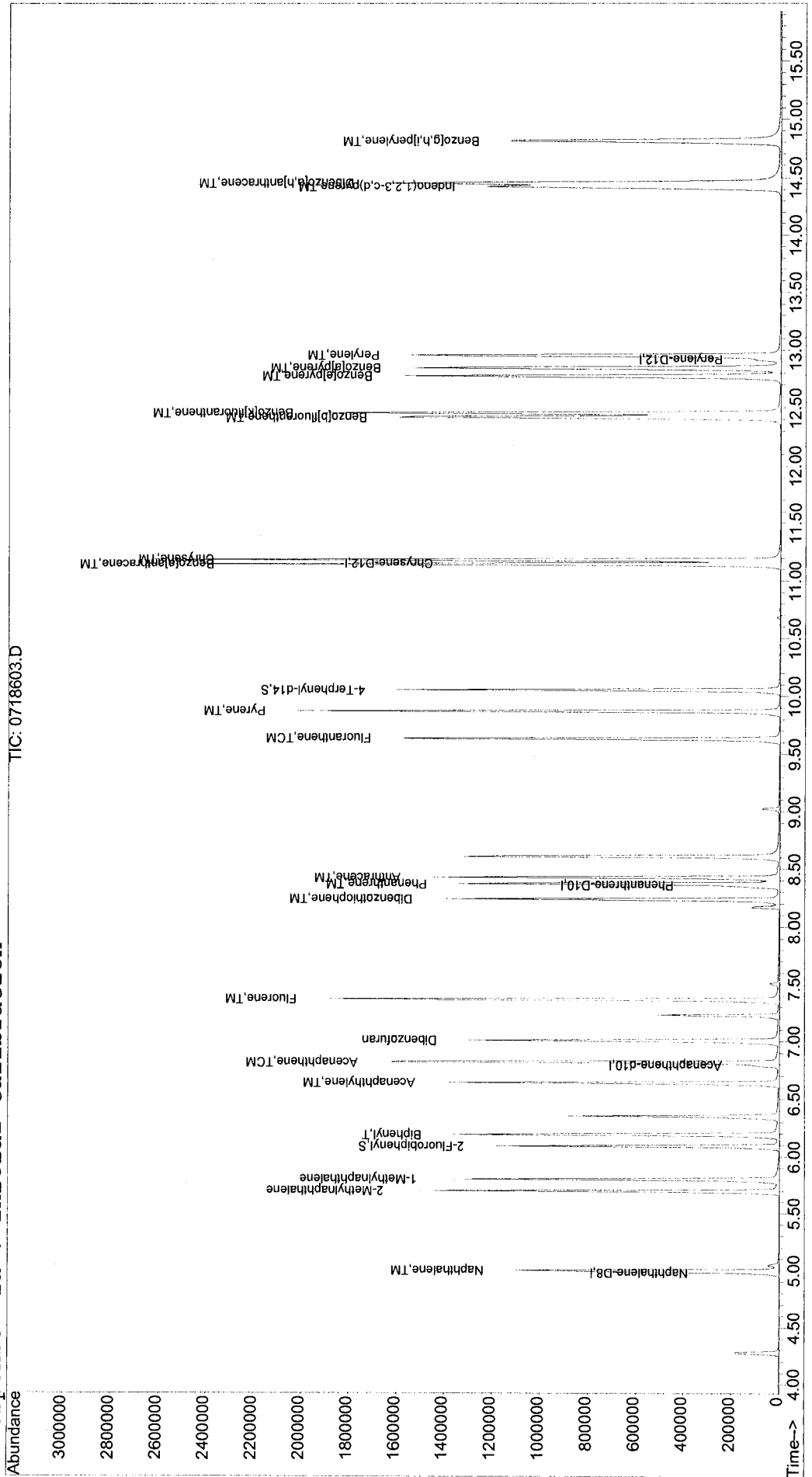
(#) = qualifier out of range (m) = manual integration

Data File : C:\HPCHEM\1\DATA\XMS1602\0718603.D
 Acq On : 18 Jul 2012 10:35 am
 Sample : ICAL7 XMS1602
 Misc :
 MS Integration Params: RTEINT.P
 Quant Time: Jul 18 14:02 2012

Vial: 2
 Operator: CMP
 Inst : MSD6
 Multiplr: 1.00

Quant Results File: FISH-SIM.RES

Method : C:\HPCHEM\1\DATA\XMS1602\FISH-SIM.M (RTE Integrator)
 Title : XMS1602 Calibration Curve for SIM-PAH
 Last Update : Wed Jul 18 14:07:25 2012
 Response via : Initial Calibration



Data File : C:\HPCHEM\1\DATA\XMS1602\0718604.D
 Acq On : 18 Jul 2012 11:07 am
 Sample : ICAL6 XMS1602
 Misc :
 MS Integration Params: RTEINT.P
 Quant Time: Jul 18 14:02:40 2012

Vial: 3
 Operator: CMP
 Inst : MSD6
 Multiplr: 1.00

Quant Results File: FISH-SIM.RES

Quant Method : C:\HPCHEM\1...\FISH-SIM.M (RTE Integrator)
 Title : XMS1591 Calibration Curve for SIM-PAH
 Last Update : Wed Jul 18 11:04:00 2012
 Response via : Initial Calibration
 DataAcq Meth : FISH-SIM

Internal Standards	R.T.	QIon	Response	Conc	Units	Dev (Min)
1) Naphthalene-D8	4.98	136	99284	400.00	ng/mL	0.00
7) Acenaphthene-d10	6.78	164	64694	400.00	ng/mL	0.00
12) Phenanthrene-D10	8.35	188	102737	400.00	ng/mL	0.00
19) Chrysene-D12	11.15	240	122596	400.00	ng/mL	0.00
22) Perylene-D12	12.91	264	112236	400.00	ng/mL	0.00
System Monitoring Compounds						
5) 2-Fluorobiphenyl	6.09	172	470852	1930.29	ng/mL	0.00
Spiked Amount	1000.000		Recovery	=	193.03%	
17) 4-Terphenyl-d14	10.05	244	563463	2365.68	ng/mL	0.00
Spiked Amount	1000.000		Recovery	=	236.57%	
Target Compounds						
						Qvalue
2) Naphthalene	4.99	128	568143	1813.35	ng/mL	98
3) 2-Methylnaphthalene	5.71	142	424282	1887.44	ng/mL	99
4) 1-Methylnaphthalene	5.80	142	397678	1924.90	ng/mL	97
6) Biphenyl	6.19	154	486183	1779.25	ng/mL#	88
8) Acenaphthylene	6.64	152	662585	1832.16	ng/mL#	74
9) Acenaphthene	6.82	153	371490	1642.04	ng/mL	90
10) Dibenzofuran	7.01	168	551295	1606.38	ng/mL	91
11) Fluorene	7.37	166	441263	1680.31	ng/mL	91
13) Dibenzothiophene	8.24	184	627119	2014.91	ng/mL#	91
14) Phenanthrene	8.37	178	626020	1900.67	ng/mL	99
15) Anthracene	8.42	178	674478	2074.20	ng/mL	99
16) Fluoranthene	9.63	202	783391	2101.27	ng/mL#	96
18) Pyrene	9.87	202	823657	2094.78	ng/mL	97
20) Benzo[a]anthracene	11.15	228	810151	2137.02	ng/mL	97
21) Chrysene	11.19	228	792862	2099.14	ng/mL	92
23) Benzo[b]fluoranthene	12.41	252	881914	1987.28	ng/mL	96
24) Benzo[k]fluoranthene	12.45	252	816690	1843.37	ng/mL	97
25) Benzo[e]pyrene	12.77	252	802318	1880.63	ng/mL	97
26) Benzo[a]pyrene	12.84	252	784864	2144.15	ng/mL	98
27) Perylene	12.95	252	795566	1898.72	ng/mL	95
28) Indeno(1,2,3-c,d)pyrene	14.42	276	819470	2484.16	ng/mL	97
29) Dibenzo[a,h]anthracene	14.46	278	657247	2489.80	ng/mL#	93
30) Benzo[g,h,i]perylene	14.80	276	701787	2490.10	ng/mL	96

Cmp
 07/18/12


(#) = qualifier out of range (m) = manual integration

Data File : C:\HPCHEM\1\DATA\XMS1602\0718604.D
 Acq On : 18 Jul 2012 11:07 am
 Sample : ICAL6 XMS1602
 Misc :
 MS Integration Params: RTEINT.P
 Quant Time: Jul 18 14:02 2012

Vial: 3
 Operator: CMP
 Inst : MSD6
 Multiplr: 1.00

Quant Results File: FISH-SIM.RES

Method : C:\HPCHEM\1\DATA\XMS1602\FISH-SIM.M (RTE Integrator)
 Title : XMS1602 Calibration Curve for SIM-PAH
 Last Update : Wed Jul 18 14:07:25 2012
 Response via : Initial Calibration



Data File : C:\HPCHEM\1\DATA\XMS1602\0718605.D
 Acq On : 18 Jul 2012 11:30 am
 Sample : ICAL5 XMS1602
 Misc :
 MS Integration Params: RTEINT.P
 Quant Time: Jul 18 14:02:41 2012

Vial: 4
 Operator: CMP
 Inst : MSD6
 Multiplr: 1.00

Quant Results File: FISH-SIM.RES


Quant Method : C:\HPCHEM\1...\FISH-SIM.M (RTE Integrator)
 Title : XMS1591 Calibration Curve for SIM-PAH
 Last Update : Wed Jul 18 11:04:00 2012
 Response via : Initial Calibration
 DataAcq Meth : FISH-SIM

Internal Standards	R.T.	QIon	Response	Conc	Units	Dev(Min)
1) Naphthalene-D8	4.98	136	107604	400.00	ng/mL	0.00
7) Acenaphthene-d10	6.79	164	67496	400.00	ng/mL	0.00
12) Phenanthrene-D10	8.35	188	110234	400.00	ng/mL	0.00
19) Chrysene-D12	11.16	240	130284	400.00	ng/mL	0.00
22) Perylene-D12	12.91	264	118335	400.00	ng/mL	0.00
System Monitoring Compounds						
5) 2-Fluorobiphenyl	6.09	172	225203	851.85	ng/mL	0.00
Spiked Amount	1000.000		Recovery	=	85.19%	
17) 4-Terphenyl-d14	10.05	244	270281	1057.59	ng/mL	0.00
Spiked Amount	1000.000		Recovery	=	105.76%	
Target Compounds						
						Qvalue
2) Naphthalene	5.00	128	279164	822.12	ng/mL	96
3) 2-Methylnaphthalene	5.70	142	204426	839.08	ng/mL	100
4) 1-Methylnaphthalene	5.80	142	186854	834.51	ng/mL	96
6) Biphenyl	6.19	154	233012	786.80	ng/mL#	84
8) Acenaphthylene	6.64	152	315360	835.82	ng/mL#	75
9) Acenaphthene	6.82	153	176001	745.65	ng/mL	91
10) Dibenzofuran	7.01	168	263804	736.77	ng/mL	89
11) Fluorene	7.37	166	209818	765.81	ng/mL	90
13) Dibenzothiophene	8.24	184	303720	909.47	ng/mL#	86
14) Phenanthrene	8.37	178	292453	827.53	ng/mL	100
15) Anthracene	8.42	178	332286	952.37	ng/mL	99
16) Fluoranthene	9.63	202	381357	953.34	ng/mL	99
18) Pyrene	9.87	202	392317	929.91	ng/mL#	93
20) Benzo[a]anthracene	11.14	228	382903	950.42	ng/mL	99
21) Chrysene	11.18	228	382874	953.86	ng/mL	96
23) Benzo[b]fluoranthene	12.41	252	400465	855.89	ng/mL	97
24) Benzo[k]fluoranthene	12.45	252	411849	881.68	ng/mL	96
25) Benzo[e]pyrene	12.76	252	384800	855.48	ng/mL	98
26) Benzo[a]pyrene	12.83	252	374180	969.53	ng/mL	99
27) Perylene	12.94	252	379297	858.58	ng/mL	98
28) Indeno(1,2,3-c,d)pyrene	14.41	276	380574	1094.22	ng/mL	99
29) Dibenzo[a,h]anthracene	14.45	278	297980	1070.64	ng/mL	96
30) Benzo[g,h,i]perylene	14.80	276	330978	1113.86	ng/mL#	94

CMP
 07/18/12

Quantitation Report (QT Reviewed)

Data File : C:\HPCHEM\1\DATA\XMS1602\0718605.D
Acq On : 18 Jul 2012 11:30 am Vial: 4
Sample : ICAL5 XMS1602 Operator: CMP
Misc : Inst : MSD6
MS Integration Params: RTEINT.P Multiplr: 1.00
Quant Time: Jul 18 14:02 2012 Quant Results File: FISH-SIM.RES
Method : C:\HPCHEM\1\DATA\XMS1602\FISH-SIM.M (RTE Integrator)
Title : XMS1602 Calibration Curve for SIM-PAH
Last Update : Wed Jul 18 14:07:25 2012
Response via : Initial Calibration



Data File : C:\HPCHEM\1\DATA\XMS1602\0718606.D
 Acq On : 18 Jul 2012 11:52 am
 Sample : ICAL4 XMS1602
 Misc :
 MS Integration Params: RTEINT.P
 Quant Time: Jul 18 14:02:41 2012

Vial: 5
 Operator: CMP
 Inst : MSD6
 Multiplr: 1.00

Quant Results File: FISH-SIM.RES

Quant Method : C:\HPCHEM\1...\FISH-SIM.M (RTE Integrator)
 Title : XMS1591 Calibration Curve for SIM-PAH
 Last Update : Wed Jul 18 11:04:00 2012
 Response via : Initial Calibration
 DataAcq Meth : FISH-SIM

Internal Standards	R.T.	QIon	Response	Conc	Units	Dev (Min)
1) Naphthalene-D8	4.98	136	97330	400.00	ng/mL	0.00
7) Acenaphthene-d10	6.79	164	60124	400.00	ng/mL	0.00
12) Phenanthrene-D10	8.35	188	99412	400.00	ng/mL	0.00
19) Chrysene-D12	11.15	240	114134	400.00	ng/mL	0.00
22) Perylene-D12	12.91	264	93326	400.00	ng/mL	0.00

System Monitoring Compounds

5) 2-Fluorobiphenyl	6.09	172	103864	434.35	ng/mL	0.00
Spiked Amount 1000.000			Recovery	=	43.44%	
17) 4-Terphenyl-d14	10.05	244	121662	527.88	ng/mL	0.00
Spiked Amount 1000.000			Recovery	=	52.79%	

Target Compounds

	R.T.	QIon	Response	Conc	Units	Qvalue
2) Naphthalene	5.00	128	129227	420.74	ng/mL	96
3) 2-Methylnaphthalene	5.70	142	94798	430.18	ng/mL	100
4) 1-Methylnaphthalene	5.80	142	86425	426.73	ng/mL	97
6) Biphenyl	6.19	154	104827	391.33	ng/mL#	83
8) Acenaphthylene	6.64	152	141994	422.48	ng/mL#	76
9) Acenaphthene	6.82	153	79854	379.79	ng/mL	97
10) Dibenzofuran	7.01	168	120897	379.05	ng/mL	88
11) Fluorene	7.37	166	94525	387.31	ng/mL	92
13) Dibenzothiophene	8.24	184	138838	461.00	ng/mL#	89
14) Phenanthrene	8.37	178	129935	407.69	ng/mL	98
15) Anthracene	8.42	178	152734	485.41	ng/mL	98
16) Fluoranthene	9.63	202	171305	474.86	ng/mL	98
18) Pyrene	9.87	202	174508	458.66	ng/mL#	93
20) Benzo[a]anthracene	11.15	228	160484	454.71	ng/mL	96
21) Chrysene	11.18	228	170642	485.28	ng/mL	97
23) Benzo[b]fluoranthene	12.41	252	161378	437.33	ng/mL	97
24) Benzo[k]fluoranthene	12.45	252	176184	478.25	ng/mL#	97
25) Benzo[e]pyrene	12.76	252	157340	443.53	ng/mL	100
26) Benzo[a]pyrene	12.83	252	149514	491.22	ng/mL	99
27) Perylene	12.94	252	152815	438.61	ng/mL	100
28) Indeno(1,2,3-c,d)pyrene	14.42	276	140981	513.97	ng/mL	99
29) Dibenzo[a,h]anthracene	14.45	278	109882	500.60	ng/mL	98
30) Benzo[g,h,i]perylene	14.80	276	123422	526.66	ng/mL#	95

Cmp
07/18/12

(#) = qualifier out of range (m) = manual integration

Quantitation Report (QT Reviewed)


Data File : C:\HPCHEM\1\DATA\XMS1602\0718606.D
 Acq On : 18 Jul 2012 11:52 am
 Sample : ICAL4 XMS1602
 Misc :

Vial: 5
 Operator: CMP
 Inst : MSD6
 Multiplr: 1.00

MS Integration Params: RTEINT.P

Quant Time: Jul 18 14:02 2012 Quant Results File: FISH-SIM.RES

Method : C:\HPCHEM\1\DATA\XMS1602\FISH-SIM.M (RTE Integrator)
 Title : XMS1602 Calibration Curve for SIM-PAH
 Last Update : wed Jul 18 14:07:25 2012
 Response via : Initial Calibration



Quantitation Report (QT Reviewed)

Data File : C:\HPCHEM\1\DATA\XMS1602\0718607.D
 Acq On : 18 Jul 2012 12:15 pm
 Sample : ICAL3 XMS1602
 Misc :
 MS Integration Params: RTEINT.P
 Quant Time: Jul 18 14:02:41 2012

Vial: 6
 Operator: CMP
 Inst : MSD6
 Multiplr: 1.00

Quant Results File: FISH-SIM.RES

Quant Method : C:\HPCHEM\1...\FISH-SIM.M (RTE Integrator)
 Title : XMS1591 Calibration Curve for SIM-PAH
 Last Update : Wed Jul 18 11:04:00 2012
 Response via : Initial Calibration
 DataAcq Meth : FISH-SIM

Internal Standards	R.T.	QIon	Response	Conc	Units	Dev (Min)
1) Naphthalene-D8	4.98	136	105012	400.00	ng/mL	0.00
7) Acenaphthene-d10	6.79	164	65398	400.00	ng/mL	0.00
12) Phenanthrene-D10	8.35	188	109184	400.00	ng/mL	0.00
19) Chrysene-D12	11.15	240	123033	400.00	ng/mL	0.00
22) Perylene-D12	12.91	264	97339	400.00	ng/mL	0.00

System Monitoring Compounds

5) 2-Fluorobiphenyl	6.09	172	57954	224.63	ng/mL	0.00
Spiked Amount 1000.000			Recovery =	22.46%		
17) 4-Terphenyl-d14	10.05	244	66540	262.87	ng/mL	0.00
Spiked Amount 1000.000			Recovery =	26.29%		

Target Compounds

						Qvalue
2) Naphthalene	5.00	128	71912	217.00	ng/mL	96
3) 2-Methylnaphthalene	5.70	142	51832	218.00	ng/mL	99
4) 1-Methylnaphthalene	5.80	142	49204	225.17	ng/mL	97
6) Biphenyl	6.19	154	57521	199.02	ng/mL#	84
8) Acenaphthylene	6.64	152	75478	206.46	ng/mL#	76
9) Acenaphthene	6.82	153	44015	192.46	ng/mL	99
10) Dibenzofuran	7.01	168	66557	191.85	ng/mL#	87
11) Fluorene	7.37	166	54638	205.82	ng/mL	93
13) Dibenzothiophene	8.24	184	75524	228.33	ng/mL	94
14) Phenanthrene	8.37	178	67757	193.57	ng/mL	97
15) Anthracene	8.42	178	88508	256.11	ng/mL	96
16) Fluoranthene	9.63	202	95772	241.72	ng/mL#	97
18) Pyrene	9.87	202	100003	239.32	ng/mL	95
20) Benzo[a]anthracene	11.15	228	84069	220.97	ng/mL	97
21) Chrysene	11.18	228	95968	253.18	ng/mL	98
23) Benzo[b]fluoranthene	12.41	252	92207	239.58	ng/mL	99
24) Benzo[k]fluoranthene	12.44	252	87597	227.98	ng/mL	98
25) Benzo[e]pyrene	12.77	252	84085	227.26	ng/mL	99
26) Benzo[a]pyrene	12.84	252	78080	245.95	ng/mL	98
27) Perylene	12.94	252	80018	220.20	ng/mL	100
28) Indeno(1,2,3-c,d)pyrene	14.42	276	71597	250.26	ng/mL	100
29) Dibenzo[a,h]anthracene	14.45	278	56395	246.33	ng/mL#	97
30) Benzo[g,h,i]perylene	14.80	276	62846	257.12	ng/mL	96

CMP
07/18/12

(#) = qualifier out of range (m) = manual integration


Data File : C:\HPCHEM\1\DATA\XMS1602\0718607.D
 Acq On : 18 Jul 2012 12:15 pm
 Sample : ICAL3 XMS1602
 Misc :

Vial: 6
 Operator: CMP
 Inst : MSD6
 Multiplr: 1.00

MS Integration Params: RTEINT.P

Quant Time: Jul 18 14:02 2012 Quant Results File: FISH-SIM.RES

Method : C:\HPCHEM\1\DATA\XMS1602\FISH-SIM.M (RTE Integrator)
 Title : XMS1602 Calibration Curve for SIM-PAH
 Last Update : wed Jul 18 14:07:25 2012
 Response via : Initial Calibration



Data File : C:\HPCHEM\1\DATA\XMS1602\0718608.D
 Acq On : 18 Jul 2012 12:37 pm
 Sample : ICAL2 XMS1602
 Misc :
 MS Integration Params: RTEINT.P
 Quant Time: Jul 18 14:02:42 2012

Vial: 7
 Operator: CMP
 Inst : MSD6
 Multiplr: 1.00

Quant Results File: FISH-SIM.RES

Quant Method : C:\HPCHEM\1...\FISH-SIM.M (RTE Integrator)
 Title : XMS1591 Calibration Curve for SIM-PAH
 Last Update : Wed Jul 18 11:04:00 2012
 Response via : Initial Calibration
 DataAcq Meth : FISH-SIM

Internal Standards	R.T.	QIon	Response	Conc	Units	Dev (Min)
1) Naphthalene-D8	4.98	136	111016	400.00	ng/mL	0.00
7) Acenaphthene-d10	6.79	164	69840	400.00	ng/mL	0.00
12) Phenanthrene-D10	8.35	188	117838	400.00	ng/mL	0.00
19) Chrysene-D12	11.15	240	132433	400.00	ng/mL	0.00
22) Perylene-D12	12.91	264	101173	400.00	ng/mL	0.00

System Monitoring Compounds

5) 2-Fluorobiphenyl	6.09	172	32683	119.83	ng/mL	0.00
Spiked Amount 1000.000			Recovery	=	11.98%	
17) 4-Terphenyl-d14	10.05	244	37679	137.92	ng/mL	0.00
Spiked Amount 1000.000			Recovery	=	13.79%	


Target Compounds

	R.T.	QIon	Response	Conc	Units	Qvalue
2) Naphthalene	5.00	128	39648	113.17	ng/mL	97
3) 2-Methylnaphthalene	5.70	142	28582	113.71	ng/mL	98
4) 1-Methylnaphthalene	5.80	142	27043	117.06	ng/mL	99
6) Biphenyl	6.20	154	32755	107.20	ng/mL	98
8) Acenaphthylene	6.64	152	43060	110.29	ng/mL#	76
9) Acenaphthene	6.82	153	24551	100.52	ng/mL	98
10) Dibenzofuran	7.01	168	37837	102.13	ng/mL#	87
11) Fluorene	7.37	166	30904	109.01	ng/mL	94
13) Dibenzothiophene	8.24	184	42764	119.79	ng/mL#	93
14) Phenanthrene	8.37	178	35610	94.26	ng/mL	96
15) Anthracene	8.42	178	51494	138.06	ng/mL	96
16) Fluoranthene	9.63	202	53614	125.38	ng/mL#	97
18) Pyrene	9.87	202	57254	126.95	ng/mL	95
20) Benzo[a]anthracene	11.15	228	44714	109.19	ng/mL	98
21) Chrysene	11.19	228	55808	136.78	ng/mL	94
23) Benzo[b]fluoranthene	12.41	252	47653	119.12	ng/mL	99
24) Benzo[k]fluoranthene	12.44	252	51555	129.09	ng/mL	98
25) Benzo[e]pyrene	12.77	252	46227	120.20	ng/mL	100
26) Benzo[a]pyrene	12.84	252	42933	130.11	ng/mL	99
27) Perylene	12.94	252	44544	117.93	ng/mL	99
28) Indeno(1,2,3-c,d)pyrene	14.42	276	38582	129.75	ng/mL	99
29) Dibenzo[a,h]anthracene	14.46	278	30439	127.92	ng/mL#	96
30) Benzo[g,h,i]perylene	14.80	276	33954	133.65	ng/mL	96

Cmp
 07/18/12

(#) = qualifier out of range (m) = manual integration

Data File : C:\HPCHEM\1\DATA\XMS1602\0718608.D
 Acq On : 18 Jul 2012 12:37 pm Vial: 7
 Sample : ICAL2 XMS1602 Operator: CMP
 Misc : Inst : MSD6
 MS Integration Params: RTEINT.P Multiplr: 1.00
 Quant Time: Jul 18 14:02 2012 Quant Results File: FISH-SIM.RES
 Method : C:\HPCHEM\1\DATA\XMS1602\FISH-SIM.M (RTE Integrator)
 Title : XMS1602 Calibration Curve for SIM-PAH
 Last Update : Wed Jul 18 14:07:25 2012
 Response via : Initial Calibration



Data File : C:\HPCHEM\1\DATA\XMS1602\0718609.D
 Acq On : 18 Jul 2012 1:00 pm
 Sample : ICAL1 XMS1602
 Misc :

Vial: 8
 Operator: CMP
 Inst : MSD6
 Multiplr: 1.00

MS Integration Params: RTEINT.P
 Quant Time: Jul 18 14:02:42 2012

Quant Results File: FISH-SIM.RES

Quant Method : C:\HPCHEM\1...\FISH-SIM.M (RTE Integrator)
 Title : XMS1591 Calibration Curve for SIM-PAH
 Last Update : Wed Jul 18 11:04:00 2012
 Response via : Initial Calibration
 DataAcq Meth : FISH-SIM

Internal Standards	R.T.	QIon	Response	Conc	Units	Dev (Min)
1) Naphthalene-D8	4.98	136	114553	400.00	ng/mL	0.00
7) Acenaphthene-d10	6.79	164	70610	400.00	ng/mL	0.00
12) Phenanthrene-D10	8.35	188	119920	400.00	ng/mL	0.00
19) Chrysene-D12	11.16	240	129137	400.00	ng/mL	0.00
22) Perylene-D12	12.91	264	92650	400.00	ng/mL	0.00

System Monitoring Compounds

5) 2-Fluorobiphenyl	6.10	172	4829	17.16	ng/mL	0.01
Spiked Amount 1000.000			Recovery =	1.72%		
17) 4-Terphenyl-d14	10.06	244	5447	19.59	ng/mL	0.00
Spiked Amount 1000.000			Recovery =	1.96%		

Target Compounds

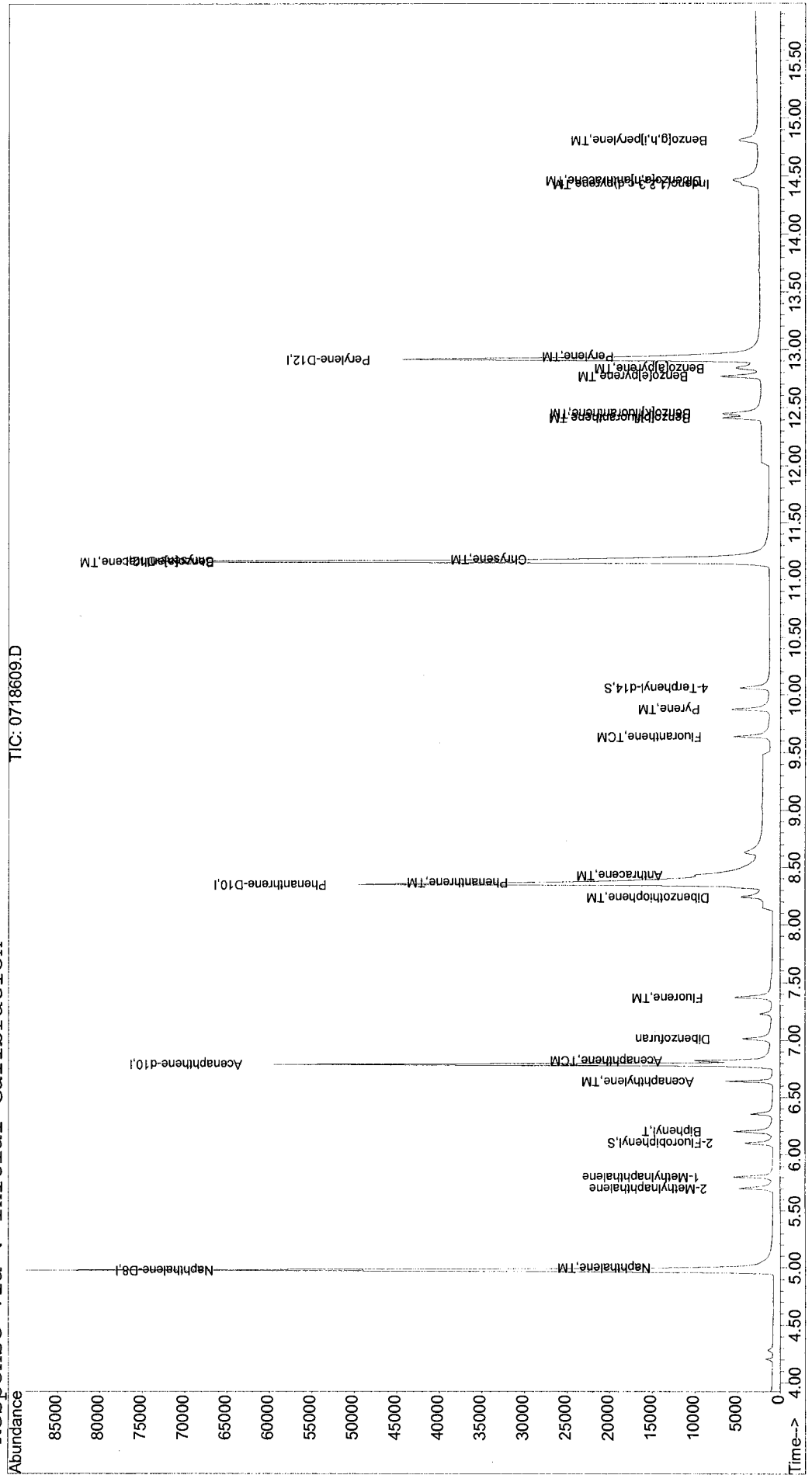
	R.T.	QIon	Response	Conc	Units	Qvalue
2) Naphthalene	5.00	128	5757	15.93	ng/mL	97
3) 2-Methylnaphthalene	5.71	142	3856	14.87	ng/mL	95
4) 1-Methylnaphthalene	5.80	142	4246	17.81	ng/mL	98
6) Biphenyl	6.20	154	4819	15.29	ng/mL	97
8) Acenaphthylene	6.64	152	6231	15.79	ng/mL#	76
9) Acenaphthene	6.82	153	3613	14.63	ng/mL	98
10) Dibenzofuran	7.01	168	5424	14.48	ng/mL#	86
11) Fluorene	7.37	166	4554	15.89	ng/mL	99
13) Dibenzothiophene	8.25	184	6551	18.03	ng/mL#	91
14) Phenanthrene	8.38	178	4799	12.48	ng/mL	99
15) Anthracene	8.43	178	7947	20.94	ng/mL	96
16) Fluoranthene	9.64	202	8149	18.73	ng/mL	99
18) Pyrene	9.88	202	8597	18.73	ng/mL#	93
20) Benzo[a]anthracene	11.15	228	6606	16.54	ng/mL	98
21) Chrysene	11.19	228	7699	19.35	ng/mL	96
23) Benzo[b]fluoranthene	12.41	252	5418	14.79	ng/mL	98
24) Benzo[k]fluoranthene	12.45	252	7995	21.86	ng/mL#	97
25) Benzo[e]pyrene	12.77	252	6083	17.27	ng/mL	98
26) Benzo[a]pyrene	12.84	252	5562	18.41	ng/mL	98
27) Perylene	12.95	252	5821	16.83	ng/mL	99
28) Indeno(1,2,3-c,d)pyrene	14.43	276	6126	22.50	ng/mL	98
29) Dibenzo[a,h]anthracene	14.47	278	5333	24.47	ng/mL	98
30) Benzo[g,h,i]perylene	14.81	276	5019	21.57	ng/mL	96

Cmp
 07/18/12

(#) = qualifier out of range (m) = manual integration

Quantitation Report (QT Reviewed)

Data File : C:\HPCHEM\1\DATA\XMS1602\0718609.D
Acq On : 18 Jul 2012 1:00 pm Vial: 8
Sample : ICAL1 XMS1602 Operator: CMP
Misc : Inst : MSD6
MS Integration Params: RTEINT.P Multiplr: 1.00
Quant Time: Jul 18 14:02 2012 Quant Results File: FISH-SIM.RES
Method : C:\HPCHEM\1\DATA\XMS1602\FISH-SIM.M (RTE Integrator)
Title : XMS1602 Calibration Curve for SIM-PAH
Last Update : Wed Jul 18 14:07:25 2012
Response via : Initial Calibration



SW-846 8270D-SIM

Continuing Calibration Data

Evaluate Continuing Calibration Report

Data File : C:\HPCHEM\1\DATA\XMS1602\0718610.D
 Acq On : 18 Jul 2012 1:23 pm
 Sample : ICV XMS1602
 Misc :
 MS Integration Params: RTEINT.P

Vial: 9
 Operator: CMP
 Inst : MSD6
 Multiplr: 1.00

Method : C:\HPCHEM\1\DATA\XMS1602\FISH-SIM.M (RTE Integrator)
 Title : XMS1602 Calibration Curve for SIM-PAH
 Last Update : Wed Jul 18 14:22:32 2012
 Response via : Multiple Level Calibration

Min. RRF : 0.010 Min. Rel. Area : 50% Max. R.T. Dev 0.50min
 Max. RRF Dev : 30% Max. Rel. Area : 150%

	Compound	Amount	Calc.	%Dev	Area%	Dev(min)
1 I	Naphthalene-D8	400.000	400.000	0.0	95	0.00
2 TM	Naphthalene	1000.000	983.484	1.7	96	0.00
3	2-Methylnaphthalene	1000.000	984.321	1.6	95	0.00
4	1-Methylnaphthalene	1000.000	953.742	✓ 4.6	96	0.00
5 S	2-Fluorobiphenyl	1000.000	969.919	✓ 3.0	96	0.00
6 T	Biphenyl	1000.000	967.266	3.3	94	-0.01
7 I	Acenaphthene-d10	400.000	400.000	0.0	95	0.00
8 TM	Acenaphthylene	1000.000	955.997	4.4	90	0.00
9 TCM	Acenaphthene	1000.000	982.821	✓ 1.7	95	0.00
10	Dibenzofuran	1000.000	980.080	✓ 2.0	95	0.00
11 TM	Fluorene	1000.000	958.246	4.2	94	0.00
12 I	Phenanthrene-D10	400.000	400.000	0.0	96	0.00
13 TM	Dibenzothiophene	1000.000	988.192	1.2	96	0.00
14 TM	Phenanthrene	1000.000	1026.052	-2.6	93	0.00
15 TM	Anthracene	1000.000	975.064	✓ 2.5	98	0.00
16 TCM	Fluoranthene	1000.000	998.236	✓ 0.2	96	0.00
17 S	4-Terphenyl-d14	1000.000	1029.251	-2.9	98	0.00
18 TM	Pyrene	1000.000	987.789	1.2	97	0.00
19 I	Chrysene-D12	400.000	400.000	0.0	98	0.00
20 TM	Benzo[a]anthracene	1000.000	1017.251	✓ -1.7	95	0.00
21 TM	Chrysene	1000.000	959.635	✓ 4.0	97	0.00
22 I	Perylene-D12	400.000	400.000	0.0	99	0.00
23 TM	Benzo[b]fluoranthene	1000.000	925.206	7.5	95	0.00
24 TM	Benzo[k]fluoranthene	1000.000	916.411	8.4	100	0.00
25 TM	Benzo[e]pyrene	1000.000	948.553	5.1	97	0.00
26 TM	Benzo[a]pyrene	1000.000	990.730	0.9	99	0.00
27 TM	Perylene	1000.000	978.656	✓ 2.1	98	0.00
28 TM	Indeno(1,2,3-c,d)pyrene	1000.000	1032.406	✓ -3.2	101	0.00
29 TM	Dibenzo[a,h]anthracene	1000.000	1020.723	✓ -2.1	102	0.00
30 TM	Benzo[g,h,i]perylene	1000.000	1041.989	✓ -4.2	100	0.00

AA

Data File : C:\HPCHEM\1\DATA\XMS1602\0718610.D
 Acq On : 18 Jul 2012 1:23 pm
 Sample : ICV XMS1602
 Misc :
 MS Integration Params: RTEINT.P
 Quant Time: Jul 18 14:07:55 2012

Vial: 9
 Operator: CMP
 Inst : MSD6
 Multiplr: 1.00

Quant Results File: FISH-SIM.RES

Quant Method : C:\HPCHEM\1...\FISH-SIM.M (RTE Integrator)
 Title : XMS1602 Calibration Curve for SIM-PAH
 Last Update : Wed Jul 18 14:07:25 2012
 Response via : Initial Calibration
 DataAcq Meth : FISH-SIM

Internal Standards	R.T.	QIon	Response	Conc	Units	Dev (Min)
1) Naphthalene-D8	4.98	136	102528	400.00	ng/mL	0.00
7) Acenaphthene-d10	6.79	164	63840	400.00	ng/mL	0.00
12) Phenanthrene-D10	8.35	188	105958	400.00	ng/mL	0.00
19) Chrysene-D12	11.16	240	127694	400.00	ng/mL	0.00
22) Perylene-D12	12.91	264	116862	400.00	ng/mL	0.00

System Monitoring Compounds

5) 2-Fluorobiphenyl	6.09	172	216179	969.92	ng/mL	0.00
Spiked Amount 1000.000			Recovery =	96.99%		
17) 4-Terphenyl-d14	10.05	244	264570	1029.25	ng/mL	0.00
Spiked Amount 1000.000			Recovery =	102.93%		

Target Compounds

	R.T.	QIon	Response	Conc	Units	Qvalue
2) Naphthalene	5.00	128	268163	983.48	ng/mL	96
3) 2-Methylnaphthalene	5.70	142	193795	984.32	ng/mL	100
4) 1-Methylnaphthalene	5.80	142	179315	953.74	ng/mL	96
6) Biphenyl	6.19	154	219133	967.27	ng/mL#	84
8) Acenaphthylene	6.64	152	283843	956.00	ng/mL#	75
9) Acenaphthene	6.82	153	166973	982.82	ng/mL	98
10) Dibenzofuran	7.01	168	250891	980.08	ng/mL	90
11) Fluorene	7.37	166	198277	958.25	ng/mL	93
13) Dibenzothiophene	8.24	184	292151	988.19	ng/mL#	93
14) Phenanthrene	8.37	178	272367	1026.05	ng/mL	98
15) Anthracene	8.42	178	325475	975.06	ng/mL	99
16) Fluoranthene	9.63	202	367215	998.24	ng/mL	98
18) Pyrene	9.87	202	379316	987.79	ng/mL#	94
20) Benzo[a]anthracene	11.14	228	363685	1017.25	ng/mL	99
21) Chrysene	11.18	228	372485	959.63	ng/mL	96
23) Benzo[b]fluoranthene	12.41	252	379282	925.21	ng/mL	97
24) Benzo[k]fluoranthene	12.44	252	413679	916.41	ng/mL	96
25) Benzo[e]pyrene	12.76	252	372164	948.55	ng/mL	99
26) Benzo[a]pyrene	12.84	252	369309	990.73	ng/mL#	96
27) Perylene	12.94	252	373250	978.66	ng/mL	98
28) Indeno(1,2,3-c,d)pyrene	14.41	276	382499	1032.41	ng/mL	99
29) Dibenzo[a,h]anthracene	14.45	278	303894	1020.72	ng/mL	96
30) Benzo[g,h,i]perylene	14.80	276	331842	1041.99	ng/mL	95


*Cmp
07/18/12*

Data File : C:\HPCHEM\1\DATA\XMS1602\0718610.D
 Acq On : 18 Jul 2012 1:23 pm
 Sample : ICV XMS1602
 Misc :
 MS Integration Params: RTEINT.P
 Quant Time: Jul 18 14:07 2012

Vial: 9
 Operator: CMP
 Inst : MSD6
 Multiplr: 1.00

Quant Results File: FISH-SIM.RES

Method : C:\HPCHEM\1\DATA\XMS1602\FISH-SIM.M (RTE Integrator)
 Title : XMS1602 Calibration Curve for SIM-PAH
 Last Update : wed Jul 18 14:11:17 2012
 Response via : Initial Calibration



INTERNAL STANDARD RECOVERY REPORTS
FOR

SAMPLE: ICV XMS1602

DATA FILENAME: C:\HPCHEM\1\DATA\XMS1602\0718610.D\FISH-SIM.RES

AREA BASED ON ICAL MIDPOINT

CRV MID FILENAME: C:\HPCHEM\1\DATA\XMS1602\0718605.D\FISH-SIM.RES

COMPOUND	CRV MID AREA	SAMPLE AREA	%DIFF
Naphthalene-D8	107604	102528	-4.72%
Acenaphthene-d10	67496	63840	-5.42%
Phenanthrene-D10	110234	105958	-3.88%
Chrysene-D12	130284	127694	-1.99%
Perylene-D12	118335	116862	-1.24%

AREA REPORT BASED ON CVS

CVS FILENAME: C:\HPCHEM\1\DATA\XMS1602\0718610.D\FISH-SIM.RES

COMPOUND	CVS AREA	SAMPLE AREA	%DIFF
Naphthalene-D8	102528	102528	0.00%
Acenaphthene-d10	63840	63840	0.00%
Phenanthrene-D10	105958	105958	0.00%
Chrysene-D12	127694	127694	0.00%
Perylene-D12	116862	116862	0.00%

Evaluate Continuing Calibration Report

Data File : C:\HPCHEM\1\DATA\XMS1602\0718611.D
 Acq On : 18 Jul 2012 1:46 pm
 Sample : CCV XMS1602
 Misc :
 MS Integration Params: RTEINT.P

Vial: 4
 Operator: CMP
 Inst : MSD6
 Multiplr: 1.00

Method : C:\HPCHEM\1\DATA\XMS1602\FISH-SIM.M (RTE Integrator)
 Title : XMS1602 Calibration Curve for SIM-PAH
 Last Update : Wed Jul 18 14:22:32 2012
 Response via : Multiple Level Calibration

Min. RRF : 0.010 Min. Rel. Area : 50% Max. R.T. Dev 0.50min
 Max. RRF Dev : 30% Max. Rel. Area : 150%

	Compound	Amount	Calc.	%Dev	Area%	Dev(min)
1 I	Naphthalene-D8	400.000	400.000	0.0	95	0.00
2 TM	Naphthalene	1000.000	980.136	2.0	96	0.00
3	2-Methylnaphthalene	1000.000	990.745	0.9	95	0.00
4	1-Methylnaphthalene	1000.000	956.949	4.3	96	0.00
5 S	2-Fluorobiphenyl	1000.000	975.440	2.5	96	0.00
6 T	Biphenyl	1000.000	981.187	1.9	95	0.00
7 I	Acenaphthene-d10	400.000	400.000	0.0	96	0.00
8 TM	Acenaphthylene	1000.000	985.291	1.5	94	0.00
9 TCM	Acenaphthene	1000.000	994.870	0.5	97	0.00
10	Dibenzofuran	1000.000	984.436	1.6	97	0.00
11 TM	Fluorene	1000.000	969.222	3.1	97	0.00
12 I	Phenanthrene-D10	400.000	400.000	0.0	95	0.00
13 TM	Dibenzothiophene	1000.000	1006.198	-0.6	97	0.00
14 TM	Phenanthrene	1000.000	1058.846	-5.9	95	0.00
15 TM	Anthracene	1000.000	984.116	1.6	97	0.00
16 TCM	Fluoranthene	1000.000	1009.143	-0.9	96	0.00
17 S	4-Terphenyl-d14	1000.000	1036.729	-3.7	97	0.00
18 TM	Pyrene	1000.000	990.012	1.0	95	0.00
19 I	Chrysene-D12	400.000	400.000	0.0	96	0.00
20 TM	Benzo[a]anthracene	1000.000	1018.671	-1.9	93	0.00
21 TM	Chrysene	1000.000	962.725	3.7	95	0.00
22 I	Perylene-D12	400.000	400.000	0.0	92	0.00
23 TM	Benzo[b]fluoranthene	1000.000	1074.586	-7.5	102	0.00
24 TM	Benzo[k]fluoranthene	1000.000	832.141	16.8	85	0.00
25 TM	Benzo[e]pyrene	1000.000	988.642	1.1	94	0.00
26 TM	Benzo[a]pyrene	1000.000	982.466	1.8	91	0.00
27 TM	Perylene	1000.000	1001.962	-0.2	94	0.00
28 TM	Indeno(1,2,3-c,d)pyrene	1000.000	993.125	0.7	90	0.00
29 TM	Dibenzo[a,h]anthracene	1000.000	980.132	2.0	91	0.00
30 TM	Benzo[g,h,i]perylene	1000.000	1005.454	-0.5	90	0.00

Data File : C:\HPCHEM\1\DATA\XMS1602\0718611.D
 Acq On : 18 Jul 2012 1:46 pm
 Sample : CCV XMS1602
 Misc :
 MS Integration Params: RTEINT.P
 Quant Time: Jul 18 14:22:09 2012

Vial: 4
 Operator: CMP
 Inst : MSD6
 Multiplr: 1.00

Quant Results File: FISH-SIM.RES

Quant Method : C:\HPCHEM\1...\FISH-SIM.M (RTE Integrator)
 Title : XMS1602 Calibration Curve for SIM-PAH
 Last Update : Wed Jul 18 14:11:17 2012
 Response via : Initial Calibration
 DataAcq Meth : FISH-SIM

Internal Standards	R.T.	QIon	Response	Conc	Units	Dev (Min)
1) Naphthalene-D8	4.98	136	102381	400.00	ng/mL	0.00
7) Acenaphthene-d10	6.79	164	64490	400.00	ng/mL	0.00
12) Phenanthrene-D10	8.35	188	104418	400.00	ng/mL	0.00
19) Chrysene-D12	11.15	240	124658	400.00	ng/mL	0.00
22) Perylene-D12	12.91	264	108752	400.00	ng/mL	0.00

System Monitoring Compounds

5) 2-Fluorobiphenyl	6.09	172	217098	975.44	ng/mL	0.00
Spiked Amount 1000.000			Recovery =	97.54%		
17) 4-Terphenyl-d14	10.05	244	262619	1036.73	ng/mL	0.00
Spiked Amount 1000.000			Recovery =	103.67%		


Target Compounds

	R.T.	QIon	Response	Conc	Units	Qvalue
2) Naphthalene	5.00	128	266867	980.14	ng/mL	97
3) 2-Methylnaphthalene	5.70	142	194780	990.74	ng/mL	99
4) 1-Methylnaphthalene	5.80	142	179660	956.95	ng/mL	96
6) Biphenyl	6.20	154	221968	981.19	ng/mL	93
8) Acenaphthylene	6.64	152	295519	985.29	ng/mL#	76
9) Acenaphthene	6.82	153	170741	994.87	ng/mL	99
10) Dibenzofuran	7.01	168	254572	984.44	ng/mL	90
11) Fluorene	7.37	166	202590	969.22	ng/mL	92
13) Dibenzothiophene	8.24	184	293151	1006.20	ng/mL#	92
14) Phenanthrene	8.37	178	276987	1058.85	ng/mL	99
15) Anthracene	8.42	178	323722	984.12	ng/mL	99
16) Fluoranthene	9.63	202	365832	1009.14	ng/mL#	98
18) Pyrene	9.87	202	374644	990.01	ng/mL	95
20) Benzo[a]anthracene	11.15	228	355534	1018.67	ng/mL	97
21) Chrysene	11.18	228	364800	962.73	ng/mL	98
23) Benzo[b]fluoranthene	12.41	252	409948	1074.59	ng/mL	97
24) Benzo[k]fluoranthene	12.45	252	349570	832.14	ng/mL#	96
25) Benzo[e]pyrene	12.77	252	360974	988.64	ng/mL	98
26) Benzo[a]pyrene	12.84	252	340813	982.47	ng/mL	96
27) Perylene	12.94	252	355619	1001.96	ng/mL	98
28) Indeno(1,2,3-c,d)pyrene	14.42	276	342411	993.12	ng/mL	98
29) Dibenzo[a,h]anthracene	14.45	278	271558	980.13	ng/mL	97
30) Benzo[g,h,i]perylene	14.80	276	297985	1005.45	ng/mL#	94

CMP
07/18/12

(#) = qualifier out of range (m) = manual integration

Data File : C:\HPCHEM\1\DATA\XMS1602\0718611.D
 Acq On : 18 Jul 2012 1:46 pm
 Sample : CCV XMS1602
 Misc :
 MS Integration Params: RTEINT.P
 Quant Time: Jul 18 14:22 2012 Quant Results File: FISH-SIM.RES
 Method : C:\HPCHEM\1\DATA\XMS1602\FISH-SIM.M (RTE Integrator)
 Title : XMS1602 Calibration Curve for SIM-PAH
 Last Update : Wed Jul 18 14:22:32 2012
 Response via : Initial Calibration



INTERNAL STANDARD RECOVERY REPORTS
FOR

SAMPLE: CCV XMS1602

DATA FILENAME: C:\HPCHEM\1\DATA\XMS1602\0718611.D\FISH-SIM.RES

AREA BASED ON ICAL MIDPOINT

CRV MID FILENAME: C:\HPCHEM\1\DATA\XMS1602\0718605.D\FISH-SIM.RES

COMPOUND	CRV MID AREA	SAMPLE AREA	%DIFF
Naphthalene-D8	107604	102381	-4.85%
Acenaphthene-d10	67496	64490	-4.45%
Phenanthrene-D10	110234	104418	-5.28%
Chrysene-D12	130284	124658	-4.32%
Perylene-D12	118335	108752	-8.10%

AREA REPORT BASED ON CVS

CVS FILENAME: C:\HPCHEM\1\DATA\XMS1602\0718611.D\FISH-SIM.RES

COMPOUND	CVS AREA	SAMPLE AREA	%DIFF
Naphthalene-D8	102381	102381	0.00%
Acenaphthene-d10	64490	64490	0.00%
Phenanthrene-D10	104418	104418	0.00%
Chrysene-D12	124658	124658	0.00%
Perylene-D12	108752	108752	0.00%

Laboratory Report of Analysis

To: Delaney Peterson
ANCHOR ENVIRONMENTAL
720 Olive Way
Suite 1900
Seattle, WA 98101
US

Report Number: **31203246**

Client Project: **Jeld-Wen Surface Sediments**


Dear Delaney Peterson,

Enclosed are the results of the analytical services performed under the referenced project for the received samples and associated QC as applicable. The samples are certified to meet the requirements of the National Environmental Laboratory Accreditation Conference Standards. Copies of this report and supporting data will be retained in our files for a period of five years in the event they are required for future reference. All results are intended to be used in their entirety and SGS is not responsible for use of less than the complete report. Any samples submitted to our laboratory will be retained for a maximum of thirty (30) days from the date of this report unless other arrangements are requested.

If there are any questions about the report or services performed during this project, please call Amy J. Boehm at (910) 350-1903. We will be happy to answer any questions or concerns which you may have.

Thank you for using SGS North America Inc. for your analytical services. We look forward to working with you again on any additional analytical needs.

Sincerely,
SGS North America Inc.



Digitally signed by: Amy Boehm
Date: 2012.12.10 14:41:28 -
04'00'

Amy J. Boehm
Project Manager
amy.boehm@sgs.com

Date

**ANALYTICAL PERSPECTIVES IS NOW PART OF SGS, THE WORLD'S LEADING INSPECTION,
VERIFICATION, TESTING AND CERTIFICATION COMPANY.**

Laboratory Qualifiers

Report Definitions

DL	Method, Instrument, or Estimated Detection Limit per Analytical Method
CL	Control Limits for the recovery result of a parameter
LOQ	Reporting Limit
DF	Dilution Factor
RPD	Relative Percent Difference
LCS(D)	Laboratory Control Spike (Duplicate)
MS(D)	Matrix Spike (Duplicate)
MB	Method Blank

Qualifier Definitions

*	Recovery or RPD outside of control limits
B	Analyte was detected in the Lab Method Blank at a level above the LOQ
U	Undetected (Reported as ND or < DL)
V	Recovery is below quality control limit. The data has been validated based on a favorable signal-to-noise and detection limit
A	Amount detected is less than the Lower Method Calibration Limit
J	Estimated Concentration.
O	The recovery of this analyte in the OPR is above the Method QC Limits and the reported concentration in the sample may be biased high
E	Amount detected is greater than the Upper Calibration Limit
S	The amount of analyte present has saturated the detector. This situation results in an underestimation of the affected analyte(s)
Q	Indicates the presence of a quantitative interference. This situation may result in an underestimation of the affected analyte(s)
I	Indicates the presence of a qualitative interference that could cause a false positive or an overestimation of the affected analyte(s)
DPE	Indicates the presence of a peak in the polychlorinated diphenylether channel that could cause a false positive or an overestimation of the affected analyte(s)
TIC	Tentatively Identified Compound
EMPC	Estimated Maximum possible Concentration due to ion ratio failure
ND	Not Detected
K	Result is estimated due to ion ratio failure in High Resolution PCB Analysis
P	RPD > 40% between results of dual columns
D	Spike or surrogate was diluted out in order to achieve a parameter result within instrument calibration range

Samples requiring manual integrations for various congeners and/or standards are marked and dated by the analyst. A code definition is provided below:

M1 Mis-identified peak

Note Results pages that include a value for "Solids (%)" have been adjusted for moisture content.

Case Narrative

JW-EA06-SS23-120507

E - Results over Calibration Range



Chain of Custody Record & Laboratory Analysis Request

Anchor QEA
720 Olive Way, Suite 1900
Seattle, Washington 98101
Phone 206.287.9130
Fax 206.287.9131

Turnaround Requested:

Anchor Contact:

Page 3 of 4

Lab Contact: <i>Amy Brehm</i>		Project: <i>Jeld Wen</i>		Analyses Requested								Notes/ Comments:
Lab: <i>SGS</i>	Surface Sediment			Archive for D/F 3 PCB	Archive	D/F 4 PCB	DIOXINS	D/F				
Address: <i>5500 Business Drive</i>	Proj. No.: <i>120909-01.01</i>	City, etc.: <i>Wilmington NC 28405</i>	Sampler: <i>KL/NS</i>									
Phone: <i>910.350.1903</i>	Shipping Method: <i>Overnight</i>											
Fax:	AirBill #:											
Sample ID	Sample Date	Sample Time	Sample Matrix	Number of Containers	Archive for D/F 3 PCB	Archive	D/F 4 PCB	DIOXINS	D/F			
<i>JW-EA03-SS10</i>	<i>1205 5/7/12</i>	<i>13:30</i>	<i>Sed</i>	<i>1</i>	<i>X</i>							
<i>JW-EA03-SS09</i>	<i>1205 5/7/12</i>	<i>13:45</i>	<i>Sed</i>	<i>1</i>		<i>X</i>						
<i>1 JW-EA02-SS05</i>	<i>1205 5/7/12</i>	<i>15:05</i>	<i>Sed</i>	<i>1</i>		<i>X</i>						
<i>2 JW-EA02-SS06</i>	<i>1205 5/7/12</i>	<i>14:56</i>	<i>Sed</i>	<i>1</i>		<i>X</i>						
<i>JW-EA02-SS08</i>	<i>1205 5/7/12</i>	<i>14:47</i>	<i>Sed</i>	<i>1</i>		<i>X</i>						
<i>JW-EA02-SS07</i>	<i>1205 5/7/12</i>	<i>14:47</i>	<i>Sed</i>	<i>1</i>		<i>X</i>						
<i>JW-EA02-Comp</i>	<i>205 5/7/12</i>	<i>17:10</i>	<i>Sed</i>	<i>1</i>			<i>X</i>					
<i>3 JW-EA04-SS13</i>	<i>1205 5/7/12</i>	<i>12:55</i>	<i>Sed</i>	<i>1</i>		<i>X</i>						
<i>4 JW-EA04-SS16</i>	<i>1205 5/7/12</i>	<i>12:40</i>	<i>Sed</i>	<i>1</i>		<i>X</i>						
<i>4 JW-EA04-SS14</i>	<i>205 5/7/12</i>	<i>12:50</i>	<i>Sed</i>	<i>1</i>		<i>X</i>						
<i>5 JW-EA04-SS15</i>	<i>1205 5/7/12</i>	<i>12:30</i>	<i>Sed</i>	<i>1</i>		<i>X</i>						
<i>JW-EA04-Comp</i>	<i>1205 5/7/12</i>	<i>17:25</i>	<i>Sed</i>	<i>1</i>			<i>X</i>					
<i>JW-EA01-SS04</i>	<i>1205 5/7/12</i>	<i>15:00</i>	<i>Sed</i>	<i>2</i>		<i>X</i>		<i>X</i>				
<i>JW-EA01-SS01</i>	<i>205 5/7/12</i>	<i>15:22</i>	<i>Sed</i>	<i>2</i>		<i>X</i>		<i>X</i>				
<i>JW-EA01-SS02</i>	<i>1205 5/7/12</i>	<i>15:15</i>	<i>Sed</i>	<i>2</i>		<i>X</i>		<i>X</i>				

Relinquished: (Signature)	Relinquished: (Signature)	Relinquished: (Signature)	Special Instructions/Notes	
Printed Name:	Printed Name:	Printed Name:		
Company:	Company:	Company:		
Date/Time:	Date/Time:	Date/Time:		
Received By:	Received By:	Received By:		
Printed Name:	Printed Name:	Printed Name:		
Company:	Company:	Company:	# of Coolers:	Cooler <i>3.1</i>
Date/Time:	Date/Time:	Date/Time:	<i>2</i>	Temp(s): <i>3.20</i>
			COC Seals Intact? <i>NA</i>	Bottles Intact?

No Seals

3246
31204450



Chain of Custody Record & Laboratory Analysis Request

Anchor QEA
720 Olive Way, Suite 1900
Seattle, Washington 98101
Phone 206.287.9130
Fax 206.287.9131

Turnaround Requested:

Anchor Contact:

Page 1 of 4

Lab Contact: Amy Boehm		Project: Jeld Wen Surface Sediment			Analyses Requested								Notes/ Comments:
Lab: SGS	Address: 5500 Business Drive	Proj. No.: 120909-01-01	City, etc: Wilmington NC 28405	Sampler: KC/NS	Archive for D/F & PCB	Archive	D/F & PCB						
Phone: (910) 350-1903	Fax:	Shipping Method: Overnight	AirBill #:	Sample ID									Sample Date
					X								
						X							
						X							
						X							
							X						
15						X							
16						X							
17						X							
18						X							
19							X						
20						X							
21						X							
22						X							
23						X							
24						X							
							X						

Relinquished: (Signature)	Relinquished: (Signature)	Relinquished: (Signature)	Special Instructions/Notes	
Printed Name:	Printed Name:	Printed Name:		
Company:	Company:	Company:		
Date/Time:	Date/Time:	Date/Time:		
Received By: <i>[Signature]</i>	Received By:	Received By:		
Printed Name: Julie Johnson	Printed Name:	Printed Name:	# of Coolers: 2 Cooler 3, Temp(s): 3.2°C COC Seals Intact? N/A Bottles Intact?	
Company: SGS	Company:	Company:		
Date/Time: 5/9/12 1015	Date/Time:	Date/Time:		

No Seals

3246
3120450



Chain of Custody Record & Laboratory Analysis Request

Anchor QEA
720 Olive Way, Suite 1900
Seattle, Washington 98101
Phone 206.287.9130
Fax 206.287.9131

Turnaround Requested:

Anchor Contact:

Page 2 of 4

Lab Contact: <i>Amy Boehm</i>		Project: <i>Jeld Wen</i>		Analyses Requested								Notes/ Comments:
Lab: <i>SGS</i>		Surface Sediment		PCB	Archive	Dioxin	DFP PCB					
Address: <i>5500 Business Drive</i>		Proj. No.: <i>120909-01-01</i>										
City, etc: <i>Wilmington NC 28405</i>		Sampler: <i>KC/NS</i>										
Phone: <i>910.350.1903</i>		Shipping Method: <i>Overnight</i>										
Fax:		AirBill #:										
Sample ID	Sample Date	Sample Time	Sample Matrix	Number of Containers								
<i>25</i> JW-EA10-SS39-1205	<i>5/7/12</i>	<i>10:25</i>	<i>Sed</i>	<i>2</i>	<i>X</i>	<i>X</i>						
<i>22</i> JW-EA10-SS43-1205	<i>5/7/12</i>	<i>12:20</i>	<i>Sed</i>	<i>2</i>	<i>X</i>	<i>X</i>						
<i>21</i> JW-EA10-SS41-1205	<i>5/7/12</i>	<i>12:44</i>	<i>Sed</i>	<i>2</i>	<i>X</i>	<i>X</i>						
<i>20</i> JW-EA10-SS42-1205	<i>5/7/12</i>	<i>09:03</i>	<i>Sed</i>	<i>2</i>	<i>X</i>	<i>X</i>						
<i>19</i> JW-EA10-SS40-1205	<i>5/7/12</i>	<i>12:34</i>	<i>Sed</i>	<i>2</i>	<i>X</i>	<i>X</i>						
JW-EA10-SS90-1205	<i>5/7/12</i>	<i>12:34</i>	<i>Sed</i>	<i>1</i>	<i>X</i>							
JW-EA10-OMP-1205	<i>5/7/12</i>	<i>16:14</i>	<i>Sed</i>	<i>1</i>		<i>X</i>						
<i>14</i> JW-EA07-SS28-1205	<i>5/7/12</i>	<i>12:00</i>	<i>Sed</i>	<i>1</i>		<i>X</i>						
<i>11</i> JW-EA07-SS25-1205	<i>5/7/12</i>	<i>11:44</i>	<i>Sed</i>	<i>1</i>		<i>X</i>						
<i>13</i> JW-EA07-SS21-1205	<i>5/7/12</i>	<i>12:14</i>	<i>Sed</i>	<i>1</i>		<i>X</i>						
<i>12</i> JW-EA07-SS26-1205	<i>5/7/12</i>	<i>11:50</i>	<i>Sed</i>	<i>1</i>		<i>X</i>						
<i>10</i> JW-EA07-OMP-1205	<i>5/7/12</i>	<i>16:33</i>	<i>Sed</i>	<i>1</i>	<i>X</i>		<i>X</i>					<i>5/15/12</i>
JW-EA03-SS12-1205	<i>5/7/12</i>	<i>13:00</i>	<i>Sed</i>	<i>1</i>		<i>X</i>						
JW-EA03-SS11-1205	<i>5/7/12</i>	<i>14:00</i>	<i>Sed</i>	<i>1</i>		<i>X</i>						
JW-EA03-OMP-1205	<i>5/7/12</i>	<i>16:53</i>	<i>Sed</i>	<i>1</i>			<i>X</i>					

Relinquished: (Signature)	Relinquished: (Signature)	Relinquished: (Signature)	Special Instructions/Notes	
Printed Name:	Printed Name:	Printed Name:		
Company:	Company:	Company:		
Date/Time:	Date/Time:	Date/Time:		
Received By: <i>Katie Johnson</i>	Received By:	Received By:		
Printed Name: <i>Katie Johnson</i>	Printed Name:	Printed Name:		
Company: <i>SGS</i>	Company:	Company:	# of Coolers:	Cooler <i>36</i>
Date/Time: <i>5/9/12 1015</i>	Date/Time:	Date/Time:	<i>2</i>	Temp(s): <i>3.20</i>
			COC Seals Intact? <i>MA</i>	Bottles Intact?

no leads

SGS North America Inc.

Sample Receipt Checklist (SRC)

Client: Jeld Wen

Work Order No.: 31201450

324 b

- 1. Shipped
 Hand Delivered
- 2. COC Present on Receipt
 No COC
 Additional Transmittal Forms
- 3. Custody Tape on Container
 No Custody Tape
- 4. Samples Intact
 Samples Broken / Leaking
- 5. Chilled on Receipt Actual Temp.(s) in °C: 11.6, 1.3
 Ambient on Receipt
 Walk-in on Ice; Coming down to temp.
 Received Outside of Temperature Specifications
- 6. Sufficient Sample Submitted
 Insufficient Sample Submitted
- 7. Chlorine absent
 HNO3 < 2
 HCL < 2
 Additional Preservatives verified (see notes)
- 8. Received Within Holding Time
 Not Received Within Holding Time
- 9. No Discrepancies Noted
 Discrepancies Noted
 NCDENR notified of Descrepancies*
- 10. No Headspace present in VOC vials
 Headspace present in VOC vials >6mm

Notes: _____

Comments: One cooler containing JW-EA05-SS19, SS20, SS18, SS17, COMP-120509 out of temperature protocol, all ice melted.

Did not receive JW-EA10-TISSUE-120507, JW-EA01-TISSUE-120507.

Inspected and Logged in by: JJ
Date: Mon-5/14/12 00:00

Sample Summary

<u>Client Sample ID</u>	<u>Lab Sample ID</u>	<u>Collected</u>	<u>Received</u>	<u>Matrix</u>
JW-EA02-SS05-120507	31203246001	05/07/2012 15:05	05/09/2012 10:15	Soil-Solid as dry weight
JW-EA02-SS06-120507	31203246002	05/07/2012 14:56	05/09/2012 10:15	Soil-Solid as dry weight
JW-EA04-SS13-120507	31203246003	05/07/2012 12:55	05/09/2012 10:15	Soil-Solid as dry weight
JW-EA04-SS14-120507	31203246004	05/07/2012 12:50	05/09/2012 10:15	Soil-Solid as dry weight
JW-EA04-SS15-120507	31203246005	05/07/2012 12:30	05/09/2012 10:15	Soil-Solid as dry weight
JW-EA04-SS16-120507	31203246006	05/07/2012 12:40	05/09/2012 10:15	Soil-Solid as dry weight
JW-EA06-SS21-120507	31203246007	05/07/2012 11:12	05/09/2012 10:15	Soil-Solid as dry weight
JW-EA06-SS22-120507	31203246008	05/07/2012 11:17	05/09/2012 10:15	Soil-Solid as dry weight
JW-EA06-SS23-120507	31203246009	05/07/2012 11:30	05/09/2012 10:15	Soil-Solid as dry weight
JW-EA06-SS24-120507	31203246010	05/07/2012 11:40	05/09/2012 10:15	Soil-Solid as dry weight
JW-EA07-SS25-120507	31203246011	05/07/2012 11:44	05/09/2012 10:15	Soil-Solid as dry weight

Results of JW-EA02-SS05-120507

Client Sample ID: **JW-EA02-SS05-120507**
 Client Project ID: **Jeld-Wen Surface Sediments**
 Lab Sample ID: 31203246001-A
 Lab Project ID: 31203246

Collection Date: 05/07/2012 15:05
 Received Date: 05/09/2012 10:15
 Matrix: Soil-Solid as dry weight
 Solids (%): 43.80

Results by EPA 1613B

<u>Parameter</u>	<u>Result</u>	<u>EMPC</u>	<u>Qual</u>	<u>DL</u>	<u>LOQ/CL</u>	<u>Units</u>	<u>RT</u>	<u>Ratio</u>
2,3,7,8-TCDD	0.419		J	0.0701	0.496	pg/g	27.55	0.78
1,2,3,7,8-PeCDD	1.51		J	0.0840	2.48	pg/g	33.83	1.48
1,2,3,4,7,8-HxCDD	3.10			0.199	2.48	pg/g	38.48	1.34
1,2,3,6,7,8-HxCDD	18.5			0.211	2.48	pg/g	38.61	1.25
1,2,3,7,8,9-HxCDD	7.64			0.206	2.48	pg/g	38.95	1.28
1,2,3,4,6,7,8-HpCDD	335			0.651	2.48	pg/g	42.62	1.05
OCDD	3550			0.183	4.96	pg/g	46.34	0.90
2,3,7,8-TCDF	1.43			0.0540	0.496	pg/g	26.56	0.82
2,3,7,8-TCDF [confirm]	1.21		J	0.210	2.78	pg/g	21.22	0.70
1,2,3,7,8-PeCDF	0.813		J	0.0820	2.48	pg/g	32.10	1.73
2,3,4,7,8-PeCDF	1.79		J	0.0758	2.48	pg/g	33.44	1.46
1,2,3,4,7,8-HxCDF	2.79			0.113	2.48	pg/g	37.31	1.24
1,2,3,6,7,8-HxCDF	2.48			0.100	2.48	pg/g	37.48	1.26
2,3,4,6,7,8-HxCDF	3.81			0.104	2.48	pg/g	38.26	1.29
1,2,3,7,8,9-HxCDF	ND		U	0.140	2.48	pg/g		
1,2,3,4,6,7,8-HpCDF	62.7			0.178	2.48	pg/g	41.35	1.03
1,2,3,4,7,8,9-HpCDF	3.37			0.240	2.48	pg/g	43.22	1.05
OCDF	150			0.0921	4.96	pg/g	46.58	0.91
Total TCDD	20.6	21.4		0.0701	0.496	pg/g		
Total TCDF	17.5	18.8		0.0540	0.496	pg/g		
Total PeCDD	18.8	19.8		0.0840	2.48	pg/g		
Total PeCDF	25.6			0.0789	2.48	pg/g		
Total HxCDD	148			0.205	2.48	pg/g		
Total HxCDF	86.5	87.1		0.113	2.48	pg/g		
Total HpCDD	723			0.651	2.48	pg/g		
Total HpCDF	201			0.206	2.48	pg/g		

World Health Organization Summary

	<u>Units</u>	<u>ND=0</u>	<u>ND=½</u>	<u>ND=DL</u>
WHO-2005 TEQ	pg/g	11.6	11.6	11.6
WHO-2005 TEQ w/EMPC	pg/g	11.6	11.6	11.6

Results of JW-EA02-SS05-120507

Client Sample ID: **JW-EA02-SS05-120507**
 Client Project ID: **Jeld-Wen Surface Sediments**
 Lab Sample ID: 31203246001-A
 Lab Project ID: 31203246

Collection Date: 05/07/2012 15:05
 Received Date: 05/09/2012 10:15
 Matrix: Soil-Solid as dry weight
 Solids (%): 43.80

Results by EPA 1613B

<u>Parameter</u>	<u>Result</u>	<u>EMPC</u>	<u>Qual</u>	<u>DL</u>	<u>LOQ/CL</u>	<u>Units</u>	<u>RT</u>	<u>Ratio</u>
Labeled Standards								
13C-2378-TCDF	79.0				24.0-169	%		
13C-2378-TCDD	83.0				25.0-164	%		
13C-12378-PeCDD	77.0				25.0-181	%		
13C-123478-HxCDD	79.0				32.0-141	%		
13C-123678-HxCDD	74.0				28.0-130	%		
13C-1234678-HpCDD	90.0				23.0-140	%		
13C-OCDD	68.0				17.0-157	%		
13C-2378-TCDF	82.0				24.0-169	%		
13C-12378-PeCDF	78.0				24.0-185	%		
13C-23478-PeCDF	75.0				21.0-178	%		
13C-123478-HxCDF	84.0				26.0-152	%		
13C-123678-HxCDF	86.0				26.0-123	%		
13C-234678-HxCDF	90.0				29.0-147	%		
13C-123789-HxCDF	79.0				28.0-136	%		
13C-1234678-HpCDF	77.0				28.0-143	%		
13C-1234789-HpCDF	82.0				26.0-138	%		
37Cl-2378-TCDD	109				35.0-197	%		

Batch Information

Analytical Batch: **HRD1890**
 Analytical Method: **EPA 1613B**
 Instrument: **APHRMS**
 Analyst: **MDC**
 Analytical Date/Time: **10/21/2012 20:08**

Prep Batch: **HXX1807**
 Prep Method: **EPA 1613 PREP S/D/T**
 Prep Date/Time: **10/11/2012 16:45**
 Prep Initial Wt./Vol.: **23.01 g**
 Prep Extract Vol: **20 uL**

Analytical Batch: **HRD1930**
 Analytical Method: **EPA 1613B**
 Instrument: **HRMS3**
 Analyst: **JHL**
 Analytical Date/Time: **11/13/2012 20:09**

Prep Batch: **HXX1807**
 Prep Method: **EPA 1613 PREP S/D/T**
 Prep Date/Time: **10/11/2012 16:45**
 Prep Initial Wt./Vol.: **23.01 g**
 Prep Extract Vol: **20 uL**

Lab ID: A4721_10221_DF_011

Acq'd: 21 Oct 2012 20:08 MDC

Wt/Vol: 10.08 g

ICAL: 1613_SGS

Client ID: JW-EA02-SS05-120507

UTP: 22-Oct-2012 14:34 MDC

J-level: 0.496 pg/g Split: 1

Checkcode: 828-262-KKH

Datafile: 121020P3-07

Report: 22 Oct 2012 14:34 MC

Stds (pg): JS: 2000 ES: 2000 CS/SS: 2000, 400 (37Cl)

Name	Act RT	QC	Pred. RRT	Act. RRT	ΔSecs	Response	Ra	OK	RRF	Conc.	Noise	DL
2378-TCDD	27.55		1.0009	1.0010	+0.2	7.59E+04	0.78	Y	1.08	0.419	1064	0.0701
2378-PeCDD	33.83		1.0006	1.0004	-0.4	2.08E+05	1.48	Y	1.07	1.51	1098	0.084
23478-HxCDD	38.48		1.0004	1.0005	+0.2	3.34E+05	1.34	Y	1.05	3.1	2154	0.199
123678-HxCDD	38.61		1.0039	1.0039	0	1.97E+06	1.25	Y	0.98	18.5	2154	0.211
123789-HxCDD	38.95		1.0129	1.0128	-0.2	8.16E+05	1.28	Y	1.01	7.64	2154	0.206
1234678-HpCDD	42.62		1.0005	1.0004	-0.3	3.62E+07	1.05	Y	1.09	335	7541	0.651
OCDD	46.34		1.0005	1.0003	-0.6	2.32E+08	0.90	Y	1.11	3,550	1024	0.183
2378-TCDF	26.56		1.0009	1.0009	0	3.85E+05	0.82	Y	0.98	1.44	1179	0.054
12378-PeCDF	32.10		1.0007	1.0004	-0.6	1.82E+05	1.73	Y	0.99	0.813	1534	0.082
23478-PeCDF	33.44		1.0006	1.0011	+1.0	3.93E+05	1.46	Y	1.02	1.79	1534	0.0759
123478-HxCDF	37.31		1.0006	1.0005	-0.2	4.87E+05	1.24	Y	1.19	2.79	1936	0.113
123678-HxCDF	37.48		1.0005	1.0004	-0.2	4.82E+05	1.26	Y	1.16	2.48	1936	0.1
234678-HxCDF	38.26		1.0006	1.0004	-0.5	7.45E+05	1.29	Y	1.18	3.81	1936	0.104
123789-HxCDF	NotFnd		1.0005	-	-	-	-	-	1.09	-	1936	0.14
1234678-HpCDF	41.35		1.0004	1.0003	-0.2	9.58E+06	1.03	Y	1.35	62.7	2801	0.178
1234789-HpCDF	43.22		1.0004	1.0003	-0.3	4.19E+05	1.05	Y	1.34	3.37	2801	0.24
OCDF	46.58		1.0057	1.0055	-0.6	1.24E+07	0.91	Y	1.40	150	649	0.0921
ES 2378-TCDD	27.52		1.0281	1.0277	-0.6	3.32E+07	0.79	Y	1.04	82.7		
ES 12378-PeCDD	33.82		1.2639	1.2627	-1.9	2.55E+07	1.59	Y	0.87	76.5		
ES 123478-HxCDD	38.46		0.9876	0.9876	0	2.04E+07	1.30	Y	0.94	79.2		
ES 123678-HxCDD	38.59		0.9910	0.9911	+0.2	2.16E+07	1.29	Y	1.06	74.2		
ES 1234678-HpCDD	42.60		1.0943	1.0940	-0.7	1.97E+07	1.05	Y	0.80	89.9		
ES OCDD	46.32		1.1907	1.1896	-2.6	2.34E+07	0.90	Y	0.63	67.7		
ES 2378-TCDF	26.53		0.9907	0.9907	0	5.45E+07	0.80	Y	1.74	81.5		
ES 12378-PeCDF	32.09		1.1992	1.1981	-1.8	4.49E+07	1.63	Y	1.49	78.2		
ES 23478-PeCDF	33.41		1.2484	1.2474	-1.6	4.30E+07	1.60	Y	1.48	75.3		
ES 123478-HxCDF	37.30		0.9577	0.9578	+0.2	2.91E+07	0.52	Y	1.27	83.5		
ES 123678-HxCDF	37.46		0.9619	0.9620	+0.2	3.34E+07	0.53	Y	1.41	86.4		
ES 234678-HpCDF	38.24		0.9821	0.9821	0	3.30E+07	0.53	Y	1.34	89.6		
ES 123789-HxCDF	39.36		1.0108	1.0108	0	2.62E+07	0.51	Y	1.20	79.4		
ES 1234678-HpCDF	41.34		1.0618	1.0616	-0.5	2.25E+07	0.45	Y	1.06	77.4		
ES 1234789-HpCDF	43.21		1.1100	1.1096	-0.9	1.84E+07	0.46	Y	0.82	82		

Lab ID: A4721_10221_DF_011 Acq'd: 21 Oct 2012 20:08 MDC Wt/Vol: 10.08 g ICAL: 1613_SGS
 Client ID: JW-EA02-SS05-120507 UTP: 22-Oct-2012 14:34 MDC J-level: 0.496 pg/g Split: 1 Checkcode: 828-262-KKH
 Datafile: 121020P3-07 Report: 22 Oct 2012 14:34 MC Stds (pg): JS: 2000 ES: 2000 CS/SS: 2000, 400 (37C1)

Comp #	Name	Act RT	QC	Pred. RRT	Act. RRT	ΔSecs	Response	Ra	OK	RRF	Conc.	Noise	DL
1	TCDD	23.45		0.8504	0.8518	+2.3	8.51E+05	0.86	Y	1.08	4.7	1064	0.0701
2	TCDD	23.84		0.8649	0.8662	+2.1	5.42E+05	0.81	Y	1.08	2.99	1064	0.0701
3	TCDD	24.33		0.8835	0.8839	+0.7	5.45E+04	0.79	Y	1.08	0.301	1064	0.0701
4	TCDD	25.19		0.9152	0.9153	+0.2	1.39E+06	0.78	Y	1.08	7.66	1064	0.0701
	TCDD	25.46		0.9241	0.9251	+1.7	1.24E+05	0.79	Y	1.08	0.686	1064	0.0701
	TCDD	25.69		0.9327	0.9333	+1.0	1.58E+05	0.71	Y	1.08	0.874	1064	0.0701
	TCDD	25.92		0.9408	0.9416	+1.3	3.87E+04	1.12	N	1.08	0.214	1064	0.0701
	TCDD	26.18		0.9512	0.9511	-0.2	2.02E+04	1.10	N	1.08	0.112	1064	0.0701
	TCDD	26.38		0.9580	0.9583	+0.5	4.68E+04	0.92	N	1.08	0.258	1064	0.0701
	TCDD	26.80		0.9736	0.9737	+0.2	2.59E+05	0.79	Y	1.08	1.43	1064	0.0701
	TCDD	NotFnd		0.9785						1.08		1064	0.0701
	TCDD	27.24		0.9884	0.9896	+2.0	2.52E+05	0.75	Y	1.08	1.39	1064	0.0701
	TCDD	27.37		0.9945	0.9945	0	3.18E+04	0.83	Y	1.08	0.176	1064	0.0701
	2378-TCDD	27.55		1.0009	1.0010	+0.2	7.59E+04	0.78	Y	1.08	0.419	1064	0.0701
	TCDD	27.94		1.0147	1.0151	+0.7	4.09E+04	0.60	N	1.08	0.226	1064	0.0701
	TCDD	NotFnd		1.0206						1.08		1064	0.0701
	TCDD	NotFnd		1.0423						1.08		1064	0.0701
13	PeCDD	30.88		0.9131	0.9132	+0.2	7.06E+05	1.59	Y	1.07	5.11	1098	0.084
5	PeCDD	31.50		0.9319	0.9315	-0.8	1.43E+05	1.80	N	1.07	1.03	1098	0.084
7	PeCDD	32.16		0.9511	0.9510	-0.2	5.13E+05	1.53	Y	1.07	3.71	1098	0.084
	PeCDD	32.38		0.9576	0.9575	-0.2	2.17E+05	1.59	Y	1.07	1.57	1098	0.084
	PeCDD	32.51		0.9611	0.9612	+0.2	4.28E+05	1.43	Y	1.07	3.09	1098	0.084
	PeCDD	32.82		0.9703	0.9704	+0.2	2.35E+05	1.61	Y	1.07	1.7	1098	0.084
	PeCDD	33.25		0.9829	0.9832	+0.6	1.47E+05	1.53	Y	1.07	1.06	1098	0.084
	12378-PeCDD	33.83		1.0006	1.0004	-0.4	2.08E+05	1.48	Y	1.07	1.51	1098	0.084
	PeCDD	33.94		1.0039	1.0037	-0.4	7.51E+04	1.46	Y	1.07	0.543	1098	0.084
	PeCDD	34.36		1.0161	1.0160	-0.2	6.98E+04	1.46	Y	1.07	0.504	1098	0.084
	HxCDD	36.45		0.9479	0.9478	-0.2	4.27E+06	1.26	Y	1.01	39.8	2154	0.205
	HxCDD	37.23		0.9682	0.9681	-0.2	1.34E+06	1.26	Y	1.01	12.5	2154	0.205
	HxCDD	37.58		0.9771	0.9772	+0.2	6.45E+06	1.26	Y	1.01	60.2	2154	0.205
	HxCDD	37.73		0.9811	0.9810	-0.2	4.29E+05	1.25	Y	1.01	4	2154	0.205
	123478-HxCDD	38.48		1.0004	1.0005	+0.2	3.34E+05	1.34	Y	1.05	3.1	2154	0.199
	123678-HxCDD	38.61		1.0039	1.0039	0	1.97E+06	1.25	Y	0.98	18.5	2154	0.211
	HxCDD	38.82		1.0097	1.0095	-0.5	2.13E+05	1.21	Y	1.01	1.99	2154	0.205
	123789-HxCDD	38.95		1.0129	1.0128	-0.2	8.16E+05	1.28	Y	1.01	7.64	2154	0.206

Lab ID: A4721_10221_DF_011 Acq'd: 21 Oct 2012 20:08 MDC Wt/Vol: 10.08 g ICAL: 1613_SGS
 Client ID: JW-EA02-SS05-120507 UTP: 22-Oct-2012 14:34 MDC J-level: 0.496 pg/g Split: 1 Checkcode: 828-262-KKH
 Datafile: 121020P3-07 Report: 22 Oct 2012 14:34 MC Stds (pg): JS: 2000 ES: 2000 CS/SS: 2000, 400 (37C1)

WV#	Name	Act RT	QC	Pred. RRT	Act. RRT	ΔSecs	Response	Ra	OK	RRF	Conc.	Noise	DL
1	HP-CDD	41.72		0.9793	0.9793	0	4.19E+07	1.05	Y	1.09	388	7541	0.651
2	234678-HP-CDD	42.62		1.0005	1.0004	-0.3	3.62E+07	1.05	Y	1.09	335	7541	0.651
3	OCDD	46.34		1.0005	1.0003	-0.6	2.32E+08	0.90	Y	1.11	3,550	1024	0.183
4	OCDD-a	46.33		1.0001	1.0002	+0.3	1.29E+07	2.54	Y	1.00	219	1151	0.228
5	TCDF	21.24		0.7983	0.8007	+3.8	1.61E+05	0.88	Y	0.98	0.599	1179	0.054
6	TCDF	21.81		0.8218	0.8218	0	1.23E+05	0.84	Y	0.98	0.458	1179	0.054
7	TCDF	22.46		0.8463	0.8465	+0.3	7.01E+05	0.82	Y	0.98	2.61	1179	0.054
8	TCDF	22.89		0.8625	0.8628	+0.5	1.29E+05	0.73	Y	0.98	0.481	1179	0.054
9	TCDF	23.03		0.8677	0.8680	+0.5	4.04E+05	0.76	Y	0.98	1.51	1179	0.054
10	TCDF	23.32		0.8787	0.8789	+0.3	8.93E+04	0.77	Y	0.98	0.333	1179	0.054
11	TCDF	23.44		0.8840	0.8836	-0.6	4.04E+05	0.81	Y	0.98	1.51	1179	0.054
12	TCDF	23.88		0.8998	0.9000	+0.3	3.73E+05	0.81	Y	0.98	1.39	1179	0.054
13	TCDF	24.03		0.9054	0.9057	+0.5	7.99E+04	0.68	Y	0.98	0.298	1179	0.054
14	TCDF	24.21		0.9125	0.9125	0	1.58E+05	0.80	Y	0.98	0.591	1179	0.054
15	TCDF	24.61		0.9279	0.9274	-0.8	8.20E+04	1.03	N	0.98	0.306	1179	0.054
16	TCDF	24.77		0.9334	0.9335	+0.2	1.69E+05	0.84	Y	0.98	0.629	1179	0.054
17	TCDF	24.94		0.9381	0.9398	+2.7	3.70E+05	0.81	Y	0.98	1.38	1179	0.054
18	TCDF	25.06		0.9439	0.9444	+0.8	2.38E+05	0.87	Y	0.98	0.889	1179	0.054
19	TCDF	25.56		0.9630	0.9635	+0.8	2.79E+05	0.74	Y	0.98	1.04	1179	0.054
20	TCDF	NotFnd		0.9674						0.98		1179	0.054
21	TCDF	25.86		0.9746	0.9745	-0.2	1.17E+05	0.76	Y	0.98	0.436	1179	0.054
22	TCDF	26.08		0.9829	0.9830	+0.2	9.80E+04	0.75	Y	0.98	0.365	1179	0.054
23	TCDF	26.31		0.9916	0.9917	+0.2	1.09E+05	0.79	Y	0.98	0.406	1179	0.054
24	TCDF	26.44		0.9963	0.9964	+0.2	1.02E+05	0.92	N	0.98	0.381	1179	0.054
25	2378-TCDF	26.56		1.0009	1.0009	0	3.85E+05	0.82	Y	0.98	1.44	1179	0.054
26	TCDF	26.97		1.0166	1.0165	-0.2	3.16E+05	0.82	Y	0.98	1.18	1179	0.054
27	TCDF	NotFnd		1.0274						0.98		1179	0.054
28	TCDF	NotFnd		1.0390						0.98		1179	0.054
29	TCDF	28.85		1.0886	1.0874	-1.9	1.50E+05	0.92	N	0.98	0.558	1179	0.054
30	PeCDF	28.84		0.8975	0.8988	+2.5	2.70E+06	1.54	Y	1.00	12.2	1039	0.0535
31	PeCDF	30.62		0.9542	0.9541	-0.2	2.54E+05	1.65	Y	1.00	1.14	1534	0.0789
32	PeCDF	30.80		0.9587	0.9598	+2.1	1.06E+06	1.50	Y	1.00	4.78	1534	0.0789
33	PeCDF	30.90		0.9636	0.9631	-1.0	9.36E+04	1.60	Y	1.00	0.422	1534	0.0789
34	PeCDF	31.00		0.9671	0.9661	-1.9	3.42E+04	1.66	Y	1.00	0.154	1534	0.0789
35	PeCDF	31.30		0.9760	0.9755	-1.0	4.86E+04	1.63	Y	1.00	0.219	1534	0.0789
36	PeCDF	31.47		0.9810	0.9808	-0.4	2.70E+04	1.54	Y	1.00	0.122	1534	0.0789

Lab ID: A4721_10221_DF_011

Acq'd: 21 Oct 2012 20:08 MDC

Wt/Vol: 10.08 g

ICAL: 1613_SGS

Client ID: JW-EA02-SS05-120507

UTP: 22-Oct-2012 14:34 MDC

J-level: 0.496 pg/g Split: 1

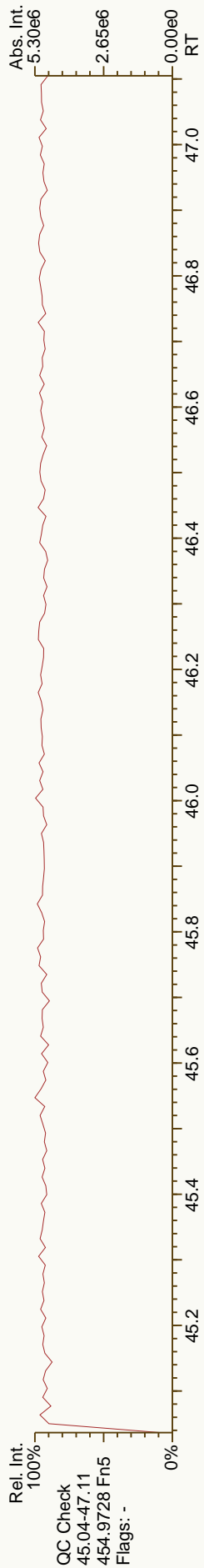
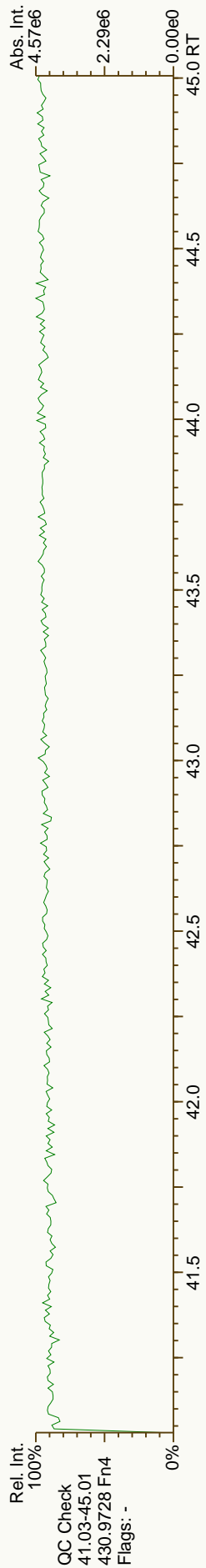
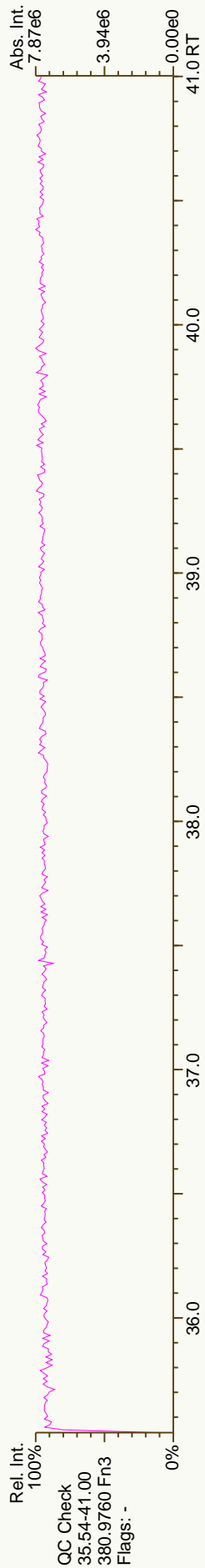
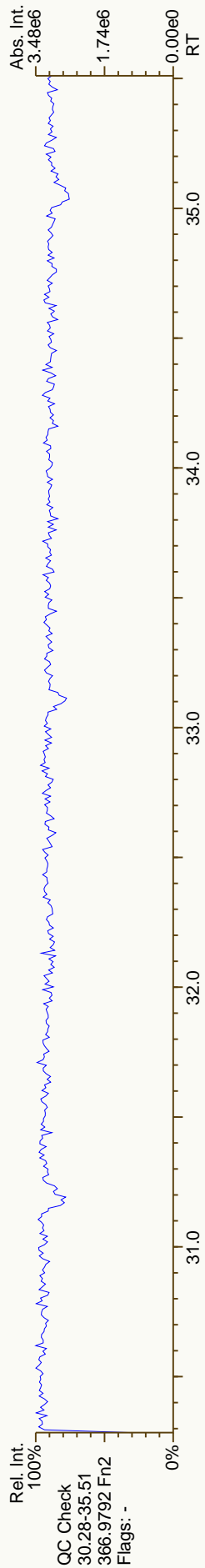
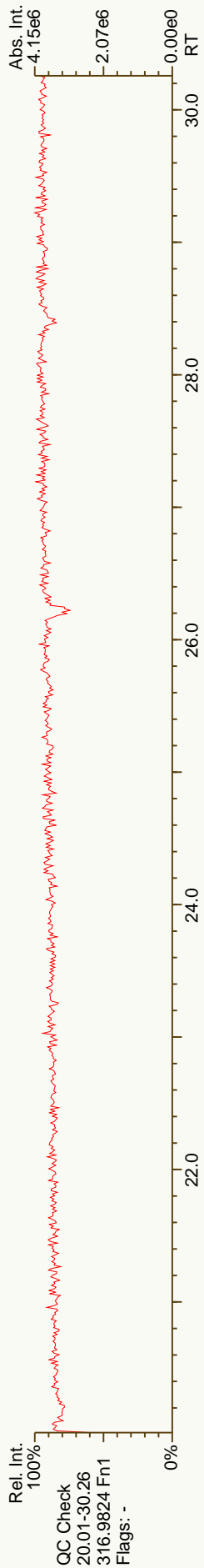
Checkcode: 828-262-KKH

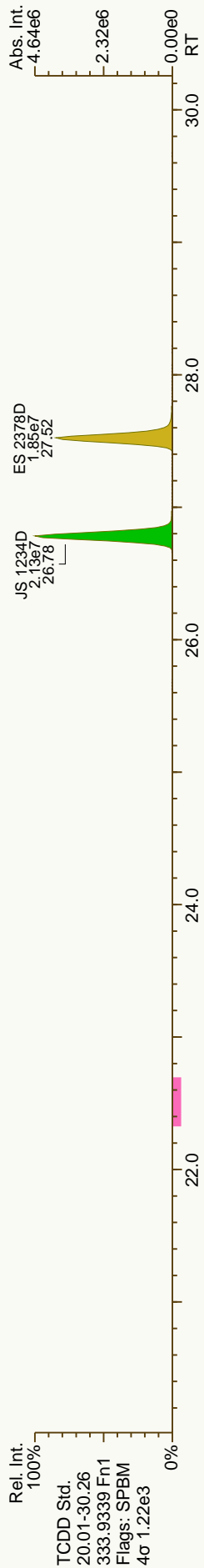
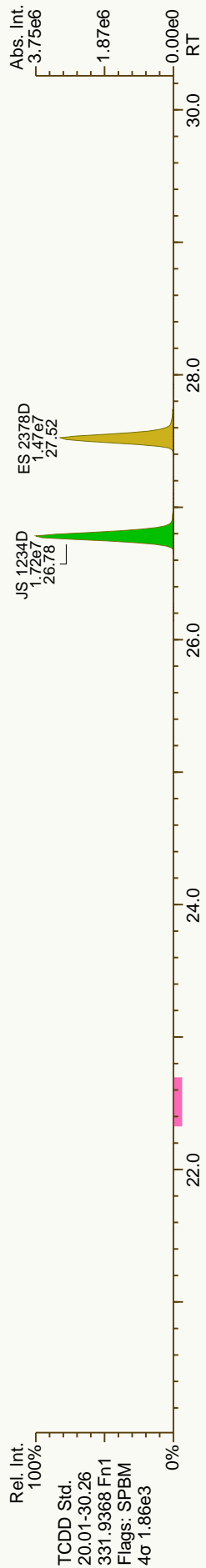
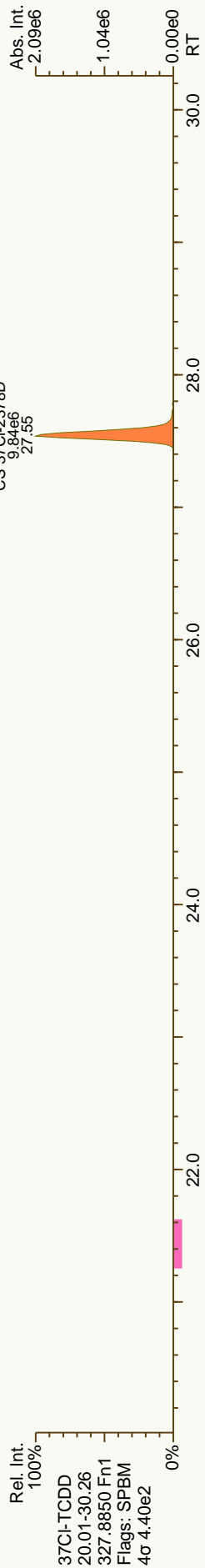
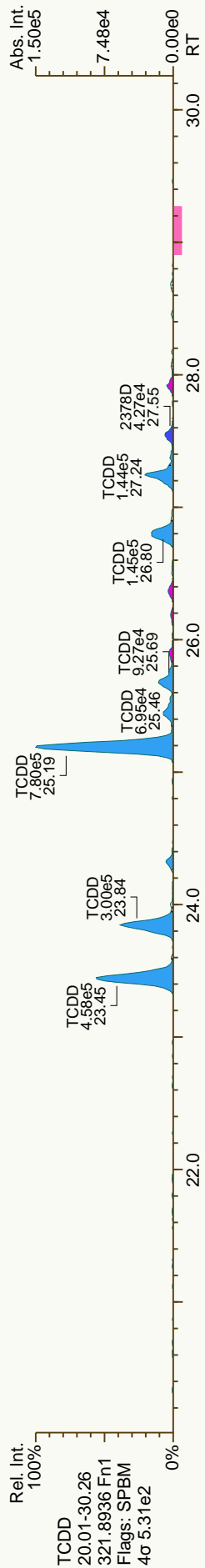
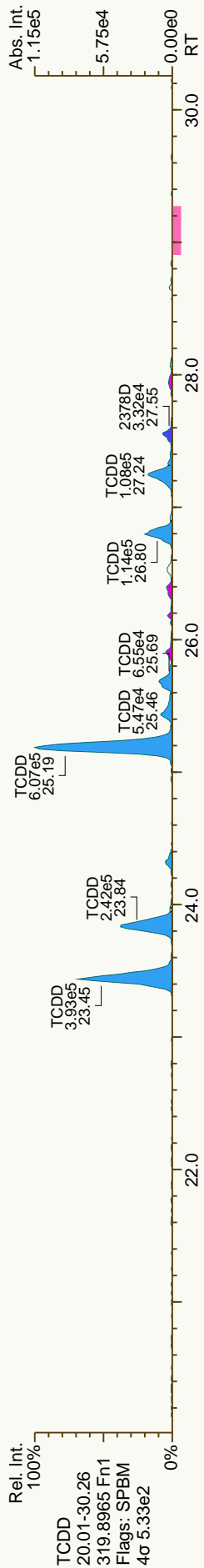
Datafile: 121020P3-07

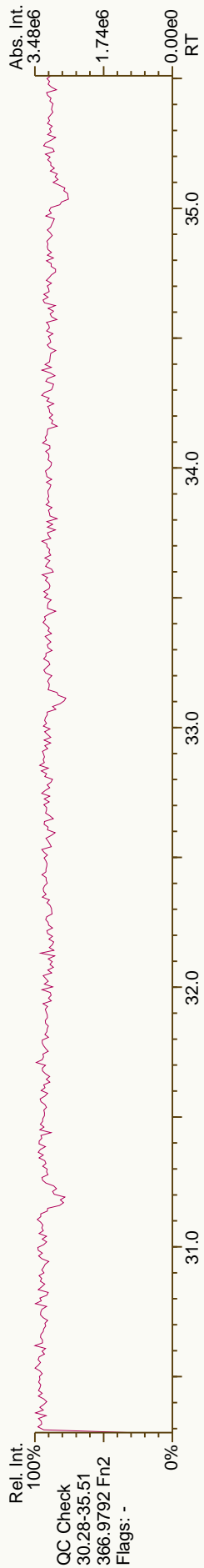


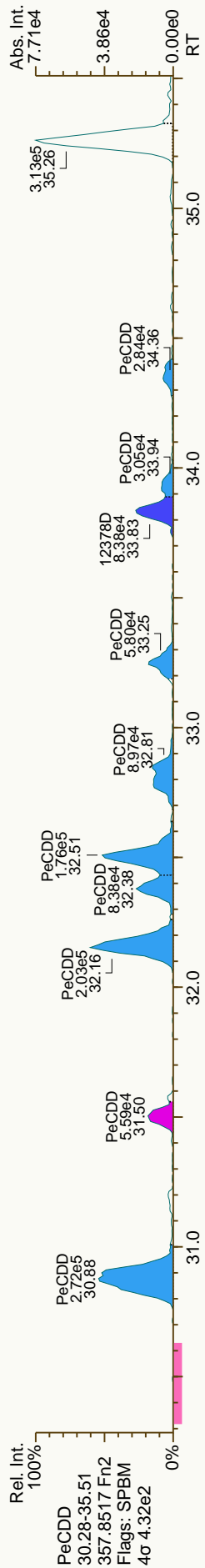
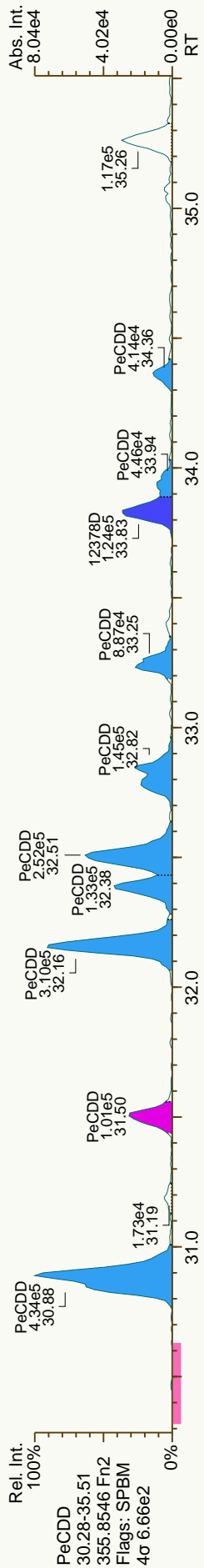
Report: 22 Oct 2012 14:34 MC

Stds (pg): JS: 2000 ES: 2000 CS/SS: 2000, 400 (37C1)

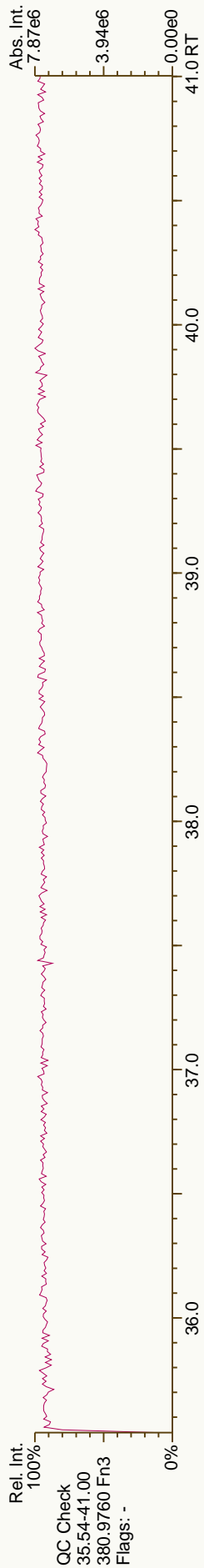
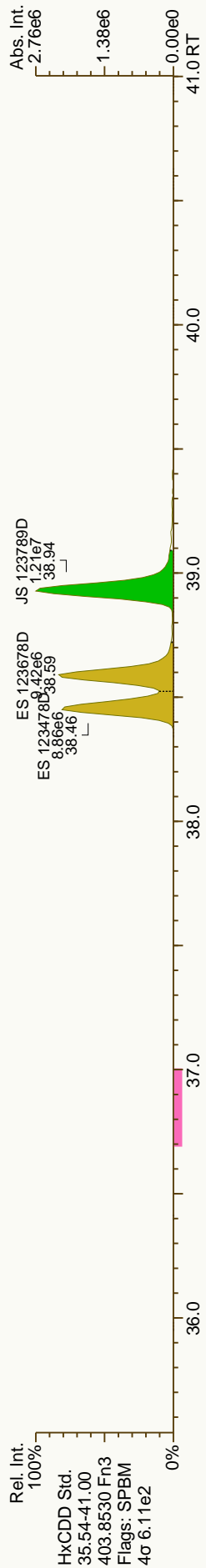
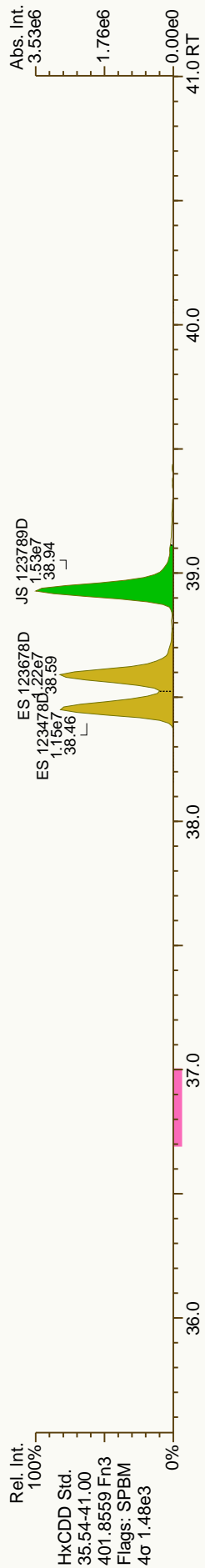
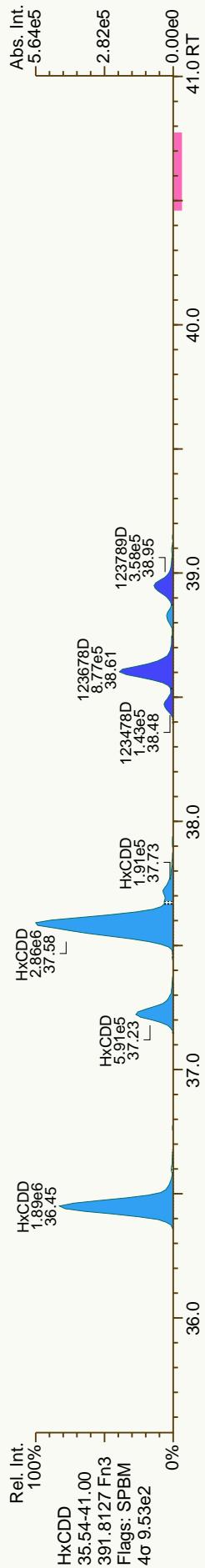
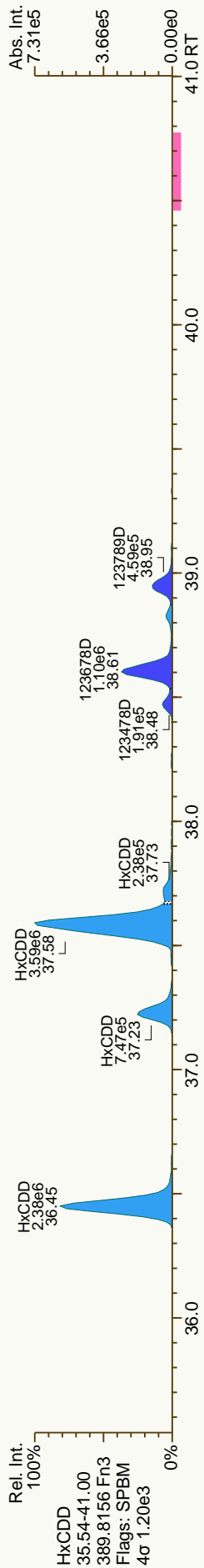
Comp #	Name	Act RT	QC	Pred. RRT	Act. RRT	ΔSecs	Response	Ra	OK	RRF	Conc.	Noise	DL
1	PeCDF	31.58		0.9847	0.9841	-1.2	3.74E+05	1.56	Y	1.00	1.68	1534	0.0789
2	PeCDF	31.65		0.9870	0.9864	-1.2	9.68E+04	1.70	Y	1.00	0.436	1534	0.0789
3	PeCDF	31.85		0.9930	0.9925	-1.0	7.21E+04	1.54	Y	1.00	0.325	1534	0.0789
4	12378-PeCDF	32.10		1.0007	1.0004	-0.6	1.82E+05	1.73	Y	0.99	0.813	1534	0.082
	PeCDF	32.44		1.0113	1.0110	-0.6	2.55E+05	1.71	Y	1.00	1.15	1534	0.0789
	PeCDF	NotFnd		1.0169						1.00		1534	0.0789
	PeCDF	NotFnd		0.9917						1.00		1534	0.0789
	PeCDF	33.27		0.9962	0.9958	-0.8	9.24E+04	1.44	Y	1.00	0.416	1534	0.0789
	23478-PeCDF	33.44		1.0006	1.0011	+1.0	3.93E+05	1.46	Y	1.02	1.79	1534	0.0759
	PeCDF	NotFnd		0.0000						1.02	0	0	0
	PeCDF	NotFnd		1.0023						1.00	1534	0.0789	
	PeCDF	NotFnd		1.0120						1.00	1534	0.0789	
	PeCDF	NotFnd		1.0389						1.00	1534	0.0789	
	HxCDF	35.66		0.9565	0.9563	-0.4	1.75E+06	1.24	Y	1.15	9.89	1936	0.113
	HxCDF	35.90		0.9627	0.9626	-0.2	5.40E+06	1.23	Y	1.15	30.6	1936	0.113
	HxCDF	NotFnd		0.9700						1.15		1936	0.113
	HxCDF	36.41		0.9762	0.9761	-0.2	1.26E+05	1.20	Y	1.15	0.712	1936	0.113
	HxCDF	36.68		0.9833	0.9834	+0.2	6.27E+06	1.23	Y	1.15	35.5	1936	0.113
	HxCDF	37.17		0.9968	0.9966	-0.4	1.32E+05	1.16	Y	1.15	0.748	1936	0.113
	123478-HxCDF	37.31		1.0006	1.0005	-0.2	4.87E+05	1.24	Y	1.19	2.79	1936	0.113
	123678-HxCDF	37.48		1.0005	1.0004	-0.2	4.82E+05	1.26	Y	1.16	2.48	1936	0.1
	HxCDF	NotFnd		1.0055						1.15		1936	0.113
	HxCDF	NotFnd		1.0102						1.15		1936	0.113
	HxCDF	NotFnd		0.9933						1.15		1936	0.113
	234678-HxCDF	38.26		1.0006	1.0004	-0.5	7.45E+05	1.29	Y	1.18	3.81	1936	0.104
	HxCDF	NotFnd		0.0000						1.18	0	0	0
	HxCDF	NotFnd		1.0009						1.15	1936	0.113	
	123789-HxCDF	NotFnd		1.0005						1.09	1936	0.14	
	HxCDF	NotFnd		0.0000						1.09	0	0	0
	123489-HxCDF	39.41		1.0013	1.0012	-0.2	1.06E+05	1.03	N	1.15	0.6	1936	0.113
	1234678-HpCDF	41.35		1.0004	1.0003	-0.2	9.58E+06	1.03	Y	1.35	62.7	2801	0.178
	HpCDF	41.71		1.0091	1.0090	-0.2	2.34E+05	0.94	Y	1.34	1.69	2801	0.206
	HpCDF	41.89		1.0140	1.0134	-1.5	1.85E+07	1.03	Y	1.34	134	2801	0.206
	1234789-HpCDF	43.22		1.0004	1.0003	-0.3	4.19E+05	1.05	Y	1.34	3.37	2801	0.24
	OCDF	46.58		1.0057	1.0055	-0.6	1.24E+07	0.91	Y	1.40	150	649	0.0921
	OCDF-a	46.57		1.0053	1.0054	+0.3	6.98E+05	2.41	Y	1.00	11.9	1964	0.389




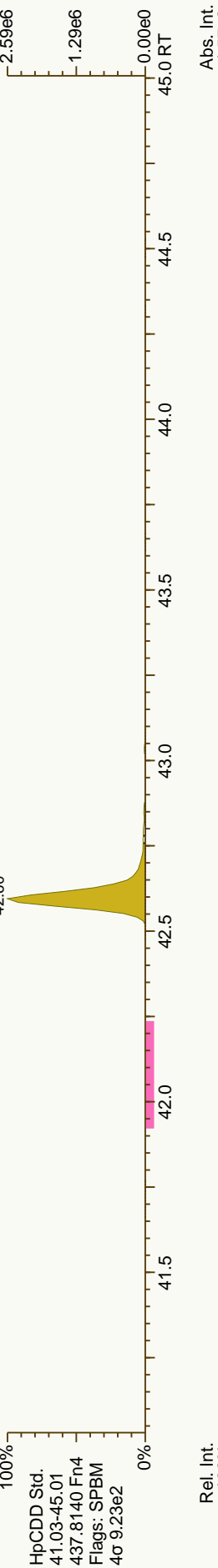
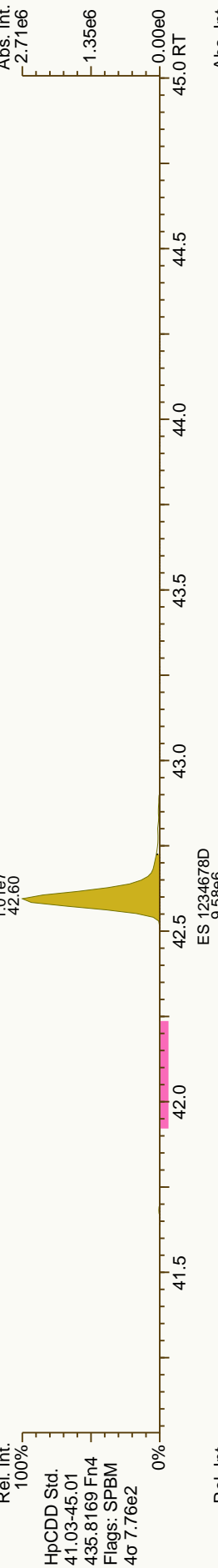
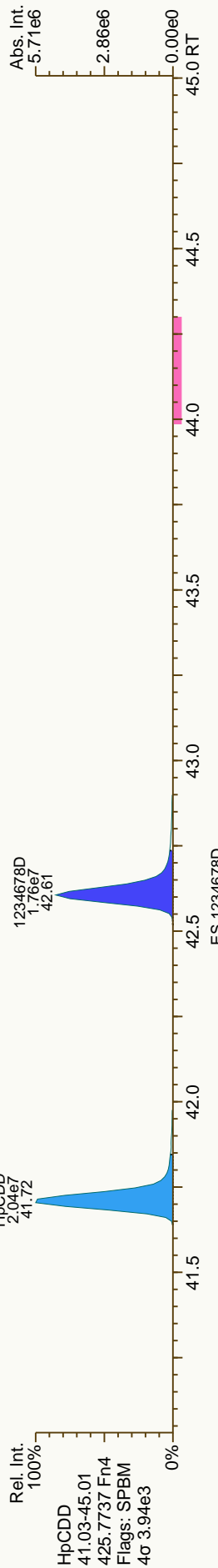
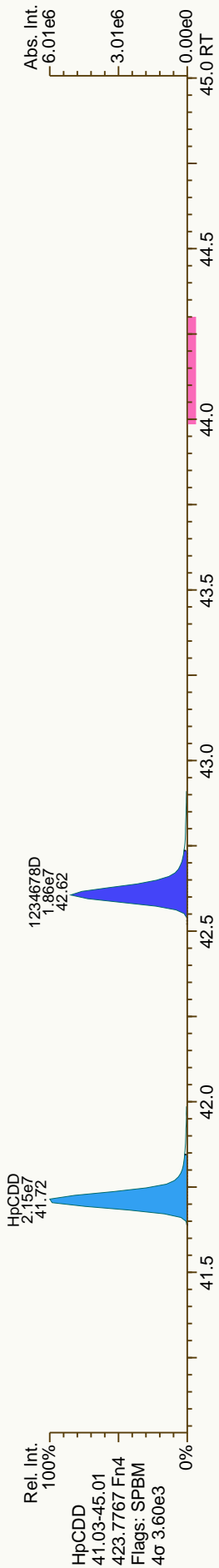



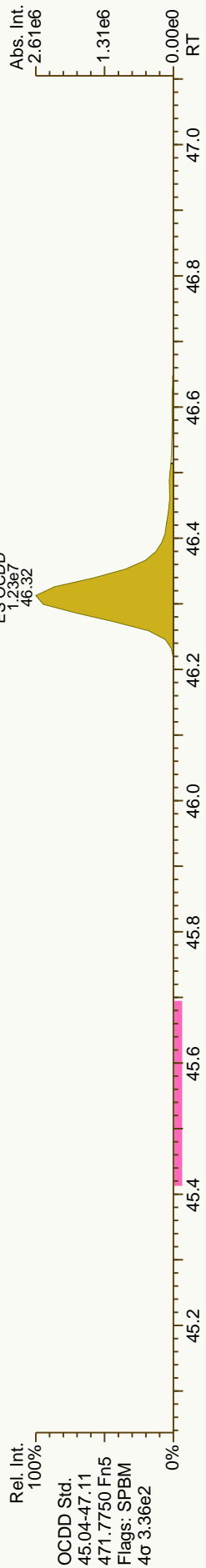
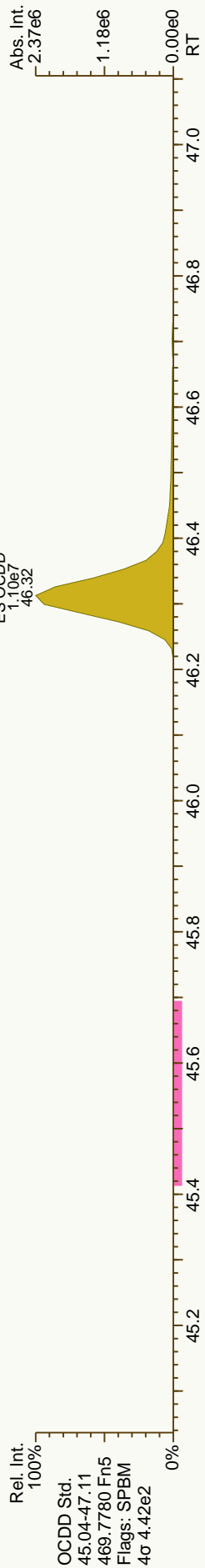
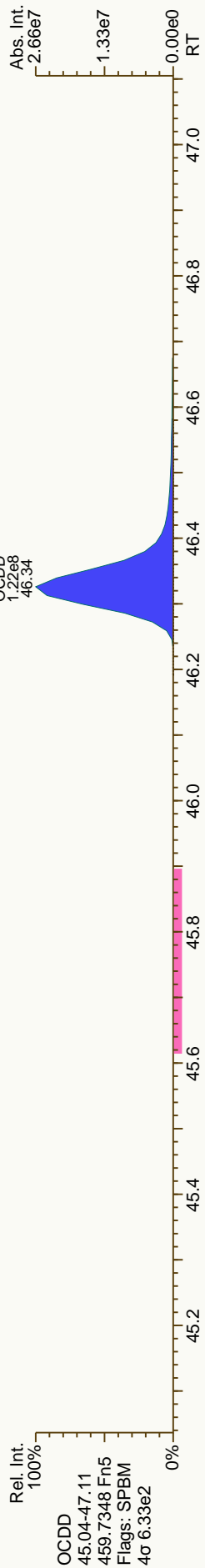
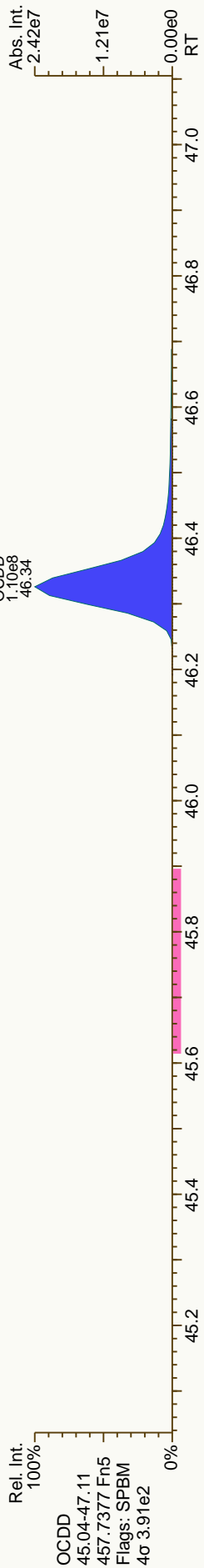


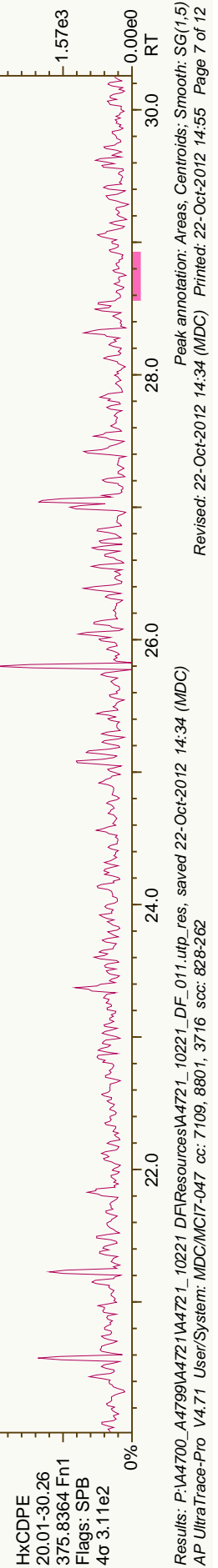
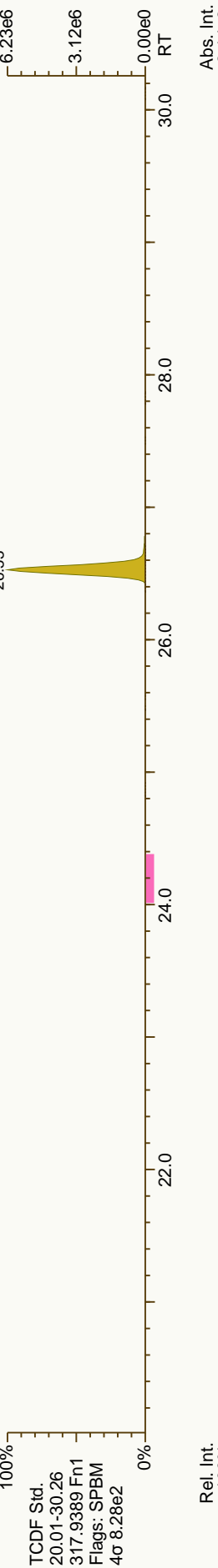
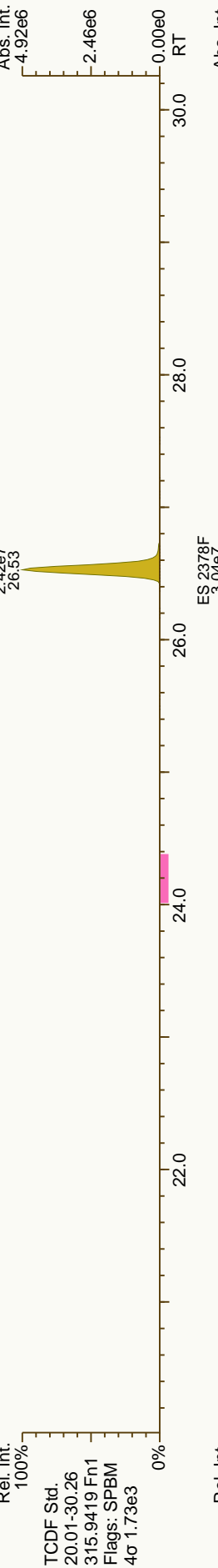
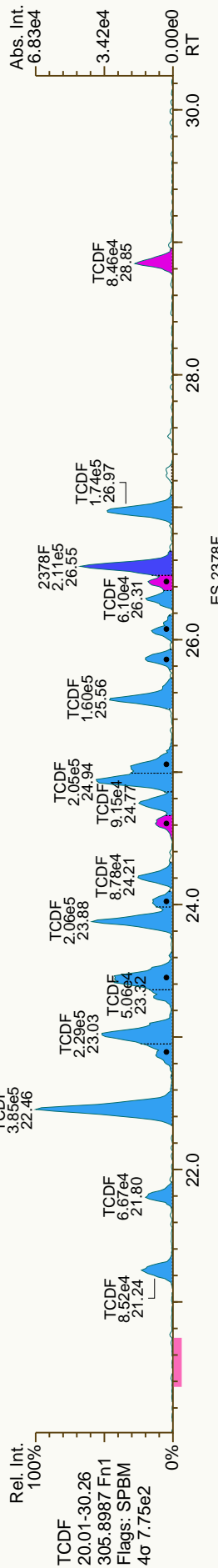
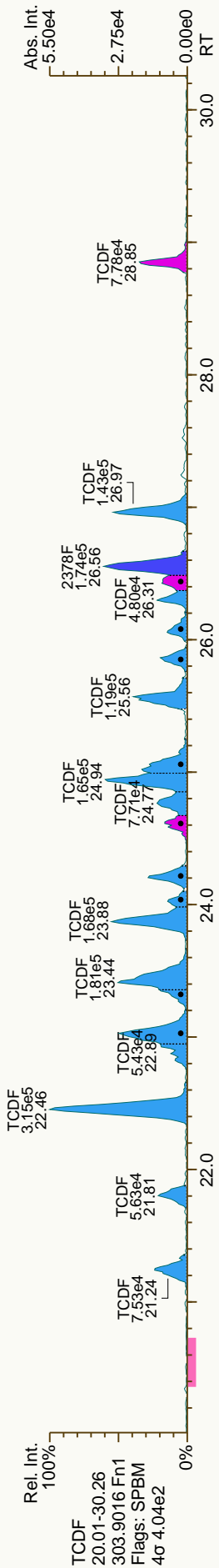
WO# 31203246

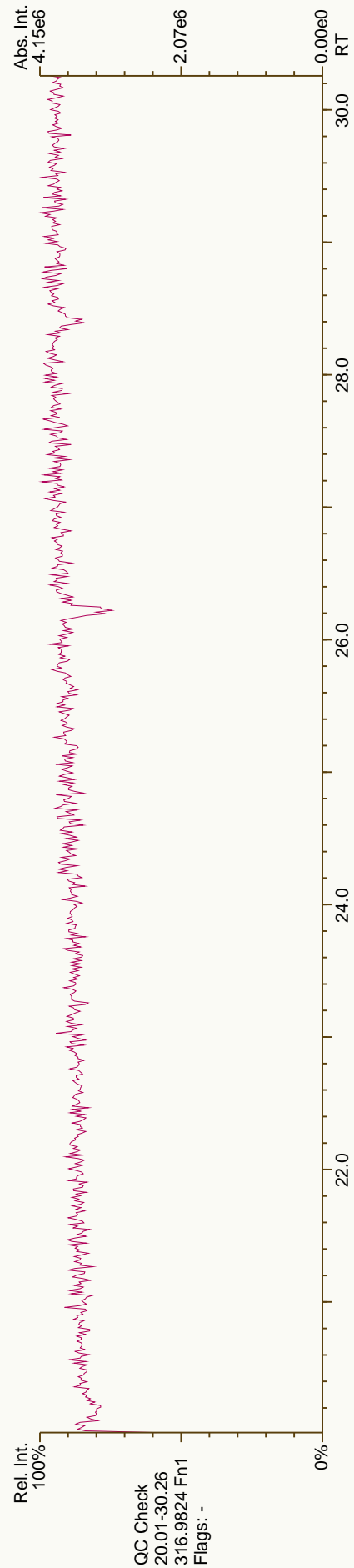
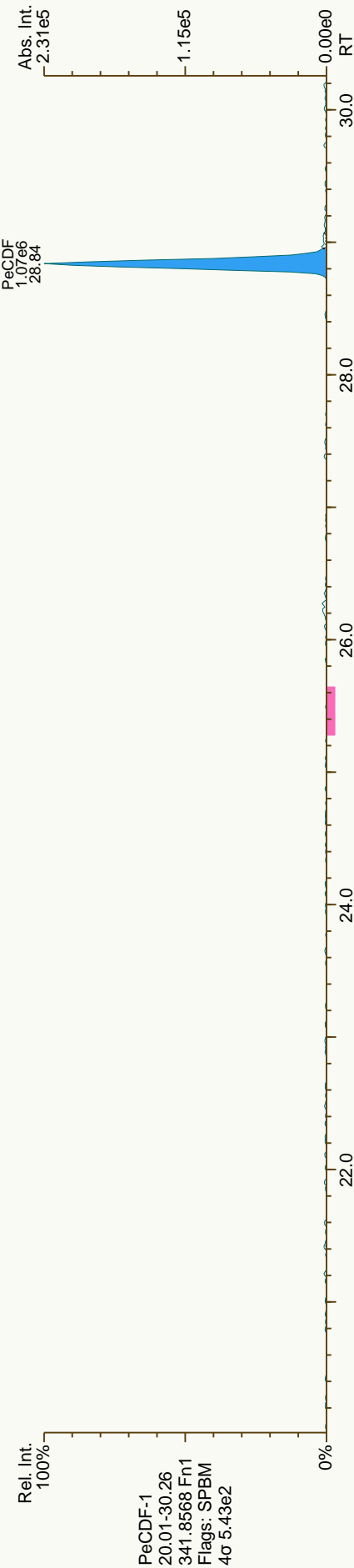
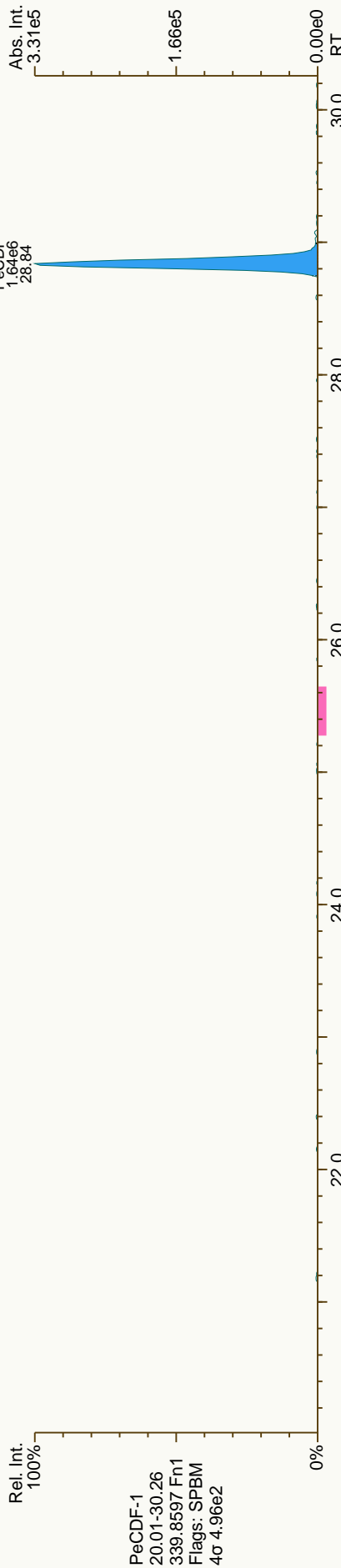


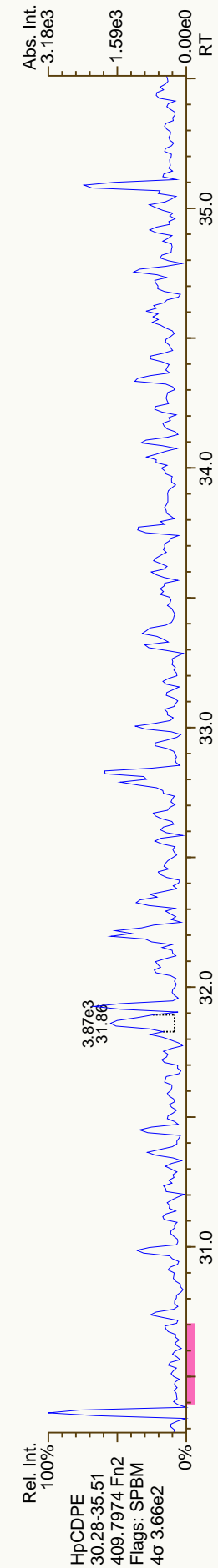




Page 19 of 579

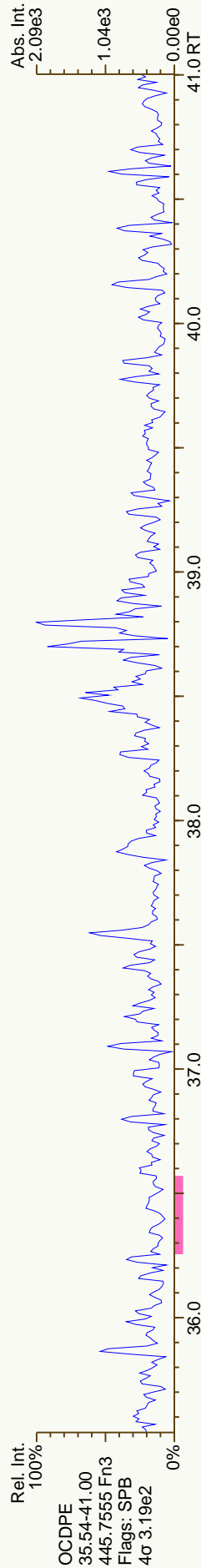
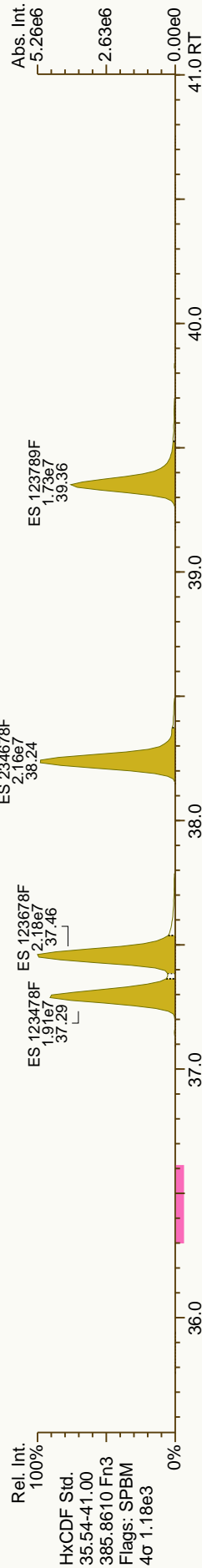
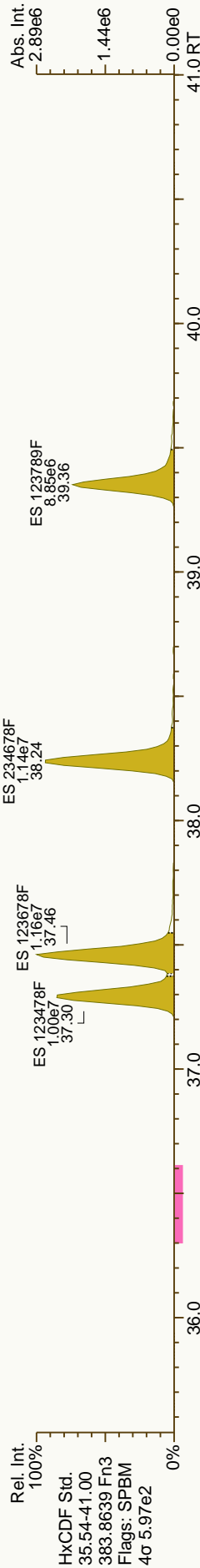
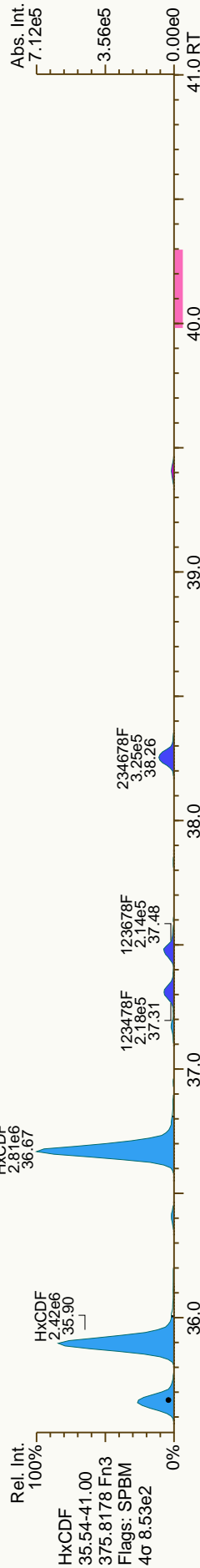
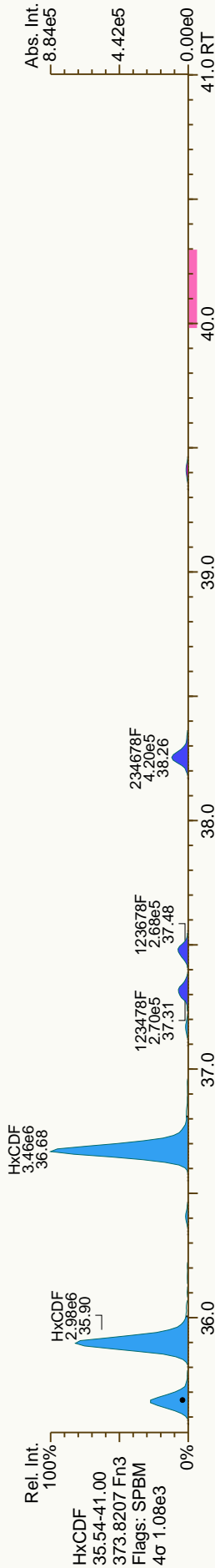


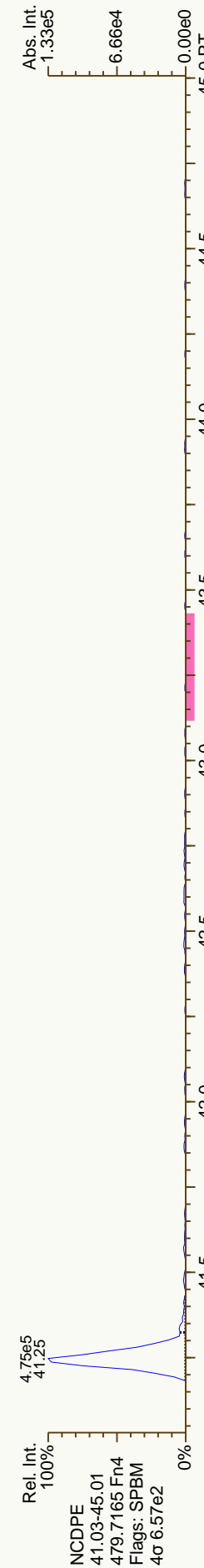
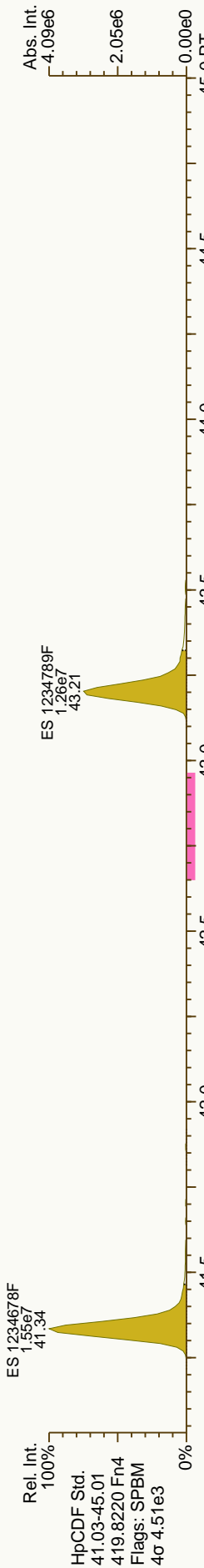
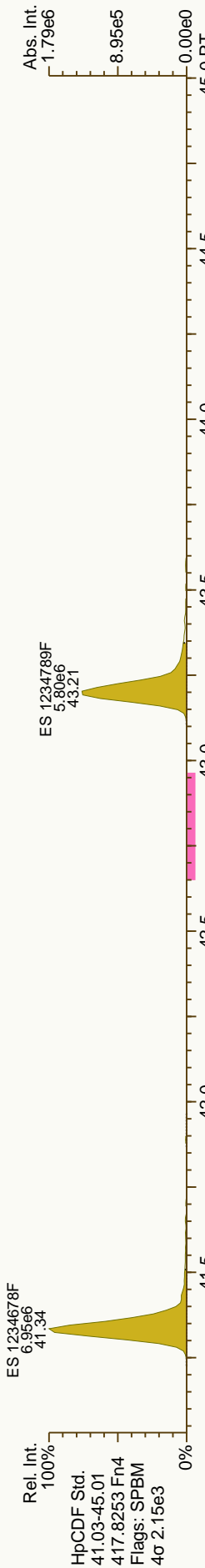
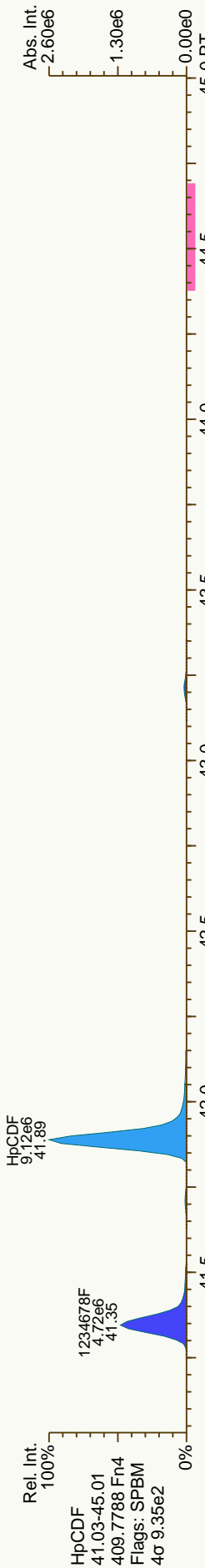



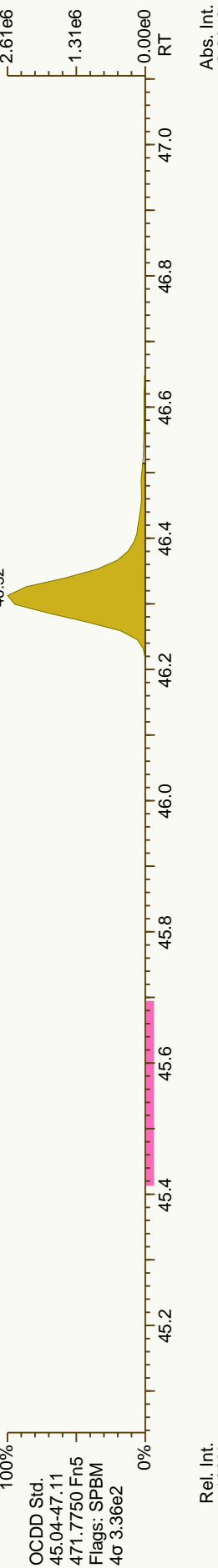
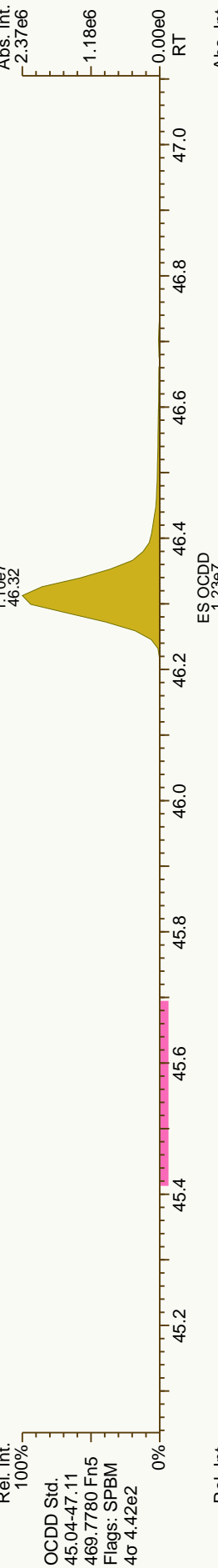
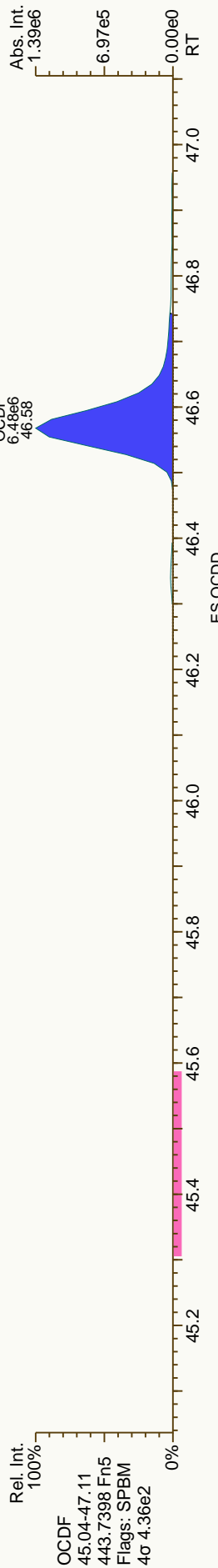













Quantify Sample Summary Report

MassLynx 4.1
 ### Confirms Sample Summary ###

Dataset: C:\MassLynx\Default.pro\Results\c13nov12a-5_14.qld

Last Altered: Wednesday, 11/14/2012 10:46:12 AM Eastern Standard Time
 Printed: Wednesday, 11/14/2012 10:57:59 AM Eastern Standard Time

11-14-12

203246

Method: C:\MassLynx\Default.PRO\MethDB\IVFX.ms-TCDF_Smooth.mdb 13 Nov 2012 08:24:11
 Calibration: C:\MassLynx\Default.PRO\CurveDB\IVFX.ms-100212a_Confirm-TD.cdb 31 Oct 2012 14:37:39

Name: c13nov12a-14 ✓
 Date: 13-Nov-2012 ✓
 Time: 20:09:12 ✓
 ID: 31203246001 ✓
 User: JHL
 Submitter:
 Task: HRMS3

Name	Response	Ion1Area	Ion2Area	RA	RAFail?	MRRF	RT	Conc	EDL	SN1	SN2	M	Height1	Noise1	Height2	Noise2	Smp Size	FV
2378-TCDF	4.490e3	1.846e3	2.644e3	0.70	NO	1.218	21.22	0.531	0.0921	15.7	16.5	MM	3.062e4	1946	3.538e4	2150	23.01	20
ES:13C-2378-TCDF	6.039e5	2.664e5	3.379e5	0.79	NO	1.655	21.20	68.320	0.1631	983.5	1168.3	bb	3.500e6	3559	4.513e6	3862	23.01	20
JS:13C-1234-TCDD	4.643e5	2.015e5	2.628e5	0.77	NO	1.000	21.11	86.919	0.2571	730.5	921.0	bd	2.592e6	3548	3.239e6	3517	23.01	20
Tetrafurans	-	1.025e4	-	-	-	1.218	-	2.444	0.0921	-	-	-	1.493e5	1946	-	-	23.01	20
F1 Lock Mass	-	-	-	-	-	-	-	-	-	-	-	-	-	85699	-	-	1.00	1

$$[TCDF] = \frac{4.490e3}{6.039e5} \left(\frac{2000pg}{23.01g \times 0.4381} \right) \left(\frac{1}{1.21803} \right) = 1.21pg/g$$

11-14-12

Quantify Sample Report **MassLynx 4.1**

Confirms Sample Summary

Dataset: C:\MassLynx\Default.pro\Results\c13nov12a-5_14.qld

Last Altered: Wednesday, 11/14/2012 10:46:12 AM Eastern Standard Time

Printed: Wednesday, 11/14/2012 10:57:59 AM Eastern Standard Time

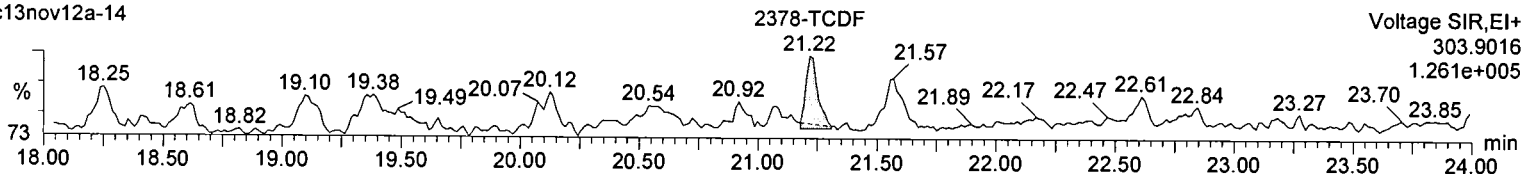
Method: C:\MassLynx\Default.PRO\MethDB\VFxms-TCDF_Smooth.mdb 13 Nov 2012 08:24:11

Calibration: C:\MassLynx\Default.PRO\CurveDB\VFxms-100212a_Confirm-TD.cdb 31 Oct 2012 14:37:39

Name: c13nov12a-14, ID: 31203246001

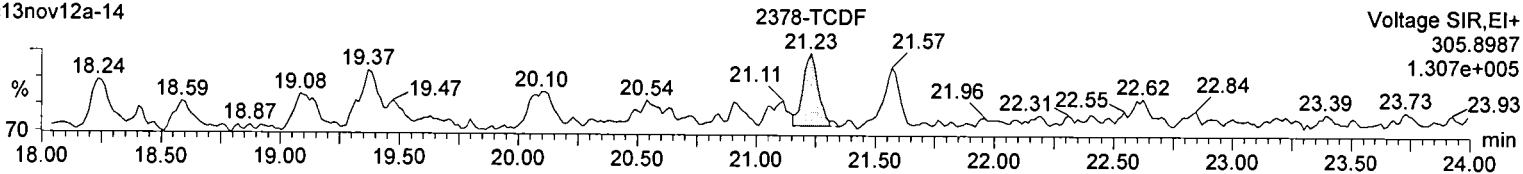
TCDF

c13nov12a-14



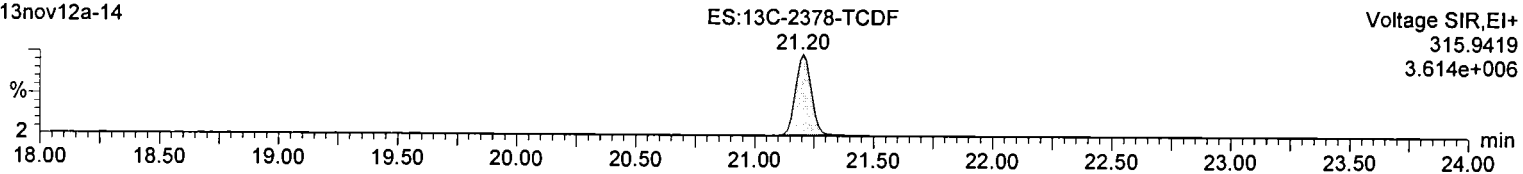
TCDF

c13nov12a-14



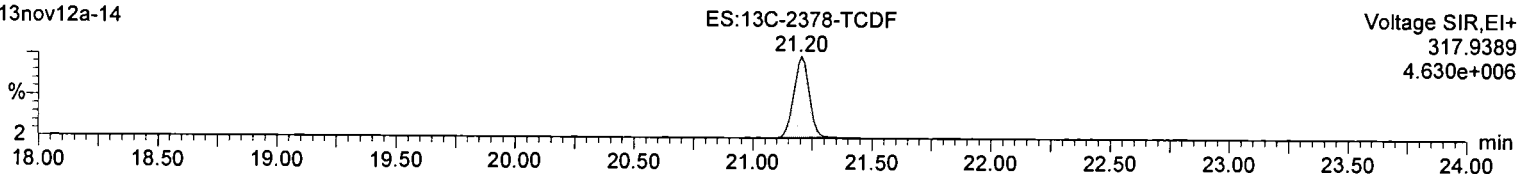
13C-TCDF

c13nov12a-14



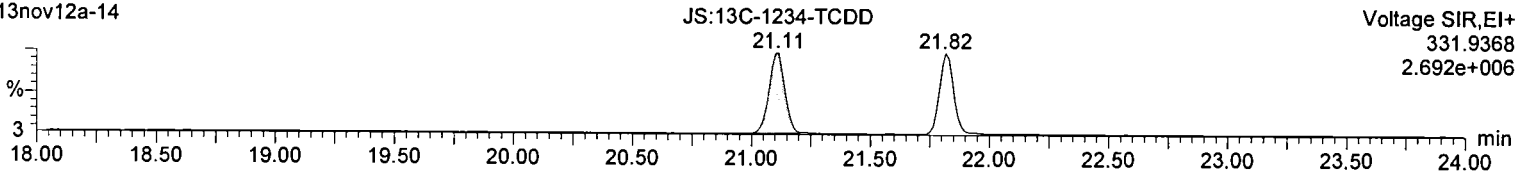
13C-TCDF

c13nov12a-14



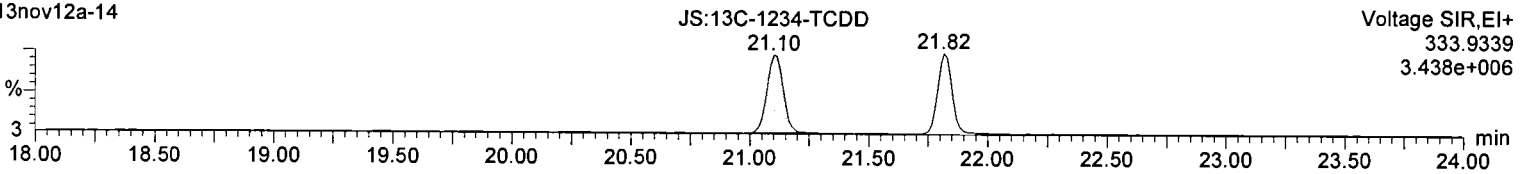
13C-TCDD

c13nov12a-14



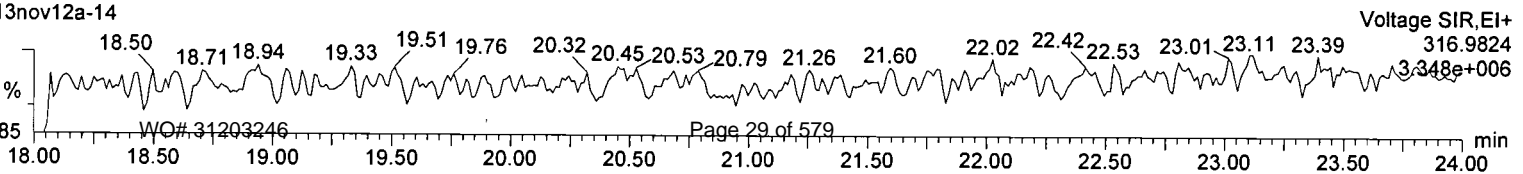
13C-TCDD

c13nov12a-14



F1 Lock Mass

c13nov12a-14



Dataset: C:\MassLynx\Default.pro\Results\c13nov12a-5_14.qld

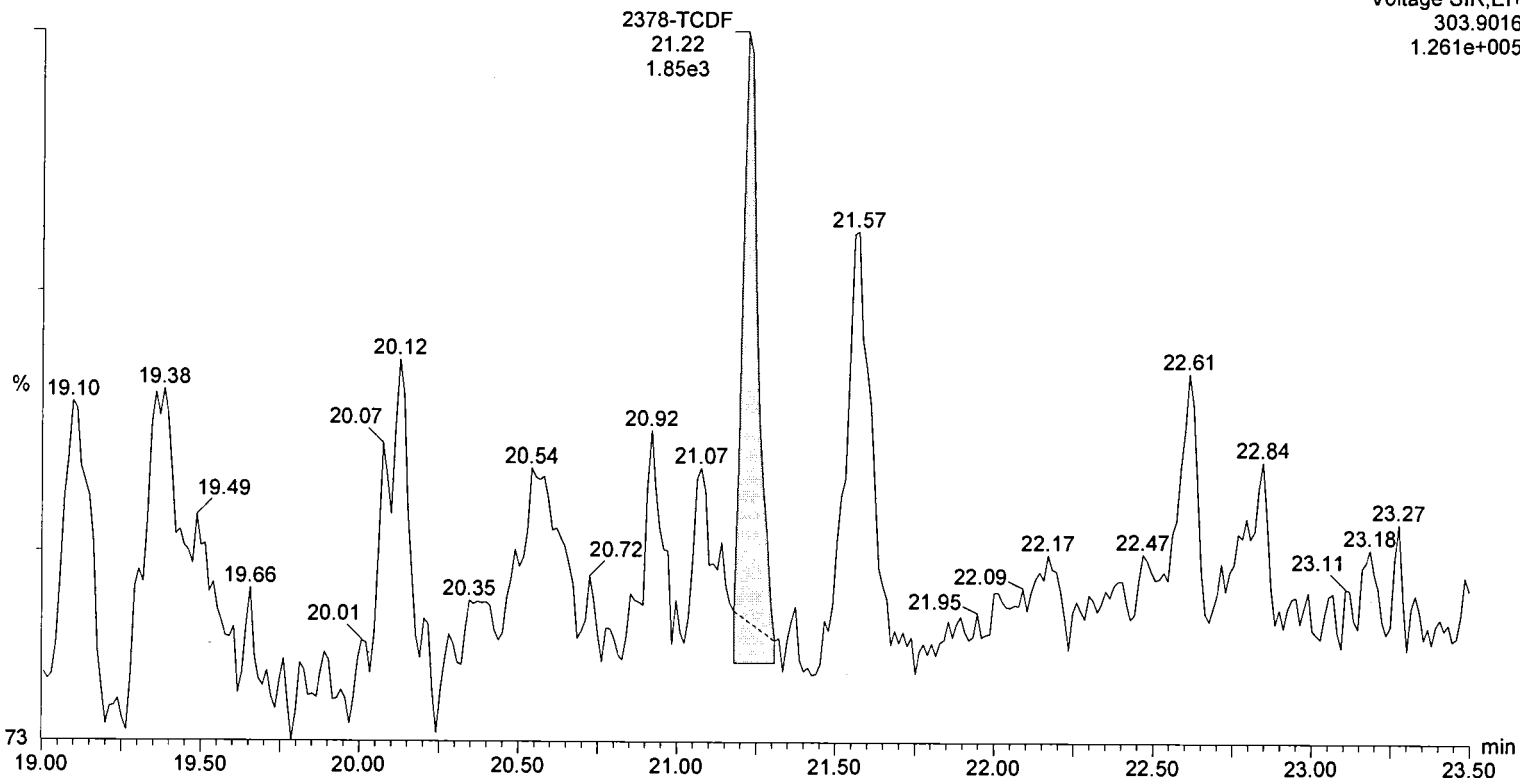
Last Altered: Wednesday, 11/14/2012 10:46:12 AM Eastern Standard Time
Printed: Wednesday, 11/14/2012 10:59:59 AM Eastern Standard Time

MMB
11/14/12

Name: c13nov12a-14, ID: 31203246001

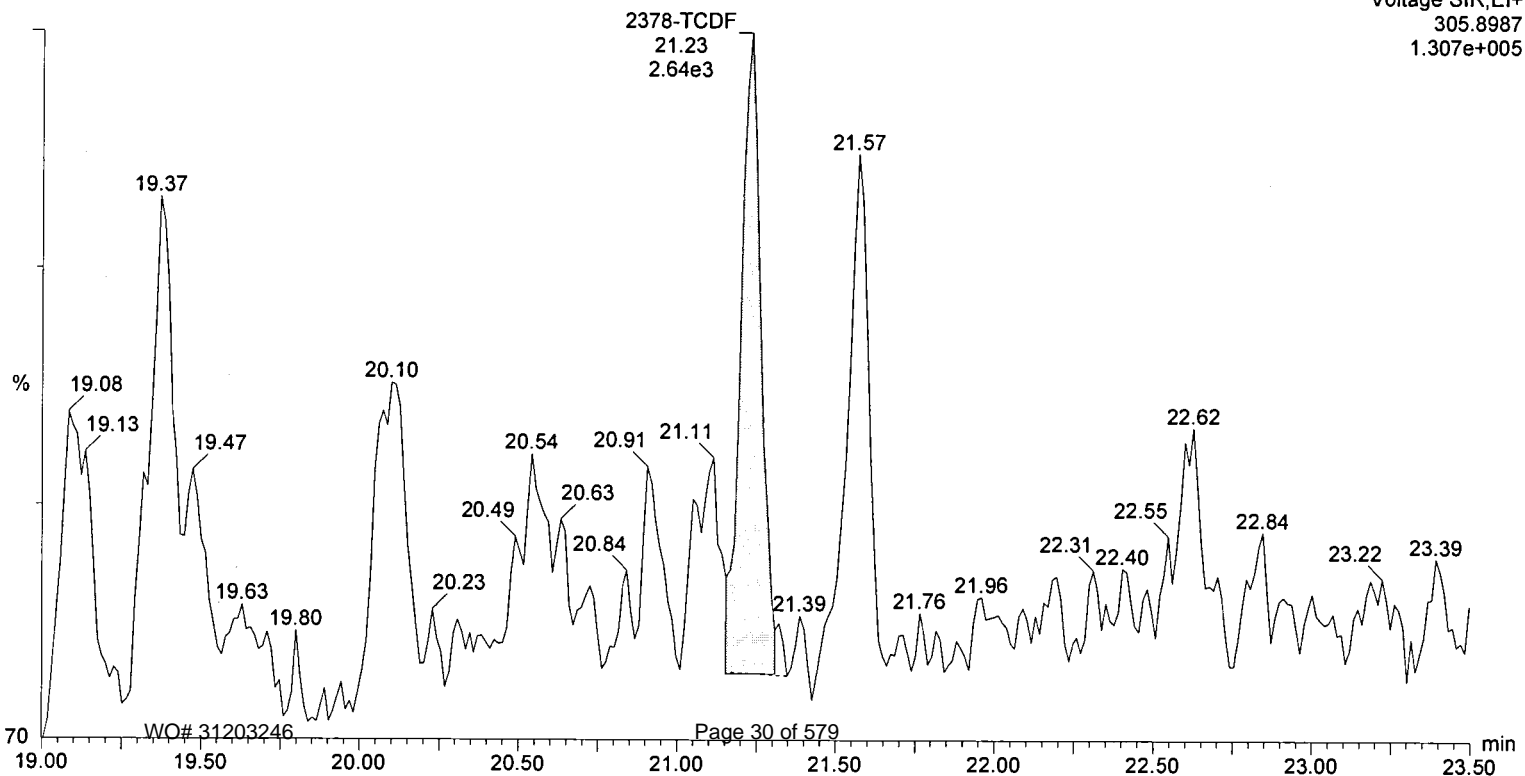
TCDF

c13nov12a-14



TCDF

c13nov12a-14



Results of JW-EA02-SS06-120507

Client Sample ID: **JW-EA02-SS06-120507**
 Client Project ID: **Jeld-Wen Surface Sediments**
 Lab Sample ID: 31203246002-A
 Lab Project ID: 31203246

Collection Date: 05/07/2012 14:56
 Received Date: 05/09/2012 10:15
 Matrix: Soil-Solid as dry weight
 Solids (%): 40.60

Results by EPA 1613B

<u>Parameter</u>	<u>Result</u>	<u>EMPC</u>	<u>Qual</u>	<u>DL</u>	<u>LOQ/CL</u>	<u>Units</u>	<u>RT</u>	<u>Ratio</u>
2,3,7,8-TCDD		0.205	J	0.0639	0.500	pg/g	27.54	0.60*
1,2,3,7,8-PeCDD	0.760		J	0.132	2.50	pg/g	33.84	1.39
1,2,3,4,7,8-HxCDD	1.51		J	0.161	2.50	pg/g	38.48	1.13
1,2,3,6,7,8-HxCDD	7.40			0.180	2.50	pg/g	38.62	1.33
1,2,3,7,8,9-HxCDD	3.65			0.171	2.50	pg/g	38.96	1.33
1,2,3,4,6,7,8-HpCDD	106			0.338	2.50	pg/g	42.65	1.04
OCDD	899			0.170	5.00	pg/g	46.39	0.90
2,3,7,8-TCDF	1.21			0.0423	0.500	pg/g	26.54	0.80
2,3,7,8-TCDF [confirm]		1.22	J	0.503	3.00	pg/g	21.26	0.56*
1,2,3,7,8-PeCDF	0.440		J	0.0806	2.50	pg/g	32.10	1.57
2,3,4,7,8-PeCDF	0.924		J	0.0845	2.50	pg/g	33.43	1.78
1,2,3,4,7,8-HxCDF	1.34		J	0.0731	2.50	pg/g	37.32	1.24
1,2,3,6,7,8-HxCDF	1.19		J	0.0632	2.50	pg/g	37.49	1.30
2,3,4,6,7,8-HxCDF	1.62		J	0.0638	2.50	pg/g	38.26	1.28
1,2,3,7,8,9-HxCDF	ND		U	0.0996	2.50	pg/g		
1,2,3,4,6,7,8-HpCDF	30.5			0.135	2.50	pg/g	41.37	1.04
1,2,3,4,7,8,9-HpCDF	1.25		J	0.188	2.50	pg/g	43.25	0.91
OCDF	54.6			0.0821	5.00	pg/g	46.64	0.91
Total TCDD	15.0	15.4		0.0639	0.500	pg/g		
Total TCDF	13.1	13.3		0.0423	0.500	pg/g		
Total PeCDD	12.2	12.4		0.132	2.50	pg/g		
Total PeCDF	12.2	13.4		0.0825	2.50	pg/g		
Total HxCDD	65.0			0.171	2.50	pg/g		
Total HxCDF	35.0			0.0731	2.50	pg/g		
Total HpCDD	246			0.338	2.50	pg/g		
Total HpCDF	77.3			0.159	2.50	pg/g		

World Health Organization Summary

	<u>Units</u>	<u>ND=0</u>	<u>ND=½</u>	<u>ND=DL</u>
WHO-2005 TEQ	pg/g	4.38	4.45	4.51
WHO-2005 TEQ w/EMPC	pg/g	4.71	4.72	4.72

Results of JW-EA02-SS06-120507

Client Sample ID: **JW-EA02-SS06-120507**
 Client Project ID: **Jeld-Wen Surface Sediments**
 Lab Sample ID: 31203246002-A
 Lab Project ID: 31203246

Collection Date: 05/07/2012 14:56
 Received Date: 05/09/2012 10:15
 Matrix: Soil-Solid as dry weight
 Solids (%): 40.60

Results by EPA 1613B

<u>Parameter</u>	<u>Result</u>	<u>EMPC</u>	<u>Qual</u>	<u>DL</u>	<u>LOQ/CL</u>	<u>Units</u>	<u>RT</u>	<u>Ratio</u>
Labeled Standards								
13C-2378-TCDF	100				24.0-169	%		
13C-2378-TCDD	97.0				25.0-164	%		
13C-12378-PeCDD	88.0				25.0-181	%		
13C-123478-HxCDD	98.0				32.0-141	%		
13C-123678-HxCDD	90.0				28.0-130	%		
13C-1234678-HpCDD	107				23.0-140	%		
13C-OCDD	91.0				17.0-157	%		
13C-2378-TCDF	98.0				24.0-169	%		
13C-12378-PeCDF	88.0				24.0-185	%		
13C-23478-PeCDF	86.0				21.0-178	%		
13C-123478-HxCDF	101				26.0-152	%		
13C-123678-HxCDF	112				26.0-123	%		
13C-234678-HxCDF	111				29.0-147	%		
13C-123789-HxCDF	96.0				28.0-136	%		
13C-1234678-HpCDF	100				28.0-143	%		
13C-1234789-HpCDF	105				26.0-138	%		
37Cl-2378-TCDD	111				35.0-197	%		

Batch Information

Analytical Batch: **HRD1890**
 Analytical Method: **EPA 1613B**
 Instrument: **APHRMS**
 Analyst: **MDC**
 Analytical Date/Time: **10/21/2012 10:38**

Prep Batch: **HXX1807**
 Prep Method: **EPA 1613 PREP S/D/T**
 Prep Date/Time: **10/11/2012 16:45**
 Prep Initial Wt./Vol.: **24.65 g**
 Prep Extract Vol: **20 uL**

Analytical Batch: **HRD1930**
 Analytical Method: **EPA 1613B**
 Instrument: **HRMS3**
 Analyst: **KAS**
 Analytical Date/Time: **11/13/2012 06:57**

Prep Batch: **HXX1807**
 Prep Method: **EPA 1613 PREP S/D/T**
 Prep Date/Time: **10/11/2012 16:45**
 Prep Initial Wt./Vol.: **24.65 g**
 Prep Extract Vol: **20 uL**

Lab ID: A4721_10221_DF_004

Acq'd: 21 Oct 2012 10:38 MDC

Wt/Vol: 10.00 g

ICAL: 1613_SGS

Client ID: JW-EA02-SS06-120507

UTP: 22-Oct-2012 14:27 MDC

J-level: 0.5 pg/g

Checkcode: 841-449-WWG

Datafile: 121020P2-08

Report: 22 Oct 2012 14:28 MC

Stds (pg): JS: 2000 ES: 2000 CS/SS: 2000, 400 (37Cl)

Name	Act RT	QC	Pred. RRT	Act. RRT	ΔSecs	Response	Ra	OK	RRF	Conc.	Noise	DL
2378-TCDD	27.54		1.0009	1.0010	+0.2	4.47E+04	0.60	N	1.08	0.205	1164	0.0639
2378-PeCDD	33.84		1.0006	1.0005	-0.2	1.24E+05	1.39	Y	1.07	0.759	1859	0.132
23478-HxCDD	38.48		1.0004	1.0004	0	1.97E+05	1.13	Y	1.05	1.51	2031	0.161
123678-HxCDD	38.62		1.0039	1.0039	0	9.42E+05	1.33	Y	0.98	7.4	2031	0.18
123789-HxCDD	38.96		1.0129	1.0128	-0.2	4.68E+05	1.33	Y	1.01	3.65	2031	0.171
1234678-HpCDD	42.65		1.0005	1.0004	-0.3	1.34E+07	1.04	Y	1.09	106	4200	0.338
OCDD	46.39		1.0005	1.0003	-0.6	7.73E+07	0.90	Y	1.11	899	1199	0.17
2378-TCDF	26.54		1.0009	1.0010	+0.2	3.98E+05	0.80	Y	0.98	1.21	1108	0.0423
12378-PeCDF	32.10		1.0007	1.0006	-0.2	1.14E+05	1.57	Y	0.99	0.439	1856	0.0806
23478-PeCDF	33.43		1.0006	1.0009	+0.6	2.39E+05	1.78	Y	1.02	0.924	1856	0.0845
123478-HxCDF	37.32		1.0006	1.0004	-0.4	2.75E+05	1.24	Y	1.19	1.34	1442	0.073
123678-HxCDF	37.49		1.0005	1.0004	-0.2	2.94E+05	1.30	Y	1.16	1.19	1442	0.0632
234678-HxCDF	38.26		1.0006	1.0003	-0.7	3.82E+05	1.28	Y	1.18	1.62	1442	0.0638
123789-HxCDF	NotFnd		1.0005	-	-	-	-	-	1.09	-	1442	0.0996
1234678-HpCDF	41.37		1.0004	1.0003	-0.2	5.91E+06	1.04	Y	1.35	30.5	2647	0.135
1234789-HpCDF	43.25		1.0004	1.0002	-0.5	1.95E+05	0.91	Y	1.34	1.25	2647	0.187
OCDF	46.64		1.0057	1.0056	-0.3	5.92E+06	0.91	Y	1.40	54.6	730	0.082
2378-TCDD	27.51		1.0281	1.0277	-0.6	4.03E+07	0.79	Y	1.04	97.1		
ES 12378-PeCDD	33.82		1.2639	1.2634	-0.8	3.05E+07	1.57	Y	0.87	88.4		
ES 123478-HxCDD	38.47		0.9876	0.9877	+0.2	2.49E+07	1.33	Y	0.94	98		
ES 123678-HxCDD	38.60		0.9910	0.9912	+0.5	2.59E+07	1.28	Y	1.06	90.3		
ES 1234678-HpCDD	42.63		1.0943	1.0946	+0.7	2.32E+07	1.07	Y	0.80	107		
ES OCDD	46.38		1.1907	1.1909	+0.5	3.11E+07	0.90	Y	0.63	91.2		
ES 2378-TCDF	26.52		0.9907	0.9906	-0.2	6.74E+07	0.79	Y	1.74	97.5		
ES 12378-PeCDF	32.08		1.1992	1.1984	-1.3	5.24E+07	1.60	Y	1.49	88.2		
ES 23478-PeCDF	33.40		1.2484	1.2478	-1.0	5.08E+07	1.66	Y	1.48	86.2		
ES 123478-HxCDF	37.30		0.9577	0.9578	+0.2	3.46E+07	0.53	Y	1.27	101		
ES 123678-HxCDF	37.47		0.9619	0.9621	+0.5	4.26E+07	0.53	Y	1.41	112		
ES 234678-HpCDF	38.25		0.9821	0.9822	+0.2	4.02E+07	0.53	Y	1.34	111		
ES 123789-HxCDF	39.37		1.0108	1.0109	+0.2	3.12E+07	0.52	Y	1.20	95.7		
ES 1234678-HpCDF	41.36		1.0618	1.0619	+0.2	2.88E+07	0.44	Y	1.06	100		
ES 1234789-HpCDF	43.24		1.1100	1.1103	+0.7	2.34E+07	0.43	Y	0.82	105		

Lab ID: A4721_10221_DF_004 Acq'd: 21 Oct 2012 10:38 MDC Wt/Vol: 10.00 g ICAL: 1613_SGS
 Client ID: JW-EA02-SS06-120507 UTP: 22-Oct-2012 14:27 MDC J-level: 0.5 pg/g Split: 1 Checkcode: 841-449-WWG
 Datafile: 121020P2-08 Report: 22 Oct 2012 14:28 MC Stds (pg): JS: 2000 ES: 2000 CS/SS: 2000, 400 (37C1)

Comp #	Name	Act RT	QC	Pred. RRT	Act. RRT	ΔSecs	Response	Ra	OK	RRF	Conc.	Noise	DL
1	TCDD	23.42		0.8504	0.8514	+1.7	6.70E+05	0.82	Y	1.08	3.08	1164	0.0639
2	TCDD	23.82		0.8649	0.8660	+1.8	4.58E+05	0.78	Y	1.08	2.1	1164	0.0639
3	TCDD	24.30		0.8835	0.8834	-0.2	4.26E+04	1.08	N	1.08	0.195	1164	0.0639
4	TCDD	25.18		0.9152	0.9151	-0.2	1.30E+06	0.81	Y	1.08	5.97	1164	0.0639
	TCDD	25.43		0.9241	0.9243	+0.3	9.78E+04	0.88	Y	1.08	0.448	1164	0.0639
	TCDD	25.68		0.9327	0.9333	+1.0	1.51E+05	0.72	Y	1.08	0.692	1164	0.0639
	TCDD	25.86		0.9408	0.9401	-1.2	4.09E+04	0.79	Y	1.08	0.188	1164	0.0639
	TCDD	26.17		0.9512	0.9512	0	1.45E+04	1.01	N	1.08	0.0663	1164	0.0639
	TCDD	26.35		0.9580	0.9579	-0.2	4.68E+04	0.83	Y	1.08	0.215	1164	0.0639
	TCDD	26.78		0.9736	0.9735	-0.2	2.12E+05	0.88	Y	1.08	0.971	1164	0.0639
	TCDD	Not Fnd		0.9785						1.08		1164	0.0639
	TCDD	27.23		0.9884	0.9898	+2.3	2.46E+05	0.78	Y	1.08	1.13	1164	0.0639
	TCDD	Not Fnd		0.9945						1.08		1164	0.0639
	2378-TCDD	27.54		1.0009	1.0010	+0.2	4.47E+04	0.60	N	1.08	0.205	1164	0.0639
	TCDD	27.93		1.0147	1.0151	+0.7	3.47E+04	0.69	Y	1.08	0.159	1164	0.0639
	TCDD	Not Fnd		1.0206						1.08		1164	0.0639
	TCDD	Not Fnd		1.0423						1.08		1164	0.0639
35	PeCDD	30.88		0.9131	0.9129	-0.4	4.89E+05	1.59	Y	1.07	2.99	1859	0.132
36	PeCDD	31.50		0.9319	0.9314	-1.0	1.27E+05	1.49	Y	1.07	0.778	1859	0.132
37	PeCDD	32.16		0.9511	0.9509	-0.4	3.98E+05	1.59	Y	1.07	2.43	1859	0.132
	PeCDD	32.38		0.9576	0.9573	-0.6	1.56E+05	1.47	Y	1.07	0.954	1859	0.132
	PeCDD	32.50		0.9611	0.9611	0	3.47E+05	1.64	Y	1.07	2.12	1859	0.132
	PeCDD	32.81		0.9703	0.9701	-0.4	1.57E+05	1.58	Y	1.07	0.957	1859	0.132
	PeCDD	33.24		0.9829	0.9830	+0.2	1.40E+05	1.73	Y	1.07	0.857	1859	0.132
	12378-PeCDD	33.84		1.0006	1.0005	-0.2	1.24E+05	1.39	Y	1.07	0.759	1859	0.132
	PeCDD	33.96		1.0039	1.0042	+0.6	5.63E+04	1.43	Y	1.07	0.343	1859	0.132
	PeCDD	34.36		1.0161	1.0161	0	3.08E+04	2.66	N	1.07	0.188	1859	0.132
	HxCDD	36.46		0.9479	0.9477	-0.5	2.09E+06	1.30	Y	1.01	16.2	2031	0.171
	HxCDD	37.24		0.9682	0.9680	-0.5	9.50E+05	1.27	Y	1.01	7.37	2031	0.171
	HxCDD	37.59		0.9771	0.9772	+0.2	3.08E+06	1.31	Y	1.01	23.9	2031	0.171
	HxCDD	37.74		0.9811	0.9812	+0.2	4.97E+05	1.26	Y	1.01	3.85	2031	0.171
	123478-HxCDD	38.48		1.0004	1.0004	0	1.97E+05	1.13	Y	1.05	1.51	2031	0.161
	123678-HxCDD	38.62		1.0039	1.0039	0	9.42E+05	1.33	Y	0.98	7.4	2031	0.18
	HxCDD	38.84		1.0097	1.0097	0	1.45E+05	1.25	Y	1.01	1.12	2031	0.171
	123789-HxCDD	38.96		1.0129	1.0128	-0.2	4.68E+05	1.33	Y	1.01	3.65	2031	0.171

Lab ID: A4721_10221_DF_004 Acq'd: 21 Oct 2012 10:38 MDC Wt/Vol: 10.00 g ICAL: 1613_SGS
 Client ID: JW-EA02-SS06-120507 UTP: 22-Oct-2012 14:27 MDC J-level: 0.5 pg/g Split: 1 Checkcode: 841-449-WWG
 Datafile: 121020P2-08 Report: 22 Oct 2012 14:28 MC Stds (pg): JS: 2000 ES: 2000 CS/SS: 2000, 400 (37CI)

W#	Name	Act RT	QC	Pred. RRT	Act. RRT	ΔSecs	Response	Ra	OK	RRF	Conc.	Noise	DL
1	HP-CDD	41.74		0.9793	0.9790	-0.8	1.76E+07	1.03	Y	1.09	139	4200	0.338
2	234678-HP-CDD	42.65		1.0005	1.0004	-0.3	1.34E+07	1.04	Y	1.09	106	4200	0.338
3	OCDD	46.39		1.0005	1.0003	-0.6	7.73E+07	0.90	Y	1.11	899	1199	0.17
4	OCDD-a	46.39		1.0001	1.0002	+0.3	4.42E+06	2.86	Y	1.00	56.9	1832	0.287
5	TCDF	21.21		0.7983	0.8000	+2.7	1.60E+05	0.69	Y	0.98	0.487	1108	0.0423
6	TCDF	21.78		0.8218	0.8214	-0.6	8.79E+04	0.61	N	0.98	0.267	1108	0.0423
7	TCDF	22.43		0.8463	0.8459	-0.6	5.23E+05	0.67	Y	0.98	1.59	1108	0.0423
8	TCDF	22.87		0.8625	0.8623	-0.3	1.41E+05	0.76	Y	0.98	0.429	1108	0.0423
9	TCDF	23.01		0.8677	0.8678	+0.2	3.51E+05	0.78	Y	0.98	1.07	1108	0.0423
10	TCDF	23.29		0.8787	0.8783	-0.6	8.71E+04	0.81	Y	0.98	0.265	1108	0.0423
11	TCDF	23.43		0.8840	0.8836	-0.6	3.46E+05	0.80	Y	0.98	1.05	1108	0.0423
12	TCDF	23.86		0.8998	0.8996	-0.3	2.25E+05	0.85	Y	0.98	0.685	1108	0.0423
13	TCDF	23.99		0.9054	0.9047	-1.1	8.26E+04	0.71	Y	0.98	0.251	1108	0.0423
14	TCDF	24.19		0.9125	0.9123	-0.3	1.68E+05	0.79	Y	0.98	0.509	1108	0.0423
15	TCDF	24.60		0.9279	0.9279	0	8.28E+04	0.77	Y	0.98	0.252	1108	0.0423
16	TCDF	24.75		0.9334	0.9335	+0.2	1.37E+05	0.75	Y	0.98	0.416	1108	0.0423
17	TCDF	24.93		0.9381	0.9400	+3.0	3.37E+05	0.80	Y	0.98	1.02	1108	0.0423
18	TCDF	25.05		0.9439	0.9446	+1.1	1.84E+05	0.75	Y	0.98	0.56	1108	0.0423
19	TCDF	25.54		0.9630	0.9630	0	2.34E+05	0.79	Y	0.98	0.71	1108	0.0423
20	TCDF	NotFnd		0.9674						0.98		1108	0.0423
21	TCDF	25.85		0.9746	0.9747	+0.2	1.09E+05	0.67	Y	0.98	0.332	1108	0.0423
22	TCDF	26.06		0.9829	0.9826	-0.5	8.48E+04	0.73	Y	0.98	0.258	1108	0.0423
23	TCDF	26.29		0.9916	0.9914	-0.3	1.08E+05	0.81	Y	0.98	0.327	1108	0.0423
24	TCDF	26.41		0.9963	0.9959	-0.6	9.07E+04	0.77	Y	0.98	0.276	1108	0.0423
25	2378-TCDF	26.54		1.0009	1.0010	+0.2	3.98E+05	0.80	Y	0.98	1.21	1108	0.0423
26	TCDF	26.96		1.0166	1.0167	+0.2	3.11E+05	0.78	Y	0.98	0.945	1108	0.0423
27	TCDF	27.23		1.0274	1.0268	-1.0	3.14E+04	0.87	Y	0.98	0.0954	1108	0.0423
28	TCDF	NotFnd		1.0390						0.98		1108	0.0423
29	TCDF	28.84		1.0886	1.0877	-1.4	1.10E+05	0.84	Y	0.98	0.334	1108	0.0423
30	PeCDF	28.83		0.8975	0.8987	+2.3	1.48E+06	1.67	Y	1.00	5.73	1678	0.0746
31	PeCDF	30.61		0.9542	0.9542	0	1.98E+05	1.65	Y	1.00	0.764	1856	0.0825
32	PeCDF	30.80		0.9587	0.9599	+2.3	6.66E+05	1.50	Y	1.00	2.57	1856	0.0825
33	PeCDF	30.91		0.9636	0.9634	-0.4	8.07E+04	1.53	Y	1.00	0.312	1856	0.0825
34	PeCDF	31.01		0.9671	0.9666	-1.0	2.47E+04	1.87	N	1.00	0.0953	1856	0.0825
35	PeCDF	31.29		0.9760	0.9753	-1.3	4.12E+04	1.09	N	1.00	0.159	1856	0.0825
36	PeCDF	31.46		0.9810	0.9806	-0.8	2.49E+04	1.33	Y	1.00	0.0961	1856	0.0825

Lab ID: A4721_10221_DF_004

Acq'd: 21 Oct 2012 10:38 MDC

Wt/Vol: 10.00 g

ICAL: 1613_SGS

Client ID: JW-EA02-SS06-120507

UTP: 22-Oct-2012 14:27 MDC

J-level: 0.5 pg/g Split: 1

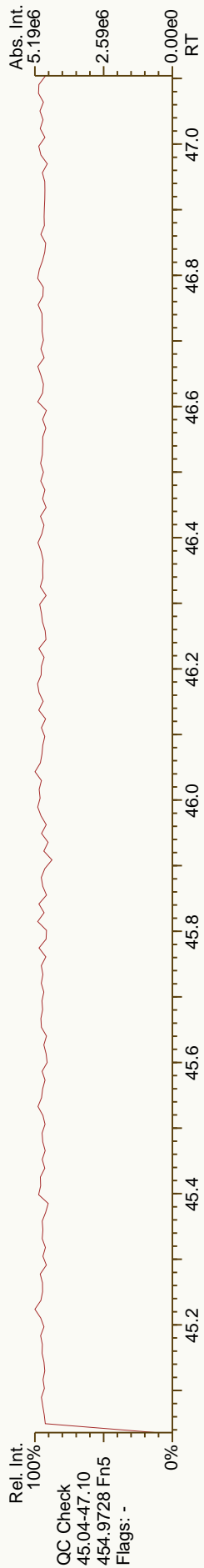
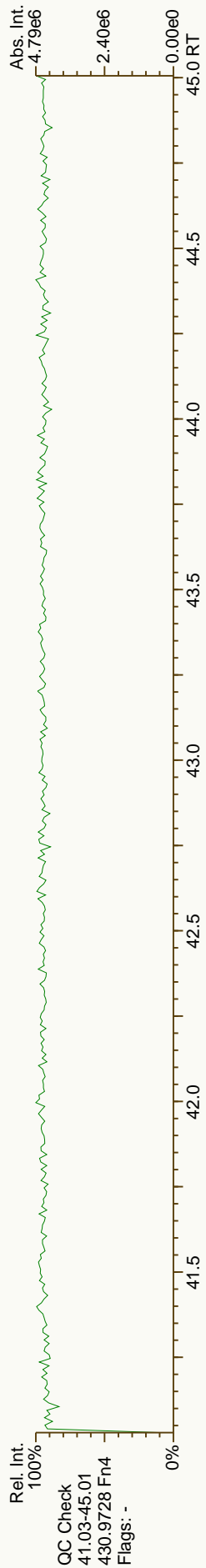
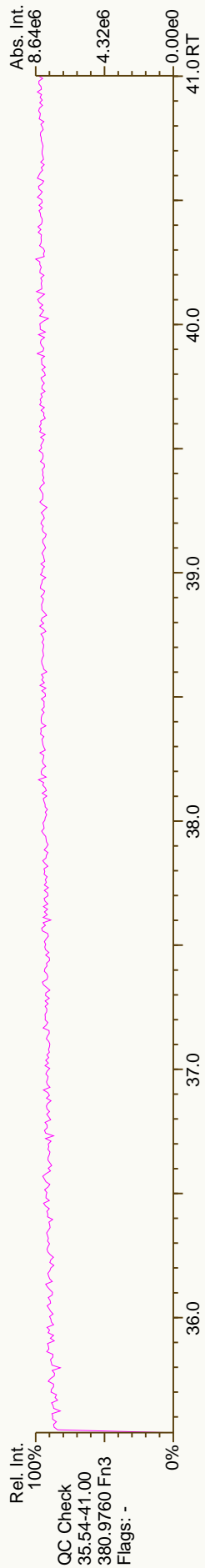
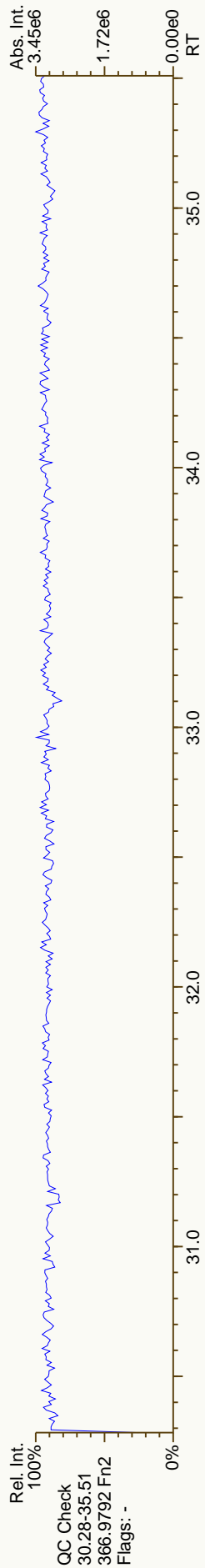
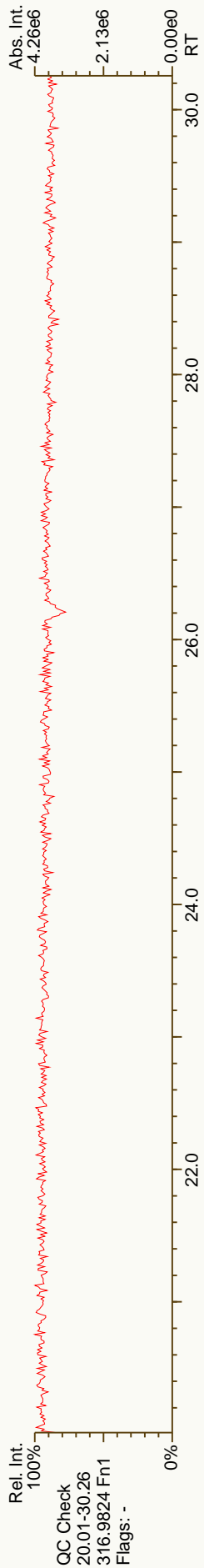
Checkcode: 841-449-WWG

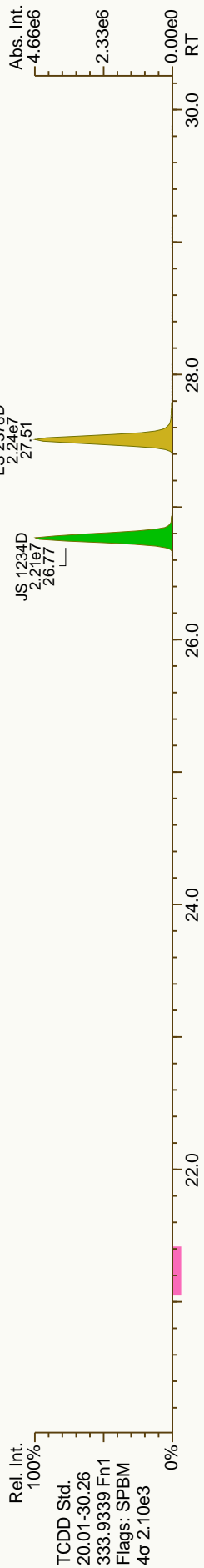
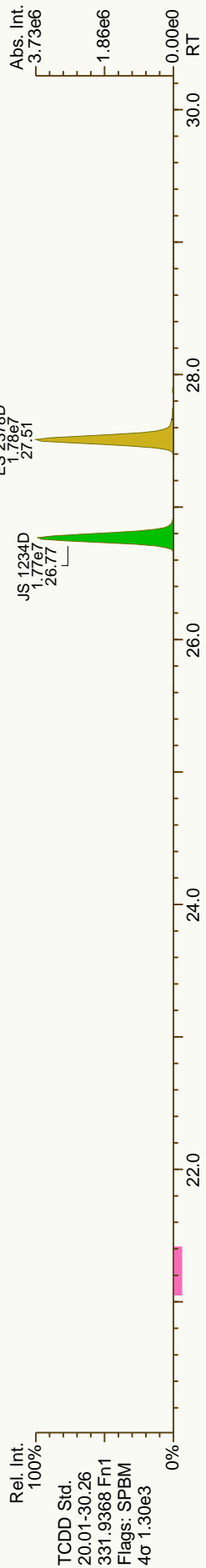
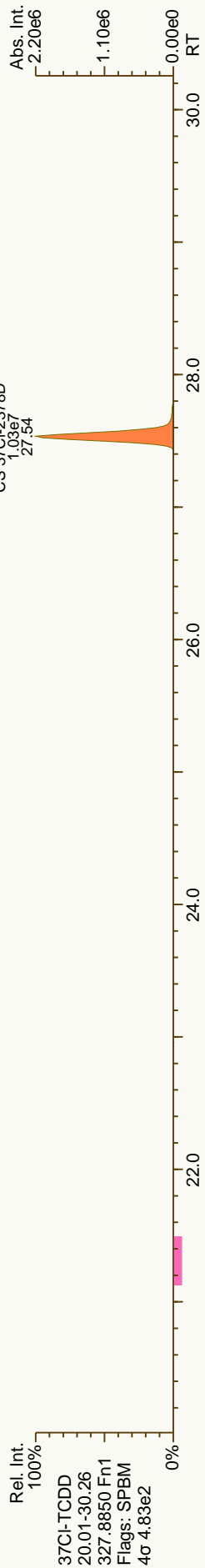
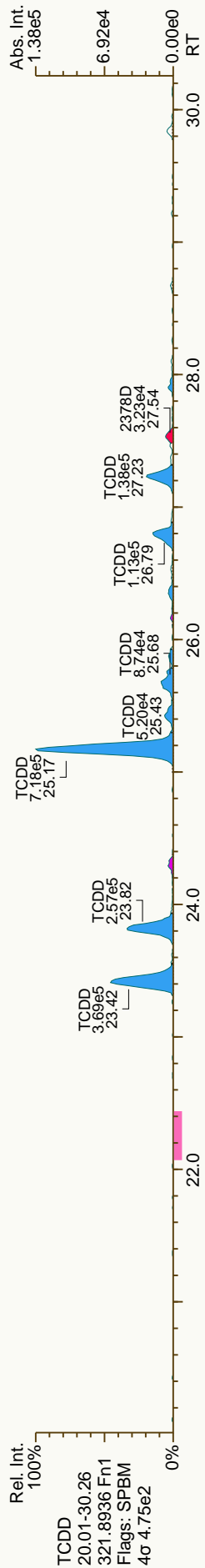
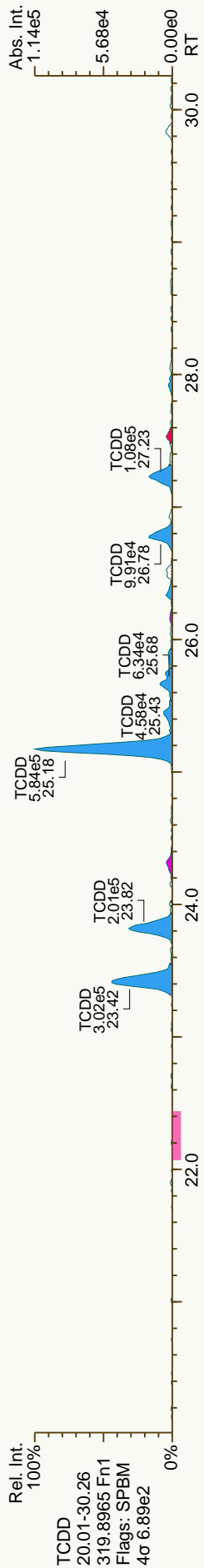
Datafile: 121020P2-08

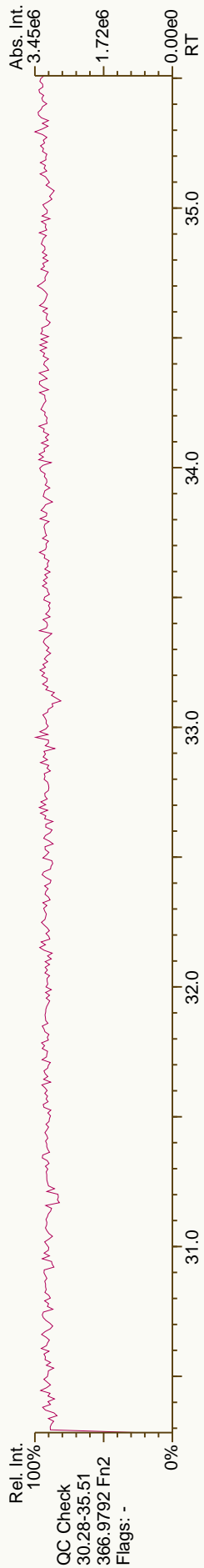


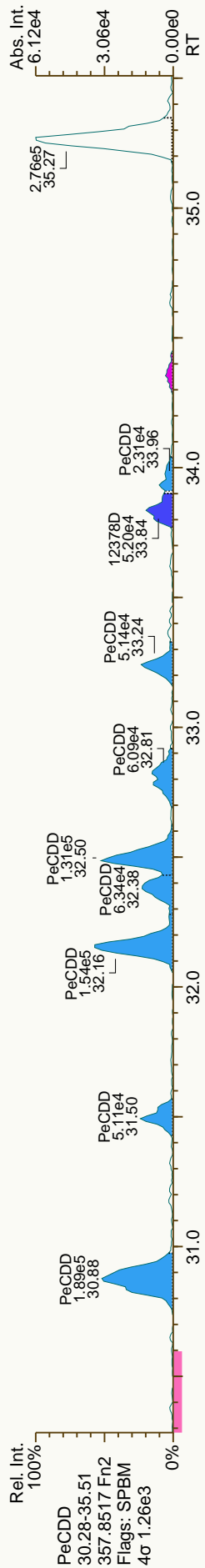

Report: 22 Oct 2012 14:28 MC


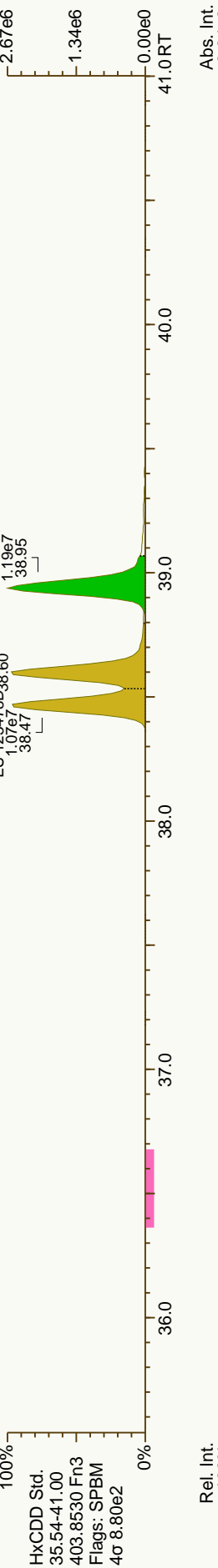
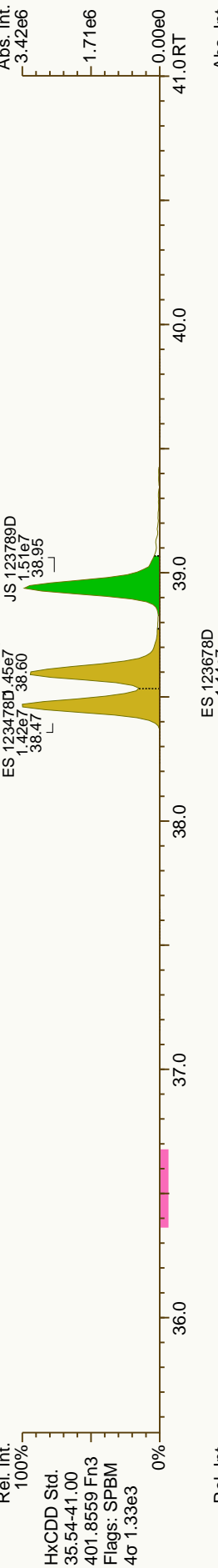
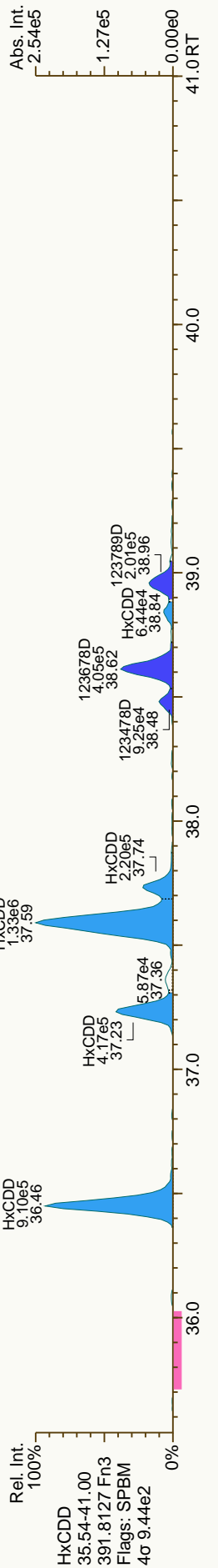
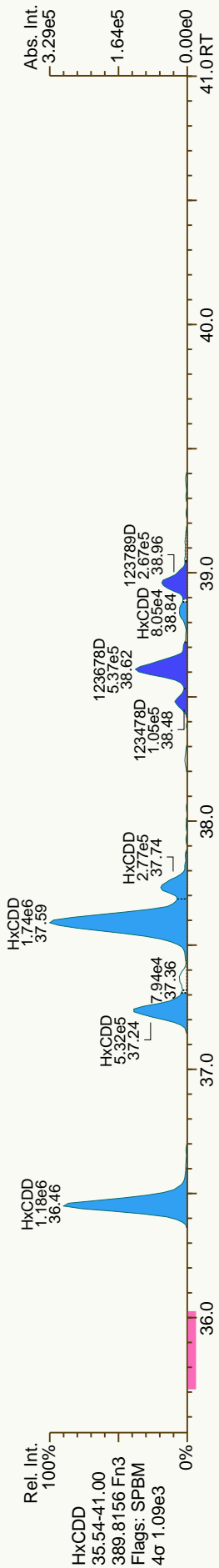
Stds (pg): JS: 2000 ES: 2000 CS/SS: 2000, 400 (37C1)

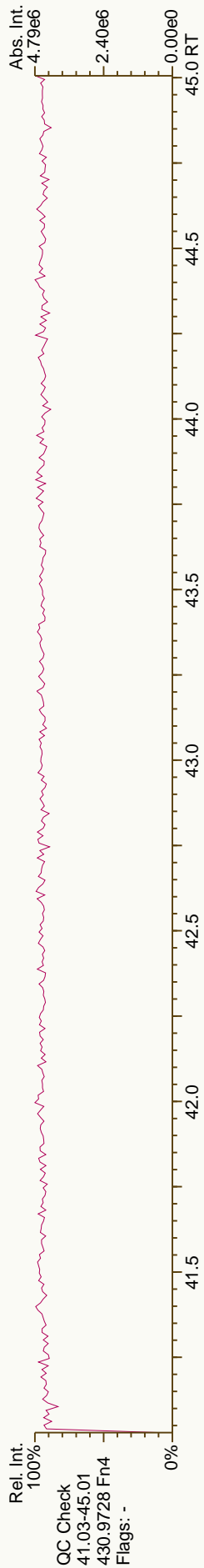
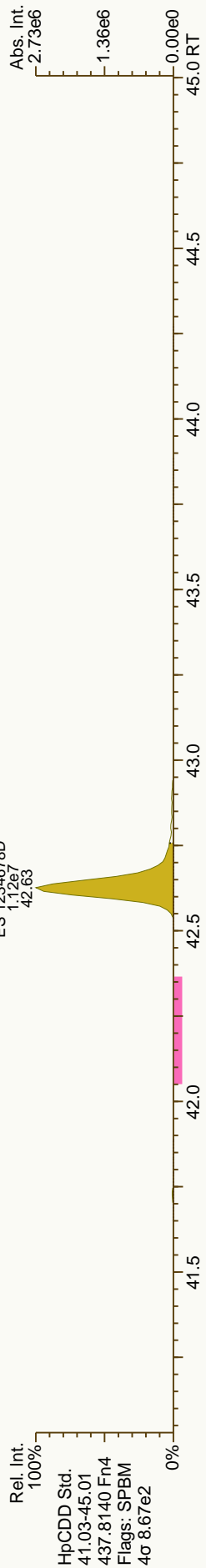
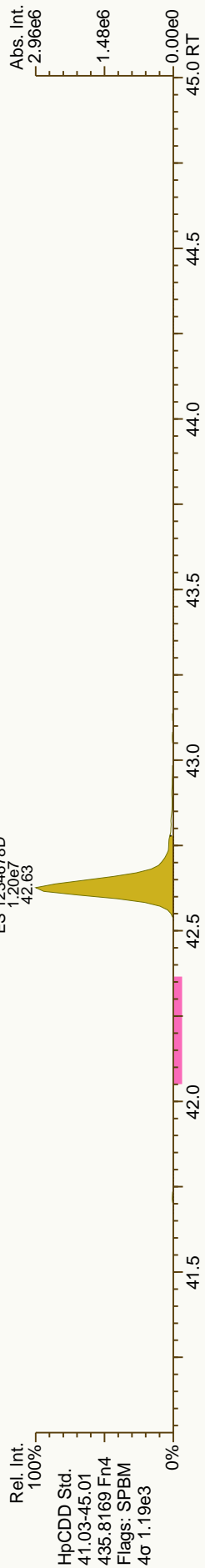
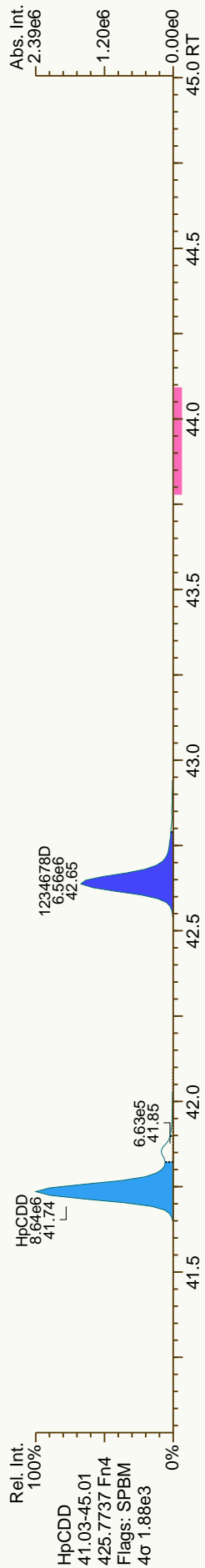
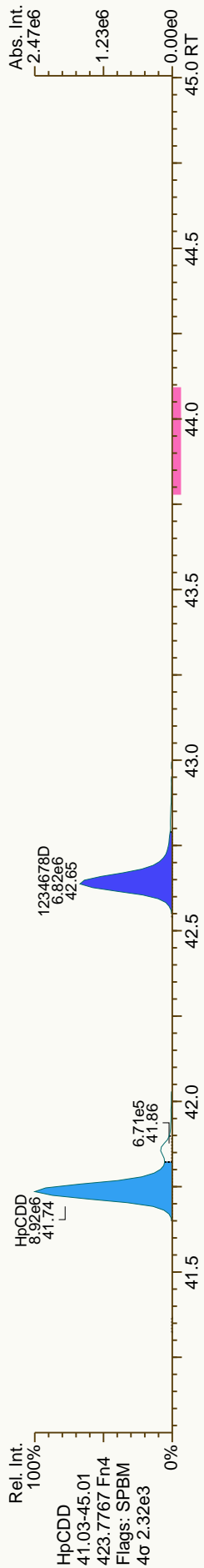
Comp Name	Act RT	QC	Pred. RRT	Act. RRT	ΔSecs	Response	Ra	OK	RRF	Conc.	Noise	DL
PeCDF	31.58		0.9847	0.9844	-0.6	2.40E+05	1.55	Y	1.00	0.929	1856	0.0825
PeCDF	31.67		0.9870	0.9870	0	3.86E+04	1.28	N	1.00	0.149	1856	0.0825
PeCDF	31.86		0.9930	0.9929	-0.2	4.82E+04	1.81	N	1.00	0.186	1856	0.0825
12378-PeCDF	32.10		1.0007	1.0006	-0.2	1.14E+05	1.57	Y	0.99	0.439	1856	0.0806
PeCDF	32.44		1.0113	1.0110	-0.6	1.63E+05	1.88	N	1.00	0.628	1856	0.0825
PeCDF	NotFnd		1.0169						1.00		1856	0.0825
PeCDF	NotFnd		0.9917						1.00		1856	0.0825
PeCDF	33.28		0.9962	0.9963	+0.2	1.03E+05	1.63	Y	1.00	0.398	1856	0.0825
23478-PeCDF	33.43		1.0006	1.0009	+0.6	2.39E+05	1.78	Y	1.02	0.924	1856	0.0845
PeCDF	NotFnd		0.0000						1.02	0		0
PeCDF	NotFnd		1.0023						1.00		1856	0.0825
PeCDF	NotFnd		1.0120						1.00		1856	0.0825
PeCDF	NotFnd		1.0389						1.00		1856	0.0825
HxCDF	35.67		0.9565	0.9562	-0.7	9.15E+05	1.19	Y	1.15	4.28	1442	0.0731
HxCDF	35.90		0.9627	0.9625	-0.4	2.87E+06	1.22	Y	1.15	13.4	1442	0.0731
HxCDF	NotFnd		0.9700						1.15		1442	0.0731
HxCDF	36.42		0.9762	0.9762	0	7.45E+04	1.08	Y	1.15	0.348	1442	0.0731
HxCDF	36.68		0.9833	0.9833	0	2.60E+06	1.25	Y	1.15	12.1	1442	0.0731
HxCDF	37.17		0.9968	0.9966	-0.4	8.55E+04	1.11	Y	1.15	0.4	1442	0.0731
123478-HxCDF	37.32		1.0006	1.0004	-0.4	2.75E+05	1.24	Y	1.19	1.34	1442	0.073
123678-HxCDF	37.49		1.0005	1.0004	-0.2	2.94E+05	1.30	Y	1.16	1.19	1442	0.0632
HxCDF	NotFnd		1.0055						1.15		1442	0.0731
HxCDF	NotFnd		1.0102						1.15		1442	0.0731
HxCDF	NotFnd		0.9933						1.15		1442	0.0731
234678-HxCDF	38.26		1.0006	1.0003	-0.7	3.82E+05	1.28	Y	1.18	1.62	1442	0.0638
HxCDF	NotFnd		0.0000						1.18	0		0
HxCDF	NotFnd		1.0009						1.15		1442	0.0731
123789-HxCDF	NotFnd		1.0005						1.09		1442	0.0996
HxCDF	NotFnd		0.0000						1.09	0		0
123489-HxCDF	39.41		1.0013	1.0010	-0.7	6.37E+04	1.08	Y	1.15	0.298	1442	0.0731
1234678-HpCDF	41.37		1.0004	1.0003	-0.2	5.91E+06	1.04	Y	1.35	30.5	2647	0.135
HpCDF	41.74		1.0091	1.0091	0	1.32E+05	1.03	Y	1.34	0.754	2647	0.158
HpCDF	41.92		1.0140	1.0136	-1.0	7.84E+06	1.05	Y	1.34	44.8	2647	0.158
1234789-HpCDF	43.25		1.0004	1.0002	-0.5	1.95E+05	0.91	Y	1.34	1.25	2647	0.187
OCDF	46.64		1.0057	1.0056	-0.3	5.92E+06	0.91	Y	1.40	54.6	730	0.082
OCDF-a	46.63		1.0053	1.0054	+0.3	1.13E+05	7.24	N	1.00	1.45	1123	0.176

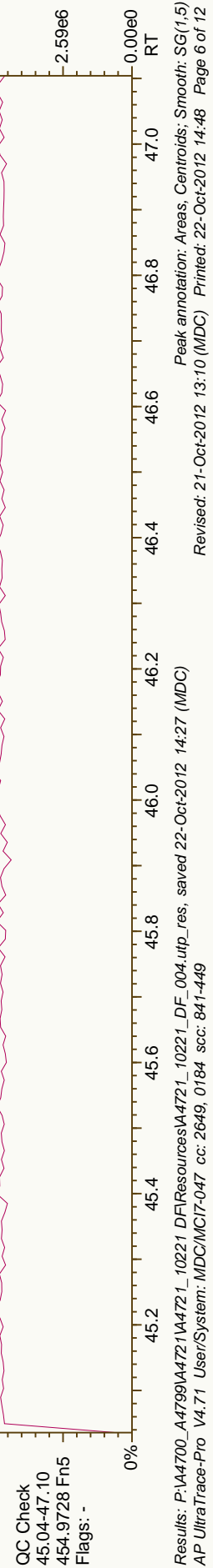
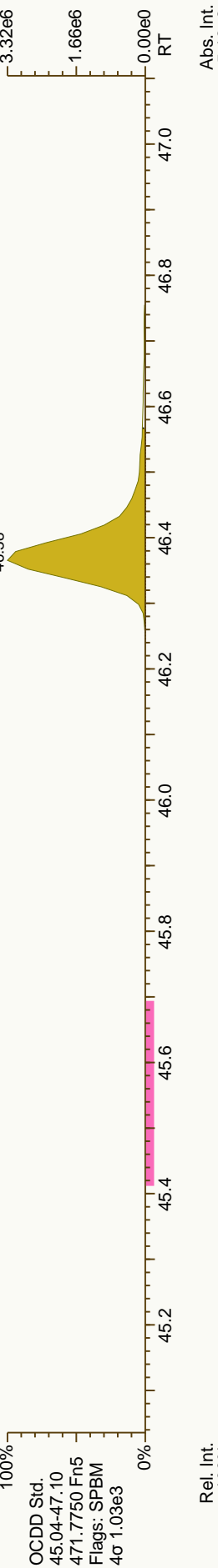
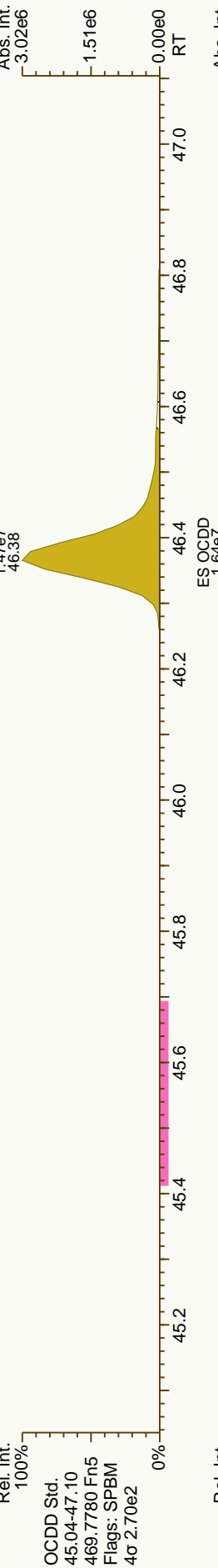
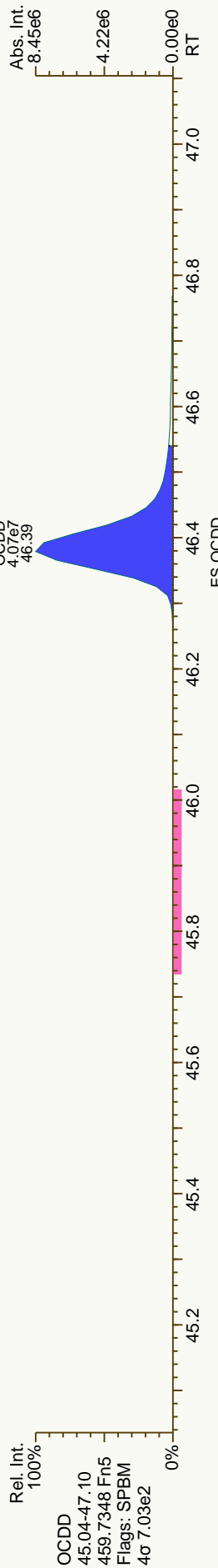



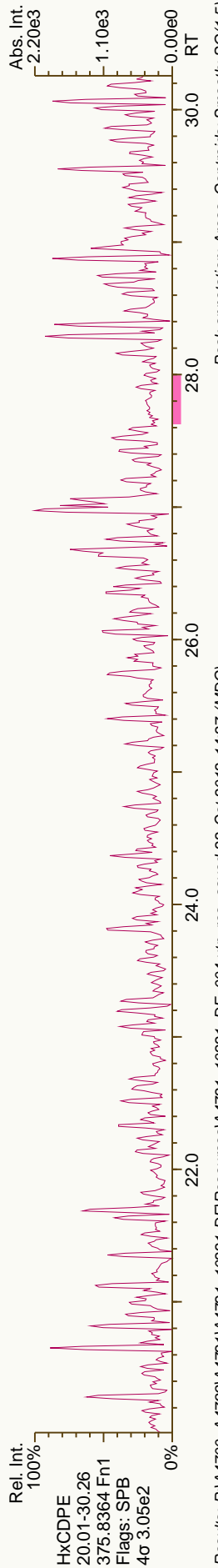
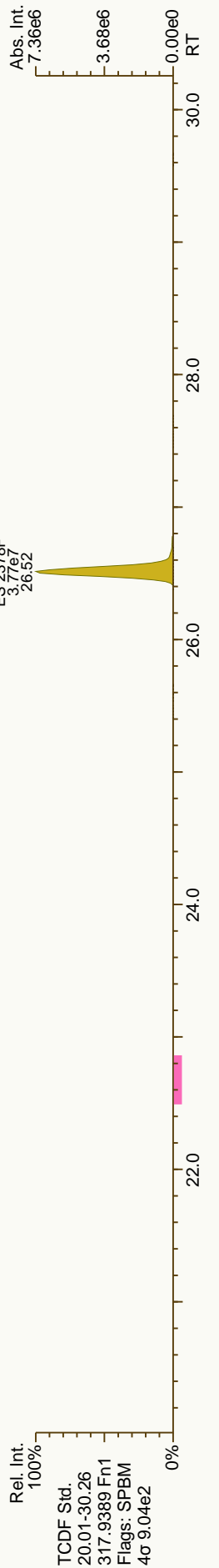
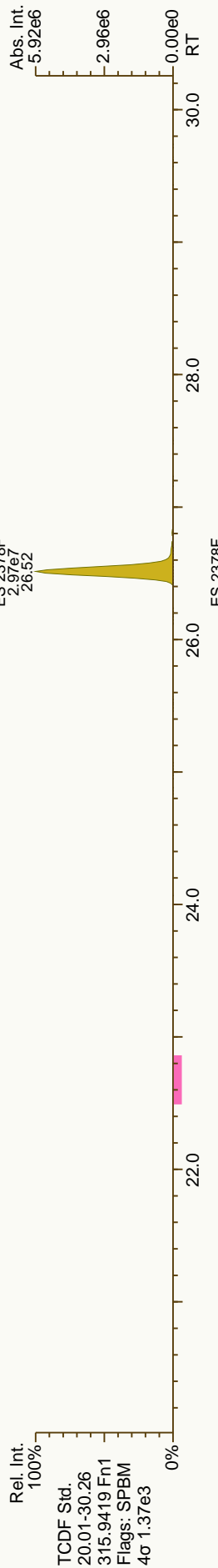
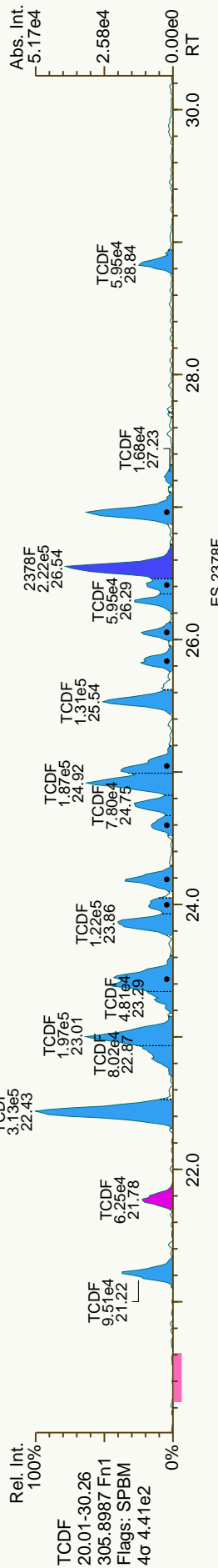
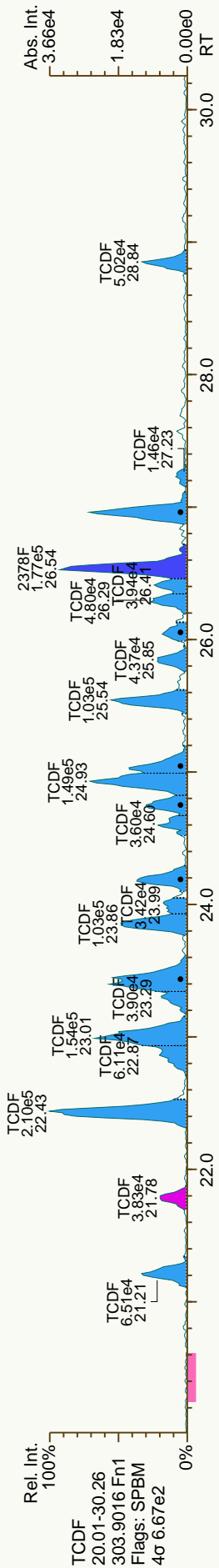


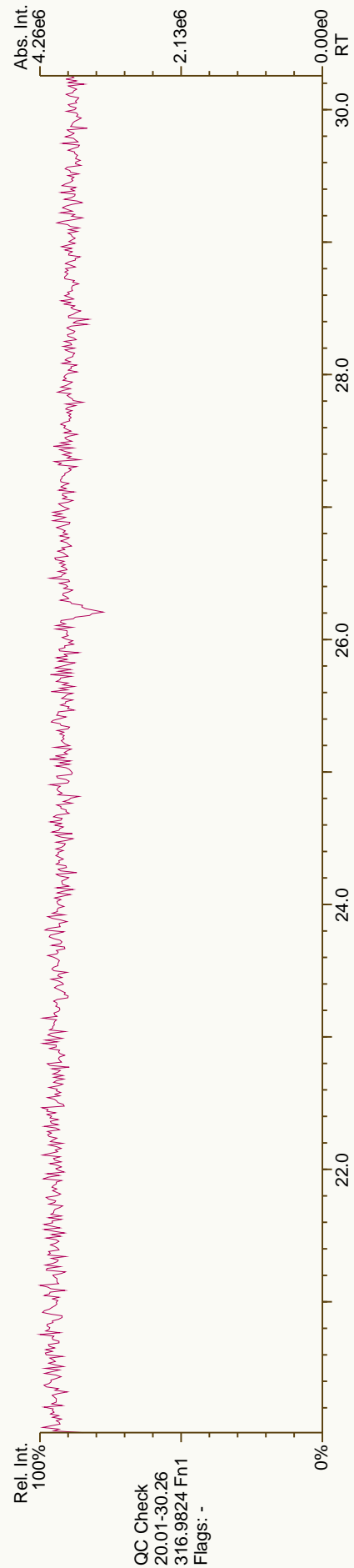
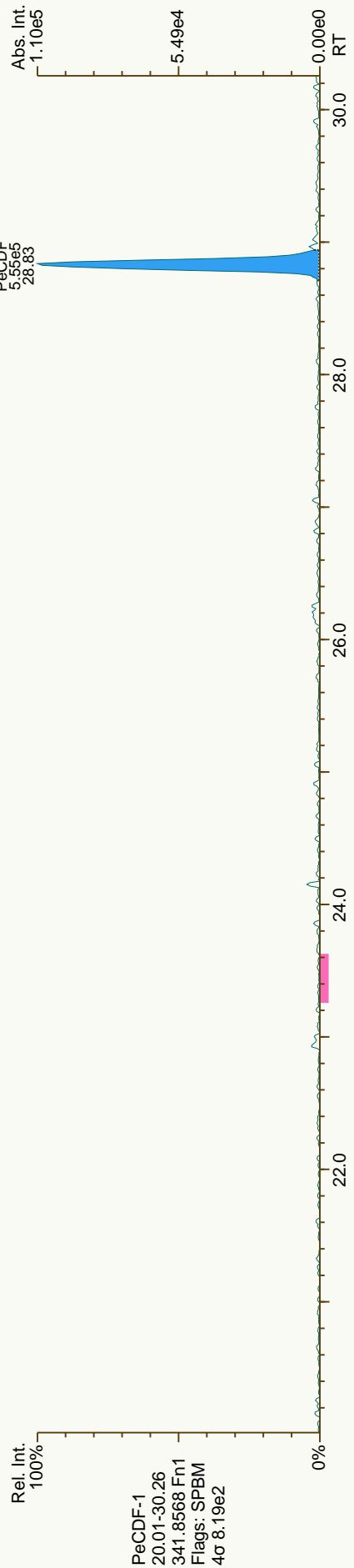
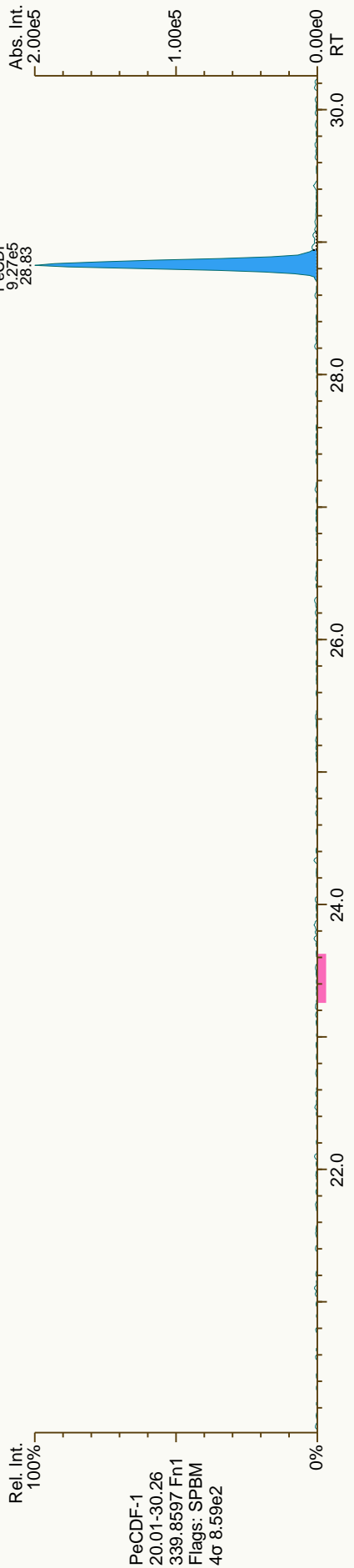


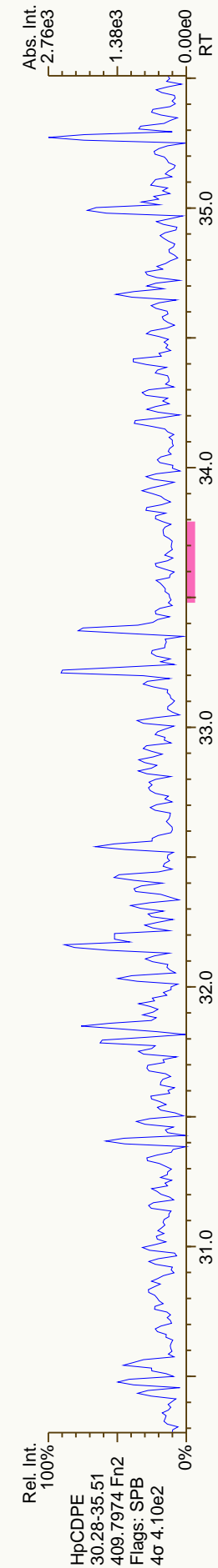


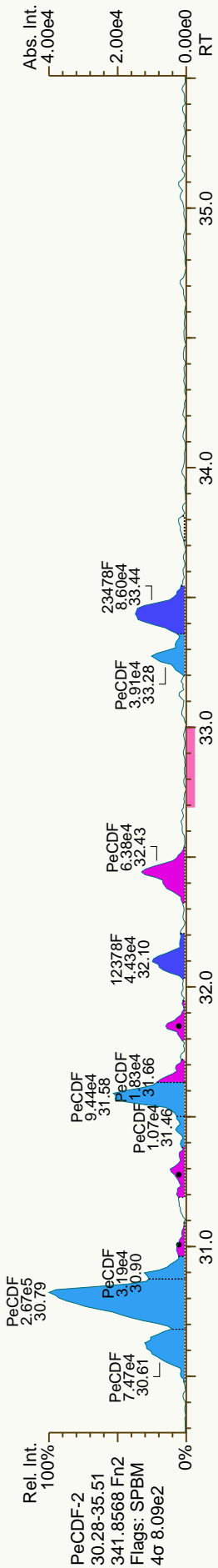
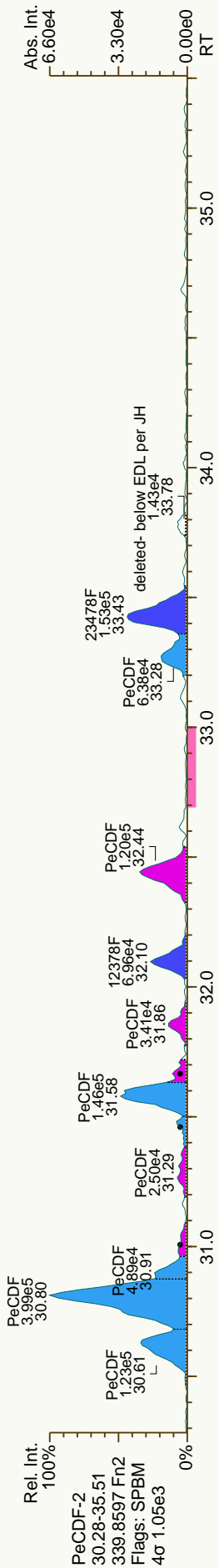


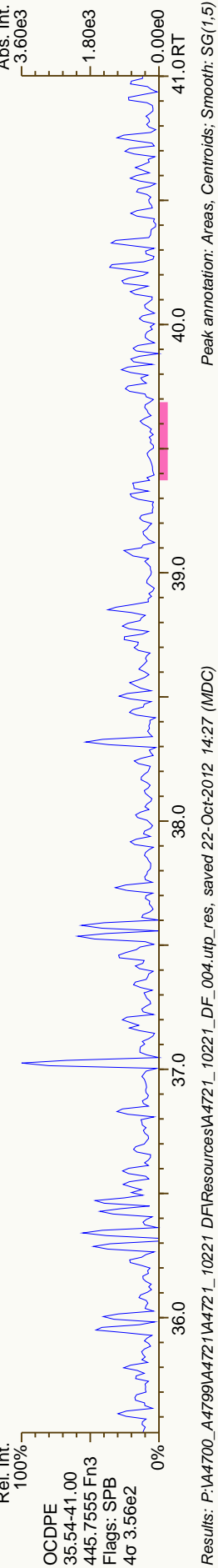
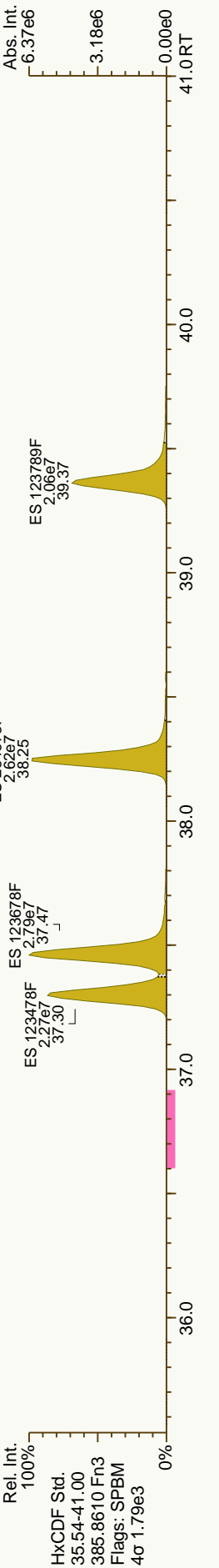
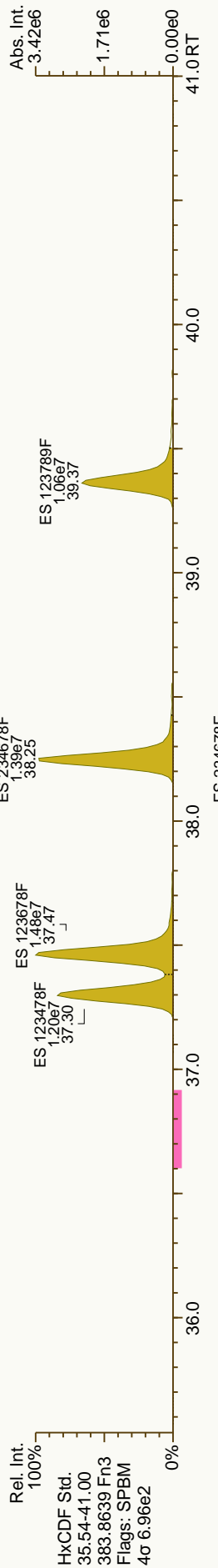
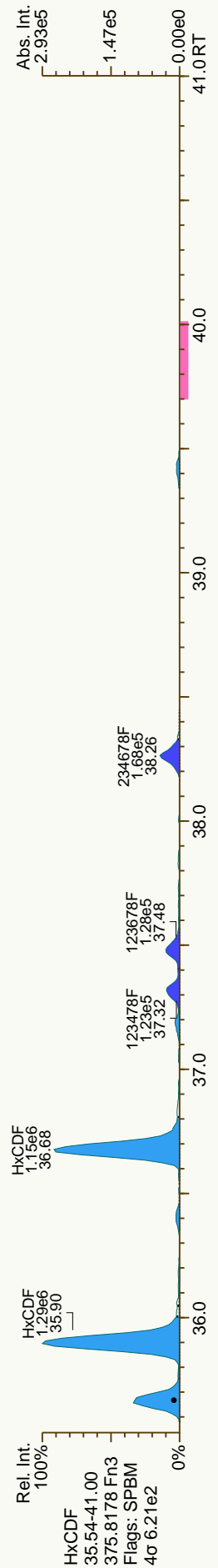
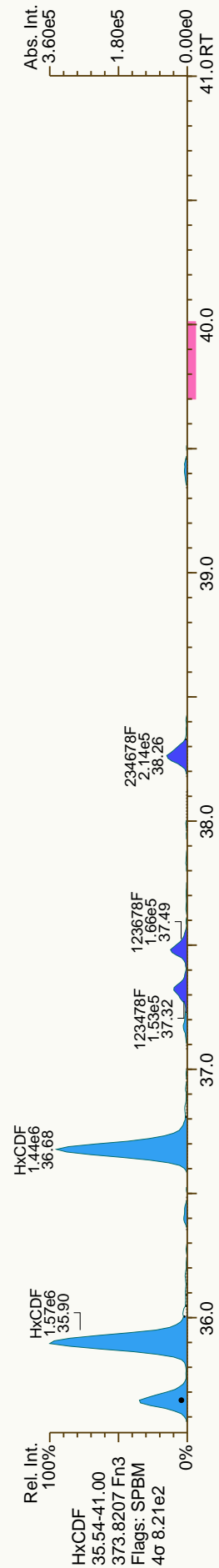


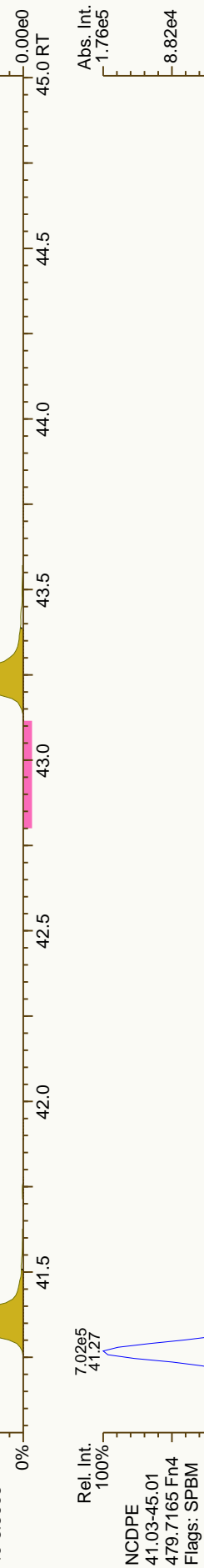
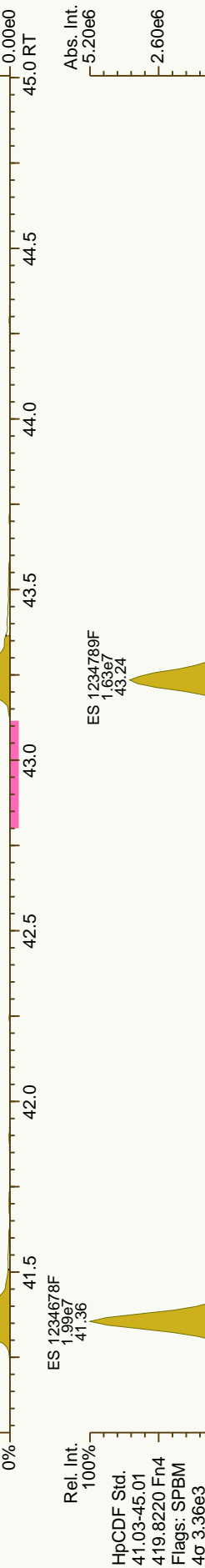
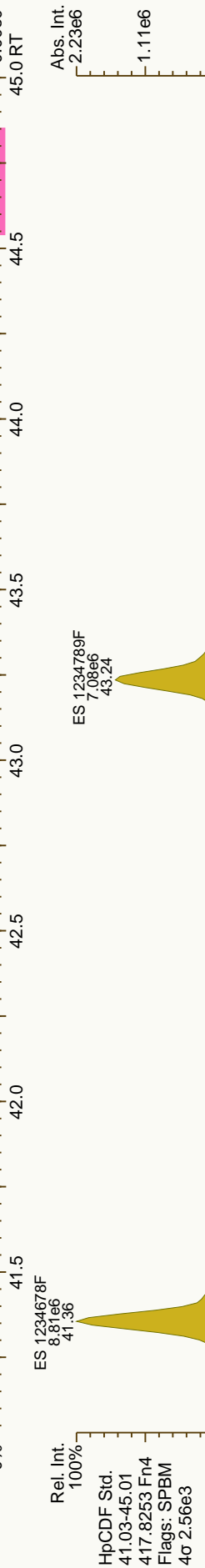

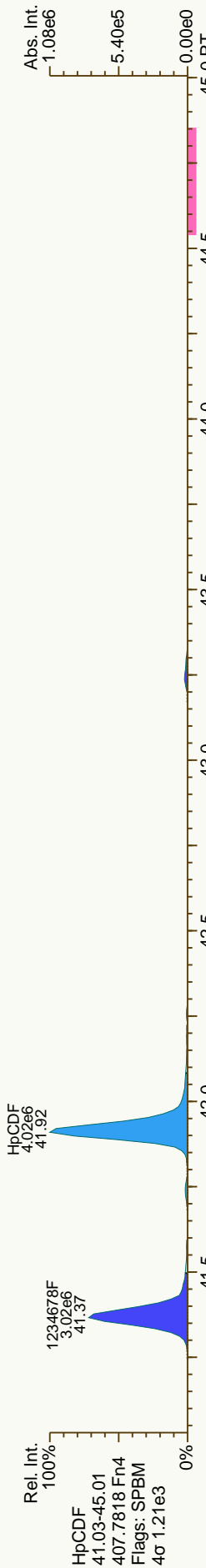


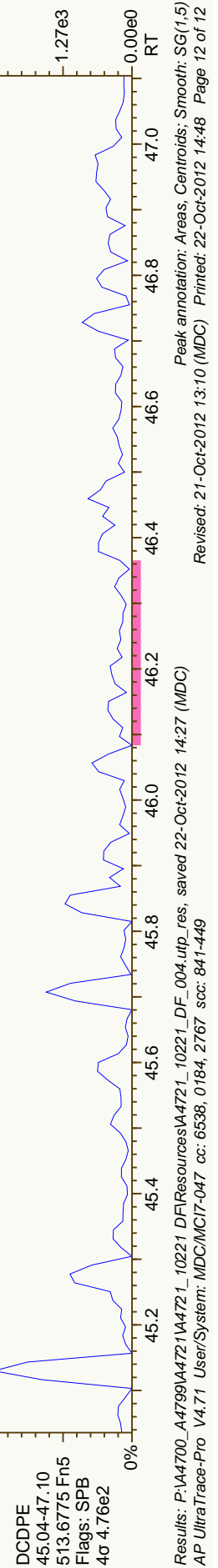
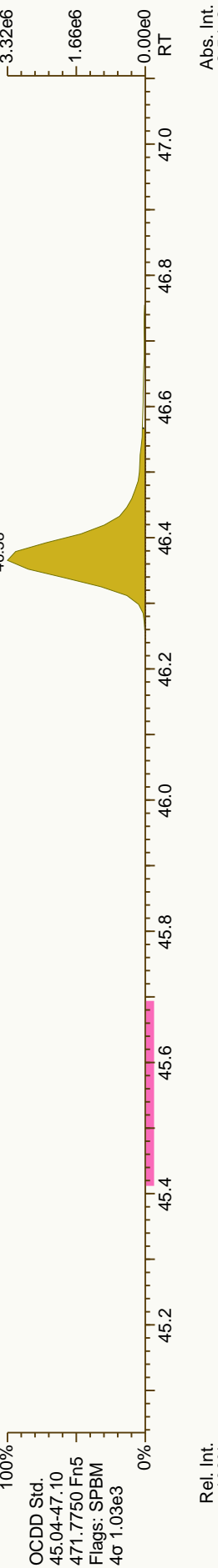
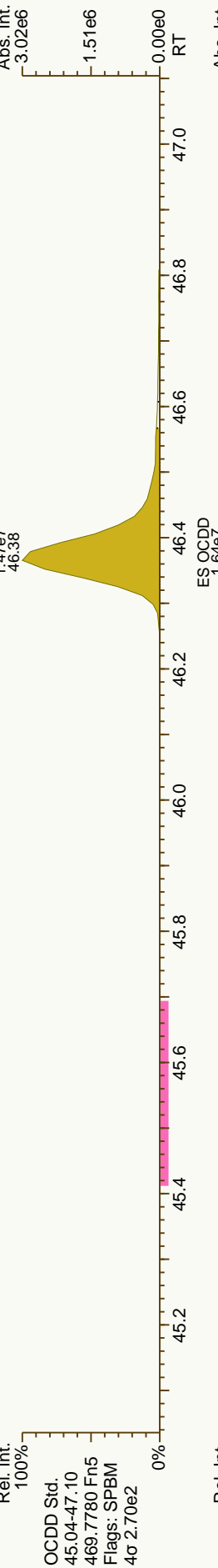
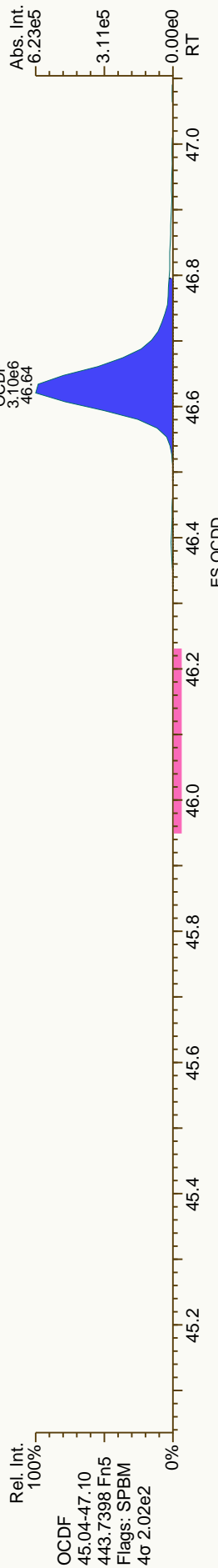
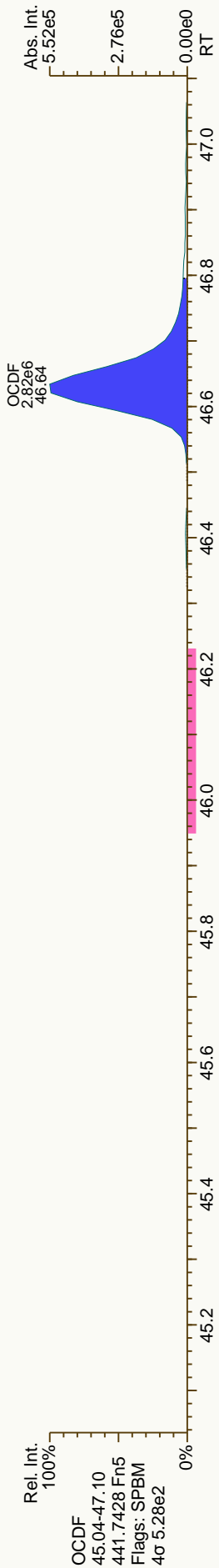












Quantify Sample Summary Report
 ### Confirms Sample Summary ###
 MassLynx 4.1

Dataset: C:\MassLynx\Default.pro\Results\c12nov12c-21_29.qld

Last Altered: Wednesday, 11/14/2012 9:27:16 AM Eastern Standard Time
 Printed: Wednesday, 11/14/2012 9:28:38 AM Eastern Standard Time

7/11-14-12

31203246

Method: C:\MassLynx\Default.PRO\MethDB\VF\Xms-TCDF_Smofth.mdb 13 Nov 2012 08:24:11
 Calibration: C:\MassLynx\Default.PRO\CurveDB\VF\Xms-100212a_Confirm-TD.cdb 31 Oct 2012 14:37:39

Name: c12nov12c-24 ✓
 Date: 13-Nov-2012 ✓
 Time: 06:57:18 ✓
 ID: 31203246002 ✓
 User: JHL
 Submitter:
 Task: HRMS3

Name	Response	Ion1Area	Ion2Area	RA	RAFail?	MRRF	RT	Conc	EDL	SN1	SN2	M	Height1	Noise1	Height2	Noise2	Smp Size	FV	
2378-TCDF	1.525e3	5.463e2	9.785e2	0.56	YES	1.218	21.26	0.497	0.2040	4.3	7.2	MM	6.477e3	1490	1.143e4	1587	24.65	20	
ES:13C-2378-TCDF	2.045e5	8.927e4	1.152e5	0.77	NO	1.655	21.23	80.871	0.4620	355.9	484.0	bb	1.097e6	3082	1.518e6	3136	24.65	20	
JS:13C-1234-TCDD	1.240e5	5.462e4	6.935e4	0.79	NO	1.000	21.14	81.136	0.7825	222.7	309.8	bb	7.269e5	3264	9.602e5	3100	24.65	20	
Tetrafurans	-	5.463e2	-	-	-	1.218	-	0.497	0.2040	-	-	-	6.477e3	1490	-	-	24.65	20	
F1 Lock Mass	-	-	-	-	-	-	-	-	-	-	-	-	-	53945	-	-	-	1.00	1

$$[TCDF] = \frac{1.525e3}{2.045e5} \left(\frac{2000pg}{24.65g \times 0.4058} \right) \left(\frac{1}{1.21803} \right) = 1.22pg/g$$

7/11-14-12

Quantify Sample Report **MassLynx 4.1**

Confirms Sample Summary

Dataset: C:\MassLynx\Default.pro\Results\c12nov12c-21_29.qld

Last Altered: Wednesday, 11/14/2012 9:27:16 AM Eastern Standard Time

Printed: Wednesday, 11/14/2012 9:28:38 AM Eastern Standard Time

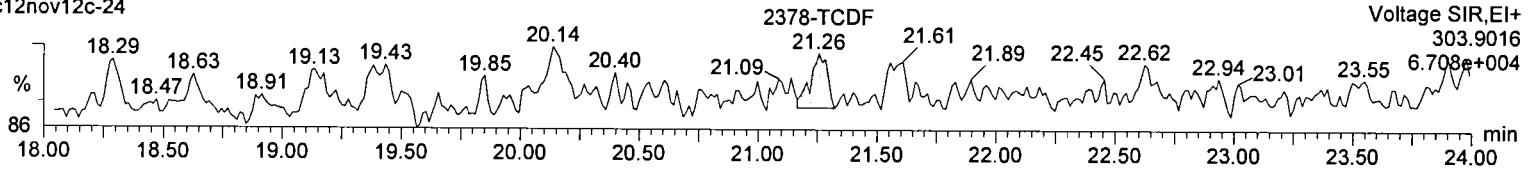
Method: C:\MassLynx\Default.PRO\MethDB\VFxms-TCDF_Smooth.mdb 13 Nov 2012 08:24:11

Calibration: C:\MassLynx\Default.PRO\CurveDB\VFxms-100212a_Confirm-TD.cdb 31 Oct 2012 14:37:39

Name: c12nov12c-24, ID: 31203246002

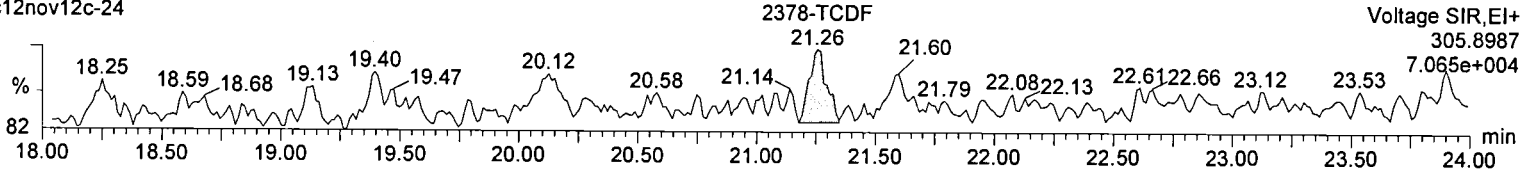
TCDF

c12nov12c-24



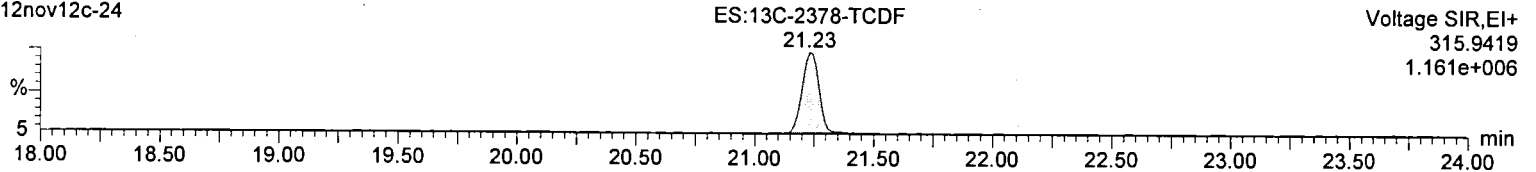
TCDF

c12nov12c-24



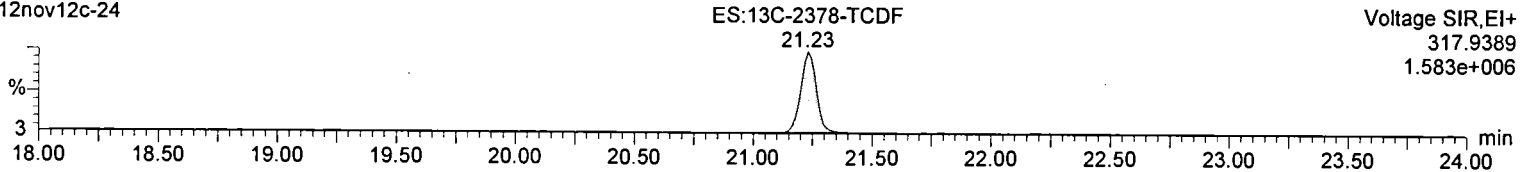
13C-TCDF

c12nov12c-24



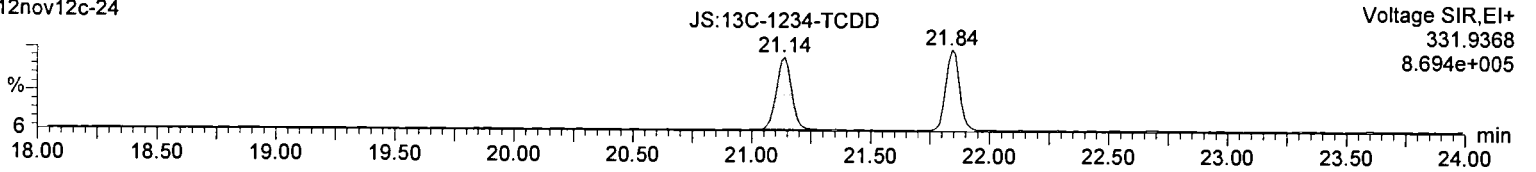
13C-TCDF

c12nov12c-24



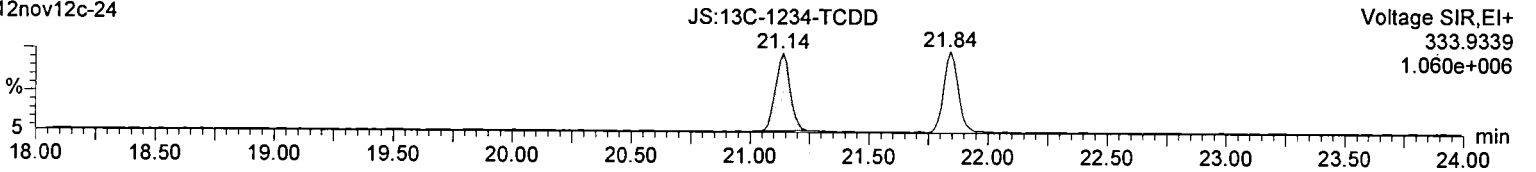
13C-TCDD

c12nov12c-24




13C-TCDD

c12nov12c-24



F1 Lock Mass

c12nov12c-24



Manual Integrations

Dataset: C:\MassLynx\Default.pro\Results\c12nov12c-21_29.qld

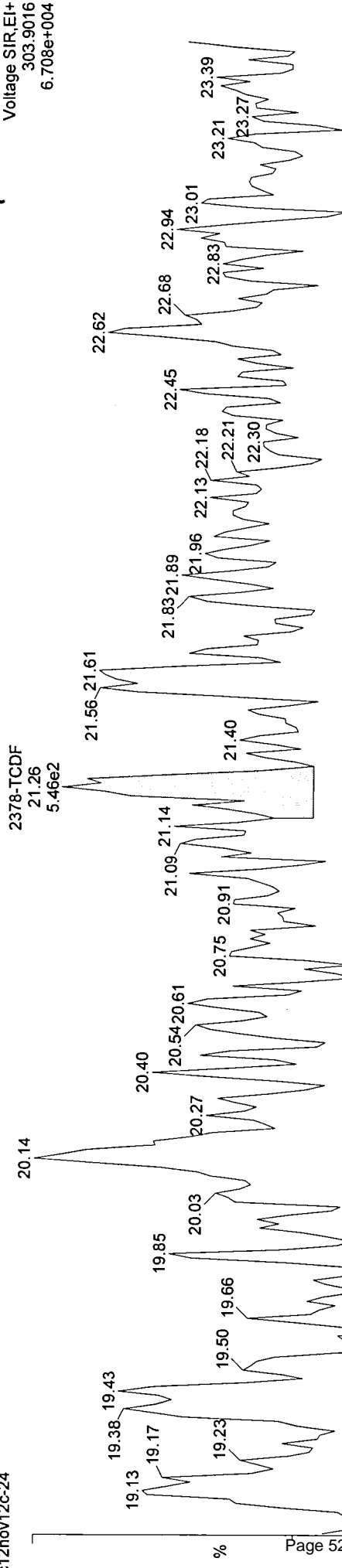
Method: C:\MassLynx\Default.PRO\MethDB\VF\Xms-TCDF_Smooth.mdb 13 Nov 2012 08:24:11

Calibration: C:\MassLynx\Default.PRO\CurveDB\VF\Xms-100212a_Confirm-TD.cdb 31 Oct 2012 14:37:39

Name: c12nov12c-24, ID: 31203246002, Description: A4721-10221-004, Date: 13-Nov-2012, Time: 06:57:18, User: JHL

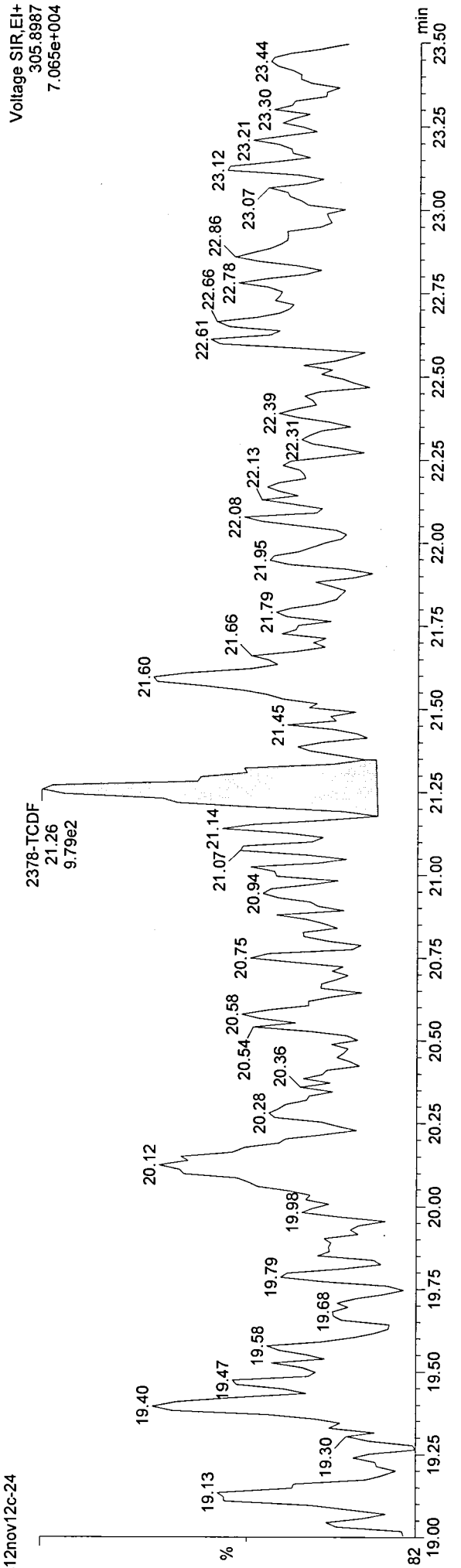
2378-TCDF

c12nov12c-24



2378-TCDF

c12nov12c-24



Results of JW-EA04-SS13-120507

Client Sample ID: **JW-EA04-SS13-120507**
 Client Project ID: **Jeld-Wen Surface Sediments**
 Lab Sample ID: 31203246003-A
 Lab Project ID: 31203246

Collection Date: 05/07/2012 12:55
 Received Date: 05/09/2012 10:15
 Matrix: Soil-Solid as dry weight
 Solids (%): 63.80

Results by EPA 1613B

<u>Parameter</u>	<u>Result</u>	<u>EMPC</u>	<u>Qual</u>	<u>DL</u>	<u>LOQ/CL</u>	<u>Units</u>	<u>RT</u>	<u>Ratio</u>
2,3,7,8-TCDD		0.257	J	0.0617	0.493	pg/g	27.54	0.55*
1,2,3,7,8-PeCDD	2.61			0.155	2.46	pg/g	33.85	1.56
1,2,3,4,7,8-HxCDD	4.82			0.216	2.46	pg/g	38.48	1.19
1,2,3,6,7,8-HxCDD	33.8			0.238	2.46	pg/g	38.62	1.26
1,2,3,7,8,9-HxCDD	12.0			0.228	2.46	pg/g	38.96	1.26
1,2,3,4,6,7,8-HpCDD	359			0.661	2.46	pg/g	42.62	1.05
OCDD	2820			0.176	4.93	pg/g	46.35	0.91
2,3,7,8-TCDF	1.54			0.0450	0.493	pg/g	26.56	0.75
2,3,7,8-TCDF [confirm]		1.68	J	0.614	1.91	pg/g	21.27	0.63*
1,2,3,7,8-PeCDF	1.15		J	0.106	2.46	pg/g	32.12	1.43
2,3,4,7,8-PeCDF	3.25			0.105	2.46	pg/g	33.46	1.59
1,2,3,4,7,8-HxCDF	5.57			0.164	2.46	pg/g	37.32	1.24
1,2,3,6,7,8-HxCDF	6.47			0.149	2.46	pg/g	37.49	1.27
2,3,4,6,7,8-HxCDF	9.74			0.144	2.46	pg/g	38.26	1.20
1,2,3,7,8,9-HxCDF	ND		U	0.230	2.46	pg/g		
1,2,3,4,6,7,8-HpCDF	137			0.225	2.46	pg/g	41.36	1.05
1,2,3,4,7,8,9-HpCDF	6.63			0.310	2.46	pg/g	43.23	1.05
OCDF	268			0.103	4.93	pg/g	46.59	0.90
Total TCDD	9.47	10.6		0.0617	0.493	pg/g		
Total TCDF	23.1	23.2		0.0450	0.493	pg/g		
Total PeCDD	15.8	17.3		0.155	2.46	pg/g		
Total PeCDF	66.3			0.106	2.46	pg/g		
Total HxCDD	169			0.227	2.46	pg/g		
Total HxCDF	224	224		0.168	2.46	pg/g		
Total HpCDD	666			0.661	2.46	pg/g		
Total HpCDF	395			0.262	2.46	pg/g		

World Health Organization Summary

	<u>Units</u>	<u>ND=0</u>	<u>ND=½</u>	<u>ND=DL</u>
WHO-2005 TEQ	pg/g	16.8	16.9	17.0
WHO-2005 TEQ w/EMPC	pg/g	17.2	17.2	17.3

Results of JW-EA04-SS13-120507

Client Sample ID: **JW-EA04-SS13-120507**
 Client Project ID: **Jeld-Wen Surface Sediments**
 Lab Sample ID: 31203246003-A
 Lab Project ID: 31203246

Collection Date: 05/07/2012 12:55
 Received Date: 05/09/2012 10:15
 Matrix: Soil-Solid as dry weight
 Solids (%): 63.80

Results by EPA 1613B

<u>Parameter</u>	<u>Result</u>	<u>EMPC</u>	<u>Qual</u>	<u>DL</u>	<u>LOQ/CL</u>	<u>Units</u>	<u>RT</u>	<u>Ratio</u>
Labeled Standards								
13C-2378-TCDF	106				24.0-169	%		
13C-2378-TCDD	101				25.0-164	%		
13C-12378-PeCDD	88.0				25.0-181	%		
13C-123478-HxCDD	103				32.0-141	%		
13C-123678-HxCDD	93.0				28.0-130	%		
13C-1234678-HpCDD	109				23.0-140	%		
13C-OCDD	88.0				17.0-157	%		
13C-2378-TCDF	99.0				24.0-169	%		
13C-12378-PeCDF	88.0				24.0-185	%		
13C-23478-PeCDF	89.0				21.0-178	%		
13C-123478-HxCDF	106				26.0-152	%		
13C-123678-HxCDF	112				26.0-123	%		
13C-234678-HxCDF	116				29.0-147	%		
13C-123789-HxCDF	99.0				28.0-136	%		
13C-1234678-HpCDF	103				28.0-143	%		
13C-1234789-HpCDF	104				26.0-138	%		
37Cl-2378-TCDD	110				35.0-197	%		

Batch Information

Analytical Batch: **HRD1890**
 Analytical Method: **EPA 1613B**
 Instrument: **APHRMS**
 Analyst: **MDC**
 Analytical Date/Time: **10/21/2012 16:44**

Prep Batch: **HXX1807**
 Prep Method: **EPA 1613 PREP S/D/T**
 Prep Date/Time: **10/11/2012 16:45**
 Prep Initial Wt./Vol.: **15.89 g**
 Prep Extract Vol: **20 uL**

Analytical Batch: **HRD1930**
 Analytical Method: **EPA 1613B**
 Instrument: **HRMS3**
 Analyst: **KAS**
 Analytical Date/Time: **11/13/2012 08:44**

Prep Batch: **HXX1807**
 Prep Method: **EPA 1613 PREP S/D/T**
 Prep Date/Time: **10/11/2012 16:45**
 Prep Initial Wt./Vol.: **15.89 g**
 Prep Extract Vol: **20 uL**

Lab ID: A4721_10221_DF_007 Acq'd: 21 Oct 2012 16:44 MDC Wt/Vol: 10.14 g ICAL: 1613_SGS
 Client ID: JW-EA04-SS13-120507 UTP: 22-Oct-2012 13:57 MDC J-level: 0.493 pg/g Split: 1 Checkcode: 698-108-WHN
 Datafile: 121020P3-03 Report: 22 Oct 2012 14:30 MC Stds (pg): JS: 2000 ES: 2000 CS/SS: 2000, 400 (37Cl)

Comp #	Name	Act RT	QC	Pred. RRT	Act. RRT	ΔSecs	Response	Ra	OK	RRF	Conc.	Noise	DL
1	2378-TCDD	27.54		1.0009	1.0005	-0.7	4.79E+04	0.55	N	1.08	0.257	938	0.0617
2	2378-PeCDD	33.85		1.0006	1.0004	-0.4	3.51E+05	1.56	Y	1.07	2.61	1883	0.155
3	23478-HxCDD	38.48		1.0004	1.0004	0	5.16E+05	1.19	Y	1.05	4.82	2356	0.216
4	123678-HxCDD	38.62		1.0039	1.0039	0	3.48E+06	1.26	Y	0.98	33.8	2356	0.239
5	123789-HxCDD	38.96		1.0129	1.0128	-0.2	1.25E+06	1.26	Y	1.01	12	2356	0.228
6	1234678-HpCDD	42.62		1.0005	1.0004	-0.3	3.58E+07	1.05	Y	1.09	359	6839	0.661
7	OCDD	46.35		1.0005	1.0004	-0.3	1.83E+08	0.91	Y	1.11	2,820	1015	0.177
8	2378-TCDF	26.56		1.0009	1.0010	+0.2	4.25E+05	0.75	Y	0.98	1.54	968	0.045
9	12378-PeCDF	32.12		1.0007	1.0005	-0.4	2.45E+05	1.43	Y	0.99	1.15	2014	0.107
10	23478-PeCDF	33.46		1.0006	1.0013	+1.4	7.15E+05	1.59	Y	1.02	3.25	2014	0.105
11	123478-HxCDF	37.32		1.0006	1.0005	-0.2	9.42E+05	1.24	Y	1.19	5.57	2815	0.164
12	123678-HxCDF	37.49		1.0005	1.0005	0	1.25E+06	1.27	Y	1.16	6.47	2815	0.149
13	234678-HxCDF	38.26		1.0006	1.0003	-0.7	1.88E+06	1.20	Y	1.18	9.74	2815	0.144
14	123789-HxCDF	Not Fnd		1.0005	-	-	-	-	-	1.09	-	2815	0.23
15	1234678-HpCDF	41.36		1.0004	1.0004	0	2.12E+07	1.05	Y	1.35	137	3662	0.225
16	1234789-HpCDF	43.23		1.0004	1.0002	-0.5	8.02E+05	1.05	Y	1.34	6.63	3662	0.311
17	OCDF	46.59		1.0057	1.0056	-0.3	2.19E+07	0.90	Y	1.40	268	750	0.103
18	ES 2378-TCDD	27.53		1.0281	1.0279	-0.3	3.40E+07	0.80	Y	1.04	101		
19	ES 12378-PeCDD	33.83		1.2639	1.2631	-1.3	2.47E+07	1.57	Y	0.87	88.2		
20	ES 123478-HxCDD	38.47		0.9876	0.9877	+0.2	2.01E+07	1.31	Y	0.94	103		
21	ES 123678-HxCDD	38.60		0.9910	0.9911	+0.2	2.07E+07	1.30	Y	1.06	93.5		
22	ES 1234678-HpCDD	42.61		1.0943	1.0940	-0.7	1.81E+07	1.08	Y	0.80	109		
23	ES OCDD	46.33		1.1907	1.1896	-2.6	2.31E+07	0.90	Y	0.63	88.1		
24	ES 2378-TCDF	26.54		0.9907	0.9908	+0.2	5.58E+07	0.80	Y	1.74	99.3		
25	ES 12378-PeCDF	32.10		1.1992	1.1985	-1.1	4.25E+07	1.61	Y	1.49	87.9		
26	ES 23478-PeCDF	33.42		1.2484	1.2477	-1.1	4.27E+07	1.60	Y	1.48	89		
27	ES 123478-HxCDF	37.30		0.9577	0.9578	+0.2	2.80E+07	0.53	Y	1.27	106		
28	ES 123678-HxCDF	37.47		0.9619	0.9620	+0.2	3.30E+07	0.52	Y	1.41	112		
29	ES 234678-HpCDF	38.25		0.9821	0.9821	0	3.24E+07	0.52	Y	1.34	116		
30	ES 123789-HxCDF	39.37		1.0108	1.0108	0	2.49E+07	0.51	Y	1.20	99.2		
31	ES 1234678-HpCDF	41.34		1.0618	1.0615	-0.7	2.27E+07	0.43	Y	1.06	103		
32	ES 1234789-HpCDF	43.22		1.1100	1.1097	-0.7	1.79E+07	0.46	Y	0.82	104		

Lab ID: A4721_10221_DF_007 Acq'd: 21 Oct 2012 16:44 MDC Wt/Vol: 10.14 g ICAL: 1613_SGS
 Client ID: JW-EA04-SS13-120507 UTP: 22-Oct-2012 13:57 MDC J-level: 0.493 pg/g Split: 1 Checkcode: 698-108-WHN
 Datafile: 121020P3-03 Report: 22 Oct 2012 14:30 MC Stds (pg): JS: 2000 ES: 2000 CS/SS: 2000, 400 (37Cl)

WV#	Name	Act RT	QC	Pred. RRT	Act. RRT	ΔSecs	Response	Ra	OK	RRF	Rec. %
1203246	JS 1234-TCDD	26.78		-	-	-	3.24E+07	0.81	Y	-	-
	JS 123789-HxCDD	38.95		-	-	-	2.08E+07	1.30	Y	-	-
	CS 37Cl-2378-TCDD	27.56		1.0291	1.0289	-0.3	8.33E+06	n/a	-	1.17	110

SS 37Cl-2378-TCDD	N/A	27.56		1.0291	1.0289	-0.3	8.33E+06	n/a	-	1.12	109
-------------------	-----	-------	--	--------	--------	------	----------	-----	---	------	-----

Totals	Conc	EMPC	EDL
Total TCDD	9.48	10.6	0.0617
Total PeCDD	15.8	17.3	0.155
Total HxCDD	169	169	0.228
Total HpCDD	667	667	0.661
Total Tetra-Octa Dioxins	3680	3680	
Total TCDF	23.1	23.2	0.045
Total PeCDF	66.4	66.4	0.106
Total HxCDF	224	224	0.168
Total HpCDF	395	395	0.262
Total Tetra-Octa Furans	975	976	
Total Tetra-Octa Dioxins & Furans	4660	4660	

Lab ID: A4721_10221_DF_007

Acq'd: 21 Oct 2012 16:44 MDC

Wt/Vol: 10.14 g

ICAL: 1613_SGS

Client ID: JW-EA04-SS13-120507

UTP: 22-Oct-2012 13:57 MDC

J-level: 0.493 pg/g Split: 1

Checkcode: 698-108-WHN

Datafile: 121020P3-03

Report: 22 Oct 2012 14:30 MC

Stds (pg): JS: 2000 ES: 2000 CS/SS: 2000, 400 (37C)

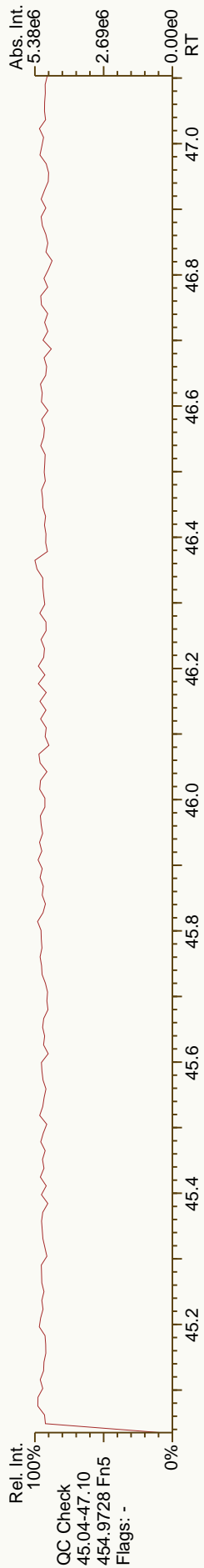
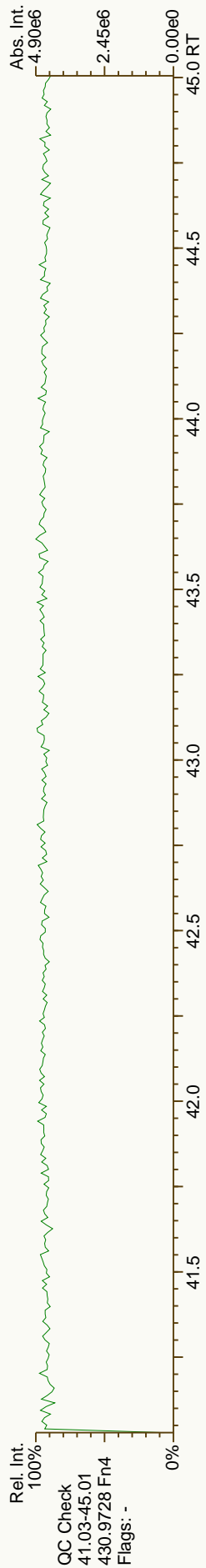
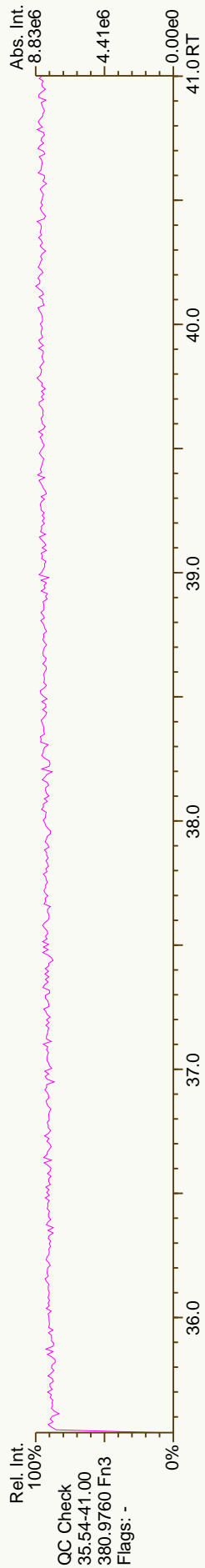
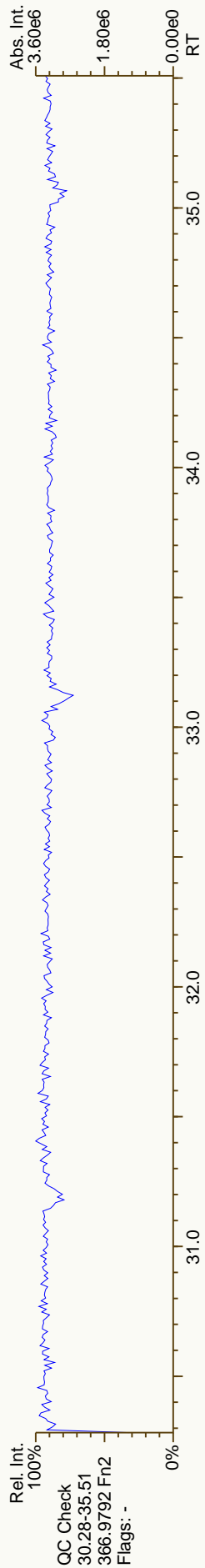
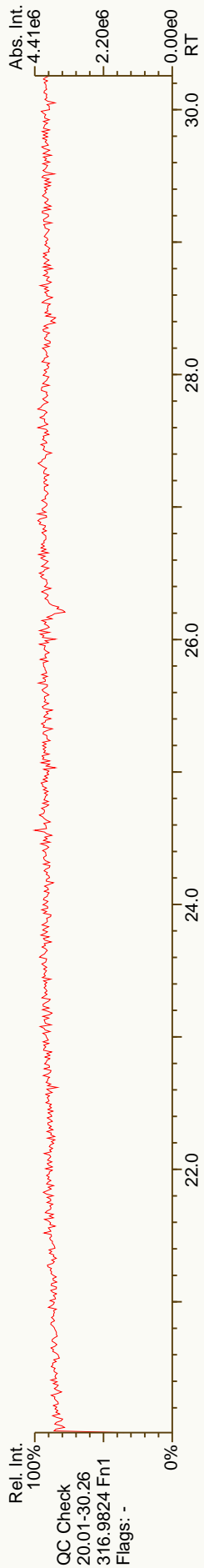
Name	Act RT	QC	Pred. RRT	Act. RRT	ΔSecs	Response	Ra	OK	RRF	Conc.	Noise	DL
TCDD	23.43		0.8504	0.8511	+1.2	4.56E+05	0.79	Y	1.08	2.44	938	0.0617
TCDD	23.83		0.8649	0.8657	+1.3	2.76E+05	0.81	Y	1.08	1.48	938	0.0617
TCDD	24.32		0.8835	0.8833	-0.3	3.38E+04	0.87	Y	1.08	0.181	938	0.0617
TCDD	25.19		0.9152	0.9148	-0.7	5.43E+05	0.77	Y	1.08	2.91	938	0.0617
TCDD	25.46		0.9241	0.9247	+1.0	8.48E+04	1.04	N	1.08	0.455	938	0.0617
TCDD	25.68		0.9327	0.9327	0	1.05E+05	0.74	Y	1.08	0.562	938	0.0617
TCDD	25.90		0.9408	0.9409	+0.2	2.53E+04	0.97	N	1.08	0.136	938	0.0617
TCDD	26.17		0.9512	0.9507	-0.8	1.60E+04	0.76	Y	1.08	0.0858	938	0.0617
TCDD	26.37		0.9580	0.9579	-0.2	2.38E+04	1.19	N	1.08	0.127	938	0.0617
TCDD	26.80		0.9736	0.9736	0	1.70E+05	0.85	Y	1.08	0.913	938	0.0617
TCDD	Not Fnd		0.9785						1.08		938	0.0617
TCDD	27.25		0.9884	0.9897	+2.1	1.68E+05	0.79	Y	1.08	0.9	938	0.0617
TCDD	Not Fnd		0.9945						1.08		938	0.0617
2378-TCDD	27.54		1.0009	1.0005	-0.7	4.79E+04	0.55	N	1.08	0.257	938	0.0617
TCDD	27.94		1.0147	1.0148	+0.2	3.49E+04	0.64	N	1.08	0.187	938	0.0617
TCDD	Not Fnd		1.0206						1.08		938	0.0617
TCDD	Not Fnd		1.0423						1.08		938	0.0617
PeCDD	30.90		0.9131	0.9133	+0.4	5.25E+05	1.57	Y	1.07	3.9	1883	0.155
PeCDD	31.52		0.9319	0.9316	-0.6	1.00E+05	1.47	Y	1.07	0.744	1883	0.155
PeCDD	32.17		0.9511	0.9510	-0.2	3.91E+05	1.54	Y	1.07	2.9	1883	0.155
PeCDD	32.39		0.9576	0.9575	-0.2	3.05E+05	1.65	Y	1.07	2.26	1883	0.155
PeCDD	32.52		0.9611	0.9612	+0.2	1.99E+05	1.80	N	1.07	1.48	1883	0.155
PeCDD	32.82		0.9703	0.9702	-0.2	1.99E+05	1.61	Y	1.07	1.48	1883	0.155
PeCDD	33.26		0.9829	0.9832	+0.6	1.11E+05	1.52	Y	1.07	0.821	1883	0.155
12378-PeCDD	33.85		1.0006	1.0004	-0.4	3.51E+05	1.56	Y	1.07	2.61	1883	0.155
PeCDD	33.97		1.0039	1.0040	+0.2	9.84E+04	1.61	Y	1.07	0.73	1883	0.155
PeCDD	34.37		1.0161	1.0160	-0.2	5.29E+04	1.34	Y	1.07	0.393	1883	0.155
HxCDD	36.46		0.9479	0.9478	-0.2	3.53E+06	1.28	Y	1.01	33.6	2356	0.228
HxCDD	37.24		0.9682	0.9681	-0.2	8.87E+05	1.28	Y	1.01	8.46	2356	0.228
HxCDD	37.59		0.9771	0.9772	+0.2	7.48E+06	1.26	Y	1.01	71.3	2356	0.228
HxCDD	37.74		0.9811	0.9810	-0.2	4.07E+05	1.24	Y	1.01	3.88	2356	0.228
123478-HxCDD	38.48		1.0004	1.0004	0	5.16E+05	1.19	Y	1.05	4.82	2356	0.216
123678-HxCDD	38.62		1.0039	1.0039	0	3.48E+06	1.26	Y	0.98	33.8	2356	0.239
HxCDD	38.83		1.0097	1.0094	-0.7	1.66E+05	1.35	Y	1.01	1.58	2356	0.228
123789-HxCDD	38.96		1.0129	1.0128	-0.2	1.25E+06	1.26	Y	1.01	12	2356	0.228

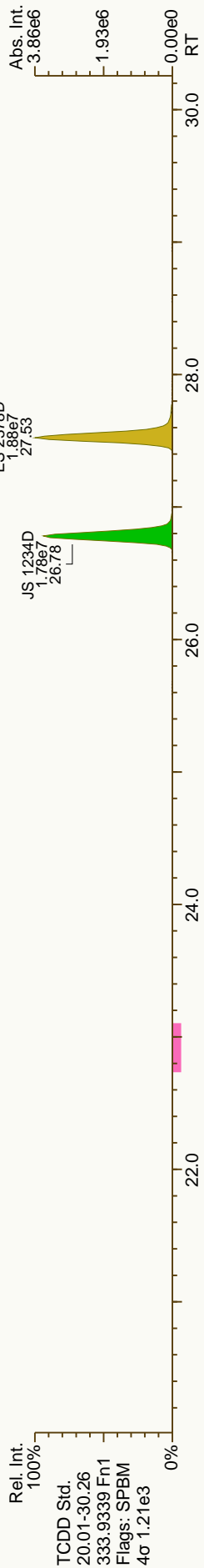
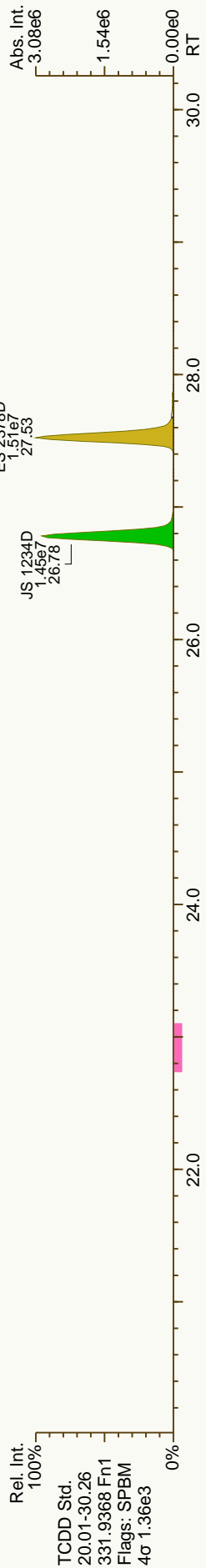
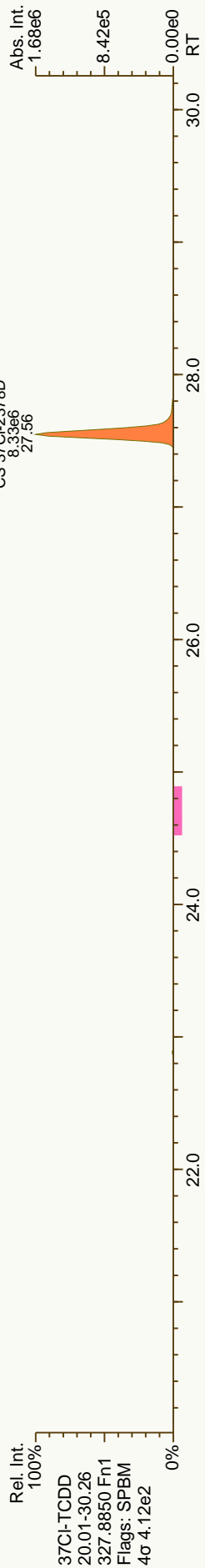
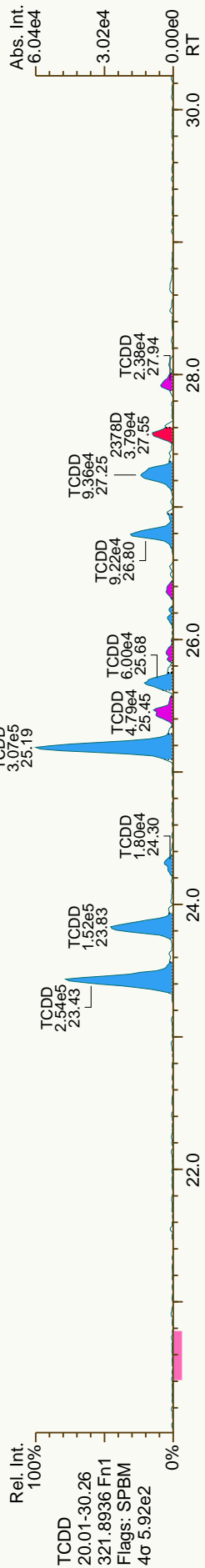
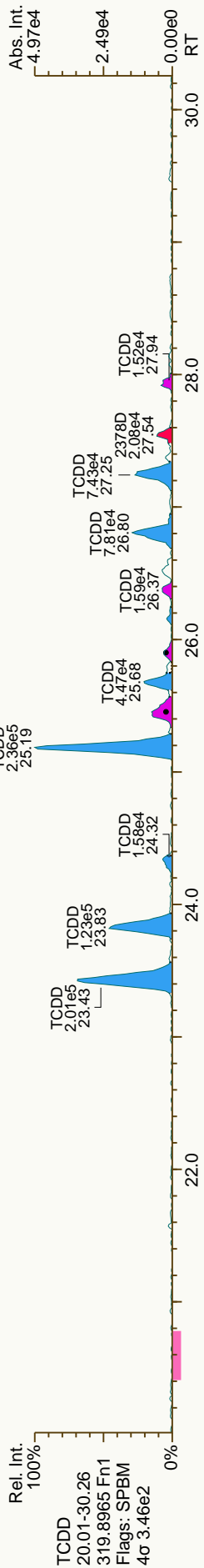
Lab ID: A4721_10221_DF_007 Acq'd: 21 Oct 2012 16:44 MDC Wt/Vol: 10.14 g ICAL: 1613_SGS
 Client ID: JW-EA04-SS13-120507 UTP: 22-Oct-2012 13:57 MDC J-level: 0.493 pg/g Split: 1 Checkcode: 698-108-WHN
 Datafile: 121020P3-03 Report: 22 Oct 2012 14:30 MC Stds (pg): JS: 2000 ES: 2000 CS/SS: 2000, 400 (37C1)

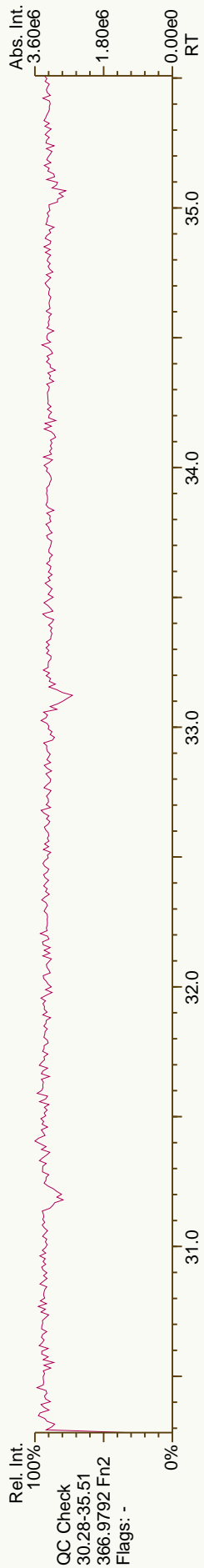

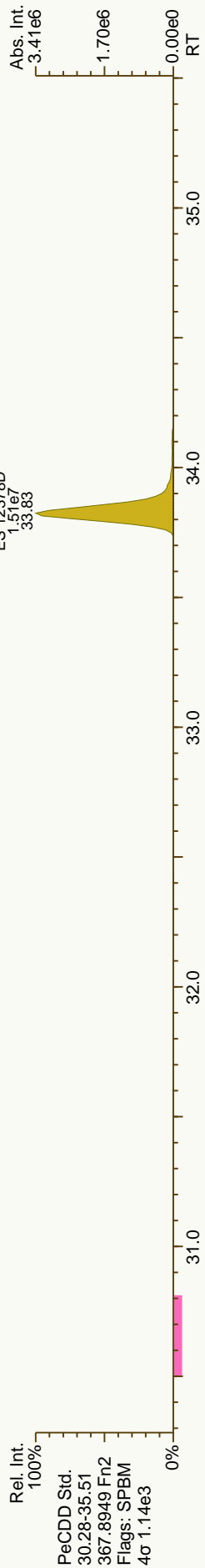

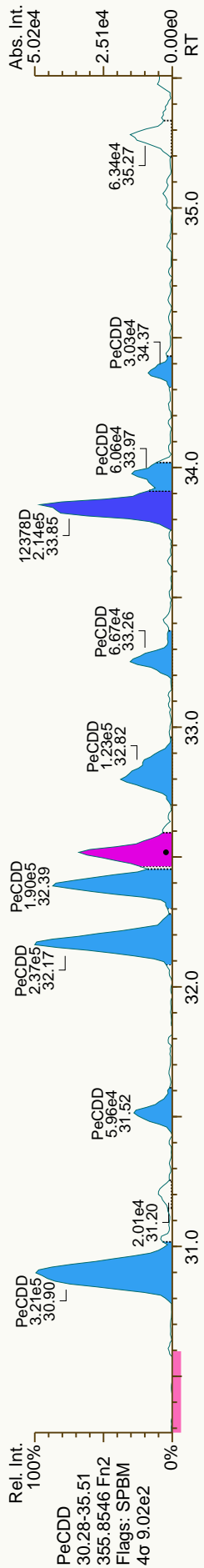
WV#	Name	Act RT	QC	Pred. RRT	Act. RRT	ΔSecs	Response	Ra	OK	RRF	Conc.	Noise	DL
1	HP-CDD	41.72		0.9793	0.9792	-0.3	3.07E+07	1.04	Y	1.09	308	6839	0.661
2	234678-HP-CDD	42.62		1.0005	1.0004	-0.3	3.58E+07	1.05	Y	1.09	359	6839	0.661
3	OCDD	46.35		1.0005	1.0004	-0.3	1.83E+08	0.91	Y	1.11	2,820	1015	0.177
4	OCDD-a	46.34		1.0001	1.0002	+0.3	1.03E+07	2.49	Y	1.00	176	1314	0.253
5	TCDF	21.21		0.7983	0.7994	+1.8	1.07E+05	0.68	Y	0.98	0.389	968	0.045
6	TCDF	21.78		0.8218	0.8209	-1.4	1.42E+05	0.76	Y	0.98	0.514	968	0.045
7	TCDF	22.44		0.8463	0.8456	-1.1	1.44E+06	0.80	Y	0.98	5.21	968	0.045
8	TCDF	22.88		0.8625	0.8623	-0.3	1.25E+05	0.67	Y	0.98	0.452	968	0.045
9	TCDF	23.02		0.8677	0.8674	-0.5	2.94E+05	0.80	Y	0.98	1.07	968	0.045
10	TCDF	23.30		0.8787	0.8780	-1.1	6.63E+04	0.86	Y	0.98	0.24	968	0.045
11	TCDF	23.42		0.8840	0.8825	-2.4	4.95E+05	0.79	Y	0.98	1.79	968	0.045
12	TCDF	23.86		0.8998	0.8993	-0.8	7.51E+05	0.78	Y	0.98	2.72	968	0.045
13	TCDF	24.01		0.9054	0.9047	-1.1	8.57E+04	0.85	Y	0.98	0.31	968	0.045
14	TCDF	24.20		0.9125	0.9119	-1.0	1.49E+05	0.84	Y	0.98	0.541	968	0.045
15	TCDF	24.63		0.9279	0.9280	+0.2	4.53E+04	1.22	N	0.98	0.164	968	0.045
16	TCDF	24.76		0.9334	0.9329	-0.8	1.05E+05	0.81	Y	0.98	0.378	968	0.045
17	TCDF	24.93		0.9381	0.9396	+2.4	5.56E+05	0.73	Y	0.98	2.01	968	0.045
18	TCDF	25.04		0.9439	0.9438	-0.2	2.63E+05	0.82	Y	0.98	0.953	968	0.045
19	TCDF	25.55		0.9630	0.9628	-0.3	3.05E+05	0.82	Y	0.98	1.1	968	0.045
20	TCDF	25.68		0.9674	0.9676	+0.3	3.13E+04	0.81	Y	0.98	0.113	968	0.045
21	TCDF	25.86		0.9746	0.9746	0	7.55E+04	0.87	Y	0.98	0.273	968	0.045
22	TCDF	26.08		0.9829	0.9829	0	7.23E+04	0.78	Y	0.98	0.262	968	0.045
23	TCDF	26.32		0.9916	0.9917	+0.2	6.87E+04	0.74	Y	0.98	0.249	968	0.045
24	TCDF	26.44		0.9963	0.9962	-0.2	1.29E+05	0.77	Y	0.98	0.467	968	0.045
25	2378-TCDF	26.56		1.0009	1.0010	+0.2	4.25E+05	0.75	Y	0.98	1.54	968	0.045
26	TCDF	26.98		1.0166	1.0167	+0.2	2.53E+05	0.83	Y	0.98	0.915	968	0.045
27	TCDF	NotFnd		1.0274						0.98		968	0.045
28	TCDF	NotFnd		1.0390						0.98		968	0.045
29	TCDF	28.87		1.0886	1.0878	-1.3	4.36E+05	0.74	Y	0.98	1.58	968	0.045
30	PeCDF	28.85		0.8975	0.8989	+2.7	8.54E+06	1.61	Y	1.00	39.4	1047	0.0551
31	PeCDF	30.64		0.9542	0.9545	+0.6	2.31E+05	1.45	Y	1.00	1.07	2014	0.106
32	PeCDF	30.81		0.9587	0.9598	+2.1	2.70E+06	1.47	Y	1.00	12.5	2014	0.106
33	PeCDF	30.94		0.9636	0.9639	+0.6	2.07E+05	1.63	Y	1.00	0.956	2014	0.106
34	PeCDF	NotFnd		0.9671						1.00		2014	0.106
35	PeCDF	31.33		0.9760	0.9760	0	4.93E+04	1.39	Y	1.00	0.228	2014	0.106
36	PeCDF	31.47		0.9810	0.9805	-1.0	3.82E+04	1.72	Y	1.00	0.176	2014	0.106

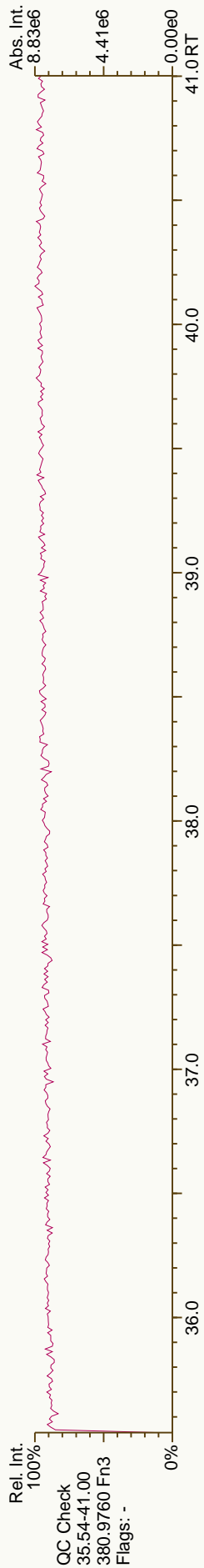
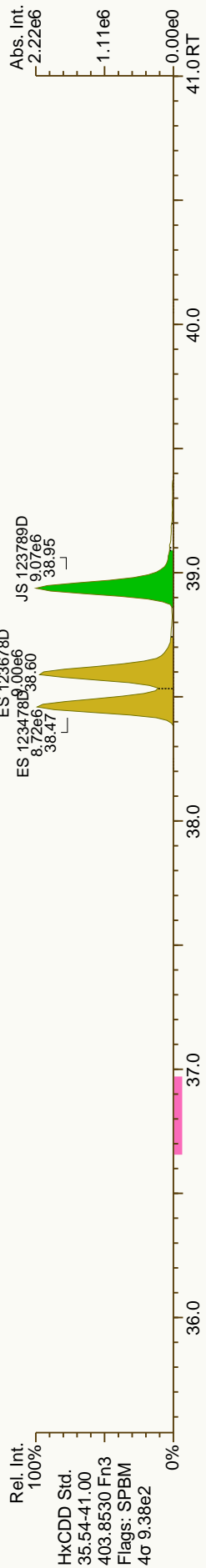
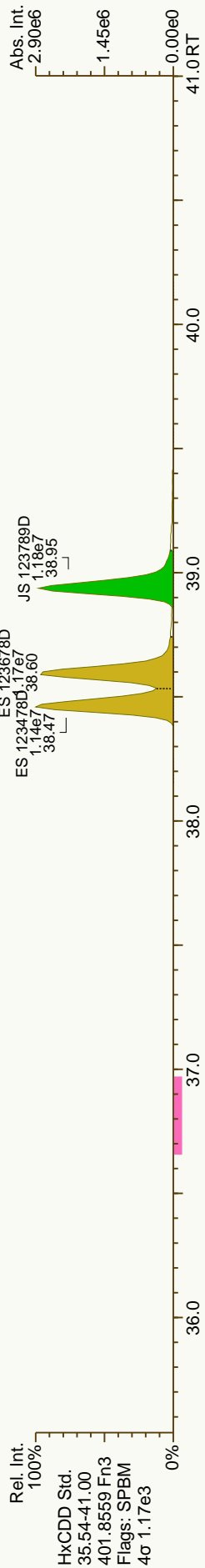
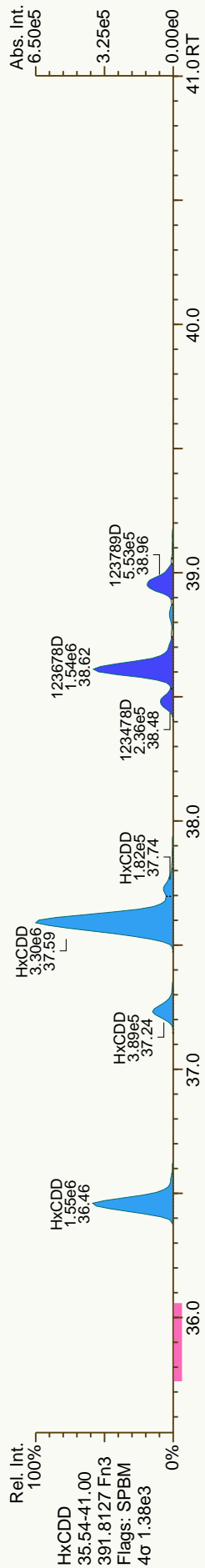

Lab ID: A4721_10221_DF_007 Acq'd: 21 Oct 2012 16:44 MDC Wt/Vol: 10.14 g ICAL: 1613_SGS
 Client ID: JW-EA04-SS13-120507 UTP: 22-Oct-2012 13:57 MDC J-level: 0.493 pg/g Split: 1 Checkcode: 698-108-WHN
 Datafile: 121020P3-03 Report: 22 Oct 2012 14:30 MC Stds (pg): JS: 2000 ES: 2000 CS/SS: 2000, 400 (37CI)

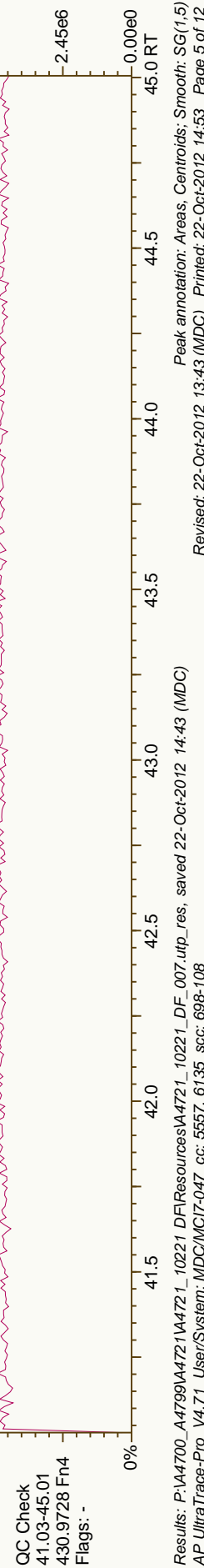
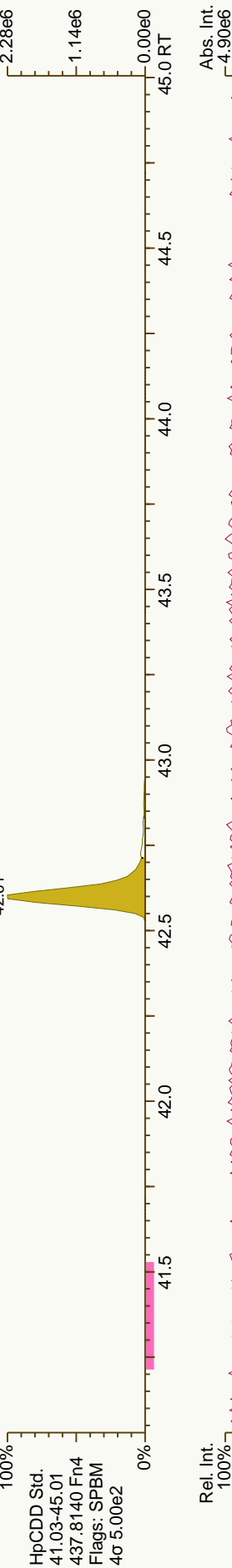
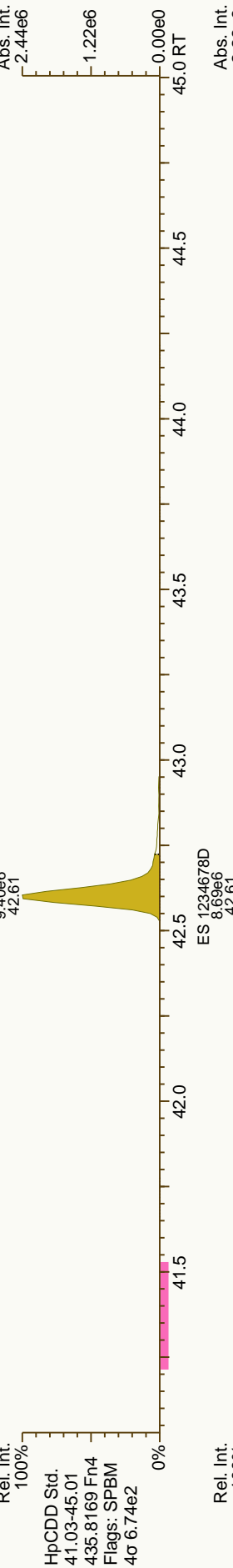
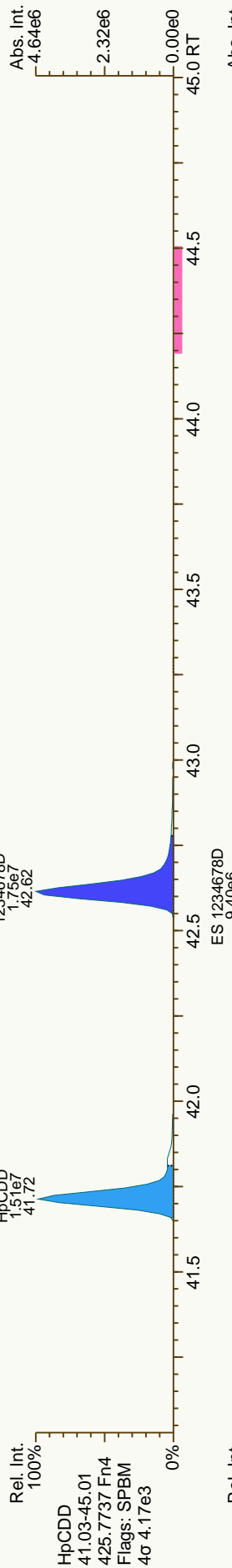
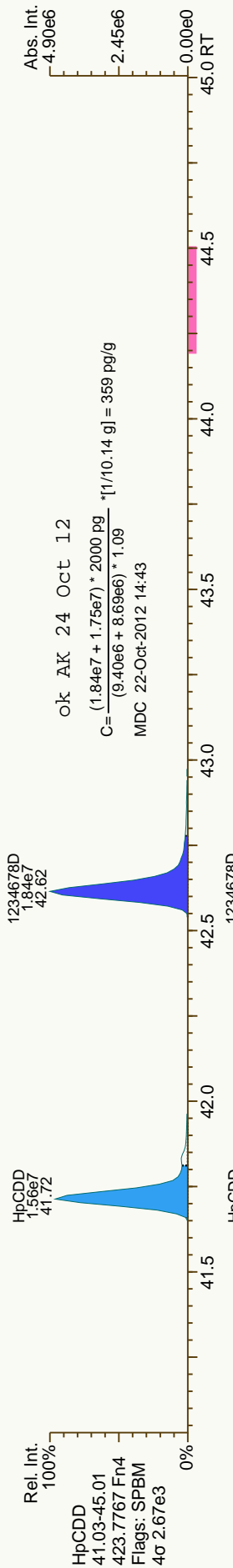
Comp #	Name	Act RT	QC	Pred. RRT	Act. RRT	ΔSecs	Response	Ra	OK	RRF	Conc.	Noise	DL
1	PeCDF	31.59		0.9847	0.9843	-0.8	8.68E+05	1.49	Y	1.00	4.01	2014	0.106
2	PeCDF	31.67		0.9870	0.9866	-0.8	1.17E+05	1.63	Y	1.00	0.539	2014	0.106
3	PeCDF	31.87		0.9930	0.9930	0	1.44E+05	1.70	Y	1.00	0.664	2014	0.106
4	12378-PeCDF	32.12		1.0007	1.0005	-0.4	2.45E+05	1.43	Y	0.99	1.15	2014	0.107
	PeCDF	32.46		1.0113	1.0113	0	4.37E+05	1.55	Y	1.00	2.02	2014	0.106
	PeCDF	NotFnd		1.0169						1.00		2014	0.106
	PeCDF	NotFnd		0.9917						1.00		2014	0.106
	PeCDF	33.29		0.9962	0.9963	+0.2	8.41E+04	1.52	Y	1.00	0.389	2014	0.106
	23478-PeCDF	33.46		1.0006	1.0013	+1.4	7.15E+05	1.59	Y	1.02	3.25	2014	0.105
	PeCDF	NotFnd		0.0000						1.02	0		0
	PeCDF	NotFnd		1.0023						1.00		2014	0.106
	PeCDF	NotFnd		1.0120						1.00		2014	0.106
	PeCDF	NotFnd		1.0389						1.00		2014	0.106
	HxCDF	35.67		0.9565	0.9563	-0.4	4.55E+06	1.23	Y	1.15	26.3	2815	0.168
	HxCDF	35.91		0.9627	0.9626	-0.2	1.56E+07	1.24	Y	1.15	90.3	2815	0.168
	HxCDF	NotFnd		0.9700						1.15		2815	0.168
	HxCDF	36.41		0.9762	0.9762	0	2.72E+05	1.18	Y	1.15	1.58	2815	0.168
	HxCDF	36.68		0.9833	0.9834	+0.2	1.42E+07	1.24	Y	1.15	82.4	2815	0.168
	HxCDF	37.18		0.9968	0.9967	-0.2	1.22E+05	1.57	N	1.15	0.704	2815	0.168
	123478-HxCDF	37.32		1.0006	1.0005	-0.2	9.42E+05	1.24	Y	1.19	5.57	2815	0.164
	123678-HxCDF	37.49		1.0005	1.0005	0	1.25E+06	1.27	Y	1.16	6.47	2815	0.149
	HxCDF	NotFnd		1.0055						1.15		2815	0.168
	HxCDF	NotFnd		1.0102						1.15		2815	0.168
	HxCDF	NotFnd		0.9933						1.15		2815	0.168
	234678-HxCDF	38.26		1.0006	1.0003	-0.7	1.88E+06	1.20	Y	1.18	9.74	2815	0.144
	HxCDF	NotFnd		0.0000						1.18	0		0
	HxCDF	NotFnd		1.0009						1.15		2815	0.168
	123789-HxCDF	NotFnd		1.0005						1.09		2815	0.23
	HxCDF	NotFnd		0.0000						1.09	0		0
	123489-HxCDF	39.42		1.0013	1.0013	0	2.16E+05	1.31	Y	1.15	1.25	2815	0.168
	1234678-HpCDF	41.36		1.0004	1.0004	0	2.12E+07	1.05	Y	1.35	137	3662	0.225
	HpCDF	41.72		1.0091	1.0091	0	3.30E+05	1.13	Y	1.34	2.39	3662	0.262
	HpCDF	41.90		1.0140	1.0135	-1.2	3.44E+07	1.04	Y	1.34	249	3662	0.262
	1234789-HpCDF	43.23		1.0004	1.0002	-0.5	8.02E+05	1.05	Y	1.34	6.63	3662	0.311
	OCDF	46.59		1.0057	1.0056	-0.3	2.19E+07	0.90	Y	1.40	268	750	0.103
	OCDF-a	46.58		1.0053	1.0055	+0.6	1.31E+06	2.68	Y	1.00	22.2	722	0.139

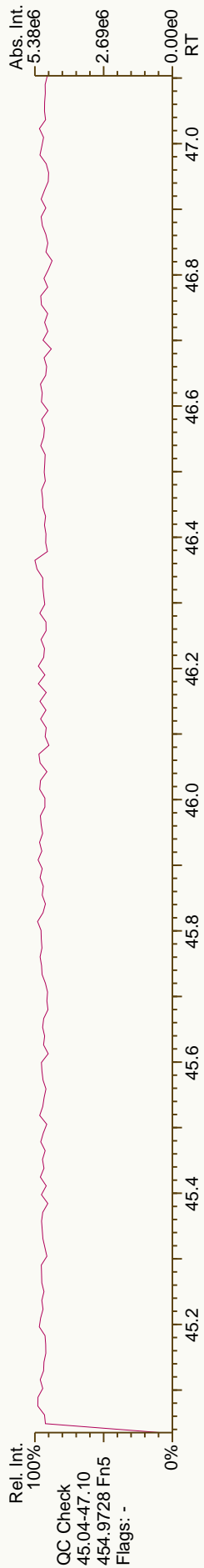
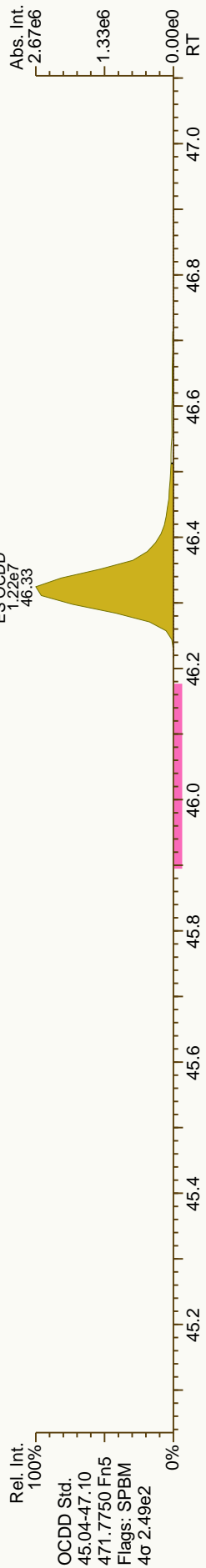
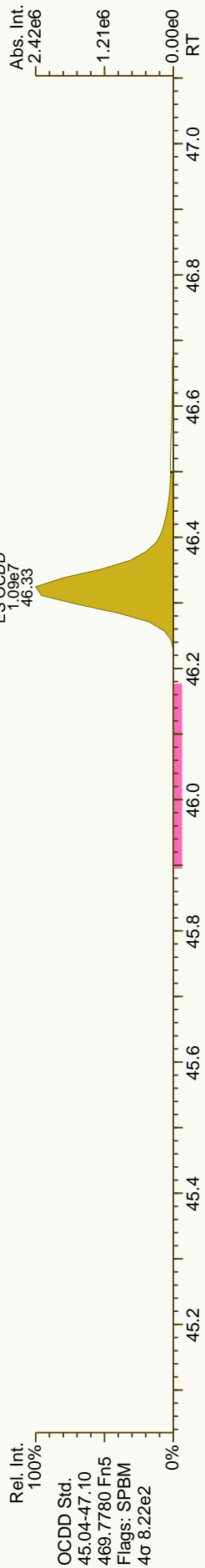
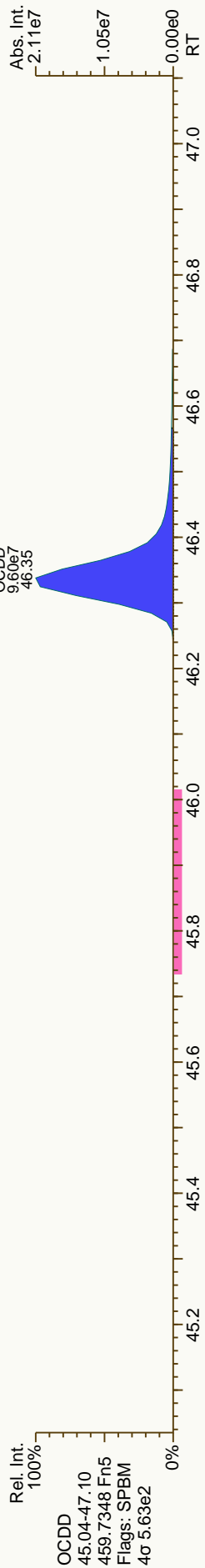
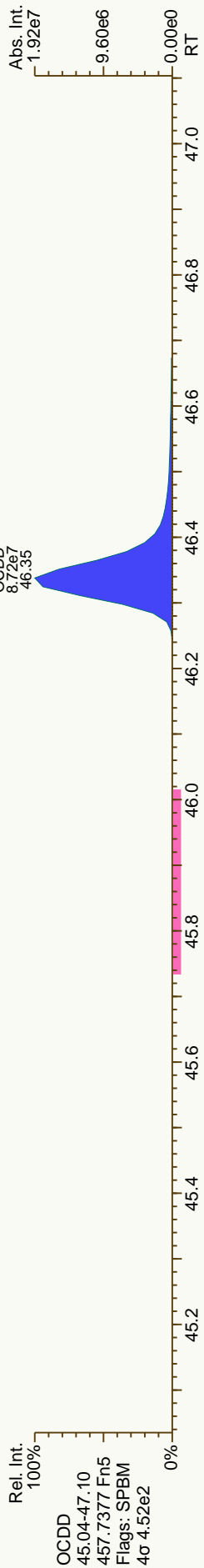


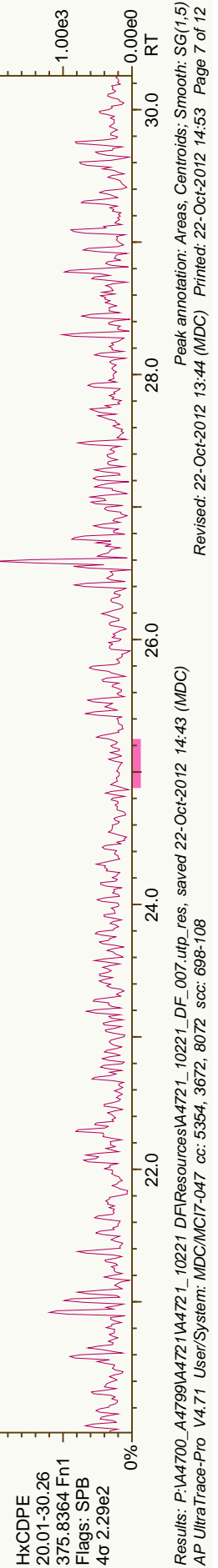
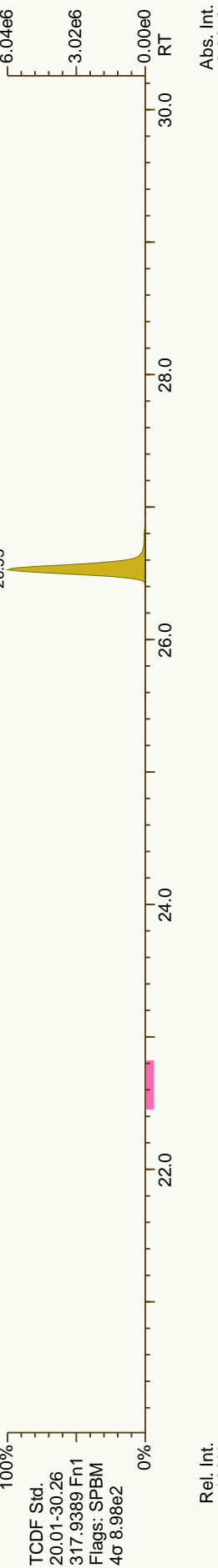
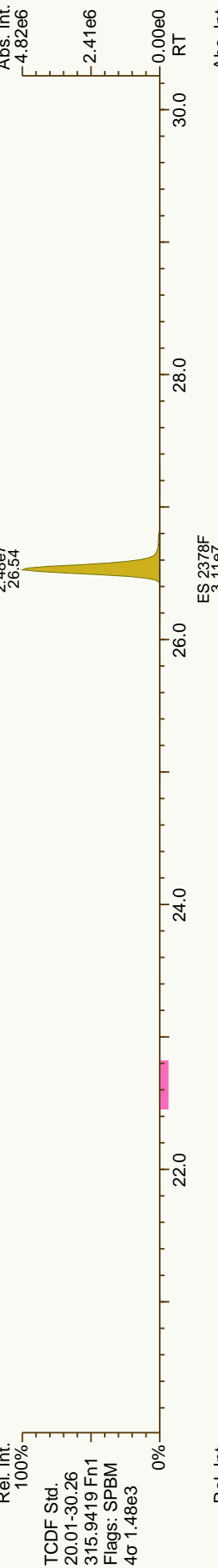
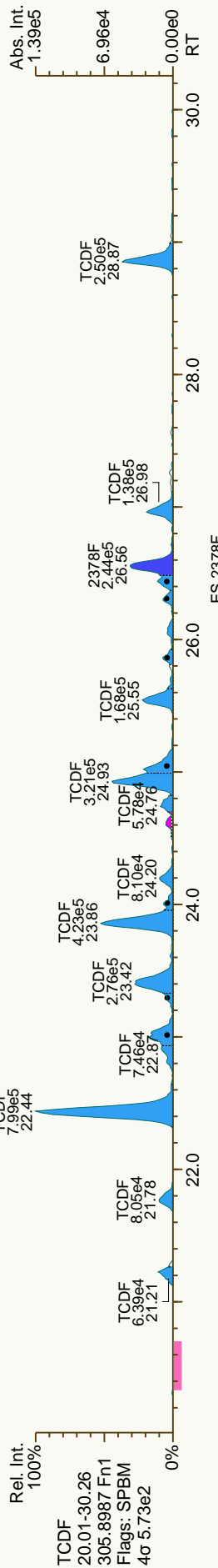
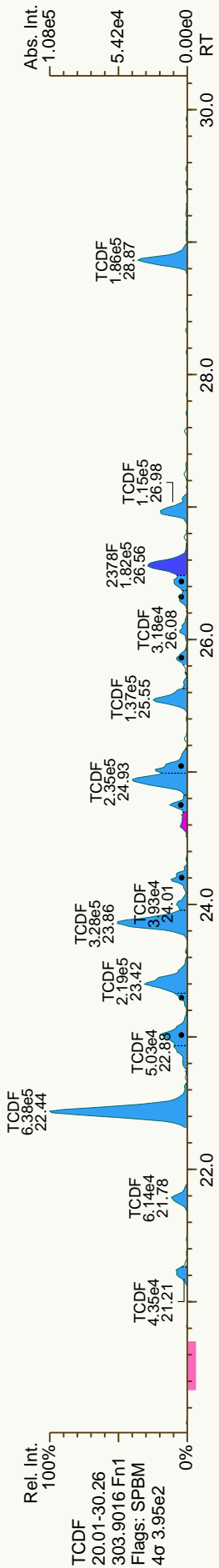


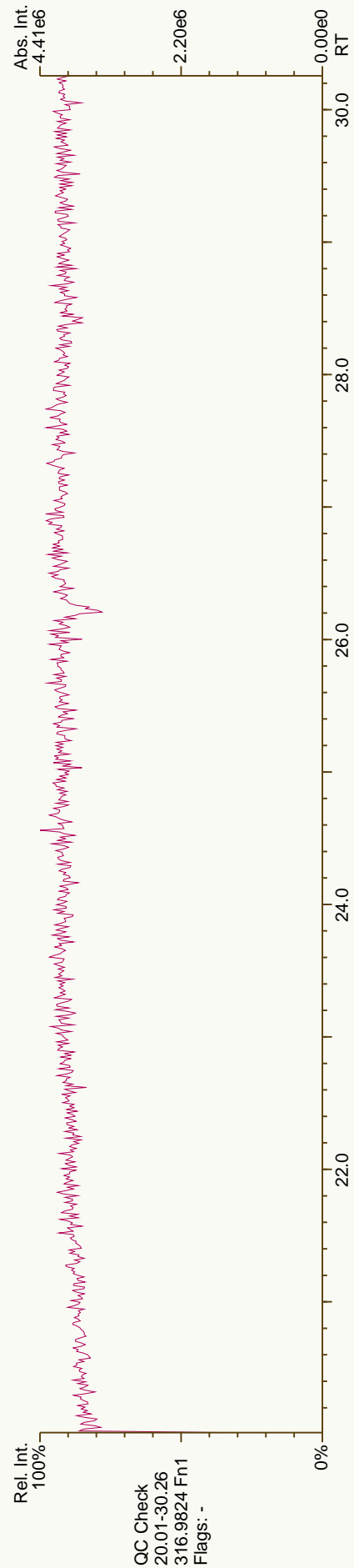
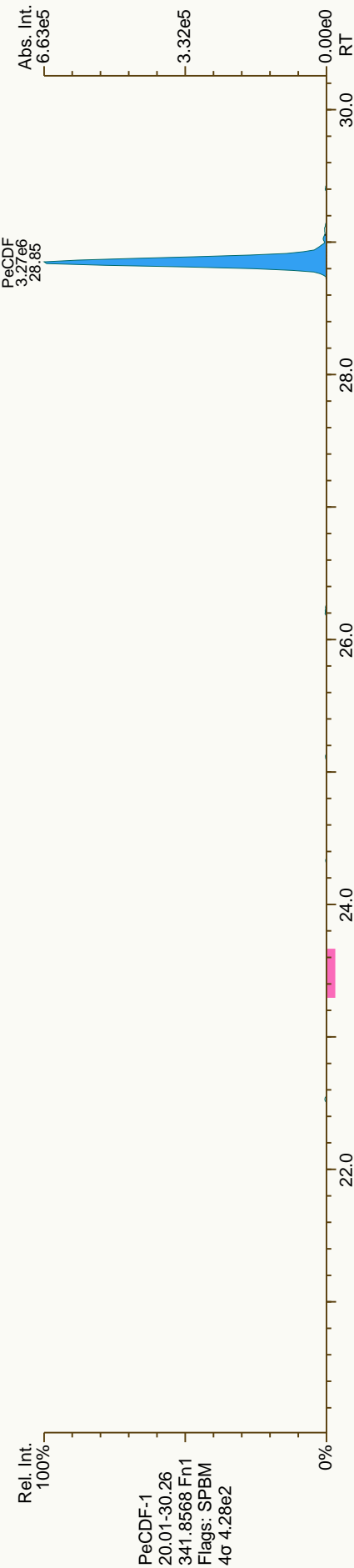
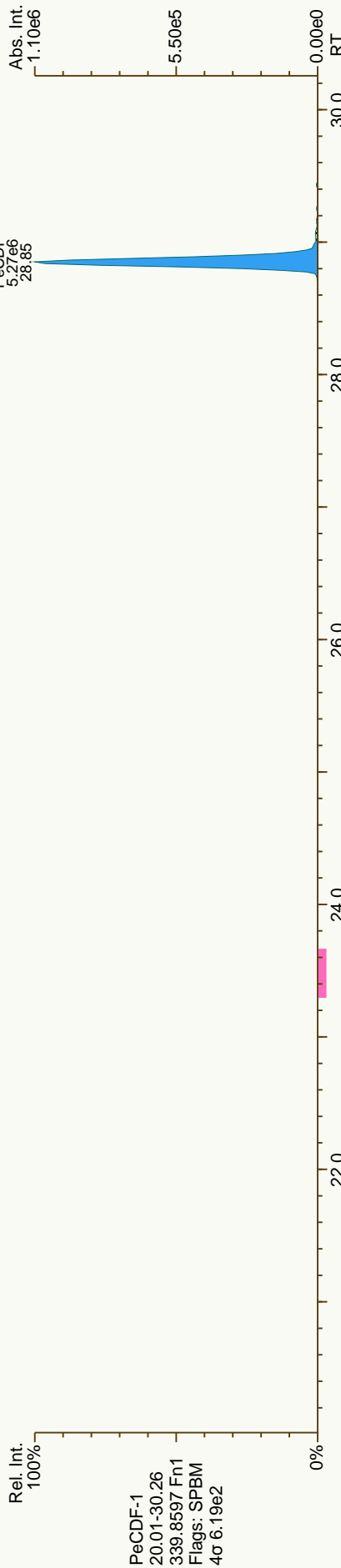


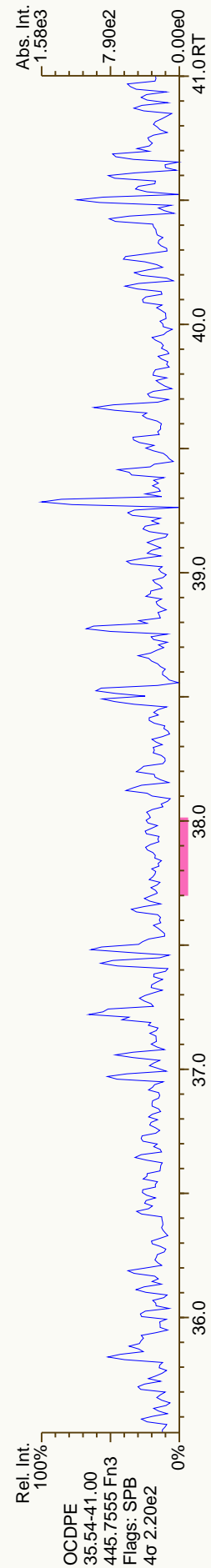
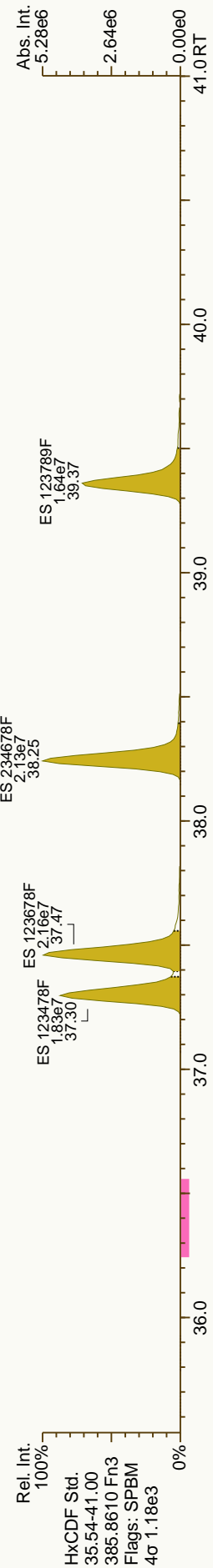
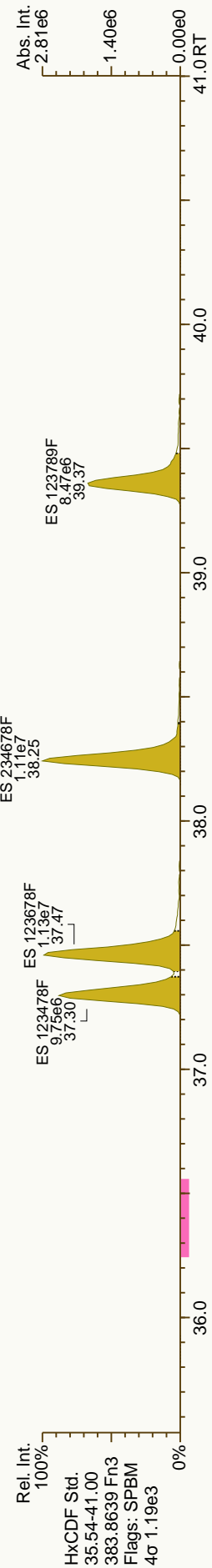
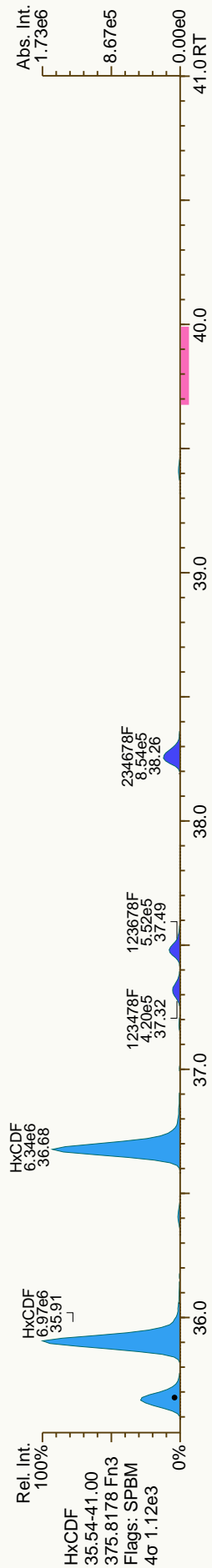
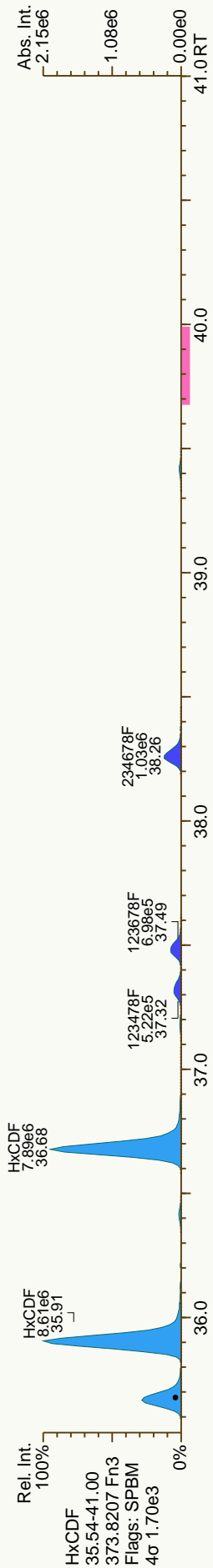


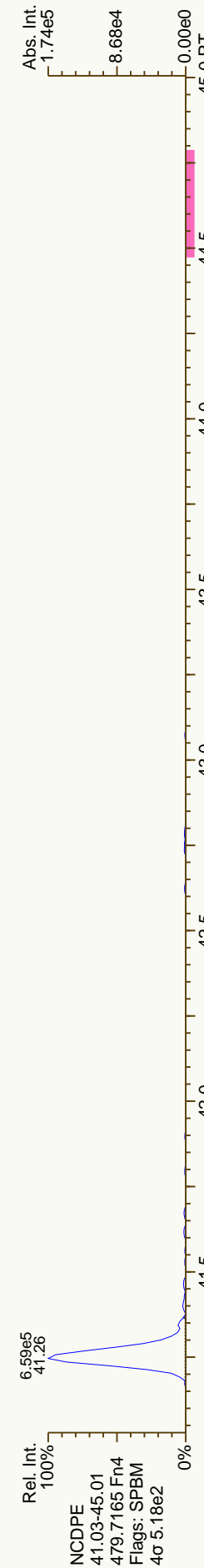
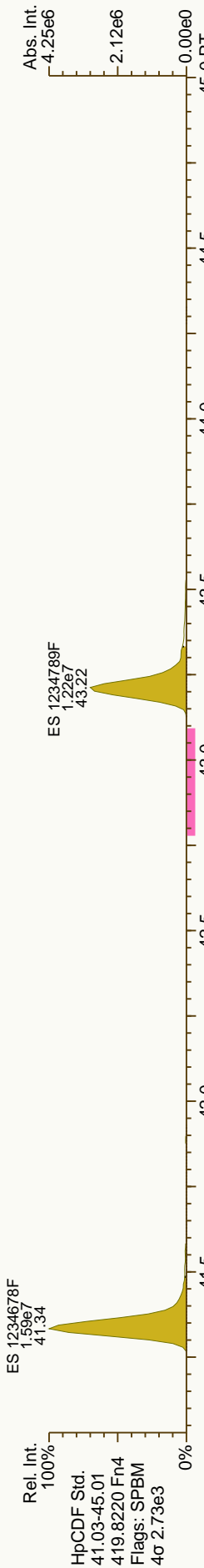
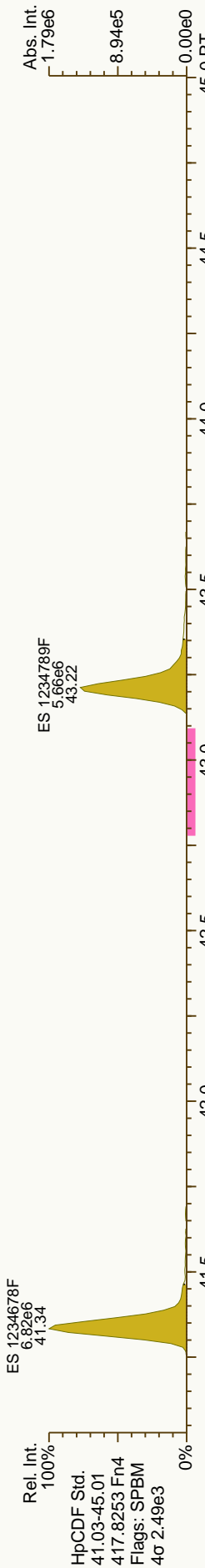
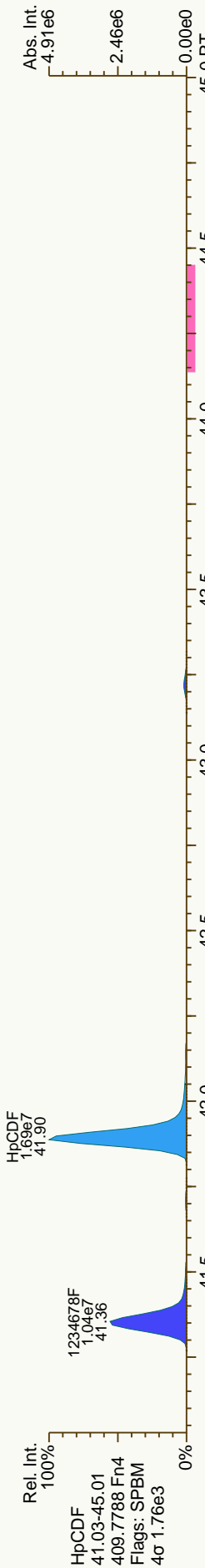
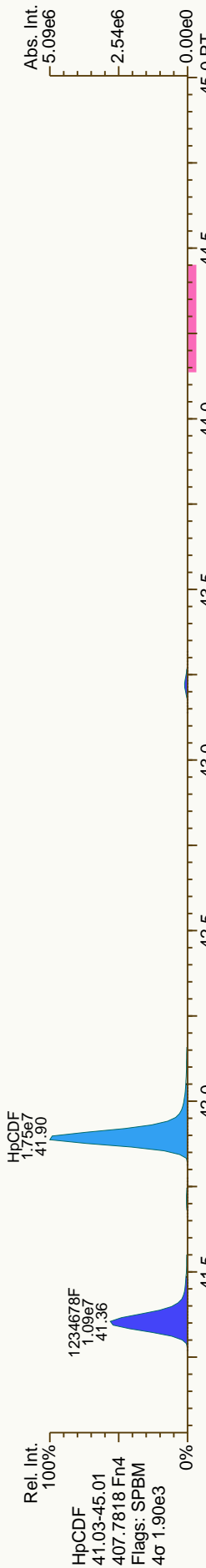


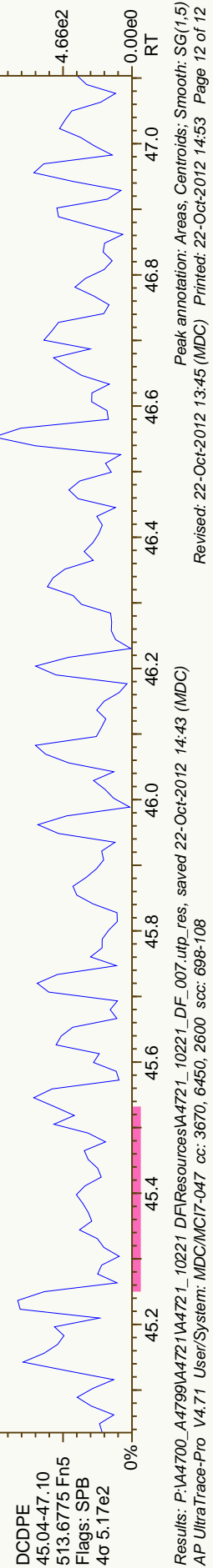
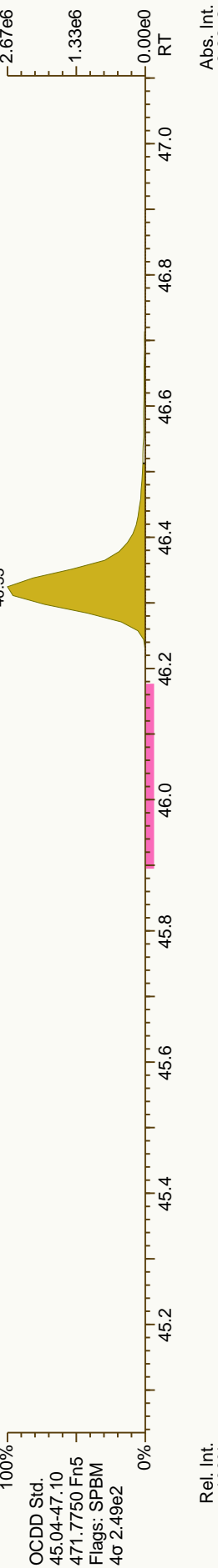
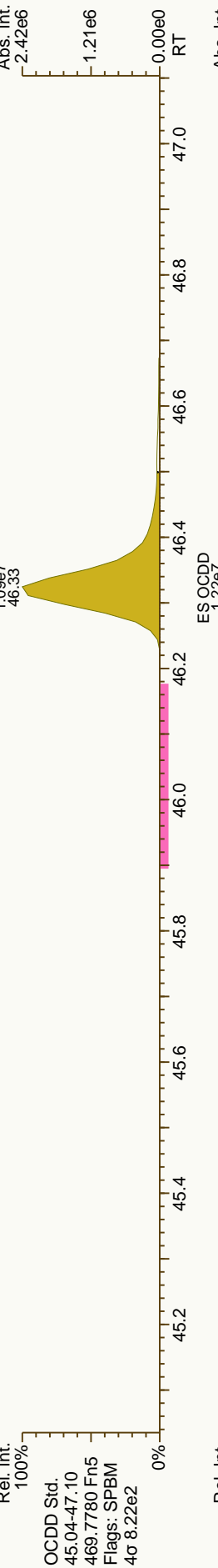
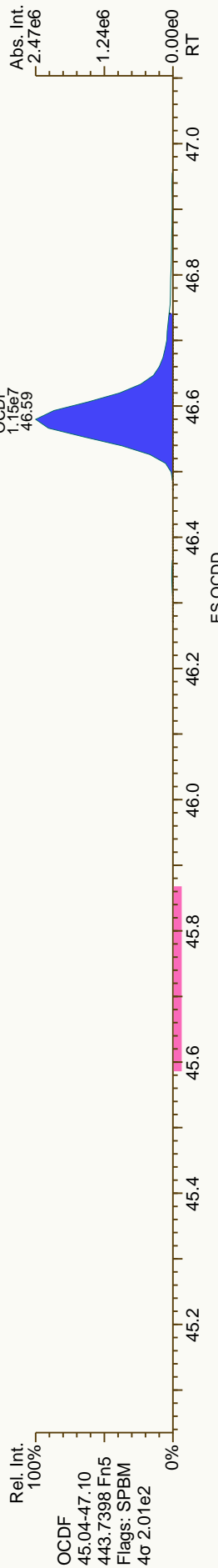
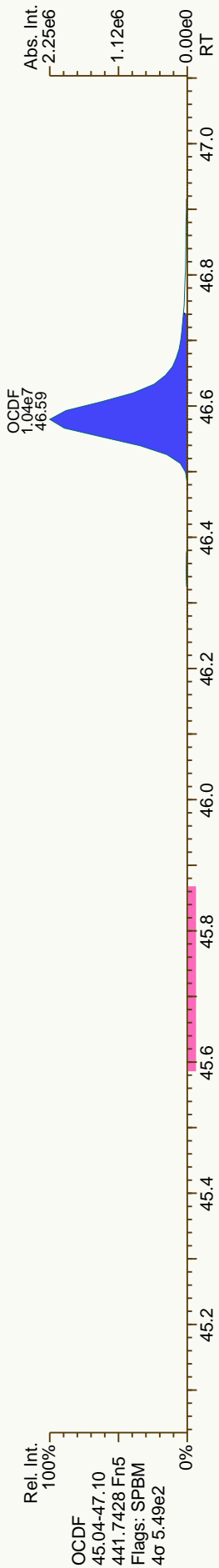












Quantify Sample Summary Report

MassLynx 4.1
 ### Confirms Sample Summary ###

Dataset: C:\MassLynx\Default.pro\Results\c12nov12c-21_29.qld

Last Altered: Wednesday, 11/14/2012 9:27:16 AM Eastern Standard Time
 Printed: Wednesday, 11/14/2012 9:28:46 AM Eastern Standard Time

7/11-14-12

1203246

Method: C:\MassLynx\Default.PRO\MethDB\VF\Xms-TCDF_Smq6th.mdb 13 Nov 2012 08:24:11
 Calibration: C:\MassLynx\Default.PRO\CurveDB\VF\Xms-100212a_Confirm-TD.cdb 31 Oct 2012 14:37:39

Name: c12nov12c-27 /
 Date: 13-Nov-2012
 Time: 08:44:26 /
 ID: 31203246003 /
 User: JHL
 Submitter:
 Task: HRMS3

Name	Response	Ion1Area	Ion2Area	RA	RAFail?	MRRF	RT	Conc	EDL	SN1	SN2	M	Height1	Noise1	Height2	Noise2	Smp Size	FV
2378-TCDF	2.011e3	7.736e2	1.237e3	0.63	YES	1.218	21.27	1.070	0.3919	6.0	6.9	MM	1.142e4	1906	1.405e4	2024	15.89	20
ES:13C-2378-TCDF	1.942e5	8.459e4	1.096e5	0.77	NO	1.655	21.23	133.413	0.8104	360.7	455.9	bb	1.129e6	3129	1.417e6	3107	15.89	20
JS:13C-1234-TCDD	1.107e5	5.111e4	5.959e4	0.86	NO	1.000	21.13	125.865	1.3664	215.9	241.5	bb	6.755e5	3128	7.790e5	3225	15.89	20
Tetrafurans	-	4.449e3	-	-	-	1.218	-	5.791	0.3919	-	-	-	6.554e4	1906	-	-	15.89	20
F1 Lock Mass	-	-	-	-	-	-	-	-	-	-	-	-	-	43341	-	-	1.00	1

Page 72 of 579

$$[TCDF] = \frac{2.011e3}{1.942e5} \left(\frac{2000pg}{15.89g \times 0.6382} \right) \left(\frac{1}{1.21803} \right) = 1.68pg/g$$

7/11-14-12

Quantify Sample Report MassLynx 4.1

Confirms Sample Summary

Dataset: C:\MassLynx\Default.pro\Results\c12nov12c-21_29.qld

Last Altered: Wednesday, 11/14/2012 9:27:16 AM Eastern Standard Time

Printed: Wednesday, 11/14/2012 9:28:46 AM Eastern Standard Time

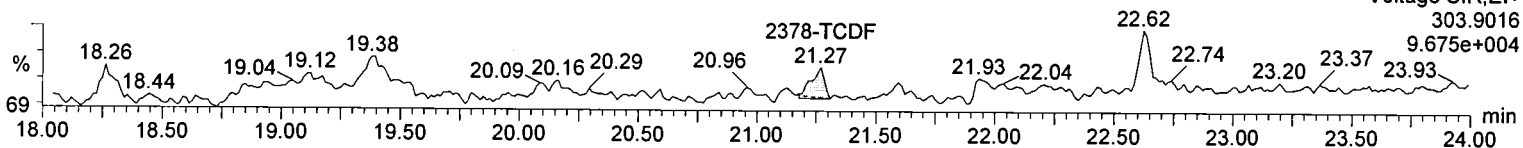
Method: C:\MassLynx\Default.PRO\MethDB\VFxms-TCDF_Smooth.mdb 13 Nov 2012 08:24:11

Calibration: C:\MassLynx\Default.PRO\CurveDB\VFxms-100212a_Confirm-TD.cdb 31 Oct 2012 14:37:39

Name: c12nov12c-27, ID: 31203246003

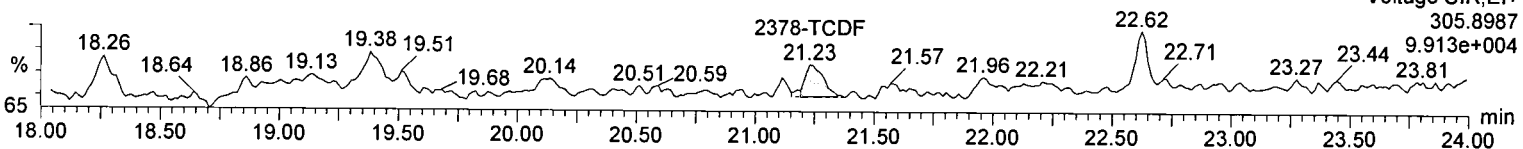
TCDF

c12nov12c-27



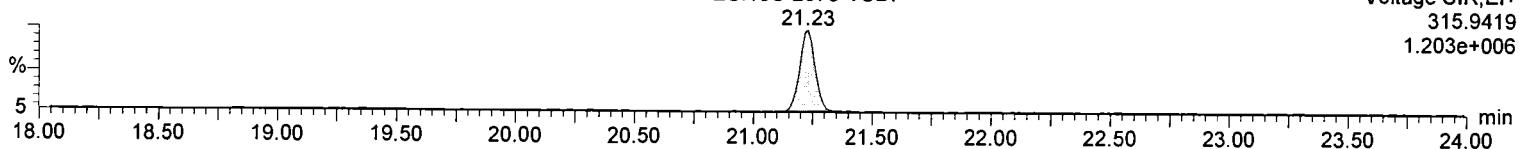
TCDF

c12nov12c-27



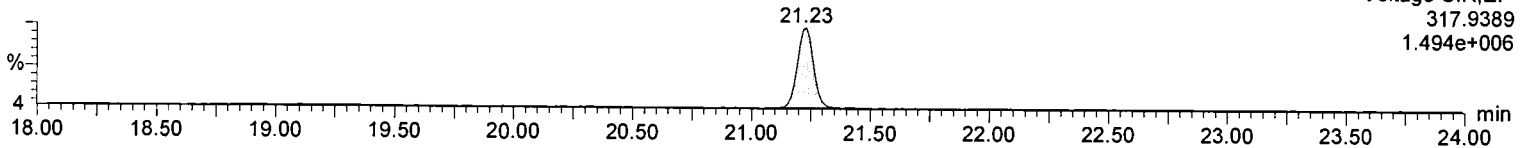
13C-TCDF

c12nov12c-27



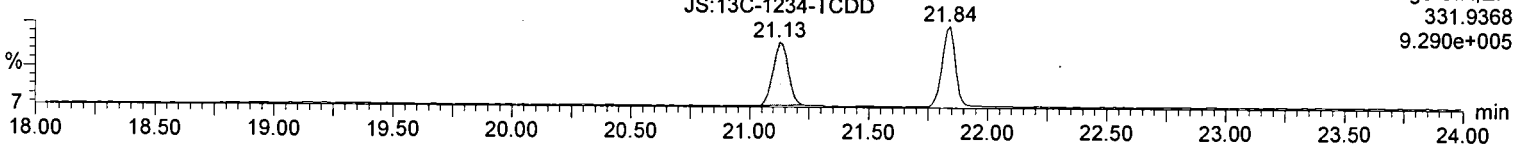
13C-TCDF

c12nov12c-27



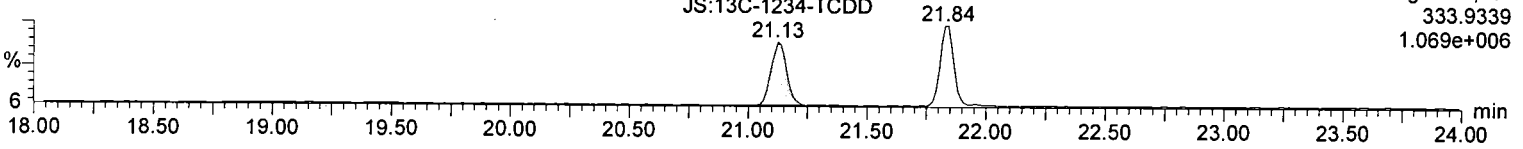
13C-TCDD

c12nov12c-27




13C-TCDD

c12nov12c-27



F1 Lock Mass

c12nov12c-27



Manual Integrations

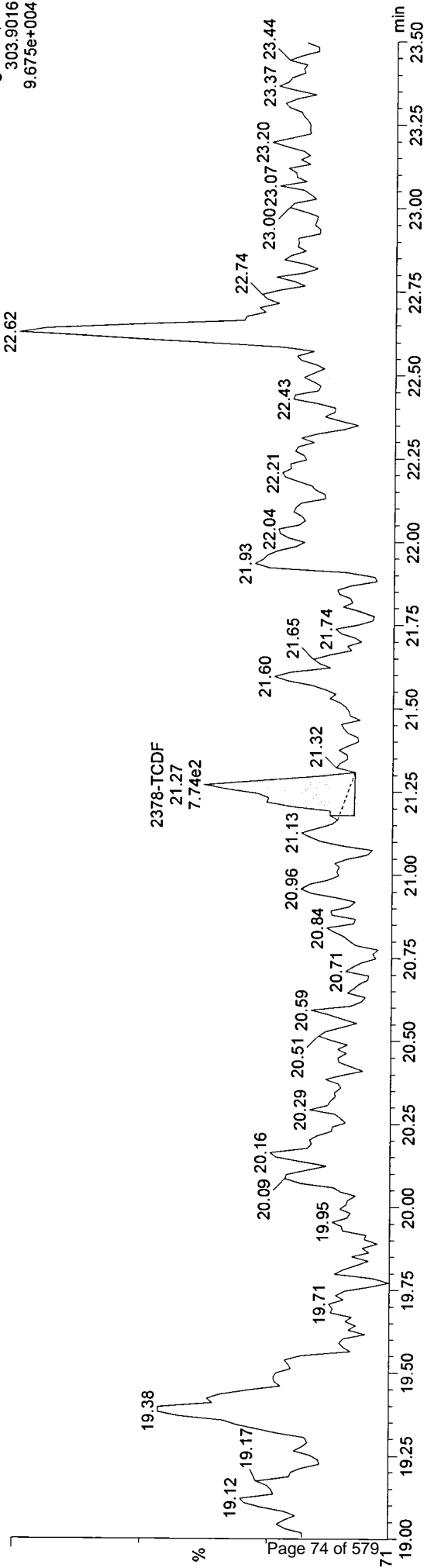
Dataset: C:\MassLynx\Default.pro\Results\c12nov12c-21_29.qld

Method: C:\MassLynx\Default.PRO\MethDB\VF\Xms-TCDF_Smooth.mdb 13 Nov 2012 08:24:11

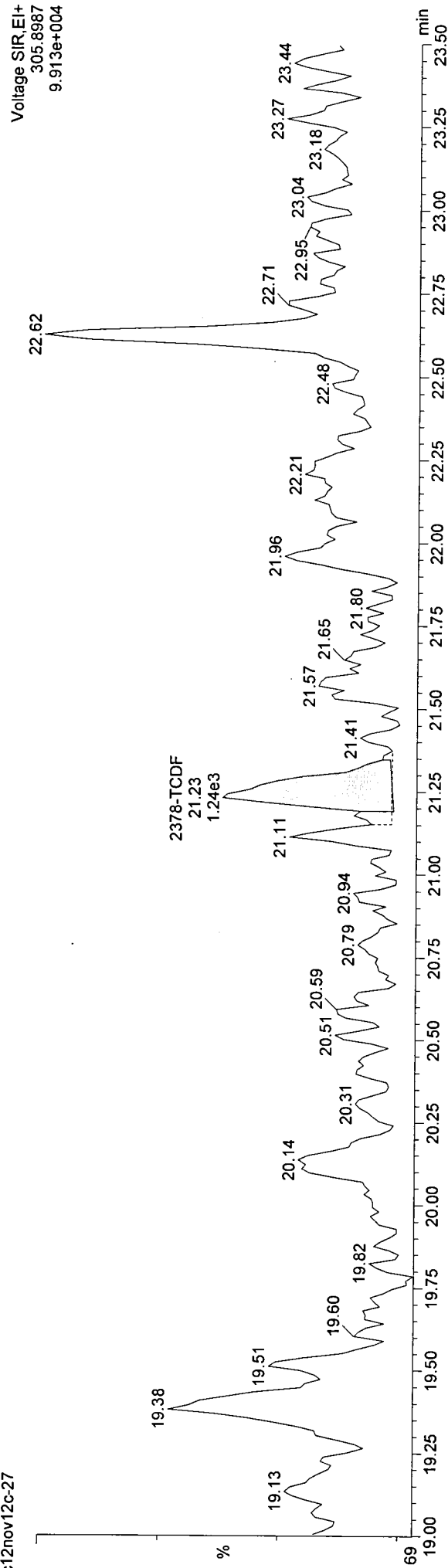
Calibration: C:\MassLynx\Default.PRO\CurveDB\VF\Xms-100212a_Confirm-TD.cdb 31 Oct 2012 14:37:39

Name: c12nov12c-27, ID: 31203246003, Description: A4721-10221-007, Date: 13-Nov-2012, Time: 08:44:26, User: JHL

2378-TCDF
c12nov12c-27



2378-TCDF
c12nov12c-27



Results of JW-EA04-SS14-120507

Client Sample ID: **JW-EA04-SS14-120507**
 Client Project ID: **Jeld-Wen Surface Sediments**
 Lab Sample ID: 31203246004-A
 Lab Project ID: 31203246

Collection Date: 05/07/2012 12:50
 Received Date: 05/09/2012 10:15
 Matrix: Soil-Solid as dry weight
 Solids (%): 60.10

Results by EPA 1613B

Parameter	Result	EMPC	Qual	DL	LOQ/CL	Units	RT	Ratio
2,3,7,8-TCDD		0.137	J	0.0488	0.497	pg/g	27.55	0.46*
1,2,3,7,8-PeCDD	0.431		J	0.0507	2.49	pg/g	33.84	1.34
1,2,3,4,7,8-HxCDD	0.714		J	0.101	2.49	pg/g	38.48	1.32
1,2,3,6,7,8-HxCDD	2.93			0.109	2.49	pg/g	38.61	1.37
1,2,3,7,8,9-HxCDD	1.62		J	0.106	2.49	pg/g	38.96	1.30
1,2,3,4,6,7,8-HpCDD	38.2			0.215	2.49	pg/g	42.63	1.06
OCDD	333			0.177	4.97	pg/g	46.36	0.89
2,3,7,8-TCDF	0.911			0.0336	0.497	pg/g	26.56	0.82
2,3,7,8-TCDF [confirm]		0.732	J	0.158	2.03	pg/g	21.26	1.02*
1,2,3,7,8-PeCDF		0.214	J	0.0471	2.49	pg/g	32.11	1.81*
2,3,4,7,8-PeCDF	0.536		J	0.0487	2.49	pg/g	33.44	1.64
1,2,3,4,7,8-HxCDF	0.612		J	0.0366	2.49	pg/g	37.32	1.40
1,2,3,6,7,8-HxCDF		0.440	J	0.0328	2.49	pg/g	37.49	1.49*
2,3,4,6,7,8-HxCDF	0.623		J	0.0359	2.49	pg/g	38.26	1.24
1,2,3,7,8,9-HxCDF	ND		U	0.0520	2.49	pg/g		
1,2,3,4,6,7,8-HpCDF	8.43			0.0763	2.49	pg/g	41.37	1.05
1,2,3,4,7,8,9-HpCDF	0.549		J	0.101	2.49	pg/g	43.23	0.94
OCDF	17.4			0.108	4.97	pg/g	46.61	0.91
Total TCDD	8.06	8.42		0.0488	0.497	pg/g		
Total TCDF	8.20	8.84		0.0336	0.497	pg/g		
Total PeCDD	6.79			0.0507	2.49	pg/g		
Total PeCDF	3.51	6.28		0.0479	2.49	pg/g		
Total HxCDD	28.9			0.105	2.49	pg/g		
Total HxCDF	13.4	14.0		0.0385	2.49	pg/g		
Total HpCDD	103			0.215	2.49	pg/g		
Total HpCDF	23.8	24.1		0.0874	2.49	pg/g		

World Health Organization Summary

	Units	ND=0	ND=1/2	ND=DL
WHO-2005 TEQ	pg/g	1.82	1.86	1.89
WHO-2005 TEQ w/EMPC	pg/g	2.08	2.08	2.08

Results of JW-EA04-SS14-120507

Client Sample ID: **JW-EA04-SS14-120507**
 Client Project ID: **Jeld-Wen Surface Sediments**
 Lab Sample ID: 31203246004-A
 Lab Project ID: 31203246

Collection Date: 05/07/2012 12:50
 Received Date: 05/09/2012 10:15
 Matrix: Soil-Solid as dry weight
 Solids (%): 60.10

Results by EPA 1613B

<u>Parameter</u>	<u>Result</u>	<u>EMPC</u>	<u>Qual</u>	<u>DL</u>	<u>LOQ/CL</u>	<u>Units</u>	<u>RT</u>	<u>Ratio</u>
Labeled Standards								
13C-2378-TCDF	97.0				24.0-169	%		
13C-2378-TCDD	100				25.0-164	%		
13C-12378-PeCDD	93.0				25.0-181	%		
13C-123478-HxCDD	97.0				32.0-141	%		
13C-123678-HxCDD	88.0				28.0-130	%		
13C-1234678-HpCDD	99.0				23.0-140	%		
13C-OCDD	69.0				17.0-157	%		
13C-2378-TCDF	99.0				24.0-169	%		
13C-12378-PeCDF	97.0				24.0-185	%		
13C-23478-PeCDF	92.0				21.0-178	%		
13C-123478-HxCDF	102				26.0-152	%		
13C-123678-HxCDF	110				26.0-123	%		
13C-234678-HxCDF	108				29.0-147	%		
13C-123789-HxCDF	95.0				28.0-136	%		
13C-1234678-HpCDF	91.0				28.0-143	%		
13C-1234789-HpCDF	95.0				26.0-138	%		
37Cl-2378-TCDD	112				35.0-197	%		

Batch Information

Analytical Batch: **HRD1890**
 Analytical Method: **EPA 1613B**
 Instrument: **APHRMS**
 Analyst: **MDC**
 Analytical Date/Time: **10/21/2012 19:17**

Prep Batch: **HXX1807**
 Prep Method: **EPA 1613 PREP S/D/T**
 Prep Date/Time: **10/11/2012 16:45**
 Prep Initial Wt./Vol.: **16.72 g**
 Prep Extract Vol: **20 uL**

Analytical Batch: **HRD1930**
 Analytical Method: **EPA 1613B**
 Instrument: **HRMS3**
 Analyst: **JHL**
 Analytical Date/Time: **11/13/2012 19:34**

Prep Batch: **HXX1807**
 Prep Method: **EPA 1613 PREP S/D/T**
 Prep Date/Time: **10/11/2012 16:45**
 Prep Initial Wt./Vol.: **16.72 g**
 Prep Extract Vol: **20 uL**

Lab ID: A4721_10221_DF_010 Acq'd: 21 Oct 2012 19:17 MDC Wt/Vol: 10.05 g ICAL: 1613_SGS
 Client ID: JW-EA04-SS14-120507 UTP: 22-Oct-2012 14:33 MDC J-level: 0.498 pg/g Split: 1 Checkcode: 674-282-RQQ
 Datafile: 121020P3-06 Report: 22 Oct 2012 14:33 MC Stds (pg): JS: 2000 ES: 2000 CS/SS: 2000, 400 (37C1)

Comp #	Name	Act RT	QC	Pred. RRT	Act. RRT	ΔSecs	Response	Ra	OK	RRF	Conc.	Noise	DL
1	2378-TCDD	27.55		1.0009	1.0009	0	3.52E+04	0.46	N	1.08	0.137	1076	0.0488
2	2378-PeCDD	33.84		1.0006	1.0004	-0.4	8.51E+04	1.34	Y	1.07	0.432	886	0.0507
3	23478-HxCDD	38.48		1.0004	1.0004	0	1.08E+05	1.32	Y	1.05	0.715	1564	0.101
4	123678-HxCDD	38.61		1.0039	1.0038	-0.2	4.27E+05	1.37	Y	0.98	2.93	1564	0.109
5	123789-HxCDD	38.96		1.0129	1.0129	0	2.39E+05	1.30	Y	1.01	1.62	1564	0.106
6	1234678-HpCDD	42.63		1.0005	1.0003	-0.5	5.23E+06	1.06	Y	1.09	38.2	3010	0.216
7	OCDD	46.36		1.0005	1.0002	-0.8	2.53E+07	0.89	Y	1.11	333	1160	0.177
8	2378-TCDF	26.56		1.0009	1.0009	0	3.48E+05	0.82	Y	0.98	0.911	1045	0.0336
9	12378-PeCDF	32.11		1.0007	1.0005	-0.4	6.95E+04	1.81	N	0.99	0.214	1332	0.0471
10	23478-PeCDF	33.44		1.0006	1.0009	+0.6	1.69E+05	1.64	Y	1.02	0.536	1332	0.0487
11	123478-HxCDF	37.32		1.0006	1.0005	-0.2	1.49E+05	1.40	Y	1.19	0.612	916	0.0366
12	123678-HxCDF	37.49		1.0005	1.0006	+0.2	1.25E+05	1.49	N	1.16	0.44	916	0.0328
13	234678-HxCDF	38.26		1.0006	1.0004	-0.5	1.68E+05	1.24	Y	1.18	0.623	916	0.0359
14	123789-HxCDF	Not Fnd		1.0005	-	-	-	-	-	1.09	-	916	0.052
15	1234678-HpCDF	41.37		1.0004	1.0004	0	1.75E+06	1.05	Y	1.35	8.43	1654	0.0763
16	1234789-HpCDF	43.23		1.0004	1.0003	-0.3	9.08E+04	0.94	Y	1.34	0.549	1654	0.101
17	OCDF	46.61		1.0057	1.0057	0	1.67E+06	0.91	Y	1.40	17.4	890	0.108
18	ES 2378-TCDD	27.53		1.0281	1.0278	-0.5	4.73E+07	0.81	Y	1.04	100		
19	ES 12378-PeCDD	33.83		1.2639	1.2630	-1.4	3.66E+07	1.55	Y	0.87	93.1		
20	ES 123478-HxCDD	38.47		0.9876	0.9876	0	2.87E+07	1.28	Y	0.94	96.9		
21	ES 123678-HxCDD	38.60		0.9910	0.9911	+0.2	2.95E+07	1.26	Y	1.06	88.2		
22	ES 1234678-HpCDD	42.62		1.0943	1.0942	-0.2	2.50E+07	1.10	Y	0.80	99.4		
23	ES OCDD	46.35		1.1907	1.1900	-1.6	2.73E+07	0.93	Y	0.63	68.7		
24	ES 2378-TCDF	26.53		0.9907	0.9907	0	7.78E+07	0.79	Y	1.74	98.9		
25	ES 12378-PeCDF	32.09		1.1992	1.1982	-1.6	6.54E+07	1.59	Y	1.49	96.7		
26	ES 23478-PeCDF	33.41		1.2484	1.2474	-1.6	6.18E+07	1.59	Y	1.48	92		
27	ES 123478-HxCDF	37.30		0.9577	0.9577	0	4.08E+07	0.53	Y	1.27	102		
28	ES 123678-HxCDF	37.47		0.9619	0.9620	+0.2	4.89E+07	0.53	Y	1.41	110		
29	ES 234678-HpCDF	38.25		0.9821	0.9821	0	4.57E+07	0.53	Y	1.34	108		
30	ES 123789-HxCDF	39.37		1.0108	1.0108	0	3.61E+07	0.52	Y	1.20	94.9		
31	ES 1234678-HpCDF	41.35		1.0618	1.0617	-0.2	3.05E+07	0.44	Y	1.06	91.4		
32	ES 1234789-HpCDF	43.22		1.1100	1.1097	-0.7	2.47E+07	0.44	Y	0.82	95.2		

Lab ID: A4721_10221_DF_010 Acq'd: 21 Oct 2012 19:17 MDC Wt/Vol: 10.05 g ICAL: 1613_SGS
 Client ID: JW-EA04-SS14-120507 UTP: 22-Oct-2012 14:33 MDC J-level: 0.498 pg/g Split: 1 Checkcode: 674-282-RQQ
 Datafile: 121020P3-06 Report: 22 Oct 2012 14:33 MC Stds (pg): JS: 2000 ES: 2000 CS/SS: 2000, 400 (37C)

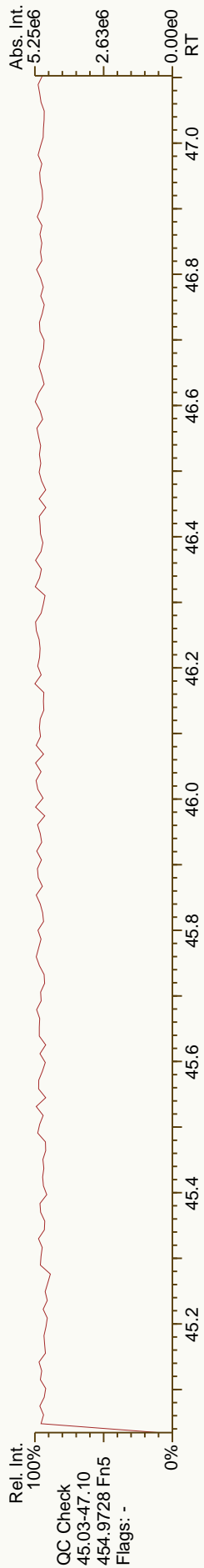
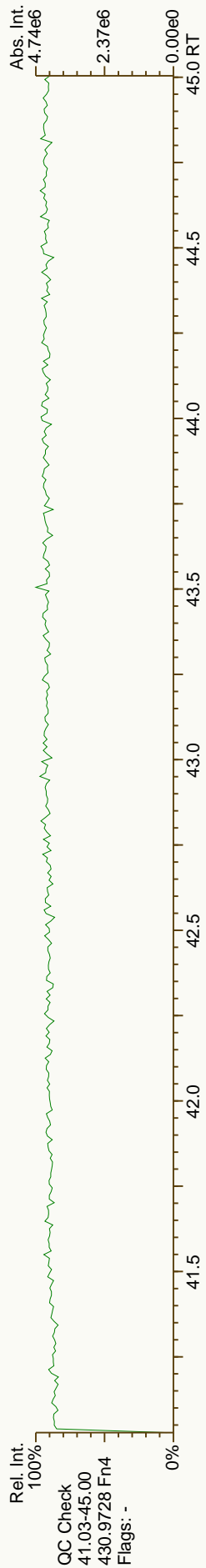
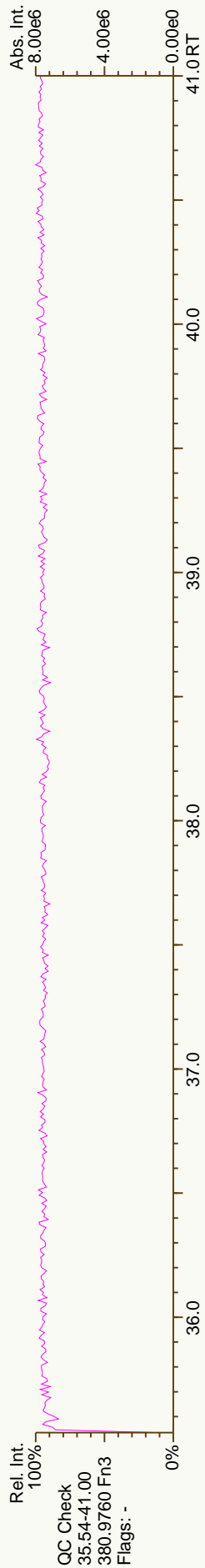
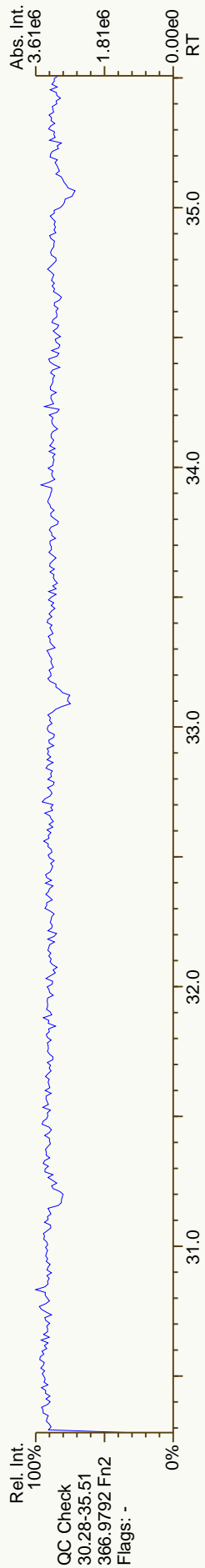
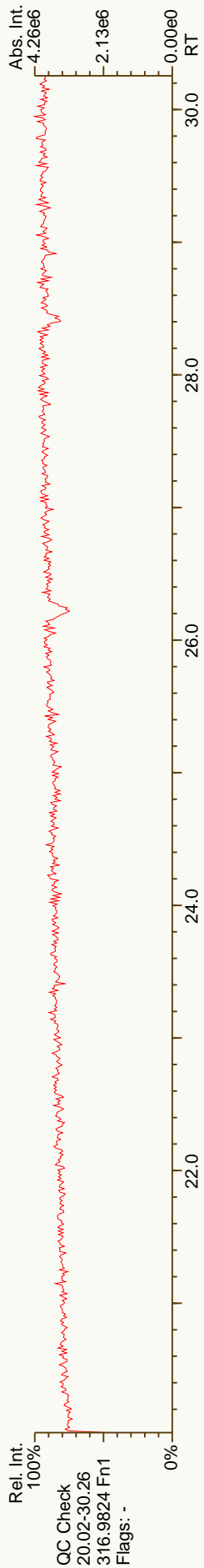
Comp #	Name	Act RT	QC	Pred. RRT	Act. RRT	ΔSecs	Response	Ra	OK	RRF	Conc.	Noise	DL
1	TCDD	23.44		0.8504	0.8516	+2.0	5.16E+05	0.78	Y	1.08	2	1076	0.0488
2	TCDD	23.84		0.8649	0.8661	+2.0	3.36E+05	0.78	Y	1.08	1.31	1076	0.0488
3	TCDD	24.32		0.8835	0.8833	-0.3	2.68E+04	0.61	N	1.08	0.104	1076	0.0488
4	TCDD	25.19		0.9152	0.9151	-0.2	6.68E+05	0.81	Y	1.08	2.59	1076	0.0488
	TCDD	25.45		0.9241	0.9245	+0.7	8.92E+04	0.83	Y	1.08	0.347	1076	0.0488
	TCDD	25.68		0.9327	0.9329	+0.3	9.26E+04	0.80	Y	1.08	0.36	1076	0.0488
	TCDD	25.88		0.9408	0.9403	-0.8	2.02E+04	0.79	Y	1.08	0.0783	1076	0.0488
	TCDD	NotFnd		0.9512						1.08		1076	0.0488
	TCDD	26.37		0.9580	0.9578	-0.3	3.08E+04	0.60	N	1.08	0.119	1076	0.0488
	TCDD	26.80		0.9736	0.9736	0	1.54E+05	0.81	Y	1.08	0.596	1076	0.0488
	TCDD	NotFnd		0.9785						1.08		1076	0.0488
	TCDD	27.24		0.9884	0.9896	+2.0	2.00E+05	0.80	Y	1.08	0.776	1076	0.0488
	TCDD	NotFnd		0.9945						1.08		1076	0.0488
	2378-TCDD	27.55		1.0009	1.0009	0	3.52E+04	0.46	N	1.08	0.137	1076	0.0488
	TCDD	NotFnd		1.0147						1.08		1076	0.0488
	TCDD	NotFnd		1.0206						1.08		1076	0.0488
	TCDD	NotFnd		1.0423						1.08		1076	0.0488
5	PeCDD	30.89		0.9131	0.9131	0	3.65E+05	1.53	Y	1.07	1.85	886	0.0507
6	PeCDD	31.51		0.9319	0.9316	-0.6	8.04E+04	1.65	Y	1.07	0.407	886	0.0507
7	PeCDD	32.16		0.9511	0.9508	-0.6	2.79E+05	1.54	Y	1.07	1.42	886	0.0507
	PeCDD	32.39		0.9576	0.9576	0	9.11E+04	1.60	Y	1.07	0.462	886	0.0507
	PeCDD	32.51		0.9611	0.9611	0	1.93E+05	1.57	Y	1.07	0.976	886	0.0507
	PeCDD	32.82		0.9703	0.9701	-0.4	1.07E+05	1.54	Y	1.07	0.544	886	0.0507
	PeCDD	33.26		0.9829	0.9831	+0.4	1.17E+05	1.42	Y	1.07	0.593	886	0.0507
	12378-PeCDD	33.84		1.0006	1.0004	-0.4	8.51E+04	1.34	Y	1.07	0.432	886	0.0507
	PeCDD	NotFnd		1.0039						1.07		886	0.0507
	PeCDD	34.36		1.0161	1.0157	-0.8	2.29E+04	1.45	Y	1.07	0.116	886	0.0507
	HxCDD	36.46		0.9479	0.9479	0	1.14E+06	1.27	Y	1.01	7.66	1564	0.105
	HxCDD	37.24		0.9682	0.9681	-0.2	6.60E+05	1.38	Y	1.01	4.45	1564	0.105
	HxCDD	37.59		0.9771	0.9772	+0.2	1.44E+06	1.28	Y	1.01	9.73	1564	0.105
	HxCDD	37.72		0.9811	0.9806	-1.2	1.72E+05	1.20	Y	1.01	1.16	1564	0.105
	123478-HxCDD	38.48		1.0004	1.0004	0	1.08E+05	1.32	Y	1.05	0.715	1564	0.101
	123678-HxCDD	38.61		1.0039	1.0038	-0.2	4.27E+05	1.37	Y	0.98	2.93	1564	0.109
	HxCDD	38.84		1.0097	1.0097	0	9.63E+04	1.29	Y	1.01	0.649	1564	0.105
	123789-HxCDD	38.96		1.0129	1.0129	0	2.39E+05	1.30	Y	1.01	1.62	1564	0.106

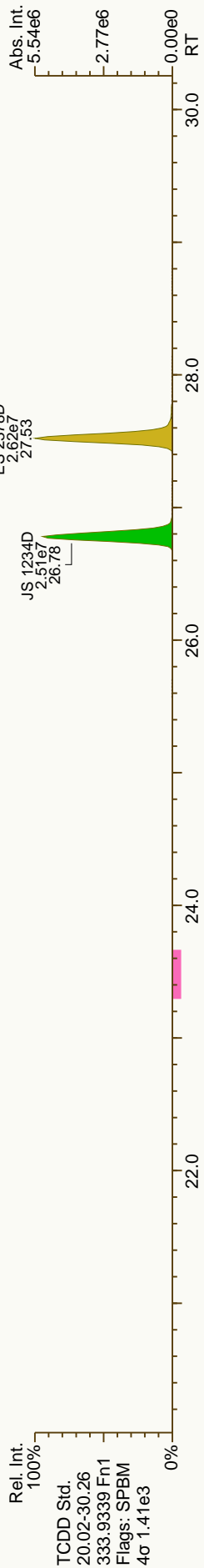
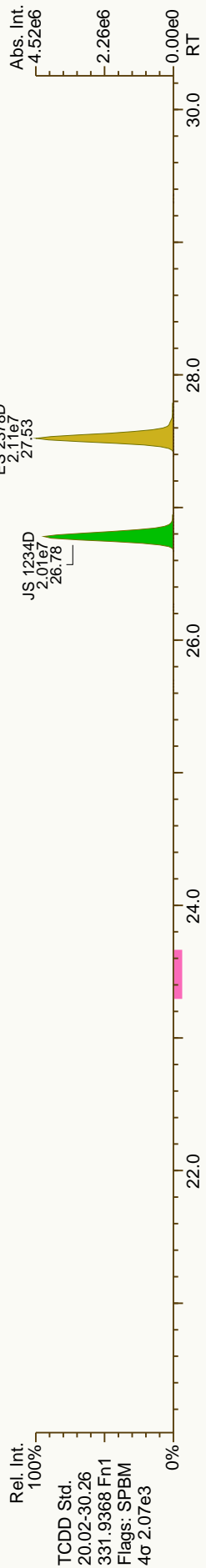
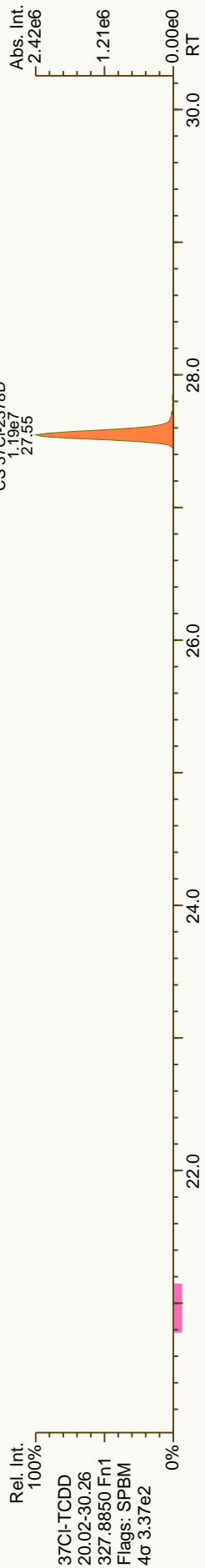
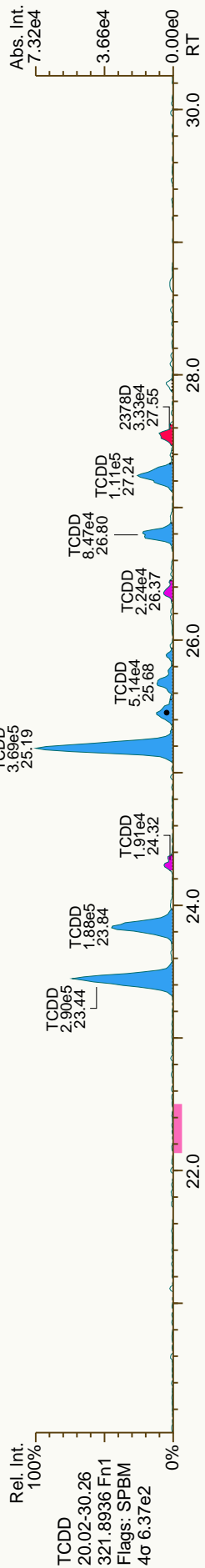
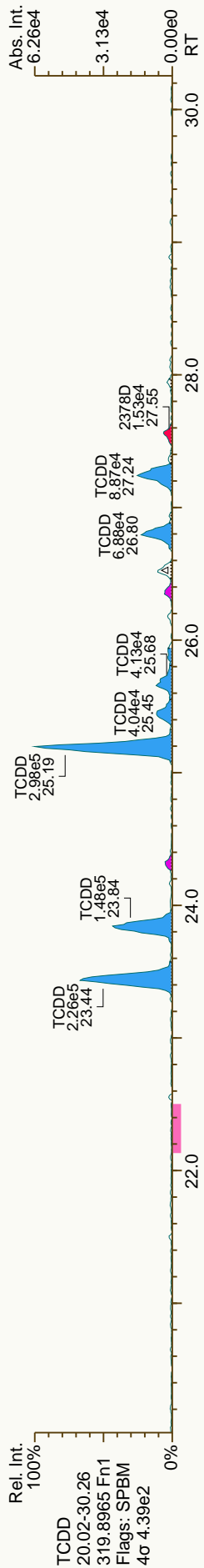
Lab ID: A4721_10221_DF_010 Acq'd: 21 Oct 2012 19:17 MDC Wt/Vol: 10.05 g ICAL: 1613_SGS
 Client ID: JW-EA04-SS14-120507 UTP: 22-Oct-2012 14:33 MDC J-level: 0.498 pg/g Split: 1 Checkcode: 674-282-RQQ
 Datafile: 121020P3-06 Report: 22 Oct 2012 14:33 MC Stds (pg): JS: 2000 ES: 2000 CS/SS: 2000, 400 (37C1)

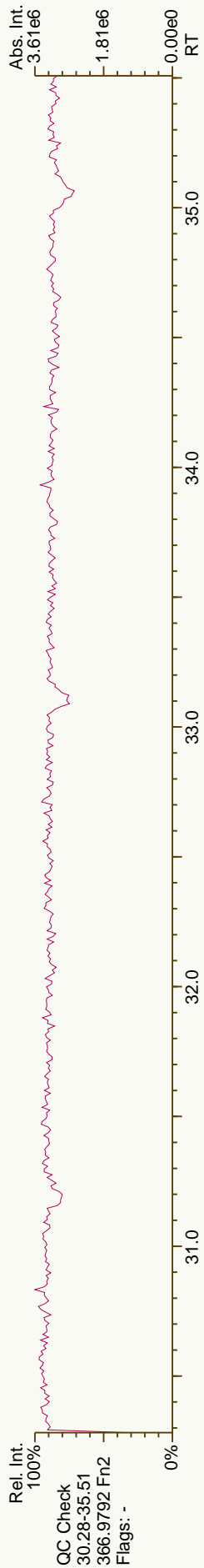
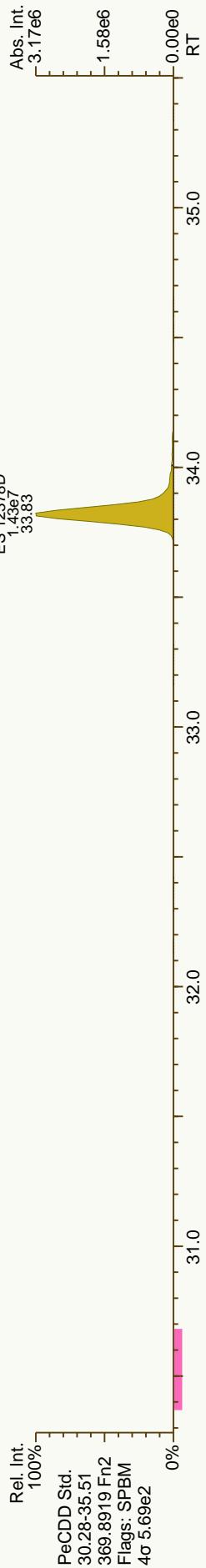
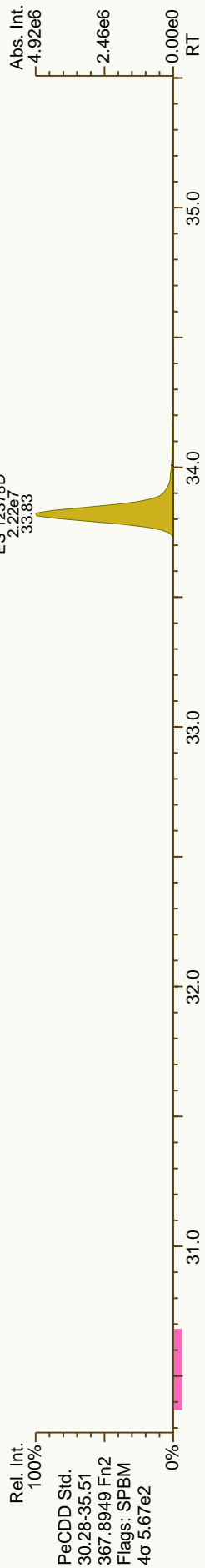


WV#	Name	Act RT	QC	Pred. RRT	Act. RRT	ΔSecs	Response	Ra	OK	RRF	Conc.	Noise	DL
1	HP-CDD	41.73		0.9793	0.9792	-0.3	8.92E+06	1.08	Y	1.09	65.1	3010	0.216
2	234678-HP-CDD	42.63		1.0005	1.0003	-0.5	5.23E+06	1.06	Y	1.09	38.2	3010	0.216
3	OCDD	46.36		1.0005	1.0002	-0.8	2.53E+07	0.89	Y	1.11	333	1160	0.177
4	OCDD-a	46.36		1.0001	1.0002	+0.3	1.50E+06	2.70	Y	1.00	21.8	841	0.142
5	TCDF	21.23		0.7983	0.8001	+2.9	9.35E+04	0.81	Y	0.98	0.245	1045	0.0336
6	TCDF	21.80		0.8218	0.8216	-0.3	6.80E+04	0.90	N	0.98	0.178	1045	0.0336
7	TCDF	22.45		0.8463	0.8460	-0.5	3.92E+05	0.77	Y	0.98	1.03	1045	0.0336
8	TCDF	22.87		0.8625	0.8618	-1.1	7.12E+04	0.72	Y	0.98	0.187	1045	0.0336
9	TCDF	23.02		0.8677	0.8674	-0.5	2.93E+05	0.77	Y	0.98	0.767	1045	0.0336
10	TCDF	23.31		0.8787	0.8785	-0.3	6.91E+04	0.83	Y	0.98	0.181	1045	0.0336
11	TCDF	23.44		0.8840	0.8836	-0.6	2.41E+05	0.71	Y	0.98	0.631	1045	0.0336
12	TCDF	23.87		0.8998	0.8997	-0.2	1.88E+05	0.75	Y	0.98	0.491	1045	0.0336
13	TCDF	24.02		0.9054	0.9052	-0.3	8.62E+04	0.76	Y	0.98	0.226	1045	0.0336
14	TCDF	24.21		0.9125	0.9123	-0.3	1.33E+05	0.74	Y	0.98	0.348	1045	0.0336
15	TCDF	24.62		0.9279	0.9278	-0.2	6.46E+04	0.85	Y	0.98	0.169	1045	0.0336
16	TCDF	24.77		0.9334	0.9335	+0.2	9.36E+04	0.68	Y	0.98	0.245	1045	0.0336
17	TCDF	24.93		0.9381	0.9396	+2.4	2.25E+05	0.74	Y	0.98	0.59	1045	0.0336
18	TCDF	25.04		0.9439	0.9437	-0.3	2.16E+05	0.72	Y	0.98	0.567	1045	0.0336
19	TCDF	25.56		0.9630	0.9632	+0.3	2.40E+05	0.84	Y	0.98	0.63	1045	0.0336
20	TCDF	NotFnd		0.9674						0.98		1045	0.0336
21	TCDF	25.85		0.9746	0.9743	-0.5	7.00E+04	0.81	Y	0.98	0.183	1045	0.0336
22	TCDF	26.08		0.9829	0.9829	0	4.90E+04	0.62	N	0.98	0.128	1045	0.0336
23	TCDF	26.30		0.9916	0.9914	-0.3	6.57E+04	0.65	N	0.98	0.172	1045	0.0336
24	TCDF	26.43		0.9963	0.9962	-0.2	6.58E+04	0.78	Y	0.98	0.173	1045	0.0336
25	2378-TCDF	26.56		1.0009	1.0009	0	3.48E+05	0.82	Y	0.98	0.911	1045	0.0336
26	TCDF	26.97		1.0166	1.0166	0	2.40E+05	0.82	Y	0.98	0.628	1045	0.0336
27	TCDF	NotFnd		1.0274						0.98		1045	0.0336
28	TCDF	NotFnd		1.0390						0.98		1045	0.0336
29	TCDF	28.86		1.0886	1.0875	-1.8	6.03E+04	1.27	N	0.98	0.158	1045	0.0336
30	PeCDF	28.84		0.8975	0.8988	+2.5	7.43E+05	1.79	N	1.00	2.32	872	0.0313
31	PeCDF	30.63		0.9542	0.9544	+0.4	1.39E+05	1.55	Y	1.00	0.433	1332	0.0479
32	PeCDF	30.81		0.9587	0.9599	+2.3	4.37E+05	1.52	Y	1.00	1.36	1332	0.0479
33	PeCDF	30.91		0.9636	0.9632	-0.8	3.50E+04	2.10	N	1.00	0.109	1332	0.0479
34	PeCDF	NotFnd		0.9671						1.00		1332	0.0479
35	PeCDF	31.32		0.9760	0.9758	-0.4	2.23E+04	1.36	Y	1.00	0.0695	1332	0.0479
36	PeCDF	31.47		0.9810	0.9806	-0.8	1.63E+04	1.18	N	1.00	0.051	1332	0.0479


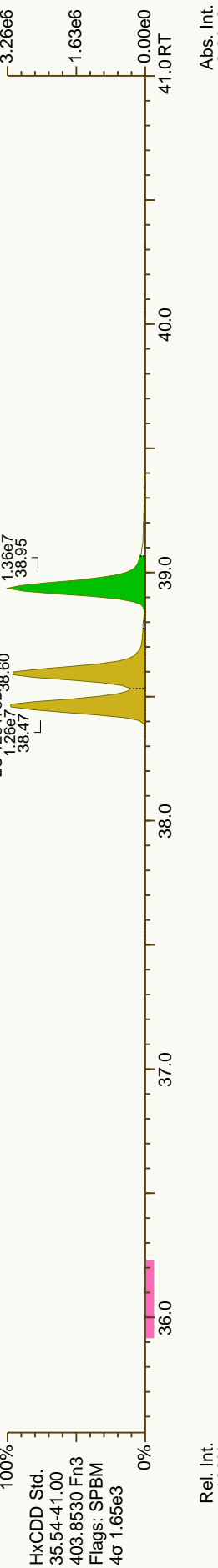
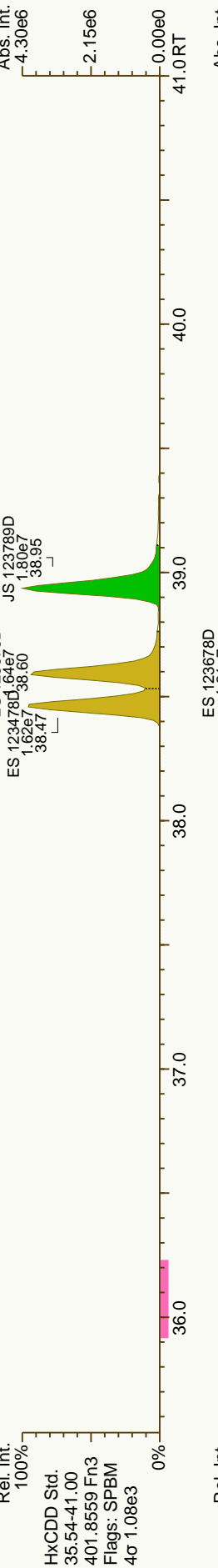
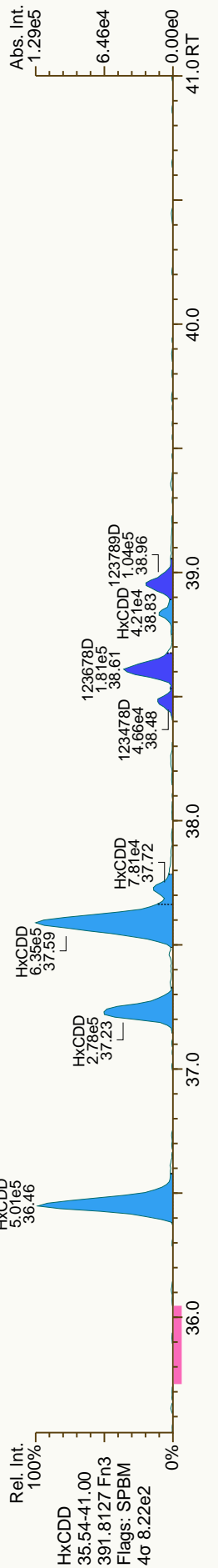
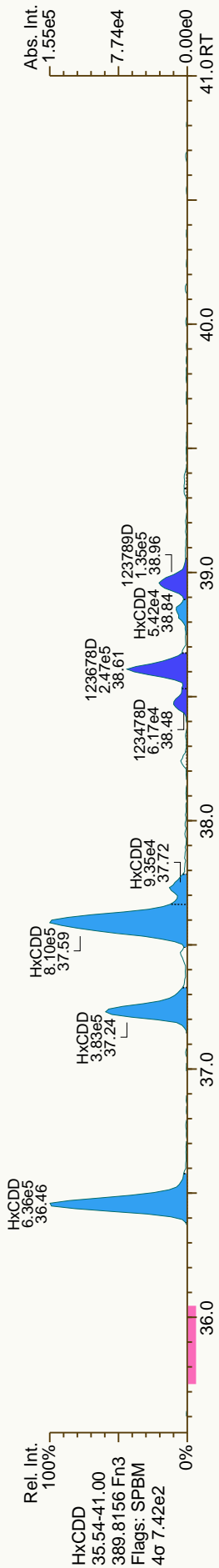
Lab ID: A4721_10221_DF_010 Acq'd: 21 Oct 2012 19:17 MDC Wt/Vol: 10.05 g ICAL: 1613_SGS
 Client ID: JW-EA04-SS14-120507 UTP: 22-Oct-2012 14:33 MDC J-level: 0.498 pg/g Split: 1 Checkcode: 674-282-RQQ
 Datafile: 121020P3-06 Report: 22 Oct 2012 14:33 MC Stds (pg): JS: 2000 ES: 2000 CS/SS: 2000, 400 (37C1)

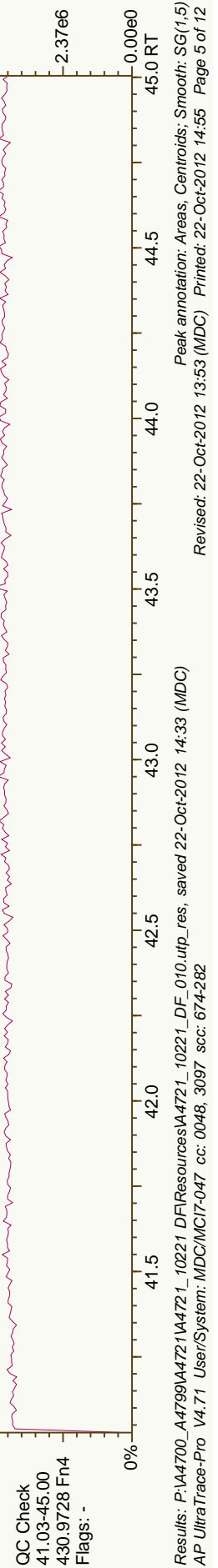
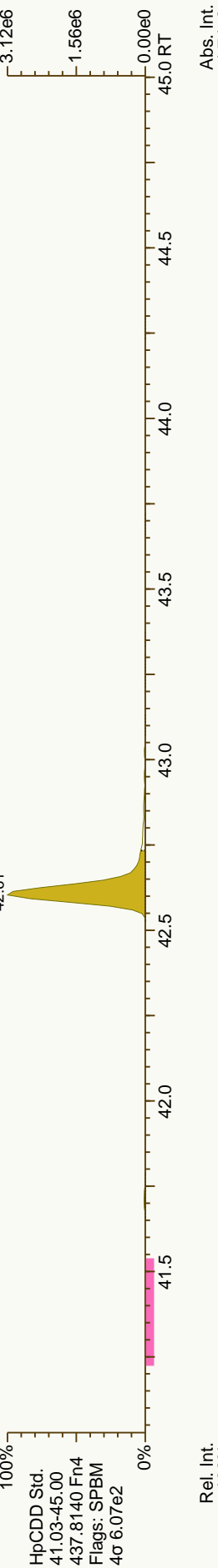
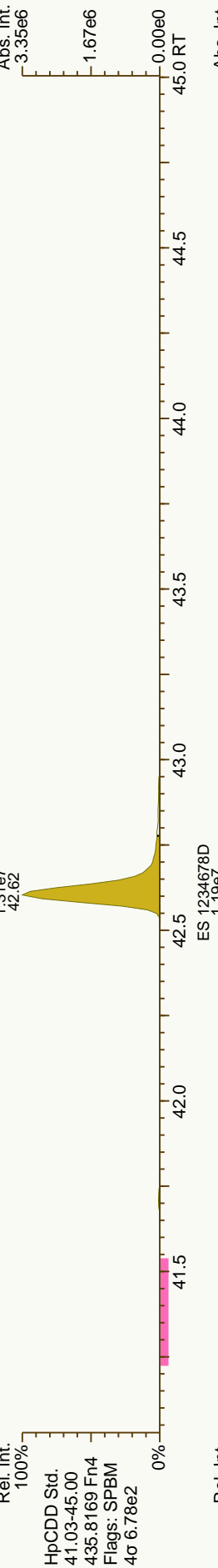
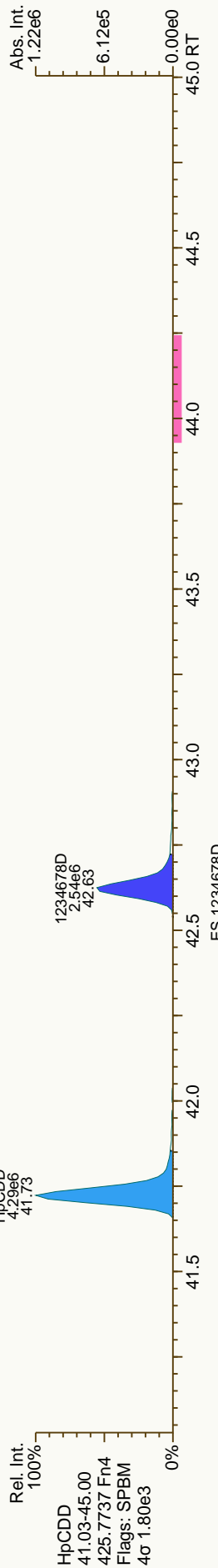
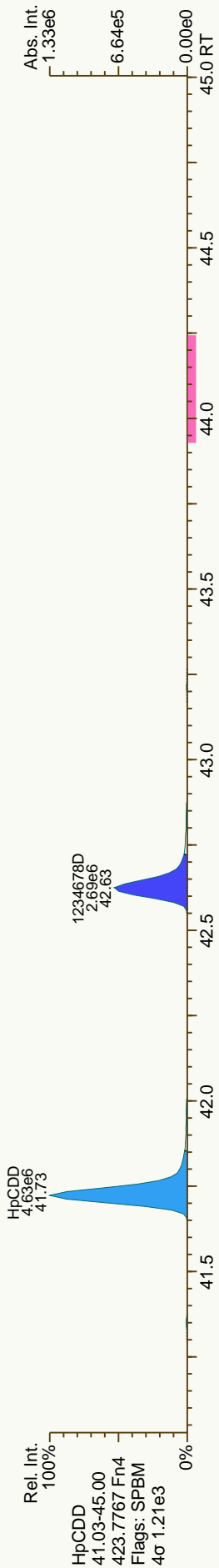
Comp #	Name	Act RT	QC	Pred. RRT	Act. RRT	ΔSecs	Response	Ra	OK	RRF	Conc.	Noise	DL
1	PeCDF	31.59		0.9847	0.9843	-0.8	1.63E+05	1.64	Y	1.00	0.509	1332	0.0479
2	PeCDF	31.67		0.9870	0.9870	0	2.06E+04	1.69	Y	1.00	0.0644	1332	0.0479
3	PeCDF	31.86		0.9930	0.9927	-0.6	2.42E+04	2.06	N	1.00	0.0757	1332	0.0479
4	12378-PeCDF	32.11		1.0007	1.0005	-0.4	6.95E+04	1.81	N	0.99	0.214	1332	0.0471
	PeCDF	32.44		1.0113	1.0108	-1.0	1.10E+05	1.77	Y	1.00	0.342	1332	0.0479
	PeCDF	NotFnd		1.0169						1.00		1332	0.0479
	PeCDF	NotFnd		0.9917						1.00		1332	0.0479
	PeCDF	33.28		0.9962	0.9961	-0.2	6.28E+04	1.50	Y	1.00	0.196	1332	0.0479
	23478-PeCDF	33.44		1.0006	1.0009	+0.6	1.69E+05	1.64	Y	1.02	0.536	1332	0.0487
	PeCDF	NotFnd		0.0000						1.02	0		0
	PeCDF	NotFnd		1.0023						1.00		1332	0.0479
	PeCDF	NotFnd		1.0120						1.00		1332	0.0479
	PeCDF	NotFnd		1.0389						1.00		1332	0.0479
	HxCDF	35.67		0.9565	0.9564	-0.2	3.74E+05	1.17	Y	1.15	1.51	916	0.0385
	HxCDF	35.91		0.9627	0.9626	-0.2	1.22E+06	1.25	Y	1.15	4.92	916	0.0385
	HxCDF	NotFnd		0.9700						1.15		916	0.0385
	HxCDF	36.41		0.9762	0.9762	0	4.51E+04	1.50	N	1.15	0.182	916	0.0385
	HxCDF	36.68		0.9833	0.9834	+0.2	1.34E+06	1.27	Y	1.15	5.41	916	0.0385
	HxCDF	37.17		0.9968	0.9965	-0.7	4.29E+04	1.14	Y	1.15	0.173	916	0.0385
	123478-HxCDF	37.32		1.0006	1.0005	-0.2	1.49E+05	1.40	Y	1.19	0.612	916	0.0366
	123678-HxCDF	37.49		1.0005	1.0006	+0.2	1.25E+05	1.49	N	1.16	0.44	916	0.0328
	HxCDF	NotFnd		1.0055						1.15		916	0.0385
	HxCDF	NotFnd		1.0102						1.15		916	0.0385
	HxCDF	NotFnd		0.9933						1.15		916	0.0385
	234678-HxCDF	38.26		1.0006	1.0004	-0.5	1.68E+05	1.24	Y	1.18	0.623	916	0.0359
	HxCDF	NotFnd		0.0000						1.18	0		0
	HxCDF	NotFnd		1.0009						1.15		916	0.0385
	123789-HxCDF	NotFnd		1.0005						1.09		916	0.052
	HxCDF	NotFnd		0.0000						1.09	0		0
	123489-HxCDF	39.42		1.0013	1.0013	0	3.41E+04	1.11	Y	1.15	0.137	916	0.0385
	1234678-HpCDF	41.37		1.0004	1.0004	0	1.75E+06	1.05	Y	1.35	8.43	1654	0.0763
	HpCDF	41.71		1.0091	1.0088	-0.7	5.68E+04	1.34	N	1.34	0.305	1654	0.0875
	HpCDF	41.91		1.0140	1.0135	-1.2	2.77E+06	1.06	Y	1.34	14.9	1654	0.0875
	1234789-HpCDF	43.23		1.0004	1.0003	-0.3	9.08E+04	0.94	Y	1.34	0.549	1654	0.101
	OCDF	46.61		1.0057	1.0057	0	1.67E+06	0.91	Y	1.40	17.4	890	0.108
	OCDF-a	46.62		1.0053	1.0057	+1.1	5.88E+04	4.25	N	1.00	0.856	695	0.117

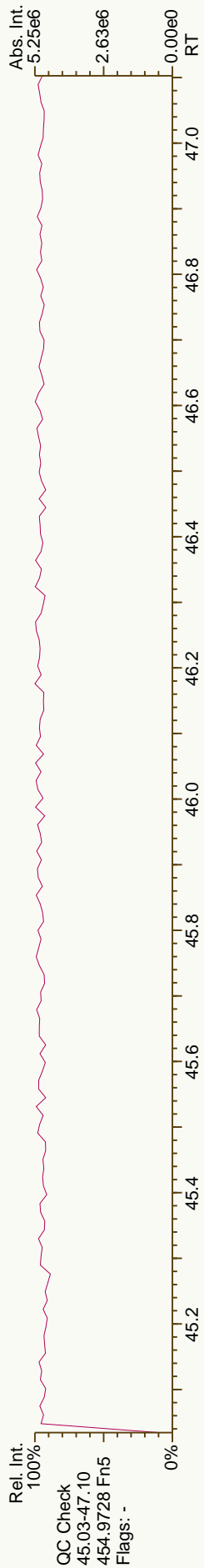
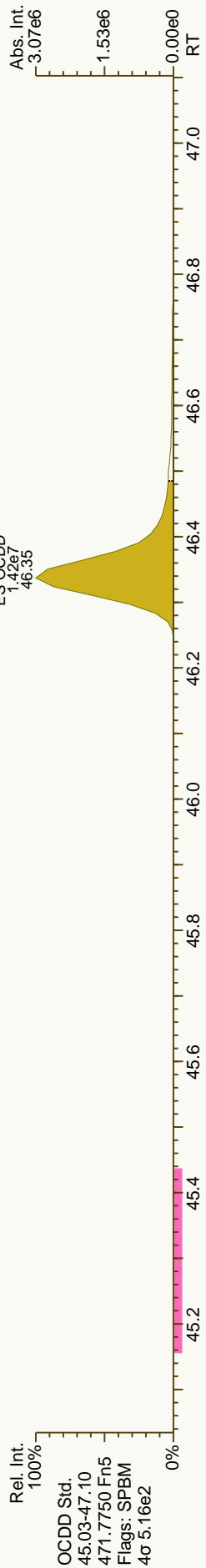
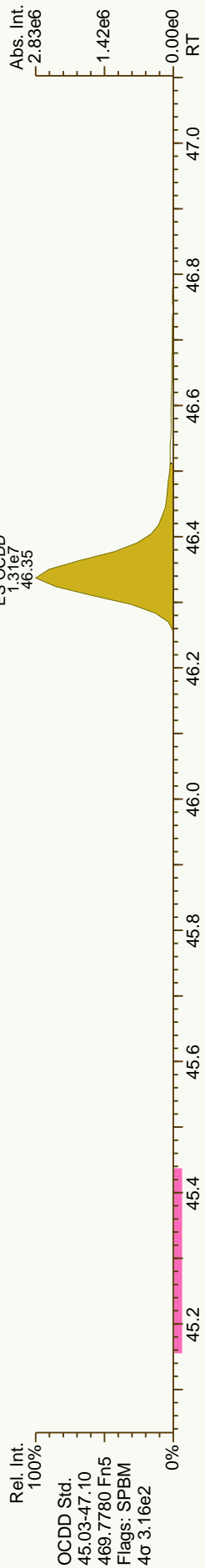
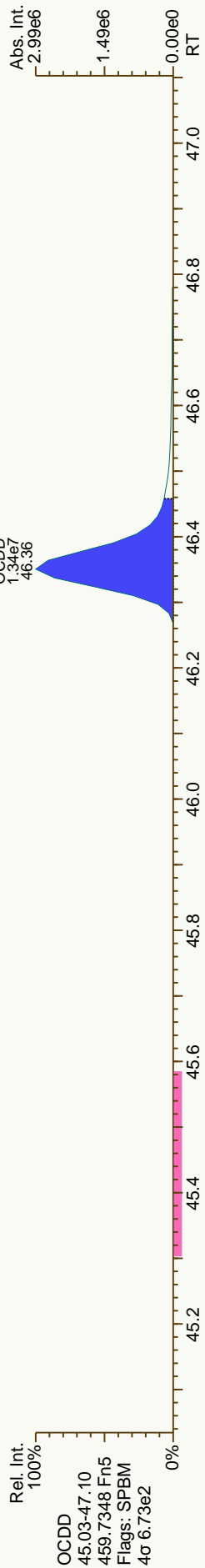
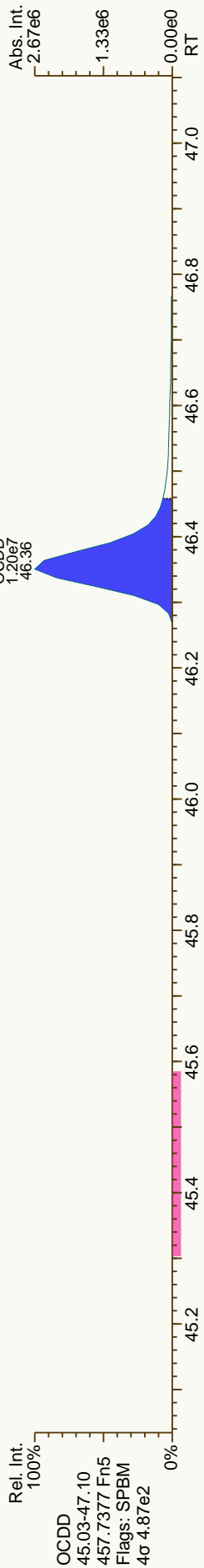


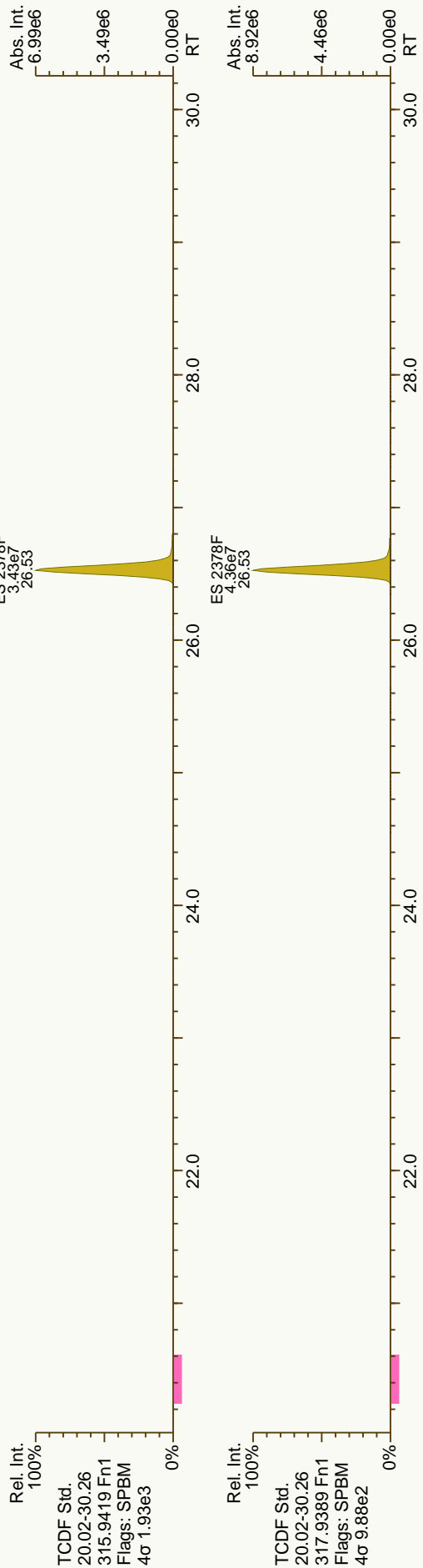
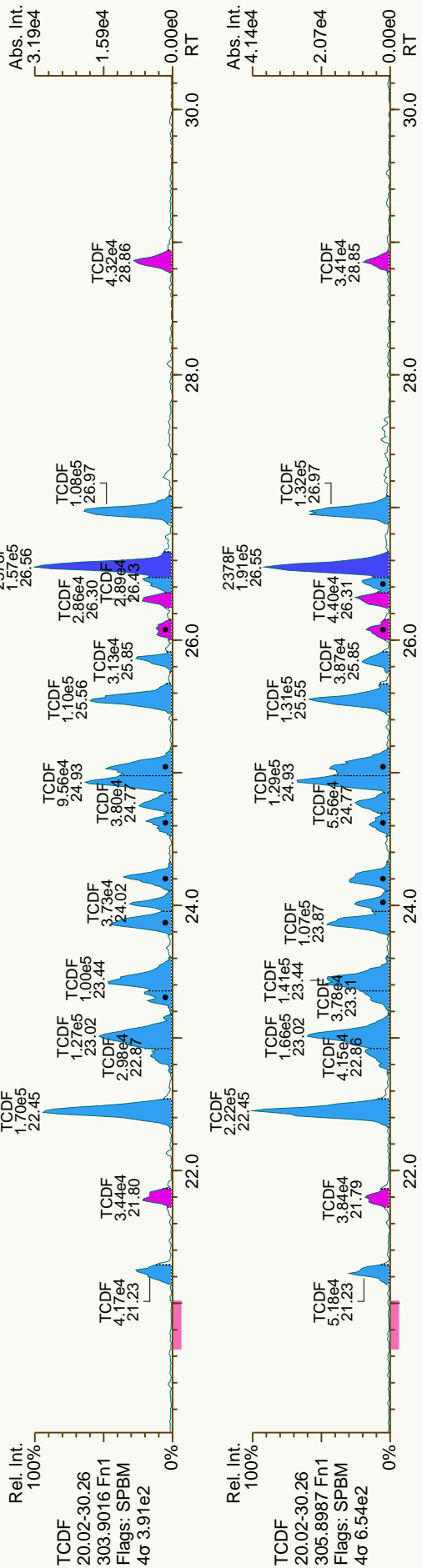


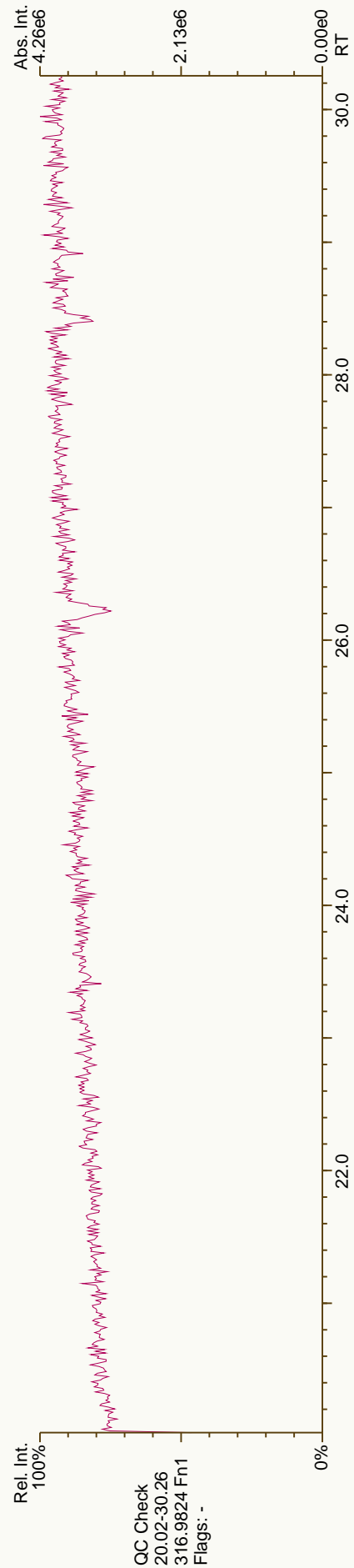
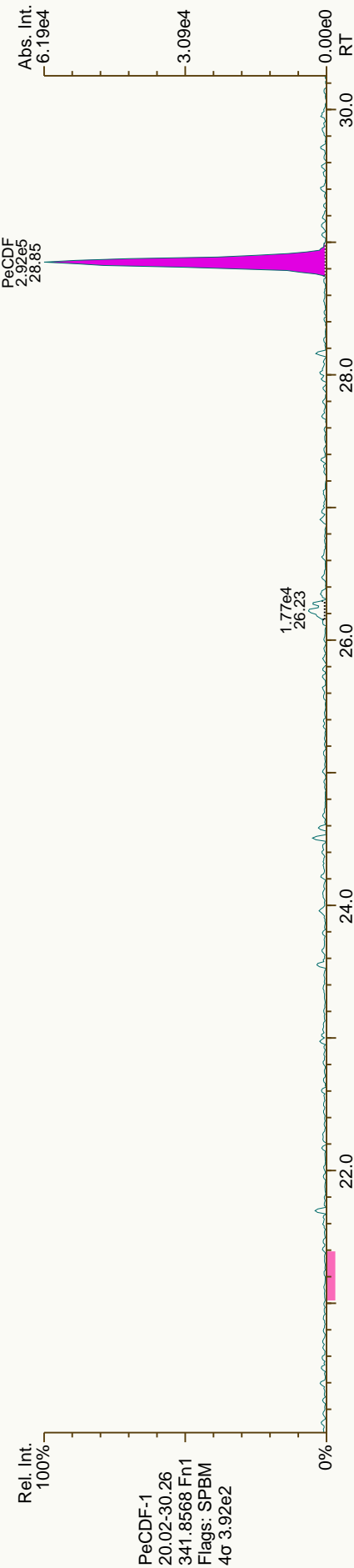
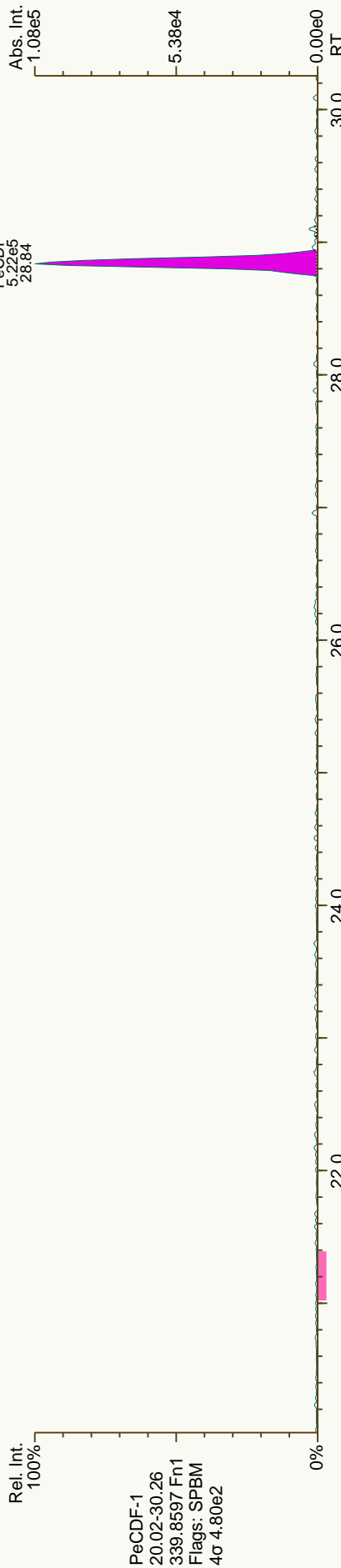


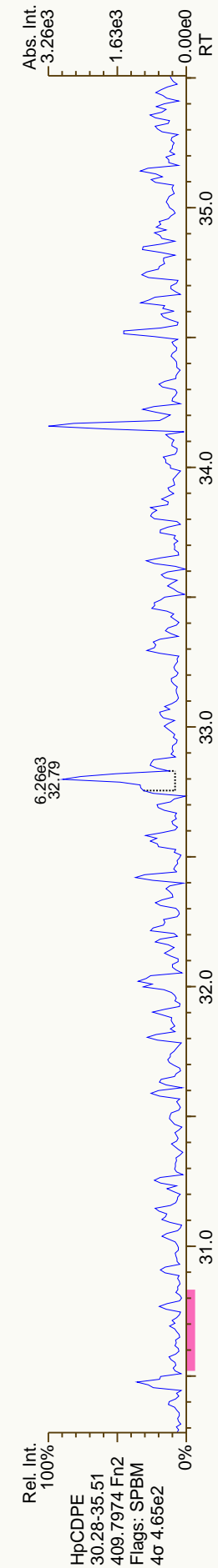


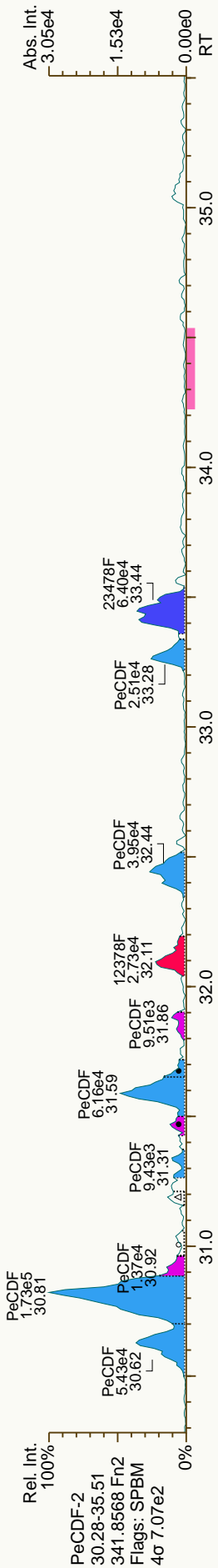



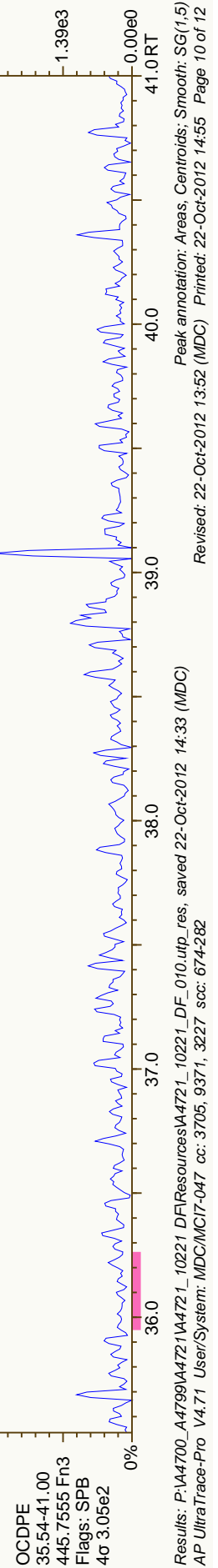
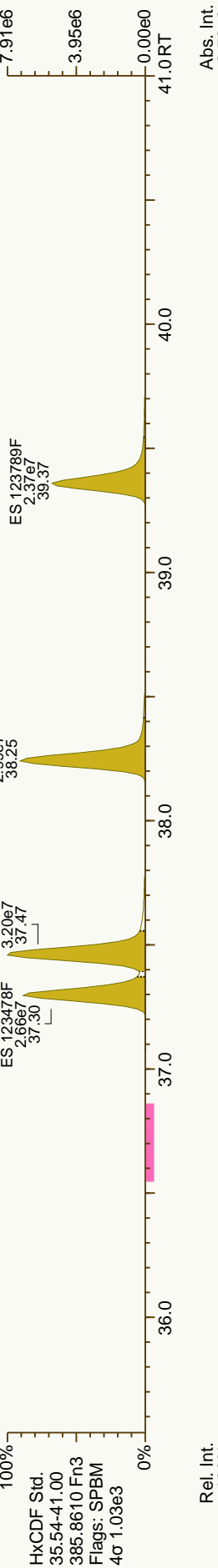
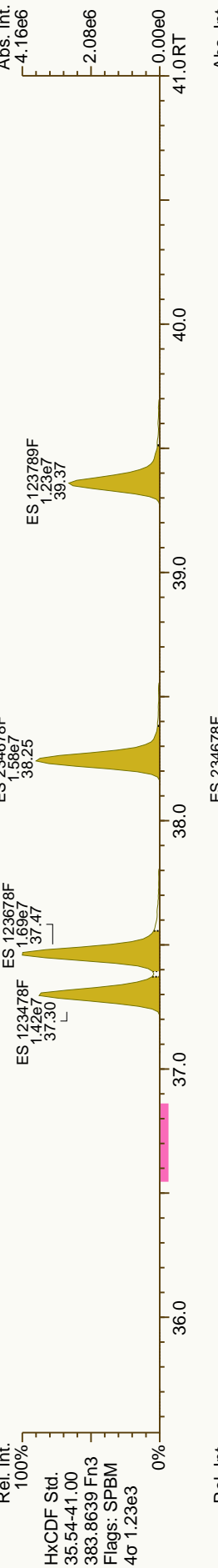
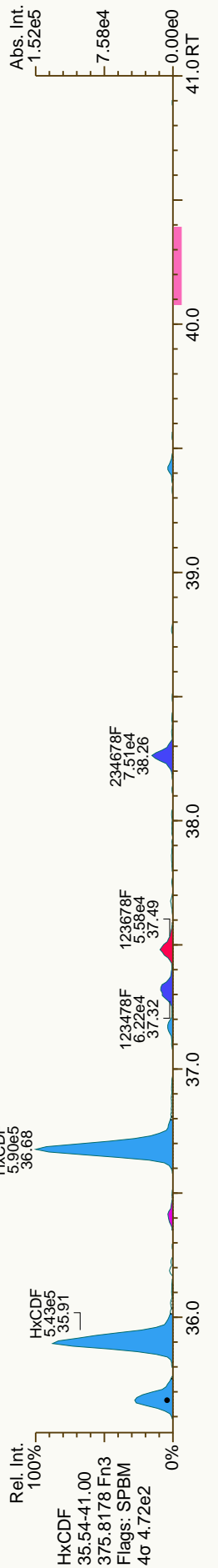
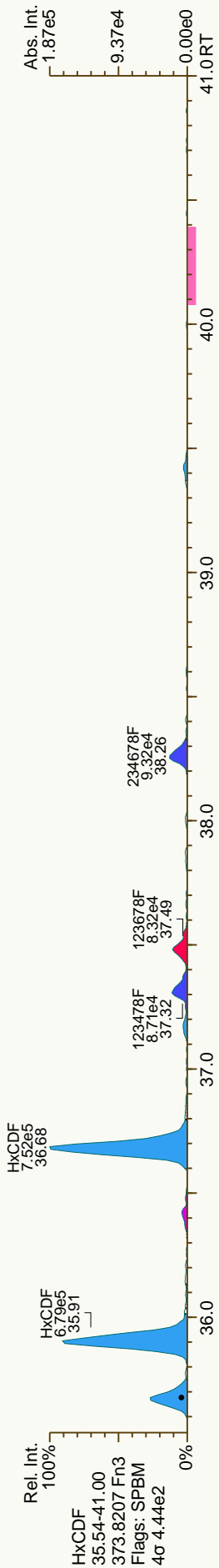


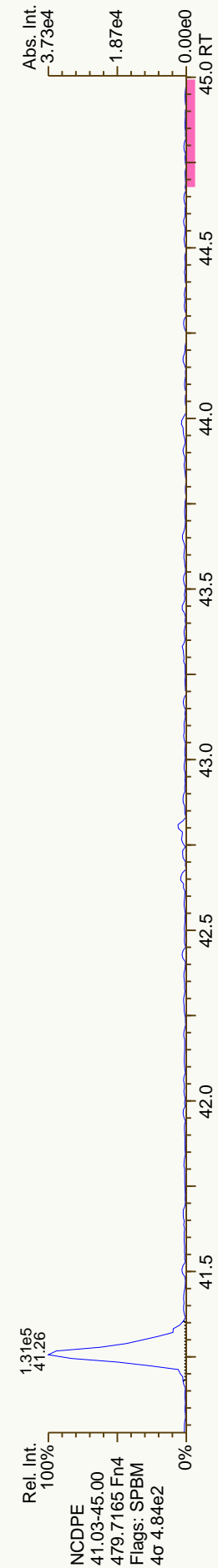
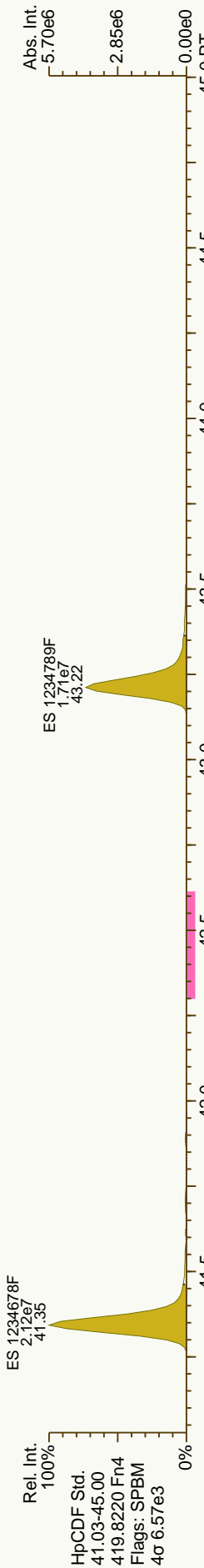
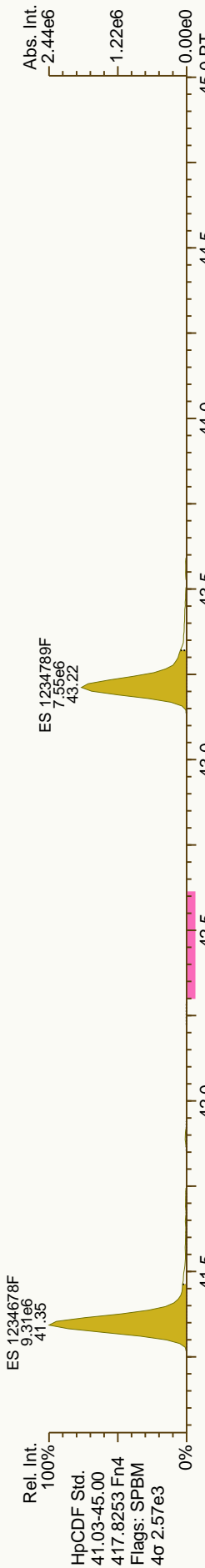

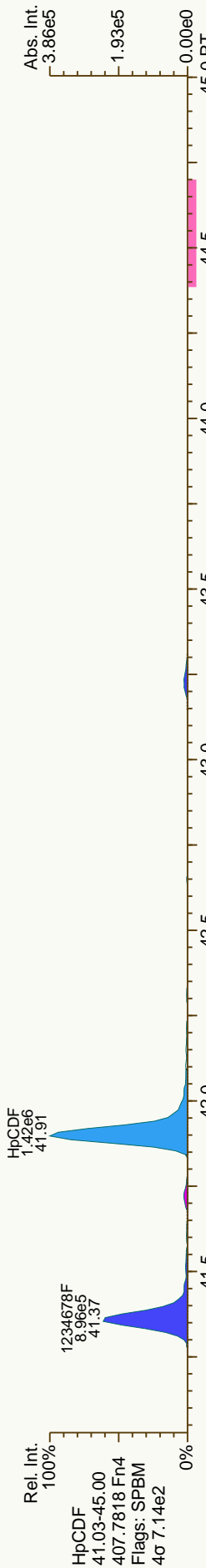


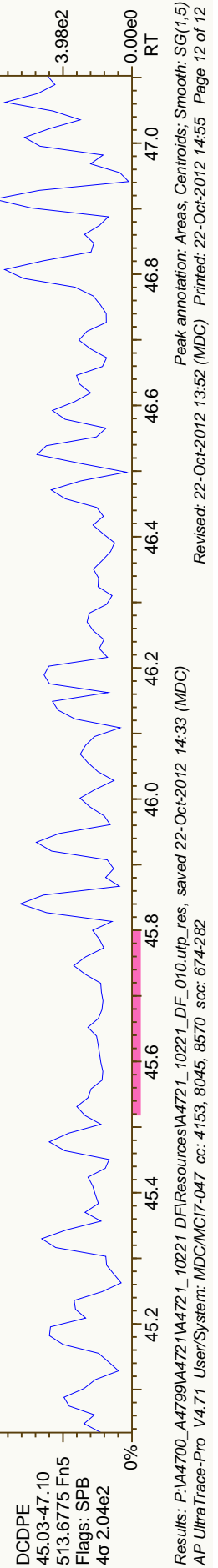
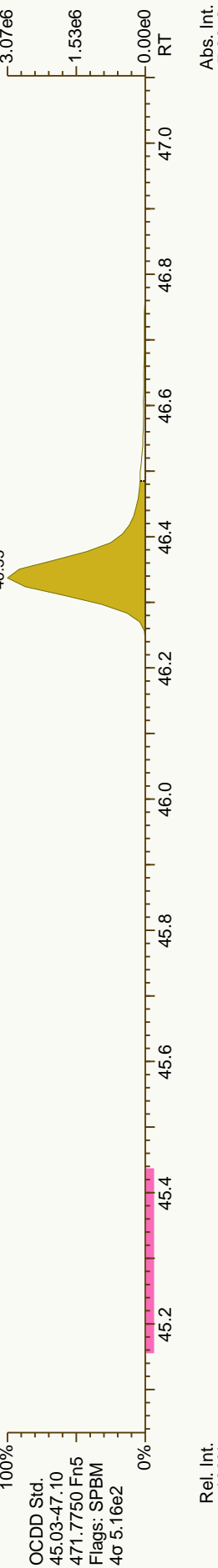
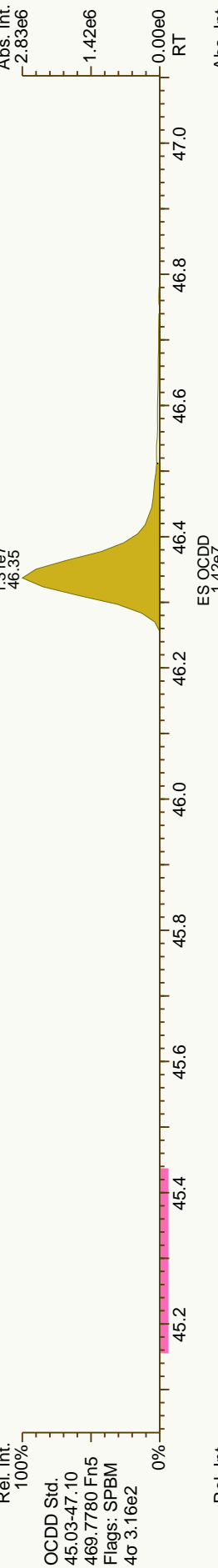
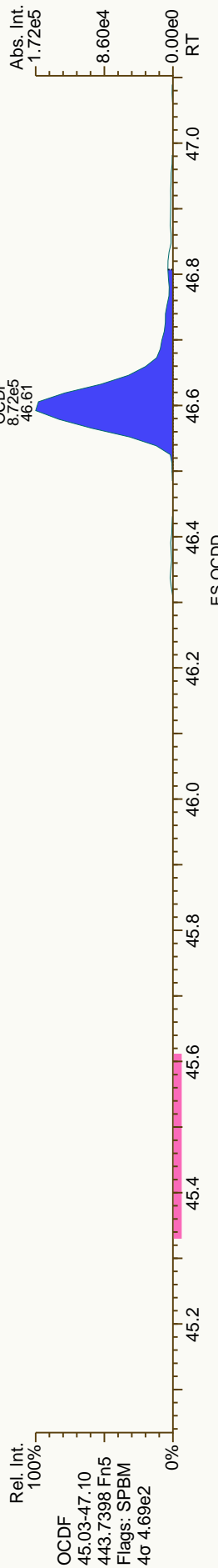













Quantify Sample Summary Report

MassLynx 4.1
 ### Confirms Sample Summary ###

Dataset: C:\MassLynx\Default.pro\Results\c13nov12a-5_14.qld

Last Altered: Wednesday, 11/14/2012 10:46:12 AM Eastern Standard Time
 Printed: Wednesday, 11/14/2012 10:57:56 AM Eastern Standard Time

JUL 11-14-12

203246

Method: C:\MassLynx\Default.PRO\MethDB\VF\Xms-TCDF_Smooth.mdb 13 Nov 2012 08:24:11
 Calibration: C:\MassLynx\Default.PRO\CurveDB\VF\Xms-100212a_Confirm-TD.cdb 31 Oct 2012 14:37:39

Name: c13nov12a-13
 Date: 13-Nov-2012
 Time: 19:34:03
 ID: 31203246004
 User: JHL
 Submitter:
 Task: HRMS3

Name	Response	Ion1Area	Ion2Area	RA	RAFail?	MRRF	RT	Conc	EDL	SN1	SN2	M	Height1	Noise1	Height2	Noise2	Smp Size	FV
2378-TCDF	3.428e3	1.735e3	1.693e3	1.02	YES	1.218	21.26	0.440	0.0952	14.4	10.2	bb	2.530e4	1752	2.204e4	2168	16.72	20
ES:13C-2378-TCDF	7.643e5	3.331e5	4.311e5	0.77	NO	1.655	21.23	115.864	0.2292	1120.4	1437.7	bb	4.408e6	3934	5.555e6	3864	16.72	20
JS:13C-1234-TCDD	4.767e5	2.081e5	2.686e5	0.77	NO	1.000	21.13	119.617	0.3454	741.2	993.8	bb	2.684e6	3621	3.459e6	3481	16.72	20
Tetrafurans	-	1.735e3	-	-	-	1.218	-	0.440	0.0952	-	-	-	2.530e4	1752	-	-	16.72	20
F1 Lock Mass	-	-	-	-	-	-	-	-	-	-	-	-	-	81781	-	-	1.00	1

$$[TCDF] = \frac{3.428e3}{7.643e5} \left(\frac{200000}{16.72g \times 0.6011} \right) \left(\frac{1}{1.21803} \right) = 0.733 \mu g/g$$

JUL 11-14-12

Dataset: C:\MassLynx\Default.pro\Results\c13nov12a-5_14.qld

Last Altered: Wednesday, 11/14/2012 10:46:12 AM Eastern Standard Time

Printed: Wednesday, 11/14/2012 10:57:56 AM Eastern Standard Time

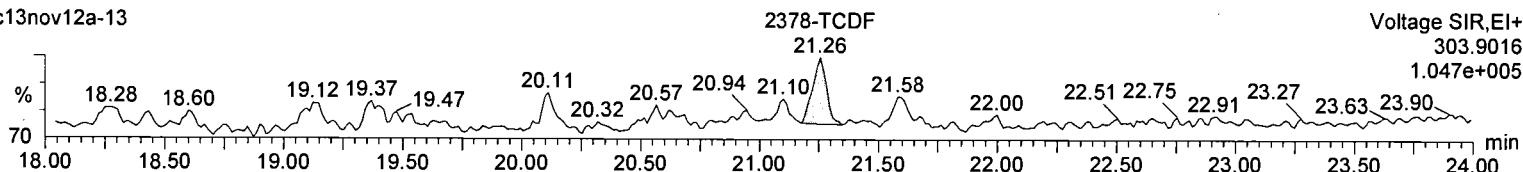
Method: C:\MassLynx\Default.PRO\MethDB\VFxms-TCDF_Smooth.mdb 13 Nov 2012 08:24:11

Calibration: C:\MassLynx\Default.PRO\CurveDB\VFxms-100212a_Confirm-TD.cdb 31 Oct 2012 14:37:39

Name: c13nov12a-13, ID: 31203246004

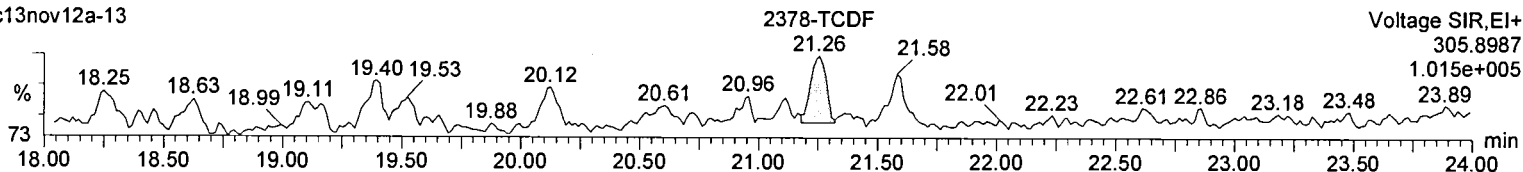
TCDF

c13nov12a-13



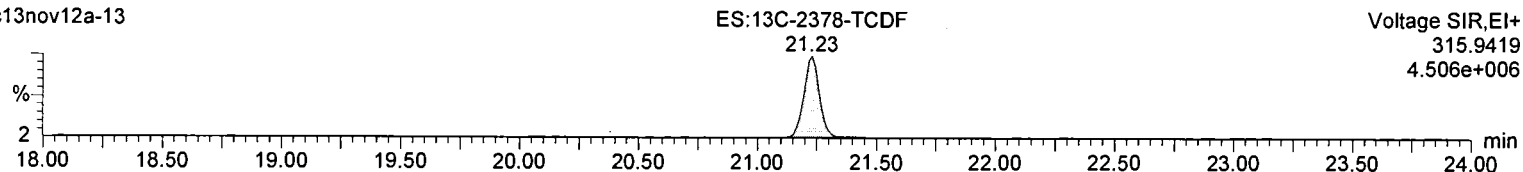
TCDF

c13nov12a-13



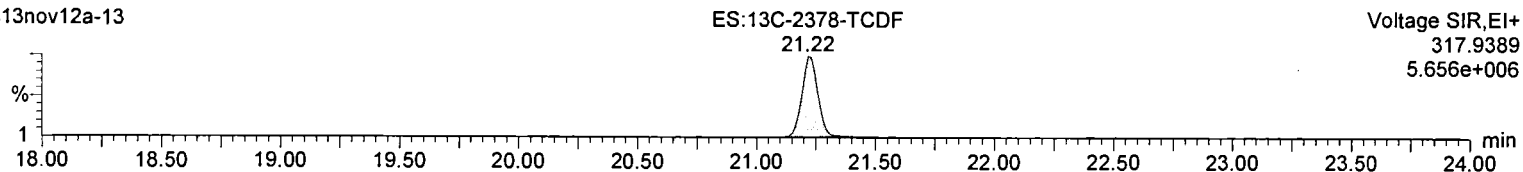
13C-TCDF

c13nov12a-13



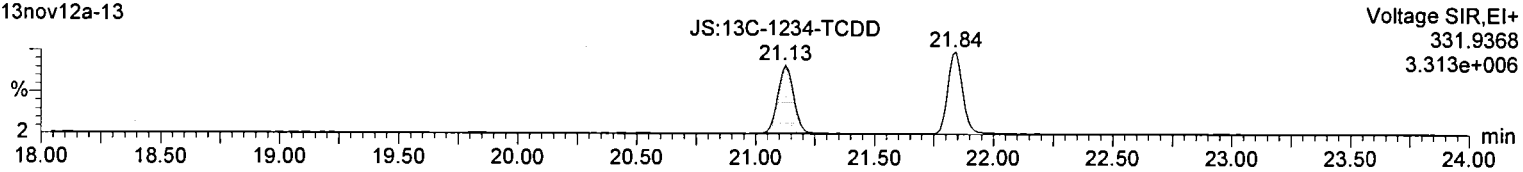
13C-TCDF

c13nov12a-13



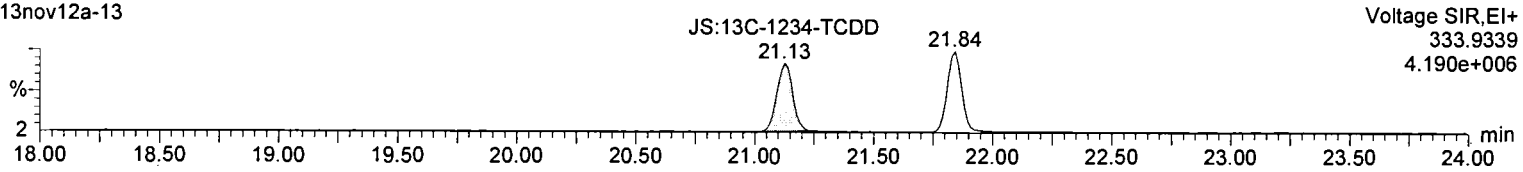
13C-TCDD

c13nov12a-13




13C-TCDD

c13nov12a-13



F1 Lock Mass

c13nov12a-13



Dataset: C:\MassLynx\Default.pro\Results\c13nov12a-5_14.qld

Last Altered: Wednesday, 11/14/2012 10:46:12 AM Eastern Standard Time

Printed: Wednesday, 11/14/2012 10:59:59 AM Eastern Standard Time

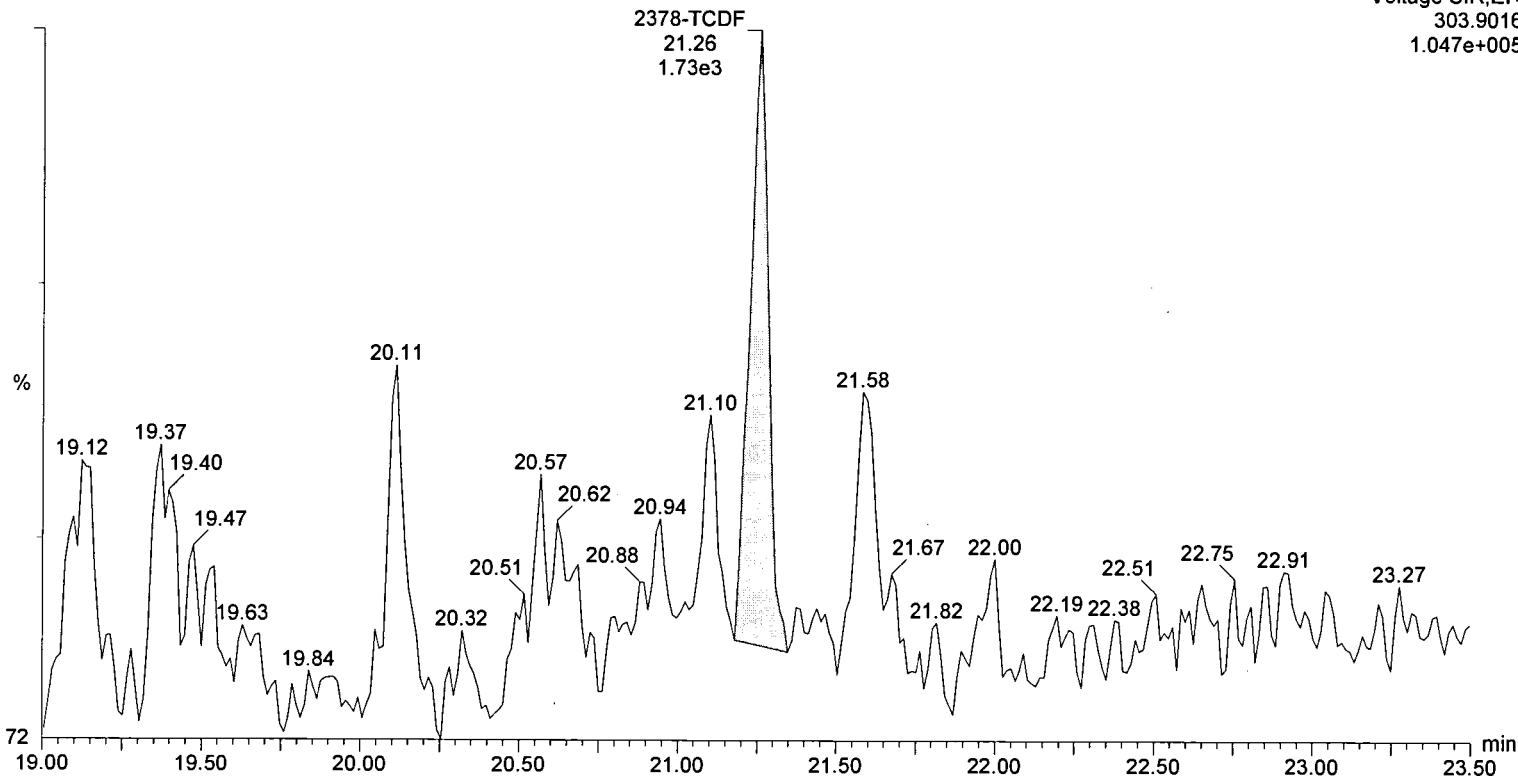
mm
11/14/12

Name: c13nov12a-13, ID: 31203246004

TCDF

c13nov12a-13

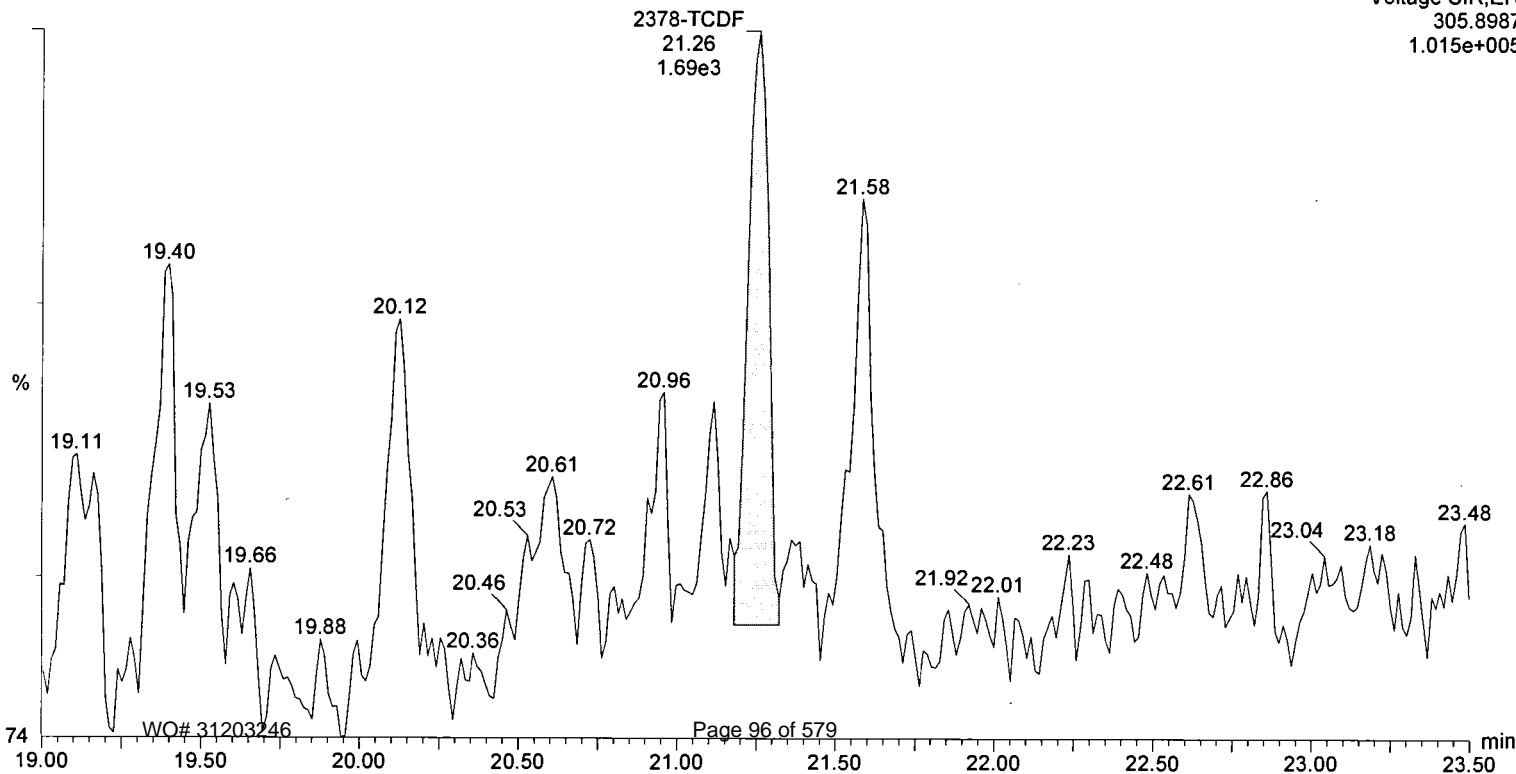
Voltage SIR,EI+
303.9016
1.047e+005



TCDF

c13nov12a-13

Voltage SIR,EI+
305.8987
1.015e+005



Results of JW-EA04-SS15-120507

Client Sample ID: **JW-EA04-SS15-120507**
 Client Project ID: **Jeld-Wen Surface Sediments**
 Lab Sample ID: 31203246005-A
 Lab Project ID: 31203246

Collection Date: 05/07/2012 12:30
 Received Date: 05/09/2012 10:15
 Matrix: Soil-Solid as dry weight
 Solids (%): 67.20

Results by EPA 1613B

<u>Parameter</u>	<u>Result</u>	<u>EMPC</u>	<u>Qual</u>	<u>DL</u>	<u>LOQ/CL</u>	<u>Units</u>	<u>RT</u>	<u>Ratio</u>
2,3,7,8-TCDD		0.121	J	0.0517	0.499	pg/g	27.53	0.50*
1,2,3,7,8-PeCDD	0.708		J	0.0883	2.50	pg/g	33.84	1.64
1,2,3,4,7,8-HxCDD	1.20		J	0.150	2.50	pg/g	38.48	1.26
1,2,3,6,7,8-HxCDD	6.78			0.165	2.50	pg/g	38.62	1.32
1,2,3,7,8,9-HxCDD	3.00			0.158	2.50	pg/g	38.97	1.34
1,2,3,4,6,7,8-HpCDD	85.0			0.360	2.50	pg/g	42.65	1.04
OCDD	704			0.232	4.99	pg/g	46.40	0.89
2,3,7,8-TCDF	0.832			0.0421	0.499	pg/g	26.54	0.79
2,3,7,8-TCDF [confirm]		0.904	J	0.369	1.81	pg/g	21.26	1.29*
1,2,3,7,8-PeCDF	0.292		J	0.0854	2.50	pg/g	32.11	1.40
2,3,4,7,8-PeCDF	0.935		J	0.0840	2.50	pg/g	33.44	1.62
1,2,3,4,7,8-HxCDF	1.24		J	0.107	2.50	pg/g	37.32	1.18
1,2,3,6,7,8-HxCDF	1.02		J	0.0900	2.50	pg/g	37.49	1.14
2,3,4,6,7,8-HxCDF	1.92		J	0.0973	2.50	pg/g	38.27	1.25
1,2,3,7,8,9-HxCDF	ND		U	0.152	2.50	pg/g		
1,2,3,4,6,7,8-HpCDF	26.3			0.122	2.50	pg/g	41.37	1.05
1,2,3,4,7,8,9-HpCDF	1.34		J	0.185	2.50	pg/g	43.25	1.16
OCDF	49.9			0.142	4.99	pg/g	46.64	0.89
Total TCDD	6.97	7.61		0.0517	0.499	pg/g		
Total TCDF	9.24	9.87		0.0421	0.499	pg/g		
Total PeCDD	7.84	8.16		0.0883	2.50	pg/g		
Total PeCDF	13.0	14.5		0.0847	2.50	pg/g		
Total HxCDD	46.5	47.2		0.158	2.50	pg/g		
Total HxCDF	44.7			0.108	2.50	pg/g		
Total HpCDD	178			0.360	2.50	pg/g		
Total HpCDF	75.9			0.150	2.50	pg/g		

World Health Organization Summary

	<u>Units</u>	<u>ND=0</u>	<u>ND=1/2</u>	<u>ND=DL</u>
WHO-2005 TEQ	pg/g	3.87	3.92	3.97
WHO-2005 TEQ w/EMPC	pg/g	4.08	4.08	4.09

Results of JW-EA04-SS15-120507

Client Sample ID: **JW-EA04-SS15-120507**
 Client Project ID: **Jeld-Wen Surface Sediments**
 Lab Sample ID: 31203246005-A
 Lab Project ID: 31203246

Collection Date: 05/07/2012 12:30
 Received Date: 05/09/2012 10:15
 Matrix: Soil-Solid as dry weight
 Solids (%): 67.20

Results by EPA 1613B

<u>Parameter</u>	<u>Result</u>	<u>EMPC</u>	<u>Qual</u>	<u>DL</u>	<u>LOQ/CL</u>	<u>Units</u>	<u>RT</u>	<u>Ratio</u>
Labeled Standards								
13C-2378-TCDF	93.0				24.0-169	%		
13C-2378-TCDD	98.0				25.0-164	%		
13C-12378-PeCDD	88.0				25.0-181	%		
13C-123478-HxCDD	96.0				32.0-141	%		
13C-123678-HxCDD	92.0				28.0-130	%		
13C-1234678-HpCDD	109				23.0-140	%		
13C-OCDD	87.0				17.0-157	%		
13C-2378-TCDF	96.0				24.0-169	%		
13C-12378-PeCDF	93.0				24.0-185	%		
13C-23478-PeCDF	89.0				21.0-178	%		
13C-123478-HxCDF	104				26.0-152	%		
13C-123678-HxCDF	115				26.0-123	%		
13C-234678-HxCDF	111				29.0-147	%		
13C-123789-HxCDF	95.0				28.0-136	%		
13C-1234678-HpCDF	101				28.0-143	%		
13C-1234789-HpCDF	103				26.0-138	%		
37Cl-2378-TCDD	105				35.0-197	%		

Batch Information

Analytical Batch: **HRD1890**
 Analytical Method: **EPA 1613B**
 Instrument: **APHRMS**
 Analyst: **MDC**
 Analytical Date/Time: **10/21/2012 08:56**

Prep Batch: **HXX1807**
 Prep Method: **EPA 1613 PREP S/D/T**
 Prep Date/Time: **10/11/2012 16:45**
 Prep Initial Wt./Vol.: **14.89 g**
 Prep Extract Vol: **20 uL**

Analytical Batch: **HRD1930**
 Analytical Method: **EPA 1613B**
 Instrument: **HRMS3**
 Analyst: **KAS**
 Analytical Date/Time: **11/13/2012 05:46**

Prep Batch: **HXX1807**
 Prep Method: **EPA 1613 PREP S/D/T**
 Prep Date/Time: **10/11/2012 16:45**
 Prep Initial Wt./Vol.: **14.89 g**
 Prep Extract Vol: **20 uL**

Lab ID: A4721_10221_DF_002 Acq'd: 21 Oct 2012 08:56 MDC Wt/Vol: 10.01 g ICAL: 1613_SGS
 Client ID: JW-EA04-SS15-120507 UTP: 22-Oct-2012 14:26 MDC J-level: 0.5 pg/g Split: 1 Checkcode: 625-894-TYC
 Datafile: 121020P2-06 Report: 22 Oct 2012 14:27 MC Stds (pg): JS: 2000 ES: 2000 CS/SS: 2000, 400 (37Cl)

Conc.	Act RT	QC	Pred. RRT	Act. RRT	ΔSecs	Response	Ra	OK	RRF	Conc.	Noise	DL
27.53	27.53		1.0009	1.0008	-0.2	2.35E+04	0.50	N	1.08	0.121	810	0.0518
33.84	33.84		1.0006	1.0005	-0.2	1.03E+05	1.64	Y	1.07	0.708	1167	0.0884
38.48	38.48		1.0004	1.0003	-0.2	1.35E+05	1.26	Y	1.05	1.2	1627	0.15
38.62	38.62		1.0039	1.0039	0	7.65E+05	1.32	Y	0.98	6.78	1627	0.165
38.97	38.97		1.0129	1.0129	0	3.36E+05	1.34	Y	1.01	3	1627	0.158
42.65	42.65		1.0005	1.0003	-0.5	9.52E+06	1.04	Y	1.09	85	3933	0.36
46.40	46.40		1.0005	1.0004	-0.3	5.06E+07	0.89	Y	1.11	704	1308	0.232
26.54	26.54		1.0009	1.0010	+0.2	2.39E+05	0.79	Y	0.98	0.832	960	0.0421
32.11	32.11		1.0007	1.0006	-0.2	7.07E+04	1.40	Y	0.99	0.292	1811	0.0854
33.44	33.44		1.0006	1.0011	+1.0	2.21E+05	1.62	Y	1.02	0.935	1811	0.084
37.32	37.32		1.0006	1.0005	-0.2	2.29E+05	1.18	Y	1.19	1.24	1898	0.107
37.49	37.49		1.0005	1.0004	-0.2	2.25E+05	1.14	Y	1.16	1.02	1898	0.09
38.27	38.27		1.0006	1.0005	-0.2	4.00E+05	1.25	Y	1.18	1.92	1898	0.0973
Not Fnd	Not Fnd		1.0005	-	-	-	-	-	1.09	-	1898	0.152
41.37	41.37		1.0004	1.0003	-0.2	4.51E+06	1.05	Y	1.35	26.3	2129	0.122
43.25	43.25		1.0004	1.0002	-0.5	1.78E+05	1.16	Y	1.34	1.34	2129	0.185
46.64	46.64		1.0057	1.0056	-0.3	4.53E+06	0.89	Y	1.40	49.9	1006	0.142
27.51	27.51		1.0281	1.0278	-0.5	3.60E+07	0.80	Y	1.04	97.8		
33.82	33.82		1.2639	1.2635	-0.6	2.70E+07	1.56	Y	0.87	88.3		
38.47	38.47		0.9876	0.9876	0	2.13E+07	1.27	Y	0.94	96.2		
38.61	38.61		0.9910	0.9911	+0.2	2.29E+07	1.28	Y	1.06	91.6		
42.64	42.64		1.0943	1.0946	+0.7	2.05E+07	1.06	Y	0.80	109		
46.38	46.38		1.1907	1.1906	-0.2	2.59E+07	0.90	Y	0.63	87.3		
26.52	26.52		0.9907	0.9906	-0.2	5.89E+07	0.79	Y	1.74	96		
32.09	32.09		1.1992	1.1987	-0.8	4.89E+07	1.62	Y	1.49	92.7		
33.41	33.41		1.2484	1.2480	-0.6	4.64E+07	1.62	Y	1.48	88.6		
37.30	37.30		0.9577	0.9577	0	3.12E+07	0.53	Y	1.27	104		
37.47	37.47		0.9619	0.9619	0	3.82E+07	0.52	Y	1.41	115		
38.25	38.25		0.9821	0.9821	0	3.53E+07	0.53	Y	1.34	111		
39.38	39.38		1.0108	1.0109	+0.2	2.70E+07	0.54	Y	1.20	95.1		
41.36	41.36		1.0618	1.0618	0	2.53E+07	0.44	Y	1.06	101		
43.25	43.25		1.1100	1.1102	+0.5	1.99E+07	0.45	Y	0.82	103		

Lab ID: A4721_10221_DF_002 Acq'd: 21 Oct 2012 08:56 MDC Wt/Vol: 10.01 g ICAL: 1613_SGS
 Client ID: JW-EA04-SS15-120507 UTP: 22-Oct-2012 14:26 MDC J-level: 0.5 pg/g Split: 1 Checkcode: 625-894-TYC
 Datafile: 121020P2-06 Report: 22 Oct 2012 14:27 MC Stds (pg): JS: 2000 ES: 2000 CS/SS: 2000, 400 (37C1)

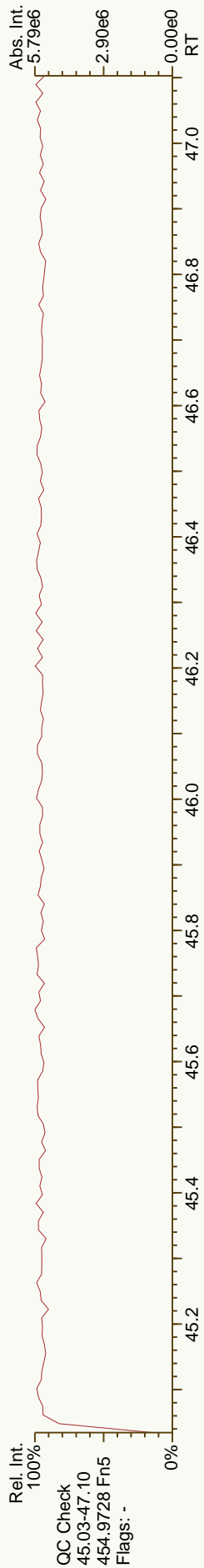
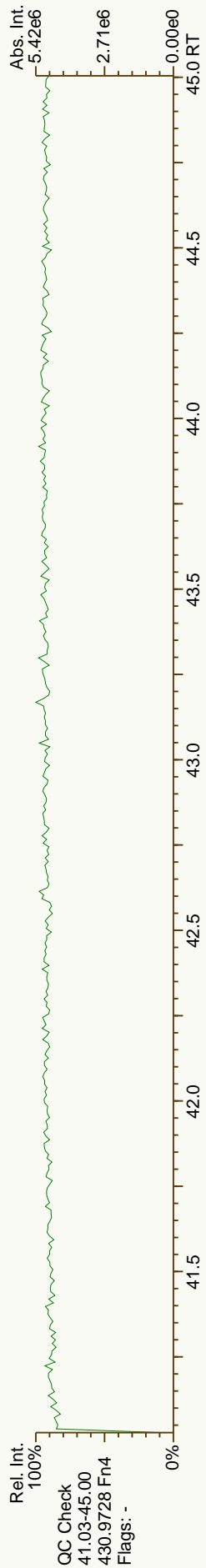
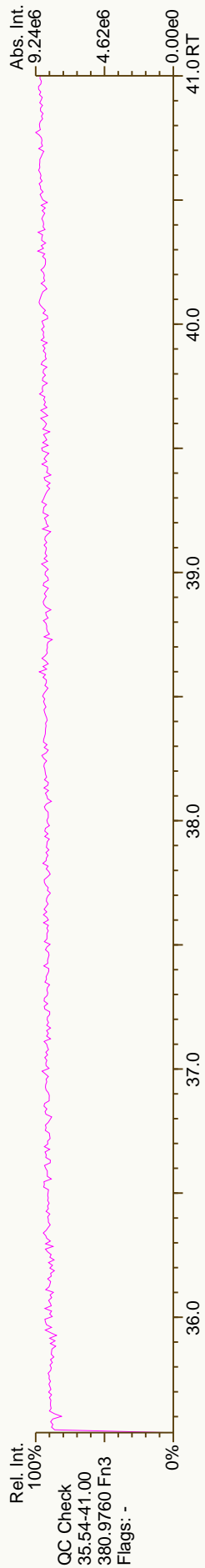
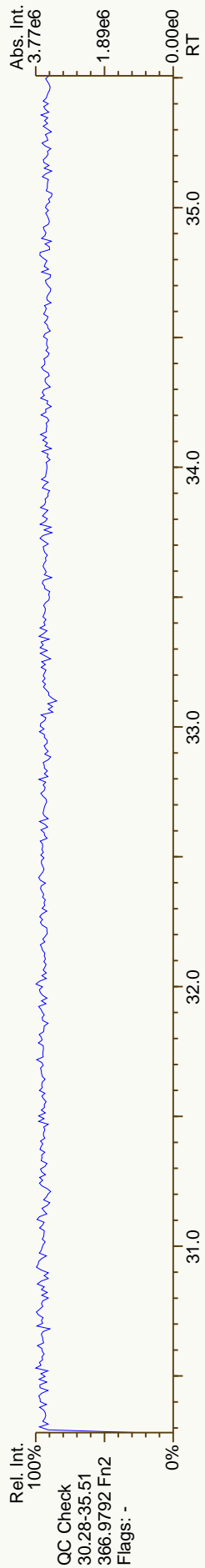
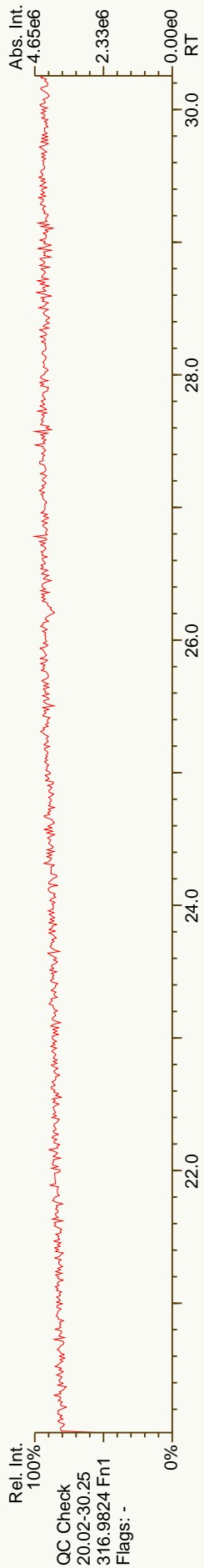
Comp #	Name	Act RT	QC	Pred. RRT	Act. RRT	ΔSecs	Response	Ra	OK	RRF	Conc.	Noise	DL
1	TCDD	23.42		0.8504	0.8513	+1.5	3.32E+05	0.80	Y	1.08	1.7	810	0.0518
2	TCDD	23.82		0.8649	0.8658	+1.5	2.22E+05	0.74	Y	1.08	1.14	810	0.0518
3	TCDD	24.31		0.8835	0.8835	0	2.79E+04	0.71	Y	1.08	0.143	810	0.0518
4	TCDD	25.17		0.9152	0.9149	-0.5	5.15E+05	0.78	Y	1.08	2.64	810	0.0518
	TCDD	25.45		0.9241	0.9252	+1.8	6.05E+04	0.74	Y	1.08	0.31	810	0.0518
	TCDD	25.66		0.9327	0.9327	0	6.45E+04	0.73	Y	1.08	0.331	810	0.0518
	TCDD	25.87		0.9408	0.9402	-1.0	2.53E+04	0.69	Y	1.08	0.13	810	0.0518
	TCDD	Not Fnd		0.9512						1.08		810	0.0518
	TCDD	26.35		0.9580	0.9579	-0.2	3.76E+04	0.94	N	1.08	0.193	810	0.0518
	TCDD	26.77		0.9736	0.9732	-0.7	6.29E+04	0.62	N	1.08	0.322	810	0.0518
	TCDD	Not Fnd		0.9785						1.08		810	0.0518
	TCDD	27.23		0.9884	0.9898	+2.3	9.80E+04	0.82	Y	1.08	0.502	810	0.0518
	TCDD	Not Fnd		0.9945						1.08		810	0.0518
	2378-TCDD	27.53		1.0009	1.0008	-0.2	2.35E+04	0.50	N	1.08	0.121	810	0.0518
	TCDD	27.92		1.0147	1.0147	0	1.49E+04	0.81	Y	1.08	0.0763	810	0.0518
	TCDD	Not Fnd		1.0206						1.08		810	0.0518
	TCDD	Not Fnd		1.0423						1.08		810	0.0518
101	PeCDD	30.88		0.9131	0.9131	0	3.19E+05	1.57	Y	1.07	2.19	1167	0.0884
102	PeCDD	31.50		0.9319	0.9314	-1.0	8.33E+04	1.74	Y	1.07	0.573	1167	0.0884
103	PeCDD	32.16		0.9511	0.9508	-0.6	2.28E+05	1.64	Y	1.07	1.57	1167	0.0884
	PeCDD	32.38		0.9576	0.9573	-0.6	9.55E+04	1.63	Y	1.07	0.657	1167	0.0884
	PeCDD	32.50		0.9611	0.9610	-0.2	1.51E+05	1.50	Y	1.07	1.04	1167	0.0884
	PeCDD	32.81		0.9703	0.9702	-0.2	9.36E+04	1.75	Y	1.07	0.644	1167	0.0884
	PeCDD	33.25		0.9829	0.9831	+0.4	6.68E+04	1.33	Y	1.07	0.459	1167	0.0884
	12378-PeCDD	33.84		1.0006	1.0005	-0.2	1.03E+05	1.64	Y	1.07	0.708	1167	0.0884
	PeCDD	33.96		1.0039	1.0040	+0.2	2.43E+04	1.89	N	1.07	0.167	1167	0.0884
	PeCDD	34.37		1.0161	1.0163	+0.4	2.32E+04	2.15	N	1.07	0.159	1167	0.0884
	HxCDD	36.46		0.9479	0.9477	-0.5	1.43E+06	1.21	Y	1.01	12.7	1627	0.158
	HxCDD	37.24		0.9682	0.9681	-0.2	4.53E+05	1.35	Y	1.01	4.03	1627	0.158
	HxCDD	37.59		0.9771	0.9772	+0.2	1.92E+06	1.27	Y	1.01	17.1	1627	0.158
	HxCDD	37.72		0.9811	0.9806	-1.2	1.95E+05	1.23	Y	1.01	1.73	1627	0.158
	123478-HxCDD	38.48		1.0004	1.0003	-0.2	1.35E+05	1.26	Y	1.05	1.2	1627	0.15
	123678-HxCDD	38.62		1.0039	1.0039	0	7.65E+05	1.32	Y	0.98	6.78	1627	0.165
	HxCDD	38.85		1.0097	1.0097	0	7.72E+04	1.44	N	1.01	0.688	1627	0.158
	123789-HxCDD	38.97		1.0129	1.0129	0	3.36E+05	1.34	Y	1.01	3	1627	0.158

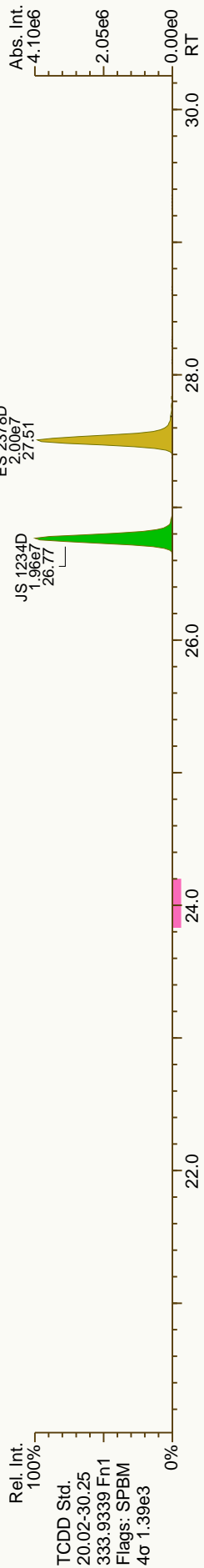
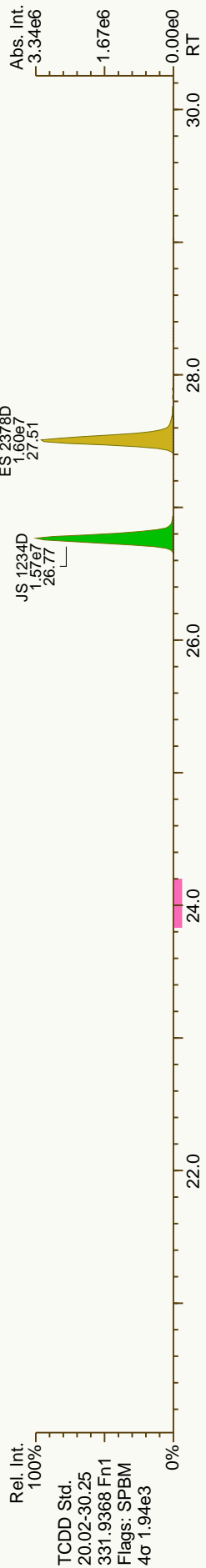
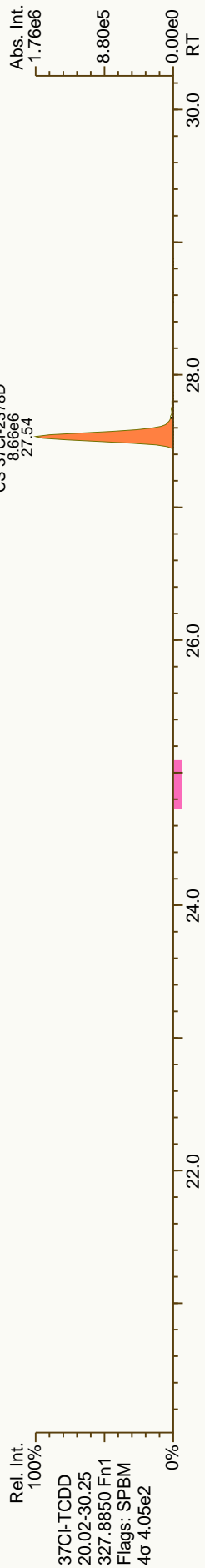
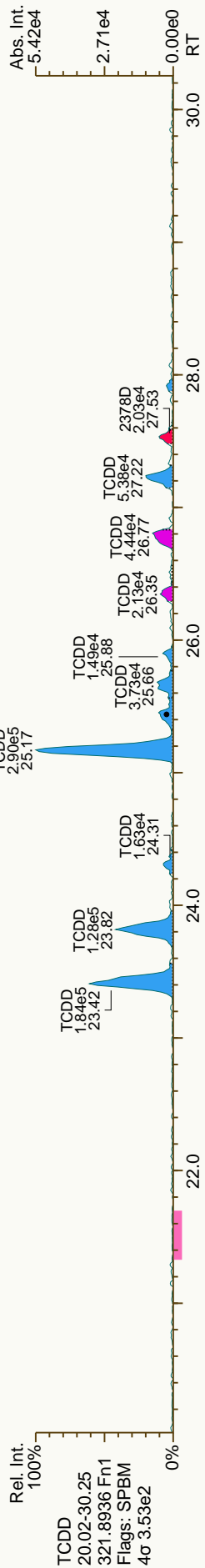
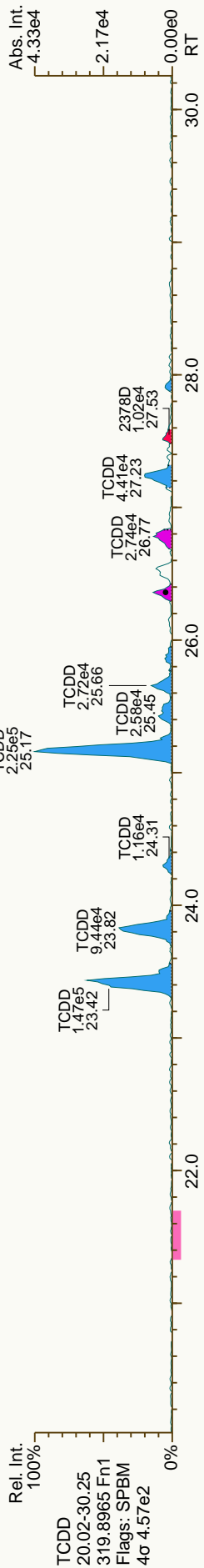
Lab ID: A4721_10221_DF_002 Acq'd: 21 Oct 2012 08:56 MDC Wt/Vol: 10.01 g ICAL: 1613_SGS
 Client ID: JW-EA04-SS15-120507 UTP: 22-Oct-2012 14:26 MDC J-level: 0.5 pg/g Split: 1 Checkcode: 625-894-TYC
 Datafile: 121020P2-06 Report: 22 Oct 2012 14:27 MC Stds (pg): JS: 2000 ES: 2000 CS/SS: 2000, 400 (37C1)

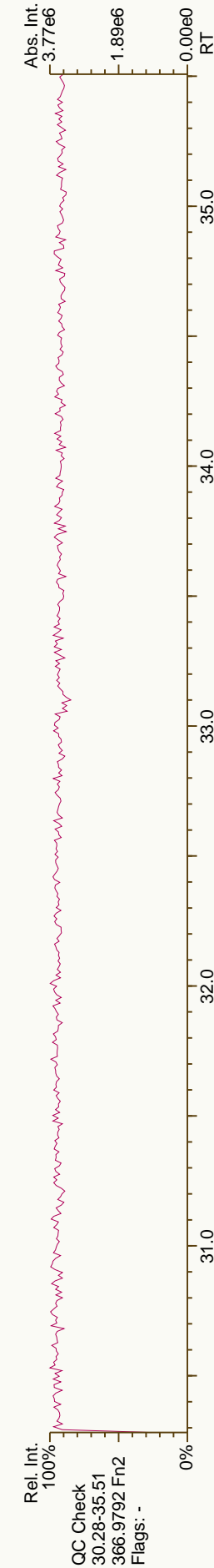
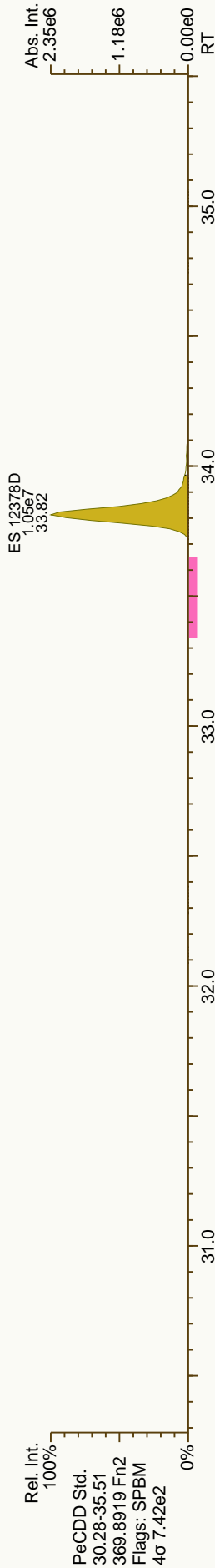
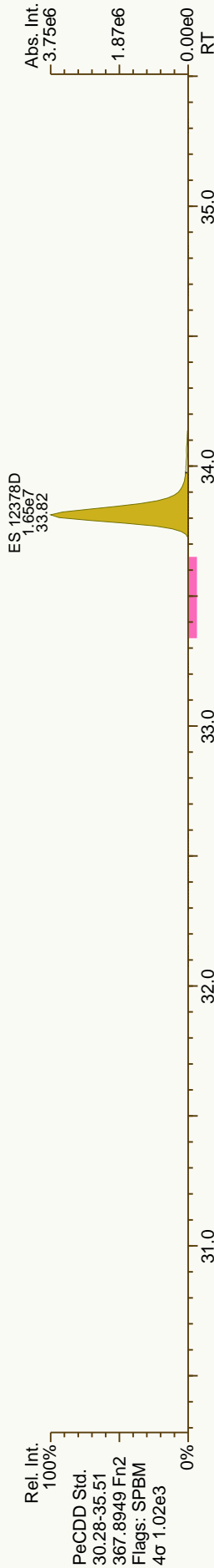
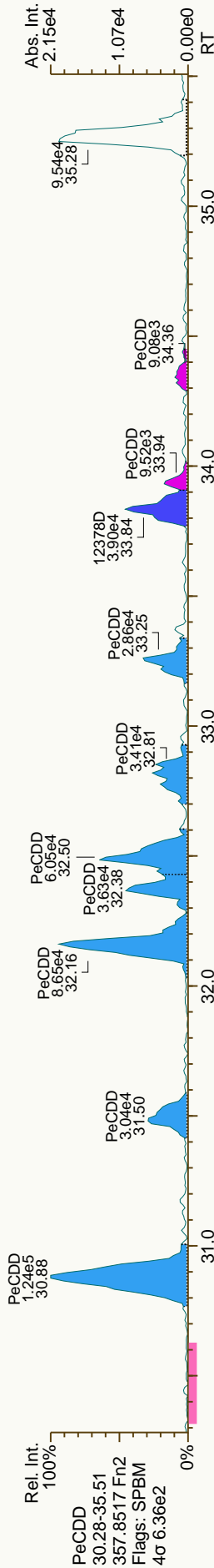
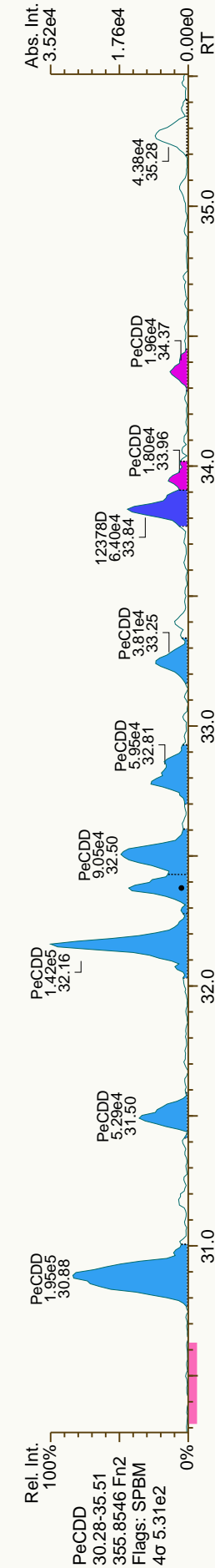
W#	Name	Act RT	QC	Pred. RRT	Act. RRT	ΔSecs	Response	Ra	OK	RRF	Conc.	Noise	DL
1	HP-CDD	41.74		0.9793	0.9790	-0.8	1.04E+07	1.06	Y	1.09	93.1	3933	0.36
2	234678-HP-CDD	42.65		1.0005	1.0003	-0.5	9.52E+06	1.04	Y	1.09	85	3933	0.36
3	OCDD	46.40		1.0005	1.0004	-0.3	5.06E+07	0.89	Y	1.11	704	1308	0.232
4	OCDD-a	46.39		1.0001	1.0002	+0.3	2.89E+06	2.65	Y	1.00	44.5	1646	0.323
5	TCDF	21.20		0.7983	0.7996	+2.1	1.40E+05	0.86	Y	0.98	0.488	960	0.0421
6	TCDF	21.77		0.8218	0.8211	-1.1	8.22E+04	0.87	Y	0.98	0.286	960	0.0421
7	TCDF	22.43		0.8463	0.8458	-0.8	3.74E+05	0.78	Y	0.98	1.3	960	0.0421
8	TCDF	22.84		0.8625	0.8612	-2.1	5.52E+04	0.75	Y	0.98	0.192	960	0.0421
9	TCDF	23.00		0.8677	0.8674	-0.5	2.40E+05	0.77	Y	0.98	0.836	960	0.0421
10	TCDF	23.29		0.8787	0.8784	-0.5	3.65E+04	0.53	N	0.98	0.127	960	0.0421
11	TCDF	23.42		0.8840	0.8833	-1.1	1.89E+05	0.71	Y	0.98	0.658	960	0.0421
12	TCDF	23.85		0.8998	0.8993	-0.8	2.21E+05	0.73	Y	0.98	0.77	960	0.0421
13	TCDF	23.99		0.9054	0.9047	-1.1	5.07E+04	0.81	Y	0.98	0.176	960	0.0421
14	TCDF	24.19		0.9125	0.9121	-0.6	9.67E+04	0.80	Y	0.98	0.336	960	0.0421
15	TCDF	24.59		0.9279	0.9274	-0.8	4.97E+04	0.91	N	0.98	0.173	960	0.0421
16	TCDF	24.76		0.9334	0.9336	+0.3	8.18E+04	0.87	Y	0.98	0.284	960	0.0421
17	TCDF	24.92		0.9381	0.9397	+2.5	2.08E+05	0.84	Y	0.98	0.723	960	0.0421
18	TCDF	25.04		0.9439	0.9442	+0.5	1.47E+05	0.85	Y	0.98	0.513	960	0.0421
19	TCDF	25.53		0.9630	0.9629	-0.2	1.60E+05	0.80	Y	0.98	0.556	960	0.0421
20	TCDF	NotFnd		0.9674						0.98		960	0.0421
21	TCDF	25.83		0.9746	0.9743	-0.5	5.05E+04	0.79	Y	0.98	0.176	960	0.0421
22	TCDF	26.06		0.9829	0.9827	-0.3	3.75E+04	1.01	N	0.98	0.131	960	0.0421
23	TCDF	26.29		0.9916	0.9914	-0.3	5.96E+04	0.69	Y	0.98	0.207	960	0.0421
24	TCDF	26.42		0.9963	0.9962	-0.2	5.63E+04	0.61	N	0.98	0.196	960	0.0421
25	2378-TCDF	26.54		1.0009	1.0010	+0.2	2.39E+05	0.79	Y	0.98	0.832	960	0.0421
26	TCDF	26.96		1.0166	1.0166	0	1.53E+05	0.75	Y	0.98	0.531	960	0.0421
27	TCDF	NotFnd		1.0274						0.98		960	0.0421
28	TCDF	NotFnd		1.0390						0.98		960	0.0421
29	TCDF	28.85		1.0886	1.0879	-1.1	1.09E+05	0.76	Y	0.98	0.379	960	0.0421
30	PeCDF	28.83		0.8975	0.8986	+2.1	1.74E+06	1.49	Y	1.00	7.28	1263	0.0591
31	PeCDF	30.61		0.9542	0.9540	-0.4	1.09E+05	1.60	Y	1.00	0.456	1811	0.0847
32	PeCDF	30.80		0.9587	0.9599	+2.3	6.22E+05	1.63	Y	1.00	2.6	1811	0.0847
33	PeCDF	30.90		0.9636	0.9631	-1.0	5.95E+04	1.42	Y	1.00	0.249	1811	0.0847
34	PeCDF	NotFnd		0.9671						1.00		1811	0.0847
35	PeCDF	31.33		0.9760	0.9766	+1.2	1.31E+05	1.65	Y	1.00	0.549	1811	0.0847
36	PeCDF	NotFnd		0.9810						1.00		1811	0.0847

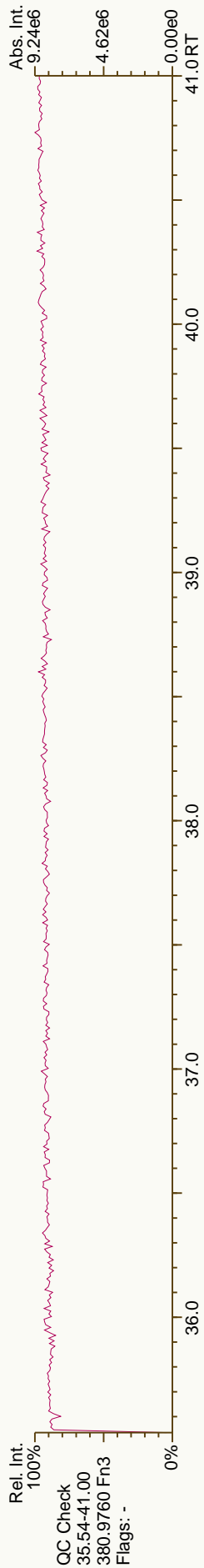
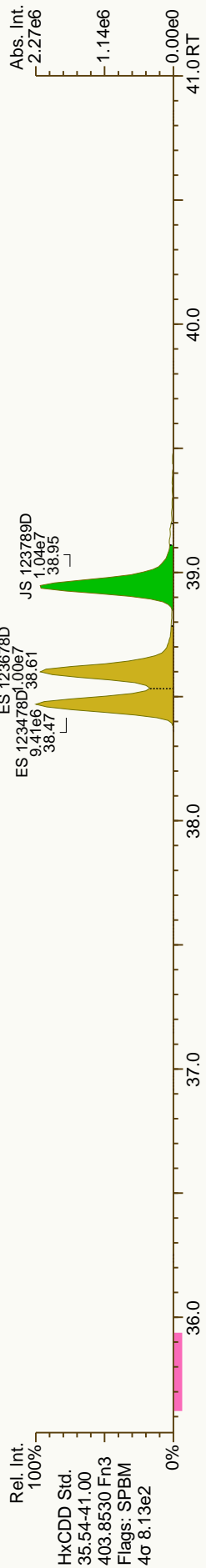
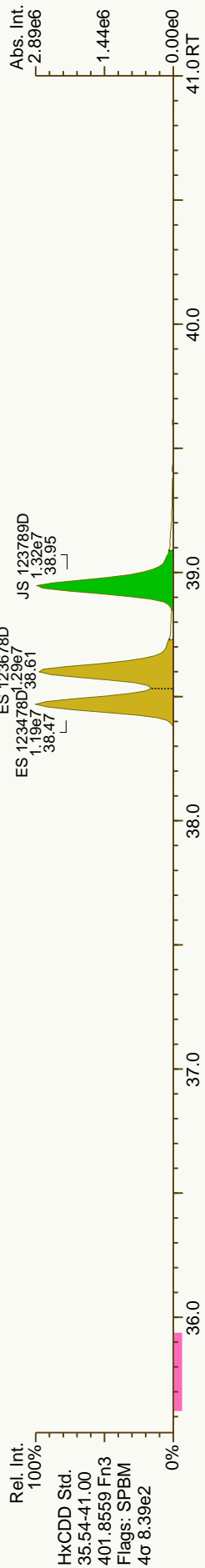
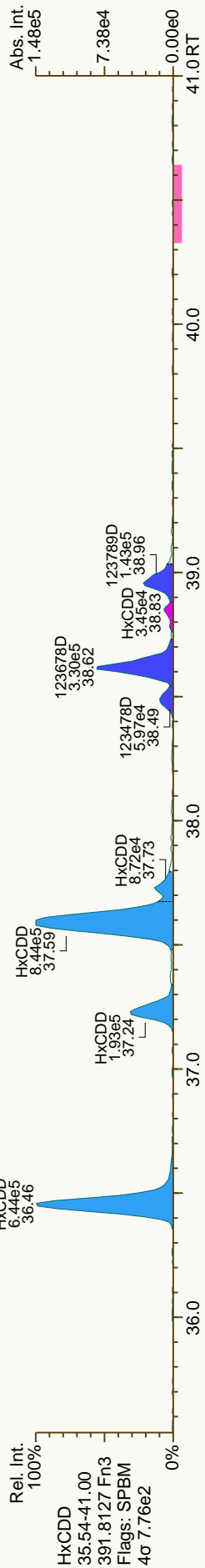
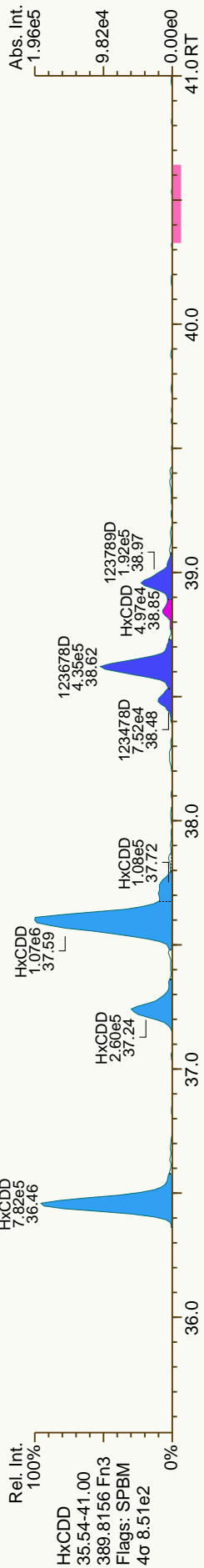
Lab ID: A4721_10221_DF_002 Acq'd: 21 Oct 2012 08:56 MDC Wt/Vol: 10.01 g ICAL: 1613_SGS
 Client ID: JW-EA04-SS15-120507 UTP: 22-Oct-2012 14:26 MDC J-level: 0.5 pg/g Split: 1 Checkcode: 625-894-TYC
 Datafile: 121020P2-06 Report: 22 Oct 2012 14:27 MC Stds (pg): JS: 2000 ES: 2000 CS/SS: 2000, 400 (37C1)

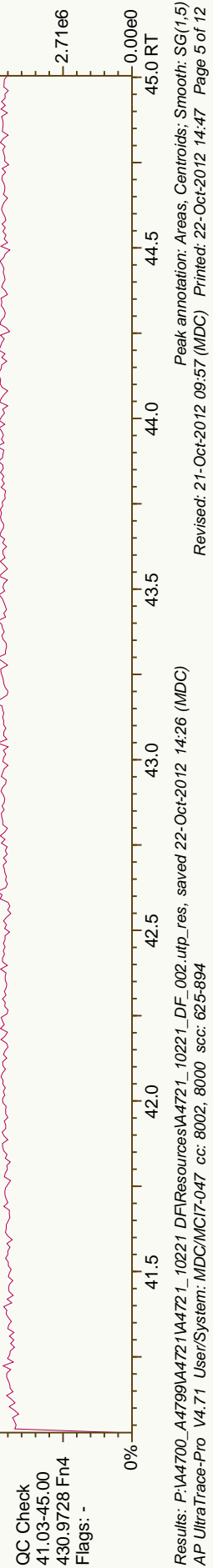
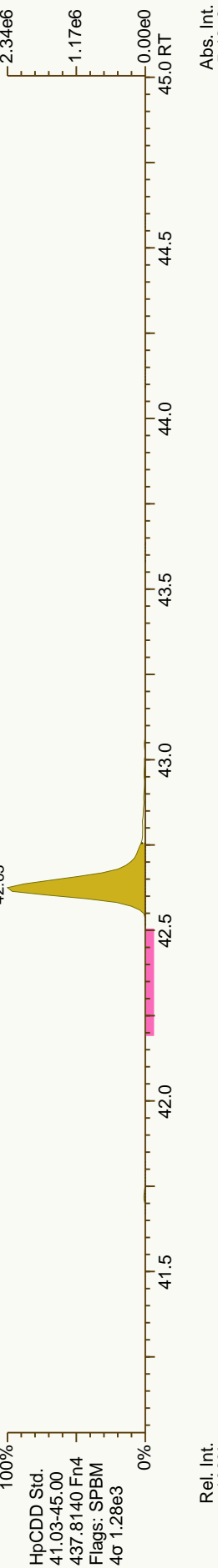
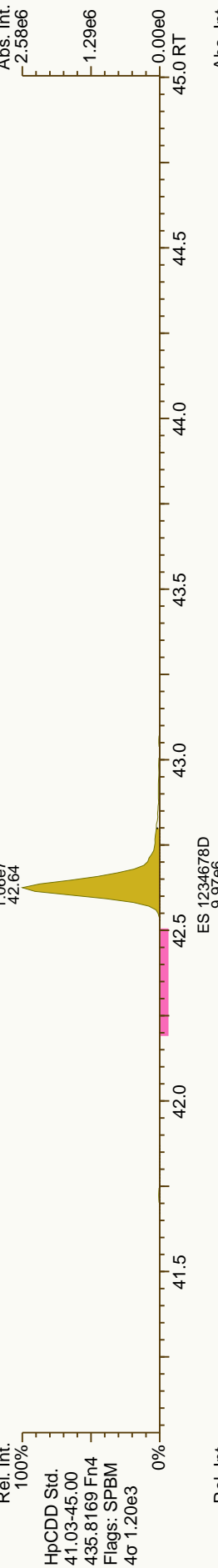
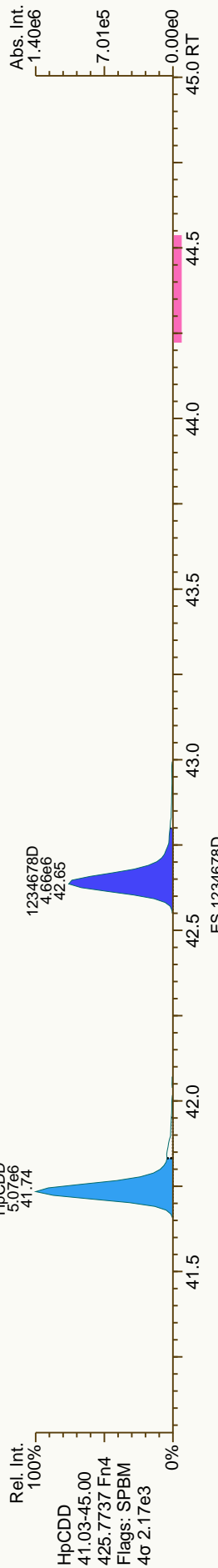
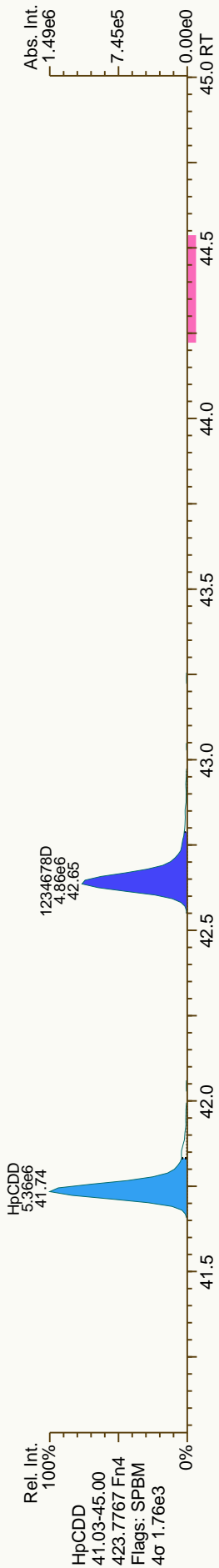
Comp #	Name	Act RT	QC	Pred. RRT	Act. RRT	ΔSecs	Response	Ra	OK	RRF	Conc.	Noise	DL
1	PeCDF	31.59		0.9847	0.9846	-0.2	3.12E+05	1.83	N	1.00	1.3	1811	0.0847
2	PeCDF	NotFnd		0.9870						1.00		1811	0.0847
3	PeCDF	31.86		0.9930	0.9930	0	3.02E+04	1.56	Y	1.00	0.126	1811	0.0847
4	12378-PeCDF	32.11		1.0007	1.0006	-0.2	7.07E+04	1.40	Y	0.99	0.292	1811	0.0854
5	PeCDF	32.44		1.0113	1.0110	-0.6	1.22E+05	1.62	Y	1.00	0.509	1811	0.0847
6	PeCDF	NotFnd		1.0169						1.00		1811	0.0847
7	PeCDF	NotFnd		0.9917						1.00		1811	0.0847
8	PeCDF	33.27		0.9962	0.9958	-0.8	4.24E+04	1.83	N	1.00	0.177	1811	0.0847
9	23478-PeCDF	33.44		1.0006	1.0011	+1.0	2.21E+05	1.62	Y	1.02	0.935	1811	0.084
10	PeCDF	NotFnd		0.0000						1.02	0	0	0
11	PeCDF	NotFnd		1.0023						1.00		1811	0.0847
12	PeCDF	NotFnd		1.0120						1.00		1811	0.0847
13	PeCDF	NotFnd		1.0389						1.00		1811	0.0847
14	HxCDF	35.67		0.9565	0.9562	-0.7	8.87E+05	1.14	Y	1.15	4.67	1898	0.108
15	HxCDF	35.90		0.9627	0.9625	-0.4	3.11E+06	1.26	Y	1.15	16.4	1898	0.108
16	HxCDF	NotFnd		0.9700						1.15		1898	0.108
17	HxCDF	36.42		0.9762	0.9762	0	9.94E+04	1.32	Y	1.15	0.523	1898	0.108
18	HxCDF	36.68		0.9833	0.9834	+0.2	3.55E+06	1.25	Y	1.15	18.7	1898	0.108
19	HxCDF	NotFnd		0.9968						1.15		1898	0.108
20	123478-HxCDF	37.32		1.0006	1.0005	-0.2	2.29E+05	1.18	Y	1.19	1.24	1898	0.107
21	123678-HxCDF	37.49		1.0005	1.0004	-0.2	2.25E+05	1.14	Y	1.16	1.02	1898	0.09
22	HxCDF	NotFnd		1.0055						1.15		1898	0.108
23	HxCDF	NotFnd		1.0102						1.15		1898	0.108
24	HxCDF	NotFnd		0.9933						1.15		1898	0.108
25	234678-HxCDF	38.27		1.0006	1.0005	-0.2	4.00E+05	1.25	Y	1.18	1.92	1898	0.0973
26	HxCDF	NotFnd		0.0000						1.18	0	0	0
27	HxCDF	NotFnd		1.0009						1.15		1898	0.108
28	123789-HxCDF	NotFnd		1.0005						1.09		1898	0.152
29	HxCDF	NotFnd		0.0000						1.09	0	0	0
30	123489-HxCDF	39.42		1.0013	1.0012	-0.2	5.21E+04	1.34	Y	1.15	0.274	1898	0.108
31	1234678-HpCDF	41.37		1.0004	1.0003	-0.2	4.51E+06	1.05	Y	1.35	26.3	2129	0.122
32	HpCDF	41.73		1.0091	1.0088	-0.7	8.70E+04	0.95	Y	1.34	0.572	2129	0.15
33	HpCDF	41.92		1.0140	1.0135	-1.2	7.26E+06	1.06	Y	1.34	47.7	2129	0.15
34	1234789-HpCDF	43.25		1.0004	1.0002	-0.5	1.78E+05	1.16	Y	1.34	1.34	2129	0.185
35	OCDF	46.64		1.0057	1.0056	-0.3	4.53E+06	0.89	Y	1.40	49.9	1006	0.142
36	OCDF-a	46.63		1.0053	1.0053	0	1.94E+05	2.55	Y	1.00	2.99	943	0.185

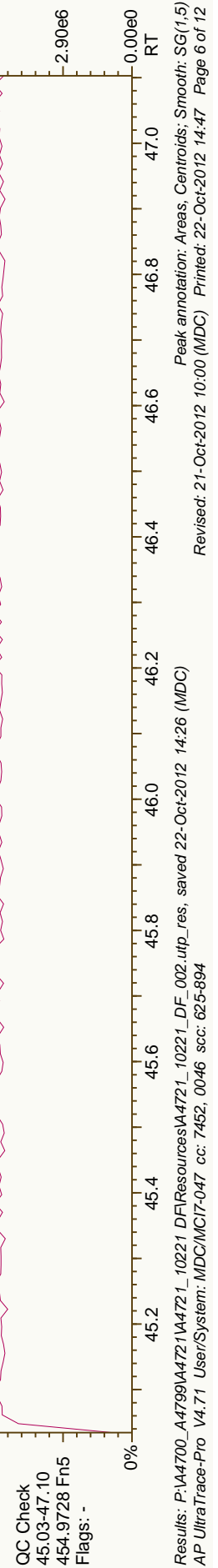
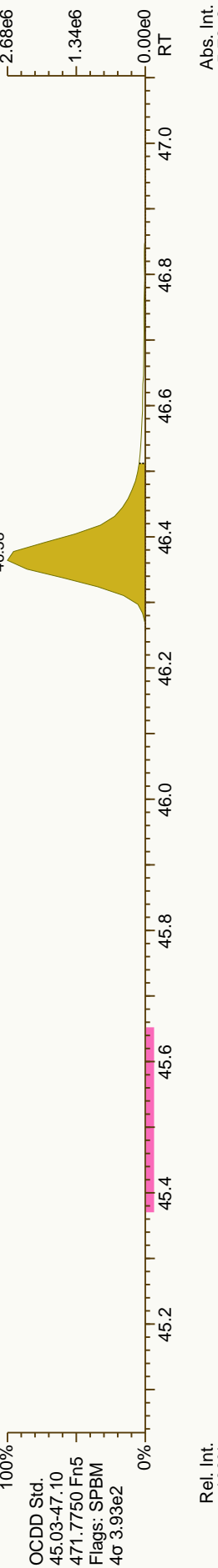
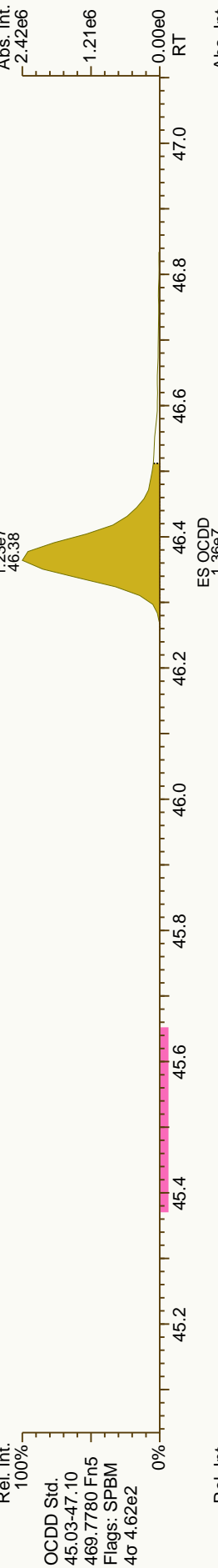
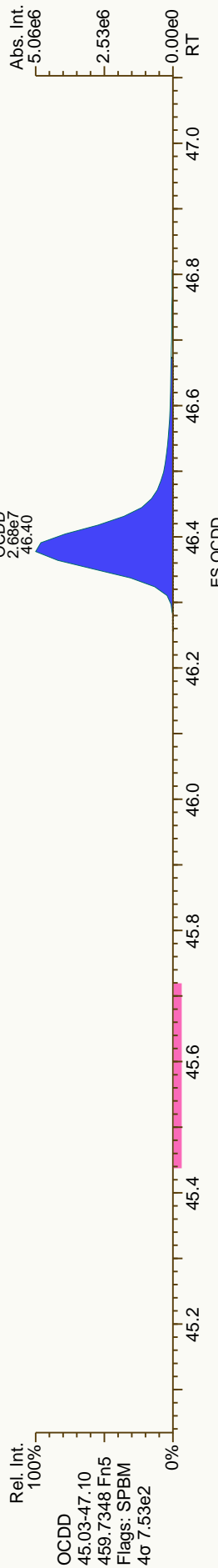



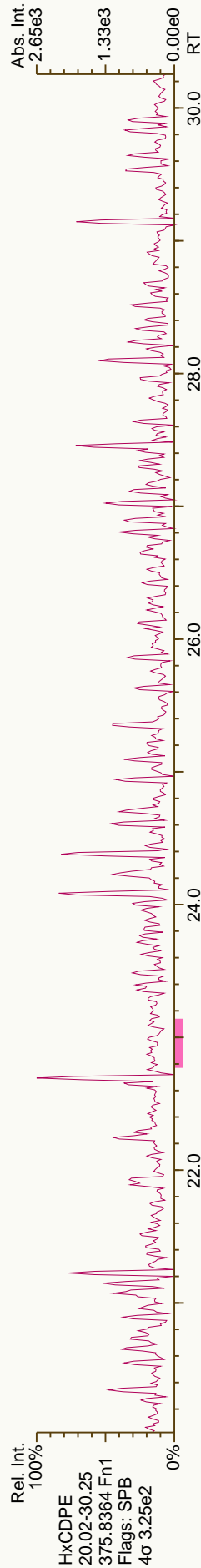
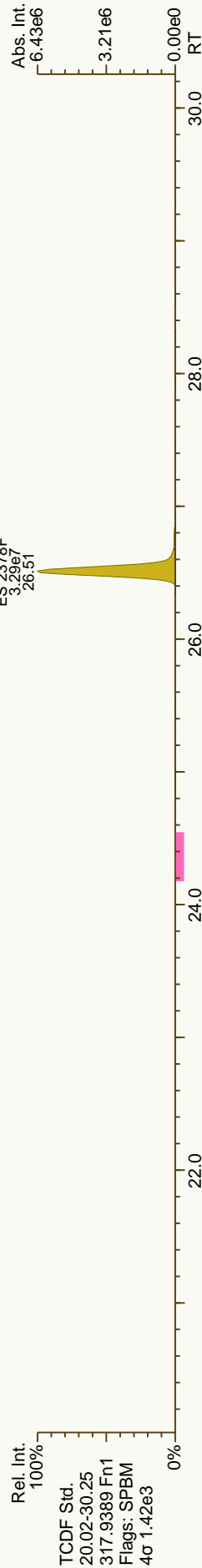
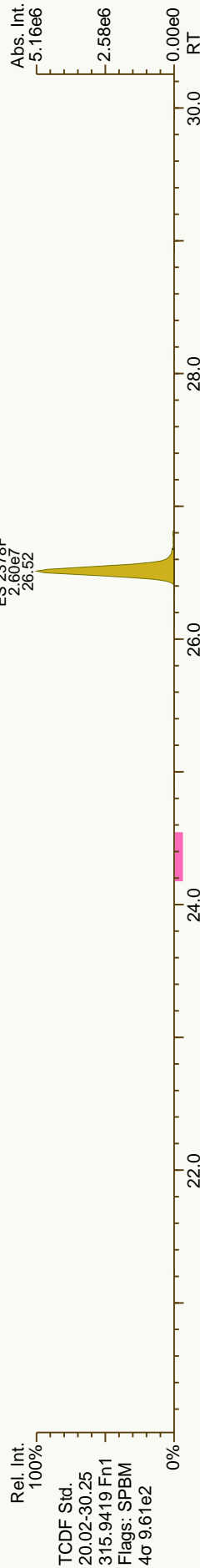
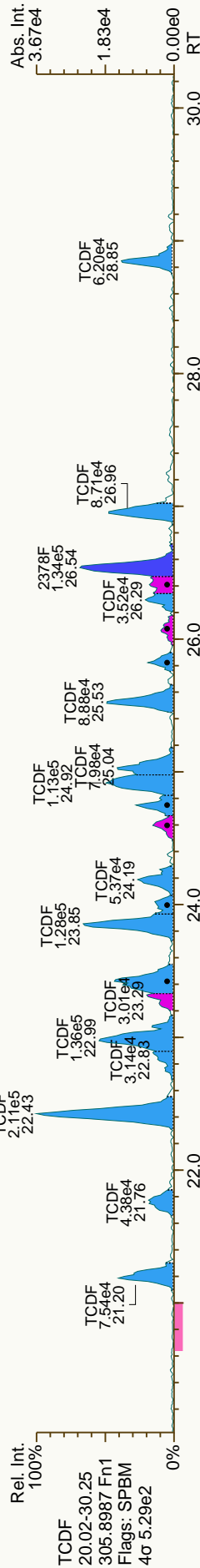
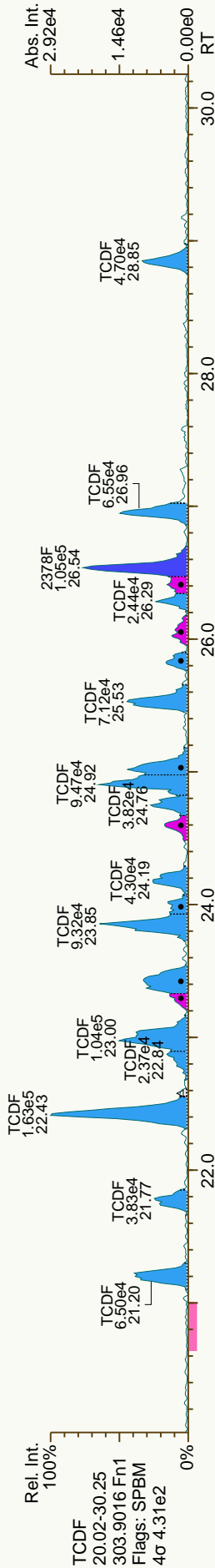


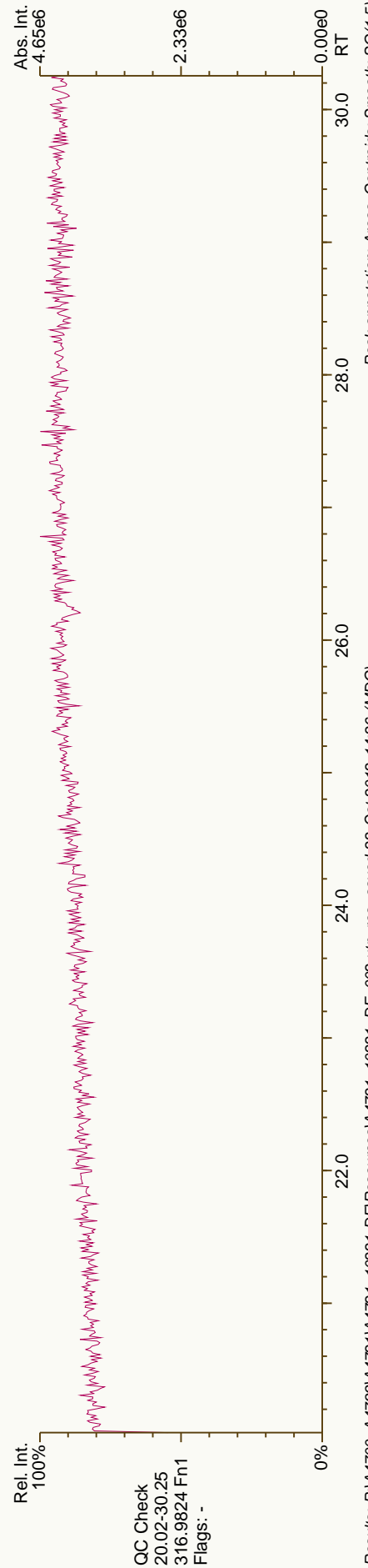
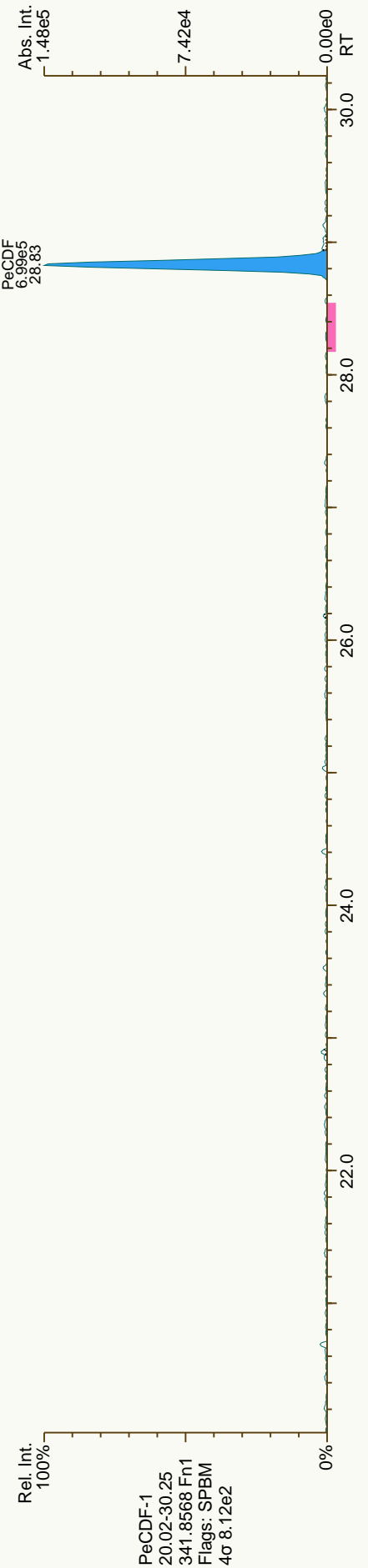
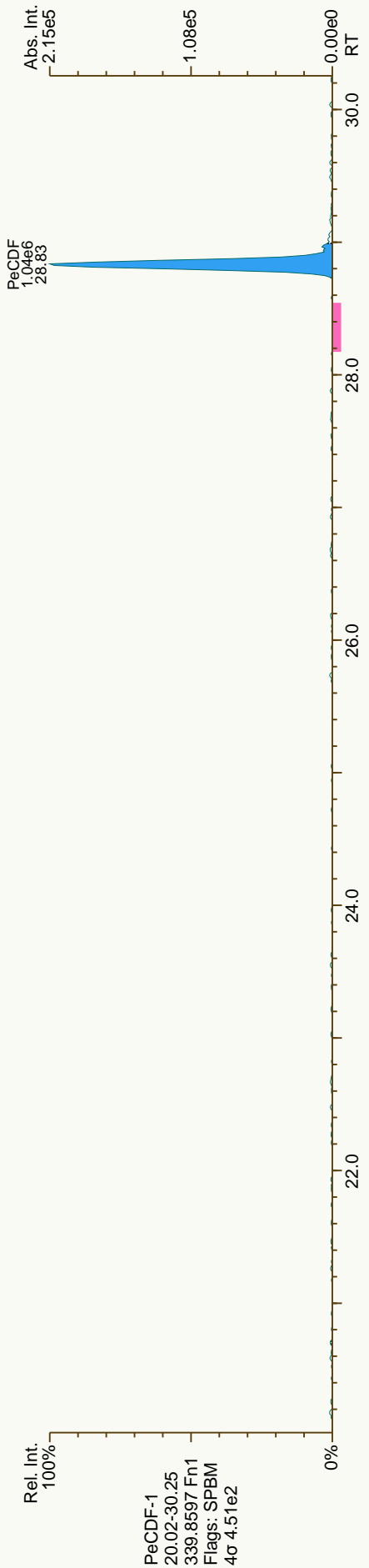


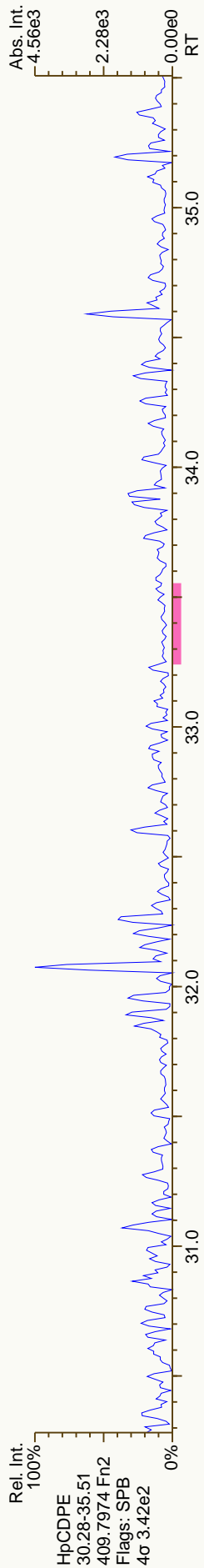
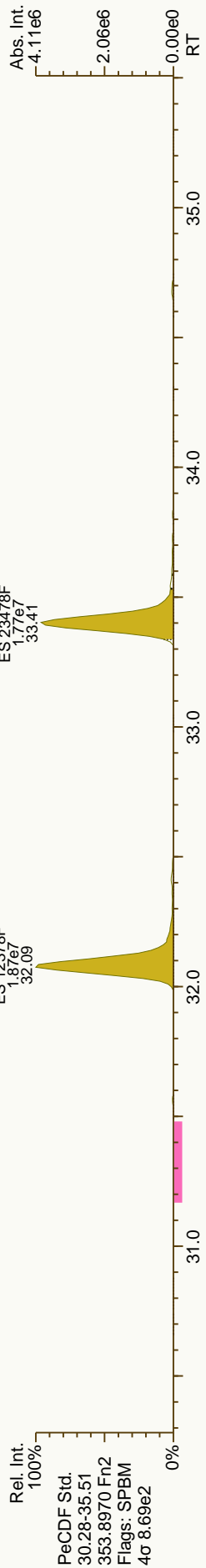
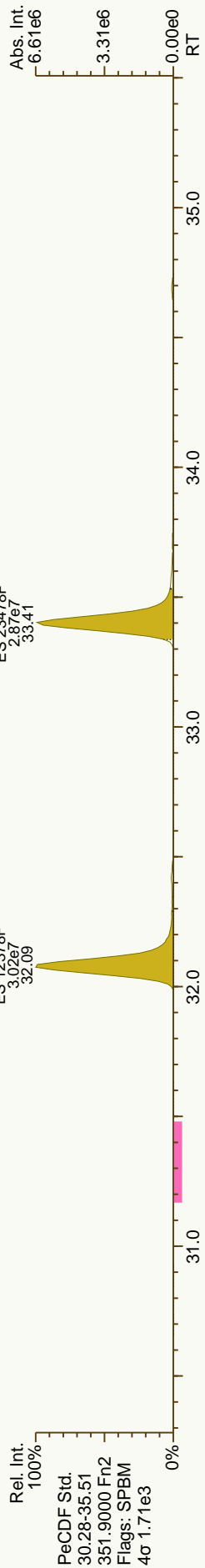
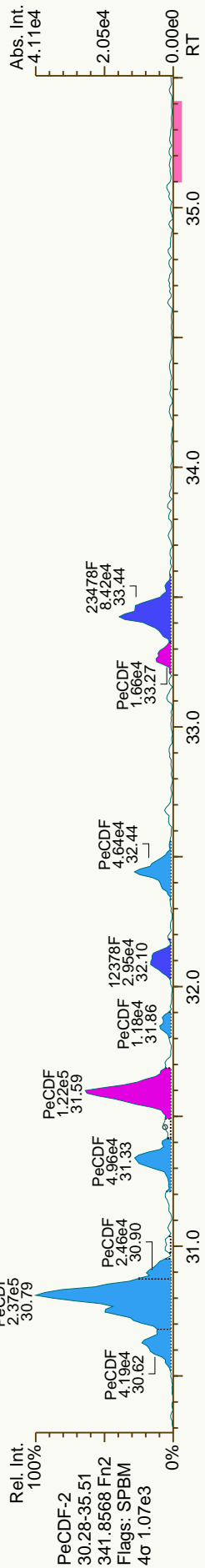
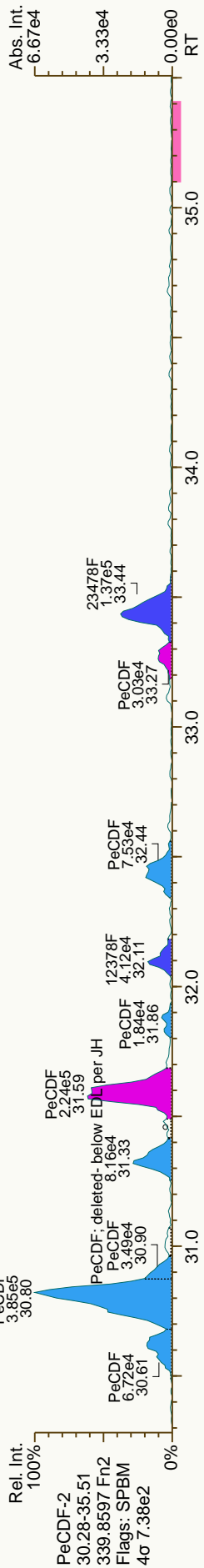


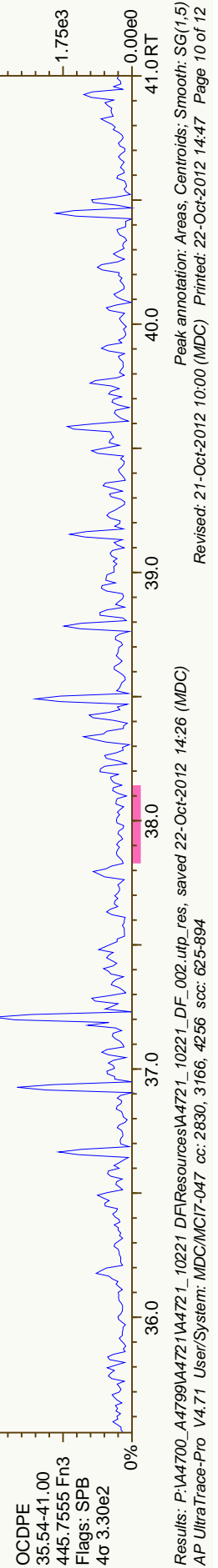
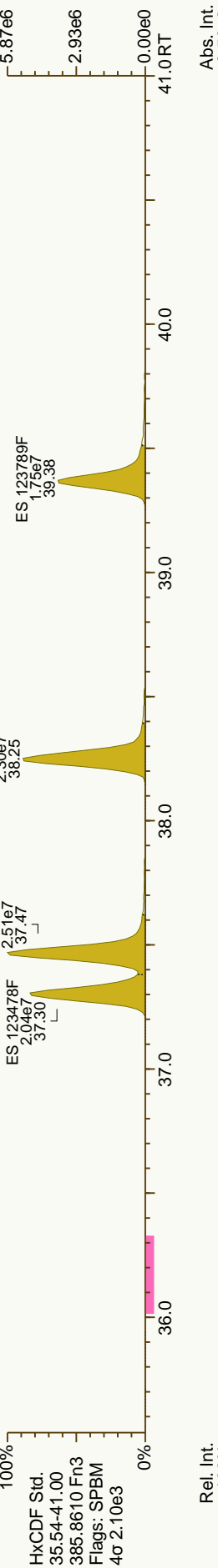
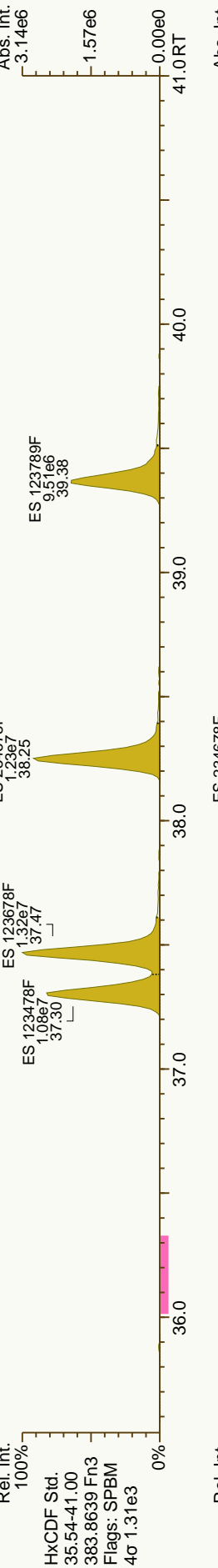
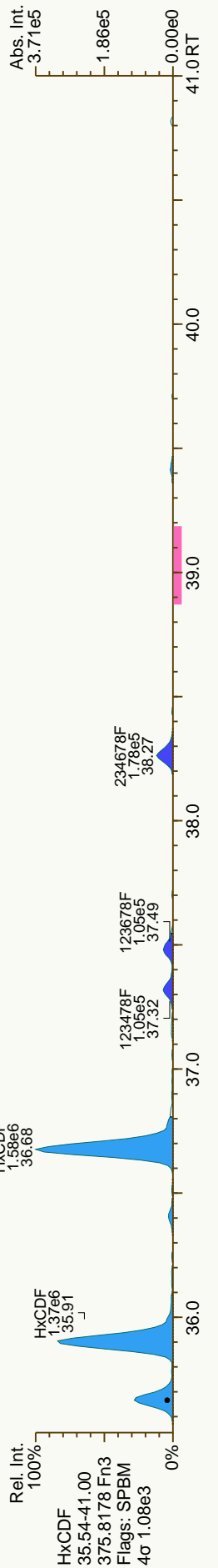
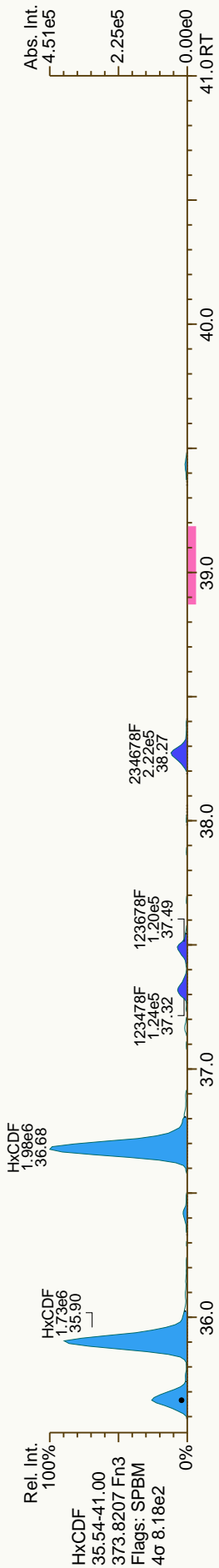


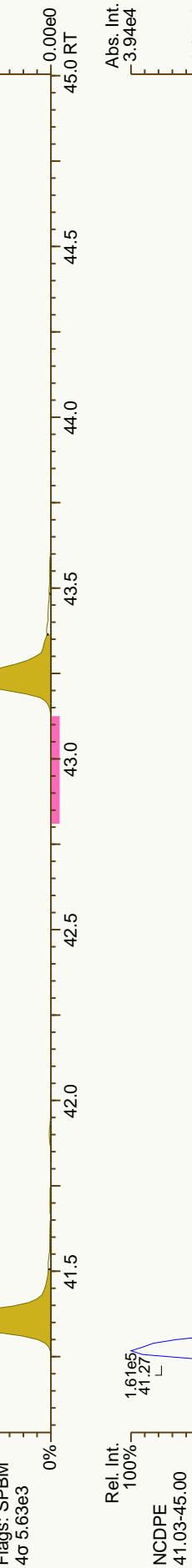
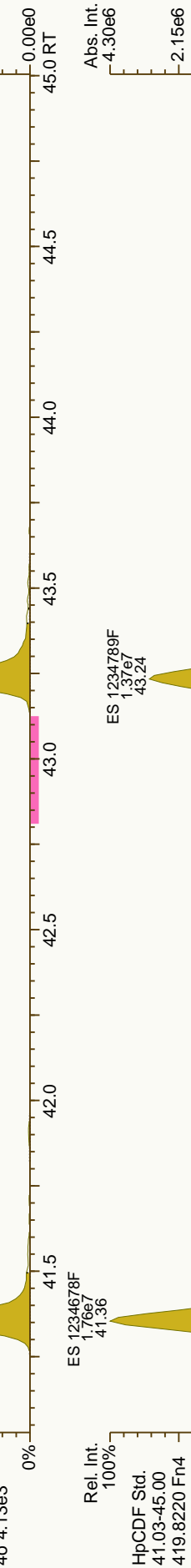
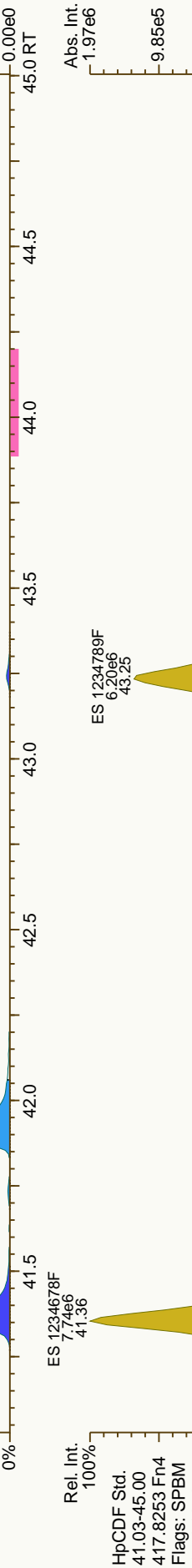



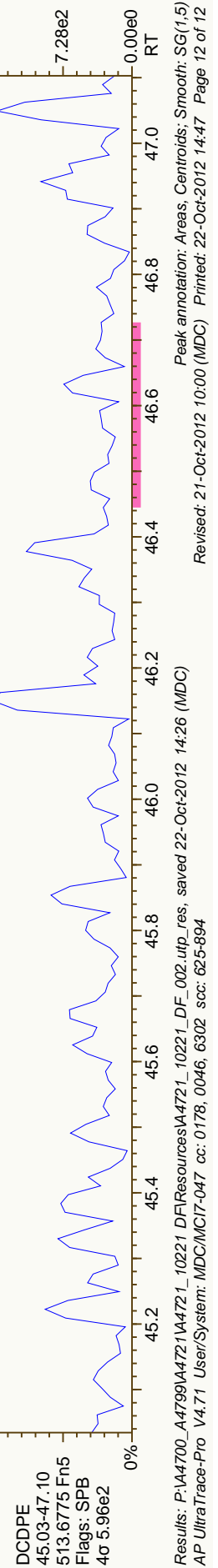
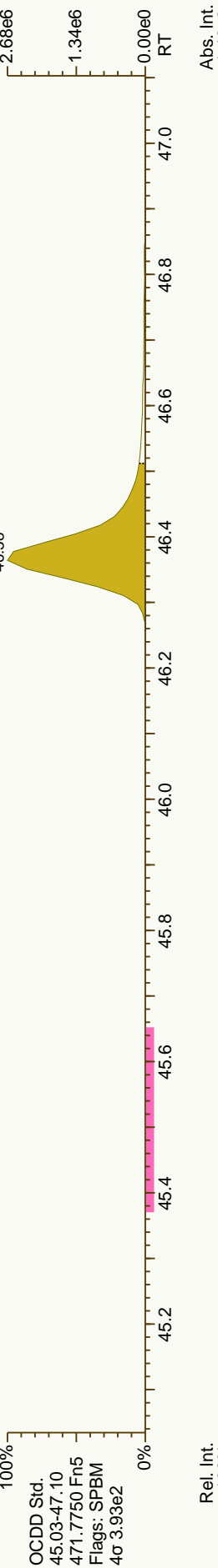
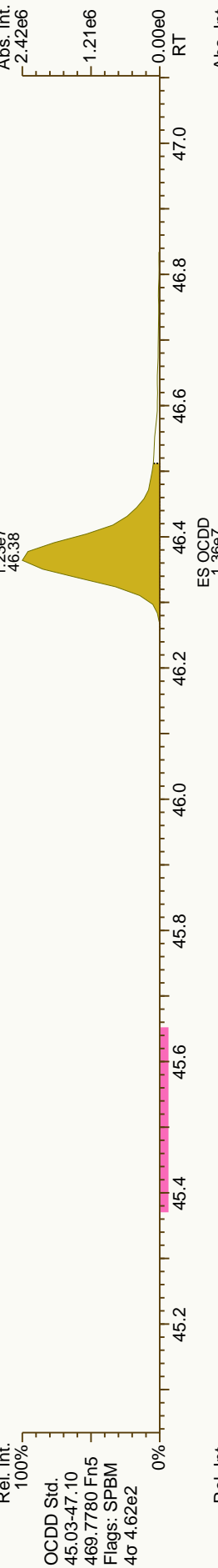
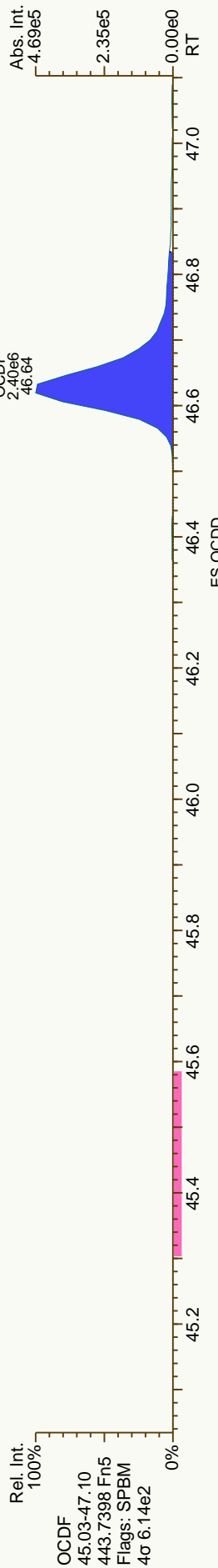













Quantify Sample Summary Report

MassLynx 4.1
 ### Confirms Sample Summary ###

Dataset: C:\MassLynx\Default.pro\Results\c12nov12c-21_29.qld

Last Altered: Wednesday, 11/14/2012 9:27:16 AM Eastern Standard Time
 Printed: Wednesday, 11/14/2012 9:28:32 AM Eastern Standard Time

7/11-14-12

1203246

Method: C:\MassLynx\Default.PRO\MethDB\IVXms-TCDF_Smooth.mdb 13 Nov 2012 08:24:11
 Calibration: C:\MassLynx\Default.PRO\CurveDB\IVXms-100212a_Confirm-TD.cdb 31 Oct 2012 14:37:39

Name: c12nov12c-22
 Date: 13-Nov-2012
 Time: 05:46:55
 ID: 31203246005/
 User: JHL
 Submitter:
 Task: HRMS3

Name	Response	Ion1Area	Ion2Area	RA	RAFail?	MRRF	RT	Conc	EDL	SN1	SN2	M	Height1	Noise1	Height2	Noise2	Smp Size	FV
2378-TCDF	1.562e3	8.807e2	6.814e2	1.29	YES	1.218	21.26	0.608	0.2483	5.3	6.1	MM	9.051e3	1705	1.049e4	1708	14.89	20
ES:13C-2378-TCDF	2.834e5	1.232e5	1.602e5	0.77	NO	1.655	21.23	125.141	0.5833	469.9	656.0	bb	1.648e6	3507	2.101e6	3203	14.89	20
JS:13C-1234-TCDD	1.838e5	8.168e4	1.021e5	0.80	NO	1.000	21.14	134.318	0.9919	295.7	395.7	bb	1.037e6	3507	1.340e6	3386	14.89	20
Tetrafurans	-	1.243e3	-	-	-	1.218	-	0.869	0.2483	-	-	-	1.435e4	1705	-	-	14.89	20
F1 Lock Mass	-	-	-	-	-	-	-	-	-	-	-	-	-	66231	-	-	1.00	1

$$[TCDF] = \frac{1.562e3}{2.834e5} \left(\frac{202200}{14.89g \times 0.6722} \right) \left(\frac{1}{1.21803} \right) = 0.90 \mu g/g$$

7/11-14-12

Quantify Sample Report MassLynx 4.1

Confirms Sample Summary

Dataset: C:\MassLynx\Default.pro\Results\c12nov12c-21_29.qld

Last Altered: Wednesday, 11/14/2012 9:27:16 AM Eastern Standard Time

Printed: Wednesday, 11/14/2012 9:28:32 AM Eastern Standard Time

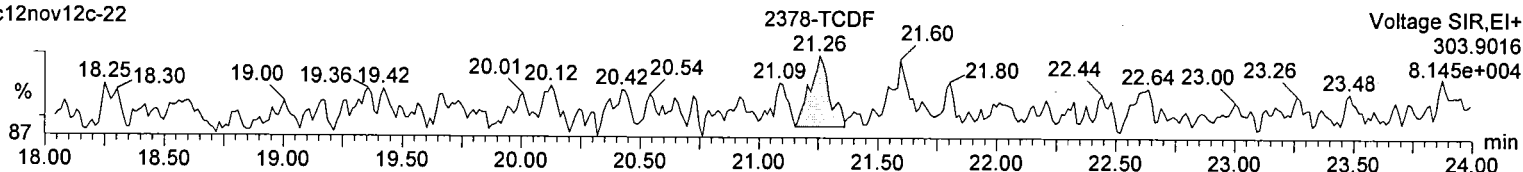
Method: C:\MassLynx\Default.PRO\MethDB\VFxms-TCDF_Smooth.mdb 13 Nov 2012 08:24:11

Calibration: C:\MassLynx\Default.PRO\CurveDB\VFxms-100212a_Confirm-TD.cdb 31 Oct 2012 14:37:39

Name: c12nov12c-22, ID: 31203246005

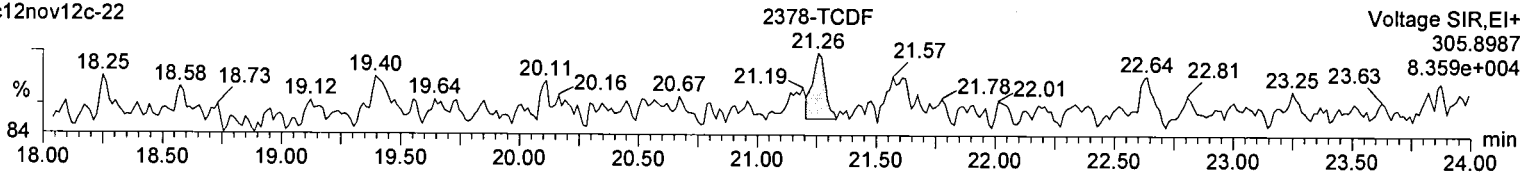
TCDF

c12nov12c-22



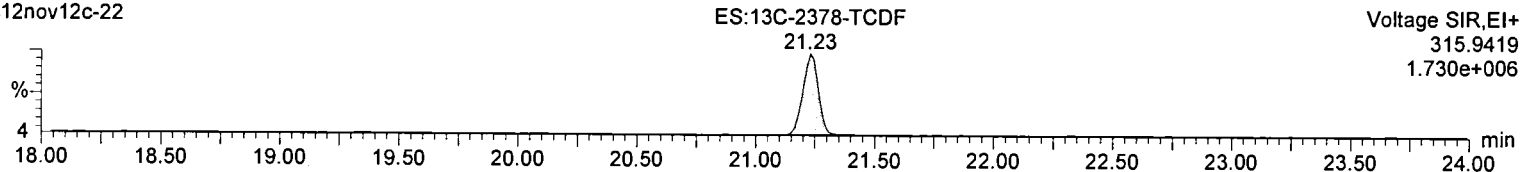
TCDF

c12nov12c-22



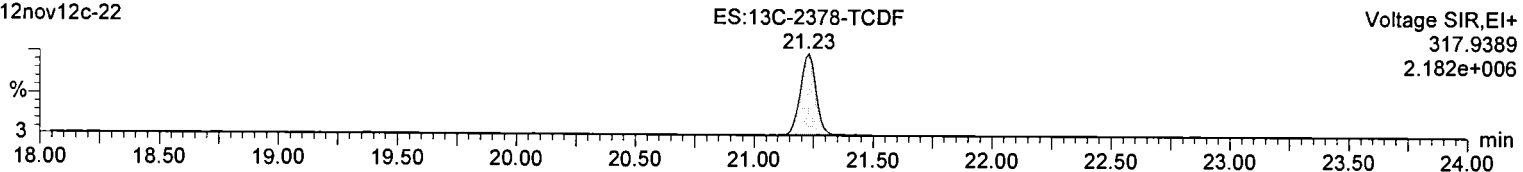
13C-TCDF

c12nov12c-22



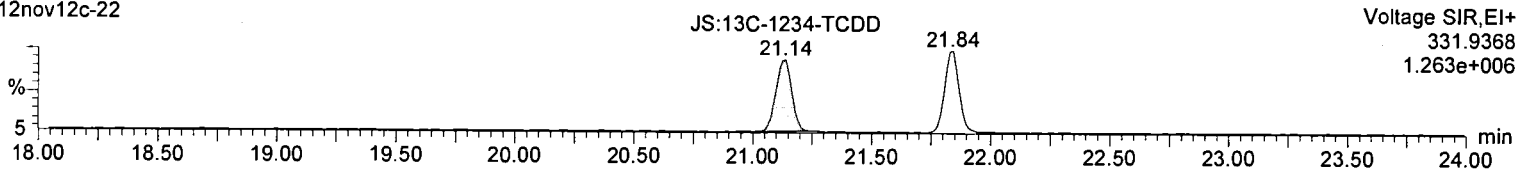
13C-TCDF

c12nov12c-22



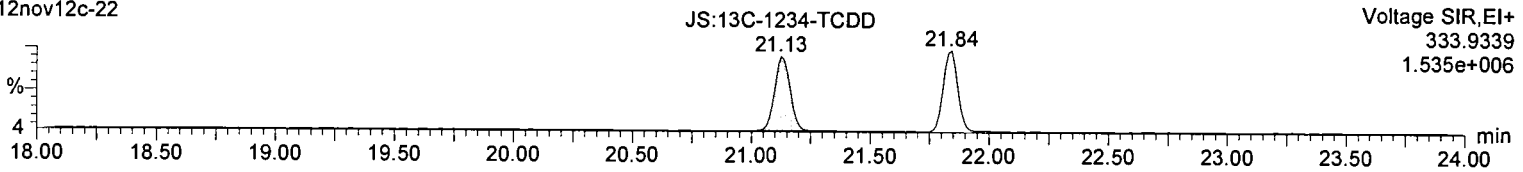
13C-TCDD

c12nov12c-22



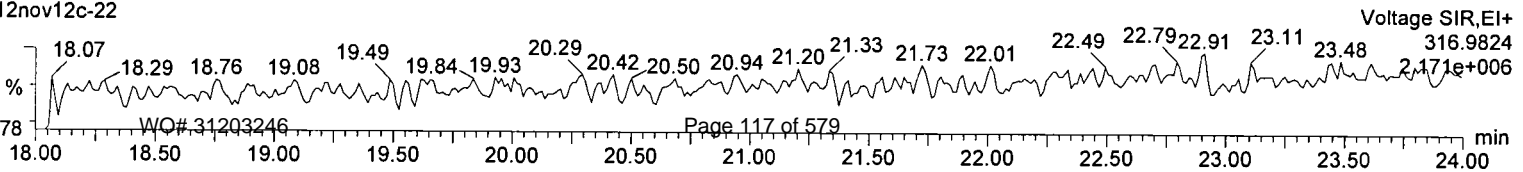
13C-TCDD

c12nov12c-22



F1 Lock Mass

c12nov12c-22



Manual Integrations

Dataset: C:\MassLynx\Default.pro\Results\c12nov12c-21_29.qld

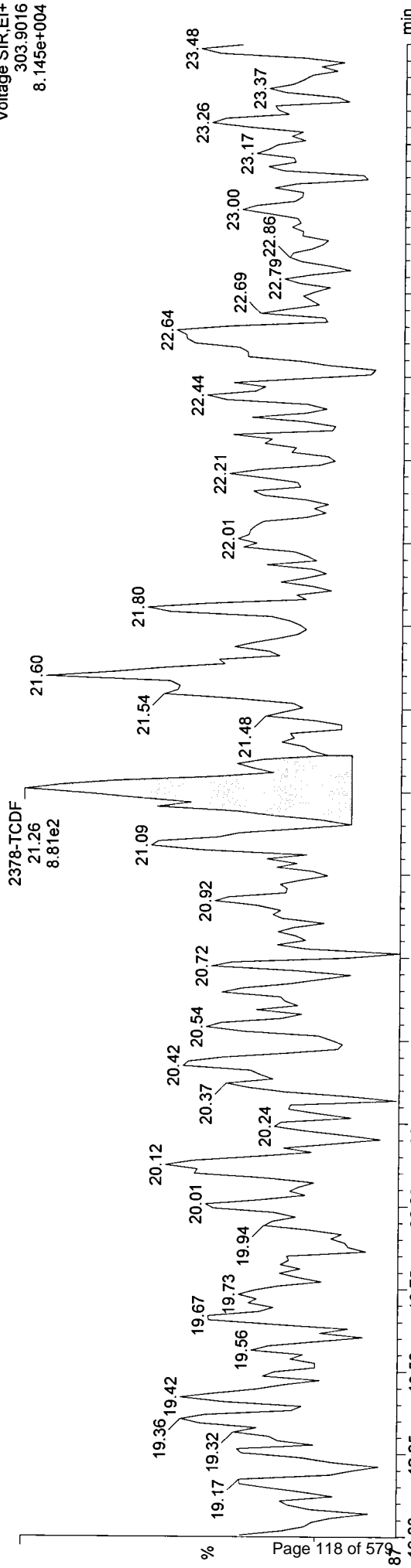
Method: C:\MassLynx\Default.PRO\MethDB\VF\Xms-TCDF_Smooth.mdb 13 Nov 2012 08:24:11
Calibration: C:\MassLynx\Default.PRO\CurveDB\VF\Xms-100212a_Confirm-TD.cdb 31 Oct 2012 14:37:39

Name: c12nov12c-22, ID: 31203246005, Description: A4721-10221-002, Date: 13-Nov-2012, Time: 05:46:55, User: JHL

2378-TCDF
c12nov12c-22

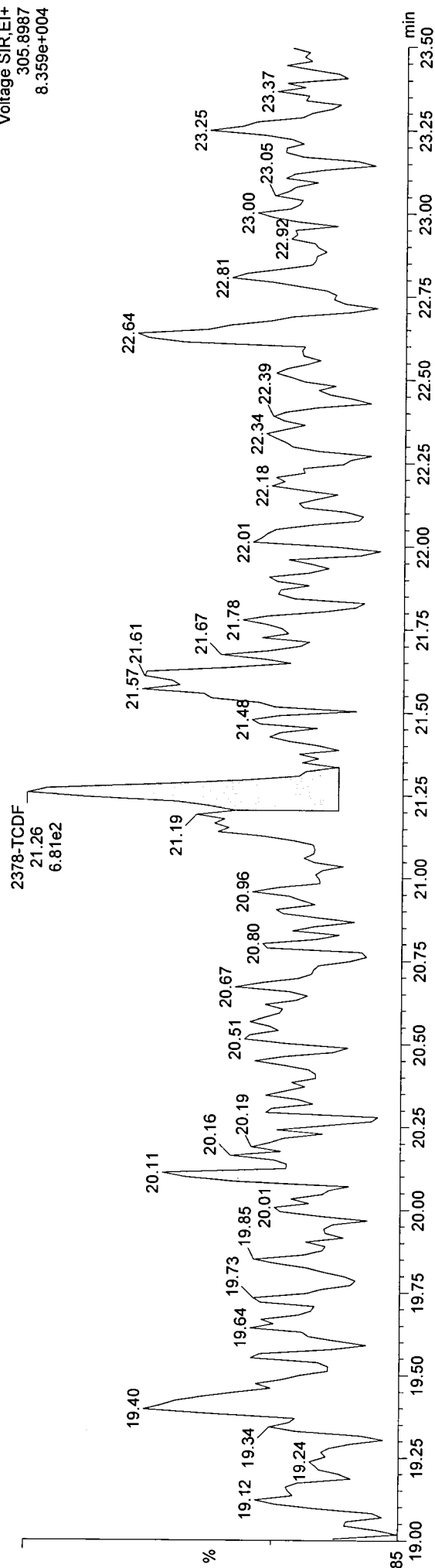
Voltage SIR,EI+
303.9016
8.145e+004

JHL
11/13/12



2378-TCDF
c12nov12c-22

Voltage SIR,EI+
305.8987
8.359e+004



Results of JW-EA04-SS16-120507

Client Sample ID: **JW-EA04-SS16-120507**
 Client Project ID: **Jeld-Wen Surface Sediments**
 Lab Sample ID: 31203246006-A
 Lab Project ID: 31203246

Collection Date: 05/07/2012 12:40
 Received Date: 05/09/2012 10:15
 Matrix: Soil-Solid as dry weight
 Solids (%): 61.90

Results by EPA 1613B

<u>Parameter</u>	<u>Result</u>	<u>EMPC</u>	<u>Qual</u>	<u>DL</u>	<u>LOQ/CL</u>	<u>Units</u>	<u>RT</u>	<u>Ratio</u>
2,3,7,8-TCDD		0.133	J	0.0495	0.497	pg/g	27.54	0.44*
1,2,3,7,8-PeCDD		0.318	J	0.0447	2.49	pg/g	33.83	1.80*
1,2,3,4,7,8-HxCDD	0.660		J	0.0985	2.49	pg/g	38.48	1.35
1,2,3,6,7,8-HxCDD	2.28		J	0.109	2.49	pg/g	38.61	1.14
1,2,3,7,8,9-HxCDD	1.48		J	0.104	2.49	pg/g	38.95	1.32
1,2,3,4,6,7,8-HpCDD	37.4			0.221	2.49	pg/g	42.62	1.05
OCDD	356			0.144	4.97	pg/g	46.34	0.92
2,3,7,8-TCDF	0.711			0.0304	0.497	pg/g	26.55	0.82
2,3,7,8-TCDF [confirm]		1.10	J	0.518	1.97	pg/g	21.23	1.12*
1,2,3,7,8-PeCDF	0.206		J	0.0407	2.49	pg/g	32.10	1.50
2,3,4,7,8-PeCDF	0.535		J	0.0412	2.49	pg/g	33.43	1.49
1,2,3,4,7,8-HxCDF	0.439		J	0.0328	2.49	pg/g	37.31	1.26
1,2,3,6,7,8-HxCDF		0.307	J	0.0305	2.49	pg/g	37.48	1.62*
2,3,4,6,7,8-HxCDF	0.500		J	0.0320	2.49	pg/g	38.25	1.31
1,2,3,7,8,9-HxCDF	ND		U	0.0452	2.49	pg/g		
1,2,3,4,6,7,8-HpCDF	6.49			0.0562	2.49	pg/g	41.35	1.09
1,2,3,4,7,8,9-HpCDF	0.385		J	0.0820	2.49	pg/g	43.22	1.07
OCDF	17.5			0.102	4.97	pg/g	46.59	0.94
Total TCDD	9.78	10.5		0.0495	0.497	pg/g		
Total TCDF	6.46	7.49		0.0304	0.497	pg/g		
Total PeCDD	5.70	7.82		0.0447	2.49	pg/g		
Total PeCDF	4.91	5.69		0.0409	2.49	pg/g		
Total HxCDD	28.5			0.104	2.49	pg/g		
Total HxCDF	9.11	9.61		0.0344	2.49	pg/g		
Total HpCDD	110			0.221	2.49	pg/g		
Total HpCDF	19.4			0.0675	2.49	pg/g		

World Health Organization Summary

	<u>Units</u>	<u>ND=0</u>	<u>ND=½</u>	<u>ND=DL</u>
WHO-2005 TEQ	pg/g	1.26	1.33	1.41
WHO-2005 TEQ w/EMPC	pg/g	1.85	1.85	1.85

Results of JW-EA04-SS16-120507

Client Sample ID: **JW-EA04-SS16-120507**
 Client Project ID: **Jeld-Wen Surface Sediments**
 Lab Sample ID: 31203246006-A
 Lab Project ID: 31203246

Collection Date: 05/07/2012 12:40
 Received Date: 05/09/2012 10:15
 Matrix: Soil-Solid as dry weight
 Solids (%): 61.90

Results by EPA 1613B

<u>Parameter</u>	<u>Result</u>	<u>EMPC</u>	<u>Qual</u>	<u>DL</u>	<u>LOQ/CL</u>	<u>Units</u>	<u>RT</u>	<u>Ratio</u>
Labeled Standards								
13C-2378-TCDF	94.0				24.0-169	%		
13C-2378-TCDD	92.0				25.0-164	%		
13C-12378-PeCDD	85.0				25.0-181	%		
13C-123478-HxCDD	94.0				32.0-141	%		
13C-123678-HxCDD	86.0				28.0-130	%		
13C-1234678-HpCDD	99.0				23.0-140	%		
13C-OCDD	72.0				17.0-157	%		
13C-2378-TCDF	89.0				24.0-169	%		
13C-12378-PeCDF	88.0				24.0-185	%		
13C-23478-PeCDF	84.0				21.0-178	%		
13C-123478-HxCDF	100				26.0-152	%		
13C-123678-HxCDF	107				26.0-123	%		
13C-234678-HxCDF	106				29.0-147	%		
13C-123789-HxCDF	92.0				28.0-136	%		
13C-1234678-HpCDF	95.0				28.0-143	%		
13C-1234789-HpCDF	95.0				26.0-138	%		
37Cl-2378-TCDD	103				35.0-197	%		

Batch Information

Analytical Batch: **HRD1890**
 Analytical Method: **EPA 1613B**
 Instrument: **APHRMS**
 Analyst: **MDC**
 Analytical Date/Time: **10/21/2012 18:26**

Prep Batch: **HXX1807**
 Prep Method: **EPA 1613 PREP S/D/T**
 Prep Date/Time: **10/11/2012 16:45**
 Prep Initial Wt./Vol.: **16.25 g**
 Prep Extract Vol: **20 uL**

Analytical Batch: **HRD1930**
 Analytical Method: **EPA 1613B**
 Instrument: **HRMS3**
 Analyst: **KAS**
 Analytical Date/Time: **11/13/2012 09:54**

Prep Batch: **HXX1807**
 Prep Method: **EPA 1613 PREP S/D/T**
 Prep Date/Time: **10/11/2012 16:45**
 Prep Initial Wt./Vol.: **16.25 g**
 Prep Extract Vol: **20 uL**

Lab ID: A4721_10221_DF_009 Acq'd: 21 Oct 2012 18:26 MDC Wt/Vol: 10.06 g ICAL: 1613_SGS
 Client ID: JW-EA04-SS16-120507 UTP: 22-Oct-2012 14:31 MDC J-level: 0.497 pg/g Split: 1 Checkcode: 712-411-PCY
 Datafile: 121020P3-05 Report: 22 Oct 2012 14:31 MC Stds (pg): JS: 2000 ES: 2000 CS/SS: 2000, 400 (37C1)

Comp Name	Act RT	QC	Pred. RRT	Act. RRT	ΔSecs	Response	Ra	OK	RRF	Conc.	Noise	DL
2378-TCDD	27.54		1.0009	1.0008	-0.2	3.65E+04	0.44	N	1.08	0.133	1154	0.0495
2378-PeCDD	33.83		1.0006	1.0005	-0.2	6.69E+04	1.80	N	1.07	0.318	839	0.0447
23478-HxCDD	38.48		1.0004	1.0005	+0.2	1.09E+05	1.35	Y	1.05	0.659	1672	0.0985
123678-HxCDD	38.61		1.0039	1.0039	0	3.66E+05	1.14	Y	0.98	2.28	1672	0.109
123789-HxCDD	38.95		1.0129	1.0128	-0.2	2.39E+05	1.32	Y	1.01	1.48	1672	0.104
1234678-HpCDD	42.62		1.0005	1.0003	-0.5	5.74E+06	1.05	Y	1.09	37.4	3536	0.221
OCDD	46.34		1.0005	1.0002	-0.8	3.19E+07	0.92	Y	1.11	356	1042	0.144
2378-TCDF	26.55		1.0009	1.0008	-0.2	2.84E+05	0.82	Y	0.98	0.71	975	0.0304
12378-PeCDF	32.10		1.0007	1.0007	0	7.09E+04	1.50	Y	0.99	0.206	1252	0.0407
23478-PeCDF	33.43		1.0006	1.0009	+0.6	1.80E+05	1.49	Y	1.02	0.535	1252	0.0412
123478-HxCDF	37.31		1.0006	1.0005	-0.2	1.19E+05	1.26	Y	1.19	0.439	935	0.0328
123678-HxCDF	37.48		1.0005	1.0005	0	9.59E+04	1.62	N	1.16	0.307	935	0.0305
234678-HxCDF	38.25		1.0006	1.0003	-0.7	1.49E+05	1.31	Y	1.18	0.499	935	0.032
123789-HxCDF	Not Fnd		1.0005	-	-	-	-	-	1.09	-	935	0.0452
1234678-HpCDF	41.35		1.0004	1.0004	0	1.57E+06	1.09	Y	1.35	6.49	1466	0.0562
1234789-HpCDF	43.22		1.0004	1.0001	-0.8	7.16E+04	1.07	Y	1.34	0.385	1466	0.082
OCDF	46.59		1.0057	1.0056	-0.3	1.97E+06	0.94	Y	1.40	17.5	928	0.102
Comp Name	Act RT		Pred. RRT	Act. RRT	ΔSecs	Response	Ra	OK	RRF	Rec. %		
ES 2378-TCDD	27.52		1.0281	1.0277	-0.6	5.04E+07	0.81	Y	1.04	91.7		
ES 12378-PeCDD	33.82		1.2639	1.2630	-1.4	3.89E+07	1.59	Y	0.87	85		
ES 123478-HxCDD	38.46		0.9876	0.9877	+0.2	3.13E+07	1.32	Y	0.94	93.9		
ES 123678-HxCDD	38.59		0.9910	0.9912	+0.5	3.25E+07	1.29	Y	1.06	86.5		
ES 1234678-HpCDD	42.61		1.0943	1.0942	-0.2	2.80E+07	1.08	Y	0.80	99.1		
ES OCDD	46.33		1.1907	1.1899	-1.9	3.21E+07	0.92	Y	0.63	72		
ES 2378-TCDF	26.53		0.9907	0.9906	-0.2	8.15E+07	0.81	Y	1.74	89		
ES 12378-PeCDF	32.08		1.1992	1.1982	-1.6	6.91E+07	1.60	Y	1.49	87.7		
ES 23478-PeCDF	33.40		1.2484	1.2475	-1.4	6.57E+07	1.58	Y	1.48	84		
ES 123478-HxCDF	37.30		0.9577	0.9579	+0.5	4.53E+07	0.52	Y	1.27	100		
ES 123678-HxCDF	37.46		0.9619	0.9621	+0.5	5.37E+07	0.54	Y	1.41	107		
ES 234678-HpCDF	38.24		0.9821	0.9821	0	5.04E+07	0.53	Y	1.34	106		
ES 123789-HxCDF	39.36		1.0108	1.0108	0	3.94E+07	0.54	Y	1.20	92.3		
ES 1234678-HpCDF	41.34		1.0618	1.0617	-0.2	3.56E+07	0.45	Y	1.06	94.8		
ES 1234789-HpCDF	43.21		1.1100	1.1098	-0.5	2.77E+07	0.45	Y	0.82	95.1		

Lab ID: A4721_10221_DF_009 Acq'd: 21 Oct 2012 18:26 MDC Wt/Vol: 10.06 g ICAL: 1613_SGS
 Client ID: JW-EA04-SS16-120507 UTP: 22-Oct-2012 14:31 MDC J-level: 0.497 pg/g Split: 1 Checkcode: 712-411-PCY
 Datafile: 121020P3-05 Report: 22 Oct 2012 14:31 MC Stds (pg): JS: 2000 ES: 2000 CS/SS: 2000, 400 (37C1)

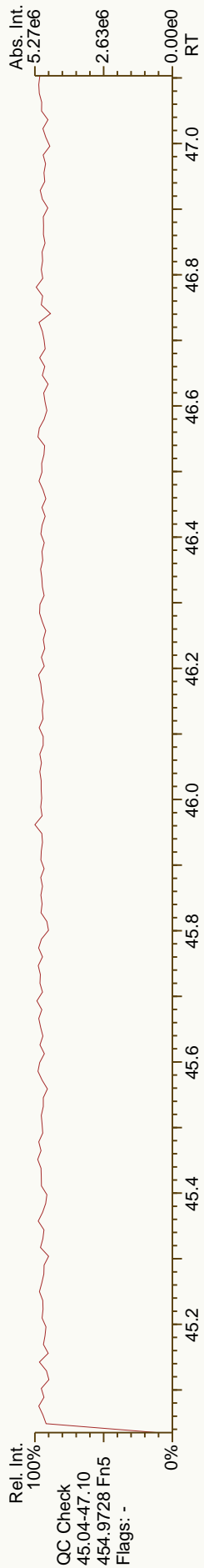
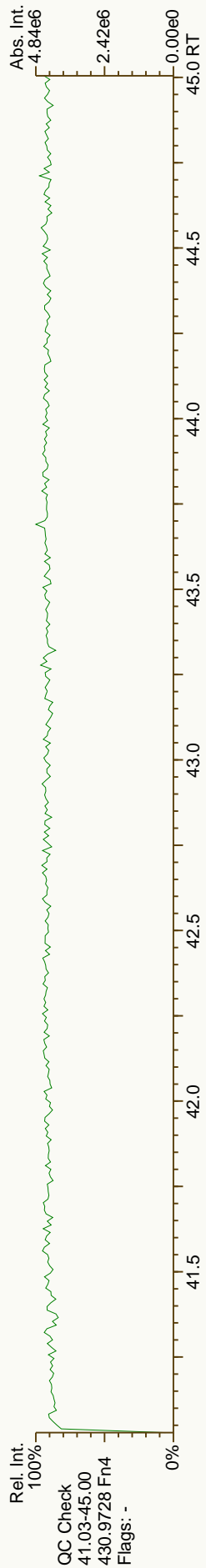
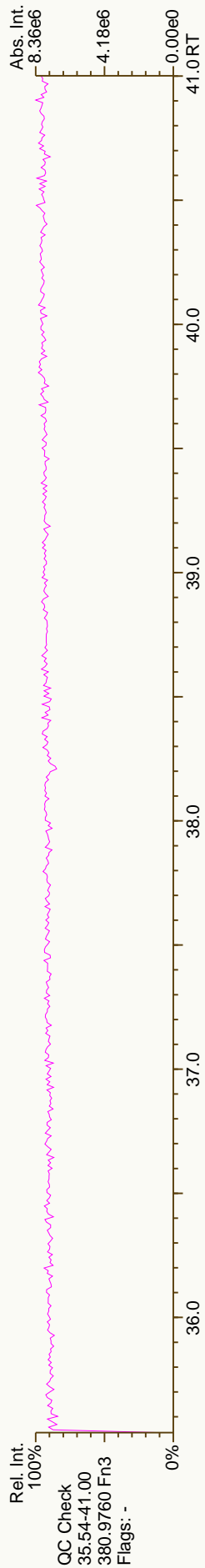
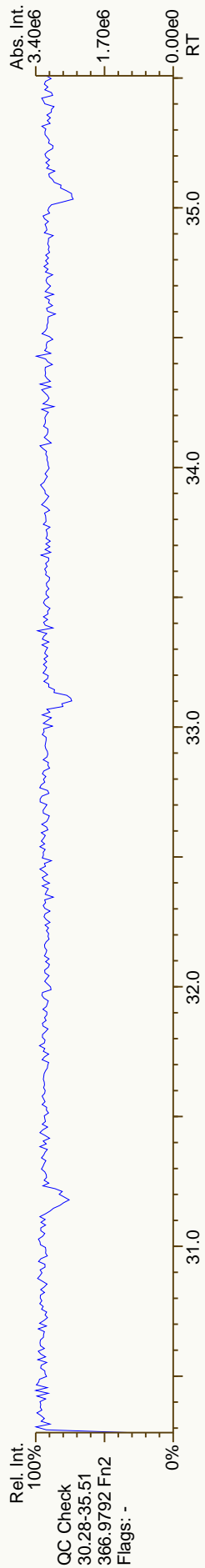
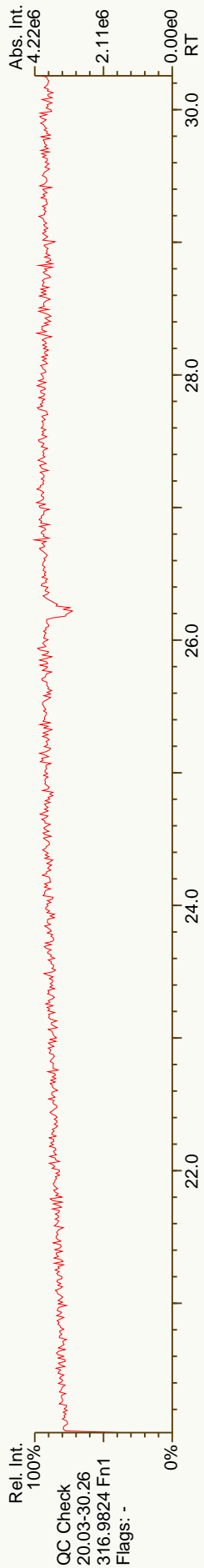
Comp #	Name	Act RT	QC	Pred. RRT	Act. RRT	ΔSecs	Response	Ra	OK	RRF	Conc.	Noise	DL
1	TCDD	23.44		0.8504	0.8516	+2.0	5.96E+05	0.80	Y	1.08	2.17	1154	0.0495
2	TCDD	23.84		0.8649	0.8662	+2.1	4.55E+05	0.79	Y	1.08	1.66	1154	0.0495
3	TCDD	24.31		0.8835	0.8833	-0.3	3.72E+04	0.64	N	1.08	0.136	1154	0.0495
4	TCDD	25.19		0.9152	0.9152	0	1.13E+06	0.83	Y	1.08	4.13	1154	0.0495
	TCDD	25.44		0.9241	0.9243	+0.3	8.74E+04	0.90	N	1.08	0.319	1154	0.0495
	TCDD	25.66		0.9327	0.9325	-0.3	1.05E+05	0.87	Y	1.08	0.381	1154	0.0495
	TCDD	25.89		0.9408	0.9408	0	2.65E+04	1.17	N	1.08	0.0965	1154	0.0495
	TCDD	NotFnd		0.9512						1.08		1154	0.0495
	TCDD	26.36		0.9580	0.9581	+0.2	2.79E+04	0.68	Y	1.08	0.102	1154	0.0495
	TCDD	26.80		0.9736	0.9738	+0.3	1.51E+05	0.80	Y	1.08	0.549	1154	0.0495
	TCDD	NotFnd		0.9785						1.08		1154	0.0495
	TCDD	27.23		0.9884	0.9895	+1.8	1.98E+05	0.87	Y	1.08	0.722	1154	0.0495
	TCDD	27.36		0.9945	0.9944	-0.2	1.70E+04	0.77	Y	1.08	0.0619	1154	0.0495
	TCDD	27.54		1.0009	1.0008	-0.2	3.65E+04	0.44	N	1.08	0.133	1154	0.0495
	TCDD	27.93		1.0147	1.0149	+0.3	2.31E+04	0.93	N	1.08	0.0841	1154	0.0495
	TCDD	NotFnd		1.0206						1.08		1154	0.0495
	TCDD	NotFnd		1.0423						1.08		1154	0.0495
123	PeCDD	30.88		0.9131	0.9131	0	4.28E+05	1.66	Y	1.07	2.04	839	0.0447
124	PeCDD	31.50		0.9319	0.9315	-0.8	1.07E+05	1.58	Y	1.07	0.511	839	0.0447
125	PeCDD	32.15		0.9511	0.9508	-0.6	3.24E+05	1.82	N	1.07	1.54	839	0.0447
126	PeCDD	32.38		0.9576	0.9574	-0.4	9.83E+04	1.70	Y	1.07	0.468	839	0.0447
127	PeCDD	32.51		0.9611	0.9612	+0.2	3.06E+05	1.52	Y	1.07	1.46	839	0.0447
128	PeCDD	32.81		0.9703	0.9703	0	1.27E+05	1.42	Y	1.07	0.607	839	0.0447
129	PeCDD	33.24		0.9829	0.9830	+0.2	1.30E+05	1.65	Y	1.07	0.619	839	0.0447
130	PeCDD	33.83		1.0006	1.0005	-0.2	6.69E+04	1.80	N	1.07	0.318	839	0.0447
131	PeCDD	33.94		1.0039	1.0036	-0.6	2.94E+04	1.14	N	1.07	0.14	839	0.0447
132	PeCDD	34.36		1.0161	1.0159	-0.4	2.60E+04	1.90	N	1.07	0.124	839	0.0447
133	HxCDD	36.45		0.9479	0.9479	0	1.34E+06	1.22	Y	1.01	8.21	1672	0.104
134	HxCDD	37.23		0.9682	0.9682	0	9.02E+05	1.25	Y	1.01	5.55	1672	0.104
135	HxCDD	37.58		0.9771	0.9773	+0.5	1.36E+06	1.25	Y	1.01	8.38	1672	0.104
136	HxCDD	37.72		0.9811	0.9809	-0.5	2.09E+05	1.26	Y	1.01	1.29	1672	0.104
137	HxCDD	38.48		1.0004	1.0005	+0.2	1.09E+05	1.35	Y	1.05	0.659	1672	0.0985
138	HxCDD	38.61		1.0039	1.0039	0	3.66E+05	1.14	Y	0.98	2.28	1672	0.109
139	HxCDD	38.83		1.0097	1.0097	0	1.10E+05	1.40	Y	1.01	0.678	1672	0.104
140	HxCDD	38.95		1.0129	1.0128	-0.2	2.39E+05	1.32	Y	1.01	1.48	1672	0.104

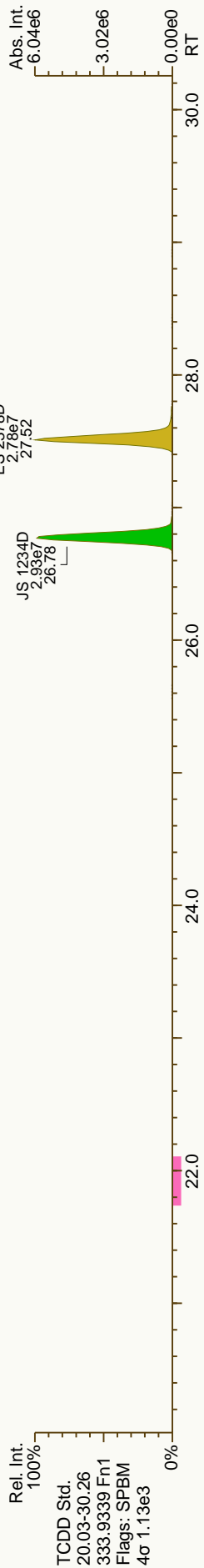
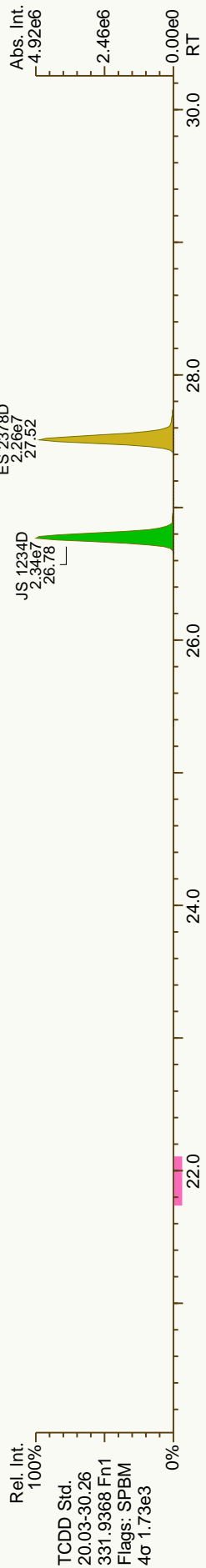
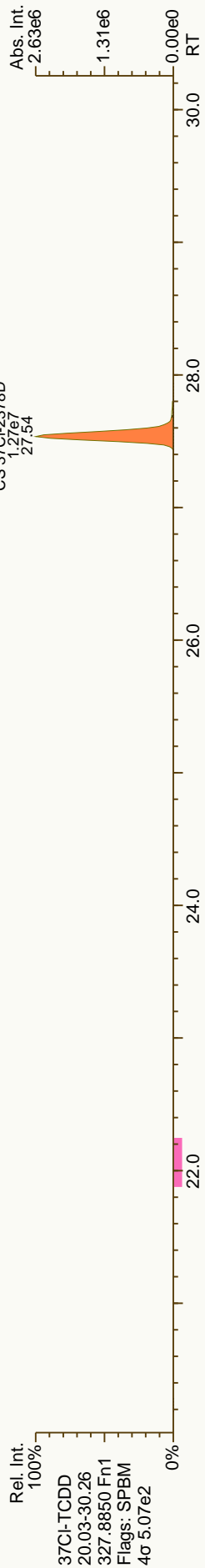
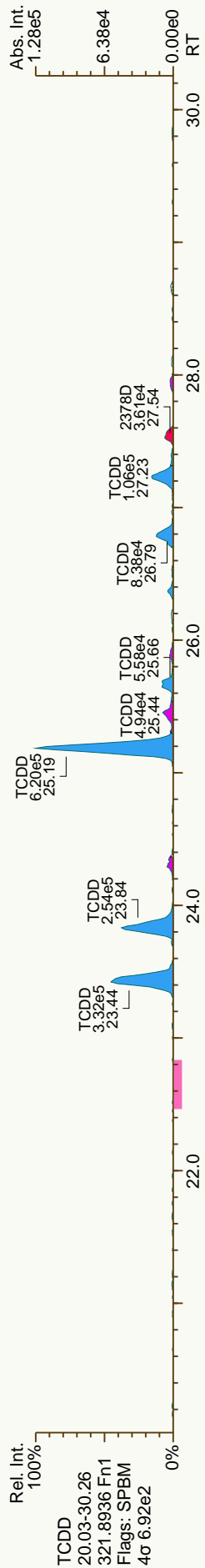
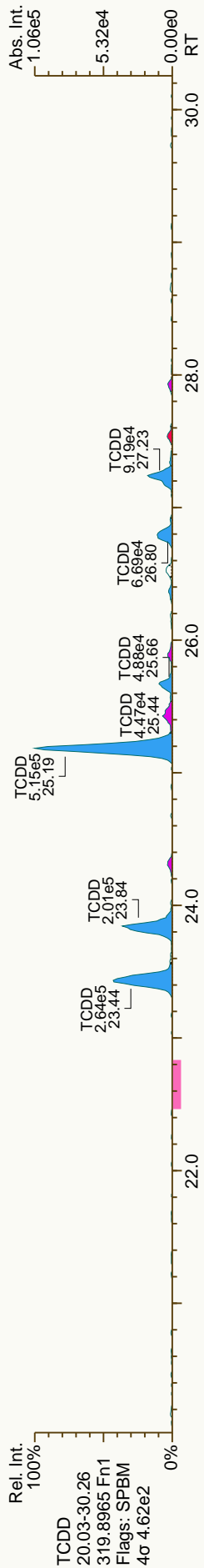
Lab ID: A4721_10221_DF_009 Acq'd: 21 Oct 2012 18:26 MDC Wt/Vol: 10.06 g ICAL: 1613_SGS
 Client ID: JW-EA04-SS16-120507 UTP: 22-Oct-2012 14:31 MDC J-level: 0.497 pg/g Split: 1 Checkcode: 712-411-PCY
 Datafile: 121020P3-05 Report: 22 Oct 2012 14:31 MC Stds (pg): JS: 2000 ES: 2000 CS/SS: 2000, 400 (37CI)

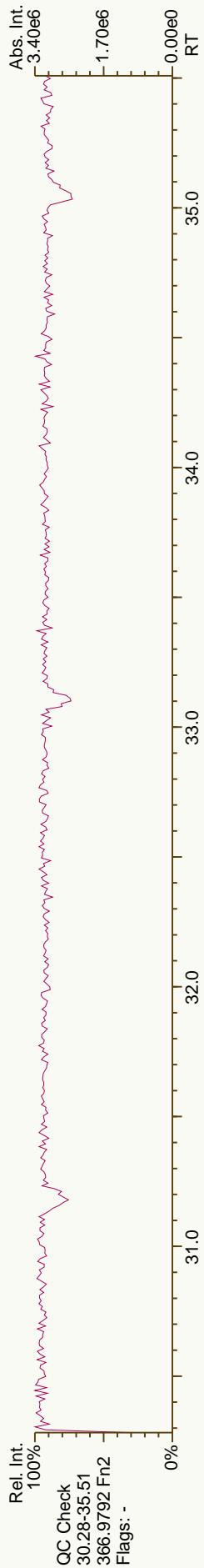
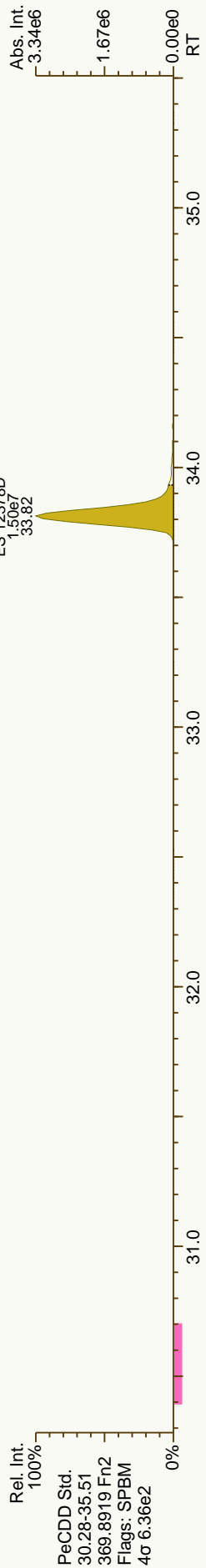
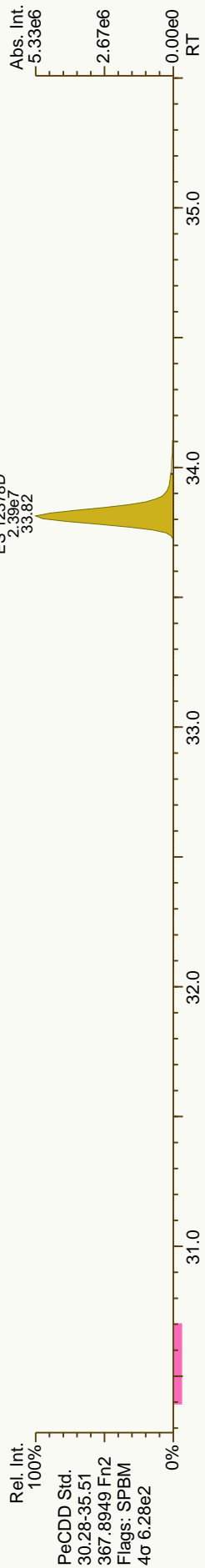
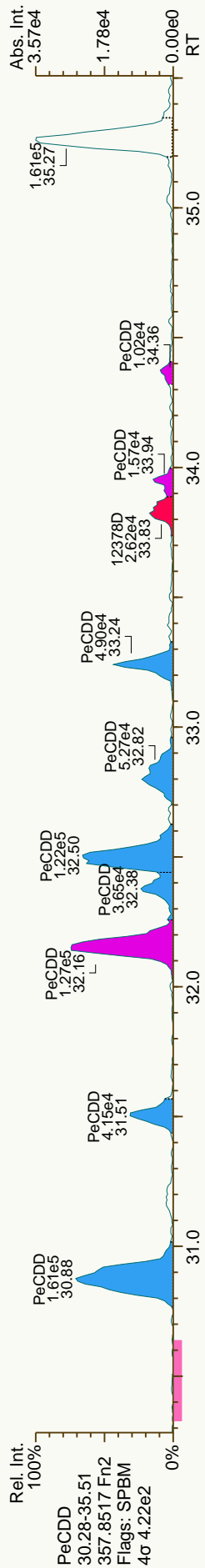

Comp #	Name	Act RT	QC	Pred. RRT	Act. RRT	ΔSecs	Response	Ra	OK	RRF	Conc.	Noise	DL
1	gHpCDD	41.72		0.9793	0.9793	0	1.11E+07	1.06	Y	1.09	72.3	3536	0.221
2	234678-HpCDD	42.62		1.0005	1.0003	-0.5	5.74E+06	1.05	Y	1.09	37.4	3536	0.221
3	OCDD	46.34		1.0005	1.0002	-0.8	3.19E+07	0.92	Y	1.11	356	1042	0.144
4	OCDD-a	46.34		1.0001	1.0002	+0.3	1.99E+06	2.55	Y	1.00	24.6	995	0.152
5	TCDF	21.23		0.7983	0.8004	+3.3	1.09E+05	0.83	Y	0.98	0.272	975	0.0304
6	TCDF	21.79		0.8218	0.8214	-0.6	7.46E+04	0.72	Y	0.98	0.186	975	0.0304
7	TCDF	22.45		0.8463	0.8462	-0.2	3.41E+05	0.78	Y	0.98	0.853	975	0.0304
8	TCDF	22.86		0.8625	0.8620	-0.8	5.11E+04	0.82	Y	0.98	0.128	975	0.0304
9	TCDF	23.01		0.8677	0.8674	-0.5	3.00E+05	0.77	Y	0.98	0.75	975	0.0304
10	TCDF	23.31		0.8787	0.8788	+0.2	6.21E+04	0.65	N	0.98	0.155	975	0.0304
11	TCDF	23.44		0.8840	0.8838	-0.3	2.41E+05	0.72	Y	0.98	0.603	975	0.0304
12	TCDF	23.87		0.8998	0.8999	+0.2	1.49E+05	0.83	Y	0.98	0.372	975	0.0304
13	TCDF	24.04		0.9054	0.9064	+1.6	3.48E+04	0.74	Y	0.98	0.087	975	0.0304
14	TCDF	24.21		0.9125	0.9125	0	9.60E+04	0.80	Y	0.98	0.24	975	0.0304
15	TCDF	24.63		0.9279	0.9284	+0.8	5.20E+04	1.04	N	0.98	0.13	975	0.0304
16	TCDF	24.76		0.9334	0.9334	0	9.81E+04	0.72	Y	0.98	0.245	975	0.0304
17	TCDF	24.93		0.9381	0.9398	+2.7	2.35E+05	0.66	Y	0.98	0.586	975	0.0304
18	TCDF	25.05		0.9439	0.9443	+0.6	1.23E+05	0.96	N	0.98	0.308	975	0.0304
19	TCDF	25.55		0.9630	0.9631	+0.2	1.97E+05	0.84	Y	0.98	0.492	975	0.0304
20	TCDF	NotFnd		0.9674						0.98		975	0.0304
21	TCDF	25.85		0.9746	0.9746	0	7.87E+04	0.85	Y	0.98	0.197	975	0.0304
22	TCDF	26.06		0.9829	0.9826	-0.5	4.53E+04	0.98	N	0.98	0.113	975	0.0304
23	TCDF	26.30		0.9916	0.9917	+0.2	7.34E+04	0.62	N	0.98	0.183	975	0.0304
24	TCDF	26.42		0.9963	0.9961	-0.3	6.63E+04	0.81	Y	0.98	0.166	975	0.0304
25	2378-TCDF	26.55		1.0009	1.0008	-0.2	2.84E+05	0.82	Y	0.98	0.71	975	0.0304
26	TCDF	26.97		1.0166	1.0167	+0.2	2.30E+05	0.80	Y	0.98	0.576	975	0.0304
27	TCDF	NotFnd		1.0274						0.98		975	0.0304
28	TCDF	NotFnd		1.0390						0.98		975	0.0304
29	TCDF	28.84		1.0886	1.0874	-1.9	5.37E+04	1.35	N	0.98	0.134	975	0.0304
30	PeCDF	28.84		0.8975	0.8988	+2.5	6.45E+05	1.53	Y	1.00	1.9	1049	0.0343
31	PeCDF	30.61		0.9542	0.9541	-0.2	1.29E+05	1.98	N	1.00	0.379	1252	0.0409
32	PeCDF	30.80		0.9587	0.9599	+2.3	3.89E+05	1.55	Y	1.00	1.15	1252	0.0409
33	PeCDF	30.91		0.9636	0.9635	-0.2	5.14E+04	1.50	Y	1.00	0.151	1252	0.0409
34	PeCDF	31.02		0.9671	0.9669	-0.4	1.40E+04	0.91	N	1.00	0.0412	1252	0.0409
35	PeCDF	31.31		0.9760	0.9759	-0.2	3.05E+04	1.32	Y	1.00	0.0898	1252	0.0409
36	PeCDF	31.48		0.9810	0.9810	0	2.58E+04	1.28	N	1.00	0.0759	1252	0.0409


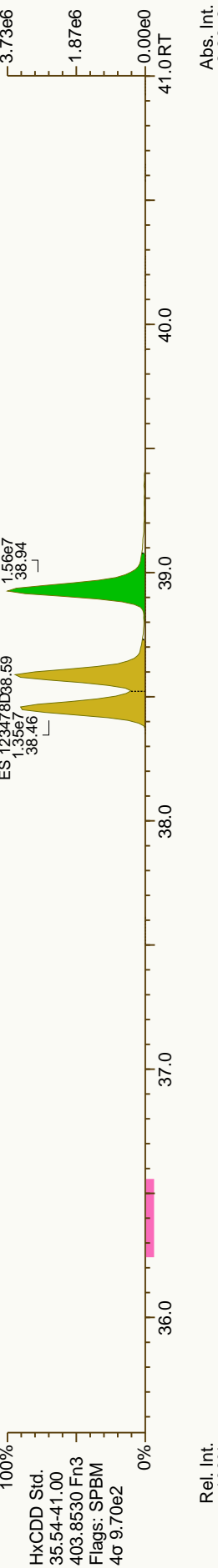
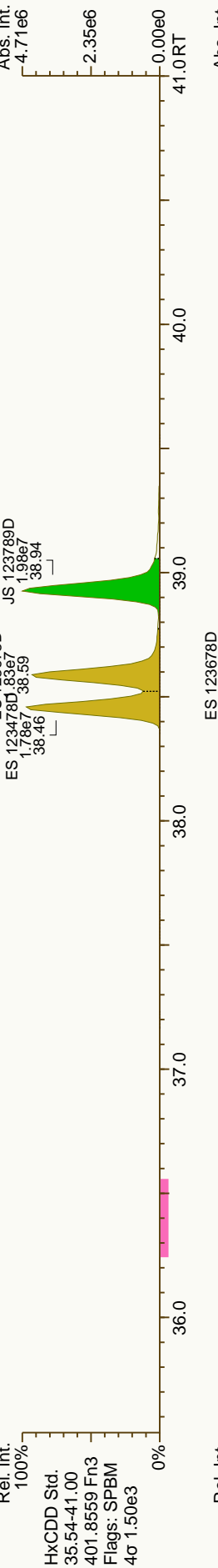
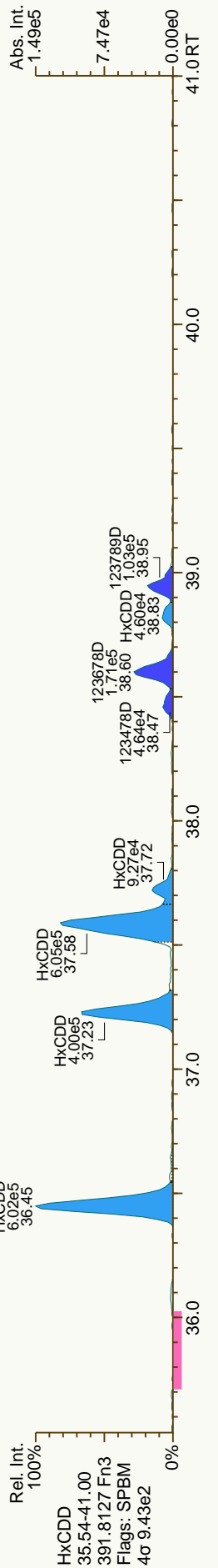
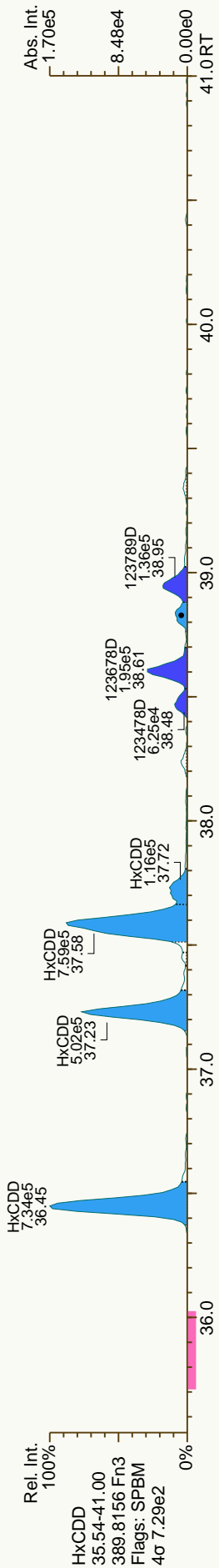
Lab ID: A4721_10221_DF_009 Acq'd: 21 Oct 2012 18:26 MDC Wt/Vol: 10.06 g ICAL: 1613_SGS
 Client ID: JW-EA04-SS16-120507 UTP: 22-Oct-2012 14:31 MDC J-level: 0.497 pg/g Split: 1 Checkcode: 712-411-PCY
 Datafile: 121020P3-05 Report: 22 Oct 2012 14:31 MC Stds (pg): JS: 2000 ES: 2000 CS/SS: 2000, 400 (37C1)

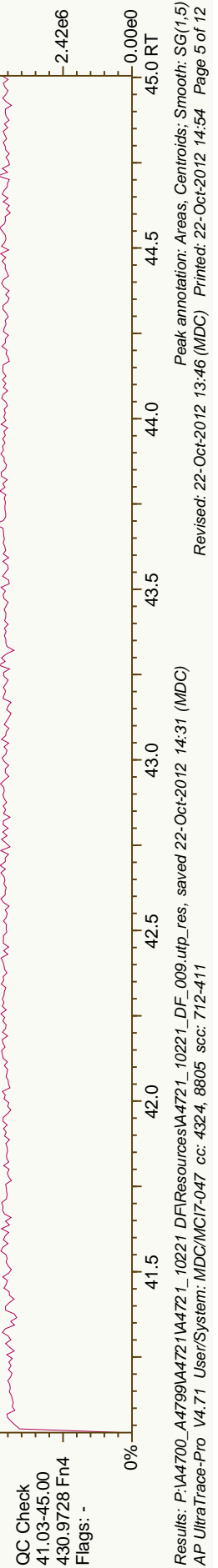
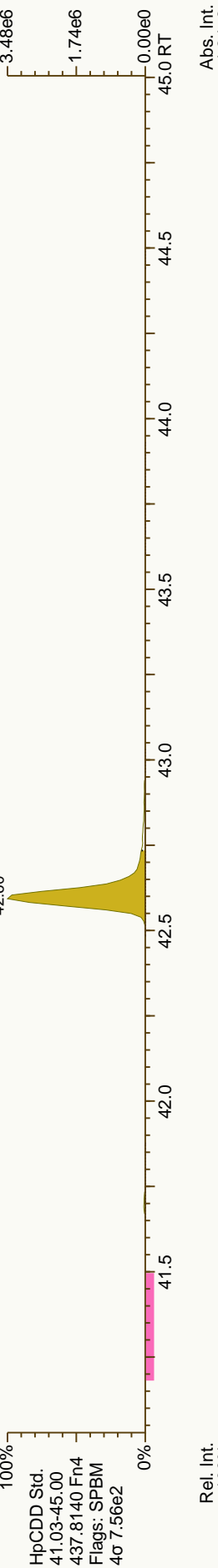
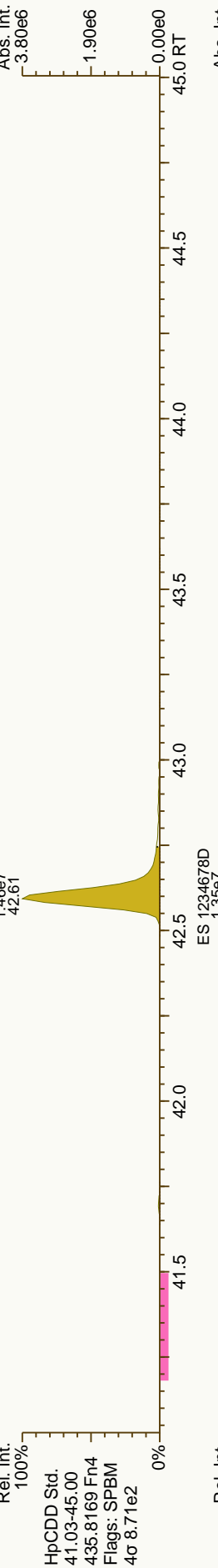
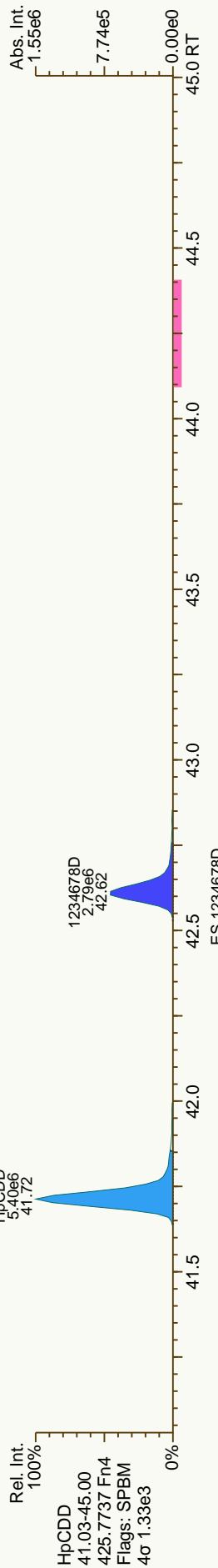
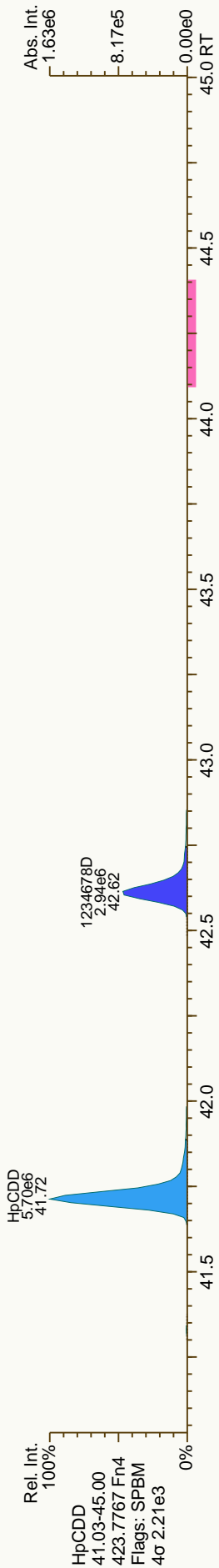
Comp #	Name	Act RT	QC	Pred. RRT	Act. RRT	ΔSecs	Response	Ra	OK	RRF	Conc.	Noise	DL
1	PeCDF	31.59		0.9847	0.9845	-0.4	1.58E+05	1.39	Y	1.00	0.465	1252	0.0409
2	PeCDF	31.69		0.9870	0.9876	+1.2	2.65E+04	1.67	Y	1.00	0.0779	1252	0.0409
3	PeCDF	31.85		0.9930	0.9927	-0.6	2.87E+04	1.96	N	1.00	0.0844	1252	0.0409
4	12378-PeCDF	32.10		1.0007	1.0007	0	7.09E+04	1.50	Y	0.99	0.206	1252	0.0407
	PeCDF	32.43		1.0113	1.0107	-1.2	1.14E+05	1.51	Y	1.00	0.335	1252	0.0409
	PeCDF	NotFnd		1.0169						1.00		1252	0.0409
	PeCDF	NotFnd		0.9917						1.00		1252	0.0409
	PeCDF	33.27		0.9962	0.9962	0	6.86E+04	1.20	N	1.00	0.202	1252	0.0409
	23478-PeCDF	33.43		1.0006	1.0009	+0.6	1.80E+05	1.49	Y	1.02	0.535	1252	0.0412
	PeCDF	NotFnd		0.0000						1.02	0	0	0
	PeCDF	NotFnd		1.0023						1.00	1252	1252	0.0409
	PeCDF	NotFnd		1.0120						1.00	1252	1252	0.0409
	PeCDF	NotFnd		1.0389						1.00	1252	1252	0.0409
	HxCDF	35.67		0.9565	0.9563	-0.4	2.90E+05	1.21	Y	1.15	1.06	935	0.0344
	HxCDF	35.90		0.9627	0.9626	-0.2	8.84E+05	1.21	Y	1.15	3.23	935	0.0344
	HxCDF	NotFnd		0.9700						1.15		935	0.0344
	HxCDF	36.40		0.9762	0.9761	-0.2	4.09E+04	1.28	Y	1.15	0.149	935	0.0344
	HxCDF	36.68		0.9833	0.9834	+0.2	1.02E+06	1.25	Y	1.15	3.73	935	0.0344
	HxCDF	37.17		0.9968	0.9966	-0.4	5.05E+04	0.98	N	1.15	0.185	935	0.0344
	123478-HxCDF	37.31		1.0006	1.0005	-0.2	1.19E+05	1.26	Y	1.19	0.439	935	0.0328
	123678-HxCDF	37.48		1.0005	1.0005	0	9.59E+04	1.62	N	1.16	0.307	935	0.0305
	HxCDF	NotFnd		1.0055						1.15		935	0.0344
	HxCDF	NotFnd		1.0102						1.15		935	0.0344
	HxCDF	NotFnd		0.9933						1.15		935	0.0344
	234678-HxCDF	38.25		1.0006	1.0003	-0.7	1.49E+05	1.31	Y	1.18	0.499	935	0.032
	HxCDF	NotFnd		0.0000						1.18	0	0	0
	HxCDF	NotFnd		1.0009						1.15	935	935	0.0344
	123789-HxCDF	NotFnd		1.0005						1.09	935	935	0.0452
	HxCDF	NotFnd		0.0000						1.09	0	0	0
	123489-HxCDF	NotFnd		1.0013						1.15	935	935	0.0344
	1234678-HpCDF	41.35		1.0004	1.0004	0	1.57E+06	1.09	Y	1.35	6.49	1466	0.0562
	HpCDF	41.71		1.0091	1.0091	0	5.92E+04	0.90	Y	1.34	0.277	1466	0.0675
	HpCDF	41.90		1.0140	1.0135	-1.2	2.63E+06	1.04	Y	1.34	12.3	1466	0.0675
	1234789-HpCDF	43.22		1.0004	1.0001	-0.8	7.16E+04	1.07	Y	1.34	0.385	1466	0.082
	OCDF	46.59		1.0057	1.0056	-0.3	1.97E+06	0.94	Y	1.40	17.5	928	0.102
	OCDF-a	46.55		1.0053	1.0048	-1.4	5.53E+04	3.23	N	1.00	0.683	706	0.108

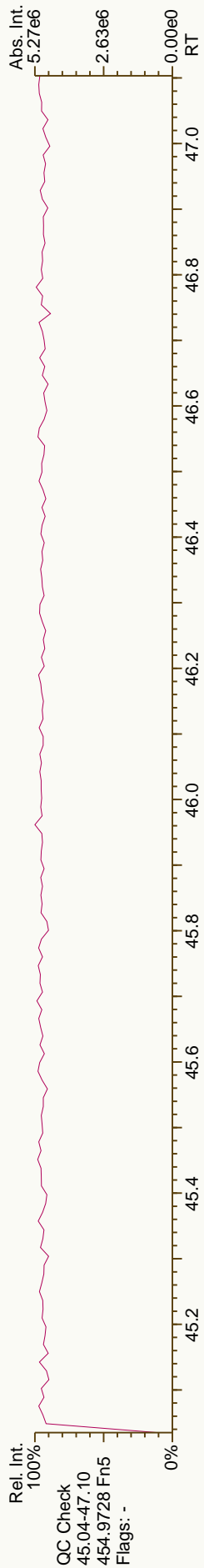
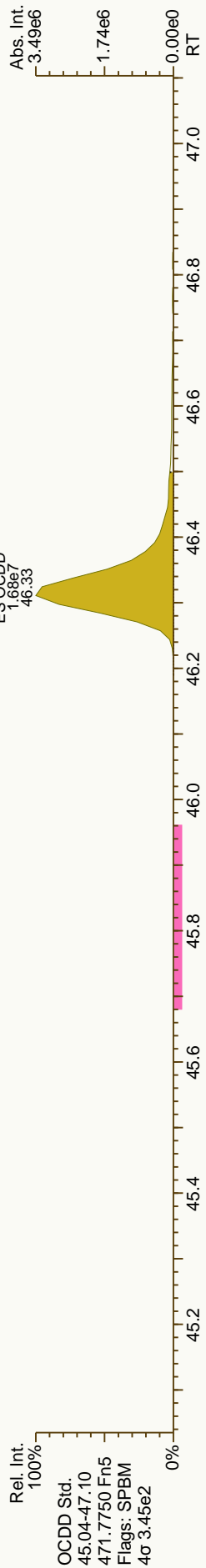
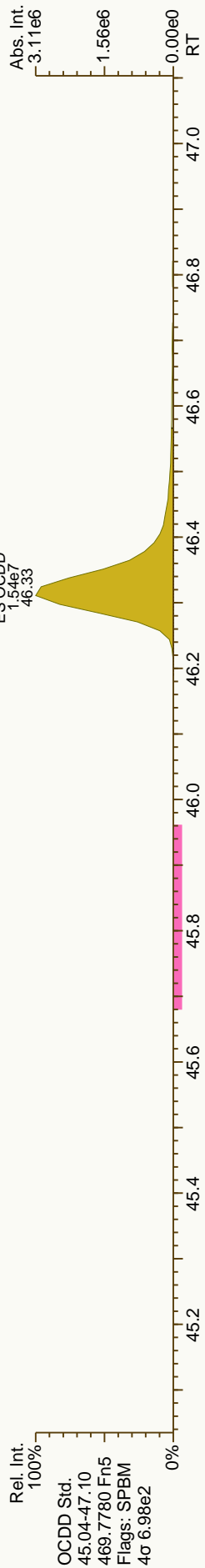
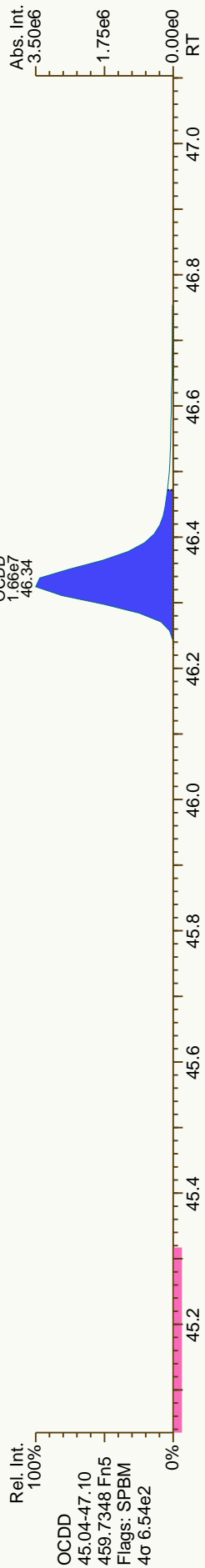
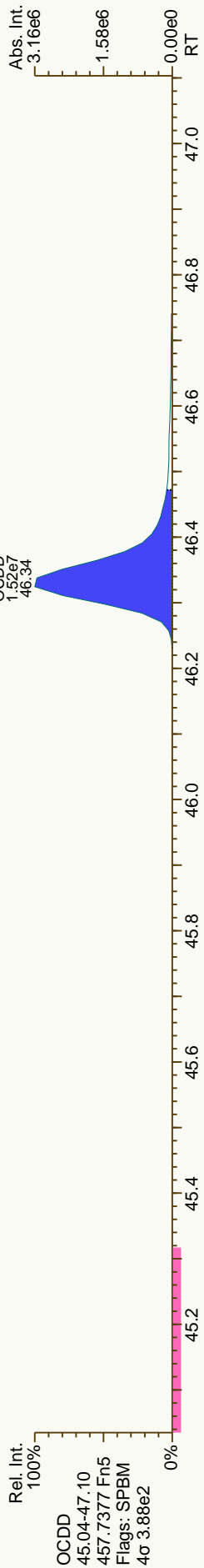


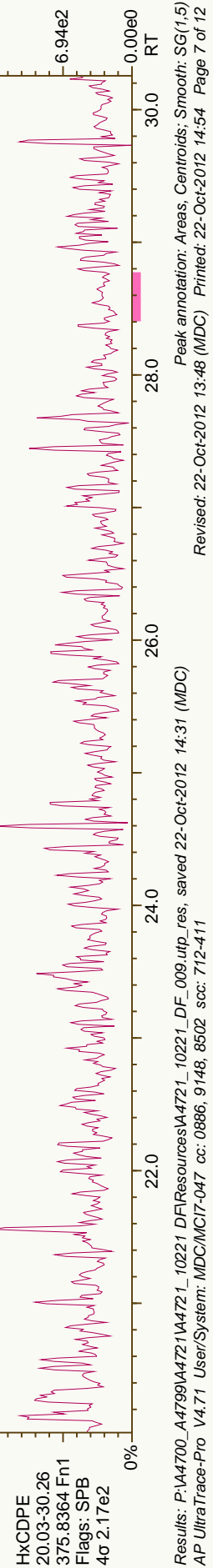
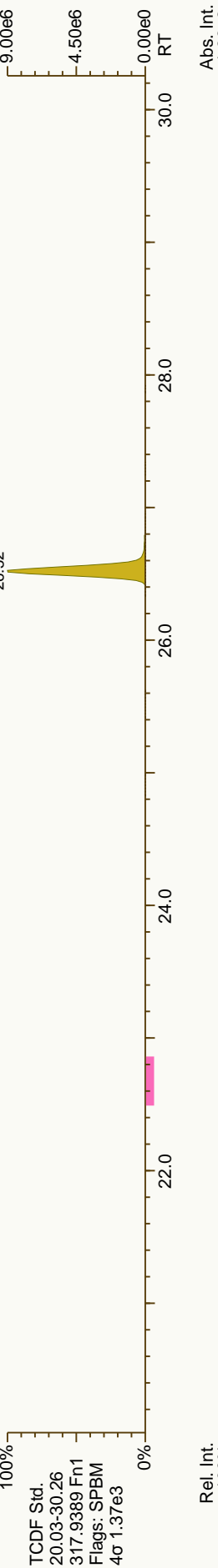
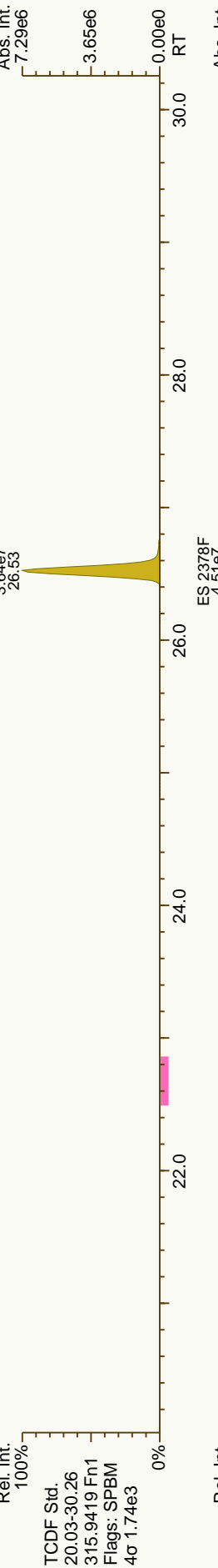
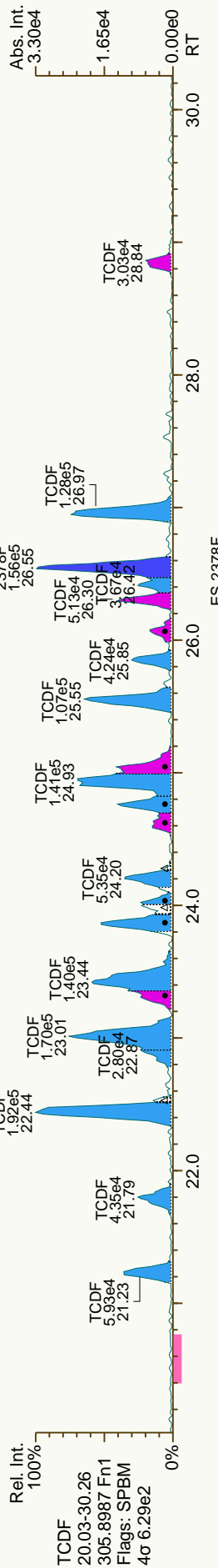
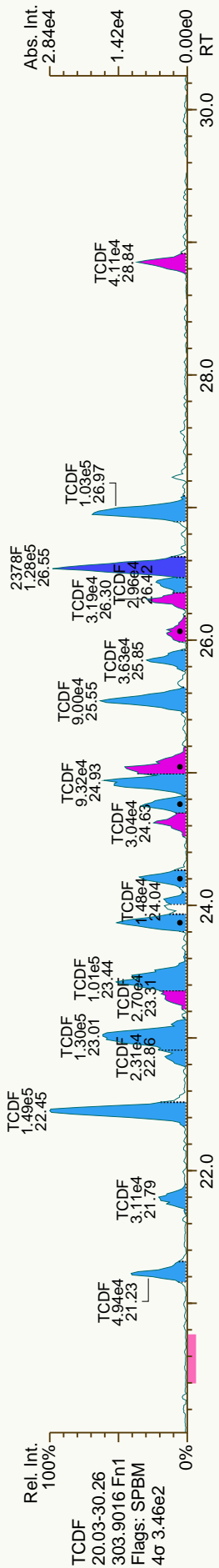


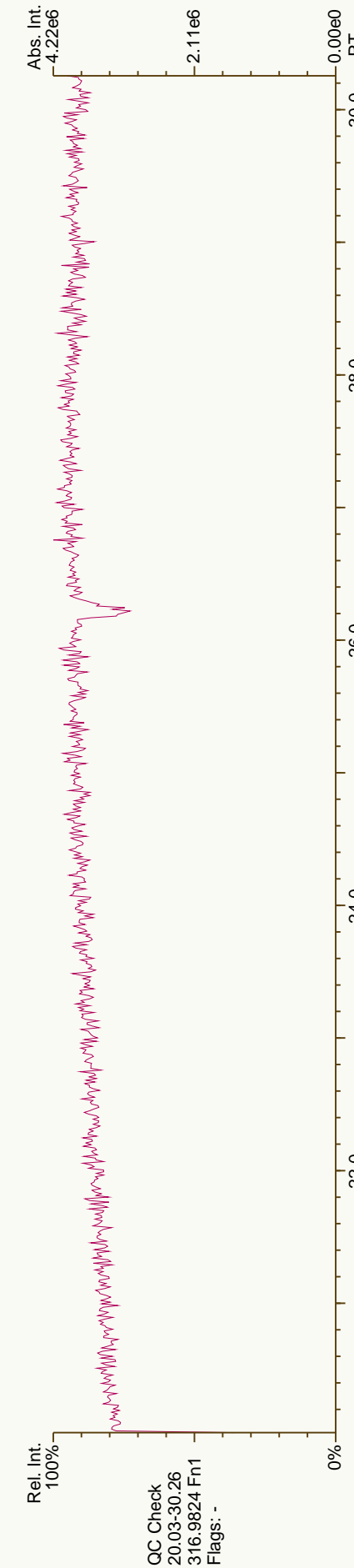
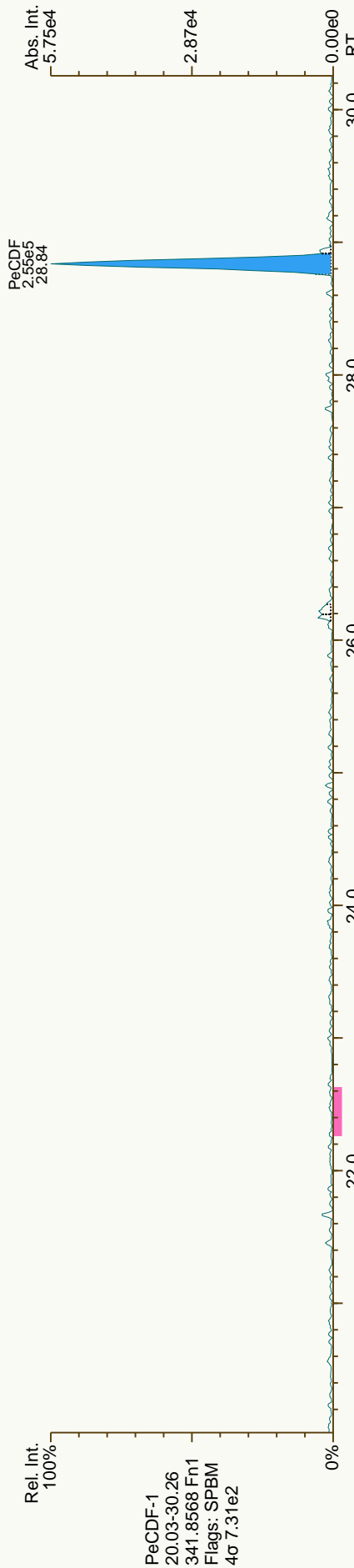
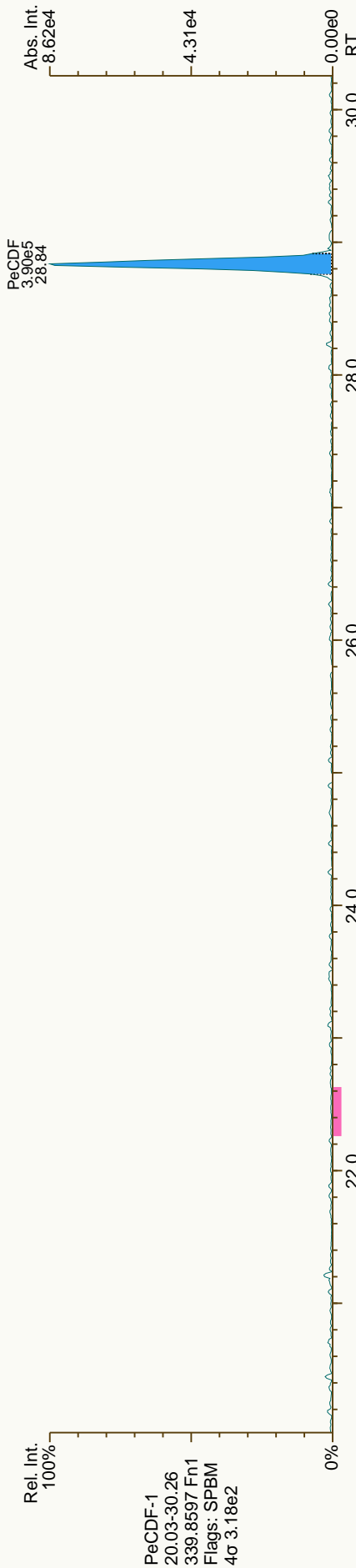


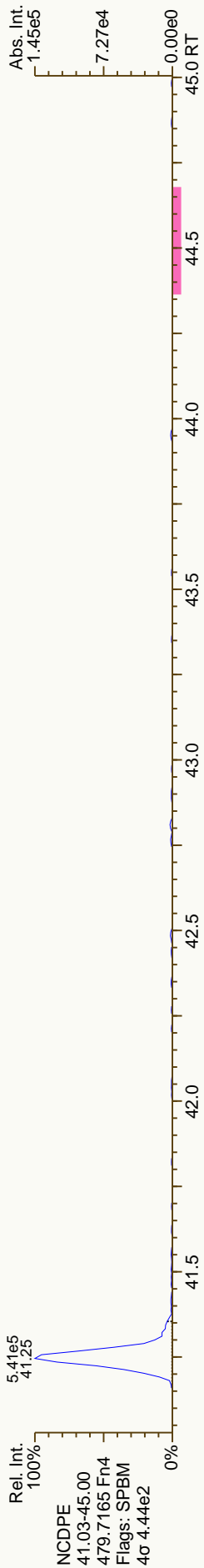
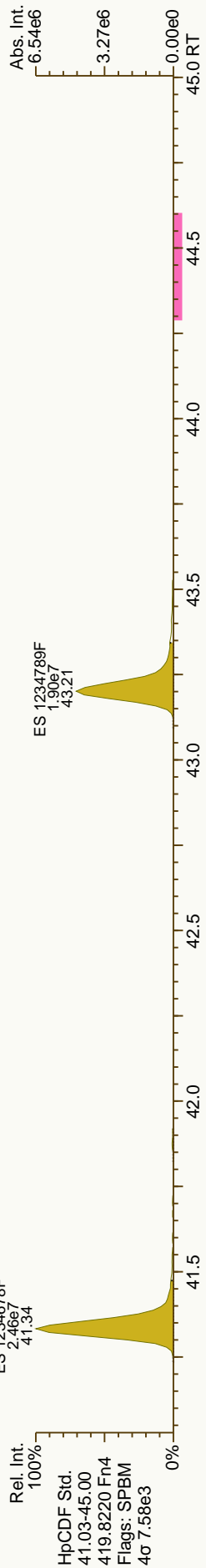
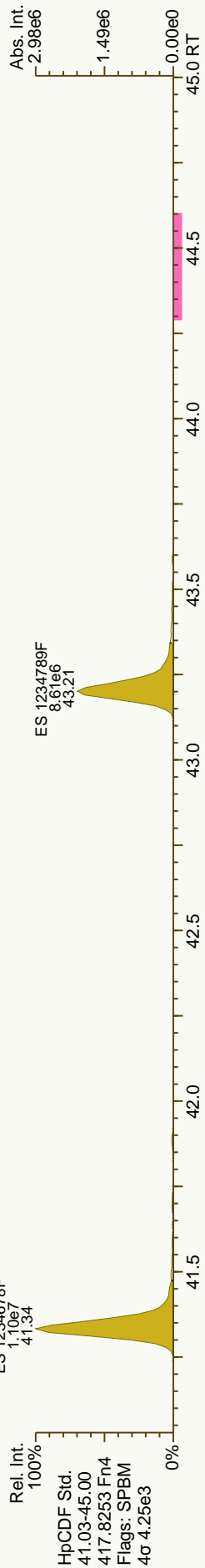

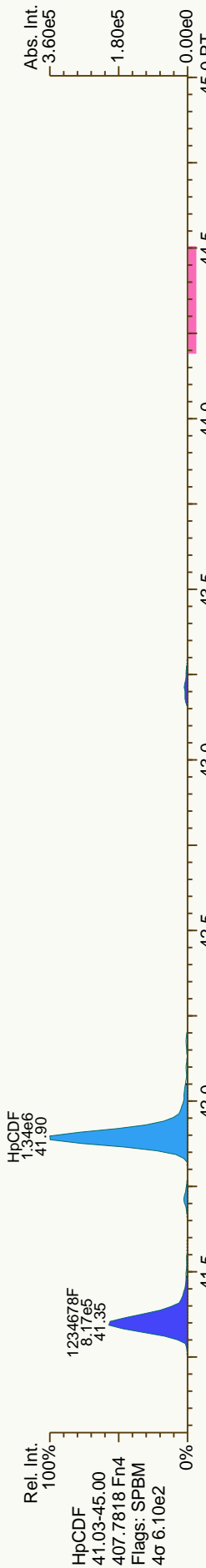


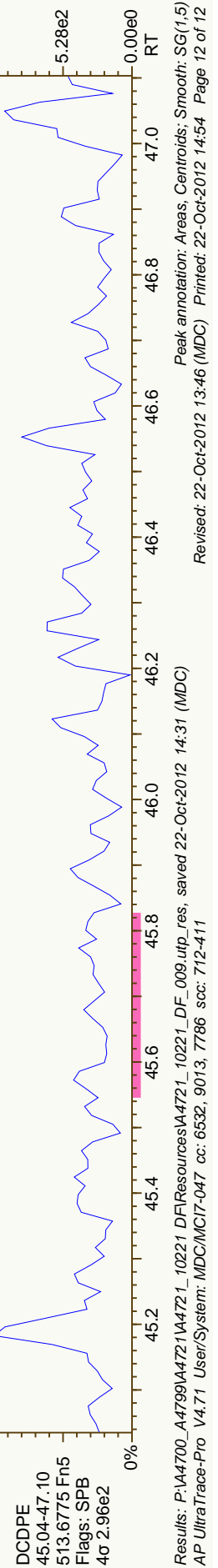
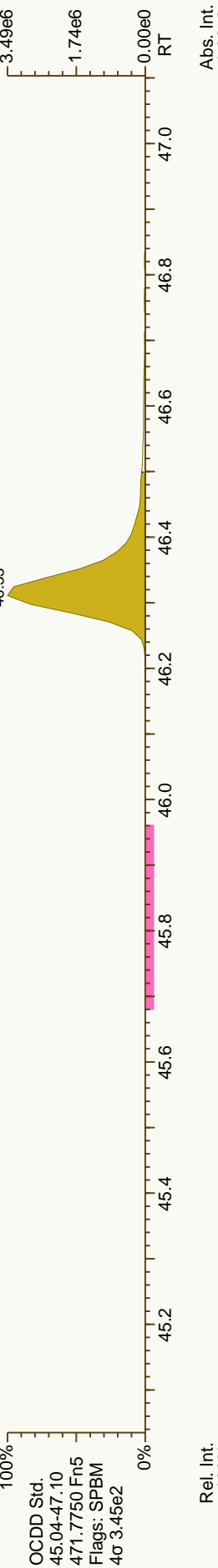
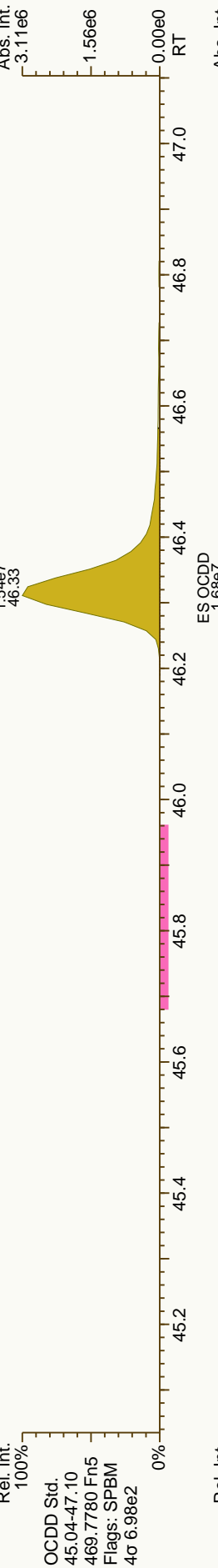
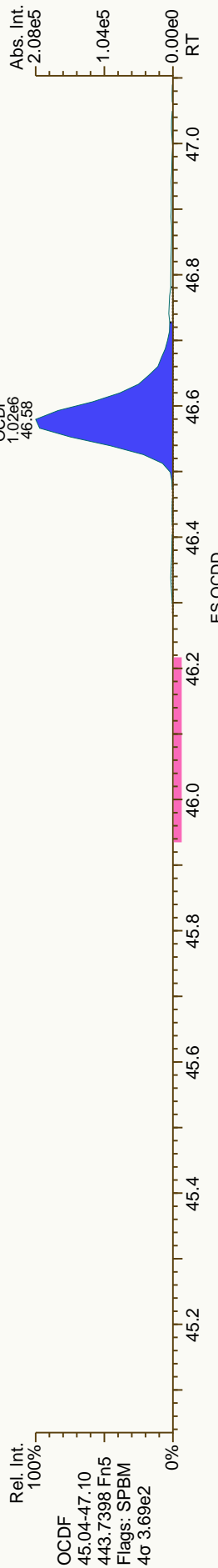
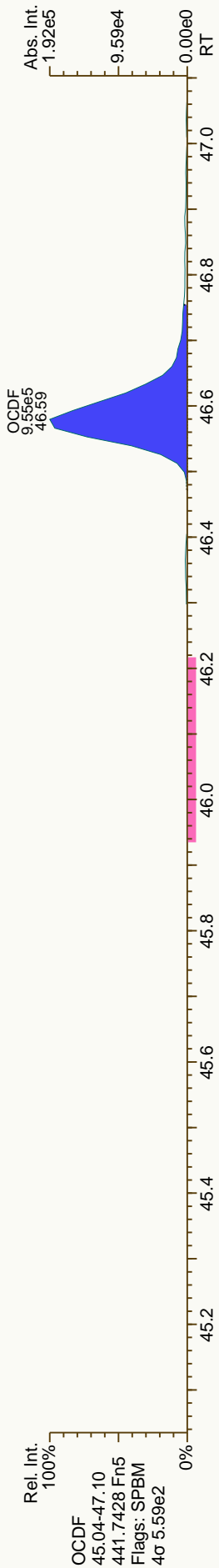












Quantify Sample Summary Report

MassLynx 4.1
 ### Confirms Sample Summary ###

Dataset: C:\MassLynx\Default.pro\Results\c12nov12c-21_29.qld

Last Altered: Wednesday, 11/14/2012 9:27:16 AM Eastern Standard Time
 Printed: Wednesday, 11/14/2012 9:28:51 AM Eastern Standard Time

Jan 11-14-12

31203246

Method: C:\MassLynx\Default.PRO\MethDB\VF\Xms-TCDF_Smooth.mdb 13 Nov 2012 08:24:11
 Calibration: C:\MassLynx\Default.PRO\CurveDB\VF\Xms-100212a_Confirm-TD.cdb 31 Oct 2012 14:37:39

Name: c12nov12c-29/
 Date: 13-Nov-2012
 Time: 09:54:48 /
 ID: 31203246006 /
 User: JHL
 Submitter:
 Task: HRMS3

Name	Response	Ion1Area	Ion2Area	RA	RAFail?	MRRF	RT	Conc	EDL	SN1	SN2	M	Height1	Noise1	Height2	Noise2	Smp Size	FV
2378-TCDF	1.238e3	6.536e2	5.842e2	1.12	YES	1.218	21.23	0.683	0.3206	5.2	4.3	MM	7.440e3	1426	7.237e3	1666	16.25	20
ES:13C-2378-TCDF	1.831e5	7.913e4	1.039e5	0.76	NO	1.655	21.23	116.173	0.7267	376.4	444.8	bb	1.053e6	2797	1.352e6	3040	16.25	20
JS:13C-1234-TCDD	1.172e5	5.257e4	6.462e4	0.81	NO	1.000	21.13	123.077	1.2535	222.6	275.7	db	6.698e5	3009	8.474e5	3074	16.25	20
Tetrafurans	-	1.115e3	-	-	-	1.218	-	1.149	0.3206	-	-	-	1.716e4	1426	-	-	16.25	20
F1 Lock Mass	-	-	-	-	-	-	-	-	-	-	-	-	-	64246	-	-	1.00	1

$$[TCDF] = \frac{1.238e3}{1.831e5} \left(\frac{200000}{16.25g \times 0.6188} \right) \left(\frac{1}{1.21803} \right) = 1.10pg/g$$

Jan 11-14-12

Quantify Sample Report **MassLynx 4.1**

Confirms Sample Summary

Dataset: C:\MassLynx\Default.pro\Results\c12nov12c-21_29.qld

Last Altered: Wednesday, 11/14/2012 9:27:16 AM Eastern Standard Time

Printed: Wednesday, 11/14/2012 9:28:51 AM Eastern Standard Time

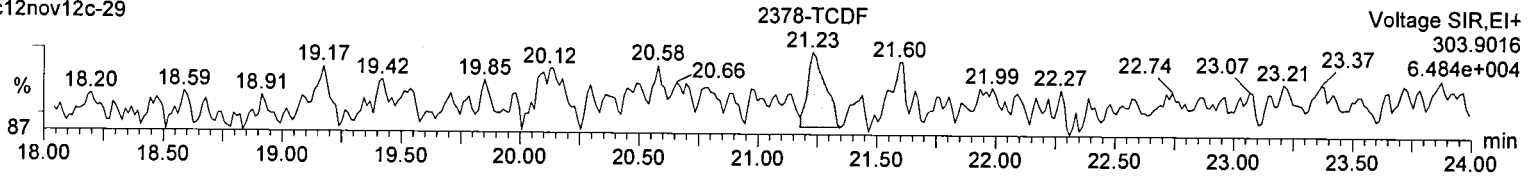
Method: C:\MassLynx\Default.PRO\MethDB\VFxms-TCDF_Smooth.mdb 13 Nov 2012 08:24:11

Calibration: C:\MassLynx\Default.PRO\CurveDB\VFxms-100212a_Confirm-TD.cdb 31 Oct 2012 14:37:39

Name: c12nov12c-29, ID: 31203246006

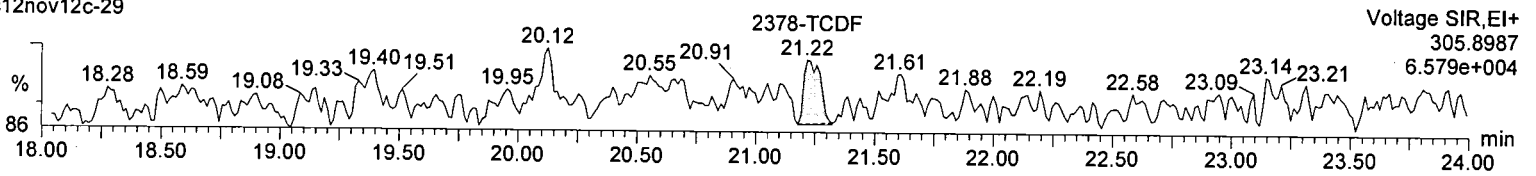
TCDF

c12nov12c-29



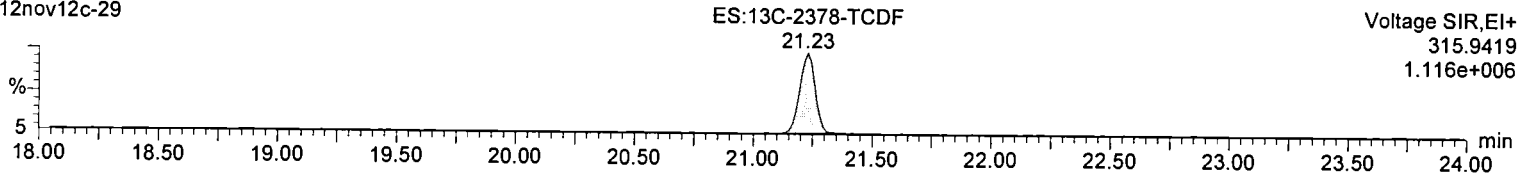
TCDF

c12nov12c-29



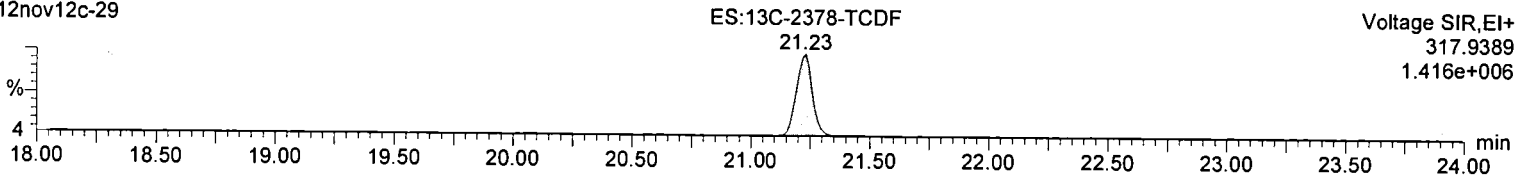
13C-TCDF

c12nov12c-29



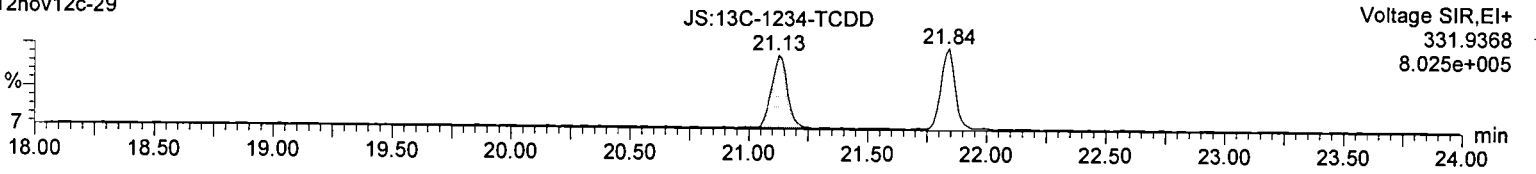
13C-TCDF

c12nov12c-29



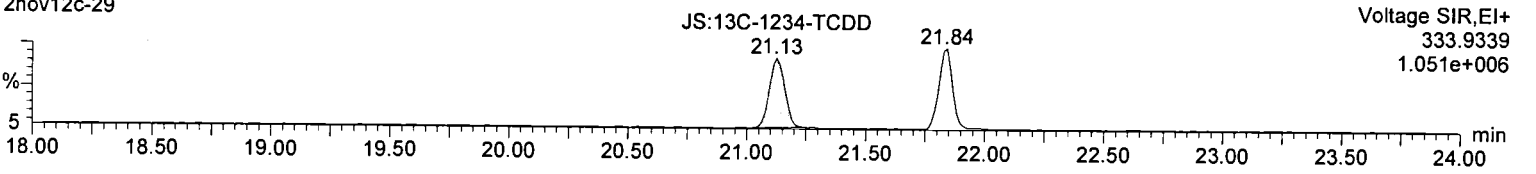
13C-TCDD

c12nov12c-29



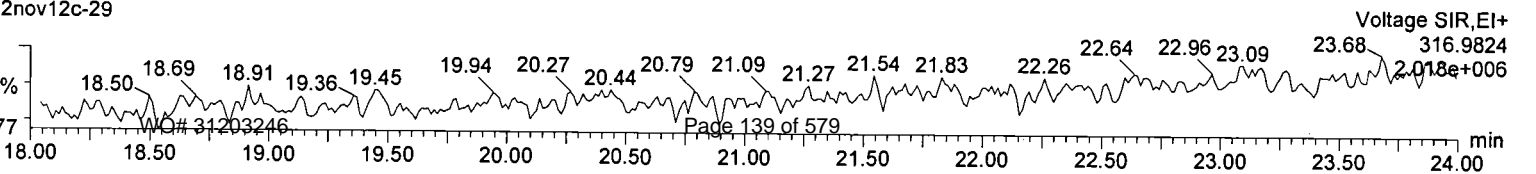
13C-TCDD

c12nov12c-29



F1 Lock Mass

c12nov12c-29



Manual Integrations

Dataset: C:\MassLynx\Default.pro\Results\c12nov12c-21_29.qld

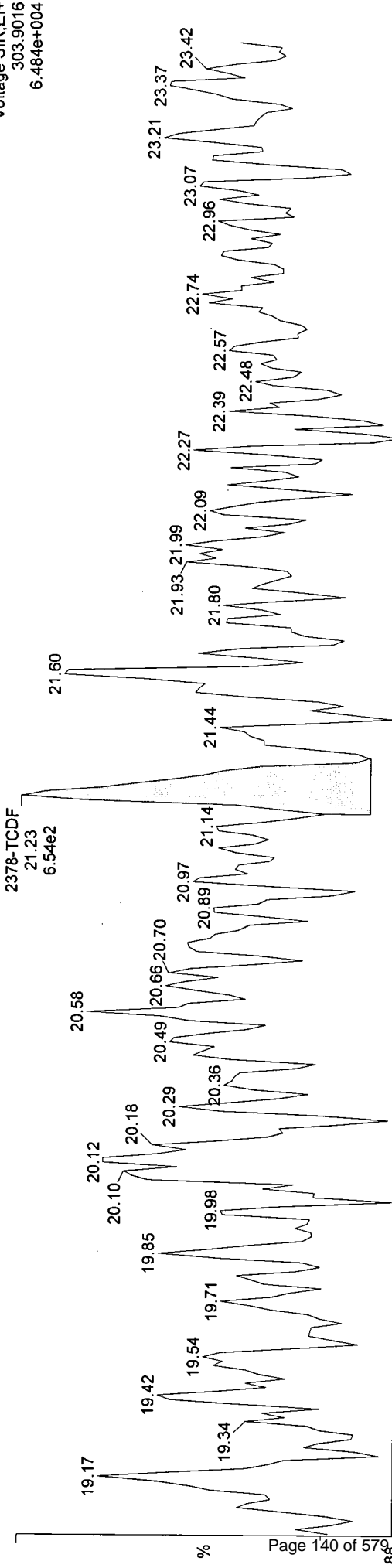
Method: C:\MassLynx\Default.PRO\MethDB\VF\Xms-TCDF_Smooth.mdb 13 Nov 2012 08:24:11
Calibration: C:\MassLynx\Default.PRO\CurveDB\VF\Xms-100212a_Confirm-TD.cdb 31 Oct 2012 14:37:39

Name: c12nov12c-29, ID: 31203246006, Description: A4721-10221-009, Date: 13-Nov-2012, Time: 09:54:48, User: JHL

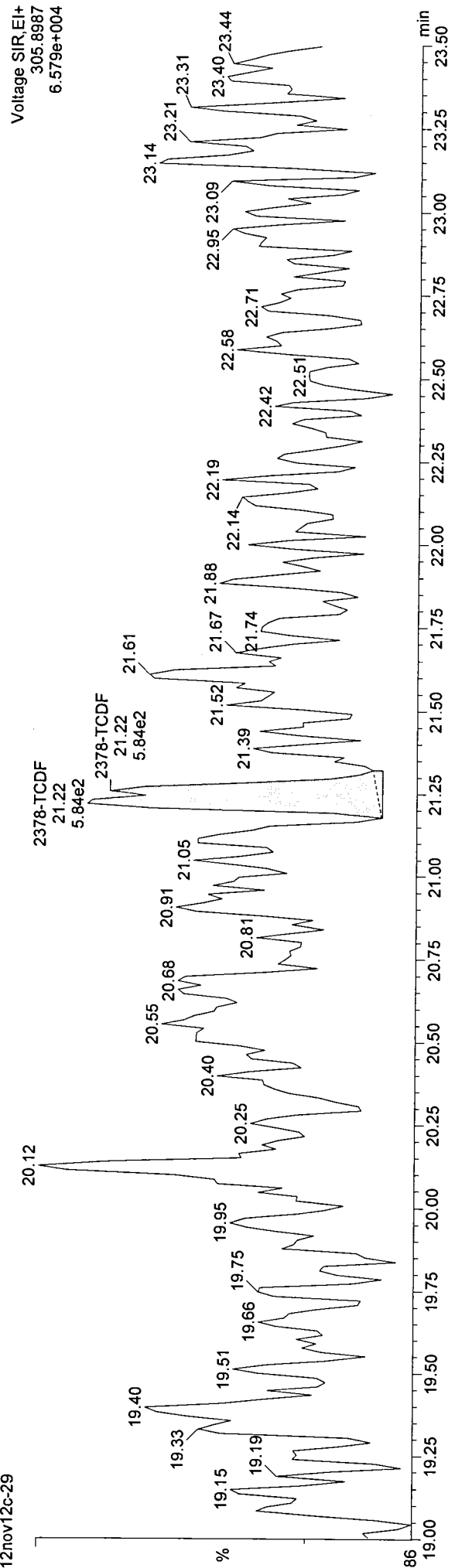
JHL
11/13/12

Voltage SIR,EI+
303.9016
6.484e+004

2378-TCDF
c12nov12c-29



2378-TCDF
c12nov12c-29



Voltage SIR,EI+
305.8987
6.579e+004

Results of JW-EA06-SS21-120507

Client Sample ID: **JW-EA06-SS21-120507**
 Client Project ID: **Jeld-Wen Surface Sediments**
 Lab Sample ID: 31203246007-A
 Lab Project ID: 31203246

Collection Date: 05/07/2012 11:12
 Received Date: 05/09/2012 10:15
 Matrix: Soil-Solid as dry weight
 Solids (%): 44.90

Results by EPA 1613B

<u>Parameter</u>	<u>Result</u>	<u>EMPC</u>	<u>Qual</u>	<u>DL</u>	<u>LOQ/CL</u>	<u>Units</u>	<u>RT</u>	<u>Ratio</u>
2,3,7,8-TCDD	0.522			0.0619	0.498	pg/g	27.53	0.69
1,2,3,7,8-PeCDD	1.91		J	0.114	2.49	pg/g	33.83	1.61
1,2,3,4,7,8-HxCDD	2.88			0.177	2.49	pg/g	38.48	1.18
1,2,3,6,7,8-HxCDD	20.9			0.192	2.49	pg/g	38.62	1.27
1,2,3,7,8,9-HxCDD	14.2			0.185	2.49	pg/g	38.96	1.27
1,2,3,4,6,7,8-HpCDD	226			0.558	2.49	pg/g	42.65	1.05
OCDD	2340			0.126	4.98	pg/g	46.39	0.90
2,3,7,8-TCDF	1.41			0.0482	0.498	pg/g	26.53	0.70
2,3,7,8-TCDF [confirm]	1.75		J	0.500	2.71	pg/g	21.26	0.72
1,2,3,7,8-PeCDF	0.468		J	0.0712	2.49	pg/g	32.09	1.36
2,3,4,7,8-PeCDF	1.14		J	0.0694	2.49	pg/g	33.44	1.62
1,2,3,4,7,8-HxCDF	1.59		J	0.0827	2.49	pg/g	37.32	1.19
1,2,3,6,7,8-HxCDF	1.15		J	0.0729	2.49	pg/g	37.49	1.26
2,3,4,6,7,8-HxCDF	1.72		J	0.0758	2.49	pg/g	38.26	1.34
1,2,3,7,8,9-HxCDF	ND		U	0.117	2.49	pg/g		
1,2,3,4,6,7,8-HpCDF	29.4			0.118	2.49	pg/g	41.37	1.05
1,2,3,4,7,8,9-HpCDF	1.20		J	0.162	2.49	pg/g	43.24	0.96
OCDF	43.9			0.129	4.98	pg/g	46.63	0.87
Total TCDD	24.3			0.0619	0.498	pg/g		
Total TCDF	14.7	15.7		0.0482	0.498	pg/g		
Total PeCDD	22.8			0.114	2.49	pg/g		
Total PeCDF	13.9	14.6		0.0703	2.49	pg/g		
Total HxCDD	173			0.185	2.49	pg/g		
Total HxCDF	40.3	40.7		0.0851	2.49	pg/g		
Total HpCDD	546			0.558	2.49	pg/g		
Total HpCDF	84.8			0.138	2.49	pg/g		

World Health Organization Summary

	<u>Units</u>	<u>ND=0</u>	<u>ND=½</u>	<u>ND=DL</u>
WHO-2005 TEQ	pg/g	10.5	10.5	10.5
WHO-2005 TEQ w/EMPC	pg/g	10.5	10.5	10.5

Results of JW-EA06-SS21-120507

Client Sample ID: **JW-EA06-SS21-120507**
 Client Project ID: **Jeld-Wen Surface Sediments**
 Lab Sample ID: 31203246007-A
 Lab Project ID: 31203246

Collection Date: 05/07/2012 11:12
 Received Date: 05/09/2012 10:15
 Matrix: Soil-Solid as dry weight
 Solids (%): 44.90

Results by EPA 1613B

<u>Parameter</u>	<u>Result</u>	<u>EMPC</u>	<u>Qual</u>	<u>DL</u>	<u>LOQ/CL</u>	<u>Units</u>	<u>RT</u>	<u>Ratio</u>
Labeled Standards								
13C-2378-TCDF	94.0				24.0-169	%		
13C-2378-TCDD	93.0				25.0-164	%		
13C-12378-PeCDD	85.0				25.0-181	%		
13C-123478-HxCDD	97.0				32.0-141	%		
13C-123678-HxCDD	89.0				28.0-130	%		
13C-1234678-HpCDD	113				23.0-140	%		
13C-OCDD	100				17.0-157	%		
13C-2378-TCDF	93.0				24.0-169	%		
13C-12378-PeCDF	85.0				24.0-185	%		
13C-23478-PeCDF	85.0				21.0-178	%		
13C-123478-HxCDF	103				26.0-152	%		
13C-123678-HxCDF	107				26.0-123	%		
13C-234678-HxCDF	112				29.0-147	%		
13C-123789-HxCDF	95.0				28.0-136	%		
13C-1234678-HpCDF	98.0				28.0-143	%		
13C-1234789-HpCDF	106				26.0-138	%		
37Cl-2378-TCDD	103				35.0-197	%		

Batch Information

Analytical Batch: **HRD1890**
 Analytical Method: **EPA 1613B**
 Instrument: **APHRMS**
 Analyst: **MDC**
 Analytical Date/Time: **10/21/2012 09:47**

Prep Batch: **HXX1807**
 Prep Method: **EPA 1613 PREP S/D/T**
 Prep Date/Time: **10/11/2012 16:45**
 Prep Initial Wt./Vol.: **22.38 g**
 Prep Extract Vol: **20 uL**

Analytical Batch: **HRD1930**
 Analytical Method: **EPA 1613B**
 Instrument: **HRMS3**
 Analyst: **KAS**
 Analytical Date/Time: **11/13/2012 06:22**

Prep Batch: **HXX1807**
 Prep Method: **EPA 1613 PREP S/D/T**
 Prep Date/Time: **10/11/2012 16:45**
 Prep Initial Wt./Vol.: **22.38 g**
 Prep Extract Vol: **20 uL**

Lab ID: A4721_10221_DF_003 Acq'd: 21 Oct 2012 09:47 MDC Wt/Vol: 10.05 g ICAL: 1613_SGS
 Client ID: JW-EA06-SS21-120507 UTP: 22-Oct-2012 13:57 MDC J-level: 0.498 pg/g Split: 1 Checkcode: 257-117-KTY
 Datafile: 121020P2-07 Report: 22 Oct 2012 14:27 MC Stds (pg): JS: 2000 ES: 2000 CS/SS: 2000, 400 (37Cl)

Conc	Name	Act RT	QC	Pred. RRT	Act. RRT	ΔSecs	Response	Ra	OK	RRF	Conc.	Noise	DL
27.53	2378-TCDD	27.53		1.0009	1.0006	-0.5	1.13E+05	0.69	Y	1.08	0.521	1105	0.0619
33.83	2378-PeCDD	33.83		1.0006	1.0006	0	3.10E+05	1.61	Y	1.07	1.91	1634	0.114
38.48	23478-HxCDD	38.48		1.0004	1.0003	-0.2	3.69E+05	1.18	Y	1.05	2.88	2163	0.177
38.62	123678-HxCDD	38.62		1.0039	1.0039	0	2.61E+06	1.27	Y	0.98	20.9	2163	0.192
38.96	123789-HxCDD	38.96		1.0129	1.0129	0	1.79E+06	1.27	Y	1.01	14.2	2163	0.185
42.65	1234678-HpCDD	42.65		1.0005	1.0004	-0.3	2.98E+07	1.05	Y	1.09	226	7182	0.558
46.39	OCDD	46.39		1.0005	1.0004	-0.3	2.19E+08	0.90	Y	1.11	2,340	964	0.126
26.53	2378-TCDF	26.53		1.0009	1.0007	-0.3	4.57E+05	0.70	Y	0.98	1.41	1216	0.0481
32.09	12378-PeCDF	32.09		1.0007	1.0004	-0.6	1.21E+05	1.36	Y	0.99	0.468	1642	0.0712
33.44	23478-PeCDF	33.44		1.0006	1.0011	+1.0	3.01E+05	1.62	Y	1.02	1.14	1642	0.0694
37.32	123478-HxCDF	37.32		1.0006	1.0004	-0.4	3.31E+05	1.19	Y	1.19	1.59	1653	0.0827
37.49	123678-HxCDF	37.49		1.0005	1.0006	+0.2	2.68E+05	1.26	Y	1.16	1.14	1653	0.0729
38.26	234678-HxCDF	38.26		1.0006	1.0003	-0.7	4.05E+05	1.34	Y	1.18	1.72	1653	0.0758
Not Fnd	123789-HxCDF			1.0005	-		-	-	-	1.09	-	1653	0.117
41.37	234678-HpCDF	41.37		1.0004	1.0004	0	5.53E+06	1.05	Y	1.35	29.4	2311	0.118
43.24	1234789-HpCDF	43.24		1.0004	1.0001	-0.8	1.87E+05	0.96	Y	1.34	1.2	2311	0.162
46.63	OCDF	46.63		1.0057	1.0056	-0.3	5.17E+06	0.87	Y	1.40	43.8	1244	0.129
27.51	ES 2378-TCDD	27.51		1.0281	1.0278	-0.5	3.98E+07	0.79	Y	1.04	93.4		
33.82	ES 12378-PeCDD	33.82		1.2639	1.2634	-0.8	3.00E+07	1.54	Y	0.87	84.7		
38.47	ES 123478-HxCDD	38.47		0.9876	0.9877	+0.2	2.43E+07	1.26	Y	0.94	97		
38.60	ES 123678-HxCDD	38.60		0.9910	0.9911	+0.2	2.53E+07	1.29	Y	1.06	89.4		
42.63	ES 1234678-HpCDD	42.63		1.0943	1.0945	+0.5	2.41E+07	1.09	Y	0.80	113		
46.37	ES OCDD	46.37		1.1907	1.1905	-0.5	3.37E+07	0.91	Y	0.63	100		
26.51	ES 2378-TCDF	26.51		0.9907	0.9906	-0.2	6.59E+07	0.79	Y	1.74	92.8		
32.08	ES 12378-PeCDF	32.08		1.1992	1.1985	-1.1	5.19E+07	1.62	Y	1.49	85		
33.40	ES 23478-PeCDF	33.40		1.2484	1.2479	-0.8	5.17E+07	1.60	Y	1.48	85.4		
37.30	ES 123478-HxCDF	37.30		0.9577	0.9577	0	3.49E+07	0.52	Y	1.27	103		
37.46	ES 123678-HxCDF	37.46		0.9619	0.9619	0	4.03E+07	0.54	Y	1.41	107		
38.25	ES 234678-HpCDF	38.25		0.9821	0.9821	0	4.00E+07	0.52	Y	1.34	112		
39.37	ES 123789-HxCDF	39.37		1.0108	1.0109	+0.2	3.06E+07	0.53	Y	1.20	95.3		
41.36	ES 1234678-HpCDF	41.36		1.0618	1.0618	0	2.77E+07	0.42	Y	1.06	98.1		
43.24	ES 1234789-HpCDF	43.24		1.1100	1.1101	+0.2	2.32E+07	0.46	Y	0.82	106		

Lab ID: A4721_10221_DF_003 Acq'd: 21 Oct 2012 09:47 MDC Wt/Vol: 10.05 g ICAL: 1613_SGS
 Client ID: JW-EA06-SS21-120507 UTP: 22-Oct-2012 13:57 MDC J-level: 0.498 pg/g Split: 1 Checkcode: 257-117-KTY
 Datafile: 121020P2-07 Report: 22 Oct 2012 14:27 MC Stds (pg): JS: 2000 ES: 2000 CS/SS: 2000, 400 (37C)

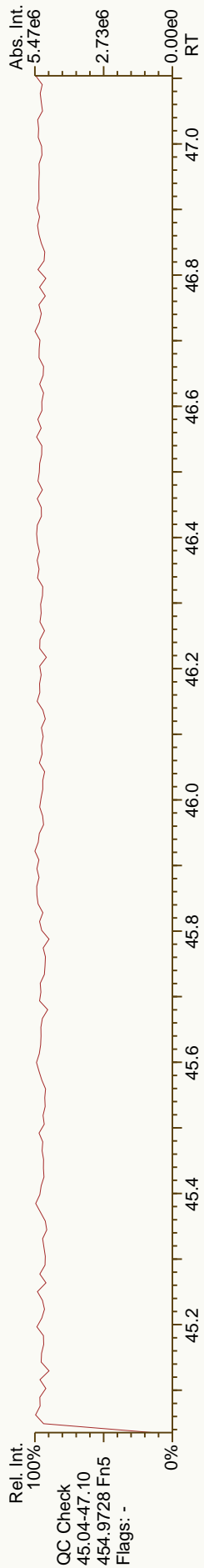
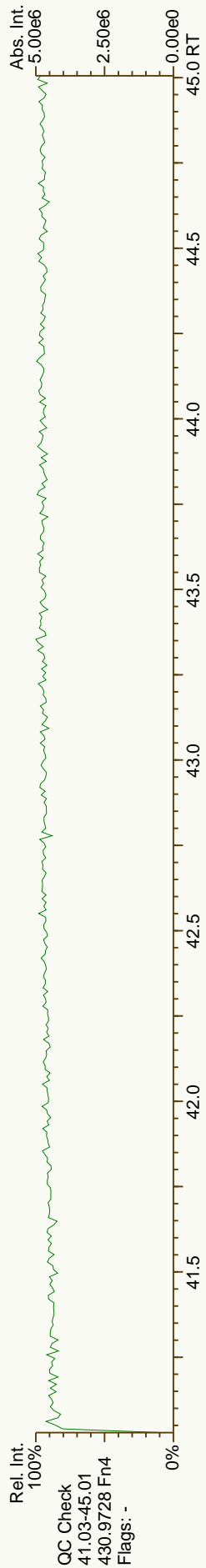
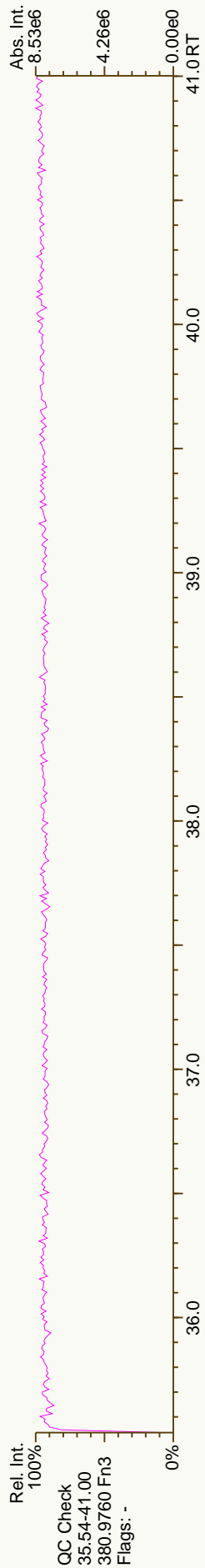
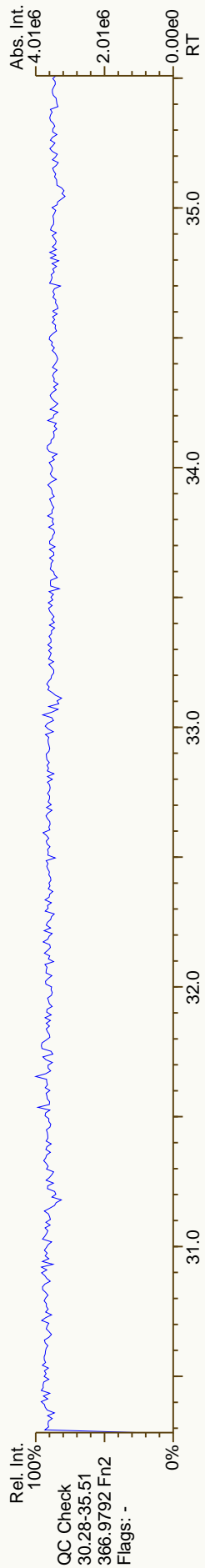
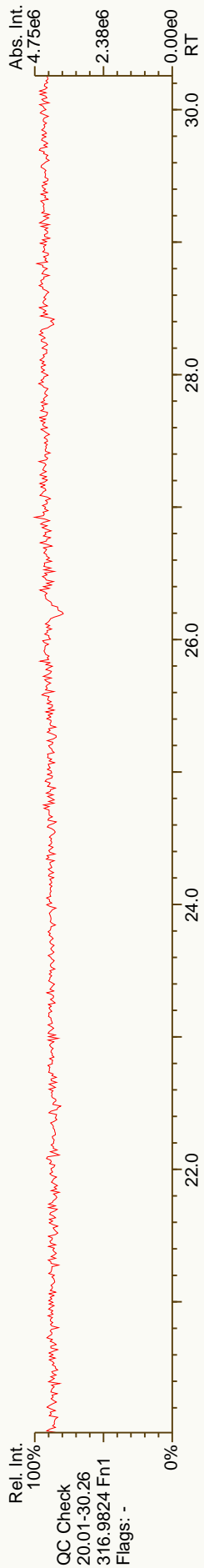
Comp #	Name	Act RT	QC	Pred. RRT	Act. RRT	ΔSecs	Response	Ra	OK	RRF	Conc.	Noise	DL
1	TCDD	23.42		0.8504	0.8513	+1.5	1.63E+06	0.77	Y	1.08	7.55	1105	0.0619
2	TCDD	23.82		0.8649	0.8657	+1.3	9.20E+05	0.79	Y	1.08	4.25	1105	0.0619
3	TCDD	24.30		0.8835	0.8831	-0.7	7.90E+04	0.79	Y	1.08	0.365	1105	0.0619
4	TCDD	25.17		0.9152	0.9150	-0.3	1.40E+06	0.83	Y	1.08	6.45	1105	0.0619
	TCDD	25.43		0.9241	0.9245	+0.7	1.75E+05	0.73	Y	1.08	0.809	1105	0.0619
	TCDD	25.67		0.9327	0.9330	+0.5	2.07E+05	0.80	Y	1.08	0.957	1105	0.0619
	TCDD	25.88		0.9408	0.9407	-0.2	5.64E+04	0.74	Y	1.08	0.26	1105	0.0619
	TCDD	NotFnd		0.9512						1.08		1105	0.0619
	TCDD	26.35		0.9580	0.9578	-0.3	6.93E+04	0.86	Y	1.08	0.32	1105	0.0619
	TCDD	26.79		0.9736	0.9738	+0.3	2.41E+05	0.74	Y	1.08	1.11	1105	0.0619
	TCDD	NotFnd		0.9785						1.08		1105	0.0619
	TCDD	27.22		0.9884	0.9896	+2.0	3.22E+05	0.82	Y	1.08	1.49	1105	0.0619
	TCDD	NotFnd		0.9945						1.08		1105	0.0619
	2378-TCDD	27.53		1.0009	1.0006	-0.5	1.13E+05	0.69	Y	1.08	0.521	1105	0.0619
	TCDD	27.92		1.0147	1.0148	+0.2	5.23E+04	0.85	Y	1.08	0.242	1105	0.0619
	TCDD	NotFnd		1.0206						1.08		1105	0.0619
	TCDD	NotFnd		1.0423						1.08		1105	0.0619
145	PeCDD	30.87		0.9131	0.9130	-0.2	9.50E+05	1.50	Y	1.07	5.86	1634	0.114
146	PeCDD	31.50		0.9319	0.9315	-0.8	1.75E+05	1.50	Y	1.07	1.08	1634	0.114
147	PeCDD	32.16		0.9511	0.9509	-0.4	7.23E+05	1.56	Y	1.07	4.46	1634	0.114
148	PeCDD	32.38		0.9576	0.9575	-0.2	2.65E+05	1.70	Y	1.07	1.64	1634	0.114
149	PeCDD	32.50		0.9611	0.9611	0	6.10E+05	1.47	Y	1.07	3.77	1634	0.114
150	PeCDD	32.81		0.9703	0.9702	-0.2	2.53E+05	1.60	Y	1.07	1.56	1634	0.114
151	PeCDD	33.24		0.9829	0.9829	0	2.20E+05	1.44	Y	1.07	1.36	1634	0.114
152	12378-PeCDD	33.83		1.0006	1.0006	0	3.10E+05	1.61	Y	1.07	1.91	1634	0.114
153	PeCDD	33.95		1.0039	1.0038	-0.2	6.40E+04	1.71	Y	1.07	0.395	1634	0.114
154	PeCDD	34.36		1.0161	1.0162	+0.2	1.24E+05	1.60	Y	1.07	0.765	1634	0.114
155	HxCDD	36.46		0.9479	0.9477	-0.5	4.26E+06	1.23	Y	1.01	33.7	2163	0.185
156	HxCDD	37.24		0.9682	0.9680	-0.5	1.96E+06	1.33	Y	1.01	15.5	2163	0.185
157	HxCDD	37.59		0.9771	0.9772	+0.2	9.95E+06	1.29	Y	1.01	78.7	2163	0.185
158	HxCDD	37.74		0.9811	0.9811	0	6.09E+05	1.22	Y	1.01	4.82	2163	0.185
159	123478-HxCDD	38.48		1.0004	1.0003	-0.2	3.69E+05	1.18	Y	1.05	2.88	2163	0.177
160	123678-HxCDD	38.62		1.0039	1.0039	0	2.61E+06	1.27	Y	0.98	20.9	2163	0.192
161	HxCDD	38.83		1.0097	1.0095	-0.5	2.98E+05	1.28	Y	1.01	2.36	2163	0.185
162	123789-HxCDD	38.96		1.0129	1.0129	0	1.79E+06	1.27	Y	1.01	14.2	2163	0.185

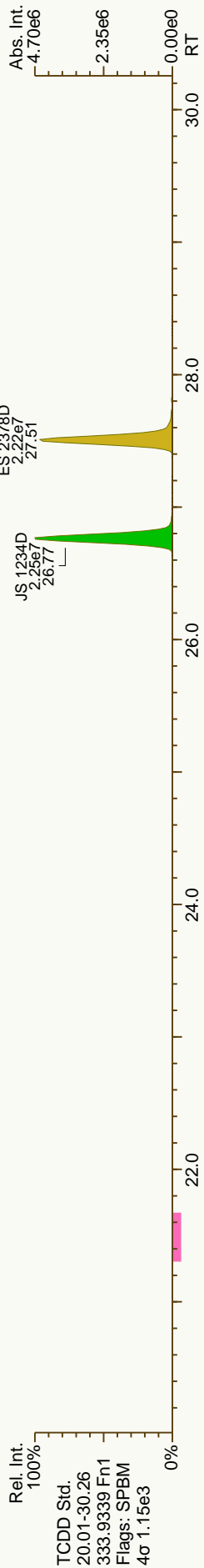
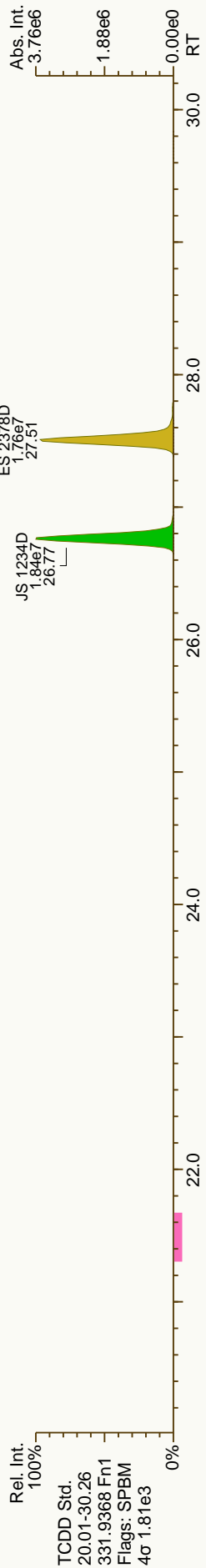
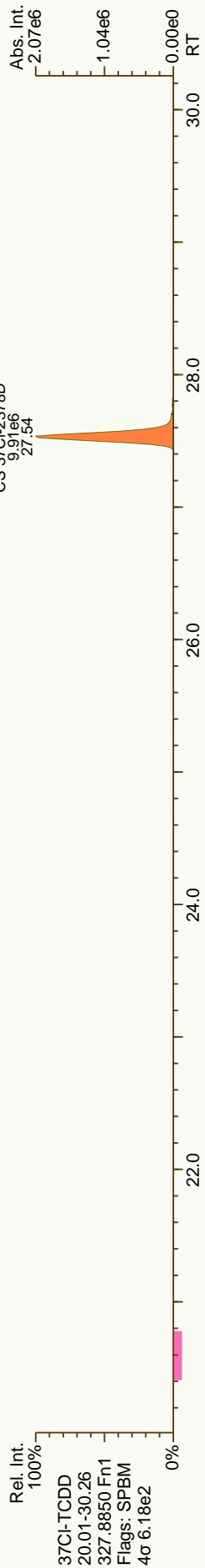
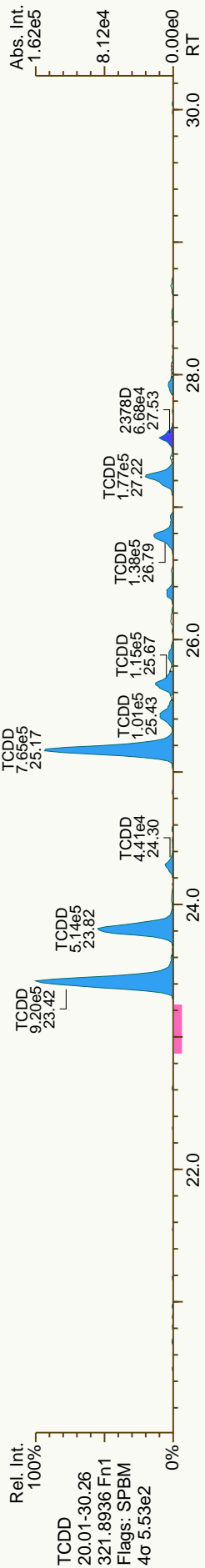
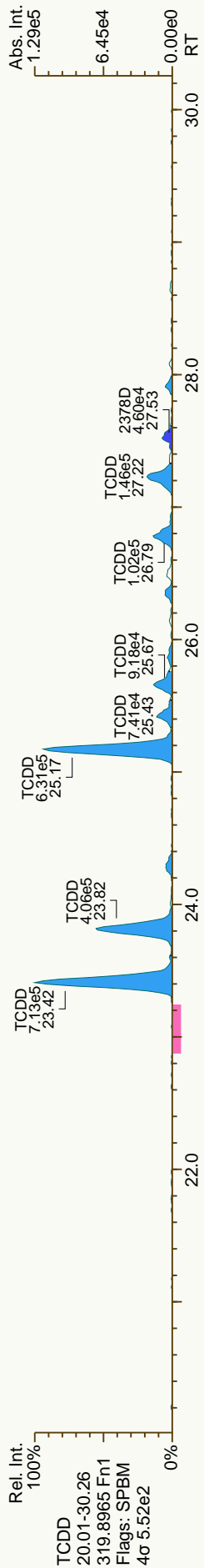
Lab ID: A4721_10221_DF_003 Acq'd: 21 Oct 2012 09:47 MDC Wt/Vol: 10.05 g ICAL: 1613_SGS
 Client ID: JW-EA06-SS21-120507 UTP: 22-Oct-2012 13:57 MDC J-level: 0.498 pg/g Split: 1 Checkcode: 257-117-KTY
 Datafile: 121020P2-07 Report: 22 Oct 2012 14:27 MC Stds (pg): JS: 2000 ES: 2000 CS/SS: 2000, 400 (37CI)

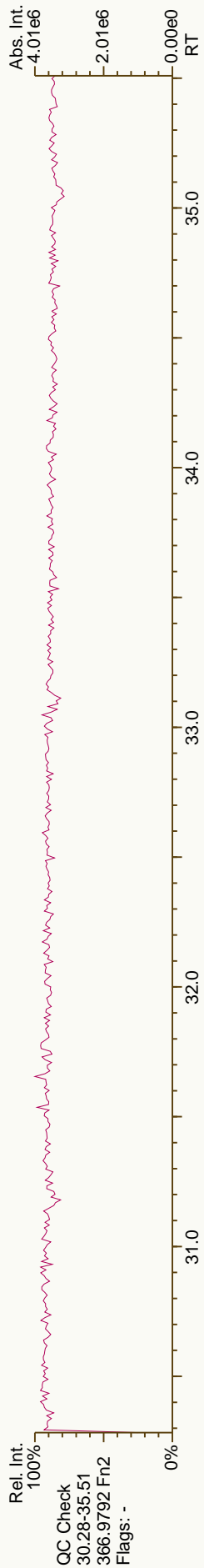


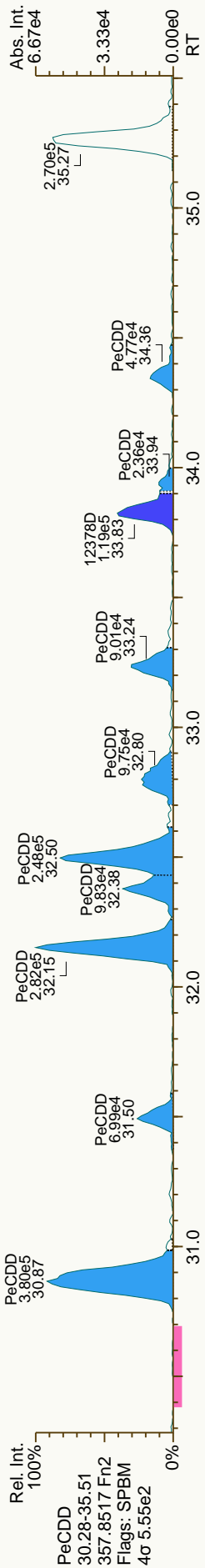

Comp #	Name	Act RT	QC	Pred. RRT	Act. RRT	ΔSecs	Response	Ra	OK	RRF	Conc.	Noise	DL
1	CHpCDD	41.74		0.9793	0.9791	-0.5	4.22E+07	1.04	Y	1.09	320	7182	0.558
2	234678-HPCDD	42.65		1.0005	1.0004	-0.3	2.98E+07	1.05	Y	1.09	226	7182	0.558
3	OCDD	46.39		1.0005	1.0004	-0.3	2.19E+08	0.90	Y	1.11	2,340	964	0.126
4	OCDD-a	46.39		1.0001	1.0003	+0.6	1.31E+07	2.49	Y	1.00	155	1499	0.217
5	TCDF	21.21		0.7983	0.7999	+2.5	1.84E+05	0.76	Y	0.98	0.57	1216	0.0481
6	TCDF	21.77		0.8218	0.8211	-1.1	1.30E+05	0.75	Y	0.98	0.403	1216	0.0481
7	TCDF	22.43		0.8463	0.8458	-0.8	5.49E+05	0.79	Y	0.98	1.7	1216	0.0481
8	TCDF	22.85		0.8625	0.8618	-1.1	1.27E+05	0.87	Y	0.98	0.394	1216	0.0481
9	TCDF	23.00		0.8677	0.8675	-0.3	4.71E+05	0.78	Y	0.98	1.46	1216	0.0481
10	TCDF	23.28		0.8787	0.8780	-1.1	8.20E+04	0.94	N	0.98	0.254	1216	0.0481
11	TCDF	23.42		0.8840	0.8834	-1.0	4.15E+05	0.76	Y	0.98	1.28	1216	0.0481
12	TCDF	23.85		0.8998	0.8993	-0.8	2.73E+05	0.81	Y	0.98	0.846	1216	0.0481
13	TCDF	24.00		0.9054	0.9051	-0.5	1.01E+05	0.84	Y	0.98	0.314	1216	0.0481
14	TCDF	24.18		0.9125	0.9119	-1.0	1.79E+05	0.78	Y	0.98	0.554	1216	0.0481
15	TCDF	24.59		0.9279	0.9275	-0.6	1.08E+05	0.73	Y	0.98	0.334	1216	0.0481
16	TCDF	24.74		0.9334	0.9329	-0.8	1.64E+05	0.73	Y	0.98	0.508	1216	0.0481
17	TCDF	24.91		0.9381	0.9396	+2.4	3.77E+05	0.76	Y	0.98	1.17	1216	0.0481
18	TCDF	25.04		0.9439	0.9445	+1.0	2.64E+05	0.71	Y	0.98	0.818	1216	0.0481
19	TCDF	25.53		0.9630	0.9629	-0.2	3.17E+05	0.80	Y	0.98	0.982	1216	0.0481
20	TCDF	NotFnd		0.9674						0.98		1216	0.0481
21	TCDF	25.84		0.9746	0.9746	0	1.05E+05	0.61	N	0.98	0.325	1216	0.0481
22	TCDF	26.05		0.9829	0.9825	-0.6	7.74E+04	0.70	Y	0.98	0.24	1216	0.0481
23	TCDF	26.30		0.9916	0.9918	+0.3	1.34E+05	0.75	Y	0.98	0.415	1216	0.0481
24	TCDF	26.41		0.9963	0.9960	-0.5	8.30E+04	0.84	Y	0.98	0.257	1216	0.0481
25	2378-TCDF	26.53		1.0009	1.0007	-0.3	4.57E+05	0.70	Y	0.98	1.41	1216	0.0481
26	TCDF	26.96		1.0166	1.0166	0	3.43E+05	0.80	Y	0.98	1.06	1216	0.0481
27	TCDF	27.24		1.0274	1.0274	0	2.38E+04	0.57	N	0.98	0.0737	1216	0.0481
28	TCDF	NotFnd		1.0390						0.98		1216	0.0481
29	TCDF	28.84		1.0886	1.0879	-1.1	1.08E+05	1.03	N	0.98	0.333	1216	0.0481
30	PeCDF	28.83		0.8975	0.8987	+2.3	1.59E+06	1.53	Y	1.00	6.11	1223	0.0524
31	PeCDF	30.62		0.9542	0.9544	+0.4	2.40E+05	1.57	Y	1.00	0.919	1642	0.0703
32	PeCDF	30.80		0.9587	0.9600	+2.5	7.06E+05	1.55	Y	1.00	2.71	1642	0.0703
33	PeCDF	30.89		0.9636	0.9630	-1.2	9.12E+04	1.82	N	1.00	0.349	1642	0.0703
34	PeCDF	30.99		0.9671	0.9660	-2.1	3.14E+04	1.44	Y	1.00	0.12	1642	0.0703
35	PeCDF	31.29		0.9760	0.9755	-1.0	5.15E+04	1.38	Y	1.00	0.197	1642	0.0703
36	PeCDF	31.46		0.9810	0.9807	-0.6	2.30E+04	1.11	N	1.00	0.0883	1642	0.0703

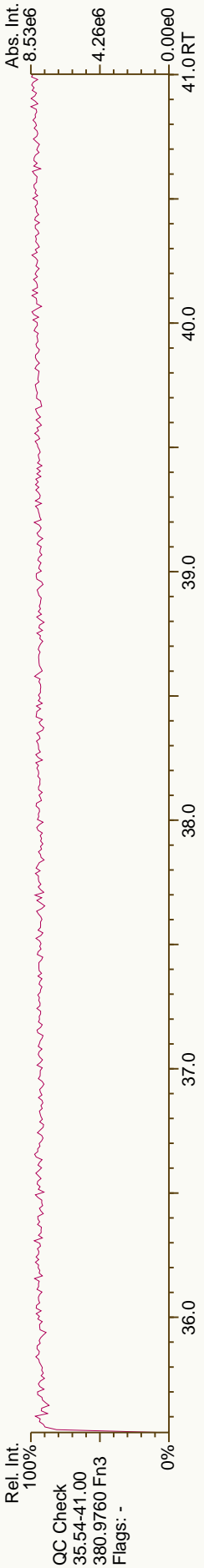
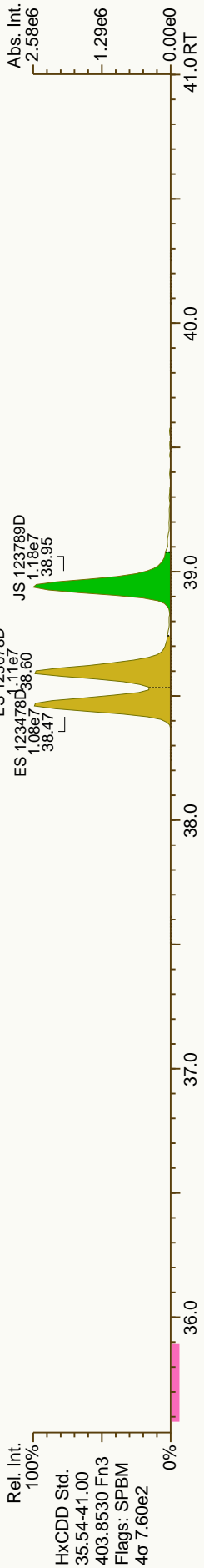
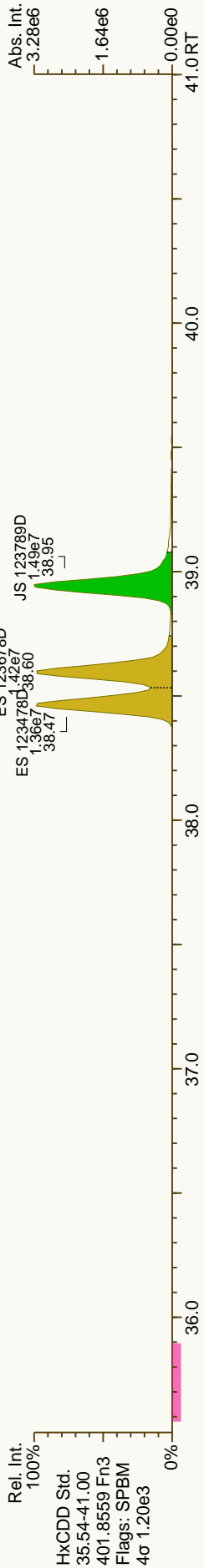
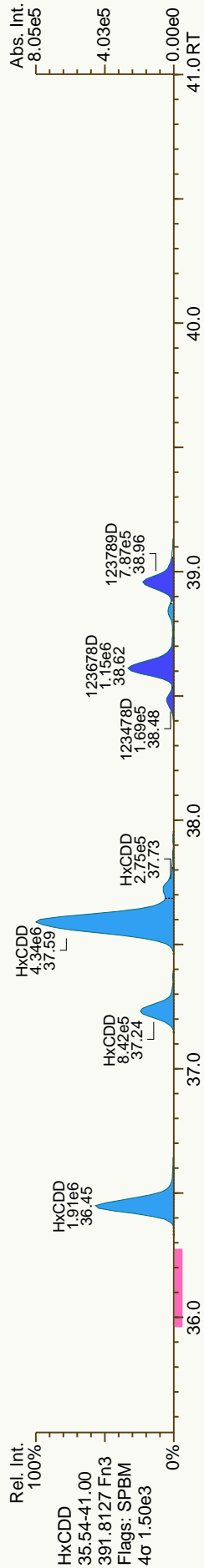
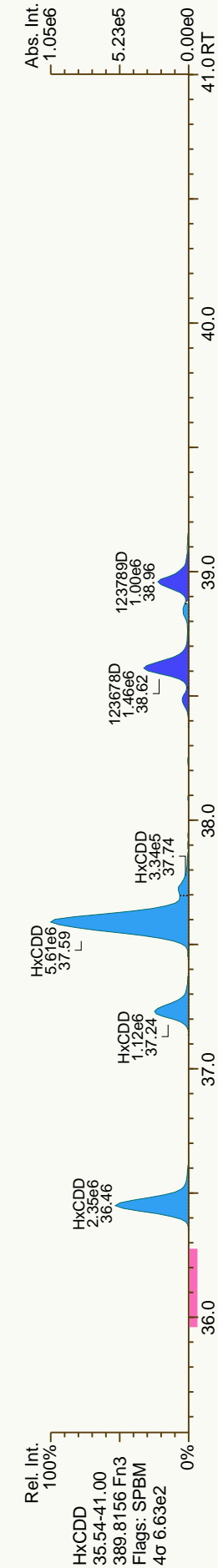
Lab ID: A4721_10221_DF_003 Acq'd: 21 Oct 2012 09:47 MDC Wt/Vol: 10.05 g ICAL: 1613_SGS
 Client ID: JW-EA06-SS21-120507 UTP: 22-Oct-2012 13:57 MDC J-level: 0.498 pg/g Split: 1 Checkcode: 257-117-KTY
 Datafile: 121020P2-07 Report: 22 Oct 2012 14:27 MC Stds (pg): JS: 2000 ES: 2000 CS/SS: 2000, 400 (37C1)


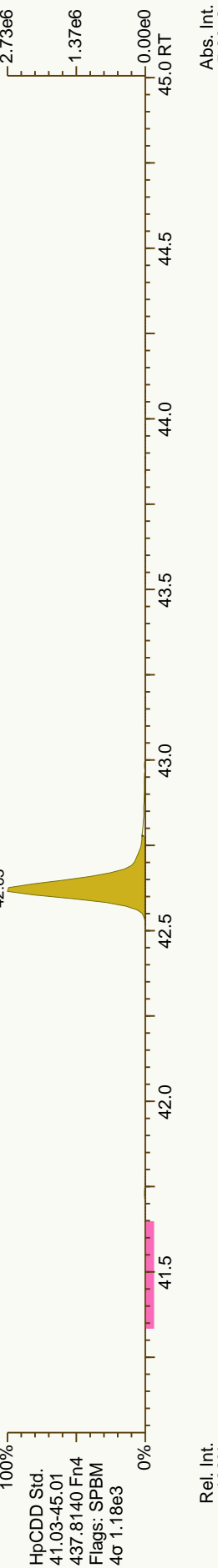
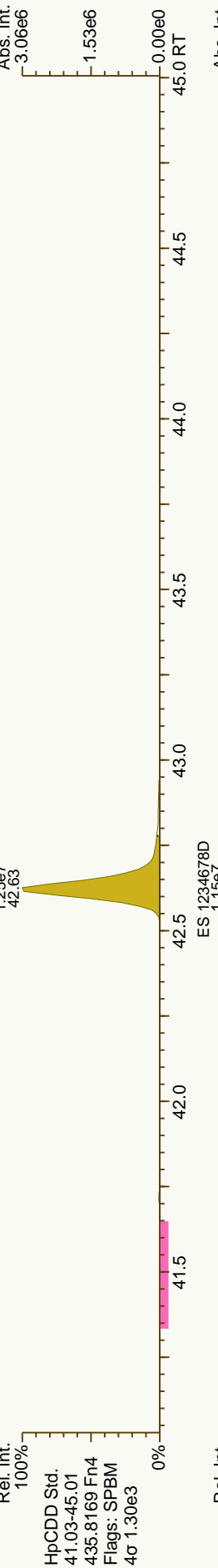
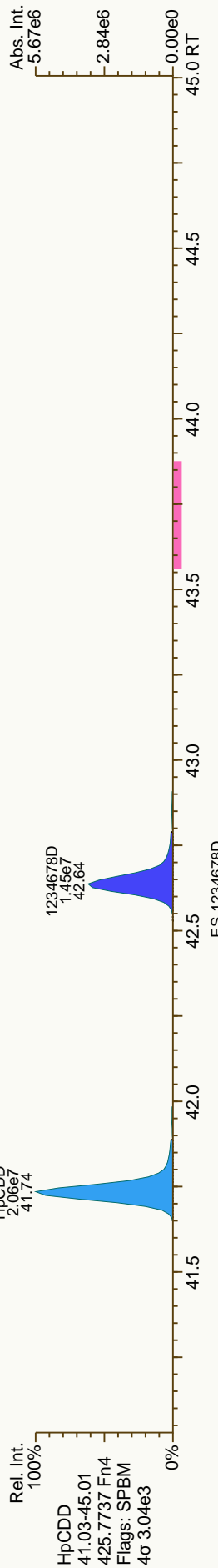
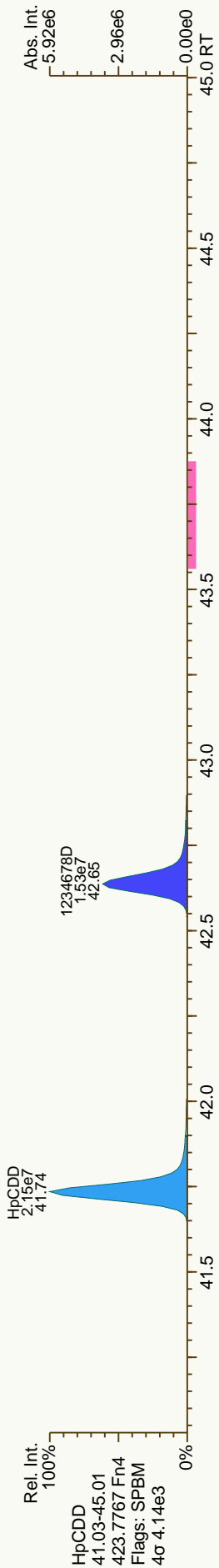
Comp #	Name	Act RT	QC	Pred. RRT	Act. RRT	ΔSecs	Response	Ra	OK	RRF	Conc.	Noise	DL
1	PeCDF	31.58		0.9847	0.9843	-0.8	2.58E+05	1.57	Y	1.00	0.988	1642	0.0703
2	PeCDF	31.66		0.9870	0.9870	0	4.61E+04	1.72	Y	1.00	0.177	1642	0.0703
3	PeCDF	31.85		0.9930	0.9928	-0.4	4.85E+04	2.01	N	1.00	0.186	1642	0.0703
4	12378-PeCDF	32.09		1.0007	1.0004	-0.6	1.21E+05	1.36	Y	0.99	0.468	1642	0.0712
	PeCDF	32.44		1.0113	1.0111	-0.4	1.90E+05	1.78	Y	1.00	0.729	1642	0.0703
	PeCDF	NotFnd		1.0169						1.00		1642	0.0703
	PeCDF	NotFnd		0.9917						1.00		1642	0.0703
	PeCDF	33.27		0.9962	0.9961	-0.2	9.74E+04	1.66	Y	1.00	0.373	1642	0.0703
	23478-PeCDF	33.44		1.0006	1.0011	+1.0	3.01E+05	1.62	Y	1.02	1.14	1642	0.0694
	PeCDF	NotFnd		0.0000						1.02	0		0
	PeCDF	NotFnd		1.0023						1.00	1642		0.0703
	PeCDF	NotFnd		1.0120						1.00	1642		0.0703
	PeCDF	NotFnd		1.0389						1.00	1642		0.0703
	HxCDF	35.67		0.9565	0.9562	-0.7	1.09E+06	1.26	Y	1.15	5.15	1653	0.0851
	HxCDF	35.90		0.9627	0.9625	-0.4	2.94E+06	1.23	Y	1.15	14	1653	0.0851
	HxCDF	NotFnd		0.9700						1.15		1653	0.0851
	HxCDF	36.41		0.9762	0.9761	-0.2	7.59E+04	1.26	Y	1.15	0.36	1653	0.0851
	HxCDF	36.68		0.9833	0.9834	+0.2	3.37E+06	1.25	Y	1.15	16	1653	0.0851
	HxCDF	37.17		0.9968	0.9966	-0.4	8.49E+04	1.05	N	1.15	0.403	1653	0.0851
	123478-HxCDF	37.32		1.0006	1.0004	-0.4	3.31E+05	1.19	Y	1.19	1.59	1653	0.0827
	123678-HxCDF	37.49		1.0005	1.0006	+0.2	2.68E+05	1.26	Y	1.16	1.14	1653	0.0729
	HxCDF	NotFnd		1.0055						1.15		1653	0.0851
	HxCDF	NotFnd		1.0102						1.15		1653	0.0851
	HxCDF	NotFnd		0.9933						1.15		1653	0.0851
	234678-HxCDF	38.26		1.0006	1.0003	-0.7	4.05E+05	1.34	Y	1.18	1.72	1653	0.0758
	HxCDF	NotFnd		0.0000						1.18	0		0
	HxCDF	NotFnd		1.0009						1.15	1653		0.0851
	123789-HxCDF	NotFnd		1.0005						1.09	1653		0.117
	HxCDF	NotFnd		0.0000						1.09	0		0
	123489-HxCDF	39.42		1.0013	1.0011	-0.5	9.03E+04	1.42	Y	1.15	0.428	1653	0.0851
	1234678-HpCDF	41.37		1.0004	1.0004	0	5.53E+06	1.05	Y	1.35	29.4	2311	0.118
	HpCDF	41.74		1.0091	1.0092	+0.2	1.51E+05	1.13	Y	1.34	0.882	2311	0.138
	HpCDF	41.92		1.0140	1.0135	-1.2	9.15E+06	1.03	Y	1.34	53.3	2311	0.138
	1234789-HpCDF	43.24		1.0004	1.0001	-0.8	1.87E+05	0.96	Y	1.34	1.2	2311	0.162
	OCDF	46.63		1.0057	1.0056	-0.3	5.17E+06	0.87	Y	1.40	43.8	1244	0.129
	OCDF-a	46.62		1.0053	1.0053	0	2.31E+05	2.64	Y	1.00	2.73	912	0.132

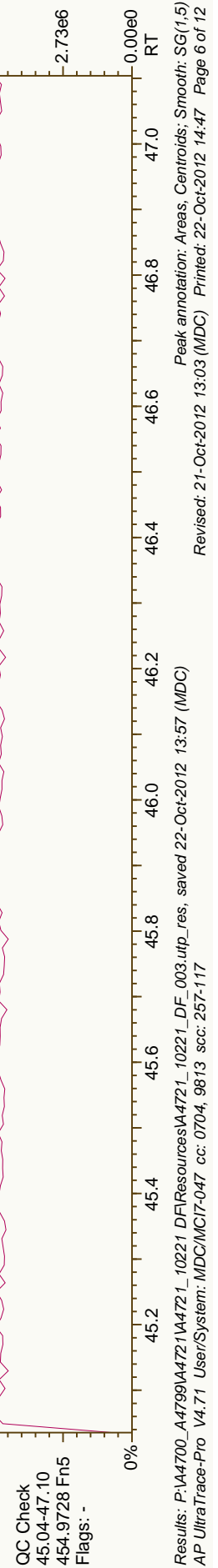
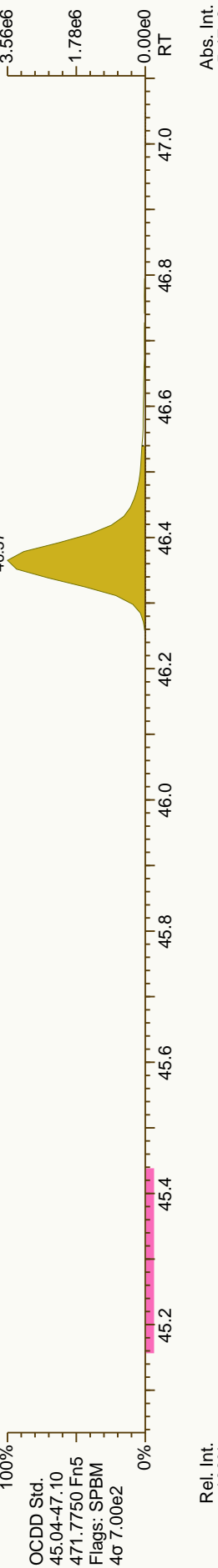
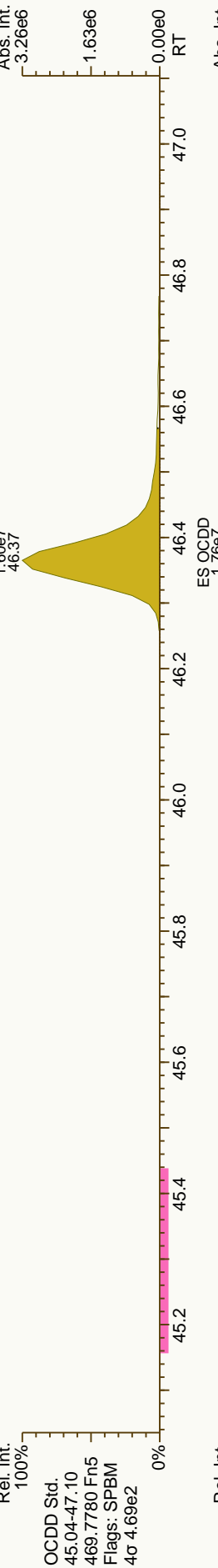
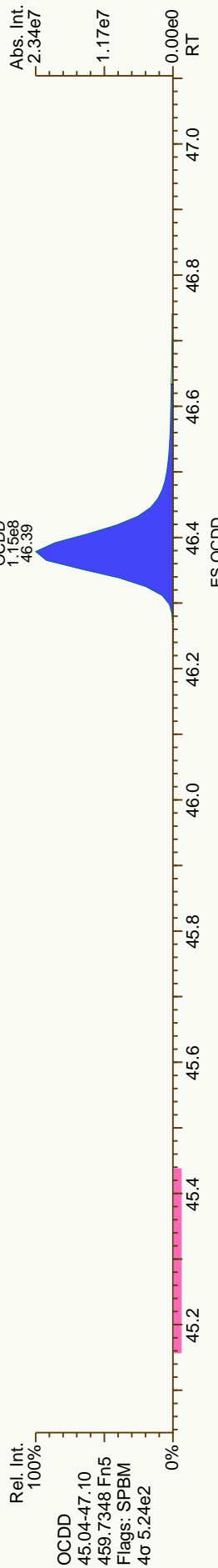
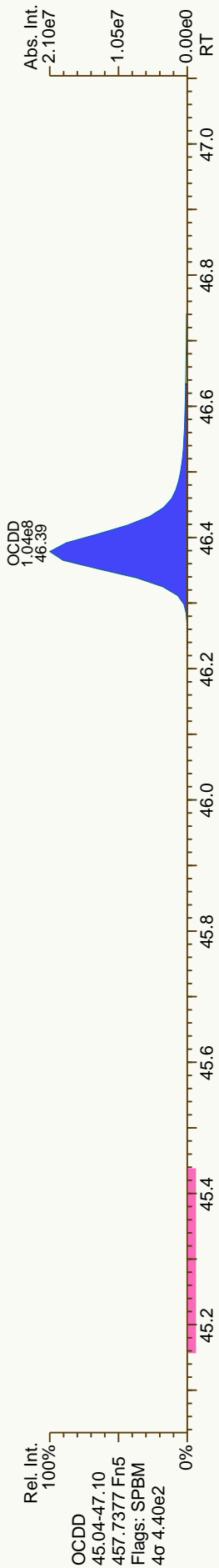


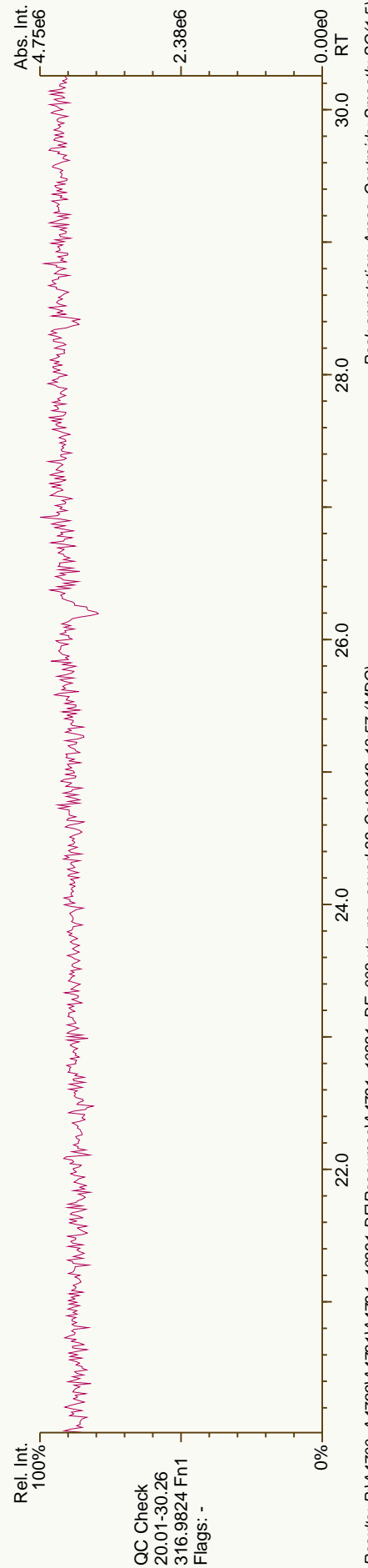
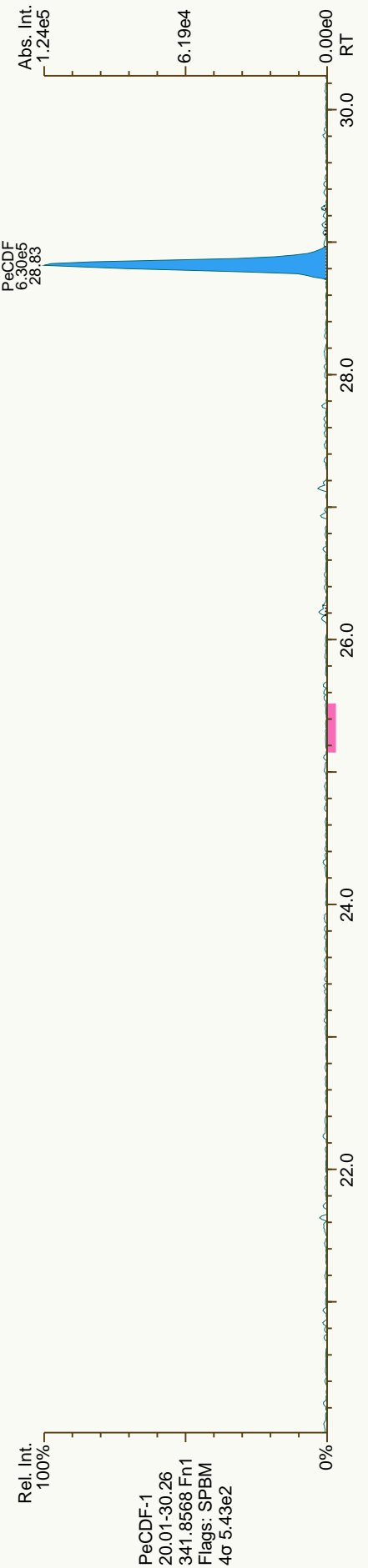
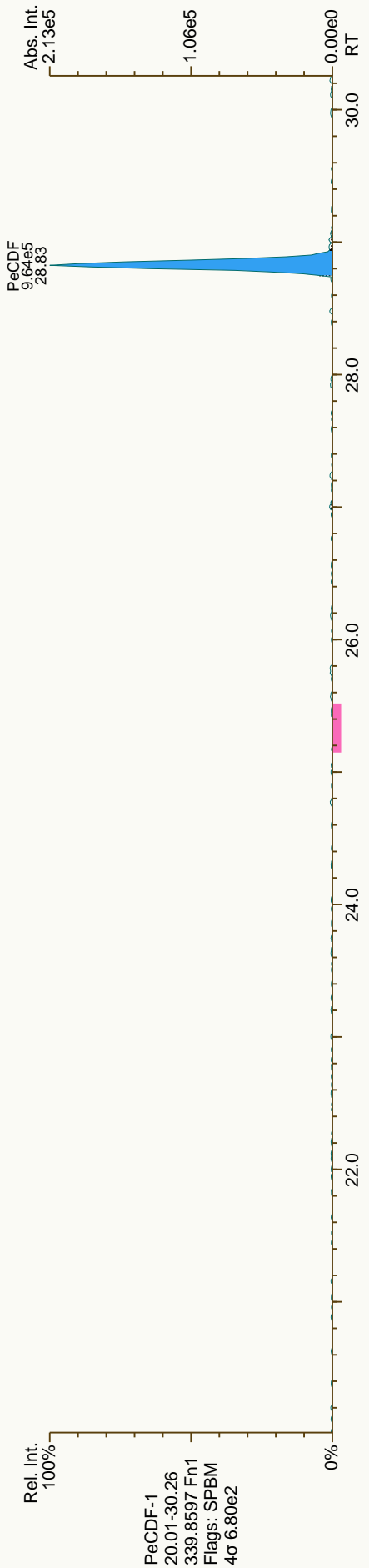


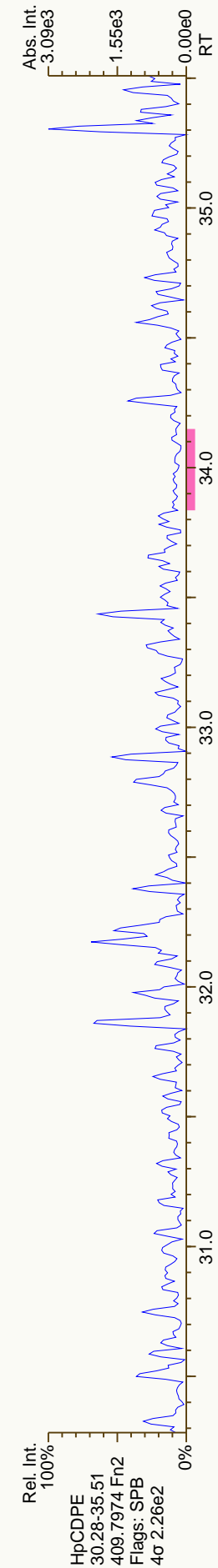





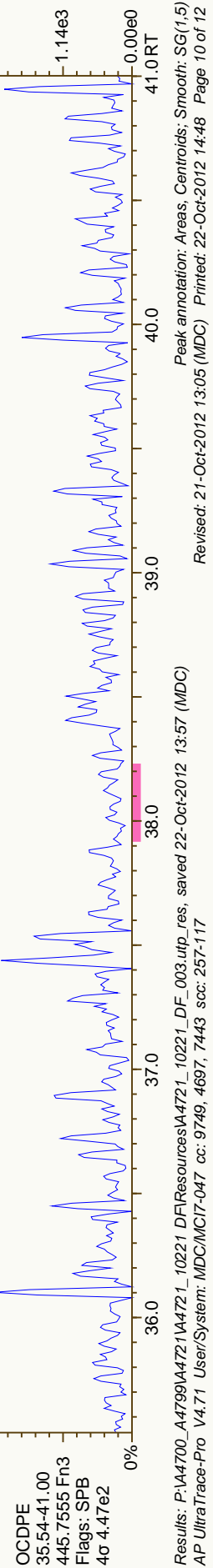
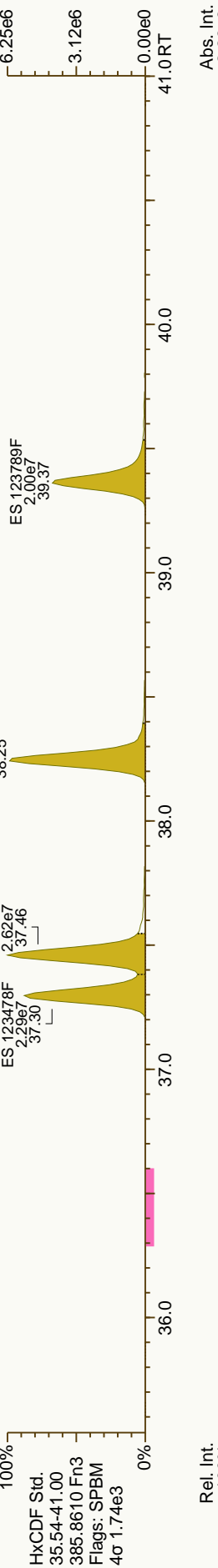
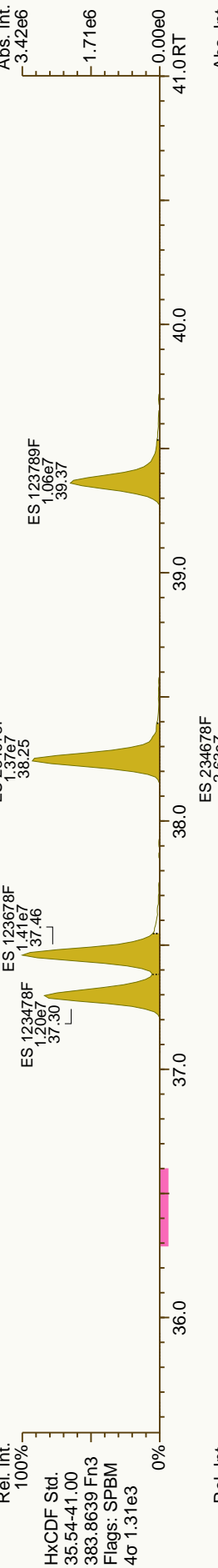
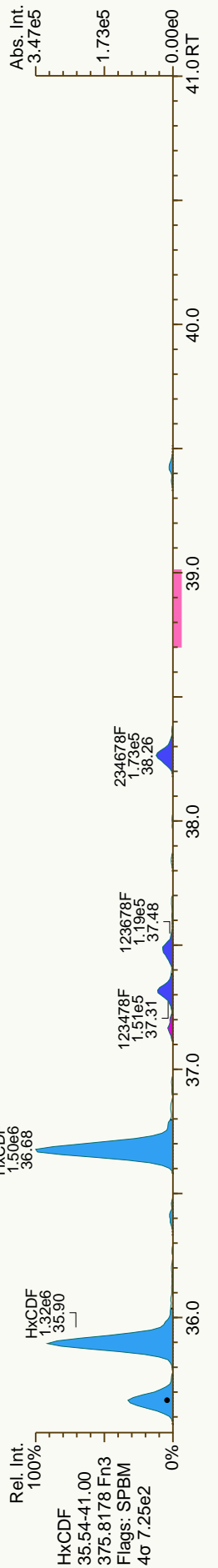
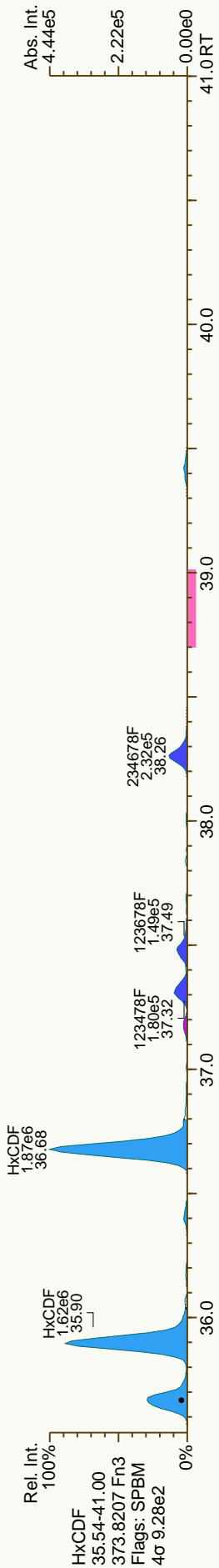



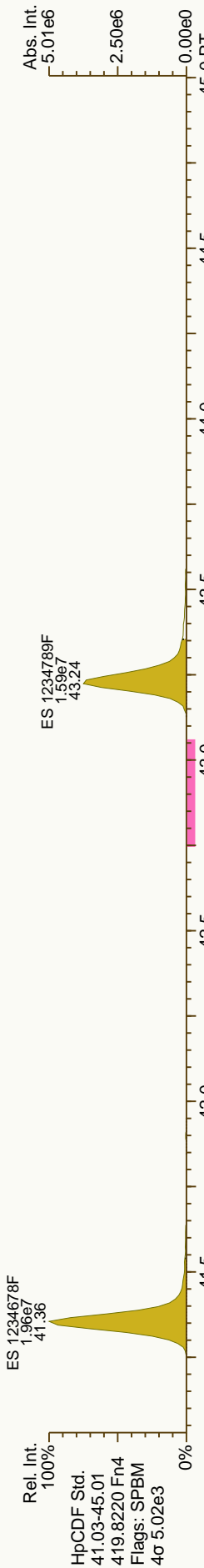
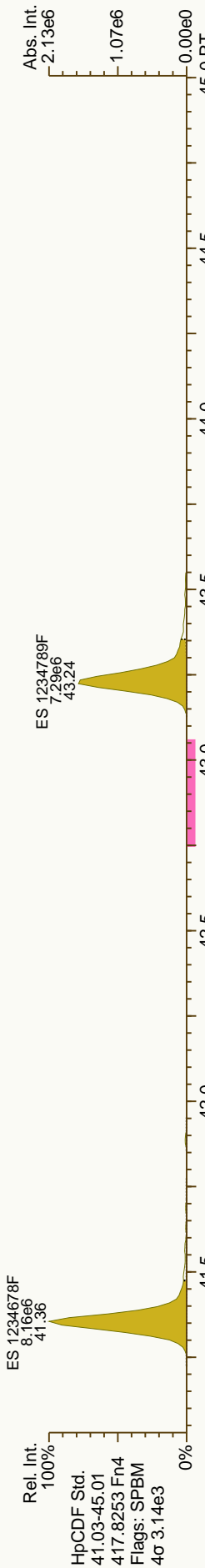
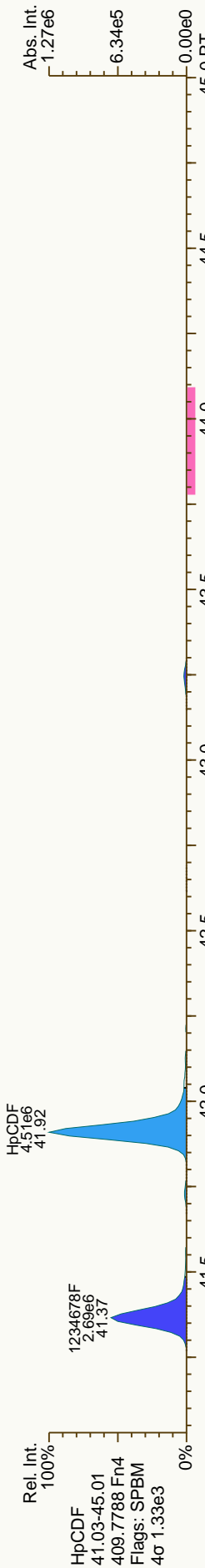
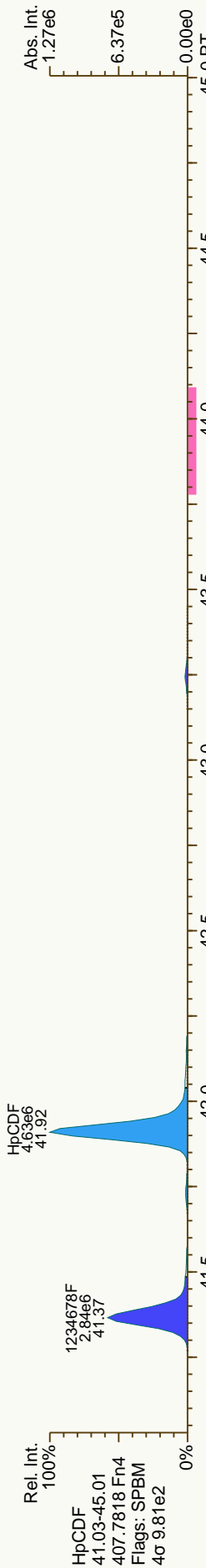


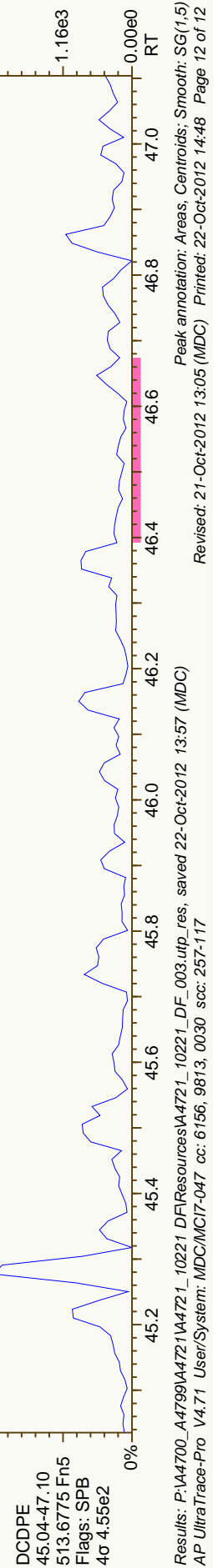
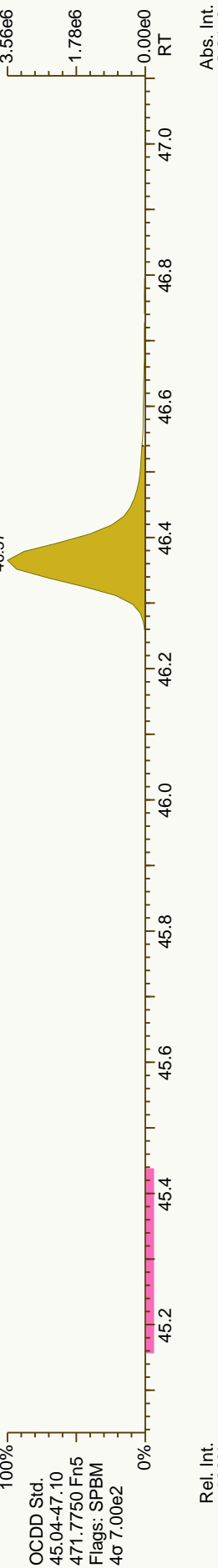
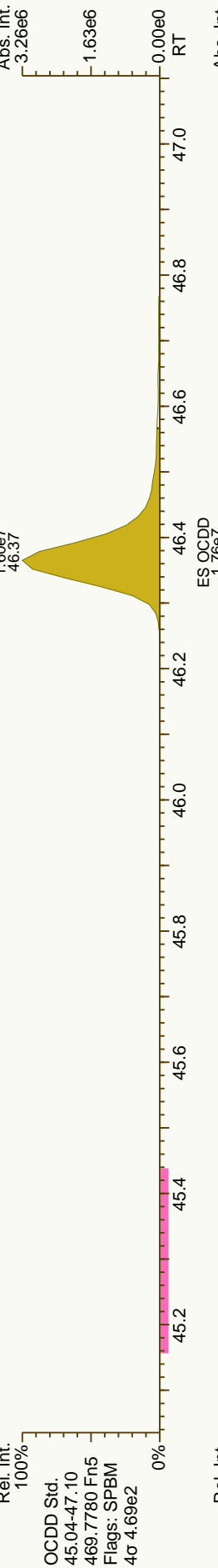
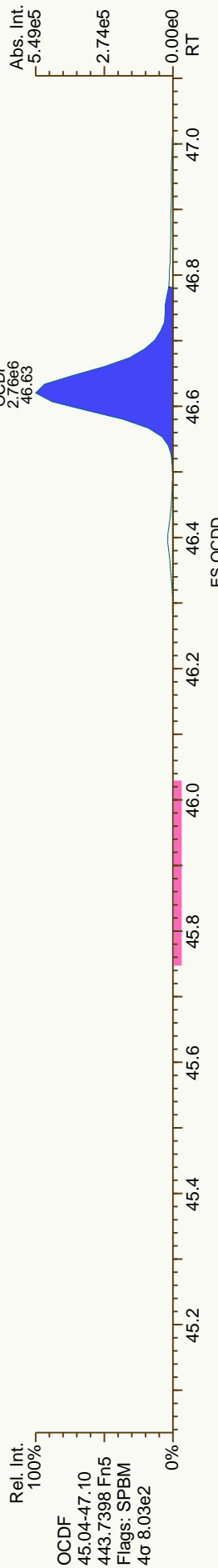













MassLynx 4.1

Quantify Sample Summary Report
Confirms Sample Summary

Dataset: C:\MassLynx\Default.pro\Results\c12nov12c-21_29.qld

Last Altered: Wednesday, 11/14/2012 9:27:16 AM Eastern Standard Time
Printed: Wednesday, 11/14/2012 9:28:35 AM Eastern Standard Time

7m 11-14-12

203246

Method: C:\MassLynx\Default.PRO\MethDB\BIVFX.ms-TCDF_Smooth.mdb 13 Nov 2012 08:24:11
Calibration: C:\MassLynx\Default.PRO\CurveDB\BIVFX.ms-100212a_Confirm-TD.cdb 31 Oct 2012 14:37:39

Name: c12nov12c-23 ✓
Date: 13-Nov-2012 ✓
Time: 06:22:05 ✓
ID: 31203246007 ✓
User: JHL
Submitter:
Task: HRMS3

Name	Response	Ion1Area	Ion2Area	RA	RAFail?	MRRF	RT	Conc	EDL	SN1	SN2	M	Height1	Noise1	Height2	Noise2	Smp Size	FV
2378-TCDF	2.152e3	9.041e2	1.248e3	0.72	NO	1.218	21.26	0.784	0.2244	10.4	12.4	MM	1.742e4	1679	1.916e4	1551	22.38	20
ES:13C-2378-TCDF	2.013e5	9.058e4	1.108e5	0.82	NO	1.655	21.23	83.967	0.5184	395.2	414.6	bb	1.188e6	3006	1.473e6	3552	22.38	20
JS:13C-1234-TCDD	1.295e5	5.826e4	7.122e4	0.82	NO	1.000	21.14	89.366	0.8159	248.3	285.7	bb	7.685e5	3096	8.975e5	3142	22.38	20
Tetrafurans	-	9.041e2	-	-	-	1.218	-	0.784	0.2244	-	-	-	1.742e4	1679	-	-	22.38	20
F1 Lock Mass	-	-	-	-	-	-	-	-	-	-	-	-	-	59794	-	-	1.00	1

$$[TCDF] = \frac{2.152e3}{2.013e5} \left(\frac{200000}{22.38g \times 0.4489} \right) \left(\frac{1}{1.21803} \right) = 1.75 \mu g/g$$

7m 11-14-12

Quantify Sample Report MassLynx 4.1

Confirms Sample Summary

Dataset: C:\MassLynx\Default.pro\Results\c12nov12c-21_29.qld

Last Altered: Wednesday, 11/14/2012 9:27:16 AM Eastern Standard Time

Printed: Wednesday, 11/14/2012 9:28:35 AM Eastern Standard Time

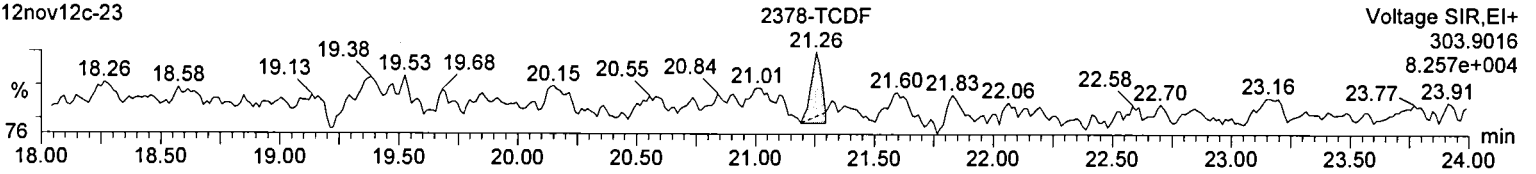
Method: C:\MassLynx\Default.PRO\MethDB\VFxms-TCDF_Smooth.mdb 13 Nov 2012 08:24:11

Calibration: C:\MassLynx\Default.PRO\CurveDB\VFxms-100212a_Confirm-TD.cdb 31 Oct 2012 14:37:39

Name: c12nov12c-23, ID: 31203246007

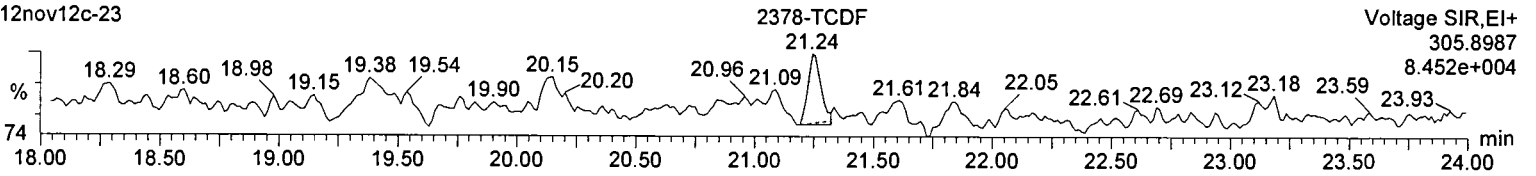
TCDF

c12nov12c-23



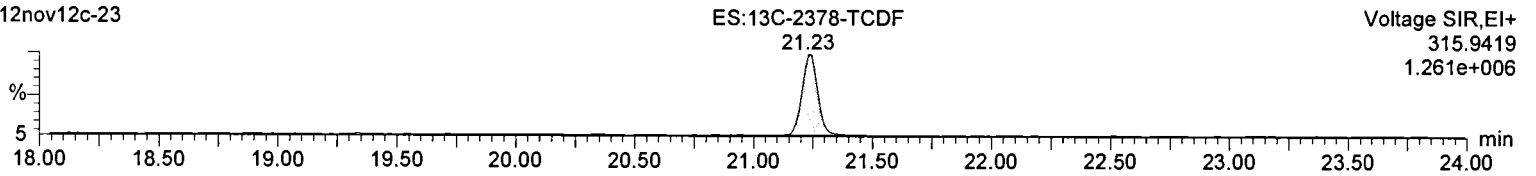
TCDF

c12nov12c-23



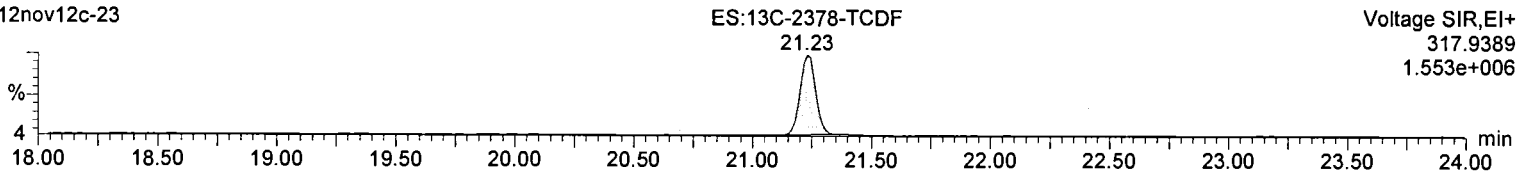
13C-TCDF

c12nov12c-23



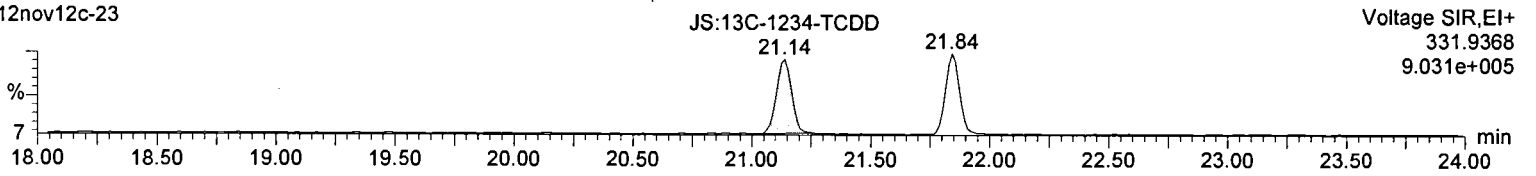
13C-TCDF

c12nov12c-23



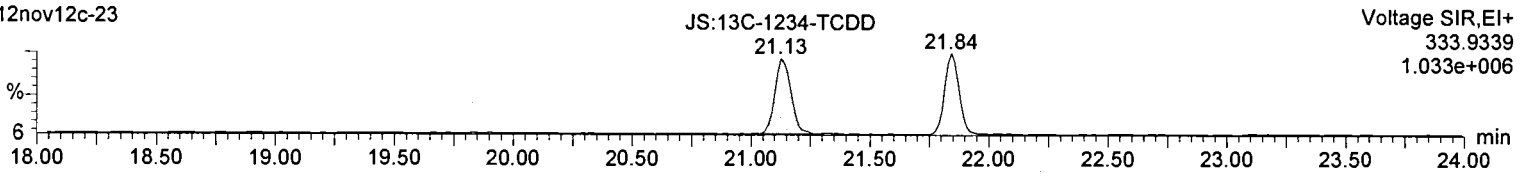
13C-TCDD

c12nov12c-23



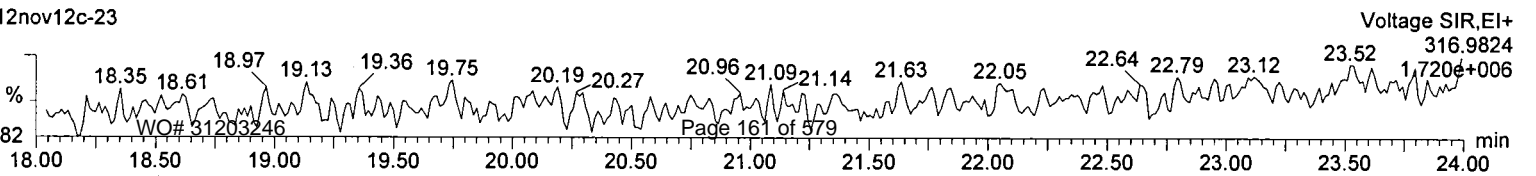
13C-TCDD

c12nov12c-23



F1 Lock Mass

c12nov12c-23



Manual Integrations

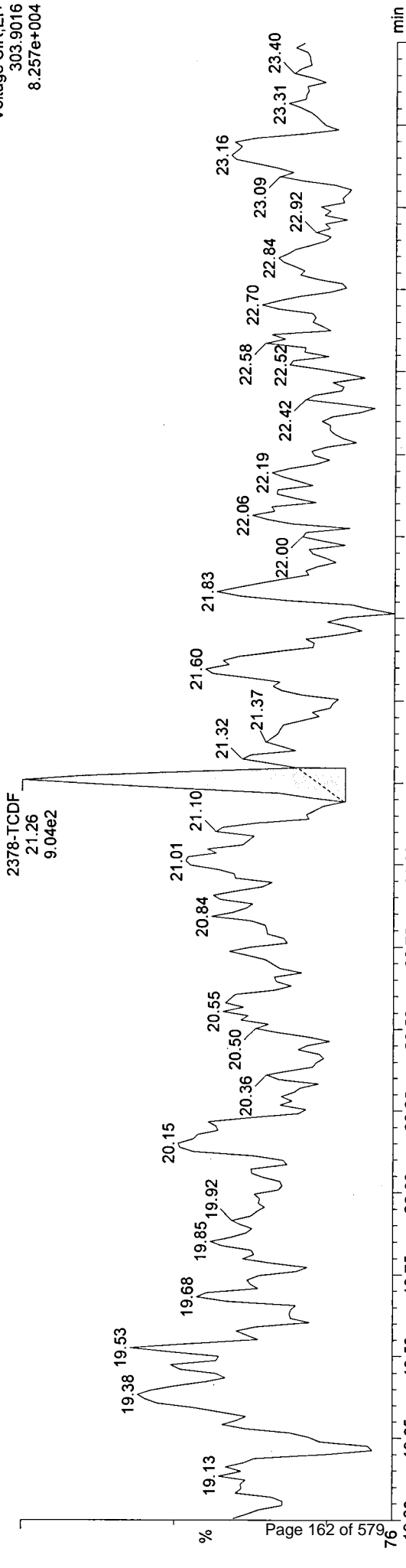
Dataset: C:\MassLynx\Default.pro\Results\c12nov12c-21_29.qld

Handwritten signature

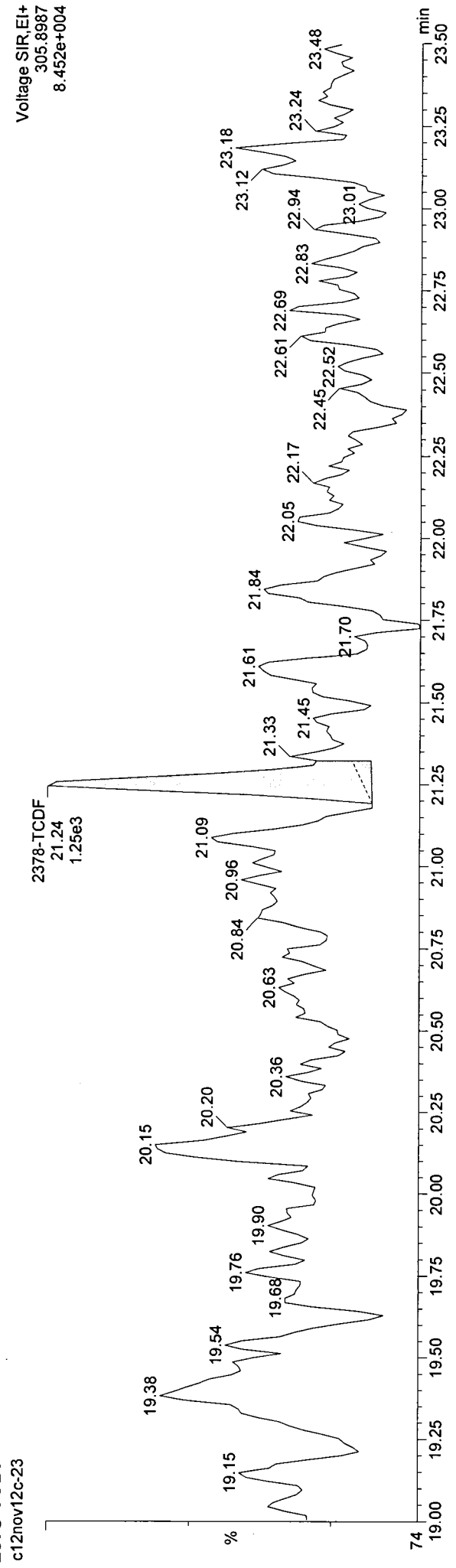
Method: C:\MassLynx\Default.PRO\MethDB\VF\Xms-TCDF_Smooth.mdb 13 Nov 2012 08:24:11
Calibration: C:\MassLynx\Default.PRO\CurveDB\VF\Xms-100212a_Confirm-TD.cdb 31 Oct 2012 14:37:39
Name: c12nov12c-23, ID: 31203246007, Description: A4721-10221-003, Date: 13-Nov-2012, Time: 06:22:05, User: JHL

Voltage SIR,EI+
303.9016
8.257e+004

2378-TCDF
c12nov12c-23



2378-TCDF
c12nov12c-23



Voltage SIR,EI+
305.8987
8.452e+004

Results of JW-EA06-SS22-120507

Client Sample ID: **JW-EA06-SS22-120507**
 Client Project ID: **Jeld-Wen Surface Sediments**
 Lab Sample ID: 31203246008-A
 Lab Project ID: 31203246

Collection Date: 05/07/2012 11:17
 Received Date: 05/09/2012 10:15
 Matrix: Soil-Solid as dry weight
 Solids (%): 64.60

Results by EPA 1613B

Parameter	Result	EMPC	Qual	DL	LOQ/CL	Units	RT	Ratio
2,3,7,8-TCDD		0.136	J	0.0890	0.498	pg/g	27.55	0.40*
1,2,3,7,8-PeCDD		0.245	J	0.137	2.49	pg/g	33.84	1.20*
1,2,3,4,7,8-HxCDD	0.541		J	0.142	2.49	pg/g	38.49	1.23
1,2,3,6,7,8-HxCDD	2.22		J	0.158	2.49	pg/g	38.62	1.19
1,2,3,7,8,9-HxCDD	1.31		J	0.150	2.49	pg/g	38.96	1.33
1,2,3,4,6,7,8-HpCDD	42.3			0.425	2.49	pg/g	42.65	1.07
OCDD	488			0.249	4.98	pg/g	46.40	0.91
2,3,7,8-TCDF	0.888			0.0685	0.498	pg/g	26.54	0.82
2,3,7,8-TCDF [confirm]		1.01	J	0.479	1.88	pg/g	21.23	0.94*
1,2,3,7,8-PeCDF		0.176	J	0.126	2.49	pg/g	32.10	2.03*
2,3,4,7,8-PeCDF	0.455		J	0.114	2.49	pg/g	33.44	1.74
1,2,3,4,7,8-HxCDF		0.460	J	0.0954	2.49	pg/g	37.33	1.51*
1,2,3,6,7,8-HxCDF	0.428		J	0.0823	2.49	pg/g	37.49	1.31
2,3,4,6,7,8-HxCDF	0.517		J	0.0796	2.49	pg/g	38.27	1.16
1,2,3,7,8,9-HxCDF	ND		U	0.139	2.49	pg/g		
1,2,3,4,6,7,8-HpCDF	7.00			0.108	2.49	pg/g	41.38	1.09
1,2,3,4,7,8,9-HpCDF	0.511		J	0.161	2.49	pg/g	43.26	1.01
OCDF	18.1			0.149	4.98	pg/g	46.64	0.91
Total TCDD	5.84	7.96		0.0890	0.498	pg/g		
Total TCDF	6.84	8.55		0.0685	0.498	pg/g		
Total PeCDD	5.97	6.22		0.137	2.49	pg/g		
Total PeCDF	4.26	4.83		0.120	2.49	pg/g		
Total HxCDD	23.7			0.150	2.49	pg/g		
Total HxCDF	9.96	10.5		0.0955	2.49	pg/g		
Total HpCDD	98.7			0.425	2.49	pg/g		
Total HpCDF	21.5	21.7		0.131	2.49	pg/g		

World Health Organization Summary

	Units	ND=0	ND=1/2	ND=DL
WHO-2005 TEQ	pg/g	1.29	1.44	1.59
WHO-2005 TEQ w/EMPC	pg/g	1.82	1.83	1.84

Results of JW-EA06-SS22-120507

Client Sample ID: **JW-EA06-SS22-120507**
 Client Project ID: **Jeld-Wen Surface Sediments**
 Lab Sample ID: 31203246008-A
 Lab Project ID: 31203246

Collection Date: 05/07/2012 11:17
 Received Date: 05/09/2012 10:15
 Matrix: Soil-Solid as dry weight
 Solids (%): 64.60

Results by EPA 1613B

<u>Parameter</u>	<u>Result</u>	<u>EMPC</u>	<u>Qual</u>	<u>DL</u>	<u>LOQ/CL</u>	<u>Units</u>	<u>RT</u>	<u>Ratio</u>
Labeled Standards								
13C-2378-TCDF	69.0				24.0-169	%		
13C-2378-TCDD	66.0				25.0-164	%		
13C-12378-PeCDD	61.0				25.0-181	%		
13C-123478-HxCDD	70.0				32.0-141	%		
13C-123678-HxCDD	64.0				28.0-130	%		
13C-1234678-HpCDD	72.0				23.0-140	%		
13C-OCDD	62.0				17.0-157	%		
13C-2378-TCDF	71.0				24.0-169	%		
13C-12378-PeCDF	62.0				24.0-185	%		
13C-23478-PeCDF	68.0				21.0-178	%		
13C-123478-HxCDF	77.0				26.0-152	%		
13C-123678-HxCDF	83.0				26.0-123	%		
13C-234678-HxCDF	88.0				29.0-147	%		
13C-123789-HxCDF	68.0				28.0-136	%		
13C-1234678-HpCDF	79.0				28.0-143	%		
13C-1234789-HpCDF	76.0				26.0-138	%		
37Cl-2378-TCDD	73.0				35.0-197	%		

Batch Information

Analytical Batch: **HRD1890**
 Analytical Method: **EPA 1613B**
 Instrument: **APHRMS**
 Analyst: **MDC**
 Analytical Date/Time: **10/21/2012 08:05**

Prep Batch: **HXX1807**
 Prep Method: **EPA 1613 PREP S/D/T**
 Prep Date/Time: **10/11/2012 16:45**
 Prep Initial Wt./Vol.: **15.53 g**
 Prep Extract Vol: **20 uL**

Analytical Batch: **HRD1930**
 Analytical Method: **EPA 1613B**
 Instrument: **HRMS3**
 Analyst: **KAS**
 Analytical Date/Time: **11/13/2012 05:11**

Prep Batch: **HXX1807**
 Prep Method: **EPA 1613 PREP S/D/T**
 Prep Date/Time: **10/11/2012 16:45**
 Prep Initial Wt./Vol.: **15.53 g**
 Prep Extract Vol: **20 uL**

Lab ID: A4721_10221_DF_001

Acq'd: 21 Oct 2012 08:05 MDC

Wt/Vol: 10.04 g

ICAL: 1613_SGS

Client ID: JW-EA06-SS22-120507

UTP: 22-Oct-2012 14:25 MDC

J-level: 0.498 pg/g Split: 1

Checkcode: 203-409-RSC

Datafile: 121020P2-05

Report: 22 Oct 2012 14:26 MC

Stds (pg): JS: 2000 ES: 2000 CS/SS: 2000, 400 (37Cl)

Comp Name	Act RT	QC	Pred. RRT	Act. RRT	ΔSecs	Response	Ra	OK	RRF	Conc.	Noise	DL
2378-TCDD	27.55		1.0009	1.0014	+0.8	1.86E+04	0.40	N	1.08	0.136	985	0.0891
2378-PeCDD	33.84		1.0006	1.0003	-0.6	2.57E+04	1.20	N	1.07	0.245	1196	0.137
23478-HxCDD	38.49		1.0004	1.0005	+0.2	4.58E+04	1.23	Y	1.05	0.542	1217	0.142
123678-HxCDD	38.62		1.0039	1.0038	-0.2	1.82E+05	1.19	Y	0.98	2.22	1217	0.158
123789-HxCDD	38.96		1.0129	1.0128	-0.2	1.09E+05	1.33	Y	1.01	1.31	1217	0.151
1234678-HpCDD	42.65		1.0005	1.0004	-0.3	3.28E+06	1.07	Y	1.09	42.3	3241	0.425
OCDD	46.40		1.0005	1.0003	-0.6	2.60E+07	0.91	Y	1.11	488	1077	0.249
2378-TCDF	26.54		1.0009	1.0007	-0.3	1.96E+05	0.82	Y	0.98	0.888	1198	0.0686
12378-PeCDF	32.10		1.0007	1.0005	-0.4	2.98E+04	2.03	N	0.99	0.176	1839	0.126
23478-PeCDF	33.44		1.0006	1.0009	+0.6	8.55E+04	1.74	Y	1.02	0.455	1839	0.114
123478-HxCDF	37.33		1.0006	1.0007	+0.2	6.57E+04	1.51	N	1.19	0.46	1281	0.0955
123678-HxCDF	37.49		1.0005	1.0006	+0.2	7.14E+04	1.31	Y	1.16	0.429	1281	0.0823
234678-HxCDF	38.27		1.0006	1.0005	-0.2	8.85E+04	1.16	Y	1.18	0.518	1281	0.0797
123789-HxCDF	Not Fnd		1.0005	-	-	-	-	-	1.09	-	1281	0.139
1234678-HpCDF	41.38		1.0004	1.0003	-0.2	9.71E+05	1.09	Y	1.35	7	1479	0.108
1234789-HpCDF	43.26		1.0004	1.0003	-0.3	5.25E+04	1.01	Y	1.34	0.511	1479	0.161
OCDF	46.64		1.0057	1.0054	-0.8	1.21E+06	0.91	Y	1.40	18.1	810	0.149
ES 2378-TCDD	27.52		1.0281	1.0279	-0.3	2.53E+07	0.78	Y	1.04	66.3		
ES 12378-PeCDD	33.83		1.2639	1.2636	-0.5	1.95E+07	1.59	Y	0.87	61.4		
ES 123478-HxCDD	38.47		0.9876	0.9877	+0.2	1.60E+07	1.33	Y	0.94	69.6		
ES 123678-HxCDD	38.60		0.9910	0.9911	+0.2	1.66E+07	1.26	Y	1.06	63.6		
ES 1234678-HpCDD	42.63		1.0943	1.0945	+0.5	1.42E+07	1.08	Y	0.80	72.5		
ES OCDD	46.38		1.1907	1.1908	+0.2	1.91E+07	0.93	Y	0.63	62		
ES 2378-TCDF	26.52		0.9907	0.9907	0	4.50E+07	0.80	Y	1.74	70.9		
ES 12378-PeCDF	32.09		1.1992	1.1987	-0.8	3.40E+07	1.63	Y	1.49	62.3		
ES 23478-PeCDF	33.41		1.2484	1.2481	-0.5	3.68E+07	1.57	Y	1.48	67.9		
ES 123478-HxCDF	37.31		0.9577	0.9577	0	2.39E+07	0.54	Y	1.27	76.7		
ES 123678-HxCDF	37.47		0.9619	0.9620	+0.2	2.87E+07	0.54	Y	1.41	83		
ES 234678-HpCDF	38.26		0.9821	0.9821	0	2.90E+07	0.52	Y	1.34	88		
ES 123789-HxCDF	39.38		1.0108	1.0109	+0.2	2.00E+07	0.53	Y	1.20	67.7		
ES 1234678-HpCDF	41.36		1.0618	1.0619	+0.2	2.05E+07	0.44	Y	1.06	78.8		
ES 1234789-HpCDF	43.25		1.1100	1.1102	+0.5	1.53E+07	0.44	Y	0.82	76		

Lab ID: A4721_10221_DF_001 Acq'd: 21 Oct 2012 08:05 MDC Wt/Vol: 10.04 g ICAL: 1613_SGS
 Client ID: JW-EA06-SS22-120507 UTP: 22-Oct-2012 14:25 MDC J-level: 0.498 pg/g Split: 1 Checkcode: 203-409-RSC
 Datafile: 121020P2-05 Report: 22 Oct 2012 14:26 MC Stds (pg): JS: 2000 ES: 2000 CS/SS: 2000, 400 (37C)

Name	Act RT	QC	Pred. RRT	Act. RRT	ΔSecs	Response	Ra	OK	RRF	Conc.	Noise	DL
TCDD	23.42		0.8504	0.8512	+1.3	2.66E+05	0.83	Y	1.08	1.94	985	0.0891
TCDD	23.82		0.8649	0.8657	+1.3	1.62E+05	0.89	N	1.08	1.18	985	0.0891
TCDD	24.31		0.8835	0.8834	-0.2	1.45E+04	0.90	N	1.08	0.106	985	0.0891
TCDD	25.17		0.9152	0.9149	-0.5	4.04E+05	0.74	Y	1.08	2.94	985	0.0891
TCDD	25.44		0.9241	0.9244	+0.5	2.66E+04	1.12	N	1.08	0.194	985	0.0891
TCDD	25.66		0.9327	0.9325	-0.3	5.06E+04	0.86	Y	1.08	0.369	985	0.0891
TCDD	NotFnd		0.9408						1.08		985	0.0891
TCDD	NotFnd		0.9512						1.08		985	0.0891
TCDD	NotFnd		0.9580						1.08		985	0.0891
TCDD	26.79		0.9736	0.9735	-0.2	8.10E+04	0.76	Y	1.08	0.589	985	0.0891
TCDD	NotFnd		0.9785						1.08		985	0.0891
TCDD	27.23		0.9884	0.9895	+1.8	7.01E+04	0.62	N	1.08	0.51	985	0.0891
TCDD	NotFnd		0.9945						1.08		985	0.0891
2378--TCDD	27.55		1.0009	1.0014	+0.8	1.86E+04	0.40	N	1.08	0.136	985	0.0891
TCDD	NotFnd		1.0147						1.08		985	0.0891
TCDD	NotFnd		1.0206						1.08		985	0.0891
TCDD	NotFnd		1.0423						1.08		985	0.0891
PeCDD	30.88		0.9131	0.9129	-0.4	1.76E+05	1.59	Y	1.07	1.68	1196	0.137
PeCDD	31.50		0.9319	0.9313	-1.2	4.00E+04	1.56	Y	1.07	0.381	1196	0.137
PeCDD	32.16		0.9511	0.9508	-0.6	1.59E+05	1.50	Y	1.07	1.52	1196	0.137
PeCDD	32.38		0.9576	0.9573	-0.6	4.08E+04	1.60	Y	1.07	0.388	1196	0.137
PeCDD	32.51		0.9611	0.9610	-0.2	1.16E+05	1.49	Y	1.07	1.11	1196	0.137
PeCDD	32.81		0.9703	0.9699	-0.8	5.63E+04	1.59	Y	1.07	0.536	1196	0.137
PeCDD	33.24		0.9829	0.9828	-0.2	3.90E+04	1.48	Y	1.07	0.371	1196	0.137
12378-PeCDD	33.84		1.0006	1.0003	-0.6	2.57E+04	1.20	N	1.07	0.245	1196	0.137
PeCDD	NotFnd		1.0039						1.07		1196	0.137
PeCDD	NotFnd		1.0161						1.07		1196	0.137
HxCDD	36.46		0.9479	0.9477	-0.5	5.00E+05	1.24	Y	1.01	6.02	1217	0.15
HxCDD	37.24		0.9682	0.9681	-0.2	3.63E+05	1.37	Y	1.01	4.38	1217	0.15
HxCDD	37.59		0.9771	0.9771	0	6.48E+05	1.20	Y	1.01	7.81	1217	0.15
HxCDD	37.73		0.9811	0.9806	-1.2	7.60E+04	1.29	Y	1.01	0.916	1217	0.15
123478-HxCDD	38.49		1.0004	1.0005	+0.2	4.58E+04	1.23	Y	1.05	0.542	1217	0.142
123678-HxCDD	38.62		1.0039	1.0038	-0.2	1.82E+05	1.19	Y	0.98	2.22	1217	0.158
HxCDD	38.85		1.0097	1.0098	+0.2	4.23E+04	1.14	Y	1.01	0.509	1217	0.15
123789-HxCDD	38.96		1.0129	1.0128	-0.2	1.09E+05	1.33	Y	1.01	1.31	1217	0.151

Lab ID: A4721_10221_DF_001 Acq'd: 21 Oct 2012 08:05 MDC Wt/Vol: 10.04 g ICAL: 1613_SGS
 Client ID: JW-EA06-SS22-120507 UTP: 22-Oct-2012 14:25 MDC J-level: 0.498 pg/g Split: 1 Checkcode: 203-409-RSC
 Datafile: 121020P2-05 Report: 22 Oct 2012 14:26 MC Stds (pg): JS: 2000 ES: 2000 CS/SS: 2000, 400 (37C1)

W#	Name	Act RT	QC	Pred. RRT	Act. RRT	ΔSecs	Response	Ra	OK	RRF	Conc.	Noise	DL
1	HP-CDD	41.75		0.9793	0.9792	-0.3	4.37E+06	1.05	Y	1.09	56.4	3241	0.425
2	234678-HP-CDD	42.65		1.0005	1.0004	-0.3	3.28E+06	1.07	Y	1.09	42.3	3241	0.425
3	OCDD	46.40		1.0005	1.0003	-0.6	2.60E+07	0.91	Y	1.11	488	1077	0.249
4	OCDD-a	46.39		1.0001	1.0001	0	1.46E+06	2.41	Y	1.00	30.4	865	0.222
5	TCDF	21.21		0.7983	0.7996	+2.1	7.77E+04	0.67	Y	0.98	0.352	1198	0.0686
6	TCDF	21.77		0.8218	0.8208	-1.6	4.12E+04	0.86	Y	0.98	0.187	1198	0.0686
7	TCDF	22.42		0.8463	0.8455	-1.3	1.65E+05	0.99	N	0.98	0.746	1198	0.0686
8	TCDF	22.85		0.8625	0.8618	-1.1	4.50E+04	0.85	Y	0.98	0.204	1198	0.0686
9	TCDF	23.00		0.8677	0.8672	-0.8	1.93E+05	0.68	Y	0.98	0.873	1198	0.0686
10	TCDF	23.28		0.8787	0.8778	-1.4	4.19E+04	0.76	Y	0.98	0.19	1198	0.0686
11	TCDF	23.42		0.8840	0.8832	-1.3	1.41E+05	0.86	Y	0.98	0.638	1198	0.0686
12	TCDF	23.85		0.8998	0.8994	-0.6	7.61E+04	0.98	N	0.98	0.345	1198	0.0686
13	TCDF	23.98		0.9054	0.9044	-1.6	4.14E+04	0.80	Y	0.98	0.188	1198	0.0686
14	TCDF	24.18		0.9125	0.9119	-1.0	7.47E+04	0.74	Y	0.98	0.339	1198	0.0686
15	TCDF	24.59		0.9279	0.9272	-1.1	3.82E+04	1.00	N	0.98	0.173	1198	0.0686
16	TCDF	24.75		0.9334	0.9331	-0.5	5.64E+04	1.02	N	0.98	0.256	1198	0.0686
17	TCDF	24.92		0.9381	0.9398	+2.7	1.47E+05	0.77	Y	0.98	0.667	1198	0.0686
18	TCDF	25.05		0.9439	0.9444	+0.8	7.65E+04	0.72	Y	0.98	0.347	1198	0.0686
19	TCDF	25.53		0.9630	0.9628	-0.3	1.12E+05	0.72	Y	0.98	0.509	1198	0.0686
20	TCDF	NotFnd		0.9674						0.98		1198	0.0686
21	TCDF	25.84		0.9746	0.9743	-0.5	4.26E+04	0.71	Y	0.98	0.193	1198	0.0686
22	TCDF	26.07		0.9829	0.9828	-0.2	3.74E+04	0.69	Y	0.98	0.17	1198	0.0686
23	TCDF	26.30		0.9916	0.9918	+0.3	4.78E+04	0.76	Y	0.98	0.217	1198	0.0686
24	TCDF	26.41		0.9963	0.9960	-0.5	4.34E+04	1.06	N	0.98	0.196	1198	0.0686
25	2378-TCDF	26.54		1.0009	1.0007	-0.3	1.96E+05	0.82	Y	0.98	0.888	1198	0.0686
26	TCDF	26.96		1.0166	1.0166	0	1.59E+05	0.78	Y	0.98	0.722	1198	0.0686
27	TCDF	NotFnd		1.0274						0.98		1198	0.0686
28	TCDF	NotFnd		1.0390						0.98		1198	0.0686
29	TCDF	28.86		1.0886	1.0883	-0.5	3.45E+04	0.69	Y	0.98	0.157	1198	0.0686
30	PeCDF	28.83		0.8975	0.8985	+1.9	3.18E+05	1.44	Y	1.00	1.79	1266	0.0824
31	PeCDF	30.61		0.9542	0.9540	-0.4	6.98E+04	1.62	Y	1.00	0.391	1839	0.12
32	PeCDF	30.81		0.9587	0.9601	+2.7	1.83E+05	1.58	Y	1.00	1.03	1839	0.12
33	PeCDF	30.90		0.9636	0.9631	-1.0	2.23E+04	1.80	N	1.00	0.125	1839	0.12
34	PeCDF	NotFnd		0.9671						1.00		1839	0.12
35	PeCDF	NotFnd		0.9760						1.00		1839	0.12
36	PeCDF	NotFnd		0.9810						1.00		1839	0.12

Lab ID: A4721_10221_DF_001

Acq'd: 21 Oct 2012 08:05 MDC

Wt/Vol: 10.04 g

ICAL: 1613_SGS

Client ID: JW-EA06-SS22-120507

UTP: 22-Oct-2012 14:25 MDC

J-level: 0.498 pg/g Split: 1

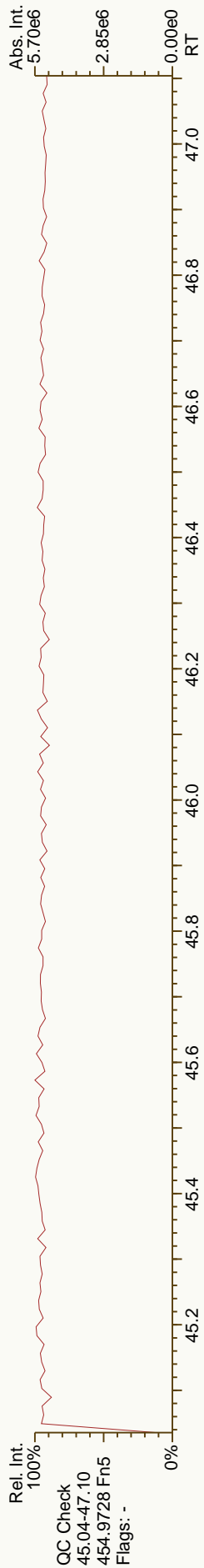
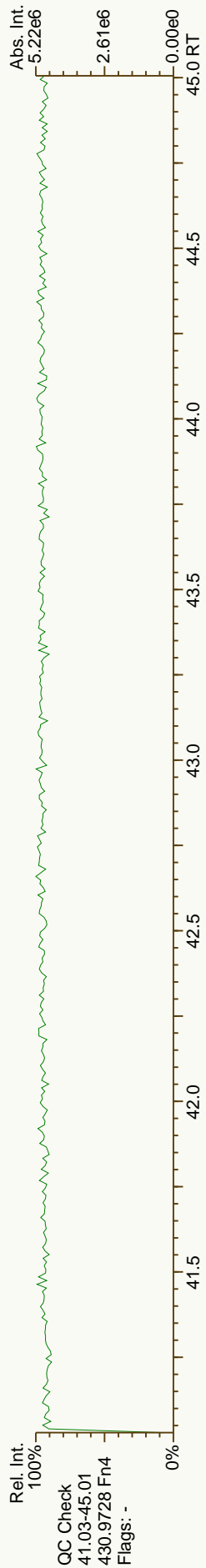
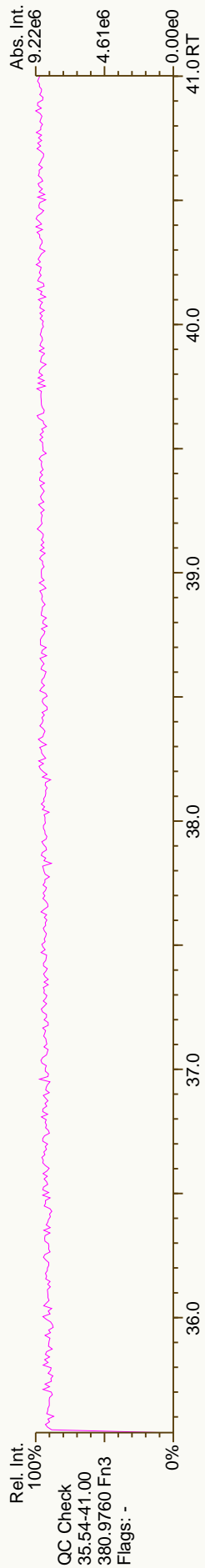
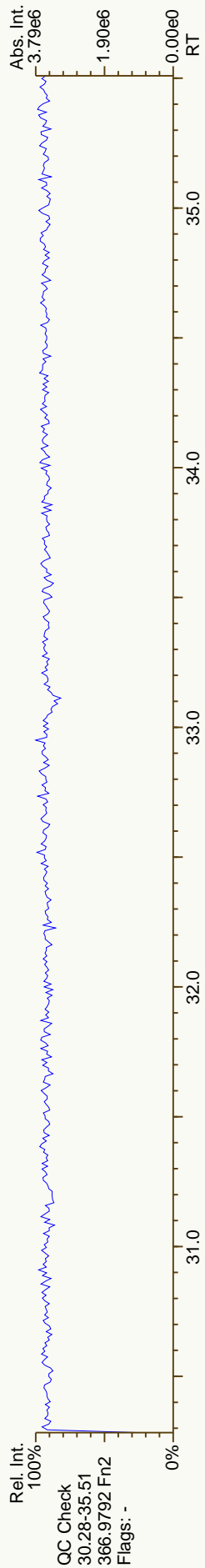
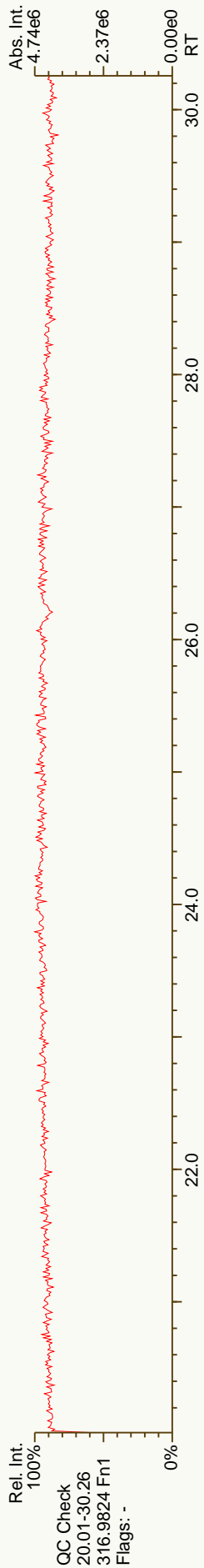
Checkcode: 203-409-RSC

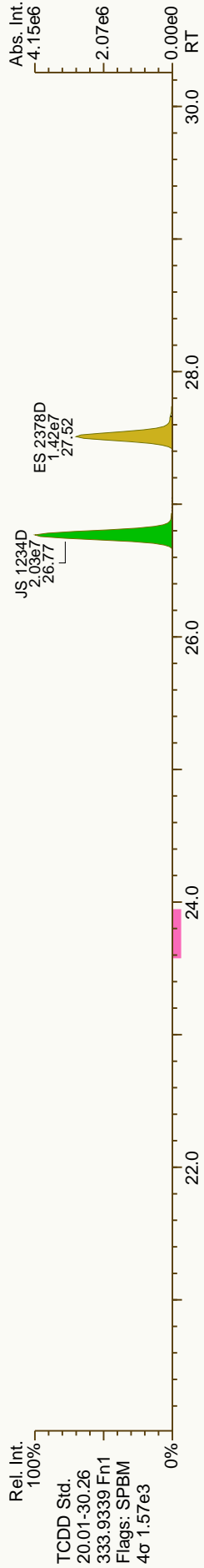
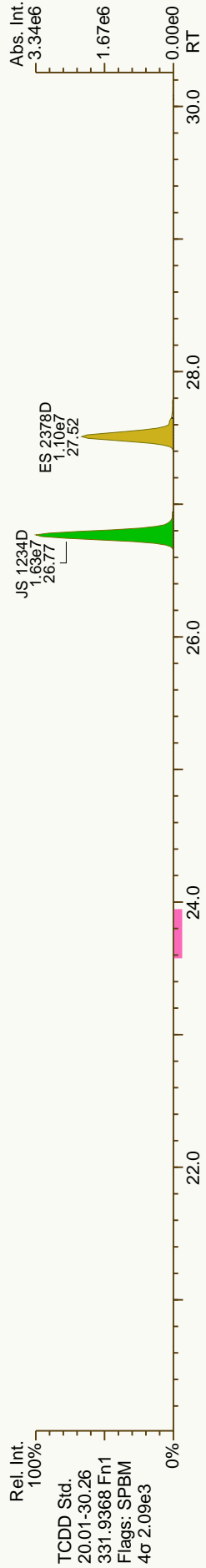
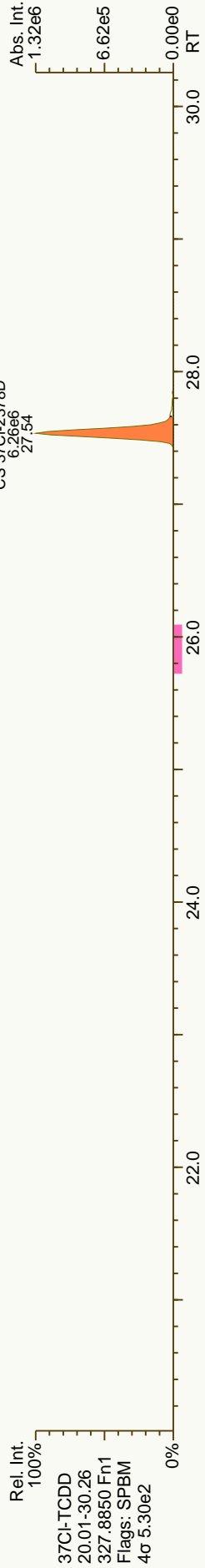
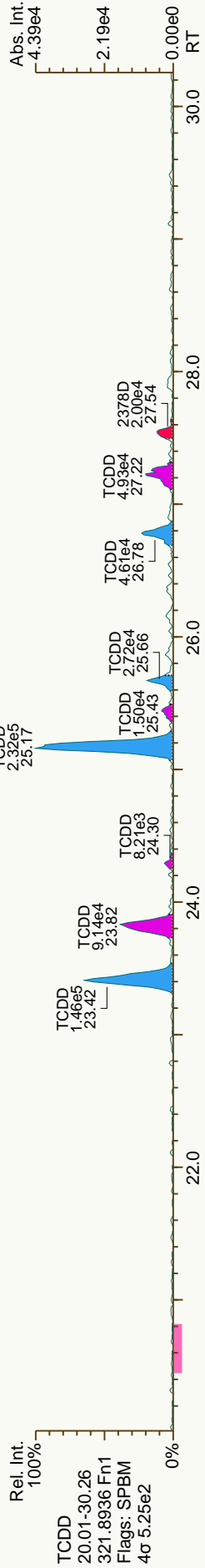
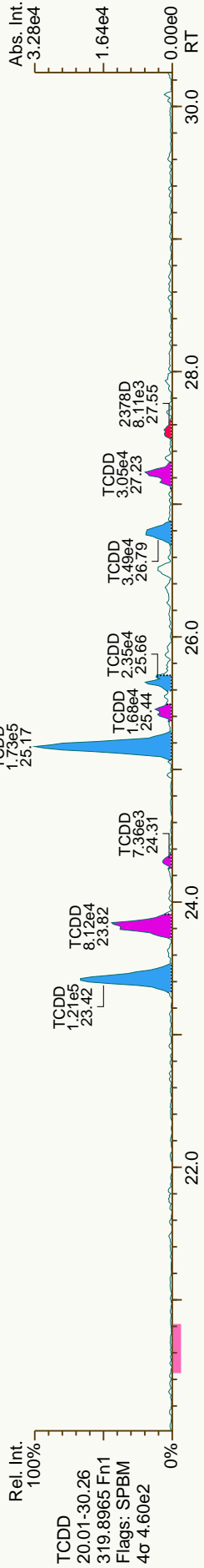
Datafile: 121020P2-05

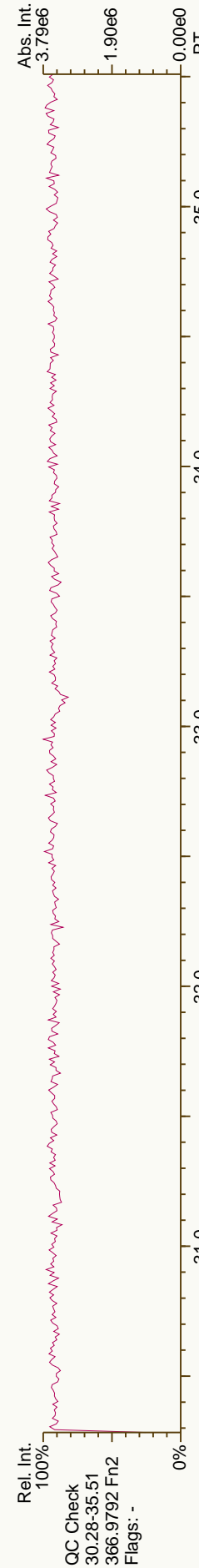
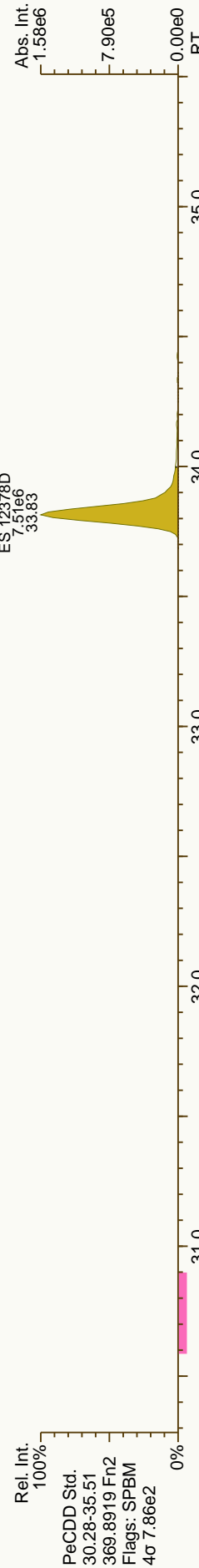
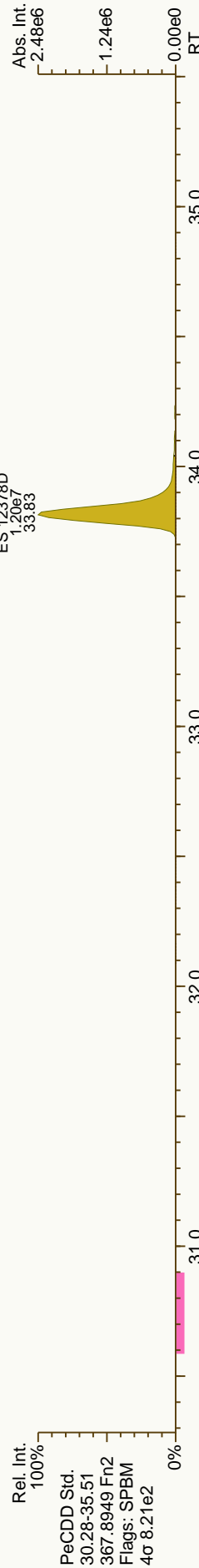
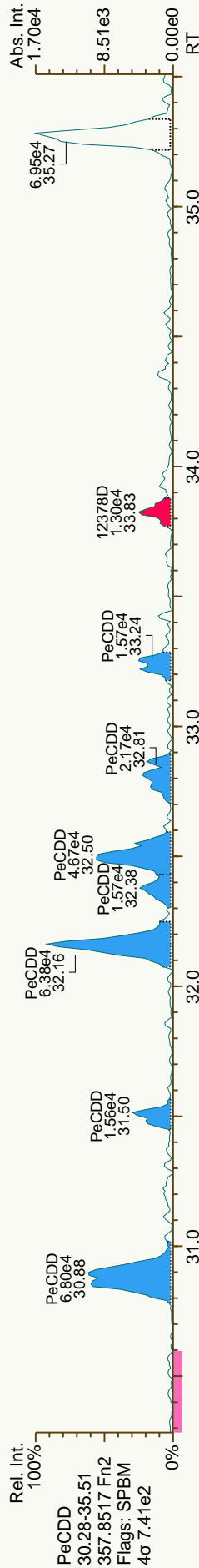
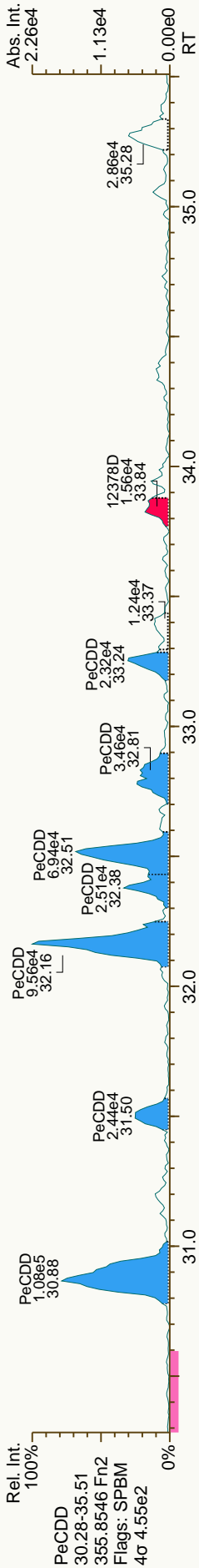
Report: 22 Oct 2012 14:26 MC

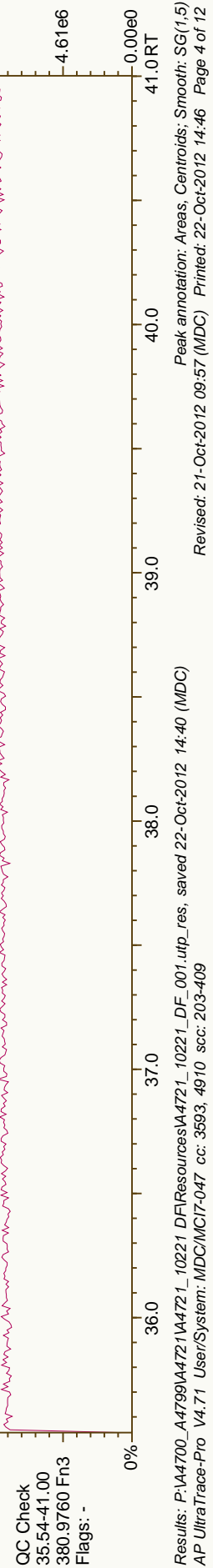
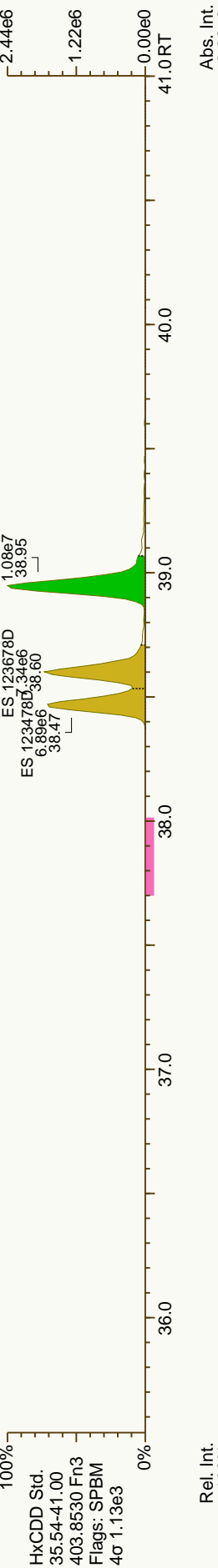
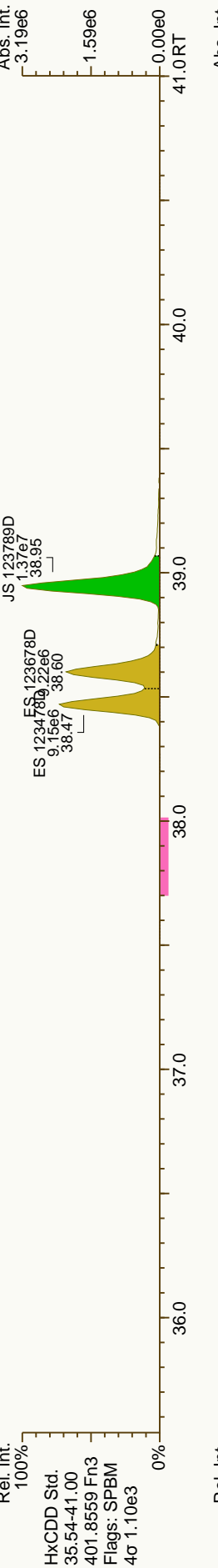
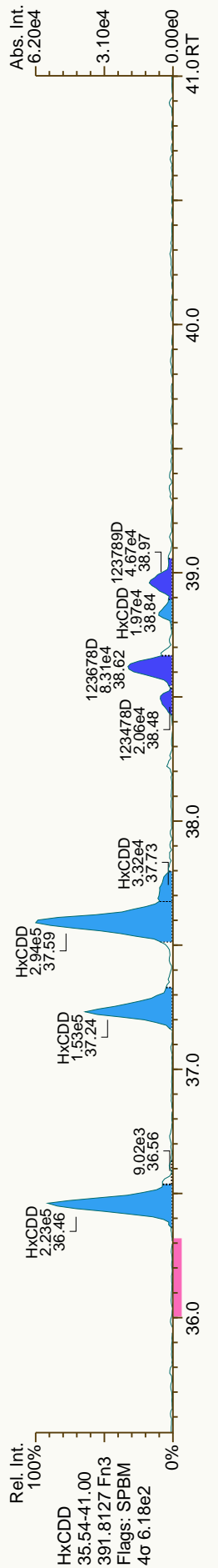
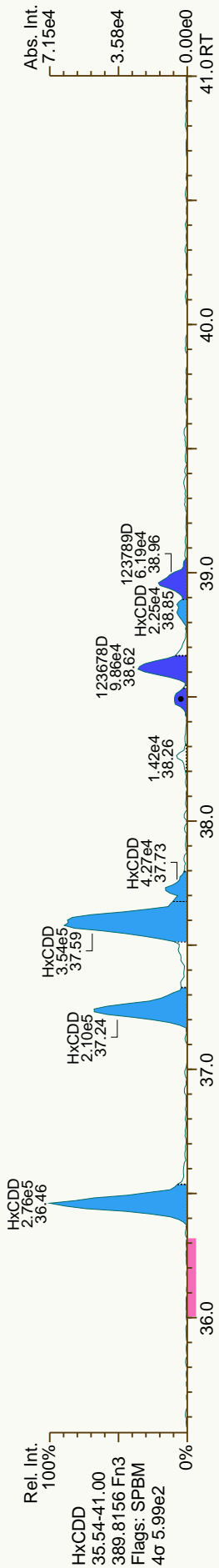
Stds (pg): JS: 2000 ES: 2000 CS/SS: 2000, 400 (37C)

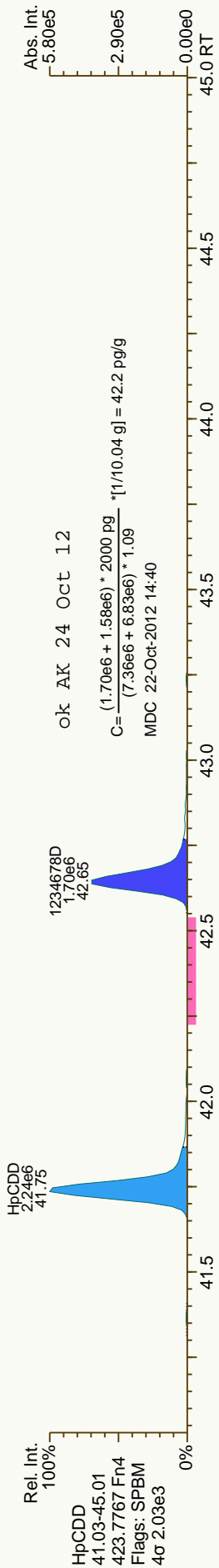
Comp #	Name	Act RT	QC	Pred. RRT	Act. RRT	ΔSecs	Response	Ra	OK	RRF	Conc.	Noise	DL
1	PeCDF	31.60		0.9847	0.9847	0	7.22E+04	1.77	Y	1.00	0.405	1839	0.12
2	PeCDF	NotFnd		0.9870						1.00		1839	0.12
3	PeCDF	NotFnd		0.9930						1.00		1839	0.12
4	12378-PeCDF	32.10		1.0007	1.0005	-0.4	2.98E+04	2.03	N	0.99	0.176	1839	0.126
5	PeCDF	32.43		1.0113	1.0108	-1.0	4.80E+04	1.82	N	1.00	0.269	1839	0.12
6	PeCDF	NotFnd		1.0169						1.00		1839	0.12
7	PeCDF	NotFnd		0.9917						1.00		1839	0.12
8	PeCDF	33.28		0.9962	0.9960	-0.4	3.47E+04	1.56	Y	1.00	0.194	1839	0.12
9	23478-PeCDF	33.44		1.0006	1.0009	+0.6	8.55E+04	1.74	Y	1.02	0.455	1839	0.114
10	PeCDF	NotFnd		0.0000						1.02	0	0	0
11	PeCDF	NotFnd		1.0023						1.00		1839	0.12
12	PeCDF	NotFnd		1.0120						1.00		1839	0.12
13	PeCDF	NotFnd		1.0389						1.00		1839	0.12
14	HxCDF	35.67		0.9565	0.9562	-0.7	2.12E+05	1.21	Y	1.15	1.44	1281	0.0955
15	HxCDF	35.91		0.9627	0.9625	-0.4	5.13E+05	1.42	Y	1.15	3.49	1281	0.0955
16	HxCDF	NotFnd		0.9700						1.15		1281	0.0955
17	HxCDF	NotFnd		0.9762						1.15		1281	0.0955
18	HxCDF	36.69		0.9833	0.9834	+0.2	5.78E+05	1.22	Y	1.15	3.94	1281	0.0955
19	HxCDF	37.18		0.9968	0.9967	-0.2	2.13E+04	1.16	Y	1.15	0.145	1281	0.0955
20	123478-HxCDF	37.33		1.0006	1.0007	+0.2	6.57E+04	1.51	N	1.19	0.46	1281	0.0955
21	123678-HxCDF	37.49		1.0005	1.0006	+0.2	7.14E+04	1.31	Y	1.16	0.429	1281	0.0823
22	HxCDF	NotFnd		1.0055						1.15		1281	0.0955
23	HxCDF	NotFnd		1.0102						1.15		1281	0.0955
24	HxCDF	NotFnd		0.9933						1.15		1281	0.0955
25	234678-HxCDF	38.27		1.0006	1.0005	-0.2	8.85E+04	1.16	Y	1.18	0.518	1281	0.0797
26	HxCDF	NotFnd		0.0000						1.18	0	0	0
27	HxCDF	NotFnd		1.0009						1.15		1281	0.0955
28	123789-HxCDF	NotFnd		1.0005						1.09		1281	0.139
29	HxCDF	NotFnd		0.0000						1.09	0	0	0
30	123489-HxCDF	39.42		1.0013	1.0012	-0.2	1.76E+04	0.91	N	1.15	0.12	1281	0.0955
31	1234678-HpCDF	41.38		1.0004	1.0003	-0.2	9.71E+05	1.09	Y	1.35	7	1479	0.108
32	HpCDF	41.74		1.0091	1.0092	+0.2	2.87E+04	0.73	N	1.34	0.238	1479	0.131
33	HpCDF	41.92		1.0140	1.0136	-1.0	1.69E+06	1.03	Y	1.34	14	1479	0.131
34	1234789-HpCDF	43.26		1.0004	1.0003	-0.3	5.25E+04	1.01	Y	1.34	0.511	1479	0.161
35	OCDF	46.64		1.0057	1.0054	-0.8	1.21E+06	0.91	Y	1.40	18.1	810	0.149
36	OCDF-a	46.64		1.0053	1.0055	+0.6	7.86E+04	2.38	Y	1.00	1.64	639	0.164





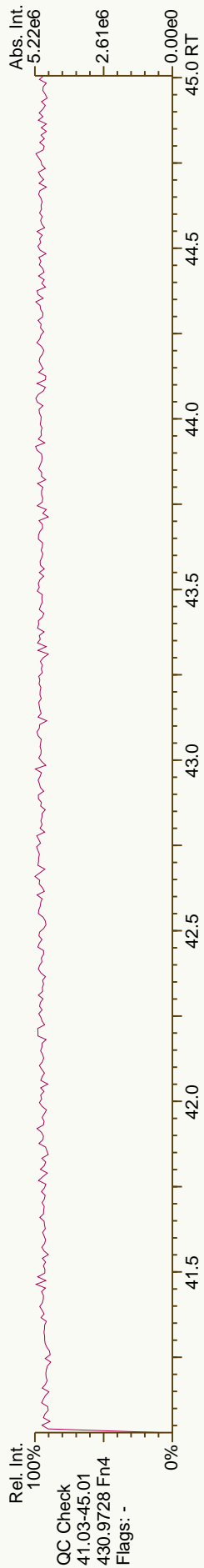
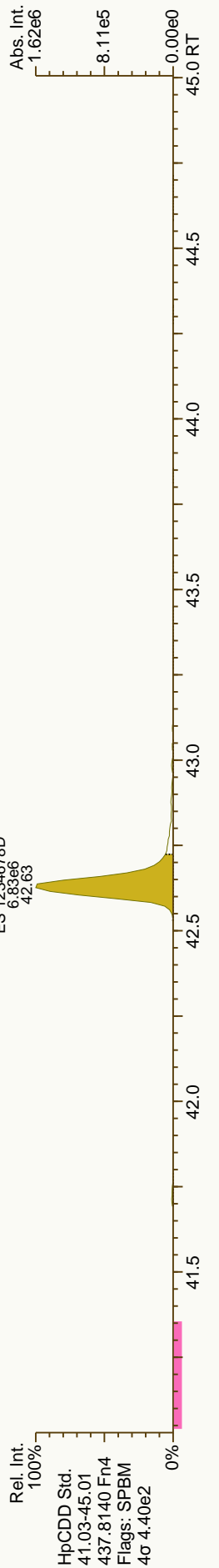
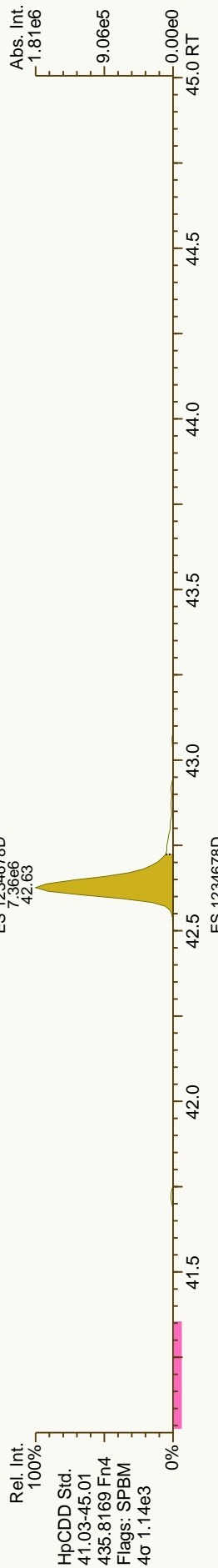
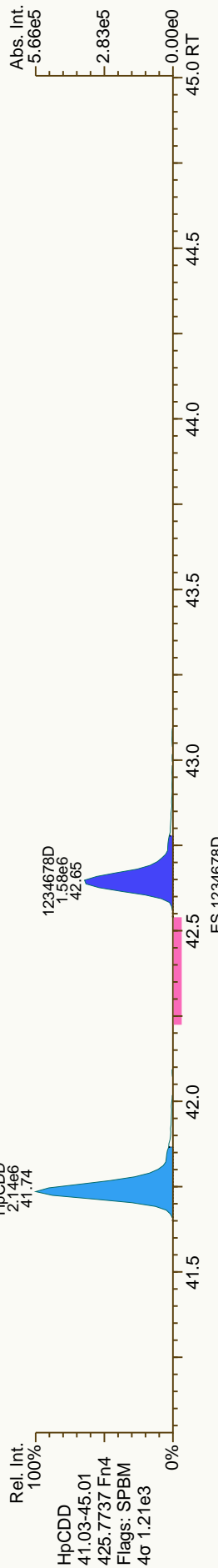



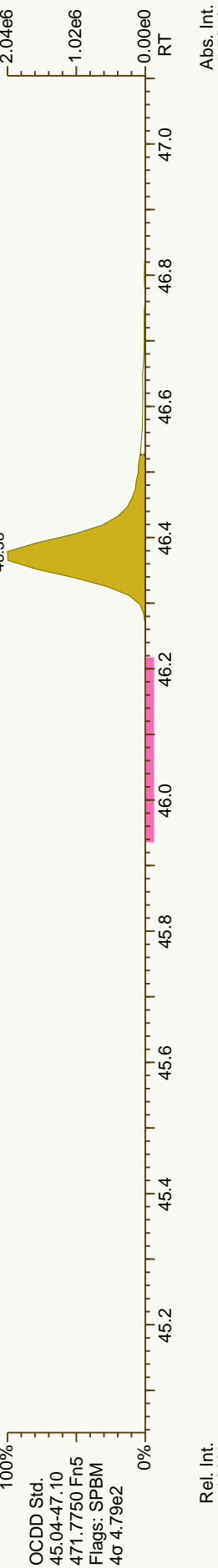
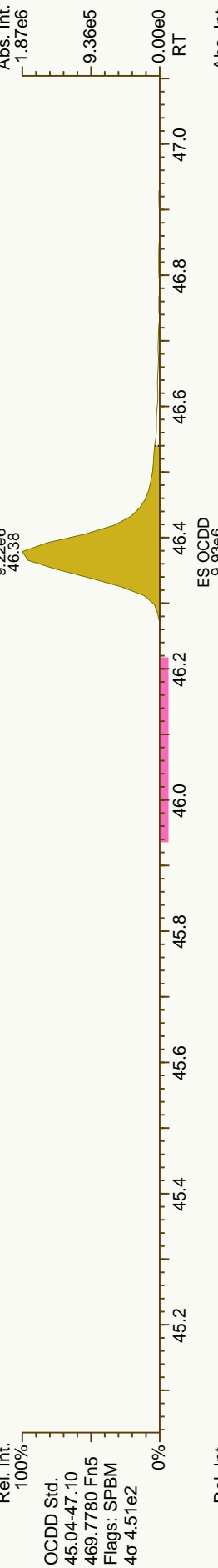
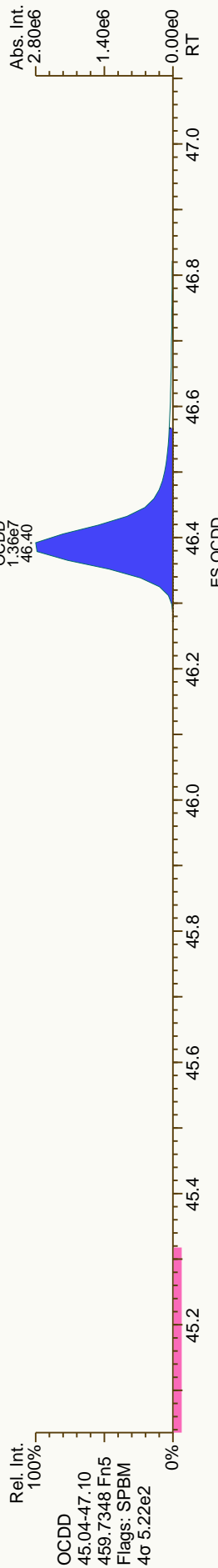
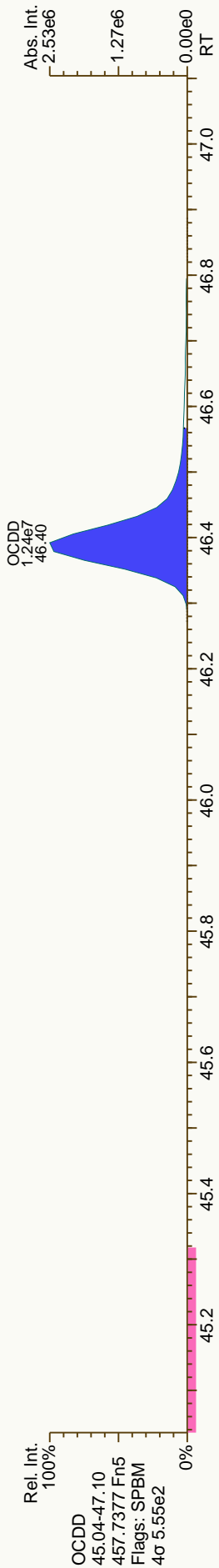


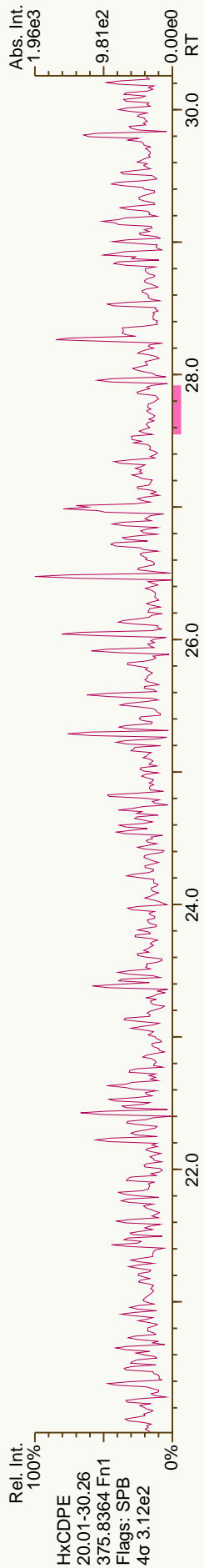
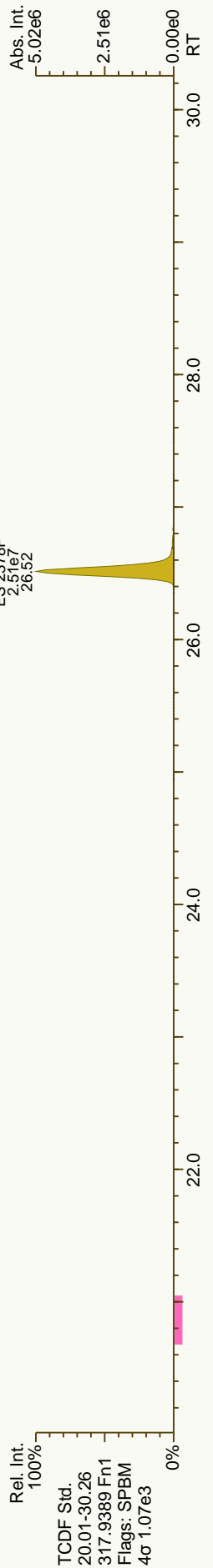
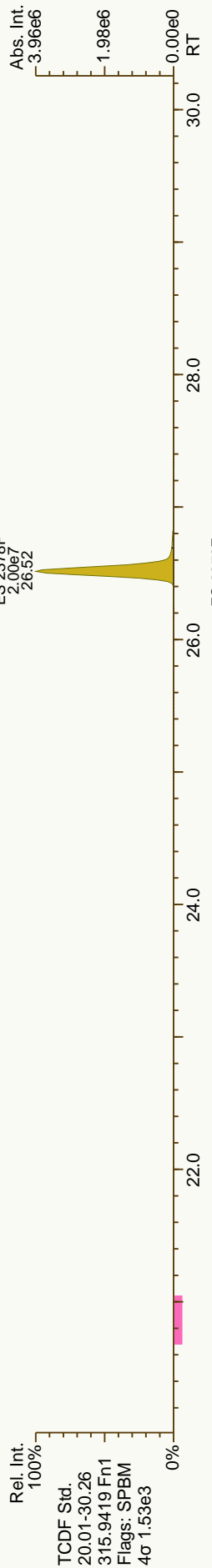
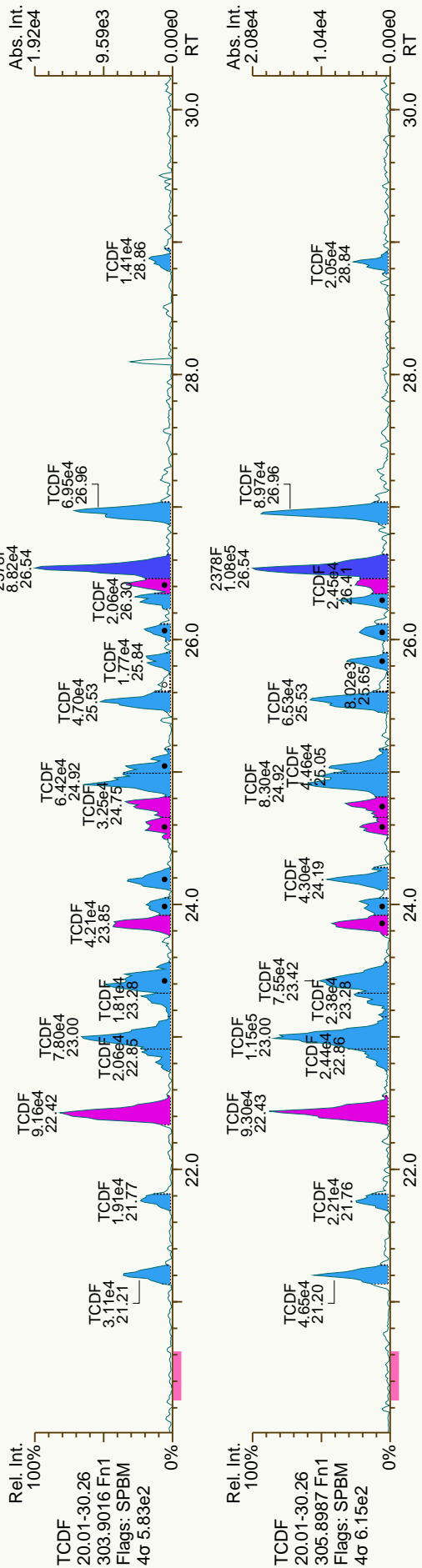


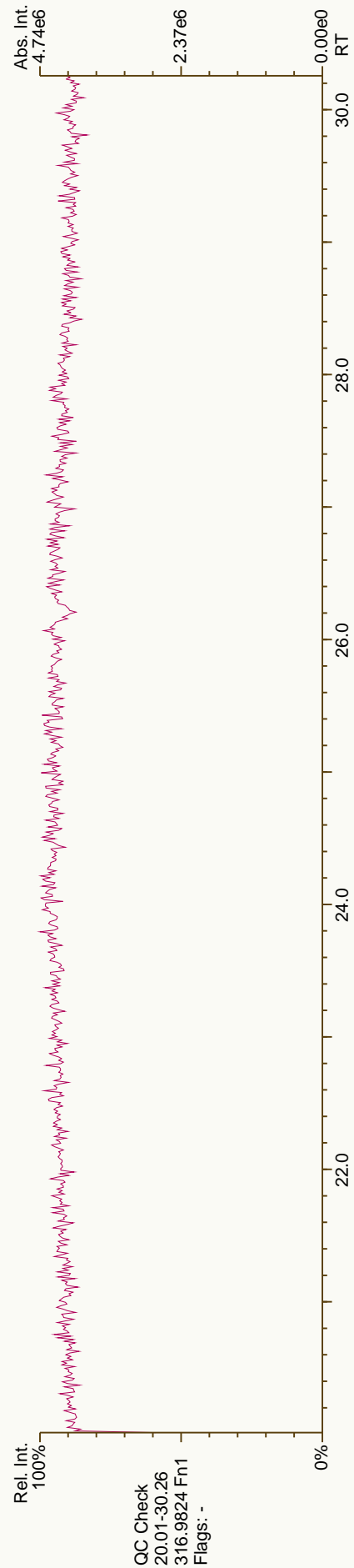
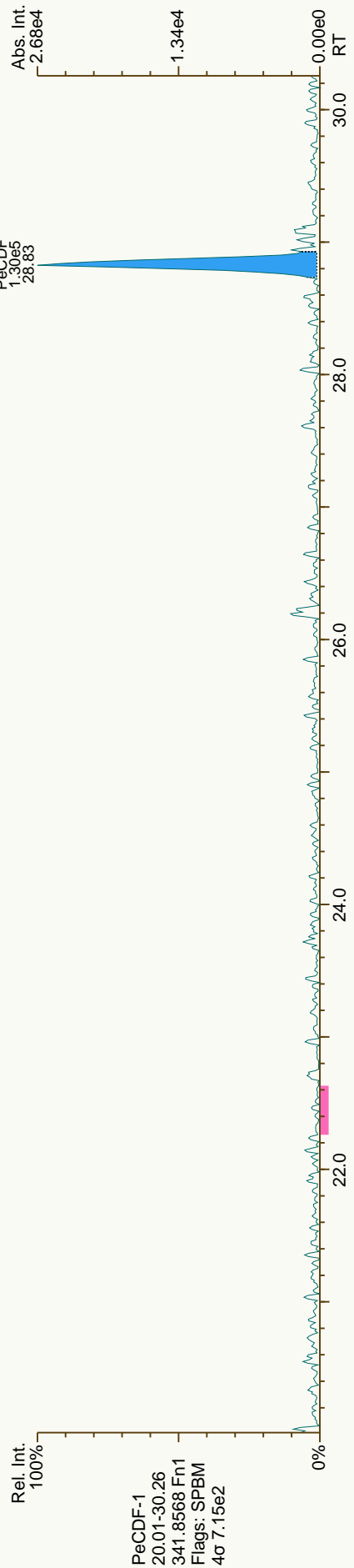
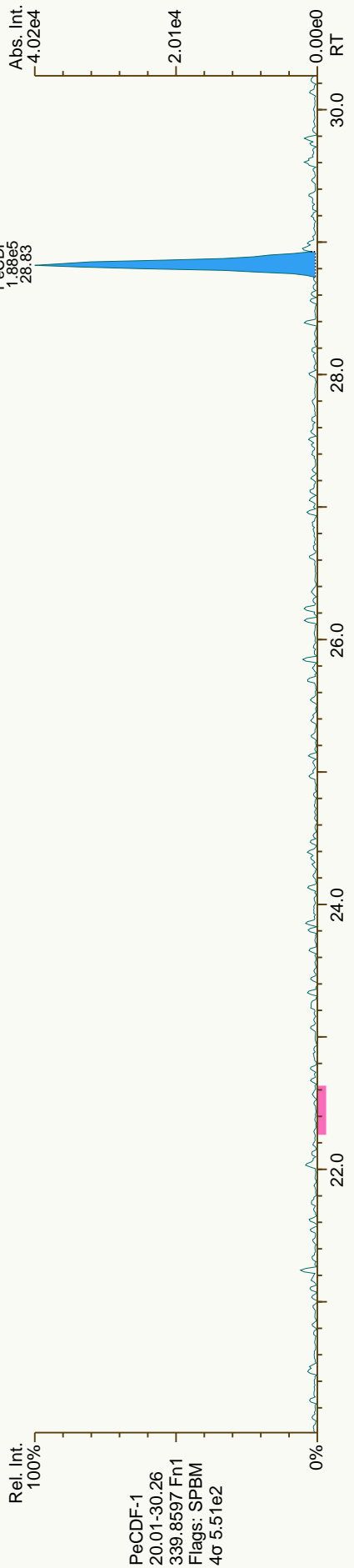
$$C = \frac{(1.70e6 + 1.58e6) * 2000 \text{ pg}}{(7.36e6 + 6.83e6) * 1.09} * [1/10.04 \text{ g}] = 42.2 \text{ pg/g}$$

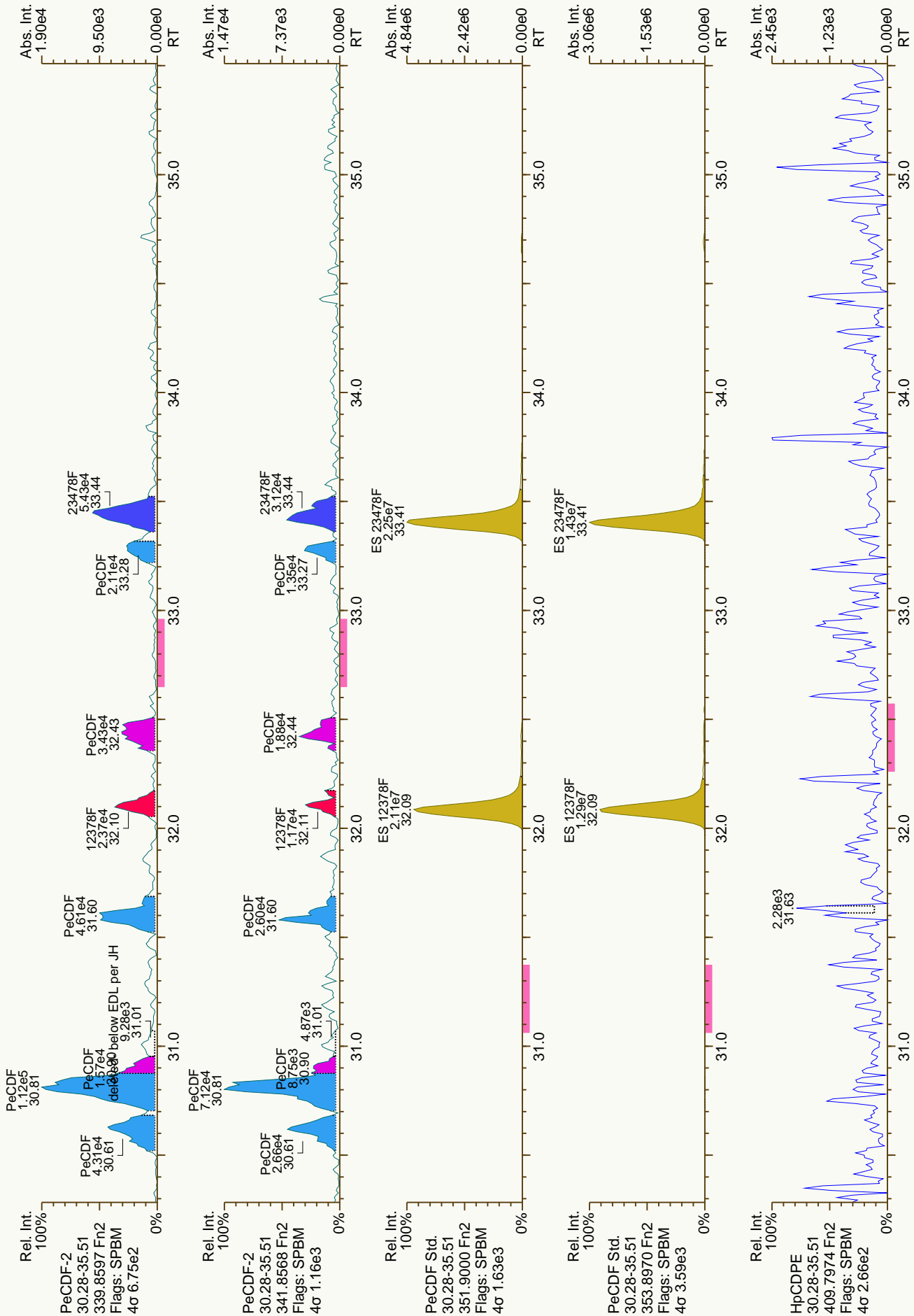
MDC 22-Oct-2012 14:40

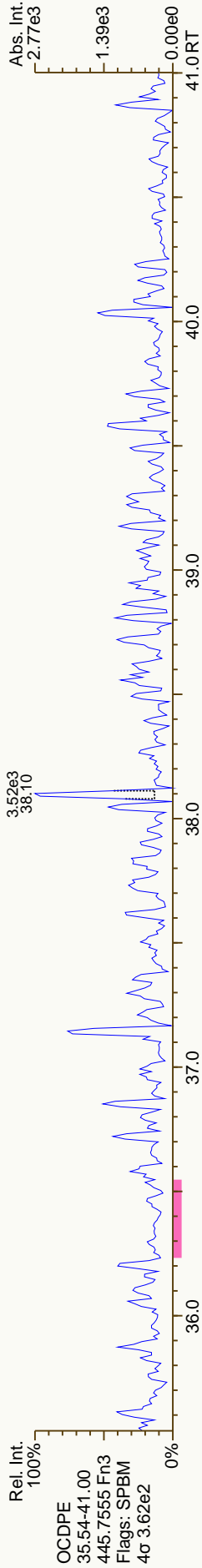
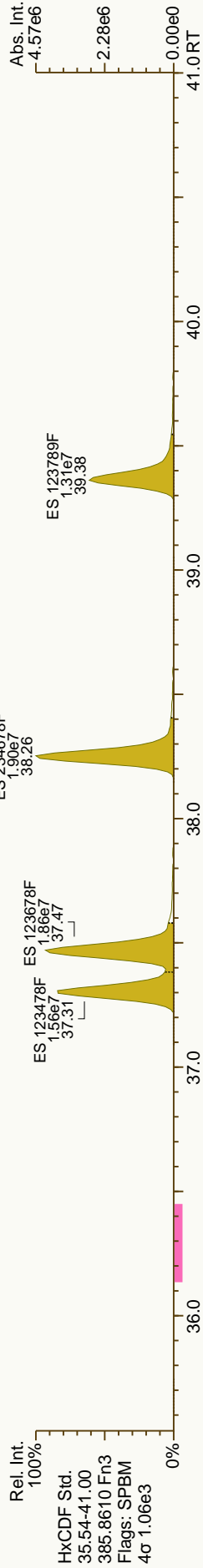
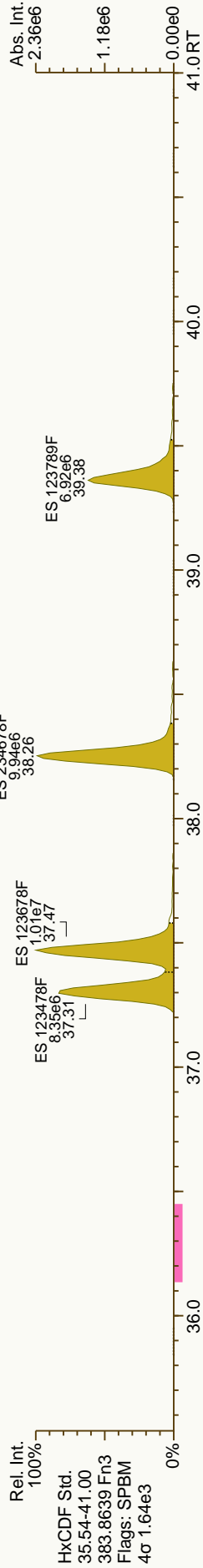
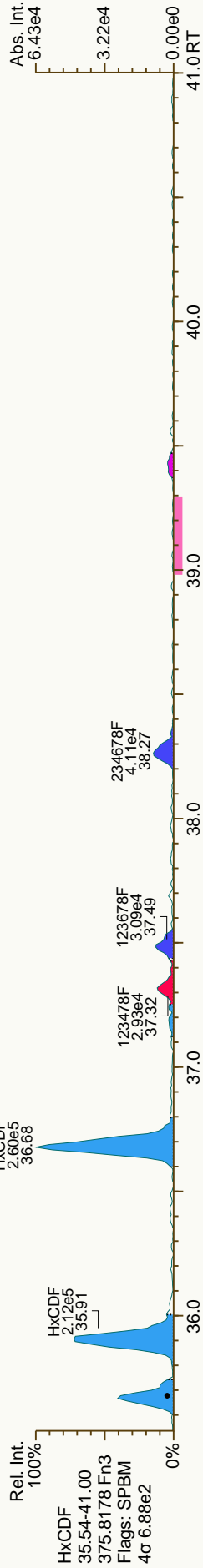
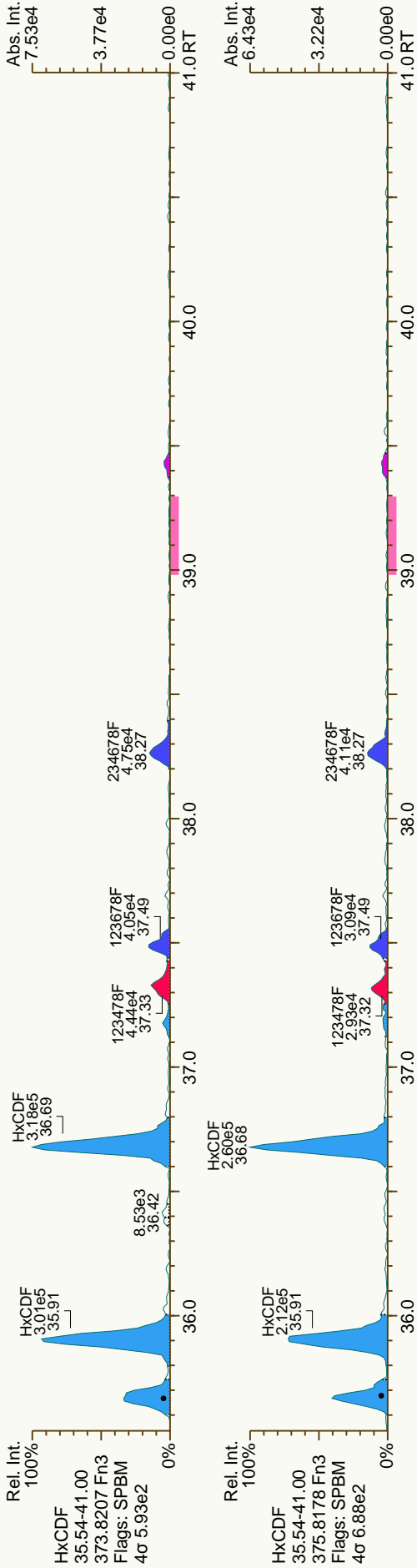


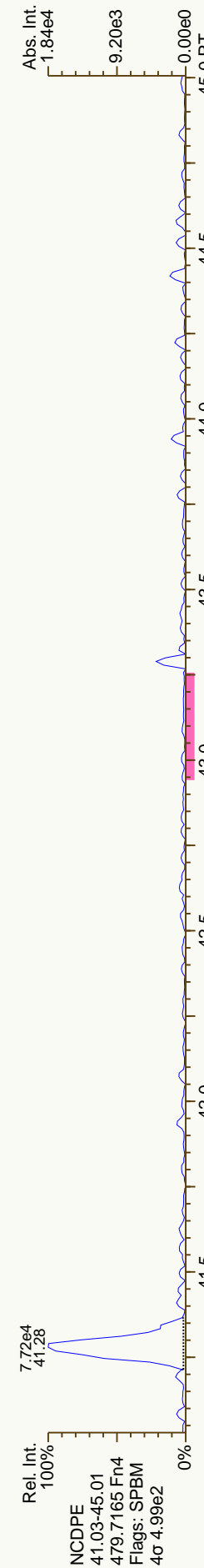
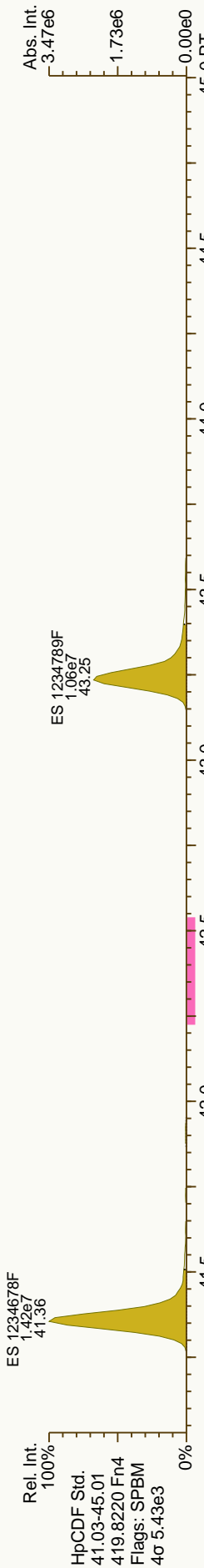
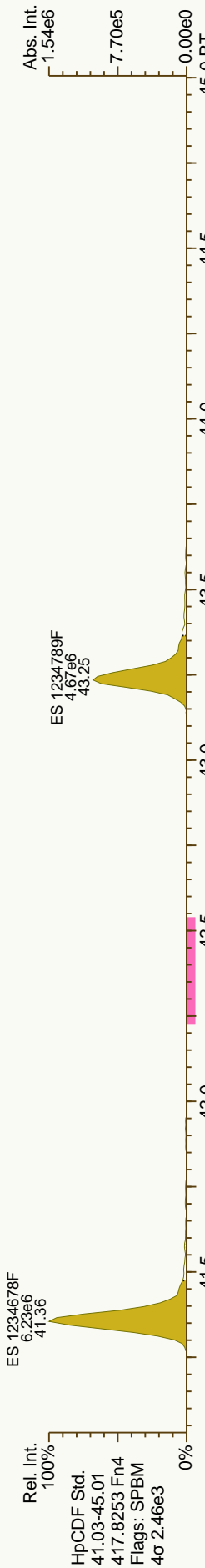
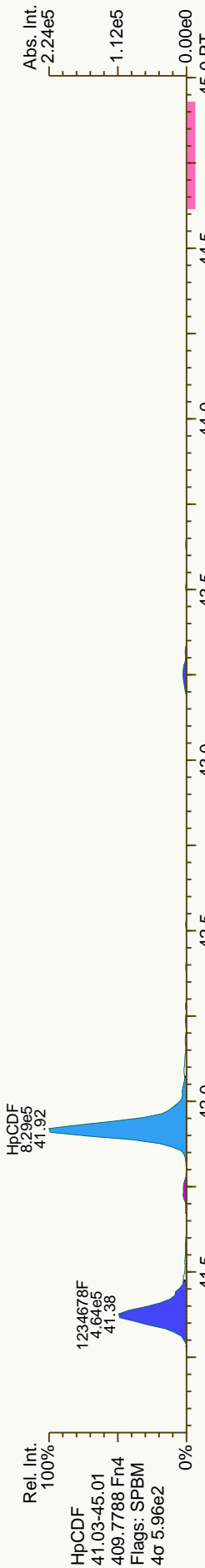
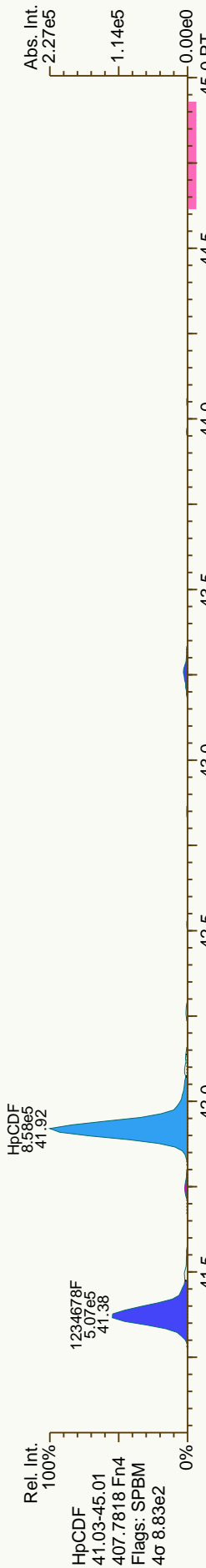


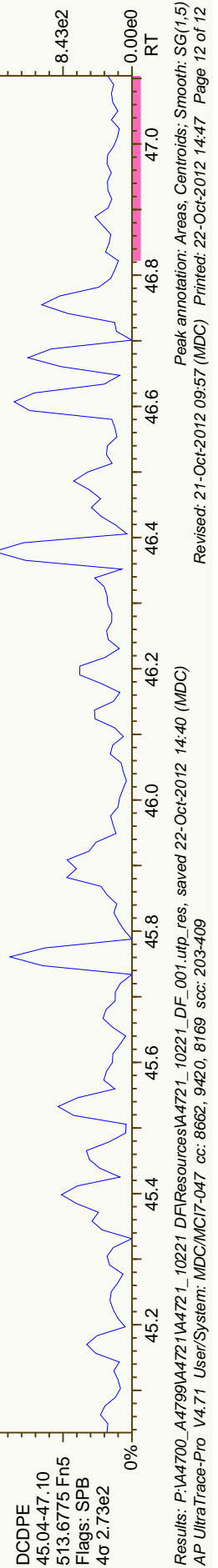
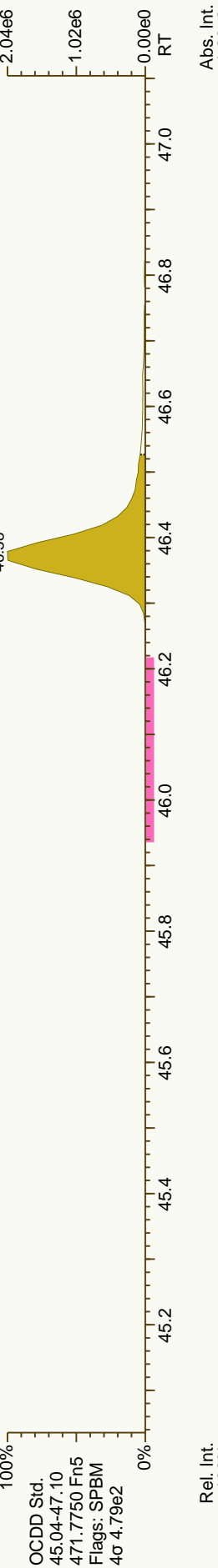
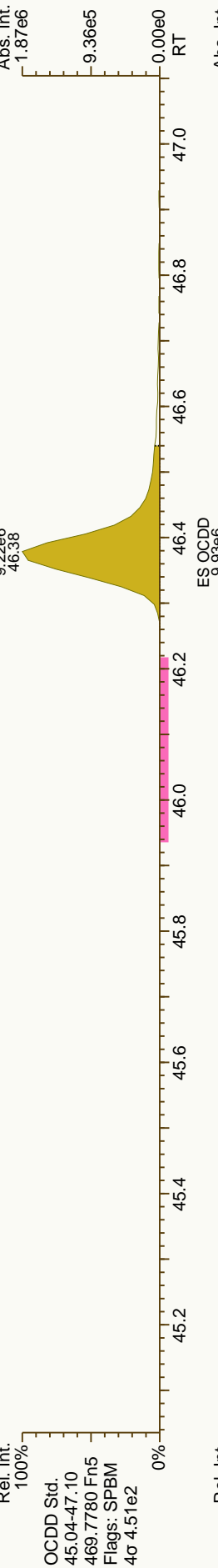
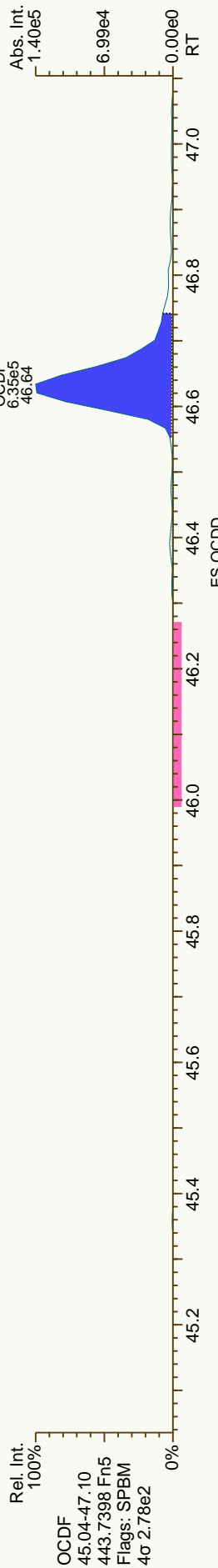
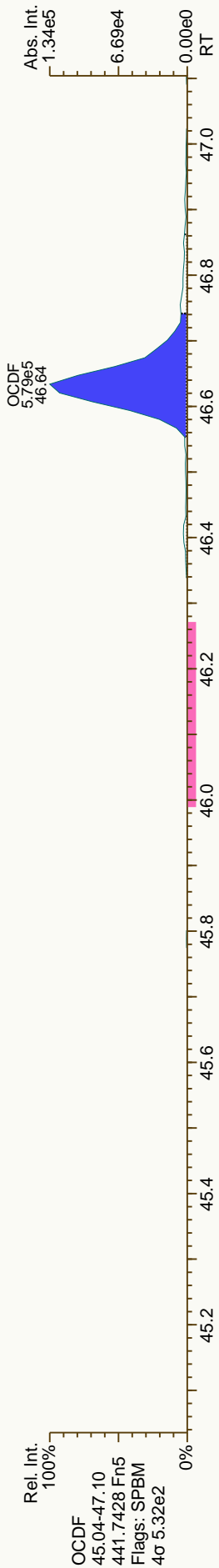












Quantify Sample Summary Report

MassLynx 4.1
 ### Confirms Sample Summary ###

Dataset: C:\MassLynx\Default.pro\Results\c12nov12c-21_29.qld

Last Altered: Wednesday, 11/14/2012 9:27:16 AM Eastern Standard Time
 Printed: Wednesday, 11/14/2012 9:28:29 AM Eastern Standard Time

7/11-14-12

203246

Method: C:\MassLynx\Default.PRO\MethDB\BIVFXms-TCDF_Smooth.mdb 13 Nov 2012 08:24:11
 Calibration: C:\MassLynx\Default.PRO\CurveDB\BIVFXms-100212a_Confirm-TD.cdb 31 Oct 2012 14:37:39

Name: c12nov12c-21
 Date: 13-Nov-2012
 Time: 05:11:42
 ID: 31203246008
 User: JHL
 Submitter:
 Task: HRMS3

Name	Response	Ion1Area	Ion2Area	RA	RAFail?	MRRF	RT	Conc	EDL	SN1	SN2	M	Height1	Noise1	Height2	Noise2	Smp Size	FV
2378-TCDF	1.442e3	6.972e2	7.450e2	0.94	YES	1.218	21.23	0.652	0.3096	4.5	5.5	MM	8.318e3	1860	9.723e3	1780	15.53	20
ES:13C-2378-TCDF	2.339e5	1.042e5	1.297e5	0.80	NO	1.655	21.23	88.938	0.4810	409.8	539.2	bb	1.384e6	3378	1.773e6	3289	15.53	20
JS:13C-1234-TCDD	2.047e5	9.010e4	1.146e5	0.79	NO	1.000	21.14	128.783	0.8256	331.5	455.9	bb	1.187e6	3580	1.520e6	3334	15.53	20
Tetrafurans	-	1.196e3	-	-	-	1.218	-	1.031	0.3096	-	-	-	1.853e4	1860	-	-	15.53	20
F1 Lock Mass	-	-	-	-	-	-	-	-	-	-	-	-	-	77345	-	-	1.00	1

$$[TCDF] = \frac{1.442e3}{2.339e5} \left(\frac{20000pg}{15.53g \times 0.6463} \right) \left(\frac{1}{1.21803} \right) = 1.01pg/g$$

7/11-14-12

Quantify Sample Report MassLynx 4.1

Confirms Sample Summary

Dataset: C:\MassLynx\Default.pro\Results\c12nov12c-21_29.qld

Last Altered: Wednesday, 11/14/2012 9:27:16 AM Eastern Standard Time

Printed: Wednesday, 11/14/2012 9:28:29 AM Eastern Standard Time

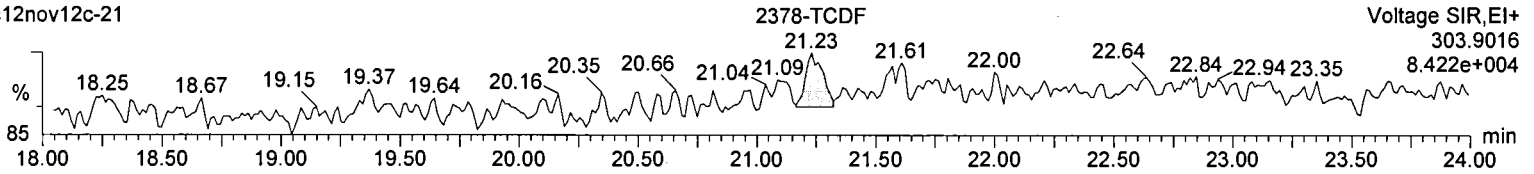
Method: C:\MassLynx\Default.PRO\MethDB\VFxms-TCDF_Smooth.mdb 13 Nov 2012 08:24:11

Calibration: C:\MassLynx\Default.PRO\CurveDB\VFxms-100212a_Confirm-TD.cdb 31 Oct 2012 14:37:39

Name: c12nov12c-21, ID: 31203246008

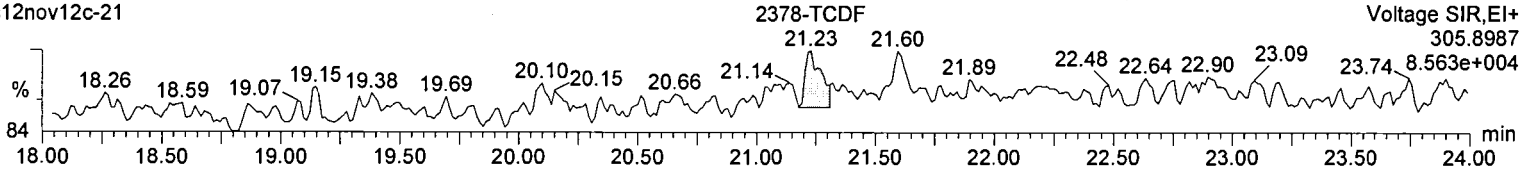
TCDF

c12nov12c-21



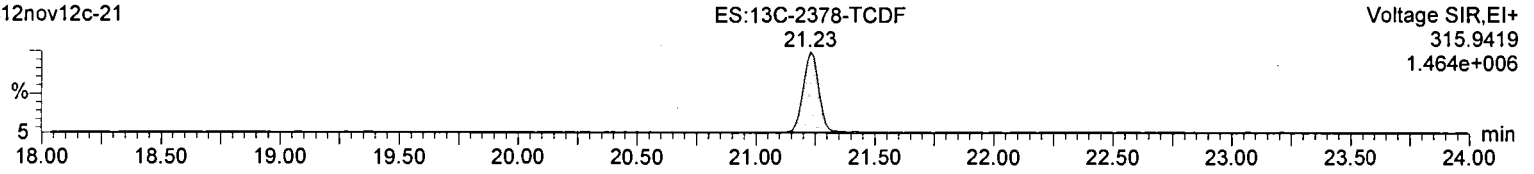
TCDF

c12nov12c-21



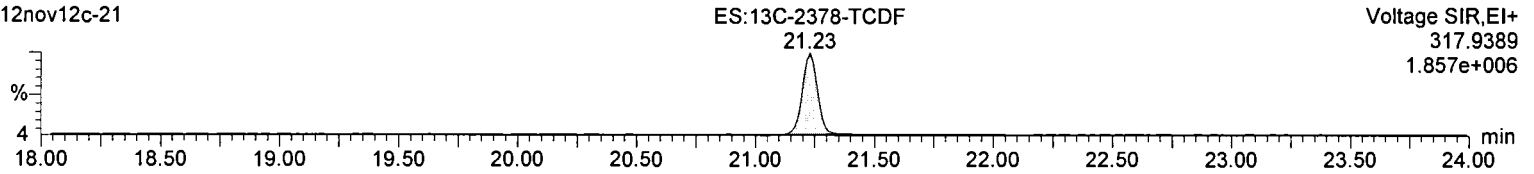
13C-TCDF

c12nov12c-21



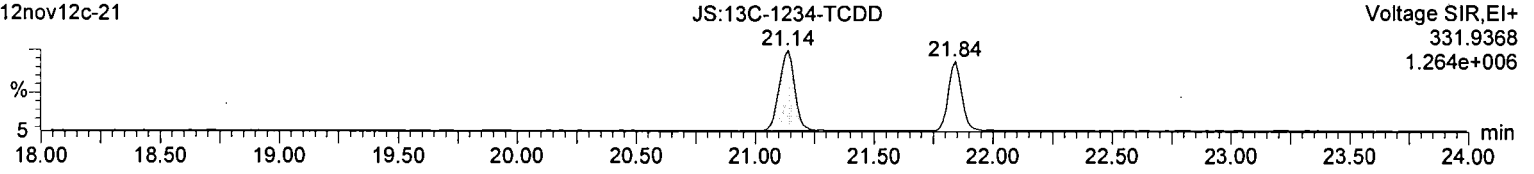
13C-TCDF

c12nov12c-21



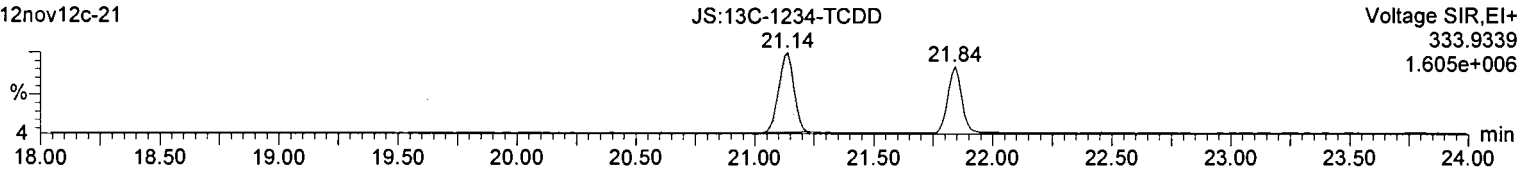
13C-TCDD

c12nov12c-21



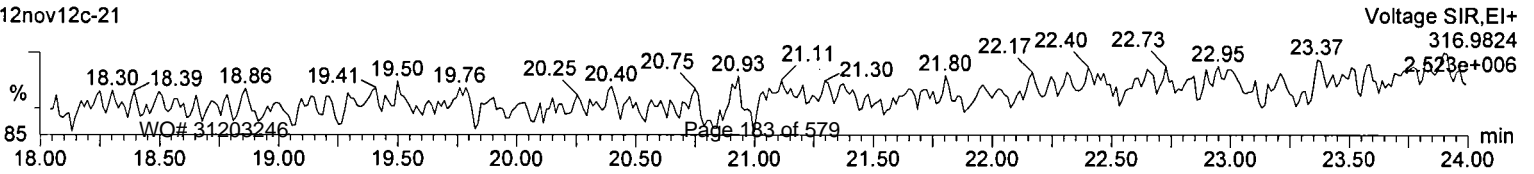
13C-TCDD

c12nov12c-21



F1 Lock Mass

c12nov12c-21



Manual Integrations

Dataset: C:\MassLynx\Default.pro\Results\c12nov12c-21_29.qld

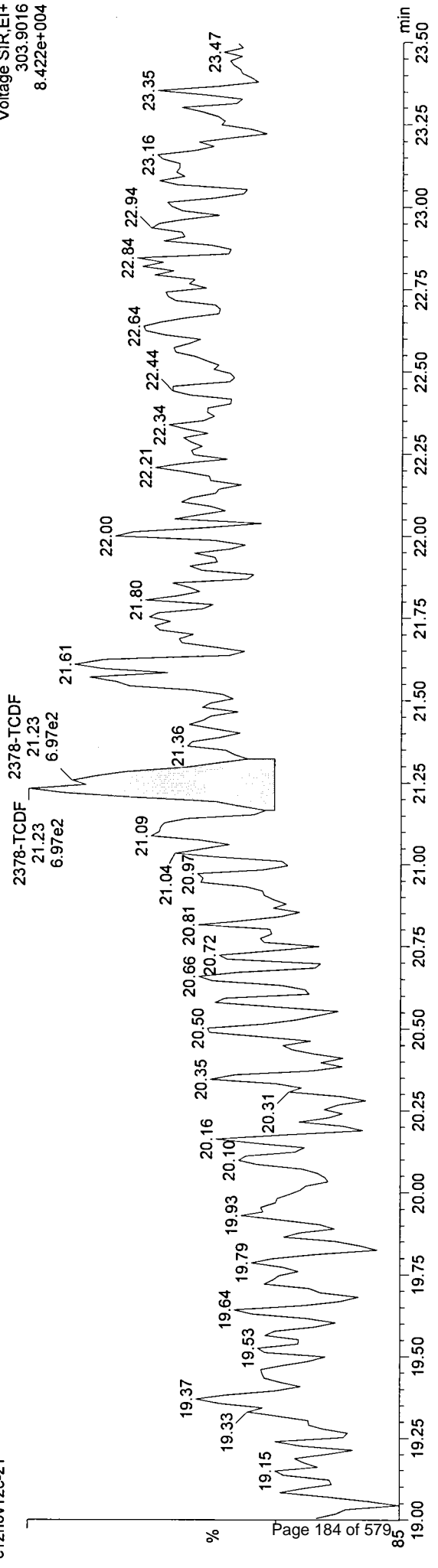
Method: C:\MassLynx\Default.PRO\MethDB\VF\Xms-TCDF_Smooth.mdb 13 Nov 2012 08:24:11
Calibration: C:\MassLynx\Default.PRO\CurveDB\VF\Xms-100212a_Confirm-TD.cdb 31 Oct 2012 14:37:39

Name: c12nov12c-21, ID: 31203246008, Description: A4721-10221-001, Date: 13-Nov-2012, Time: 05:11:42, User: JHL

MB 11/12/12
JK

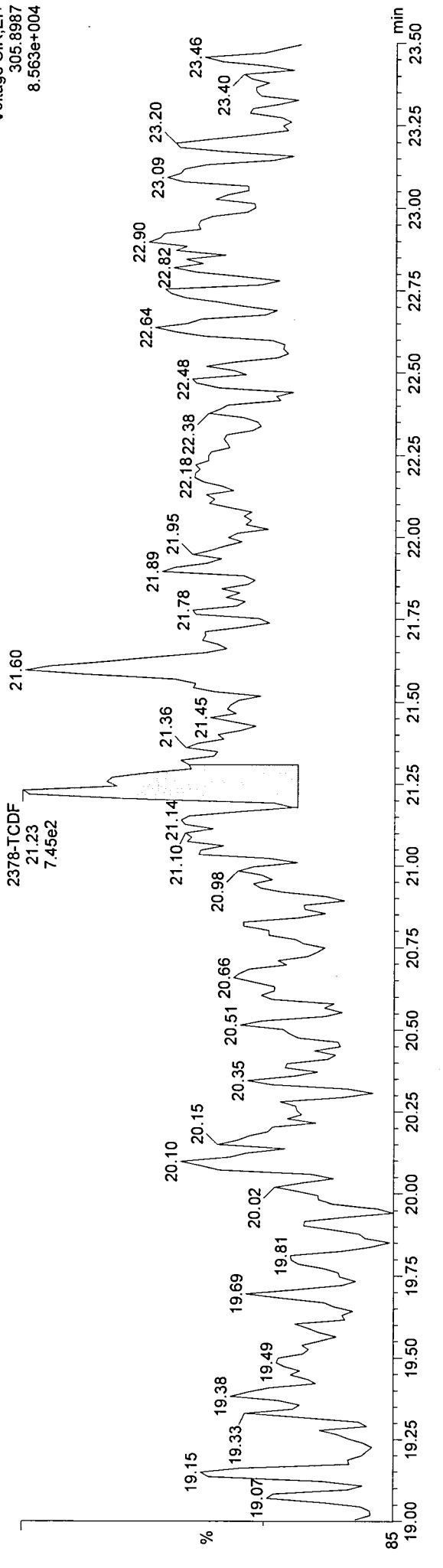
2378-TCDF
c12nov12c-21

Voltage SIR,EI+
303.9016
8.422e+004



2378-TCDF
c12nov12c-21

Voltage SIR,EI+
305.8987
8.563e+004



Results of JW-EA06-SS23-120507

Client Sample ID: **JW-EA06-SS23-120507**
 Client Project ID: **Jeld-Wen Surface Sediments**
 Lab Sample ID: 31203246009-A
 Lab Project ID: 31203246

Collection Date: 05/07/2012 11:30
 Received Date: 05/09/2012 10:15
 Matrix: Soil-Solid as dry weight
 Solids (%): 47.70

Results by EPA 1613B

<u>Parameter</u>	<u>Result</u>	<u>EMPC</u>	<u>Qual</u>	<u>DL</u>	<u>LOQ/CL</u>	<u>Units</u>	<u>RT</u>	<u>Ratio</u>
2,3,7,8-TCDD		0.299	J	0.0436	0.496	pg/g	27.55	0.54*
1,2,3,7,8-PeCDD	1.83		J	0.0855	2.48	pg/g	33.85	1.58
1,2,3,4,7,8-HxCDD	5.35			0.106	2.48	pg/g	38.48	1.24
1,2,3,6,7,8-HxCDD	401			0.113	2.48	pg/g	38.62	1.28
1,2,3,7,8,9-HxCDD	124			0.110	2.48	pg/g	38.97	1.26
1,2,3,4,6,7,8-HpCDD	2650		E	0.665	2.48	pg/g	42.64	1.04
OCDD	5940		E	0.124	4.96	pg/g	46.39	0.90
2,3,7,8-TCDF	1.62			0.0361	0.496	pg/g	26.56	0.78
2,3,7,8-TCDF [confirm]		1.47	J	0.526	2.56	pg/g	21.26	1.08*
1,2,3,7,8-PeCDF	0.981		J	0.0886	2.48	pg/g	32.11	1.51
2,3,4,7,8-PeCDF	3.22			0.0831	2.48	pg/g	33.45	1.50
1,2,3,4,7,8-HxCDF	6.50			0.162	2.48	pg/g	37.32	1.32
1,2,3,6,7,8-HxCDF	4.93			0.143	2.48	pg/g	37.49	1.28
2,3,4,6,7,8-HxCDF	13.5			0.141	2.48	pg/g	38.27	1.23
1,2,3,7,8,9-HxCDF	ND		U	0.219	2.48	pg/g		
1,2,3,4,6,7,8-HpCDF	334			0.264	2.48	pg/g	41.37	1.04
1,2,3,4,7,8,9-HpCDF	10.3			0.354	2.48	pg/g	43.25	1.05
OCDF	302			0.0878	4.96	pg/g	46.64	0.91
Total TCDD	19.6	19.9		0.0436	0.496	pg/g		
Total TCDF	19.2			0.0361	0.496	pg/g		
Total PeCDD	30.6			0.0855	2.48	pg/g		
Total PeCDF	44.1			0.0858	2.48	pg/g		
Total HxCDD	2760			0.110	2.48	pg/g		
Total HxCDF	347	347		0.163	2.48	pg/g		
Total HpCDD	5760			0.665	2.48	pg/g		
Total HpCDF	996			0.304	2.48	pg/g		

World Health Organization Summary

	<u>Units</u>	<u>ND=0</u>	<u>ND=1/2</u>	<u>ND=DL</u>
WHO-2005 TEQ	pg/g	90.2	90.2	90.3
WHO-2005 TEQ w/EMPC	pg/g	90.6	90.6	90.6

Results of JW-EA06-SS23-120507

Client Sample ID: **JW-EA06-SS23-120507**
 Client Project ID: **Jeld-Wen Surface Sediments**
 Lab Sample ID: 31203246009-A
 Lab Project ID: 31203246

Collection Date: 05/07/2012 11:30
 Received Date: 05/09/2012 10:15
 Matrix: Soil-Solid as dry weight
 Solids (%): 47.70

Results by EPA 1613B

<u>Parameter</u>	<u>Result</u>	<u>EMPC</u>	<u>Qual</u>	<u>DL</u>	<u>LOQ/CL</u>	<u>Units</u>	<u>RT</u>	<u>Ratio</u>
Labeled Standards								
13C-2378-TCDF	105				24.0-169	%		
13C-2378-TCDD	104				25.0-164	%		
13C-12378-PeCDD	89.0				25.0-181	%		
13C-123478-HxCDD	97.0				32.0-141	%		
13C-123678-HxCDD	92.0				28.0-130	%		
13C-1234678-HpCDD	117				23.0-140	%		
13C-OCDD	101				17.0-157	%		
13C-2378-TCDF	98.0				24.0-169	%		
13C-12378-PeCDF	87.0				24.0-185	%		
13C-23478-PeCDF	87.0				21.0-178	%		
13C-123478-HxCDF	101				26.0-152	%		
13C-123678-HxCDF	105				26.0-123	%		
13C-234678-HxCDF	110				29.0-147	%		
13C-123789-HxCDF	95.0				28.0-136	%		
13C-1234678-HpCDF	101				28.0-143	%		
13C-1234789-HpCDF	105				26.0-138	%		
37Cl-2378-TCDD	108				35.0-197	%		

Batch Information

Analytical Batch: **HRD1890**
 Analytical Method: **EPA 1613B**
 Instrument: **APHRMS**
 Analyst: **MDC**
 Analytical Date/Time: **10/21/2012 12:21**

Prep Batch: **HXX1807**
 Prep Method: **EPA 1613 PREP S/D/T**
 Prep Date/Time: **10/11/2012 16:45**
 Prep Initial Wt./Vol.: **21.14 g**
 Prep Extract Vol: **20 uL**

Analytical Batch: **HRD1930**
 Analytical Method: **EPA 1613B**
 Instrument: **HRMS3**
 Analyst: **KAS**
 Analytical Date/Time: **11/13/2012 08:07**

Prep Batch: **HXX1807**
 Prep Method: **EPA 1613 PREP S/D/T**
 Prep Date/Time: **10/11/2012 16:45**
 Prep Initial Wt./Vol.: **21.14 g**
 Prep Extract Vol: **20 uL**

Lab ID: A4721_10221_DF_006

Acq'd: 21 Oct 2012 12:21 MDC

Wt/Vol: 10.08 g

ICAL: 1613_SGS

Client ID: JW-EA06-SS23-120507

UTP: 22-Oct-2012 14:30 MDC

J-level: 0.496 pg/g Split: 1

Checkcode: 637-287-MGH

Datafile: 121020P2-10

Report: 22 Oct 2012 14:30 MC

Stds (pg): JS: 2000 ES: 2000 CS/SS: 2000, 400 (37Cl)

Comp Name	Act RT	QC	Pred. RRT	Act. RRT	ΔSecs	Response	Ra	OK	RRF	Conc.	Noise	DL
2378-TCDD	27.55		1.0009	1.0009	0	7.14E+04	0.54	N	1.08	0.299	849	0.0435
2378-PeCDD	33.85		1.0006	1.0007	+0.2	3.08E+05	1.58	Y	1.07	1.82	1349	0.0854
23478-HxCDD	38.48		1.0004	1.0002	-0.5	7.15E+05	1.24	Y	1.05	5.34	1464	0.106
123678-HxCDD	38.62		1.0039	1.0040	+0.2	5.35E+07	1.28	Y	0.98	401	1464	0.113
123789-HxCDD	38.97		1.0129	1.0130	+0.2	1.65E+07	1.26	Y	1.01	124	1464	0.11
1234678-HpCDD	42.64		1.0005	1.0004	-0.3	3.77E+08	1.04	Y	1.09	2,650	9995	0.665
OCDD	46.39		1.0005	1.0004	-0.3	5.84E+08	0.90	Y	1.11	5,930	1077	0.124
2378-TCDF	26.56		1.0009	1.0009	0	5.45E+05	0.78	Y	0.98	1.62	997	0.036
12378-PeCDF	32.11		1.0007	1.0006	-0.2	2.55E+05	1.51	Y	0.99	0.98	2117	0.0885
23478-PeCDF	33.45		1.0006	1.0011	+1.0	8.60E+05	1.50	Y	1.02	3.22	2117	0.0831
123478-HxCDF	37.32		1.0006	1.0005	-0.2	1.39E+06	1.32	Y	1.19	6.5	3432	0.161
123678-HxCDF	37.49		1.0005	1.0005	0	1.18E+06	1.28	Y	1.16	4.92	3432	0.143
234678-HxCDF	38.27		1.0006	1.0004	-0.5	3.28E+06	1.23	Y	1.18	13.5	3432	0.141
123789-HxCDF	Not Fnd		1.0005	-	-	-	-	-	1.09	-	3432	0.219
1234678-HpCDF	41.37		1.0004	1.0004	0	6.70E+07	1.04	Y	1.35	334	5439	0.263
1234789-HpCDF	43.25		1.0004	1.0003	-0.3	1.66E+06	1.05	Y	1.34	10.3	5439	0.353
OCDF	46.64		1.0057	1.0056	-0.3	3.74E+07	0.91	Y	1.40	302	962	0.0877
ES 2378-TCDD	27.53		1.0281	1.0278	-0.5	4.38E+07	0.79	Y	1.04	104		
ES 12378-PeCDD	33.82		1.2639	1.2630	-1.4	3.12E+07	1.55	Y	0.87	89.3		
ES 123478-HxCDD	38.47		0.9876	0.9877	+0.2	2.53E+07	1.28	Y	0.94	97.2		
ES 123678-HxCDD	38.60		0.9910	0.9912	+0.5	2.69E+07	1.28	Y	1.06	91.7		
ES 1234678-HpCDD	42.63		1.0943	1.0945	+0.5	2.59E+07	1.07	Y	0.80	117		
ES OCDD	46.38		1.1907	1.1908	+0.2	3.53E+07	0.89	Y	0.63	101		
ES 2378-TCDF	26.53		0.9907	0.9907	0	6.85E+07	0.80	Y	1.74	97.7		
ES 12378-PeCDF	32.09		1.1992	1.1984	-1.3	5.22E+07	1.63	Y	1.49	86.8		
ES 23478-PeCDF	33.41		1.2484	1.2476	-1.3	5.22E+07	1.63	Y	1.48	87.3		
ES 123478-HxCDF	37.30		0.9577	0.9577	0	3.56E+07	0.52	Y	1.27	101		
ES 123678-HxCDF	37.47		0.9619	0.9620	+0.2	4.11E+07	0.53	Y	1.41	105		
ES 234678-HpCDF	38.25		0.9821	0.9822	+0.2	4.10E+07	0.53	Y	1.34	110		
ES 123789-HxCDF	39.37		1.0108	1.0108	0	3.16E+07	0.53	Y	1.20	94.7		
ES 1234678-HpCDF	41.36		1.0618	1.0619	+0.2	2.95E+07	0.45	Y	1.06	101		
ES 1234789-HpCDF	43.24		1.1100	1.1101	+0.2	2.40E+07	0.45	Y	0.82	105		

Lab ID: A4721_10221_DF_006 Acq'd: 21 Oct 2012 12:21 MDC Wt/Vol: 10.08 g ICAL: 1613_SGS
 Client ID: JW-EA06-SS23-120507 UTP: 22-Oct-2012 14:30 MDC J-level: 0.496 pg/g Split: 1 Checkcode: 637-287-MGH
 Datafile: 121020P2-10 Report: 22 Oct 2012 14:30 MC Stds (pg): JS: 2000 ES: 2000 CS/SS: 2000, 400 (37Cl)

W#	Name	Act RT	QC	Pred. RRT	Act. RRT	ΔSecs	Response	Ra	OK	RRF	Rec. %
1203246	JS 1234-TCDD	26.78	-	-	-	-	4.03E+07	0.78	Y	-	-
1203246	JS 123789-HxCDD	38.95	-	-	-	-	2.77E+07	1.25	Y	-	-
	CS 37Cl-2378-TCDD	27.55	1.0291	1.0288	-0.5	1.02E+07	n/a	-	1.17	1.12	108

SS 37Cl-2378-TCDD	N/A	27.55	1.0291	1.0288	-0.5	1.02E+07	n/a	-	1.12	1.12	104
-------------------	-----	-------	--------	--------	------	----------	-----	---	------	------	-----

Totals	Conc	EMPC	EDL
Total TCDD	19.6	19.9	0.0435
Total PeCDD	30.6	30.6	0.0854
Total HxCDD	2760	2760	0.11
Total HpCDD	5750	5750	0.665
Total Tetra-Octa Dioxins	14500	14500	
Total TCDF	19.2	19.2	0.036
Total PeCDF	44.1	44.1	0.0858
Total HxCDF	347	347	0.162
Total HpCDF	995	995	0.304
Total Tetra-Octa Furans	1710	1710	
Total Tetra-Octa Dioxins & Furans	16200	16200	

Lab ID: A4721_10221_DF_006 Acq'd: 21 Oct 2012 12:21 MDC Wt/Vol: 10.08 g ICAL: 1613_SGS
 Client ID: JW-EA06-SS23-120507 UTP: 22-Oct-2012 14:30 MDC J-level: 0.496 pg/g Split: 1 Checkcode: 637-287-MGH
 Datafile: 121020P2-10 Report: 22 Oct 2012 14:30 MC Stds (pg): JS: 2000 ES: 2000 CS/SS: 2000, 400 (37C)

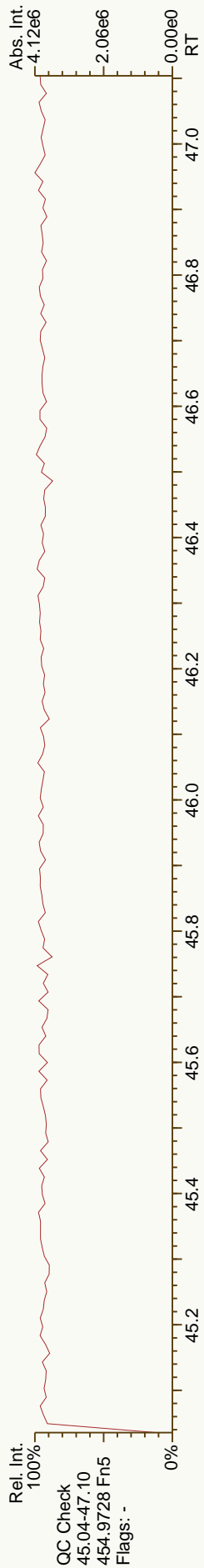
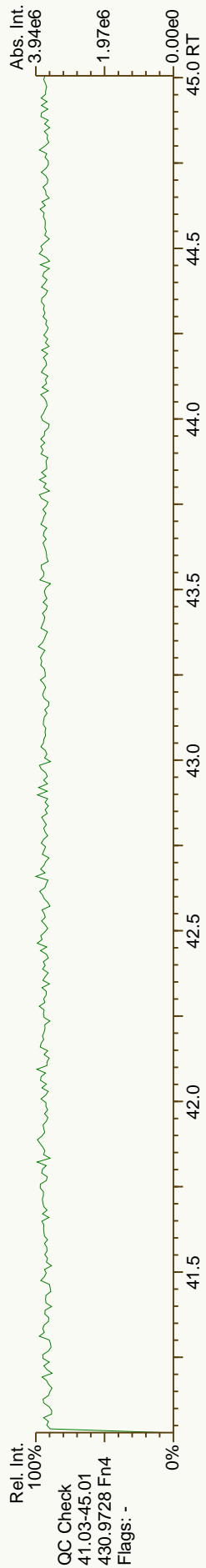
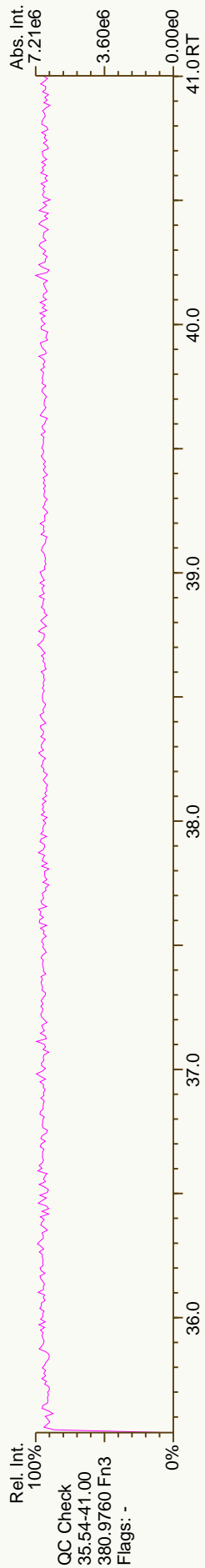
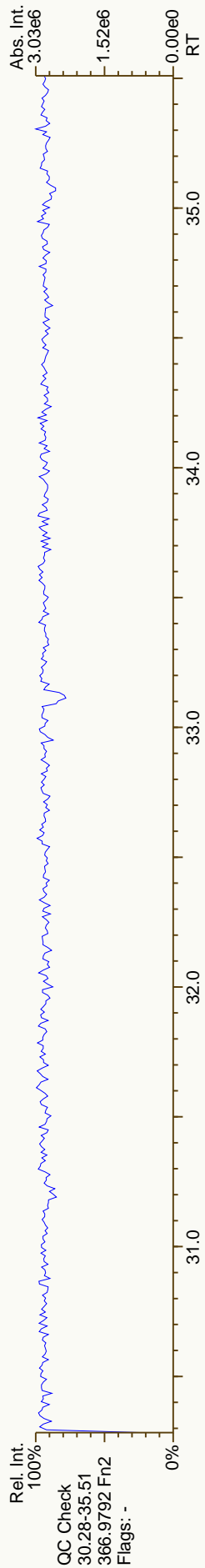
Comp #	Name	Act RT	QC	Pred. RRT	Act. RRT	ΔSecs	Response	Ra	OK	RRF	Conc.	Noise	DL
1	TCDD	23.43		0.8504	0.8512	+1.3	1.17E+06	0.82	Y	1.08	4.91	849	0.0435
2	TCDD	23.83		0.8649	0.8658	+1.5	8.51E+05	0.75	Y	1.08	3.56	849	0.0435
3	TCDD	24.32		0.8835	0.8834	-0.2	7.84E+04	0.68	Y	1.08	0.328	849	0.0435
4	TCDD	25.18		0.9152	0.9150	-0.3	1.44E+06	0.81	Y	1.08	6.04	849	0.0435
	TCDD	25.44		0.9241	0.9243	+0.3	1.64E+05	0.88	Y	1.08	0.687	849	0.0435
	TCDD	25.68		0.9327	0.9328	+0.2	1.59E+05	0.79	Y	1.08	0.667	849	0.0435
	TCDD	25.89		0.9408	0.9405	-0.5	5.09E+04	0.84	Y	1.08	0.213	849	0.0435
	TCDD	NotFnd		0.9512						1.08		849	0.0435
	TCDD	26.38		0.9580	0.9582	+0.3	5.74E+04	0.87	Y	1.08	0.24	849	0.0435
	TCDD	26.80		0.9736	0.9735	-0.2	2.77E+05	0.79	Y	1.08	1.16	849	0.0435
	TCDD	26.94		0.9785	0.9786	+0.2	2.74E+04	0.69	Y	1.08	0.115	849	0.0435
	TCDD	27.23		0.9884	0.9894	+1.7	3.01E+05	0.70	Y	1.08	1.26	849	0.0435
	TCDD	27.37		0.9945	0.9943	-0.3	3.46E+04	0.78	Y	1.08	0.145	849	0.0435
	2378-TCDD	27.55		1.0009	1.0009	0	7.14E+04	0.54	N	1.08	0.299	849	0.0435
	TCDD	27.93		1.0147	1.0148	+0.2	5.27E+04	0.74	Y	1.08	0.221	849	0.0435
	TCDD	28.08		1.0206	1.0201	-0.8	1.76E+04	0.89	N	1.08	0.0735	849	0.0435
	TCDD	NotFnd		1.0423						1.08		849	0.0435
1	PeCDD	30.89		0.9131	0.9132	+0.2	1.49E+06	1.58	Y	1.07	8.83	1349	0.0854
2	PeCDD	31.52		0.9319	0.9318	-0.2	2.14E+05	1.44	Y	1.07	1.27	1349	0.0854
3	PeCDD	32.17		0.9511	0.9510	-0.2	1.17E+06	1.58	Y	1.07	6.92	1349	0.0854
	PeCDD	32.39		0.9576	0.9575	-0.2	3.97E+05	1.70	Y	1.07	2.35	1349	0.0854
	PeCDD	32.51		0.9611	0.9611	0	7.26E+05	1.51	Y	1.07	4.29	1349	0.0854
	PeCDD	32.82		0.9703	0.9704	+0.2	4.31E+05	1.60	Y	1.07	2.55	1349	0.0854
	PeCDD	33.25		0.9829	0.9831	+0.4	2.21E+05	1.56	Y	1.07	1.31	1349	0.0854
	12378-PeCDD	33.85		1.0006	1.0007	+0.2	3.08E+05	1.58	Y	1.07	1.82	1349	0.0854
	PeCDD	33.96		1.0039	1.0039	0	9.72E+04	1.66	Y	1.07	0.575	1349	0.0854
	PeCDD	34.37		1.0161	1.0160	-0.2	1.18E+05	1.50	Y	1.07	0.701	1349	0.0854
	HxCDD	36.46		0.9479	0.9477	-0.5	5.86E+07	1.27	Y	1.01	439	1464	0.11
	HxCDD	37.24		0.9682	0.9680	-0.5	9.28E+06	1.28	Y	1.01	69.5	1464	0.11
	HxCDD	37.59		0.9771	0.9772	+0.2	2.29E+08	1.27	Y	1.01	1,720	1464	0.11
	HxCDD	NotFnd		0.9811						1.01		1464	0.11
	123478-HxCDD	38.48		1.0004	1.0002	-0.5	7.15E+05	1.24	Y	1.05	5.34	1464	0.106
	123678-HxCDD	38.62		1.0039	1.0040	+0.2	5.35E+07	1.28	Y	0.98	401	1464	0.113
	HxCDD	NotFnd		1.0097						1.01		1464	0.11
	123789-HxCDD	38.97		1.0129	1.0130	+0.2	1.65E+07	1.26	Y	1.01	124	1464	0.11

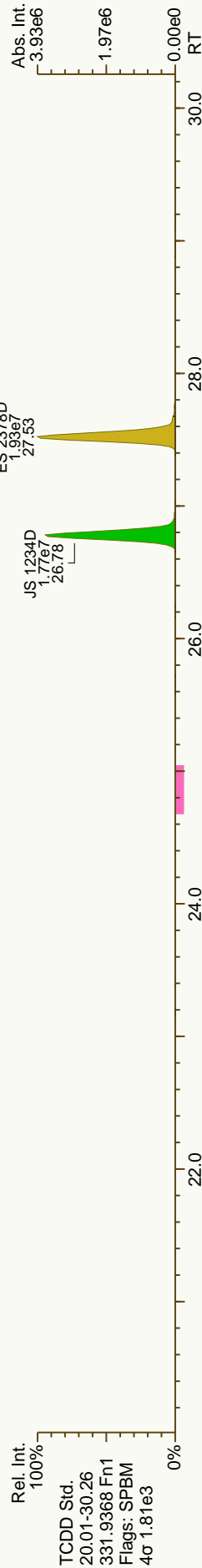

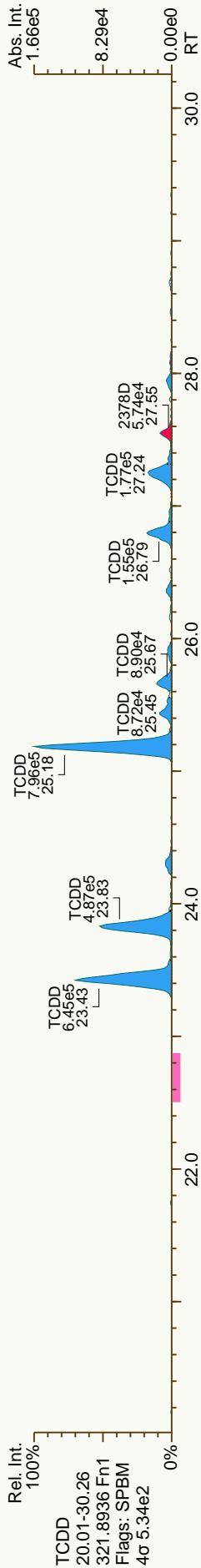
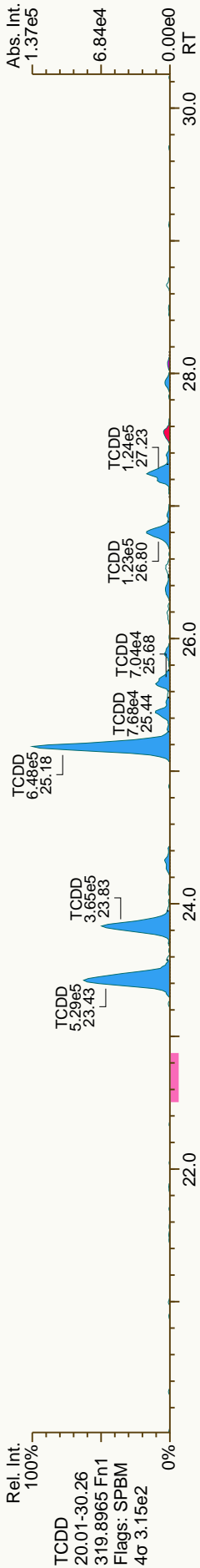
Lab ID: A4721_10221_DF_006 Acq'd: 21 Oct 2012 12:21 MDC Wt/Vol: 10.08 g ICAL: 1613_SGS
 Client ID: JW-EA06-SS23-120507 UTP: 22-Oct-2012 14:30 MDC J-level: 0.496 pg/g Split: 1 Checkcode: 637-287-MGH
 Datafile: 121020P2-10 Report: 22 Oct 2012 14:30 MC Stds (pg): JS: 2000 ES: 2000 CS/SS: 2000, 400 (37CI)

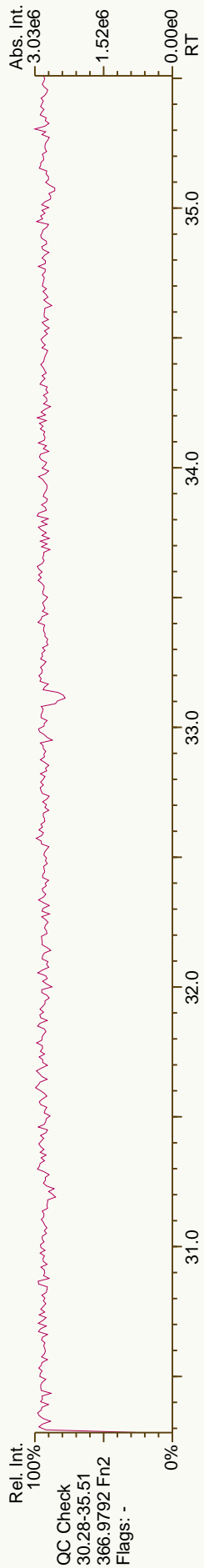



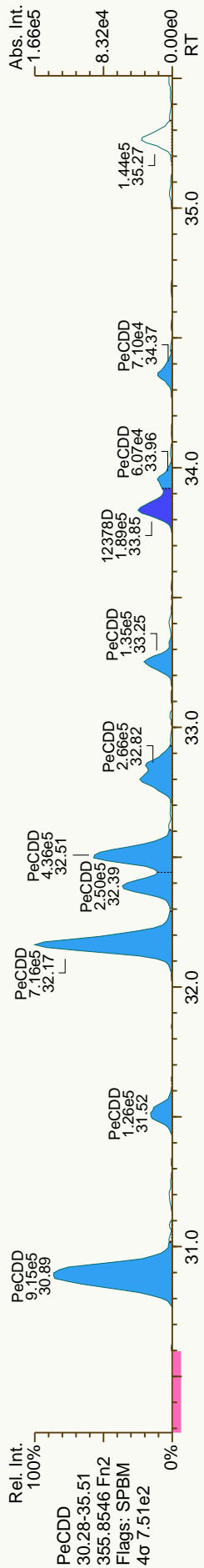
WV#	Name	Act RT	QC	Pred. RRT	Act. RRT	ΔSecs	Response	Ra	OK	RRF	Conc.	Noise	DL
1	HP-CDD	41.74		0.9793	0.9792	-0.3	4.41E+08	1.05	Y	1.09	3,100	9995	0.665
2	234678-HP-CDD	42.64		1.0005	1.0004	-0.3	3.77E+08	1.04	Y	1.09	2,650	9995	0.665
3	OCDD	46.39		1.0005	1.0004	-0.3	5.84E+08	0.90	Y	1.11	5,930	1077	0.124
4	OCDD-a	46.39		1.0001	1.0002	+0.3	3.41E+07	2.50	Y	1.00	384	1558	0.198
5	TCDF	21.22		0.7983	0.7997	+2.2	2.07E+05	0.75	Y	0.98	0.616	997	0.036
6	TCDF	21.78		0.8218	0.8210	-1.3	1.87E+05	0.88	Y	0.98	0.555	997	0.036
7	TCDF	22.44		0.8463	0.8457	-1.0	7.92E+05	0.83	Y	0.98	2.35	997	0.036
8	TCDF	22.88		0.8625	0.8623	-0.3	1.56E+05	0.77	Y	0.98	0.463	997	0.036
9	TCDF	23.02		0.8677	0.8675	-0.3	4.44E+05	0.79	Y	0.98	1.32	997	0.036
10	TCDF	23.29		0.8787	0.8777	-1.6	9.22E+04	0.82	Y	0.98	0.274	997	0.036
11	TCDF	23.42		0.8840	0.8829	-1.8	4.81E+05	0.81	Y	0.98	1.43	997	0.036
12	TCDF	23.86		0.8998	0.8995	-0.5	4.49E+05	0.83	Y	0.98	1.33	997	0.036
13	TCDF	24.01		0.9054	0.9050	-0.6	1.18E+05	0.75	Y	0.98	0.35	997	0.036
14	TCDF	24.20		0.9125	0.9120	-0.8	2.02E+05	0.86	Y	0.98	0.601	997	0.036
15	TCDF	24.61		0.9279	0.9275	-0.6	9.58E+04	0.69	Y	0.98	0.285	997	0.036
16	TCDF	24.76		0.9334	0.9331	-0.5	1.86E+05	0.77	Y	0.98	0.552	997	0.036
17	TCDF	24.93		0.9381	0.9396	+2.4	4.39E+05	0.75	Y	0.98	1.3	997	0.036
18	TCDF	25.04		0.9439	0.9438	-0.2	3.23E+05	0.79	Y	0.98	0.958	997	0.036
19	TCDF	25.55		0.9630	0.9630	0	4.24E+05	0.77	Y	0.98	1.26	997	0.036
20	TCDF	NotFnd		0.9674						0.98		997	0.036
21	TCDF	25.85		0.9746	0.9744	-0.3	1.50E+05	0.79	Y	0.98	0.445	997	0.036
22	TCDF	26.06		0.9829	0.9822	-1.1	1.03E+05	0.67	Y	0.98	0.307	997	0.036
23	TCDF	26.30		0.9916	0.9912	-0.6	1.59E+05	0.83	Y	0.98	0.472	997	0.036
24	TCDF	26.43		0.9963	0.9963	0	1.76E+05	0.81	Y	0.98	0.522	997	0.036
25	2378-TCDF	26.56		1.0009	1.0009	0	5.45E+05	0.78	Y	0.98	1.62	997	0.036
26	TCDF	26.97		1.0166	1.0166	0	4.06E+05	0.77	Y	0.98	1.21	997	0.036
27	TCDF	NotFnd		1.0274						0.98		997	0.036
28	TCDF	NotFnd		1.0390						0.98		997	0.036
29	TCDF	28.86		1.0886	1.0878	-1.3	3.28E+05	0.87	Y	0.98	0.973	997	0.036
30	PeCDF	28.85		0.8975	0.8989	+2.7	6.74E+06	1.64	Y	1.00	25.5	1448	0.0587
31	PeCDF	30.63		0.9542	0.9544	+0.4	2.70E+05	1.34	Y	1.00	1.02	2117	0.0858
32	PeCDF	30.81		0.9587	0.9599	+2.3	1.44E+06	1.57	Y	1.00	5.47	2117	0.0858
33	PeCDF	30.91		0.9636	0.9633	-0.6	1.25E+05	1.66	Y	1.00	0.475	2117	0.0858
34	PeCDF	NotFnd		0.9671						1.00		2117	0.0858
35	PeCDF	31.30		0.9760	0.9754	-1.2	4.76E+04	1.35	Y	1.00	0.18	2117	0.0858
36	PeCDF	31.48		0.9810	0.9808	-0.4	3.30E+04	1.32	Y	1.00	0.125	2117	0.0858

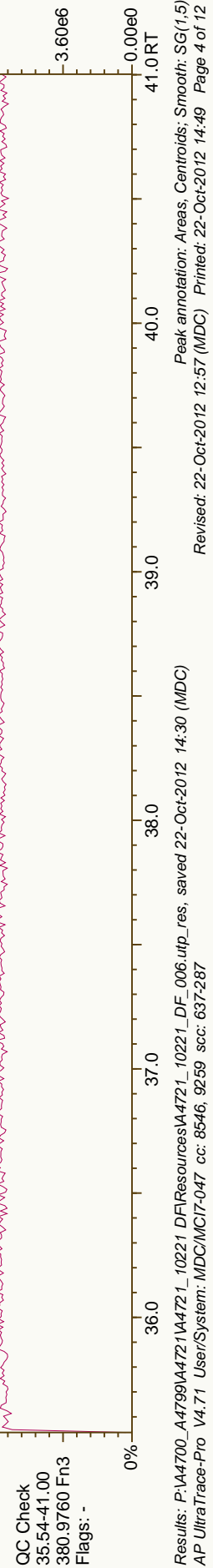
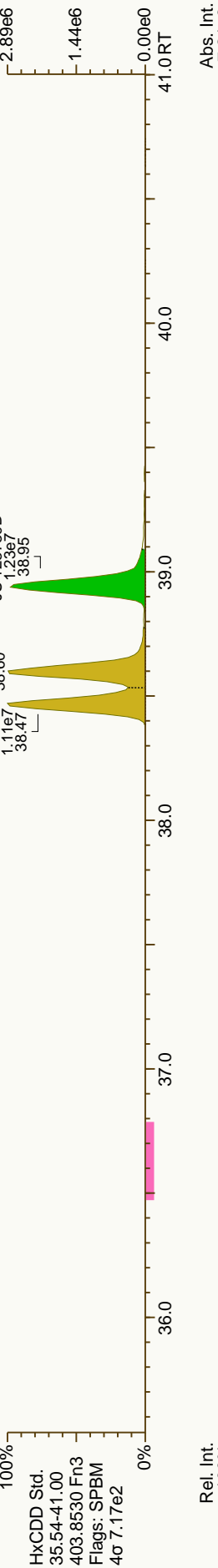
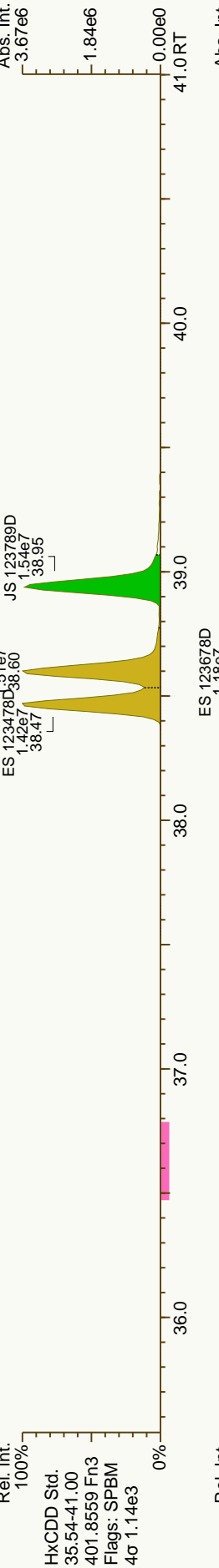
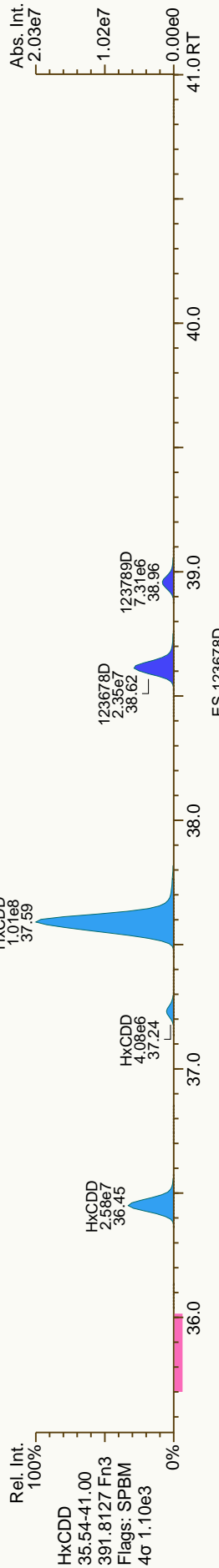
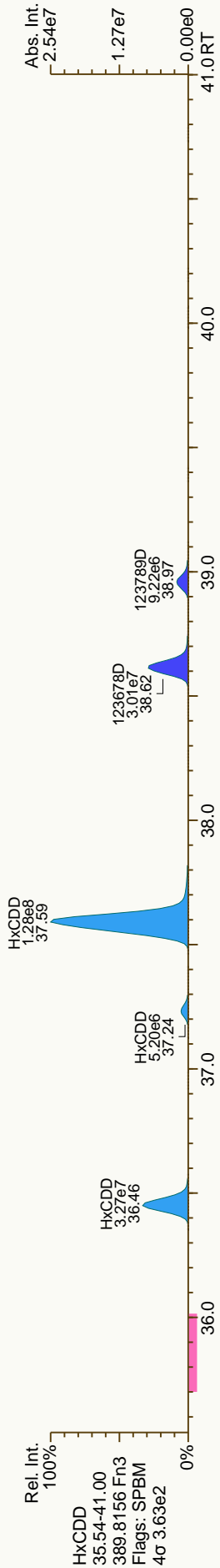
Lab ID: A4721_10221_DF_006 Acq'd: 21 Oct 2012 12:21 MDC Wt/Vol: 10.08 g ICAL: 1613_SGS
 Client ID: JW-EA06-SS23-120507 UTP: 22-Oct-2012 14:30 MDC J-level: 0.496 pg/g Split: 1 Checkcode: 637-287-MGH
 Datafile: 121020P2-10 Report: 22 Oct 2012 14:30 MC Stds (pg): JS: 2000 ES: 2000 CS/SS: 2000, 400 (37C1)


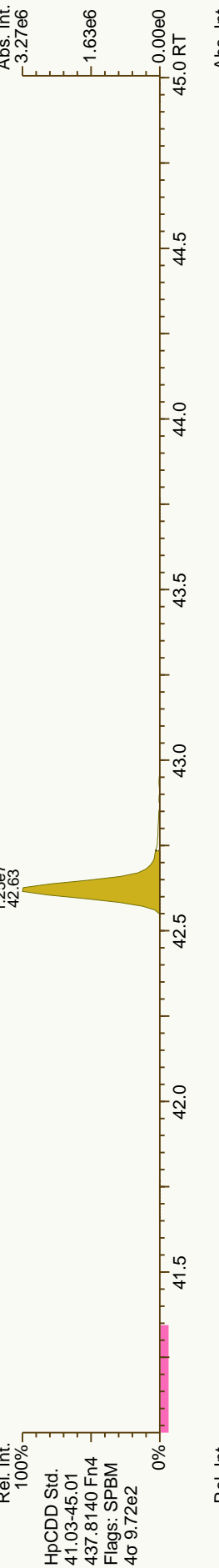
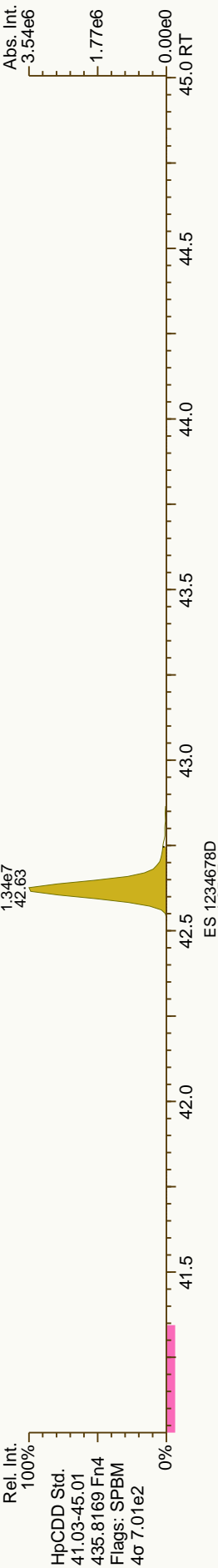
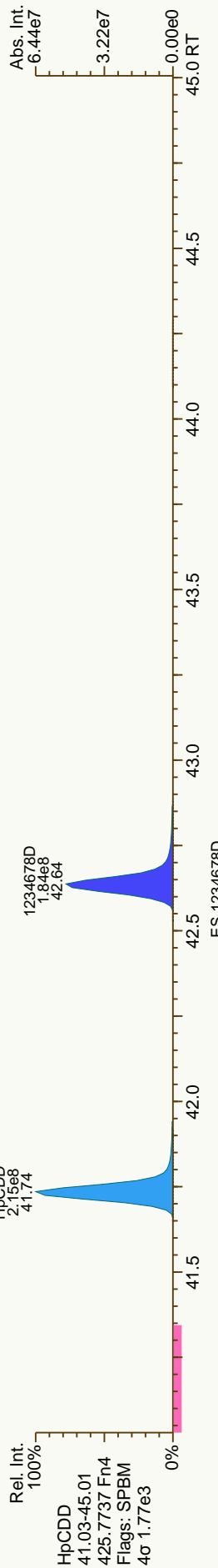
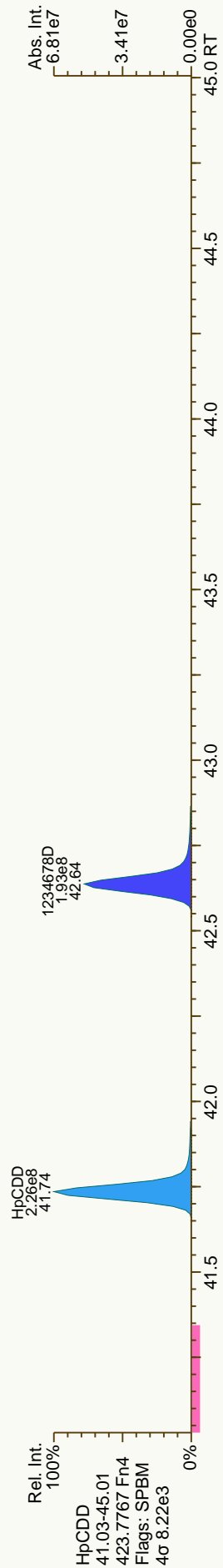
Comp #	Name	Act RT	QC	Pred. RRT	Act. RRT	ΔSecs	Response	Ra	OK	RRF	Conc.	Noise	DL
1	PeCDF	31.59		0.9847	0.9843	-0.8	9.04E+05	1.65	Y	1.00	3.43	2117	0.0858
2	PeCDF	31.67		0.9870	0.9868	-0.4	1.07E+05	1.77	Y	1.00	0.404	2117	0.0858
3	PeCDF	31.86		0.9930	0.9929	-0.2	2.20E+05	1.66	Y	1.00	0.832	2117	0.0858
4	12378-PeCDF	32.11		1.0007	1.0006	-0.2	2.55E+05	1.51	Y	0.99	0.98	2117	0.0885
	PeCDF	32.45		1.0113	1.0112	-0.2	4.65E+05	1.50	Y	1.00	1.76	2117	0.0858
	PeCDF	NotFnd		1.0169						1.00		2117	0.0858
	PeCDF	NotFnd		0.9917						1.00		2117	0.0858
	PeCDF	33.28		0.9962	0.9962	0	1.32E+05	1.66	Y	1.00	0.502	2117	0.0858
	23478-PeCDF	33.45		1.0006	1.0011	+1.0	8.60E+05	1.50	Y	1.02	3.22	2117	0.0831
	PeCDF	NotFnd		0.0000						1.02	0		0
	PeCDF	NotFnd		1.0023						1.00		2117	0.0858
	PeCDF	NotFnd		1.0120						1.00		2117	0.0858
	PeCDF	34.70		1.0389	1.0387	-0.4	4.19E+04	1.70	Y	1.00	0.159	2117	0.0858
	HxCDF	35.67		0.9565	0.9562	-0.7	8.70E+06	1.26	Y	1.15	40.1	3432	0.162
	HxCDF	35.90		0.9627	0.9625	-0.4	2.26E+07	1.26	Y	1.15	104	3432	0.162
	HxCDF	NotFnd		0.9700						1.15		3432	0.162
	HxCDF	36.41		0.9762	0.9762	0	2.50E+05	1.26	Y	1.15	1.15	3432	0.162
	HxCDF	36.68		0.9833	0.9833	0	3.74E+07	1.27	Y	1.15	173	3432	0.162
	HxCDF	37.18		0.9968	0.9967	-0.2	1.62E+05	1.28	Y	1.15	0.748	3432	0.162
	123478-HxCDF	37.32		1.0006	1.0005	-0.2	1.39E+06	1.32	Y	1.19	6.5	3432	0.161
	123678-HxCDF	37.49		1.0005	1.0005	0	1.18E+06	1.28	Y	1.16	4.92	3432	0.143
	HxCDF	NotFnd		1.0055						1.15		3432	0.162
	HxCDF	37.84		1.0102	1.0101	-0.2	6.84E+04	1.49	N	1.15	0.315	3432	0.162
	HxCDF	NotFnd		0.9933						1.15		3432	0.162
	234678-HxCDF	38.27		1.0006	1.0004	-0.5	3.28E+06	1.23	Y	1.18	13.5	3432	0.141
	HxCDF	NotFnd		0.0000						1.18	0		0
	HxCDF	NotFnd		1.0009						1.15		3432	0.162
	123789-HxCDF	NotFnd		1.0005						1.09		3432	0.219
	HxCDF	NotFnd		0.0000						1.09	0		0
	123489-HxCDF	39.42		1.0013	1.0013	0	5.49E+05	1.25	Y	1.15	2.53	3432	0.162
	1234678-HpCDF	41.37		1.0004	1.0004	0	6.70E+07	1.04	Y	1.35	334	5439	0.263
	HpCDF	41.74		1.0091	1.0092	+0.2	1.02E+06	1.06	Y	1.34	5.66	5439	0.304
	HpCDF	41.92		1.0140	1.0135	-1.2	1.17E+08	1.05	Y	1.34	645	5439	0.304
	1234789-HpCDF	43.25		1.0004	1.0003	-0.3	1.66E+06	1.05	Y	1.34	10.3	5439	0.353
	OCDF	46.64		1.0057	1.0056	-0.3	3.74E+07	0.91	Y	1.40	302	962	0.0877
	OCDF-a	46.63		1.0053	1.0055	+0.6	2.20E+06	2.45	Y	1.00	24.8	1362	0.173

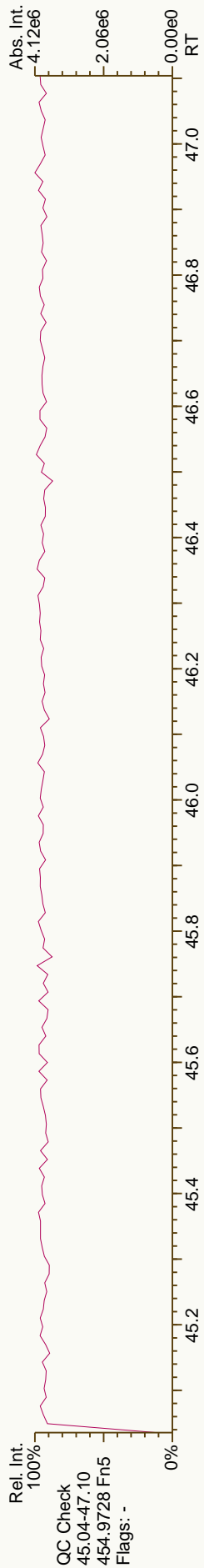
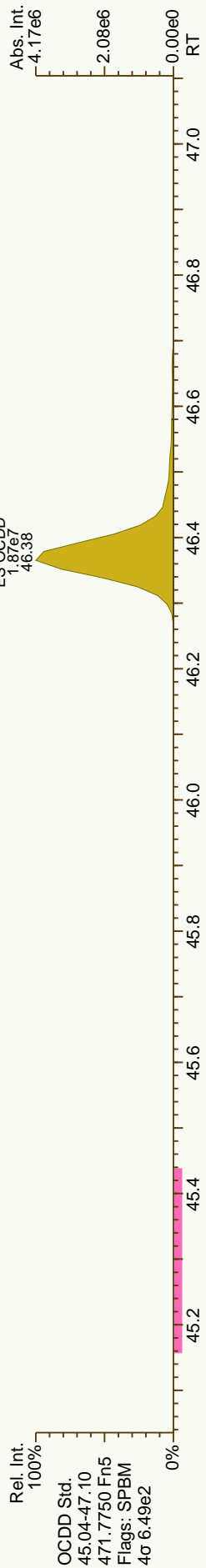
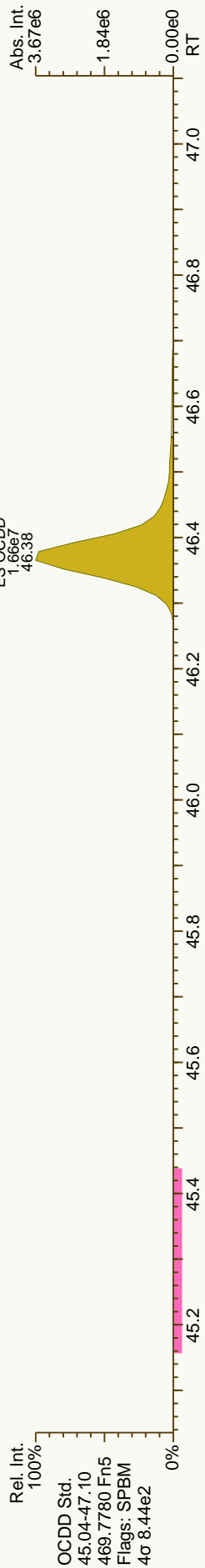
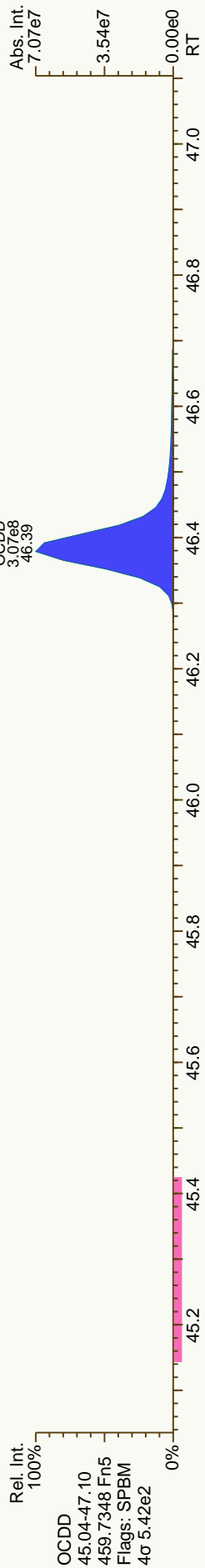



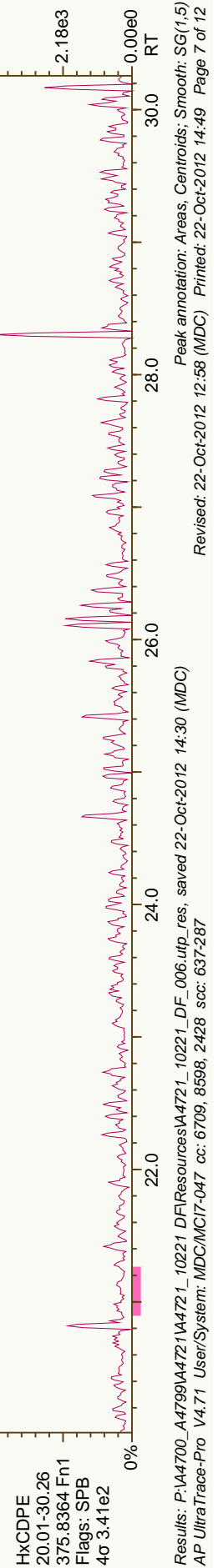
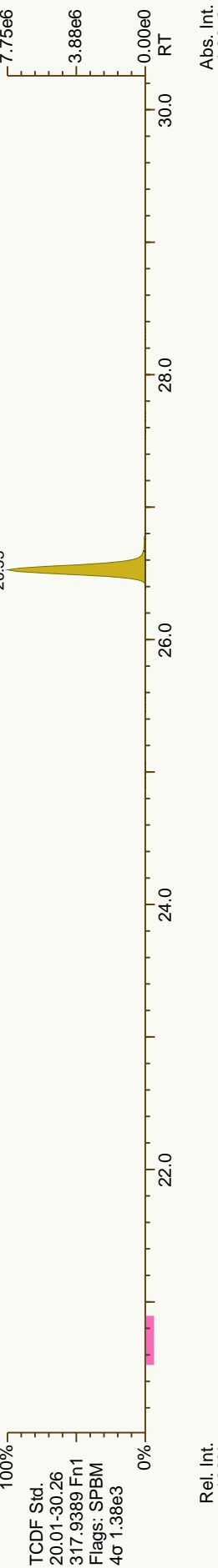
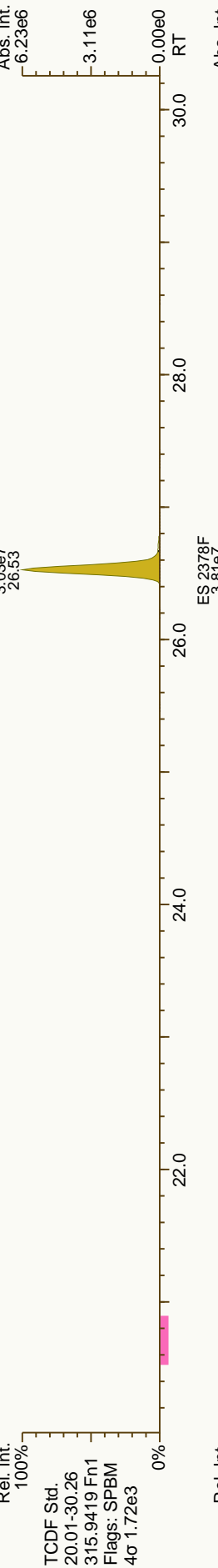
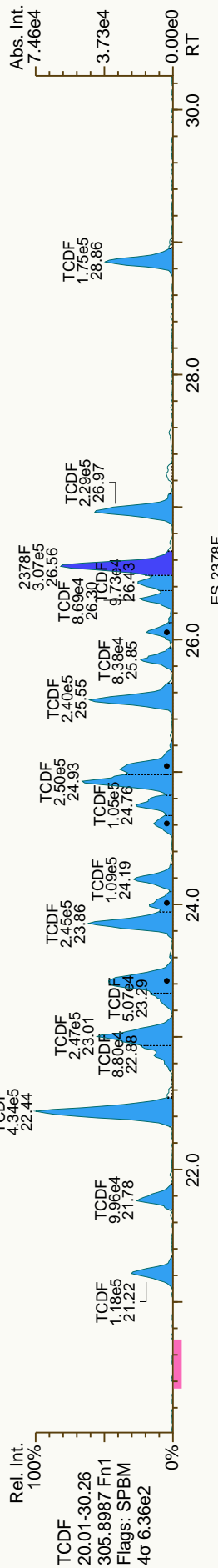
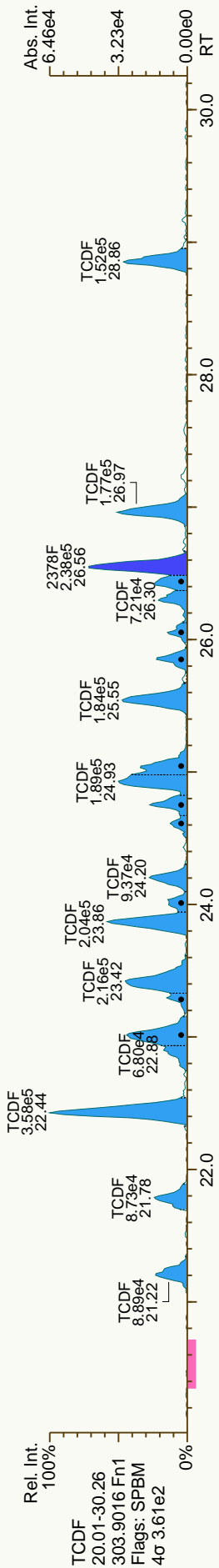


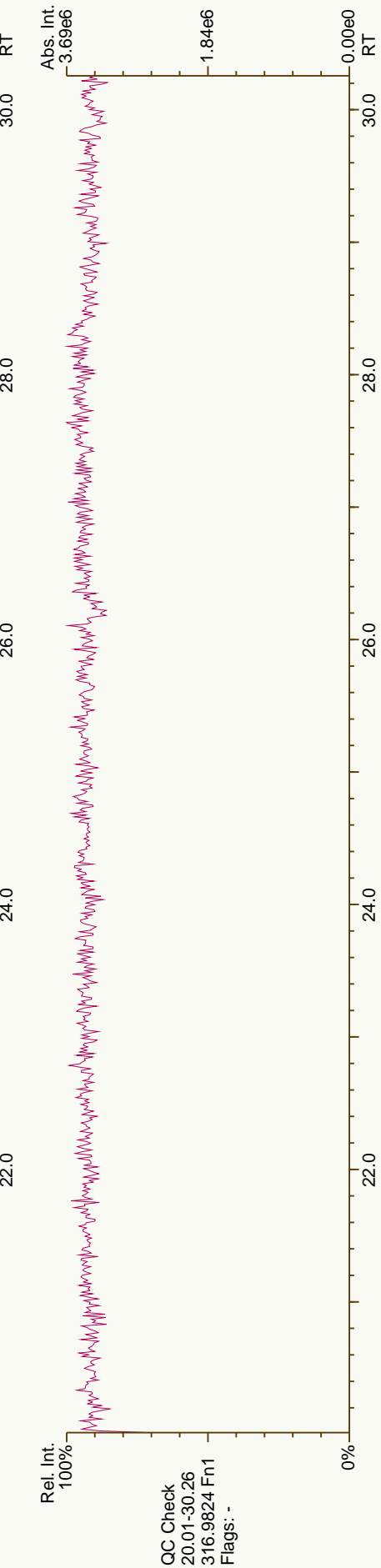




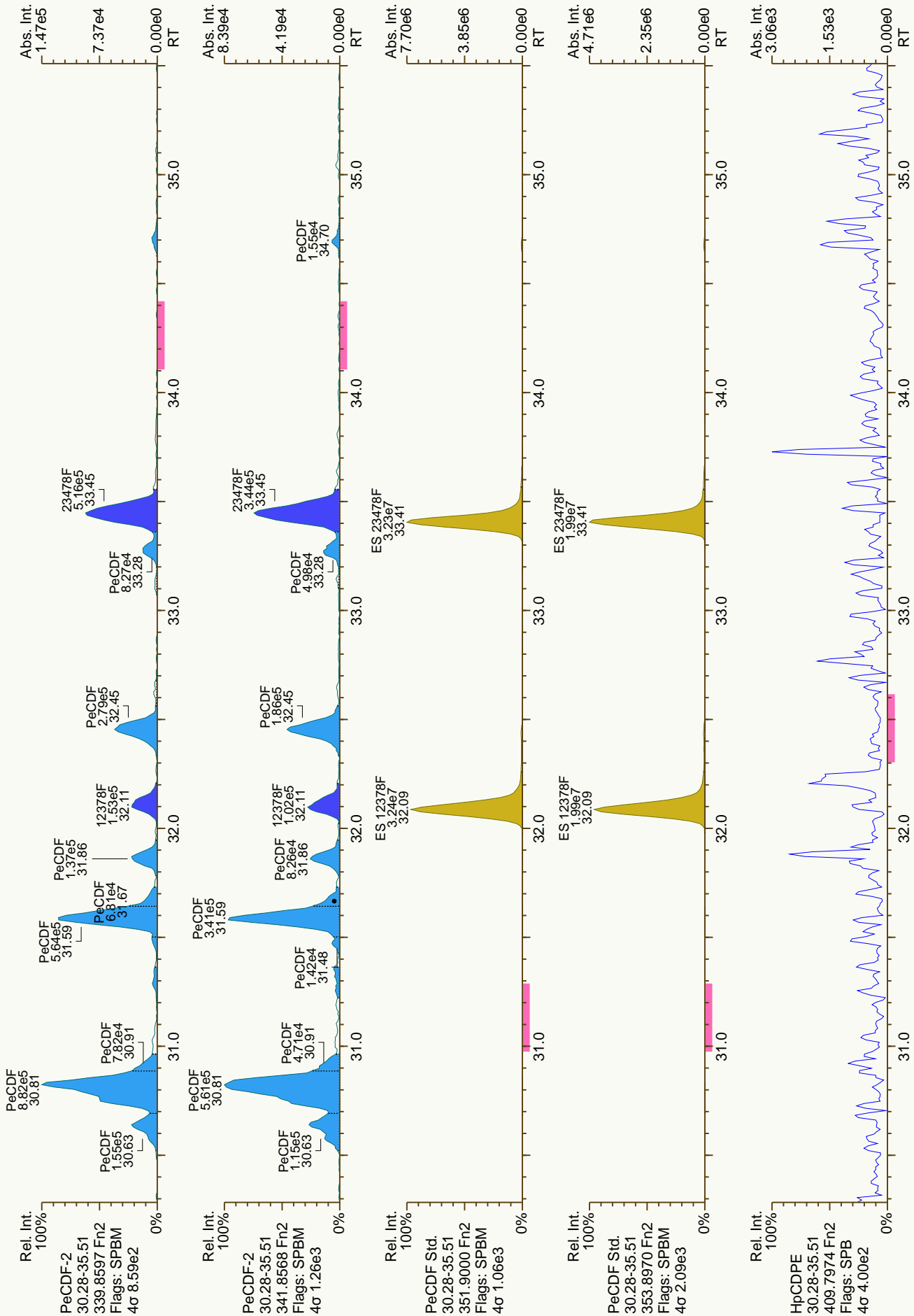


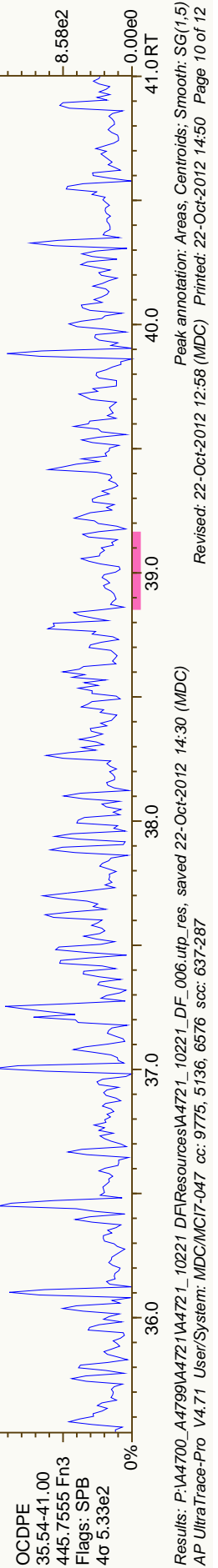
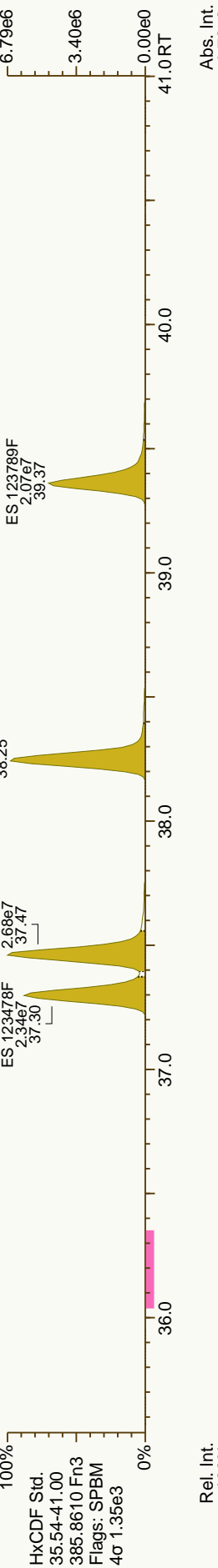
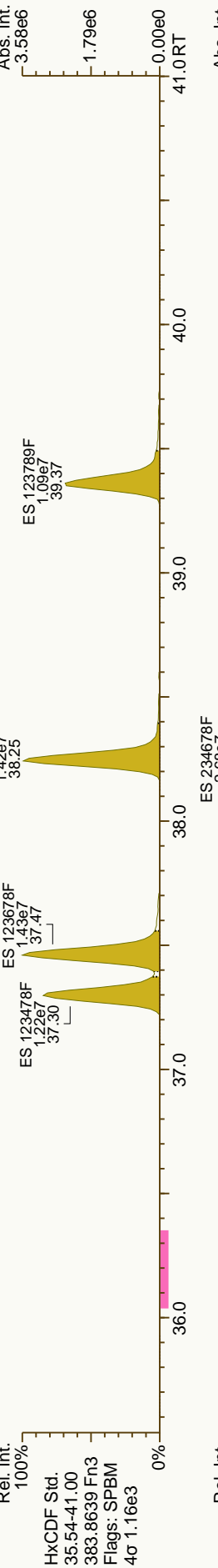
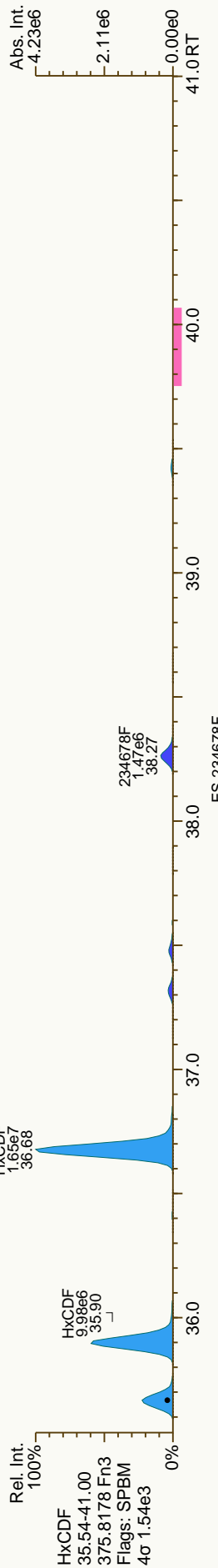
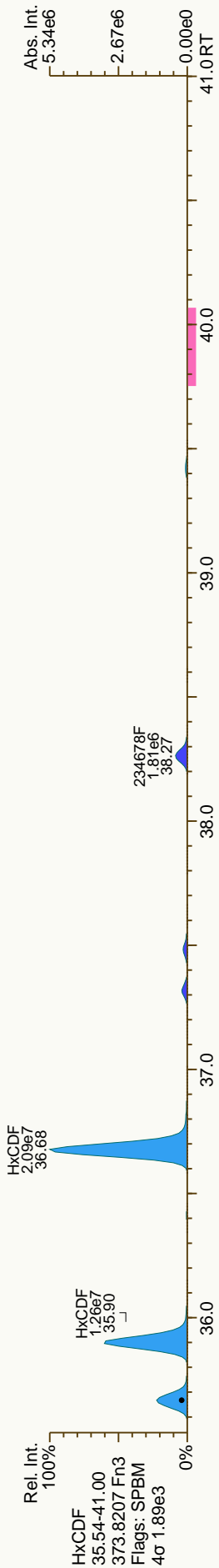


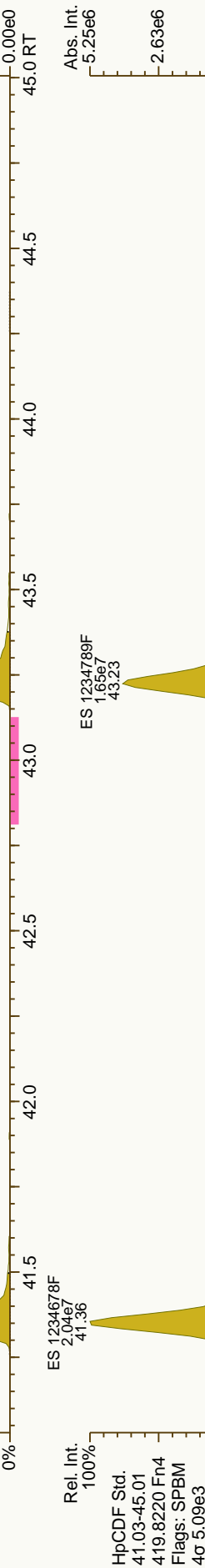
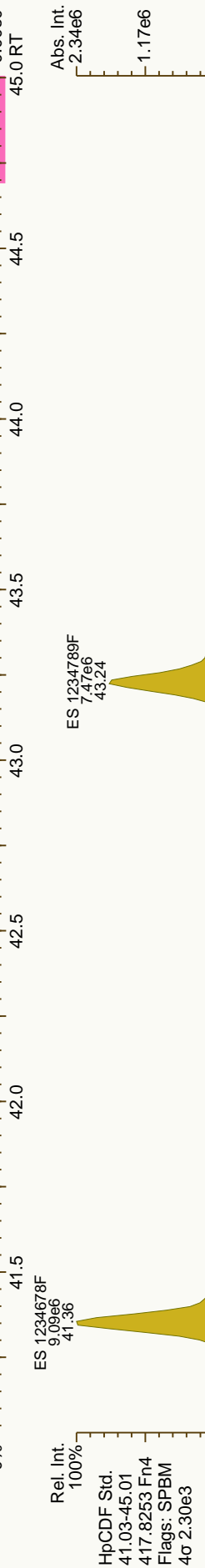

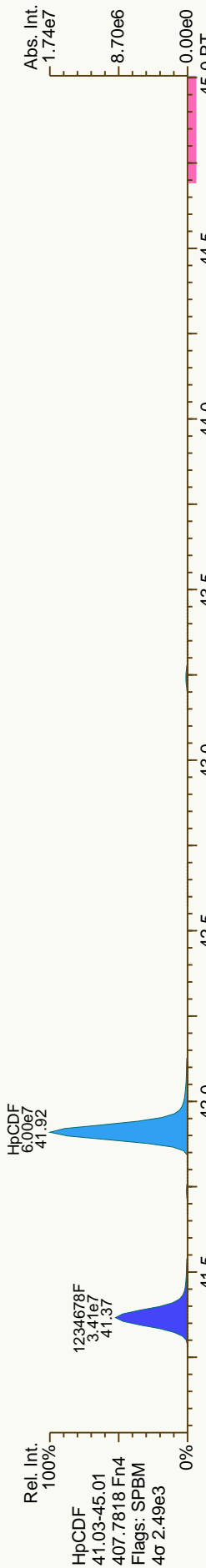



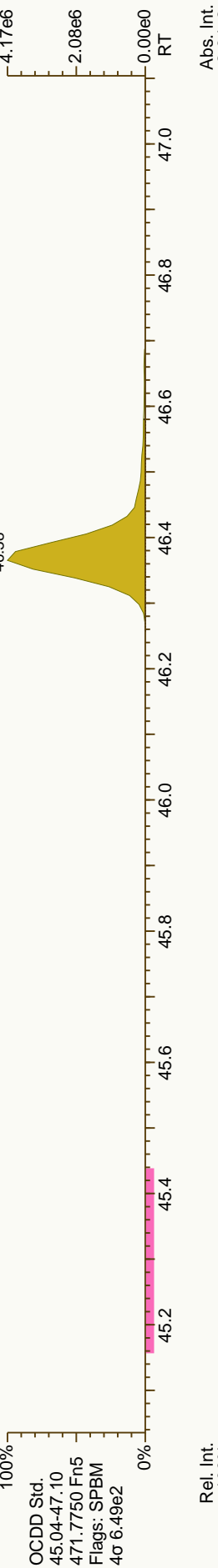
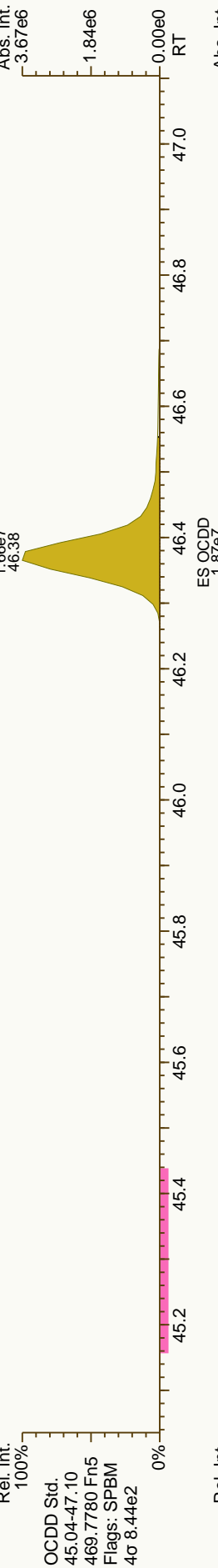
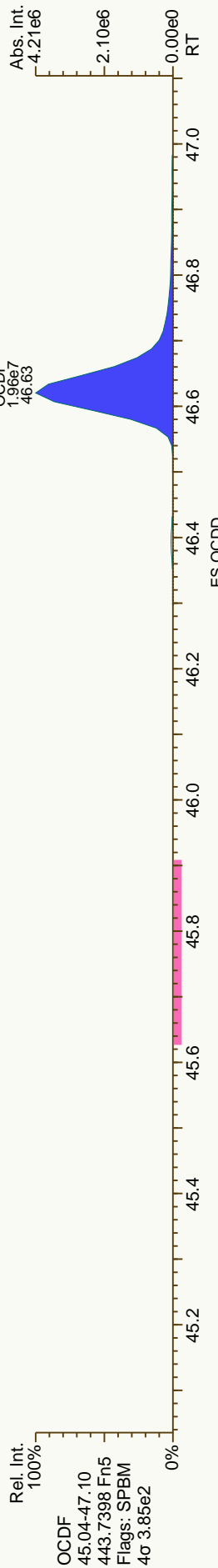













Quantify Sample Summary Report

Confirms Sample Summary

Dataset: C:\MassLynx\Default.pro\Results\c12nov12c-21_29.qld

Last Altered: Wednesday, 11/14/2012 9:27:16 AM Eastern Standard Time
 Printed: Wednesday, 11/14/2012 9:28:43 AM Eastern Standard Time

11-14-12

203246

Method: C:\MassLynx\Default.PRO\MethDB\VF\Xms-TCDF_Sm\oth.mdb 13 Nov 2012 08:24:11
 Calibration: C:\MassLynx\Default.PRO\CurveDB\VF\Xms-100212a_Confirm-TD.cdb 31 Oct 2012 14:37:39

Name: c12nov12c-26 ✓
 Date: 13-Nov-2012 ✓
 Time: 08:07:37 ✓
 ID: 31203246009 ✓
 User: JHL
 Submitter:
 Task: HRMS3

Name	Response	Ion1Area	Ion2Area	RA	RAFail?	MRRF	RT	Conc	EDL	SN1	SN2	M	Height1	Noise1	Height2	Noise2	Smp Size	FV
2378-TCDF	1.753e3	9.102e2	8.427e2	1.08	YES	1.218	21.26	0.702	0.2509	7.3	8.3	MM	1.229e4	1675	1.372e4	1661	21.14	20
ES:13C-2378-TCDF	1.938e5	8.592e4	1.079e5	0.80	NO	1.655	21.23	99.060	0.6469	362.8	429.1	bb	1.145e6	3155	1.418e6	3304	21.14	20
JS:13C-1234-TCDD	1.118e5	5.107e4	6.077e4	0.84	NO	1.000	21.14	94.607	1.0470	198.0	253.1	bb	6.516e5	3291	7.657e5	3025	21.14	20
Tetrafurans	-	6.816e3	-	-	-	1.218	-	6.537	0.2509	-	-	-	1.253e5	1675	-	-	21.14	20
F1 Lock Mass	-	-	-	-	-	-	-	-	-	-	-	-	-	44515	-	-	1.00	1

$$[TCDF] = \frac{1.753e3}{1.938e5} \left(\frac{2000ppm}{21.14g \times 0.4766} \right) \left(\frac{1}{1.21803} \right) = 1.47ppm$$

11-14-12

Quantify Sample Report MassLynx 4.1

Confirms Sample Summary

Dataset: C:\MassLynx\Default.pro\Results\c12nov12c-21_29.qld

Last Altered: Wednesday, 11/14/2012 9:27:16 AM Eastern Standard Time

Printed: Wednesday, 11/14/2012 9:28:43 AM Eastern Standard Time

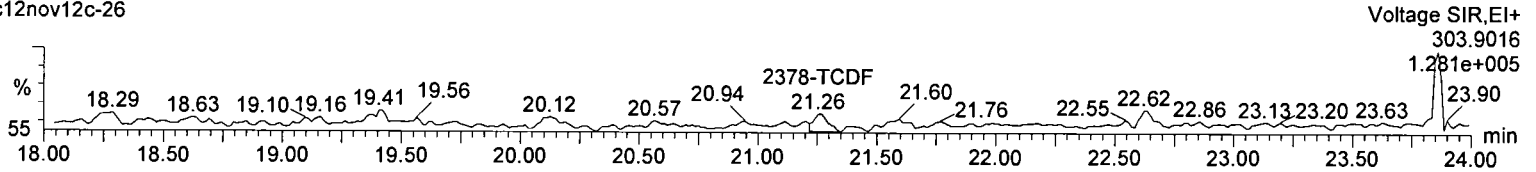
Method: C:\MassLynx\Default.PRO\MethDB\VFxms-TCDF_Smooth.mdb 13 Nov 2012 08:24:11

Calibration: C:\MassLynx\Default.PRO\CurveDB\VFxms-100212a_Confirm-TD.cdb 31 Oct 2012 14:37:39

Name: c12nov12c-26, ID: 31203246009

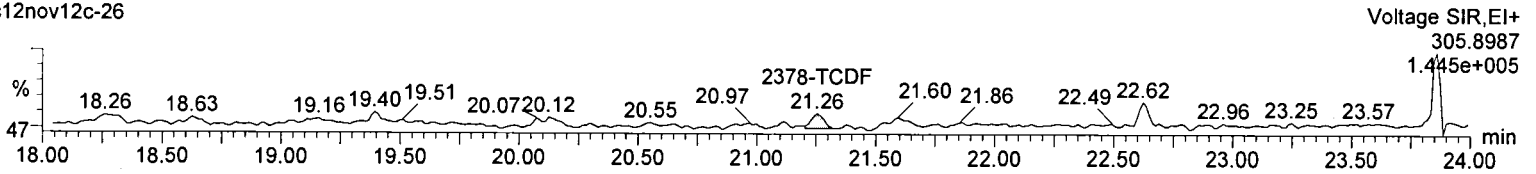
TCDF

c12nov12c-26



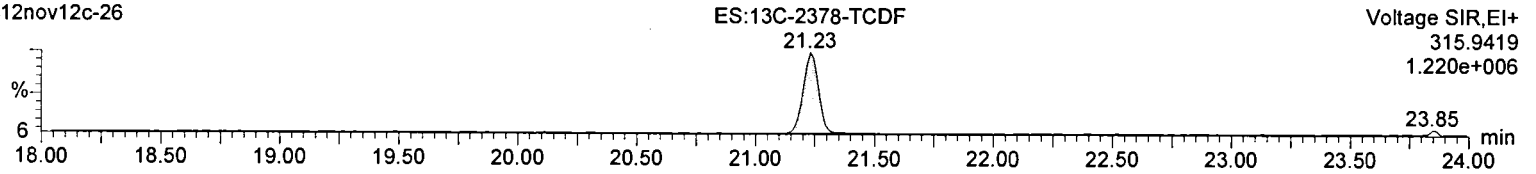
TCDF

c12nov12c-26



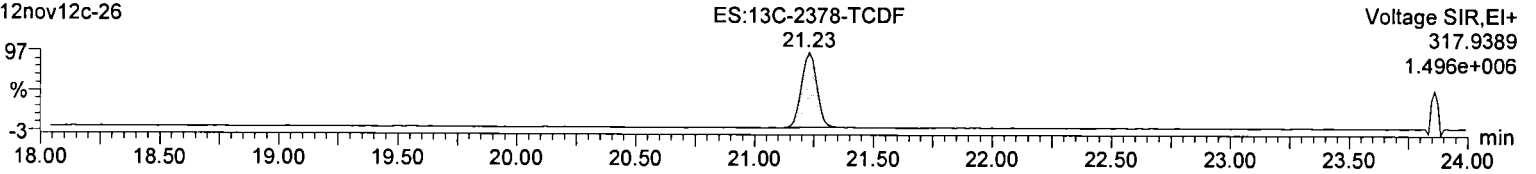
13C-TCDF

c12nov12c-26



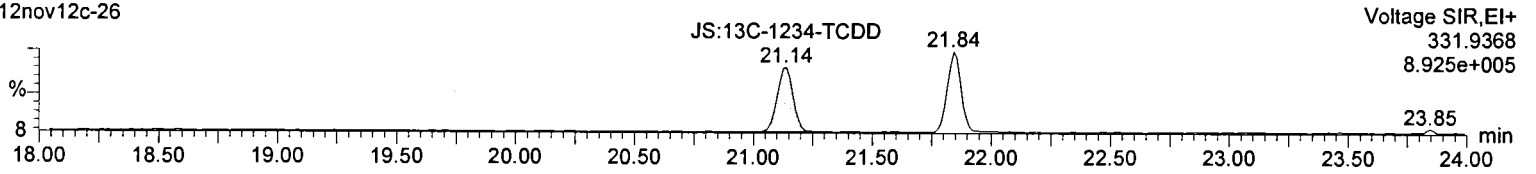
13C-TCDF

c12nov12c-26



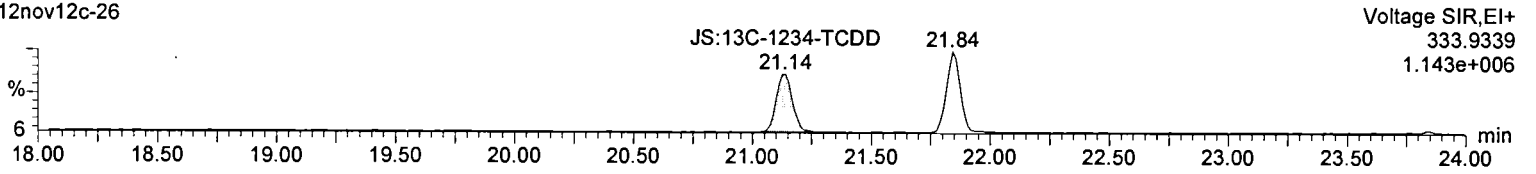
13C-TCDD

c12nov12c-26



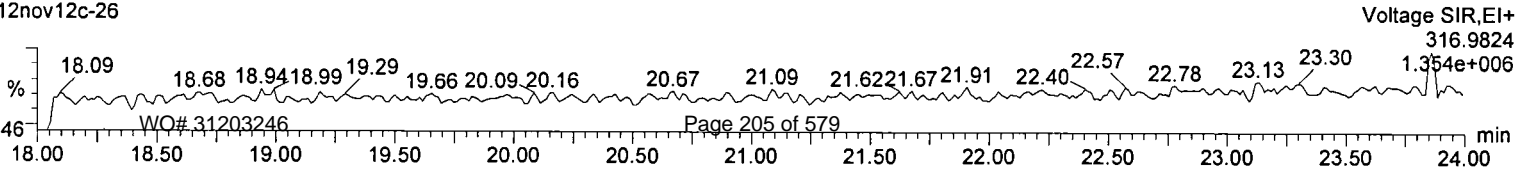
13C-TCDD

c12nov12c-26



F1 Lock Mass

c12nov12c-26



Manual Integrations

Dataset: C:\MassLynx\Default.pro\Results\c12nov12c-21_29.qld

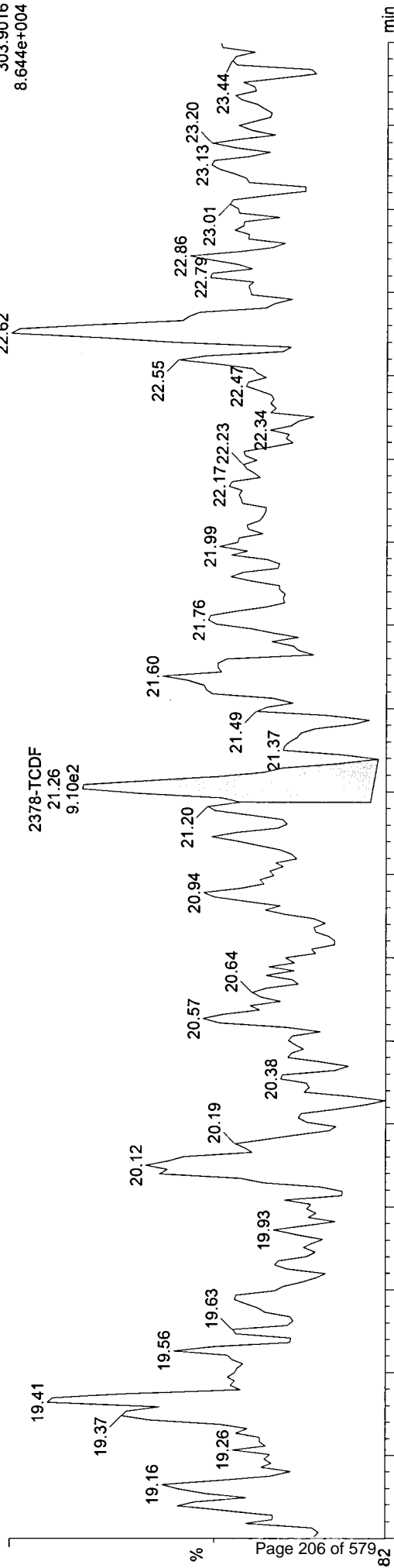
Method: C:\MassLynx\Default.PRO\MethDB\VF\Xms-TCDF_Smooth.mdb 13 Nov 2012 08:24:11
Calibration: C:\MassLynx\Default.PRO\CurveDB\VF\Xms-100212a_Confirm-TD.cdb 31 Oct 2012 14:37:39

Name: c12nov12c-26, ID: 31203246009, Description: A4721-10221-006, Date: 13-Nov-2012, Time: 08:07:37, User: JHL

2378-TCDF

c12nov12c-26

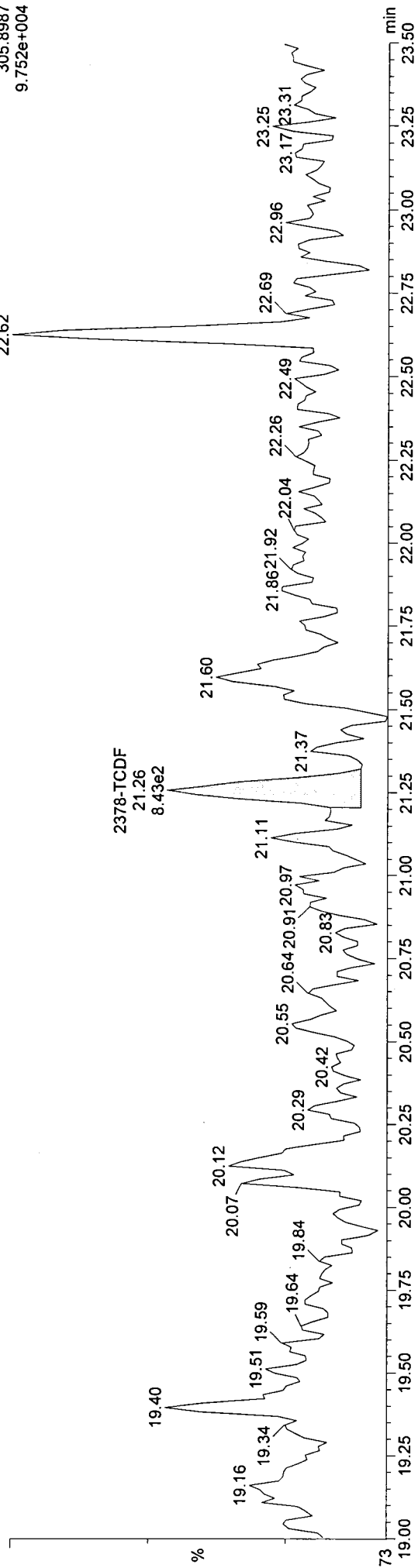
Voltage SIR, EI+
303.9016
8.644e+004



2378-TCDF

c12nov12c-26

Voltage SIR, EI+
305.8987
9.752e+004



Results of JW-EA06-SS24-120507

Client Sample ID: **JW-EA06-SS24-120507**
 Client Project ID: **Jeld-Wen Surface Sediments**
 Lab Sample ID: 31203246010-A
 Lab Project ID: 31203246

Collection Date: 05/07/2012 11:40
 Received Date: 05/09/2012 10:15
 Matrix: Soil-Solid as dry weight
 Solids (%): 69.90

Results by EPA 1613B

<u>Parameter</u>	<u>Result</u>	<u>EMPC</u>	<u>Qual</u>	<u>DL</u>	<u>LOQ/CL</u>	<u>Units</u>	<u>RT</u>	<u>Ratio</u>
2,3,7,8-TCDD		0.101	J	0.0461	0.491	pg/g	27.54	0.43*
1,2,3,7,8-PeCDD	0.394		J	0.106	2.45	pg/g	33.84	1.52
1,2,3,4,7,8-HxCDD	0.605		J	0.137	2.45	pg/g	38.49	1.28
1,2,3,6,7,8-HxCDD	3.11			0.149	2.45	pg/g	38.62	1.34
1,2,3,7,8,9-HxCDD	1.42		J	0.143	2.45	pg/g	38.96	1.09
1,2,3,4,6,7,8-HpCDD	50.5			0.279	2.45	pg/g	42.64	1.04
OCDD	329			0.209	4.91	pg/g	46.37	0.90
2,3,7,8-TCDF	0.917			0.0491	0.491	pg/g	26.56	0.87
2,3,7,8-TCDF [confirm]		1.29	J	0.450	1.74	pg/g	21.27	1.07*
1,2,3,7,8-PeCDF	0.248		J	0.0809	2.45	pg/g	32.12	1.34
2,3,4,7,8-PeCDF	0.513		J	0.0748	2.45	pg/g	33.45	1.41
1,2,3,4,7,8-HxCDF	0.453		J	0.0537	2.45	pg/g	37.32	1.39
1,2,3,6,7,8-HxCDF		0.300	J	0.0464	2.45	pg/g	37.48	1.02*
2,3,4,6,7,8-HxCDF	0.538		J	0.0491	2.45	pg/g	38.27	1.33
1,2,3,7,8,9-HxCDF	ND		U	0.0794	2.45	pg/g		
1,2,3,4,6,7,8-HpCDF	7.27			0.0785	2.45	pg/g	41.37	1.04
1,2,3,4,7,8,9-HpCDF		0.290	J	0.103	2.45	pg/g	43.25	1.45*
OCDF	10.6			0.149	4.91	pg/g	46.61	0.91
Total TCDD	5.41	5.95		0.0461	0.491	pg/g		
Total TCDF	8.47	9.62		0.0491	0.491	pg/g		
Total PeCDD	5.63	6.01		0.106	2.45	pg/g		
Total PeCDF	5.32	5.82		0.0778	2.45	pg/g		
Total HxCDD	39.9			0.143	2.45	pg/g		
Total HxCDF	11.1	11.5		0.0555	2.45	pg/g		
Total HpCDD	152			0.279	2.45	pg/g		
Total HpCDF	21.0	21.2		0.0892	2.45	pg/g		

World Health Organization Summary

	<u>Units</u>	<u>ND=0</u>	<u>ND=½</u>	<u>ND=DL</u>
WHO-2005 TEQ	pg/g	1.85	1.90	1.95
WHO-2005 TEQ w/EMPC	pg/g	2.11	2.11	2.12

Results of JW-EA06-SS24-120507

Client Sample ID: **JW-EA06-SS24-120507**
 Client Project ID: **Jeld-Wen Surface Sediments**
 Lab Sample ID: 31203246010-A
 Lab Project ID: 31203246

Collection Date: 05/07/2012 11:40
 Received Date: 05/09/2012 10:15
 Matrix: Soil-Solid as dry weight
 Solids (%): 69.90

Results by EPA 1613B

<u>Parameter</u>	<u>Result</u>	<u>EMPC</u>	<u>Qual</u>	<u>DL</u>	<u>LOQ/CL</u>	<u>Units</u>	<u>RT</u>	<u>Ratio</u>
Labeled Standards								
13C-2378-TCDF	105				24.0-169	%		
13C-2378-TCDD	98.0				25.0-164	%		
13C-12378-PeCDD	87.0				25.0-181	%		
13C-123478-HxCDD	97.0				32.0-141	%		
13C-123678-HxCDD	91.0				28.0-130	%		
13C-1234678-HpCDD	96.0				23.0-140	%		
13C-OCDD	66.0				17.0-157	%		
13C-2378-TCDF	99.0				24.0-169	%		
13C-12378-PeCDF	89.0				24.0-185	%		
13C-23478-PeCDF	89.0				21.0-178	%		
13C-123478-HxCDF	100				26.0-152	%		
13C-123678-HxCDF	111				26.0-123	%		
13C-234678-HxCDF	111				29.0-147	%		
13C-123789-HxCDF	93.0				28.0-136	%		
13C-1234678-HpCDF	89.0				28.0-143	%		
13C-1234789-HpCDF	91.0				26.0-138	%		
37Cl-2378-TCDD	108				35.0-197	%		

Batch Information

Analytical Batch: **HRD1890**
 Analytical Method: **EPA 1613B**
 Instrument: **APHRMS**
 Analyst: **MDC**
 Analytical Date/Time: **10/21/2012 15:53**

Prep Batch: **HXX1807**
 Prep Method: **EPA 1613 PREP S/D/T**
 Prep Date/Time: **10/11/2012 16:45**
 Prep Initial Wt./Vol.: **14.58 g**
 Prep Extract Vol: **20 uL**

Analytical Batch: **HRD1930**
 Analytical Method: **EPA 1613B**
 Instrument: **HRMS3**
 Analyst: **KAS**
 Analytical Date/Time: **11/13/2012 07:32**

Prep Batch: **HXX1807**
 Prep Method: **EPA 1613 PREP S/D/T**
 Prep Date/Time: **10/11/2012 16:45**
 Prep Initial Wt./Vol.: **14.58 g**
 Prep Extract Vol: **20 uL**

Lab ID: A4721_10221_DF_005 Acq'd: 21 Oct 2012 15:53 MDC Wt/Vol: 10.19 g ICAL: 1613_SGS
 Client ID: JW-EA06-SS24-120507 UTP: 22-Oct-2012 14:29 MDC J-level: 0.491 pg/g Split: 1 Checkcode: 572-899-SKH
 Datafile: 121020P3-02 Report: 22 Oct 2012 14:29 MC Stds (pg): JS: 2000 ES: 2000 CS/SS: 2000, 400 (37Cl)

Comp #	Name	Act RT	QC	Pred. RRT	Act. RRT	ΔSecs	Response	Ra	OK	RRF	Conc.	Noise	DL
1	2378-TCDD	27.54		1.0009	1.0003	-1.0	1.80E+04	0.43	N	1.08	0.101	652	0.0461
2	2378-PeCDD	33.84		1.0006	1.0002	-0.8	5.19E+04	1.52	Y	1.07	0.394	1208	0.106
3	23478-HxCDD	38.49		1.0004	1.0004	0	6.34E+04	1.28	Y	1.05	0.605	1421	0.137
4	123678-HxCDD	38.62		1.0039	1.0039	0	3.25E+05	1.34	Y	0.98	3.11	1421	0.148
5	123789-HxCDD	38.96		1.0129	1.0128	-0.2	1.48E+05	1.09	Y	1.01	1.42	1421	0.143
6	1234678-HpCDD	42.64		1.0005	1.0004	-0.3	4.63E+06	1.04	Y	1.09	50.4	2555	0.279
7	OCDD	46.37		1.0005	1.0004	-0.3	1.67E+07	0.90	Y	1.11	329	857	0.209
8	2378-TCDF	26.56		1.0009	1.0009	0	2.49E+05	0.87	Y	0.98	0.917	1015	0.0491
9	12378-PeCDF	32.12		1.0007	1.0005	-0.4	5.25E+04	1.34	Y	0.99	0.248	1409	0.0809
10	23478-PeCDF	33.45		1.0006	1.0011	+1.0	1.12E+05	1.41	Y	1.02	0.513	1409	0.0748
11	123478-HxCDF	37.32		1.0006	1.0005	-0.2	7.52E+04	1.39	Y	1.19	0.452	888	0.0537
12	123678-HxCDF	37.48		1.0005	1.0003	-0.4	5.95E+04	1.02	N	1.16	0.3	888	0.0464
13	234678-HxCDF	38.27		1.0006	1.0004	-0.5	1.03E+05	1.33	Y	1.18	0.538	888	0.0491
14	123789-HxCDF	Not Fnd		1.0005	-	-	-	-	-	1.09	-	888	0.0794
15	234678-HpCDF	41.37		1.0004	1.0002	-0.5	1.02E+06	1.04	Y	1.35	7.26	1034	0.0785
16	1234789-HpCDF	43.25		1.0004	1.0004	0	3.18E+04	1.45	N	1.34	0.29	1034	0.103
17	OCDF	46.61		1.0057	1.0056	-0.3	6.79E+05	0.91	Y	1.40	10.6	772	0.149
18	ES 2378-TCDD	27.53		1.0281	1.0278	-0.5	3.24E+07	0.80	Y	1.04	97.7		
19	ES 12378-PeCDD	33.84		1.2639	1.2632	-1.1	2.41E+07	1.59	Y	0.87	87.2		
20	ES 123478-HxCDD	38.47		0.9876	0.9876	0	1.96E+07	1.27	Y	0.94	96.7		
21	ES 123678-HxCDD	38.60		0.9910	0.9910	0	2.09E+07	1.31	Y	1.06	91.4		
22	ES 1234678-HpCDD	42.62		1.0943	1.0942	-0.2	1.65E+07	1.08	Y	0.80	96.2		
23	ES OCDD	46.35		1.1907	1.1899	-1.9	1.80E+07	0.90	Y	0.63	66.3		
24	ES 2378-TCDF	26.54		0.9907	0.9908	+0.2	5.46E+07	0.80	Y	1.74	98.7		
25	ES 12378-PeCDF	32.10		1.1992	1.1984	-1.3	4.20E+07	1.63	Y	1.49	88.5		
26	ES 23478-PeCDF	33.42		1.2484	1.2477	-1.1	4.21E+07	1.60	Y	1.48	89.2		
27	ES 123478-HxCDF	37.31		0.9577	0.9577	0	2.74E+07	0.51	Y	1.27	100		
28	ES 123678-HxCDF	37.47		0.9619	0.9620	+0.2	3.36E+07	0.54	Y	1.41	111		
29	ES 234678-HpCDF	38.26		0.9821	0.9820	-0.2	3.20E+07	0.53	Y	1.34	111		
30	ES 123789-HxCDF	39.38		1.0108	1.0109	+0.2	2.40E+07	0.54	Y	1.20	92.7		
31	ES 1234678-HpCDF	41.36		1.0618	1.0617	-0.2	2.03E+07	0.42	Y	1.06	89.1		
32	ES 1234789-HpCDF	43.23		1.1100	1.1098	-0.5	1.61E+07	0.45	Y	0.82	91.1		

Lab ID: A4721_10221_DF_005 Acq'd: 21 Oct 2012 15:53 MDC Wt/Vol: 10.19 g ICAL: 1613_SGS
 Client ID: JW-EA06-SS24-120507 UTP: 22-Oct-2012 14:29 MDC J-level: 0.491 pg/g Split: 1 Checkcode: 572-899-SKH
 Datafile: 121020P3-02 Report: 22 Oct 2012 14:29 MC Stds (pg): JS: 2000 ES: 2000 CS/SS: 2000, 400 (37Cl)

WV#	Name	Act RT	QC	Pred. RRT	Act. RRT	ΔSecs	Response	Ra	OK	RRF	Rec. %
1203246	JS 1234-TCDD	26.78		-	-	-	3.18E+07	0.81	Y	-	-
1203246	JS 123789-HxCDD	38.95		-	-	-	2.15E+07	1.25	Y	-	-
	CS 37Cl-2378-TCDD	27.56		1.0291	1.0288	-0.5	8.09E+06	n/a	-	1.17	108

Totals	Conc	EMPC	EDL
Total TCDD	5.41	5.94	0.0461
Total PeCDD	5.63	6	0.106
Total HxCDD	39.9	39.9	0.143
Total HpCDD	152	152	0.279
Total Tetra-Octa Dioxins	532	533	

Total TCDF	8.47	9.62	0.0491
Total PeCDF	5.32	5.82	0.0778
Total HxCDF	11.1	11.5	0.0554
Total HpCDF	20.9	21.2	0.0891
Total Tetra-Octa Furans	56.4	58.8	
Total Tetra-Octa Dioxins & Furans	589	592	

Lab ID: A4721_10221_DF_005 Acq'd: 21 Oct 2012 15:53 MDC Wt/Vol: 10.19 g ICAL: 1613_SGS
 Client ID: JW-EA06-SS24-120507 UTP: 22-Oct-2012 14:29 MDC J-level: 0.491 pg/g Split: 1 Checkcode: 572-899-SKH
 Datafile: 121020P3-02 Report: 22 Oct 2012 14:29 MC Stds (pg): JS: 2000 ES: 2000 CS/SS: 2000, 400 (37C)

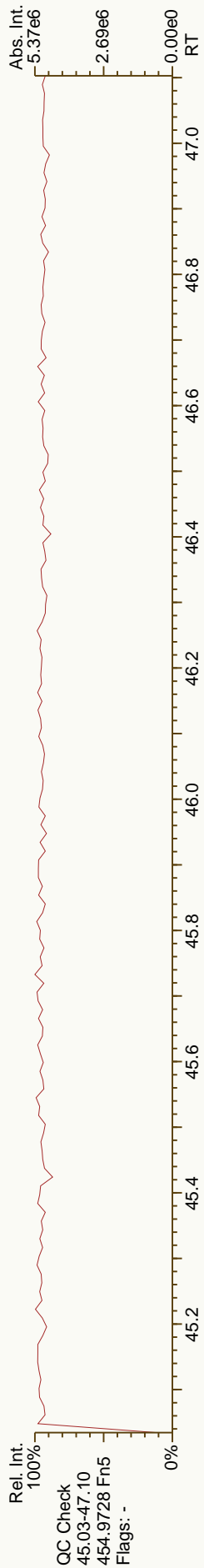
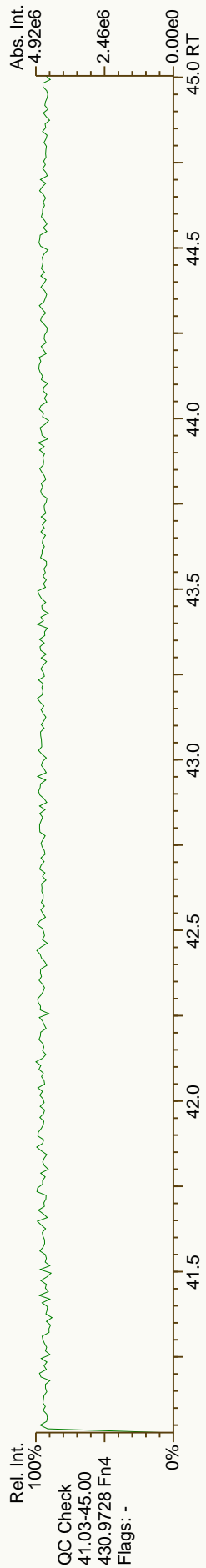
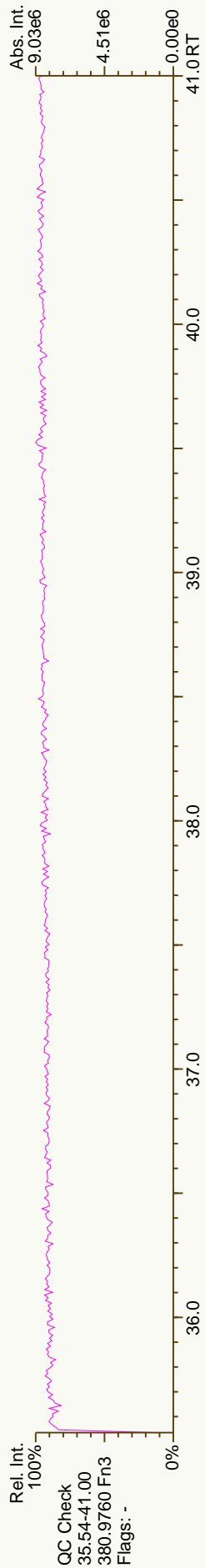
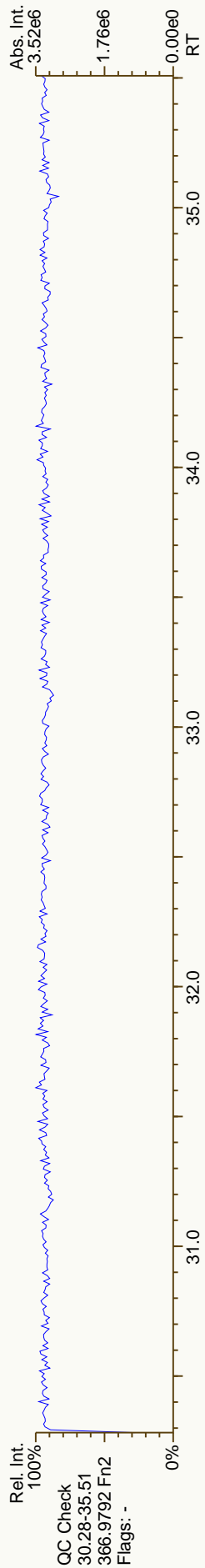
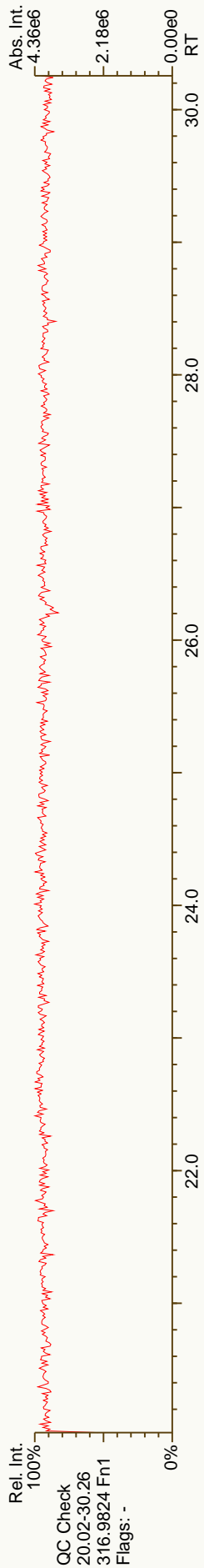
WV#	Name	Act RT	QC	Pred. RRT	Act. RRT	ΔSecs	Response	Ra	OK	RRF	Conc.	Noise	DL
1	TCDD	23.44		0.8504	0.8515	+1.8	2.79E+05	0.76	Y	1.08	1.56	652	0.0461
2	TCDD	23.84		0.8649	0.8660	+1.8	1.68E+05	0.77	Y	1.08	0.941	652	0.0461
3	TCDD	NotFnd		0.8835						1.08		652	0.0461
4	TCDD	25.19		0.9152	0.9149	-0.5	2.69E+05	0.73	Y	1.08	1.5	652	0.0461
5	TCDD	25.45		0.9241	0.9245	+0.7	4.28E+04	0.64	N	1.08	0.24	652	0.0461
6	TCDD	25.68		0.9327	0.9328	+0.2	4.85E+04	0.82	Y	1.08	0.271	652	0.0461
7	TCDD	25.89		0.9408	0.9405	-0.5	1.60E+04	0.95	N	1.08	0.0896	652	0.0461
8	TCDD	NotFnd		0.9512						1.08		652	0.0461
9	TCDD	26.37		0.9580	0.9577	-0.5	1.93E+04	0.65	N	1.08	0.108	652	0.0461
10	TCDD	26.80		0.9736	0.9735	-0.2	7.65E+04	0.85	Y	1.08	0.428	652	0.0461
11	TCDD	NotFnd		0.9785						1.08		652	0.0461
12	TCDD	27.25		0.9884	0.9898	+2.3	1.25E+05	0.77	Y	1.08	0.7	652	0.0461
13	TCDD	NotFnd		0.9945						1.08		652	0.0461
14	2378-TCDD	27.54		1.0009	1.0003	-1.0	1.80E+04	0.43	N	1.08	0.101	652	0.0461
15	TCDD	NotFnd		1.0147						1.08		652	0.0461
16	TCDD	NotFnd		1.0206						1.08		652	0.0461
17	TCDD	NotFnd		1.0423						1.08		652	0.0461
18	PeCDD	30.90		0.9131	0.9131	0	2.29E+05	1.69	Y	1.07	1.74	1208	0.106
19	PeCDD	31.52		0.9319	0.9315	-0.8	5.04E+04	1.58	Y	1.07	0.383	1208	0.106
20	PeCDD	32.18		0.9511	0.9511	0	1.57E+05	1.53	Y	1.07	1.19	1208	0.106
21	PeCDD	32.40		0.9576	0.9574	-0.4	4.84E+04	1.39	Y	1.07	0.368	1208	0.106
22	PeCDD	32.52		0.9611	0.9611	0	1.12E+05	1.64	Y	1.07	0.847	1208	0.106
23	PeCDD	32.81		0.9703	0.9696	-1.4	6.39E+04	1.65	Y	1.07	0.485	1208	0.106
24	PeCDD	33.26		0.9829	0.9830	+0.2	4.96E+04	2.10	N	1.07	0.377	1208	0.106
25	12378-PeCDD	33.84		1.0006	1.0002	-0.8	5.19E+04	1.52	Y	1.07	0.394	1208	0.106
26	PeCDD	NotFnd		1.0039						1.07		1208	0.106
27	PeCDD	34.38		1.0161	1.0161	0	2.84E+04	1.61	Y	1.07	0.216	1208	0.106
28	HxCDD	36.47		0.9479	0.9479	0	1.51E+06	1.23	Y	1.01	14.5	1421	0.143
29	HxCDD	37.25		0.9682	0.9681	-0.2	3.96E+05	1.28	Y	1.01	3.79	1421	0.143
30	HxCDD	37.59		0.9771	0.9771	0	1.48E+06	1.29	Y	1.01	14.2	1421	0.143
31	HxCDD	37.74		0.9811	0.9809	-0.5	1.47E+05	1.17	Y	1.01	1.41	1421	0.143
32	123478-HxCDD	38.49		1.0004	1.0004	0	6.34E+04	1.28	Y	1.05	0.605	1421	0.137
33	123678-HxCDD	38.62		1.0039	1.0039	0	3.25E+05	1.34	Y	0.98	3.11	1421	0.148
34	HxCDD	38.84		1.0097	1.0096	-0.2	9.38E+04	1.35	Y	1.01	0.897	1421	0.143
35	123789-HxCDD	38.96		1.0129	1.0128	-0.2	1.48E+05	1.09	Y	1.01	1.42	1421	0.143


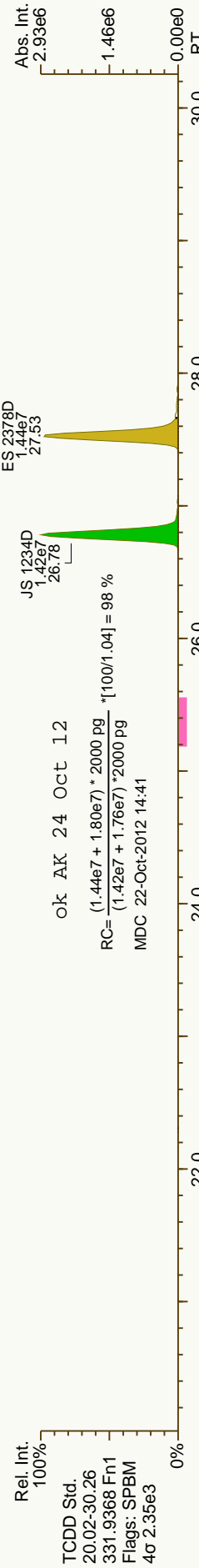

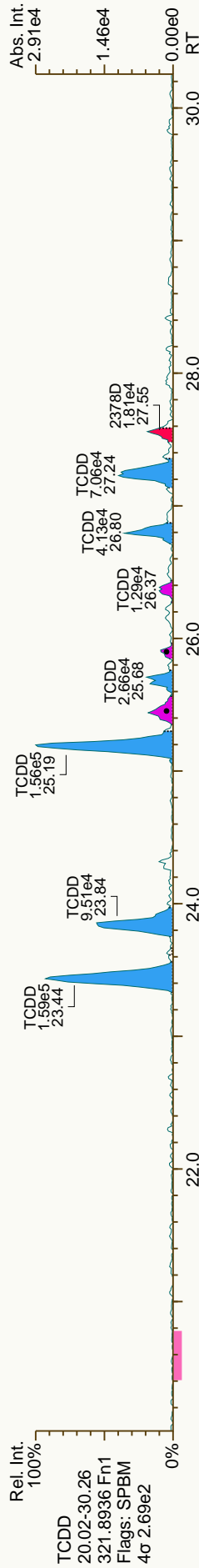
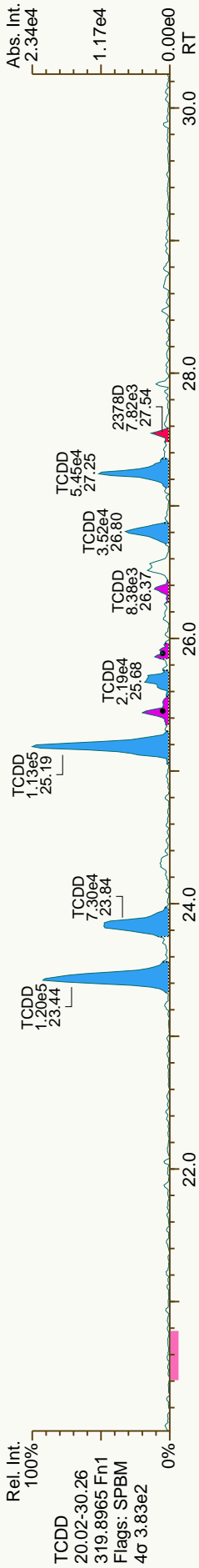
Lab ID: A4721_10221_DF_005 Acq'd: 21 Oct 2012 15:53 MDC Wt/Vol: 10.19 g ICAL: 1613_SGS
 Client ID: JW-EA06-SS24-120507 UTP: 22-Oct-2012 14:29 MDC J-level: 0.491 pg/g Split: 1 Checkcode: 572-899-SKH
 Datafile: 121020P3-02 Report: 22 Oct 2012 14:29 MC Stds (pg): JS: 2000 ES: 2000 CS/SS: 2000, 400 (37C1)

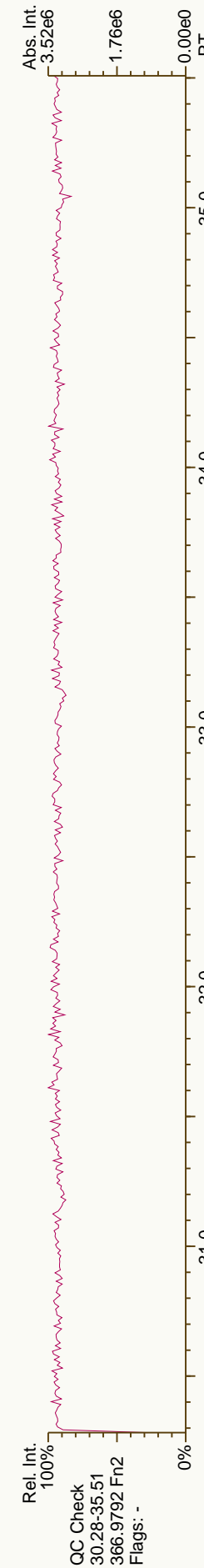
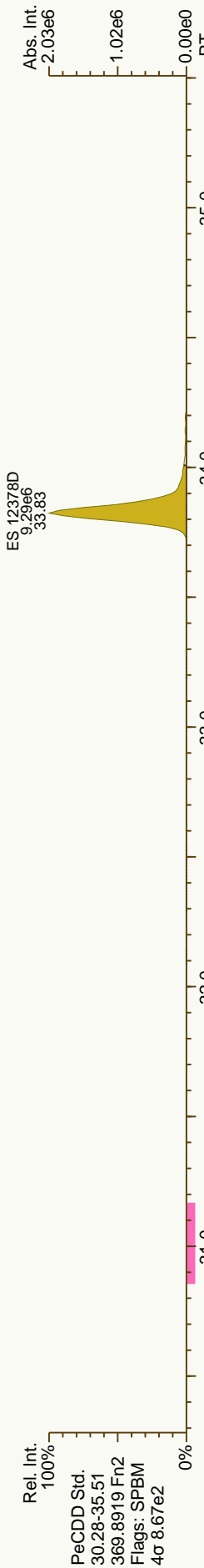
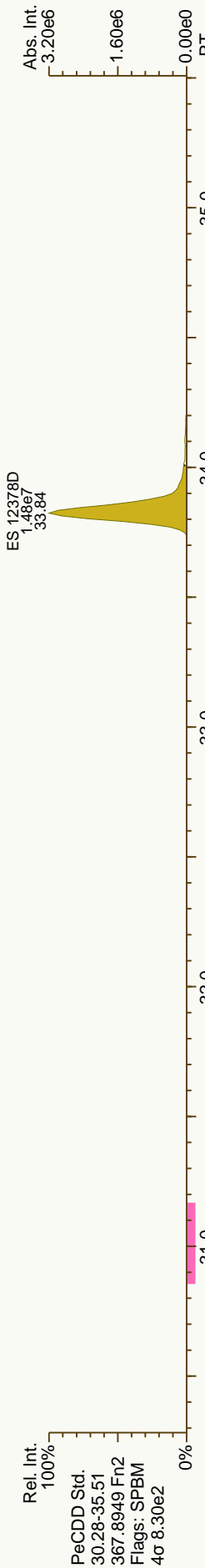
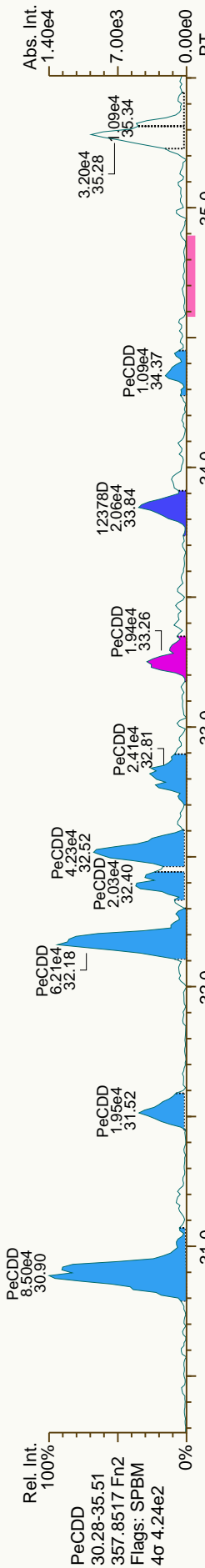
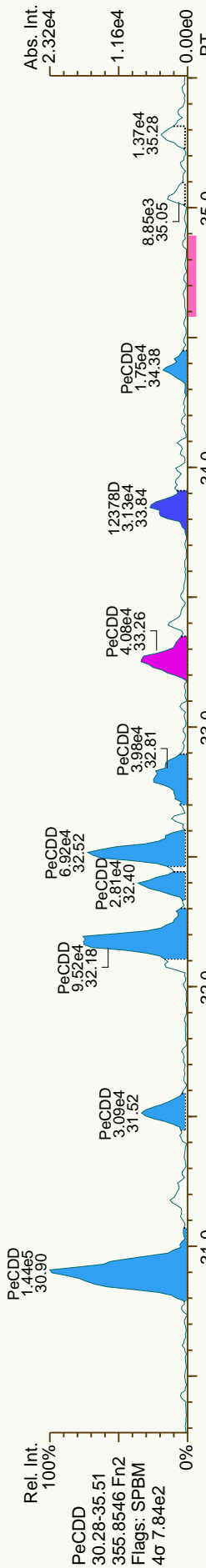
Comp #	Name	Act RT	QC	Pred. RRT	Act. RRT	ΔSecs	Response	Ra	OK	RRF	Conc.	Noise	DL
1	gHpCDD	41.74		0.9793	0.9792	-0.3	9.35E+06	1.06	Y	1.09	102	2555	0.279
2	234678-HpCDD	42.64		1.0005	1.0004	-0.3	4.63E+06	1.04	Y	1.09	50.4	2555	0.279
3	OCDD	46.37		1.0005	1.0004	-0.3	1.67E+07	0.90	Y	1.11	329	857	0.209
4	OCDD-a	46.36		1.0001	1.0002	+0.3	9.46E+05	2.69	Y	1.00	20.6	1173	0.316
5	TCDF	21.23		0.7983	0.7999	+2.5	9.36E+04	0.64	N	0.98	0.345	1015	0.0491
6	TCDF	21.78		0.8218	0.8208	-1.6	5.85E+04	0.71	Y	0.98	0.216	1015	0.0491
7	TCDF	22.45		0.8463	0.8460	-0.5	2.28E+05	0.78	Y	0.98	0.841	1015	0.0491
8	TCDF	22.86		0.8625	0.8616	-1.4	6.43E+04	0.64	N	0.98	0.237	1015	0.0491
9	TCDF	23.02		0.8677	0.8674	-0.5	2.72E+05	0.76	Y	0.98	1	1015	0.0491
10	TCDF	23.30		0.8787	0.8780	-1.1	5.10E+04	0.76	Y	0.98	0.188	1015	0.0491
11	TCDF	23.44		0.8840	0.8831	-1.4	1.84E+05	0.69	Y	0.98	0.679	1015	0.0491
12	TCDF	23.87		0.8998	0.8995	-0.5	1.41E+05	0.82	Y	0.98	0.521	1015	0.0491
13	TCDF	24.02		0.9054	0.9052	-0.3	6.24E+04	0.88	Y	0.98	0.23	1015	0.0491
14	TCDF	24.21		0.9125	0.9121	-0.6	1.14E+05	0.79	Y	0.98	0.422	1015	0.0491
15	TCDF	24.63		0.9279	0.9280	+0.2	6.08E+04	0.68	Y	0.98	0.224	1015	0.0491
16	TCDF	24.77		0.9334	0.9332	-0.3	8.49E+04	0.77	Y	0.98	0.313	1015	0.0491
17	TCDF	24.94		0.9381	0.9398	+2.7	1.80E+05	0.68	Y	0.98	0.663	1015	0.0491
18	TCDF	25.06		0.9439	0.9443	+0.6	1.31E+05	0.84	Y	0.98	0.483	1015	0.0491
19	TCDF	25.55		0.9630	0.9628	-0.3	1.71E+05	0.81	Y	0.98	0.631	1015	0.0491
20	TCDF	25.67		0.9674	0.9673	-0.2	3.00E+04	0.73	Y	0.98	0.111	1015	0.0491
21	TCDF	25.86		0.9746	0.9744	-0.3	6.34E+04	0.92	N	0.98	0.234	1015	0.0491
22	TCDF	26.08		0.9829	0.9827	-0.3	4.37E+04	1.06	N	0.98	0.161	1015	0.0491
23	TCDF	26.31		0.9916	0.9913	-0.5	5.95E+04	0.67	Y	0.98	0.22	1015	0.0491
24	TCDF	26.42		0.9963	0.9954	-1.4	5.67E+04	0.71	Y	0.98	0.209	1015	0.0491
25	2378-TCDF	26.56		1.0009	1.0009	0	2.49E+05	0.87	Y	0.98	0.917	1015	0.0491
26	TCDF	26.98		1.0166	1.0165	-0.2	1.62E+05	0.82	Y	0.98	0.598	1015	0.0491
27	TCDF	NotFnd		1.0274						0.98		1015	0.0491
28	TCDF	NotFnd		1.0390						0.98		1015	0.0491
29	TCDF	28.86		1.0886	1.0877	-1.4	4.71E+04	1.01	N	0.98	0.174	1015	0.0491
30	PeCDF	28.85		0.8975	0.8987	+2.3	4.74E+05	1.75	Y	1.00	2.21	904	0.0499
31	PeCDF	30.63		0.9542	0.9543	+0.2	9.39E+04	1.46	Y	1.00	0.437	1409	0.0778
32	PeCDF	30.81		0.9587	0.9597	+1.9	2.27E+05	1.60	Y	1.00	1.06	1409	0.0778
33	PeCDF	30.89		0.9636	0.9624	-2.3	4.82E+04	1.57	Y	1.00	0.225	1409	0.0778
34	PeCDF	NotFnd		0.9671						1.00		1409	0.0778
35	PeCDF	31.33		0.9760	0.9759	-0.2	1.72E+04	1.31	N	1.00	0.0799	1409	0.0778
36	PeCDF	NotFnd		0.9810						1.00		1409	0.0778

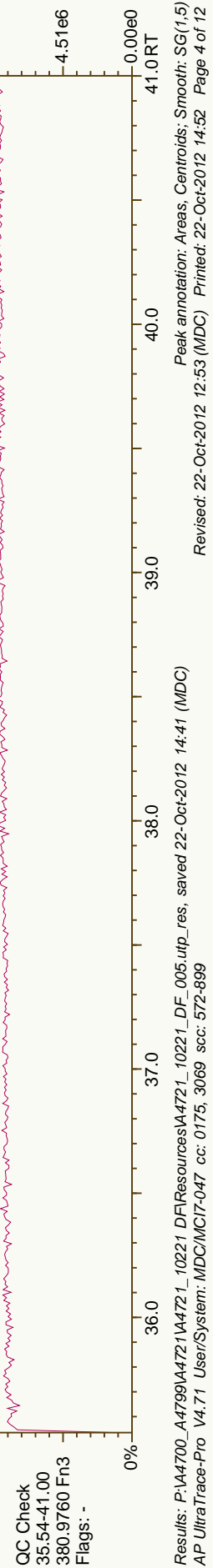
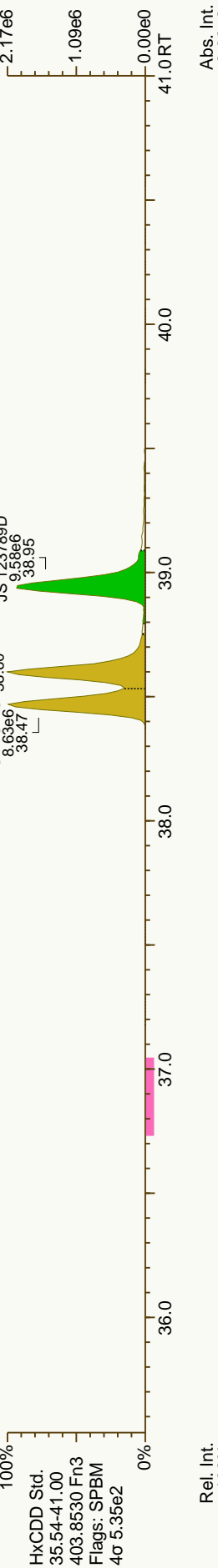
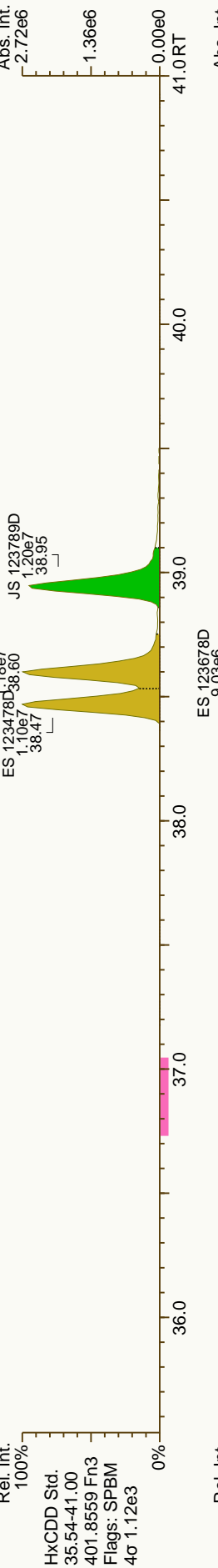
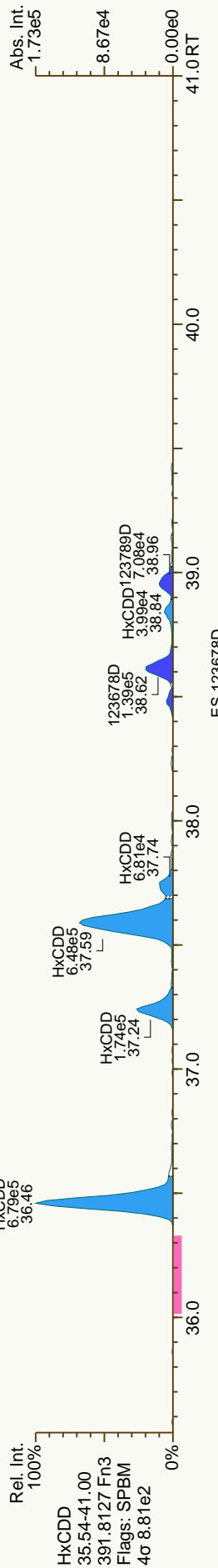
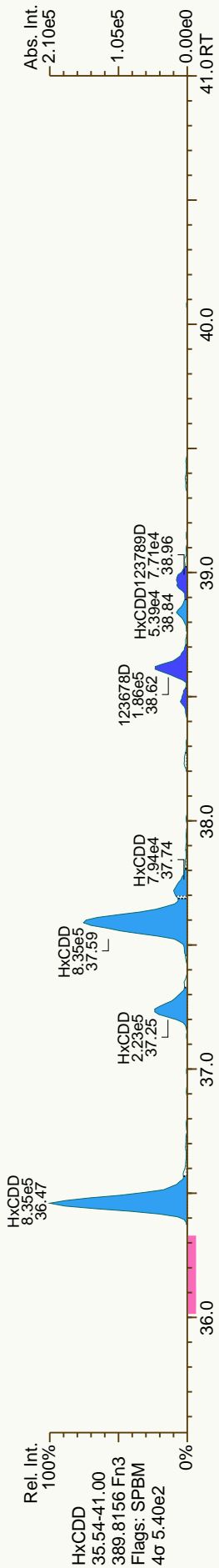
Lab ID: A4721_10221_DF_005 Acq'd: 21 Oct 2012 15:53 MDC Wt/Vol: 10.19 g ICAL: 1613_SGS
 Client ID: JW-EA06-SS24-120507 UTP: 22-Oct-2012 14:29 MDC J-level: 0.491 pg/g Split: 1 Checkcode: 572-899-SKH
 Datafile: 121020P3-02 Report: 22 Oct 2012 14:29 MC Stds (pg): JS: 2000 ES: 2000 CS/SS: 2000, 400 (37C1)

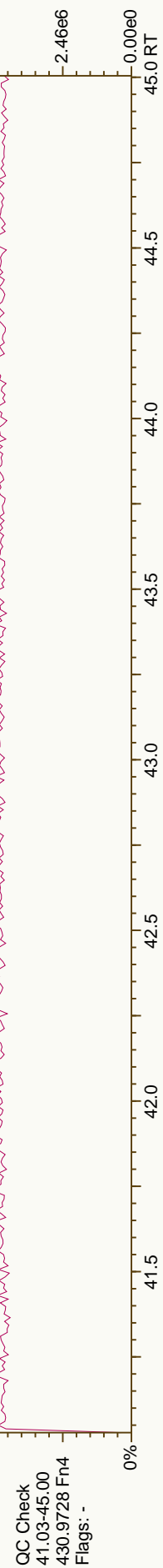
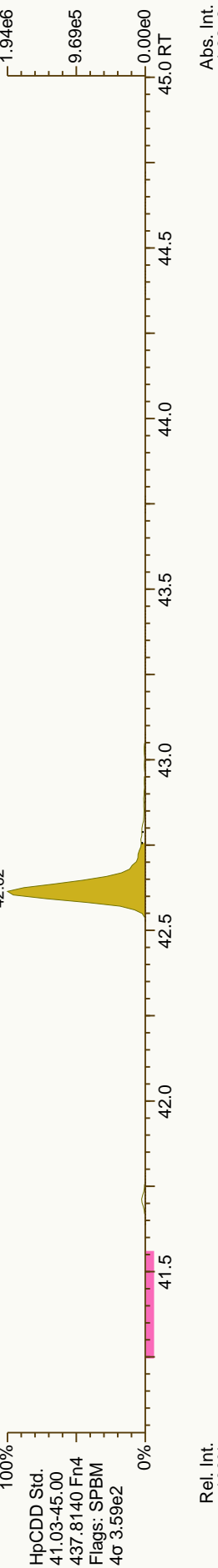
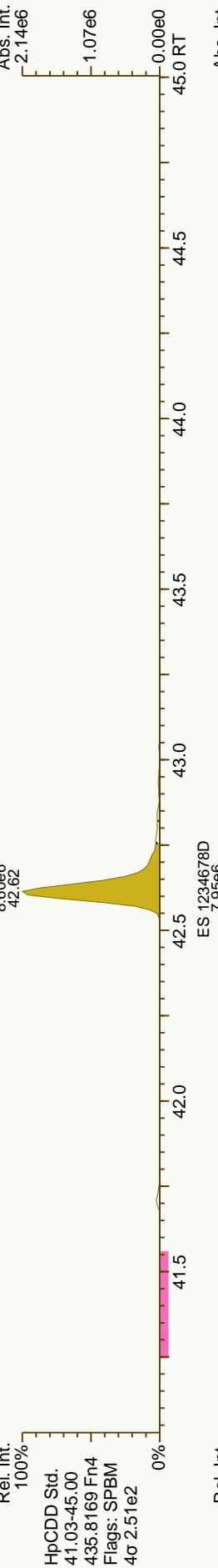
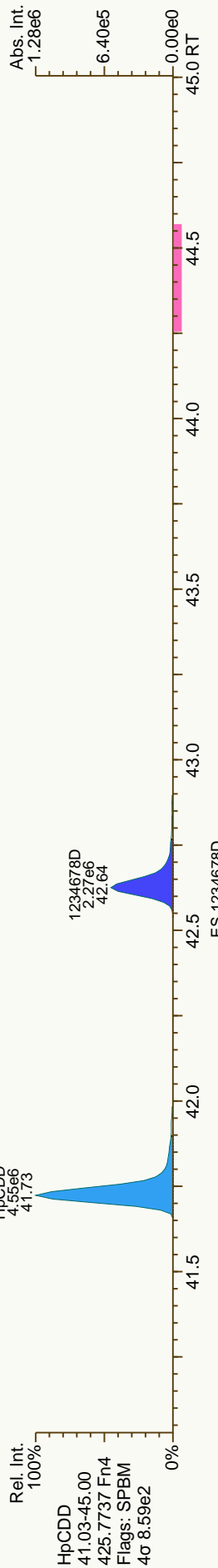
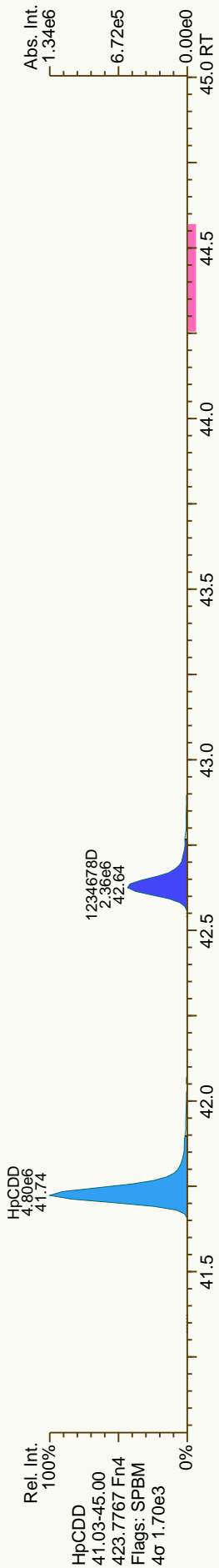
Comp #	Name	Act RT	QC	Pred. RRT	Act. RRT	ΔSecs	Response	Ra	OK	RRF	Conc.	Noise	DL
1	PeCDF	31.59		0.9847	0.9842	-1.0	8.12E+04	1.44	Y	1.00	0.378	1409	0.0778
2	PeCDF	31.67		0.9870	0.9867	-0.6	1.88E+04	1.06	N	1.00	0.0874	1409	0.0778
3	PeCDF	31.86		0.9930	0.9925	-1.0	1.98E+04	1.35	Y	1.00	0.0924	1409	0.0778
4	12378-PeCDF	32.12		1.0007	1.0005	-0.4	5.25E+04	1.34	Y	0.99	0.248	1409	0.0809
	PeCDF	32.45		1.0113	1.0109	-0.8	7.24E+04	1.26	N	1.00	0.337	1409	0.0778
	PeCDF	NotFnd		1.0169						1.00		1409	0.0778
	PeCDF	NotFnd		0.9917						1.00		1409	0.0778
	PeCDF	33.28		0.9962	0.9959	-0.6	3.38E+04	1.64	Y	1.00	0.157	1409	0.0778
	23478-PeCDF	33.45		1.0006	1.0011	+1.0	1.12E+05	1.41	Y	1.02	0.513	1409	0.0748
	PeCDF	NotFnd		0.0000						1.02	0	0	0
	PeCDF	NotFnd		1.0023						1.00		1409	0.0778
	PeCDF	NotFnd		1.0120						1.00		1409	0.0778
	PeCDF	NotFnd		1.0389						1.00		1409	0.0778
	HxCDF	35.68		0.9565	0.9564	-0.2	2.08E+05	1.24	Y	1.15	1.21	888	0.0554
	HxCDF	35.92		0.9627	0.9627	0	6.43E+05	1.37	Y	1.15	3.74	888	0.0554
	HxCDF	NotFnd		0.9700						1.15		888	0.0554
	HxCDF	NotFnd		0.9762						1.15		888	0.0554
	HxCDF	36.69		0.9833	0.9835	+0.4	8.48E+05	1.17	Y	1.15	4.94	888	0.0554
	HxCDF	37.19		0.9968	0.9968	0	2.90E+04	1.21	Y	1.15	0.169	888	0.0554
	123478-HxCDF	37.32		1.0006	1.0005	-0.2	7.52E+04	1.39	Y	1.19	0.452	888	0.0537
	123678-HxCDF	37.48		1.0005	1.0003	-0.4	5.95E+04	1.02	N	1.16	0.3	888	0.0464
	HxCDF	NotFnd		1.0055						1.15		888	0.0554
	HxCDF	NotFnd		1.0102						1.15		888	0.0554
	HxCDF	NotFnd		0.9933						1.15		888	0.0554
	234678-HxCDF	38.27		1.0006	1.0004	-0.5	1.03E+05	1.33	Y	1.18	0.538	888	0.0491
	HxCDF	NotFnd		0.0000						1.18	0	0	0
	HxCDF	NotFnd		1.0009						1.15		888	0.0554
	123789-HxCDF	NotFnd		1.0005						1.09		888	0.0794
	HxCDF	NotFnd		0.0000						1.09	0	0	0
	123489-HxCDF	39.41		1.0013	1.0008	-1.2	2.44E+04	1.45	N	1.15	0.142	888	0.0554
	1234678-HpCDF	41.37		1.0004	1.0002	-0.5	1.02E+06	1.04	Y	1.35	7.26	1034	0.0785
	HpCDF	41.72		1.0091	1.0088	-0.7	3.98E+04	1.05	Y	1.34	0.319	1034	0.0891
	HpCDF	41.91		1.0140	1.0133	-1.7	1.67E+06	1.03	Y	1.34	13.4	1034	0.0891
	1234789-HpCDF	43.25		1.0004	1.0004	0	3.18E+04	1.45	N	1.34	0.29	1034	0.103
	OCDF	46.61		1.0057	1.0056	-0.3	6.79E+05	0.91	Y	1.40	10.6	772	0.149
	OCDF-a	NotFnd		1.0053						1.00		790	0.213

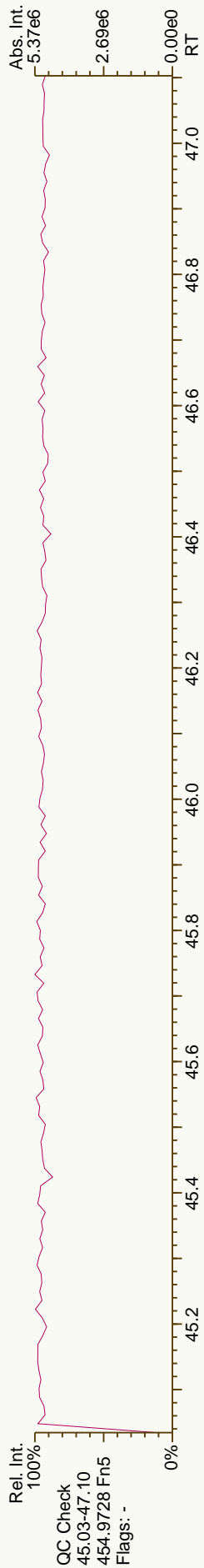
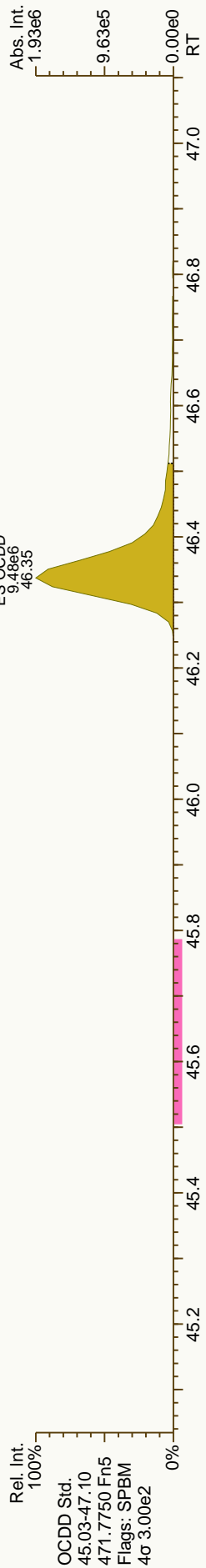
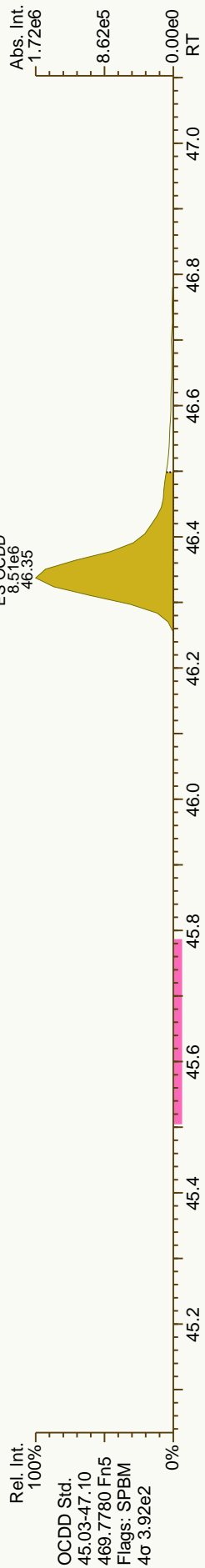
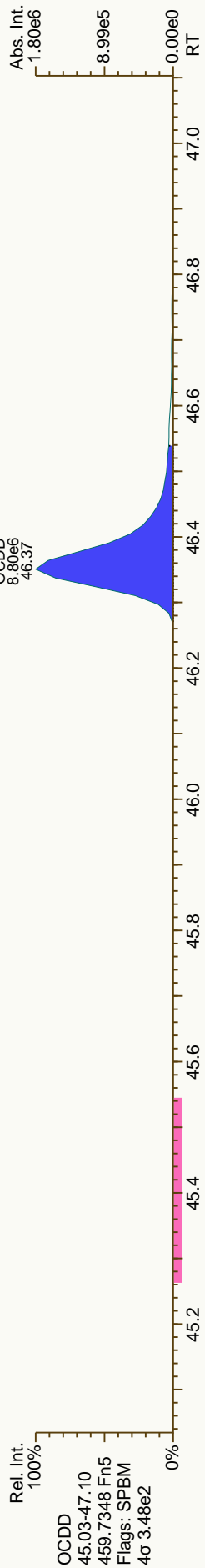
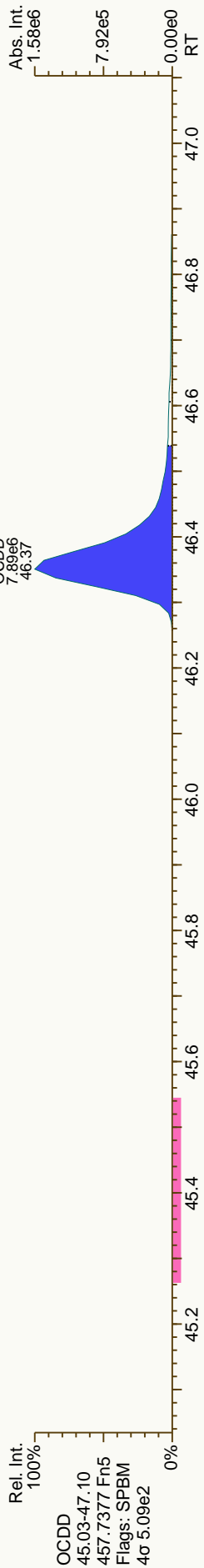


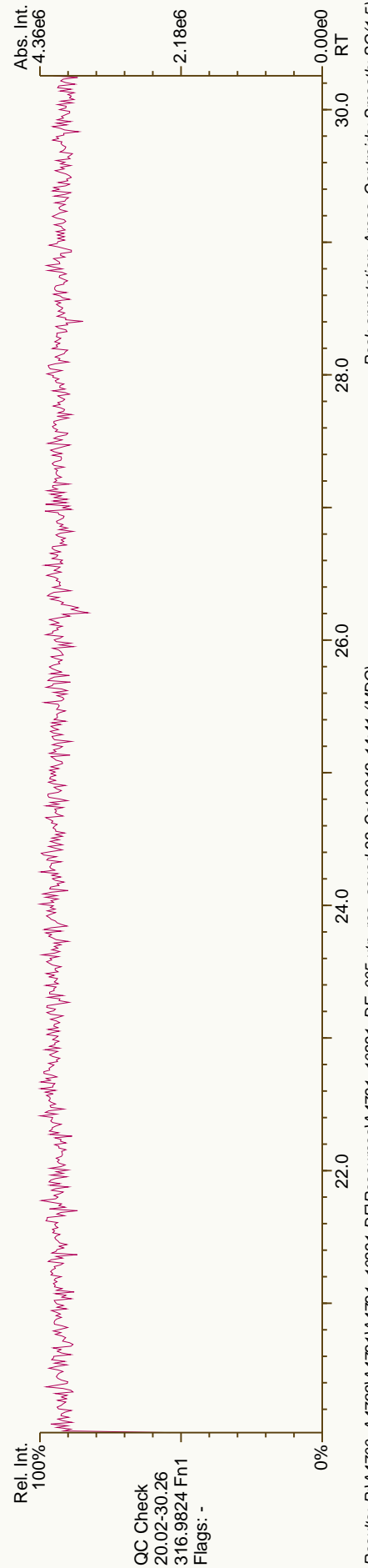
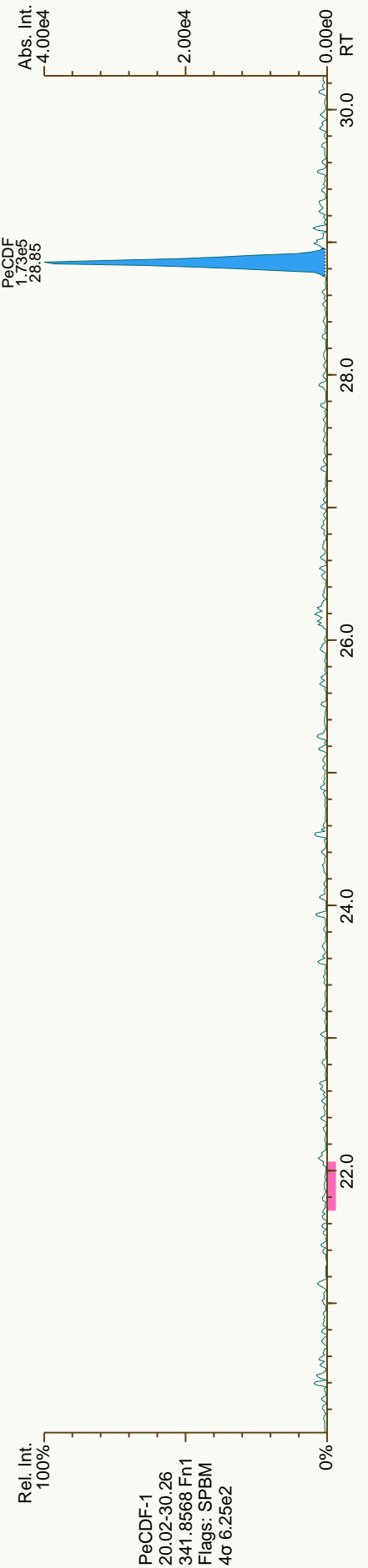
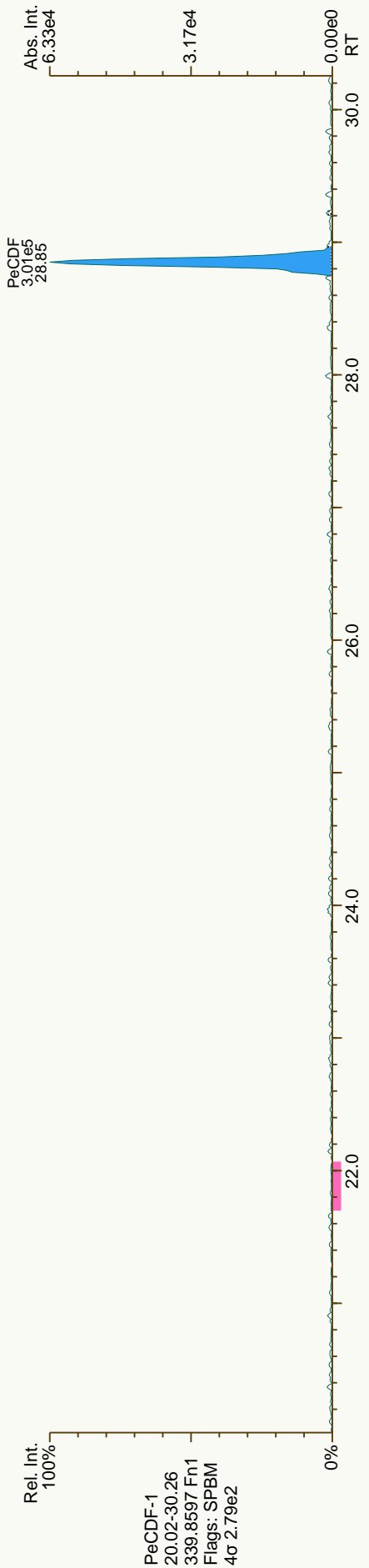


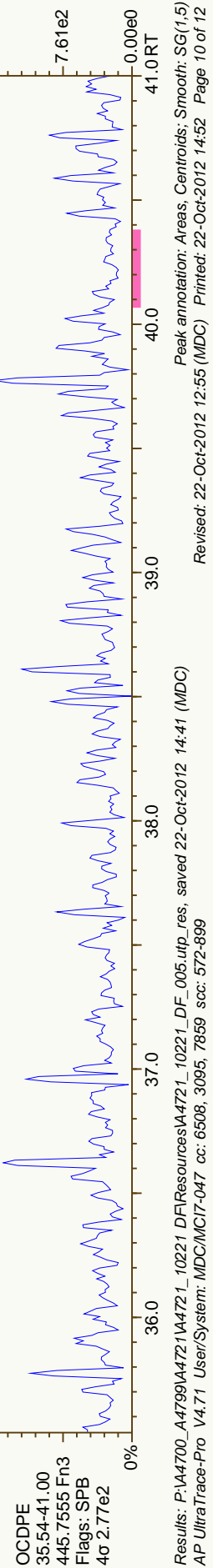
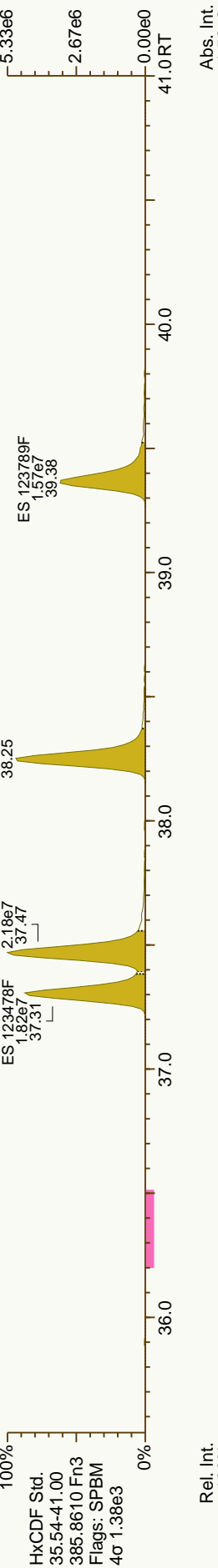
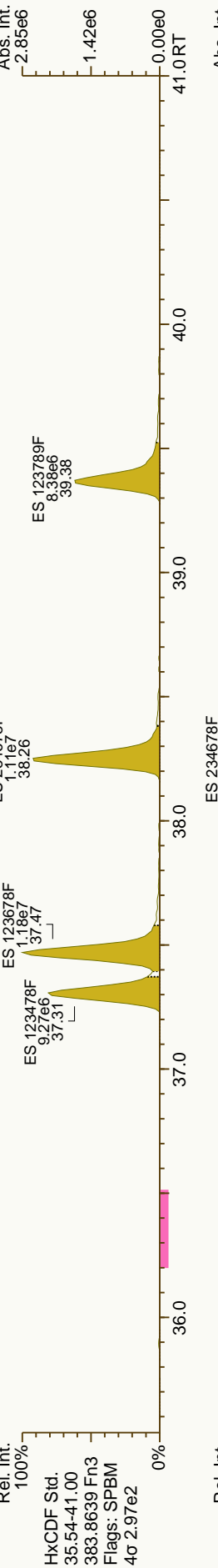
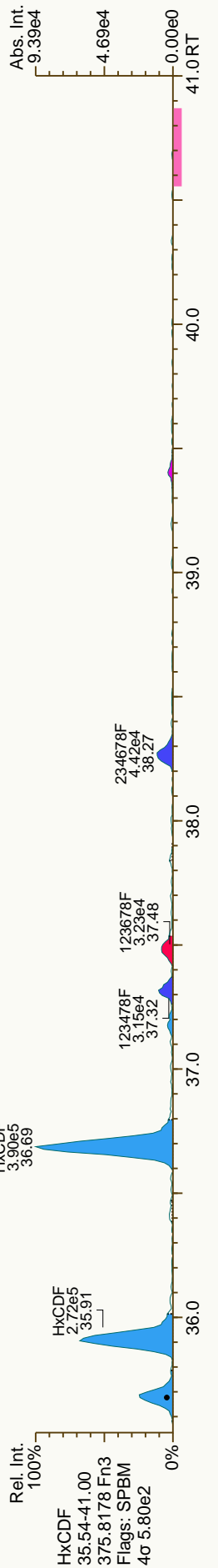
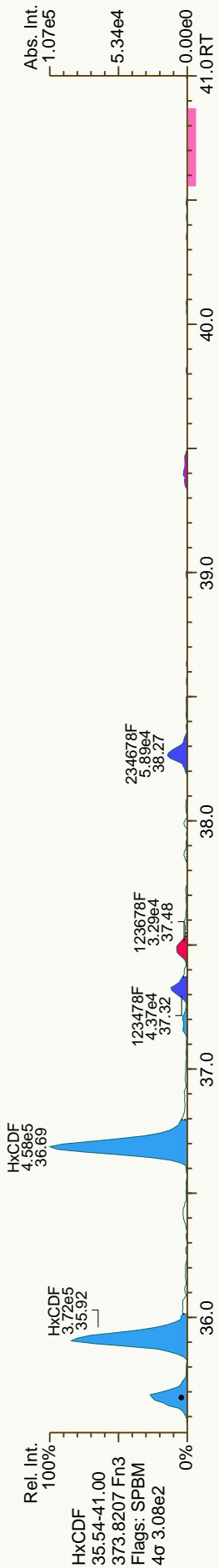


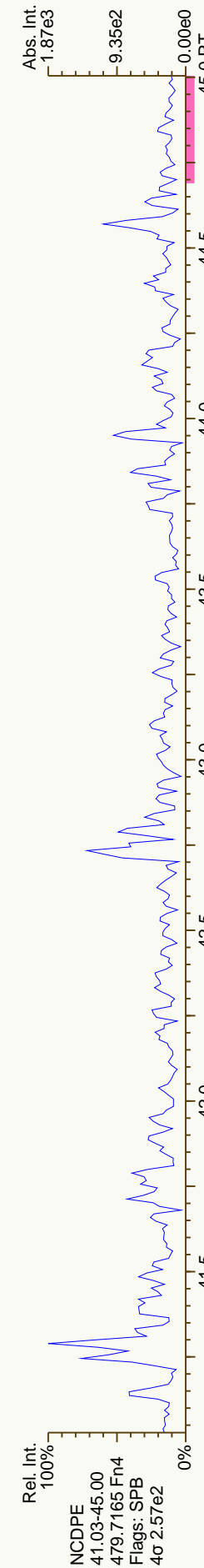
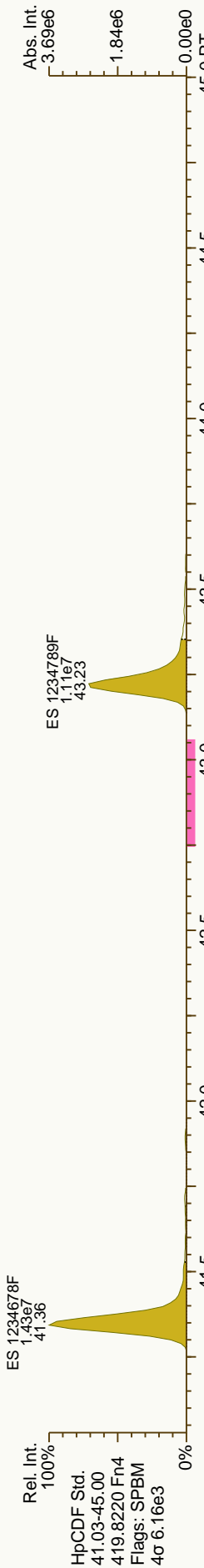
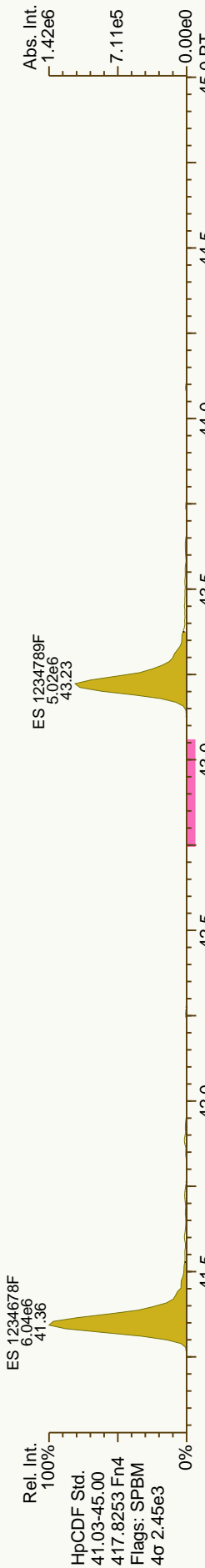
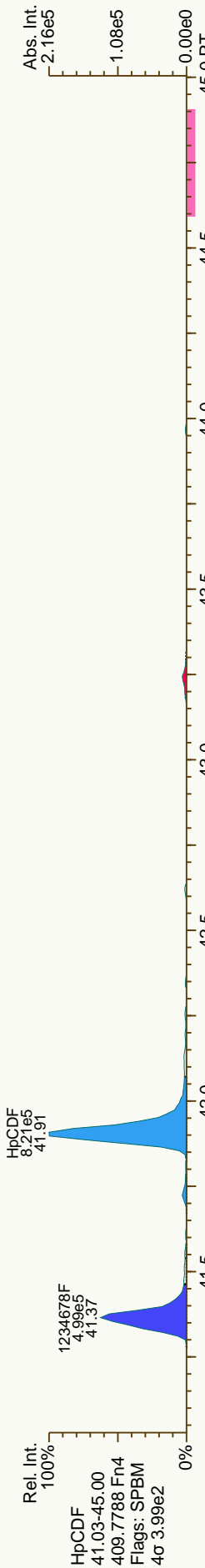
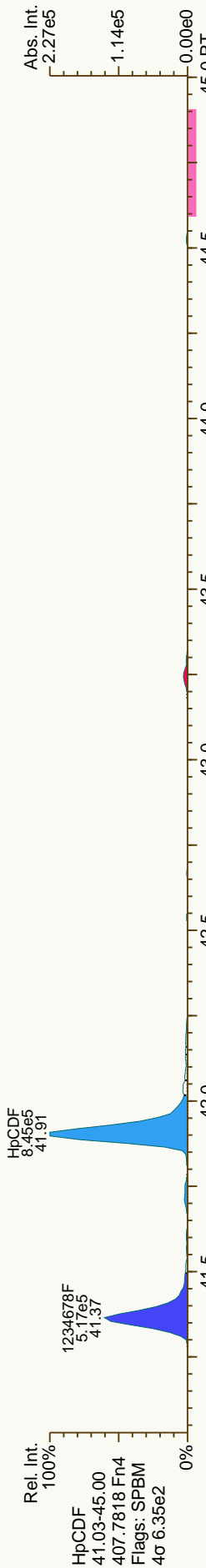


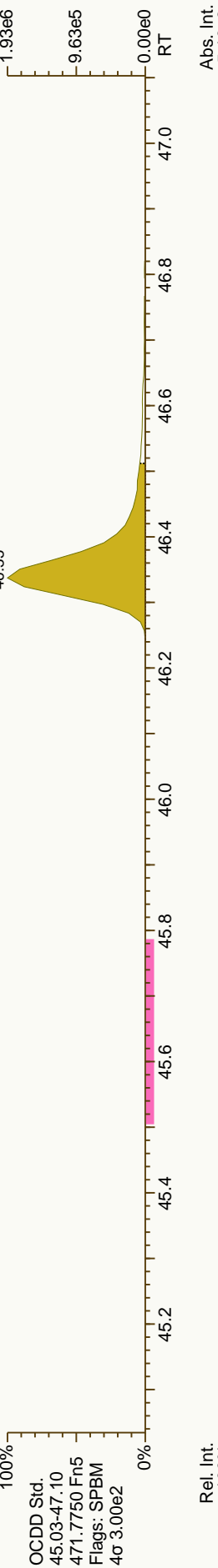
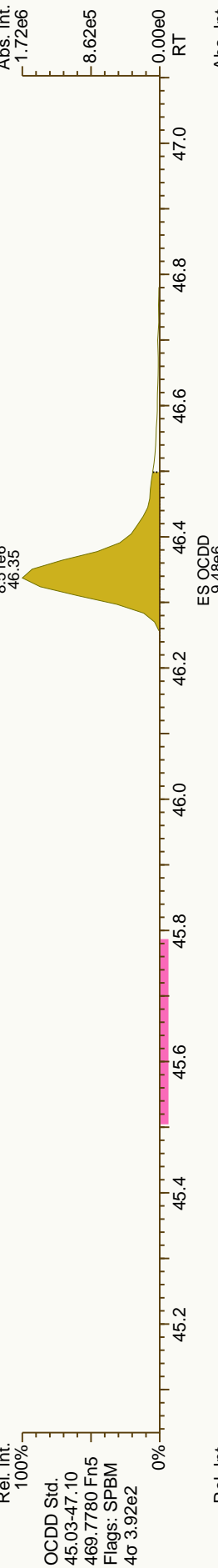
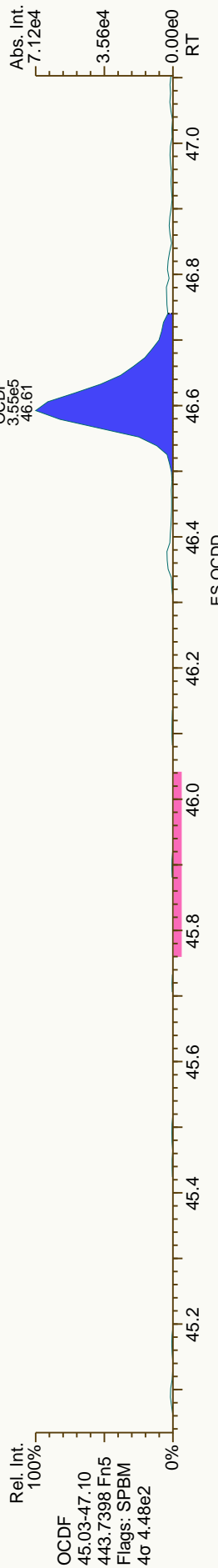
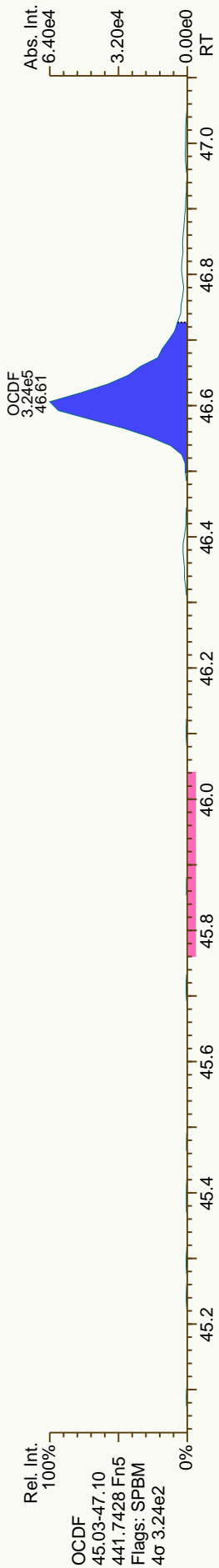












Quantify Sample Summary Report

MassLynx 4.1
 ### Confirms Sample Summary ###

Dataset: C:\MassLynx\Default.pro\Results\c12nov12c-21_29.qld

Lab Altered: Wednesday, 11/14/2012 9:27:16 AM Eastern Standard Time
 Printed: Wednesday, 11/14/2012 9:28:40 AM Eastern Standard Time

JMZ 11-14-12

31203246

Method: C:\MassLynx\Default.PRO\MethDB\IVXms-TCDF_Smoq.h.mdb 13 Nov 2012 08:24:11
 Calibration: C:\MassLynx\Default.PRO\CurveDB\IVXms-100212a_Confirm-TD.cdb 31 Oct 2012 14:37:39

Name: c12nov12c-25
 Date: 13-Nov-2012
 Time: 07:32:26
 ID: 31203246010
 User: JHL
 Submitter:
 Task: HRMS3

Name	Response	Ion1Area	Ion2Area	RA	RAFail?	MRRF	RT	Conc	EDL	SN1	SN2	M	Height1	Noise1	Height2	Noise2	Smp Size	FV
2378-TCDF	1.755e3	9.068e2	8.480e2	1.07	YES	1.218	21.27	0.899	0.3147	5.0	6.4	MM	8.441e3	1687	1.071e4	1684	14.58	20
ES:13C-2378-TCDF	2.198e5	9.460e4	1.252e5	0.76	NO	1.655	21.23	144.061	0.8632	382.7	445.1	bb	1.298e6	3392	1.612e6	3621	14.58	20
JS:13C-1234-TCDD	1.265e5	5.479e4	7.169e4	0.76	NO	1.000	21.13	137.174	1.3589	205.4	286.3	bb	7.293e5	3551	8.935e5	3121	14.58	20
Tetrafurans	-	9.068e2	-	-	-	1.218	-	0.899	0.3147	-	-	-	8.441e3	1687	-	-	14.58	20
F1 Lock Mass	-	-	-	-	-	-	-	-	-	-	-	-	-	46156	-	-	1.00	1

$$[TCDF] = \frac{1.755e3}{2.198e5} \left(\frac{2000pg}{14.58g \times 0.6987} \right) \left(\frac{1}{1.21803} \right) = 1.29pg/g$$

JMZ 11-14-12

Quantify Sample Report MassLynx 4.1

Confirms Sample Summary

Dataset: C:\MassLynx\Default.pro\Results\c12nov12c-21_29.qld

Last Altered: Wednesday, 11/14/2012 9:27:16 AM Eastern Standard Time

Printed: Wednesday, 11/14/2012 9:28:40 AM Eastern Standard Time

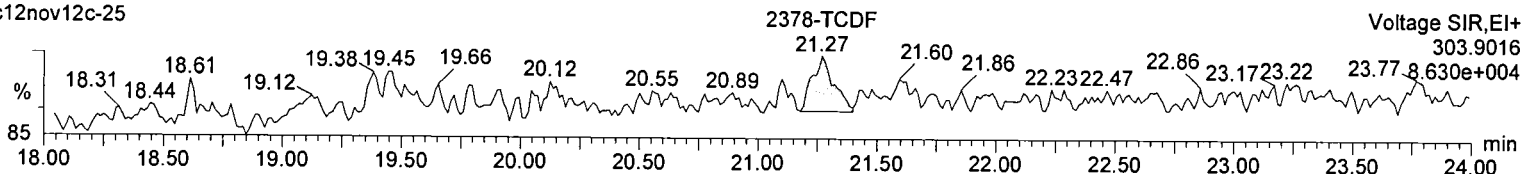
Method: C:\MassLynx\Default.PRO\MethDB\VFxms-TCDF_Smooth.mdb 13 Nov 2012 08:24:11

Calibration: C:\MassLynx\Default.PRO\CurveDB\VFxms-100212a_Confirm-TD.cdb 31 Oct 2012 14:37:39

Name: c12nov12c-25, ID: 31203246010

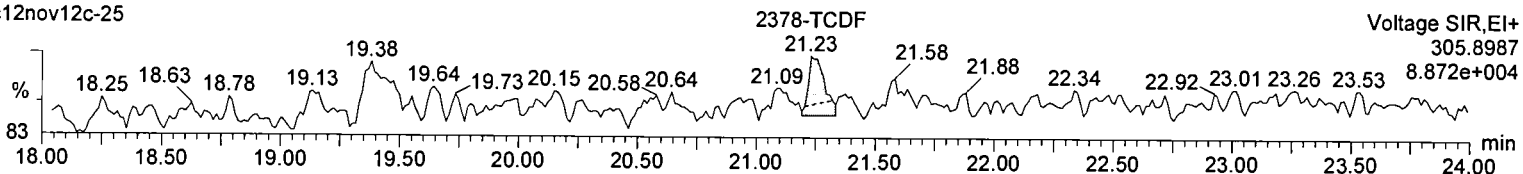
TCDF

c12nov12c-25



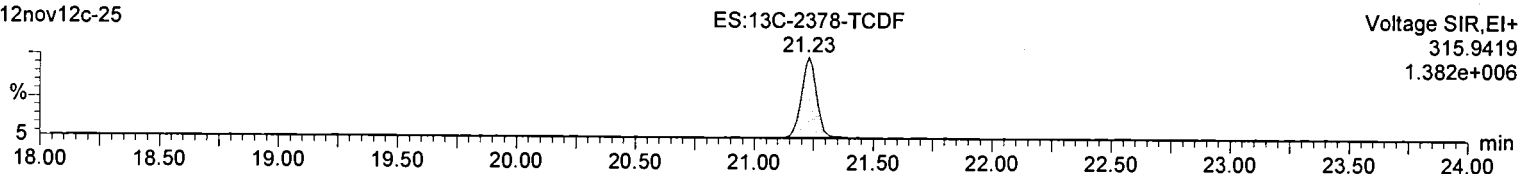
TCDF

c12nov12c-25



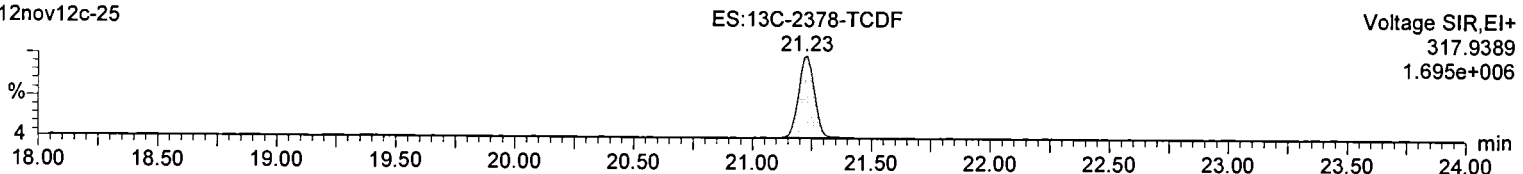
13C-TCDF

c12nov12c-25



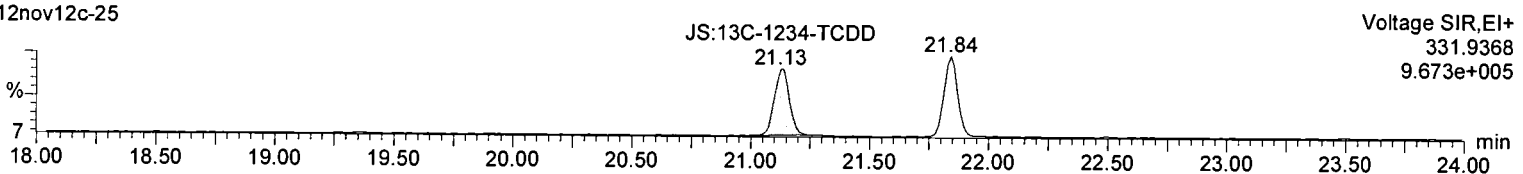
13C-TCDF

c12nov12c-25



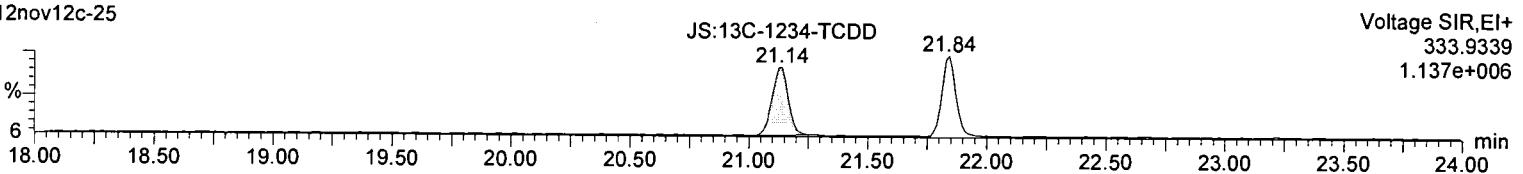
13C-TCDD

c12nov12c-25




13C-TCDD

c12nov12c-25



F1 Lock Mass

c12nov12c-25



Manual Integrations

Dataset: C:\MassLynx\Default.pro\Results\c12nov12c-21_29.qld

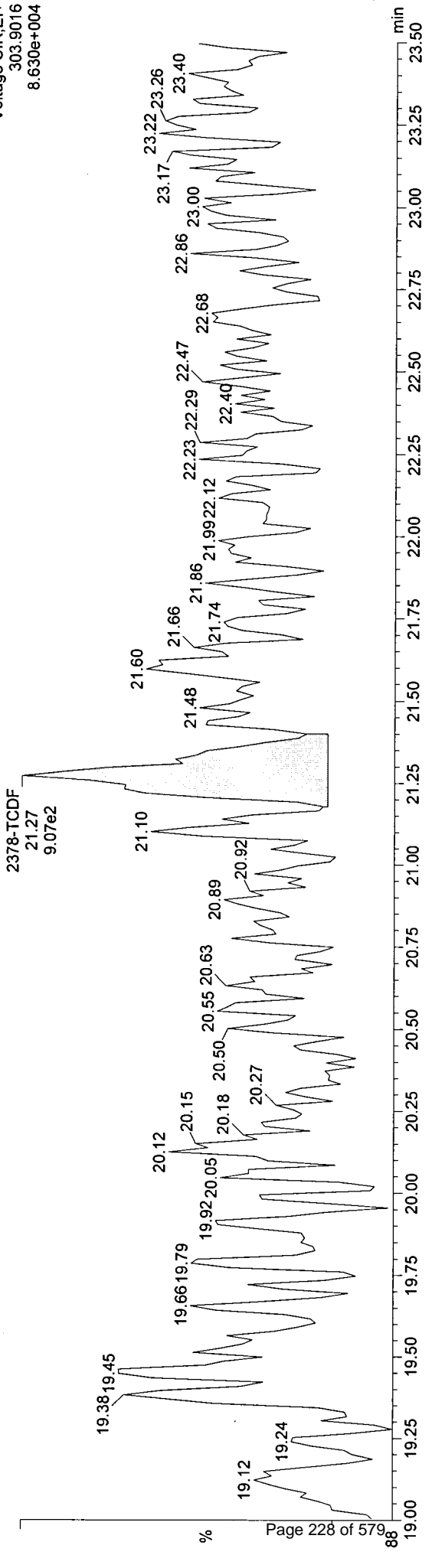
Method: C:\MassLynx\Default.PRO\MethDB\VF\Xms-TCDF_Smooth.mdb 13 Nov 2012 08:24:11
Calibration: C:\MassLynx\Default.PRO\CurveDB\VF\Xms-100212a_Confirm-TD.cdb 31 Oct 2012 14:37:39

Name: c12nov12c-25, ID: 31203246010, Description: A4721-10221-005, Date: 13-Nov-2012, Time: 07:32:26, User: JHL

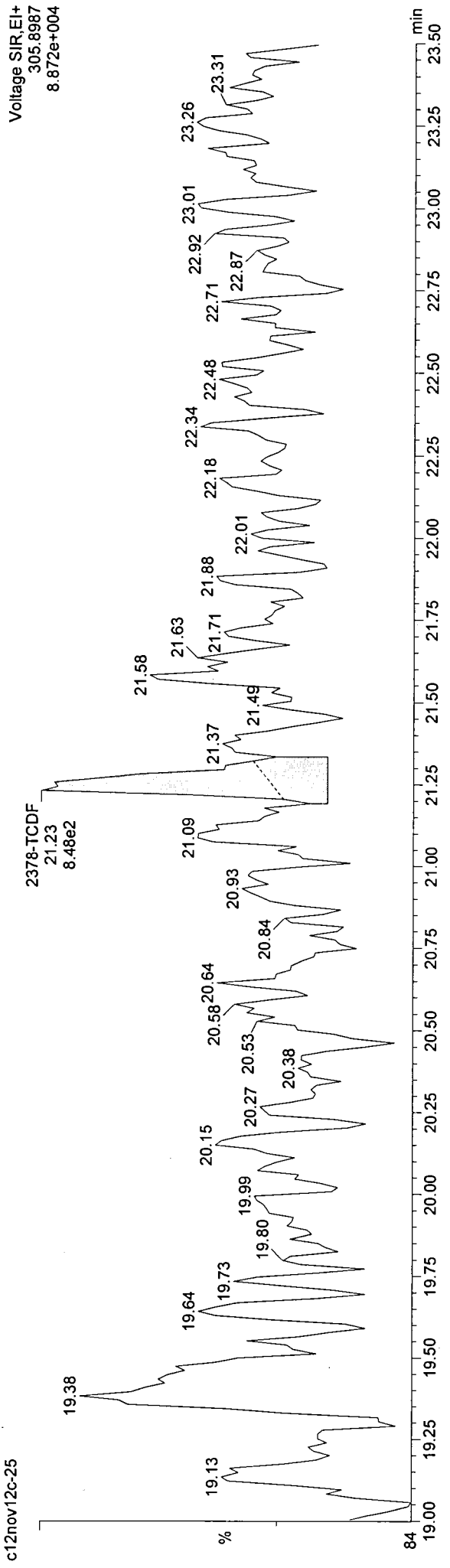
Handwritten notes:
1000
11/11/12

Voltage SIR,EI+
303.9016
8.630e+004

2378-TCDF
c12nov12c-25



2378-TCDF
c12nov12c-25



Results of JW-EA07-SS25-120507

Client Sample ID: **JW-EA07-SS25-120507**
 Client Project ID: **Jeld-Wen Surface Sediments**
 Lab Sample ID: 31203246011-A
 Lab Project ID: 31203246

Collection Date: 05/07/2012 11:44
 Received Date: 05/09/2012 10:15
 Matrix: Soil-Solid as dry weight
 Solids (%): 64.50

Results by EPA 1613B

<u>Parameter</u>	<u>Result</u>	<u>EMPC</u>	<u>Qual</u>	<u>DL</u>	<u>LOQ/CL</u>	<u>Units</u>	<u>RT</u>	<u>Ratio</u>
2,3,7,8-TCDD		0.287	J	0.0600	0.492	pg/g	27.55	0.55*
1,2,3,7,8-PeCDD	0.841		J	0.0942	2.46	pg/g	33.84	1.46
1,2,3,4,7,8-HxCDD	1.66		J	0.170	2.46	pg/g	38.48	1.35
1,2,3,6,7,8-HxCDD	32.7			0.186	2.46	pg/g	38.61	1.28
1,2,3,7,8,9-HxCDD	12.4			0.179	2.46	pg/g	38.96	1.28
1,2,3,4,6,7,8-HpCDD	231			0.552	2.46	pg/g	42.62	1.08
OCDD	883			0.296	4.92	pg/g	46.35	0.90
2,3,7,8-TCDF	1.54			0.0511	0.492	pg/g	26.56	0.73
2,3,7,8-TCDF [confirm]		1.63	J	0.599	1.89	pg/g	21.24	1.26*
1,2,3,7,8-PeCDF	0.633		J	0.0655	2.46	pg/g	32.11	1.54
2,3,4,7,8-PeCDF	1.26		J	0.0660	2.46	pg/g	33.44	1.50
1,2,3,4,7,8-HxCDF	1.50		J	0.0864	2.46	pg/g	37.32	1.25
1,2,3,6,7,8-HxCDF	1.34		J	0.0816	2.46	pg/g	37.49	1.24
2,3,4,6,7,8-HxCDF	2.30		J	0.0798	2.46	pg/g	38.27	1.30
1,2,3,7,8,9-HxCDF	ND		U	0.121	2.46	pg/g		
1,2,3,4,6,7,8-HpCDF	40.7			0.120	2.46	pg/g	41.36	1.05
1,2,3,4,7,8,9-HpCDF	1.52		J	0.172	2.46	pg/g	43.22	1.10
OCDF	50.4			0.132	4.92	pg/g	46.59	0.88
Total TCDD	28.3	29.1		0.0600	0.492	pg/g		
Total TCDF	20.2	21.1		0.0511	0.492	pg/g		
Total PeCDD	19.4	20.0		0.0942	2.46	pg/g		
Total PeCDF	16.2	16.7		0.0657	2.46	pg/g		
Total HxCDD	238			0.178	2.46	pg/g		
Total HxCDF	51.8	52.1		0.0903	2.46	pg/g		
Total HpCDD	515			0.552	2.46	pg/g		
Total HpCDF	112			0.143	2.46	pg/g		

World Health Organization Summary

	<u>Units</u>	<u>ND=0</u>	<u>ND=½</u>	<u>ND=DL</u>
WHO-2005 TEQ	pg/g	9.44	9.51	9.57
WHO-2005 TEQ w/EMPC	pg/g	9.89	9.90	9.90

Results of JW-EA07-SS25-120507

Client Sample ID: **JW-EA07-SS25-120507**
 Client Project ID: **Jeld-Wen Surface Sediments**
 Lab Sample ID: 31203246011-A
 Lab Project ID: 31203246

Collection Date: 05/07/2012 11:44
 Received Date: 05/09/2012 10:15
 Matrix: Soil-Solid as dry weight
 Solids (%): 64.50

Results by EPA 1613B

<u>Parameter</u>	<u>Result</u>	<u>EMPC</u>	<u>Qual</u>	<u>DL</u>	<u>LOQ/CL</u>	<u>Units</u>	<u>RT</u>	<u>Ratio</u>
Labeled Standards								
13C-2378-TCDF	103				24.0-169	%		
13C-2378-TCDD	100				25.0-164	%		
13C-12378-PeCDD	85.0				25.0-181	%		
13C-123478-HxCDD	99.0				32.0-141	%		
13C-123678-HxCDD	94.0				28.0-130	%		
13C-1234678-HpCDD	104				23.0-140	%		
13C-OCDD	75.0				17.0-157	%		
13C-2378-TCDF	100				24.0-169	%		
13C-12378-PeCDF	92.0				24.0-185	%		
13C-23478-PeCDF	88.0				21.0-178	%		
13C-123478-HxCDF	107				26.0-152	%		
13C-123678-HxCDF	110				26.0-123	%		
13C-234678-HxCDF	116				29.0-147	%		
13C-123789-HxCDF	98.0				28.0-136	%		
13C-1234678-HpCDF	101				28.0-143	%		
13C-1234789-HpCDF	101				26.0-138	%		
37Cl-2378-TCDD	109				35.0-197	%		

Batch Information

Analytical Batch: **HRD1890**
 Analytical Method: **EPA 1613B**
 Instrument: **APHRMS**
 Analyst: **MDC**
 Analytical Date/Time: **10/21/2012 17:35**

Prep Batch: **HXX1807**
 Prep Method: **EPA 1613 PREP S/D/T**
 Prep Date/Time: **10/11/2012 16:45**
 Prep Initial Wt./Vol.: **15.75 g**
 Prep Extract Vol: **20 uL**

Analytical Batch: **HRD1930**
 Analytical Method: **EPA 1613B**
 Instrument: **HRMS3**
 Analyst: **KAS**
 Analytical Date/Time: **11/13/2012 09:19**

Prep Batch: **HXX1807**
 Prep Method: **EPA 1613 PREP S/D/T**
 Prep Date/Time: **10/11/2012 16:45**
 Prep Initial Wt./Vol.: **15.75 g**
 Prep Extract Vol: **20 uL**

Lab ID: A4721_10221_DF_008 Acq'd: 21 Oct 2012 17:35 MDC Wt/Vol: 10.16 g ICAL: 1613_SGS
 Client ID: JW-EA07-SS25-120507 UTP: 22-Oct-2012 13:57 MDC J-level: 0.492 pg/g Split: 1 Checkcode: 295-050-LLY
 Datafile: 121020P3-04 Report: 22 Oct 2012 14:30 MC Stds (pg): JS: 2000 ES: 2000 CS/SS: 2000, 400 (37C1)

WV#	Name	Act RT	QC	Pred. RRT	Act. RRT	ΔSecs	Response	Ra	OK	RRF	Conc.	Noise	DL
11	2378-TCDD	27.55		1.0009	1.0009	0	5.90E+04	0.55	N	1.08	0.287	1016	0.06
12	2378-PeCDD	33.84		1.0006	1.0004	-0.4	1.22E+05	1.46	Y	1.07	0.841	1208	0.0942
13	23478-HxCDD	38.48		1.0004	1.0004	0	1.88E+05	1.35	Y	1.05	1.66	1970	0.17
14	123678-HxCDD	38.61		1.0039	1.0039	0	3.73E+06	1.28	Y	0.98	32.7	1970	0.186
15	123789-HxCDD	38.96		1.0129	1.0129	0	1.40E+06	1.28	Y	1.01	12.4	1970	0.179
16	1234678-HpCDD	42.62		1.0005	1.0004	-0.3	2.42E+07	1.08	Y	1.09	231	5904	0.552
17	OCDD	46.35		1.0005	1.0004	-0.3	5.37E+07	0.90	Y	1.11	883	1436	0.296
18	2378-TCDF	26.56		1.0009	1.0011	+0.3	4.77E+05	0.73	Y	0.98	1.54	1258	0.0511
19	12378-PeCDF	32.11		1.0007	1.0006	-0.2	1.56E+05	1.54	Y	0.99	0.633	1428	0.0655
20	23478-PeCDF	33.44		1.0006	1.0009	+0.6	3.05E+05	1.50	Y	1.02	1.26	1428	0.066
21	123478-HxCDF	37.32		1.0006	1.0004	-0.4	2.82E+05	1.25	Y	1.19	1.5	1657	0.0864
22	123678-HxCDF	37.49		1.0005	1.0005	0	2.80E+05	1.24	Y	1.16	1.34	1657	0.0816
23	234678-HxCDF	38.27		1.0006	1.0005	-0.2	4.92E+05	1.30	Y	1.18	2.3	1657	0.0798
24	123789-HxCDF	NotFnd		1.0005	-	-	-	-	-	1.09	-	1657	0.121
25	1234678-HpCDF	41.36		1.0004	1.0004	0	6.86E+06	1.05	Y	1.35	40.7	2142	0.12
26	1234789-HpCDF	43.22		1.0004	1.0003	-0.3	1.96E+05	1.10	Y	1.34	1.52	2142	0.172
27	OCDF	46.59		1.0057	1.0056	-0.3	3.87E+06	0.88	Y	1.40	50.4	805	0.132
28	ES 2378-TCDD	27.53		1.0281	1.0277	-0.6	3.74E+07	0.81	Y	1.04	100		
29	ES 12378-PeCDD	33.83		1.2639	1.2629	-1.6	2.65E+07	1.57	Y	0.87	85.4		
30	ES 123478-HxCDD	38.46		0.9876	0.9876	0	2.13E+07	1.27	Y	0.94	98.8		
31	ES 123678-HxCDD	38.60		0.9910	0.9911	+0.2	2.28E+07	1.30	Y	1.06	93.8		
32	ES 1234678-HpCDD	42.60		1.0943	1.0939	-0.9	1.90E+07	1.06	Y	0.80	104		
33	ES OCDD	46.33		1.1907	1.1896	-2.6	2.16E+07	0.90	Y	0.63	74.9		
34	ES 2378-TCDF	26.54		0.9907	0.9907	0	6.23E+07	0.82	Y	1.74	100		
35	ES 12378-PeCDF	32.09		1.1992	1.1982	-1.6	4.89E+07	1.60	Y	1.49	91.6		
36	ES 23478-PeCDF	33.41		1.2484	1.2475	-1.4	4.69E+07	1.63	Y	1.48	88.4		
37	ES 123478-HxCDF	37.30		0.9577	0.9578	+0.2	3.11E+07	0.52	Y	1.27	107		
38	ES 123678-HxCDF	37.47		0.9619	0.9620	+0.2	3.57E+07	0.53	Y	1.41	110		
39	ES 234678-HpCDF	38.25		0.9821	0.9822	+0.2	3.57E+07	0.53	Y	1.34	116		
40	ES 123789-HxCDF	39.36		1.0108	1.0108	0	2.72E+07	0.51	Y	1.20	98.4		
41	ES 1234678-HpCDF	41.34		1.0618	1.0616	-0.5	2.46E+07	0.43	Y	1.06	101		
42	ES 1234789-HpCDF	43.21		1.1100	1.1096	-0.9	1.90E+07	0.46	Y	0.82	101		

Lab ID: A4721_10221_DF_008 Acq'd: 21 Oct 2012 17:35 MDC Wt/Vol: 10.16 g ICAL: 1613_SGS
 Client ID: JW-EA07-SS25-120507 UTP: 22-Oct-2012 13:57 MDC J-level: 0.492 pg/g Split: 1 Checkcode: 295-050-LLY
 Datafile: 121020P3-04 Report: 22 Oct 2012 14:30 MC Stds (pg): JS: 2000 ES: 2000 CS/SS: 2000, 400 (37Cl)

Comp #	Name	Act RT	QC	Pred. RRT	Act. RRT	ΔSecs	Response	Ra	OK	RRF	Rec. %
1	JS 1234-TCDD	26.78		-	-	-	3.58E+07	0.79	Y	-	-
2	JS 123789-HxCDD	38.94		-	-	-	2.29E+07	1.31	Y	-	-
3	CS 37Cl-2378-TCDD	27.55		1.0291	1.0287	-0.6	9.16E+06	n/a	-	1.17	109

4	SS 37Cl-2378-TCDD	27.55	N/A	1.0291	1.0287	-0.6	9.16E+06	n/a	-	1.12	109
---	-------------------	-------	-----	--------	--------	------	----------	-----	---	------	-----

Totals	Conc	EMPC	EDL
Total TCDD	28.3	29.1	0.06
Total PeCDD	19.4	20	0.0942
Total HxCDD	238	238	0.178
Total HpCDD	515	515	0.552
Total Tetra-Octa Dioxins	1680	1690	
Total TCDF	20.2	21.1	0.0511
Total PeCDF	16.2	16.7	0.0657
Total HxCDF	51.8	52.1	0.0903
Total HpCDF	112	112	0.143
Total Tetra-Octa Furans	250	252	
Total Tetra-Octa Dioxins & Furans	1930	1940	

Lab ID: A4721_10221_DF_008 Acq'd: 21 Oct 2012 17:35 MDC Wt/Vol: 10.16 g ICAL: 1613_SGS
 Client ID: JW-EA07-SS25-120507 UTP: 22-Oct-2012 13:57 MDC J-level: 0.492 pg/g Split: 1 Checkcode: 295-050-LLY
 Datafile: 121020P3-04 Report: 22 Oct 2012 14:30 MC Stds (pg): JS: 2000 ES: 2000 CS/SS: 2000, 400 (37C)

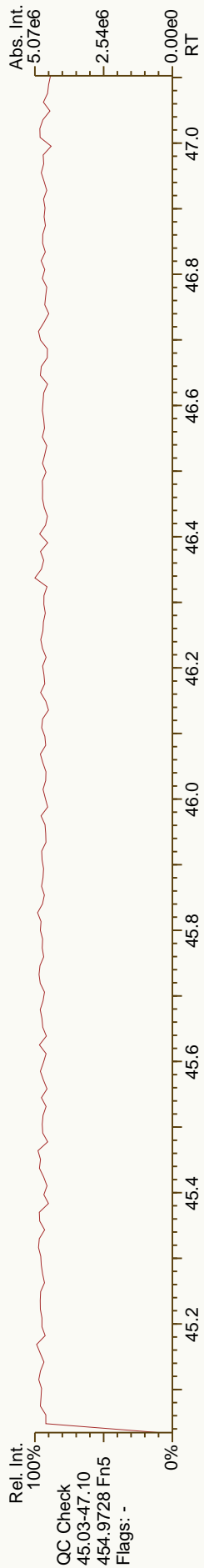
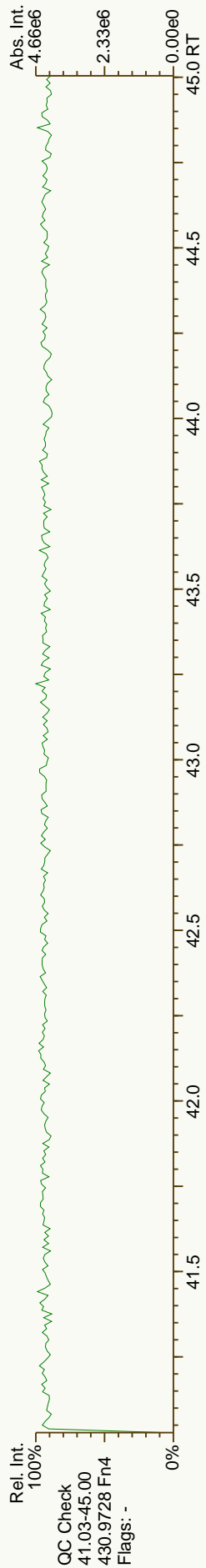
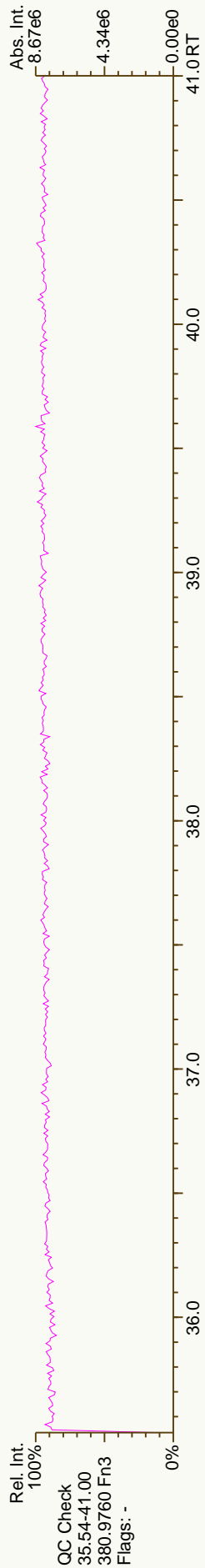
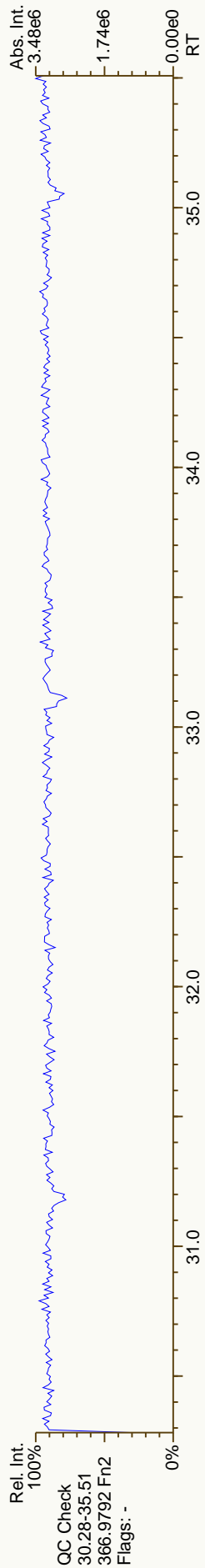
Comp #	Name	Act RT	QC	Pred. RRT	Act. RRT	ΔSecs	Response	Ra	OK	RRF	Conc.	Noise	DL
1	TCDD	23.44		0.8504	0.8516	+2.0	2.07E+06	0.79	Y	1.08	10	1016	0.06
2	TCDD	23.84		0.8649	0.8661	+2.0	1.78E+06	0.80	Y	1.08	8.64	1016	0.06
3	TCDD	24.31		0.8835	0.8833	-0.3	6.04E+04	0.89	N	1.08	0.294	1016	0.06
4	TCDD	25.19		0.9152	0.9152	0	6.55E+05	0.78	Y	1.08	3.18	1016	0.06
	TCDD	25.45		0.9241	0.9246	+0.8	1.74E+05	0.87	Y	1.08	0.844	1016	0.06
	TCDD	25.68		0.9327	0.9328	+0.2	2.00E+05	0.79	Y	1.08	0.973	1016	0.06
	TCDD	25.89		0.9408	0.9404	-0.7	5.74E+04	0.85	Y	1.08	0.279	1016	0.06
	TCDD	NotFnd		0.9512						1.08		1016	0.06
	TCDD	26.37		0.9580	0.9581	+0.2	5.54E+04	0.62	N	1.08	0.269	1016	0.06
	TCDD	26.81		0.9736	0.9738	+0.3	4.41E+05	0.84	Y	1.08	2.14	1016	0.06
	TCDD	26.93		0.9785	0.9782	-0.5	2.28E+04	0.85	Y	1.08	0.111	1016	0.06
	TCDD	27.24		0.9884	0.9895	+1.8	3.44E+05	0.77	Y	1.08	1.67	1016	0.06
	TCDD	27.37		0.9945	0.9943	-0.3	3.76E+04	0.72	Y	1.08	0.183	1016	0.06
	2378-TCDD	27.55		1.0009	1.0009	0	5.90E+04	0.55	N	1.08	0.287	1016	0.06
	TCDD	27.94		1.0147	1.0148	+0.2	4.09E+04	0.76	Y	1.08	0.199	1016	0.06
	TCDD	NotFnd		1.0206						1.08		1016	0.06
	TCDD	NotFnd		1.0423						1.08		1016	0.06
	TCDD	30.89		0.9131	0.9132	+0.2	7.95E+05	1.60	Y	1.07	5.49	1208	0.0942
	TCDD	31.51		0.9319	0.9314	-1.0	8.28E+04	2.08	N	1.07	0.573	1208	0.0942
	TCDD	32.17		0.9511	0.9510	-0.2	6.90E+05	1.65	Y	1.07	4.77	1208	0.0942
	TCDD	32.39		0.9576	0.9574	-0.4	1.57E+05	1.69	Y	1.07	1.09	1208	0.0942
	TCDD	32.51		0.9611	0.9612	+0.2	5.27E+05	1.57	Y	1.07	3.65	1208	0.0942
	TCDD	32.82		0.9703	0.9701	-0.4	1.65E+05	1.53	Y	1.07	1.14	1208	0.0942
	TCDD	33.25		0.9829	0.9831	+0.4	2.56E+05	1.52	Y	1.07	1.77	1208	0.0942
	12378-PeCDD	33.84		1.0006	1.0004	-0.4	1.22E+05	1.46	Y	1.07	0.841	1208	0.0942
	PeCDD	33.95		1.0039	1.0035	-0.8	4.80E+04	1.77	Y	1.07	0.332	1208	0.0942
	PeCDD	34.37		1.0161	1.0162	+0.2	5.35E+04	1.75	Y	1.07	0.37	1208	0.0942
	HxCDD	36.46		0.9479	0.9479	0	4.88E+06	1.27	Y	1.01	42.9	1970	0.178
	HxCDD	37.24		0.9682	0.9682	0	1.32E+06	1.28	Y	1.01	11.6	1970	0.178
	HxCDD	37.59		0.9771	0.9773	+0.5	1.55E+07	1.28	Y	1.01	136	1970	0.178
	HxCDD	NotFnd		0.9811						1.01		1970	0.178
	123478-HxCDD	38.48		1.0004	1.0004	0	1.88E+05	1.35	Y	1.05	1.66	1970	0.17
	123678-HxCDD	38.61		1.0039	1.0039	0	3.73E+06	1.28	Y	0.98	32.7	1970	0.186
	HxCDD	38.84		1.0097	1.0097	0	1.24E+05	1.29	Y	1.01	1.09	1970	0.178
	123789-HxCDD	38.96		1.0129	1.0129	0	1.40E+06	1.28	Y	1.01	12.4	1970	0.179

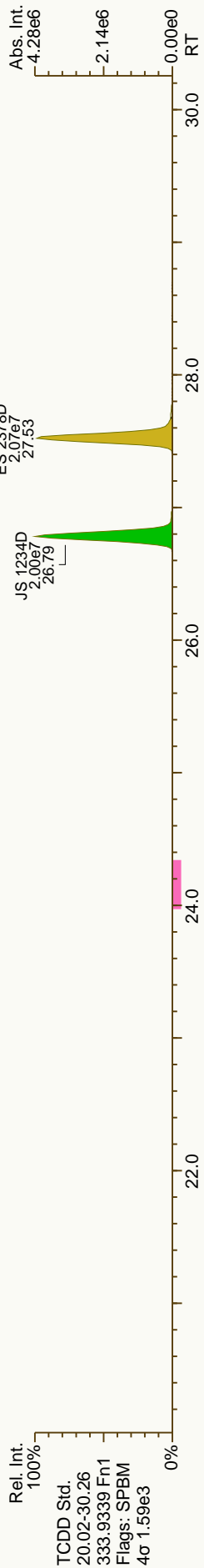
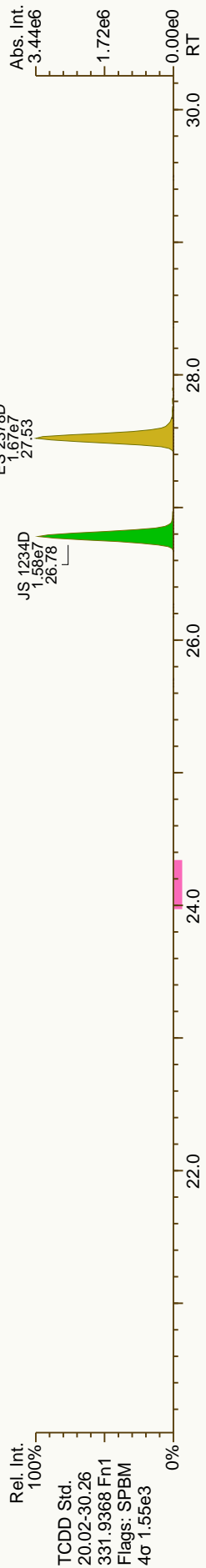
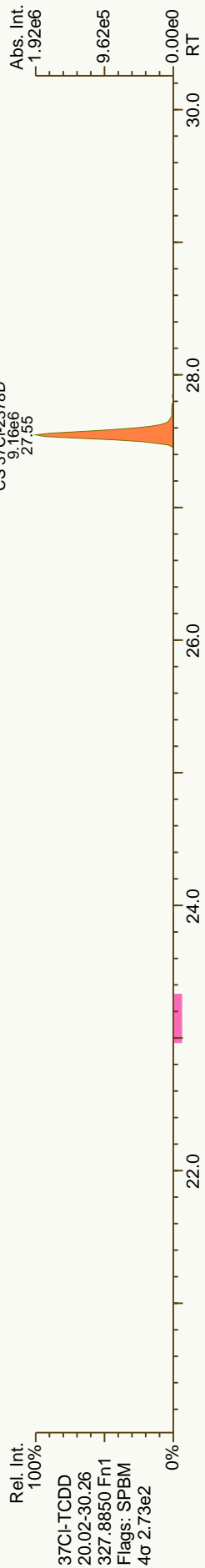
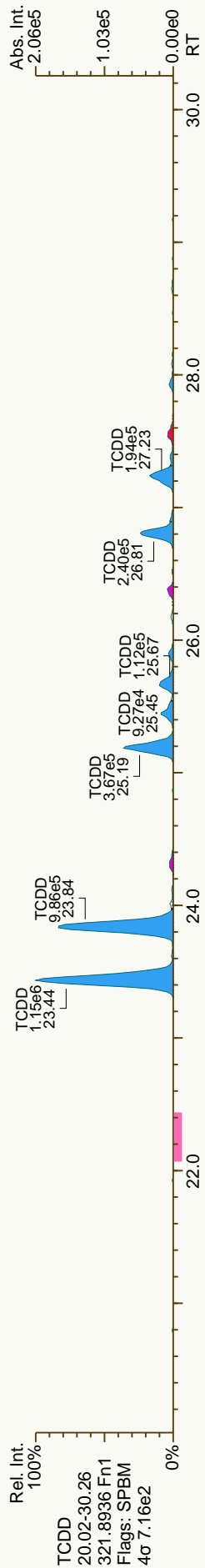
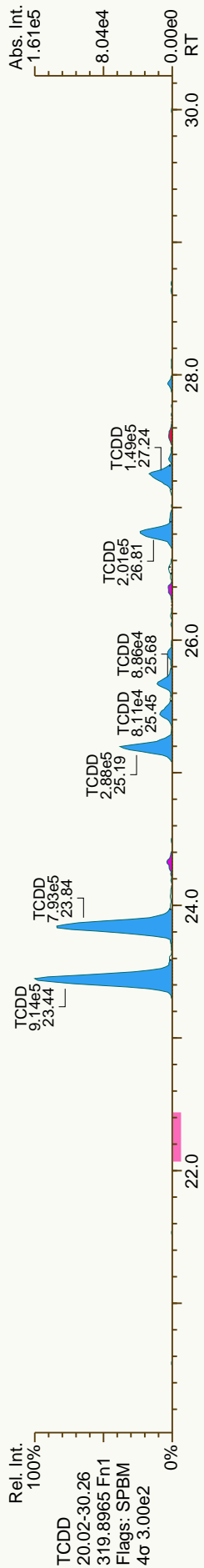
Lab ID: A4721_10221_DF_008 Acq'd: 21 Oct 2012 17:35 MDC Wt/Vol: 10.16 g ICAL: 1613_SGS
 Client ID: JW-EA07-SS25-120507 UTP: 22-Oct-2012 13:57 MDC J-level: 0.492 pg/g Split: 1 Checkcode: 295-050-LLY
 Datafile: 121020P3-04 Report: 22 Oct 2012 14:30 MC Stds (pg): JS: 2000 ES: 2000 CS/SS: 2000, 400 (37CI)

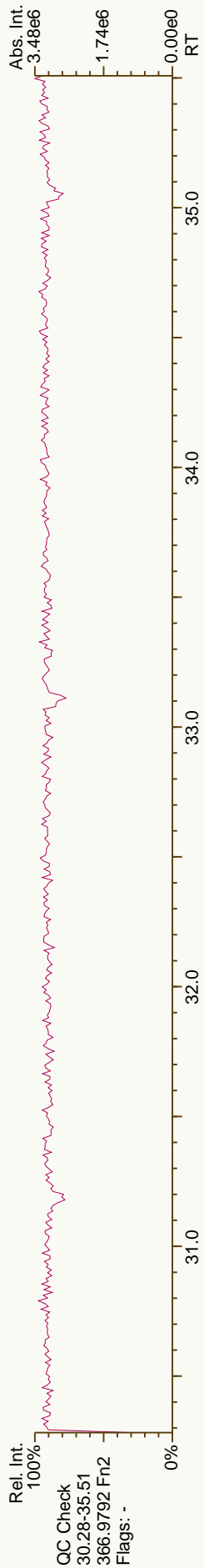
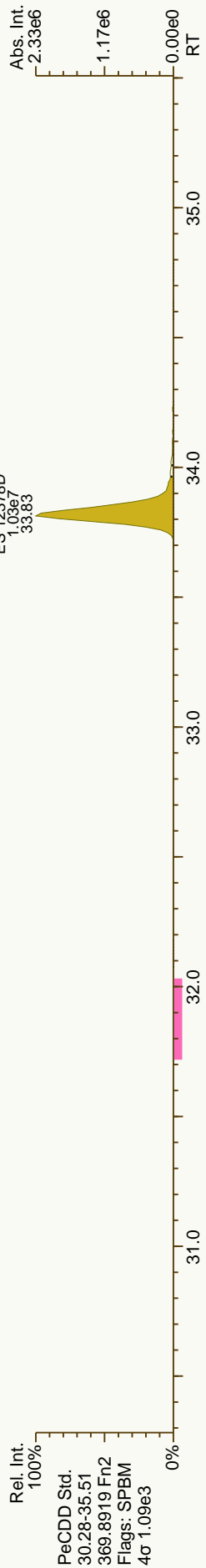
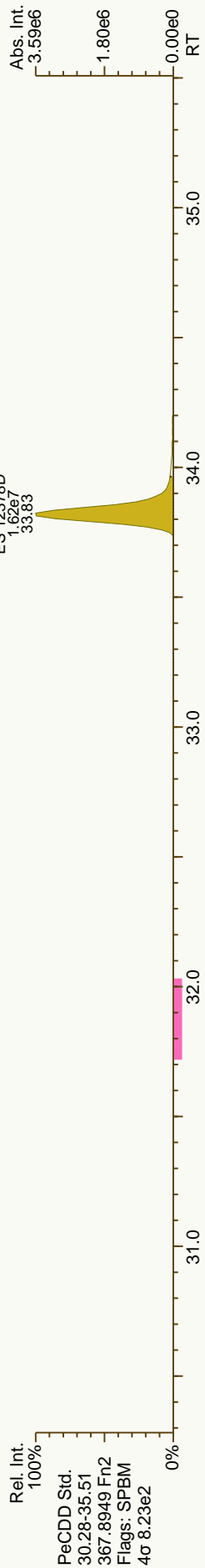


Name	Act RT	QC	Pred. RRT	Act. RRT	ΔSecs	Response	Ra	OK	RRF	Conc.	Noise	DL
gHpCDD	41.73		0.9793	0.9794	+0.3	2.98E+07	1.05	Y	1.09	284	5904	0.552
234678-HpCDD	42.62		1.0005	1.0004	-0.3	2.42E+07	1.08	Y	1.09	231	5904	0.552
OCDD	46.35		1.0005	1.0004	-0.3	5.37E+07	0.90	Y	1.11	883	1436	0.296
OCDD-a	46.34		1.0001	1.0002	+0.3	2.93E+06	2.40	Y	1.00	53.3	945	0.216
TCDF	21.23		0.7983	0.8002	+3.0	2.32E+05	0.76	Y	0.98	0.752	1258	0.0511
TCDF	21.79		0.8218	0.8213	-0.8	1.75E+05	0.76	Y	0.98	0.567	1258	0.0511
TCDF	22.45		0.8463	0.8462	-0.2	6.09E+05	0.81	Y	0.98	1.97	1258	0.0511
TCDF	22.84		0.8625	0.8607	-2.9	7.66E+04	0.81	Y	0.98	0.248	1258	0.0511
TCDF	23.01		0.8677	0.8672	-0.8	6.89E+05	0.77	Y	0.98	2.23	1258	0.0511
TCDF	23.29		0.8787	0.8778	-1.4	1.04E+05	0.85	Y	0.98	0.337	1258	0.0511
TCDF	23.44		0.8840	0.8833	-1.1	4.96E+05	0.80	Y	0.98	1.6	1258	0.0511
TCDF	23.87		0.8998	0.8996	-0.3	3.76E+05	0.74	Y	0.98	1.22	1258	0.0511
TCDF	24.02		0.9054	0.9051	-0.5	1.33E+05	0.77	Y	0.98	0.43	1258	0.0511
TCDF	24.21		0.9125	0.9122	-0.5	2.61E+05	0.76	Y	0.98	0.845	1258	0.0511
TCDF	24.63		0.9279	0.9281	+0.3	1.69E+05	0.88	Y	0.98	0.548	1258	0.0511
TCDF	24.77		0.9334	0.9334	0	1.98E+05	0.74	Y	0.98	0.64	1258	0.0511
TCDF	24.93		0.9381	0.9395	+2.2	4.65E+05	0.78	Y	0.98	1.51	1258	0.0511
TCDF	25.05		0.9439	0.9441	+0.3	3.65E+05	0.77	Y	0.98	1.18	1258	0.0511
TCDF	25.55		0.9630	0.9629	-0.2	4.41E+05	0.72	Y	0.98	1.43	1258	0.0511
TCDF	25.65		0.9674	0.9668	-1.0	4.03E+04	1.15	N	0.98	0.13	1258	0.0511
TCDF	25.85		0.9746	0.9743	-0.5	1.76E+05	0.68	Y	0.98	0.571	1258	0.0511
TCDF	26.07		0.9829	0.9826	-0.5	1.32E+05	0.79	Y	0.98	0.426	1258	0.0511
TCDF	26.31		0.9916	0.9915	-0.2	1.84E+05	0.86	Y	0.98	0.597	1258	0.0511
TCDF	26.45		0.9963	0.9966	+0.5	1.36E+05	0.65	N	0.98	0.441	1258	0.0511
2378-TCDF	26.56		1.0009	1.0011	+0.3	4.77E+05	0.73	Y	0.98	1.54	1258	0.0511
TCDF	26.98		1.0166	1.0166	0	4.43E+05	0.80	Y	0.98	1.43	1258	0.0511
TCDF	27.26		1.0274	1.0271	-0.5	3.74E+04	0.85	Y	0.98	0.121	1258	0.0511
TCDF	NotFnd		1.0390						0.98		1258	0.0511
TCDF	28.85		1.0886	1.0874	-1.9	1.13E+05	0.96	N	0.98	0.365	1258	0.0511
PeCDF	28.84		0.8975	0.8988	+2.5	1.70E+06	1.62	Y	1.00	6.99	1108	0.051
PeCDF	30.62		0.9542	0.9542	0	2.34E+05	1.46	Y	1.00	0.958	1428	0.0657
PeCDF	30.81		0.9587	0.9599	+2.3	7.86E+05	1.45	Y	1.00	3.22	1428	0.0657
PeCDF	30.92		0.9636	0.9634	-0.4	9.07E+04	1.56	Y	1.00	0.372	1428	0.0657
PeCDF	31.02		0.9671	0.9667	-0.8	3.12E+04	1.24	N	1.00	0.128	1428	0.0657
PeCDF	NotFnd		0.9760						1.00		1428	0.0657
PeCDF	31.47		0.9810	0.9805	-1.0	2.48E+04	1.10	N	1.00	0.102	1428	0.0657

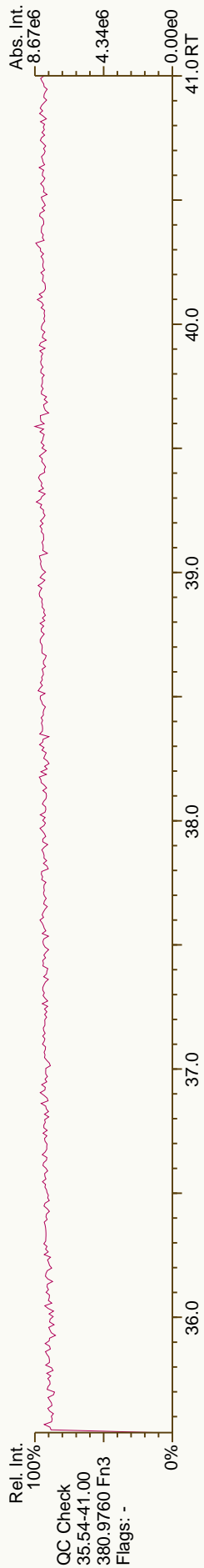
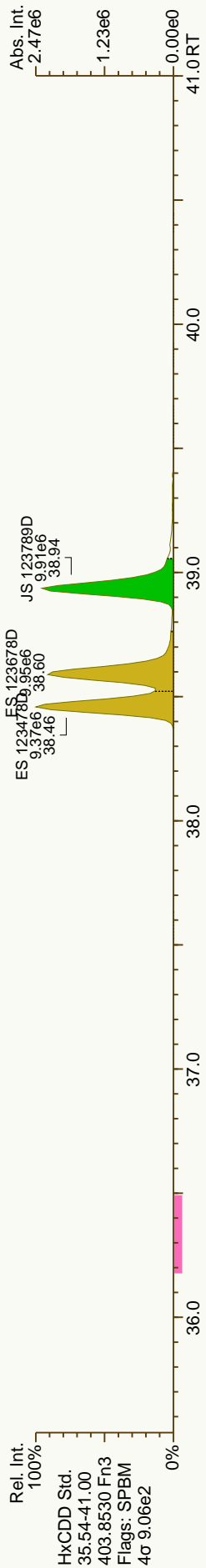
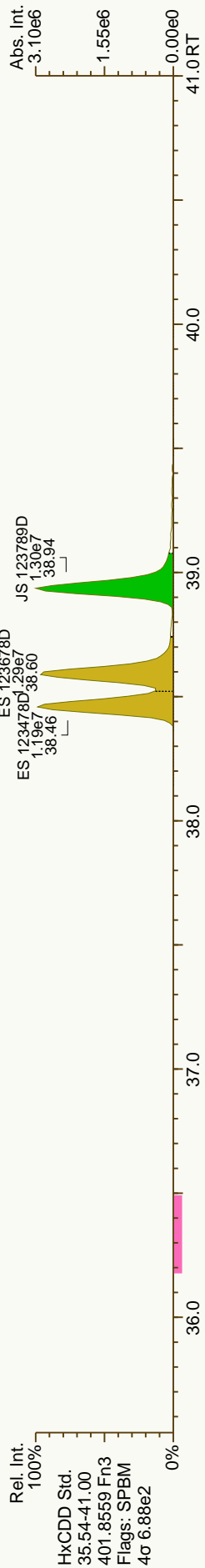
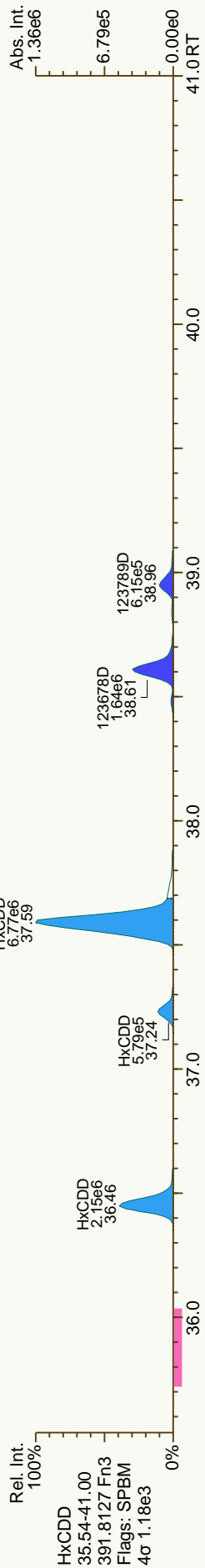
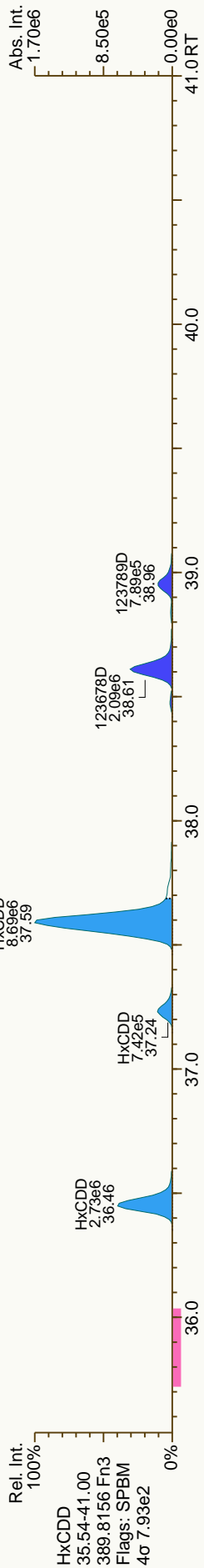
Lab ID: A4721_10221_DF_008 Acq'd: 21 Oct 2012 17:35 MDC Wt/Vol: 10.16 g ICAL: 1613_SGS
 Client ID: JW-EA07-SS25-120507 UTP: 22-Oct-2012 13:57 MDC J-level: 0.492 pg/g Split: 1 Checkcode: 295-050-LLY
 Datafile: 121020P3-04 Report: 22 Oct 2012 14:30 MC Stds (pg): JS: 2000 ES: 2000 CS/SS: 2000, 400 (37C)

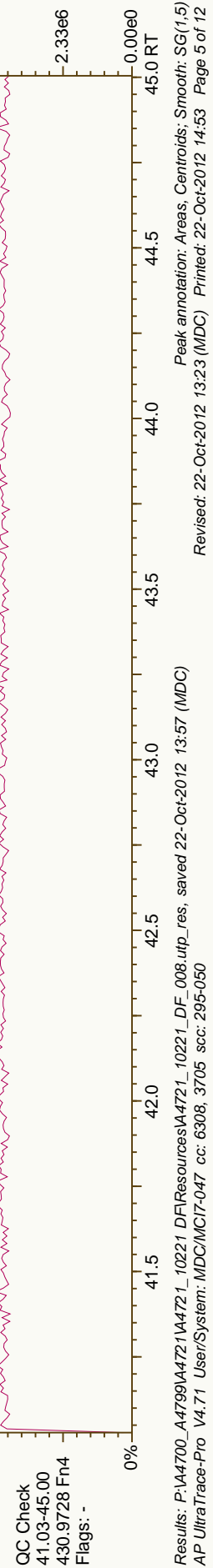
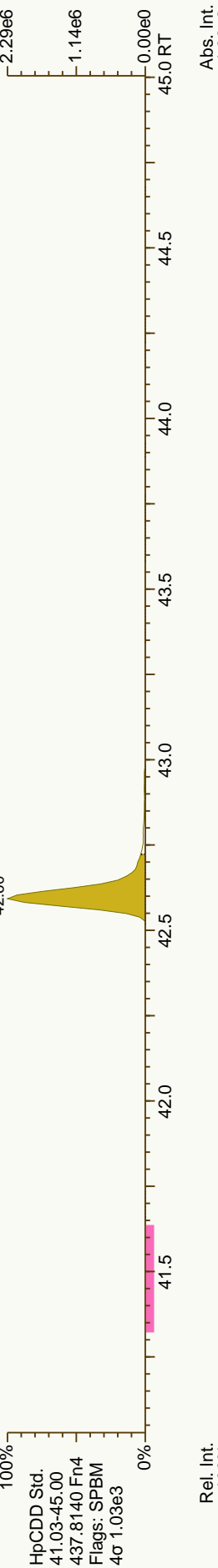
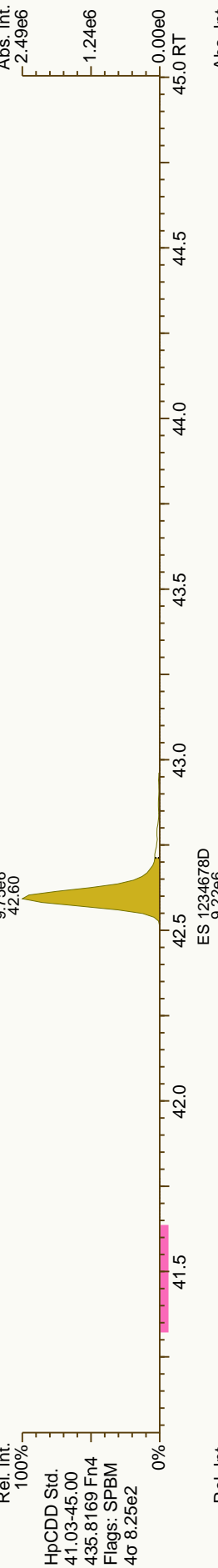
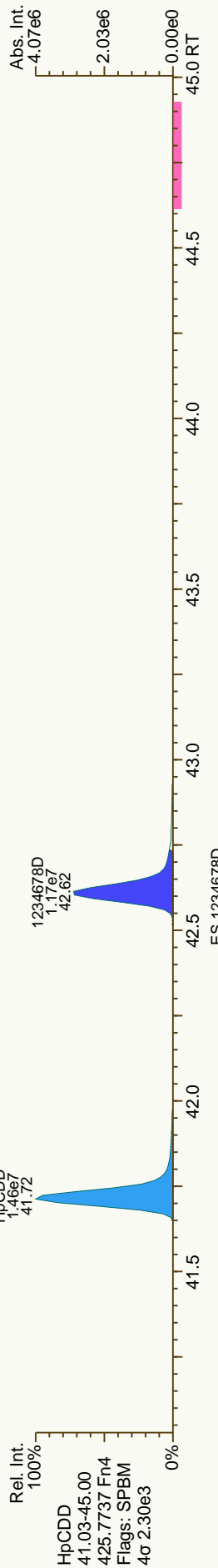
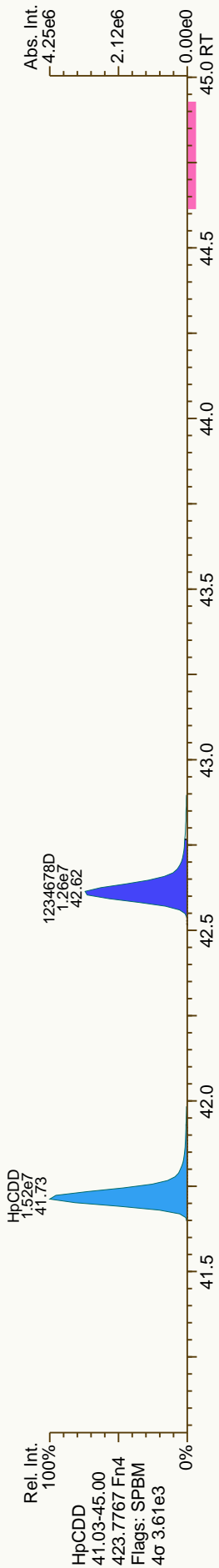
Comp #	Name	Act RT	QC	Pred. RRT	Act. RRT	ΔSecs	Response	Ra	OK	RRF	Conc.	Noise	DL
1	PeCDF	31.59		0.9847	0.9843	-0.8	2.68E+05	1.36	Y	1.00	1.1	1428	0.0657
2	PeCDF	31.67		0.9870	0.9868	-0.4	6.71E+04	1.31	N	1.00	0.275	1428	0.0657
3	PeCDF	31.87		0.9930	0.9930	0	6.10E+04	1.68	Y	1.00	0.25	1428	0.0657
4	12378-PeCDF	32.11		1.0007	1.0006	-0.2	1.56E+05	1.54	Y	0.99	0.633	1428	0.0655
	PeCDF	32.45		1.0113	1.0111	-0.4	2.16E+05	1.54	Y	1.00	0.886	1428	0.0657
	PeCDF	NotFnd		1.0169						1.00		1428	0.0657
	PeCDF	33.13		0.9917	0.9916	-0.2	1.93E+04	1.41	Y	1.00	0.0792	1428	0.0657
	PeCDF	33.29		0.9962	0.9962	0	1.18E+05	1.55	Y	1.00	0.484	1428	0.0657
	23478-PeCDF	33.44		1.0006	1.0009	+0.6	3.05E+05	1.50	Y	1.02	1.26	1428	0.066
	PeCDF	NotFnd		0.0000						1.02	0		0
	PeCDF	NotFnd		1.0023						1.00		1428	0.0657
	PeCDF	NotFnd		1.0120						1.00		1428	0.0657
	PeCDF	NotFnd		1.0389						1.00		1428	0.0657
	HxCDF	35.67		0.9565	0.9564	-0.2	1.11E+06	1.26	Y	1.15	5.87	1657	0.0903
	HxCDF	35.91		0.9627	0.9627	0	3.32E+06	1.23	Y	1.15	17.5	1657	0.0903
	HxCDF	NotFnd		0.9700						1.15		1657	0.0903
	HxCDF	36.42		0.9762	0.9765	+0.7	5.72E+04	0.99	N	1.15	0.302	1657	0.0903
	HxCDF	36.68		0.9833	0.9834	+0.2	4.25E+06	1.22	Y	1.15	22.4	1657	0.0903
	HxCDF	37.16		0.9968	0.9963	-1.1	7.73E+04	1.31	Y	1.15	0.407	1657	0.0903
	123478-HxCDF	37.32		1.0006	1.0004	-0.4	2.82E+05	1.25	Y	1.19	1.5	1657	0.0864
	123678-HxCDF	37.49		1.0005	1.0005	0	2.80E+05	1.24	Y	1.16	1.34	1657	0.0816
	HxCDF	NotFnd		1.0055						1.15		1657	0.0903
	HxCDF	NotFnd		1.0102						1.15		1657	0.0903
	HxCDF	NotFnd		0.9933						1.15		1657	0.0903
	234678-HxCDF	38.27		1.0006	1.0005	-0.2	4.92E+05	1.30	Y	1.18	2.3	1657	0.0798
	HxCDF	NotFnd		0.0000						1.18	0		0
	HxCDF	NotFnd		1.0009						1.15		1657	0.0903
	123789-HxCDF	NotFnd		1.0005						1.09		1657	0.121
	HxCDF	NotFnd		0.0000						1.09	0		0
	123489-HxCDF	39.42		1.0013	1.0014	+0.2	7.85E+04	1.20	Y	1.15	0.414	1657	0.0903
	1234678-HpCDF	41.36		1.0004	1.0004	0	6.86E+06	1.05	Y	1.35	40.7	2142	0.12
	HpCDF	NotFnd		1.0091						1.34		2142	0.143
	HpCDF	41.90		1.0140	1.0135	-1.2	1.04E+07	1.05	Y	1.34	69.7	2142	0.143
	1234789-HpCDF	43.22		1.0004	1.0003	-0.3	1.96E+05	1.10	Y	1.34	1.52	2142	0.172
	OCDF	46.59		1.0057	1.0056	-0.3	3.87E+06	0.88	Y	1.40	50.4	805	0.132
	OCDF-a	46.56		1.0053	1.0050	-0.8	1.22E+05	1.71	N	1.00	2.22	834	0.19

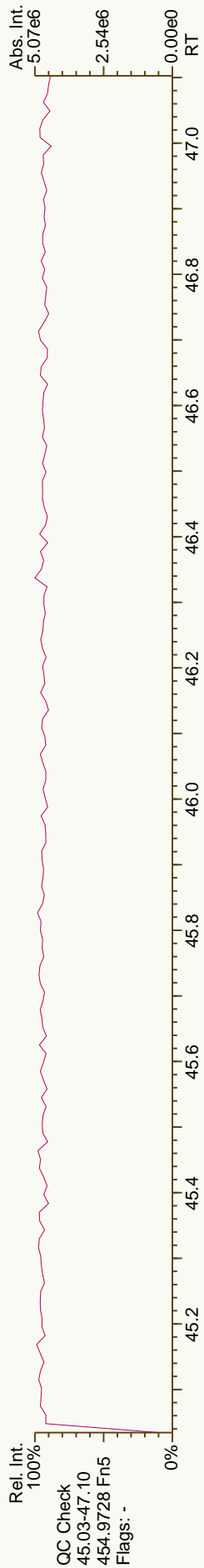
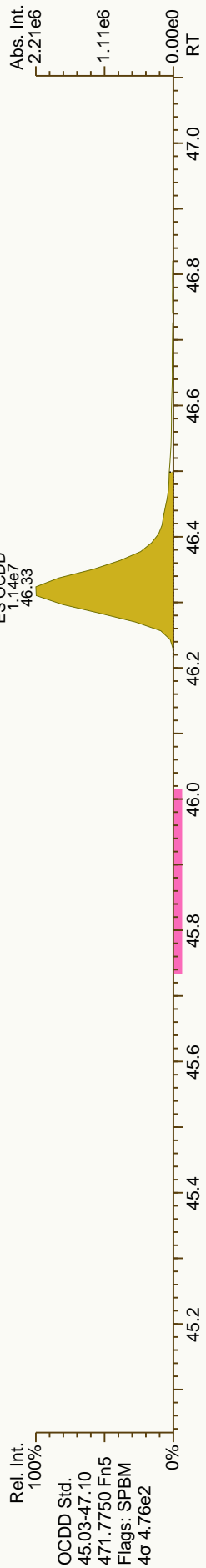
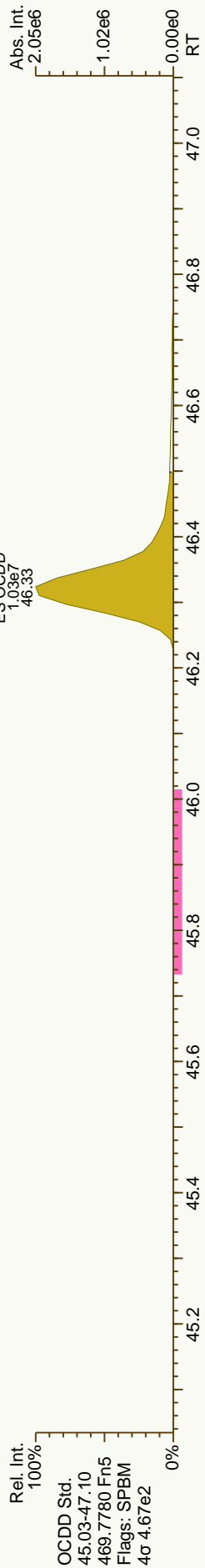
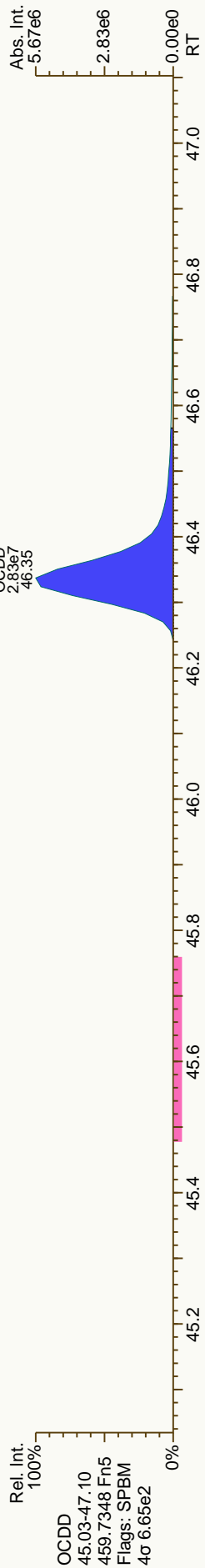
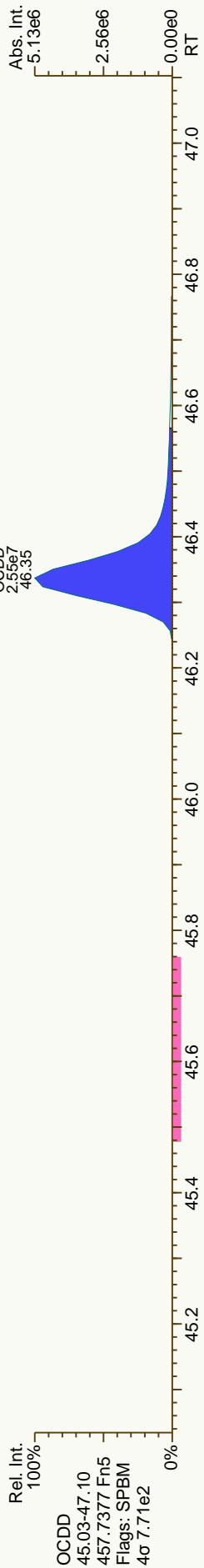


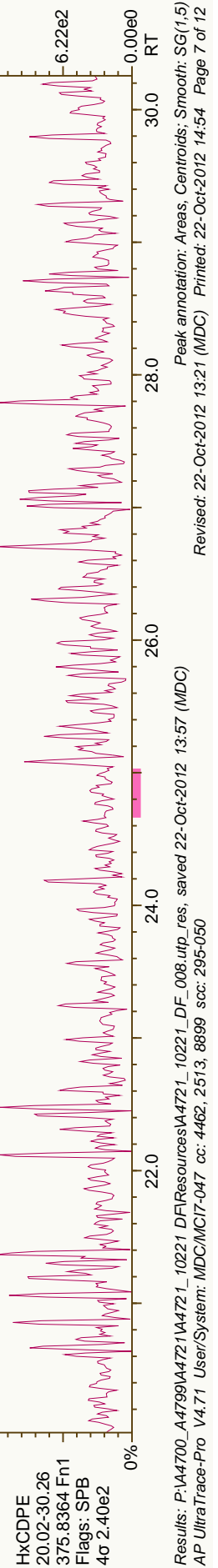
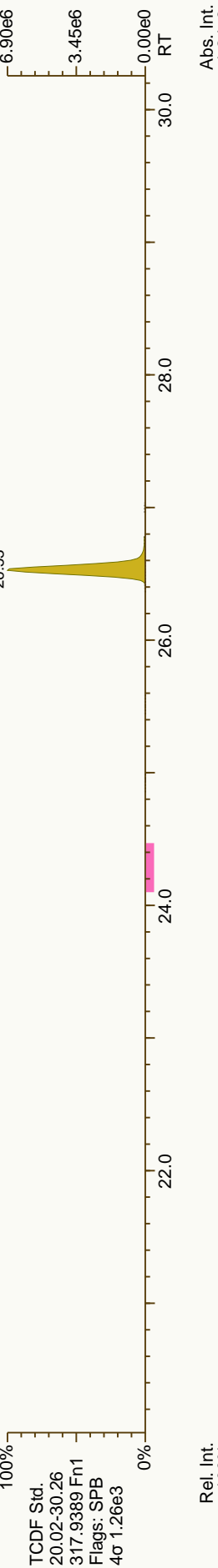
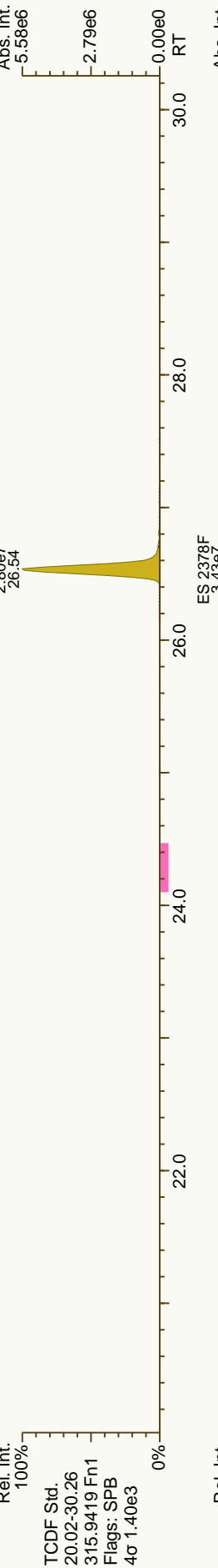
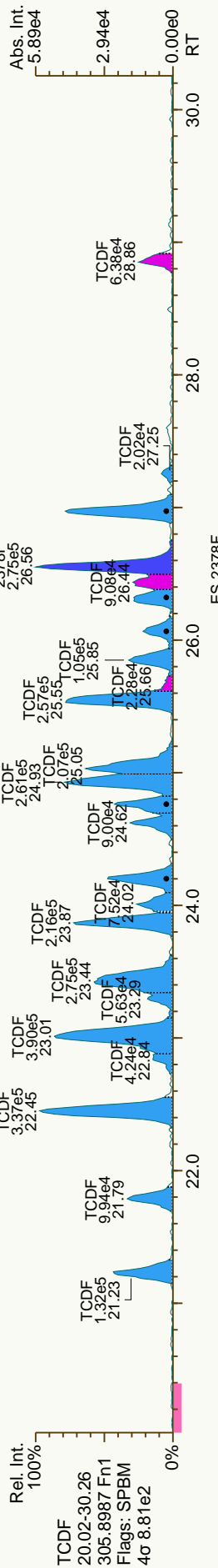
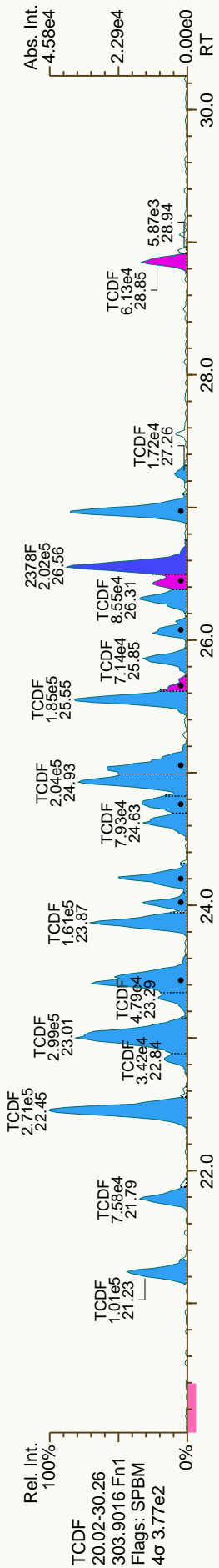


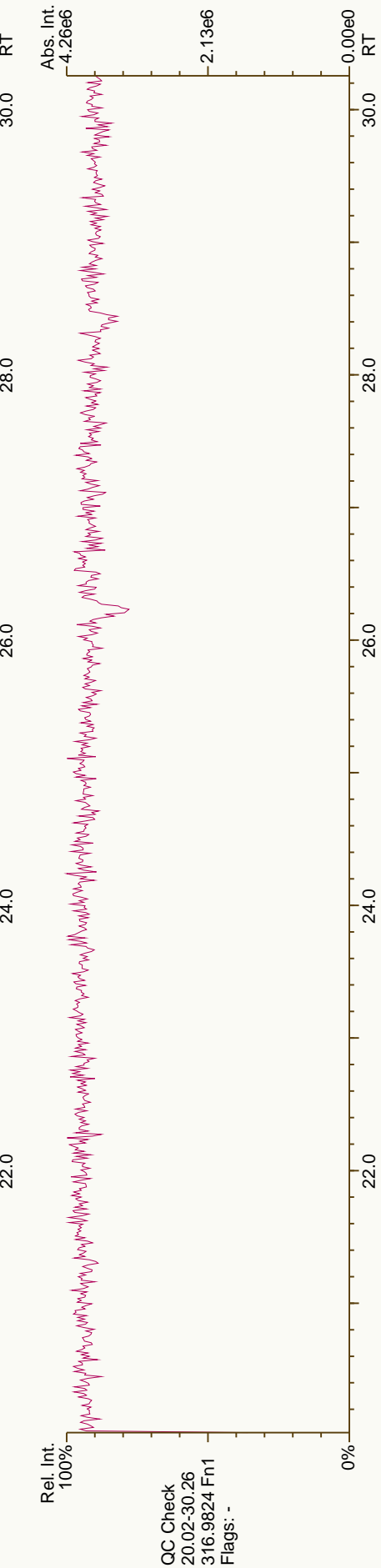



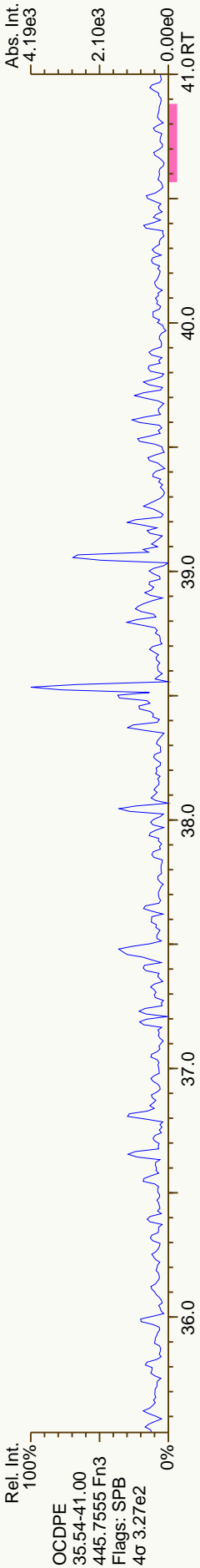
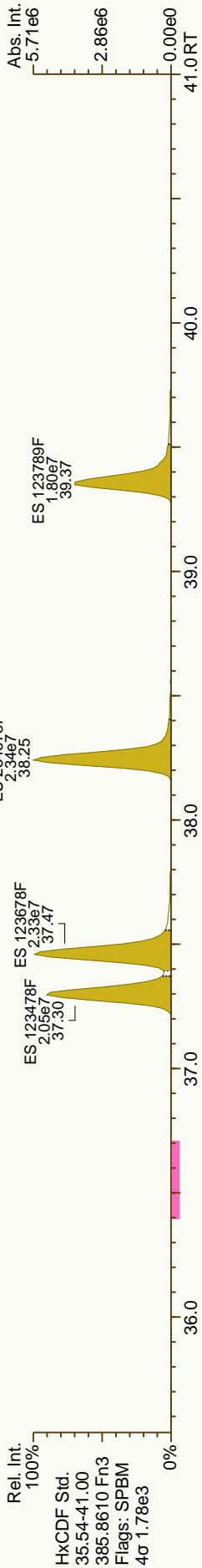
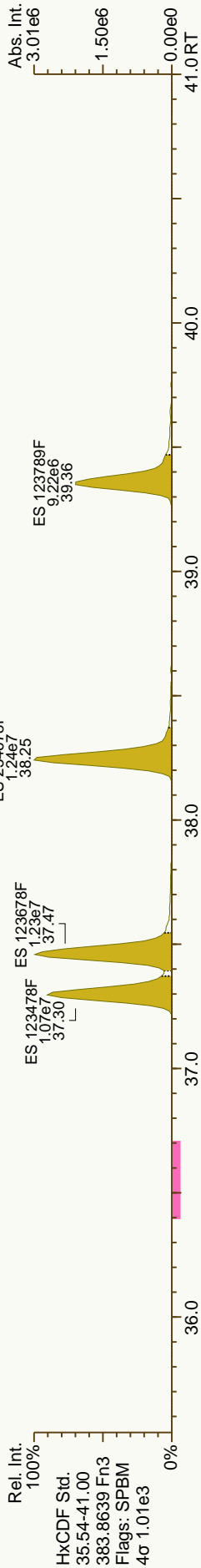
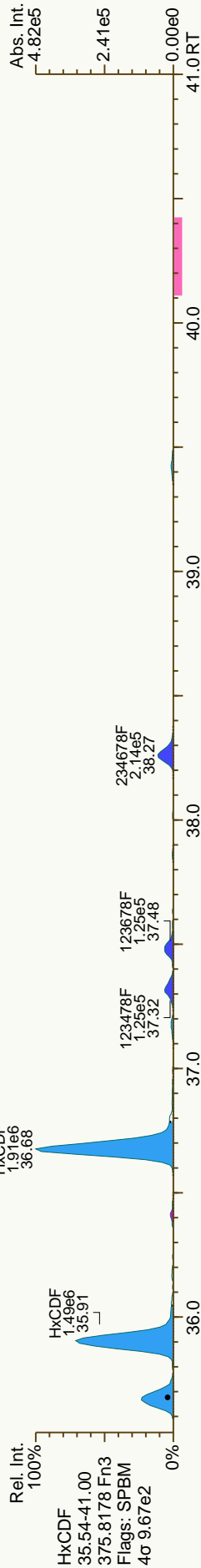
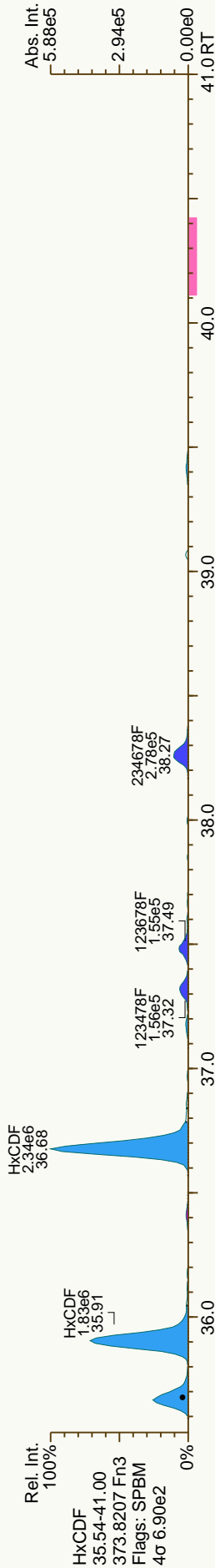


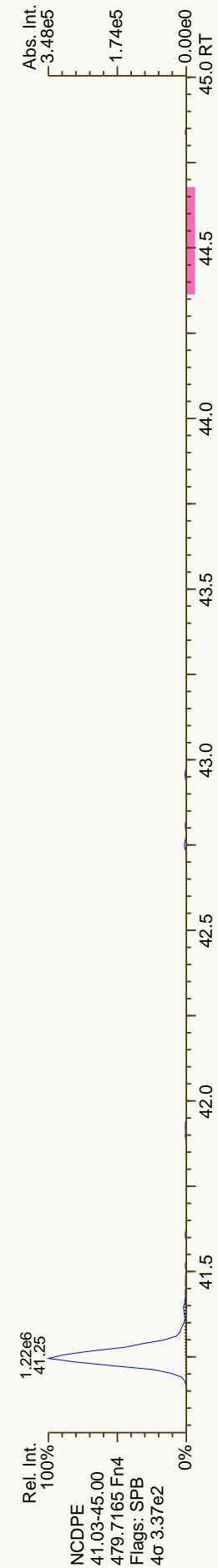
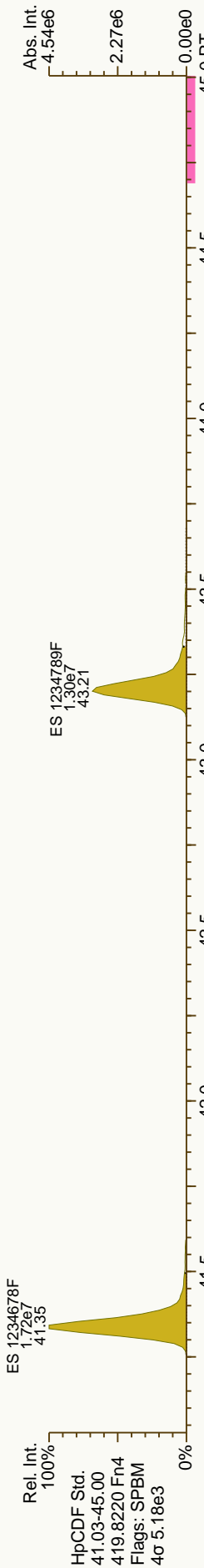
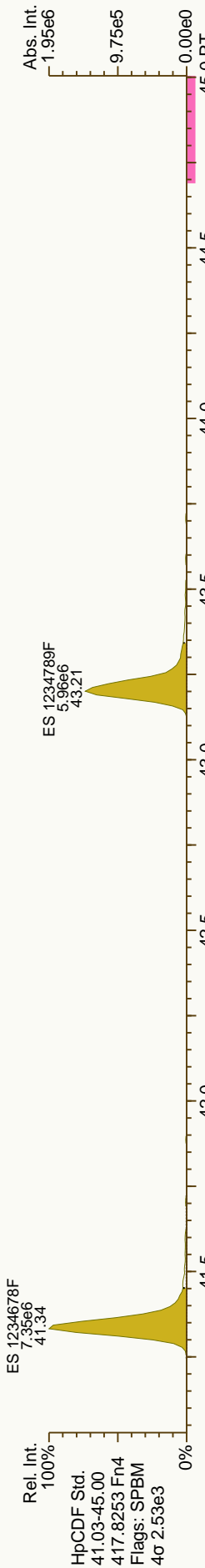
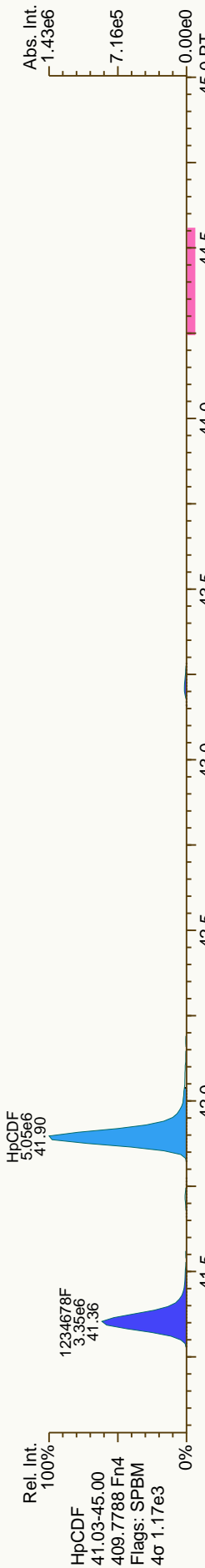
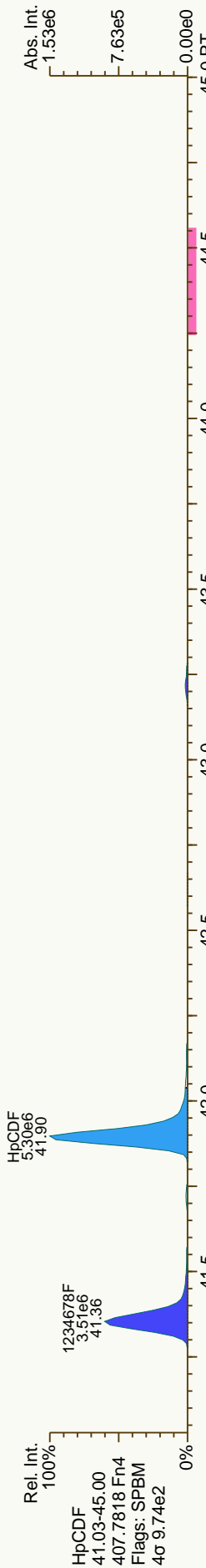


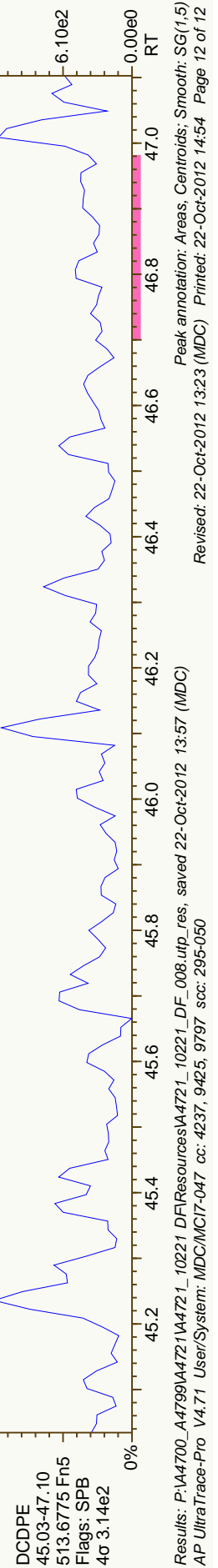
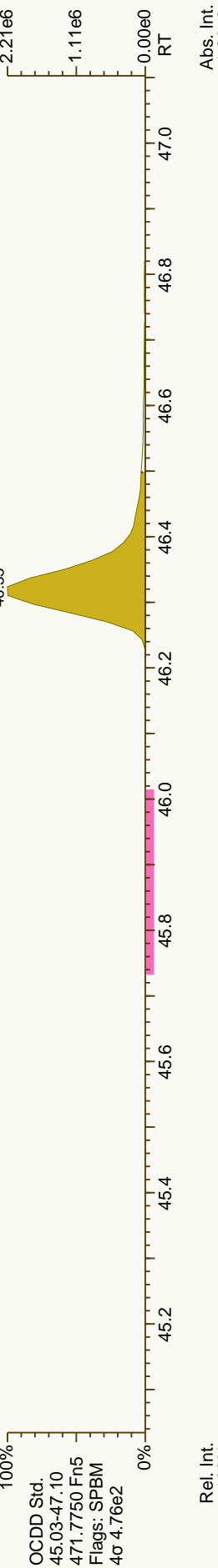
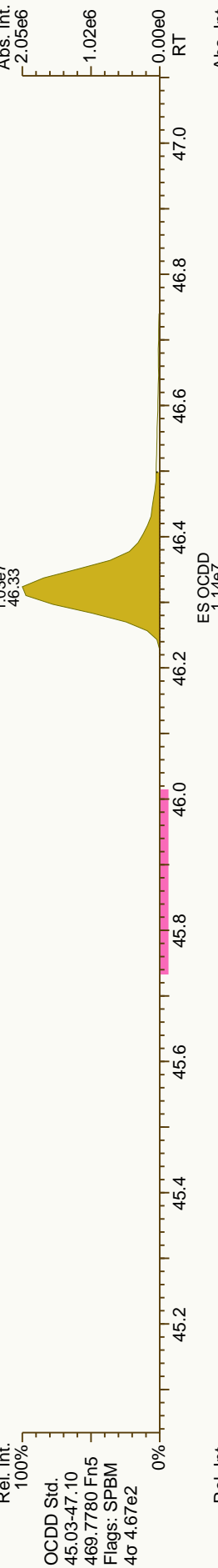
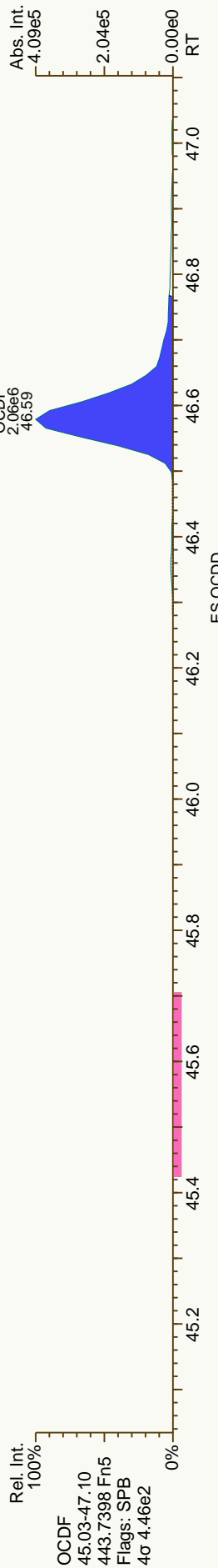













Quantify Sample Summary Report

Confirms Sample Summary

Dataset: C:\MassLynx\Default.pro\Results\c12nov12c-21_29.qld

Last Altered: Wednesday, 11/14/2012 9:27:16 AM Eastern Standard Time
 Printed: Wednesday, 11/14/2012 9:28:49 AM Eastern Standard Time

JHL 11-14-12

203246

Method: C:\MassLynx\Default.PRO\MethDB\VF\Xms-TCDF_Smooth.mdb 13 Nov 2012 08:24:11
 Calibration: C:\MassLynx\Default.PRO\CurveDB\VF\Xms-100212a_Confirm-TD.cdb 31 Oct 2012 14:37:39

Name: c12nov12c-28 /
 Date: 13-Nov-2012
 Time: 09:19:39
 ID: 31203246011/
 User: JHL
 Submitter:
 Task: HRMS3

Name	Response	Ion1Area	Ion2Area	RA	RAFail?	MRRF	RT	Conc	EDL	SN1	SN2	M	Height1	Noise1	Height2	Noise2	Smp Size	FV
2378-TCDF	1.556e3	8.680e2	6.884e2	1.26	YES	1.218	21.24	1.051	0.3865	7.8	7.7	MM	1.262e4	1609	1.137e4	1481	15.75	20
ES:13C-2378-TCDF	1.544e5	6.969e4	8.454e4	0.83	NO	1.655	21.22	130.371	1.0014	316.0	371.2	bb	9.433e5	2985	1.129e6	3041	15.75	20
JS:13C-1234-TCDD	9.089e4	4.042e4	5.047e4	0.80	NO	1.000	21.13	126.984	1.7704	164.8	206.5	bb	5.134e5	3116	6.861e5	3322	15.75	20
Tetrafurans	-	8.680e2	-	-	-	1.218	-	1.051	0.3865	-	-	-	1.262e4	1609	-	-	15.75	20
F1 Lock Mass	-	-	-	-	-	-	-	-	-	-	-	-	-	72047	-	-	1.00	1

$$[TCDF] = \frac{1.556e3}{1.544e5} \left(\frac{200000}{15.75g \times 0.645} \right) \left(\frac{1}{1.21803} \right) = 1.630g/g$$

JHL 11-14-12

Quantify Sample Report MassLynx 4.1

Confirms Sample Summary

Dataset: C:\MassLynx\Default.pro\Results\c12nov12c-21_29.qld

Last Altered: Wednesday, 11/14/2012 9:27:16 AM Eastern Standard Time

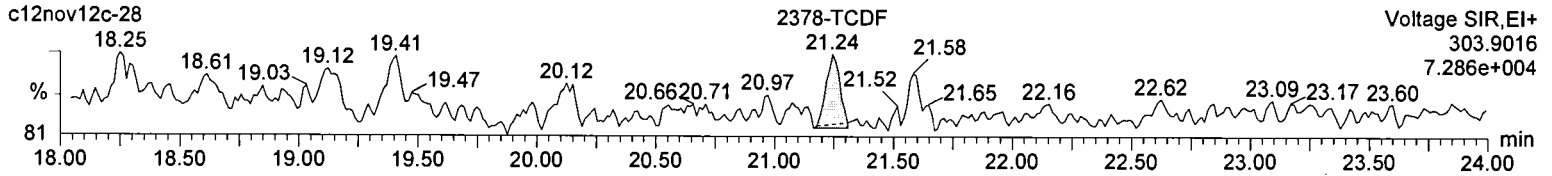
Printed: Wednesday, 11/14/2012 9:28:49 AM Eastern Standard Time

Method: C:\MassLynx\Default.PRO\MethDB\VFxms-TCDF_Smooth.mdb 13 Nov 2012 08:24:11

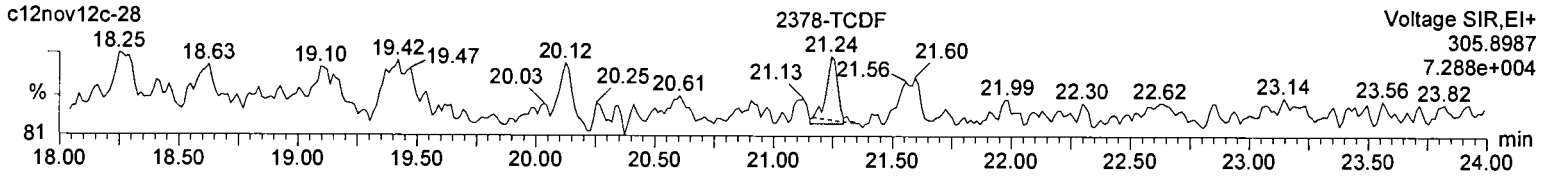
Calibration: C:\MassLynx\Default.PRO\CurveDB\VFxms-100212a_Confirm-TD.cdb 31 Oct 2012 14:37:39

Name: c12nov12c-28, ID: 31203246011

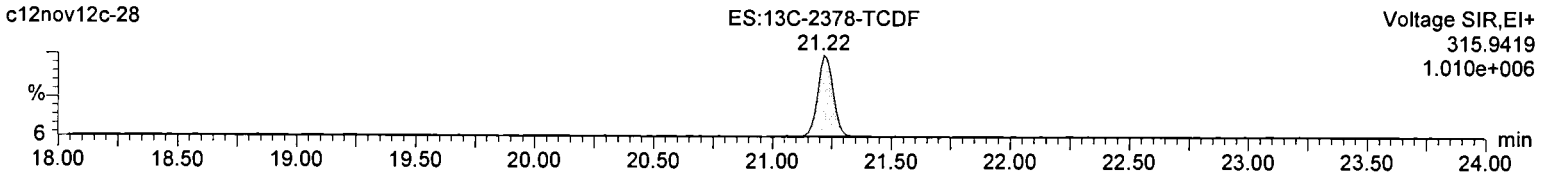
TCDF



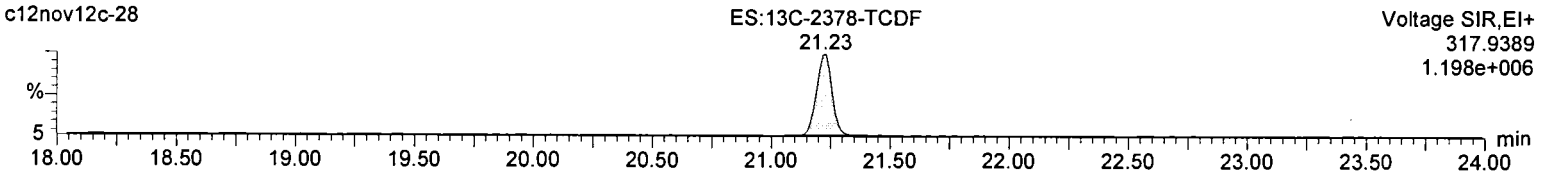
TCDF



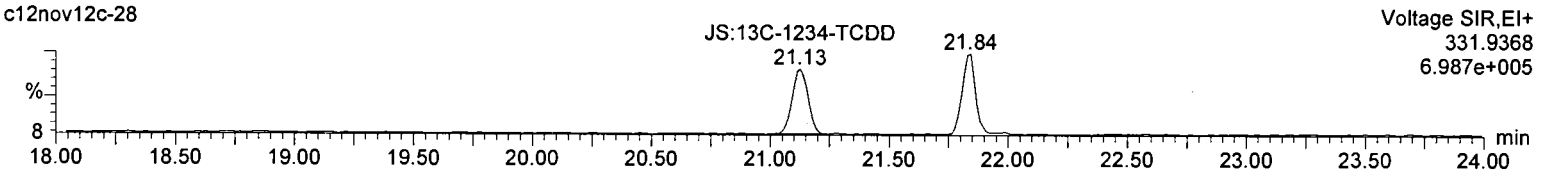
13C-TCDF



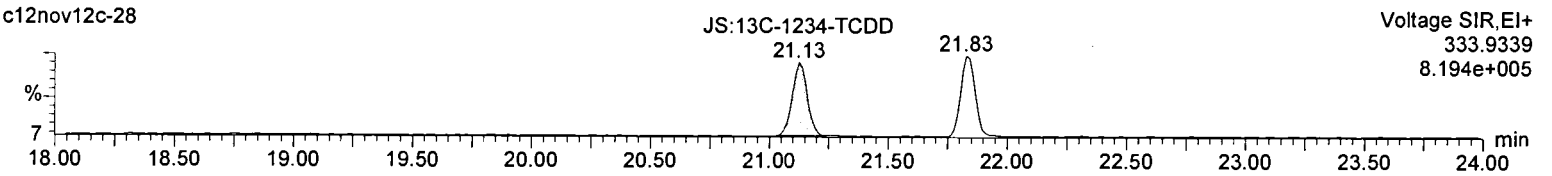
13C-TCDF



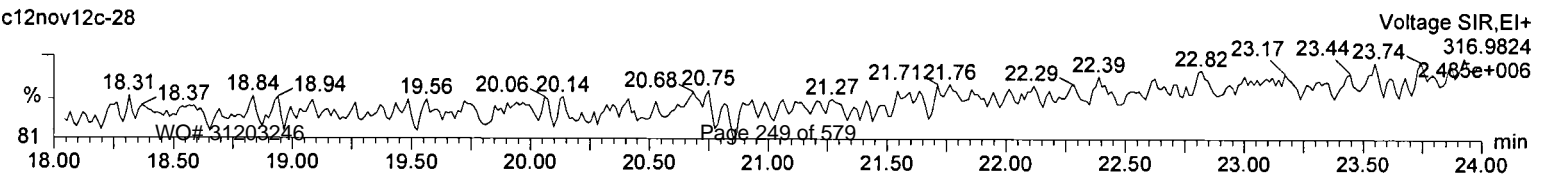
13C-TCDD



13C-TCDD



F1 Lock Mass



Manual Integrations

Dataset: C:\MassLynx\Default.pro\Results\c12nov12c-21_29.qld

Method: C:\MassLynx\Default.PRO\MethDB\VF\Xms-TCDF_Smooth.mdb 13 Nov 2012 08:24:11

Calibration: C:\MassLynx\Default.PRO\CurveDB\VF\Xms-100212a_Confirm-TD.cdb 31 Oct 2012 14:37:39

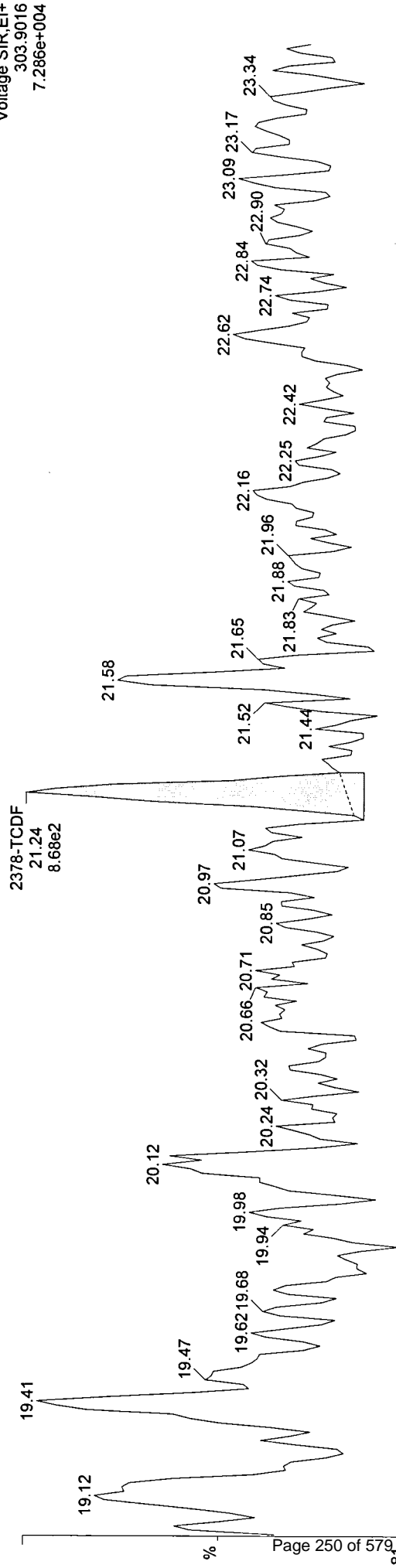
Name: c12nov12c-28, ID: 31203246011, Description: A4721-10221-008, Date: 13-Nov-2012, Time: 09:19:39, User: JHL

JHL
11/13/12

Voltage SIR,EI+
303.9016
7.286e+004

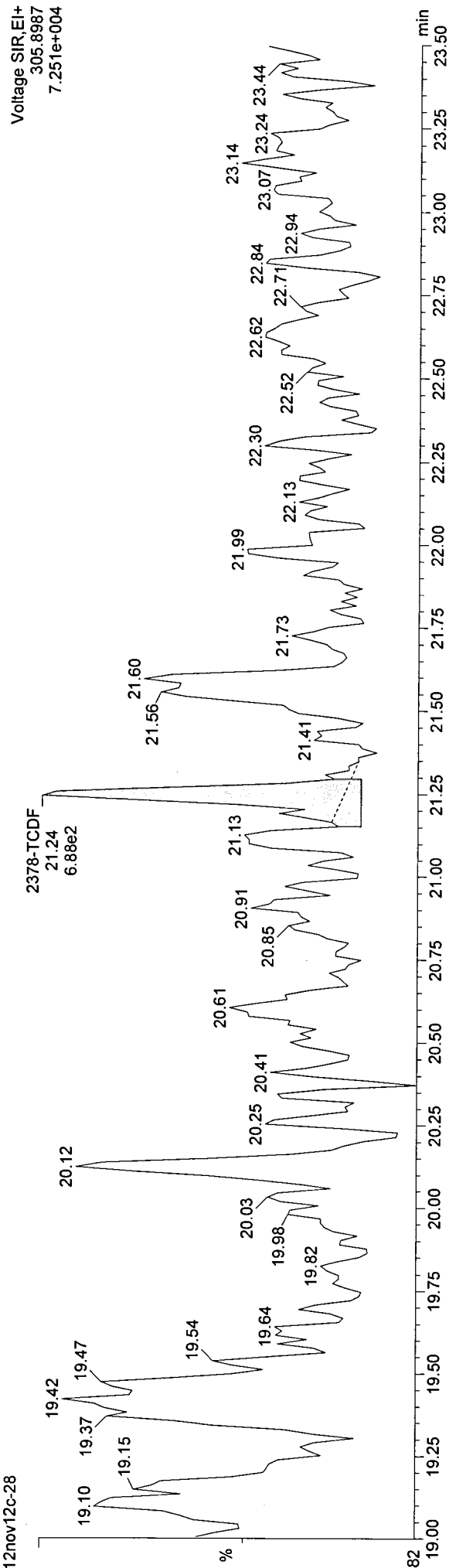
2378-TCDF

c12nov12c-28



2378-TCDF

c12nov12c-28



Voltage SIR,EI+
305.8987
7.251e+004

Batch Summary

Analytical Method: EPA 1613B

Prep Method: EPA 1613 PREP S/D/T

Prep Batch: HXX1807

Prep Date: 10/11/2012 16:45

<u>Client Sample ID</u>	<u>Lab Sample ID</u>	<u>Analysis Date</u>	<u>Analytical Batch</u>	<u>Instrument</u>	<u>Analyst</u>
OPR for HBN 30664 [HXX/1807]	95690	10/21/2012 05:32	HRD1890	APHRMS	MDC
LMB for HBN 30664 [HXX/1807]	95689	10/21/2012 07:14	HRD1890	APHRMS	MDC
JW-EA06-SS22-120507	31203246008	10/21/2012 08:05	HRD1890	APHRMS	MDC
JW-EA04-SS15-120507	31203246005	10/21/2012 08:56	HRD1890	APHRMS	MDC
JW-EA06-SS21-120507	31203246007	10/21/2012 09:47	HRD1890	APHRMS	MDC
JW-EA02-SS06-120507	31203246002	10/21/2012 10:38	HRD1890	APHRMS	MDC
JW-EA06-SS23-120507	31203246009	10/21/2012 12:21	HRD1890	APHRMS	MDC
JW-EA06-SS24-120507	31203246010	10/21/2012 15:53	HRD1890	APHRMS	MDC
JW-EA04-SS13-120507	31203246003	10/21/2012 16:44	HRD1890	APHRMS	MDC
JW-EA07-SS25-120507	31203246011	10/21/2012 17:35	HRD1890	APHRMS	MDC
JW-EA04-SS16-120507	31203246006	10/21/2012 18:26	HRD1890	APHRMS	MDC
JW-EA04-SS14-120507	31203246004	10/21/2012 19:17	HRD1890	APHRMS	MDC
JW-EA02-SS05-120507	31203246001	10/21/2012 20:08	HRD1890	APHRMS	MDC
JW-EA06-SS22-120507	31203246008	11/13/2012 05:11	HRD1930	HRMS3	KAS
JW-EA04-SS15-120507	31203246005	11/13/2012 05:46	HRD1930	HRMS3	KAS
JW-EA06-SS21-120507	31203246007	11/13/2012 06:22	HRD1930	HRMS3	KAS
JW-EA02-SS06-120507	31203246002	11/13/2012 06:57	HRD1930	HRMS3	KAS
JW-EA06-SS24-120507	31203246010	11/13/2012 07:32	HRD1930	HRMS3	KAS
JW-EA06-SS23-120507	31203246009	11/13/2012 08:07	HRD1930	HRMS3	KAS
JW-EA04-SS13-120507	31203246003	11/13/2012 08:44	HRD1930	HRMS3	KAS
JW-EA07-SS25-120507	31203246011	11/13/2012 09:19	HRD1930	HRMS3	KAS
JW-EA04-SS16-120507	31203246006	11/13/2012 09:54	HRD1930	HRMS3	KAS
JW-EA04-SS14-120507	31203246004	11/13/2012 19:34	HRD1930	HRMS3	JHL
JW-EA02-SS05-120507	31203246001	11/13/2012 20:09	HRD1930	HRMS3	JHL

Method Blank Summary

Blank ID: LMB for HBN 30664 [HXX/1807]

Matrix: Soil-Solid as dry weight

Blank Lab ID: 95689

QC for Samples:

31203246001, 31203246002, 31203246003, 31203246004, 31203246005, 31203246006, 31203246007,
31203246008, 31203246009, 31203246010, 31203246011

Results by EPA 1613B

Parameter	Result	EMPC	Qual	DL	LOQ/CL	Units	RT	Ratio
2,3,7,8-TCDD	ND		U	0.0781	0.500	pg/g		
1,2,3,7,8-PeCDD	ND		U	0.0918	2.50	pg/g		
1,2,3,4,7,8-HxCDD	ND		U	0.128	2.50	pg/g		
1,2,3,6,7,8-HxCDD	ND		U	0.138	2.50	pg/g		
1,2,3,7,8,9-HxCDD	ND		U	0.134	2.50	pg/g		
1,2,3,4,6,7,8-HpCDD	ND		U	0.161	2.50	pg/g		
OCDD	ND		U	0.369	5.00	pg/g		
2,3,7,8-TCDF	ND		U	0.0562	0.500	pg/g		
1,2,3,7,8-PeCDF	ND		U	0.0885	2.50	pg/g		
2,3,4,7,8-PeCDF	ND		U	0.0906	2.50	pg/g		
1,2,3,4,7,8-HxCDF	ND		U	0.0776	2.50	pg/g		
1,2,3,6,7,8-HxCDF	ND		U	0.0690	2.50	pg/g		
2,3,4,6,7,8-HxCDF	ND		U	0.0707	2.50	pg/g		
1,2,3,7,8,9-HxCDF	ND		U	0.125	2.50	pg/g		
1,2,3,4,6,7,8-HpCDF	ND		U	0.0797	2.50	pg/g		
1,2,3,4,7,8,9-HpCDF	ND		U	0.116	2.50	pg/g		
OCDF	ND		U	0.221	5.00	pg/g		
Total TCDD	ND		U	0.0781	0.500	pg/g		
Total TCDF	ND		U	0.0562	0.500	pg/g		
Total PeCDD	ND		U	0.0918	2.50	pg/g		
Total PeCDF	ND		U	0.0895	2.50	pg/g		
Total HxCDD	ND		U	0.133	2.50	pg/g		
Total HxCDF	ND		U	0.0824	2.50	pg/g		
Total HpCDD	ND		U	0.161	2.50	pg/g		
Total HpCDF	ND		U	0.0957	2.50	pg/g		

Labeled Standards

13C-2378-TCDD	91.0				25.0-164	%		
13C-12378-PeCDD	80.0				25.0-181	%		
13C-123478-HxCDD	96.0				32.0-141	%		
13C-123678-HxCDD	94.0				28.0-130	%		
13C-1234678-HpCDD	102				23.0-140	%		
13C-OCDD	80.0				17.0-157	%		
13C-2378-TCDF	88.0				24.0-169	%		
13C-12378-PeCDF	86.0				24.0-185	%		
13C-23478-PeCDF	83.0				21.0-178	%		
13C-123478-HxCDF	105				26.0-152	%		
13C-123678-HxCDF	114				26.0-123	%		
13C-234678-HxCDF	115				29.0-147	%		
13C-123789-HxCDF	94.0				28.0-136	%		

Method Blank Summary

Blank ID: LMB for HBN 30664 [HXX/1807]

Matrix: Soil-Solid as dry weight

Blank Lab ID: 95689

QC for Samples:

31203246001, 31203246002, 31203246003, 31203246004, 31203246005, 31203246006, 31203246007,
31203246008, 31203246009, 31203246010, 31203246011

Results by EPA 1613B

<u>Parameter</u>	<u>Result</u>	<u>EMPC</u>	<u>Qual</u>	<u>DL</u>	<u>LOQ/CL</u>	<u>Units</u>	<u>RT</u>	<u>Ratio</u>
13C-1234678-HpCDF	96.0				28.0-143	%		
13C-1234789-HpCDF	98.0				26.0-138	%		
37Cl-2378-TCDD	108				35.0-197	%		

Batch Information

Analytical Batch: **HRD1890**

Prep Batch: **HXX1807**

Analytical Method: **EPA 1613B**

Prep Method: **EPA 1613 PREP S/D/T**

Instrument: **APHRMS**

Prep Date/Time: **10/11/2012 16:45**

Analyst: **MDC**

Prep Initial Wt./Vol.: **10 g**

Analytical Date/Time: **10/21/2012 07:14**

Prep Extract Vol: **20 uL**

Lab ID: MB1_10221_DF_SDS Acq'd: 21 Oct 2012 07:14 MDC Wt/Vol: 10.00 g ICAL: 1613_SGS
 Client ID: MB1_10221_DF_SDS UTP: 22-Oct-2012 13:57 MDC J-level: 0.5 pg/g Split: 1 Checkcode: 631-338-MLV
 Datafile: 121020P2-04 Report: 22 Oct 2012 14:24 MC Stds (pg): JS: 2000 ES: 2000 CS/SS: 2000, 400 (37Cl)

Name	Act RT	QC	Pred. RRT	Act. RRT	ΔSecs	Response	Ra	OK	RRF	Conc.	Noise	DL
2378-TCDD	NotFnd		1.0009	-		-	-	-	1.08	-	956	0.0781
2378-PeCDD	NotFnd		1.0006	-		-	-	-	1.07	-	856	0.0918
23478-HxCDD	NotFnd		1.0004	-		-	-	-	1.05	-	1074	0.128
123678-HxCDD	NotFnd		1.0039	-		-	-	-	0.98	-	1074	0.138
123789-HxCDD	NotFnd		1.0129	-		-	-	-	1.01	-	1074	0.134
1234678-HpCDD	NotFnd		1.0005	-		-	-	-	1.09	-	1161	0.161
OCDD	NotFnd		1.0005	-		-	-	-	1.11	-	1379	0.369
2378-TCDF	NotFnd		1.0009	-		-	-	-	0.98	-	938	0.0562
12378-PeCDF	NotFnd		1.0007	-		-	-	-	0.99	-	1400	0.0885
23478-PeCDF	NotFnd		1.0006	-		-	-	-	1.02	-	1400	0.0906
123478-HxCDF	NotFnd		1.0006	-		-	-	-	1.19	-	1053	0.0776
123678-HxCDF	NotFnd		1.0005	-		-	-	-	1.16	-	1053	0.069
234678-HxCDF	NotFnd		1.0006	-		-	-	-	1.18	-	1053	0.0707
123789-HxCDF	NotFnd		1.0005	-		-	-	-	1.09	-	1053	0.125
1234678-HpCDF	NotFnd		1.0004	-		-	-	-	1.35	-	920	0.0797
1234789-HpCDF	NotFnd		1.0004	-		-	-	-	1.34	-	920	0.116
OCDF	NotFnd		1.0057	-		-	-	-	1.40	-	1039	0.221
Name	Act RT		Pred. RRT	Act. RRT	ΔSecs	Response	Ra	OK	RRF	Rec. %		
ES 2378-TCDD	27.52		1.0281	1.0279	-0.3	2.74E+07	0.78	Y	1.04	91		
ES 12378-PeCDD	33.83		1.2639	1.2636	-0.5	2.00E+07	1.61	Y	0.87	79.8		
ES 123478-HxCDD	38.48		0.9876	0.9875	-0.2	1.61E+07	1.26	Y	0.94	96.3		
ES 123678-HxCDD	38.61		0.9910	0.9910	0	1.78E+07	1.28	Y	1.06	94.2		
ES 1234678-HpCDD	42.64		1.0943	1.0945	+0.5	1.44E+07	1.06	Y	0.80	102		
ES OCDD	46.39		1.1907	1.1908	+0.2	1.78E+07	0.88	Y	0.63	79.6		
ES 2378-TCDF	26.52		0.9907	0.9907	0	4.42E+07	0.86	Y	1.74	88		
ES 12378-PeCDF	32.10		1.1992	1.1989	-0.5	3.72E+07	1.61	Y	1.49	86.3		
ES 23478-PeCDF	33.41		1.2484	1.2481	-0.5	3.56E+07	1.58	Y	1.48	83.1		
ES 123478-HxCDF	37.31		0.9577	0.9576	-0.2	2.39E+07	0.54	Y	1.27	105		
ES 123678-HxCDF	37.48		0.9619	0.9619	0	2.86E+07	0.53	Y	1.41	114		
ES 234678-HpCDF	38.26		0.9821	0.9821	0	2.74E+07	0.52	Y	1.34	115		
ES 123789-HxCDF	39.39		1.0108	1.0109	+0.2	2.01E+07	0.51	Y	1.20	93.8		
ES 1234678-HpCDF	41.37		1.0618	1.0618	0	1.82E+07	0.42	Y	1.06	96.4		
ES 1234789-HpCDF	43.26		1.1100	1.1103	+0.7	1.43E+07	0.47	Y	0.82	98.1		

Lab ID: MB1_10221_DF_SDS Acq'd: 21 Oct 2012 07:14 MDC Wt/Vol: 10.00 g ICAL: 1613_SGS
 Client ID: MB1_10221_DF_SDS UTP: 22-Oct-2012 13:57 MDC J-level: 0.5 pg/g Split: 1 Checkcode: 631-338-MLV
 Datafile: 121020P2-04 Report: 22 Oct 2012 14:24 MC Stds (pg): JS: 2000 ES: 2000 CS/SS: 2000, 400 (37C1)

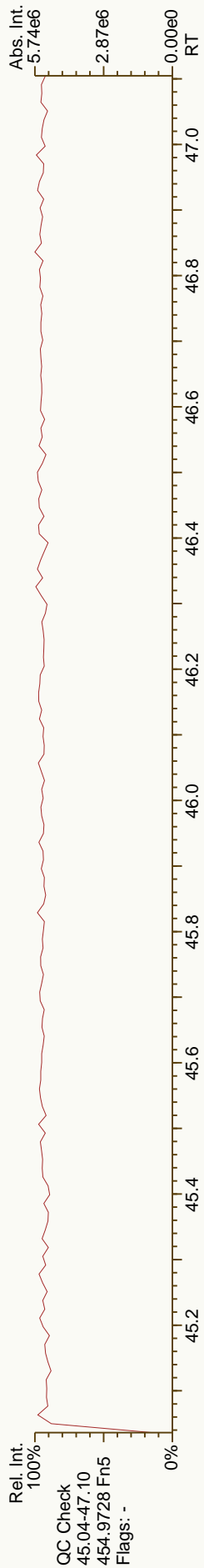
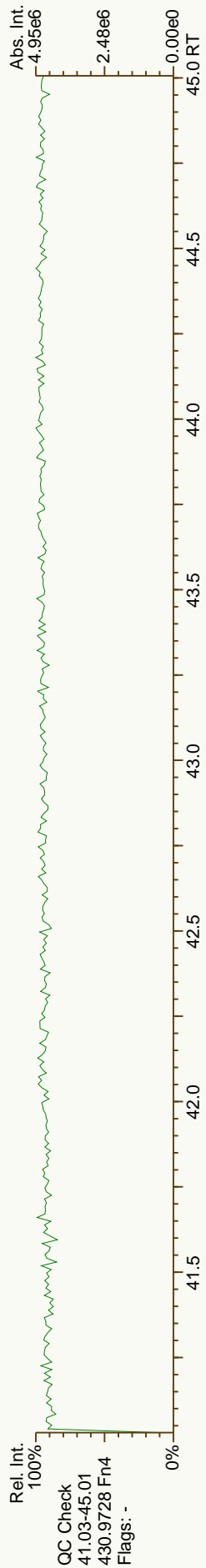
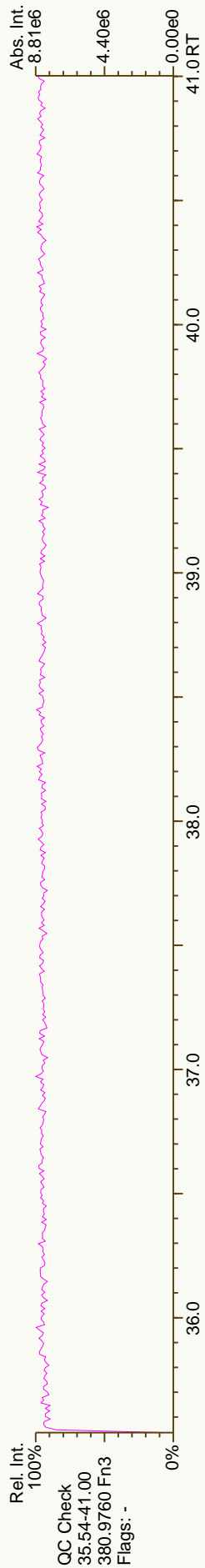
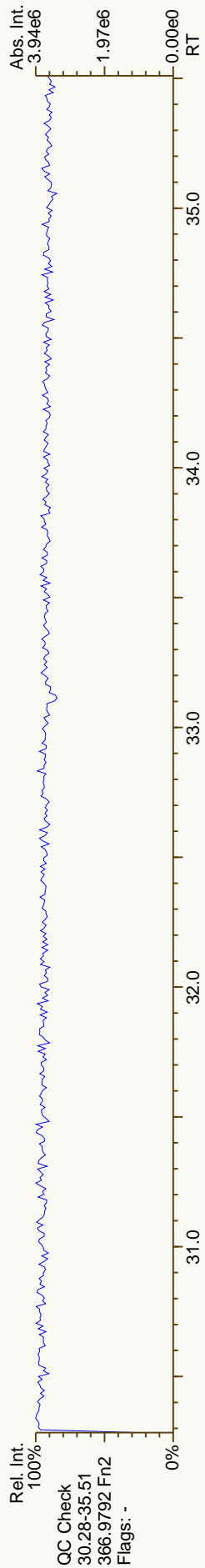
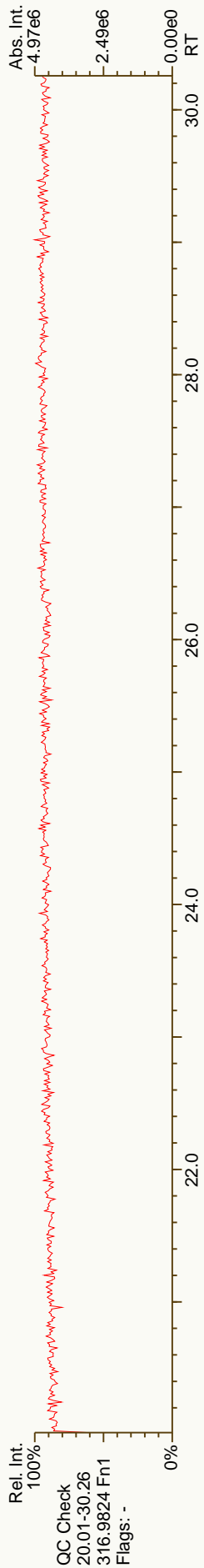
Comp #	Name	Act RT	QC	Pred. RRT	Act. RRT	ΔSecs	Response	Ra	OK	RRF	Conc.	Noise	DL
1	TCDD	NotFnd		0.8504				1.08		1.08		956	0.0781
2	TCDD	NotFnd		0.8649				1.08		1.08		956	0.0781
3	TCDD	NotFnd		0.8835				1.08		1.08		956	0.0781
4	TCDD	NotFnd		0.9152				1.08		1.08		956	0.0781
	TCDD	NotFnd		0.9241				1.08		1.08		956	0.0781
	TCDD	NotFnd		0.9327				1.08		1.08		956	0.0781
	TCDD	NotFnd		0.9408				1.08		1.08		956	0.0781
	TCDD	NotFnd		0.9512				1.08		1.08		956	0.0781
	TCDD	NotFnd		0.9580				1.08		1.08		956	0.0781
	TCDD	NotFnd		0.9736				1.08		1.08		956	0.0781
	TCDD	NotFnd		0.9785				1.08		1.08		956	0.0781
	TCDD	NotFnd		0.9884				1.08		1.08		956	0.0781
	TCDD	NotFnd		0.9945				1.08		1.08		956	0.0781
	2378-TCDD	NotFnd		1.0009				1.08		1.08		956	0.0781
	TCDD	NotFnd		1.0147				1.08		1.08		956	0.0781
	TCDD	NotFnd		1.0206				1.08		1.08		956	0.0781
	TCDD	NotFnd		1.0423				1.08		1.08		956	0.0781
256	PeCDD	NotFnd		0.9131				1.07		1.07		856	0.0918
257	PeCDD	NotFnd		0.9319				1.07		1.07		856	0.0918
258	PeCDD	NotFnd		0.9511				1.07		1.07		856	0.0918
	PeCDD	NotFnd		0.9576				1.07		1.07		856	0.0918
	PeCDD	NotFnd		0.9611				1.07		1.07		856	0.0918
	PeCDD	NotFnd		0.9703				1.07		1.07		856	0.0918
	PeCDD	NotFnd		0.9829				1.07		1.07		856	0.0918
	12378-PeCDD	NotFnd		1.0006				1.07		1.07		856	0.0918
	PeCDD	NotFnd		1.0039				1.07		1.07		856	0.0918
	PeCDD	NotFnd		1.0161				1.07		1.07		856	0.0918
	HxCDD	NotFnd		0.9479				1.01		1.01		1074	0.133
	HxCDD	NotFnd		0.9682				1.01		1.01		1074	0.133
	HxCDD	NotFnd		0.9771				1.01		1.01		1074	0.133
	HxCDD	NotFnd		0.9811				1.01		1.01		1074	0.133
	123478-HxCDD	NotFnd		1.0004				1.05		1.05		1074	0.128
	123678-HxCDD	NotFnd		1.0039				0.98		0.98		1074	0.138
	HxCDD	NotFnd		1.0097				1.01		1.01		1074	0.133
	123789-HxCDD	NotFnd		1.0129				1.01		1.01		1074	0.134


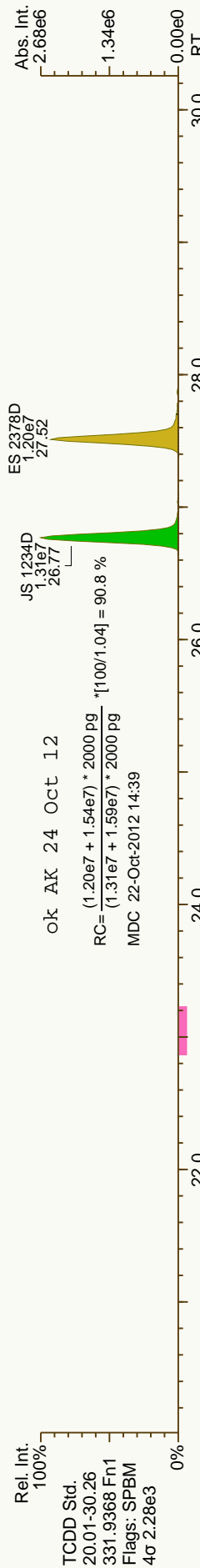

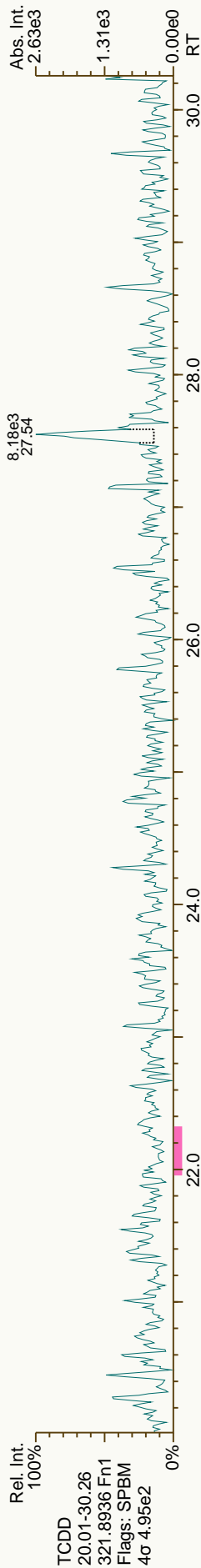
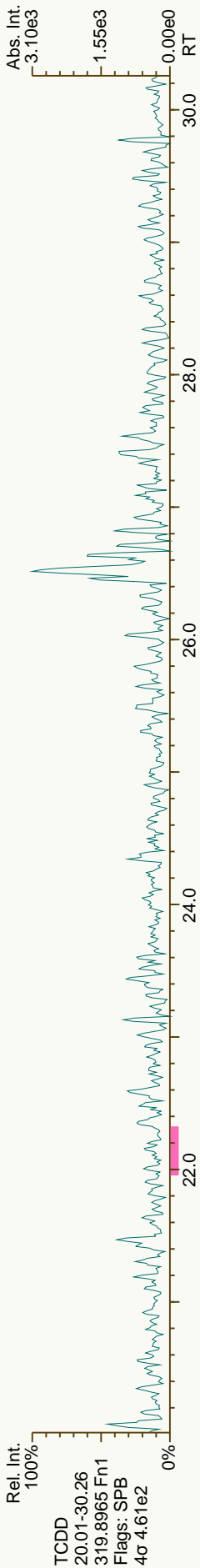
Lab ID: MB1_10221_DF_SDS Acq'd: 21 Oct 2012 07:14 MDC Wt/Vol: 10.00 g ICAL: 1613_SGS
 Client ID: MB1_10221_DF_SDS UTP: 22-Oct-2012 13:57 MDC J-level: 0.5 pg/g Split: 1 Checkcode: 631-338-MLV
 Datafile: 121020P2-04 Report: 22 Oct 2012 14:24 MC Stds (pg): JS: 2000 ES: 2000 CS/SS: 2000, 400 (37CI)

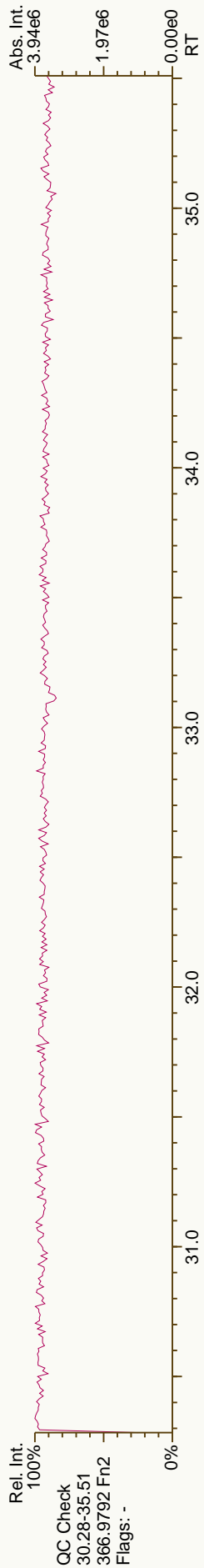


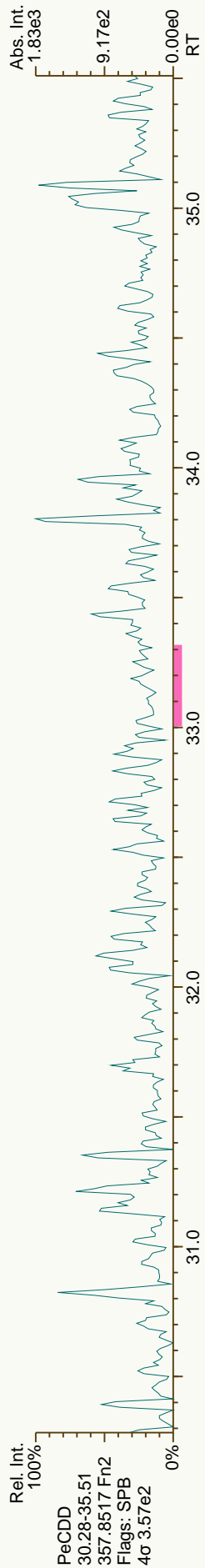
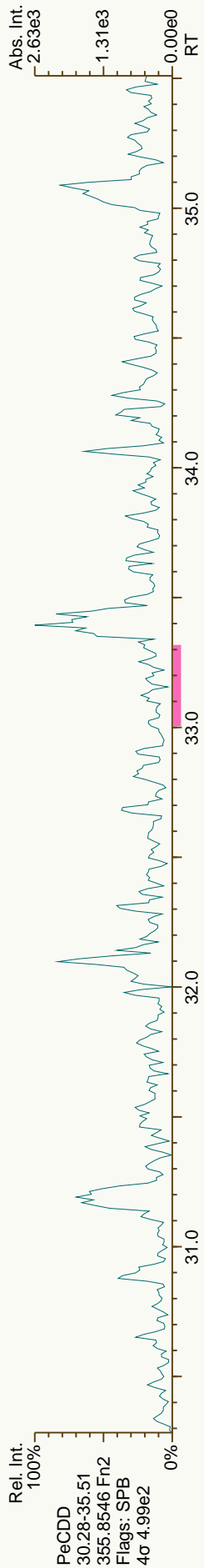
Comp #	Name	Act RT	QC	Pred. RRT	Act. RRT	ΔSecs	Response	Ra	OK	RRF	Conc.	Noise	DL
1	gHpCDD	NotFnd		0.9793				1.09				1161	0.161
2	234678-HpCDD	NotFnd		1.0005				1.09				1161	0.161
3	OCDD	NotFnd		1.0005				1.11				1379	0.369
4	OCDD-a	NotFnd		1.0001				1.00				1149	0.341
5	TCDF	NotFnd		0.7983				0.98				938	0.0562
6	TCDF	NotFnd		0.8218				0.98				938	0.0562
7	TCDF	NotFnd		0.8463				0.98				938	0.0562
8	TCDF	NotFnd		0.8625				0.98				938	0.0562
9	TCDF	NotFnd		0.8677				0.98				938	0.0562
10	TCDF	NotFnd		0.8787				0.98				938	0.0562
11	TCDF	NotFnd		0.8840				0.98				938	0.0562
12	TCDF	NotFnd		0.8998				0.98				938	0.0562
13	TCDF	NotFnd		0.9054				0.98				938	0.0562
14	TCDF	NotFnd		0.9125				0.98				938	0.0562
15	TCDF	NotFnd		0.9279				0.98				938	0.0562
16	TCDF	NotFnd		0.9334				0.98				938	0.0562
17	TCDF	NotFnd		0.9381				0.98				938	0.0562
18	TCDF	NotFnd		0.9439				0.98				938	0.0562
19	TCDF	NotFnd		0.9630				0.98				938	0.0562
20	TCDF	NotFnd		0.9674				0.98				938	0.0562
21	TCDF	NotFnd		0.9746				0.98				938	0.0562
22	TCDF	NotFnd		0.9829				0.98				938	0.0562
23	TCDF	NotFnd		0.9916				0.98				938	0.0562
24	TCDF	NotFnd		0.9963				0.98				938	0.0562
25	2378-TCDF	NotFnd		1.0009				0.98				938	0.0562
26	TCDF	NotFnd		1.0166				0.98				938	0.0562
27	TCDF	NotFnd		1.0274				0.98				938	0.0562
28	TCDF	NotFnd		1.0390				0.98				938	0.0562
29	TCDF	NotFnd		1.0886				0.98				938	0.0562
30	PeCDF	NotFnd		0.8975				1.00				1209	0.0773
31	PeCDF	NotFnd		0.9542				1.00				1400	0.0895
32	PeCDF	NotFnd		0.9587				1.00				1400	0.0895
33	PeCDF	NotFnd		0.9636				1.00				1400	0.0895
34	PeCDF	NotFnd		0.9671				1.00				1400	0.0895
35	PeCDF	NotFnd		0.9760				1.00				1400	0.0895
36	PeCDF	NotFnd		0.9810				1.00				1400	0.0895

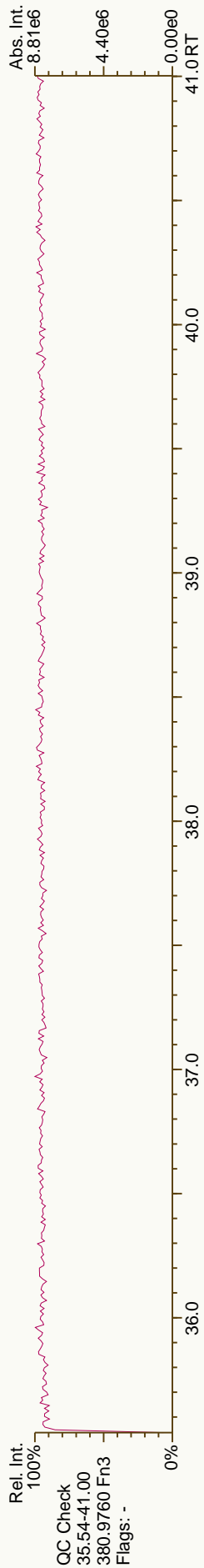
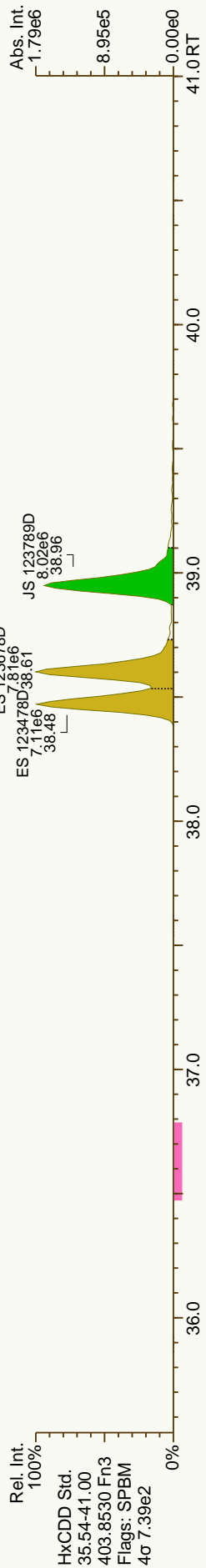
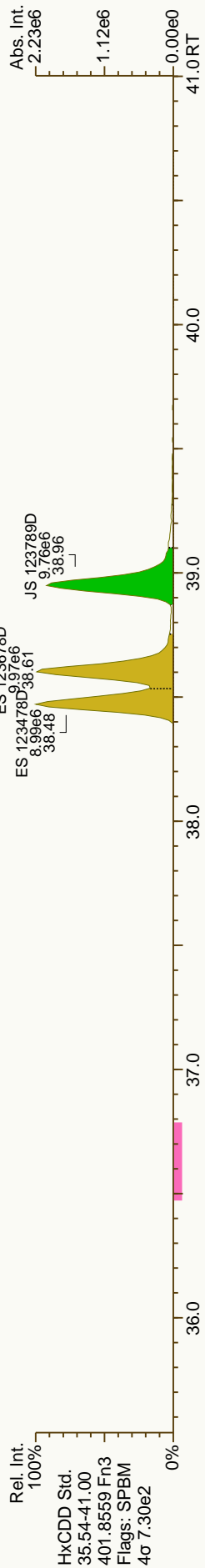
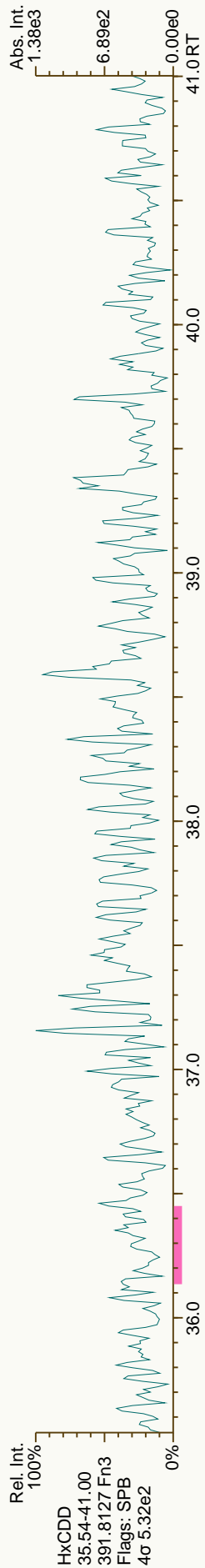
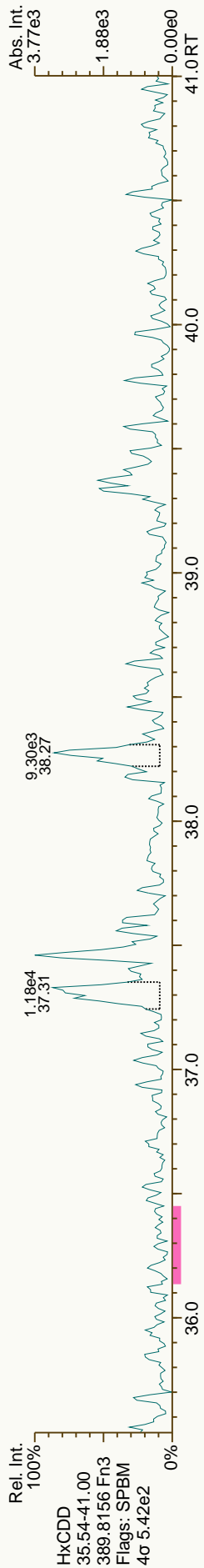
Lab ID: MB1_10221_DF_SDS Acq'd: 21 Oct 2012 07:14 MDC Wt/Vol: 10.00 g ICAL: 1613_SGS
 Client ID: MB1_10221_DF_SDS UTP: 22-Oct-2012 13:57 MDC J-level: 0.5 pg/g Split: 1 Checkcode: 631-338-MLV
 Datafile: 121020P2-04 Report: 22 Oct 2012 14:24 MC Stds (pg): JS: 2000 ES: 2000 CS/SS: 2000, 400 (37CI)

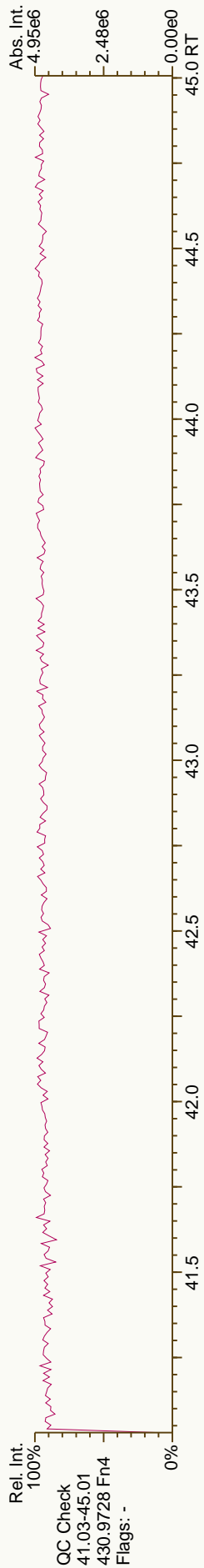
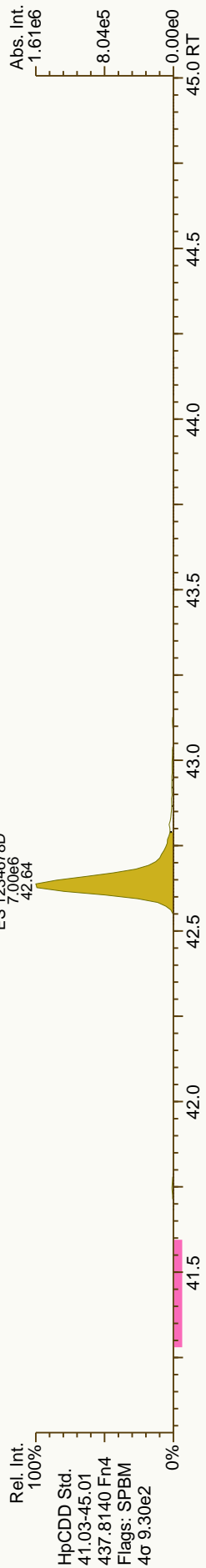
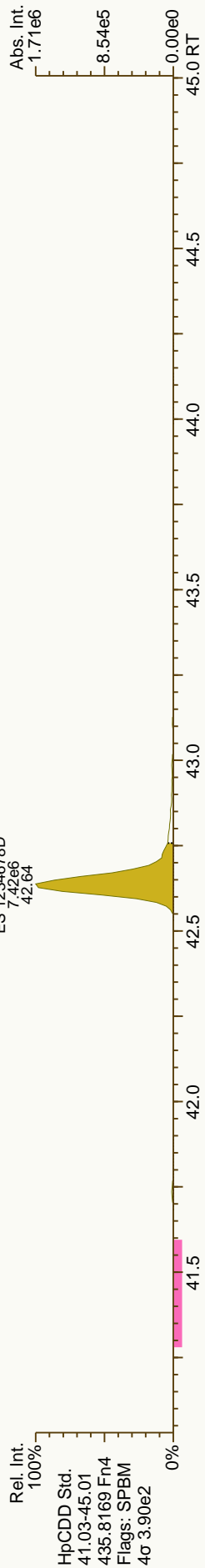
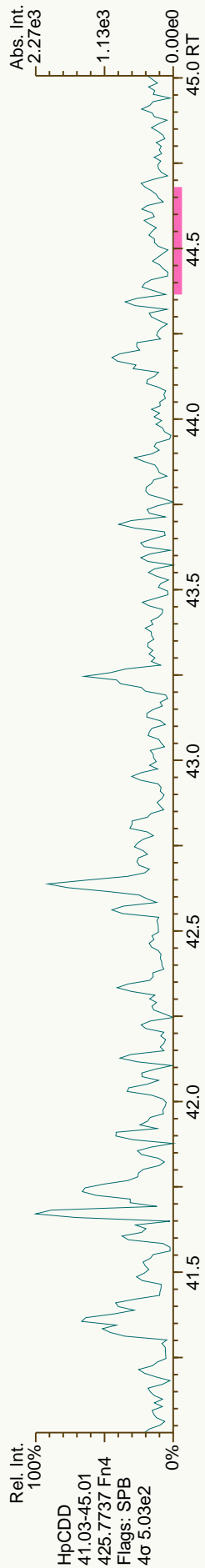
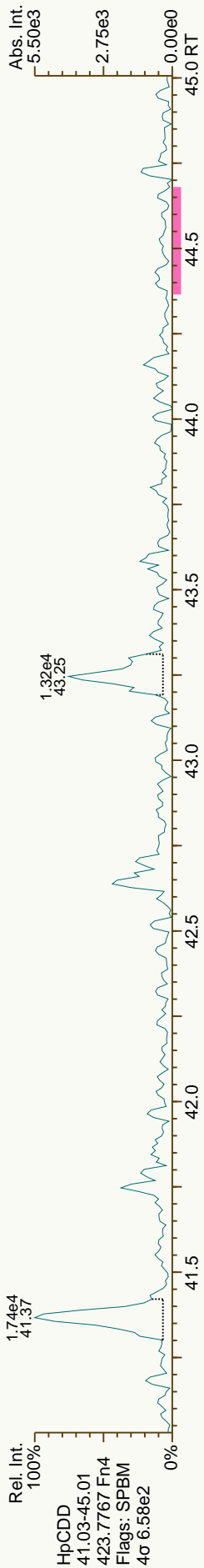
Comp #	Name	Act RT	QC	Pred. RRT	Act. RRT	ΔSecs	Response	Ra	OK	RRF	Conc.	Noise	DL
1	PeCDF	NotFnd		0.9847				1.00		1.00	1400	1400	0.0895
2	PeCDF	NotFnd		0.9870				1.00		1.00	1400	1400	0.0895
3	PeCDF	NotFnd		0.9930				1.00		1.00	1400	1400	0.0895
4	12378-PeCDF	NotFnd		1.0007				0.99		0.99	1400	1400	0.0885
5	PeCDF	NotFnd		1.0113				1.00		1.00	1400	1400	0.0895
6	PeCDF	NotFnd		1.0169				1.00		1.00	1400	1400	0.0895
7	PeCDF	NotFnd		0.9917				1.00		1.00	1400	1400	0.0895
8	PeCDF	NotFnd		0.9962				1.00		1.00	1400	1400	0.0895
9	23478-PeCDF	NotFnd		1.0006				1.02		1.02	1400	1400	0.0906
10	PeCDF	NotFnd		0.0000				1.02		1.02	0	0	0
11	PeCDF	NotFnd		1.0023				1.00		1.00	1400	1400	0.0895
12	PeCDF	NotFnd		1.0120				1.00		1.00	1400	1400	0.0895
13	PeCDF	NotFnd		1.0389				1.00		1.00	1400	1400	0.0895
14	HxCDF	NotFnd		0.9565				1.15		1.15	1053	1053	0.0824
15	HxCDF	NotFnd		0.9627				1.15		1.15	1053	1053	0.0824
16	HxCDF	NotFnd		0.9700				1.15		1.15	1053	1053	0.0824
17	HxCDF	NotFnd		0.9762				1.15		1.15	1053	1053	0.0824
18	HxCDF	NotFnd		0.9833				1.15		1.15	1053	1053	0.0824
19	HxCDF	NotFnd		0.9968				1.15		1.15	1053	1053	0.0824
20	123478-HxCDF	NotFnd		1.0006				1.19		1.19	1053	1053	0.0776
21	123678-HxCDF	NotFnd		1.0005				1.16		1.16	1053	1053	0.069
22	HxCDF	NotFnd		1.0055				1.15		1.15	1053	1053	0.0824
23	HxCDF	NotFnd		1.0102				1.15		1.15	1053	1053	0.0824
24	HxCDF	NotFnd		0.9933				1.15		1.15	1053	1053	0.0824
25	234678-HxCDF	NotFnd		1.0006				1.18		1.18	1053	1053	0.0707
26	HxCDF	NotFnd		0.0000				1.18		1.18	0	0	0
27	HxCDF	NotFnd		1.0009				1.15		1.15	1053	1053	0.0824
28	123789-HxCDF	NotFnd		1.0005				1.09		1.09	1053	1053	0.125
29	HxCDF	NotFnd		0.0000				1.09		1.09	0	0	0
30	123489-HxCDF	NotFnd		1.0013				1.15		1.15	1053	1053	0.0824
31	1234678-HpCDF	NotFnd		1.0004				1.35		1.35	920	920	0.0797
32	HpCDF	NotFnd		1.0091				1.34		1.34	920	920	0.0957
33	HpCDF	NotFnd		1.0140				1.34		1.34	920	920	0.0957
34	1234789-HpCDF	NotFnd		1.0004				1.34		1.34	920	920	0.116
35	OCDF	NotFnd		1.0057				1.40		1.40	1039	1039	0.221
36	OCDF-a	NotFnd		1.0053				1.00		1.00	735	735	0.218

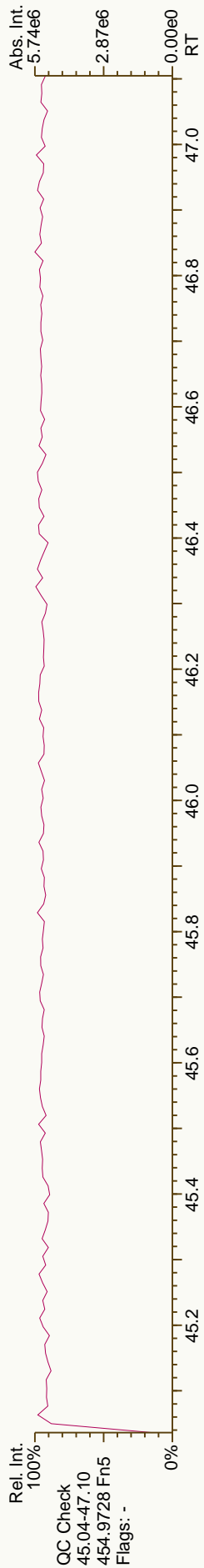
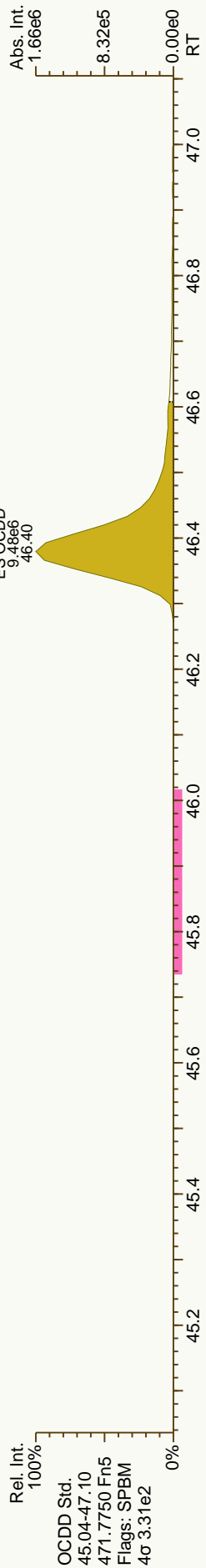
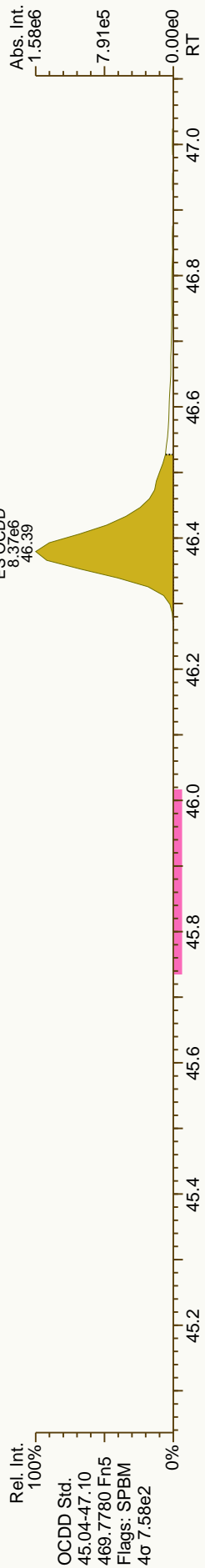
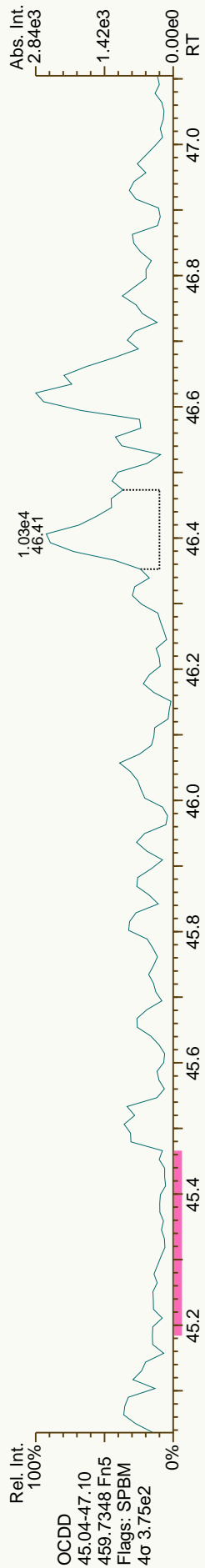
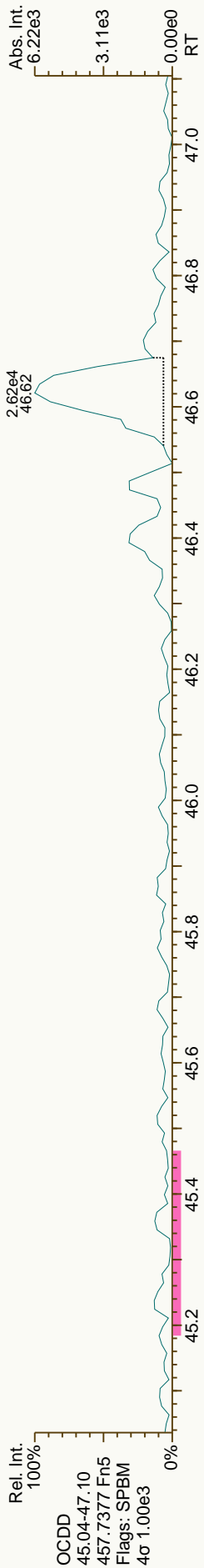


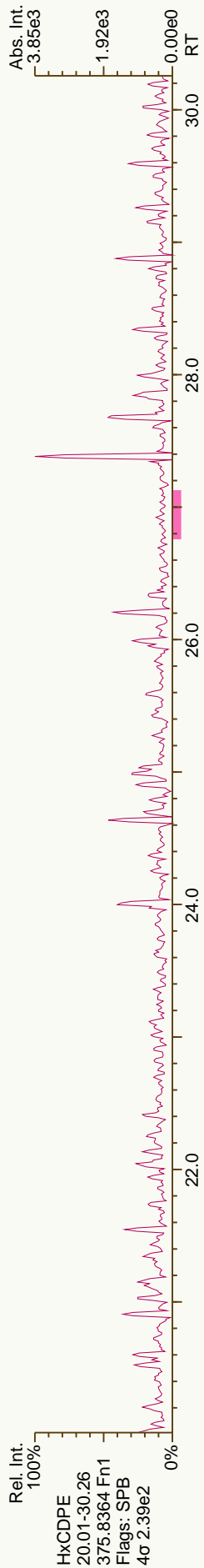
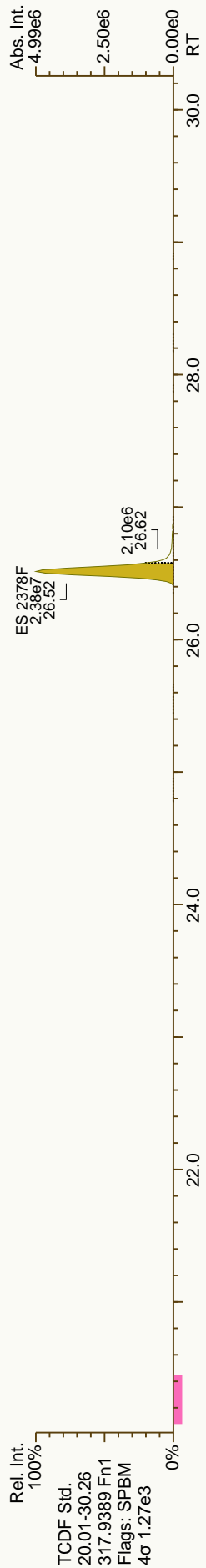
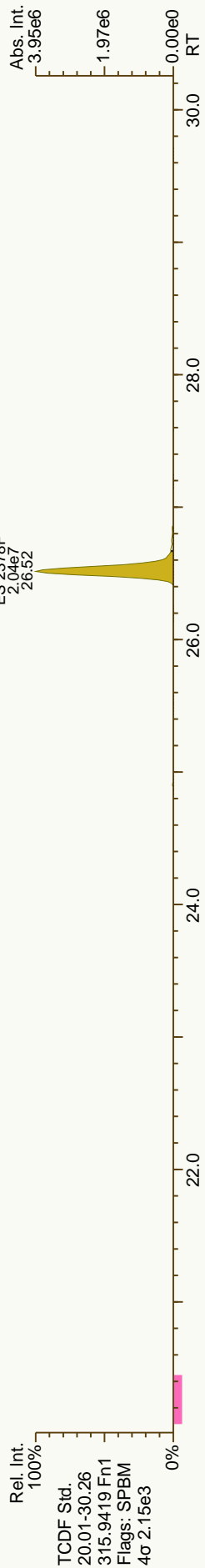
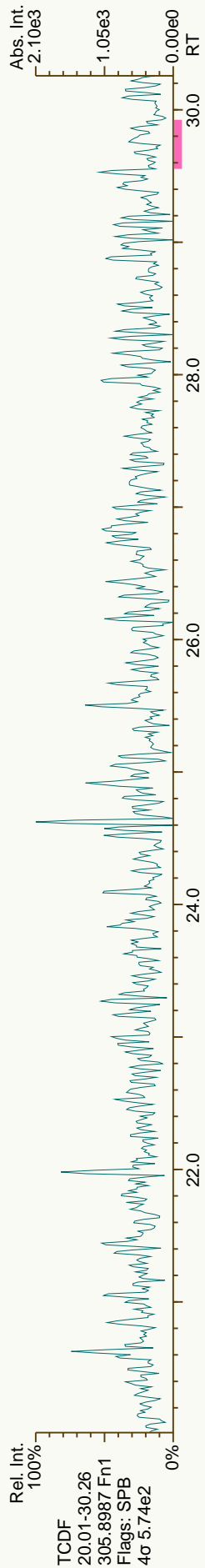
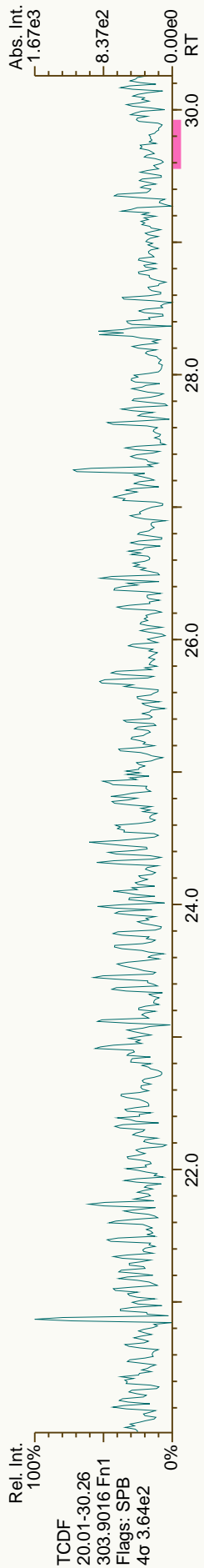


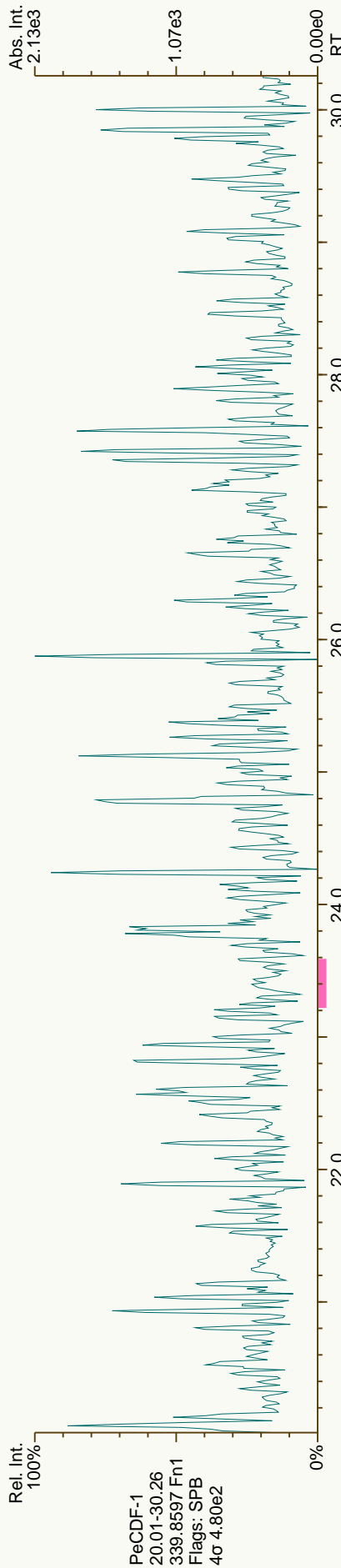




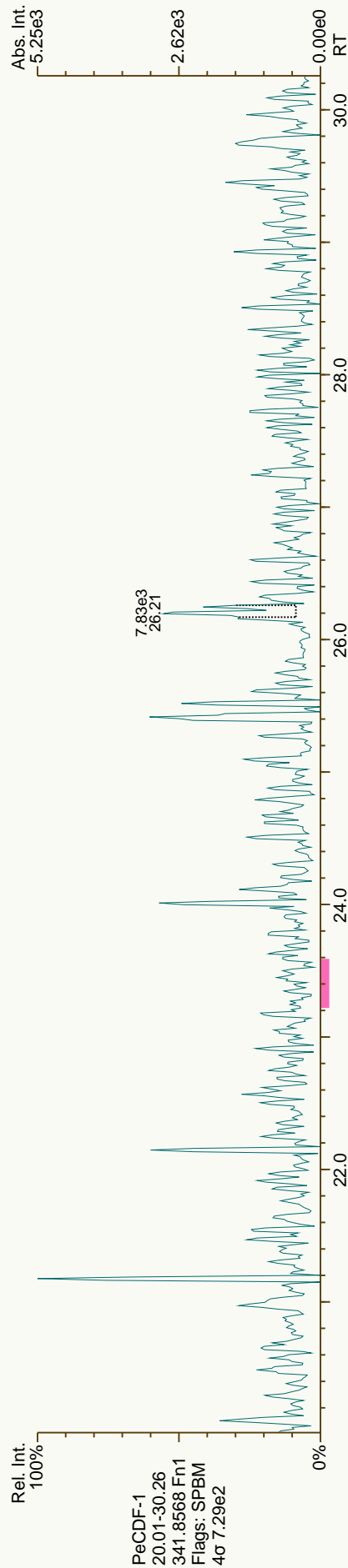




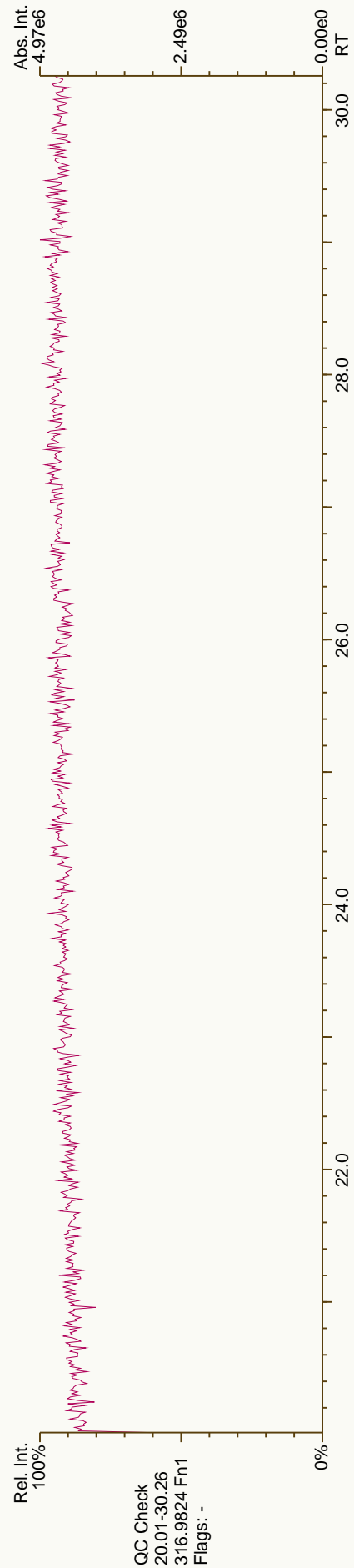




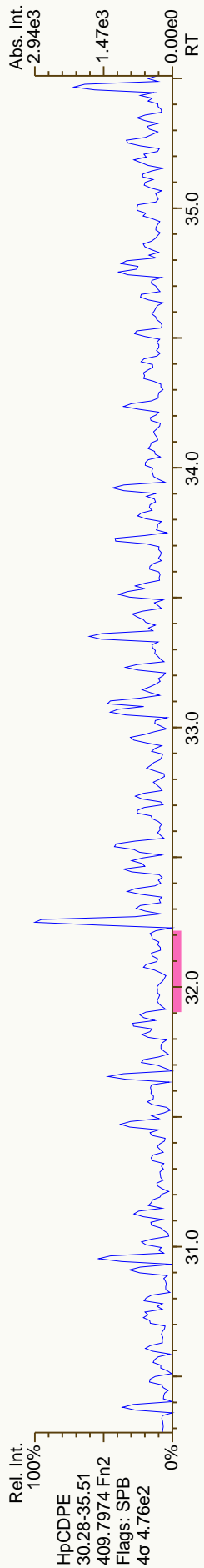
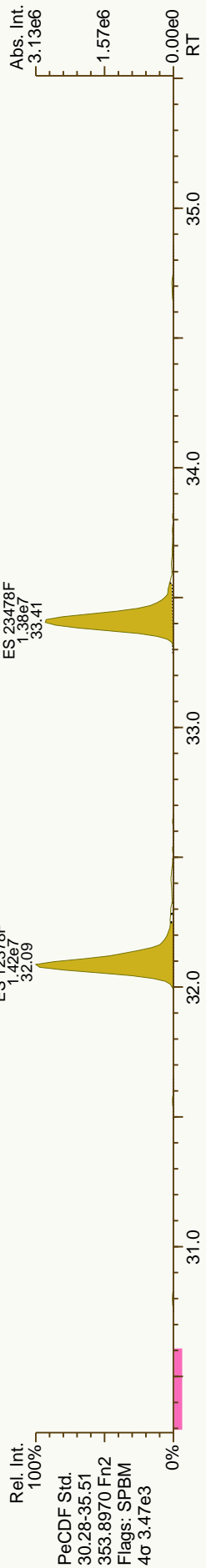

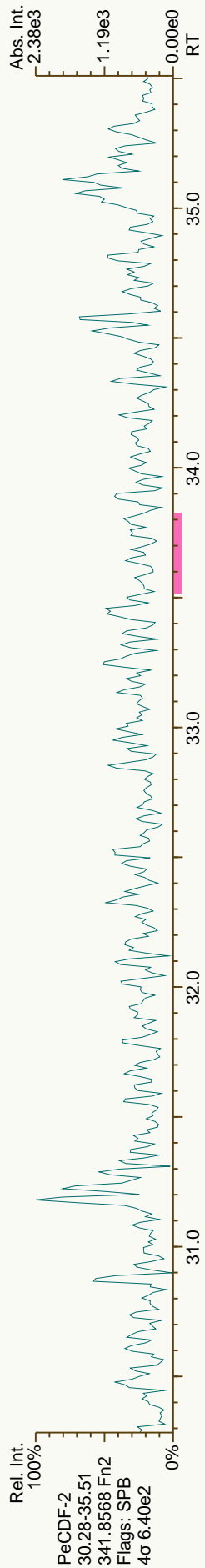
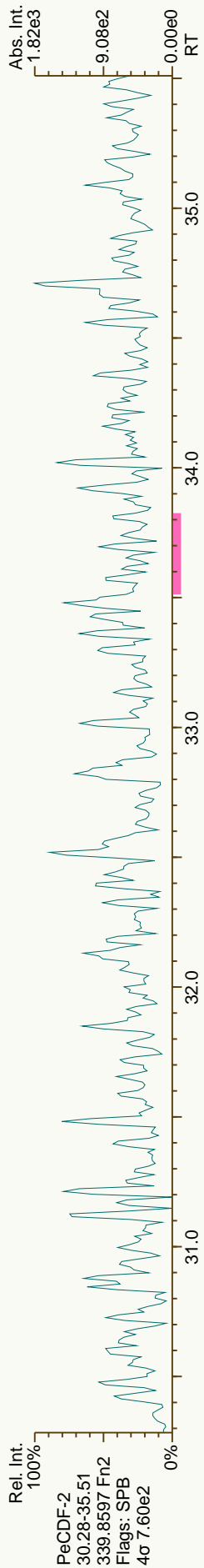
PeCDF-1
 20.01-30.26
 339.8597 Fn1
 Flags: SPB
 4x 4.80e2

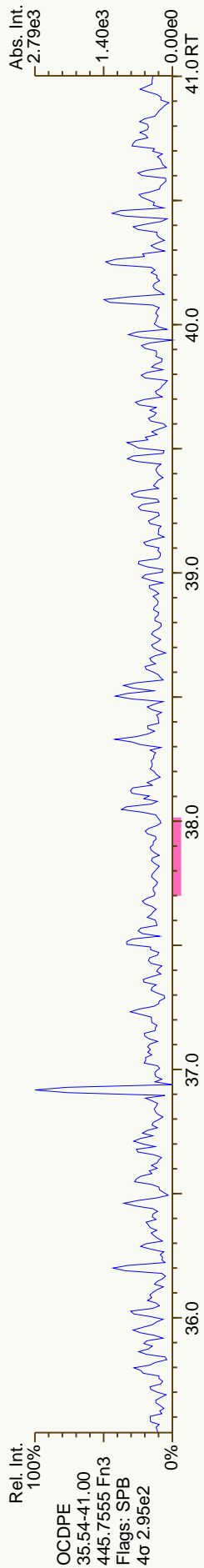
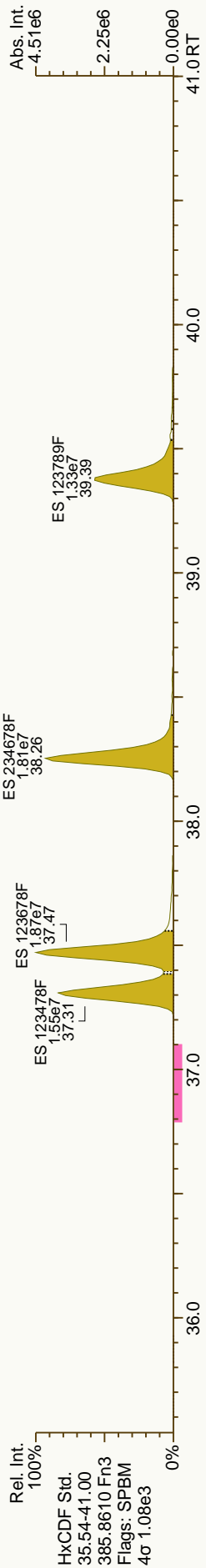
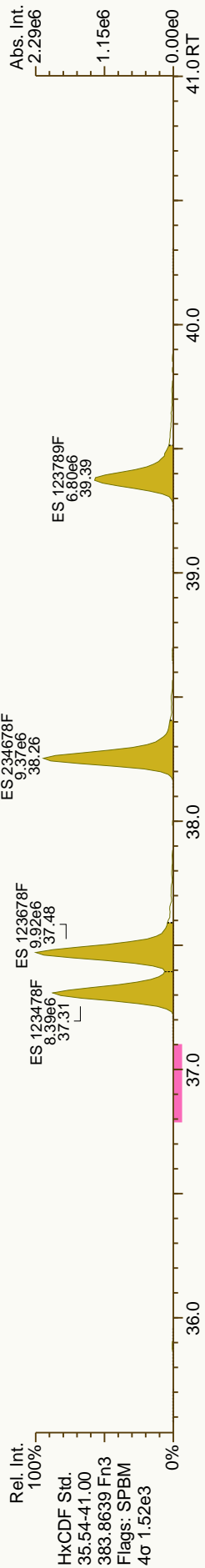
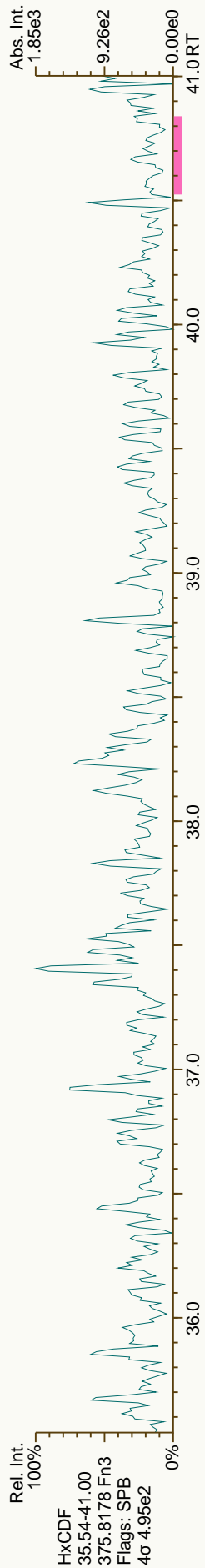
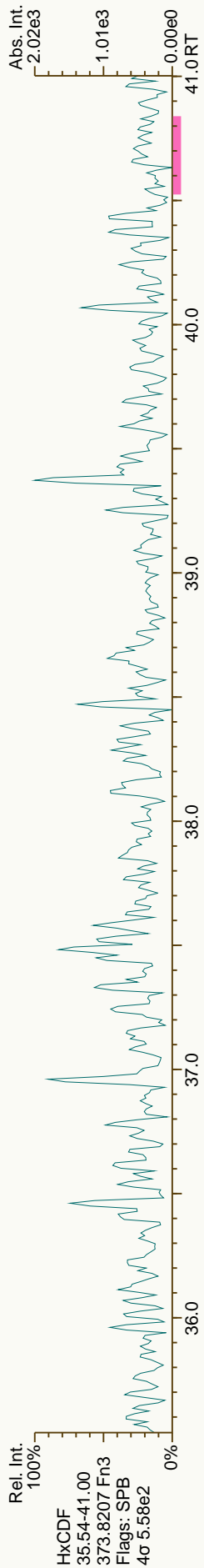


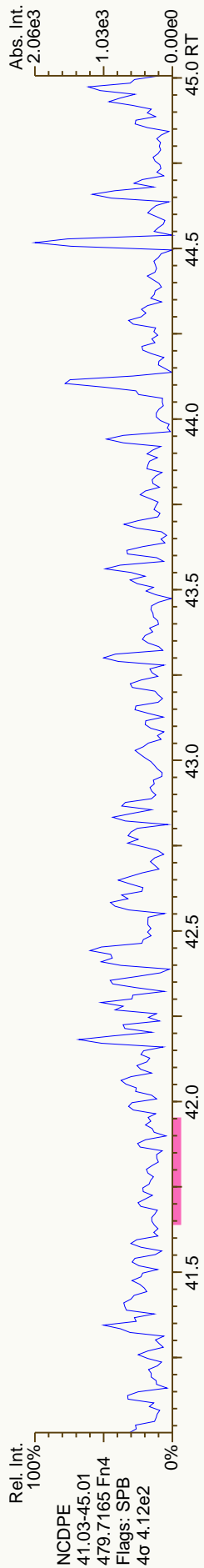
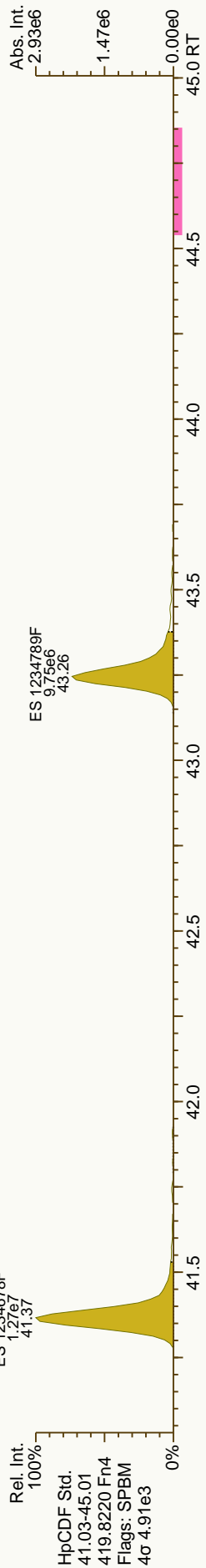
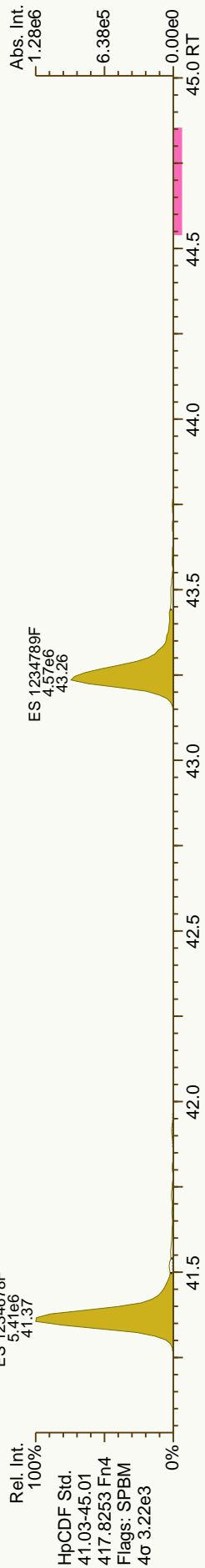
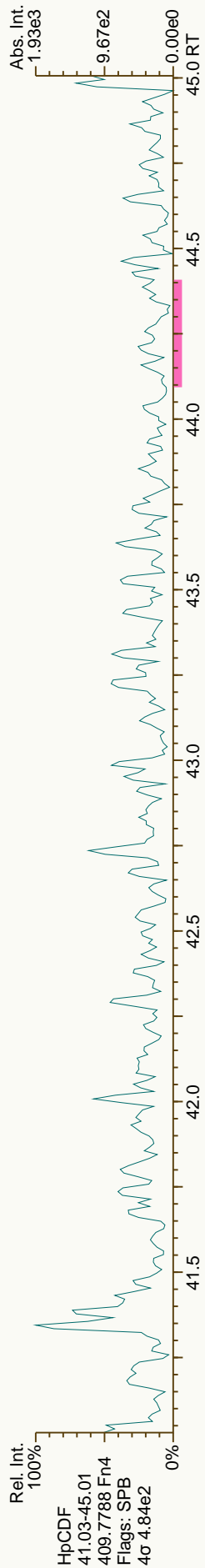
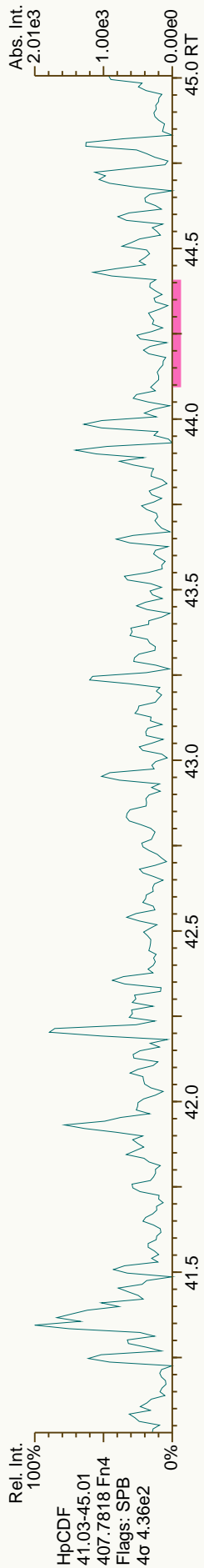
PeCDF-1
 20.01-30.26
 341.8568 Fn1
 Flags: SPBM
 4x 7.29e2

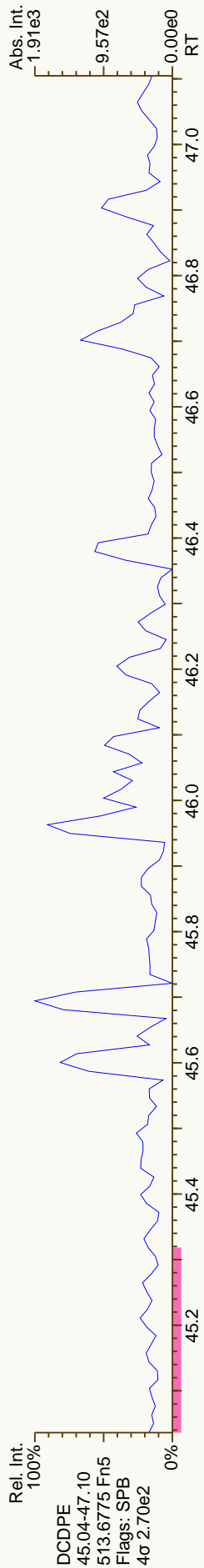
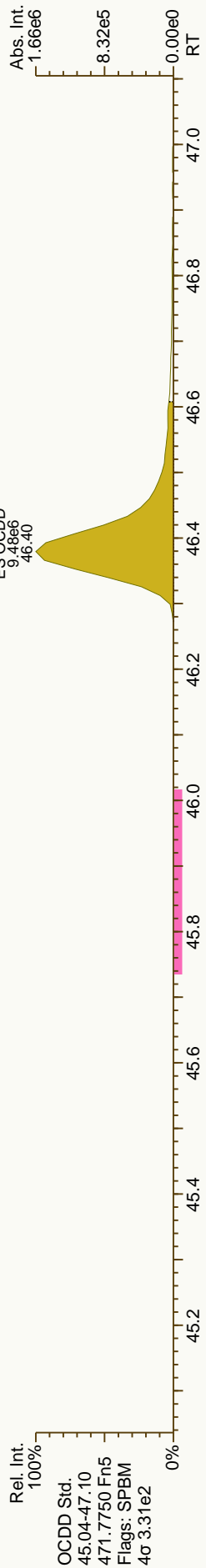
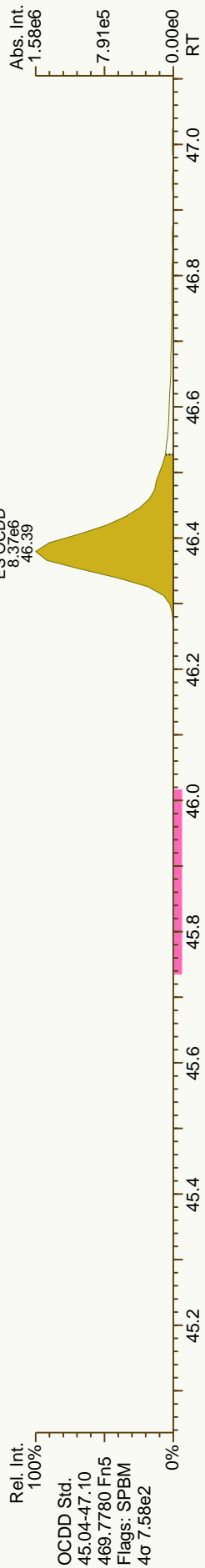
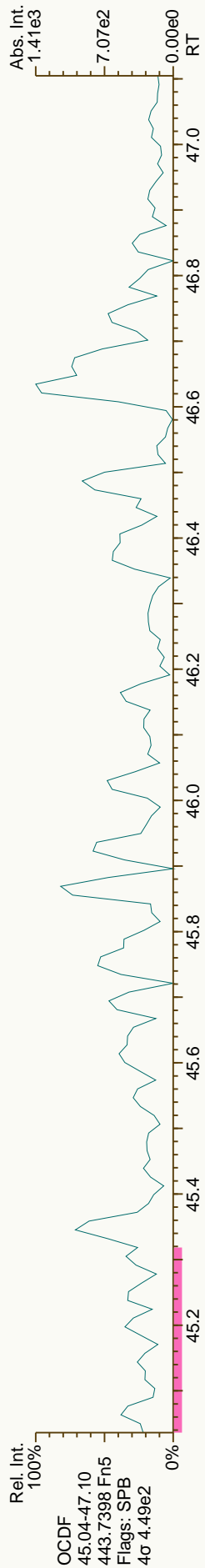
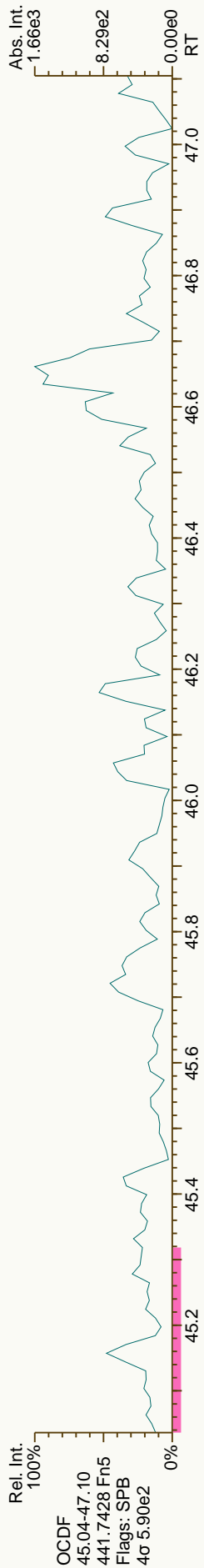


QC Check
 20.01-30.26
 316.9824 Fn1
 Flags: -









Blank Spike Summary

Blank Spike ID: OPR for HBN 30664 [HXX/1807]

Blank Spike Lab ID: 95690

Date Analyzed: 10/21/2012 05:32

Matrix: Soil-Solid as dry weight

QC for Samples: 31203246001, 31203246002, 31203246003, 31203246004, 31203246005, 31203246006,
31203246007, 31203246008, 31203246009, 31203246010, 31203246011

Results by EPA 1613B

Blank Spike (pg/g)

Parameter	Spike	Result	Rec (%)	CL
2,3,7,8-TCDD	20.0	21.8	109	67.0-158
1,2,3,7,8-PeCDD	100	103	103	70.0-142
1,2,3,4,7,8-HxCDD	100	115	115	70.0-164
1,2,3,6,7,8-HxCDD	100	124	124	76.0-134
1,2,3,7,8,9-HxCDD	100	121	121	64.0-162
1,2,3,4,6,7,8-HpCDD	100	107	107	70.0-140
OCDD	200	229	115	78.0-144
2,3,7,8-TCDF	20.0	22.7	114	75.0-158
1,2,3,7,8-PeCDF	100	118	118	80.0-134
2,3,4,7,8-PeCDF	100	111	111	68.0-160
1,2,3,4,7,8-HxCDF	100	120	120	72.0-134
1,2,3,6,7,8-HxCDF	100	111	111	84.0-130
2,3,4,6,7,8-HxCDF	100	109	109	70.0-156
1,2,3,7,8,9-HxCDF	100	119	119	78.0-130
1,2,3,4,6,7,8-HpCDF	100	114	114	82.0-122
1,2,3,4,7,8,9-HpCDF	100	111	111	78.0-138
OCDF	200	249	125	63.0-170

Labeled Standards

13C-2378-TCDD	95	25.0-164
13C-12378-PeCDD	87	25.0-181
13C-123478-HxCDD	101	32.0-141
13C-123678-HxCDD	93	28.0-130
13C-1234678-HpCDD	101	23.0-140
13C-OCDD	84	17.0-157
13C-2378-TCDF	94	24.0-169
13C-12378-PeCDF	89	24.0-185
13C-23478-PeCDF	91	21.0-178
13C-123478-HxCDF	104	26.0-152
13C-123678-HxCDF	117	26.0-123
13C-234678-HxCDF	116	29.0-147
13C-123789-HxCDF	97	28.0-136
13C-1234678-HpCDF	99	28.0-143
13C-1234789-HpCDF	103	26.0-138
37Cl-2378-TCDD	108	35.0-197

Blank Spike Summary

Blank Spike ID: OPR for HBN 30664 [HXX/1807]
 Blank Spike Lab ID: 95690
 Date Analyzed: 10/21/2012 05:32

Matrix: Soil-Solid as dry weight

QC for Samples: 31203246001, 31203246002, 31203246003, 31203246004, 31203246005, 31203246006,
 31203246007, 31203246008, 31203246009, 31203246010, 31203246011

Results by EPA 1613B

Blank Spike (%)

<u>Parameter</u>	<u>Spike</u>	<u>Result</u>	<u>Rec (%)</u>	<u>CL</u>
------------------	--------------	---------------	----------------	-----------

Batch Information

Analytical Batch: HRD1890
 Analytical Method: EPA 1613B
 Instrument: APHRMS
 Analyst: MDC

Prep Batch: HXX1807
 Prep Method: EPA 1613 PREP S/D/T
 Prep Date/Time: 10/11/2012 16:45
 Spike Init Wt./Vol.: 10 g Extract Vol: 20 uL

Lab ID: OPR1_10221_DF
 Client ID: 0_10221_OPR001
 Datafile: 121020P2-02

Acq'd: 21 Oct 2012 05:32 MDC
 UTP: 22-Oct-2012 13:57 MDC
 Report: 22 Oct 2012 14:24 MC

Wt/Vol: 10.00 g
 J-level: 0.5 pg/g Split: 1
 Stds (pg): JS: 2000 ES: 2000 CS/SS: 2000, 400 (37Cl)

ICAL: 1613_SGS

WV#	Name	Act RT	QC	Pred. RRT	Act. RRT	ΔSecs	Response	Ra	OK	RRF	Conc.	Noise	DL
27.55	2378-TCDD	1.0009	1.0010	+0.2	4.04E+06	0.83	Y	1.08	21.8	1090	0.0733		
33.85	2378-PeCDD	1.0006	1.0007	+0.2	1.45E+07	1.58	Y	1.07	103	1010	0.0808		
38.49	23478-HxCDD	1.0004	1.0005	+0.2	1.26E+07	1.26	Y	1.05	115	1217	0.111		
38.63	23678-HxCDD	1.0039	1.0039	0	1.33E+07	1.28	Y	0.98	124	1217	0.121		
38.97	23789-HxCDD	1.0129	1.0130	+0.2	1.30E+07	1.29	Y	1.01	121	1217	0.117		
42.65	234678-HpCDD	1.0005	1.0003	-0.5	1.04E+07	1.07	Y	1.09	107	1696	0.182		
46.41	OCDD	1.0005	1.0004	-0.3	1.48E+07	0.89	Y	1.11	229	1007	0.209		
26.55	2378-TCDF	1.0009	1.0009	0	6.23E+06	0.78	Y	0.98	22.7	1261	0.0571		
32.11	2378-PeCDF	1.0007	1.0006	-0.2	2.67E+07	1.57	Y	0.99	118	3671	0.177		
33.43	23478-PeCDF	1.0006	1.0006	0	2.63E+07	1.61	Y	1.02	111	3671	0.171		
37.32	23478-HxCDF	1.0006	1.0005	-0.2	2.09E+07	1.24	Y	1.19	120	1677	0.0974		
37.49	23678-HxCDF	1.0005	1.0005	0	2.35E+07	1.25	Y	1.16	111	1677	0.0808		
38.28	234678-HpCDF	1.0006	1.0006	0	2.21E+07	1.27	Y	1.18	109	1677	0.0822		
39.40	23789-HxCDF	1.0005	1.0004	-0.2	1.68E+07	1.26	Y	1.09	119	1677	0.14		
41.38	234678-HpCDF	1.0004	1.0004	0	1.78E+07	1.05	Y	1.35	114	4946	0.328		
43.26	234789-HpCDF	1.0004	1.0005	+0.3	1.39E+07	1.02	Y	1.34	111	4946	0.42		
46.65	OCDF	1.0057	1.0055	-0.6	2.03E+07	0.90	Y	1.40	249	988	0.163		
Name	Act RT	Pred. RRT	Act. RRT	ΔSecs	Response	Ra	OK	RRF	Rec. %				
ES 2378-TCDD	27.52	1.0281	1.0279	-0.3	3.42E+07	0.79	Y	1.04	95				
ES 12378-PeCDD	33.83	1.2639	1.2633	-1.0	2.62E+07	1.61	Y	0.87	87.3				
ES 123478-HxCDD	38.47	0.9876	0.9877	+0.2	2.09E+07	1.26	Y	0.94	101				
ES 123678-HxCDD	38.61	0.9910	0.9911	+0.2	2.18E+07	1.28	Y	1.06	92.7				
ES 1234678-HpCDD	42.64	1.0943	1.0946	+0.7	1.79E+07	1.09	Y	0.80	101				
ES OCDD	46.39	1.1907	1.1910	+0.7	2.33E+07	0.92	Y	0.63	83.5				
ES 2378-TCDF	26.53	0.9907	0.9908	+0.2	5.62E+07	0.81	Y	1.74	93.6				
ES 12378-PeCDF	32.09	1.1992	1.1985	-1.1	4.58E+07	1.64	Y	1.49	88.8				
ES 23478-PeCDF	33.41	1.2484	1.2478	-1.0	4.65E+07	1.65	Y	1.48	90.7				
ES 123478-HxCDF	37.31	0.9577	0.9577	0	2.94E+07	0.53	Y	1.27	104				
ES 123678-HxCDF	37.47	0.9619	0.9620	+0.2	3.66E+07	0.52	Y	1.41	117				
ES 234678-HpCDF	38.26	0.9821	0.9821	0	3.47E+07	0.51	Y	1.34	116				
ES 123789-HxCDF	39.38	1.0108	1.0109	+0.2	2.60E+07	0.52	Y	1.20	97.3				
ES 1234678-HpCDF	41.37	1.0618	1.0620	+0.5	2.31E+07	0.44	Y	1.06	98.5				
ES 1234789-HpCDF	43.24	1.1100	1.1101	+0.2	1.87E+07	0.45	Y	0.82	103				

REVIEWED
 By Amber Kornegay at 10:29 am, Oct 24, 2012

Lab ID: OPR1_10221_DF Acq'd: 21 Oct 2012 05:32 MDC Wt/Vol: 10.00 g ICAL: 1613_SGS
 Client ID: 0_10221_OPR001 UTP: 22-Oct-2012 13:57 MDC J-level: 0.5 pg/g Split: 1 Checkcode: 809-198-HRP
 Datafile: 121020P2-02 Report: 22 Oct 2012 14:24 MC Stds (pg): JS: 2000 ES: 2000 CS/SS: 2000, 400 (37C1)

WV#	Name	Act RT	QC	Pred. RRT	Act. RRT	ΔSecs	Response	Ra	OK	RRF	Conc.	Noise	DL
1	TCDD	NotFnd		0.8504						1.08		1090	0.0733
2	TCDD	NotFnd		0.8649						1.08		1090	0.0733
3	TCDD	NotFnd		0.8835						1.08		1090	0.0733
4	TCDD	NotFnd		0.9152						1.08		1090	0.0733
	TCDD	NotFnd		0.9241						1.08		1090	0.0733
	TCDD	NotFnd		0.9327						1.08		1090	0.0733
	TCDD	NotFnd		0.9408						1.08		1090	0.0733
	TCDD	NotFnd		0.9512						1.08		1090	0.0733
	TCDD	NotFnd		0.9580						1.08		1090	0.0733
	TCDD	NotFnd		0.9736						1.08		1090	0.0733
	TCDD	NotFnd		0.9785						1.08		1090	0.0733
	TCDD	NotFnd		0.9884						1.08		1090	0.0733
	TCDD	NotFnd		0.9945						1.08		1090	0.0733
	2378-TCDD	27.55		1.0009	1.0010	+0.2	4.04E+06	0.83	Y	1.08	21.8	1090	0.0733
	TCDD	NotFnd		1.0147						1.08		1090	0.0733
	TCDD	NotFnd		1.0206						1.08		1090	0.0733
	TCDD	NotFnd		1.0423						1.08		1090	0.0733
275	PeCDD	NotFnd		0.9131						1.07		1010	0.0808
276	PeCDD	NotFnd		0.9319						1.07		1010	0.0808
277	PeCDD	NotFnd		0.9511						1.07		1010	0.0808
	PeCDD	NotFnd		0.9576						1.07		1010	0.0808
	PeCDD	NotFnd		0.9611						1.07		1010	0.0808
	PeCDD	NotFnd		0.9703						1.07		1010	0.0808
	PeCDD	NotFnd		0.9829						1.07		1010	0.0808
	12378-PeCDD	33.85		1.0006	1.0007	+0.2	1.45E+07	1.58	Y	1.07	103	1010	0.0808
	PeCDD	NotFnd		1.0039						1.07		1010	0.0808
	PeCDD	NotFnd		1.0161						1.07		1010	0.0808
	HxCDD	NotFnd		0.9479						1.01		1217	0.116
	HxCDD	NotFnd		0.9682						1.01		1217	0.116
	HxCDD	NotFnd		0.9771						1.01		1217	0.116
	HxCDD	NotFnd		0.9811						1.01		1217	0.116
	123478-HxCDD	38.49		1.0004	1.0005	+0.2	1.26E+07	1.26	Y	1.05	115	1217	0.111
	123678-HxCDD	38.63		1.0039	1.0039	0	1.33E+07	1.28	Y	0.98	124	1217	0.121
	HxCDD	NotFnd		1.0097						1.01		1217	0.116
	123789-HxCDD	38.97		1.0129	1.0130	+0.2	1.30E+07	1.29	Y	1.01	121	1217	0.117

Lab ID: OPR1_10221_DF

Acq'd: 21 Oct 2012 05:32 MDC

Wt/Vol: 10.00 g

ICAL: 1613_SGS

Client ID: 0_10221_OPR001

UTP: 22-Oct-2012 13:57 MDC

J-level: 0.5 pg/g Split: 1

Checkcode: 809-198-HRP

Datafile: 121020P2-02

Report: 22 Oct 2012 14:24 MC

Stds (pg): JS: 2000 ES: 2000 CS/SS: 2000, 400 (37C1)

WV#	Name	Act RT	QC	Pred. RRT	Act. RRT	ΔSecs	Response	Ra	OK	RRF	Conc.	Noise	DL
1	gHpCDD	41.76		0.9793	0.9794	+0.3	1.24E+05	0.92	Y	1.09	1.28	1696	0.182
2	2234678-HpCDD	42.65		1.0005	1.0003	-0.5	1.04E+07	1.07	Y	1.09	107	1696	0.182
3	OCDD	46.41		1.0005	1.0004	-0.3	1.48E+07	0.89	Y	1.11	229	1007	0.209
4	OCDD-a	46.41		1.0001	1.0003	+0.6	8.42E+05	2.77	Y	1.00	14.4	1220	0.281
5	TCDF	NotFnd		0.7983						0.98		1261	0.0571
6	TCDF	NotFnd		0.8218						0.98		1261	0.0571
7	TCDF	NotFnd		0.8463						0.98		1261	0.0571
8	TCDF	NotFnd		0.8625						0.98		1261	0.0571
9	TCDF	NotFnd		0.8677						0.98		1261	0.0571
10	TCDF	NotFnd		0.8787						0.98		1261	0.0571
11	TCDF	NotFnd		0.8840						0.98		1261	0.0571
12	TCDF	NotFnd		0.8998						0.98		1261	0.0571
13	TCDF	NotFnd		0.9054						0.98		1261	0.0571
14	TCDF	NotFnd		0.9125						0.98		1261	0.0571
15	TCDF	NotFnd		0.9279						0.98		1261	0.0571
16	TCDF	NotFnd		0.9334						0.98		1261	0.0571
17	TCDF	24.93		0.9381	0.9399	+2.9	5.72E+04	0.74	Y	0.98	0.208	1261	0.0571
18	TCDF	NotFnd		0.9439						0.98		1261	0.0571
19	TCDF	25.55		0.9630	0.9632	+0.3	4.56E+04	0.68	Y	0.98	0.166	1261	0.0571
20	TCDF	NotFnd		0.9674						0.98		1261	0.0571
21	TCDF	NotFnd		0.9746						0.98		1261	0.0571
22	TCDF	NotFnd		0.9829						0.98		1261	0.0571
23	TCDF	NotFnd		0.9916						0.98		1261	0.0571
24	TCDF	NotFnd		0.9963						0.98		1261	0.0571
25	2378-TCDF	26.55		1.0009	1.0009	0	6.23E+06	0.78	Y	0.98	22.7	1261	0.0571
26	TCDF	NotFnd		1.0166						0.98		1261	0.0571
27	TCDF	NotFnd		1.0274						0.98		1261	0.0571
28	TCDF	NotFnd		1.0390						0.98		1261	0.0571
29	TCDF	NotFnd		1.0886						0.98		1261	0.0571
30	PeCDF	NotFnd		0.8975						1.00		1558	0.074
31	PeCDF	NotFnd		0.9542						1.00		3671	0.174
32	PeCDF	30.77		0.9587	0.9589	+0.4	6.06E+04	2.53	N	1.00	0.262	3671	0.174
33	PeCDF	NotFnd		0.9636						1.00		3671	0.174
34	PeCDF	NotFnd		0.9671						1.00		3671	0.174
35	PeCDF	NotFnd		0.9760						1.00		3671	0.174
36	PeCDF	NotFnd		0.9810						1.00		3671	0.174

Lab ID: OPR1_10221_DF

Acq'd: 21 Oct 2012 05:32 MDC

Wt/Vol: 10.00 g

ICAL: 1613_SGS

Client ID: 0_10221_OPR001

UTP: 22-Oct-2012 13:57 MDC

J-level: 0.5 pg/g Split: 1

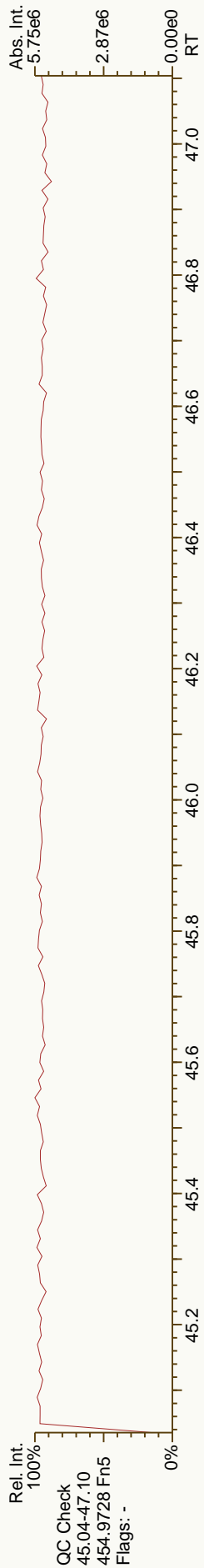
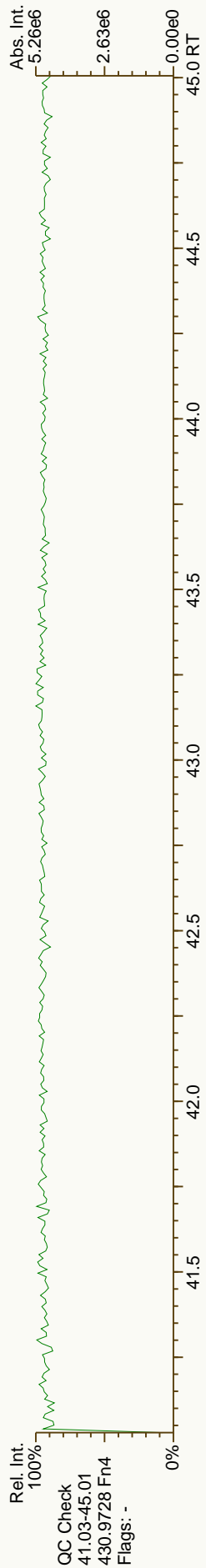
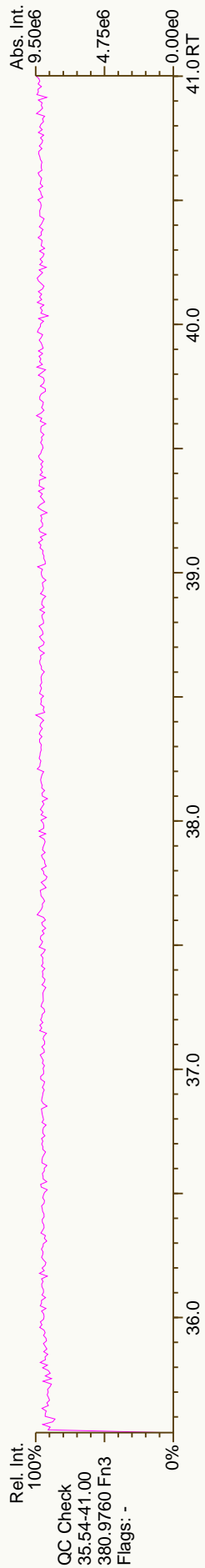
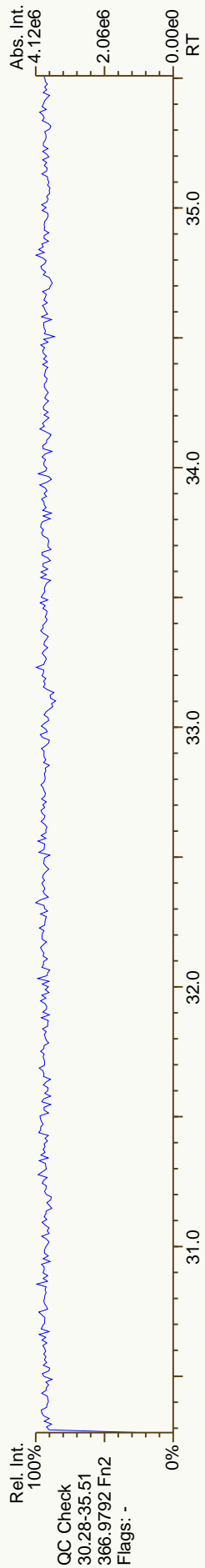
Checkcode: 809-198-HRP


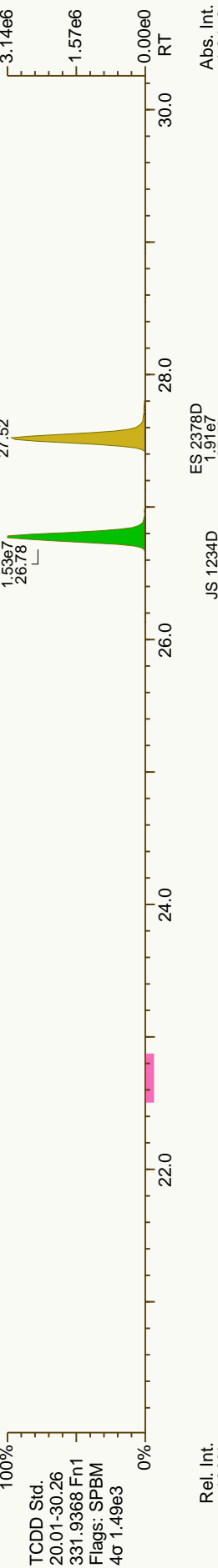
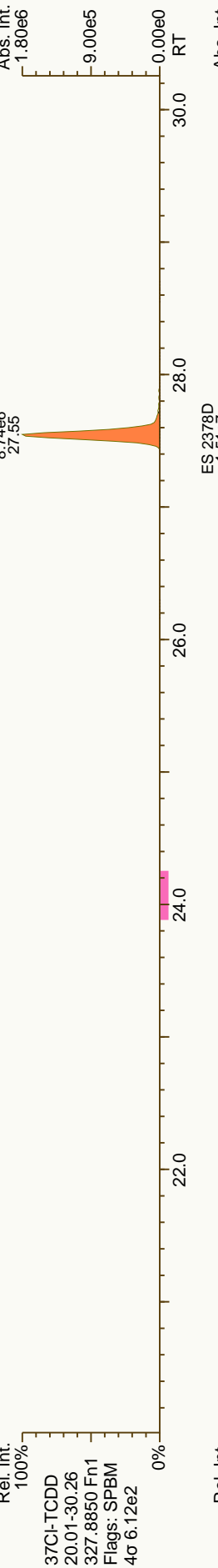
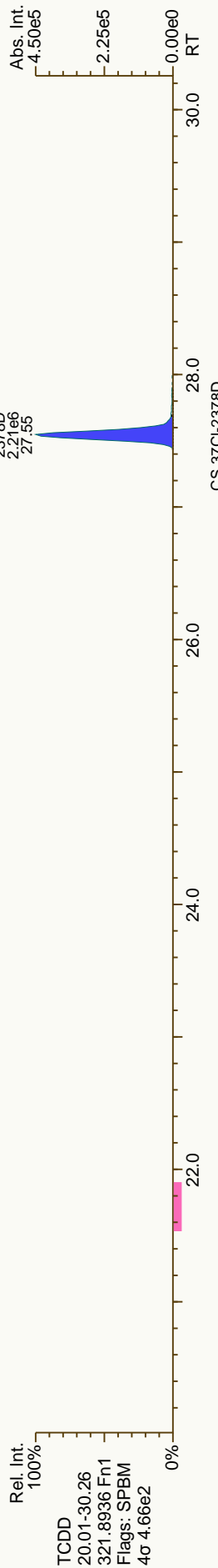

Datafile: 121020P2-02

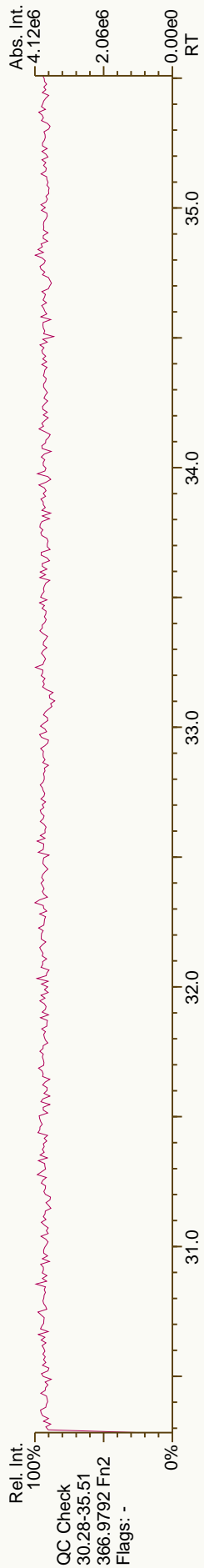

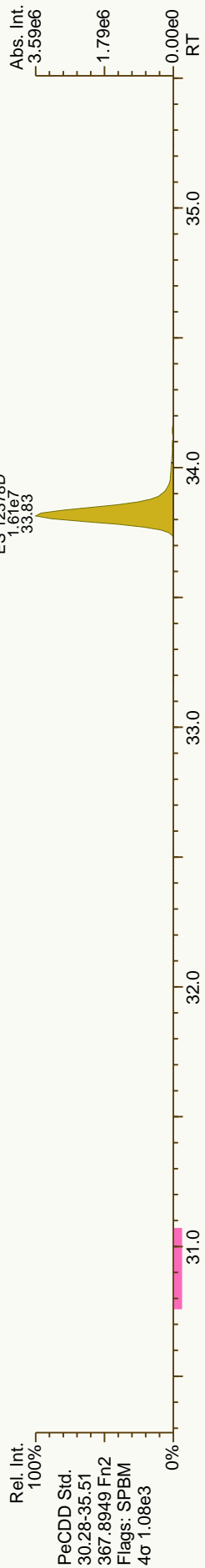

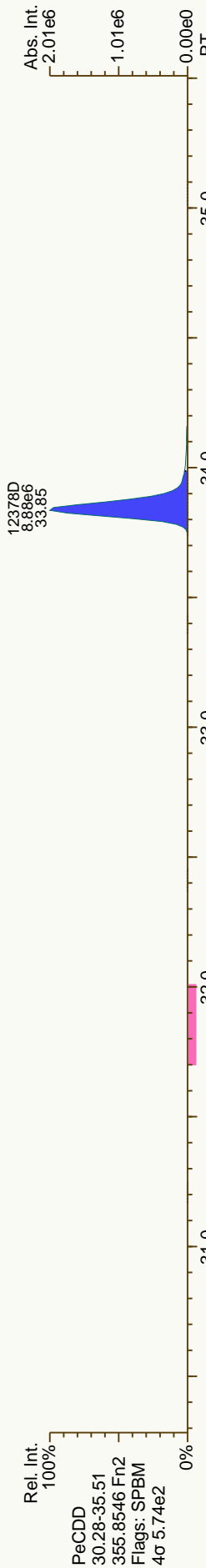
Report: 22 Oct 2012 14:24 MC

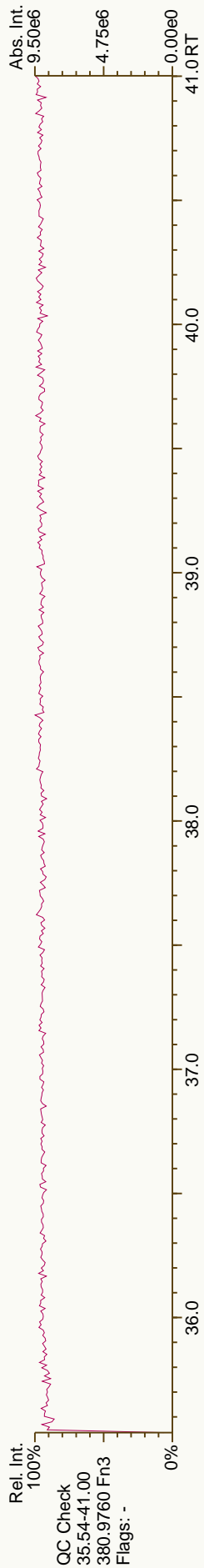
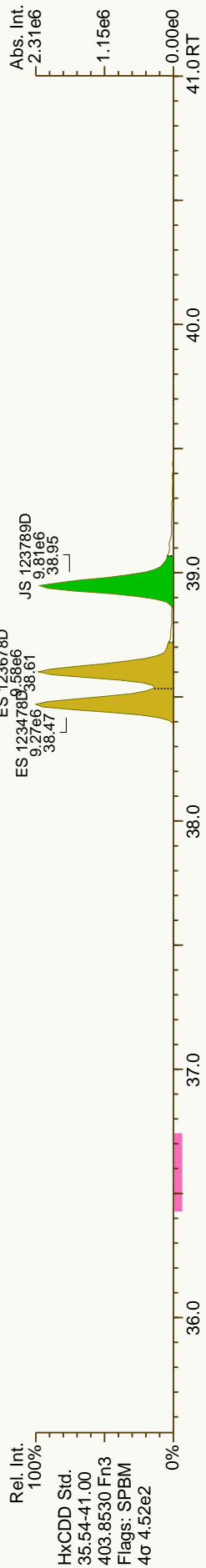
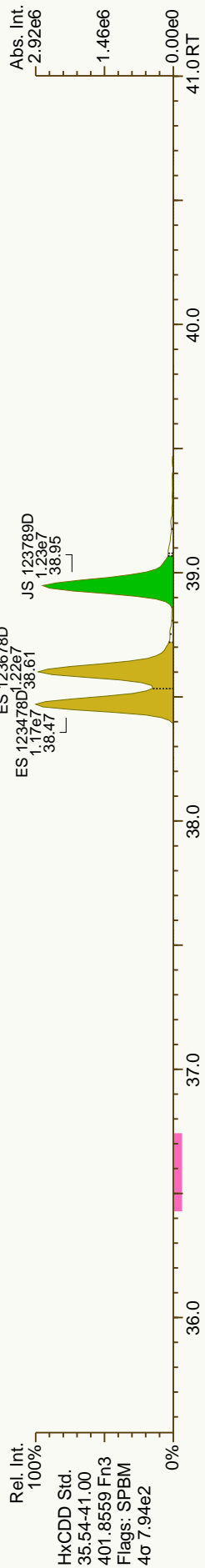
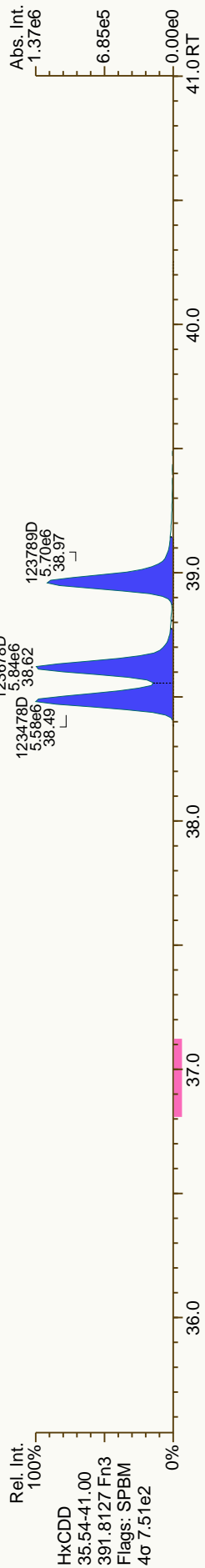
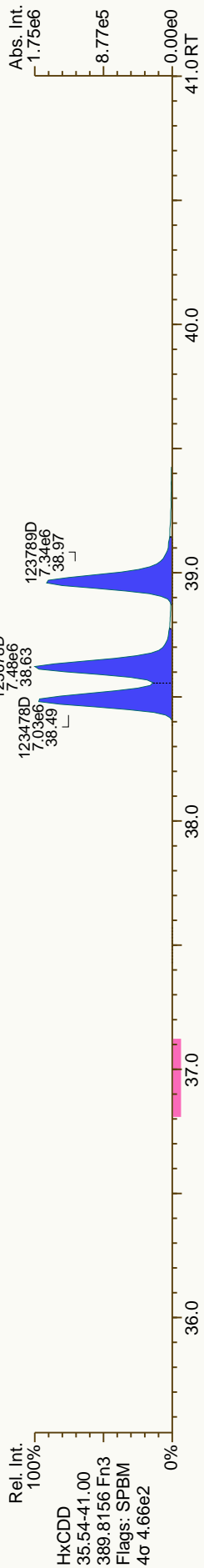
Stds (pg): JS: 2000 ES: 2000 CS/SS: 2000, 400 (37C1)

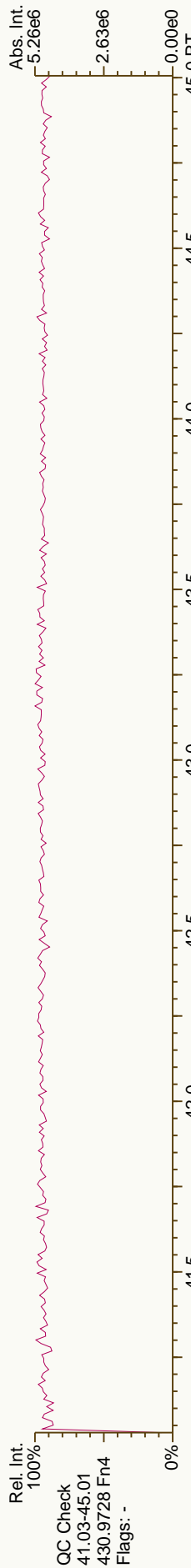
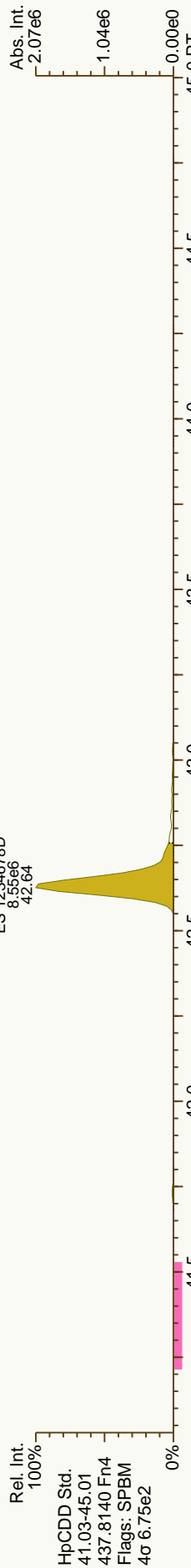
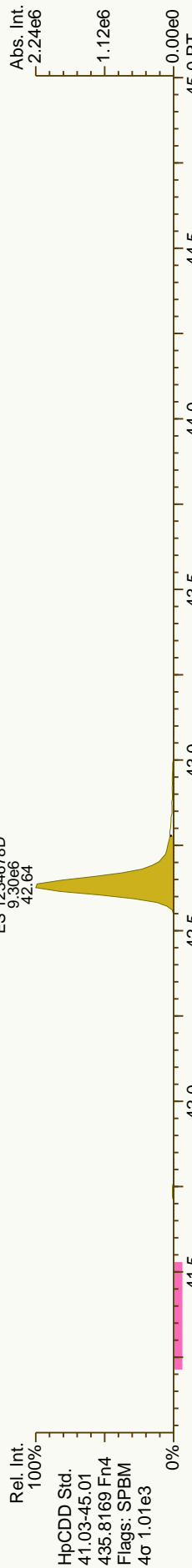
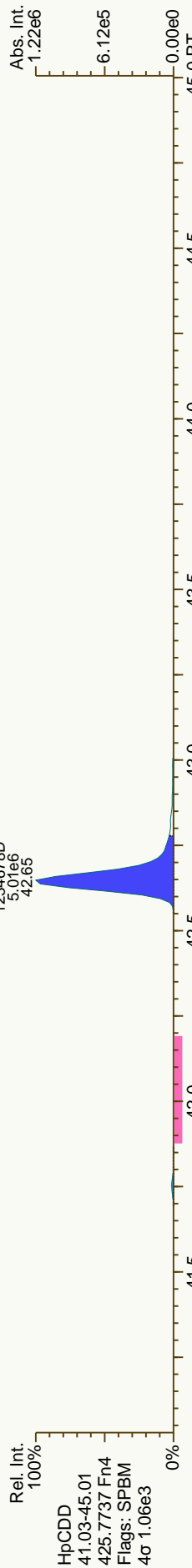
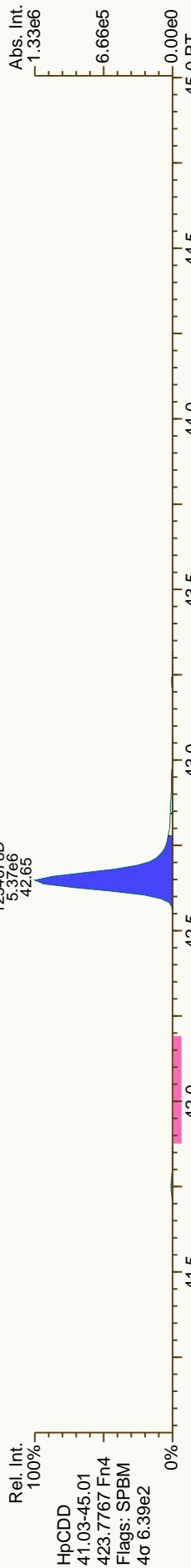
Comp #	Name	Act RT	QC	Pred. RRT	Act. RRT	ΔSecs	Response	Ra	OK	RRF	Conc.	Noise	DL
1	PeCDF	NotFnd		0.9847						1.00		3671	0.174
2	PeCDF	NotFnd		0.9870						1.00		3671	0.174
3	PeCDF	31.86		0.9930	0.9929	-0.2	8.15E+04	1.71	Y	1.00	0.352	3671	0.174
4	12378-PeCDF	32.11		1.0007	1.0006	-0.2	2.67E+07	1.57	Y	0.99	118	3671	0.177
	PeCDF	NotFnd		1.0113						1.00		3671	0.174
	PeCDF	NotFnd		1.0169						1.00		3671	0.174
	PeCDF	NotFnd		0.9917						1.00		3671	0.174
	PeCDF	33.27		0.9962	0.9958	-0.8	1.03E+05	1.16	N	1.00	0.447	3671	0.174
	23478-PeCDF	33.43		1.0006	1.0006	0	2.63E+07	1.61	Y	1.02	111	3671	0.171
	PeCDF	NotFnd		0.0000						1.02		0	0
	PeCDF	NotFnd		1.0023						1.00		3671	0.174
	PeCDF	NotFnd		1.0120						1.00		3671	0.174
	PeCDF	NotFnd		1.0389						1.00		3671	0.174
	HxCDF	35.68		0.9565	0.9563	-0.4	4.40E+04	1.49	N	1.15	0.241	1677	0.0968
	HxCDF	NotFnd		0.9627						1.15		1677	0.0968
	HxCDF	NotFnd		0.9700						1.15		1677	0.0968
	HxCDF	NotFnd		0.9762						1.15		1677	0.0968
	HxCDF	NotFnd		0.9833						1.15		1677	0.0968
	HxCDF	37.18		0.9968	0.9966	-0.4	4.08E+04	1.29	Y	1.15	0.224	1677	0.0968
	123478-HxCDF	37.32		1.0006	1.0005	-0.2	2.09E+07	1.24	Y	1.19	120	1677	0.0974
	123678-HxCDF	37.49		1.0005	1.0005	0	2.35E+07	1.25	Y	1.16	111	1677	0.0808
	HxCDF	NotFnd		1.0055						1.15		1677	0.0968
	HxCDF	NotFnd		1.0102						1.15		1677	0.0968
	HxCDF	NotFnd		0.9933						1.15		1677	0.0968
	234678-HxCDF	38.28		1.0006	1.0006	0	2.21E+07	1.27	Y	1.18	109	1677	0.0822
	HxCDF	NotFnd		0.0000						1.18		0	0
	HxCDF	NotFnd		1.0009						1.15		1677	0.0968
	123789-HxCDF	39.40		1.0005	1.0004	-0.2	1.68E+07	1.26	Y	1.09	119	1677	0.14
	HxCDF	NotFnd		0.0000						1.09		0	0
	123489-HxCDF	NotFnd		1.0013						1.15		1677	0.0968
	1234678-HpCDF	41.38		1.0004	1.0004	0	1.78E+07	1.05	Y	1.35	114	4946	0.328
	HpCDF	41.74		1.0091	1.0091	0	1.13E+05	0.77	N	1.34	0.804	4946	0.369
	HpCDF	41.92		1.0140	1.0134	-1.5	1.44E+05	1.07	Y	1.34	1.02	4946	0.369
	1234789-HpCDF	43.26		1.0004	1.0005	+0.3	1.39E+07	1.02	Y	1.34	111	4946	0.42
	OCDF	46.65		1.0057	1.0055	-0.6	2.03E+07	0.90	Y	1.40	249	988	0.163
	OCDF-a	46.64		1.0053	1.0054	+0.3	1.20E+06	2.25	Y	1.00	20.6	1088	0.25


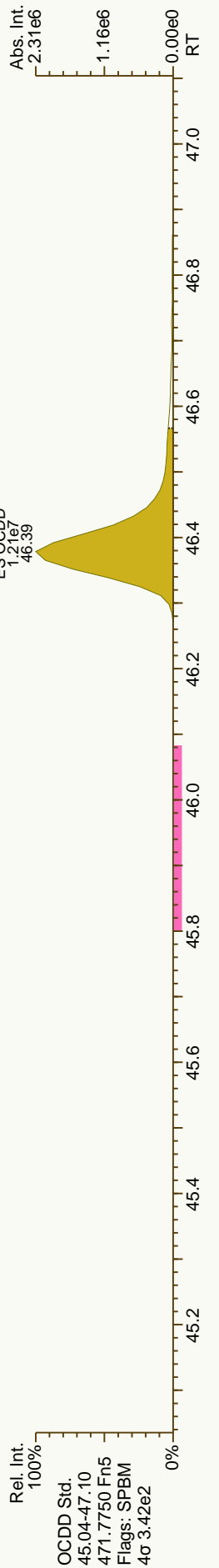
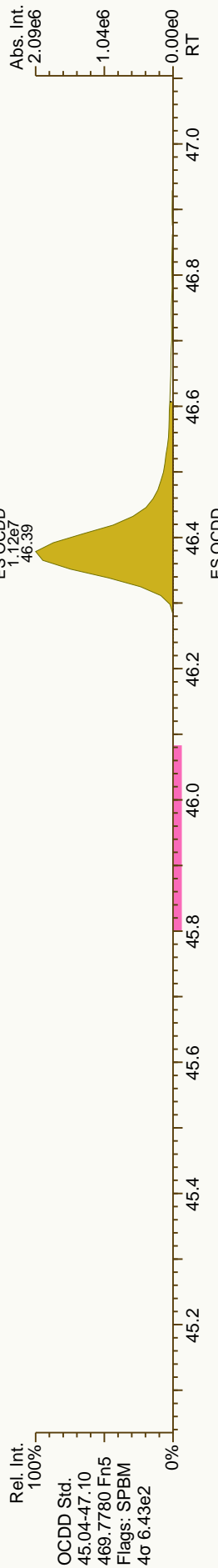
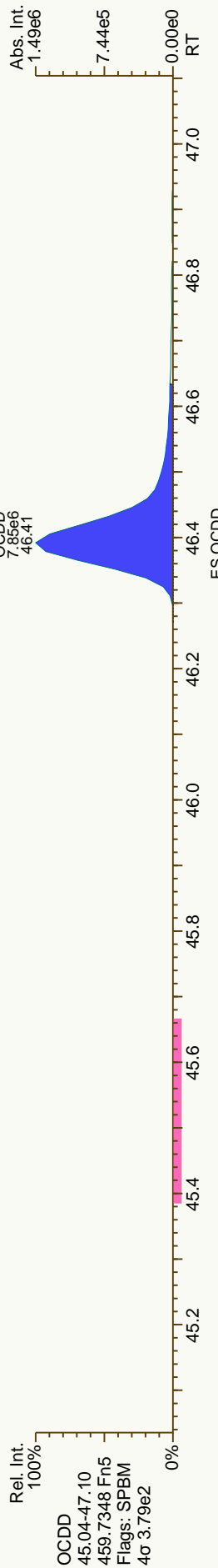
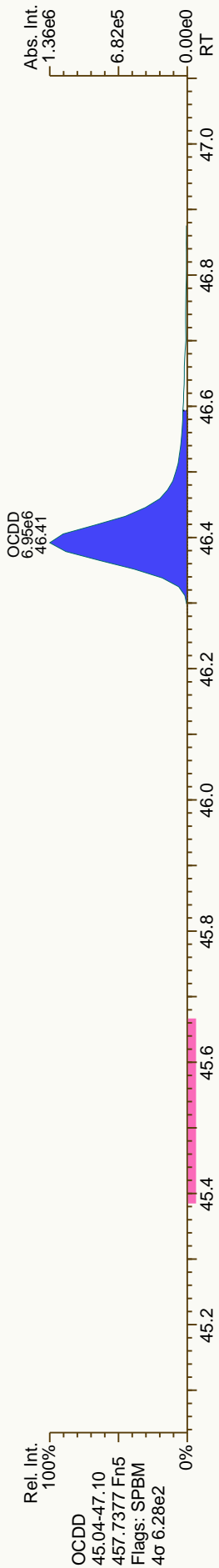


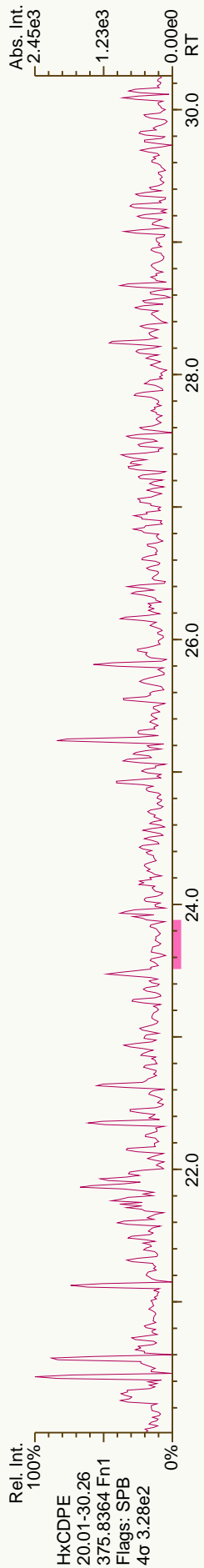
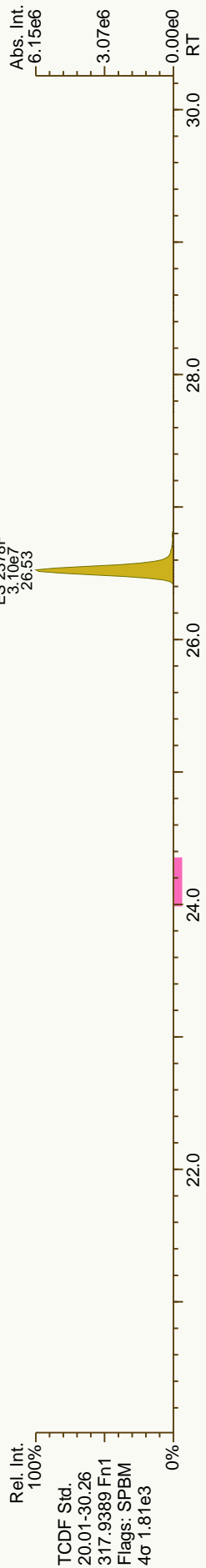
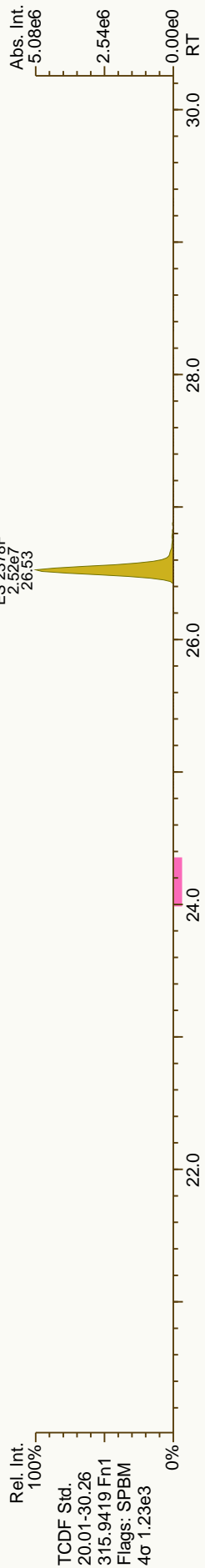
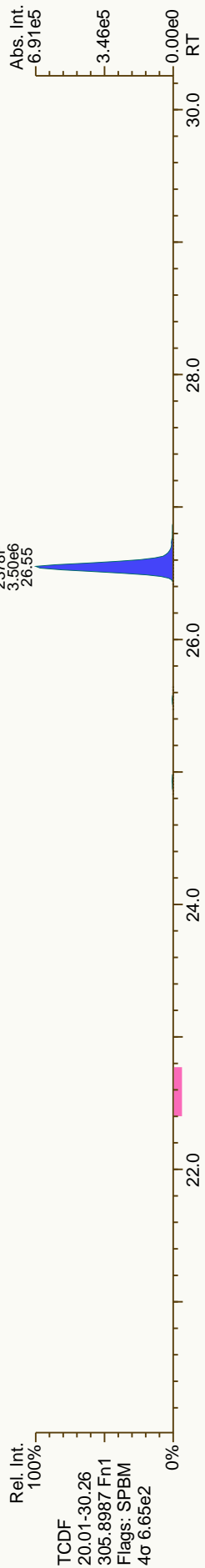



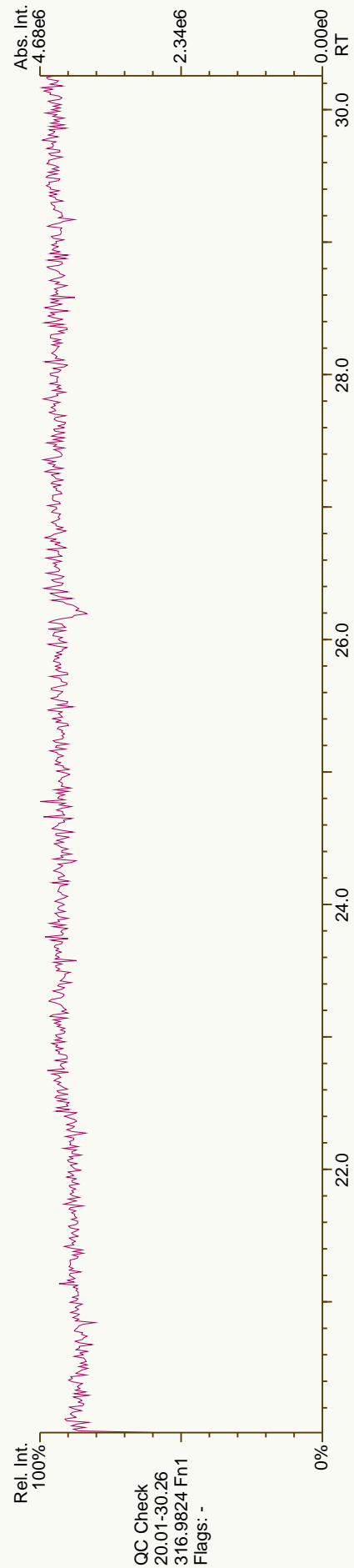
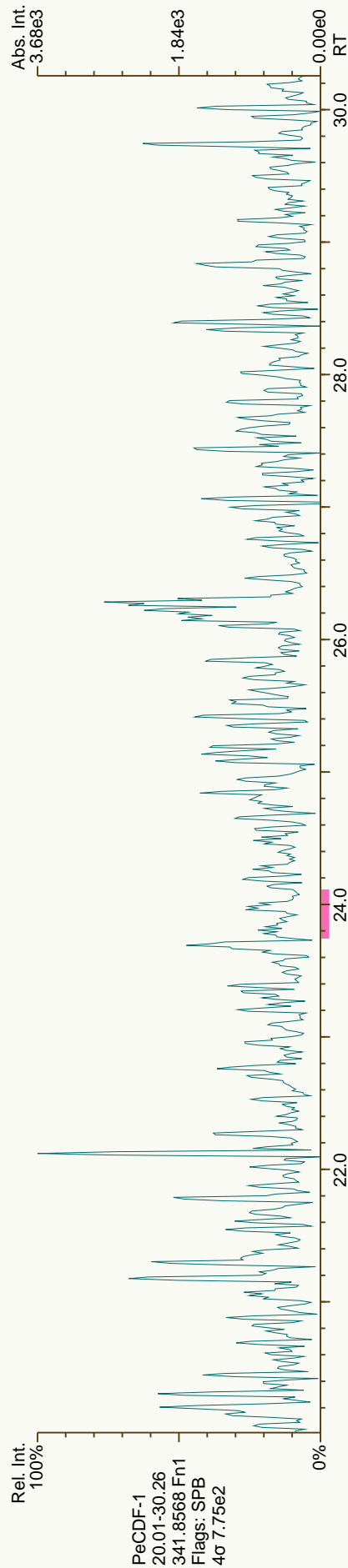
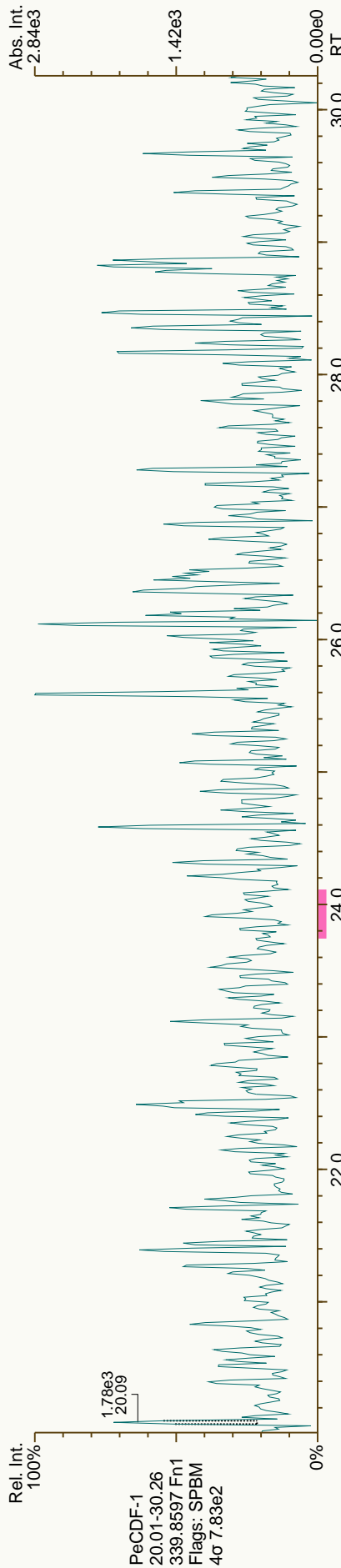


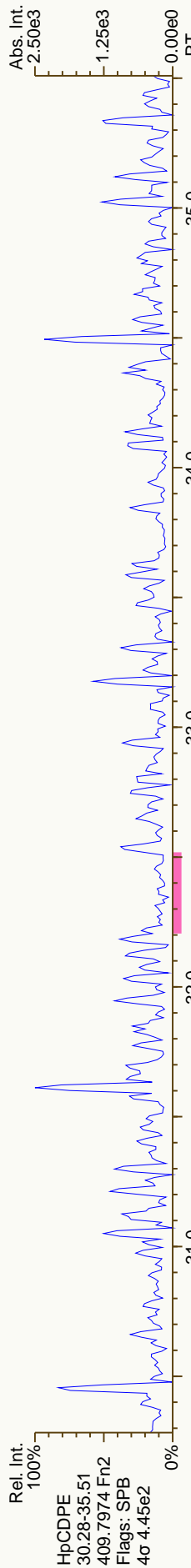
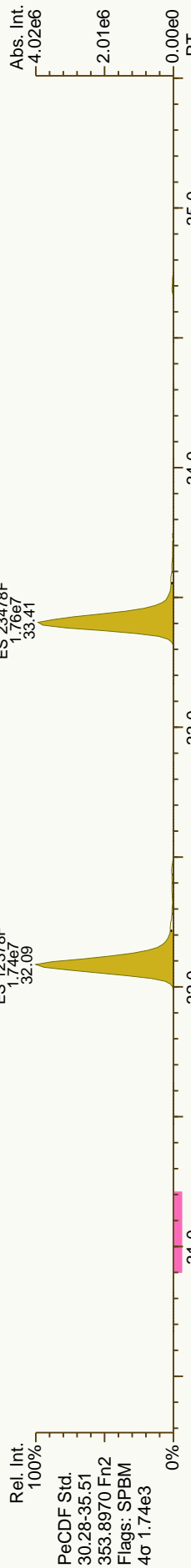

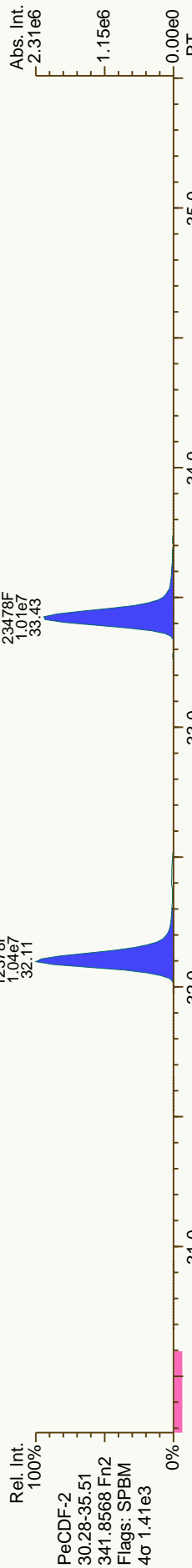
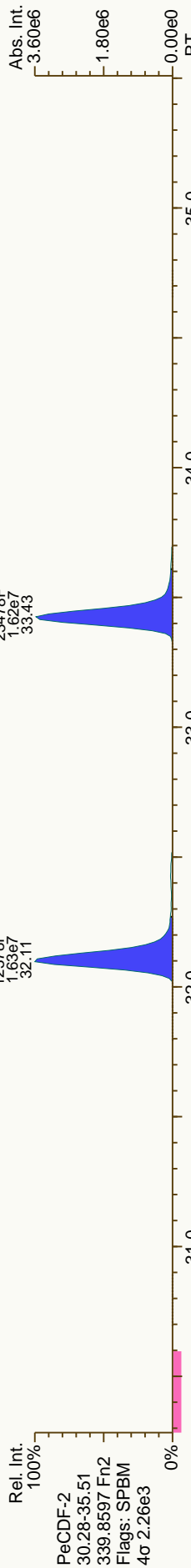


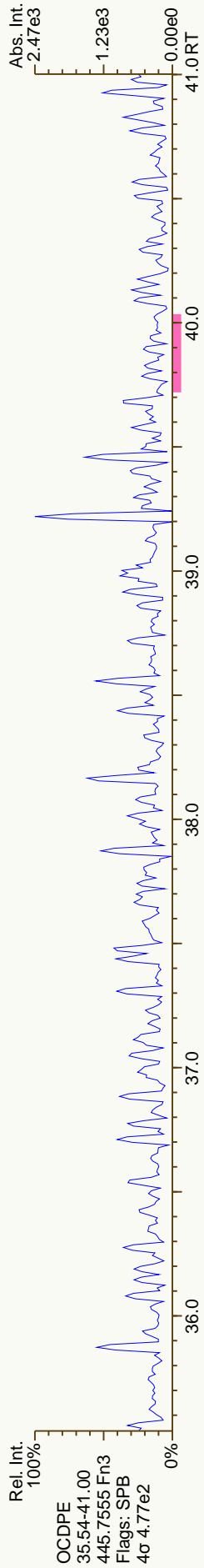
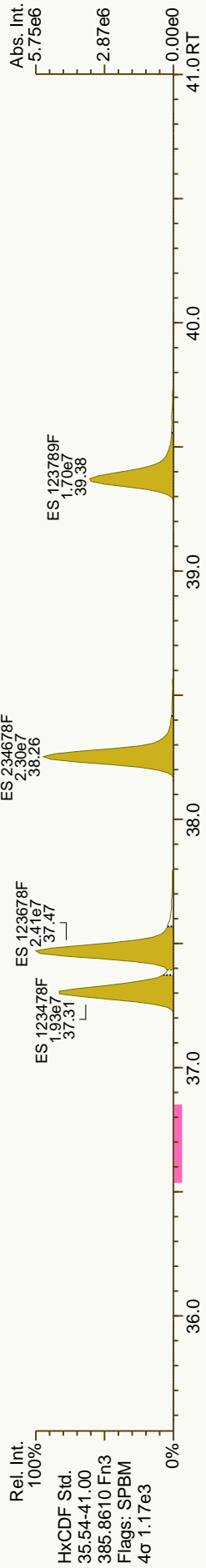
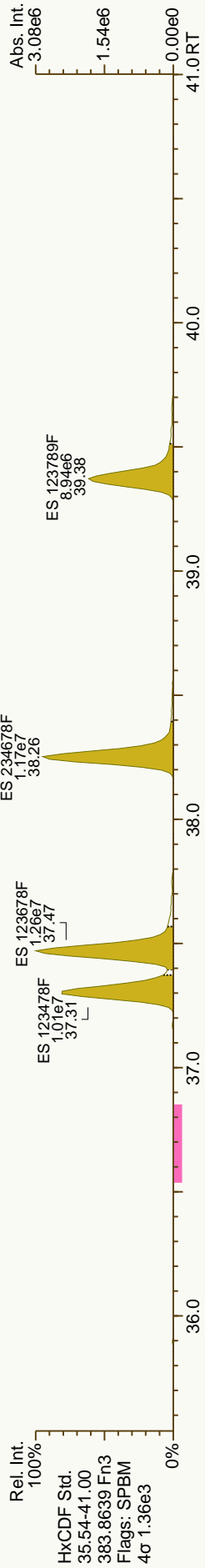
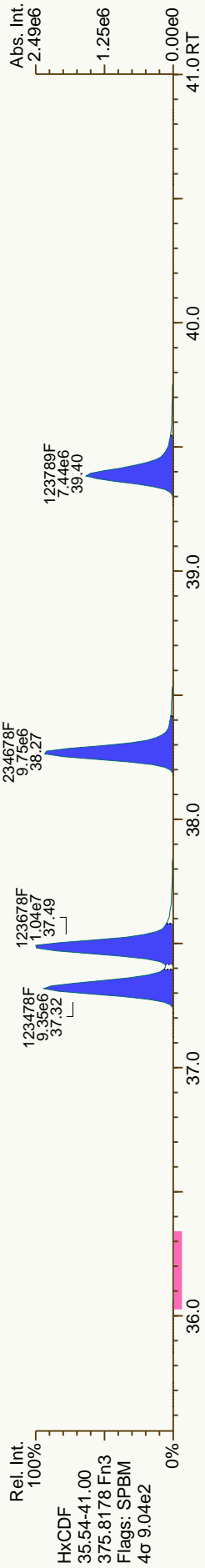
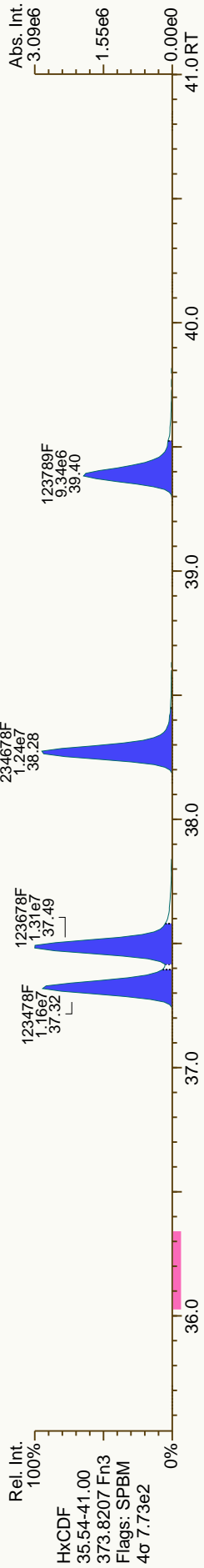


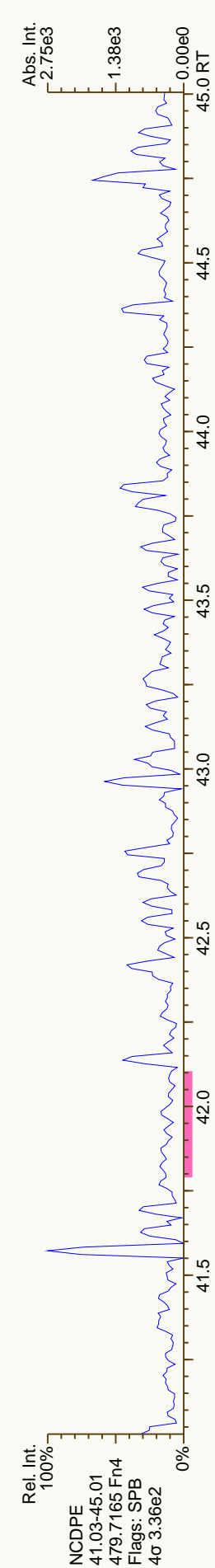
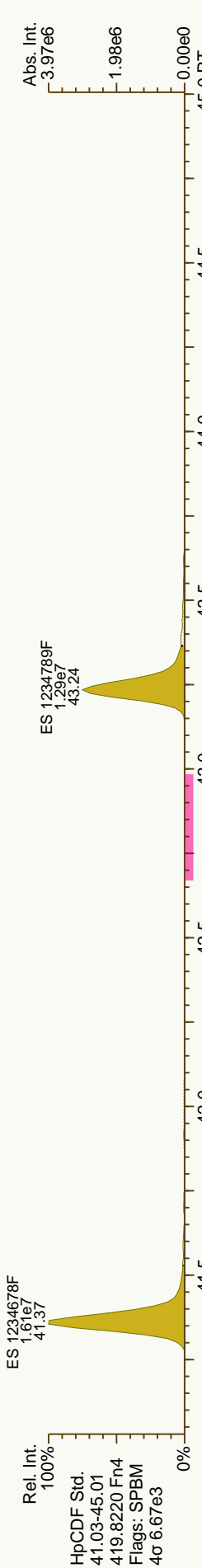
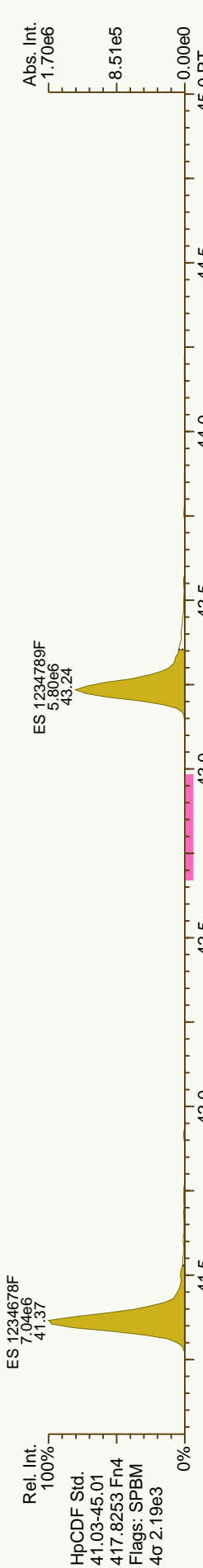
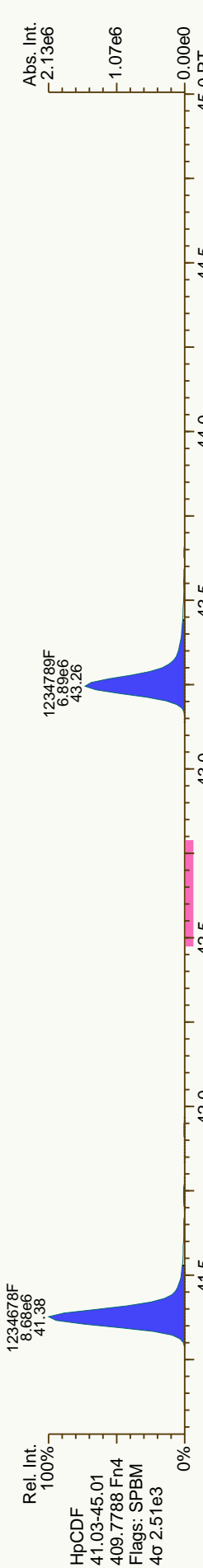
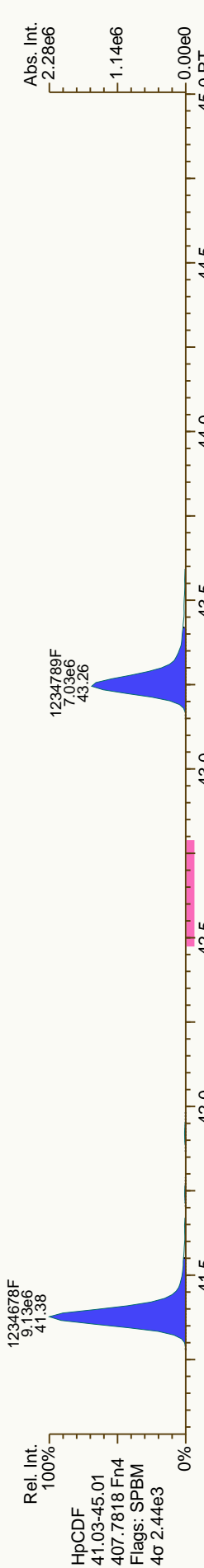


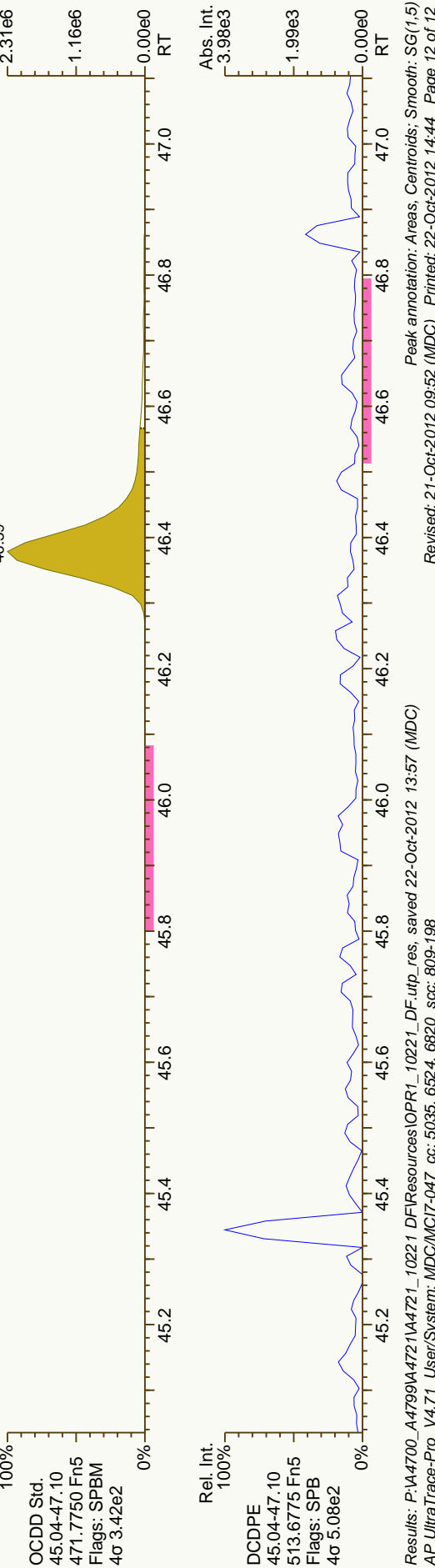
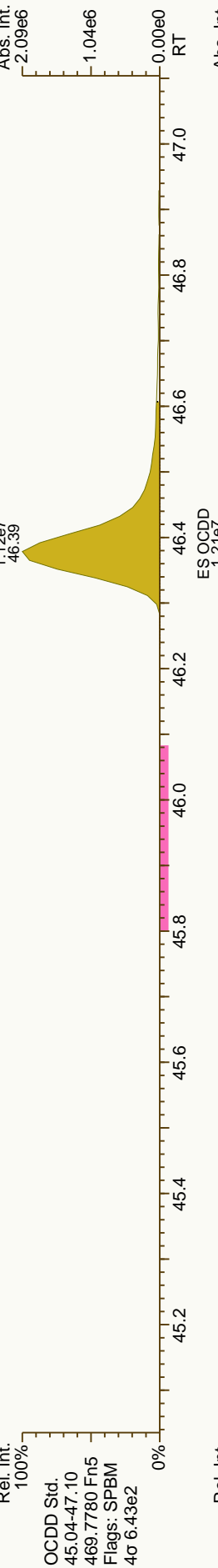
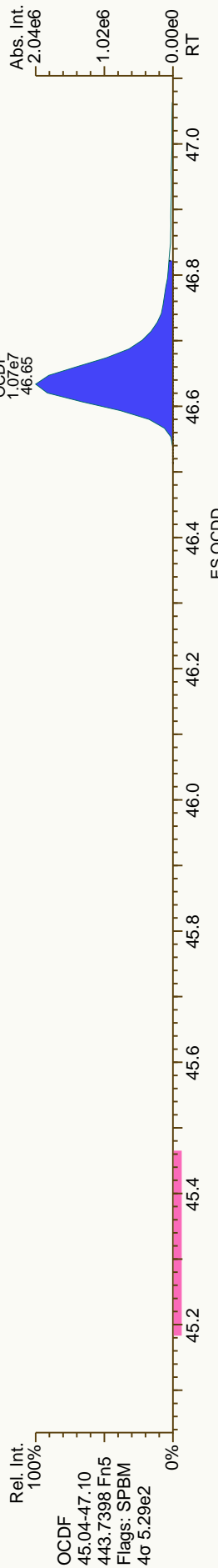
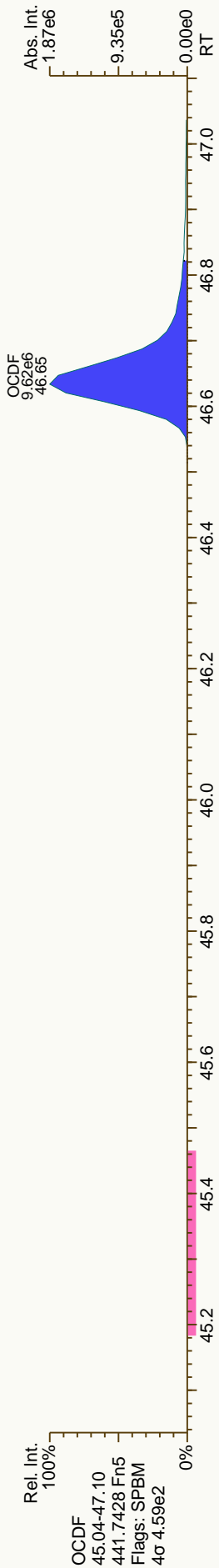












HXX 1807



Project Initiation Form

Project Number: A4721

Initiation Date: 09-Oct-12

Client Name: JELDWENOR

Sample Matrix: Soil

Analysis Method: 1613 PCDD/F

TAT: 15 days

Project Manager: Amy

Special Instructions

M1613

5500 spikes, OPR

%solids, report on dry-weight basis

report, INV via Horizon

Reporting Instructions

M1613

5500 spikes, OPR

%solids, report on dry-weight basis

report, INV via Horizon

PM Initials: aboehm Date: 09-Oct-2012

TRANSFER: MA 10/19/12

1613 PCDD/F RECEIVED: 19-001-2 Solids.



Project #	Batch #	10221	Extract Init/Date:	10/11/12	ASECS Init/Date:	10-16-12	Transfer Init/Date:	MA 10/17/12
AP Sample ID	Client Sample ID	Extract WT (g)	SDS #	RV Initials	#	(Td)	ASECS #	Observations
A4721_10221_001	JW-EA06-SS22-120507	15.53	23	mm	4	VS	4	THICK BROWN MUD
A4721_10221_002	JW-EA04-SS15-120507	14.89	24	mm	2	VS	5	SEE 001
A4721_10221_003	JW-EA06-SS21-120507	22.38	25	mm	2	VS	6	SEE 001
A4721_10221_004	JW-EA02-SS06-120507	24.65	26	mm	4	VS	7	SEE 001
A4721_10221_005	JW-EA06-SS24-120507	14.58	27	mm	4	VS	8	SEE 001
A4721_10221_006	JW-EA06-SS23-120507	21.14	28	mm	4	VS	16	SEE 001
A4721_10221_007	JW-EA04-SS13-120507	15.89	29	mm	4	VS	15	SEE 001
A4721_10221_008	JW-EA07-SS25-120507	15.75	30	mm	2	VS	14	SEE 001
A4721_10221_009	JW-EA04-SS16-120507	16.25	31	mm	4	VS	13	SEE 001
A4721_10221_010	JW-EA04-SS14-120507	16.72	32	mm	2	VS	12	SEE 001
A4721_10221_011	JW-EA02-SS05-120507	23.01	33	mm	2	VS	11	SEE 001
MBI_10221	Method Blank	10.04	21	mm	2	VS	10-16-12	HYPERMATEX 04092012
Special Instructions								
MI613	<p>5500 spikes, OPR</p> <p>%solids, report on dry-weight basis</p> <p>report, INV via Horizon</p> <p>10/15/12</p> <p>Cycle Time</p> <p>Start ^{10:45} 4:45 --</p> <p>Stop 11:00 am</p> <p>Start ^{10:00} 5:00 pm</p> <p>Stop 10:00 am</p> <p>Supply IDs</p> <p>Toluene PH016 Acid Silica 10152012</p> <p>CH₂CL₂ PH520 Base Silica 10082012</p> <p>Sand - HydroMatrix 04092012</p> <p>Florisil 10162012 Tetradecane 10252011</p> <p>Hexane D6914 Ac Me₃ 10162012</p> <p>Silica 09282012 N₂S₄ & Silicate 08202012</p>							

* nominal wt. of 10.00g used
to process samples.
TW 10-25-10

SGS ANALYTICAL CORPORATION		1613 PCDD/F		Solids			
Project #	A4721	Batch #	10221	SPIKE PROFILE PCDD/Fs			
Analyte	Spike Compounds	Spiked Amount	Spiked Volume	Solution Conc.	Split Factor	Final Volume	Final Solvent
PCDD/F	ES	2 ng	200 uL	10 pg/uL	1	20 uL	Td
	AS/CS	2 ng	200 uL	10 pg/uL	1	20 uL	Td
	AX BCS3	0.2 ng	200 uL	1 pg/uL	1	20 uL	Td
	JS	2 ng	200 uL	10 pg/uL	1	20 uL	Td
	Td Batch CS3		20 uL			20 uL	Td
Spiker Initials/Date: MF 10/10/12 W 10/17/12							
AP Sample ID	Client Sample ID	PCDD/F ES	PCDD/F MIX	PCDD/F CS	PCDD/F JS	Amount:	Amount:
		Observer Initials	Observer Initials	Observer Initials	Observer Initials	Observer Initials	Observer Initials
A4721_10221_001	JW-EA06-SS22-120507	VS	-	mm	VS	40 uL	20 -
A4721_10221_002	JW-EA04-SS15-120507	VS	-	mm	VS		
A4721_10221_003	JW-EA06-SS21-120507	VS	-	mm	VS		
A4721_10221_004	JW-EA02-SS06-120507	VS	-	mm	VS		
A4721_10221_005	JW-EA06-SS24-120507	VS	-	mm	VS		
A4721_10221_006	JW-EA06-SS23-120507	VS	-	mm	VS		
A4721_10221_007	JW-EA04-SS13-120507	VS	-	mm	VS		
A4721_10221_008	JW-EA07-SS25-120507	VS	-	mm	VS		
A4721_10221_009	JW-EA04-SS16-120507	VS	-	mm	VS		
A4721_10221_010	JW-EA04-SS14-120507	VS	-	mm	VS		
A4721_10221_011	JW-EA02-SS05-120507	VS	-	mm	VS		
MBI_10221	Method Blank	VS	-	mm	VS		
Standard Information 10-11-12 10-15-12 10-17-12							
Std. Type	ES	MIX	CS	JS			
Spike ID	540-870	540-86	540-85	540-87			
SIL #	7/11/12						
Concentration	0.05	0.05	0.01	0.1			
Units	ng/gal	ng/gal	ng/gal	ng/gal			
Exp. Date	8-9-13	7-11-13	9-20-13	10/2/13			
Spike amount (uL)	40	40	40	40			



1613 PCDD/F

Solids

Project #	A4721	Batch #	10221	SPIKE PROFILE PCBs			
Analyte	Spike Compounds	Spiked Amount	Spiked Volume	Solution Conc.	Split Factor	Final Volume	Final Solvent
PCB	ES	2 ng	20 uL	100 pg/uL	1	20 uL	Nonane
	CS	2 ng	20 uL	100 pg/uL	1	20 uL	Nonane
	JS	2 ng	10 uL	200 pg/uL	1	20 uL	Nonane
	AAP68A Batch CS3	1 ng	20 uL	50 pg/uL	1	20 uL	Nonane
	AAP68A	1 ng	20 uL	50 pg/uL	1	20 uL	Nonane
Spiker Initials/Date: <i>MA 10/11/12</i>							
AP Sample ID	Client Sample ID	PCB ES	PCB MIX	PCB CS	PCB JS	Amount:	Observer Initials
A4721_10221_001	JW-EA06-SS22-120507	<i>VS</i>	-	<i>mm</i>	<i>VS</i>	<i>40 uL</i>	<i>MA 10/11/12</i>
A4721_10221_002	JW-EA04-SS15-120507	<i>VS</i>	-	<i>mm</i>	<i>VS</i>	<i>40 uL</i>	<i>MA 10/11/12</i>
A4721_10221_003	JW-EA06-SS21-120507	<i>VS</i>	-	<i>mm</i>	<i>VS</i>	<i>40 uL</i>	<i>MA 10/11/12</i>
A4721_10221_004	JW-EA02-SS06-120507	<i>VS</i>	-	<i>mm</i>	<i>VS</i>	<i>40 uL</i>	<i>MA 10/11/12</i>
A4721_10221_005	JW-EA06-SS24-120507	<i>VS</i>	-	<i>mm</i>	<i>VS</i>	<i>40 uL</i>	<i>MA 10/11/12</i>
A4721_10221_006	JW-EA06-SS23-120507	<i>VS</i>	-	<i>mm</i>	<i>VS</i>	<i>40 uL</i>	<i>MA 10/11/12</i>
A4721_10221_007	JW-EA04-SS13-120507	<i>VS</i>	-	<i>mm</i>	<i>VS</i>	<i>40 uL</i>	<i>MA 10/11/12</i>
A4721_10221_008	JW-EA07-SS25-120507	<i>VS</i>	-	<i>mm</i>	<i>VS</i>	<i>40 uL</i>	<i>MA 10/11/12</i>
A4721_10221_009	JW-EA04-SS16-120507	<i>VS</i>	-	<i>mm</i>	<i>VS</i>	<i>40 uL</i>	<i>MA 10/11/12</i>
A4721_10221_010	JW-EA04-SS14-120507	<i>VS</i>	-	<i>mm</i>	<i>VS</i>	<i>40 uL</i>	<i>MA 10/11/12</i>
A4721_10221_011	JW-EA02-SS05-120507	<i>VS</i>	-	<i>mm</i>	<i>VS</i>	<i>40 uL</i>	<i>MA 10/11/12</i>
MB1_10221	Method Blank	<i>VS</i>	-	<i>mm</i>	<i>VS</i>	<i>40 uL</i>	<i>MA 10/11/12</i>
Standard Information 10-11-12 10-15-12 10-18-12							
Sid. Type	PCB ES	PCB MIX	PCB CS	PCB JS	Amount:	Observer Initials	Amount:
Spike ID	<i>540-7494</i>	<i>540-528</i>	<i>540-72</i>	<i>540-75</i>	<i>40 uL</i>	<i>MA 10/11/12</i>	<i>40 uL</i>
SIL #	<i>0.05</i>	<i>0.01</i>	<i>0.05</i>	<i>0.1</i>	<i>40 uL</i>	<i>MA 10/11/12</i>	<i>40 uL</i>
Concentration	<i>ng/uL</i>	<i>ng/uL</i>	<i>ng/uL</i>	<i>ng/uL</i>	<i>ng/uL</i>	<i>ng/uL</i>	<i>ng/uL</i>
Units	<i>ng/uL</i>	<i>ng/uL</i>	<i>ng/uL</i>	<i>ng/uL</i>	<i>ng/uL</i>	<i>ng/uL</i>	<i>ng/uL</i>
Exp. Date	<i>10-21-12</i>	<i>10-25-12</i>	<i>08-10-2013</i>	<i>10-17-12</i>	<i>40</i>	<i>MA 10/11/12</i>	<i>40</i>
Spike amount (uL)	<i>40</i>	<i>50</i>	<i>40</i>	<i>20</i>	<i>40</i>	<i>MA 10/11/12</i>	<i>40</i>

% Solids

Project: A4721
 Chemist: MA
 Batch #: 10221
 Date: 10/10/12

Procedure:
 Tare Balance.
 Add boat and weigh. Record "Boat Wt."
 Add the sample (2-10 g) to the boat and record "Wet Wt. + Boat Wt." (total).
 Dry in oven overnight @ 107° C.
 Tare Balance
 Return dish to toploader and record "Residue + Boat Wt."

AP Sample ID	Boat Wt. (g)	Wet Wt. + Boat Wt.	Chem/Date	Residue + Boat Wt. (g)	Chem/Date	Comments
001 A	1.33	7.14	MM	3.15	VS	} 15.47g
B	1.35	3.95	MM	3.02	VS	
C	1.32	3.40	MM	2.67	VS	
002 A	1.34	4.67	MM	3.57	VS	} 14.88g
B	1.33	4.03	MM	3.15	VS	
C	1.35	3.55	MM	2.83	VS	
003 A	1.34	4.41	MM	2.70	VS	} 22.28g
B	1.31	5.07	MM	3.00	VS	
C	1.33	4.17	MM	2.62	VS	
004 A	1.35	4.17	MM	2.51	VS	} 24.64g
B	1.35	3.65	MM	2.28	VS	
C	1.34	3.53	MM	2.22	VS	
005 A	1.33	3.58	MM	2.90	VS	} 14.31g
B	1.36	4.81	MM	3.74	VS	
C	1.32	4.68	MM	3.70	VS	
006 A	1.33	3.34	MM	2.30	VS	} 20.98g
B	1.34	4.22	MM	2.68	VS	
C	1.34	4.68	MM	2.66	VS	


10-11-12

% Solids

Project: AY724
 Chemist: AT
 Batch #: 10221
 Date: 10/10/12

Procedure:
 Tare Balance.
 Add boat and weigh. Record "Boat Wt."
 Add the sample (2-10 g) to the boat and record "Wet Wt. + Boat Wt." (total).
 Dry in oven overnight @ 107° C.
 Tare Balance
 Return dish to toploader and record "Residue + Boat Wt."

AP Sample ID	Boat Wt. (g)	Wet Wt. + Boat Wt. (g)	Chem/Date	Residue + Boat Wt. (g)	Chem/Date	Comments
007 A	1.33	4.72	mm	3.52	VS	} 15.67g
B	1.36	3.49	mm	2.71	VS	
C	1.34	3.53	mm	2.73	VS	
008 A	1.33	4.02	mm	3.07	VS	} 15.50g
B	1.33	3.35	mm	2.63	VS	
C	1.33	4.20	mm	3.18	VS	
009 A	1.33	4.14	mm	3.08	VS	} 16.16g
B	1.35	4.24	mm	3.13	VS	
C	1.32	5.14	mm	3.68	VS	
010 A	1.34	4.09	mm	3.00	VS	} 16.64g
B	1.35	3.71	mm	2.76	VS	
C	1.34	4.18	mm	3.05	VS	
011 A	1.36	3.91	mm	2.47	VS	} 22.83g
B	1.33	3.70	mm	2.38	VS	
C	1.34	4.62	mm	2.77	VS	
					10-11-12	



Wt. Volume Results for Extraction Batch 10221

Batch Project #'s: _____

Comments:

AP Sample ID	Boat WT.	Wet Wt. + Boat Wt.	Residue+ Boat Wt.	% Solid	Average % Solid	RSD	Qtest Ratio (if Applicable)	Dry Wt. Equiv.	Extracted Wt.	Final Wt.
A4721_003 7	1.34	4.41	2.7	44.30%	44.89%	1.25%		22.28	22.38	10.05
A4721_003	1.31	5.07	3	44.95%	44.89%	1.25%		22.28	22.38	10.05
A4721_003	1.33	4.17	2.62	45.42%	44.89%	1.25%		22.28	22.38	10.05
A4721_003	1.34	4.41	2.7	44.30%	44.89%	1.25%		22.28	22.38	10.05
A4721_003	1.31	5.07	3	44.95%	44.89%	1.25%		22.28	22.38	10.05
A4721_003	1.33	4.17	2.62	45.42%	44.89%	1.25%		22.28	22.38	10.05
A4721_004 7	1.35	4.17	2.51	41.13%	40.58%	1.21%		24.64	24.65	10
A4721_004	1.35	3.65	2.28	40.43%	40.58%	1.21%		24.64	24.65	10
A4721_004	1.34	3.53	2.22	40.18%	40.58%	1.21%		24.64	24.65	10
A4721_004	1.35	4.17	2.51	41.13%	40.58%	1.21%		24.64	24.65	10
A4721_004	1.35	3.65	2.28	40.43%	40.58%	1.21%		24.64	24.65	10
A4721_004	1.34	3.53	2.22	40.18%	40.58%	1.21%		24.64	24.65	10



Wt. Volume Results for Extraction Batch 10221

Batch Project #'s: _____

Comments:

AP Sample ID	Boat WT.	Wet Wt. + Boat Wt.	Residue+ Boat Wt.	% Solid	Average % Solid	RSD	Qest Ratio (if Applicable)	Dry Wt. Equiv.	Extracted Wt.	Final Wt.
A4721_005 10	1.33	3.58	2.9	69.78%	69.87%	1.32%		14.31	14.58	10.19
A4721_005	1.36	4.81	3.74	68.99%	69.87%	1.32%		14.31	14.58	10.19
A4721_005	1.32	4.68	3.7	70.83%	69.87%	1.32%		14.31	14.58	10.19
A4721_005	1.33	3.58	2.9	69.78%	69.87%	1.32%		14.31	14.58	10.19
A4721_005	1.36	4.81	3.74	68.99%	69.87%	1.32%		14.31	14.58	10.19
A4721_005	1.32	4.68	3.7	70.83%	69.87%	1.32%		14.31	14.58	10.19
A4721_006 9	1.33	3.34	2.3	48.26%	47.66%	2.05%		20.98	21.14	10.07
A4721_006	1.34	4.22	2.68	46.53%	47.66%	2.05%		20.98	21.14	10.07
A4721_006	1.34	4.08	2.66	48.18%	47.66%	2.05%		20.98	21.14	10.07
A4721_006	1.33	3.34	2.3	48.26%	47.66%	2.05%		20.98	21.14	10.07
A4721_006	1.34	4.22	2.68	46.53%	47.66%	2.05%		20.98	21.14	10.07
A4721_006	1.34	4.08	2.66	48.18%	47.66%	2.05%		20.98	21.14	10.07



Wt. Volume Results for Extraction Batch 10221

Batch Project #'s:

Comments:

AP Sample ID	Boat WT.	Wet Wt. + Boat Wt.	Residue+ Boat Wt.	% Solid	Average % Solid	RSD	Qtest Ratio (if Applicable)	Dry Wt. Equiv.	Extracted Wt.	Final Wt.
A4721_007	1.33	4.72	3.52	64.60%	63.82%	1.07%		15.67	15.89	10.14
A4721_007	1.36	3.49	2.71	63.38%	63.82%	1.07%		15.67	15.89	10.14
A4721_007	1.34	3.53	2.73	63.47%	63.82%	1.07%		15.67	15.89	10.14
A4721_007	1.33	4.72	3.52	64.60%	63.82%	1.07%		15.67	15.89	10.14
A4721_007	1.36	3.49	2.71	63.38%	63.82%	1.07%		15.67	15.89	10.14
A4721_007	1.34	3.53	2.73	63.47%	63.82%	1.07%		15.67	15.89	10.14
A4721_008	1.33	4.02	3.07	64.68%	64.50%	0.25%		15.5	15.75	10.16
A4721_008	1.33	3.35	2.63	64.36%	64.50%	0.25%		15.5	15.75	10.16
A4721_008	1.33	4.2	3.18	64.46%	64.50%	0.25%		15.5	15.75	10.16
A4721_008	1.33	4.02	3.07	64.68%	64.50%	0.25%		15.5	15.75	10.16
A4721_008	1.33	3.35	2.63	64.36%	64.50%	0.25%		15.5	15.75	10.16
A4721_008	1.33	4.2	3.18	64.46%	64.50%	0.25%		15.5	15.75	10.16



Wt. Volume Results for Extraction Batch 10221

Comments:

Batch Project #'s:

AP Sample ID	Boat WT.	Wet Wt. + Boat Wt.	Residue+ Boat Wt.	% Solid	Average % Solid	RSD	Qtest Ratio (if Applicable)	Dry Wt. Equiv.	Extracted Wt.	Final Wt.
A4721_009 ✓	1.33	4.14	3.08	62.28%	61.88%	0.58%		16.16	16.25	10.06
A4721_009	1.35	4.24	3.13	61.59%	61.88%	0.58%		16.16	16.25	10.06
A4721_009	1.32	5.14	3.68	61.78%	61.88%	0.58%		16.16	16.25	10.06
A4721_009	1.33	4.14	3.08	62.28%	61.88%	0.58%		16.16	16.25	10.06
A4721_009	1.35	4.24	3.13	61.59%	61.88%	0.58%		16.16	16.25	10.06
A4721_009	1.32	5.14	3.68	61.78%	61.88%	0.58%		16.16	16.25	10.06
A4721_010 ✓	1.34	4.09	3	60.36%	60.11%	0.53%		16.64	16.72	10.05
A4721_010	1.35	3.71	2.76	59.75%	60.11%	0.53%		16.64	16.72	10.05
A4721_010	1.34	4.18	3.05	60.21%	60.11%	0.53%		16.64	16.72	10.05
A4721_010	1.34	4.09	3	60.36%	60.11%	0.53%		16.64	16.72	10.05
A4721_010	1.35	3.71	2.76	59.75%	60.11%	0.53%		16.64	16.72	10.05
A4721_010	1.34	4.18	3.05	60.21%	60.11%	0.53%		16.64	16.72	10.05



Wt. Volume Results for Extraction Batch 10221

Comments:

Batch Project #'s:

AP Sample ID	Boat WT.	Wet Wt. + Boat Wt.	Residue+ Boat Wt.	% Solid	Average % Solid	RSD	Qtest Ratio (if Applicable)	Dry Wt. Equiv.	Extracted Wt.	Final Wt.
A4721_011	1.36	3.91	2.47	43.53%	43.81%	0.97%		22.83	23.01	10.08
A4721_011	1.33	3.7	2.38	44.30%	43.81%	0.97%		22.83	23.01	10.08
A4721_011	1.34	4.62	2.77	43.60%	43.81%	0.97%		22.83	23.01	10.08
A4721_011	1.36	3.91	2.47	43.53%	43.81%	0.97%		22.83	23.01	10.08
A4721_011	1.33	3.7	2.38	44.30%	43.81%	0.97%		22.83	23.01	10.08
A4721_011	1.34	4.62	2.77	43.60%	43.81%	0.97%		22.83	23.01	10.08



1613 PCDD/F

Solid

Project # A4721 Batch # 10221

Inter-Department Communication Sheet

* Plus Portion was sulfur treated. MA 10/17/11

Special Instructions

M1613

5500 spikes, OPR

%solids, report on dry-weight basis

Analytical Perspectives - Injection Log

Run file: 121020P3
 MS Method: DF_CL4-8B
 GC Column: DB5
 GC Method: DB5MS_60M

Data file S#	Vial#	Lab ID	Sample ID (Chrom. Text)	Analyst	Acq date	Acq time
121020P3	1	SBS_121020_DF_PD	SBS_121020_DF_PD solvent blank 1	MDC		
121020P3	2	A4721_10221_DF_005	A4721_10221_DF_005 JW-EA06-SS24-120507 10.19	MDC		
121020P3	3	A4721_10221_DF_007	A4721_10221_DF_007 JW-EA04-SS13-120507 10.14	MDC		
121020P3	4	A4721_10221_DF_008	A4721_10221_DF_008 JW-EA07-SS25-120507 10.16	MDC		
121020P3	5	A4721_10221_DF_009	A4721_10221_DF_009 JW-EA04-SS16-120507 10.06	MDC		
121020P3	6	A4721_10221_DF_010	A4721_10221_DF_010 JW-EA04-SS14-120507 10.05	MDC		
121020P3	7	A4721_10221_DF_011	A4721_10221_DF_011 JW-EA02-SS05-120507 10.08	MDC		
121020P3	8	SBS_121020_DF_PE	SBS_121020_DF_PE solvent blank 1	MDC		
121020P3	9	CS3_121020_DF_PC	CS3_121020_DF_PC S40-67B 1	MDC		

ENL CUL 23 OCT 12

Analytical Perspectives - Injection Log

Run file: 121020P2 GC Column: DB5
 MS Method: DF_CL4-8B GC Method: DB5MS_60M

Data file S#	Vial#	Lab ID	Sample ID (Chrom. Text)	Analyst	Acq date	Acq time
121020P2	1	CS3_121020_DF_PA	CS3_121020_DF_PA S40-67B 1	MDC		
121020P2	2	OPR1_10221_DF	OPR1_10221_DF	MDC		
121020P2	3	SBS_121020_DF_PB	SBS_121020_DF_PB solvent blank 1	MDC		
121020P2	4	MB1_10221_DF_SDS	MB1_10221_DF_SDS	MDC		
121020P2	5	A4721_10221_DF_001	A4721_10221_DF_001 JW-EA06-SS22-120507 10.04	MDC		
121020P2	6	A4721_10221_DF_002	A4721_10221_DF_002 JW-EA04-SS15-120507 10.01	MDC		
121020P2	7	A4721_10221_DF_003	A4721_10221_DF_003 JW-EA06-SS21-120507 10.05	MDC		
121020P2	8	A4721_10221_DF_004	A4721_10221_DF_004 JW-EA02-SS06-120507 10.00	MDC		
121020P2	9	A4721_10221_DF_005	A4721_10221_DF_005 JW-EA06-SS24-120507 10.19	MDC		
121020P2	10	A4721_10221_DF_006	A4721_10221_DF_006 JW-EA06-SS23-120507 10.08	MDC		
121020P2	11	SBS_121020_DF_PC	SBS_121020_DF_PC solvent blank 1	MDC		
121020P2	12	CS3_121020_DF_PB	CS3_121020_DF_PB S40-67B 1	MDC		

OK out 23 Oct 12

Sample List Report

MassLynx 4.1 SCN 881

Sample List: C:\MassLynx\Default.pro\Sampled\mm7-12-10-20-pcb.SPL

Last Modified: Friday, October 19, 2012 11:56:22 Eastern Daylight Time

Printed: Friday, October 19, 2012 13:56:10 Eastern Daylight Time

File Name	Lab ID	Sample ID	MS File	Inlet File	Vial #	User	Task (=Expt.)	Conditions (=GC prog)	Inj. Vol.
1 121020X01	CS3_121020_PCB_XA	RETCON S40-92	pcb-2012-01	pcb90_a	Tray1:06	LKB	pcb-2012-01	pcb90_a	1.000000
2 121020X02	OPR1_10221_PCB	0_10221_OPR001	pcb-2012-01	pcb90_a	Tray1:59	LKB	pcb-2012-01	pcb90_a	1.000000
3 121020X03	SBS_121020_PCB_XA	SIL 9-41-1	pcb-2012-01	pcb90_a	Tray1:02	LKB	pcb-2012-01	pcb90_a	1.000000
4 121020X04	MB1_10221_PCB_SDS	Method Blank	pcb-2012-01	pcb90_a	Tray1:60	LKB	pcb-2012-01	pcb90_a	1.000000
5 121020X05	A4721_10221_PCB_001	JW-EA06-SS22-120507	pcb-2012-01	pcb90_a	Tray1:61	LKB	pcb-2012-01	pcb90_a	1.000000
6 121020X06	A4721_10221_PCB_002	JW-EA04-SS15-120507	pcb-2012-01	pcb90_a	Tray1:62	LKB	pcb-2012-01	pcb90_a	1.000000
7 121020X07	A4721_10221_PCB_003	JW-EA06-SS21-120507	pcb-2012-01	pcb90_a	Tray1:63	LKB	pcb-2012-01	pcb90_a	1.000000
8 121020X08	A4721_10221_PCB_004	JW-EA02-SS06-120507	pcb-2012-01	pcb90_a	Tray1:64	LKB	pcb-2012-01	pcb90_a	1.000000
9 121020X09	A4721_10221_PCB_005	JW-EA06-SS24-120507	pcb-2012-01	pcb90_a	Tray1:65	LKB	pcb-2012-01	pcb90_a	1.000000
10 121020X10	CS3_121020_PCB_XB	RETCON S40-92	pcb-2012-01	pcb90_a	Tray1:06	LKB	pcb-2012-01	pcb90_a	1.000000
11 121020X11	SBS_121020_PCB_XB	SIL 9-41-1	pcb-2012-01	pcb90_a	Tray1:02	LKB	pcb-2012-01	pcb90_a	1.000000
12 121020X12	A4721_10221_PCB_006	JW-EA06-SS23-120507	pcb-2012-01	pcb90_a	Tray1:66	LKB	pcb-2012-01	pcb90_a	1.000000
13 121020X13	A4721_10221_PCB_007	JW-EA04-SS13-120507	pcb-2012-01	pcb90_a	Tray1:67	LKB	pcb-2012-01	pcb90_a	1.000000
14 121020X14	A4721_10221_PCB_008	JW-EA07-SS25-120507	pcb-2012-01	pcb90_a	Tray1:68	LKB	pcb-2012-01	pcb90_a	1.000000
15 121020X15	A4721_10221_PCB_009	JW-EA04-SS16-120507	pcb-2012-01	pcb90_a	Tray1:69	LKB	pcb-2012-01	pcb90_a	1.000000
16 121020X16	A4721_10221_PCB_010	JW-EA04-SS14-120507	pcb-2012-01	pcb90_a	Tray1:70	LKB	pcb-2012-01	pcb90_a	1.000000
17 121020X17	A4721_10221_PCB_011	JW-EA02-SS05-120507	pcb-2012-01	pcb90_a	Tray1:71	LKB	pcb-2012-01	pcb90_a	1.000000
18 121020X18	SBS_121020_PCB_XC	SIL 9-41-1	pcb-2012-01	pcb90_a	Tray1:02	LKB	pcb-2012-01	pcb90_a	1.000000
19 121020X19	SBS_121020_PCB_XD	SIL 9-41-1	pcb-2012-01	pcb90_a	Tray1:02	LKB	pcb-2012-01	pcb90_a	1.000000
20 121020X20	SBS_121020_PCB_XE	SIL 9-41-1	pcb-2012-01	pcb90_a	Tray1:02	LKB	pcb-2012-01	pcb90_a	1.000000

cm

cm
10-19-2012

ICAL: 1613 SGS
Data Acquired: 01-Aug-2012

120801P2-01

120801P2-02

120801P2-03

120801P2-04

120801P2-05

120801P2-06

Name	Mean	% RSD	0.25 CS0	0.5 CS1	2.0 CS2	10 CS3	40 CS4	200 CS5
2378-TCDD	1.08	3.9%	1.02	1.08	1.06	1.07	1.12	1.14
12378-PeCDD	1.07	1.6%	1.08	1.05	1.07	1.07	1.09	1.09
123478-HxCDD	1.05	2.0%	1.05	1.01	1.04	1.05	1.07	1.07
123678-HxCDD	0.98	2.4%	1.01	0.96	0.96	0.97	0.99	1.01
123789-HxCDD	1.01	1.7%	1.01	1.01	0.99	0.99	1.01	1.04
1234678-HpCDD	1.09	2.8%	1.05	1.07	1.08	1.08	1.11	1.14
OCDD	1.11	2.5%	1.08	1.10	1.12	1.08	1.13	1.14
2378-TCDF	0.98	1.9%	0.96	0.99	0.95	1.00	0.97	0.98
12378-PeCDF	0.99	2.1%	0.96	0.97	0.98	1.00	1.00	1.02
23478-PeCDF	1.02	3.4%	0.96	1.01	1.01	1.03	1.03	1.06
123478-HxCDF	1.19	1.9%	1.17	1.16	1.20	1.19	1.20	1.22
123678-HxCDF	1.16	1.9%	1.14	1.13	1.16	1.14	1.17	1.19
234678-HxCDF	1.18	3.3%	1.15	1.14	1.15	1.25	1.17	1.19
123789-HxCDF	1.09	1.9%	1.08	1.06	1.09	1.08	1.09	1.12
1234678-HpCDF	1.35	2.7%	1.30	1.30	1.36	1.37	1.38	1.39
1234789-HpCDF	1.34	3.3%	1.30	1.28	1.33	1.34	1.39	1.38
OCDF	1.40	6.9%	1.30	1.34	1.35	1.36	1.49	1.54
ES 2378-TCDD	1.04	2.2%	1.03	1.03	1.04	1.04	1.04	1.09
ES 12378-PeCDD	0.87	5.6%	0.83	0.85	0.86	0.82	0.89	0.95
ES 123478-HxCDD	0.94	1.5%	0.93	0.93	0.93	0.95	0.95	0.96
ES 123678-HxCDD	1.06	1.9%	1.06	1.06	1.05	1.10	1.07	1.04
ES 1234678-HpCDD	0.80	2.7%	0.82	0.81	0.77	0.77	0.80	0.82
ES OCDD	0.63	8.0%	0.61	0.62	0.57	0.61	0.65	0.72
ES 2378-TCDF	1.74	2.8%	1.73	1.74	1.77	1.65	1.74	1.80
ES 12378-PeCDF	1.49	4.8%	1.44	1.47	1.50	1.41	1.53	1.61
ES 23478-PeCDF	1.48	4.8%	1.42	1.47	1.47	1.41	1.52	1.60
ES 123478-HxCDF	1.27	2.1%	1.30	1.30	1.24	1.28	1.28	1.24
ES 123678-HxCDF	1.41	3.0%	1.41	1.48	1.36	1.43	1.41	1.38
ES 234678-HxCDF	1.34	2.7%	1.38	1.38	1.35	1.29	1.35	1.32
ES 123789-HxCDF	1.20	1.9%	1.23	1.19	1.18	1.18	1.22	1.22
ES 1234678-HpCDF	1.06	2.1%	1.06	1.07	1.03	1.04	1.06	1.10
ES 1234789-HpCDF	0.82	3.9%	0.82	0.83	0.80	0.79	0.82	0.88

APPROVED
By Bryan Vining at 10:24 am, Oct 24, 2012

Dioxin/Furan ICAL Summary

SGS Analytical Perspectives

Processed: 24 Oct 2012 09:54

ICAL: 1613_SGS

Data Acquired: 18-Jun-2009

Name	Mean	% RSD	120801P2-01	120801P2-02	120801P2-03	120801P2-04	120801P2-05	120801P2-06
			0.25 CS0	0.5 CS1	2.0 CS2	10 CS3	40 CS4	200 CS5
CS 37Cl-2378-TCDD	1.17	4.8%	1.11	1.17	1.14	1.15	1.19	1.27

SS 37Cl-2378-TCDD	1.12	3.0%	1.08	1.14	1.10	1.11	1.15	1.17
-------------------	------	------	------	------	------	------	------	------

Totals

Total TCDD	1.08	3.9%	1.02	1.08	1.06	1.07	1.12	1.14
Total PeCDD	1.07	1.6%	1.08	1.05	1.07	1.07	1.09	1.09
Total HxCDD	1.01	1.7%	1.02	0.99	1.00	1.01	1.02	1.04
Total HpCDD	1.09	2.8%	1.05	1.07	1.08	1.08	1.11	1.14
Total TCDF	0.98	1.9%	0.96	0.99	0.95	1.00	0.97	0.98
Total PeCDF	1.00	2.7%	0.96	0.99	1.00	1.01	1.02	1.04
Total HxCDF	1.15	1.8%	1.14	1.12	1.15	1.16	1.16	1.18
Total HpCDF	1.34	2.9%	1.30	1.29	1.34	1.36	1.38	1.38

Instrument: MM1 (AutoSpec-Ultima)		MS Experiment: DF_CL4-8B		GC Program: DB5MS_60M					
#	Datafile	Vial#	Lab ID	Wt/Vol	Client/Sample ID	Analyst(s)	Checkcode	Acq Date	Acq Time
1	120801P2-01	31	1613_CS_0,5	1.00	1613_CS_0,5	MDC	627-866	01-AUG-2012	10:27:13
2	120801P2-02	32	1613_CS1	1.00	1613_CS1	MDC	432-273	01-AUG-2012	11:17:24
3	120801P2-03	33	1613_CS2	1.00	1613_CS2	MDC	440-192	01-AUG-2012	12:07:35
4	120801P2-04	34	1613_CS3	1.00	1613_CS3	MDC	279-058	01-AUG-2012	12:57:42
5	120801P2-05	35	1613_CS4	1.00	1613_CS4	MDC	262-366	01-AUG-2012	13:47:53
6	120801P2-06	36	1613_CS5	1.00	1613_CS5	MDC	188-721	01-AUG-2012	14:38:05

REVIEWED

By Michael D H Chu at 4:47 pm, Aug 01, 2012

APPROVED

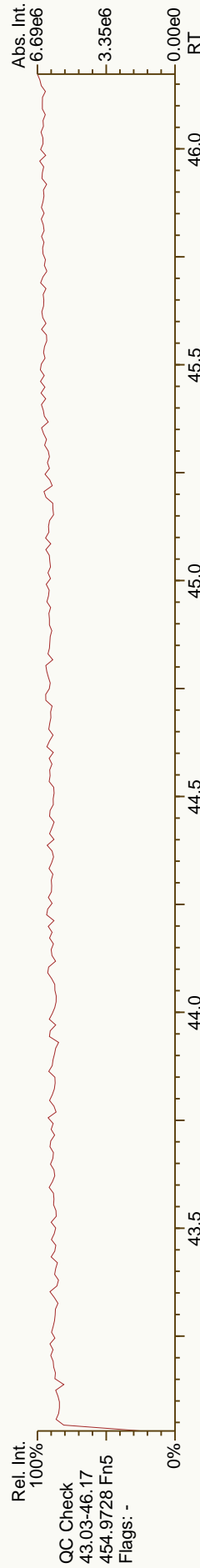
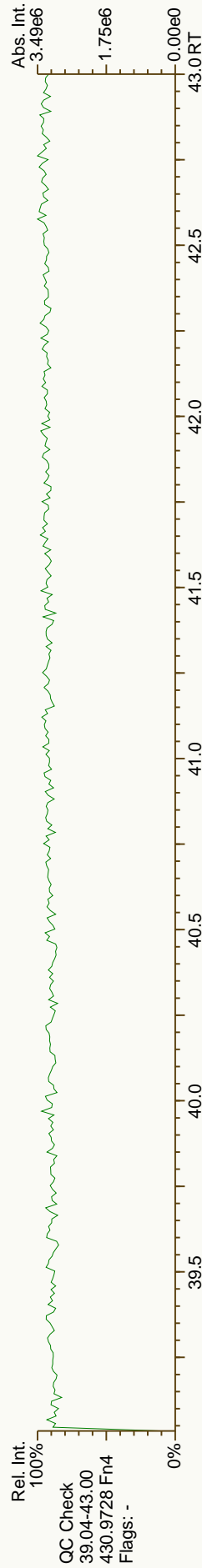
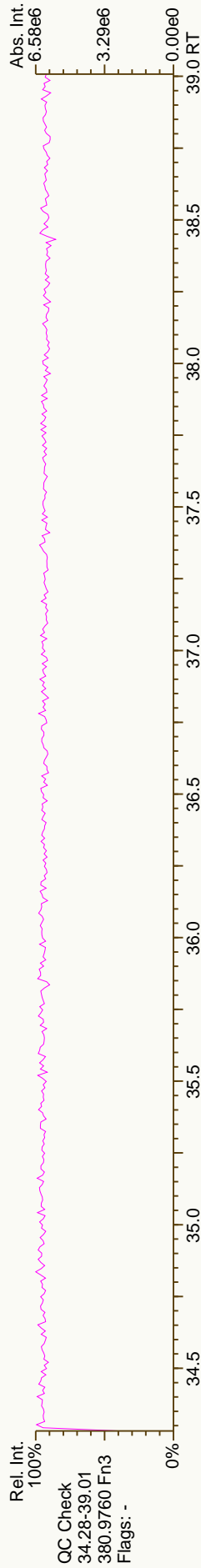
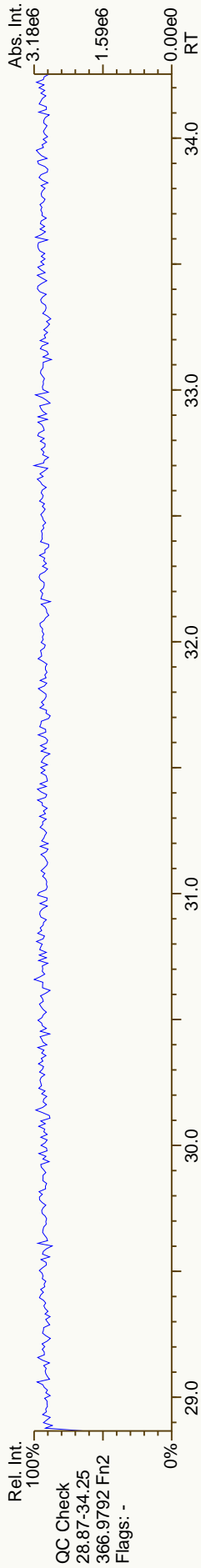
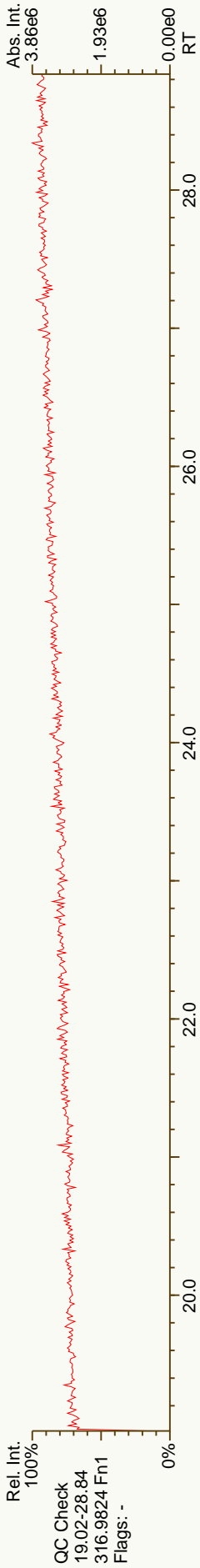
By Jeremy Kadylak at 2:22 pm, Oct 22, 2012

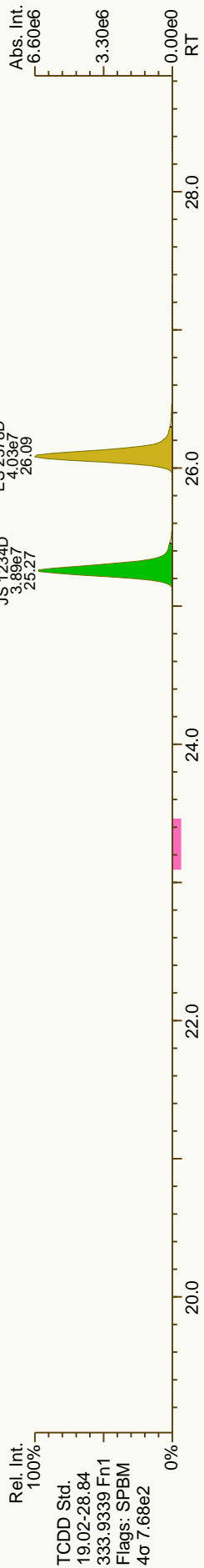
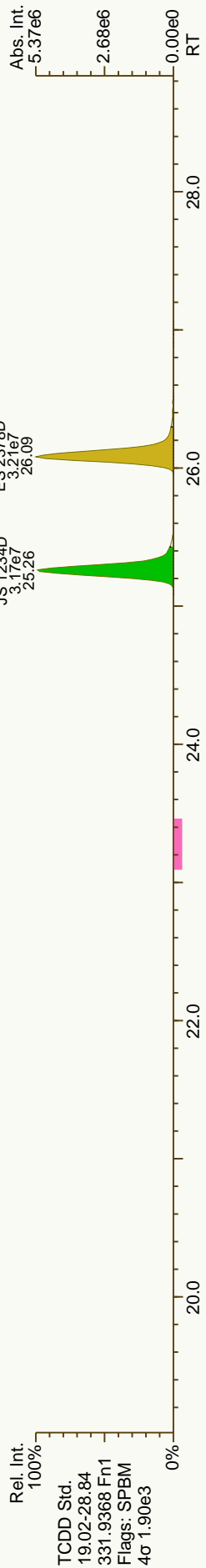
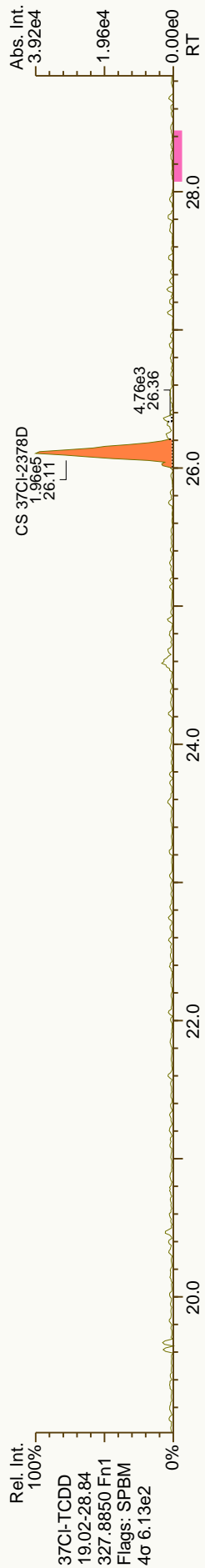
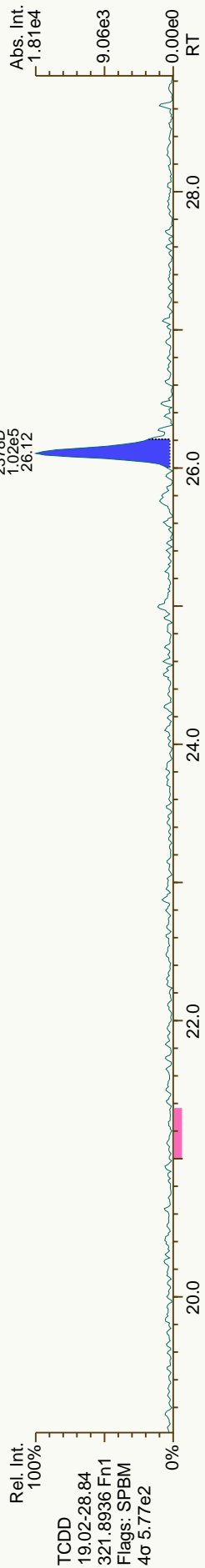
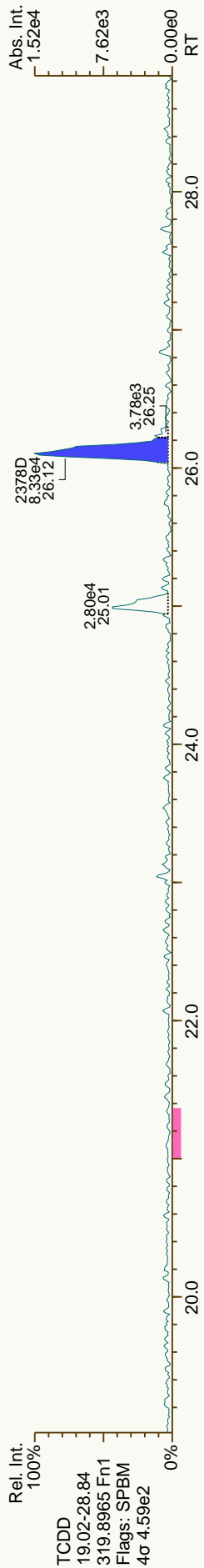
Dioxin/Furan QC Summary
 Lab ID: 1613_CS 0.5
 Sample ID: 1613_CS 0.5


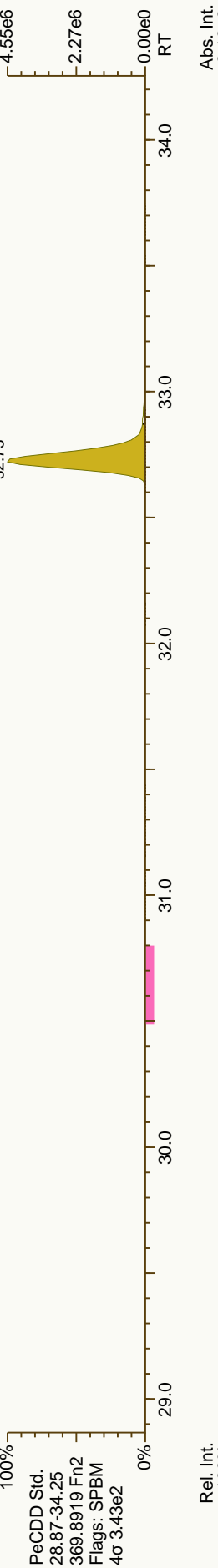
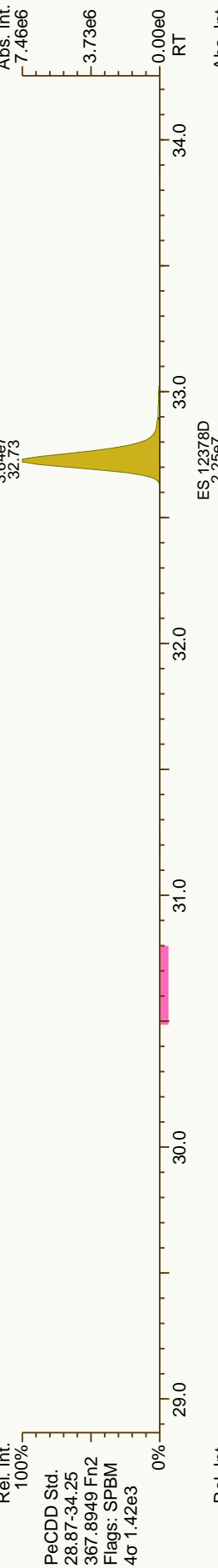
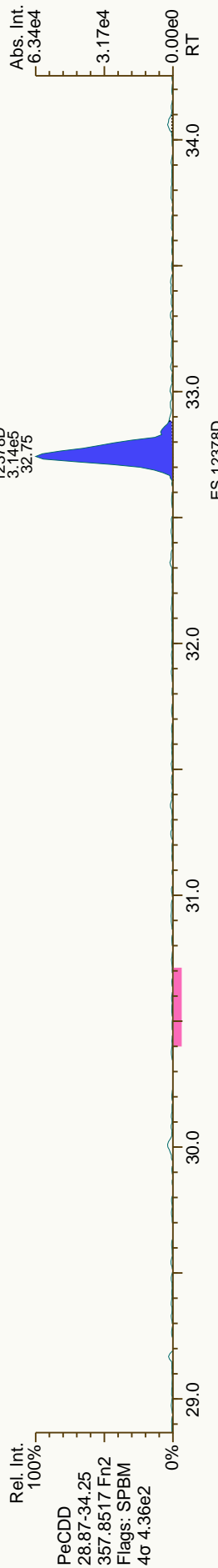
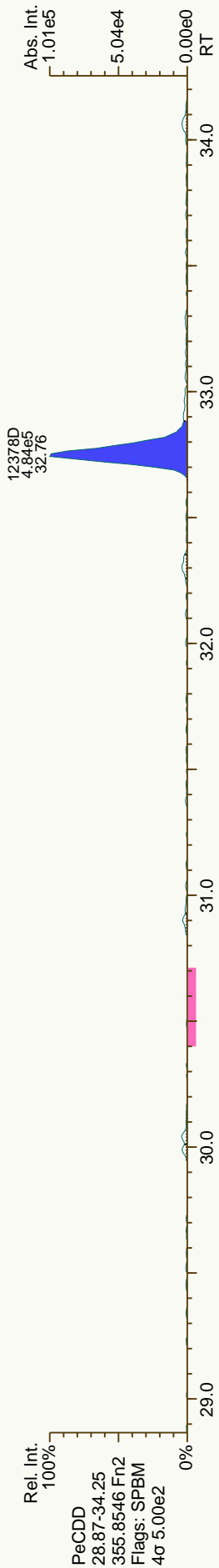
Acq'd: 01 Aug 2012 10:27 MDC
 UTP: 01-Aug-2012 13:03 MDC
 Report: 16 Oct 2012 09:39 MC

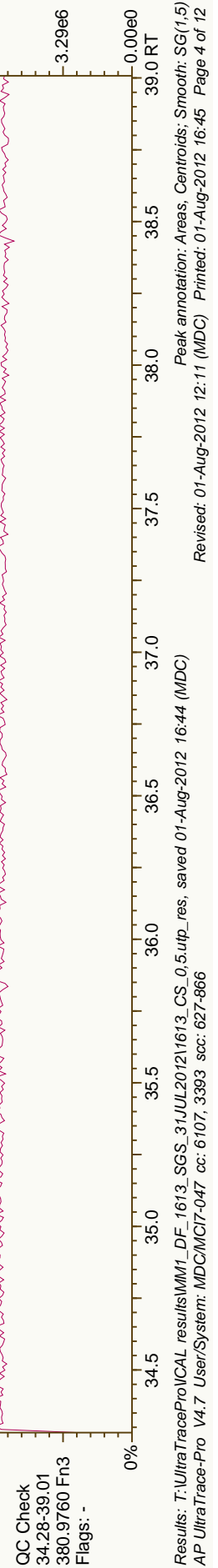
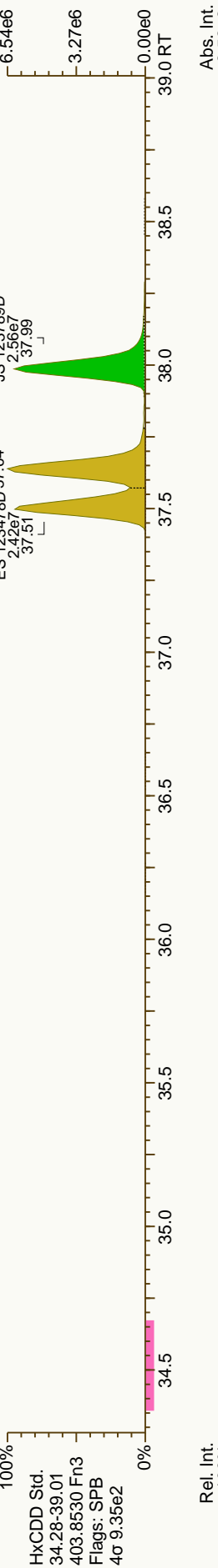
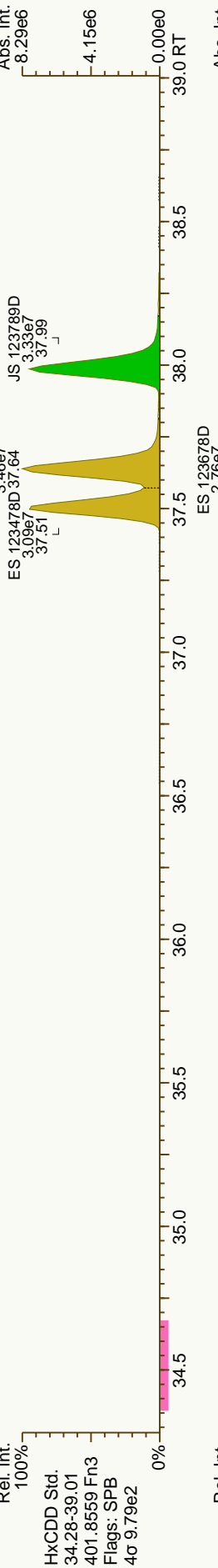
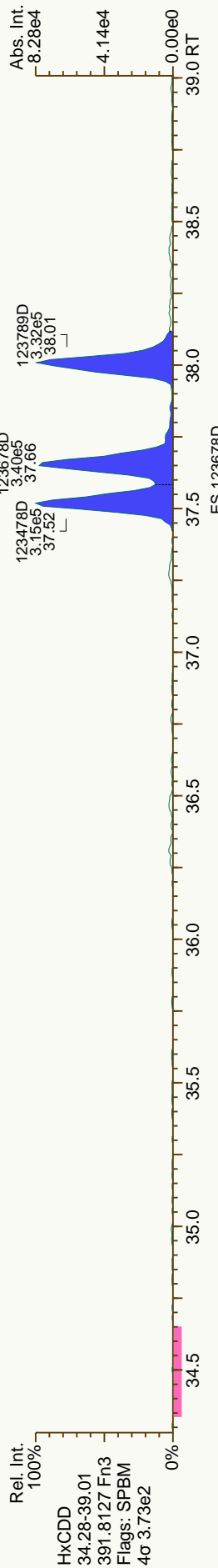
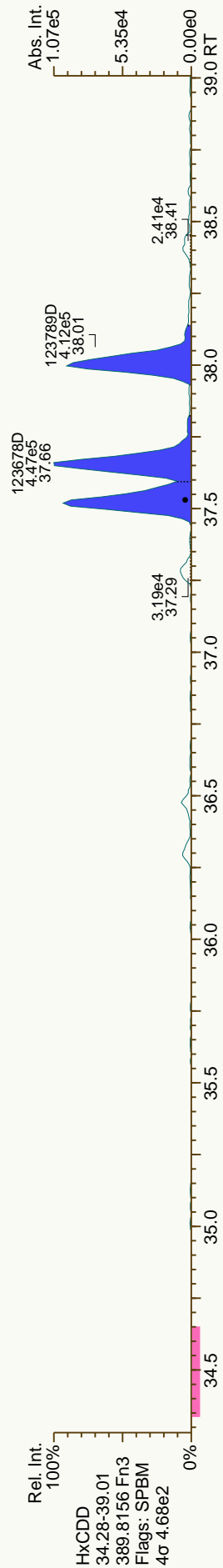
ICAL: 1613_SGS
 Checkcode: 627-866-FSN
 Datafile: 120801P2-01


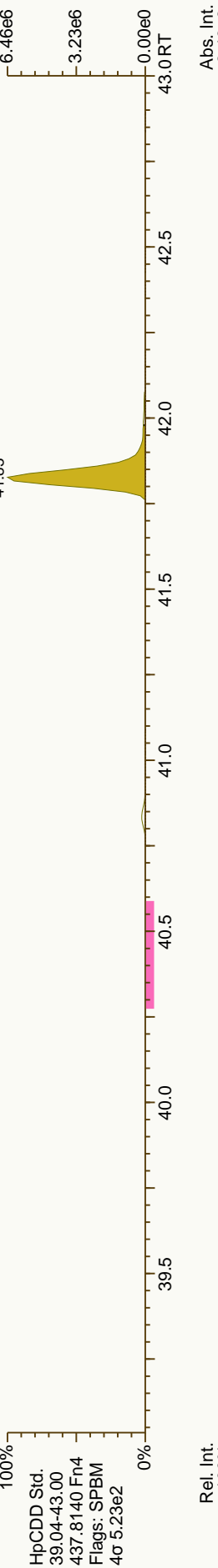
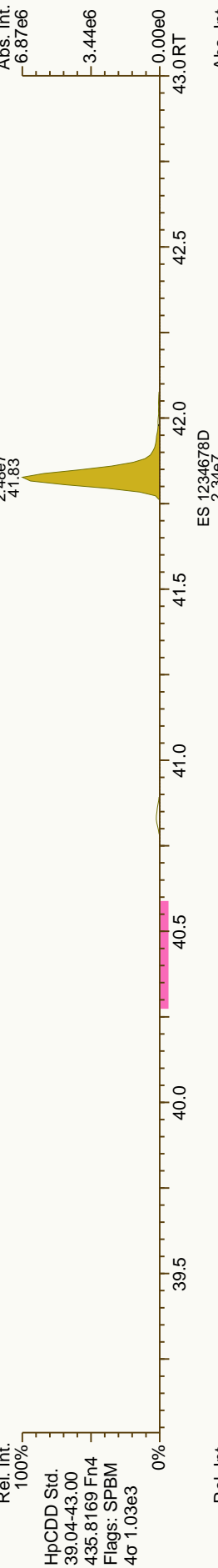
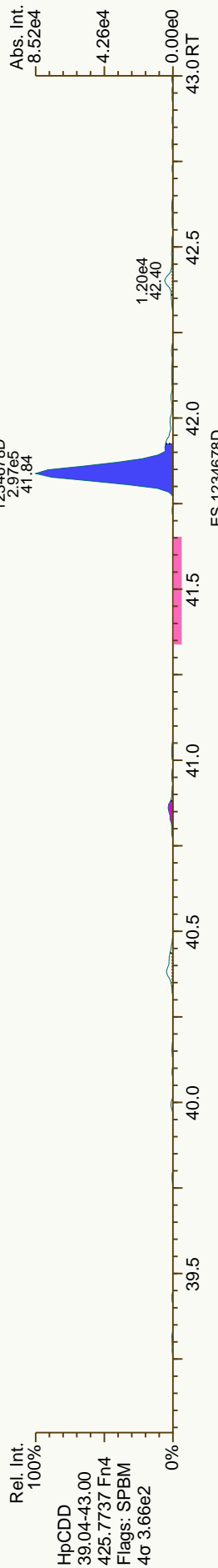
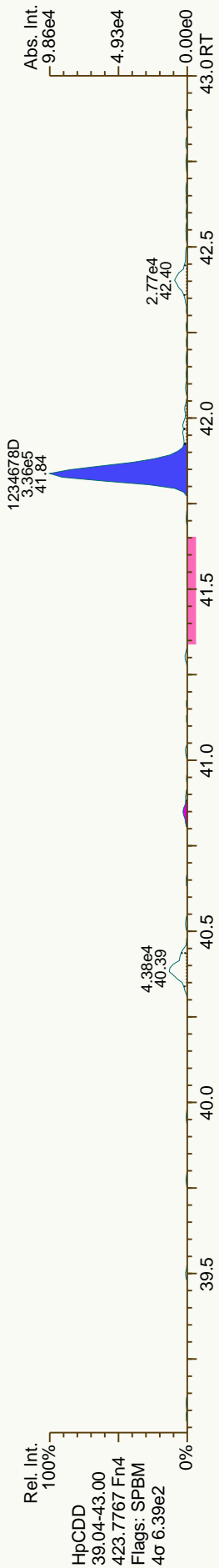
Name	RT	Response	RA	OK	Ref. RRFs	Calc. RRFs	Dev'n
2378-TCDD	26.12	1.85E+05	0.82	Y	1.08	1.02	-5%
12378-PeCDD	32.76	7.98E+05	1.54	Y	1.07	1.08	1%
123478-HxCDD	37.53	7.23E+05	1.29	Y	1.05	1.05	0%
123678-HxCDD	37.66	7.87E+05	1.31	Y	0.98	1.01	3%
123789-HxCDD	38.01	7.44E+05	1.24	Y	1.01	1.01	0%
1234678-HpCDD	41.84	6.33E+05	1.13	Y	1.09	1.05	-3%
OCDD	45.40	9.72E+05	0.92	Y	1.11	1.08	-3%
2378-TCDF	25.04	2.93E+05	0.77	Y	0.98	0.96	-1%
12378-PeCDF	30.94	1.22E+06	1.54	Y	0.99	0.96	-3%
23478-PeCDF	32.33	1.20E+06	1.49	Y	1.02	0.96	-6%
123478-HxCDF	36.32	1.11E+06	1.23	Y	1.19	1.17	-2%
123678-HxCDF	36.49	1.19E+06	1.22	Y	1.16	1.14	-1%
234678-HxCDF	37.31	1.17E+06	1.26	Y	1.18	1.15	-2%
123789-HxCDF	38.44	9.81E+05	1.24	Y	1.09	1.08	0%
1234678-HpCDF	40.41	1.02E+06	1.00	Y	1.35	1.30	-3%
1234789-HpCDF	42.42	7.86E+05	0.98	Y	1.34	1.30	-3%
OCDF	45.63	1.17E+06	0.86	Y	1.40	1.30	-7%
ES 2378-TCDD	26.09	7.24E+07	0.80	Y	1.04	1.03	-2%
ES 12378-PeCDD	32.73	5.89E+07	1.61	Y	0.87	0.83	-4%
ES 123478-HxCDD	37.51	5.51E+07	1.28	Y	0.94	0.93	-1%
ES 123678-HxCDD	37.64	6.23E+07	1.25	Y	1.06	1.06	0%
ES 1234678-HpCDD	41.83	4.82E+07	1.06	Y	0.80	0.82	2%
ES OCDD	45.38	7.21E+07	0.93	Y	0.63	0.61	-3%
ES 2378-TCDF	25.02	1.22E+08	0.79	Y	1.74	1.73	-1%
ES 12378-PeCDF	30.92	1.02E+08	1.64	Y	1.49	1.44	-4%
ES 23478-PeCDF	32.31	1.01E+08	1.56	Y	1.48	1.42	-4%
ES 123478-HxCDF	36.30	7.64E+07	0.53	Y	1.27	1.30	2%
ES 123678-HxCDF	36.47	8.34E+07	0.53	Y	1.41	1.41	0%
ES 234678-HxCDF	37.29	8.15E+07	0.53	Y	1.34	1.38	3%
ES 123789-HxCDF	38.43	7.24E+07	0.53	Y	1.20	1.23	2%
ES 1234678-HpCDF	40.40	6.27E+07	0.45	Y	1.06	1.06	0%
ES 1234789-HpCDF	42.41	4.84E+07	0.46	Y	0.82	0.82	0%


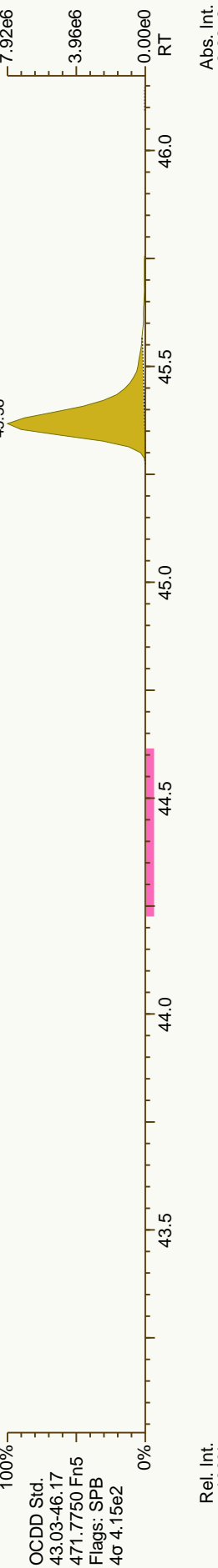
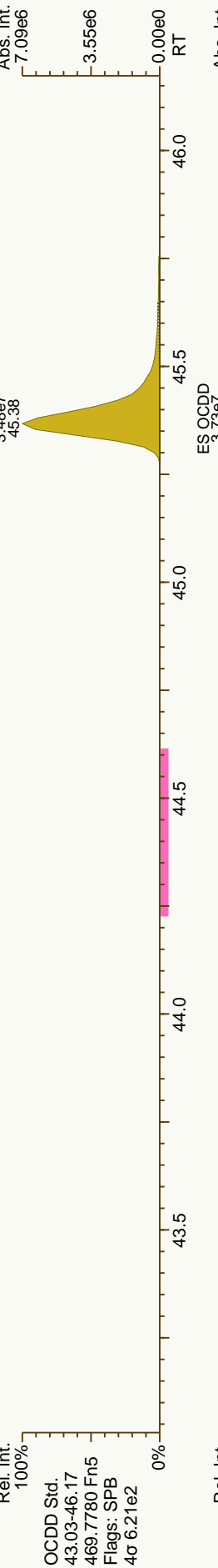
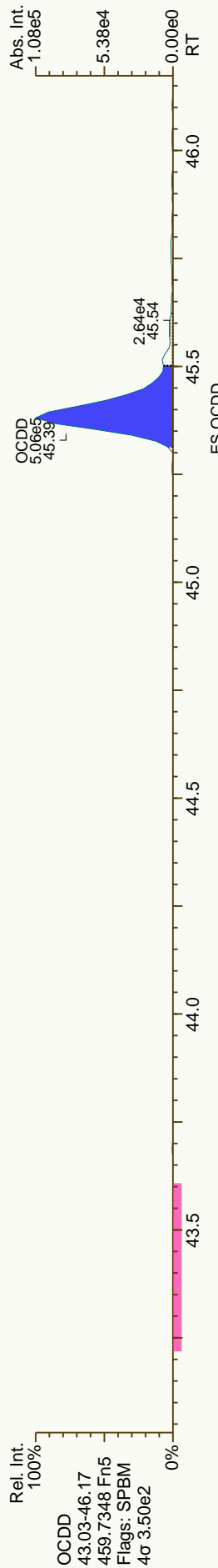
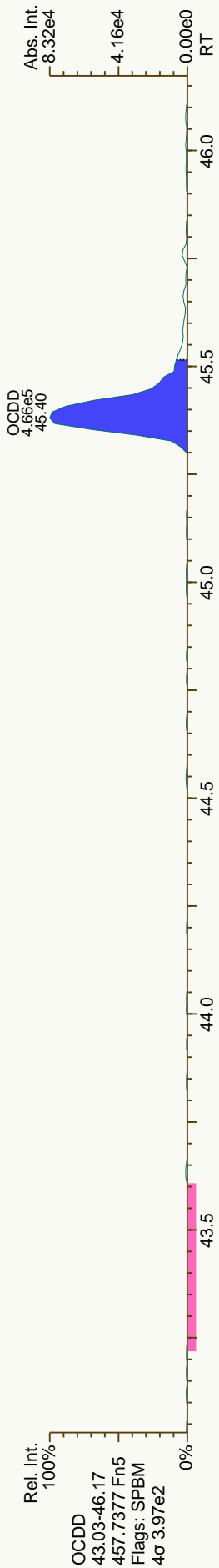


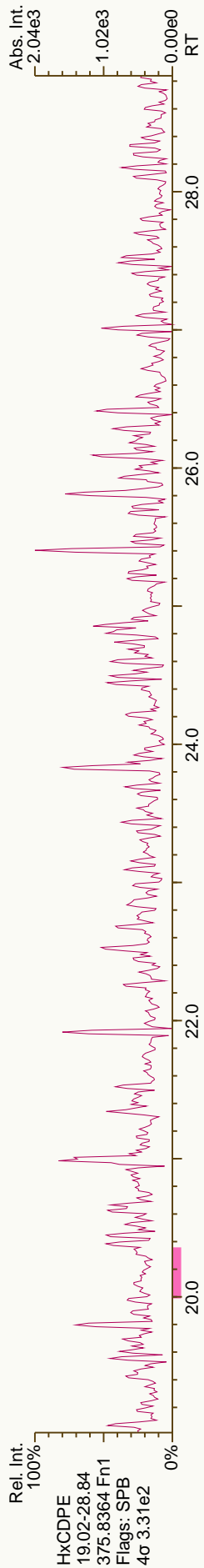

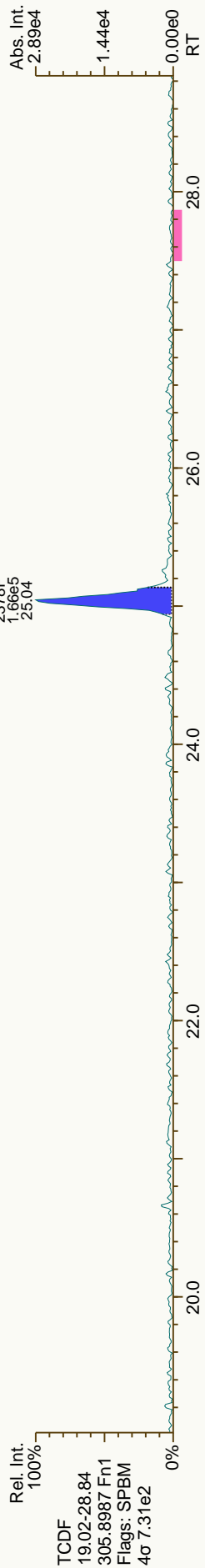
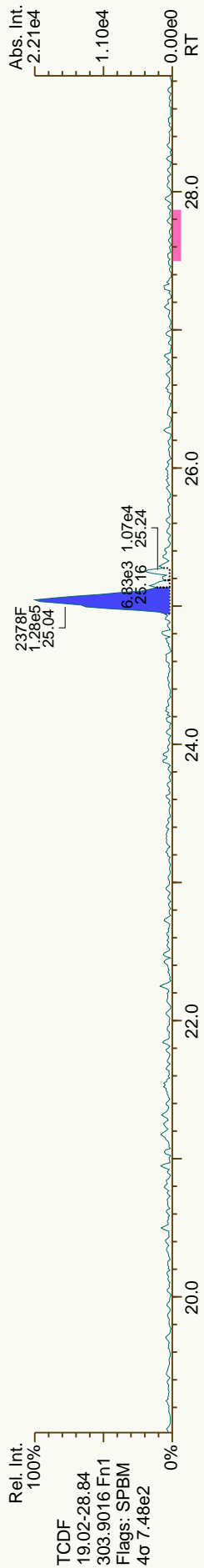


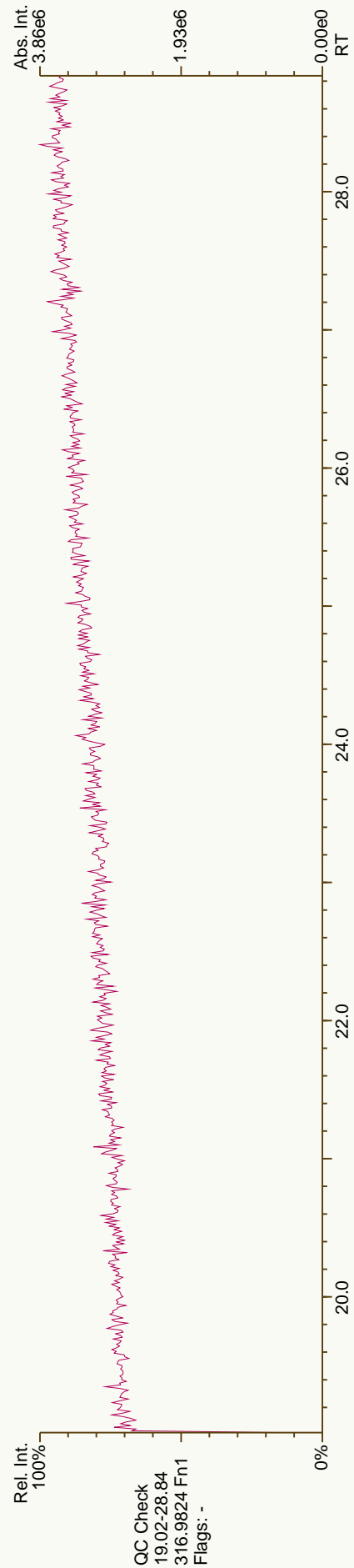
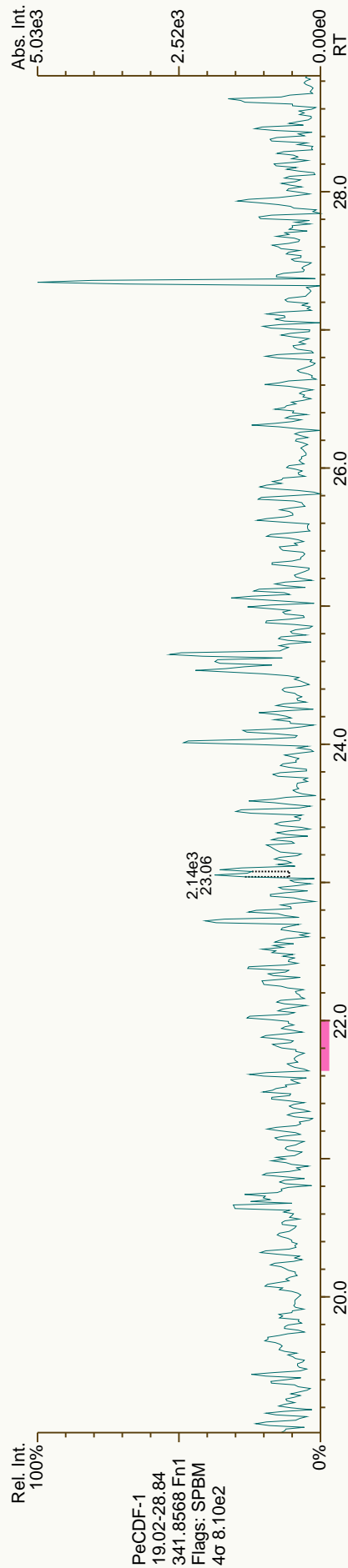
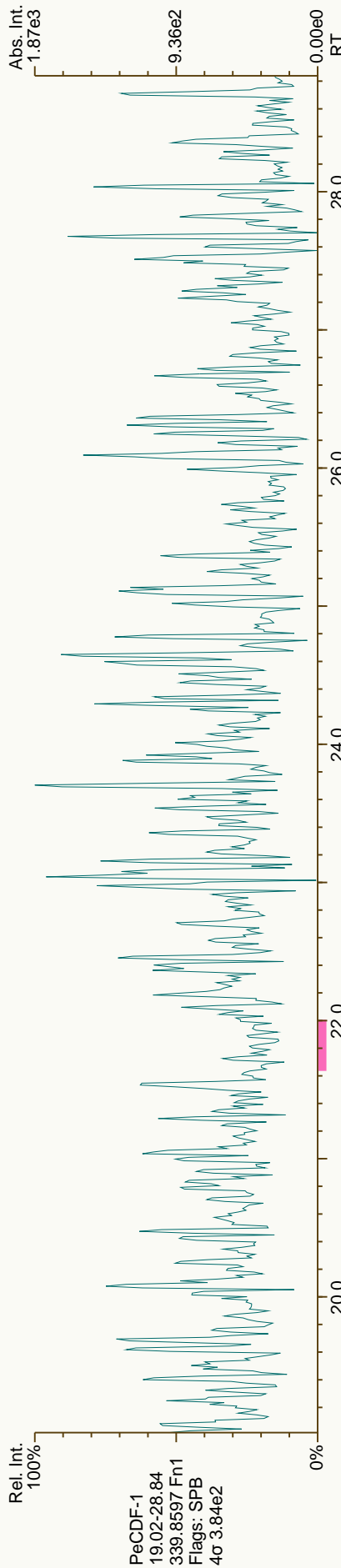


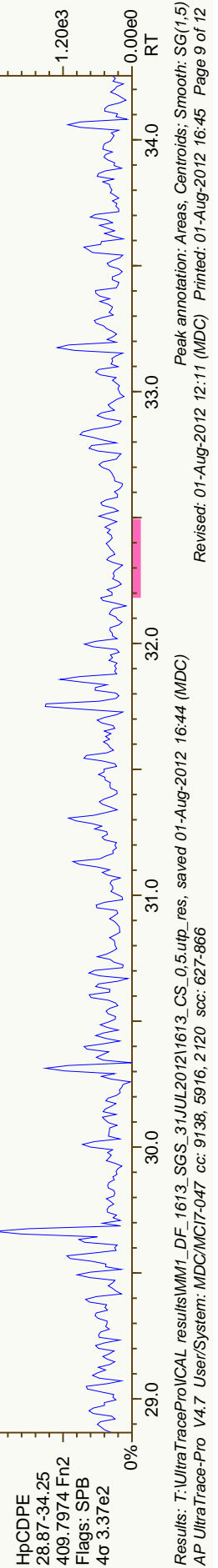
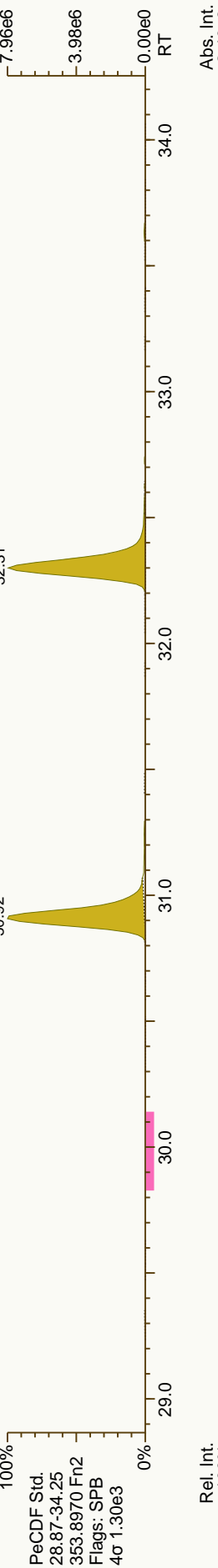
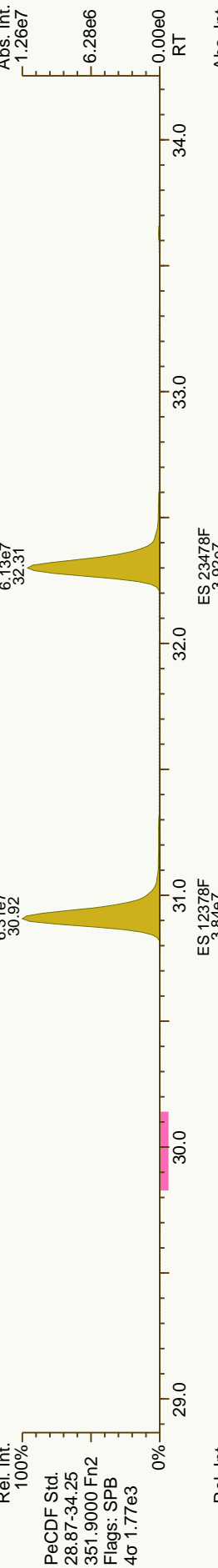
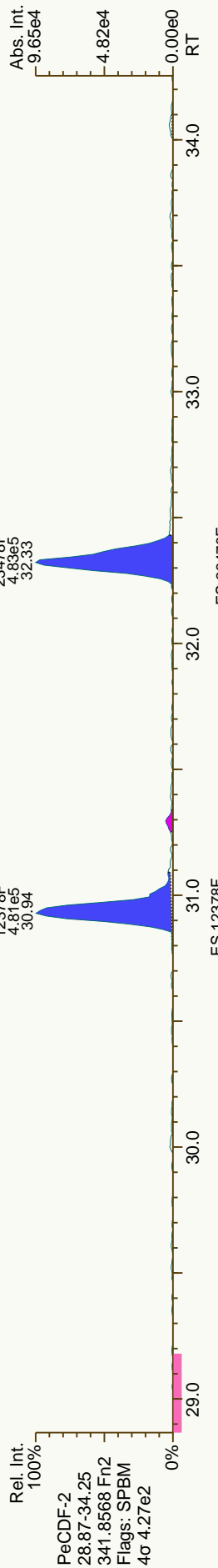
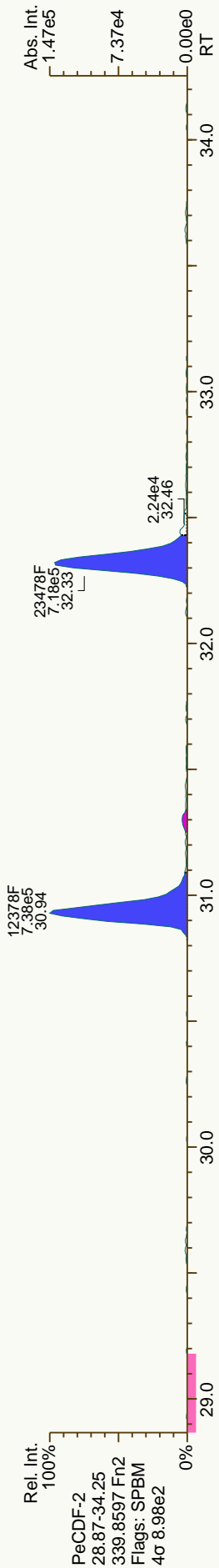


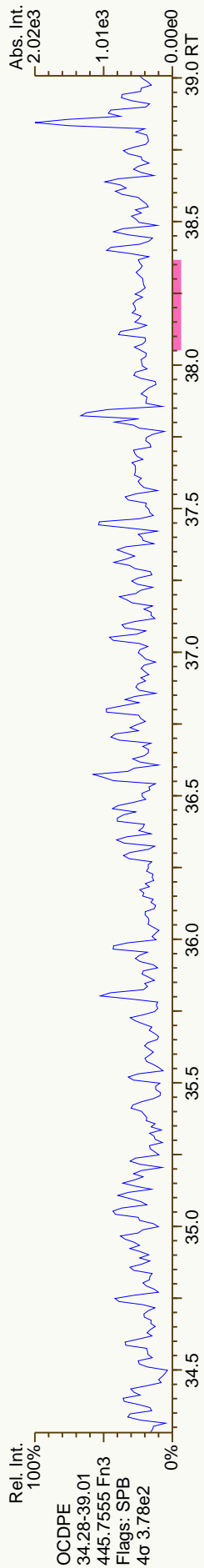
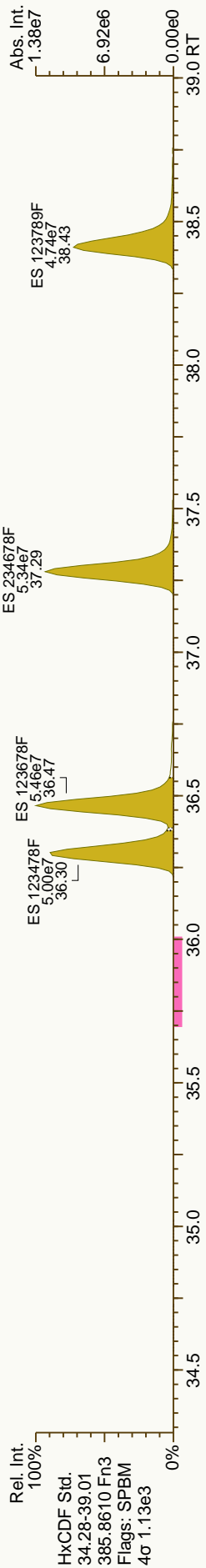
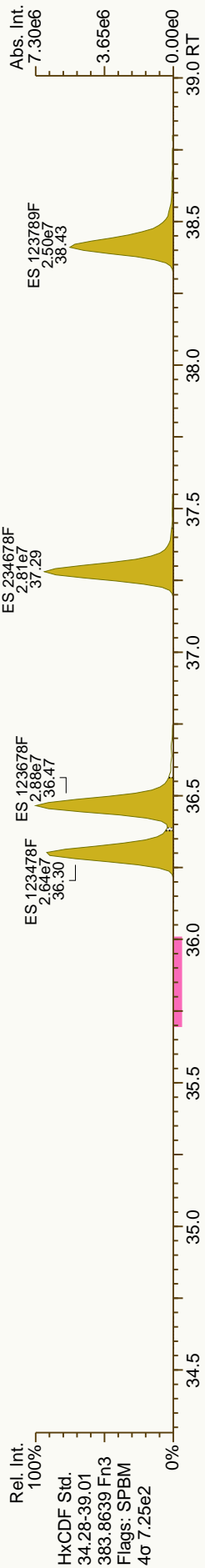
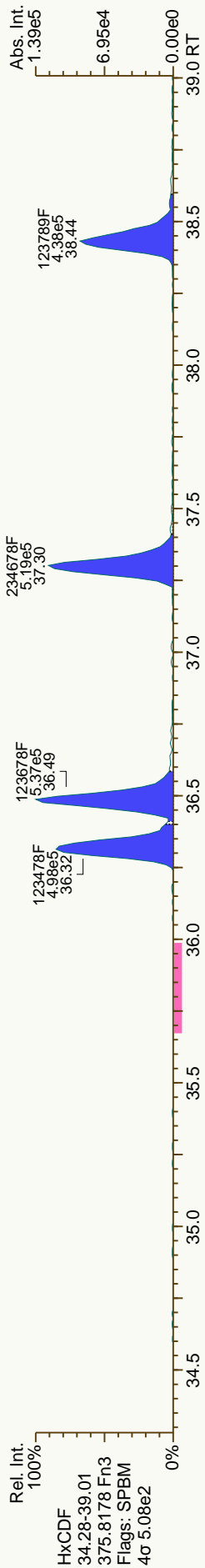
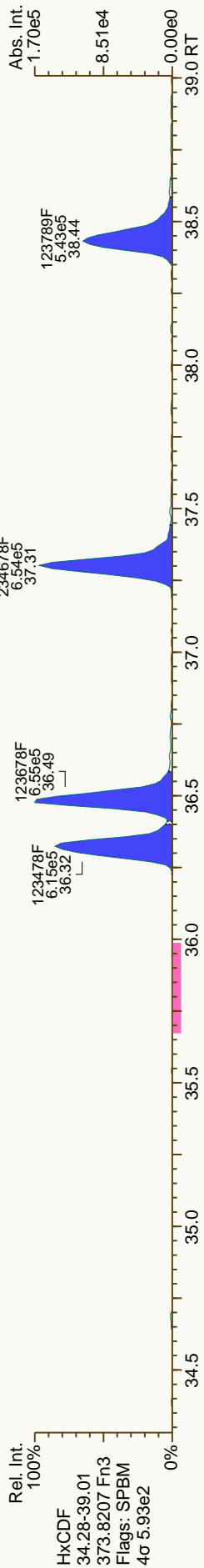


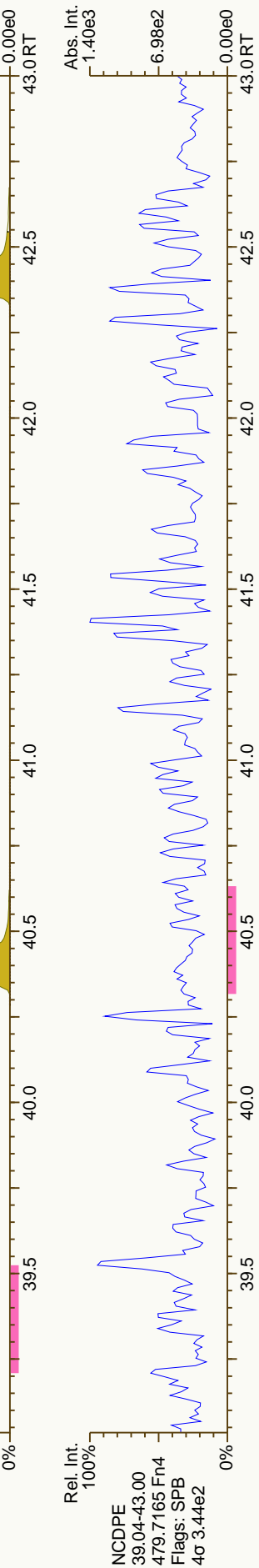

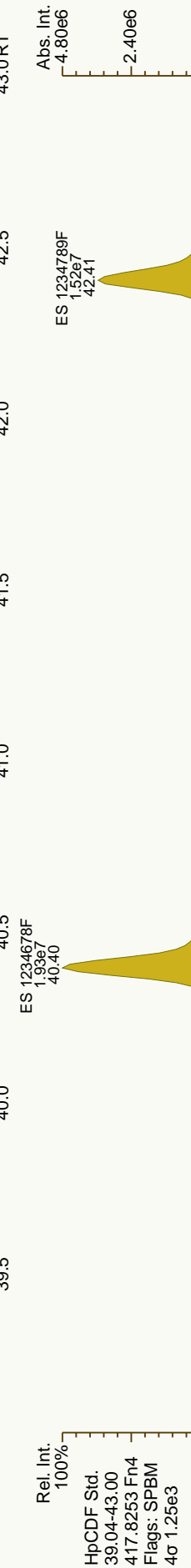

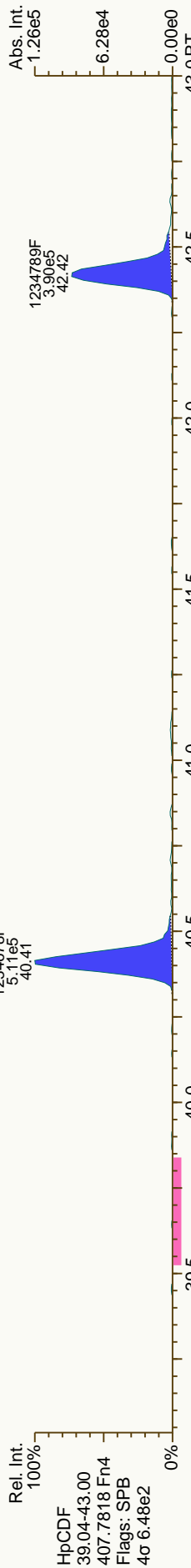


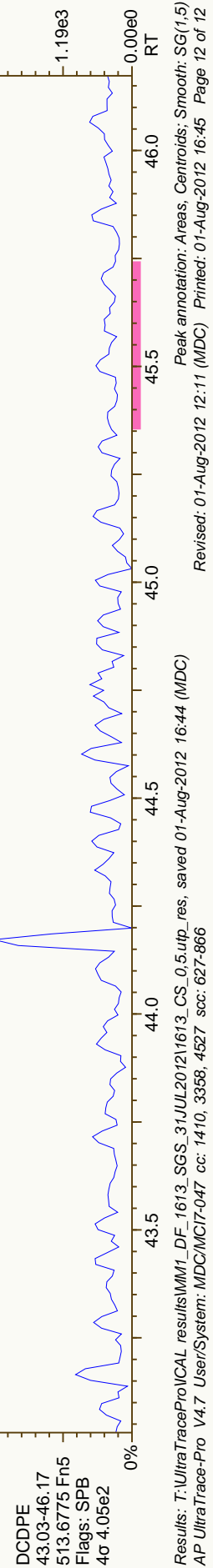
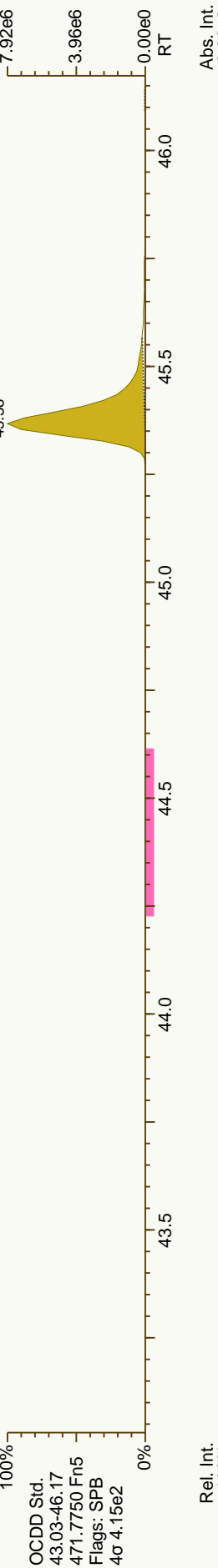
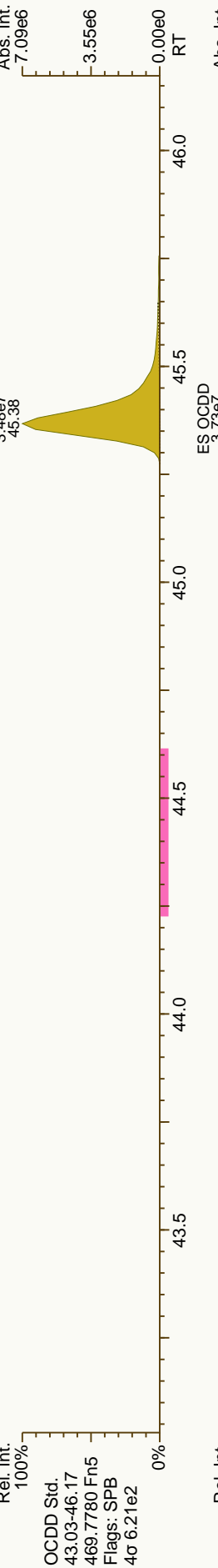
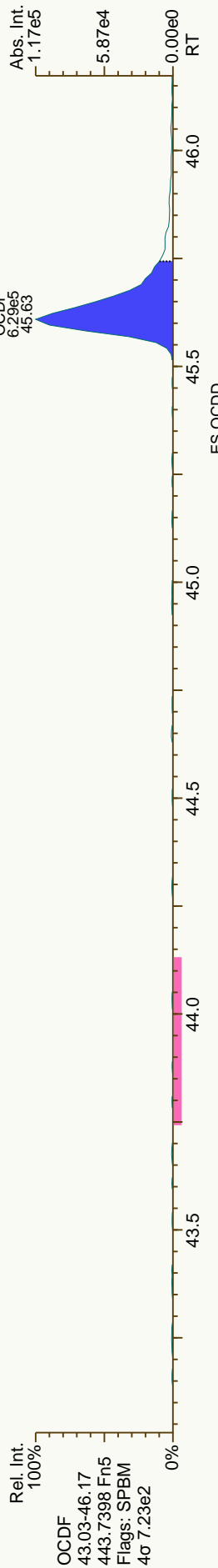
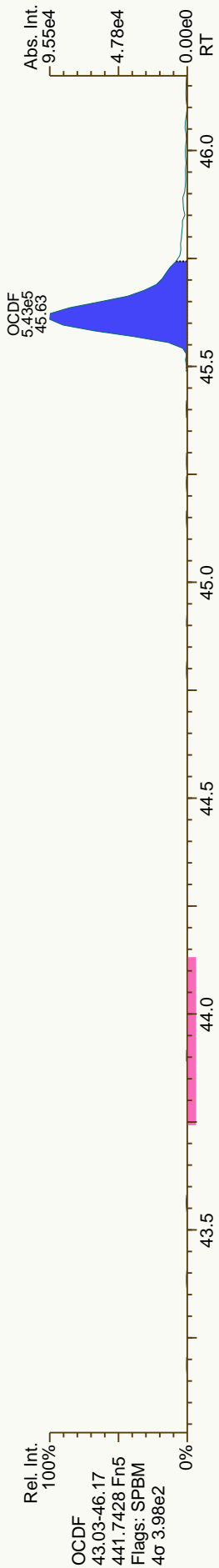












Dioxin/Furan QC Summary

Lab ID: 1613_CS1

Sample ID: 1613_CS1

Acq'd: 01 Aug 2012 11:17 MDC

UTP: 01-Aug-2012 13:03 MDC

Report: 16 Oct 2012 09:39 MC

ICAL: 1613_SGS

Checkcode: 432-273-LKR

Datafile: 120801P2-02

Name	RT	Response	RA	OK	Ref. RRFs	Calc. RRFs	Dev'n
2378-TCDD	26.11	3.64E+05	0.81	Y	1.08	1.08	0%
12378-PeCDD	32.75	1.46E+06	1.51	Y	1.07	1.05	-2%
123478-HxCDD	37.51	1.30E+06	1.24	Y	1.05	1.01	-3%
123678-HxCDD	37.65	1.40E+06	1.29	Y	0.98	0.96	-3%
123789-HxCDD	38.00	1.39E+06	1.30	Y	1.01	1.01	0%
1234678-HpCDD	41.83	1.19E+06	1.08	Y	1.09	1.07	-1%
OCDD	45.39	1.88E+06	0.93	Y	1.11	1.10	-1%
2378-TCDF	25.03	5.68E+05	0.82	Y	0.98	0.99	2%
12378-PeCDF	30.93	2.34E+06	1.62	Y	0.99	0.97	-2%
23478-PeCDF	32.32	2.42E+06	1.55	Y	1.02	1.01	-1%
123478-HxCDF	36.31	2.08E+06	1.24	Y	1.19	1.16	-3%
123678-HxCDF	36.48	2.29E+06	1.24	Y	1.16	1.13	-3%
234678-HxCDF	37.29	2.16E+06	1.26	Y	1.18	1.14	-3%
123789-HxCDF	38.43	1.74E+06	1.27	Y	1.09	1.06	-3%
1234678-HpCDF	40.40	1.92E+06	1.07	Y	1.35	1.30	-3%
1234789-HpCDF	42.41	1.46E+06	1.06	Y	1.34	1.28	-4%
OCDF	45.62	2.29E+06	0.91	Y	1.40	1.34	-4%
ES 2378-TCDD	26.08	6.73E+07	0.78	Y	1.04	1.03	-1%
ES 12378-PeCDD	32.73	5.57E+07	1.59	Y	0.87	0.85	-2%
ES 123478-HxCDD	37.49	5.11E+07	1.28	Y	0.94	0.93	-1%
ES 123678-HxCDD	37.63	5.85E+07	1.26	Y	1.06	1.06	0%
ES 1234678-HpCDD	41.82	4.45E+07	1.06	Y	0.80	0.81	1%
ES OCDD	45.38	6.85E+07	0.90	Y	0.63	0.62	-1%
ES 2378-TCDF	25.01	1.14E+08	0.79	Y	1.74	1.74	0%
ES 12378-PeCDF	30.91	9.65E+07	1.60	Y	1.49	1.47	-1%
ES 23478-PeCDF	32.30	9.60E+07	1.58	Y	1.48	1.47	-1%
ES 123478-HxCDF	36.29	7.18E+07	0.52	Y	1.27	1.30	2%
ES 123678-HxCDF	36.46	8.14E+07	0.53	Y	1.41	1.48	5%
ES 234678-HpCDF	37.27	7.60E+07	0.53	Y	1.34	1.38	3%
ES 123789-HpCDF	38.42	6.56E+07	0.53	Y	1.20	1.19	-1%
ES 1234678-HpCDF	40.39	5.87E+07	0.46	Y	1.06	1.07	1%
ES 1234789-HpCDF	42.40	4.55E+07	0.46	Y	0.82	0.83	1%

Dioxin/Furan QC Summary

Lab ID: 1613_CS1

Sample ID: 1613_CS1

Acq'd: 01 Aug 2012 11:17 MDC

UTP: 01-Aug-2012 13:03 MDC

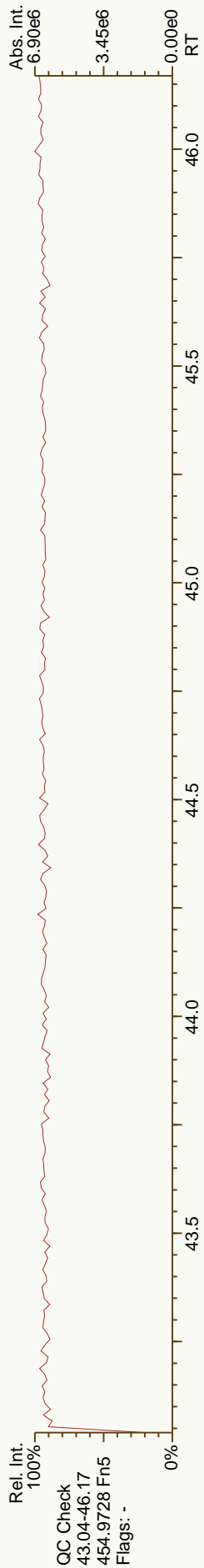
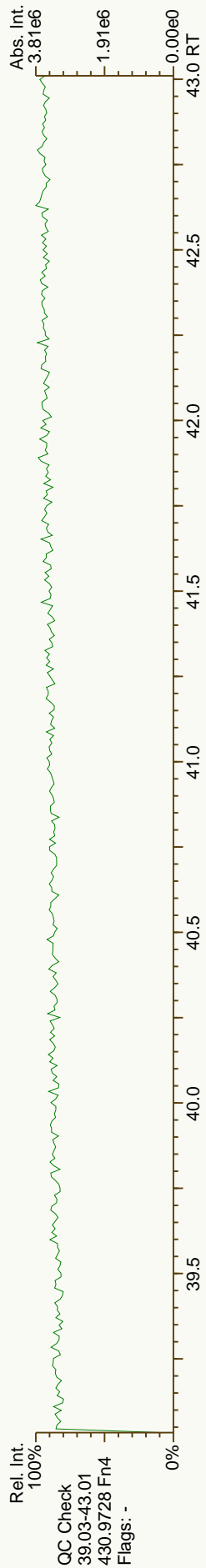
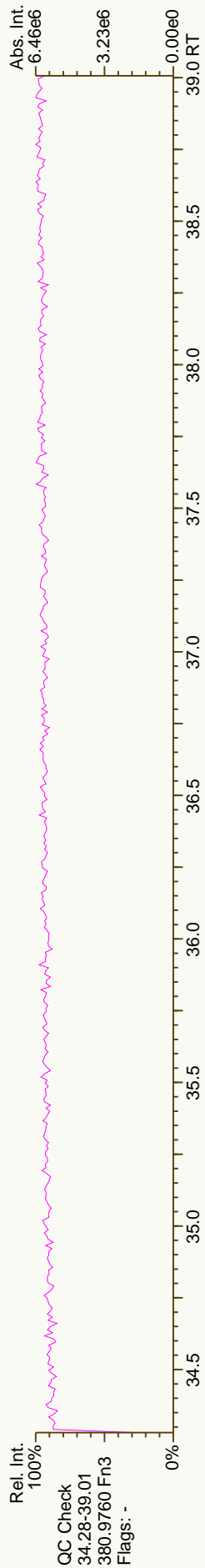
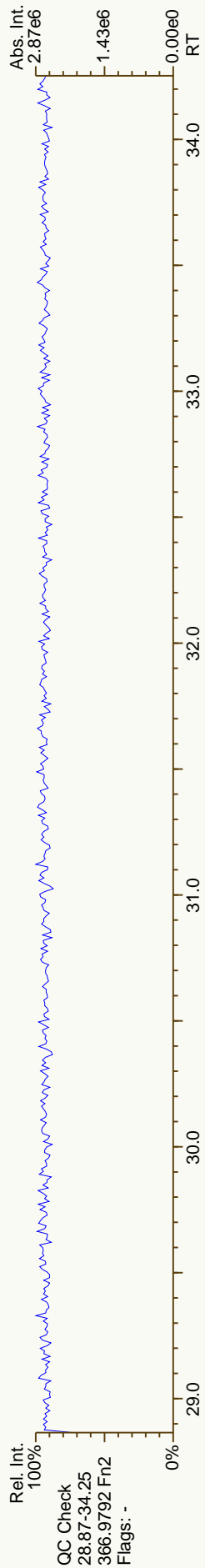
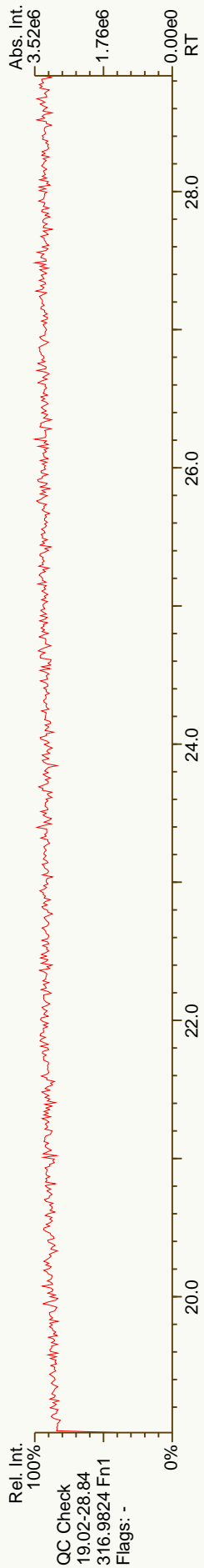
Report: 16 Oct 2012 09:39 MC


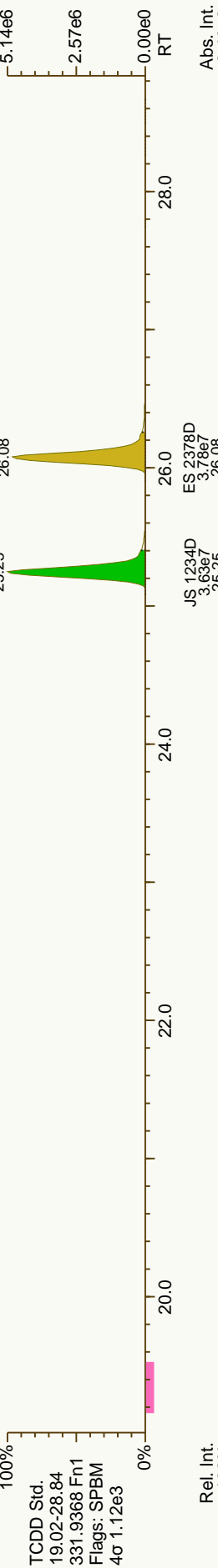
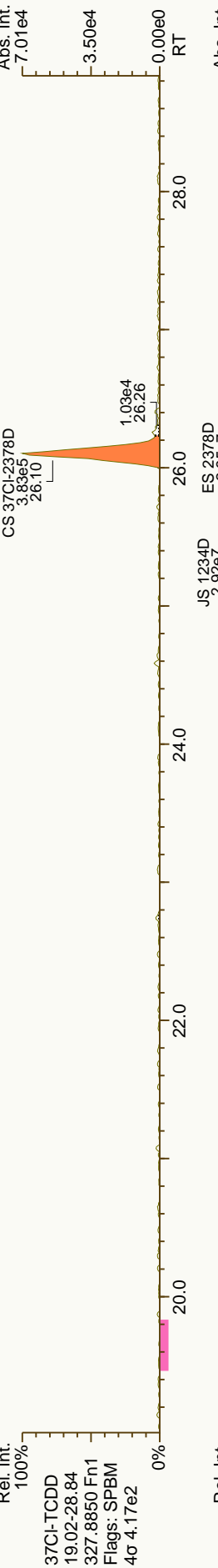
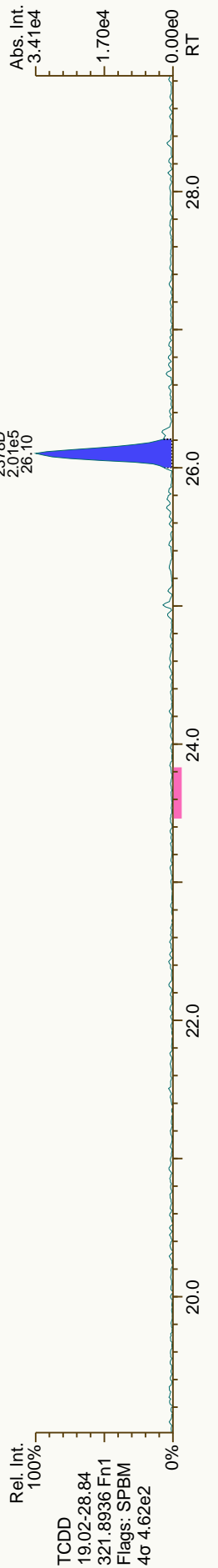
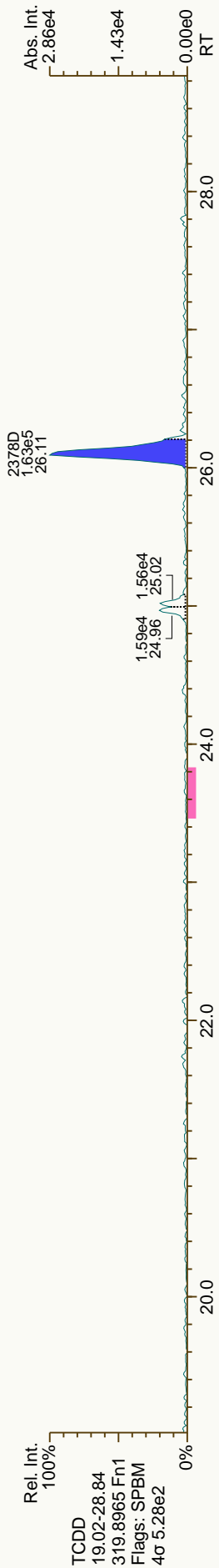
ICAL: 1613_SGS


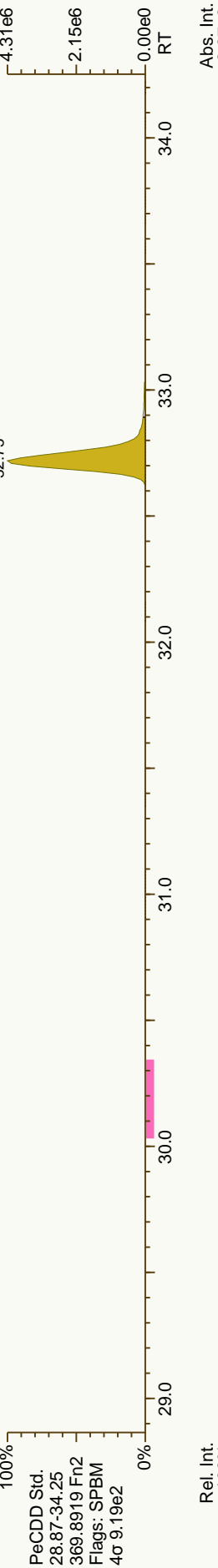
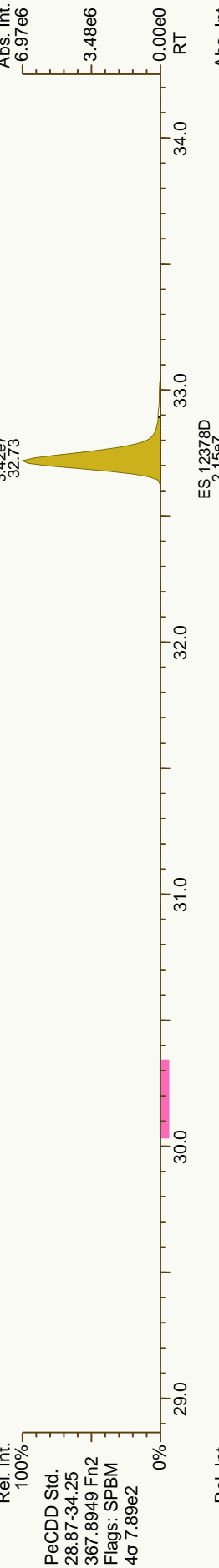
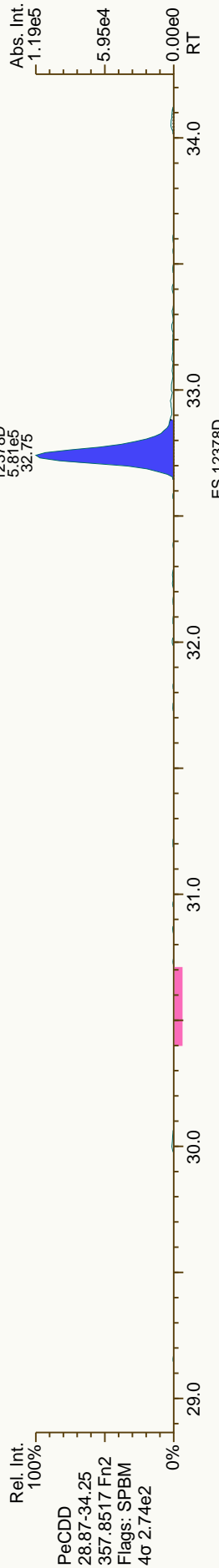
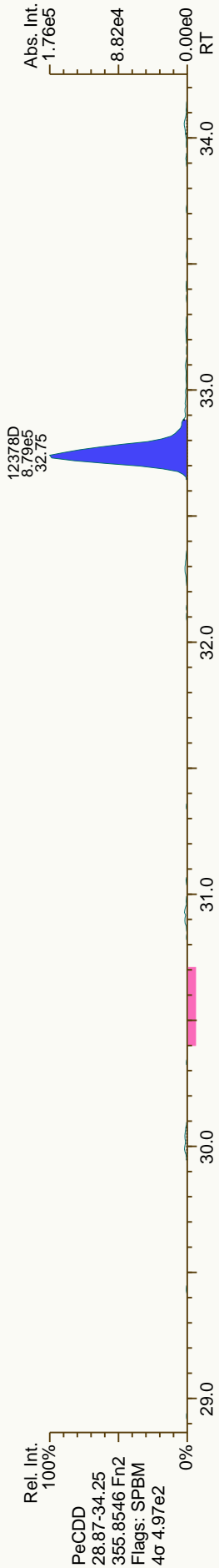
Checksum: 432-273

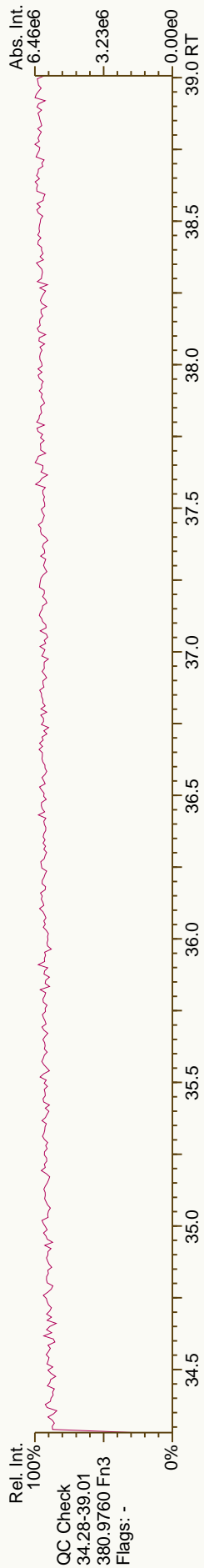
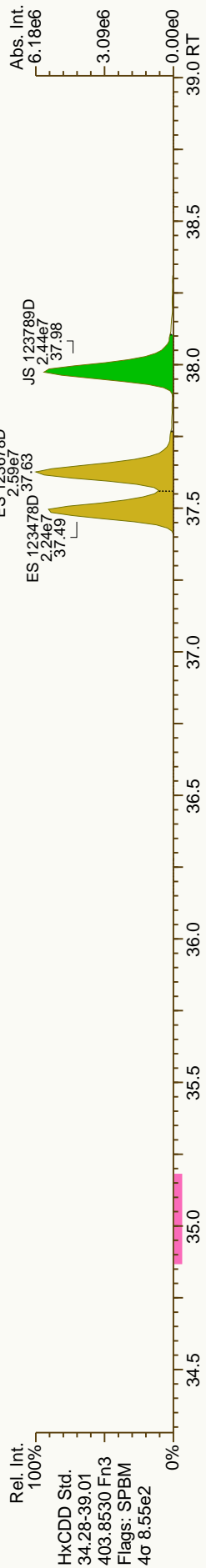
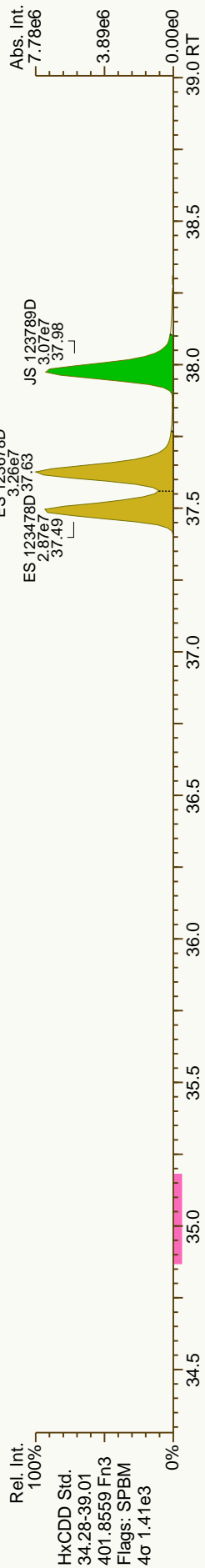


Datafile: 120801P2-02


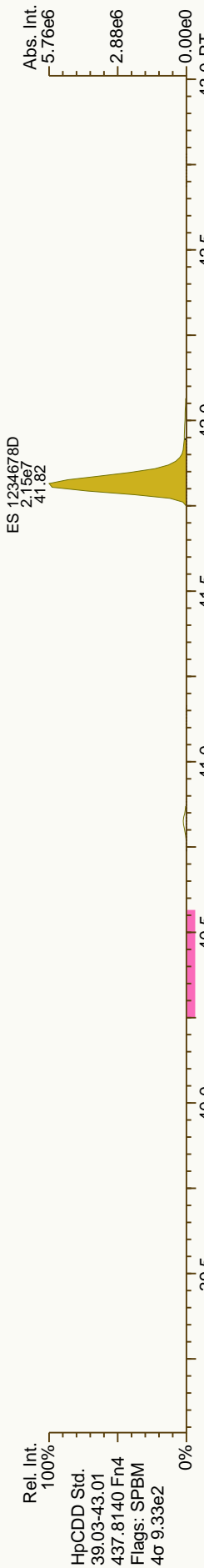
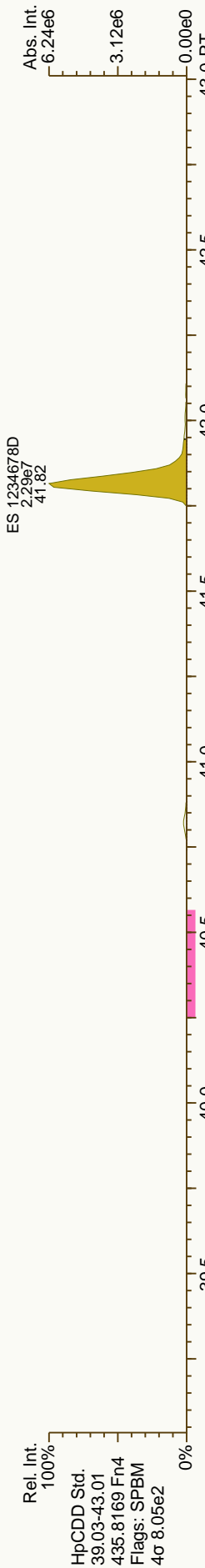
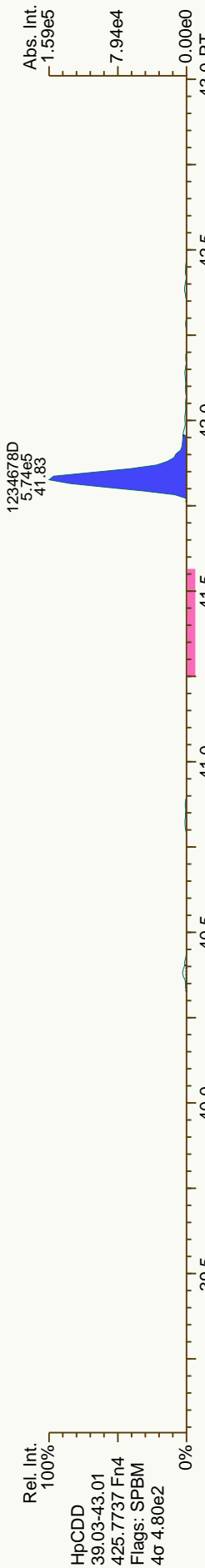
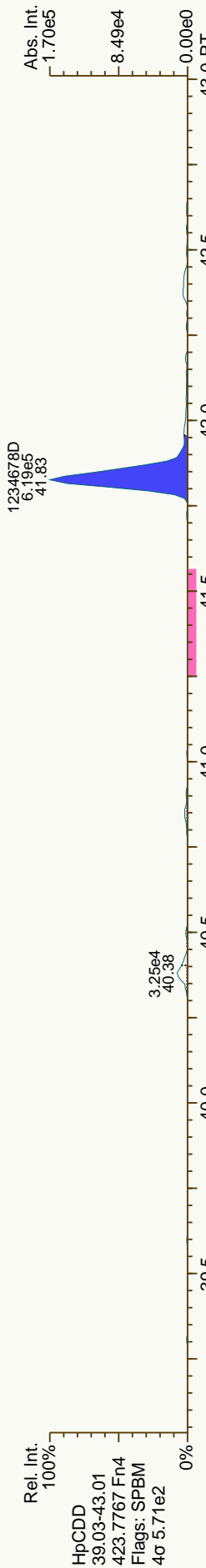
Name	RT	Response	RA	OK	Ref. RRFs	Calc. RRFs	Dev'n
J5 1234-TCDD	25.25	6.55E+07	0.81	Y	-	-	-
J5 123789-HxCDD	37.98	5.51E+07	1.26	Y	-	-	-
CS 37C1-2378-TCDD	26.10	3.83E+05	n/a	-	1.17	1.17	0%
SS 37C1-2378-TCDD	26.10	3.83E+05	n/a	-	1.12	1.14	1%


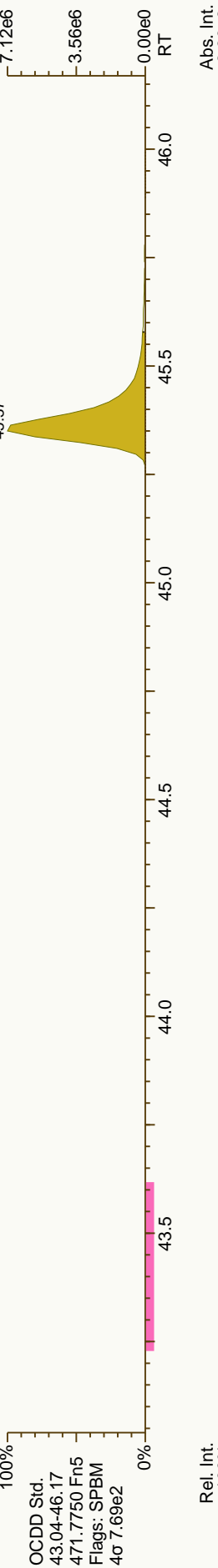
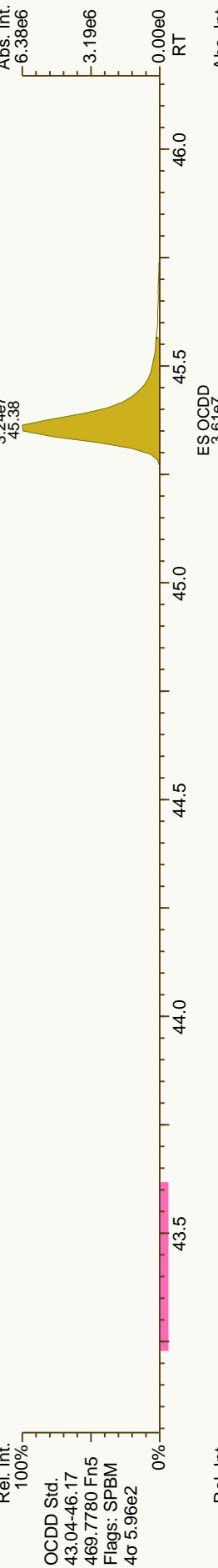
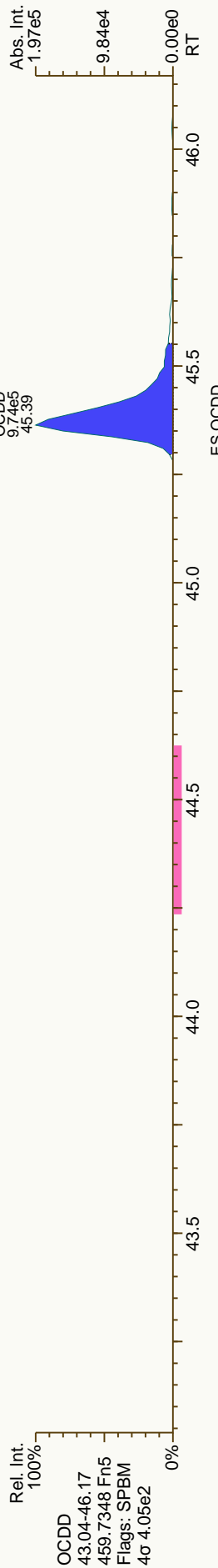



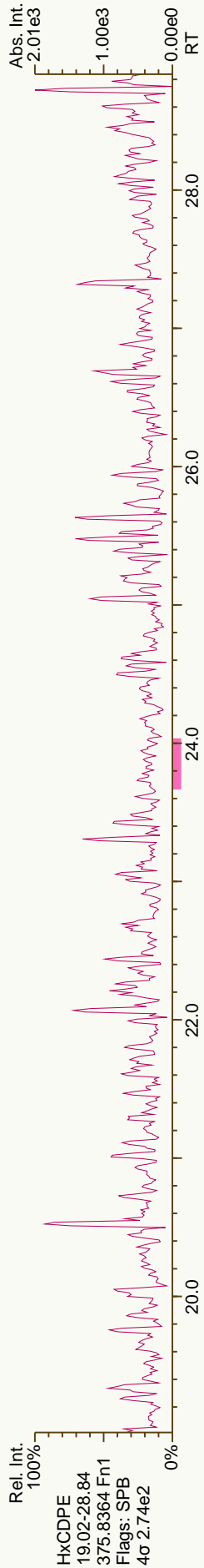


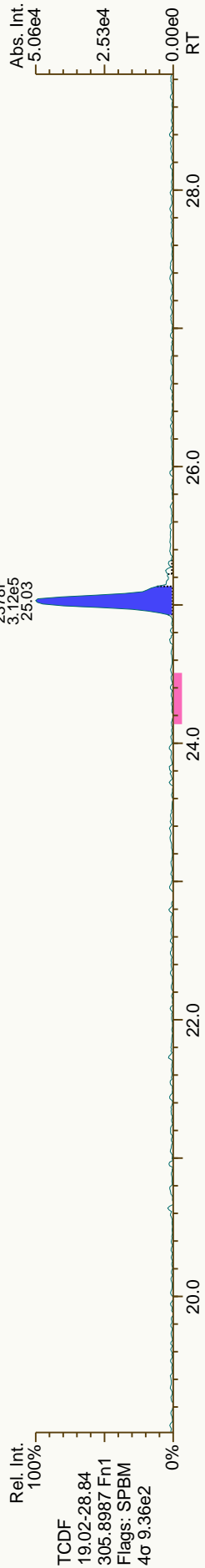
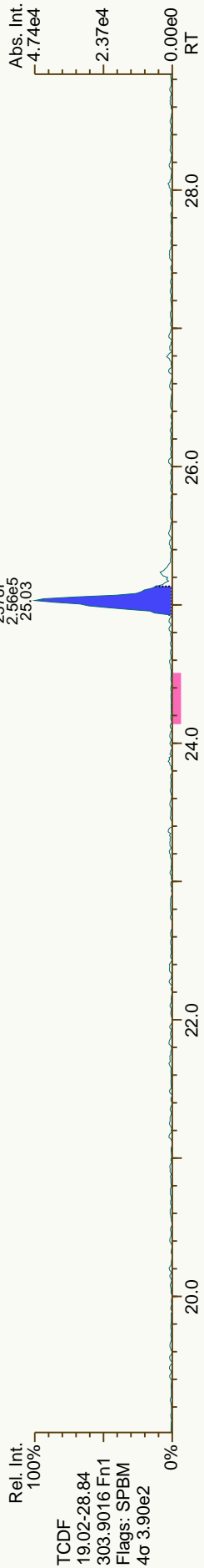


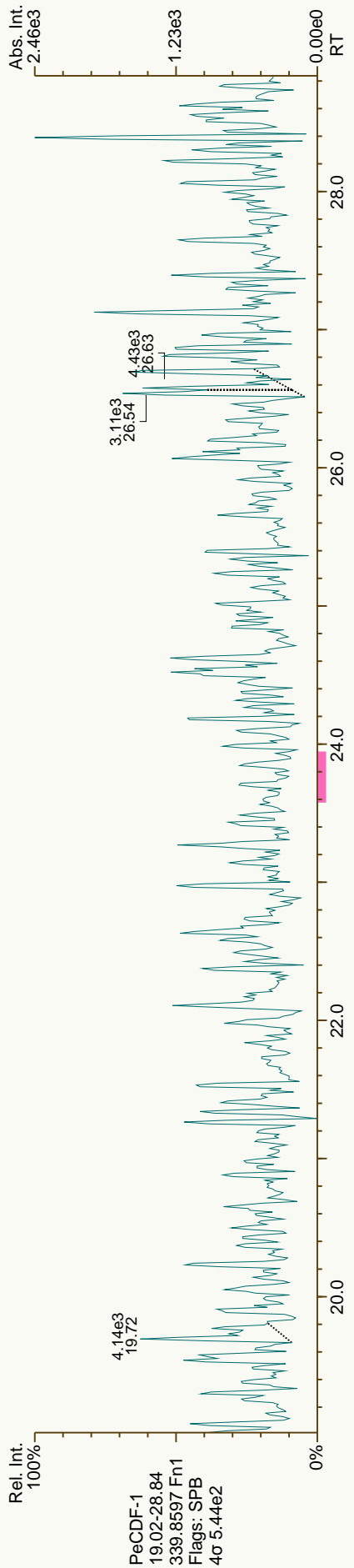




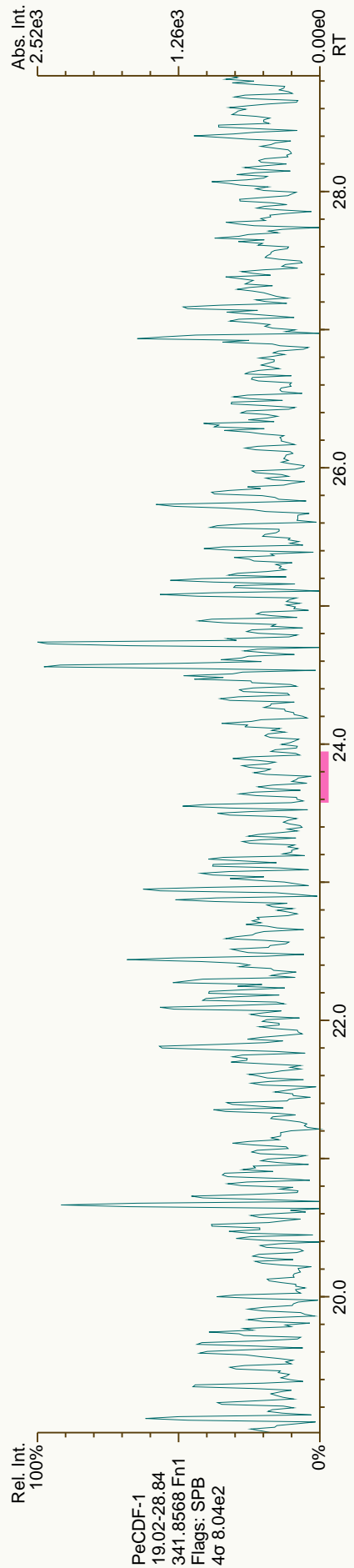




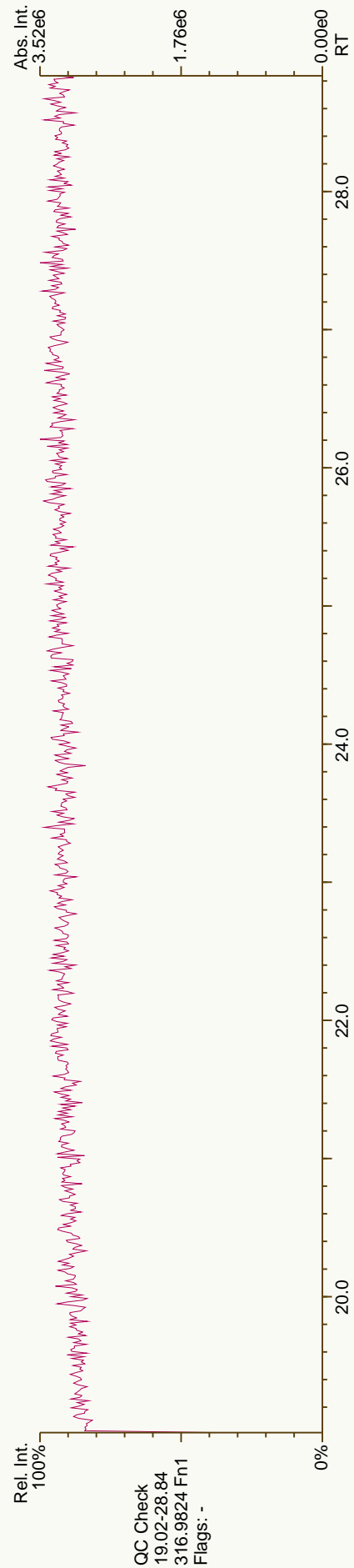




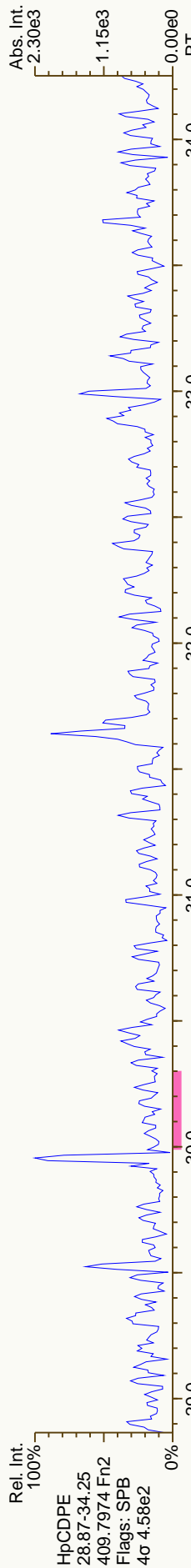



PeCDF-1
 19.02-28.84
 339.8597 Fn1
 Flags: SPB
 4x 5.44e2

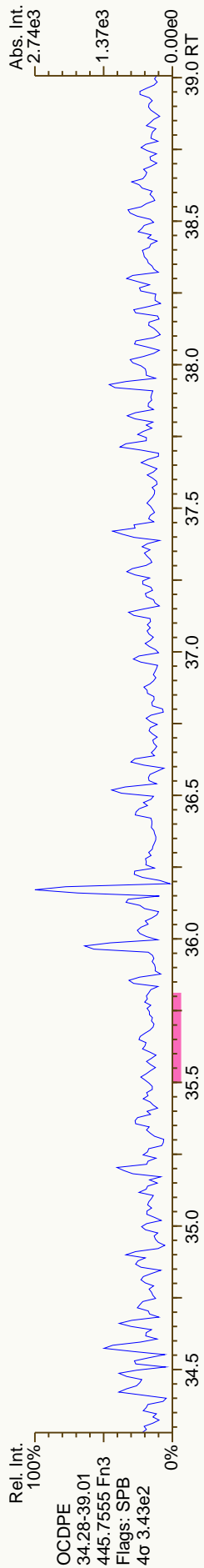
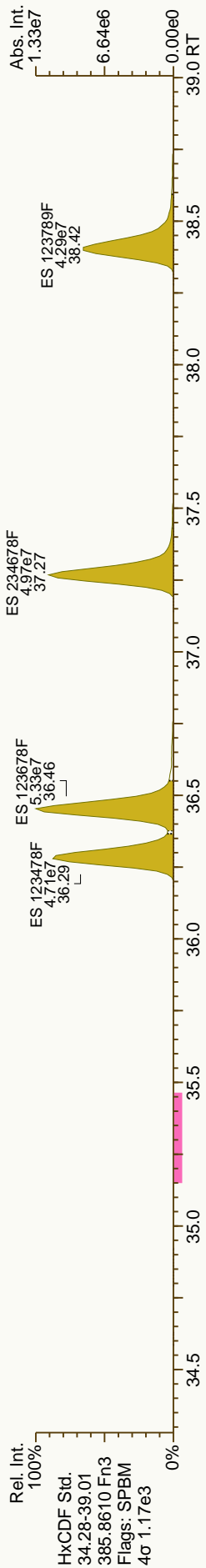
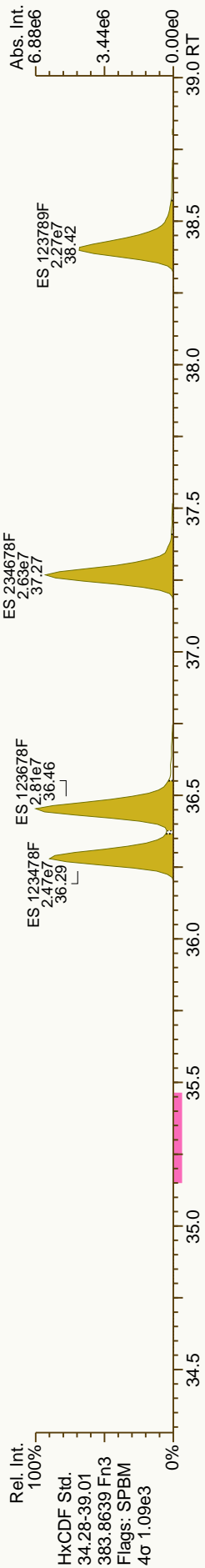
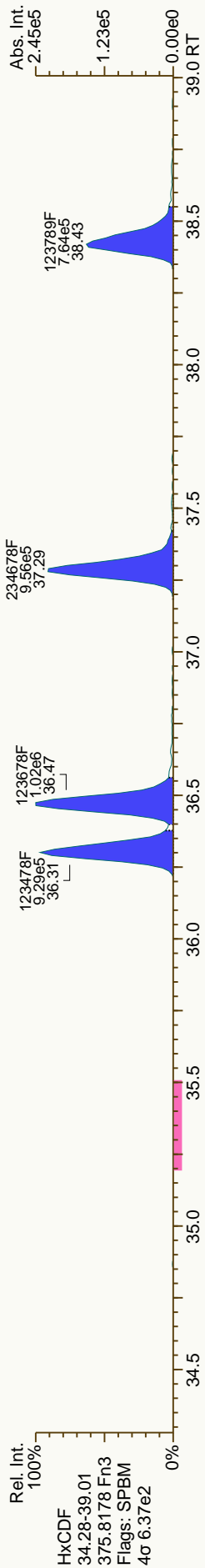
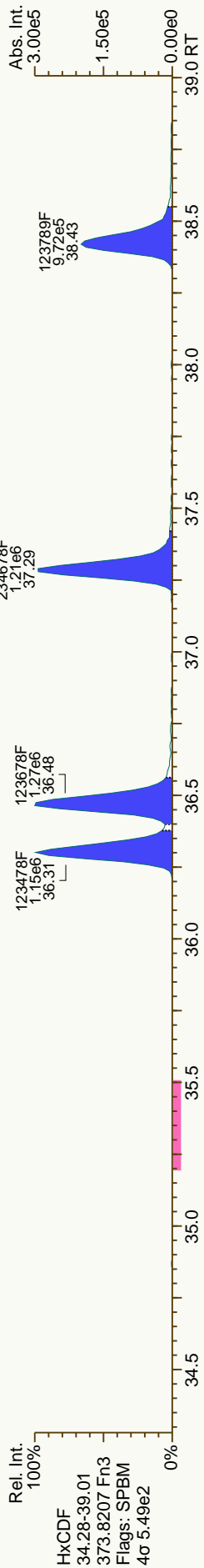


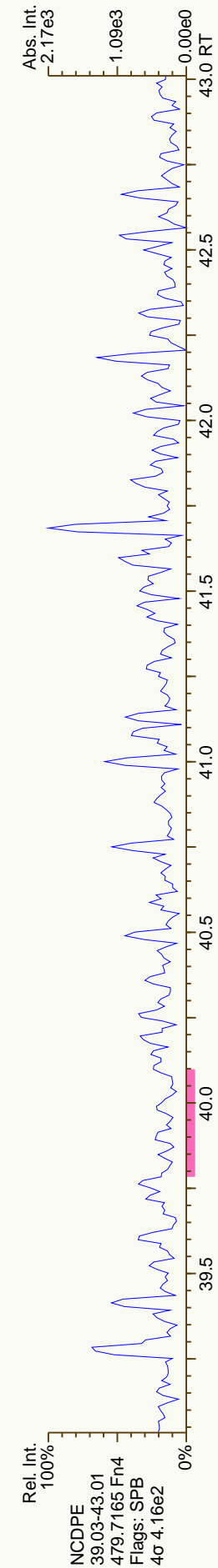
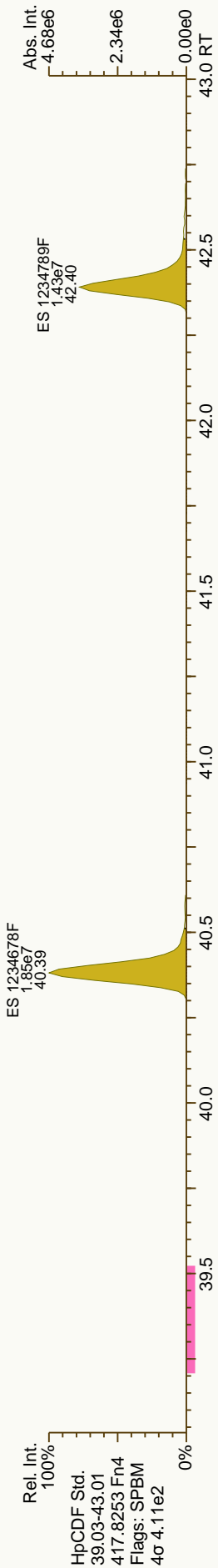

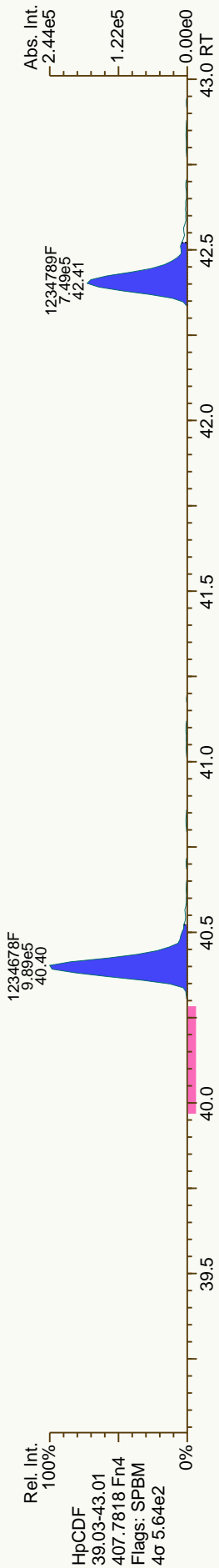
PeCDF-1
 19.02-28.84
 341.8568 Fn1
 Flags: SPB
 4x 8.04e2

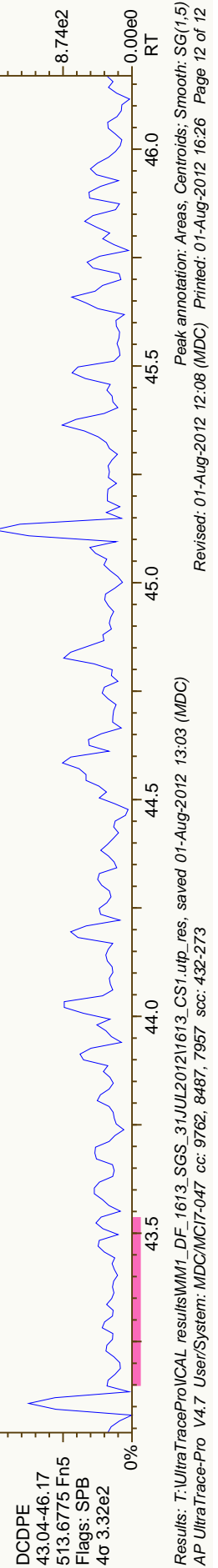
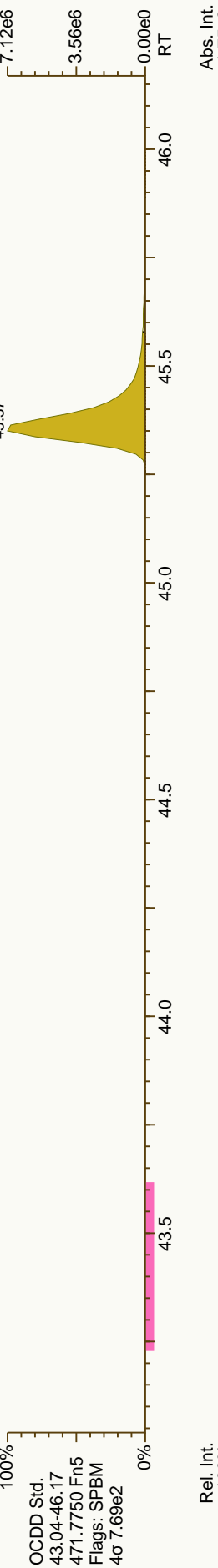
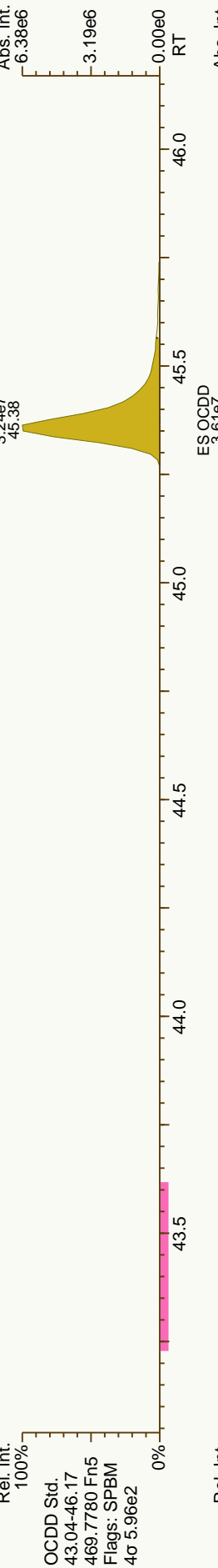
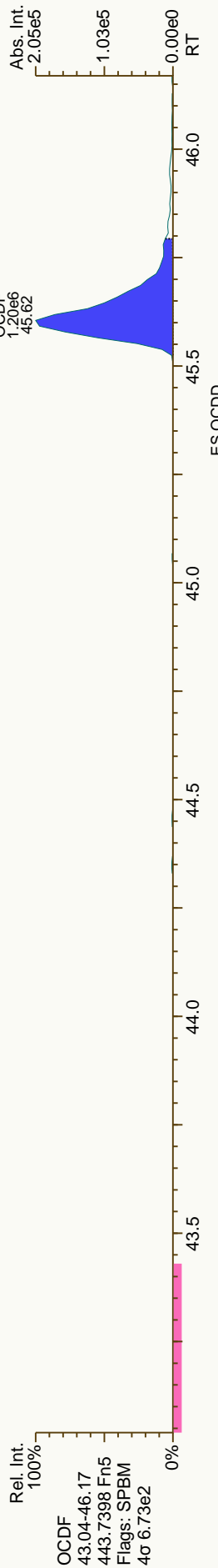
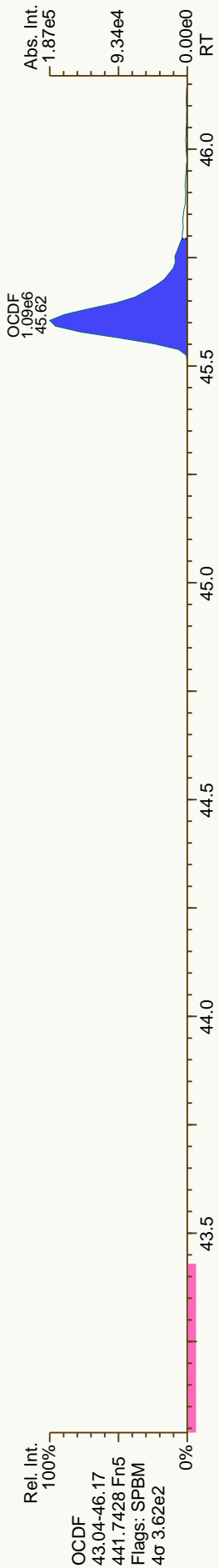


QC Check
 19.02-28.84
 316.9824 Fn1
 Flags: -









Dioxin/Furan QC Summary

Lab ID: 1613_CS2

Sample ID: 1613_CS2

Acq'd: 01 Aug 2012 12:07 MDC

UTP: 01-Aug-2012 13:03 MDC

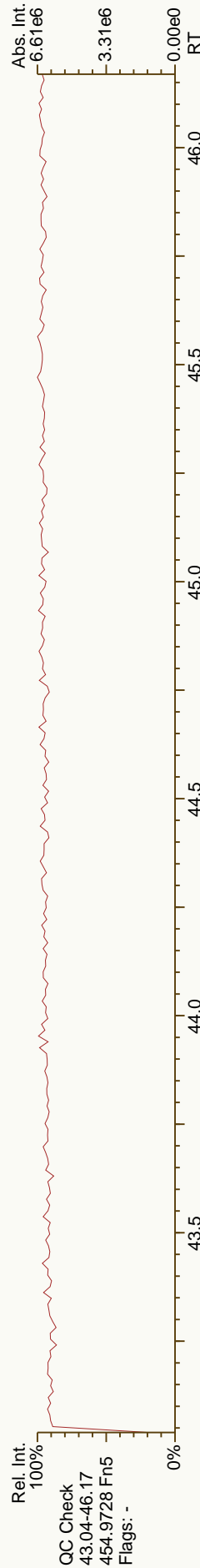
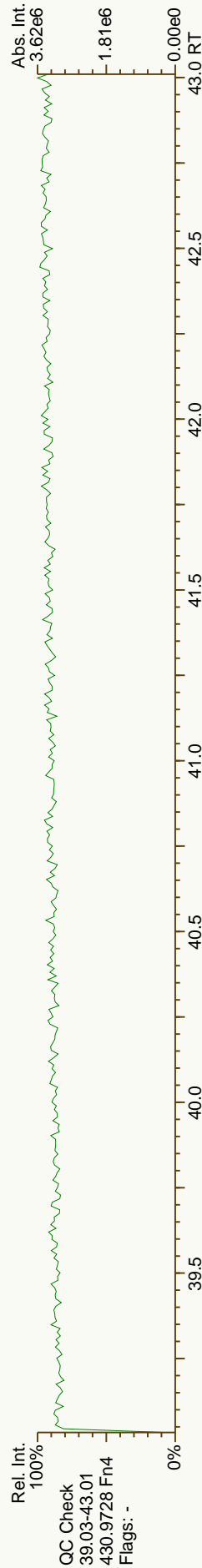
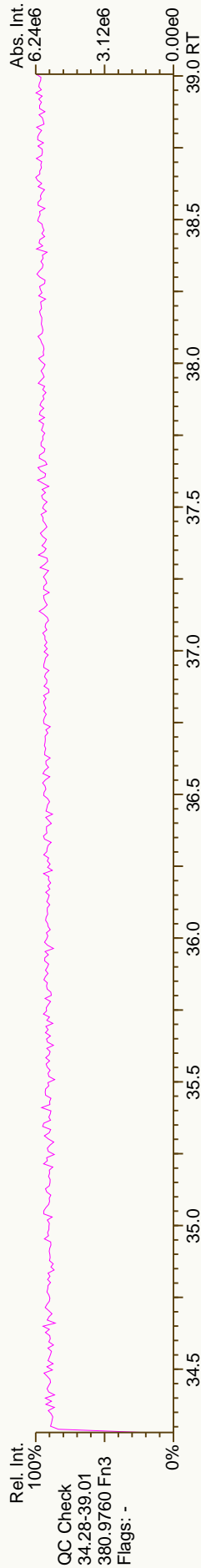
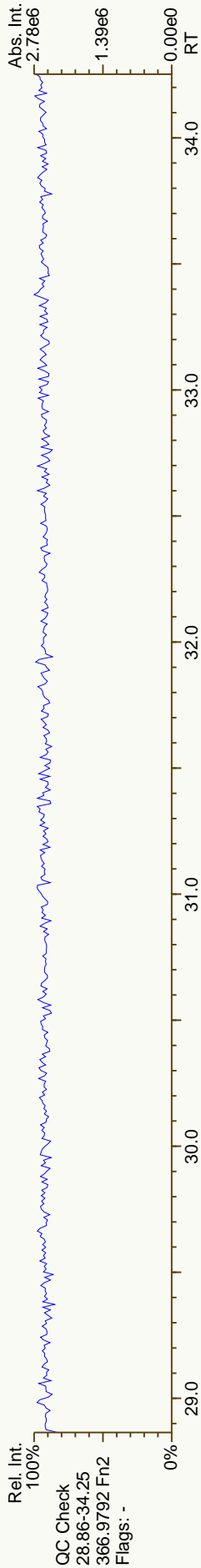
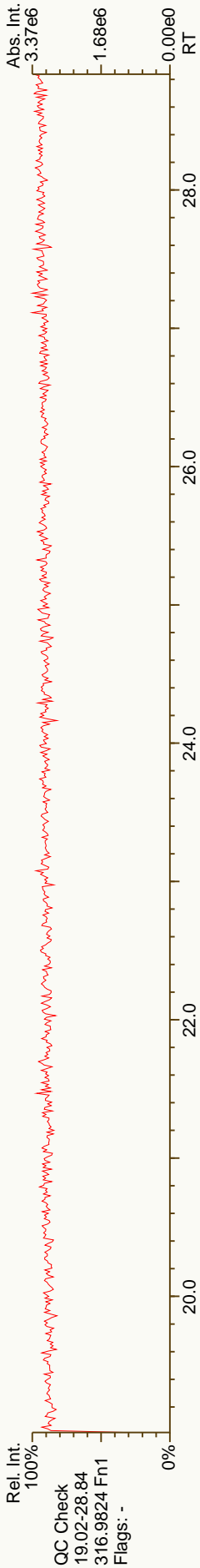
Report: 16 Oct 2012 09:39 MC


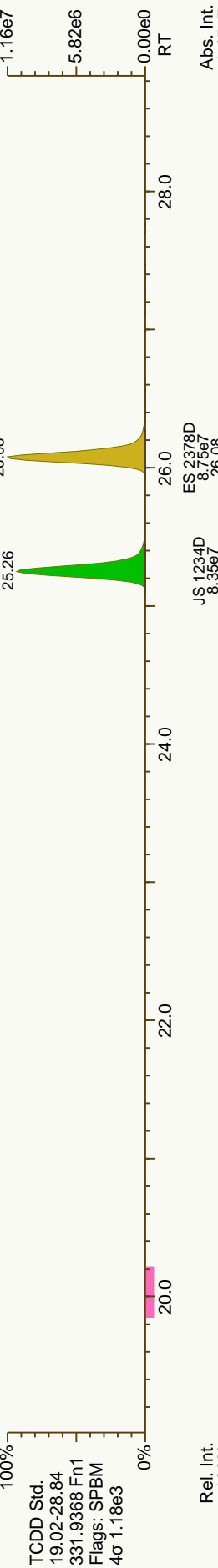
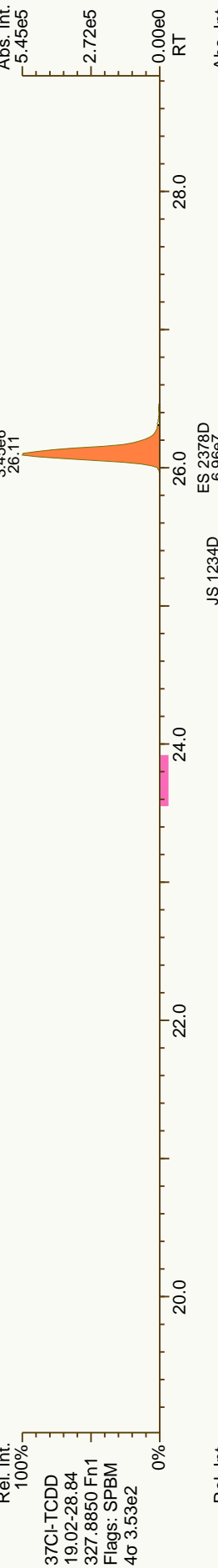
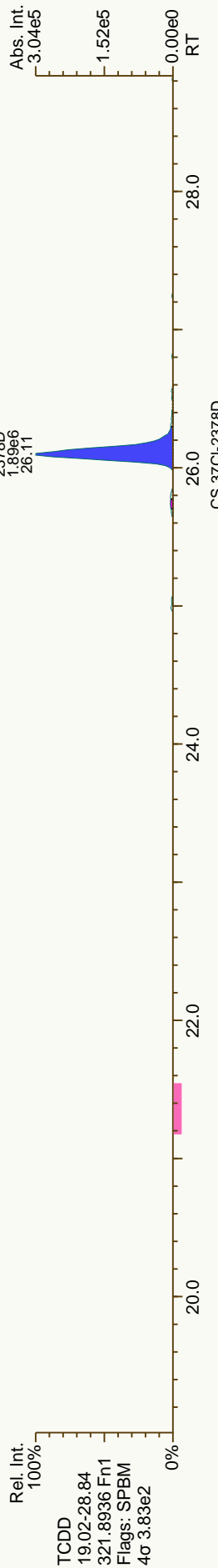

ICAL: 1613_SGS

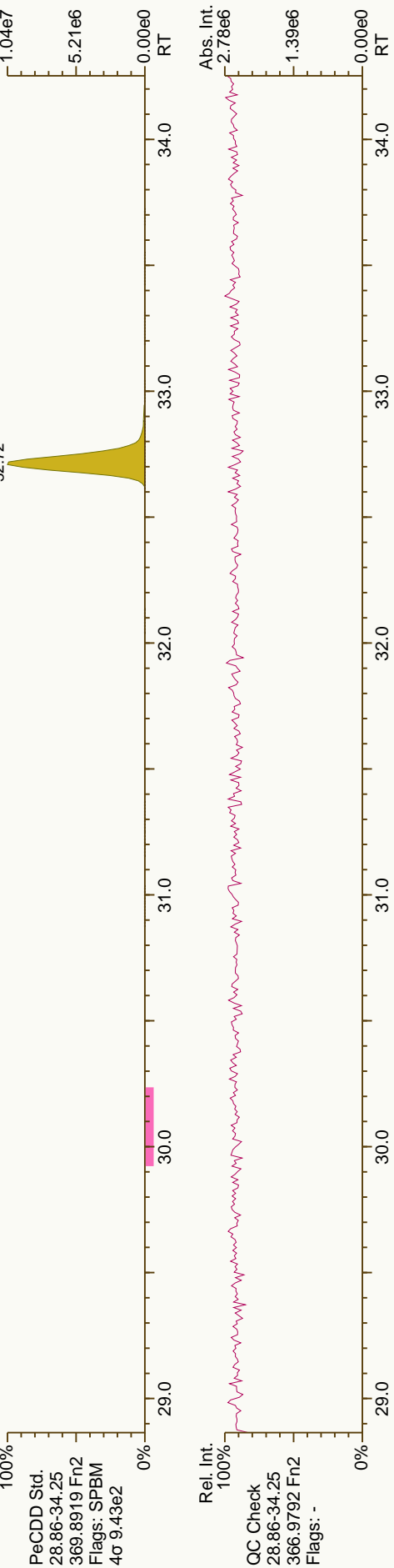
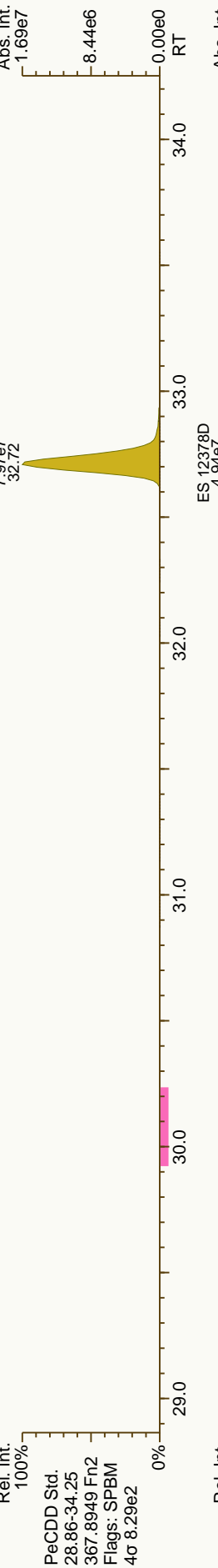
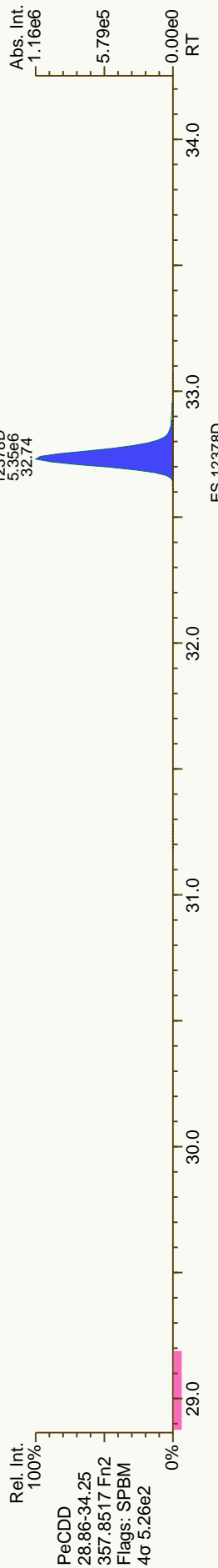

Checkcode: 440-192-YFH

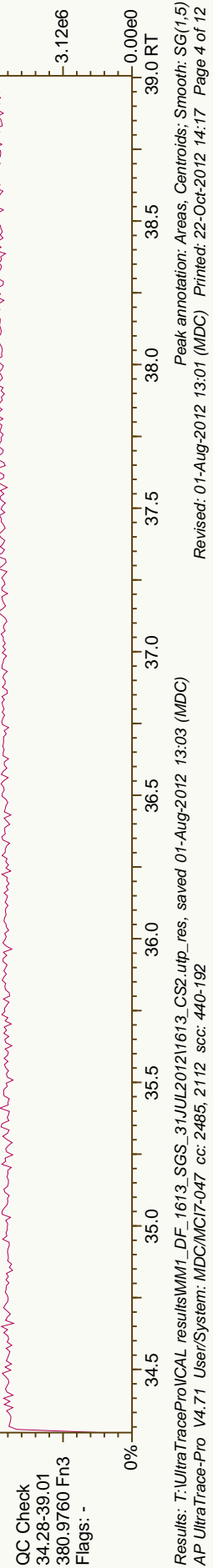
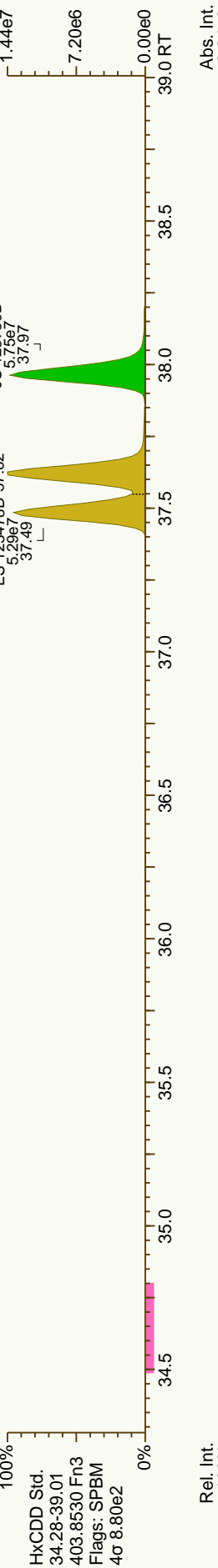
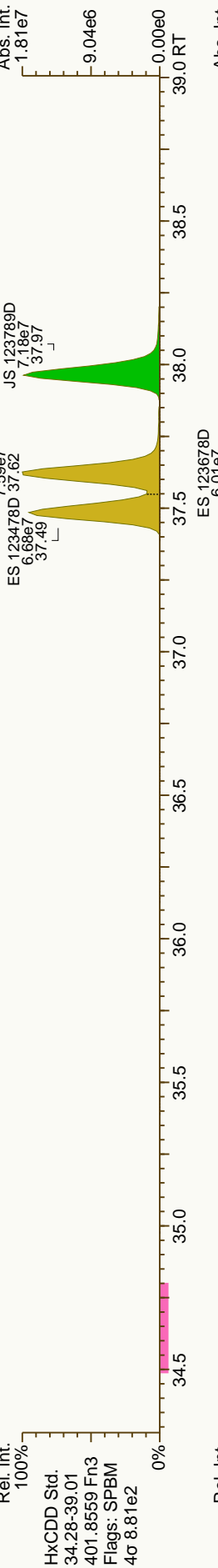
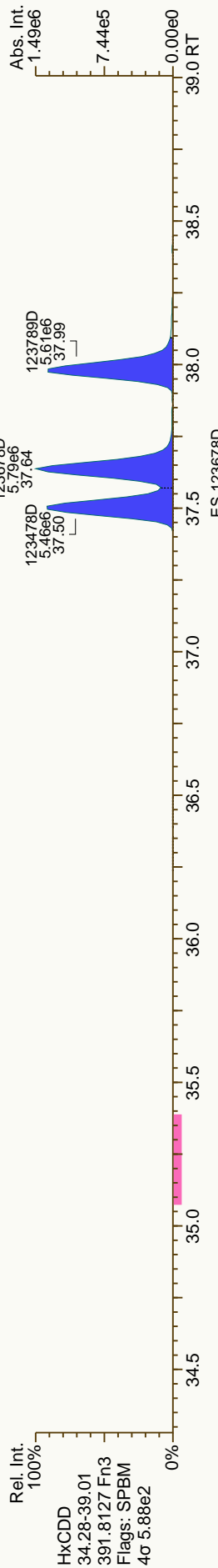
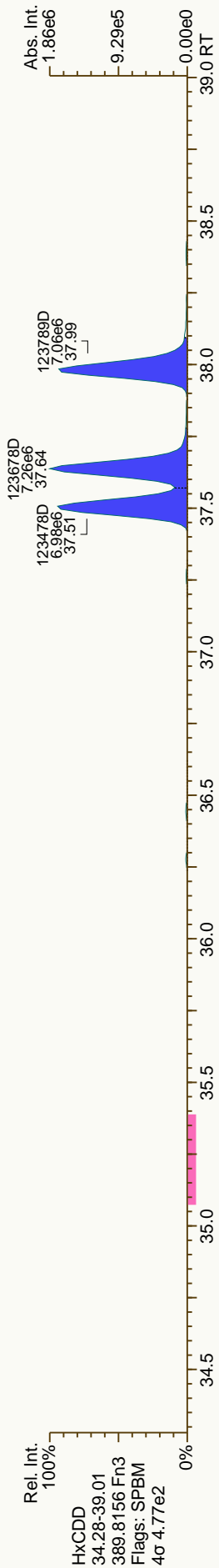
Datafile: 120801P2-03


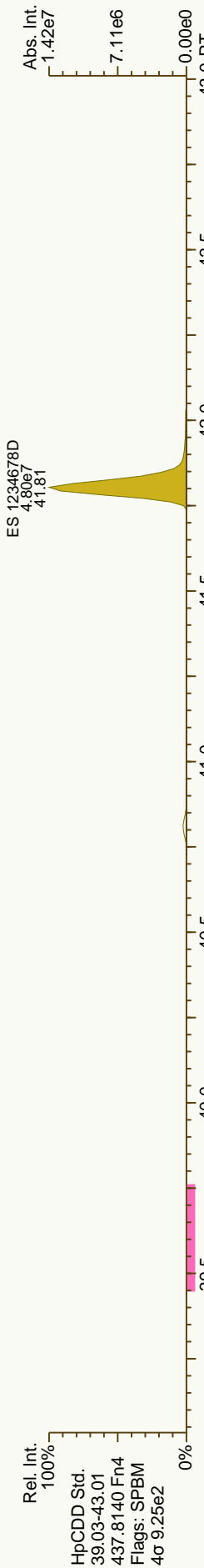
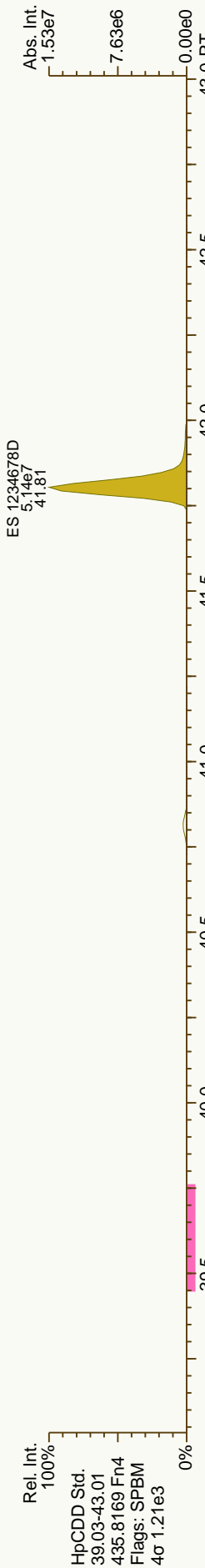
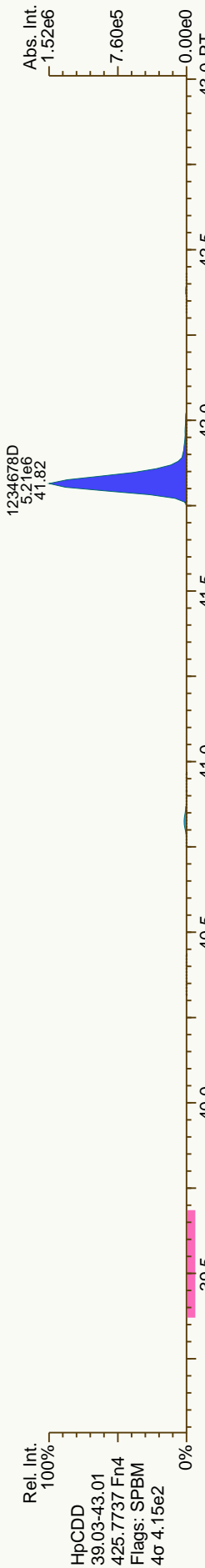
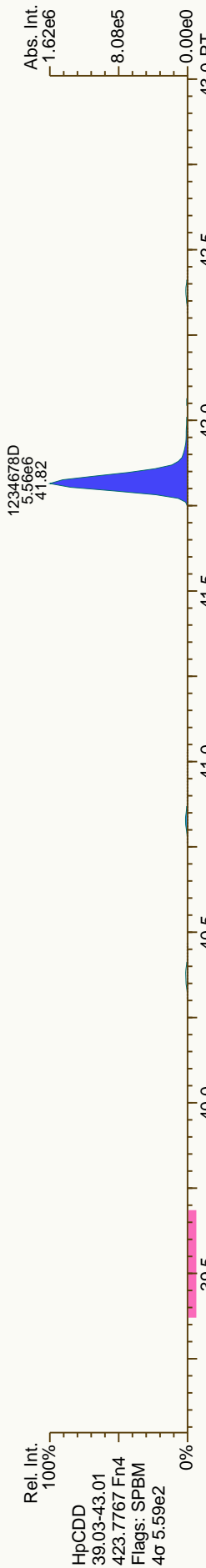
Name	RT	Response	RA	OK	Ref. RRFs	Calc. RRFs	Dev'n
2378-TCDD	26.11	3.34E+06	0.77	Y	1.08	1.06	-2%
12378-PeCDD	32.74	1.38E+07	1.57	Y	1.07	1.07	-1%
123478-HxCDD	37.51	1.24E+07	1.28	Y	1.05	1.04	-1%
123678-HxCDD	37.64	1.31E+07	1.25	Y	0.98	0.96	-2%
123789-HxCDD	37.99	1.27E+07	1.26	Y	1.01	0.99	-2%
1234678-HpCDD	41.82	1.08E+07	1.07	Y	1.09	1.08	-1%
OCDD	45.37	1.64E+07	0.90	Y	1.11	1.12	1%
2378-TCDF	25.04	5.06E+06	0.79	Y	0.98	0.95	-3%
12378-PeCDF	30.93	2.22E+07	1.57	Y	0.99	0.98	0%
23478-PeCDF	32.31	2.25E+07	1.57	Y	1.02	1.01	0%
123478-HxCDF	36.30	1.93E+07	1.25	Y	1.19	1.20	1%
123678-HxCDF	36.47	2.05E+07	1.24	Y	1.16	1.16	1%
234678-HxCDF	37.28	2.01E+07	1.25	Y	1.18	1.15	-2%
123789-HxCDF	38.42	1.66E+07	1.26	Y	1.09	1.09	0%
1234678-HpCDF	40.39	1.82E+07	1.04	Y	1.35	1.36	1%
1234789-HpCDF	42.40	1.37E+07	1.03	Y	1.34	1.33	-1%
OCDF	45.60	1.98E+07	0.91	Y	1.40	1.35	-3%
ES 2378-TCDD	26.08	1.57E+08	0.80	Y	1.04	1.04	0%
ES 12378-PeCDD	32.72	1.29E+08	1.61	Y	0.87	0.86	-1%
ES 123478-HxCDD	37.49	1.20E+08	1.26	Y	0.94	0.93	-2%
ES 123678-HxCDD	37.62	1.36E+08	1.26	Y	1.06	1.05	-1%
ES 1234678-HpCDD	41.81	9.95E+07	1.07	Y	0.80	0.77	-4%
ES OCDD	45.36	1.47E+08	0.91	Y	0.63	0.57	-10%
ES 2378-TCDF	25.01	2.66E+08	0.80	Y	1.74	1.77	2%
ES 12378-PeCDF	30.91	2.26E+08	1.58	Y	1.49	1.50	0%
ES 23478-PeCDF	32.29	2.23E+08	1.59	Y	1.48	1.47	-1%
ES 123478-HxCDF	36.28	1.60E+08	0.53	Y	1.27	1.24	-3%
ES 123678-HxCDF	36.45	1.76E+08	0.54	Y	1.41	1.36	-4%
ES 234678-HxCDF	37.26	1.75E+08	0.53	Y	1.34	1.35	0%
ES 123789-HxCDF	38.40	1.53E+08	0.53	Y	1.20	1.18	-2%
ES 1234678-HpCDF	40.38	1.34E+08	0.45	Y	1.06	1.03	-2%
ES 1234789-HpCDF	42.38	1.03E+08	0.45	Y	0.82	0.80	-3%


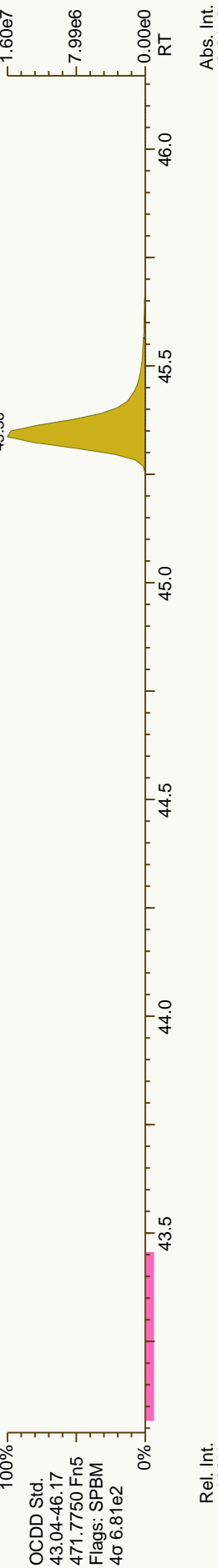
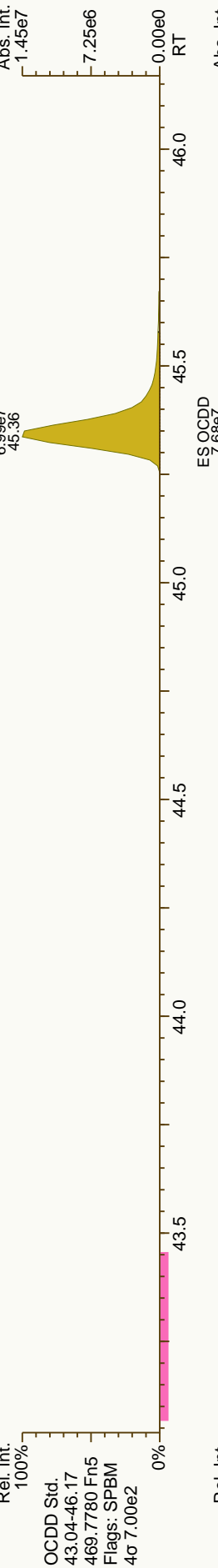
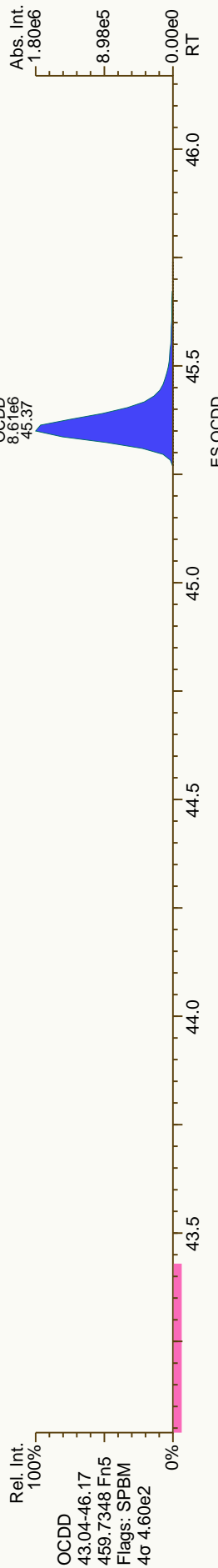
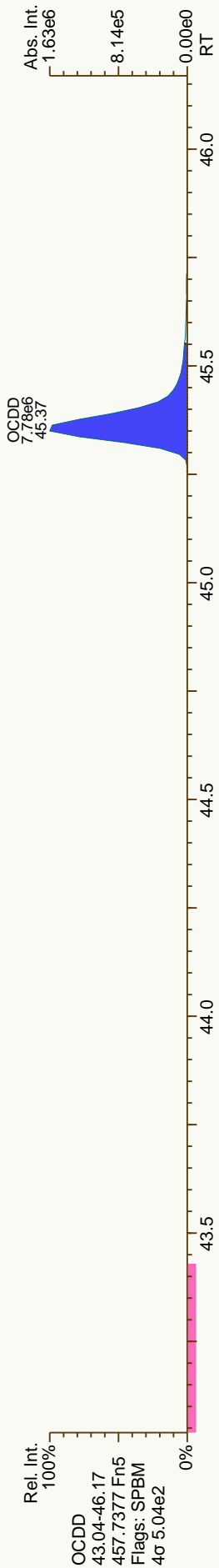


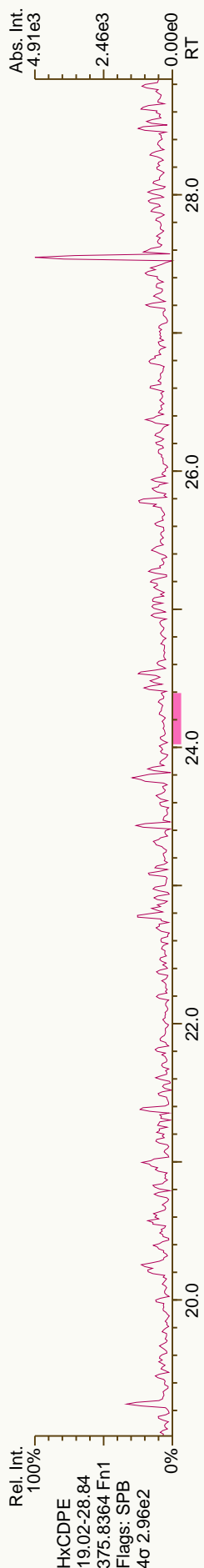

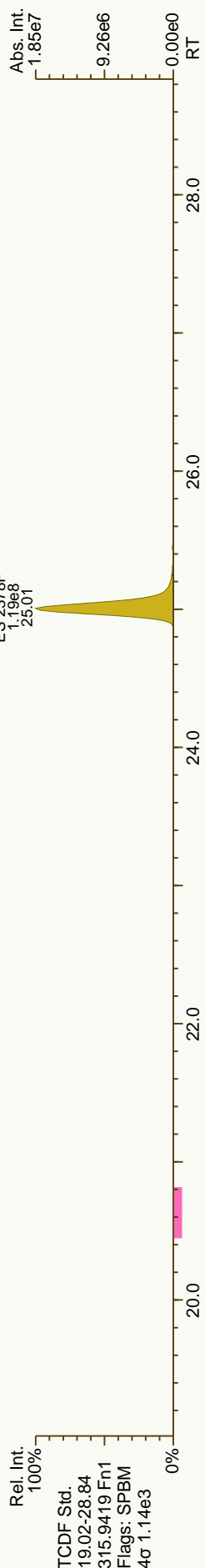
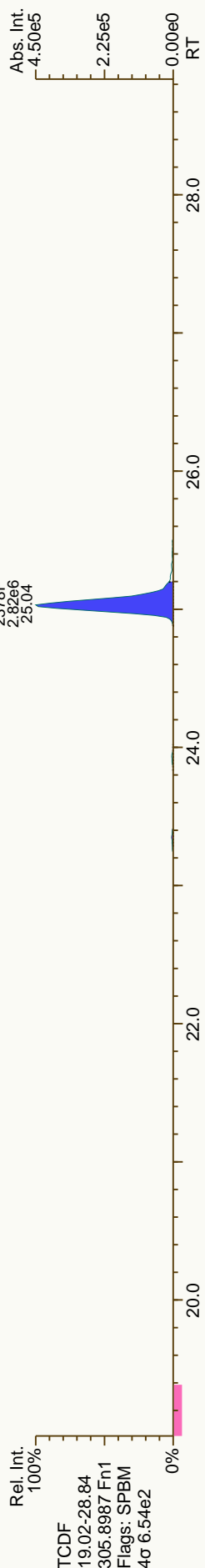
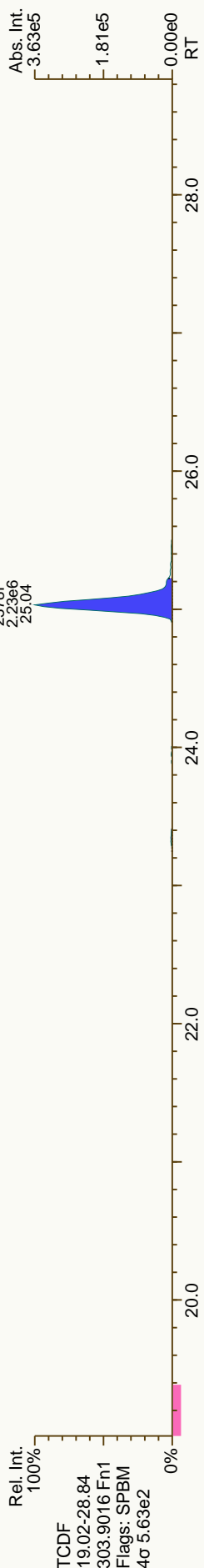


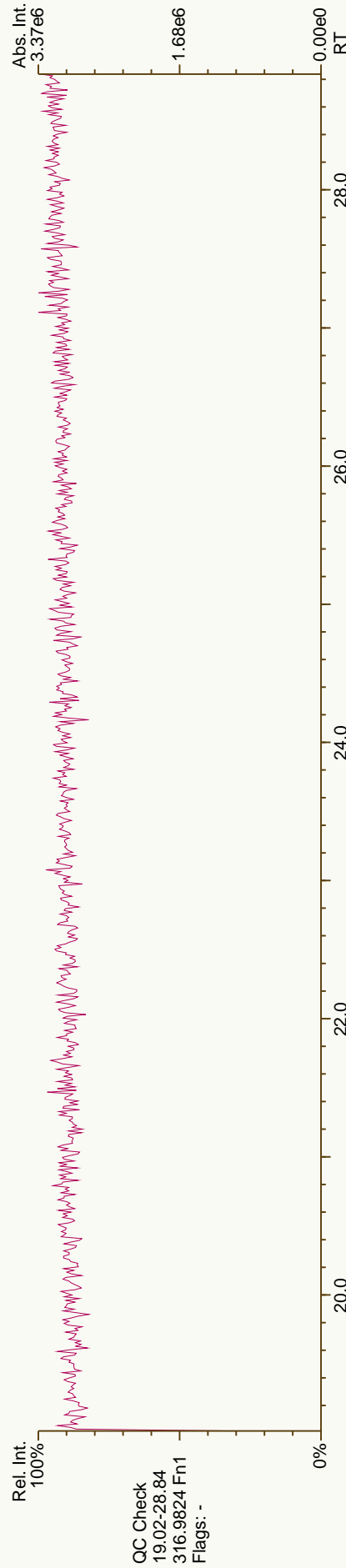
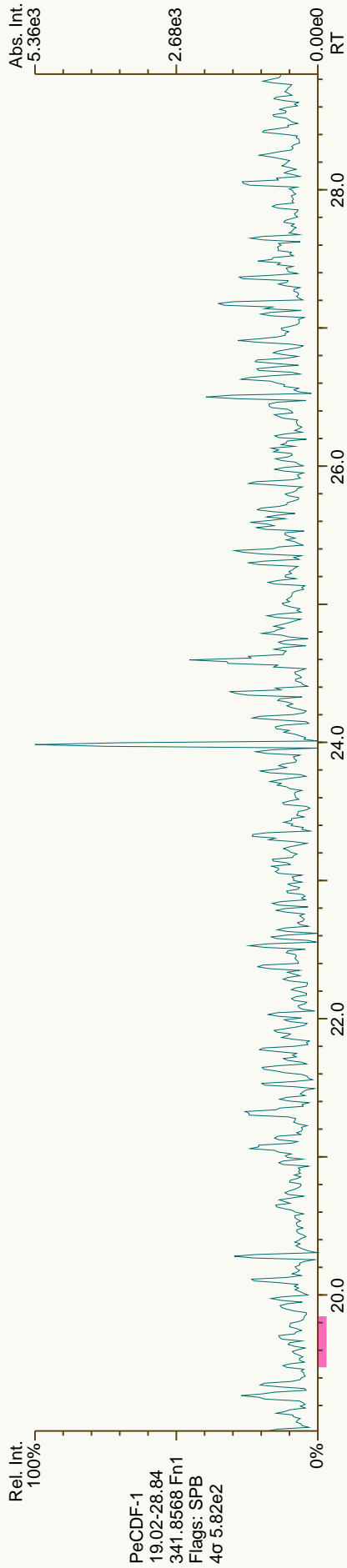
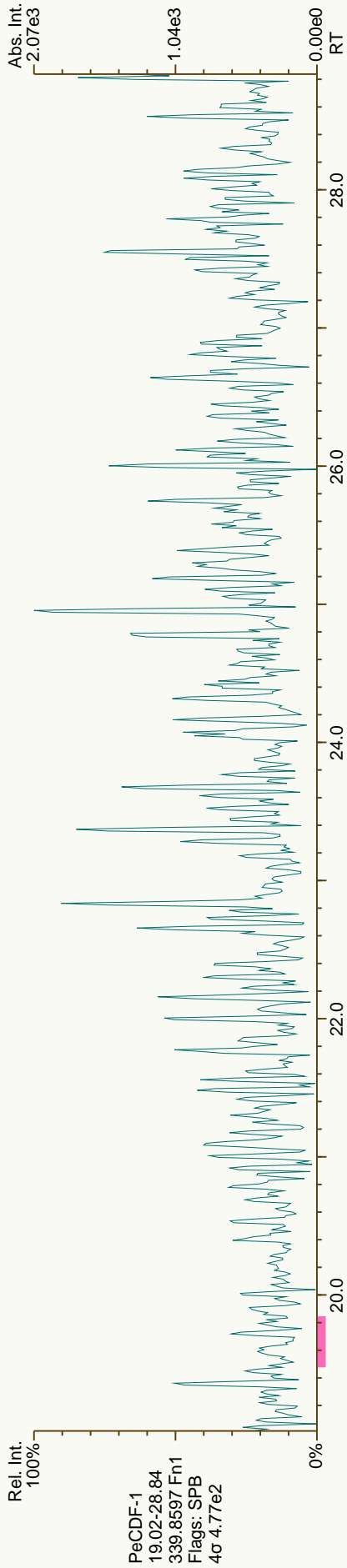


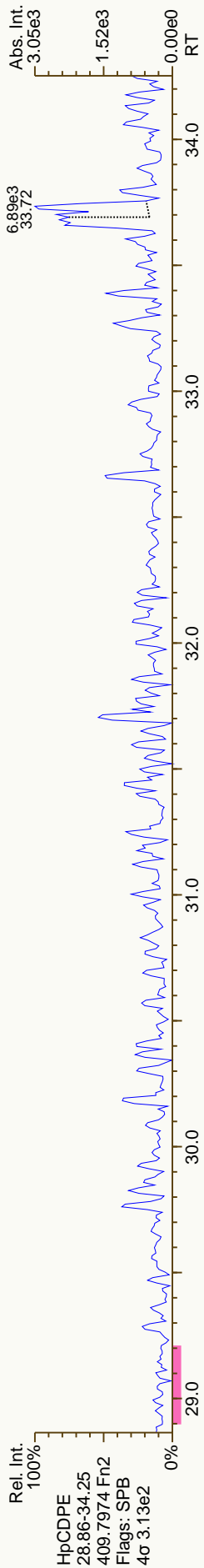
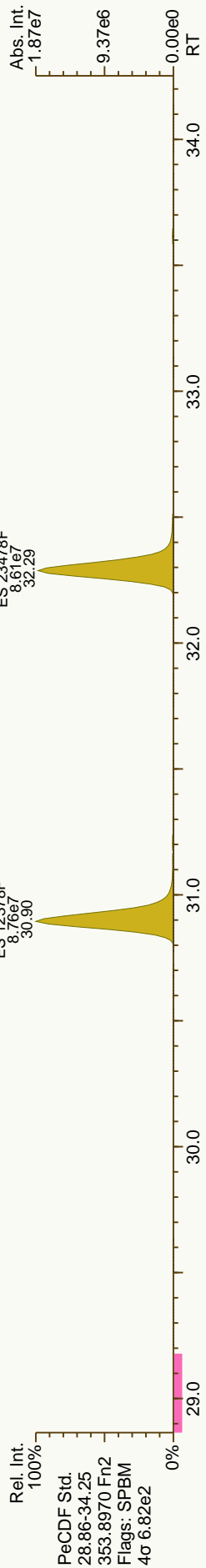
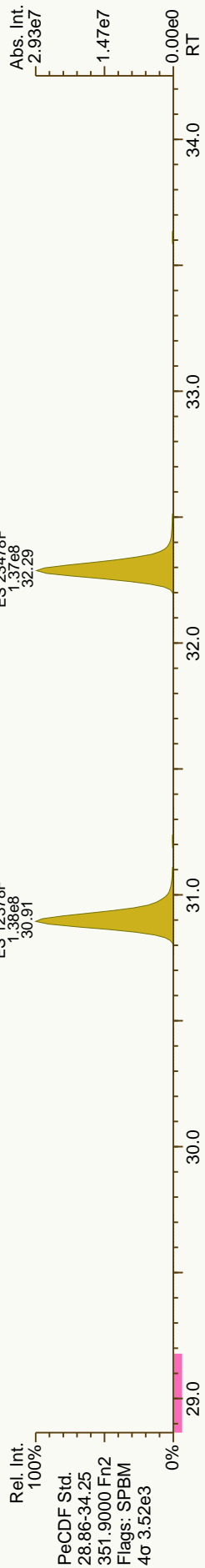
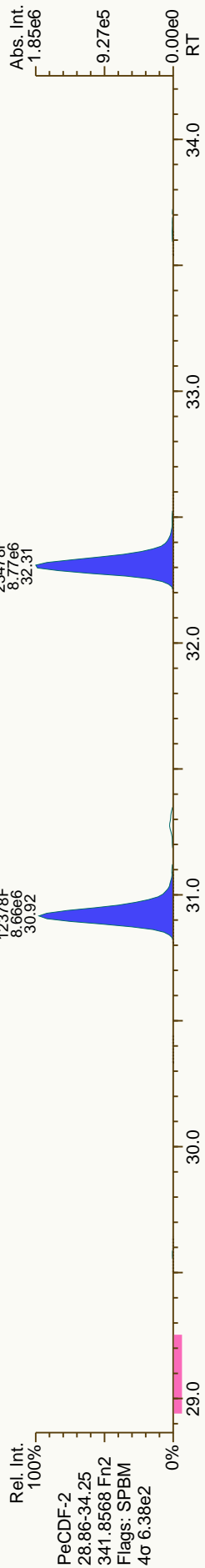
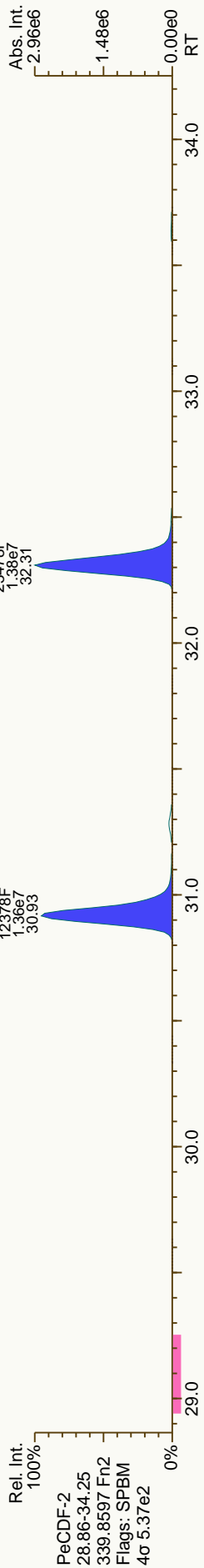


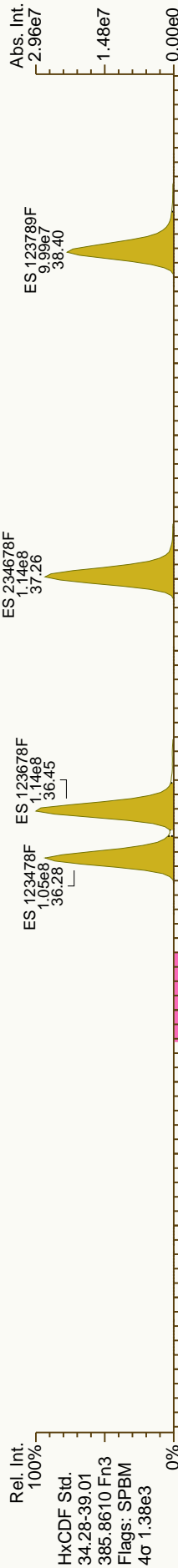
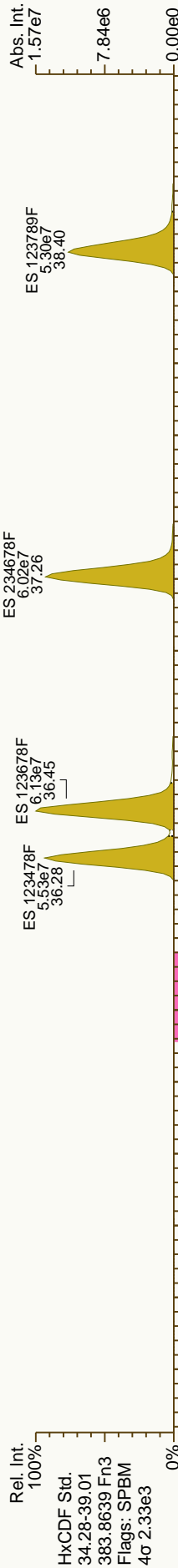
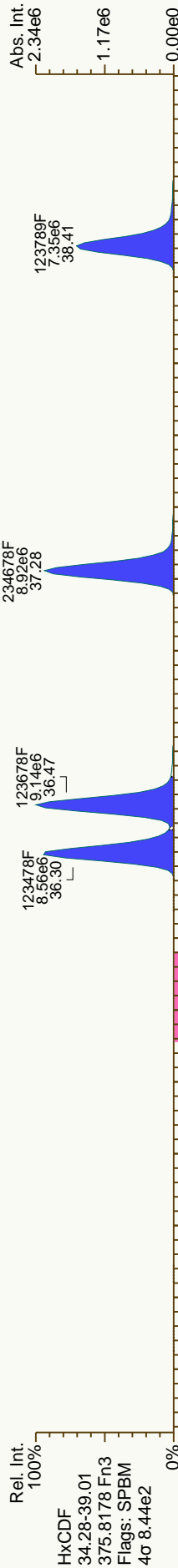
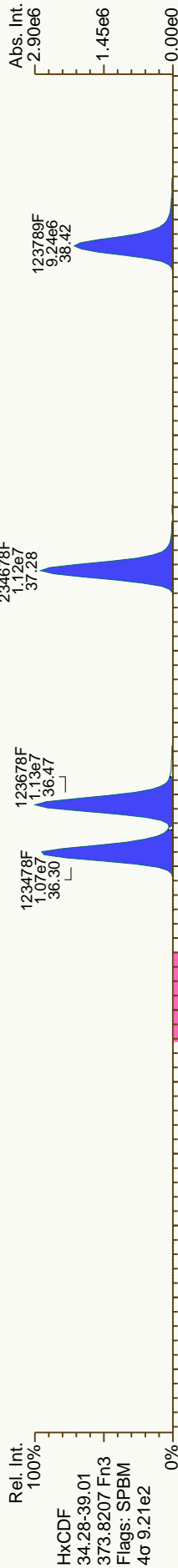



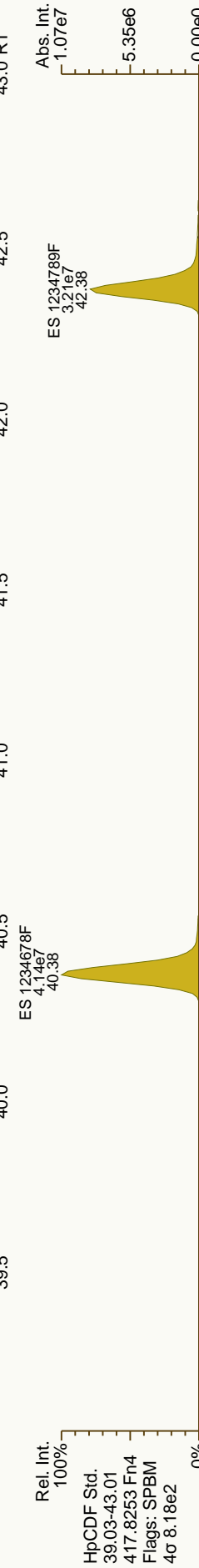



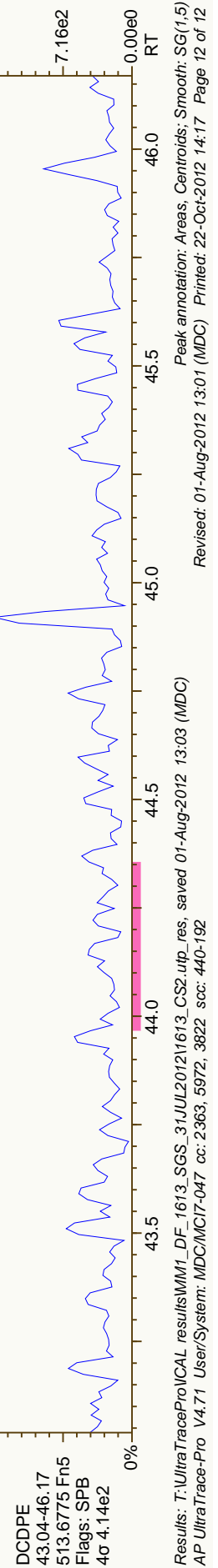
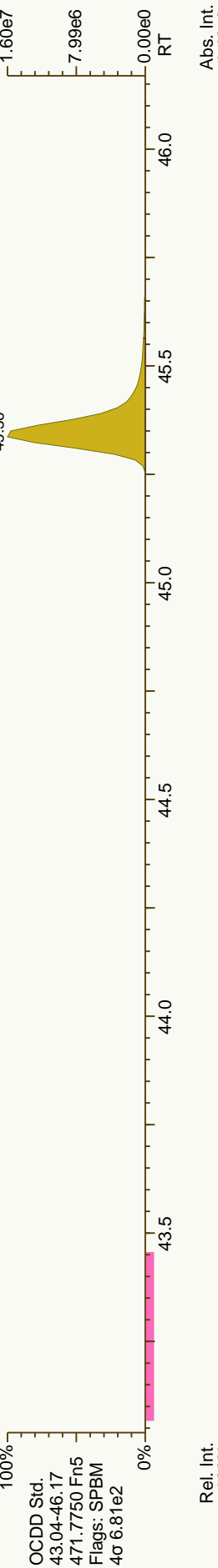
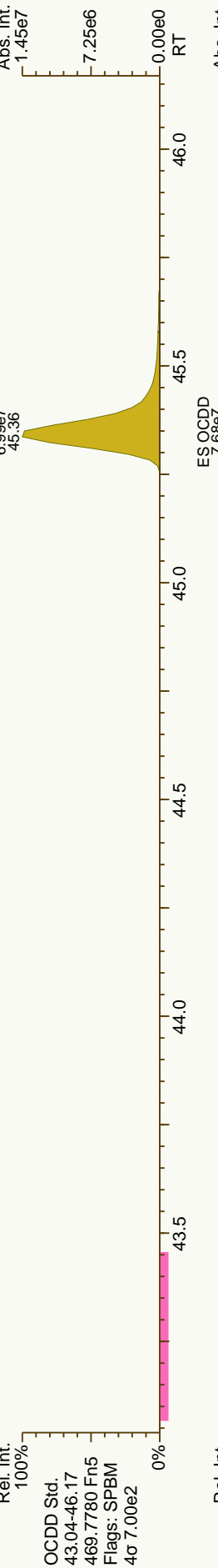
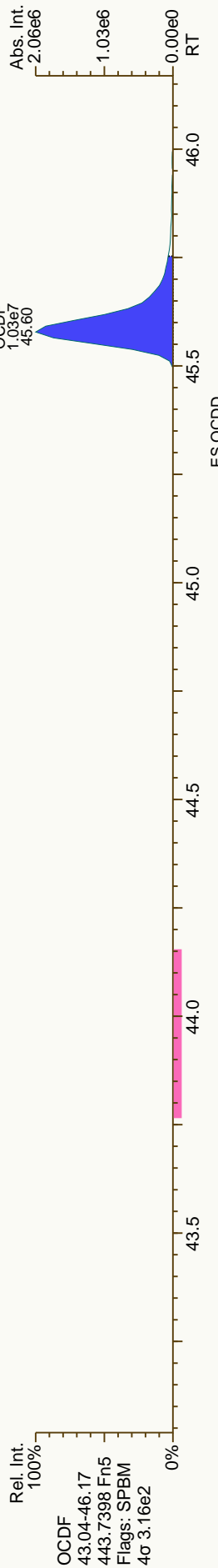
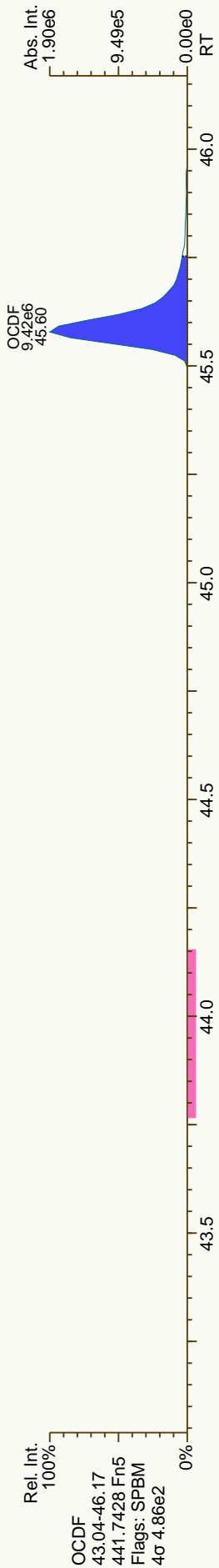












Dioxin/Furan QC Summary

Lab ID: 1613_CS3

Sample ID: 1613_CS3

Acq'd: 01 Aug 2012 12:57 MDC

UTP: 01-Aug-2012 13:57 MDC

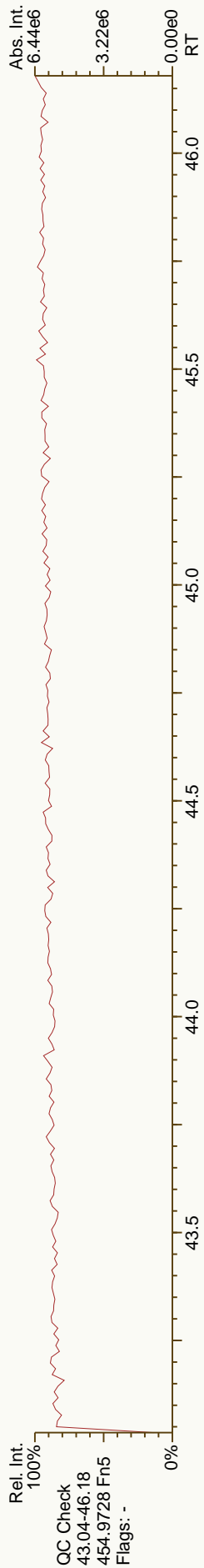
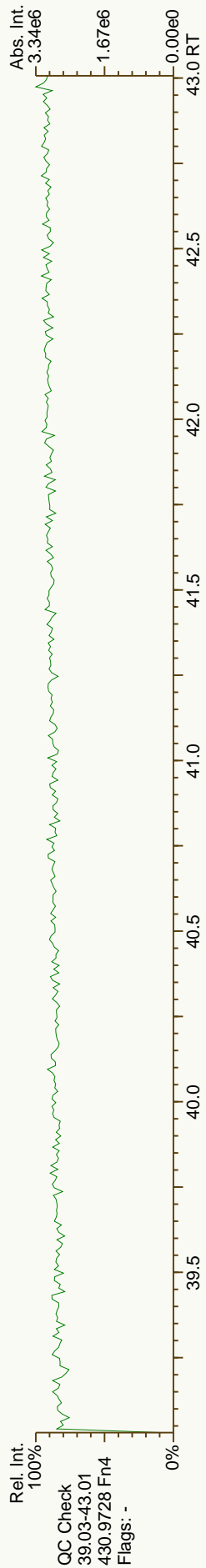
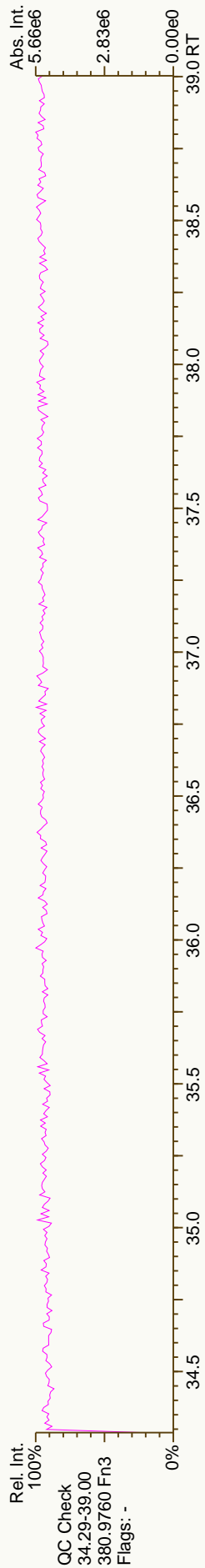
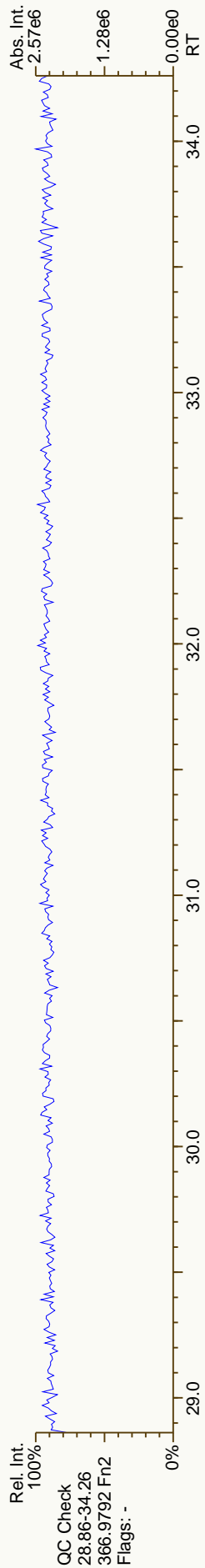
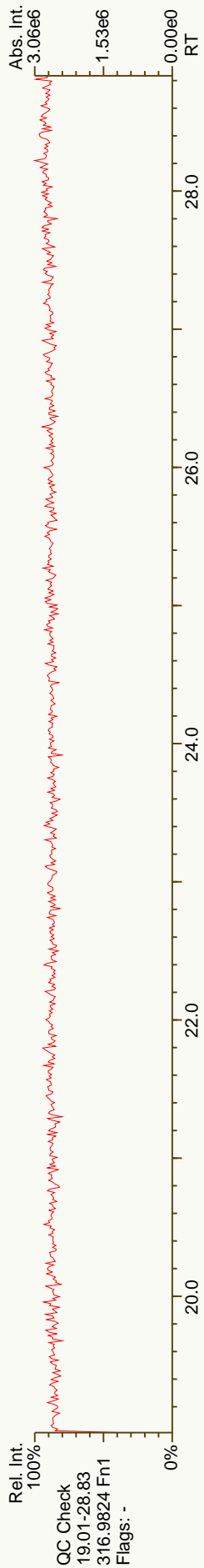
Report: 16 Oct 2012 09:39 MC

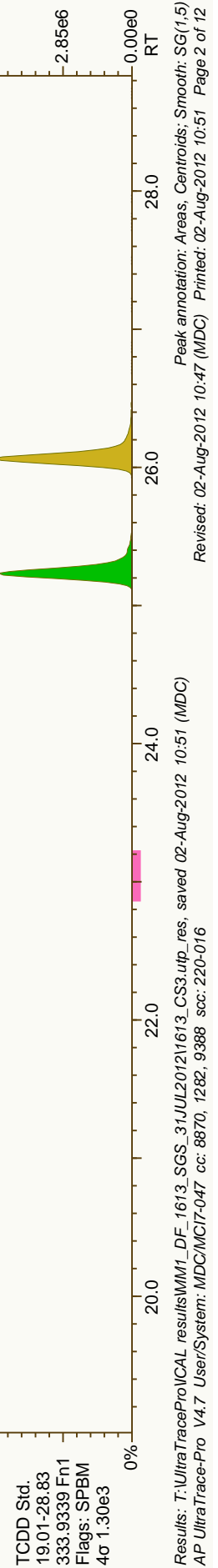
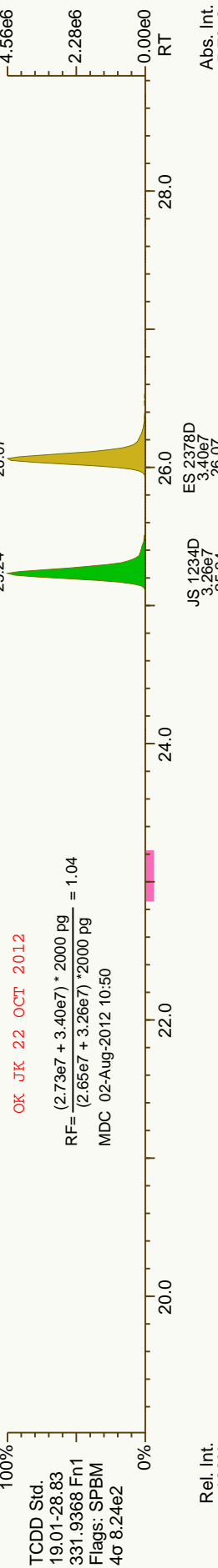
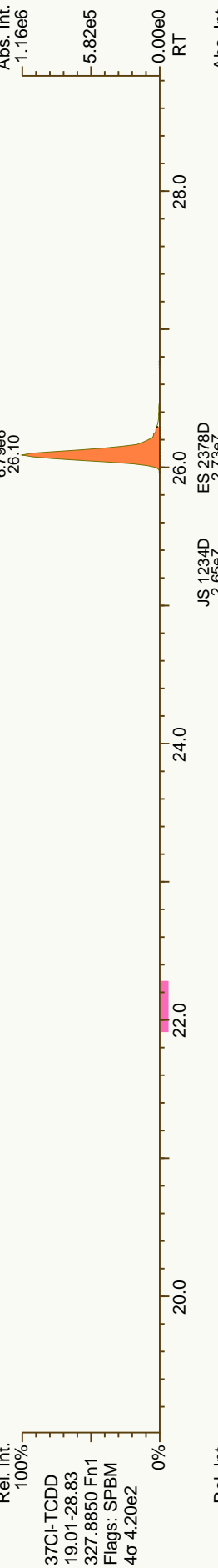
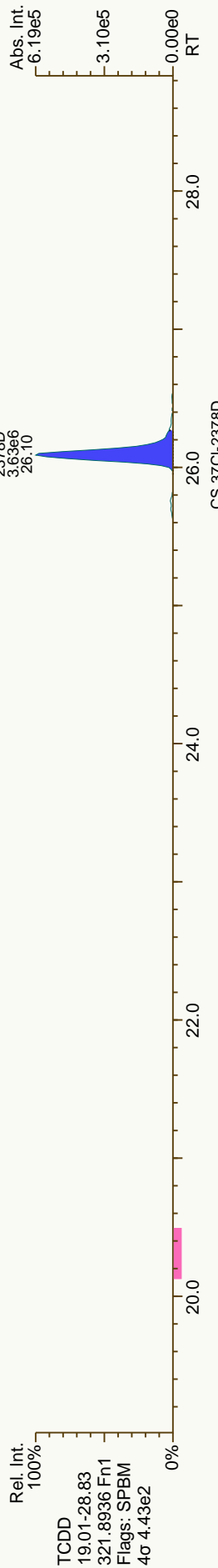
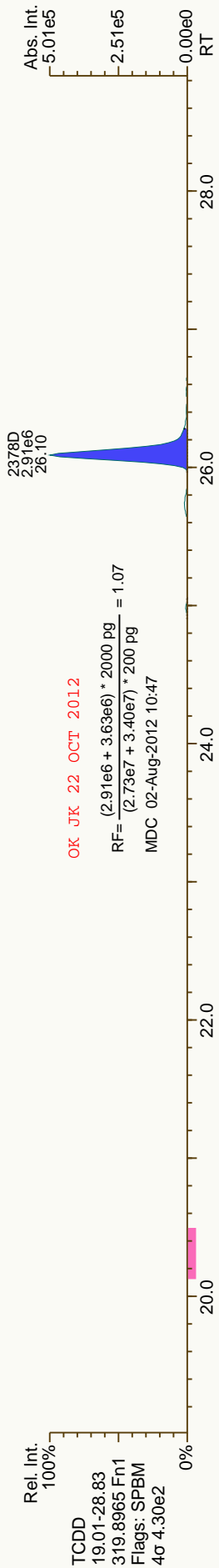
ICAL: 1613_SGS

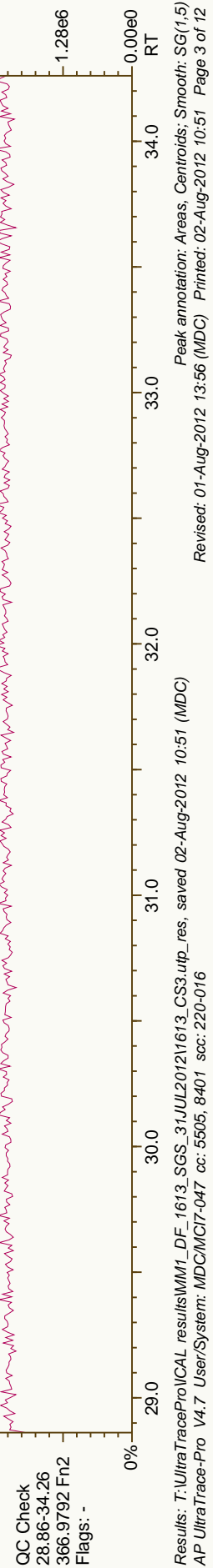
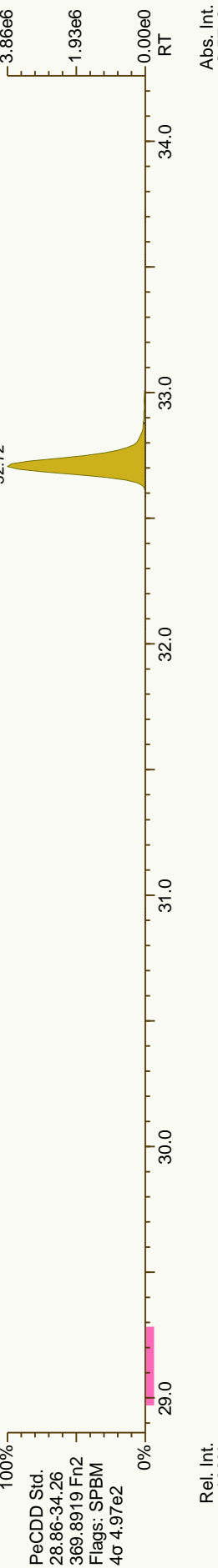
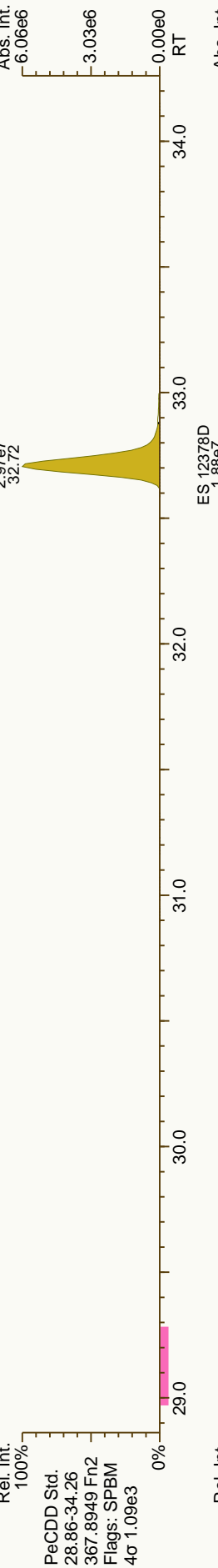
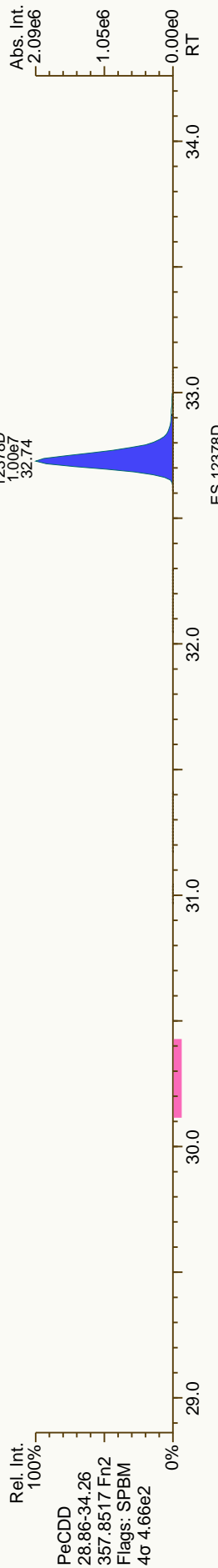

Checkcode: 279-058-LGJ

Datafile: 120801P2-04

Name	RT	Response	RA	OK	Ref. RRFs	Calc. RRFs	Dev'n
2378-TCDD	26.10	6.54E+06	0.80	Y	1.08	1.07	-2%
12378-PeCDD	32.74	2.58E+07	1.58	Y	1.07	1.07	-1%
123478-HxCDD	37.50	2.36E+07	1.26	Y	1.05	1.05	0%
123678-HxCDD	37.64	2.52E+07	1.24	Y	0.98	0.97	-1%
123789-HxCDD	37.99	2.40E+07	1.27	Y	1.01	0.99	-2%
1234678-HpCDD	41.82	1.97E+07	1.05	Y	1.09	1.08	-1%
OCDD	45.37	3.11E+07	0.90	Y	1.11	1.08	-3%
2378-TCDF	25.03	9.73E+06	0.81	Y	0.98	1.00	2%
12378-PeCDF	30.92	4.15E+07	1.59	Y	0.99	1.00	1%
23478-PeCDF	32.31	4.28E+07	1.58	Y	1.02	1.03	1%
123478-HxCDF	36.30	3.60E+07	1.25	Y	1.19	1.19	0%
123678-HxCDF	36.46	3.89E+07	1.26	Y	1.16	1.14	-1%
234678-HxCDF	37.28	3.79E+07	1.25	Y	1.18	1.25	6%
123789-HxCDF	38.42	3.02E+07	1.28	Y	1.09	1.08	-1%
1234678-HpCDF	40.39	3.37E+07	1.04	Y	1.35	1.37	2%
1234789-HpCDF	42.40	2.50E+07	1.04	Y	1.34	1.34	1%
OCDF	45.60	3.92E+07	0.89	Y	1.40	1.36	-3%
ES 2378-TCDD	26.07	6.13E+07	0.80	Y	1.04	1.04	0%
ES 12378-PeCDD	32.72	4.85E+07	1.58	Y	0.87	0.82	-5%
ES 123478-HxCDD	37.48	4.48E+07	1.30	Y	0.94	0.95	1%
ES 123678-HxCDD	37.62	5.18E+07	1.26	Y	1.06	1.10	3%
ES 1234678-HpCDD	41.81	3.67E+07	1.04	Y	0.80	0.77	-3%
ES OCDD	45.36	5.79E+07	0.91	Y	0.63	0.61	-3%
ES 2378-TCDF	25.00	9.75E+07	0.79	Y	1.74	1.65	-5%
ES 12378-PeCDF	30.90	8.32E+07	1.61	Y	1.49	1.41	-6%
ES 23478-PeCDF	32.29	8.30E+07	1.58	Y	1.48	1.41	-5%
ES 123478-HxCDF	36.28	6.08E+07	0.52	Y	1.27	1.28	1%
ES 123678-HxCDF	36.45	6.79E+07	0.53	Y	1.41	1.43	2%
ES 234678-HxCDF	37.26	6.08E+07	0.53	Y	1.34	1.29	-4%
ES 123789-HxCDF	38.40	5.59E+07	0.53	Y	1.20	1.18	-2%
ES 1234678-HpCDF	40.37	4.92E+07	0.44	Y	1.06	1.04	-2%
ES 1234789-HpCDF	42.39	3.72E+07	0.46	Y	0.82	0.79	-4%









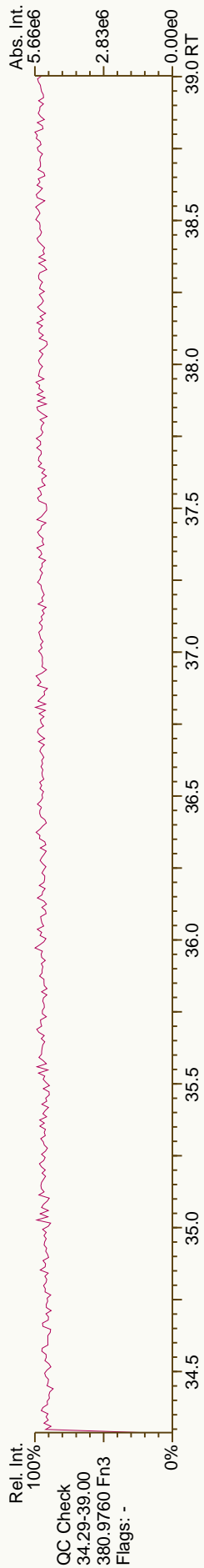
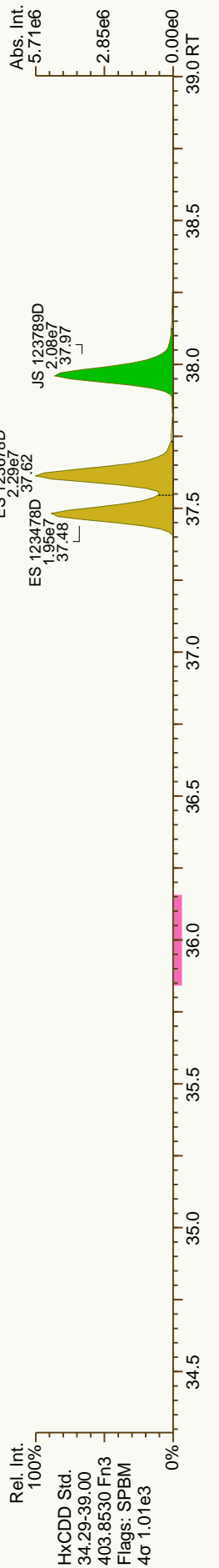

OK JK 22 OCT 2012

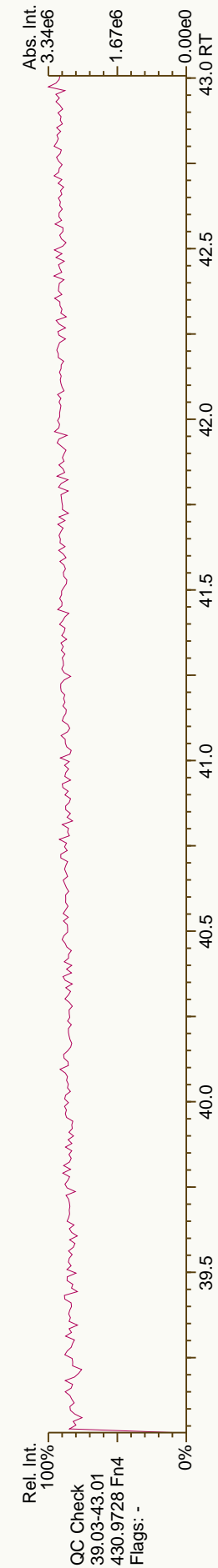
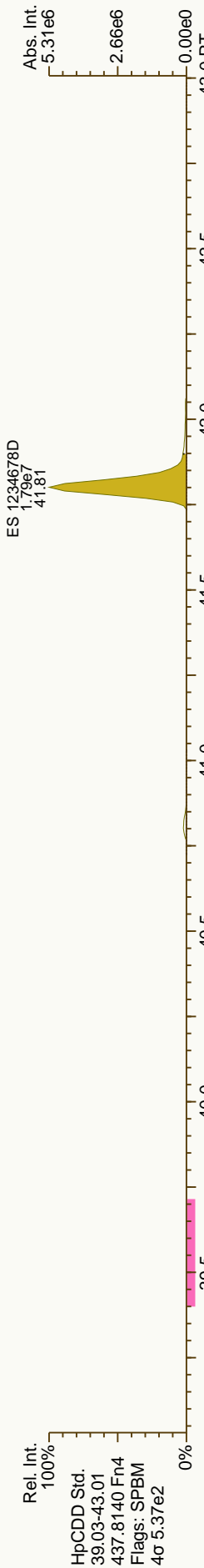
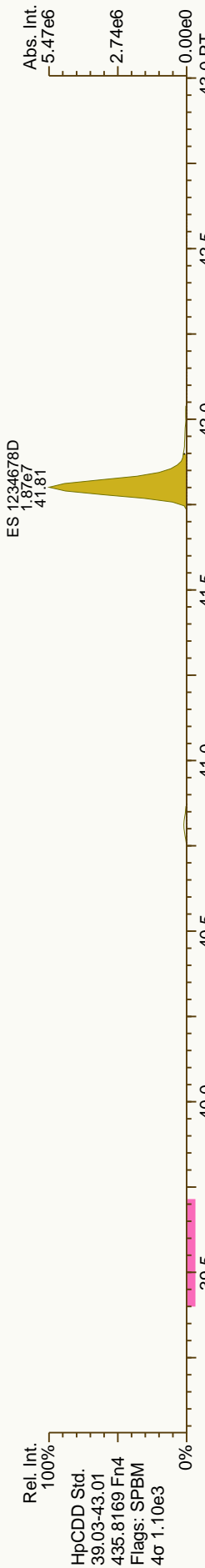
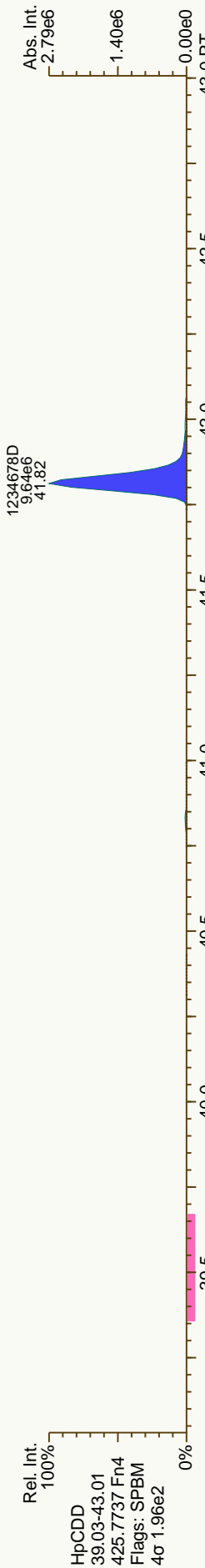
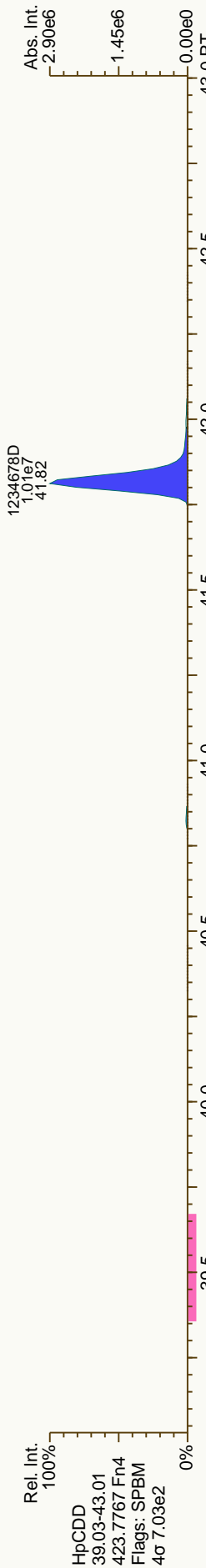
$$RF = \left\{ \left(1.34e7 + 1.06e7 \right) / \left[\left(2.53e7 + 1.95e7 \right) + \left(2.53e7 + 1.95e7 \right) / 2 \right] \right\} * \left(2000 \text{ pg} / 1000 \text{ pg} \right) = 0.99$$

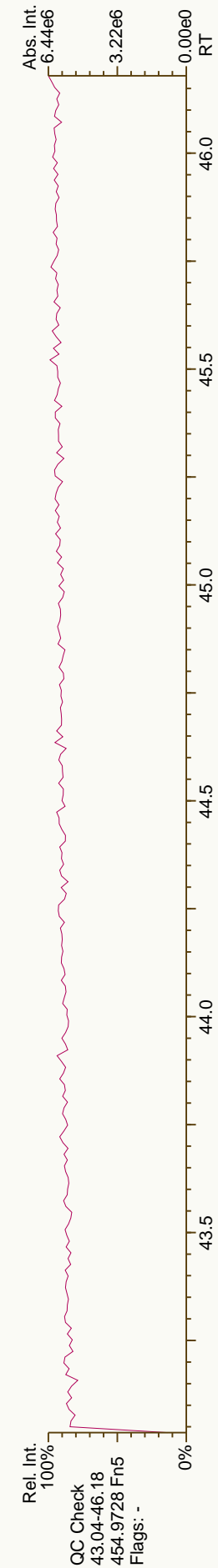

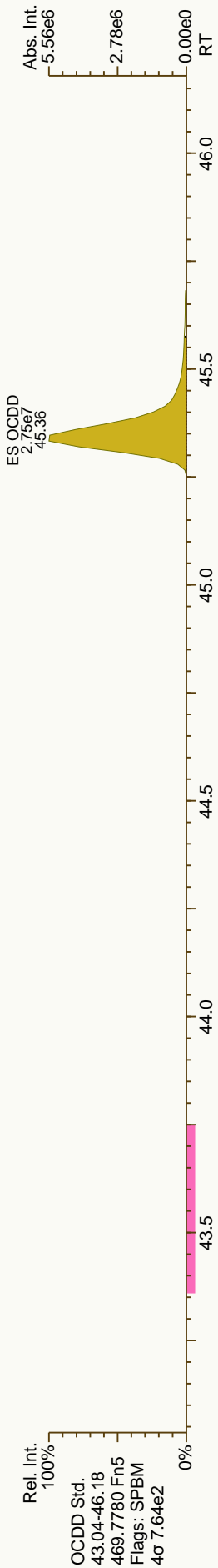
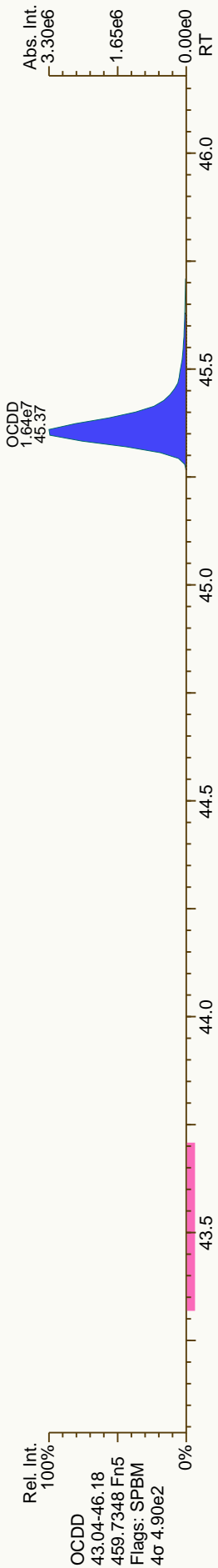
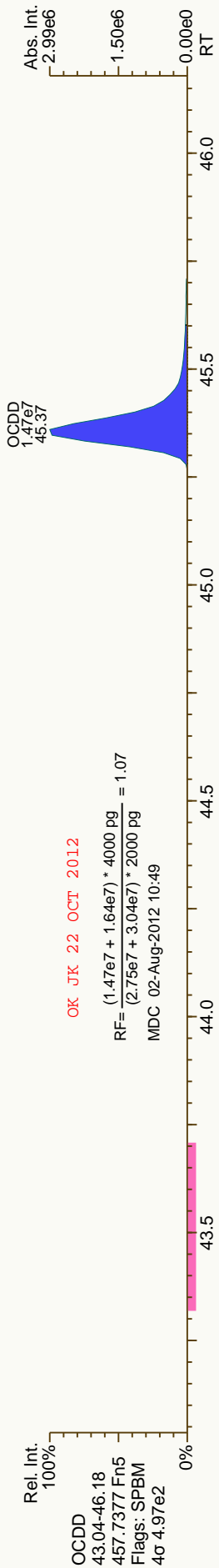


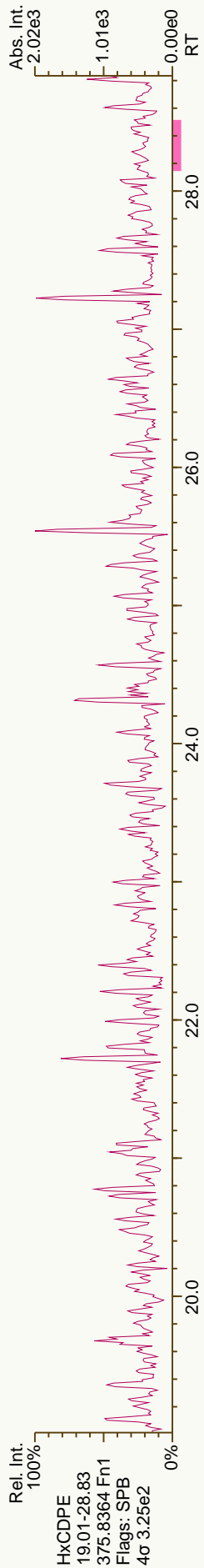
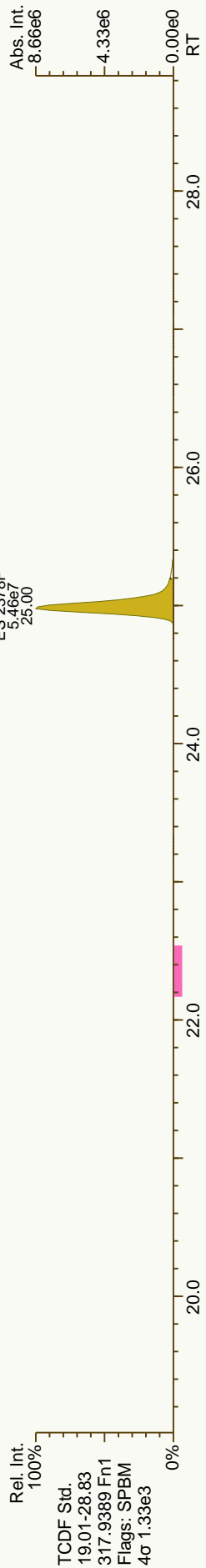

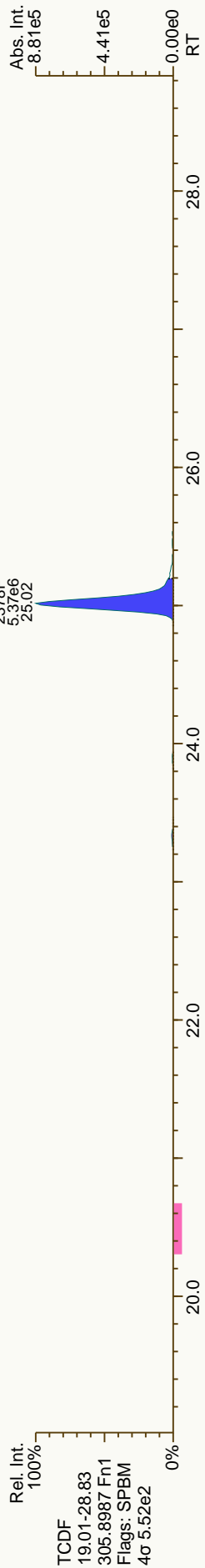
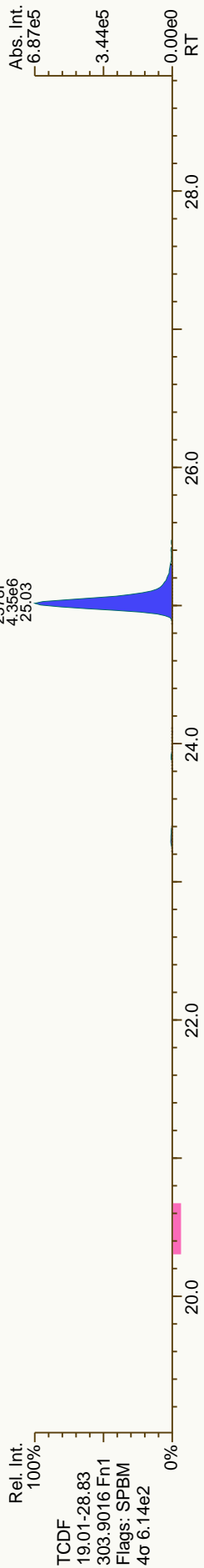
OK JK 22 OCT 2012

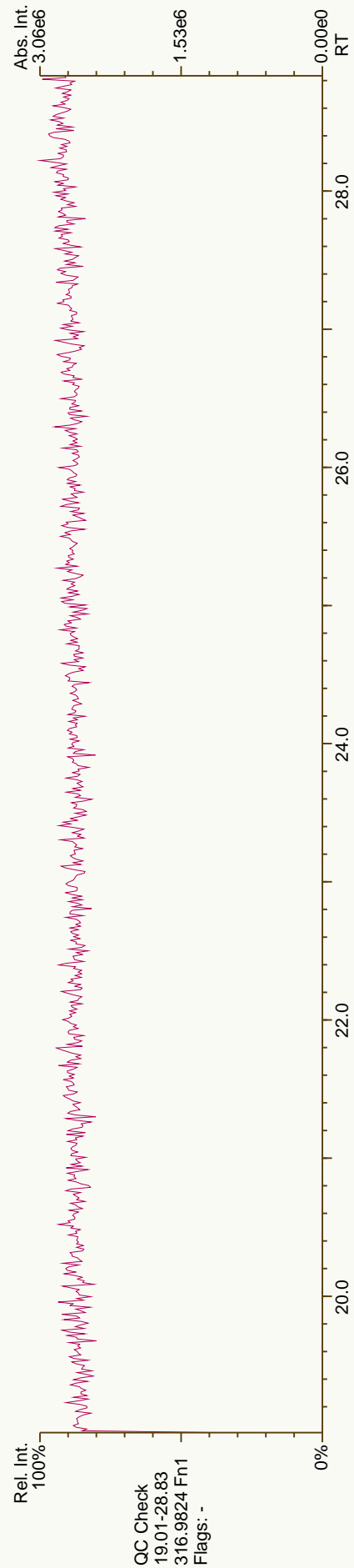
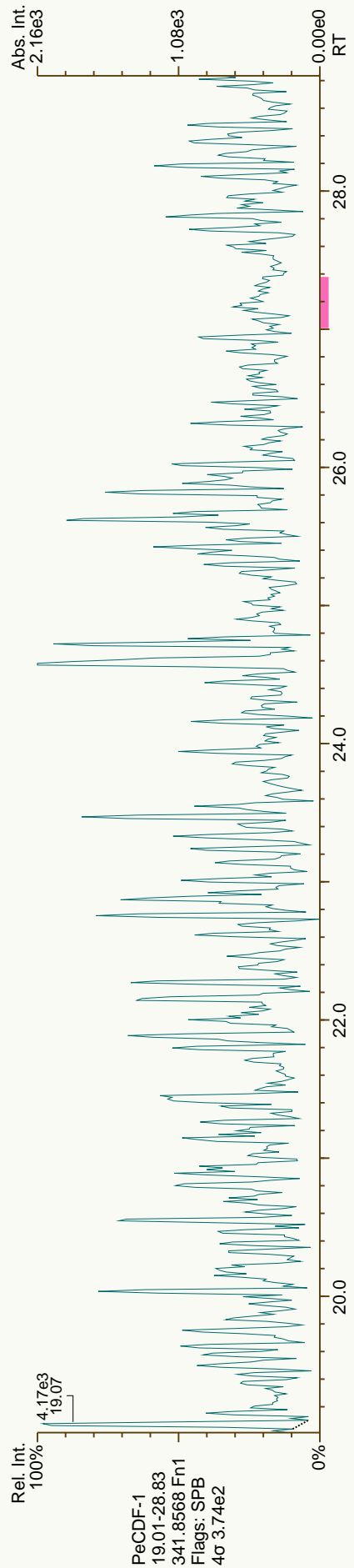
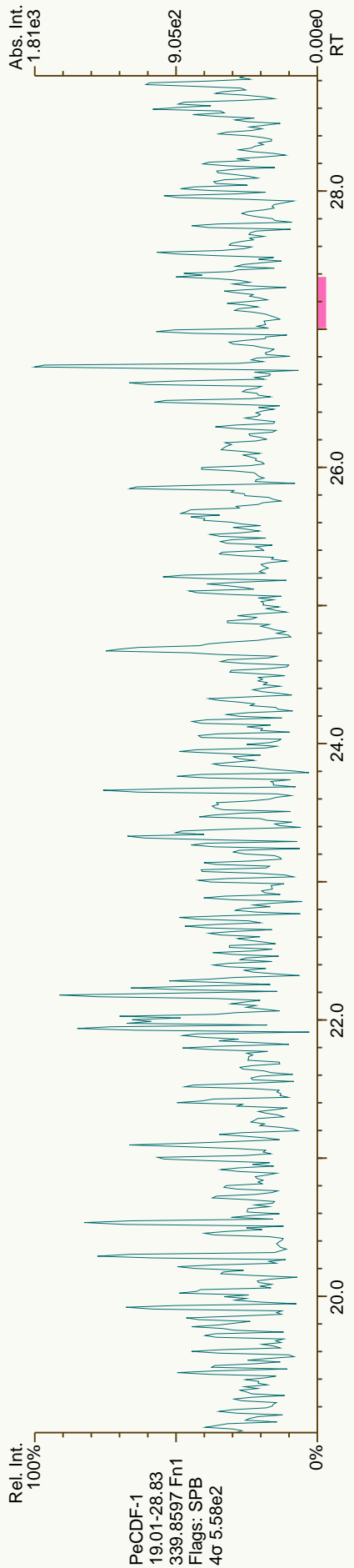
$$RC = \left\{ \left(2.53e7 + 1.95e7 \right) / \left(2.65e7 + 2.08e7 \right) \right\} * \left(2000 \text{ pg} / 2000 \text{ pg} \right) = 0.95$$

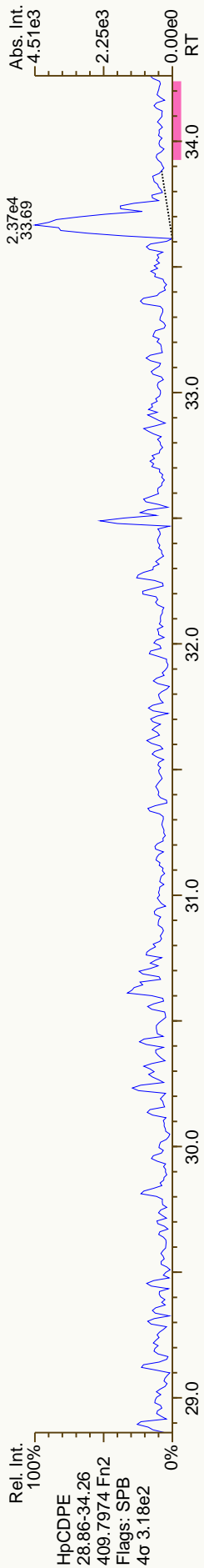
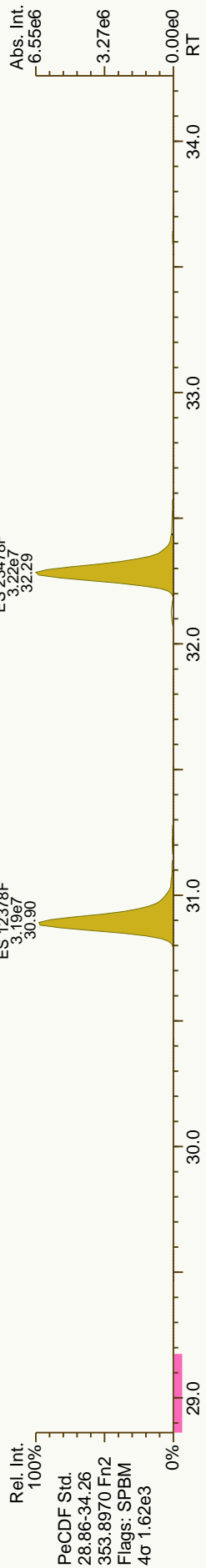
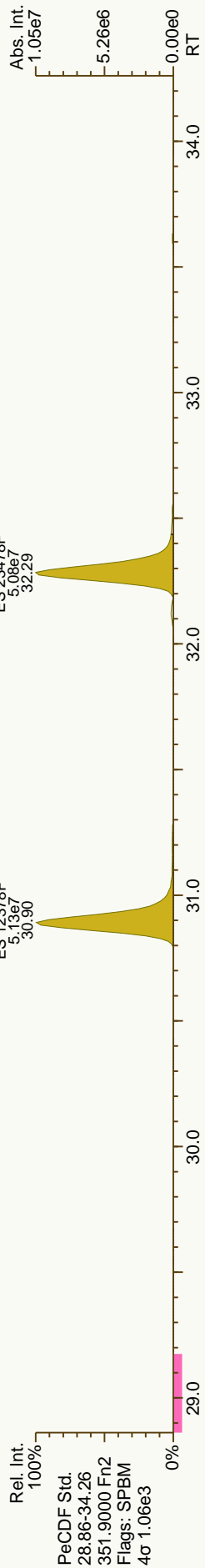
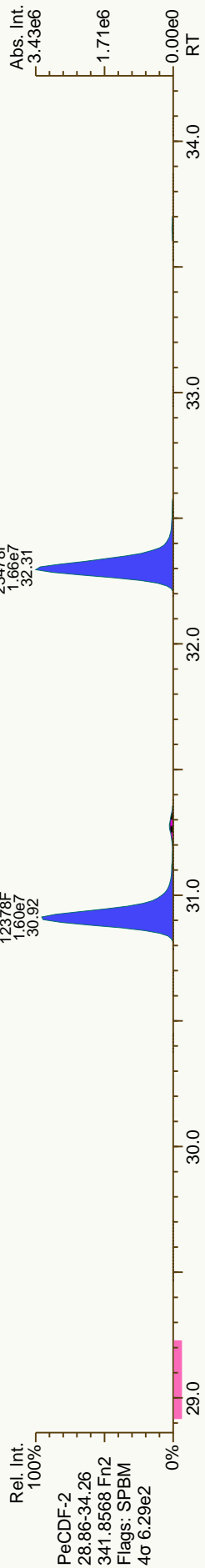
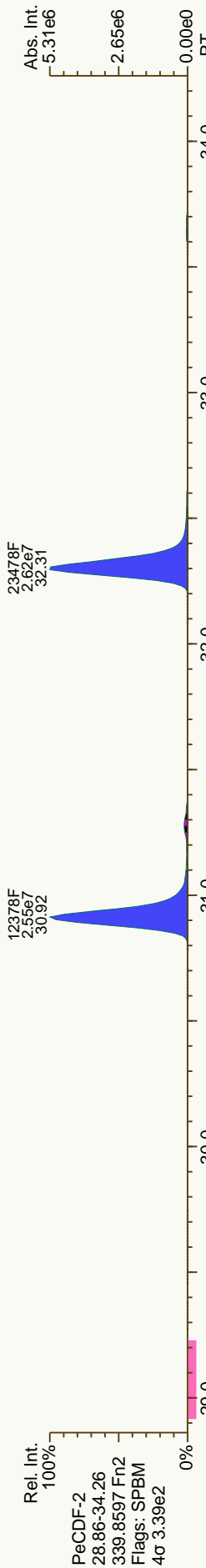


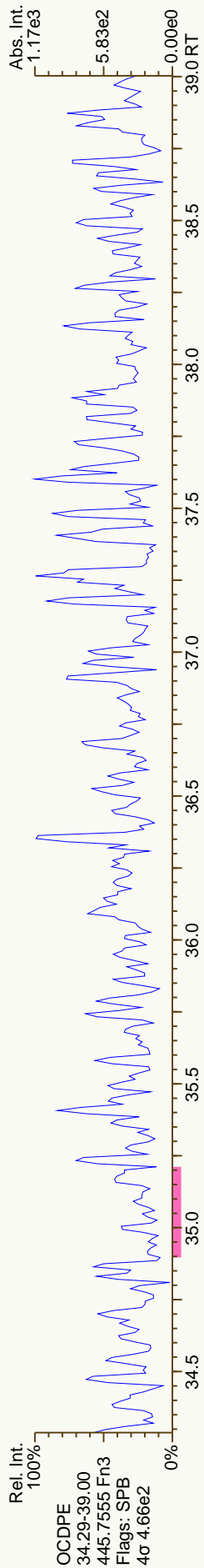
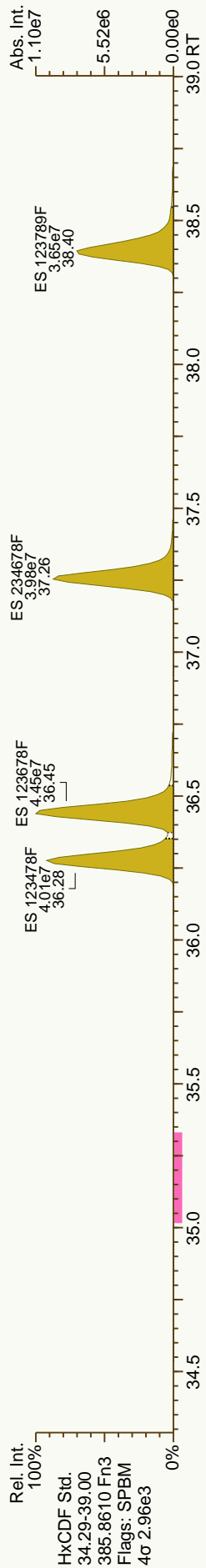
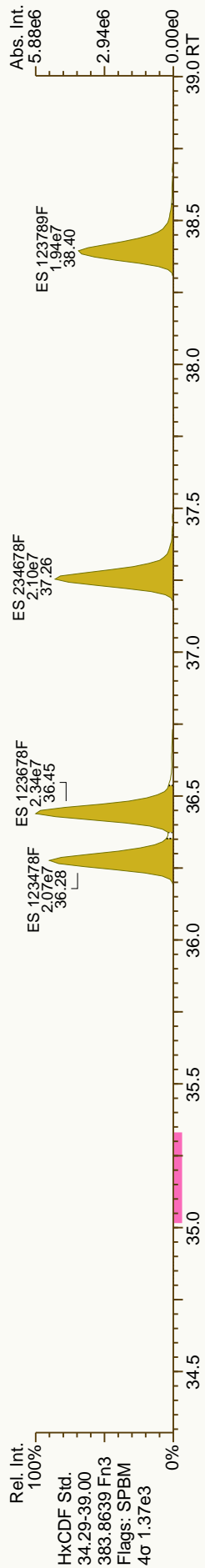
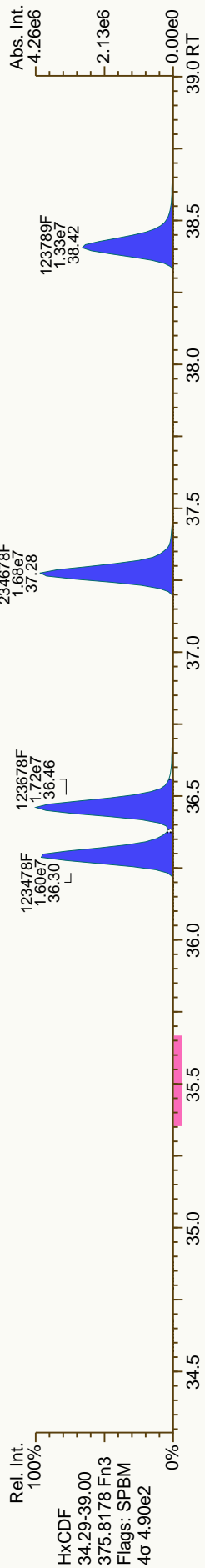
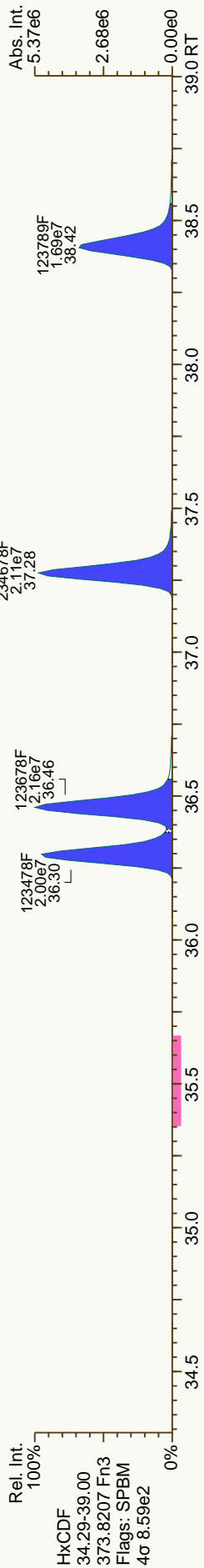


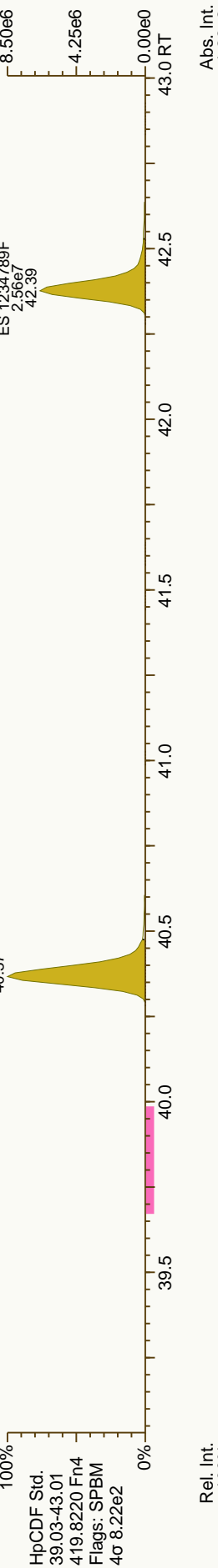
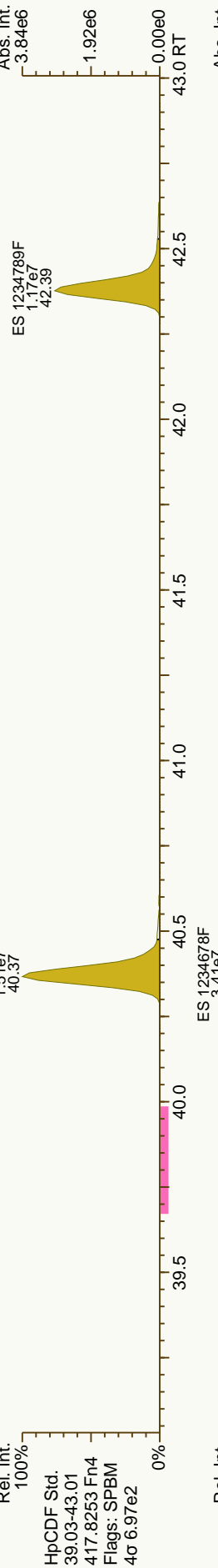
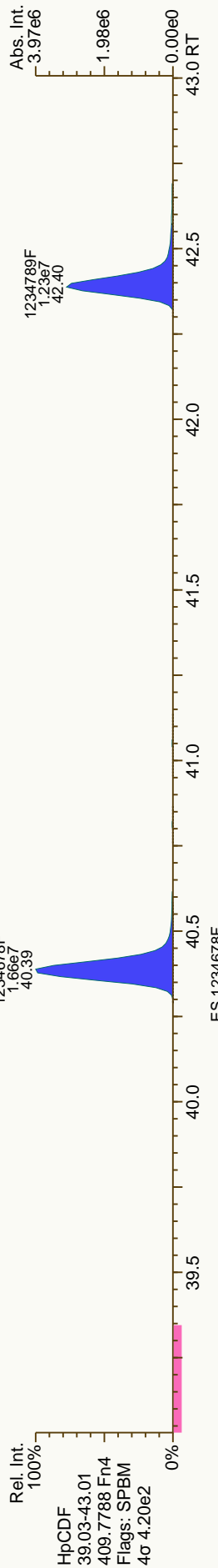
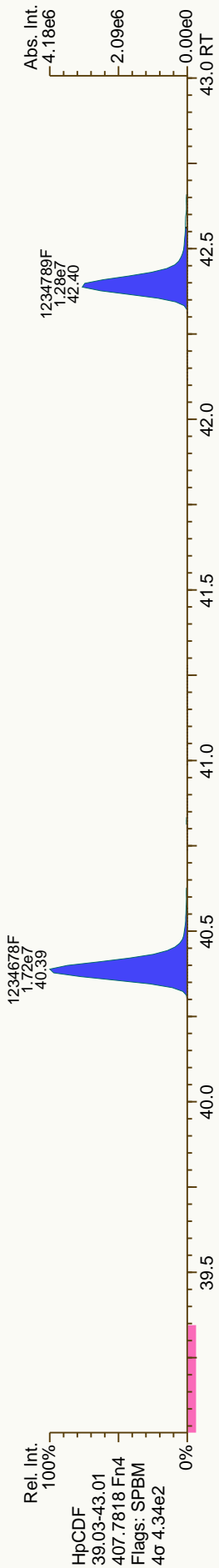


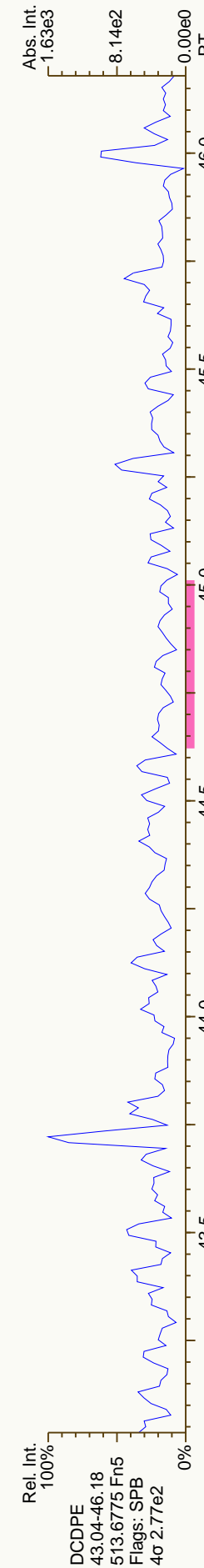
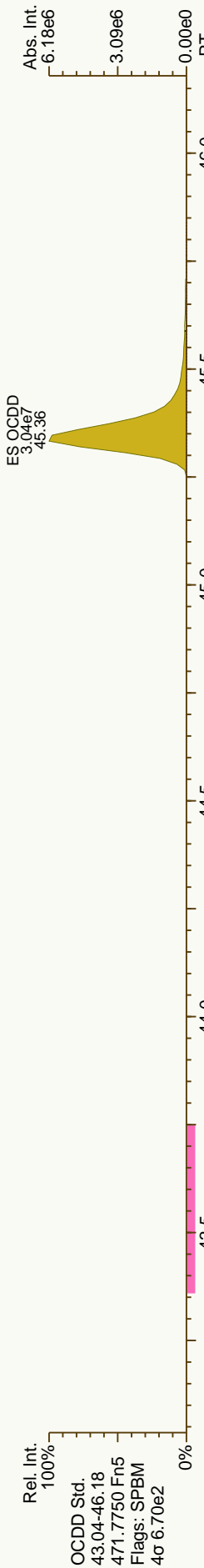
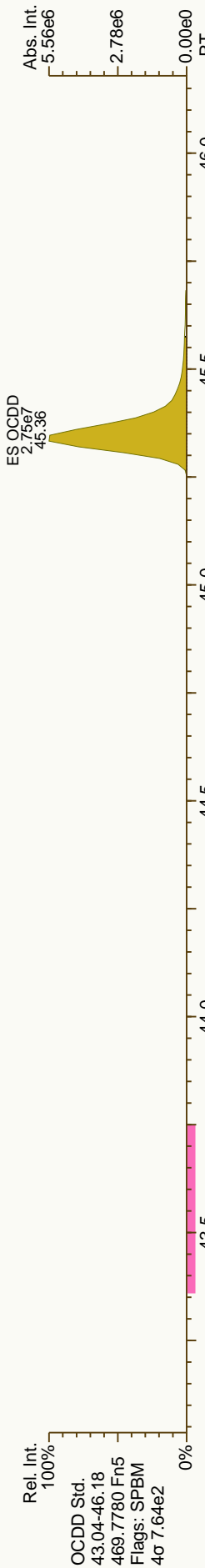














Dioxin/Furan QC Summary

Lab ID: 1613_CS4

Sample ID: 1613_CS4

Acq'd: 01 Aug 2012 13:47 MDC

UTP: 01-Aug-2012 14:45 MDC

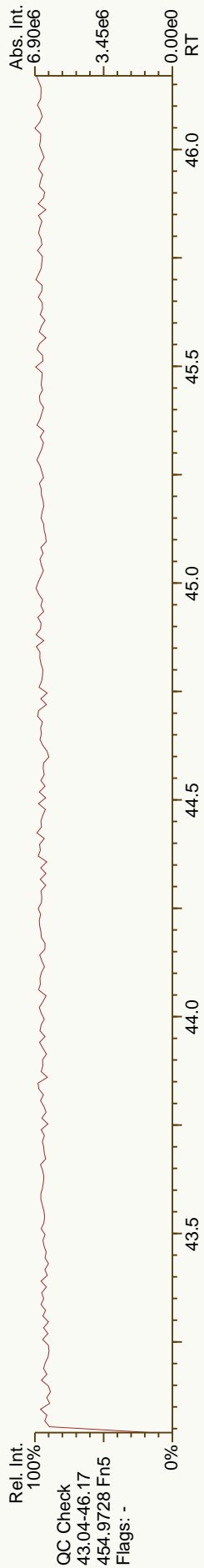
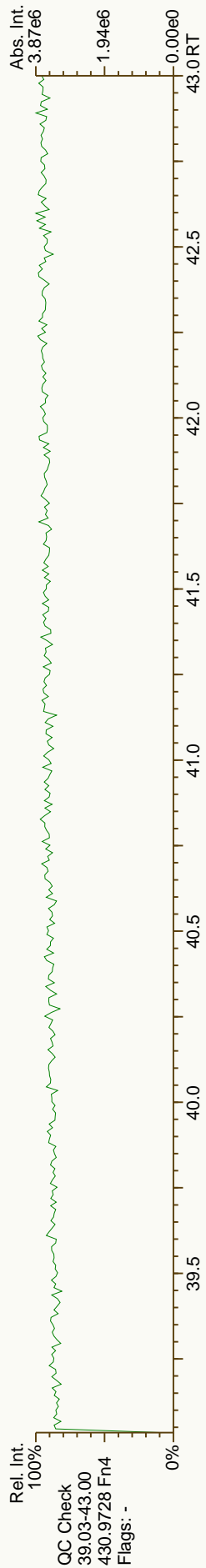
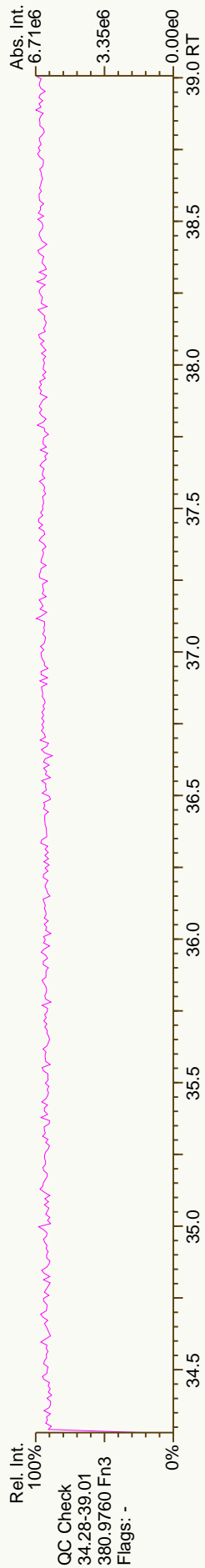
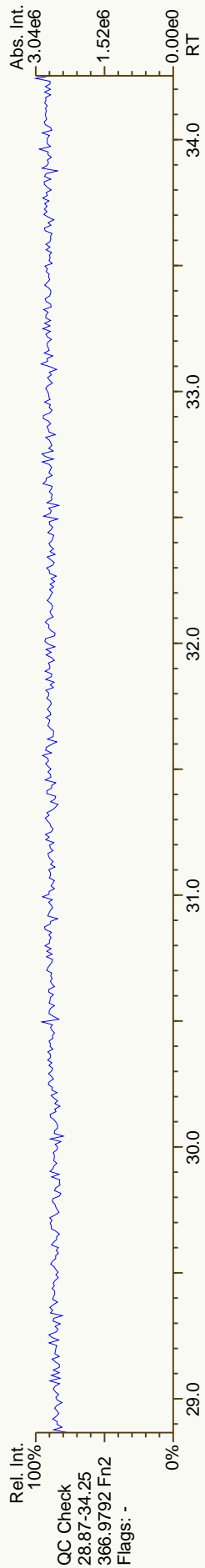
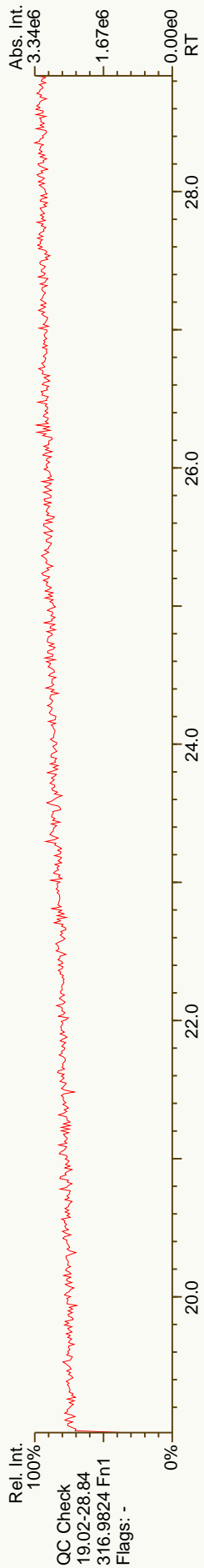
Report: 16 Oct 2012 09:39 MC

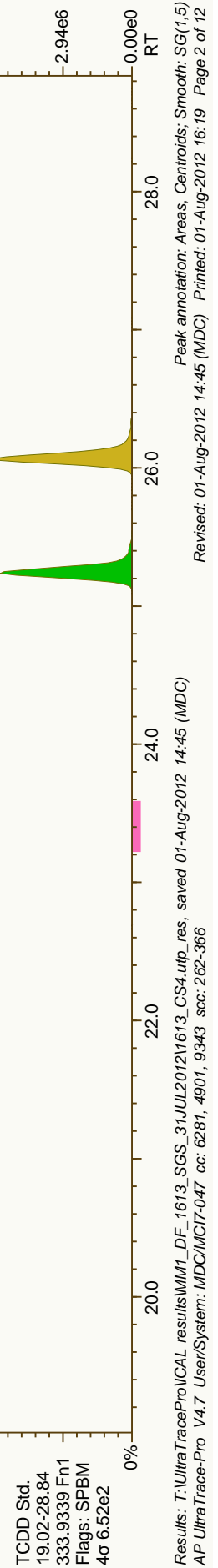
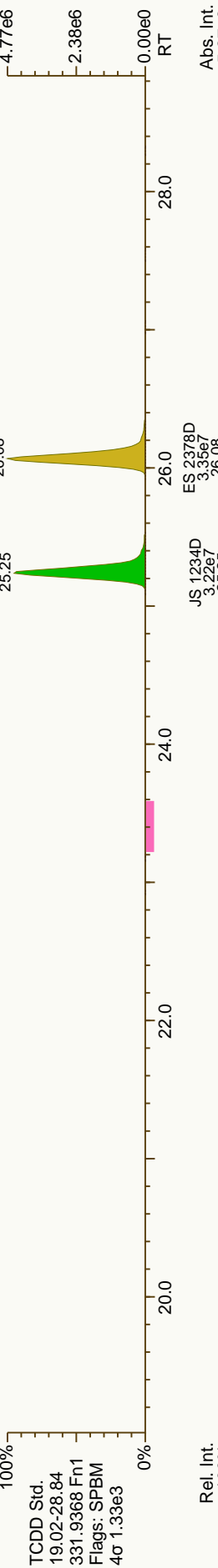
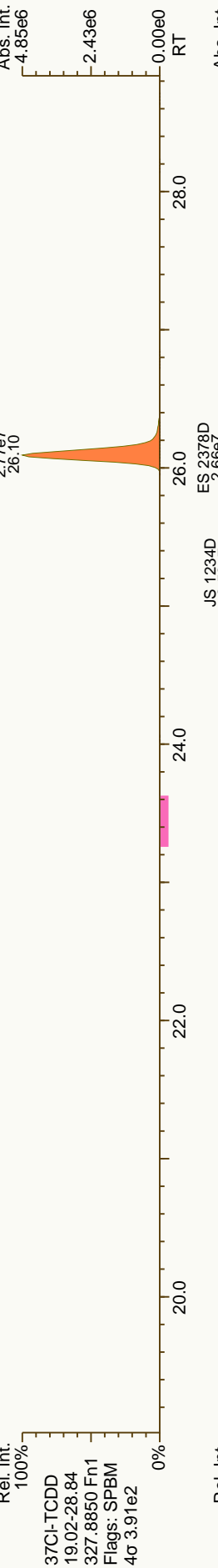
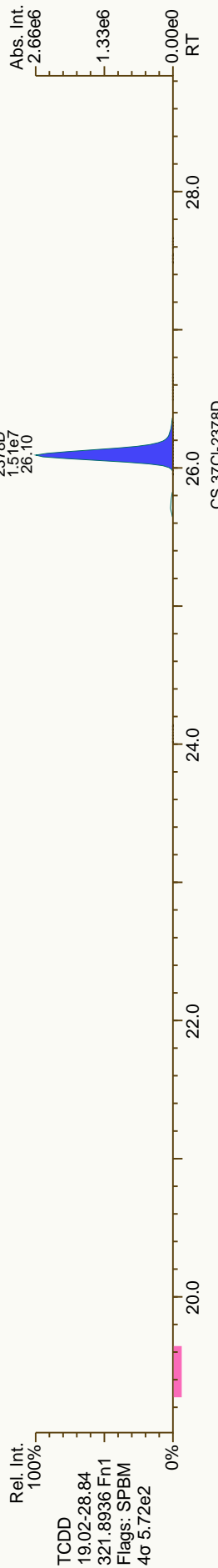

ICAL: 1613_SGS

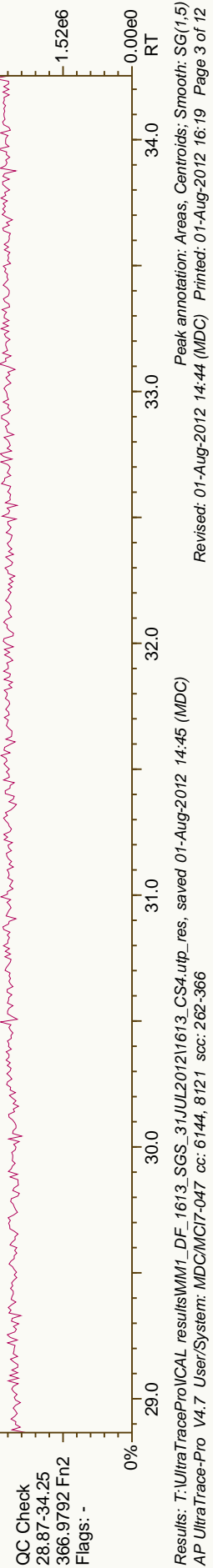
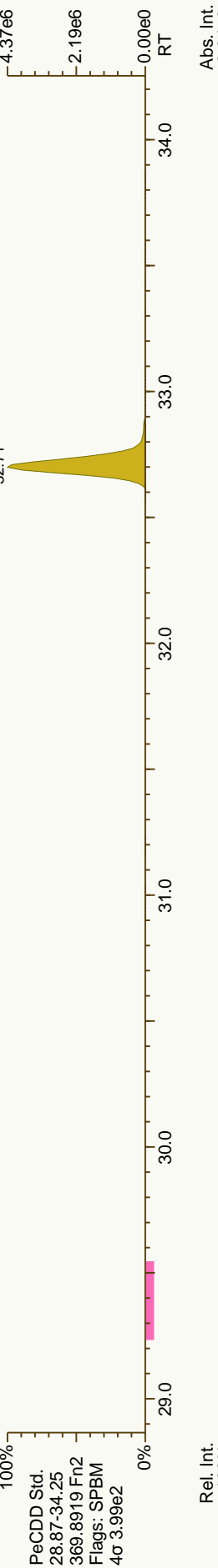
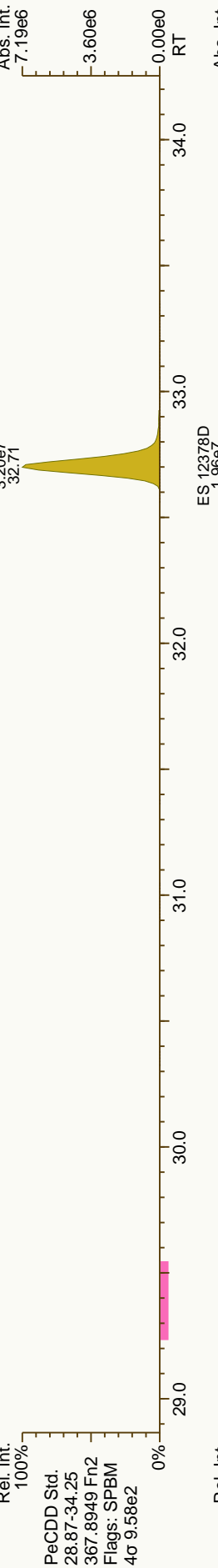
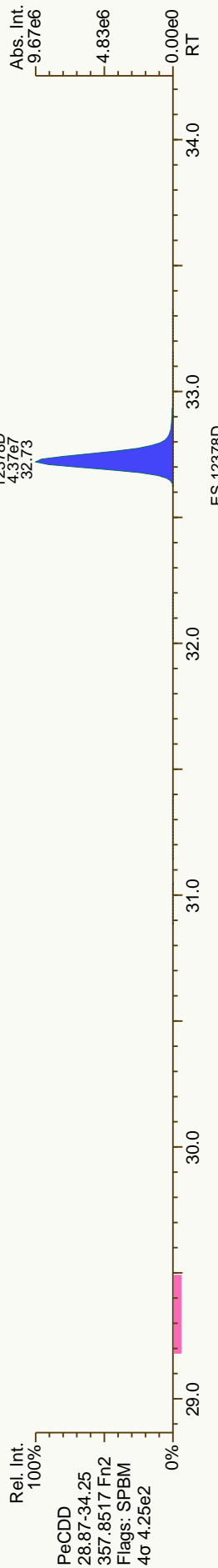

Checkcode: 262-366-GHT

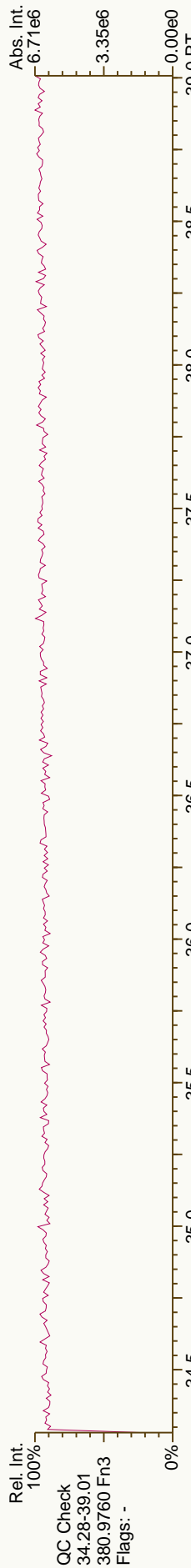




Datafile: 120801P2-05


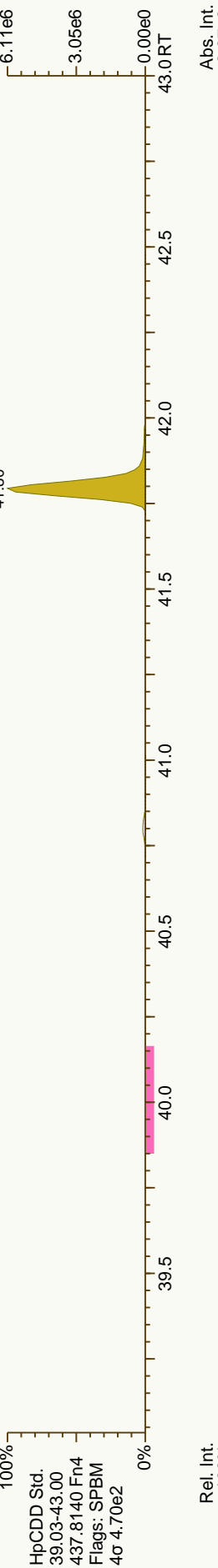
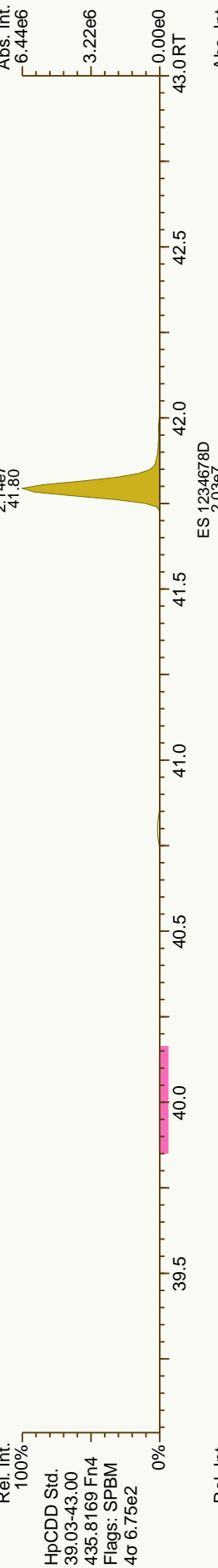
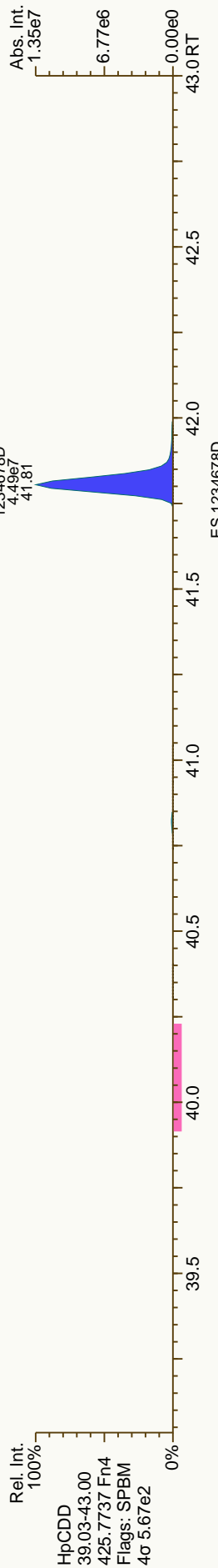
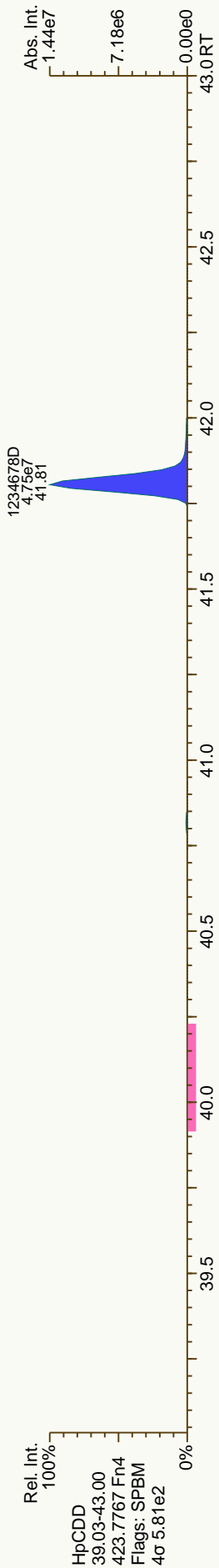
Name	RT	Response	RA	OK	Ref. RRFs	Calc. RRFs	Dev'n
2378-TCDD	26.10	2.69E+07	0.78	Y	1.08	1.12	3%
12378-PeCDD	32.73	1.13E+08	1.58	Y	1.07	1.09	1%
123478-HxCDD	37.49	1.05E+08	1.26	Y	1.05	1.07	2%
123678-HxCDD	37.63	1.09E+08	1.26	Y	0.98	0.99	0%
123789-HxCDD	37.98	1.06E+08	1.25	Y	1.01	1.01	0%
1234678-HpCDD	41.81	9.24E+07	1.06	Y	1.09	1.11	2%
OCDD	45.35	1.54E+08	0.91	Y	1.11	1.13	2%
2378-TCDF	25.03	3.92E+07	0.78	Y	0.98	0.97	-1%
12378-PeCDF	30.91	1.78E+08	1.56	Y	0.99	1.00	1%
23478-PeCDF	32.30	1.83E+08	1.58	Y	1.02	1.03	2%
123478-HxCDF	36.29	1.59E+08	1.24	Y	1.19	1.20	1%
123678-HxCDF	36.46	1.71E+08	1.26	Y	1.16	1.17	1%
234678-HxCDF	37.27	1.65E+08	1.25	Y	1.18	1.17	0%
123789-HxCDF	38.41	1.39E+08	1.26	Y	1.09	1.09	0%
1234678-HpCDF	40.38	1.51E+08	1.04	Y	1.35	1.38	2%
1234789-HpCDF	42.38	1.18E+08	1.03	Y	1.34	1.39	4%
OCDF	45.57	2.03E+08	0.91	Y	1.40	1.49	7%
ES 2378-TCDD	26.08	6.02E+07	0.79	Y	1.04	1.04	-1%
ES 12378-PeCDD	32.71	5.17E+07	1.63	Y	0.87	0.89	3%
ES 123478-HxCDD	37.48	4.92E+07	1.29	Y	0.94	0.95	1%
ES 123678-HxCDD	37.61	5.55E+07	1.24	Y	1.06	1.07	1%
ES 1234678-HpCDD	41.80	4.17E+07	1.06	Y	0.80	0.80	0%
ES OCDD	45.33	6.78E+07	0.90	Y	0.63	0.65	3%
ES 2378-TCDF	25.00	1.01E+08	0.77	Y	1.74	1.74	0%
ES 12378-PeCDF	30.89	8.88E+07	1.58	Y	1.49	1.53	2%
ES 23478-PeCDF	32.28	8.86E+07	1.60	Y	1.48	1.52	3%
ES 123478-HxCDF	36.27	6.63E+07	0.52	Y	1.27	1.28	0%
ES 123678-HxCDF	36.44	7.32E+07	0.52	Y	1.41	1.41	0%
ES 234678-HxCDF	37.25	7.01E+07	0.52	Y	1.34	1.35	0%
ES 123789-HxCDF	38.39	6.37E+07	0.53	Y	1.20	1.22	2%
ES 1234678-HpCDF	40.37	5.50E+07	0.45	Y	1.06	1.06	0%
ES 1234789-HpCDF	42.37	4.25E+07	0.45	Y	0.82	0.82	0%

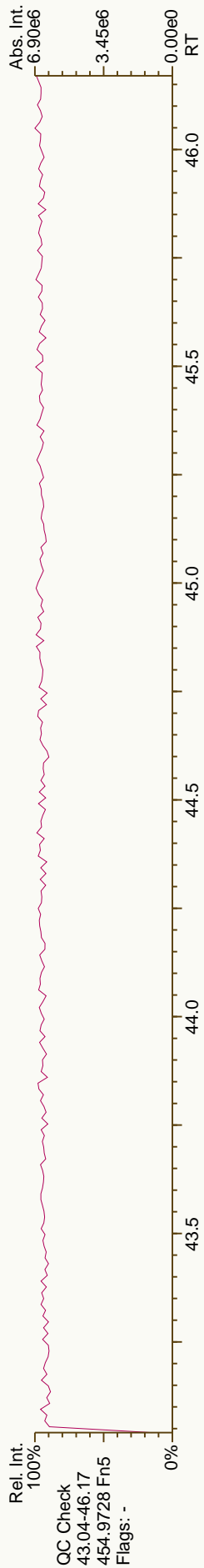
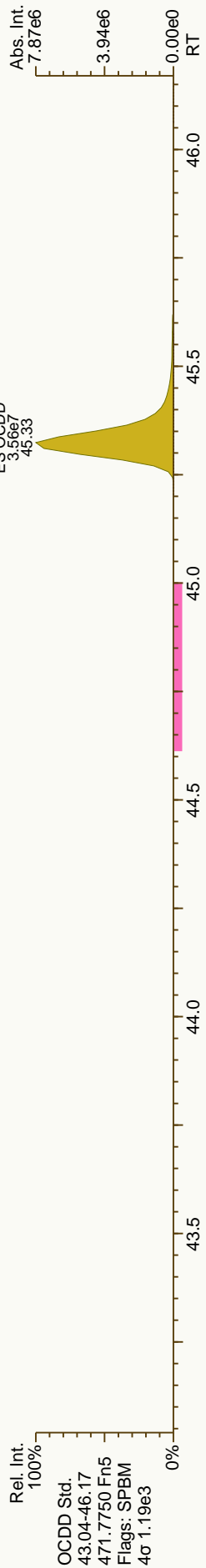
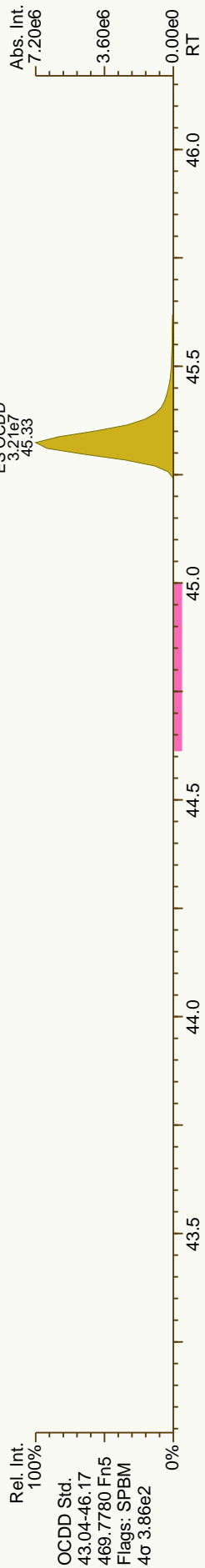

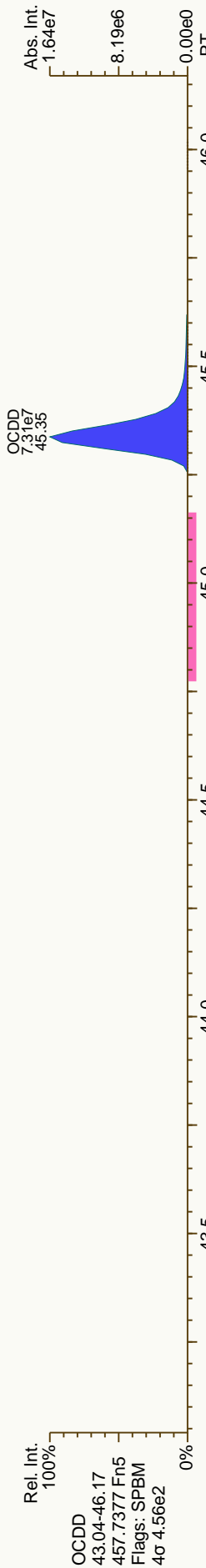


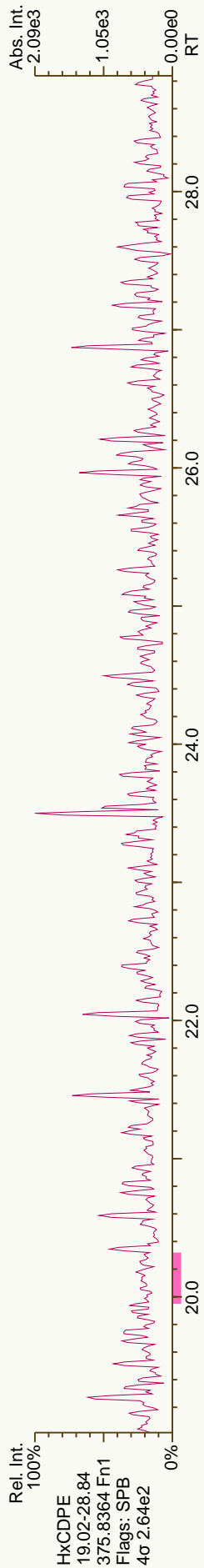
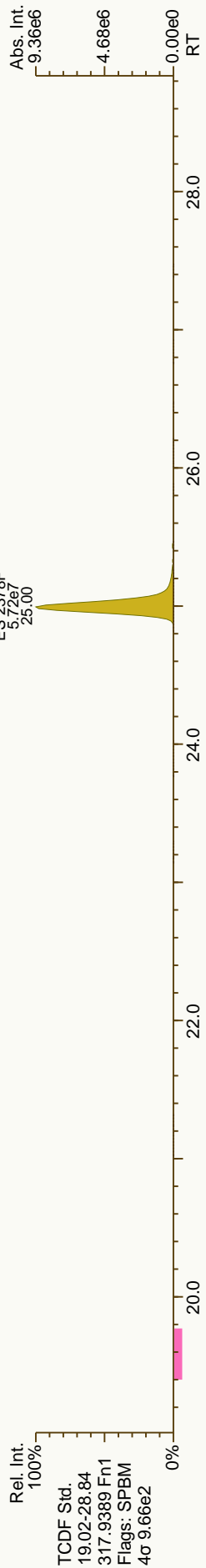

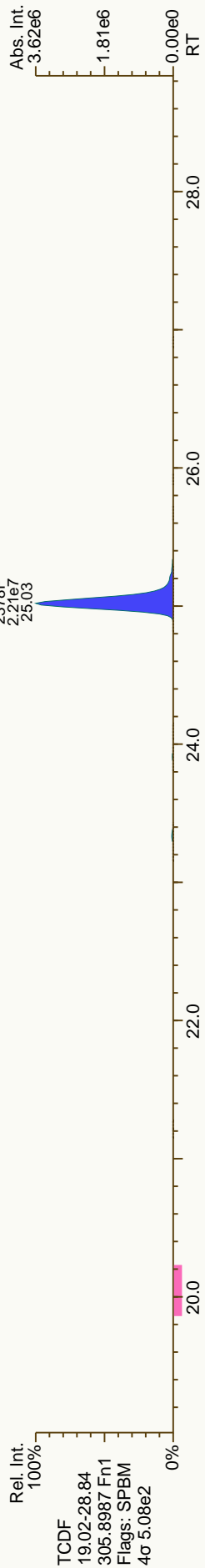
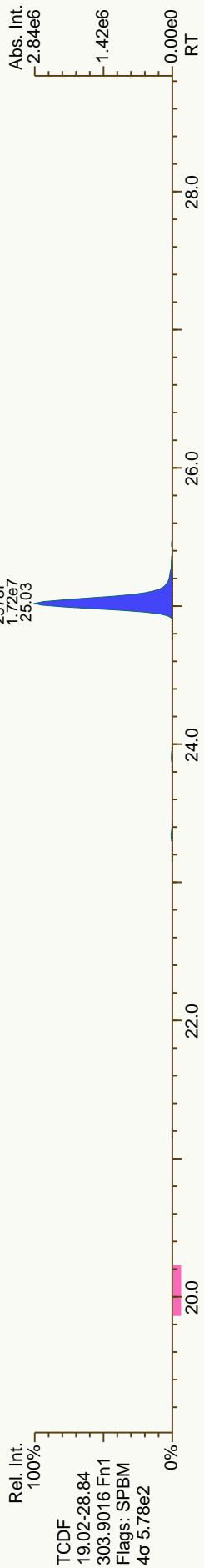


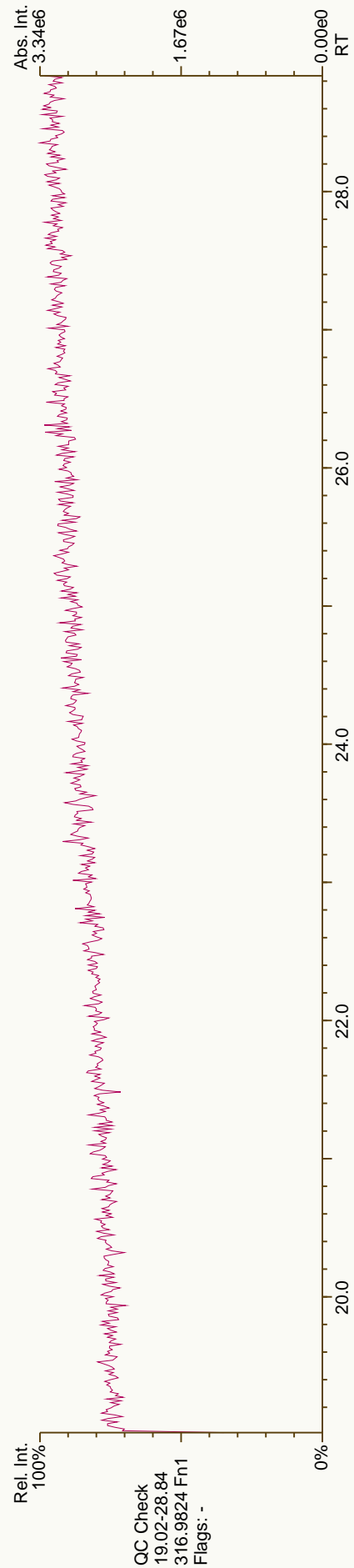
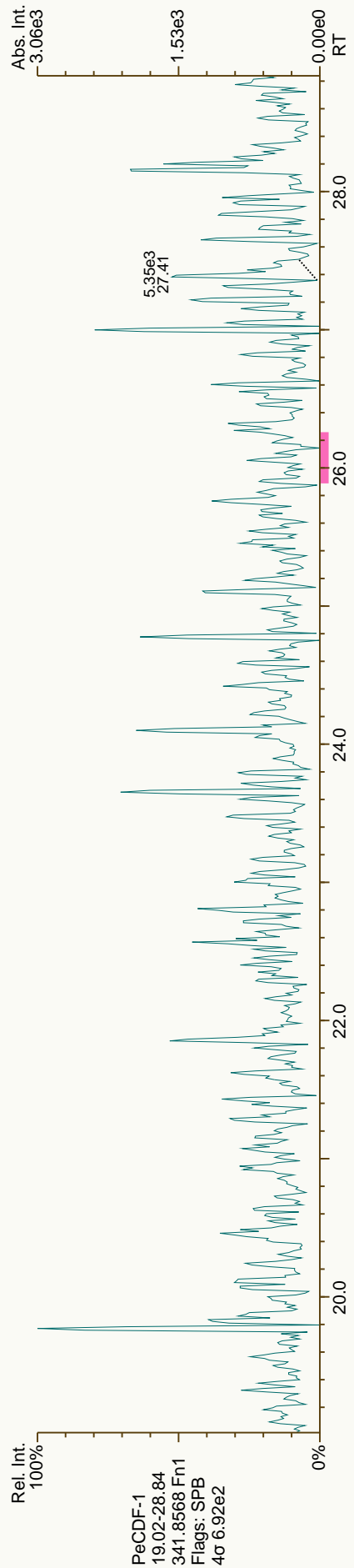
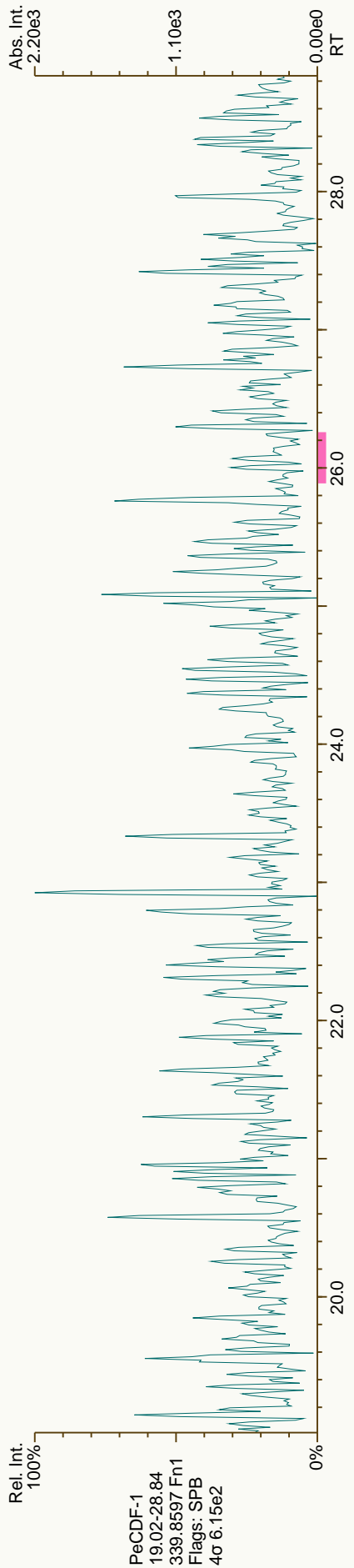


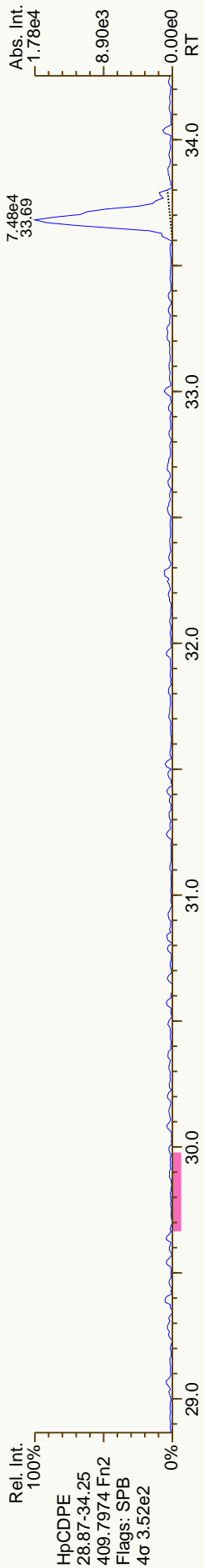
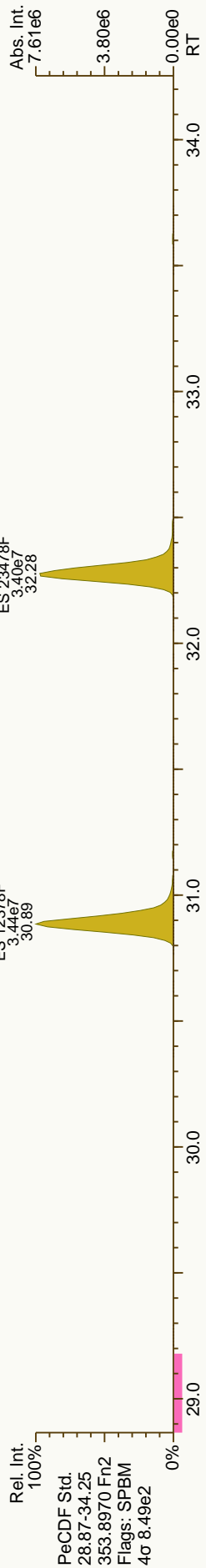
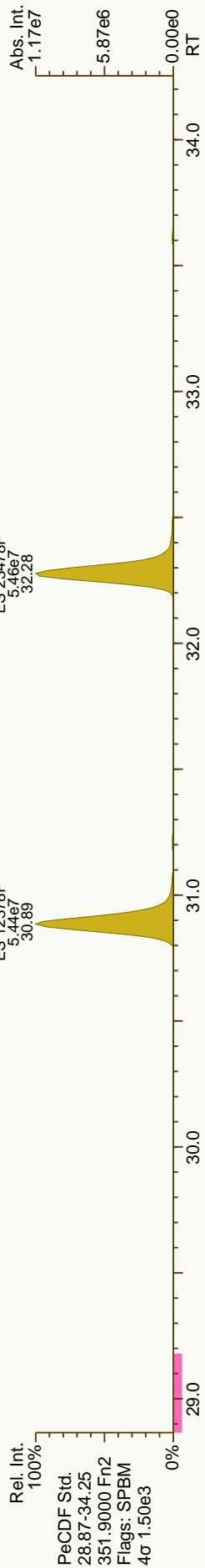
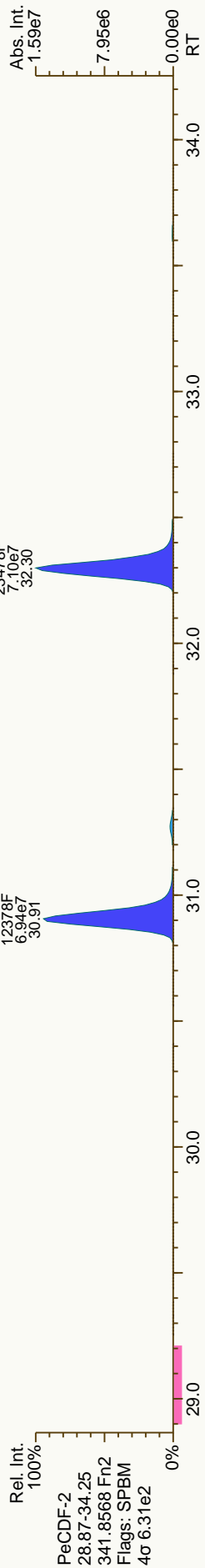
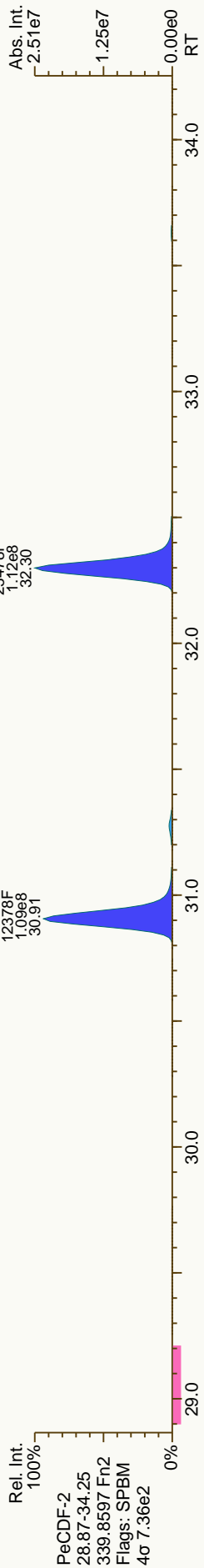


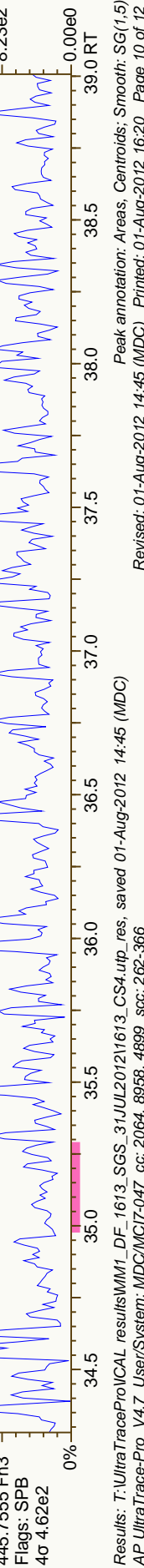
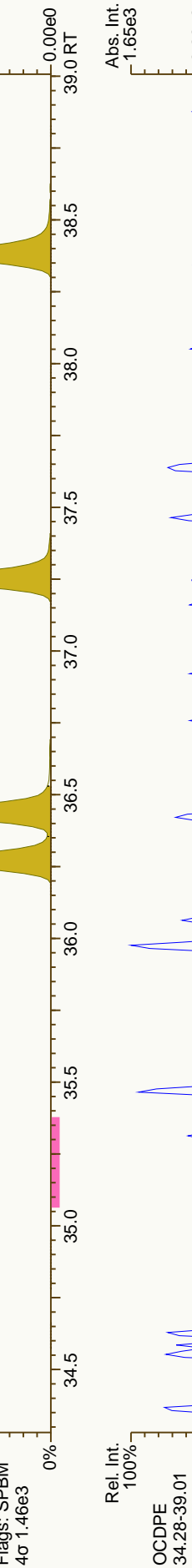
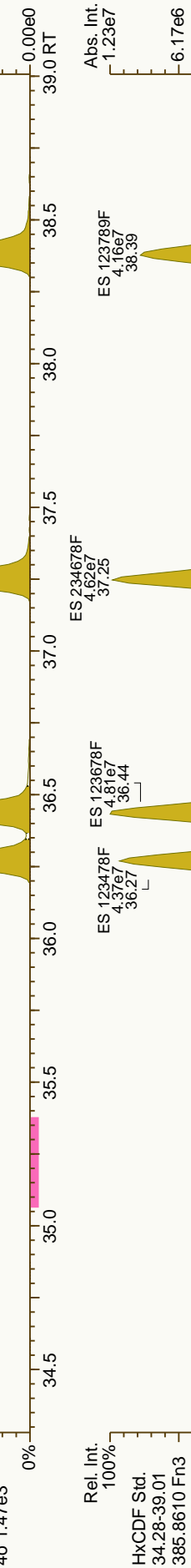
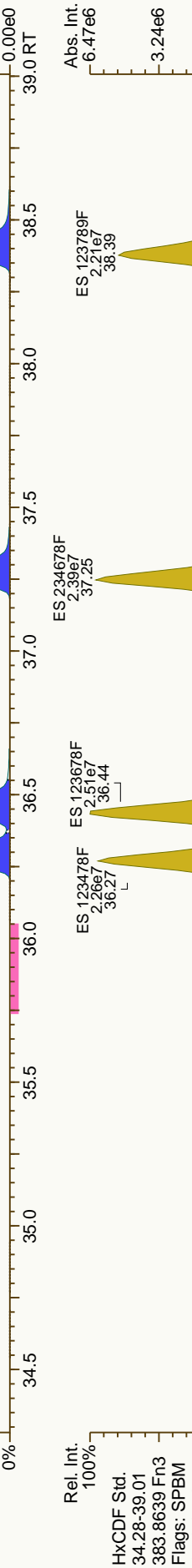

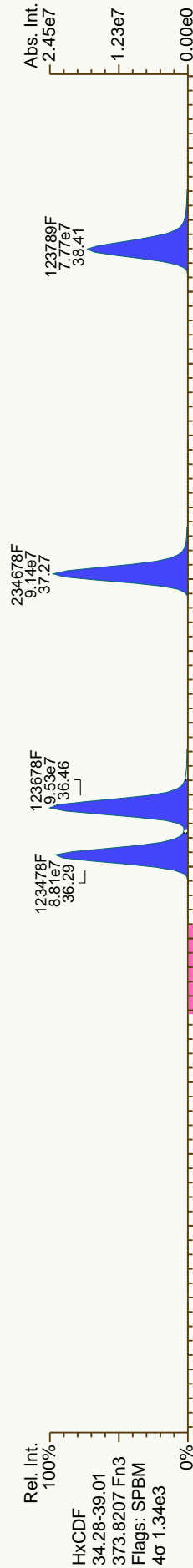


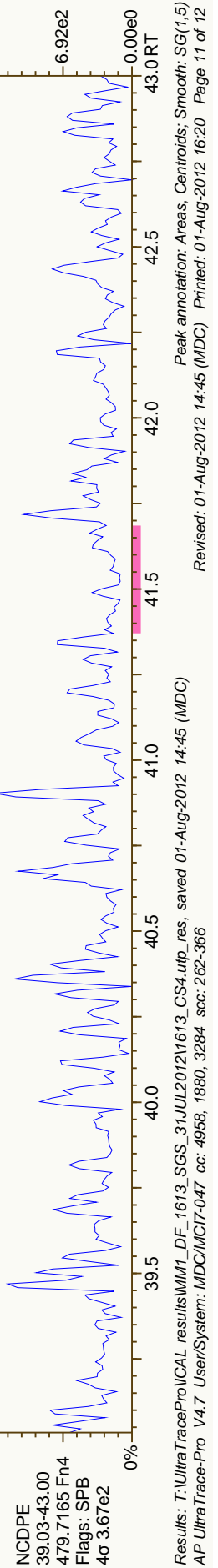
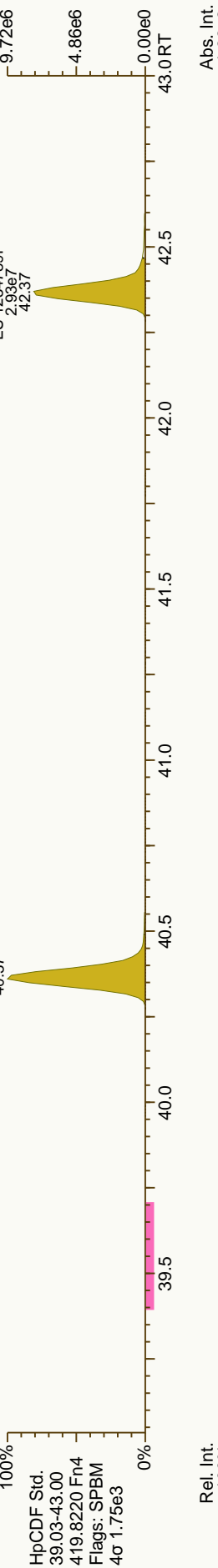
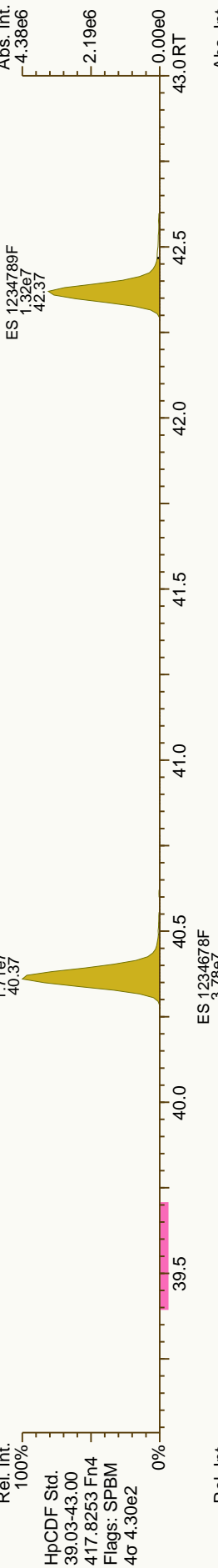
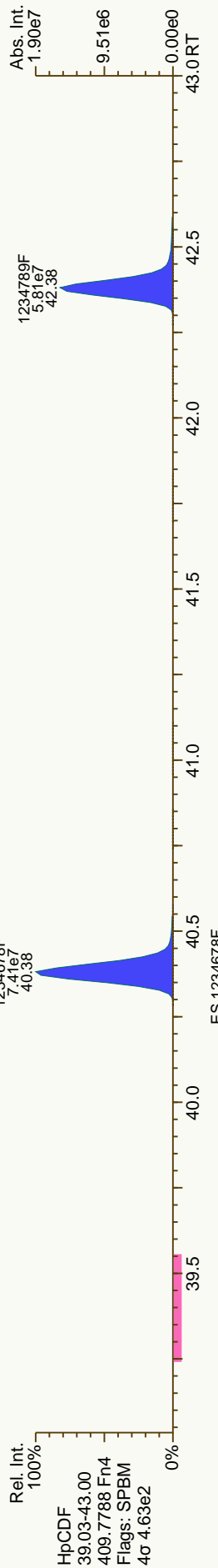
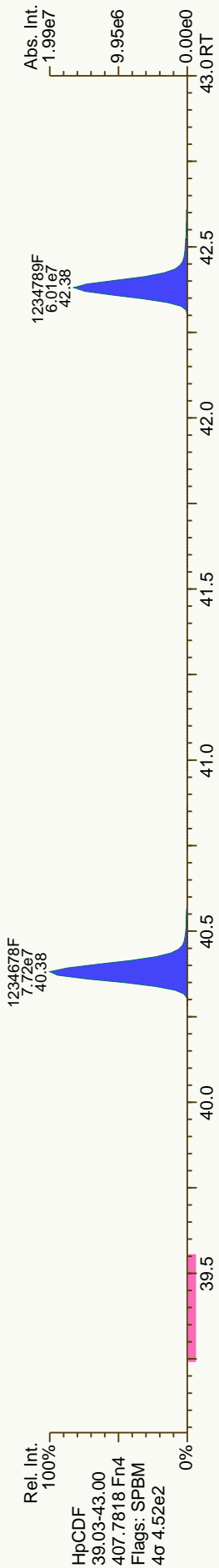


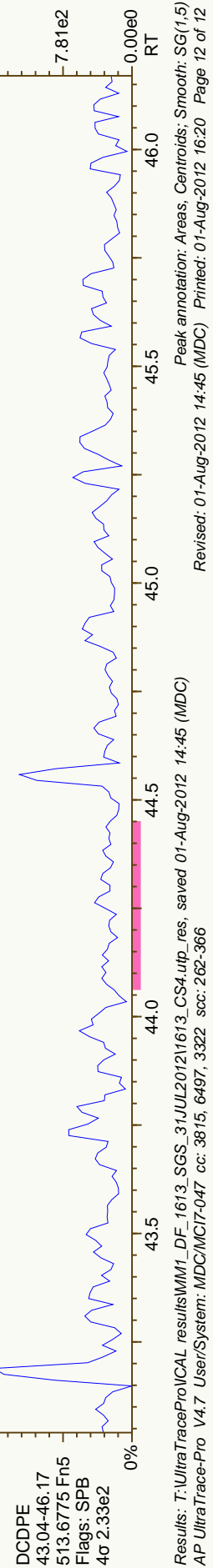
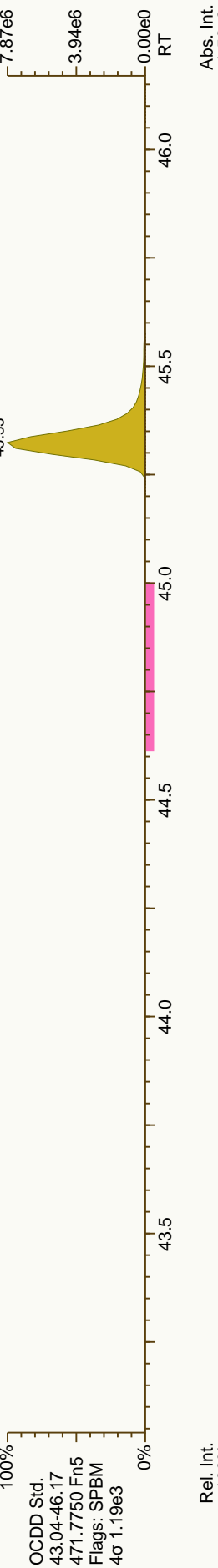
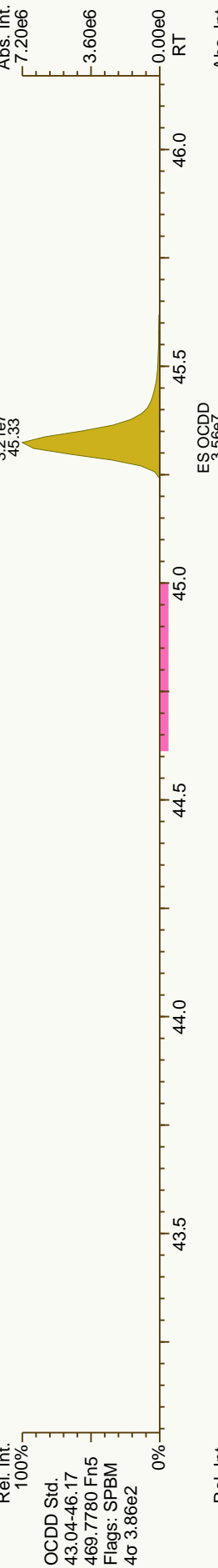
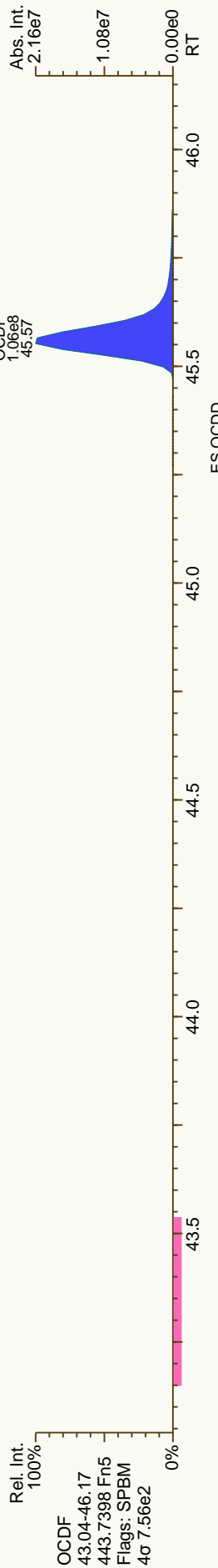
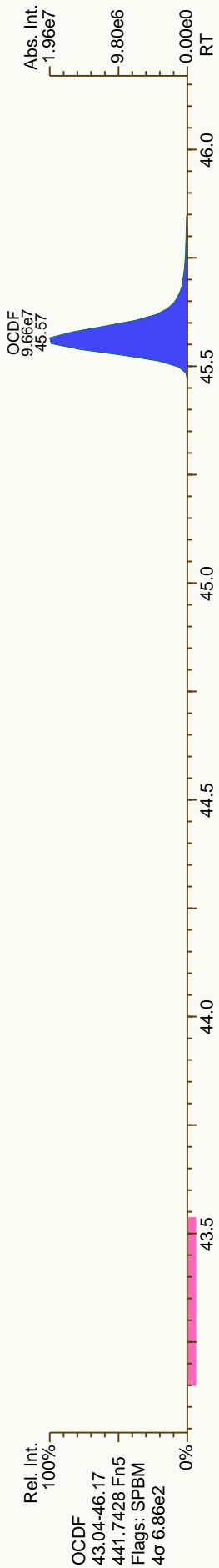












Dioxin/Furan QC Summary

Lab ID: 1613_CS5

Sample ID: 1613_CS5

Acq'd: 01 Aug 2012 14:38 MDC

UTP: 01-Aug-2012 15:36 MDC

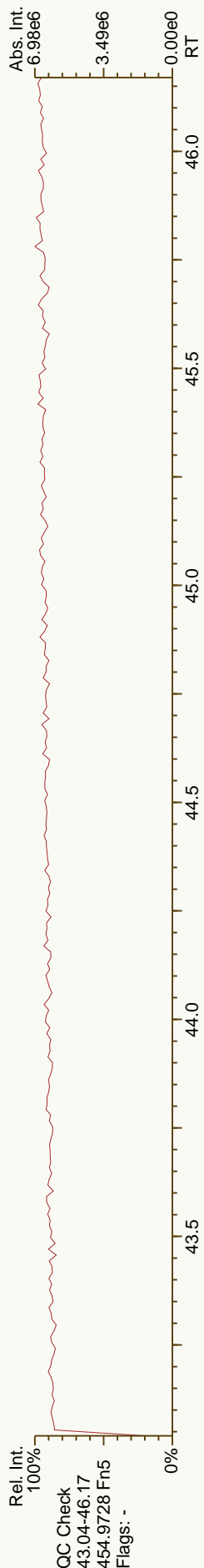
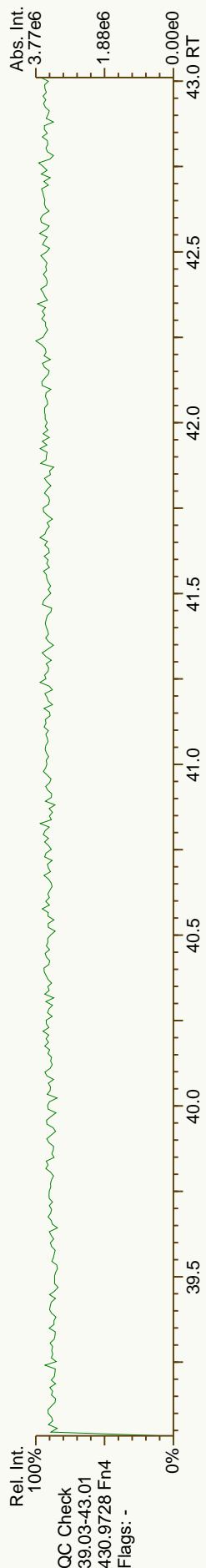
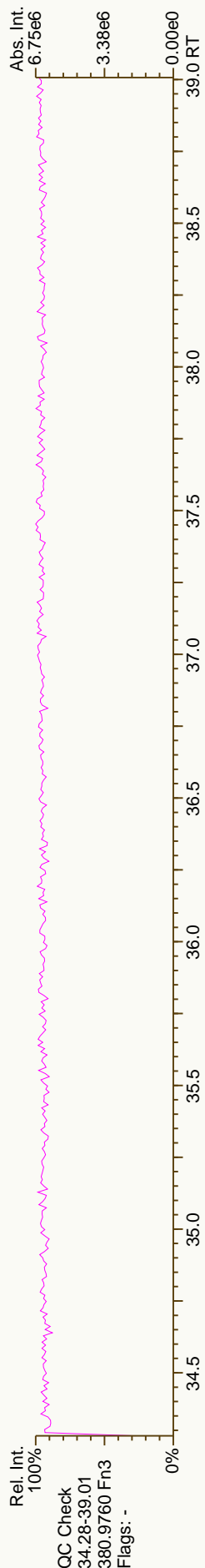
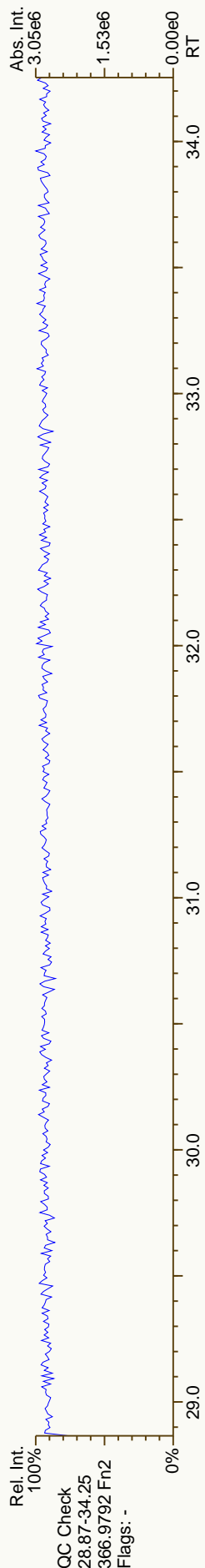
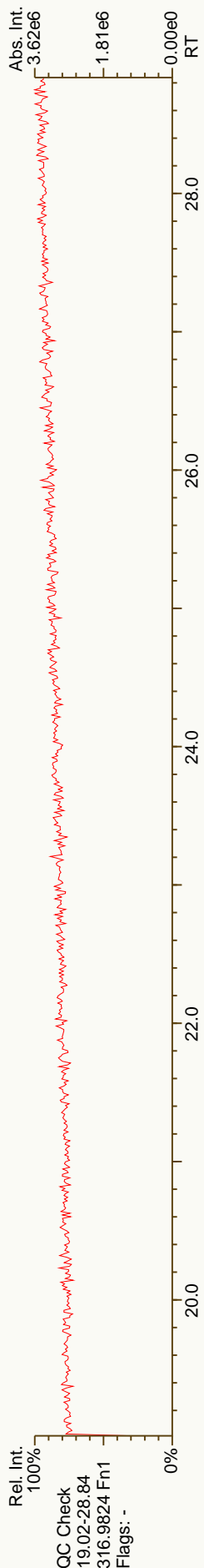
Report: 16 Oct 2012 09:39 MC

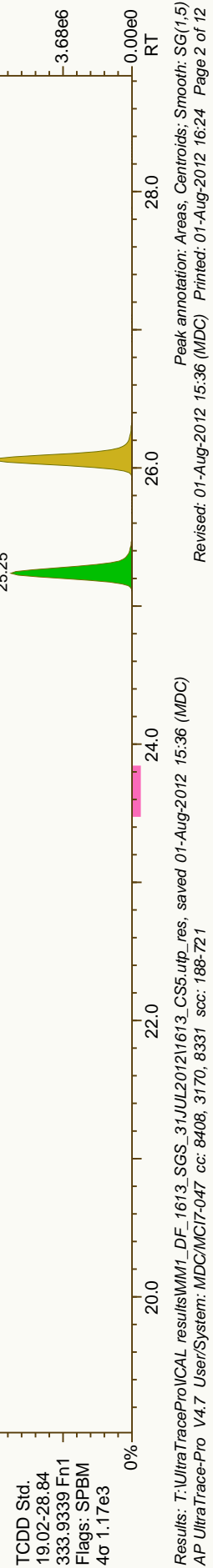
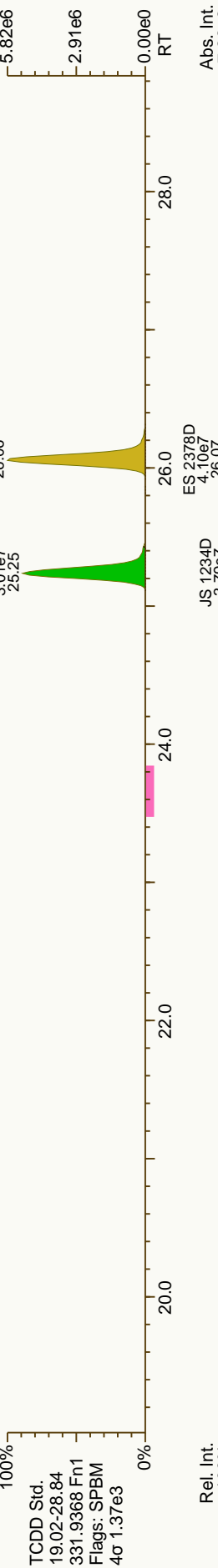
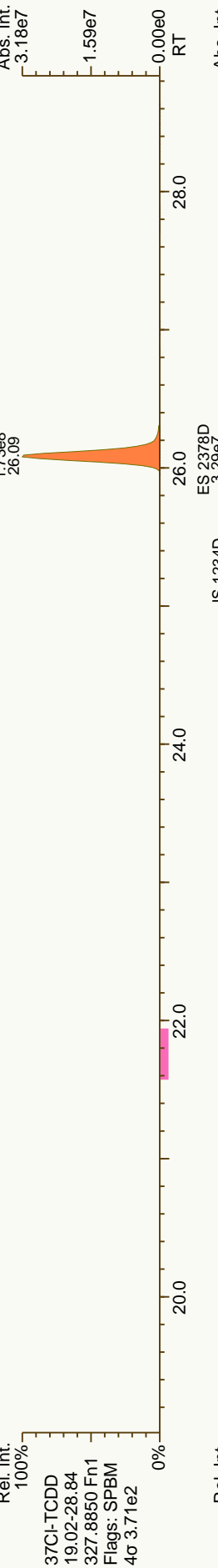
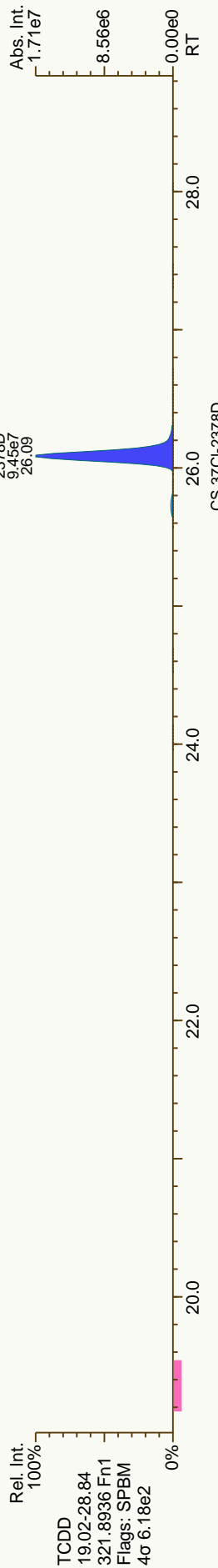
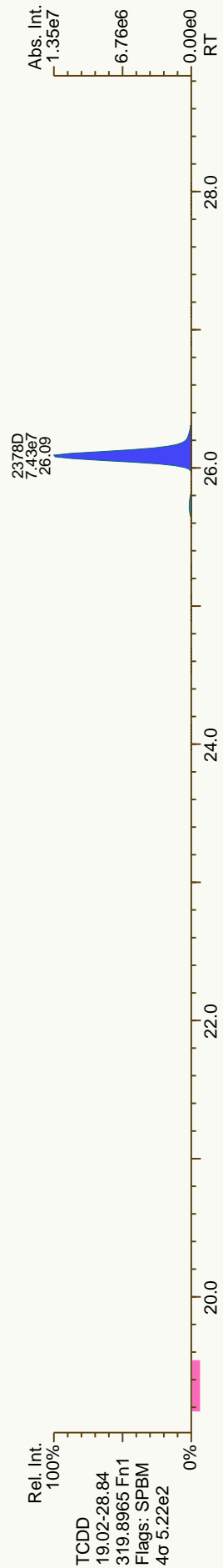
ICAL: 1613_SGS

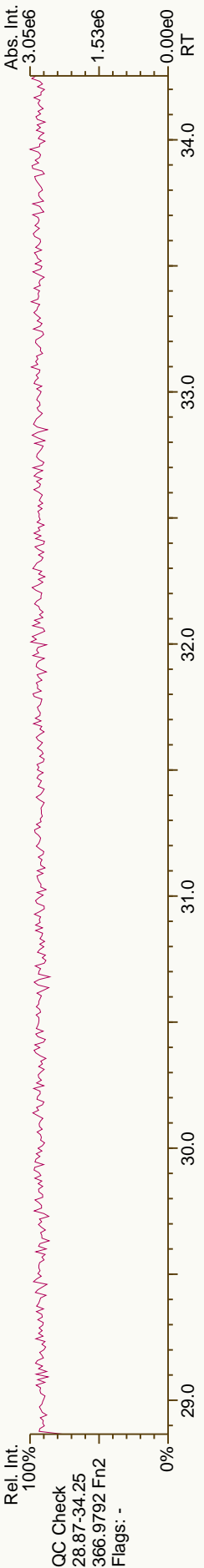
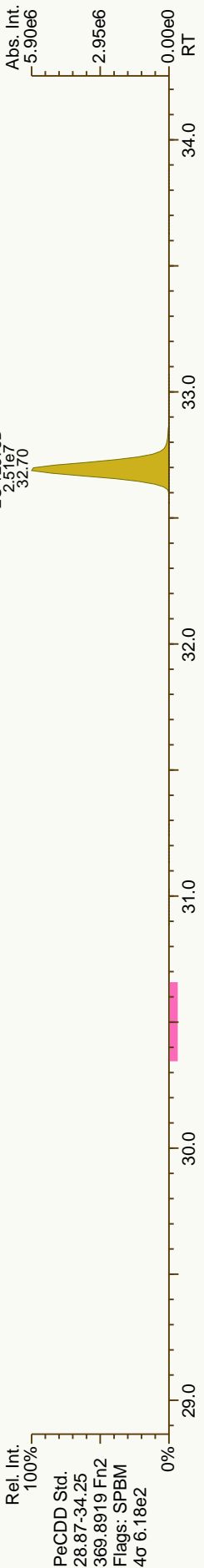
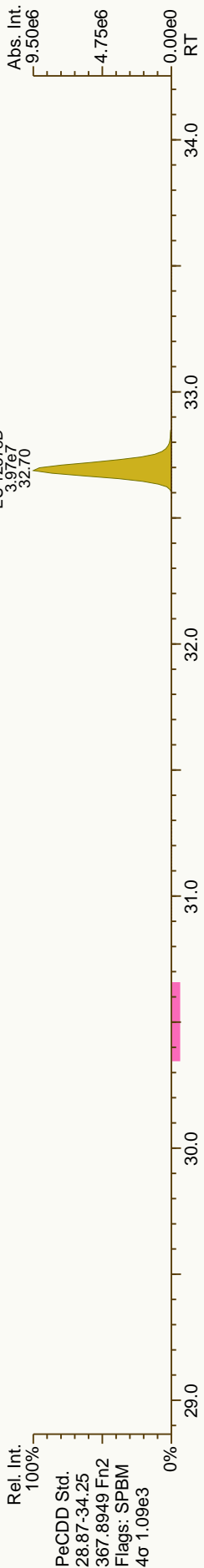

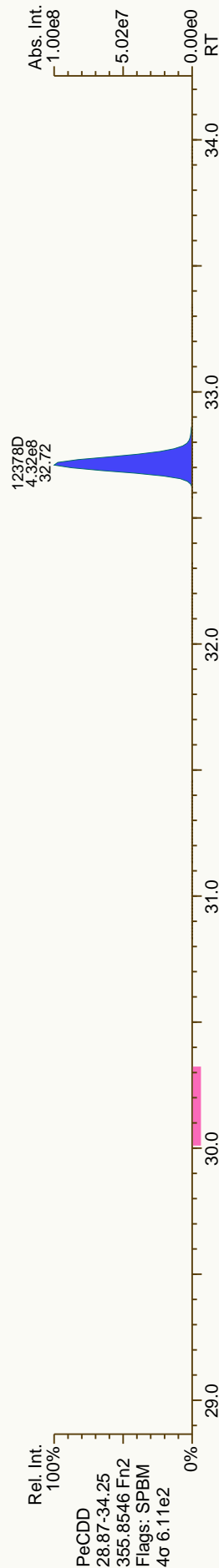
Checkcode: 188-721-YQG


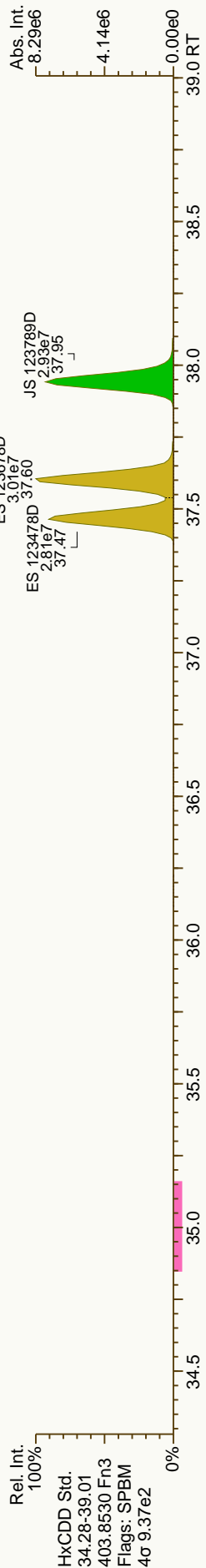
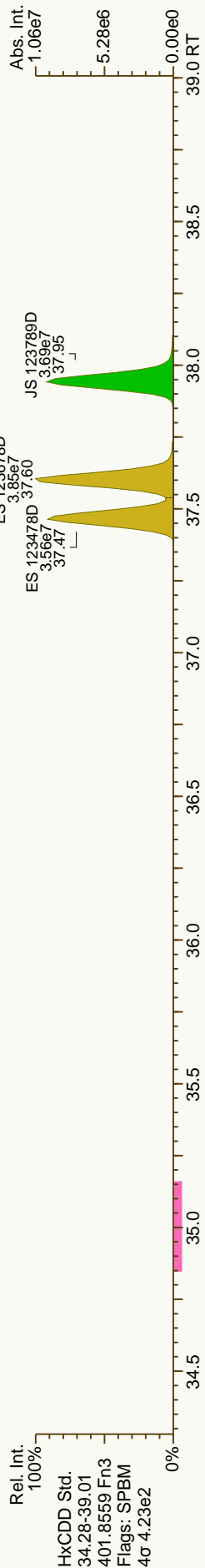
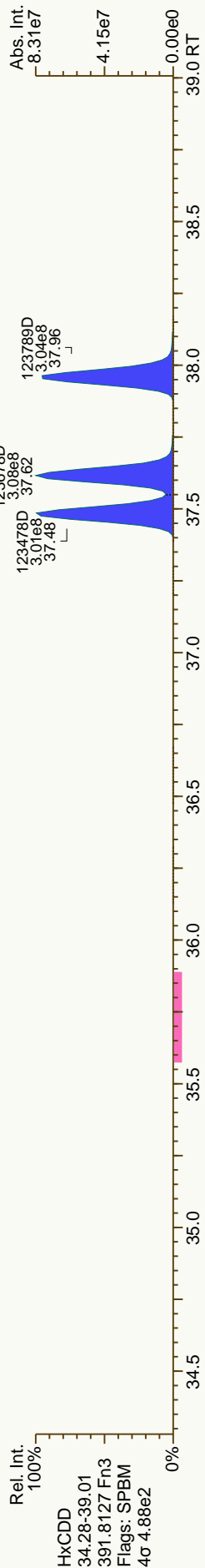
Datafile: 120801P2-06

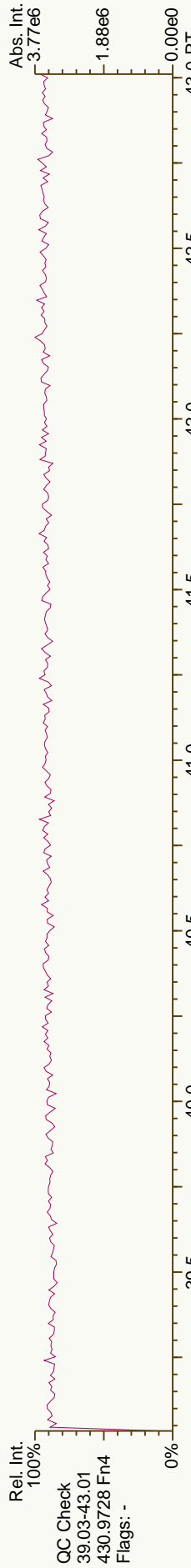
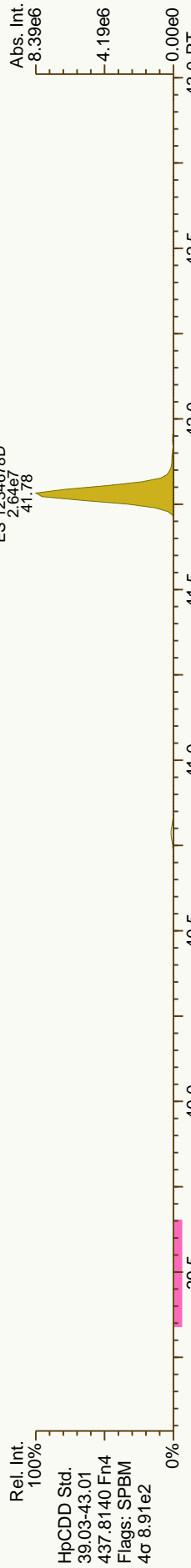
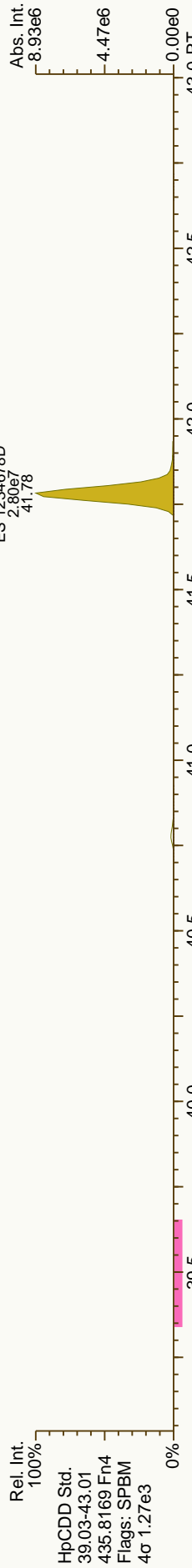
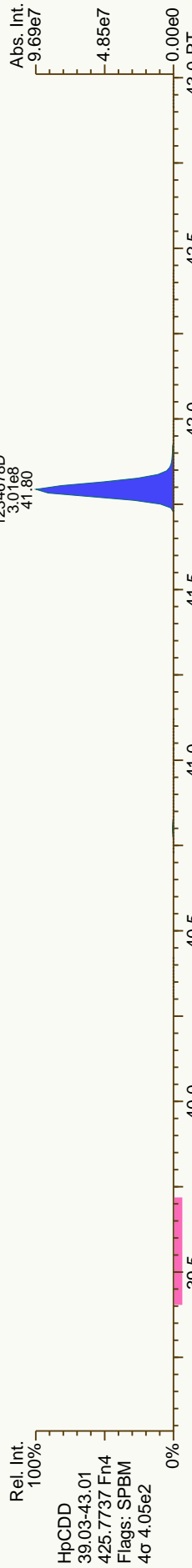

Name	RT	Response	RA	OK	Ref. RRFs	Calc. RRFs	Dev'n
2378-TCDD	26.09	1.69E+08	0.79	Y	1.08	1.14	5%
12378-PeCDD	32.72	7.09E+08	1.56	Y	1.07	1.09	2%
123478-HxCDD	37.48	6.81E+08	1.26	Y	1.05	1.07	2%
123678-HxCDD	37.62	6.93E+08	1.25	Y	0.98	1.01	3%
123789-HxCDD	37.96	6.85E+08	1.25	Y	1.01	1.04	3%
1234678-HpCDD	41.80	6.19E+08	1.05	Y	1.09	1.14	4%
OCDD	45.33	1.08E+09	0.90	Y	1.11	1.14	3%
2378-TCDF	25.02	2.40E+08	0.79	Y	0.98	0.98	1%
12378-PeCDF	30.90	1.12E+09	1.58	Y	0.99	1.02	3%
23478-PeCDF	32.29	1.15E+09	1.58	Y	1.02	1.06	4%
123478-HxCDF	36.28	1.00E+09	1.25	Y	1.19	1.22	3%
123678-HxCDF	36.45	1.08E+09	1.25	Y	1.16	1.19	3%
234678-HxCDF	37.26	1.04E+09	1.25	Y	1.18	1.19	1%
123789-HxCDF	38.39	9.09E+08	1.25	Y	1.09	1.12	3%
1234678-HpCDF	40.37	1.01E+09	1.03	Y	1.35	1.39	3%
1234789-HpCDF	42.37	8.03E+08	1.04	Y	1.34	1.38	3%
OCDF	45.55	1.46E+09	0.91	Y	1.40	1.54	10%
ES 2378-TCDD	26.06	7.39E+07	0.80	Y	1.04	1.09	4%
ES 12378-PeCDD	32.70	6.49E+07	1.58	Y	0.87	0.95	10%
ES 123478-HxCDD	37.47	6.36E+07	1.27	Y	0.94	0.96	2%
ES 123678-HxCDD	37.60	6.86E+07	1.28	Y	1.06	1.04	-2%
ES 1234678-HpCDD	41.78	5.44E+07	1.06	Y	0.80	0.82	3%
ES OCDD	45.32	9.50E+07	0.90	Y	0.63	0.72	14%
ES 2378-TCDF	24.99	1.22E+08	0.79	Y	1.74	1.80	3%
ES 12378-PeCDF	30.88	1.10E+08	1.59	Y	1.49	1.61	8%
ES 23478-PeCDF	32.27	1.09E+08	1.59	Y	1.48	1.60	8%
ES 123478-HxCDF	36.26	8.23E+07	0.52	Y	1.27	1.24	-2%
ES 123678-HxCDF	36.43	9.12E+07	0.53	Y	1.41	1.38	-2%
ES 234678-HxCDF	37.24	8.73E+07	0.52	Y	1.34	1.32	-2%
ES 123789-HxCDF	38.37	8.09E+07	0.52	Y	1.20	1.22	1%
ES 1234678-HpCDF	40.35	7.25E+07	0.46	Y	1.06	1.10	3%
ES 1234789-HpCDF	42.35	5.81E+07	0.45	Y	0.82	0.88	7%


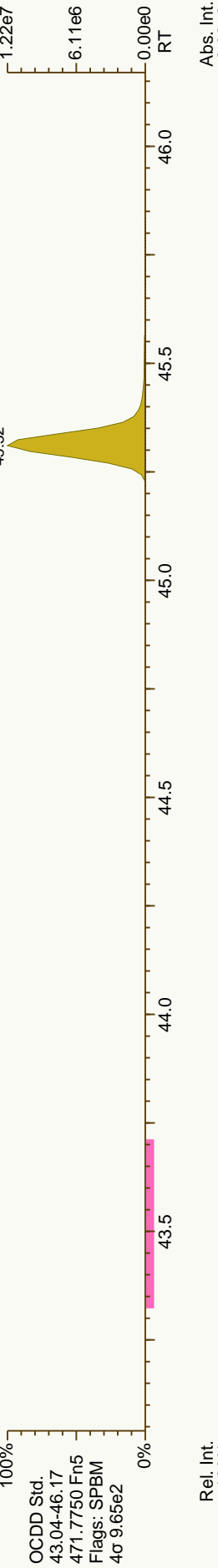
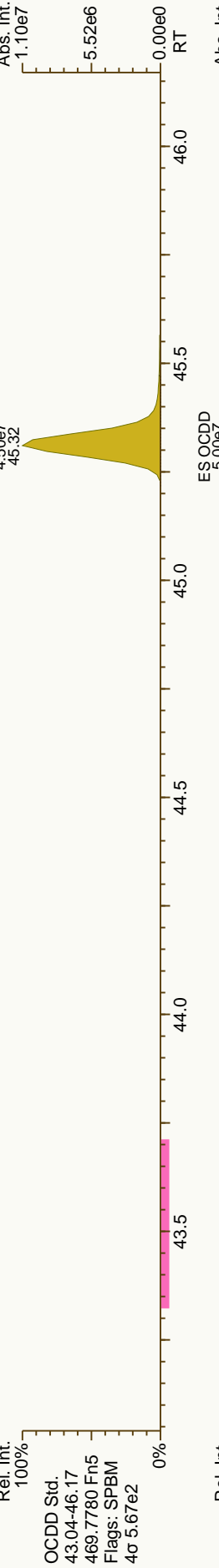
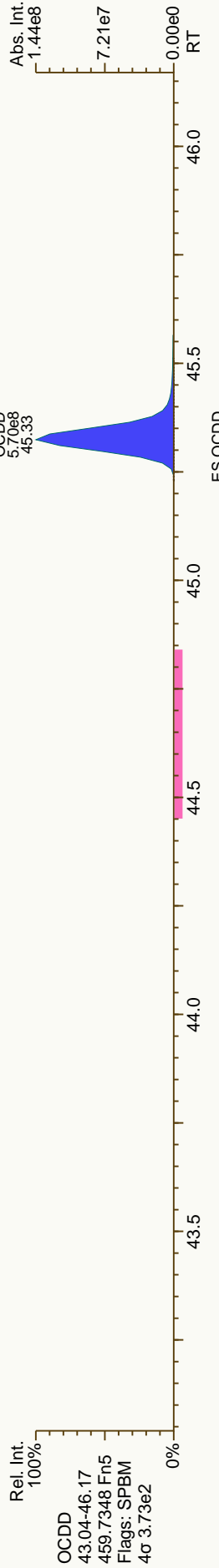
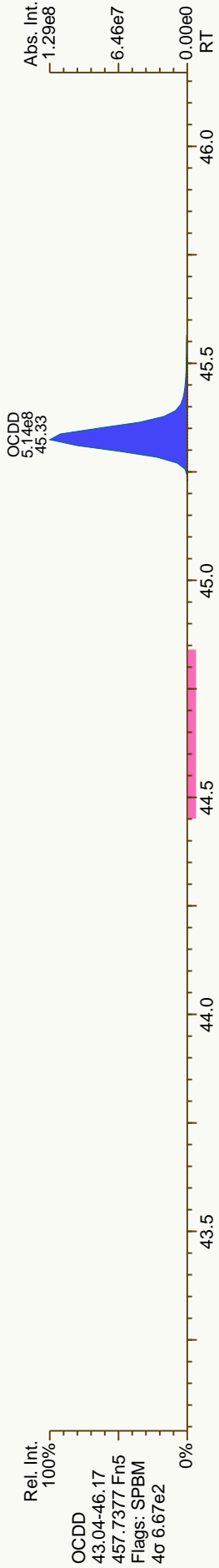


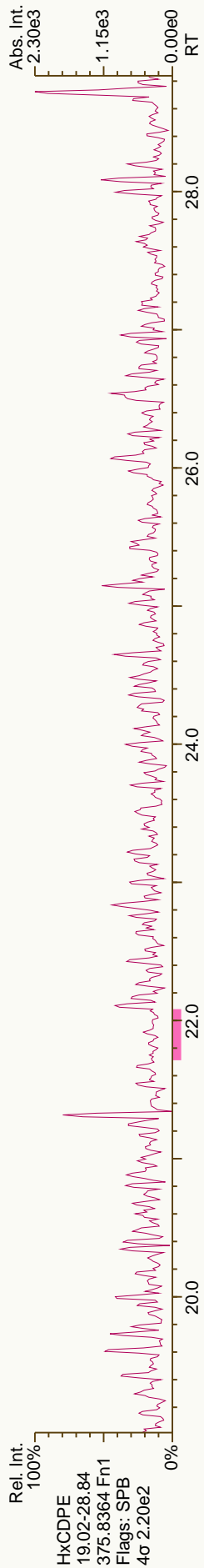
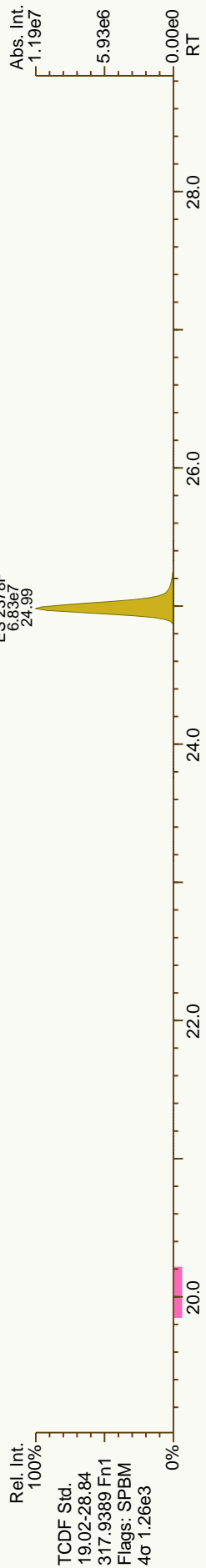

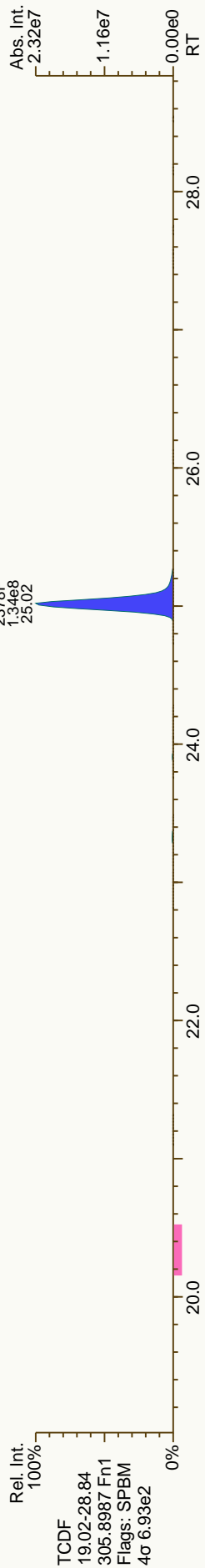



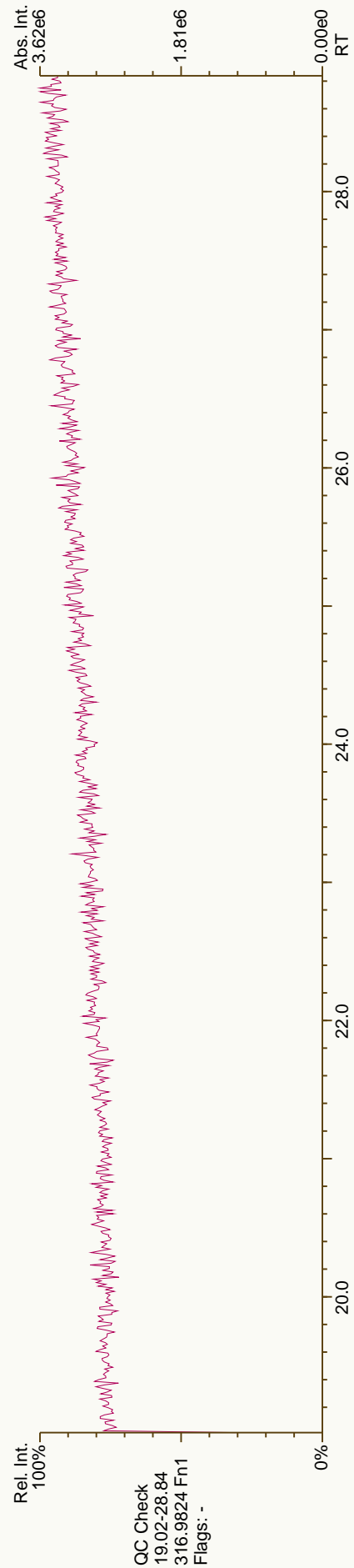
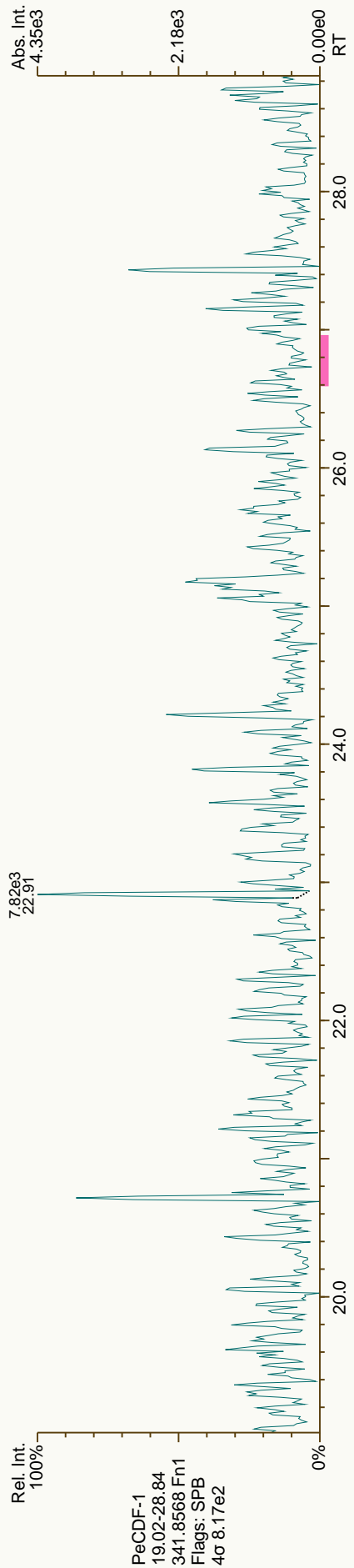
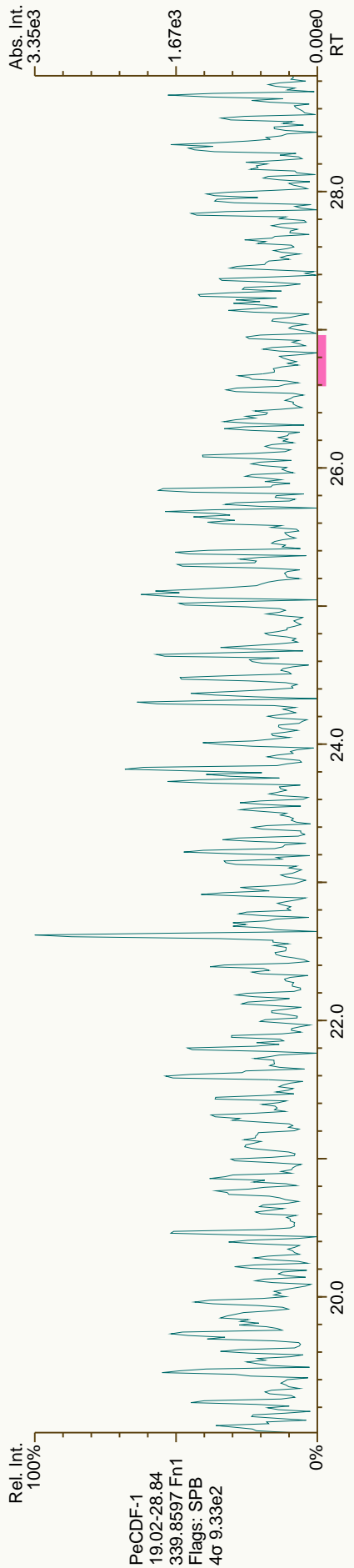


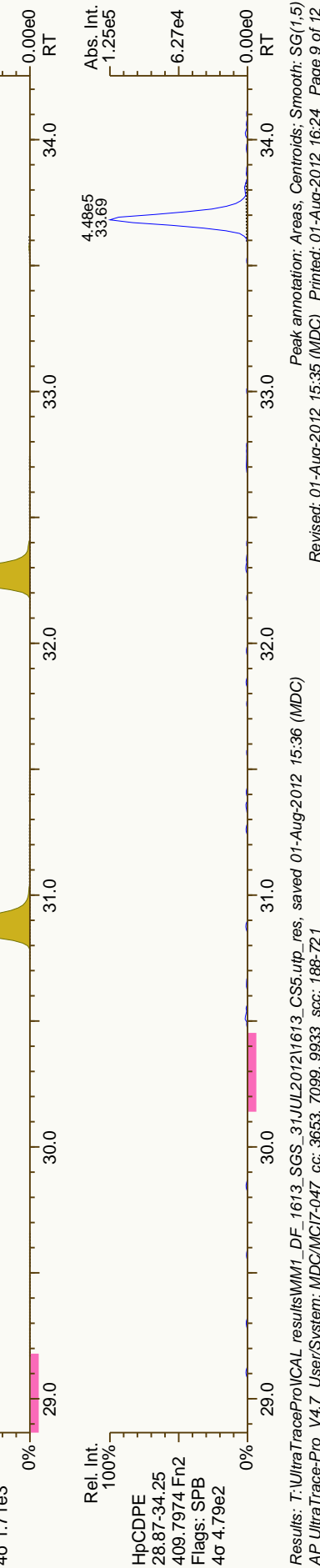

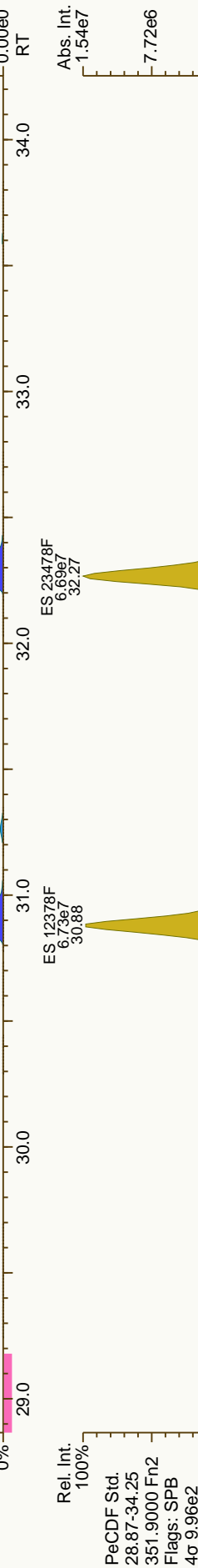

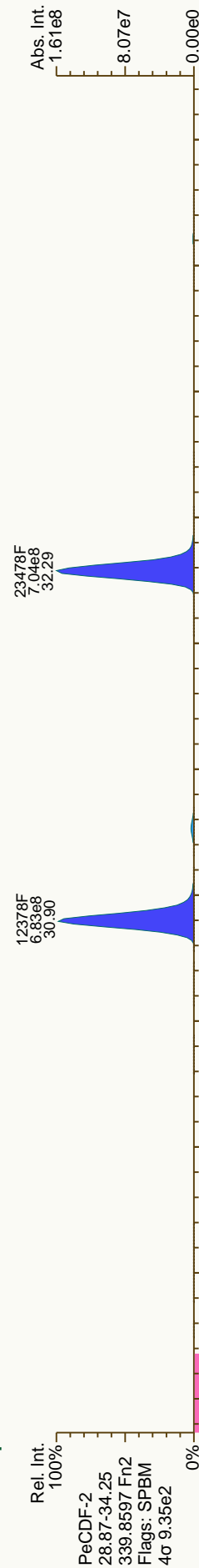


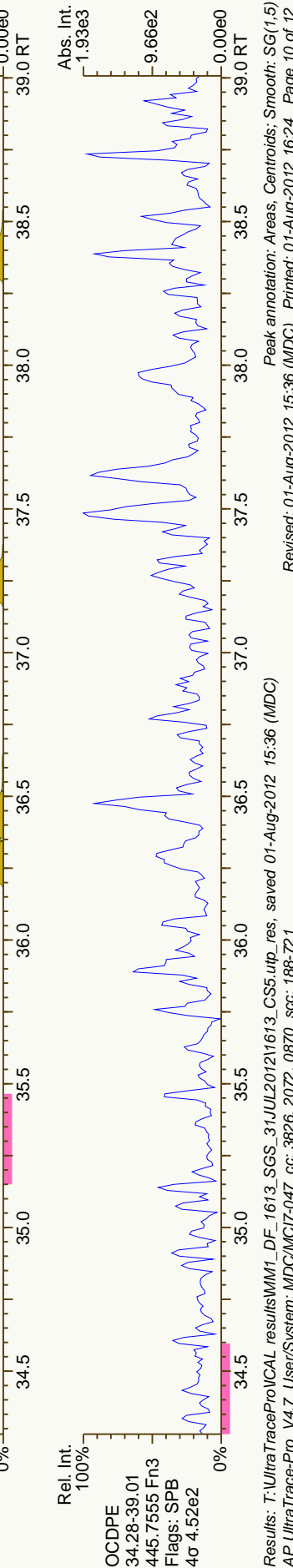
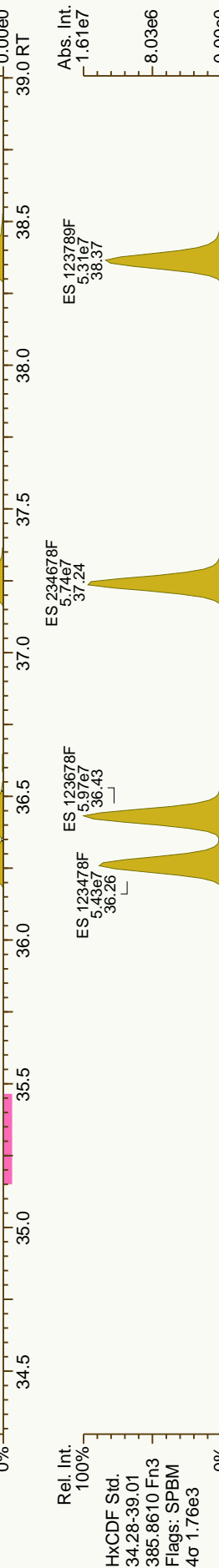
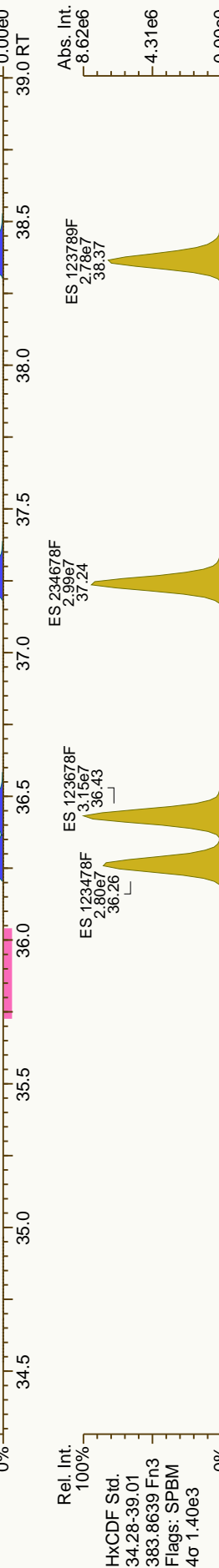




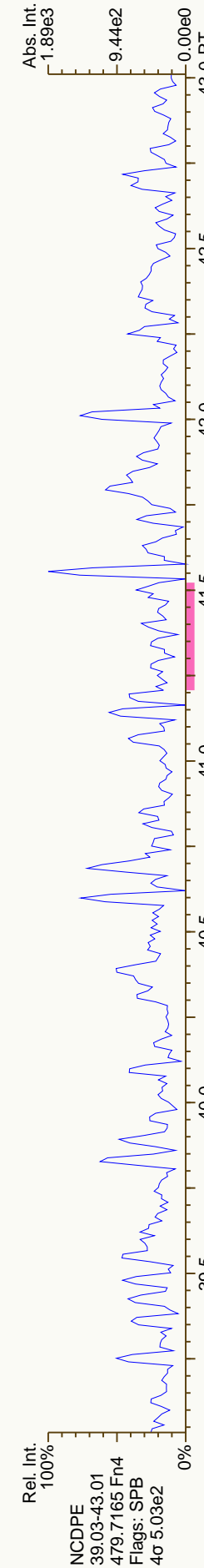
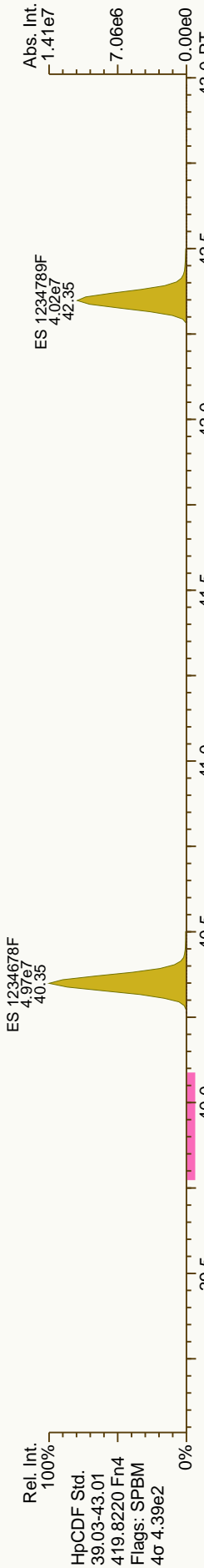
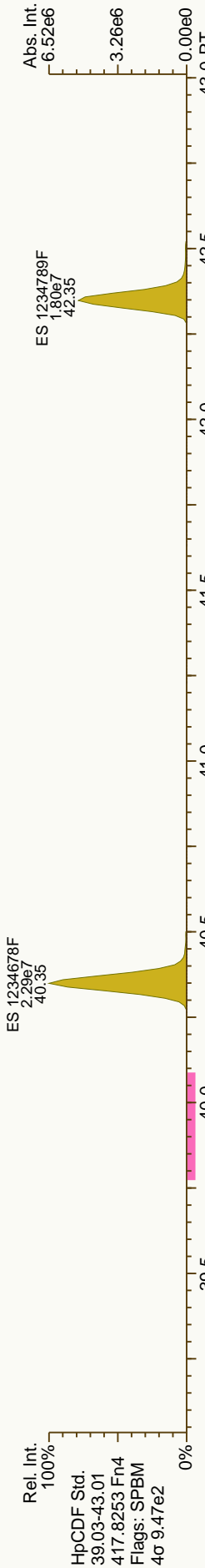
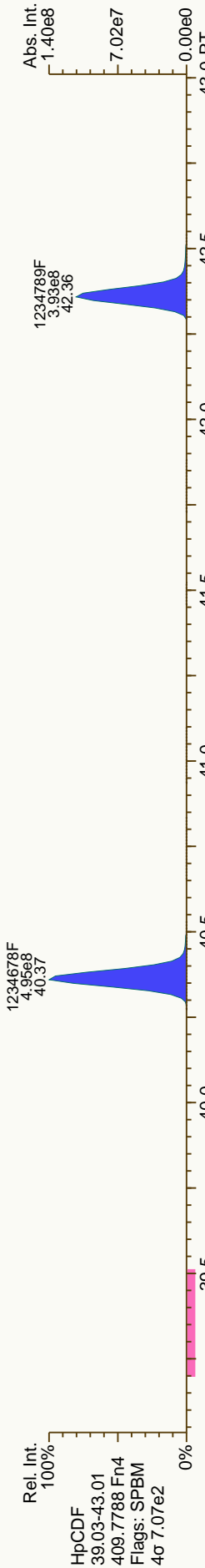
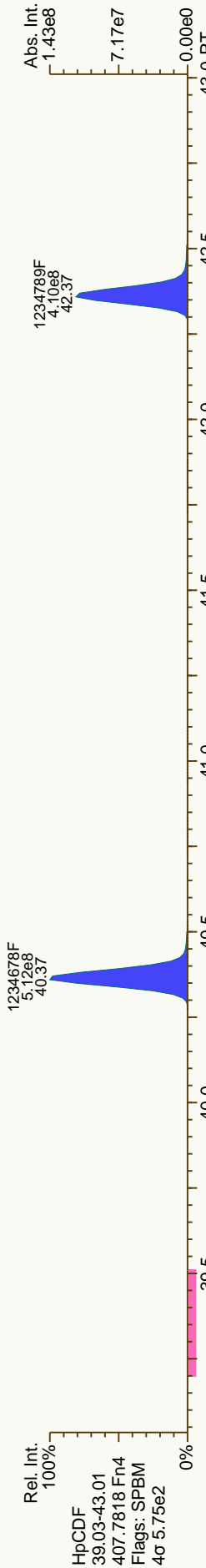


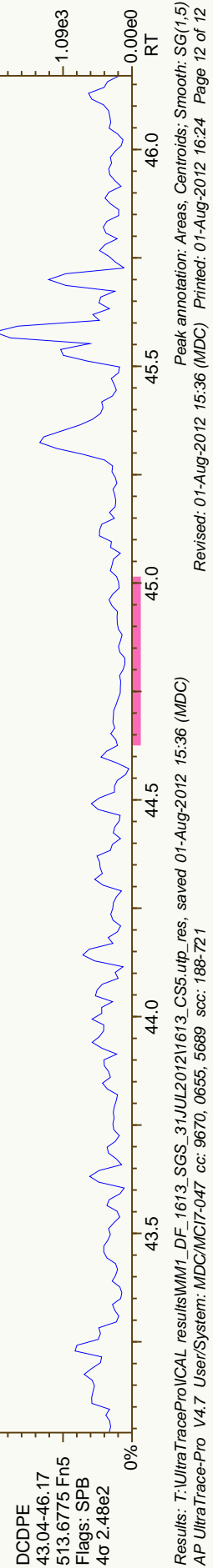
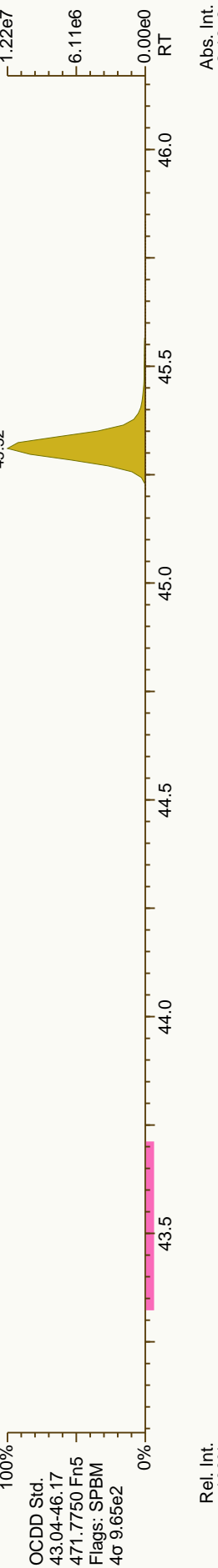
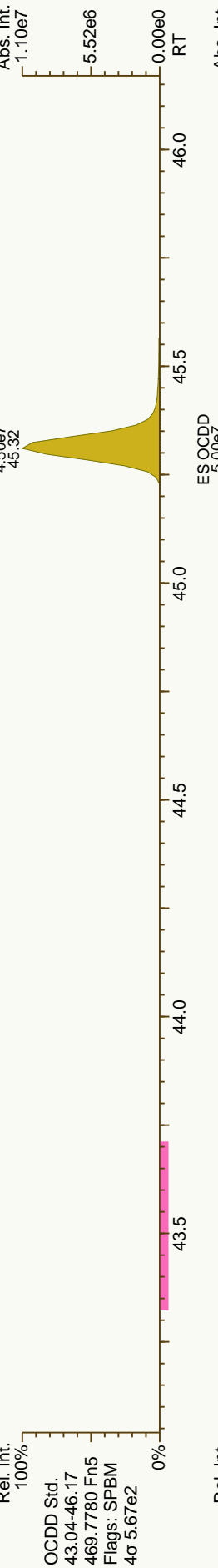
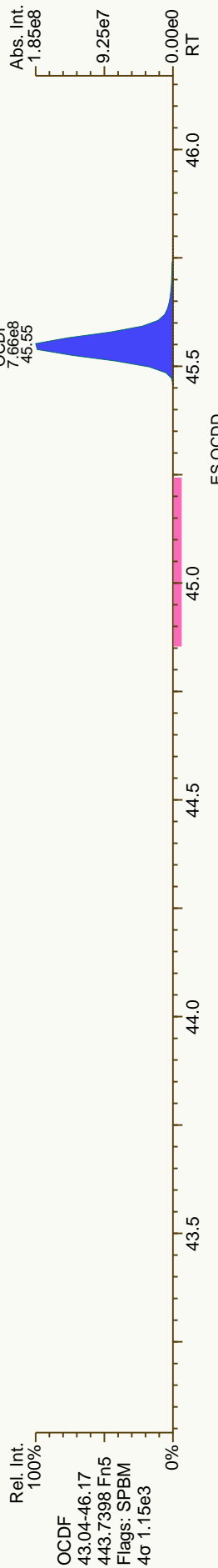
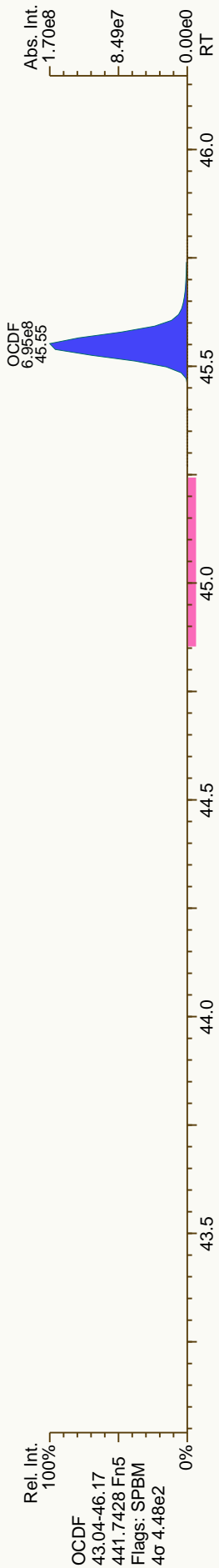


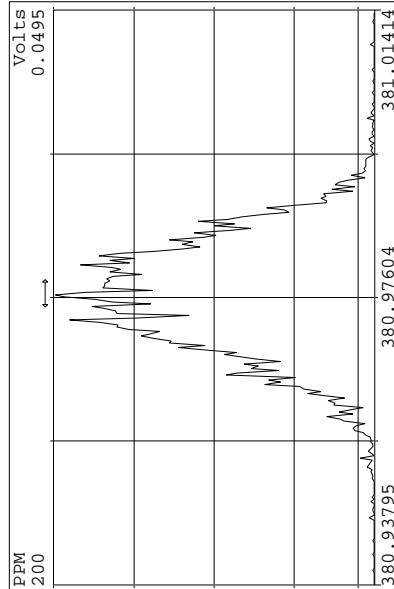
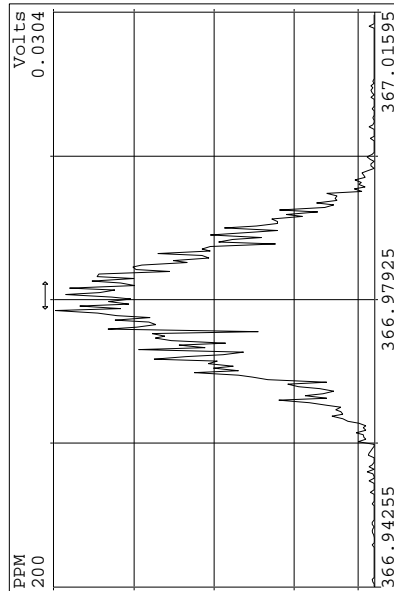
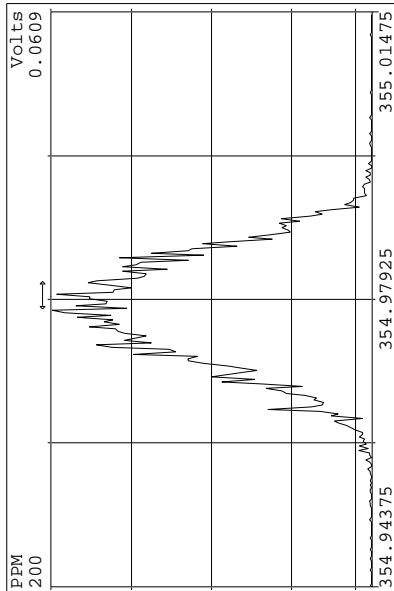
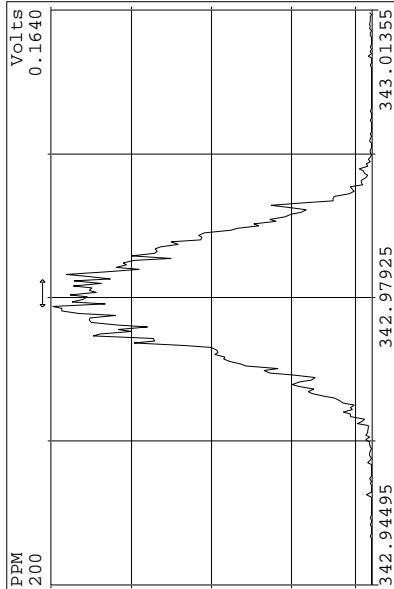
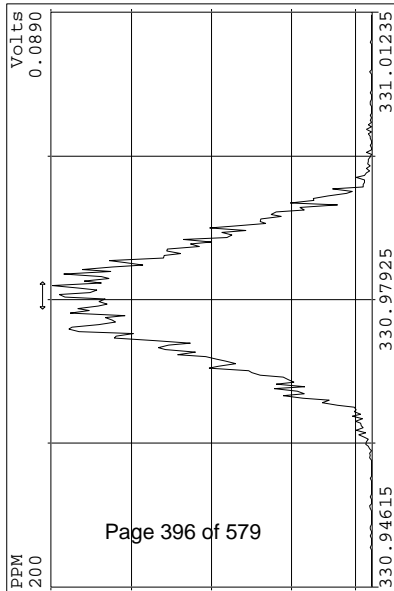
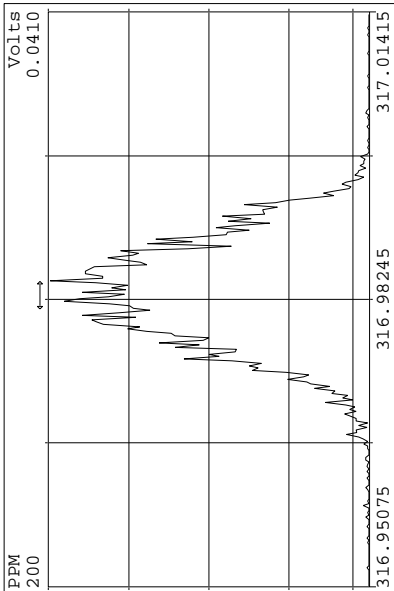
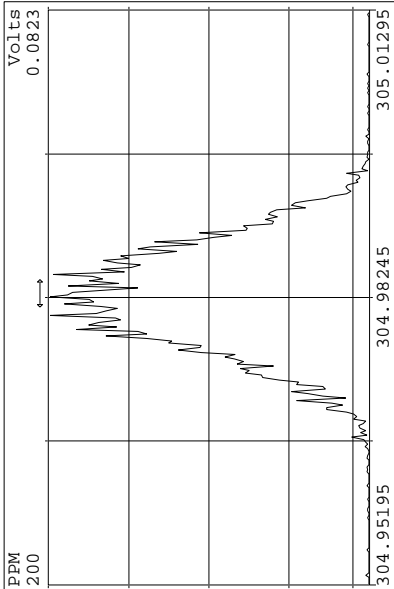
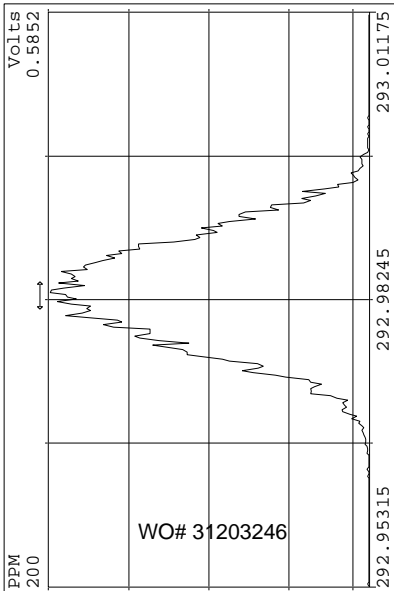


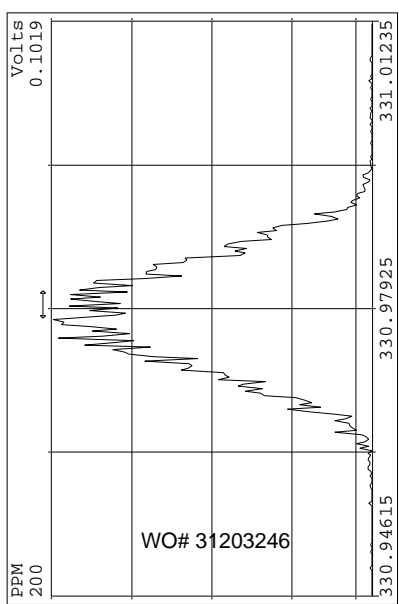




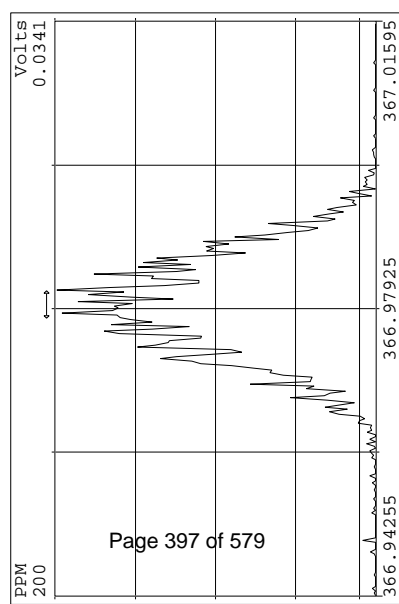




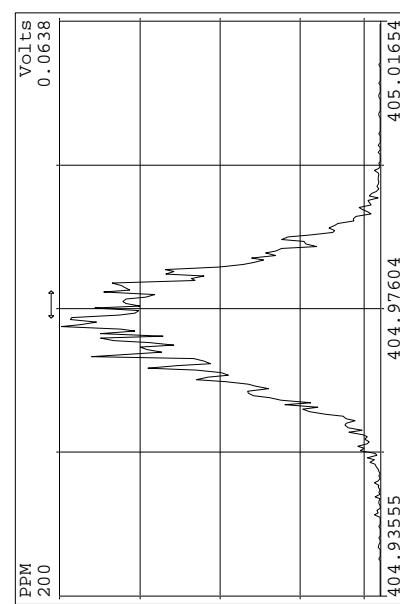
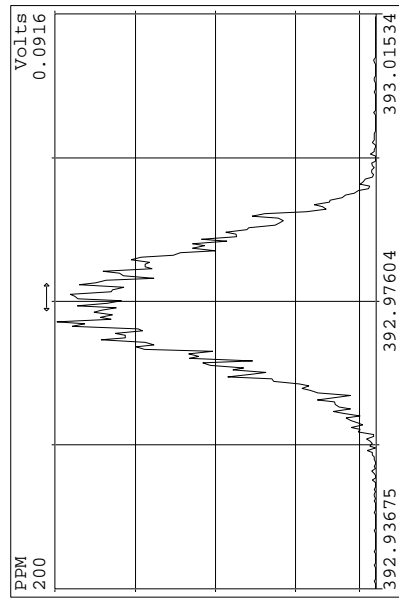
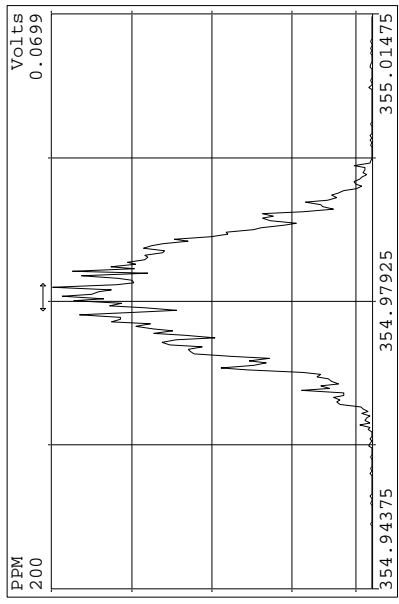
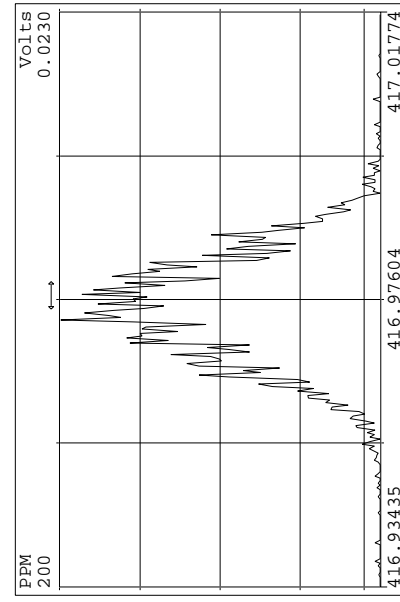
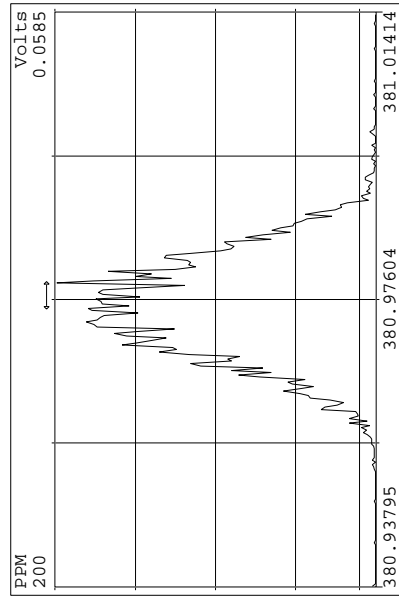
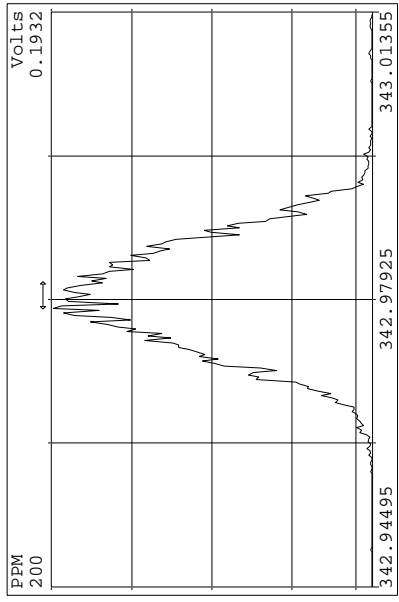


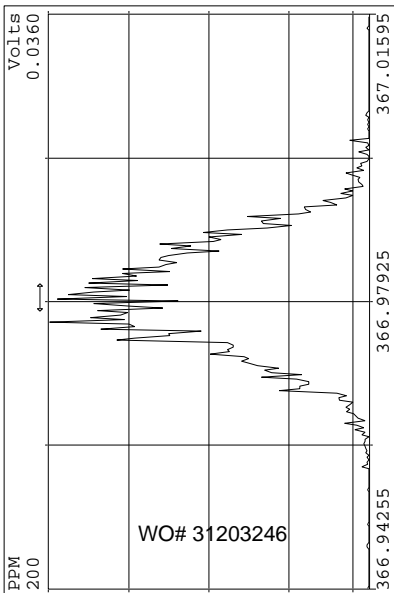


WO# 31203246

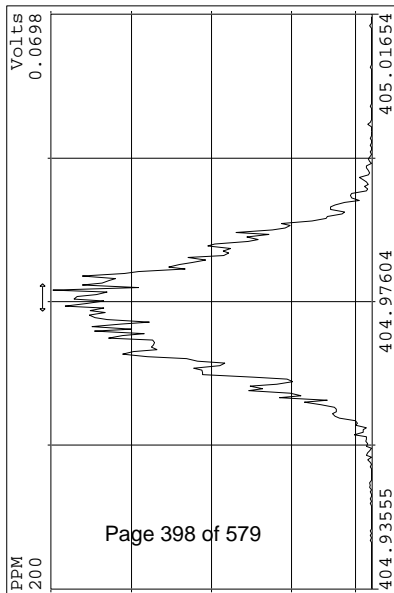
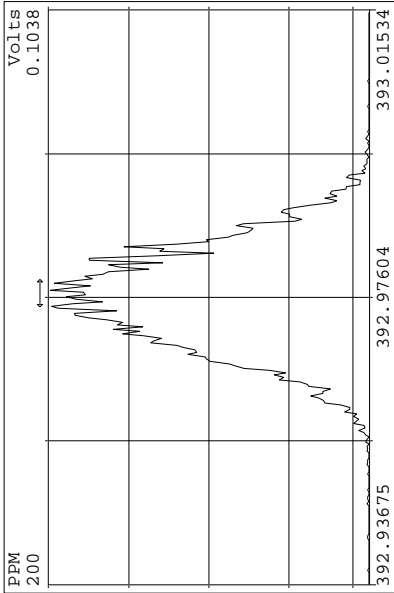
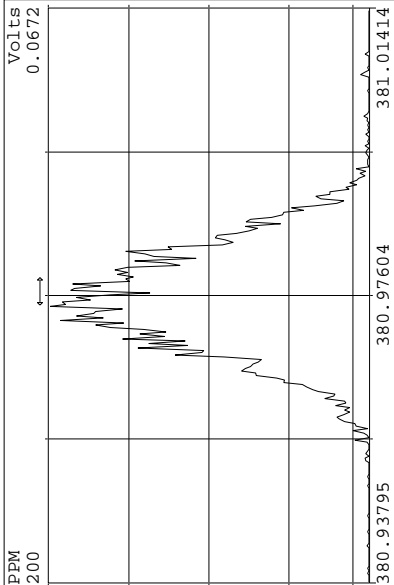


Page 397 of 579

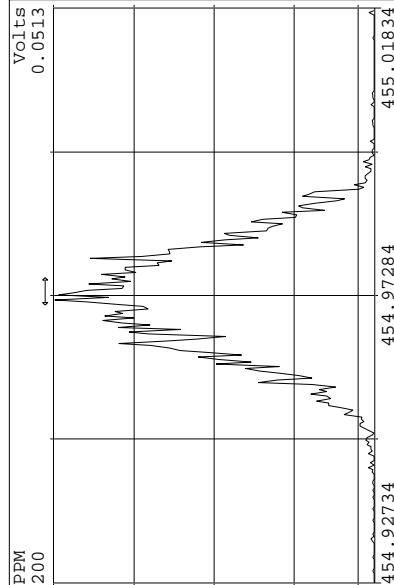
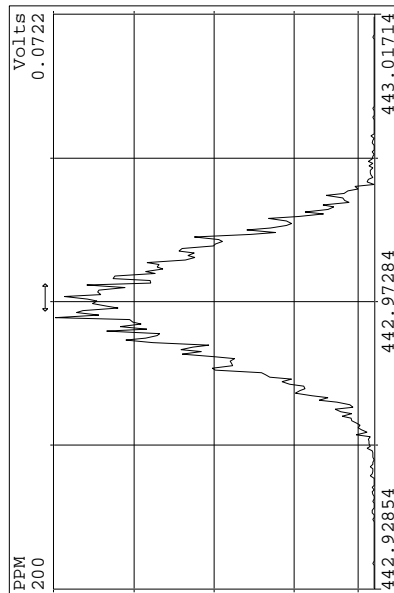
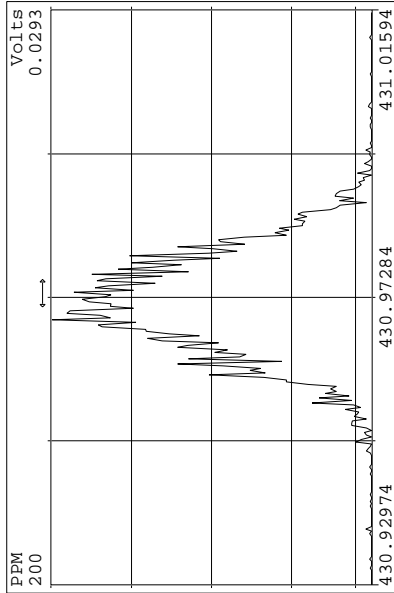
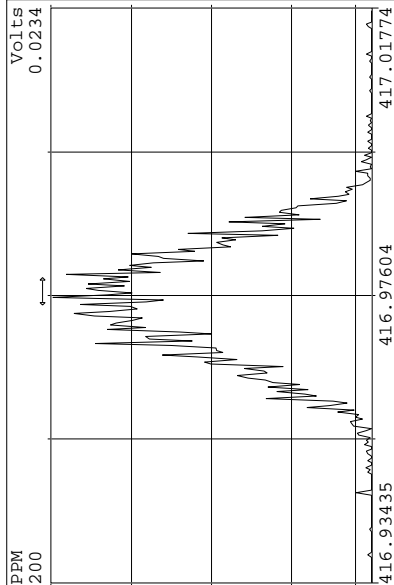


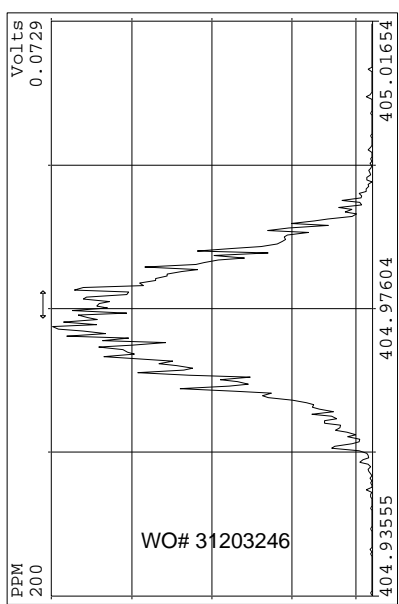


WO# 31203246

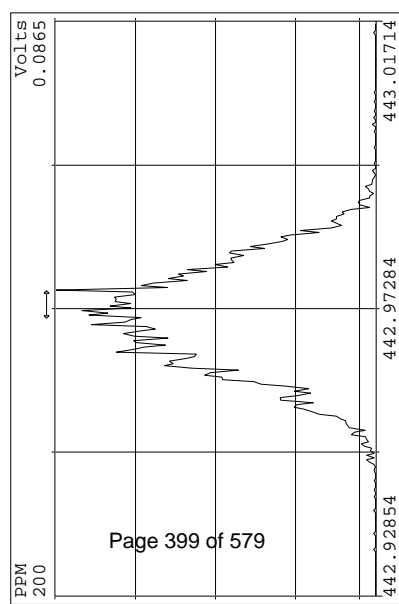
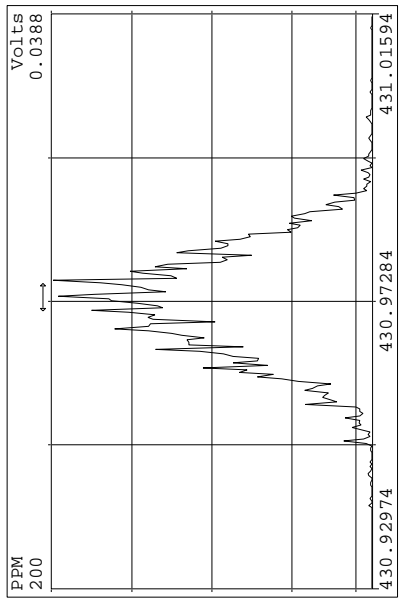
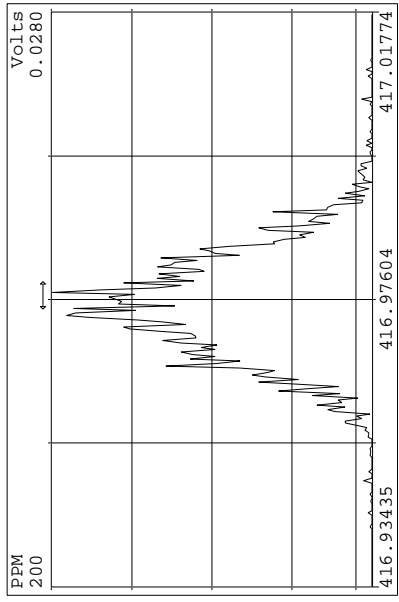


Page 398 of 579

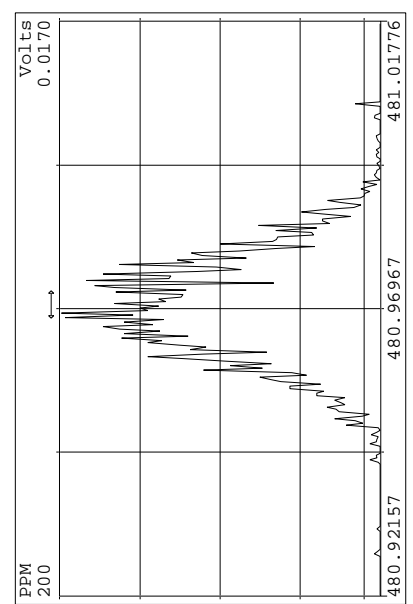
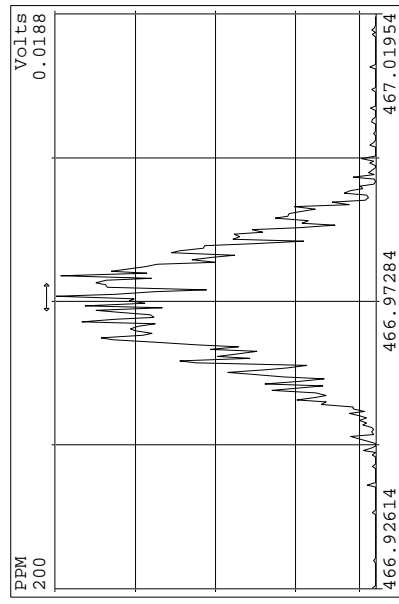
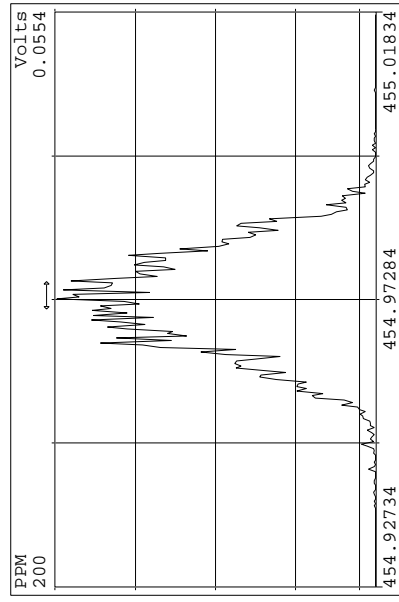


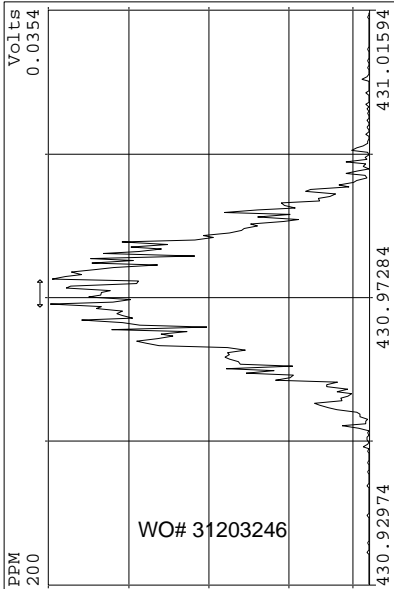


WO# 31203246

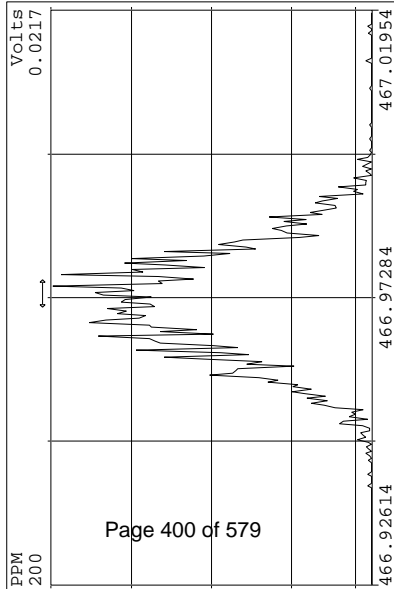


Page 399 of 579

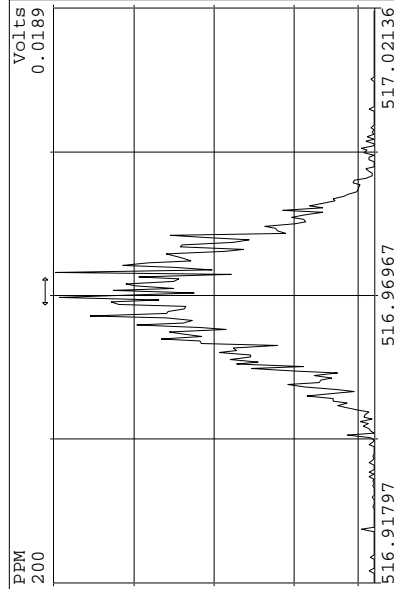
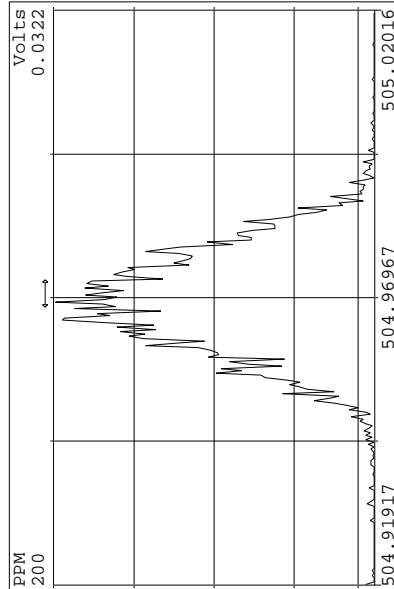
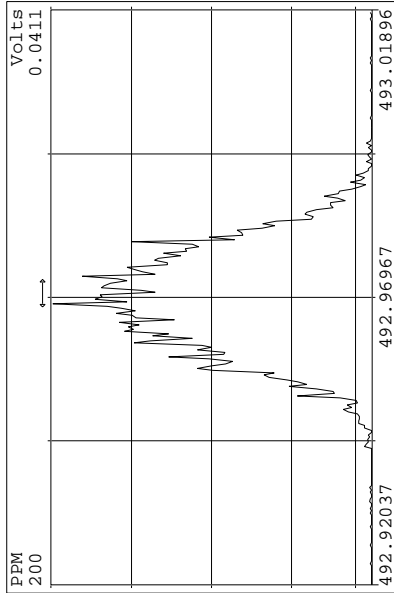
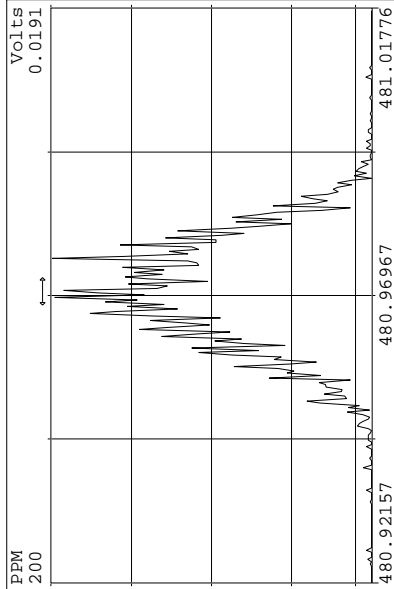
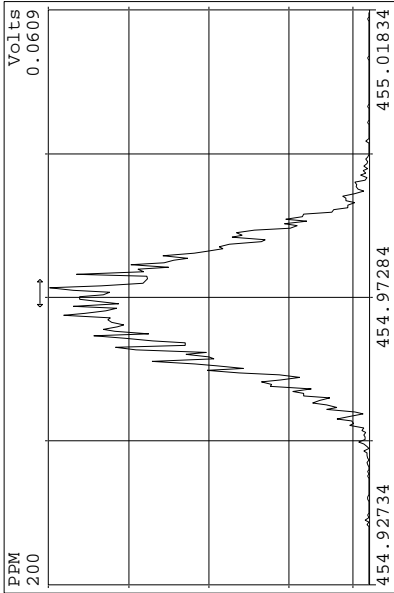
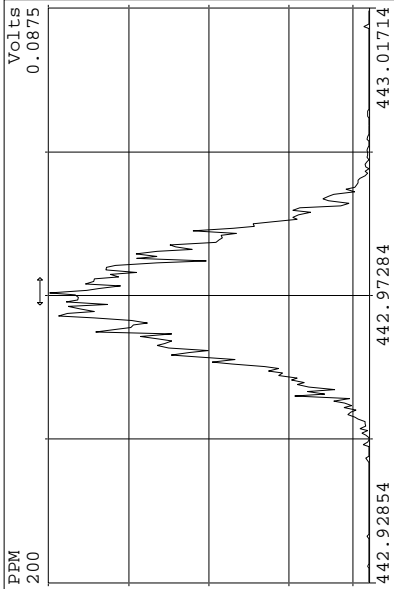


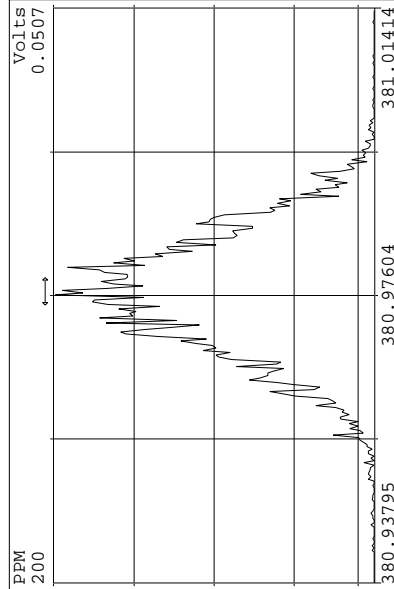
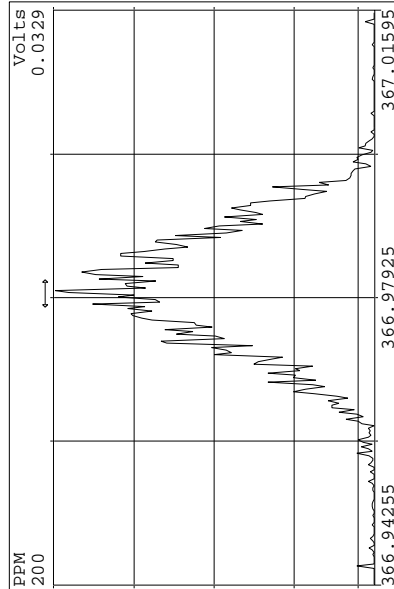
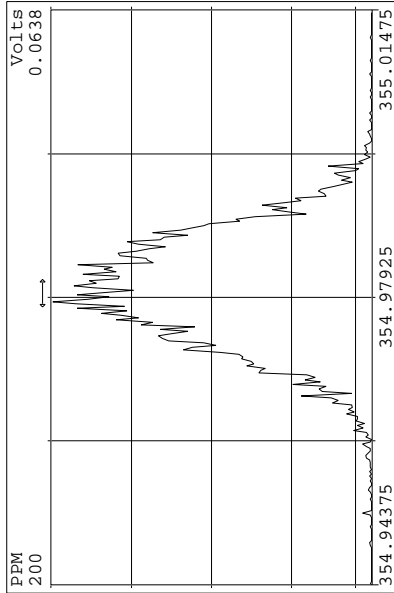
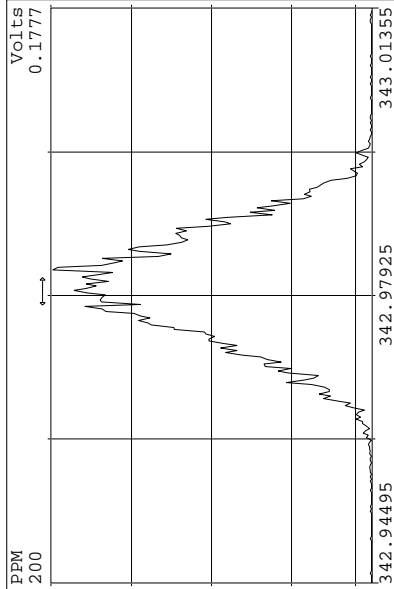
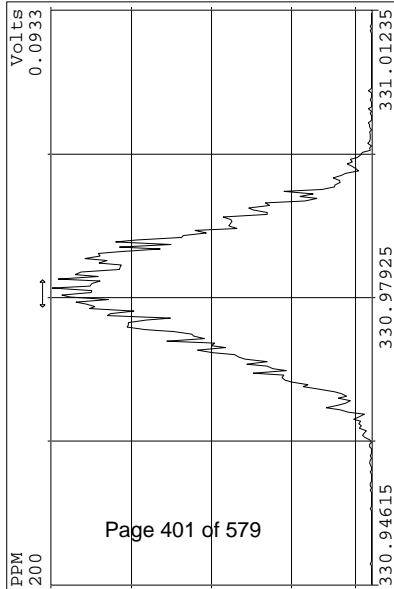
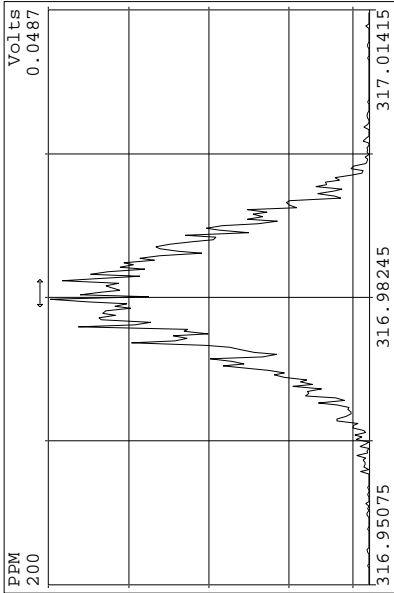
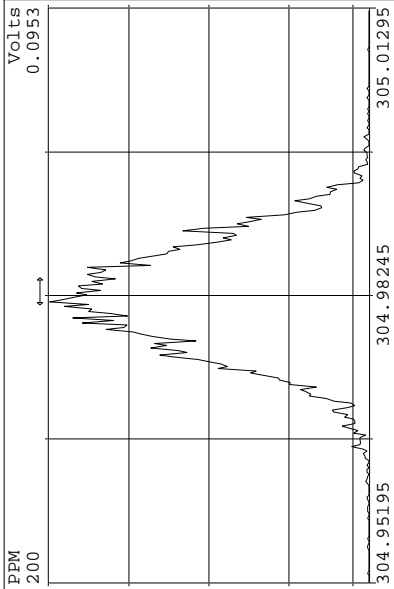
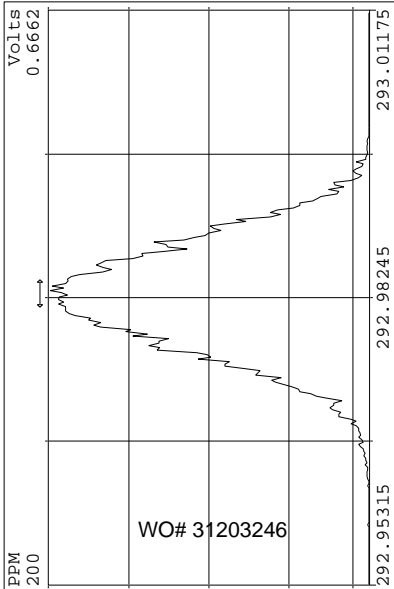


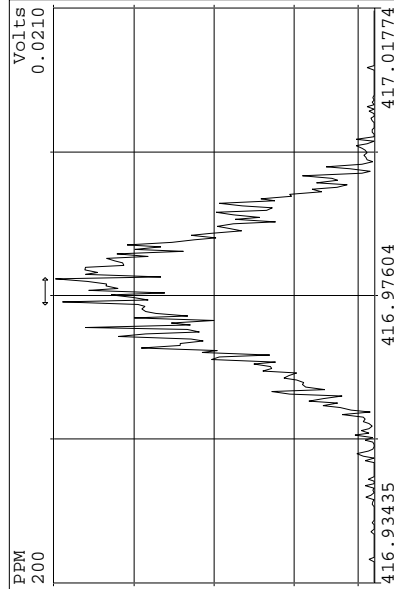
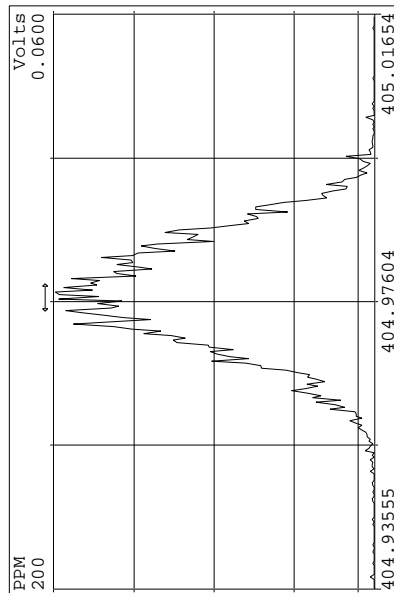
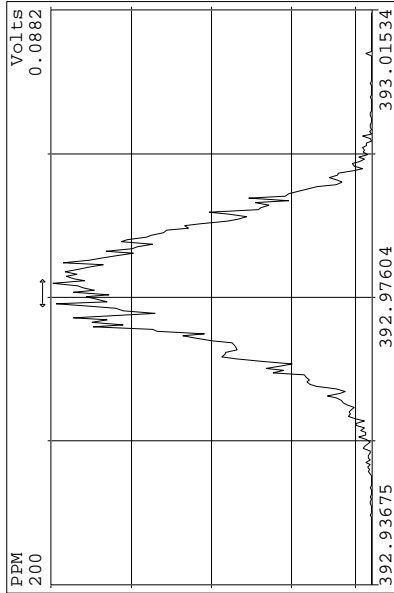
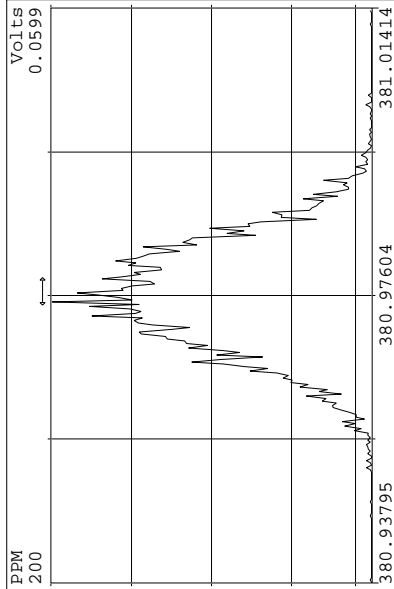
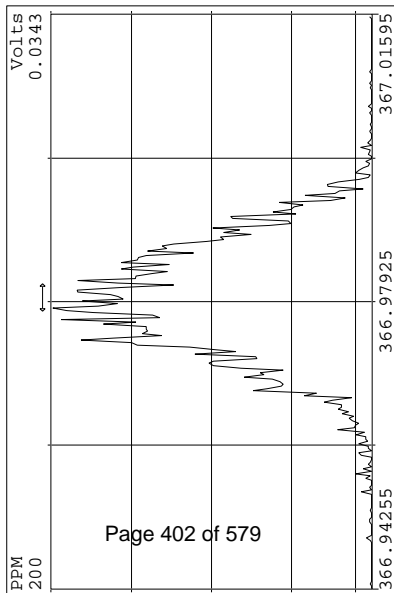
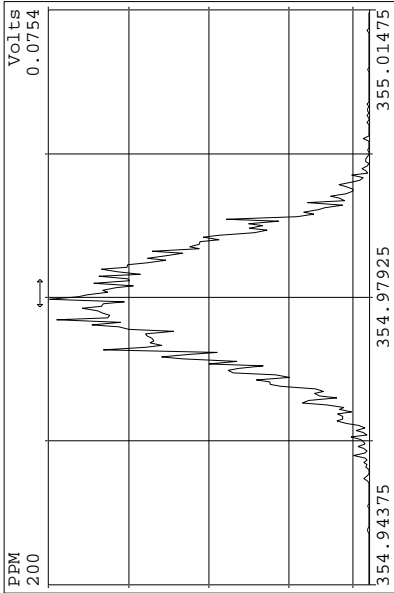
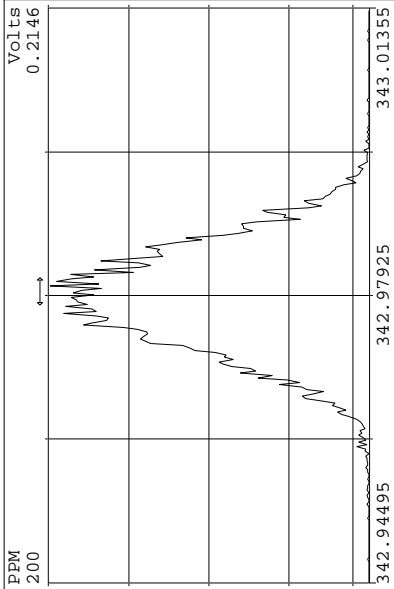
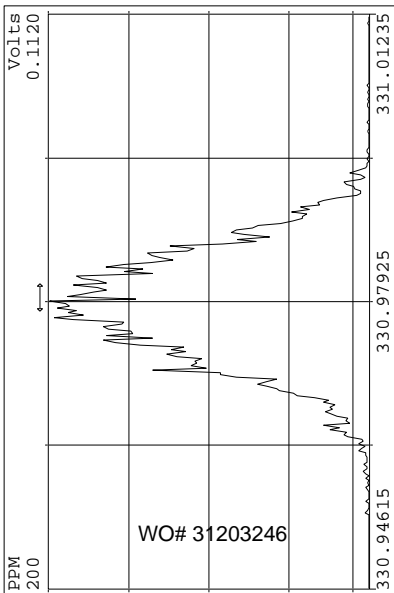
WO# 31203246

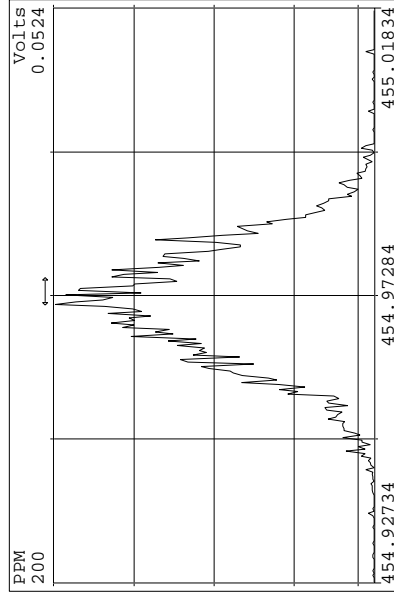
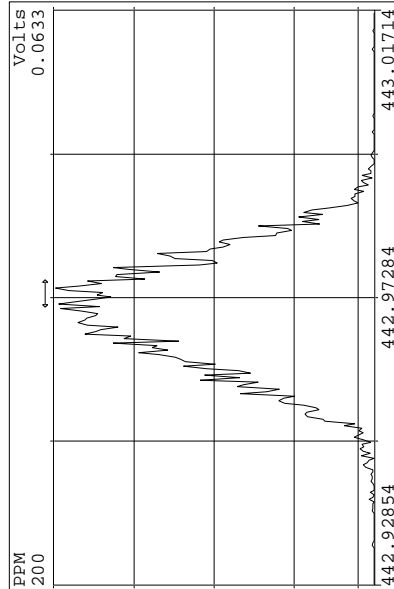
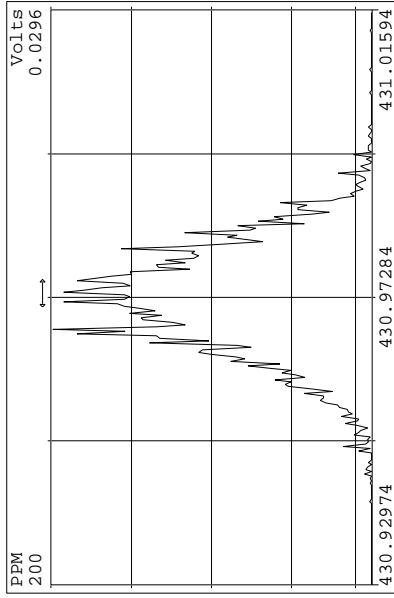
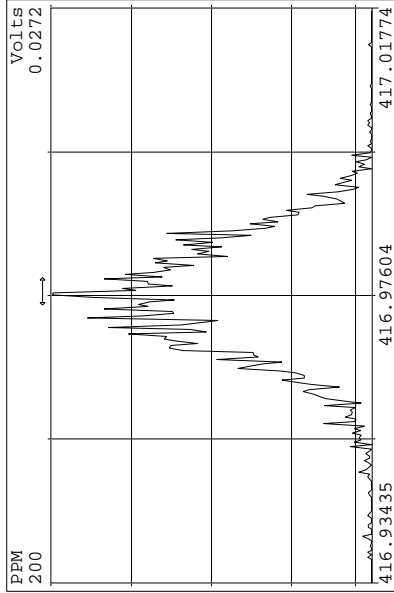
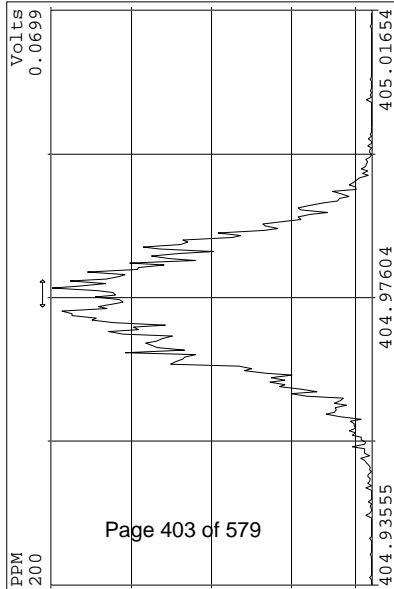
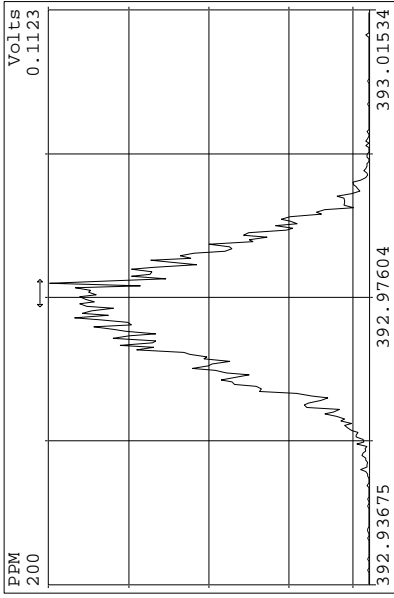
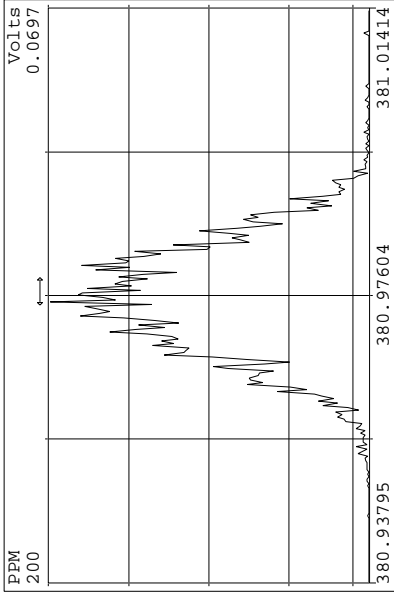
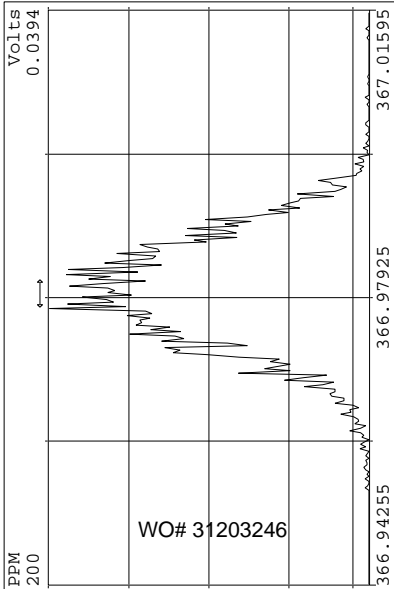


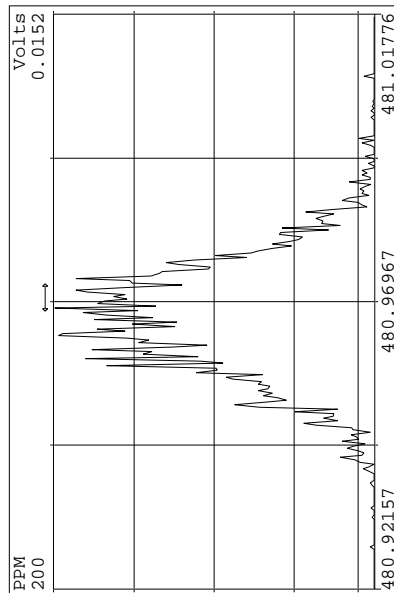
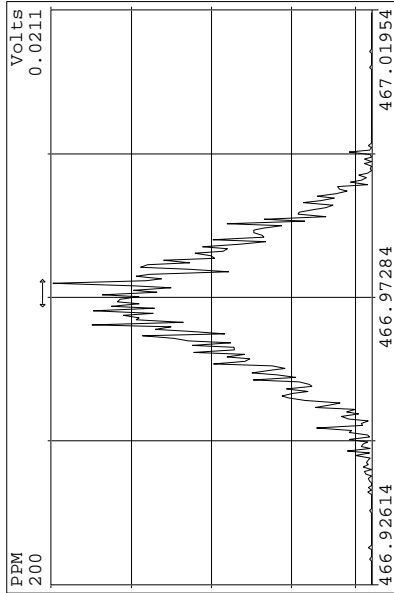
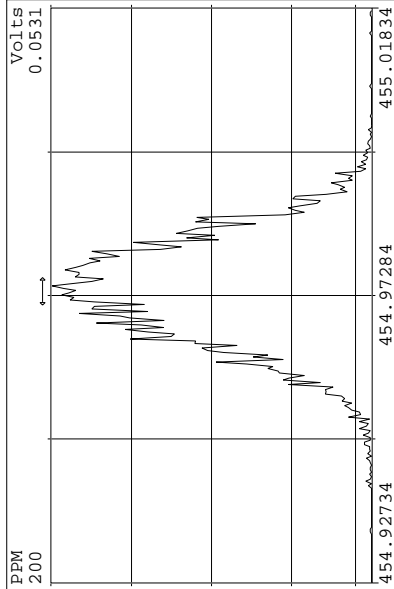
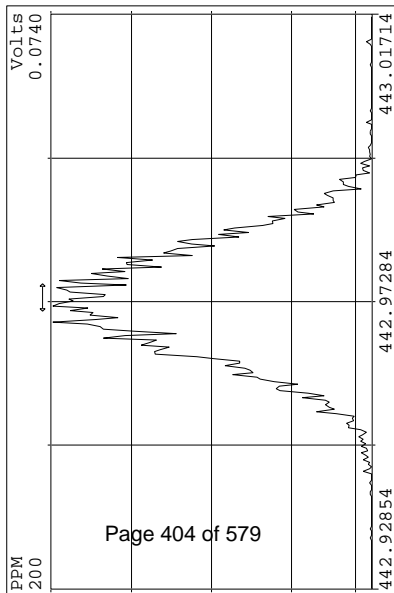
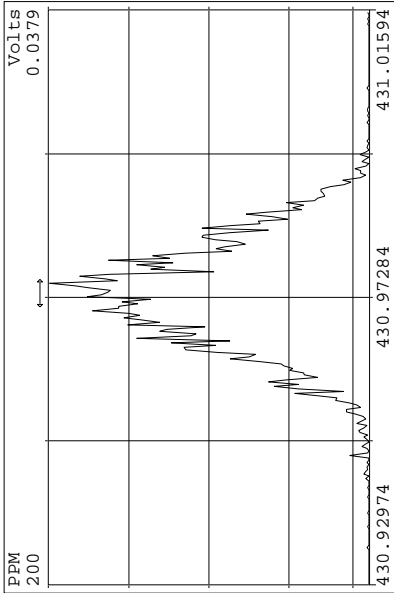
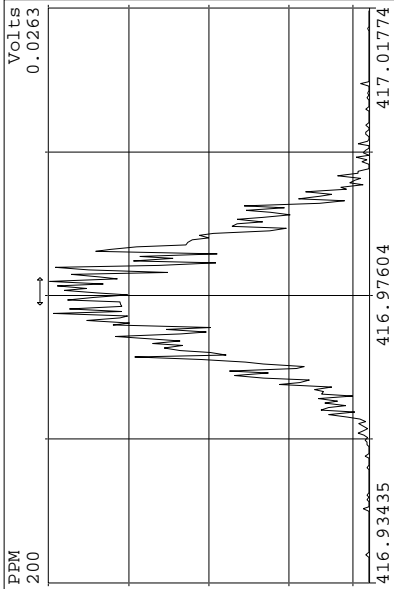
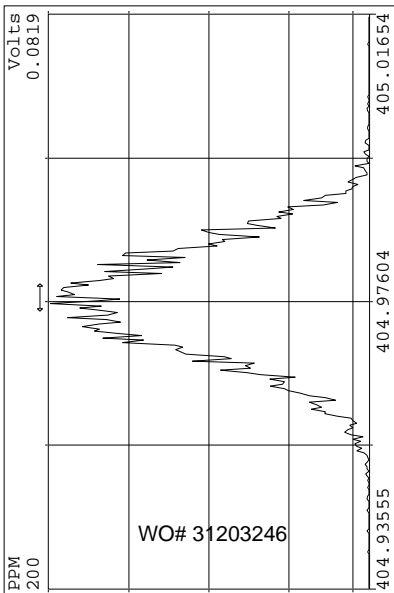
Page 400 of 579

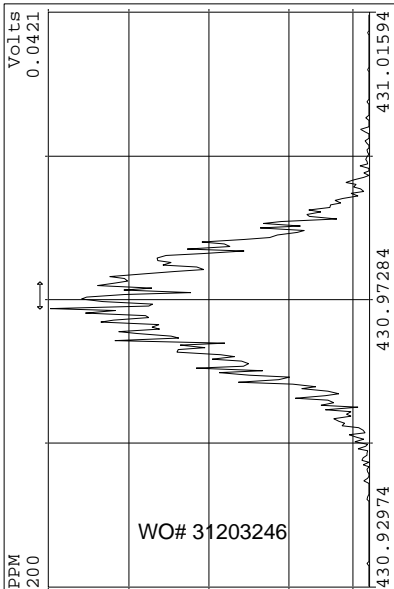




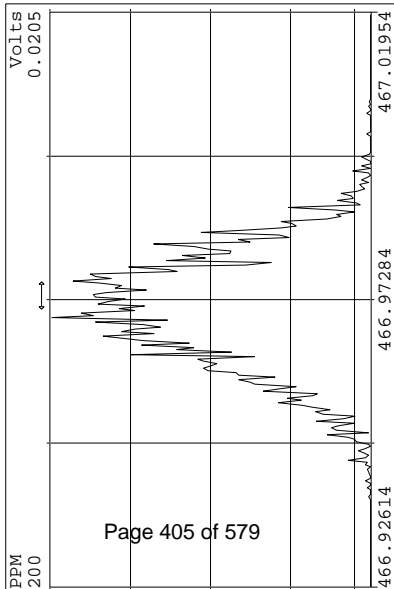




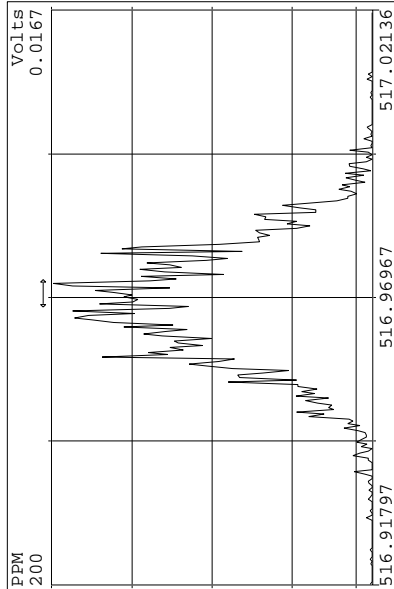
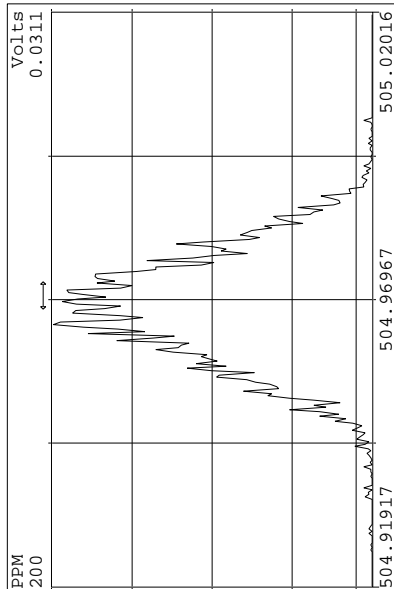
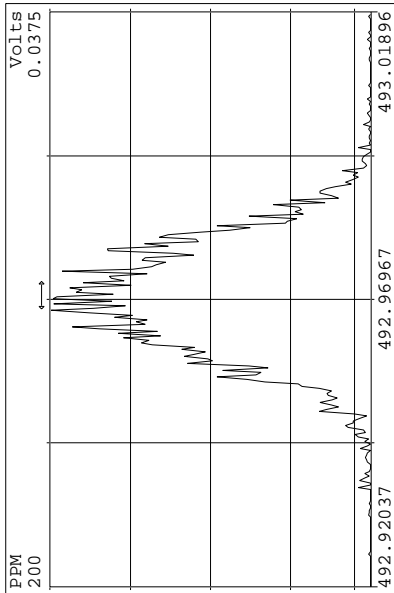
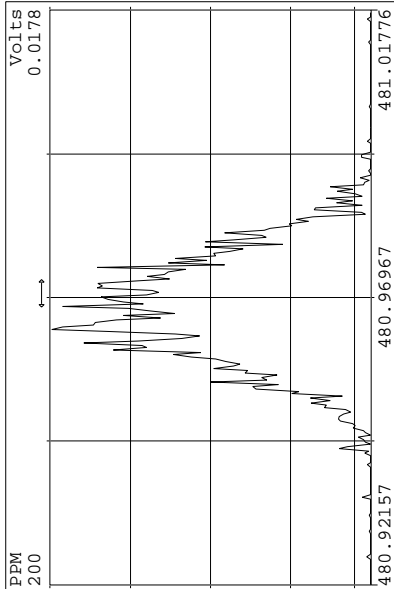
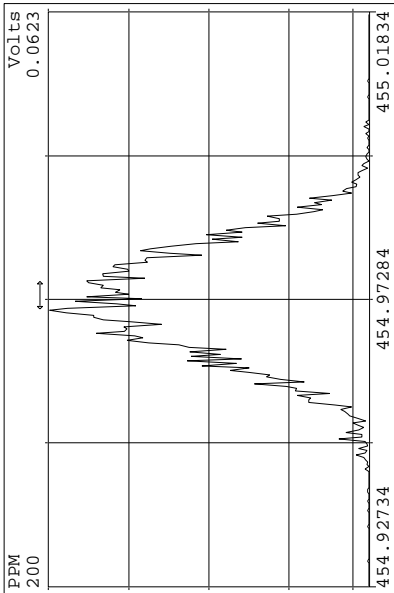
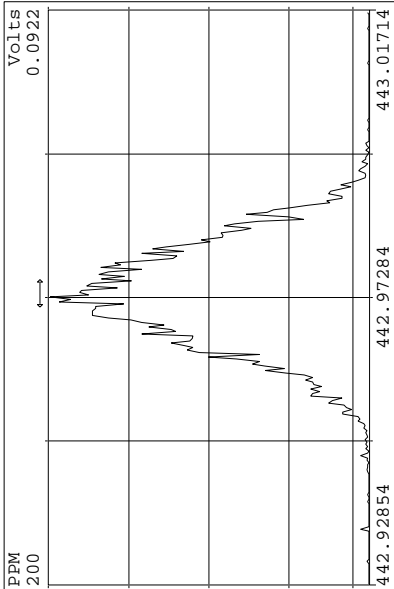




WO# 31203246



Page 405 of 579



VFXMS-100212a-confirm

Sample List Report

MassLynx 4.1

Sample List: C:\MassLynx\Default.pro\Sampledb\c02oct12a_Curve.SPL
Last Modified: Thursday, November 01, 2012 11:51:09 Eastern Daylight Time
Printed: Thursday, November 01, 2012 11:51:18 Eastern Daylight Time

Page 1 of 3

Page Position (1, 1)

File Name	Bottle	HRD(Batch)	Lab Sample ID	Customer Sample ID	Method	Sample Type
1 c02oct12a-1	Tray01:2	---	Solvent Blank	---	---	Analyte
2 c02oct12a-4	Tray01:5	---	CS0	---	---	Standard
3 c02oct12a-5	Tray01:6	---	CS1	---	---	Standard
4 c02oct12a-6	Tray01:7	---	CS2	---	---	Standard
5 c02oct12a-7	Tray01:8	---	CS3	---	---	Standard
6 c02oct12a-8	Tray01:9	---	CS4	---	---	Standard
7 c02oct12a-9	Tray01:10	---	CS5	---	---	Standard
8 c02oct12a-10	Tray01:11	---	CS6	---	---	Standard

Rev. mm 11/1/12

Sample List Report

MassLynx 4.1

Sample List: C:\MassLynx\Default.pro\Sampledb\c02oct12a_Curve.SPL
Last Modified: Thursday, November 01, 2012 11:51:09 Eastern Daylight Time
Printed: Thursday, November 01, 2012 11:51:18 Eastern Daylight Time

Page 2 of 3

Page Position (2, 1)

MS File	Inlet File	Experiment	Conditions	Process	Process Options
Dx_VF-XMS_Tetradecane_AP	Dx_VF-XMS	Dx_VF-XMS_Tetradecane_AP	Dx_VF-XMS	ResolutionCheck	c:\res_dbdiox.dat
Dx_VF-XMS_Tetradecane_AP	Dx_VF-XMS	Dx_VF-XMS_Tetradecane_AP	Dx_VF-XMS	---	---
Dx_VF-XMS_Tetradecane_AP	Dx_VF-XMS	Dx_VF-XMS_Tetradecane_AP	Dx_VF-XMS	---	---
Dx_VF-XMS_Tetradecane_AP	Dx_VF-XMS	Dx_VF-XMS_Tetradecane_AP	Dx_VF-XMS	---	---
Dx_VF-XMS_Tetradecane_AP	Dx_VF-XMS	Dx_VF-XMS_Tetradecane_AP	Dx_VF-XMS	---	---
Dx_VF-XMS_Tetradecane_AP	Dx_VF-XMS	Dx_VF-XMS_Tetradecane_AP	Dx_VF-XMS	---	---
Dx_VF-XMS_Tetradecane_AP	Dx_VF-XMS	Dx_VF-XMS_Tetradecane_AP	Dx_VF-XMS	---	---
Dx_VF-XMS_Tetradecane_AP	Dx_VF-XMS	Dx_VF-XMS_Tetradecane_AP	Dx_VF-XMS	---	---

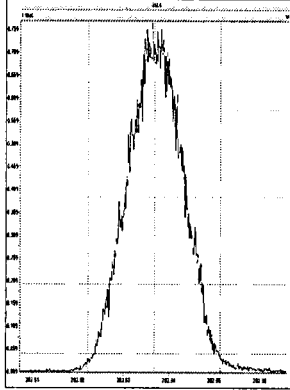
Sample List Report**MassLynx 4.1**Sample List: C:\MassLynx\Default.pro\Sampledb\c02oct12a_Curve.SPL
Last Modified: Thursday, November 01, 2012 11:51:09 Eastern Daylight Time
Printed: Thursday, November 01, 2012 11:51:18 Eastern Daylight Time

Page 3 of 3

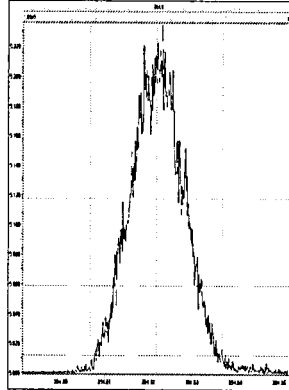
Page Position (3, 1)

Ax Conc.	ES Conc.	CS Conc.	JS Conc.	User	Instrument
.25	100	100	100	JHL	HRMS3
.25	100	100	100	JHL	HRMS3
.5	100	100	100	JHL	HRMS3
2	100	100	100	JHL	HRMS3
10	100	100	100	JHL	HRMS3
40	100	100	100	JHL	HRMS3
200	100	100	100	JHL	HRMS3
500	100	100	100	JHL	HRMS3

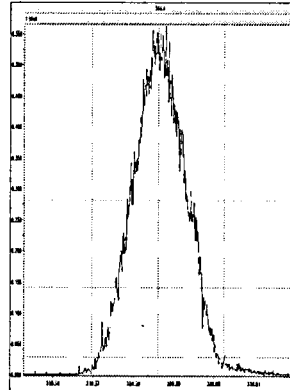
M 292.9824 R 10756



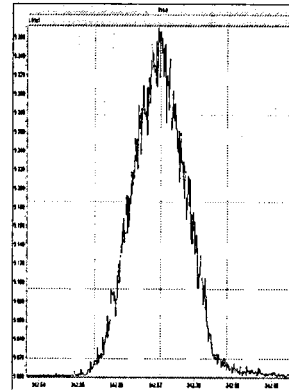
M 304.9824 R 11290



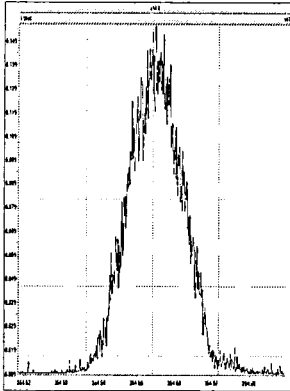
M 330.9792 R 10988



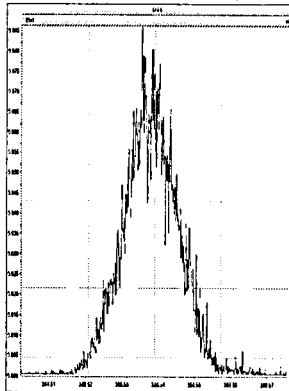
M 342.9792 R 11063



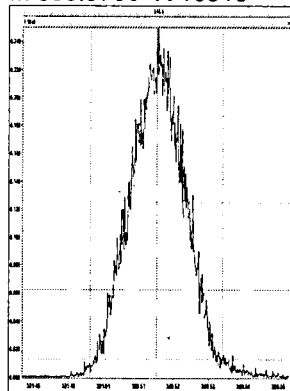
M 354.9792 R 11633



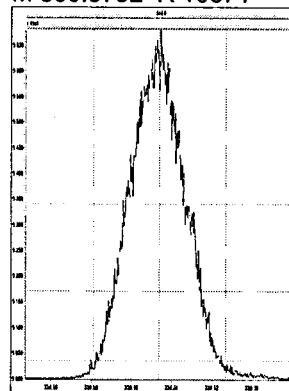
M 366.9792 R 10897



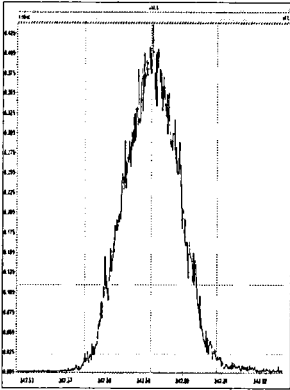
M 380.9760 R 10918



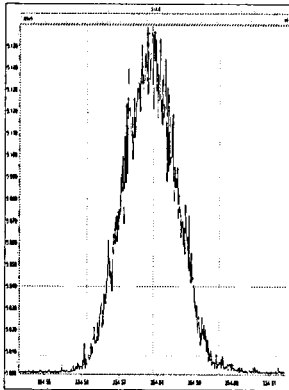
M 330.9792 R 10571



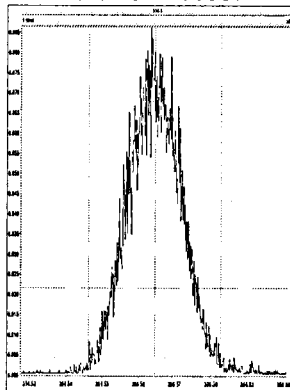
M 342.9792 R 10941



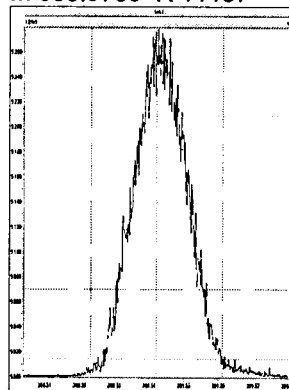
M 354.9792 R 11286



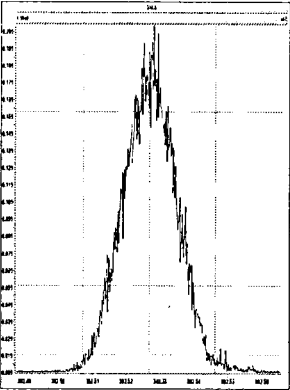
M 366.9792 R 11067



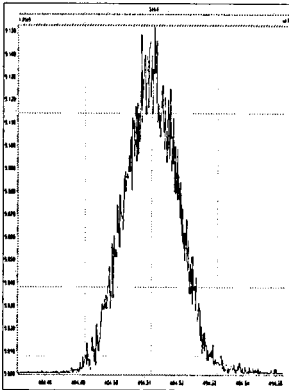
M 380.9760 R 11137



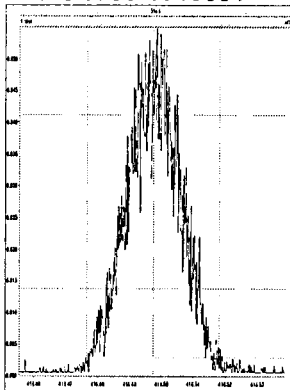
M 392.9760 R 11521



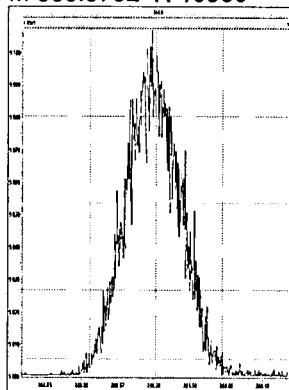
M 404.9760 R 11560



M 416.9760 R 10684

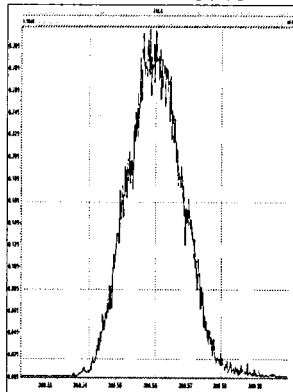


M 366.9792 R 10930

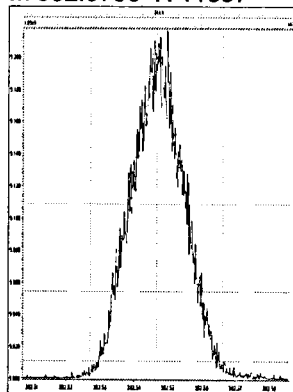


Printed: Tuesday, October 02, 2012 10:36:18 Eastern Daylight Time

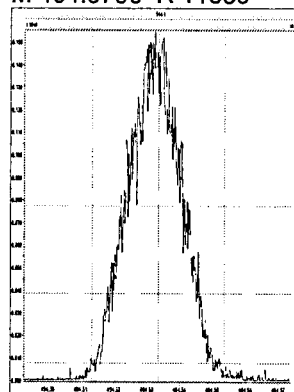
M 380.9760 R 10940



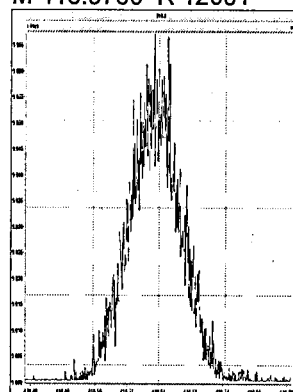
M 392.9760 R 11337



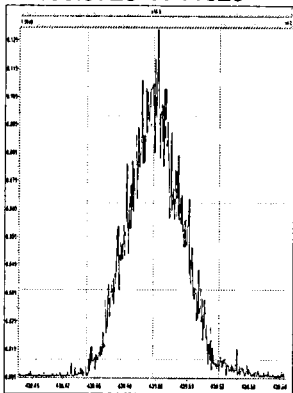
M 404.9760 R 11389



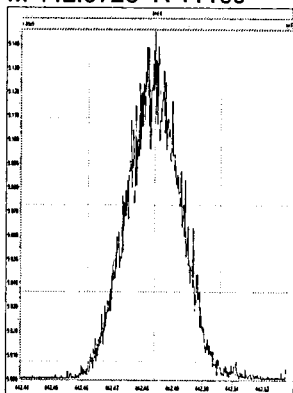
M 416.9760 R 12001



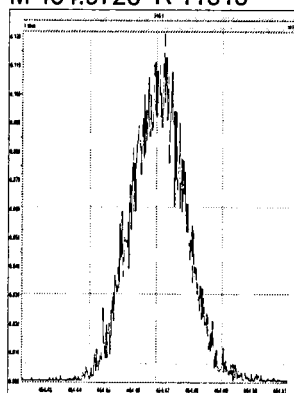
M 430.9728 R 11629



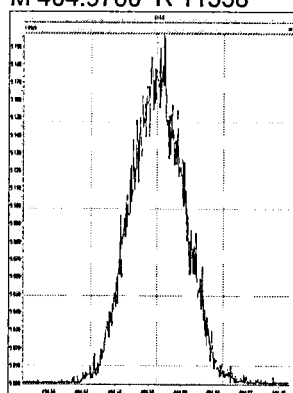
M 442.9728 R 11160



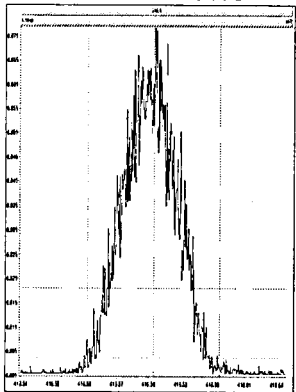
M 454.9728 R 11315



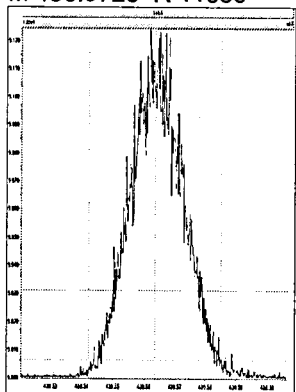
M 404.9760 R 11338



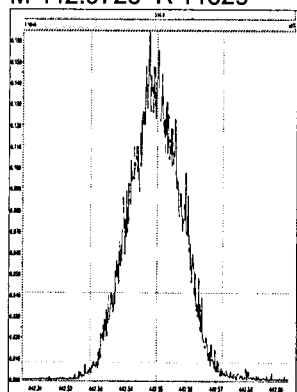
M 416.9760 R 11499



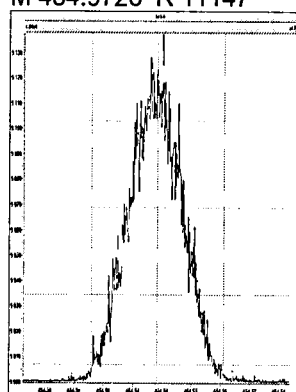
M 430.9728 R 11086



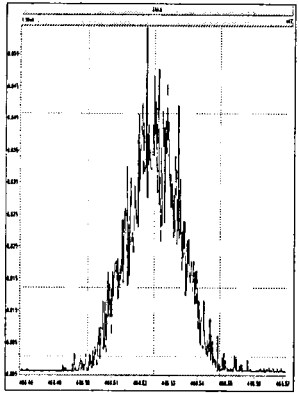
M 442.9728 R 11629



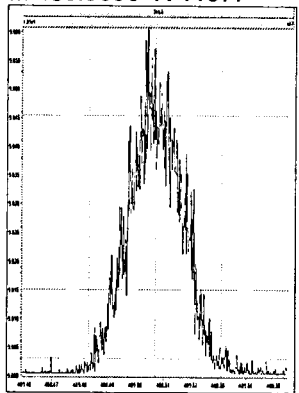
M 454.9728 R 11147



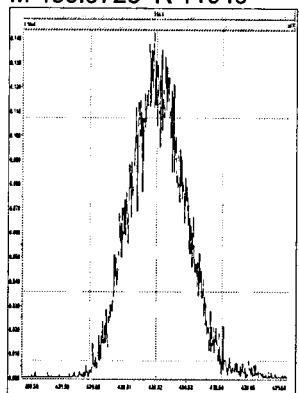
M 466.9728 R 11820



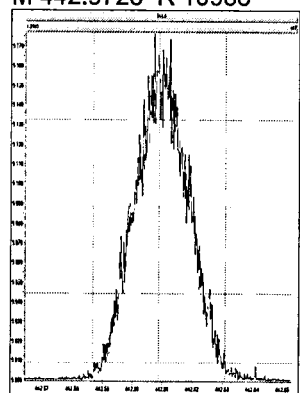
M 480.9696 R 11677



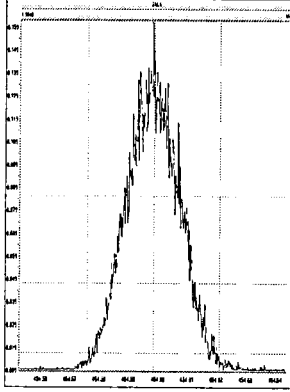
M 430.9728 R 11049



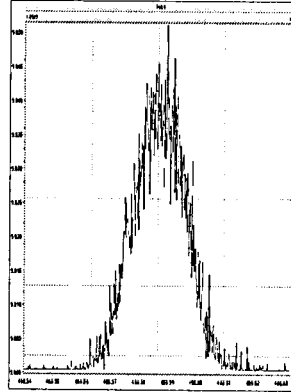
M 442.9728 R 10988



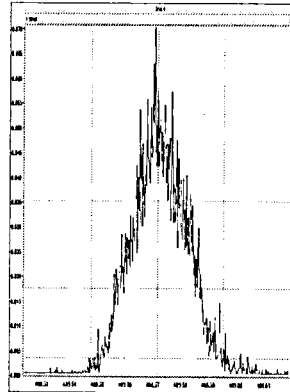
M 454.9728 R 11550



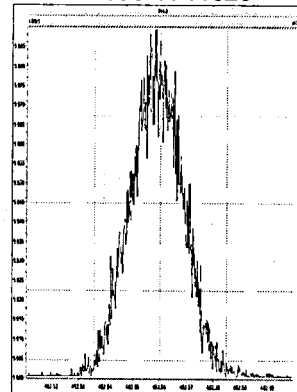
M 466.9728 R 11709



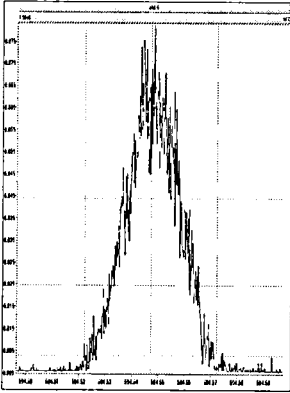
M 480.9696 R 11218



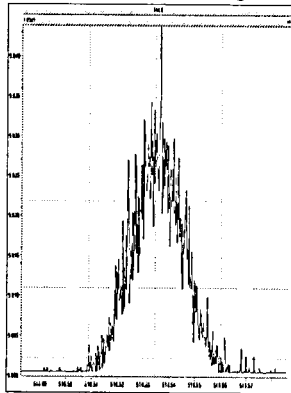
M 492.9696 R 11628



M 504.9696 R 11937



M 516.9697 R 12376

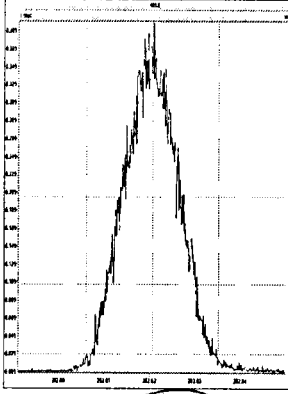


Resolution Check Report

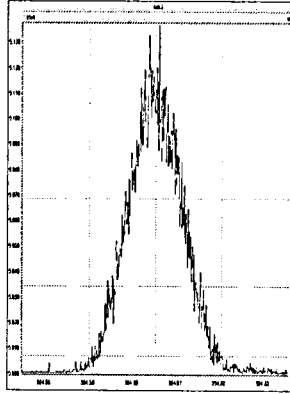
MassLynx 4.1

Printed: Tuesday, October 02, 2012 17:15:01 Eastern Daylight Time

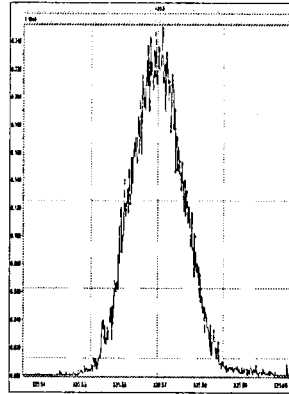
M 292.9824 R 10825



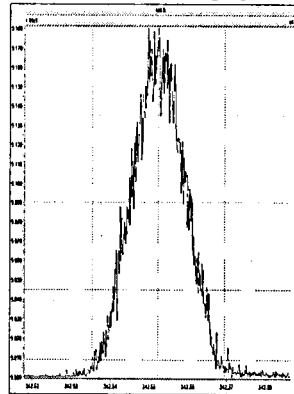
M 304.9824 R 11112



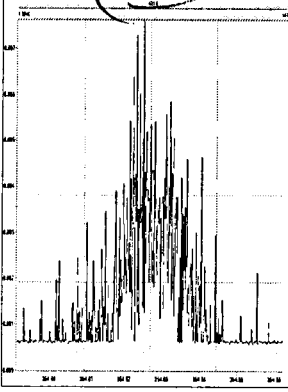
M 330.9792 R 11402



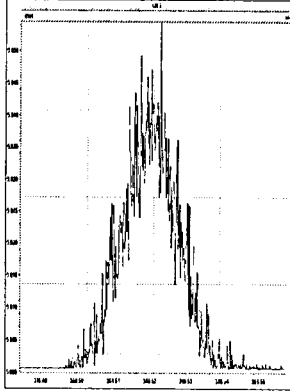
M 342.9792 R 11576



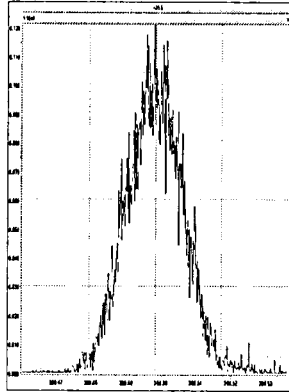
M 354.9792 R 0



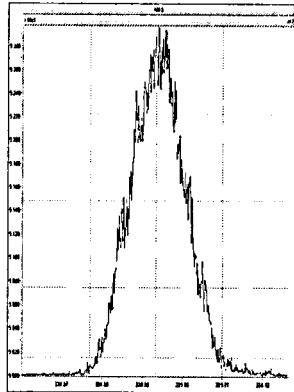
M 366.9792 R 12014



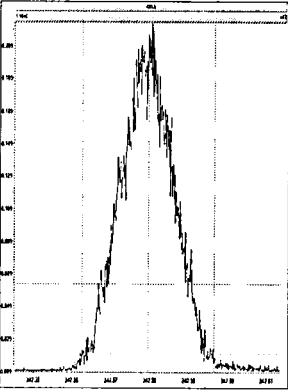
M 380.9760 R 10893



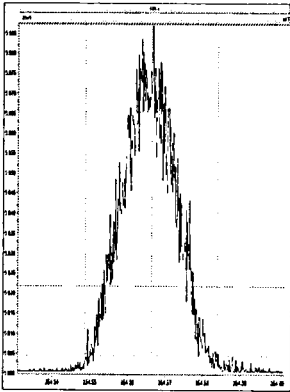
M 330.9792 R 10827



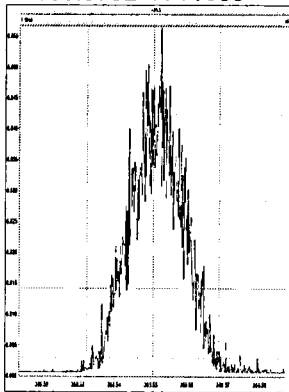
M 342.9792 R 11214



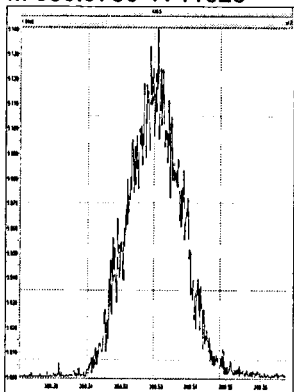
M 354.9792 R 11659



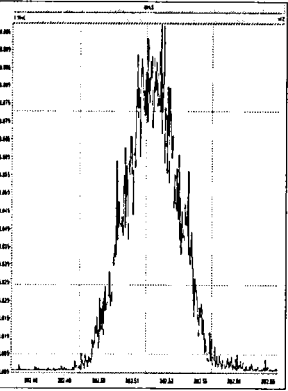
M 366.9792 R 11655



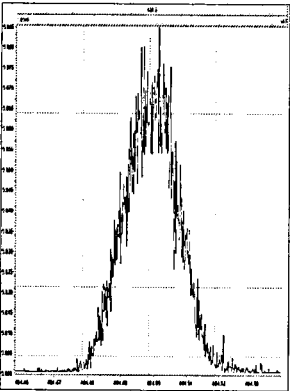
M 380.9760 R 11026



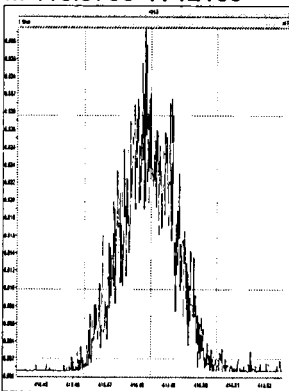
M 392.9760 R 11601



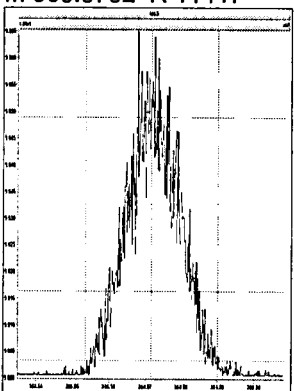
M 404.9760 R 11186



M 416.9760 R 12168

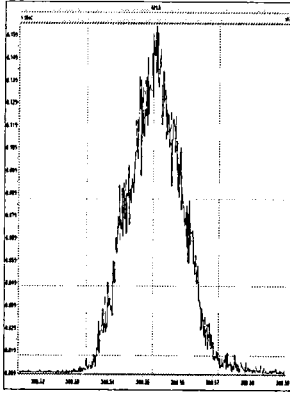


M 366.9792 R 11417

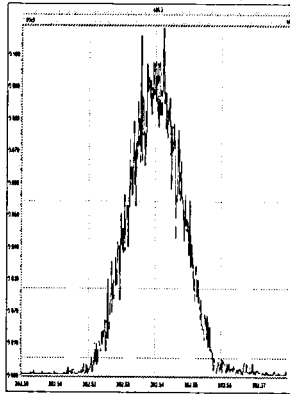


Printed: Tuesday, October 02, 2012 17:15:01 Eastern Daylight Time

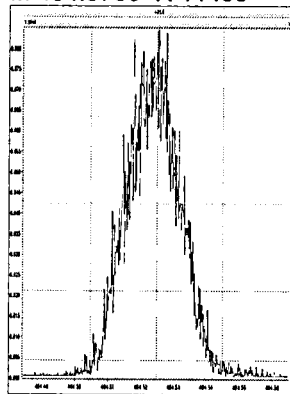
M 380.9760 R 11338



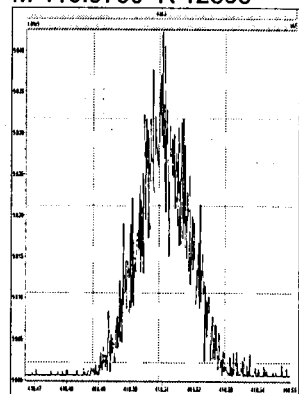
M 392.9760 R 11921



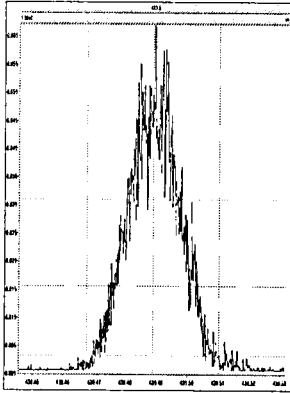
M 404.9760 R 11499



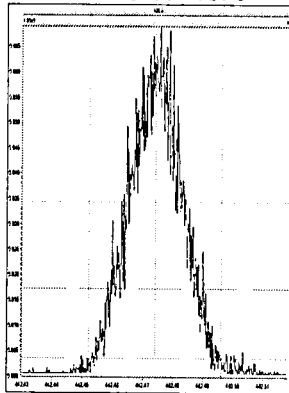
M 416.9760 R 12533



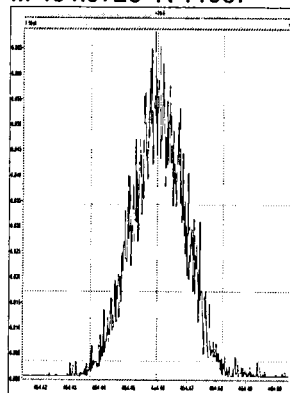
M 430.9728 R 12048



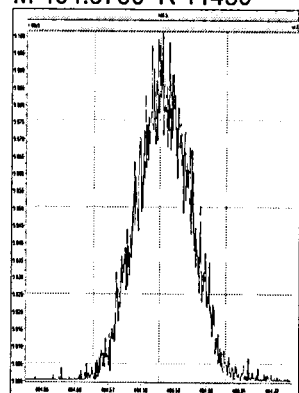
M 442.9728 R 11576



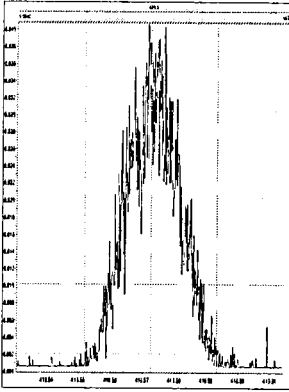
M 454.9728 R 11957



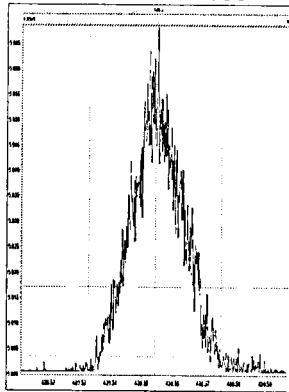
M 404.9760 R 11430



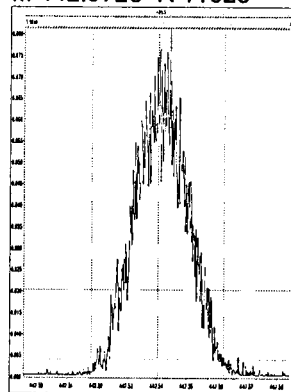
M 416.9760 R 11476



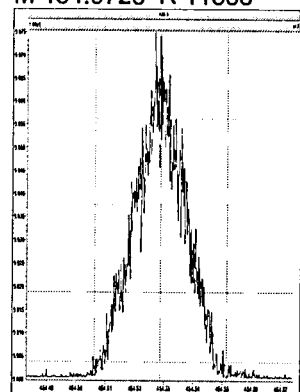
M 430.9728 R 11536



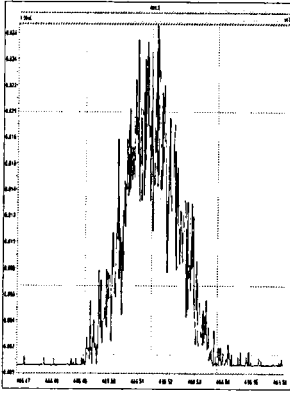
M 442.9728 R 11628



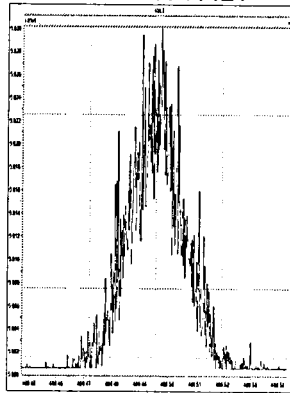
M 454.9728 R 11585



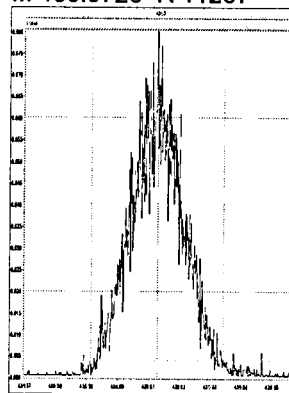
M 466.9728 R 11860



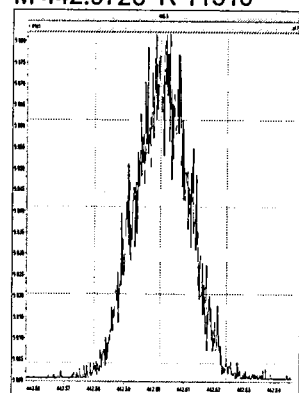
M 480.9696 R 11421



M 430.9728 R 11237

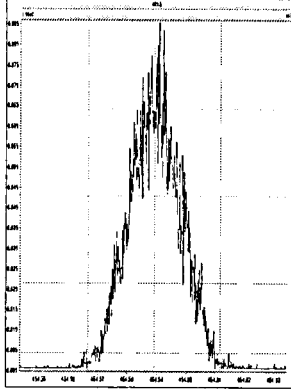


M 442.9728 R 11516

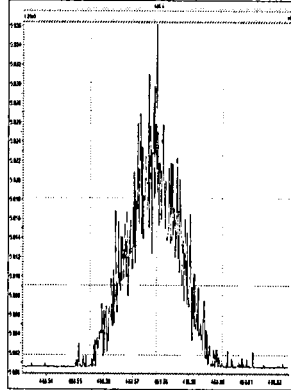


Printed: Tuesday, October 02, 2012 17:15:01 Eastern Daylight Time

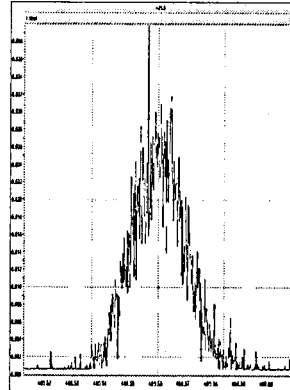
M 454.9728 R 11908



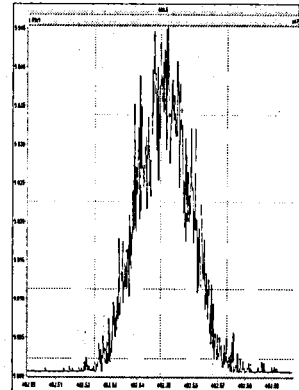
M 466.9728 R 12081



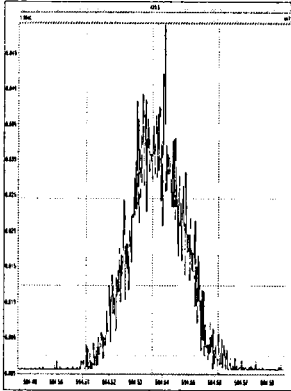
M 480.9696 R 11794



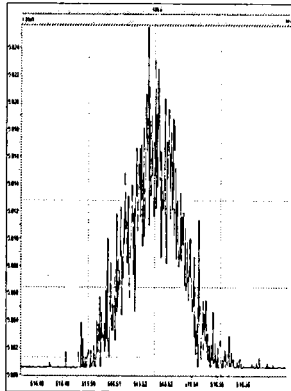
M 492.9696 R 11657



M 504.9696 R 11520

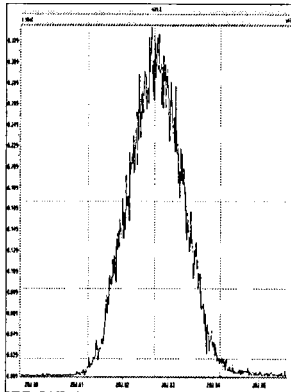


M 516.9697 R 12782

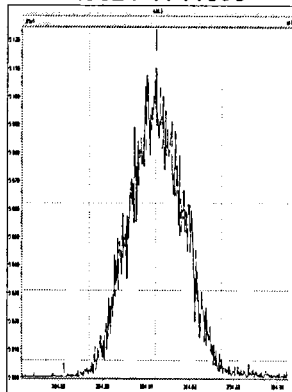


Printed: Tuesday, October 02, 2012 18:55:32 Eastern Daylight Time

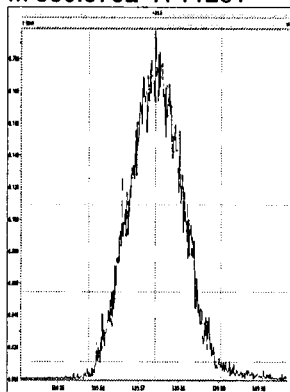
M 292.9824 R 10946



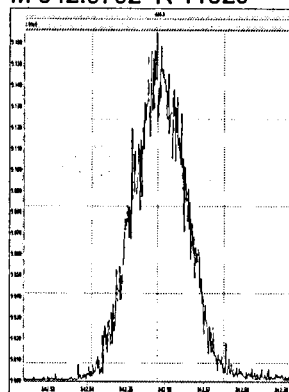
M 304.9824 R 11550



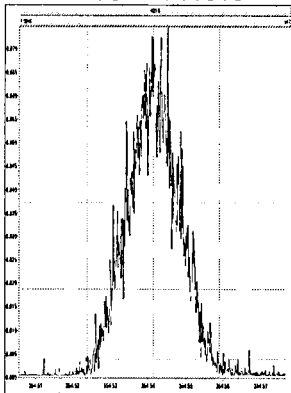
M 330.9792 R 11261



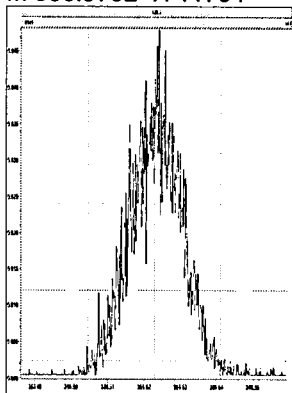
M 342.9792 R 11320



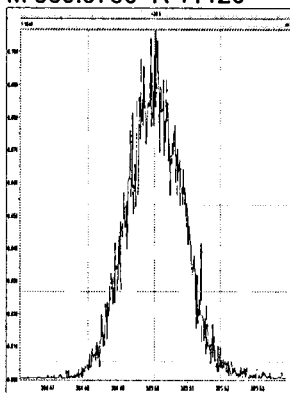
M 354.9792 R 11818



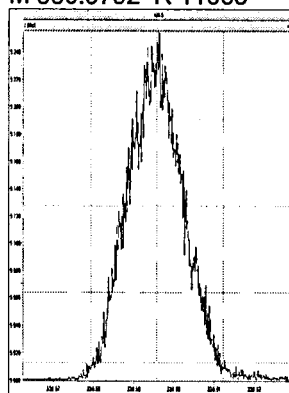
M 366.9792 R 11794



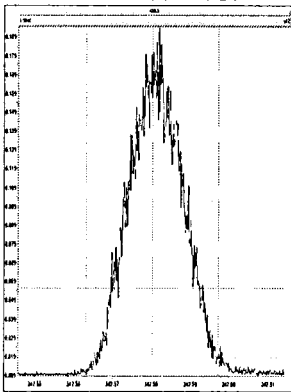
M 380.9760 R 11120



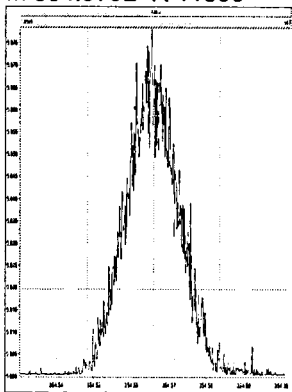
M 330.9792 R 11065



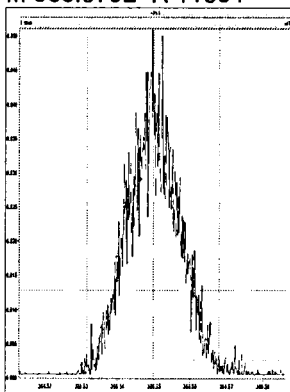
M 342.9792 R 11557



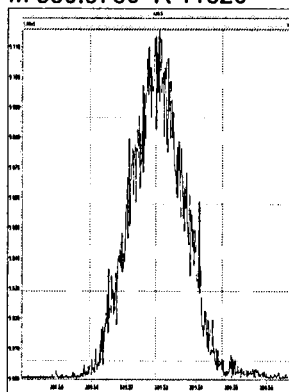
M 354.9792 R 11390



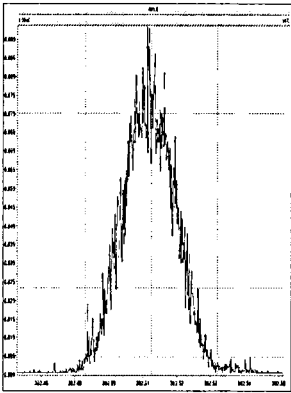
M 366.9792 R 11834



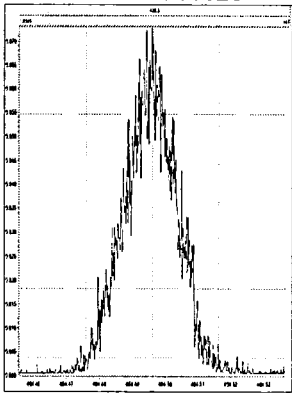
M 380.9760 R 11820



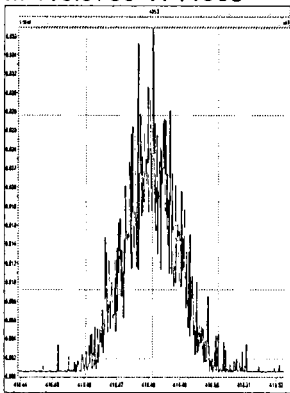
M 392.9760 R 11737



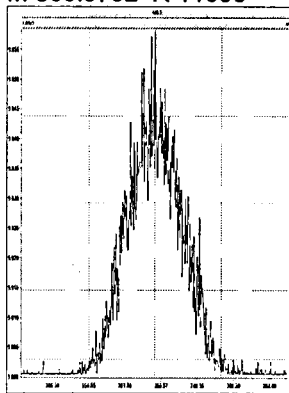
M 404.9760 R 11628



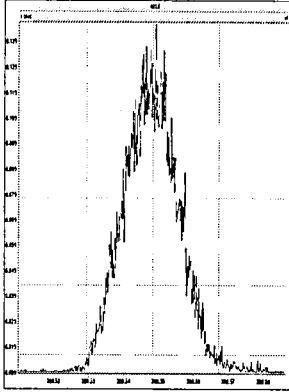
M 416.9760 R 11963



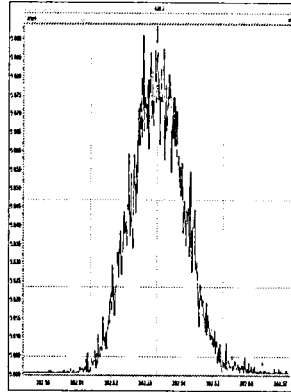
M 366.9792 R 11608



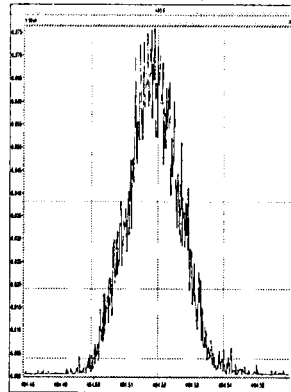
M 380.9760 R 11087



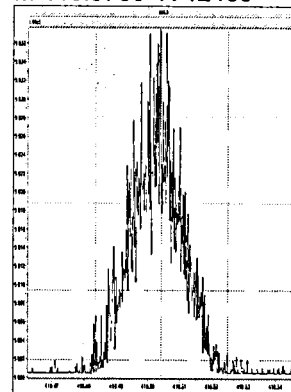
M 392.9760 R 11161



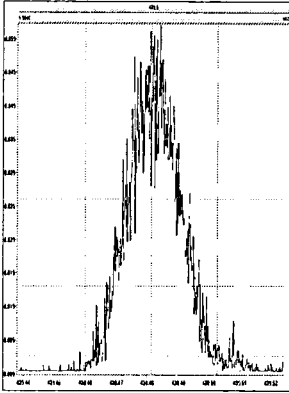
M 404.9760 R 11286



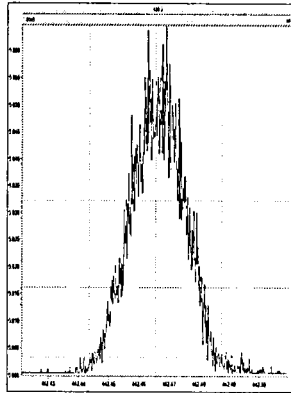
M 416.9760 R 12486



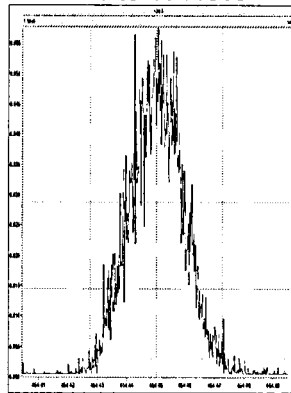
M 430.9728 R 12191



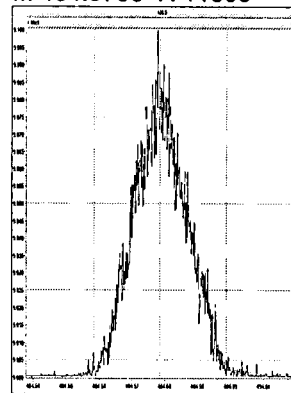
M 442.9728 R 11540



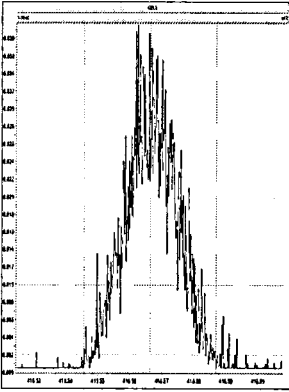
M 454.9728 R 11039



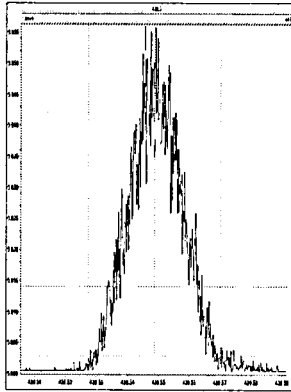
M 404.9760 R 11608



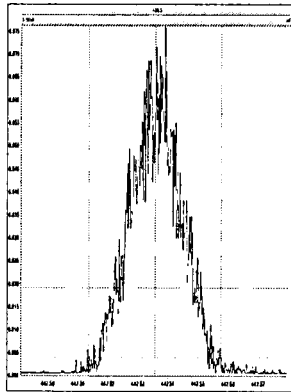
M 416.9760 R 11665



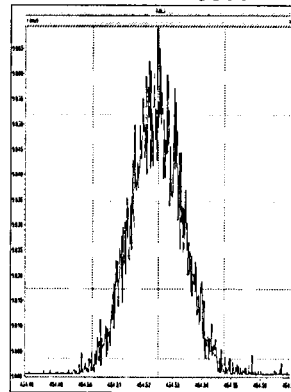
M 430.9728 R 11594



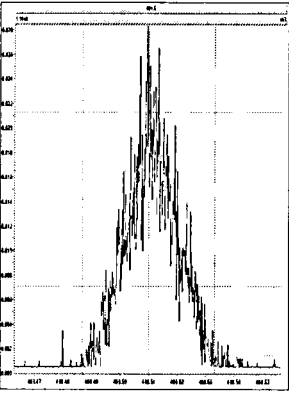
M 442.9728 R 12109



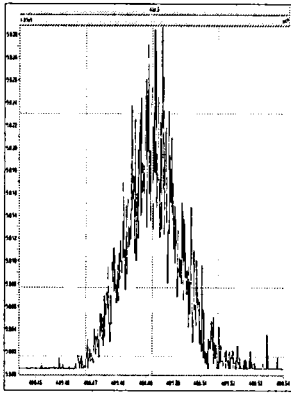
M 454.9728 R 10933



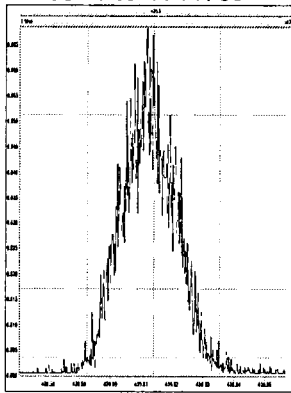
M 466.9728 R 12559



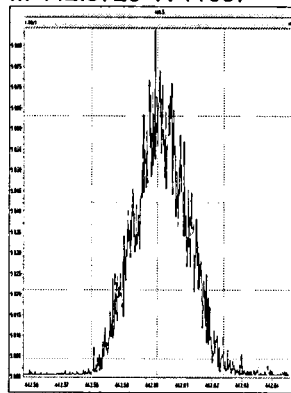
M 480.9696 R 11932



M 430.9728 R 11739

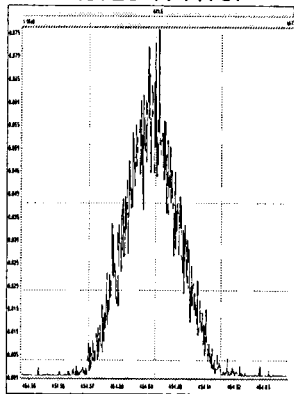


M 442.9728 R 11657

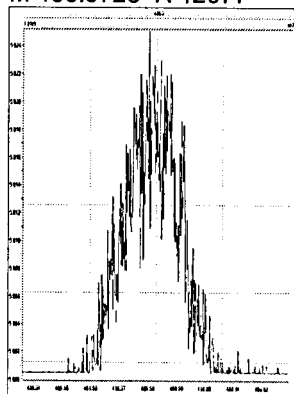


Printed: Tuesday, October 02, 2012 18:55:32 Eastern Daylight Time

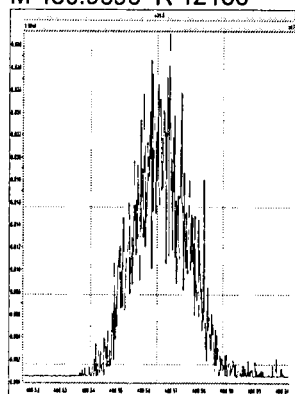
M 454.9728 R 11787



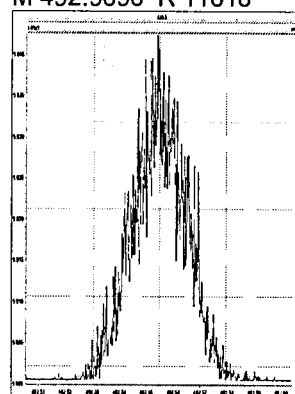
M 466.9728 R 12077



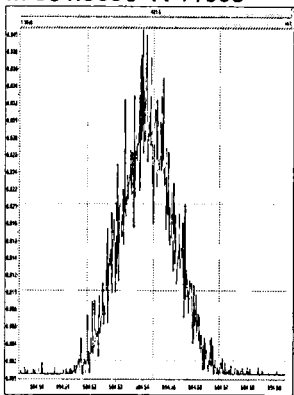
M 480.9696 R 12136



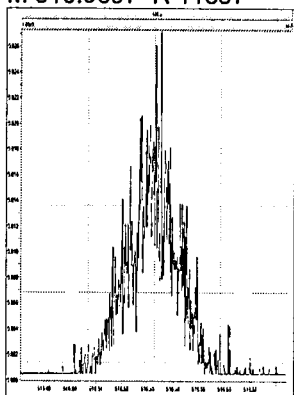
M 492.9696 R 11618



M 504.9696 R 11603



M 516.9697 R 11857



Quantify Compound Summary Report MassLynx 4.1
 ### CF ICAL Summary ###

Dataset: C:\MassLynx\Default.pro\Curvedblc02oct12a_Confirm-TD.qld

Last Altered: Wednesday, October 31, 2012 15:37:41 Eastern Daylight Time
 Printed: Wednesday, October 31, 2012 15:40:28 Eastern Daylight Time

1203246

Method: Untitled 21 Aug 2012 13:21:20
 Calibration: C:\MassLynx\Default.pro\CurvedblVFXms-100212a_Confirm-TD.cdb 31 Oct 2012 15:37:39

Compound name: 2378-TCDF
 Response Factor: 1.21803 ✓
 RRF SD: 0.0732841, Relative SD: 6.01663
 Response type: Internal Std (Ref 2), Area * (IS Conc. / IS Area)
 Curve type: RF

Filename	Sample ID	Response	Ion1Area	Ion2Area	RA	RAFail?	RT	pg/uL	RRF	Height1	Noise1	SN1	Height2	Noise2	SN2	Acq.Date	Acq.Time
c02oct12a-4	CS0	2.784e3	1.226e3	1.558e3	0.79	NO	21.54	0.250	1.323	1.835e4	471	39.0	2.472e4	603	41.0	02-Oct-12	10:36:23
c02oct12a-5	CS1	5.249e3	2.312e3	2.937e3	0.79	NO	21.52	0.500	1.268	3.227e4	419	76.9	4.846e4	630	76.9	02-Oct-12	11:22:39
c02oct12a-6	CS2	2.115e4	9.292e3	1.186e4	0.78	NO	21.54	2.000	1.287	1.327e5	417	318.1	1.665e5	545	305.4	02-Oct-12	12:09:00
c02oct12a-7	CS3	9.967e4	4.469e4	5.498e4	0.81	NO	21.54	10.000	1.193	6.433e5	476	1352.0	7.712e5	594	1299.1	02-Oct-12	12:55:31
c02oct12a-8	CS4	3.844e5	1.712e5	2.131e5	0.80	NO	21.55	40.000	1.147	2.481e6	577	4296.6	3.066e6	728	4212.6	02-Oct-12	13:41:53
c02oct12a-9	CS5	2.042e6	9.053e5	1.137e6	0.80	NO	21.54	200.000	1.143	1.351e7	770	1754...	1.692e7	1045	1618...	02-Oct-12	14:28:18
c02oct12a-10	CS6	4.888e6	2.162e6	2.726e6	0.79	NO	21.54	500.000	1.166	3.129e7	1050	2980...	3.929e7	1284	3060...	02-Oct-12	15:14:38

Compound name: ES:13C-2378-TCDF
 Response Factor: 1.65503 ✓
 RRF SD: 0.0497135, Relative SD: 3.00379
 Response type: Internal Std (Ref 3), Area * (IS Conc. / IS Area)
 Curve type: RF

Filename	Sample ID	Response	Ion1Area	Ion2Area	RA	RAFail?	RT	pg/uL	RRF	Height1	Noise1	SN1	Height2	Noise2	SN2	Acq.Date	Acq.Time
c02oct12a-4	CS0	8.420e5	3.738e5	4.682e5	0.80	NO	21.52	100.000	1.621	5.271e6	2436	2163.7	6.638e6	3358	1976.8	02-Oct-12	10:36:23
c02oct12a-5	CS1	8.277e5	3.628e5	4.650e5	0.78	NO	21.51	100.000	1.618	5.207e6	2355	2210.9	6.749e6	1942	3475.6	02-Oct-12	11:22:39
c02oct12a-6	CS2	8.220e5	3.677e5	4.542e5	0.81	NO	21.51	100.000	1.619	5.251e6	1942	2703.3	6.465e6	1567	4126.0	02-Oct-12	12:09:00
c02oct12a-7	CS3	8.353e5	3.704e5	4.649e5	0.80	NO	21.52	100.000	1.695	5.265e6	2327	2262.0	6.662e6	1889	3526.9	02-Oct-12	12:55:31
c02oct12a-8	CS4	8.378e5	3.697e5	4.681e5	0.79	NO	21.52	100.000	1.623	5.464e6	2110	2599.7	6.857e6	1637	4189.4	02-Oct-12	13:41:53
c02oct12a-9	CS5	8.936e5	3.866e5	5.070e5	0.76	NO	21.51	100.000	1.664	5.535e6	2486	2226.7	7.447e6	1640	4540.7	02-Oct-12	14:28:18
c02oct12a-10	CS6	8.385e5	3.667e5	4.718e5	0.78	NO	21.51	100.000	1.746	5.275e6	2077	2540.5	6.852e6	2098	3265.4	02-Oct-12	15:14:38

Quantify Compound Summary Report MassLynx 4.1
 ### CF ICAL Summary ###

Dataset: C:\MassLynx\Default.pro\Curved\b1c02oct12a_Confirm-TD.qld

Last Altered: Wednesday, October 31, 2012 15:37:41 Eastern Daylight Time
 Printed: Wednesday, October 31, 2012 15:40:28 Eastern Daylight Time

Compound name: JS:13C-1234-TCDD

Response Factor: 1
 RRF SD: 1.6342e-016, Relative SD: 1.6342e-014
 Response type: Internal Std (Ref 3), Area * (IS Conc. / IS Area)
 Curve type: RF

Filename	Sample ID	Response	Ion1Area	Ion2Area	RA	RAFail?	RT	pg/uL	RRF	Height1	Noise1	SN1	Height2	Noise2	SN2	Acq.Date	Acq.Time
c02oct12a-4	CS0	5.194e5	2.259e5	2.935e5	0.77	NO	21.43	100.000	1.000	3.185e6	3234	984.6	4.255e6	3549	1198.9	02-Oct-12	10:36:23
c02oct12a-5	CS1	5.116e5	2.345e5	2.772e5	0.85	NO	21.42	100.000	1.000	3.251e6	2080	1563.2	3.858e6	1231	3133.7	02-Oct-12	11:22:39
c02oct12a-6	CS2	5.078e5	2.288e5	2.790e5	0.82	NO	21.42	100.000	1.000	3.161e6	2413	1309.6	3.911e6	1317	2968.3	02-Oct-12	12:09:00
c02oct12a-7	CS3	4.929e5	2.216e5	2.713e5	0.82	NO	21.43	100.000	1.000	3.172e6	2257	1405.4	3.736e6	961	3889.1	02-Oct-12	12:55:31
c02oct12a-8	CS4	5.163e5	2.317e5	2.846e5	0.81	NO	21.43	100.000	1.000	3.206e6	2287	1402.1	4.040e6	1300	3107.4	02-Oct-12	13:41:53
c02oct12a-9	CS5	5.369e5	2.415e5	2.954e5	0.82	NO	21.42	100.000	1.000	3.490e6	2280	1530.4	4.164e6	1465	2843.0	02-Oct-12	14:28:18
c02oct12a-10	CS6	4.803e5	2.108e5	2.694e5	0.78	NO	21.42	100.000	1.000	2.938e6	1584	1854.1	3.852e6	1122	3433.2	02-Oct-12	15:14:38

Compound name: Tetrafurans

Response Factor: 1.21803 ✓
 RRF SD: 0.0732841, Relative SD: 6.01663
 Response type: Internal Std (Ref 2), Area * (IS Conc. / IS Area)
 Curve type: RF

Filename	Sample ID	Response	Ion1Area	Ion2Area	RA	RAFail?	RT	pg/uL	RRF	Height1	Noise1	SN1	Height2	Noise2	SN2	Acq.Date	Acq.Time
c02oct12a-4	CS0	1.324e3						0.250		2.058e4	471					02-Oct-12	10:36:23
c02oct12a-5	CS1	2.312e3						0.500		3.227e4	419					02-Oct-12	11:22:39
c02oct12a-6	CS2	9.475e3						2.000		1.374e5	417					02-Oct-12	12:09:00
c02oct12a-7	CS3	4.526e4						10.000		6.540e5	476					02-Oct-12	12:55:31
c02oct12a-8	CS4	1.712e5						40.000		2.481e6	577					02-Oct-12	13:41:53
c02oct12a-9	CS5	9.053e5						200.000		1.351e7	770					02-Oct-12	14:28:18
c02oct12a-10	CS6	2.162e6						500.000		3.129e7	1050					02-Oct-12	15:14:38

Dataset: C:\MassLynx\Default.pro\Curvedb\c02oct12a_Confirm-TD.qld
 Last Altered: Wednesday, October 31, 2012 15:37:41 Eastern Daylight Time
 Printed: Wednesday, October 31, 2012 15:40:28 Eastern Daylight Time

1203246

Method: Untitled 21 Aug 2012 13:21:20
 Calibration: C:\MassLynx\Default.pro\Curvedb\VF\Xms-100212a_Confirm-TD.cdb 31 Oct 2012 15:37:39

Name: c02oct12a-4
 ID: CS0
 Date: 02-Oct-2012
 Time: 10:36:23
 Submitter:
 Task: HRMS3

2.378 TCDF RRF
 $\frac{(2781)(100)}{(842000)(0.25)} = 1.3253$
 gen. m. at 11/1/12

Name	Response	Ion1Area	Ion2Area	RA	RAFail?	RT	RRF	lcal RRF	%RSD	Height1	Noise1	Height2	Noise2	SN1	SN2	M
2378-TCDF	2.784e3	1.226e3	1.558e3	0.79	NO	21.54	1.323	1.218	6.0	1.835e4	470.6	2.472e4	602.9	39.0	41.0	bb
ES:13C-2378-TCDF	8.420e5	3.738e5	4.682e5	0.80	NO	21.52	1.621	1.655	3.0	5.271e6	2436.1	6.638e6	3358.1	2163.7	1976.8	bb
JS:13C-1234-TCDD	5.194e5	2.259e5	2.935e5	0.77	NO	21.43	1.000	1.000	0.0	3.185e6	3234.4	4.255e6	3549.2	984.6	1198.9	bb
Tetrafurans		1.324e3						1.218	6.0	2.058e4	470.6					
F1 Lock Mass																

579

Dataset: C:\MassLynx\Default.pro\Curvedb\c02oct12a_Confirm-TD.qld

Last Altered: Wednesday, October 31, 2012 15:37:41 Eastern Daylight Time
Printed: Wednesday, October 31, 2012 15:40:28 Eastern Daylight Time

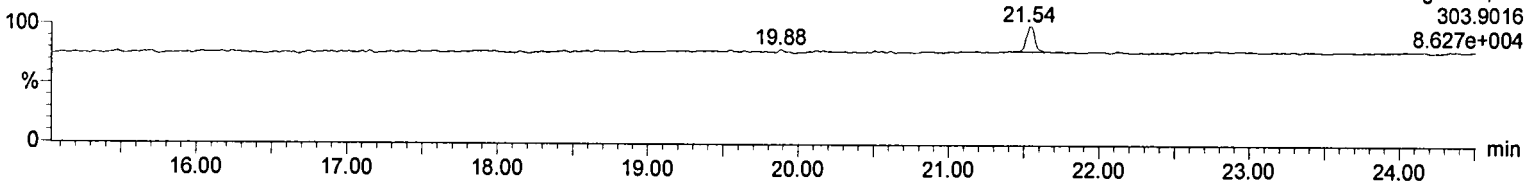
Method: Untitled 21 Aug 2012 13:21:20

Calibration: C:\MassLynx\Default.pro\Curvedb\VFXms-100212a_Confirm-TD.cdb 31 Oct 2012 15:37:39

Name: c02oct12a-4, ID: CS0, Date: 02-Oct-2012, Time: 10:36:23, Submitter: , Task: HRMS3

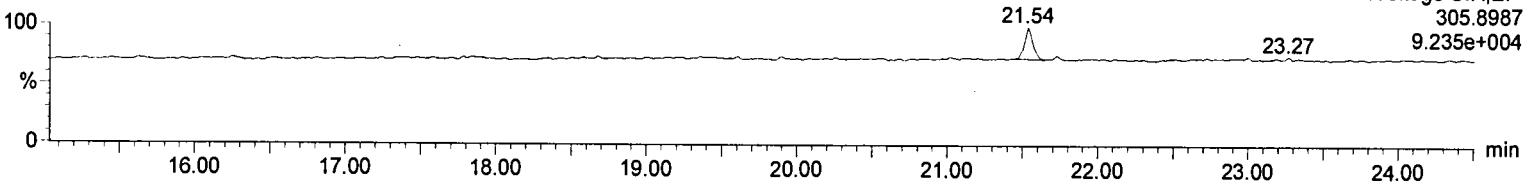
2378-TCDF

c02oct12a-4



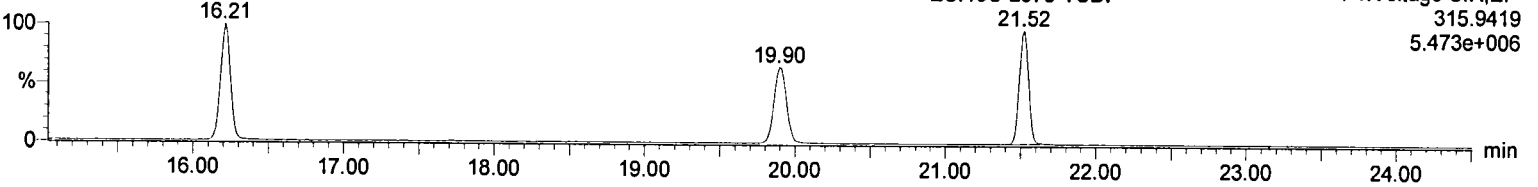
2378-TCDF

c02oct12a-4



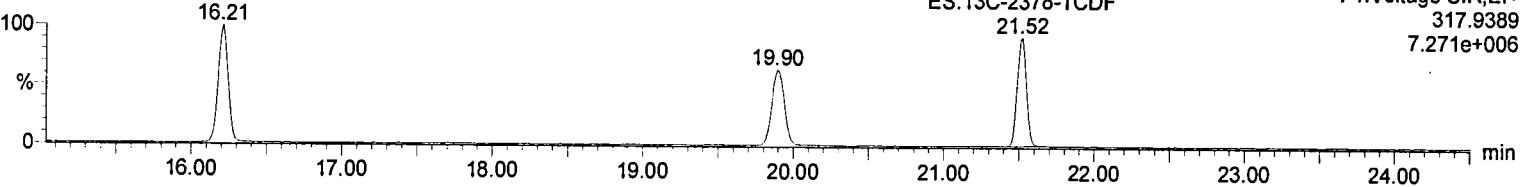
ES:13C-2378-TCDF

c02oct12a-4



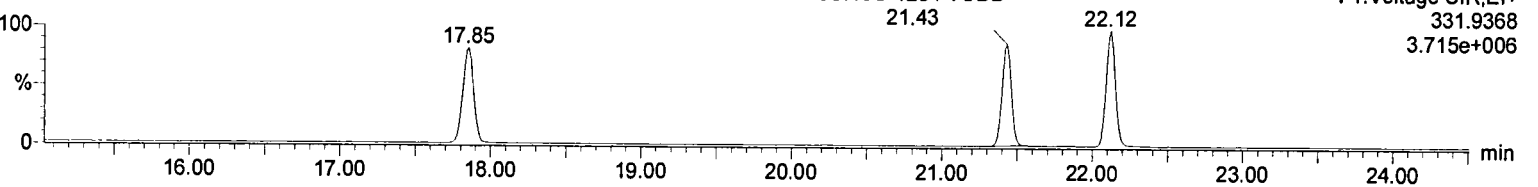
ES:13C-2378-TCDF

c02oct12a-4



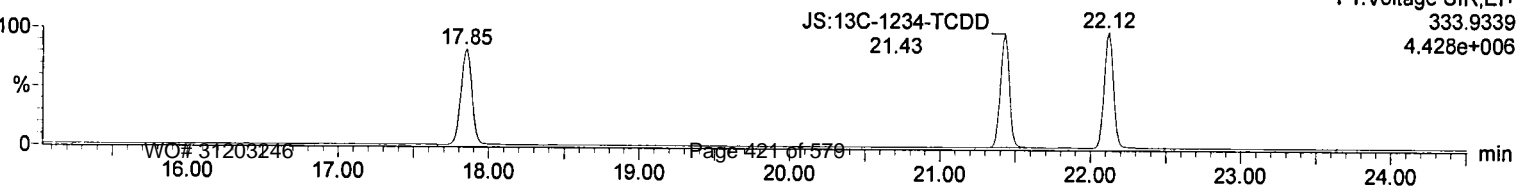
JS:13C-1234-TCDD

c02oct12a-4



JS:13C-1234-TCDD

c02oct12a-4



Dataset: C:\MassLynx\Default.pro\Curved\c02oct12a_Confirm-TD.qld
 Last Altered: Wednesday, October 31, 2012 15:37:41 Eastern Daylight Time
 Printed: Wednesday, October 31, 2012 15:40:28 Eastern Daylight Time

Name: c02oct12a-5
 ID: CS1
 Date: 02-Oct-2012
 Time: 11:22:39
 Submitter:
 Task: HRMS3

1.18
 (827750) (1.50) RRS
 (511600) (1.50)
 (827750) (1.50) RRS
 LLI on 11/1/12

Name	Response	Ion1Area	Ion2Area	RA	RAFail?	RT	RRF	Ical	RRF	%RSD	Height1	Noise1	Height2	Noise2	SN1	SN2	M
1 2378-TCDF	5.249e3	2.312e3	2.937e3	0.79	NO	21.52	1.268	1.218	6.0	3.227e4	419.3	4.846e4	629.9	76.9	76.9	bb	
2 ES:13C-2378-TCDF	8.277e5	3.626e5	4.650e5	0.78	NO	21.51	1.618	1.655	3.0	5.207e6	2355.1	6.749e6	1941.7	2210.9	3475.6	bb	
3 JS:13C-1234-TCDD	5.116e5	2.345e5	2.772e5	0.85	NO	21.42	1.000	1.000	0.0	3.251e6	2079.6	3.858e6	1231.1	1563.2	3133.7	bb	
4 Tetrafurans																	
5 F1 Lock Mass		2.312e3						1.218	6.0	3.227e4	419.3						

Dataset: C:\MassLynx\Default.pro\Curvedb\c02oct12a_Confirm-TD.qld

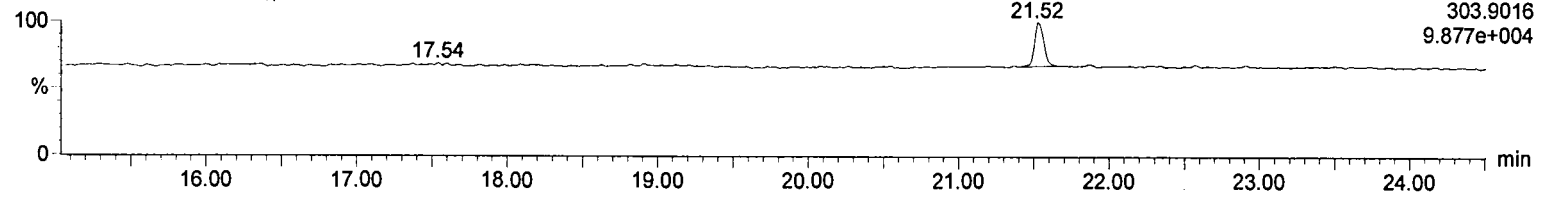
Last Altered: Wednesday, October 31, 2012 15:37:41 Eastern Daylight Time

Printed: Wednesday, October 31, 2012 15:40:28 Eastern Daylight Time

Name: c02oct12a-5, ID: CS1, Date: 02-Oct-2012, Time: 11:22:39, Submitter: , Task: HRMS3

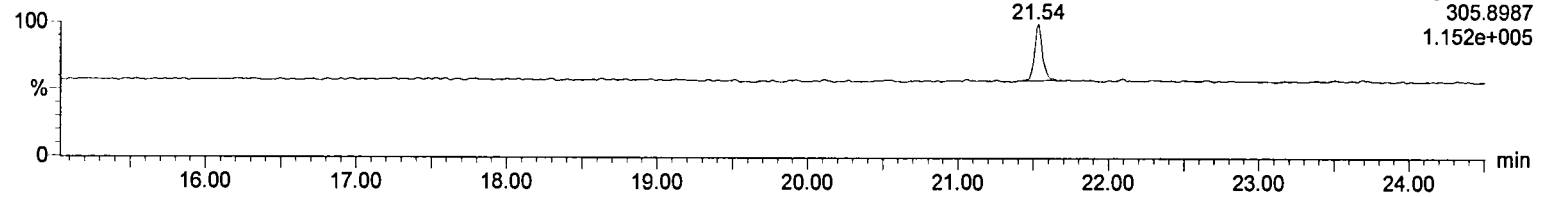
2378-TCDF

c02oct12a-5



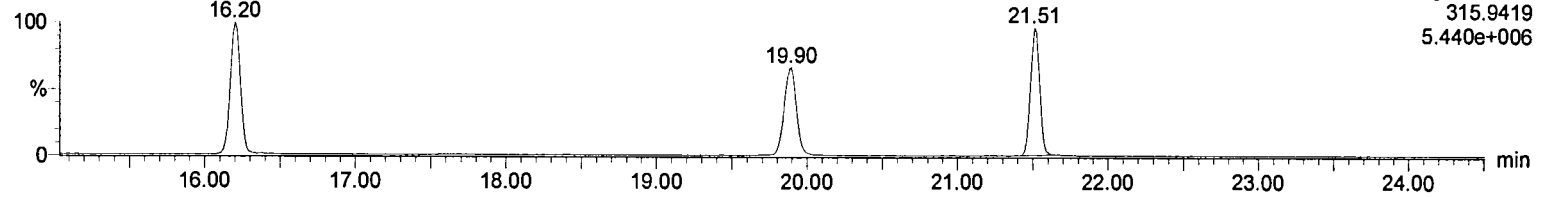
2378-TCDF

c02oct12a-5



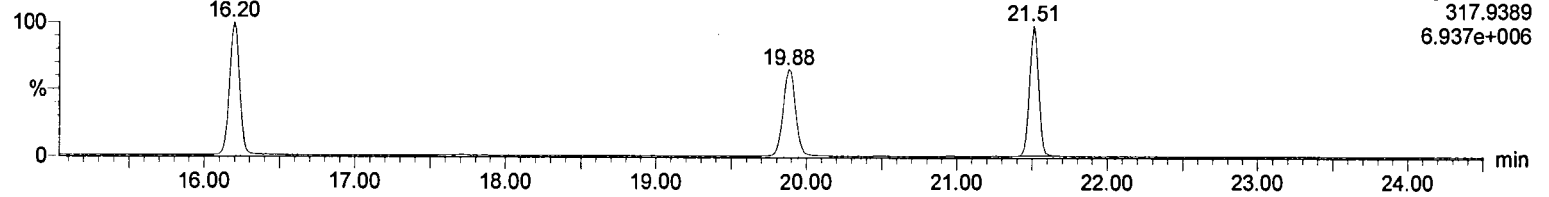
ES:13C-2378-TCDF

c02oct12a-5



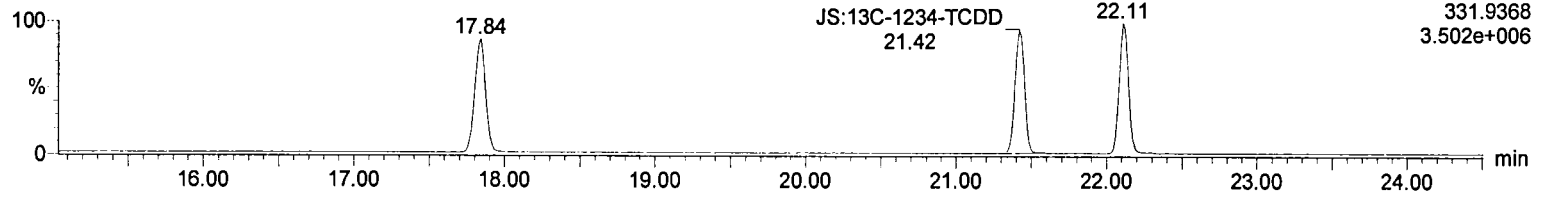
ES:13C-2378-TCDF

c02oct12a-5




JS:13C-1234-TCDD

c02oct12a-5



JS:13C-1234-TCDD

c02oct12a-5



Quantify Sample Summary Report MassLynx 4.1
 ### CF ICAL Summary ###

Dataset: C:\MassLynx\Default.pro\Curved\lc02oct12a_Confirm-TD.qld
 Last Altered: Wednesday, October 31, 2012 15:37:41 Eastern Daylight Time
 Printed: Wednesday, October 31, 2012 15:40:28 Eastern Daylight Time

Name: c02oct12a-6
 ID: CS2
 Date: 02-Oct-2012
 Time: 12:09:00
 Submitter:
 Task: HRMS3

2578-1234 RSD
 (21.50) (1.65)
 (2.150) (1.65)
 (2.150) (1.65)

Der. mnt 11/11/12

Name	Response	Ion1Area	Ion2Area	RA	RAFail?	RT	RRF	Ical	RRF	%RSD	Height1	Noise1	Height2	Noise2	SNT	SN2	M
1 2378-TCDF	2.115e4	9.292e3	1.186e4	0.78	NO	21.54	1.287	1.218	1.218	6.0	1.327e5	417.0	1.665e5	545.1	318.1	305.4	bd
2 ES:13C-2378-TCDF	8.220e5	3.677e5	4.542e5	0.81	NO	21.51	1.619	1.655	1.655	3.0	5.251e6	1942.3	6.465e6	1567.0	2703.3	4126.0	bb
3 JS:13C-1234-TCDD	5.078e5	2.288e5	2.790e5	0.82	NO	21.42	1.000	1.000	1.000	0.0	3.161e6	2413.3	3.911e6	1317.4	1309.6	2968.3	bb
4 Tetrafurans		9.475e3							1.218	6.0	1.374e5	417.0					
5 F1 Lock Mass																	

Dataset: C:\MassLynx\Default.pro\Curvedb\c02oct12a_Confirm-TD.qld

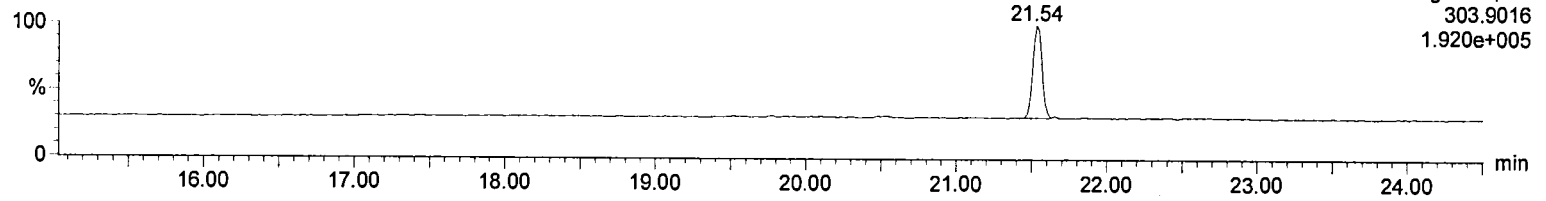
Last Altered: Wednesday, October 31, 2012 15:37:41 Eastern Daylight Time

Printed: Wednesday, October 31, 2012 15:40:28 Eastern Daylight Time

Name: c02oct12a-6, ID: CS2, Date: 02-Oct-2012, Time: 12:09:00, Submitter: , Task: HRMS3

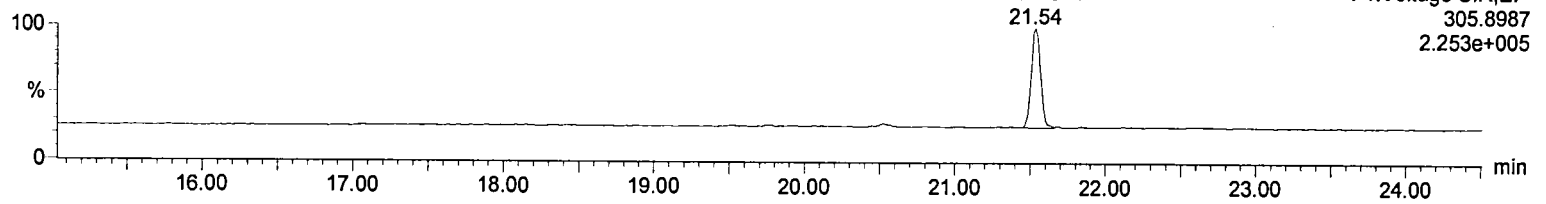
2378-TCDF

c02oct12a-6



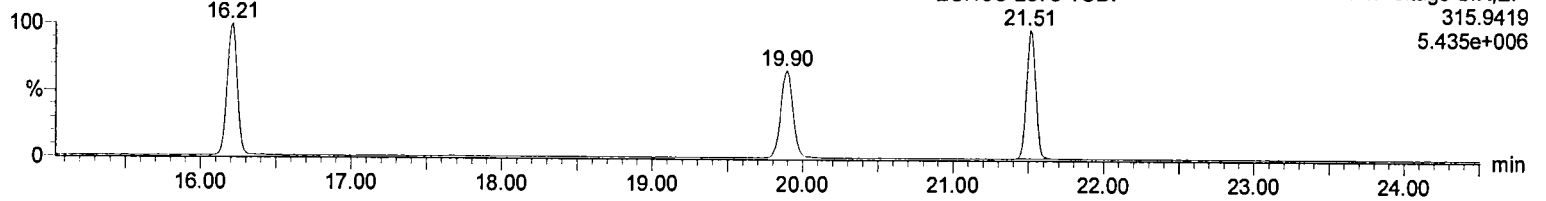
2378-TCDF

c02oct12a-6



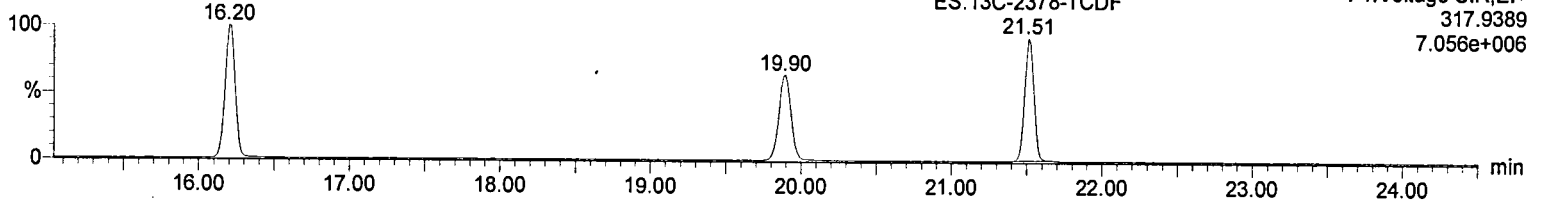
ES:13C-2378-TCDF

c02oct12a-6



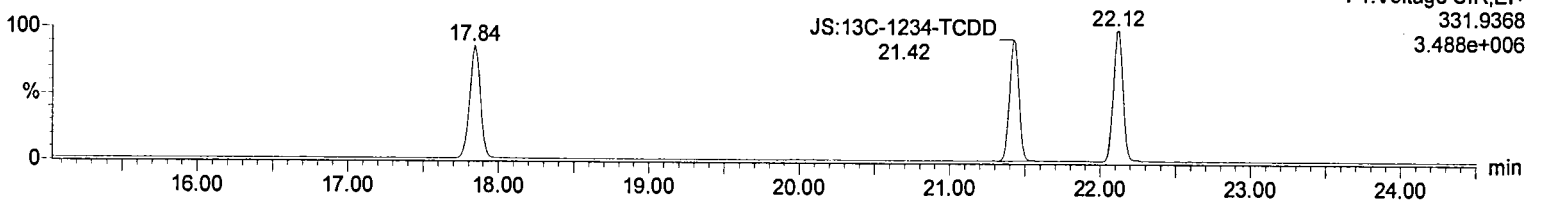
ES:13C-2378-TCDF

c02oct12a-6




JS:13C-1234-TCDD

c02oct12a-6



JS:13C-1234-TCDD

c02oct12a-6



Quantify Sample Summary Report MassLynx 4.1
 ### CF ICAL Summary ###

Dataset: C:\MassLynx\Default.pro\Curvedb\c02oct12a_Confirm-TD.qld
 Last Altered: Wednesday, October 31, 2012 15:37:41 Eastern Daylight Time
 Printed: Wednesday, October 31, 2012 15:40:28 Eastern Daylight Time

Name: c02oct12a-7
 ID: CS3
 Date: 02-Oct-2012
 Time: 12:55:31
 Submitter:
 Task: HRMS3

1.92 ✓
 2378 TCDF RRF
 $\frac{(23530)(10)}{(2672)(10)}$

per. mass 2/1/12

Name	Response	Ion1Area	Ion2Area	RA	RAFail?	RT	RRF	Ical RRF	%RSD	Height1	Noise1	Height2	Noise2	SN1	SN2	M
2378-TCDF	9.967e4	4.469e4	5.498e4	0.81	NO	21.54	1.193	1.218	6.0	6.433e5	475.8	7.712e5	593.6	1352.0	1299.1	bb
ES:13C-2378-TCDF	8.353e5	3.704e5	4.649e5	0.80	NO	21.52	1.695	1.655	3.0	5.265e6	2327.4	6.662e6	1888.8	2262.0	3526.9	bb
JS:13C-1234-TCDD	4.929e5	2.216e5	2.713e5	0.82	NO	21.43	1.000	1.000	0.0	3.172e6	2257.2	3.736e6	960.7	1405.4	3889.1	bb
Tetrafurans		4.526e4						1.218	6.0	6.540e5	475.8					
F1 Lock Mass																

Dataset: C:\MassLynx\Default.pro\Curvedb\c02oct12a_Confirm-TD.qld

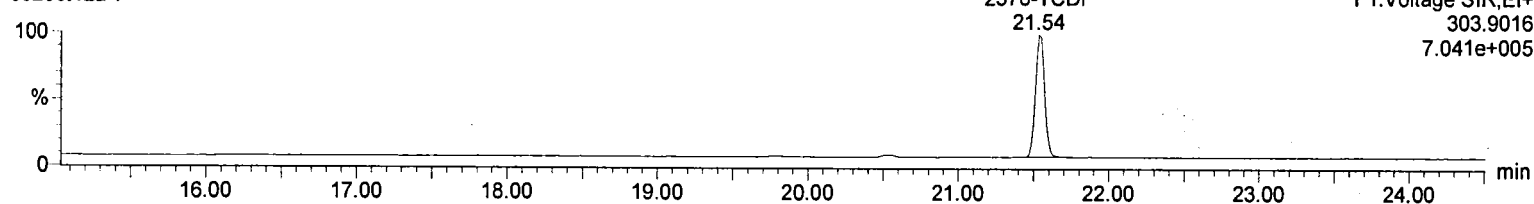
Last Altered: Wednesday, October 31, 2012 15:37:41 Eastern Daylight Time

Printed: Wednesday, October 31, 2012 15:40:28 Eastern Daylight Time

Name: c02oct12a-7, ID: CS3, Date: 02-Oct-2012, Time: 12:55:31, Submitter: , Task: HRMS3

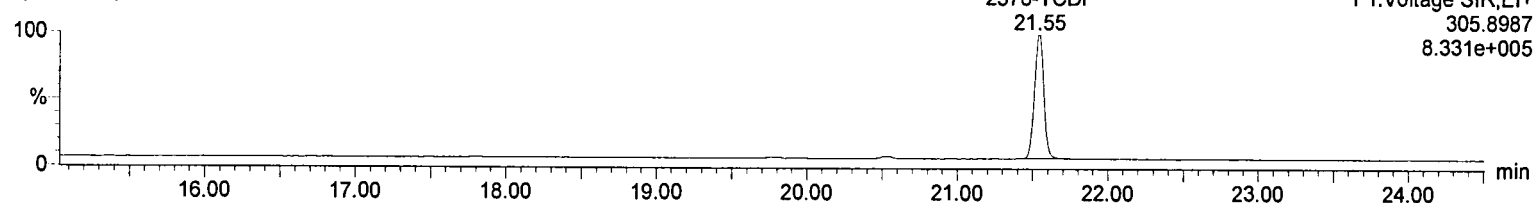
2378-TCDF

c02oct12a-7



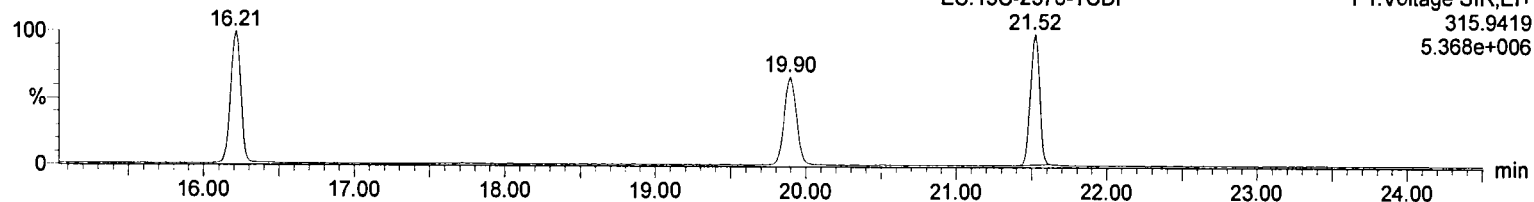
2378-TCDF

c02oct12a-7



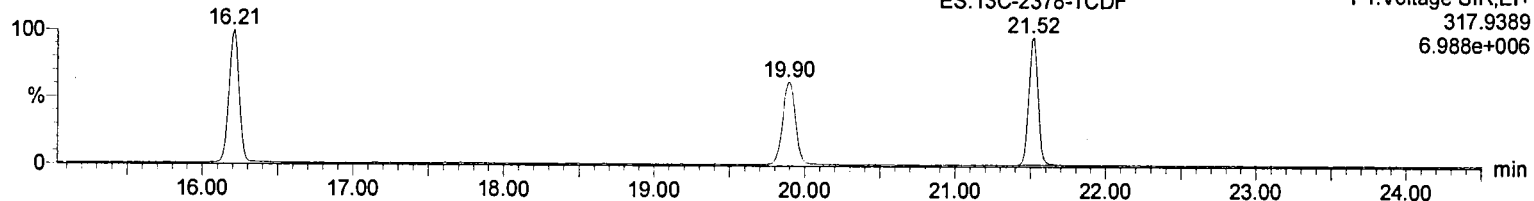
ES:13C-2378-TCDF

c02oct12a-7



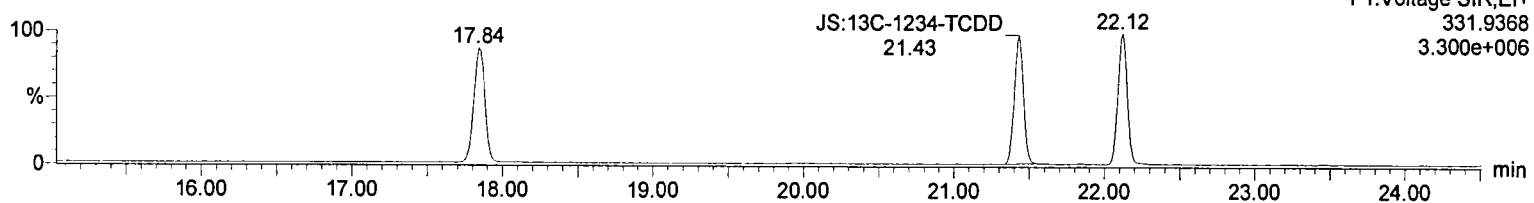
ES:13C-2378-TCDF

c02oct12a-7




JS:13C-1234-TCDD

c02oct12a-7



JS:13C-1234-TCDD

c02oct12a-7



Dataset: C:\MassLynx\Default.pro\Curved\bc02oct12a_Confirm-TD.qld
 Last Altered: Wednesday, October 31, 2012 15:37:41 Eastern Daylight Time
 Printed: Wednesday, October 31, 2012 15:40:28 Eastern Daylight Time

Name: c02oct12a-8
 ID: CS4
 Date: 02-Oct-2012
 Time: 13:41:53
 Submitter:
 Task: HRMS3

(837803) (NO)
(510503) (NO)
13C-2378-TCDF RRF
162.000 11/1/12

Name	Response	Ion1Area	Ion2Area	RA	RAFail?	RT	RRF	ICAL	RRF	%RSD	Height1	Noise1	Height2	Noise2	SN1	SN2	M	
1 2378-TCDF	3.844e5	1.712e5	2.131e5	0.80	NO	21.55	1.147	1.218	1.218	6.0	2.481e6	577.4	3.066e6	727.9	4296.6	4212.6	bb	
2 ES:13C-2378-TCDF	8.378e5	3.697e5	4.681e5	0.79	NO	21.52	1.623	1.655	1.655	3.0	5.464e6	2109.8	6.857e6	1636.8	2589.7	4189.4	bb	
3 JS:13C-1234-TCDD	5.163e5	2.317e5	2.846e5	0.81	NO	21.43	1.000	1.000	1.000	0.0	3.206e6	2287.0	4.040e6	1300.1	1402.1	3107.4	bb	
4 Tetrafurans																		
5 F1 Lock Mass		1.712e5					1.218	6.0	2.481e6	577.4								

Dataset: C:\MassLynx\Default.pro\Curvedblc02oct12a_Confirm-TD.qld

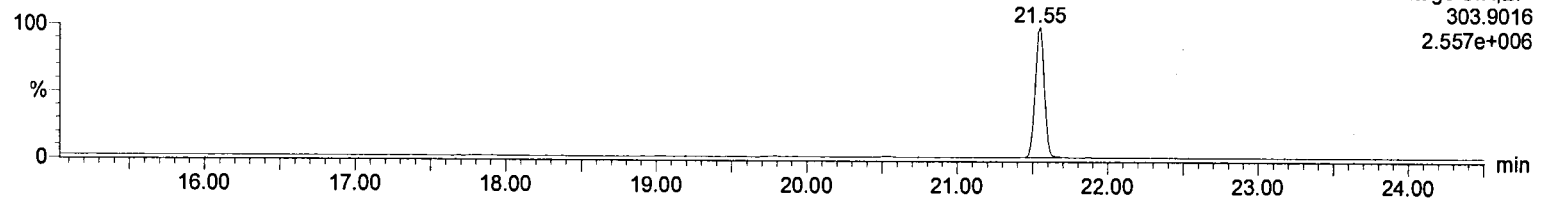
Last Altered: Wednesday, October 31, 2012 15:37:41 Eastern Daylight Time

Printed: Wednesday, October 31, 2012 15:40:28 Eastern Daylight Time

Name: c02oct12a-8, ID: CS4, Date: 02-Oct-2012, Time: 13:41:53, Submitter: , Task: HRMS3

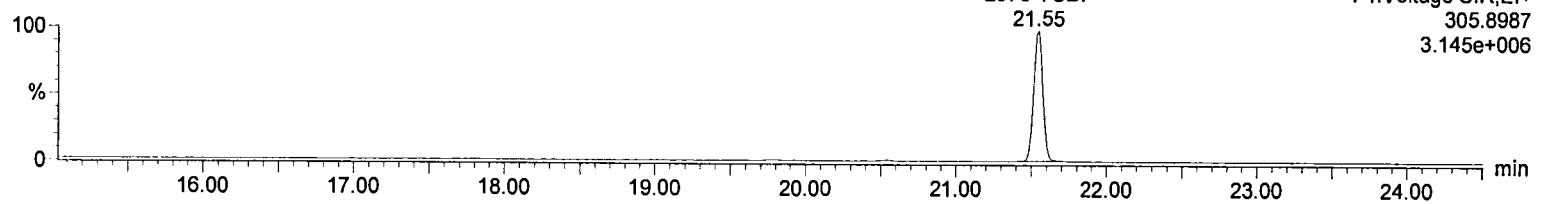
2378-TCDF

c02oct12a-8



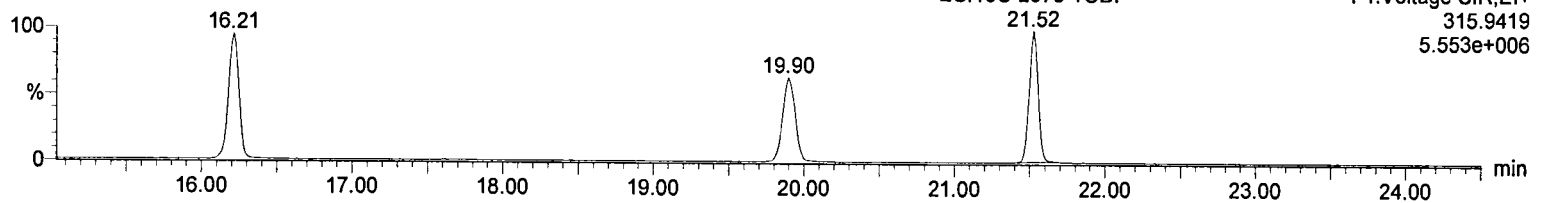
2378-TCDF

c02oct12a-8



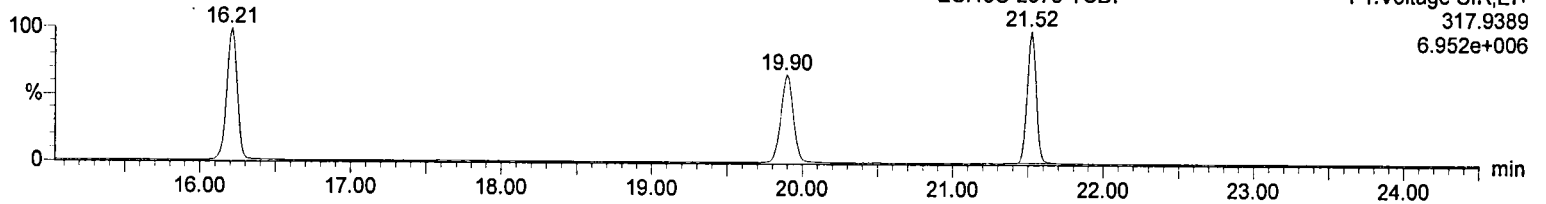
ES:13C-2378-TCDF

c02oct12a-8



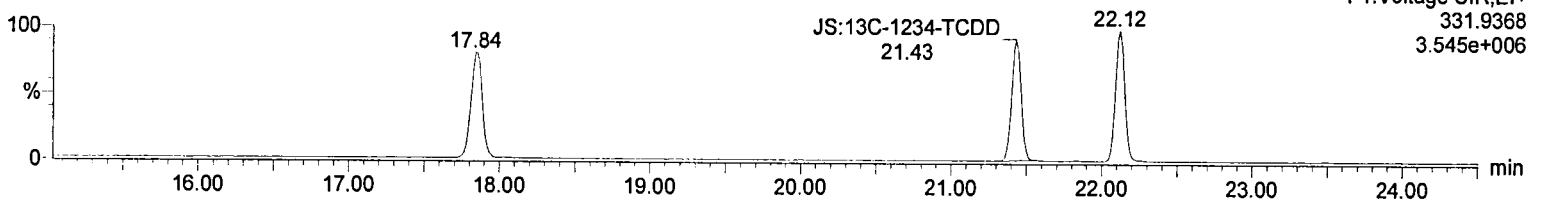
ES:13C-2378-TCDF

c02oct12a-8




JS:13C-1234-TCDD

c02oct12a-8



JS:13C-1234-TCDD

c02oct12a-8



Quantify Sample Summary Report MassLynx 4.1
 ### CF ICAL Summary ###

Dataset: C:\MassLynx\Default.pro\Curved\b02oct12a_Confirm-TD.qld

Last Altered: Wednesday, October 31, 2012 15:37:41 Eastern Daylight Time
 Printed: Wednesday, October 31, 2012 15:40:28 Eastern Daylight Time

Name: c02oct12a-9
 ID: CS5
 Date: 02-Oct-2012
 Time: 14:28:18
 Submitter:
 Task: HRMS3

2378-TCDF 60%
 (2378) (100)
 (2378) (100) = 1143
 11/1/12

Name	Response	Ion1Area	Ion2Area	RA	RAFail?	RT	RRF	ICal	RRF	%RSD	Height1	Noise1	Height2	Noise2	SN1	SN2	M
1 2378-TCDF	2.042e6	9.053e5	1.137e6	0.80	NO	21.54	1.143	1.218	6.0	1.351e7	770.4	1.692e7	1045.2	17543.2	16184.1	bb	
2 ES:13C-2378-TCDF	8.936e5	3.866e5	5.070e5	0.76	NO	21.51	1.664	1.655	3.0	5.535e6	2485.9	7.447e6	1640.0	2226.7	4540.7	bb	
3 JS:13C-1234-TCDD	5.369e5	2.415e5	2.954e5	0.82	NO	21.42	1.000	1.000	0.0	3.490e6	2280.5	4.164e6	1464.7	1530.4	2843.0	bb	
4 Tetrafurans																	
5 F1 Lock Mass		9.053e5					1.218	6.0	1.351e7	770.4							

Quantify Sample Report
CF ICAL Summary

MassLynx 4.1

Dataset: C:\MassLynx\Default.pro\Curvedb\c02oct12a_Confirm-TD.qld

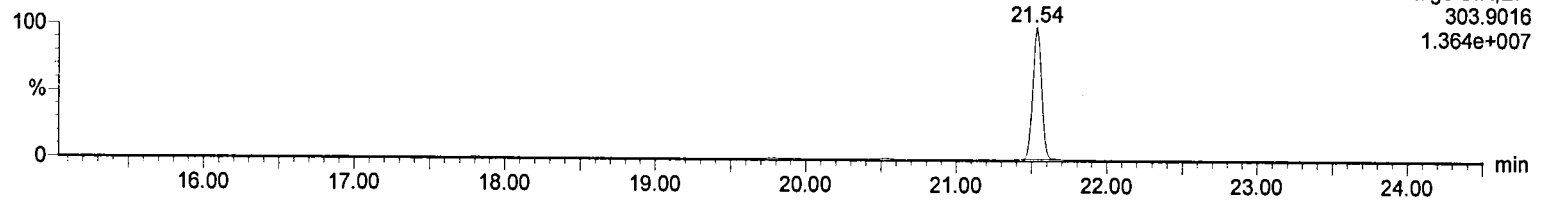
Last Altered: Wednesday, October 31, 2012 15:37:41 Eastern Daylight Time

Printed: Wednesday, October 31, 2012 15:40:28 Eastern Daylight Time

Name: c02oct12a-9, ID: CS5, Date: 02-Oct-2012, Time: 14:28:18, Submitter: , Task: HRMS3

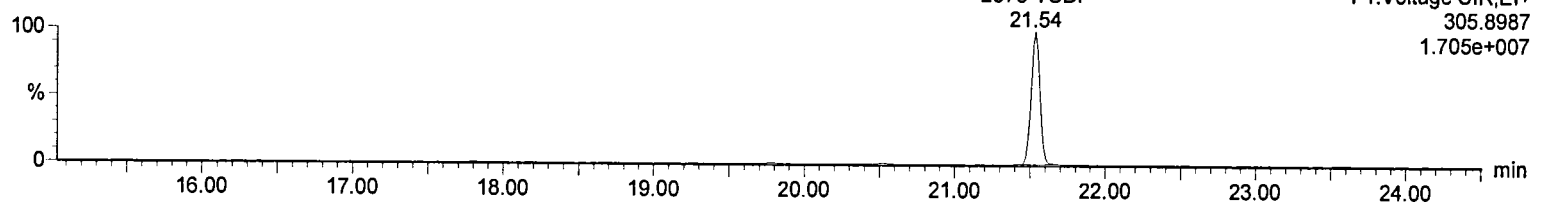
2378-TCDF

c02oct12a-9



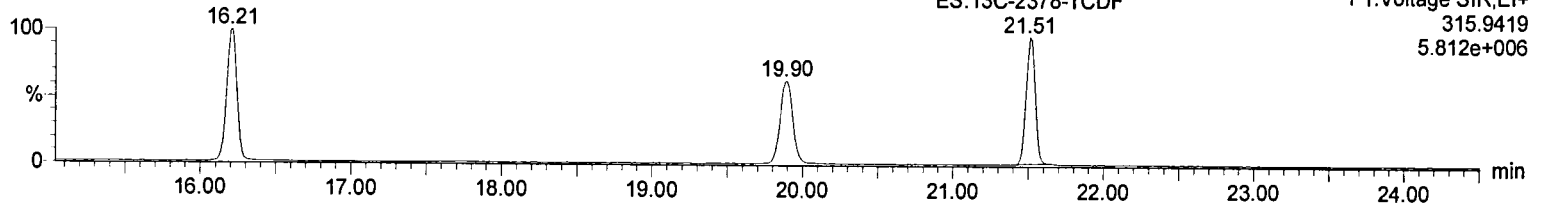
2378-TCDF

c02oct12a-9



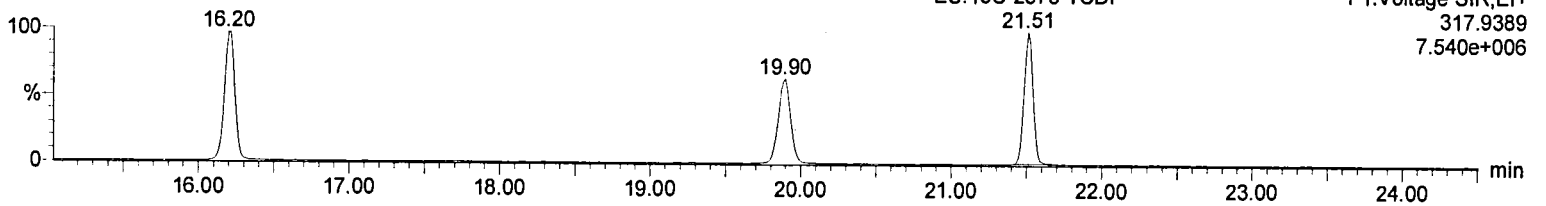
ES:13C-2378-TCDF

c02oct12a-9



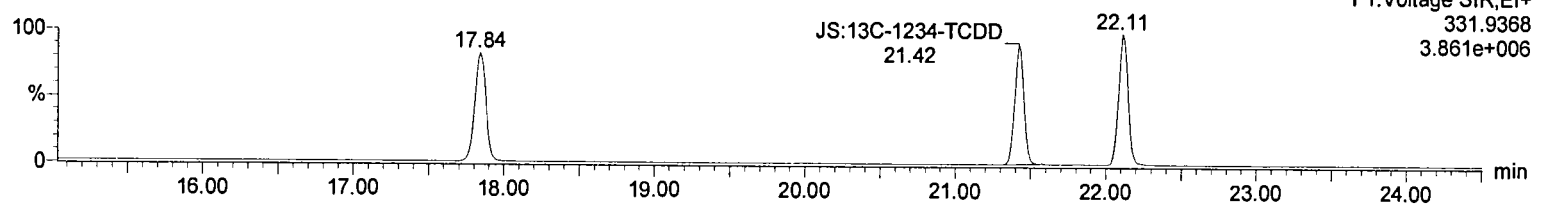
ES:13C-2378-TCDF

c02oct12a-9




JS:13C-1234-TCDD

c02oct12a-9



JS:13C-1234-TCDD

c02oct12a-9



Dataset: C:\MassLynx\Default.pro\Curved\b\c02oct12a_Confirm-TD.qld
 Last Altered: Wednesday, October 31, 2012 15:37:41 Eastern Daylight Time
 Printed: Wednesday, October 31, 2012 15:40:28 Eastern Daylight Time

Name: c02oct12a-10
 ID: CS6
 Date: 02-Oct-2012
 Time: 15:14:38
 Submitter:
 Task: HRMS3

2378-TCDF
 (18888000)(100)
 (1858500)(500)
 RR
 RR. mmt 11/1/12

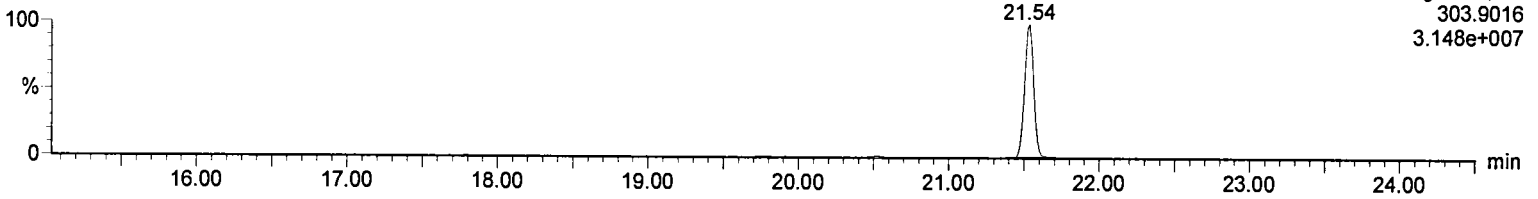
Name	Response	Ion1Area	Ion2Area	RA	RAFail?	RT	RRF	Ical	RRF	%RSD	Height1	Noise1	Height2	Noise2	SN1	SN2	M
2378-TCDF	4.888e6	2.162e6	2.726e6	0.79	NO	21.54	1.166	1.218	6.0	3.129e7	1049.7	3.929e7	1283.8	29809.3	30607.7	bb	
ES:13C-2378-TCDF	8.385e5	3.667e5	4.718e5	0.78	NO	21.51	1.746	1.655	3.0	5.275e6	2076.5	6.852e6	2098.4	2540.5	3265.4	bb	
JS:13C-1234-TCDD	4.803e5	2.108e5	2.694e5	0.78	NO	21.42	1.000	1.000	0.0	2.938e6	1584.4	3.852e6	1121.9	1854.1	3433.2	bb	
Tetrafurans		2.162e6					1.218	6.0	3.129e7	1049.7							
F1 Lock Mass																	

Dataset: C:\MassLynx\Default.pro\Curvedb\c02oct12a_Confirm-TD.qld

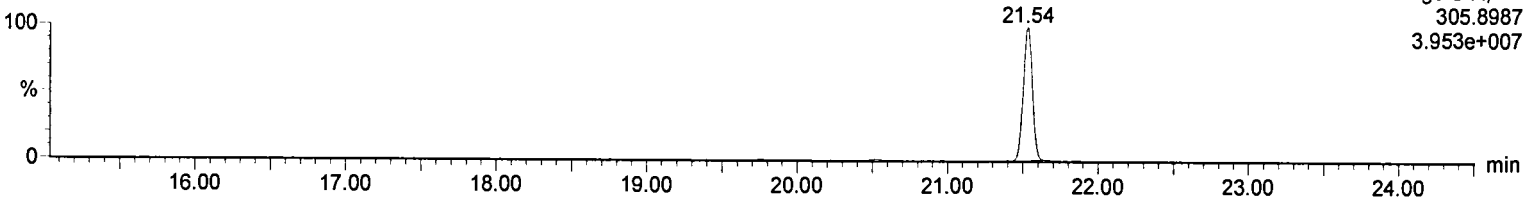
Last Altered: Wednesday, October 31, 2012 15:37:41 Eastern Daylight Time
Printed: Wednesday, October 31, 2012 15:40:28 Eastern Daylight Time

Name: c02oct12a-10, ID: CS6, Date: 02-Oct-2012, Time: 15:14:38, Submitter: , Task: HRMS3

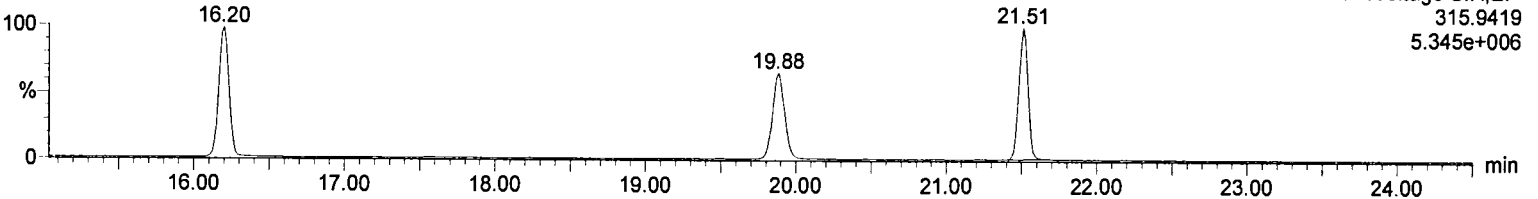
2378-TCDF
c02oct12a-10



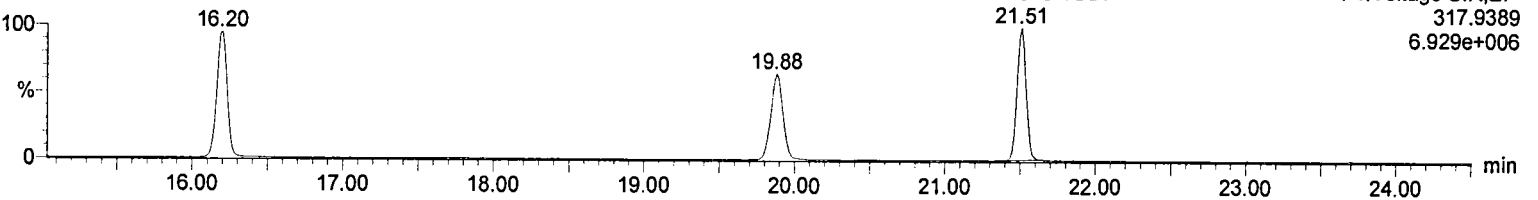
2378-TCDF
c02oct12a-10



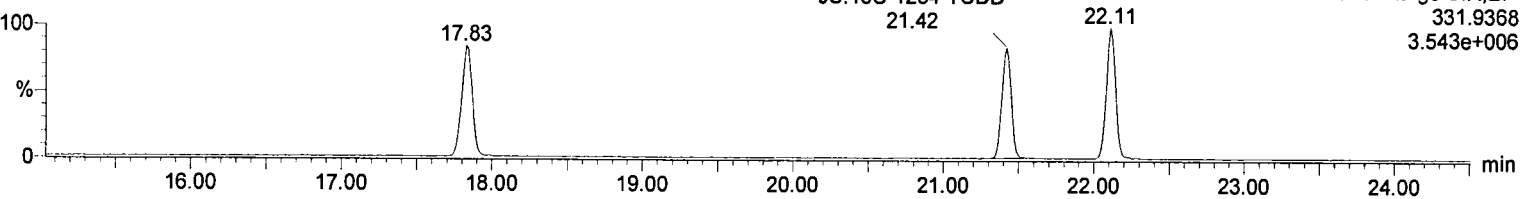
ES:13C-2378-TCDF
c02oct12a-10




ES:13C-2378-TCDF
c02oct12a-10



JS:13C-1234-TCDD
c02oct12a-10



JS:13C-1234-TCDD
c02oct12a-10



SGS Analytical Perspectives — Run Log

Project: A4721_10221_DF

Instrument: MM1 (AutoSpec-Ultima)		MS Experiment: DF_CL4-8B		GC Program: DB5MS_60M					
#	Datafile	Vial#	Lab ID	Wt/Vol	Client/Sample ID	Analyst(s)	Checkcode	Acq Date	Acq Time
1	121020P2-01	8	CS3_121020_DF_PA	1.00	S40-67B	MDC	300-917	21-OCT-2012 04:41:44	
2	121020P2-02	32	OPR1_10221_DF	10.00	0_10221_OPR001	MDC	809-198	21-OCT-2012 05:32:46	
3	121020P2-03	15	SBS_121020_DF_PB	1.00	solvent blank	MDC	496-545	21-OCT-2012 06:23:46	
4	121020P2-04	31	MB1_10221_DF_SDS	10.00	MB1_10221_DF_SDS	MDC	631-338	21-OCT-2012 07:14:49	
5	121020P2-05	33	A4721_10221_DF_001	10.04	JW-EA06-SS22-120507	MDC	203-409	21-OCT-2012 08:05:51	
6	121020P2-06	34	A4721_10221_DF_002	10.01	JW-EA04-SS15-120507	MDC	625-894	21-OCT-2012 08:56:53	
7	121020P2-07	35	A4721_10221_DF_003	10.05	JW-EA06-SS21-120507	MDC	257-117	21-OCT-2012 09:47:55	
8	121020P2-08	36	A4721_10221_DF_004	10.00	JW-EA02-SS06-120507	MDC	841-449	21-OCT-2012 10:38:58	
9	121020P3-02	37	A4721_10221_DF_005	10.19	JW-EA06-SS24-120507	MDC	572-899	21-OCT-2012 15:53:27	
10	121020P2-10	38	A4721_10221_DF_006	10.08	JW-EA06-SS23-120507	MDC	637-287	21-OCT-2012 12:21:05	
11	121020P2-11	15	SBS_121020_DF_PC	1.00	solvent blank	MDC	862-797	21-OCT-2012 13:12:03	
12	121020P2-12	8	CS3_121020_DF_PB	1.00	S40-67B	MDC	689-276	21-OCT-2012 14:03:03	
1	121020P3-01	15	SBS_121020_DF_PD	1.00	solvent blank	MDC	905-859	21-OCT-2012 15:02:25	
2	121020P3-02	37	A4721_10221_DF_005	10.19	JW-EA06-SS24-120507	MDC	572-899	21-OCT-2012 15:53:27	
3	121020P3-03	39	A4721_10221_DF_007	10.14	JW-EA04-SS13-120507	MDC	698-108	21-OCT-2012 16:44:29	
4	121020P3-04	40	A4721_10221_DF_008	10.16	JW-EA07-SS25-120507	MDC	295-050	21-OCT-2012 17:35:32	
5	121020P3-05	41	A4721_10221_DF_009	10.06	JW-EA04-SS16-120507	MDC	712-411	21-OCT-2012 18:26:34	
6	121020P3-06	42	A4721_10221_DF_010	10.05	JW-EA04-SS14-120507	MDC	674-282	21-OCT-2012 19:17:36	
7	121020P3-07	43	A4721_10221_DF_011	10.08	JW-EA02-SS05-120507	MDC	828-262	21-OCT-2012 20:08:38	
8	121020P3-08	15	SBS_121020_DF_PE	1.00	solvent blank	MDC	763-748	21-OCT-2012 20:59:38	
9	121020P3-09	8	CS3_121020_DF_PC	1.00	S40-67B	MDC	334-197	21-OCT-2012 21:50:39	

REVIEWED

By Michael D H Chu at 3:25 pm, Oct 22, 2012

REVIEWED

By Amber Kornegay at 10:59 am, Oct 24, 2012

Dioxin/Furan QC Summary
 Lab ID: CS3_121020_DF_PA
 Sample ID: S40-67B

Acq'd: 21 Oct 2012 04:41 MDC
 UTP: 22-Oct-2012 13:57 MDC
 Report: 22 Oct 2012 14:23 MC

ICAL: 1613_SGS
 Checkcode: 300-917-VTY
 Datafile: 121020P2-01

Name	RT	Response	RA	OK	Ref. RRFs	Calc. RRFs	Dev'n
2378-TCDD	27.55	6.62E+06	0.79	Y	1.08	1.17	8%
12378-PeCDD	33.86	2.26E+07	1.59	Y	1.07	1.10	3%
123478-HxCDD	38.50	2.14E+07	1.27	Y	1.05	1.11	6%
123678-HxCDD	38.63	2.18E+07	1.28	Y	0.98	1.02	3%
123789-HxCDD	38.98	2.09E+07	1.26	Y	1.01	1.03	2%
1234678-HpCDD	42.66	1.77E+07	1.04	Y	1.09	1.08	-1%
OCDD	46.41	2.64E+07	0.87	Y	1.11	1.06	-4%
2378-TCDF	26.54	1.00E+07	0.79	Y	0.98	1.00	2%
12378-PeCDF	32.12	4.19E+07	1.59	Y	0.99	1.04	5%
23478-PeCDF	33.44	4.16E+07	1.57	Y	1.02	1.05	3%
123478-HxCDF	37.33	3.40E+07	1.26	Y	1.19	1.19	0%
123678-HxCDF	37.50	3.67E+07	1.26	Y	1.16	1.17	1%
234678-HxCDF	38.28	3.68E+07	1.28	Y	1.18	1.25	6%
123789-HxCDF	39.41	2.95E+07	1.25	Y	1.09	1.15	5%
1234678-HpCDF	41.39	3.20E+07	1.03	Y	1.35	1.41	5%
1234789-HpCDF	43.27	2.39E+07	1.06	Y	1.34	1.36	1%
OCDF	46.67	3.67E+07	0.91	Y	1.40	1.48	6%
ES 2378-TCDD	27.52	5.64E+07	0.78	Y	1.04	0.99	-5%
ES 12378-PeCDD	33.83	4.11E+07	1.59	Y	0.87	0.72	-17%
ES 123478-HxCDD	38.48	3.85E+07	1.31	Y	0.94	0.98	4%
ES 123678-HxCDD	38.62	4.29E+07	1.31	Y	1.06	1.09	3%
ES 1234678-HpCDD	42.65	3.28E+07	1.04	Y	0.80	0.84	5%
ES OCDD	46.40	4.96E+07	0.92	Y	0.63	0.63	0%
ES 2378-TCDF	26.52	1.01E+08	0.79	Y	1.74	1.77	2%
ES 12378-PeCDF	32.10	8.09E+07	1.60	Y	1.49	1.42	-5%
ES 23478-PeCDF	33.42	7.94E+07	1.63	Y	1.48	1.39	-6%
ES 123478-HxCDF	37.32	5.70E+07	0.53	Y	1.27	1.45	14%
ES 123678-HxCDF	37.48	6.29E+07	0.53	Y	1.41	1.60	14%
ES 234678-HxCDF	38.27	5.89E+07	0.54	Y	1.34	1.50	12%
ES 123789-HxCDF	39.39	5.16E+07	0.53	Y	1.20	1.31	9%
ES 1234678-HpCDF	41.38	4.52E+07	0.44	Y	1.06	1.15	9%
ES 1234789-HpCDF	43.26	3.53E+07	0.43	Y	0.82	0.90	10%

Dioxin/Furan QC Summary
 Lab ID: CS3_121020_DF_PB
 Sample ID: S40-67B

Acq'd: 21 Oct 2012 14:03 MDC
 UTP: 22-Oct-2012 13:57 MDC
 Report: 22 Oct 2012 14:23 MC

ICAL: 1613_SGS
 Checkcode: 689-276-VHW
 Datafile: 121020P2-12

Name	RT	Response	RA	OK	Ref. RRFs	Calc. RRFs	Dev'n
2378-TCDD	27.54	6.64E+06	0.81	Y	1.08	1.16	7%
12378-PeCDD	33.85	2.36E+07	1.56	Y	1.07	1.09	1%
123478-HxCDD	38.49	2.13E+07	1.27	Y	1.05	1.10	5%
123678-HxCDD	38.62	2.30E+07	1.28	Y	0.98	1.05	7%
123789-HxCDD	38.97	2.11E+07	1.28	Y	1.01	1.02	1%
1234678-HpCDD	42.63	1.70E+07	1.04	Y	1.09	1.10	1%
OCDD	46.36	2.29E+07	0.91	Y	1.11	1.02	-8%
2378-TCDF	26.55	1.05E+07	0.80	Y	0.98	1.03	6%
12378-PeCDF	32.12	4.69E+07	1.65	Y	0.99	1.04	5%
23478-PeCDF	33.44	4.28E+07	1.62	Y	1.02	1.06	4%
123478-HxCDF	37.33	3.50E+07	1.25	Y	1.19	1.21	2%
123678-HxCDF	37.49	3.76E+07	1.25	Y	1.16	1.18	2%
234678-HxCDF	38.27	3.82E+07	1.25	Y	1.18	1.25	6%
123789-HxCDF	39.39	2.89E+07	1.28	Y	1.09	1.11	2%
1234678-HpCDF	41.37	3.15E+07	1.05	Y	1.35	1.46	8%
1234789-HpCDF	43.24	2.32E+07	1.05	Y	1.34	1.41	5%
OCDF	46.61	3.17E+07	0.91	Y	1.40	1.41	1%
ES 2378-TCDD	27.52	5.72E+07	0.80	Y	1.04	0.99	-5%
ES 12378-PeCDD	33.83	4.33E+07	1.61	Y	0.87	0.75	-14%
ES 123478-HxCDD	38.47	3.87E+07	1.28	Y	0.94	1.00	6%
ES 123678-HxCDD	38.60	4.39E+07	1.27	Y	1.06	1.13	6%
ES 1234678-HpCDD	42.62	3.10E+07	1.08	Y	0.80	0.80	0%
ES OCDD	46.34	4.49E+07	0.88	Y	0.63	0.58	-8%
ES 2378-TCDF	26.52	1.01E+08	0.79	Y	1.74	1.75	1%
ES 12378-PeCDF	32.10	9.03E+07	1.61	Y	1.49	1.56	4%
ES 23478-PeCDF	33.42	8.09E+07	1.61	Y	1.48	1.39	-6%
ES 123478-HxCDF	37.31	5.77E+07	0.53	Y	1.27	1.49	17%
ES 123678-HxCDF	37.47	6.37E+07	0.53	Y	1.41	1.64	16%
ES 234678-HxCDF	38.25	6.11E+07	0.52	Y	1.34	1.58	17%
ES 123789-HxCDF	39.38	5.21E+07	0.52	Y	1.20	1.34	11%
ES 1234678-HpCDF	41.35	4.32E+07	0.43	Y	1.06	1.11	5%
ES 1234789-HpCDF	43.22	3.30E+07	0.45	Y	0.82	0.85	4%

Dioxin/Furan QC Summary
 Lab ID: CS3_121020_DF_PC
 Sample ID: S40-67B

Acq'd: 21 Oct 2012 21:50 MDC
 UTP: 22-Oct-2012 13:57 MDC
 Report: 22 Oct 2012 14:23 MC

ICAL: 1613_SGS
 Checkcode: 334-197-NRJ
 Datafile: 121020P3-09

Name	RT	Response	RA	OK	Ref. RRFs	Calc. RRFs	Dev'n
2378-TCDD	27.54	7.61E+06	0.80	Y	1.08	1.18	9%
12378-PeCDD	33.84	2.70E+07	1.62	Y	1.07	1.10	3%
123478-HxCDD	38.48	2.43E+07	1.28	Y	1.05	1.09	4%
123678-HxCDD	38.61	2.62E+07	1.26	Y	0.98	1.05	7%
123789-HxCDD	38.96	2.45E+07	1.26	Y	1.01	1.04	3%
1234678-HpCDD	42.63	1.93E+07	1.04	Y	1.09	1.09	0%
OCDD	46.36	2.52E+07	0.94	Y	1.11	1.09	-2%
2378-TCDF	26.54	1.18E+07	0.77	Y	0.98	1.06	8%
12378-PeCDF	32.11	5.45E+07	1.59	Y	0.99	1.06	7%
23478-PeCDF	33.43	5.11E+07	1.58	Y	1.02	1.09	7%
123478-HxCDF	37.32	4.18E+07	1.26	Y	1.19	1.25	5%
123678-HxCDF	37.48	4.41E+07	1.25	Y	1.16	1.19	3%
234678-HxCDF	38.26	4.35E+07	1.25	Y	1.18	1.26	7%
123789-HxCDF	39.38	3.39E+07	1.27	Y	1.09	1.13	4%
1234678-HpCDF	41.36	3.72E+07	1.04	Y	1.35	1.48	9%
1234789-HpCDF	43.24	2.60E+07	1.07	Y	1.34	1.38	3%
OCDF	46.61	3.39E+07	0.91	Y	1.40	1.47	5%
ES 2378-TCDD	27.51	6.44E+07	0.79	Y	1.04	1.01	-3%
ES 12378-PeCDD	33.82	4.90E+07	1.64	Y	0.87	0.76	-12%
ES 123478-HxCDD	38.46	4.46E+07	1.28	Y	0.94	1.02	9%
ES 123678-HxCDD	38.60	4.98E+07	1.27	Y	1.06	1.14	7%
ES 1234678-HpCDD	42.61	3.53E+07	1.06	Y	0.80	0.81	1%
ES OCDD	46.34	4.62E+07	0.91	Y	0.63	0.53	-16%
ES 2378-TCDF	26.51	1.12E+08	0.78	Y	1.74	1.75	0%
ES 12378-PeCDF	32.09	1.03E+08	1.59	Y	1.49	1.61	8%
ES 23478-PeCDF	33.41	9.37E+07	1.59	Y	1.48	1.46	-1%
ES 123478-HxCDF	37.30	6.69E+07	0.52	Y	1.27	1.53	20%
ES 123678-HxCDF	37.46	7.44E+07	0.53	Y	1.41	1.70	21%
ES 234678-HxCDF	38.25	6.89E+07	0.53	Y	1.34	1.58	17%
ES 123789-HxCDF	39.37	6.01E+07	0.52	Y	1.20	1.38	14%
ES 1234678-HpCDF	41.35	5.03E+07	0.45	Y	1.06	1.15	9%
ES 1234789-HpCDF	43.22	3.77E+07	0.45	Y	0.82	0.86	5%

METHOD 1613

PCDD/F CALIBRATION VERIFICATION

FORM 4A

Lab Name: SGS Analytical Perspectives
 Initial Calibration: ICAL: 1613_SGS
 Instrument ID: MM1
 VER Data Filename: 121020P2-01
 GC Column ID: ZB-5ms
 Analysis Date: 21-OCT-2012 04:41:44

NATIVE ANALYTES	M/Z's	FORMING RATIO	ION ABUND. RATIO	QC LIMITS	OK	CONC. FOUND	RANGE (ng/mL)	OK
2,3,7,8-TCDD	M/M+2		0.79	0.65 - 0.89	Y	10.8	7.8 - 12.9	Y
1,2,3,7,8-PeCDD	M+2/M+4		1.59	1.32 - 1.78	Y	51.3	39 - 65	Y
1,2,3,4,7,8-HxCDD	M+2/M+4		1.27	1.05 - 1.43	Y	53	39 - 64	Y
1,2,3,6,7,8-HxCDD	M+2/M+4		1.28	1.05 - 1.43	Y	51.7	39 - 64	Y
1,2,3,7,8,9-HxCDD	M+2/M+4		1.26	1.05 - 1.43	Y	50.8	41 - 61	Y
1,2,3,4,6,7,8-HpCDD	M+2/M+4		1.04	0.88 - 1.20	Y	49.5	43 - 58	Y
OCDD	M+2/M+4		0.87	0.76 - 1.02	Y	96.1	79 - 126	Y
2,3,7,8-TCDF	M/M+2		0.79	0.65 - 0.89	Y	10.2	8.4 - 12	Y
1,2,3,7,8-PeCDF	M+2/M+4		1.59	1.32 - 1.78	Y	52.4	41 - 60	Y
2,3,4,7,8-PeCDF	M+2/M+4		1.57	1.32 - 1.78	Y	51.6	41 - 61	Y
1,2,3,4,7,8-HxCDF	M+2/M+4		1.26	1.05 - 1.43	Y	50.2	45 - 56	Y
1,2,3,6,7,8-HxCDF	M+2/M+4		1.26	1.05 - 1.43	Y	50.4	44 - 57	Y
2,3,4,6,7,8-HxCDF	M+2/M+4		1.28	1.05 - 1.43	Y	53.1	44 - 57	Y
1,2,3,7,8,9-HxCDF	M+2/M+4		1.25	1.05 - 1.43	Y	52.7	45 - 56	Y
1,2,3,4,6,7,8-HpCDF	M+2/M+4		1.03	0.88 - 1.20	Y	52.3	45 - 55	Y
1,2,3,4,7,8,9-HpCDF	M+2/M+4		1.06	0.88 - 1.20	Y	50.7	43 - 58	Y
OCDF	M+2/M+4		0.91	0.76 - 1.02	Y	106	63 - 159	Y

See Table 9, Method 1613, for m/z specifications.

Ion Abundance Ratio Control Limits as specified in Table 9, Method 1613.

Contract-required concentration range as specified in Table 6, Method 1613.

Processed: 22 Oct 2012 14:23 Analyst: MC

METHOD 1613

PCDD/F CALIBRATION VERIFICATION

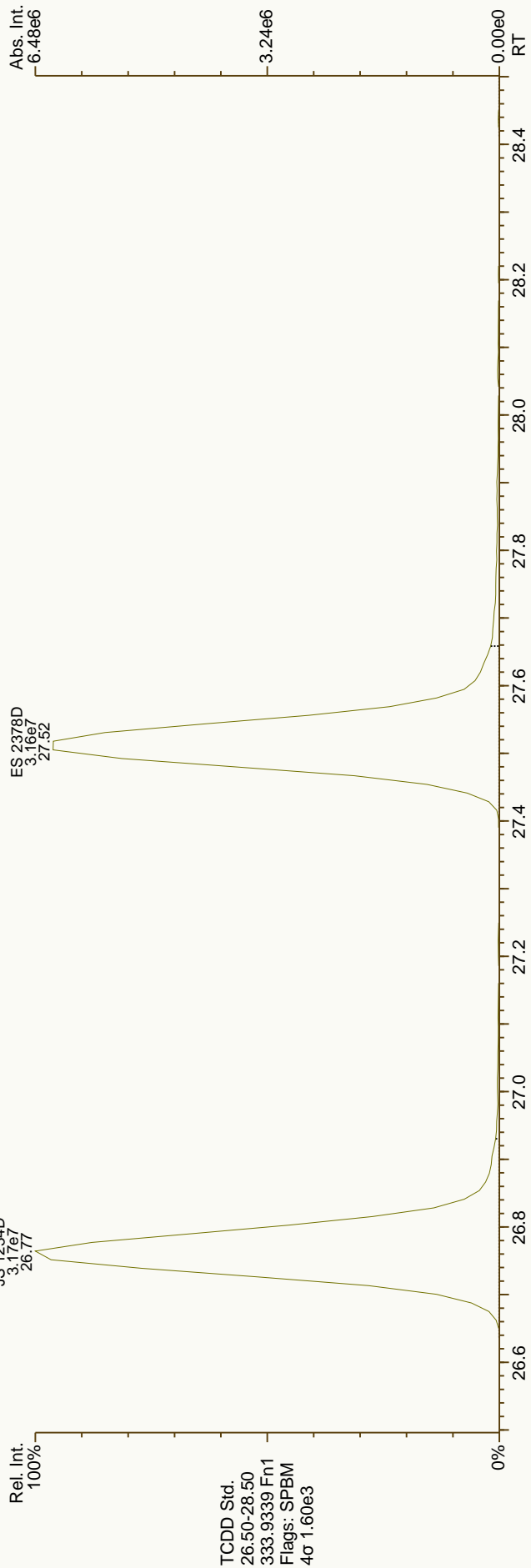
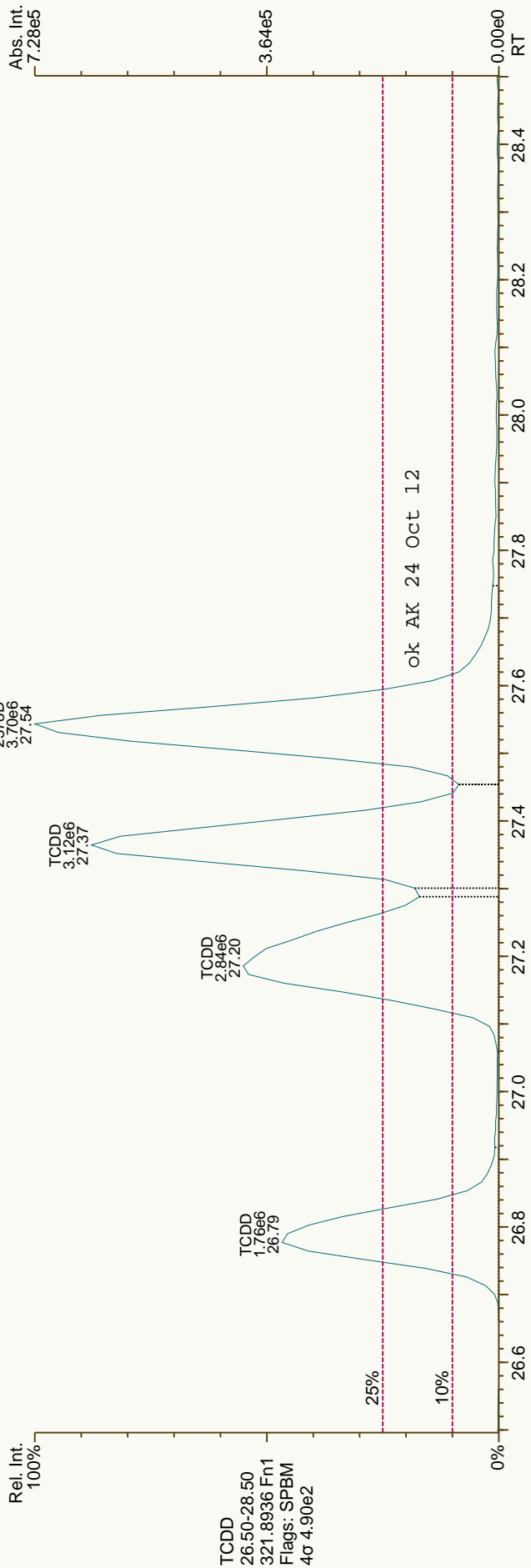
FORM 4B

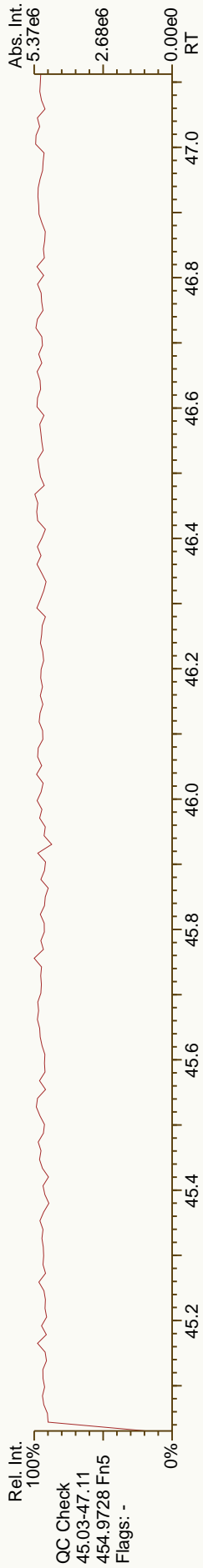
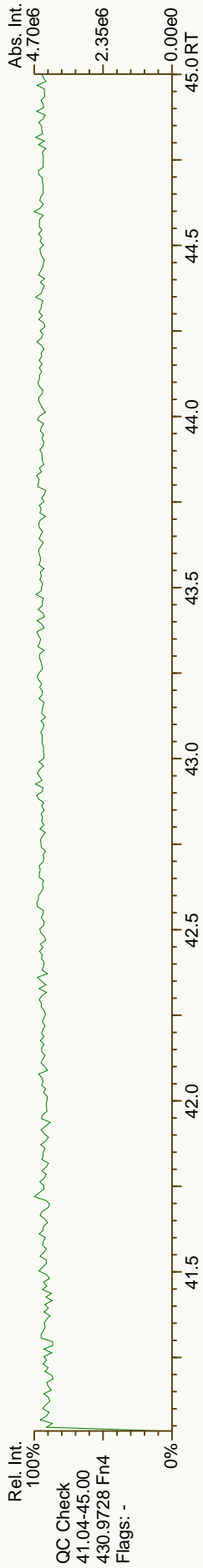
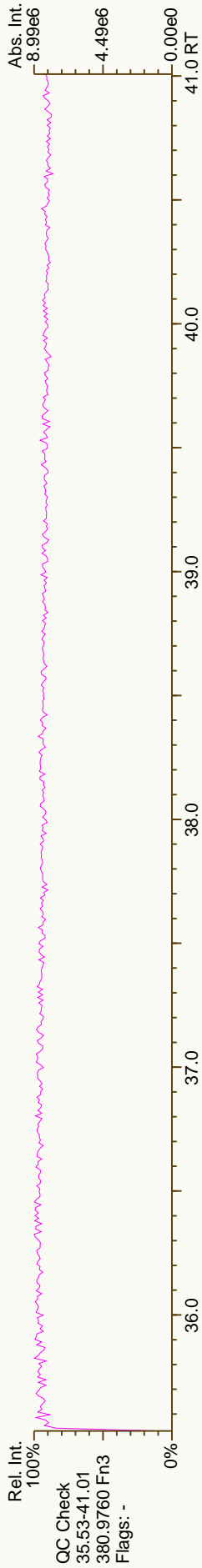
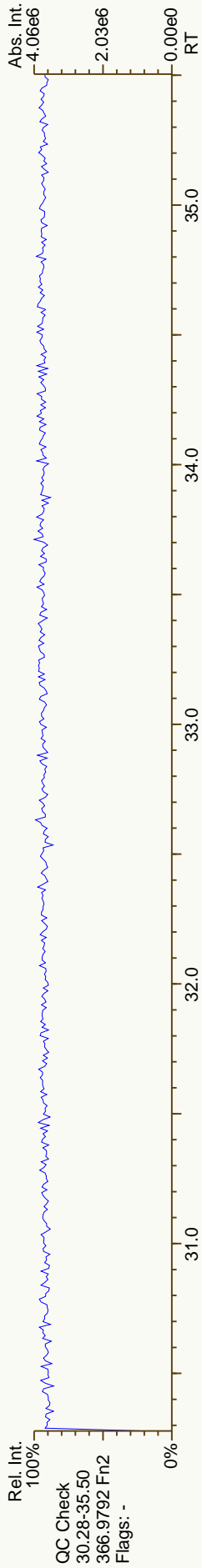
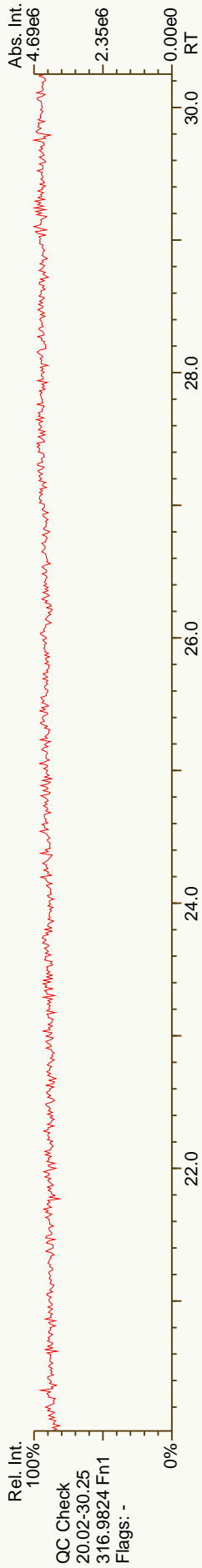
Lab Name: SGS Analytical Perspectives
 Initial Calibration: ICAL: 1613_SGS
 Instrument ID: MM1
 VER Data Filename: 121020P2-01
 GC Column ID: ZB-5ms
 Analysis Date: 21-OCT-2012 04:41:44

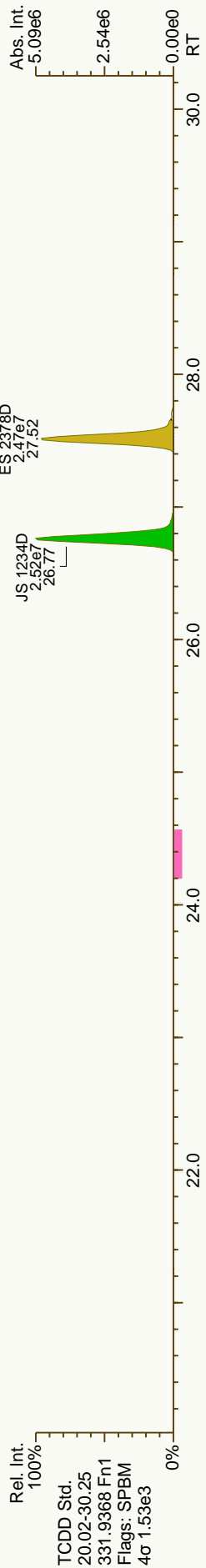
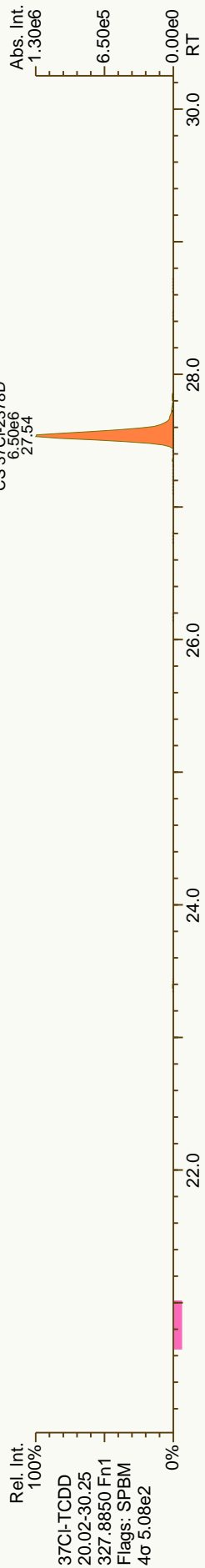

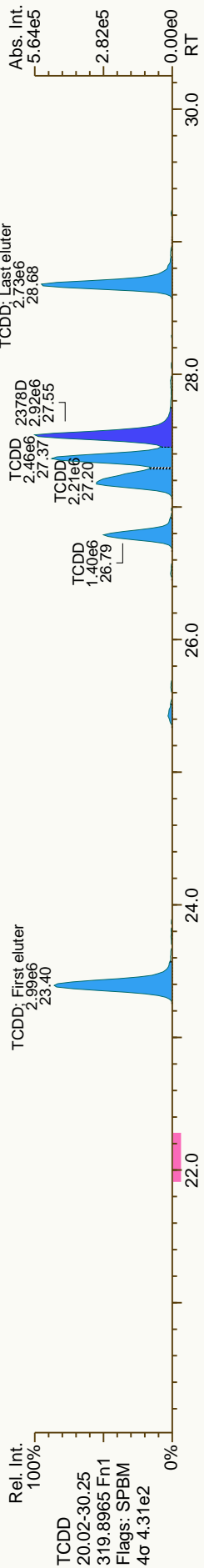
LABELED ANALYTES	M/Z's FORMING RATIO	ION ABUND. RATIO	QC LIMITS	OK	CONC. FOUND	RANGE (ng/mL)	OK
13C-2,3,7,8-TCDD	M/M+2	0.78	0.65 - 0.89	Y	95	82 - 121	Y
13C-1,2,3,7,8-PeCDD	M+2/M+4	1.59	1.32 - 1.78	Y	83.3	62 - 160	Y
13C-1,2,3,4,7,8-HxCDD	M+2/M+4	1.31	1.05 - 1.43	Y	104	85 - 117	Y
13C-1,2,3,6,7,8-HxCDD	M+2/M+4	1.31	1.05 - 1.43	Y	103	85 - 118	Y
13C-1,2,3,4,6,7,8-HpCDD	M+2/M+4	1.04	0.88 - 1.20	Y	105	72 - 138	Y
13C-OCDD	M+2/M+4	0.92	0.76 - 1.02	Y	200	96 - 415	Y
13C-2,3,7,8-TCDF	M/M+2	0.79	0.65 - 0.89	Y	102	71 - 140	Y
13C-1,2,3,7,8-PeCDF	M+2/M+4	1.60	1.32 - 1.78	Y	95.2	76 - 130	Y
13C-2,3,4,7,8-PeCDF	M+2/M+4	1.63	1.32 - 1.78	Y	94.1	77 - 130	Y
13C-1,2,3,4,7,8-HxCDF	M/M+2	0.53	0.43 - 0.59	Y	114	76 - 131	Y
13C-1,2,3,6,7,8-HxCDF	M/M+2	0.53	0.43 - 0.59	Y	114	70 - 143	Y
13C-2,3,4,6,7,8-HxCDF	M/M+2	0.54	0.43 - 0.59	Y	112	73 - 137	Y
13C-1,2,3,7,8,9-HxCDF	M/M+2	0.53	0.43 - 0.59	Y	109	74 - 135	Y
13C-1,2,3,4,6,7,8-HpCDF	M/M+2	0.44	0.37 - 0.51	Y	109	78 - 129	Y
13C-1,2,3,4,7,8,9-HpCDF	M/M+2	0.43	0.37 - 0.51	Y	110	77 - 129	Y

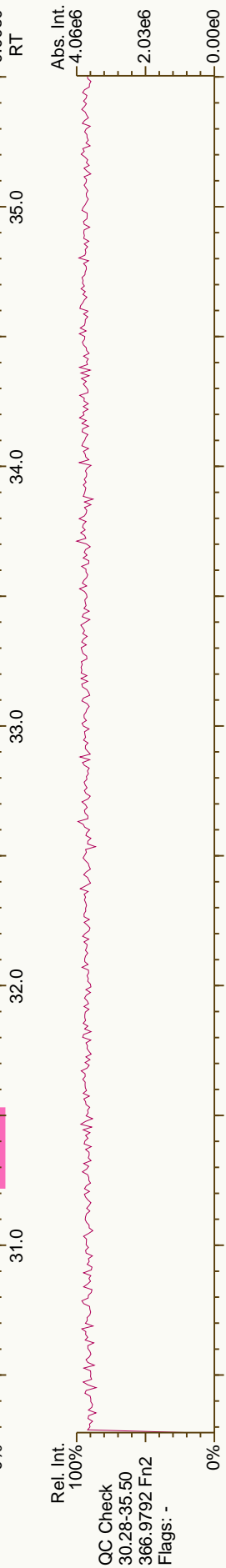
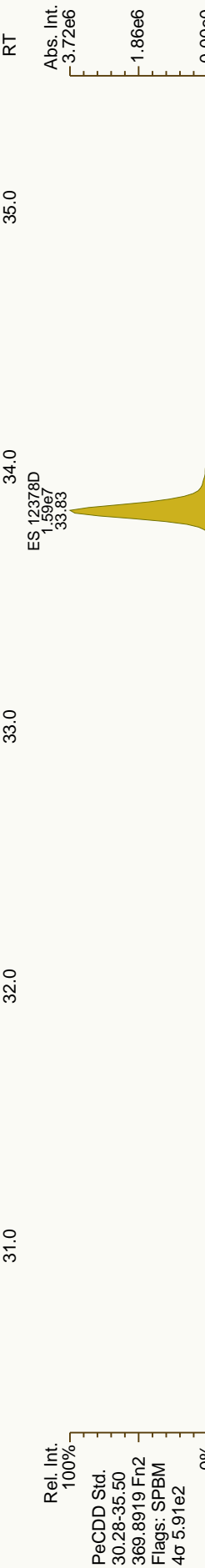


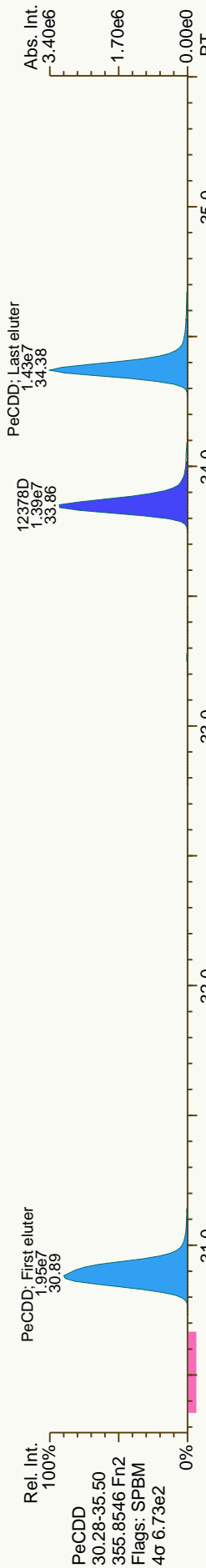
CLEANUP STANDARDS


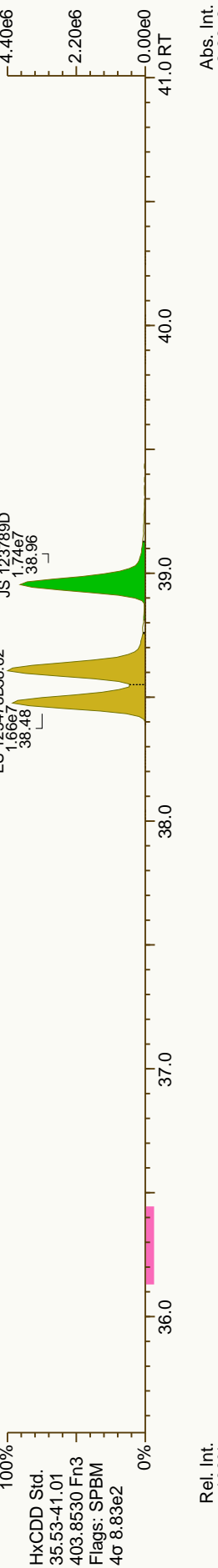
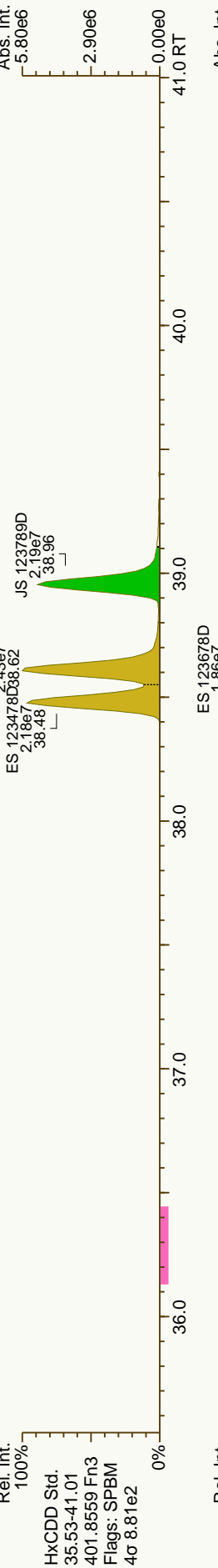
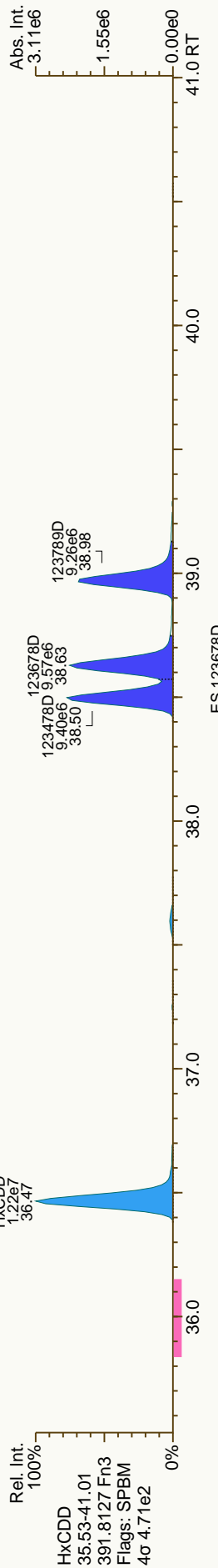
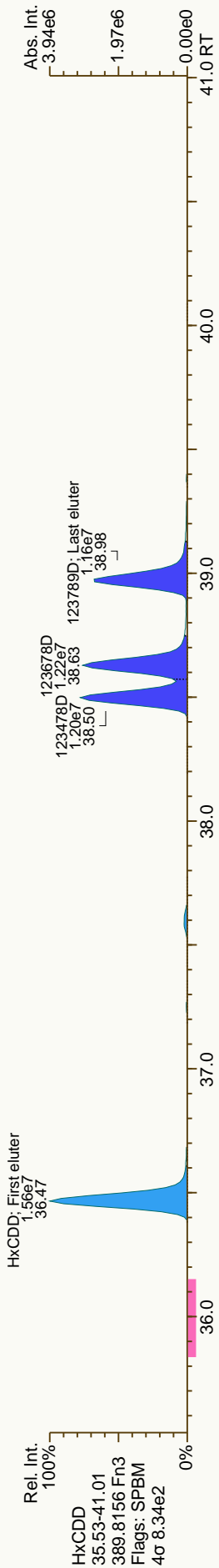
37Cl-2,3,7,8-TCDD n/a 9.74 7.9 - 12.7 Y

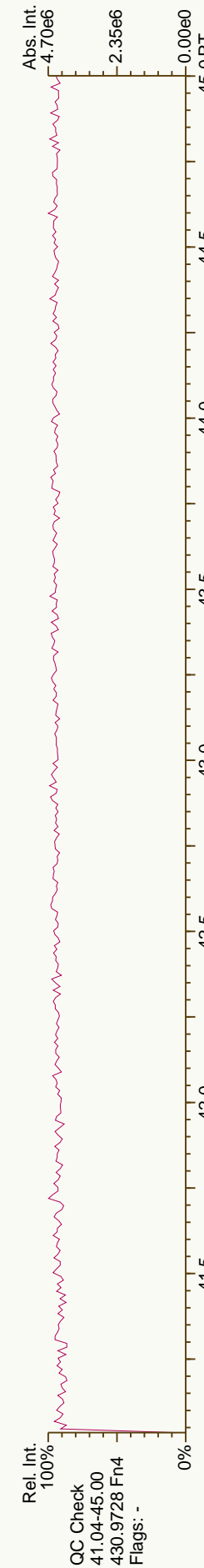
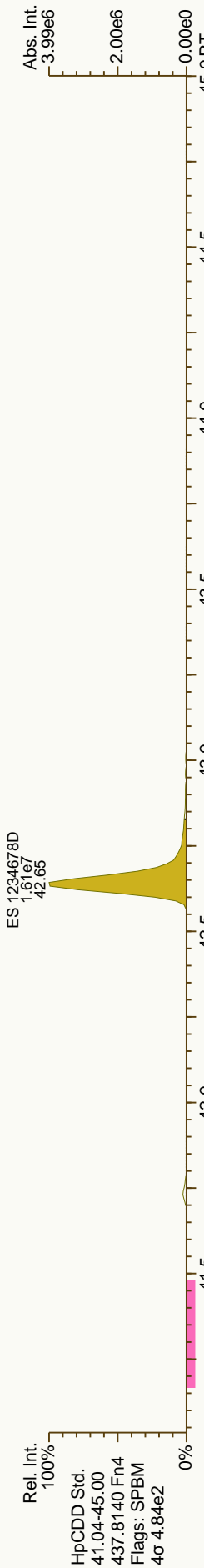
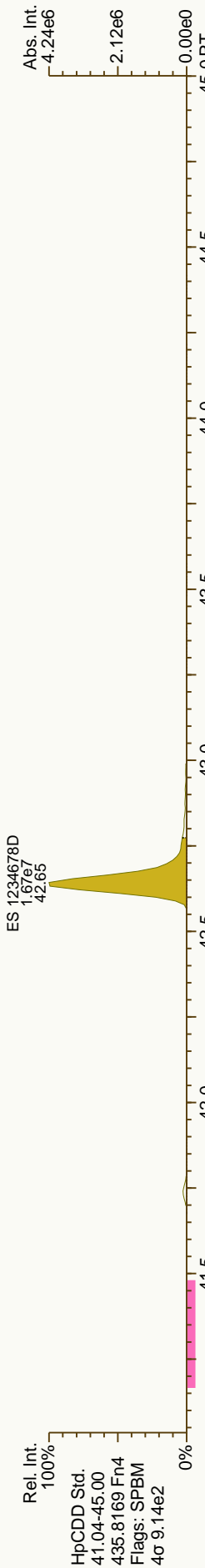
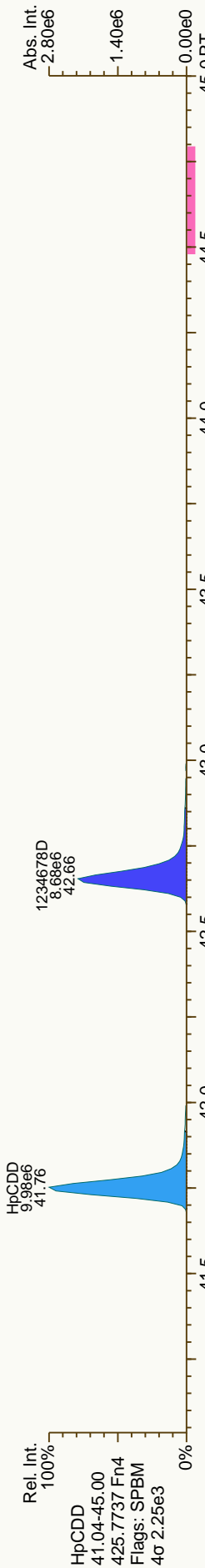
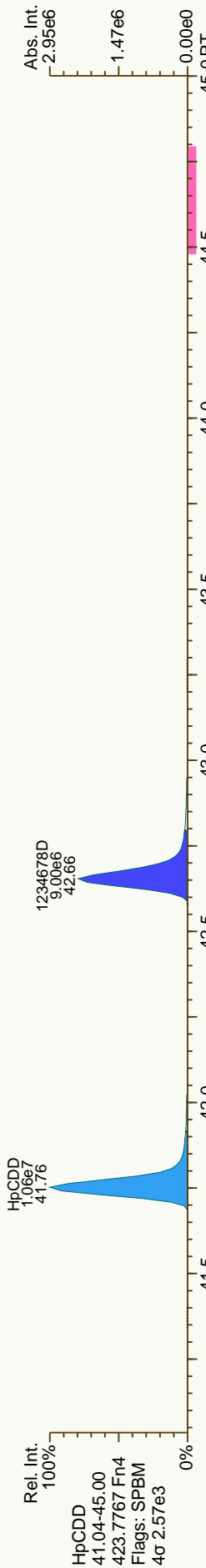


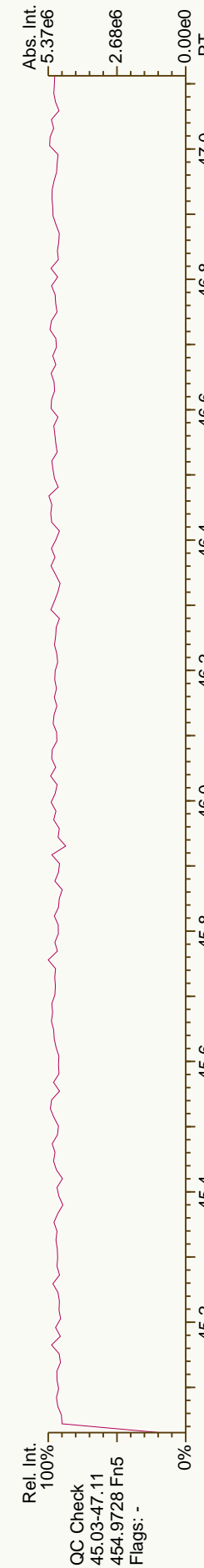






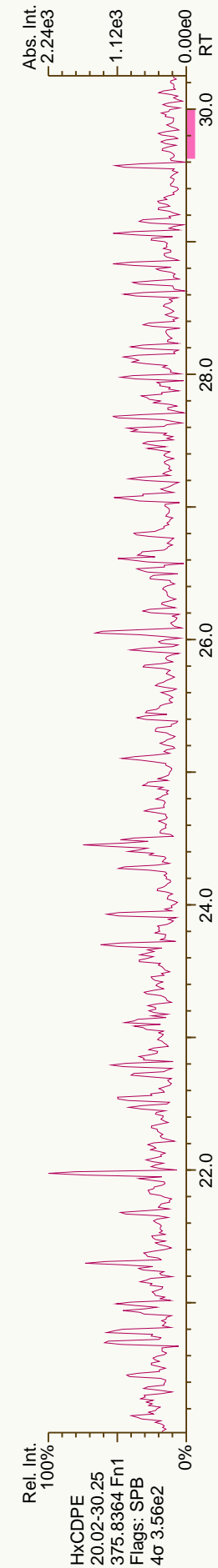
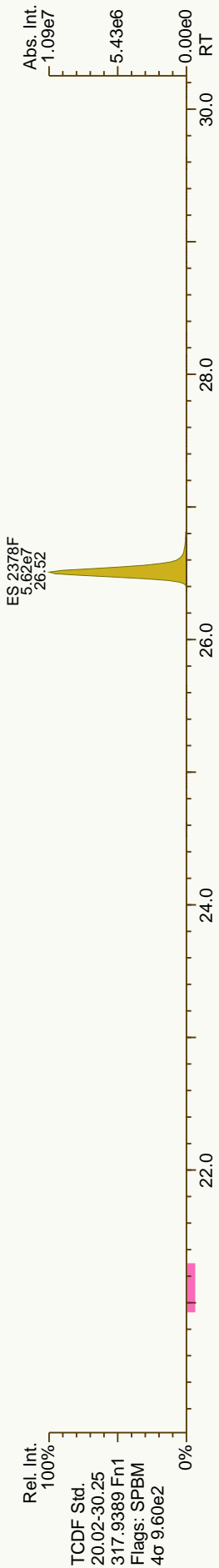
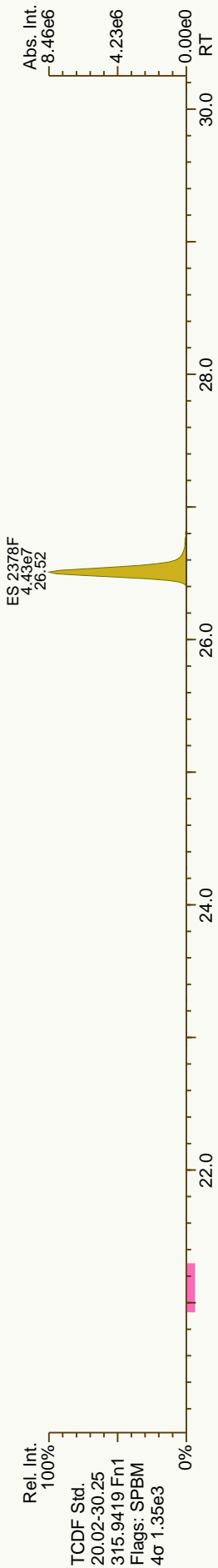

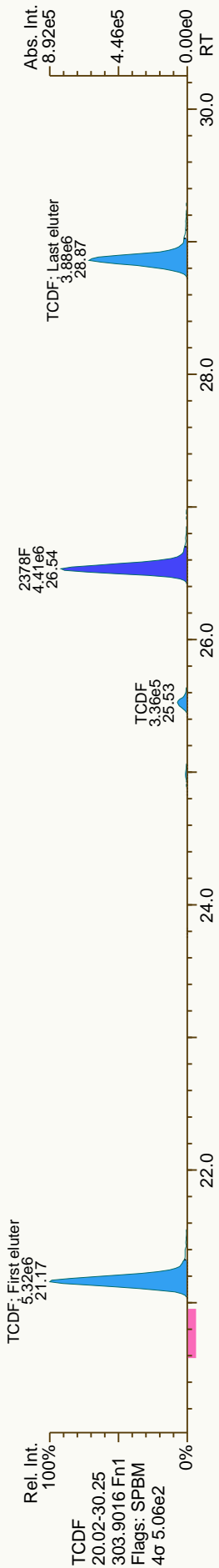


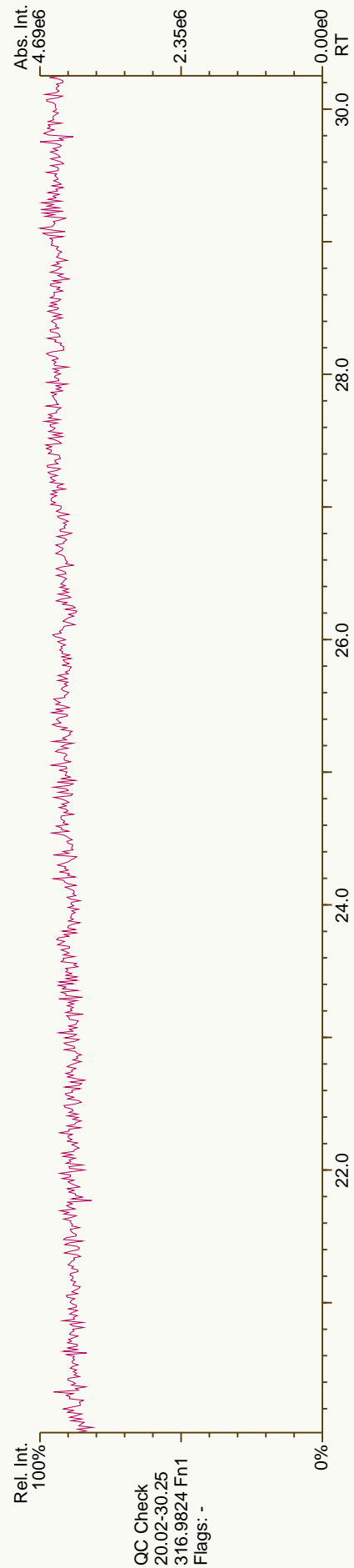




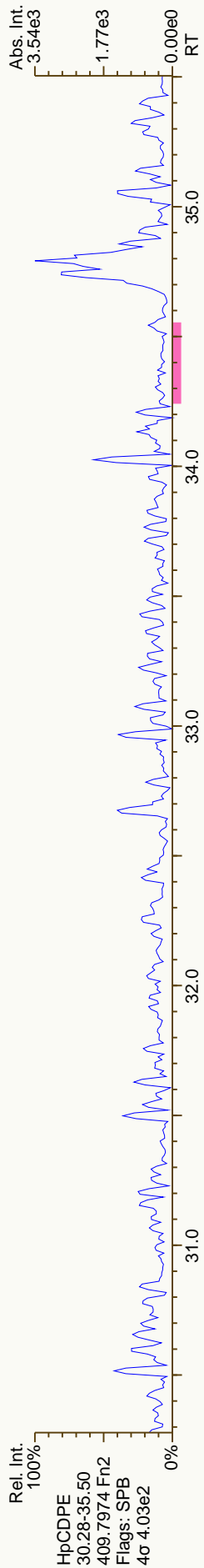

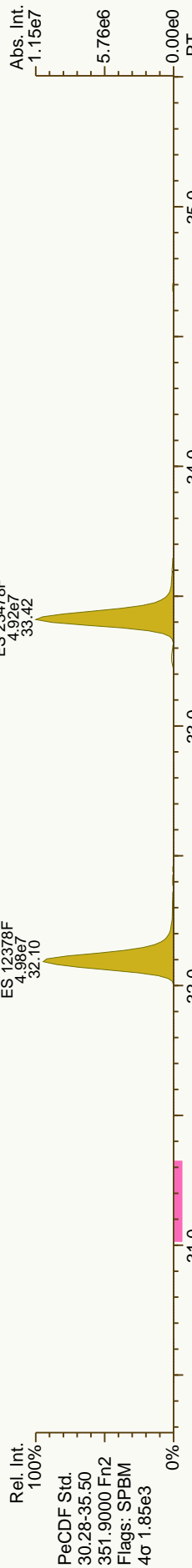
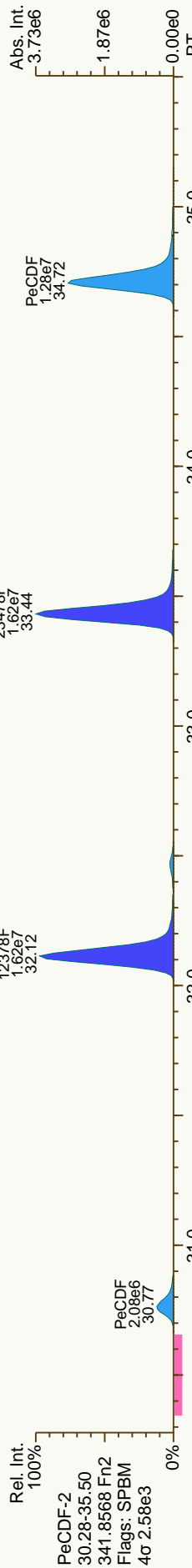
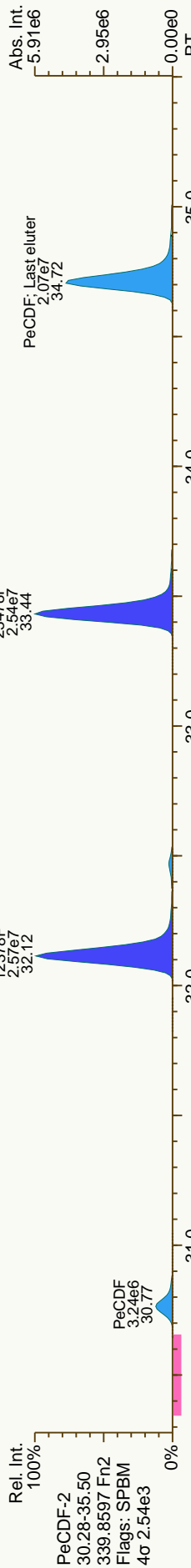


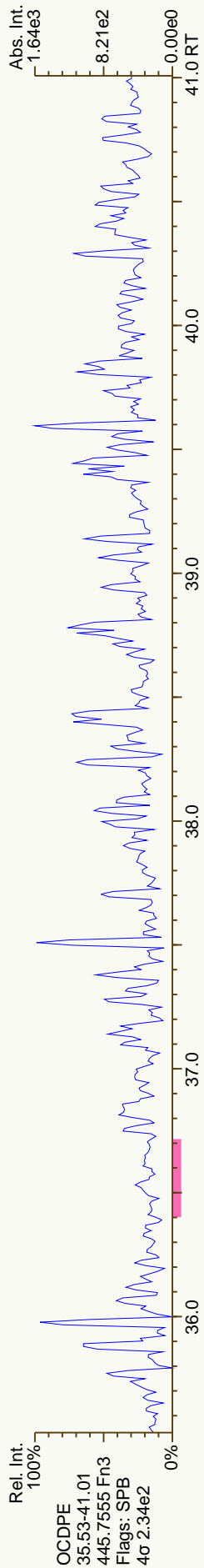
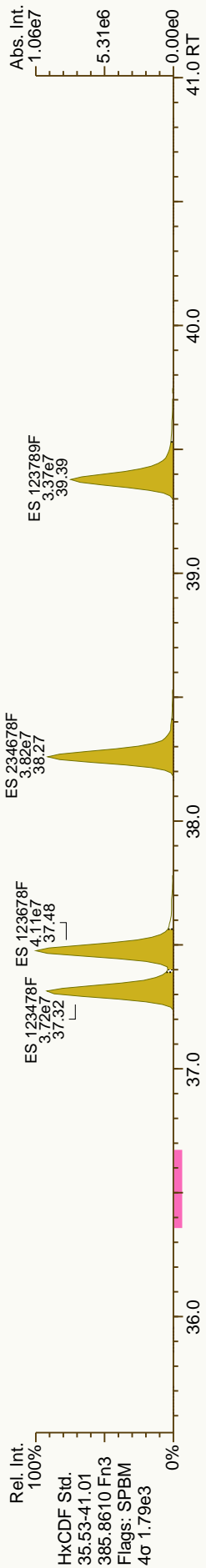
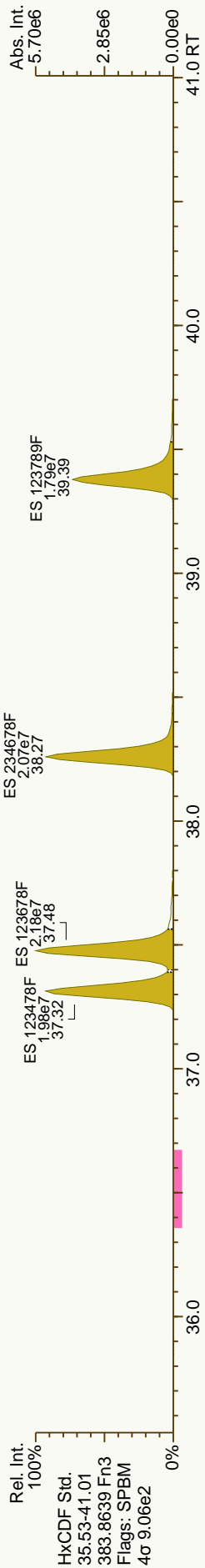
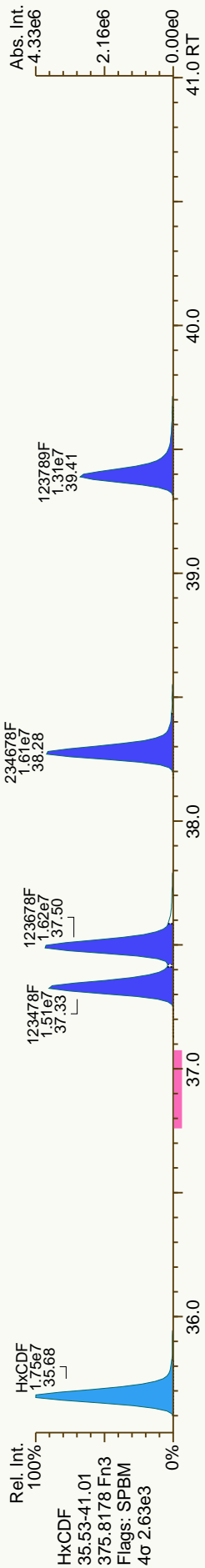
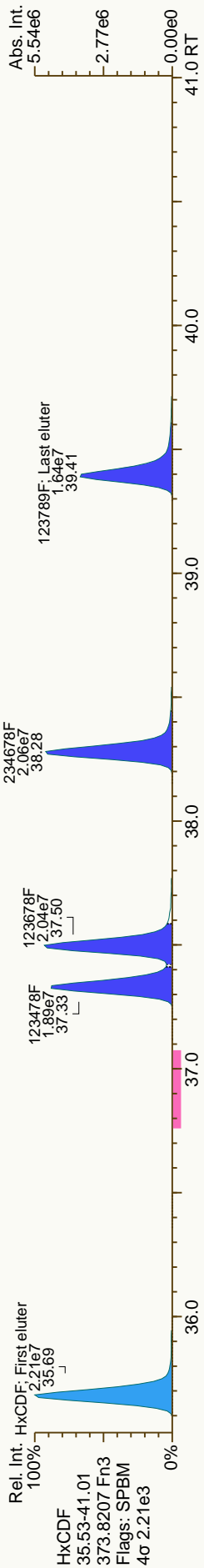




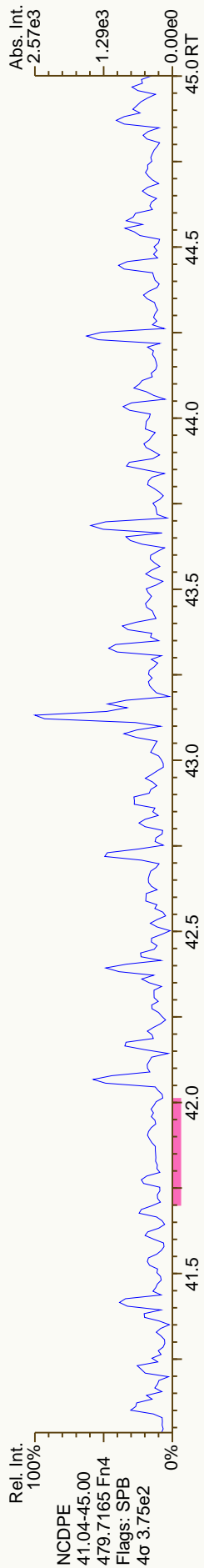
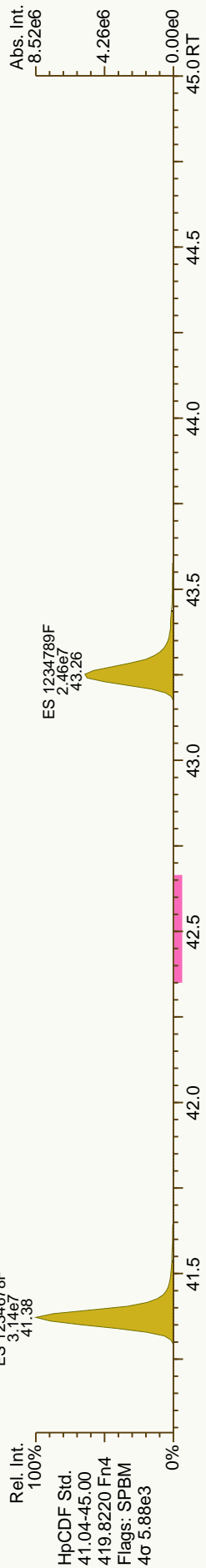
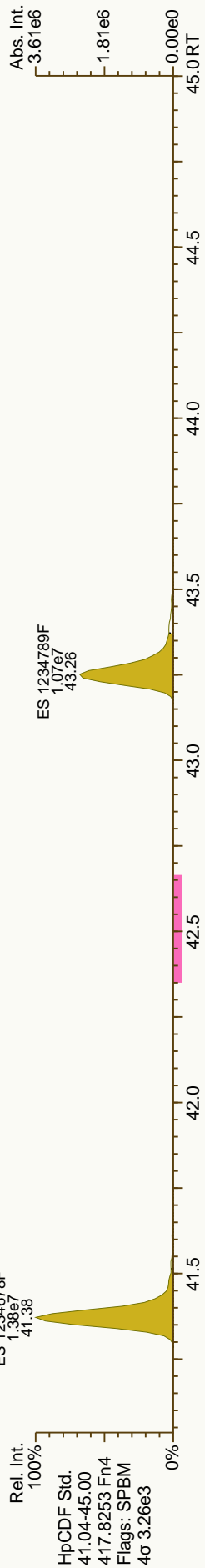
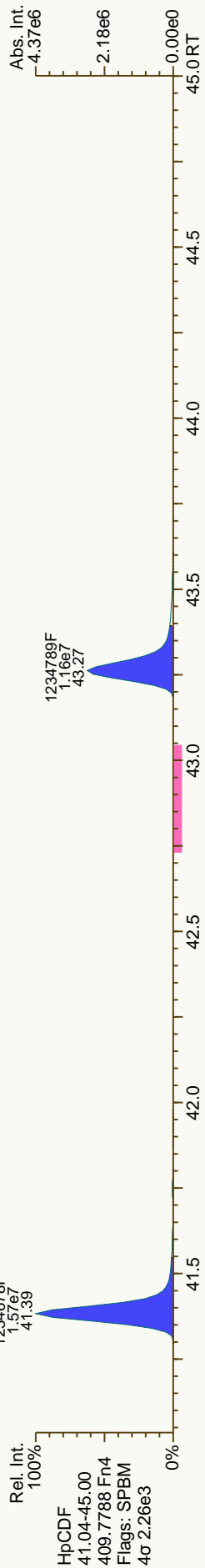
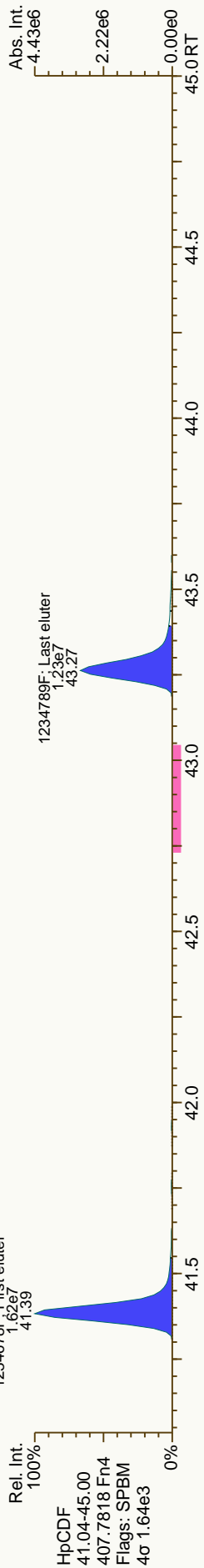


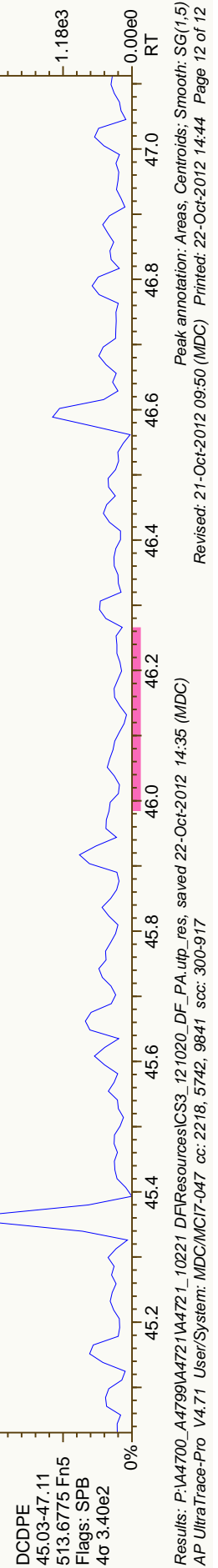
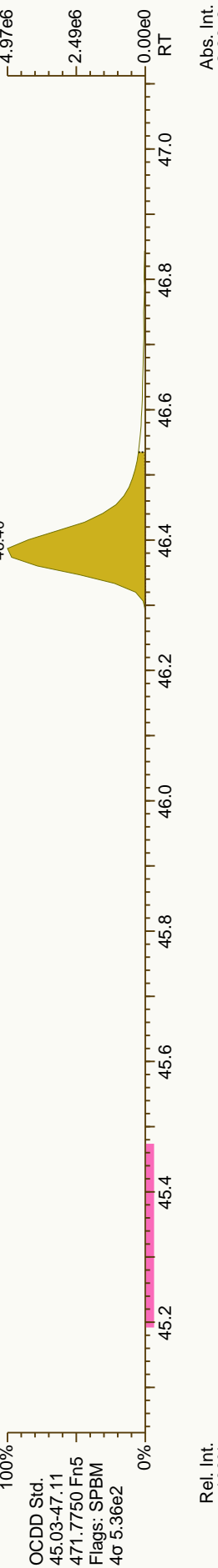
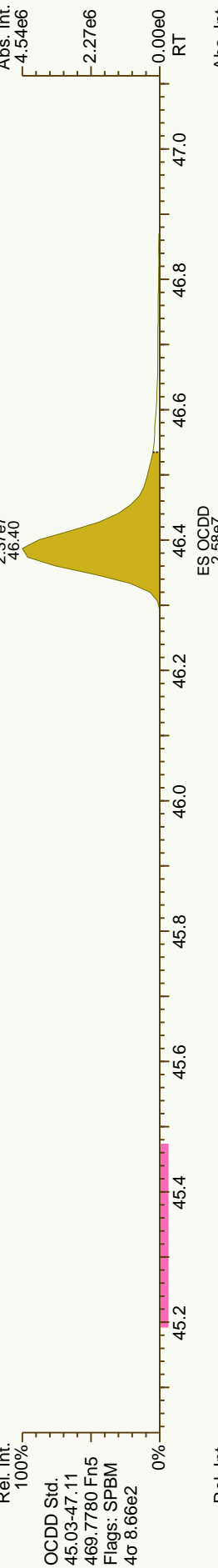
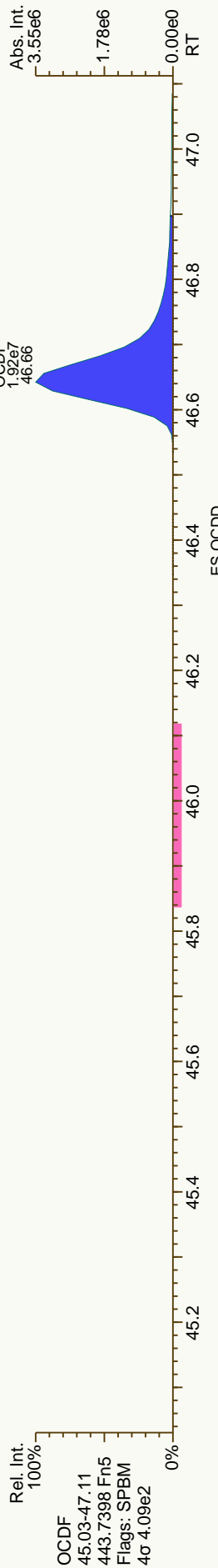
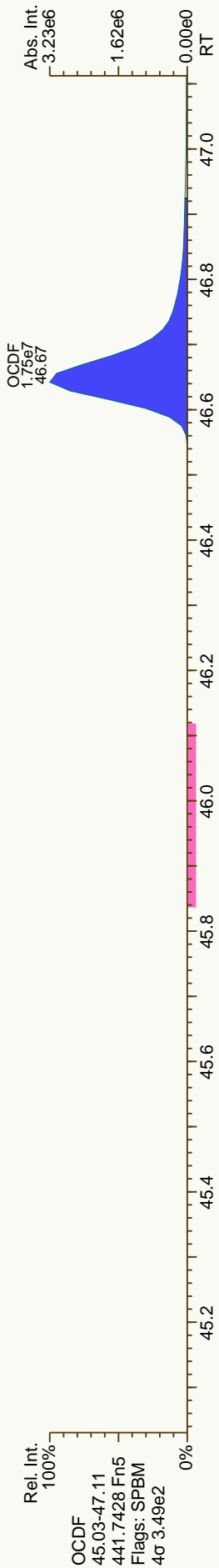






WO# 31203246





METHOD 1613

PCDD/F CALIBRATION VERIFICATION

FORM 4A

Lab Name: SGS Analytical Perspectives
 Initial Calibration: ICAL: 1613_SGS
 Instrument ID: MM1
 VER Data Filename: 121020P2-12

GC Column ID: ZB-5ms
 Analysis Date: 21-OCT-2012 14:03:03

NATIVE ANALYTES	M/Z's	FORMING RATIO	ION ABUND. RATIO	QC LIMITS	OK	CONC. FOUND	RANGE (ng/mL)	OK
2,3,7,8-TCDD	M/M+2		0.81	0.65 - 0.89	Y	10.7	7.8 - 12.9	Y
1,2,3,7,8-PeCDD	M+2/M+4		1.56	1.32 - 1.78	Y	50.7	39 - 65	Y
1,2,3,4,7,8-HxCDD	M+2/M+4		1.27	1.05 - 1.43	Y	52.3	39 - 64	Y
1,2,3,6,7,8-HxCDD	M+2/M+4		1.28	1.05 - 1.43	Y	53.4	39 - 64	Y
1,2,3,7,8,9-HxCDD	M+2/M+4		1.28	1.05 - 1.43	Y	50.7	41 - 61	Y
1,2,3,4,6,7,8-HpCDD	M+2/M+4		1.04	0.88 - 1.20	Y	50.4	43 - 58	Y
OCDD	M+2/M+4		0.91	0.76 - 1.02	Y	92.2	79 - 126	Y
2,3,7,8-TCDF	M/M+2		0.80	0.65 - 0.89	Y	10.6	8.4 - 12	Y
1,2,3,7,8-PeCDF	M+2/M+4		1.65	1.32 - 1.78	Y	52.5	41 - 60	Y
2,3,4,7,8-PeCDF	M+2/M+4		1.62	1.32 - 1.78	Y	52.1	41 - 61	Y
1,2,3,4,7,8-HxCDF	M+2/M+4		1.25	1.05 - 1.43	Y	51	45 - 56	Y
1,2,3,6,7,8-HxCDF	M+2/M+4		1.25	1.05 - 1.43	Y	51.1	44 - 57	Y
2,3,4,6,7,8-HxCDF	M+2/M+4		1.25	1.05 - 1.43	Y	53.1	44 - 57	Y
1,2,3,7,8,9-HxCDF	M+2/M+4		1.28	1.05 - 1.43	Y	51	45 - 56	Y
1,2,3,4,6,7,8-HpCDF	M+2/M+4		1.05	0.88 - 1.20	Y	53.9	45 - 55	Y
1,2,3,4,7,8,9-HpCDF	M+2/M+4		1.05	0.88 - 1.20	Y	52.7	43 - 58	Y
OCDF	M+2/M+4		0.91	0.76 - 1.02	Y	101	63 - 159	Y

See Table 9, Method 1613, for m/z specifications.

Ion Abundance Ratio Control Limits as specified in Table 9, Method 1613.

Contract-required concentration range as specified in Table 6, Method 1613.

Processed: 22 Oct 2012 14:23 Analyst: MC

METHOD 1613

PCDD/F CALIBRATION VERIFICATION

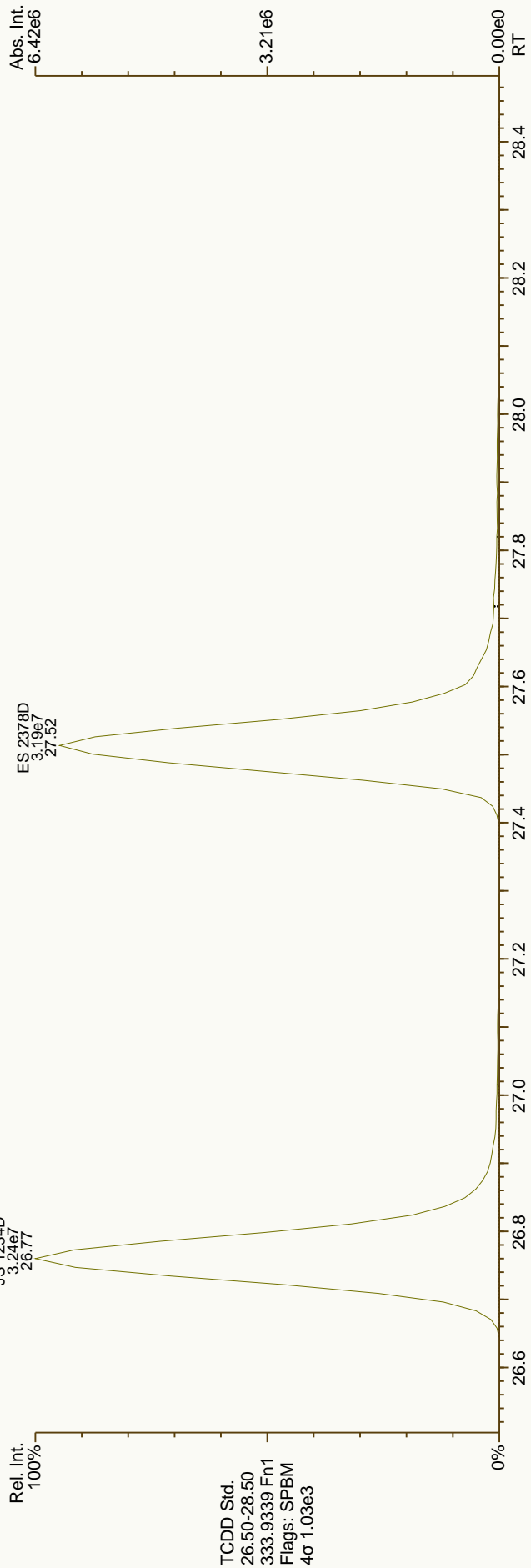
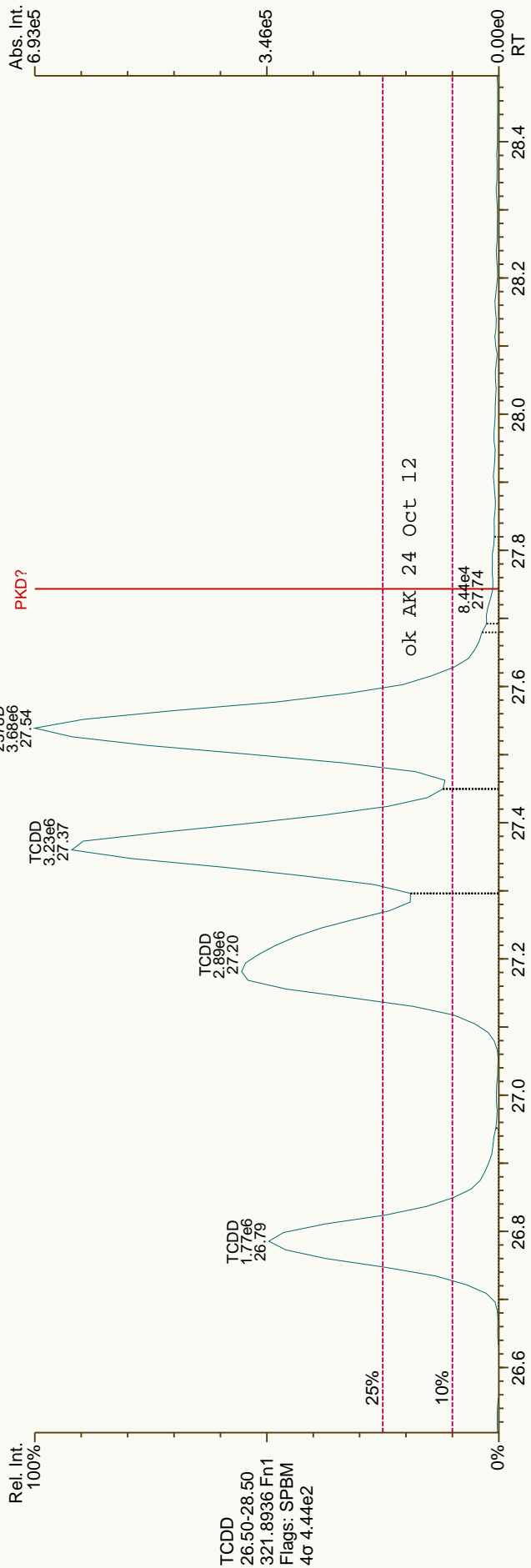
FORM 4B

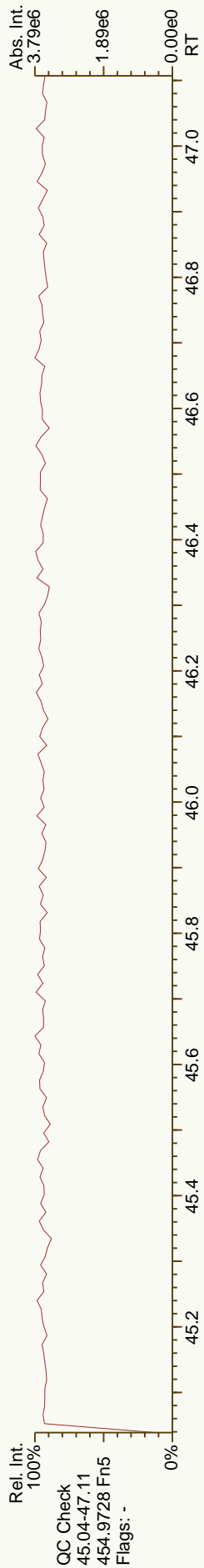
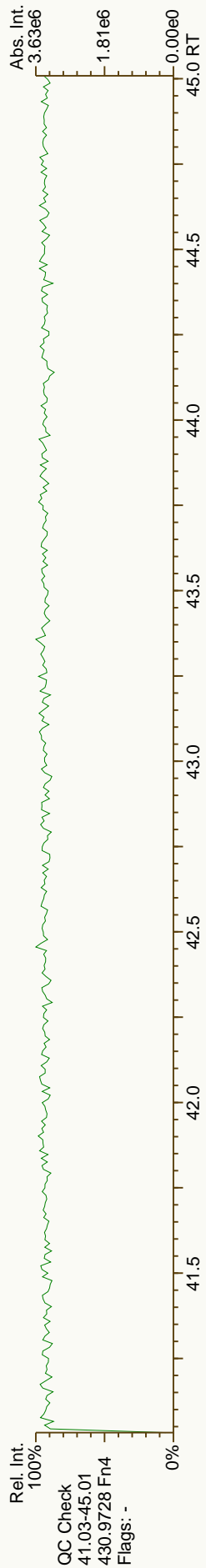
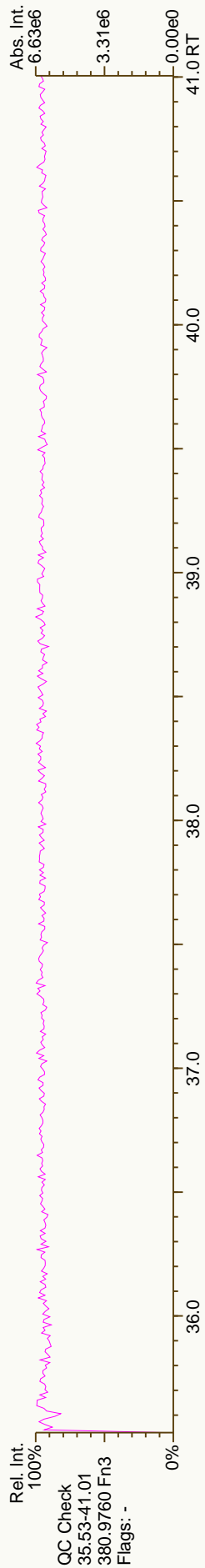
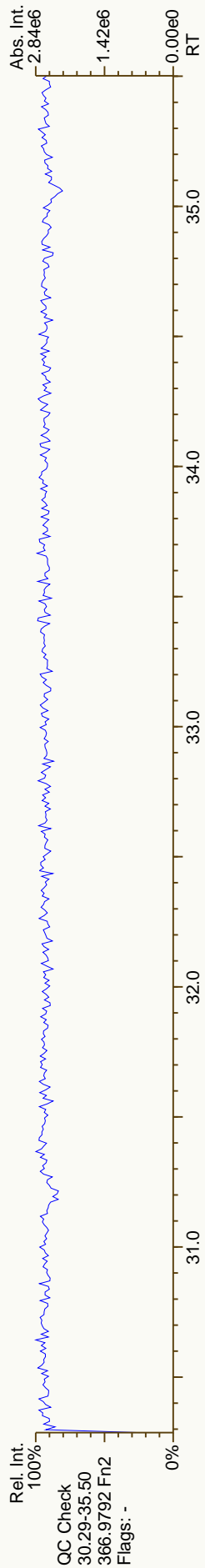
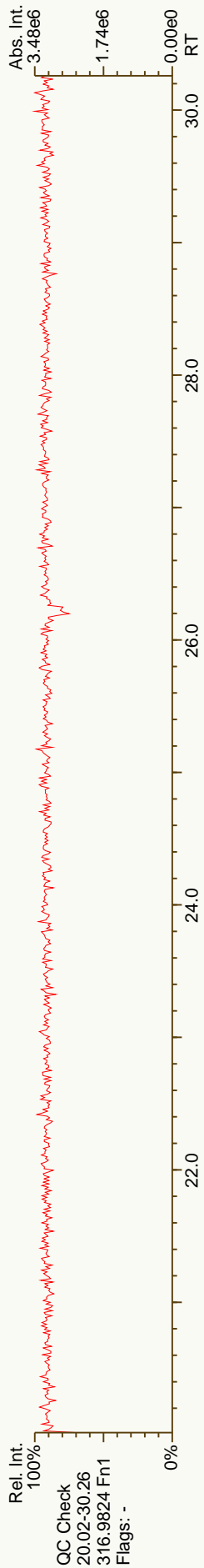
Lab Name: SGS Analytical Perspectives
 Initial Calibration: ICAL: 1613_SGS
 Instrument ID: MM1
 VER Data Filename: 121020P2-12
 GC Column ID: ZB-5ms
 Analysis Date: 21-OCT-2012 14:03:03

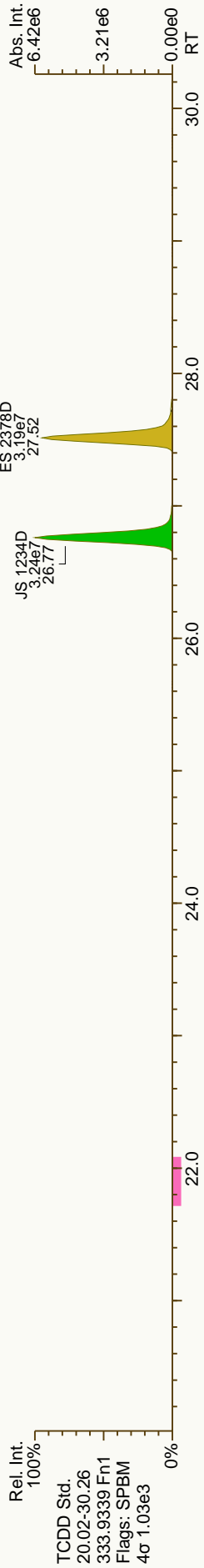
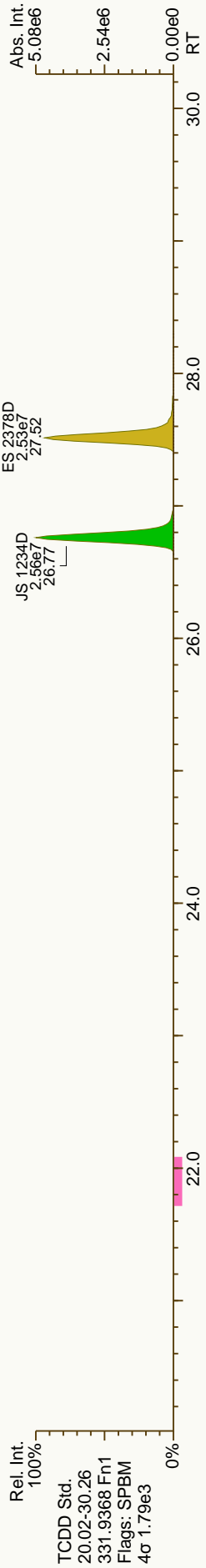
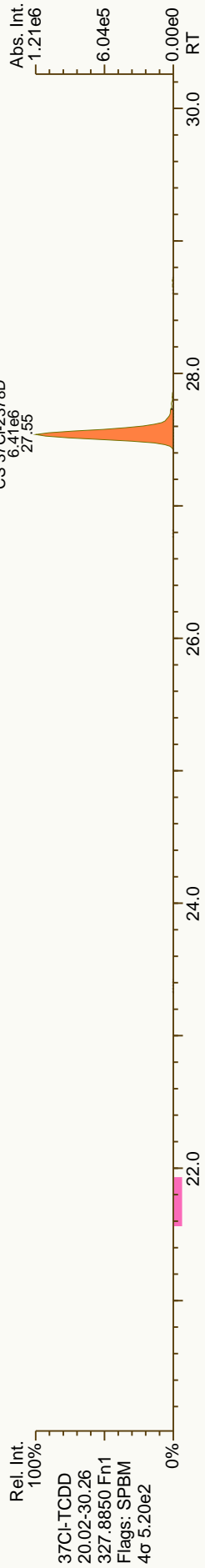


LABELED ANALYTES	M/Z's FORMING RATIO	ION ABUND. RATIO	QC LIMITS	OK	CONC. FOUND	RANGE (ng/mL)	OK
13C-2,3,7,8-TCDD	M/M+2	0.80	0.65 - 0.89	Y	94.6	82 - 121	Y
13C-1,2,3,7,8-PeCDD	M+2/M+4	1.61	1.32 - 1.78	Y	86.1	62 - 160	Y
13C-1,2,3,4,7,8-HxCDD	M+2/M+4	1.28	1.05 - 1.43	Y	106	85 - 117	Y
13C-1,2,3,6,7,8-HxCDD	M+2/M+4	1.27	1.05 - 1.43	Y	106	85 - 118	Y
13C-1,2,3,4,6,7,8-HpCDD	M+2/M+4	1.08	0.88 - 1.20	Y	99.9	72 - 138	Y
13C-OCDD	M+2/M+4	0.88	0.76 - 1.02	Y	183	96 - 415	Y
13C-2,3,7,8-TCDF	M/M+2	0.79	0.65 - 0.89	Y	101	71 - 140	Y
13C-1,2,3,7,8-PeCDF	M+2/M+4	1.61	1.32 - 1.78	Y	104	76 - 130	Y
13C-2,3,4,7,8-PeCDF	M+2/M+4	1.61	1.32 - 1.78	Y	94	77 - 130	Y
13C-1,2,3,4,7,8-HxCDF	M/M+2	0.53	0.43 - 0.59	Y	117	76 - 131	Y
13C-1,2,3,6,7,8-HxCDF	M/M+2	0.53	0.43 - 0.59	Y	116	70 - 143	Y
13C-2,3,4,6,7,8-HxCDF	M/M+2	0.52	0.43 - 0.59	Y	117	73 - 137	Y
13C-1,2,3,7,8,9-HxCDF	M/M+2	0.52	0.43 - 0.59	Y	111	74 - 135	Y
13C-1,2,3,4,6,7,8-HpCDF	M/M+2	0.43	0.37 - 0.51	Y	105	78 - 129	Y
13C-1,2,3,4,7,8,9-HpCDF	M/M+2	0.45	0.37 - 0.51	Y	104	77 - 129	Y

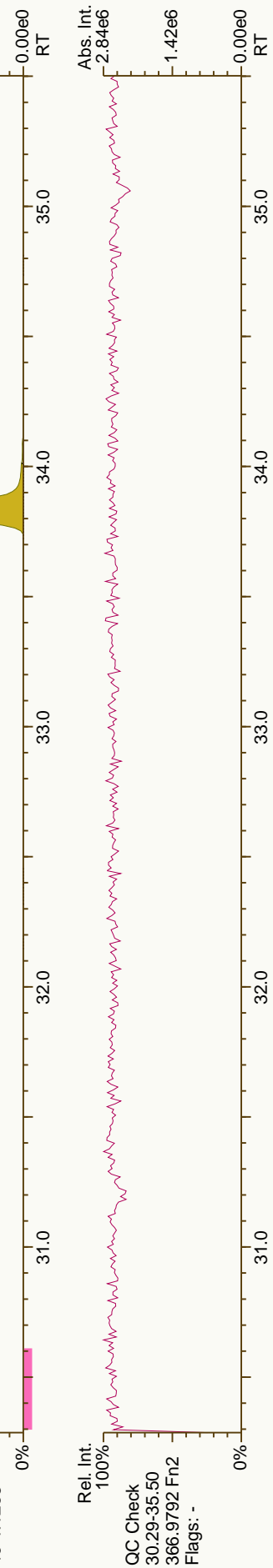
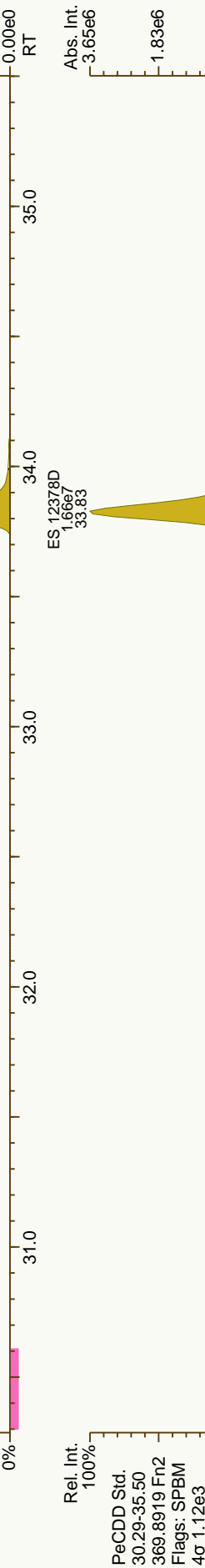

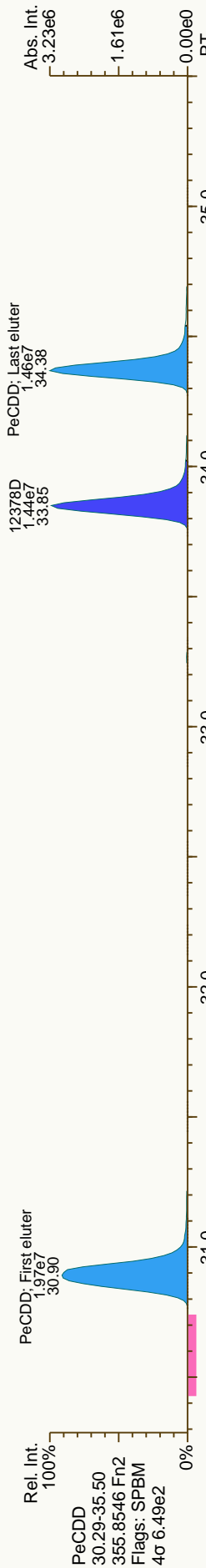
CLEANUP STANDARDS


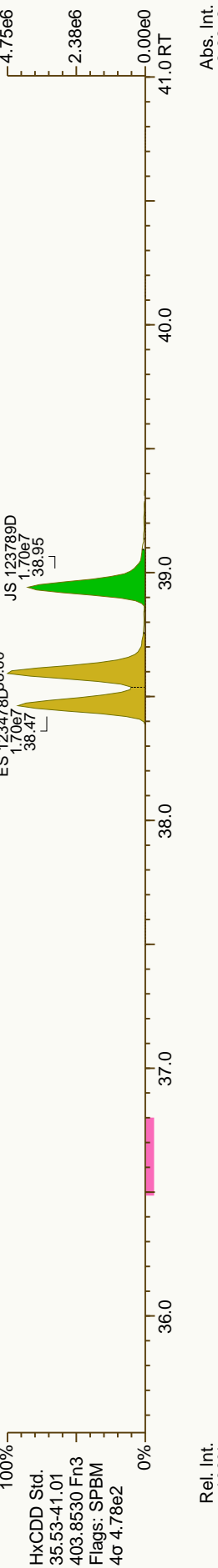
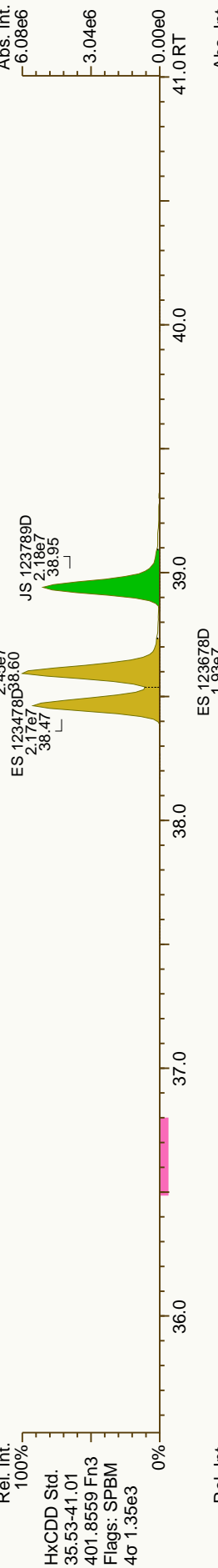
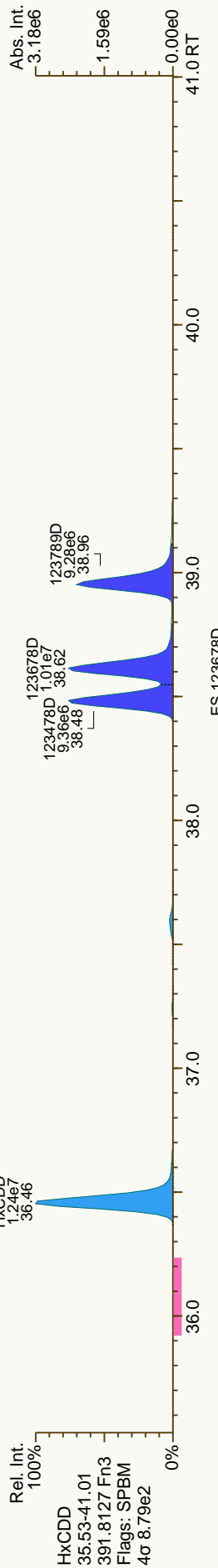
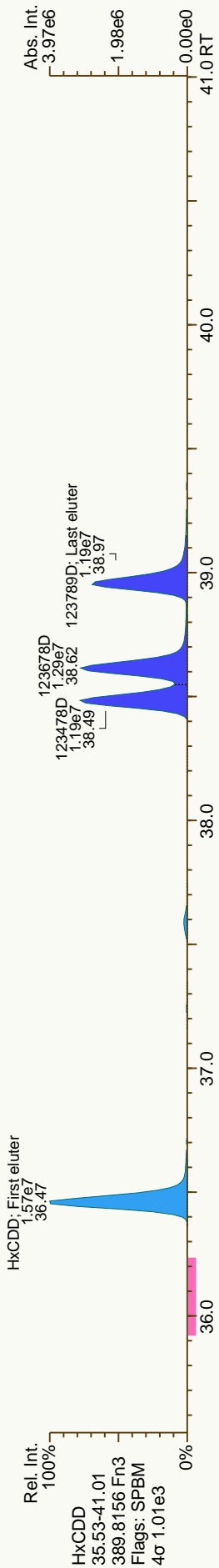
37Cl-2,3,7,8-TCDD n/a 9.42 7.9 - 12.7 Y

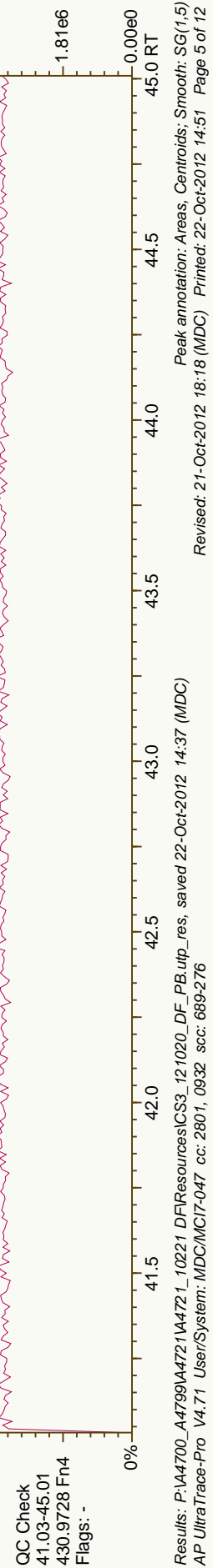
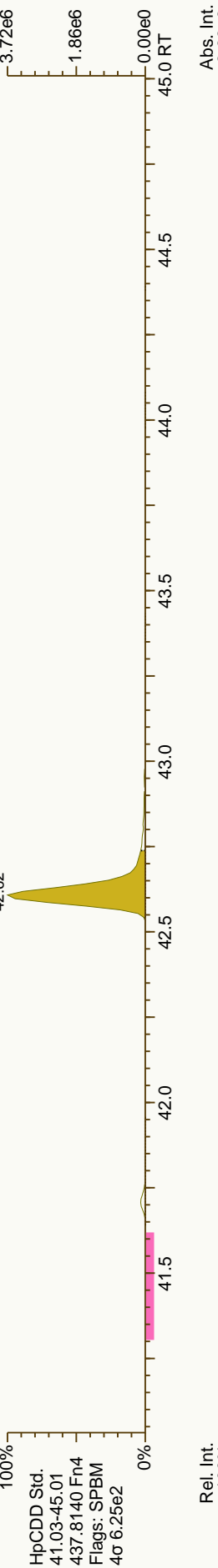
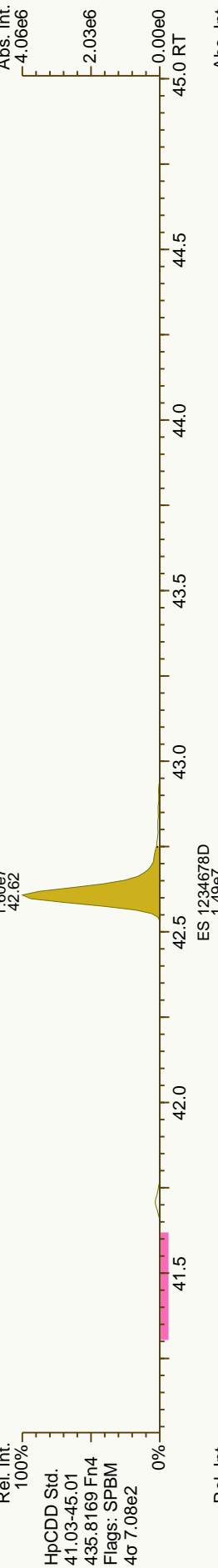
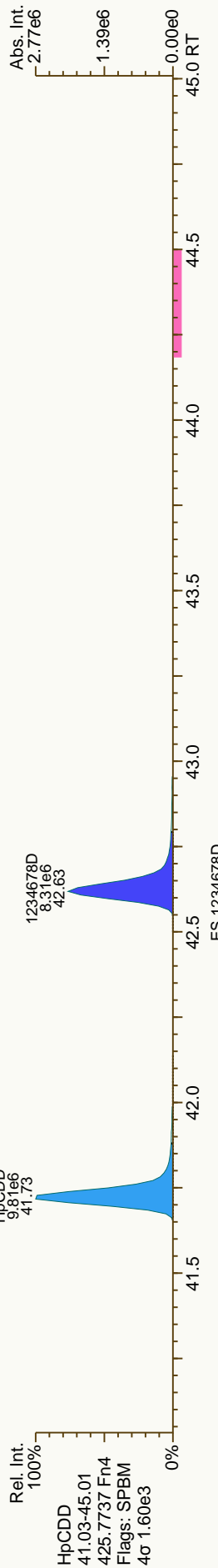
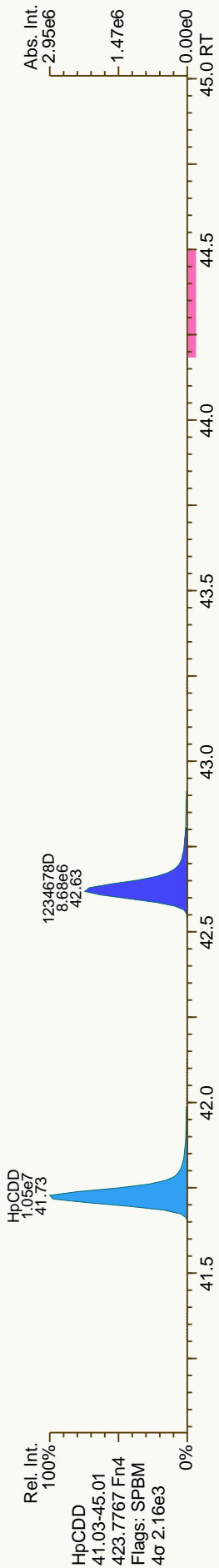


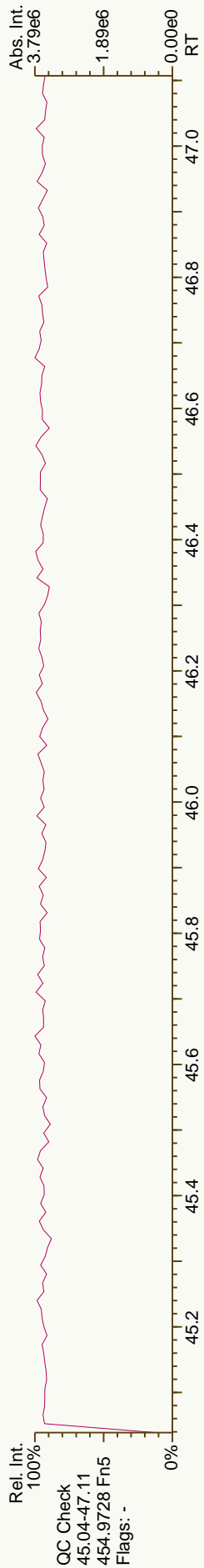
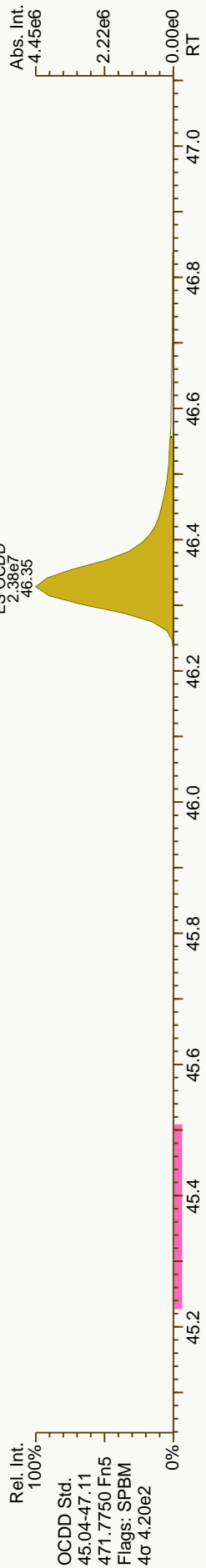
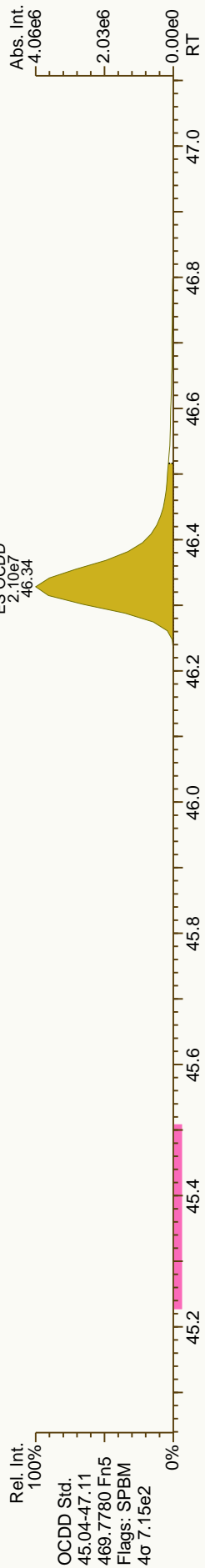
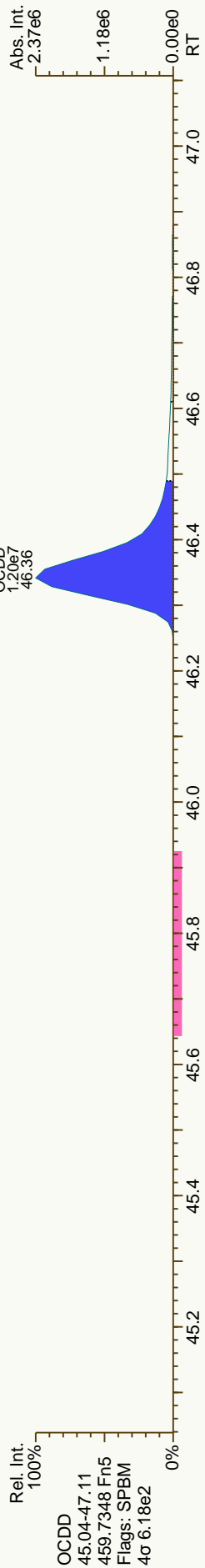
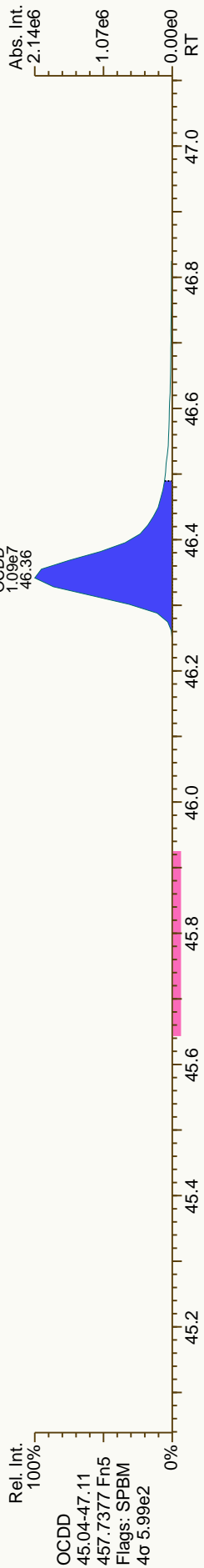


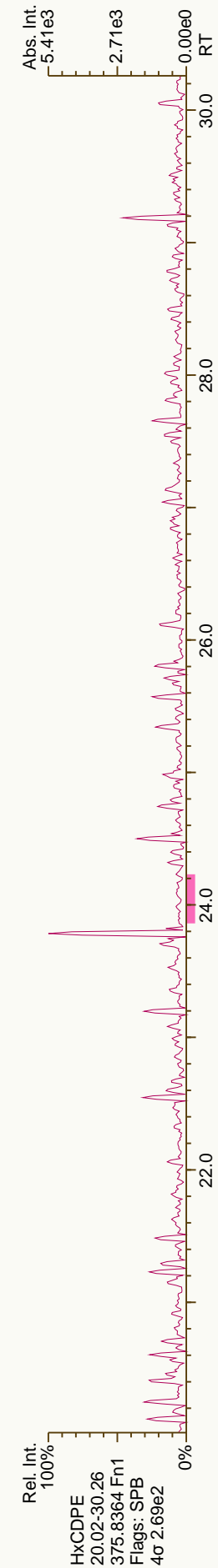
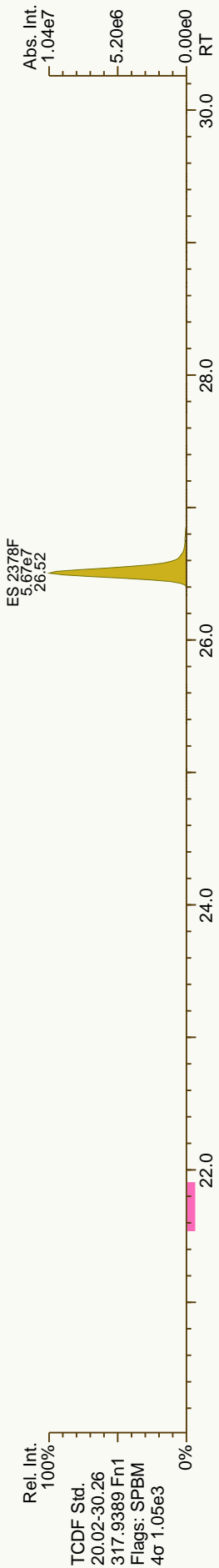
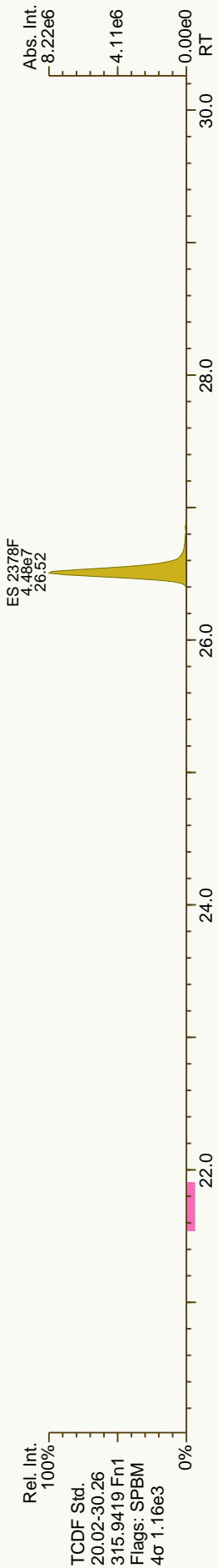
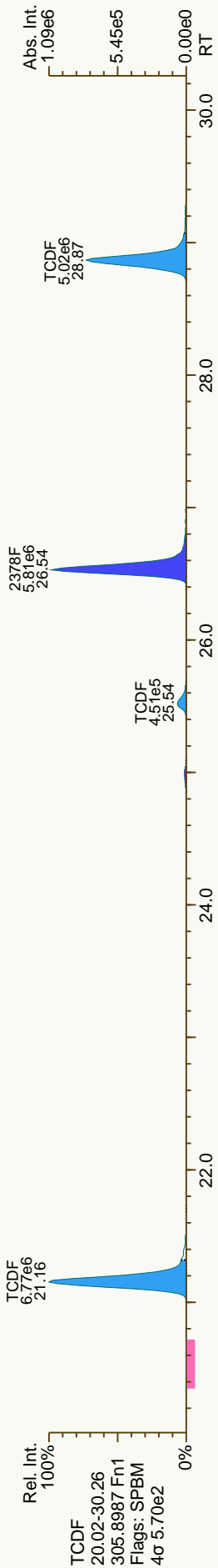
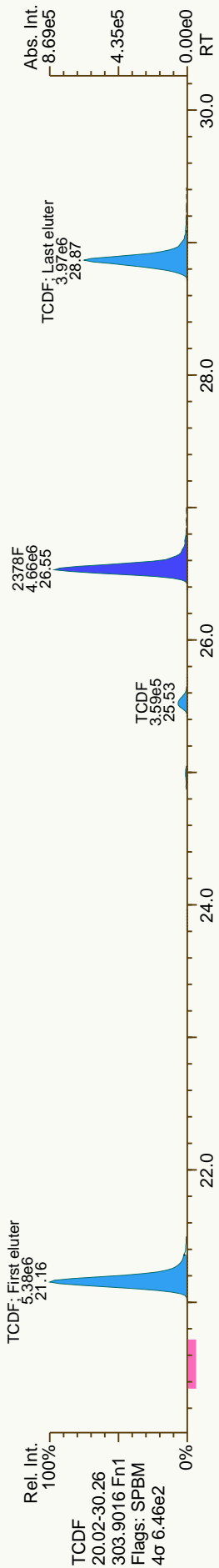


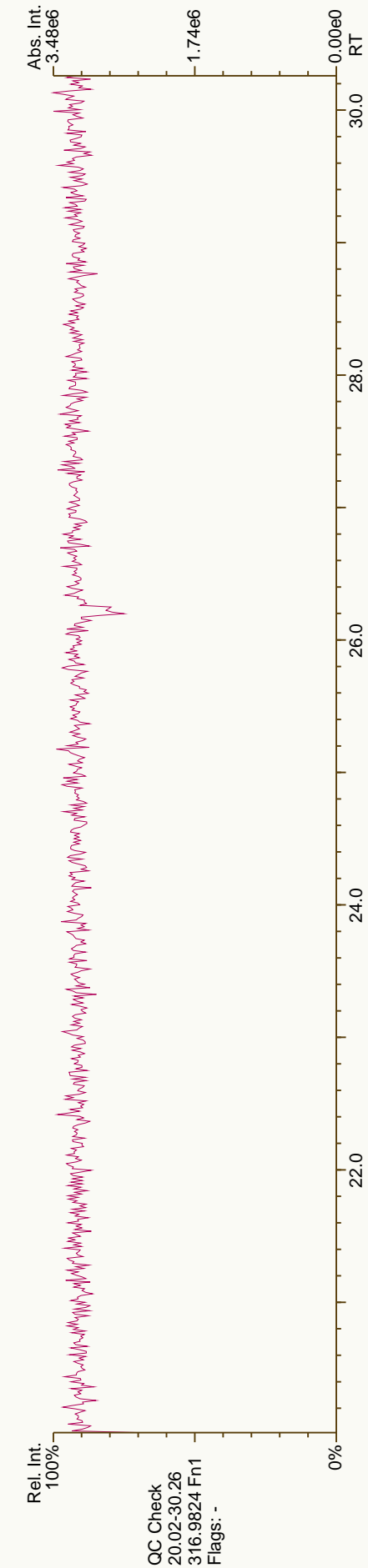




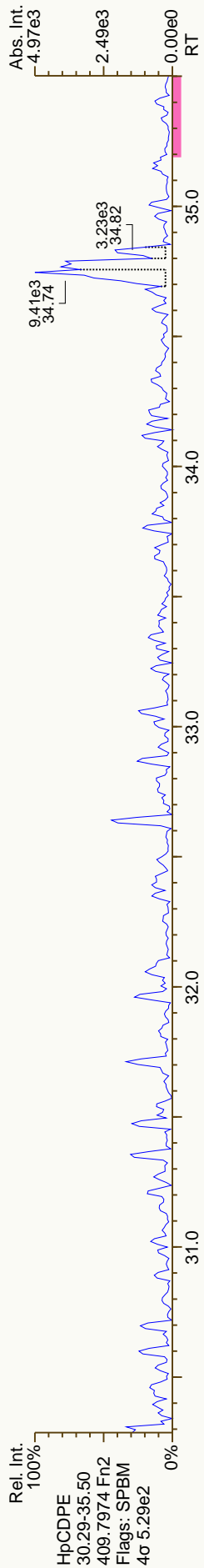

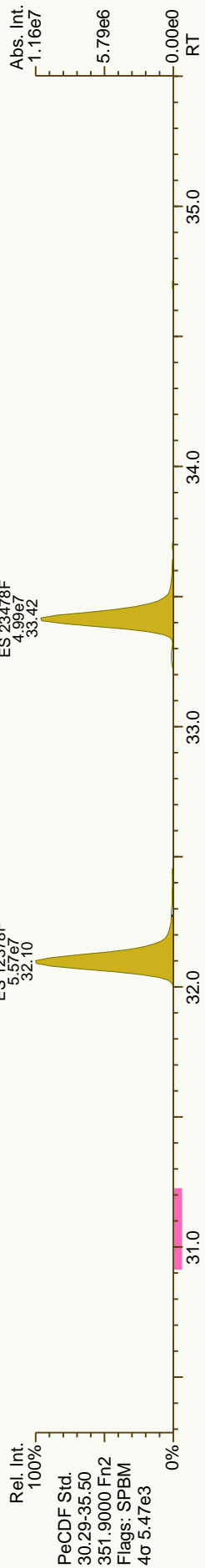
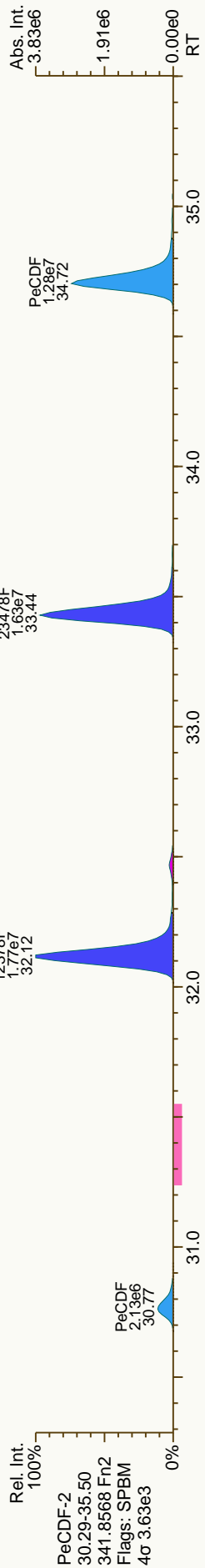
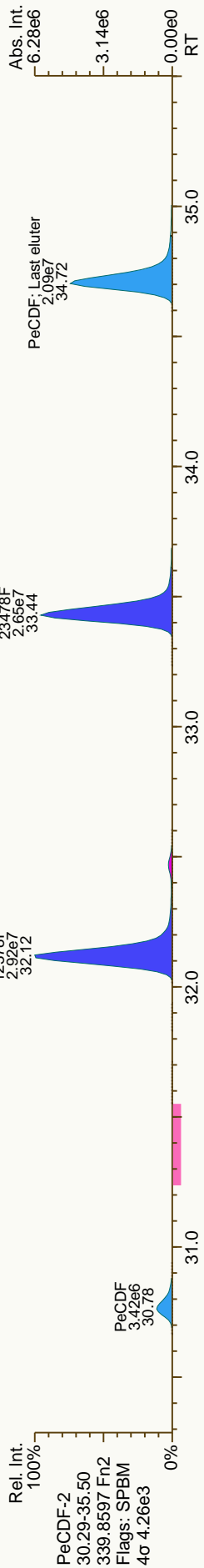


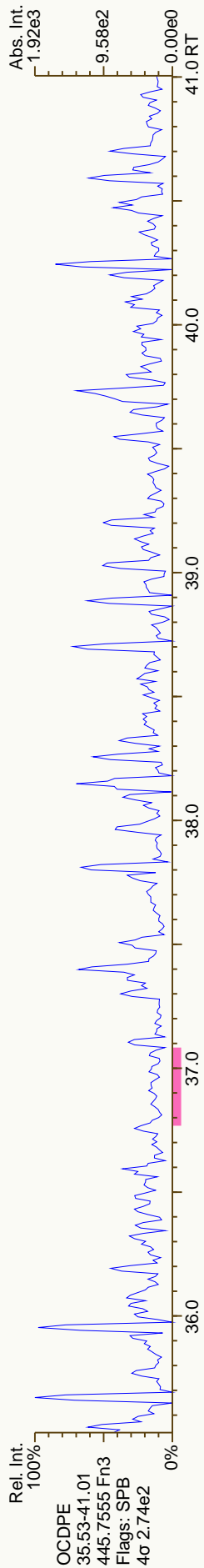
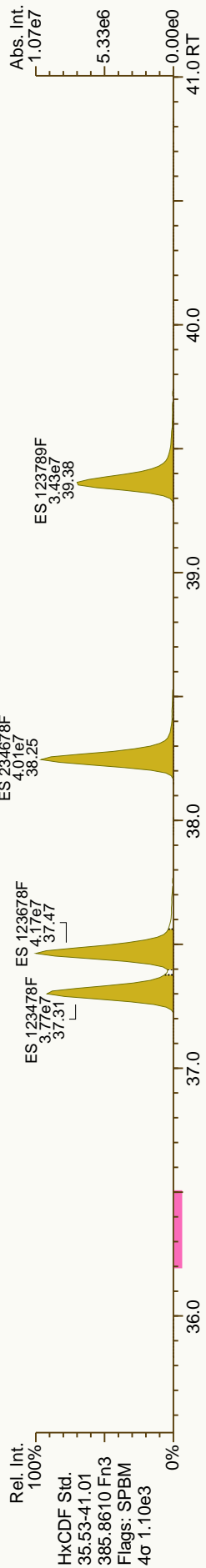
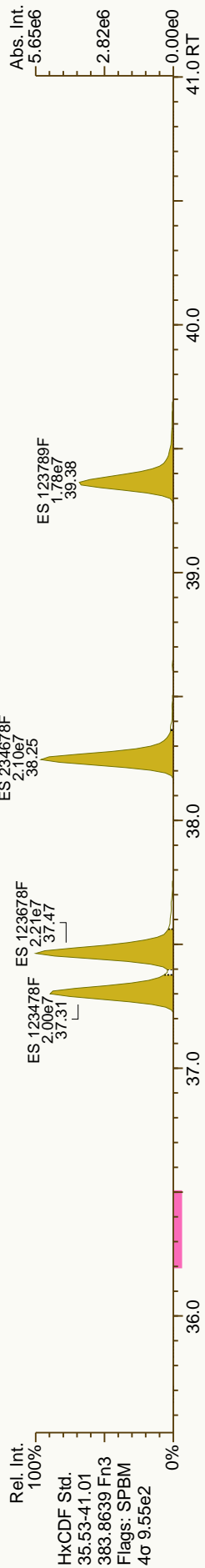
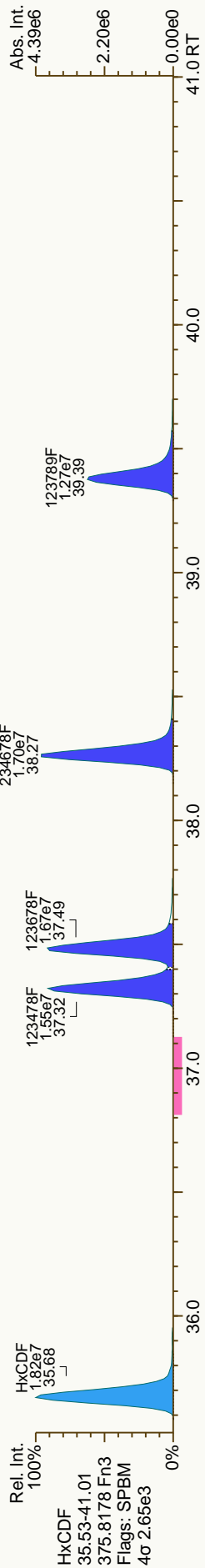
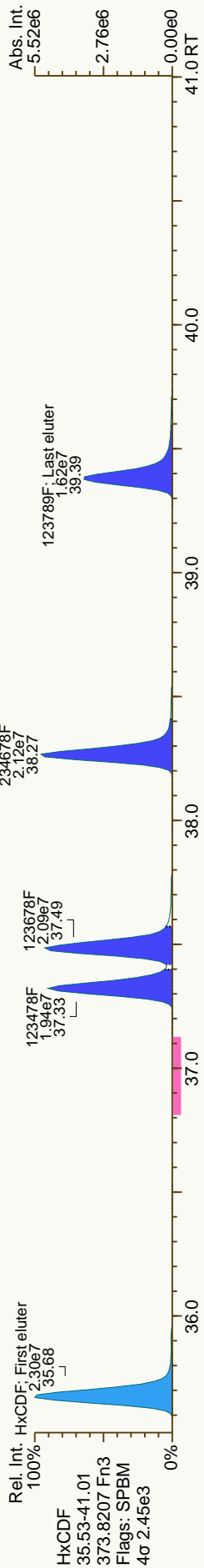


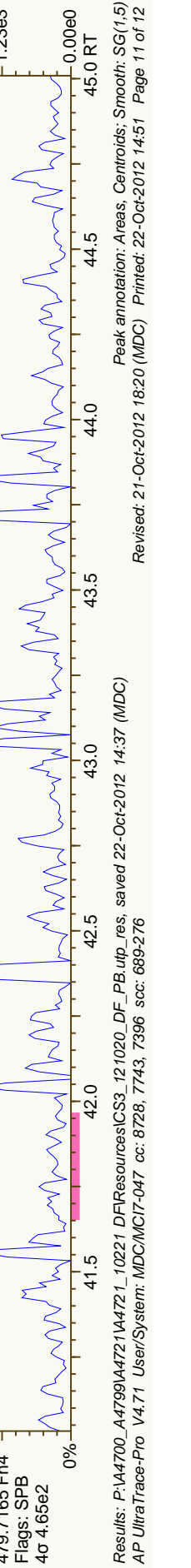
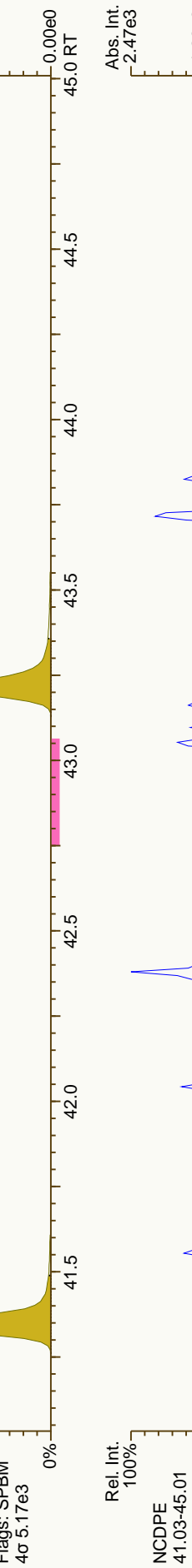
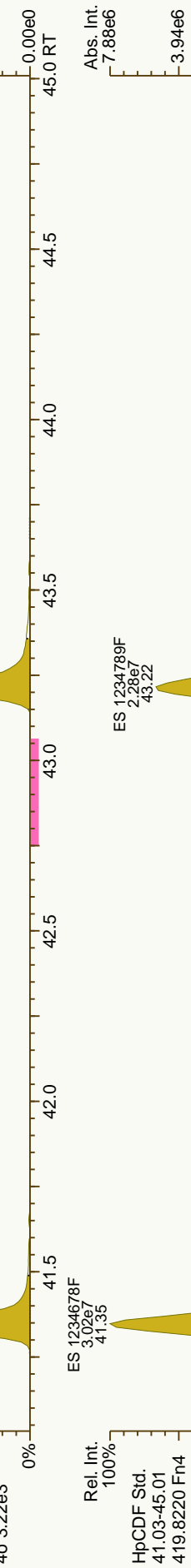
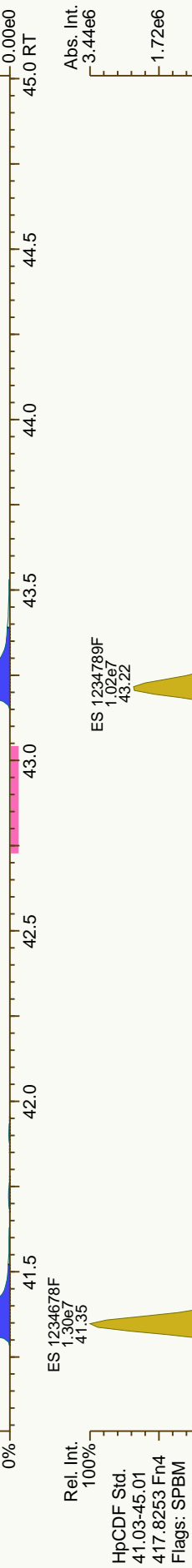




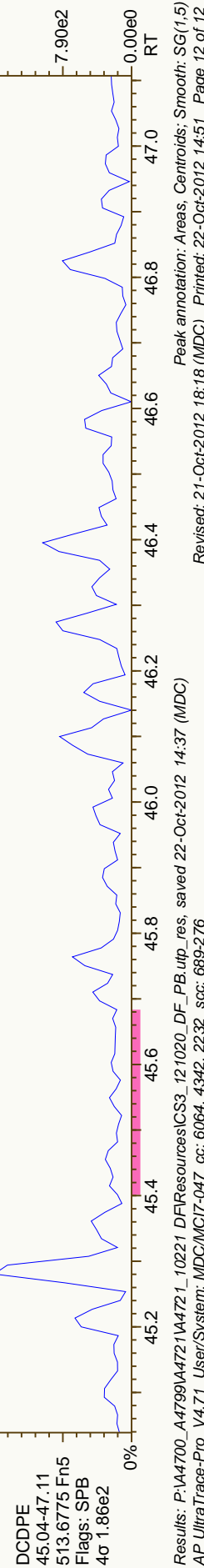
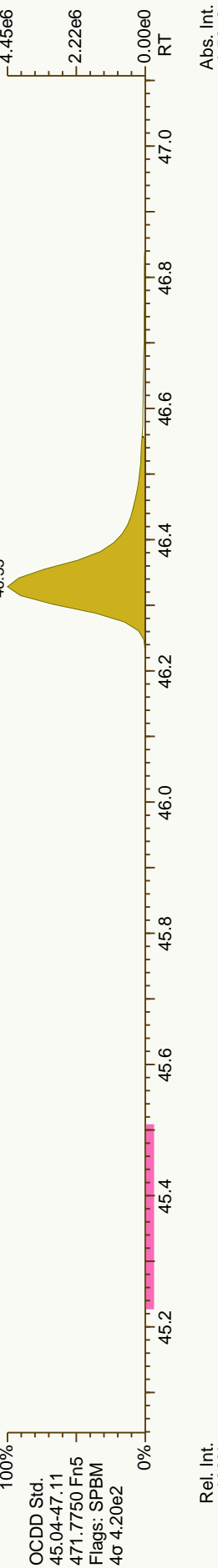
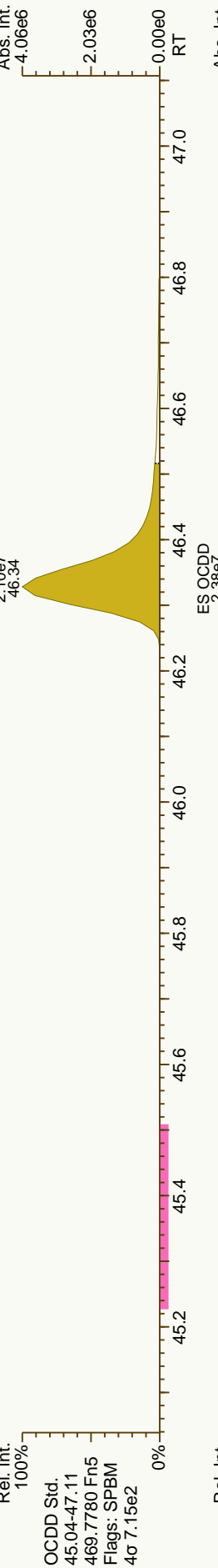
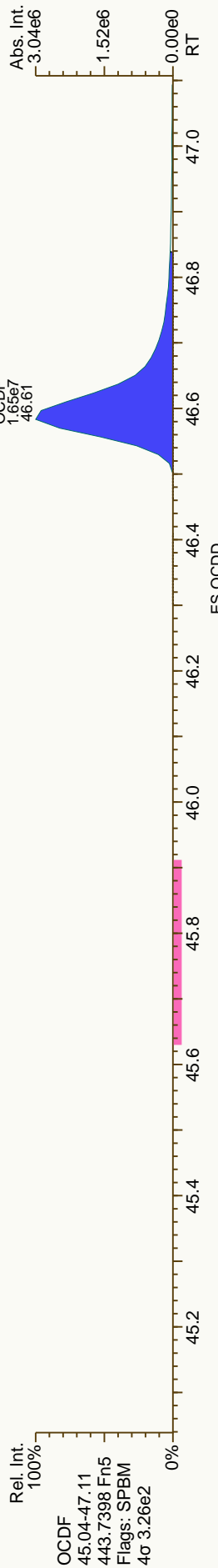













METHOD 1613

PCDD/F CALIBRATION VERIFICATION

FORM 4A

Lab Name: SGS Analytical Perspectives
 Initial Calibration: ICAL: 1613_SGS
 Instrument ID: MM1
 VER Data Filename: 121020P3-09

GC Column ID: ZB-5ms
 Analysis Date: 21-OCT-2012 21:50:39

NATIVE ANALYTES	M/Z's	FORMING RATIO	ION ABUND. RATIO	QC LIMITS	OK	CONC. FOUND	RANGE (ng/mL)	OK
2,3,7,8-TCDD	M/M+2		0.80	0.65 - 0.89	Y	10.9	7.8 - 12.9	Y
1,2,3,7,8-PeCDD	M+2/M+4		1.62	1.32 - 1.78	Y	51.4	39 - 65	Y
1,2,3,4,7,8-HxCDD	M+2/M+4		1.28	1.05 - 1.43	Y	51.9	39 - 64	Y
1,2,3,6,7,8-HxCDD	M+2/M+4		1.26	1.05 - 1.43	Y	53.6	39 - 64	Y
1,2,3,7,8,9-HxCDD	M+2/M+4		1.26	1.05 - 1.43	Y	51.3	41 - 61	Y
1,2,3,4,6,7,8-HpCDD	M+2/M+4		1.04	0.88 - 1.20	Y	50.2	43 - 58	Y
OCDD	M+2/M+4		0.94	0.76 - 1.02	Y	98.4	79 - 126	Y
2,3,7,8-TCDF	M/M+2		0.77	0.65 - 0.89	Y	10.8	8.4 - 12	Y
1,2,3,7,8-PeCDF	M+2/M+4		1.59	1.32 - 1.78	Y	53.4	41 - 60	Y
2,3,4,7,8-PeCDF	M+2/M+4		1.58	1.32 - 1.78	Y	53.7	41 - 61	Y
1,2,3,4,7,8-HxCDF	M+2/M+4		1.26	1.05 - 1.43	Y	52.6	45 - 56	Y
1,2,3,6,7,8-HxCDF	M+2/M+4		1.25	1.05 - 1.43	Y	51.3	44 - 57	Y
2,3,4,6,7,8-HxCDF	M+2/M+4		1.25	1.05 - 1.43	Y	53.7	44 - 57	Y
1,2,3,7,8,9-HxCDF	M+2/M+4		1.27	1.05 - 1.43	Y	51.8	45 - 56	Y
1,2,3,4,6,7,8-HpCDF	M+2/M+4		1.04	0.88 - 1.20	Y	54.7	45 - 55	Y
1,2,3,4,7,8,9-HpCDF	M+2/M+4		1.07	0.88 - 1.20	Y	51.6	43 - 58	Y
OCDF	M+2/M+4		0.91	0.76 - 1.02	Y	105	63 - 159	Y

See Table 9, Method 1613, for m/z specifications.

Ion Abundance Ratio Control Limits as specified in Table 9, Method 1613.

Contract-required concentration range as specified in Table 6, Method 1613.

Processed: 22 Oct 2012 14:23 Analyst: MC

METHOD 1613

PCDD/F CALIBRATION VERIFICATION

FORM 4B

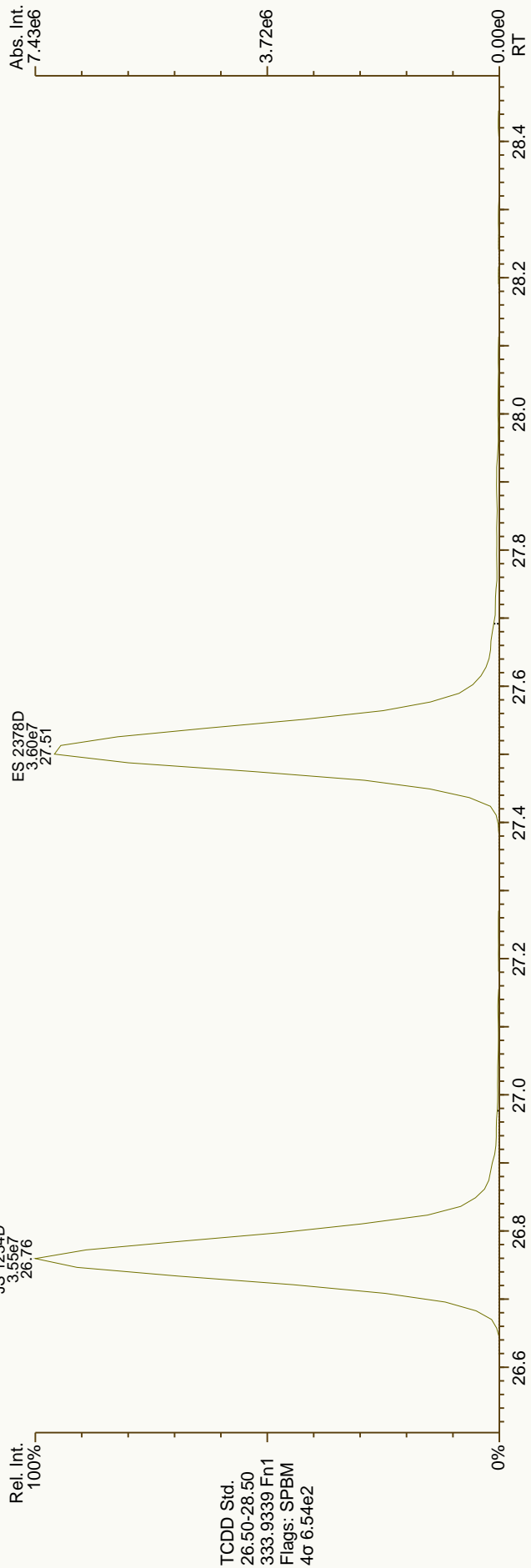
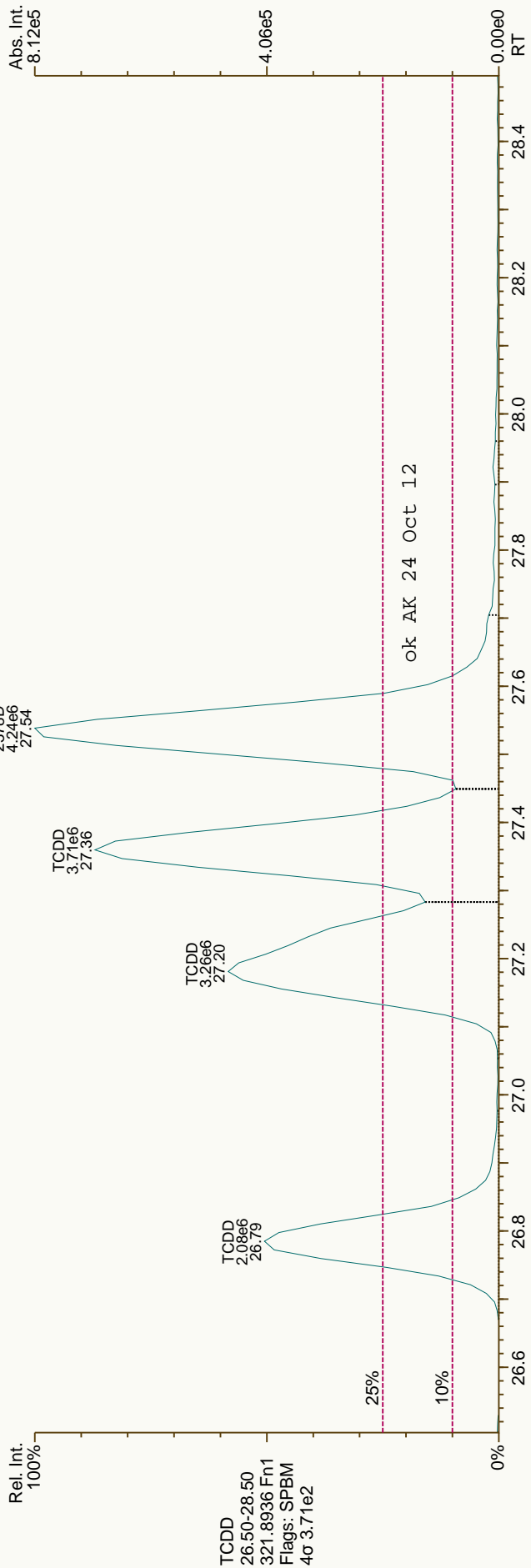
Lab Name: SGS Analytical Perspectives
 Initial Calibration: ICAL: 1613_SGS
 Instrument ID: MM1
 VER Data Filename: 121020P3-09
 GC Column ID: ZB-5ms
 Analysis Date: 21-OCT-2012 21:50:39

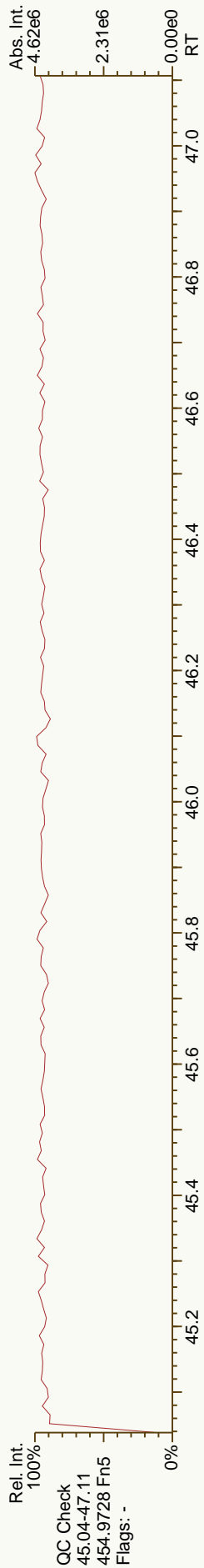
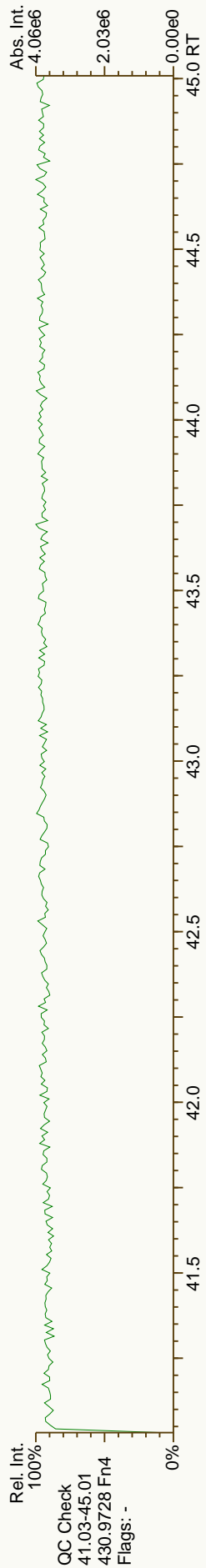
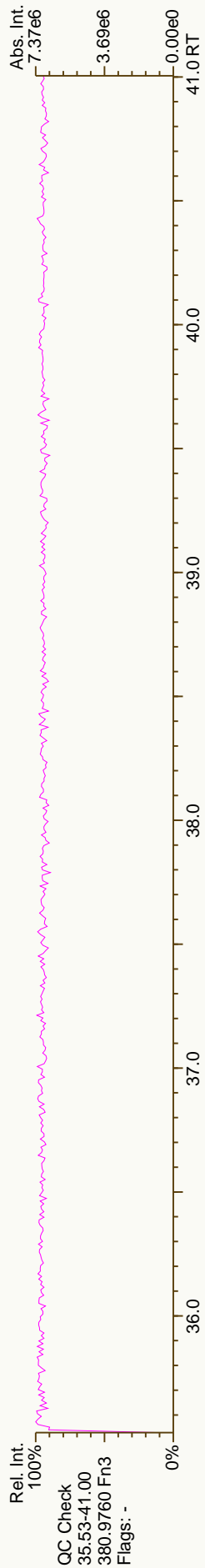
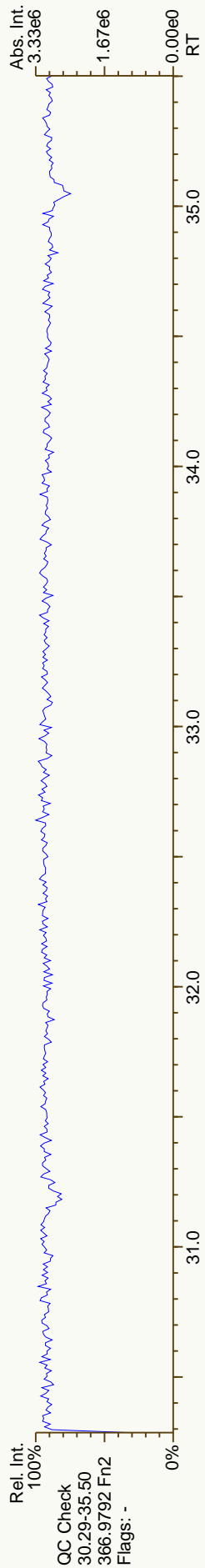
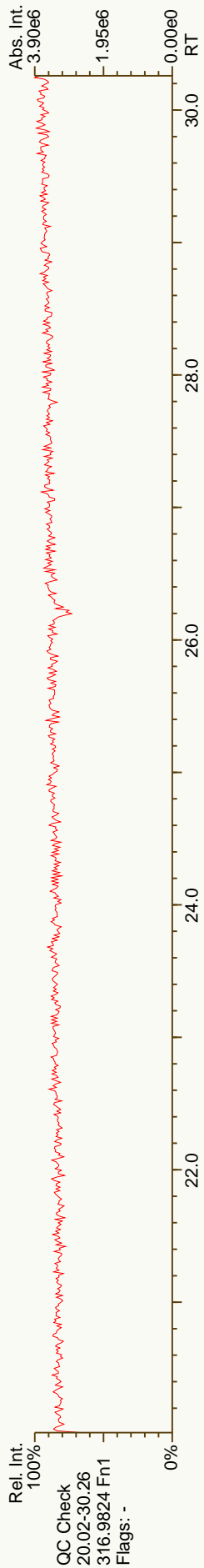
LABELLED ANALYTES	M/Z's FORMING RATIO	ION ABUND. RATIO	QC LIMITS	OK	CONC. FOUND	RANGE (ng/mL)	OK
13C-2,3,7,8-TCDD	M/M+2	0.79	0.65 - 0.89	Y	96.5	82 - 121	Y
13C-1,2,3,7,8-PeCDD	M+2/M+4	1.64	1.32 - 1.78	Y	88.2	62 - 160	Y
13C-1,2,3,4,7,8-HxCDD	M+2/M+4	1.28	1.05 - 1.43	Y	109	85 - 117	Y
13C-1,2,3,6,7,8-HxCDD	M+2/M+4	1.27	1.05 - 1.43	Y	107	85 - 118	Y
13C-1,2,3,4,6,7,8-HpCDD	M+2/M+4	1.06	0.88 - 1.20	Y	101	72 - 138	Y
13C-OCDD	M+2/M+4	0.91	0.76 - 1.02	Y	168	96 - 415	Y
13C-2,3,7,8-TCDF	M/M+2	0.78	0.65 - 0.89	Y	100	71 - 140	Y
13C-1,2,3,7,8-PeCDF	M+2/M+4	1.59	1.32 - 1.78	Y	108	76 - 130	Y
13C-2,3,4,7,8-PeCDF	M+2/M+4	1.59	1.32 - 1.78	Y	98.7	77 - 130	Y
13C-1,2,3,4,7,8-HxCDF	M/M+2	0.52	0.43 - 0.59	Y	120	76 - 131	Y
13C-1,2,3,6,7,8-HxCDF	M/M+2	0.53	0.43 - 0.59	Y	121	70 - 143	Y
13C-2,3,4,6,7,8-HxCDF	M/M+2	0.53	0.43 - 0.59	Y	117	73 - 137	Y
13C-1,2,3,7,8,9-HxCDF	M/M+2	0.52	0.43 - 0.59	Y	114	74 - 135	Y
13C-1,2,3,4,6,7,8-HpCDF	M/M+2	0.45	0.37 - 0.51	Y	109	78 - 129	Y
13C-1,2,3,4,7,8,9-HpCDF	M/M+2	0.45	0.37 - 0.51	Y	105	77 - 129	Y

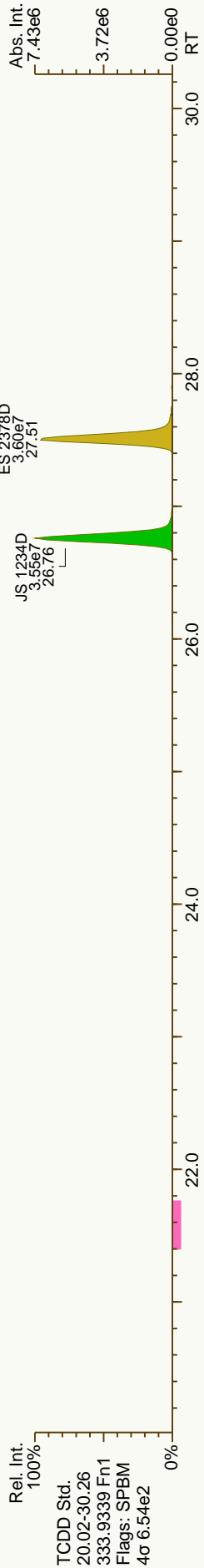
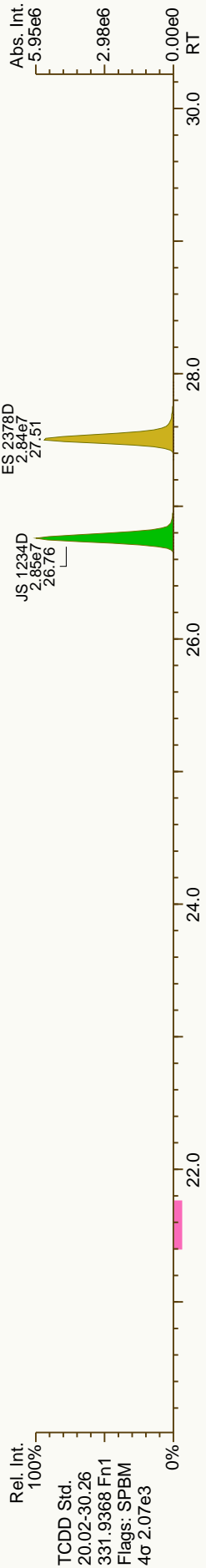
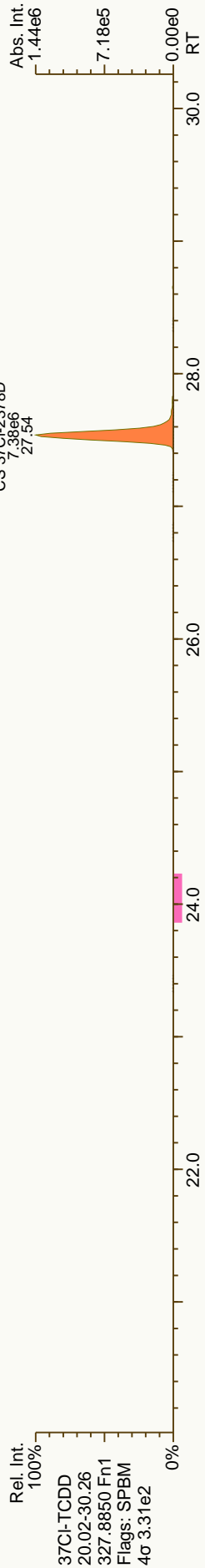
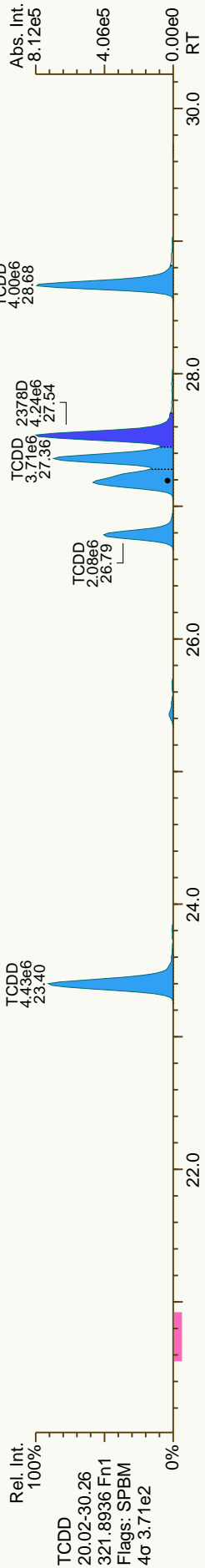
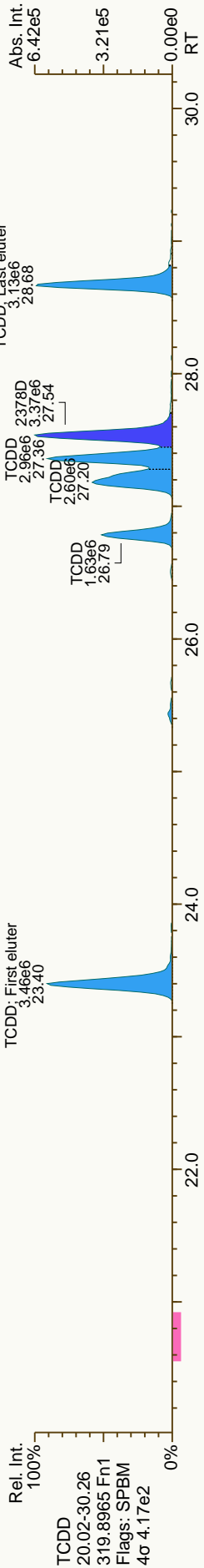
CLEANUP STANDARDS

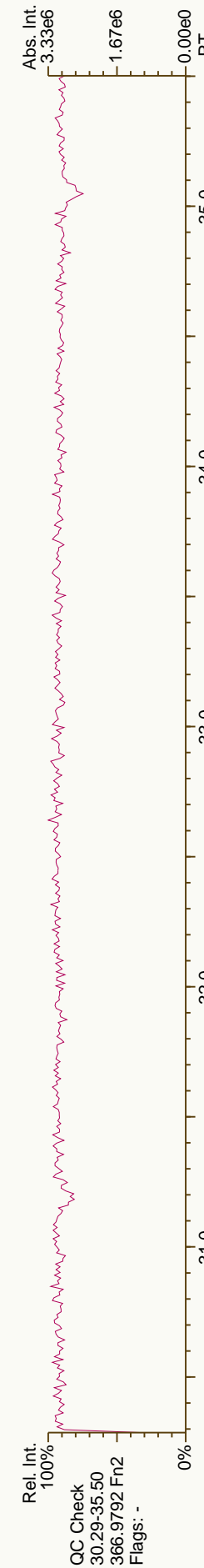

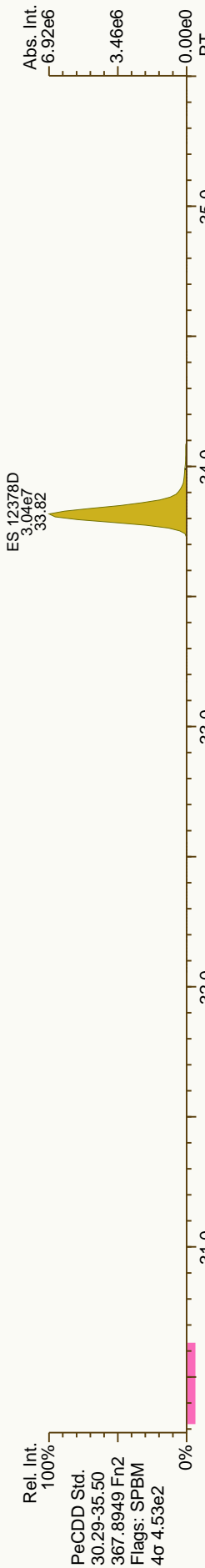
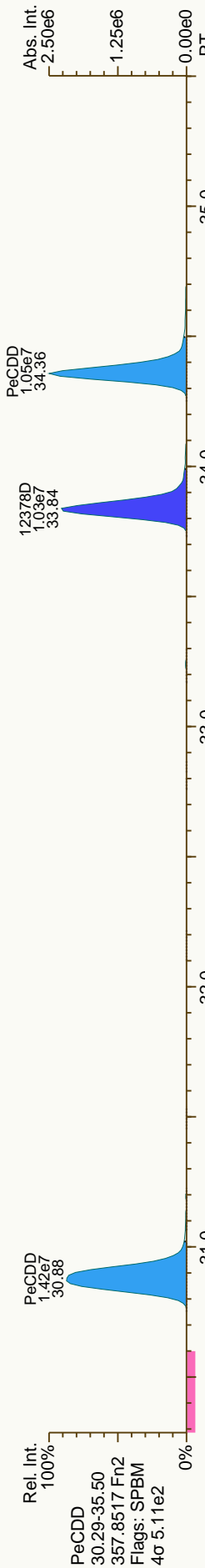
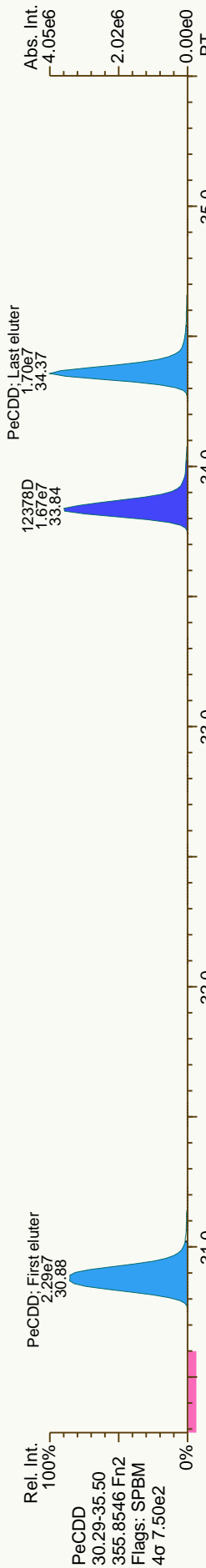
37Cl-2,3,7,8-TCDD n/a 9.83 7.9 - 12.7 Y


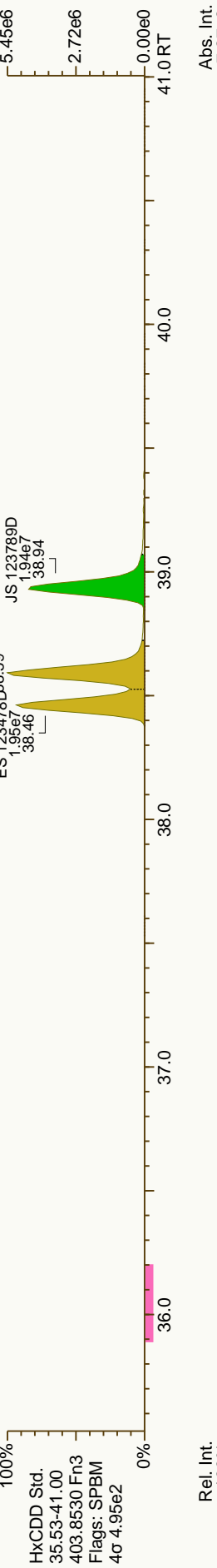
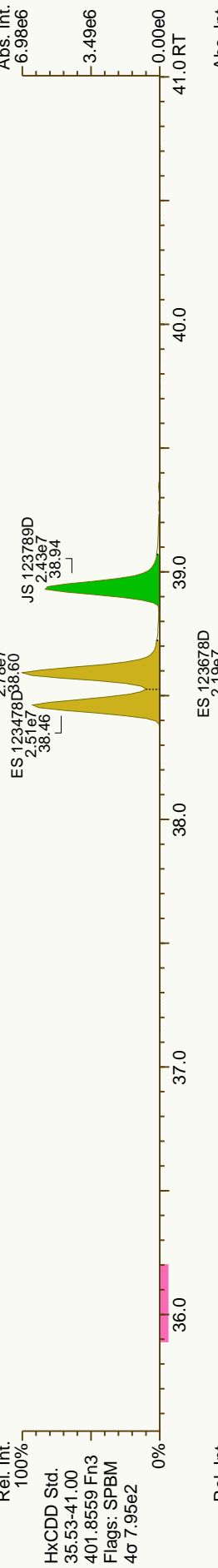
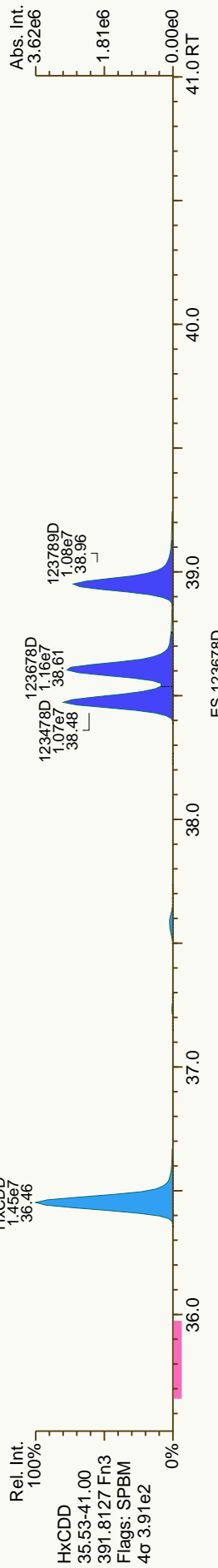
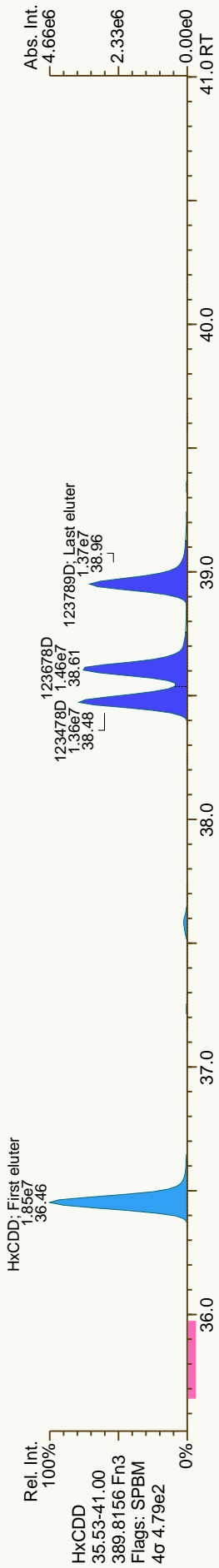
Processed: 22 Oct 2012 14:23 Analyst: MC


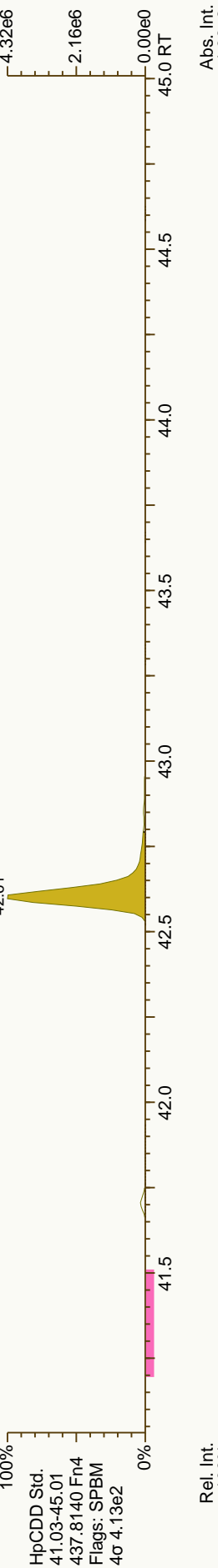
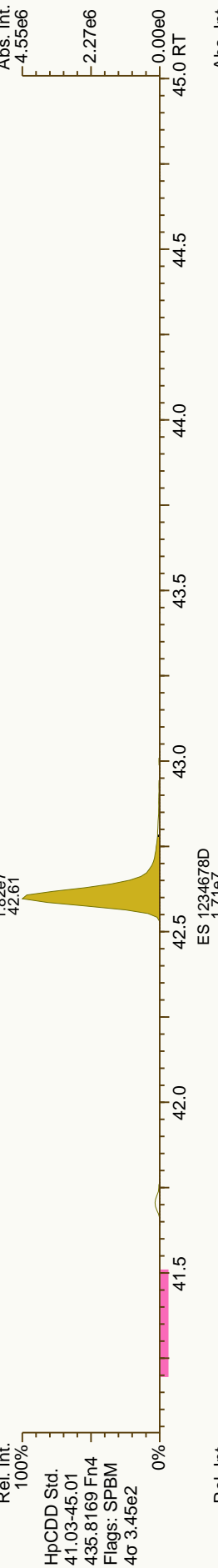
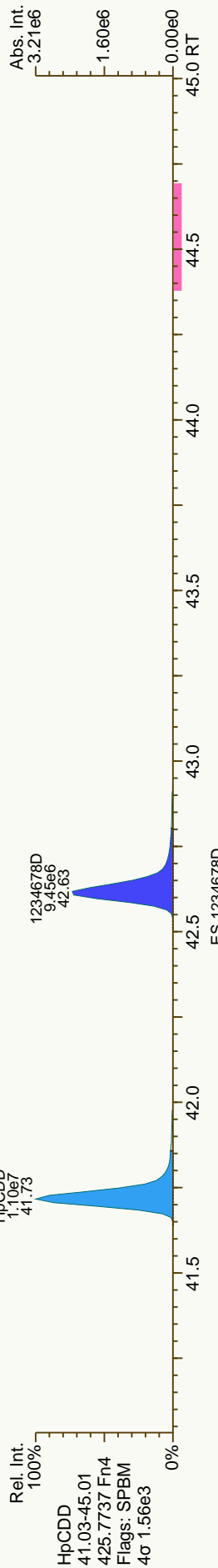
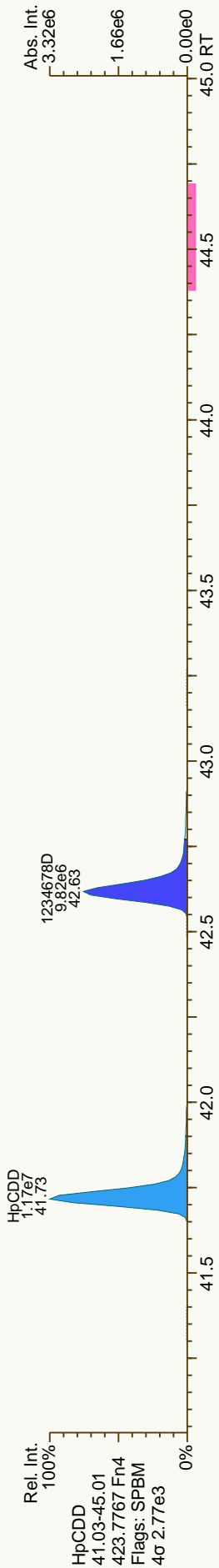


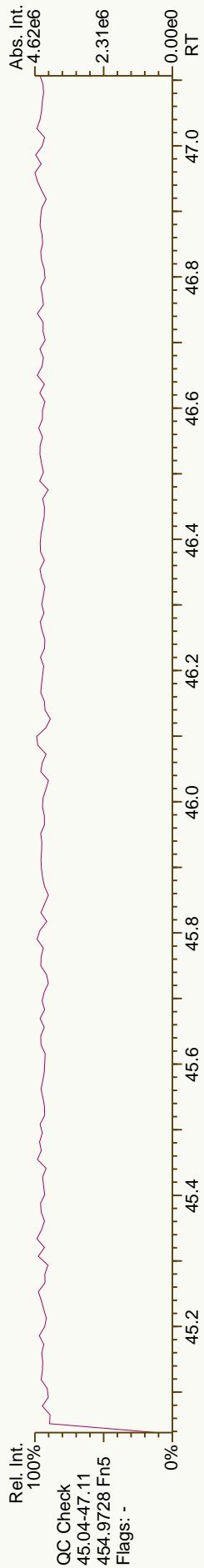
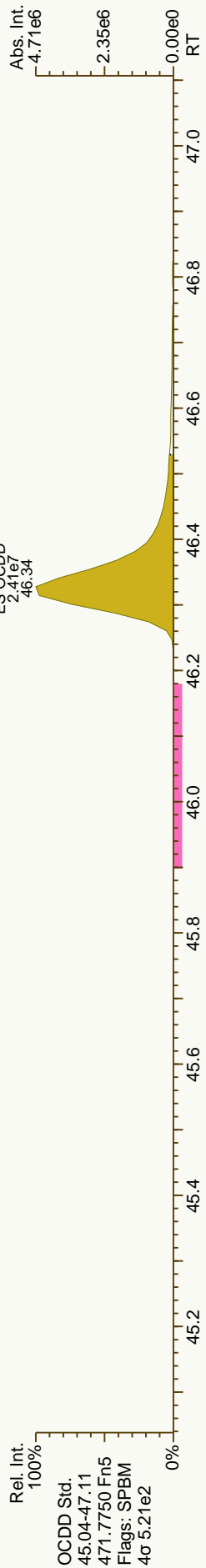
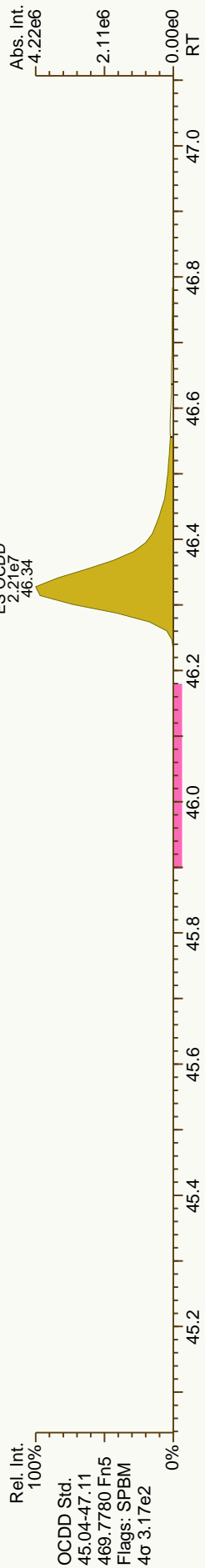
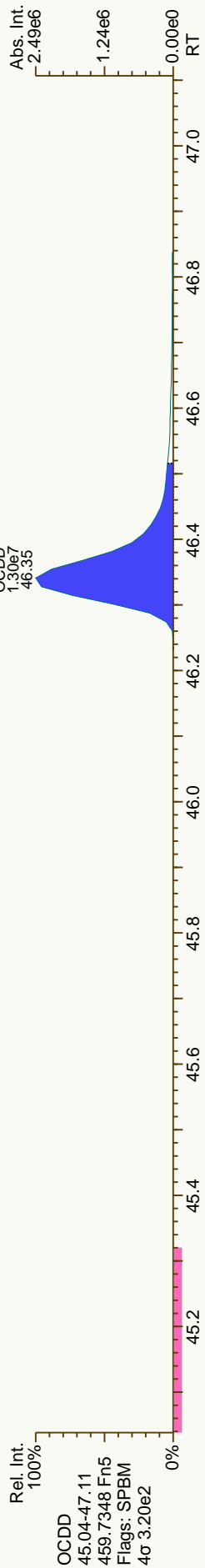
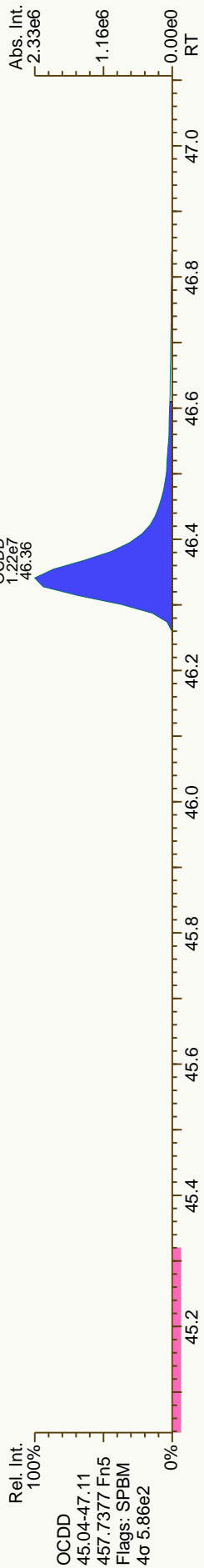


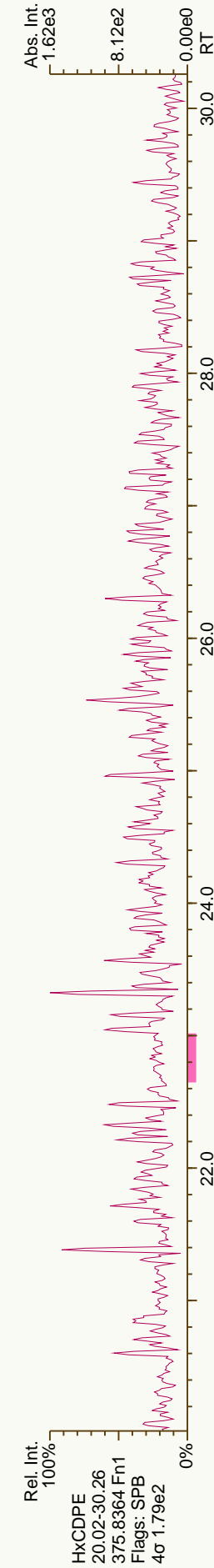
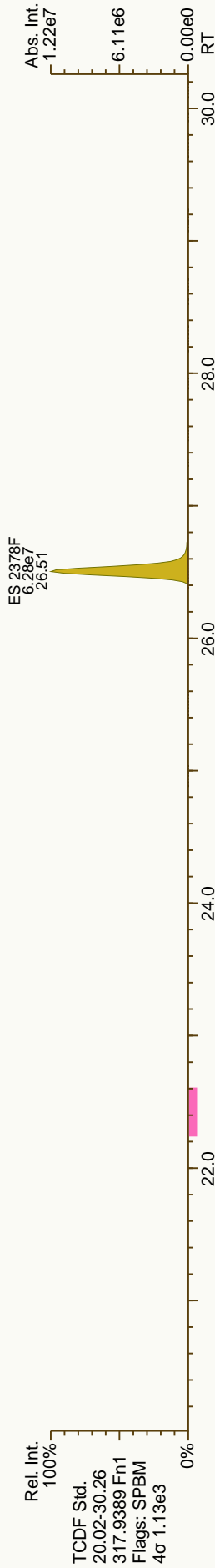
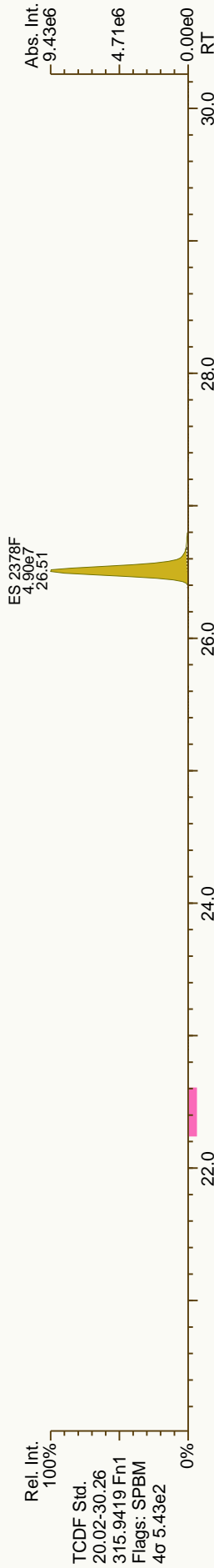
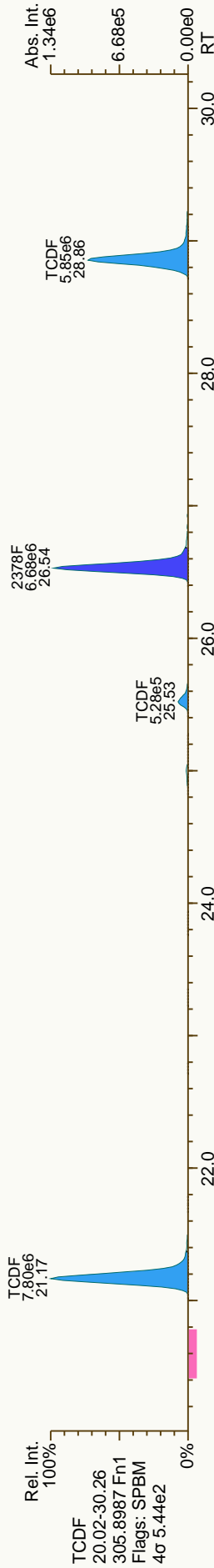
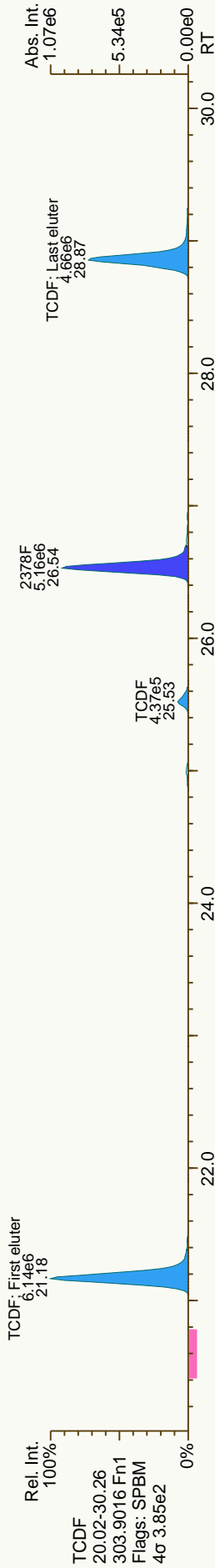


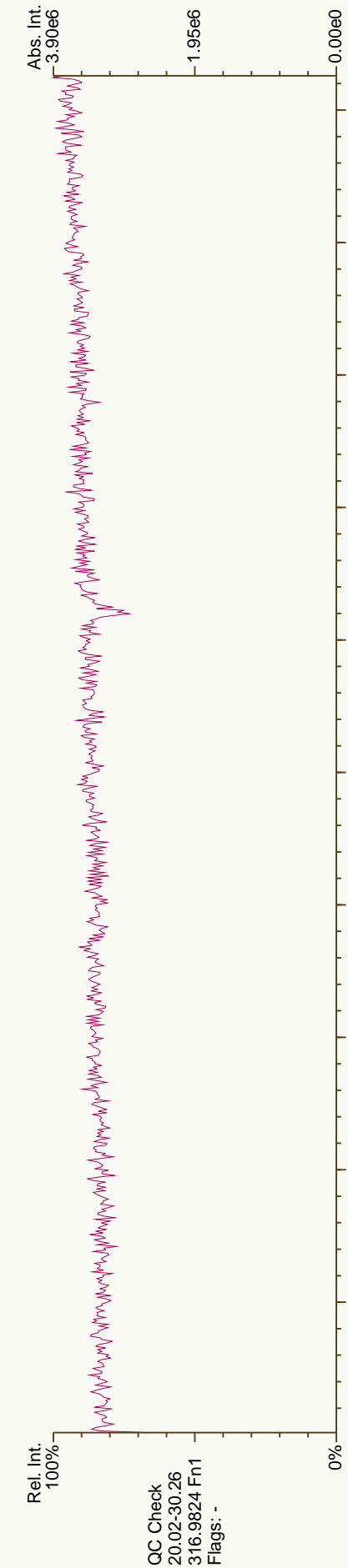




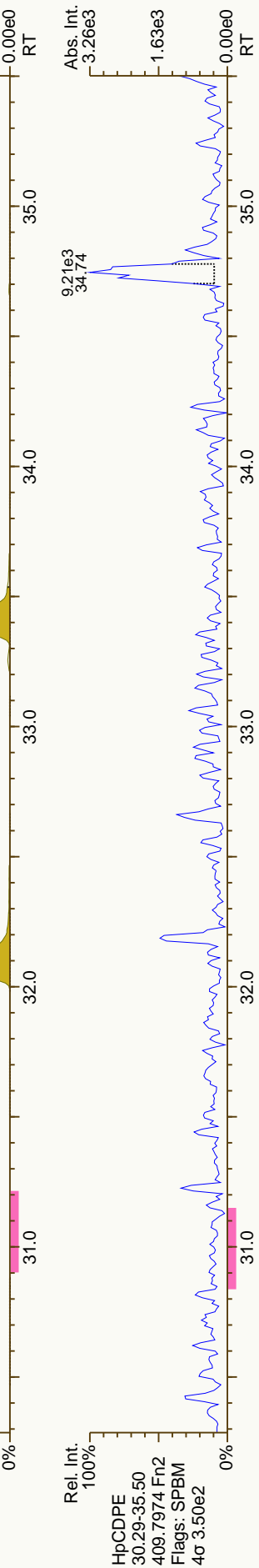
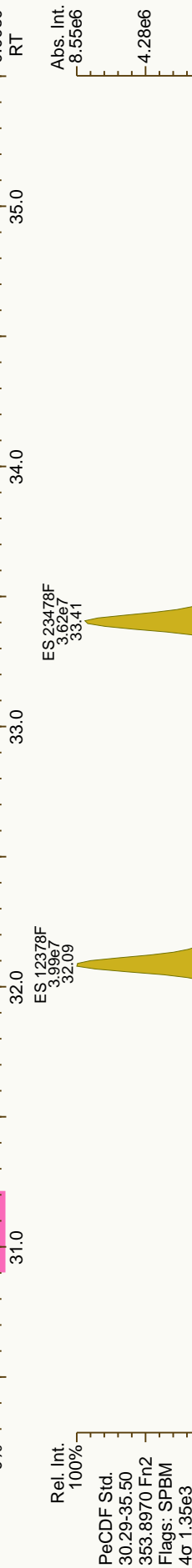

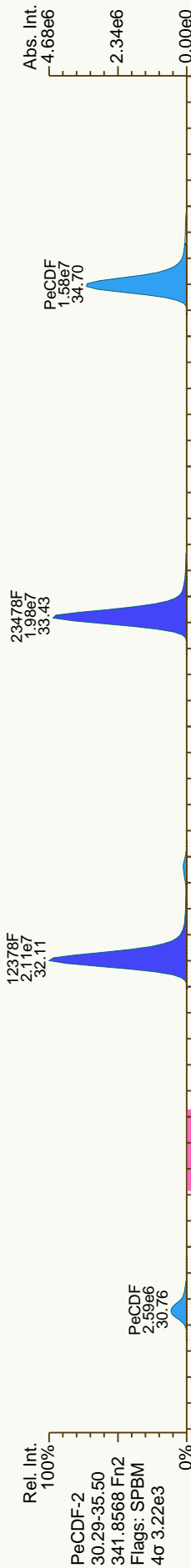
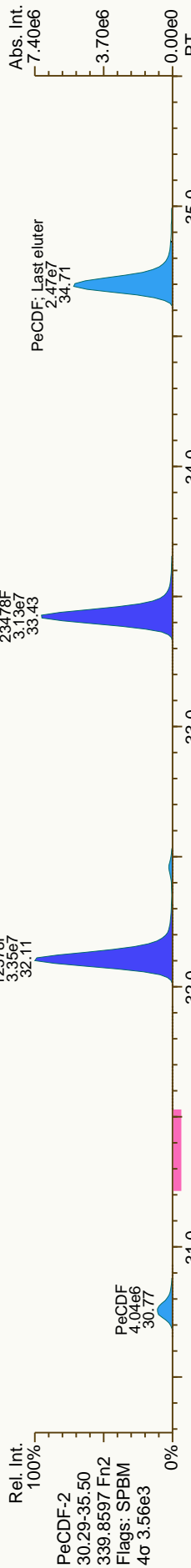


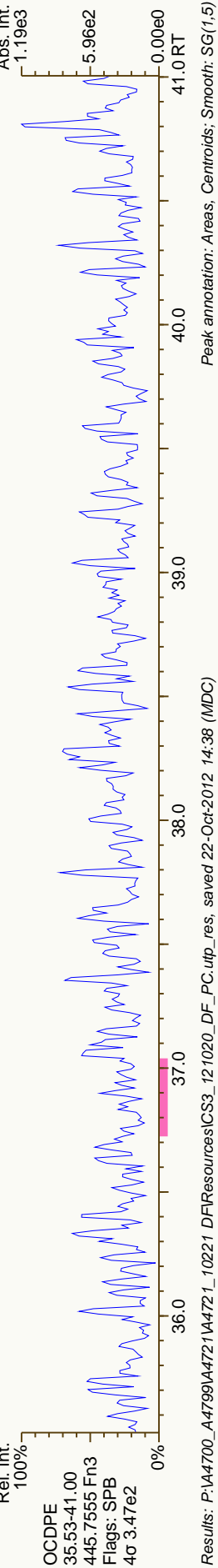
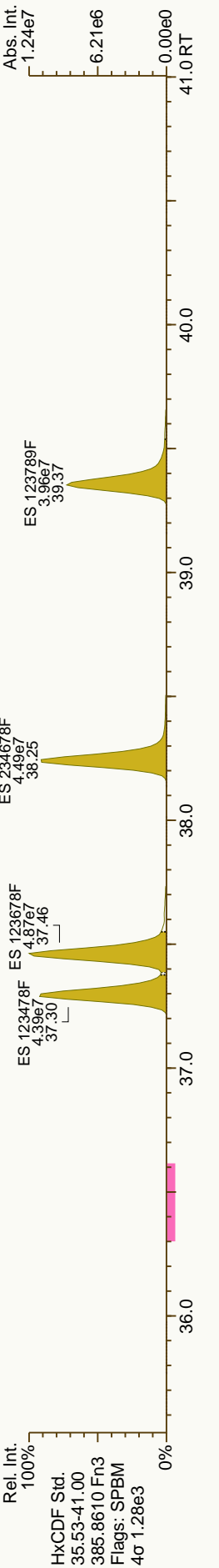
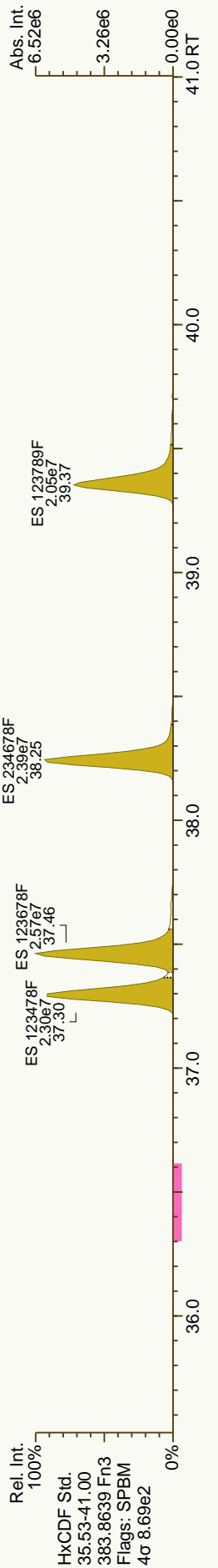
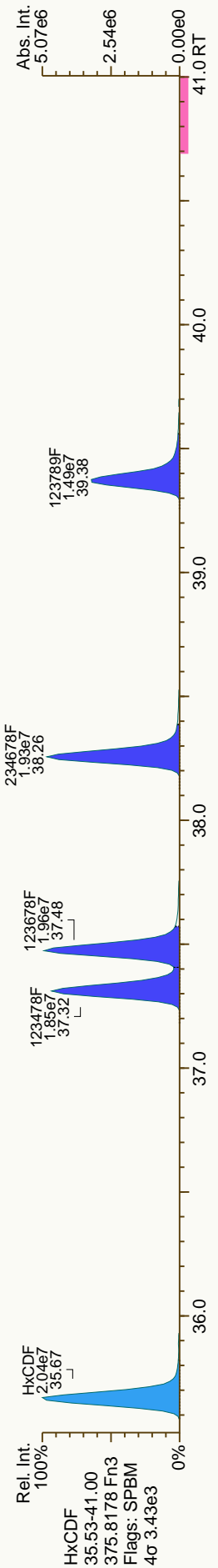
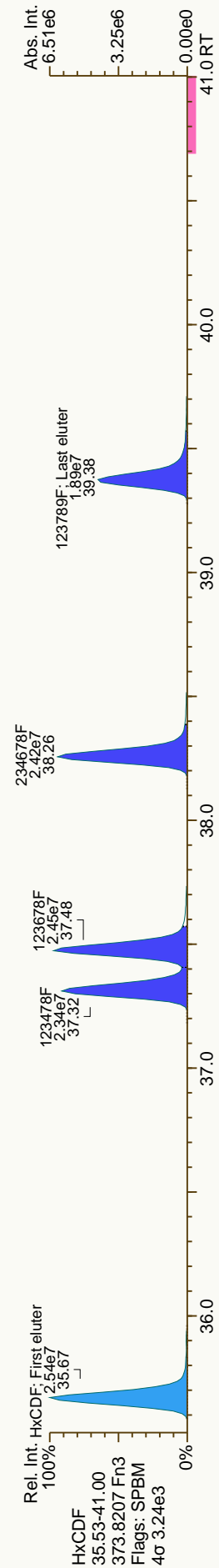


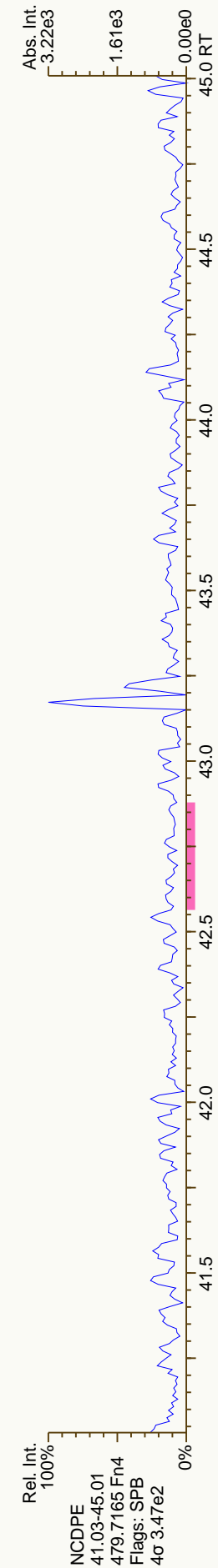
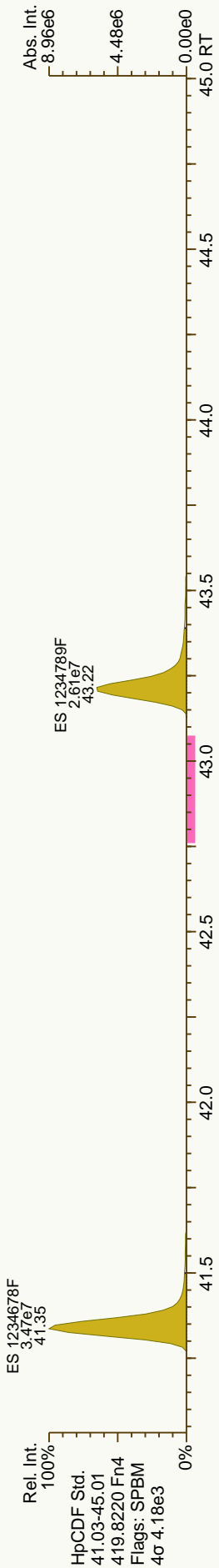
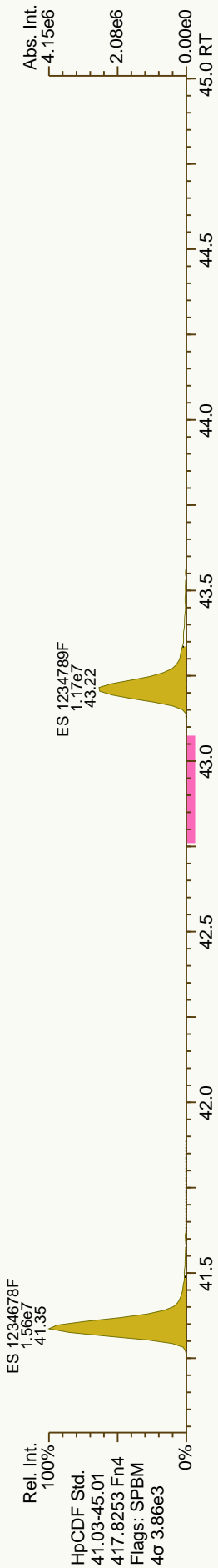
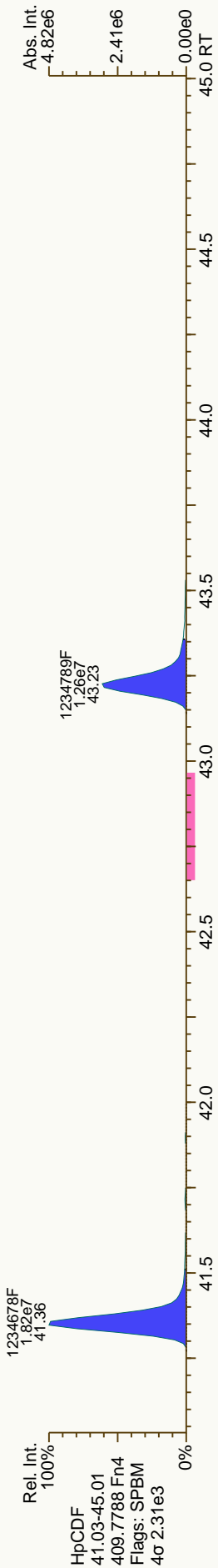
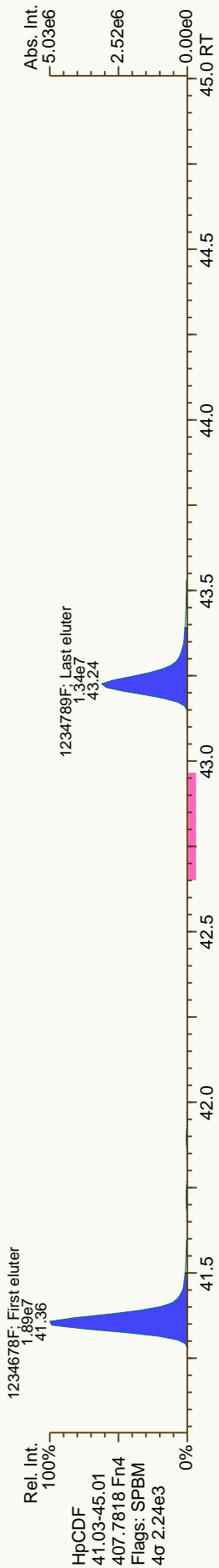


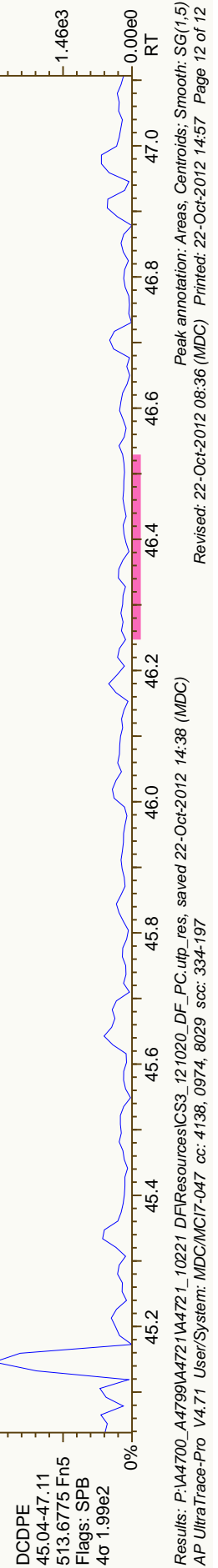
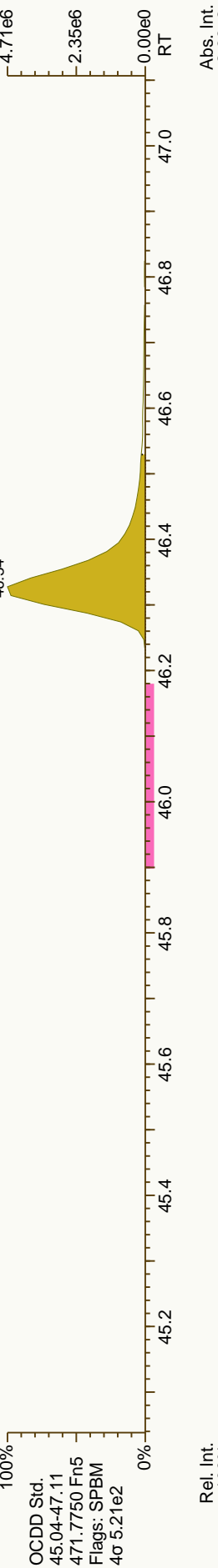
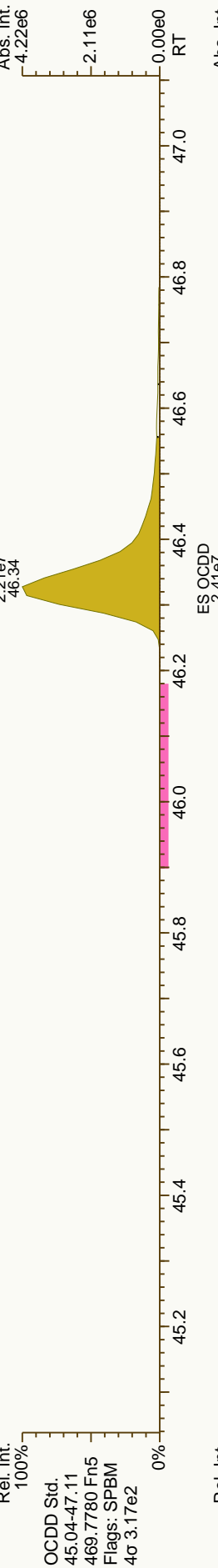
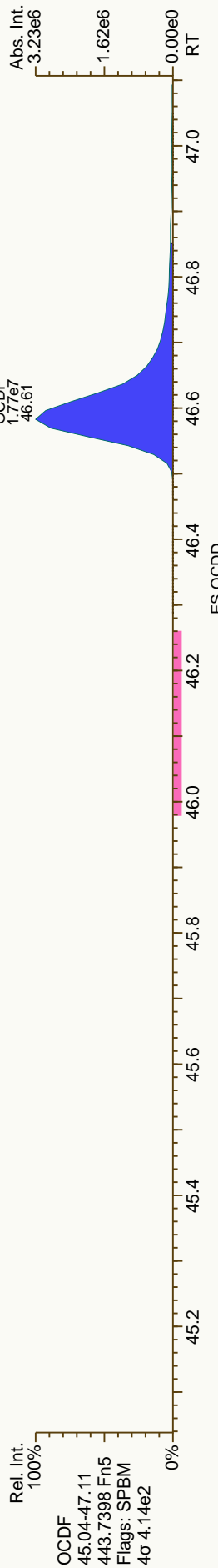
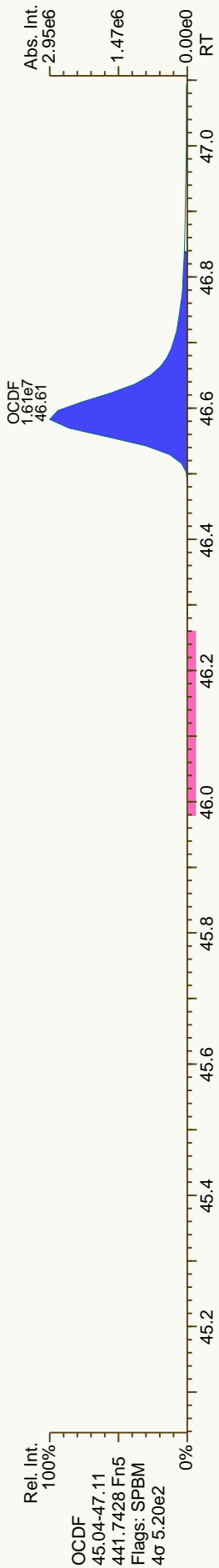


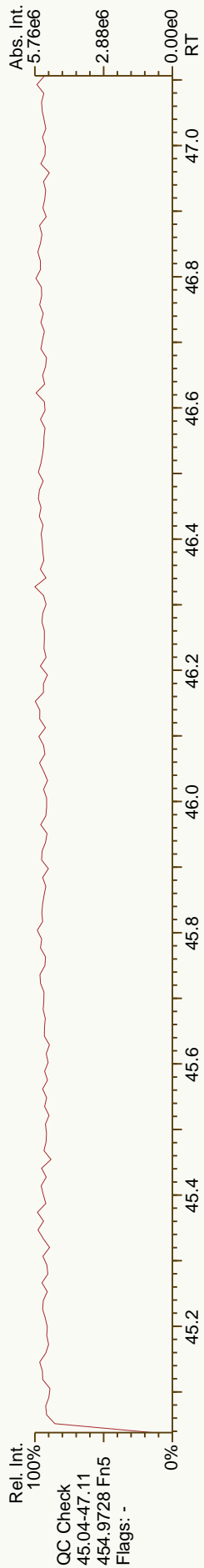
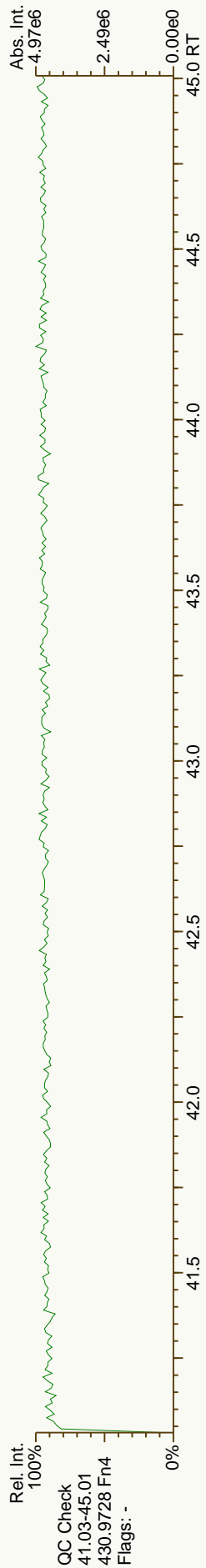
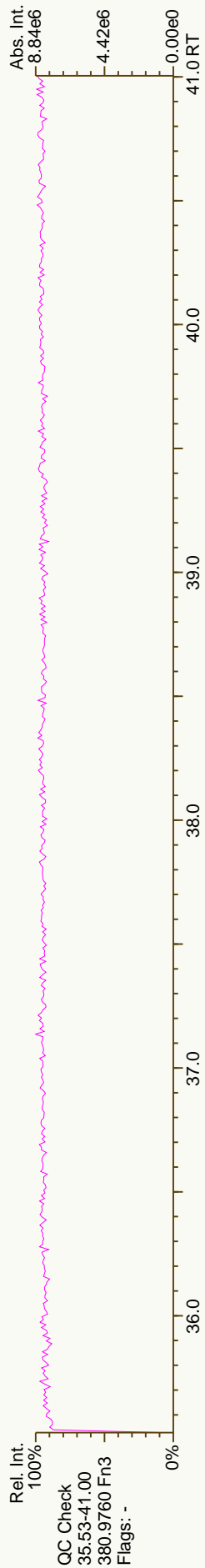
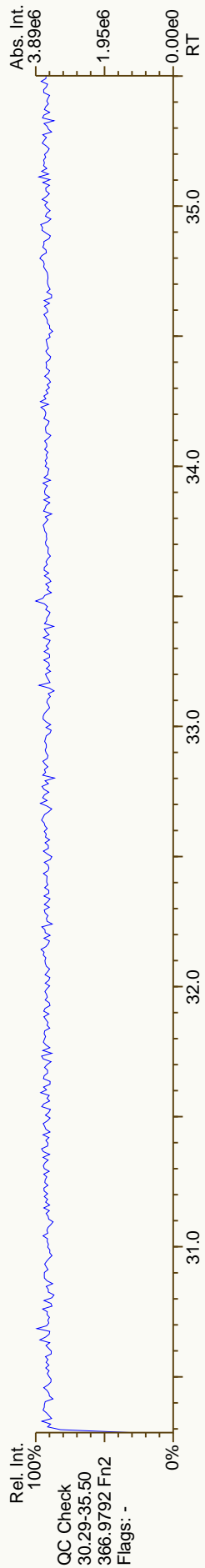
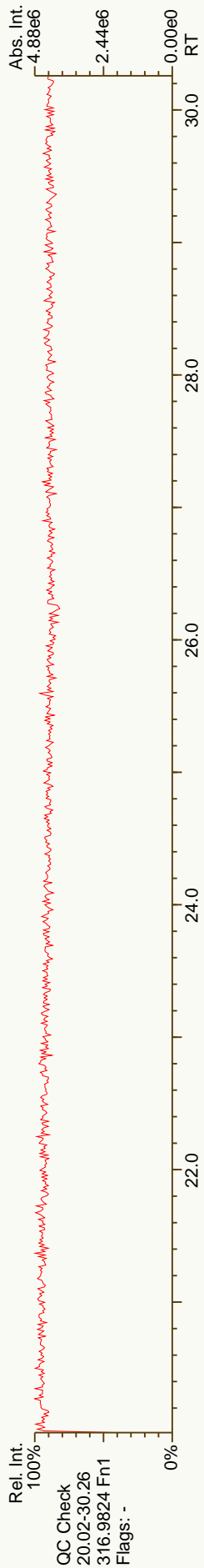


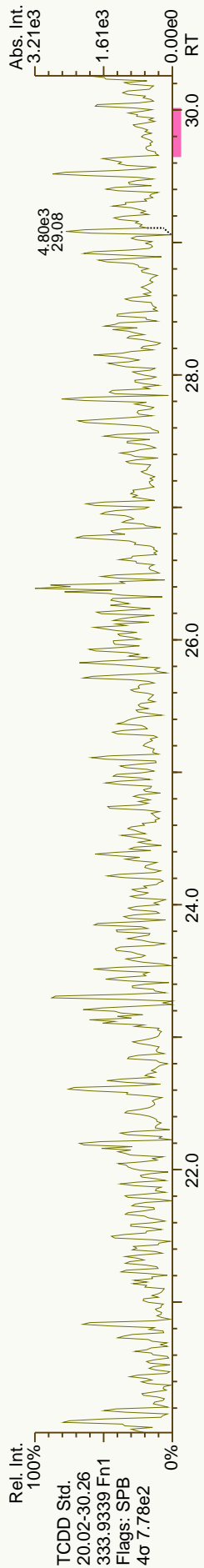
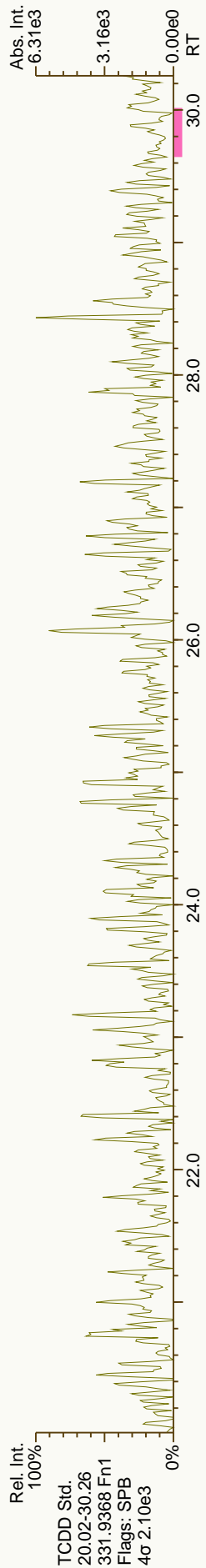
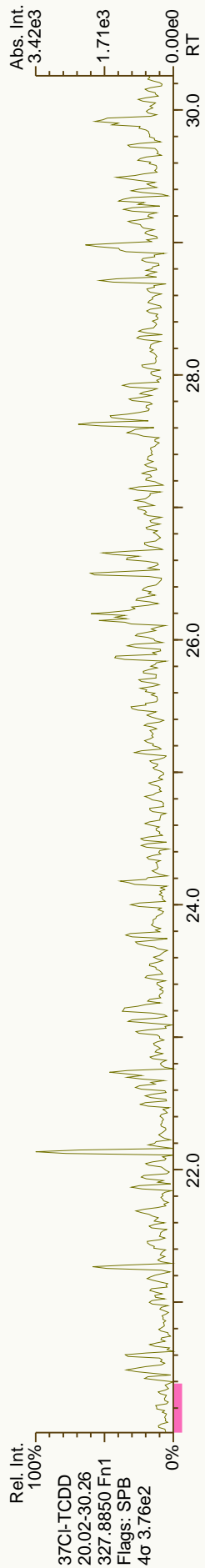
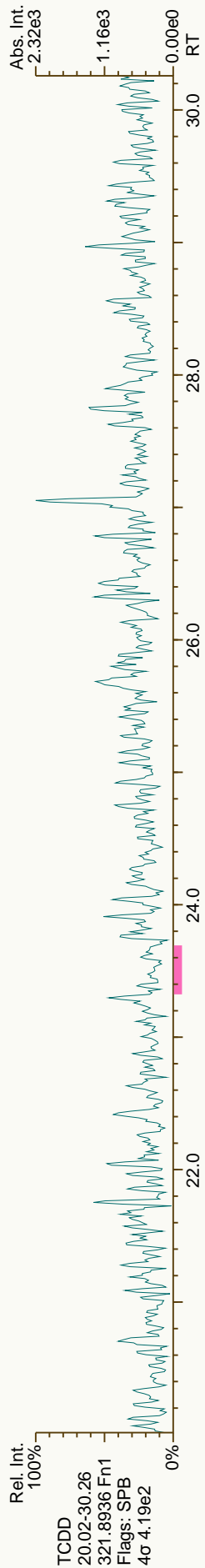
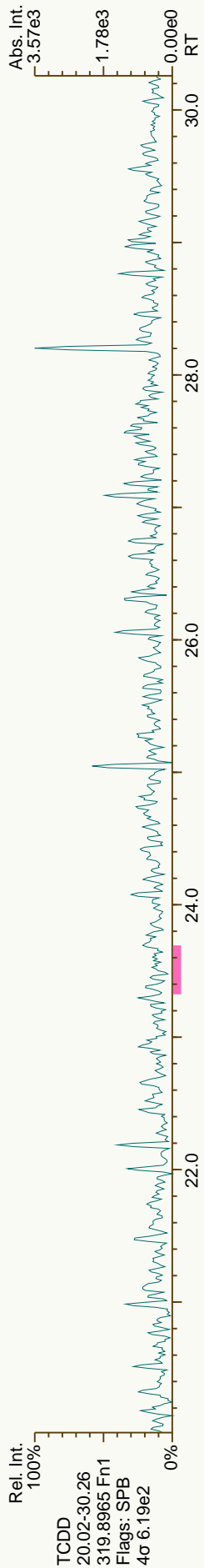


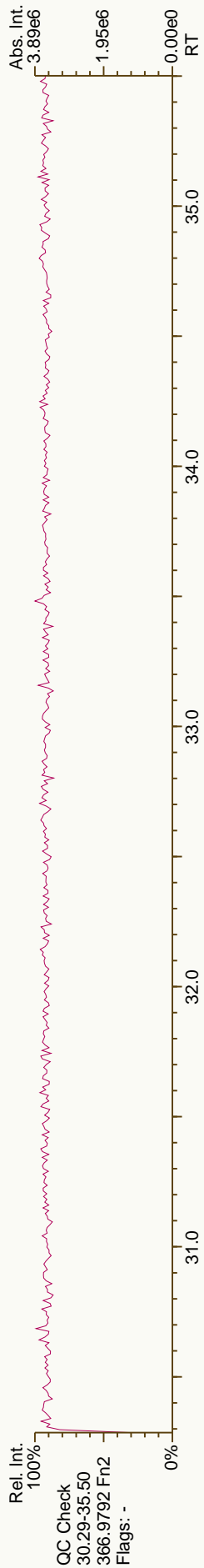
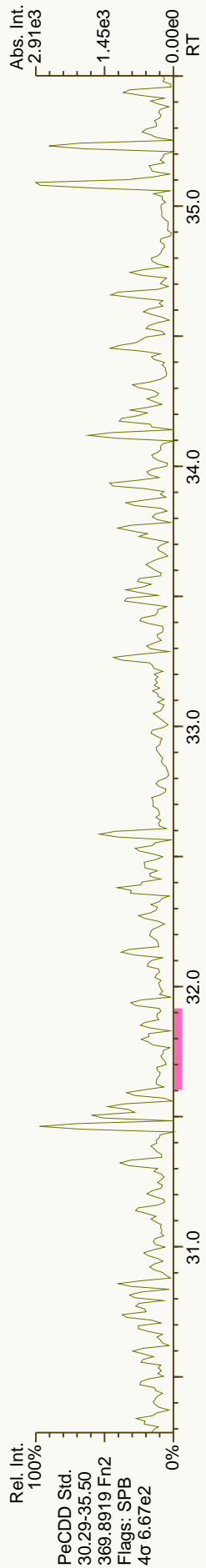
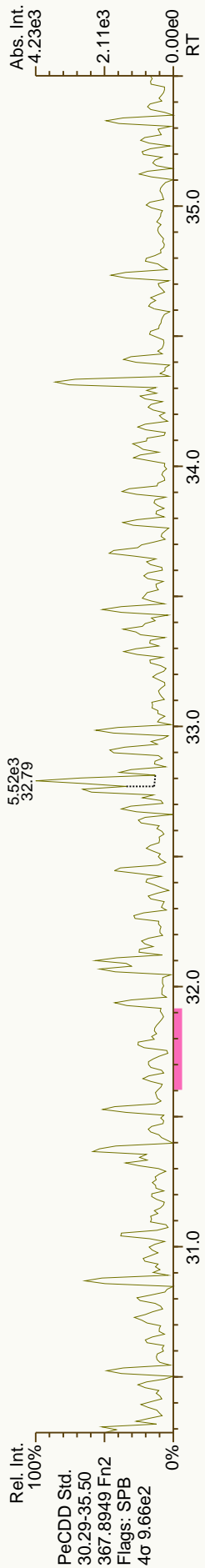
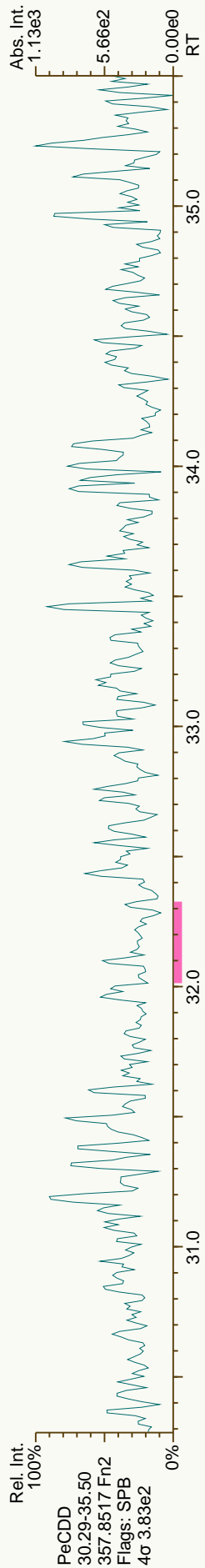
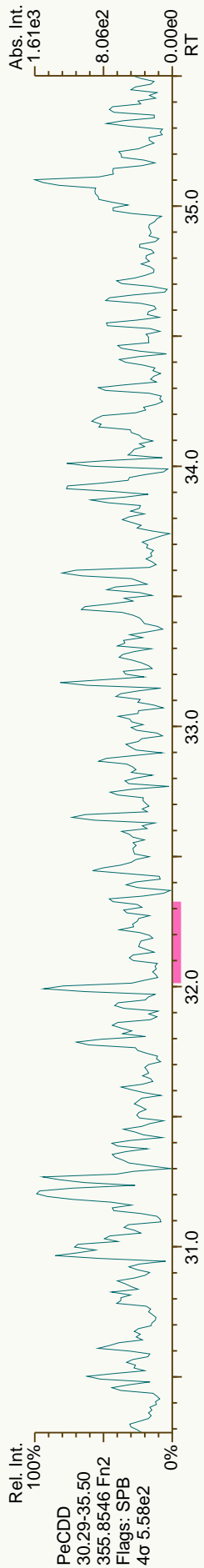


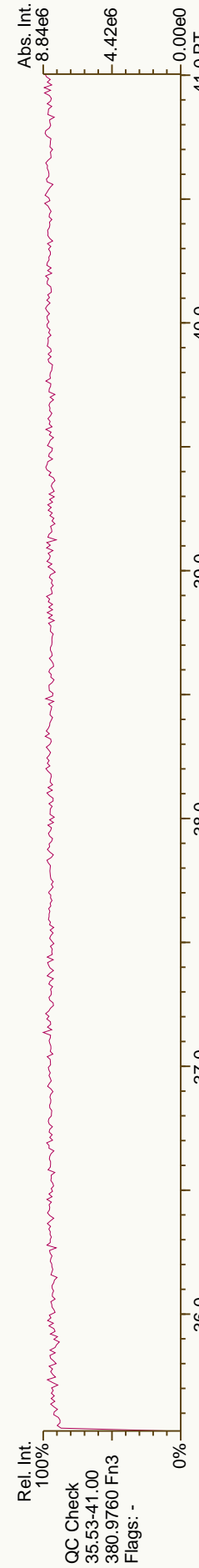
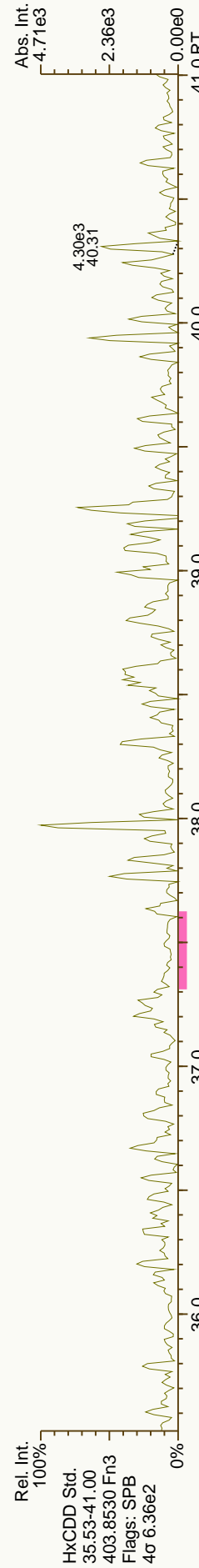
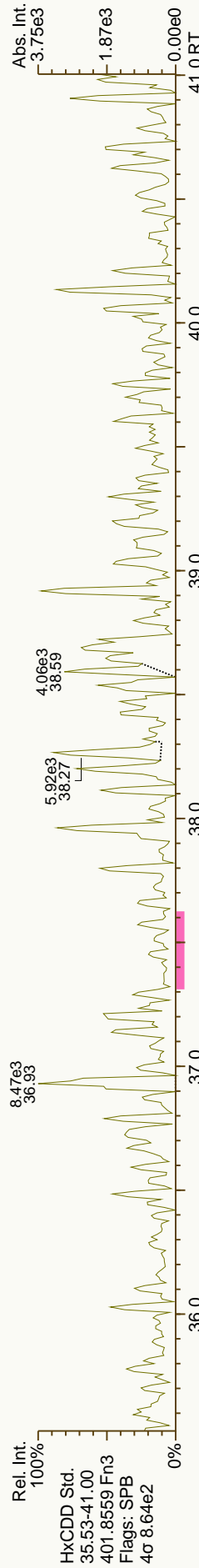
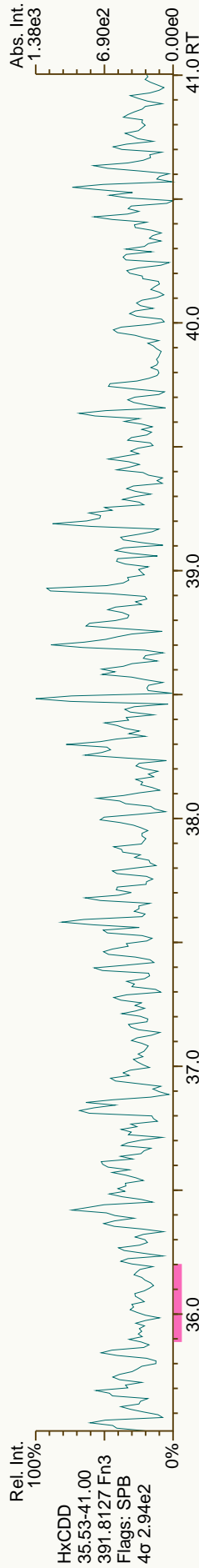
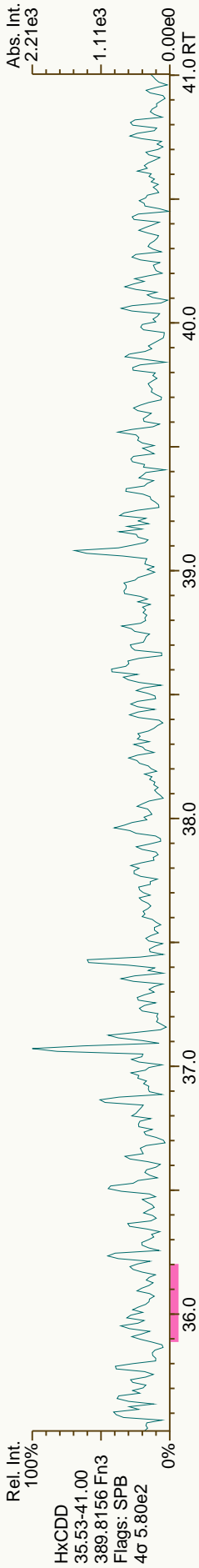


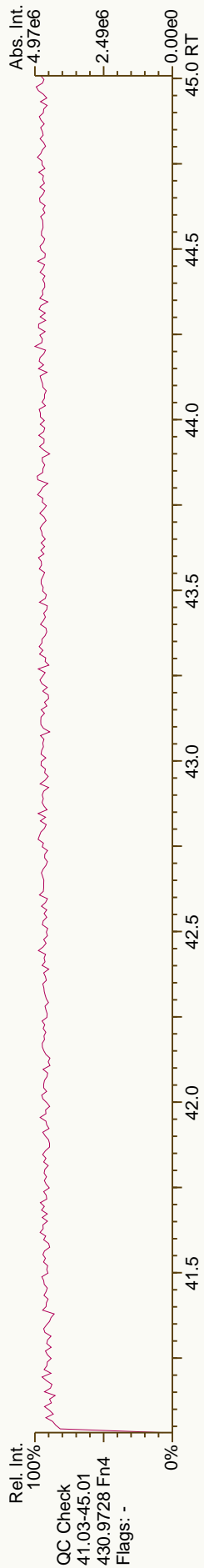
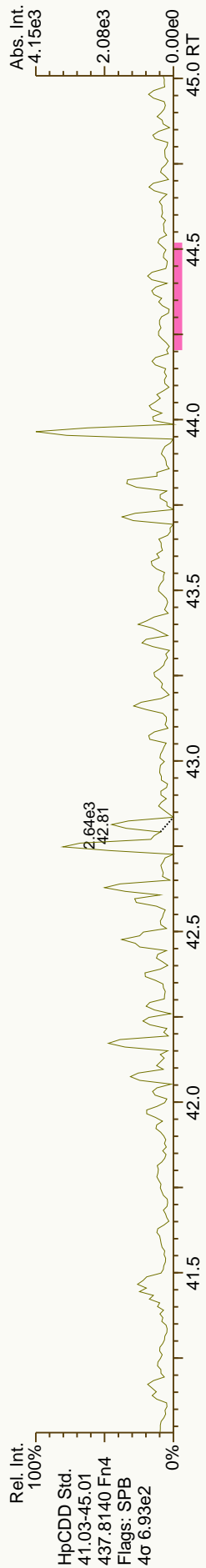
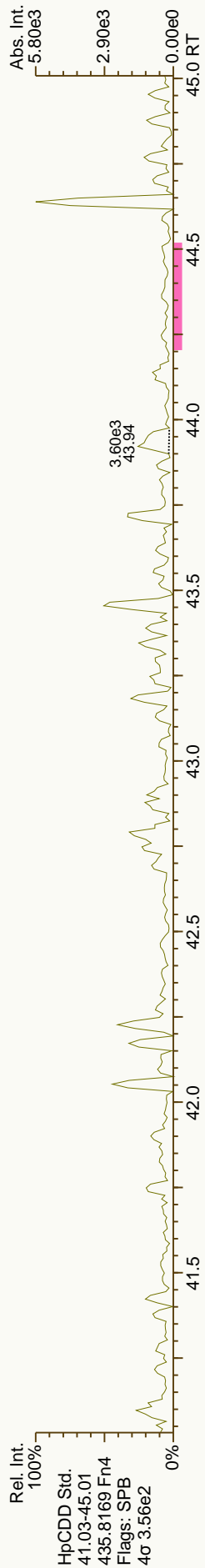
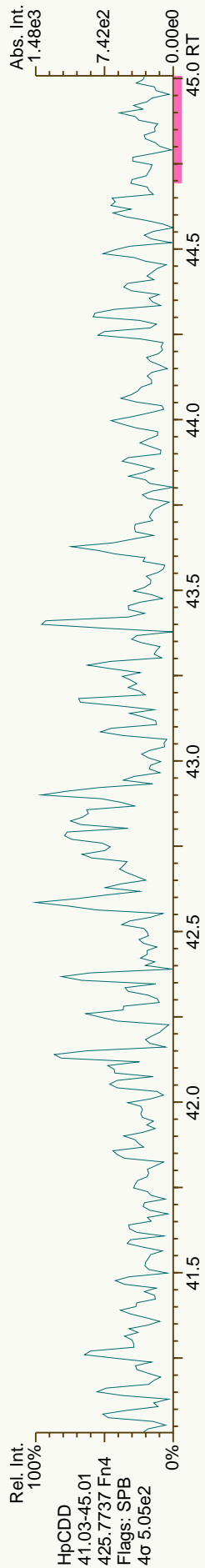
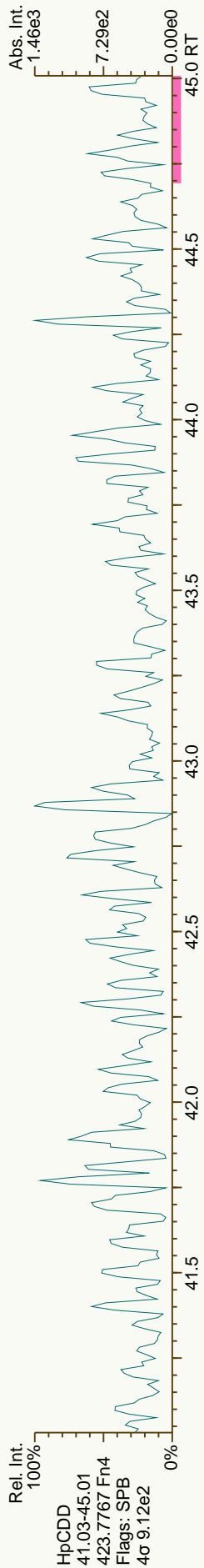


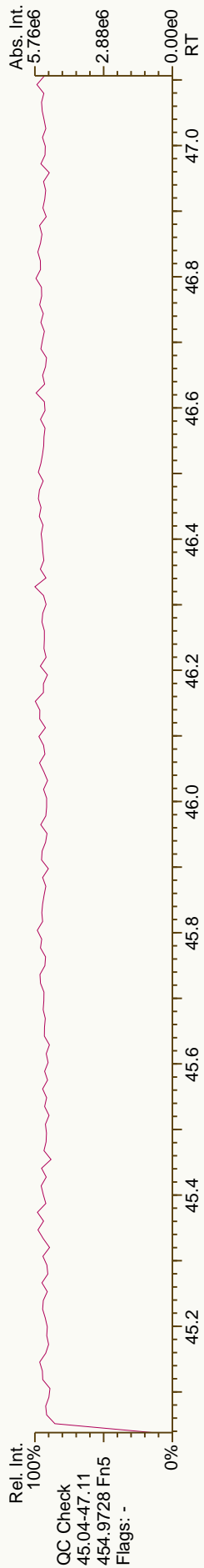
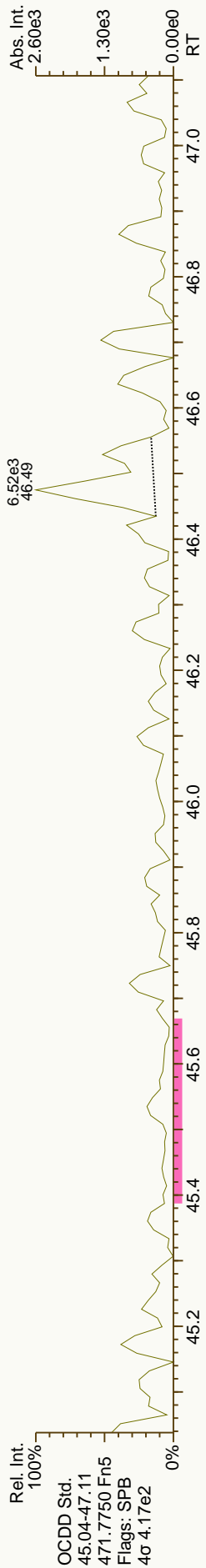
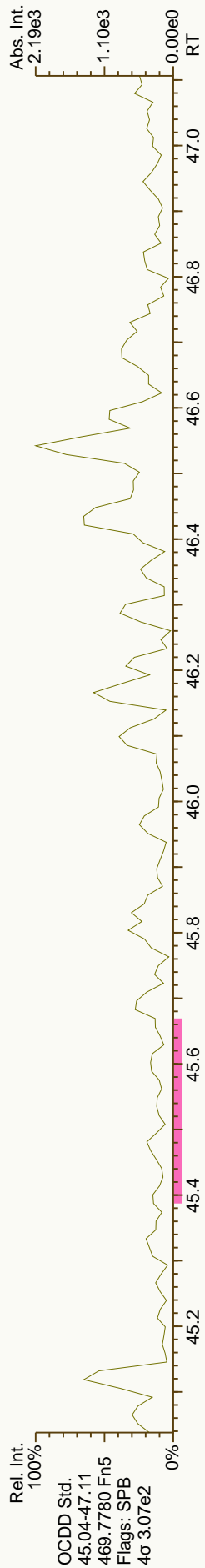
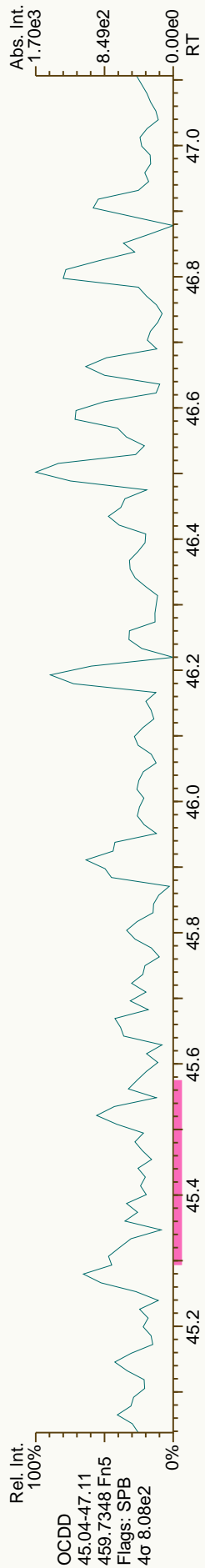
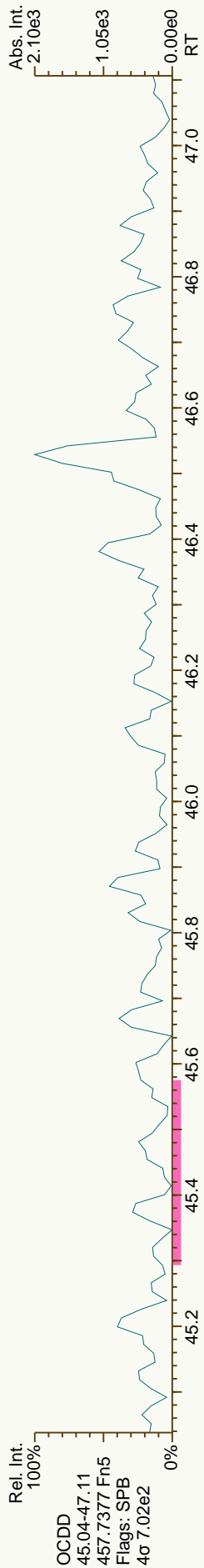


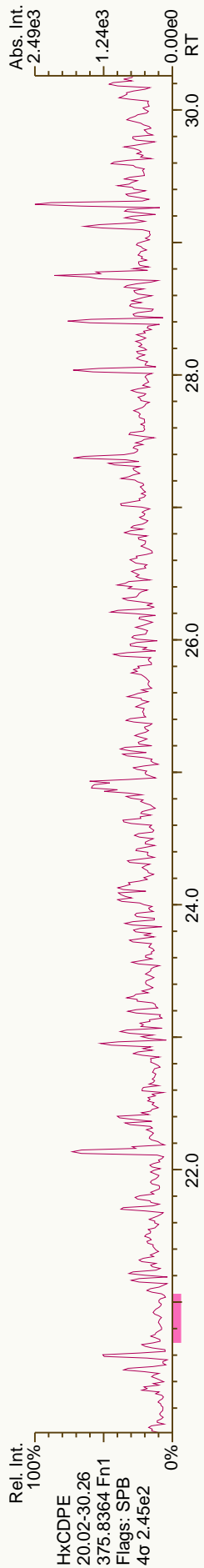
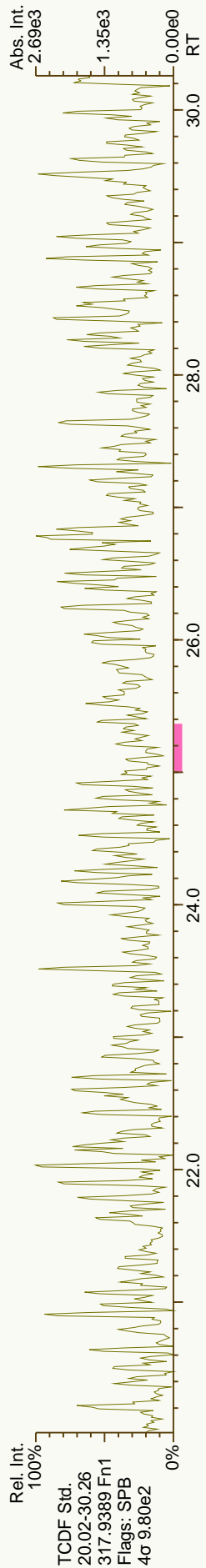
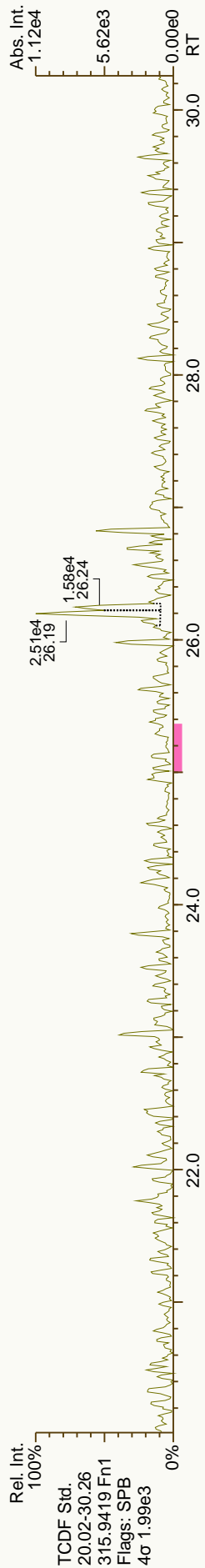
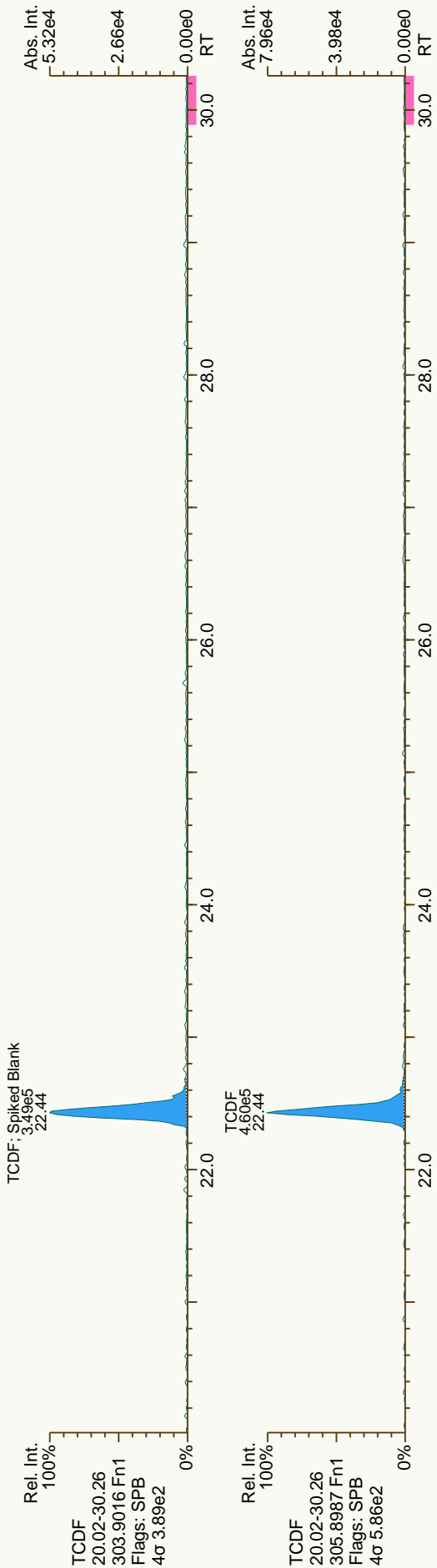


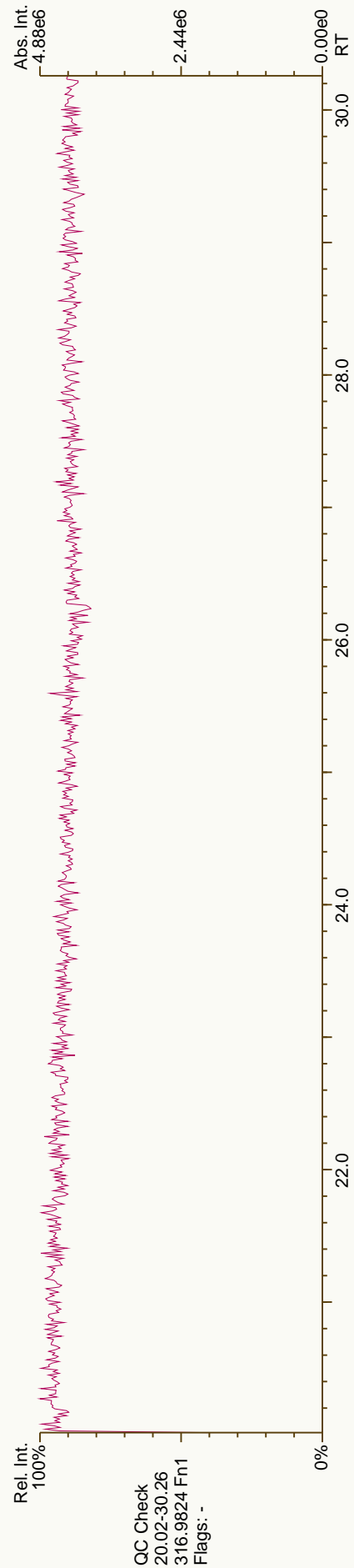
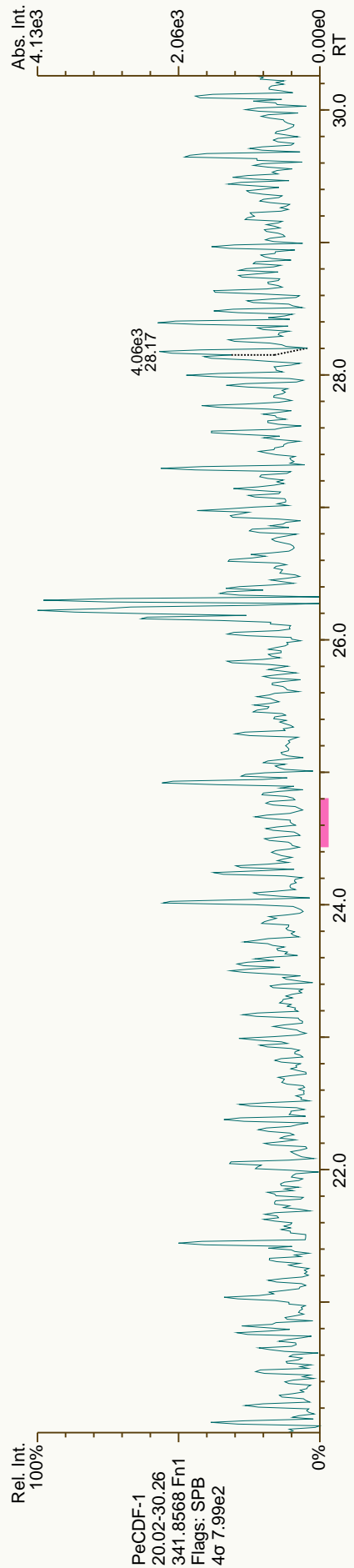
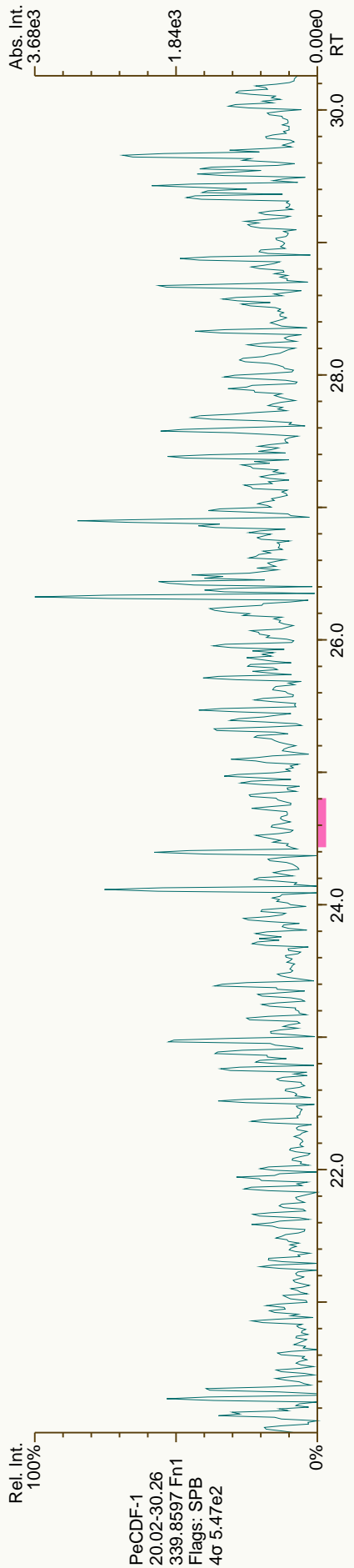


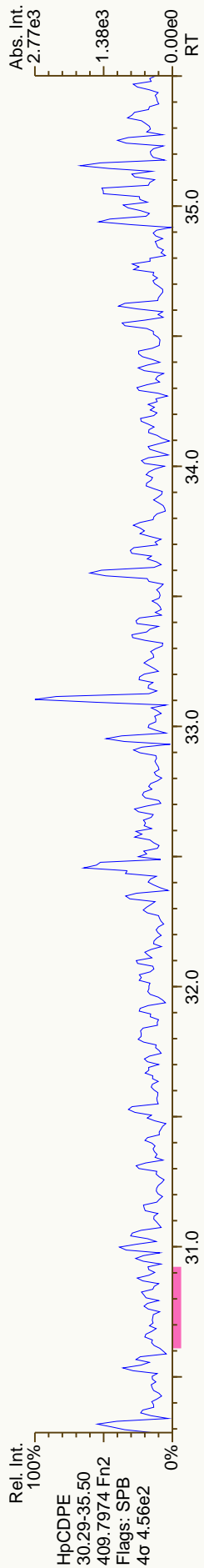
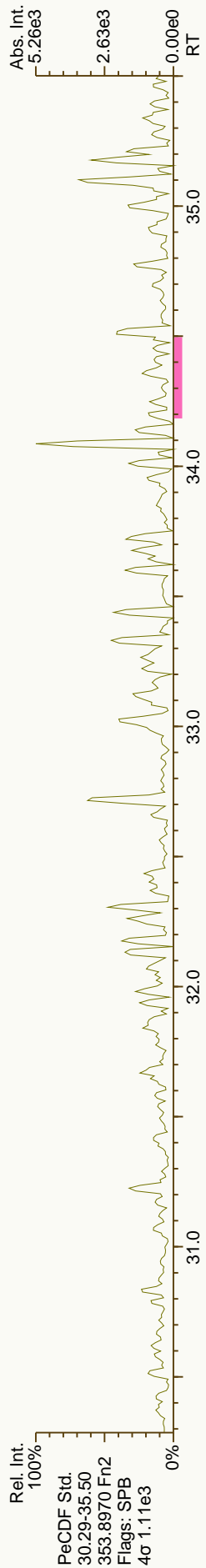
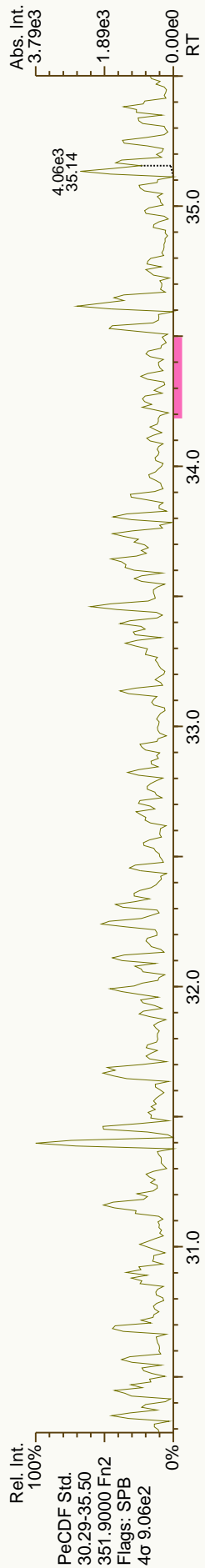
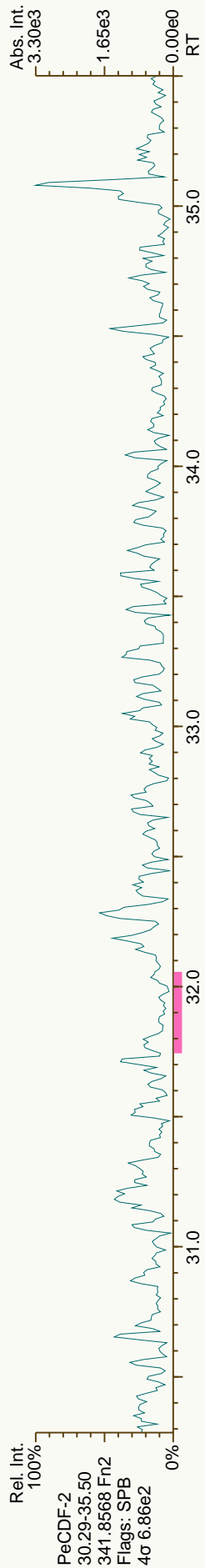
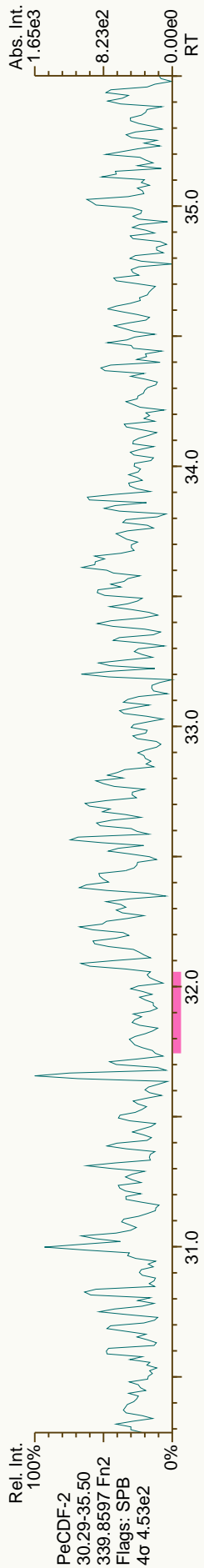


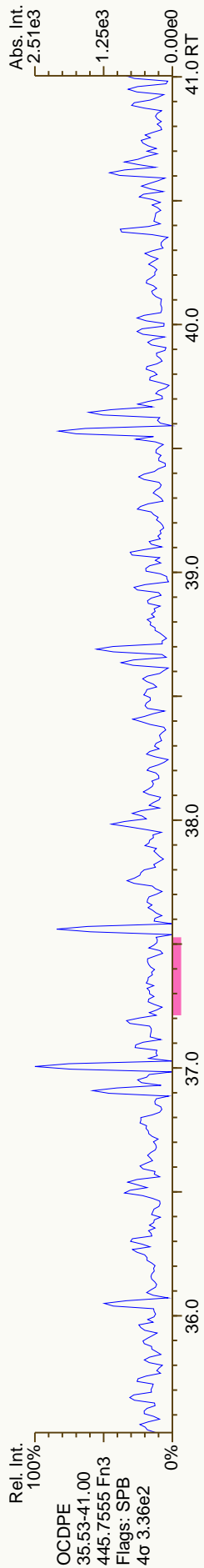
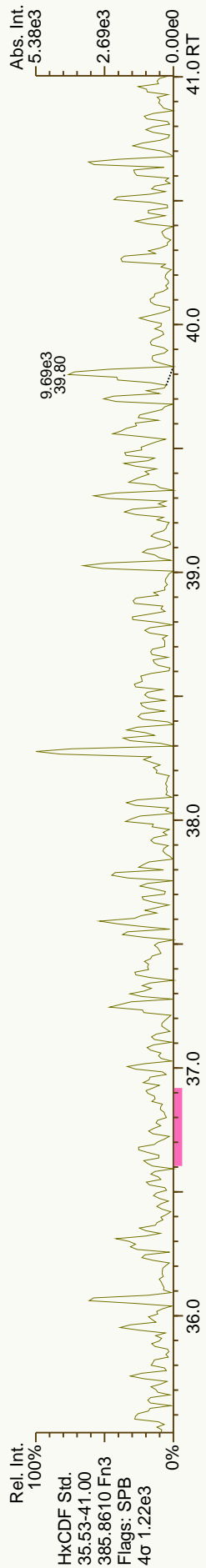
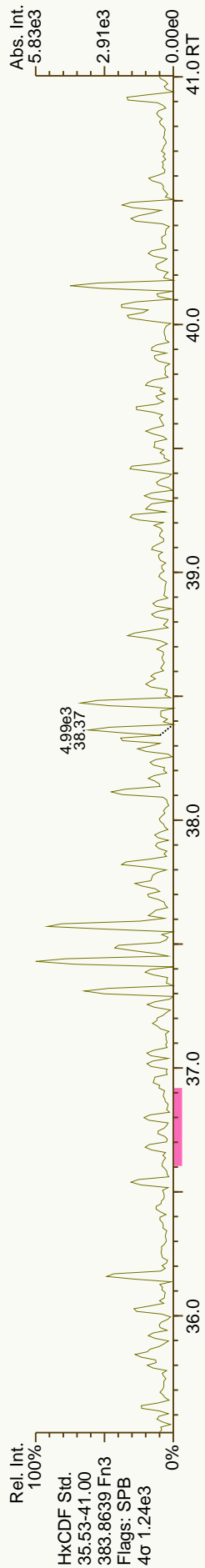
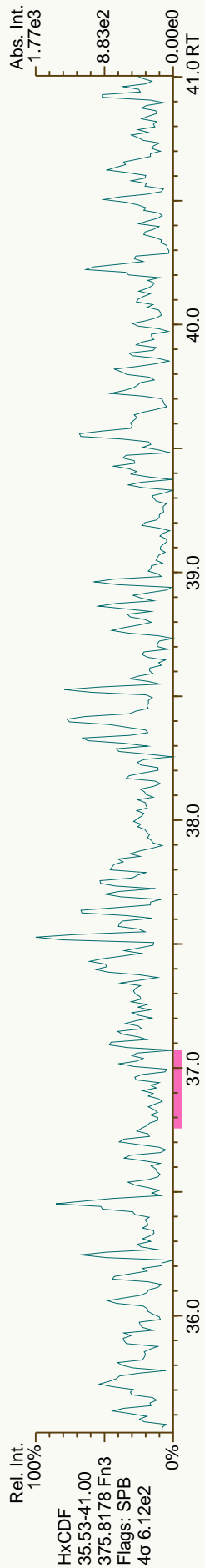
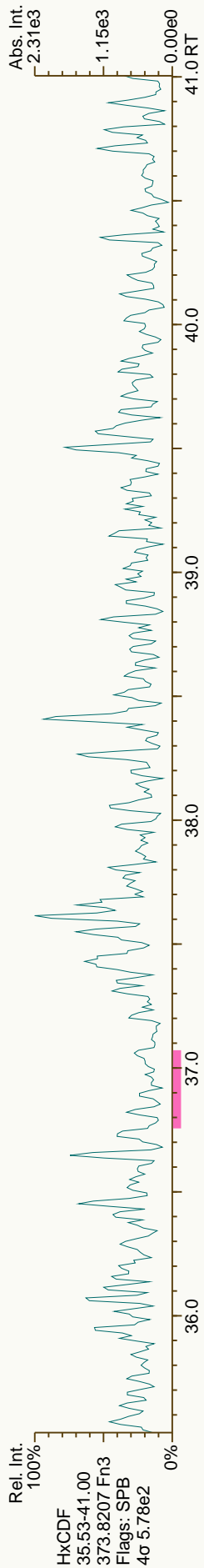


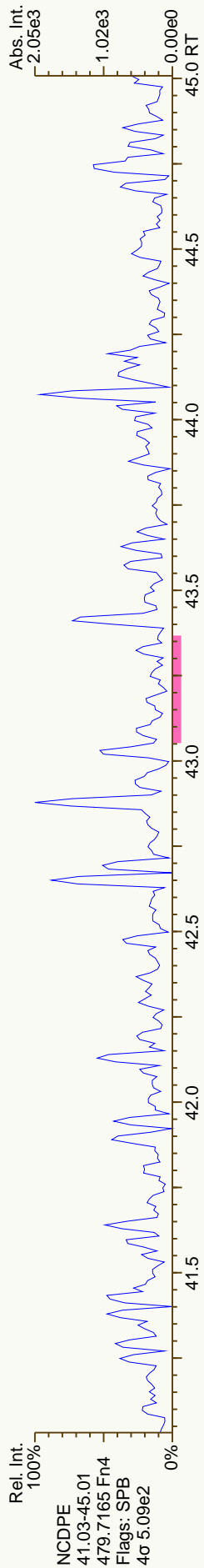
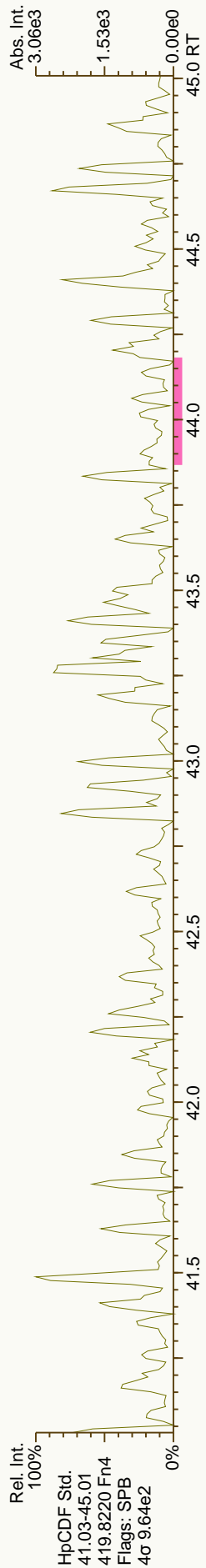
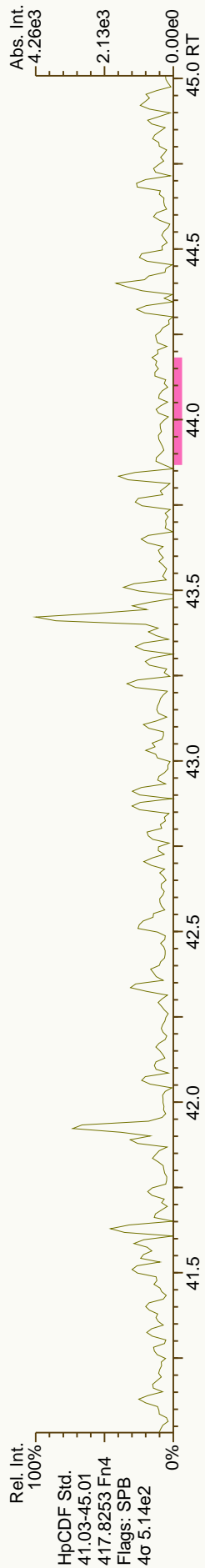
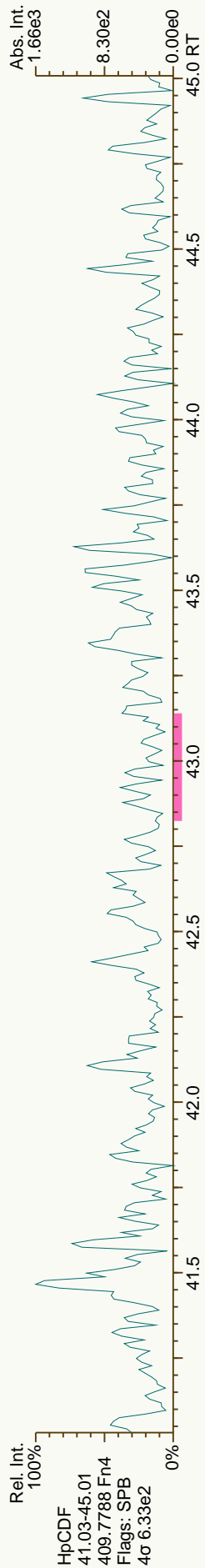
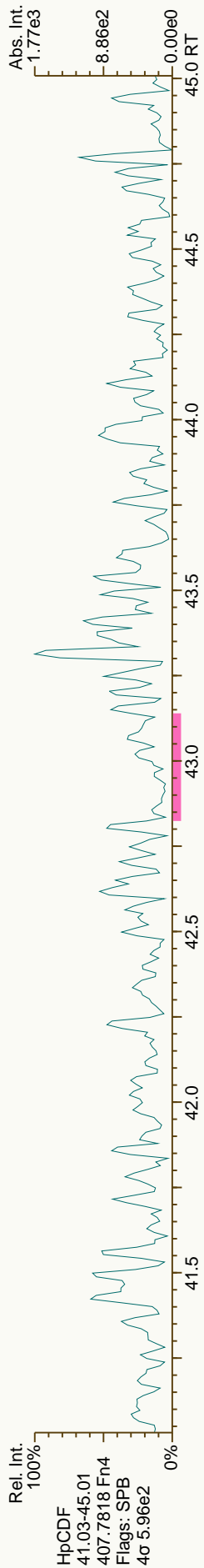


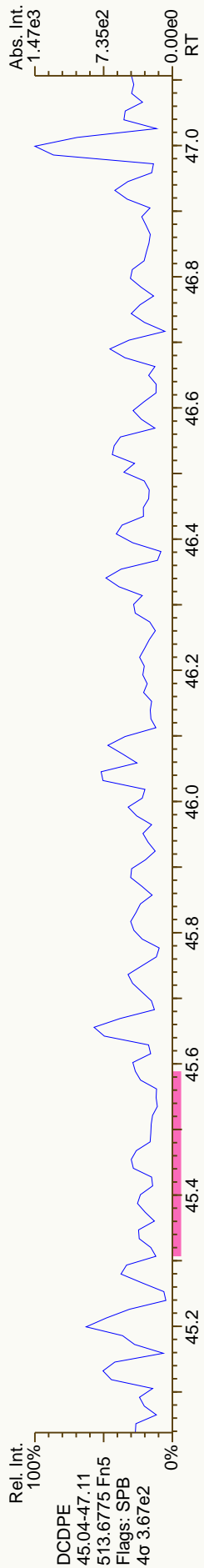
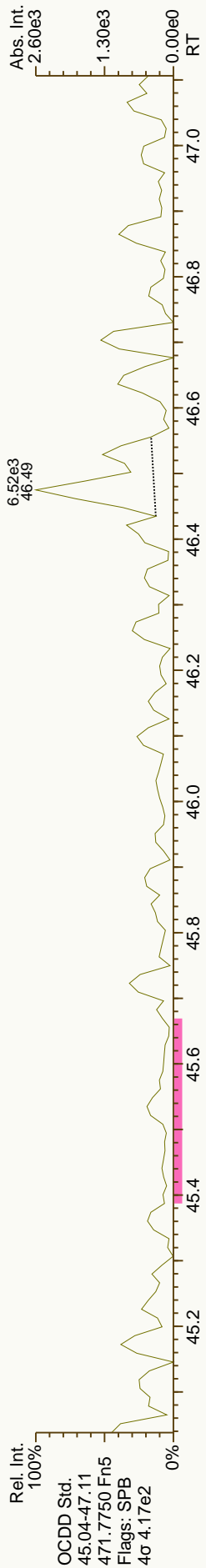
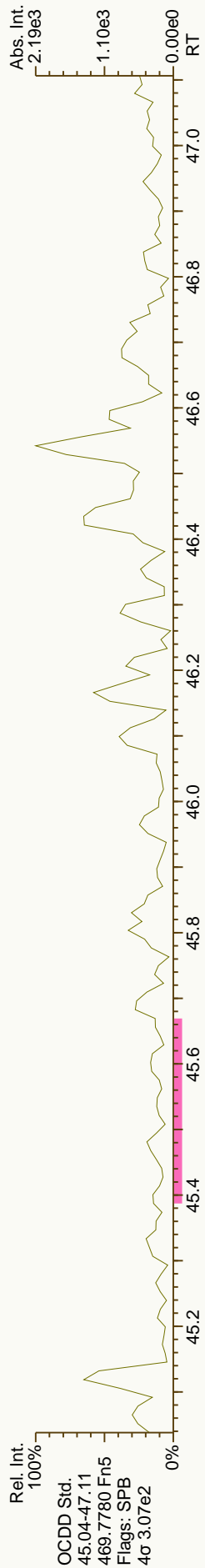
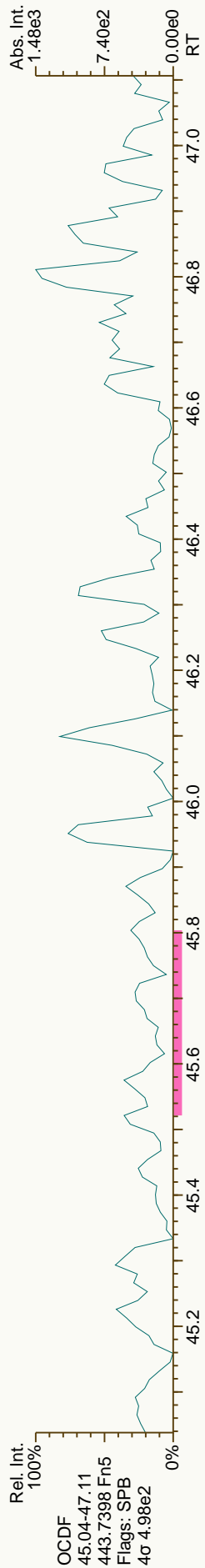
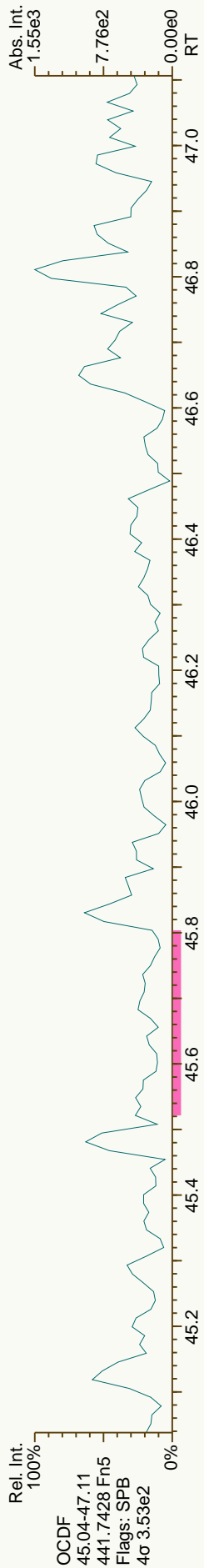


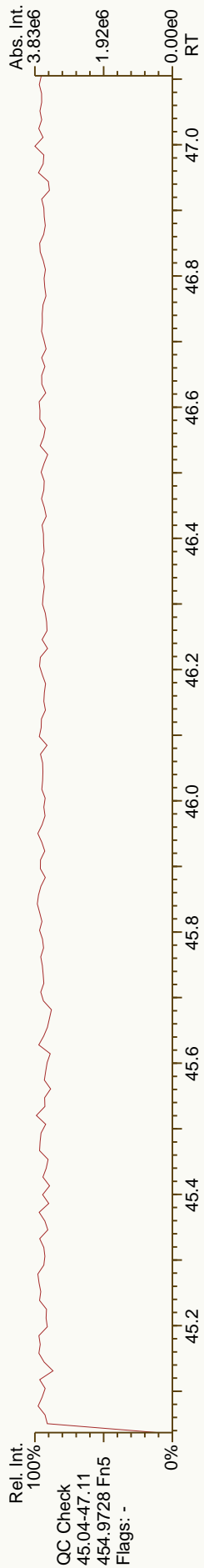
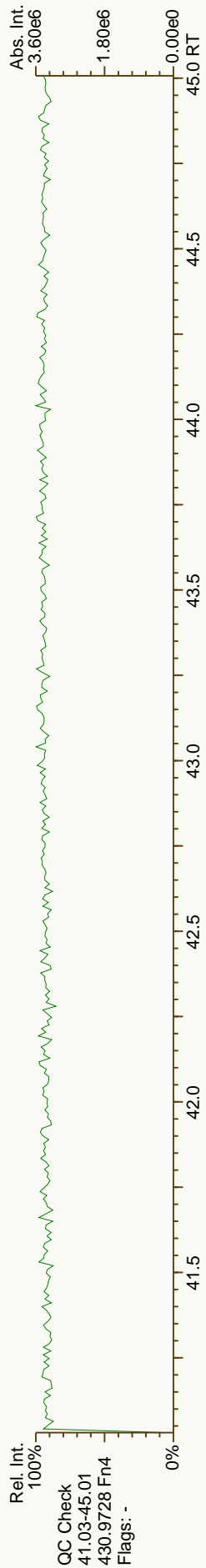
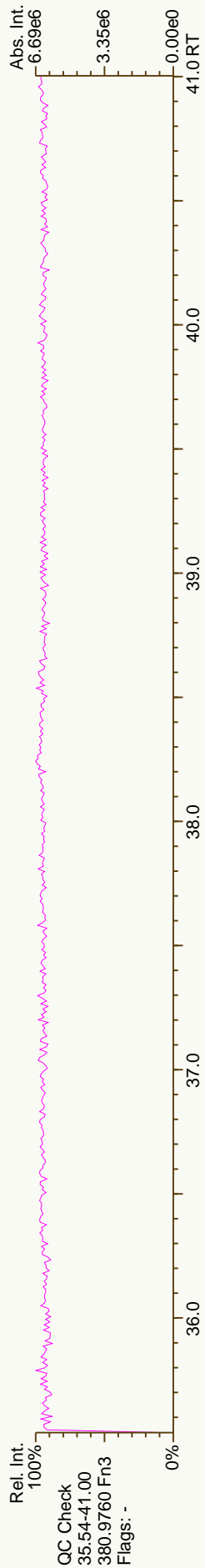
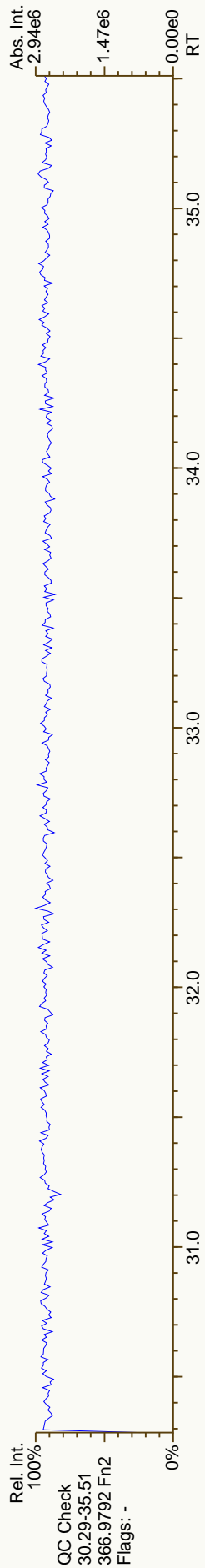
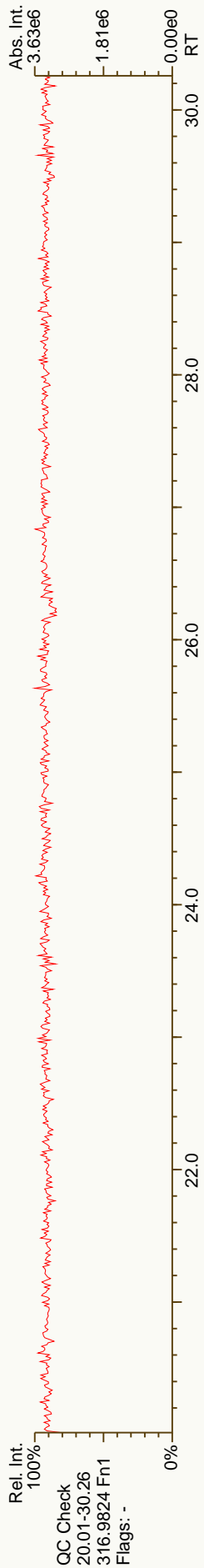


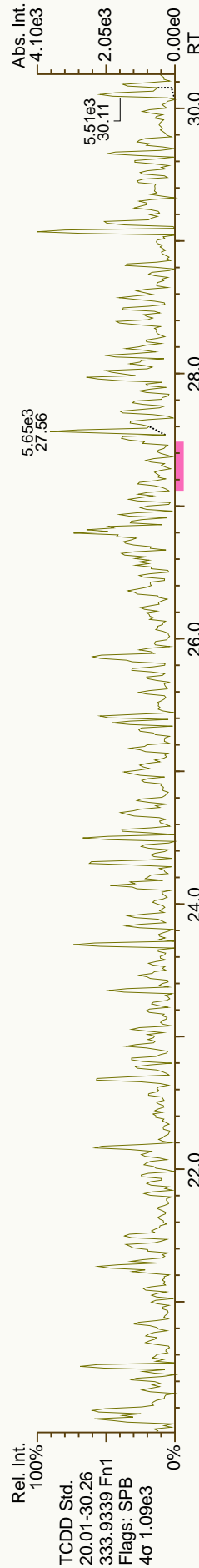
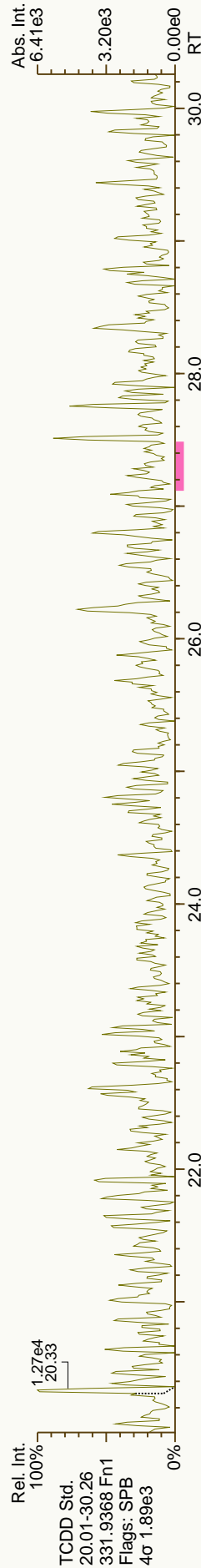
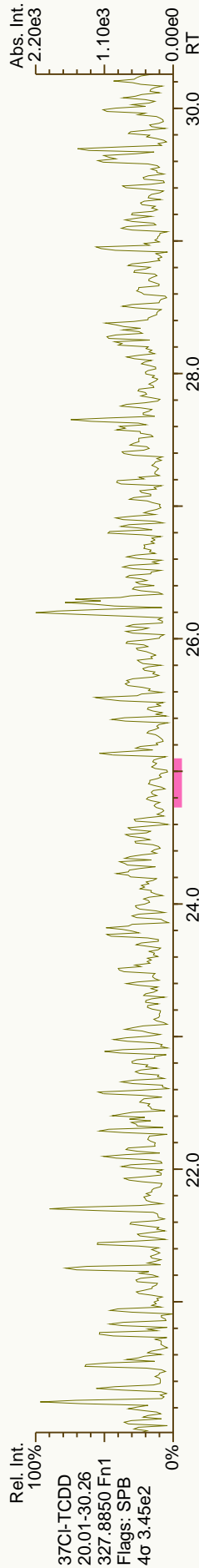
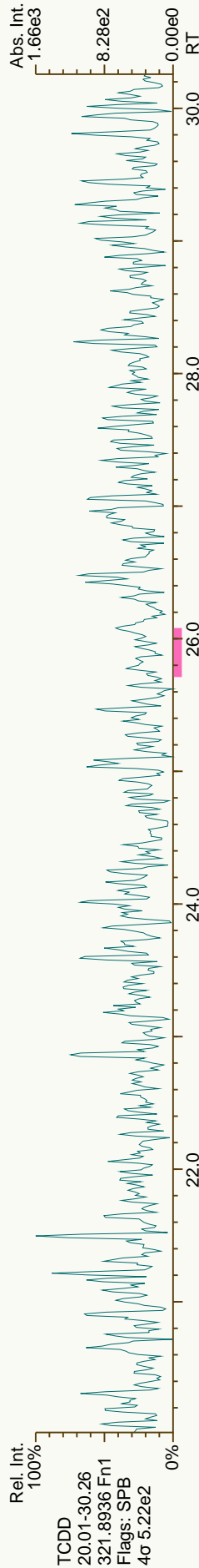
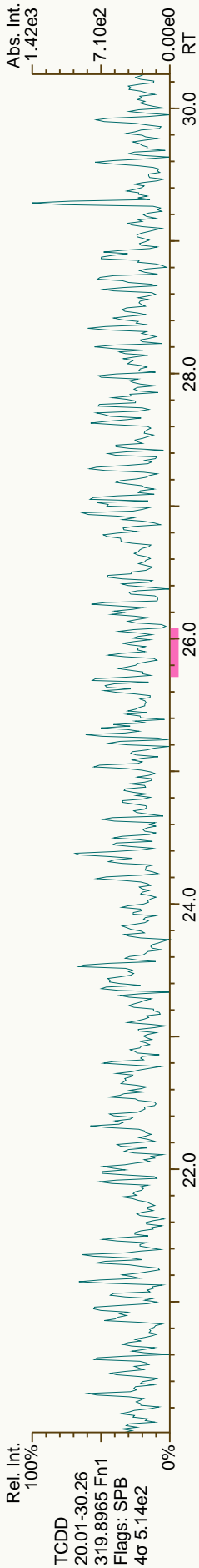


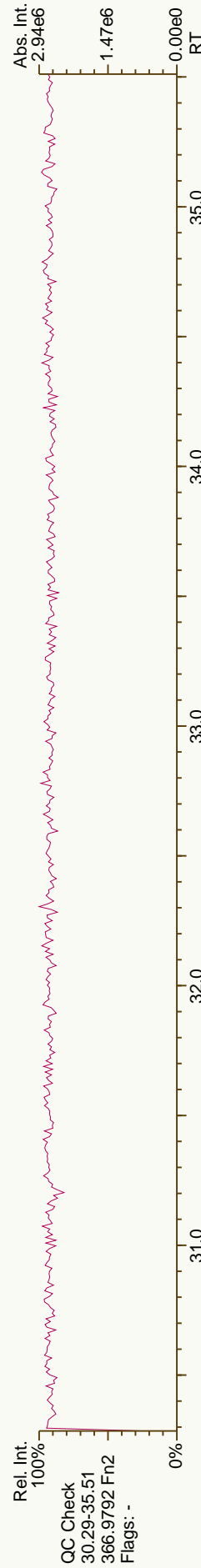
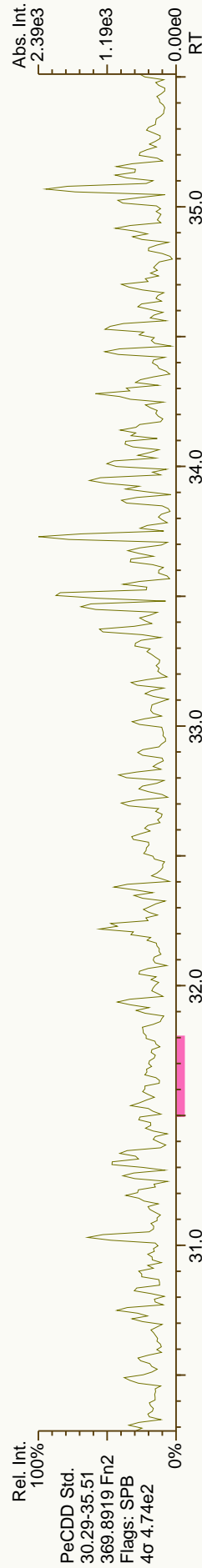
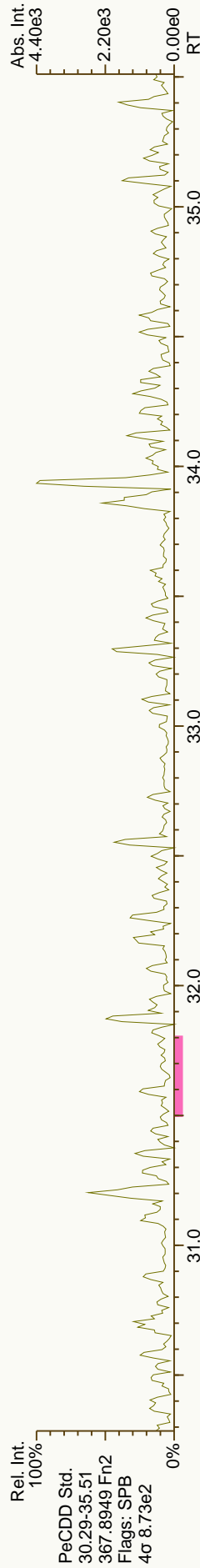
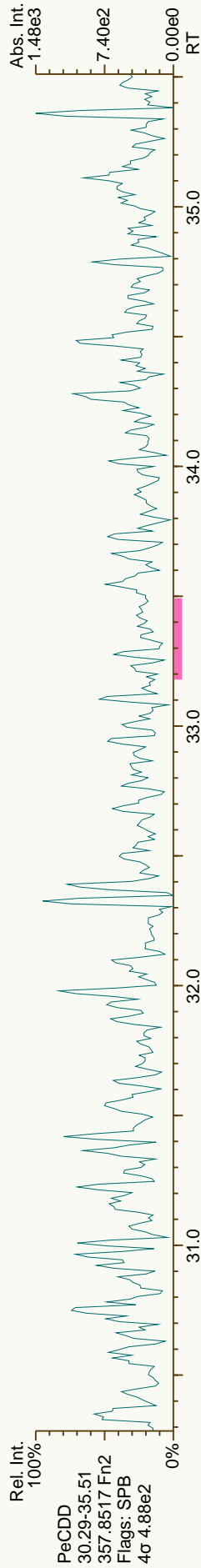
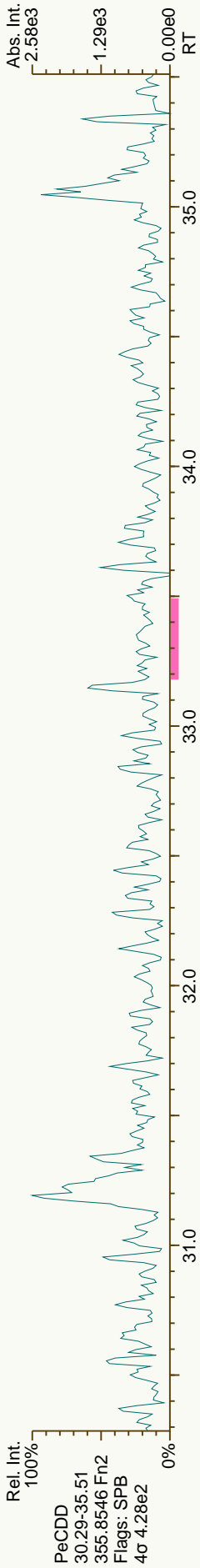


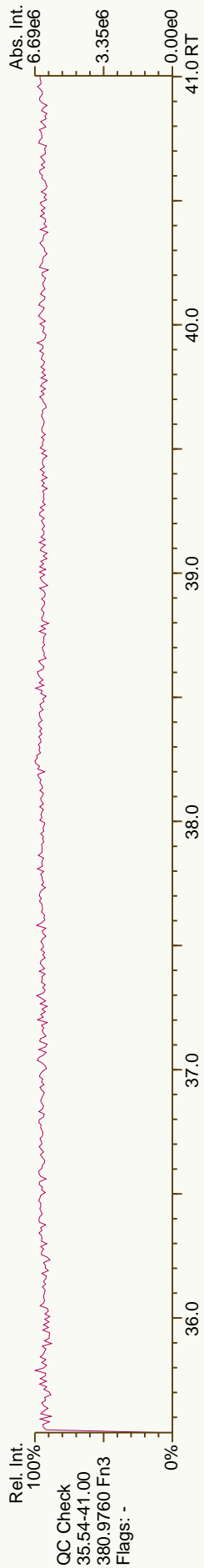
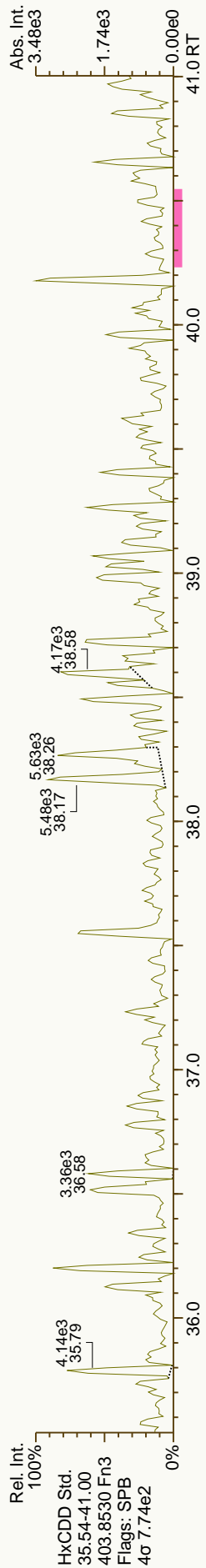
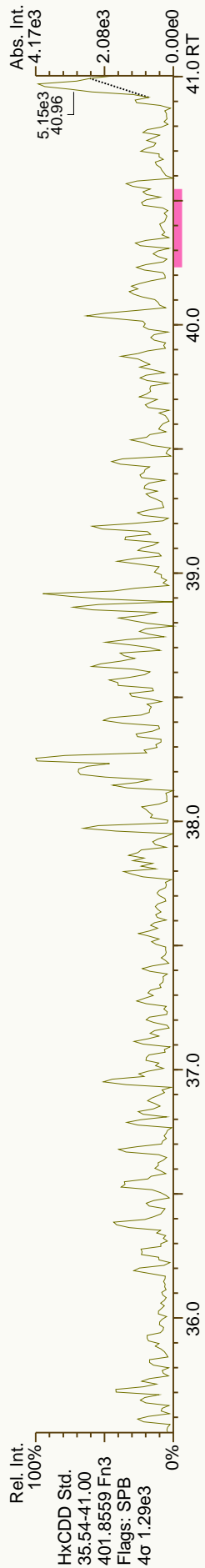
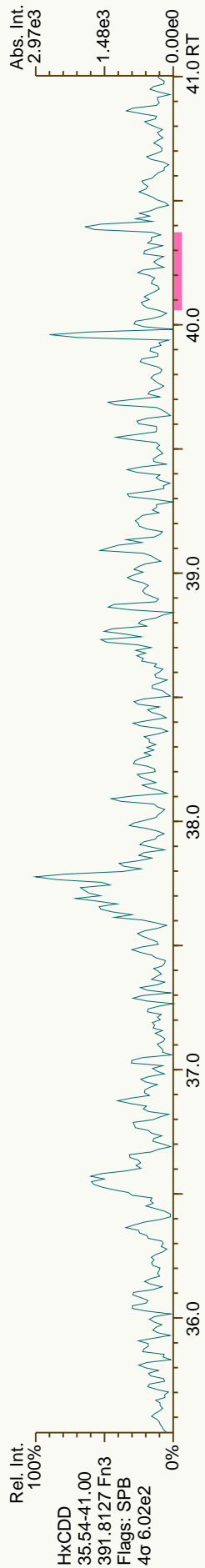
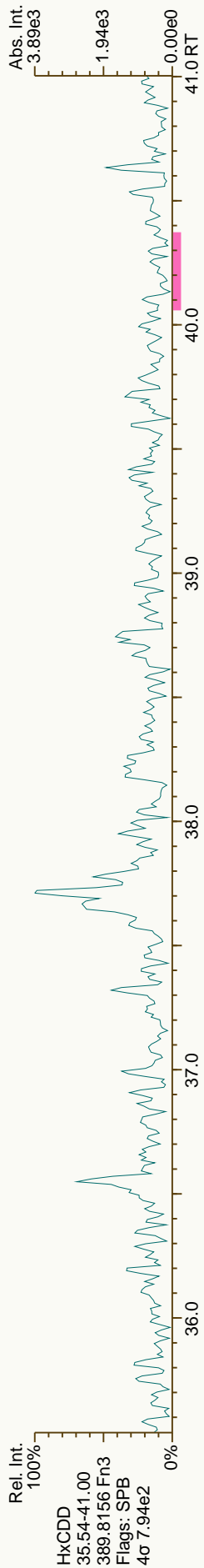


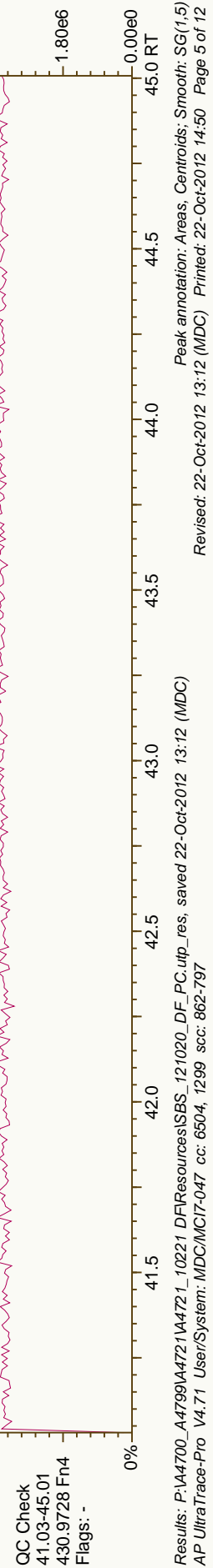
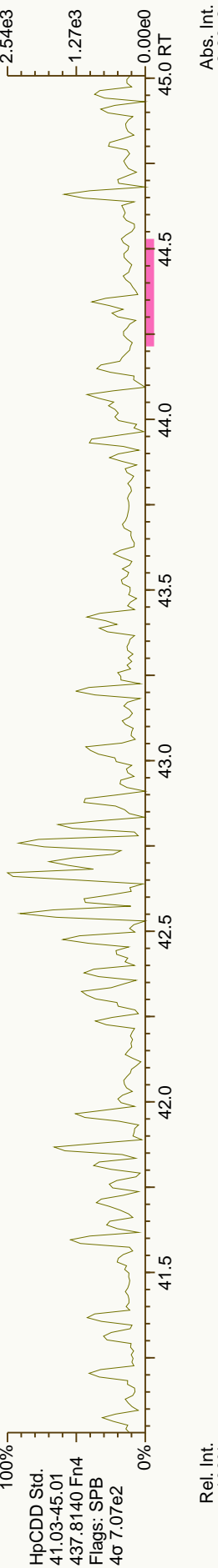
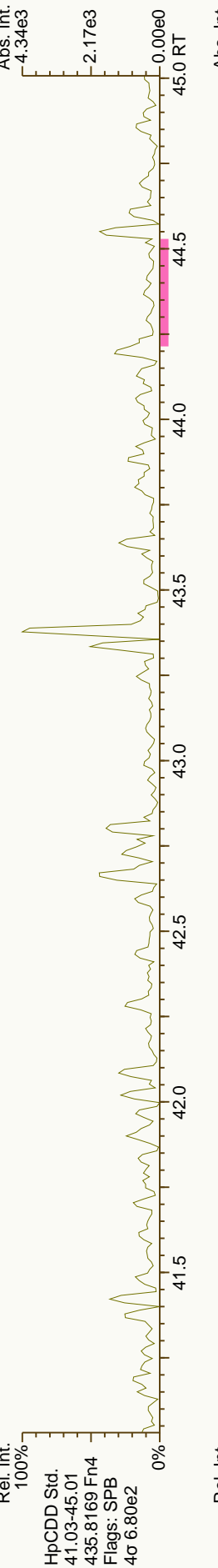
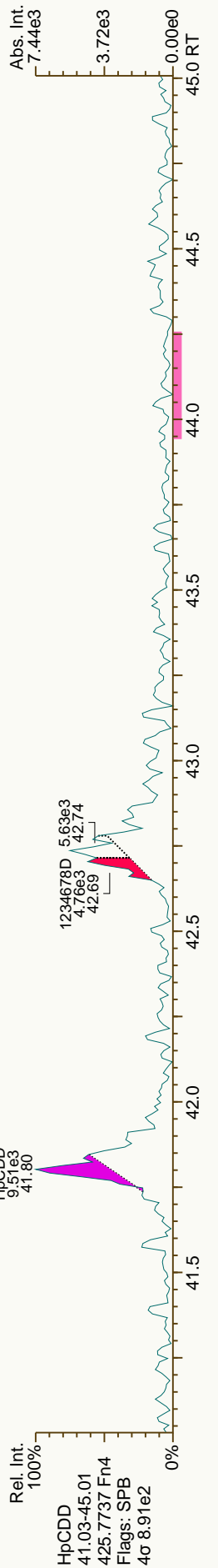
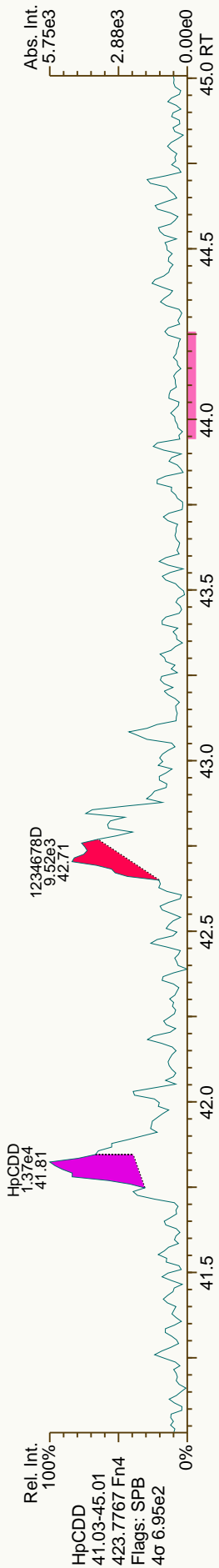


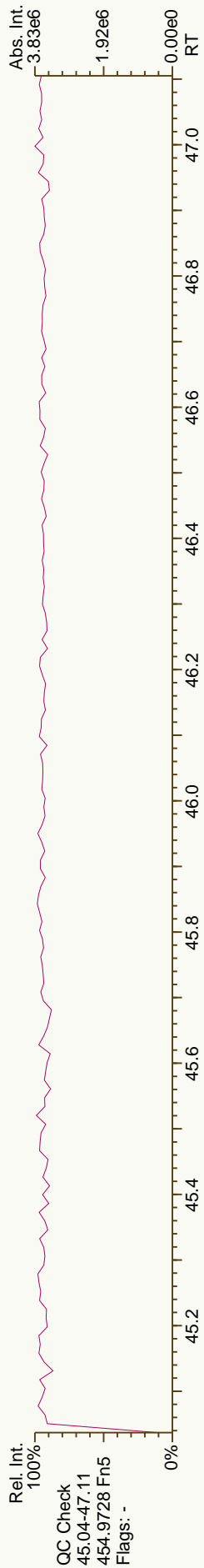
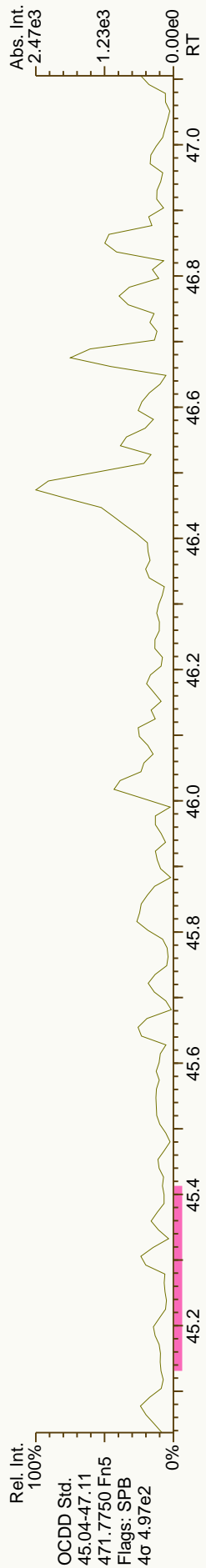
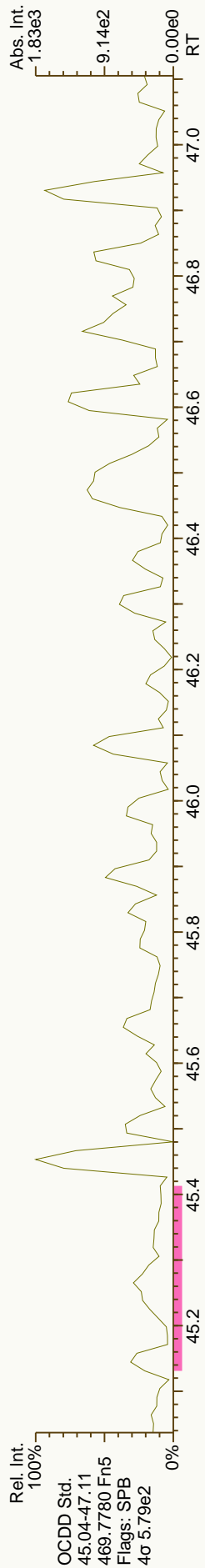
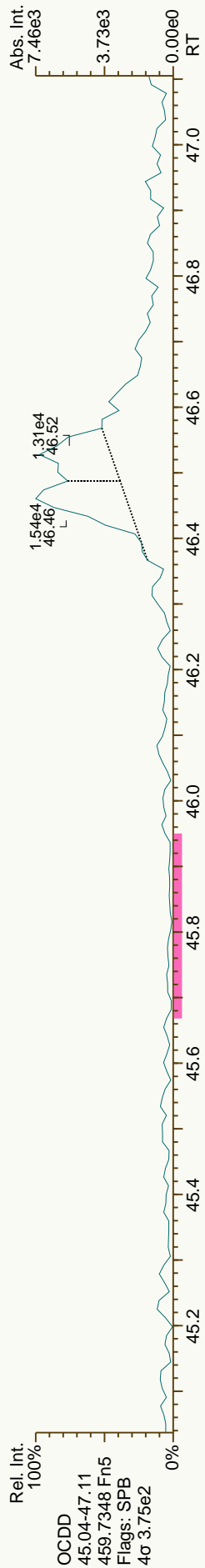
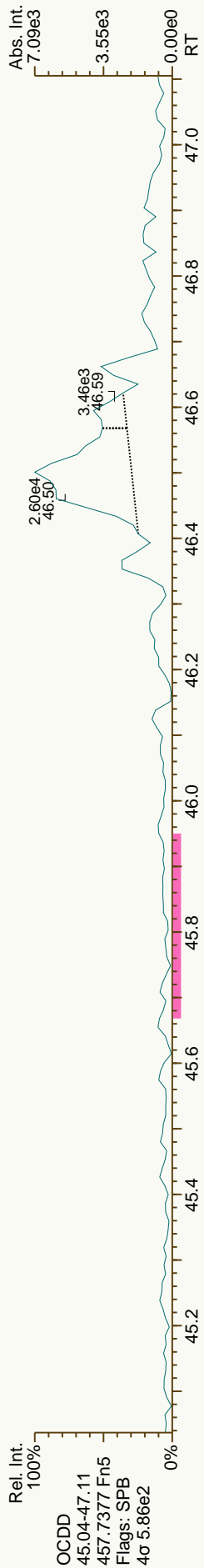


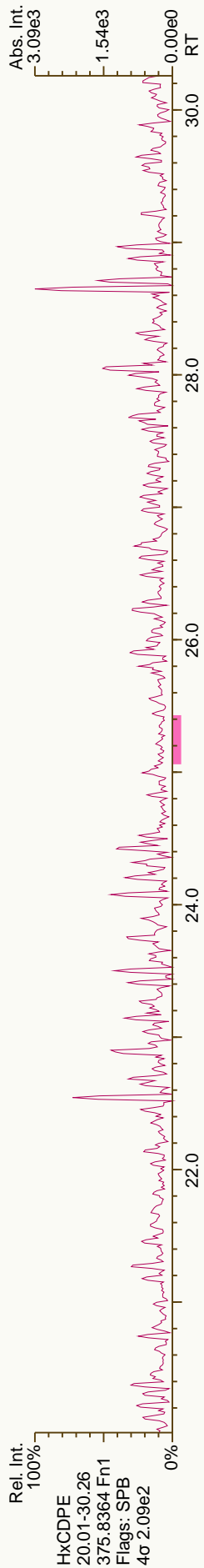
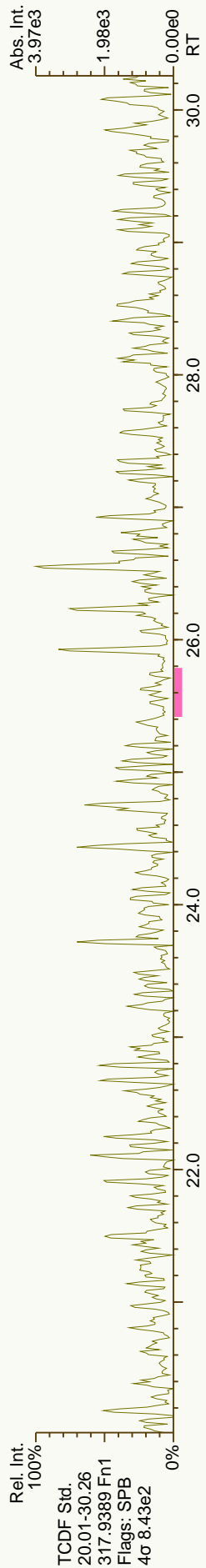
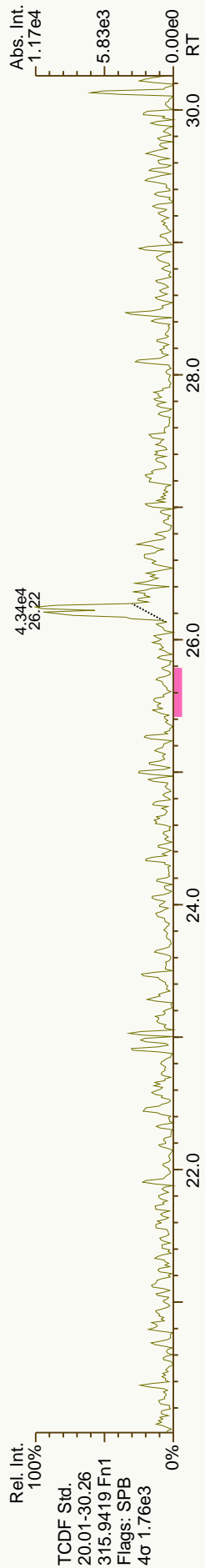




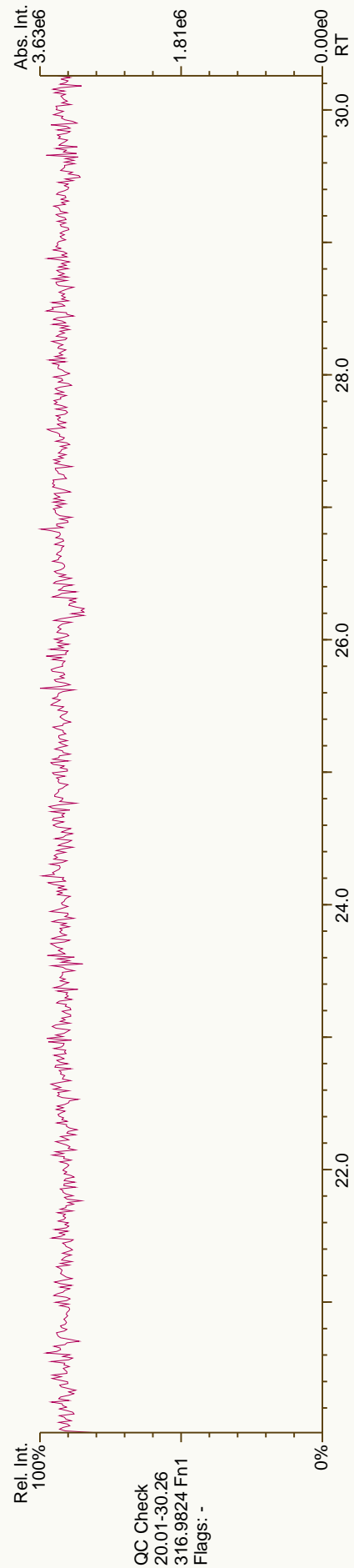
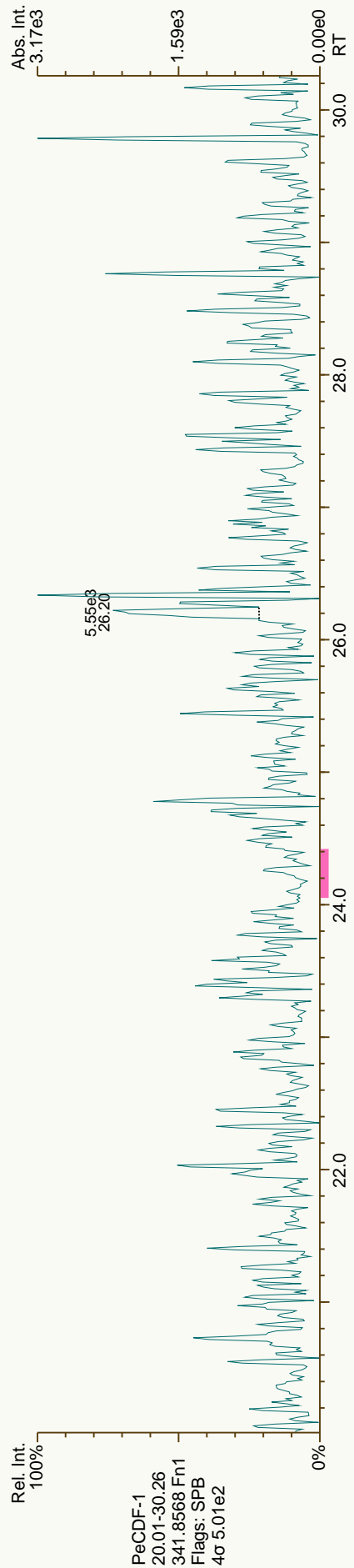
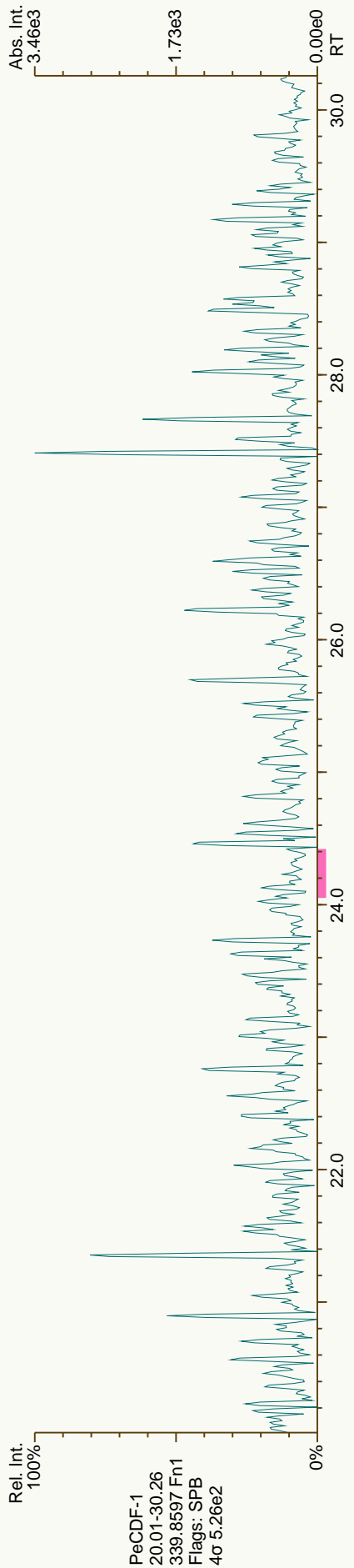


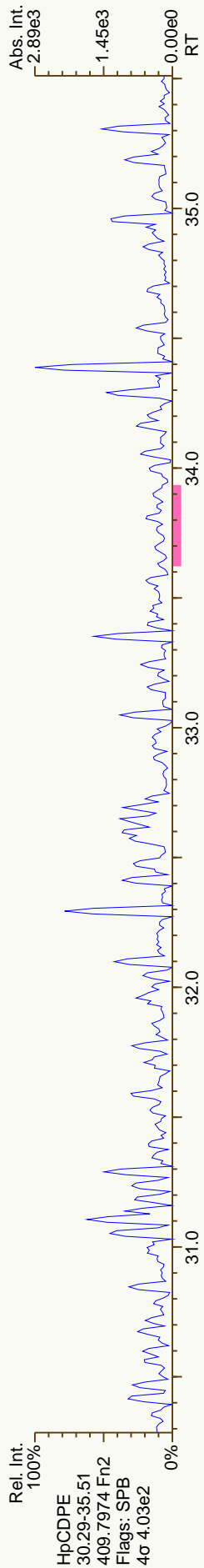
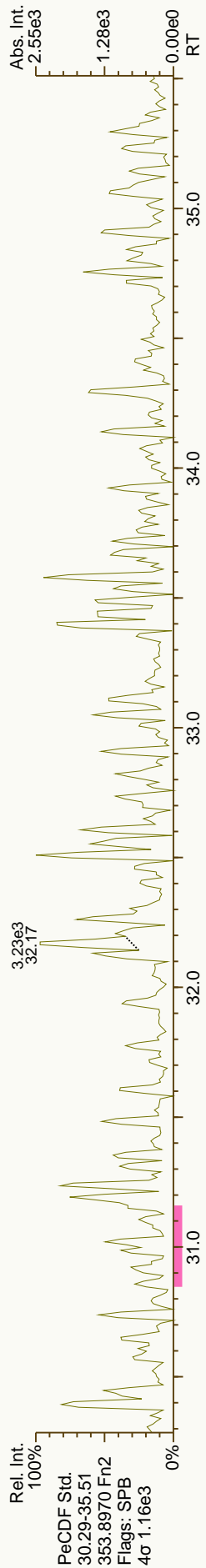
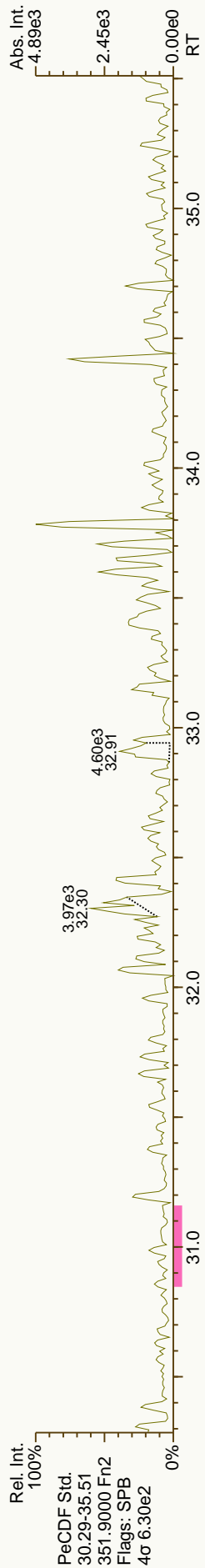
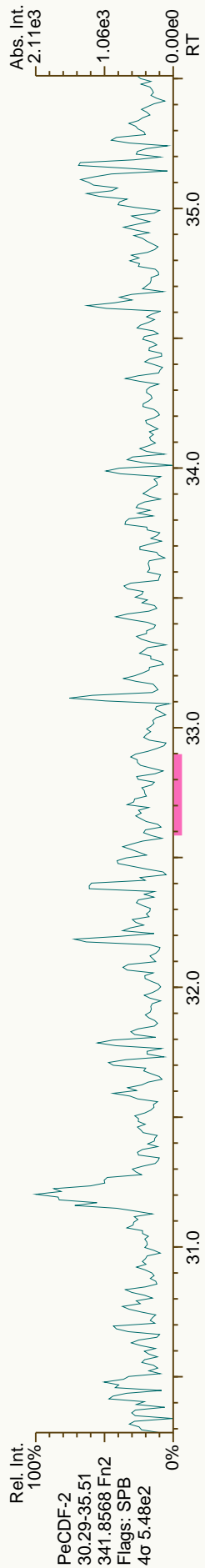
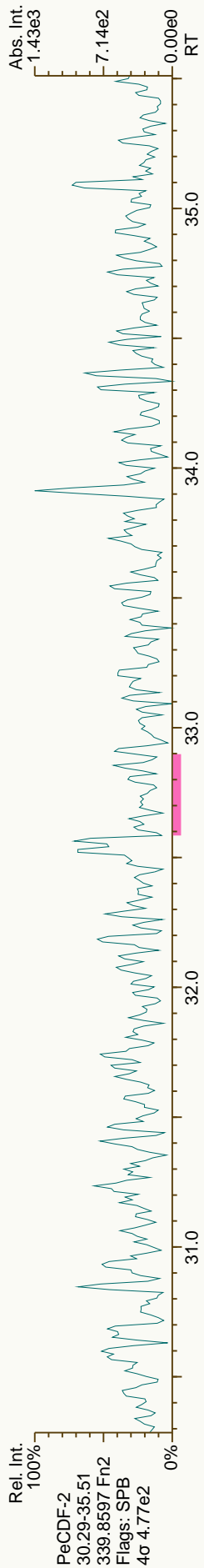


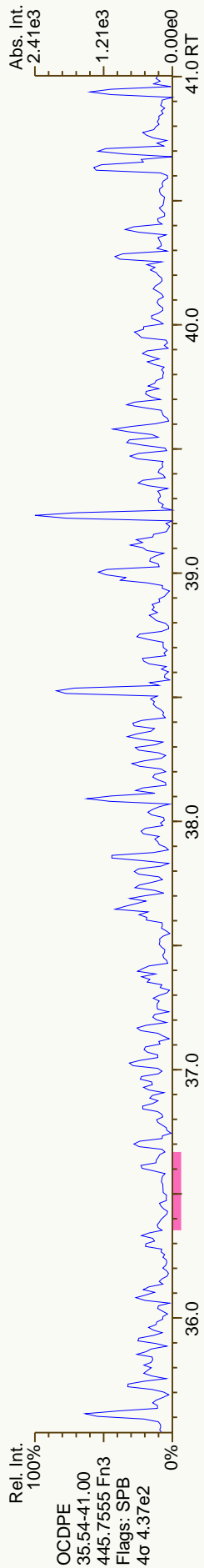
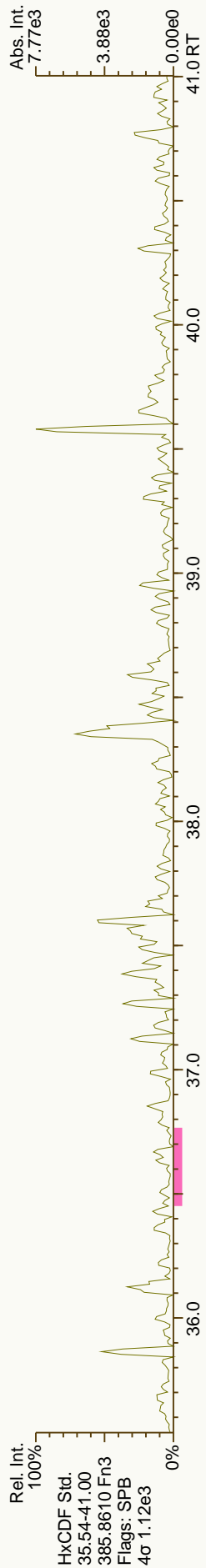
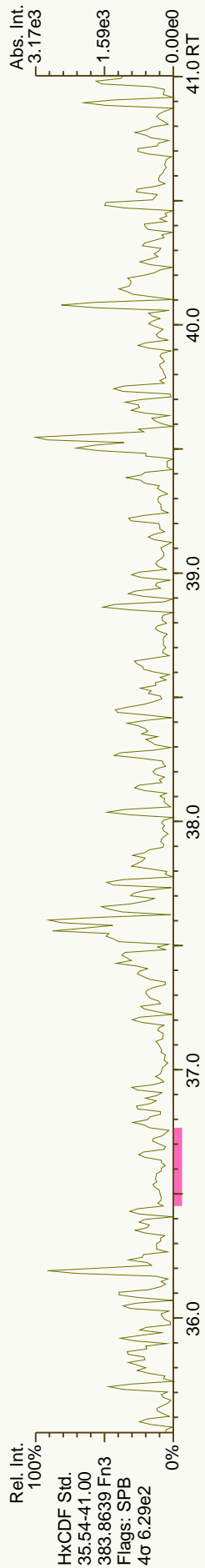
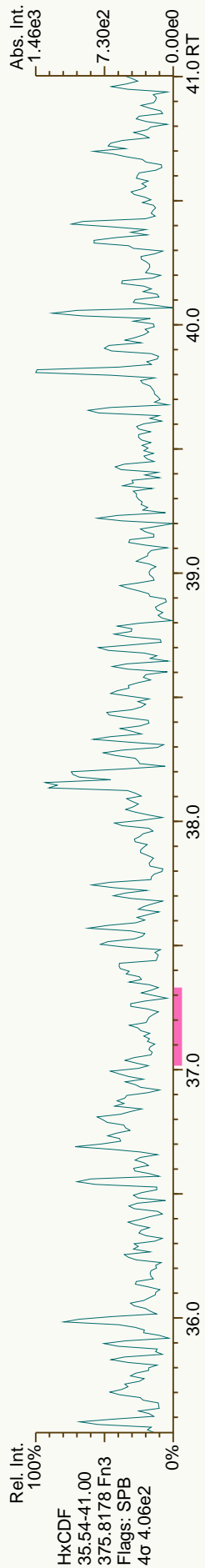
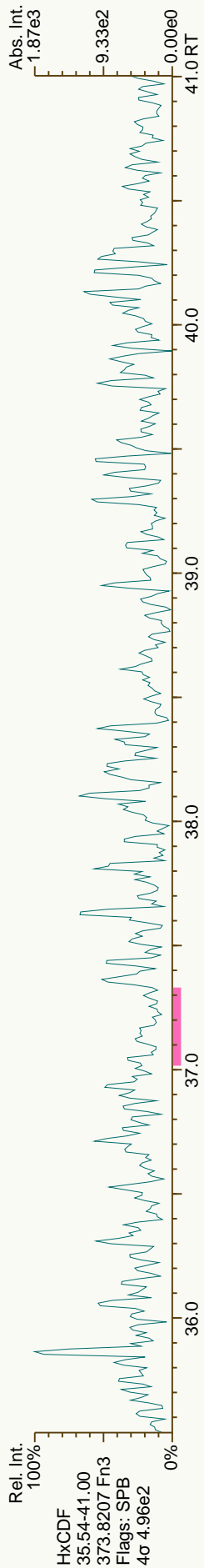


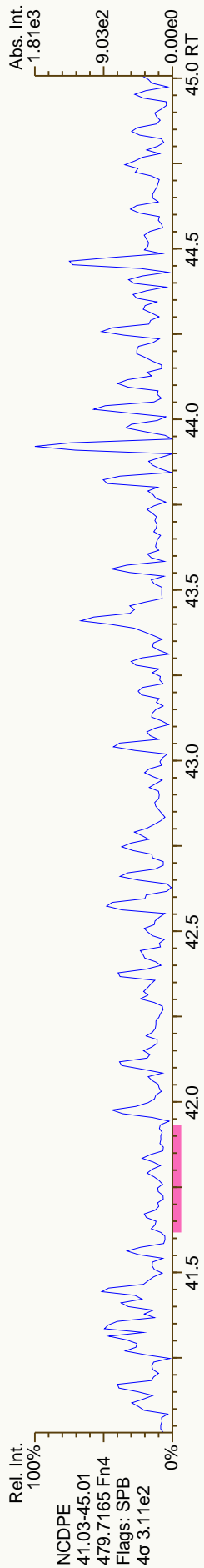
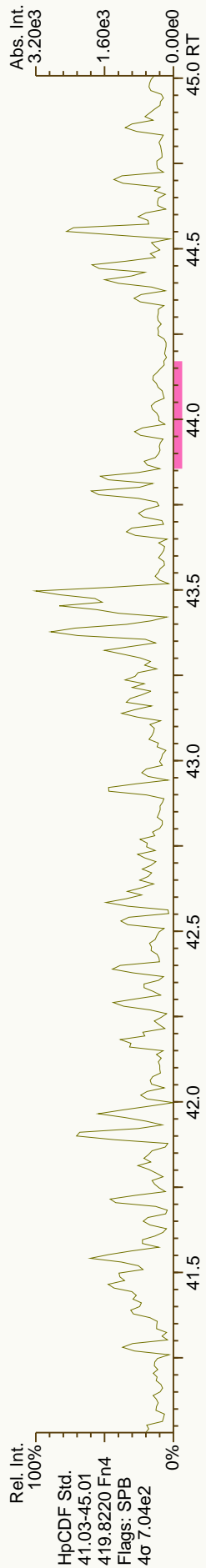
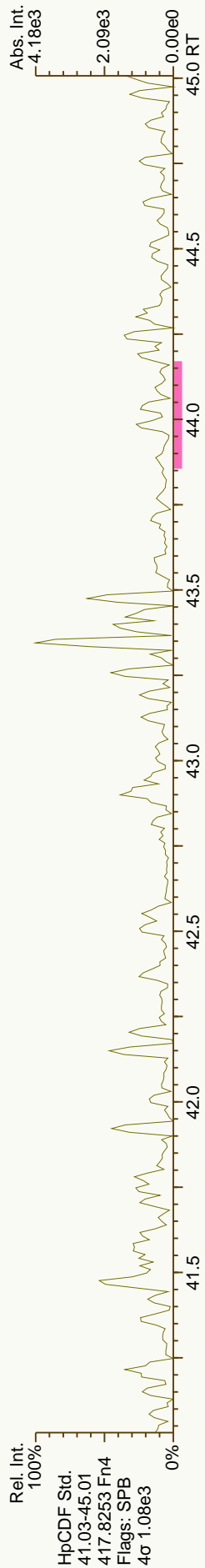
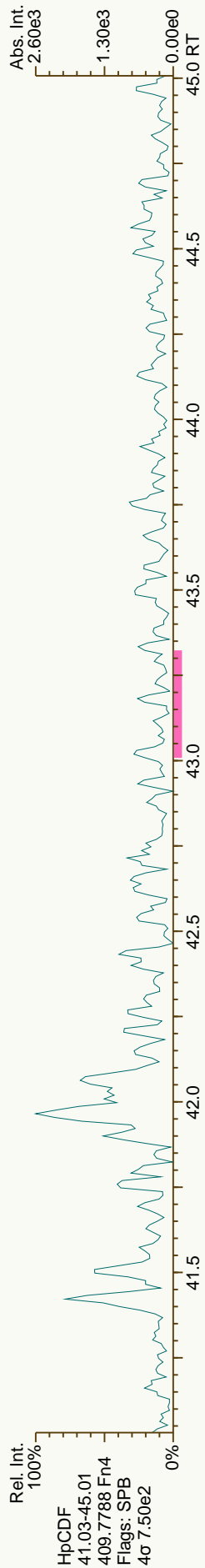
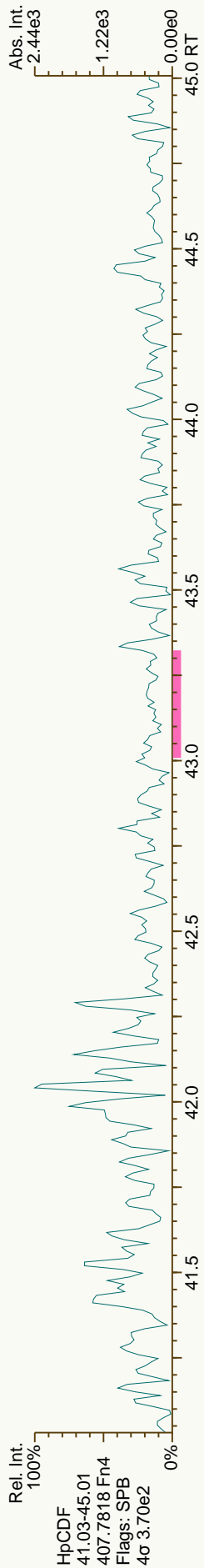


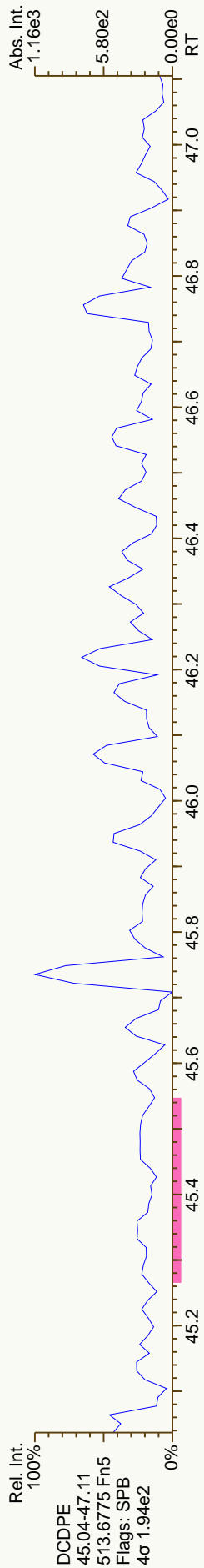
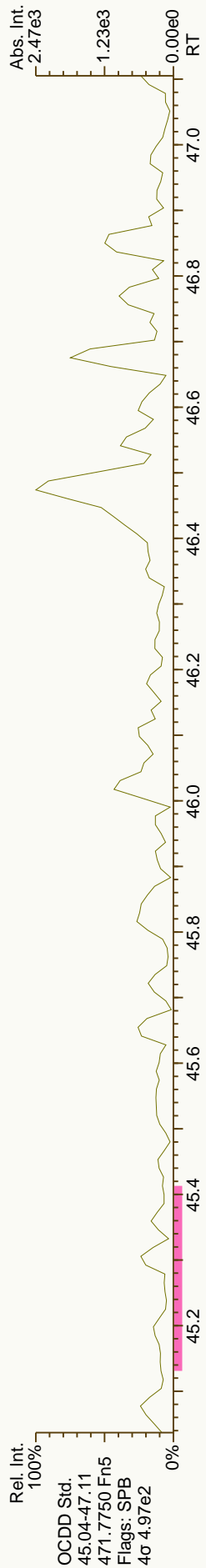
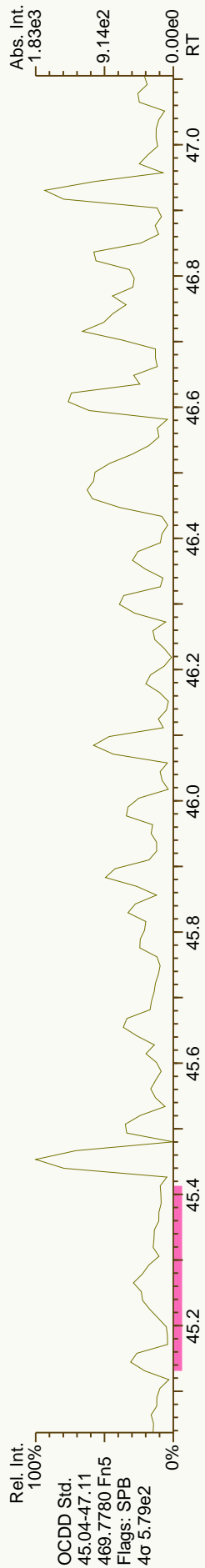
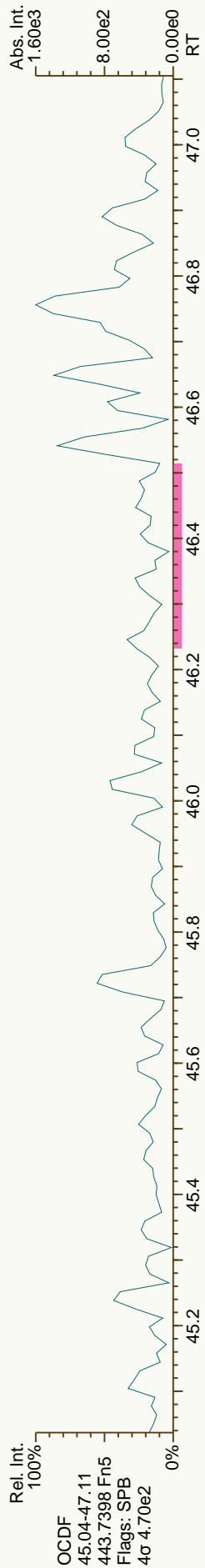
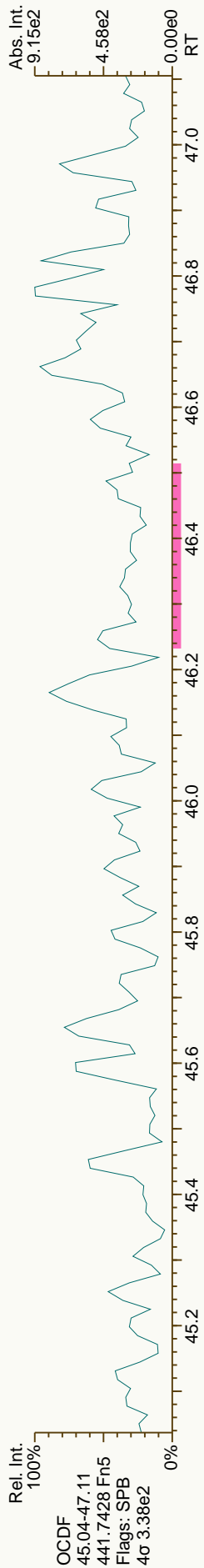


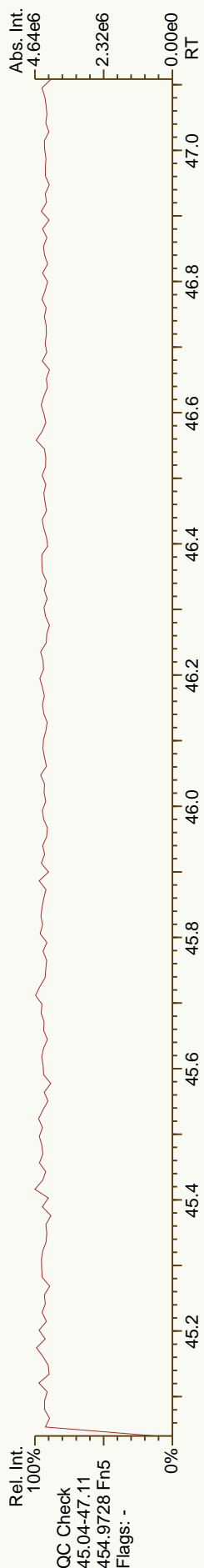
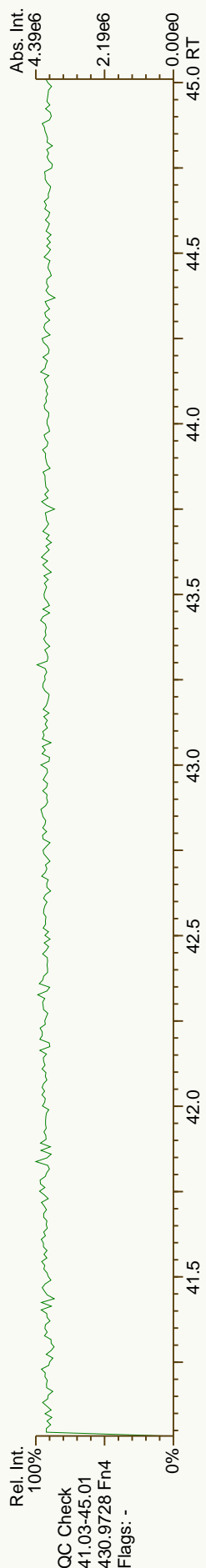
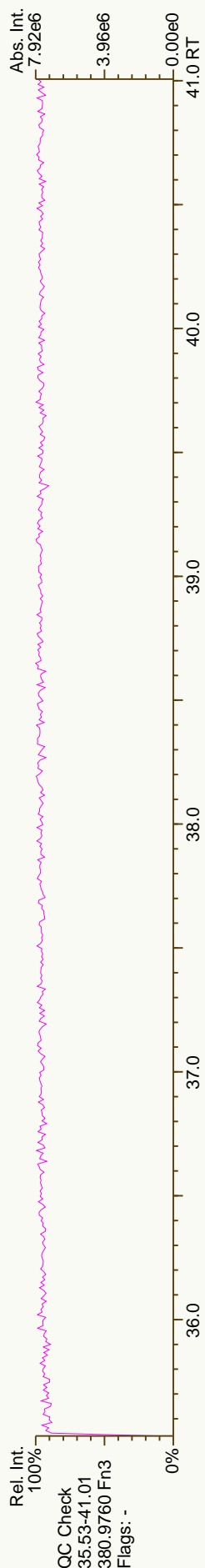
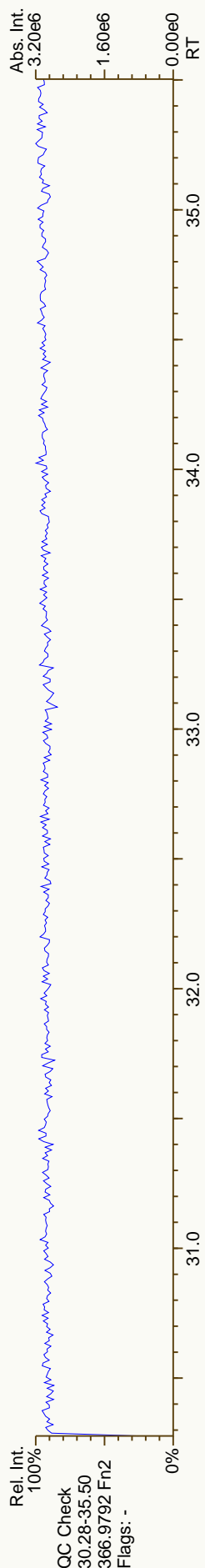
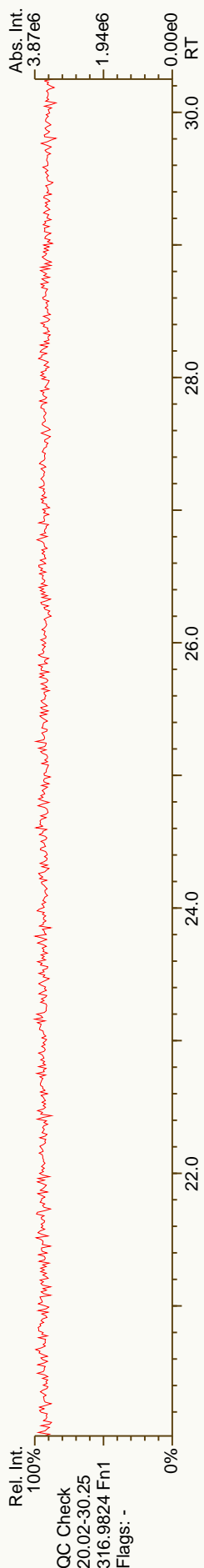


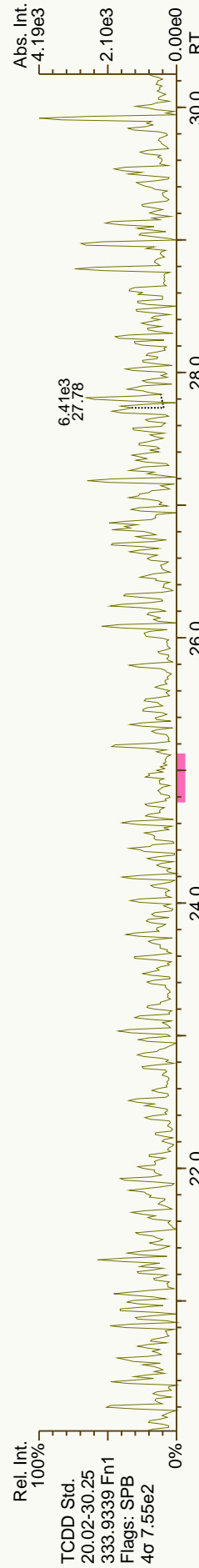
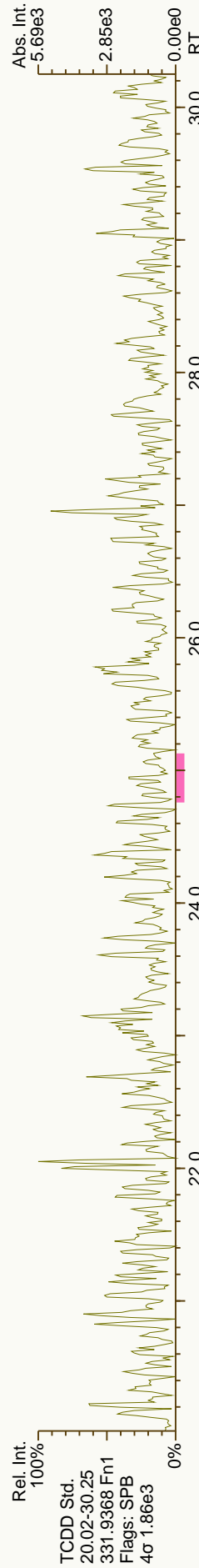
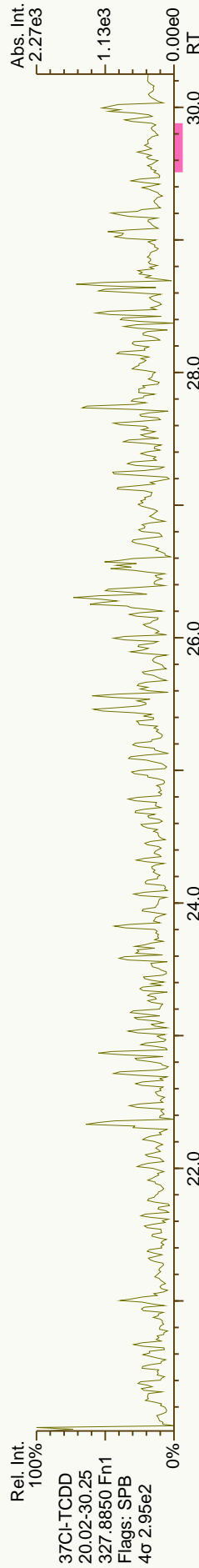
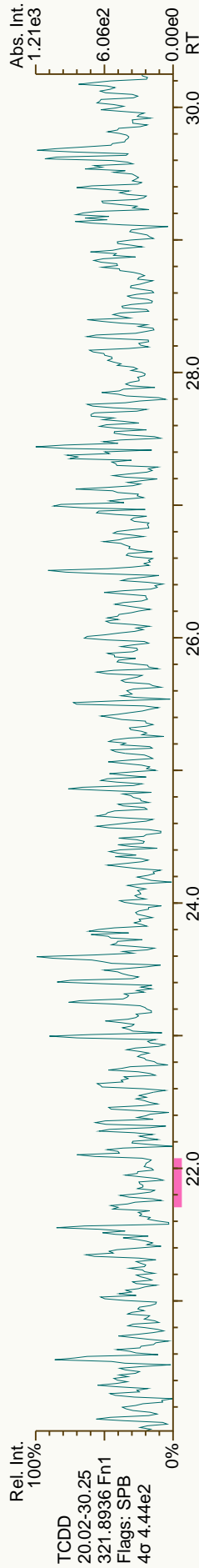
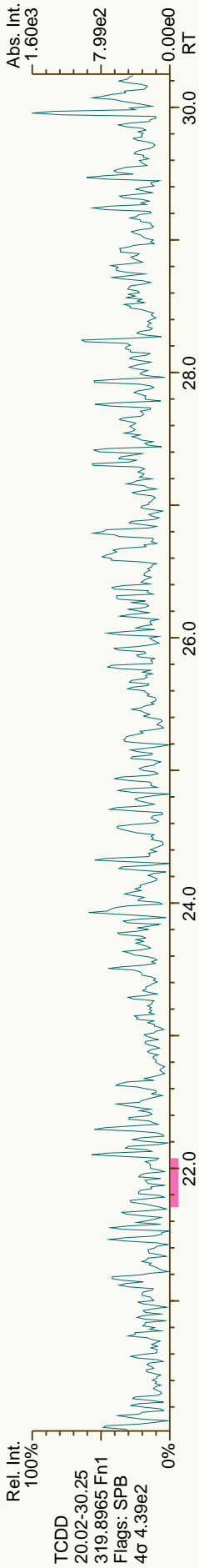


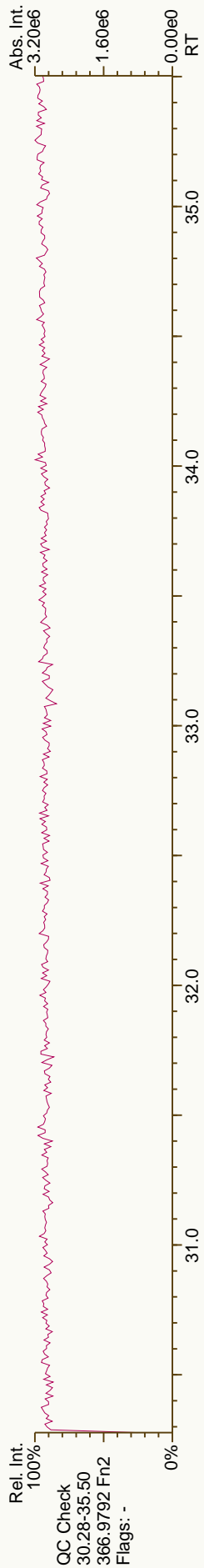
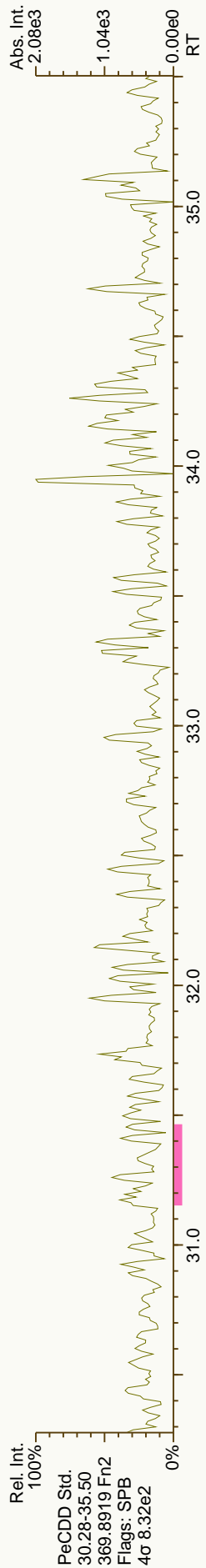
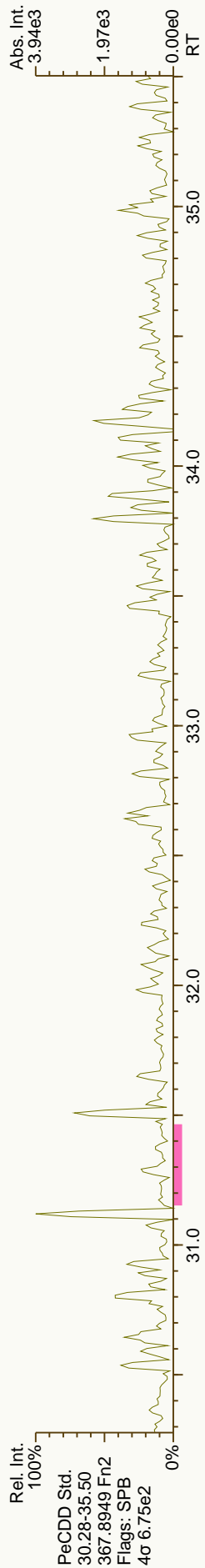
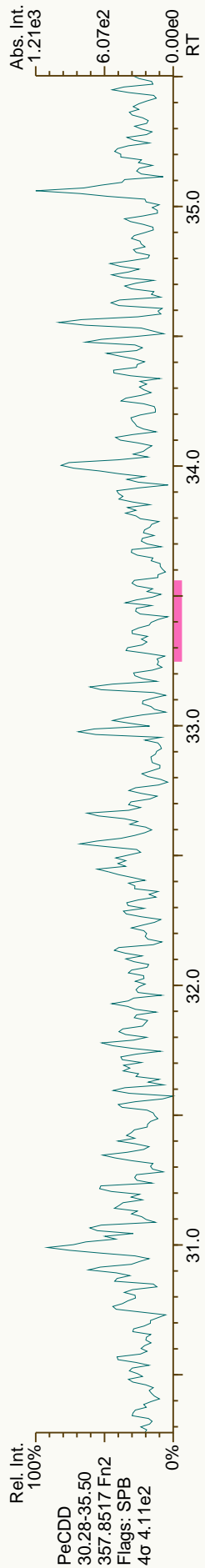
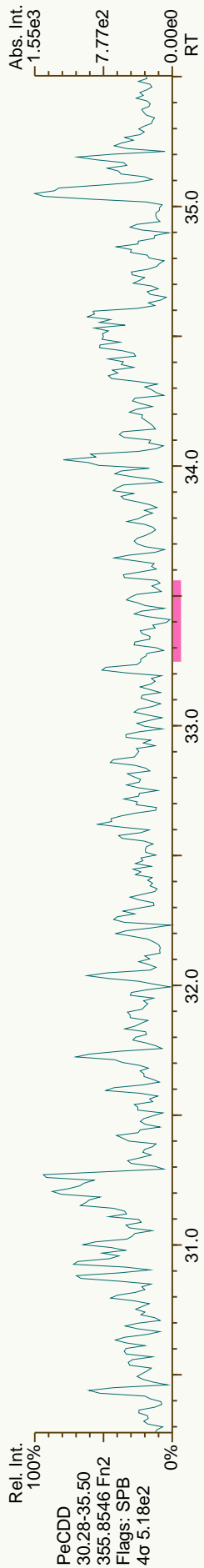


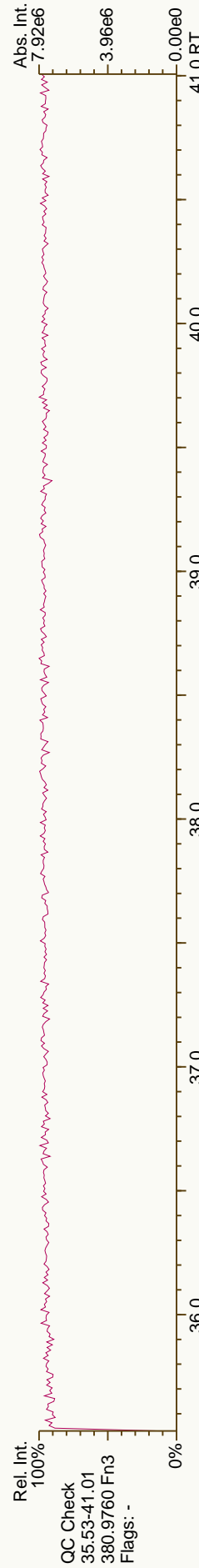
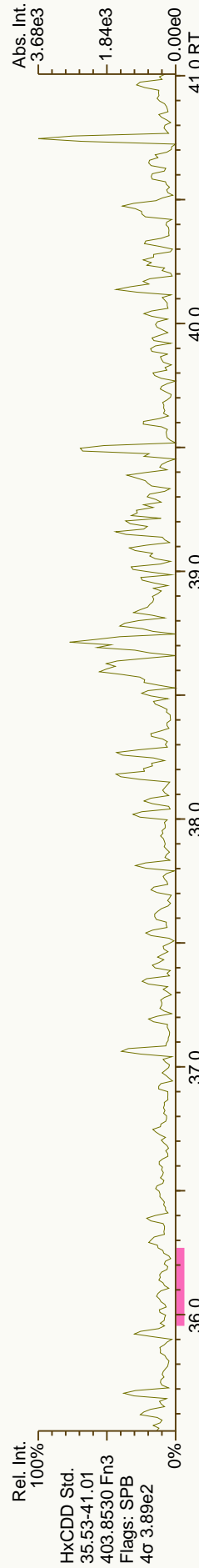
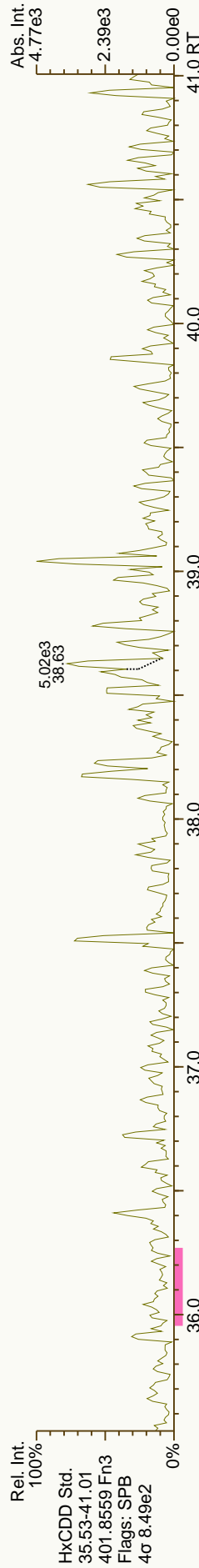
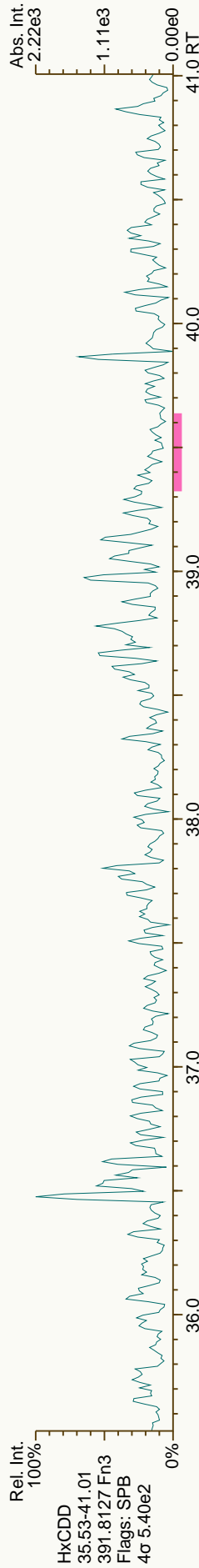
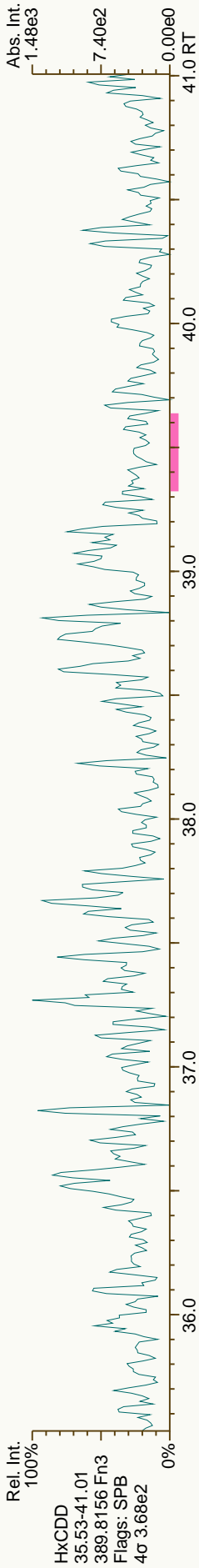


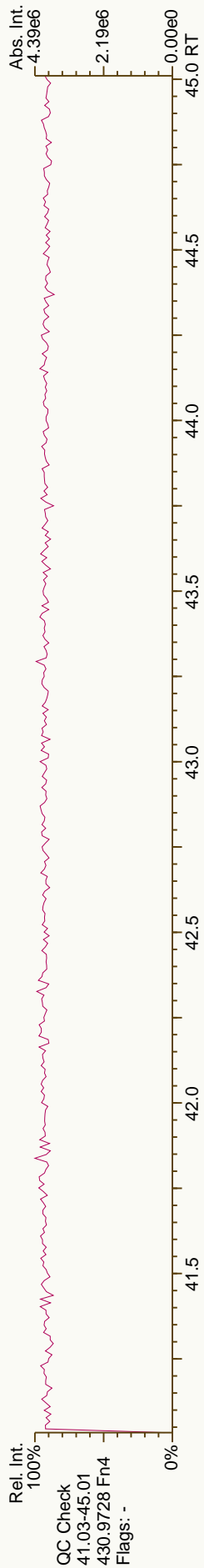
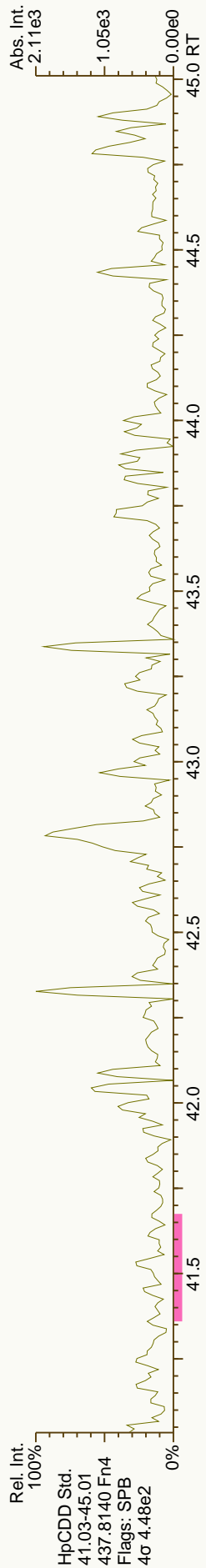
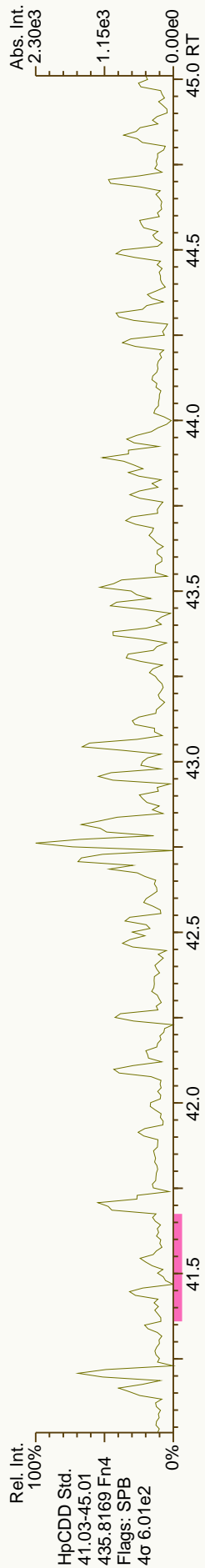
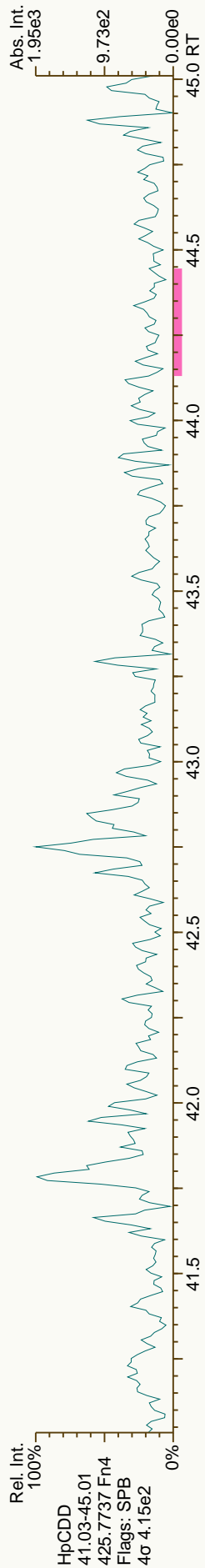
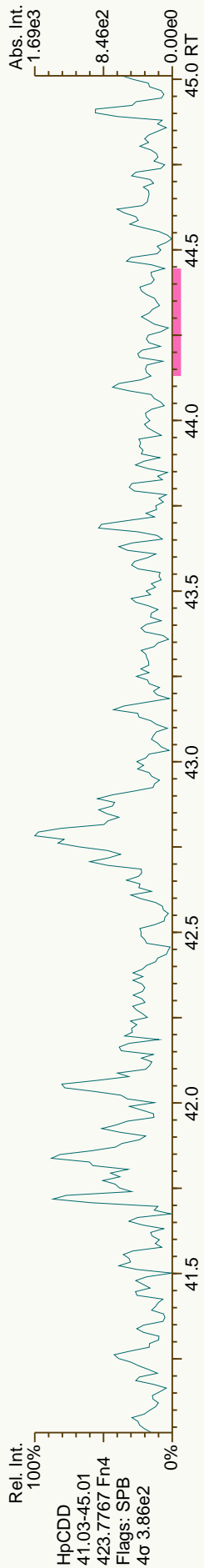


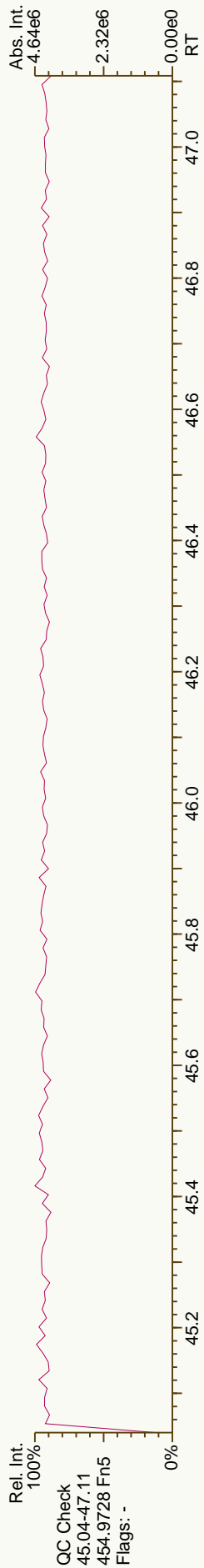
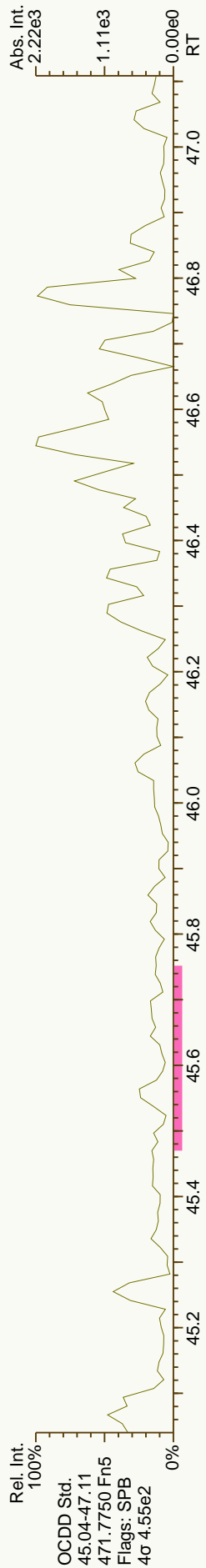
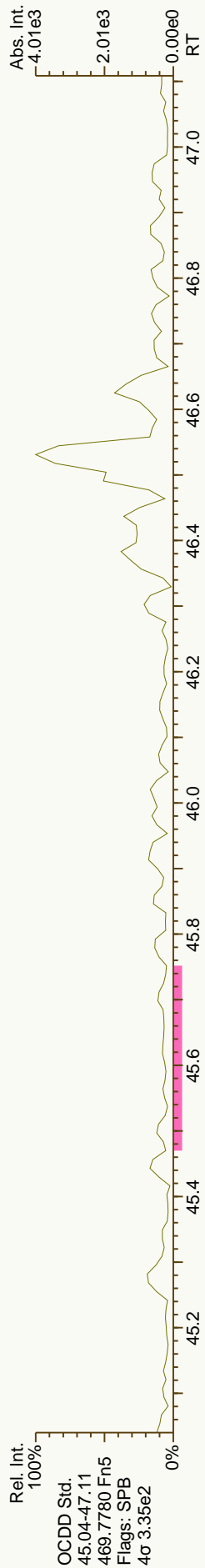
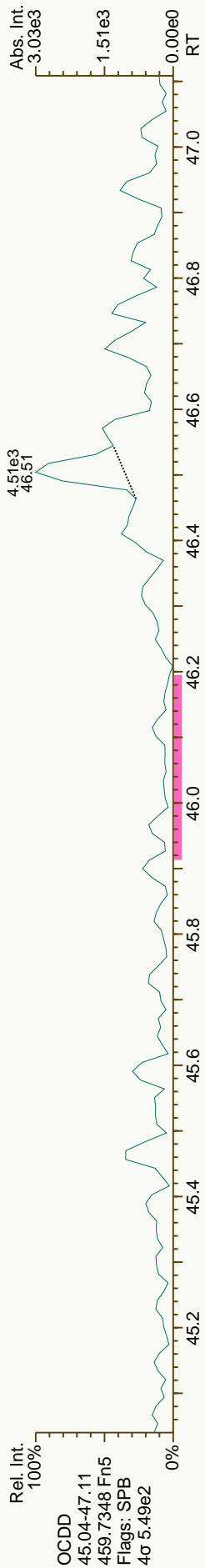



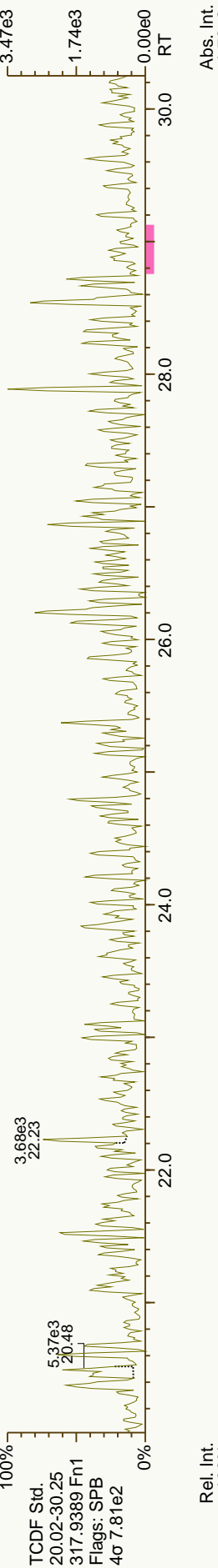
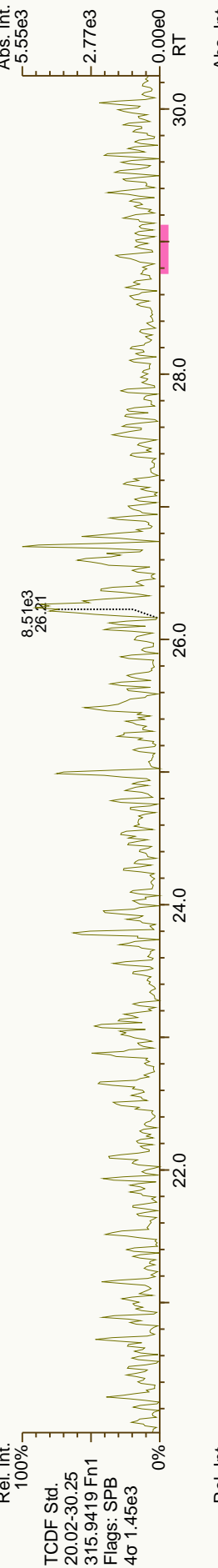
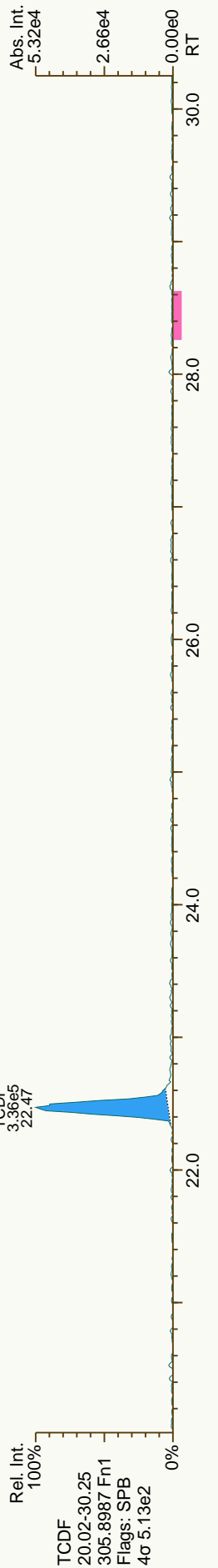



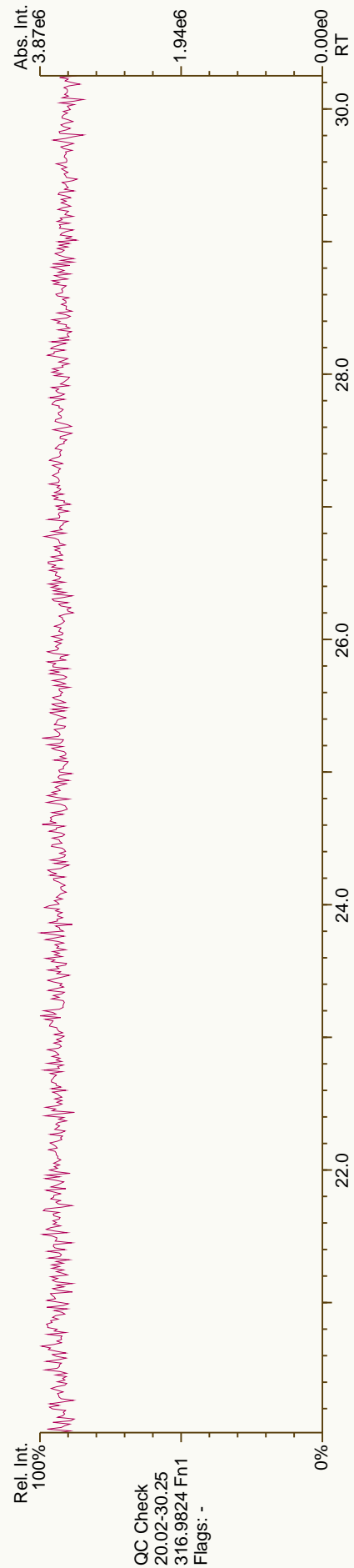
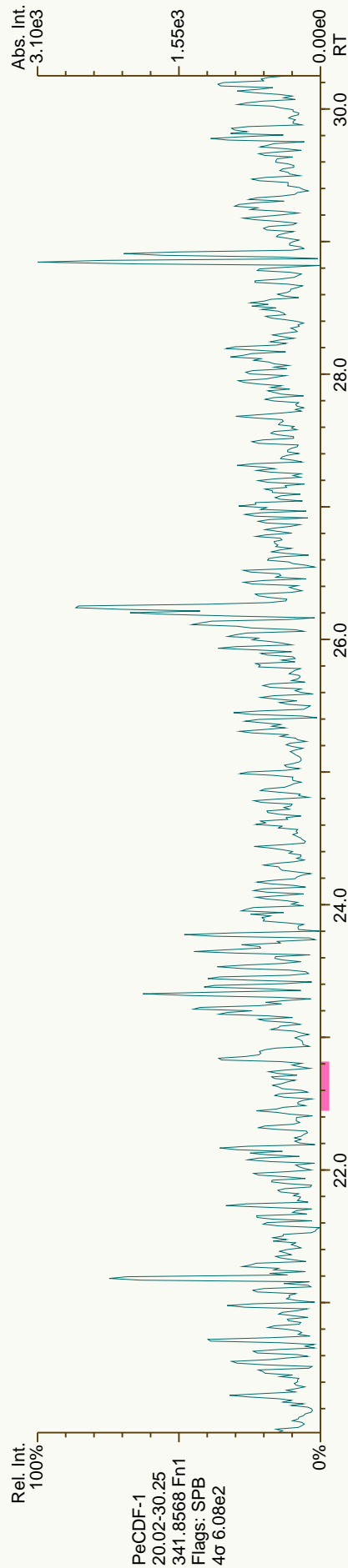
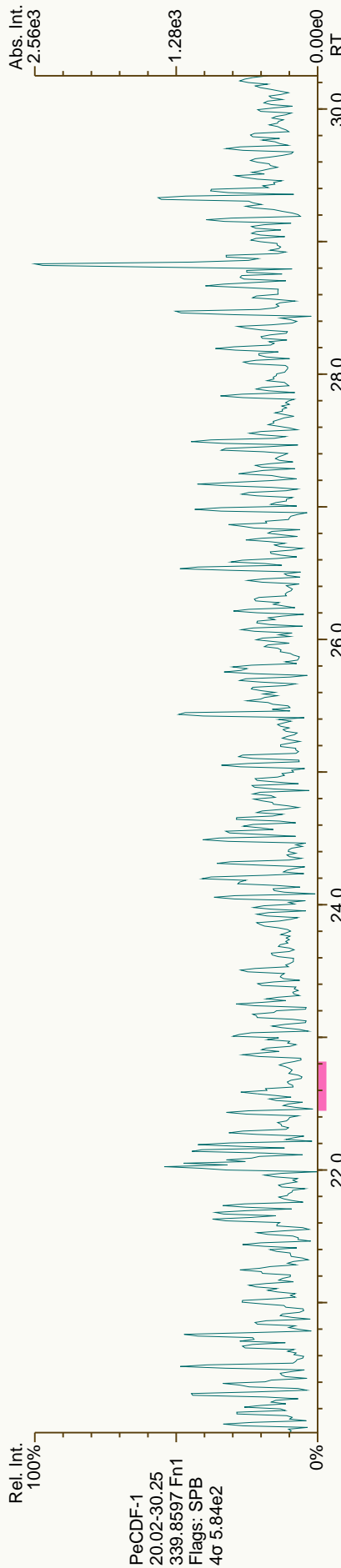


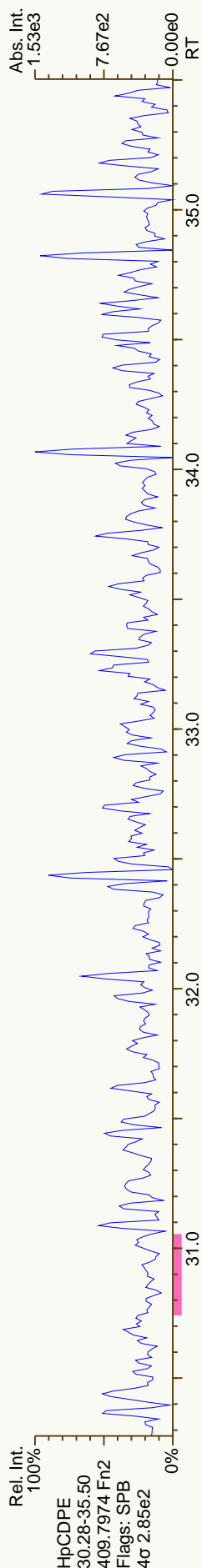
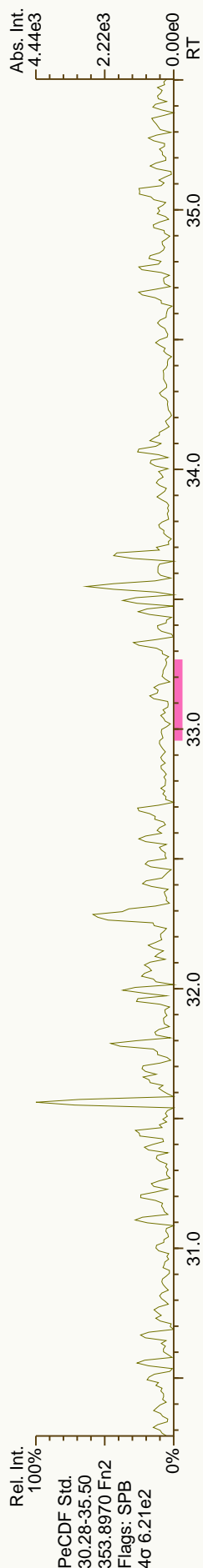
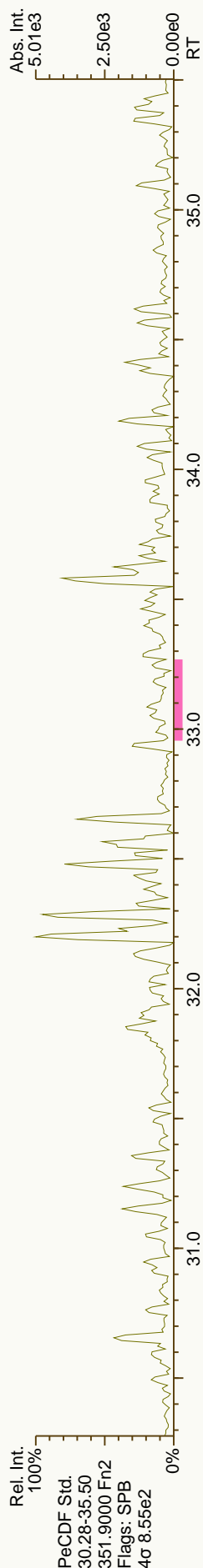
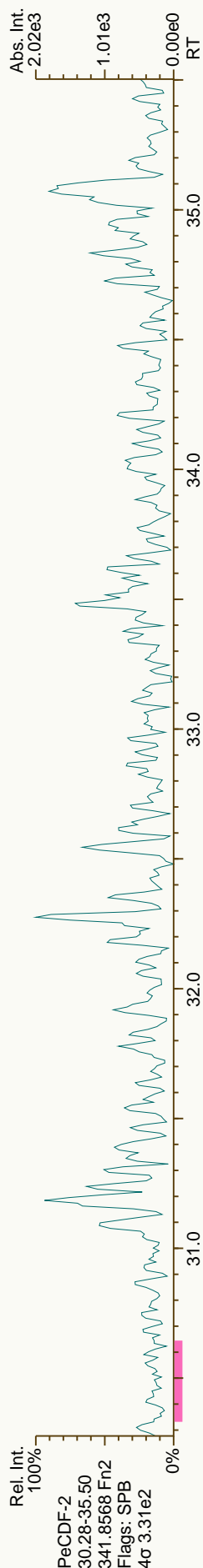
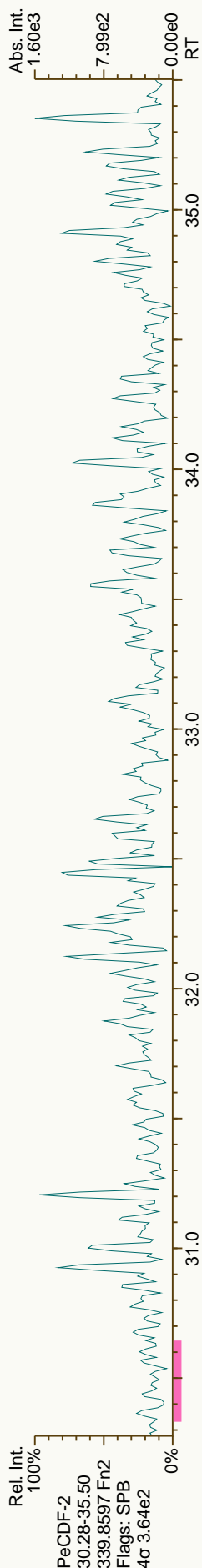


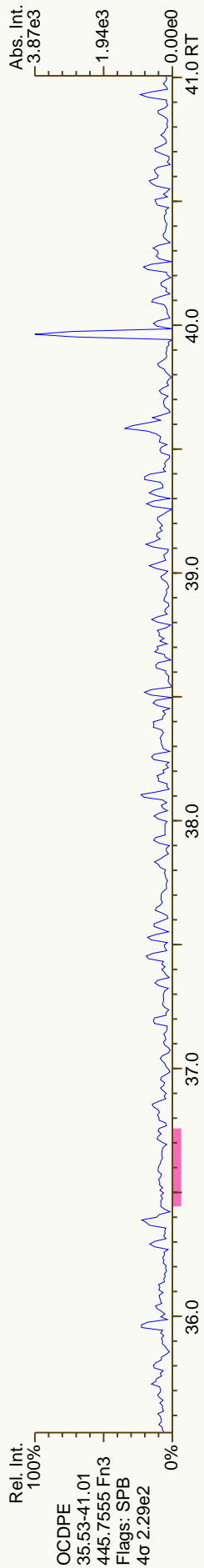
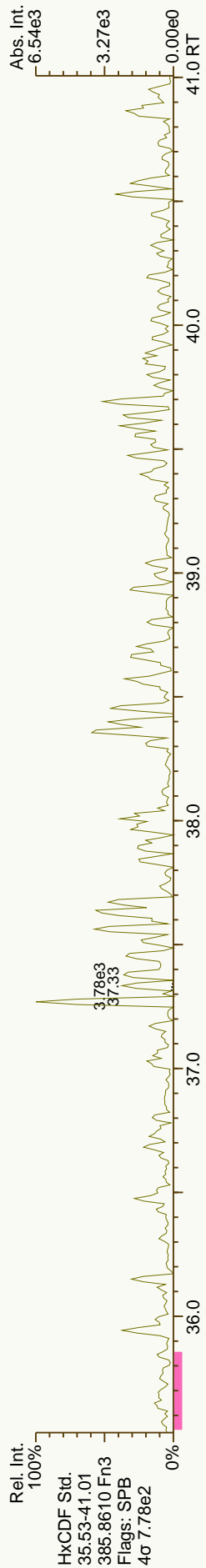
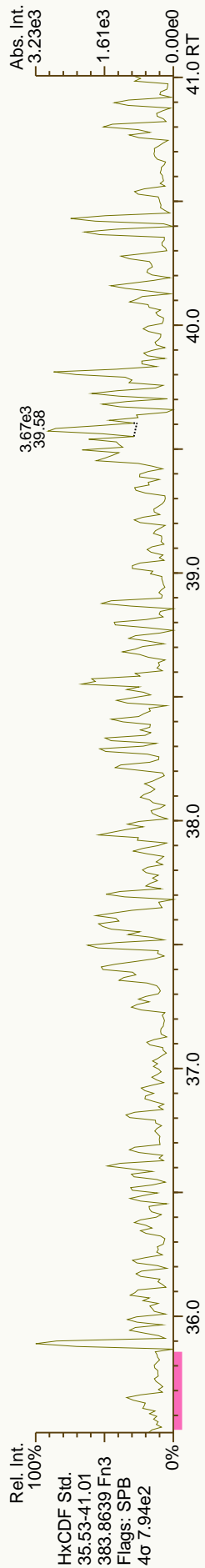
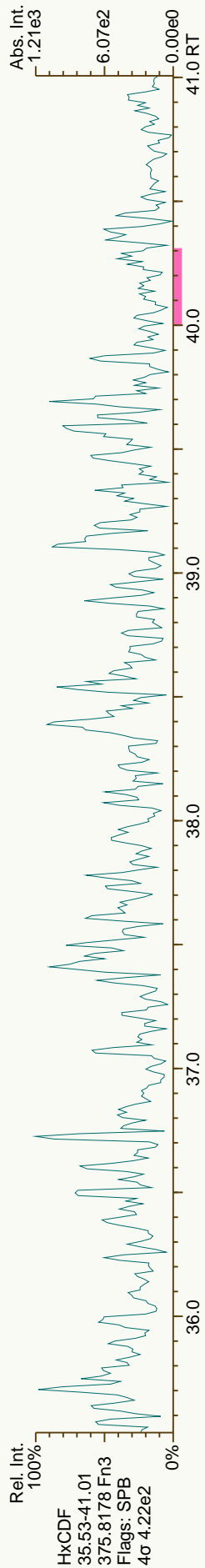
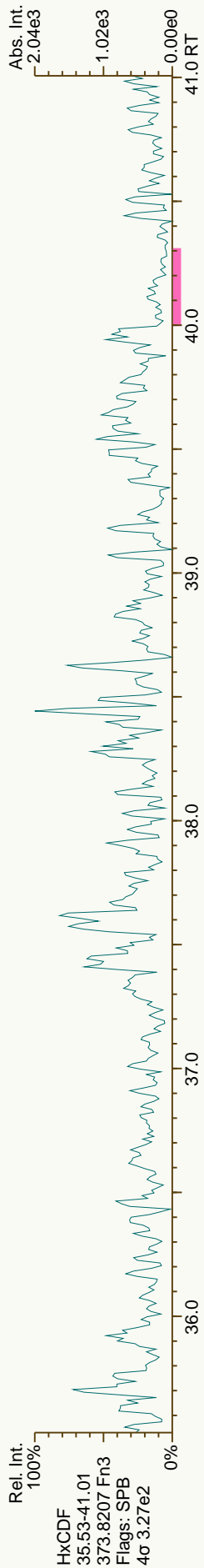


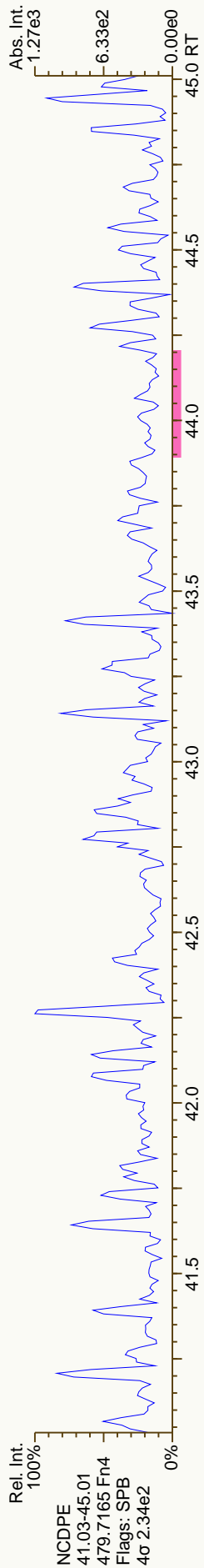
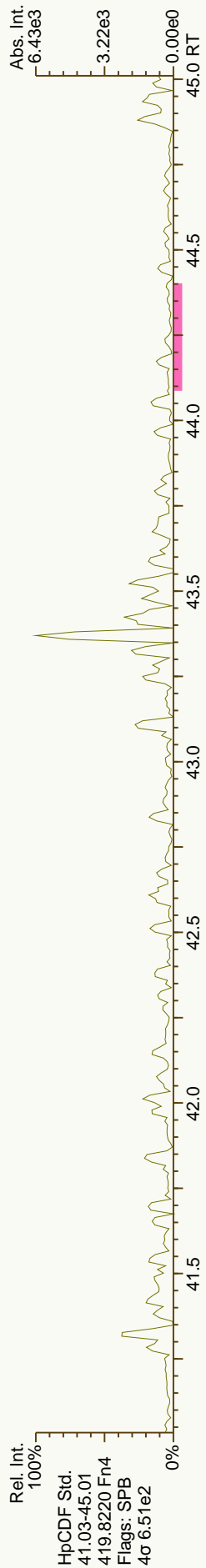
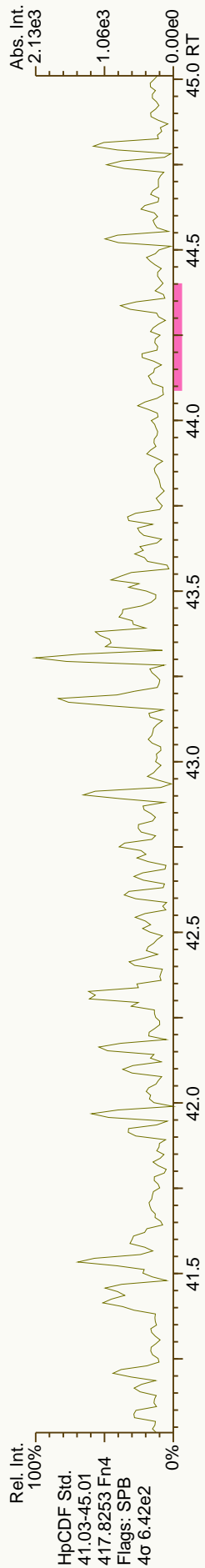
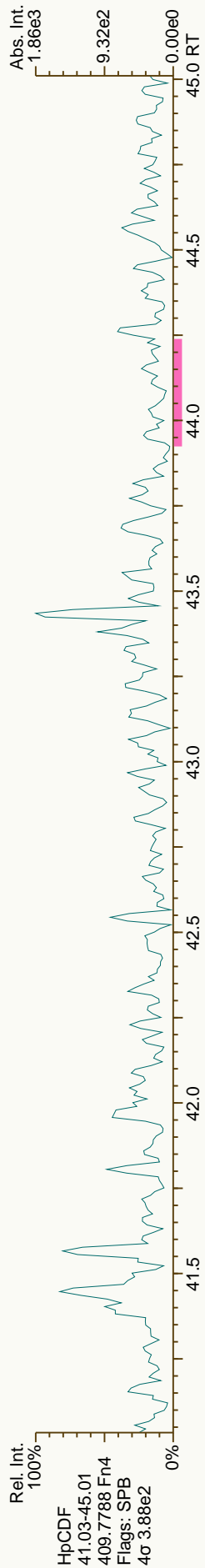
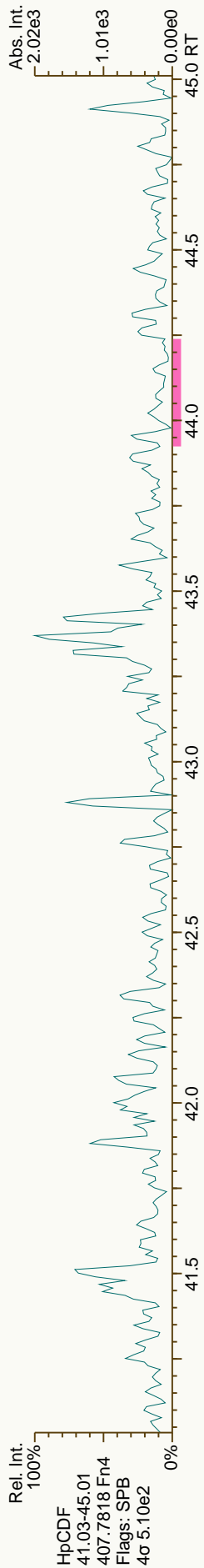


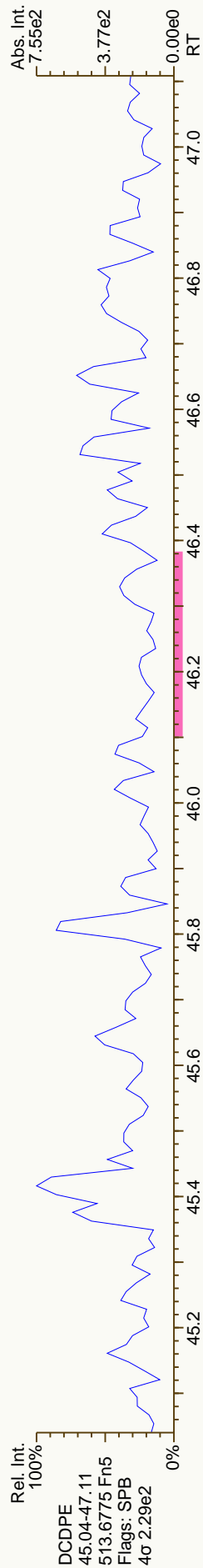
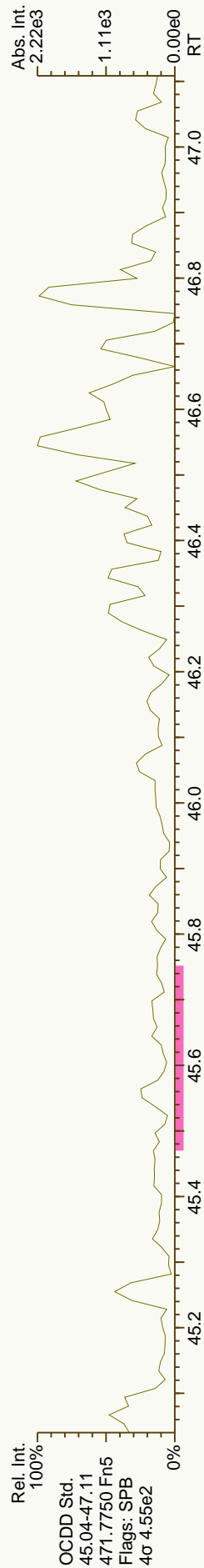
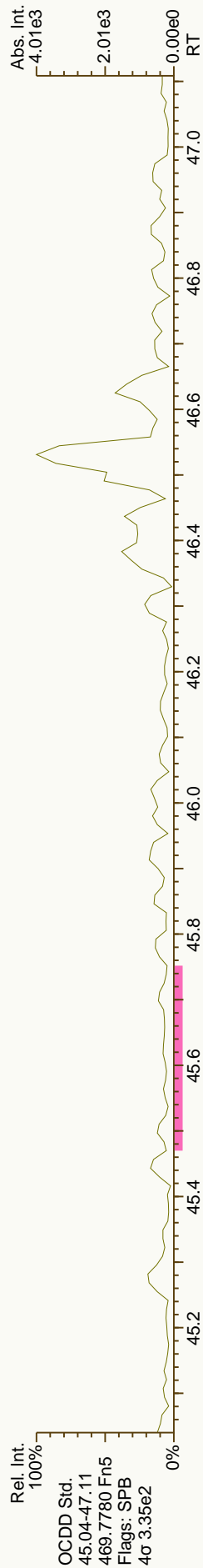
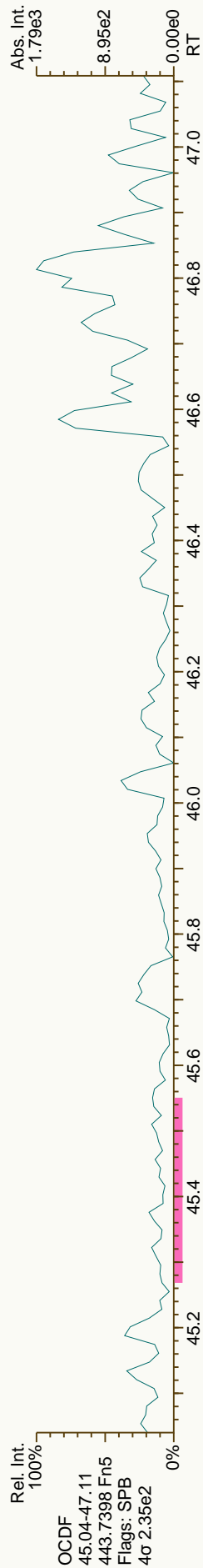
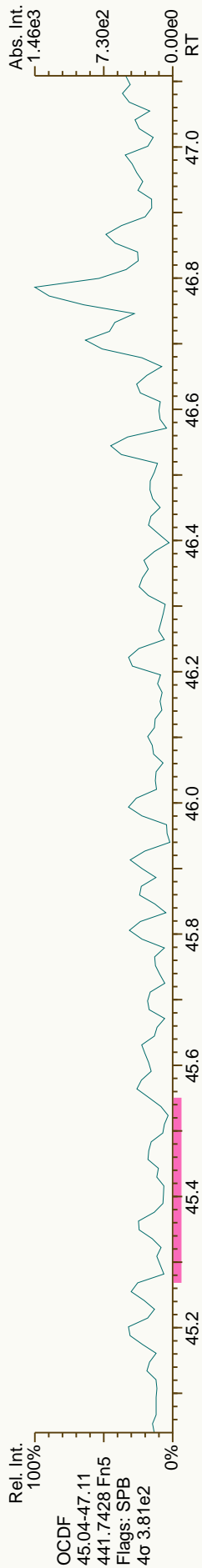


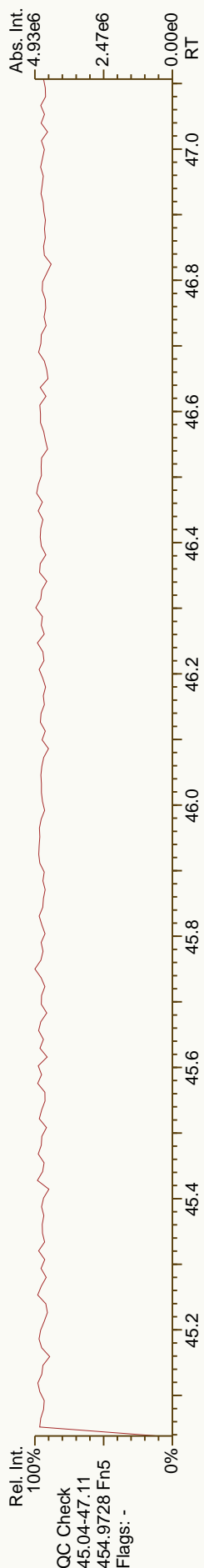
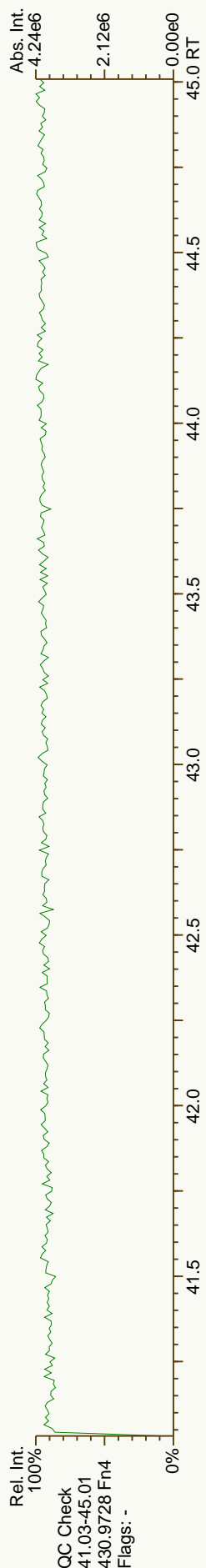
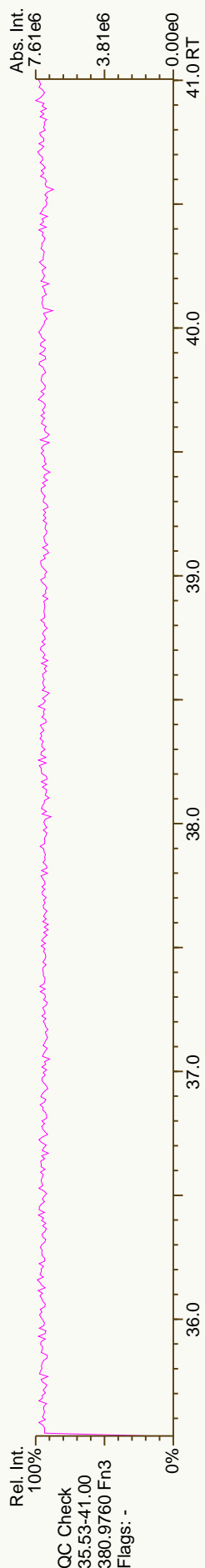
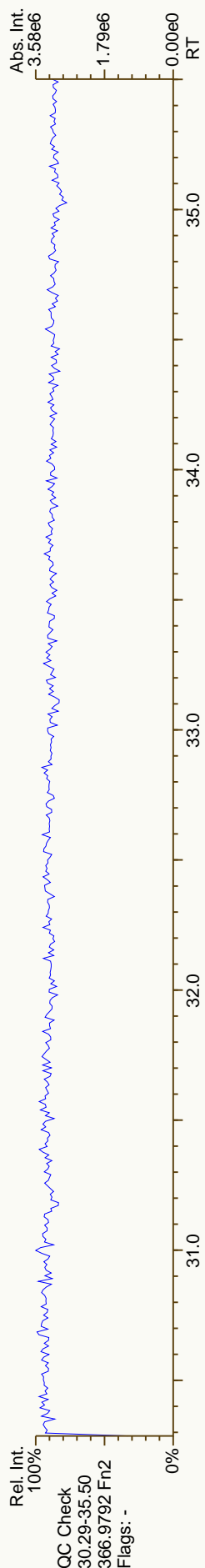
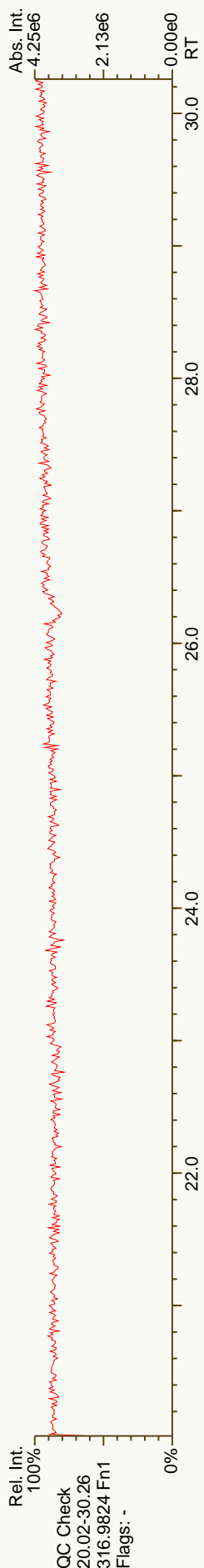


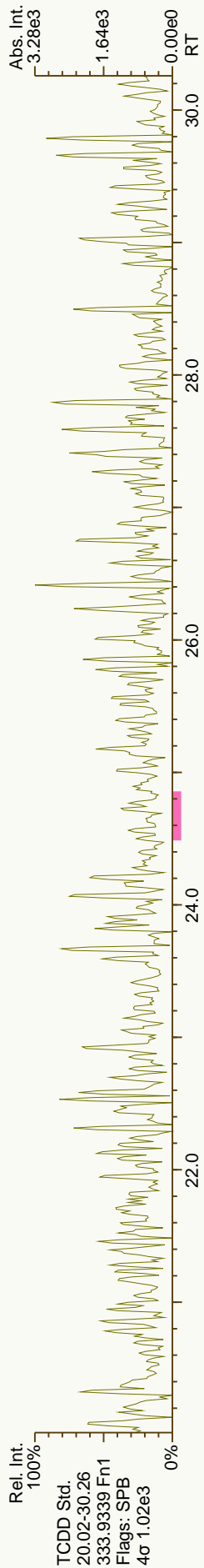
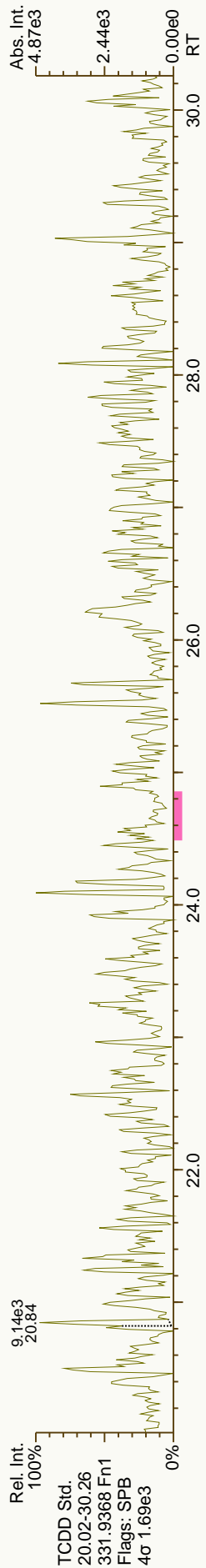
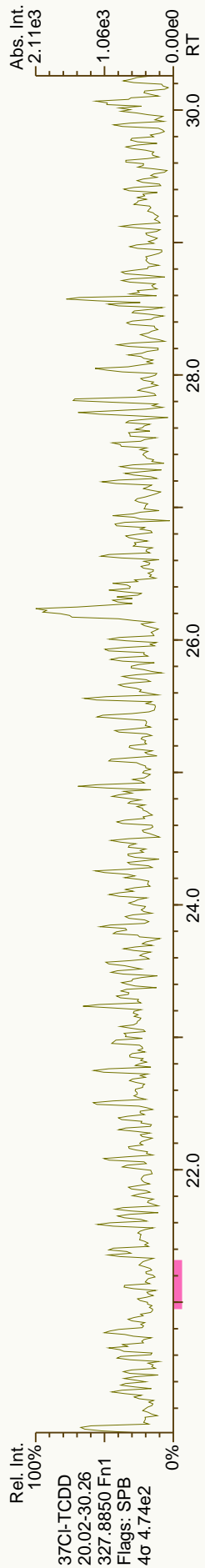
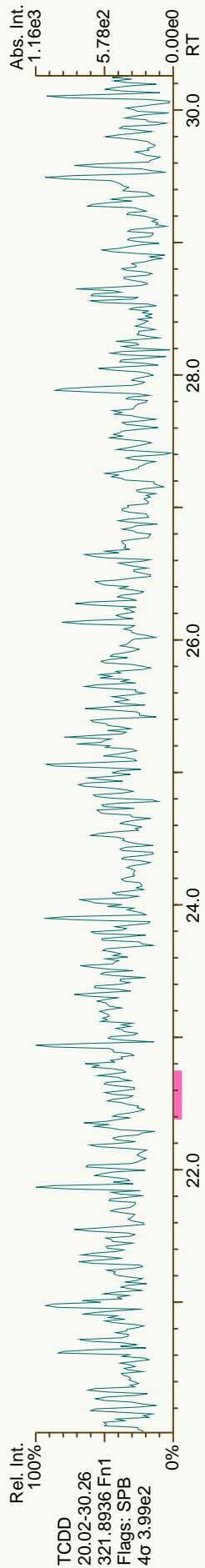
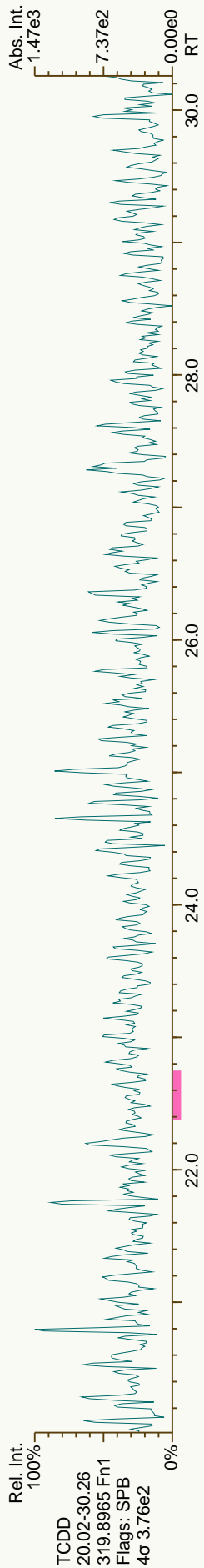


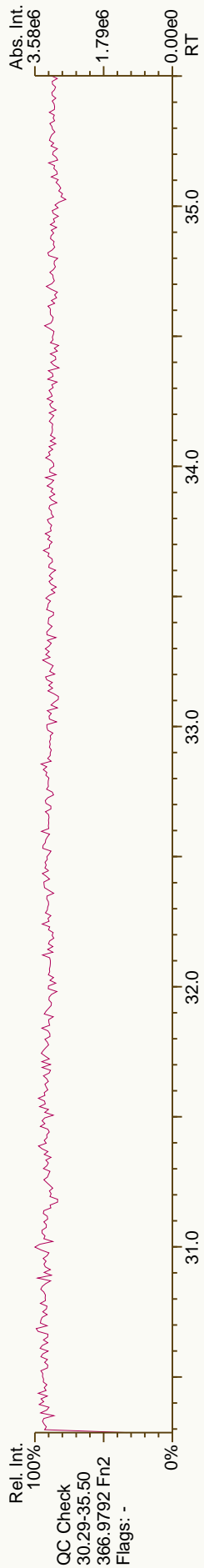
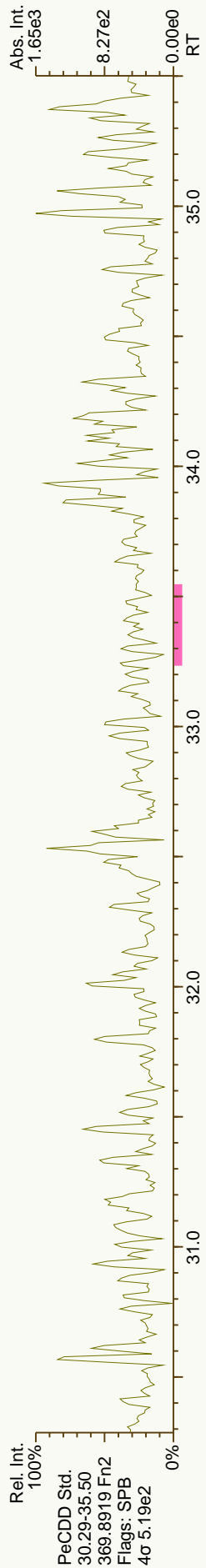
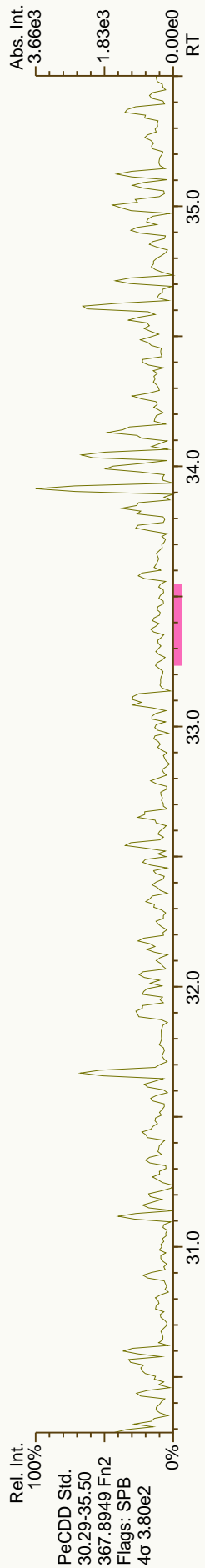
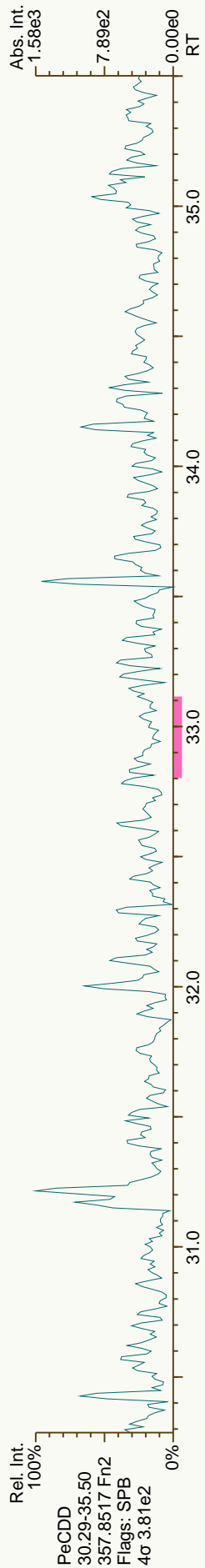
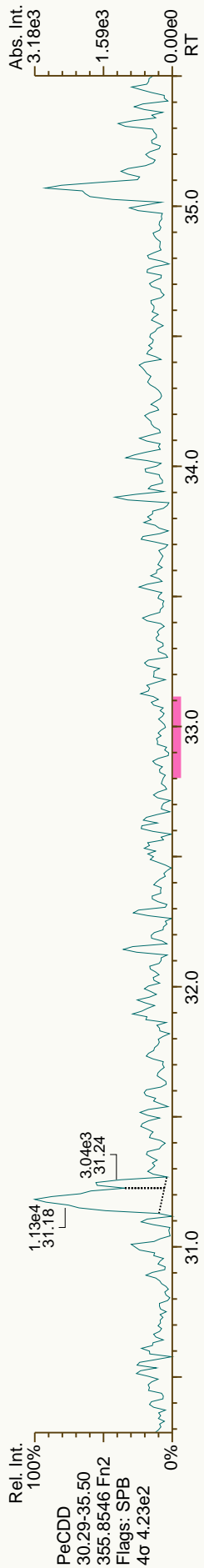


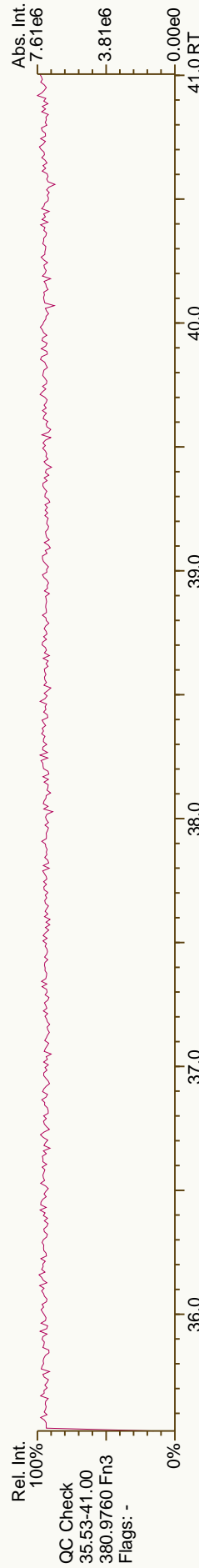
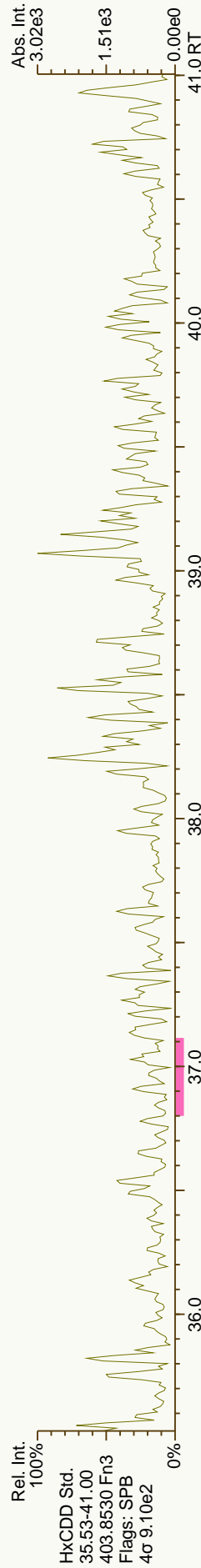
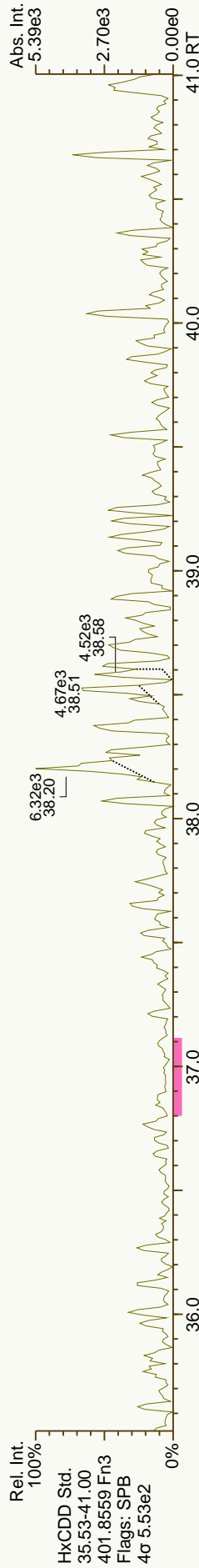
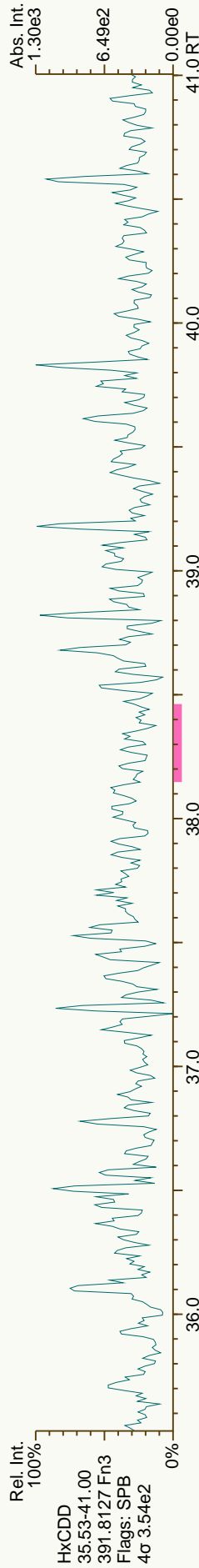
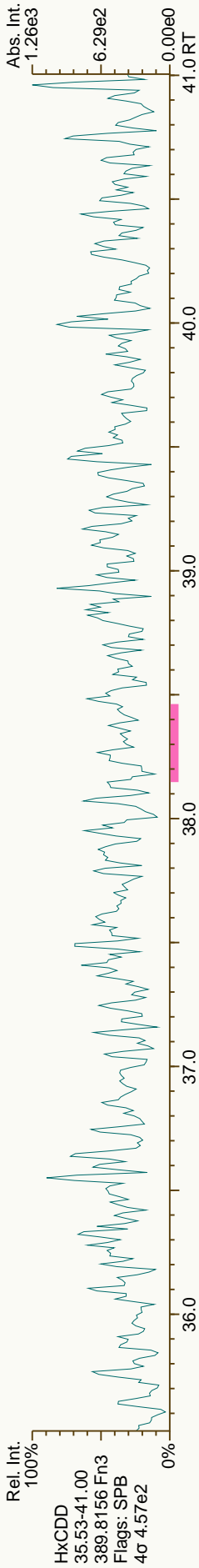


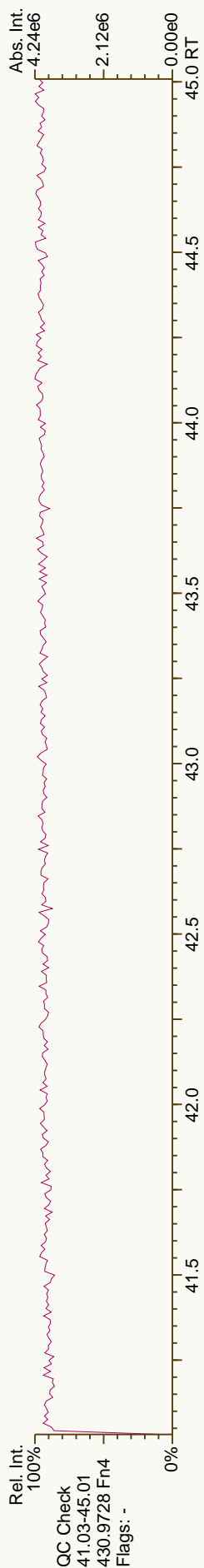
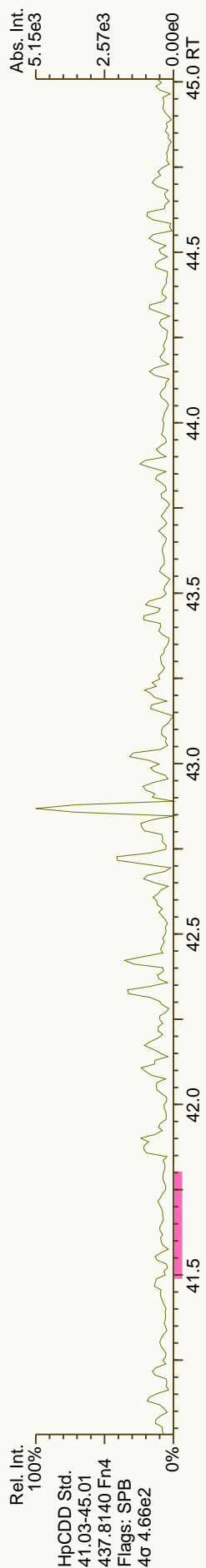
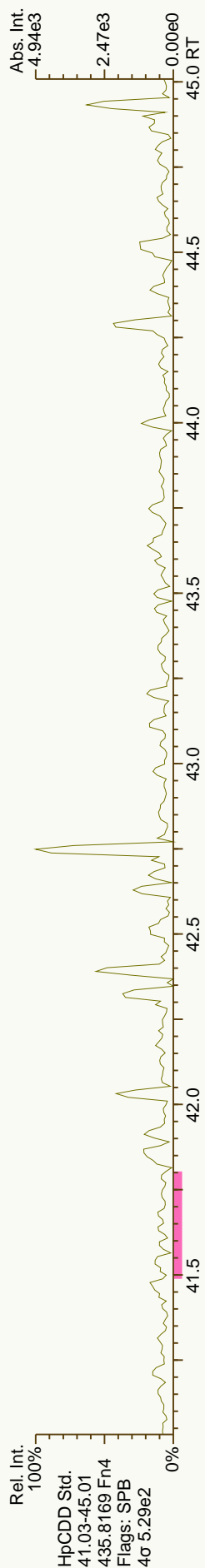
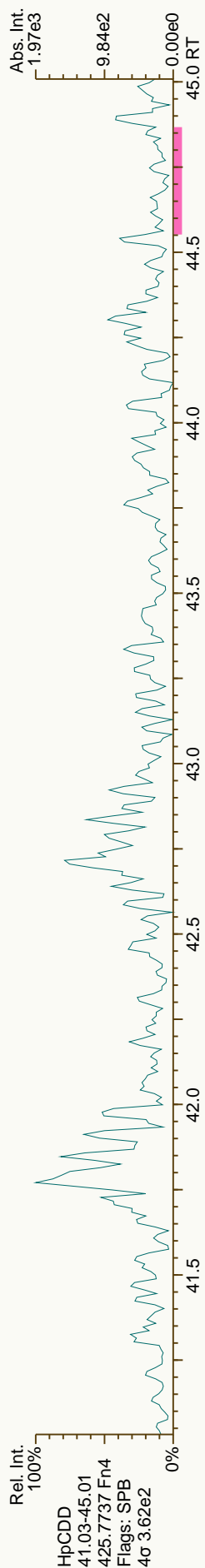
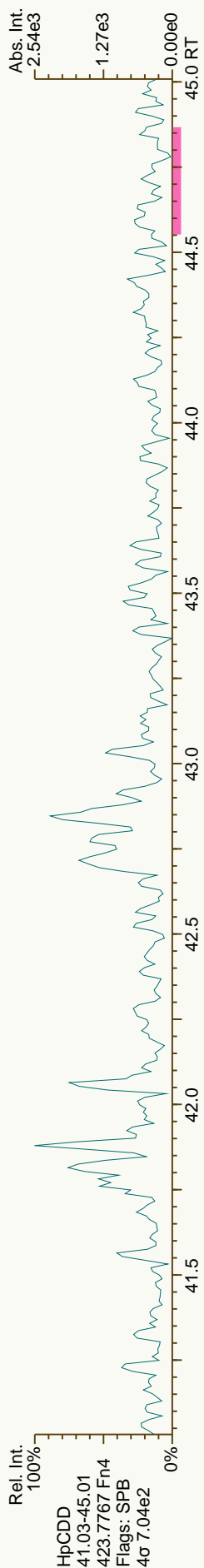


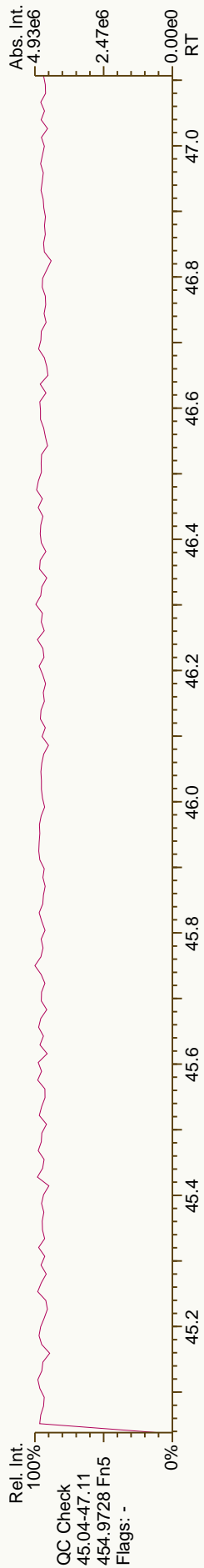
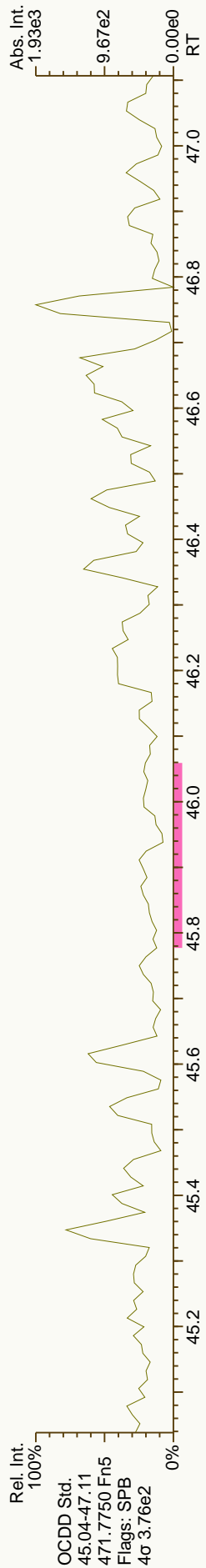

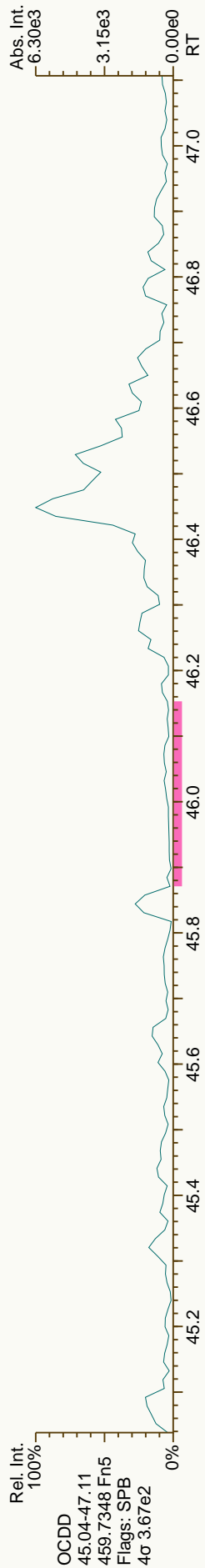
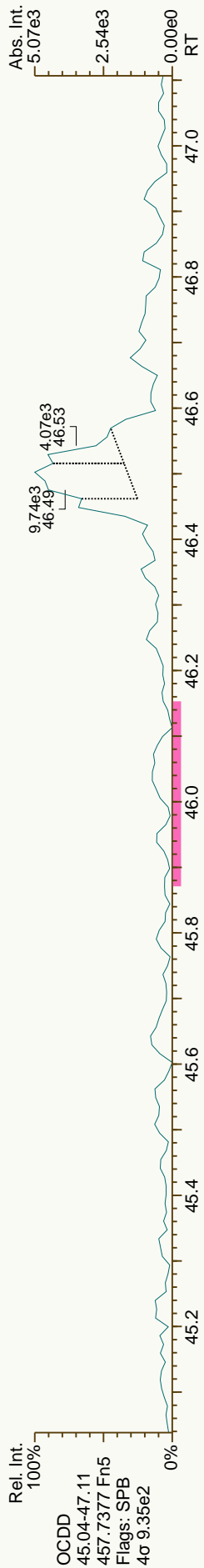


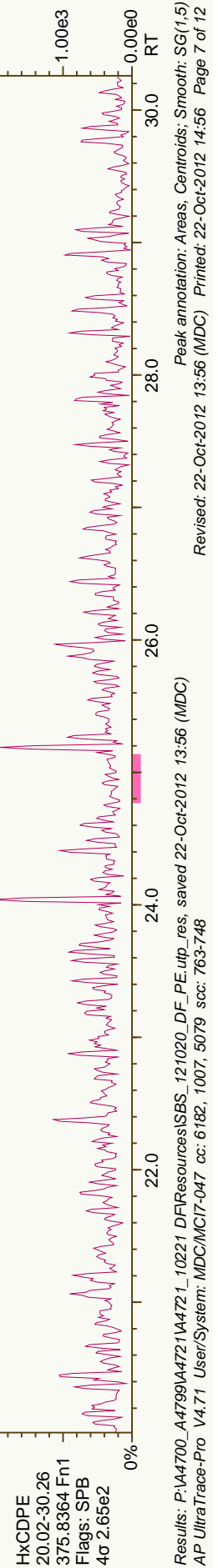
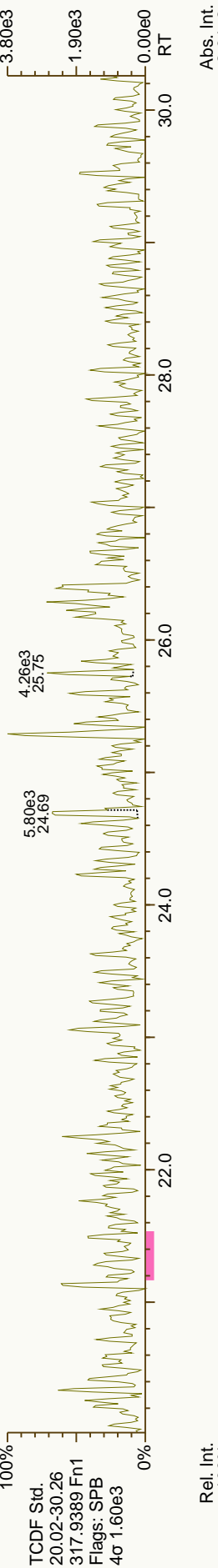
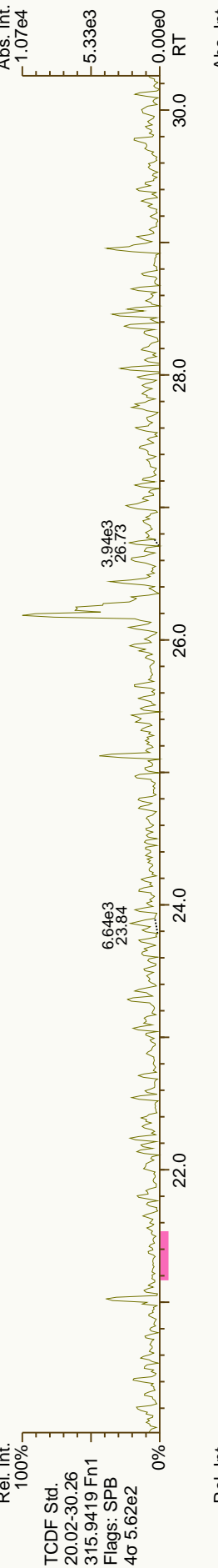
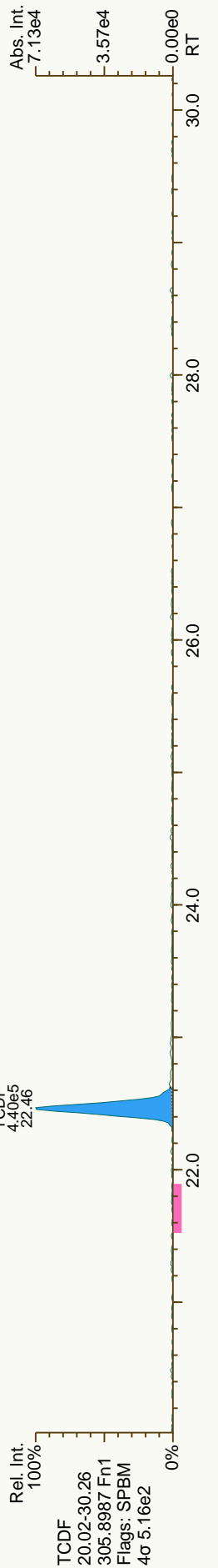
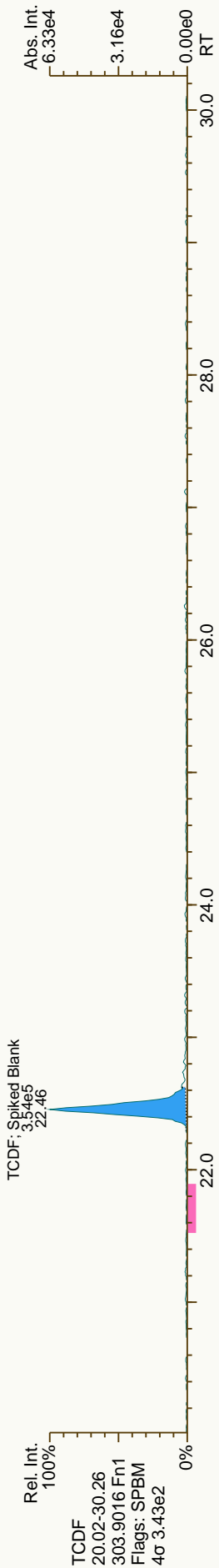


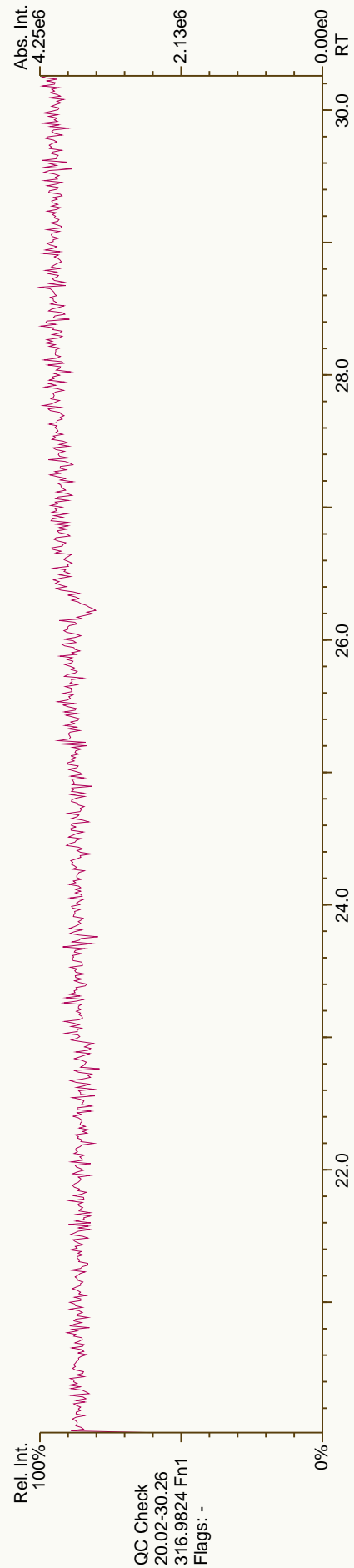
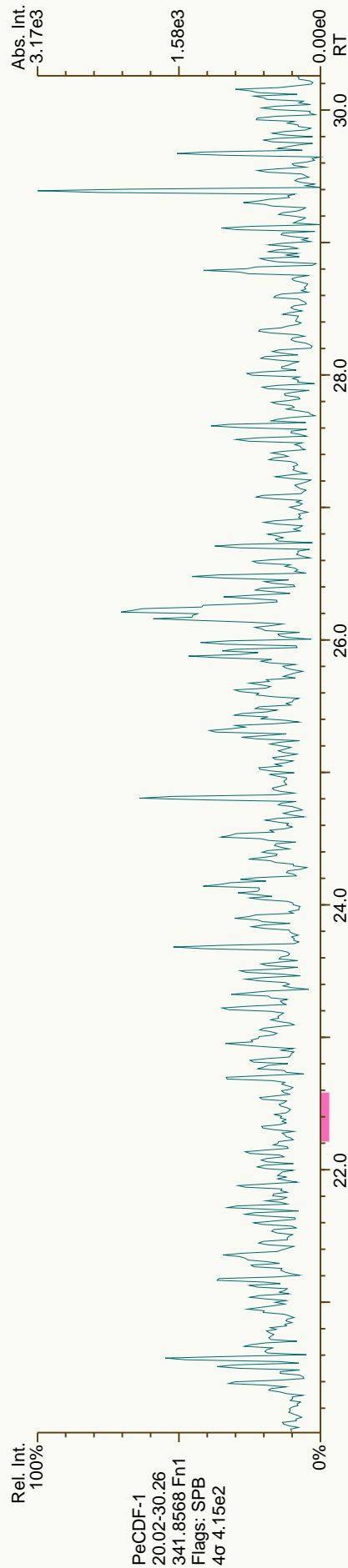
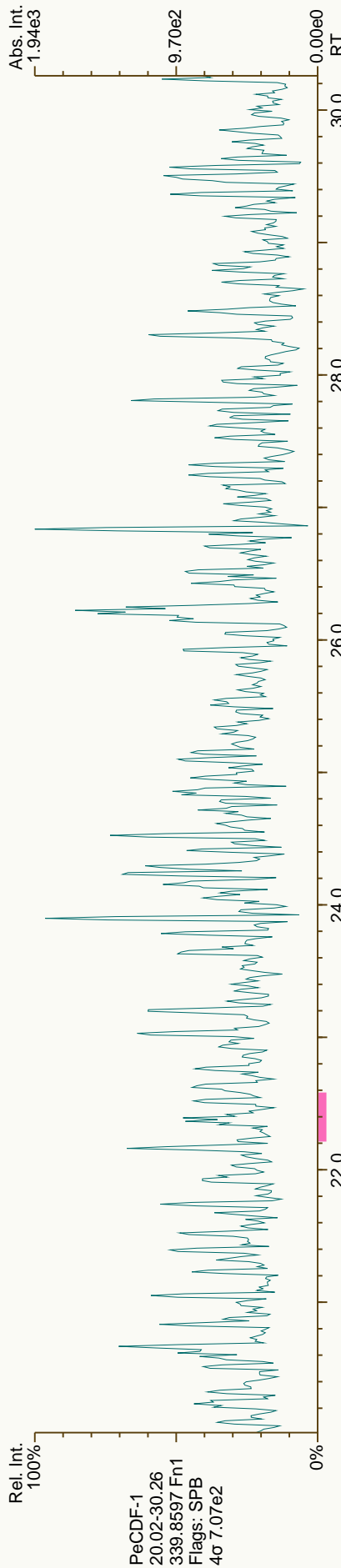


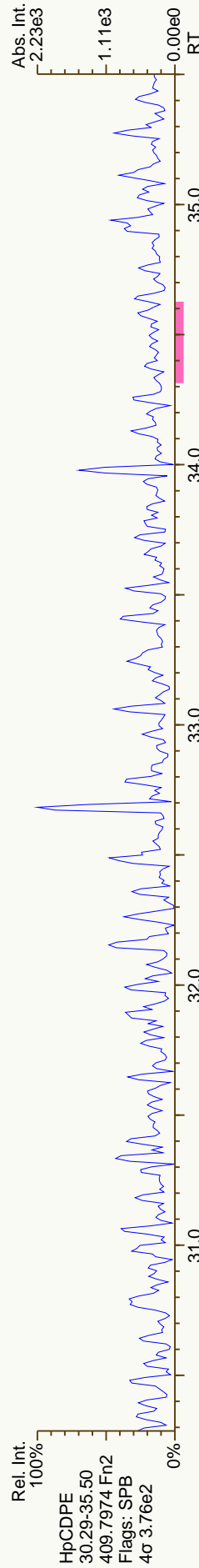
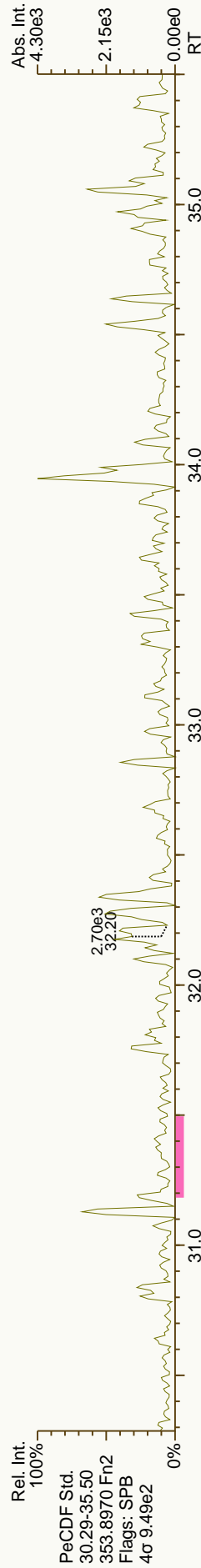
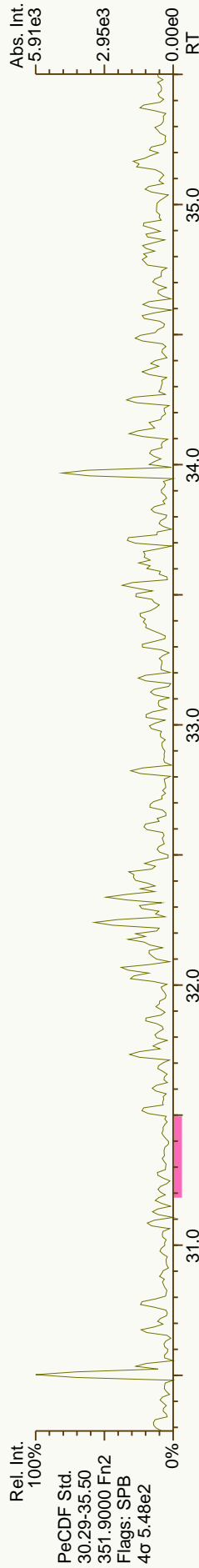
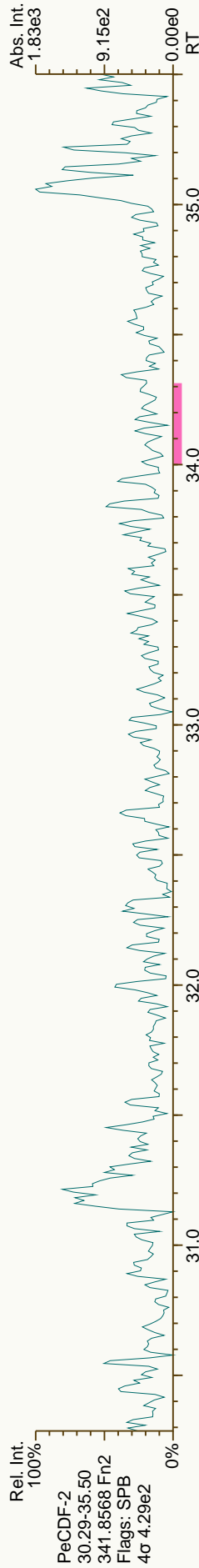
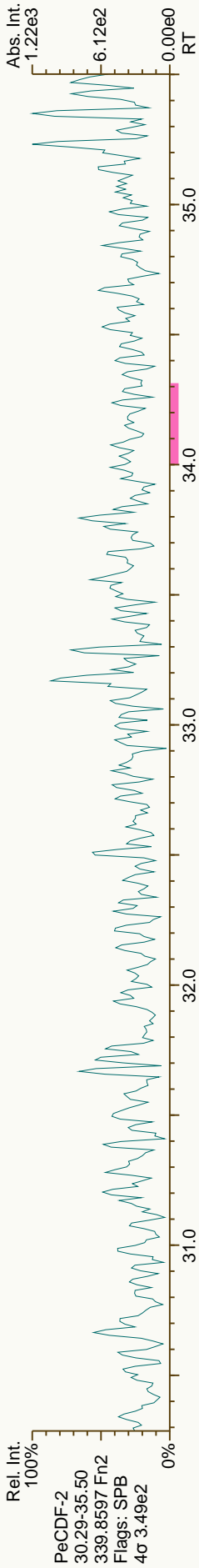


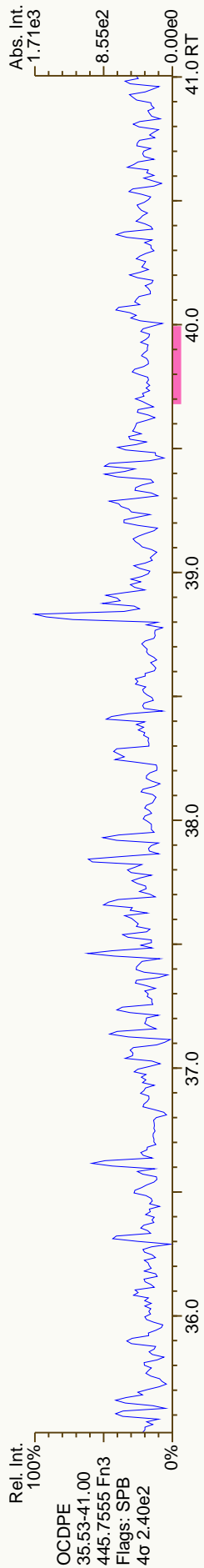
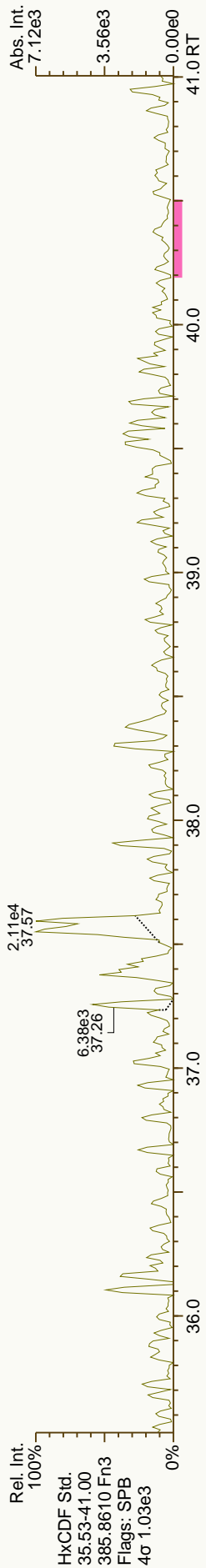
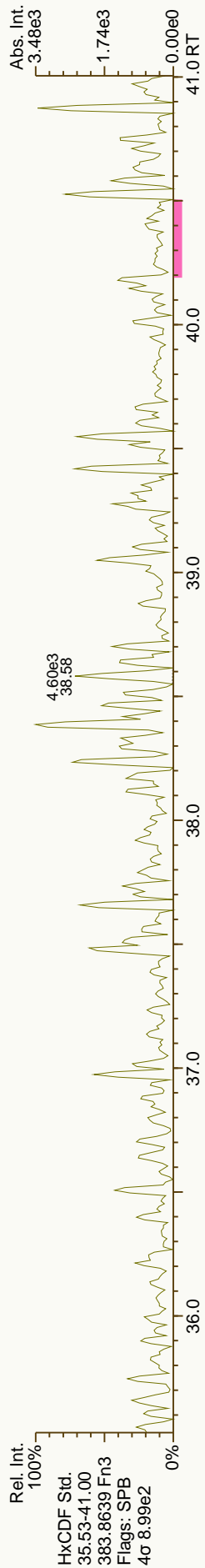
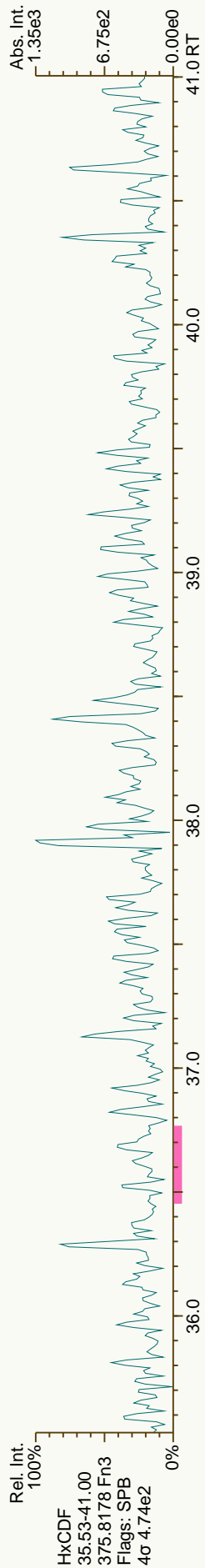
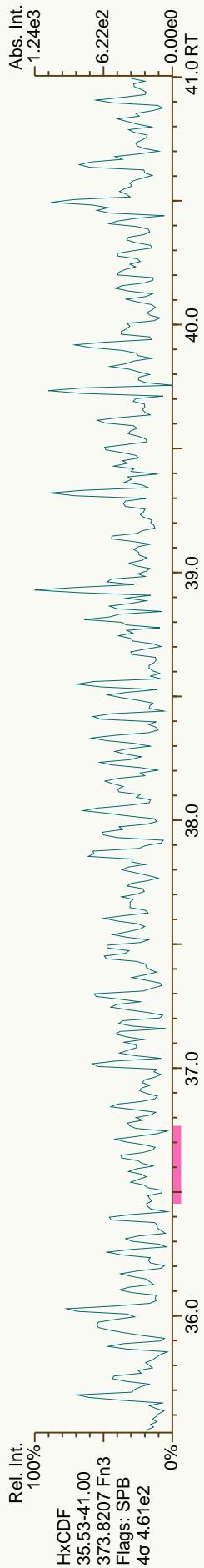


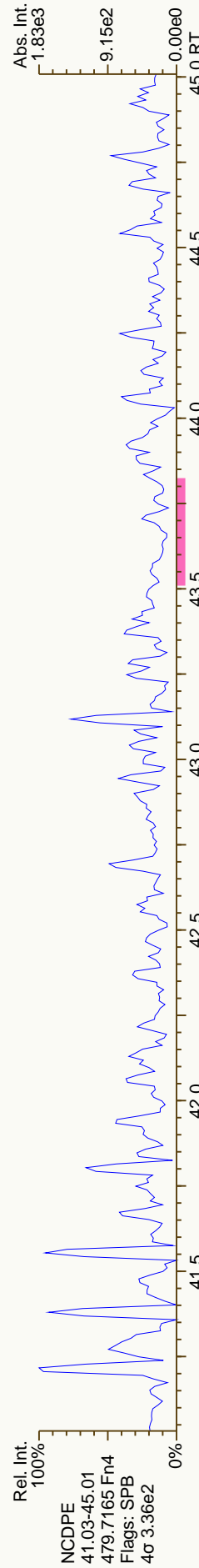
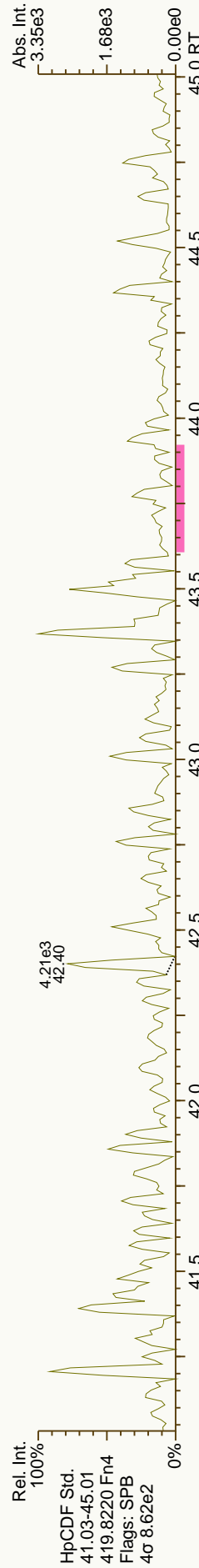
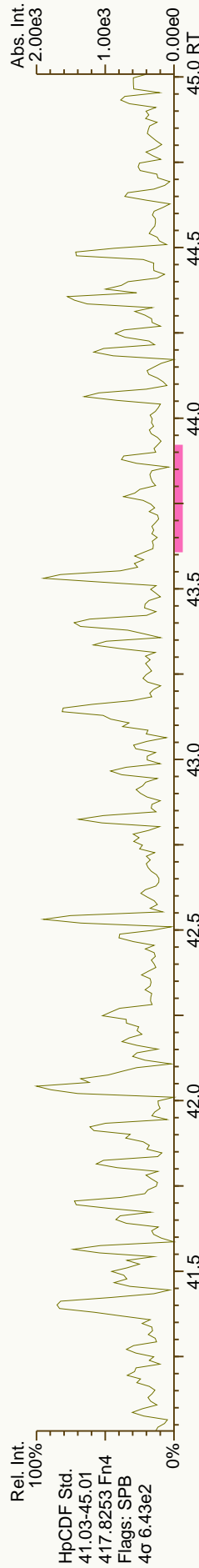
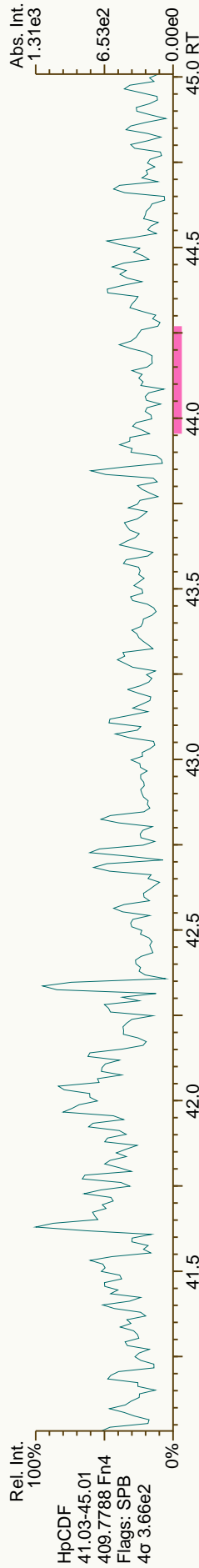
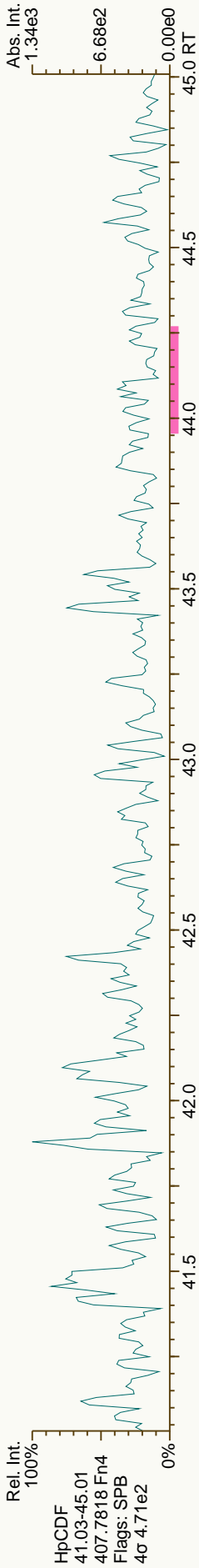


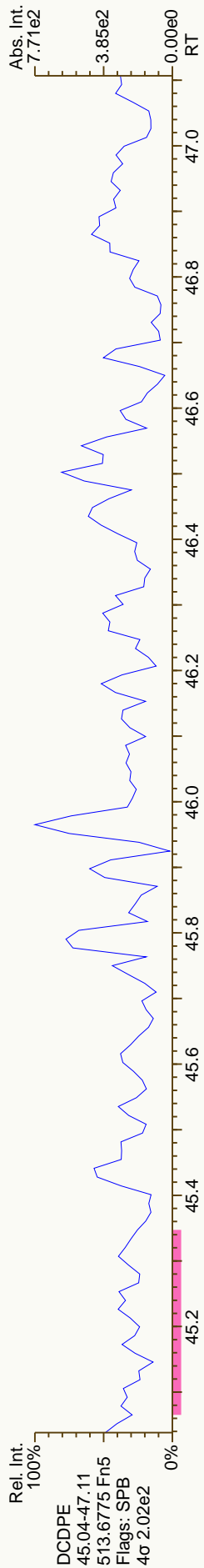
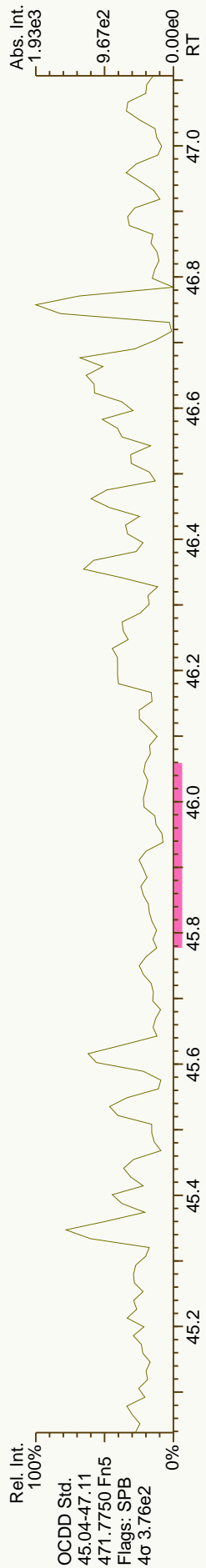

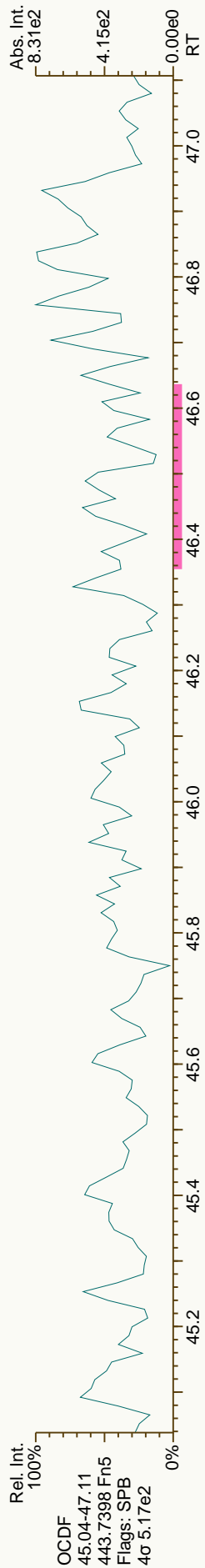
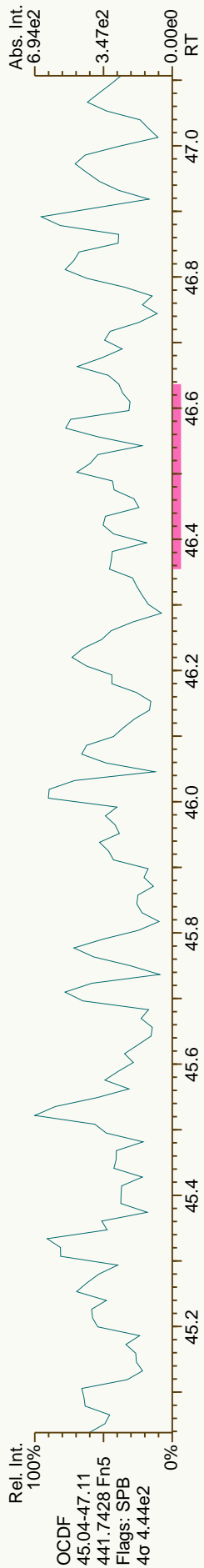


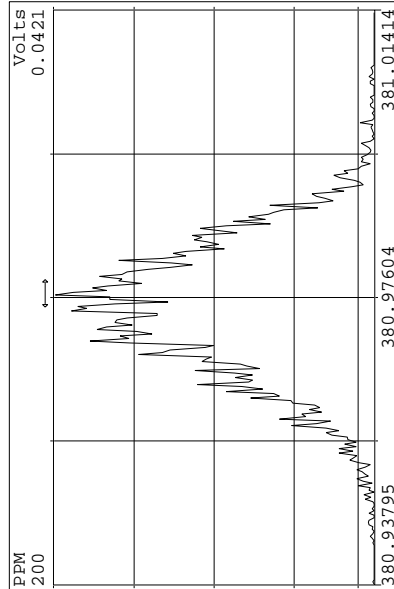
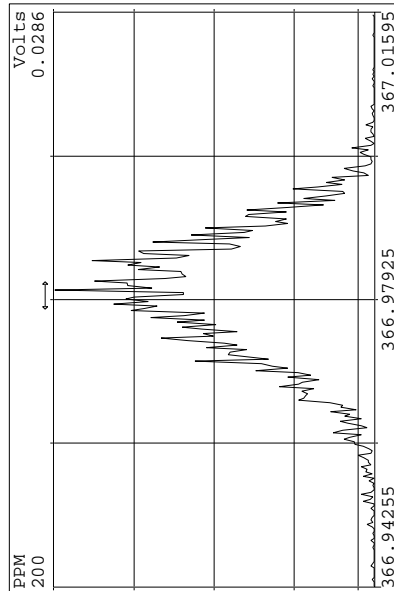
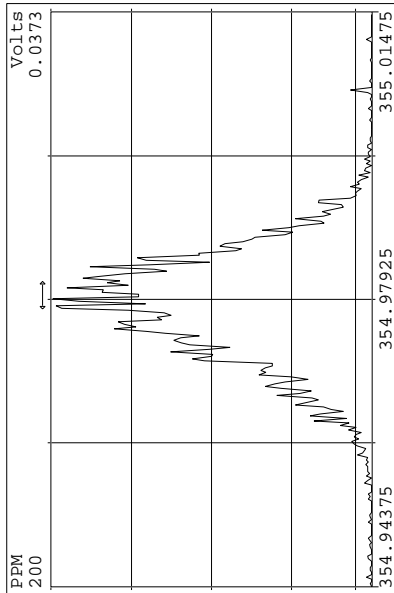
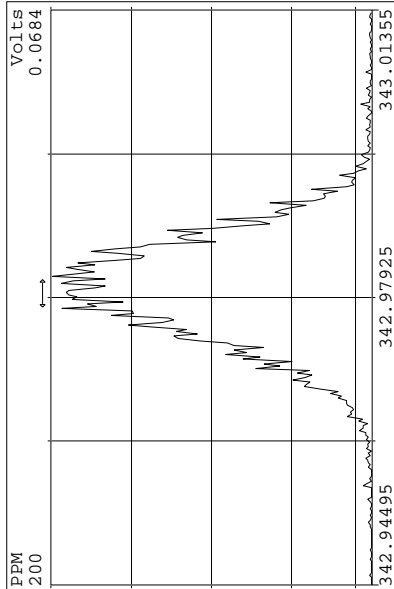
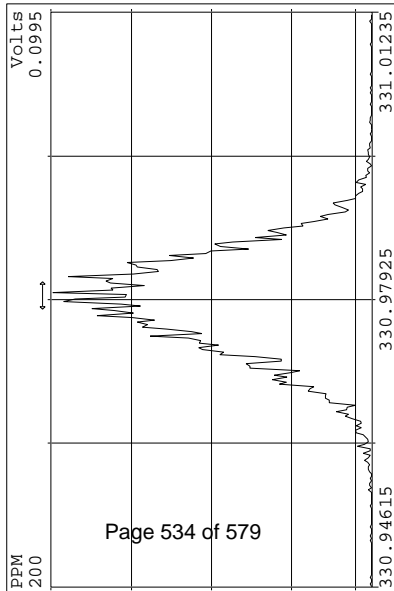
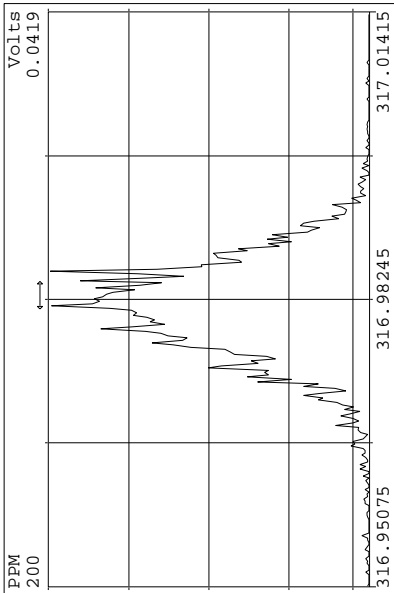
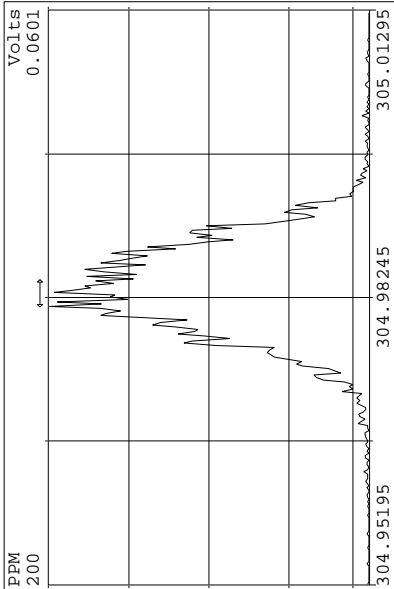
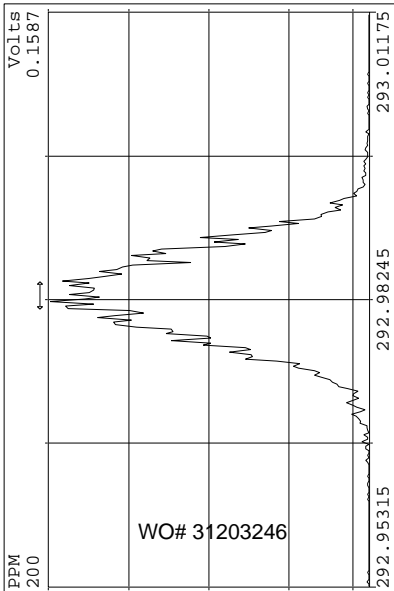


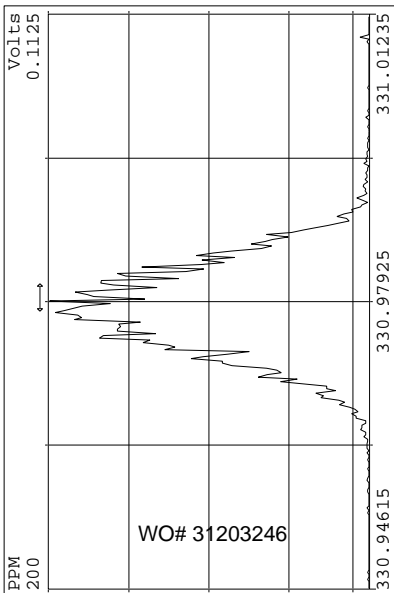




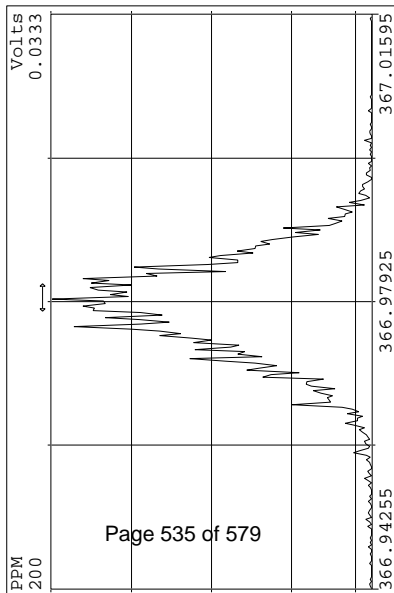
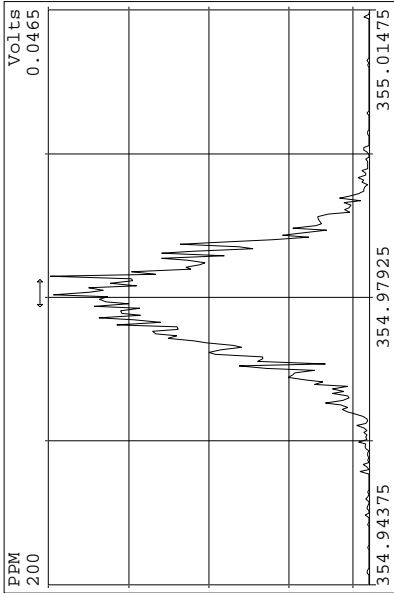
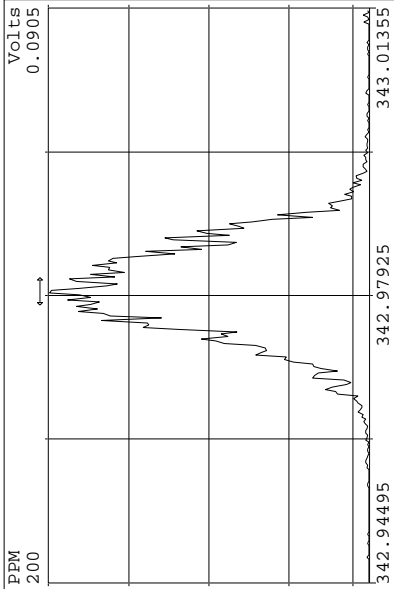




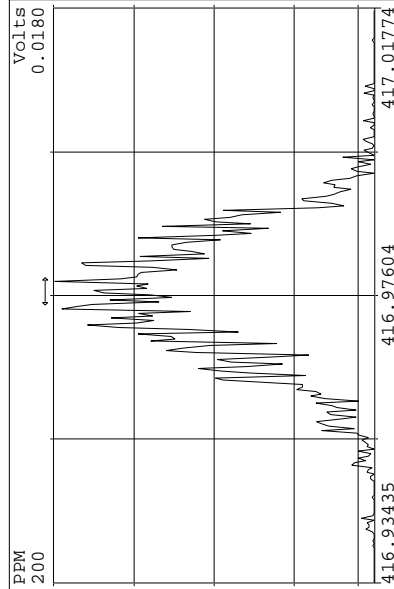
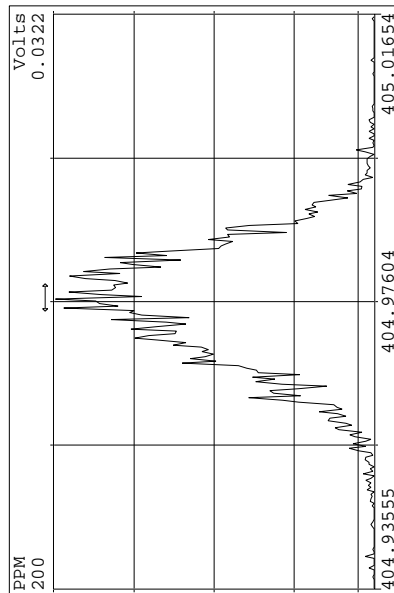
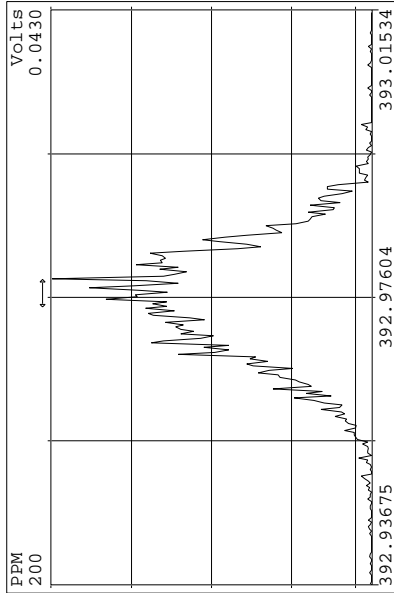
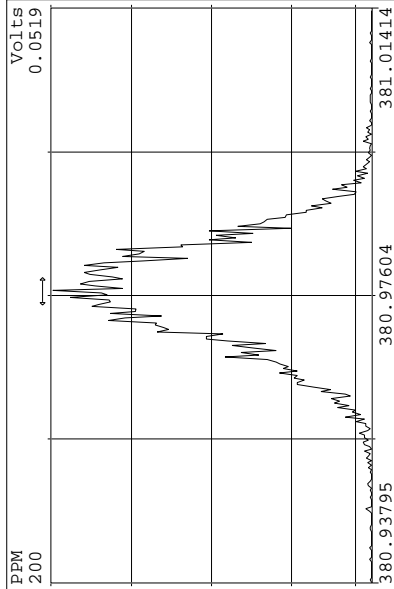


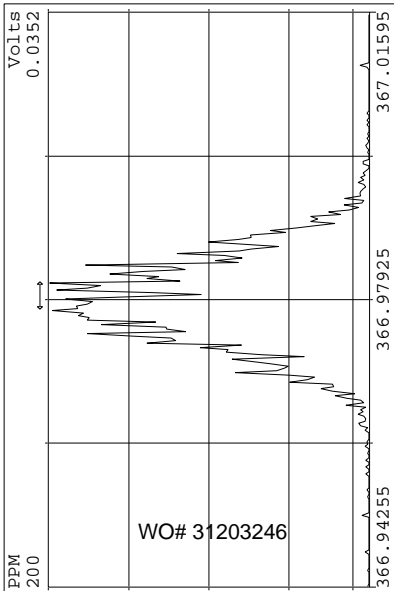


WO# 31203246

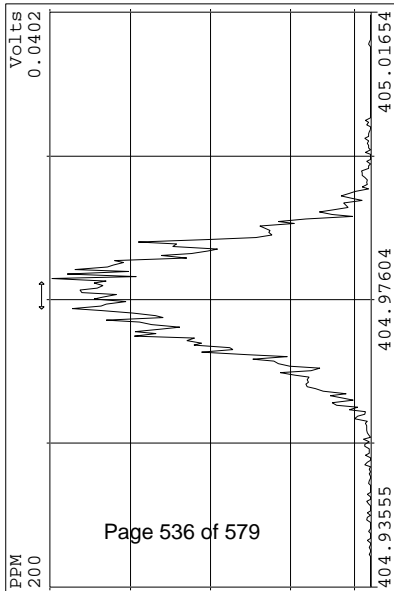


Page 535 of 579

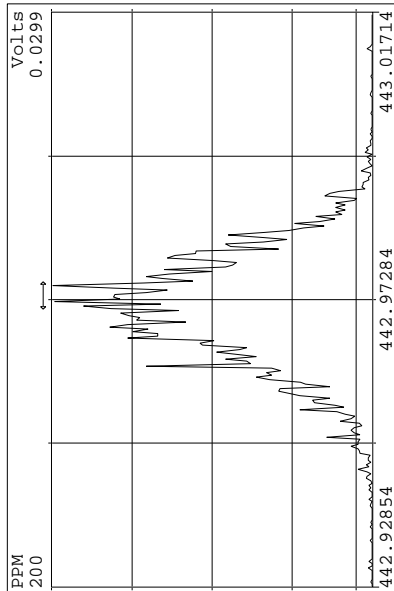
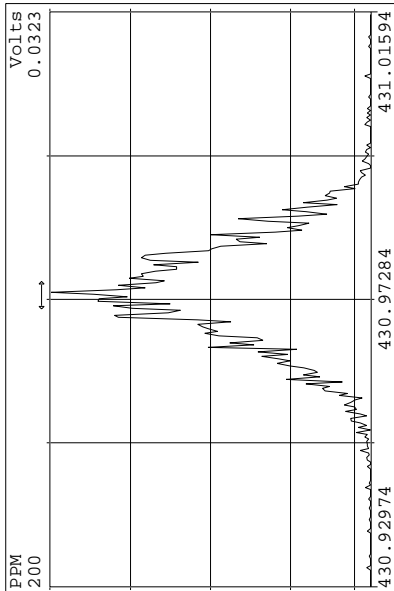
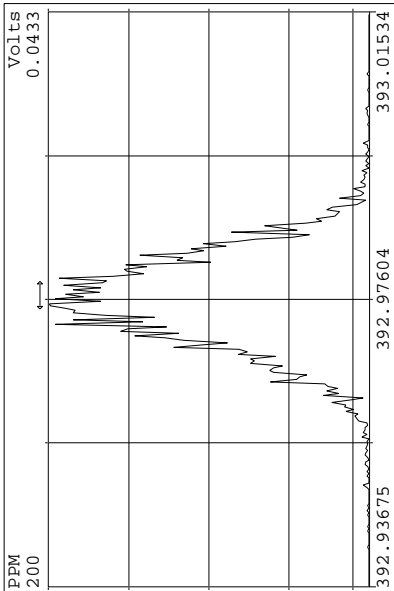
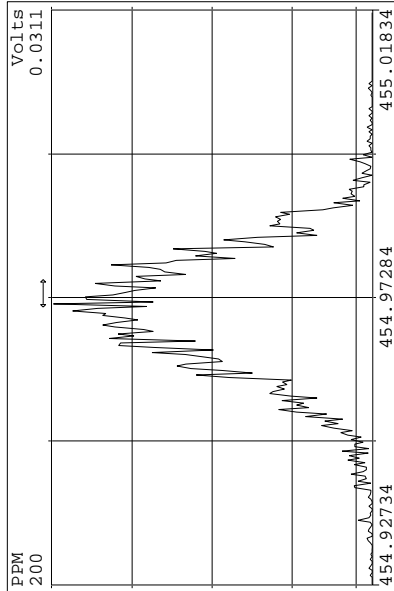
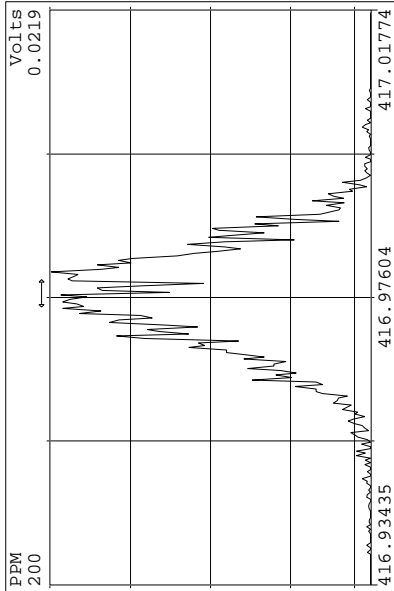
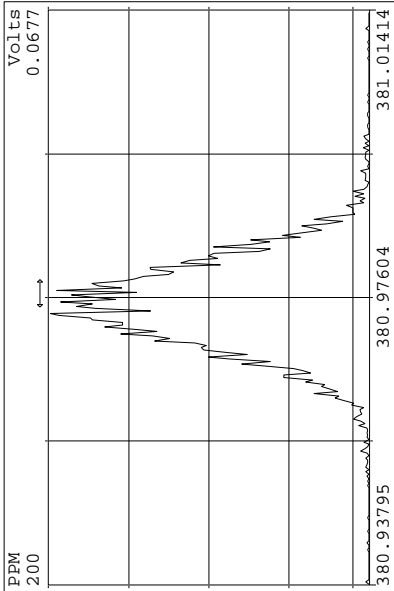


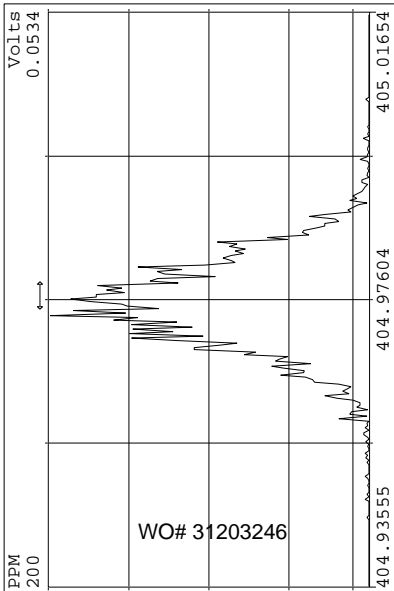


WO# 31203246

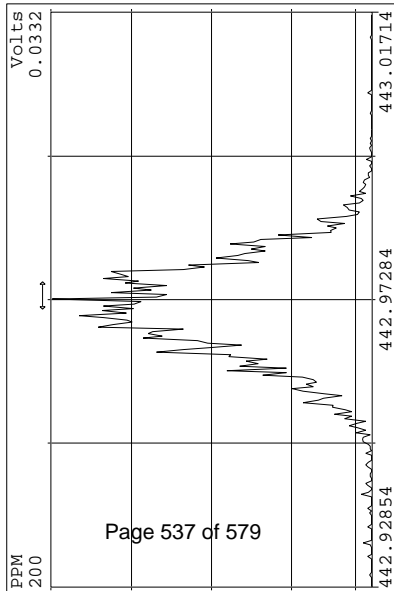


Page 536 of 579

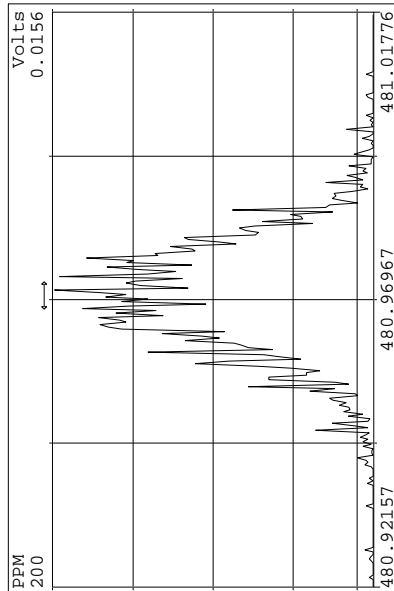
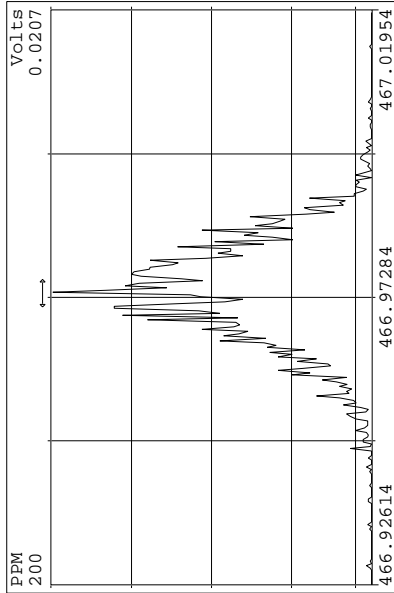
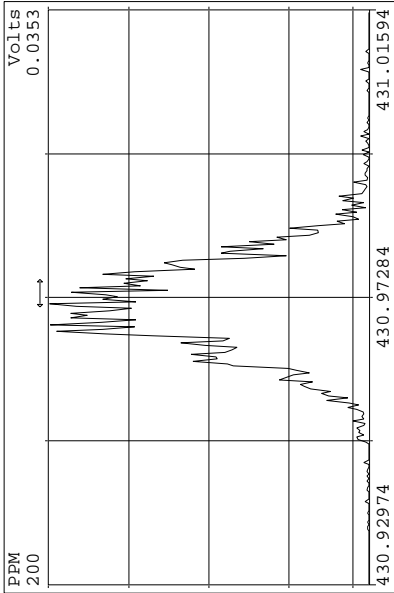
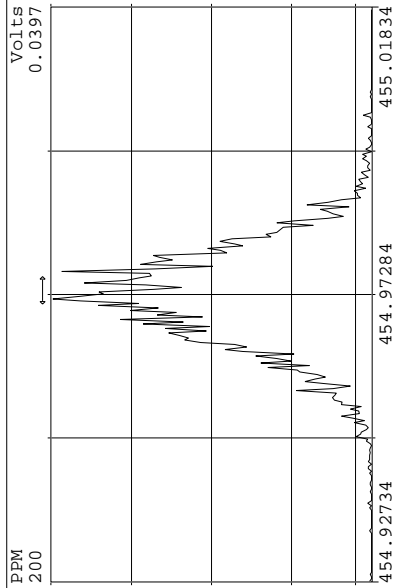
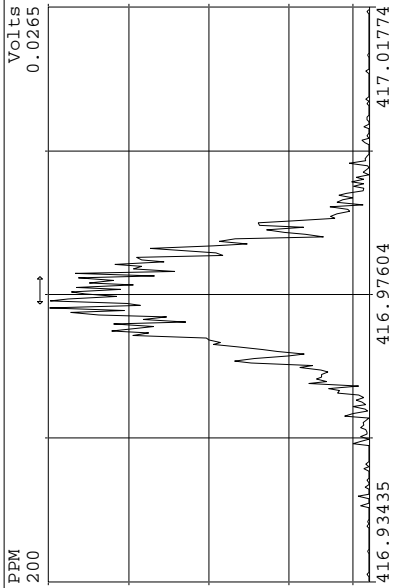


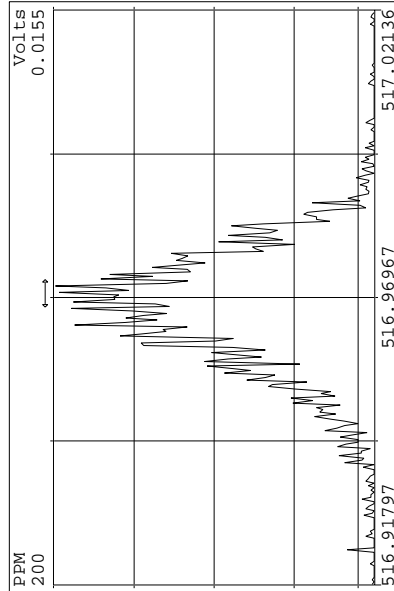
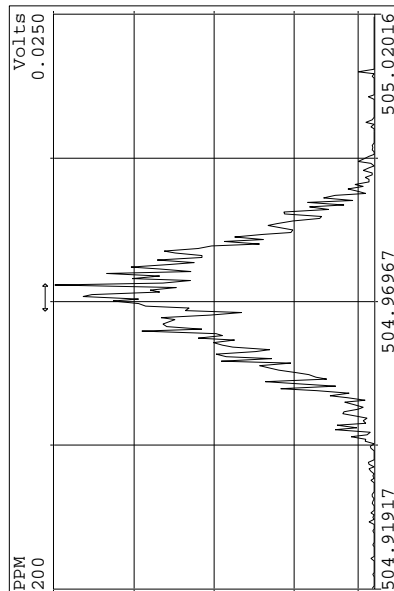
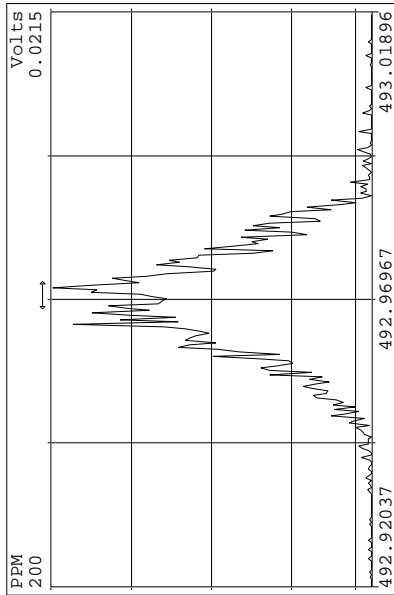
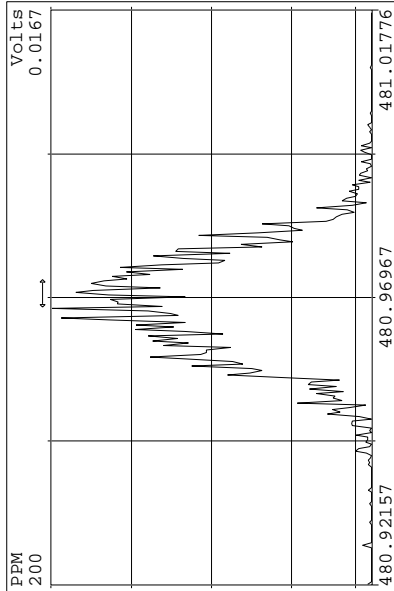
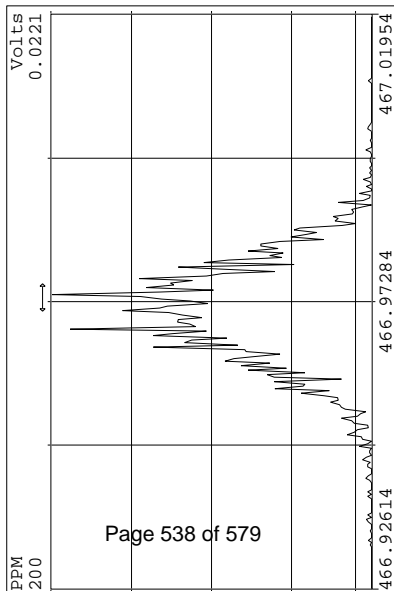
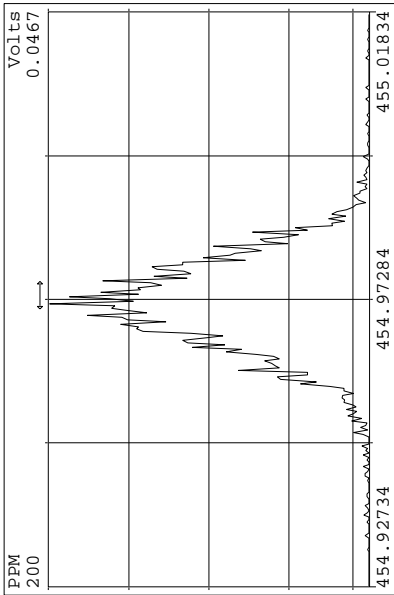
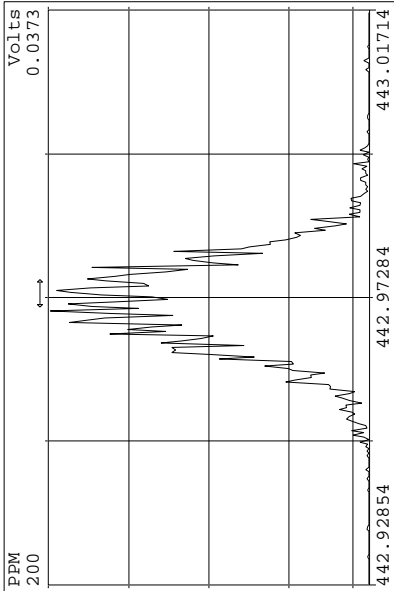
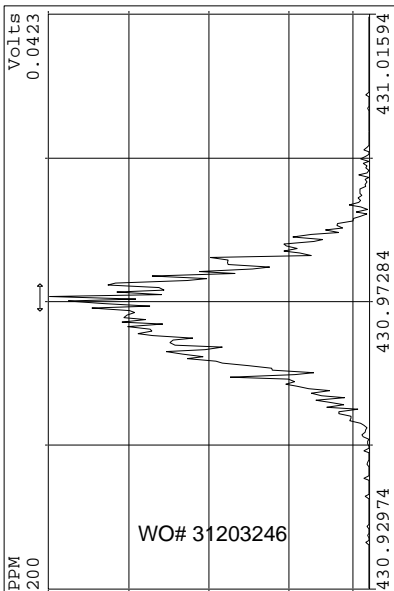


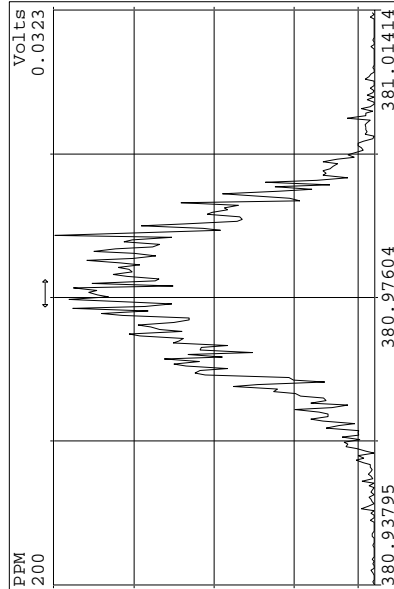
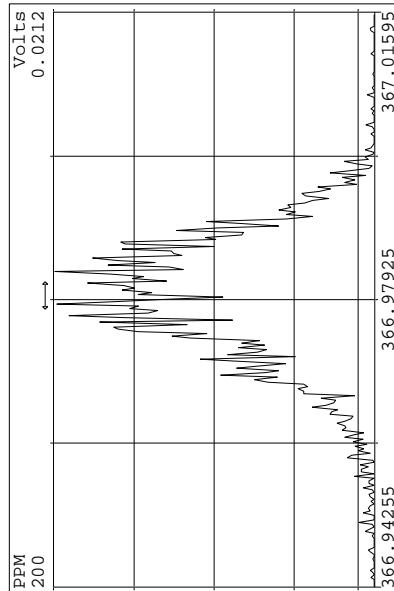
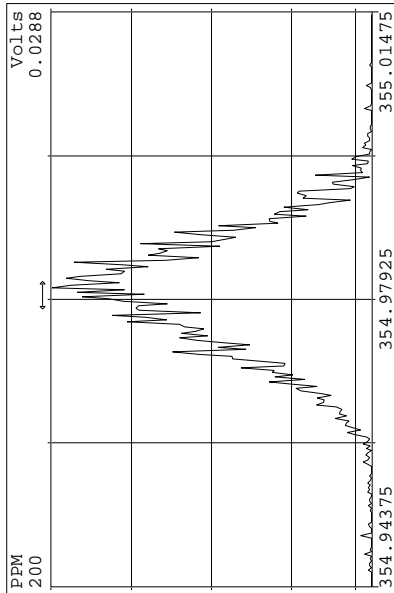
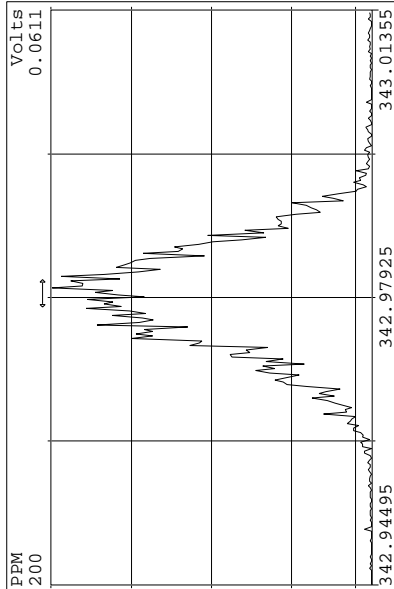
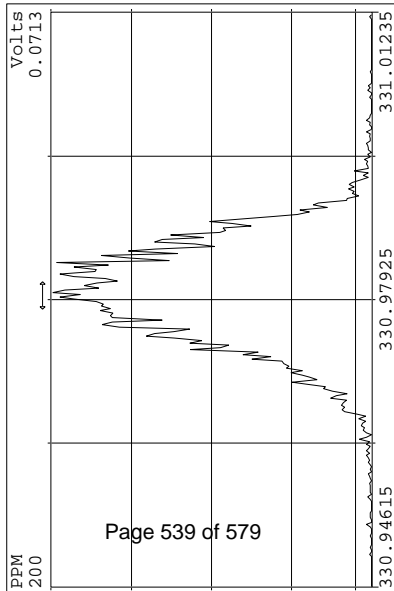
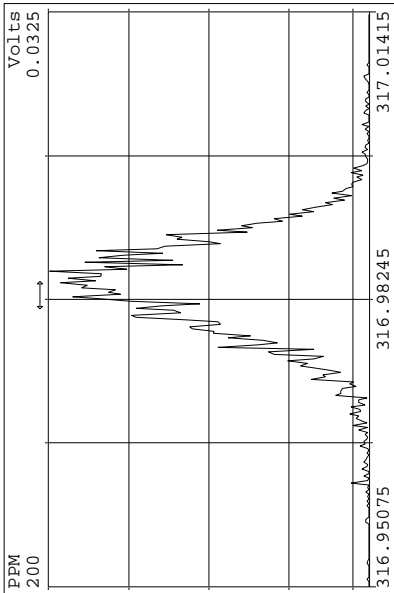
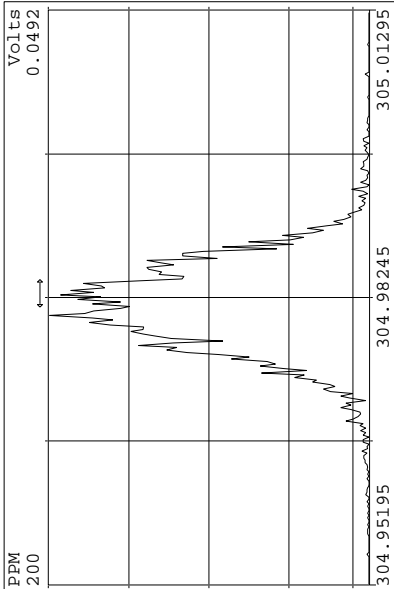
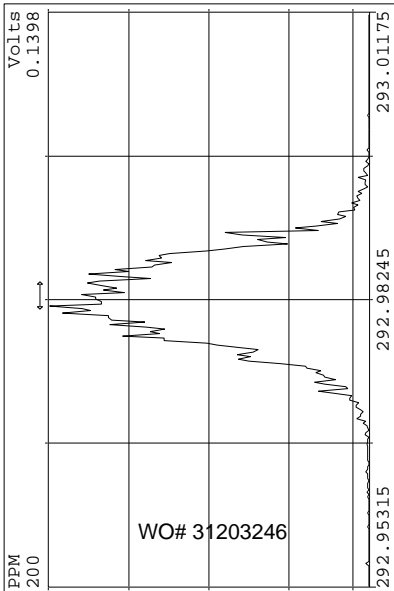
WO# 31203246

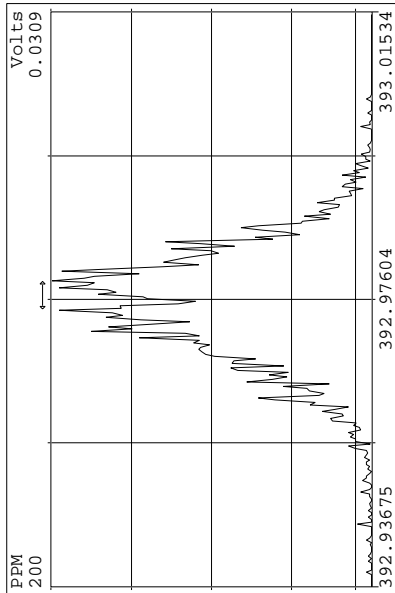
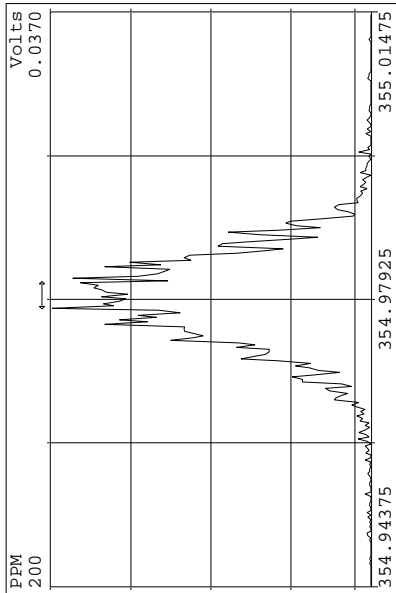
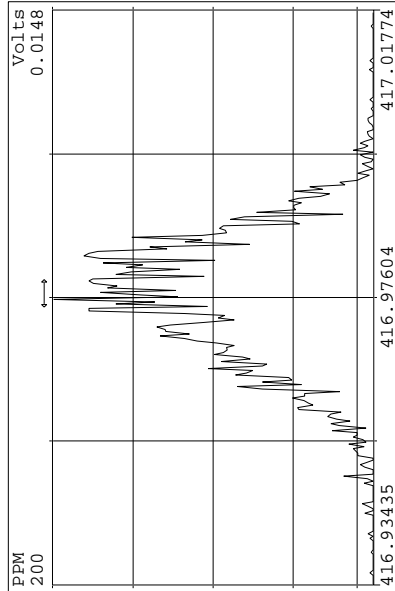
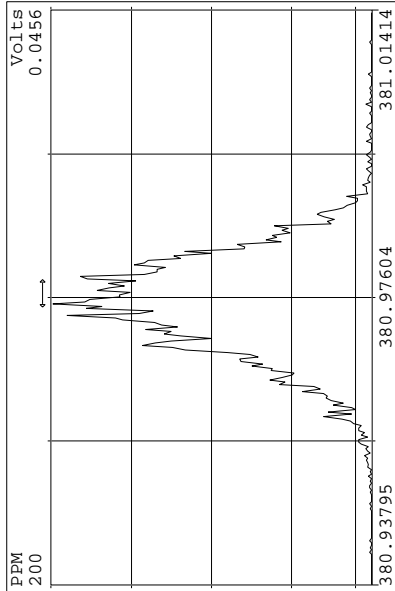
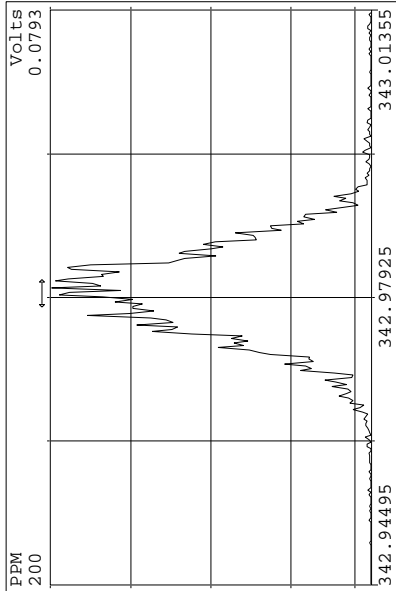
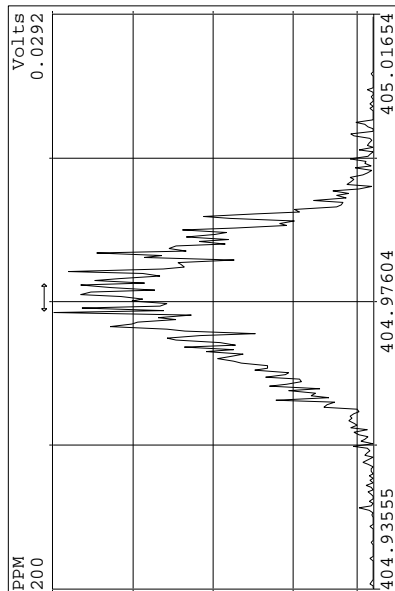
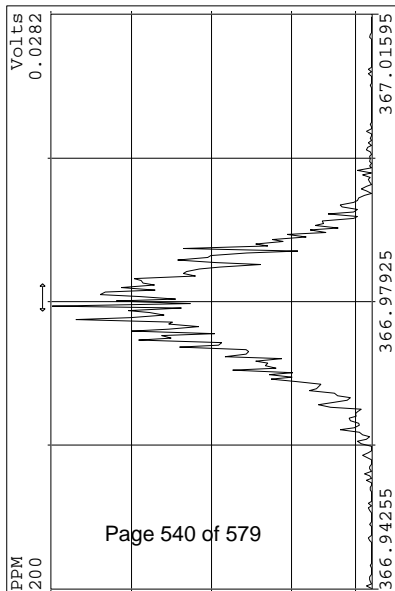
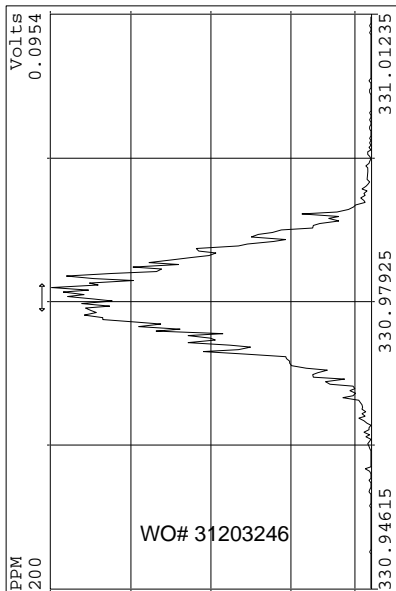


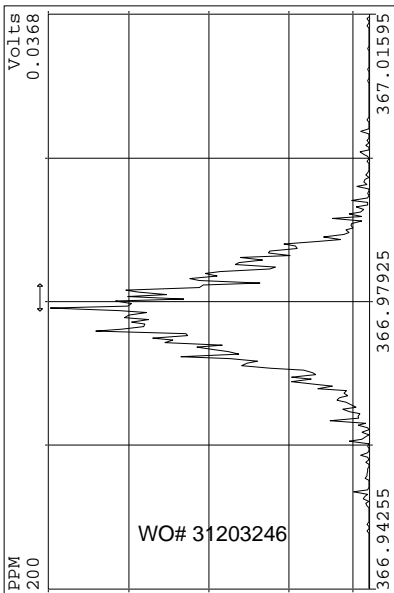
Page 537 of 579



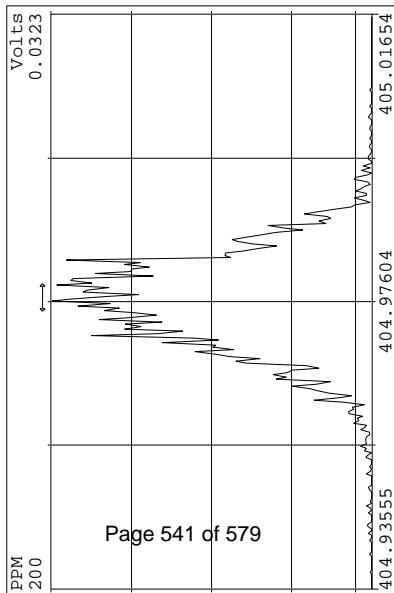




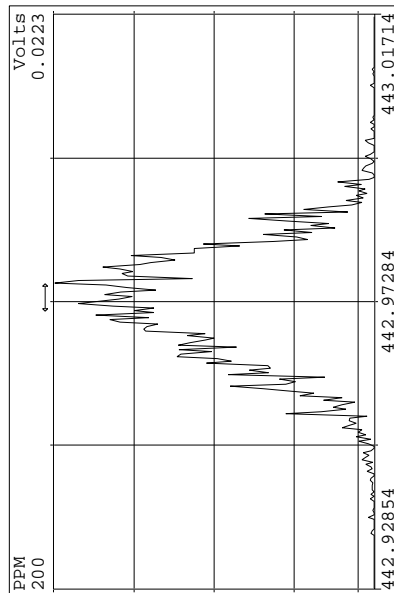
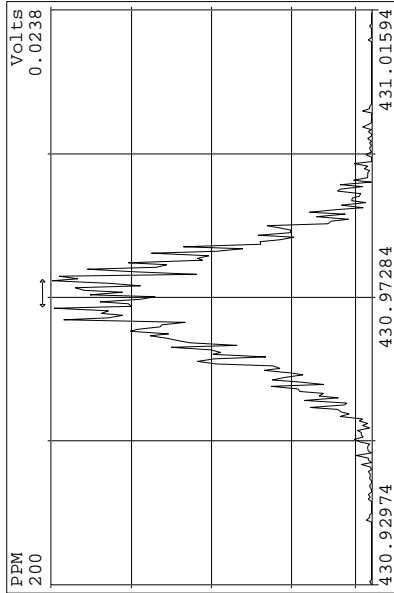
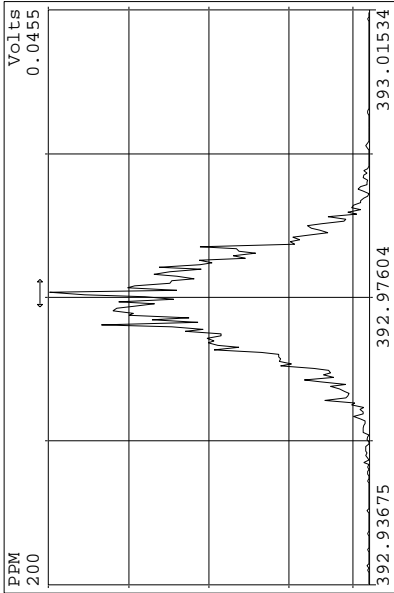
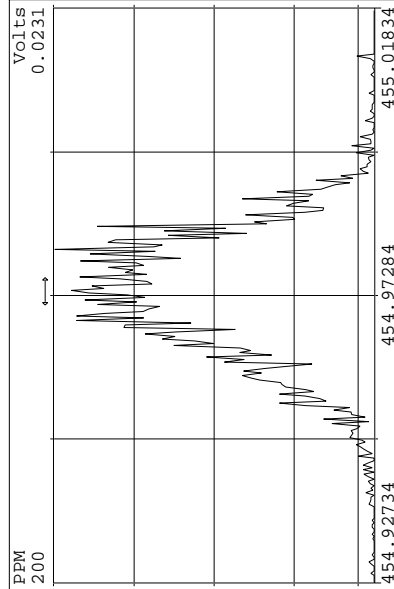
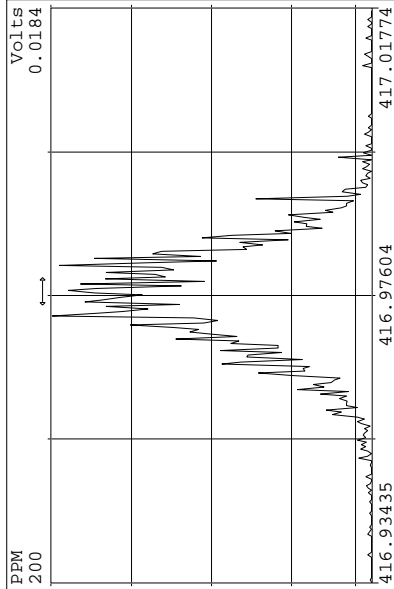
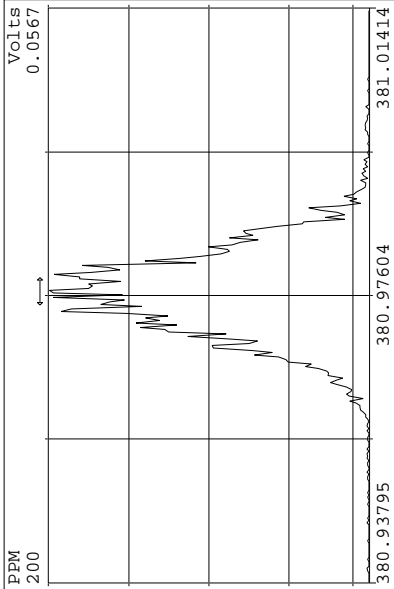


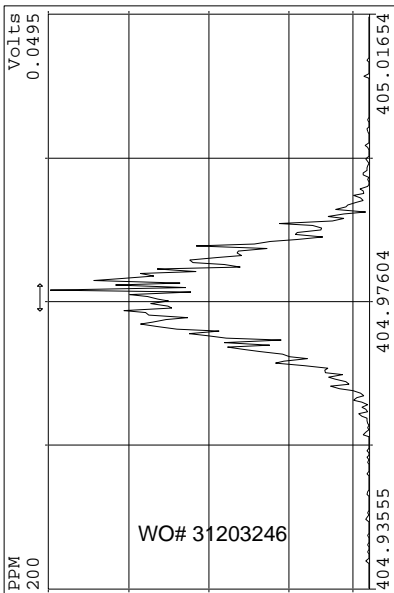


WO# 31203246

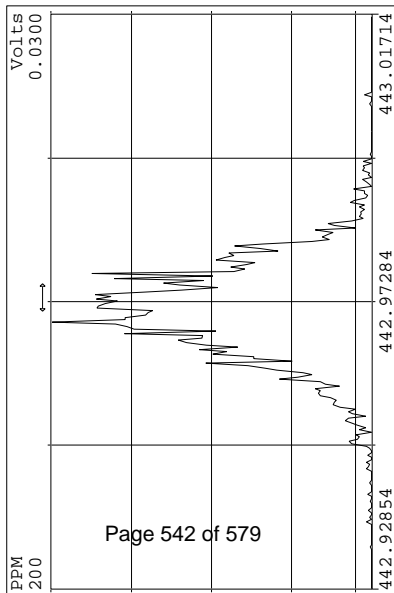


Page 541 of 579

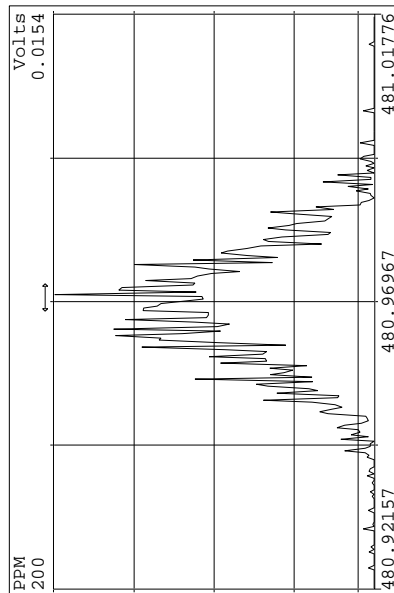
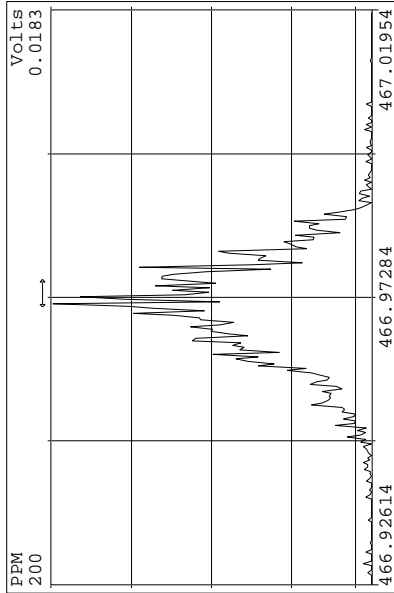
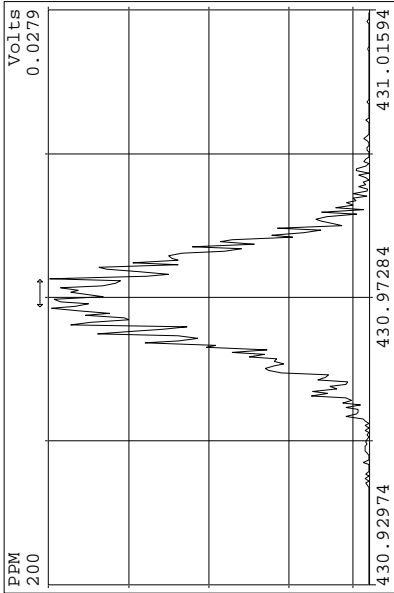
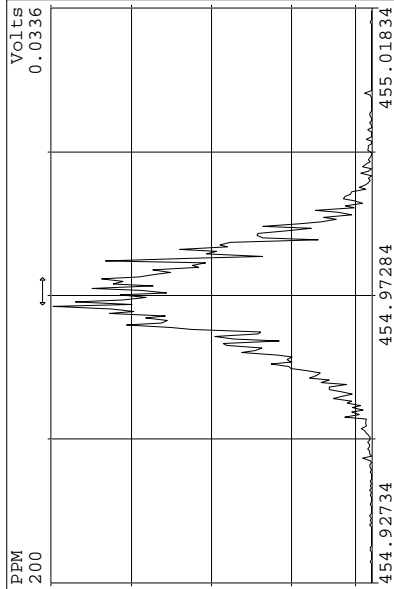
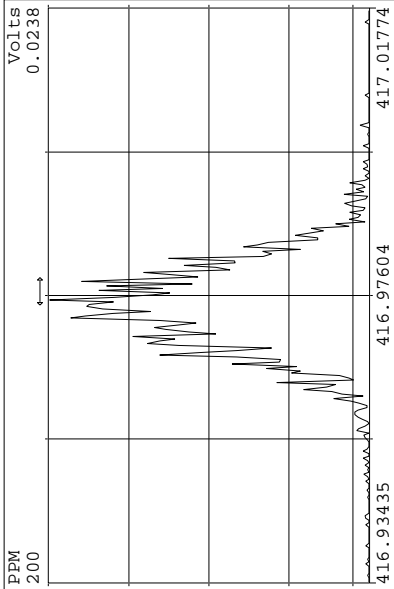


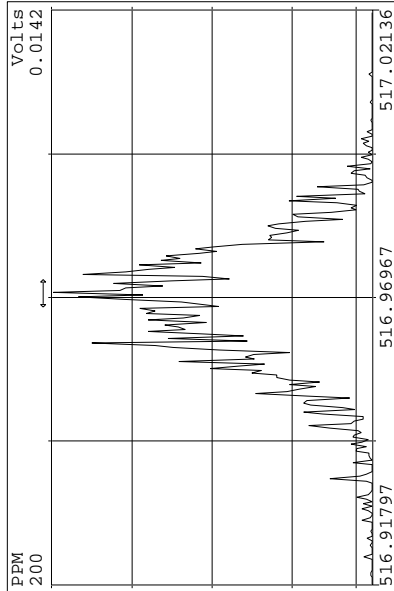
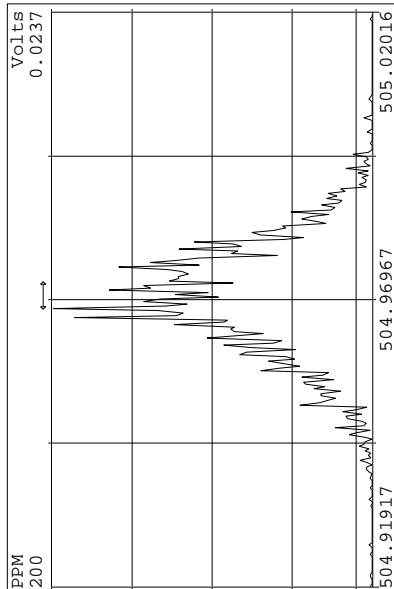
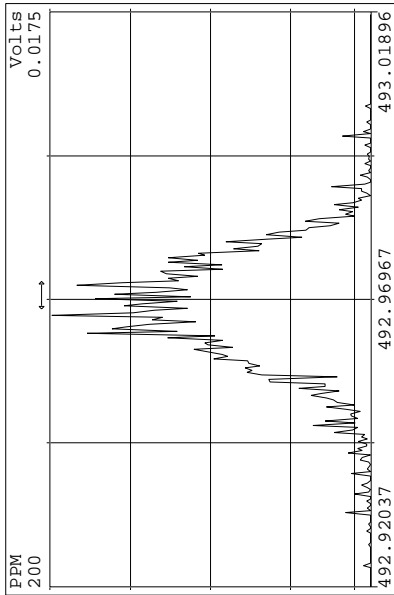
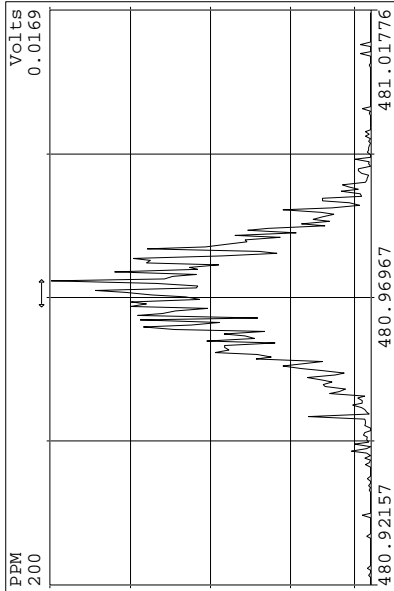
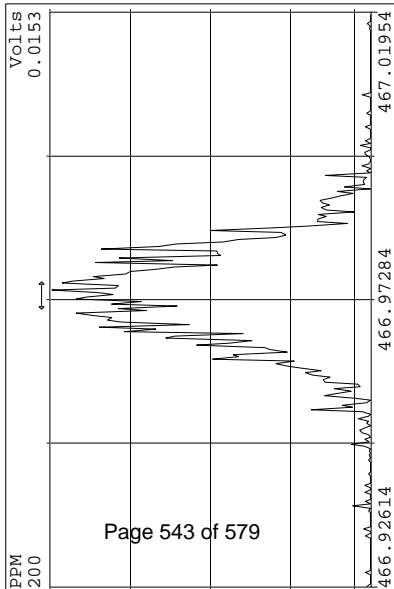
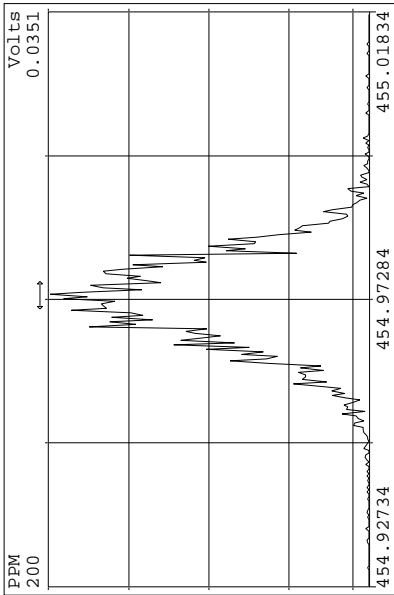
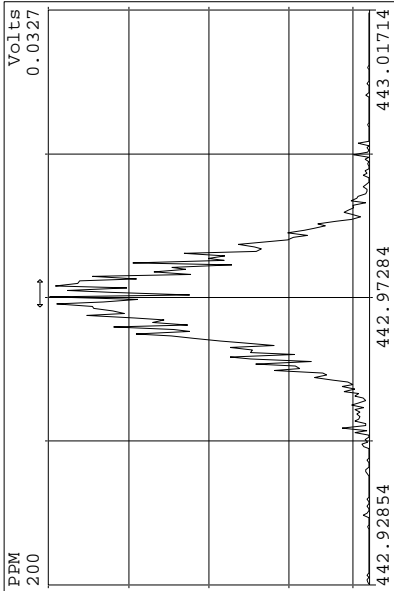
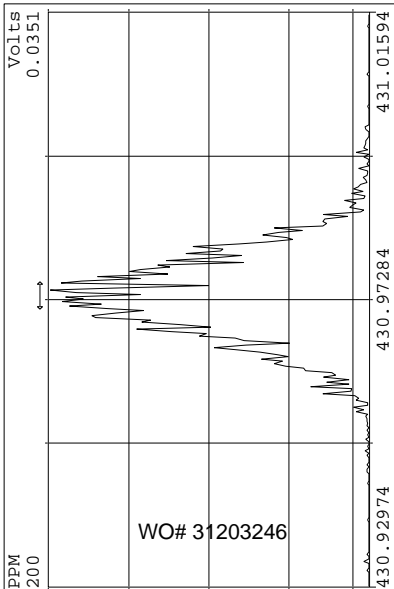


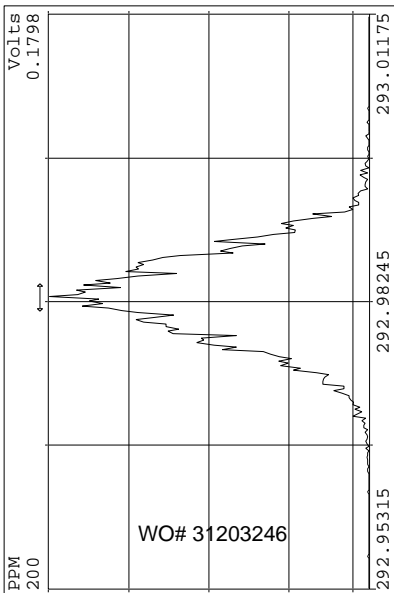
WO# 31203246



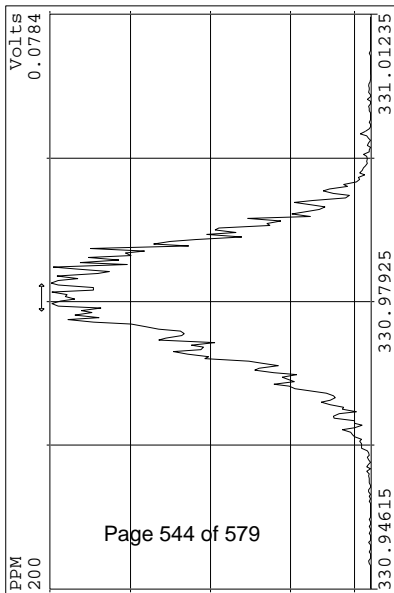
Page 542 of 579



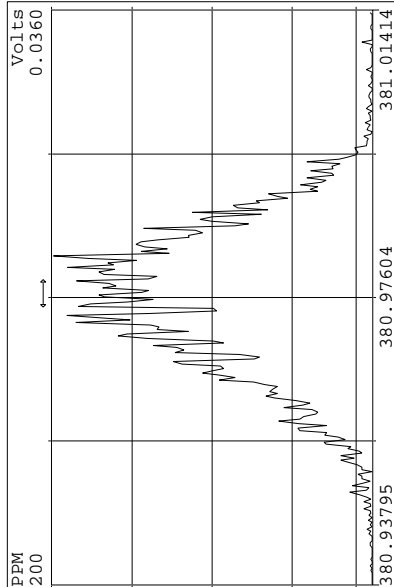
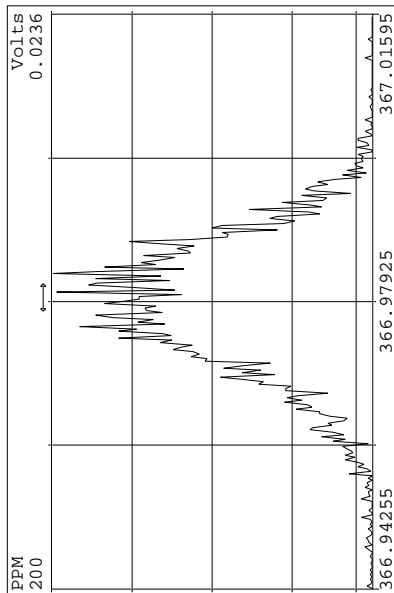
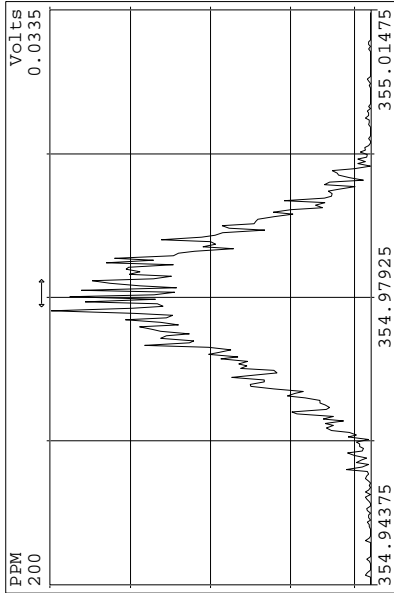
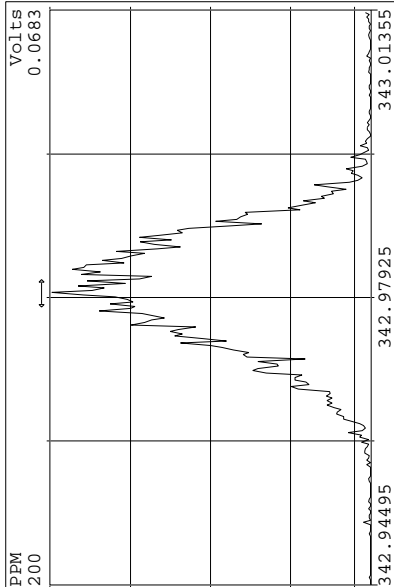
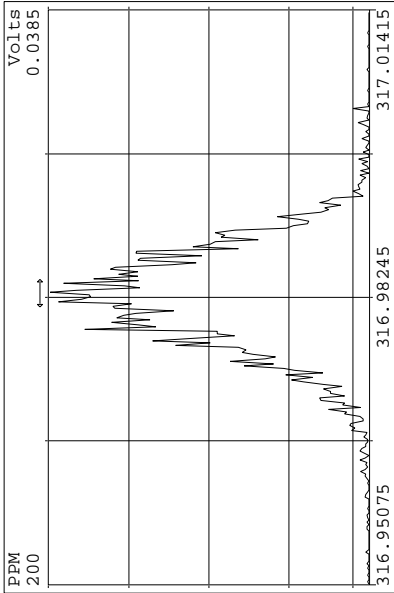
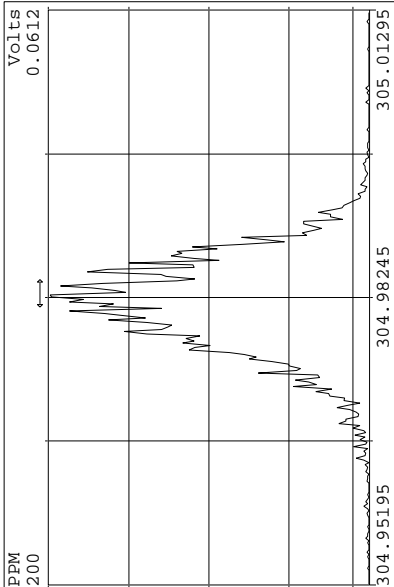


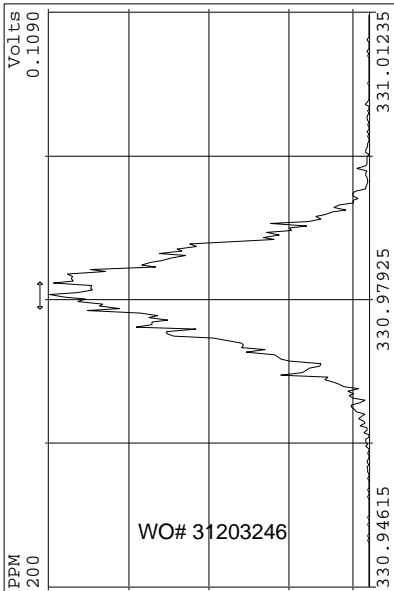


WO# 31203246

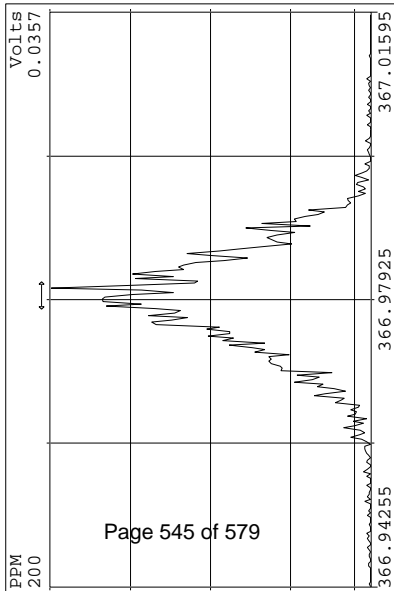
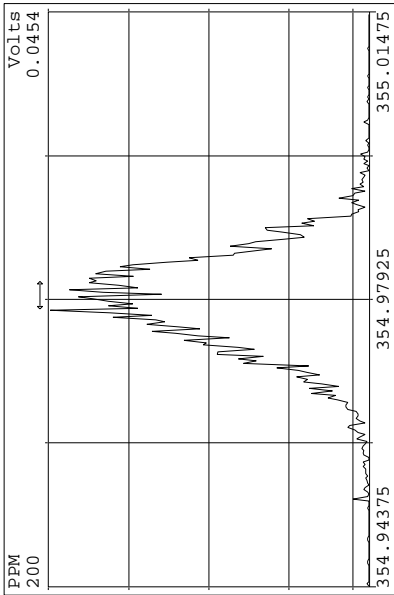
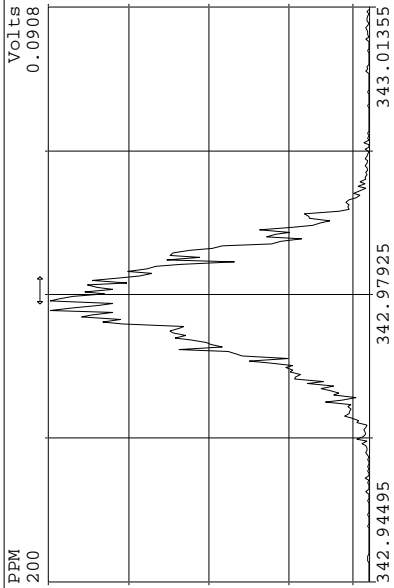


Page 544 of 579

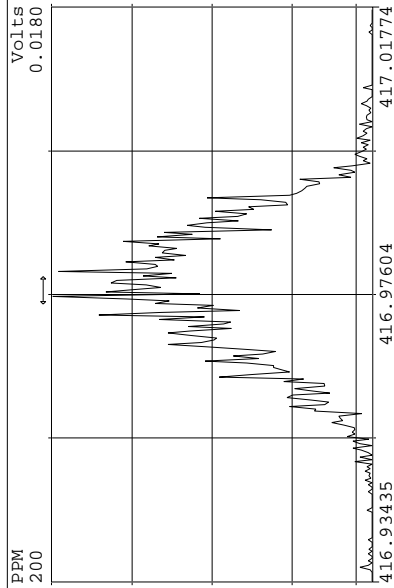
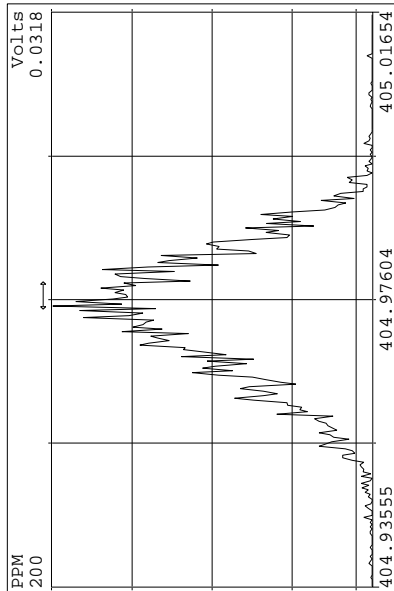
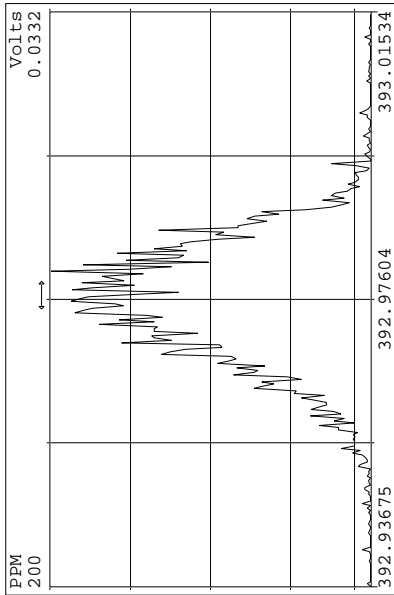
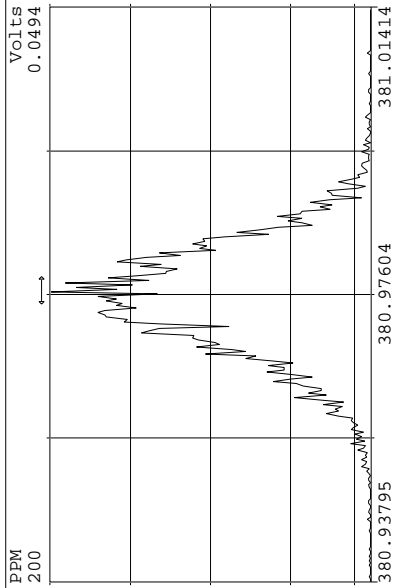


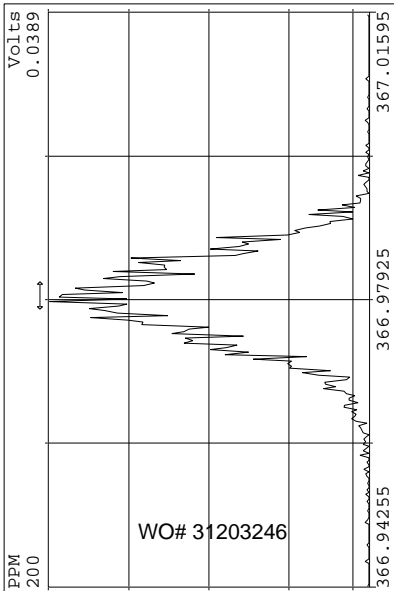


WO# 31203246

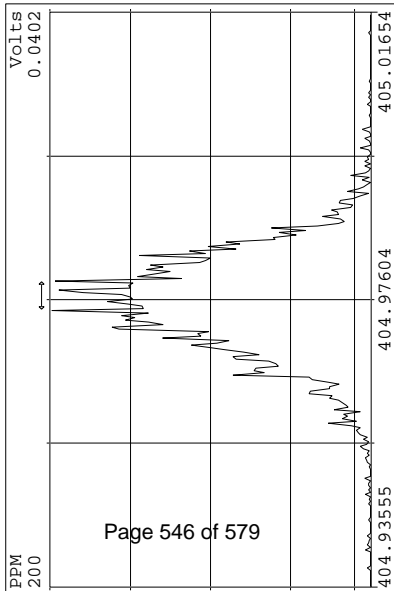
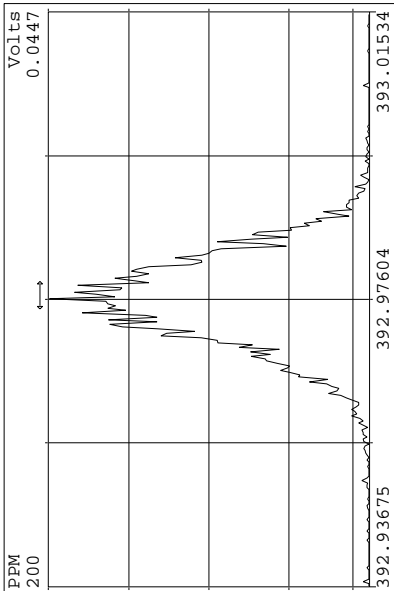
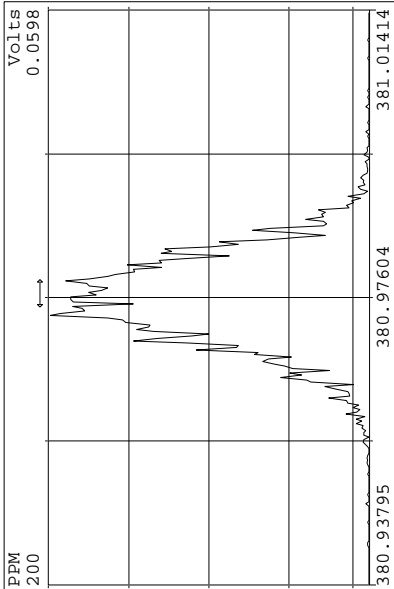


Page 545 of 579

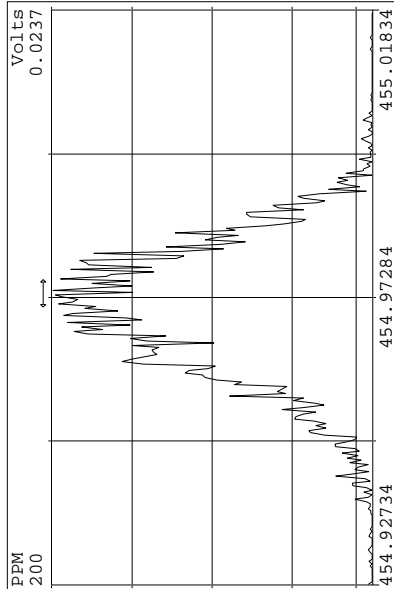
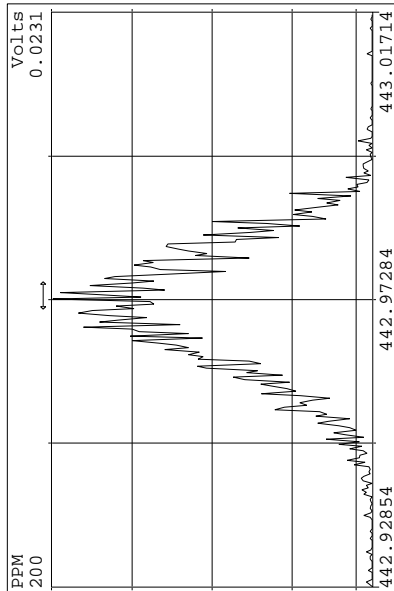
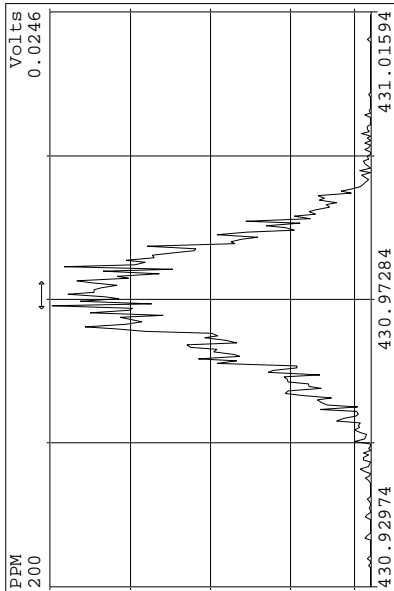
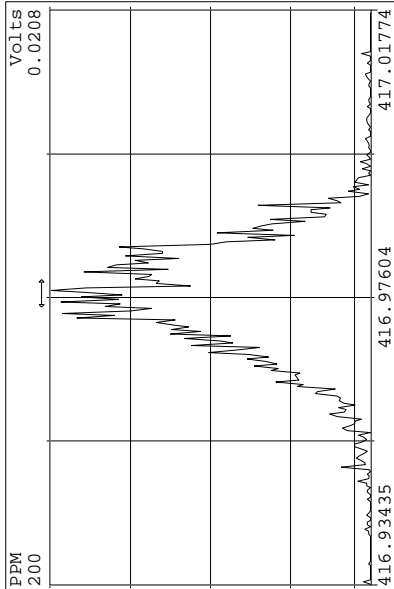


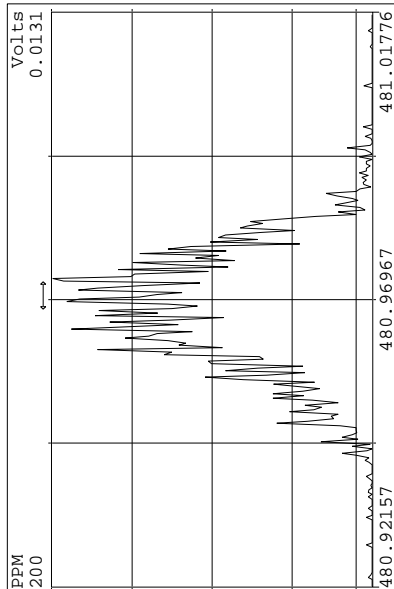
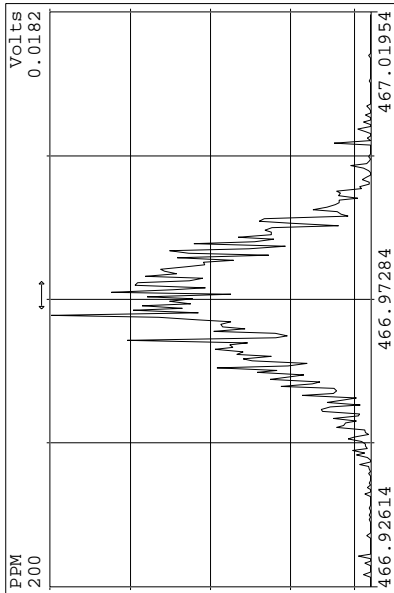
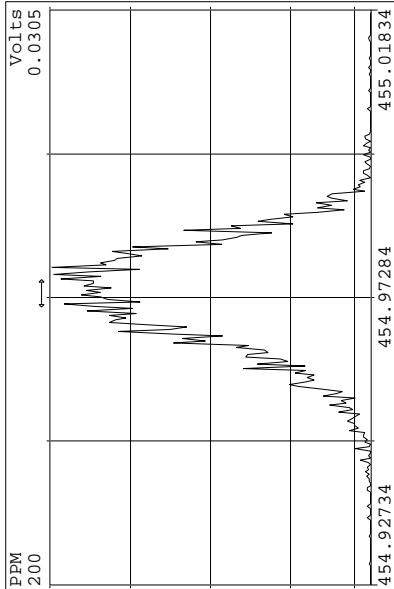
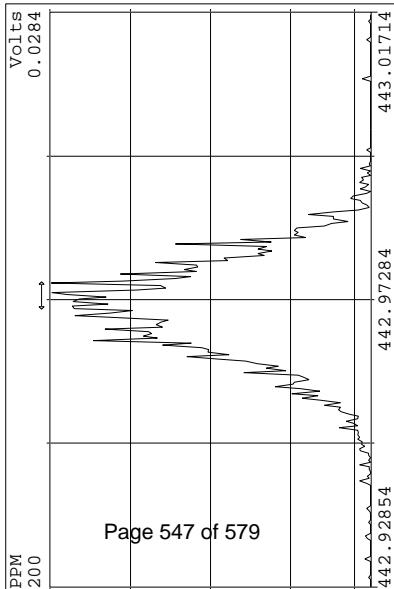
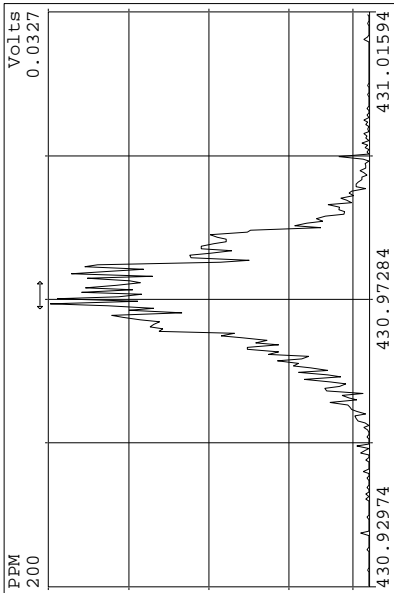
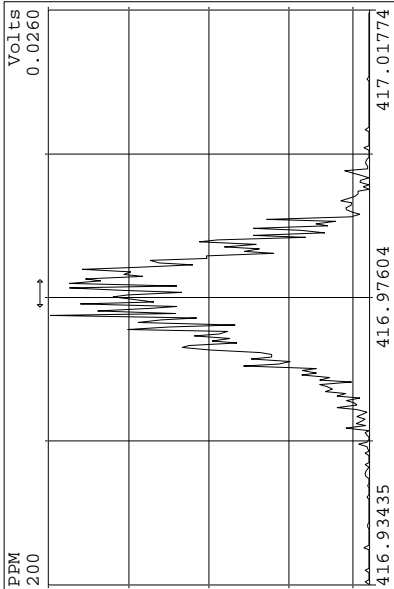
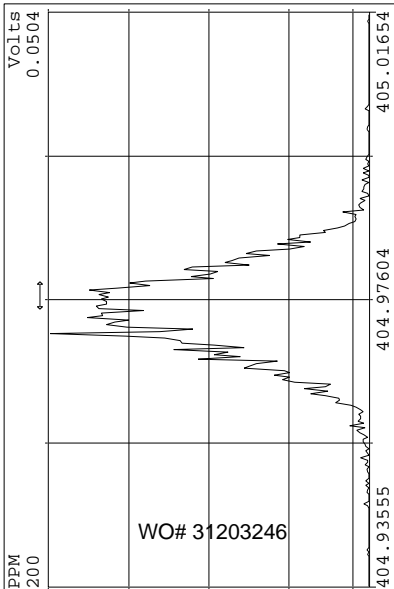


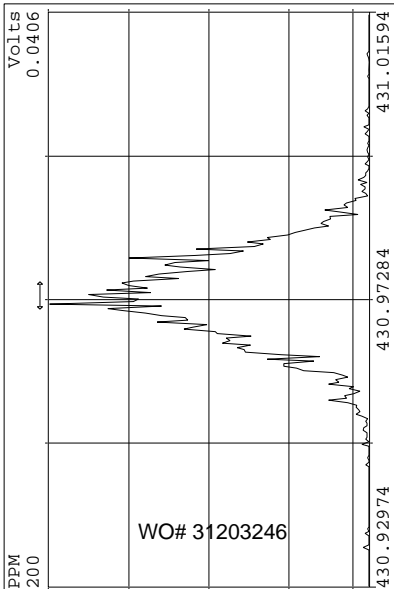
WO# 31203246



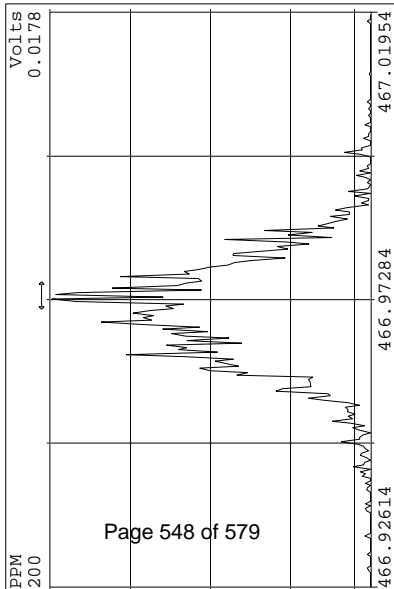
Page 546 of 579



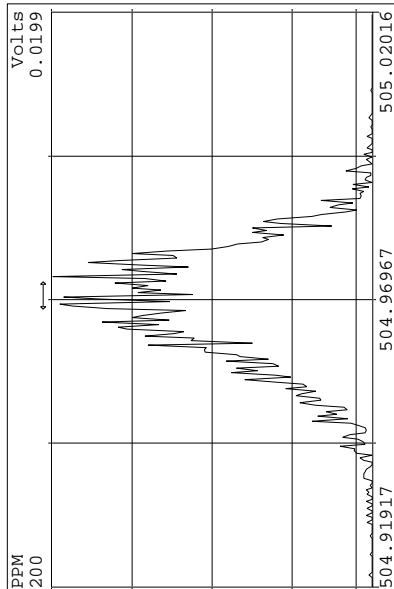
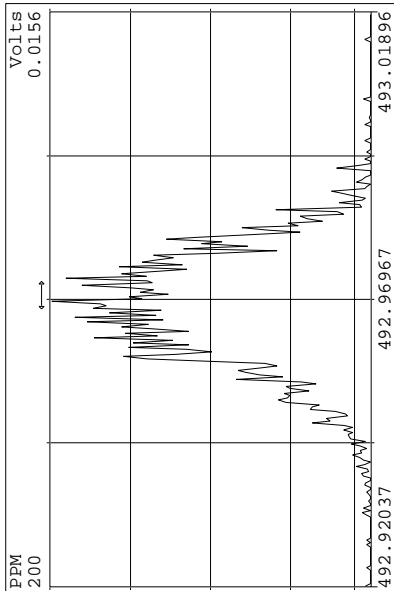
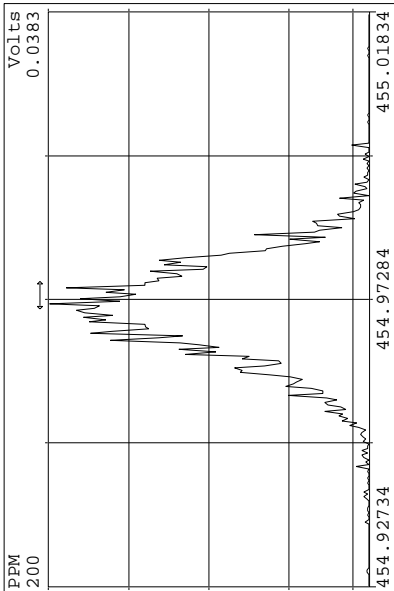
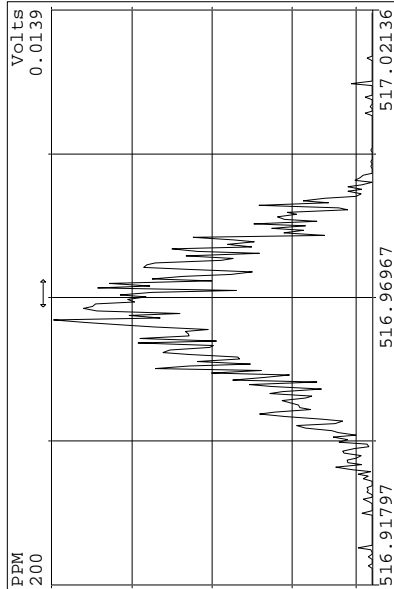
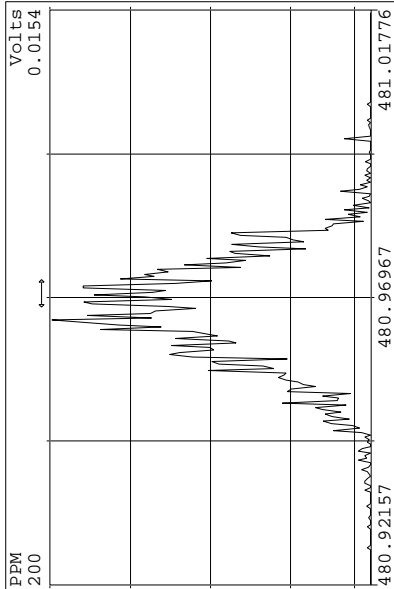
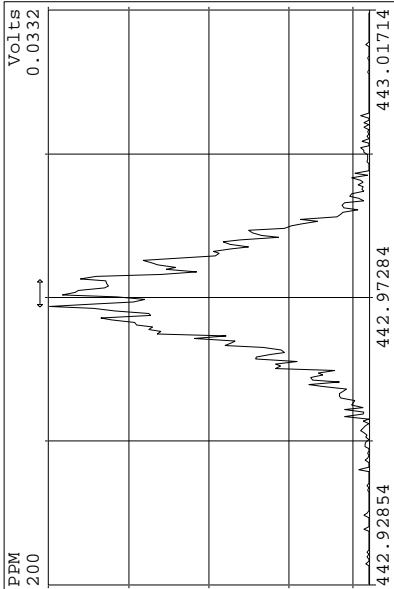




WO# 31203246



Page 548 of 579



SGS North America, Inc.

Instrument: HRMS3

Data File	Sample ID	Analyst	Acquisition Date/Time	Inj.Vol
c12nov12c-1	VFX Retcon	JHL	2012-11-12 17:23:01	1 uL
c12nov12c-2	Solvent Blank	JHL	2012-11-12 17:58:15	1 uL
c12nov12c-3	31203251001	JHL	2012-11-12 18:33:23	1 uL
c12nov12c-4	31203251002	JHL	2012-11-12 19:08:30	1 uL
c12nov12c-5	31203251003	JHL	2012-11-12 19:43:39	1 uL
c12nov12c-6	31203251004	JHL	2012-11-12 20:18:48	1 uL
c12nov12c-7	31203251005	JHL	2012-11-12 20:53:57	1 uL
c12nov12c-8	31203251006	JHL	2012-11-12 21:29:06	1 uL
c12nov12c-9	31203251007	JHL	2012-11-12 22:05:56	1 uL
c12nov12c-10	31203313001	JHL	2012-11-12 22:41:10	1 uL
c12nov12c-11	31203156001	JHL	2012-11-12 23:16:23	1 uL
c12nov12c-12	31203197001	JHL	2012-11-12 23:51:30	1 uL
c12nov12c-13	31203197002	JHL	2012-11-13 00:26:39	1 uL
c12nov12c-14	31203197005	JHL	2012-11-13 01:01:55	1 uL
c12nov12c-15	31203155002	JHL	2012-11-13 01:37:08	1 uL
c12nov12c-16	Solvent Blank	JHL	2012-11-13 02:12:18	1 uL
c12nov12c-17	VFX Retcon	JHL	2012-11-13 02:49:08	1 uL
c12nov12c-18	Solvent Blank	JHL	2012-11-13 03:24:22	1 uL
c12nov12c-19	31203232001	JHL	2012-11-13 04:01:13	1 uL
c12nov12c-20	31203232002	JHL	2012-11-13 04:36:27	1 uL
c12nov12c-21	31203246008	JHL	2012-11-13 05:11:42	1 uL
c12nov12c-22	31203246005	JHL	2012-11-13 05:46:55	1 uL
c12nov12c-23	31203246007	JHL	2012-11-13 06:22:05	1 uL
c12nov12c-24	31203246002	JHL	2012-11-13 06:57:18	1 uL
c12nov12c-25	31203246010	JHL	2012-11-13 07:32:26	1 uL
c12nov12c-26	31203246009	JHL	2012-11-13 08:07:37	1 uL
c12nov12c-27	31203246003	JHL	2012-11-13 08:44:26	1 uL
c12nov12c-28	31203246011	JHL	2012-11-13 09:19:39	1 uL
c12nov12c-29	31203246006	JHL	2012-11-13 09:54:48	1 uL
c12nov12c-30	31203246004	JHL	2012-11-13 10:30:00	1 uL
c12nov12c-31	31203246001	JHL	2012-11-13 11:05:12	1 uL

Pass 8290
Fail 1613

RESHOOT

Pass 1613

* RESHOOT
* RESHOOT

* RESHOOT
* RESHOOT

JH 11/13/12

JH 11-14-12

Instrument: HRMS3

Data File	Sample ID	Analyst	Acquisition Date/Time	Inj.Vol
c12nov12c-1	VFX Retcon	JHL	2012-11-12 17:23:01	1 uL
c12nov12c-2	Solvent Blank	JHL	2012-11-12 17:58:15	1 uL
c12nov12c-3	31203251001*	JHL	2012-11-12 18:33:23	1 uL
c12nov12c-4	31203251002*	JHL	2012-11-12 19:08:30	1 uL
c12nov12c-5	31203251003*	JHL	2012-11-12 19:43:39	1 uL
c12nov12c-6	31203251004*	JHL	2012-11-12 20:18:48	1 uL
c12nov12c-7	31203251005*	JHL	2012-11-12 20:53:57	1 uL
c12nov12c-8	31203251006*	JHL	2012-11-12 21:29:06	1 uL
c12nov12c-9	31203251007*	JHL	2012-11-12 22:05:56	1 uL
c12nov12c-10	31203313001 ✓	JHL	2012-11-12 22:41:10	1 uL
c12nov12c-11	31203156001 ✓	JHL	2012-11-12 23:16:23	1 uL
c12nov12c-12	31203197001 ✓	JHL	2012-11-12 23:51:30	1 uL
c12nov12c-13	31203197002 ✓	JHL	2012-11-13 00:26:39	1 uL
c12nov12c-14	31203197005 ✓	JHL	2012-11-13 01:01:55	1 uL
c12nov12c-15	31203155002 ✓	JHL	2012-11-13 01:37:08	1 uL
c12nov12c-16	Solvent Blank ✓	JHL	2012-11-13 02:12:18	1 uL
c12nov12c-17	VFX Retcon	JHL	2012-11-13 02:49:08	1 uL
c12nov12c-18	Solvent Blank	JHL	2012-11-13 03:24:22	1 uL
c12nov12c-19	31203232001	JHL	2012-11-13 04:01:13	1 uL
c12nov12c-20	31203232002	JHL	2012-11-13 04:36:27	1 uL
c12nov12c-21	31203246008	JHL	2012-11-13 05:11:42	1 uL
c12nov12c-22	31203246005	JHL	2012-11-13 05:46:55	1 uL
c12nov12c-23	31203246007	JHL	2012-11-13 06:22:05	1 uL
c12nov12c-24	31203246002	JHL	2012-11-13 06:57:18	1 uL
c12nov12c-25	31203246010	JHL	2012-11-13 07:32:26	1 uL
c12nov12c-26	31203246009	JHL	2012-11-13 08:07:37	1 uL
c12nov12c-27	31203246003	JHL	2012-11-13 08:44:26	1 uL
c12nov12c-28	31203246011	JHL	2012-11-13 09:19:39	1 uL

PASS 8290
FAILS 1613

PASS 1613/8290
STILL RUNNING



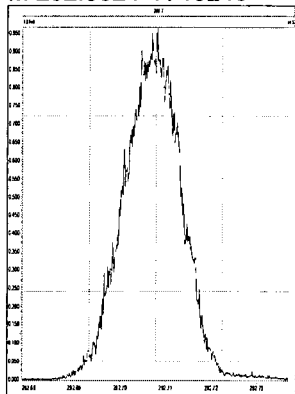
* RESHOOT - CRAL FAILS 1613 - TADF - Hk 11/13/12 *

PRINTED
Hk 11/13/12

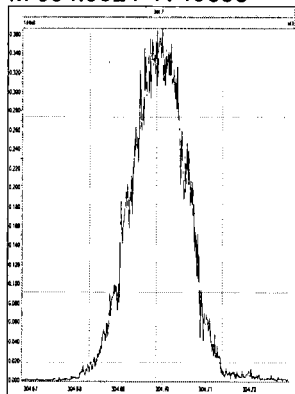
TMC
11-13-12

Printed: Monday, November 12, 2012 17:22:59 Eastern Standard Time

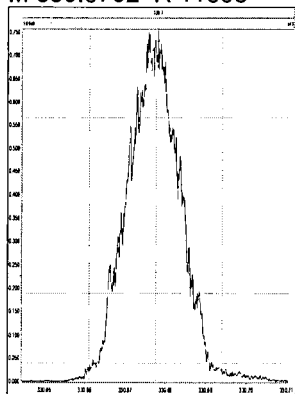
M 292.9824 R 10248



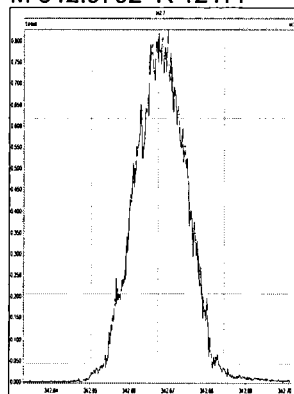
M 304.9824 R 10683



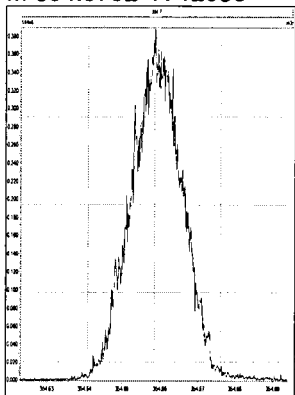
M 330.9792 R 11603



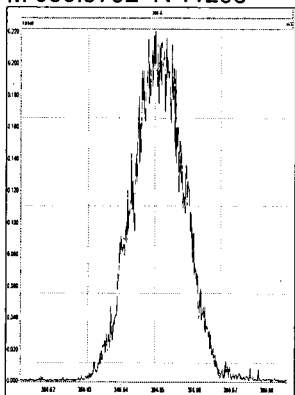
M 342.9792 R 12177



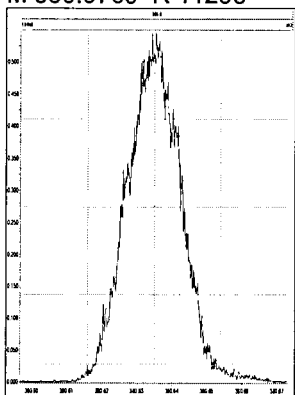
M 354.9792 R 12056



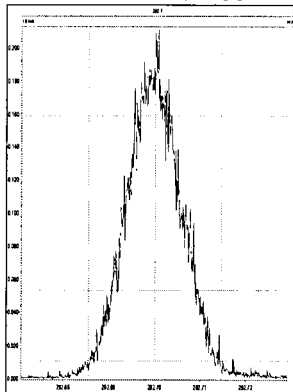
M 366.9792 R 11263



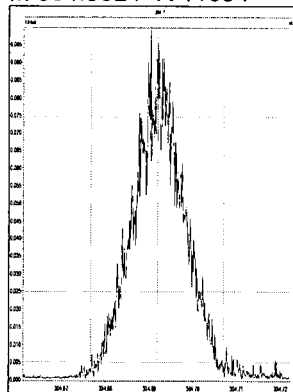
M 380.9760 R 11236



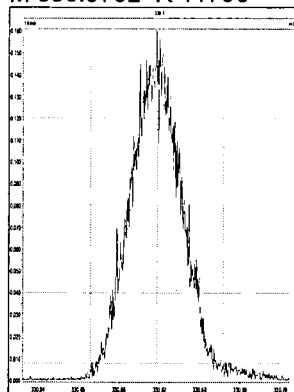
M 292.9824 R 10755



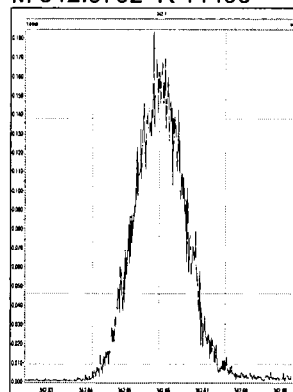
M 304.9824 R 11654



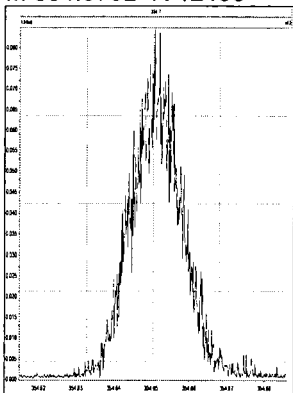
M 330.9792 R 11796



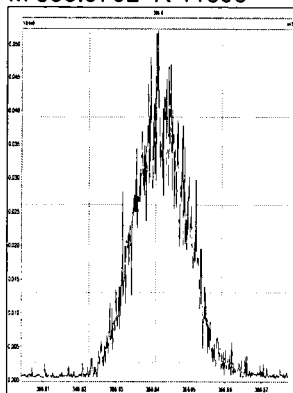
M 342.9792 R 11493



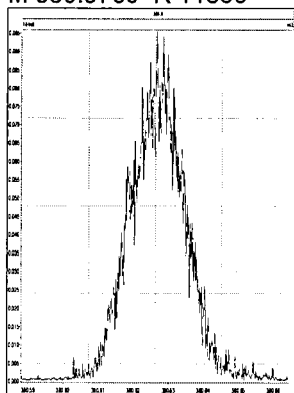
M 354.9792 R 12406



M 366.9792 R 11808



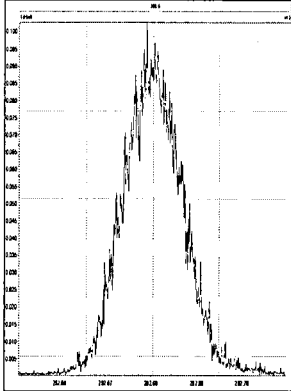
M 380.9760 R 11389



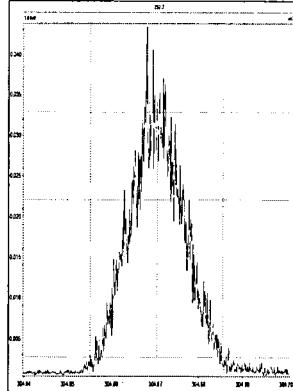
File: Experiment: Dx_VF-XMS_Confirm.exp Reference: Pfk.ref Function: 1 @ 200 (ppm)

Printed: Tuesday, November 13, 2012 11:32:36 Eastern Standard Time

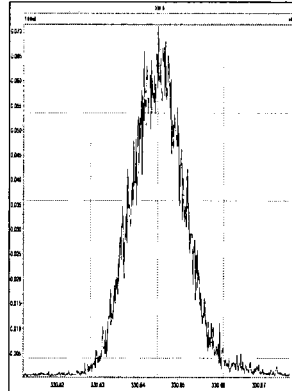
M 292.9824 R 10081



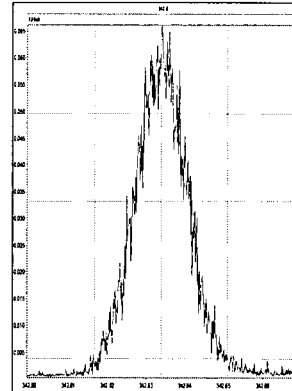
M 304.9824 R 10249



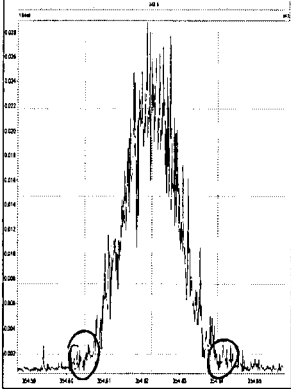
M 330.9792 R 10637



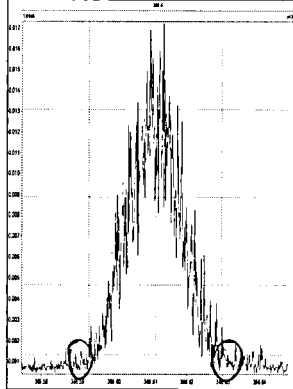
M 342.9792 R 10285



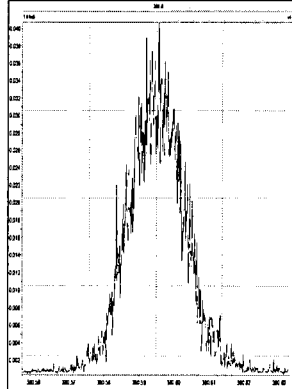
M 354.9792 R 9920 *



M 366.9792 R 7373 *



M 380.9760 R 10684



* SEE ANALYST NOTE *

✂ ANALYST NOTE_conf ✂

Ending resolution plot shows mass 354.9792 and mass 366.9792 slightly outside of 10,000 resolution. The analyte mass for 2378-TCDF Confirmation analysis is 304.9824 which maintained mass resolution of greater than 10,000 throughout the sequence. Samples show no evidence of mass breakthrough, indicating that the apparent lower resolution did not impact any data and was likely due to a low level of PFK. There is no adverse impact to data quality due to this anomaly. - HL
11/14/2012

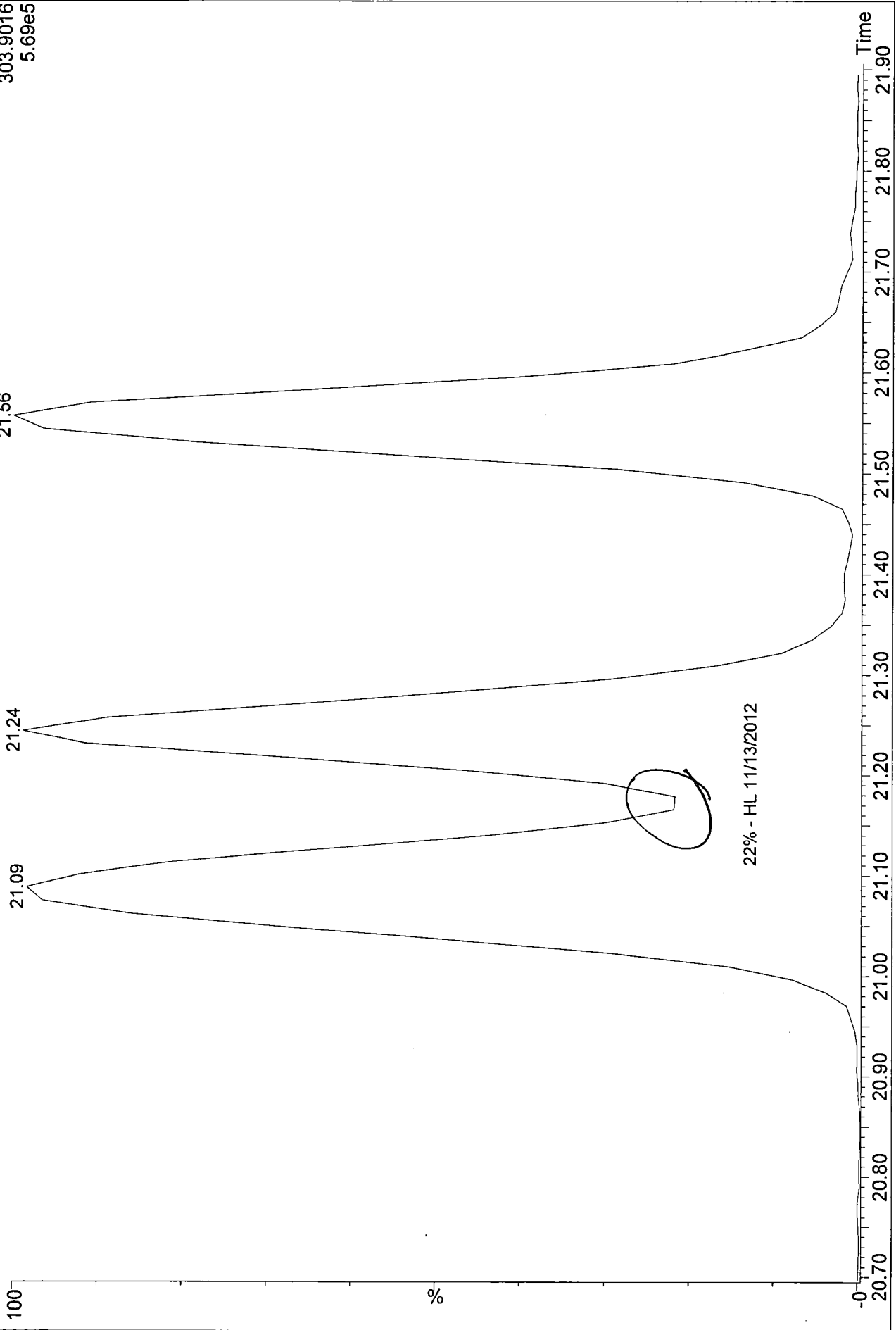
Sample ID: VFX Retcon

Acq: 12-Nov-2012 17:23:01
Exp:Dx_VF-XMS_Confirm

Inst: HRMS3

c12nov12c-1\Sb (1,40.00); Sm (SG, 1x2)

Voltage SIR 17 Channels EI+
303.9016
5.69e5



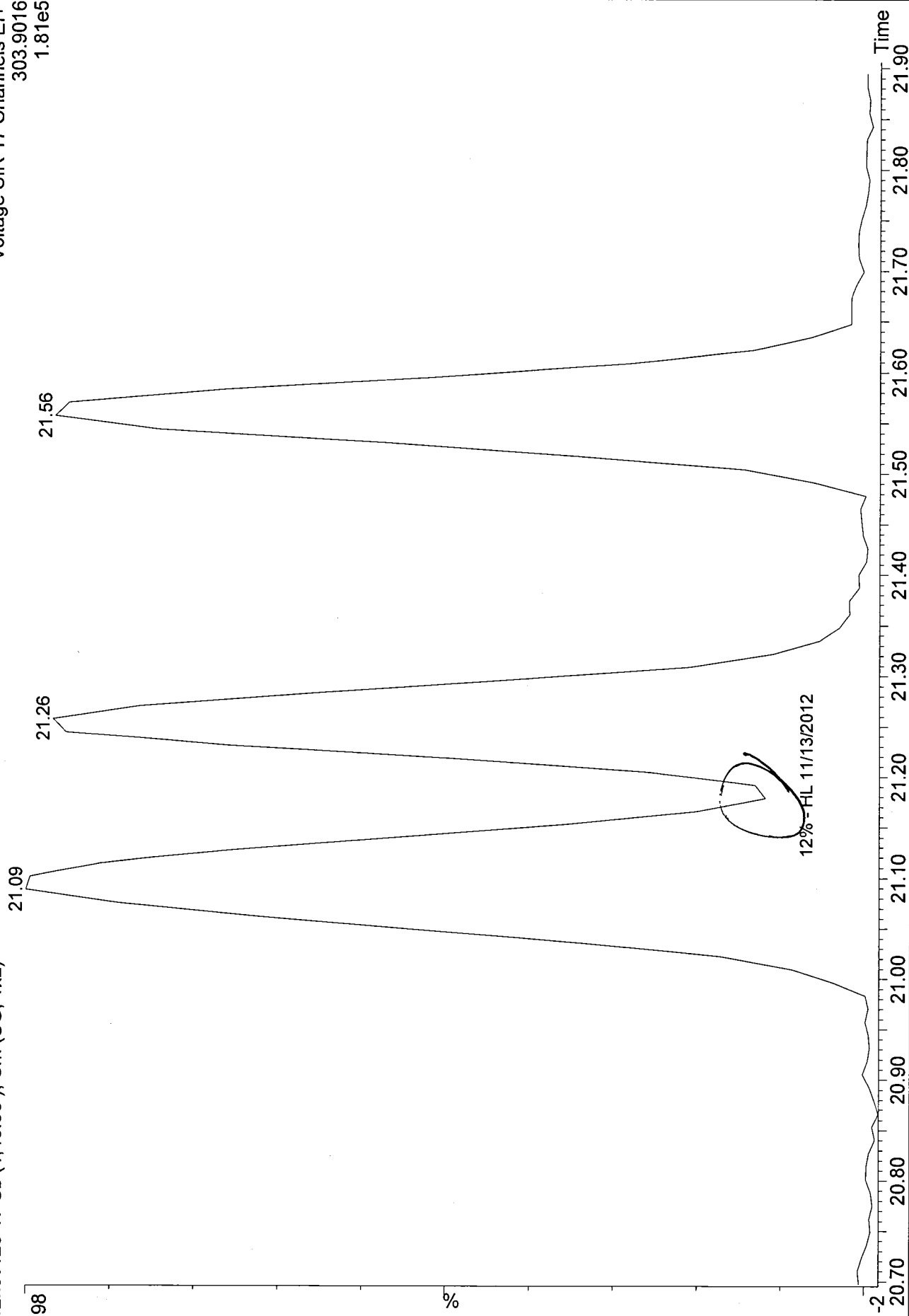
Sample ID: VFX Retcon

Acq: 13-Nov-2012 02:49:08
Exp:Dx_VF-XMS_Confirm

Inst: HRMS3

c12nov12c-17 Sb (1,40.00); Sm (SG, 1x2)

Voltage SIR 17 Channels EI+
303.9016
1.81e5



Quantify Sample Summary Report MassLynx 4.1
 ### CF CCA/Summary ###

Dataset: C:\MassLynx\Default.pro\Results\c12nov12c-2-17.qld
 Lab Altered: Tuesday, 11/13/2012 8:58:40 AM Eastern Standard Time
 Printed: Tuesday, 11/13/2012 9:04:08 AM Eastern Standard Time

203246

Method: C:\MassLynx\Default.PRO\MethDB\VF\Xms-TCDF_Smooth\mdb 13 Nov 2012 08:24:11
 Calibration: C:\MassLynx\Default.PRO\CurveDB\VF\Xms-100212a_Confirm-TD.cdb 31 Oct 2012 14:37:39

Name: c12nov12c-1 /
 Date: 12-Nov-2012
 Time: 17:23:01
 ID: VFX Retcon
 Instrument:
 User: JHL

11/13/12
 JHL
 203246

Name	Response	Ion1Area	Ion2Area	RA	RAFail?	RT	GenC	%Dev	RRF	Ical	RRF	EDL	SN1	Height1	Noise1	SN2	Height2	Noise2	M
2378-TCDF	9.932e4	4.427e4	5.505e4	0.80	NO	21.24	(8.0390)	-19.6	0.979	1.218	0.055	0.055	324.5	5.548e5	1710	442.8	6.788e5	1533	db
ES:13C-2378-TCDF	1.014e6	4.398e5	5.745e5	0.77	NO	21.22	89.5094	-10.5	1.481	1.655	0.114	0.114	1675.5	5.245e6	3130	2365.7	6.925e6	2927	bb
JS:13C-1234-TCDD	6.847e5	3.043e5	3.804e5	0.80	NO	21.13	100.0000	0.0	1.000	1.000	0.223	0.223	927.7	3.557e6	3834	1361.9	4.520e6	3319	bb
Tetrafurans		2.319e5					42.7602			1.218	0.055			3.094e6	1710				
F1 Lock Mass															207428				

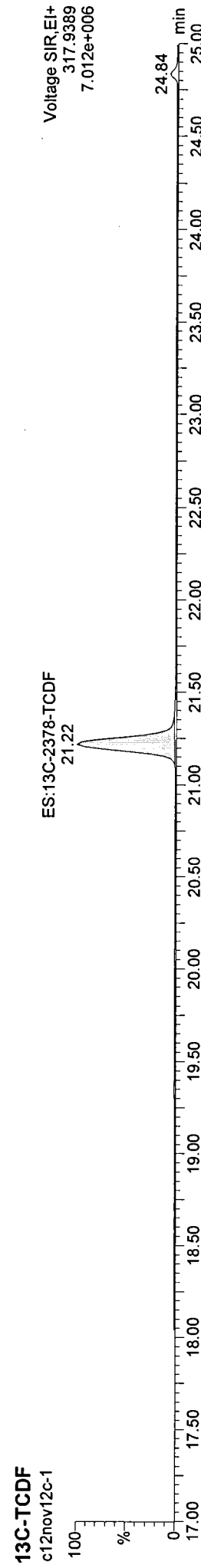
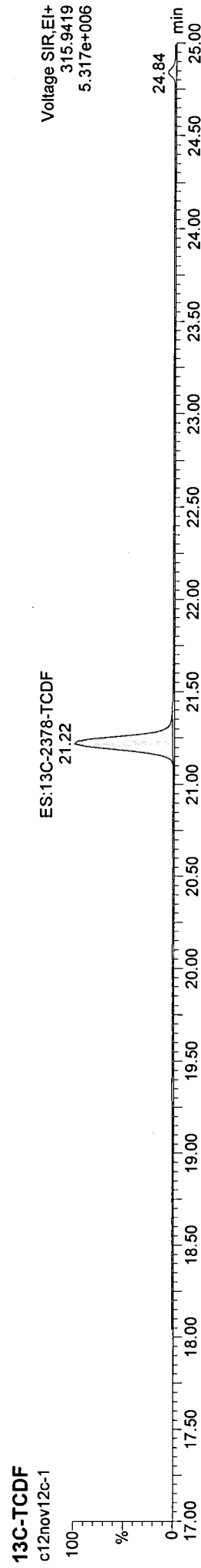
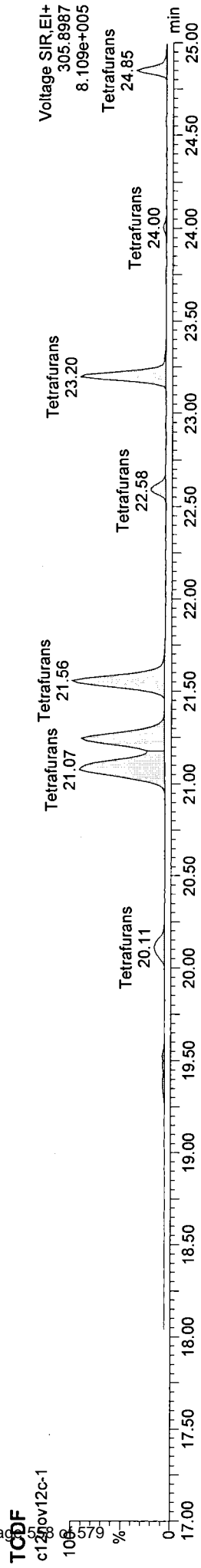
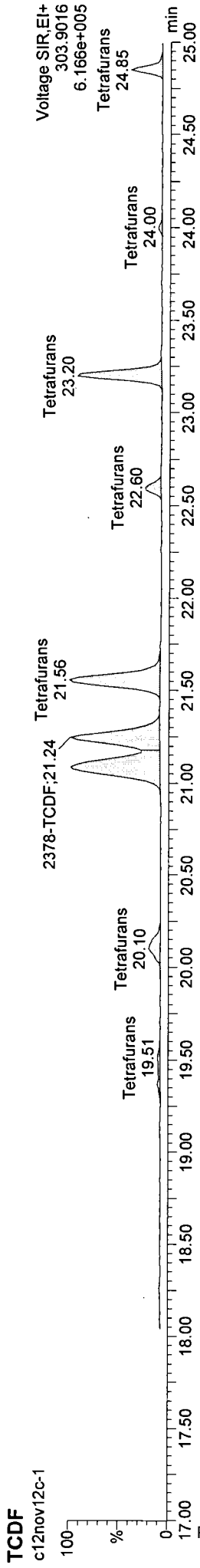
Quantify Sample Report

MassLynx 4.1
CF CCAL Summary

Dataset: C:\MassLynx\Default.pro\Results\c12nov12c-2-17.qld
Lab Altered: Tuesday, 11/13/2012 8:58:40 AM Eastern Standard Time
Printed: Tuesday, 11/13/2012 9:04:08 AM Eastern Standard Time

Method: C:\MassLynx\Default.PRO\MethDB\VF\Xms-TCDF_Smooth.mdb 13 Nov 2012 08:24:11
Calibration: C:\MassLynx\Default.PRO\CurveDB\VF\Xms-100212a_Confirm-TD.cdb 31 Oct 2012 14:37:39

Name: c12nov12c-1, ID: VFX Retcon, User: JHL, Instrument:



Quantify Sample Report

MassLynx 4.1
CF CCAL Summary

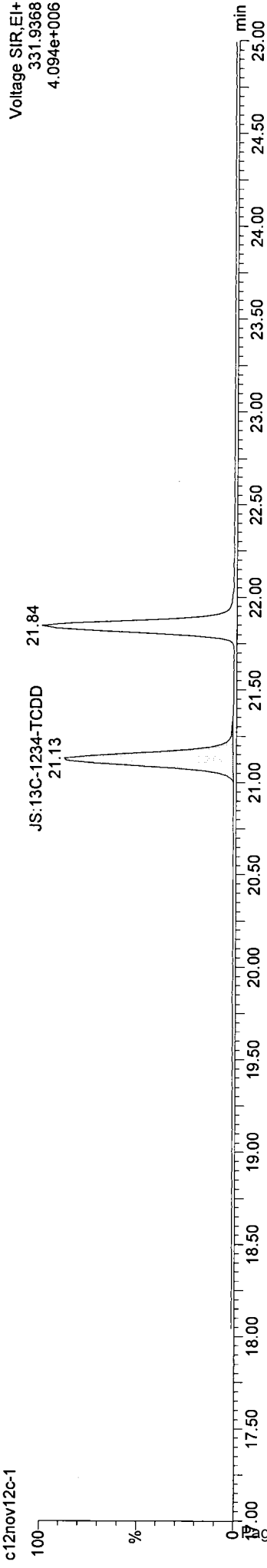
Dataset: C:\MassLynx\Default.pro\Results\c12nov12c-2-17.qld

Last Altered: Tuesday, 11/13/2012 8:58:40 AM Eastern Standard Time
Printed: Tuesday, 11/13/2012 9:04:08 AM Eastern Standard Time

Name: c12nov12c-1, ID: VFX Retcon, User: JHL, Instrument:

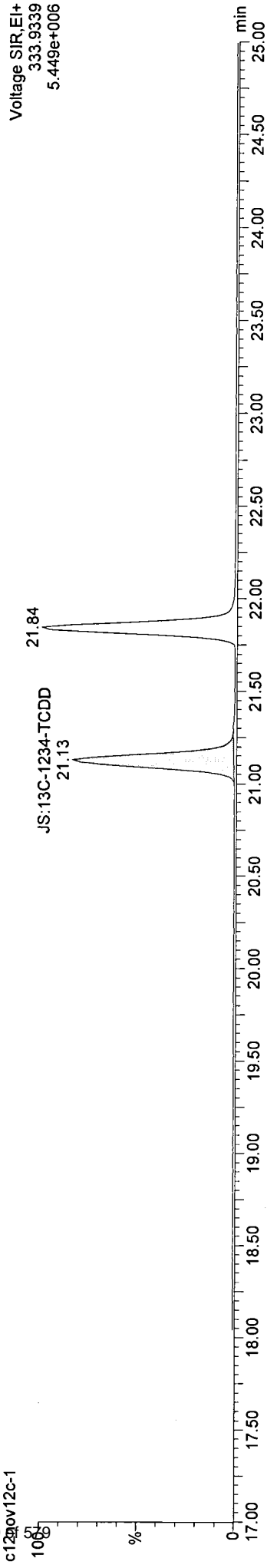
13C-TCDD

c12nov12c-1



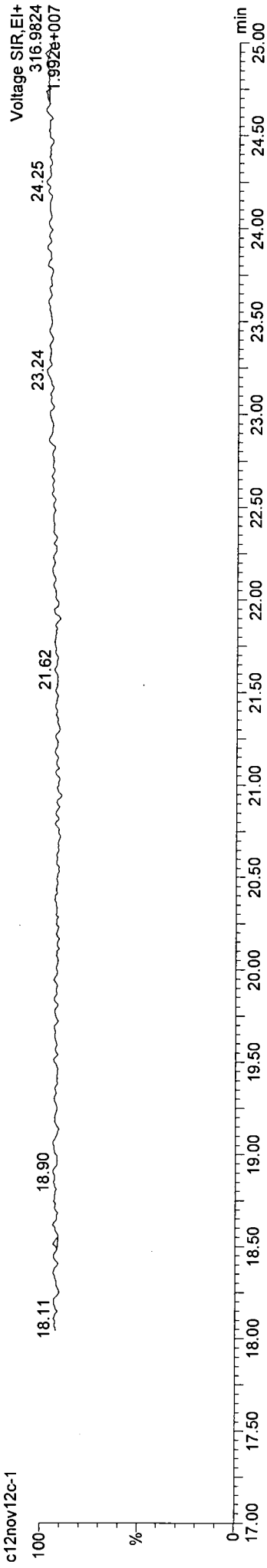
13C-TCDD

c12nov12c-1



F1 Lock Mass

c12nov12c-1



Dataset: C:\MassLynx\Default.pro\Results\c12nov12c-2-17.qld

Last Altered: Tuesday, 11/13/2012 8:58:40 AM Eastern Standard Time
 Printed: Tuesday, 11/13/2012 9:18:28 AM Eastern Standard Time

203246

Method: C:\MassLynx\Default.PRO\MethDB\VF\Xms-TCDF_Smooth.mdp\13 Nov 2012 08:24:11
 Calibration: C:\MassLynx\Default.PRO\CurveDB\VF\Xms-100212a_Confirm-TD.cdb 31 Oct 2012 14:37:39

Name: c12nov12c-17
 Date: 13-Nov-2012
 Time: 02:49:08
 ID: VFX Retcon
 Instrument:
 User: JHL

Handwritten: 201113
 0625290

Name	Response	Ion1Area	Ion2Area	RA	RAFail?	RT	Comp	%Dev	RRF	lcal	RRF	EDL	SN1	Height1	Noise1	SN2	Height2	Noise2	M
1 2378-TCDF	3.195e4	1.421e4	1.774e4	0.80	NO	21.26	8.9704	-10.3	1.093	1.218	1.218	0.206	90.1	1.750e5	1943	136.2	2.227e5	1634	db
2 ES:13C-2378-TCDF	2.924e5	1.291e5	1.634e5	0.79	NO	21.23	99.0809	-0.9	1.640	1.655	1.640	0.474	435.8	1.571e6	3606	636.1	2.140e6	3364	bb
3 JS:13C-1234-TCDD	1.783e5	7.986e4	9.848e4	0.81	NO	21.13	100.0000	0.0	1.000	1.000	1.000	0.718	299.0	9.943e5	3325	392.7	1.197e6	3048	bb
4 Tetrafurans	8.842e4						56.0022			1.218	1.218	0.206		1.280e6	1943				
5 F1 Lock Mass															81269				

Quantify Sample Report MassLynx 4.1

CF CCAL Summary

Dataset: C:\MassLynx\Default.pro\Results\c12nov12c-2-17.qld

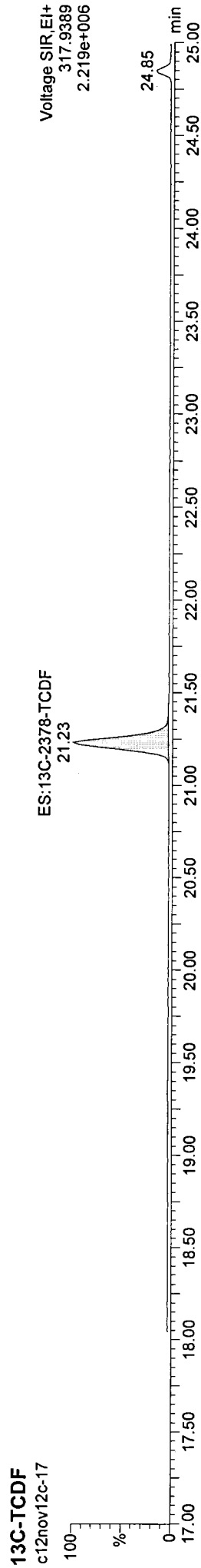
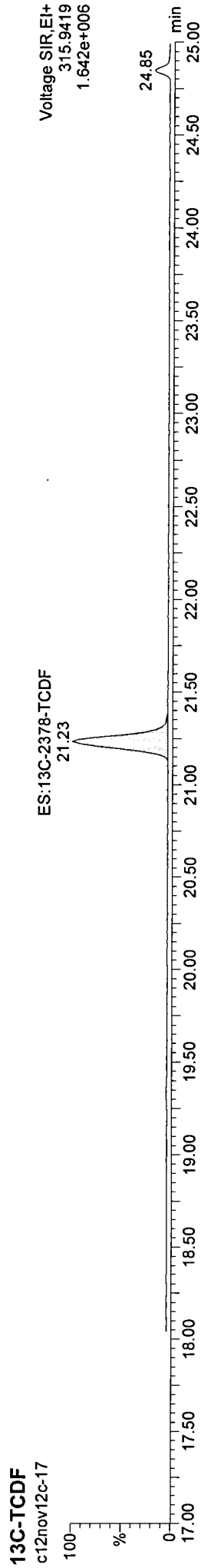
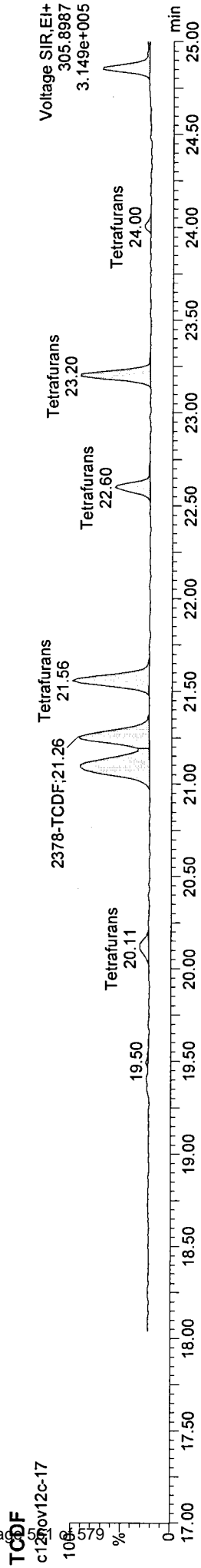
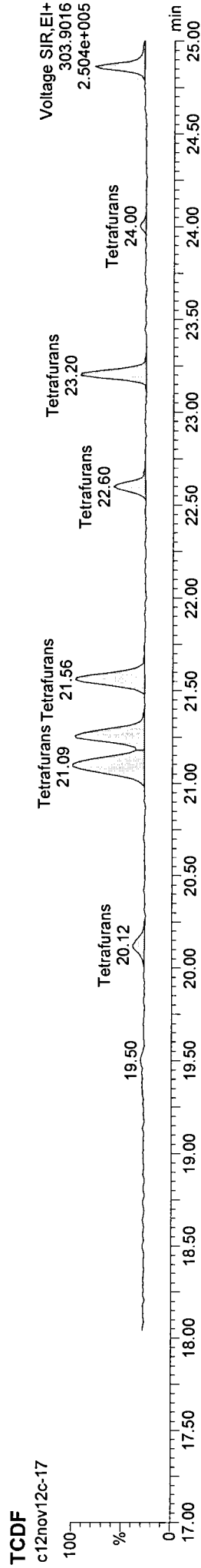
Last Altered: Tuesday, 11/13/2012 8:58:40 AM Eastern Standard Time

Printed: Tuesday, 11/13/2012 9:18:28 AM Eastern Standard Time

203246

Method: C:\MassLynx\Default.PRO\MethDB\VF\Xms-TCDF_Smooth.mdb 13 Nov 2012 08:24:11
Calibration: C:\MassLynx\Default.PRO\CurveDB\VF\Xms-100212a_Confirm-TD.cdb 31 Oct 2012 14:37:39

Name: c12nov12c-17, ID: VFX Retcon, User: JHL, Instrument:



Quantify Sample Report

MassLynx 4.1
CF CCAL Summary

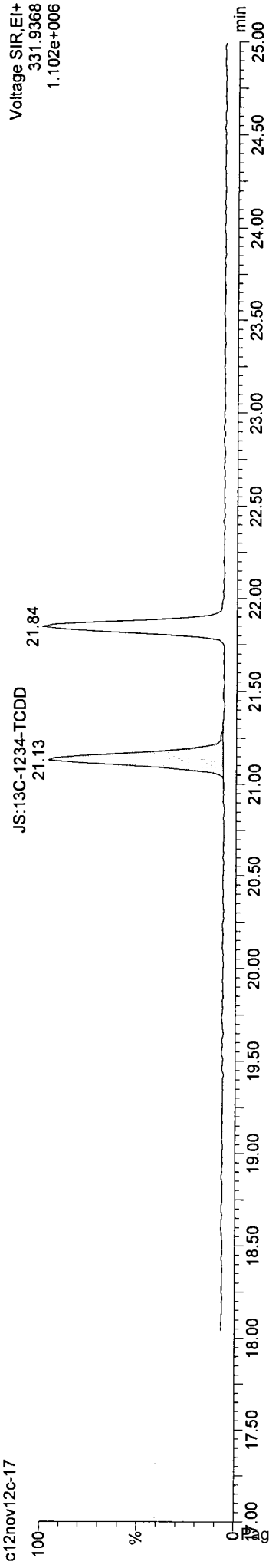
Dataset: C:\MassLynx\Default.pro\Results\c12nov12c-2-17.qld

Last Altered: Tuesday, 11/13/2012 8:58:40 AM Eastern Standard Time
Printed: Tuesday, 11/13/2012 9:18:28 AM Eastern Standard Time

Name: c12nov12c-17, ID: VFX Retcon, User: JHL, Instrument:

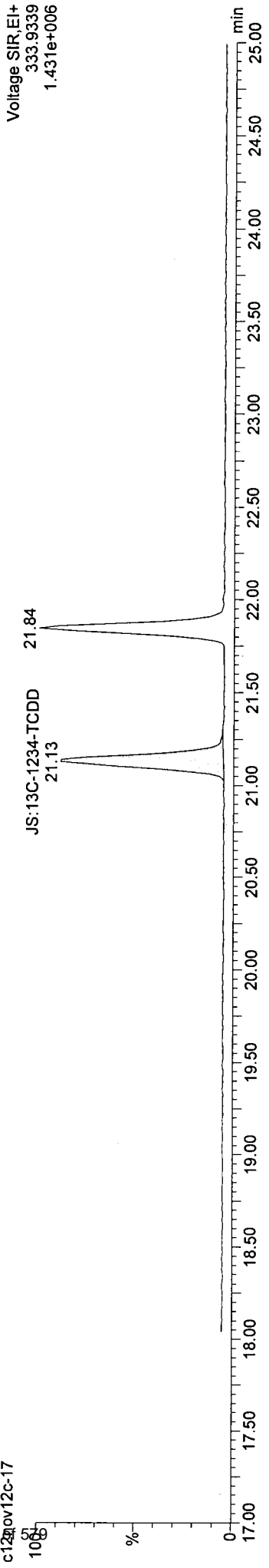
13C-TCDD

c12nov12c-17



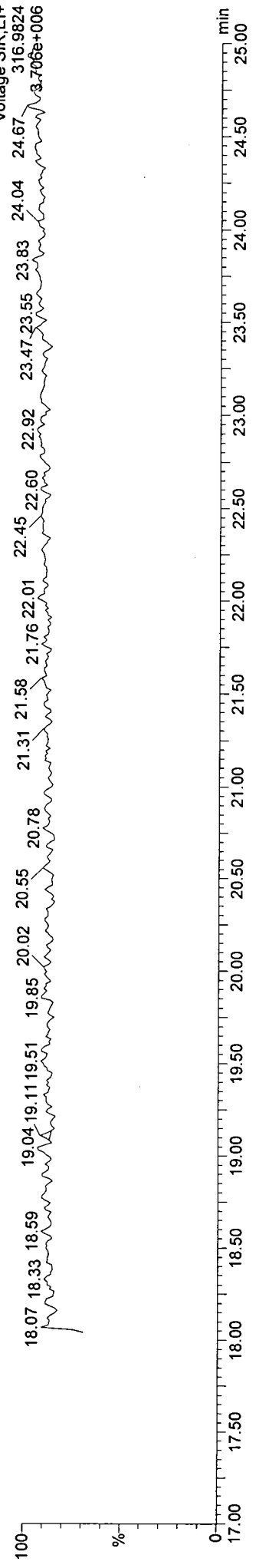
13C-TCDD

c12nov12c-17



F1 Lock Mass

c12nov12c-17



Instrument: HRMS3

Data File	Sample ID	Analyst	Acquisition Date/Time	Inj. Vol
c13nov12a-1	VFX Retcon	JHL	2012-11-13 12:10:38	1 uL ✓
c13nov12a-2	Solvent Blank	JHL	2012-11-13 12:46:50	1 uL
c13nov12a-3	31203251001	JHL	2012-11-13 13:22:00	1 uL
c13nov12a-4	31203251002	JHL	2012-11-13 13:57:09	1 uL
c13nov12a-6	31203251004	JHL	2012-11-13 15:07:29	1 uL
c13nov12a-7	31203251005	JHL	2012-11-13 15:42:41	1 uL
c13nov12a-5	31203251003	JHL	2012-11-13 15:56:06	1 uL
c13nov12a-8	31203251005	JHL	2012-11-13 16:36:32	1 uL
c13nov12a-9	31203251001	JHL	2012-11-13 17:11:43	1 uL
c13nov12a-10	31203251002	JHL	2012-11-13 17:46:53	1 uL
c13nov12a-11	31203251006	JHL	2012-11-13 18:22:05	1 uL
c13nov12a-12	31203251007	JHL	2012-11-13 18:58:55	1 uL
c13nov12a-13	31203246004	JHL	2012-11-13 19:34:03	1 uL
c13nov12a-14	31203246001	JHL	2012-11-13 20:09:12	1 uL
c13nov12a-16	Solvent Blank	JHL	2012-11-13 20:45:59	1 uL
c13nov12a-17	VFX Retcon	JHL	2012-11-13 21:22:52	1 uL ✓
c13nov12a-18	Solvent Blank	JHL	2012-11-13 21:58:01	1 uL
c13nov12a-19	31203232001	JHL	2012-11-13 22:33:15	1 uL
c13nov12a-20	31203232002	JHL	2012-11-13 23:08:29	1 uL
c13nov12a-21	31203423001	JHL	2012-11-13 23:43:38	1 uL
c13nov12a-22	31203423002	JHL	2012-11-14 00:18:46	1 uL
c13nov12a-23	AP-Sample-1	JHL	2012-11-14 00:54:01	1 uL
c13nov12a-24	AP-Sample-2	JHL	2012-11-14 01:29:16	1 uL
c13nov12a-25	Solvent Blank	JHL	2012-11-14 02:04:29	1 uL
c13nov12a-26	VFX Retcon	JHL	2012-11-14 02:39:38	1 uL ✓
c13nov12a-27	Solvent Blank	JHL	2012-11-14 03:14:48	1 uL

PRINTED

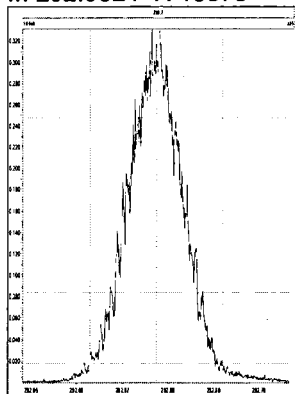
11/14/12

TM 11/14/12

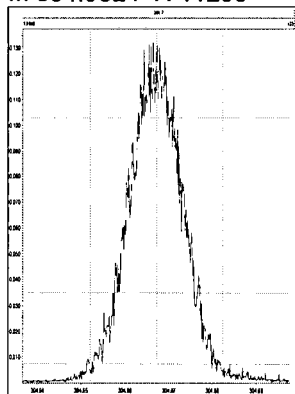
File: Experiment: Dx_VF-XMS_Confirm.exp Reference: Pfk.ref Function: 1 @ 200 (ppm)

Printed: Tuesday, November 13, 2012 12:10:01 Eastern Standard Time

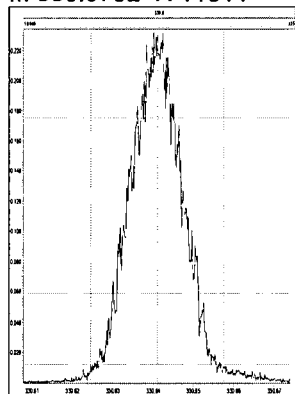
M 292.9824 R 10373



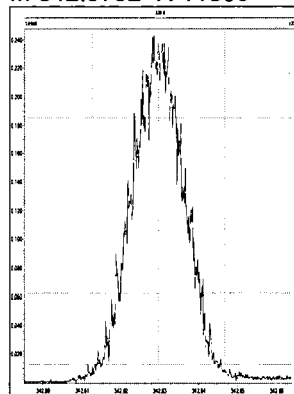
M 304.9824 R 11259



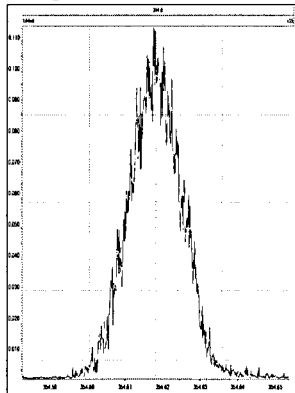
M 330.9792 R 11311



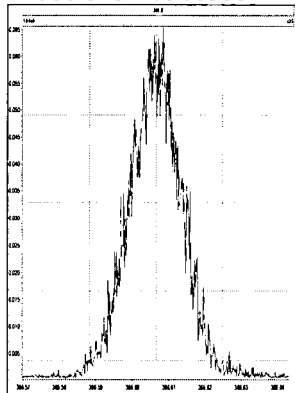
M 342.9792 R 11360



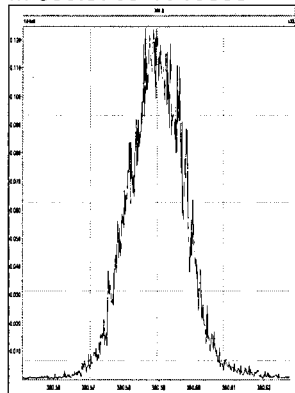
M 354.9792 R 11737



M 366.9792 R 11366

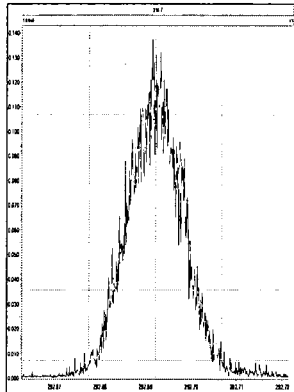


M 380.9760 R 10505

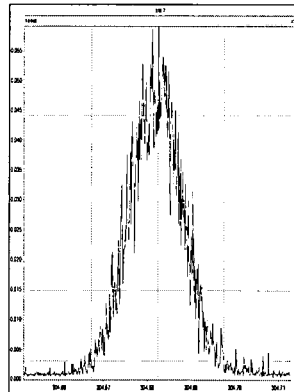


Printed: Tuesday, November 13, 2012 21:22:46 Eastern Standard Time

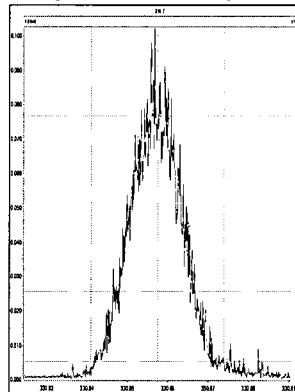
M 292.9824 R 10391



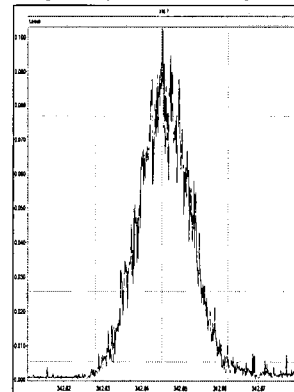
M 304.9824 R 11155



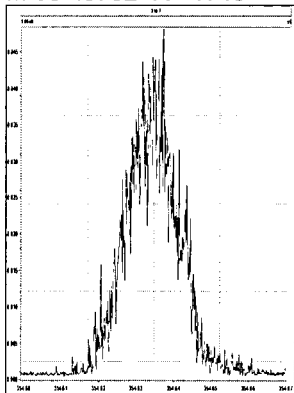
M 330.9792 R 11468



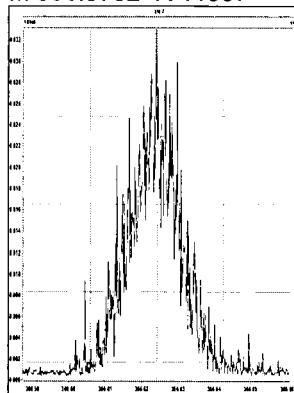
M 342.9792 R 11215



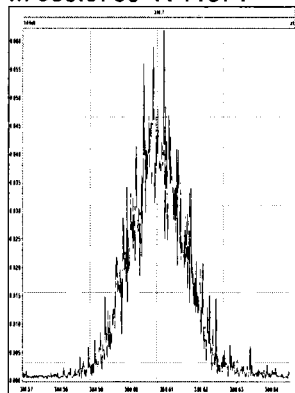
M 354.9792 R 11749



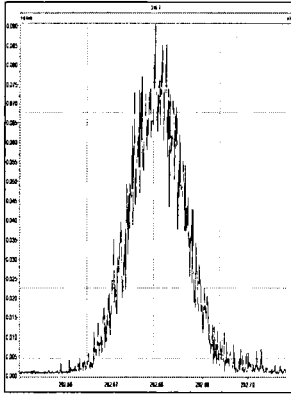
M 366.9792 R 11337



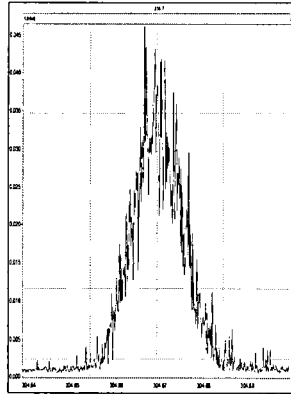
M 380.9760 R 11371



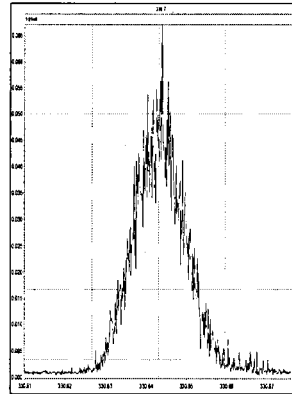
M 292.9824 R 10492



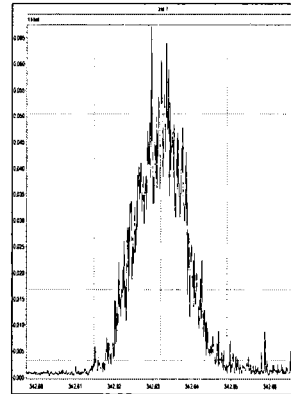
M 304.9824 R 13140



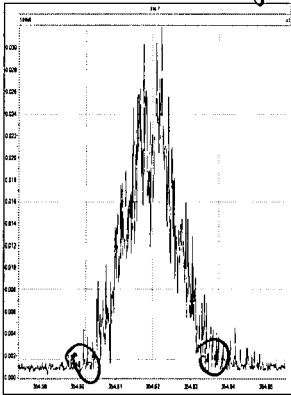
M 330.9792 R 11665



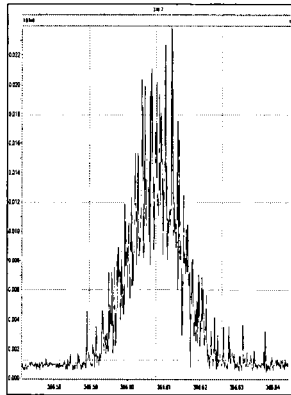
M 342.9792 R 11582



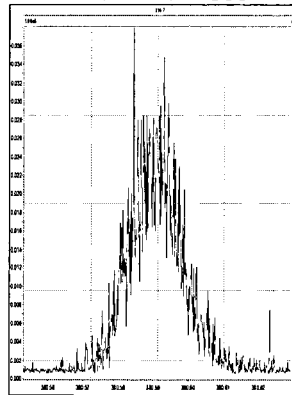
M 354.9792 R 5841 *



M 366.9792 R 12770



M 380.9760 R 10869

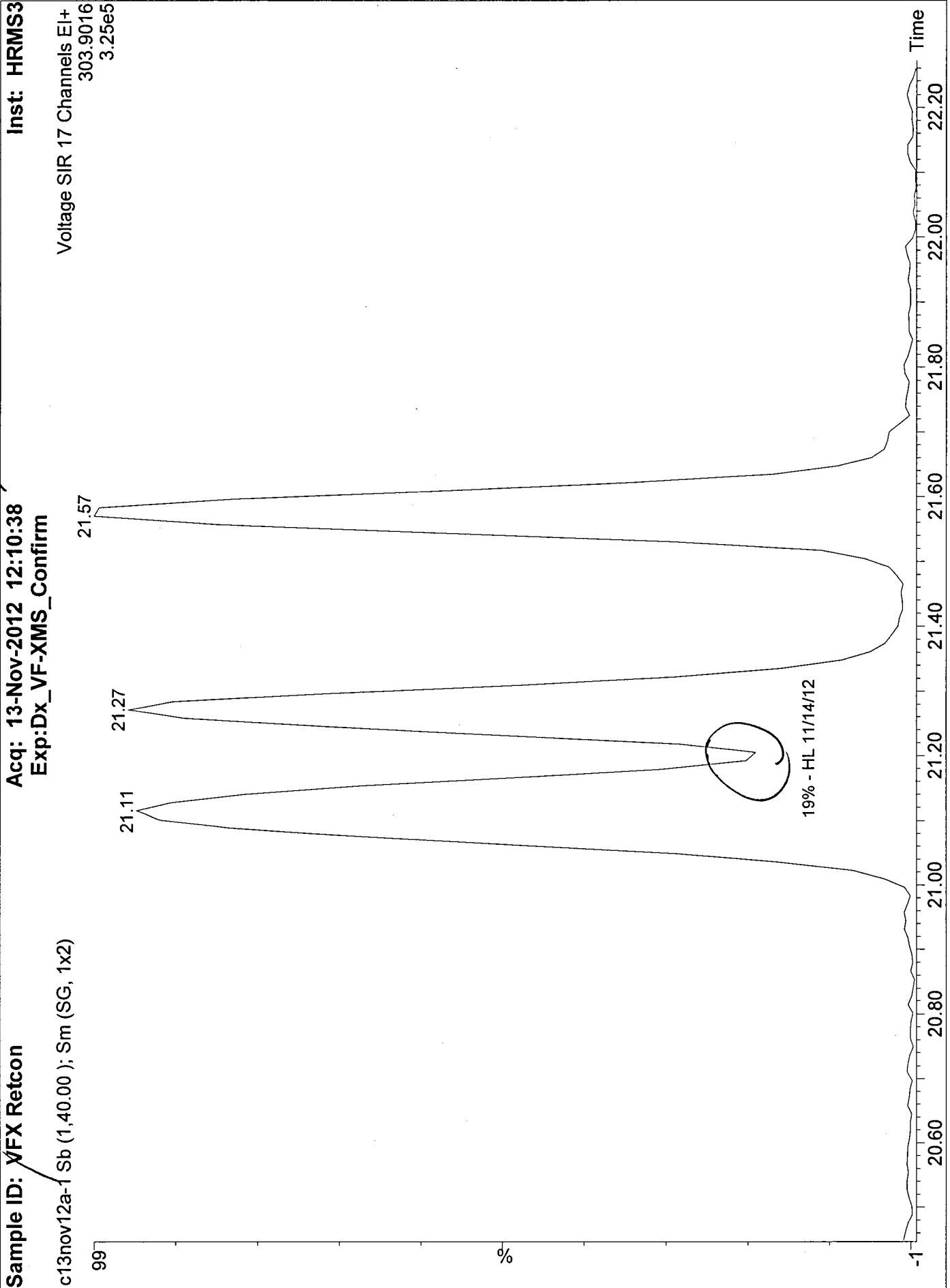


SEE ANALYST NOTE

HL 11/14/12

ANALYST NOTE_conf

Ending resolution plot shows mass 354.9792 slightly outside of 10,000. The analyte mass for 2378-TCDF Confirmation analysis is 304.9824 which maintained mass resolution of greater than 10,000 throughout the sequence. Samples show no evidence of mass breakthrough, indicating that the apparent lower resolution did not impact any data and was likely due to a low level of PFK. There is no adverse impact to data quality due to this anomaly. - HL 11/14/2012



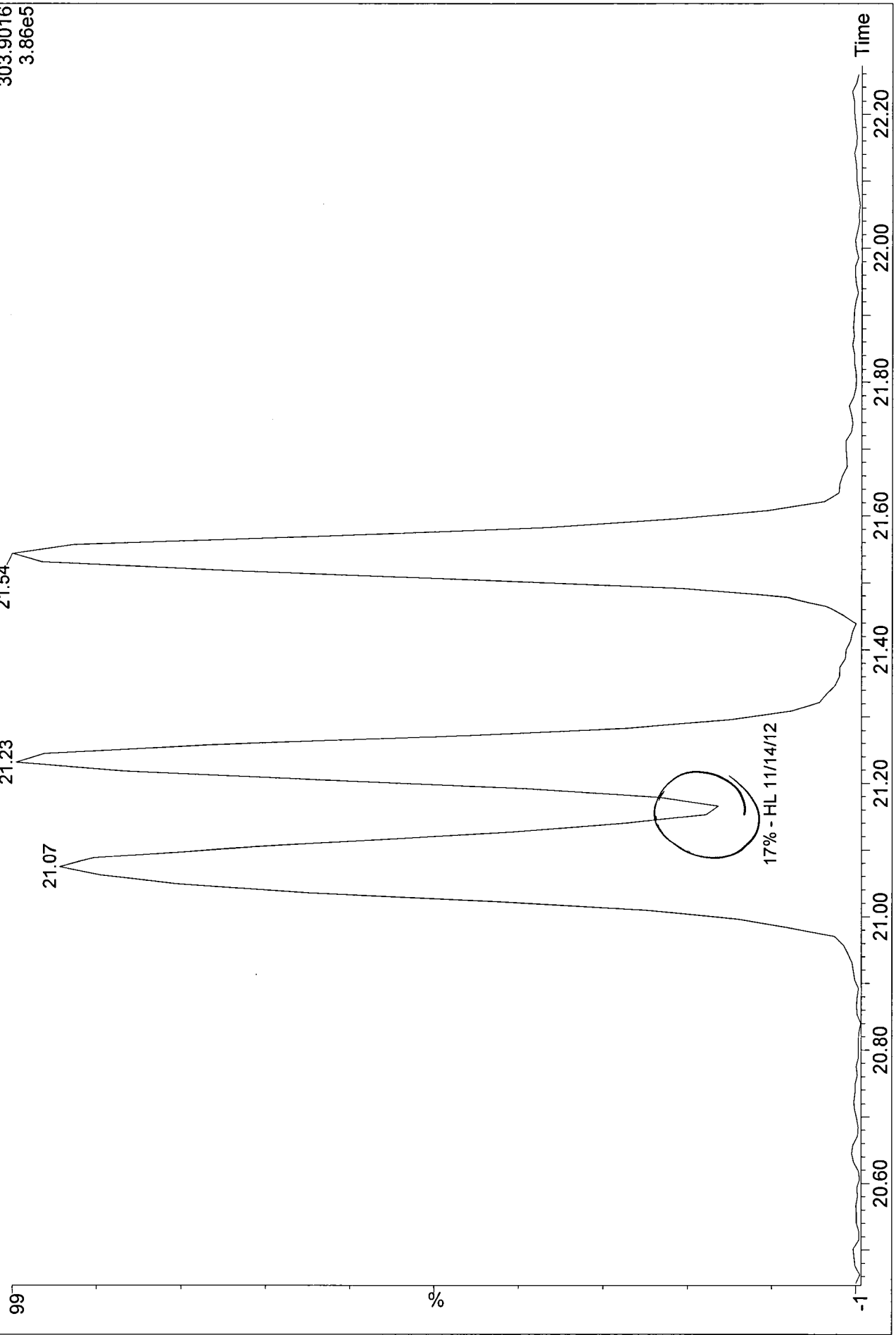
Sample ID: VFX Retcon

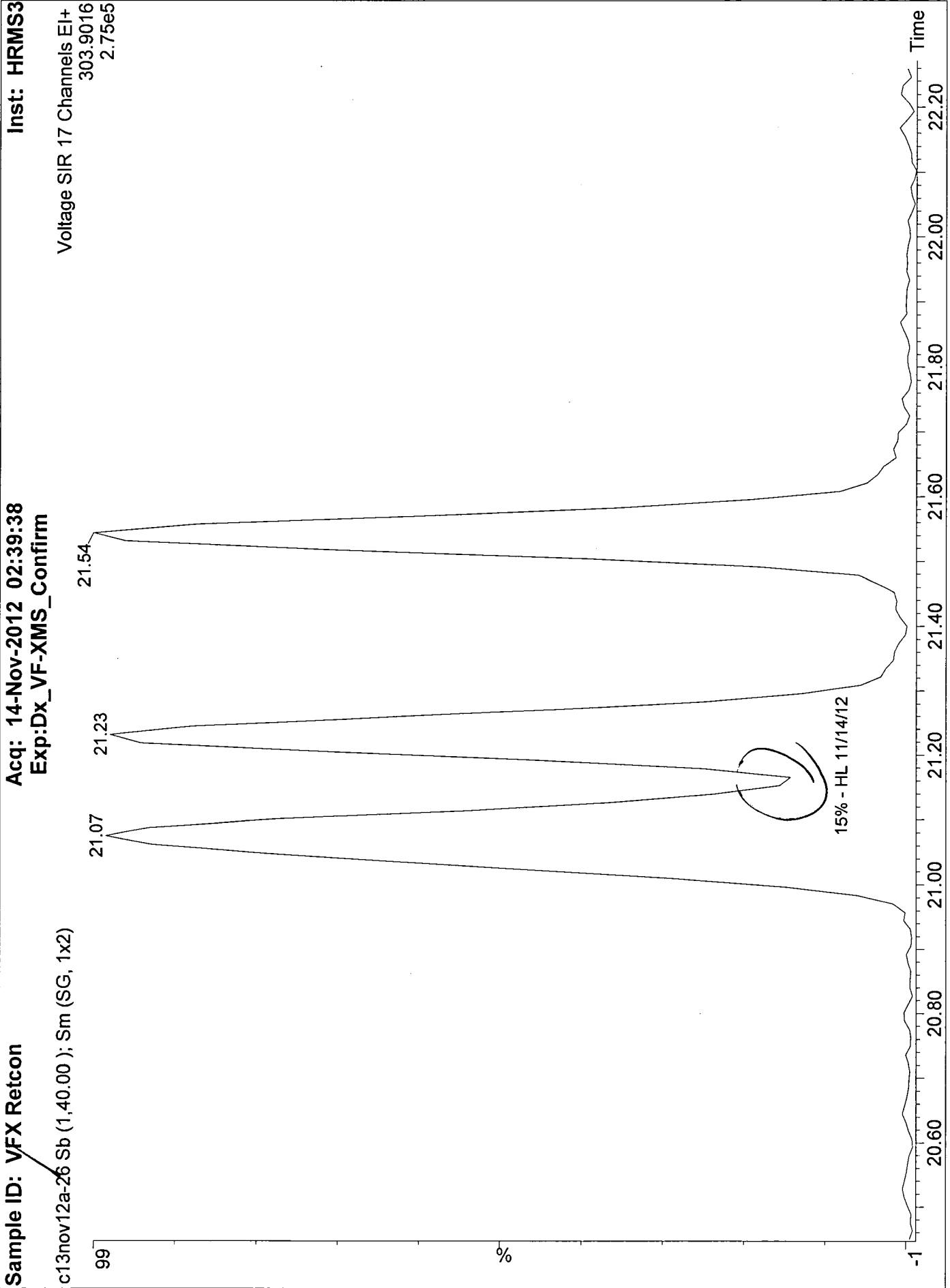
Acq: 13-Nov-2012 21:22:52
Exp:Dx_VF-XMS_Confirm

Inst: HRMS3

c13nov12a-17 Sb (1,40.00); Sm (SG, 1x2)

Voltage SIR 17 Channels EI+
303.9016
3.86e5





Quantify Sample Summary Report MassLynx 4.1
 ### CF CCAL Summary ###

Dataset: C:\MassLynx\Default.pro\Concals\Confirms\c13nov12a-Confirms.qld

Last Altered: Wednesday, November 14, 2012 10:17:56 Eastern Standard Time
 Printed: Wednesday, November 14, 2012 10:23:07 Eastern Standard Time

203246

Method: C:\MassLynx\Default.PRO\MethDB\VF\Xms-TCDF_Smooth.mdb 13 Nov 2012 08:24:11
 Calibration: C:\MassLynx\Default.PRO\CurveDB\VF\Xms-100212a_Confirm-TD.cdb 31 Oct 2012 14:37:39

Name: c13nov12a-1
 Date: 13-Nov-2012
 Time: 12:10:38
 ID: VFX Retcon
 Instrument:
 User: JHL

Handwritten: 092800
 13 Nov 2012

Name	Response	Ion1Area	Ion2Area	RA	RAFail?	RT	Conc	%Dev	RRF	lcal	RRF	EDL	SN1	Height1	Noise1	SN2	Height2	Noise2	M
2378-TCDF	5.942e4	2.574e4	3.368e4	0.76	NO	21.27	8.9918	-10.1	1.095	1.218	1.095	0.104	178.3	3.095e5	1736	241.9	4.178e5	1727	db
ES:13C-2378-TCDF	5.425e5	2.344e5	3.080e5	0.76	NO	21.24	97.5983	-2.4	1.615	1.655	1.655	0.258	809.5	2.941e6	3633	1105.6	3.853e6	3485	bd
JS:13C-1234-TCDD	3.359e5	1.498e5	1.860e5	0.81	NO	21.15	100.0000	0.0	1.000	1.000	1.000	0.397	551.7	1.857e6	3366	709.5	2.300e6	3242	bb
Tetraturans		1.449e5					50.4395		1.218	1.218	0.104			1.984e6	1736				
F1 Lock Mass															113514				

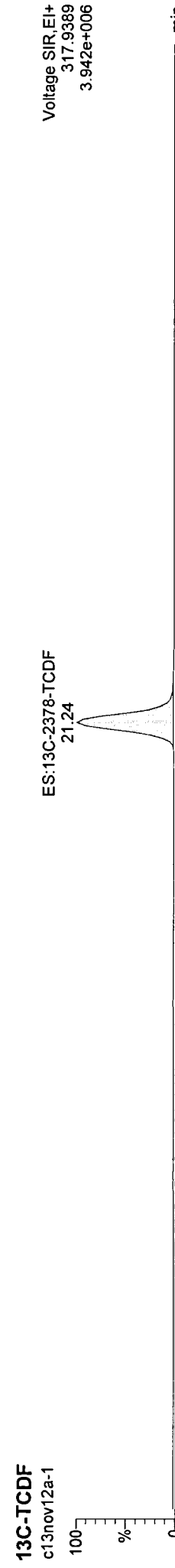
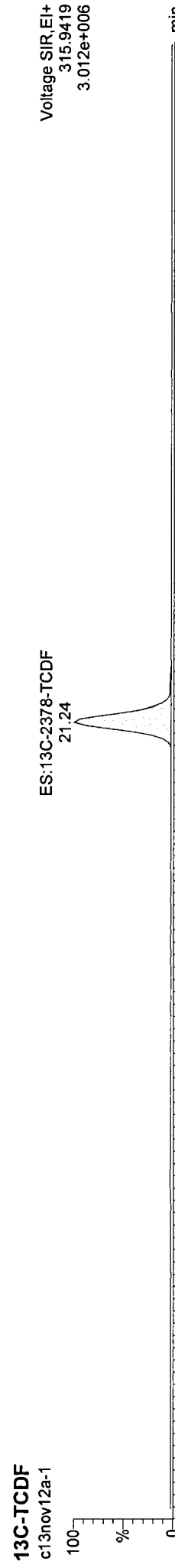
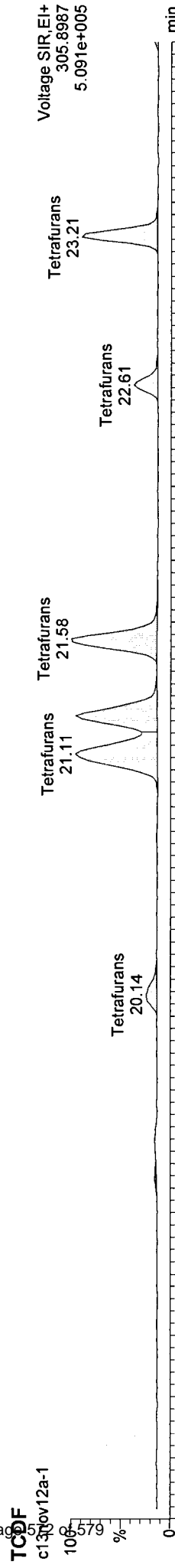
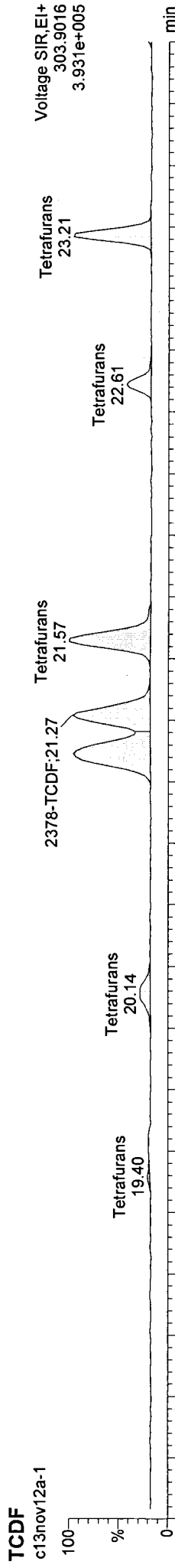
Quantify Sample Report
CF CCAL Summary ###
MassLynx 4.1

Dataset: C:\MassLynx\Default.pro\Concals\Confirms\c13nov12a-Confirms.qld
Last Altered: Wednesday, November 14, 2012 10:17:56 Eastern Standard Time
Printed: Wednesday, November 14, 2012 10:23:07 Eastern Standard Time

203246

Method: C:\MassLynx\Default.PRO\MethDB\VF\Xms-TCDF_Smooth.mdb 13 Nov 2012 08:24:11
Calibration: C:\MassLynx\Default.PRO\CurveDB\VF\Xms-100212a_Confirm-TD.cdb 31 Oct 2012 14:37:39

Name: c13nov12a-1, ID: VFX Retcon, User: JHL, Instrument:



Quantify Sample Report MassLynx 4.1

CF CCAL Summary

Dataset: C:\MassLynx\Default.pro\Concals\Confirms\c13nov12a-Confirms.qld

Last Altered: Wednesday, November 14, 2012 10:17:56 Eastern Standard Time

Printed: Wednesday, November 14, 2012 10:23:07 Eastern Standard Time

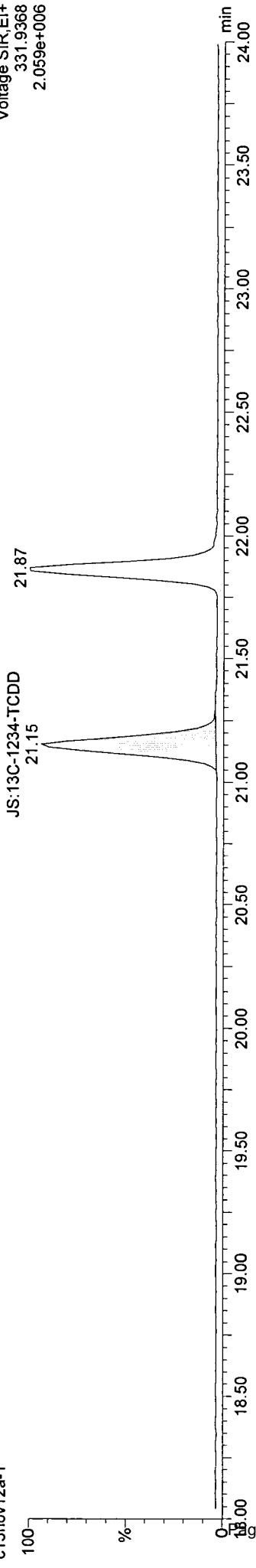
203246

Name: c13nov12a-1, ID: VFX Retcon, User: JHL, Instrument:

13C-TCDD

c13nov12a-1

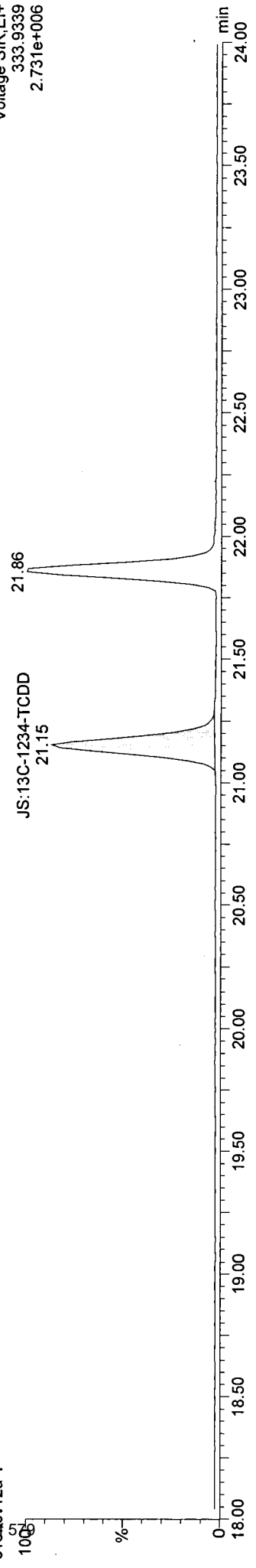
Voltage SIR, EI+
331.9368
2.059e+006



13C-TCDD

c13nov12a-1


Voltage SIR, EI+
333.9339
2.731e+006



F1 Lock Mass

c13nov12a-1

Voltage SIR, EI+
316.9824
6.029e+006



Quantify Sample Summary Report MassLynx 4.1
 ### CF CCAL Summary ###

Dataset: C:\MassLynx\Default.pro\Concals\Confirms\c13nov12a-Confirms.qld

Last Altered: Wednesday, November 14, 2012 10:17:56 Eastern Standard Time
 Printed: Wednesday, November 14, 2012 10:23:11 Eastern Standard Time

203246

Method: C:\MassLynx\Default.PRO\MethDB\VF\Xms-TCDF_Smooth.mdb 13 Nov 2012 08:24:11
 Calibration: C:\MassLynx\Default.PRO\CurveDB\VF\Xms-100212a_Confirm-TD.cdb 31 Oct 2012 14:37:39

Name: c13nov12a-17/
 Date: 13-Nov-2012
 Time: 21:22:52 /
 ID: VFX Retcon
 Instrument:
 User: JHL

0.028 / 1.01 / 1000

Name	Response	Ion1Area	Ion2Area	RA	RAFail?	RT	Cont	%Dev	RRF	Ical	RRF	EDL	SN1	Height1	Noise1	SN2	Height2	Noise2	M	
1	2378-TCDF	6.950e4	3.041e4	3.909e4	0.78	NO 21.23	9.1686	-8.3	1.117	1.218	1.218	0.100	196.8	3.836e5	1949	252.0	4.708e5	1868	db	
2	ES:13C-2378-TCDF	6.224e5	2.719e5	3.504e5	0.78	NO 21.20	99.8397	-0.2	1.652	1.655	0.243	900.7	3.431e6	3810	1167.5	4.423e6	3789	bb		
3	JS:13C-1234-TCDD	3.766e5	1.651e5	2.115e5	0.78	NO 21.11	100.0000	0.0	1.000	1.000	0.401	529.9	2.069e6	3905	688.7	2.522e6	3662	bb		
4	Tetrafurans		1.570e5		-		47.2940		1.218	0.100				2.220e6	1949				-	
5	F1 Lock Mass				-										74767					-

Quantify Sample Report
CF CCAL Summary

MassLynx 4.1

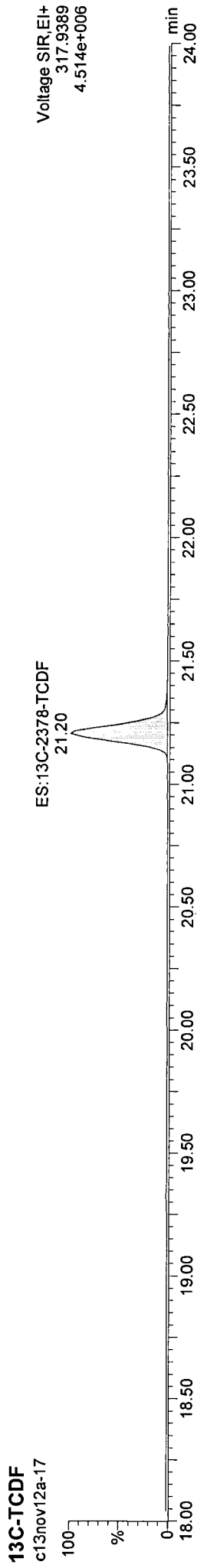
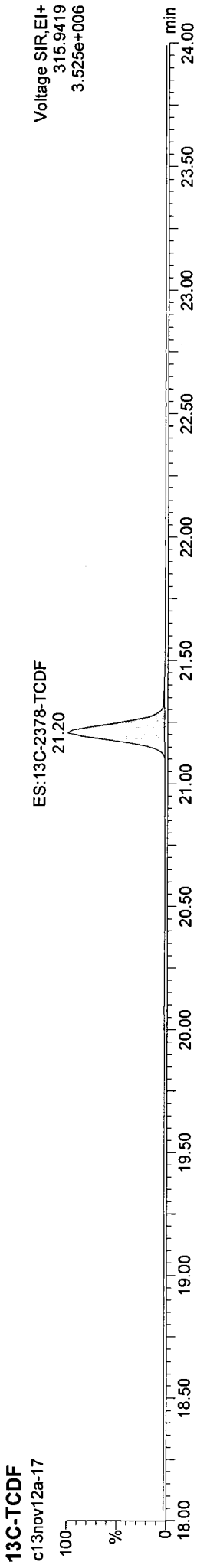
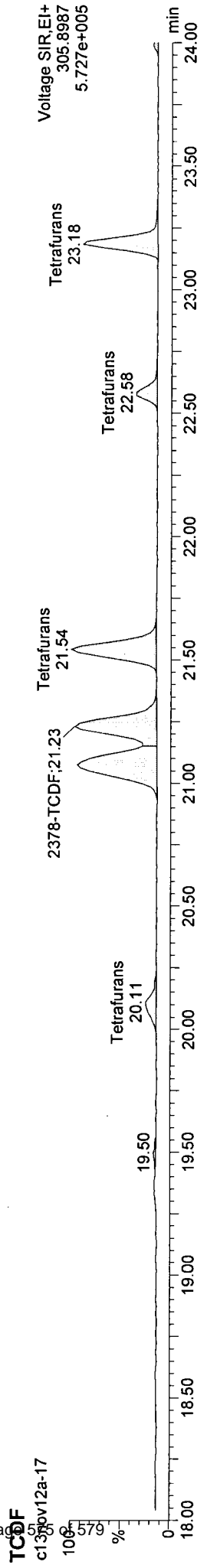
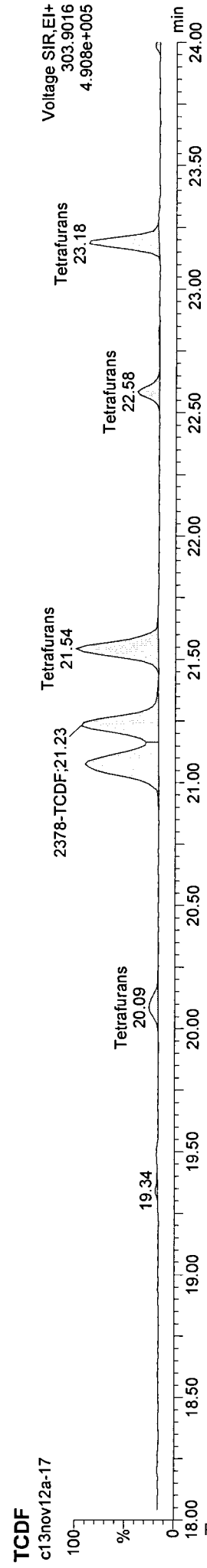
Dataset: C:\MassLynx\Default.pro\Concals\Confirms\c13nov12a-Confirms.qld

Last Altered: Wednesday, November 14, 2012 10:17:56 Eastern Standard Time
Printed: Wednesday, November 14, 2012 10:23:11 Eastern Standard Time

203246

Method: C:\MassLynx\Default.PRO\MethDB\VF\Xms-TCDF_Smooth.mdb 13 Nov 2012 08:24:11
Calibration: C:\MassLynx\Default.PRO\CurveDB\VF\Xms-100212a_Confirm-TD.cdb 31 Oct 2012 14:37:39

Name: c13nov12a-17, ID: VFX Retcon, User: JHL, Instrument:



Quantify Sample Report MassLynx 4.1

CF CCAL Summary

Dataset: C:\MassLynx\Default.pro\Concals\Confirms\c13nov12a-Confirms.qld

Last Altered: Wednesday, November 14, 2012 10:17:56 Eastern Standard Time

Printed: Wednesday, November 14, 2012 10:23:11 Eastern Standard Time

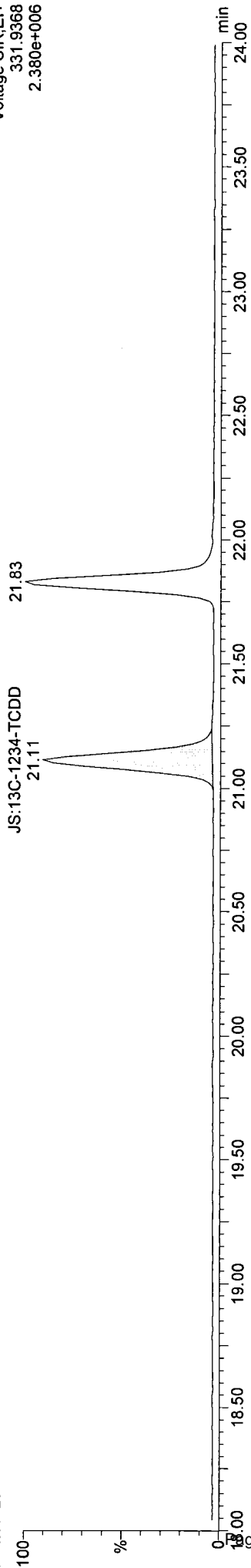
203246

Name: c13nov12a-17, ID: VFX Retcon, User: JHL, Instrument:

13C-TCDD

c13nov12a-17

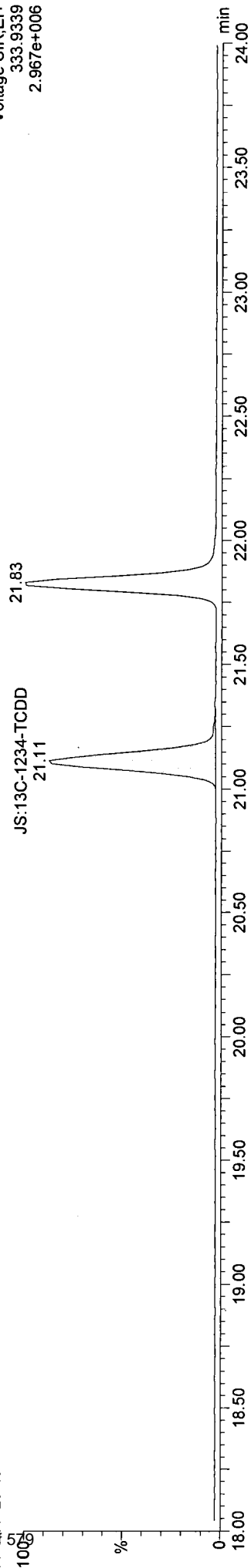
Voltage SIR, EI+
331.9368
2.380e+006



13C TCDD

c13nov12a-17

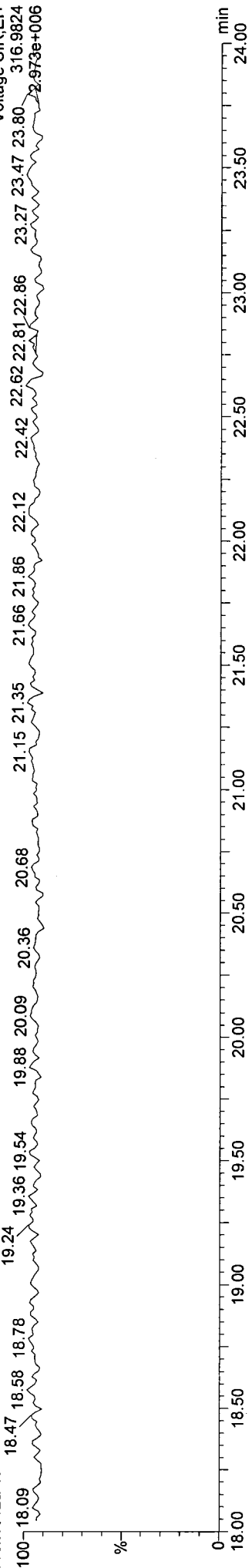
Voltage SIR, EI+
333.9339
2.967e+006



F1 Lock Mass

c13nov12a-17

Voltage SIR, EI+
316.9824
2.973e+006



Quantify Sample Summary Report MassLynx 4.1
 ### CF CCAL Summary ###

Dataset: C:\MassLynx\Default.pro\Concals\Concals\13nov12a-Concirms.qld

Last Altered: Wednesday, November 14, 2012 10:17:56 Eastern Standard Time
 Printed: Wednesday, November 14, 2012 10:23:15 Eastern Standard Time

203246

Method: C:\MassLynx\Default.PRO\MethDB\VF\Xms-TCDF_Smooth.mdb 13 Nov 2012 08:24:11
 Calibration: C:\MassLynx\Default.PRO\CurveDB\VF\Xms-100212a_Confirm-TD.cdb 31 Oct 2012 14:37:39

Name: c13nov12a-26
 Date: 14-Nov-2012
 Time: 02:39:38
 ID: VFX Retcon
 Instrument:
 User: JHL

MS 21.1013125120

Name	Response	Ion1Area	Ion2Area	RA	RAFail?	RT	Conc	%Dev	RRF	lcal	RRF	EDL	SN1	Height1	Noise1	SN2	Height2	Noise2	M
1 2378-TCDF	4.770e4	2.126e4	2.643e4	0.80	NO	21.23	8.9995	-10.0	1.096	1.218	0.131	145.9	2.698e5	1850	212.2	3.534e5	1666	db	
2 ES:13C-2378-TCDF	4.351e5	1.895e5	2.456e5	0.77	NO	21.20	107.2771	7.3	1.775	1.655	0.335	722.1	2.402e6	3327	954.3	3.152e6	3303	bb	
3 JS:13C-1234-TCDD	2.451e5	1.083e5	1.367e5	0.79	NO	21.10	100.0000	-0.0	1.000	1.000	0.585	369.0	1.320e6	3577	509.3	1.737e6	3410	bb	
4 Tetrafurans	1.158e5						49.2301		1.218	0.131			1.647e6	1850					
5 F1 Lock Mass														72669					

Quantify Sample Report MassLynx 4.1

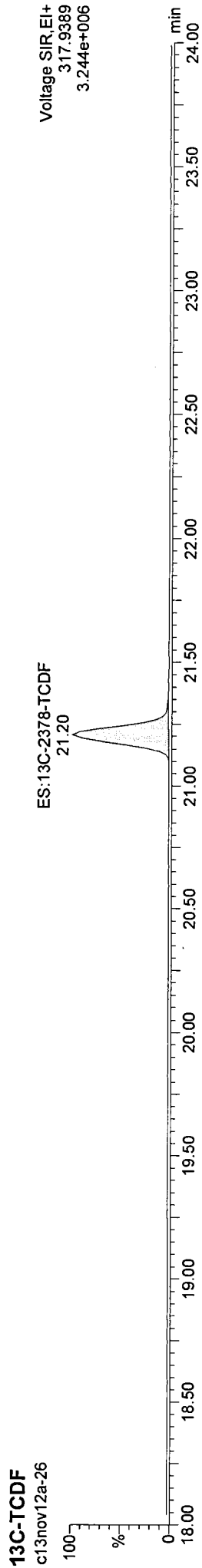
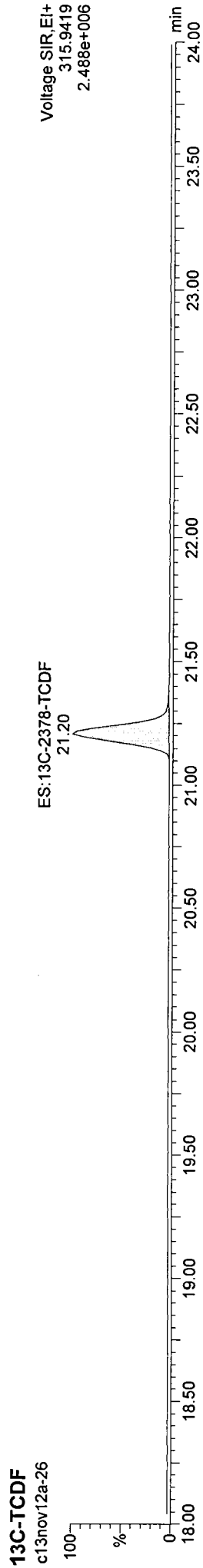
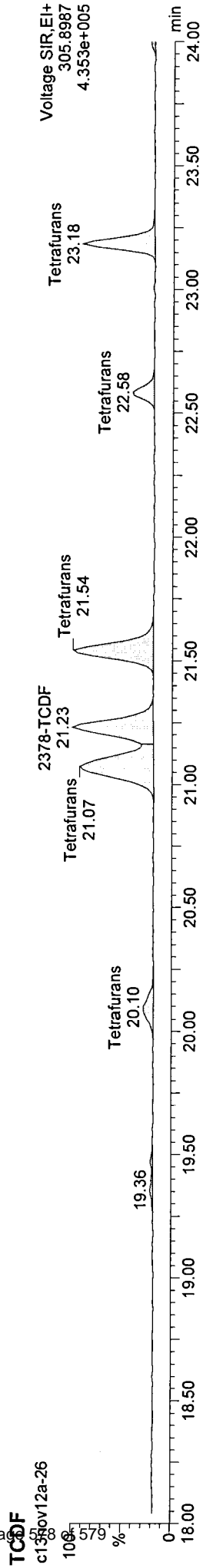
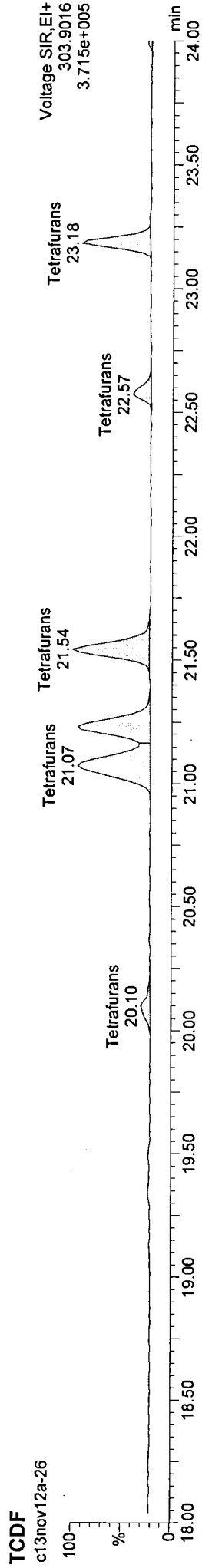
CF CCAL Summary

Dataset: C:\MassLynx\Default.pro\Concals\Confirms\c13nov12a-Confirms.qld

Lab Altered: Wednesday, November 14, 2012 10:17:56 Eastern Standard Time
Printed: Wednesday, November 14, 2012 10:23:15 Eastern Standard Time

Method: C:\MassLynx\Default.PRO\MethDB\VF\Xms-TCDF_Smooth.mdb 13 Nov 2012 08:24:11
Calibration: C:\MassLynx\Default.PRO\CurveDB\VF\Xms-100212a_Confirm-TD.cdb 31 Oct 2012 14:37:39

Name: c13nov12a-26, ID: VFX Retcon, User: JHL, Instrument:



Quantify Sample Report MassLynx 4.1

CF CCAL Summary

Dataset: C:\MassLynx\Default.pro\Concals\Confirms\c13nov12a-Confirms.qld

Last Altered: Wednesday, November 14, 2012 10:17:56 Eastern Standard Time

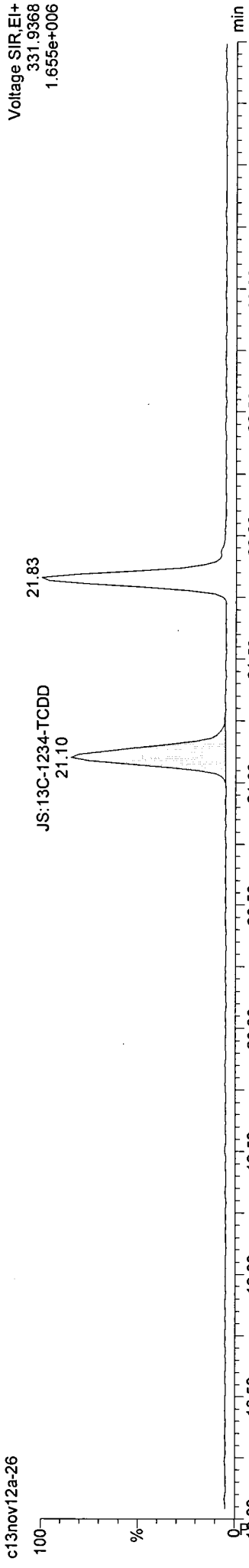
Printed: Wednesday, November 14, 2012 10:23:15 Eastern Standard Time

203246

Name: c13nov12a-26, ID: VFX Retcon, User: JHL, Instrument:

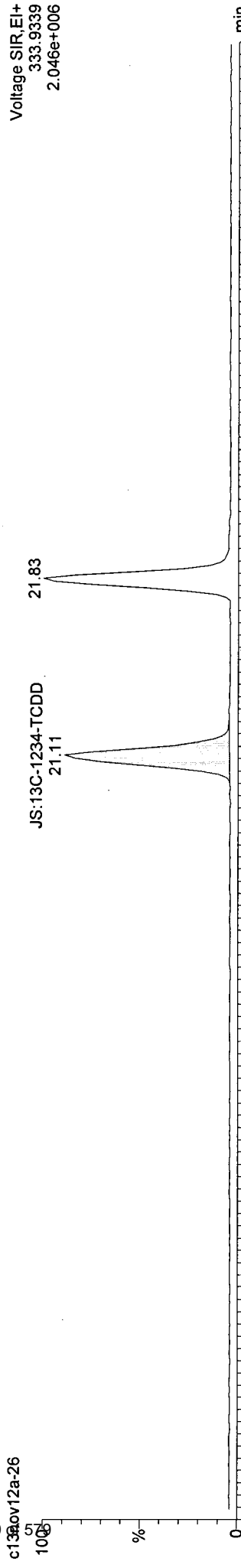
13C-TCDD

c13nov12a-26



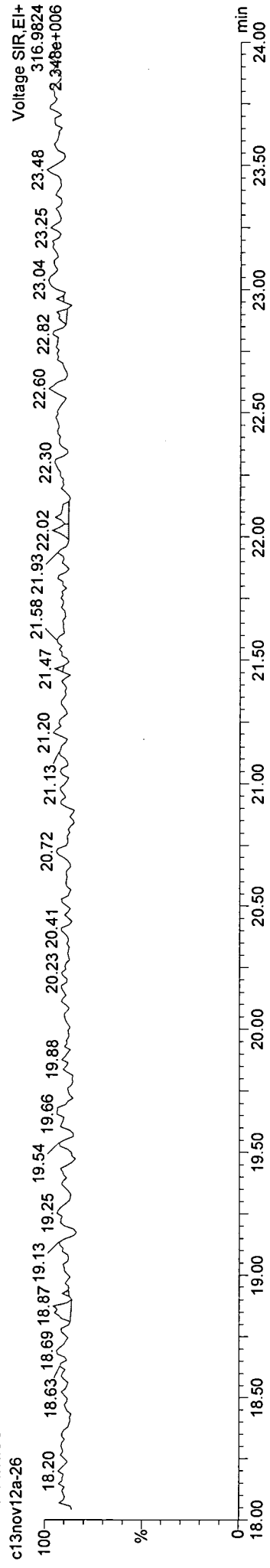
13C-TCDD

c13nov12a-26



F1 Lock Mass

c13nov12a-26



Laboratory Report of Analysis

To: Delaney Peterson
ANCHOR ENVIRONMENTAL
720 Olive Way
Suite 1900
Seattle, WA 98101
US

Report Number: **31203249**

Client Project: **Jeld-Wen Surface Sediments**

Dear Delaney Peterson,

Enclosed are the results of the analytical services performed under the referenced project for the received samples and associated QC as applicable. The samples are certified to meet the requirements of the National Environmental Laboratory Accreditation Conference Standards. Copies of this report and supporting data will be retained in our files for a period of five years in the event they are required for future reference. All results are intended to be used in their entirety and SGS is not responsible for use of less than the complete report. Any samples submitted to our laboratory will be retained for a maximum of thirty (30) days from the date of this report unless other arrangements are requested.

If there are any questions about the report or services performed during this project, please call Amy J. Boehm at (910) 350-1903. We will be happy to answer any questions or concerns which you may have.

Thank you for using SGS North America Inc. for your analytical services. We look forward to working with you again on any additional analytical needs.

Sincerely,
SGS North America Inc.



Digitally signed by: Amy Boehm
Date: 2012.11.06 15:32:01 -
04'00'

Amy J. Boehm
Project Manager
amy.boehm@sgs.com

_____ Date

ANALYTICAL PERSPECTIVES IS NOW PART OF SGS, THE WORLD'S LEADING INSPECTION, VERIFICATION, TESTING AND CERTIFICATION COMPANY.

Laboratory Qualifiers

Report Definitions

DL	Method, Instrument, or Estimated Detection Limit per Analytical Method
CL	Control Limits for the recovery result of a parameter
LOQ	Reporting Limit
DF	Dilution Factor
RPD	Relative Percent Difference
LCS(D)	Laboratory Control Spike (Duplicate)
MS(D)	Matrix Spike (Duplicate)
MB	Method Blank

Qualifier Definitions

*	Recovery or RPD outside of control limits
B	Analyte was detected in the Lab Method Blank at a level above the LOQ
U	Undetected (Reported as ND or < DL)
V	Recovery is below quality control limit. The data has been validated based on a favorable signal-to-noise and detection limit
A	Amount detected is less than the Lower Method Calibration Limit
J	Estimated Concentration.
O	The recovery of this analyte in the OPR is above the Method QC Limits and the reported concentration in the sample may be biased high
E	Amount detected is greater than the Upper Calibration Limit
S	The amount of analyte present has saturated the detector. This situation results in an underestimation of the affected analyte(s)
Q	Indicates the presence of a quantitative interference. This situation may result in an underestimation of the affected analyte(s)
I	Indicates the presence of a qualitative interference that could cause a false positive or an overestimation of the affected analyte(s)
DPE	Indicates the presence of a peak in the polychlorinated diphenylether channel that could cause a false positive or an overestimation of the affected analyte(s)
TIC	Tentatively Identified Compound
EMPC	Estimated Maximum possible Concentration due to ion ratio failure
ND	Not Detected
K	Result is estimated due to ion ratio failure in High Resolution PCB Analysis
P	RPD > 40% between results of dual columns
D	Spike or surrogate was diluted out in order to achieve a parameter result within instrument calibration range

Samples requiring manual integrations for various congeners and/or standards are marked and dated by the analyst. A code definition is provided below:

M1 Mis-identified peak

Note Results pages that include a value for "Solids (%)" have been adjusted for moisture content.

Case Narrative

A few of the labeled extraction standards for the samples are above recommended QC limits. There is no adverse impact on the data.

JW-EA09-SS36-120507

E - Results over Calibration Range

OPR for HBN 30587 [HXX/1803]

The reported result for 202-OcCB is outside recommended QC limits. Any reported results in the samples may be biased high.

3249
3120/450



Chain of Custody Record & Laboratory Analysis Request

Anchor QEA
720 Olive Way, Suite 1900
Seattle, Washington 98101
Phone 206.287.9130
Fax 206.287.9131

Turnaround Requested:

Anchor Contact:

Page 2 of 4

Lab Contact: <i>Amy Boehm</i>		Project: <i>Jed Wen</i>		Analyses Requested										Notes/ Comments:
Lab: <i>SGS</i>		Surface Sediment		PCB	Archive	Dioxin	DYF & PCBs							
Address: <i>5500 Business Drive</i>		Proj. No.: <i>120909-01-01</i>												
City, etc: <i>Wilmington NC 28405</i>		Sampler: <i>KLINS</i>												
Phone: <i>910.350.1903</i>		Shipping Method: <i>Overnight</i>												
Fax:		AirBill #:												
Sample ID	Sample Date	Sample Time	Sample Matrix	Number of Containers										
<i>25</i> JW-EA10-SS39-1205	<i>5/7/12</i>	<i>10:25</i>	<i>Sed</i>	<i>2</i>	<i>X</i>	<i>X</i>								
<i>22</i> JW-EA10-SS43-1205	<i>5/7/12</i>	<i>12:20</i>	<i>Sed</i>	<i>2</i>	<i>X</i>	<i>X</i>								
<i>21</i> JW-EA10-SS41-1205	<i>5/7/12</i>	<i>12:44</i>	<i>Sed</i>	<i>2</i>	<i>X</i>	<i>X</i>								
<i>19</i> JW-EA10-SS42-1205	<i>5/7/12</i>	<i>09:03</i>	<i>Sed</i>	<i>2</i>	<i>X</i>	<i>X</i>								
<i>20</i> JW-EA10-SS40-1205	<i>5/7/12</i>	<i>12:34</i>	<i>Sed</i>	<i>2</i>	<i>X</i>	<i>X</i>								
JW-EA10-SS90-1205	<i>5/7/12</i>	<i>12:34</i>	<i>Sed</i>	<i>1</i>	<i>X</i>									
JW-EA10-COMP-1205	<i>5/7/12</i>	<i>16:14</i>	<i>Sed</i>	<i>1</i>			<i>X</i>							
<i>14</i> JW-EA07-SS28-1205	<i>5/7/12</i>	<i>12:00</i>	<i>Sed</i>	<i>1</i>		<i>X</i>								
<i>11</i> JW-EA07-SS25-1205	<i>5/7/12</i>	<i>11:44</i>	<i>Sed</i>	<i>1</i>		<i>X</i>								
<i>13</i> JW-EA07-SS27-1205	<i>5/7/12</i>	<i>12:14</i>	<i>Sed</i>	<i>1</i>		<i>X</i>								
<i>12</i> JW-EA07-SS26-1205	<i>5/7/12</i>	<i>11:50</i>	<i>Sed</i>	<i>1</i>		<i>X</i>								
JW-EA07-COMP-1205	<i>5/7/12</i>	<i>16:33</i>	<i>Sed</i>	<i>1</i>	<i>X</i>		<i>X</i>							<i>5/15/12</i>
JW-EA03-SS12-1205	<i>5/7/12</i>	<i>13:00</i>	<i>Sed</i>	<i>1</i>		<i>X</i>								
JW-EA03-SS11-1205	<i>5/7/12</i>	<i>14:00</i>	<i>Sed</i>	<i>1</i>		<i>X</i>								
JW-EA03-COMP-1205	<i>5/7/12</i>	<i>16:53</i>	<i>Sed</i>	<i>1</i>			<i>X</i>							

Relinquished: (Signature)	Relinquished: (Signature)	Relinquished: (Signature)	Special Instructions/Notes	
Printed Name:	Printed Name:	Printed Name:		
Company:	Company:	Company:		
Date/Time:	Date/Time:	Date/Time:		
Received By: <i>Kylie Johnson</i>	Received By:	Received By:		
Printed Name: <i>Kylie Johnson</i>	Printed Name:	Printed Name:		
Company: <i>SGS</i>	Company:	Company:	# of Coolers: <i>2</i>	Cooler <i>3, 6</i>
Date/Time: <i>5/9/12 1015</i>	Date/Time:	Date/Time:	COC Seals Intact? <i>MA</i>	Temp(s): <i>3.22</i>
				Bottles Intact?

no leads

3249
31204450



Chain of Custody Record & Laboratory Analysis Request

Anchor QEA
720 Olive Way, Suite 1900
Seattle, Washington 98101
Phone 206.287.9130
Fax 206.287.9131

Turnaround Requested:

Anchor Contact:

Page 1 of 4

Lab Contact: Amy Boehm		Project: Jeld Wen Surface Sediment			Analyses Requested								Notes/ Comments:
Lab: SGS		Proj. No.: 120909-01.01			Archive for D/F & PCB	Archive	D/F & PCB						
Address: 5500 Business Drive		Sampler: KC/NS											
City, etc: Wilmington NC 28405		Shipping Method: Overnight											
Phone: (910) 350-1903		AirBill #:											
Fax:													
Sample ID	Sample Date	Sample Time	Sample Matrix	Number of Containers									
JW-EAS8-SS29-120S	5/7/12	11:00	Sed	1	X								
JW-EAS8-SS30-120S	5/7/12	11:10	Sed	1		X							
JW-EAS8-SS31-120S	5/7/12	11:15	Sed	1		X							
JW-EAS8-SS32-120S	5/7/12	12:25	Sed	1		X							
JW-EAS8-COMP-120S	5/7/12	14:26	Sed	1			X						
JW-EA08-SS29-120S	5/7/12	11:00	Sed	1		X							
JW-EA08-SS30-120S	5/7/12	11:10	Sed	1		X							
JW-EA08-SS31-120S	5/7/12	11:15	Sed	1		X							
JW-EA08-SS32-120S	5/7/12	12:25	Sed	1		X							
JW-EA08-COMP-120S	5/7/12	15:28	Sed	1			X						
JW-EA06-SS22-120S	5/7/12	11:17	Sed	1		X							
JW-EA06-SS22-120S	5/7/12	11:12	Sed	1		X							
JW-EA06-SS23-120S	5/7/12	11:30	Sed	1		X							
JW-EA06-SS24-120S	5/7/12	11:40	Sed	1		X							
JW-EA06-COMP-120S	5/7/12	16:00	Sed	1			X						

- 14
- 12
- 12
- 13
- 14
- 14
- 13
- 12
- 10

Relinquished: (Signature)	Relinquished: (Signature)	Relinquished: (Signature)	Special Instructions/Notes	
Printed Name:	Printed Name:	Printed Name:		
Company:	Company:	Company:		
Date/Time:	Date/Time:	Date/Time:		
Received By: <i>Julie Johnson</i>	Received By:	Received By:		
Printed Name: Julie Johnson	Printed Name:	Printed Name:	# of Coolers: 2 Cooler 3, Temp(s): 3.20C COC Seals Intact? NA Bottles Intact?	
Company: SGS	Company:	Company:		
Date/Time: 5/9/12 1015	Date/Time:	Date/Time:		

No Spills

3249
320450



Chain of Custody Record & Laboratory Analysis Request

Anchor QEA
720 Olive Way, Suite 1900
Seattle, Washington 98101
Phone 206.287.9130
Fax 206.287.9131

Turnaround Requested:

Anchor Contact:

Page 4 of 4

Lab Contact: <i>Amy Boehm</i>		Project: <i>Jeld Wen</i>		Analyses Requested							Notes/ Comments:
Lab: <i>SGS</i>	Surface Sediment			Archive	Dioxins	D/F	PUBS	D/F & PUBS			
Address: <i>5500 Business Drive</i>	Proj. No.: <i>120909-01-01</i>	City, etc.: <i>Wilmington NC 28405</i>	Sampler: <i>KC/NS</i>								
Phone: <i>910.350.7903</i>	Shipping Method: <i>Overnight</i>										
Fax:	AirBill #:										
Sample ID	Sample Date	Sample Time	Sample Matrix	Number of Containers							
<i>JW-EA01-SS03</i>	<i>1205 5/7/12</i>	<i>15:10</i>	<i>Sed</i>	<i>2</i>	<i>X</i>	<i>X</i>					
<i>JW-EA01-SS51</i>	<i>1205 5/7/12</i>	<i>15:22</i>	<i>Sed</i>	<i>1</i>			<i>X</i>				
<i>JW-EA01-COMP</i>	<i>1205 5/7/12</i>	<i>17:39</i>	<i>Sed</i>	<i>1</i>			<i>X</i>				
<i>20 JW-EA09-SS34</i>	<i>1205 5/7/12</i>	<i>14:11</i>	<i>Sed</i>	<i>1</i>	<i>X</i>						
<i>23 JW-EA09-SS37</i>	<i>1205 5/7/12</i>	<i>13:46</i>	<i>Sed</i>	<i>1</i>	<i>X</i>						
<i>21 JW-EA09-SS35</i>	<i>1205 5/7/12</i>	<i>13:36</i>	<i>Sed</i>	<i>1</i>	<i>X</i>						
<i>24 JW-EA09-SS38</i>	<i>1205 5/7/12</i>	<i>13:50</i>	<i>Sed</i>	<i>1</i>	<i>X</i>						
<i>19 JW-EA09-SS33</i>	<i>1205 5/7/12</i>	<i>13:24</i>	<i>Sed</i>	<i>1</i>	<i>X</i>						
<i>22 JW-EA09-SS36</i>	<i>1205 5/7/12</i>	<i>14:01</i>	<i>Sed</i>	<i>1</i>	<i>X</i>						
<i>6 JW-RB-1205</i>	<i>5/7/12</i>	<i>17:58</i>	<i>Sed</i>	<i>2</i>		<i>X</i>	<i>X</i>				
<i>JW-EA09-COMP</i>	<i>1205 5/7/12</i>	<i>18:03</i>	<i>Sed</i>	<i>1</i>			<i>X</i>	<i>X</i>			
<i>6 JW-FB-1205</i>	<i>5/7/12</i>	<i>19:00</i>		<i>1</i>			<i>X</i>				

Relinquished: (Signature)	Relinquished: (Signature)	Relinquished: (Signature)	Special Instructions/Notes	
Printed Name:	Printed Name:	Printed Name:	<i>Signature from JW-EA09-COMP-1205</i>	
Company:	Company:	Company:		
Date/Time:	Date/Time:	Date/Time:		
Received By: <i>Julie Johnson</i>	Received By:	Received By:		
Printed Name: <i>Julie Johnson</i>	Printed Name:	Printed Name:	# of Coolers:	Cooler <i>2, 1, 2, 2</i>
Company: <i>SGS</i>	Company:	Company:	COC Seals Intact? <i>N/A</i>	Bottles Intact?
Date/Time: <i>5/4/12 1015</i>	Date/Time:	Date/Time:	<i>No Seals</i>	

SGS North America Inc.

Sample Receipt Checklist (SRC)

3249

Client: Jeld Wen

Work Order No.: 31201450

- 1. Shipped
 Hand Delivered
- 2. COC Present on Receipt
 No COC
 Additional Transmittal Forms
- 3. Custody Tape on Container
 No Custody Tape
- 4. Samples Intact
 Samples Broken / Leaking
- 5. Chilled on Receipt Actual Temp.(s) in °C: 11.6, 1.3
 Ambient on Receipt
 Walk-in on Ice; Coming down to temp.
 Received Outside of Temperature Specifications
- 6. Sufficient Sample Submitted
 Insufficient Sample Submitted
- 7. Chlorine absent
 HNO3 < 2
 HCL < 2
 Additional Preservatives verified (see notes)
- 8. Received Within Holding Time
 Not Received Within Holding Time
- 9. No Discrepancies Noted
 Discrepancies Noted
 NCDENR notified of Descrepancies*
- 10. No Headspace present in VOC vials
 Headspace present in VOC vials >6mm

Comments: One cooler containing JW-EA05-SS19, SS20, SS18, SS17, COMP-120509 out of temperature protocol, all ice melted.

Did not receive JW-EA10-TISSUE-120507, JW-EA01-TISSUE-120507.

Inspected and Logged in by: JJ

Date: Mon-5/14/12 00:00

*NCDENR must be notified when collection, holding time or preservation requirements are not met.

Sample Summary

<u>Client Sample ID</u>	<u>Lab Sample ID</u>	<u>Collected</u>	<u>Received</u>	<u>Matrix</u>
JW-EA07-SS26-120507	31203249001	05/07/2012 11:50	05/09/2012 10:15	Soil-Solid as dry weight
JW-EA07-SS27-120507	31203249002	05/07/2012 12:14	05/09/2012 10:15	Soil-Solid as dry weight
JW-EA07-SS28-120507	31203249003	05/07/2012 12:00	05/09/2012 10:15	Soil-Solid as dry weight
JW-EA08-SS29-120507	31203249004	05/07/2012 11:00	05/09/2012 10:15	Soil-Solid as dry weight
JW-EA08-SS30-120507	31203249005	05/07/2012 11:10	05/09/2012 10:15	Soil-Solid as dry weight
JW-EA08-SS31-120507	31203249006	05/07/2012 11:15	05/09/2012 10:15	Soil-Solid as dry weight
JW-EA08-SS32-120507	31203249007	05/07/2012 12:25	05/09/2012 10:15	Soil-Solid as dry weight
JW-EA09-SS33-120507	31203249008	05/07/2012 13:24	05/09/2012 10:15	Soil-Solid as dry weight
JW-EA09-SS34-120507	31203249009	05/07/2012 14:11	05/09/2012 10:15	Soil-Solid as dry weight
JW-EA09-SS35-120507	31203249010	05/07/2012 13:36	05/09/2012 10:15	Soil-Solid as dry weight
JW-EA09-SS36-120507	31203249011	05/07/2012 14:01	05/09/2012 10:15	Soil-Solid as dry weight
JW-EA08-SS131-120507	31203249012	05/07/2012 11:15	05/09/2012 10:15	Soil-Solid as dry weight

Results of JW-EA07-SS26-120507

Client Sample ID: **JW-EA07-SS26-120507**
 Client Project ID: **Jeld-Wen Surface Sediments**
 Lab Sample ID: 31203249001-A
 Lab Project ID: 31203249

Collection Date: 05/07/2012 11:50
 Received Date: 05/09/2012 10:15
 Matrix: Soil-Solid as dry weight
 Solids (%): 59.00

Results by EPA 1613B

<u>Parameter</u>	<u>Result</u>	<u>EMPC</u>	<u>Qual</u>	<u>DL</u>	<u>LOQ/CL</u>	<u>Units</u>	<u>RT</u>	<u>Ratio</u>
2,3,7,8-TCDD	0.293		J	0.0623	0.499	pg/g	27.54	0.75
1,2,3,7,8-PeCDD	0.749		J	0.0822	2.50	pg/g	33.84	1.67
1,2,3,4,7,8-HxCDD	1.08		J	0.138	2.50	pg/g	38.48	1.16
1,2,3,6,7,8-HxCDD	5.02			0.151	2.50	pg/g	38.61	1.35
1,2,3,7,8,9-HxCDD	2.69			0.145	2.50	pg/g	38.96	1.21
1,2,3,4,6,7,8-HpCDD	69.4			0.373	2.50	pg/g	42.64	1.06
OCDD	569			0.168	4.99	pg/g	46.39	0.90
2,3,7,8-TCDF	1.99			0.0500	0.499	pg/g	26.55	0.79
2,3,7,8-TCDF [confirm]		1.64	J	0.0558	1.70	pg/g	21.00	0.95*
1,2,3,7,8-PeCDF	0.588		J	0.0815	2.50	pg/g	32.10	1.57
2,3,4,7,8-PeCDF	1.04		J	0.0707	2.50	pg/g	33.43	1.48
1,2,3,4,7,8-HxCDF	0.824		J	0.0722	2.50	pg/g	37.31	1.33
1,2,3,6,7,8-HxCDF	0.659		J	0.0625	2.50	pg/g	37.48	1.12
2,3,4,6,7,8-HxCDF		0.826	J	0.0581	2.50	pg/g	38.26	1.43*
1,2,3,7,8,9-HxCDF	ND		U	0.0847	2.50	pg/g		
1,2,3,4,6,7,8-HpCDF	10.2			0.0922	2.50	pg/g	41.37	1.04
1,2,3,4,7,8,9-HpCDF	0.615		J	0.123	2.50	pg/g	43.24	1.01
OCDF	22.6			0.118	4.99	pg/g	46.63	0.89
Total TCDD	16.8	16.9		0.0623	0.499	pg/g		
Total TCDF	20.7	22.3		0.0500	0.499	pg/g		
Total PeCDD	14.5	14.8		0.0822	2.50	pg/g		
Total PeCDF	12.2	12.6		0.0760	2.50	pg/g		
Total HxCDD	54.7			0.145	2.50	pg/g		
Total HxCDF	15.0	16.1		0.0684	2.50	pg/g		
Total HpCDD	220			0.373	2.50	pg/g		
Total HpCDF	29.3			0.106	2.50	pg/g		

World Health Organization Summary

	<u>Units</u>	<u>ND=0</u>	<u>ND=½</u>	<u>ND=DL</u>
WHO-2005 TEQ	pg/g	3.38	3.39	3.40
WHO-2005 TEQ w/EMPC	pg/g	3.63	3.63	3.63

Results of JW-EA07-SS26-120507

Client Sample ID: **JW-EA07-SS26-120507**
 Client Project ID: **Jeld-Wen Surface Sediments**
 Lab Sample ID: 31203249001-A
 Lab Project ID: 31203249

Collection Date: 05/07/2012 11:50
 Received Date: 05/09/2012 10:15
 Matrix: Soil-Solid as dry weight
 Solids (%): 59.00

Results by EPA 1613B

<u>Parameter</u>	<u>Result</u>	<u>EMPC</u>	<u>Qual</u>	<u>DL</u>	<u>LOQ/CL</u>	<u>Units</u>	<u>RT</u>	<u>Ratio</u>
Labeled Standards								
13C-2378-TCDD	118				25.0-164	%		
13C-12378-PeCDD	107				25.0-181	%		
13C-123478-HxCDD	106				32.0-141	%		
13C-123678-HxCDD	98.0				28.0-130	%		
13C-1234678-HpCDD	115				23.0-140	%		
13C-OCDD	97.0				17.0-157	%		
13C-2378-TCDF	112				24.0-169	%		
13C-12378-PeCDF	100				24.0-185	%		
13C-23478-PeCDF	101				21.0-178	%		
13C-123478-HxCDF	109				26.0-152	%		
13C-123678-HxCDF	114				26.0-123	%		
13C-234678-HxCDF	123				29.0-147	%		
13C-123789-HxCDF	113				28.0-136	%		
13C-1234678-HpCDF	109				28.0-143	%		
13C-1234789-HpCDF	121				26.0-138	%		
37Cl-2378-TCDD	126				35.0-197	%		

Batch Information

Analytical Batch: **HRD1902**
 Analytical Method: **EPA 1613B**
 Instrument: **APHRMS**
 Analyst: **MDC**
 Analytical Date/Time: **10/20/2012 05:18**

Prep Batch: **HXX1802**
 Prep Method: **EPA 1613 PREP S/D/T**
 Prep Date/Time: **10/10/2012 09:35**
 Prep Initial Wt./Vol.: **16.99 g**
 Prep Extract Vol: **20 uL**

Analytical Batch: **HRD1912**
 Analytical Method: **EPA 1613B**
 Instrument: **HRMS3**
 Analyst: **JHL**
 Analytical Date/Time: **10/31/2012 16:08**

Prep Batch: **HXX1802**
 Prep Method: **EPA 1613 PREP S/D/T**
 Prep Date/Time: **10/10/2012 09:35**
 Prep Initial Wt./Vol.: **16.99 g**
 Prep Extract Vol: **20 uL**

Lab ID: A4722_10216_DF_011

Client ID: JW-EA07-SS26-120507

Datafile: 121019P2-06

Acq'd: 20 Oct 2012 05:18 MDC

UTP: 20-Oct-2012 12:55 MDC

Report: 21 Oct 2012 10:28 MC

Wt/Vol: 10.02 g

J-level: 0.499 pg/g Split: 1

Stds (pg): JS: 2000 ES: 2000 CS/SS: 2000, 400 (37C1)

ICAL: 1613_SGS

Checkcode: 179-319-YYL



Comp #	Name	Act RT	QC	Pred. RRT	Act. RRT	ΔSecs	Response	Ra	OK	RRF	Conc.	Noise	DL
1	2378-TCDD	27.54		1.0009	1.0006	-0.5	6.46E+04	0.75	Y	1.08	0.293	1137	0.0623
2	2378-PeCDD	33.84		1.0006	1.0006	0	1.24E+05	1.67	Y	1.07	0.748	1287	0.0821
3	23478-HxCDD	38.48		1.0004	1.0003	-0.2	1.40E+05	1.16	Y	1.05	1.08	1699	0.138
4	123678-HxCDD	38.61		1.0039	1.0039	0	6.28E+05	1.35	Y	0.98	5.02	1699	0.151
5	123789-HxCDD	38.96		1.0129	1.0128	-0.2	3.40E+05	1.21	Y	1.01	2.69	1699	0.145
6	1234678-HpCDD	42.64		1.0005	1.0005	0	8.56E+06	1.06	Y	1.09	69.4	4184	0.372
7	OCDD	46.39		1.0005	1.0004	-0.3	4.75E+07	0.90	Y	1.11	568	1124	0.168
8	2378-TCDF	26.55		1.0009	1.0008	-0.2	6.29E+05	0.79	Y	0.98	1.99	1267	0.05
9	12378-PeCDF	32.10		1.0007	1.0005	-0.4	1.44E+05	1.57	Y	0.99	0.588	1722	0.0815
10	23478-PeCDF	33.43		1.0006	1.0009	+0.6	2.63E+05	1.48	Y	1.02	1.03	1722	0.0707
11	123478-HxCDF	37.31		1.0006	1.0005	-0.2	1.66E+05	1.33	Y	1.19	0.823	1313	0.0721
12	123678-HxCDF	37.48		1.0005	1.0004	-0.2	1.51E+05	1.12	Y	1.16	0.658	1313	0.0625
13	234678-HxCDF	38.26		1.0006	1.0004	-0.5	1.97E+05	1.43	N	1.18	0.826	1313	0.058
14	123789-HxCDF	Not Fnd		1.0005	-	-	-	-	-	1.09	-	1313	0.0846
15	234678-HpCDF	41.37		1.0004	1.0004	0	1.96E+06	1.04	Y	1.35	10.2	1659	0.0921
16	1234789-HpCDF	43.24		1.0004	1.0003	-0.3	1.01E+05	1.01	Y	1.34	0.614	1659	0.123
17	OCDF	46.63		1.0057	1.0056	-0.3	2.37E+06	0.89	Y	1.40	22.5	993	0.117
18	ES 2378-TCDD	27.52		1.0281	1.0277	-0.6	4.07E+07	0.80	Y	1.04	118		
19	ES 12378-PeCDD	33.82		1.2639	1.2627	-1.9	3.08E+07	1.63	Y	0.87	107		
20	ES 123478-HxCDD	38.46		0.9876	0.9877	+0.2	2.45E+07	1.31	Y	0.94	106		
21	ES 123678-HxCDD	38.60		0.9910	0.9912	+0.5	2.54E+07	1.27	Y	1.06	97.5		
22	ES 1234678-HpCDD	42.62		1.0943	1.0946	+0.7	2.26E+07	1.08	Y	0.80	115		
23	ES OCDD	46.37		1.1907	1.1909	+0.5	3.01E+07	0.90	Y	0.63	97.2		
24	ES 2378-TCDF	26.53		0.9907	0.9906	-0.2	6.47E+07	0.80	Y	1.74	112		
25	ES 12378-PeCDF	32.08		1.1992	1.1980	-1.9	4.96E+07	1.58	Y	1.49	100		
26	ES 23478-PeCDF	33.40		1.2484	1.2472	-1.9	4.99E+07	1.58	Y	1.48	101		
27	ES 123478-HxCDF	37.30		0.9577	0.9578	+0.2	3.40E+07	0.52	Y	1.27	109		
28	ES 123678-HxCDF	37.46		0.9619	0.9620	+0.2	3.95E+07	0.53	Y	1.41	114		
29	ES 234678-HpCDF	38.24		0.9821	0.9821	0	4.06E+07	0.51	Y	1.34	123		
30	ES 123789-HxCDF	39.36		1.0108	1.0108	0	3.34E+07	0.52	Y	1.20	113		
31	ES 1234678-HpCDF	41.35		1.0618	1.0620	+0.5	2.84E+07	0.44	Y	1.06	109		
32	ES 1234789-HpCDF	43.23		1.1100	1.1102	+0.5	2.45E+07	0.44	Y	0.82	121		

Lab ID: A4722_10216_DF_011 Acq'd: 20 Oct 2012 05:18 MDC Wt/Vol: 10.02 g ICAL: 1613_SGS
 Client ID: JW-EA07-SS26-120507 UTP: 20-Oct-2012 12:55 MDC J-level: 0.499 pg/g Split: 1 Checkcode: 179-319-YYL
 Datafile: 121019P2-06 Report: 21 Oct 2012 10:28 MC Stds (pg): JS: 2000 ES: 2000 CS/SS: 2000, 400 (37C)

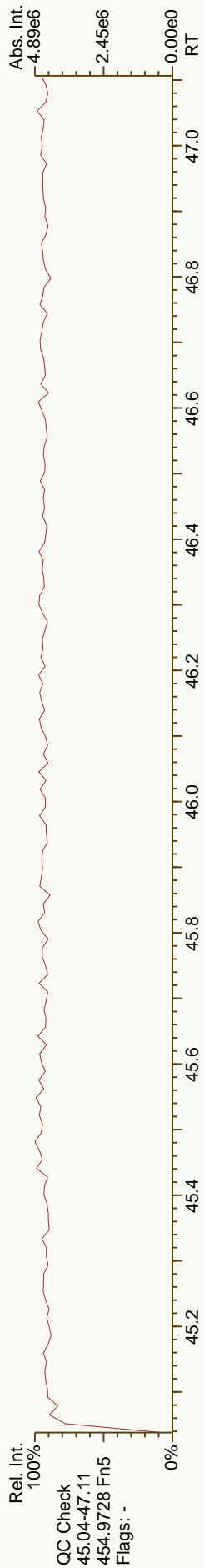
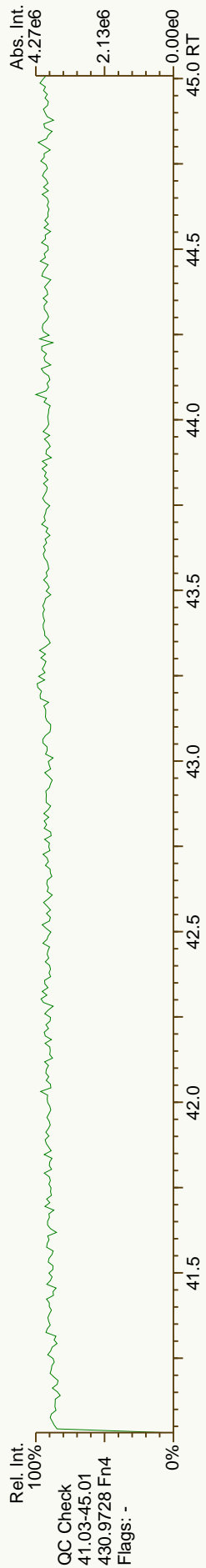
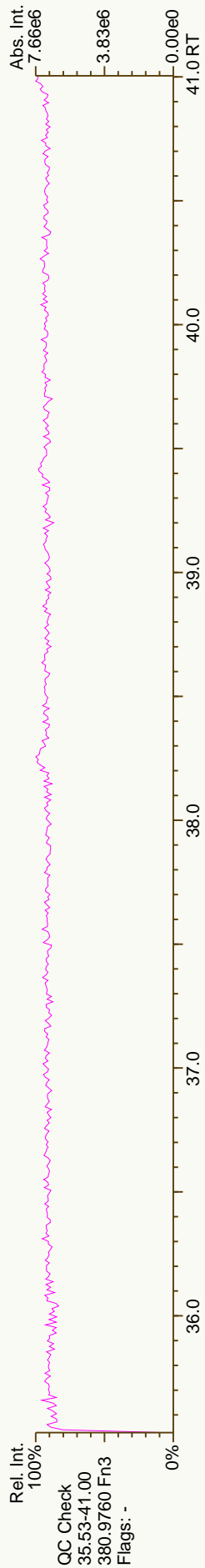
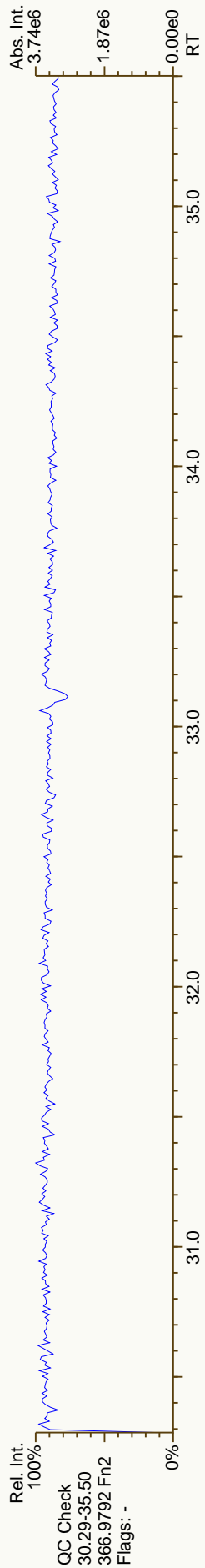
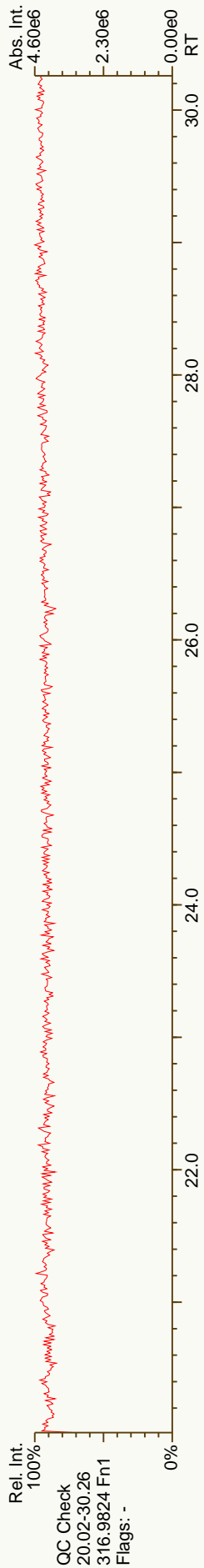
Comp #	Name	Act RT	QC	Pred. RRT	Act. RRT	ΔSecs	Response	Ra	OK	RRF	Conc.	Noise	DL
1	TCDD	23.44		0.8504	0.8516	+2.0	1.03E+06	0.82	Y	1.08	4.68	1137	0.0623
2	TCDD	23.84		0.8649	0.8661	+2.0	7.02E+05	0.77	Y	1.08	3.18	1137	0.0623
3	TCDD	24.31		0.8835	0.8833	-0.3	5.98E+04	0.85	Y	1.08	0.271	1137	0.0623
4	TCDD	25.19		0.9152	0.9151	-0.2	6.55E+05	0.81	Y	1.08	2.97	1137	0.0623
	TCDD	25.45		0.9241	0.9247	+1.0	1.80E+05	0.77	Y	1.08	0.814	1137	0.0623
	TCDD	25.67		0.9327	0.9328	+0.2	2.18E+05	0.77	Y	1.08	0.988	1137	0.0623
	TCDD	25.88		0.9408	0.9404	-0.7	4.81E+04	0.75	Y	1.08	0.218	1137	0.0623
	TCDD	26.19		0.9512	0.9514	+0.3	1.78E+04	0.54	N	1.08	0.0807	1137	0.0623
	TCDD	26.37		0.9580	0.9580	0	6.72E+04	0.74	Y	1.08	0.304	1137	0.0623
	TCDD	26.80		0.9736	0.9739	+0.5	2.57E+05	0.74	Y	1.08	1.16	1137	0.0623
	TCDD	Not Fnd		0.9785						1.08		1137	0.0623
	TCDD	27.24		0.9884	0.9896	+2.0	3.47E+05	0.79	Y	1.08	1.57	1137	0.0623
	TCDD	27.38		0.9945	0.9948	+0.5	2.57E+04	0.85	Y	1.08	0.116	1137	0.0623
	2378-TCDD	27.54		1.0009	1.0006	-0.5	6.46E+04	0.75	Y	1.08	0.293	1137	0.0623
	TCDD	27.93		1.0147	1.0149	+0.3	4.67E+04	0.76	Y	1.08	0.212	1137	0.0623
	TCDD	Not Fnd		1.0206						1.08		1137	0.0623
	TCDD	Not Fnd		1.0423						1.08		1137	0.0623
1	PeCDD	30.88		0.9131	0.9132	+0.2	6.22E+05	1.73	Y	1.07	3.76	1287	0.0821
2	PeCDD	31.51		0.9319	0.9318	-0.2	1.09E+05	1.62	Y	1.07	0.657	1287	0.0821
3	PeCDD	32.16		0.9511	0.9510	-0.2	5.42E+05	1.68	Y	1.07	3.27	1287	0.0821
4	PeCDD	32.38		0.9576	0.9576	0	1.37E+05	1.77	Y	1.07	0.829	1287	0.0821
5	PeCDD	32.50		0.9611	0.9611	0	4.21E+05	1.41	Y	1.07	2.54	1287	0.0821
6	PeCDD	32.81		0.9703	0.9701	-0.4	1.68E+05	1.65	Y	1.07	1.02	1287	0.0821
7	PeCDD	33.24		0.9829	0.9830	+0.2	2.21E+05	1.58	Y	1.07	1.33	1287	0.0821
8	12378-PeCDD	33.84		1.0006	1.0006	0	1.24E+05	1.67	Y	1.07	0.748	1287	0.0821
9	PeCDD	33.95		1.0039	1.0040	+0.2	4.07E+04	1.25	N	1.07	0.246	1287	0.0821
10	PeCDD	34.36		1.0161	1.0161	0	5.85E+04	1.42	Y	1.07	0.354	1287	0.0821
	HxCDD	36.45		0.9479	0.9477	-0.5	1.78E+06	1.24	Y	1.01	14.1	1699	0.144
	HxCDD	37.23		0.9682	0.9680	-0.5	1.15E+06	1.24	Y	1.01	9.04	1699	0.144
	HxCDD	37.58		0.9771	0.9771	0	2.43E+06	1.24	Y	1.01	19.2	1699	0.144
	HxCDD	37.74		0.9811	0.9811	0	3.29E+05	1.19	Y	1.01	2.59	1699	0.144
	123478-HxCDD	38.48		1.0004	1.0003	-0.2	1.40E+05	1.16	Y	1.05	1.08	1699	0.138
	123678-HxCDD	38.61		1.0039	1.0039	0	6.28E+05	1.35	Y	0.98	5.02	1699	0.151
	HxCDD	38.83		1.0097	1.0097	0	1.34E+05	1.17	Y	1.01	1.06	1699	0.144
	123789-HxCDD	38.96		1.0129	1.0128	-0.2	3.40E+05	1.21	Y	1.01	2.69	1699	0.145

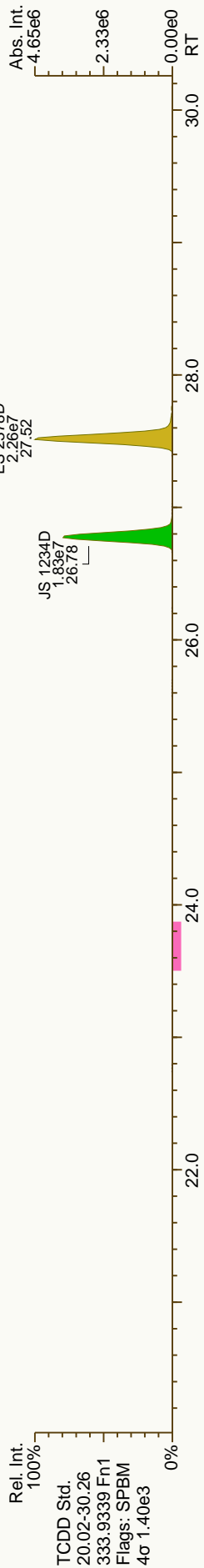
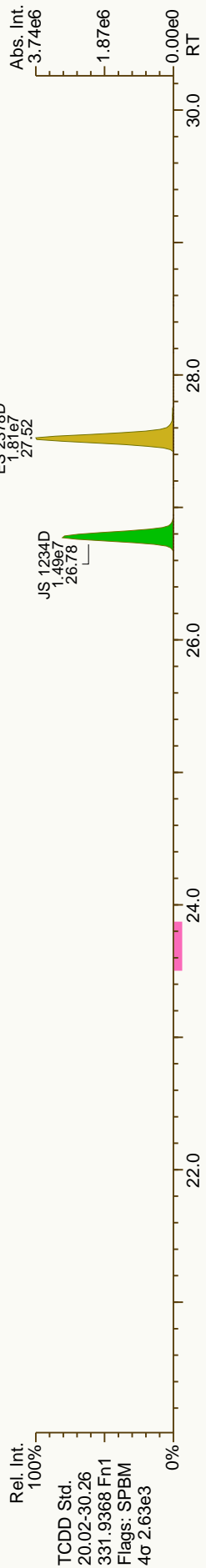
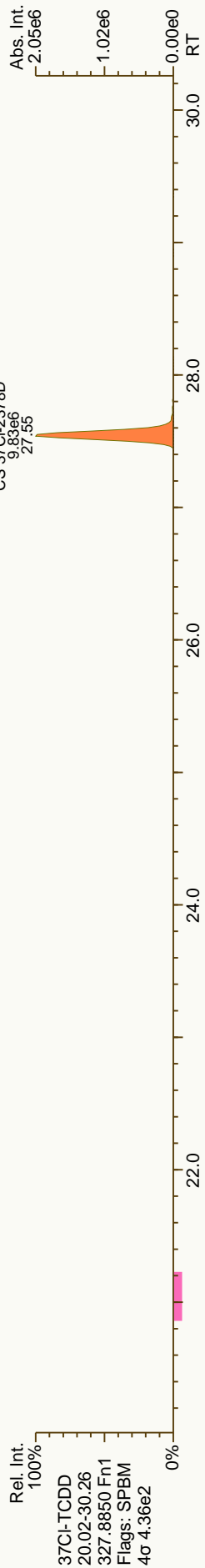
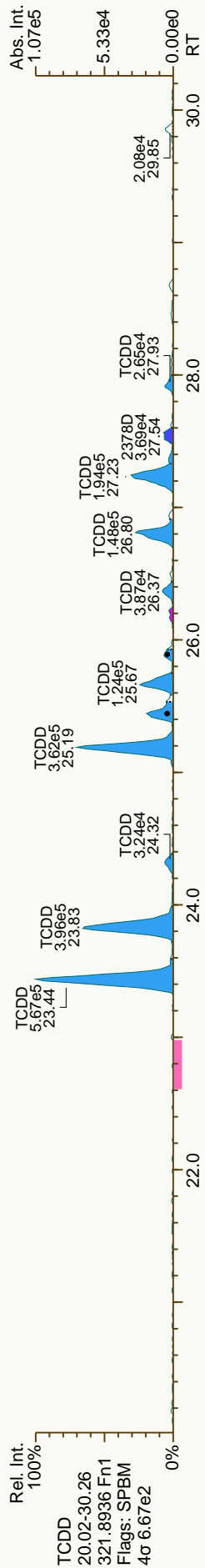
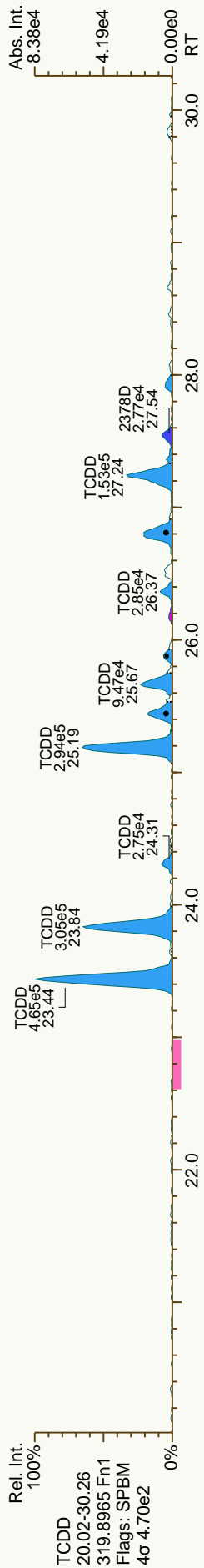
Lab ID: A4722_10216_DF_011 Acq'd: 20 Oct 2012 05:18 MDC Wt/Vol: 10.02 g ICAL: 1613_SGS
 Client ID: JW-EA07-SS26-120507 UTP: 20-Oct-2012 12:55 MDC J-level: 0.499 pg/g Split: 1 Checkcode: 179-319-YYL
 Datafile: 121019P2-06 Report: 21 Oct 2012 10:28 MC Stds (pg): JS: 2000 ES: 2000 CS/SS: 2000, 400 (37C1)

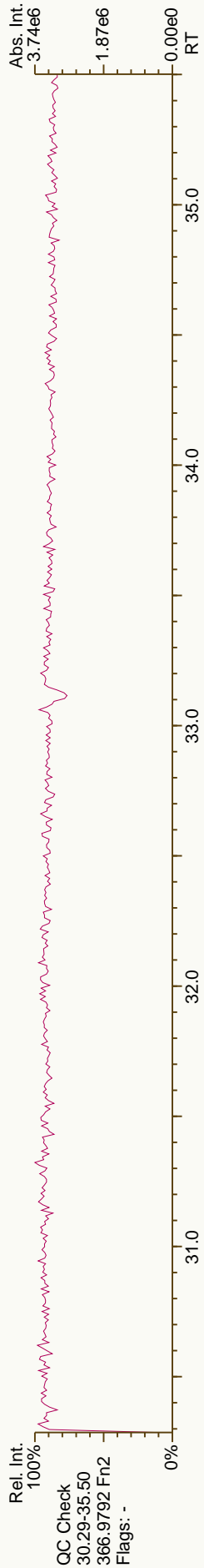
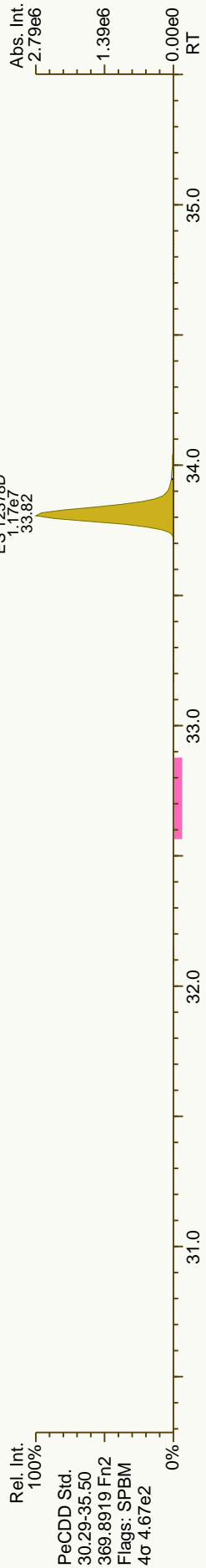
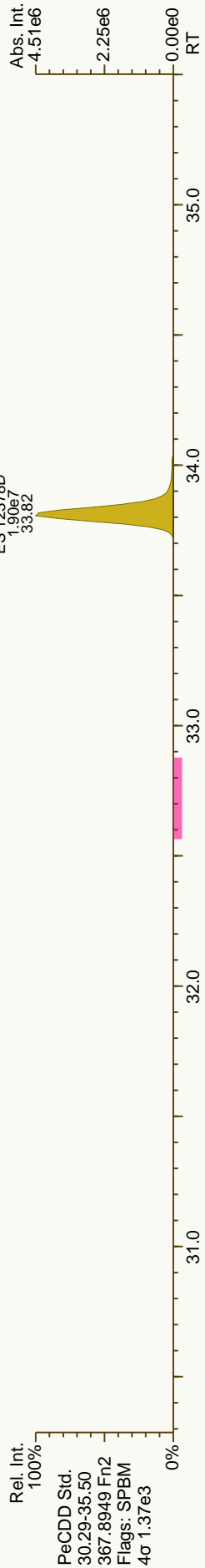


Comp #	Name	Act RT	QC	Pred. RRT	Act. RRT	ΔSecs	Response	Ra	OK	RRF	Conc.	Noise	DL
1	gHpCDD	41.73		0.9793	0.9792	-0.3	1.86E+07	1.06	Y	1.09	151	4184	0.372
2	234678-HpCDD	42.64		1.0005	1.0005	0	8.56E+06	1.06	Y	1.09	69.4	4184	0.372
3	OCDD	46.39		1.0005	1.0004	-0.3	4.75E+07	0.90	Y	1.11	568	1124	0.168
4	OCDD-a	46.39		1.0001	1.0004	+0.8	2.98E+06	2.48	Y	1.00	39.5	1035	0.171
5	TCDF	21.23		0.7983	0.8003	+3.2	2.93E+05	0.80	Y	0.98	0.928	1267	0.05
6	TCDF	21.79		0.8218	0.8216	-0.3	2.00E+05	0.76	Y	0.98	0.633	1267	0.05
7	TCDF	22.45		0.8463	0.8461	-0.3	5.71E+05	0.81	Y	0.98	1.81	1267	0.05
8	TCDF	22.86		0.8625	0.8616	-1.4	1.58E+05	0.75	Y	0.98	0.5	1267	0.05
9	TCDF	23.01		0.8677	0.8674	-0.5	8.43E+05	0.81	Y	0.98	2.67	1267	0.05
10	TCDF	23.30		0.8787	0.8783	-0.6	1.44E+05	0.77	Y	0.98	0.456	1267	0.05
11	TCDF	23.43		0.8840	0.8833	-1.1	4.76E+05	0.79	Y	0.98	1.5	1267	0.05
12	TCDF	23.87		0.8998	0.8997	-0.2	3.17E+05	0.76	Y	0.98	1	1267	0.05
13	TCDF	24.02		0.9054	0.9053	-0.2	1.42E+05	0.94	N	0.98	0.448	1267	0.05
14	TCDF	24.20		0.9125	0.9122	-0.5	2.69E+05	0.77	Y	0.98	0.85	1267	0.05
15	TCDF	24.62		0.9279	0.9281	+0.3	1.34E+05	0.89	N	0.98	0.423	1267	0.05
16	TCDF	24.76		0.9334	0.9335	+0.2	2.51E+05	0.76	Y	0.98	0.794	1267	0.05
17	TCDF	24.92		0.9381	0.9395	+2.2	3.93E+05	0.77	Y	0.98	1.24	1267	0.05
18	TCDF	25.04		0.9439	0.9438	-0.2	4.23E+05	0.72	Y	0.98	1.34	1267	0.05
19	TCDF	25.55		0.9630	0.9630	0	5.06E+05	0.80	Y	0.98	1.6	1267	0.05
20	TCDF	NotFnd		0.9674						0.98		1267	0.05
21	TCDF	25.85		0.9746	0.9745	-0.2	1.84E+05	0.85	Y	0.98	0.583	1267	0.05
22	TCDF	26.06		0.9829	0.9825	-0.6	1.55E+05	0.81	Y	0.98	0.49	1267	0.05
23	TCDF	26.30		0.9916	0.9915	-0.2	1.88E+05	0.79	Y	0.98	0.595	1267	0.05
24	TCDF	26.41		0.9963	0.9957	-1.0	1.47E+05	0.91	N	0.98	0.465	1267	0.05
25	2378-TCDF	26.55		1.0009	1.0008	-0.2	6.29E+05	0.79	Y	0.98	1.99	1267	0.05
26	TCDF	26.97		1.0166	1.0166	0	5.35E+05	0.83	Y	0.98	1.69	1267	0.05
27	TCDF	NotFnd		1.0274						0.98		1267	0.05
28	TCDF	NotFnd		1.0390						0.98		1267	0.05
29	TCDF	28.85		1.0886	1.0874	-1.9	8.34E+04	0.92	N	0.98	0.264	1267	0.05
30	PeCDF	28.84		0.8975	0.8989	+2.7	1.01E+06	1.71	Y	1.00	4.06	909	0.0401
31	PeCDF	30.62		0.9542	0.9543	+0.2	2.68E+05	1.54	Y	1.00	1.07	1722	0.076
32	PeCDF	30.80		0.9587	0.9601	+2.7	5.96E+05	1.43	Y	1.00	2.38	1722	0.076
33	PeCDF	30.90		0.9636	0.9631	-1.0	8.26E+04	1.63	Y	1.00	0.33	1722	0.076
34	PeCDF	31.01		0.9671	0.9667	-0.8	3.46E+04	1.93	N	1.00	0.138	1722	0.076
35	PeCDF	31.31		0.9760	0.9758	-0.4	5.14E+04	1.07	N	1.00	0.206	1722	0.076
36	PeCDF	31.47		0.9810	0.9809	-0.2	2.84E+04	1.61	Y	1.00	0.114	1722	0.076

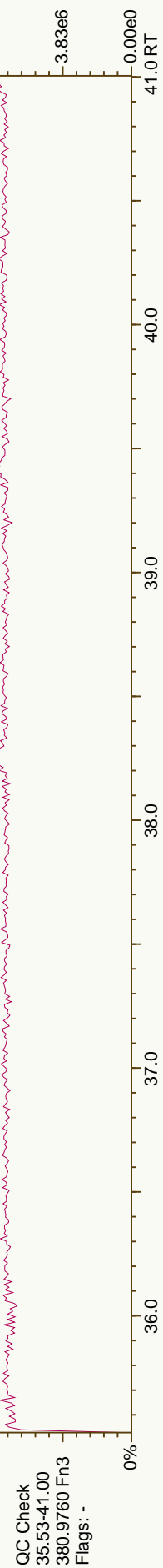
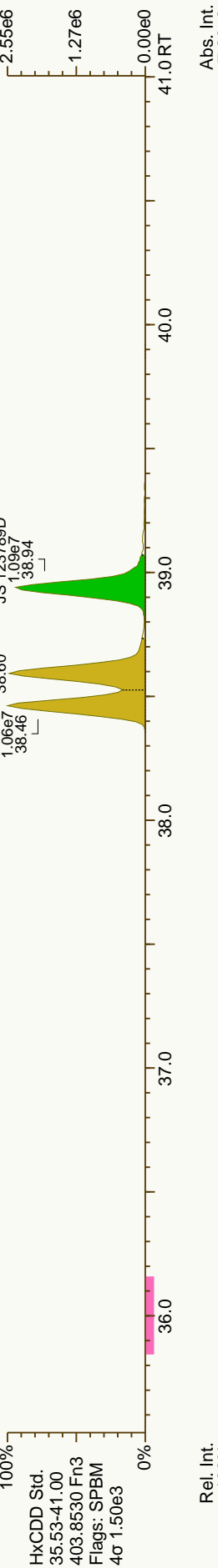
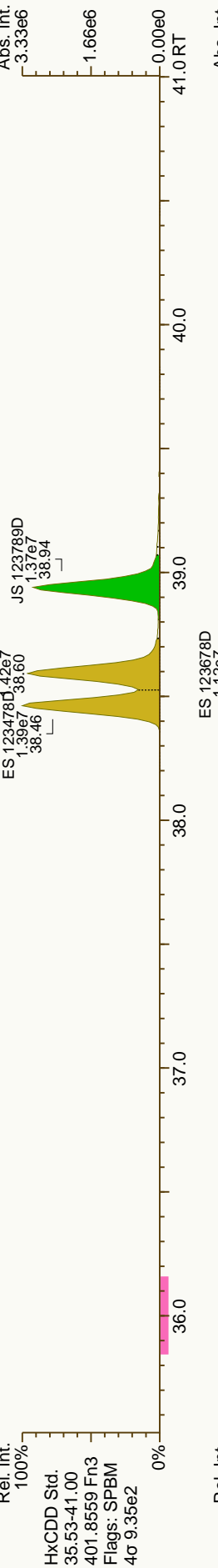
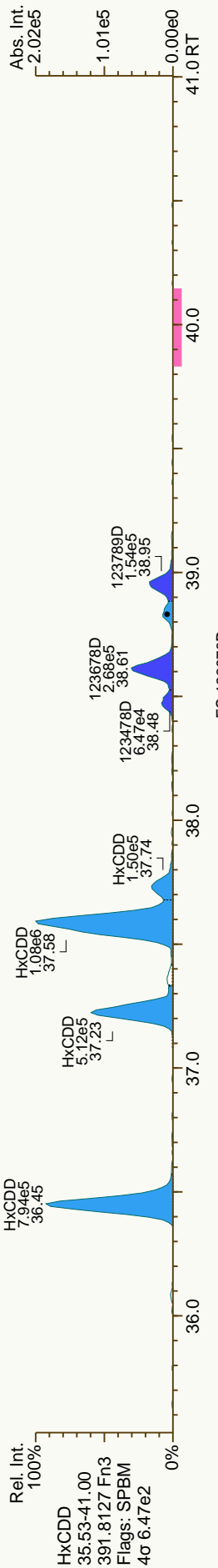
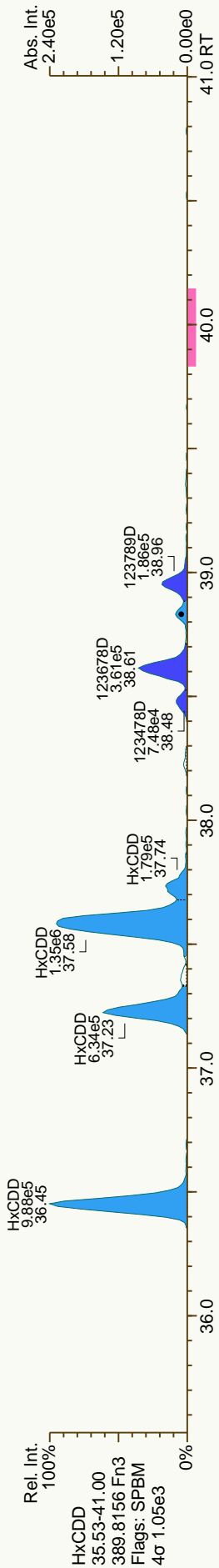
Lab ID: A4722_10216_DF_011 Acq'd: 20 Oct 2012 05:18 MDC Wt/Vol: 10.02 g ICAL: 1613_SGS
 Client ID: JW-EA07-SS26-120507 UTP: 20-Oct-2012 12:55 MDC J-level: 0.499 pg/g Split: 1 Checkcode: 179-319-YYL
 Datafile: 121019P2-06 Report: 21 Oct 2012 10:28 MC Stds (pg): JS: 2000 ES: 2000 CS/SS: 2000, 400 (37CI)

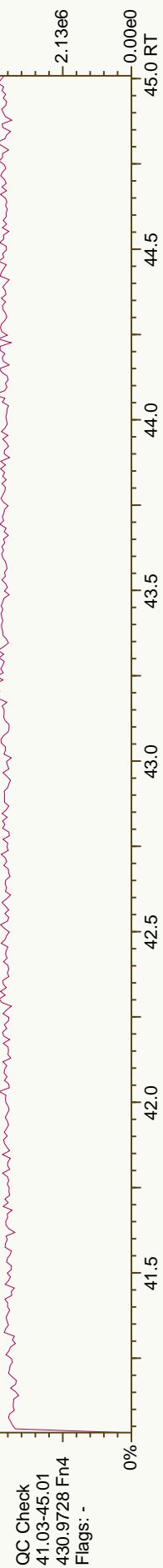
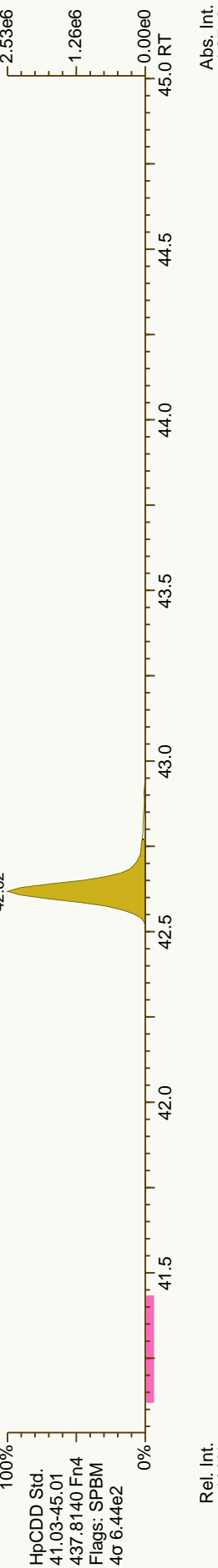
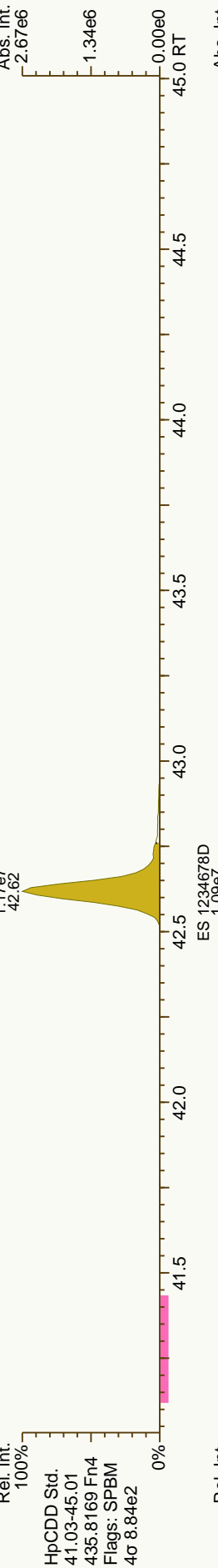
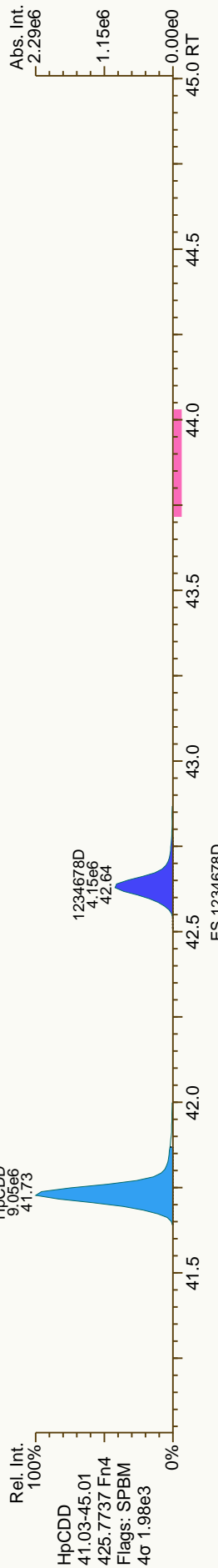
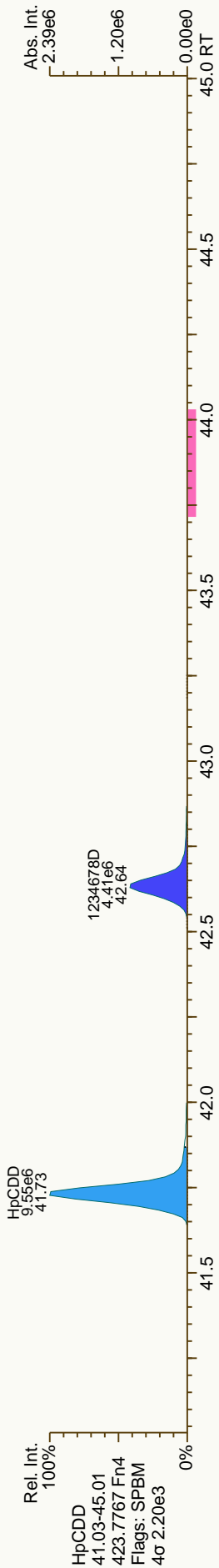
Comp #	Name	Act RT	QC	Pred. RRT	Act. RRT	ΔSecs	Response	Ra	OK	RRF	Conc.	Noise	DL
1	PeCDF	31.58		0.9847	0.9845	-0.4	2.24E+05	1.34	Y	1.00	0.894	1722	0.076
2	PeCDF	31.68		0.9870	0.9876	+1.2	2.68E+04	1.70	Y	1.00	0.107	1722	0.076
3	PeCDF	31.85		0.9930	0.9929	-0.2	5.03E+04	1.75	Y	1.00	0.201	1722	0.076
4	12378-PeCDF	32.10		1.0007	1.0005	-0.4	1.44E+05	1.57	Y	0.99	0.588	1722	0.0815
	PeCDF	32.43		1.0113	1.0109	-0.8	1.95E+05	1.52	Y	1.00	0.782	1722	0.076
	PeCDF	NotFnd		1.0169						1.00		1722	0.076
	PeCDF	33.12		0.9917	0.9915	-0.4	2.31E+04	1.33	Y	1.00	0.0924	1722	0.076
	PeCDF	33.28		0.9962	0.9962	0	1.37E+05	1.56	Y	1.00	0.55	1722	0.076
	23478-PeCDF	33.43		1.0006	1.0009	+0.6	2.63E+05	1.48	Y	1.02	1.03	1722	0.0707
	PeCDF	NotFnd		0.0000						1.02	0		0
	PeCDF	NotFnd		1.0023						1.00		1722	0.076
	PeCDF	NotFnd		1.0120						1.00		1722	0.076
	PeCDF	NotFnd		1.0389						1.00		1722	0.076
	HxCDF	35.66		0.9565	0.9563	-0.4	3.73E+05	1.14	Y	1.15	1.75	1313	0.0683
	HxCDF	35.90		0.9627	0.9625	-0.4	1.16E+06	1.26	Y	1.15	5.45	1313	0.0683
	123478-HxCDF	NotFnd		0.9700						1.15		1313	0.0683
	HxCDF	36.41		0.9762	0.9762	0	4.57E+04	1.32	Y	1.15	0.215	1313	0.0683
	HxCDF	36.67		0.9833	0.9834	+0.2	1.24E+06	1.32	Y	1.15	5.83	1313	0.0683
	HxCDF	37.16		0.9968	0.9965	-0.7	5.35E+04	1.64	N	1.15	0.251	1313	0.0683
	123478-HxCDF	37.31		1.0006	1.0005	-0.2	1.66E+05	1.33	Y	1.19	0.823	1313	0.0721
	123678-HxCDF	37.48		1.0005	1.0004	-0.2	1.51E+05	1.12	Y	1.16	0.658	1313	0.0625
	HxCDF	NotFnd		1.0055						1.15		1313	0.0683
	HxCDF	37.84		1.0102	1.0102	0	1.57E+04	1.30	Y	1.15	0.0737	1313	0.0683
	HxCDF	NotFnd		0.9933						1.15		1313	0.0683
	234678-HxCDF	38.26		1.0006	1.0004	-0.5	1.97E+05	1.43	N	1.18	0.826	1313	0.058
	HxCDF	NotFnd		0.0000						1.18	0		0
	HxCDF	NotFnd		1.0009						1.15		1313	0.0683
	123789-HxCDF	NotFnd		1.0005						1.09		1313	0.0846
	HxCDF	NotFnd		0.0000						1.09	0		0
	123489-HxCDF	39.41		1.0013	1.0013	0	4.42E+04	1.23	Y	1.15	0.208	1313	0.0683
	1234678-HpCDF	41.37		1.0004	1.0004	0	1.96E+06	1.04	Y	1.35	10.2	1659	0.0921
	HpCDF	41.73		1.0091	1.0092	+0.2	8.85E+04	1.12	Y	1.34	0.497	1659	0.106
	HpCDF	41.91		1.0140	1.0135	-1.2	3.21E+06	1.00	Y	1.34	18	1659	0.106
	1234789-HpCDF	43.24		1.0004	1.0003	-0.3	1.01E+05	1.01	Y	1.34	0.614	1659	0.123
	OCDF	46.63		1.0057	1.0056	-0.3	2.37E+06	0.89	Y	1.40	22.5	993	0.117
	OCDF-a	NotFnd		1.0053						1.00		1513	0.25

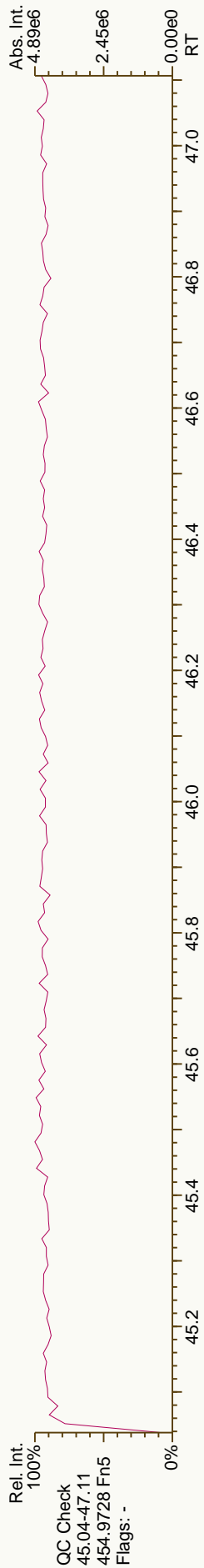

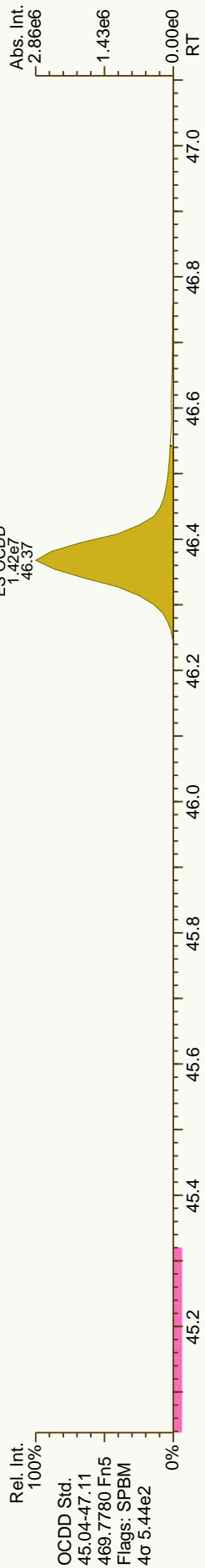
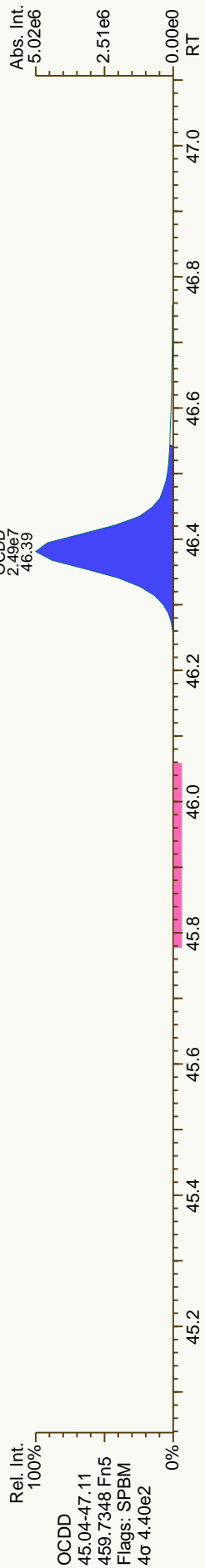
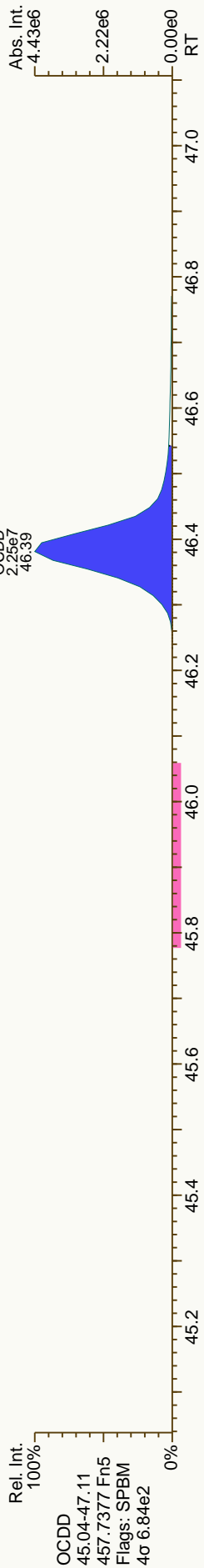


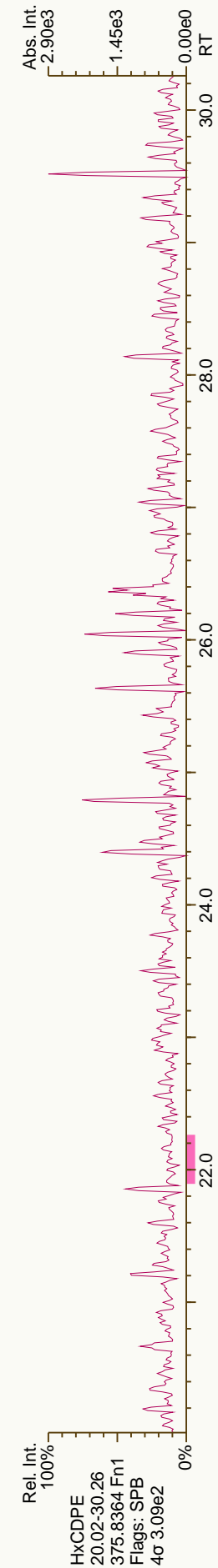
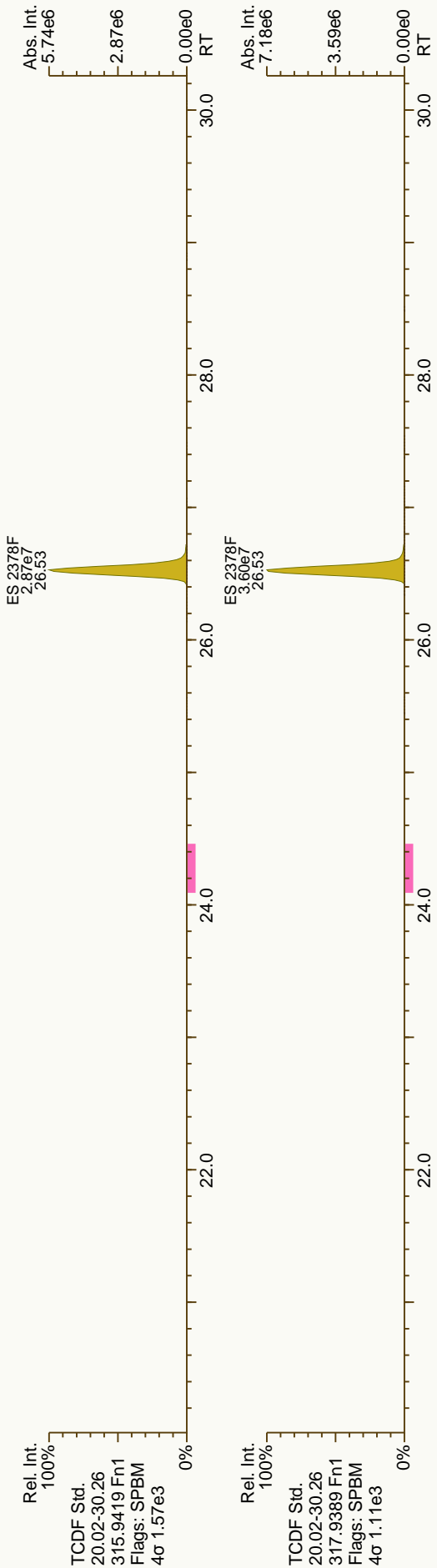
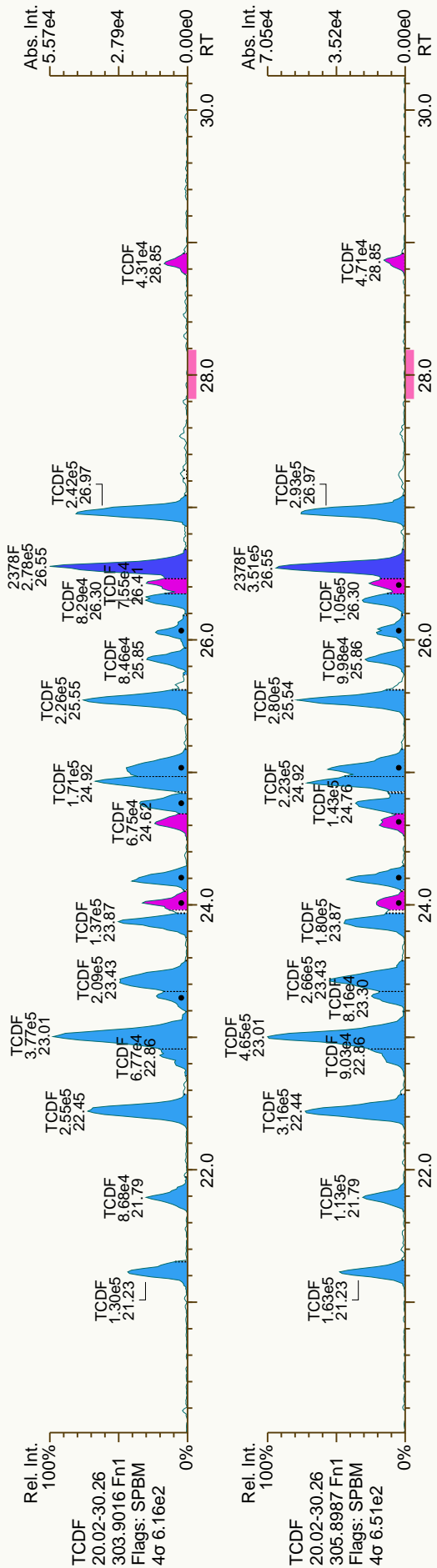


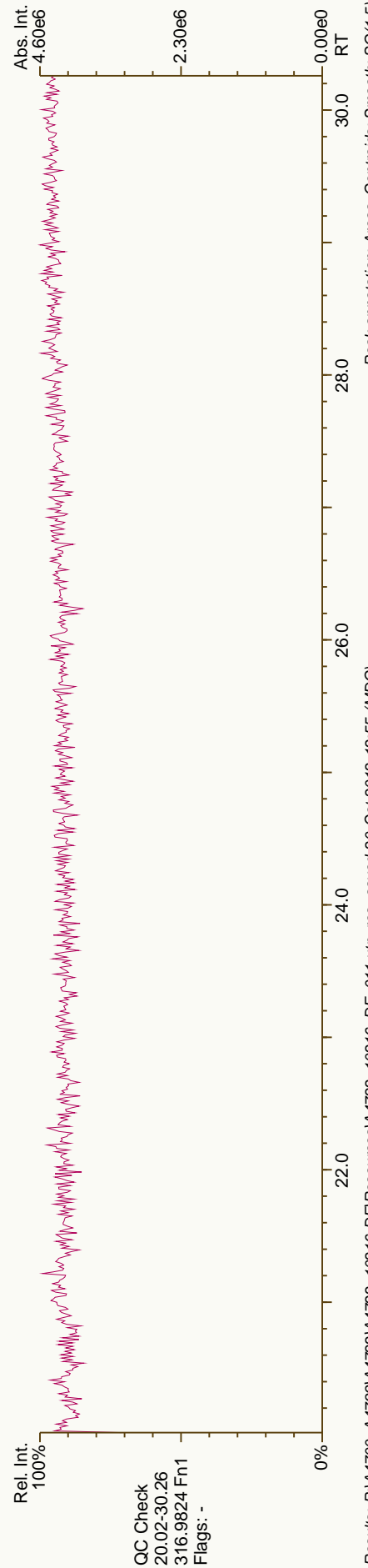
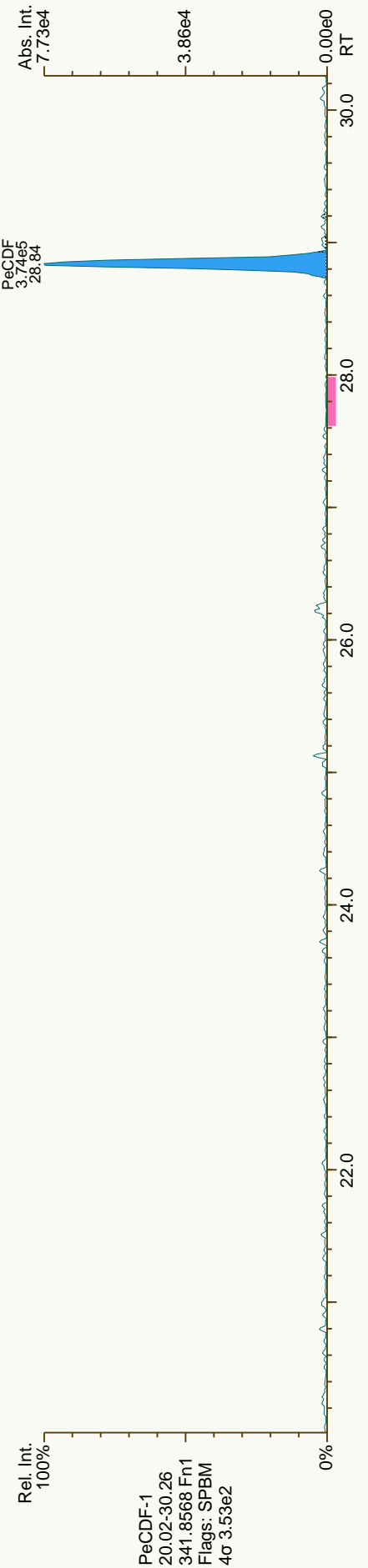
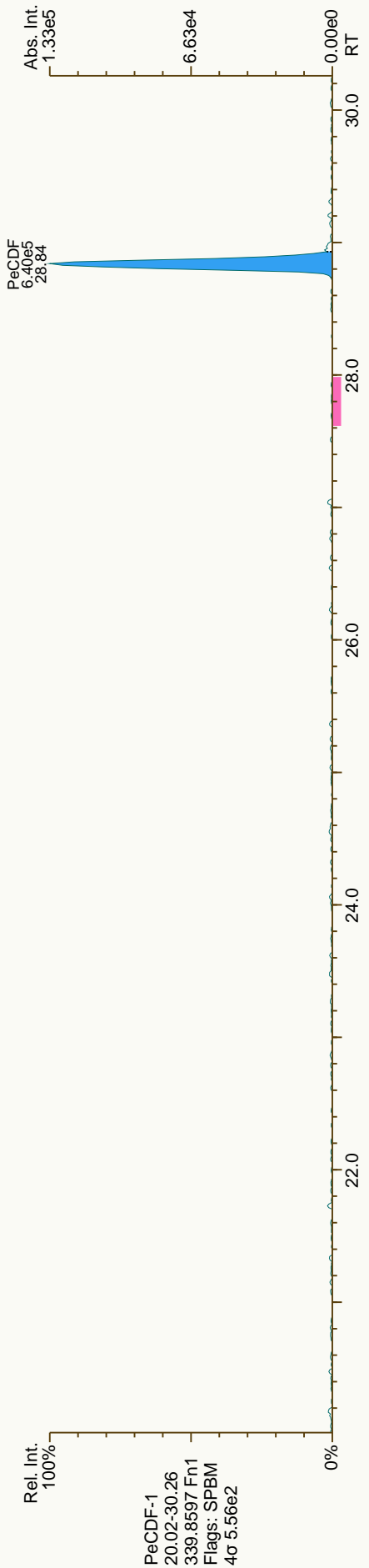


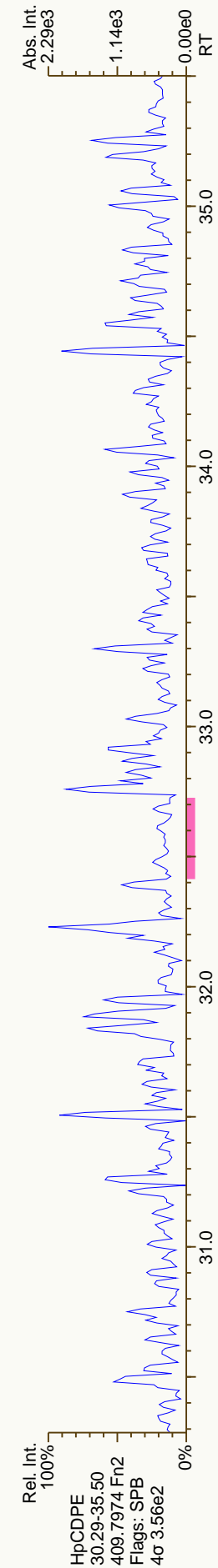


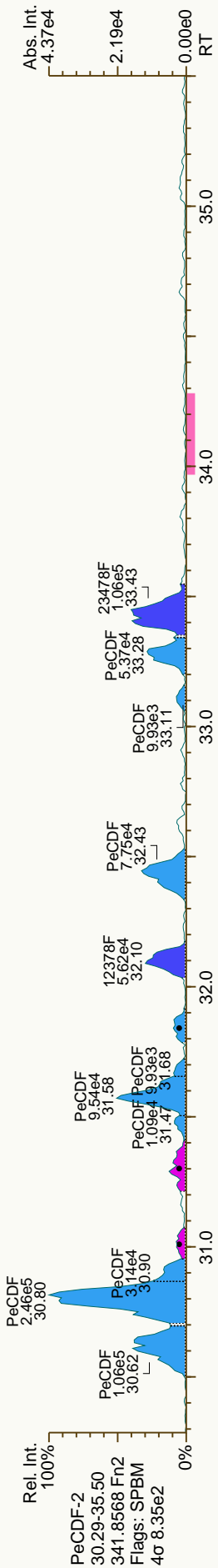
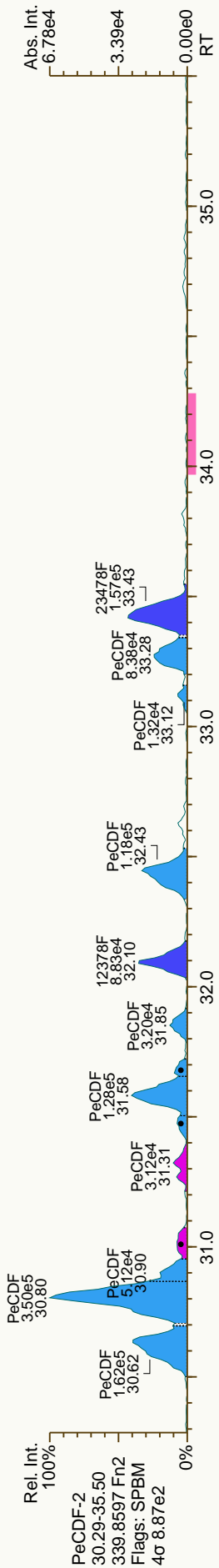


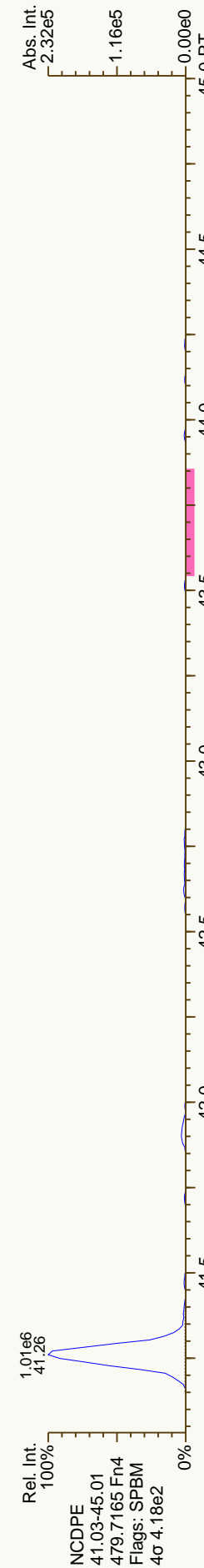
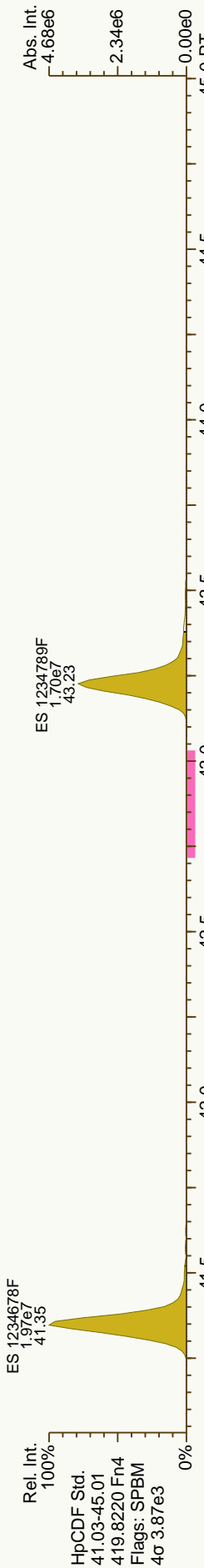
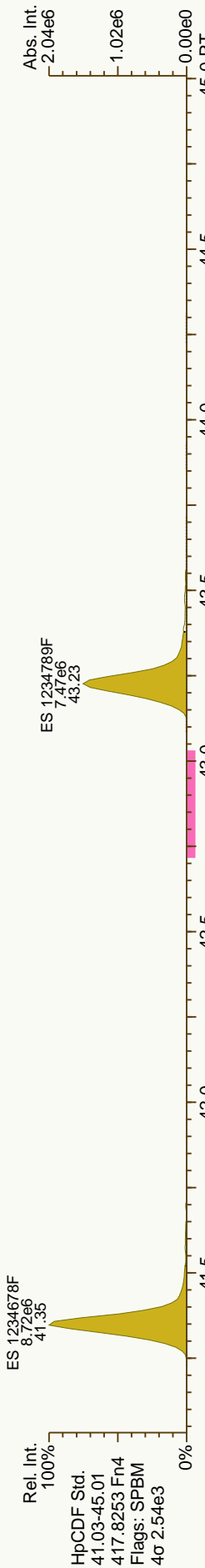

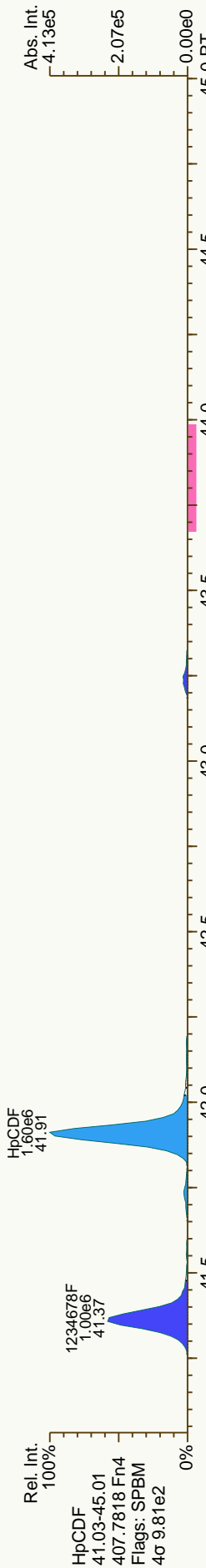


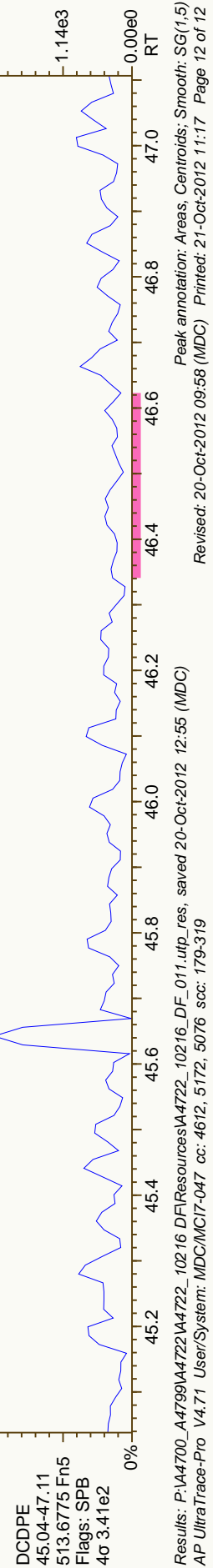
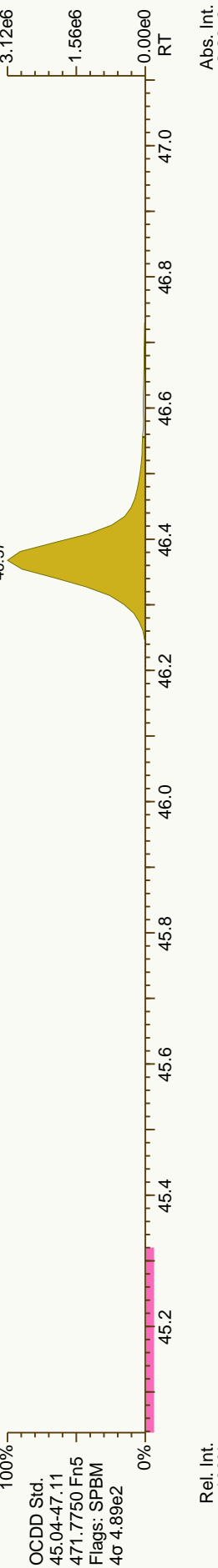
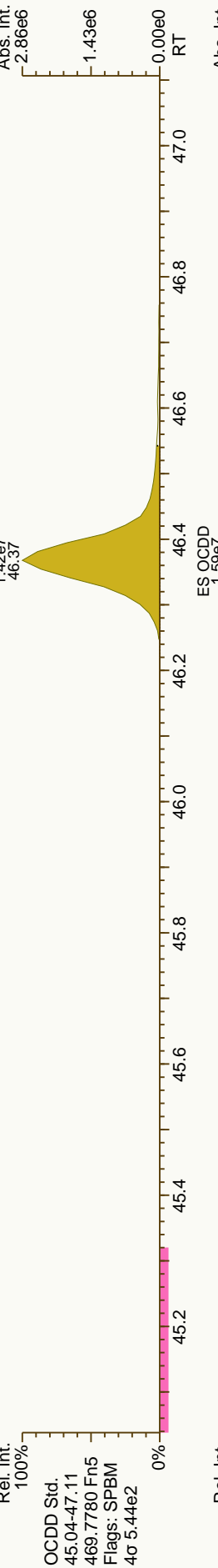
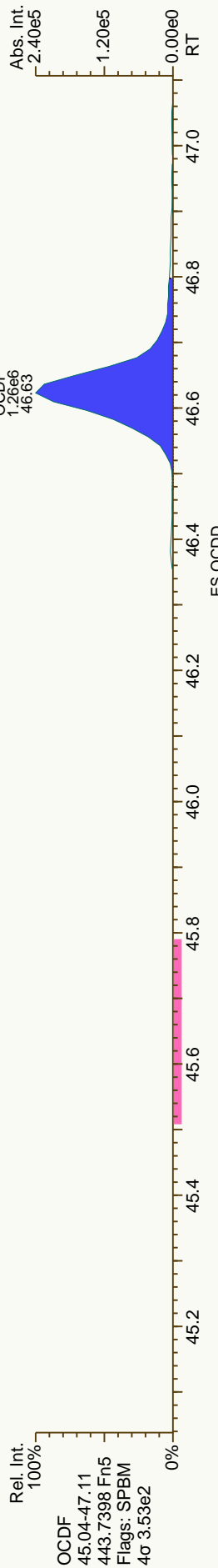













Dataset: C:\MassLynx\Default.pro\Results\c31oct12b-Confirms.qld

Last Altered: Thursday, 11/1/2012 11:23:28 AM Eastern Daylight Time

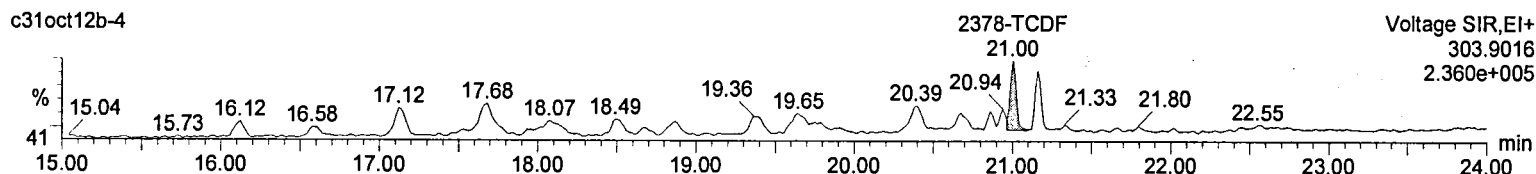
Printed: Thursday, 11/1/2012 11:24:42 AM Eastern Daylight Time

Method: C:\MassLynx\Default.PRO\MethDB\VFxms-TCDF_Smooth.mdb 31 Oct 2012 16:33:04

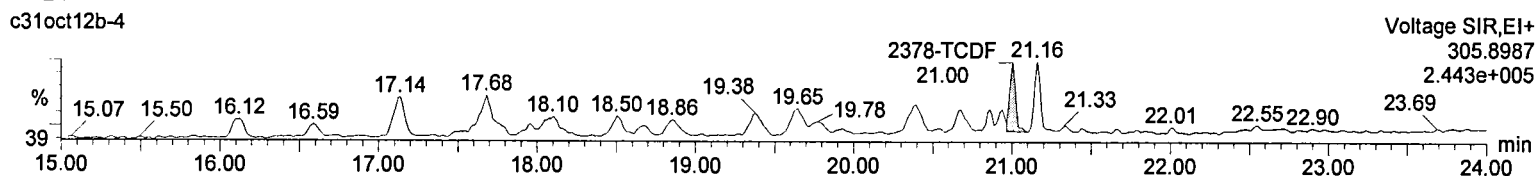
Calibration: C:\MassLynx\Default.PRO\CurveDB\VFxms-100212a_Confirm-TD.cdb 31 Oct 2012 15:37:39

Name: c31oct12b-4, ID: 31203249001

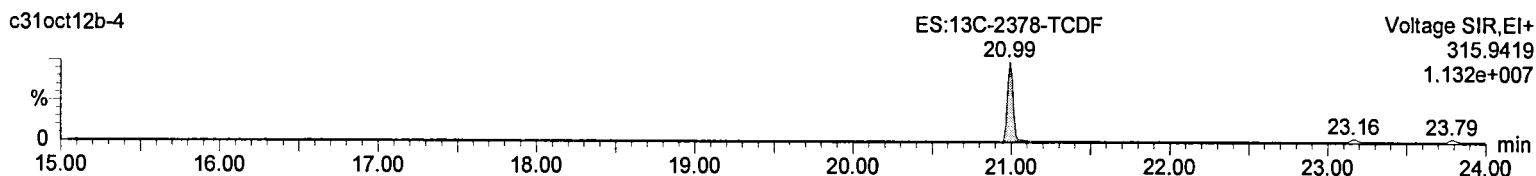
TCDF



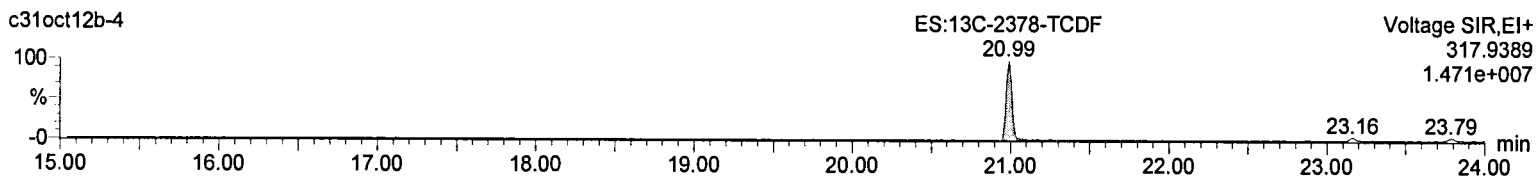
TCDF




13C-TCDF




13C-TCDF




13C-TCDD



13C-TCDD



F1 Lock Mass



Results of JW-EA07-SS27-120507

Client Sample ID: **JW-EA07-SS27-120507**
 Client Project ID: **Jeld-Wen Surface Sediments**
 Lab Sample ID: 31203249002-A
 Lab Project ID: 31203249

Collection Date: 05/07/2012 12:14
 Received Date: 05/09/2012 10:15
 Matrix: Soil-Solid as dry weight
 Solids (%): 51.60

Results by EPA 1613B

<u>Parameter</u>	<u>Result</u>	<u>EMPC</u>	<u>Qual</u>	<u>DL</u>	<u>LOQ/CL</u>	<u>Units</u>	<u>RT</u>	<u>Ratio</u>
2,3,7,8-TCDD		0.490	J	0.0605	0.500	pg/g	27.54	0.60*
1,2,3,7,8-PeCDD	2.69			0.0731	2.50	pg/g	33.84	1.66
1,2,3,4,7,8-HxCDD	4.88			0.148	2.50	pg/g	38.48	1.31
1,2,3,6,7,8-HxCDD	210			0.157	2.50	pg/g	38.62	1.26
1,2,3,7,8,9-HxCDD	65.8			0.153	2.50	pg/g	38.96	1.29
1,2,3,4,6,7,8-HpCDD	1130			0.546	2.50	pg/g	42.65	1.06
OCDD	2810			0.231	5.00	pg/g	46.39	0.90
2,3,7,8-TCDF	3.36			0.0611	0.500	pg/g	26.55	0.76
2,3,7,8-TCDF [confirm]	3.10			0.0824	1.94	pg/g	20.99	0.82
1,2,3,7,8-PeCDF	1.66		J	0.118	2.50	pg/g	32.10	1.55
2,3,4,7,8-PeCDF	4.04			0.101	2.50	pg/g	33.44	1.53
1,2,3,4,7,8-HxCDF	6.40			0.161	2.50	pg/g	37.32	1.23
1,2,3,6,7,8-HxCDF	4.84			0.151	2.50	pg/g	37.48	1.16
2,3,4,6,7,8-HxCDF	9.82			0.147	2.50	pg/g	38.26	1.22
1,2,3,7,8,9-HxCDF	ND		U	0.195	2.50	pg/g		
1,2,3,4,6,7,8-HpCDF	186			0.251	2.50	pg/g	41.37	0.99
1,2,3,4,7,8,9-HpCDF	6.19			0.338	2.50	pg/g	43.24	1.01
OCDF	152			0.0946	5.00	pg/g	46.64	0.89
Total TCDD	26.3	27.3		0.0605	0.500	pg/g		
Total TCDF	43.7			0.0611	0.500	pg/g		
Total PeCDD	37.4			0.0731	2.50	pg/g		
Total PeCDF	67.3	67.4		0.109	2.50	pg/g		
Total HxCDD	1490			0.153	2.50	pg/g		
Total HxCDF	313			0.162	2.50	pg/g		
Total HpCDD	2240			0.546	2.50	pg/g		
Total HpCDF	555			0.290	2.50	pg/g		

World Health Organization Summary

	<u>Units</u>	<u>ND=0</u>	<u>ND=1/2</u>	<u>ND=DL</u>
WHO-2005 TEQ	pg/g	48.5	48.6	48.6
WHO-2005 TEQ w/EMPC	pg/g	49.0	49.0	49.1

Results of JW-EA07-SS27-120507

Client Sample ID: **JW-EA07-SS27-120507**
 Client Project ID: **Jeld-Wen Surface Sediments**
 Lab Sample ID: 31203249002-A
 Lab Project ID: 31203249

Collection Date: 05/07/2012 12:14
 Received Date: 05/09/2012 10:15
 Matrix: Soil-Solid as dry weight
 Solids (%): 51.60

Results by EPA 1613B

<u>Parameter</u>	<u>Result</u>	<u>EMPC</u>	<u>Qual</u>	<u>DL</u>	<u>LOQ/CL</u>	<u>Units</u>	<u>RT</u>	<u>Ratio</u>
Labeled Standards								
13C-2378-TCDD	104				25.0-164	%		
13C-12378-PeCDD	95.0				25.0-181	%		
13C-123478-HxCDD	97.0				32.0-141	%		
13C-123678-HxCDD	90.0				28.0-130	%		
13C-1234678-HpCDD	119				23.0-140	%		
13C-OCDD	96.0				17.0-157	%		
13C-2378-TCDF	92.0				24.0-169	%		
13C-12378-PeCDF	77.0				24.0-185	%		
13C-23478-PeCDF	87.0				21.0-178	%		
13C-123478-HxCDF	98.0				26.0-152	%		
13C-123678-HxCDF	100				26.0-123	%		
13C-234678-HxCDF	106				29.0-147	%		
13C-123789-HxCDF	98.0				28.0-136	%		
13C-1234678-HpCDF	98.0				28.0-143	%		
13C-1234789-HpCDF	102				26.0-138	%		
37Cl-2378-TCDD	114				35.0-197	%		

Batch Information

Analytical Batch: **HRD1902**
 Analytical Method: **EPA 1613B**
 Instrument: **APHRMS**
 Analyst: **MDC**
 Analytical Date/Time: **10/20/2012 01:53**

Prep Batch: **HXX1802**
 Prep Method: **EPA 1613 PREP S/D/T**
 Prep Date/Time: **10/10/2012 09:35**
 Prep Initial Wt./Vol.: **19.4 g**
 Prep Extract Vol: **20 uL**

Analytical Batch: **HRD1912**
 Analytical Method: **EPA 1613B**
 Instrument: **HRMS3**
 Analyst: **JHL**
 Analytical Date/Time: **10/31/2012 16:42**

Prep Batch: **HXX1802**
 Prep Method: **EPA 1613 PREP S/D/T**
 Prep Date/Time: **10/10/2012 09:35**
 Prep Initial Wt./Vol.: **19.4 g**
 Prep Extract Vol: **20 uL**

Lab ID: A4722_10216_DF_007

Client ID: JW-EA07-SS27-120507

Datafile: 121019P2-02

Acq'd: 20 Oct 2012 01:53 MDC

UTP: 20-Oct-2012 12:53 MDC

Report: 21 Oct 2012 10:24 MC

Wt/Vol: 10.00 g

J-level: 0.5 pg/g Split: 1

Stds (pg): JS: 2000 ES: 2000 CS/SS: 2000, 400 (37Cl)

ICAL: 1613_SGS

Checkcode: 088-750-LBP



Comp #	Name	Act RT	QC	Pred. RRT	Act. RRT	ΔSecs	Response	Ra	OK	RRF	Conc.	Noise	DL
1	2378-TCDD	27.54		1.0009	1.0007	-0.3	9.69E+04	0.60	N	1.08	0.49	981	0.0605
2	2378-PeCDD	33.84		1.0006	1.0005	-0.2	4.03E+05	1.66	Y	1.07	2.69	1051	0.073
3	23478-HxCDD	38.48		1.0004	1.0003	-0.2	5.42E+05	1.31	Y	1.05	4.88	1660	0.148
4	123678-HxCDD	38.62		1.0039	1.0039	0	2.29E+07	1.26	Y	0.98	210	1660	0.157
1	123789-HxCDD	38.96		1.0129	1.0129	0	7.21E+06	1.29	Y	1.01	65.8	1660	0.153
1	1234678-HpCDD	42.65		1.0005	1.0004	-0.3	1.36E+08	1.06	Y	1.09	1,130	6643	0.545
1	OCDD	46.39		1.0005	1.0004	-0.3	2.18E+08	0.90	Y	1.11	2,810	1570	0.231
2	2378-TCDF	26.55		1.0009	1.0008	-0.2	8.78E+05	0.76	Y	0.98	3.35	1286	0.0611
1	12378-PeCDF	32.10		1.0007	1.0006	-0.2	3.20E+05	1.55	Y	0.99	1.66	2103	0.118
1	23478-PeCDF	33.44		1.0006	1.0011	+1.0	8.96E+05	1.53	Y	1.02	4.04	2103	0.101
1	123478-HxCDF	37.32		1.0006	1.0005	-0.2	1.10E+06	1.23	Y	1.19	6.39	2808	0.161
1	123678-HxCDF	37.48		1.0005	1.0005	0	9.17E+05	1.16	Y	1.16	4.83	2808	0.151
1	234678-HxCDF	38.26		1.0006	1.0003	-0.7	1.90E+06	1.22	Y	1.18	9.81	2808	0.147
1	123789-HxCDF	Not Fnd		1.0005	-	-	-	-	-	1.09	-	2808	0.194
1	234678-HpCDF	41.37		1.0004	1.0004	0	3.03E+07	0.99	Y	1.35	186	4100	0.251
1	1234789-HpCDF	43.24		1.0004	1.0002	-0.5	8.03E+05	1.01	Y	1.34	6.18	4100	0.337
1	OCDF	46.64		1.0057	1.0056	-0.3	1.48E+07	0.89	Y	1.40	152	810	0.0945
1	ES 2378-TCDD	27.52		1.0281	1.0277	-0.6	3.66E+07	0.81	Y	1.04	104		
1	ES 12378-PeCDD	33.82		1.2639	1.2629	-1.6	2.79E+07	1.62	Y	0.87	95.3		
1	ES 123478-HxCDD	38.47		0.9876	0.9877	+0.2	2.12E+07	1.29	Y	0.94	97.1		
1	ES 123678-HxCDD	38.60		0.9910	0.9912	+0.5	2.22E+07	1.28	Y	1.06	90.3		
1	ES 1234678-HpCDD	42.63		1.0943	1.0945	+0.5	2.21E+07	1.04	Y	0.80	119		
1	ES OCDD	46.38		1.1907	1.1908	+0.2	2.80E+07	0.92	Y	0.63	95.8		
1	ES 2378-TCDF	26.53		0.9907	0.9906	-0.2	5.36E+07	0.80	Y	1.74	91.6		
1	ES 12378-PeCDF	32.09		1.1992	1.1981	-1.8	3.89E+07	1.59	Y	1.49	77.4		
1	ES 23478-PeCDF	33.40		1.2484	1.2473	-1.8	4.37E+07	1.57	Y	1.48	87.4		
1	ES 123478-HxCDF	37.30		0.9577	0.9577	0	2.90E+07	0.52	Y	1.27	98.2		
1	ES 123678-HxCDF	37.47		0.9619	0.9620	+0.2	3.28E+07	0.55	Y	1.41	100		
1	ES 234678-HpCDF	38.25		0.9821	0.9821	0	3.30E+07	0.52	Y	1.34	106		
1	ES 123789-HxCDF	39.37		1.0108	1.0108	0	2.74E+07	0.52	Y	1.20	98		
1	ES 1234678-HpCDF	41.36		1.0618	1.0619	+0.2	2.41E+07	0.44	Y	1.06	98.2		
1	ES 1234789-HpCDF	43.23		1.1100	1.1101	+0.2	1.94E+07	0.45	Y	0.82	102		

Lab ID: A4722_10216_DF_007 Acq'd: 20 Oct 2012 01:53 MDC Wt/Vol: 10.00 g ICAL: 1613_SGS
 Client ID: JW-EA07-SS27-120507 UTP: 20-Oct-2012 12:53 MDC J-level: 0.5 pg/g Split: 1 Checkcode: 088-750-LBP
 Datafile: 121019P2-02 Report: 21 Oct 2012 10:24 MC Stds (pg): JS: 2000 ES: 2000 CS/SS: 2000, 400 (37C1)

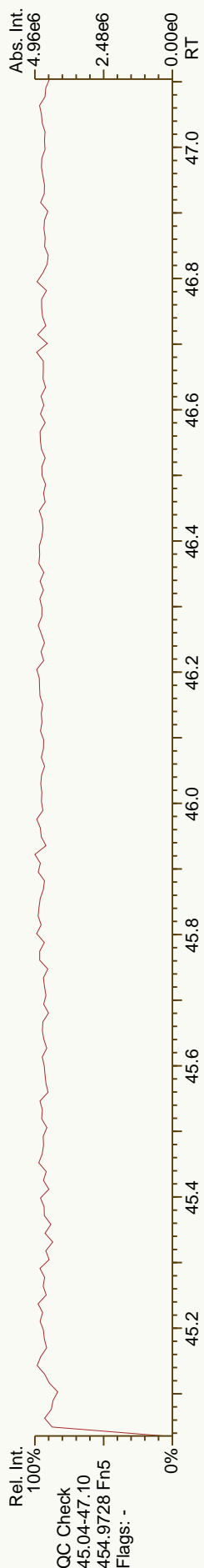
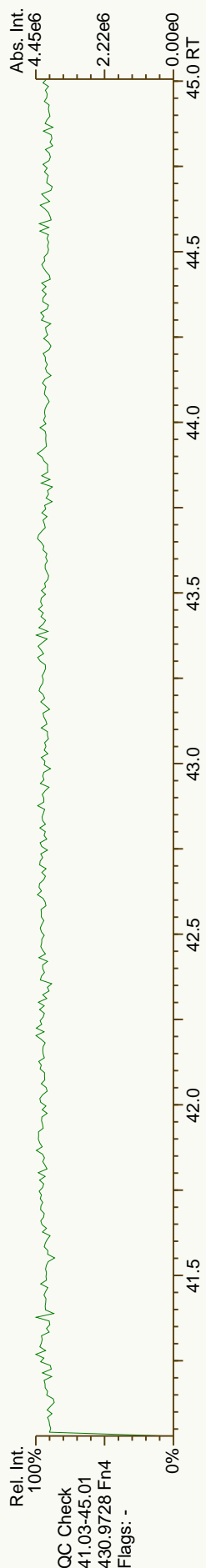
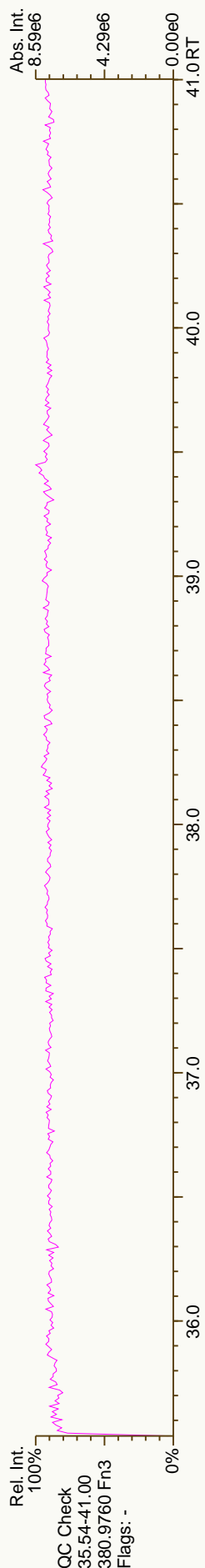
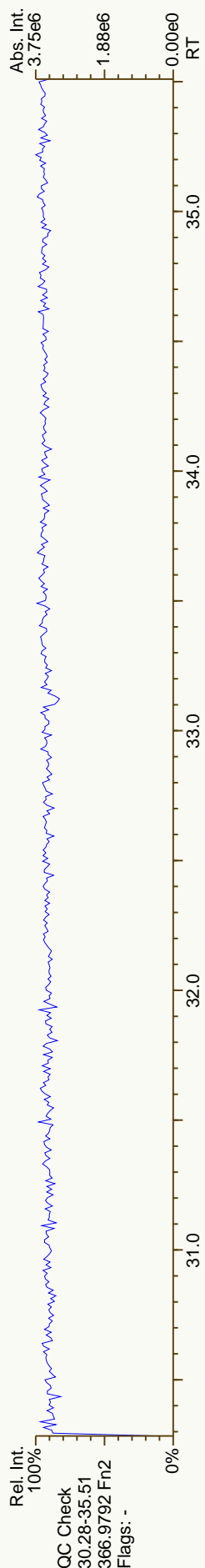
Comp #	Name	Act RT	QC	Pred. RRT	Act. RRT	ΔSecs	Response	Ra	OK	RRF	Conc.	Noise	DL
1	TCDD	23.43		0.8504	0.8514	+1.7	1.54E+06	0.79	Y	1.08	7.8	981	0.0605
2	TCDD	23.83		0.8649	0.8659	+1.7	1.06E+06	0.80	Y	1.08	5.36	981	0.0605
3	TCDD	24.31		0.8835	0.8831	-0.7	7.94E+04	0.83	Y	1.08	0.401	981	0.0605
4	TCDD	25.19		0.9152	0.9151	-0.2	8.77E+05	0.79	Y	1.08	4.43	981	0.0605
	TCDD	25.45		0.9241	0.9249	+1.3	2.37E+05	0.81	Y	1.08	1.2	981	0.0605
	TCDD	25.67		0.9327	0.9327	0	3.17E+05	0.73	Y	1.08	1.6	981	0.0605
	TCDD	25.89		0.9408	0.9408	0	7.50E+04	0.77	Y	1.08	0.379	981	0.0605
	TCDD	26.19		0.9512	0.9515	+0.5	1.70E+04	0.52	N	1.08	0.0859	981	0.0605
	TCDD	26.37		0.9580	0.9581	+0.2	1.07E+05	0.81	Y	1.08	0.539	981	0.0605
	TCDD	26.80		0.9736	0.9738	+0.3	3.53E+05	0.78	Y	1.08	1.78	981	0.0605
	TCDD	26.94		0.9785	0.9790	+0.8	2.58E+04	0.89	N	1.08	0.13	981	0.0605
	TCDD	27.24		0.9884	0.9896	+2.0	4.53E+05	0.76	Y	1.08	2.29	981	0.0605
	TCDD	27.38		0.9945	0.9948	+0.5	2.98E+04	1.45	N	1.08	0.151	981	0.0605
	2378-TCDD	27.54		1.0009	1.0007	-0.3	9.69E+04	0.60	N	1.08	0.49	981	0.0605
	TCDD	27.93		1.0147	1.0149	+0.3	8.24E+04	0.79	Y	1.08	0.416	981	0.0605
	TCDD	28.08		1.0206	1.0203	-0.5	2.56E+04	0.86	Y	1.08	0.129	981	0.0605
	TCDD	28.71		1.0423	1.0431	+1.3	2.10E+04	0.92	N	1.08	0.106	981	0.0605
1	PeCDD	30.88		0.9131	0.9132	+0.2	1.54E+06	1.60	Y	1.07	10.3	1051	0.073
2	PeCDD	31.51		0.9319	0.9317	-0.4	1.79E+05	1.44	Y	1.07	1.2	1051	0.073
3	PeCDD	32.16		0.9511	0.9510	-0.2	1.05E+06	1.65	Y	1.07	7.04	1051	0.073
	PeCDD	32.39		0.9576	0.9576	0	4.25E+05	1.55	Y	1.07	2.84	1051	0.073
	PeCDD	32.50		0.9611	0.9609	-0.4	9.59E+05	1.57	Y	1.07	6.41	1051	0.073
	PeCDD	32.81		0.9703	0.9702	-0.2	4.09E+05	1.66	Y	1.07	2.73	1051	0.073
	PeCDD	33.24		0.9829	0.9830	+0.2	2.84E+05	1.49	Y	1.07	1.9	1051	0.073
	12378-PeCDD	33.84		1.0006	1.0005	-0.2	4.03E+05	1.66	Y	1.07	2.69	1051	0.073
	PeCDD	33.98		1.0039	1.0046	+1.4	2.14E+05	1.34	Y	1.07	1.43	1051	0.073
	PeCDD	34.36		1.0161	1.0159	-0.4	1.34E+05	1.68	Y	1.07	0.894	1051	0.073
	HxCDD	36.46		0.9479	0.9477	-0.5	2.66E+07	1.25	Y	1.01	242	1660	0.153
	HxCDD	37.24		0.9682	0.9680	-0.5	4.43E+06	1.26	Y	1.01	40.2	1660	0.153
	HxCDD	37.59		0.9771	0.9772	+0.2	9.74E+07	1.26	Y	1.01	885	1660	0.153
	HxCDD	37.75		0.9811	0.9814	+0.7	4.62E+06	1.24	Y	1.01	41.9	1660	0.153
	123478-HxCDD	38.48		1.0004	1.0003	-0.2	5.42E+05	1.31	Y	1.05	4.88	1660	0.148
	123678-HxCDD	38.62		1.0039	1.0039	0	2.29E+07	1.26	Y	0.98	210	1660	0.157
	HxCDD	Not Fnd		1.0097						1.01		1660	0.153
	123789-HxCDD	38.96		1.0129	1.0129	0	7.21E+06	1.29	Y	1.01	65.8	1660	0.153

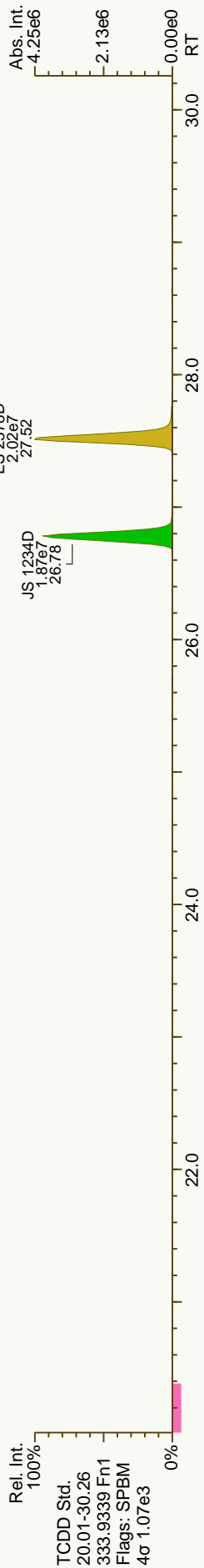
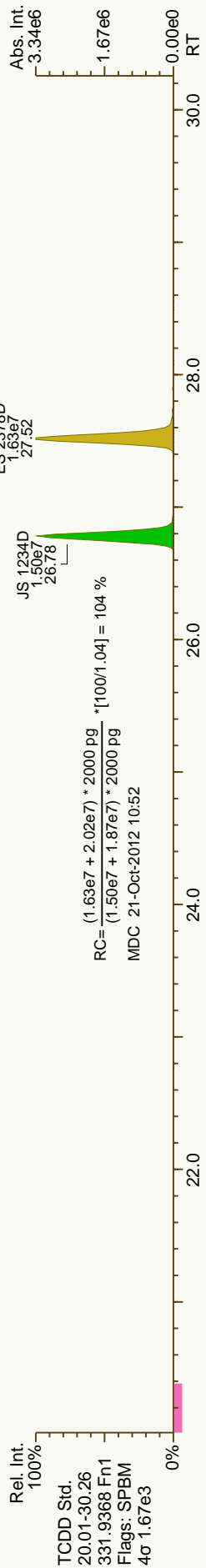
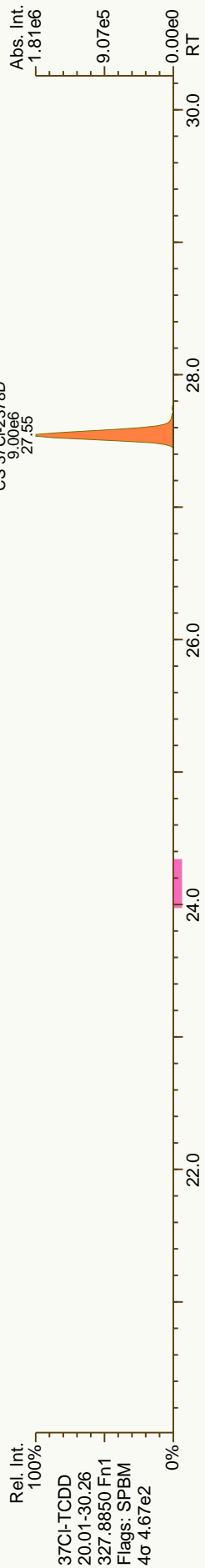
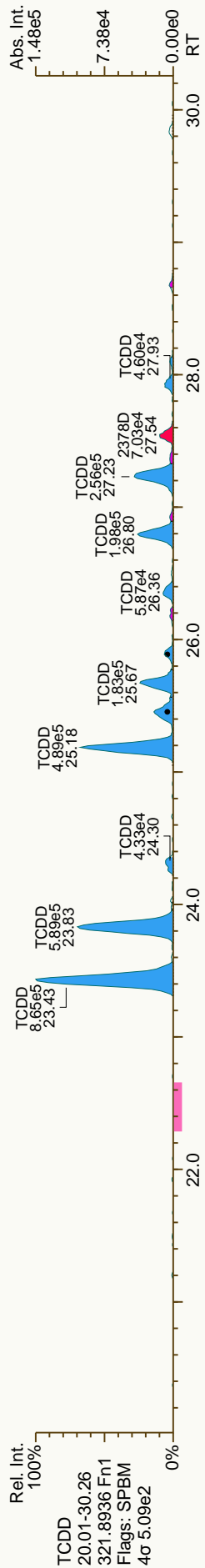
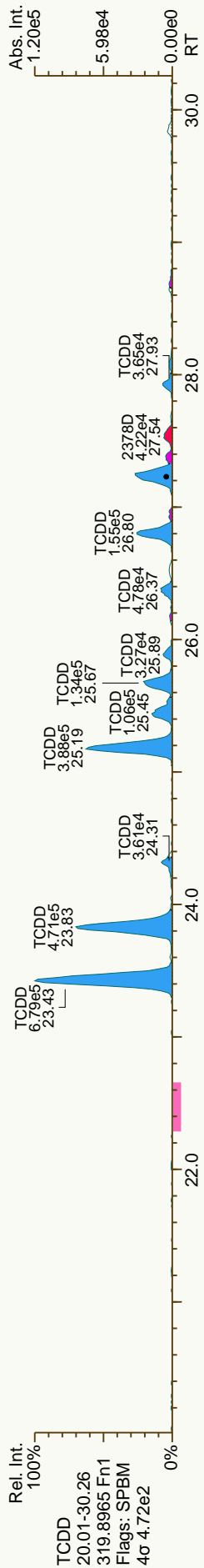
Lab ID: A4722_10216_DF_007 Acq'd: 20 Oct 2012 01:53 MDC Wt/Vol: 10.00 g ICAL: 1613_SGS
 Client ID: JW-EA07-SS27-120507 UTP: 20-Oct-2012 12:53 MDC J-level: 0.5 pg/g Split: 1 Checkcode: 088-750-LBP
 Datafile: 121019P2-02 Report: 21 Oct 2012 10:24 MC Stds (pg): JS: 2000 ES: 2000 CS/SS: 2000, 400 (37CI)

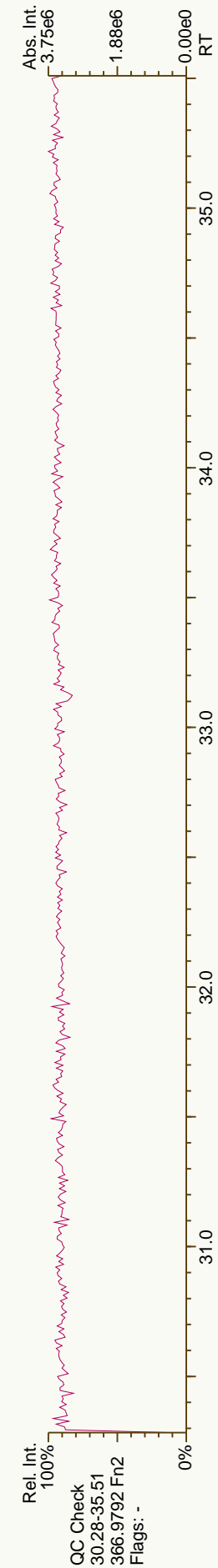


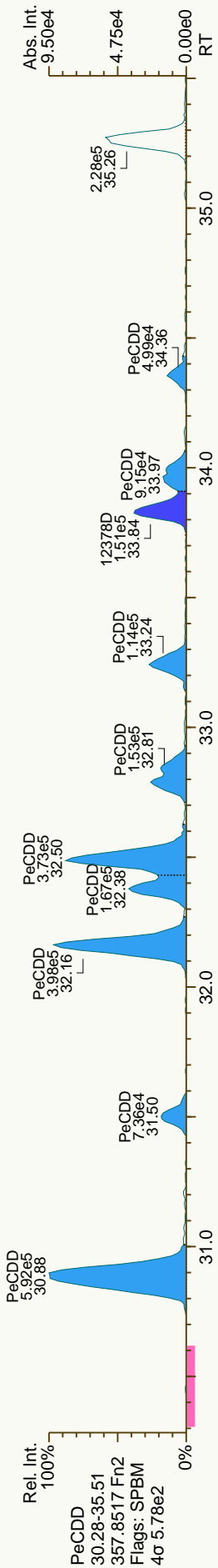

Comp #	Name	Act RT	QC	Pred. RRT	Act. RRT	ΔSecs	Response	Ra	OK	RRF	Conc.	Noise	DL
1	gHpCDD	41.74		0.9793	0.9792	-0.3	1.33E+08	1.05	Y	1.09	1,110	6643	0.545
2	234678-HpCDD	42.65		1.0005	1.0004	-0.3	1.36E+08	1.06	Y	1.09	1,130	6643	0.545
3	OCDD	46.39		1.0005	1.0004	-0.3	2.18E+08	0.90	Y	1.11	2,810	1570	0.231
4	OCDD-a	46.39		1.0001	1.0003	+0.6	1.28E+07	2.48	Y	1.00	183	1122	0.183
5	TCDF	21.22		0.7983	0.8000	+2.7	4.86E+05	0.81	Y	0.98	1.86	1286	0.0611
6	TCDF	21.79		0.8218	0.8213	-0.8	3.17E+05	0.80	Y	0.98	1.21	1286	0.0611
7	TCDF	22.44		0.8463	0.8459	-0.6	1.14E+06	0.82	Y	0.98	4.37	1286	0.0611
8	TCDF	22.88		0.8625	0.8625	0	3.20E+05	0.80	Y	0.98	1.22	1286	0.0611
9	TCDF	23.01		0.8677	0.8675	-0.3	1.18E+06	0.79	Y	0.98	4.52	1286	0.0611
10	TCDF	23.29		0.8787	0.8781	-1.0	1.84E+05	0.83	Y	0.98	0.704	1286	0.0611
11	TCDF	23.43		0.8840	0.8831	-1.4	7.82E+05	0.72	Y	0.98	2.99	1286	0.0611
12	TCDF	23.86		0.8998	0.8995	-0.5	6.01E+05	0.81	Y	0.98	2.3	1286	0.0611
13	TCDF	24.00		0.9054	0.9049	-0.8	2.21E+05	0.83	Y	0.98	0.846	1286	0.0611
14	TCDF	24.20		0.9125	0.9122	-0.5	3.58E+05	0.77	Y	0.98	1.37	1286	0.0611
15	TCDF	24.61		0.9279	0.9278	-0.2	2.07E+05	0.79	Y	0.98	0.79	1286	0.0611
16	TCDF	24.76		0.9334	0.9332	-0.3	3.52E+05	0.85	Y	0.98	1.35	1286	0.0611
17	TCDF	24.93		0.9381	0.9397	+2.5	7.15E+05	0.77	Y	0.98	2.73	1286	0.0611
18	TCDF	25.04		0.9439	0.9439	0	5.65E+05	0.85	Y	0.98	2.16	1286	0.0611
19	TCDF	25.55		0.9630	0.9631	+0.2	8.37E+05	0.77	Y	0.98	3.2	1286	0.0611
20	TCDF	NotFnd		0.9674						0.98		1286	0.0611
21	TCDF	25.85		0.9746	0.9745	-0.2	2.61E+05	0.88	Y	0.98	0.995	1286	0.0611
22	TCDF	26.07		0.9829	0.9826	-0.5	2.02E+05	0.72	Y	0.98	0.773	1286	0.0611
23	TCDF	26.31		0.9916	0.9916	0	2.92E+05	0.71	Y	0.98	1.12	1286	0.0611
24	TCDF	26.43		0.9963	0.9963	0	2.51E+05	0.75	Y	0.98	0.958	1286	0.0611
25	2378-TCDF	26.55		1.0009	1.0008	-0.2	8.78E+05	0.76	Y	0.98	3.35	1286	0.0611
26	TCDF	26.97		1.0166	1.0167	+0.2	7.50E+05	0.81	Y	0.98	2.86	1286	0.0611
27	TCDF	27.25		1.0274	1.0273	-0.2	4.96E+04	0.75	Y	0.98	0.19	1286	0.0611
28	TCDF	27.54		1.0390	1.0383	-1.1	3.12E+04	0.79	Y	0.98	0.119	1286	0.0611
29	TCDF	28.86		1.0886	1.0879	-1.1	4.35E+05	0.82	Y	0.98	1.66	1286	0.0611
30	PeCDF	28.84		0.8975	0.8989	+2.7	8.31E+06	1.57	Y	1.00	40.1	1007	0.0522
31	PeCDF	30.62		0.9542	0.9543	+0.2	4.33E+05	1.52	Y	1.00	2.09	2103	0.109
32	PeCDF	30.80		0.9587	0.9599	+2.3	1.72E+06	1.49	Y	1.00	8.31	2103	0.109
33	PeCDF	30.91		0.9636	0.9632	-0.8	1.84E+05	1.51	Y	1.00	0.888	2103	0.109
34	PeCDF	31.02		0.9671	0.9667	-0.8	6.62E+04	1.73	Y	1.00	0.32	2103	0.109
35	PeCDF	31.31		0.9760	0.9759	-0.2	8.86E+04	1.42	Y	1.00	0.428	2103	0.109
36	PeCDF	31.48		0.9810	0.9810	0	5.95E+04	1.59	Y	1.00	0.287	2103	0.109

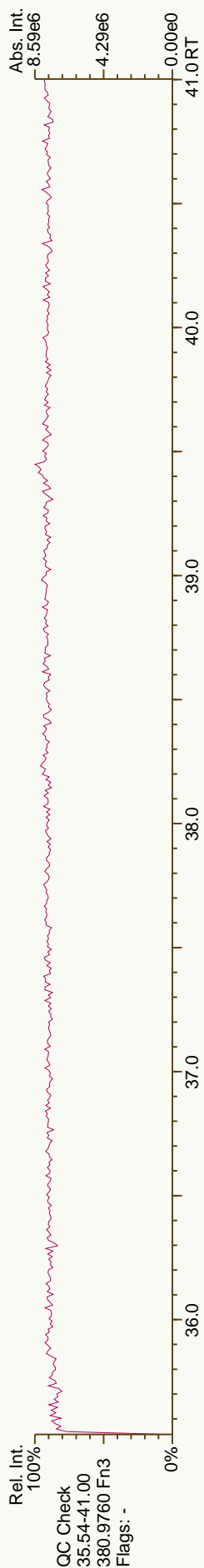
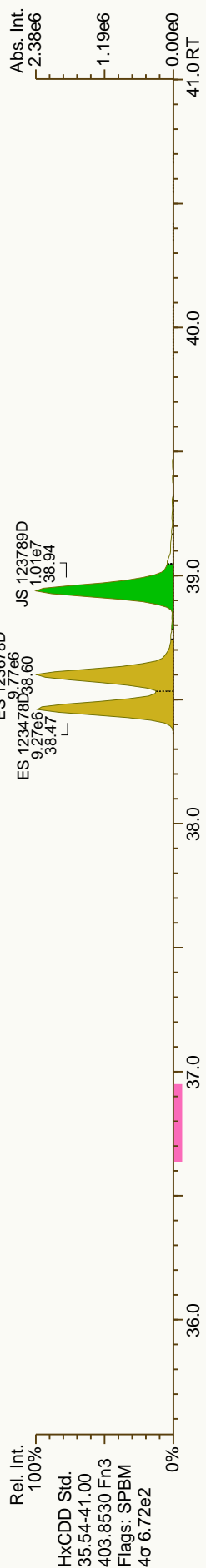
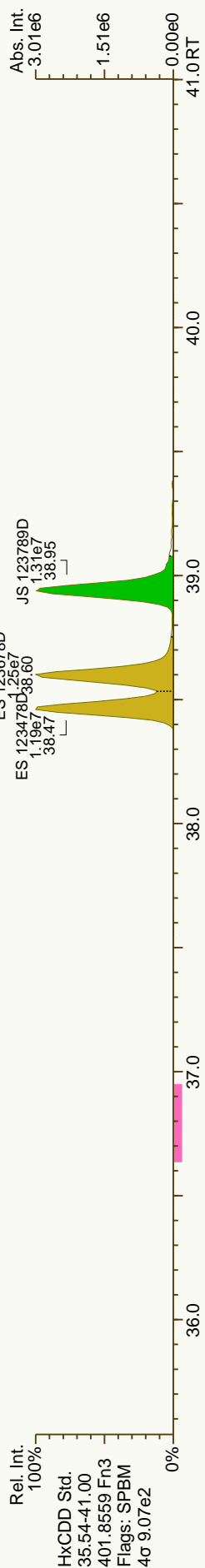
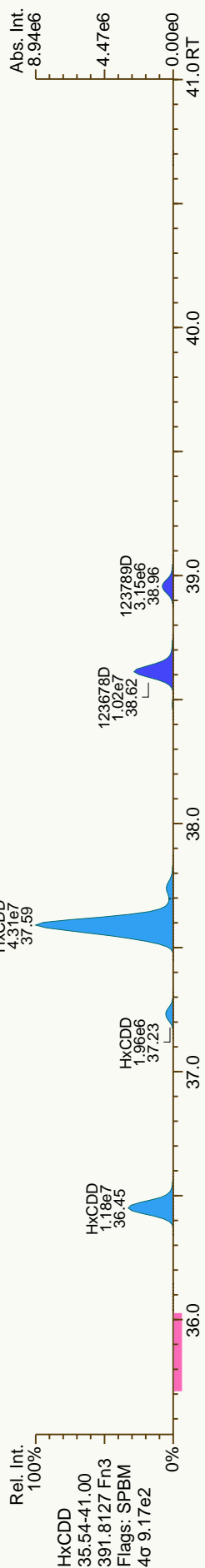
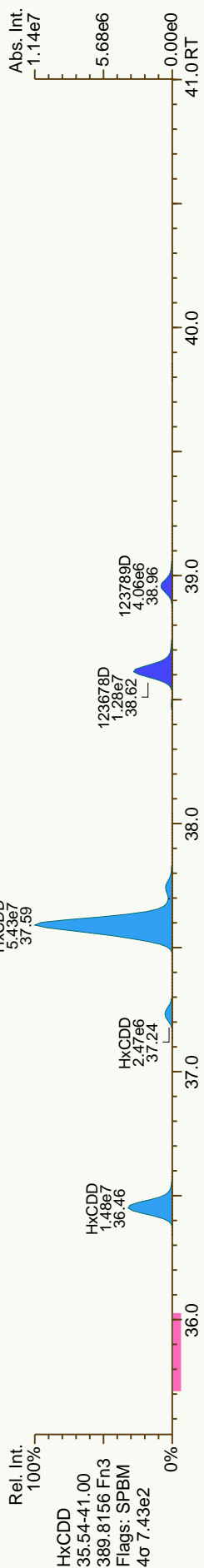
Lab ID: A4722_10216_DF_007 Acq'd: 20 Oct 2012 01:53 MDC Wt/Vol: 10.00 g ICAL: 1613_SGS
 Client ID: JW-EA07-SS27-120507 UTP: 20-Oct-2012 12:53 MDC J-level: 0.5 pg/g Split: 1 Checkcode: 088-750-LBP
 Datafile: 121019P2-02 Report: 21 Oct 2012 10:24 MC Stds (pg): JS: 2000 ES: 2000 CS/SS: 2000, 400 (37CI)

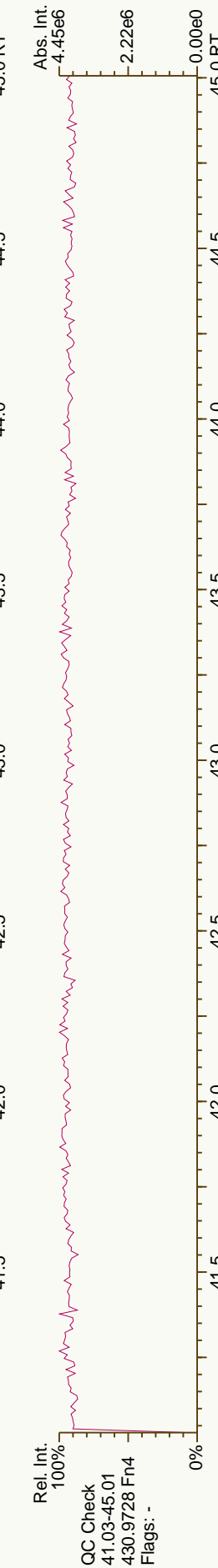
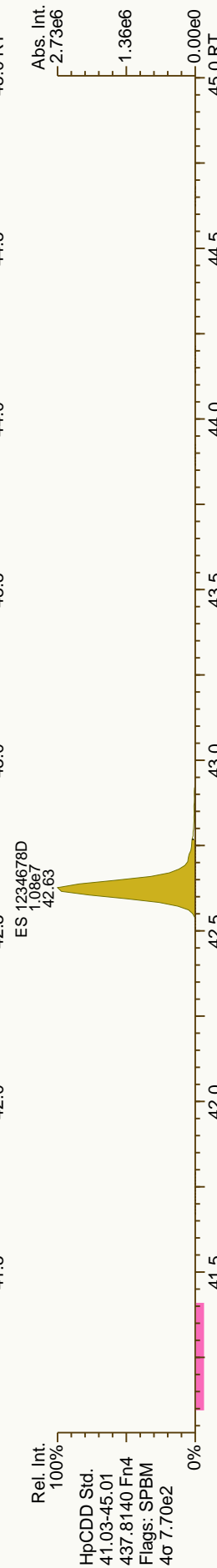
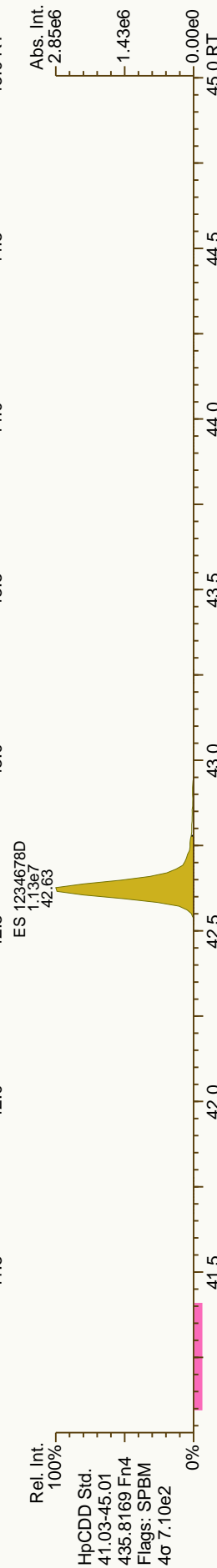
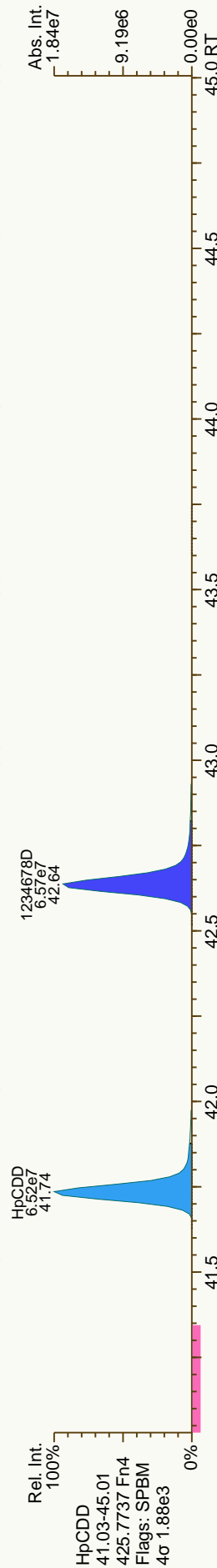
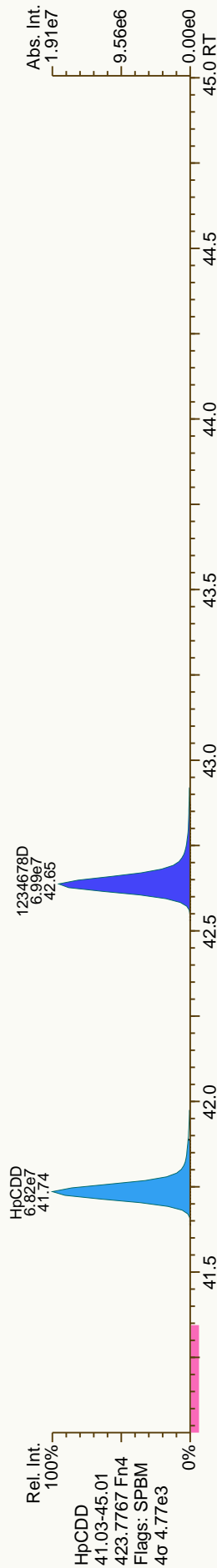
Comp #	Name	Act RT	QC	Pred. RRT	Act. RRT	ΔSecs	Response	Ra	OK	RRF	Conc.	Noise	DL
1	PeCDF	31.58		0.9847	0.9844	-0.6	8.24E+05	1.57	Y	1.00	3.98	2103	0.109
2	PeCDF	31.67		0.9870	0.9870	0	9.97E+04	1.49	Y	1.00	0.481	2103	0.109
3	PeCDF	31.86		0.9930	0.9929	-0.2	2.01E+05	1.73	Y	1.00	0.969	2103	0.109
4	12378-PeCDF	32.10		1.0007	1.0006	-0.2	3.20E+05	1.55	Y	0.99	1.66	2103	0.118
	PeCDF	32.45		1.0113	1.0112	-0.2	5.24E+05	1.60	Y	1.00	2.53	2103	0.109
	PeCDF	NotFnd		1.0169						1.00		2103	0.109
	PeCDF	33.12		0.9917	0.9915	-0.4	3.91E+04	1.21	N	1.00	0.189	2103	0.109
	PeCDF	33.28		0.9962	0.9962	0	1.84E+05	1.51	Y	1.00	0.887	2103	0.109
	23478-PeCDF	33.44		1.0006	1.0011	+1.0	8.96E+05	1.53	Y	1.02	4.04	2103	0.101
	PeCDF	NotFnd		0.0000						1.02	0		0
	PeCDF	NotFnd		1.0023						1.00		2103	0.109
	PeCDF	NotFnd		1.0120						1.00		2103	0.109
	PeCDF	34.70		1.0389	1.0387	-0.4	4.91E+04	1.74	Y	1.00	0.237	2103	0.109
	HxCDF	35.67		0.9565	0.9562	-0.7	5.43E+06	1.22	Y	1.15	30.8	2808	0.162
	ThxCDF	35.90		0.9627	0.9626	-0.2	1.75E+07	1.26	Y	1.15	99.4	2808	0.162
	ChxCDF	NotFnd		0.9700						1.15		2808	0.162
	ThxCDF	36.41		0.9762	0.9762	0	2.43E+05	1.20	Y	1.15	1.38	2808	0.162
	ThxCDF	36.68		0.9833	0.9833	0	2.76E+07	1.24	Y	1.15	157	2808	0.162
	ThxCDF	37.17		0.9968	0.9965	-0.7	1.86E+05	1.32	Y	1.15	1.06	2808	0.162
	123478-HxCDF	37.32		1.0006	1.0005	-0.2	1.10E+06	1.23	Y	1.19	6.39	2808	0.161
	123678-HxCDF	37.48		1.0005	1.0005	0	9.17E+05	1.16	Y	1.16	4.83	2808	0.151
	HxCDF	NotFnd		1.0055						1.15		2808	0.162
	HxCDF	NotFnd		1.0102						1.15		2808	0.162
	HxCDF	NotFnd		0.9933						1.15		2808	0.162
	234678-HxCDF	38.26		1.0006	1.0003	-0.7	1.90E+06	1.22	Y	1.18	9.81	2808	0.147
	HxCDF	NotFnd		0.0000						1.18	0		0
	HxCDF	NotFnd		1.0009						1.15		2808	0.162
	123789-HxCDF	NotFnd		1.0005						1.09		2808	0.194
	HxCDF	NotFnd		0.0000						1.09	0		0
	123489-HxCDF	39.42		1.0013	1.0012	-0.2	3.97E+05	1.25	Y	1.15	2.26	2808	0.162
	1234678-HpCDF	41.37		1.0004	1.0004	0	3.03E+07	0.99	Y	1.35	186	4100	0.251
	HpCDF	41.73		1.0091	1.0091	0	4.75E+05	0.98	Y	1.34	3.25	4100	0.289
	HpCDF	41.92		1.0140	1.0136	-1.0	5.26E+07	1.02	Y	1.34	359	4100	0.289
	1234789-HpCDF	43.24		1.0004	1.0002	-0.5	8.03E+05	1.01	Y	1.34	6.18	4100	0.337
	OCDF	46.64		1.0057	1.0056	-0.3	1.48E+07	0.89	Y	1.40	152	810	0.0945
	OCDF-a	46.63		1.0053	1.0054	+0.3	9.15E+05	2.68	Y	1.00	13.1	881	0.144

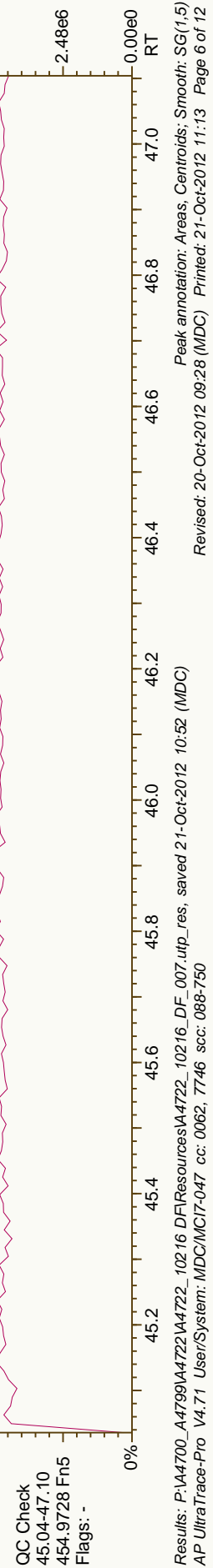
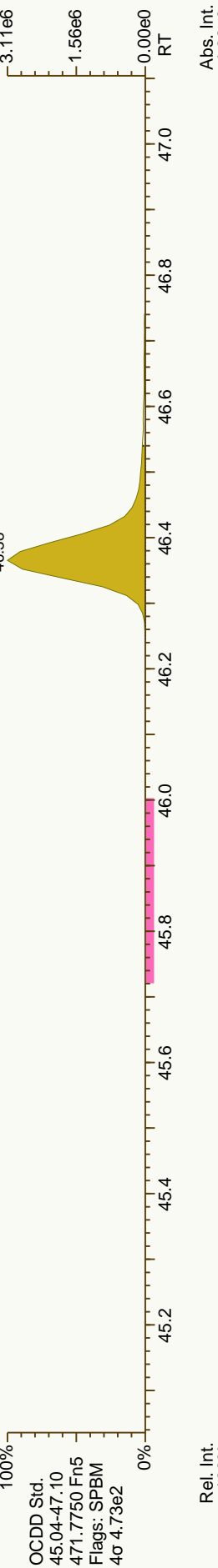
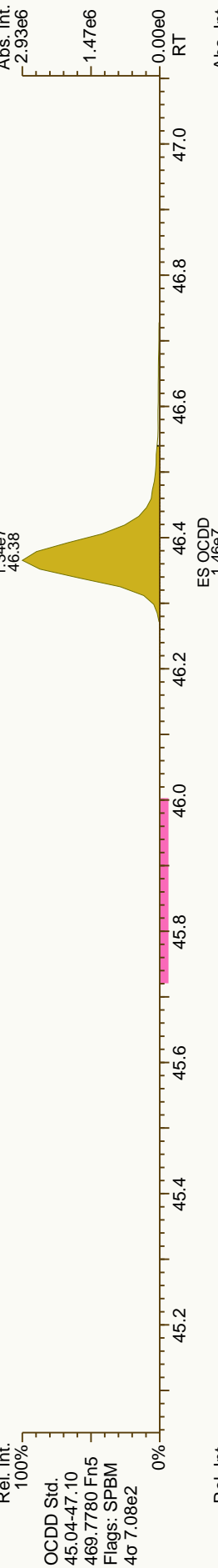
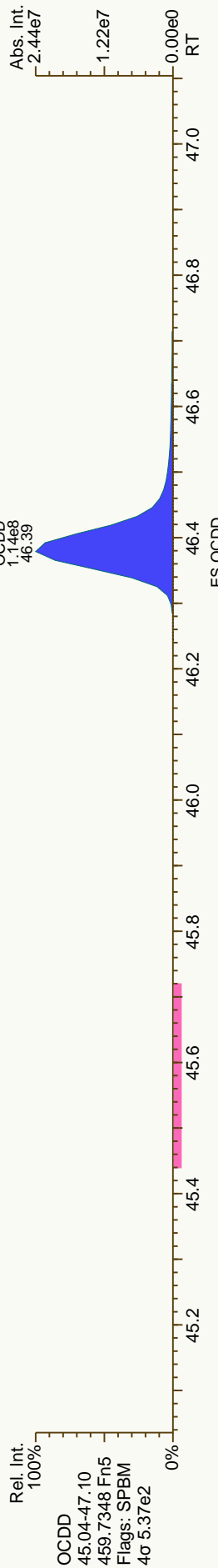
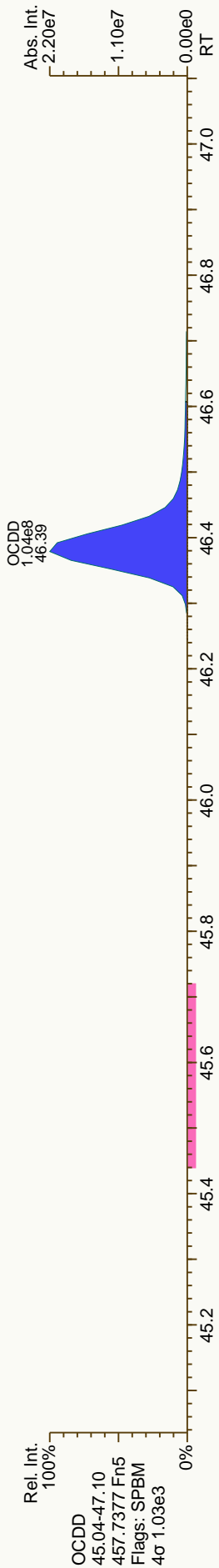


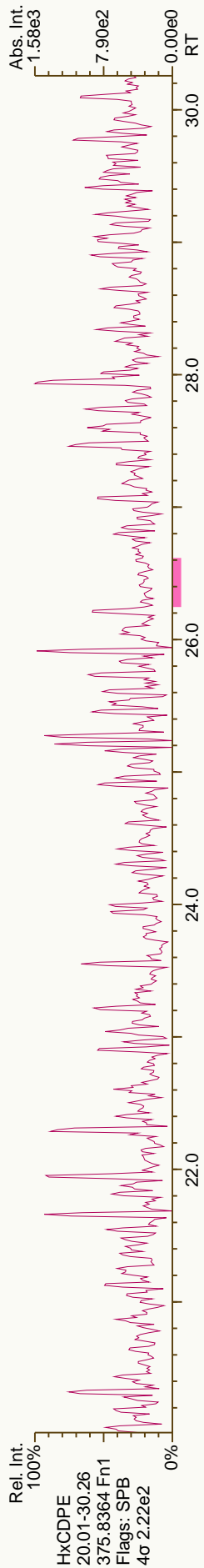
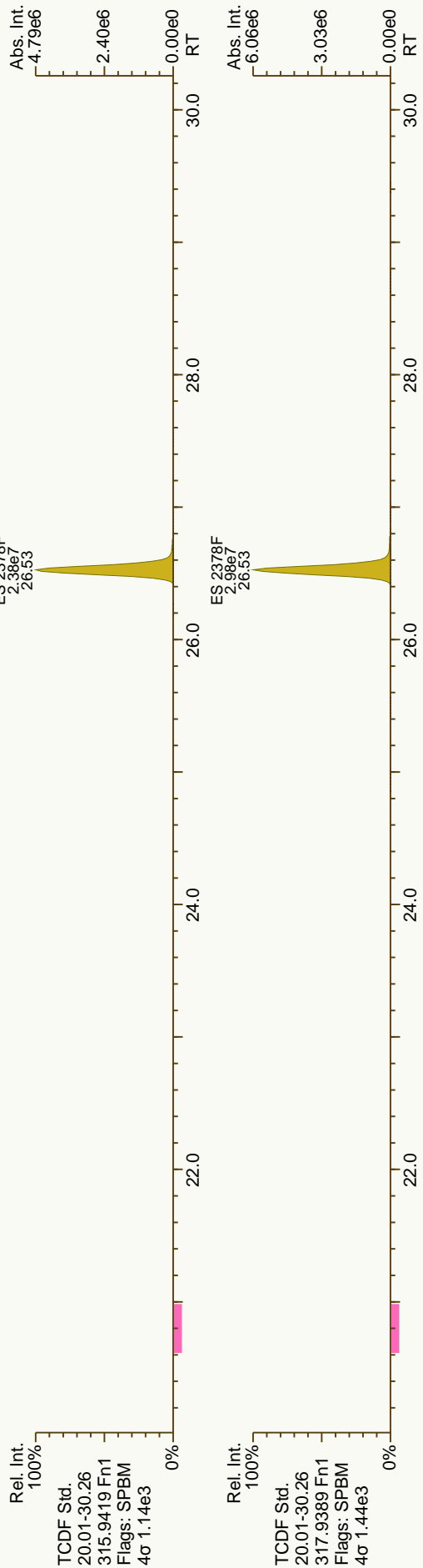
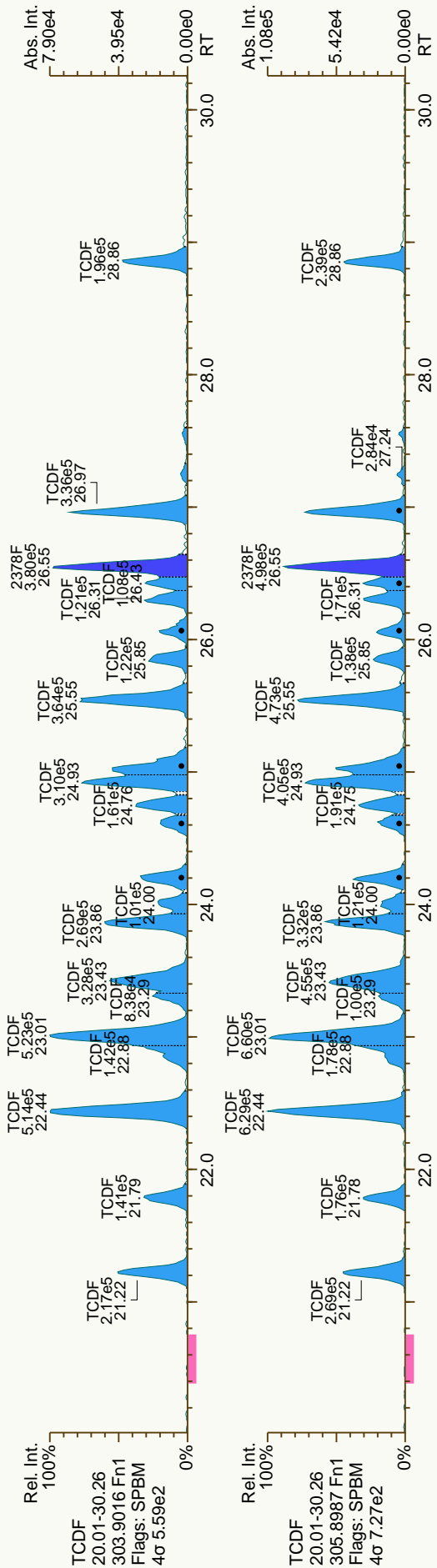


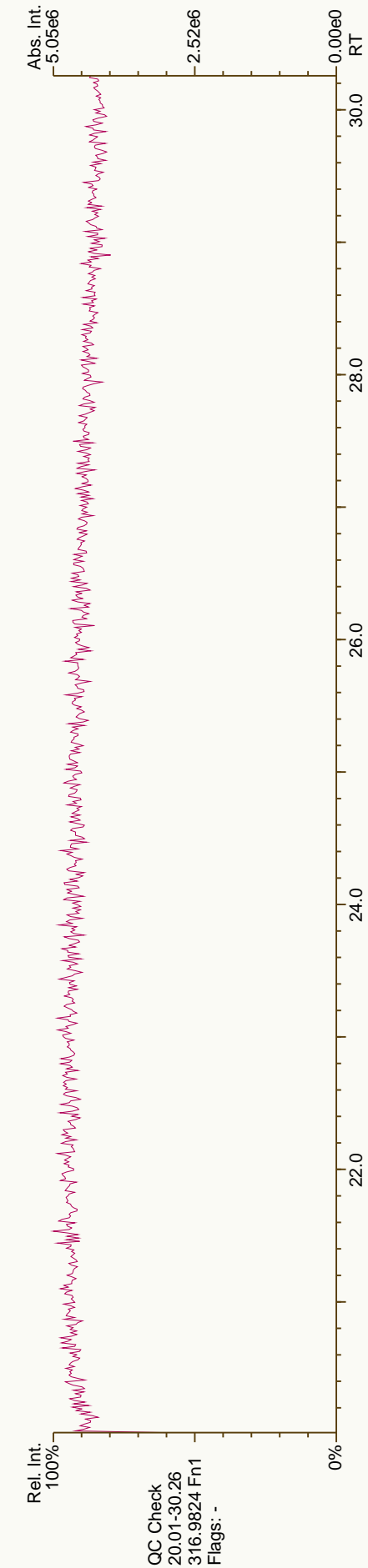
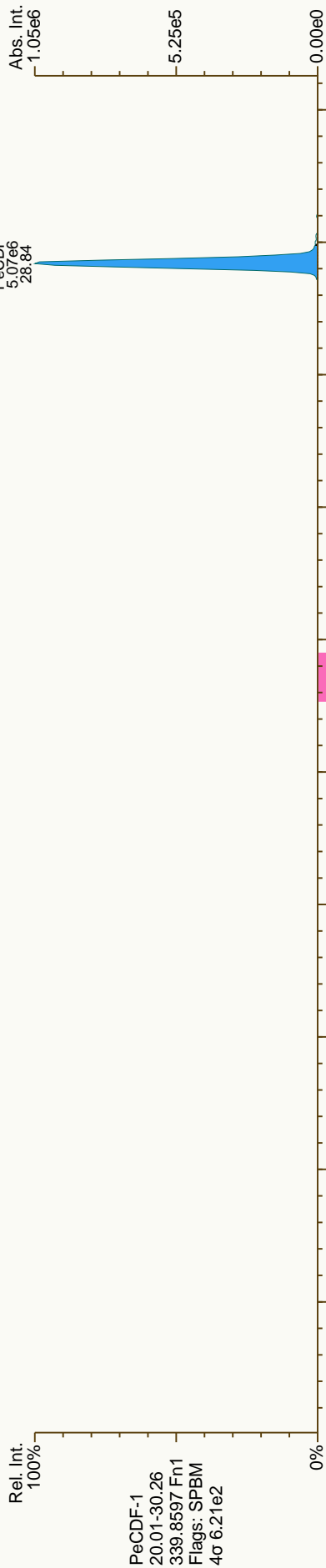


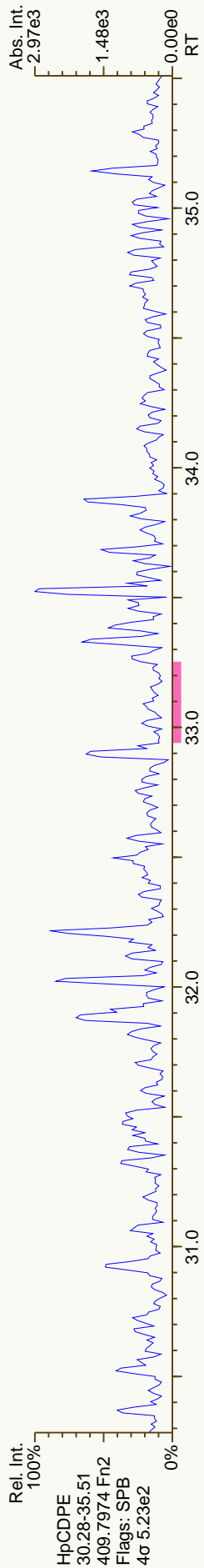



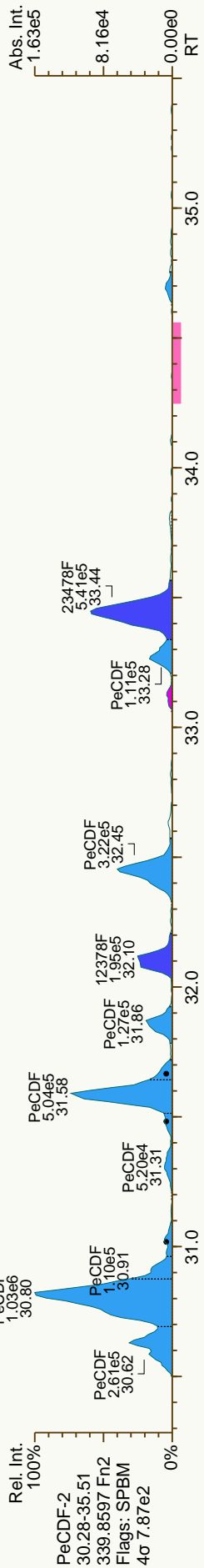


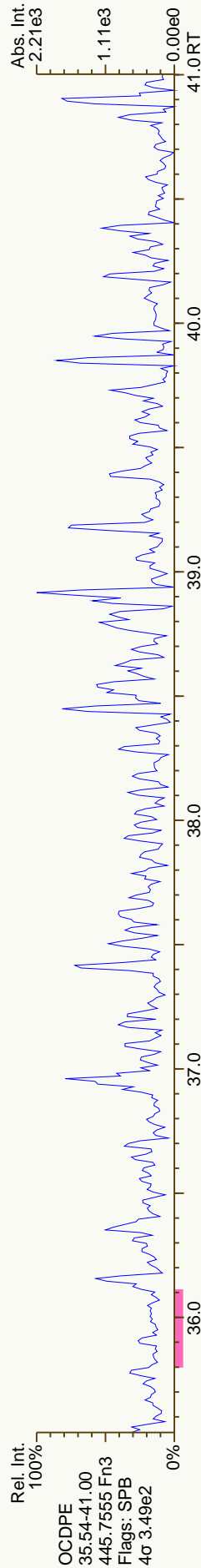
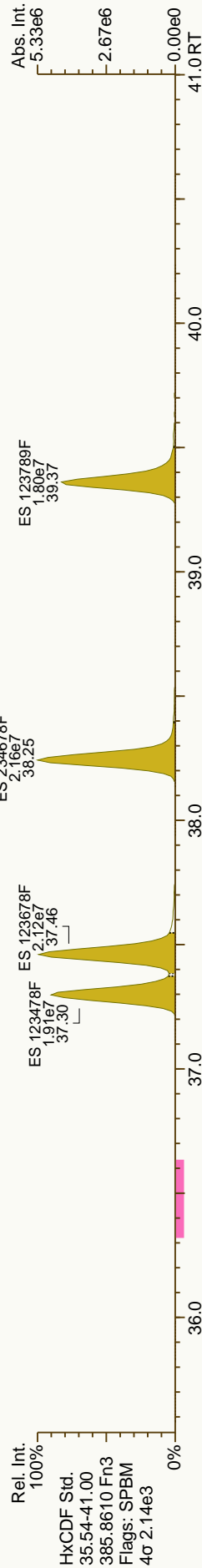
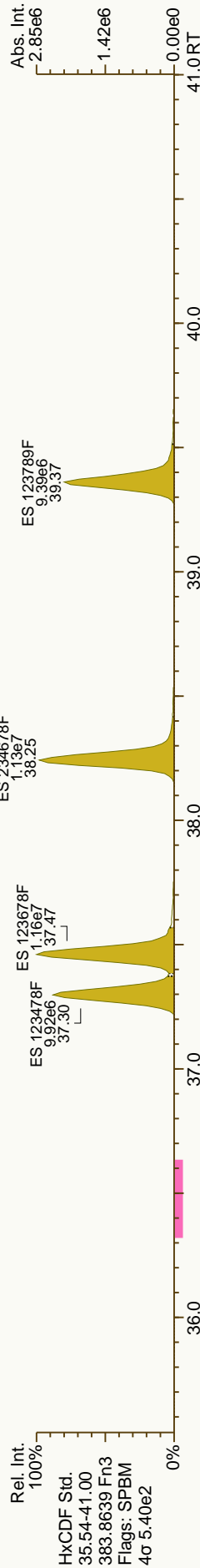
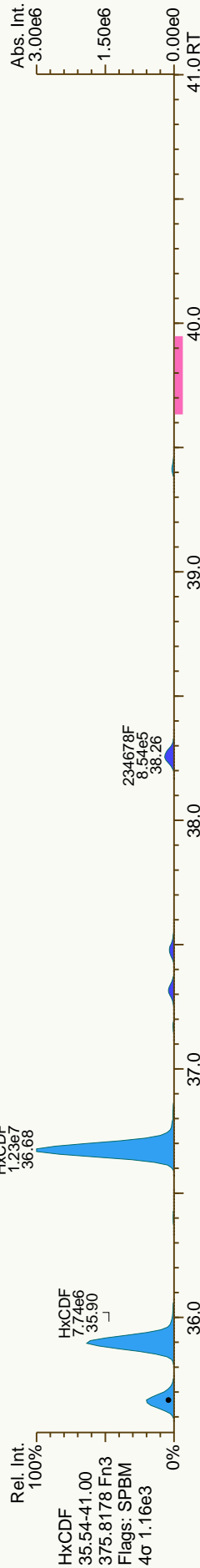
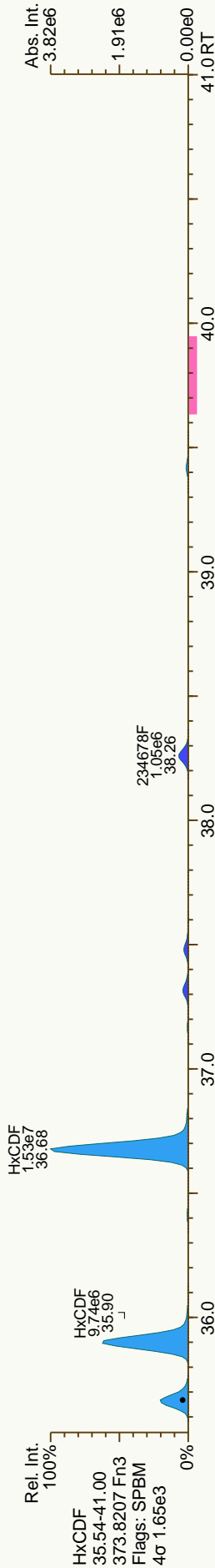


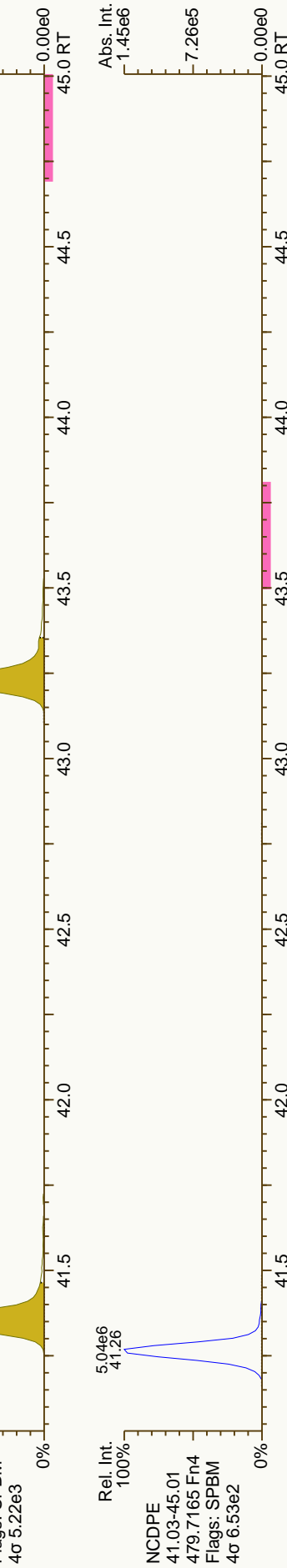
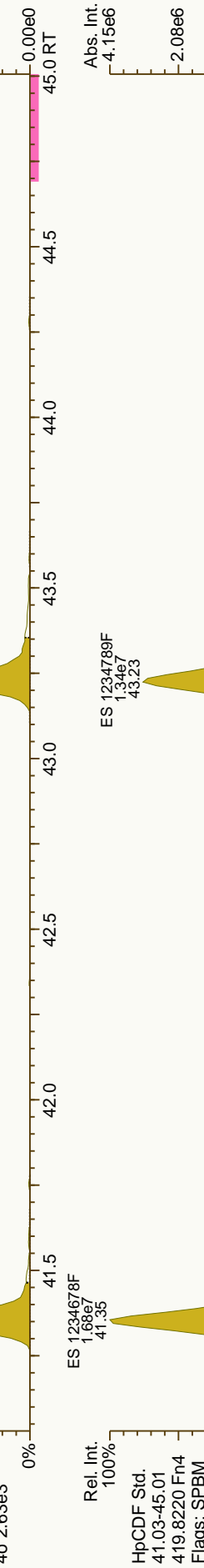
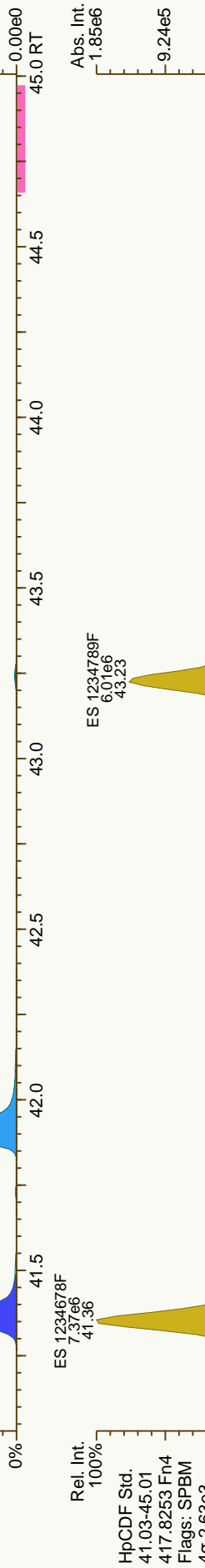
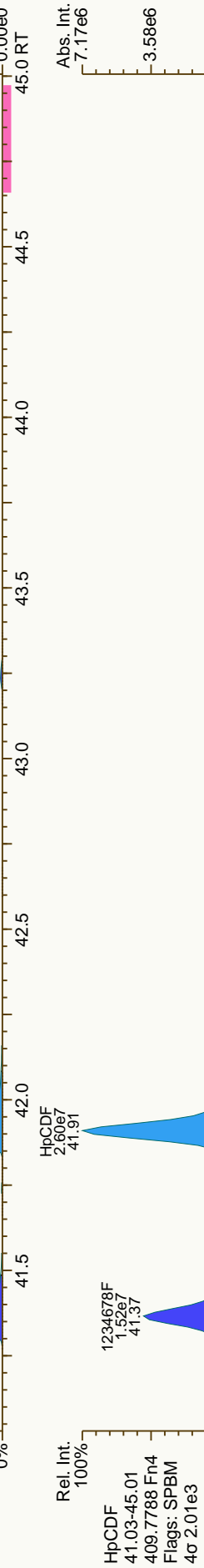



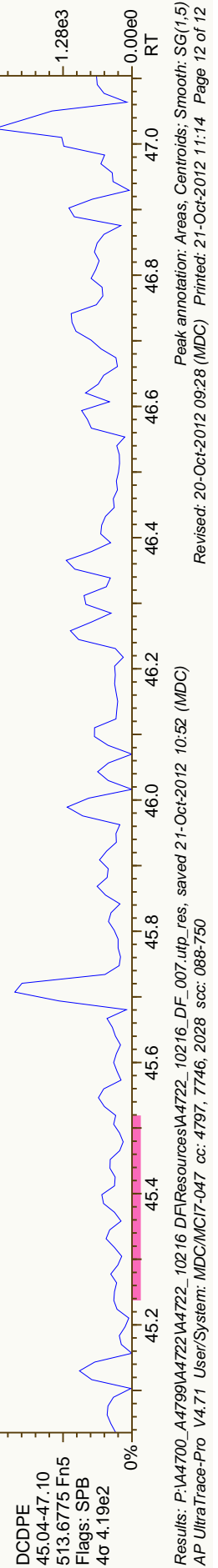
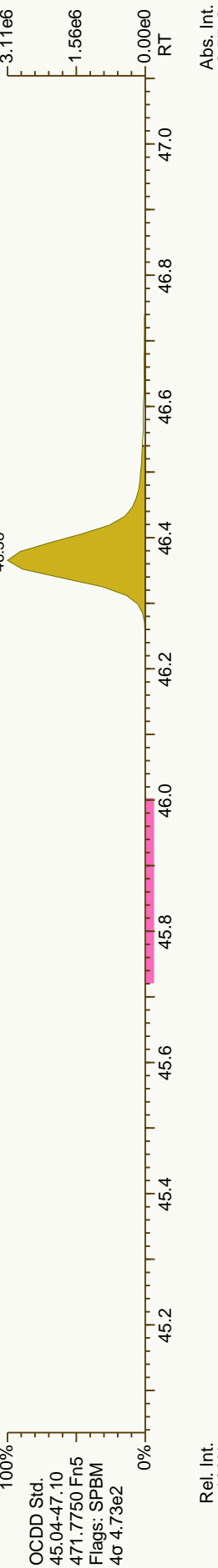
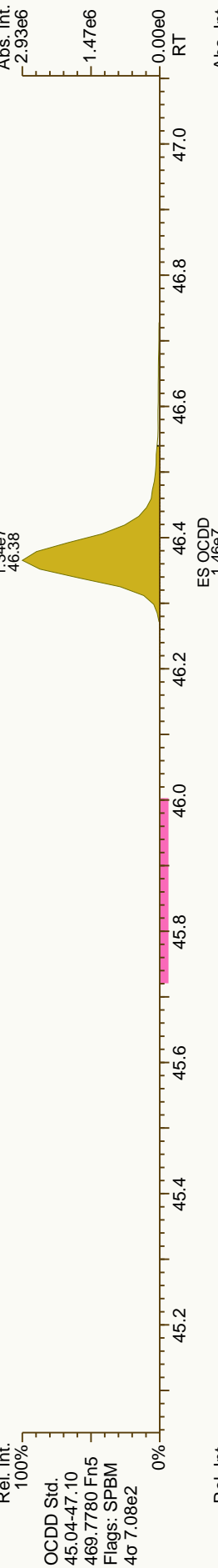
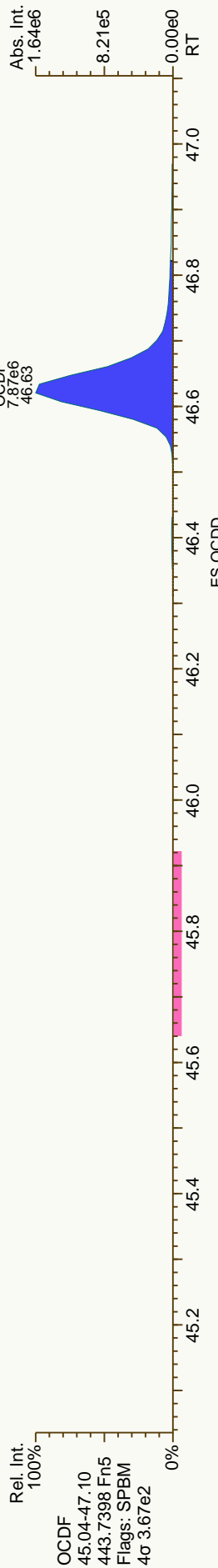













Dataset: C:\MassLynx\Default.pro\Results\c31oct12b-Confirms.qld

Last Altered: Thursday, 11/1/2012 11:23:28 AM Eastern Daylight Time

Printed: Thursday, 11/1/2012 11:24:44 AM Eastern Daylight Time

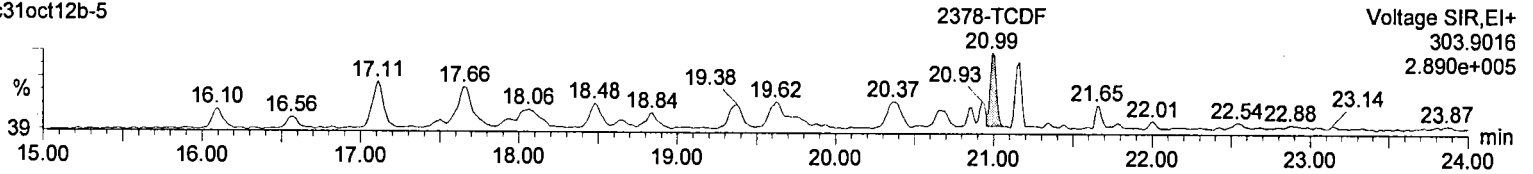
Method: C:\MassLynx\Default.PRO\MethDB\VFxms-TCDF_Smooth.mdb 31 Oct 2012 16:33:04

Calibration: C:\MassLynx\Default.PRO\CurveDB\VFxms-100212a_Confirm-TD.cdb 31 Oct 2012 15:37:39

Name: c31oct12b-5, ID: 31203249002

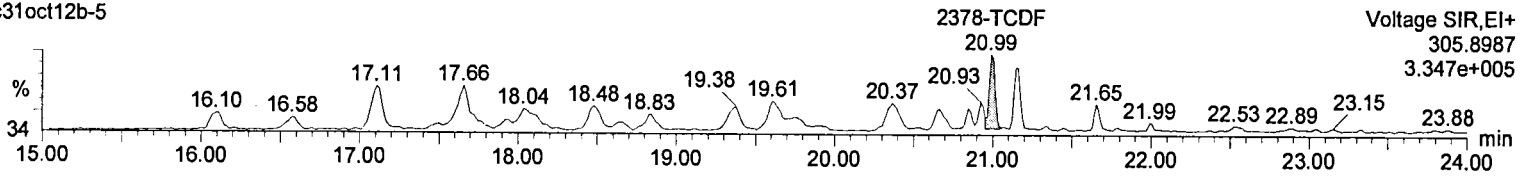
TCDF

c31oct12b-5



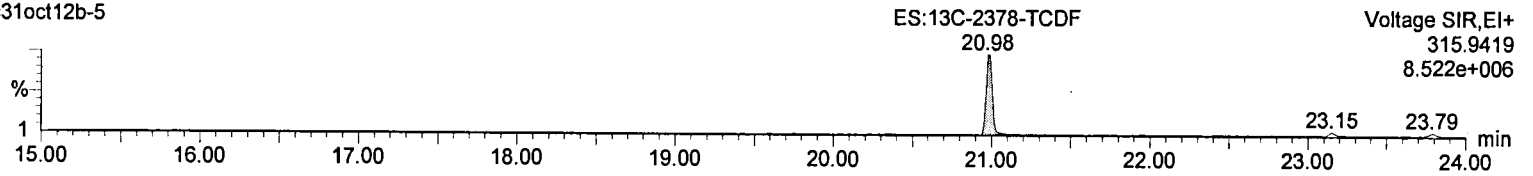
TCDF

c31oct12b-5



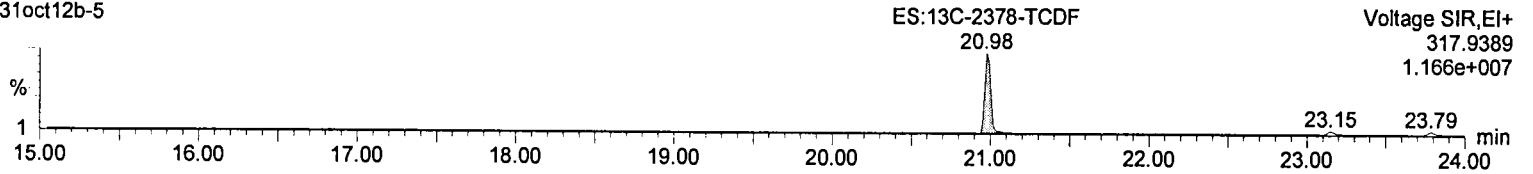
13C-TCDF

c31oct12b-5



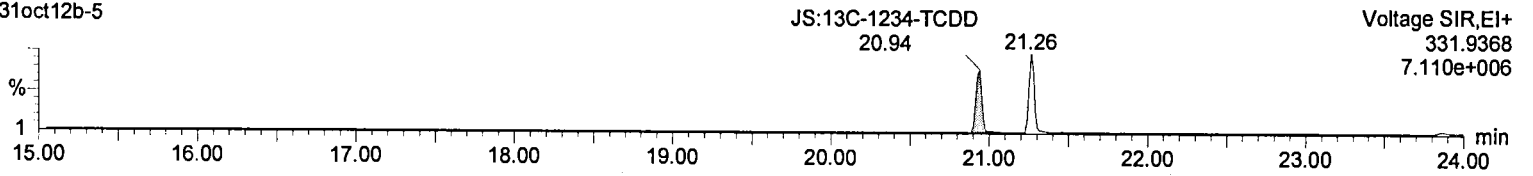
13C-TCDF

c31oct12b-5



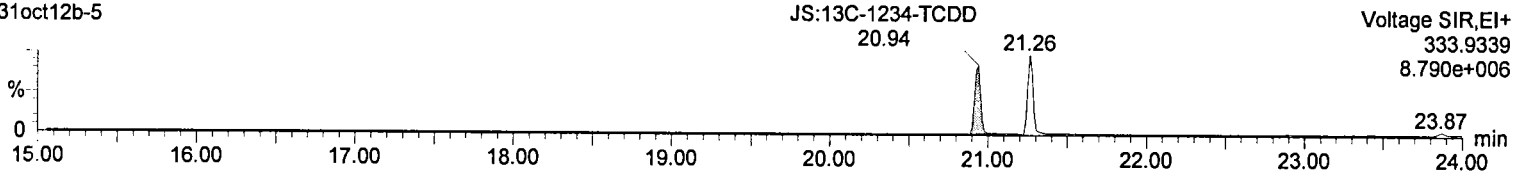
13C-TCDD

c31oct12b-5



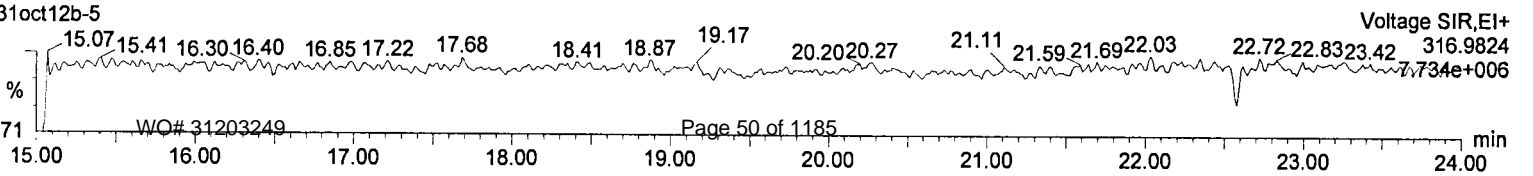
13C-TCDD

c31oct12b-5



F1 Lock Mass

c31oct12b-5



Results of JW-EA07-SS28-120507

Client Sample ID: **JW-EA07-SS28-120507**
 Client Project ID: **Jeld-Wen Surface Sediments**
 Lab Sample ID: 31203249003-A
 Lab Project ID: 31203249

Collection Date: 05/07/2012 12:00
 Received Date: 05/09/2012 10:15
 Matrix: Soil-Solid as dry weight
 Solids (%): 58.90

Results by EPA 1613B

<u>Parameter</u>	<u>Result</u>	<u>EMPC</u>	<u>Qual</u>	<u>DL</u>	<u>LOQ/CL</u>	<u>Units</u>	<u>RT</u>	<u>Ratio</u>
2,3,7,8-TCDD	0.480		J	0.0789	0.498	pg/g	27.54	0.70
1,2,3,7,8-PeCDD		0.962	J	0.0986	2.49	pg/g	33.84	1.82*
1,2,3,4,7,8-HxCDD	1.36		J	0.214	2.49	pg/g	38.49	1.35
1,2,3,6,7,8-HxCDD	8.43			0.241	2.49	pg/g	38.62	1.19
1,2,3,7,8,9-HxCDD	3.84			0.229	2.49	pg/g	38.97	1.32
1,2,3,4,6,7,8-HpCDD	82.6			0.354	2.49	pg/g	42.65	1.07
OCDD	550			0.216	4.98	pg/g	46.40	0.90
2,3,7,8-TCDF	2.81			0.0542	0.498	pg/g	26.55	0.84
2,3,7,8-TCDF [confirm]	2.41			0.0699	1.70	pg/g	21.00	0.74
1,2,3,7,8-PeCDF	0.823		J	0.0836	2.49	pg/g	32.11	1.45
2,3,4,7,8-PeCDF	1.43		J	0.0756	2.49	pg/g	33.44	1.48
1,2,3,4,7,8-HxCDF	1.19		J	0.0644	2.49	pg/g	37.32	1.06
1,2,3,6,7,8-HxCDF	0.954		J	0.0564	2.49	pg/g	37.48	1.23
2,3,4,6,7,8-HxCDF	1.35		J	0.0536	2.49	pg/g	38.27	1.37
1,2,3,7,8,9-HxCDF	ND		U	0.0861	2.49	pg/g		
1,2,3,4,6,7,8-HpCDF	16.6			0.110	2.49	pg/g	41.38	1.03
1,2,3,4,7,8,9-HpCDF		0.627	J	0.131	2.49	pg/g	43.25	0.75*
OCDF	27.3			0.148	4.98	pg/g	46.64	0.87
Total TCDD	42.5	42.7		0.0789	0.498	pg/g		
Total TCDF	30.6	33.4		0.0542	0.498	pg/g		
Total PeCDD	21.3	22.6		0.0986	2.49	pg/g		
Total PeCDF	16.0	17.9		0.0795	2.49	pg/g		
Total HxCDD	77.1			0.228	2.49	pg/g		
Total HxCDF	31.5	31.8		0.0637	2.49	pg/g		
Total HpCDD	192			0.354	2.49	pg/g		
Total HpCDF	46.0	46.6		0.120	2.49	pg/g		

World Health Organization Summary

	<u>Units</u>	<u>ND=0</u>	<u>ND=½</u>	<u>ND=DL</u>
WHO-2005 TEQ	pg/g	4.05	4.11	4.16
WHO-2005 TEQ w/EMPC	pg/g	5.02	5.02	5.03

Results of JW-EA07-SS28-120507

Client Sample ID: **JW-EA07-SS28-120507**
 Client Project ID: **Jeld-Wen Surface Sediments**
 Lab Sample ID: 31203249003-A
 Lab Project ID: 31203249

Collection Date: 05/07/2012 12:00
 Received Date: 05/09/2012 10:15
 Matrix: Soil-Solid as dry weight
 Solids (%): 58.90

Results by EPA 1613B

<u>Parameter</u>	<u>Result</u>	<u>EMPC</u>	<u>Qual</u>	<u>DL</u>	<u>LOQ/CL</u>	<u>Units</u>	<u>RT</u>	<u>Ratio</u>
Labeled Standards								
13C-2378-TCDD	104				25.0-164	%		
13C-12378-PeCDD	94.0				25.0-181	%		
13C-123478-HxCDD	88.0				32.0-141	%		
13C-123678-HxCDD	81.0				28.0-130	%		
13C-1234678-HpCDD	96.0				23.0-140	%		
13C-OCDD	78.0				17.0-157	%		
13C-2378-TCDF	101				24.0-169	%		
13C-12378-PeCDF	86.0				24.0-185	%		
13C-23478-PeCDF	91.0				21.0-178	%		
13C-123478-HxCDF	91.0				26.0-152	%		
13C-123678-HxCDF	96.0				26.0-123	%		
13C-234678-HxCDF	102				29.0-147	%		
13C-123789-HxCDF	88.0				28.0-136	%		
13C-1234678-HpCDF	90.0				28.0-143	%		
13C-1234789-HpCDF	98.0				26.0-138	%		
37Cl-2378-TCDD	121				35.0-197	%		

Batch Information

Analytical Batch: **HRD1902**
 Analytical Method: **EPA 1613B**
 Instrument: **APHRMS**
 Analyst: **MDC**
 Analytical Date/Time: **10/20/2012 04:27**

Prep Batch: **HXX1802**
 Prep Method: **EPA 1613 PREP S/D/T**
 Prep Date/Time: **10/10/2012 09:35**
 Prep Initial Wt./Vol.: **17.04 g**
 Prep Extract Vol: **20 uL**

Analytical Batch: **HRD1912**
 Analytical Method: **EPA 1613B**
 Instrument: **HRMS3**
 Analyst: **JHL**
 Analytical Date/Time: **10/31/2012 17:17**

Prep Batch: **HXX1802**
 Prep Method: **EPA 1613 PREP S/D/T**
 Prep Date/Time: **10/10/2012 09:35**
 Prep Initial Wt./Vol.: **17.04 g**
 Prep Extract Vol: **20 uL**

Lab ID: A4722_10216_DF_010

Client ID: JW-EA07-SS28-120507

Datafile: 121019P2-05

Acq'd: 20 Oct 2012 04:27 MDC

UTP: 20-Oct-2012 12:54 MDC

Report: 21 Oct 2012 10:28 MC

Wt/Vol: 10.04 g

J-level: 0.498 pg/g Split: 1

Stds (pg): JS: 2000 ES: 2000 CS/SS: 2000, 400 (37Cl)

REVIEWED
By: Michael Flounoy at 2:48 pm, 11/27/12

ICAL: 1613_SGS

Checkcode: 194-963-DNR

WV#	Name	Act RT	QC	Pred. RRT	Act. RRT	ΔSecs	Response	Ra	OK	RRF	Conc.	Noise	DL
27.54	2378-TCDD	27.54		1.0009	1.0007	-0.3	7.74E+04	0.70	Y	1.08	0.48	1062	0.0789
33.84	2378-PeCDD	33.84		1.0006	1.0006	0	1.16E+05	1.82	N	1.07	0.963	1025	0.0986
38.49	23478-HxCDD	38.49		1.0004	1.0003	-0.2	1.26E+05	1.35	Y	1.05	1.36	1969	0.214
38.62	123678-HxCDD	38.62		1.0039	1.0039	0	7.60E+05	1.19	Y	0.98	8.44	1969	0.241
38.97	123789-HxCDD	38.97		1.0129	1.0128	-0.2	3.49E+05	1.32	Y	1.01	3.85	1969	0.229
42.65	1234678-HpCDD	42.65		1.0005	1.0004	-0.3	7.37E+06	1.07	Y	1.09	82.6	3265	0.354
46.40	OCDD	46.40		1.0005	1.0003	-0.6	3.20E+07	0.90	Y	1.11	551	1028	0.216
26.55	2378-TCDF	26.55		1.0009	1.0009	0	6.62E+05	0.84	Y	0.98	2.81	1030	0.0542
32.11	12378-PeCDF	32.11		1.0007	1.0005	-0.4	1.44E+05	1.45	Y	0.99	0.823	1314	0.0836
33.44	23478-PeCDF	33.44		1.0006	1.0010	+0.8	2.71E+05	1.48	Y	1.02	1.43	1314	0.0756
37.32	123478-HxCDF	37.32		1.0006	1.0004	-0.4	1.75E+05	1.06	Y	1.19	1.19	909	0.0645
37.48	123678-HxCDF	37.48		1.0005	1.0003	-0.4	1.60E+05	1.23	Y	1.16	0.954	909	0.0565
38.27	234678-HxCDF	38.27		1.0006	1.0004	-0.5	2.32E+05	1.37	Y	1.18	1.35	909	0.0537
Not Fnd	123789-HxCDF	Not Fnd		1.0005	-	-	-	-	-	1.09	-	909	0.0861
41.38	1234678-HpCDF	41.38		1.0004	1.0003	-0.2	2.28E+06	1.03	Y	1.35	16.6	1498	0.11
43.25	1234789-HpCDF	43.25		1.0004	1.0002	-0.5	7.17E+04	0.75	N	1.34	0.627	1498	0.131
46.64	OCDF	46.64		1.0057	1.0056	-0.3	2.00E+06	0.87	Y	1.40	27.3	887	0.148
27.52	ES 2378-TCDD	27.52		1.0281	1.0278	-0.5	2.97E+07	0.80	Y	1.04	104		
33.83	ES 12378-PeCDD	33.83		1.2639	1.2630	-1.4	2.24E+07	1.62	Y	0.87	94.1		
38.47	ES 123478-HxCDD	38.47		0.9876	0.9876	0	1.75E+07	1.29	Y	0.94	87.7		
38.61	ES 123678-HxCDD	38.61		0.9910	0.9910	0	1.83E+07	1.27	Y	1.06	81		
42.63	ES 1234678-HpCDD	42.63		1.0943	1.0944	+0.2	1.63E+07	1.01	Y	0.80	96.3		
46.38	ES OCDD	46.38		1.1907	1.1907	0	2.09E+07	0.91	Y	0.63	78.2		
26.53	ES 2378-TCDF	26.53		0.9907	0.9906	-0.2	4.81E+07	0.81	Y	1.74	101		
32.09	ES 12378-PeCDF	32.09		1.1992	1.1982	-1.6	3.53E+07	1.60	Y	1.49	86.3		
33.41	ES 23478-PeCDF	33.41		1.2484	1.2475	-1.4	3.71E+07	1.59	Y	1.48	91.3		
37.31	ES 123478-HxCDF	37.31		0.9577	0.9577	0	2.46E+07	0.52	Y	1.27	91		
37.47	ES 123678-HxCDF	37.47		0.9619	0.9620	+0.2	2.88E+07	0.52	Y	1.41	96.2		
38.26	ES 234678-HpCDF	38.26		0.9821	0.9821	0	2.92E+07	0.53	Y	1.34	102		
39.38	ES 123789-HxCDF	39.38		1.0108	1.0108	0	2.26E+07	0.52	Y	1.20	88.3		
41.36	ES 1234678-HpCDF	41.36		1.0618	1.0618	0	2.02E+07	0.44	Y	1.06	89.7		
43.24	ES 1234789-HpCDF	43.24		1.1100	1.1100	0	1.70E+07	0.45	Y	0.82	97.7		

Lab ID: A4722_10216_DF_010 Acq'd: 20 Oct 2012 04:27 MDC Wt/Vol: 10.04 g ICAL: 1613_SGS
 Client ID: JW-EA07-SS28-120507 UTP: 20-Oct-2012 12:54 MDC J-level: 0.498 pg/g Split: 1 Checkcode: 194-963-DNR
 Datafile: 121019P2-05 Report: 21 Oct 2012 10:28 MC Stds (pg): JS: 2000 ES: 2000 CS/SS: 2000, 400 (37C1)

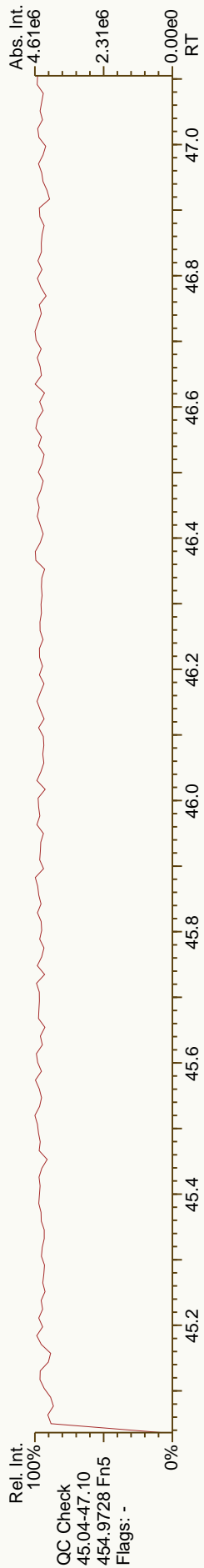
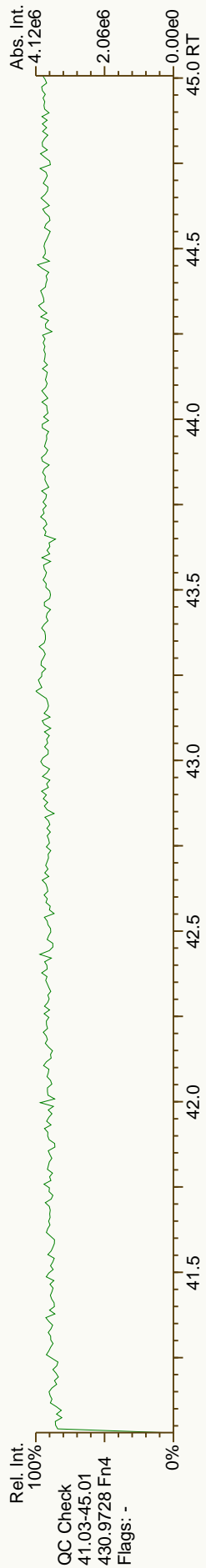
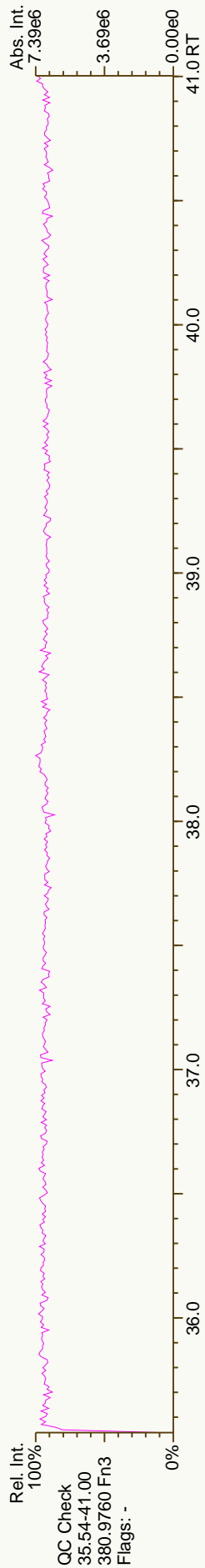
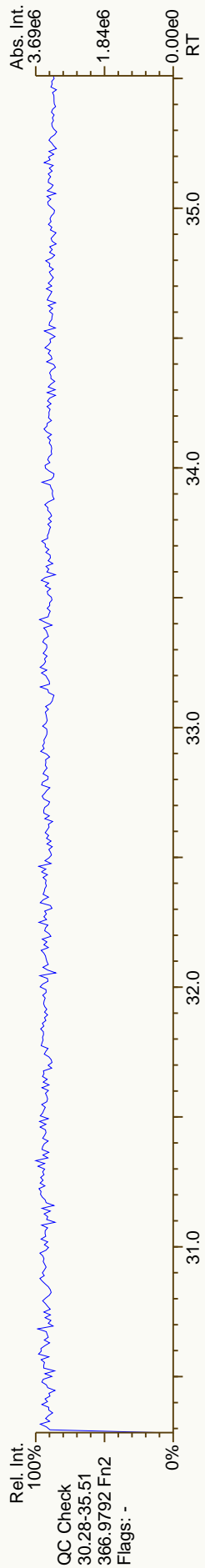
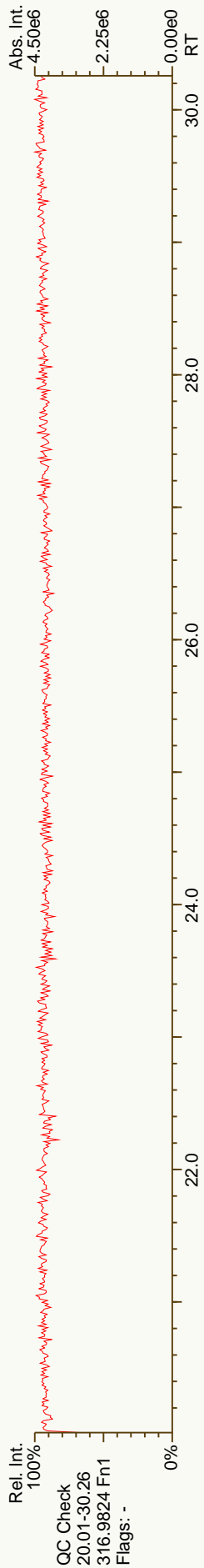
WV#	Name	Act RT	QC	Pred. RRT	Act. RRT	ΔSecs	Response	Ra	OK	RRF	Conc.	Noise	DL
11	TCDD	23.43		0.8504	0.8514	+1.7	2.50E+06	0.81	Y	1.08	15.5	1062	0.0789
20	TCDD	23.83		0.8649	0.8659	+1.7	1.86E+06	0.80	Y	1.08	11.5	1062	0.0789
23	TCDD	24.30		0.8835	0.8829	-1.0	6.10E+04	0.67	Y	1.08	0.378	1062	0.0789
24	TCDD	25.19		0.9152	0.9150	-0.3	5.89E+05	0.78	Y	1.08	3.65	1062	0.0789
	TCDD	25.45		0.9241	0.9247	+1.0	2.92E+05	0.78	Y	1.08	1.81	1062	0.0789
	TCDD	25.67		0.9327	0.9328	+0.2	3.11E+05	0.71	Y	1.08	1.93	1062	0.0789
	TCDD	25.89		0.9408	0.9405	-0.5	6.84E+04	0.69	Y	1.08	0.424	1062	0.0789
	TCDD	26.17		0.9512	0.9507	-0.8	2.33E+04	0.83	Y	1.08	0.144	1062	0.0789
	TCDD	26.37		0.9580	0.9580	0	7.17E+04	0.67	Y	1.08	0.444	1062	0.0789
	TCDD	26.80		0.9736	0.9737	+0.2	4.57E+05	0.76	Y	1.08	2.83	1062	0.0789
	TCDD	NotFnd		0.9785						1.08		1062	0.0789
	TCDD	27.23		0.9884	0.9892	+1.3	4.87E+05	0.82	Y	1.08	3.02	1062	0.0789
	TCDD	27.34		0.9945	0.9931	-2.3	6.08E+04	0.88	Y	1.08	0.377	1062	0.0789
	2378-TCDD	27.54		1.0009	1.0007	-0.3	7.74E+04	0.70	Y	1.08	0.48	1062	0.0789
	TCDD	27.92		1.0147	1.0144	-0.5	3.87E+04	0.63	N	1.08	0.24	1062	0.0789
	TCDD	NotFnd		1.0206						1.08		1062	0.0789
	TCDD	NotFnd		1.0423						1.08		1062	0.0789
	TCDD	30.89		0.9131	0.9131	0	7.09E+05	1.70	Y	1.07	5.88	1025	0.0986
	TCDD	31.51		0.9319	0.9317	-0.4	8.17E+04	1.56	Y	1.07	0.677	1025	0.0986
	TCDD	32.17		0.9511	0.9509	-0.4	6.51E+05	1.64	Y	1.07	5.4	1025	0.0986
	TCDD	32.38		0.9576	0.9574	-0.4	1.22E+05	1.59	Y	1.07	1.01	1025	0.0986
	TCDD	32.51		0.9611	0.9610	-0.2	5.07E+05	1.63	Y	1.07	4.2	1025	0.0986
	TCDD	32.82		0.9703	0.9702	-0.2	1.48E+05	1.43	Y	1.07	1.22	1025	0.0986
	TCDD	33.25		0.9829	0.9830	+0.2	3.13E+05	1.54	Y	1.07	2.6	1025	0.0986
	12378-PeCDD	33.84		1.0006	1.0006	0	1.16E+05	1.82	N	1.07	0.963	1025	0.0986
	PeCDD	33.96		1.0039	1.0039	0	4.15E+04	1.43	Y	1.07	0.344	1025	0.0986
	PeCDD	34.36		1.0161	1.0158	-0.6	3.78E+04	1.23	N	1.07	0.314	1025	0.0986
	HxCDD	36.46		0.9479	0.9477	-0.5	1.43E+06	1.24	Y	1.01	15.7	1969	0.228
	HxCDD	37.24		0.9682	0.9681	-0.2	1.31E+06	1.36	Y	1.01	14.4	1969	0.228
	HxCDD	37.59		0.9771	0.9771	0	2.79E+06	1.25	Y	1.01	30.6	1969	0.228
	HxCDD	37.73		0.9811	0.9806	-1.2	1.41E+05	1.22	Y	1.01	1.55	1969	0.228
	123478-HxCDD	38.49		1.0004	1.0003	-0.2	1.26E+05	1.35	Y	1.05	1.36	1969	0.214
	123678-HxCDD	38.62		1.0039	1.0039	0	7.60E+05	1.19	Y	0.98	8.44	1969	0.241
	HxCDD	38.83		1.0097	1.0092	-1.2	1.16E+05	1.33	Y	1.01	1.28	1969	0.228
	123789-HxCDD	38.97		1.0129	1.0128	-0.2	3.49E+05	1.32	Y	1.01	3.85	1969	0.229

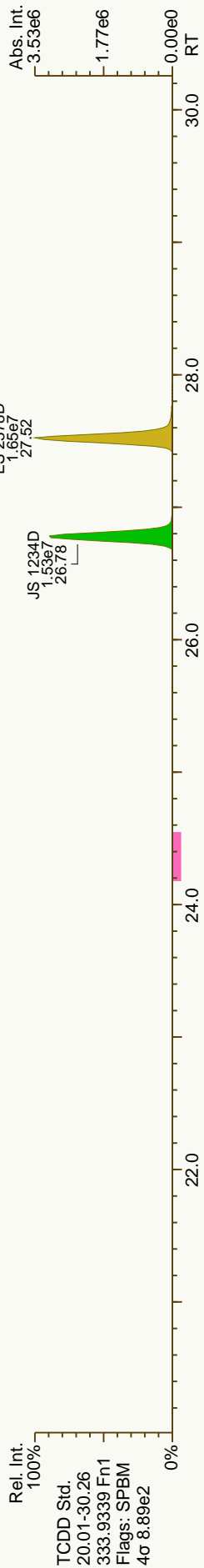
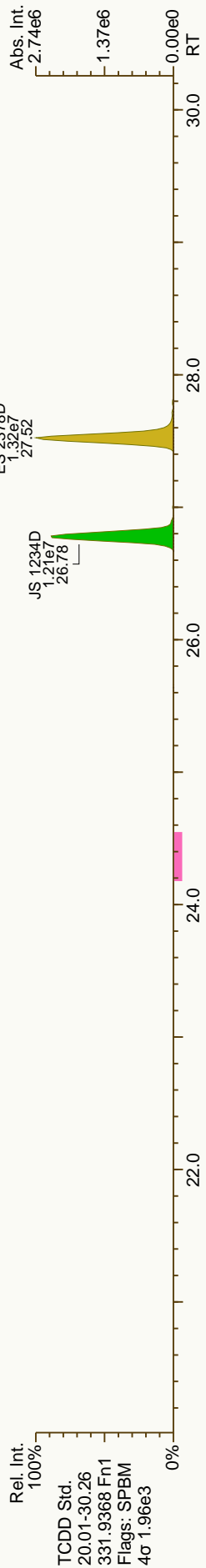
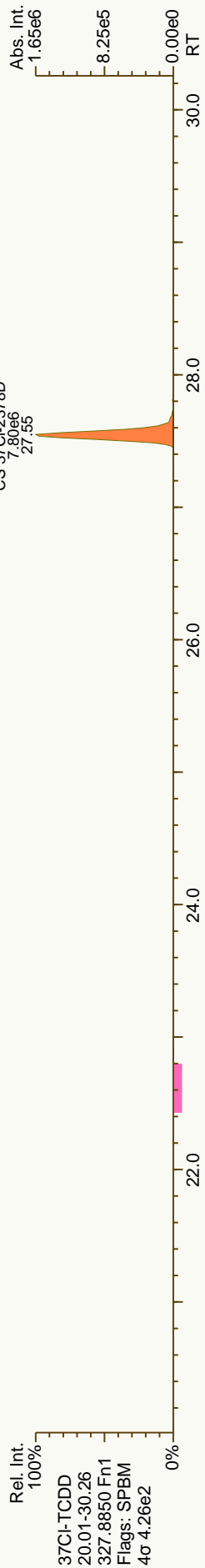
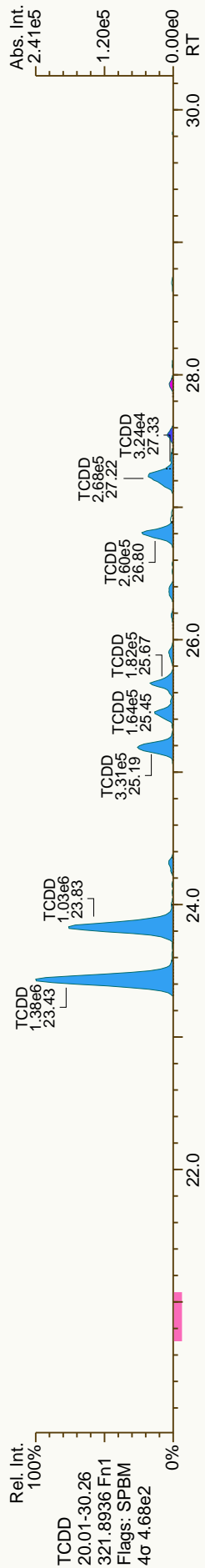
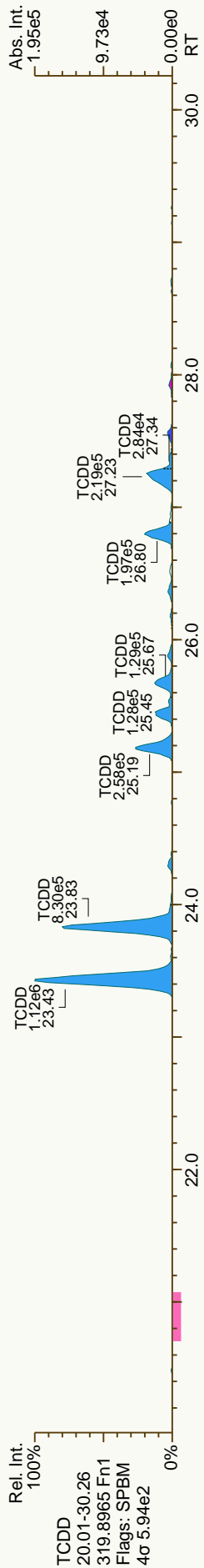
Lab ID: A4722_10216_DF_010 Acq'd: 20 Oct 2012 04:27 MDC Wt/Vol: 10.04 g ICAL: 1613_SGS
 Client ID: JW-EA07-SS28-120507 UTP: 20-Oct-2012 12:54 MDC J-level: 0.498 pg/g Split: 1 Checkcode: 194-963-DNR
 Datafile: 121019P2-05 Report: 21 Oct 2012 10:28 MC Stds (pg): JS: 2000 ES: 2000 CS/SS: 2000, 400 (37C1)

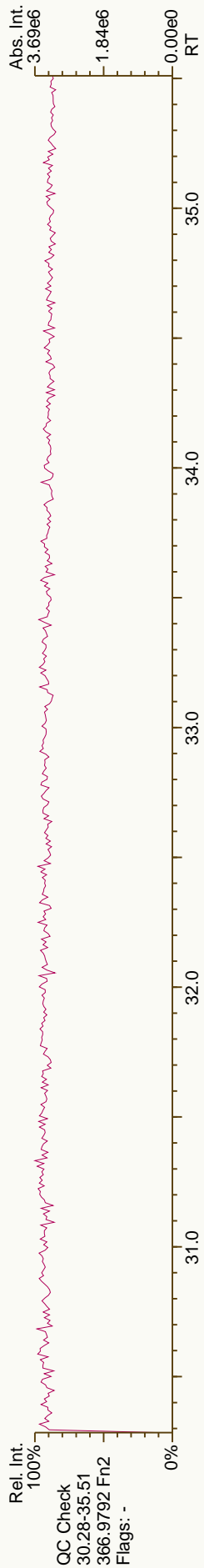


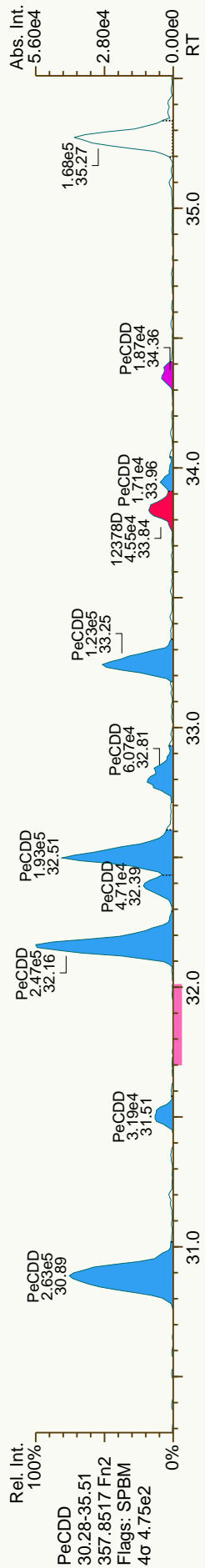
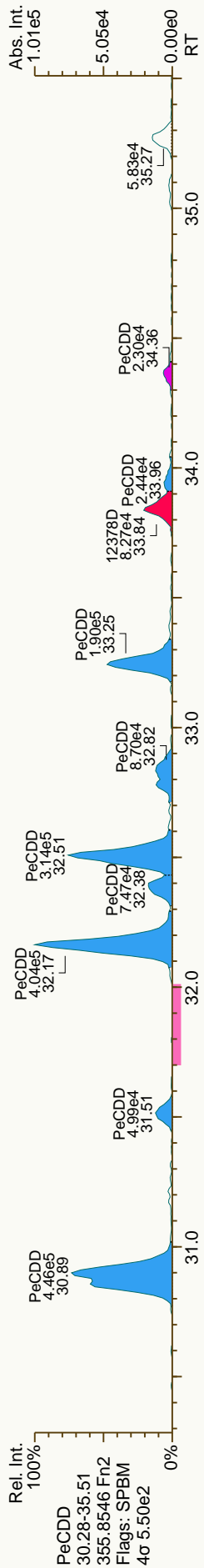
WV#	Name	Act RT	QC	Pred. RRT	Act. RRT	ΔSecs	Response	Ra	OK	RRF	Conc.	Noise	DL
1	gHpCDD	41.74		0.9793	0.9792	-0.3	9.76E+06	1.02	Y	1.09	109	3265	0.354
2	234678-HpCDD	42.65		1.0005	1.0004	-0.3	7.37E+06	1.07	Y	1.09	82.6	3265	0.354
3	OCDD	46.40		1.0005	1.0003	-0.6	3.20E+07	0.90	Y	1.11	551	1028	0.216
4	OCDD-a	46.40		1.0001	1.0003	+0.6	1.97E+06	2.58	Y	1.00	37.5	954	0.222
5	TCDF	21.22		0.7983	0.8000	+2.7	3.51E+05	0.81	Y	0.98	1.49	1030	0.0542
6	TCDF	21.78		0.8218	0.8211	-1.1	1.98E+05	0.87	Y	0.98	0.842	1030	0.0542
7	TCDF	22.44		0.8463	0.8460	-0.5	6.15E+05	0.69	Y	0.98	2.61	1030	0.0542
8	TCDF	22.87		0.8625	0.8619	-1.0	1.56E+05	0.62	N	0.98	0.664	1030	0.0542
9	TCDF	23.01		0.8677	0.8674	-0.5	8.97E+05	0.80	Y	0.98	3.81	1030	0.0542
10	TCDF	23.31		0.8787	0.8785	-0.3	1.86E+05	0.80	Y	0.98	0.788	1030	0.0542
11	TCDF	23.44		0.8840	0.8834	-1.0	5.58E+05	0.73	Y	0.98	2.37	1030	0.0542
12	TCDF	23.86		0.8998	0.8994	-0.6	3.39E+05	0.90	N	0.98	1.44	1030	0.0542
13	TCDF	24.01		0.9054	0.9049	-0.8	1.78E+05	0.85	Y	0.98	0.757	1030	0.0542
14	TCDF	24.20		0.9125	0.9122	-0.5	3.13E+05	0.79	Y	0.98	1.33	1030	0.0542
15	TCDF	24.62		0.9279	0.9281	+0.3	1.65E+05	0.81	Y	0.98	0.7	1030	0.0542
16	TCDF	24.76		0.9334	0.9334	0	2.32E+05	0.78	Y	0.98	0.985	1030	0.0542
17	TCDF	24.93		0.9381	0.9396	+2.4	4.98E+05	0.73	Y	0.98	2.12	1030	0.0542
18	TCDF	25.05		0.9439	0.9442	+0.5	4.66E+05	0.80	Y	0.98	1.98	1030	0.0542
19	TCDF	25.55		0.9630	0.9631	+0.2	5.93E+05	0.74	Y	0.98	2.52	1030	0.0542
20	TCDF	NotFnd		0.9674						0.98		1030	0.0542
21	TCDF	25.85		0.9746	0.9744	-0.3	1.97E+05	0.75	Y	0.98	0.838	1030	0.0542
22	TCDF	26.07		0.9829	0.9827	-0.3	1.65E+05	0.83	Y	0.98	0.701	1030	0.0542
23	TCDF	26.31		0.9916	0.9917	+0.2	2.26E+05	0.79	Y	0.98	0.958	1030	0.0542
24	TCDF	26.43		0.9963	0.9964	+0.2	1.54E+05	0.81	Y	0.98	0.652	1030	0.0542
25	2378-TCDF	26.55		1.0009	1.0009	0	6.62E+05	0.84	Y	0.98	2.81	1030	0.0542
26	TCDF	26.97		1.0166	1.0167	+0.2	5.66E+05	0.79	Y	0.98	2.4	1030	0.0542
27	TCDF	27.26		1.0274	1.0274	0	4.15E+04	1.05	N	0.98	0.176	1030	0.0542
28	TCDF	27.57		1.0390	1.0393	+0.5	2.49E+04	0.96	N	0.98	0.106	1030	0.0542
29	TCDF	28.85		1.0886	1.0876	-1.6	9.14E+04	0.92	N	0.98	0.388	1030	0.0542
30	PeCDF	28.84		0.8975	0.8988	+2.5	1.22E+06	1.77	Y	1.00	6.71	1219	0.0738
31	PeCDF	30.62		0.9542	0.9543	+0.2	2.40E+05	1.40	Y	1.00	1.32	1314	0.0795
32	PeCDF	30.80		0.9587	0.9599	+2.3	5.71E+05	1.49	Y	1.00	3.13	1314	0.0795
33	PeCDF	30.91		0.9636	0.9634	-0.4	8.80E+04	1.82	N	1.00	0.483	1314	0.0795
34	PeCDF	31.03		0.9671	0.9671	0	2.36E+04	1.53	Y	1.00	0.13	1314	0.0795
35	PeCDF	31.30		0.9760	0.9754	-1.2	4.91E+04	1.10	N	1.00	0.269	1314	0.0795
36	PeCDF	31.48		0.9810	0.9811	+0.2	2.24E+04	1.93	N	1.00	0.123	1314	0.0795

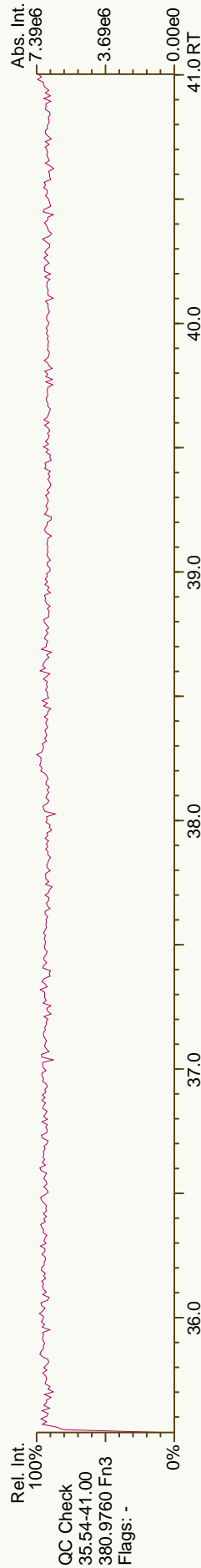
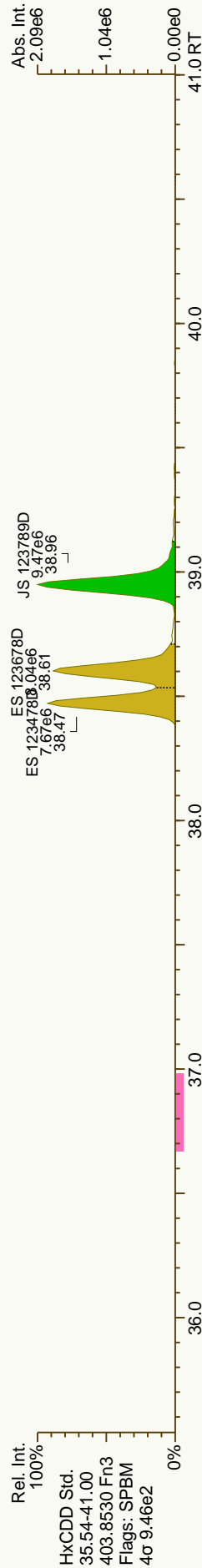
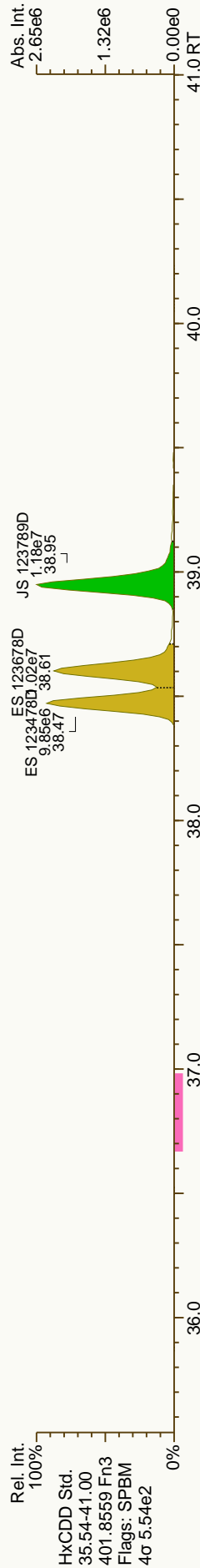
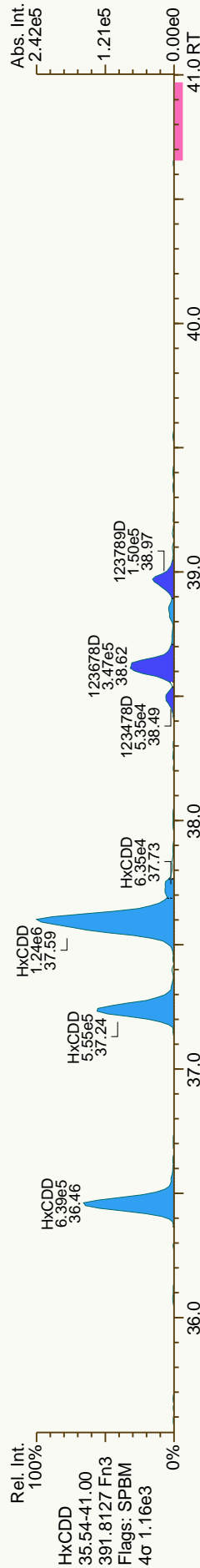
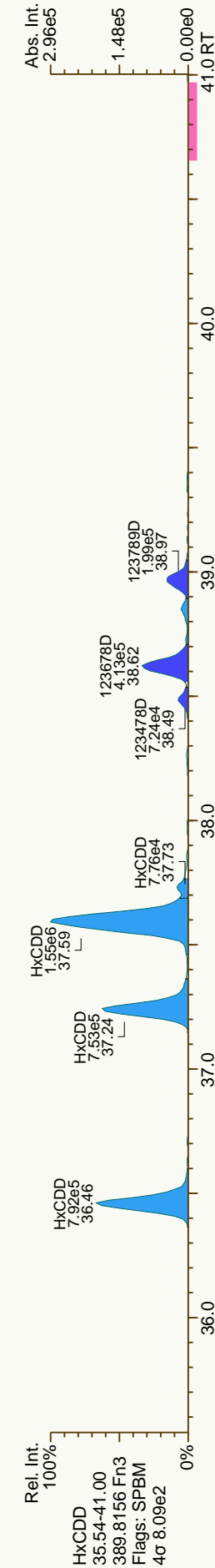
Lab ID: A4722_10216_DF_010 Acq'd: 20 Oct 2012 04:27 MDC Wt/Vol: 10.04 g ICAL: 1613_SGS
 Client ID: JW-EA07-SS28-120507 UTP: 20-Oct-2012 12:54 MDC J-level: 0.498 pg/g Split: 1 Checkcode: 194-963-DNR
 Datafile: 121019P2-05 Report: 21 Oct 2012 10:28 MC Stds (pg): JS: 2000 ES: 2000 CS/SS: 2000, 400 (37CI)

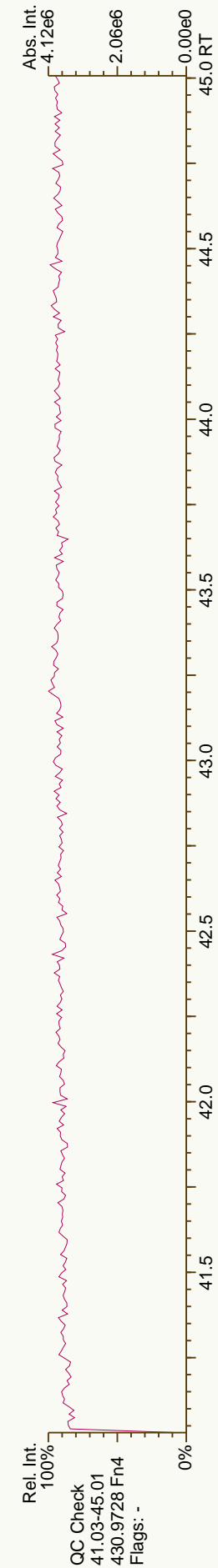
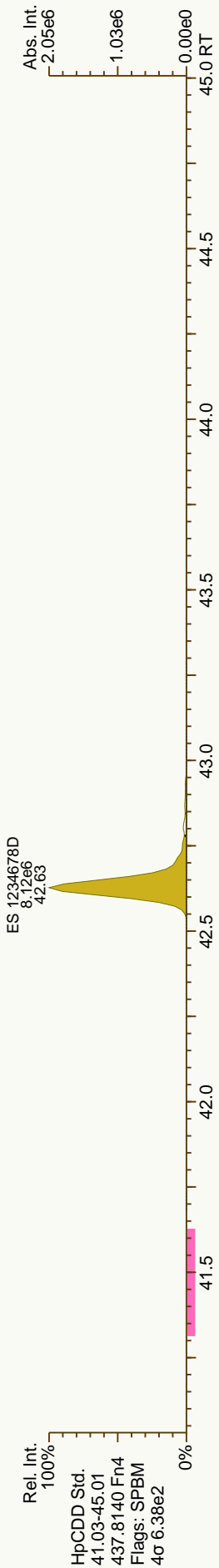
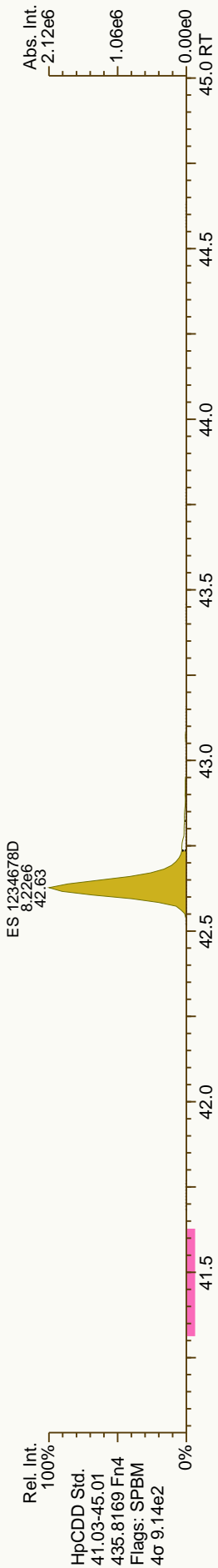
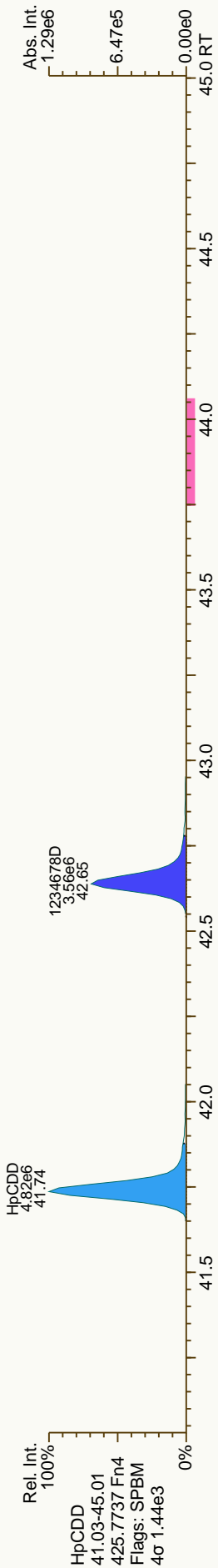
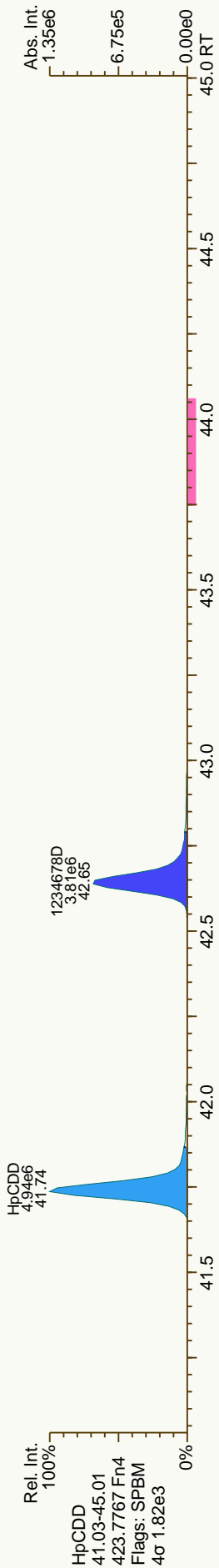
Comp #	Name	Act RT	QC	Pred. RRT	Act. RRT	ΔSecs	Response	Ra	OK	RRF	Conc.	Noise	DL
1	PeCDF	31.58		0.9847	0.9842	-1.0	1.90E+05	1.66	Y	1.00	1.04	1314	0.0795
2	PeCDF	31.67		0.9870	0.9869	-0.2	4.67E+04	1.33	Y	1.00	0.256	1314	0.0795
3	PeCDF	31.86		0.9930	0.9928	-0.4	4.39E+04	1.70	Y	1.00	0.241	1314	0.0795
4	12378-PeCDF	32.11		1.0007	1.0005	-0.4	1.44E+05	1.45	Y	0.99	0.823	1314	0.0836
	PeCDF	32.44		1.0113	1.0110	-0.6	1.71E+05	1.47	Y	1.00	0.935	1314	0.0795
	PeCDF	32.63		1.0169	1.0170	+0.2	1.73E+04	0.98	N	1.00	0.095	1314	0.0795
	PeCDF	33.12		0.9917	0.9913	-0.8	2.12E+04	1.00	N	1.00	0.116	1314	0.0795
	PeCDF	33.28		0.9962	0.9963	+0.2	1.22E+05	1.20	N	1.00	0.668	1314	0.0795
	23478-PeCDF	33.44		1.0006	1.0010	+0.8	2.71E+05	1.48	Y	1.02	1.43	1314	0.0756
	PeCDF	NotFnd		0.0000						1.02	0		0
	PeCDF	NotFnd		1.0023						1.00		1314	0.0795
	PeCDF	NotFnd		1.0120						1.00		1314	0.0795
	PeCDF	34.71		1.0389	1.0390	+0.2	1.77E+04	1.30	N	1.00	0.0973	1314	0.0795
	HxCDF	35.67		0.9565	0.9562	-0.7	4.97E+05	1.17	Y	1.15	3.27	909	0.0637
	HxCDF	35.91		0.9627	0.9625	-0.4	1.63E+06	1.25	Y	1.15	10.7	909	0.0637
	NotFnd	NotFnd		0.9700						1.15		909	0.0637
	HxCDF	36.42		0.9762	0.9761	-0.2	4.81E+04	1.21	Y	1.15	0.316	909	0.0637
	HxCDF	36.69		0.9833	0.9834	+0.2	2.02E+06	1.21	Y	1.15	13.3	909	0.0637
	HxCDF	37.18		0.9968	0.9965	-0.7	6.34E+04	1.13	Y	1.15	0.417	909	0.0637
	123478-HxCDF	37.32		1.0006	1.0004	-0.4	1.75E+05	1.06	Y	1.19	1.19	909	0.0645
	123678-HxCDF	37.48		1.0005	1.0003	-0.4	1.60E+05	1.23	Y	1.16	0.954	909	0.0565
	HxCDF	NotFnd		1.0055						1.15		909	0.0637
	HxCDF	NotFnd		1.0102						1.15		909	0.0637
	HxCDF	NotFnd		0.9933						1.15		909	0.0637
	234678-HxCDF	38.27		1.0006	1.0004	-0.5	2.32E+05	1.37	Y	1.18	1.35	909	0.0537
	HxCDF	NotFnd		0.0000						1.18	0		0
	HxCDF	NotFnd		1.0009						1.15		909	0.0637
	123789-HxCDF	NotFnd		1.0005						1.09		909	0.0861
	HxCDF	NotFnd		0.0000						1.09	0		0
	123489-HxCDF	39.41		1.0013	1.0009	-0.9	4.29E+04	1.55	N	1.15	0.282	909	0.0637
	1234678-HpCDF	41.38		1.0004	1.0003	-0.2	2.28E+06	1.03	Y	1.35	16.6	1498	0.11
	HpCDF	41.74		1.0091	1.0092	+0.2	7.79E+04	0.94	Y	1.34	0.62	1498	0.12
	HpCDF	41.92		1.0140	1.0135	-1.2	3.61E+06	1.03	Y	1.34	28.8	1498	0.12
	1234789-HpCDF	43.25		1.0004	1.0002	-0.5	7.17E+04	0.75	N	1.34	0.627	1498	0.131
	OCDF	46.64		1.0057	1.0056	-0.3	2.00E+06	0.87	Y	1.40	27.3	887	0.148
	OCDF-a	46.63		1.0053	1.0053	0	9.84E+04	2.32	Y	1.00	1.87	913	0.212

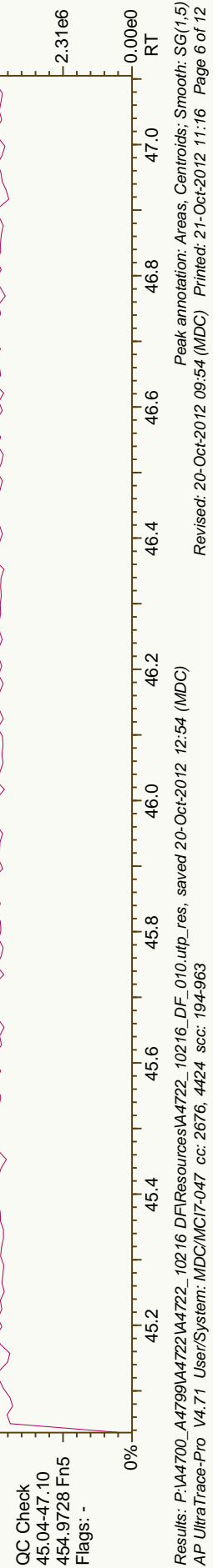
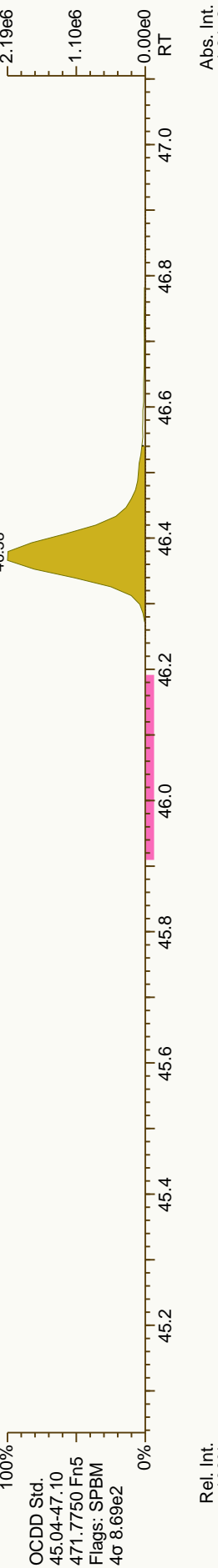
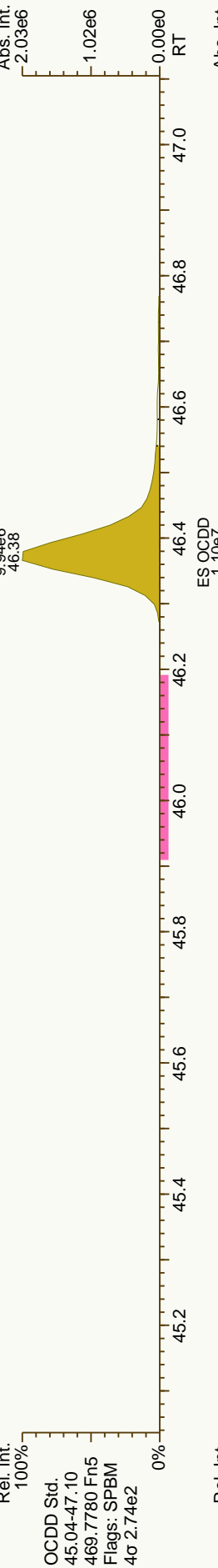
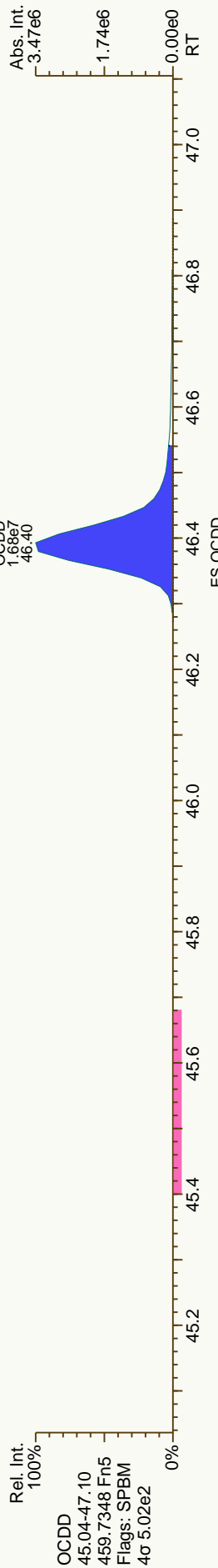



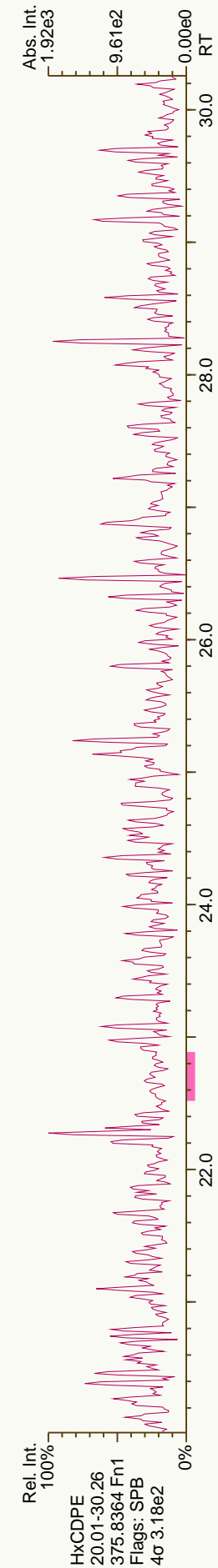
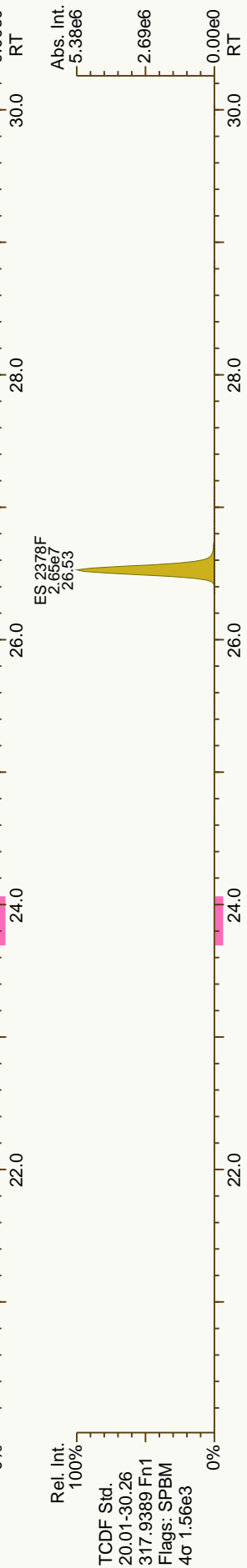

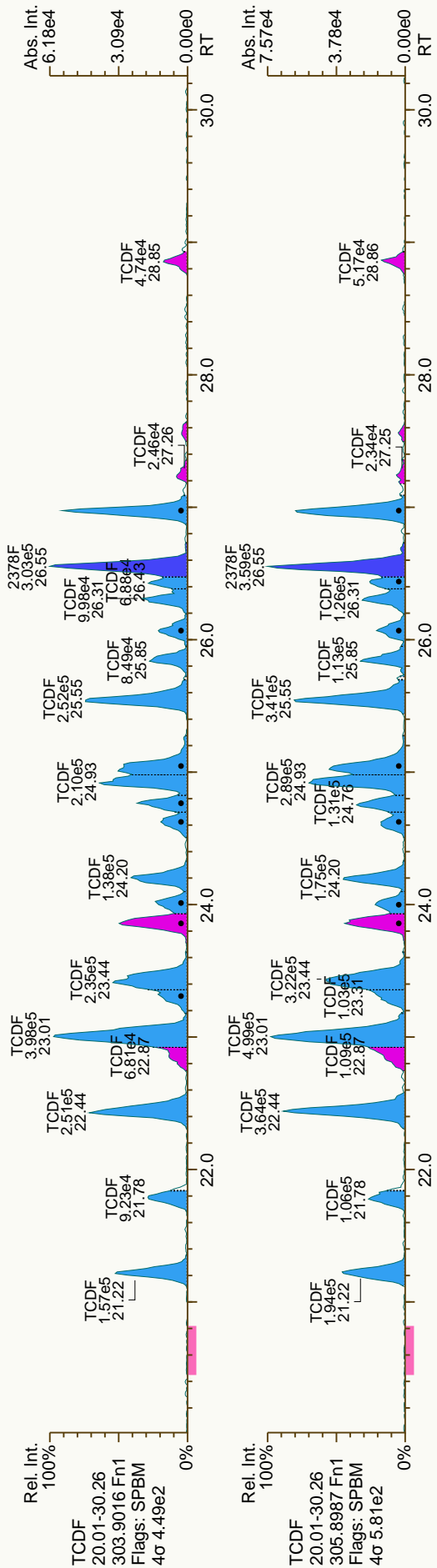


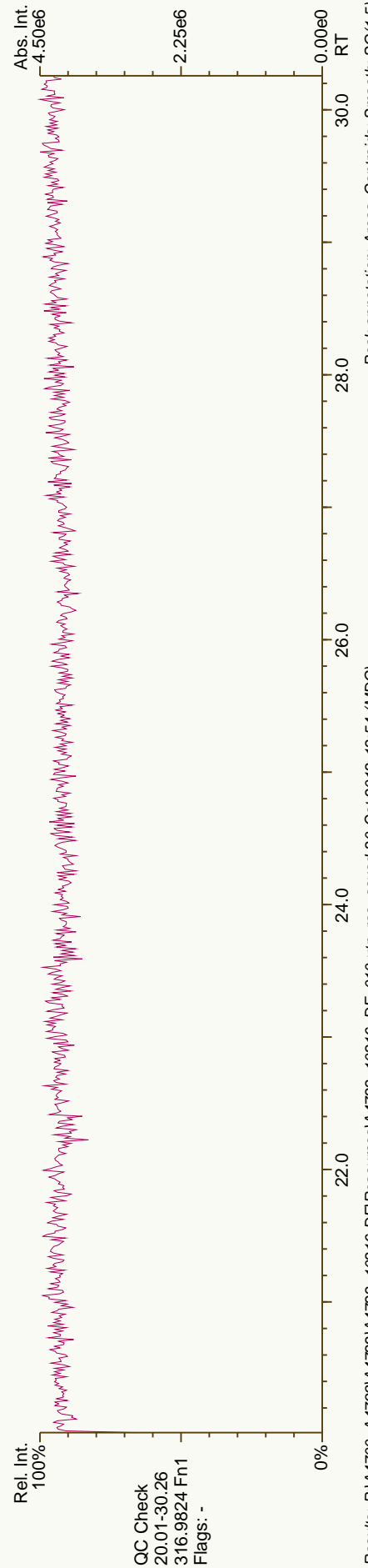
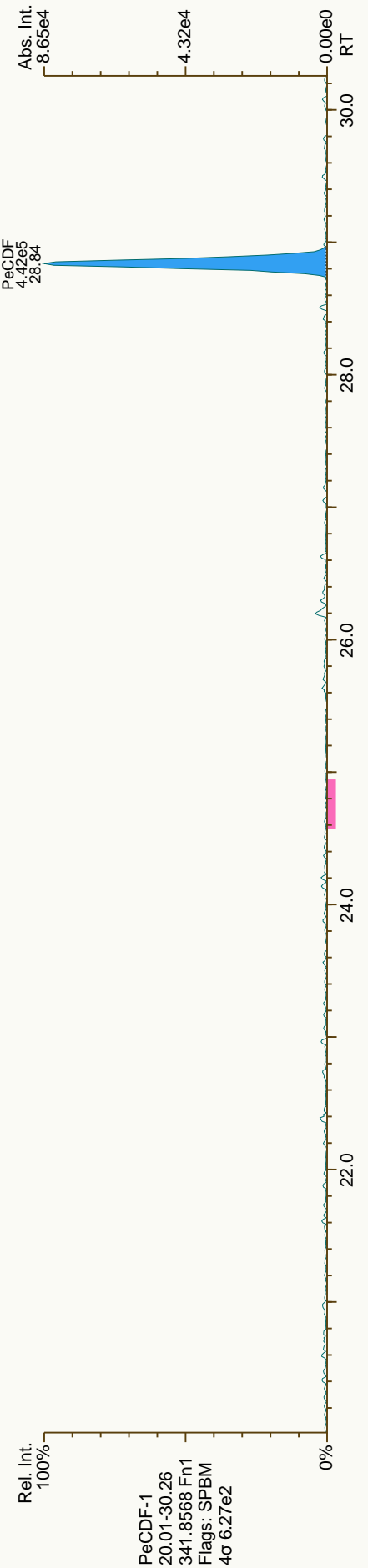
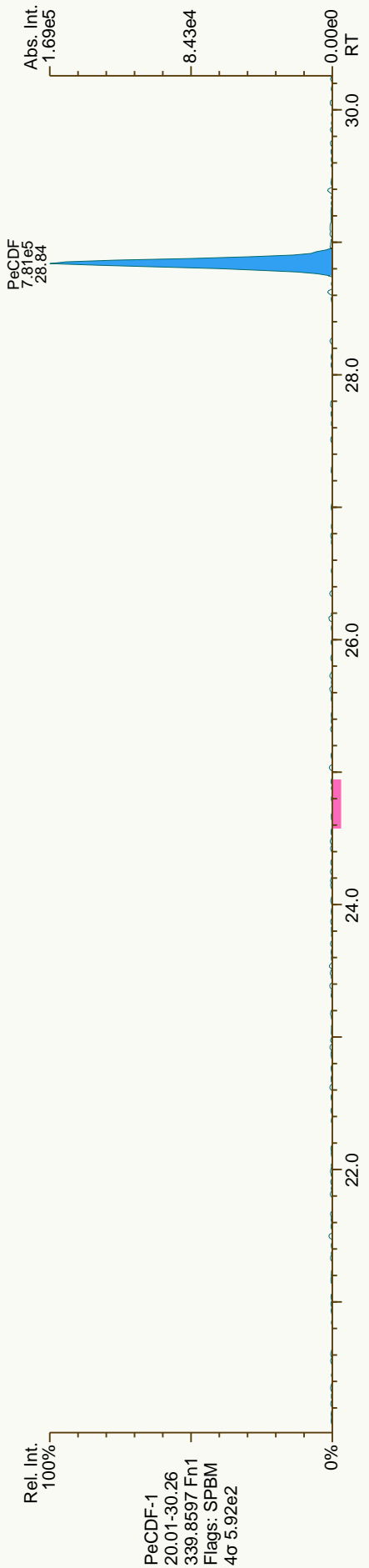


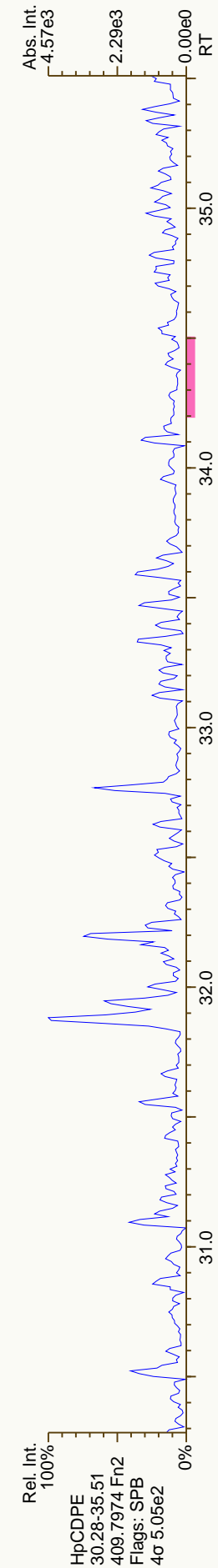


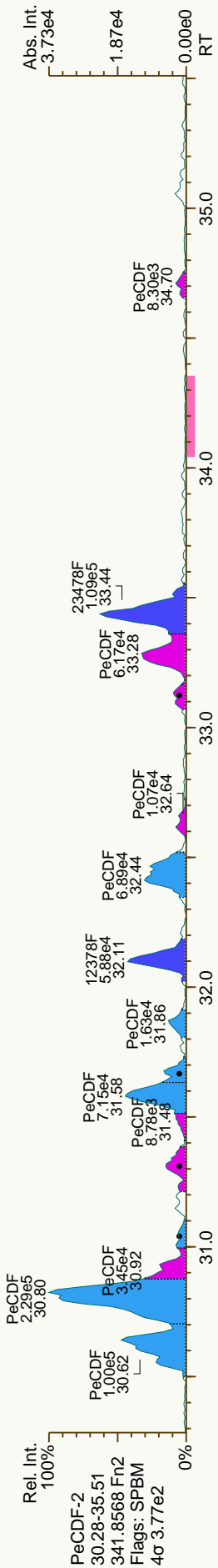
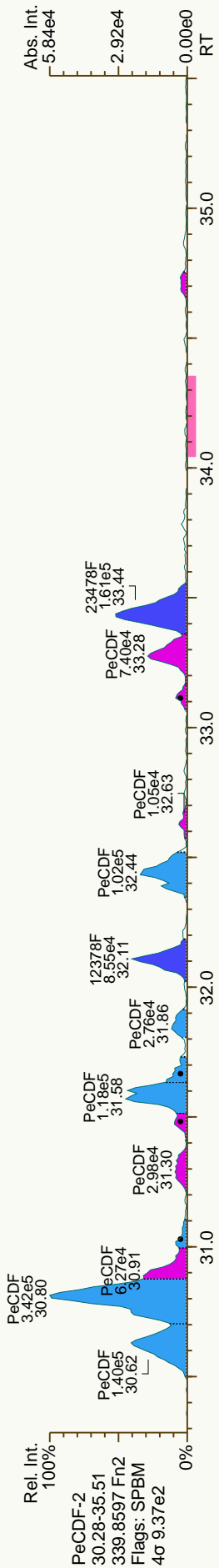


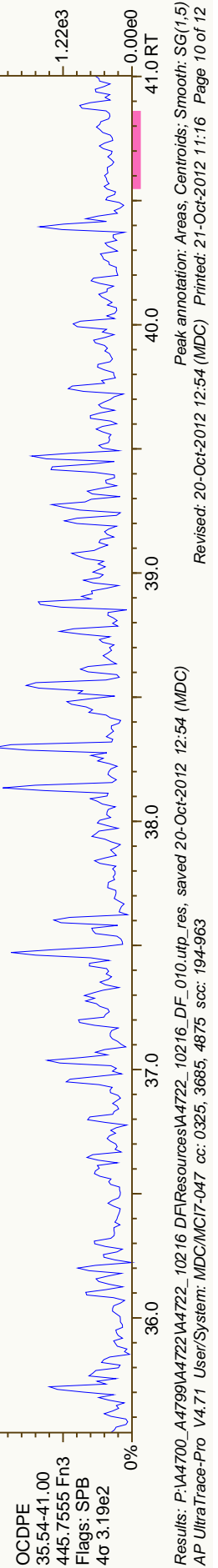
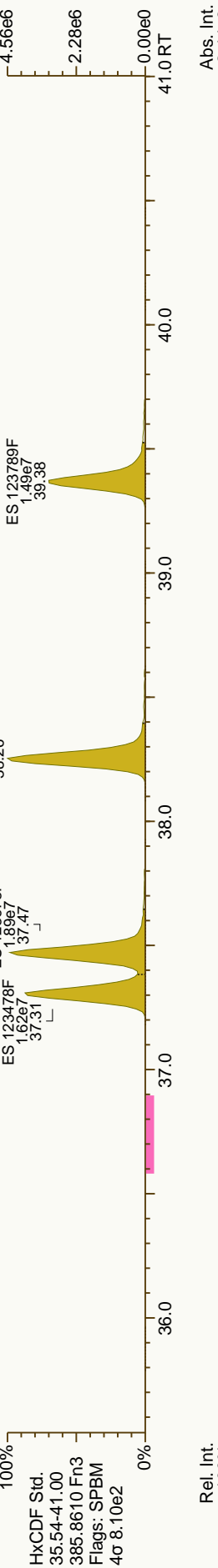
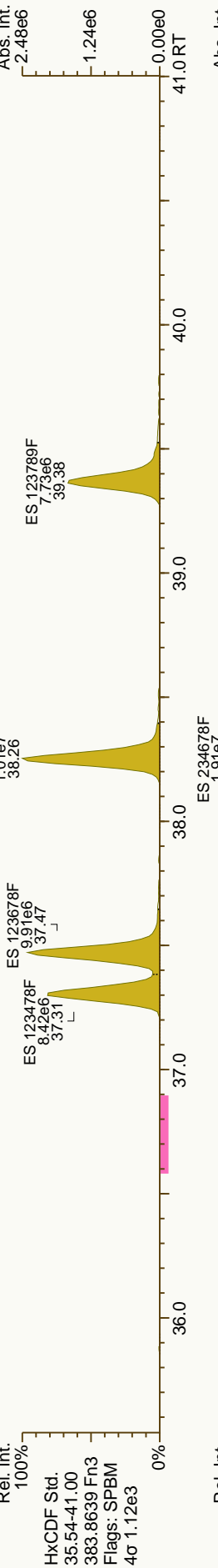
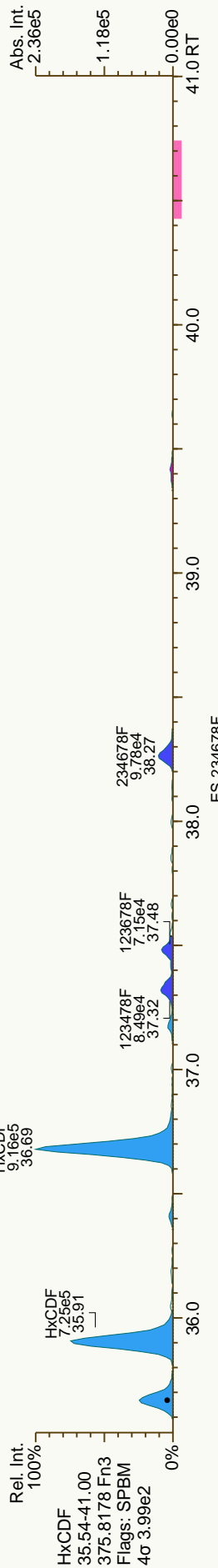
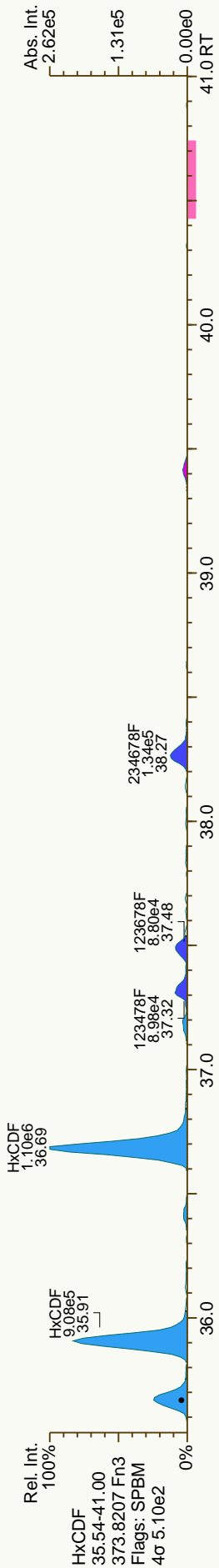


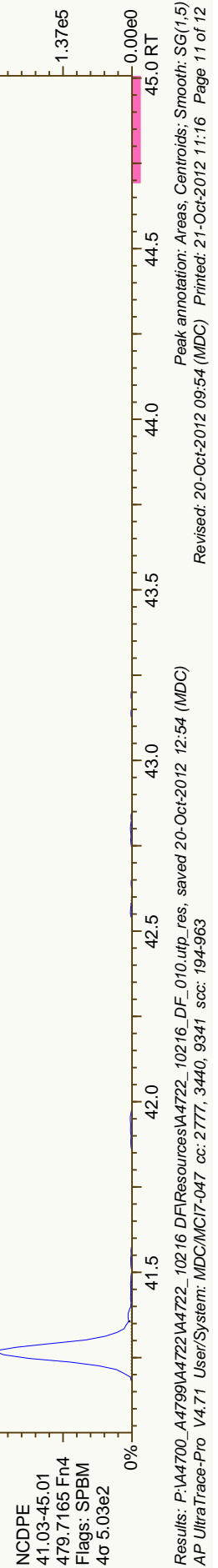
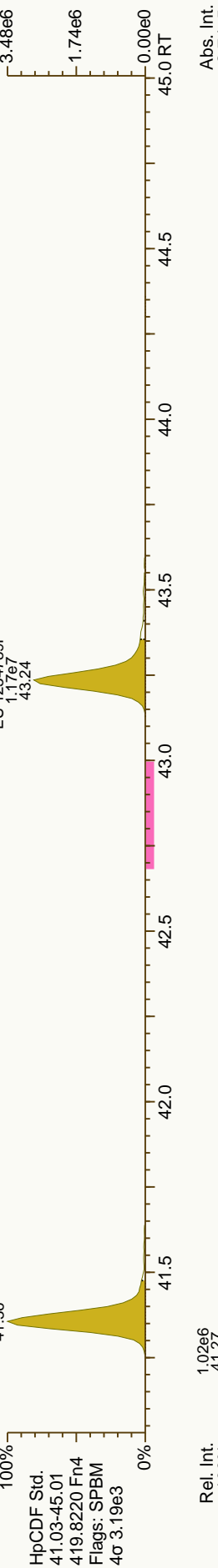
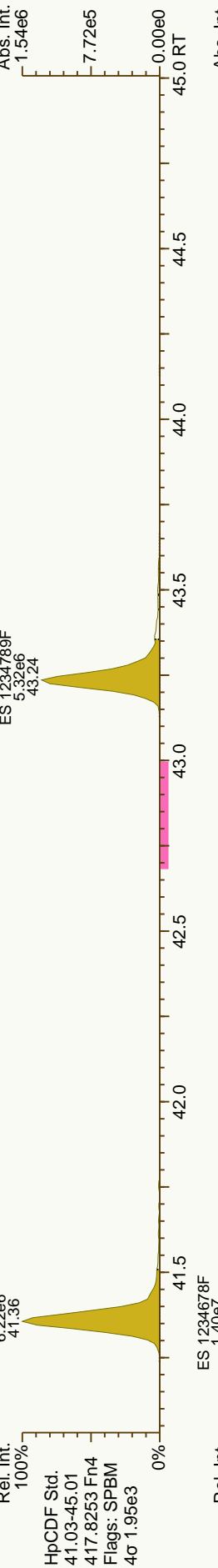
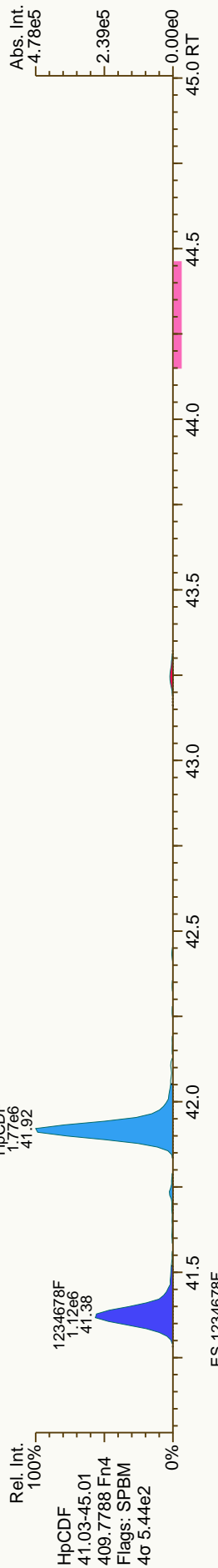
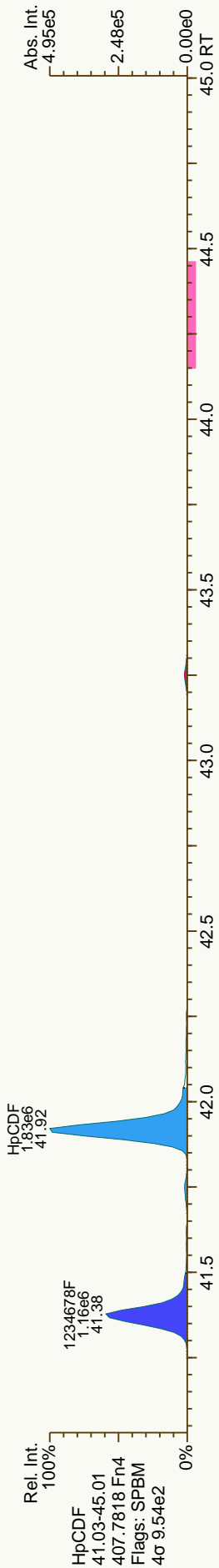


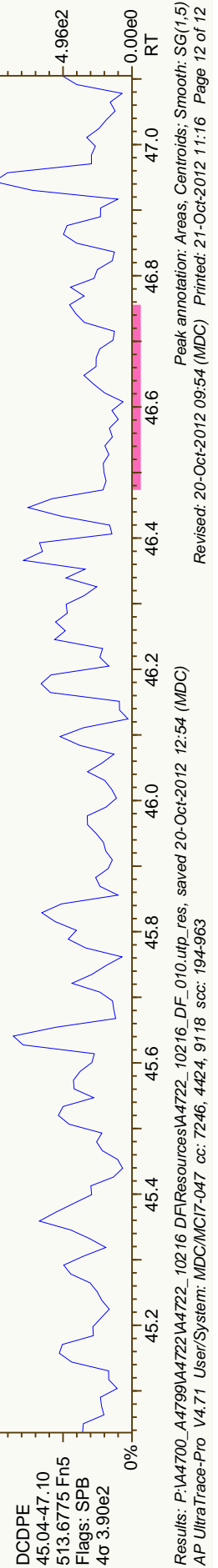
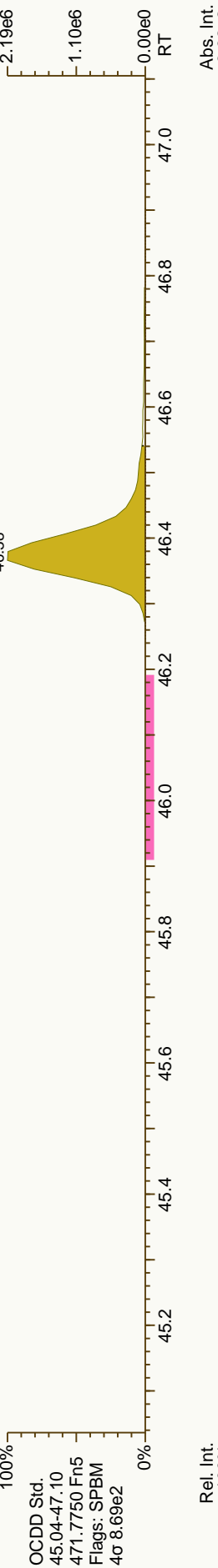
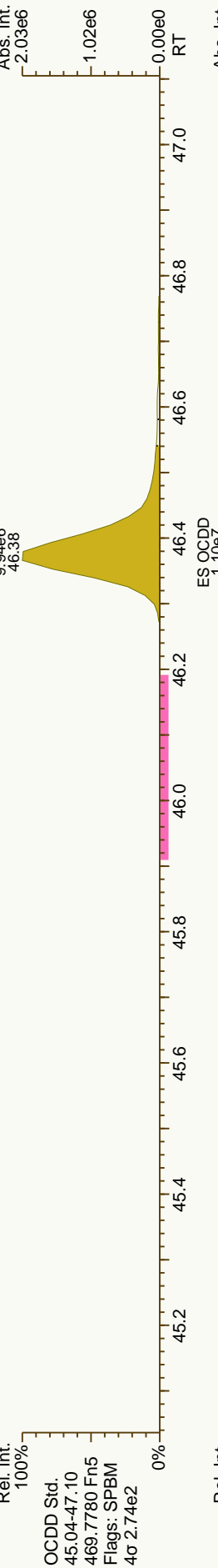
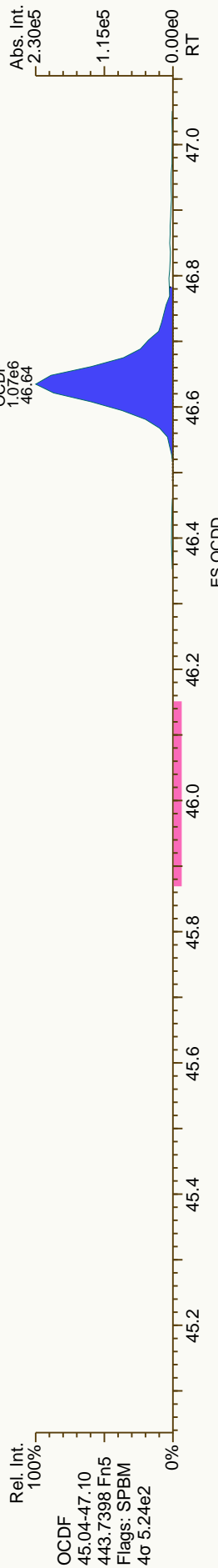
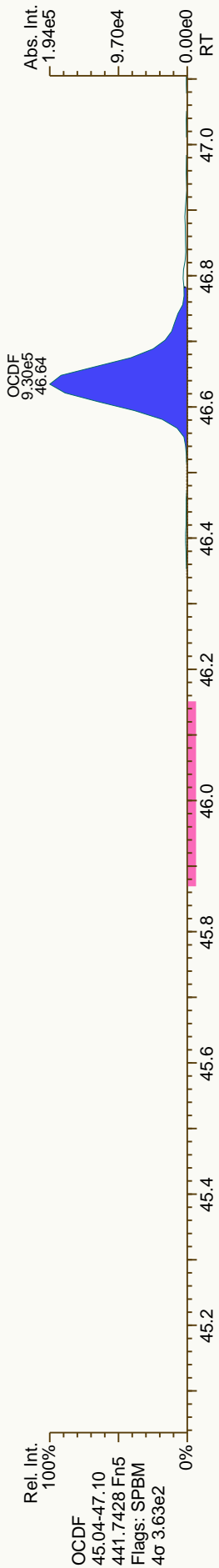












Quantify Sample Report MassLynx 4.1
Confirms Sample Summary

Dataset: C:\MassLynx\Default.pro\Results\c31oct12b-Confirms.qld

Last Altered: Thursday, 11/1/2012 11:23:28 AM Eastern Daylight Time

Printed: Thursday, 11/1/2012 11:24:45 AM Eastern Daylight Time

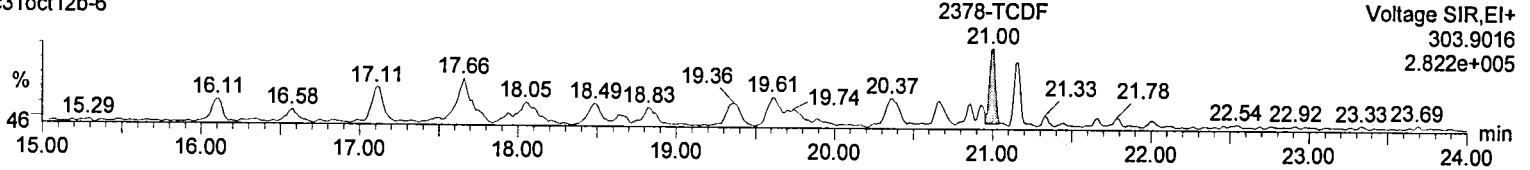
Method: C:\MassLynx\Default.PRO\MethDB\VFxms-TCDF_Smooth.mdb 31 Oct 2012 16:33:04

Calibration: C:\MassLynx\Default.PRO\CurveDB\VFxms-100212a_Confirm-TD.cdb 31 Oct 2012 15:37:39

Name: c31oct12b-6, ID: 31203249003

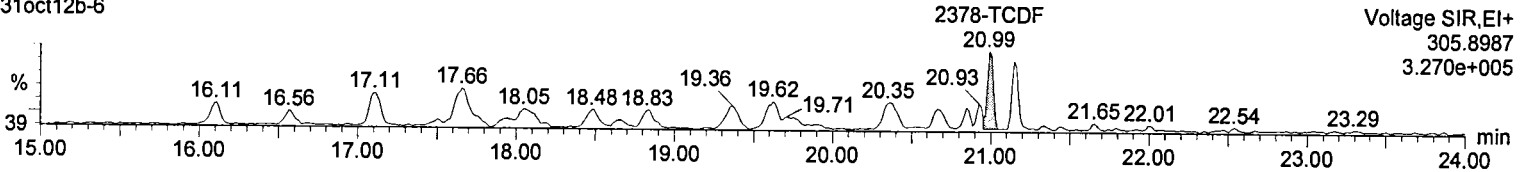
TCDF

c31oct12b-6



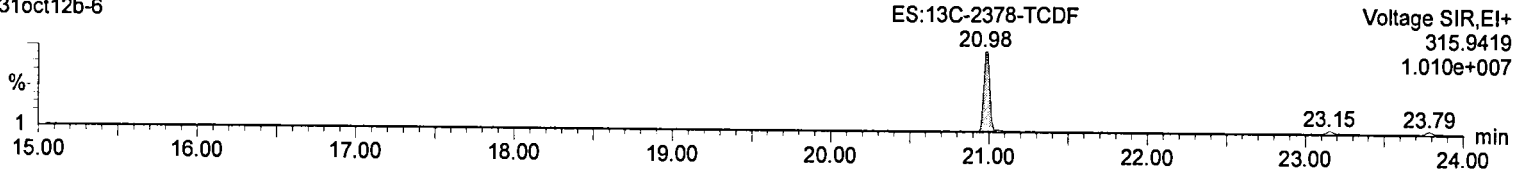
TCDF

c31oct12b-6



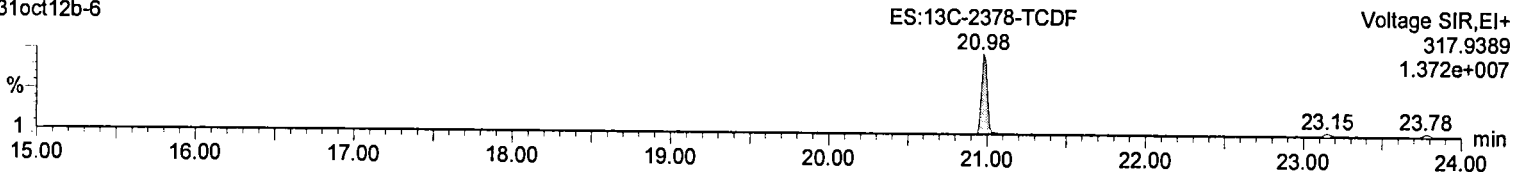
13C-TCDF

c31oct12b-6



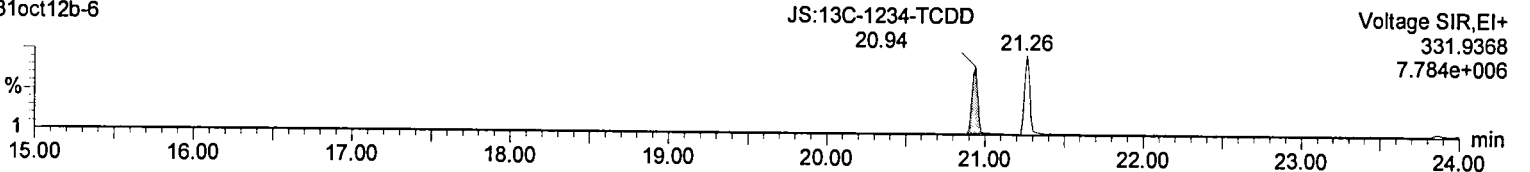
13C-TCDF

c31oct12b-6



13C-TCDD

c31oct12b-6




13C-TCDD

c31oct12b-6



F1 Lock Mass

c31oct12b-6



Results of JW-EA08-SS29-120507

Client Sample ID: **JW-EA08-SS29-120507**
 Client Project ID: **Jeld-Wen Surface Sediments**
 Lab Sample ID: 31203249004-A
 Lab Project ID: 31203249

Collection Date: 05/07/2012 11:00
 Received Date: 05/09/2012 10:15
 Matrix: Soil-Solid as dry weight
 Solids (%): 48.10

Results by EPA 1613B

<u>Parameter</u>	<u>Result</u>	<u>EMPC</u>	<u>Qual</u>	<u>DL</u>	<u>LOQ/CL</u>	<u>Units</u>	<u>RT</u>	<u>Ratio</u>
2,3,7,8-TCDD	0.551			0.0726	0.500	pg/g	27.55	0.70
1,2,3,7,8-PeCDD		1.64	J	0.0892	2.50	pg/g	33.84	1.81*
1,2,3,4,7,8-HxCDD	3.20			0.198	2.50	pg/g	38.48	1.34
1,2,3,6,7,8-HxCDD	35.2			0.205	2.50	pg/g	38.62	1.30
1,2,3,7,8,9-HxCDD	14.3			0.202	2.50	pg/g	38.96	1.28
1,2,3,4,6,7,8-HpCDD	327			0.510	2.50	pg/g	42.64	1.03
OCDD	1880			0.150	5.00	pg/g	46.39	0.91
2,3,7,8-TCDF	3.06			0.0487	0.500	pg/g	26.55	0.80
2,3,7,8-TCDF [confirm]	3.54			0.0728	2.08	pg/g	21.00	0.78
1,2,3,7,8-PeCDF	1.29		J	0.0761	2.50	pg/g	32.10	1.52
2,3,4,7,8-PeCDF	2.40		J	0.0673	2.50	pg/g	33.44	1.48
1,2,3,4,7,8-HxCDF	3.04			0.101	2.50	pg/g	37.32	1.23
1,2,3,6,7,8-HxCDF	2.78			0.0941	2.50	pg/g	37.49	1.29
2,3,4,6,7,8-HxCDF	4.18			0.0859	2.50	pg/g	38.26	1.28
1,2,3,7,8,9-HxCDF	ND		U	0.127	2.50	pg/g		
1,2,3,4,6,7,8-HpCDF	62.3			0.147	2.50	pg/g	41.37	1.03
1,2,3,4,7,8,9-HpCDF	2.93			0.204	2.50	pg/g	43.25	1.11
OCDF	92.5			0.0788	5.00	pg/g	46.64	0.91
Total TCDD	45.6	46.0		0.0726	0.500	pg/g		
Total TCDF	37.6	37.7		0.0487	0.500	pg/g		
Total PeCDD	32.5	34.1		0.0892	2.50	pg/g		
Total PeCDF	33.8	35.0		0.0716	2.50	pg/g		
Total HxCDD	277	278		0.202	2.50	pg/g		
Total HxCDF	86.1			0.100	2.50	pg/g		
Total HpCDD	693			0.510	2.50	pg/g		
Total HpCDF	173			0.173	2.50	pg/g		

World Health Organization Summary

	<u>Units</u>	<u>ND=0</u>	<u>ND=½</u>	<u>ND=DL</u>
WHO-2005 TEQ	pg/g	12.4	12.5	12.5
WHO-2005 TEQ w/EMPC	pg/g	14.1	14.1	14.1

Results of JW-EA08-SS29-120507

Client Sample ID: **JW-EA08-SS29-120507**
 Client Project ID: **Jeld-Wen Surface Sediments**
 Lab Sample ID: 31203249004-A
 Lab Project ID: 31203249

Collection Date: 05/07/2012 11:00
 Received Date: 05/09/2012 10:15
 Matrix: Soil-Solid as dry weight
 Solids (%): 48.10

Results by EPA 1613B

<u>Parameter</u>	<u>Result</u>	<u>EMPC</u>	<u>Qual</u>	<u>DL</u>	<u>LOQ/CL</u>	<u>Units</u>	<u>RT</u>	<u>Ratio</u>
Labeled Standards								
13C-2378-TCDD	98.0				25.0-164	%		
13C-12378-PeCDD	86.0				25.0-181	%		
13C-123478-HxCDD	86.0				32.0-141	%		
13C-123678-HxCDD	80.0				28.0-130	%		
13C-1234678-HpCDD	100				23.0-140	%		
13C-OCDD	90.0				17.0-157	%		
13C-2378-TCDF	91.0				24.0-169	%		
13C-12378-PeCDF	78.0				24.0-185	%		
13C-23478-PeCDF	83.0				21.0-178	%		
13C-123478-HxCDF	87.0				26.0-152	%		
13C-123678-HxCDF	92.0				26.0-123	%		
13C-234678-HxCDF	96.0				29.0-147	%		
13C-123789-HxCDF	88.0				28.0-136	%		
13C-1234678-HpCDF	89.0				28.0-143	%		
13C-1234789-HpCDF	94.0				26.0-138	%		
37Cl-2378-TCDD	116				35.0-197	%		

Batch Information

Analytical Batch: **HRD1902**
 Analytical Method: **EPA 1613B**
 Instrument: **APHRMS**
 Analyst: **MDC**
 Analytical Date/Time: **10/19/2012 22:21**

Prep Batch: **HXX1802**
 Prep Method: **EPA 1613 PREP S/D/T**
 Prep Date/Time: **10/10/2012 09:35**
 Prep Initial Wt./Vol.: **20.8 g**
 Prep Extract Vol: **20 uL**

Analytical Batch: **HRD1912**
 Analytical Method: **EPA 1613B**
 Instrument: **HRMS3**
 Analyst: **JHL**
 Analytical Date/Time: **10/31/2012 17:51**

Prep Batch: **HXX1802**
 Prep Method: **EPA 1613 PREP S/D/T**
 Prep Date/Time: **10/10/2012 09:35**
 Prep Initial Wt./Vol.: **20.8 g**
 Prep Extract Vol: **20 uL**

Lab ID: A4722_10216_DF_006

Client ID: JW-EA08-SS29-120507

Datafile: 121019P1-10

Acq'd: 19 Oct 2012 22:21 MDC

UTP: 20-Oct-2012 12:47 MDC

Report: 21 Oct 2012 10:24 MC

Wt/Vol: 10.00 g

J-level: 0.5 pg/g Split: 1

Stds (pg): JS: 2000 ES: 2000 CS/SS: 2000, 400 (37Cl)

ICAL: 1613_SGS

Checkcode: 441-071-SKM



Comp #	Name	Act RT	QC	Pred. RRT	Act. RRT	ΔSecs	Response	Ra	OK	RRF	Conc.	Noise	DL
1	2378-TCDD	27.55		1.0009	1.0011	+0.3	1.16E+05	0.70	Y	1.08	0.551	1290	0.0726
2	2378-PeCDD	33.84		1.0006	1.0006	0	2.50E+05	1.81	N	1.07	1.64	1216	0.0891
3	23478-HxCDD	38.48		1.0004	1.0004	0	3.83E+05	1.34	Y	1.05	3.2	2320	0.198
4	123678-HxCDD	38.62		1.0039	1.0039	0	4.17E+06	1.30	Y	0.98	35.2	2320	0.204
5	123789-HxCDD	38.96		1.0129	1.0128	-0.2	1.69E+06	1.28	Y	1.01	14.3	2320	0.202
6	1234678-HpCDD	42.64		1.0005	1.0004	-0.3	4.02E+07	1.03	Y	1.09	327	6498	0.51
7	OCDD	46.39		1.0005	1.0004	-0.3	1.67E+08	0.91	Y	1.11	1,880	1135	0.15
8	2378-TCDF	26.55		1.0009	1.0008	-0.2	8.99E+05	0.80	Y	0.98	3.06	1162	0.0487
9	12378-PeCDF	32.10		1.0007	1.0006	-0.2	2.83E+05	1.52	Y	0.99	1.29	1543	0.0761
10	23478-PeCDF	33.44		1.0006	1.0010	+0.8	5.73E+05	1.48	Y	1.02	2.4	1543	0.0673
11	123478-HxCDF	37.32		1.0006	1.0005	-0.2	5.62E+05	1.23	Y	1.19	3.03	1904	0.101
12	123678-HxCDF	37.49		1.0005	1.0006	+0.2	5.89E+05	1.29	Y	1.16	2.78	1904	0.0941
13	234678-HxCDF	38.26		1.0006	1.0003	-0.7	8.95E+05	1.28	Y	1.18	4.18	1904	0.0859
14	123789-HxCDF	Not Fnd		1.0005	-	-	-	-	-	1.09	-	1904	0.126
15	1234678-HpCDF	41.37		1.0004	1.0003	-0.2	1.12E+07	1.03	Y	1.35	62.2	2862	0.147
16	1234789-HpCDF	43.25		1.0004	1.0003	-0.3	4.28E+05	1.11	Y	1.34	2.93	2862	0.204
17	OCDF	46.64		1.0057	1.0056	-0.3	1.03E+07	0.91	Y	1.40	92.5	753	0.0788
18	ES 2378-TCDD	27.52		1.0281	1.0277	-0.6	3.90E+07	0.80	Y	1.04	97.9		
19	ES 12378-PeCDD	33.82		1.2639	1.2629	-1.6	2.85E+07	1.62	Y	0.87	85.9		
20	ES 123478-HxCDD	38.47		0.9876	0.9877	+0.2	2.28E+07	1.29	Y	0.94	85.9		
21	ES 123678-HxCDD	38.60		0.9910	0.9912	+0.5	2.41E+07	1.28	Y	1.06	80.4		
22	ES 1234678-HpCDD	42.63		1.0943	1.0945	+0.5	2.26E+07	1.06	Y	0.80	100		
23	ES OCDD	46.38		1.1907	1.1908	+0.2	3.20E+07	0.91	Y	0.63	90		
24	ES 2378-TCDF	26.53		0.9907	0.9906	-0.2	6.03E+07	0.80	Y	1.74	90.8		
25	ES 12378-PeCDF	32.09		1.1992	1.1981	-1.8	4.45E+07	1.55	Y	1.49	78.1		
26	ES 23478-PeCDF	33.40		1.2484	1.2473	-1.8	4.69E+07	1.58	Y	1.48	82.9		
27	ES 123478-HxCDF	37.30		0.9577	0.9578	+0.2	3.12E+07	0.53	Y	1.27	86.8		
28	ES 123678-HxCDF	37.47		0.9619	0.9620	+0.2	3.66E+07	0.54	Y	1.41	92		
29	ES 234678-HpCDF	38.25		0.9821	0.9821	0	3.65E+07	0.54	Y	1.34	96.2		
30	ES 123789-HxCDF	39.37		1.0108	1.0108	0	2.98E+07	0.52	Y	1.20	87.6		
31	ES 1234678-HpCDF	41.36		1.0618	1.0619	+0.2	2.67E+07	0.44	Y	1.06	89.3		
32	ES 1234789-HpCDF	43.23		1.1100	1.1101	+0.2	2.18E+07	0.44	Y	0.82	94.3		

Lab ID: A4722_10216_DF_006 Acq'd: 19 Oct 2012 22:21 MDC Wt/Vol: 10.00 g ICAL: 1613_SGS
 Client ID: JW-EA08-SS29-120507 UTP: 20-Oct-2012 12:47 MDC J-level: 0.5 pg/g Split: 1 Checkcode: 441-071-SKM
 Datafile: 121019P1-10 Report: 21 Oct 2012 10:24 MC Stds (pg): JS: 2000 ES: 2000 CS/SS: 2000, 400 (37Cl)

WV#	Name	Act RT	QC	Pred. RRT	Act. RRT	ΔSecs	Response	Ra	OK	RRF	Rec. %
120329	JS 1234-TCDD	26.78		-	-	-	3.82E+07	0.81	Y	-	-
120329	JS 123789-HxCDD	38.95		-	-	-	2.82E+07	1.26	Y	-	-
	CS 37Cl-2378-TCDD	27.55		1.0291	1.0286	-0.8	1.03E+07	n/a	-	1.17	116

SS 37Cl-2378-TCDD	27.55		1.0291	1.0286	-0.8	1.03E+07	n/a	-	1.12	118
-------------------	-------	--	--------	--------	------	----------	-----	---	------	-----

Totals	Conc	EMPC	EDL
Total TCDD	45.6	46	0.0726
Total PeCDD	32.5	34.1	0.0891
Total HxCDD	277	278	0.202
Total HpCDD	693	693	0.51
Total Tetra-Octa Dioxins	2930	2940	
Total TCDF	37.6	37.7	0.0487
Total PeCDF	33.8	35	0.0716
Total HxCDF	86.1	86.1	0.1
Total HpCDF	173	173	0.173
Total Tetra-Octa Furans	423	424	
Total Tetra-Octa Dioxins & Furans	3350	3360	

Lab ID: A4722_10216_DF_006 Acq'd: 19 Oct 2012 22:21 MDC Wt/Vol: 10.00 g ICAL: 1613_SGS
 Client ID: JW-EA08-SS29-120507 UTP: 20-Oct-2012 12:47 MDC J-level: 0.5 pg/g Split: 1 Checkcode: 441-071-SKMM
 Datafile: 121019P1-10 Report: 21 Oct 2012 10:24 MC Stds (pg): JS: 2000 ES: 2000 CS/SS: 2000, 400 (37C1)

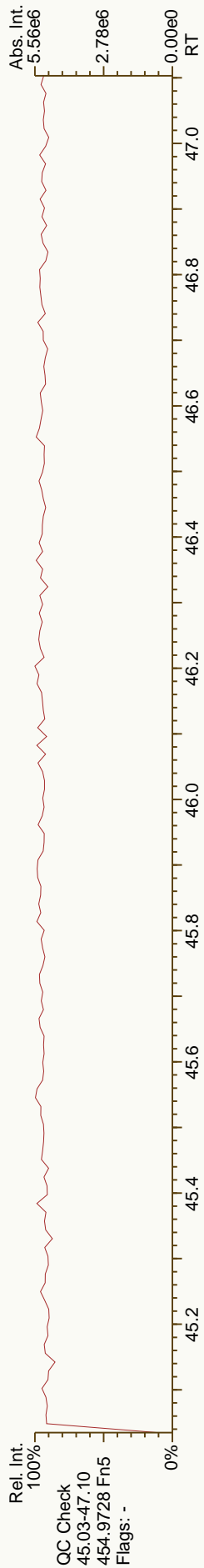
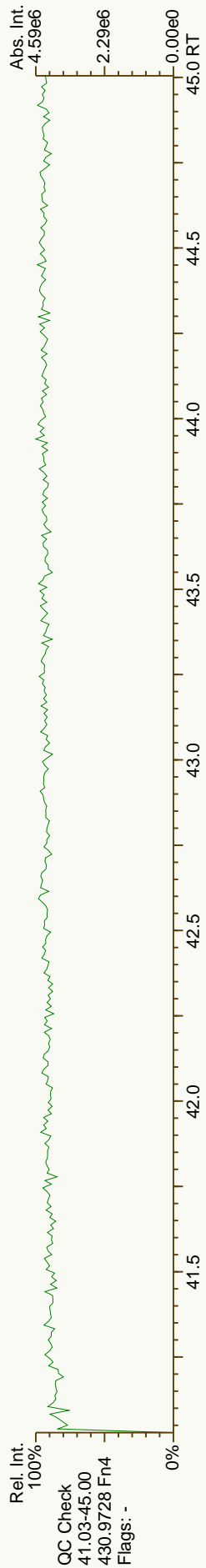
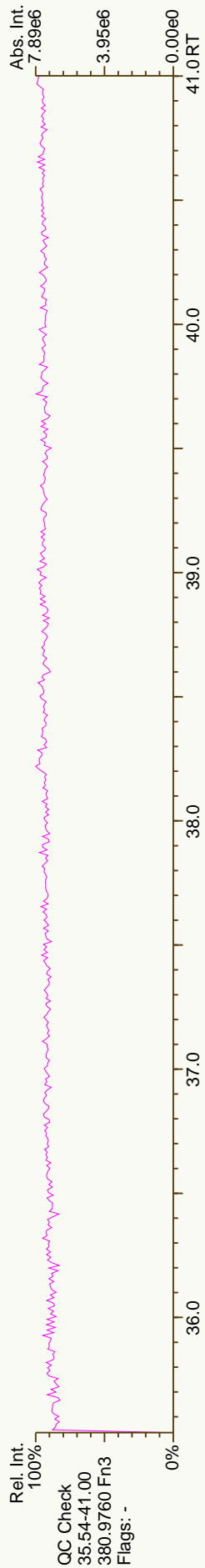
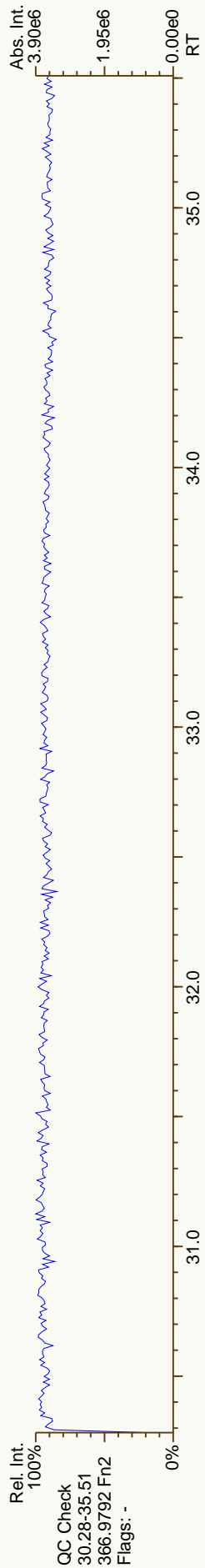
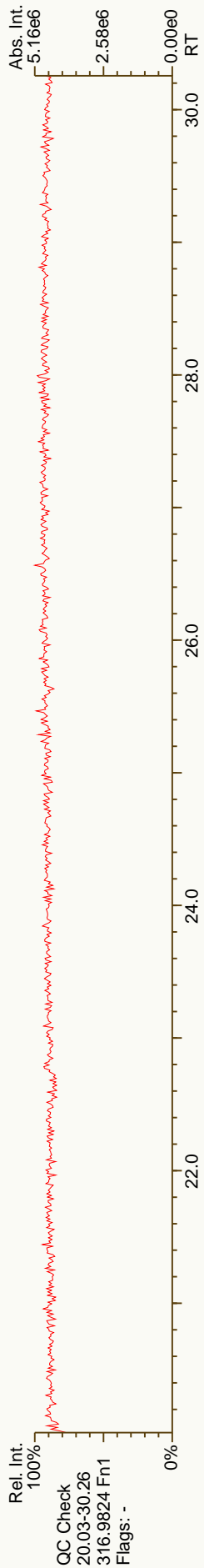
Comp #	Name	Act RT	QC	Pred. RRT	Act. RRT	ΔSecs	Response	Ra	OK	RRF	Conc.	Noise	DL
1	TCDD	23.43		0.8504	0.8514	+1.7	3.75E+06	0.79	Y	1.08	17.8	1290	0.0726
2	TCDD	23.83		0.8649	0.8660	+1.8	2.41E+06	0.79	Y	1.08	11.4	1290	0.0726
3	TCDD	24.30		0.8835	0.8830	-0.8	9.29E+04	0.75	Y	1.08	0.44	1290	0.0726
4	TCDD	25.18		0.9152	0.9151	-0.2	1.12E+06	0.77	Y	1.08	5.29	1290	0.0726
	TCDD	25.44		0.9241	0.9245	+0.7	2.80E+05	0.75	Y	1.08	1.33	1290	0.0726
	TCDD	25.67		0.9327	0.9327	0	4.81E+05	0.84	Y	1.08	2.28	1290	0.0726
	TCDD	25.89		0.9408	0.9408	0	9.34E+04	0.70	Y	1.08	0.442	1290	0.0726
	TCDD	26.18		0.9512	0.9511	-0.2	1.90E+04	0.48	N	1.08	0.0902	1290	0.0726
	TCDD	26.37		0.9580	0.9580	0	9.75E+04	0.85	Y	1.08	0.462	1290	0.0726
	TCDD	26.81		0.9736	0.9741	+0.8	5.65E+05	0.80	Y	1.08	2.67	1290	0.0726
	TCDD	NotFnd		0.9785						1.08		1290	0.0726
	TCDD	27.23		0.9884	0.9895	+1.8	5.69E+05	0.78	Y	1.08	2.69	1290	0.0726
	TCDD	27.37		0.9945	0.9946	+0.2	4.13E+04	0.80	Y	1.08	0.196	1290	0.0726
	2378-TCDD	27.55		1.0009	1.0011	+0.3	1.16E+05	0.70	Y	1.08	0.551	1290	0.0726
	TCDD	27.93		1.0147	1.0149	+0.3	7.10E+04	0.91	N	1.08	0.336	1290	0.0726
	TCDD	NotFnd		1.0206						1.08		1290	0.0726
	TCDD	NotFnd		1.0423						1.08		1290	0.0726
1	PeCDD	30.88		0.9131	0.9132	+0.2	1.28E+06	1.61	Y	1.07	8.37	1216	0.0891
5	PeCDD	31.50		0.9319	0.9315	-0.8	1.38E+05	1.37	Y	1.07	0.9	1216	0.0891
8	PeCDD	32.16		0.9511	0.9509	-0.4	1.27E+06	1.61	Y	1.07	8.3	1216	0.0891
	PeCDD	32.39		0.9576	0.9576	0	2.75E+05	1.58	Y	1.07	1.8	1216	0.0891
	PeCDD	32.50		0.9611	0.9611	0	1.09E+06	1.64	Y	1.07	7.12	1216	0.0891
	PeCDD	32.81		0.9703	0.9703	0	2.88E+05	1.74	Y	1.07	1.88	1216	0.0891
	PeCDD	33.25		0.9829	0.9831	+0.4	4.71E+05	1.47	Y	1.07	3.08	1216	0.0891
	12378-PeCDD	33.84		1.0006	1.0006	0	2.50E+05	1.81	N	1.07	1.64	1216	0.0891
	PeCDD	33.96		1.0039	1.0040	+0.2	7.88E+04	1.36	Y	1.07	0.515	1216	0.0891
	PeCDD	34.36		1.0161	1.0158	-0.6	8.12E+04	1.41	Y	1.07	0.531	1216	0.0891
	HxCDD	36.46		0.9479	0.9477	-0.5	6.03E+06	1.25	Y	1.01	50.8	2320	0.202
	HxCDD	37.24		0.9682	0.9680	-0.5	4.40E+06	1.27	Y	1.01	37.1	2320	0.202
	HxCDD	37.59		0.9771	0.9771	0	1.54E+07	1.28	Y	1.01	1.29	2320	0.202
	HxCDD	37.74		0.9811	0.9810	-0.2	7.77E+05	1.34	Y	1.01	6.54	2320	0.202
	123478-HxCDD	38.48		1.0004	1.0004	0	3.83E+05	1.34	Y	1.05	3.2	2320	0.198
	123678-HxCDD	38.62		1.0039	1.0039	0	4.17E+06	1.30	Y	0.98	35.2	2320	0.204
	HxCDD	38.84		1.0097	1.0096	-0.2	2.13E+05	1.53	N	1.01	1.8	2320	0.202
	123789-HxCDD	38.96		1.0129	1.0128	-0.2	1.69E+06	1.28	Y	1.01	14.3	2320	0.202

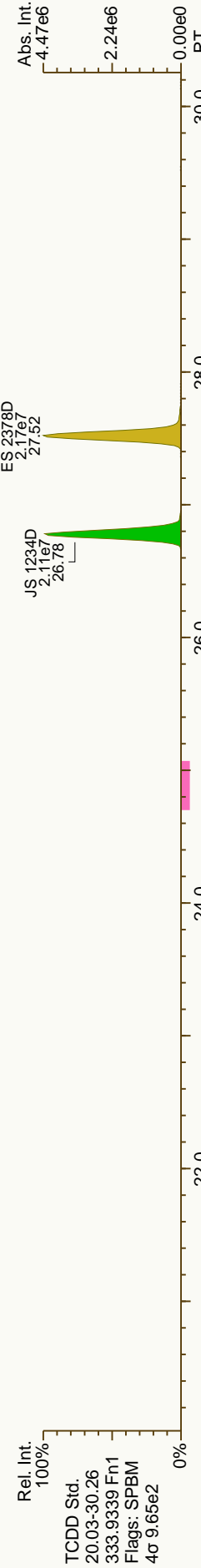
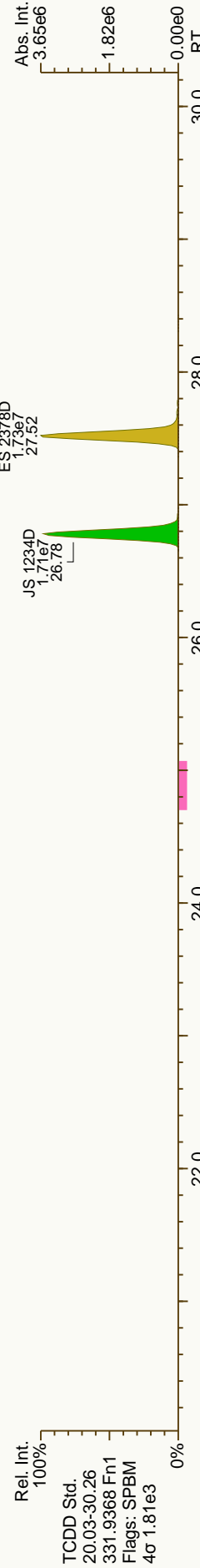

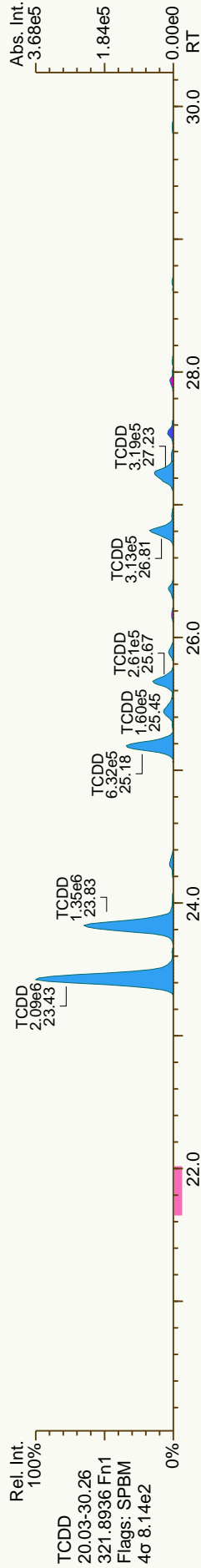
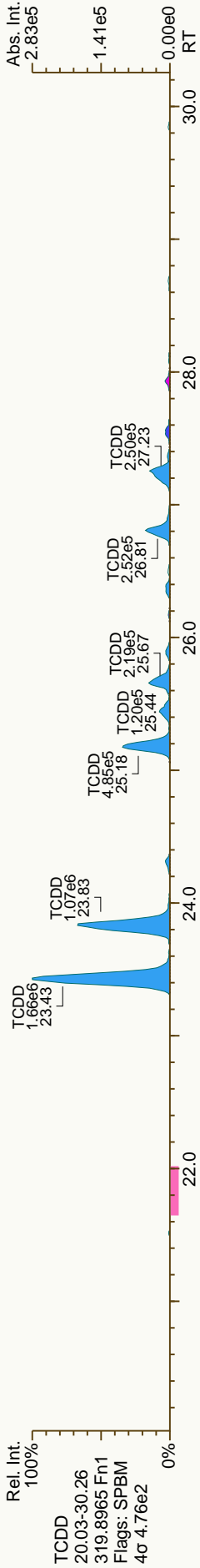
Lab ID: A4722_10216_DF_006 Acq'd: 19 Oct 2012 22:21 MDC Wt/Vol: 10.00 g ICAL: 1613_SGS
 Client ID: JW-EA08-SS29-120507 UTP: 20-Oct-2012 12:47 MDC J-level: 0.5 pg/g Split: 1 Checkcode: 441-071-SKM
 Datafile: 121019P1-10 Report: 21 Oct 2012 10:24 MC Stds (pg): JS: 2000 ES: 2000 CS/SS: 2000, 400 (37C1)

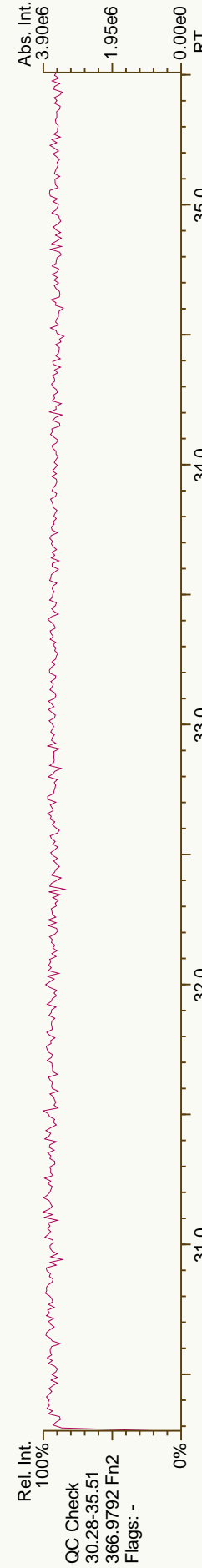
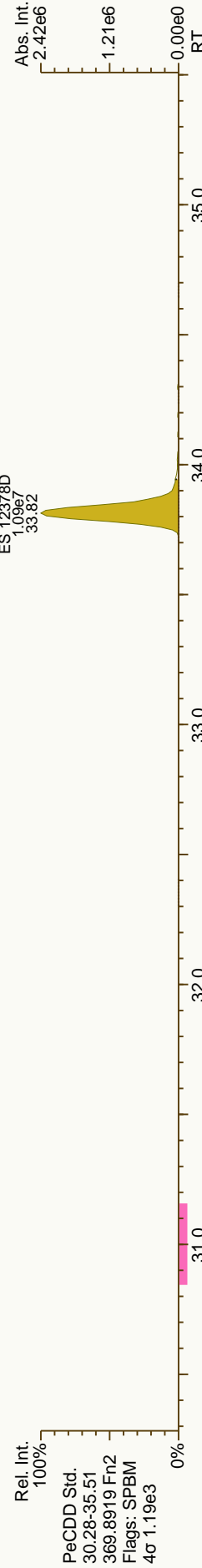
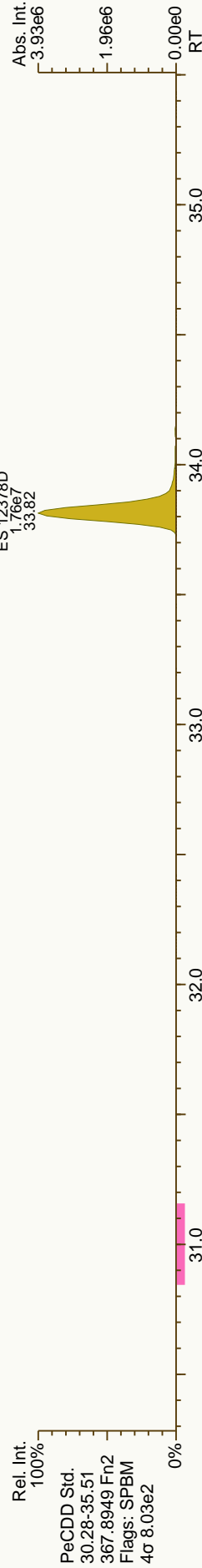
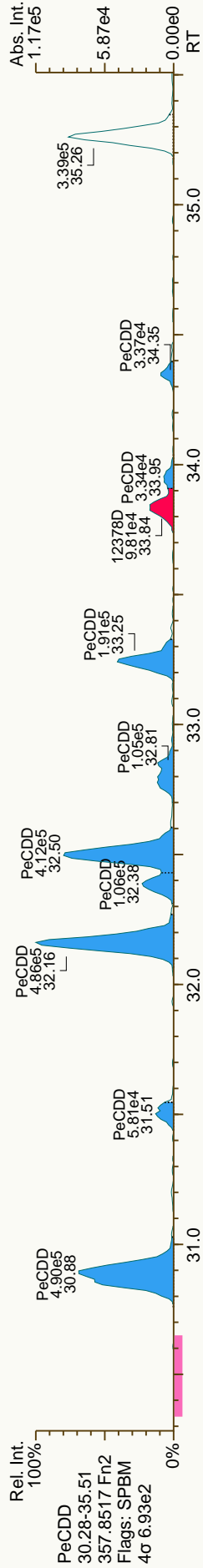

W#	Name	Act RT	QC	Pred. RRT	Act. RRT	ΔSecs	Response	Ra	OK	RRF	Conc.	Noise	DL
1	HP-CDD	41.74		0.9793	0.9792	-0.3	4.50E+07	1.04	Y	1.09	366	6498	0.51
2	234678-HP-CDD	42.64		1.0005	1.0004	-0.3	4.02E+07	1.03	Y	1.09	327	6498	0.51
3	OCDD	46.39		1.0005	1.0004	-0.3	1.67E+08	0.91	Y	1.11	1,880	1135	0.15
4	OCDD-a	46.39		1.0001	1.0002	+0.3	1.01E+07	2.43	Y	1.00	126	1756	0.256
5	TCDF	21.22		0.7983	0.8000	+2.7	4.23E+05	0.77	Y	0.98	1.44	1162	0.0487
6	TCDF	21.79		0.8218	0.8212	-1.0	2.93E+05	0.79	Y	0.98	0.995	1162	0.0487
7	TCDF	22.44		0.8463	0.8459	-0.6	1.07E+06	0.84	Y	0.98	3.65	1162	0.0487
8	TCDF	22.87		0.8625	0.8620	-0.8	2.74E+05	0.83	Y	0.98	0.933	1162	0.0487
9	TCDF	23.01		0.8677	0.8674	-0.5	1.15E+06	0.84	Y	0.98	3.91	1162	0.0487
10	TCDF	23.31		0.8787	0.8787	0	2.32E+05	0.76	Y	0.98	0.79	1162	0.0487
11	TCDF	23.43		0.8840	0.8834	-1.0	7.16E+05	0.79	Y	0.98	2.43	1162	0.0487
12	TCDF	23.86		0.8998	0.8995	-0.5	6.17E+05	0.74	Y	0.98	2.1	1162	0.0487
13	TCDF	24.01		0.9054	0.9052	-0.3	2.00E+05	0.71	Y	0.98	0.679	1162	0.0487
14	TCDF	24.19		0.9125	0.9120	-0.8	3.67E+05	0.72	Y	0.98	1.25	1162	0.0487
15	TCDF	24.61		0.9279	0.9276	-0.5	2.03E+05	0.84	Y	0.98	0.689	1162	0.0487
16	TCDF	24.76		0.9334	0.9332	-0.3	3.81E+05	0.74	Y	0.98	1.29	1162	0.0487
17	TCDF	24.93		0.9381	0.9398	+2.7	7.84E+05	0.77	Y	0.98	2.67	1162	0.0487
18	TCDF	25.05		0.9439	0.9442	+0.5	5.21E+05	0.79	Y	0.98	1.77	1162	0.0487
19	TCDF	25.54		0.9630	0.9629	-0.2	7.56E+05	0.77	Y	0.98	2.57	1162	0.0487
20	TCDF	25.67		0.9674	0.9675	+0.2	4.80E+04	0.66	Y	0.98	0.163	1162	0.0487
21	TCDF	25.86		0.9746	0.9747	+0.2	2.60E+05	0.76	Y	0.98	0.883	1162	0.0487
22	TCDF	26.06		0.9829	0.9824	-0.8	2.28E+05	0.73	Y	0.98	0.774	1162	0.0487
23	TCDF	26.31		0.9916	0.9916	0	3.14E+05	0.81	Y	0.98	1.07	1162	0.0487
24	TCDF	26.43		0.9963	0.9962	-0.2	2.20E+05	0.85	Y	0.98	0.746	1162	0.0487
25	2378-TCDF	26.55		1.0009	1.0008	-0.2	8.99E+05	0.80	Y	0.98	3.06	1162	0.0487
26	TCDF	26.97		1.0166	1.0167	+0.2	8.36E+05	0.83	Y	0.98	2.84	1162	0.0487
27	TCDF	27.24		1.0274	1.0268	-1.0	4.14E+04	1.05	N	0.98	0.141	1162	0.0487
28	TCDF	27.56		1.0390	1.0390	0	3.62E+04	0.79	Y	0.98	0.123	1162	0.0487
29	TCDF	28.85		1.0886	1.0877	-1.4	2.29E+05	0.80	Y	0.98	0.777	1162	0.0487
30	PeCDF	28.84		0.8975	0.8989	+2.7	3.51E+06	1.60	Y	1.00	15.3	1381	0.0641
31	PeCDF	30.62		0.9542	0.9543	+0.2	4.12E+05	1.48	Y	1.00	1.8	1543	0.0716
32	PeCDF	30.80		0.9587	0.9600	+2.5	1.51E+06	1.56	Y	1.00	6.6	1543	0.0716
33	PeCDF	30.92		0.9636	0.9636	0	1.22E+05	1.84	N	1.00	0.532	1543	0.0716
34	PeCDF	31.02		0.9671	0.9668	-0.6	5.21E+04	1.21	N	1.00	0.227	1543	0.0716
35	PeCDF	31.29		0.9760	0.9753	-1.3	7.64E+04	1.51	Y	1.00	0.333	1543	0.0716
36	PeCDF	31.43		0.9810	0.9796	-2.7	5.75E+04	1.62	Y	1.00	0.251	1543	0.0716


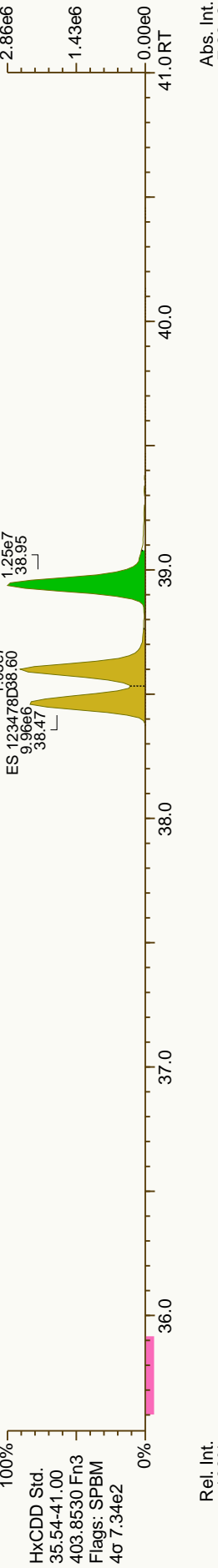
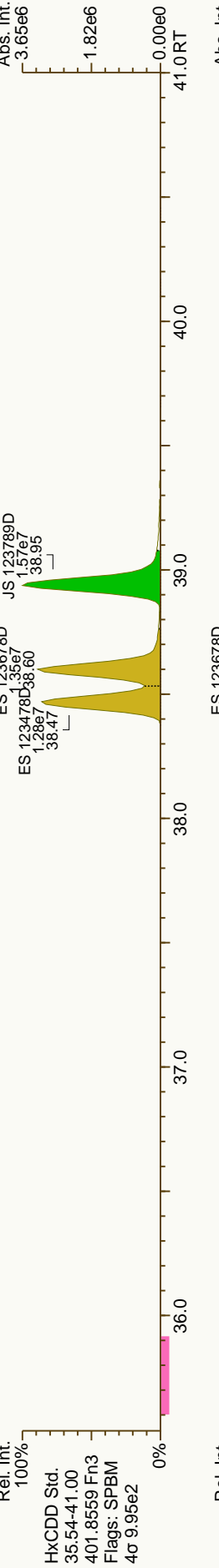
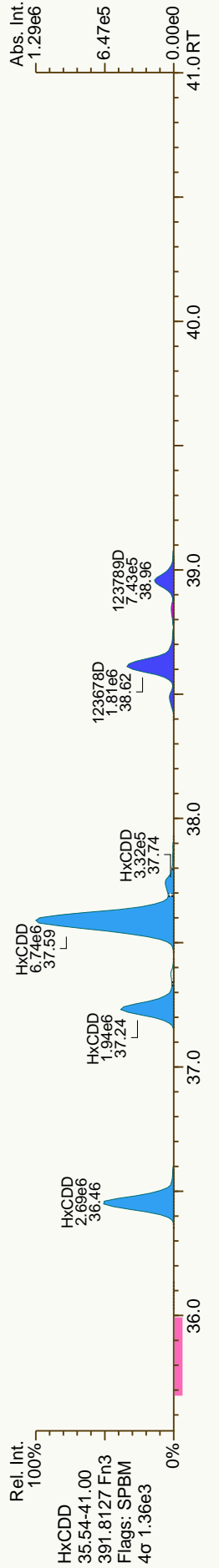
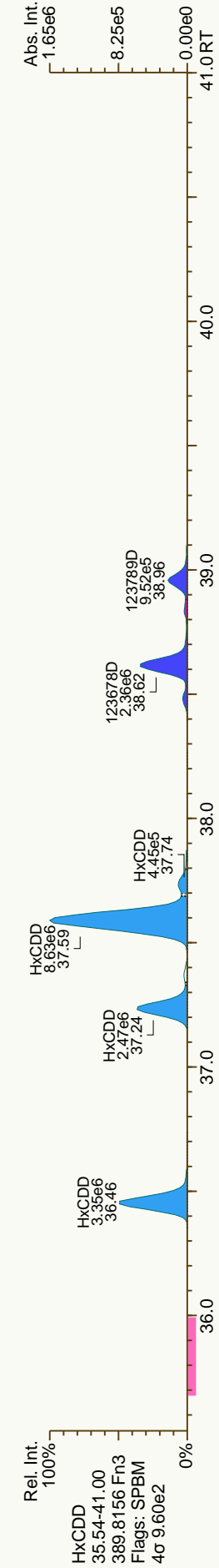
Lab ID: A4722_10216_DF_006 Acq'd: 19 Oct 2012 22:21 MDC Wt/Vol: 10.00 g ICAL: 1613_SGS
 Client ID: JW-EA08-SS29-120507 UTP: 20-Oct-2012 12:47 MDC J-level: 0.5 pg/g Split: 1 Checkcode: 441-071-SKM
 Datafile: 121019P1-10 Report: 21 Oct 2012 10:24 MC Stds (pg): JS: 2000 ES: 2000 CS/SS: 2000, 400 (37C1)


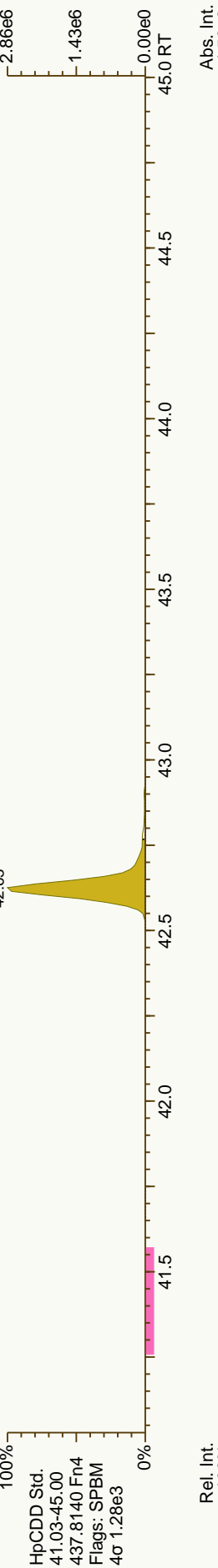
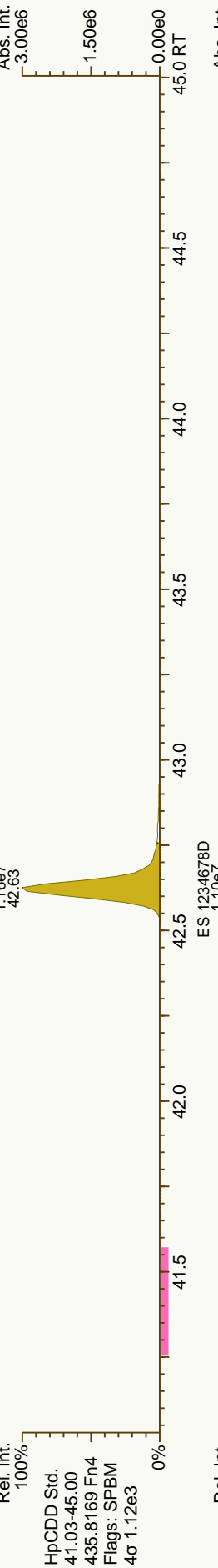
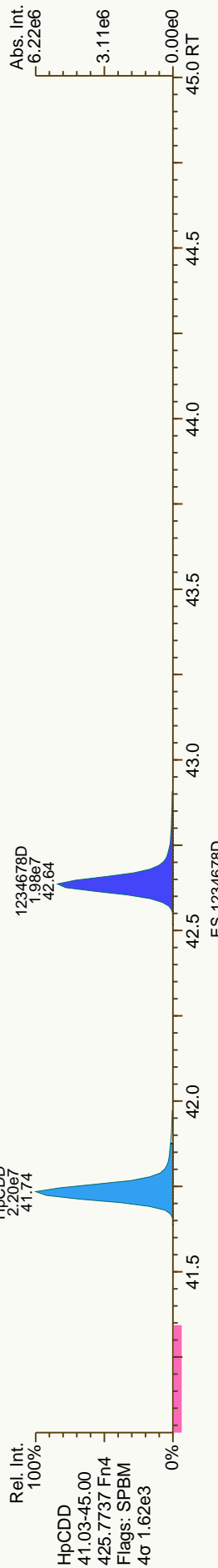
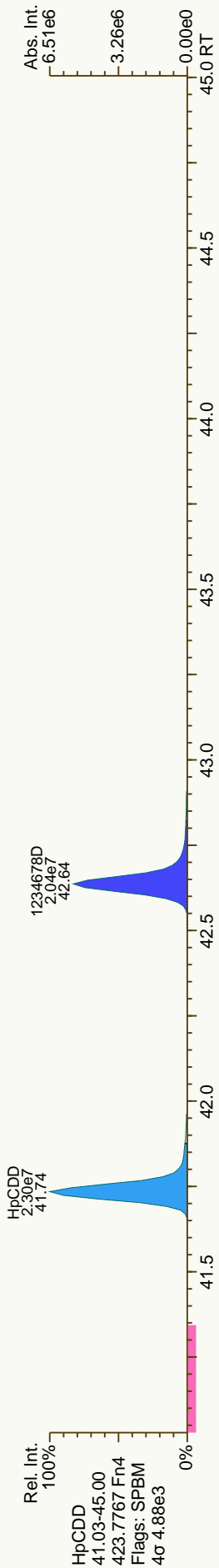
Q#	Name	Act RT	QC	Pred. RRT	Act. RRT	ΔSecs	Response	Ra	OK	RRF	Conc.	Noise	DL
1	PeCDF	31.58		0.9847	0.9842	-1.0	5.09E+05	1.48	Y	1.00	2.22	1543	0.0716
2	PeCDF	31.66		0.9870	0.9868	-0.4	8.90E+04	1.17	N	1.00	0.388	1543	0.0716
3	PeCDF	31.85		0.9930	0.9928	-0.4	1.10E+05	1.45	Y	1.00	0.479	1543	0.0716
4	12378-PeCDF	32.10		1.0007	1.0006	-0.2	2.83E+05	1.52	Y	0.99	1.29	1543	0.0761
	PeCDF	32.44		1.0113	1.0111	-0.4	3.71E+05	1.61	Y	1.00	1.62	1543	0.0716
	PeCDF	32.62		1.0169	1.0168	-0.2	3.33E+04	1.45	Y	1.00	0.145	1543	0.0716
	PeCDF	33.12		0.9917	0.9914	-0.6	3.57E+04	1.53	Y	1.00	0.156	1543	0.0716
	PeCDF	33.28		0.9962	0.9963	+0.2	2.50E+05	1.51	Y	1.00	1.09	1543	0.0716
	23478-PeCDF	33.44		1.0006	1.0010	+0.8	5.73E+05	1.48	Y	1.02	2.4	1543	0.0673
	PeCDF	NotFnd		0.0000						1.02	0		0
	PeCDF	NotFnd		1.0023						1.00	1543		0.0716
	PeCDF	NotFnd		1.0120						1.00	1543		0.0716
	PeCDF	34.69		1.0389	1.0386	-0.6	3.18E+04	1.53	Y	1.00	0.139	1543	0.0716
	HxCDF	35.67		0.9565	0.9563	-0.4	1.83E+06	1.18	Y	1.15	9.51	1904	0.1
	HxCDF	35.90		0.9627	0.9626	-0.2	5.96E+06	1.24	Y	1.15	30.9	1904	0.1
	NotFnd	NotFnd		0.9700						1.15		1904	0.1
	HxCDF	36.41		0.9762	0.9763	+0.2	1.43E+05	1.26	Y	1.15	0.74	1904	0.1
	HxCDF	36.68		0.9833	0.9834	+0.2	6.44E+06	1.30	Y	1.15	33.4	1904	0.1
	HxCDF	37.17		0.9968	0.9966	-0.4	1.55E+05	1.17	Y	1.15	0.803	1904	0.1
	123478-HxCDF	37.32		1.0006	1.0005	-0.2	5.62E+05	1.23	Y	1.19	3.03	1904	0.101
	123678-HxCDF	37.49		1.0005	1.0006	+0.2	5.89E+05	1.29	Y	1.16	2.78	1904	0.0941
	HxCDF	NotFnd		1.0055						1.15		1904	0.1
	HxCDF	NotFnd		1.0102						1.15		1904	0.1
	HxCDF	NotFnd		0.9933						1.15		1904	0.1
	234678-HxCDF	38.26		1.0006	1.0003	-0.7	8.95E+05	1.28	Y	1.18	4.18	1904	0.0859
	HxCDF	NotFnd		0.0000						1.18	0		0
	HxCDF	NotFnd		1.0009						1.15		1904	0.1
	123789-HxCDF	NotFnd		1.0005						1.09		1904	0.126
	HxCDF	NotFnd		0.0000						1.09	0		0
	123489-HxCDF	39.41		1.0013	1.0012	-0.2	1.51E+05	1.26	Y	1.15	0.782	1904	0.1
	1234678-HpCDF	41.37		1.0004	1.0003	-0.2	1.12E+07	1.03	Y	1.35	62.2	2862	0.147
	HpCDF	41.73		1.0091	1.0091	0	2.45E+05	0.99	Y	1.34	1.5	2862	0.173
	HpCDF	41.92		1.0140	1.0135	-1.2	1.73E+07	1.03	Y	1.34	106	2862	0.173
	1234789-HpCDF	43.25		1.0004	1.0003	-0.3	4.28E+05	1.11	Y	1.34	2.93	2862	0.204
	OCDF	46.64		1.0057	1.0056	-0.3	1.03E+07	0.91	Y	1.40	92.5	753	0.0788
	OCDF-a	46.64		1.0053	1.0056	+0.8	6.86E+05	2.72	Y	1.00	8.58	1115	0.163

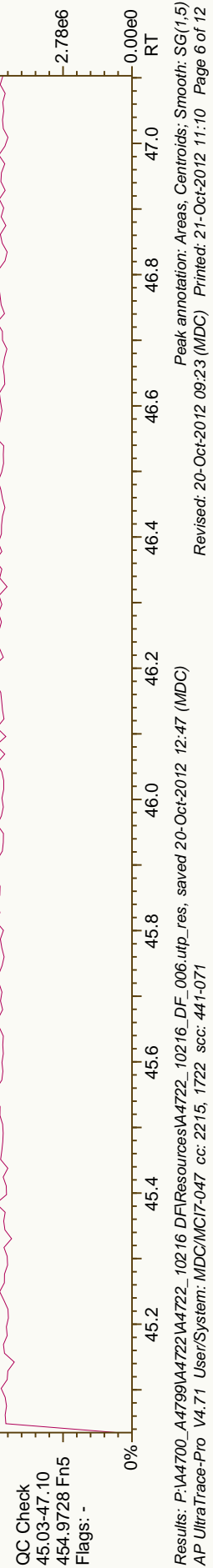
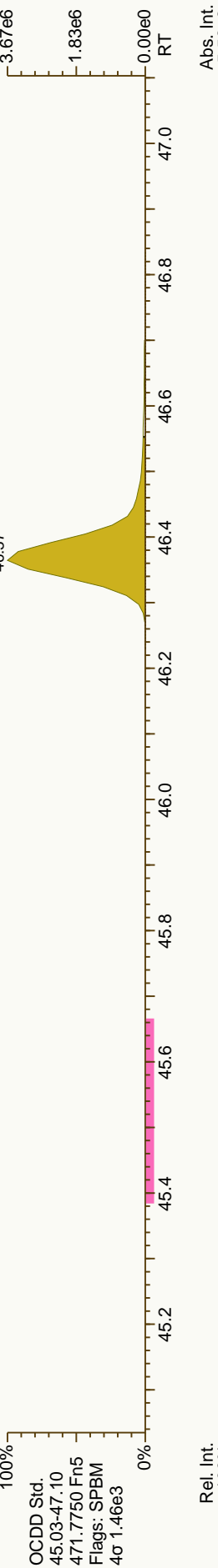
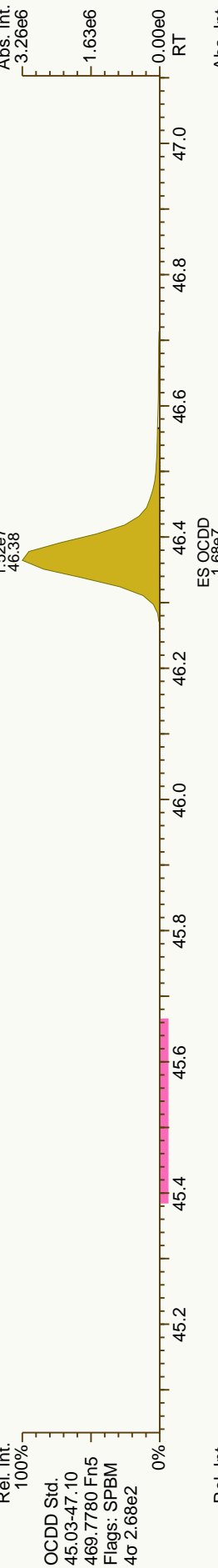
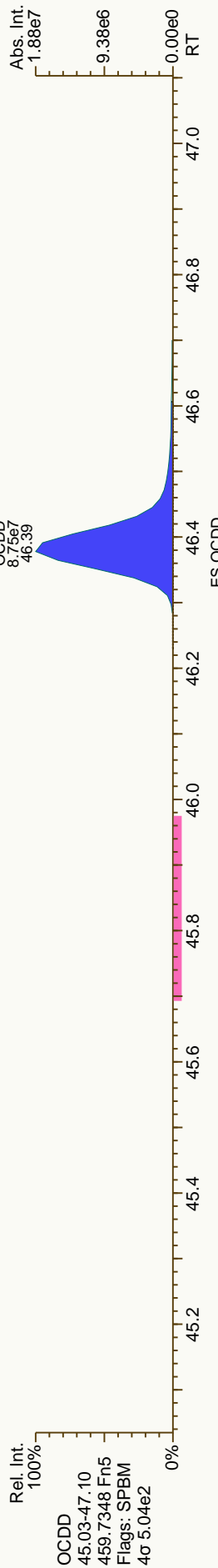



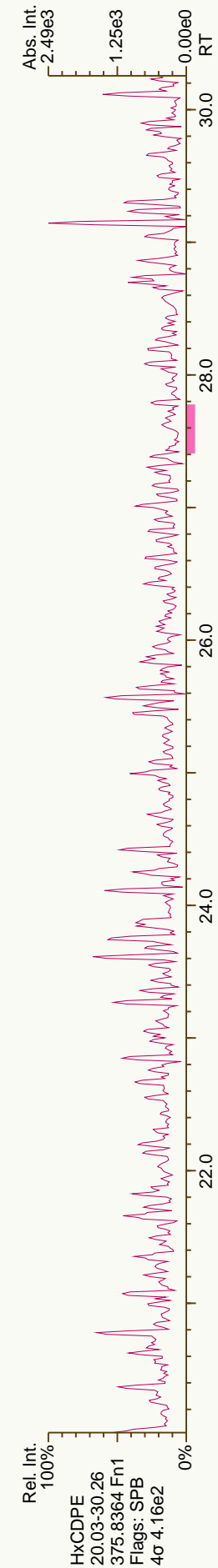
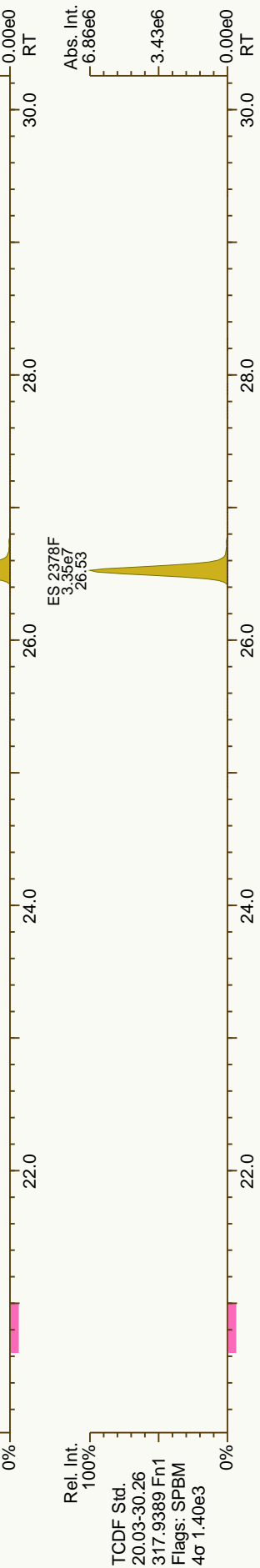
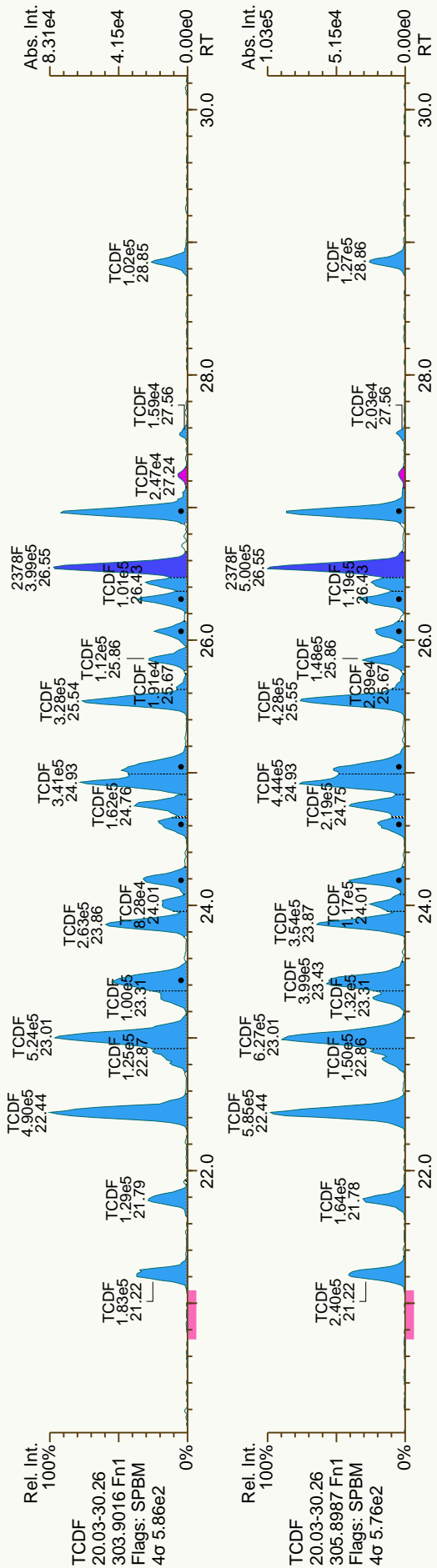


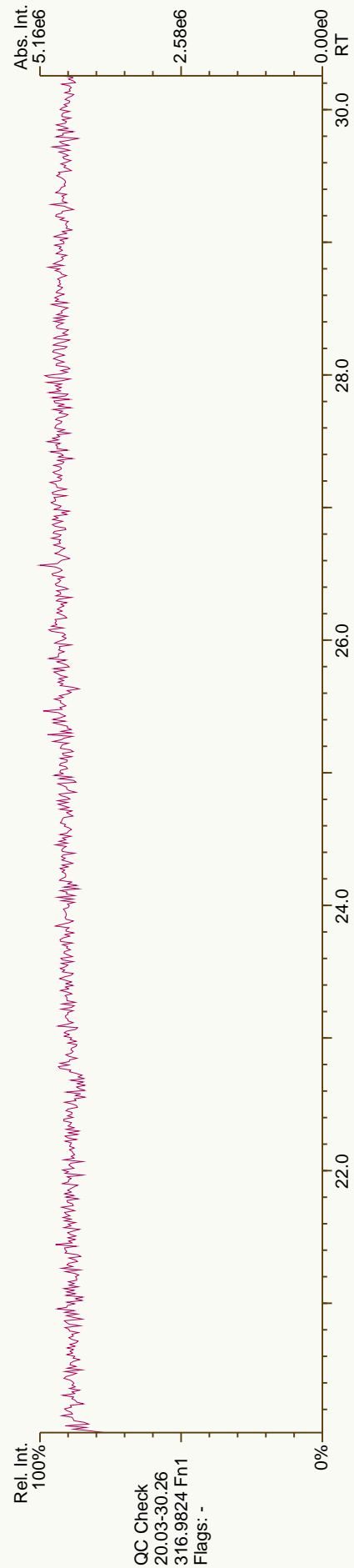
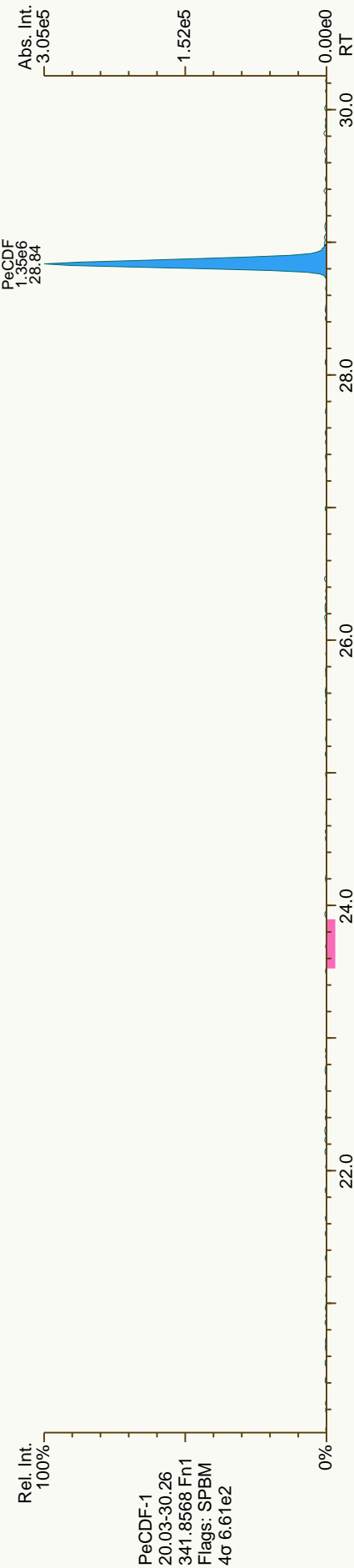
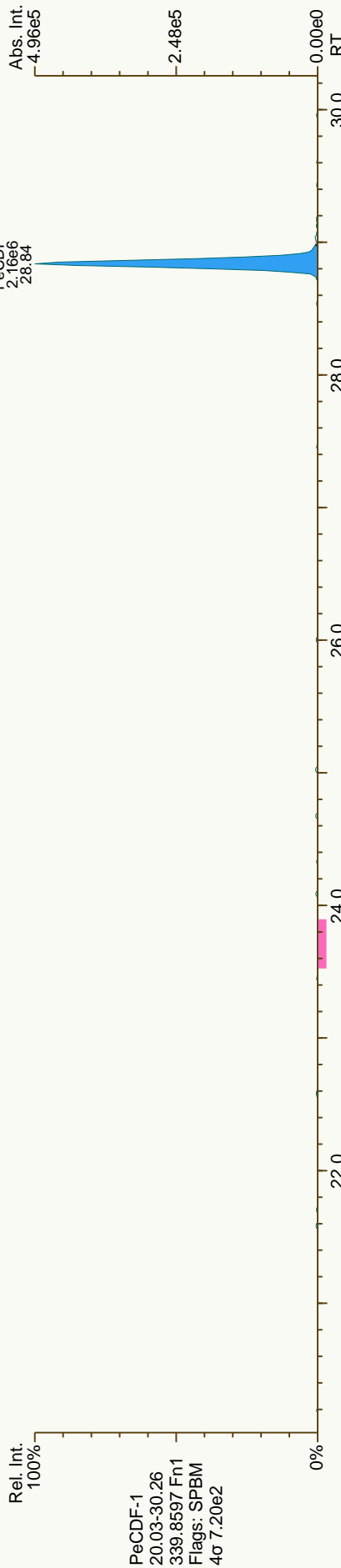


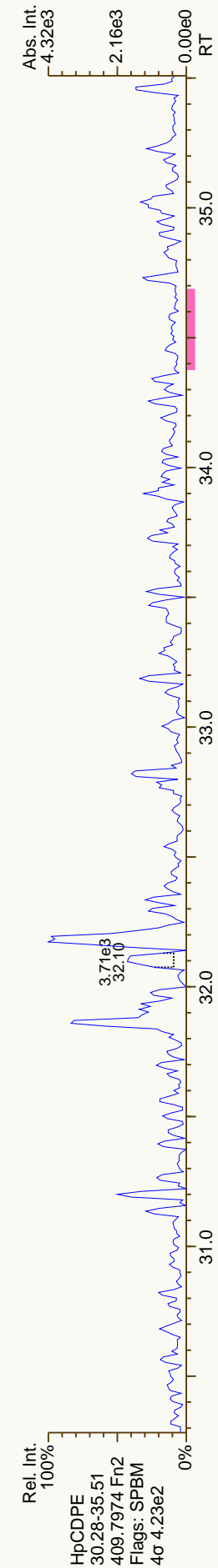


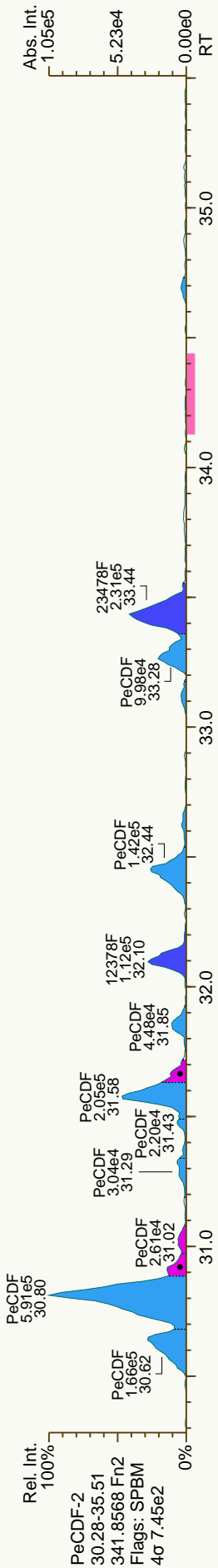
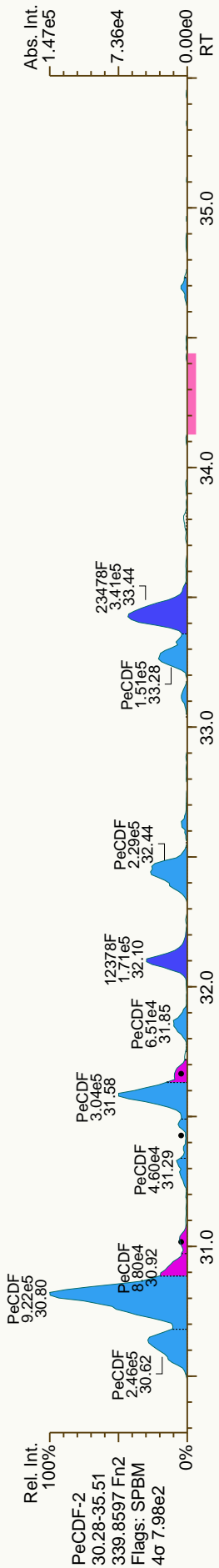


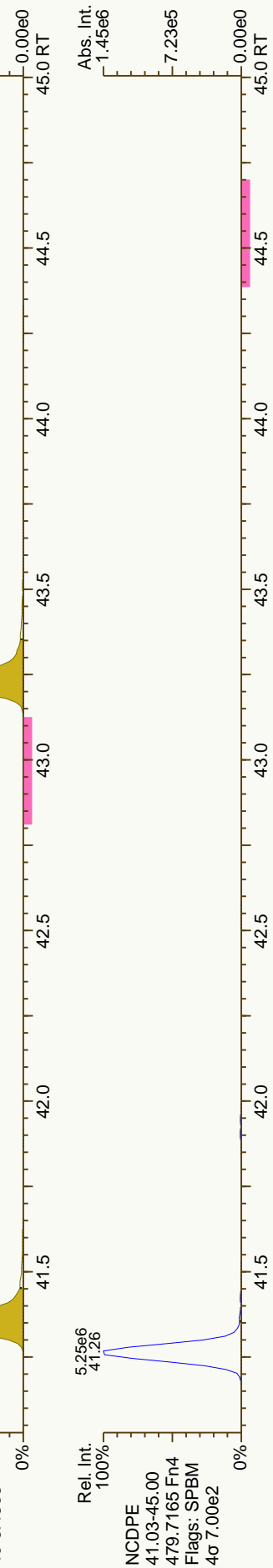
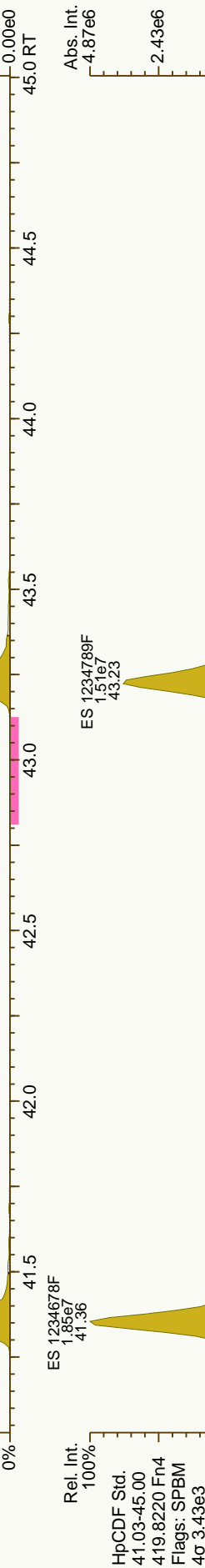
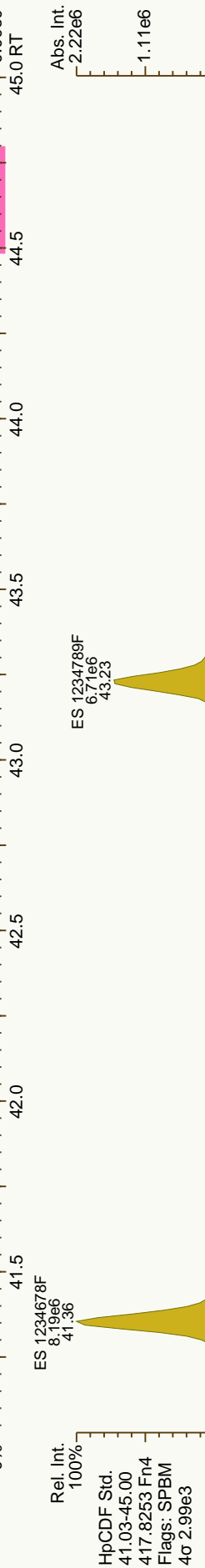

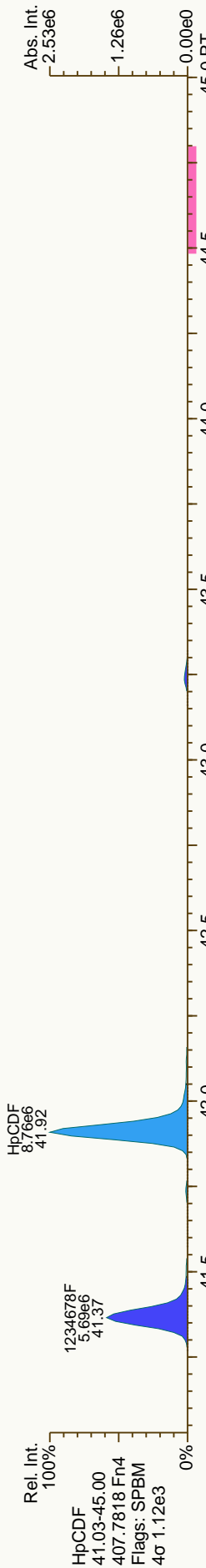



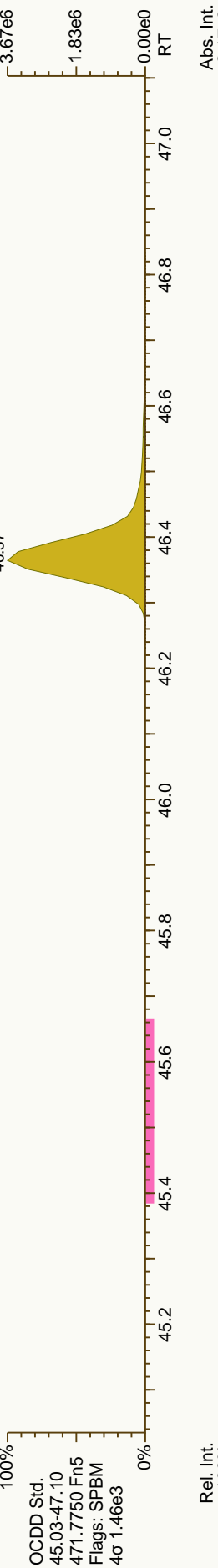
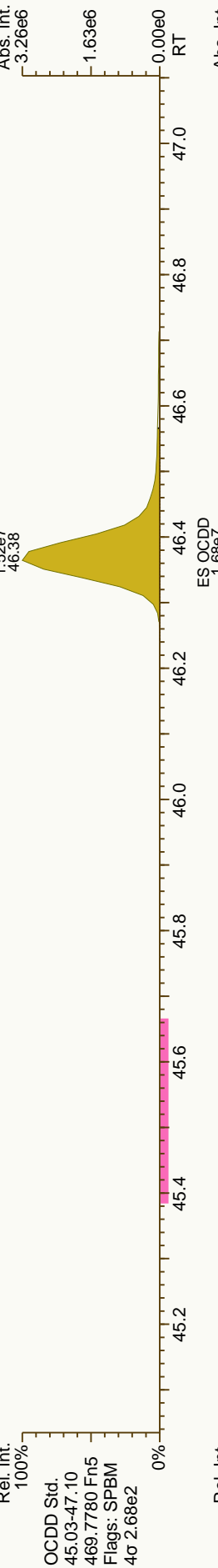
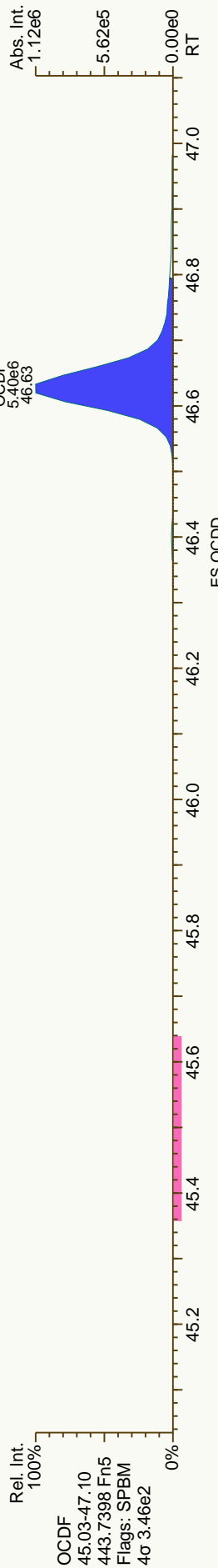













Quantify Sample Report MassLynx 4.1
Confirms Sample Summary

Dataset: C:\MassLynx\Default.pro\Results\c31oct12b-Confirms.qld

Last Altered: Thursday, 11/1/2012 11:23:28 AM Eastern Daylight Time

Printed: Thursday, 11/1/2012 11:24:46 AM Eastern Daylight Time

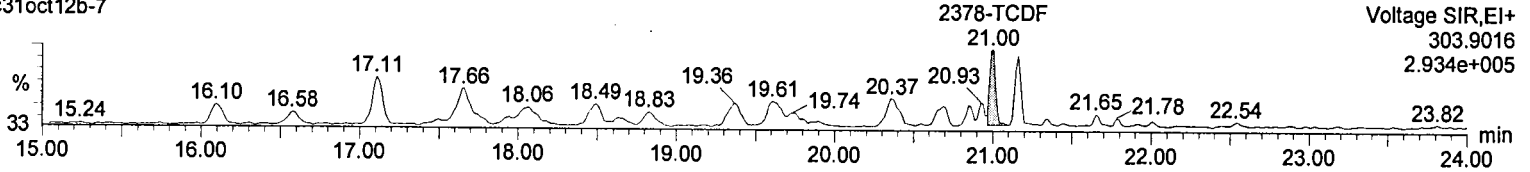
Method: C:\MassLynx\Default.PRO\MethDB\VFXms-TCDF_Smooth.mdb 31 Oct 2012 16:33:04

Calibration: C:\MassLynx\Default.PRO\CurveDB\VFXms-100212a_Confirm-TD.cdb 31 Oct 2012 15:37:39

Name: c31oct12b-7, ID: 31203249004

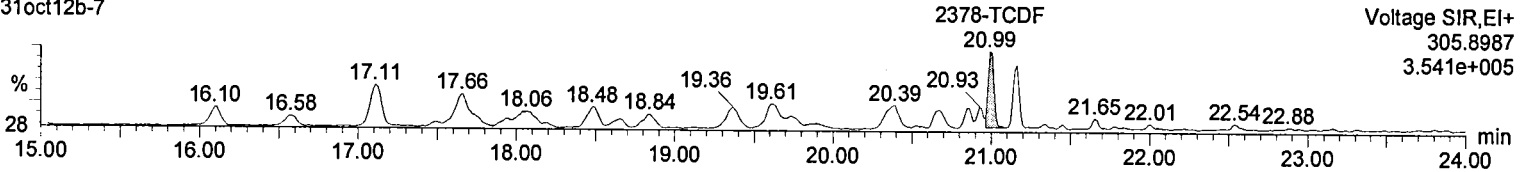
TCDF

c31oct12b-7



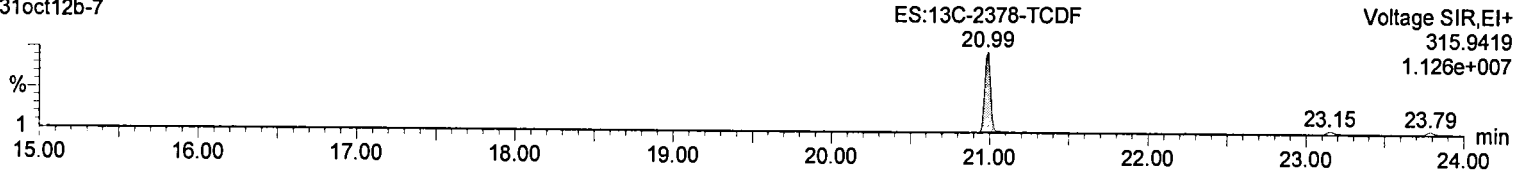
TCDF

c31oct12b-7



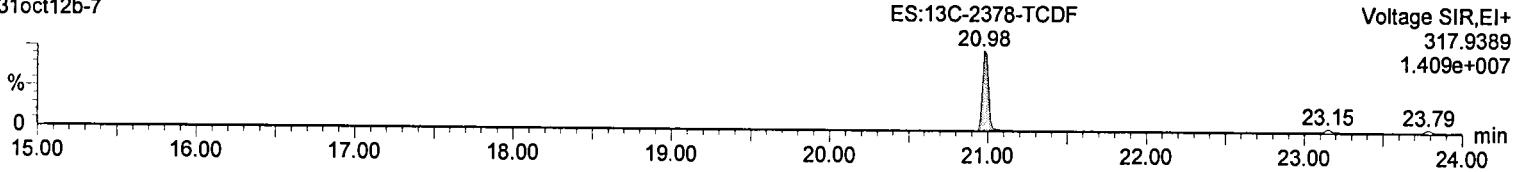
13C-TCDF

c31oct12b-7



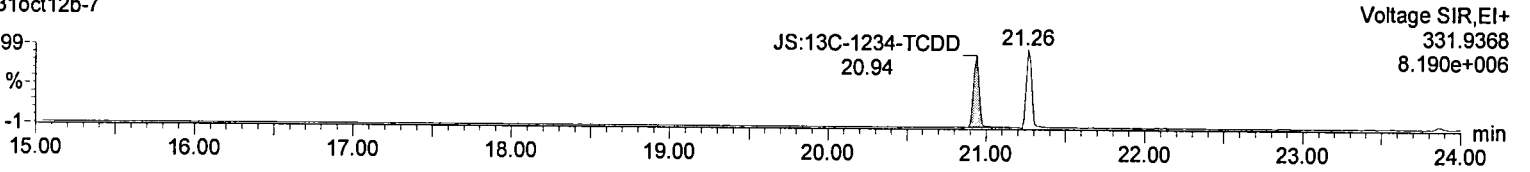
13C-TCDF

c31oct12b-7



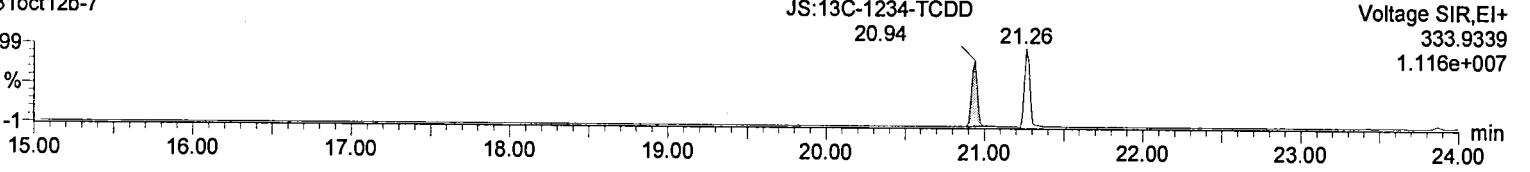
13C-TCDD

c31oct12b-7




13C-TCDD

c31oct12b-7



F1 Lock Mass

c31oct12b-7



Results of JW-EA08-SS30-120507

Client Sample ID: **JW-EA08-SS30-120507**
 Client Project ID: **Jeld-Wen Surface Sediments**
 Lab Sample ID: 31203249005-A
 Lab Project ID: 31203249

Collection Date: 05/07/2012 11:10
 Received Date: 05/09/2012 10:15
 Matrix: Soil-Solid as dry weight
 Solids (%): 49.50

Results by EPA 1613B

Parameter	Result	EMPC	Qual	DL	LOQ/CL	Units	RT	Ratio
2,3,7,8-TCDD		0.514		0.0842	0.499	pg/g	27.55	0.61*
1,2,3,7,8-PeCDD	1.27		J	0.0849	2.50	pg/g	33.84	1.53
1,2,3,4,7,8-HxCDD	1.92		J	0.176	2.50	pg/g	38.49	1.32
1,2,3,6,7,8-HxCDD	10.1			0.194	2.50	pg/g	38.62	1.27
1,2,3,7,8,9-HxCDD	4.97			0.186	2.50	pg/g	38.96	1.16
1,2,3,4,6,7,8-HpCDD	124			0.462	2.50	pg/g	42.65	1.04
OCDD	903			0.183	4.99	pg/g	46.39	0.90
2,3,7,8-TCDF	3.39			0.0594	0.499	pg/g	26.56	0.79
2,3,7,8-TCDF [confirm]	3.07			0.0863	2.02	pg/g	21.00	0.76
1,2,3,7,8-PeCDF	1.07		J	0.0733	2.50	pg/g	32.11	1.54
2,3,4,7,8-PeCDF	1.87		J	0.0669	2.50	pg/g	33.44	1.45
1,2,3,4,7,8-HxCDF	1.67		J	0.0986	2.50	pg/g	37.32	1.20
1,2,3,6,7,8-HxCDF	1.35		J	0.0921	2.50	pg/g	37.49	1.17
2,3,4,6,7,8-HxCDF	1.70		J	0.0827	2.50	pg/g	38.27	1.21
1,2,3,7,8,9-HxCDF	ND		U	0.129	2.50	pg/g		
1,2,3,4,6,7,8-HpCDF	23.2			0.103	2.50	pg/g	41.38	1.03
1,2,3,4,7,8,9-HpCDF	1.31		J	0.140	2.50	pg/g	43.25	1.08
OCDF	51.2			0.165	4.99	pg/g	46.63	0.88
Total TCDD	40.1	41.2		0.0842	0.499	pg/g		
Total TCDF	42.6	43.9		0.0594	0.499	pg/g		
Total PeCDD	30.5	31.0		0.0849	2.50	pg/g		
Total PeCDF	22.6	23.2		0.0700	2.50	pg/g		
Total HxCDD	94.4			0.185	2.50	pg/g		
Total HxCDF	36.5			0.0987	2.50	pg/g		
Total HpCDD	273			0.462	2.50	pg/g		
Total HpCDF	68.9			0.120	2.50	pg/g		

World Health Organization Summary

	Units	ND=0	ND=1/2	ND=DL
WHO-2005 TEQ	pg/g	6.11	6.16	6.21
WHO-2005 TEQ w/EMPC	pg/g	6.63	6.63	6.64

Results of JW-EA08-SS30-120507

Client Sample ID: **JW-EA08-SS30-120507**
 Client Project ID: **Jeld-Wen Surface Sediments**
 Lab Sample ID: 31203249005-A
 Lab Project ID: 31203249

Collection Date: 05/07/2012 11:10
 Received Date: 05/09/2012 10:15
 Matrix: Soil-Solid as dry weight
 Solids (%): 49.50

Results by EPA 1613B

<u>Parameter</u>	<u>Result</u>	<u>EMPC</u>	<u>Qual</u>	<u>DL</u>	<u>LOQ/CL</u>	<u>Units</u>	<u>RT</u>	<u>Ratio</u>
Labeled Standards								
13C-2378-TCDD	115				25.0-164	%		
13C-12378-PeCDD	99.0				25.0-181	%		
13C-123478-HxCDD	96.0				32.0-141	%		
13C-123678-HxCDD	90.0				28.0-130	%		
13C-1234678-HpCDD	101				23.0-140	%		
13C-OCDD	85.0				17.0-157	%		
13C-2378-TCDF	106				24.0-169	%		
13C-12378-PeCDF	96.0				24.0-185	%		
13C-23478-PeCDF	99.0				21.0-178	%		
13C-123478-HxCDF	96.0				26.0-152	%		
13C-123678-HxCDF	98.0				26.0-123	%		
13C-234678-HxCDF	110				29.0-147	%		
13C-123789-HxCDF	93.0				28.0-136	%		
13C-1234678-HpCDF	96.0				28.0-143	%		
13C-1234789-HpCDF	102				26.0-138	%		
37Cl-2378-TCDD	126				35.0-197	%		

Batch Information

Analytical Batch: **HRD1902**
 Analytical Method: **EPA 1613B**
 Instrument: **APHRMS**
 Analyst: **MDC**
 Analytical Date/Time: **10/20/2012 03:35**

Prep Batch: **HXX1802**
 Prep Method: **EPA 1613 PREP S/D/T**
 Prep Date/Time: **10/10/2012 09:35**
 Prep Initial Wt./Vol.: **20.22 g**
 Prep Extract Vol: **20 uL**

Analytical Batch: **HRD1912**
 Analytical Method: **EPA 1613B**
 Instrument: **HRMS3**
 Analyst: **JHL**
 Analytical Date/Time: **10/31/2012 18:25**

Prep Batch: **HXX1802**
 Prep Method: **EPA 1613 PREP S/D/T**
 Prep Date/Time: **10/10/2012 09:35**
 Prep Initial Wt./Vol.: **20.22 g**
 Prep Extract Vol: **20 uL**

Lab ID: A4722_10216_DF_009

Client ID: JW-EA08-SS30-120507

Datafile: 121019P2-04

Acq'd: 20 Oct 2012 03:35 MDC

UTP: 21-Oct-2012 10:26 MDC

Report: 21 Oct 2012 10:28 MC

Wt/Vol: 10.01 g

J-level: 0.5 pg/g Split: 1

Stds (pg): JS: 2000 ES: 2000 CS/SS: 2000, 400 (37Cl)

ICAL: 1613_SGS

Checkcode: 332-053-XCX



Table with columns: Name, Act RT, QC, Pred. RRT, Act. RRT, ΔSecs, Response, Ra, OK, RRF, Conc., Noise, DL. Contains multiple rows of data for various chemical standards and samples.

Lab ID: A4722_10216_DF_009 Acq'd: 20 Oct 2012 03:35 MDC Wt/Vol: 10.01 g ICAL: 1613_SGS
 Client ID: JW-EA08-SS30-120507 UTP: 21-Oct-2012 10:26 MDC J-level: 0.5 pg/g Split: 1 Checkcode: 332-053-XCX
 Datafile: 121019P2-04 Report: 21 Oct 2012 10:28 MC Stds (pg): JS: 2000 ES: 2000 CS/SS: 2000, 400 (37Cl)

W#	Name	Act RT	QC	Pred. RRT	Act. RRT	ΔSecs	Response	Ra	OK	RRF	Rec. %
120329	JS 1234-TCDD	26.78		-	-	-	2.96E+07	0.80	Y	-	-
120329	JS 123789-HxCDD	38.95		-	-	-	2.35E+07	1.26	Y	-	-
	CS 37Cl-2378-TCDD	27.55		1.0291	1.0287	-0.6	8.78E+06	n/a	-	1.17	126

	SS 37Cl-2378-TCDD	27.55		1.0291	1.0287	-0.6	8.78E+06	n/a	-	1.12	110
--	-------------------	-------	--	--------	--------	------	----------	-----	---	------	-----

Totals	Conc	EMPC	EDL
Total TCDD	40.1	41.2	0.0842
Total PeCDD	30.5	31	0.0849
Total HxCDD	94.4	94.4	0.185
Total HpCDD	273	273	0.462
Total Tetra-Octa Dioxins	1340	1340	
Total TCDF	42.6	43.9	0.0594
Total PeCDF	22.6	23.2	0.07
Total HxCDF	36.5	36.5	0.0987
Total HpCDF	68.9	68.9	0.12
Total Tetra-Octa Furans	222	224	
Total Tetra-Octa Dioxins & Furans	1560	1570	

Lab ID: A4722_10216_DF_009 Acq'd: 20 Oct 2012 03:35 MDC Wt/Vol: 10.01 g ICAL: 1613_SGS
 Client ID: JW-EA08-SS30-120507 UTP: 21-Oct-2012 10:26 MDC J-level: 0.5 pg/g Split: 1 Checkcode: 332-053-XCX
 Datafile: 121019P2-04 Report: 21 Oct 2012 10:28 MC Stds (pg): JS: 2000 ES: 2000 CS/SS: 2000, 400 (37C1)

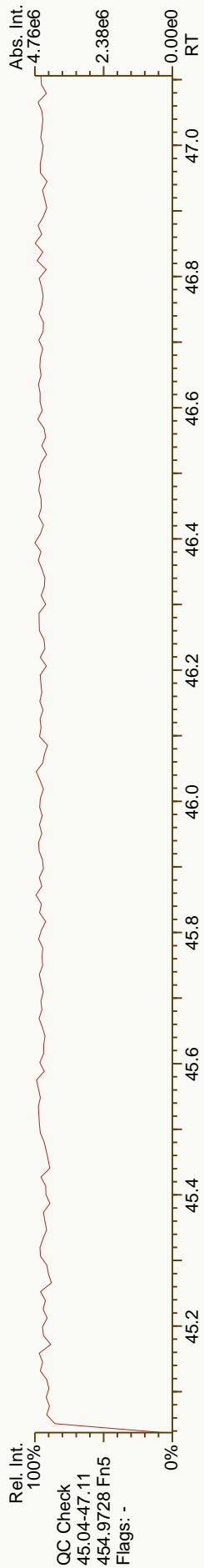
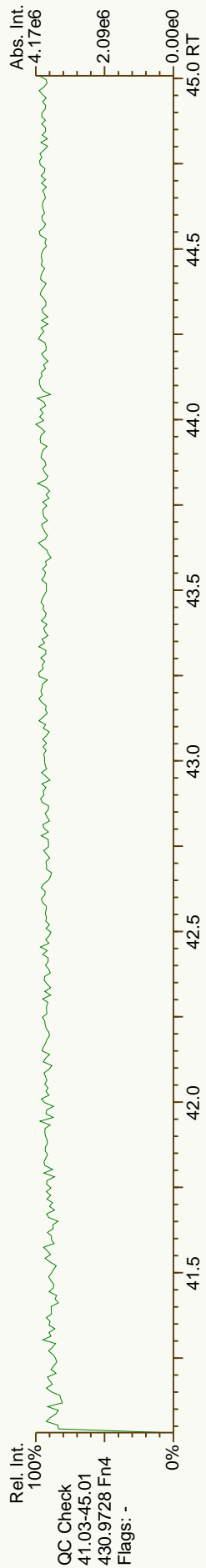
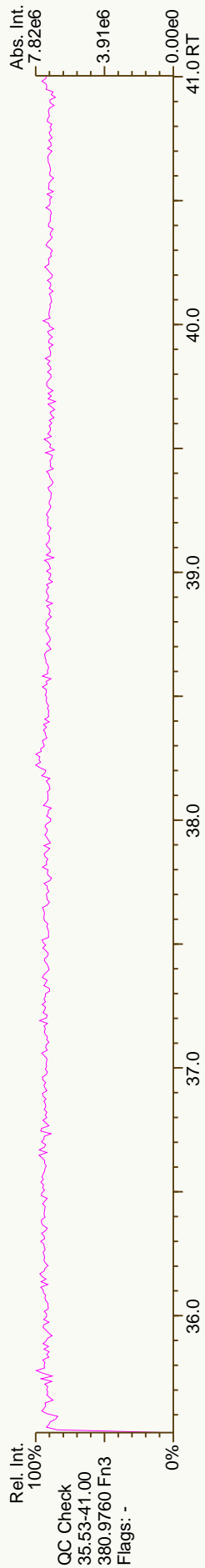
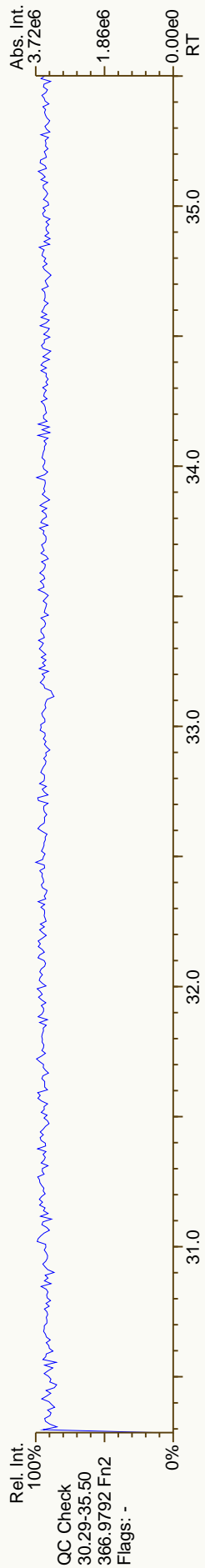
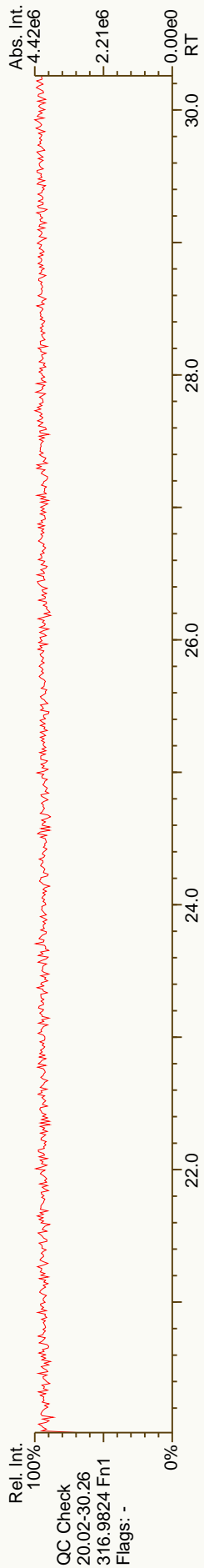
Comp #	Name	Act RT	QC	Pred. RRT	Act. RRT	ΔSecs	Response	Ra	OK	RRF	Conc.	Noise	DL
1	TCDD	23.44		0.8504	0.8513	+1.5	2.59E+06	0.81	Y	1.08	13.5	1336	0.0842
2	TCDD	23.83		0.8649	0.8658	+1.5	1.81E+06	0.82	Y	1.08	9.43	1336	0.0842
3	TCDD	24.31		0.8835	0.8830	-0.8	9.76E+04	0.74	Y	1.08	0.508	1336	0.0842
4	TCDD	25.19		0.9152	0.9150	-0.3	9.41E+05	0.80	Y	1.08	4.9	1336	0.0842
	TCDD	25.46		0.9241	0.9247	+1.0	3.29E+05	0.73	Y	1.08	1.71	1336	0.0842
	TCDD	25.68		0.9327	0.9327	0	4.87E+05	0.75	Y	1.08	2.54	1336	0.0842
	TCDD	25.90		0.9408	0.9409	+0.2	1.06E+05	0.82	Y	1.08	0.551	1336	0.0842
	TCDD	26.17		0.9512	0.9507	-0.8	2.69E+04	1.19	N	1.08	0.14	1336	0.0842
	TCDD	26.37		0.9580	0.9578	-0.3	1.11E+05	0.82	Y	1.08	0.576	1336	0.0842
	TCDD	26.81		0.9736	0.9738	+0.3	5.95E+05	0.79	Y	1.08	3.1	1336	0.0842
	TCDD	26.94		0.9785	0.9787	+0.3	2.90E+04	0.98	N	1.08	0.151	1336	0.0842
	TCDD	27.23		0.9884	0.9891	+1.2	5.57E+05	0.80	Y	1.08	2.9	1336	0.0842
	TCDD	27.39		0.9945	0.9949	+0.7	5.28E+04	0.89	N	1.08	0.275	1336	0.0842
	2378-TCDD	27.55		1.0009	1.0008	-0.2	9.87E+04	0.61	N	1.08	0.514	1336	0.0842
	TCDD	27.93		1.0147	1.0145	-0.3	7.89E+04	0.84	Y	1.08	0.411	1336	0.0842
	TCDD	NotFnd		1.0206						1.08		1336	0.0842
	TCDD	NotFnd		1.0423						1.08		1336	0.0842
97													
98	PeCDD	30.89		0.9131	0.9132	+0.2	1.00E+06	1.54	Y	1.07	7.3	1073	0.0849
99	PeCDD	31.51		0.9319	0.9317	-0.4	1.18E+05	1.59	Y	1.07	0.861	1073	0.0849
	PeCDD	32.17		0.9511	0.9510	-0.2	1.08E+06	1.63	Y	1.07	7.9	1073	0.0849
	PeCDD	32.38		0.9576	0.9574	-0.4	1.91E+05	1.47	Y	1.07	1.39	1073	0.0849
	PeCDD	32.51		0.9611	0.9611	0	9.16E+05	1.66	Y	1.07	6.67	1073	0.0849
	PeCDD	32.82		0.9703	0.9703	0	2.16E+05	1.52	Y	1.07	1.57	1073	0.0849
	PeCDD	33.25		0.9829	0.9831	+0.4	4.29E+05	1.72	Y	1.07	3.12	1073	0.0849
	12378-PeCDD	33.84		1.0006	1.0005	-0.2	1.74E+05	1.53	Y	1.07	1.27	1073	0.0849
	PeCDD	33.95		1.0039	1.0038	-0.2	5.81E+04	1.75	Y	1.07	0.424	1073	0.0849
	PeCDD	34.37		1.0161	1.0160	-0.2	6.10E+04	1.30	N	1.07	0.445	1073	0.0849
	HxCDD	36.46		0.9479	0.9477	-0.5	1.99E+06	1.29	Y	1.01	17.9	2019	0.185
	HxCDD	37.24		0.9682	0.9680	-0.5	2.33E+06	1.24	Y	1.01	21	2019	0.185
	HxCDD	37.59		0.9771	0.9771	0	3.90E+06	1.24	Y	1.01	35.1	2019	0.185
	HxCDD	37.74		0.9811	0.9809	-0.5	2.48E+05	1.16	Y	1.01	2.24	2019	0.185
	123478-HxCDD	38.49		1.0004	1.0004	0	2.15E+05	1.32	Y	1.05	1.92	2019	0.176
	123678-HxCDD	38.62		1.0039	1.0039	0	1.11E+06	1.27	Y	0.98	10.1	2019	0.194
	HxCDD	38.84		1.0097	1.0096	-0.2	1.38E+05	1.27	Y	1.01	1.24	2019	0.185
	123789-HxCDD	38.96		1.0129	1.0127	-0.5	5.50E+05	1.16	Y	1.01	4.97	2019	0.186

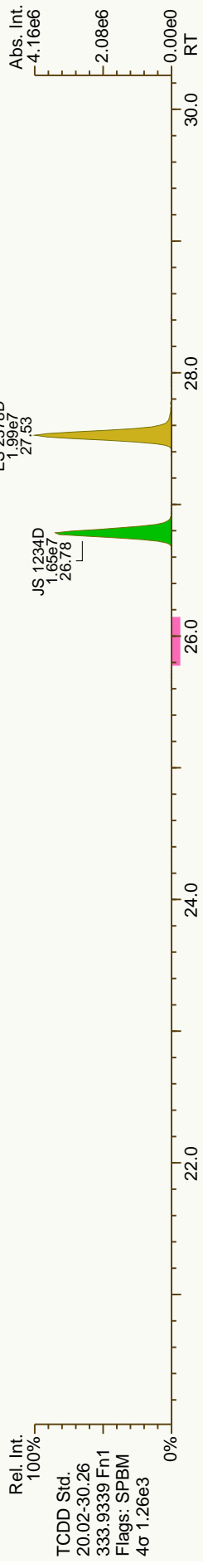
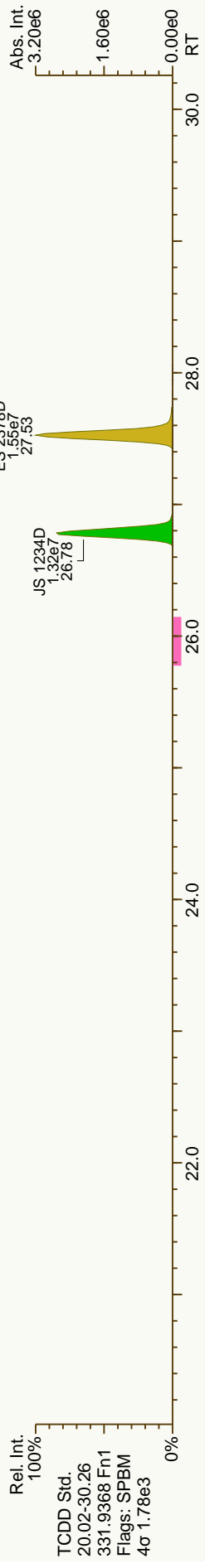
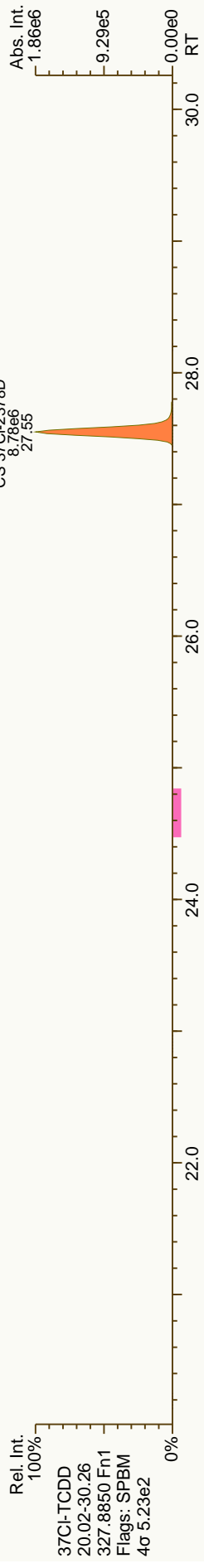
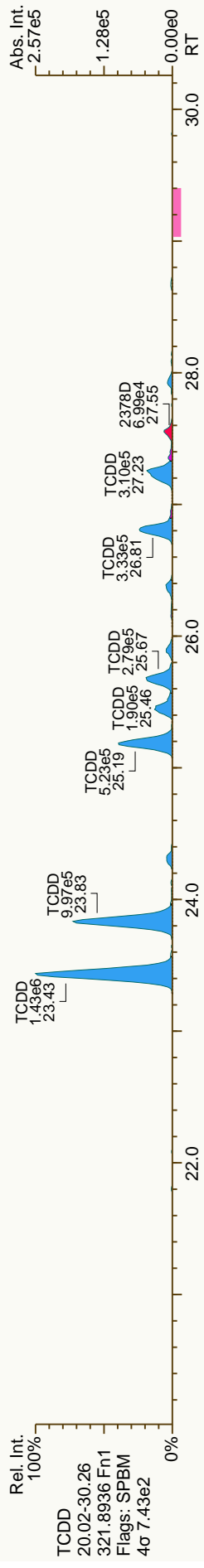
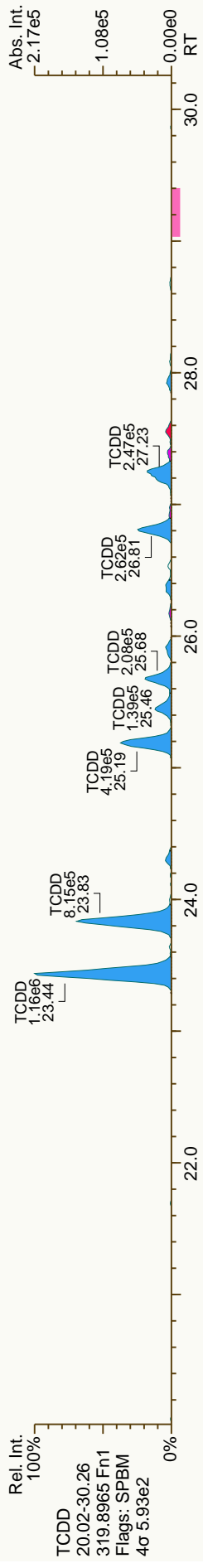
Lab ID: A4722_10216_DF_009 Acq'd: 20 Oct 2012 03:35 MDC Wt/Vol: 10.01 g ICAL: 1613_SGS
 Client ID: JW-EA08-SS30-120507 UTP: 21-Oct-2012 10:26 MDC J-level: 0.5 pg/g Split: 1 Checkcode: 332-053-XCX
 Datafile: 121019P2-04 Report: 21 Oct 2012 10:28 MC Stds (pg): JS: 2000 ES: 2000 CS/SS: 2000, 400 (37CI)

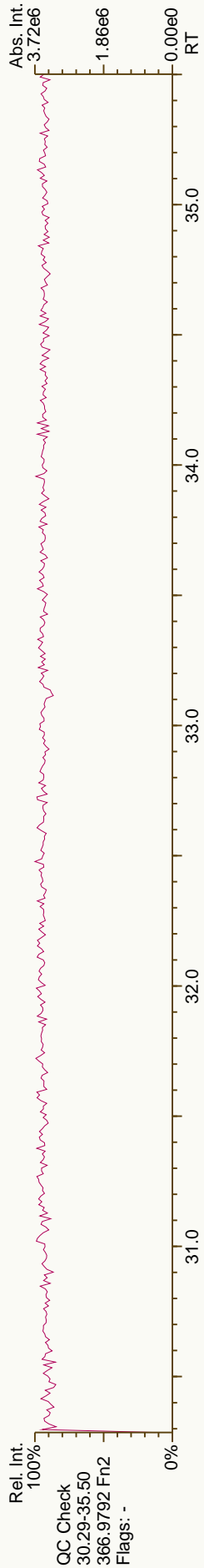
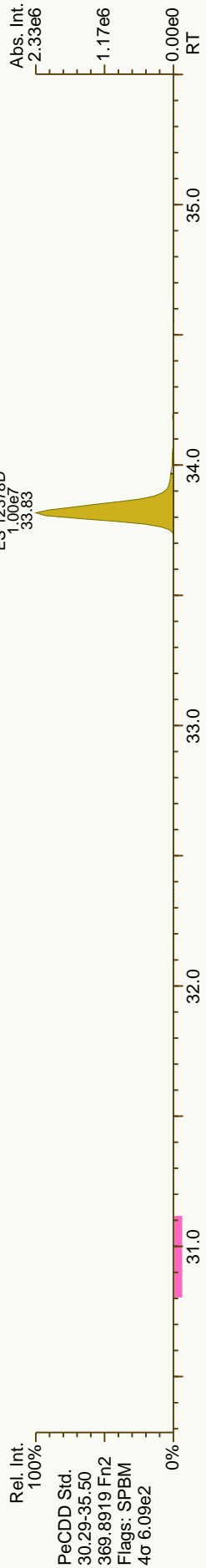
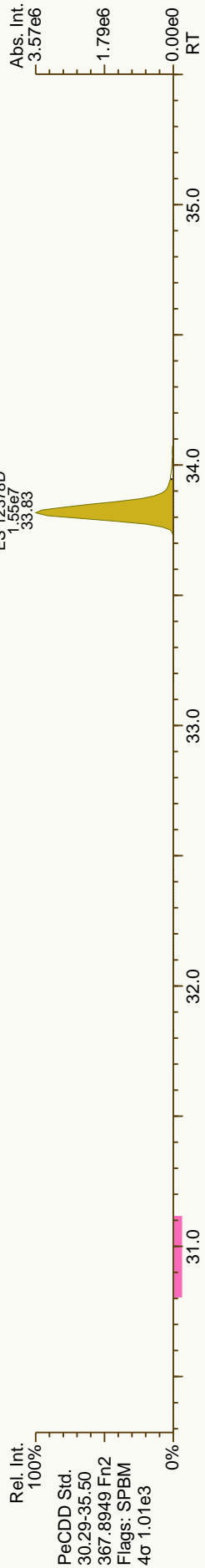
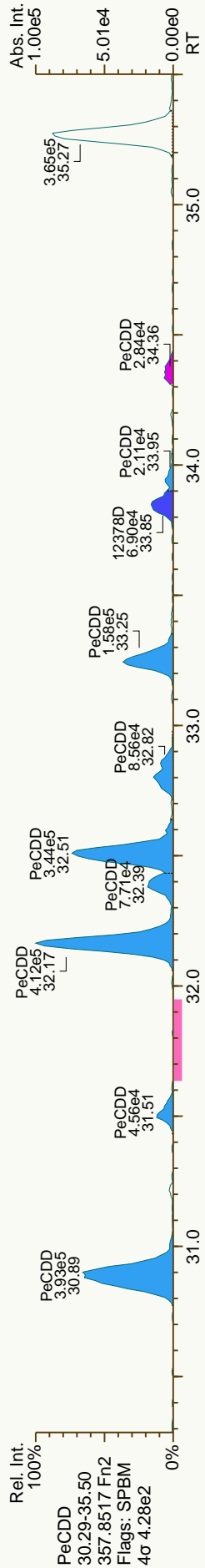

Comp #	Name	Act RT	QC	Pred. RRT	Act. RRT	ΔSecs	Response	Ra	OK	RRF	Conc.	Noise	DL
1	HP-CDD	41.74		0.9793	0.9791	-0.5	1.53E+07	1.06	Y	1.09	149	4770	0.462
2	234678-HP-CDD	42.65		1.0005	1.0003	-0.5	1.27E+07	1.04	Y	1.09	124	4770	0.462
3	OCDD	46.39		1.0005	1.0003	-0.6	6.32E+07	0.90	Y	1.11	903	1051	0.183
4	OCDD-a	46.39		1.0001	1.0002	+0.3	3.72E+06	2.52	Y	1.00	59	1991	0.384
5	TCDF	21.22		0.7983	0.7999	+2.5	5.77E+05	0.78	Y	0.98	2.16	1295	0.0594
6	TCDF	21.79		0.8218	0.8211	-1.1	3.30E+05	0.83	Y	0.98	1.24	1295	0.0594
7	TCDF	22.44		0.8463	0.8458	-0.8	9.02E+05	0.77	Y	0.98	3.38	1295	0.0594
8	TCDF	22.86		0.8625	0.8616	-1.4	2.59E+05	0.82	Y	0.98	0.968	1295	0.0594
9	TCDF	23.01		0.8677	0.8671	-1.0	1.50E+06	0.77	Y	0.98	5.62	1295	0.0594
10	TCDF	23.29		0.8787	0.8779	-1.3	2.28E+05	0.73	Y	0.98	0.854	1295	0.0594
11	TCDF	23.43		0.8840	0.8831	-1.4	8.34E+05	0.74	Y	0.98	3.12	1295	0.0594
12	TCDF	23.87		0.8998	0.8996	-0.3	5.42E+05	0.76	Y	0.98	2.03	1295	0.0594
13	TCDF	24.01		0.9054	0.9049	-0.8	2.37E+05	0.79	Y	0.98	0.886	1295	0.0594
14	TCDF	24.20		0.9125	0.9120	-0.8	4.56E+05	0.88	Y	0.98	1.71	1295	0.0594
15	TCDF	24.62		0.9279	0.9277	-0.3	2.31E+05	0.92	N	0.98	0.864	1295	0.0594
16	TCDF	24.77		0.9334	0.9334	0	3.78E+05	0.80	Y	0.98	1.42	1295	0.0594
17	TCDF	24.93		0.9381	0.9395	+2.2	7.45E+05	0.74	Y	0.98	2.79	1295	0.0594
18	TCDF	25.04		0.9439	0.9438	-0.2	6.58E+05	0.82	Y	0.98	2.46	1295	0.0594
19	TCDF	25.55		0.9630	0.9631	+0.2	9.21E+05	0.77	Y	0.98	3.45	1295	0.0594
20	TCDF	NotFnd		0.9674						0.98		1295	0.0594
21	TCDF	25.86		0.9746	0.9746	0	2.82E+05	0.84	Y	0.98	1.06	1295	0.0594
22	TCDF	26.07		0.9829	0.9826	-0.5	2.24E+05	0.82	Y	0.98	0.84	1295	0.0594
23	TCDF	26.31		0.9916	0.9916	0	3.22E+05	0.78	Y	0.98	1.2	1295	0.0594
24	TCDF	26.43		0.9963	0.9962	-0.2	2.33E+05	0.87	Y	0.98	0.871	1295	0.0594
25	2378-TCDF	26.56		1.0009	1.0009	0	9.06E+05	0.79	Y	0.98	3.39	1295	0.0594
26	TCDF	26.97		1.0166	1.0166	0	7.87E+05	0.79	Y	0.98	2.95	1295	0.0594
27	TCDF	27.25		1.0274	1.0271	-0.5	5.08E+04	0.70	Y	0.98	0.19	1295	0.0594
28	TCDF	NotFnd		1.0390						0.98		1295	0.0594
29	TCDF	28.86		1.0886	1.0878	-1.3	1.16E+05	1.12	N	0.98	0.434	1295	0.0594
30	PeCDF	28.85		0.8975	0.8989	+2.7	1.65E+06	1.69	Y	1.00	7.66	1431	0.0709
31	PeCDF	30.63		0.9542	0.9543	+0.2	3.83E+05	1.34	Y	1.00	1.78	1414	0.07
32	PeCDF	30.80		0.9587	0.9599	+2.3	9.47E+05	1.55	Y	1.00	4.41	1414	0.07
33	PeCDF	30.90		0.9636	0.9630	-1.2	1.89E+05	1.46	Y	1.00	0.877	1414	0.07
34	PeCDF	31.03		0.9671	0.9670	-0.2	4.69E+04	1.14	N	1.00	0.218	1414	0.07
35	PeCDF	31.31		0.9760	0.9757	-0.6	6.87E+04	1.74	Y	1.00	0.32	1414	0.07
36	PeCDF	31.49		0.9810	0.9812	+0.4	5.26E+04	1.65	Y	1.00	0.245	1414	0.07

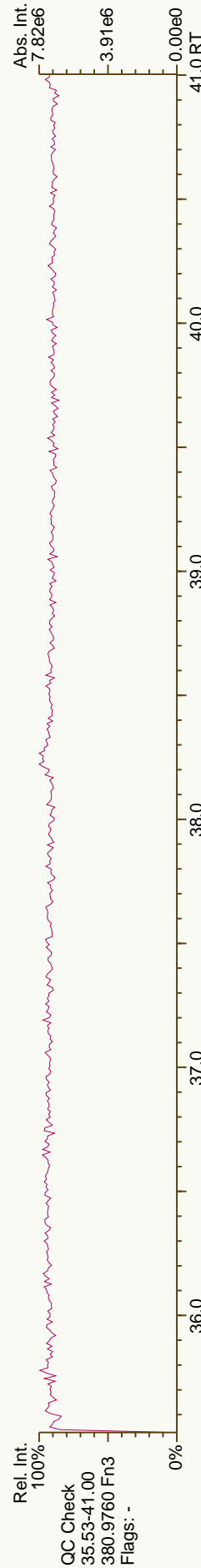
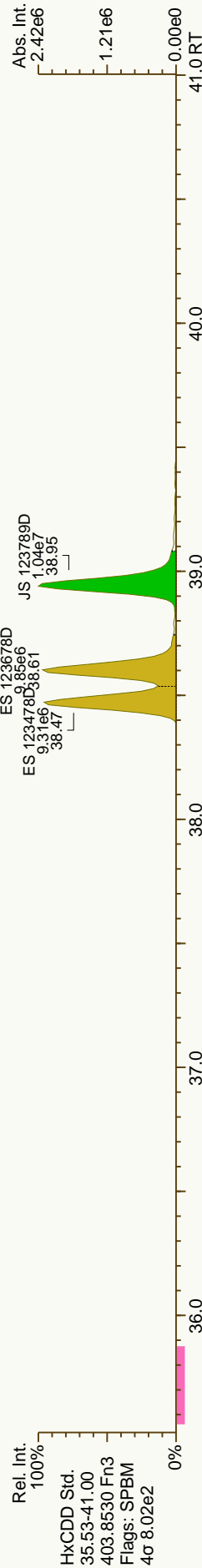
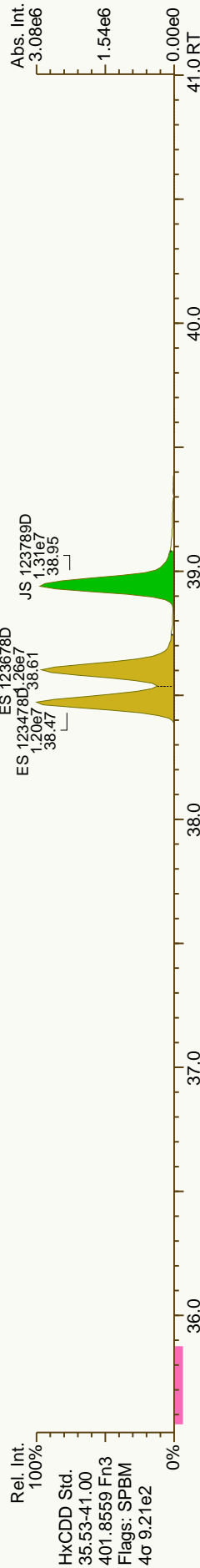
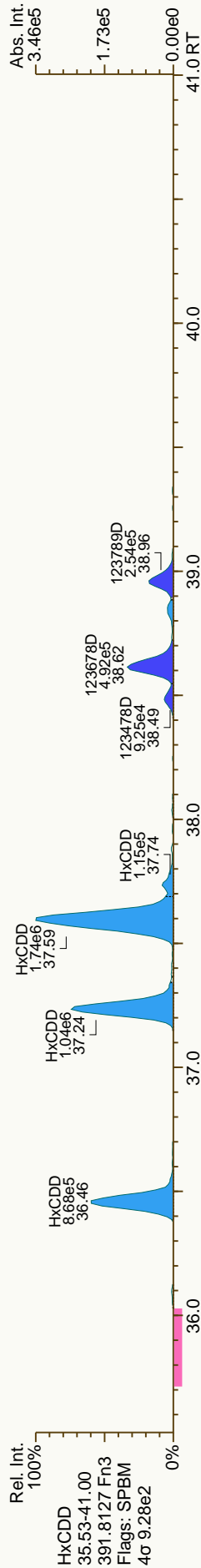
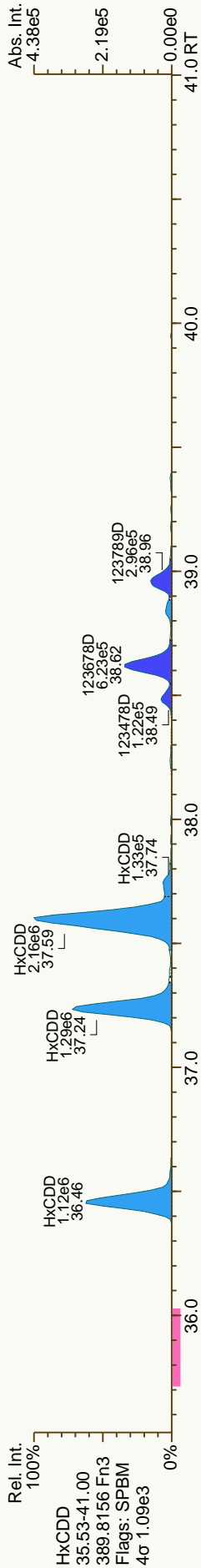
Lab ID: A4722_10216_DF_009 Acq'd: 20 Oct 2012 03:35 MDC Wt/Vol: 10.01 g ICAL: 1613_SGS
 Client ID: JW-EA08-SS30-120507 UTP: 21-Oct-2012 10:26 MDC J-level: 0.5 pg/g Split: 1 Checkcode: 332-053-XCX
 Datafile: 121019P2-04 Report: 21 Oct 2012 10:28 MC Stds (pg): JS: 2000 ES: 2000 CS/SS: 2000, 400 (37CI)

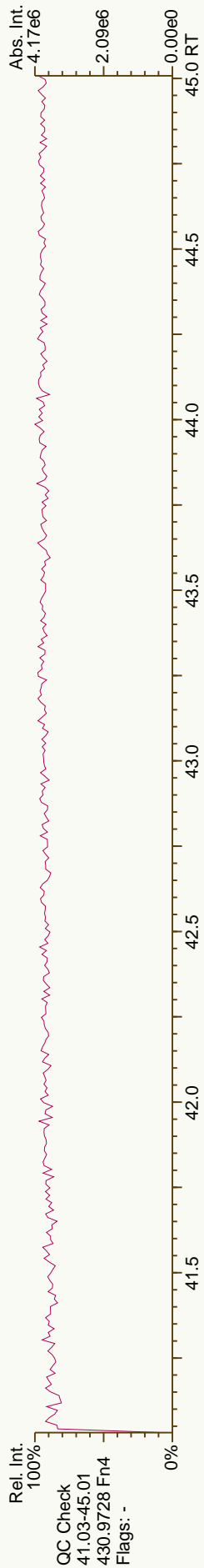
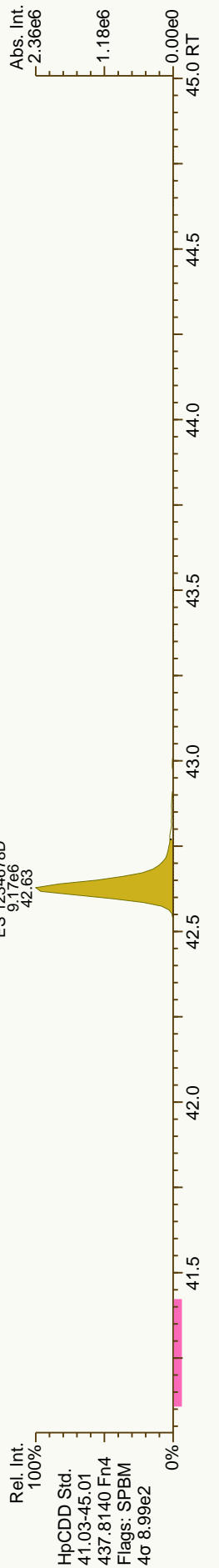
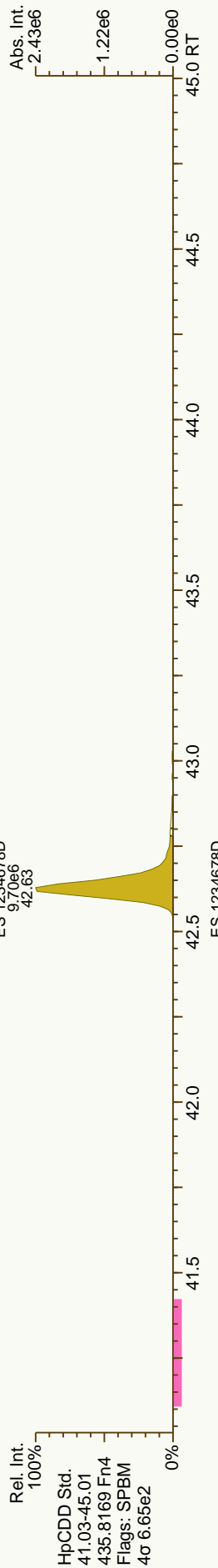
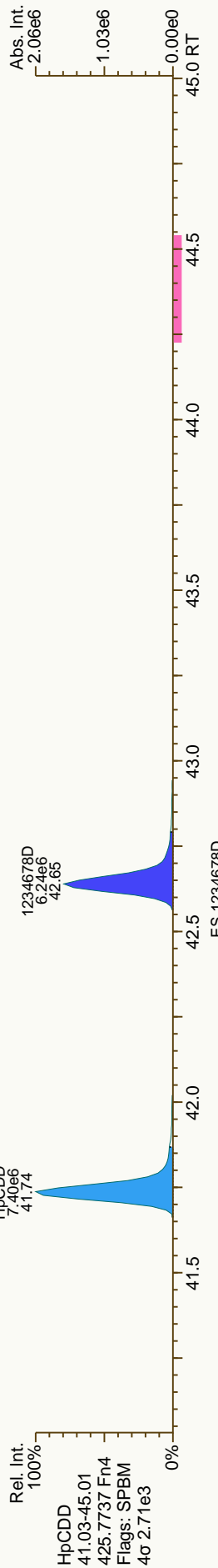
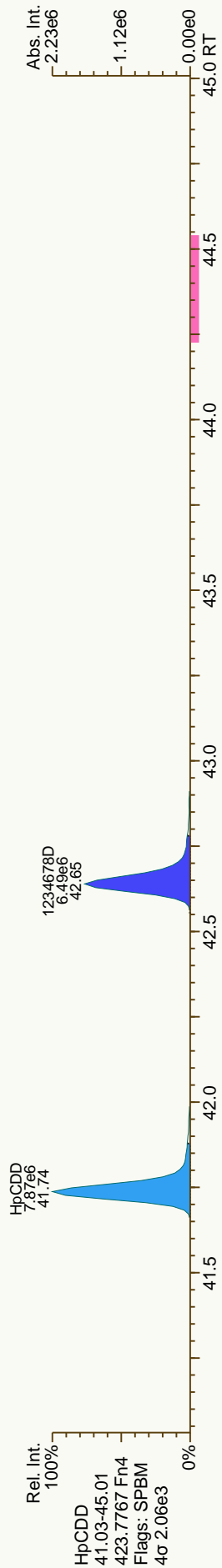
Q#	Name	Act RT	QC	Pred. RRT	Act. RRT	ΔSecs	Response	Ra	OK	RRF	Conc.	Noise	DL
1	PeCDF	31.59		0.9847	0.9844	-0.6	3.43E+05	1.62	Y	1.00	1.6	1414	0.07
2	PeCDF	31.68		0.9870	0.9871	+0.2	6.68E+04	1.60	Y	1.00	0.311	1414	0.07
3	PeCDF	31.86		0.9930	0.9929	-0.2	7.78E+04	1.25	N	1.00	0.362	1414	0.07
4	12378-PeCDF	32.11		1.0007	1.0007	0	2.24E+05	1.54	Y	0.99	1.07	1414	0.0733
	PeCDF	32.44		1.0113	1.0109	-0.8	3.08E+05	1.60	Y	1.00	1.43	1414	0.07
	PeCDF	32.63		1.0169	1.0168	-0.2	2.51E+04	1.72	Y	1.00	0.117	1414	0.07
	PeCDF	33.13		0.9917	0.9916	-0.2	2.83E+04	1.54	Y	1.00	0.131	1414	0.07
	PeCDF	33.29		0.9962	0.9962	0	1.75E+05	1.48	Y	1.00	0.815	1414	0.07
	23478-PeCDF	33.44		1.0006	1.0008	+0.4	4.13E+05	1.45	Y	1.02	1.87	1414	0.067
	PeCDF	NotFnd		0.0000						1.02	0		
	PeCDF	NotFnd		1.0023						1.00	1414		0.07
	PeCDF	NotFnd		1.0120						1.00	1414		0.07
	PeCDF	NotFnd		1.0389						1.00	1414		0.07
	HxCDF	35.67		0.9565	0.9563	-0.4	6.96E+05	1.20	Y	1.15	3.94	1662	0.0987
	HxCDF	35.91		0.9627	0.9626	-0.2	2.17E+06	1.26	Y	1.15	12.3	1662	0.0987
	NotFnd	NotFnd		0.9700						1.15	1662		0.0987
	HxCDF	36.41		0.9762	0.9761	-0.2	8.31E+04	1.18	Y	1.15	0.471	1662	0.0987
	HxCDF	36.69		0.9833	0.9834	+0.2	2.50E+06	1.24	Y	1.15	14.2	1662	0.0987
	HxCDF	37.18		0.9968	0.9967	-0.2	1.05E+05	1.33	Y	1.15	0.595	1662	0.0987
	123478-HxCDF	37.32		1.0006	1.0004	-0.4	2.86E+05	1.20	Y	1.19	1.67	1662	0.0986
	123678-HxCDF	37.49		1.0005	1.0004	-0.2	2.54E+05	1.17	Y	1.16	1.35	1662	0.0921
	HxCDF	NotFnd		1.0055						1.15	1662		0.0987
	HxCDF	NotFnd		1.0102						1.15	1662		0.0987
	HxCDF	NotFnd		0.9933						1.15	1662		0.0987
	234678-HxCDF	38.27		1.0006	1.0004	-0.5	3.46E+05	1.21	Y	1.18	1.7	1662	0.0827
	HxCDF	NotFnd		0.0000						1.18	0		
	HxCDF	NotFnd		1.0009						1.15	1662		0.0987
	123789-HxCDF	NotFnd		1.0005						1.09	1662		0.129
	HxCDF	NotFnd		0.0000						1.09	0		
	123489-HxCDF	39.43		1.0013	1.0014	+0.2	6.08E+04	1.19	Y	1.15	0.344	1662	0.0987
	1234678-HpCDF	41.38		1.0004	1.0004	0	3.73E+06	1.03	Y	1.35	23.2	1756	0.103
	HpCDF	41.74		1.0091	1.0091	0	1.03E+05	1.18	Y	1.34	0.709	1756	0.12
	HpCDF	41.92		1.0140	1.0135	-1.2	6.38E+06	1.02	Y	1.34	43.7	1756	0.12
	1234789-HpCDF	43.25		1.0004	1.0002	-0.5	1.72E+05	1.08	Y	1.34	1.31	1756	0.14
	OCDF	46.63		1.0057	1.0056	-0.3	4.52E+06	0.88	Y	1.40	51.2	1193	0.165
	OCDF-a	46.63		1.0053	1.0054	+0.3	2.85E+05	2.58	Y	1.00	4.5	942	0.182

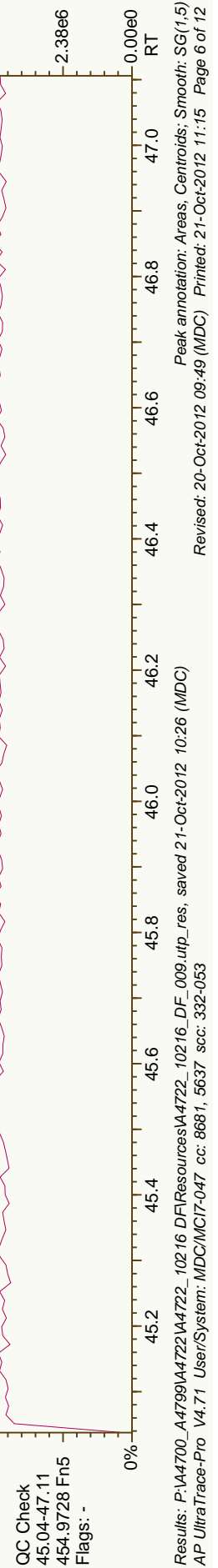
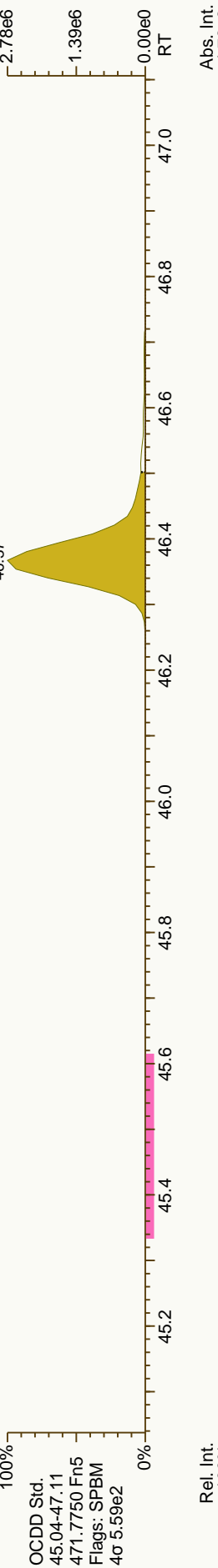
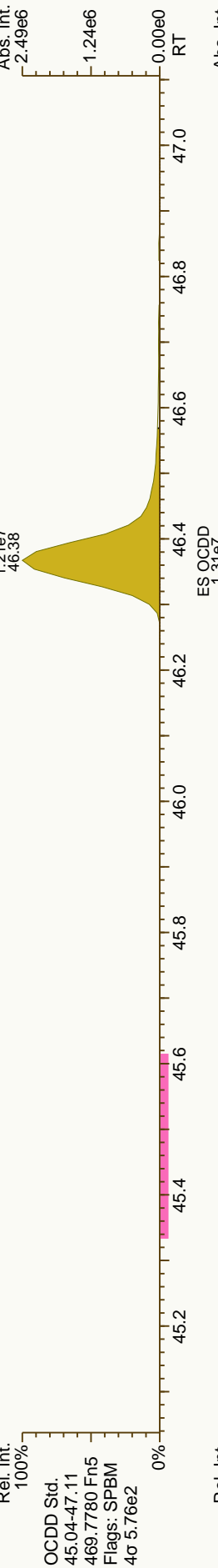
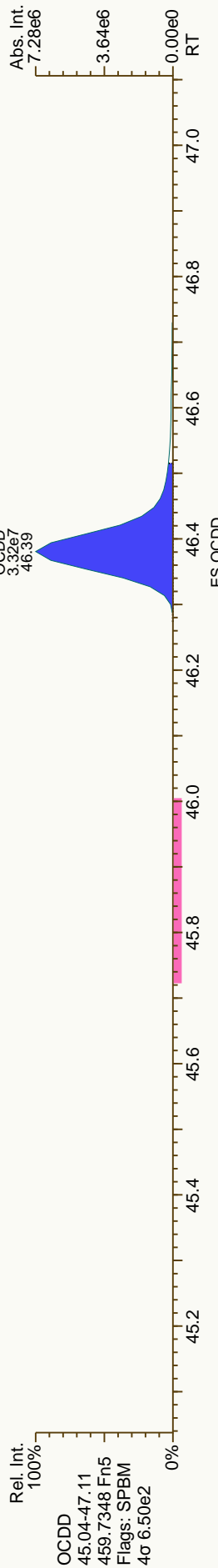



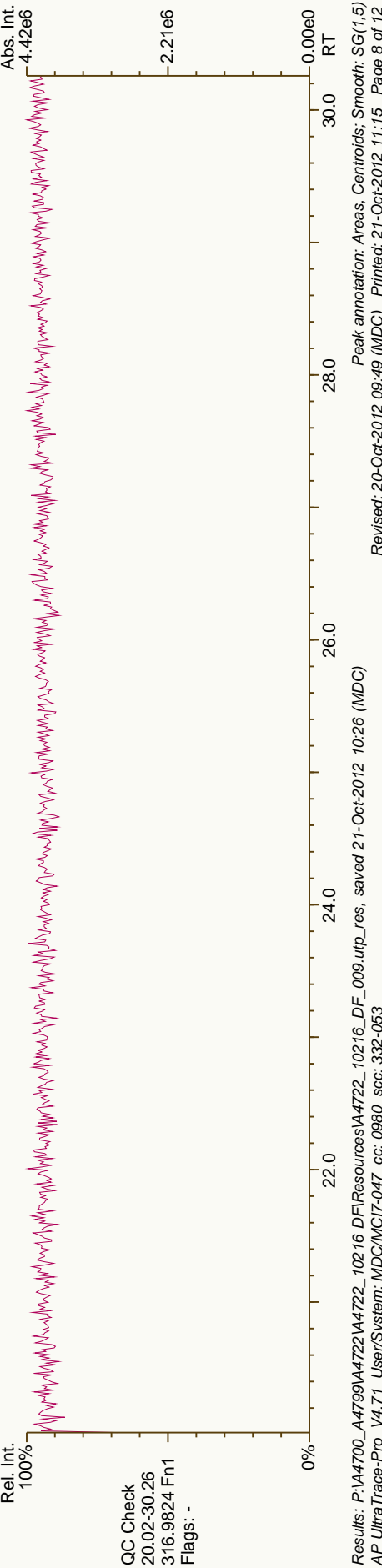
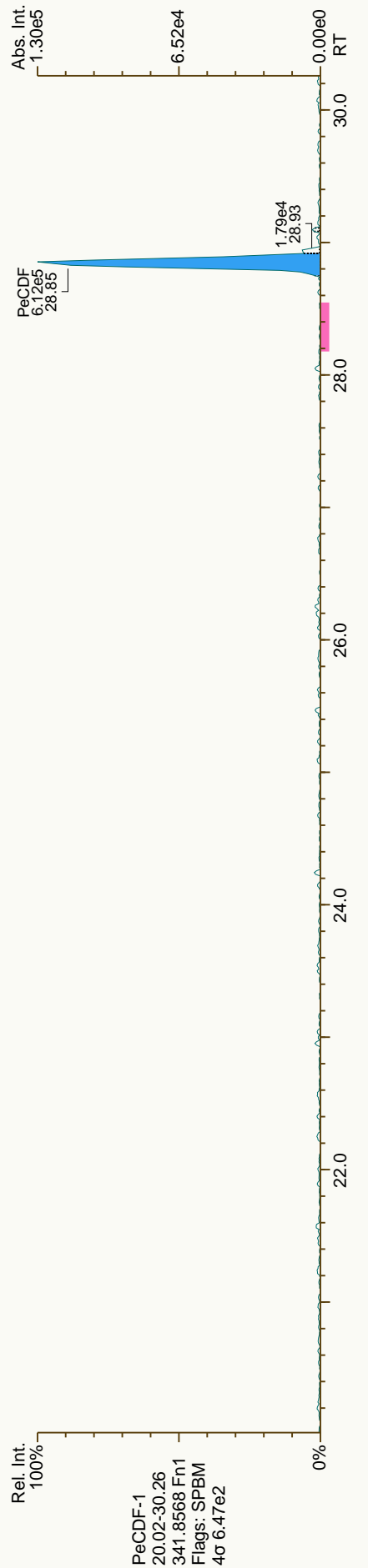
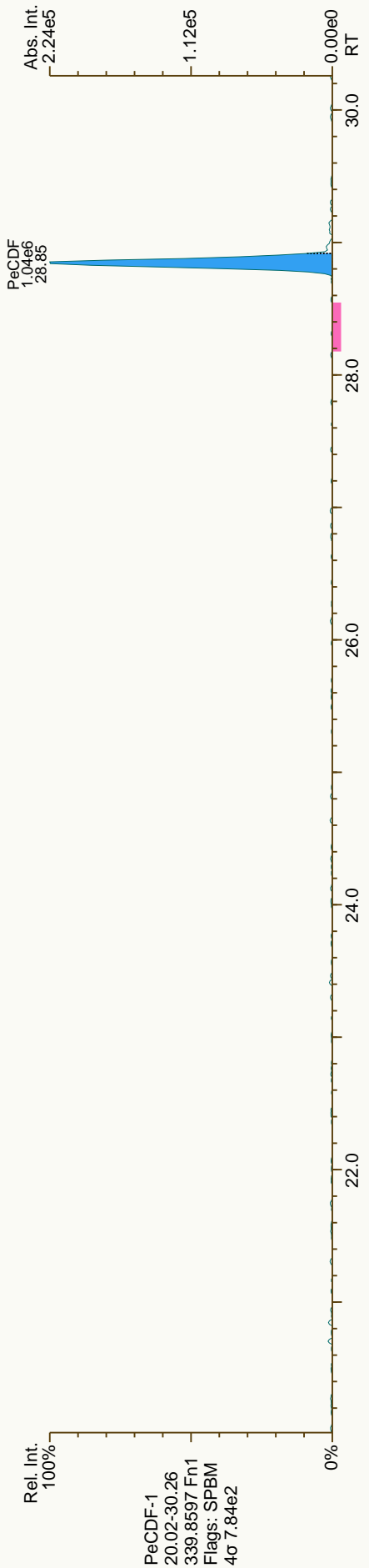


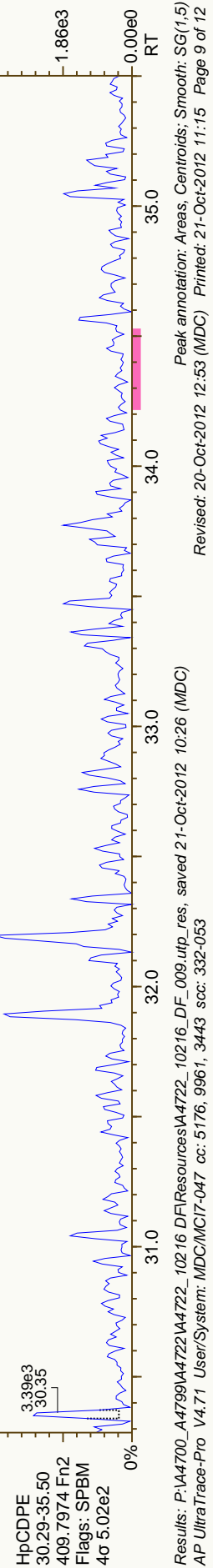
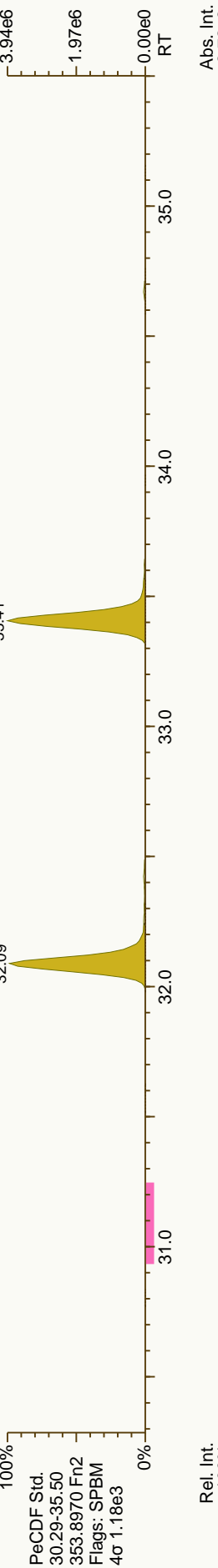
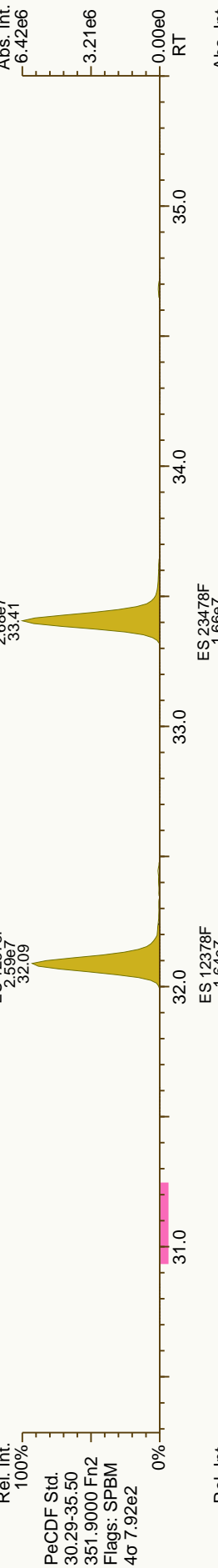
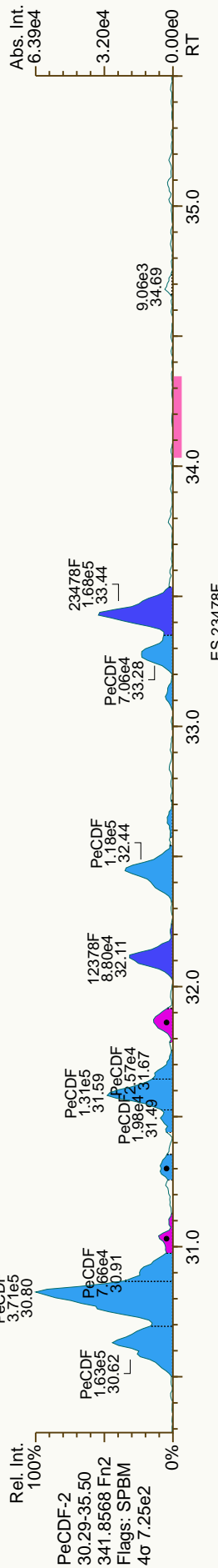
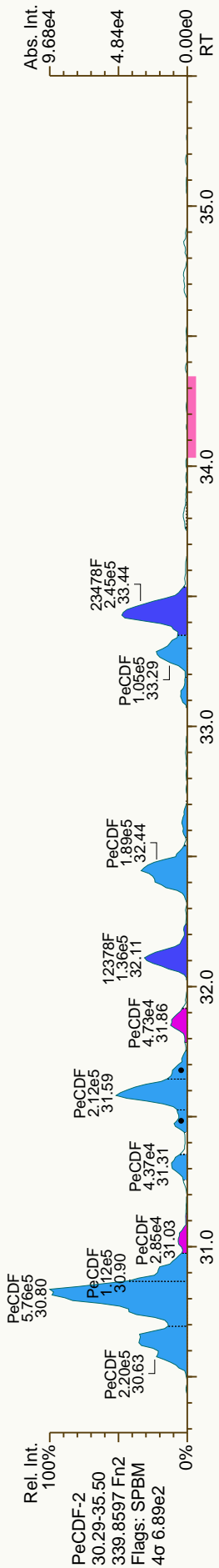


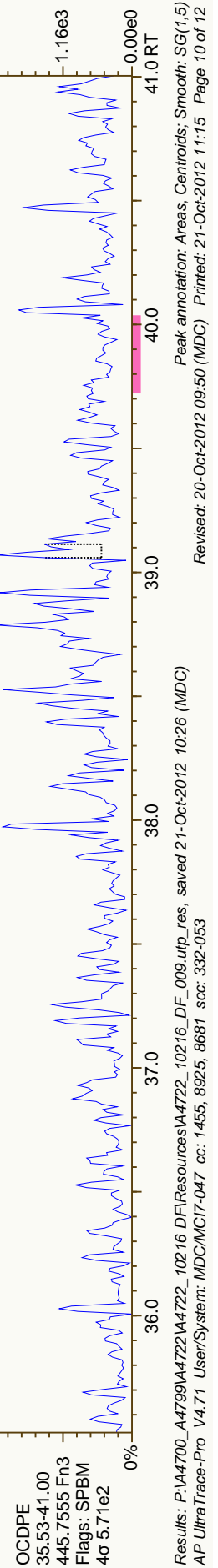
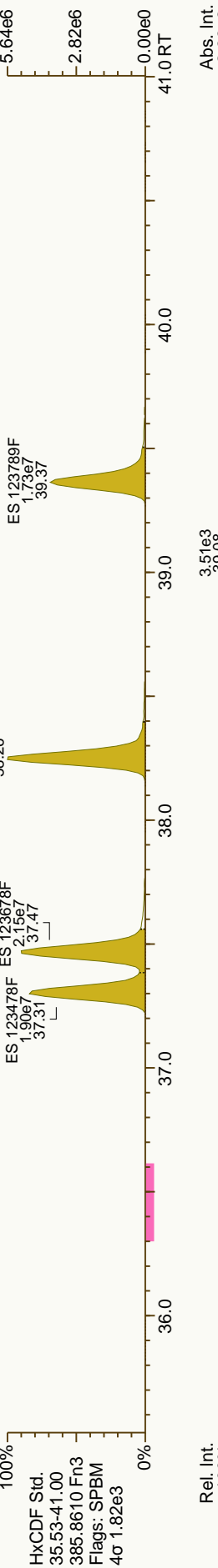
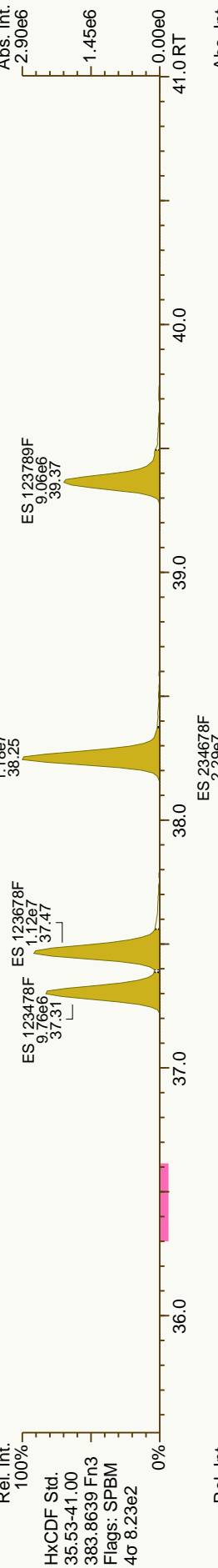
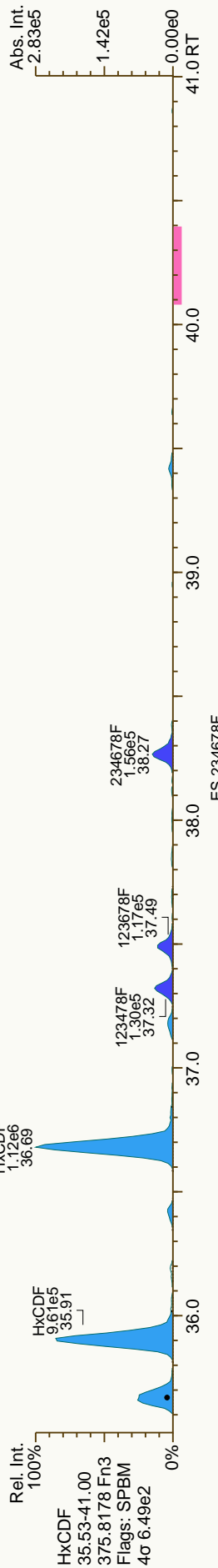
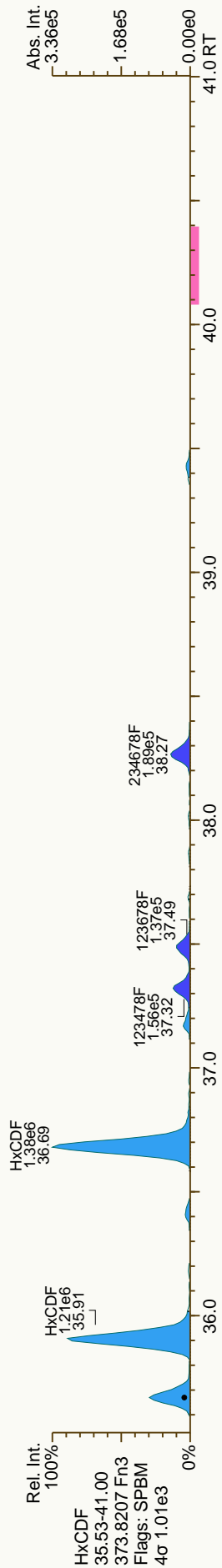


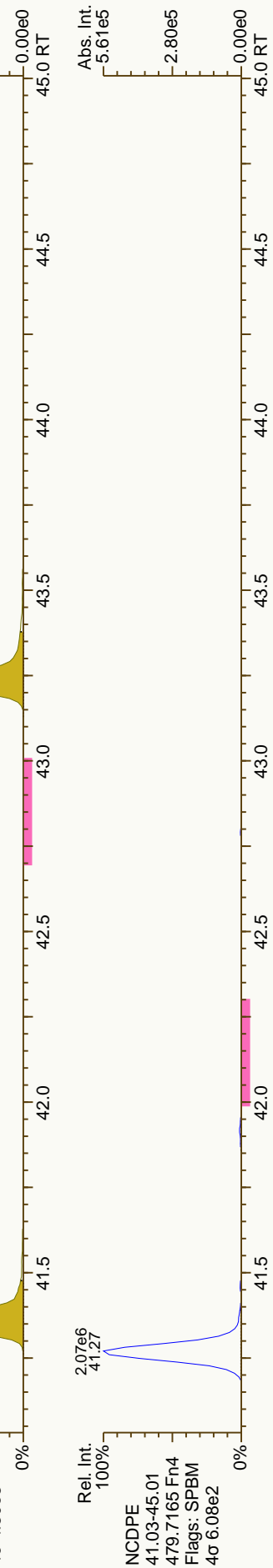
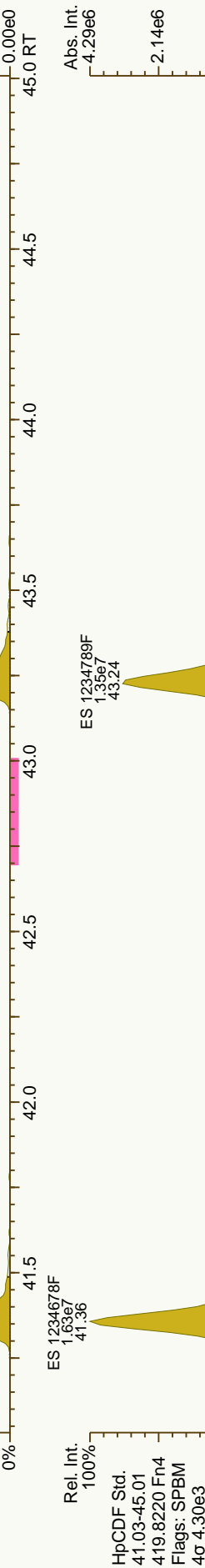
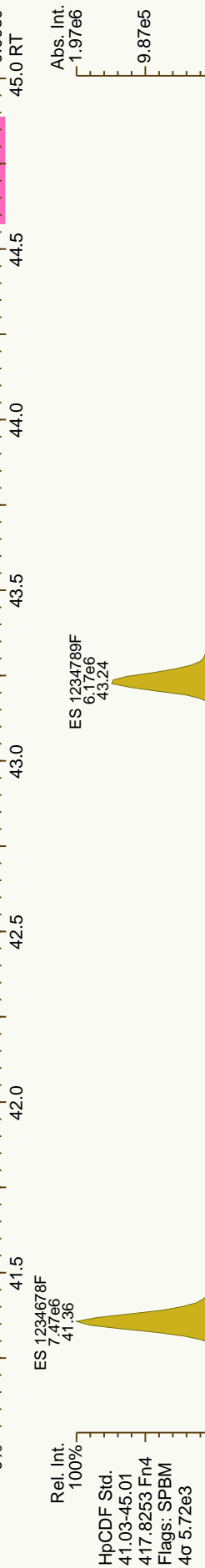




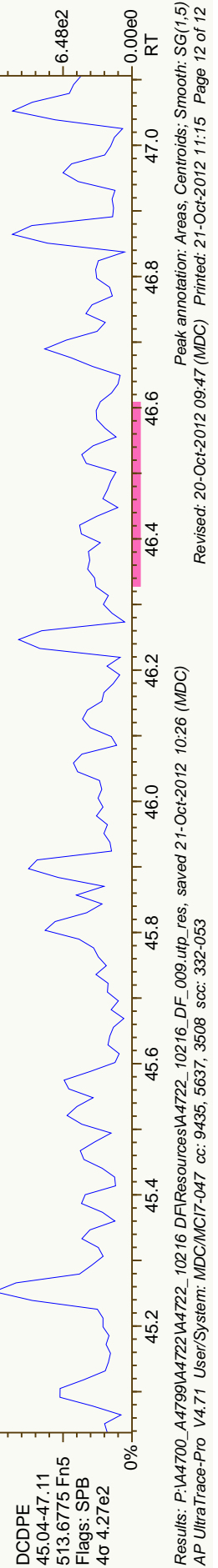
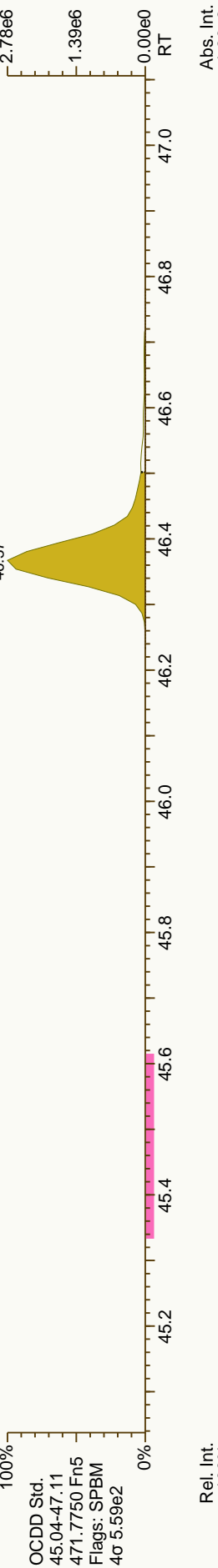
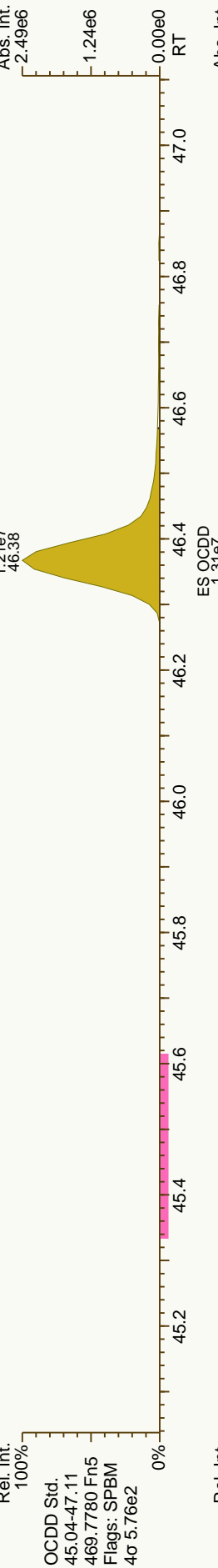
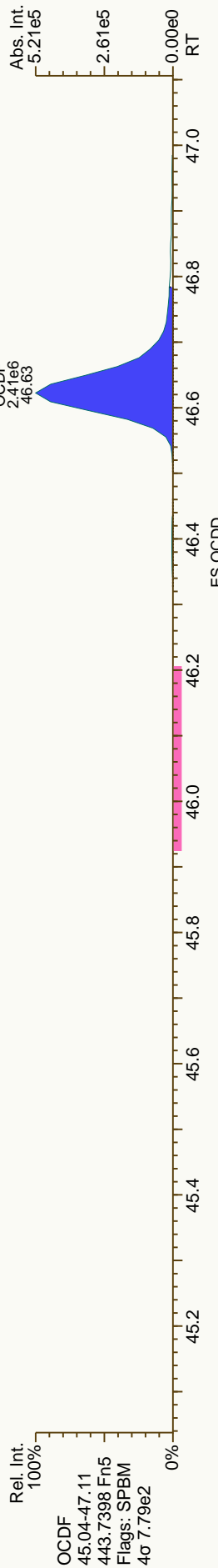
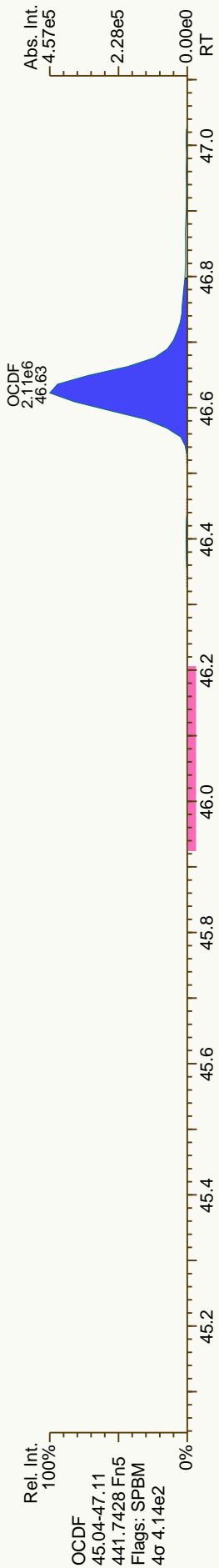












Quantify Sample Summary Report
 ### Confirms Sample Summary ###

MassLynx 4.1

Dataset: C:\MassLynx\Default.pro\Results\c31oct12b-Confirms.qld

Last Altered: Thursday, November 01, 2012 16:02:41 Eastern Daylight Time
 Printed: Thursday, November 01, 2012 16:05:18 Eastern Daylight Time

A4722 - 10210 - 009

31203249

Method: C:\MassLynx\Default.PRO\MethDB\VF\Xms-TCDF_Smooth.mdb 01 Nov 2012 13:33:15
 Calibration: C:\MassLynx\Default.PRO\CurveDB\VF\Xms-100212a_Confirm-TD.cdb 31 Oct 2012 15:37:39

Name: c31oct12b-8
 Date: 31-Oct-2012
 Time: 18:25:31
 ID: 31203249005
 User: JHL
 Submitter:
 Task: HRMS3

Handwritten notes:
 1.51188515
 2593-TCDF (118110)(101008514)(220000)
 (118110)(101008514)(220000)
 (118110)(101008514)(220000)

Ver. mm 11/1/12

Name	Response	Ion1Area	Ion2Area	RA	RAFail?	RRT	RT	Conc	EDL	SN1	SN2	M	Height1	Noise1	Height2	Noise2	Smp S...	FV
2378-TCDF	1.484e4	6.392e3	8.453e3	0.76	NO	1.0006	21.00	1.519	0.0427	77.1	107.2	db	1.550e5	2010	2.124e5	1981	20.22	20
ES:13C-2378-TCDF	7.935e5	3.480e5	4.455e5	0.78	NO	1.0025	20.99	107.927	0.1121	2117.1	3022.2	bb	8.314e6	3927	1.083e7	3584	20.22	20
JS:13C-1234-TCDD	4.394e5	1.891e5	2.503e5	0.76	NO	0.0000	20.94	98.912	0.2114	970.9	1373.8	bd	4.309e6	4438	5.659e6	4119	20.22	20
Tetrafurans	-	8.369e4	-	-	-	-	-	19.047	0.0427	-	-	-	1.213e6	2010	-	-	20.22	20
F1 Lock Mass	-	-	-	-	-	-	-	-	-	-	-	-	-	113116	-	-	1.00	1

Dataset: C:\MassLynx\Default.pro\Results\c31oct12b-Confirms.qld

Last Altered: Thursday, 11/1/2012 11:23:28 AM Eastern Daylight Time

Printed: Thursday, 11/1/2012 11:24:47 AM Eastern Daylight Time

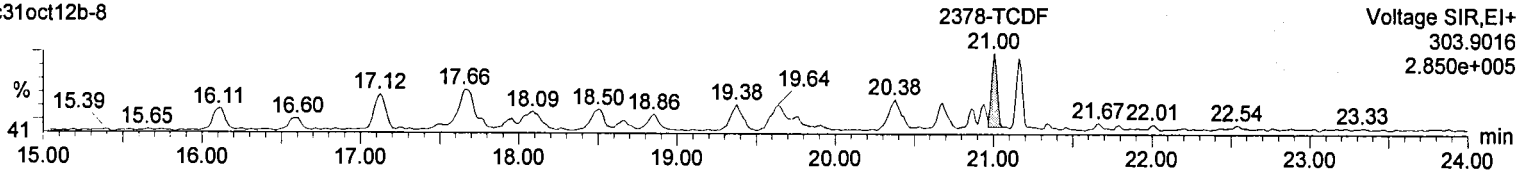
Method: C:\MassLynx\Default.PRO\MethDB\VFxms-TCDF_Smooth.mdb 31 Oct 2012 16:33:04

Calibration: C:\MassLynx\Default.PRO\CurveDB\VFxms-100212a_Confirm-TD.cdb 31 Oct 2012 15:37:39

Name: c31oct12b-8, ID: 31203249005

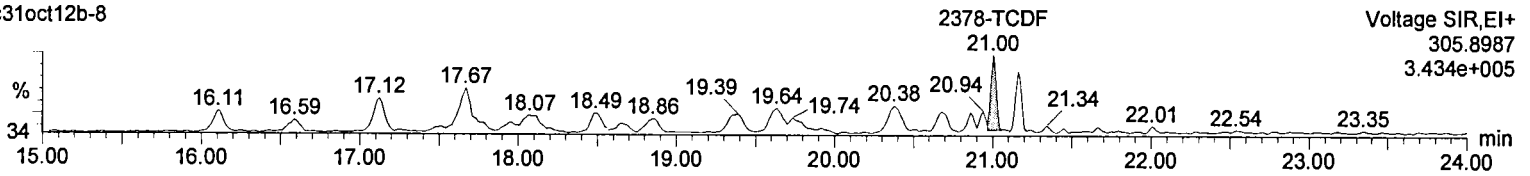
TCDF

c31oct12b-8



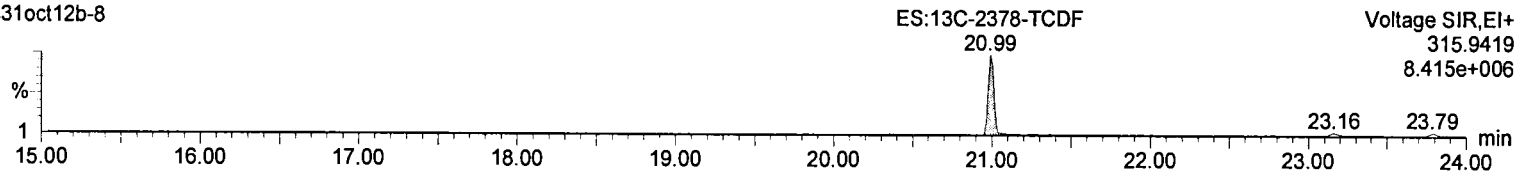
TCDF

c31oct12b-8



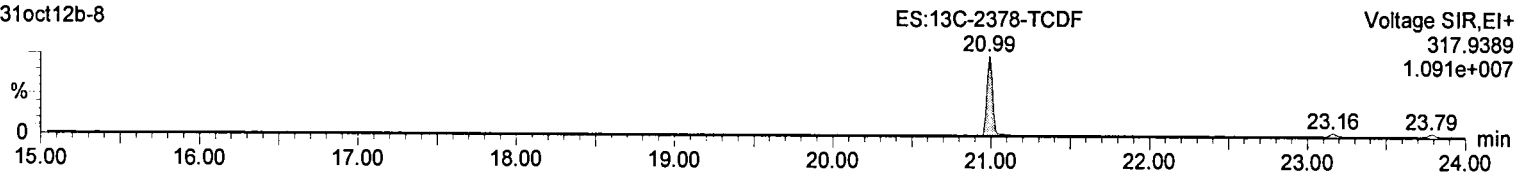
13C-TCDF

c31oct12b-8



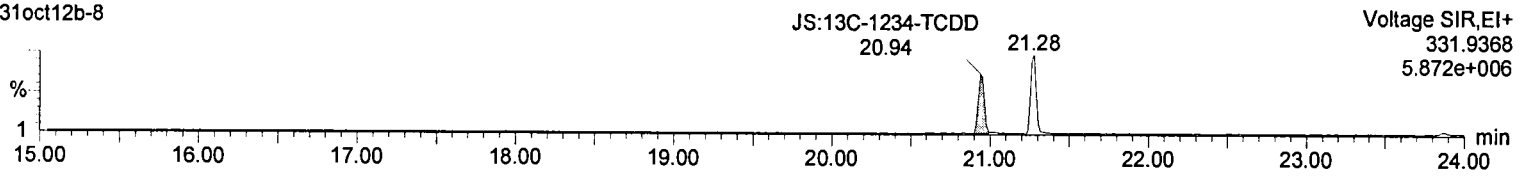
13C-TCDF

c31oct12b-8



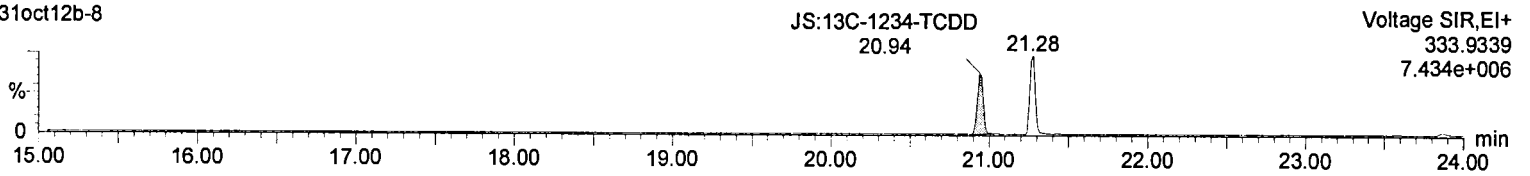
13C-TCDD

c31oct12b-8




13C-TCDD

c31oct12b-8



F1 Lock Mass

c31oct12b-8



Results of JW-EA08-SS31-120507

Client Sample ID: **JW-EA08-SS31-120507**
 Client Project ID: **Jeld-Wen Surface Sediments**
 Lab Sample ID: 31203249006-A
 Lab Project ID: 31203249

Collection Date: 05/07/2012 11:15
 Received Date: 05/09/2012 10:15
 Matrix: Soil-Solid as dry weight
 Solids (%): 60.10

Results by EPA 1613B

<u>Parameter</u>	<u>Result</u>	<u>EMPC</u>	<u>Qual</u>	<u>DL</u>	<u>LOQ/CL</u>	<u>Units</u>	<u>RT</u>	<u>Ratio</u>
2,3,7,8-TCDD	0.480		J	0.0757	0.496	pg/g	27.54	0.72
1,2,3,7,8-PeCDD	1.84		J	0.0810	2.48	pg/g	33.84	1.64
1,2,3,4,7,8-HxCDD	3.15			0.215	2.48	pg/g	38.48	1.26
1,2,3,6,7,8-HxCDD	32.4			0.218	2.48	pg/g	38.62	1.24
1,2,3,7,8,9-HxCDD	12.4			0.218	2.48	pg/g	38.96	1.21
1,2,3,4,6,7,8-HpCDD	370			0.597	2.48	pg/g	42.64	1.04
OCDD	2990			0.181	4.96	pg/g	46.39	0.90
2,3,7,8-TCDF	2.68			0.0400	0.496	pg/g	26.55	0.74
2,3,7,8-TCDF [confirm]	2.48			0.0750	1.66	pg/g	21.00	0.84
1,2,3,7,8-PeCDF	1.63		J	0.114	2.48	pg/g	32.11	1.50
2,3,4,7,8-PeCDF	3.23			0.107	2.48	pg/g	33.44	1.43
1,2,3,4,7,8-HxCDF	4.59			0.125	2.48	pg/g	37.32	1.27
1,2,3,6,7,8-HxCDF	3.23			0.115	2.48	pg/g	37.49	1.20
2,3,4,6,7,8-HxCDF	4.75			0.112	2.48	pg/g	38.27	1.17
1,2,3,7,8,9-HxCDF	ND		U	0.161	2.48	pg/g		
1,2,3,4,6,7,8-HpCDF	82.0			0.216	2.48	pg/g	41.37	1.01
1,2,3,4,7,8,9-HpCDF	4.09			0.256	2.48	pg/g	43.25	1.02
OCDF	128			0.0971	4.96	pg/g	46.63	0.91
Total TCDD	27.9	29.2		0.0757	0.496	pg/g		
Total TCDF	33.5	34.4		0.0400	0.496	pg/g		
Total PeCDD	29.3			0.0810	2.48	pg/g		
Total PeCDF	39.9	42.5		0.110	2.48	pg/g		
Total HxCDD	241			0.217	2.48	pg/g		
Total HxCDF	120			0.126	2.48	pg/g		
Total HpCDD	721			0.597	2.48	pg/g		
Total HpCDF	251			0.235	2.48	pg/g		

World Health Organization Summary

	<u>Units</u>	<u>ND=0</u>	<u>ND=½</u>	<u>ND=DL</u>
WHO-2005 TEQ	pg/g	15.1	15.1	15.2
WHO-2005 TEQ w/EMPC	pg/g	15.1	15.1	15.2

Results of JW-EA08-SS31-120507

Client Sample ID: **JW-EA08-SS31-120507**
 Client Project ID: **Jeld-Wen Surface Sediments**
 Lab Sample ID: 31203249006-A
 Lab Project ID: 31203249

Collection Date: 05/07/2012 11:15
 Received Date: 05/09/2012 10:15
 Matrix: Soil-Solid as dry weight
 Solids (%): 60.10

Results by EPA 1613B

<u>Parameter</u>	<u>Result</u>	<u>EMPC</u>	<u>Qual</u>	<u>DL</u>	<u>LOQ/CL</u>	<u>Units</u>	<u>RT</u>	<u>Ratio</u>
Labeled Standards								
13C-2378-TCDD	103				25.0-164	%		
13C-12378-PeCDD	95.0				25.0-181	%		
13C-123478-HxCDD	90.0				32.0-141	%		
13C-123678-HxCDD	84.0				28.0-130	%		
13C-1234678-HpCDD	111				23.0-140	%		
13C-OCDD	98.0				17.0-157	%		
13C-2378-TCDF	93.0				24.0-169	%		
13C-12378-PeCDF	85.0				24.0-185	%		
13C-23478-PeCDF	84.0				21.0-178	%		
13C-123478-HxCDF	96.0				26.0-152	%		
13C-123678-HxCDF	102				26.0-123	%		
13C-234678-HxCDF	106				29.0-147	%		
13C-123789-HxCDF	93.0				28.0-136	%		
13C-1234678-HpCDF	90.0				28.0-143	%		
13C-1234789-HpCDF	103				26.0-138	%		
37Cl-2378-TCDD	115				35.0-197	%		

Batch Information

Analytical Batch: **HRD1902**
 Analytical Method: **EPA 1613B**
 Instrument: **APHRMS**
 Analyst: **MDC**
 Analytical Date/Time: **10/19/2012 21:30**

Prep Batch: **HXX1802**
 Prep Method: **EPA 1613 PREP S/D/T**
 Prep Date/Time: **10/10/2012 09:35**
 Prep Initial Wt./Vol.: **16.76 g**
 Prep Extract Vol: **20 uL**

Analytical Batch: **HRD1912**
 Analytical Method: **EPA 1613B**
 Instrument: **HRMS3**
 Analyst: **JHL**
 Analytical Date/Time: **10/31/2012 18:59**

Prep Batch: **HXX1802**
 Prep Method: **EPA 1613 PREP S/D/T**
 Prep Date/Time: **10/10/2012 09:35**
 Prep Initial Wt./Vol.: **16.76 g**
 Prep Extract Vol: **20 uL**

Lab ID: A4722_10216_DF_005

Client ID: JW-EA08-SS31-120507

Datafile: 121019P1-09

Acq'd: 19 Oct 2012 21:30 MDC

UTP: 20-Oct-2012 12:49 MDC

Report: 21 Oct 2012 10:23 MC

Wt/Vol: 10.08 g

J-level: 0.496 pg/g Split: 1

Stds (pg): JS: 2000 ES: 2000 CS/SS: 2000, 400 (37Cl)



ICAL: 1613_SGS

Checkcode: 092-504-HPZ

Name	Act RT	QC	Pred. RRT	Act. RRT	ΔSecs	Response	Ra	OK	RRF	Conc.	Noise	DL
2378-TCDD	27.54		1.0009	1.0007	-0.3	9.50E+04	0.72	Y	1.08	0.48	1231	0.0758
2378-PeCDD	33.84		1.0006	1.0005	-0.2	2.78E+05	1.64	Y	1.07	1.84	1158	0.081
23478-HxCDD	38.48		1.0004	1.0004	0	3.47E+05	1.26	Y	1.05	3.15	2308	0.215
123678-HxCDD	38.62		1.0039	1.0039	0	3.51E+06	1.24	Y	0.98	32.4	2308	0.218
123789-HxCDD	38.96		1.0129	1.0128	-0.2	1.35E+06	1.21	Y	1.01	12.4	2308	0.218
1234678-HpCDD	42.64		1.0005	1.0004	-0.3	4.40E+07	1.04	Y	1.09	370	7400	0.597
OCDD	46.39		1.0005	1.0004	-0.3	2.52E+08	0.90	Y	1.11	2,990	1296	0.181
2378-TCDF	26.55		1.0009	1.0010	+0.2	7.25E+05	0.74	Y	0.98	2.68	866	0.04
12378-PeCDF	32.11		1.0007	1.0005	-0.4	3.49E+05	1.50	Y	0.99	1.63	2209	0.114
23478-PeCDF	33.44		1.0006	1.0011	+1.0	7.01E+05	1.43	Y	1.02	3.23	2209	0.107
123478-HxCDF	37.32		1.0006	1.0005	-0.2	8.25E+05	1.27	Y	1.19	4.59	2251	0.125
123678-HxCDF	37.49		1.0005	1.0006	+0.2	6.61E+05	1.20	Y	1.16	3.23	2251	0.115
234678-HxCDF	38.27		1.0006	1.0004	-0.5	9.80E+05	1.17	Y	1.18	4.76	2251	0.112
123789-HxCDF	NotFnd		1.0005	-	-	-	-	-	1.09	-	2251	0.161
1234678-HpCDF	41.37		1.0004	1.0003	-0.2	1.30E+07	1.01	Y	1.35	82	3509	0.216
1234789-HpCDF	43.25		1.0004	1.0003	-0.3	5.69E+05	1.02	Y	1.34	4.09	3509	0.256
OCDF	46.63		1.0057	1.0056	-0.3	1.36E+07	0.91	Y	1.40	128	875	0.0971
ES 2378-TCDD	27.52		1.0281	1.0277	-0.6	3.63E+07	0.81	Y	1.04	103		
ES 12378-PeCDD	33.82		1.2639	1.2630	-1.4	2.79E+07	1.57	Y	0.87	95.2		
ES 123478-HxCDD	38.47		0.9876	0.9877	+0.2	2.08E+07	1.29	Y	0.94	90.3		
ES 123678-HxCDD	38.60		0.9910	0.9911	+0.2	2.19E+07	1.26	Y	1.06	84.2		
ES 1234678-HpCDD	42.63		1.0943	1.0943	0	2.17E+07	1.06	Y	0.80	111		
ES OCDD	46.37		1.1907	1.1904	-0.7	3.02E+07	0.90	Y	0.63	97.6		
ES 2378-TCDF	26.53		0.9907	0.9906	-0.2	5.50E+07	0.79	Y	1.74	93.5		
ES 12378-PeCDF	32.09		1.1992	1.1983	-1.4	4.29E+07	1.60	Y	1.49	84.9		
ES 23478-PeCDF	33.41		1.2484	1.2475	-1.4	4.23E+07	1.53	Y	1.48	84.3		
ES 123478-HxCDF	37.30		0.9577	0.9577	0	3.00E+07	0.53	Y	1.27	96.2		
ES 123678-HxCDF	37.47		0.9619	0.9620	+0.2	3.52E+07	0.53	Y	1.41	102		
ES 234678-HpCDF	38.25		0.9821	0.9821	0	3.48E+07	0.52	Y	1.34	106		
ES 123789-HxCDF	39.37		1.0108	1.0108	0	2.74E+07	0.53	Y	1.20	92.8		
ES 1234678-HpCDF	41.36		1.0618	1.0617	-0.2	2.33E+07	0.43	Y	1.06	89.8		
ES 1234789-HpCDF	43.24		1.1100	1.1099	-0.2	2.06E+07	0.43	Y	0.82	103		

Lab ID: A4722_10216_DF_005 Acq'd: 19 Oct 2012 21:30 MDC Wt/Vol: 10.08 g ICAL: 1613_SGS
 Client ID: JW-EA08-SS31-120507 UTP: 20-Oct-2012 12:49 MDC J-level: 0.496 pg/g Split: 1 Checkcode: 092-504-HPZ
 Datafile: 121019P1-09 Report: 21 Oct 2012 10:23 MC Stds (pg): JS: 2000 ES: 2000 CS/SS: 2000, 400 (37Cl)

WV#	Name	Act RT	QC	Pred. RRT	Act. RRT	ΔSecs	Response	Ra	OK	RRF	Rec. %
120329	JS 1234-TCDD	26.78		-	-	-	3.38E+07	0.80	Y	-	-
120329	JS 123789-HxCDD	38.95		-	-	-	2.45E+07	1.25	Y	-	-
	CS 37Cl-2378-TCDD	27.55		1.0291	1.0287	-0.6	9.10E+06	n/a	-	1.17	115

	SS 37Cl-2378-TCDD	27.55		1.0291	1.0287	-0.6	9.10E+06	n/a	-	1.12	111
--	-------------------	-------	--	--------	--------	------	----------	-----	---	------	-----

Totals	Conc	EMPC	EDL
Total TCDD	28	29.2	0.0758
Total PeCDD	29.3	29.3	0.081
Total HxCDD	241	241	0.217
Total HpCDD	721	721	0.597
Total Tetra-Octa Dioxins	4010	4010	
Total TCDF	33.5	34.4	0.04
Total PeCDF	39.9	42.5	0.11
Total HxCDF	121	121	0.126
Total HpCDF	251	251	0.235
Total Tetra-Octa Furans	572	576	
Total Tetra-Octa Dioxins & Furans	4580	4590	

Lab ID: A4722_10216_DF_005 Acq'd: 19 Oct 2012 21:30 MDC Wt/Vol: 10.08 g ICAL: 1613_SGS
 Client ID: JW-EA08-SS31-120507 UTP: 20-Oct-2012 12:49 MDC J-level: 0.496 pg/g Split: 1 Checkcode: 092-504-HPZ
 Datafile: 121019P1-09 Report: 21 Oct 2012 10:23 MC Stds (pg): JS: 2000 ES: 2000 CS/SS: 2000, 400 (37C1)

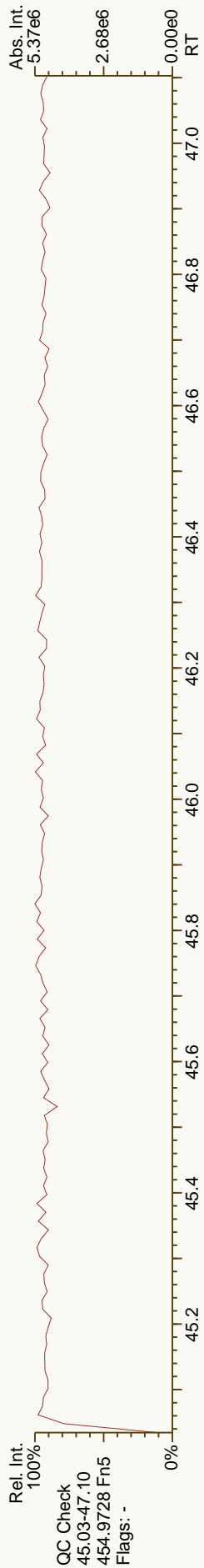
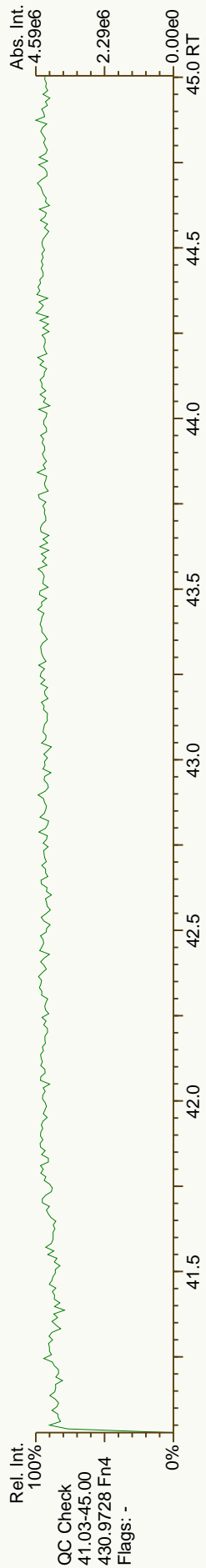
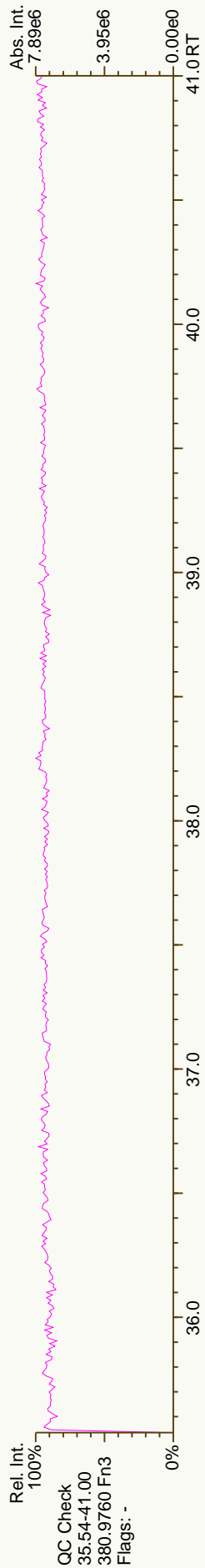
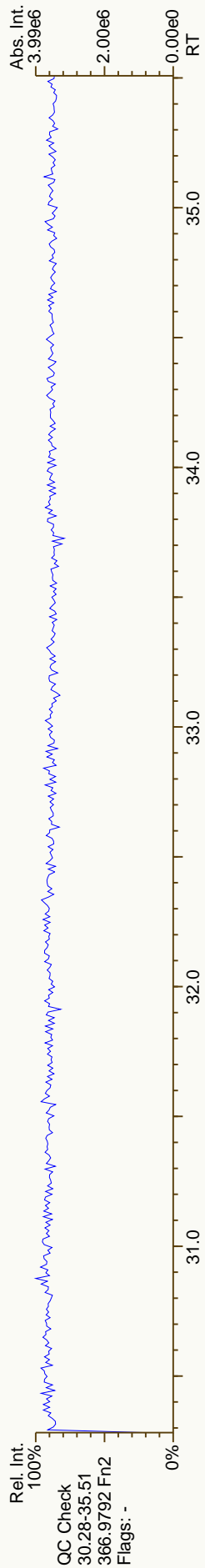
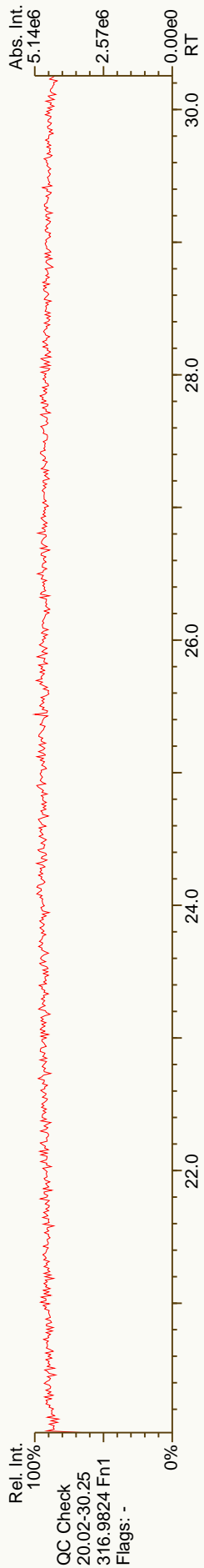
Comp #	Name	Act RT	QC	Pred. RRT	Act. RRT	ΔSecs	Response	Ra	OK	RRF	Conc.	Noise	DL
1	TCDD	23.43		0.8504	0.8513	+1.5	2.08E+06	0.79	Y	1.08	10.5	1231	0.0758
2	TCDD	23.83		0.8649	0.8659	+1.7	1.42E+06	0.79	Y	1.08	7.14	1231	0.0758
3	TCDD	24.30		0.8835	0.8831	-0.7	8.35E+04	0.87	Y	1.08	0.421	1231	0.0758
4	TCDD	25.18		0.9152	0.9150	-0.3	5.30E+05	0.86	Y	1.08	2.68	1231	0.0758
	TCDD	25.45		0.9241	0.9246	+0.8	2.14E+05	0.61	N	1.08	1.08	1231	0.0758
	TCDD	25.67		0.9327	0.9328	+0.2	3.53E+05	0.75	Y	1.08	1.78	1231	0.0758
	TCDD	25.89		0.9408	0.9408	0	6.82E+04	0.80	Y	1.08	0.344	1231	0.0758
	TCDD	26.18		0.9512	0.9512	0	2.03E+04	0.81	Y	1.08	0.102	1231	0.0758
	TCDD	26.36		0.9580	0.9579	-0.2	8.91E+04	0.85	Y	1.08	0.45	1231	0.0758
	TCDD	26.80		0.9736	0.9737	+0.2	3.54E+05	0.83	Y	1.08	1.79	1231	0.0758
	TCDD	26.93		0.9785	0.9784	-0.2	3.11E+04	0.68	Y	1.08	0.157	1231	0.0758
	TCDD	27.23		0.9884	0.9893	+1.5	3.55E+05	0.80	Y	1.08	1.79	1231	0.0758
	TCDD	27.36		0.9945	0.9941	-0.7	3.38E+04	0.56	N	1.08	0.17	1231	0.0758
	2378-TCDD	27.54		1.0009	1.0007	-0.3	9.50E+04	0.72	Y	1.08	0.48	1231	0.0758
	TCDD	27.93		1.0147	1.0148	+0.2	6.80E+04	0.78	Y	1.08	0.344	1231	0.0758
	NotFnd			1.0206						1.08		1231	0.0758
	NotFnd			1.0423						1.08		1231	0.0758
1	PeCDD	30.89		0.9131	0.9132	+0.2	1.16E+06	1.55	Y	1.07	7.66	1158	0.081
2	PeCDD	31.51		0.9319	0.9317	-0.4	1.33E+05	1.40	Y	1.07	0.882	1158	0.081
3	PeCDD	32.16		0.9511	0.9509	-0.4	1.02E+06	1.52	Y	1.07	6.71	1158	0.081
	PeCDD	32.38		0.9576	0.9575	-0.2	2.96E+05	1.62	Y	1.07	1.96	1158	0.081
	PeCDD	32.51		0.9611	0.9611	0	7.79E+05	1.58	Y	1.07	5.15	1158	0.081
	PeCDD	32.82		0.9703	0.9703	0	2.73E+05	1.50	Y	1.07	1.8	1158	0.081
	PeCDD	33.25		0.9829	0.9830	+0.2	3.41E+05	1.71	Y	1.07	2.26	1158	0.081
	12378-PeCDD	33.84		1.0006	1.0005	-0.2	2.78E+05	1.64	Y	1.07	1.84	1158	0.081
	PeCDD	33.95		1.0039	1.0038	-0.2	7.63E+04	1.46	Y	1.07	0.505	1158	0.081
	PeCDD	34.35		1.0161	1.0157	-0.8	8.03E+04	1.75	Y	1.07	0.531	1158	0.081
	HxCDD	36.46		0.9479	0.9477	-0.5	5.34E+06	1.29	Y	1.01	48.9	2308	0.217
	HxCDD	37.24		0.9682	0.9680	-0.5	2.48E+06	1.30	Y	1.01	22.7	2308	0.217
	HxCDD	37.59		0.9771	0.9772	+0.2	1.26E+07	1.28	Y	1.01	116	2308	0.217
	HxCDD	37.73		0.9811	0.9807	-0.9	4.28E+05	1.35	Y	1.01	3.92	2308	0.217
	123478-HxCDD	38.48		1.0004	1.0004	0	3.47E+05	1.26	Y	1.05	3.15	2308	0.215
	123678-HxCDD	38.62		1.0039	1.0039	0	3.51E+06	1.24	Y	0.98	32.4	2308	0.218
	HxCDD	38.84		1.0097	1.0095	-0.5	1.77E+05	1.20	Y	1.01	1.62	2308	0.217
	123789-HxCDD	38.96		1.0129	1.0128	-0.2	1.35E+06	1.21	Y	1.01	12.4	2308	0.218




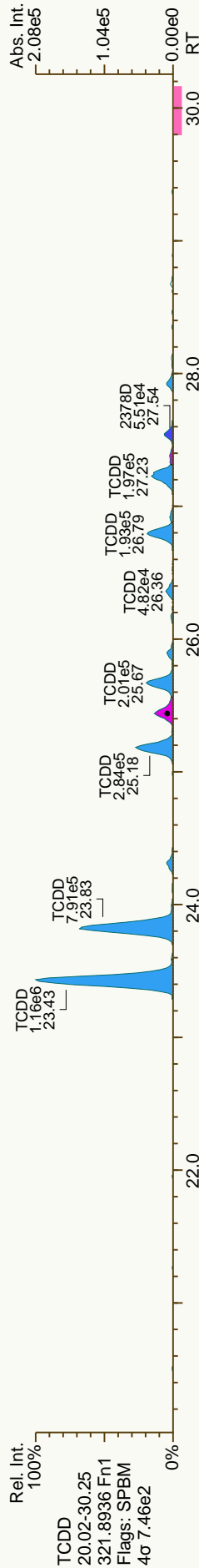
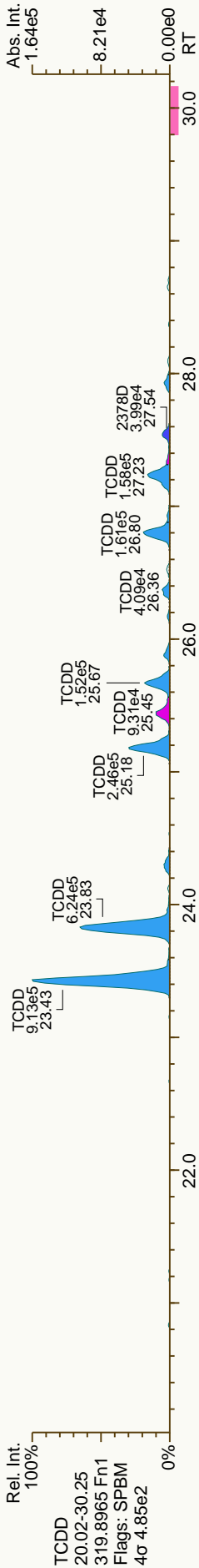
Lab ID: A4722_10216_DF_005 Acq'd: 19 Oct 2012 21:30 MDC Wt/Vol: 10.08 g ICAL: 1613_SGS
 Client ID: JW-EA08-SS31-120507 UTP: 20-Oct-2012 12:49 MDC J-level: 0.496 pg/g Split: 1 Checkcode: 092-504-HPZ
 Datafile: 121019P1-09 Report: 21 Oct 2012 10:23 MC Stds (pg): JS: 2000 ES: 2000 CS/SS: 2000, 400 (37CI)

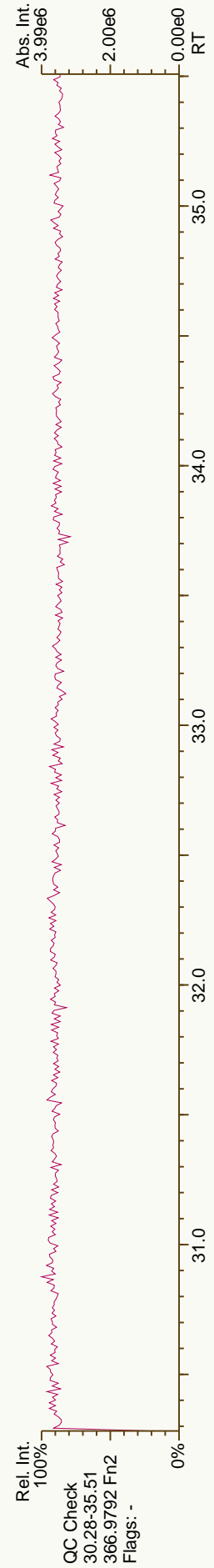
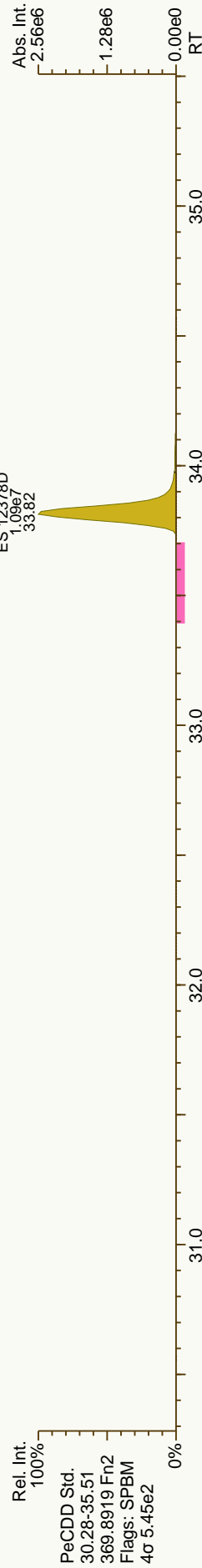
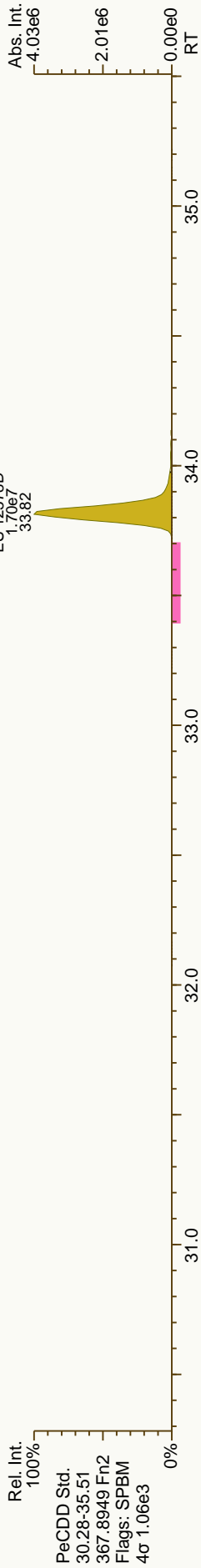
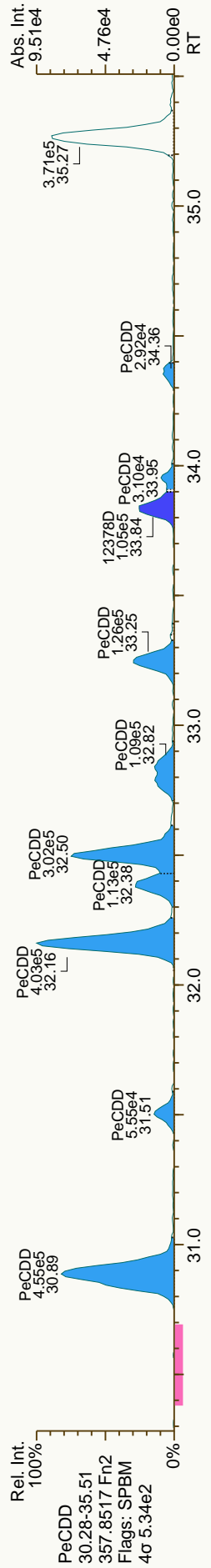
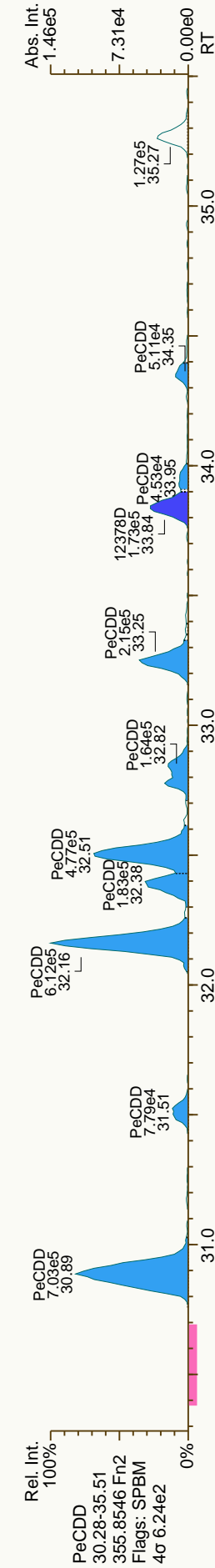
Comp #	Name	Act RT	QC	Pred. RRT	Act. RRT	ΔSecs	Response	Ra	OK	RRF	Conc.	Noise	DL
1	HP-CDD	41.74		0.9793	0.9792	-0.3	4.18E+07	1.04	Y	1.09	351	7400	0.597
2	234678-HP-CDD	42.64		1.0005	1.0004	-0.3	4.40E+07	1.04	Y	1.09	370	7400	0.597
3	OCDD	46.39		1.0005	1.0004	-0.3	2.52E+08	0.90	Y	1.11	2,990	1296	0.181
4	OCDD-a	46.38		1.0001	1.0002	+0.3	1.43E+07	2.55	Y	1.00	189	903	0.14
5	TCDF	21.21		0.7983	0.7997	+2.2	3.71E+05	0.77	Y	0.98	1.37	866	0.04
6	TCDF	21.78		0.8218	0.8210	-1.3	2.54E+05	0.75	Y	0.98	0.938	866	0.04
7	TCDF	22.44		0.8463	0.8458	-0.8	1.10E+06	0.79	Y	0.98	4.06	866	0.04
8	TCDF	22.86		0.8625	0.8619	-1.0	2.23E+05	0.75	Y	0.98	0.825	866	0.04
9	TCDF	23.00		0.8677	0.8672	-0.8	9.50E+05	0.77	Y	0.98	3.51	866	0.04
10	TCDF	23.30		0.8787	0.8782	-0.8	1.67E+05	0.82	Y	0.98	0.616	866	0.04
11	TCDF	23.43		0.8840	0.8831	-1.4	5.77E+05	0.78	Y	0.98	2.14	866	0.04
12	TCDF	23.86		0.8998	0.8993	-0.8	5.28E+05	0.75	Y	0.98	1.95	866	0.04
13	TCDF	24.00		0.9054	0.9047	-1.1	1.82E+05	0.82	Y	0.98	0.672	866	0.04
14	TCDF	24.19		0.9125	0.9120	-0.8	2.66E+05	0.80	Y	0.98	0.983	866	0.04
15	TCDF	24.61		0.9279	0.9277	-0.3	1.79E+05	0.79	Y	0.98	0.663	866	0.04
16	TCDF	24.75		0.9334	0.9332	-0.3	3.06E+05	0.80	Y	0.98	1.13	866	0.04
17	TCDF	24.93		0.9381	0.9398	+2.7	7.13E+05	0.73	Y	0.98	2.64	866	0.04
18	TCDF	25.04		0.9439	0.9441	+0.3	3.64E+05	0.86	Y	0.98	1.35	866	0.04
19	TCDF	25.54		0.9630	0.9627	-0.5	6.09E+05	0.83	Y	0.98	2.25	866	0.04
20	TCDF	25.62		0.9674	0.9659	-2.4	8.22E+04	0.76	Y	0.98	0.304	866	0.04
21	TCDF	25.85		0.9746	0.9744	-0.3	1.94E+05	0.68	Y	0.98	0.717	866	0.04
22	TCDF	26.06		0.9829	0.9823	-1.0	1.56E+05	0.83	Y	0.98	0.577	866	0.04
23	TCDF	26.30		0.9916	0.9914	-0.3	2.57E+05	0.68	Y	0.98	0.95	866	0.04
24	TCDF	26.44		0.9963	0.9966	+0.5	1.95E+05	0.83	Y	0.98	0.721	866	0.04
25	2378-TCDF	26.55		1.0009	1.0010	+0.2	7.25E+05	0.74	Y	0.98	2.68	866	0.04
26	TCDF	26.97		1.0166	1.0166	0	6.57E+05	0.82	Y	0.98	2.43	866	0.04
27	TCDF	27.24		1.0274	1.0269	-0.8	3.28E+04	0.61	N	0.98	0.121	866	0.04
28	TCDF	NotFnd		1.0390						0.98		866	0.04
29	TCDF	28.86		1.0886	1.0879	-1.1	2.10E+05	0.90	N	0.98	0.776	866	0.04
30	PeCDF	28.84		0.8975	0.8988	+2.5	4.32E+06	1.56	Y	1.00	20.1	1300	0.065
31	PeCDF	30.62		0.9542	0.9543	+0.2	3.42E+05	1.30	N	1.00	1.59	2209	0.11
32	PeCDF	30.80		0.9587	0.9599	+2.3	1.71E+06	1.57	Y	1.00	7.95	2209	0.11
33	PeCDF	30.92		0.9636	0.9635	-0.2	1.39E+05	1.79	N	1.00	0.647	2209	0.11
34	PeCDF	31.02		0.9671	0.9668	-0.6	4.76E+04	1.54	Y	1.00	0.221	2209	0.11
35	PeCDF	31.31		0.9760	0.9758	-0.4	6.52E+04	1.87	N	1.00	0.303	2209	0.11
36	PeCDF	31.48		0.9810	0.9810	0	3.64E+04	1.59	Y	1.00	0.169	2209	0.11

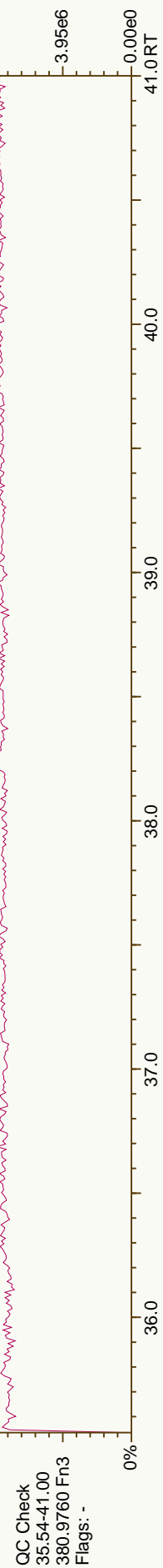
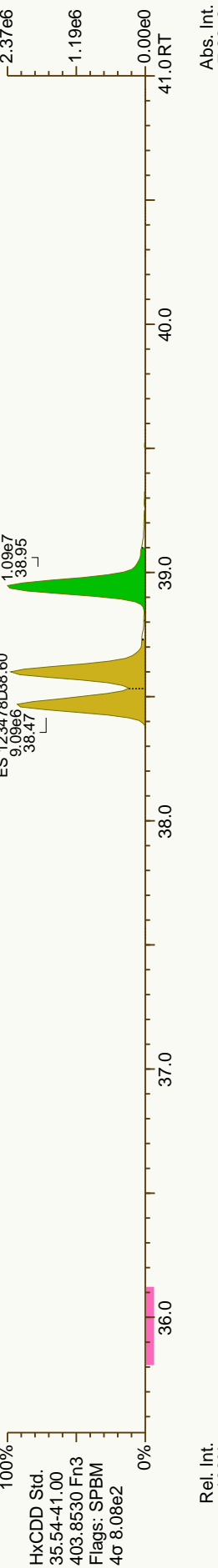
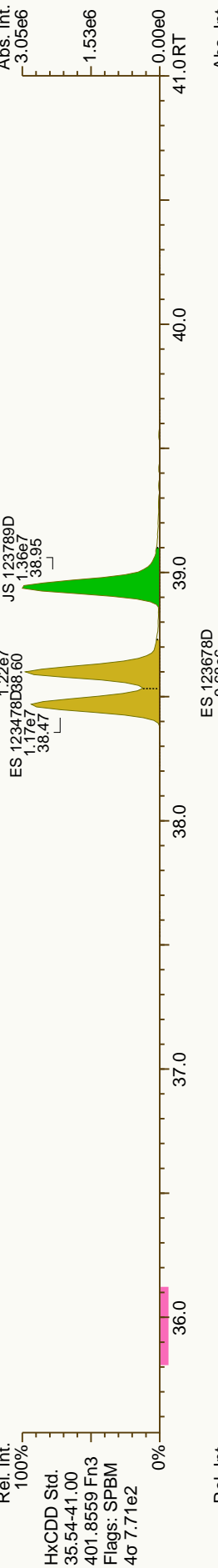

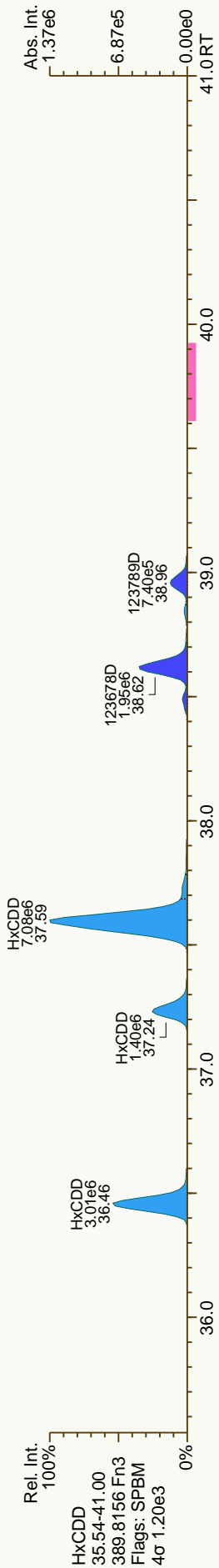
Lab ID: A4722_10216_DF_005 Acq'd: 19 Oct 2012 21:30 MDC Wt/Vol: 10.08 g ICAL: 1613_SGS
 Client ID: JW-EA08-SS31-120507 UTP: 20-Oct-2012 12:49 MDC J-level: 0.496 pg/g Split: 1 Checkcode: 092-504-HPZ
 Datafile: 121019P1-09 Report: 21 Oct 2012 10:23 MC Stds (pg): JS: 2000 ES: 2000 CS/SS: 2000, 400 (37C1)

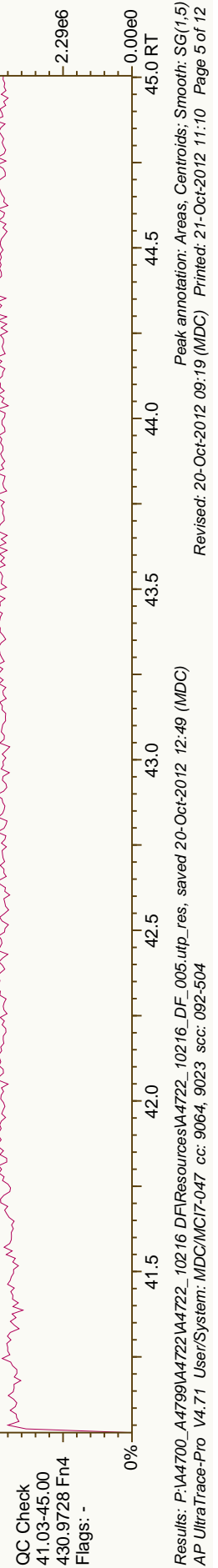
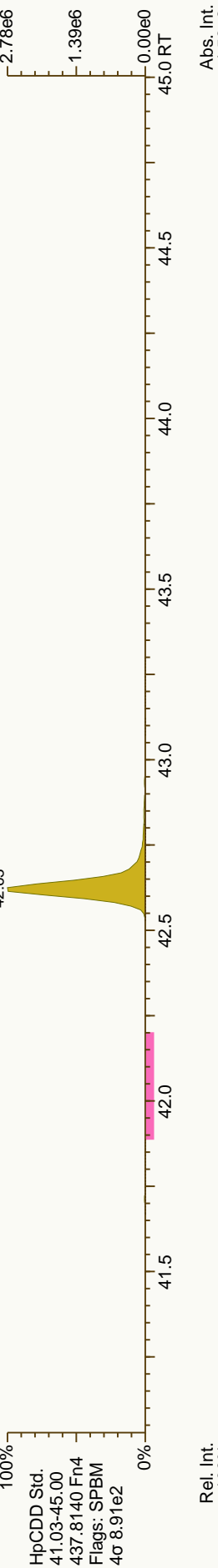
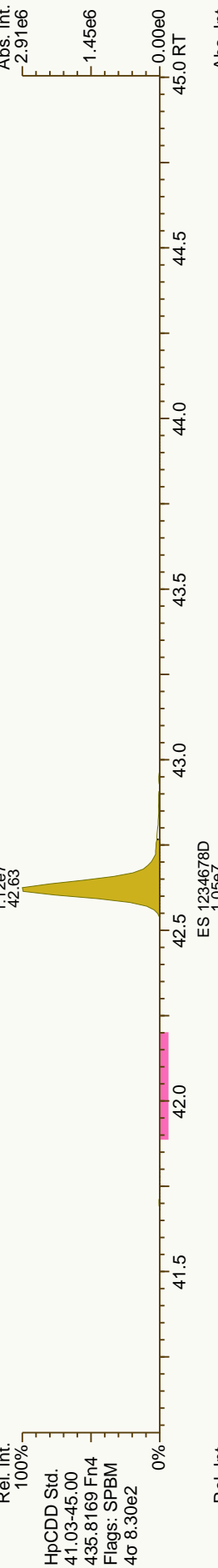
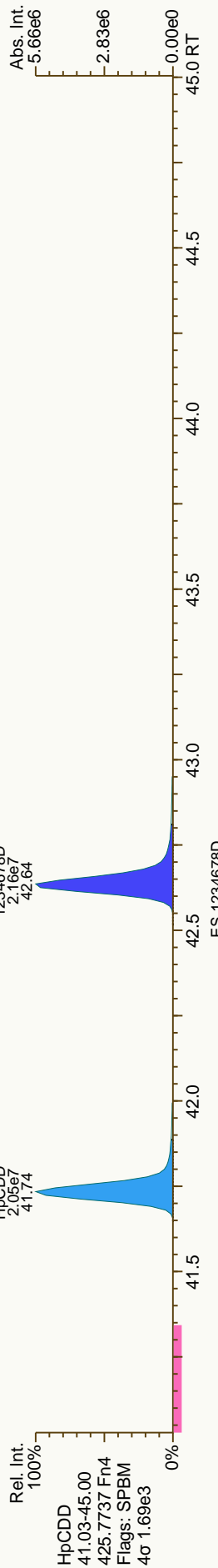
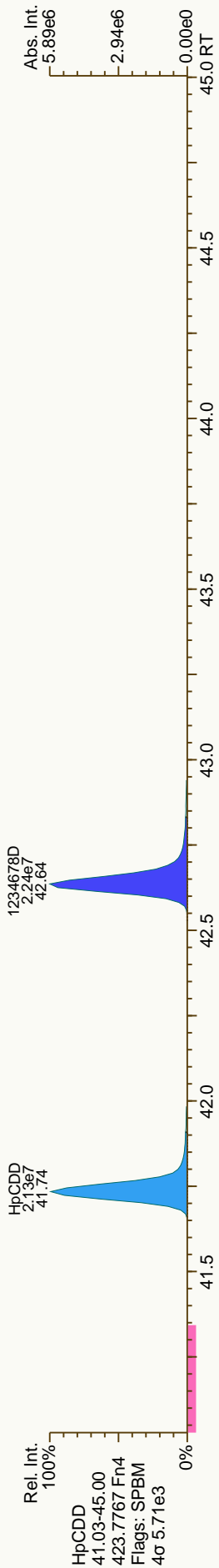
Comp #	Name	Act RT	QC	Pred. RRT	Act. RRT	ΔSecs	Response	Ra	OK	RRF	Conc.	Noise	DL
1	PeCDF	31.59		0.9847	0.9844	-0.6	6.08E+05	1.51	Y	1.00	2.82	2209	0.11
2	PeCDF	31.69		0.9870	0.9874	+0.8	5.98E+04	1.54	Y	1.00	0.278	2209	0.11
3	PeCDF	31.85		0.9930	0.9927	-0.6	1.27E+05	1.52	Y	1.00	0.591	2209	0.11
4	12378-PeCDF	32.11		1.0007	1.0005	-0.4	3.49E+05	1.50	Y	0.99	1.63	2209	0.114
	PeCDF	32.45		1.0113	1.0111	-0.4	4.45E+05	1.41	Y	1.00	2.07	2209	0.11
	PeCDF	NotFnd		1.0169						1.00		2209	0.11
	PeCDF	33.12		0.9917	0.9914	-0.6	2.55E+04	1.06	N	1.00	0.119	2209	0.11
	PeCDF	33.28		0.9962	0.9963	+0.2	1.81E+05	1.36	Y	1.00	0.841	2209	0.11
	23478-PeCDF	33.44		1.0006	1.0011	+1.0	7.01E+05	1.43	Y	1.02	3.23	2209	0.107
	PeCDF	NotFnd		0.0000						1.02	0	0	0
	PeCDF	NotFnd		1.0023						1.00	2209	2209	0.11
	PeCDF	NotFnd		1.0120						1.00	2209	2209	0.11
	PeCDF	NotFnd		1.0389						1.00	2209	2209	0.11
	HxCDF	35.67		0.9565	0.9563	-0.4	2.53E+06	1.24	Y	1.15	13.7	2251	0.126
	HxCDF	35.91		0.9627	0.9625	-0.4	7.31E+06	1.24	Y	1.15	39.5	2251	0.126
	NotFnd	NotFnd		0.9700						1.15		2251	0.126
	HxCDF	36.41		0.9762	0.9761	-0.2	1.60E+05	1.35	Y	1.15	0.868	2251	0.126
	HxCDF	36.68		0.9833	0.9833	0	9.53E+06	1.28	Y	1.15	51.5	2251	0.126
	HxCDF	37.17		0.9968	0.9965	-0.7	1.62E+05	1.41	Y	1.15	0.874	2251	0.126
	123478-HxCDF	37.32		1.0006	1.0005	-0.2	8.25E+05	1.27	Y	1.19	4.59	2251	0.125
	123678-HxCDF	37.49		1.0005	1.0006	+0.2	6.61E+05	1.20	Y	1.16	3.23	2251	0.115
	HxCDF	NotFnd		1.0055						1.15		2251	0.126
	HxCDF	37.84		1.0102	1.0098	-0.9	5.55E+04	1.19	Y	1.15	0.3	2251	0.126
	HxCDF	NotFnd		0.9933						1.15		2251	0.126
	234678-HxCDF	38.27		1.0006	1.0004	-0.5	9.80E+05	1.17	Y	1.18	4.76	2251	0.112
	HxCDF	NotFnd		0.0000						1.18	0	0	0
	HxCDF	NotFnd		1.0009						1.15	2251	2251	0.126
	123789-HxCDF	NotFnd		1.0005						1.09	2251	2251	0.161
	HxCDF	NotFnd		0.0000						1.09	0	0	0
	123489-HxCDF	39.42		1.0013	1.0012	-0.2	2.11E+05	1.10	Y	1.15	1.14	2251	0.126
	1234678-HpCDF	41.37		1.0004	1.0003	-0.2	1.30E+07	1.01	Y	1.35	82	3509	0.216
	HpCDF	41.73		1.0091	1.0090	-0.2	2.61E+05	1.18	Y	1.34	1.75	3509	0.235
	HpCDF	41.92		1.0140	1.0135	-1.2	2.42E+07	1.04	Y	1.34	163	3509	0.235
	1234789-HpCDF	43.25		1.0004	1.0003	-0.3	5.69E+05	1.02	Y	1.34	4.09	3509	0.256
	OCDF	46.63		1.0057	1.0056	-0.3	1.36E+07	0.91	Y	1.40	128	875	0.0971
	OCDF-a	46.63		1.0053	1.0054	+0.3	7.36E+05	1.91	N	1.00	9.69	627	0.0971

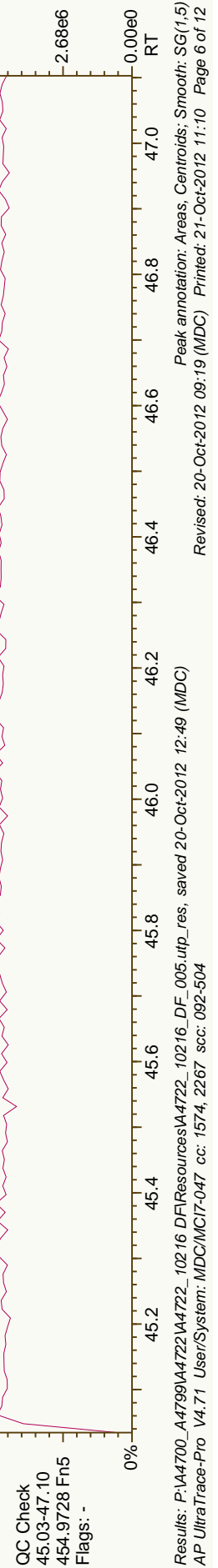
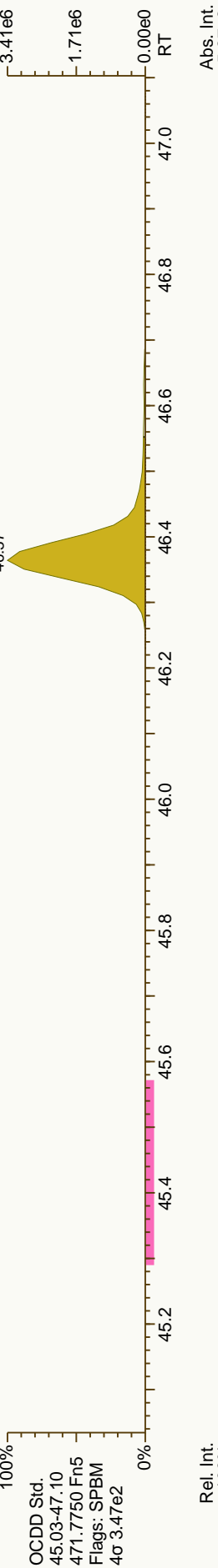
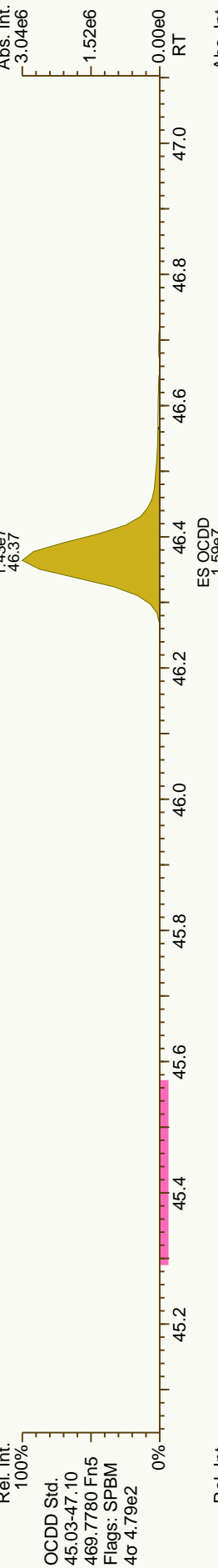
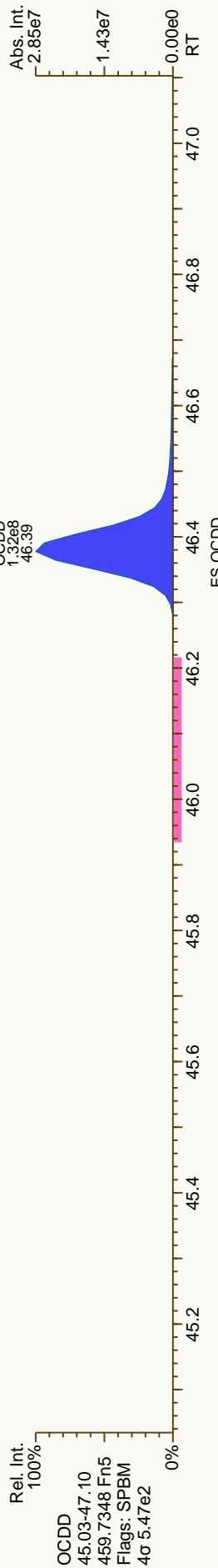
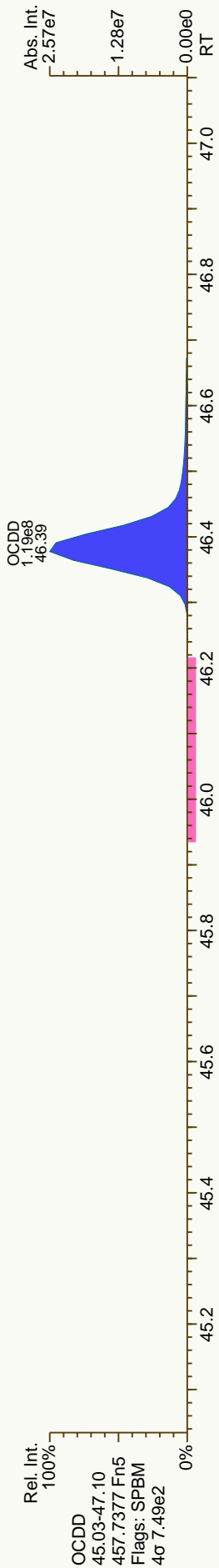


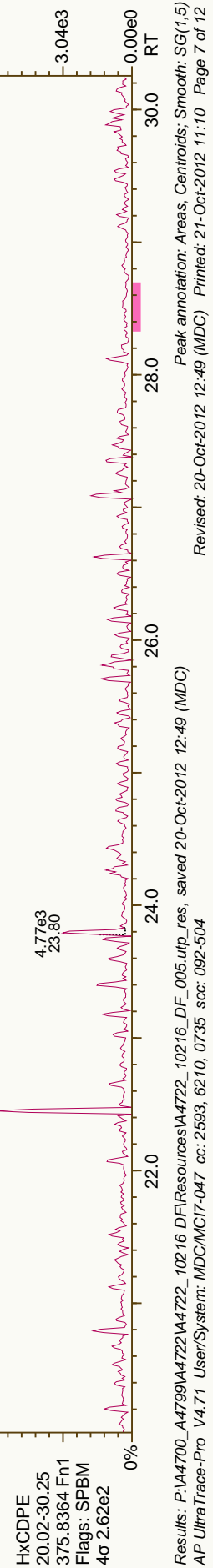
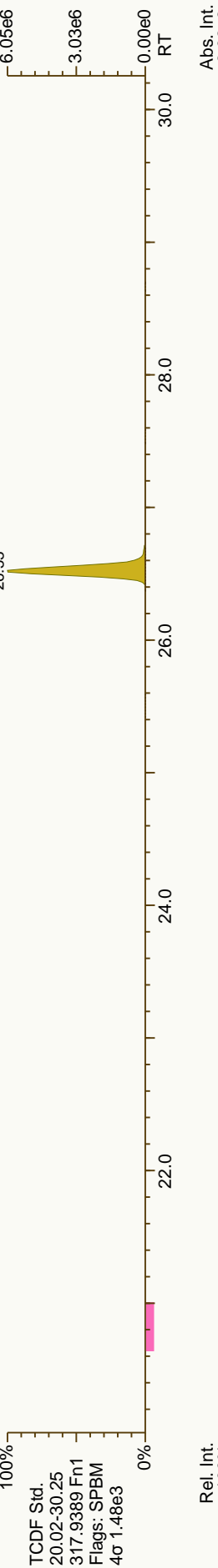
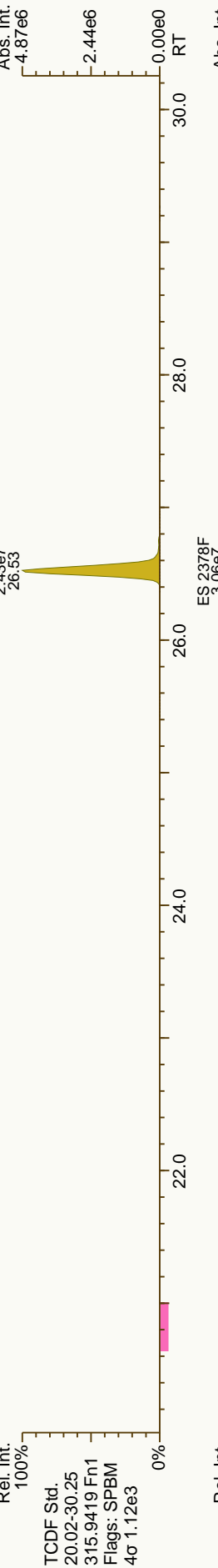
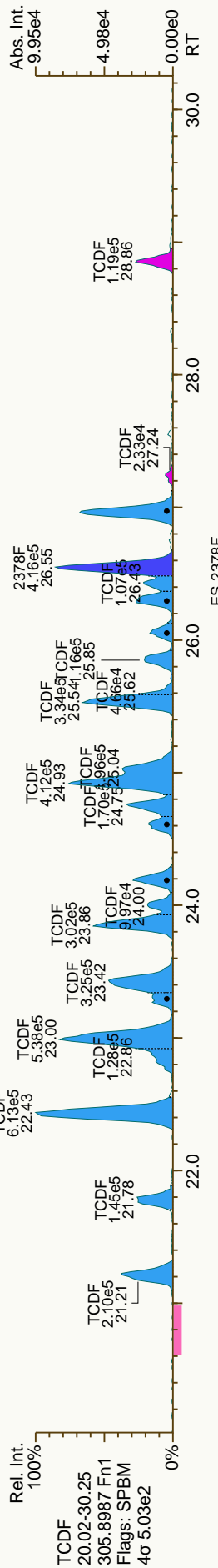
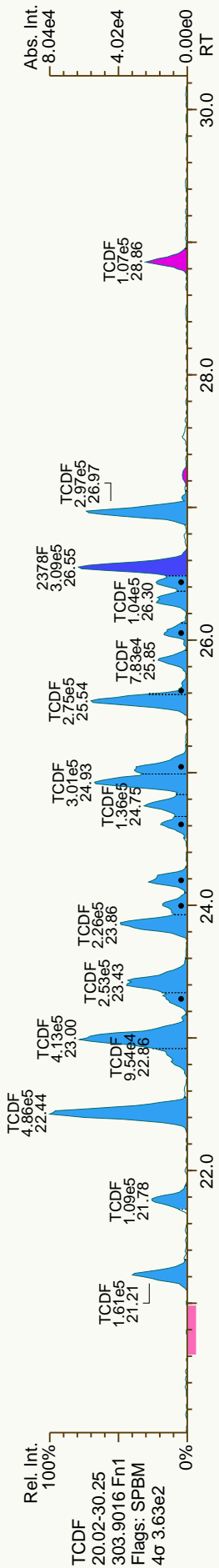


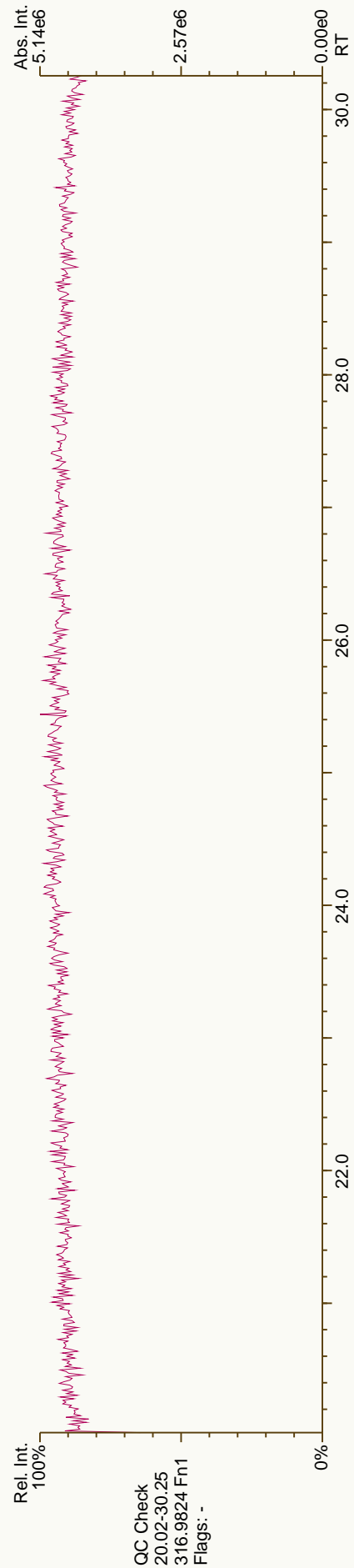
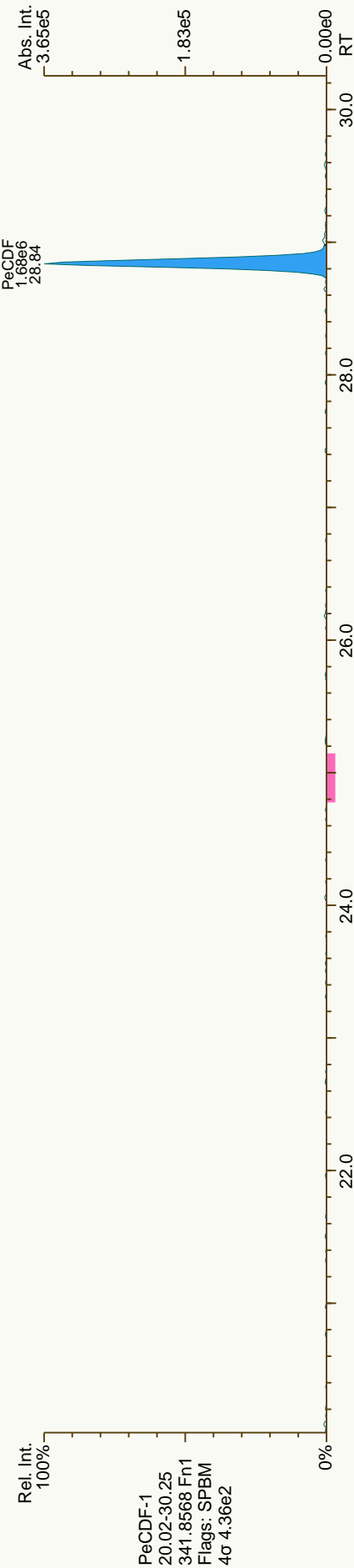
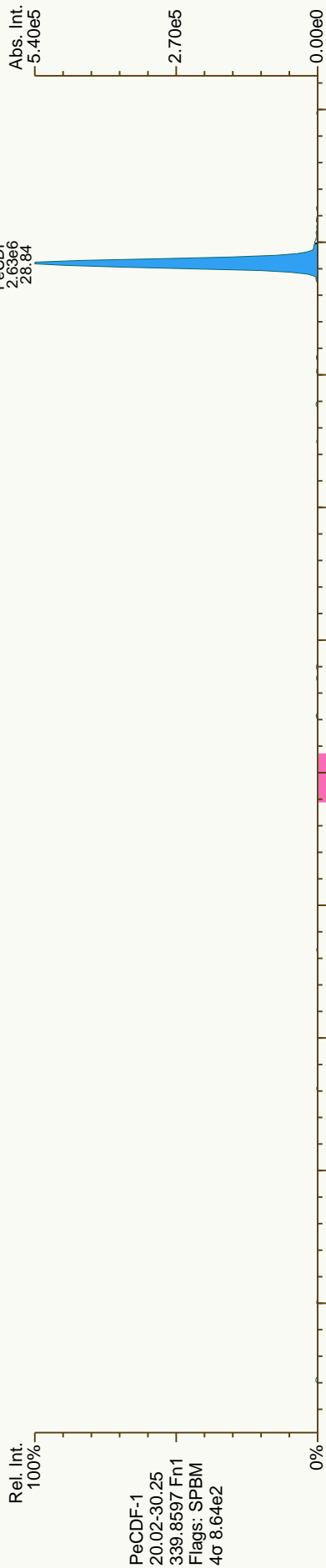


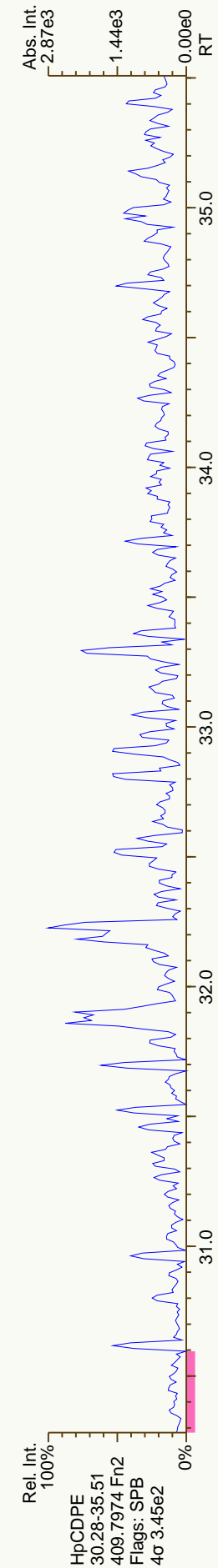


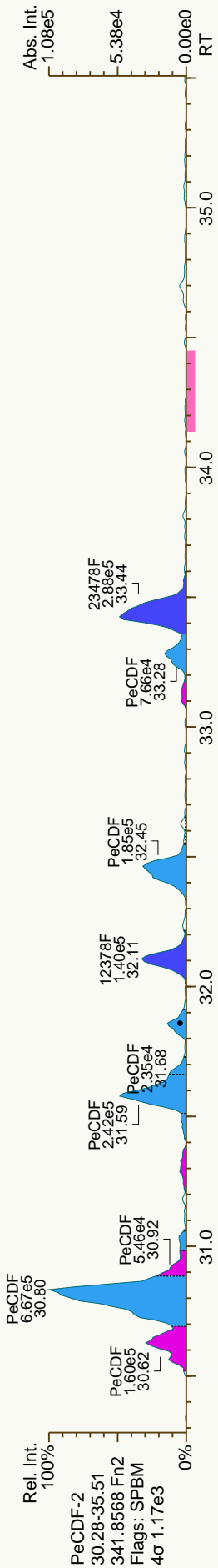
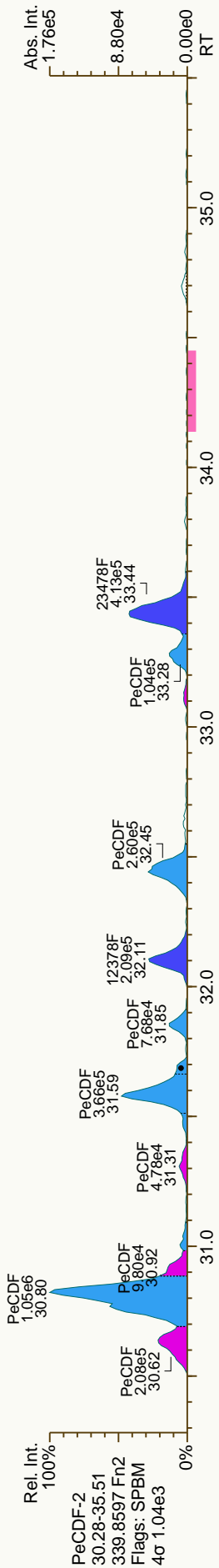


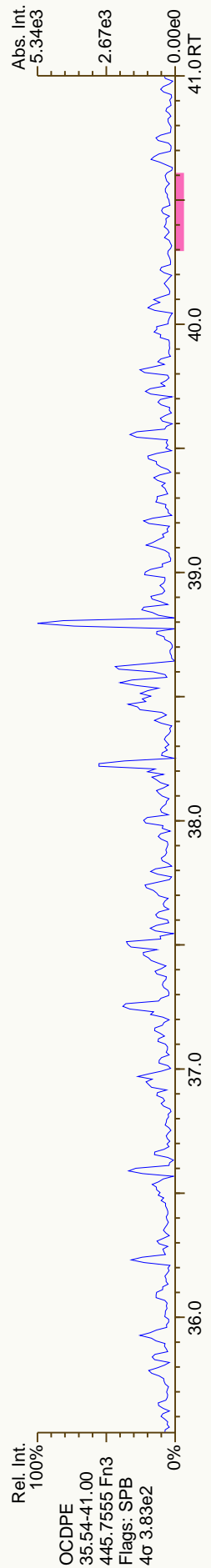
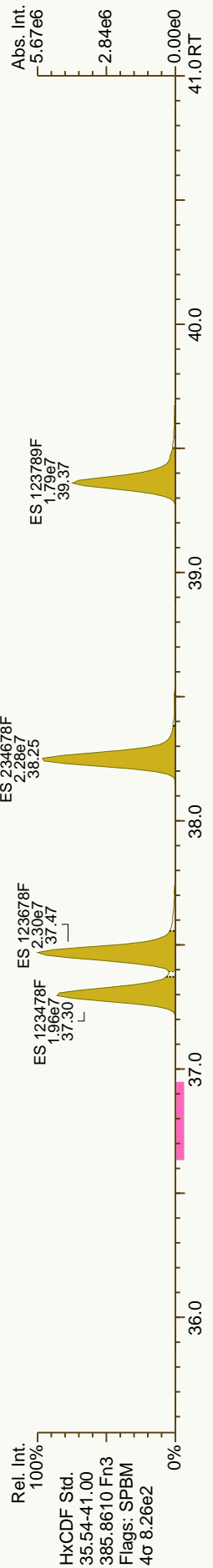
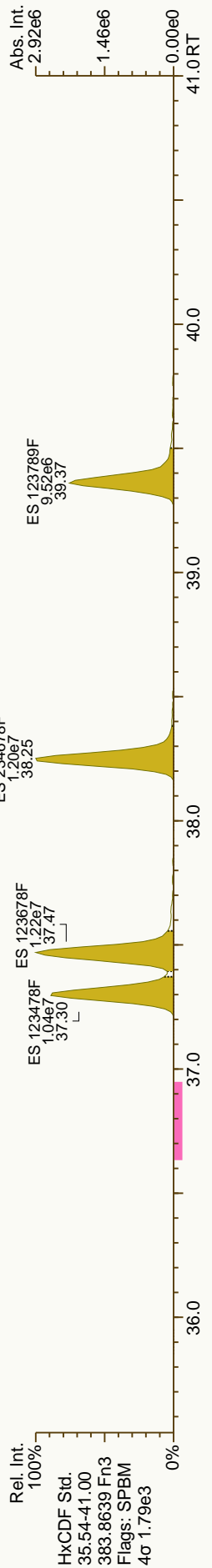
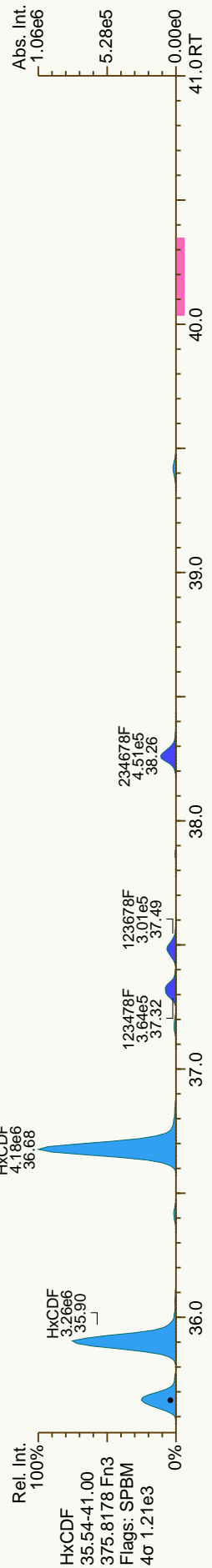
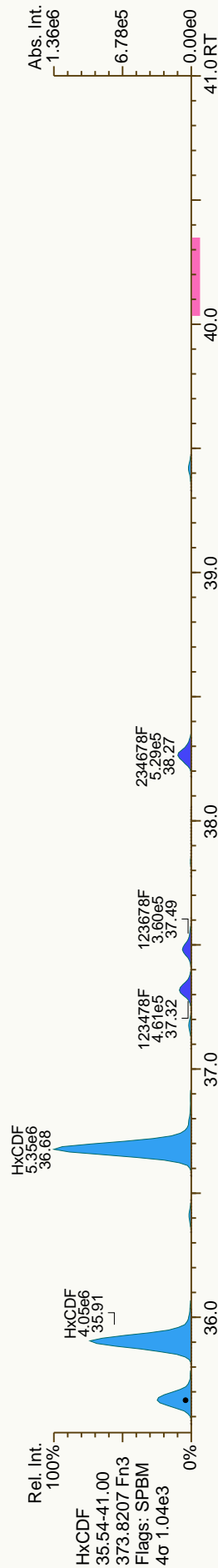


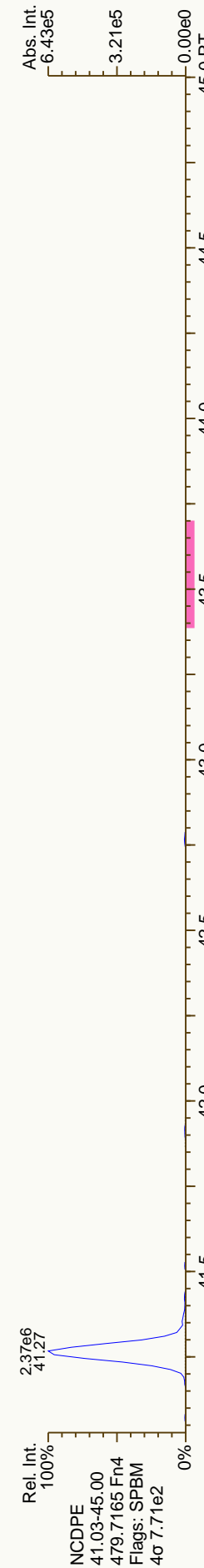
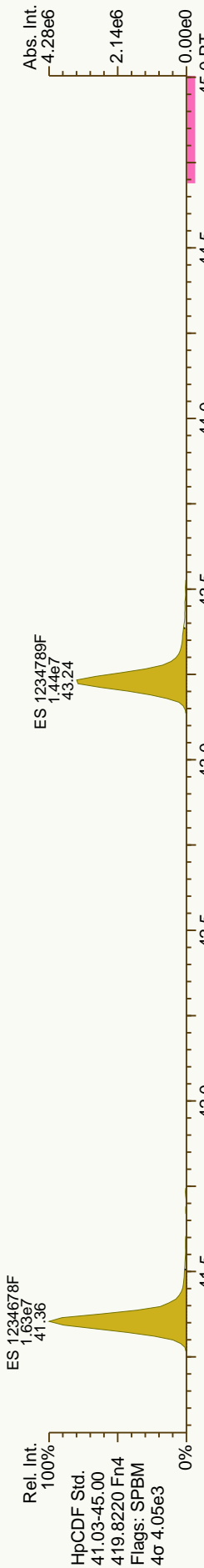
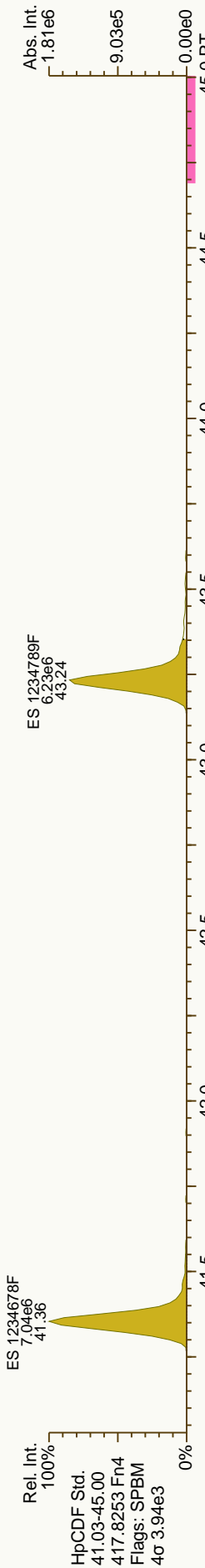
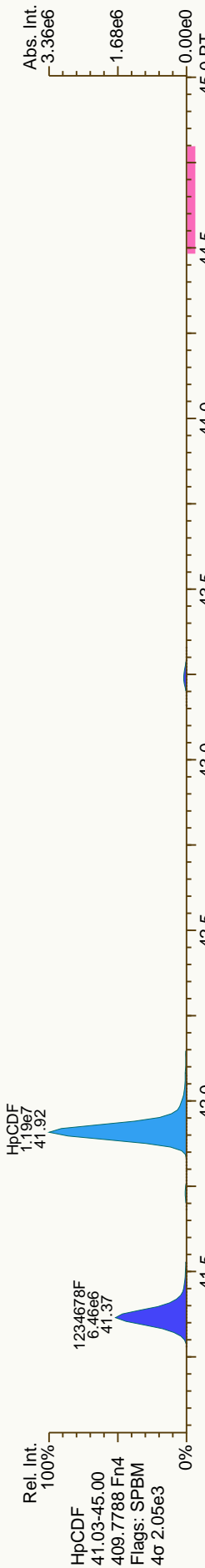
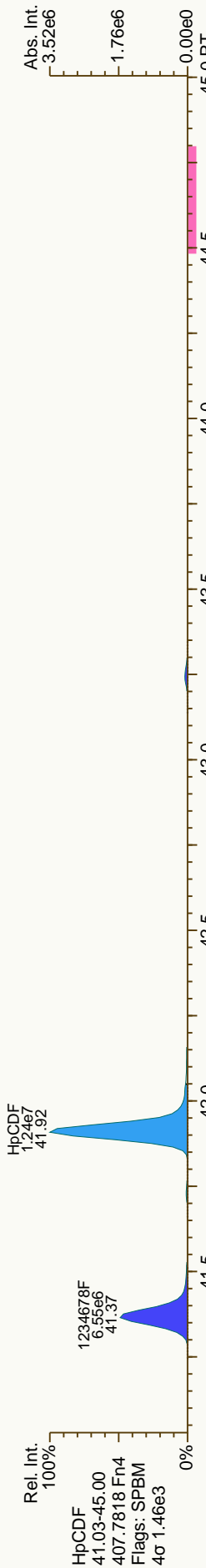


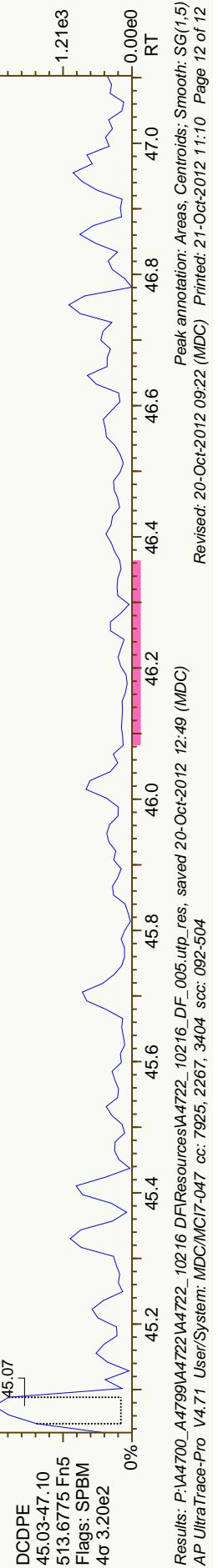
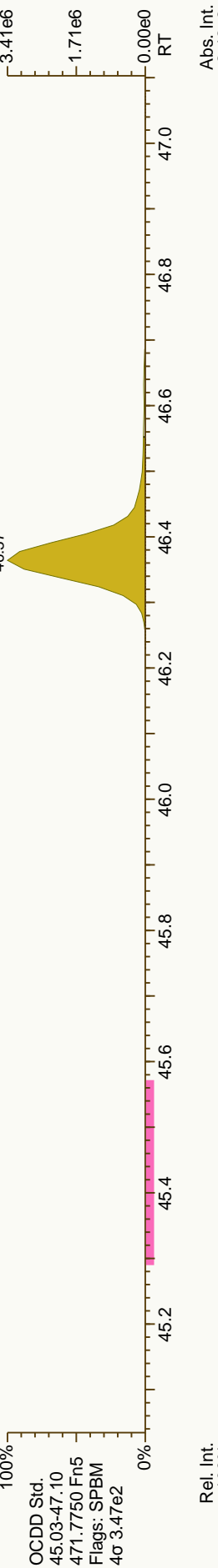
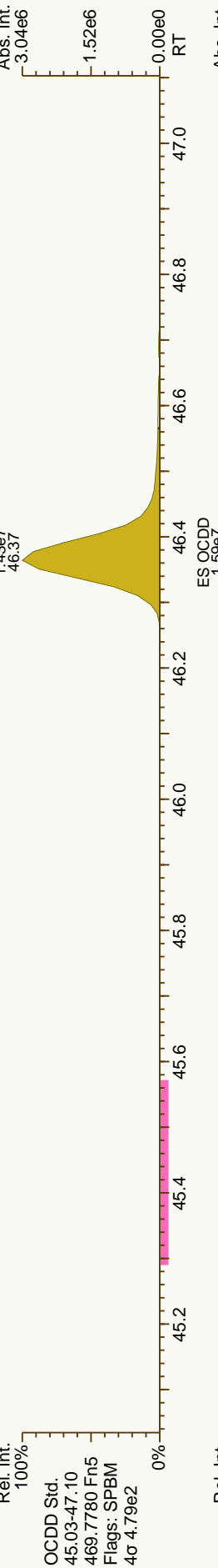
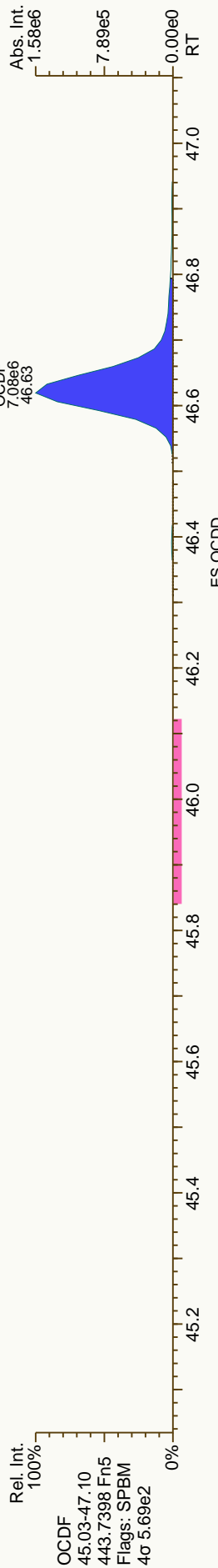
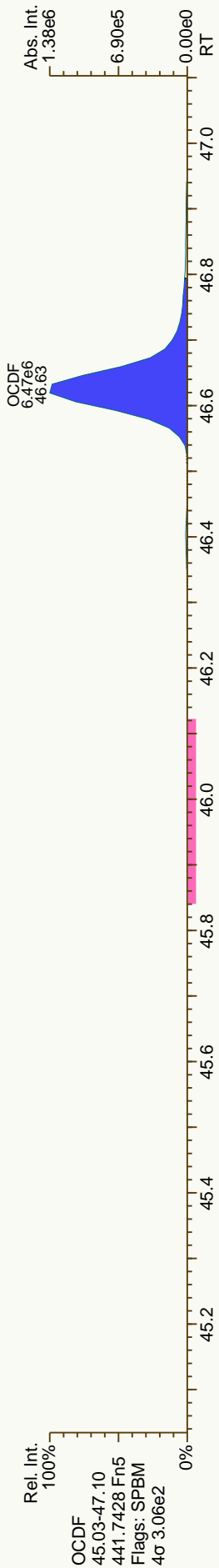












Quantify Sample Summary Report

MassLynx 4.1
 ### Confirms Sample Summary ###

Dataset: C:\MassLynx\Default.pro\Results\c31oct12b-Confirms.qld

Last Altered: Thursday, November 01, 2012 16:02:41 Eastern Daylight Time
 Printed: Thursday, November 01, 2012 16:05:19 Eastern Daylight Time

A4722-10210-005

81203249

Method: C:\MassLynx\Default.PRO\MethDB\VF\Xms-TCDF_Smooth.mdb 01 Nov 2012 13:33:15
 Calibration: C:\MassLynx\Default.PRO\CurveDB\VF\Xms-100212a_Confirm-TD.cdb 31 Oct 2012 15:37:39

Name: c31oct12b-9
 Date: 31-Oct-2012
 Time: 18:59:44
 ID: 31203249006
 User: JHL
 Submitter:
 Task: HRMS3

Handwritten notes:
 2578 - TDF
 (13830) (110085146) (2000)
 (13830) (110085146) (10.7109)
 (1008300) (1.218) (10.7109)
 1.441e5
 11/1/12

Name	Response	Ion1Area	Ion2Area	RA	RAFail?	RRT	RT	Conc	EDL	SN1	SN2	M	Height1	Noise1	Height2	Noise2	Smp S...	FV	
2378-TCDF	1.385e4	6.324e3	7.524e3	0.84	NO	1.0006	21.00	1.492	0.0451	79.3	87.4	db	1.441e5	1817	1.862e5	2130	16.76	20	
ES:13C-2378-TCDF	9.093e5	3.966e5	5.126e5	0.77	NO	1.0019	20.99	112.301	0.1144	2475.2	2703.1	bb	9.361e6	3782	1.260e7	4661	16.76	20	
JS:13C-1234-TCDD	5.838e5	2.606e5	3.231e5	0.81	NO	0.0000	20.95	119.332	0.1610	1655.5	2034.1	bb	5.939e6	3588	7.305e6	3591	16.76	20	
Tetrafurans	-	6.517e4	-	-	-	-	-	16.484	0.0451	-	-	-	1.003e6	1817	-	-	16.76	20	
F1 Lock Mass	-	-	-	-	-	-	-	-	-	-	-	-	-	-	-	105339	-	1.00	1

Quantify Sample Report MassLynx 4.1
Confirms Sample Summary

Dataset: C:\MassLynx\Default.pro\Results\c31oct12b-Confirms.qld

Last Altered: Thursday, 11/1/2012 11:23:28 AM Eastern Daylight Time

Printed: Thursday, 11/1/2012 11:24:49 AM Eastern Daylight Time

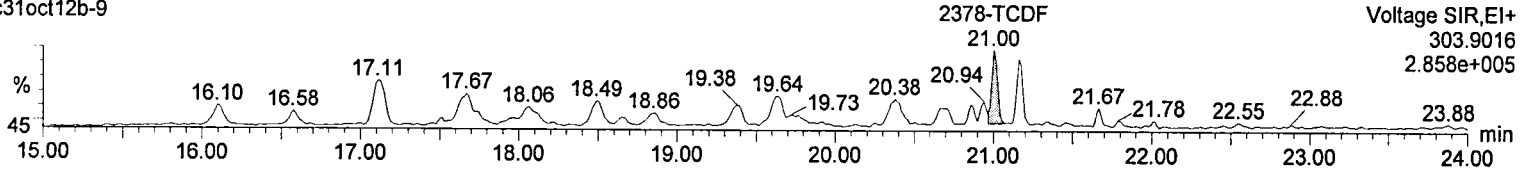
Method: C:\MassLynx\Default.PRO\MethDB\VFxms-TCDF_Smooth.mdb 31 Oct 2012 16:33:04

Calibration: C:\MassLynx\Default.PRO\CurveDB\VFxms-100212a_Confirm-TD.cdb 31 Oct 2012 15:37:39

Name: c31oct12b-9, ID: 31203249006

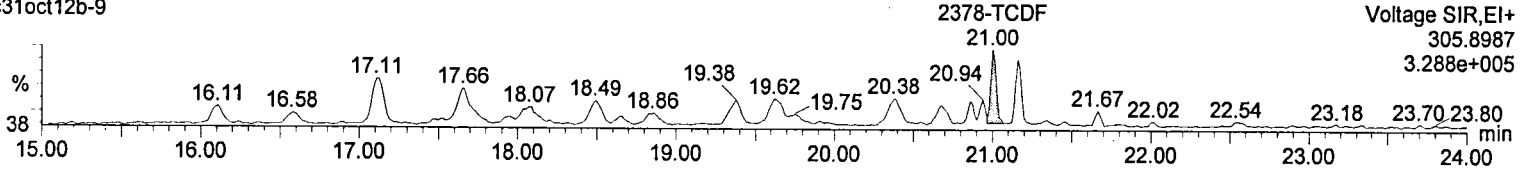
TCDF

c31oct12b-9



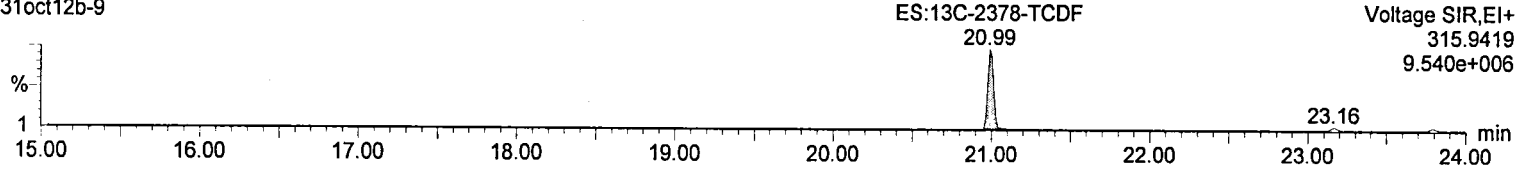
TCDF

c31oct12b-9



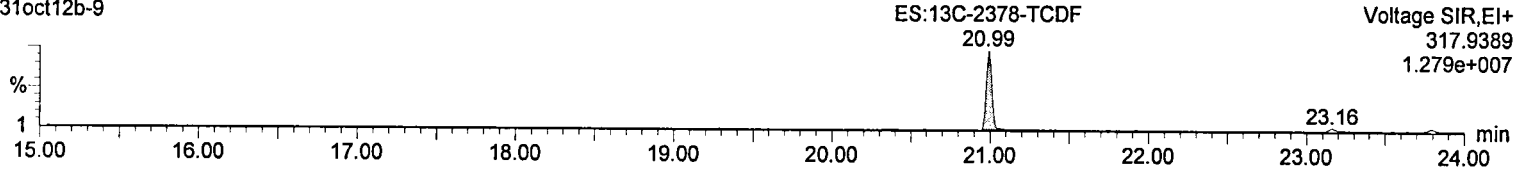
13C-TCDF

c31oct12b-9



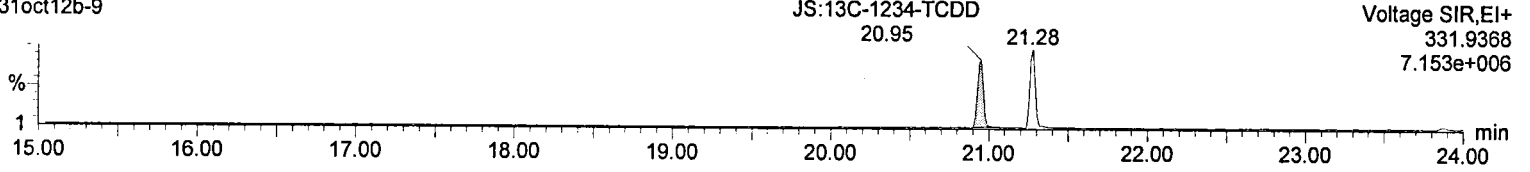
13C-TCDF

c31oct12b-9



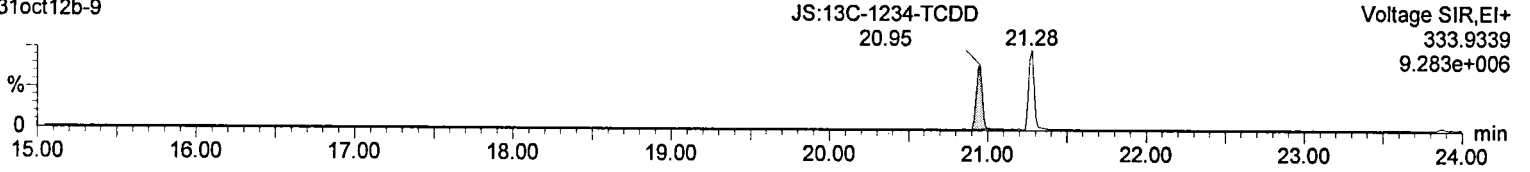
13C-TCDD

c31oct12b-9




13C-TCDD

c31oct12b-9



F1 Lock Mass

c31oct12b-9



Results of JW-EA08-SS32-120507

Client Sample ID: **JW-EA08-SS32-120507**
 Client Project ID: **Jeld-Wen Surface Sediments**
 Lab Sample ID: 31203249007
 Lab Project ID: 31203249

Collection Date: 05/07/2012 12:25
 Received Date: 05/09/2012 10:15
 Matrix: Soil-Solid as dry weight
 Solids (%): 51.10

Results by EPA 1613B

<u>Parameter</u>	<u>Result</u>	<u>EMPC</u>	<u>Qual</u>	<u>DL</u>	<u>LOQ/CL</u>	<u>Units</u>	<u>RT</u>	<u>Ratio</u>
2,3,7,8-TCDD		0.419	J	0.0850	0.489	pg/g	27.52	0.57*
1,2,3,7,8-PeCDD	1.28		J	0.116	2.44	pg/g	33.82	1.73
1,2,3,4,7,8-HxCDD		1.87	J	0.256	2.44	pg/g	38.47	1.04*
1,2,3,6,7,8-HxCDD	12.5			0.268	2.44	pg/g	38.60	1.23
1,2,3,7,8,9-HxCDD	5.61			0.263	2.44	pg/g	38.95	1.29
1,2,3,4,6,7,8-HpCDD	135			0.787	2.44	pg/g	42.64	1.05
OCDD	977			0.327	4.89	pg/g	46.39	0.90
2,3,7,8-TCDF	3.31			0.0793	0.489	pg/g	26.53	0.81
2,3,7,8-TCDF [confirm]	2.97			0.0922	1.96	pg/g	21.00	0.82
1,2,3,7,8-PeCDF	1.08		J	0.118	2.44	pg/g	32.09	1.43
2,3,4,7,8-PeCDF	1.95		J	0.105	2.44	pg/g	33.42	1.44
1,2,3,4,7,8-HxCDF	1.86		J	0.141	2.44	pg/g	37.30	1.13
1,2,3,6,7,8-HxCDF	1.49		J	0.129	2.44	pg/g	37.46	1.18
2,3,4,6,7,8-HxCDF	2.00		J	0.131	2.44	pg/g	38.25	1.13
1,2,3,7,8,9-HxCDF	0.411		J	0.203	2.44	pg/g	39.39	1.23
1,2,3,4,6,7,8-HpCDF	25.7			0.209	2.44	pg/g	41.36	1.02
1,2,3,4,7,8,9-HpCDF	1.38		J	0.268	2.44	pg/g	43.24	1.14
OCDF	52.4			0.137	4.89	pg/g	46.64	0.87
Total TCDD	49.9	51.7		0.0850	0.489	pg/g		
Total TCDF	37.3	38.5		0.0793	0.489	pg/g		
Total PeCDD	39.3	40.2		0.116	2.44	pg/g		
Total PeCDF	22.7	24.5		0.111	2.44	pg/g		
Total HxCDD	121	123		0.262	2.44	pg/g		
Total HxCDF	42.0	42.4		0.148	2.44	pg/g		
Total HpCDD	298			0.787	2.44	pg/g		
Total HpCDF	80.6			0.235	2.44	pg/g		

World Health Organization Summary

	<u>Units</u>	<u>ND=0</u>	<u>ND=½</u>	<u>ND=DL</u>
WHO-2005 TEQ	pg/g	6.51	6.57	6.62
WHO-2005 TEQ w/EMPC	pg/g	7.12	7.12	7.12

Results of JW-EA08-SS32-120507

Client Sample ID: **JW-EA08-SS32-120507**
 Client Project ID: **Jeld-Wen Surface Sediments**
 Lab Sample ID: 31203249007
 Lab Project ID: 31203249

Collection Date: 05/07/2012 12:25
 Received Date: 05/09/2012 10:15
 Matrix: Soil-Solid as dry weight
 Solids (%): 51.10

Results by EPA 1613B

<u>Parameter</u>	<u>Result</u>	<u>EMPC</u>	<u>Qual</u>	<u>DL</u>	<u>LOQ/CL</u>	<u>Units</u>	<u>RT</u>	<u>Ratio</u>
Labeled Standards								
13C-2378-TCDD	149				25.0-164	%		
13C-12378-PeCDD	140				25.0-181	%		
13C-123478-HxCDD	89.0				32.0-141	%		
13C-123678-HxCDD	88.0				28.0-130	%		
13C-1234678-HpCDD	108				23.0-140	%		
13C-OCDD	97.0				17.0-157	%		
13C-2378-TCDF	124				24.0-169	%		
13C-12378-PeCDF	124				24.0-185	%		
13C-23478-PeCDF	123				21.0-178	%		
13C-123478-HxCDF	82.0				26.0-152	%		
13C-123678-HxCDF	88.0				26.0-123	%		
13C-234678-HxCDF	88.0				29.0-147	%		
13C-123789-HxCDF	81.0				28.0-136	%		
13C-1234678-HpCDF	87.0				28.0-143	%		
13C-1234789-HpCDF	89.0				26.0-138	%		
37Cl-2378-TCDD	164				35.0-197	%		

Batch Information

Analytical Batch: **HRD1904**
 Analytical Method: **EPA 1613B**
 Instrument: **APHRMS**
 Analyst: **MDC**
 Analytical Date/Time: **10/27/2012 17:50**

Prep Batch: **HXX1857**
 Prep Method: **EPA 1613 PREP S/D/T**
 Prep Date/Time: **10/22/2012 00:00**
 Prep Initial Wt./Vol.: **20.02 g**
 Prep Extract Vol: **20 uL**

Analytical Batch: **HRD1912**
 Analytical Method: **EPA 1613B**
 Instrument: **HRMS3**
 Analyst: **JHL**
 Analytical Date/Time: **10/31/2012 19:33**

Prep Batch: **HXX1857**
 Prep Method: **EPA 1613 PREP S/D/T**
 Prep Date/Time: **10/22/2012 00:00**
 Prep Initial Wt./Vol.: **20.02 g**
 Prep Extract Vol: **20 uL**

Lab ID: A4722_10270_DF_003-R

Client ID: JW-EA08-SS32-120507

Datefile: 121026P4-07

Acq'd: 27 Oct 2012 17:50 MDC

UTP: 28-Oct-2012 08:36 MDC

Report: 28 Oct 2012 08:47 MC

Wt/Vol: 10.23 g

J-level: 0.489 pg/g Split: 1

Stds (pg): JS: 2000 ES: 2000 CS/SS: 2000, 400 (37C1)

ICAL: 1613_SGS

Checkcode: 745-552-FZF



Name	Act RT	QC	Pred. RRT	Act. RRT	ΔSecs	Response	Ra	OK	RRF	Conc.	Noise	DL
2378-TCDD	27.52		1.0009	1.0006	-0.5	3.93E+04	0.57	N	1.08	0.419	657	0.085
2378-PeCDD	33.82		1.0006	1.0004	-0.4	9.32E+04	1.73	Y	1.07	1.28	737	0.116
23478-HxCDD	38.47		1.0004	1.0003	-0.2	1.07E+05	1.04	N	1.05	1.87	1346	0.256
123678-HxCDD	38.60		1.0039	1.0038	-0.2	7.41E+05	1.23	Y	0.98	12.5	1346	0.268
123789-HxCDD	38.95		1.0129	1.0129	0	3.25E+05	1.29	Y	1.01	5.61	1346	0.263
1234678-HpCDD	42.64		1.0005	1.0004	-0.3	8.24E+06	1.05	Y	1.09	135	4262	0.787
OCDD	46.39		1.0005	1.0003	-0.6	4.29E+07	0.90	Y	1.11	977	1075	0.327
2378-TCDF	26.53		1.0009	1.0009	0	3.89E+05	0.81	Y	0.98	3.31	773	0.0793
12378-PeCDF	32.09		1.0007	1.0006	-0.2	1.11E+05	1.43	Y	0.99	1.08	1035	0.118
23478-PeCDF	33.42		1.0006	1.0009	+0.6	2.02E+05	1.44	Y	1.02	1.95	1035	0.105
123478-HxCDF	37.30		1.0006	1.0003	-0.7	1.50E+05	1.13	Y	1.19	1.86	1122	0.141
123678-HxCDF	37.46		1.0005	1.0002	-0.7	1.39E+05	1.18	Y	1.16	1.49	1122	0.129
234678-HxCDF	38.25		1.0006	1.0004	-0.5	1.80E+05	1.13	Y	1.18	2	1122	0.131
123789-HxCDF	39.39		1.0005	1.0007	+0.5	2.82E+04	1.23	Y	1.09	0.411	1122	0.203
1234678-HpCDF	41.36		1.0004	1.0003	-0.2	2.08E+06	1.02	Y	1.35	25.7	1472	0.209
1234789-HpCDF	43.24		1.0004	1.0002	-0.5	8.76E+04	1.14	Y	1.34	1.38	1472	0.268
OCDF	46.64		1.0057	1.0056	-0.3	2.90E+06	0.87	Y	1.40	52.4	570	0.137
2378-TCDD	27.50		1.0281	1.0280	-0.2	1.70E+07	0.78	Y	1.04	149		
ES 12378-PeCDD	33.81		1.2639	1.2636	-0.5	1.32E+07	1.57	Y	0.87	140		
ES 123478-HxCDD	38.46		0.9876	0.9876	0	1.06E+07	1.27	Y	0.94	89.1		
ES 123678-HxCDD	38.59		0.9910	0.9910	0	1.18E+07	1.25	Y	1.06	87.7		
ES 1234678-HpCDD	42.63		1.0943	1.0946	+0.7	1.09E+07	1.08	Y	0.80	108		
ES OCDD	46.38		1.1907	1.1909	+0.5	1.55E+07	0.91	Y	0.63	97		
ES 2378-TCDF	26.50		0.9907	0.9907	0	2.35E+07	0.80	Y	1.74	124		
ES 12378-PeCDF	32.07		1.1992	1.1988	-0.6	2.03E+07	1.59	Y	1.49	124		
ES 23478-PeCDF	33.39		1.2484	1.2481	-0.5	1.99E+07	1.57	Y	1.48	123		
ES 123478-HxCDF	37.29		0.9577	0.9575	-0.5	1.33E+07	0.54	Y	1.27	82.1		
ES 123678-HxCDF	37.45		0.9619	0.9617	-0.5	1.58E+07	0.52	Y	1.41	88.2		
ES 234678-HpCDF	38.24		0.9821	0.9820	-0.2	1.49E+07	0.53	Y	1.34	87.6		
ES 123789-HxCDF	39.36		1.0108	1.0108	0	1.23E+07	0.52	Y	1.20	80.8		
ES 1234678-HpCDF	41.35		1.0618	1.0618	0	1.17E+07	0.46	Y	1.06	86.9		
ES 1234789-HpCDF	43.23		1.1100	1.1101	+0.2	9.27E+06	0.46	Y	0.82	89.1		

Lab ID: A4722_10270_DF_003-R Acq'd: 27 Oct 2012 17:50 MDC Wt/Vol: 10.23 g ICAL: 1613_SGS
 Client ID: JW-EA08-SS32-120507 UTP: 28-Oct-2012 08:36 MDC J-level: 0.489 pg/g Split: 1 Checkcode: 745-552-FZF
 Datafile: 121026P4-07 Report: 28 Oct 2012 08:47 MC Stds (pg): JS: 2000 ES: 2000 CS/SS: 2000, 400 (37Cl)

WV#	Name	Act RT	QC	Pred. RRT	Act. RRT	ΔSecs	Response	Ra	OK	RRF	Rec. %
120329	JS 1234-TCDD	26.75		-	-	-	1.09E+07	0.80	Y	-	-
120329	JS 123789-HxCDD	38.94		-	-	-	1.27E+07	1.27	Y	-	-
	CS 37Cl-2378-TCDD	27.53		1.0291	1.0289	-0.3	4.20E+06	n/a	-	1.17	164

Totals	Conc	EMPC	EDL
Total TCDD	49.9	51.7	0.085
Total PeCDD	39.3	40.2	0.116
Total HxCDD	121	123	0.262
Total HpCDD	298	298	0.787
Total Tetra-Octa Dioxins	1490	1490	
Total TCDF	37.3	38.5	0.0793
Total PeCDF	22.7	24.5	0.111
Total HxCDF	42	42.4	0.148
Total HpCDF	80.6	80.6	0.235
Total Tetra-Octa Furans	235	238	
Total Tetra-Octa Dioxins & Furans	1720	1730	

Lab ID: A4722_10270_DF_003-R Acq'd: 27 Oct 2012 17:50 MDC Wt/Vol: 10.23 g ICAL: 1613_SGS
 Client ID: JW-EA08-SS32-120507 UTP: 28-Oct-2012 08:36 MDC J-level: 0.489 pg/g Split: 1 Checkcode: 745-552-FZF
 Datafile: 121026P4-07 Report: 28 Oct 2012 08:47 MC Stds (pg): JS: 2000 ES: 2000 CS/SS: 2000, 400 (37C1)

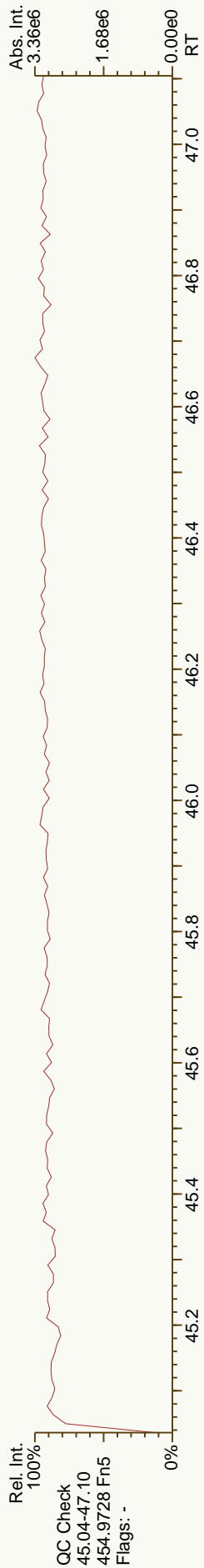
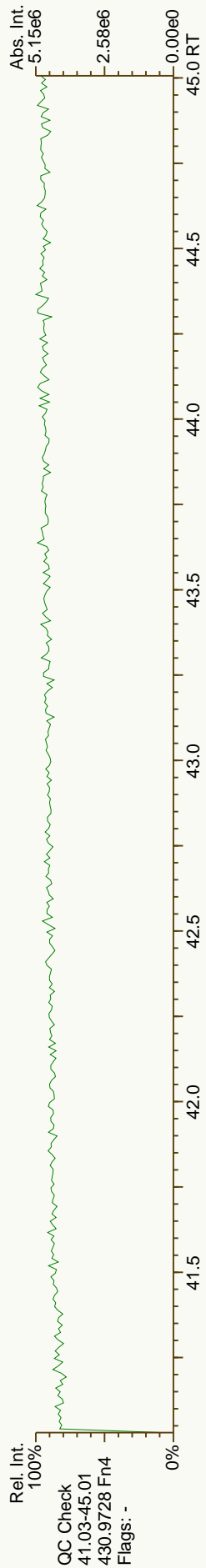
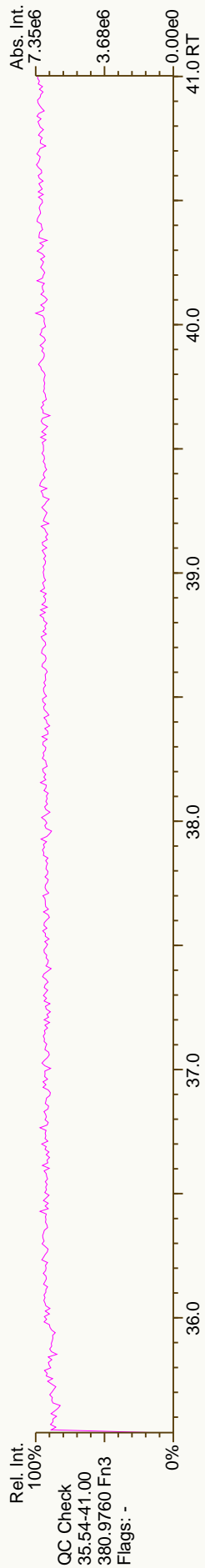
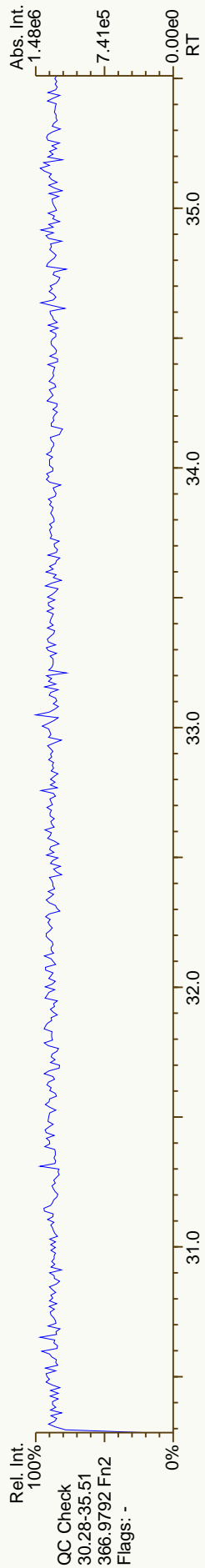
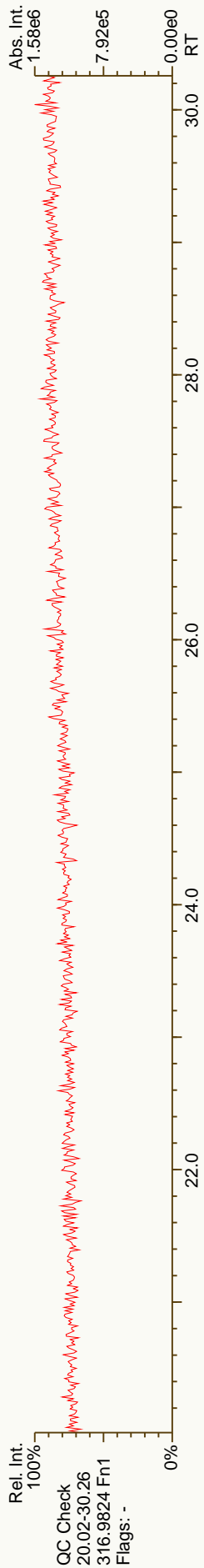
Comp #	Name	Act RT	QC	Pred. RRT	Act. RRT	ΔSecs	Response	Ra	OK	RRF	Conc.	Noise	DL
1	TCDD	23.40		0.8504	0.8509	+0.8	1.84E+06	0.82	Y	1.08	19.6	657	0.085
2	TCDD	23.80		0.8649	0.8656	+1.2	1.28E+06	0.78	Y	1.08	13.6	657	0.085
3	TCDD	24.27		0.8835	0.8825	-1.7	4.32E+04	0.97	N	1.08	0.46	657	0.085
4	TCDD	25.16		0.9152	0.9147	-0.8	3.78E+05	0.78	Y	1.08	4.02	657	0.085
	TCDD	25.42		0.9241	0.9244	+0.5	1.74E+05	0.76	Y	1.08	1.86	657	0.085
	TCDD	25.65		0.9327	0.9328	+0.2	2.18E+05	0.67	Y	1.08	2.32	657	0.085
	TCDD	25.86		0.9408	0.9402	-1.0	5.16E+04	0.84	Y	1.08	0.549	657	0.085
	TCDD	26.12		0.9512	0.9498	-2.3	1.76E+04	0.73	Y	1.08	0.187	657	0.085
	TCDD	26.35		0.9580	0.9580	0	4.80E+04	0.89	N	1.08	0.511	657	0.085
	TCDD	26.78		0.9736	0.9737	+0.2	3.85E+05	0.78	Y	1.08	4.1	657	0.085
	TCDD	Not Fnd		0.9785						1.08		657	0.085
	TCDD	27.20		0.9884	0.9892	+1.3	3.08E+05	0.68	Y	1.08	3.28	657	0.085
	TCDD	27.35		0.9945	0.9944	-0.2	3.22E+04	0.92	N	1.08	0.343	657	0.085
	2378-TCDD	27.52		1.0009	1.0006	-0.5	3.93E+04	0.57	N	1.08	0.419	657	0.085
	TCDD	27.93		1.0147	1.0156	+1.5	4.18E+04	0.81	Y	1.08	0.445	657	0.085
	TCDD	Not Fnd		1.0206						1.08		657	0.085
	TCDD	Not Fnd		1.0423						1.08		657	0.085
1	PeCDD	30.86		0.9131	0.9130	-0.2	7.60E+05	1.48	Y	1.07	10.4	737	0.116
2	PeCDD	31.49		0.9319	0.9315	-0.8	6.21E+04	1.49	Y	1.07	0.854	737	0.116
3	PeCDD	32.14		0.9511	0.9509	-0.4	7.75E+05	1.65	Y	1.07	10.7	737	0.116
	PeCDD	32.36		0.9576	0.9573	-0.6	1.00E+05	1.39	Y	1.07	1.38	737	0.116
	PeCDD	32.49		0.9611	0.9610	-0.2	6.49E+05	1.49	Y	1.07	8.92	737	0.116
	PeCDD	32.80		0.9703	0.9701	-0.4	1.15E+05	1.46	Y	1.07	1.59	737	0.116
	PeCDD	33.23		0.9829	0.9829	0	3.03E+05	1.56	Y	1.07	4.17	737	0.116
	12378-PeCDD	33.82		1.0006	1.0004	-0.4	9.32E+04	1.73	Y	1.07	1.28	737	0.116
	PeCDD	33.93		1.0039	1.0035	-0.8	4.21E+04	1.87	N	1.07	0.579	737	0.116
	PeCDD	34.34		1.0161	1.0159	-0.4	2.69E+04	1.86	N	1.07	0.37	737	0.116
	HxCDD	36.44		0.9479	0.9476	-0.7	1.28E+06	1.23	Y	1.01	21.9	1346	0.262
	HxCDD	37.22		0.9682	0.9679	-0.7	1.64E+06	1.26	Y	1.01	28.2	1346	0.262
	HxCDD	37.58		0.9771	0.9771	0	2.63E+06	1.26	Y	1.01	45.3	1346	0.262
	HxCDD	37.72		0.9811	0.9808	-0.7	3.54E+05	1.36	Y	1.01	6.09	1346	0.262
	123478-HxCDD	38.47		1.0004	1.0003	-0.2	1.07E+05	1.04	N	1.05	1.87	1346	0.256
	123678-HxCDD	38.60		1.0039	1.0038	-0.2	7.41E+05	1.23	Y	0.98	12.5	1346	0.268
	HxCDD	38.82		1.0097	1.0095	-0.5	8.61E+04	1.33	Y	1.01	1.48	1346	0.262
	123789-HxCDD	38.95		1.0129	1.0129	0	3.25E+05	1.29	Y	1.01	5.61	1346	0.263

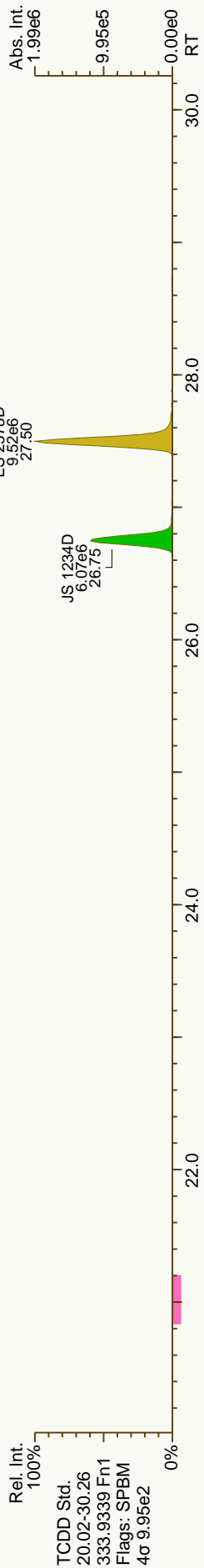
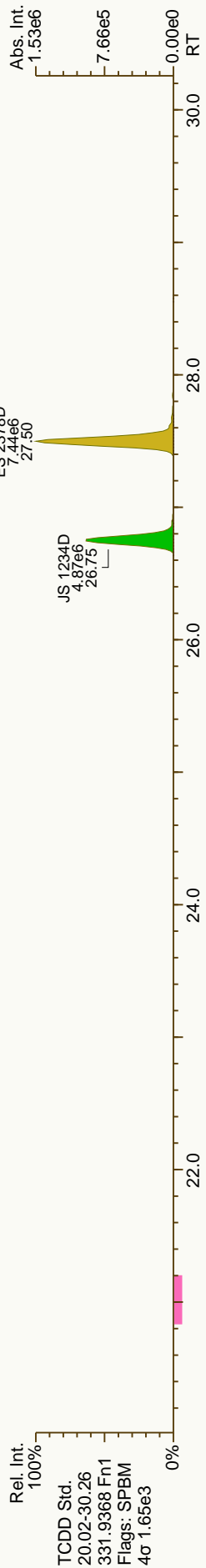
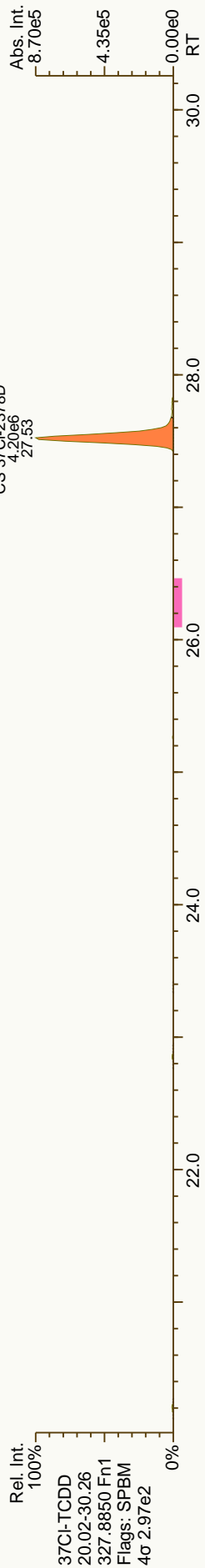
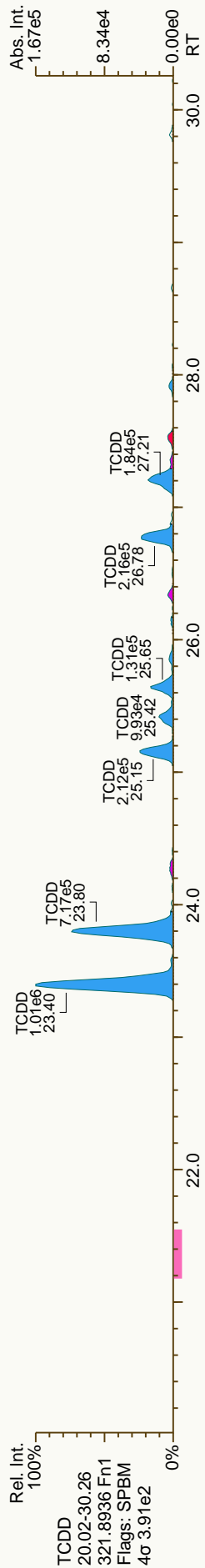
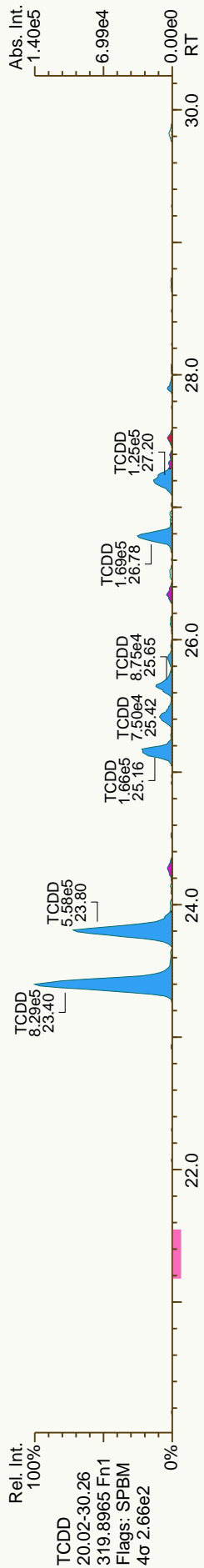
Lab ID: A4722_10270_DF_003-R Acq'd: 27 Oct 2012 17:50 MDC Wt/Vol: 10.23 g ICAL: 1613_SGS
 Client ID: JW-EA08-SS32-120507 UTP: 28-Oct-2012 08:36 MDC J-level: 0.489 pg/g Split: 1 Checkcode: 745-552-FZF
 Datafile: 121026P4-07 Report: 28 Oct 2012 08:47 MC Stds (pg): JS: 2000 ES: 2000 CS/SS: 2000, 400 (37C1)

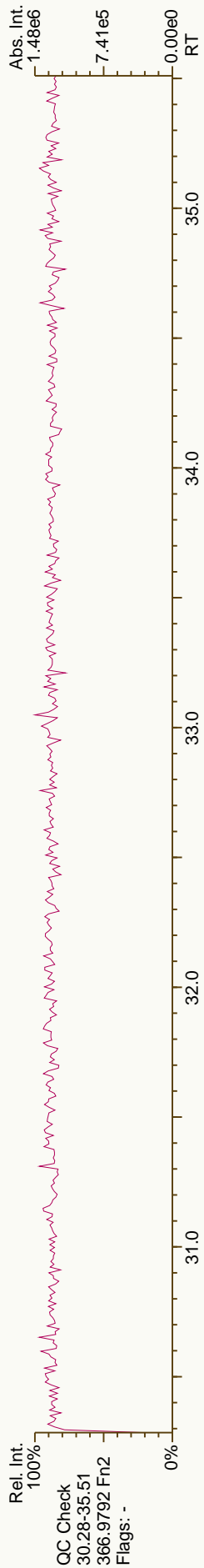


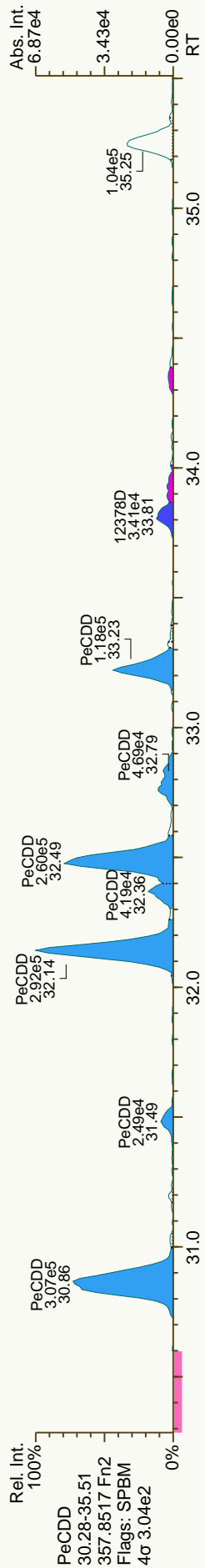
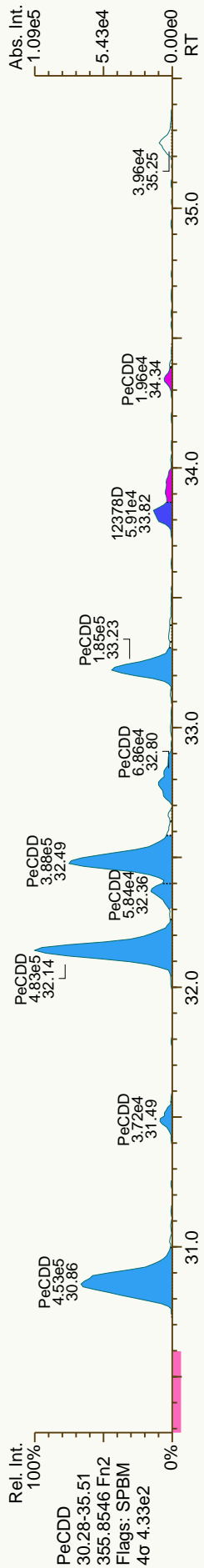
WV#	Name	Act RT	QC	Pred. RRT	Act. RRT	ΔSecs	Response	Ra	OK	RRF	Conc.	Noise	DL
1	HP-CDD	41.74		0.9793	0.9792	-0.3	9.94E+06	1.04	Y	1.09	163	4262	0.787
2	234678-HP-CDD	42.64		1.0005	1.0004	-0.3	8.24E+06	1.05	Y	1.09	135	4262	0.787
3	OCDD	46.39		1.0005	1.0003	-0.6	4.29E+07	0.90	Y	1.11	977	1075	0.327
4	OCDD-a	46.39		1.0001	1.0002	+0.3	2.52E+06	2.60	Y	1.00	63.6	813	0.274
5	TCDF	21.19		0.7983	0.7995	+1.9	1.96E+05	0.75	Y	0.98	1.66	773	0.0793
6	TCDF	21.76		0.8218	0.8208	-1.6	1.29E+05	0.72	Y	0.98	1.09	773	0.0793
7	TCDF	22.41		0.8463	0.8453	-1.6	3.18E+05	0.83	Y	0.98	2.7	773	0.0793
8	TCDF	22.84		0.8625	0.8617	-1.3	1.27E+05	0.85	Y	0.98	1.08	773	0.0793
9	TCDF	22.98		0.8677	0.8671	-1.0	4.98E+05	0.82	Y	0.98	4.24	773	0.0793
10	TCDF	23.27		0.8787	0.8781	-1.0	1.15E+05	0.77	Y	0.98	0.978	773	0.0793
11	TCDF	23.41		0.8840	0.8832	-1.3	3.05E+05	0.74	Y	0.98	2.6	773	0.0793
12	TCDF	23.83		0.8998	0.8992	-1.0	2.24E+05	0.85	Y	0.98	1.9	773	0.0793
13	TCDF	23.99		0.9054	0.9050	-0.6	8.49E+04	0.89	N	0.98	0.722	773	0.0793
14	TCDF	24.17		0.9125	0.9118	-1.1	1.81E+05	0.68	Y	0.98	1.54	773	0.0793
15	TCDF	24.58		0.9279	0.9275	-0.6	1.09E+05	0.86	Y	0.98	0.925	773	0.0793
16	TCDF	24.73		0.9334	0.9329	-0.8	1.63E+05	0.72	Y	0.98	1.39	773	0.0793
17	TCDF	24.89		0.9381	0.9392	+1.7	3.00E+05	0.84	Y	0.98	2.55	773	0.0793
18	TCDF	25.04		0.9439	0.9447	+1.3	1.65E+05	0.83	Y	0.98	1.4	773	0.0793
19	TCDF	25.53		0.9630	0.9631	+0.2	3.25E+05	0.76	Y	0.98	2.77	773	0.0793
20	TCDF	NotFnd		0.9674						0.98		773	0.0793
21	TCDF	25.83		0.9746	0.9745	-0.2	1.13E+05	0.82	Y	0.98	0.962	773	0.0793
22	TCDF	26.03		0.9829	0.9822	-1.1	9.49E+04	0.77	Y	0.98	0.808	773	0.0793
23	TCDF	26.28		0.9916	0.9915	-0.2	1.33E+05	0.85	Y	0.98	1.13	773	0.0793
24	TCDF	26.40		0.9963	0.9960	-0.5	1.05E+05	0.84	Y	0.98	0.893	773	0.0793
25	2378-TCDF	26.53		1.0009	1.0009	0	3.89E+05	0.81	Y	0.98	3.31	773	0.0793
26	TCDF	26.95		1.0166	1.0167	+0.2	3.51E+05	0.76	Y	0.98	2.99	773	0.0793
27	TCDF	27.22		1.0274	1.0268	-1.0	2.03E+04	0.67	Y	0.98	0.173	773	0.0793
28	TCDF	27.54		1.0390	1.0392	+0.3	1.91E+04	0.85	Y	0.98	0.163	773	0.0793
29	TCDF	28.83		1.0886	1.0879	-1.1	5.87E+04	0.96	N	0.98	0.5	773	0.0793
30	PeCDF	28.82		0.8975	0.8986	+2.1	9.23E+05	1.44	Y	1.00	8.95	828	0.0891
31	PeCDF	30.60		0.9542	0.9542	0	1.79E+05	1.40	Y	1.00	1.73	1035	0.111
32	PeCDF	30.78		0.9587	0.9597	+1.9	4.86E+05	1.47	Y	1.00	4.71	1035	0.111
33	PeCDF	30.90		0.9636	0.9635	-0.2	5.83E+04	1.31	N	1.00	0.565	1035	0.111
34	PeCDF	31.00		0.9671	0.9664	-1.3	2.02E+04	2.17	N	1.00	0.196	1035	0.111
35	PeCDF	31.29		0.9760	0.9755	-1.0	3.12E+04	1.90	N	1.00	0.302	1035	0.111
36	PeCDF	31.46		0.9810	0.9807	-0.6	1.88E+04	1.55	Y	1.00	0.182	1035	0.111

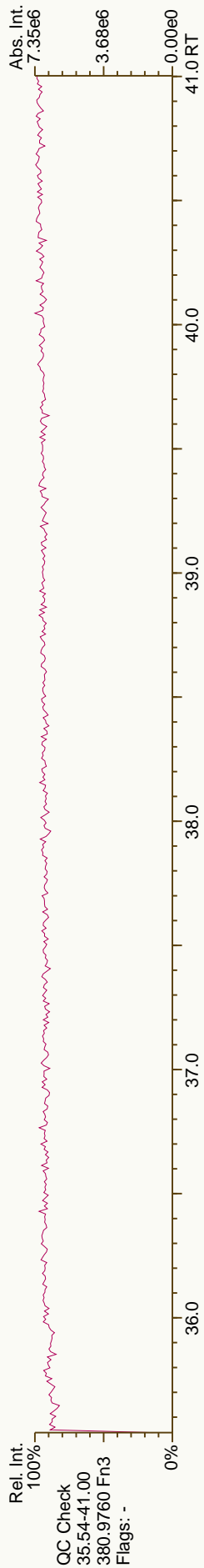
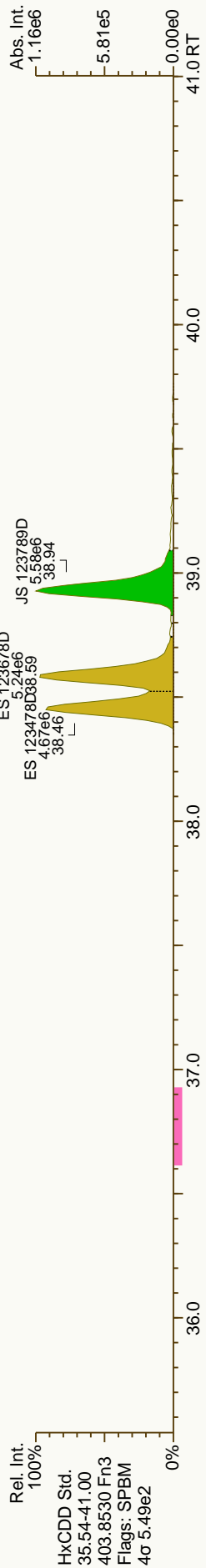
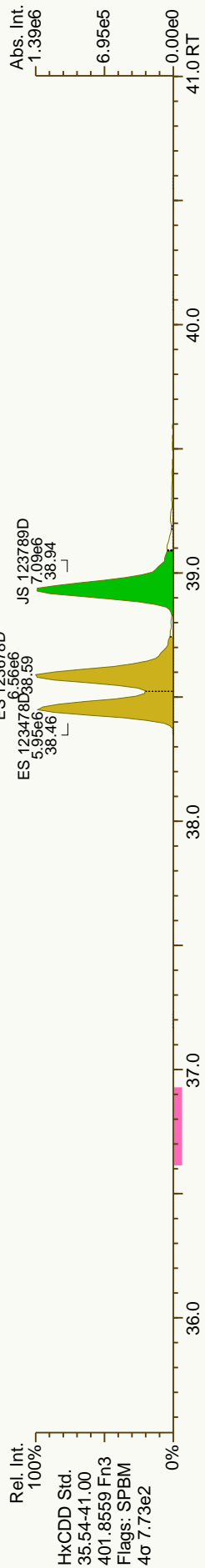
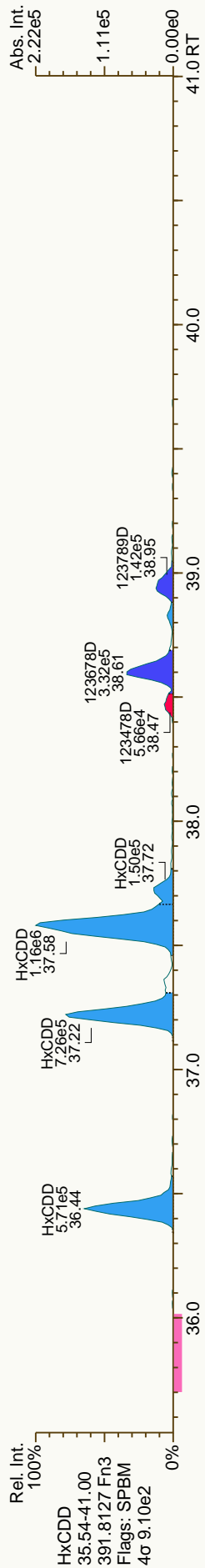
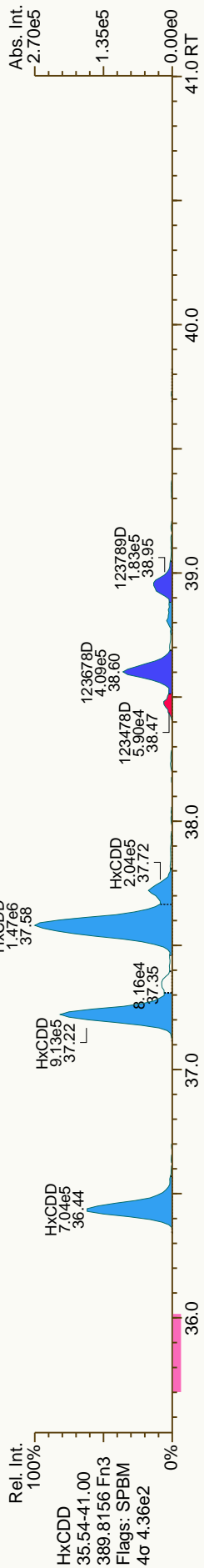
Lab ID: A4722_10270_DF_003-R Acq'd: 27 Oct 2012 17:50 MDC Wt/Vol: 10.23 g ICAL: 1613_SGS
 Client ID: JW-EA08-SS32-120507 UTP: 28-Oct-2012 08:36 MDC J-level: 0.489 pg/g Split: 1 Checkcode: 745-552-FZF
 Datafile: 121026P4-07 Report: 28 Oct 2012 08:47 MC Stds (pg): JS: 2000 ES: 2000 CS/SS: 2000, 400 (37C1)


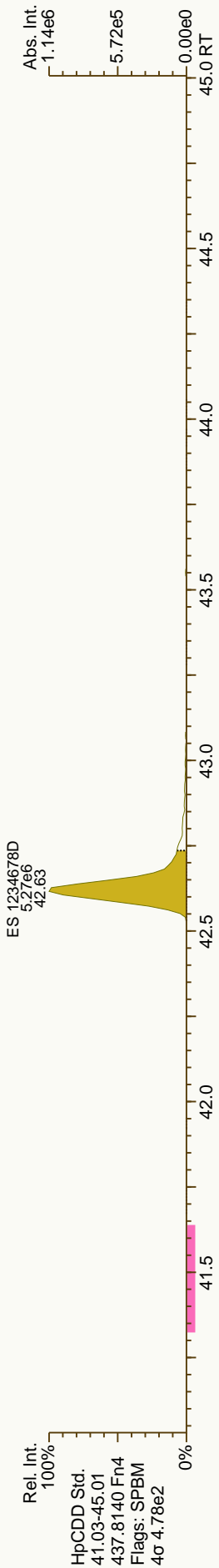
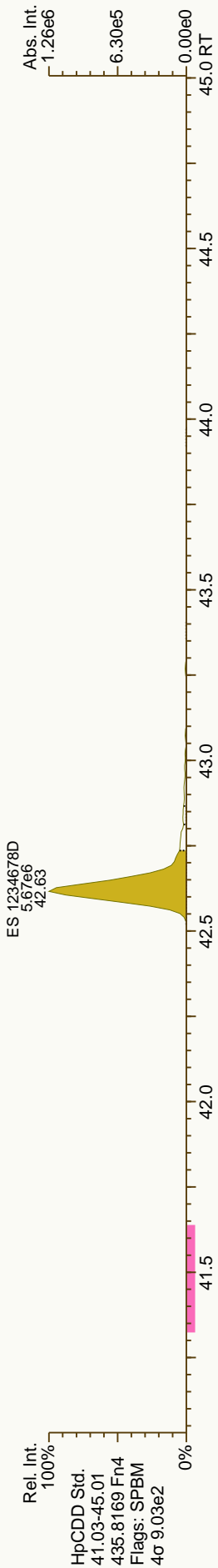
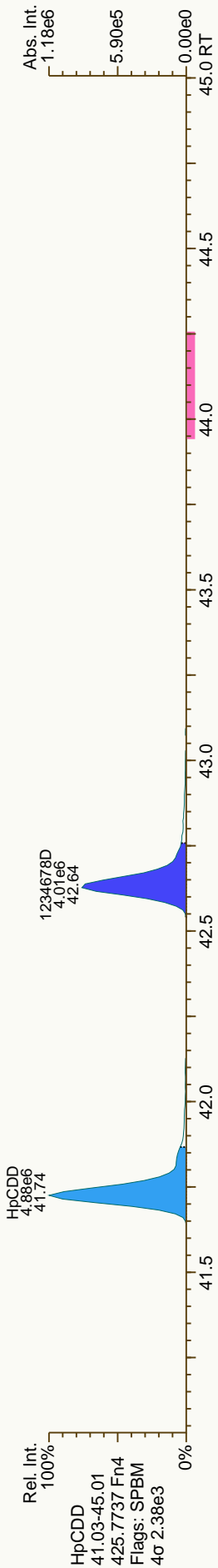
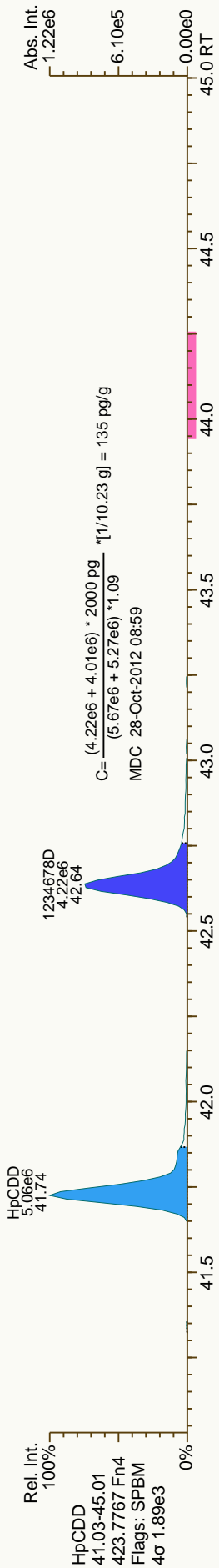
Comp #	Name	Act RT	QC	Pred. RRT	Act. RRT	ΔSecs	Response	Ra	OK	RRF	Conc.	Noise	DL
1	PeCDF	31.57		0.9847	0.9843	-0.8	1.90E+05	1.50	Y	1.00	1.84	1035	0.111
2	PeCDF	31.66		0.9870	0.9872	+0.4	3.52E+04	1.79	N	1.00	0.341	1035	0.111
3	PeCDF	31.83		0.9930	0.9926	-0.8	3.72E+04	1.85	N	1.00	0.36	1035	0.111
4	12378-PeCDF	32.09		1.0007	1.0006	-0.2	1.11E+05	1.43	Y	0.99	1.08	1035	0.118
	PeCDF	32.42		1.0113	1.0109	-0.8	1.55E+05	1.36	Y	1.00	1.51	1035	0.111
	PeCDF	NotFnd		1.0169						1.00		1035	0.111
	PeCDF	NotFnd		0.9917						1.00		1035	0.111
	PeCDF	33.26		0.9962	0.9961	-0.2	8.11E+04	1.78	Y	1.00	0.786	1035	0.111
	23478-PeCDF	33.42		1.0006	1.0009	+0.6	2.02E+05	1.44	Y	1.02	1.95	1035	0.105
	PeCDF	NotFnd		0.0000						1.02	0		0
	PeCDF	NotFnd		1.0023						1.00	1035		0.111
	PeCDF	NotFnd		1.0120						1.00	1035		0.111
	PeCDF	NotFnd		1.0389						1.00	1035		0.111
	HxCDF	35.65		0.9565	0.9561	-0.9	3.99E+05	1.19	Y	1.15	4.81	1122	0.148
	HxCDF	35.89		0.9627	0.9625	-0.4	1.23E+06	1.30	Y	1.15	14.8	1122	0.148
	HxCDF	NotFnd		0.9700						1.15		1122	0.148
	HxCDF	36.39		0.9762	0.9760	-0.4	3.34E+04	0.91	N	1.15	0.403	1122	0.148
	HxCDF	36.67		0.9833	0.9833	0	1.34E+06	1.27	Y	1.15	16.1	1122	0.148
	HxCDF	37.16		0.9968	0.9965	-0.7	4.53E+04	1.42	Y	1.15	0.546	1122	0.148
	123478-HxCDF	37.30		1.0006	1.0003	-0.7	1.50E+05	1.13	Y	1.19	1.86	1122	0.141
	123678-HxCDF	37.46		1.0005	1.0002	-0.7	1.39E+05	1.18	Y	1.16	1.49	1122	0.129
	HxCDF	NotFnd		1.0055						1.15		1122	0.148
	HxCDF	NotFnd		1.0102						1.15		1122	0.148
	HxCDF	NotFnd		0.9933						1.15		1122	0.148
	234678-HxCDF	38.25		1.0006	1.0004	-0.5	1.80E+05	1.13	Y	1.18	2	1122	0.131
	HxCDF	NotFnd		0.0000						1.18	0		0
	HxCDF	NotFnd		1.0009						1.15		1122	0.148
	123789-HxCDF	39.39		1.0005	1.0007	+0.5	2.82E+04	1.23	Y	1.09	0.411	1122	0.203
	HxCDF	NotFnd		0.0000						1.09	0		0
	123489-HxCDF	NotFnd		1.0013						1.15		1122	0.148
	1234678-HpCDF	41.36		1.0004	1.0003	-0.2	2.08E+06	1.02	Y	1.35	25.7	1472	0.209
	HpCDF	41.72		1.0091	1.0089	-0.5	6.24E+04	1.15	Y	1.34	0.868	1472	0.235
	HpCDF	41.91		1.0140	1.0136	-1.0	3.79E+06	1.02	Y	1.34	52.6	1472	0.235
	1234789-HpCDF	43.24		1.0004	1.0002	-0.5	8.76E+04	1.14	Y	1.34	1.38	1472	0.268
	OCDF	46.64		1.0057	1.0056	-0.3	2.90E+06	0.87	Y	1.40	52.4	570	0.137
	OCDF-a	46.61		1.0053	1.0050	-0.8	5.95E+04	4.62	N	1.00	1.5	619	0.208


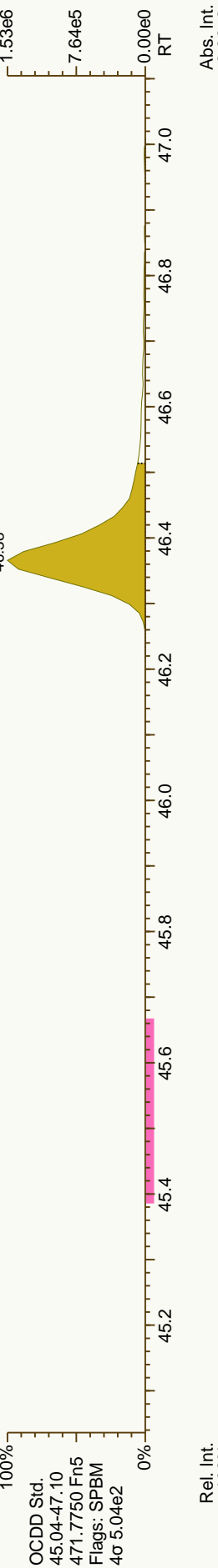
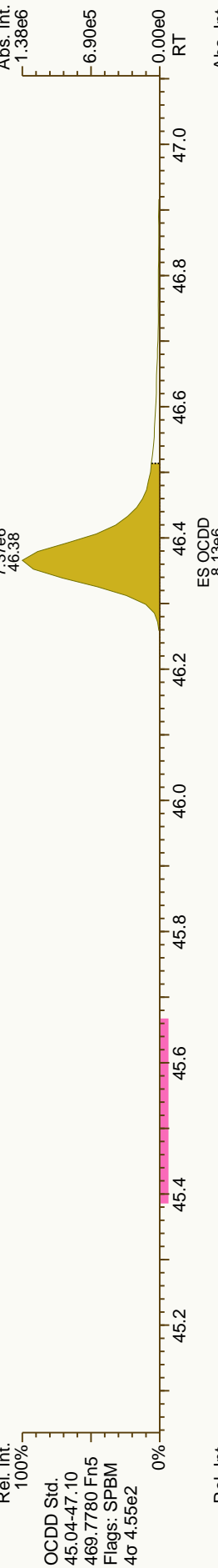
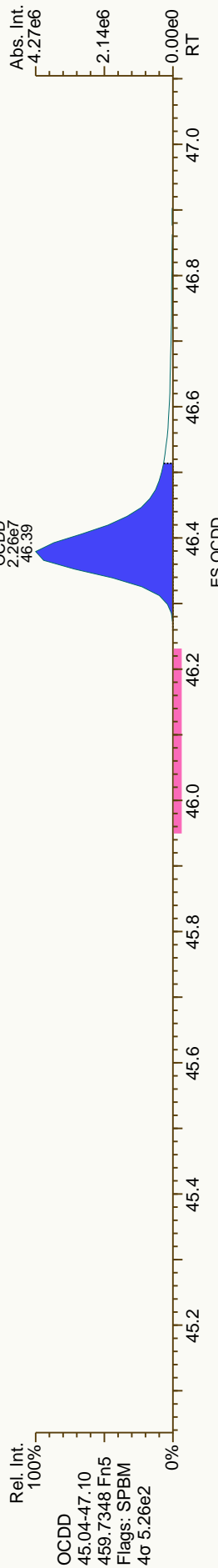
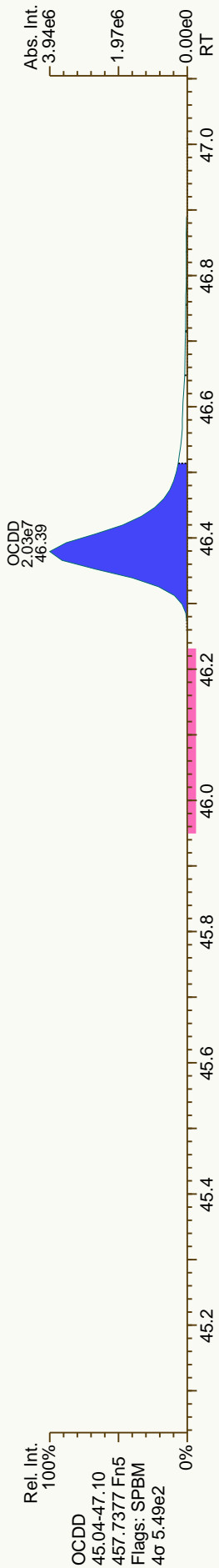


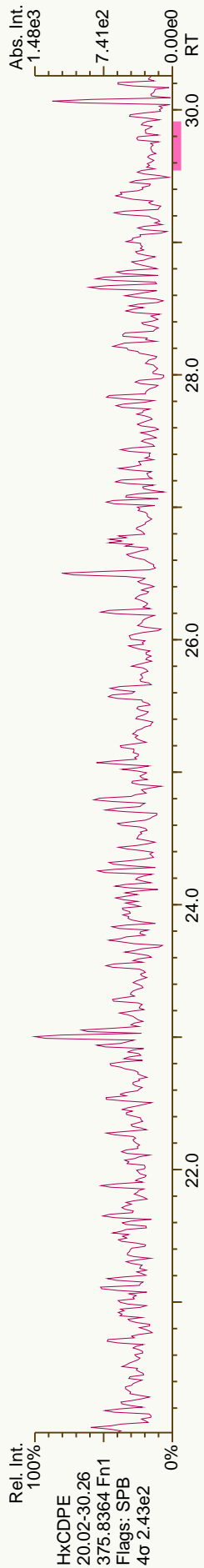
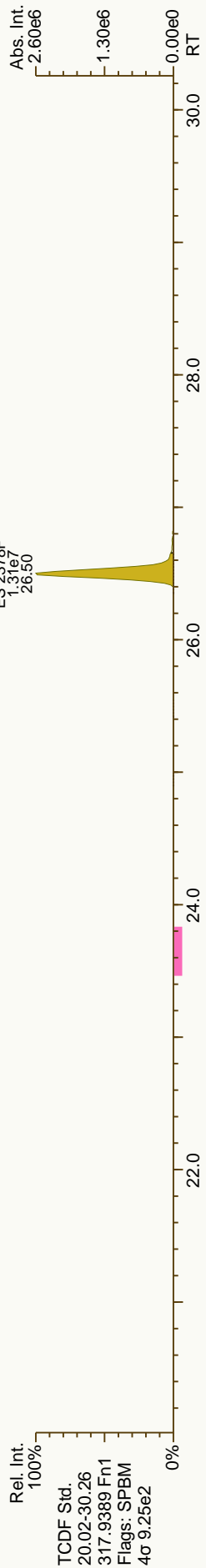
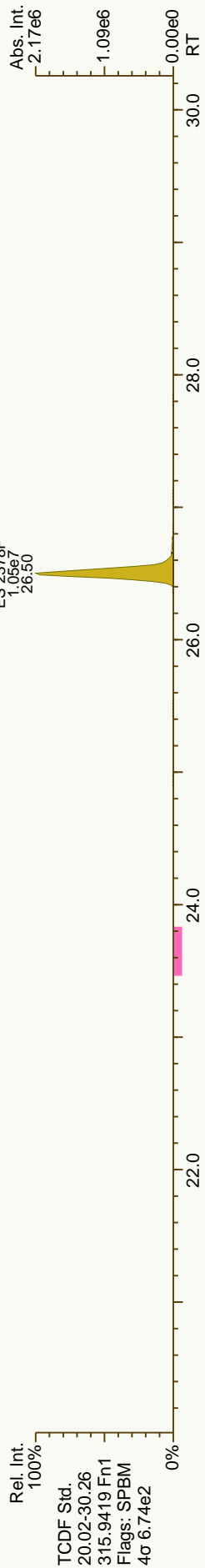

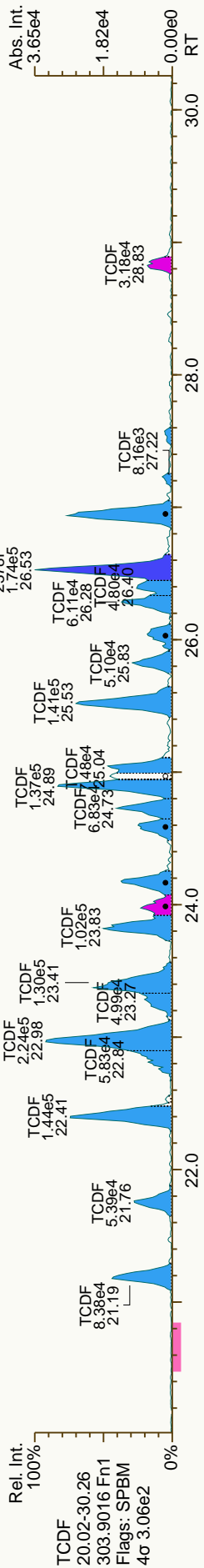


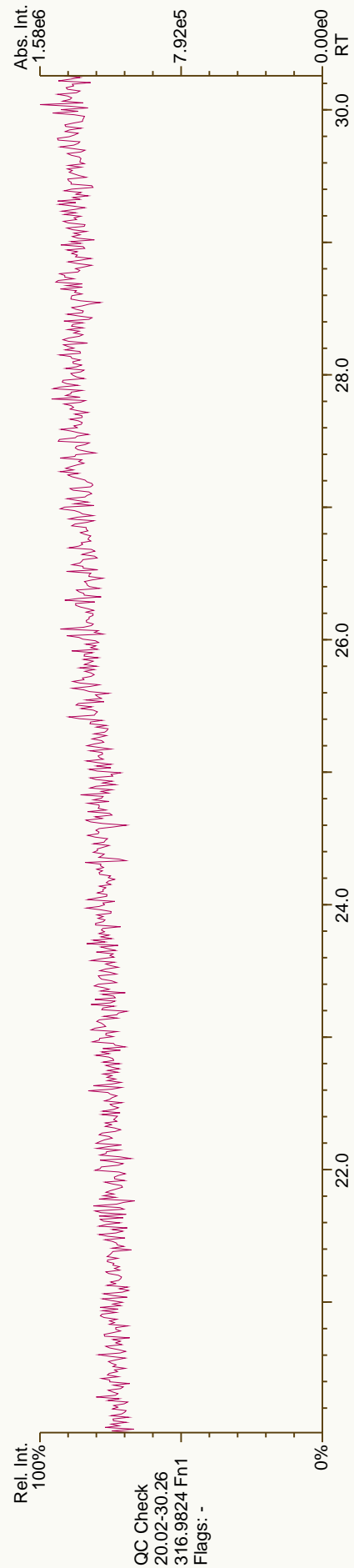
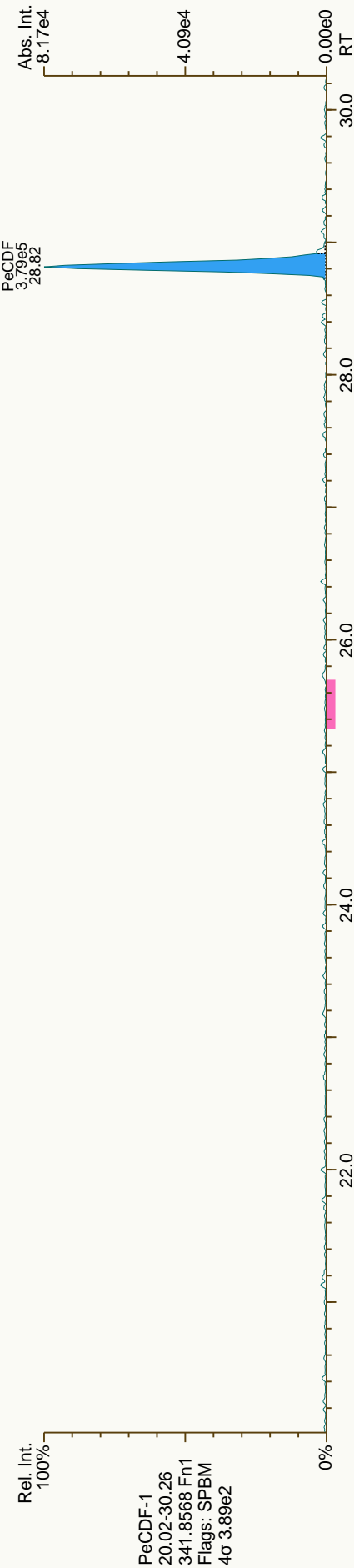
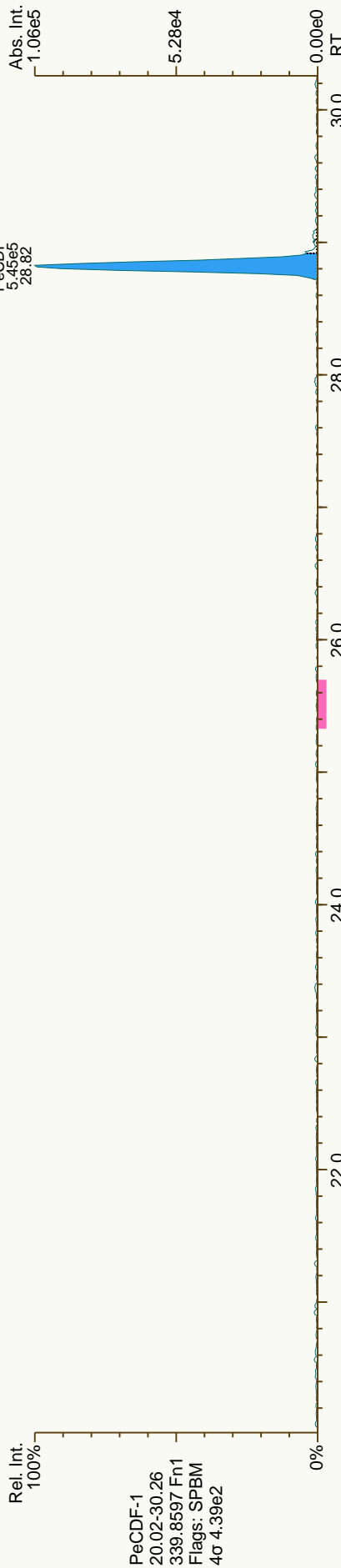


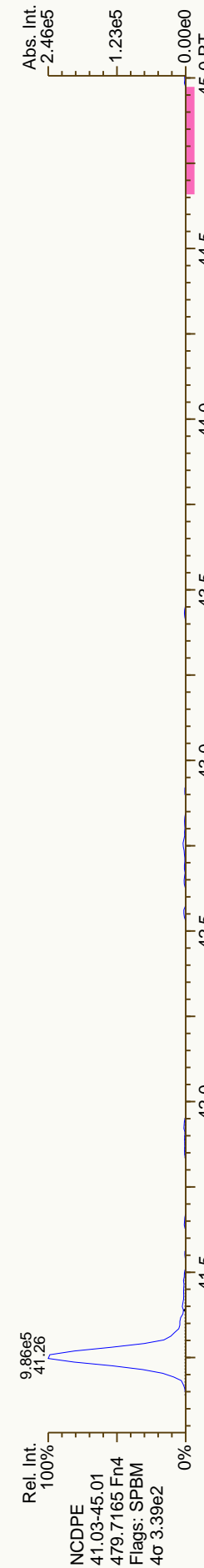
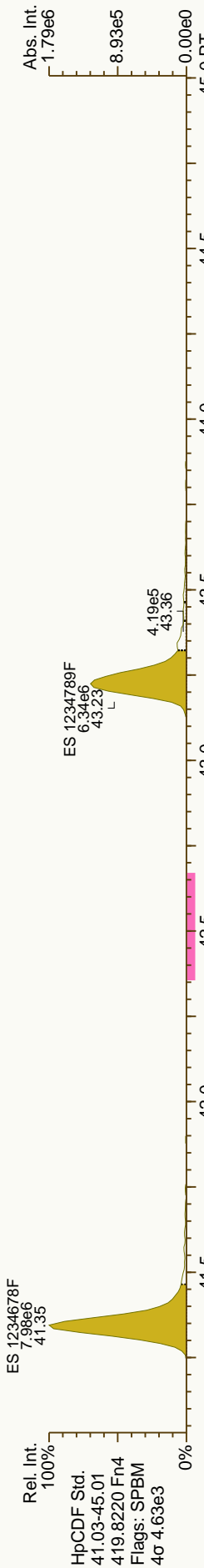
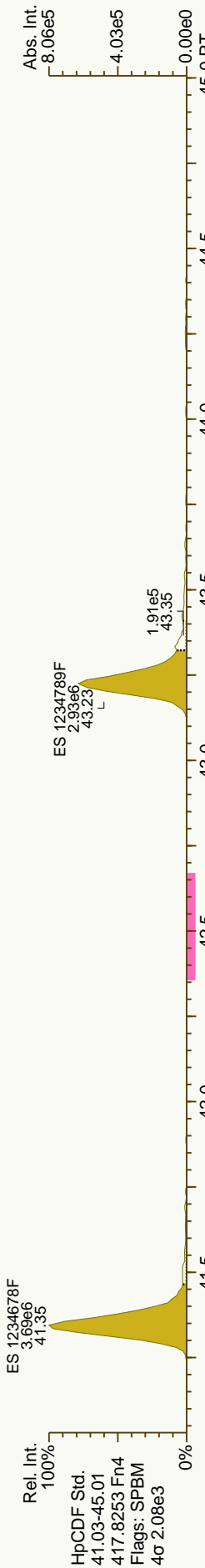
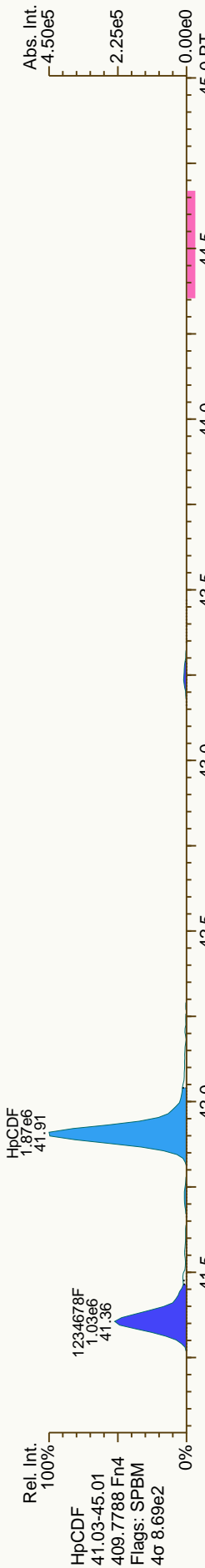



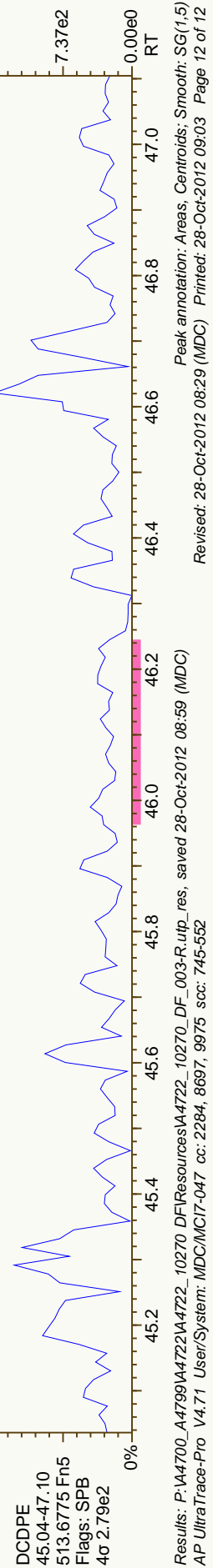
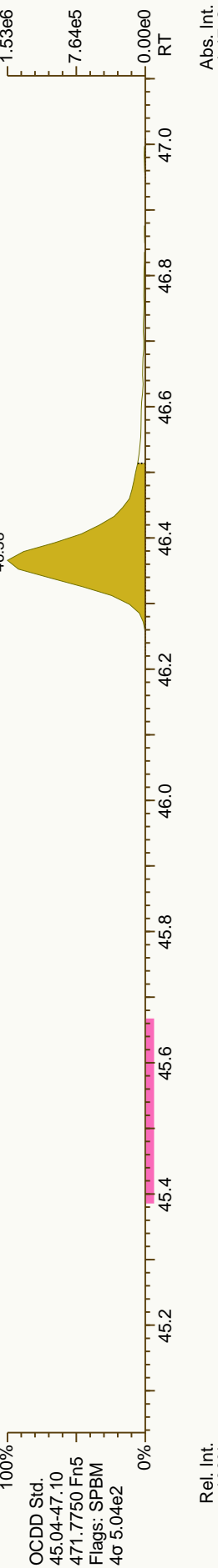
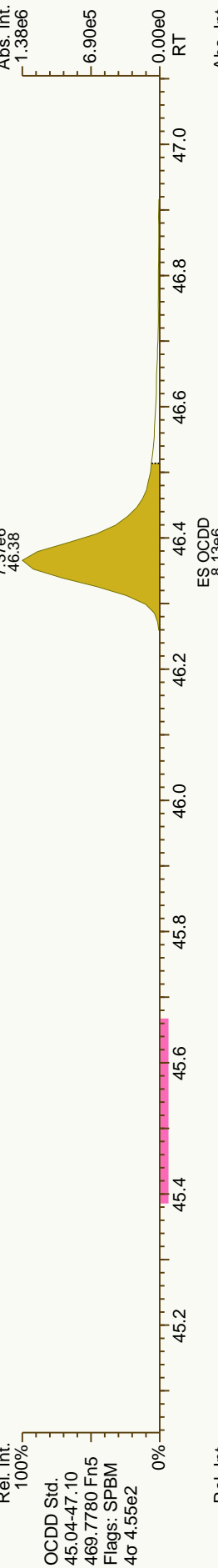
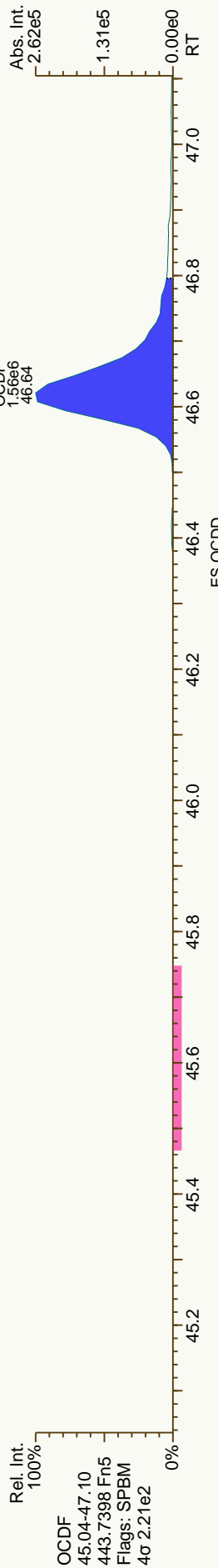













Quantify Sample Summary Report MassLynx 4.1
 ### Confirms Sample Summary ###
 Dataset: C:\MassLynx\Default.pro\Results\c31oct12b-Confirms.qld
 Last Altered: Thursday, November 01, 2012 16:02:41 Eastern Daylight Time
 Printed: Thursday, November 01, 2012 16:05:19 Eastern Daylight Time

A4422_10270--003-R

Method: C:\MassLynx\Default.PRO\MethDB\VF\Xms-TCDF_Smooth.mdb 01 Nov 2012 13:33:15
 Calibration: C:\MassLynx\Default.PRO\CurveDB\VF\Xms-100212a_Confirm-TD.cdb 31 Oct 2012 15:37:39

Name: c31oct12b-10
 Date: 31-Oct-2012
 Time: 19:33:58
 ID: 31203249007
 User: JHL
 Submitter:
 Task: HRMS3

Handwritten notes:
 2578 - T207
 (11750) (110095 (m)) (20.025)
 (11750) (11718) (20.025)
 (7958000) (1.520e5)
 Rec. mnt 11/1/12

Name	Response	Ion1Area	Ion2Area	RA	RAFail?	RRT	RT	Conc	EDL	SN1	SN2	M	Height1	Noise1	Height2	Noise2	Smp S...	FV
2378-TCDF	1.475e4	6.624e3	8.121e3	0.82	NO	1.0006	21.00	1.520	0.0471	72.0	95.2	db	1.505e5	2089	1.920e5	2018	20.02	20
ES:13C-2378-TCDF	7.958e5	3.509e5	4.449e5	0.79	NO	1.0019	20.99	138.066	0.1689	1772.1	2579.0	bb	7.879e6	4446	1.064e7	4125	20.02	20
JS:13C-1234-TCDD	3.479e5	1.546e5	1.933e5	0.80	NO	0.0000	20.95	99.900	0.2599	810.7	1155.4	bd	3.404e6	4198	4.359e6	3772	20.02	20
Tetrafurans	-	7.960e4	-	-	-	-	-	18.325	0.0471	-	-	-	1.164e6	2089	-	-	20.02	20
F1 Lock Mass	-	-	-	-	-	-	-	-	-	-	-	-	-	99015	-	-	1.00	1

Dataset: C:\MassLynx\Default.pro\Results\c31oct12b-Confirms.qld

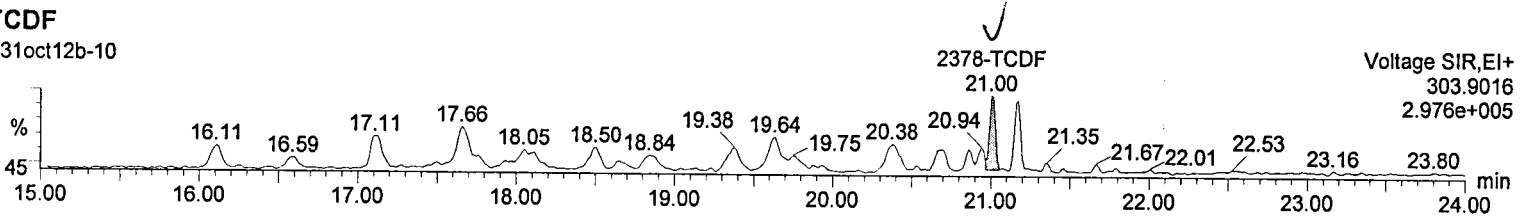
Last Altered: Thursday, 11/1/2012 11:23:28 AM Eastern Daylight Time
Printed: Thursday, 11/1/2012 11:24:50 AM Eastern Daylight Time

Method: C:\MassLynx\Default.PRO\MethDB\VF\Xms-TCDF_Smooth.mdb 31 Oct 2012 16:33:04
Calibration: C:\MassLynx\Default.PRO\CurveDB\VF\Xms-100212a_Confirm-TD.cdb 31 Oct 2012 15:37:39

Name: c31oct12b-10, ID: 31203249007

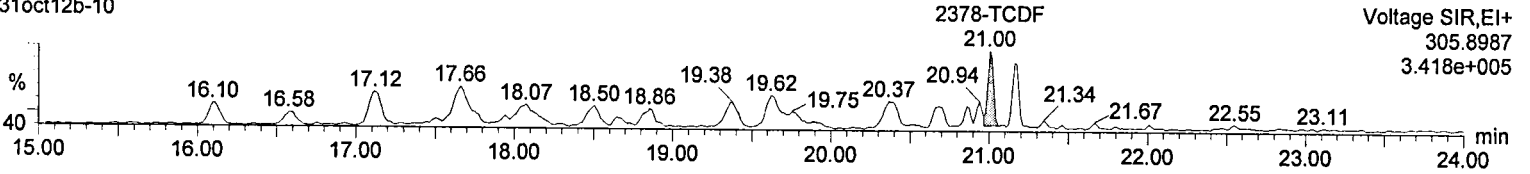
TCDF

c31oct12b-10



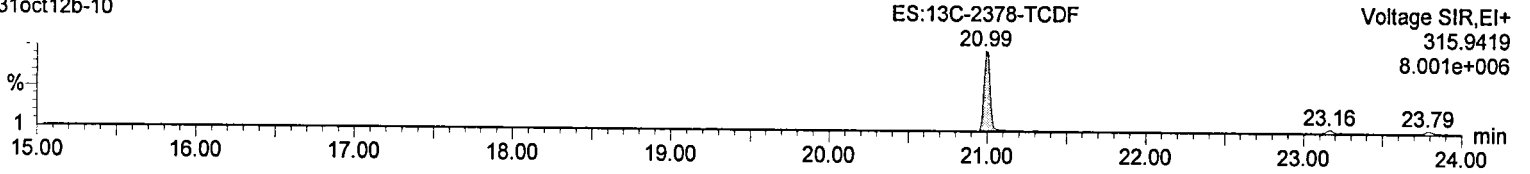
TCDF

c31oct12b-10



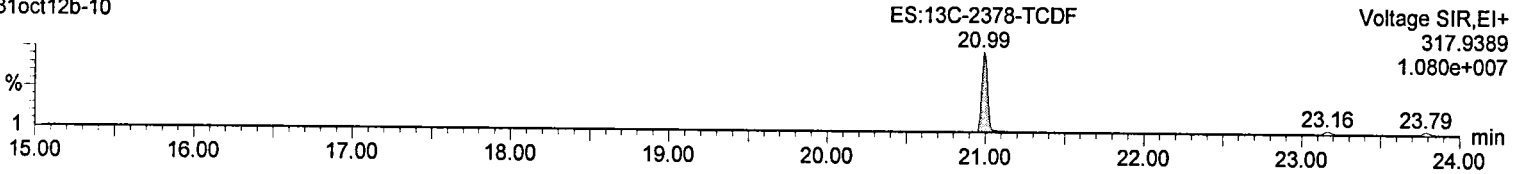
13C-TCDF

c31oct12b-10



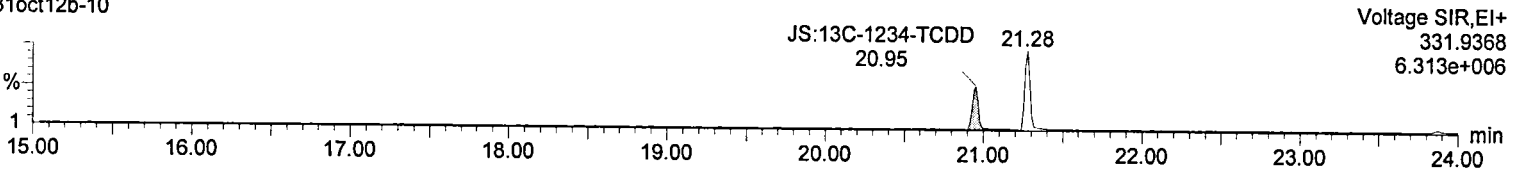
13C-TCDF

c31oct12b-10



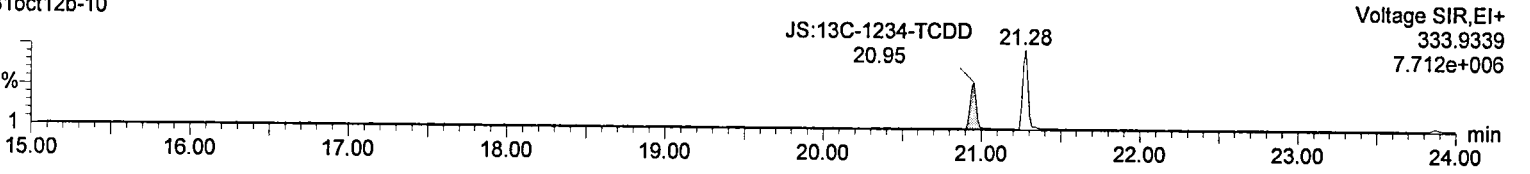
13C-TCDD

c31oct12b-10




13C-TCDD

c31oct12b-10



F1 Lock Mass

c31oct12b-10



Results of JW-EA09-SS33-120507

Client Sample ID: **JW-EA09-SS33-120507**
 Client Project ID: **Jeld-Wen Surface Sediments**
 Lab Sample ID: 31203249008-A
 Lab Project ID: 31203249

Collection Date: 05/07/2012 13:24
 Received Date: 05/09/2012 10:15
 Matrix: Soil-Solid as dry weight
 Solids (%): 52.00

Results by EPA 1613B

<u>Parameter</u>	<u>Result</u>	<u>EMPC</u>	<u>Qual</u>	<u>DL</u>	<u>LOQ/CL</u>	<u>Units</u>	<u>RT</u>	<u>Ratio</u>
2,3,7,8-TCDD		0.236	J	0.0665	0.498	pg/g	27.54	0.66*
1,2,3,7,8-PeCDD	0.718		J	0.129	2.49	pg/g	33.84	1.68
1,2,3,4,7,8-HxCDD	0.831		J	0.195	2.49	pg/g	38.49	1.13
1,2,3,6,7,8-HxCDD	5.51			0.200	2.49	pg/g	38.62	1.28
1,2,3,7,8,9-HxCDD	2.68			0.199	2.49	pg/g	38.97	1.30
1,2,3,4,6,7,8-HpCDD	61.4			0.343	2.49	pg/g	42.65	1.07
OCDD	468			0.257	4.98	pg/g	46.40	0.91
2,3,7,8-TCDF	1.55			0.0515	0.498	pg/g	26.55	0.78
2,3,7,8-TCDF [confirm]	1.29		J	0.0787	1.93	pg/g	20.99	0.83
1,2,3,7,8-PeCDF	0.405		J	0.0964	2.49	pg/g	32.10	1.66
2,3,4,7,8-PeCDF	0.865		J	0.0893	2.49	pg/g	33.43	1.38
1,2,3,4,7,8-HxCDF	0.779		J	0.0876	2.49	pg/g	37.32	1.38
1,2,3,6,7,8-HxCDF		0.497	J	0.0791	2.49	pg/g	37.49	1.51*
2,3,4,6,7,8-HxCDF	0.881		J	0.0708	2.49	pg/g	38.27	1.22
1,2,3,7,8,9-HxCDF	ND		U	0.112	2.49	pg/g		
1,2,3,4,6,7,8-HpCDF	10.9			0.104	2.49	pg/g	41.38	1.01
1,2,3,4,7,8,9-HpCDF	0.638		J	0.143	2.49	pg/g	43.26	1.19
OCDF	22.6			0.110	4.98	pg/g	46.63	0.89
Total TCDD	17.4	17.9		0.0665	0.498	pg/g		
Total TCDF	16.2	17.3		0.0515	0.498	pg/g		
Total PeCDD	11.7	13.0		0.129	2.49	pg/g		
Total PeCDF	9.27	10.6		0.0928	2.49	pg/g		
Total HxCDD	50.2			0.198	2.49	pg/g		
Total HxCDF	15.4	16.5		0.0856	2.49	pg/g		
Total HpCDD	143			0.343	2.49	pg/g		
Total HpCDF	31.8			0.122	2.49	pg/g		

World Health Organization Summary

	<u>Units</u>	<u>ND=0</u>	<u>ND=½</u>	<u>ND=DL</u>
WHO-2005 TEQ	pg/g	3.06	3.11	3.15
WHO-2005 TEQ w/EMPC	pg/g	3.35	3.35	3.36

Results of JW-EA09-SS33-120507

Client Sample ID: **JW-EA09-SS33-120507**
 Client Project ID: **Jeld-Wen Surface Sediments**
 Lab Sample ID: 31203249008-A
 Lab Project ID: 31203249

Collection Date: 05/07/2012 13:24
 Received Date: 05/09/2012 10:15
 Matrix: Soil-Solid as dry weight
 Solids (%): 52.00

Results by EPA 1613B

<u>Parameter</u>	<u>Result</u>	<u>EMPC</u>	<u>Qual</u>	<u>DL</u>	<u>LOQ/CL</u>	<u>Units</u>	<u>RT</u>	<u>Ratio</u>
Labeled Standards								
13C-2378-TCDD	117				25.0-164	%		
13C-12378-PeCDD	99.0				25.0-181	%		
13C-123478-HxCDD	96.0				32.0-141	%		
13C-123678-HxCDD	90.0				28.0-130	%		
13C-1234678-HpCDD	105				23.0-140	%		
13C-OCDD	84.0				17.0-157	%		
13C-2378-TCDF	114				24.0-169	%		
13C-12378-PeCDF	90.0				24.0-185	%		
13C-23478-PeCDF	93.0				21.0-178	%		
13C-123478-HxCDF	95.0				26.0-152	%		
13C-123678-HxCDF	103				26.0-123	%		
13C-234678-HxCDF	110				29.0-147	%		
13C-123789-HxCDF	96.0				28.0-136	%		
13C-1234678-HpCDF	90.0				28.0-143	%		
13C-1234789-HpCDF	98.0				26.0-138	%		
37Cl-2378-TCDD	124				35.0-197	%		

Batch Information

Analytical Batch: **HRD1902**
 Analytical Method: **EPA 1613B**
 Instrument: **APHRMS**
 Analyst: **MDC**
 Analytical Date/Time: **10/20/2012 02:44**

Prep Batch: **HXX1802**
 Prep Method: **EPA 1613 PREP S/D/T**
 Prep Date/Time: **10/10/2012 09:35**
 Prep Initial Wt./Vol.: **19.32 g**
 Prep Extract Vol: **20 uL**

Analytical Batch: **HRD1912**
 Analytical Method: **EPA 1613B**
 Instrument: **HRMS3**
 Analyst: **JHL**
 Analytical Date/Time: **10/31/2012 20:08**

Prep Batch: **HXX1802**
 Prep Method: **EPA 1613 PREP S/D/T**
 Prep Date/Time: **10/10/2012 09:35**
 Prep Initial Wt./Vol.: **19.32 g**
 Prep Extract Vol: **20 uL**

Lab ID: A4722_10216_DF_008
 Client ID: JW-EA09-SS33-120507
 Datafile: 121019P2-03

Acq'd: 20 Oct 2012 02:44 MDC
 UTP: 21-Oct-2012 10:25 MDC
 Report: 21 Oct 2012 10:25 MC

Wt/Vol: 10.04 g
 J-level: 0.498 pg/g Split: 1
 Stds (pg): JS: 2000 ES: 2000 CS/SS: 2000, 400 (37C1)



ICAL: 1613_SGS

Checkcode: 866-110-SQS

Name	Act RT	QC	Pred. RRT	Act. RRT	ΔSecs	Response	Ra	OK	RRF	Conc.	Noise	DL
2378-TCDD	27.54		1.0009	1.0008	-0.2	4.35E+04	0.66	N	1.08	0.236	1020	0.0664
2378-PeCDD	33.84		1.0006	1.0006	0	9.23E+04	1.68	Y	1.07	0.717	1493	0.128
23478-HxCDD	38.49		1.0004	1.0004	0	8.77E+04	1.13	Y	1.05	0.831	1946	0.195
123678-HxCDD	38.62		1.0039	1.0039	0	5.74E+05	1.28	Y	0.98	5.51	1946	0.2
123789-HxCDD	38.97		1.0129	1.0128	-0.2	2.79E+05	1.30	Y	1.01	2.68	1946	0.199
1234678-HpCDD	42.65		1.0005	1.0004	-0.3	6.22E+06	1.07	Y	1.09	61.4	3346	0.343
OCDD	46.40		1.0005	1.0004	-0.3	3.06E+07	0.91	Y	1.11	467	1343	0.257
2378-TCDF	26.55		1.0009	1.0009	0	4.21E+05	0.78	Y	0.98	1.55	1128	0.0514
12378-PeCDF	32.10		1.0007	1.0006	-0.2	7.56E+04	1.66	Y	0.99	0.405	1600	0.0964
23478-PeCDF	33.43		1.0006	1.0009	+0.6	1.70E+05	1.38	Y	1.02	0.864	1600	0.0893
123478-HxCDF	37.32		1.0006	1.0005	-0.2	1.24E+05	1.38	Y	1.19	0.778	1344	0.0875
123678-HxCDF	37.49		1.0005	1.0005	0	9.29E+04	1.51	N	1.16	0.496	1344	0.079
234678-HxCDF	38.27		1.0006	1.0005	-0.2	1.71E+05	1.22	Y	1.18	0.88	1344	0.0707
123789-HxCDF	NotFnd		1.0005	-	-	-	-	-	1.09	-	1344	0.112
1234678-HpCDF	41.38		1.0004	1.0004	0	1.56E+06	1.01	Y	1.35	10.9	1564	0.104
1234789-HpCDF	43.26		1.0004	1.0004	0	7.60E+04	1.19	Y	1.34	0.637	1564	0.143
OCDF	46.63		1.0057	1.0056	-0.3	1.86E+06	0.89	Y	1.40	22.6	727	0.11
ES 2378-TCDD	27.52		1.0281	1.0277	-0.6	3.40E+07	0.79	Y	1.04	117		
ES 12378-PeCDD	33.82		1.2639	1.2629	-1.6	2.39E+07	1.57	Y	0.87	98.5		
ES 123478-HxCDD	38.47		0.9876	0.9877	+0.2	2.00E+07	1.29	Y	0.94	96.2		
ES 123678-HxCDD	38.60		0.9910	0.9911	+0.2	2.11E+07	1.30	Y	1.06	89.9		
ES 1234678-HpCDD	42.63		1.0943	1.0945	+0.5	1.85E+07	1.06	Y	0.80	105		
ES OCDD	46.38		1.1907	1.1906	-0.2	2.36E+07	0.90	Y	0.63	84.4		
ES 2378-TCDF	26.53		0.9907	0.9906	-0.2	5.55E+07	0.79	Y	1.74	114		
ES 12378-PeCDF	32.09		1.1992	1.1981	-1.8	3.76E+07	1.55	Y	1.49	90.2		
ES 23478-PeCDF	33.41		1.2484	1.2474	-1.6	3.86E+07	1.59	Y	1.48	93.3		
ES 123478-HxCDF	37.30		0.9577	0.9577	0	2.68E+07	0.52	Y	1.27	95		
ES 123678-HxCDF	37.47		0.9619	0.9620	+0.2	3.23E+07	0.51	Y	1.41	103		
ES 234678-HpCDF	38.25		0.9821	0.9821	0	3.29E+07	0.54	Y	1.34	110		
ES 123789-HxCDF	39.37		1.0108	1.0108	0	2.55E+07	0.52	Y	1.20	95.6		
ES 1234678-HpCDF	41.36		1.0618	1.0619	+0.2	2.10E+07	0.44	Y	1.06	89.6		
ES 1234789-HpCDF	43.24		1.1100	1.1101	+0.2	1.78E+07	0.45	Y	0.82	97.7		

Lab ID: A4722_10216_DF_008 Acq'd: 20 Oct 2012 02:44 MDC Wt/Vol: 10.04 g ICAL: 1613_SGS
 Client ID: JW-EA09-SS33-120507 UTP: 21-Oct-2012 10:25 MDC J-level: 0.498 pg/g Split: 1 Checkcode: 866-110-SQS
 Datafile: 121019P2-03 Report: 21 Oct 2012 10:25 MC Stds (pg): JS: 2000 ES: 2000 CS/SS: 2000, 400 (37Cl)

W#	Name	Act RT	QC	Pred. RRT	Act. RRT	ΔSecs	Response	Ra	OK	RRF	Rec. %
120329	JS 1234-TCDD	26.78		-	-	-	2.79E+07	0.81	Y	-	-
120329	JS 123789-HxCDD	38.95		-	-	-	2.22E+07	1.27	Y	-	-
	CS 37Cl-2378-TCDD	27.55		1.0291	1.0286	-0.8	8.09E+06	n/a	-	1.17	124

SS 37Cl-2378-TCDD	27.55		1.0291	1.0286	-0.8	8.09E+06	n/a	-	1.12	106
-------------------	-------	--	--------	--------	------	----------	-----	---	------	-----

Totals	Conc	EMPC	EDL
Total TCDD	17.4	17.9	0.0664
Total PeCDD	11.7	13	0.128
Total HxCDD	50.2	50.2	0.198
Total HpCDD	143	143	0.343
Total Tetra-Octa Dioxins	689	691	
Total TCDF	16.2	17.2	0.0514
Total PeCDF	9.26	10.6	0.0927
Total HxCDF	15.4	16.5	0.0855
Total HpCDF	31.8	31.8	0.122
Total Tetra-Octa Furans	95.1	98.6	
Total Tetra-Octa Dioxins & Furans	784	790	

Lab ID: A4722_10216_DF_008 Acq'd: 20 Oct 2012 02:44 MDC Wt/Vol: 10.04 g ICAL: 1613_SGS
 Client ID: JW-EA09-SS33-120507 UTP: 21-Oct-2012 10:25 MDC J-level: 0.498 pg/g Split: 1 Checkcode: 866-110-SQS
 Datafile: 121019P2-03 Report: 21 Oct 2012 10:25 MC Stds (pg): JS: 2000 ES: 2000 CS/SS: 2000, 400 (37C1)

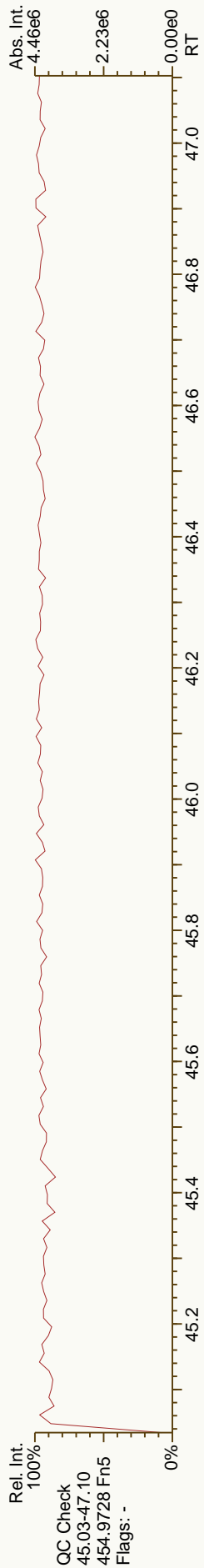
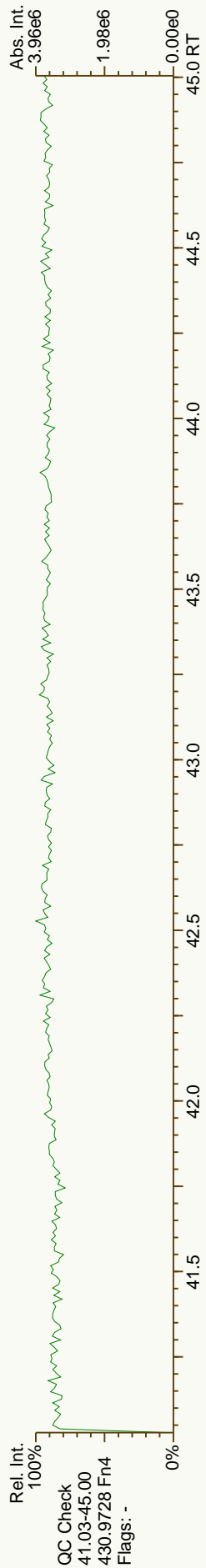
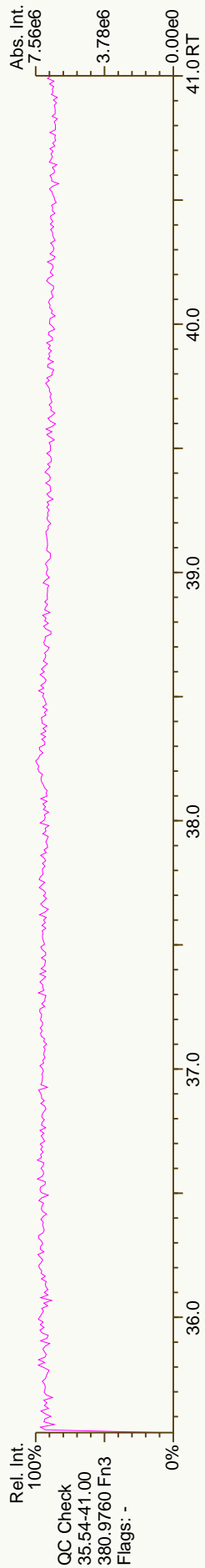
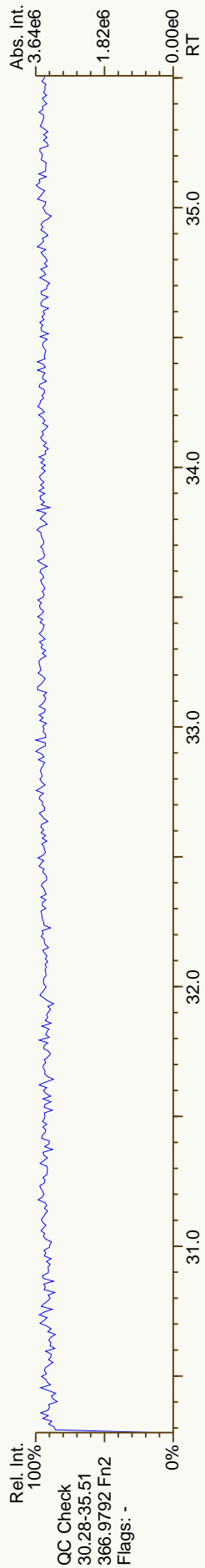
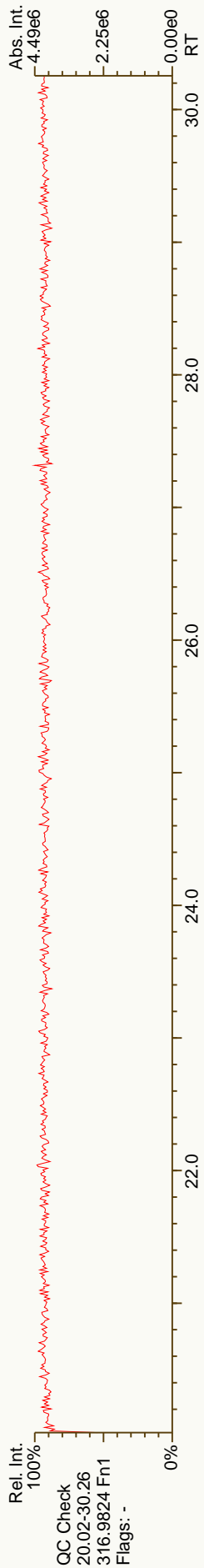
WV#	Name	Act RT	QC	Pred. RRT	Act. RRT	ΔSecs	Response	Ra	OK	RRF	Conc.	Noise	DL
1	TCDD	23.44		0.8504	0.8517	+2.1	9.89E+05	0.77	Y	1.08	5.36	1020	0.0664
2	TCDD	23.84		0.8649	0.8662	+2.1	7.28E+05	0.75	Y	1.08	3.94	1020	0.0664
3	TCDD	24.32		0.8835	0.8836	+0.2	2.69E+04	0.98	N	1.08	0.146	1020	0.0664
4	TCDD	25.19		0.9152	0.9152	0	6.64E+05	0.79	Y	1.08	3.59	1020	0.0664
	TCDD	25.45		0.9241	0.9247	+1.0	1.21E+05	0.85	Y	1.08	0.653	1020	0.0664
	TCDD	25.67		0.9327	0.9329	+0.3	1.54E+05	0.72	Y	1.08	0.833	1020	0.0664
	TCDD	25.88		0.9408	0.9405	-0.5	3.34E+04	0.66	Y	1.08	0.181	1020	0.0664
	TCDD	26.17		0.9512	0.9509	-0.5	1.25E+04	0.86	Y	1.08	0.0676	1020	0.0664
	TCDD	26.37		0.9580	0.9582	+0.3	3.34E+04	0.60	N	1.08	0.181	1020	0.0664
	TCDD	26.80		0.9736	0.9738	+0.3	2.44E+05	0.80	Y	1.08	1.32	1020	0.0664
	TCDD	NotFnd		0.9785						1.08		1020	0.0664
	TCDD	27.24		0.9884	0.9897	+2.1	2.33E+05	0.81	Y	1.08	1.26	1020	0.0664
	TCDD	NotFnd		0.9945						1.08		1020	0.0664
	2378-TCDD	27.54		1.0009	1.0008	-0.2	4.35E+04	0.66	N	1.08	0.236	1020	0.0664
	TCDD	27.93		1.0147	1.0149	+0.3	2.79E+04	0.81	Y	1.08	0.151	1020	0.0664
	TCDD	NotFnd		1.0206						1.08		1020	0.0664
	TCDD	NotFnd		1.0423						1.08		1020	0.0664
	TCDD	30.88		0.9131	0.9130	-0.2	4.18E+05	1.61	Y	1.07	3.25	1493	0.128
	TCDD	31.50		0.9319	0.9315	-0.8	5.39E+04	2.07	N	1.07	0.419	1493	0.128
	TCDD	32.16		0.9511	0.9509	-0.4	3.91E+05	1.66	Y	1.07	3.04	1493	0.128
	TCDD	32.38		0.9576	0.9575	-0.2	9.11E+04	1.64	Y	1.07	0.709	1493	0.128
	TCDD	32.50		0.9611	0.9611	0	3.42E+05	1.63	Y	1.07	2.66	1493	0.128
	TCDD	32.81		0.9703	0.9701	-0.4	9.43E+04	1.30	N	1.07	0.733	1493	0.128
	TCDD	33.25		0.9829	0.9830	+0.2	1.51E+05	1.46	Y	1.07	1.17	1493	0.128
	12378-PeCDD	33.84		1.0006	1.0006	0	9.23E+04	1.68	Y	1.07	0.717	1493	0.128
	PeCDD	33.96		1.0039	1.0040	+0.2	1.71E+04	1.70	Y	1.07	0.133	1493	0.128
	PeCDD	34.36		1.0161	1.0158	-0.6	2.29E+04	2.00	N	1.07	0.178	1493	0.128
	HxCDD	36.46		0.9479	0.9476	-0.7	1.15E+06	1.24	Y	1.01	10.9	1946	0.198
	HxCDD	37.24		0.9682	0.9679	-0.7	9.44E+05	1.26	Y	1.01	9.01	1946	0.198
	HxCDD	37.59		0.9771	0.9771	0	2.00E+06	1.28	Y	1.01	19.1	1946	0.198
	HxCDD	37.73		0.9811	0.9808	-0.7	1.46E+05	1.32	Y	1.01	1.4	1946	0.198
	123478-HxCDD	38.49		1.0004	1.0004	0	8.77E+04	1.13	Y	1.05	0.831	1946	0.195
	123678-HxCDD	38.62		1.0039	1.0039	0	5.74E+05	1.28	Y	0.98	5.51	1946	0.2
	HxCDD	38.84		1.0097	1.0097	0	7.99E+04	1.23	Y	1.01	0.762	1946	0.198
	123789-HxCDD	38.97		1.0129	1.0128	-0.2	2.79E+05	1.30	Y	1.01	2.68	1946	0.199

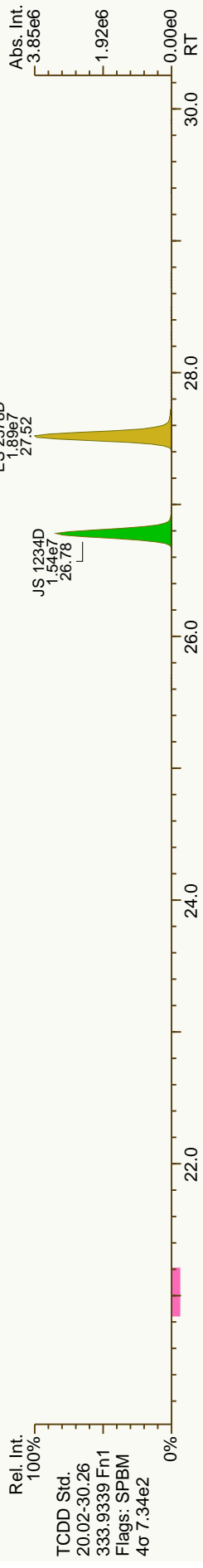
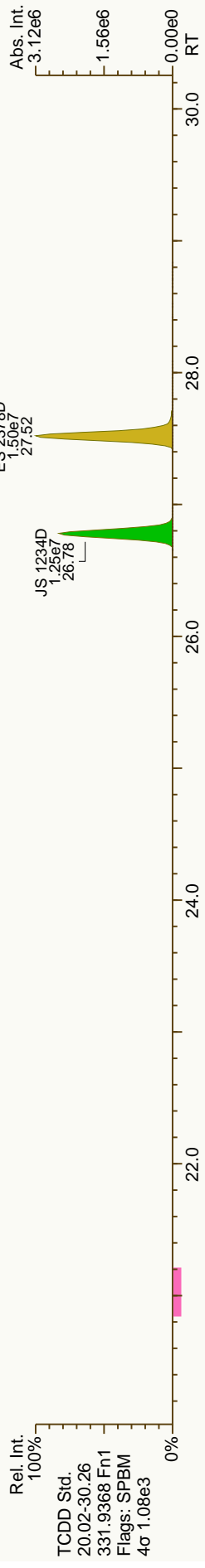
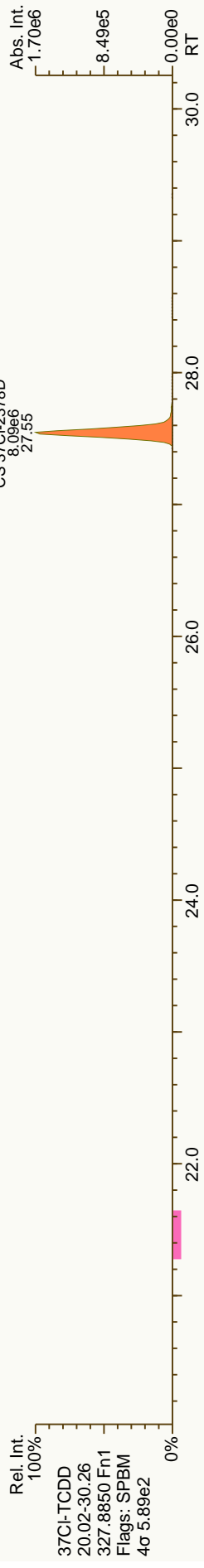
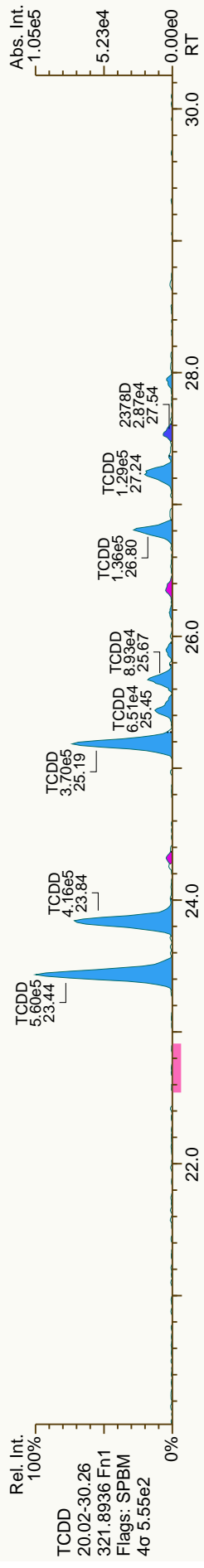
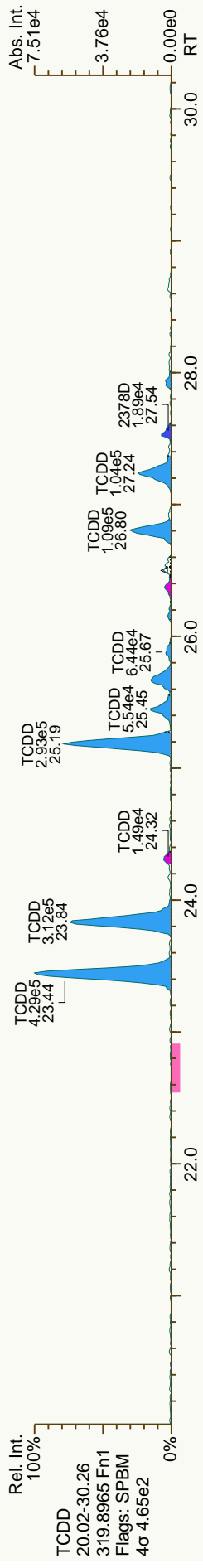
Lab ID: A4722_10216_DF_008 Acq'd: 20 Oct 2012 02:44 MDC Wt/Vol: 10.04 g ICAL: 1613_SGS
 Client ID: JW-EA09-SS33-120507 UTP: 21-Oct-2012 10:25 MDC J-level: 0.498 pg/g Split: 1 Checkcode: 866-110-SQS
 Datafile: 121019P2-03 Report: 21 Oct 2012 10:25 MC Stds (pg): JS: 2000 ES: 2000 CS/SS: 2000, 400 (37C1)

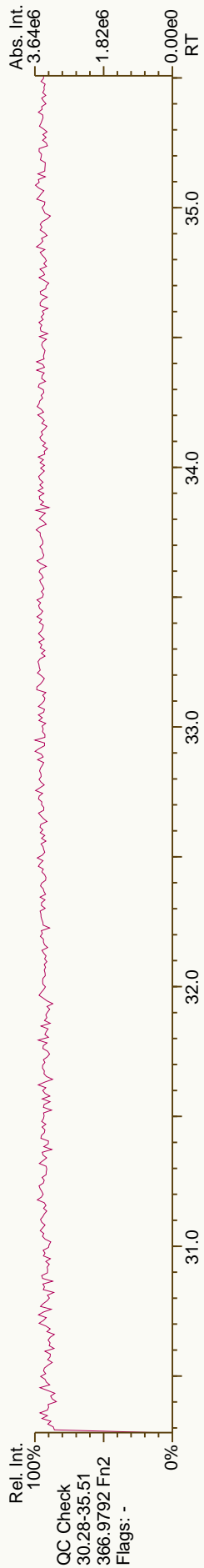
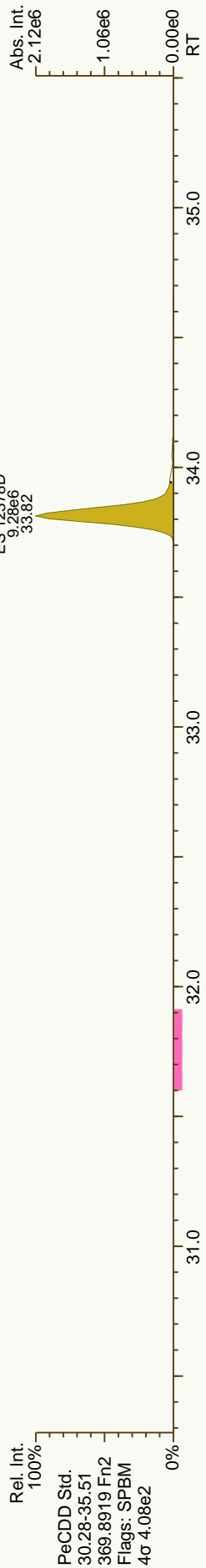
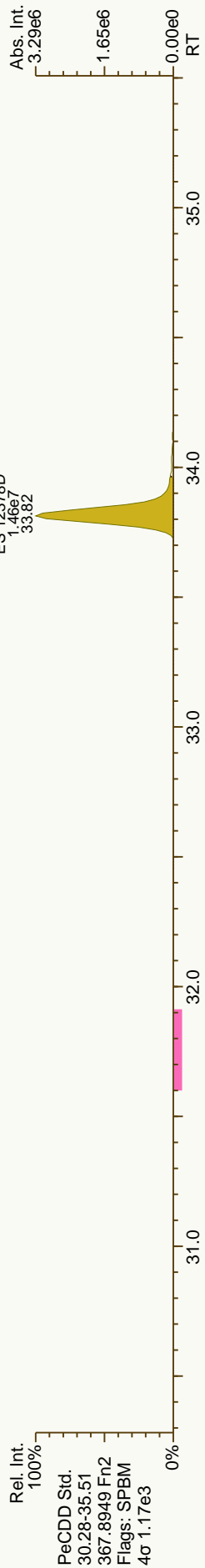

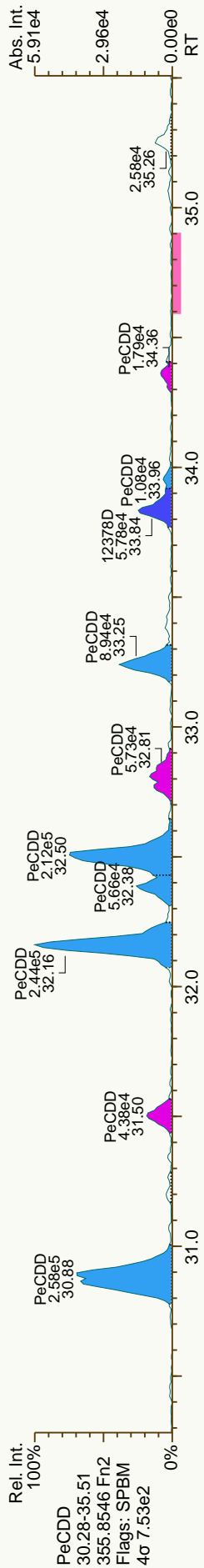
Comp #	Name	Act RT	QC	Pred. RRT	Act. RRT	ΔSecs	Response	Ra	OK	RRF	Conc.	Noise	DL
1	HP-CDD	41.74		0.9793	0.9792	-0.3	8.23E+06	1.04	Y	1.09	81.2	3346	0.343
2	234678-HP-CDD	42.65		1.0005	1.0004	-0.3	6.22E+06	1.07	Y	1.09	61.4	3346	0.343
3	OCDD	46.40		1.0005	1.0004	-0.3	3.06E+07	0.91	Y	1.11	467	1343	0.257
4	OCDD-a	46.39		1.0001	1.0003	+0.6	1.79E+06	2.68	Y	1.00	30.2	870	0.184
5	TCDF	21.23		0.7983	0.8004	+3.3	1.71E+05	0.87	Y	0.98	0.63	1128	0.0514
6	TCDF	21.79		0.8218	0.8213	-0.8	1.22E+05	0.89	N	0.98	0.449	1128	0.0514
7	TCDF	22.45		0.8463	0.8461	-0.3	4.02E+05	0.78	Y	0.98	1.48	1128	0.0514
8	TCDF	22.86		0.8625	0.8619	-1.0	9.98E+04	0.76	Y	0.98	0.367	1128	0.0514
9	TCDF	23.02		0.8677	0.8677	0	5.17E+05	0.77	Y	0.98	1.9	1128	0.0514
10	TCDF	23.31		0.8787	0.8787	0	9.67E+04	0.83	Y	0.98	0.356	1128	0.0514
11	TCDF	23.44		0.8840	0.8837	-0.5	3.41E+05	0.85	Y	0.98	1.25	1128	0.0514
12	TCDF	23.87		0.8998	0.8998	0	2.42E+05	0.75	Y	0.98	0.89	1128	0.0514
13	TCDF	24.01		0.9054	0.9051	-0.5	1.04E+05	0.82	Y	0.98	0.383	1128	0.0514
14	TCDF	24.20		0.9125	0.9122	-0.5	2.03E+05	0.78	Y	0.98	0.746	1128	0.0514
15	TCDF	24.62		0.9279	0.9281	+0.3	1.04E+05	0.73	Y	0.98	0.383	1128	0.0514
16	TCDF	24.76		0.9334	0.9334	0	1.49E+05	0.66	Y	0.98	0.548	1128	0.0514
17	TCDF	24.92		0.9381	0.9394	+2.1	2.93E+05	0.78	Y	0.98	1.08	1128	0.0514
18	TCDF	25.05		0.9439	0.9442	+0.5	2.66E+05	0.77	Y	0.98	0.98	1128	0.0514
19	TCDF	25.55		0.9630	0.9632	+0.3	3.16E+05	0.66	Y	0.98	1.16	1128	0.0514
20	TCDF	NotFnd		0.9674						0.98		1128	0.0514
21	TCDF	25.86		0.9746	0.9750	+0.6	1.25E+05	0.68	Y	0.98	0.458	1128	0.0514
22	TCDF	26.07		0.9829	0.9829	0	8.51E+04	0.72	Y	0.98	0.313	1128	0.0514
23	TCDF	26.30		0.9916	0.9915	-0.2	1.11E+05	0.65	N	0.98	0.408	1128	0.0514
24	TCDF	26.43		0.9963	0.9963	0	1.11E+05	0.68	Y	0.98	0.407	1128	0.0514
25	2378-TCDF	26.55		1.0009	1.0009	0	4.21E+05	0.78	Y	0.98	1.55	1128	0.0514
26	TCDF	26.97		1.0166	1.0166	0	3.29E+05	0.78	Y	0.98	1.21	1128	0.0514
27	TCDF	27.25		1.0274	1.0273	-0.2	2.69E+04	0.84	Y	0.98	0.099	1128	0.0514
28	TCDF	NotFnd		1.0390						0.98		1128	0.0514
29	TCDF	28.85		1.0886	1.0874	-1.9	5.28E+04	1.15	N	0.98	0.194	1128	0.0514
30	PeCDF	28.84		0.8975	0.8988	+2.5	7.28E+05	1.76	Y	1.00	3.79	1226	0.0711
31	PeCDF	30.61		0.9542	0.9541	-0.2	1.70E+05	1.43	Y	1.00	0.887	1600	0.0927
32	PeCDF	30.80		0.9587	0.9599	+2.3	4.06E+05	1.66	Y	1.00	2.11	1600	0.0927
33	PeCDF	30.90		0.9636	0.9629	-1.3	7.09E+04	1.57	Y	1.00	0.369	1600	0.0927
34	PeCDF	31.03		0.9671	0.9670	-0.2	1.94E+04	1.17	N	1.00	0.101	1600	0.0927
35	PeCDF	31.30		0.9760	0.9754	-1.2	2.68E+04	1.10	N	1.00	0.139	1600	0.0927
36	PeCDF	NotFnd		0.9810						1.00		1600	0.0927


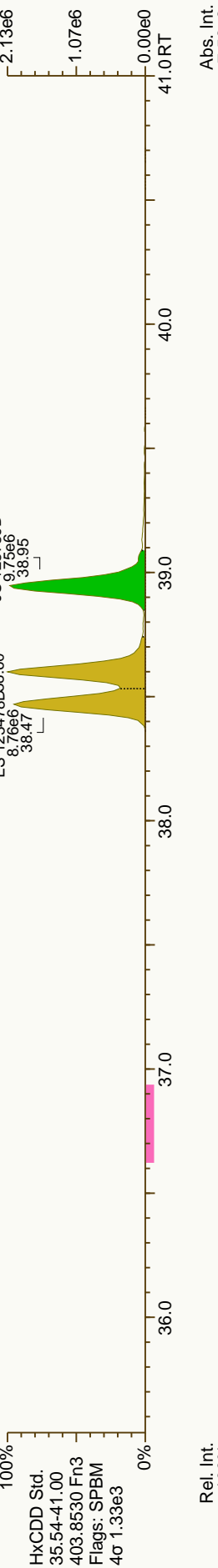
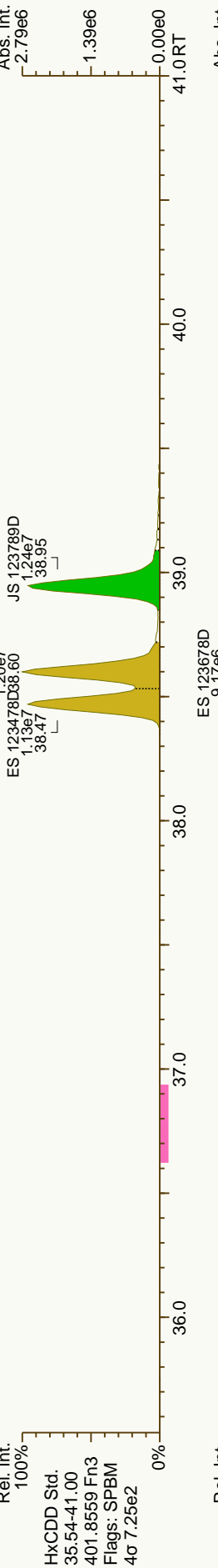
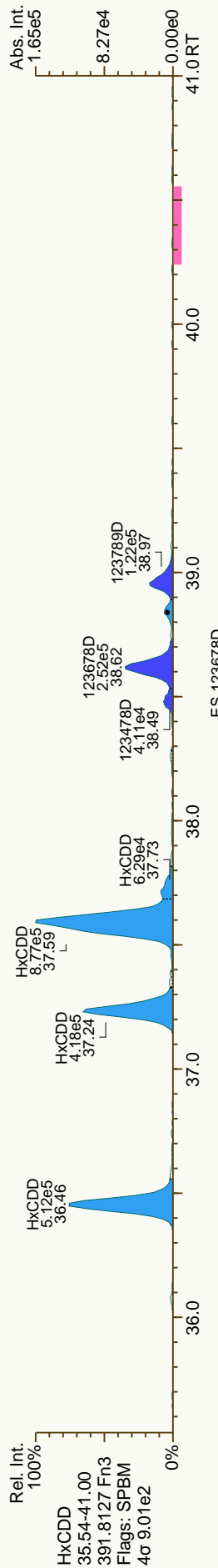
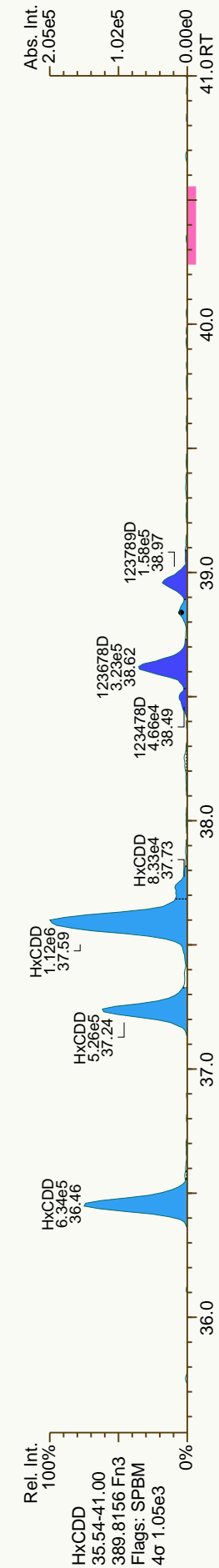
Lab ID: A4722_10216_DF_008 Acq'd: 20 Oct 2012 02:44 MDC Wt/Vol: 10.04 g ICAL: 1613_SGS
 Client ID: JW-EA09-SS33-120507 UTP: 21-Oct-2012 10:25 MDC J-level: 0.498 pg/g Split: 1 Checkcode: 866-110-SQS
 Datafile: 121019P2-03 Report: 21 Oct 2012 10:25 MC Stds (pg): JS: 2000 ES: 2000 CS/SS: 2000, 400 (37C1)


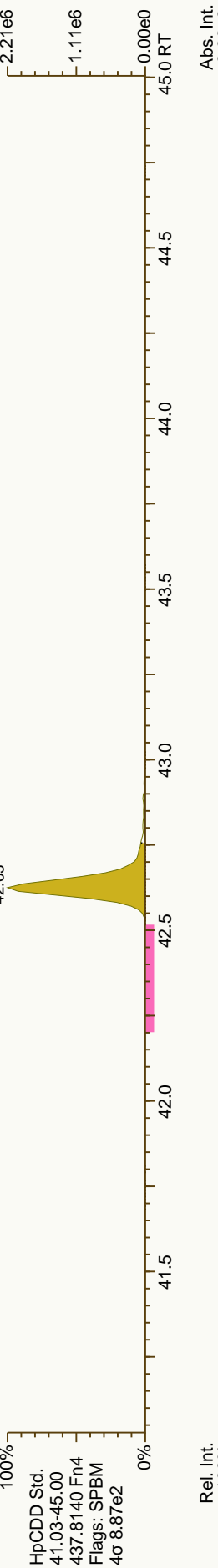
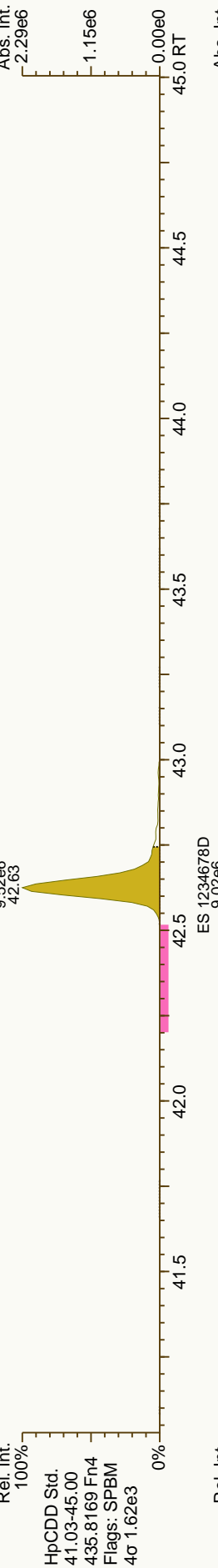
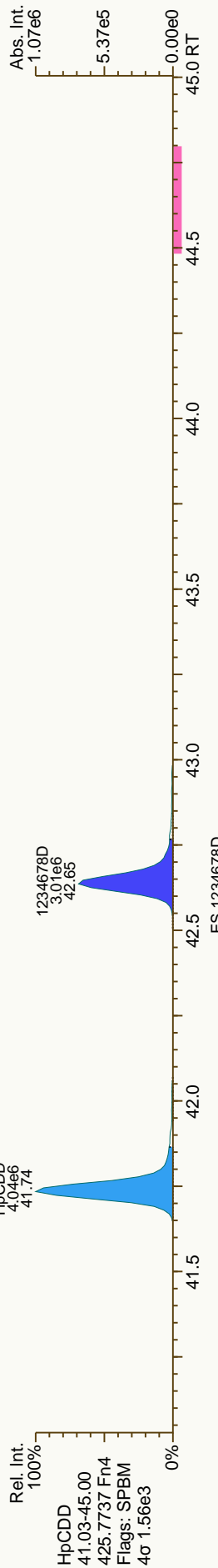
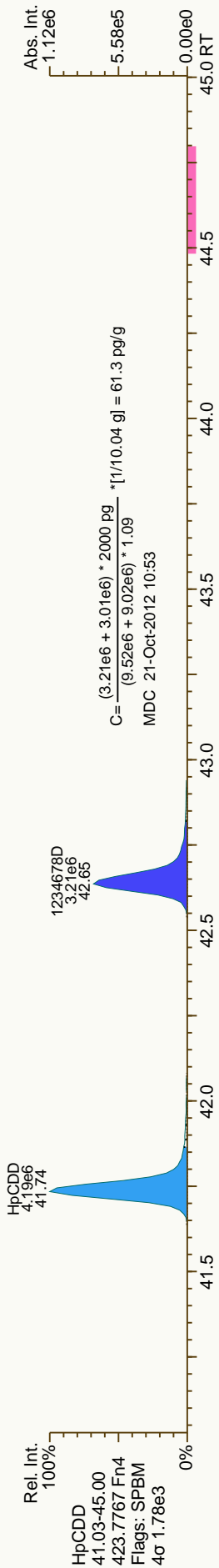
Comp #	Name	Act RT	QC	Pred. RRT	Act. RRT	ΔSecs	Response	Ra	OK	RRF	Conc.	Noise	DL
1	PeCDF	31.58		0.9847	0.9841	-1.2	1.13E+05	1.17	N	1.00	0.59	1600	0.0927
2	PeCDF	31.65		0.9870	0.9865	-1.0	3.94E+04	1.37	Y	1.00	0.205	1600	0.0927
3	PeCDF	31.84		0.9930	0.9924	-1.2	2.73E+04	1.07	N	1.00	0.142	1600	0.0927
4	12378-PeCDF	32.10		1.0007	1.0006	-0.2	7.56E+04	1.66	Y	0.99	0.405	1600	0.0964
	PeCDF	32.43		1.0113	1.0108	-1.0	1.20E+05	1.34	Y	1.00	0.626	1600	0.0927
	PeCDF	NotFnd		1.0169						1.00		1600	0.0927
	PeCDF	NotFnd		0.9917						1.00		1600	0.0927
	PeCDF	33.28		0.9962	0.9962	0	6.23E+04	1.84	N	1.00	0.324	1600	0.0927
	23478-PeCDF	33.43		1.0006	1.0009	+0.6	1.70E+05	1.38	Y	1.02	0.864	1600	0.0893
	PeCDF	NotFnd		0.0000						1.02	0	0	0
	PeCDF	NotFnd		1.0023						1.00		1600	0.0927
	PeCDF	NotFnd		1.0120						1.00		1600	0.0927
	PeCDF	NotFnd		1.0389						1.00		1600	0.0927
	HxCDF	35.67		0.9565	0.9562	-0.7	3.03E+05	1.32	Y	1.15	1.78	1344	0.0855
	HxCDF	35.91		0.9627	0.9625	-0.4	9.80E+05	1.28	Y	1.15	5.77	1344	0.0855
	NotFnd	NotFnd		0.9700						1.15		1344	0.0855
	HxCDF	36.41		0.9762	0.9760	-0.4	3.06E+04	1.49	N	1.15	0.18	1344	0.0855
	HxCDF	36.68		0.9833	0.9833	0	1.03E+06	1.29	Y	1.15	6.07	1344	0.0855
	HxCDF	37.17		0.9968	0.9965	-0.7	4.45E+04	1.43	N	1.15	0.262	1344	0.0855
	123478-HxCDF	37.32		1.0006	1.0005	-0.2	1.24E+05	1.38	Y	1.19	0.778	1344	0.0875
	123678-HxCDF	37.49		1.0005	1.0005	0	9.29E+04	1.51	N	1.16	0.496	1344	0.079
	HxCDF	NotFnd		1.0055						1.15		1344	0.0855
	HxCDF	37.86		1.0102	1.0105	+0.7	1.50E+04	1.11	Y	1.15	0.0884	1344	0.0855
	HxCDF	NotFnd		0.9933						1.15		1344	0.0855
	234678-HxCDF	38.27		1.0006	1.0005	-0.2	1.71E+05	1.22	Y	1.18	0.88	1344	0.0707
	HxCDF	NotFnd		0.0000						1.18	0	0	0
	HxCDF	NotFnd		1.0009						1.15		1344	0.0855
	123789-HxCDF	NotFnd		1.0005						1.09		1344	0.112
	HxCDF	NotFnd		0.0000						1.09	0	0	0
	123489-HxCDF	39.42		1.0013	1.0012	-0.2	2.67E+04	1.62	N	1.15	0.157	1344	0.0855
	1234678-HpCDF	41.38		1.0004	1.0004	0	1.56E+06	1.01	Y	1.35	10.9	1564	0.104
	HpCDF	41.75		1.0091	1.0093	+0.5	4.66E+04	0.95	Y	1.34	0.356	1564	0.122
	HpCDF	41.92		1.0140	1.0136	-1.0	2.59E+06	1.01	Y	1.34	19.8	1564	0.122
	1234789-HpCDF	43.26		1.0004	1.0004	0	7.60E+04	1.19	Y	1.34	0.637	1564	0.143
	OCDF	46.63		1.0057	1.0056	-0.3	1.86E+06	0.89	Y	1.40	22.6	727	0.11
	OCDF-a	NotFnd		1.0053						1.00		1331	0.282

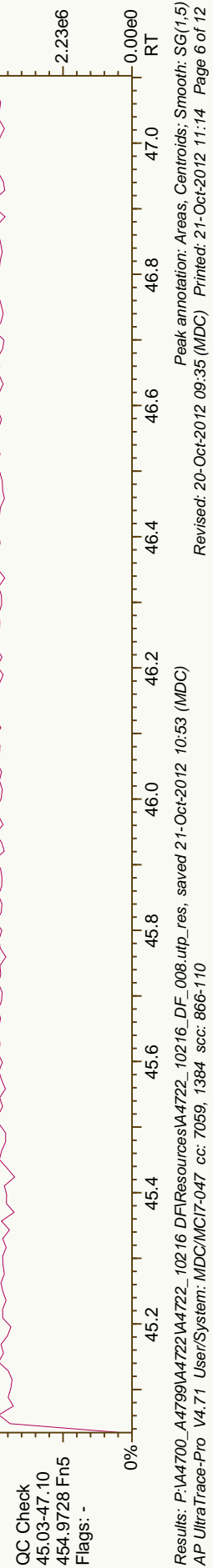
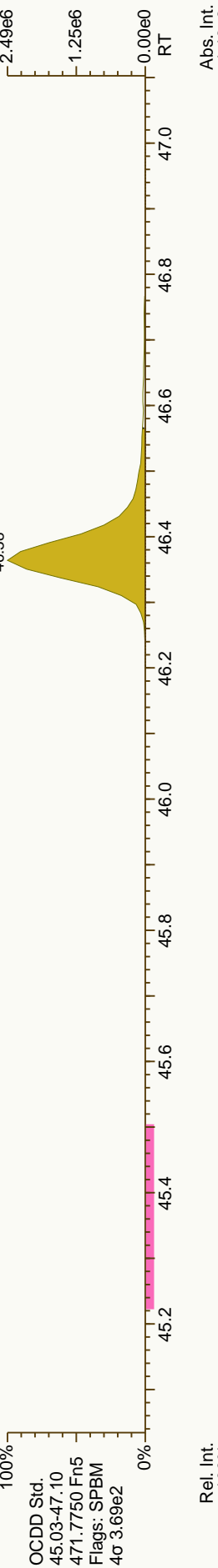
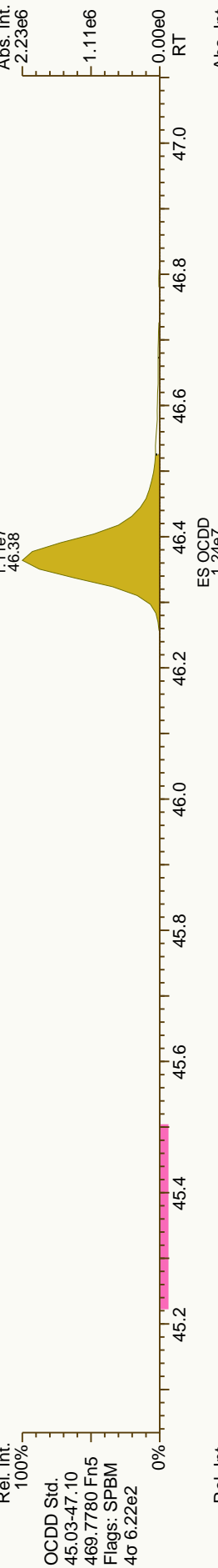
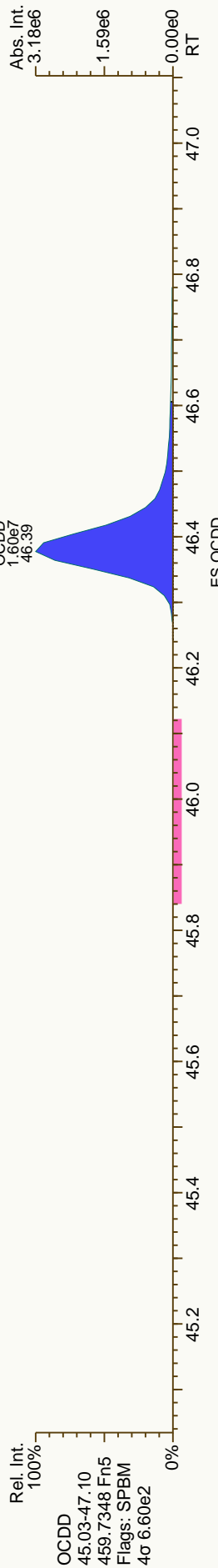
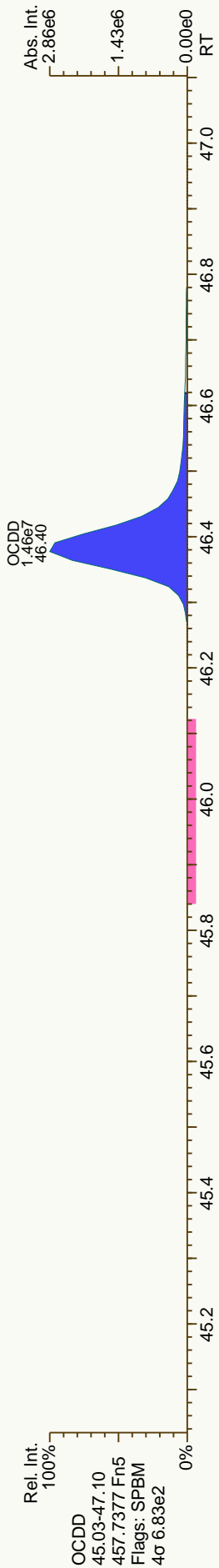


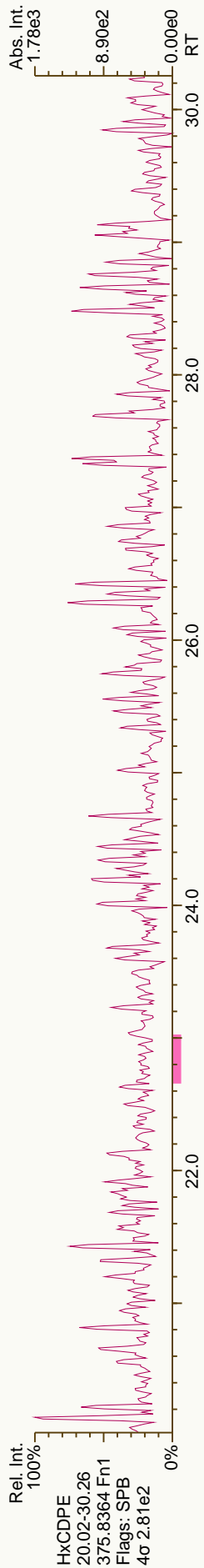
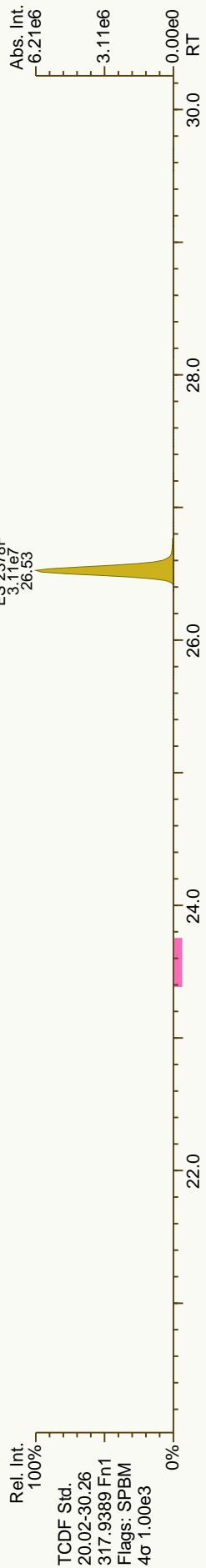
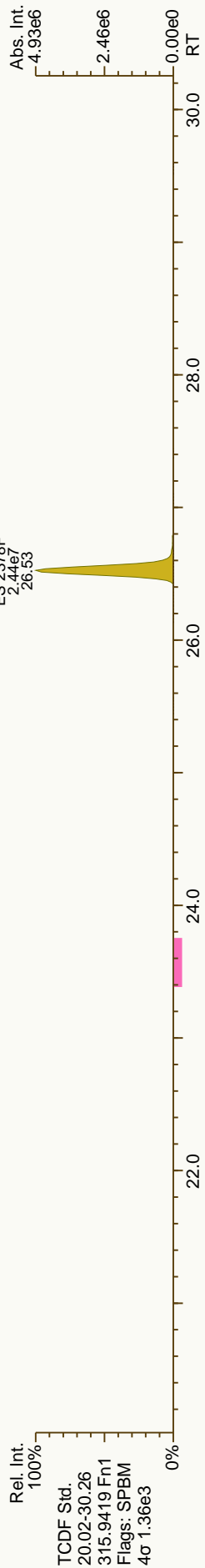
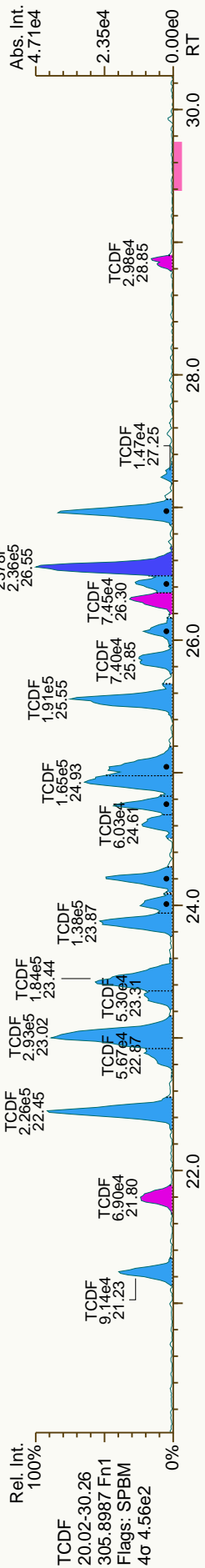
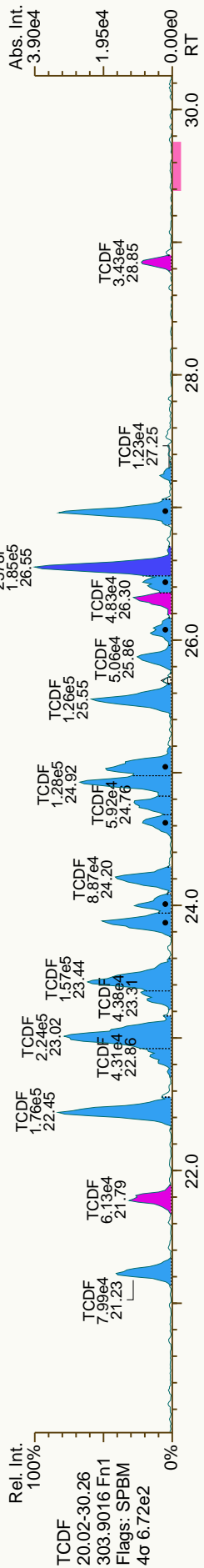


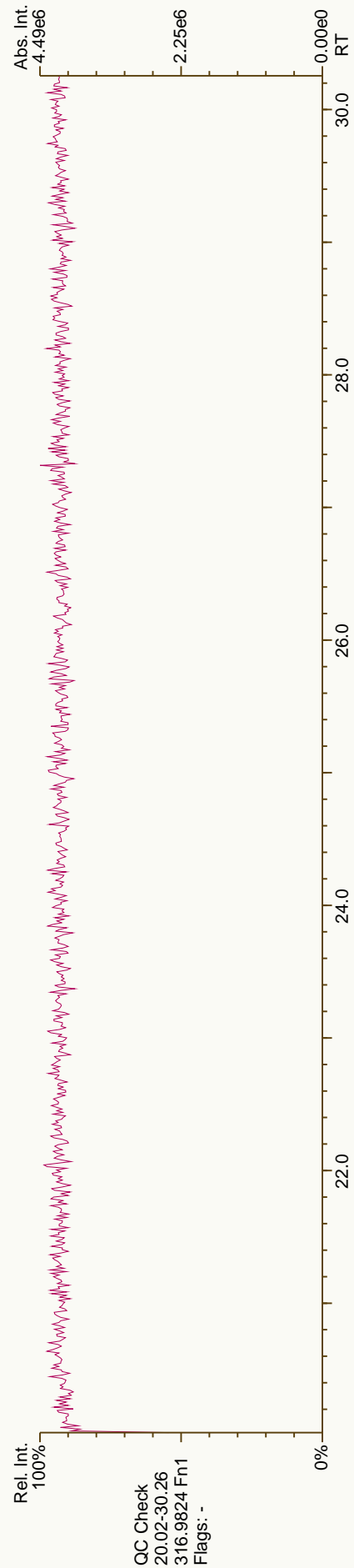
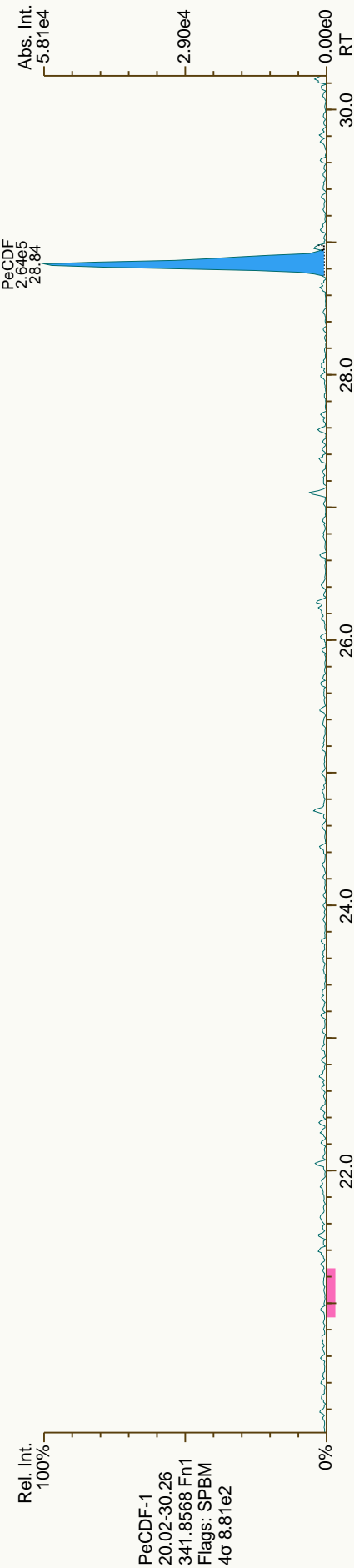
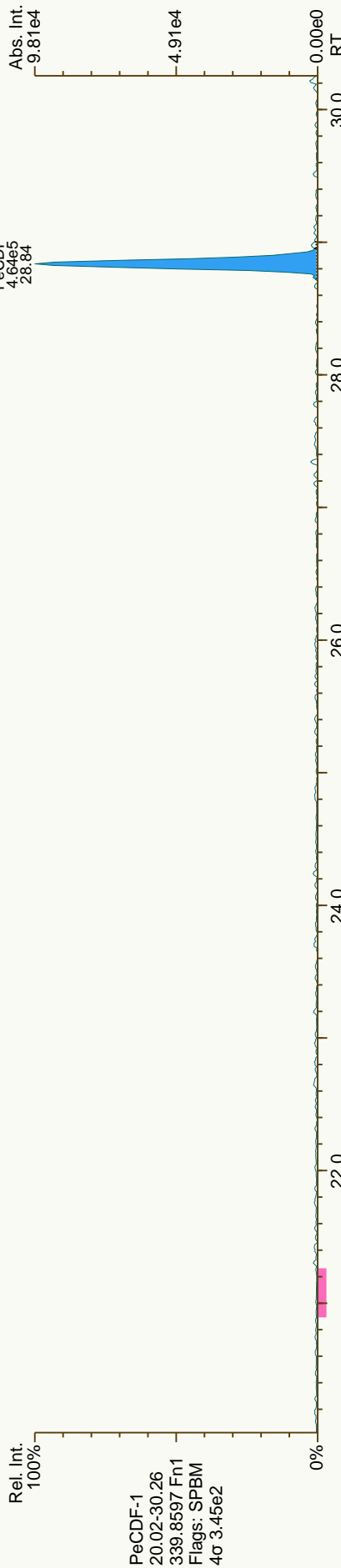


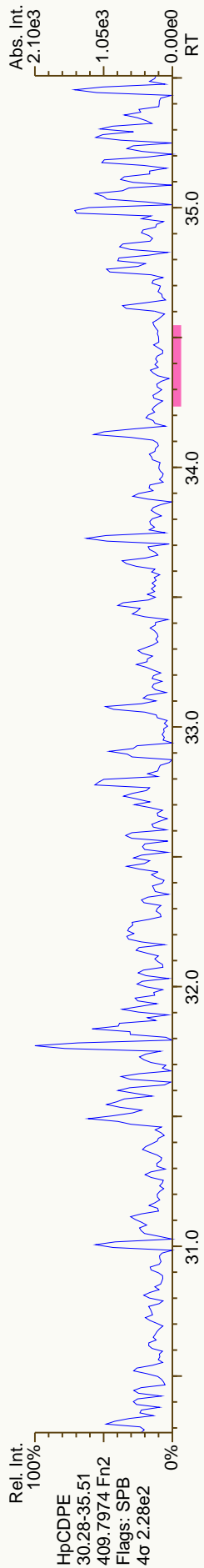

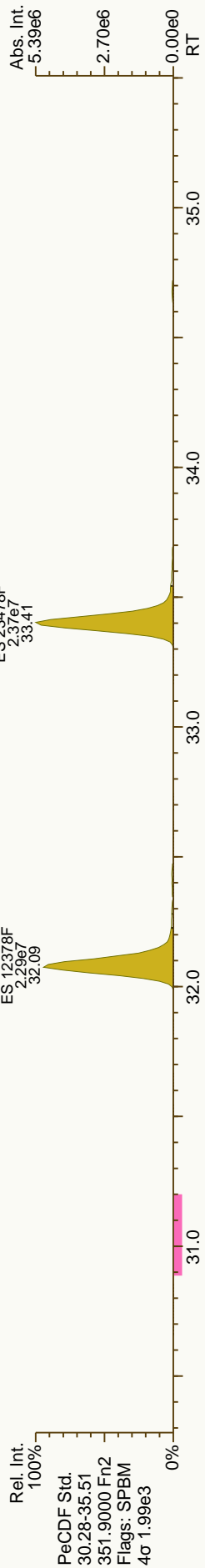
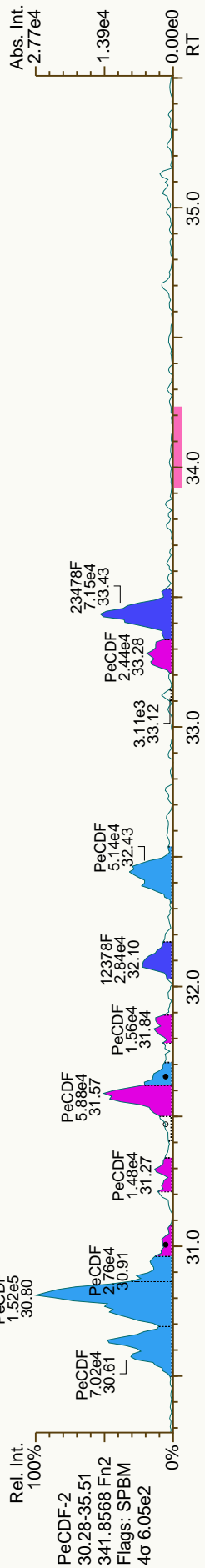



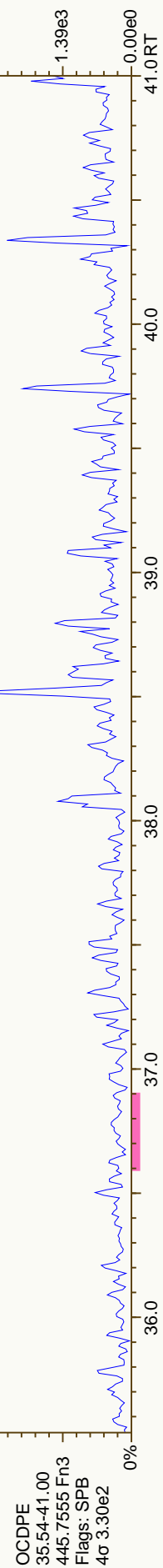
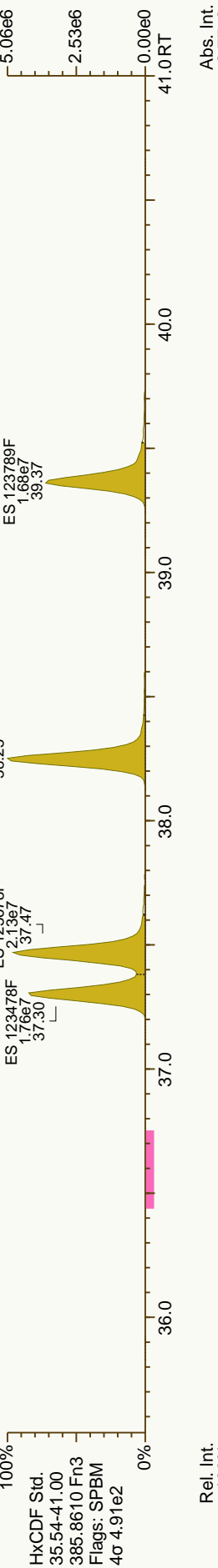
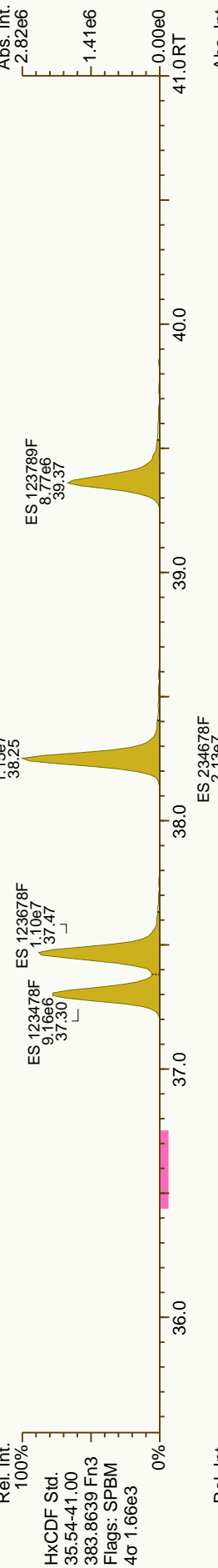
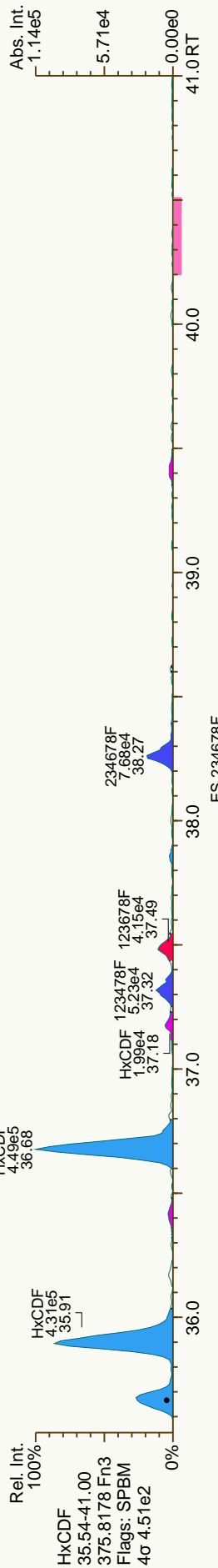
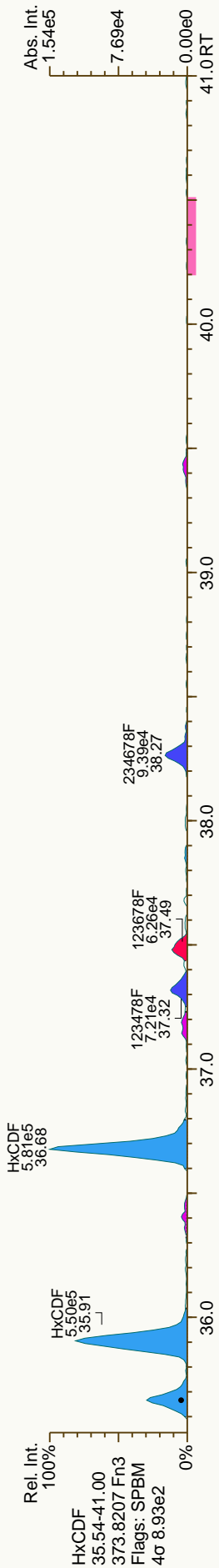


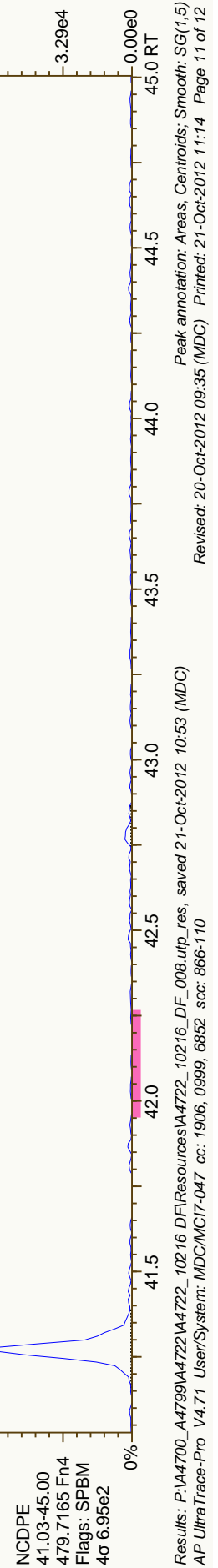
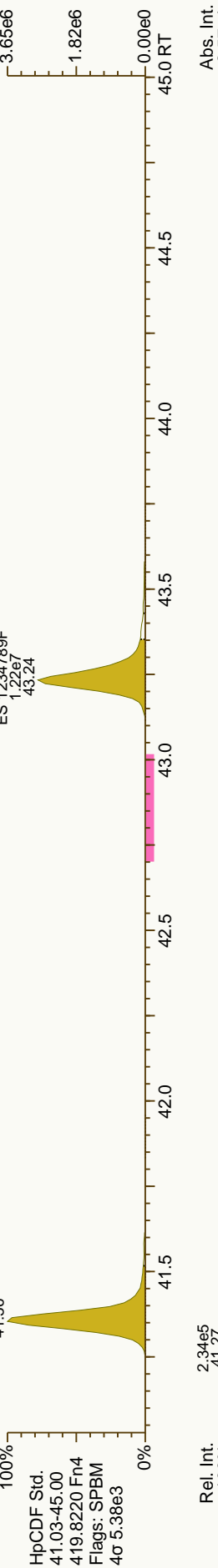
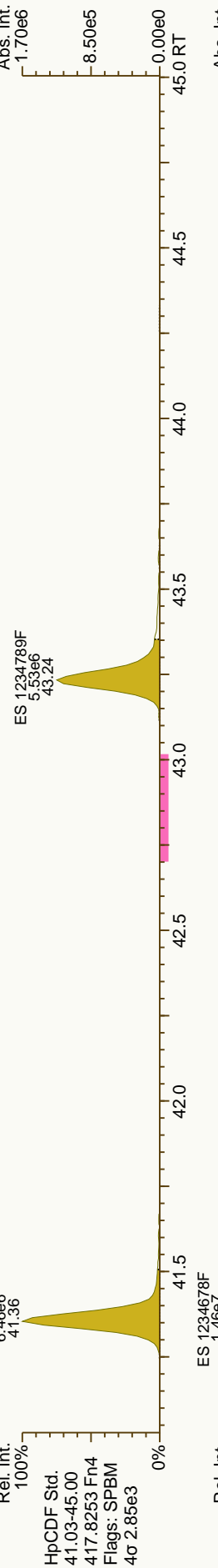
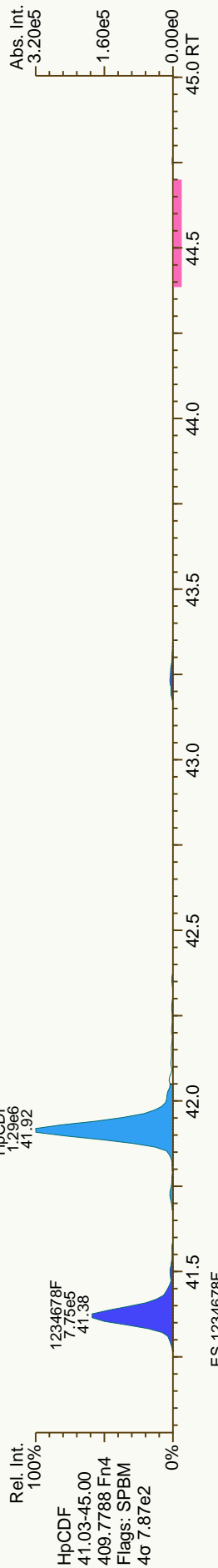
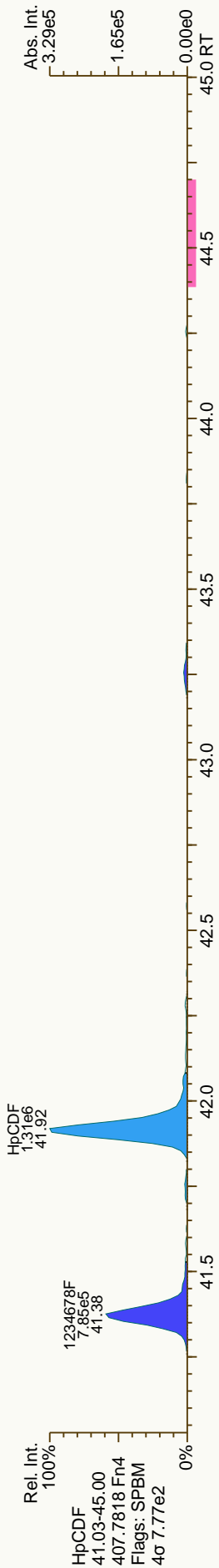


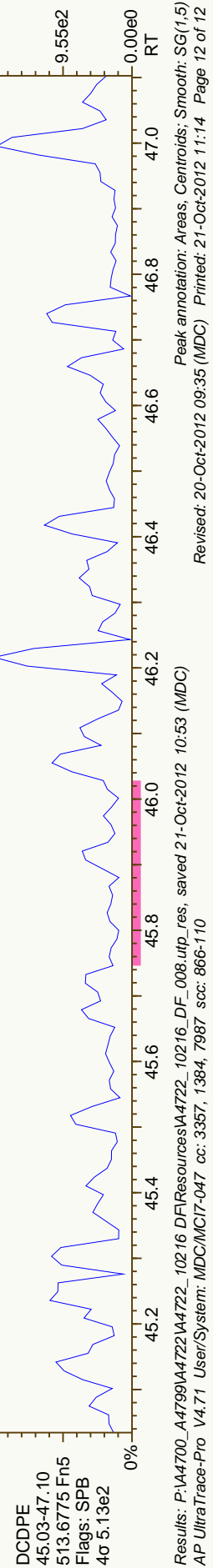
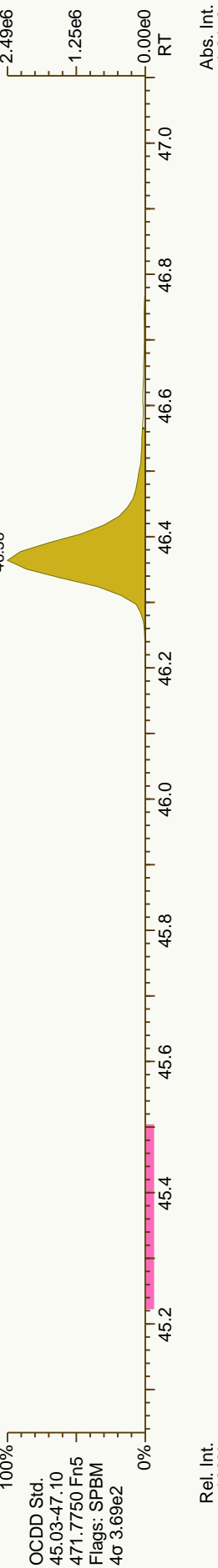
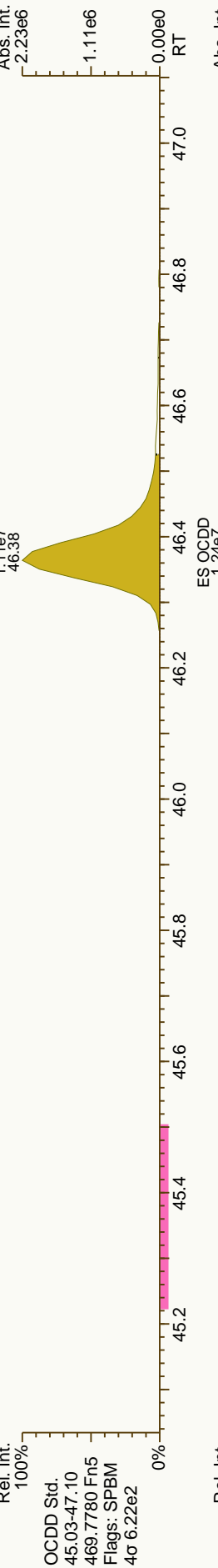
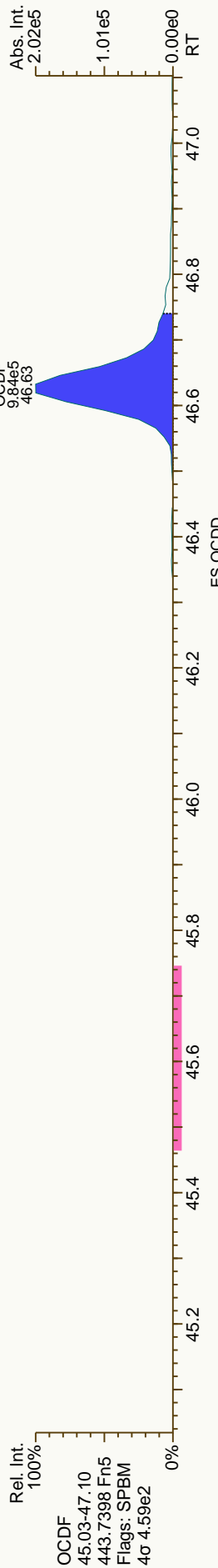













Quantify Sample Summary Report MassLynx 4.1
 ### Confirms Sample Summary ###
 Dataset: C:\MassLynx\Default.pro\Results\c31oct12b-Confirms.qld
 Last Altered: Thursday, November 01, 2012 16:02:41 Eastern Daylight Time
 Printed: Thursday, November 01, 2012 16:05:20 Eastern Daylight Time
 A4722-10216-008

81203249

Method: C:\MassLynx\Default.PRO\MethDB\VF\Xms-TCDF_Smooth.mdb 01 Nov 2012 13:33:15
 Calibration: C:\MassLynx\Default.PRO\CurveDB\VF\Xms-100212a_Confirm-TD.cdb 31 Oct 2012 15:37:39

2378-TCDF (100 PS/m) (20m) 0.672 PS/g
(6573) (11,218) (191,329)
(830900) (11,218) (191,329)

Name: c31oct12b-11
 Date: 31-Oct-2012
 Time: 20:08:09
 ID: 31203249008
 User: JHL
 Submitter:
 Task: HRMS3

Rev. m m 11/1/12

Name	Response	Ion1Area	Ion2Area	RA	RAFail?	RRT	RT	Conc	EDL	SN1	SN2	M	Height1	Noise1	Height2	Noise2	Smp S...	FV
2378-TCDF	6.573e3	2.989e3	3.584e3	0.83	NO	1.0006	20.99	0.672	0.0409	42.5	46.1	db	7.767e4	1827	9.064e4	1968	19.32	20
ES:13C-2378-TCDF	8.309e5	3.614e5	4.695e5	0.77	NO	1.0025	20.98	124.096	0.1304	2093.2	2817.5	bb	8.573e6	4096	1.123e7	3985	19.32	20
JS:13C-1234-TCDD	4.188e5	1.851e5	2.337e5	0.79	NO	0.0000	20.93	103.520	0.2201	997.7	1354.0	bb	4.285e6	4295	5.345e6	3947	19.32	20
Tetrafurans	-	2.075e4	-	-	-	-	-	5.275	0.0409	-	-	-	3.786e5	1827	-	-	19.32	20
F1 Lock Mass	-	-	-	-	-	-	-	-	-	-	-	-	-	-	94753	-	1.00	1

Quantify Sample Report MassLynx 4.1
Confirms Sample Summary

Dataset: C:\MassLynx\Default.pro\Results\c31oct12b-Confirms.qld

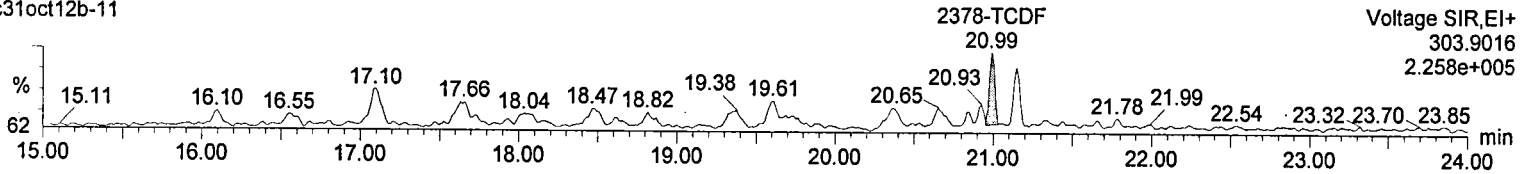
Last Altered: Thursday, 11/1/2012 11:23:28 AM Eastern Daylight Time
Printed: Thursday, 11/1/2012 11:24:51 AM Eastern Daylight Time

Method: C:\MassLynx\Default.PRO\MethDB\VFxms-TCDF_Smooth.mdb 31 Oct 2012 16:33:04
Calibration: C:\MassLynx\Default.PRO\CurveDB\VFxms-100212a_Confirm-TD.cdb 31 Oct 2012 15:37:39

Name: c31oct12b-11, ID: 31203249008

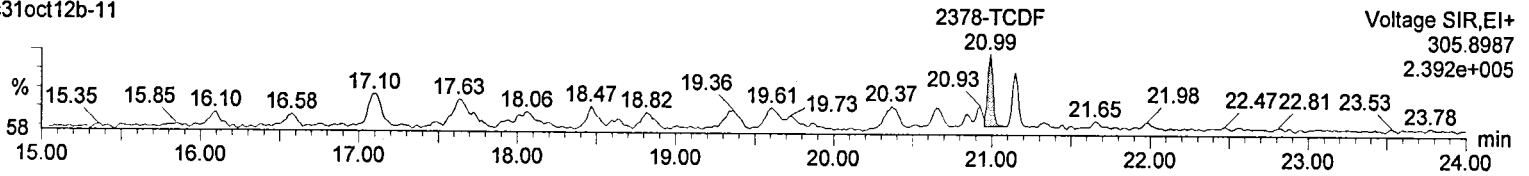
TCDF

c31oct12b-11



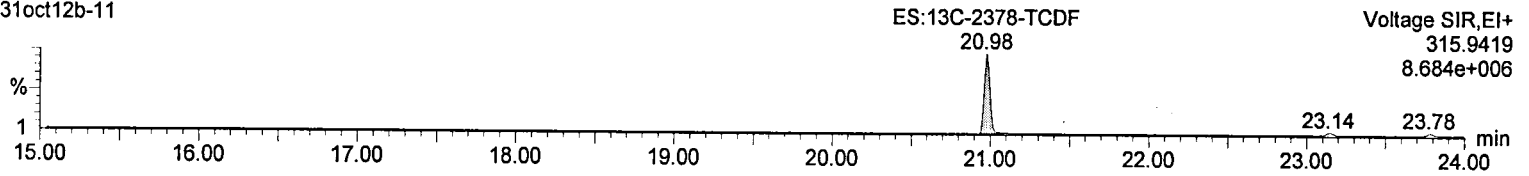
TCDF

c31oct12b-11



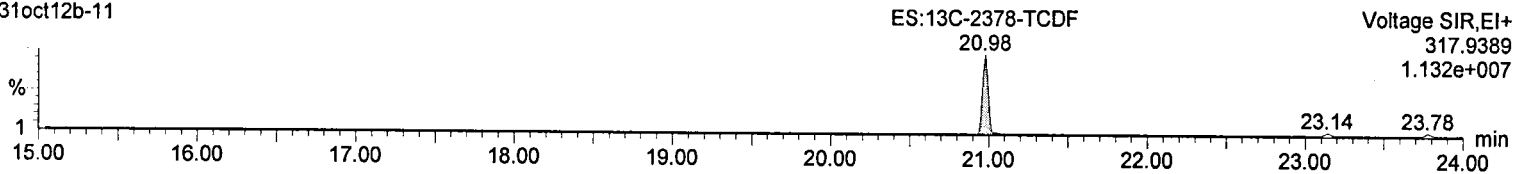
13C-TCDF

c31oct12b-11



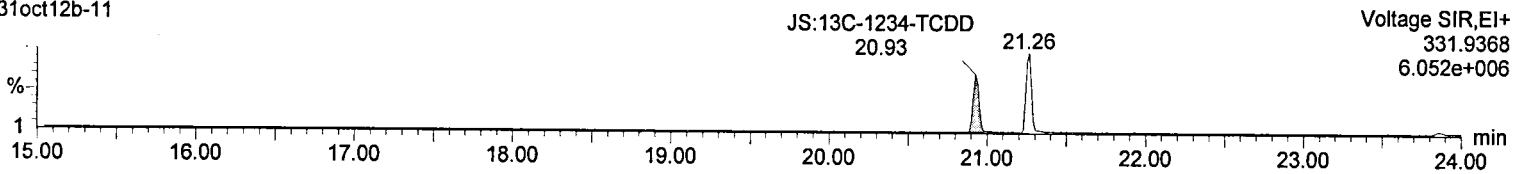
13C-TCDF

c31oct12b-11



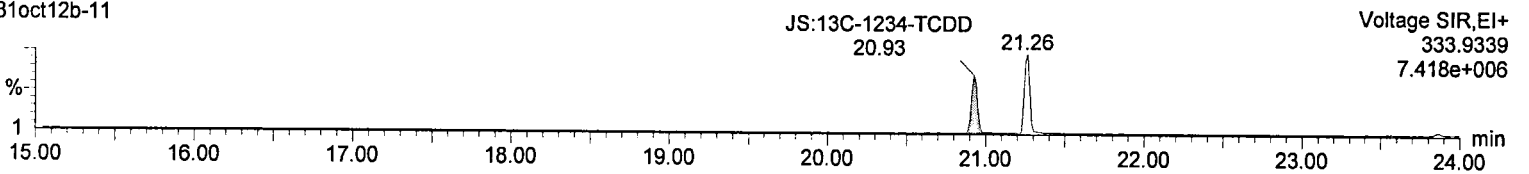
13C-TCDD

c31oct12b-11




13C-TCDD

c31oct12b-11



F1 Lock Mass

c31oct12b-11



Results of JW-EA09-SS33-120507

Client Sample ID: JW-EA09-SS33-120507
 Client Project ID: Jeld-Wen Surface Sediments
 Lab Sample ID: 31203249008-A
 Lab Project ID: 31203249

Collection Date: 05/07/2012 13:24
 Received Date: 05/09/2012 10:15
 Matrix: Soil-Solid as dry weight
 Solids (%): 52.00

Results by EPA 1668B

Parameter	Result	EMPC	Qual	DL	LOQ/CL	Units	RT	Ratio
1-MoCB	61.2			0.136	0.996	pg/g	10.44	3.22
2-MoCB	24.0			0.134	0.996	pg/g	12.29	3.36
3-MoCB	64.3			0.127	0.996	pg/g	12.45	3.23
4-DiCB	17.5			1.49	1.49	pg/g	12.67	1.50
5-DiCB	1.30			0.302	0.996	pg/g	15.09	
6-DiCB	14.6			0.719	0.996	pg/g	14.82	1.56
7-DiCB	3.64			0.675	0.996	pg/g	14.62	1.58
8-DiCB	70.2			0.696	0.996	pg/g	15.21	1.57
9-DiCB	4.85			0.767	0.996	pg/g	14.47	1.47
10-DiCB		1.31		1.06	1.06	pg/g	12.83	0.90*
11-DiCB	140			0.712	0.996	pg/g	17.38	1.57
12-DiCB C13	12.7			0.698	1.99	pg/g	17.65	1.55
14-DiCB	0.725		J	0.254	0.996	pg/g	16.66	
15-DiCB	73.2			0.656	0.996	pg/g	17.92	1.58
16-TrCB	33.6			0.310	0.996	pg/g	17.86	1.07
17-TrCB	37.2			0.226	0.996	pg/g	17.48	1.11
18-TrCB C30	73.6			0.192	1.99	pg/g	17.11	1.10
19-TrCB	4.41			0.244	0.996	pg/g	15.46	1.06
20-TrCB C28	246			0.216	1.99	pg/g	20.55	1.04
21-TrCB C33	88.9			0.213	1.99	pg/g	20.75	1.04
22-TrCB	67.4			0.227	0.996	pg/g	21.08	1.05
23-TrCB	ND		U	0.214	0.996	pg/g		
24-TrCB	0.860		J	0.170	0.996	pg/g	17.77	1.07
25-TrCB	15.8			0.213	0.996	pg/g	20.03	1.04
26-TrCB C29	29.8			0.211	1.99	pg/g	19.82	1.05
27-TrCB	6.16			0.166	0.996	pg/g	17.66	1.06
31-TrCB	181			0.204	0.996	pg/g	20.29	1.03
32-TrCB	27.8			0.159	0.996	pg/g	18.32	1.08
34-TrCB	0.954		J	0.226	0.996	pg/g	19.43	0.94
35-TrCB	7.17			0.226	0.996	pg/g	23.63	1.01
36-TrCB	2.17			0.210	0.996	pg/g	22.44	1.04
37-TrCB	85.4			0.216	0.996	pg/g	23.98	1.05
38-TrCB	ND		U	0.230	0.996	pg/g		
39-TrCB	1.03			0.199	0.996	pg/g	22.76	1.04
40-TeCB C71	84.9			0.123	1.99	pg/g	23.83	0.79
41-TeCB	14.1			0.166	0.996	pg/g	23.72	0.79
42-TeCB	48.5			0.136	0.996	pg/g	23.41	0.80
43-TeCB	5.80			0.163	0.996	pg/g	22.32	0.80
44-TeCB C47/65	214			0.122	2.99	pg/g	22.97	0.79
45-TeCB	15.9			0.144	0.996	pg/g	20.62	0.78
46-TeCB	6.14			0.157	0.996	pg/g	20.88	0.82
48-TeCB	31.5			0.129	0.996	pg/g	22.78	0.81

Results of JW-EA09-SS33-120507

Client Sample ID: **JW-EA09-SS33-120507**
 Client Project ID: **Jeld-Wen Surface Sediments**
 Lab Sample ID: 31203249008-A
 Lab Project ID: 31203249

Collection Date: 05/07/2012 13:24
 Received Date: 05/09/2012 10:15
 Matrix: Soil-Solid as dry weight
 Solids (%): 52.00

Results by EPA 1668B

<u>Parameter</u>	<u>Result</u>	<u>EMPC</u>	<u>Qual</u>	<u>DL</u>	<u>LOQ/CL</u>	<u>Units</u>	<u>RT</u>	<u>Ratio</u>
49-TeCB C69	133			0.106	1.99	pg/g	22.54	0.79
50-TeCB C53	16.5			0.126	1.99	pg/g	20.04	0.79
51-TeCB	3.92			0.129	0.996	pg/g	20.70	0.82
52-TeCB	341			0.132	0.996	pg/g	22.12	0.80
54-TeCB	0.182		J	0.0845	0.996	pg/g	18.16	0.80
55-TeCB	3.82			0.266	0.996	pg/g	26.61	0.76
56-TeCB	120			0.275	0.996	pg/g	27.03	0.79
57-TeCB	0.932		J	0.256	0.996	pg/g	25.36	0.79
58-TeCB	0.942		J	0.255	0.996	pg/g	25.56	0.71
59-TeCB C62/75	14.8			0.0950	2.99	pg/g	23.25	0.79
60-TeCB	59.6			0.264	0.996	pg/g	27.22	0.78
61-TeCB C70/74/76	540			0.253	3.98	pg/g	26.21	0.78
63-TeCB	9.22			0.233	0.996	pg/g	25.92	0.76
64-TeCB	84.9			0.0885	0.996	pg/g	24.02	0.79
66-TeCB	306			0.266	0.996	pg/g	26.48	0.79
67-TeCB	8.35			0.248	0.996	pg/g	25.70	0.78
68-TeCB	2.16			0.236	0.996	pg/g	25.00	0.78
72-TeCB	3.68			0.256	0.996	pg/g	24.75	0.80
73-TeCB	0.553		J	0.0940	0.996	pg/g	22.24	0.89
77-TeCB	34.1			0.256	0.996	pg/g	30.18	0.79
78-TeCB	ND		U	0.286	0.996	pg/g		
79-TeCB	3.49			0.243	0.996	pg/g	28.86	0.74
80-TeCB	ND		U	0.230	0.996	pg/g		
81-TeCB		1.00		0.263	0.996	pg/g	29.71	0.96*
82-PeCB	50.9			0.224	0.996	pg/g	29.86	0.61
83-PeCB	26.9			0.232	0.996	pg/g	28.34	0.59
84-PeCB	103			0.217	0.996	pg/g	26.36	0.61
85-PeCB C116	72.6			0.147	1.99	pg/g	29.47	0.62
86-PeCB C108/119/125/87/97	310			0.160	5.98	pg/g	28.90	0.62
88-PeCB	ND		U	0.190	0.996	pg/g		
89-PeCB	3.57			0.199	0.996	pg/g	26.76	0.63
90-PeCB C101/113	480			0.162	2.99	pg/g	27.95	0.62
91-PeCB	50.0			0.171	0.996	pg/g	26.18	0.62
92-PeCB	83.9			0.191	0.996	pg/g	27.46	0.61
93-PeCB C100	2.92			0.175	1.99	pg/g	25.65	0.63
94-PeCB	1.48			0.193	0.996	pg/g	25.07	0.65
95-PeCB	279			0.182	0.996	pg/g	25.45	0.61
96-PeCB	2.04			0.127	0.996	pg/g	23.22	0.60
98-PeCB		0.598	J	0.188	0.996	pg/g	25.83	0.51*
99-PeCB	238			0.163	0.996	pg/g	28.45	0.62
102-PeCB	9.72			0.177	0.996	pg/g	25.76	0.62
103-PeCB	3.35			0.167	0.996	pg/g	24.90	0.59

Results of **JW-EA09-SS33-120507**

Client Sample ID: **JW-EA09-SS33-120507**
 Client Project ID: **Jeld-Wen Surface Sediments**
 Lab Sample ID: 31203249008-A
 Lab Project ID: 31203249

Collection Date: 05/07/2012 13:24
 Received Date: 05/09/2012 10:15
 Matrix: Soil-Solid as dry weight
 Solids (%): 52.00

Results by **EPA 1668B**

Parameter	Result	EMPC	Qual	DL	LOQ/CL	Units	RT	Ratio
104-PeCB	ND		U	0.0963	0.996	pg/g		
105-PeCB	220			0.152	0.996	pg/g	33.12	0.61
106-PeCB	ND		U	0.151	0.996	pg/g		
107-PeCB C124	17.4			0.143	1.99	pg/g	31.56	0.58
109-PeCB	36.2			0.135	0.996	pg/g	31.77	0.63
111-PeCB	ND		U	0.133	0.996	pg/g		
110-PeCB	602			0.155	0.996	pg/g	29.60	0.62
112-PeCB	ND		U	0.138	0.996	pg/g		
114-PeCB	10.6			0.144	0.996	pg/g	32.59	0.64
115-PeCB	7.51			0.128	0.996	pg/g	29.70	0.62
117-PeCB	14.6			0.176	0.996	pg/g	29.40	0.61
118-PeCB	526			0.142	0.996	pg/g	32.14	0.62
120-PeCB	2.36			0.135	0.996	pg/g	30.62	0.61
121-PeCB	ND		U	0.131	0.996	pg/g		
122-PeCB	5.77			0.165	0.996	pg/g	32.42	0.62
123-PeCB	6.96			0.132	0.996	pg/g	31.87	0.62
126-PeCB	2.11			0.226	0.996	pg/g	35.72	0.67
127-PeCB	ND		U	0.156	0.996	pg/g		
128-HxCB C166	91.2			0.315	1.99	pg/g	35.81	1.21
129-HxCB C138/163	528			0.112	2.99	pg/g	34.76	1.26
130-HxCB	33.5			0.140	0.996	pg/g	34.21	1.28
131-HxCB	5.63			0.136	0.996	pg/g	31.83	1.19
132-HxCB	141			0.130	0.996	pg/g	32.21	1.24
133-HxCB	8.32			0.128	0.996	pg/g	32.66	1.24
134-HxCB	24.8			0.150	0.996	pg/g	31.32	1.24
135-HxCB C151	121			0.121	1.99	pg/g	30.40	1.29
136-HxCB	45.1			0.0913	0.996	pg/g	28.34	1.26
137-HxCB	22.4			0.124	0.996	pg/g	34.40	1.21
139-HxCB C140	8.99			0.115	1.99	pg/g	31.67	1.31
141-HxCB	65.8			0.122	0.996	pg/g	33.87	1.28
142-HxCB	ND		U	0.135	0.996	pg/g		
143-HxCB	1.34			0.120	0.996	pg/g	31.41	1.18
144-HxCB	16.8			0.117	0.996	pg/g	30.87	1.26
145-HxCB	ND		U	0.0891	0.996	pg/g		
146-HxCB	55.8			0.113	0.996	pg/g	33.20	1.27
147-HxCB C149	309			0.117	1.99	pg/g	31.16	1.25
148-HxCB	0.940		J	0.118	0.996	pg/g	29.90	1.22
150-HxCB		0.559	J	0.0832	0.996	pg/g	28.06	1.54*
152-HxCB		0.334	J	0.0863	0.996	pg/g	27.91	1.54*
153-HxCB C168	366			0.0879	1.99	pg/g	33.72	1.26
154-HxCB	6.93			0.105	0.996	pg/g	30.62	1.32
155-HxCB	ND		U	0.0749	0.996	pg/g		

Results of JW-EA09-SS33-120507

Client Sample ID: **JW-EA09-SS33-120507**
 Client Project ID: **Jeld-Wen Surface Sediments**
 Lab Sample ID: 31203249008-A
 Lab Project ID: 31203249

Collection Date: 05/07/2012 13:24
 Received Date: 05/09/2012 10:15
 Matrix: Soil-Solid as dry weight
 Solids (%): 52.00

Results by EPA 1668B

<u>Parameter</u>	<u>Result</u>	<u>EMPC</u>	<u>Qual</u>	<u>DL</u>	<u>LOQ/CL</u>	<u>Units</u>	<u>RT</u>	<u>Ratio</u>
156-HxCB C157	65.0			0.335	1.99	pg/g	38.24	1.26
158-HxCB	48.2			0.0862	0.996	pg/g	35.09	1.27
159-HxCB	ND		U	0.273	0.996	pg/g		
160-HxCB	ND		U	0.0983	0.996	pg/g		
161-HxCB	ND		U	0.0923	0.996	pg/g		
162-HxCB	1.99			0.263	0.996	pg/g	36.90	1.13
164-HxCB	29.0			0.0857	0.996	pg/g	34.49	1.25
165-HxCB	ND		U	0.101	0.996	pg/g		
167-HxCB	19.5			0.245	0.996	pg/g	37.29	1.27
169-HxCB	ND		U	0.316	0.996	pg/g		
170-HpCB	82.7			0.322	0.996	pg/g	40.46	1.06
171-HpCB C173	25.0			0.272	1.99	pg/g	37.50	1.07
172-HpCB	15.7			0.329	0.996	pg/g	38.87	1.04
174-HpCB	71.4			0.267	0.996	pg/g	36.60	1.05
175-HpCB	3.33			0.249	0.996	pg/g	35.68	1.13
176-HpCB	8.52			0.0971	0.996	pg/g	33.59	1.05
177-HpCB	51.2			0.277	0.996	pg/g	36.97	1.05
178-HpCB	19.8			0.143	0.996	pg/g	35.14	1.09
179-HpCB	36.1			0.107	0.996	pg/g	32.85	1.07
180-HpCB C193	181			0.258	1.99	pg/g	39.42	1.06
181-HpCB	0.894		J	0.238	0.996	pg/g	37.32	0.92
182-HpCB	0.716		J	0.225	0.996	pg/g	36.07	1.15
183-HpCB	42.4			0.214	0.996	pg/g	36.42	1.05
184-HpCB		0.176	J	0.107	0.996	pg/g	33.32	1.23*
185-HpCB	7.69			0.245	0.996	pg/g	36.49	1.05
186-HpCB	ND		U	0.103	0.996	pg/g		
187-HpCB	116			0.233	0.996	pg/g	35.91	1.04
188-HpCB	0.293		J	0.0943	0.996	pg/g	32.58	1.05
189-HpCB	3.51			0.164	0.996	pg/g	43.09	1.01
190-HpCB	13.6			0.240	0.996	pg/g	40.91	1.00
191-HpCB	3.54			0.240	0.996	pg/g	39.72	0.98
192-HpCB	ND		U	0.250	0.996	pg/g		
194-OcCB	50.2			0.326	0.996	pg/g	44.85	0.93
195-OcCB	15.7			0.350	0.996	pg/g	42.87	0.92
196-OcCB	23.7			0.279	0.996	pg/g	41.61	0.90
197-OcCB	5.22			0.190	0.996	pg/g	38.66	0.93
198-OcCB C199	68.5			0.290	1.99	pg/g	41.06	0.93
200-OcCB	ND		U	0.209	0.996	pg/g		
201-OcCB	8.05			0.197	0.996	pg/g	37.86	0.93
202-OcCB	17.5			0.212	0.996	pg/g	37.08	0.87
203-OcCB	44.6			0.265	0.996	pg/g	41.78	0.89
204-OcCB	ND		U	0.208	0.996	pg/g		

Results of JW-EA09-SS33-120507

Client Sample ID: **JW-EA09-SS33-120507**
 Client Project ID: **Jeld-Wen Surface Sediments**
 Lab Sample ID: 31203249008-A
 Lab Project ID: 31203249

Collection Date: 05/07/2012 13:24
 Received Date: 05/09/2012 10:15
 Matrix: Soil-Solid as dry weight
 Solids (%): 52.00

Results by EPA 1668B

<u>Parameter</u>	<u>Result</u>	<u>EMPC</u>	<u>Qual</u>	<u>DL</u>	<u>LOQ/CL</u>	<u>Units</u>	<u>RT</u>	<u>Ratio</u>
205-OcCB	1.70			0.242	0.996	pg/g	45.24	0.96
206-NoCB	43.1			0.249	0.996	pg/g	46.69	0.75
207-NoCB	5.58			0.192	0.996	pg/g	43.46	0.75
208-NoCB	13.0			0.176	0.996	pg/g	42.68	0.74
209-DeCB	21.4			0.294	0.996	pg/g	48.03	1.16
Total Monochlorobiphenyls	149			0.132		pg/g		
Total Dichlorobiphenyls	340			1.07		pg/g		
Total Trichlorobiphenyls	909			0.230		pg/g		
Total Tetrachlorobiphenyls	2110			0.172		pg/g		
Total Pentachlorobiphenyls	3170			0.149		pg/g		
Total Hexachlorobiphenyls	2020			0.243		pg/g		
Total Heptachlorobiphenyls	683			0.209		pg/g		
Total Octachlorobiphenyls	235			0.227		pg/g		
Total Nonachlorobiphenyls	61.7			0.213		pg/g		
Total Decachlorobiphenyl	21.4			0.294		pg/g		
Total PCBs	9700			1.07		pg/g		

World Health Organization Summary

	<u>Units</u>	<u>ND=0</u>	<u>ND=½</u>	<u>ND=DL</u>
WHO-2005 TEQ	pg/g	0.240	0.245	0.250
WHO-2005 TEQ w/EMPC	pg/g	0.240	0.245	0.250

Results of JW-EA09-SS33-120507

Client Sample ID: **JW-EA09-SS33-120507**
 Client Project ID: **Jeld-Wen Surface Sediments**
 Lab Sample ID: 31203249008-A
 Lab Project ID: 31203249

Collection Date: 05/07/2012 13:24
 Received Date: 05/09/2012 10:15
 Matrix: Soil-Solid as dry weight
 Solids (%): 52.00

Results by EPA 1668B

<u>Parameter</u>	<u>Result</u>	<u>EMPC</u>	<u>Qual</u>	<u>DL</u>	<u>LOQ/CL</u>	<u>Units</u>	<u>RT</u>	<u>Ratio</u>
Labeled Standards								
1L-MoCB	58.0				4.00-100	%		
3L-MoCB	73.0				11.0-106	%		
4L-DiCB	85.0				14.0-107	%		
15L-DiCB	92.0				19.0-107	%		
19L-TrCB	87.0				1.00-108	%		
37L-TrCB	96.0				25.0-123	%		
54L-TeCB	112*				13.0-105	%		
77L-TeCB	90.0				31.0-109	%		
81L-TeCB	95.0				14.0-127	%		
104L-PeCB	108				36.0-115	%		
105L-PeCB	88.0				50.0-111	%		
114L-PeCB	84.0				41.0-121	%		
118L-PeCB	90.0				49.0-111	%		
123L-PeCB	94.0				49.0-116	%		
126L-PeCB	88.0				50.0-106	%		
155L-HxCB	106				25.0-124	%		
156L-HxCB C157L	80.0				40.0-120	%		
167L-HxCB	79.0				45.0-118	%		
169L-HxCB	68.0				37.0-117	%		
188L-HpCB	103				23.0-125	%		
189L-HpCB	106				47.0-116	%		
202L-OcCB	85.0				31.0-134	%		
205L-OcCB	108				46.0-115	%		
206L-NoCB	117				38.0-122	%		
208L-NoCB	108				31.0-126	%		
209L-DeCB	103				43.0-115	%		
28L-TrCB	103				14.0-131	%		
111L-PeCB	105				57.0-112	%		
178L-HpCB	109				57.0-125	%		

Batch Information

Analytical Batch: **HRP1313**
 Analytical Method: **EPA 1668B**
 Instrument: **APHRMS**
 Analyst: **LKB**
 Analytical Date/Time: **10/17/2012 07:31**

Prep Batch: **HXX1803**
 Prep Method: **EPA 1668B PREP S/D/T**
 Prep Date/Time: **10/10/2012 10:29**
 Prep Initial Wt./Vol.: **19.32 g**
 Prep Extract Vol: **20 uL**



Name	Actual RT	QC	Pred RRT	Actual RRT	Diff Secs	Response	Ra	RRF	Conc. / Recv.	Noise / Recv. Low	DL / Recv. High
PCB-77	33'44'-TeCB		1.0006	1.0006	0	7.76E+06	0.79	1.13	34.1	5.68E+03	0.256
PCB-81	344'5'-TeCB	EMPC	1.0006	1.0006	0	2.27E+05	0.96	1.13	1	5.68E+03	0.263
PCB-105	233'44'-PeCB		1.0007	1.0007	0	3.61E+07	0.61	1.09	220	2.34E+03	0.152
PCB-114	2344'5'-PeCB		1.0007	1.0007	0	1.78E+06	0.64	1.16	10.6	2.34E+03	0.144
PCB-118	23'44'5'-PeCB		1.0008	1.0007	-0.2	9.24E+07	0.62	1.11	526	2.34E+03	0.142
PCB-123	23'44'5'-PeCB		1.0006	1.0008	+0.4	1.31E+06	0.62	1.19	6.96	2.34E+03	0.132
PCB-126	33'44'5'-PeCB		1.0006	1.0005	-0.2	3.24E+05	0.67	1.06	2.11	3.33E+03	0.226
PCB-156/157	...-HxCB	C	1.0005	1.0002	-0.7	9.06E+06	1.26	1.11	65	3.30E+03	0.335
PCB-167	23'44'55'-HxCB		1.0006	1.0005	-0.2	2.85E+06	1.27	1.14	19.5	3.30E+03	0.245
PCB-169	33'44'55'-HxCB	NotFnd	1.0005	-		0.00E+00		1.11	ND	3.30E+03	0.316
PCB-189	233'44'55'-HpCB		1.0005	1.0005	0	4.22E+05	1.01	1.06	3.51	1.78E+03	0.164
PCB-209	DeCB		1.0004	1.0004	0	1.71E+06	1.16	1.07	21.4	1.69E+03	0.294
ES PCB-1	10.43		0.7215	0.7216	+0.1	3.81E+07	3.24	1.08	57.8 %	25 %	150 %
ES PCB-3	12.44		0.8610	0.8609	-0.1	4.79E+07	3.20	1.08	72.5 %	25 %	150 %
ES PCB-4	12.65		0.8755	0.8755	0	2.52E+07	1.62	0.49	84.7 %	25 %	150 %
ES PCB-15	17.91		1.2391	1.2391	0	6.24E+07	1.58	1.11	92.1 %	25 %	150 %
ES PCB-19	15.44		1.0683	1.0685	+0.2	2.92E+07	1.06	0.55	86.5 %	25 %	150 %
ES PCB-37	23.96		1.0844	1.0843	-0.1	5.16E+07	1.07	1.64	95.8 %	25 %	150 %
ES PCB-54	18.14		0.8213	0.8212	-0.1	3.48E+07	0.76	0.94	112 %	25 %	150 %
ES PCB-77	30.16		1.3648	1.3650	+0.4	3.99E+07	0.79	1.35	90 %	25 %	150 %
ES PCB-81	29.69		1.3435	1.3438	+0.5	4.01E+07	0.78	1.29	94.7 %	25 %	150 %
ES PCB-104	22.91		0.8203	0.8201	-0.3	2.96E+07	1.59	0.99	108 %	25 %	150 %
ES PCB-105	33.09		1.1849	1.1849	0	2.98E+07	1.59	1.23	88.1 %	25 %	150 %
ES PCB-114	32.57		1.1658	1.1660	+0.4	2.89E+07	1.65	1.25	84.4 %	25 %	150 %
ES PCB-118	32.12		1.1499	1.1500	+0.2	3.16E+07	1.61	1.28	89.9 %	25 %	150 %
ES PCB-123	31.84		1.1399	1.1401	+0.4	3.15E+07	1.61	1.22	94.3 %	25 %	150 %
ES PCB-126	35.71		1.2781	1.2784	+0.6	2.88E+07	1.62	1.20	87.5 %	25 %	150 %
ES PCB-153	-	-	-	-	-	-	-	-	-	-	-
ES PCB-155	27.75		0.7992	0.7990	-0.3	3.43E+07	1.25	1.50	106 %	25 %	150 %
ES PCB-156/157	38.23		1.1007	1.1007	0	5.01E+07	1.33	1.45	79.8 %	25 %	150 %
ES PCB-167	37.27		1.0731	1.0732	+0.2	2.56E+07	1.33	1.49	79.2 %	25 %	150 %
ES PCB-169	40.96		1.1789	1.1792	+0.7	2.07E+07	1.32	1.40	68.3 %	25 %	150 %
ES PCB-170	-	-	-	-	-	-	-	-	-	-	-
ES PCB-180	-	-	-	-	-	-	-	-	-	-	-
ES PCB-188	32.56		0.7266	0.7264	-0.4	2.63E+07	1.05	1.18	103 %	25 %	150 %
ES PCB-189	43.07		0.9608	0.9608	0	2.27E+07	1.07	1.49	106 %	25 %	150 %
ES PCB-202	37.06		0.8271	0.8268	-0.7	2.09E+07	0.91	1.14	85 %	25 %	150 %
ES PCB-205	45.22		1.0088	1.0088	0	1.87E+07	0.90	1.20	108 %	25 %	150 %

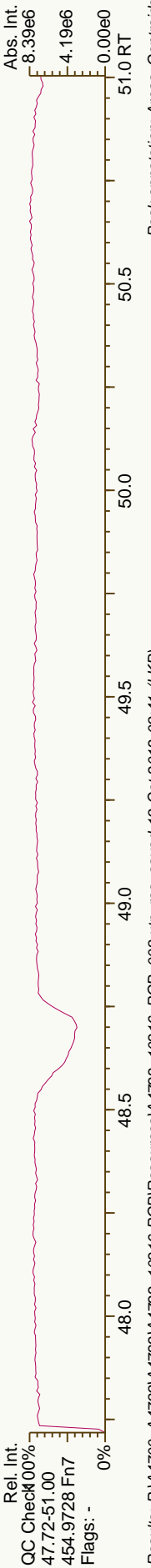
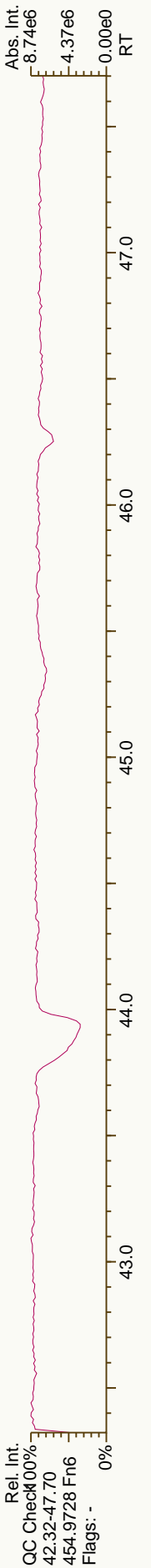
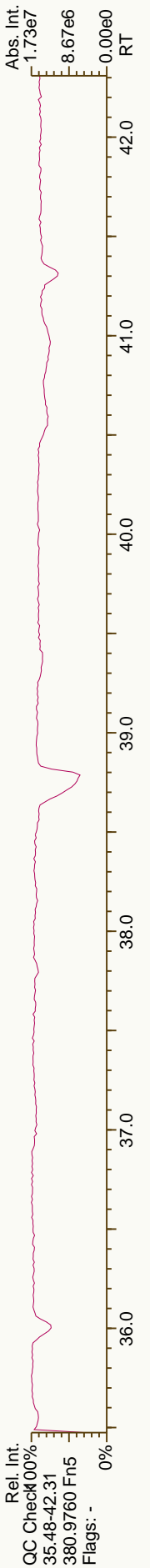
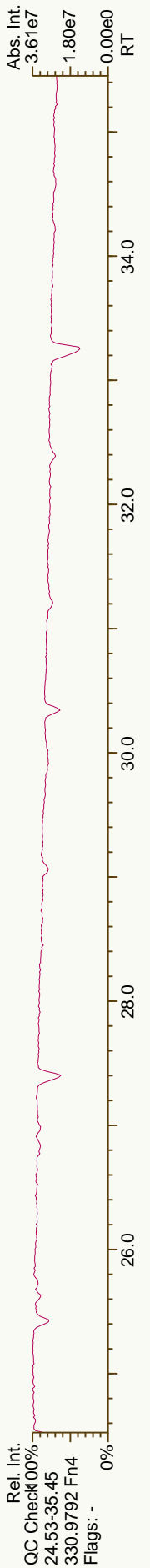
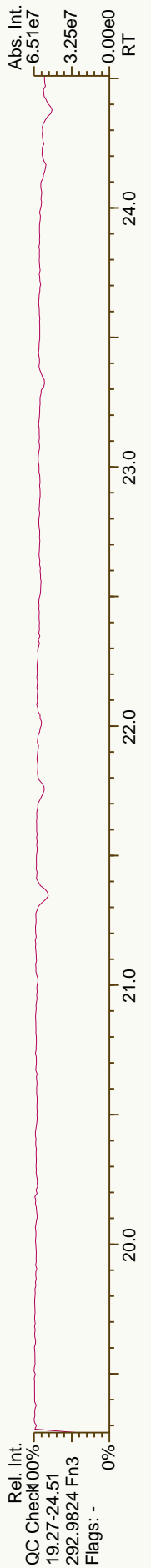
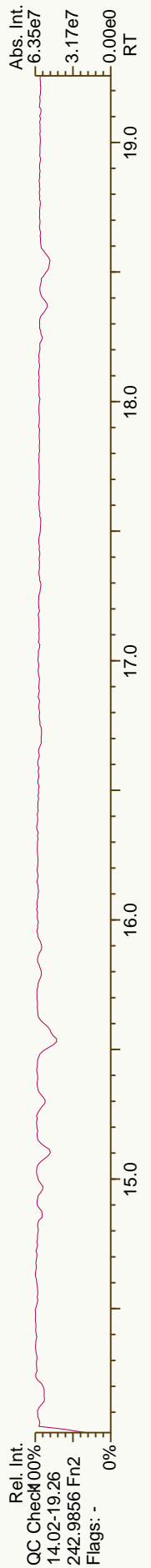
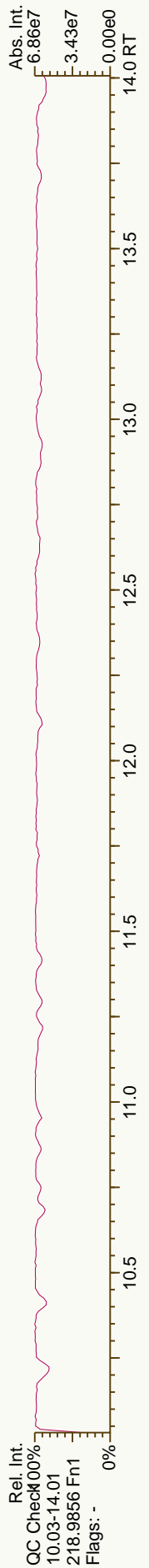
Name	Actual RT	QC	Pred RRT	Actual RRT	Diff Secs	Response	Ra	RRF	Conc. / Recv.	Noise / Recv. Low	DL / Recv. High
ES PCB-206	46.68		1.0414	1.0413	-0.3	1.47E+07	0.82	0.87	117 %	25 %	150 %
ES PCB-208	42.66		0.9519	0.9517	-0.5	1.86E+07	0.77	1.19	108 %	25 %	150 %
ES PCB-209	48.01		1.0714	1.0711	-0.9	1.48E+07	1.17	1.00	103 %	25 %	150 %
SS PCB-28	20.53		0.9294	0.9293	-0.1	5.93E+07	1.07	1.07	107 %	30 %	135 %
SS PCB-111	30.21		1.0814	1.0816	+0.4	3.53E+07	1.61	1.01	111 %	30 %	135 %
SS PCB-178	35.12		1.0112	1.0112	0	1.74E+07	1.07	0.63	106 %	30 %	135 %
CS PCB-28	20.53		0.9294	0.9293	-0.1	5.93E+07	1.07	1.76	103 %	30 %	135 %
CS PCB-111	30.21		1.0814	1.0816	+0.4	3.53E+07	1.61	1.23	105 %	30 %	135 %
CS PCB-178	35.12		1.0112	1.0112	0	1.74E+07	1.07	0.74	109 %	30 %	135 %
JS PCB-9	14.45					6.10E+07	1.56				
JS PCB-52	22.09					3.29E+07	0.77				
JS PCB-101	27.93					2.74E+07	1.59				
JS PCB-138	34.73					2.16E+07	1.27				
JS PCB-194	44.83					1.44E+07	0.89				
Totals											
Mono-CBS						149			149		0.132
Di-CBS						339			340		1.07
Tri-CBS						909			909		0.23
Tetra-CBS						2,110			2,110		0.172
Penta-CBS						3,170			3,170		0.149
Hexa-CBS						2,010			2,020		0.243
Hepta-CBS						683			683		0.209
Octa-CBS						235			235		0.227
Nona-CBS						61.7			61.7		0.213
PCB-1 2-MoCB	10.44		1.0011	1.0011	0	1.21E+07	3.22	1.03	61.2	4.77E+03	0.136
PCB-2 3-MoCB	12.29		0.9880	0.9879	-0.1	5.74E+06	3.36	1.00	24	4.77E+03	0.134
PCB-3 4-MoCB	12.45		1.0009	1.0010	+0.1	1.61E+07	3.23	1.04	64.3	4.77E+03	0.127
PCB-4 22'-DiCB	12.67		1.0011	1.0012	+0.1	2.59E+06	1.50	1.17	17.5	3.21E+04	1.49
PCB-10 26'-DiCB	12.83	EMPC	1.0140	1.0139	-0.1	2.72E+05	0.90	1.64	1.31	3.21E+04	1.06
PCB-9 25'-DiCB	14.47		1.0010	1.0010	0	1.41E+06	1.47	0.92	4.85	2.43E+04	0.767
PCB-7 24'-DiCB	14.62		1.0115	1.0114	-0.1	1.20E+06	1.58	1.05	3.64	2.43E+04	0.675
PCB-6 23'-DiCB	14.82		1.0256	1.0255	-0.1	4.50E+06	1.56	0.99	14.6	2.43E+04	0.719
PCB-5 23'-DiCB	15.09		1.0444	1.0444	0	4.00E+05	SI	0.98	1.3	1.02E+04	0.302
PCB-8 24'-DiCB	15.21		1.0523	1.0523	0	2.24E+07	1.57	1.02	70.2	2.43E+04	0.696
PCB-14 35'-DiCB	16.66	J	0.9302	0.9301	-0.1	2.66E+05	SI	1.17	0.725	1.02E+04	0.254
PCB-11 33'-DiCB	17.38		0.9709	0.9707	-0.2	4.38E+07	1.57	1.00	140	2.43E+04	0.712
PCB-13/12 34'/34'-DiCB	17.65	C	0.9859	0.9854	-0.5	4.03E+06	1.55	1.02	12.7	2.43E+04	0.698
PCB-15 44'-DiCB	17.92		1.0008	1.0009	+0.1	2.48E+07	1.58	1.08	73.2	2.43E+04	0.656

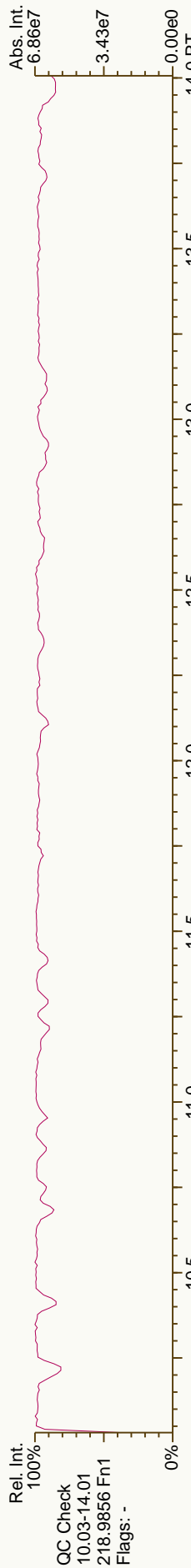
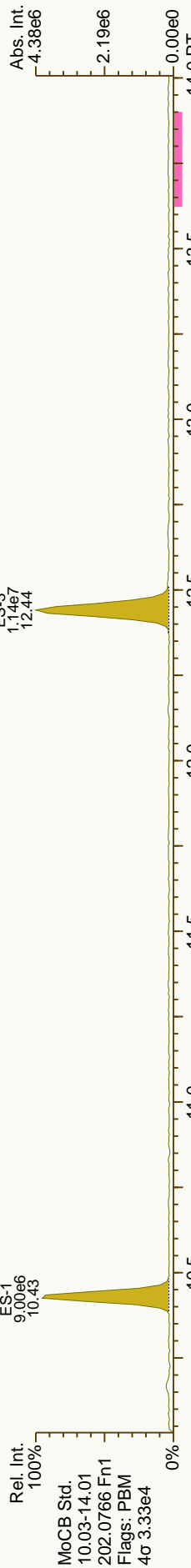
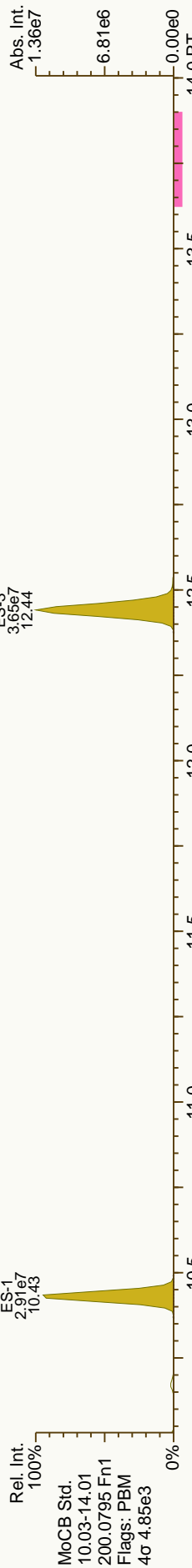
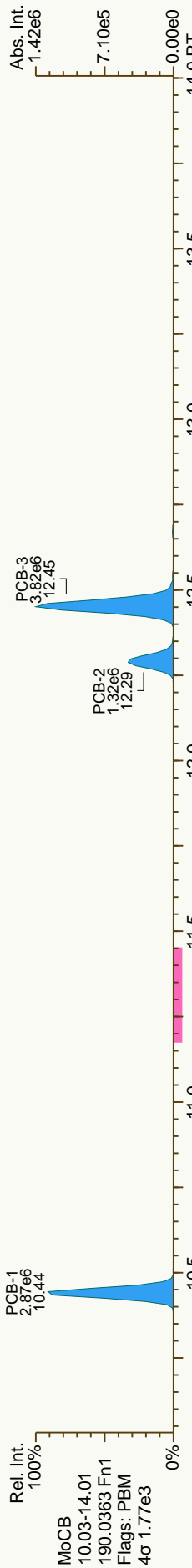
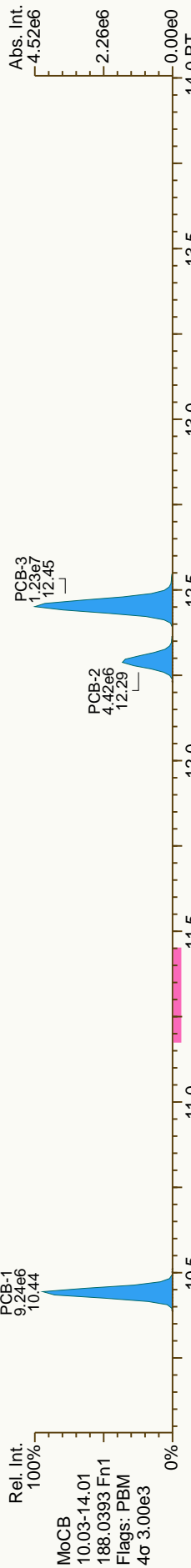
Name	Actual RT	QC	Pred RRT	Actual RRT	Diff Secs	Response	Ra	RRF	Conc. / Recv.	Noise / Recv. Low	DL / Recv. High
PCB-19 22'6'-TrCB	15.46		1.0011	1.0011	0	7.07E+05	1.06	1.09	4.41	4.88E+03	0.244
PCB-30/18 246/22'5'-TrCB	17.11	C	1.1077	1.1080	+0.3	1.50E+07	1.10	1.39	73.6	4.88E+03	0.192
PCB-17 22'4'-TrCB	17.48		1.1317	1.1318	+0.1	6.45E+06	1.11	1.18	37.2	4.88E+03	0.226
PCB-27 23'6'-TrCB	17.66		1.1435	1.1435	0	1.45E+06	1.06	1.61	6.16	4.88E+03	0.166
PCB-24 236'-TrCB	17.77	J	1.1514	1.1509	-0.5	1.98E+05	1.07	1.57	0.86	4.88E+03	0.17
PCB-16 22'3'-TrCB	17.86		1.1568	1.1567	-0.1	4.24E+06	1.07	0.86	33.6	4.88E+03	0.31
PCB-32 24'6'-TrCB	18.32		1.1866	1.1865	-0.1	6.87E+06	1.08	1.68	27.8	4.88E+03	0.159
PCB-34 23'5'-TrCB	19.43	J	0.8111	0.8112	+0.1	2.61E+05	0.94	1.06	0.954	6.20E+03	0.226
PCB-23 235'-TrCB	NotFnd		0.8168	-		0.00E+00		1.11	ND	6.20E+03	0.214
PCB-26/29 23'5'/245'-TrCB	19.82	C	0.8282	0.8274	-1.0	8.72E+06	1.05	1.13	29.8	6.20E+03	0.211
PCB-25 23'4'-TrCB	20.03		0.8361	0.8359	-0.2	4.58E+06	1.04	1.12	15.8	6.20E+03	0.213
PCB-31 24'5'-TrCB	20.29		0.8472	0.8471	-0.1	5.50E+07	1.03	1.17	181	6.20E+03	0.204
PCB-28/20 244'/233'-TrCB	20.55	C	0.8581	0.8578	-0.4	7.04E+07	1.04	1.10	246	6.20E+03	0.216
PCB-21/33 234/23'4'-TrCB	20.75	C	0.8650	0.8661	+1.4	2.58E+07	1.04	1.12	88.9	6.20E+03	0.213
PCB-22 234'-TrCB	21.08		0.8802	0.8801	-0.1	1.84E+07	1.05	1.05	67.4	6.20E+03	0.227
PCB-36 33'5'-TrCB	22.44		0.9366	0.9368	+0.3	6.41E+05	1.04	1.14	2.17	6.20E+03	0.21
PCB-39 34'5'-TrCB	22.76		0.9494	0.9500	+0.8	3.20E+05	1.04	1.20	1.03	6.20E+03	0.199
PCB-38 345'-TrCB	NotFnd		0.9701	-		0.00E+00		1.04	ND	6.20E+03	0.23
PCB-35 33'4'-TrCB	23.63		0.9865	0.9865	0	1.96E+06	1.01	1.06	7.17	6.20E+03	0.226
PCB-37 344'-TrCB	23.98		1.0007	1.0008	+0.1	2.44E+07	1.05	1.10	85.4	6.20E+03	0.216
PCB-54 22'66'-TeCB	18.16	J	1.0010	1.0009	-0.1	3.84E+04	0.80	1.21	0.182	2.05E+03	0.0845
PCB-50/53 22'46'/22'56'-TeCB	20.04	C	0.9082	0.9070	-1.4	2.73E+06	0.79	0.82	16.5	1.99E+03	0.126
PCB-45 22'36'-TeCB	20.62		0.9329	0.9331	+0.2	2.31E+06	0.78	0.72	15.9	1.99E+03	0.144
PCB-51 22'46'-TeCB	20.70		0.9363	0.9367	+0.5	6.34E+05	0.82	0.80	3.92	1.99E+03	0.129
PCB-46 22'36'-TeCB	20.88		0.9450	0.9449	-0.1	8.14E+05	0.82	0.66	6.14	1.99E+03	0.157
PCB-52 22'55'-TeCB	22.12		1.0010	1.0010	0	5.39E+07	0.80	0.78	341	1.99E+03	0.132
PCB-73 23'5'6'-TeCB	22.24	J	1.0065	1.0066	+0.1	1.23E+05	0.89	1.10	0.553	1.99E+03	0.094
PCB-43 22'35'-TeCB	22.32		1.0102	1.0103	+0.1	7.41E+05	0.80	0.63	5.8	1.99E+03	0.163
PCB-69/49 23'46'/22'45'-TeCB	22.54	C	1.0192	1.0201	+1.2	2.62E+07	0.79	0.98	133	1.99E+03	0.106
PCB-48 22'45'-TeCB	22.78		1.0311	1.0311	0	5.09E+06	0.81	0.80	31.5	1.99E+03	0.129
PCB-44/47/65 ...-TeCB	22.97	C	1.0405	1.0395	-1.4	3.66E+07	0.79	0.85	214	1.99E+03	0.122
PCB-59/62/75 ...-TeCB	23.25	C	1.0526	1.0524	-0.3	3.25E+06	0.79	1.09	14.8	1.99E+03	0.095
PCB-42 22'34'-TeCB	23.41		1.0595	1.0595	0	7.46E+06	0.80	0.76	48.5	1.99E+03	0.136
PCB-41 22'34'-TeCB	23.72		1.0737	1.0738	+0.1	1.77E+06	0.79	0.62	14.1	1.99E+03	0.166
PCB-71/40 23'4'6'/22'33'-TeCB	23.83	C	1.0782	1.0784	+0.3	1.44E+07	0.79	0.84	84.9	1.99E+03	0.123
PCB-64 234'6'-TeCB	24.02		1.0872	1.0872	0	2.00E+07	0.79	1.17	84.9	1.99E+03	0.0885
PCB-72 23'55'-TeCB	24.75		0.8338	0.8338	0	8.57E+05	0.80	1.16	3.68	5.68E+03	0.256
PCB-68 23'45'-TeCB	25.00		0.8421	0.8420	-0.1	5.47E+05	0.78	1.26	2.16	5.68E+03	0.236
PCB-57 233'5'-TeCB	25.36	J	0.8540	0.8541	+0.2	2.17E+05	0.79	1.16	0.932	5.68E+03	0.256
PCB-58 233'5'-TeCB	25.56	J	0.8605	0.8608	+0.5	2.20E+05	0.71	1.16	0.942	5.68E+03	0.255
PCB-67 23'45'-TeCB	25.70		0.8657	0.8657	0	2.01E+06	0.78	1.19	8.35	5.68E+03	0.248
PCB-63 234'5'-TeCB	25.92		0.8731	0.8732	+0.2	2.36E+06	0.76	1.27	9.22	5.68E+03	0.233
PCB-61/70/74/76 ...-TeCB	26.21	C	0.8824	0.8829	+0.8	1.28E+08	0.78	1.17	540	5.68E+03	0.253
PCB-66 23'44'-TeCB	26.48		0.8919	0.8918	-0.2	6.87E+07	0.79	1.11	306	5.68E+03	0.266
PCB-55 233'4'-TeCB	26.61		0.8963	0.8963	0	8.60E+05	0.76	1.12	3.82	5.68E+03	0.266

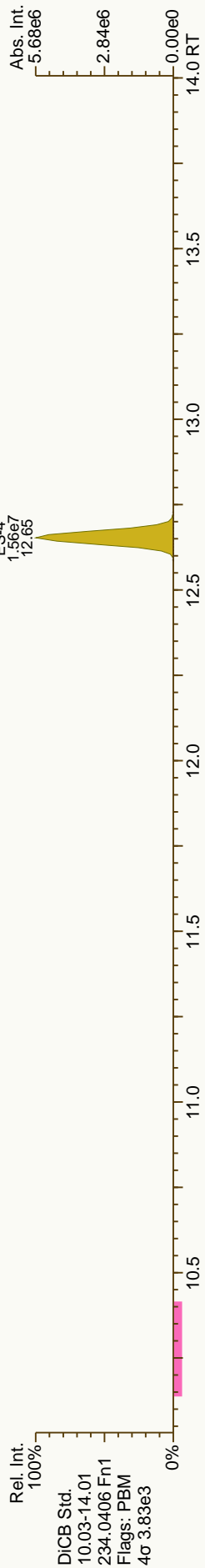
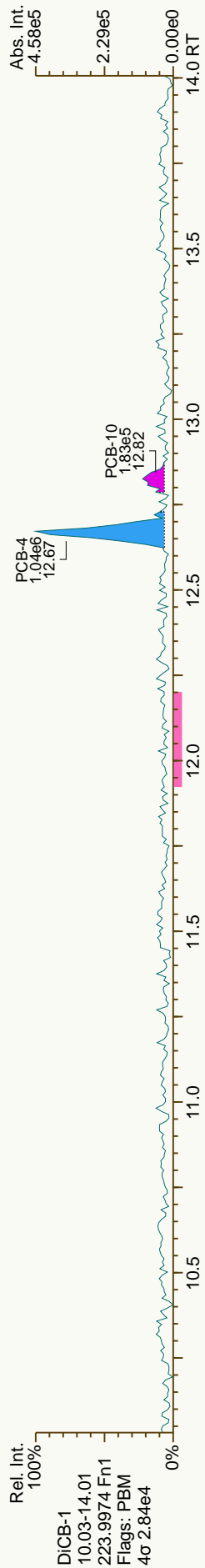
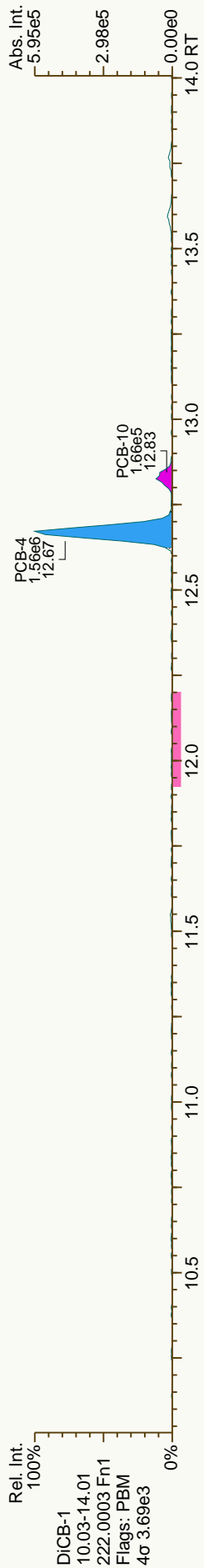
Name	Actual RT	QC	Pred RRT	Actual RRT	Diff Secs	Response	Ra	RRF	Conc. / Recv.	Noise / Recv. Low	DL / Recv. High
PCB-56 233'4'-TeCB	27.03		0.9106	0.9105	-0.2	2.60E+07	0.79	1.08	120	5.68E+03	0.275
PCB-60 234'-TeCB	27.22		0.9169	0.9168	-0.2	1.35E+07	0.78	1.12	59.6	5.68E+03	0.264
PCB-80 33'55'-TeCB	NotFnd		0.9232	-		0.00E+00		1.29	ND	5.68E+03	0.23
PCB-79 33'45'-TeCB	28.86		0.9724	0.9722	-0.3	8.58E+05	0.74	1.22	3.49	5.68E+03	0.243
PCB-78 33'45'-TeCB	NotFnd		0.9882	-		0.00E+00		1.04	ND	5.68E+03	0.286
PCB-104 22'466'-PeCB	NotFnd		1.0009	-		0.00E+00		1.25	ND	1.78E+03	0.0963
PCB-96 22'366'-PeCB	23.22		1.0138	1.0138	0	2.88E+05	0.60	0.95	2.04	1.78E+03	0.127
PCB-103 22'45'6'-PeCB	24.90		0.8916	0.8916	0	4.98E+05	0.59	0.94	3.35	2.34E+03	0.167
PCB-94 22'356'-PeCB	25.07		0.8978	0.8977	-0.2	1.90E+05	0.65	0.81	1.48	2.34E+03	0.193
PCB-95 22'35'6'-PeCB	25.45		0.9111	0.9111	0	3.80E+07	0.61	0.86	279	2.34E+03	0.182
PCB-100/93 22'44'6'/22'356'-PeCB	25.65	C	0.9186	0.9184	-0.3	4.14E+05	0.63	0.90	2.92	2.34E+03	0.175
PCB-102 22'456'-PeCB	25.76		0.9226	0.9222	-0.6	1.37E+06	0.62	0.89	9.72	2.34E+03	0.177
PCB-98 22'34'6'-PeCB	25.83	J EMPC	0.9249	0.9250	+0.2	7.89E+04	0.51	0.83	0.598	2.34E+03	0.188
PCB-88 22'346'-PeCB	NotFnd		0.9350	-		0.00E+00		0.83	ND	2.34E+03	0.19
PCB-91 22'34'6'-PeCB	26.18		0.9375	0.9374	-0.2	7.26E+06	0.62	0.92	50	2.34E+03	0.171
PCB-84 22'33'6'-PeCB	26.36		0.9438	0.9436	-0.3	1.18E+07	0.61	0.72	103	2.34E+03	0.217
PCB-89 22'346'-PeCB	26.76		0.9584	0.9583	-0.2	4.46E+05	0.63	0.79	3.57	2.34E+03	0.199
PCB-121 23'45'6'-PeCB	NotFnd		0.9722	-		0.00E+00		1.20	ND	2.34E+03	0.131
PCB-92 22'355'-PeCB	27.46		0.9830	0.9831	+0.2	1.09E+07	0.61	0.82	83.9	2.34E+03	0.191
PCB-113/90/101 ...-PeCB	27.95	C	0.9999	1.0008	+1.5	7.35E+07	0.62	0.97	480	2.34E+03	0.162
PCB-83 22'33'5'-PeCB	28.34		1.0148	1.0146	-0.3	2.88E+06	0.59	0.68	26.9	2.34E+03	0.232
PCB-99 22'44'5'-PeCB	28.45		1.0185	1.0185	0	3.62E+07	0.62	0.96	238	2.34E+03	0.163
PCB-112 233'56'-PeCB	NotFnd		1.0218	-		0.00E+00		1.14	ND	2.34E+03	0.138
PCB-108/119/86/97/125...-PeCB	28.90	C	1.0339	1.0347	+1.4	4.82E+07	0.62	0.98	310	2.34E+03	0.16
PCB-117 234'56'-PeCB	29.40		1.0526	1.0526	0	2.06E+06	0.61	0.89	14.6	2.34E+03	0.176
PCB-116/85 23456'/22'344'-PeCB	29.47	C	1.0553	1.0552	-0.2	1.22E+07	0.62	1.06	72.6	2.34E+03	0.147
PCB-110 233'4'6'-PeCB	29.60		1.0599	1.0599	0	9.62E+07	0.62	1.01	602	2.34E+03	0.155
PCB-115 2344'6'-PeCB	29.70		1.0629	1.0634	+0.9	1.46E+06	0.62	1.23	7.51	2.34E+03	0.128
PCB-82 22'33'4'-PeCB	29.86		1.0693	1.0691	-0.4	5.65E+06	0.61	0.70	50.9	2.34E+03	0.224
PCB-111 233'55'-PeCB	NotFnd		1.0822	-		0.00E+00		1.18	ND	2.34E+03	0.133
PCB-120 23'455'-PeCB	30.62		1.0962	1.0963	+0.2	4.34E+05	0.61	1.16	2.36	2.34E+03	0.135
PCB-107/124 ...-PeCB	31.56	C	0.9911	0.9913	+0.4	3.02E+06	0.58	1.09	17.4	2.34E+03	0.143
PCB-109 233'46'-PeCB	31.77		0.9974	0.9977	+0.6	6.66E+06	0.63	1.16	36.2	2.34E+03	0.135
PCB-106 233'45'-PeCB	NotFnd		1.0038	-		0.00E+00		1.04	ND	2.34E+03	0.151
PCB-122 233'4'5'-PeCB	32.42		1.0093	1.0093	0	8.45E+05	0.62	1.01	5.77	2.34E+03	0.165
PCB-127 33'455'-PeCB	NotFnd		1.0386	-		0.00E+00		1.07	ND	2.34E+03	0.156
PCB-155 22'44'66'-HxCB	NotFnd		1.0008	-		0.00E+00		1.09	ND	1.36E+03	0.0749
PCB-152 22'3566'-HxCB	27.91	J EMPC	1.0056	1.0055	-0.2	5.44E+04	1.54	0.95	0.334	1.36E+03	0.0863
PCB-150 22'34'66'-HxCB	28.06	J EMPC	1.0111	1.0110	-0.2	9.44E+04	1.54	0.98	0.559	1.36E+03	0.0832
PCB-136 22'33'66'-HxCB	28.34		1.0213	1.0212	-0.2	6.96E+06	1.26	0.90	45.1	1.36E+03	0.0913
PCB-145 22'3466'-HxCB	NotFnd		1.0309	-		0.00E+00		0.92	ND	1.36E+03	0.0891
PCB-148 22'34'56'-HxCB	29.90	J	1.0774	1.0775	+0.2	1.12E+05	1.22	0.69	0.94	1.36E+03	0.118
PCB-151/135 ...-HxCB	30.40	C	1.0955	1.0955	0	1.40E+07	1.29	0.67	121	1.36E+03	0.121
PCB-154 22'44'56'-HxCB	30.62		1.1032	1.1033	+0.2	9.26E+05	1.32	0.78	6.93	1.36E+03	0.105
PCB-144 22'345'6'-HxCB	30.87		1.1122	1.1123	+0.2	2.02E+06	1.26	0.70	16.8	1.36E+03	0.117

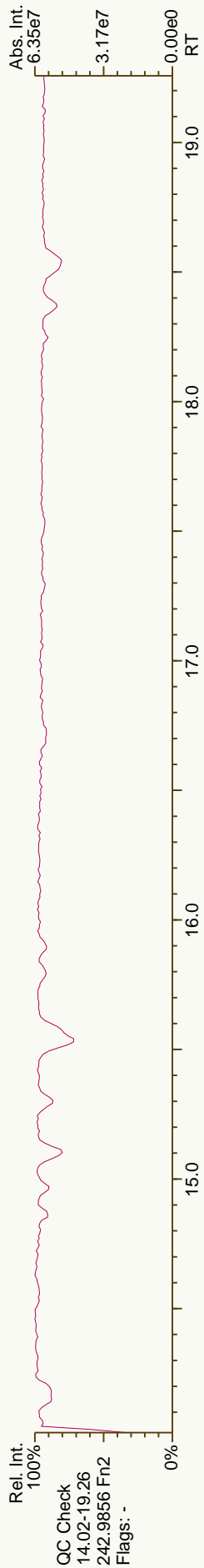
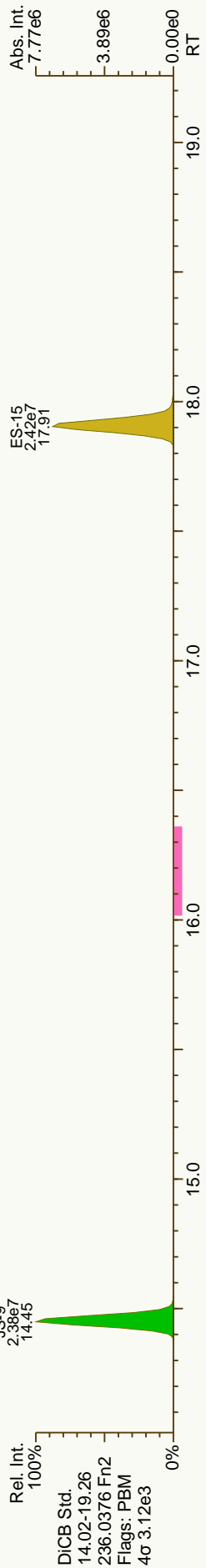
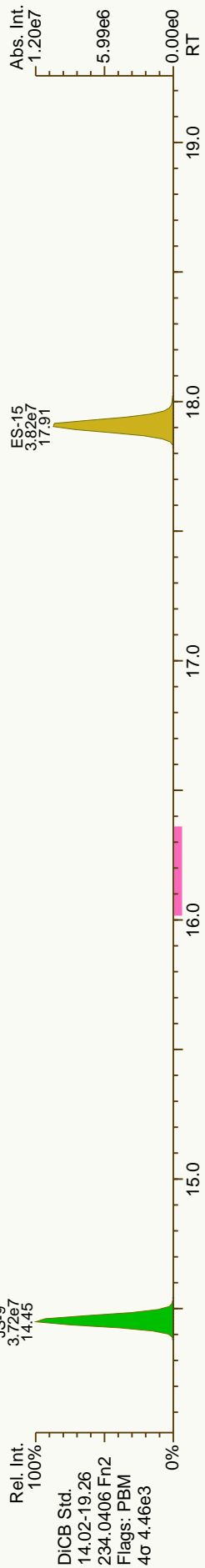
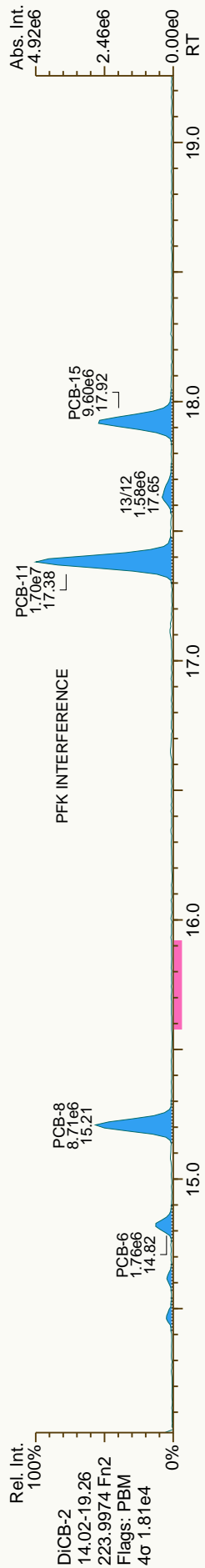
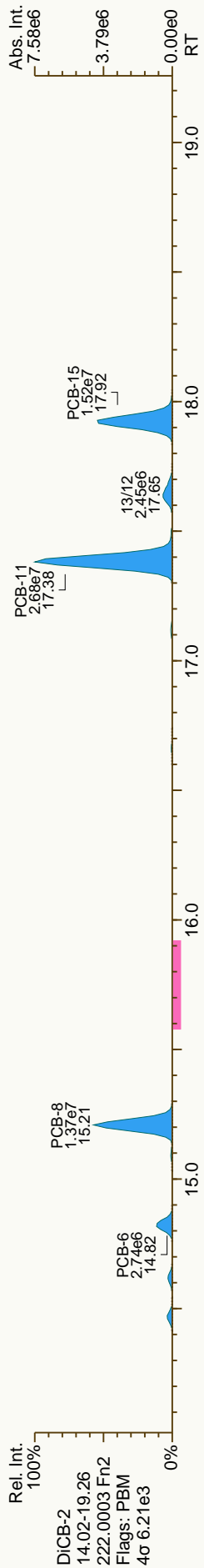
Name	Actual RT	QC	Pred RRT	Actual RRT	Diff Secs	Response	Ra	RRF	Conc. / Recv.	Noise / Recv. Low	DL / Recv. High
PCB-147/149 ...-HxCB	31.16	C	1.1230	1.1228	-0.4	3.72E+07	1.25	0.70	309	1.36E+03	0.117
PCB-134 22'33'56'-HxCB	31.32		1.1286	1.1286	0	2.32E+06	1.24	0.54	24.8	1.36E+03	0.15
PCB-143 22'3456'-HxCB	31.41		1.1315	1.1319	+0.8	1.57E+05	1.18	0.68	1.34	1.36E+03	0.12
PCB-139/140 ...-HxCB	31.67	C	1.1413	1.1412	-0.2	1.10E+06	1.31	0.71	8.99	1.36E+03	0.115
PCB-131 22'33'46'-HxCB	31.83		1.1470	1.1470	0	5.84E+05	1.19	0.60	5.63	1.36E+03	0.136
PCB-142 22'3456'-HxCB	NotFnd		1.1518	-		0.00E+00		0.61	ND	1.36E+03	0.135
PCB-132 22'33'46'-HxCB	32.21		1.1605	1.1605	0	1.52E+07	1.24	0.63	141	1.36E+03	0.13
PCB-133 22'33'55'-HxCB	32.66		1.1765	1.1768	+0.6	9.16E+05	1.24	0.64	8.32	1.36E+03	0.128
PCB-165 233'55'6'-HxCB	NotFnd		0.9500	-		0.00E+00		0.81	ND	1.36E+03	0.101
PCB-146 22'34'55'-HxCB	33.20		0.9560	0.9558	-0.4	6.95E+06	1.27	0.72	55.8	1.36E+03	0.113
PCB-161 233'45'6'-HxCB	NotFnd		0.9593	-		0.00E+00		0.89	ND	1.36E+03	0.0923
PCB-153/168 ...-HxCB	33.72	C	0.9715	0.9709	-1.2	5.85E+07	1.26	0.93	366	1.36E+03	0.0879
PCB-141 22'3455'-HxCB	33.87		0.9753	0.9752	-0.2	7.56E+06	1.28	0.67	65.8	1.36E+03	0.122
PCB-130 22'33'45'-HxCB	34.21		0.9850	0.9850	0	3.38E+06	1.28	0.59	33.5	1.36E+03	0.114
PCB-137 22'344'5'-HxCB	34.40		0.9906	0.9905	-0.2	2.53E+06	1.21	0.66	22.4	1.36E+03	0.124
PCB-164 233'4'5'6'-HxCB	34.49		0.9931	0.9930	-0.2	4.76E+06	1.25	0.95	29	1.36E+03	0.0857
PCB-163/138/129 ...-HxCB	34.76	C	1.0012	1.0007	-1.0	6.61E+07	1.26	0.73	528	1.36E+03	0.112
PCB-160 233'456'-HxCB	NotFnd		1.0048	-		0.00E+00		0.83	ND	1.36E+03	0.0983
PCB-158 233'44'6'-HxCB	35.09		1.0103	1.0103	0	7.87E+06	1.27	0.95	48.2	1.36E+03	0.0862
PCB-128/166 ...-HxCB	35.81	C	0.9607	0.9606	-0.2	1.03E+07	1.21	0.88	91.2	3.30E+03	0.315
PCB-159 233'455'-HxCB	NotFnd		0.9834	-		0.00E+00		1.02	ND	3.30E+03	0.273
PCB-162 233'4'55'-HxCB	36.90		0.9898	0.9898	0	2.71E+05	1.13	1.06	1.99	3.30E+03	0.263
PCB-188 22'34'566'-HxCB	32.58	J	1.0006	1.0007	+0.2	3.99E+04	1.05	1.03	0.293	1.21E+03	0.0943
PCB-179 22'33'566'-HxCB	32.85		1.0088	1.0088	0	4.35E+06	1.07	0.91	36.1	1.21E+03	0.107
PCB-184 22'344'66'-HxCB	33.32	J EMPC	1.0231	1.0233	+0.4	2.12E+04	1.23	0.91	0.176	1.21E+03	0.107
PCB-176 22'33'466'-HxCB	33.59		1.0317	1.0317	0	1.13E+06	1.05	1.00	8.52	1.21E+03	0.0971
PCB-186 22'34566'-HxCB	NotFnd		1.0434	-		0.00E+00		0.94	ND	1.21E+03	0.103
PCB-178 22'33'55'6'-HxCB	35.14		1.0791	1.0792	+0.2	1.78E+06	1.09	0.68	19.8	1.21E+03	0.143
PCB-175 22'33'45'6'-HxCB	35.68		1.0956	1.0957	+0.2	3.39E+05	1.13	0.77	3.33	2.38E+03	0.249
PCB-187 22'34'55'6'-HxCB	35.91		1.1026	1.1027	+0.2	1.26E+07	1.04	0.83	116	2.38E+03	0.233
PCB-182 22'344'56'-HxCB	36.07	J	1.1079	1.1078	-0.2	8.09E+04	1.15	0.86	0.716	2.38E+03	0.225
PCB-183 22'344'5'6'-HxCB	36.42		1.1185	1.1185	0	5.02E+06	1.05	0.90	42.4	2.38E+03	0.214
PCB-185 22'3455'6'-HxCB	36.49		1.1208	1.1206	-0.4	7.97E+05	1.05	0.79	7.69	2.38E+03	0.245
PCB-174 22'33'456'-HxCB	36.60		1.1240	1.1240	0	6.78E+06	1.05	0.72	71.4	2.38E+03	0.267
PCB-177 22'33'45'6'-HxCB	36.97		1.1353	1.1353	0	4.70E+06	1.05	0.70	51.2	2.38E+03	0.277
PCB-181 22'344'56'-HxCB	37.32	J	1.1459	1.1460	+0.2	9.53E+04	0.92	0.81	0.894	2.38E+03	0.238
PCB-171/173 ...-HxCB	37.50	C	1.1512	1.1517	+1.1	2.33E+06	1.07	0.71	25	2.38E+03	0.272
PCB-172 22'33'455'-HxCB	38.87		0.9026	0.9026	0	1.26E+06	1.04	0.71	15.7	2.38E+03	0.329
PCB-192 233'455'6'-HxCB	NotFnd		0.9083	-		0.00E+00		0.93	ND	2.38E+03	0.25
PCB-180/193 ...-HxCB	39.42	C	0.9146	0.9153	+1.7	1.86E+07	1.06	0.90	181	2.38E+03	0.258
PCB-191 233'44'5'6'-HxCB	39.72		0.9222	0.9222	0	3.90E+05	0.98	0.97	3.54	2.38E+03	0.24
PCB-170 22'33'44'5'-HxCB	40.46		0.9396	0.9395	-0.2	6.80E+06	1.06	0.72	82.7	2.38E+03	0.322
PCB-190 233'44'56'-HxCB	40.91		0.9500	0.9499	-0.2	1.50E+06	1.00	0.97	13.6	2.38E+03	0.24
PCB-202 22'33'55'66'-OCCB	37.08		1.0006	1.0006	0	1.68E+06	0.87	0.91	17.5	1.80E+03	0.212
PCB-201 22'33'45'66'-OCCB	37.86		1.0215	1.0215	0	8.29E+05	0.93	0.98	8.05	1.80E+03	0.197

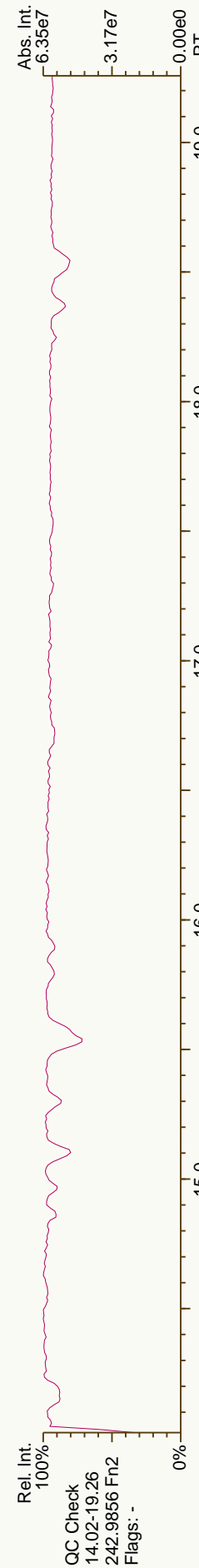




Name	Actual RT	QC	Pred RRT	Actual RRT	Diff Secs	Response	Ra	RRF	Conc. / Recv.	Noise / Recv. Low	DL / Recv. High
PCB-204	22'344'566'-OCCB	NotFnd	1.0369	-		0.00E+00	0.93	0.93	ND	1.80E+03	0.208
PCB-197	22'33'44'66'-OCCB	38.66	1.0420	1.0432	+2.8	5.59E+05	0.93	1.02	5.22	1.80E+03	0.19
PCB-200	22'33'4566'-OCCB	NotFnd	1.0441	-		0.00E+00	0.93	0.93	ND	1.80E+03	0.209
PCB-198/199	...-OCCB	41.06	1.1072	1.1079	+1.7	4.80E+06	0.93	0.67	68.5	1.80E+03	0.29
PCB-196	22'33'44'56'-OCCB	41.61	1.1225	1.1227	+0.5	1.73E+06	0.90	0.70	23.7	1.80E+03	0.279
PCB-203	22'344'55'6-OCCB	41.78	1.1270	1.1273	+0.8	3.41E+06	0.89	0.73	44.6	1.80E+03	0.265
PCB-195	22'33'44'56-OCCB	42.87	0.9483	0.9481	-0.5	1.11E+06	0.92	0.75	15.7	2.29E+03	0.35
PCB-194	22'33'44'55'-OCCB	44.85	0.9917	0.9917	0	3.81E+06	0.93	0.81	50.2	2.29E+03	0.326
PCB-205	233'44'55'6-OCCB	45.24	1.0004	1.0004	0	1.74E+05	0.96	1.09	1.7	2.29E+03	0.242
PCB-208	22'33'455'66'-NoCB	42.68	1.0005	1.0005	0	1.23E+06	0.74	1.02	13	1.38E+03	0.176
PCB-207	22'33'44'566'-NoCB	43.46	1.0188	1.0188	0	4.86E+05	0.75	0.94	5.58	1.38E+03	0.192
PCB-206	22'33'44'55'6-NoCB	46.69	1.0004	1.0003	-0.3	3.11E+06	0.75	0.98	43.1	1.38E+03	0.249

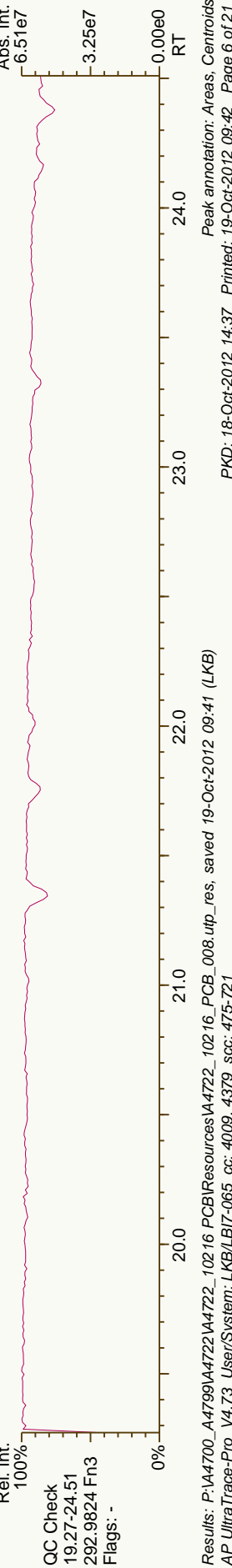
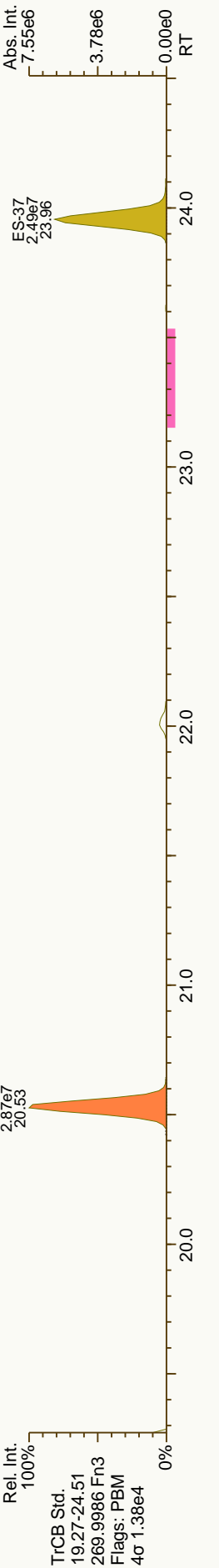
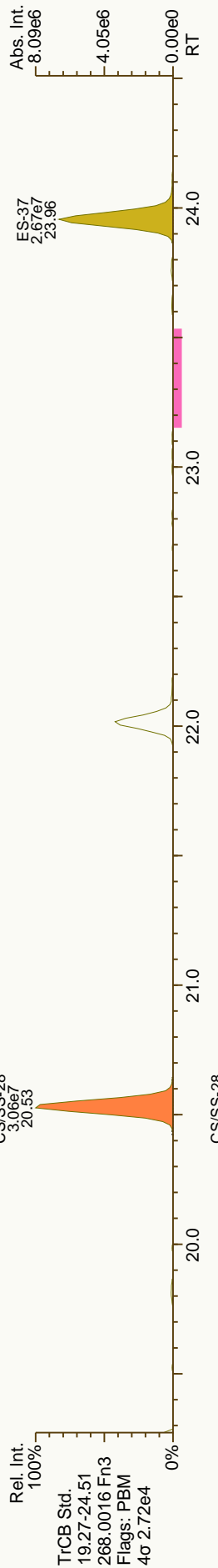
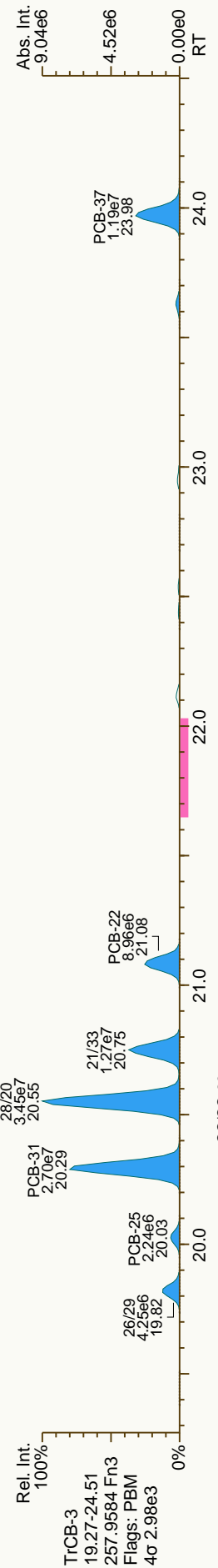
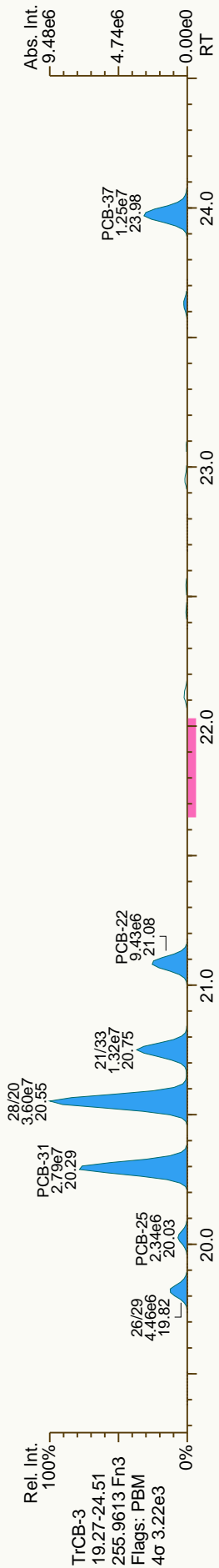



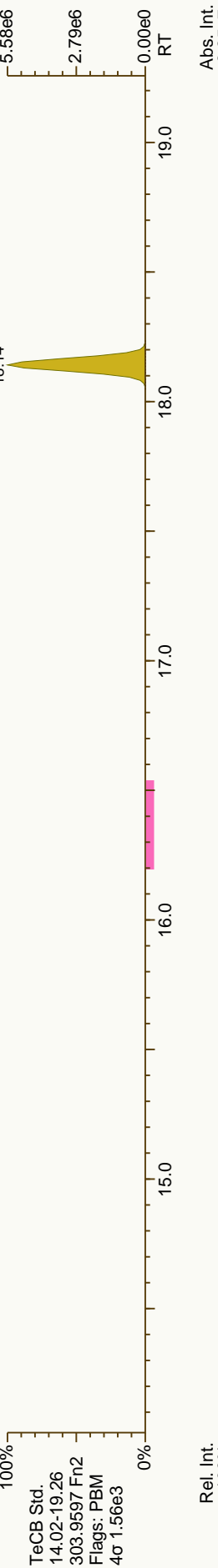
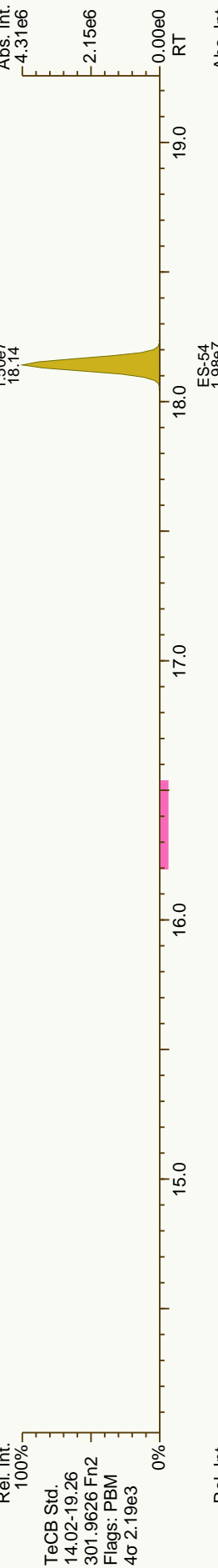
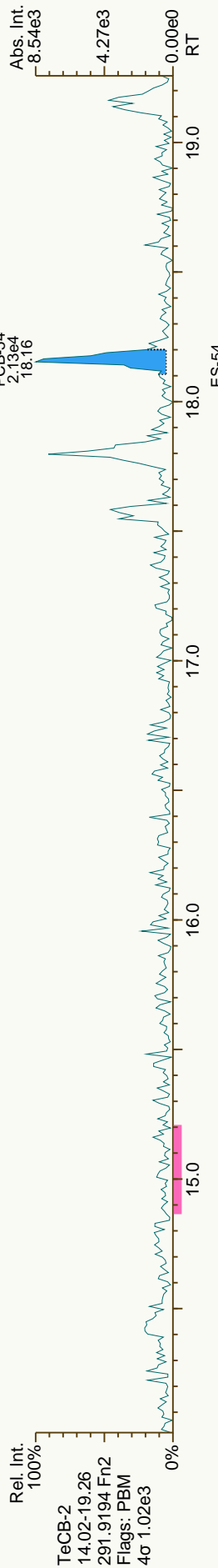
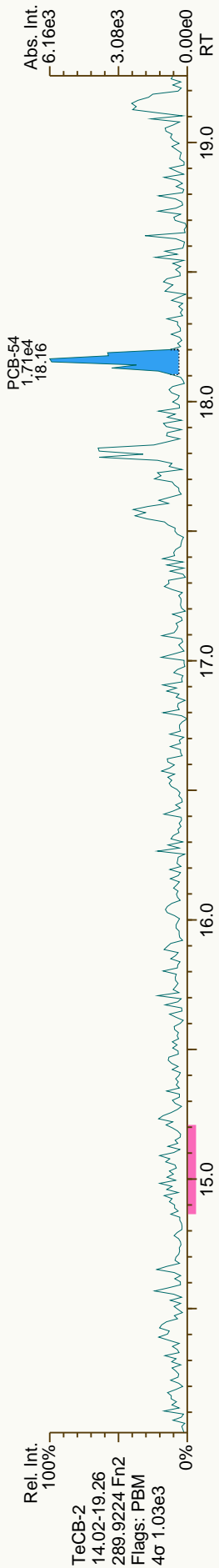


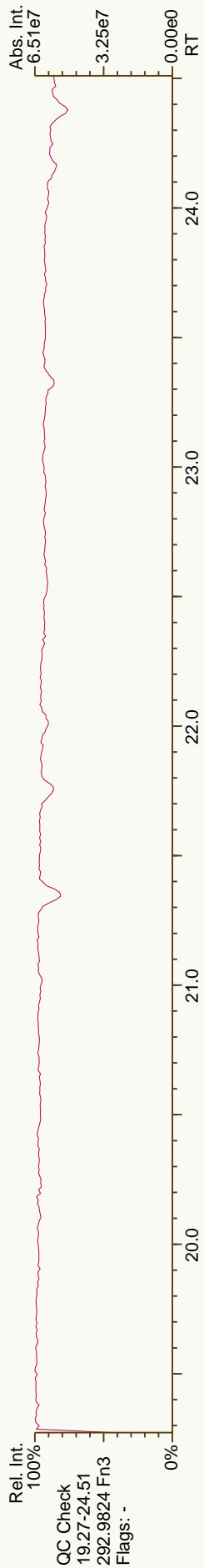
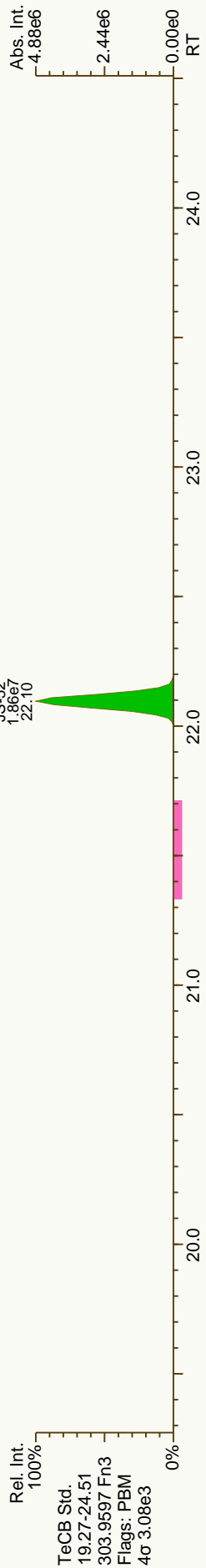
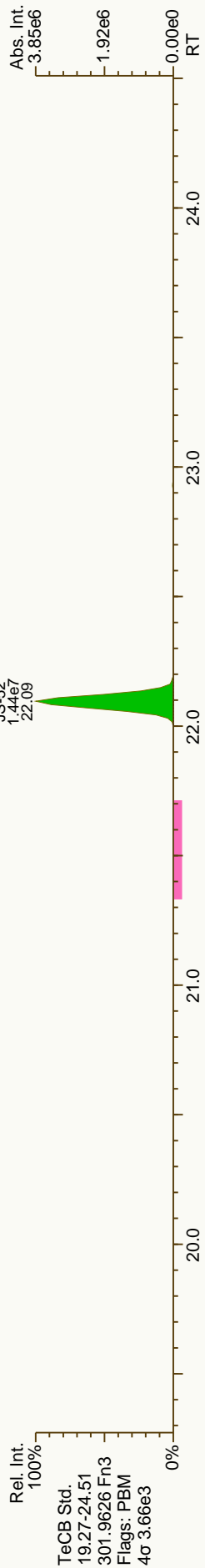
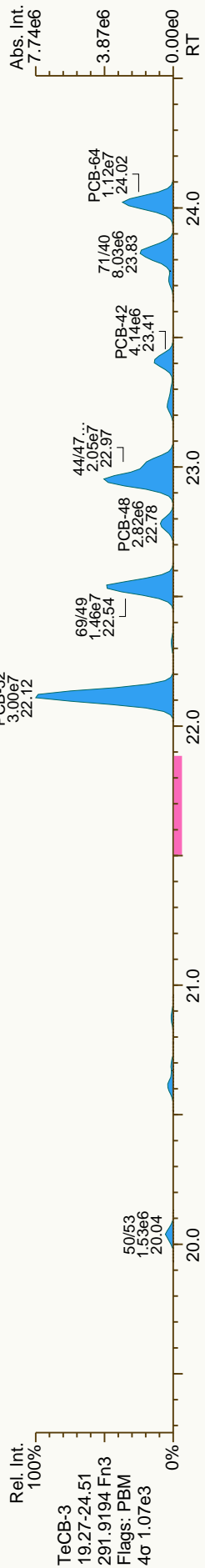
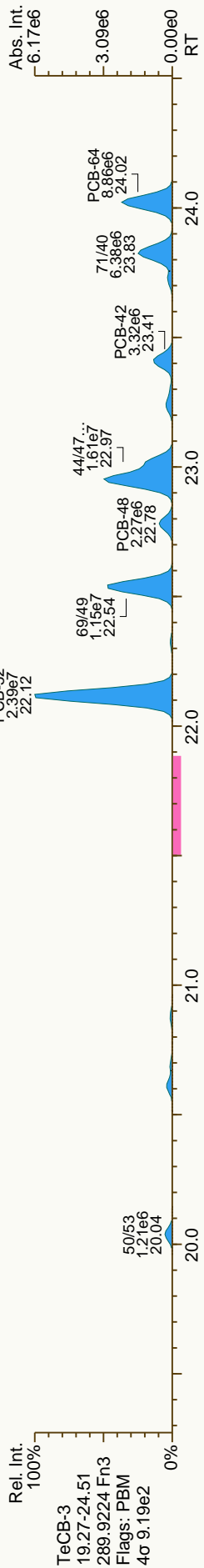


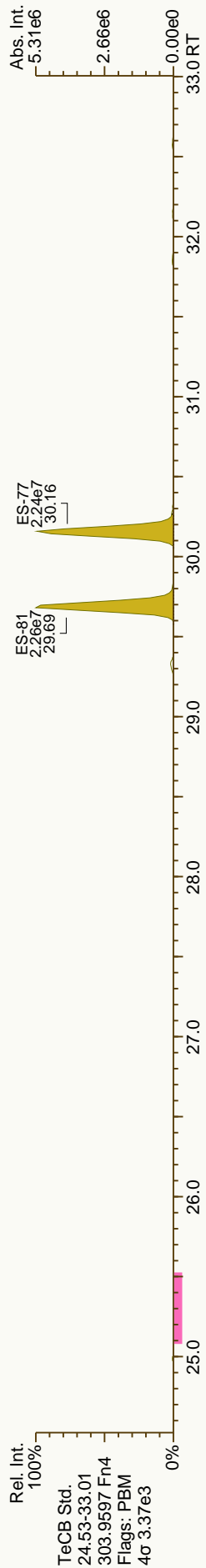


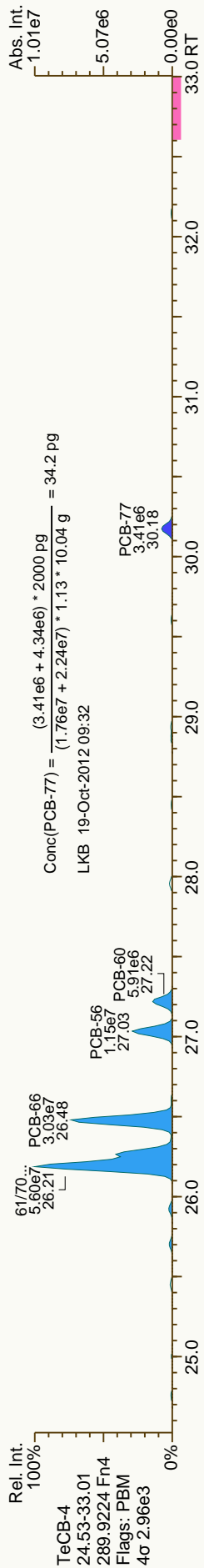


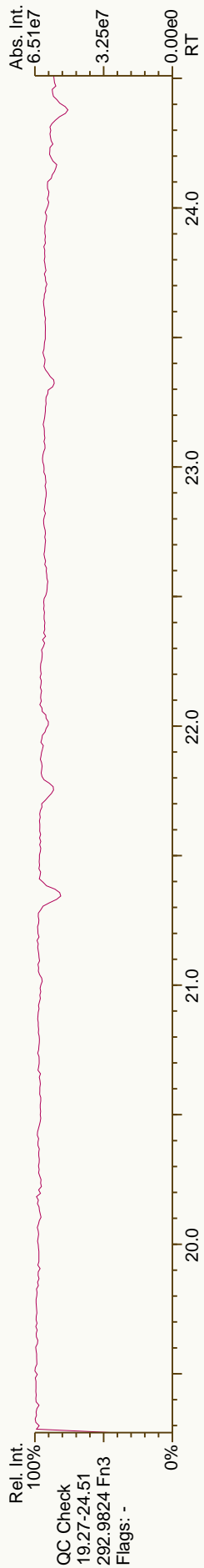
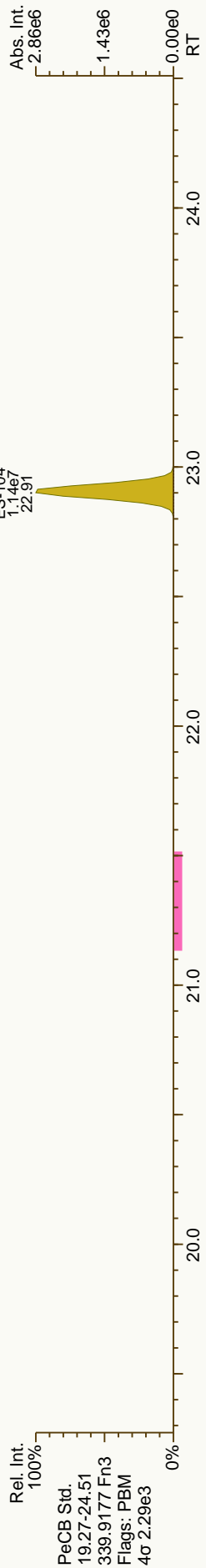
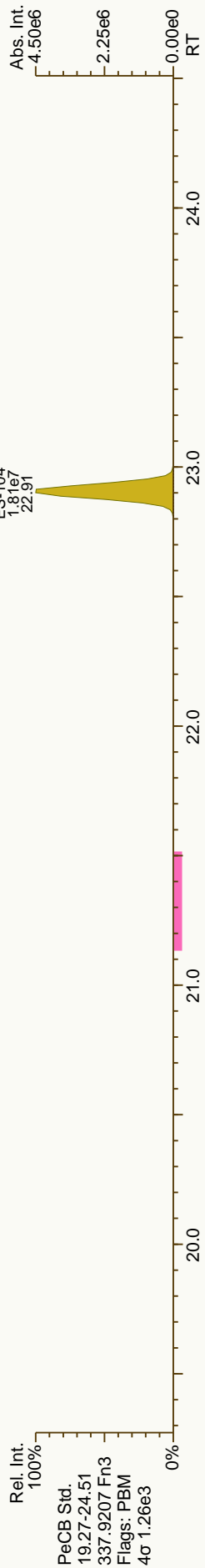
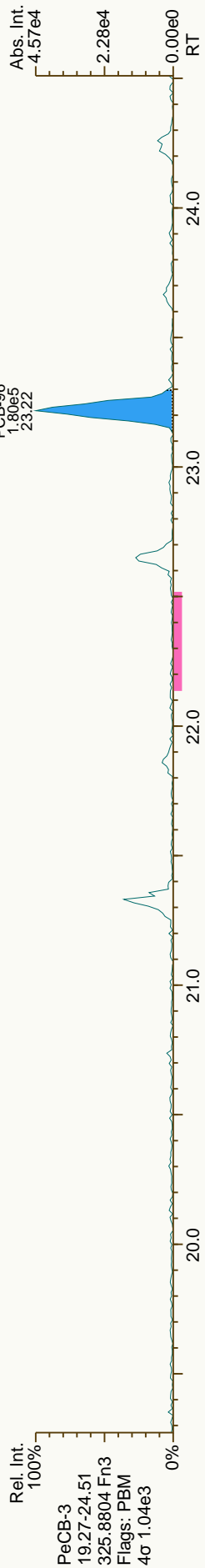
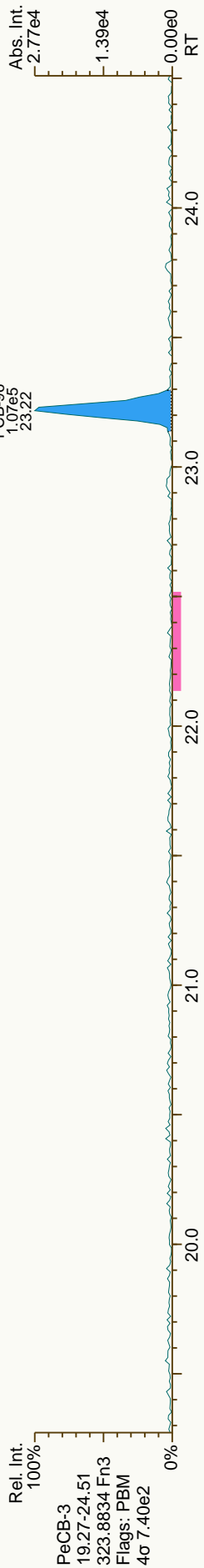


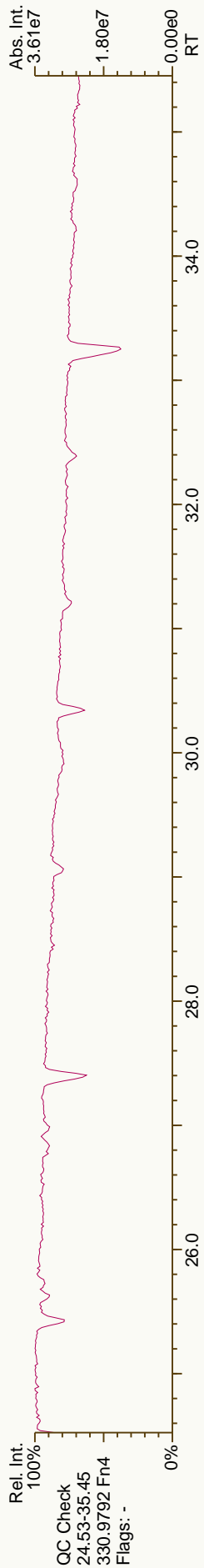
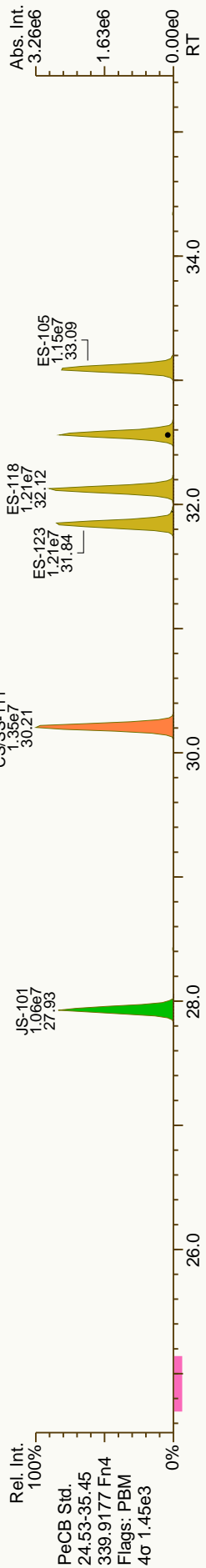
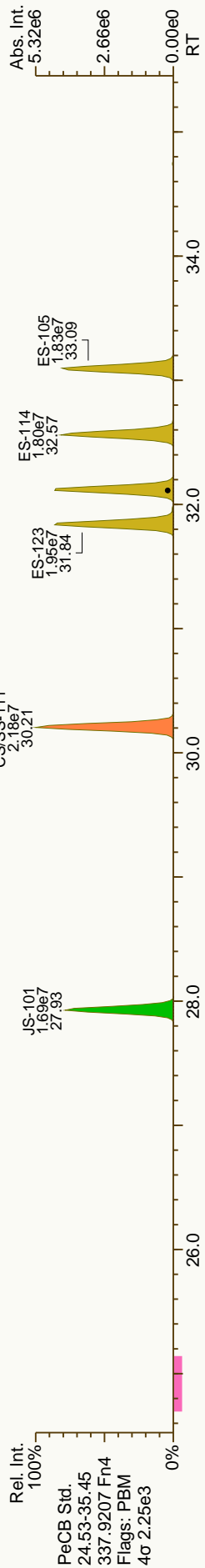
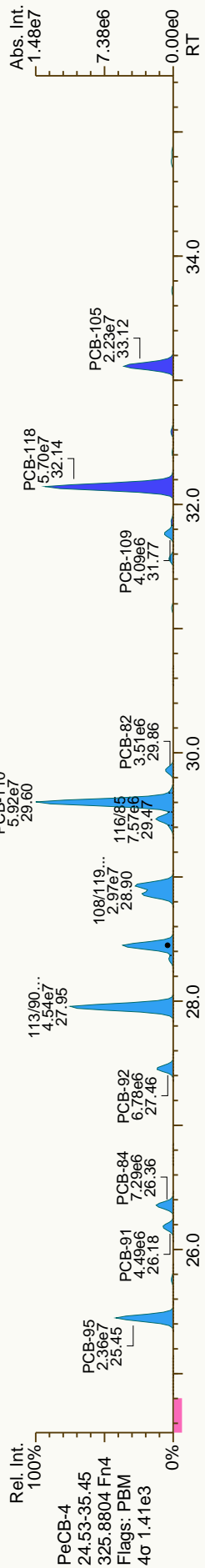
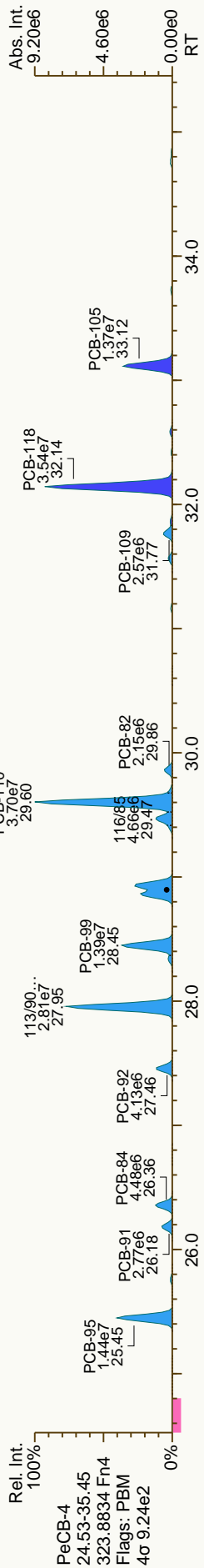


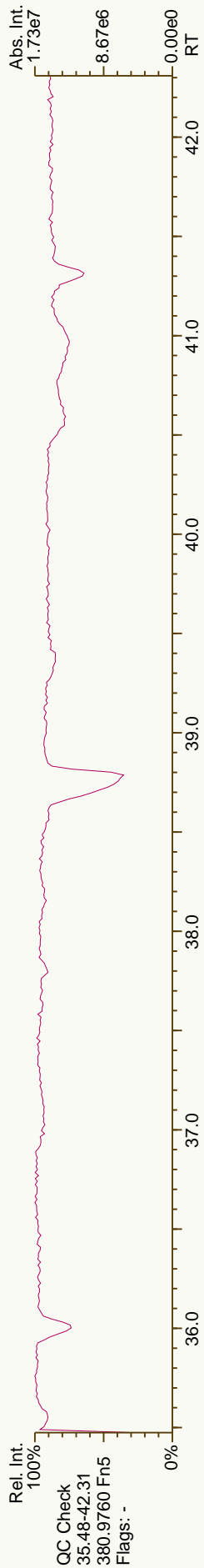


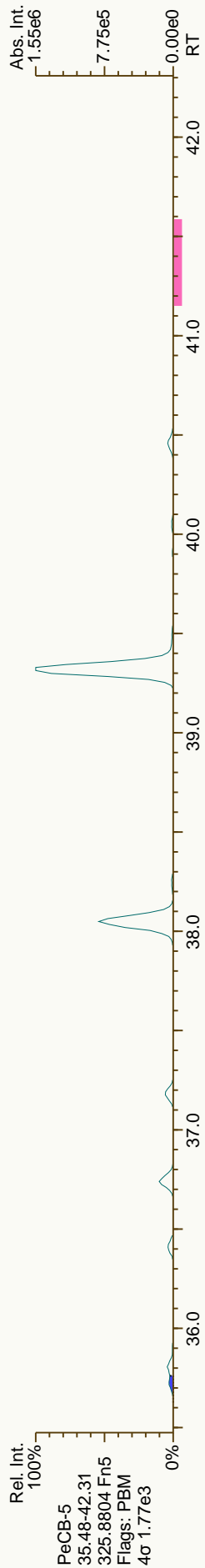
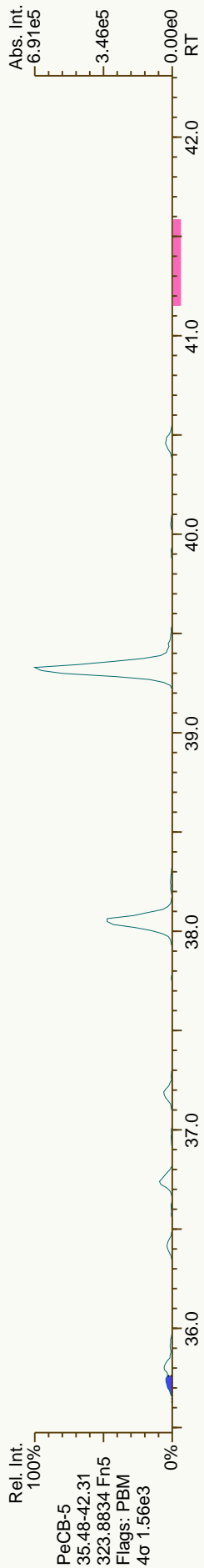


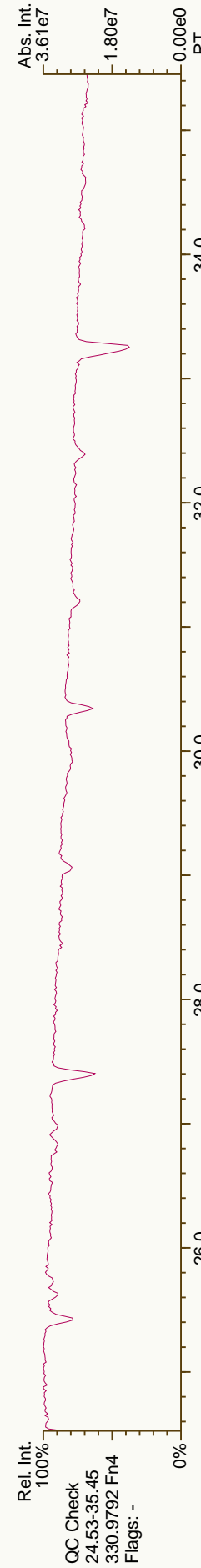
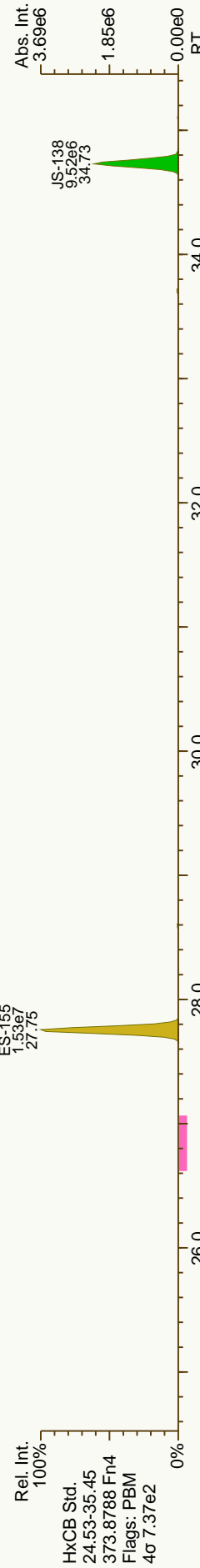
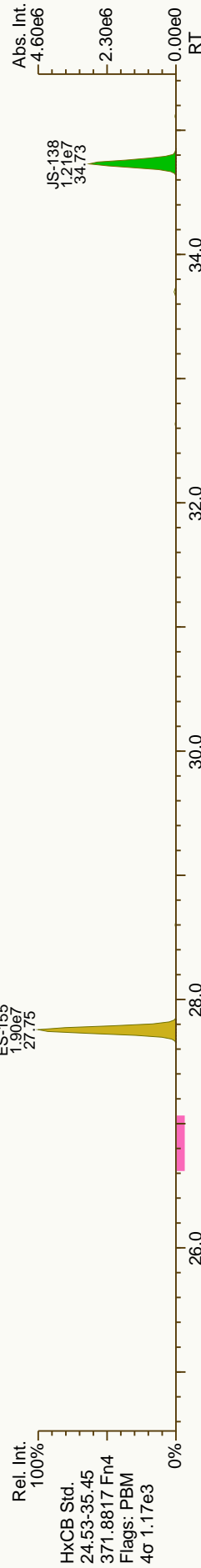
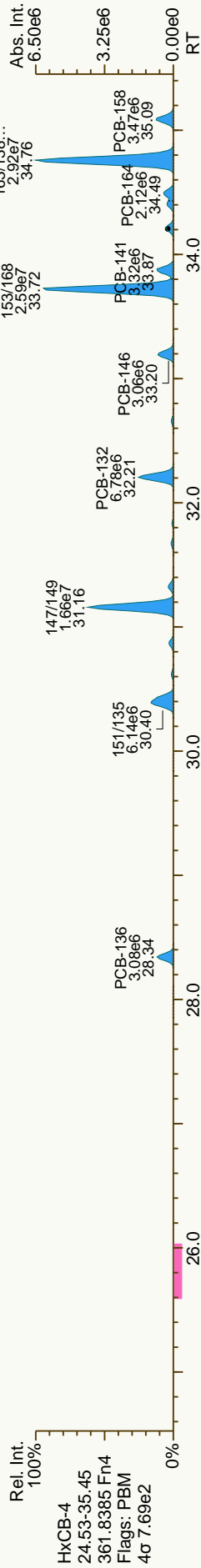
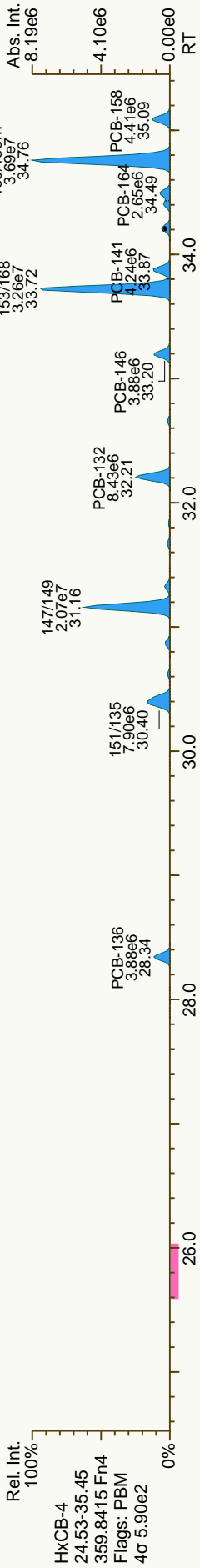


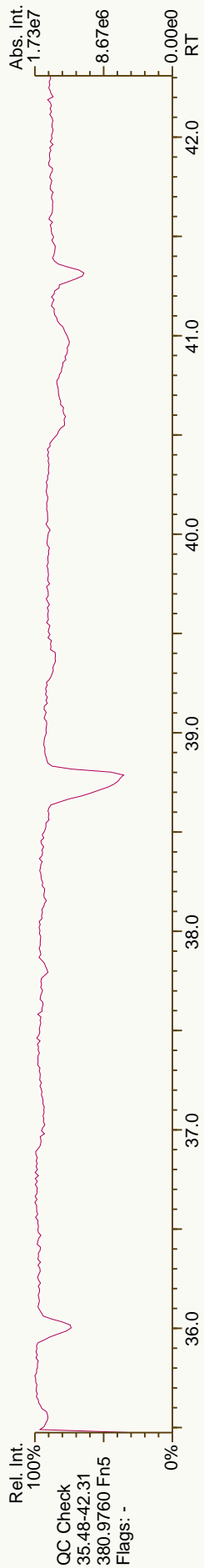
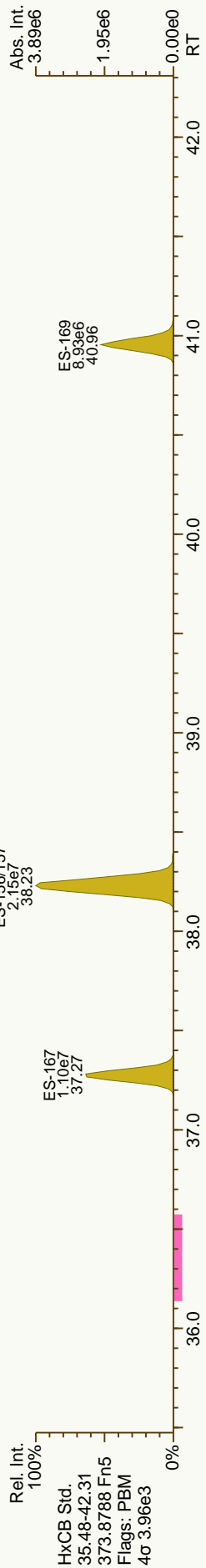
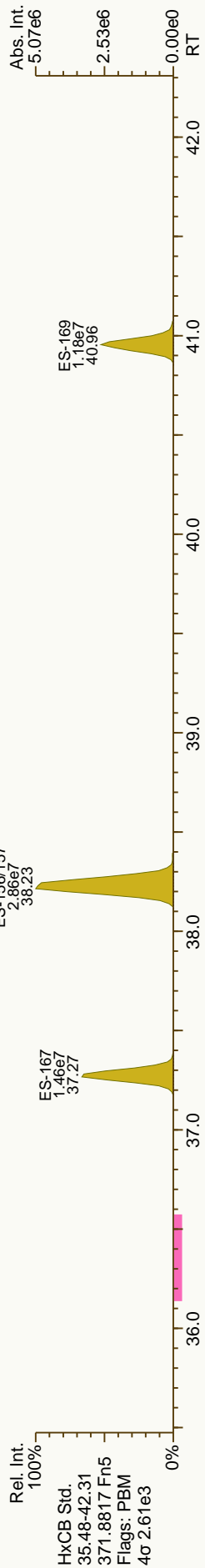
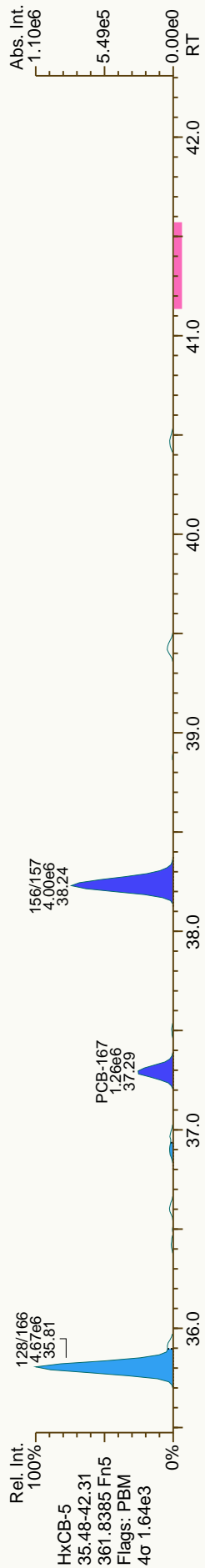
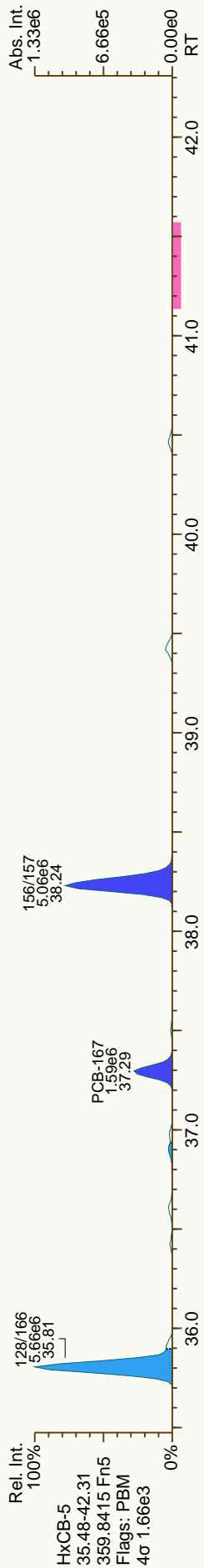


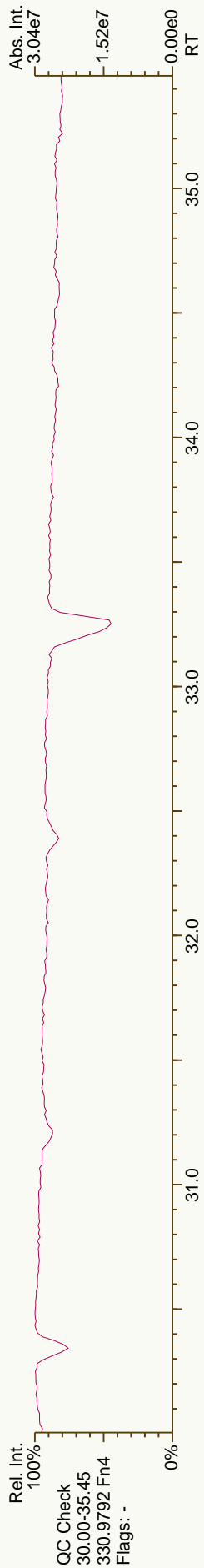
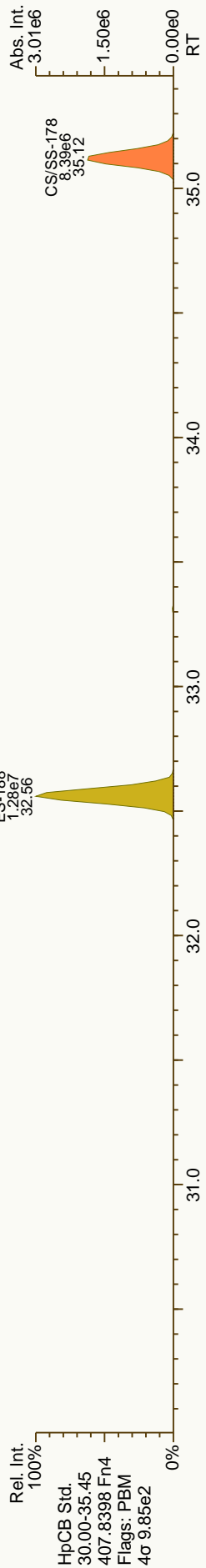
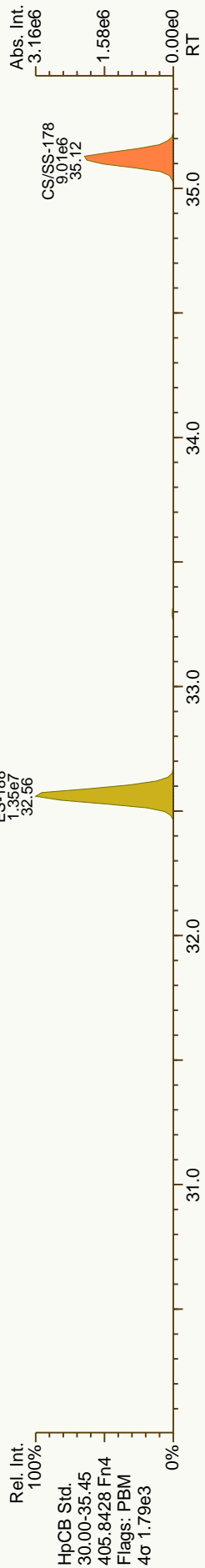
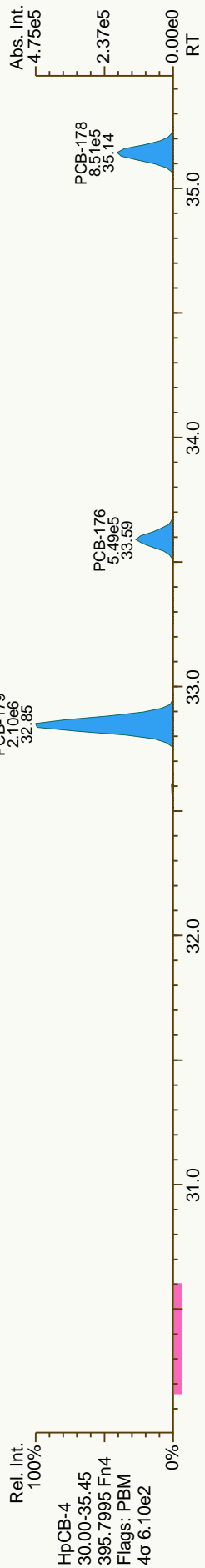
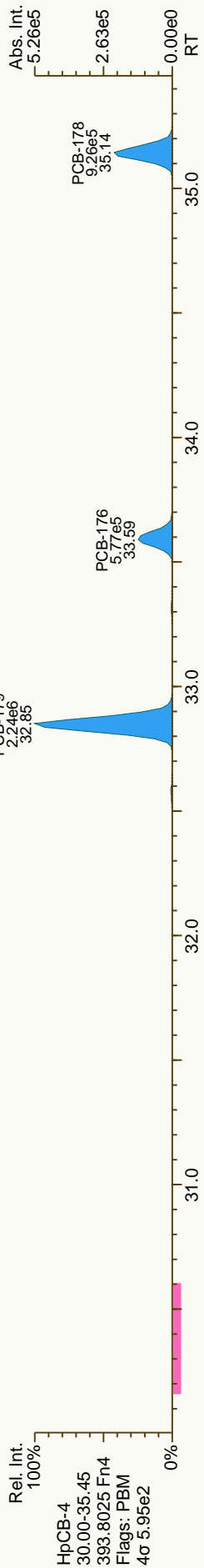




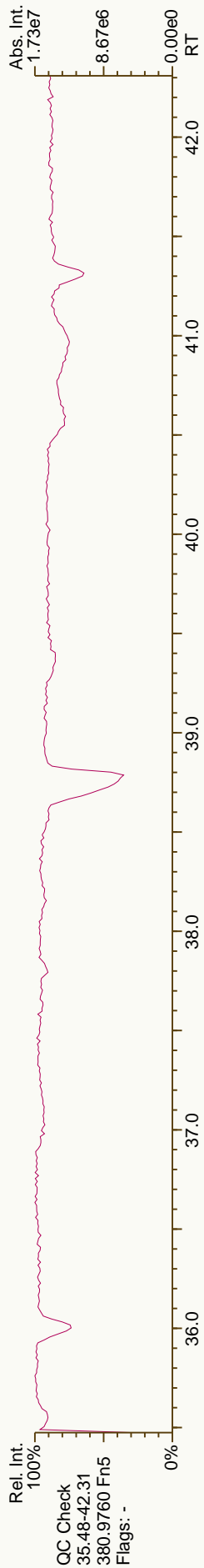
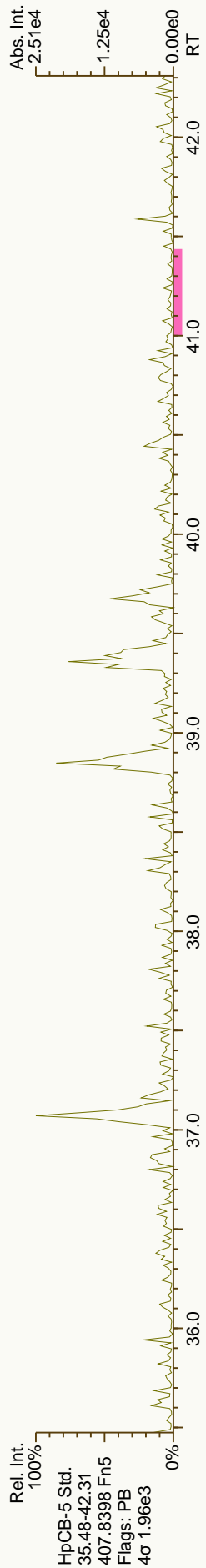
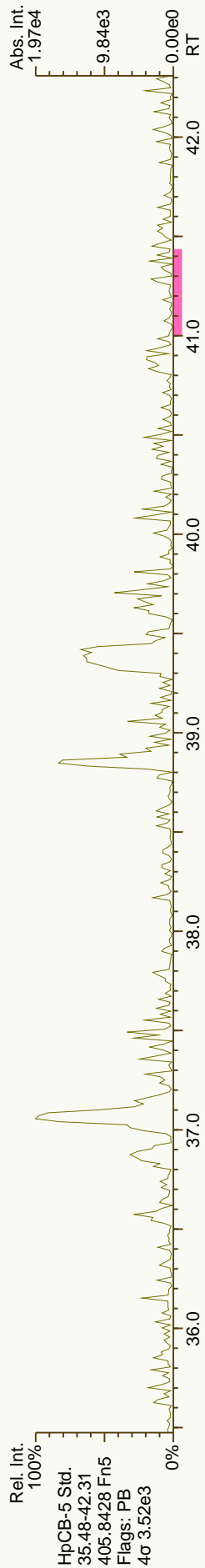
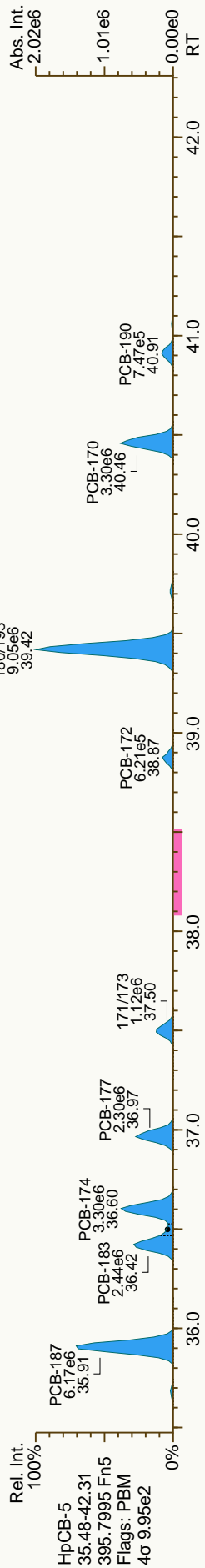
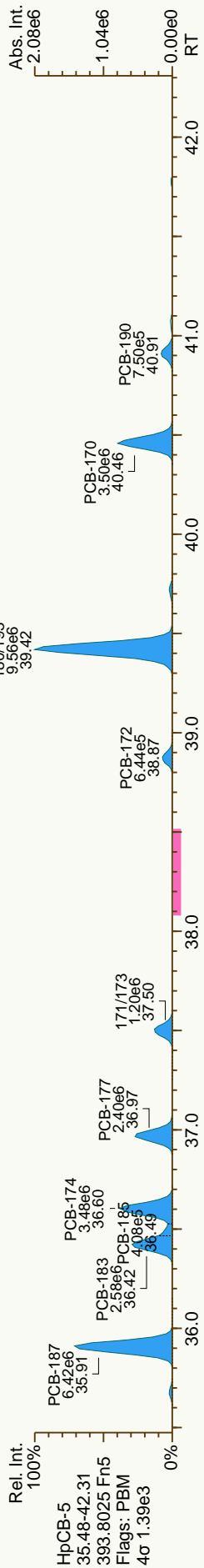


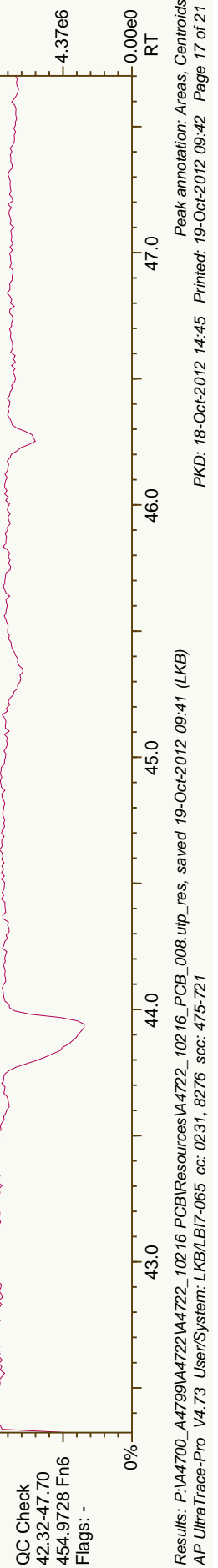
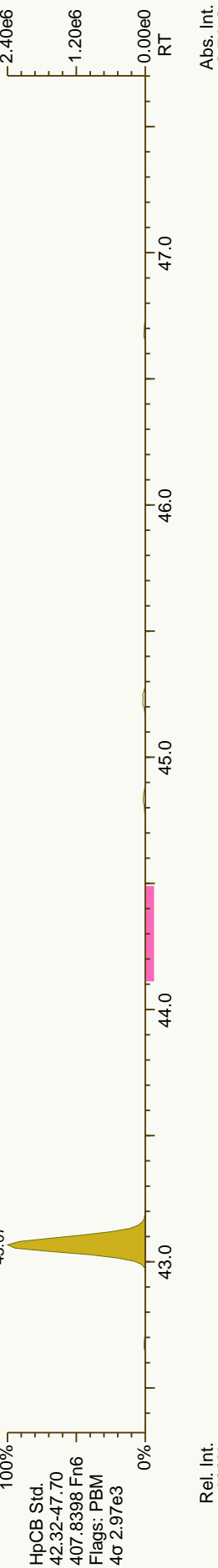
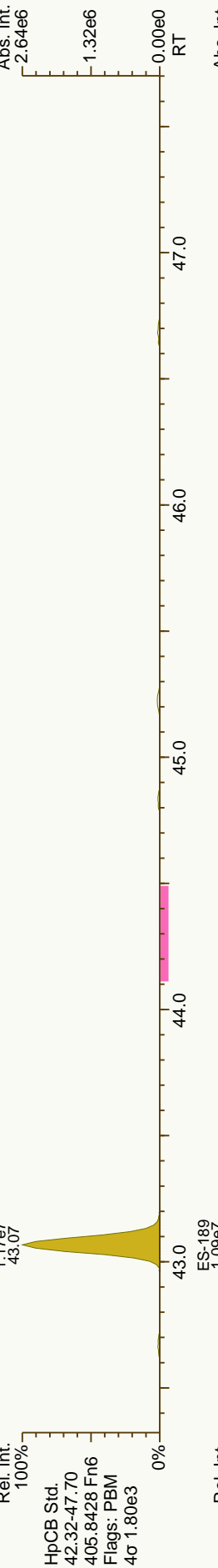
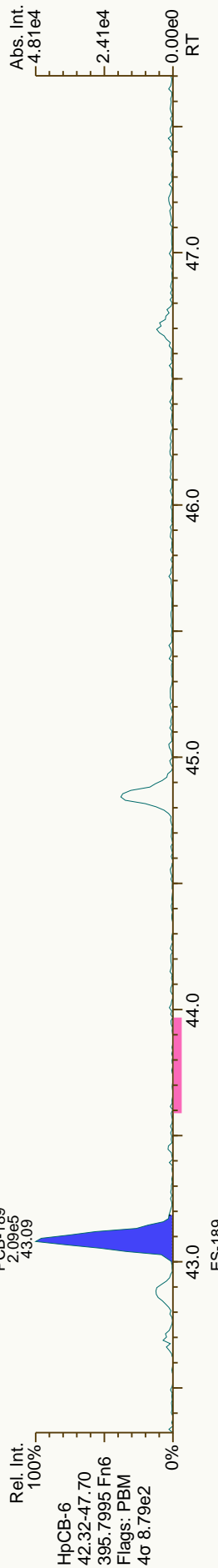



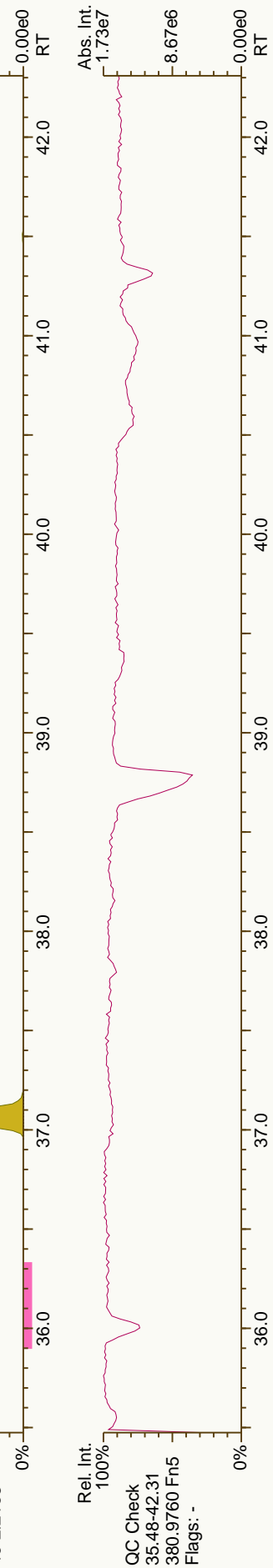
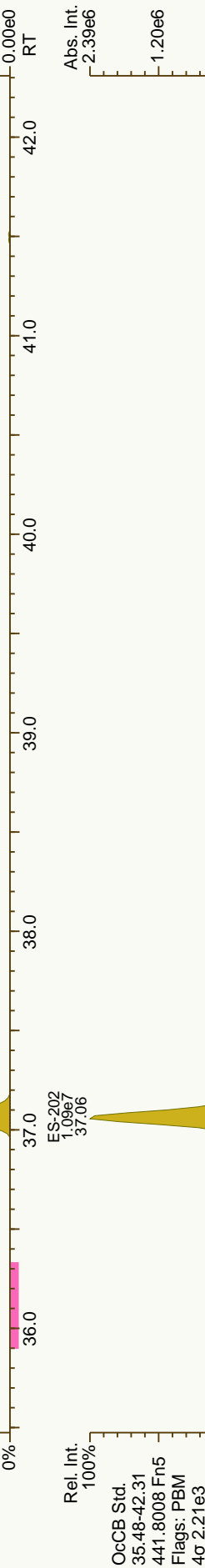
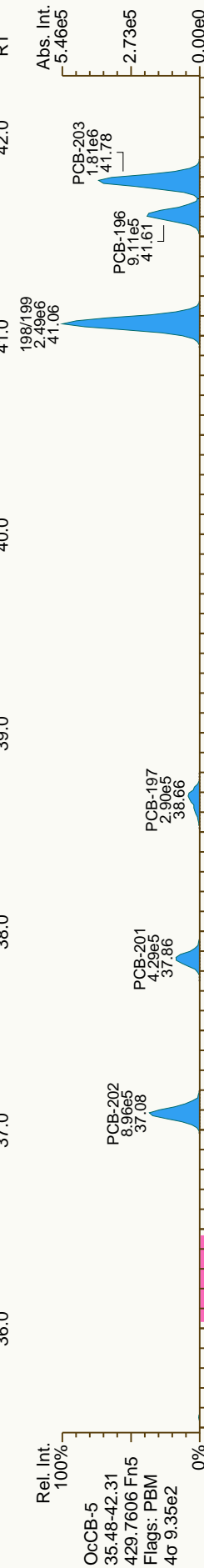
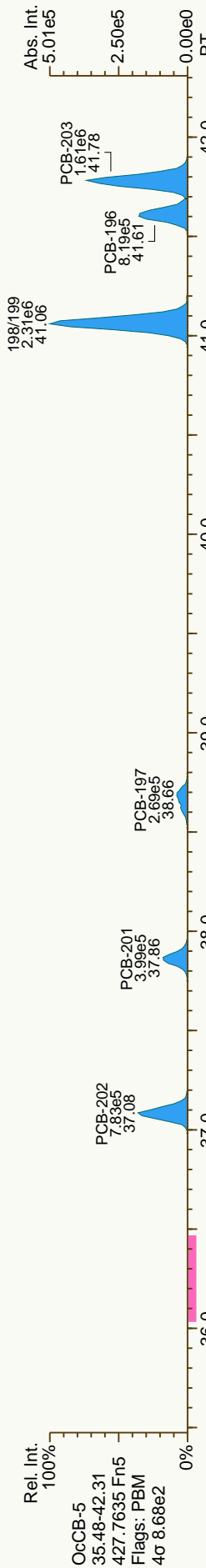


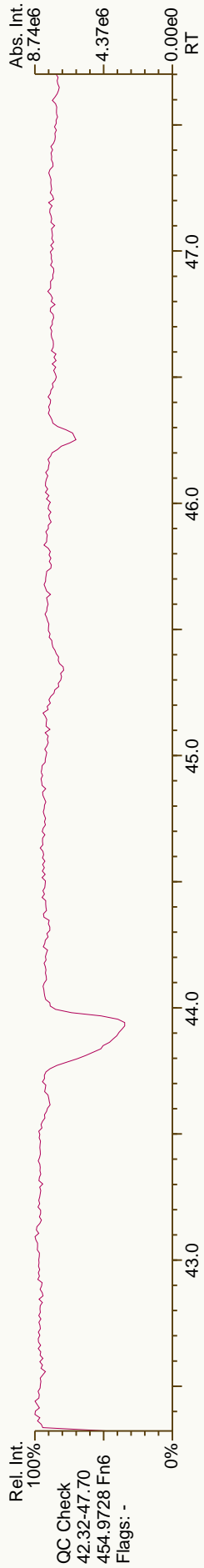
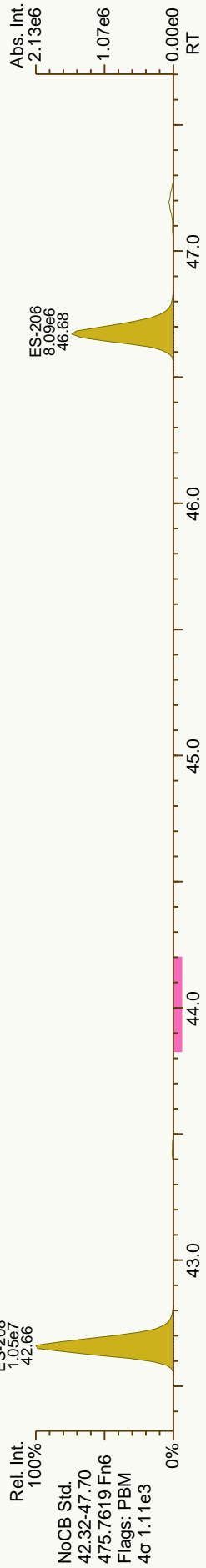
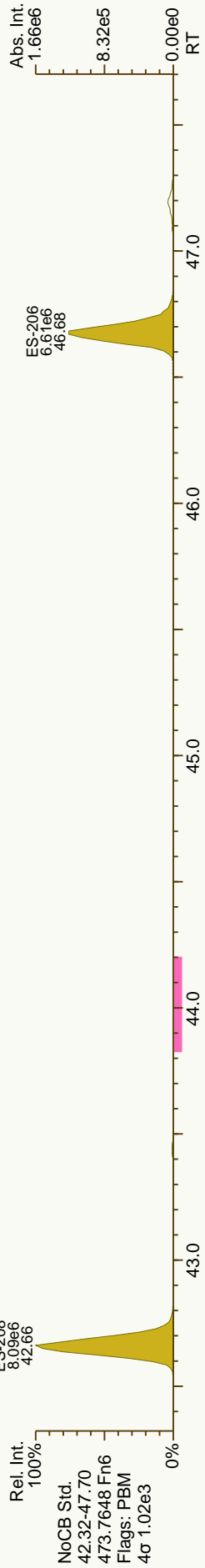
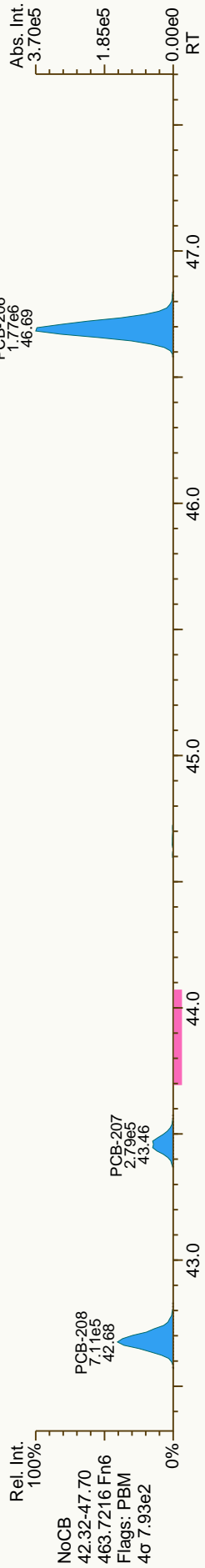
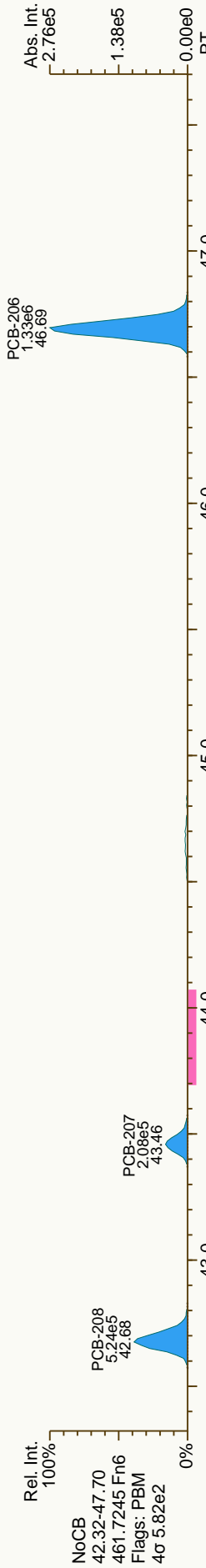



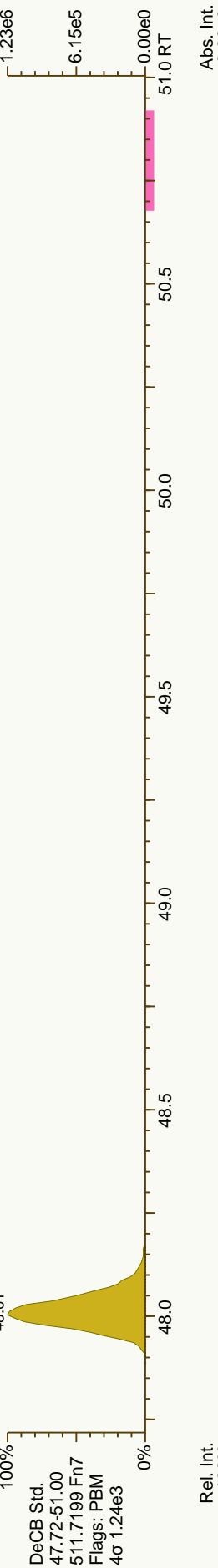
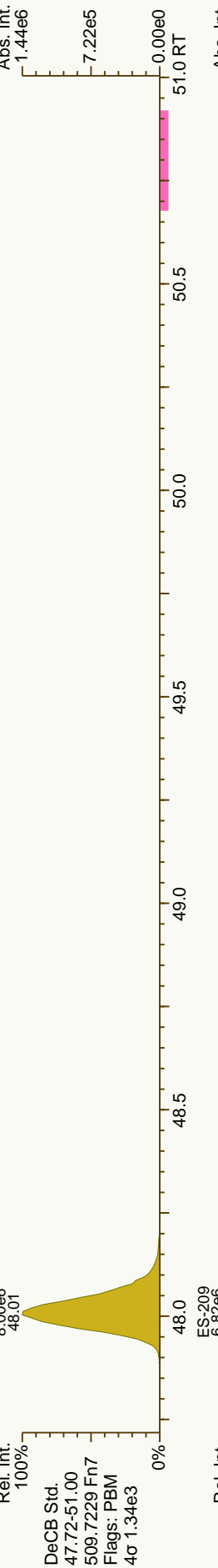
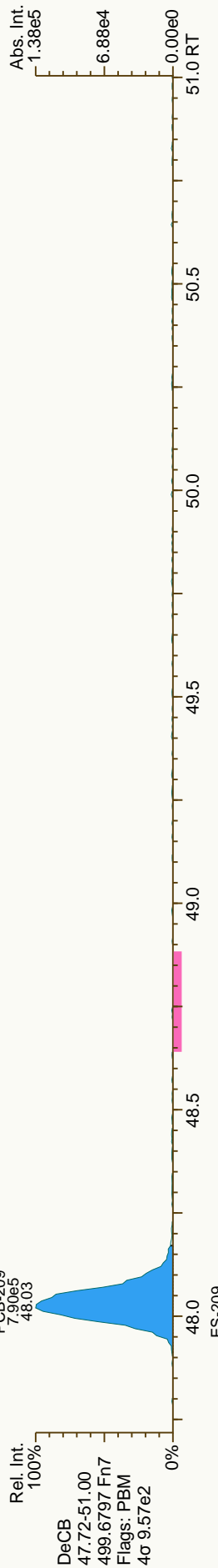

WO# 31203249











Results of JW-EA09-SS34-120507

Client Sample ID: **JW-EA09-SS34-120507**
 Client Project ID: **Jeld-Wen Surface Sediments**
 Lab Sample ID: 31203249009-A
 Lab Project ID: 31203249

Collection Date: 05/07/2012 14:11
 Received Date: 05/09/2012 10:15
 Matrix: Soil-Solid as dry weight
 Solids (%): 58.30

Results by EPA 1613B

<u>Parameter</u>	<u>Result</u>	<u>EMPC</u>	<u>Qual</u>	<u>DL</u>	<u>LOQ/CL</u>	<u>Units</u>	<u>RT</u>	<u>Ratio</u>
2,3,7,8-TCDD		0.448	J	0.0712	0.500	pg/g	27.56	0.61*
1,2,3,7,8-PeCDD	1.20		J	0.0913	2.50	pg/g	33.84	1.75
1,2,3,4,7,8-HxCDD	1.62		J	0.193	2.50	pg/g	38.49	1.41
1,2,3,6,7,8-HxCDD	10.1			0.214	2.50	pg/g	38.62	1.32
1,2,3,7,8,9-HxCDD	4.76			0.204	2.50	pg/g	38.97	1.23
1,2,3,4,6,7,8-HpCDD	94.1			0.434	2.50	pg/g	42.65	1.02
OCDD	619			0.231	5.00	pg/g	46.40	0.89
2,3,7,8-TCDF	3.18			0.0802	0.500	pg/g	26.56	0.78
2,3,7,8-TCDF [confirm]	2.98			0.0799	1.71	pg/g	20.99	0.82
1,2,3,7,8-PeCDF	0.936		J	0.0700	2.50	pg/g	32.11	1.41
2,3,4,7,8-PeCDF	1.54		J	0.0706	2.50	pg/g	33.43	1.72
1,2,3,4,7,8-HxCDF	1.42		J	0.0618	2.50	pg/g	37.33	1.33
1,2,3,6,7,8-HxCDF	1.00		J	0.0593	2.50	pg/g	37.49	1.30
2,3,4,6,7,8-HxCDF	1.52		J	0.0632	2.50	pg/g	38.26	1.31
1,2,3,7,8,9-HxCDF	ND		U	0.0834	2.50	pg/g		
1,2,3,4,6,7,8-HpCDF	19.3			0.136	2.50	pg/g	41.38	1.04
1,2,3,4,7,8,9-HpCDF	0.975		J	0.157	2.50	pg/g	43.25	1.12
OCDF	31.5			0.145	5.00	pg/g	46.64	0.91
Total TCDD	31.9	32.5		0.0712	0.500	pg/g		
Total TCDF	39.2	39.6		0.0802	0.500	pg/g		
Total PeCDD	30.7	31.4		0.0913	2.50	pg/g		
Total PeCDF	19.7	20.4		0.0703	2.50	pg/g		
Total HxCDD	103			0.204	2.50	pg/g		
Total HxCDF	30.1	30.4		0.0662	2.50	pg/g		
Total HpCDD	214			0.434	2.50	pg/g		
Total HpCDF	52.2			0.146	2.50	pg/g		

World Health Organization Summary

	<u>Units</u>	<u>ND=0</u>	<u>ND=½</u>	<u>ND=DL</u>
WHO-2005 TEQ	pg/g	5.37	5.41	5.45
WHO-2005 TEQ w/EMPC	pg/g	5.82	5.82	5.83

Results of JW-EA09-SS34-120507

Client Sample ID: **JW-EA09-SS34-120507**
 Client Project ID: **Jeld-Wen Surface Sediments**
 Lab Sample ID: 31203249009-A
 Lab Project ID: 31203249

Collection Date: 05/07/2012 14:11
 Received Date: 05/09/2012 10:15
 Matrix: Soil-Solid as dry weight
 Solids (%): 58.30

Results by EPA 1613B

<u>Parameter</u>	<u>Result</u>	<u>EMPC</u>	<u>Qual</u>	<u>DL</u>	<u>LOQ/CL</u>	<u>Units</u>	<u>RT</u>	<u>Ratio</u>
Labeled Standards								
13C-2378-TCDD	93.0				25.0-164	%		
13C-12378-PeCDD	94.0				25.0-181	%		
13C-123478-HxCDD	91.0				32.0-141	%		
13C-123678-HxCDD	84.0				28.0-130	%		
13C-1234678-HpCDD	100				23.0-140	%		
13C-OCDD	85.0				17.0-157	%		
13C-2378-TCDF	91.0				24.0-169	%		
13C-12378-PeCDF	99.0				24.0-185	%		
13C-23478-PeCDF	89.0				21.0-178	%		
13C-123478-HxCDF	98.0				26.0-152	%		
13C-123678-HxCDF	101				26.0-123	%		
13C-234678-HxCDF	101				29.0-147	%		
13C-123789-HxCDF	98.0				28.0-136	%		
13C-1234678-HpCDF	86.0				28.0-143	%		
13C-1234789-HpCDF	97.0				26.0-138	%		
37Cl-2378-TCDD	102				35.0-197	%		

Batch Information

Analytical Batch: **HRD1902**
 Analytical Method: **EPA 1613B**
 Instrument: **APHRMS**
 Analyst: **MDC**
 Analytical Date/Time: **10/19/2012 18:57**

Prep Batch: **HXX1802**
 Prep Method: **EPA 1613 PREP S/D/T**
 Prep Date/Time: **10/10/2012 09:35**
 Prep Initial Wt./Vol.: **17.15 g**
 Prep Extract Vol: **20 uL**

Analytical Batch: **HRD1912**
 Analytical Method: **EPA 1613B**
 Instrument: **HRMS3**
 Analyst: **JHL**
 Analytical Date/Time: **10/31/2012 20:42**

Prep Batch: **HXX1802**
 Prep Method: **EPA 1613 PREP S/D/T**
 Prep Date/Time: **10/10/2012 09:35**
 Prep Initial Wt./Vol.: **17.15 g**
 Prep Extract Vol: **20 uL**

Lab ID: A4722_10216_DF_002

Client ID: JW-EA09-SS34-120507

Datafile: 121019P1-06

Acq'd: 19 Oct 2012 18:57 MDC

UTP: 21-Oct-2012 10:23 MDC

Report: 21 Oct 2012 10:23 MC

Wt/Vol: 10.01 g

J-level: 0.5 pg/g Split: 1

Stds (pg): JS: 2000 ES: 2000 CS/SS: 2000, 400 (37C1)

ICAL: 1613_SGS

Checkcode: 569-853-MJL



Table with columns: Name, Act RT, QC, Pred. RRT, Act. RRT, ΔSecs, Response, Ra, OK, RRF, Conc., Noise, DL. Contains multiple rows of data for various chemical standards and samples.

Lab ID: A4722_10216_DF_002 Acq'd: 19 Oct 2012 18:57 MDC Wt/Vol: 10.01 g ICAL: 1613_SGS
 Client ID: JW-EA09-SS34-120507 UTP: 21-Oct-2012 10:23 MDC J-level: 0.5 pg/g Split: 1 Checkcode: 569-853-MJL
 Datafile: 121019P1-06 Report: 21 Oct 2012 10:23 MC Stds (pg): JS: 2000 ES: 2000 CS/SS: 2000, 400 (37Cl)

W#	Name	Act RT	QC	Pred. RRT	Act. RRT	ΔSecs	Response	Ra	OK	RRF	Rec. %
120329	JS 1234-TCDD	26.78		-	-	-	3.21E+07	0.81	Y	-	-
120329	JS 123789-HxCDD	38.95		-	-	-	2.33E+07	1.26	Y	-	-
	CS 37Cl-2378-TCDD	27.55		1.0291	1.0287	-0.6	7.65E+06	n/a	-	1.17	102

	SS 37Cl-2378-TCDD	27.55		1.0291	1.0287	-0.6	7.65E+06	n/a	-	1.12	109
--	-------------------	-------	--	--------	--------	------	----------	-----	---	------	-----

Totals	Conc	EMPC	EDL
Total TCDD	31.8	32.5	0.0712
Total PeCDD	30.7	31.3	0.0912
Total HxCDD	103	103	0.203
Total HpCDD	213	213	0.433
Total Tetra-Octa Dioxins	997	998	
Total TCDF	39.1	39.5	0.0801
Total PeCDF	19.7	20.3	0.0702
Total HxCDF	30	30.4	0.0661
Total HpCDF	52.1	52.1	0.146
Total Tetra-Octa Furans	172	174	
Total Tetra-Octa Dioxins & Furans	1170	1170	

Lab ID: A4722_10216_DF_002 Acq'd: 19 Oct 2012 18:57 MDC Wt/Vol: 10.01 g ICAL: 1613_SGS
 Client ID: JW-EA09-SS34-120507 UTP: 21-Oct-2012 10:23 MDC J-level: 0.5 pg/g Split: 1 Checkcode: 569-853-MJL
 Datafile: 121019P1-06 Report: 21 Oct 2012 10:23 MC Stds (pg): JS: 2000 ES: 2000 CS/SS: 2000, 400 (37C)

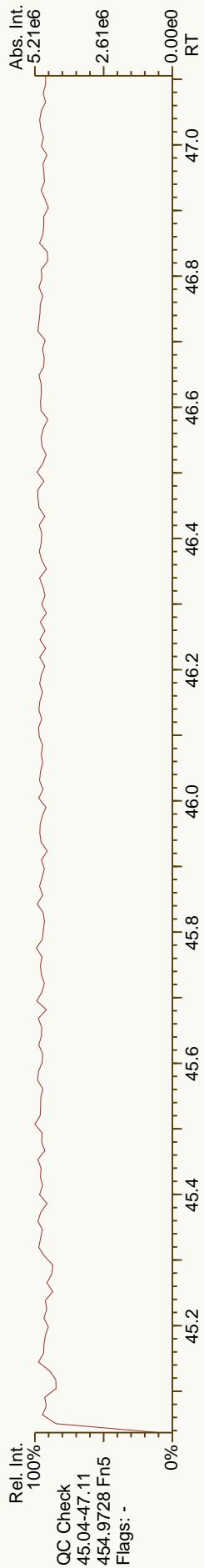
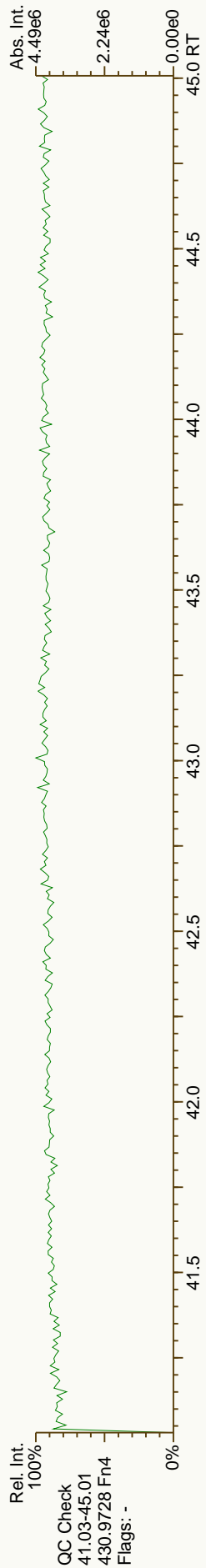
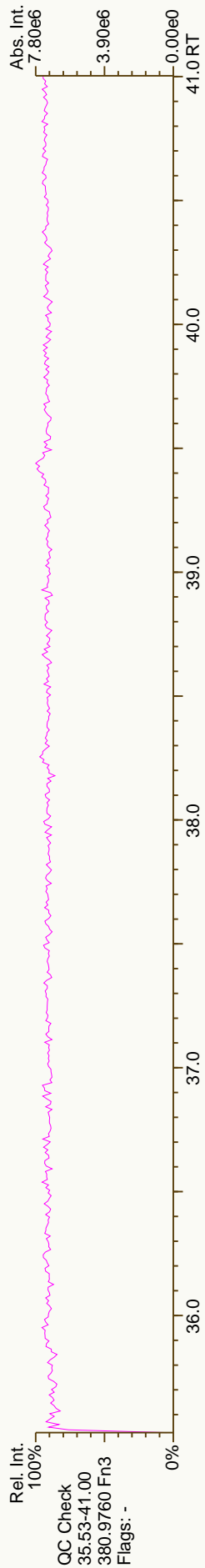
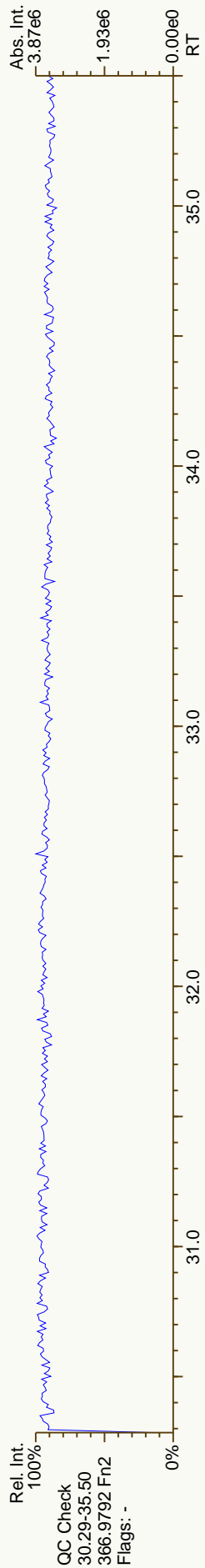
Comp #	Name	Act RT	QC	Pred. RRT	Act. RRT	ΔSecs	Response	Ra	OK	RRF	Conc.	Noise	DL
1	TCDD	23.44		0.8504	0.8515	+1.8	1.82E+06	0.80	Y	1.08	10.8	985	0.0712
2	TCDD	23.84		0.8649	0.8660	+1.8	1.34E+06	0.76	Y	1.08	7.98	985	0.0712
3	TCDD	24.31		0.8835	0.8831	-0.7	8.84E+04	0.66	Y	1.08	0.525	985	0.0712
4	TCDD	25.19		0.9152	0.9152	0	4.18E+05	0.80	Y	1.08	2.48	985	0.0712
	TCDD	25.45		0.9241	0.9245	+0.7	2.08E+05	0.74	Y	1.08	1.23	985	0.0712
	TCDD	25.67		0.9327	0.9326	-0.2	5.11E+05	0.81	Y	1.08	3.03	985	0.0712
	TCDD	25.89		0.9408	0.9405	-0.5	7.41E+04	0.73	Y	1.08	0.44	985	0.0712
	TCDD	26.18		0.9512	0.9510	-0.3	2.76E+04	0.66	Y	1.08	0.164	985	0.0712
	TCDD	26.37		0.9580	0.9579	-0.2	9.51E+04	0.77	Y	1.08	0.564	985	0.0712
	TCDD	26.81		0.9736	0.9739	+0.5	3.69E+05	0.79	Y	1.08	2.19	985	0.0712
	TCDD	NotFnd		0.9785						1.08		985	0.0712
	TCDD	27.24		0.9884	0.9894	+1.7	3.52E+05	0.81	Y	1.08	2.09	985	0.0712
	TCDD	27.38		0.9945	0.9947	+0.3	2.98E+04	0.61	N	1.08	0.177	985	0.0712
	2378-TCDD	27.56		1.0009	1.0010	+0.2	7.54E+04	0.61	N	1.08	0.447	985	0.0712
	TCDD	27.93		1.0147	1.0147	0	5.36E+04	0.79	Y	1.08	0.318	985	0.0712
	TCDD	NotFnd		1.0206						1.08		985	0.0712
	TCDD	NotFnd		1.0423						1.08		985	0.0712
1	PeCDD	30.89		0.9131	0.9132	+0.2	9.67E+05	1.64	Y	1.07	6.91	1225	0.0912
2	PeCDD	31.51		0.9319	0.9316	-0.6	8.72E+04	1.88	N	1.07	0.624	1225	0.0912
3	PeCDD	32.17		0.9511	0.9510	-0.2	1.09E+06	1.59	Y	1.07	7.8	1225	0.0912
	PeCDD	32.39		0.9576	0.9575	-0.2	1.81E+05	1.57	Y	1.07	1.29	1225	0.0912
	PeCDD	32.50		0.9611	0.9610	-0.2	1.12E+06	1.63	Y	1.07	8	1225	0.0912
	PeCDD	32.82		0.9703	0.9702	-0.2	1.86E+05	1.39	Y	1.07	1.33	1225	0.0912
	PeCDD	33.25		0.9829	0.9830	+0.2	3.43E+05	1.60	Y	1.07	2.45	1225	0.0912
	12378-PeCDD	33.84		1.0006	1.0006	0	1.68E+05	1.75	Y	1.07	1.2	1225	0.0912
	PeCDD	33.99		1.0039	1.0051	+2.4	1.87E+05	1.45	Y	1.07	1.34	1225	0.0912
	PeCDD	34.36		1.0161	1.0160	-0.2	5.48E+04	1.60	Y	1.07	0.392	1225	0.0912
	HxCDD	36.46		0.9479	0.9478	-0.2	1.89E+06	1.27	Y	1.01	18.2	2092	0.203
	HxCDD	37.24		0.9682	0.9680	-0.5	2.16E+06	1.27	Y	1.01	20.9	2092	0.203
	HxCDD	37.59		0.9771	0.9771	0	3.97E+06	1.25	Y	1.01	38.4	2092	0.203
	HxCDD	37.75		0.9811	0.9811	0	7.88E+05	1.24	Y	1.01	7.62	2092	0.203
	123478-HxCDD	38.49		1.0004	1.0004	0	1.69E+05	1.41	Y	1.05	1.62	2092	0.193
	123678-HxCDD	38.62		1.0039	1.0039	0	1.04E+06	1.32	Y	0.98	10.1	2092	0.213
	HxCDD	38.84		1.0097	1.0097	0	1.06E+05	1.25	Y	1.01	1.03	2092	0.203
	123789-HxCDD	38.97		1.0129	1.0129	0	4.90E+05	1.23	Y	1.01	4.76	2092	0.204

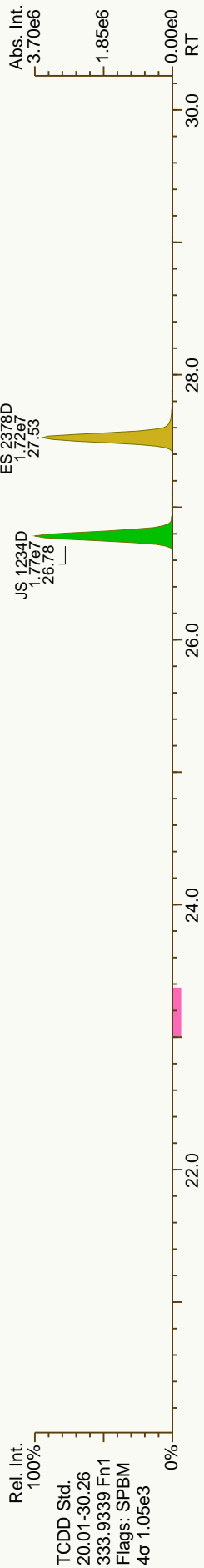
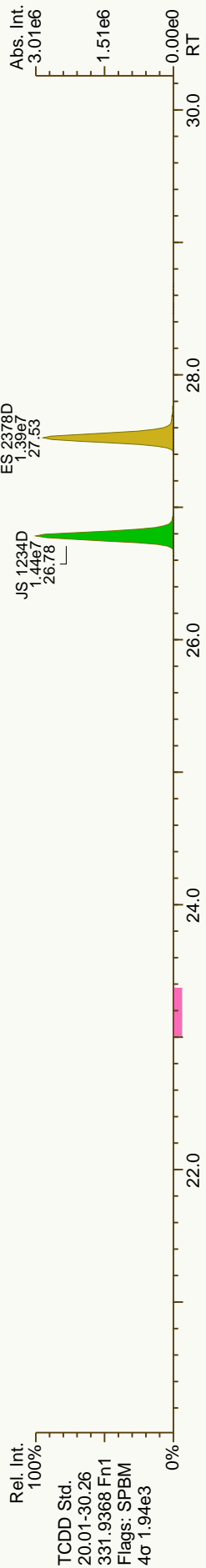
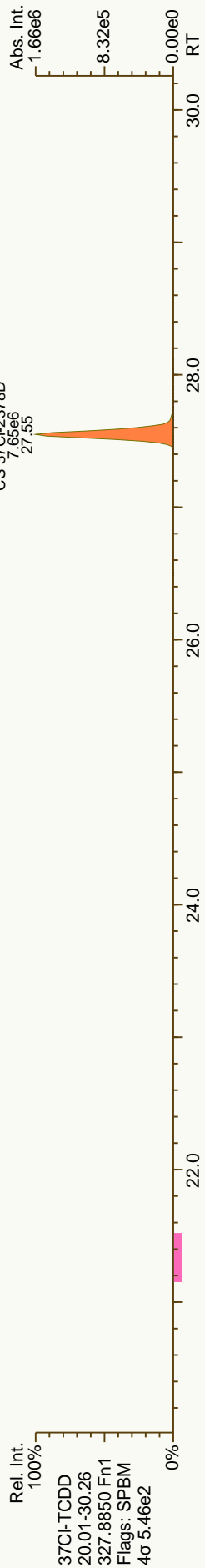
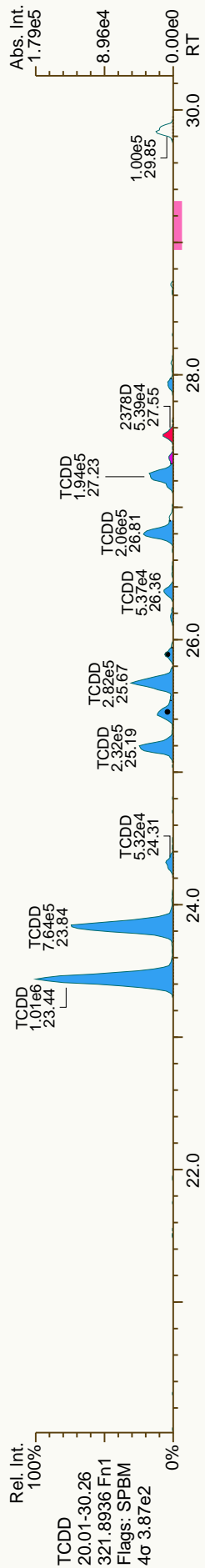
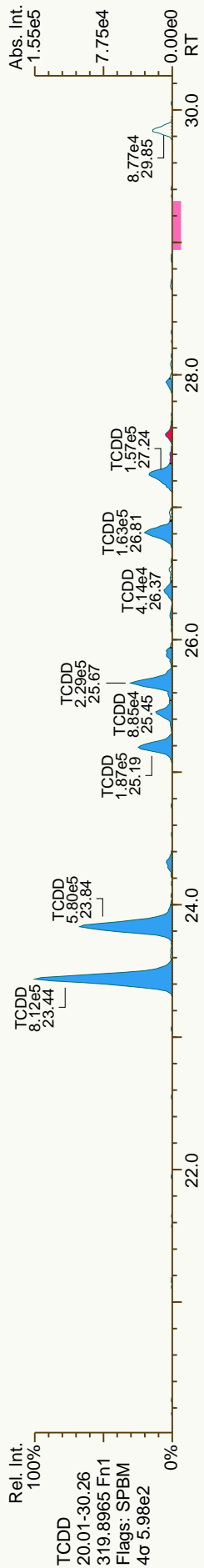
Lab ID: A4722_10216_DF_002 Acq'd: 19 Oct 2012 18:57 MDC Wt/Vol: 10.01 g ICAL: 1613_SGS
 Client ID: JW-EA09-SS34-120507 UTP: 21-Oct-2012 10:23 MDC J-level: 0.5 pg/g Split: 1 Checkcode: 569-853-MJL
 Datafile: 121019P1-06 Report: 21 Oct 2012 10:23 MC Stds (pg): JS: 2000 ES: 2000 CS/SS: 2000, 400 (37CI)

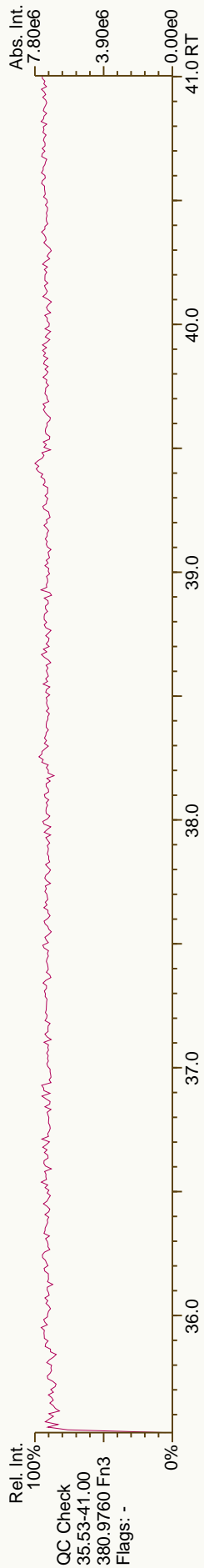
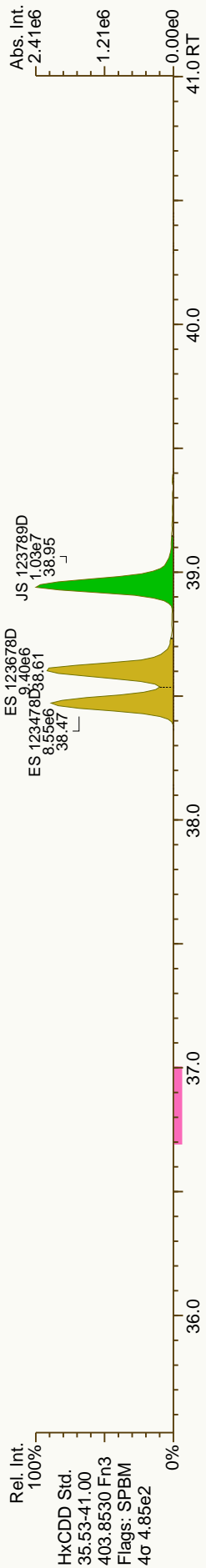
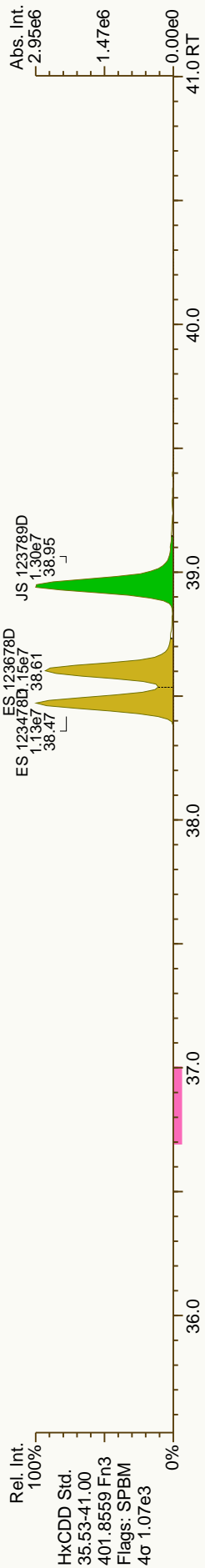
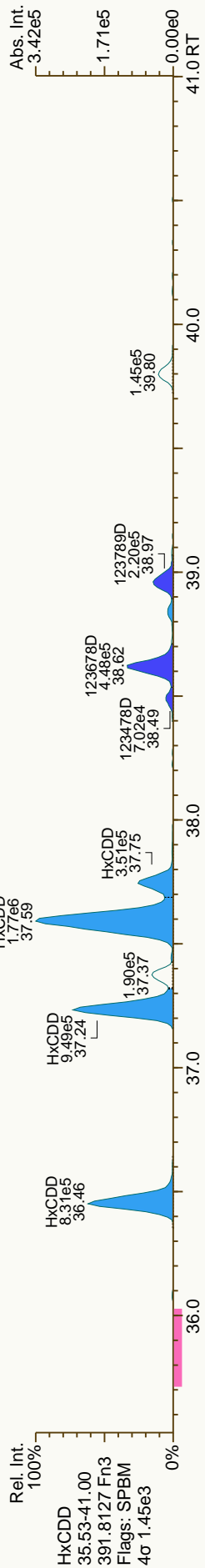
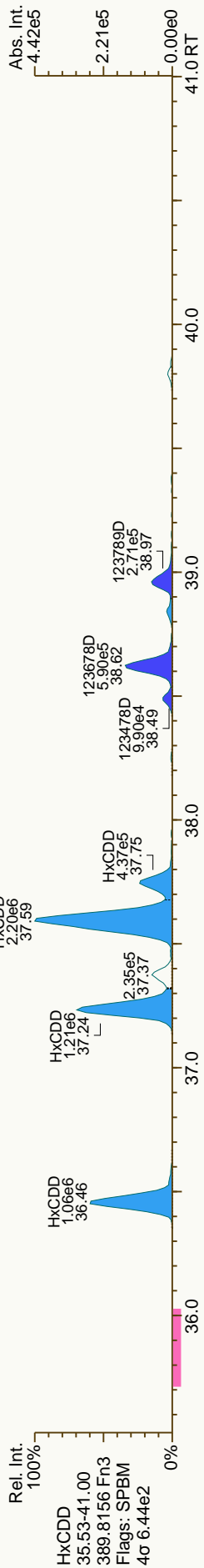
Comp #	Name	Act RT	QC	Pred. RRT	Act. RRT	ΔSecs	Response	Ra	OK	RRF	Conc.	Noise	DL
1	HP-CDD	41.74		0.9793	0.9791	-0.5	1.21E+07	1.02	Y	1.09	119	4670	0.433
2	234678-HP-CDD	42.65		1.0005	1.0004	-0.3	9.53E+06	1.02	Y	1.09	94	4670	0.433
3	OCDD	46.40		1.0005	1.0003	-0.6	4.29E+07	0.89	Y	1.11	618	1336	0.23
4	OCDD-a	46.39		1.0001	1.0001	0	2.39E+06	2.30	Y	1.00	38.1	1280	0.244
5	TCDF	21.23		0.7983	0.8001	+2.9	4.10E+05	0.76	Y	0.98	1.65	1635	0.0801
6	TCDF	21.79		0.8218	0.8213	-0.8	2.55E+05	0.87	Y	0.98	1.03	1635	0.0801
7	TCDF	22.45		0.8463	0.8461	-0.3	7.74E+05	0.80	Y	0.98	3.12	1635	0.0801
8	TCDF	22.89		0.8625	0.8626	+0.2	3.41E+05	0.81	Y	0.98	1.37	1635	0.0801
9	TCDF	23.02		0.8677	0.8675	-0.3	1.00E+06	0.76	Y	0.98	4.05	1635	0.0801
10	TCDF	23.31		0.8787	0.8784	-0.5	2.23E+05	0.76	Y	0.98	0.9	1635	0.0801
11	TCDF	23.44		0.8840	0.8833	-1.1	6.06E+05	0.75	Y	0.98	2.45	1635	0.0801
12	TCDF	23.87		0.8998	0.8996	-0.3	4.36E+05	0.81	Y	0.98	1.76	1635	0.0801
13	TCDF	24.02		0.9054	0.9051	-0.5	2.09E+05	0.72	Y	0.98	0.843	1635	0.0801
14	TCDF	24.20		0.9125	0.9121	-0.6	3.73E+05	0.78	Y	0.98	1.5	1635	0.0801
15	TCDF	24.62		0.9279	0.9280	+0.2	1.88E+05	0.79	Y	0.98	0.757	1635	0.0801
16	TCDF	24.76		0.9334	0.9332	-0.3	3.95E+05	0.82	Y	0.98	1.59	1635	0.0801
17	TCDF	24.93		0.9381	0.9397	+2.5	6.92E+05	0.73	Y	0.98	2.79	1635	0.0801
18	TCDF	25.05		0.9439	0.9442	+0.5	5.22E+05	0.87	Y	0.98	2.1	1635	0.0801
19	TCDF	25.55		0.9630	0.9630	0	7.02E+05	0.76	Y	0.98	2.83	1635	0.0801
20	TCDF	25.67		0.9674	0.9673	-0.2	3.64E+04	0.74	Y	0.98	0.147	1635	0.0801
21	TCDF	25.86		0.9746	0.9746	0	2.52E+05	0.70	Y	0.98	1.02	1635	0.0801
22	TCDF	26.07		0.9829	0.9826	-0.5	2.00E+05	0.67	Y	0.98	0.808	1635	0.0801
23	TCDF	26.31		0.9916	0.9917	+0.2	3.04E+05	0.74	Y	0.98	1.22	1635	0.0801
24	TCDF	26.43		0.9963	0.9962	-0.2	1.81E+05	0.74	Y	0.98	0.731	1635	0.0801
25	2378-TCDF	26.56		1.0009	1.0009	0	7.87E+05	0.78	Y	0.98	3.17	1635	0.0801
26	TCDF	26.97		1.0166	1.0166	0	7.62E+05	0.73	Y	0.98	3.07	1635	0.0801
27	TCDF	27.24		1.0274	1.0268	-1.0	4.66E+04	0.76	Y	0.98	0.188	1635	0.0801
28	TCDF	NotFnd		1.0390						0.98		1635	0.0801
29	TCDF	28.86		1.0886	1.0876	-1.6	1.01E+05	1.16	N	0.98	0.406	1635	0.0801
30	PeCDF	28.84		0.8975	0.8989	+2.7	1.55E+06	1.64	Y	1.00	6.91	1179	0.0556
31	PeCDF	30.62		0.9542	0.9543	+0.2	3.58E+05	1.59	Y	1.00	1.59	1488	0.0702
32	PeCDF	30.80		0.9587	0.9599	+2.3	9.02E+05	1.54	Y	1.00	4.01	1488	0.0702
33	PeCDF	30.91		0.9636	0.9634	-0.4	1.19E+05	1.20	N	1.00	0.531	1488	0.0702
34	PeCDF	31.02		0.9671	0.9666	-1.0	4.21E+04	1.45	Y	1.00	0.187	1488	0.0702
35	PeCDF	31.31		0.9760	0.9758	-0.4	6.23E+04	1.51	Y	1.00	0.277	1488	0.0702
36	PeCDF	31.48		0.9810	0.9812	+0.4	4.02E+04	1.75	Y	1.00	0.179	1488	0.0702

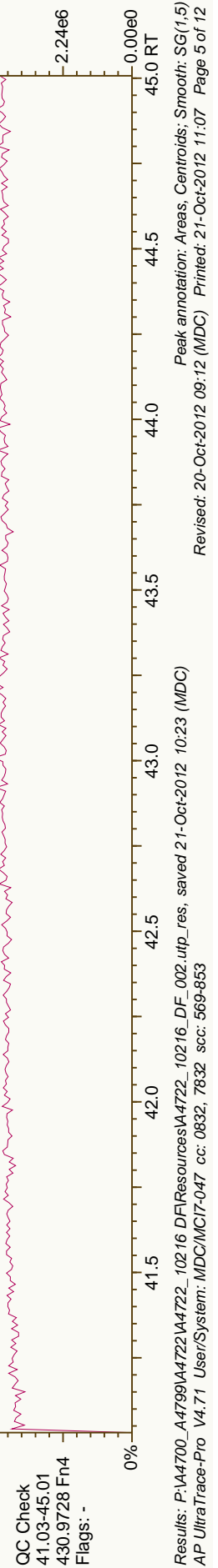
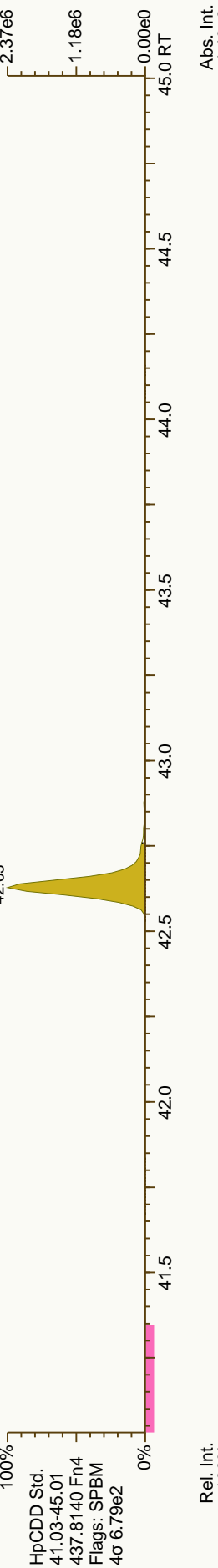
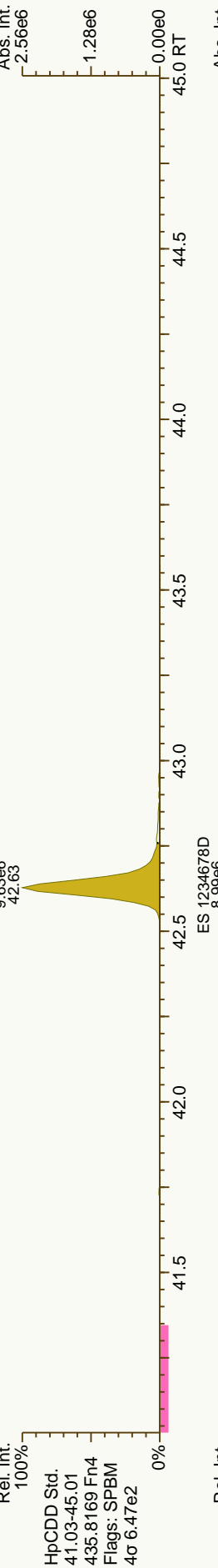
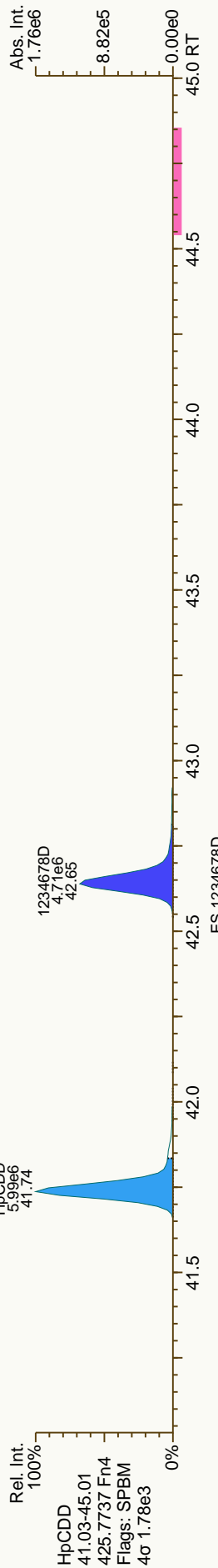
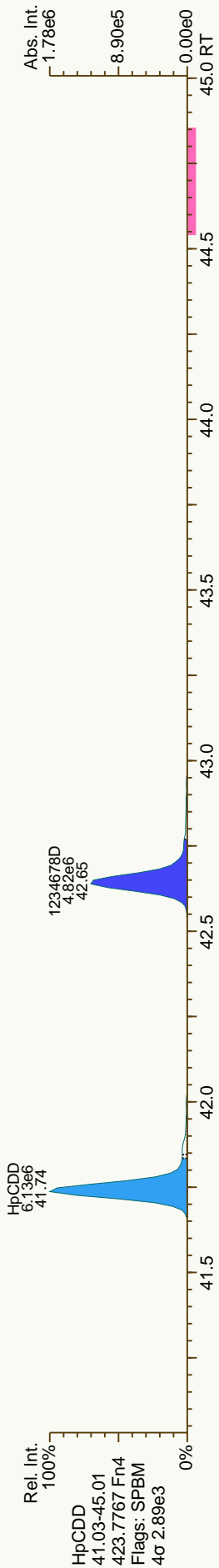
Lab ID: A4722_10216_DF_002 Acq'd: 19 Oct 2012 18:57 MDC Wt/Vol: 10.01 g ICAL: 1613_SGS
 Client ID: JW-EA09-SS34-120507 UTP: 21-Oct-2012 10:23 MDC J-level: 0.5 pg/g Split: 1 Checkcode: 569-853-MJL
 Datafile: 121019P1-06 Report: 21 Oct 2012 10:23 MC Stds (pg): JS: 2000 ES: 2000 CS/SS: 2000, 400 (37C)

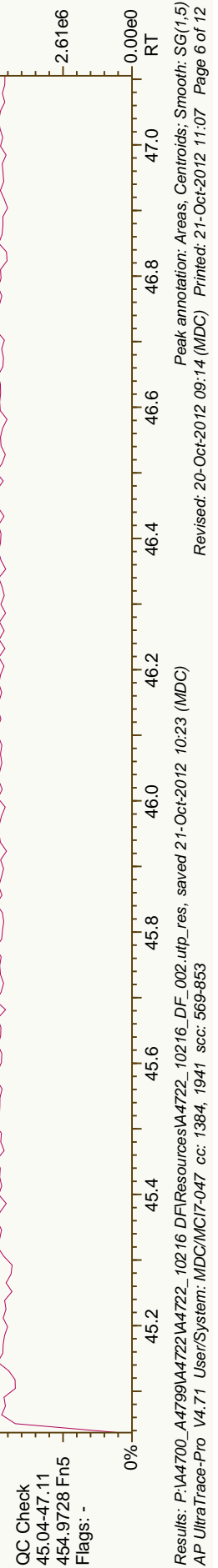
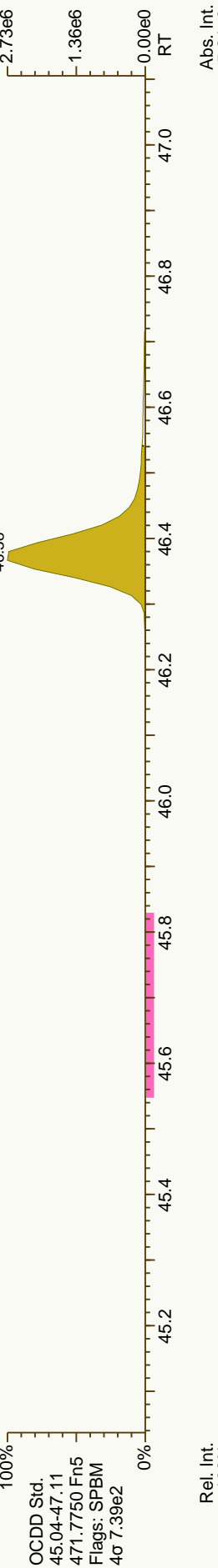
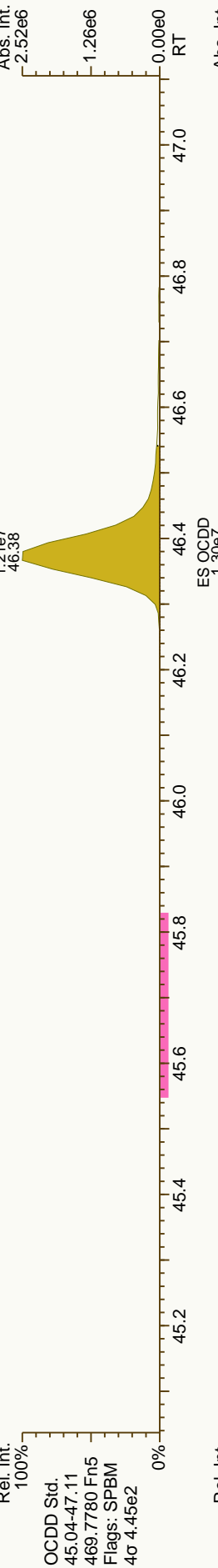
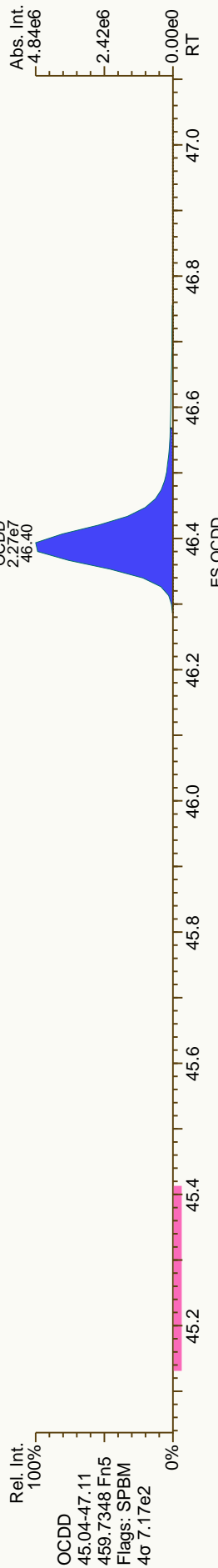

Comp #	Name	Act RT	QC	Pred. RRT	Act. RRT	ΔSecs	Response	Ra	OK	RRF	Conc.	Noise	DL
1	PeCDF	31.60		0.9847	0.9847	0	3.37E+05	1.46	Y	1.00	1.5	1488	0.0702
2	PeCDF	31.69		0.9870	0.9877	+1.3	3.33E+04	2.01	N	1.00	0.148	1488	0.0702
3	PeCDF	31.86		0.9930	0.9930	0	6.54E+04	1.52	Y	1.00	0.291	1488	0.0702
4	12378-PeCDF	32.11		1.0007	1.0006	-0.2	2.18E+05	1.41	Y	0.99	0.935	1488	0.07
	PeCDF	32.44		1.0113	1.0110	-0.6	3.05E+05	1.50	Y	1.00	1.35	1488	0.0702
	PeCDF	NotFnd		1.0169						1.00		1488	0.0702
	PeCDF	33.12		0.9917	0.9913	-0.8	2.85E+04	1.71	Y	1.00	0.126	1488	0.0702
	PeCDF	33.28		0.9962	0.9962	0	1.72E+05	1.34	Y	1.00	0.767	1488	0.0702
	23478-PeCDF	33.43		1.0006	1.0008	+0.4	3.31E+05	1.72	Y	1.02	1.54	1488	0.0706
	PeCDF	NotFnd		0.0000						1.02	0		0
	PeCDF	NotFnd		1.0023						1.00		1488	0.0702
	PeCDF	NotFnd		1.0120						1.00		1488	0.0702
	PeCDF	NotFnd		1.0389						1.00		1488	0.0702
	HxCDF	35.67		0.9565	0.9563	-0.4	6.09E+05	1.19	Y	1.15	3.49	1121	0.0661
	HxCDF	35.91		0.9627	0.9625	-0.4	1.92E+06	1.27	Y	1.15	11	1121	0.0661
	HxCDF	36.19		0.9700	0.9702	+0.4	2.35E+04	1.08	Y	1.15	0.135	1121	0.0661
	HxCDF	36.41		0.9762	0.9762	0	7.02E+04	1.37	Y	1.15	0.402	1121	0.0661
	HxCDF	36.68		0.9833	0.9833	0	1.79E+06	1.29	Y	1.15	10.3	1121	0.0661
	HxCDF	37.18		0.9968	0.9967	-0.2	8.88E+04	1.22	Y	1.15	0.509	1121	0.0661
	123478-HxCDF	37.33		1.0006	1.0006	0	2.46E+05	1.33	Y	1.19	1.42	1121	0.0618
	123678-HxCDF	37.49		1.0005	1.0005	0	1.92E+05	1.30	Y	1.16	1	1121	0.0593
	HxCDF	NotFnd		1.0055						1.15		1121	0.0661
	HxCDF	37.86		1.0102	1.0103	+0.2	2.63E+04	1.11	Y	1.15	0.151	1121	0.0661
	HxCDF	38.01		0.9933	0.9935	+0.5	2.68E+04	1.17	Y	1.15	0.154	1121	0.0661
	234678-HxCDF	38.26		1.0006	1.0002	-0.9	2.82E+05	1.31	Y	1.18	1.52	1121	0.0632
	HxCDF	NotFnd		0.0000						1.18	0		0
	HxCDF	NotFnd		1.0009						1.15		1121	0.0661
	123789-HxCDF	NotFnd		1.0005						1.09		1121	0.0833
	HxCDF	NotFnd		0.0000						1.09	0		0
	123489-HxCDF	39.42		1.0013	1.0011	-0.5	6.74E+04	1.53	N	1.15	0.386	1121	0.0661
	1234678-HpCDF	41.38		1.0004	1.0004	0	2.76E+06	1.04	Y	1.35	19.3	1992	0.136
	HpCDF	41.73		1.0091	1.0090	-0.2	8.66E+04	0.96	Y	1.34	0.648	1992	0.146
	HpCDF	41.92		1.0140	1.0136	-1.0	4.18E+06	1.07	Y	1.34	31.2	1992	0.146
	1234789-HpCDF	43.25		1.0004	1.0003	-0.3	1.21E+05	1.12	Y	1.34	0.974	1992	0.157
	OCDF	46.64		1.0057	1.0056	-0.3	2.75E+06	0.91	Y	1.40	31.5	1060	0.145
	OCDF-a	46.63		1.0053	1.0054	+0.3	1.22E+05	2.97	N	1.00	1.95	1007	0.192

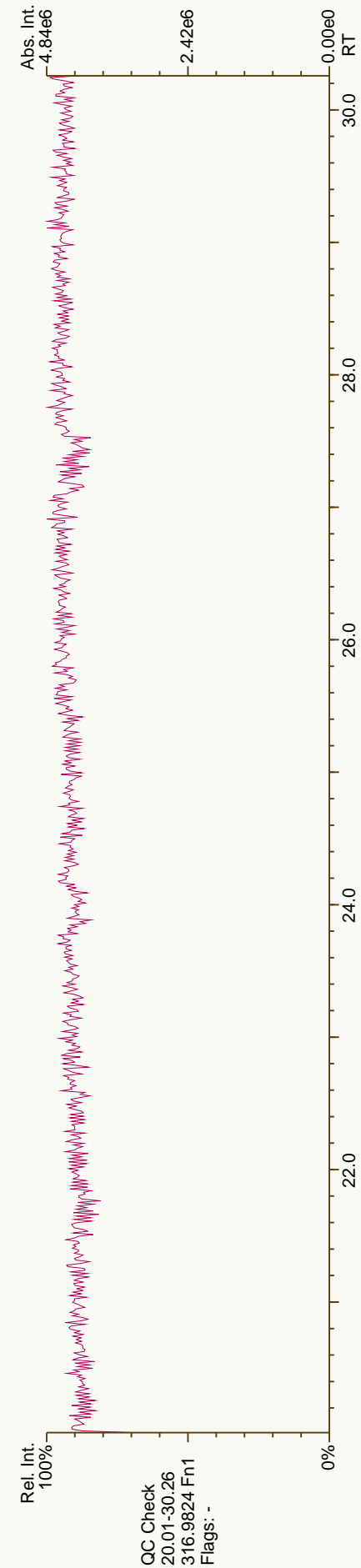
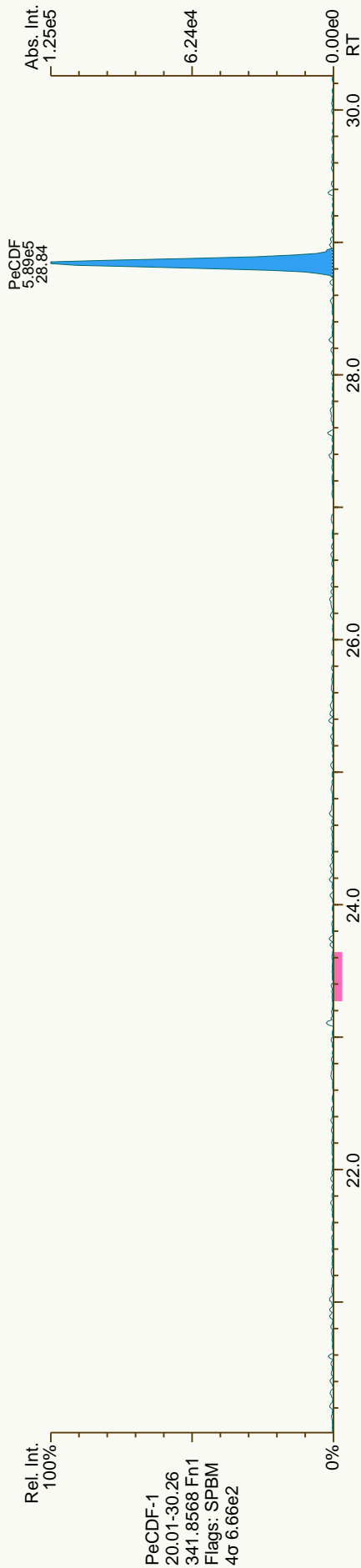
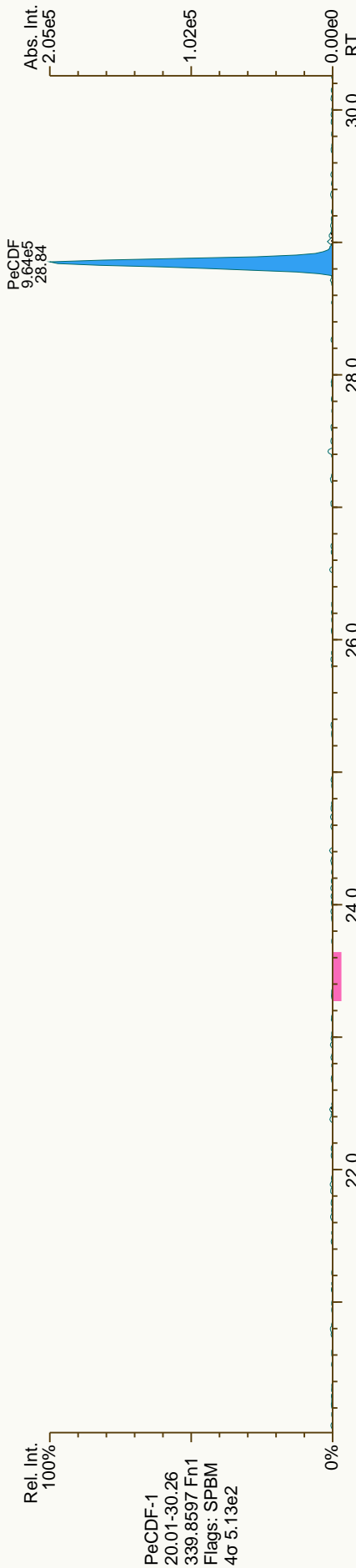


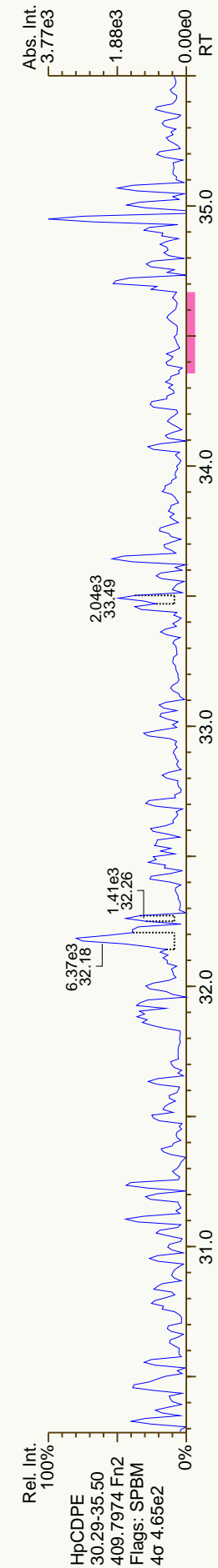

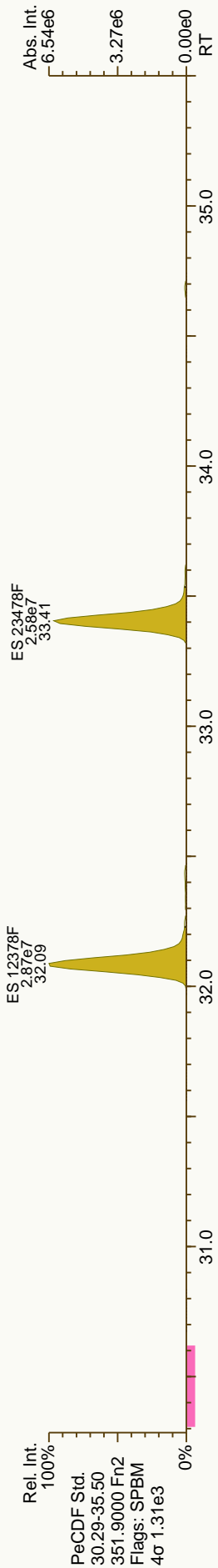

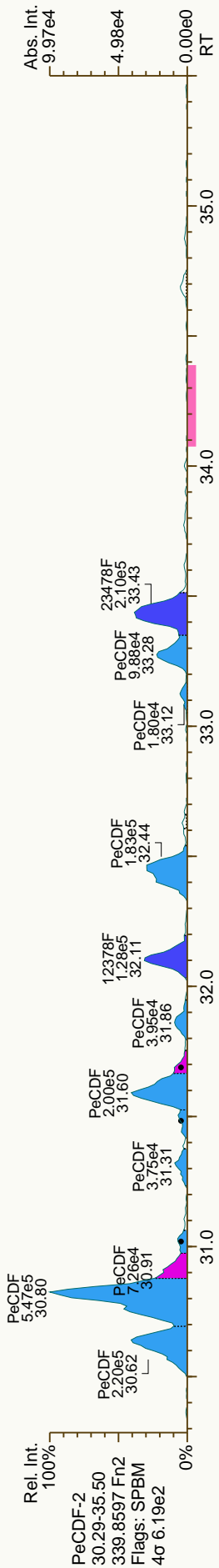


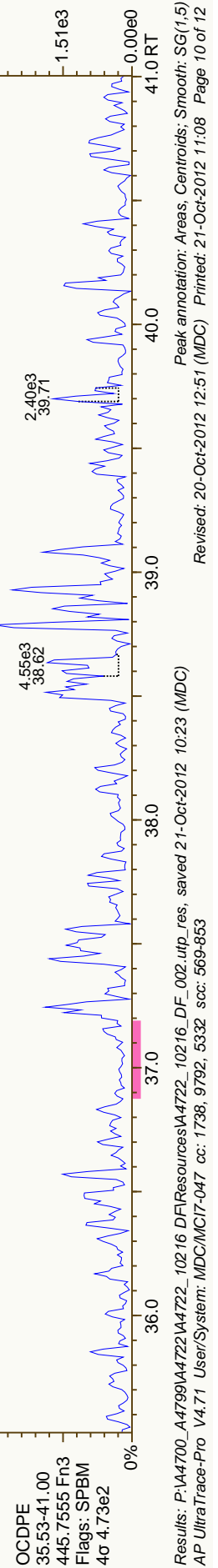
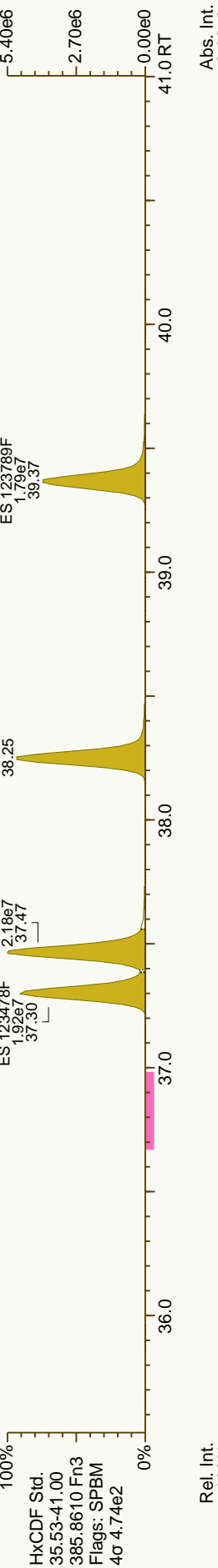
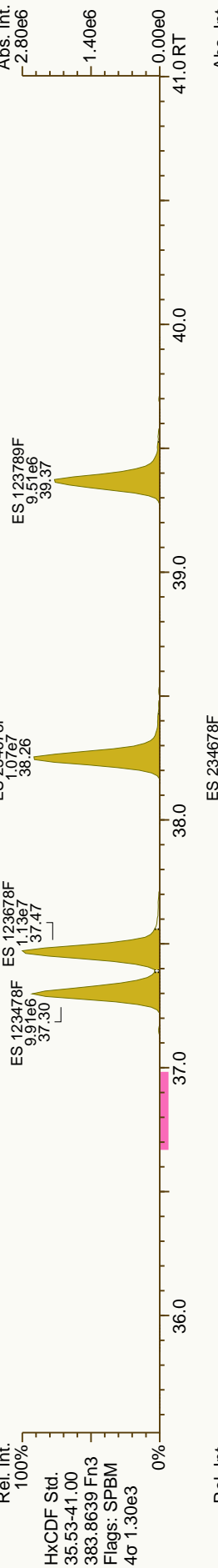
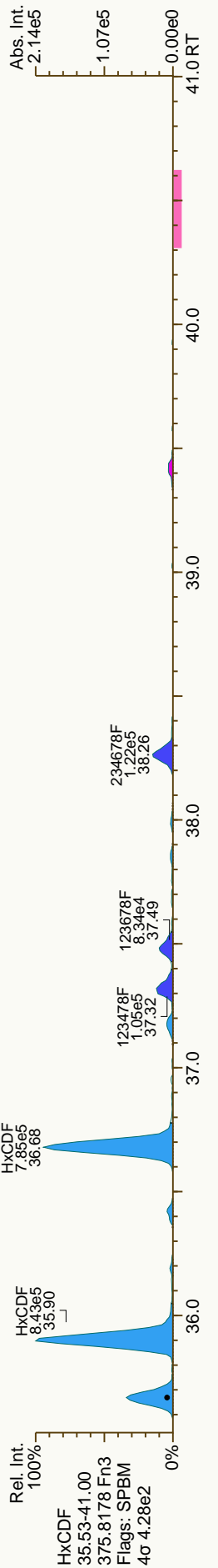
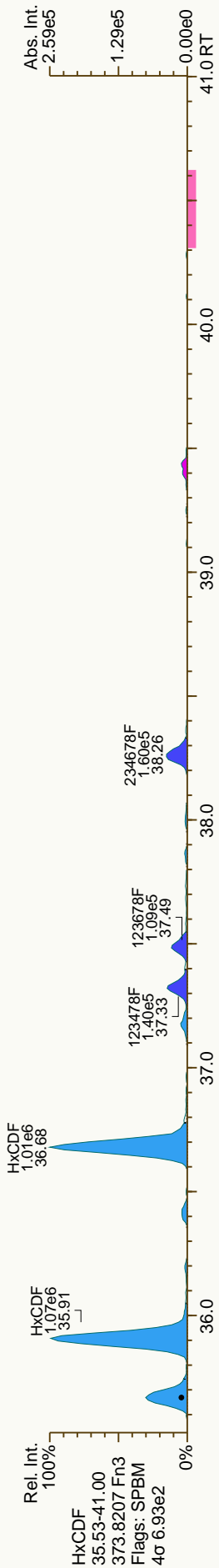



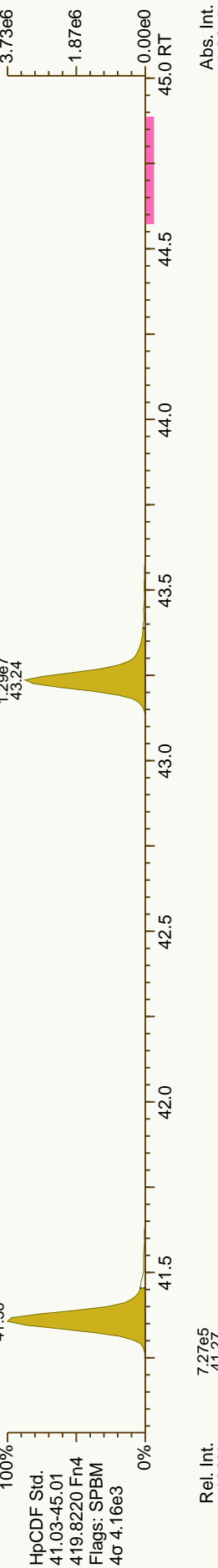
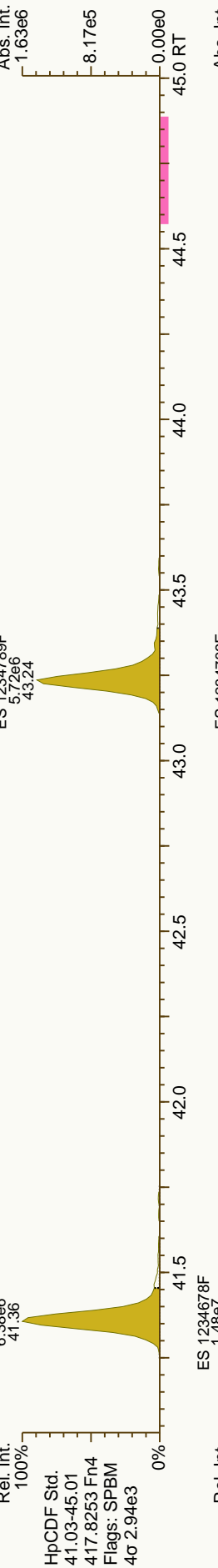
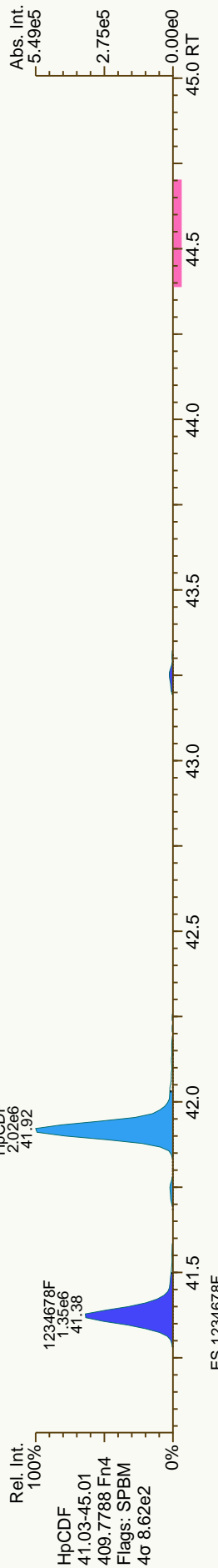
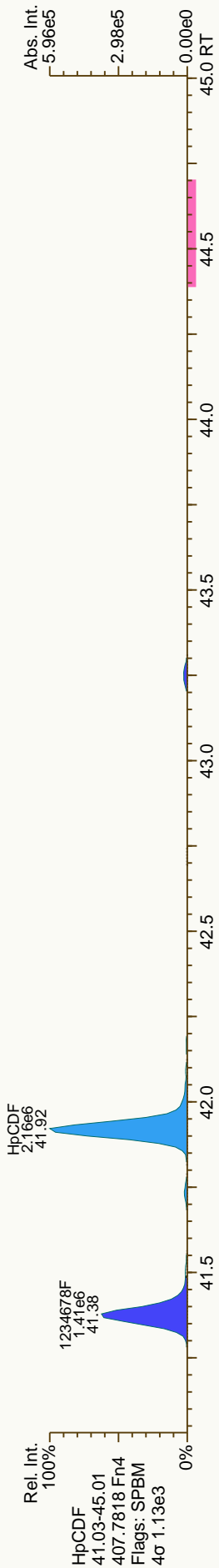


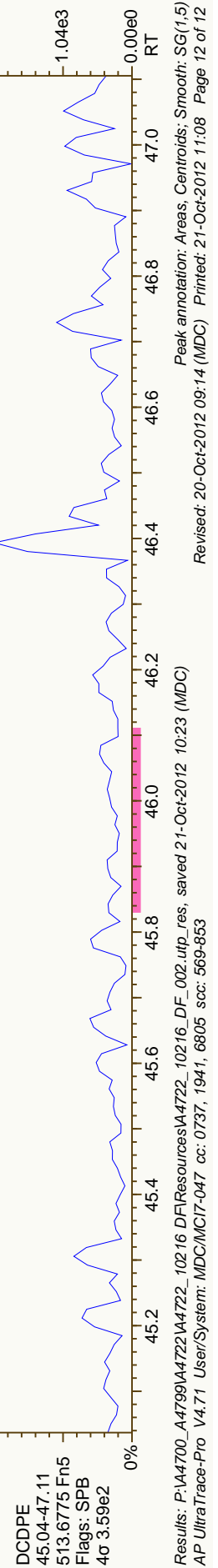
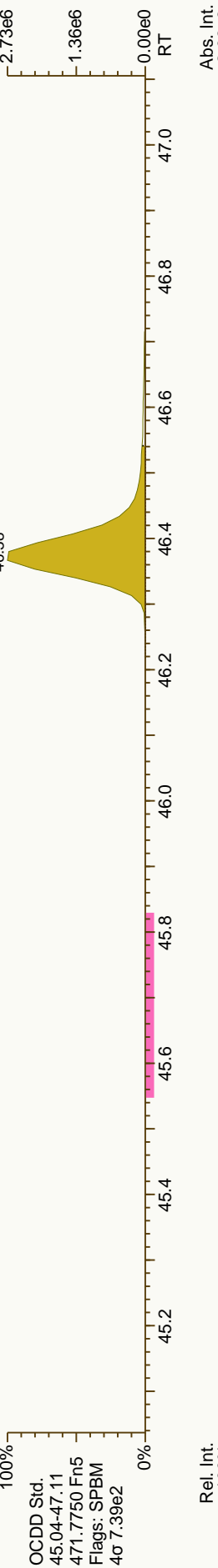
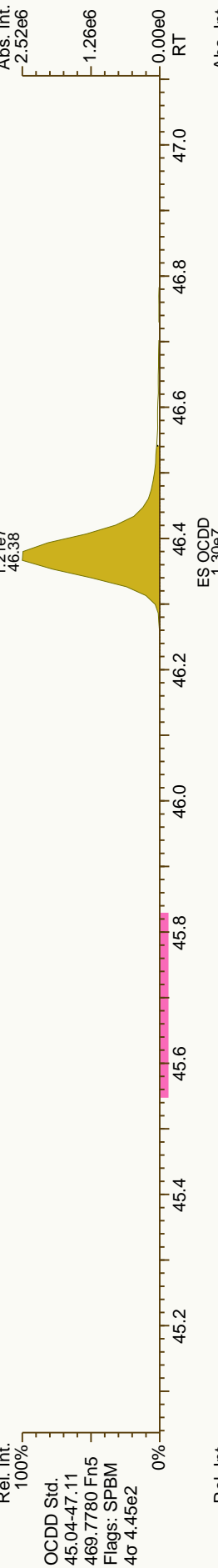
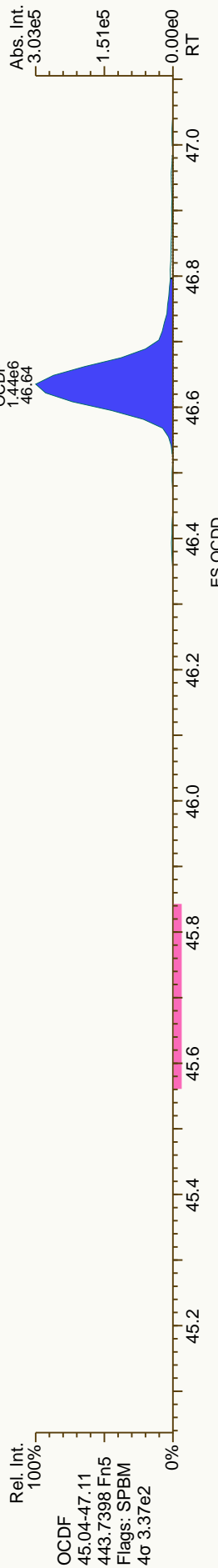













Quantify Sample Summary Report MassLynx 4.1
 ### Confirms Sample Summary ###

Dataset: C:\MassLynx\Default.pro\Results\c31oct12b-Confirms.qld

Last Altered: Thursday, November 01, 2012 16:02:41 Eastern Daylight Time
 Printed: Thursday, November 01, 2012 16:05:21 Eastern Daylight Time

A4722 - 10216 - 002

Method: C:\MassLynx\Default.PRO\MethDB\VF\Xms-TCDF_Smooth.mdb 01 Nov 2012 13:33:15
 Calibration: C:\MassLynx\Default.PRO\CurveDB\VF\Xms-100212a_Confirm-TD.cdb 31 Oct 2012 15:37:39

Name: c31oct12b-12
 Date: 31-Oct-2012
 Time: 20:42:19
 ID: 31203249009
 User: JHL
 Submitter:
 Task: HRMS3

Handwritten notes:
 2378-TCDF
 (15850) (10025 (m)) (20 m) = 1.736 ps/s
 (873900) (1218) (17155)
 Rec. max 11/1/12

ID	Name	Response	Ion1Area	Ion2Area	RA	RAFail?	RRT	RT	Conc	EDL	SN1	SN2	M	Height1	Noise1	Height2	Noise2	Smp S...	FV	
26	2378-TCDF	1.585e4	7.123e3	8.726e3	0.82	NO	1.0006	20.99	1.736	0.0466	80.8	104.3	db	1.679e5	2077	2.135e5	2047	17.15	20	
28	ES:13C-2378-TCDF	8.739e5	3.808e5	4.932e5	0.77	NO	1.0025	20.98	110.908	0.1033	2256.6	3296.7	bb	9.228e6	4090	1.177e7	3571	17.15	20	
30	JS:13C-1234-TCDD	5.552e5	2.554e5	2.998e5	0.85	NO	0.0000	20.93	116.618	0.1955	1174.9	1994.5	bd	6.007e6	5113	7.268e6	3644	17.15	20	
46	Tetrafurans	-	6.765e4	-	-	-	-	-	17.010	0.0466	-	-	-	1.025e6	2077	-	-	17.15	20	
58	F1 Lock Mass	-	-	-	-	-	-	-	-	-	-	-	-	-	-	-	104902	-	1.00	1

Quantify Sample Report MassLynx 4.1
Confirms Sample Summary

Dataset: C:\MassLynx\Default.pro\Results\c31oct12b-Confirms.qld

Last Altered: Thursday, 11/1/2012 11:23:28 AM Eastern Daylight Time

Printed: Thursday, 11/1/2012 11:24:52 AM Eastern Daylight Time

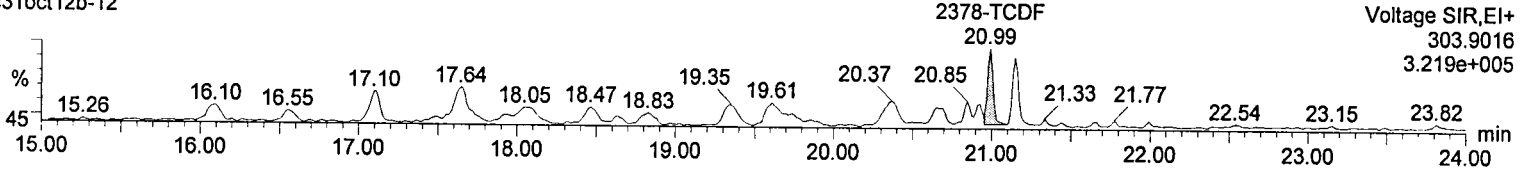
Method: C:\MassLynx\Default.PRO\MethDB\VFxms-TCDF_Smooth.mdb 31 Oct 2012 16:33:04

Calibration: C:\MassLynx\Default.PRO\CurveDB\VFxms-100212a_Confirm-TD.cdb 31 Oct 2012 15:37:39

Name: c31oct12b-12, ID: 31203249009

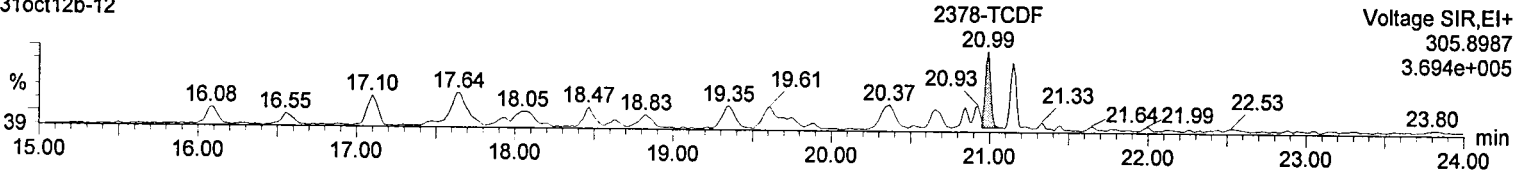
TCDF

c31oct12b-12



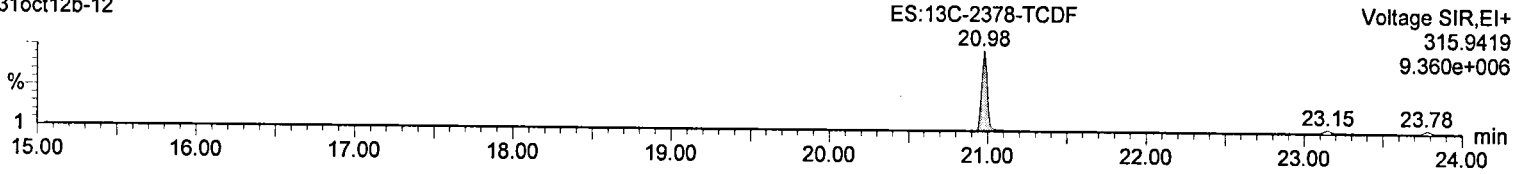
TCDF

c31oct12b-12



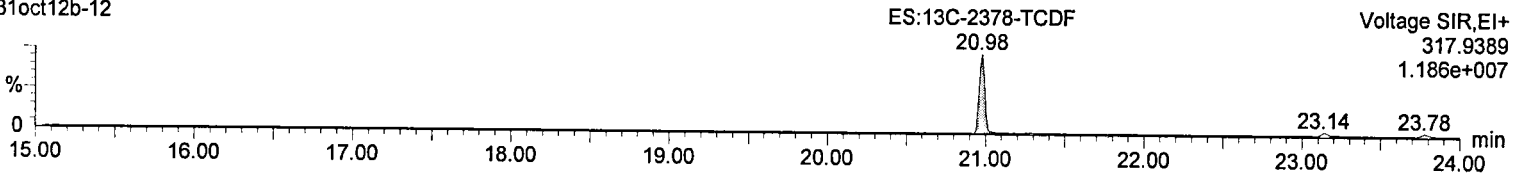
13C-TCDF

c31oct12b-12



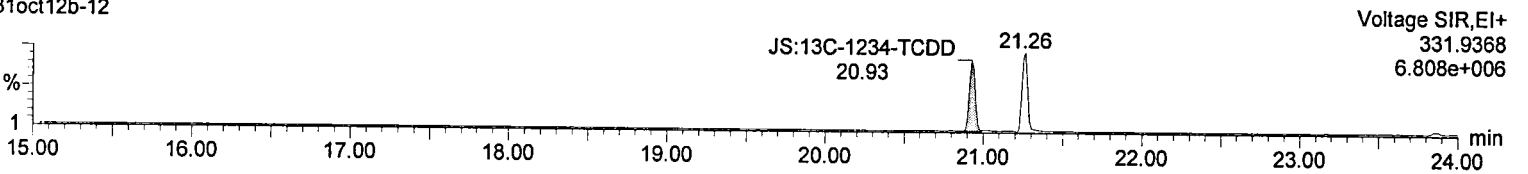
13C-TCDF

c31oct12b-12



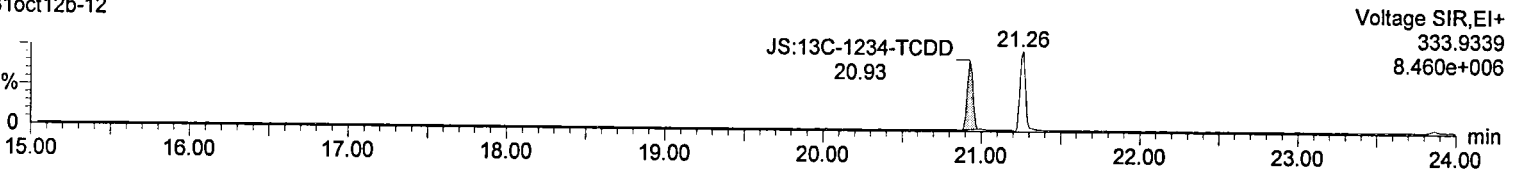
13C-TCDD

c31oct12b-12




13C-TCDD

c31oct12b-12



F1 Lock Mass

c31oct12b-12



Results of JW-EA09-SS34-120507

Client Sample ID: **JW-EA09-SS34-120507**
 Client Project ID: **Jeld-Wen Surface Sediments**
 Lab Sample ID: 31203249009-A
 Lab Project ID: 31203249

Collection Date: 05/07/2012 14:11
 Received Date: 05/09/2012 10:15
 Matrix: Soil-Solid as dry weight
 Solids (%): 58.30

Results by EPA 1668B

<u>Parameter</u>	<u>Result</u>	<u>EMPC</u>	<u>Qual</u>	<u>DL</u>	<u>LOQ/CL</u>	<u>Units</u>	<u>RT</u>	<u>Ratio</u>
1-MoCB	41.3			0.115	0.999	pg/g	10.44	3.23
2-MoCB	35.5			0.109	0.999	pg/g	12.30	3.29
3-MoCB	50.5			0.104	0.999	pg/g	12.46	3.25
4-DiCB	25.1			0.862	0.999	pg/g	12.68	1.61
5-DiCB	2.23			0.696	0.999	pg/g	15.09	1.47
6-DiCB	19.1			0.695	0.999	pg/g	14.83	1.56
7-DiCB	4.91			0.652	0.999	pg/g	14.62	1.45
8-DiCB	110			0.672	0.999	pg/g	15.21	1.57
9-DiCB	6.53			0.741	0.999	pg/g	14.47	1.46
10-DiCB		1.81		0.614	0.999	pg/g	12.84	1.11*
11-DiCB	310			0.688	0.999	pg/g	17.39	1.58
12-DiCB C13	21.2			0.674	2.00	pg/g	17.65	1.53
14-DiCB	1.46			0.585	0.999	pg/g	16.66	1.66
15-DiCB	112			0.633	0.999	pg/g	17.93	1.58
16-TrCB	66.0			0.206	0.999	pg/g	17.87	1.09
17-TrCB	70.6			0.150	0.999	pg/g	17.48	1.07
18-TrCB C30	137			0.128	2.00	pg/g	17.12	1.09
19-TrCB	8.69			0.162	0.999	pg/g	15.47	1.08
20-TrCB C28	568			0.311	2.00	pg/g	20.56	1.04
21-TrCB C33	209			0.306	2.00	pg/g	20.76	1.04
22-TrCB	155			0.326	0.999	pg/g	21.09	1.04
23-TrCB	ND		U	0.308	0.999	pg/g		
24-TrCB	1.79			0.113	0.999	pg/g	17.79	1.12
25-TrCB	35.9			0.306	0.999	pg/g	20.03	1.06
26-TrCB C29	73.2			0.304	2.00	pg/g	19.83	1.03
27-TrCB	12.8			0.110	0.999	pg/g	17.67	1.12
31-TrCB	427			0.292	0.999	pg/g	20.30	1.05
32-TrCB	47.0			0.105	0.999	pg/g	18.33	1.09
34-TrCB	2.56			0.324	0.999	pg/g	19.44	1.04
35-TrCB	16.2			0.324	0.999	pg/g	23.65	1.06
36-TrCB	5.04			0.301	0.999	pg/g	22.46	1.02
37-TrCB	157			0.311	0.999	pg/g	24.00	1.04
38-TrCB	0.817		J	0.331	0.999	pg/g	23.27	1.11
39-TrCB	2.59			0.286	0.999	pg/g	22.78	0.98
40-TeCB C71	201			0.103	2.00	pg/g	23.85	0.80
41-TeCB	23.7			0.139	0.999	pg/g	23.74	0.81
42-TeCB	103			0.113	0.999	pg/g	23.43	0.78
43-TeCB	13.3			0.136	0.999	pg/g	22.33	0.80
44-TeCB C47/65	558			0.102	3.00	pg/g	22.98	0.80
45-TeCB	35.2			0.120	0.999	pg/g	20.62	0.80
46-TeCB	13.9			0.131	0.999	pg/g	20.88	0.79
48-TeCB	66.8			0.108	0.999	pg/g	22.80	0.80

Results of **JW-EA09-SS34-120507**

Client Sample ID: **JW-EA09-SS34-120507**
 Client Project ID: **Jeld-Wen Surface Sediments**
 Lab Sample ID: 31203249009-A
 Lab Project ID: 31203249

Collection Date: 05/07/2012 14:11
 Received Date: 05/09/2012 10:15
 Matrix: Soil-Solid as dry weight
 Solids (%): 58.30

Results by **EPA 1668B**

<u>Parameter</u>	<u>Result</u>	<u>EMPC</u>	<u>Qual</u>	<u>DL</u>	<u>LOQ/CL</u>	<u>Units</u>	<u>RT</u>	<u>Ratio</u>
49-TeCB C69	344			0.0886	2.00	pg/g	22.55	0.80
50-TeCB C53	41.9			0.105	2.00	pg/g	20.05	0.79
51-TeCB	9.68			0.108	0.999	pg/g	20.70	0.80
52-TeCB	1120			0.110	0.999	pg/g	22.13	0.80
54-TeCB	0.295		J	0.0586	0.999	pg/g	18.17	0.77
55-TeCB	6.41			0.397	0.999	pg/g	26.68	0.78
56-TeCB	271			0.411	0.999	pg/g	27.10	0.78
57-TeCB	0.800		J	0.384	0.999	pg/g	25.43	0.76
58-TeCB	1.50			0.382	0.999	pg/g	25.63	0.84
59-TeCB C62/75	29.9			0.0793	3.00	pg/g	23.27	0.81
60-TeCB	134			0.395	0.999	pg/g	27.29	0.78
61-TeCB C70/74/76	1380			0.379	4.00	pg/g	26.30	0.79
63-TeCB	18.2			0.349	0.999	pg/g	26.01	0.79
64-TeCB	177			0.0739	0.999	pg/g	24.05	0.80
66-TeCB	684			0.398	0.999	pg/g	26.55	0.79
67-TeCB	9.37			0.372	0.999	pg/g	25.79	0.77
68-TeCB	3.39			0.353	0.999	pg/g	25.06	0.71
72-TeCB	6.66			0.384	0.999	pg/g	24.81	0.78
73-TeCB	0.862		J	0.0785	0.999	pg/g	22.24	0.75
77-TeCB	77.0			0.384	0.999	pg/g	30.21	0.77
78-TeCB	ND		U	0.428	0.999	pg/g		
79-TeCB	12.9			0.363	0.999	pg/g	28.92	0.87
80-TeCB	ND		U	0.344	0.999	pg/g		
81-TeCB	2.42			0.394	0.999	pg/g	29.75	0.75
82-PeCB	204			0.184	0.999	pg/g	29.90	0.61
83-PeCB	92.8			0.191	0.999	pg/g	28.39	0.60
84-PeCB	430			0.178	0.999	pg/g	26.43	0.62
85-PeCB C116	277			0.121	2.00	pg/g	29.51	0.62
86-PeCB C108/119/125/87/97	1270			0.131	5.99	pg/g	28.95	0.62
88-PeCB	ND		U	0.156	0.999	pg/g		
89-PeCB	11.1			0.164	0.999	pg/g	26.83	0.61
90-PeCB C101/113	1900			0.133	3.00	pg/g	28.01	0.62
91-PeCB	188			0.141	0.999	pg/g	26.26	0.61
92-PeCB	357			0.157	0.999	pg/g	27.52	0.61
93-PeCB C100	4.74			0.144	2.00	pg/g	25.73	0.64
94-PeCB	3.12			0.159	0.999	pg/g	25.13	0.55
95-PeCB	646			0.150	0.999	pg/g	25.52	0.62
96-PeCB	7.03			0.0879	0.999	pg/g	23.24	0.64
98-PeCB	1.27			0.155	0.999	pg/g	25.92	0.64
99-PeCB	892			0.134	0.999	pg/g	28.50	0.63
102-PeCB	24.6			0.145	0.999	pg/g	25.85	0.61
103-PeCB	6.23			0.137	0.999	pg/g	24.95	0.60

Results of **JW-EA09-SS34-120507**

Client Sample ID: **JW-EA09-SS34-120507**
 Client Project ID: **Jeld-Wen Surface Sediments**
 Lab Sample ID: 31203249009-A
 Lab Project ID: 31203249

Collection Date: 05/07/2012 14:11
 Received Date: 05/09/2012 10:15
 Matrix: Soil-Solid as dry weight
 Solids (%): 58.30

Results by **EPA 1668B**

<u>Parameter</u>	<u>Result</u>	<u>EMPC</u>	<u>Qual</u>	<u>DL</u>	<u>LOQ/CL</u>	<u>Units</u>	<u>RT</u>	<u>Ratio</u>
104-PeCB	ND		U	0.0667	0.999	pg/g		
105-PeCB	866			0.130	0.999	pg/g	33.15	0.62
106-PeCB	ND		U	0.124	0.999	pg/g		
107-PeCB C124	74.1			0.118	2.00	pg/g	31.60	0.61
109-PeCB	135			0.111	0.999	pg/g	31.80	0.62
111-PeCB	1.53			0.109	0.999	pg/g	30.27	0.59
110-PeCB	2370			0.128	0.999	pg/g	29.64	0.62
112-PeCB	ND		U	0.113	0.999	pg/g		
114-PeCB	44.1			0.125	0.999	pg/g	32.62	0.61
115-PeCB	26.5			0.105	0.999	pg/g	29.75	0.65
117-PeCB	38.0			0.145	0.999	pg/g	29.43	0.59
118-PeCB	2090			0.121	0.999	pg/g	32.18	0.62
120-PeCB	5.86			0.111	0.999	pg/g	30.66	0.64
121-PeCB	ND		U	0.108	0.999	pg/g		
122-PeCB	23.4			0.144	0.999	pg/g	32.45	0.63
123-PeCB	27.7			0.108	0.999	pg/g	31.90	0.62
126-PeCB	3.47			0.221	0.999	pg/g	35.75	0.62
127-PeCB	ND		U	0.133	0.999	pg/g		
128-HxCB C166	399			0.425	2.00	pg/g	35.84	1.22
129-HxCB C138/163	2150			0.0937	3.00	pg/g	34.79	1.26
130-HxCB	146			0.116	0.999	pg/g	34.24	1.26
131-HxCB	28.8			0.113	0.999	pg/g	31.86	1.26
132-HxCB	624			0.109	0.999	pg/g	32.24	1.25
133-HxCB	26.6			0.107	0.999	pg/g	32.69	1.28
134-HxCB	114			0.125	0.999	pg/g	31.35	1.26
135-HxCB C151	446			0.101	2.00	pg/g	30.44	1.27
136-HxCB	191			0.0761	0.999	pg/g	28.40	1.25
137-HxCB	131			0.104	0.999	pg/g	34.44	1.27
139-HxCB C140	40.8			0.0960	2.00	pg/g	31.70	1.28
141-HxCB	278			0.102	0.999	pg/g	33.91	1.25
142-HxCB	0.510		J	0.112	0.999	pg/g	32.00	1.22
143-HxCB	6.12			0.0999	0.999	pg/g	31.44	1.30
144-HxCB	66.6			0.0976	0.999	pg/g	30.90	1.26
145-HxCB	0.743		J	0.0743	0.999	pg/g	28.66	1.39
146-HxCB	187			0.0942	0.999	pg/g	33.23	1.27
147-HxCB C149	1180			0.0973	2.00	pg/g	31.19	1.25
148-HxCB	2.09			0.0987	0.999	pg/g	29.95	1.33
150-HxCB	1.89			0.0694	0.999	pg/g	28.11	1.15
152-HxCB	1.59			0.0720	0.999	pg/g	27.96	1.16
153-HxCB C168	1290			0.0733	2.00	pg/g	33.75	1.26
154-HxCB	19.2			0.0879	0.999	pg/g	30.65	1.25
155-HxCB	ND		U	0.0625	0.999	pg/g		

Results of JW-EA09-SS34-120507

Client Sample ID: **JW-EA09-SS34-120507**
 Client Project ID: **Jeld-Wen Surface Sediments**
 Lab Sample ID: 31203249009-A
 Lab Project ID: 31203249

Collection Date: 05/07/2012 14:11
 Received Date: 05/09/2012 10:15
 Matrix: Soil-Solid as dry weight
 Solids (%): 58.30

Results by EPA 1668B

<u>Parameter</u>	<u>Result</u>	<u>EMPC</u>	<u>Qual</u>	<u>DL</u>	<u>LOQ/CL</u>	<u>Units</u>	<u>RT</u>	<u>Ratio</u>
156-HxCB C157	304			0.458	2.00	pg/g	38.28	1.22
158-HxCB	222			0.0719	0.999	pg/g	35.12	1.27
159-HxCB	ND		U	0.368	0.999	pg/g		
160-HxCB	ND		U	0.0820	0.999	pg/g		
161-HxCB	ND		U	0.0770	0.999	pg/g		
162-HxCB	7.91			0.355	0.999	pg/g	36.93	1.20
164-HxCB	111			0.0715	0.999	pg/g	34.53	1.26
165-HxCB	0.501		J	0.0845	0.999	pg/g	33.02	1.32
167-HxCB	85.6			0.331	0.999	pg/g	37.33	1.24
169-HxCB	ND		U	0.415	0.999	pg/g		
170-HpCB	224			0.291	0.999	pg/g	40.50	1.04
171-HpCB C173	74.3			0.260	2.00	pg/g	37.54	1.06
172-HpCB	40.5			0.298	0.999	pg/g	38.91	1.02
174-HpCB	199			0.256	0.999	pg/g	36.63	1.05
175-HpCB	8.97			0.238	0.999	pg/g	35.71	1.04
176-HpCB	23.8			0.0840	0.999	pg/g	33.62	1.06
177-HpCB	133			0.265	0.999	pg/g	37.00	1.05
178-HpCB	44.3			0.124	0.999	pg/g	35.18	1.06
179-HpCB	84.6			0.0923	0.999	pg/g	32.88	1.06
180-HpCB C193	466			0.233	2.00	pg/g	39.46	1.04
181-HpCB	3.63			0.228	0.999	pg/g	37.35	0.99
182-HpCB	2.08			0.215	0.999	pg/g	36.11	1.01
183-HpCB	118			0.205	0.999	pg/g	36.46	1.04
184-HpCB	0.293		J	0.0922	0.999	pg/g	33.35	1.04
185-HpCB	13.2			0.234	0.999	pg/g	36.53	1.04
186-HpCB	ND		U	0.0893	0.999	pg/g		
187-HpCB	257			0.223	0.999	pg/g	35.94	1.05
188-HpCB	0.429		J	0.0815	0.999	pg/g	32.62	0.97
189-HpCB	10.5			0.182	0.999	pg/g	43.13	1.01
190-HpCB	43.6			0.217	0.999	pg/g	40.95	1.06
191-HpCB	9.85			0.218	0.999	pg/g	39.75	1.04
192-HpCB	ND		U	0.226	0.999	pg/g		
194-OcCB	102			0.251	0.999	pg/g	44.89	0.92
195-OcCB	33.1			0.270	0.999	pg/g	42.91	0.96
196-OcCB	47.7			0.186	0.999	pg/g	41.65	0.88
197-OcCB		2.66		0.127	0.999	pg/g	38.64	0.67*
198-OcCB C199	134			0.194	2.00	pg/g	41.10	0.88
200-OcCB	8.57			0.140	0.999	pg/g	38.72	0.98
201-OcCB	14.9			0.132	0.999	pg/g	37.90	0.90
202-OcCB	31.9			0.142	0.999	pg/g	37.12	0.89
203-OcCB	85.2			0.177	0.999	pg/g	41.82	0.92
204-OcCB	ND		U	0.139	0.999	pg/g		

Results of JW-EA09-SS34-120507

Client Sample ID: **JW-EA09-SS34-120507**
 Client Project ID: **Jeld-Wen Surface Sediments**
 Lab Sample ID: 31203249009-A
 Lab Project ID: 31203249

Collection Date: 05/07/2012 14:11
 Received Date: 05/09/2012 10:15
 Matrix: Soil-Solid as dry weight
 Solids (%): 58.30

Results by EPA 1668B

<u>Parameter</u>	<u>Result</u>	<u>EMPC</u>	<u>Qual</u>	<u>DL</u>	<u>LOQ/CL</u>	<u>Units</u>	<u>RT</u>	<u>Ratio</u>
205-OcCB	3.70			0.186	0.999	pg/g	45.28	1.00
206-NoCB	70.2			0.196	0.999	pg/g	46.74	0.77
207-NoCB	9.44			0.149	0.999	pg/g	43.50	0.78
208-NoCB	21.6			0.137	0.999	pg/g	42.72	0.78
209-DeCB	29.9			0.183	0.999	pg/g	48.08	1.18
Total Monochlorobiphenyls	127			0.110		pg/g		
Total Dichlorobiphenyls	614			0.748		pg/g		
Total Trichlorobiphenyls	2000			0.236		pg/g		
Total Tetrachlorobiphenyls	5340			0.210		pg/g		
Total Pentachlorobiphenyls	12000			0.129		pg/g		
Total Hexachlorobiphenyls	8060			0.316		pg/g		
Total Heptachlorobiphenyls	1760			0.200		pg/g		
Total Octachlorobiphenyls	463			0.164		pg/g		
Total Nonachlorobiphenyls	101			0.166		pg/g		
Total Decachlorobiphenyl	29.9			0.183		pg/g		
Total PCBs	30500			0.748		pg/g		

World Health Organization Summary

	<u>Units</u>	<u>ND=0</u>	<u>ND=½</u>	<u>ND=DL</u>
WHO-2005 TEQ	pg/g	0.458	0.464	0.471
WHO-2005 TEQ w/EMPC	pg/g	0.458	0.464	0.471

Results of JW-EA09-SS34-120507

Client Sample ID: **JW-EA09-SS34-120507**
 Client Project ID: **Jeld-Wen Surface Sediments**
 Lab Sample ID: 31203249009-A
 Lab Project ID: 31203249

Collection Date: 05/07/2012 14:11
 Received Date: 05/09/2012 10:15
 Matrix: Soil-Solid as dry weight
 Solids (%): 58.30

Results by EPA 1668B

<u>Parameter</u>	<u>Result</u>	<u>EMPC</u>	<u>Qual</u>	<u>DL</u>	<u>LOQ/CL</u>	<u>Units</u>	<u>RT</u>	<u>Ratio</u>
Labeled Standards								
1L-MoCB	63.0				4.00-100	%		
3L-MoCB	72.0				11.0-106	%		
4L-DiCB	78.0				14.0-107	%		
15L-DiCB	83.0				19.0-107	%		
19L-TrCB	80.0				1.00-108	%		
37L-TrCB	80.0				25.0-123	%		
54L-TeCB	116*				13.0-105	%		
77L-TeCB	89.0				31.0-109	%		
81L-TeCB	92.0				14.0-127	%		
104L-PeCB	106				36.0-115	%		
105L-PeCB	85.0				50.0-111	%		
114L-PeCB	84.0				41.0-121	%		
118L-PeCB	89.0				49.0-111	%		
123L-PeCB	96.0				49.0-116	%		
126L-PeCB	90.0				50.0-106	%		
155L-HxCB	101				25.0-124	%		
156L-HxCB C157L	76.0				40.0-120	%		
167L-HxCB	79.0				45.0-118	%		
169L-HxCB	77.0				37.0-117	%		
188L-HpCB	98.0				23.0-125	%		
189L-HpCB	102				47.0-116	%		
202L-OcCB	83.0				31.0-134	%		
205L-OcCB	101				46.0-115	%		
206L-NoCB	122				38.0-122	%		
208L-NoCB	105				31.0-126	%		
209L-DeCB	94.0				43.0-115	%		
28L-TrCB	108				14.0-131	%		
111L-PeCB	108				57.0-112	%		
178L-HpCB	111				57.0-125	%		

Batch Information

Analytical Batch: **HRP1313**
 Analytical Method: **EPA 1668B**
 Instrument: **APHRMS**
 Analyst: **LKB**
 Analytical Date/Time: **10/17/2012 05:43**

Prep Batch: **HXX1803**
 Prep Method: **EPA 1668B PREP S/D/T**
 Prep Date/Time: **10/10/2012 10:29**
 Prep Initial Wt./Vol.: **17.15 g**
 Prep Extract Vol: **20 uL**

Lab ID: A4722_10216_PCB_002 ACQ: 17-Oct-2012 17:43:36 LKB Wt/Vol: 10.01 g ICAL: MMT7_PCB_07132012_25JUL12_CS3_121017_PCB_XA
 Client ID: JW-EA09-SS34-120507 UTP: 18-Oct-2012 14:52 LKB J-level: 0.999 pg/g Split: 1 Checkcode: 250-043-QVN
 Datafile: 121017X06 RPT: 18-Oct-2012 15:59 LB Stds (pg): JS: 2000 ES: 2000 CS/SS: 2000 Method HR-PCB



Name	Actual RT	QC	Pred RRT	Actual RRT	Diff Secs	Response	Ra	RRF	Conc. / Recv.	Noise / Recv. Low	DL / Recv. High
PCB-77 33'44'-TeCB	30.21		1.0006	1.0006	0	2.05E+07	0.77	1.13	77	9.62E+03	0.384
PCB-81 344'5'-TeCB	29.75		1.0006	1.0006	0	6.36E+05	0.75	1.13	2.42	9.62E+03	0.394
PCB-105 233'44'-PeCB	33.15		1.0007	1.0007	0	1.55E+08	0.62	1.09	866	2.16E+03	0.13
PCB-114 2344'5'-PeCB	32.62		1.0007	1.0006	-0.2	8.31E+06	0.61	1.16	44.1	2.16E+03	0.125
PCB-118 23'44'5'-PeCB	32.18		1.0008	1.0007	-0.2	4.10E+08	0.62	1.11	2,090	2.16E+03	0.121
PCB-123 23'44'5'-PeCB	31.90		1.0006	1.0008	+0.4	6.02E+06	0.62	1.19	27.7	2.16E+03	0.108
PCB-126 33'44'5'-PeCB	35.75		1.0006	1.0002	-0.9	6.20E+05	0.62	1.06	3.47	3.59E+03	0.221
PCB-156/157 ...-HxCB	38.28	C	1.0005	1.0002	-0.7	4.67E+07	1.22	1.11	304	5.06E+03	0.458
PCB-167 23'44'55'-HxCB	37.33		1.0006	1.0005	-0.2	1.43E+07	1.24	1.14	85.6	5.06E+03	0.331
PCB-169 33'44'55'-HxCB	NotFnd		1.0005	-		0.00E+00		1.11	ND	5.06E+03	0.415
PCB-189 233'44'55'-HpCB	43.13		1.0005	1.0004	-0.3	1.40E+06	1.01	1.06	10.5	2.23E+03	0.182
PCB-209 DeCB	48.08		1.0004	1.0004	0	2.53E+06	1.18	1.07	29.9	1.09E+03	0.183
ES PCB-1	10.43		0.7215	0.7217	+0.1	5.74E+07	3.17	1.08	63 %	25 %	150 %
ES PCB-3	12.45		0.8610	0.8614	+0.3	6.53E+07	3.14	1.08	71.6 %	25 %	150 %
ES PCB-4	12.66		0.8755	0.8760	+0.4	3.19E+07	1.61	0.49	77.5 %	25 %	150 %
ES PCB-15	17.92		1.2391	1.2394	+0.3	7.78E+07	1.59	1.11	83.2 %	25 %	150 %
ES PCB-19	15.45		1.0683	1.0691	+0.7	3.75E+07	1.03	0.55	80.3 %	25 %	150 %
ES PCB-37	23.98		1.0844	1.0848	+0.6	5.14E+07	1.10	1.64	79.9 %	25 %	150 %
ES PCB-54	18.15		0.8213	0.8212	-0.1	4.30E+07	0.76	0.94	116 %	25 %	150 %
ES PCB-77	30.20		1.3648	1.3659	+2.0	4.70E+07	0.78	1.35	88.5 %	25 %	150 %
ES PCB-81	29.73		1.3435	1.3450	+2.7	4.65E+07	0.80	1.29	91.7 %	25 %	150 %
ES PCB-104	22.92		0.8203	0.8189	-1.9	3.27E+07	1.58	0.99	106 %	25 %	150 %
ES PCB-105	33.13		1.1849	1.1834	-3.0	3.26E+07	1.61	1.23	84.7 %	25 %	150 %
ES PCB-114	32.60		1.1658	1.1645	-2.5	3.25E+07	1.60	1.25	83.5 %	25 %	150 %
ES PCB-118	32.16		1.1499	1.1487	-2.3	3.54E+07	1.60	1.28	88.5 %	25 %	150 %
ES PCB-123	31.88		1.1399	1.1388	-2.1	3.65E+07	1.65	1.22	96 %	25 %	150 %
ES PCB-126	35.74		1.2781	1.2769	-2.6	3.36E+07	1.61	1.20	89.9 %	25 %	150 %
ES PCB-153	-	-	-	-	-	-	-	-	-	-	-
ES PCB-155	27.81		0.7992	0.8000	+1.3	3.78E+07	1.24	1.50	101 %	25 %	150 %
ES PCB-156/157	38.27		1.1007	1.1008	+0.2	5.54E+07	1.33	1.45	76.1 %	25 %	150 %
ES PCB-167	37.31		1.0731	1.0733	+0.4	2.94E+07	1.32	1.49	78.7 %	25 %	150 %
ES PCB-169	41.00		1.1789	1.1793	+1.0	2.71E+07	1.31	1.40	76.9 %	25 %	150 %
ES PCB-170	-	-	-	-	-	-	-	-	-	-	-
ES PCB-180	-	-	-	-	-	-	-	-	-	-	-
ES PCB-188	32.59		0.7266	0.7264	-0.4	2.88E+07	1.08	1.18	97.6 %	25 %	150 %
ES PCB-189	43.11		0.9608	0.9608	0	2.53E+07	1.06	1.49	102 %	25 %	150 %
ES PCB-202	37.10		0.8271	0.8268	-0.7	2.37E+07	0.90	1.14	83.2 %	25 %	150 %
ES PCB-205	45.26		1.0088	1.0088	0	2.03E+07	0.89	1.20	101 %	25 %	150 %


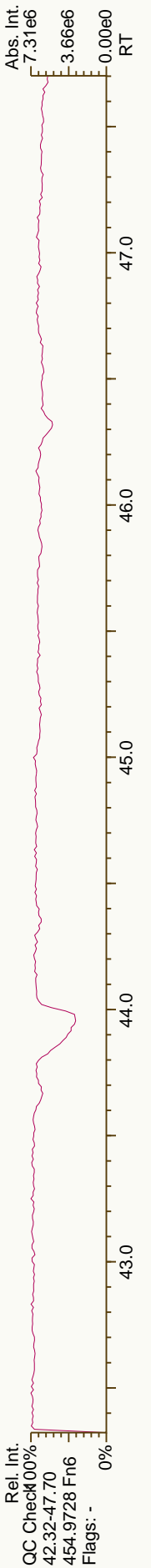
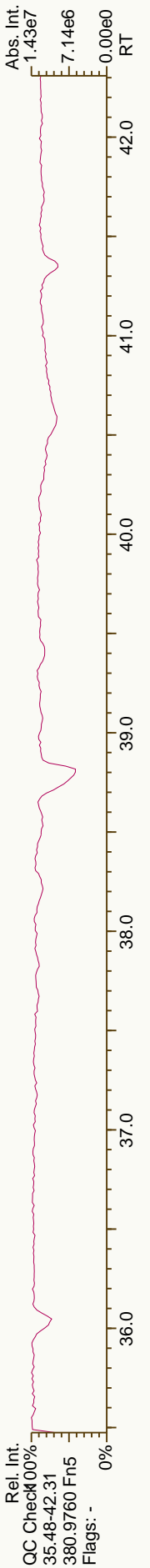
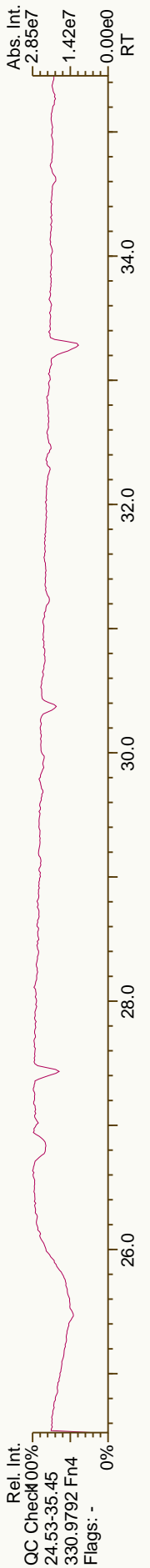
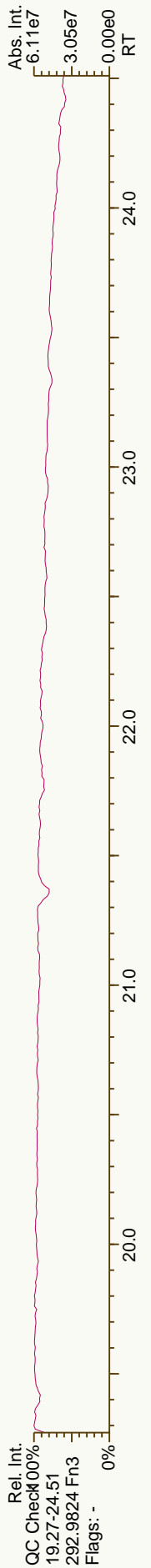
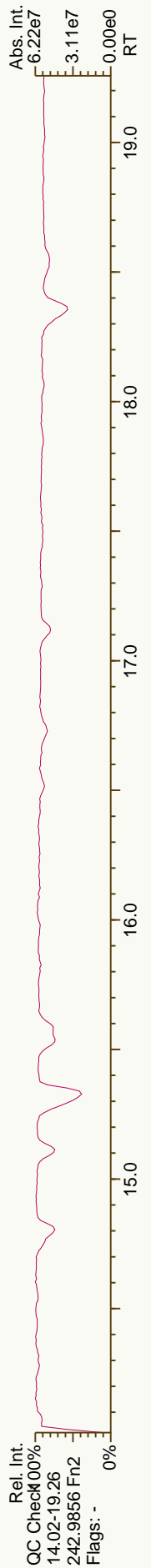
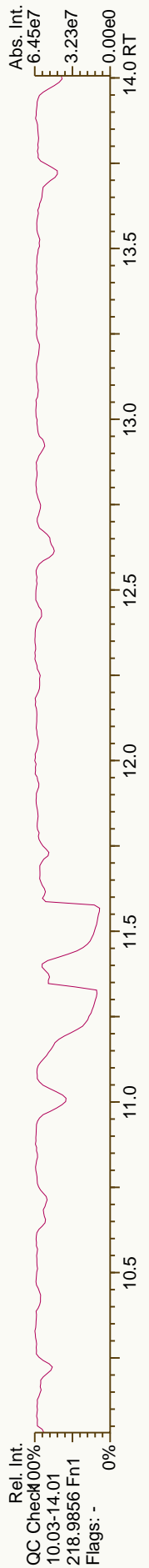
Name	Actual RT	QC	Pred RRT	Actual RRT	Diff Secs	Response	Ra	RRF	Conc. / Recv.	Noise / Recv. Low	DL / Recv. High
ES PCB-206	46.73		1.0414	1.0415	+0.3	1.77E+07	0.80	0.87	122 %	25 %	150 %
ES PCB-208	42.70		0.9519	0.9516	-0.8	2.08E+07	0.78	1.19	105 %	25 %	150 %
ES PCB-209	48.06		1.0714	1.0711	-0.9	1.57E+07	1.18	1.00	94.2 %	25 %	150 %
SS PCB-28	20.54	V	0.9294	0.9290	-0.5	7.50E+07	1.07	1.07	136 %	30 %	135 %
SS PCB-111	30.25		1.0814	1.0806	-1.5	4.11E+07	1.60	1.01	112 %	30 %	135 %
SS PCB-178	35.16		1.0112	1.0112	0	2.06E+07	1.05	0.63	114 %	30 %	135 %
CS PCB-28	20.54		0.9294	0.9290	-0.5	7.50E+07	1.07	1.76	108 %	30 %	135 %
CS PCB-111	30.25		1.0814	1.0806	-1.5	4.11E+07	1.60	1.23	108 %	30 %	135 %
CS PCB-178	35.16		1.0112	1.0112	0	2.06E+07	1.05	0.74	111 %	30 %	135 %
JS PCB-9	14.46					8.43E+07	1.57				
JS PCB-52	22.11					3.94E+07	0.77				
JS PCB-101	27.99					3.12E+07	1.64				
JS PCB-138	34.77					2.50E+07	1.26				
JS PCB-194	44.87					1.67E+07	0.91				
Totals											
						NON-EMPC	EMPC	DL			
Mono-CBS						127	127	0.11			
Di-CBS						613	614	0.748			
Tri-CBS						2,000	2,000	0.236			
Tetra-CBS						5,340	5,340	0.21			
Penta-CBS						12,000	12,000	0.129			
Hexa-CBS						8,060	8,060	0.316			
Hepta-CBS						1,760	1,760	0.2			
Octa-CBS						460	463	0.164			
Nona-CBS						101	101	0.166			
PCB-1 2-MoCB	10.44		1.0011	1.0011	0	1.23E+07	3.23	1.03	41.3	5.41E+03	0.115
PCB-2 3-MoCB	12.30		0.9880	0.9881	+0.1	1.16E+07	3.29	1.00	35.5	5.41E+03	0.109
PCB-3 4-MoCB	12.46		1.0009	1.0010	+0.1	1.72E+07	3.25	1.04	50.5	5.41E+03	0.104
PCB-4 22'-DiCB	12.68		1.0011	1.0011	0	4.68E+06	1.61	1.17	25.1	2.47E+04	0.862
PCB-10 26'-DiCB	12.84	EMPC	1.0140	1.0137	-0.2	4.74E+05	1.11	1.64	1.81	2.47E+04	0.614
PCB-9 25'-DiCB	14.47		1.0010	1.0010	0	2.35E+06	1.46	0.92	6.53	3.01E+04	0.741
PCB-7 24'-DiCB	14.62		1.0115	1.0114	-0.1	2.01E+06	1.45	1.05	4.91	3.01E+04	0.652
PCB-6 23'-DiCB	14.83		1.0256	1.0256	0	7.34E+06	1.56	0.99	19.1	3.01E+04	0.695
PCB-5 23'-DiCB	15.09		1.0444	1.0442	-0.2	8.55E+05	1.47	0.98	2.23	3.01E+04	0.696
PCB-8 24'-DiCB	15.21		1.0523	1.0522	-0.1	4.38E+07	1.57	1.02	110	3.01E+04	0.672
PCB-14 35'-DiCB	16.66		0.9302	0.9300	-0.2	6.65E+05	1.66	1.17	1.46	3.01E+04	0.585
PCB-11 33'-DiCB	17.39		0.9709	0.9705	-0.4	1.20E+08	1.58	1.00	310	3.01E+04	0.688
PCB-13/12 34'/34'-DiCB	17.65	C	0.9859	0.9853	-0.6	8.40E+06	1.53	1.02	21.2	3.01E+04	0.674
PCB-15 44'-DiCB	17.93		1.0008	1.0008	0	4.72E+07	1.58	1.08	112	3.01E+04	0.633

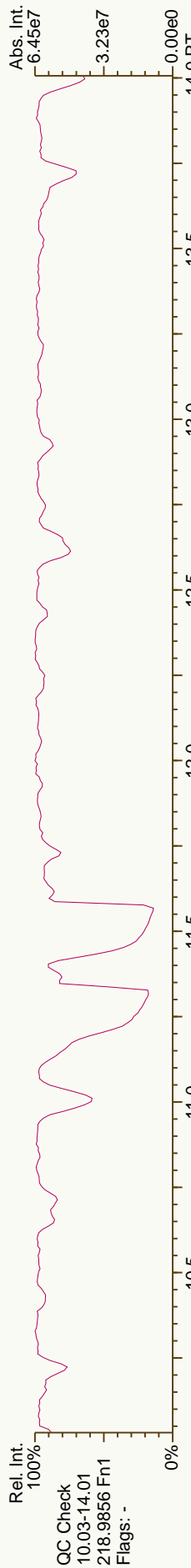
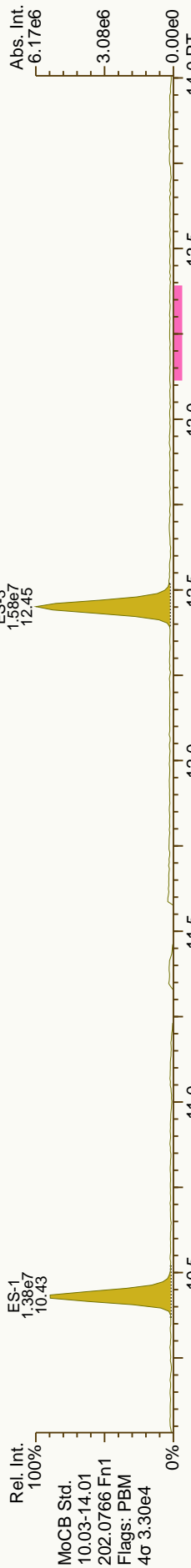
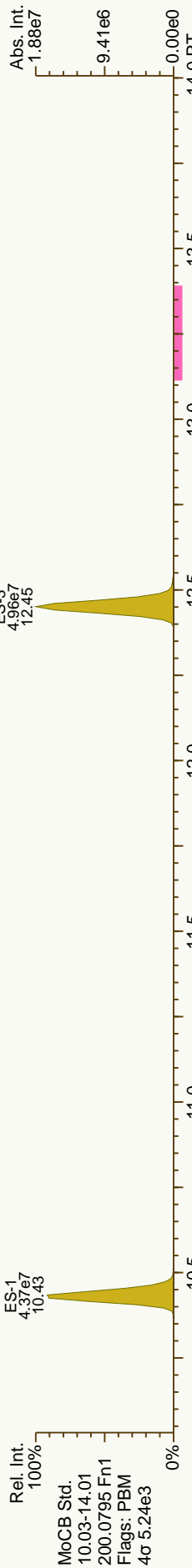
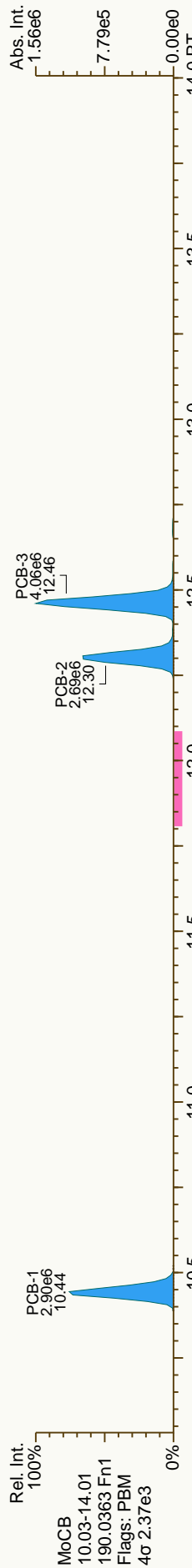
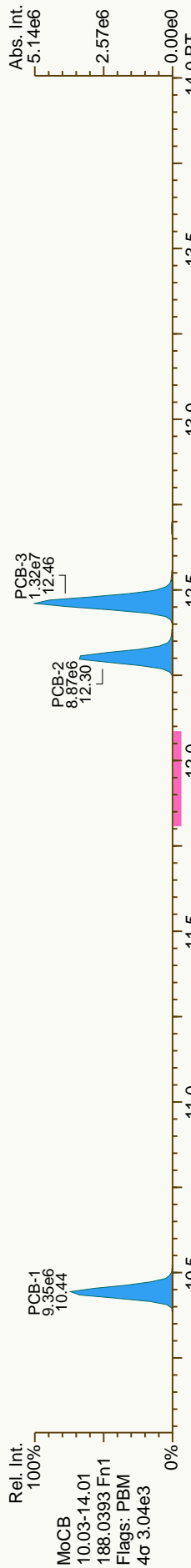
Name	Actual RT	QC	Pred RRT	Actual RRT	Diff Secs	Response	Ra	RRF	Conc. / Recv.	Noise / Recv. Low	DL / Recv. High
PCB-19	22'6"-TrCB		1.0011	1.0011	0	1.78E+06	1.08	1.09	8.69	4.10E+03	0.162
PCB-30/18	246/22'5"-TrCB	C	1.1077	1.1075	-0.2	3.55E+07	1.09	1.39	137	4.10E+03	0.128
PCB-17	22'4"-TrCB		1.1317	1.1313	-0.4	1.56E+07	1.07	1.18	70.6	4.10E+03	0.15
PCB-27	23'6"-TrCB		1.1435	1.1431	-0.4	3.86E+06	1.12	1.61	12.8	4.10E+03	0.11
PCB-24	236"-TrCB		1.1514	1.1509	-0.5	5.28E+05	1.12	1.57	1.79	4.10E+03	0.113
PCB-16	22'3"-TrCB		1.1568	1.1564	-0.4	1.06E+07	1.09	0.86	66	4.10E+03	0.206
PCB-32	24'6"-TrCB		1.1866	1.1861	-0.5	1.48E+07	1.09	1.68	47	4.10E+03	0.105
PCB-34	23'5"-TrCB		0.8111	0.8104	-0.8	6.97E+05	1.04	1.06	2.56	8.95E+03	0.324
PCB-23	235"-TrCB	NotFnd	0.8168	-		0.00E+00		1.11	ND	8.95E+03	0.308
PCB-26/29	23'5'/245"-TrCB	C	0.8282	0.8267	-1.8	2.13E+07	1.03	1.13	73.2	8.95E+03	0.304
PCB-25	23'4"-TrCB		0.8361	0.8353	-1.0	1.04E+07	1.06	1.12	35.9	8.95E+03	0.306
PCB-31	24'5"-TrCB		0.8472	0.8465	-0.9	1.29E+08	1.05	1.17	427	8.95E+03	0.292
PCB-28/20	244'/233'-TrCB	C	0.8581	0.8572	-1.1	1.62E+08	1.04	1.10	568	8.95E+03	0.311
PCB-21/33	234'/23'4"-TrCB	C	0.8650	0.8655	+0.6	6.04E+07	1.04	1.12	209	8.95E+03	0.306
PCB-22	234'-TrCB		0.8802	0.8795	-0.9	4.20E+07	1.04	1.05	155	8.95E+03	0.326
PCB-36	33'5"-TrCB		0.9366	0.9364	-0.3	1.48E+06	1.02	1.14	5.04	8.95E+03	0.301
PCB-39	34'5"-TrCB		0.9494	0.9498	+0.5	7.98E+05	0.98	1.20	2.59	8.95E+03	0.286
PCB-38	345"-TrCB	J	0.9701	0.9701	0	2.18E+05	1.11	1.04	0.817	8.95E+03	0.331
PCB-35	33'4"-TrCB		0.9865	0.9863	-0.3	4.40E+06	1.06	1.06	16.2	8.95E+03	0.324
PCB-37	344'-TrCB		1.0007	1.0008	+0.1	4.46E+07	1.04	1.10	157	8.95E+03	0.311
PCB-54	22'66"-TeCB	J	1.0010	1.0011	+0.1	7.67E+04	0.77	1.21	0.295	1.66E+03	0.0586
PCB-50/53	22'46'/22'56"-TeCB	C	0.9082	0.9067	-1.8	8.02E+06	0.79	0.82	41.9	1.88E+03	0.105
PCB-45	22'36"-TeCB		0.9329	0.9327	-0.2	5.90E+06	0.80	0.72	35.2	1.88E+03	0.12
PCB-51	22'46'-TeCB		0.9363	0.9363	0	1.81E+06	0.80	0.80	9.68	1.88E+03	0.108
PCB-46	22'36'-TeCB		0.9450	0.9447	-0.4	2.13E+06	0.79	0.66	13.9	1.88E+03	0.131
PCB-52	22'55'-TeCB		1.0010	1.0010	0	2.04E+08	0.80	0.78	1,120	1.88E+03	0.11
PCB-73	23'5'6"-TeCB	J	1.0065	1.0062	-0.4	2.21E+05	0.75	1.10	0.862	1.88E+03	0.0785
PCB-43	22'35"-TeCB		1.0102	1.0102	0	1.97E+06	0.80	0.63	13.3	1.88E+03	0.136
PCB-69/49	23'46'/22'45"-TeCB	C	1.0192	1.0201	+1.2	7.81E+07	0.80	0.98	344	1.88E+03	0.0886
PCB-48	22'45"-TeCB		1.0311	1.0313	+0.3	1.25E+07	0.80	0.80	66.8	1.88E+03	0.108
PCB-44/47/65	...-TeCB	C	1.0405	1.0396	-1.2	1.10E+08	0.80	0.85	558	1.88E+03	0.102
PCB-59/62/75	...-TeCB	C	1.0526	1.0528	+0.3	7.57E+06	0.81	1.09	29.9	1.88E+03	0.0793
PCB-42	22'34"-TeCB		1.0595	1.0599	+0.6	1.83E+07	0.78	0.76	103	1.88E+03	0.113
PCB-41	22'34"-TeCB		1.0737	1.0740	+0.4	3.42E+06	0.81	0.62	23.7	1.88E+03	0.139
PCB-71/40	23'4'6'/22'33'-TeCB	C	1.0782	1.0789	+1.0	3.93E+07	0.80	0.84	201	1.88E+03	0.103
PCB-64	234'6"-TeCB		1.0872	1.0879	+1.0	4.80E+07	0.80	1.17	177	1.88E+03	0.0739
PCB-72	23'55'-TeCB		0.8338	0.8342	+0.6	1.79E+06	0.78	1.16	6.66	9.62E+03	0.384
PCB-68	23'45'-TeCB		0.8421	0.8428	+1.1	9.90E+05	0.71	1.26	3.39	9.62E+03	0.353
PCB-57	233'5"-TeCB	J	0.8540	0.8552	+1.8	2.15E+05	0.76	1.16	0.8	9.62E+03	0.384
PCB-58	233'5'-TeCB		0.8605	0.8620	+2.3	4.06E+05	0.84	1.16	1.5	9.62E+03	0.382
PCB-67	23'45"-TeCB		0.8657	0.8675	+2.8	2.60E+06	0.77	1.19	9.37	9.62E+03	0.372
PCB-63	234'5"-TeCB		0.8731	0.8749	+2.8	5.39E+06	0.79	1.27	18.2	9.62E+03	0.349
PCB-61/70/74/76	...-TeCB	C	0.8824	0.8844	+3.2	3.75E+08	0.79	1.17	1,380	9.62E+03	0.379
PCB-66	23'44'-TeCB		0.8919	0.8930	+1.8	1.77E+08	0.79	1.11	684	9.62E+03	0.398
PCB-55	233'4"-TeCB		0.8963	0.8975	+1.9	1.66E+06	0.78	1.12	6.41	9.62E+03	0.397

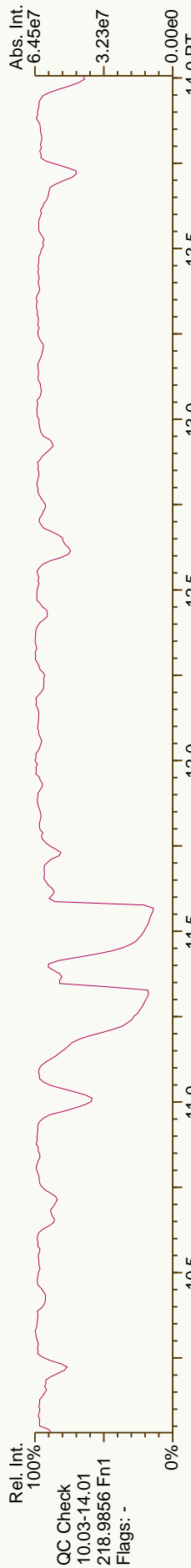
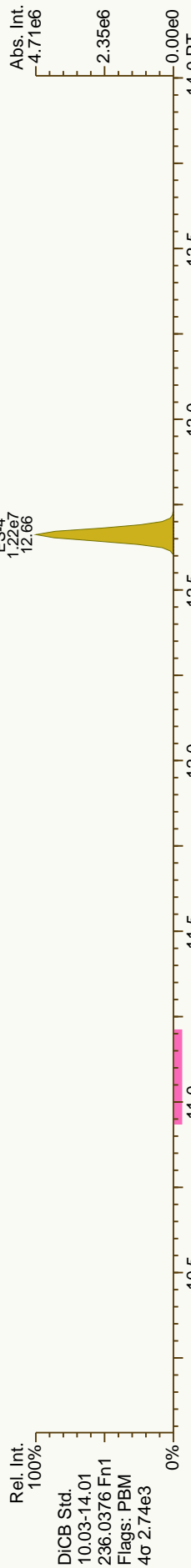
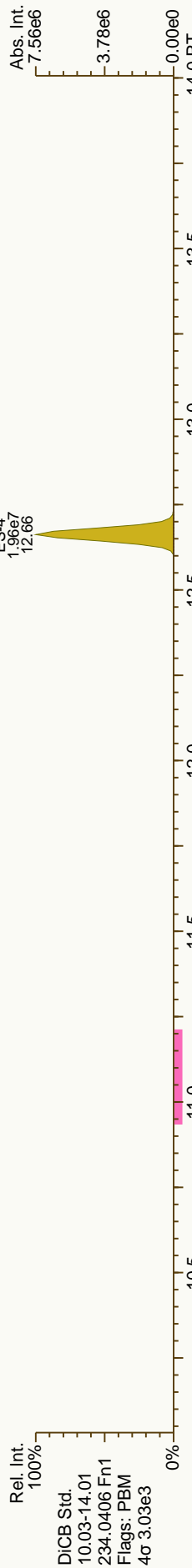
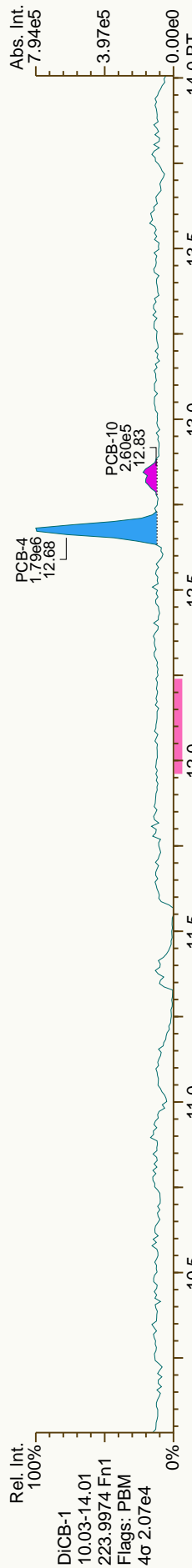
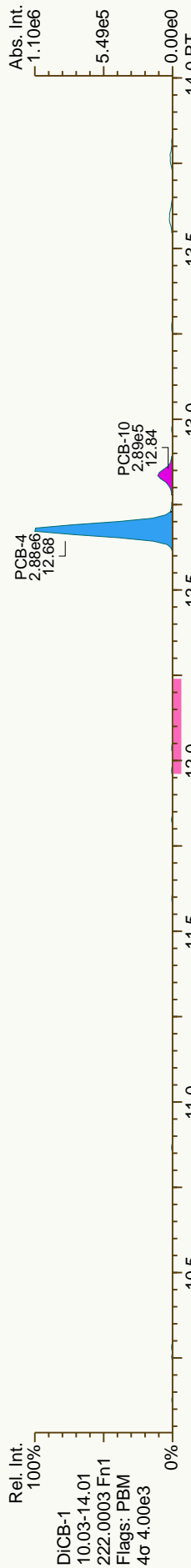
Name	Actual RT	QC	Pred RRT	Actual RRT	Diff Secs	Response	Ra	RRF	Conc. / Recv.	Noise / Recv. Low	DL / Recv. High
PCB-56 233'4'-TeCB	27.10		0.9106	0.9114	+1.3	6.80E+07	0.78	1.08	271	9.62E+03	0.411
PCB-60 234'-TeCB	27.29		0.9169	0.9177	+1.3	3.49E+07	0.78	1.12	134	9.62E+03	0.395
PCB-80 33'55'-TeCB	NotFnd		0.9292	-		0.00E+00		1.29	ND	9.62E+03	0.344
PCB-79 33'45'-TeCB	28.92		0.9724	0.9727	+0.5	3.67E+06	0.87	1.22	12.9	9.62E+03	0.363
PCB-78 33'45'-TeCB	NotFnd		0.9882	-		0.00E+00		1.04	ND	9.62E+03	0.428
PCB-104 22'466'-PeCB	NotFnd		1.0009	-		0.00E+00		1.25	ND	1.45E+03	0.0667
PCB-96 22'366'-PeCB	23.24		1.0138	1.0138	0	1.10E+06	0.64	0.95	7.03	1.45E+03	0.0879
PCB-103 22'45'6'-PeCB	24.95		0.8916	0.8914	-0.3	1.07E+06	0.60	0.94	6.23	2.16E+03	0.137
PCB-94 22'356'-PeCB	25.13		0.8978	0.8978	0	4.62E+05	0.55	0.81	3.12	2.16E+03	0.159
PCB-95 22'35'6'-PeCB	25.52		0.9111	0.9117	+0.9	1.02E+08	0.62	0.86	646	2.16E+03	0.15
PCB-100/93 22'44'6'/22'356'-PeCB	25.73	C	0.9186	0.9191	+0.8	7.76E+05	0.64	0.90	4.74	2.16E+03	0.144
PCB-102 22'456'-PeCB	25.85		0.9226	0.9233	+1.1	3.99E+06	0.61	0.89	24.6	2.16E+03	0.145
PCB-98 22'34'6'-PeCB	25.92		0.9249	0.9261	+1.9	1.94E+05	0.64	0.83	1.27	2.16E+03	0.155
PCB-88 22'346'-PeCB	NotFnd		0.9350	-		0.00E+00		0.83	ND	2.16E+03	0.156
PCB-91 22'34'6'-PeCB	26.26		0.9375	0.9383	+1.3	3.15E+07	0.61	0.92	188	2.16E+03	0.141
PCB-84 22'33'6'-PeCB	26.43		0.9438	0.9443	+0.8	5.67E+07	0.62	0.72	430	2.16E+03	0.178
PCB-89 22'346'-PeCB	26.83		0.9584	0.9585	+0.2	1.60E+06	0.61	0.79	11.1	2.16E+03	0.164
PCB-121 23'45'6'-PeCB	NotFnd		0.9722	-		0.00E+00		1.20	ND	2.16E+03	0.108
PCB-92 22'355'-PeCB	27.52		0.9830	0.9832	+0.3	5.35E+07	0.61	0.82	357	2.16E+03	0.157
PCB-113/90/101 ...-PeCB	28.01	C	0.9999	1.0008	+1.5	3.35E+08	0.62	0.97	1,900	2.16E+03	0.133
PCB-83 22'33'5'-PeCB	28.39		1.0148	1.0142	-1.0	1.14E+07	0.60	0.68	92.8	2.16E+03	0.191
PCB-99 22'44'5'-PeCB	28.50		1.0185	1.0182	-0.5	1.57E+08	0.63	0.96	892	2.16E+03	0.134
PCB-112 233'56'-PeCB	NotFnd		1.0218	-		0.00E+00		1.14	ND	2.16E+03	0.113
PCB-108/119/86/97/125...-PeCB	28.95	C	1.0339	1.0342	+0.5	2.27E+08	0.62	0.98	1,270	2.16E+03	0.131
PCB-117 234'56'-PeCB	29.43		1.0526	1.0515	-1.9	6.17E+06	0.59	0.89	38	2.16E+03	0.145
PCB-116/85 23456'/22'344'-PeCB	29.51	C	1.0553	1.0542	-1.9	5.38E+07	0.62	1.06	277	2.16E+03	0.121
PCB-110 233'4'6'-PeCB	29.64		1.0599	1.0590	-1.6	4.36E+08	0.62	1.01	2,370	2.16E+03	0.128
PCB-115 2344'6'-PeCB	29.75		1.0629	1.0627	-0.4	5.94E+06	0.65	1.23	26.5	2.16E+03	0.105
PCB-82 22'33'4'-PeCB	29.90		1.0693	1.0682	-2.0	2.61E+07	0.61	0.70	204	2.16E+03	0.184
PCB-111 233'55'-PeCB	30.27		1.0822	1.0814	-1.5	3.29E+05	0.59	1.18	1.53	2.16E+03	0.109
PCB-120 23'455'-PeCB	30.66		1.0962	1.0951	-2.0	1.24E+06	0.64	1.16	5.86	2.16E+03	0.111
PCB-107/124 ...-PeCB	31.60	C	0.9911	0.9913	+0.4	1.48E+07	0.61	1.09	74.1	2.16E+03	0.118
PCB-109 233'46'-PeCB	31.80		0.9974	0.9977	+0.6	2.86E+07	0.62	1.16	135	2.16E+03	0.111
PCB-106 233'45'-PeCB	NotFnd		1.0038	-		0.00E+00		1.04	ND	2.16E+03	0.124
PCB-122 233'4'5'-PeCB	32.45		1.0093	1.0091	-0.4	3.84E+06	0.63	1.01	23.4	2.16E+03	0.144
PCB-127 33'455'-PeCB	NotFnd		1.0386	-		0.00E+00		1.07	ND	2.16E+03	0.133
PCB-155 22'44'66'-HxCB	NotFnd		1.0008	-		0.00E+00		1.09	ND	1.31E+03	0.0625
PCB-152 22'3566'-HxCB	27.96		1.0056	1.0054	-0.3	2.84E+05	1.16	0.95	1.59	1.31E+03	0.072
PCB-150 22'34'66'-HxCB	28.11		1.0111	1.0108	-0.5	3.51E+05	1.15	0.98	1.89	1.31E+03	0.0694
PCB-136 22'33'66'-HxCB	28.40		1.0213	1.0210	-0.5	3.23E+07	1.25	0.90	191	1.31E+03	0.0761
PCB-145 22'3466'-HxCB	28.66	J	1.0309	1.0303	-1.0	1.29E+05	1.39	0.92	0.743	1.31E+03	0.0743
PCB-148 22'34'56'-HxCB	29.95		1.0774	1.0767	-1.3	2.74E+05	1.33	0.69	2.09	1.31E+03	0.0987
PCB-151/135 ...-HxCB	30.44	C	1.0955	1.0944	-2.0	5.69E+07	1.27	0.67	446	1.31E+03	0.101
PCB-154 22'44'56'-HxCB	30.65		1.1032	1.1022	-1.8	2.81E+06	1.25	0.78	19.2	1.31E+03	0.0879
PCB-144 22'345'6'-HxCB	30.90		1.1122	1.1111	-2.0	8.80E+06	1.26	0.70	66.6	1.31E+03	0.0976

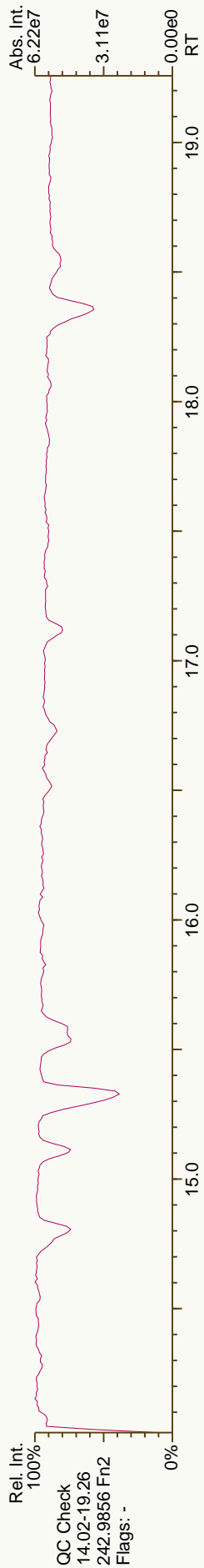
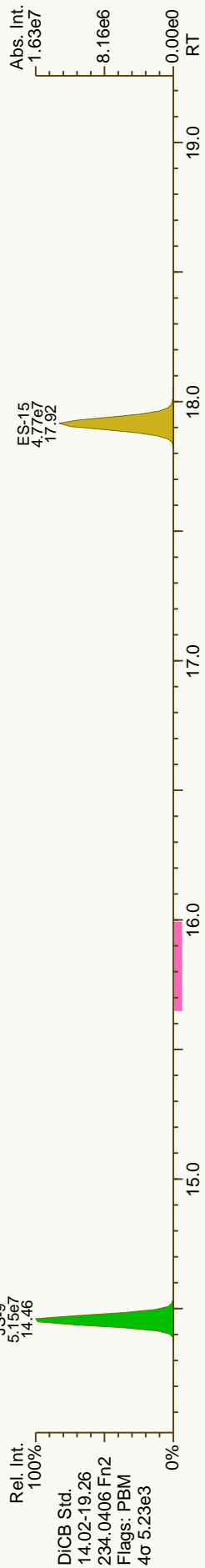
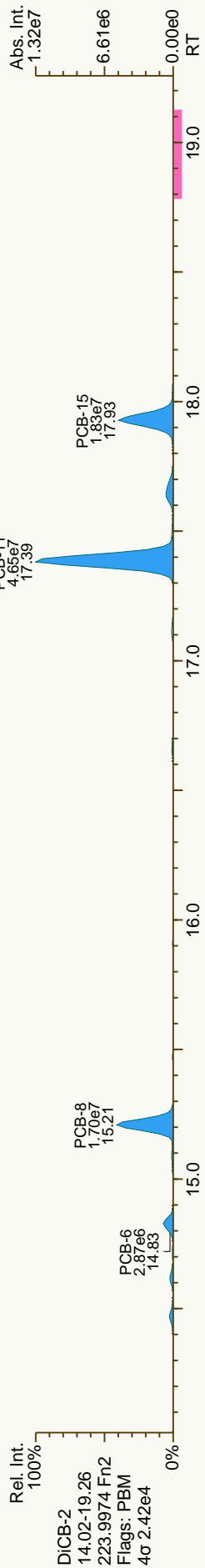
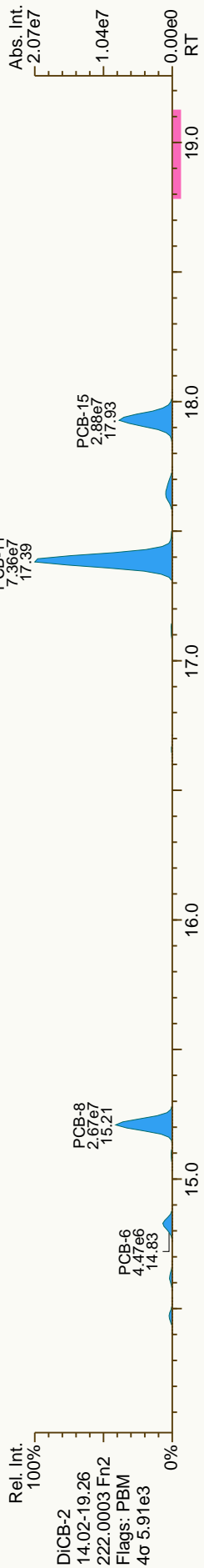
Name	Actual RT	QC	Pred RRT	Actual RRT	Diff Secs	Response	Ra	RRF	Conc./ Recv.	Noise/ Recv. Low	DL/ Recv. High
PCB-147/149 ...-HxCB	31.19	C	1.1230	1.1215	-2.8	1.56E+08	1.25	0.70	1,180	1.31E+03	0.0973
PCB-134 22'33'56'-HxCB	31.35		1.1286	1.1273	-2.4	1.18E+07	1.26	0.54	114	1.31E+03	0.125
PCB-143 22'3456'-HxCB	31.44		1.1315	1.1305	-1.9	7.90E+05	1.30	0.68	6.12	1.31E+03	0.0999
PCB-139/140 ...-HxCB	31.70	C	1.1413	1.1399	-2.7	5.48E+06	1.28	0.71	40.8	1.31E+03	0.096
PCB-131 22'33'46'-HxCB	31.86		1.1470	1.1457	-2.5	3.29E+06	1.26	0.60	28.8	1.31E+03	0.113
PCB-142 22'3456'-HxCB	32.00	J	1.1518	1.1504	-2.7	5.85E+04	1.22	0.61	0.51	1.31E+03	0.112
PCB-132 22'33'46'-HxCB	32.24		1.1605	1.1591	-2.7	7.41E+07	1.25	0.63	624	1.31E+03	0.109
PCB-133 22'33'55'-HxCB	32.69		1.1765	1.1754	-2.2	3.21E+06	1.28	0.64	26.6	1.31E+03	0.107
PCB-165 233'55'6'-HxCB	33.02	J	0.9500	0.9499	-0.2	7.64E+04	1.32	0.81	0.501	1.31E+03	0.0845
PCB-146 22'34'55'-HxCB	33.23		0.9560	0.9558	-0.4	2.56E+07	1.27	0.72	187	1.31E+03	0.0942
PCB-161 233'45'6'-HxCB	NotFnd		0.9593	-		0.00E+00		0.89	ND	1.31E+03	0.077
PCB-153/168 ...-HxCB	33.75	C	0.9715	0.9709	-1.2	2.27E+08	1.26	0.93	1,290	1.31E+03	0.0733
PCB-141 22'3455'-HxCB	33.91		0.9753	0.9753	0	3.51E+07	1.25	0.67	278	1.31E+03	0.102
PCB-130 22'33'45'-HxCB	34.24		0.9850	0.9850	0	1.62E+07	1.26	0.59	146	1.31E+03	0.116
PCB-137 22'344'5'-HxCB	34.44		0.9906	0.9907	+0.2	1.62E+07	1.27	0.66	131	1.31E+03	0.104
PCB-164 233'4'5'6'-HxCB	34.53		0.9931	0.9931	0	2.00E+07	1.26	0.95	111	1.31E+03	0.0715
PCB-163/138/129 ...-HxCB	34.79	C	1.0012	1.0008	-0.8	2.95E+08	1.26	0.73	2,150	1.31E+03	0.0937
PCB-160 233'456'-HxCB	NotFnd		1.0048	-		0.00E+00		0.83	ND	1.31E+03	0.082
PCB-158 233'44'6'-HxCB	35.12		1.0103	1.0103	0	3.98E+07	1.27	0.95	222	1.31E+03	0.0719
PCB-128/166 ...-HxCB	35.84	C	0.9607	0.9605	-0.4	5.19E+07	1.22	0.88	399	5.06E+03	0.425
PCB-159 233'455'-HxCB	NotFnd		0.9834	-		0.00E+00		1.02	ND	5.06E+03	0.368
PCB-162 233'4'55'-HxCB	36.93		0.9898	0.9898	0	1.23E+06	1.20	1.06	7.91	5.06E+03	0.355
PCB-188 22'34'566'-HxCB	32.62	J	1.0006	1.0008	+0.4	6.39E+04	0.97	1.03	0.429	1.12E+03	0.0815
PCB-179 22'33'566'-HxCB	32.88		1.0088	1.0087	-0.2	1.11E+07	1.06	0.91	84.6	1.12E+03	0.0923
PCB-184 22'344'66'-HxCB	33.35	J	1.0231	1.0234	+0.6	3.85E+04	1.04	0.91	0.293	1.12E+03	0.0922
PCB-176 22'33'466'-HxCB	33.62		1.0317	1.0316	-0.2	3.44E+06	1.06	1.00	23.8	1.12E+03	0.084
PCB-186 22'34566'-HxCB	NotFnd		1.0434	-		0.00E+00		0.94	ND	1.12E+03	0.0893
PCB-178 22'33'55'6'-HxCB	35.18		1.0791	1.0793	+0.4	4.34E+06	1.06	0.68	44.3	1.12E+03	0.124
PCB-175 22'33'45'6'-HxCB	35.71		1.0956	1.0957	+0.2	9.98E+05	1.04	0.77	8.97	2.44E+03	0.238
PCB-187 22'34'55'6'-HxCB	35.94		1.1026	1.1027	+0.2	3.06E+07	1.05	0.83	257	2.44E+03	0.223
PCB-182 22'344'56'-HxCB	36.11		1.1079	1.1079	0	2.57E+05	1.01	0.86	2.08	2.44E+03	0.215
PCB-183 22'344'5'6'-HxCB	36.46		1.1185	1.1185	0	1.52E+07	1.04	0.90	118	2.44E+03	0.205
PCB-185 22'3455'6'-HxCB	36.53		1.1208	1.1209	+0.2	1.49E+06	1.04	0.79	13.2	2.44E+03	0.234
PCB-174 22'33'456'-HxCB	36.63		1.1240	1.1240	0	2.07E+07	1.05	0.72	199	2.44E+03	0.256
PCB-177 22'33'45'6'-HxCB	37.00		1.1353	1.1354	+0.2	1.33E+07	1.05	0.70	133	2.44E+03	0.265
PCB-181 22'344'56'-HxCB	37.35		1.1459	1.1461	+0.4	4.23E+05	0.99	0.81	3.63	2.44E+03	0.228
PCB-171/173 ...-HxCB	37.54	C	1.1512	1.1517	+1.1	7.57E+06	1.06	0.71	74.3	2.44E+03	0.26
PCB-172 22'33'455'-HxCB	38.91		0.9026	0.9026	0	3.63E+06	1.02	0.71	40.5	2.44E+03	0.298
PCB-192 233'455'6'-HxCB	NotFnd		0.9083	-		0.00E+00		0.93	ND	2.44E+03	0.226
PCB-180/193 ...-HxCB	39.46	C	0.9146	0.9153	+1.7	5.34E+07	1.04	0.90	466	2.44E+03	0.233
PCB-191 233'44'5'6'-HxCB	39.75		0.9222	0.9222	0	1.21E+06	1.04	0.97	9.85	2.44E+03	0.218
PCB-170 22'33'44'5'-HxCB	40.50		0.9396	0.9394	-0.5	2.06E+07	1.04	0.72	224	2.44E+03	0.291
PCB-190 233'44'56'-HxCB	40.95		0.9500	0.9499	-0.2	5.36E+06	1.06	0.97	43.6	2.44E+03	0.217
PCB-202 22'33'55'66'-OCCB	37.12		1.0006	1.0006	0	3.46E+06	0.89	0.91	31.9	1.29E+03	0.142
PCB-201 22'33'45'66'-OCCB	37.90		1.0215	1.0215	0	1.73E+06	0.90	0.98	14.9	1.29E+03	0.132

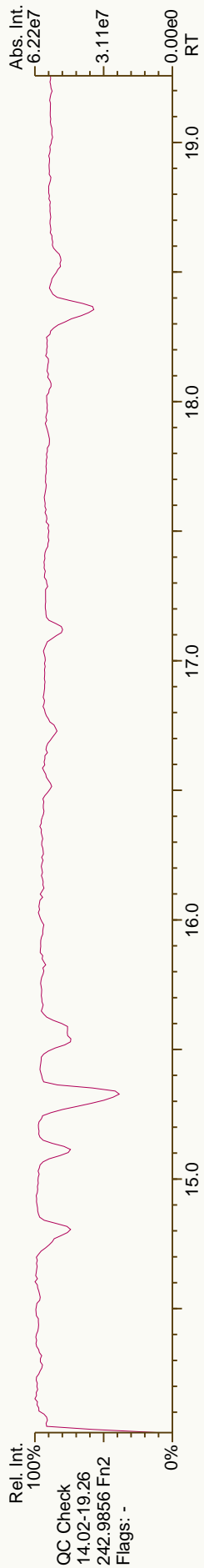
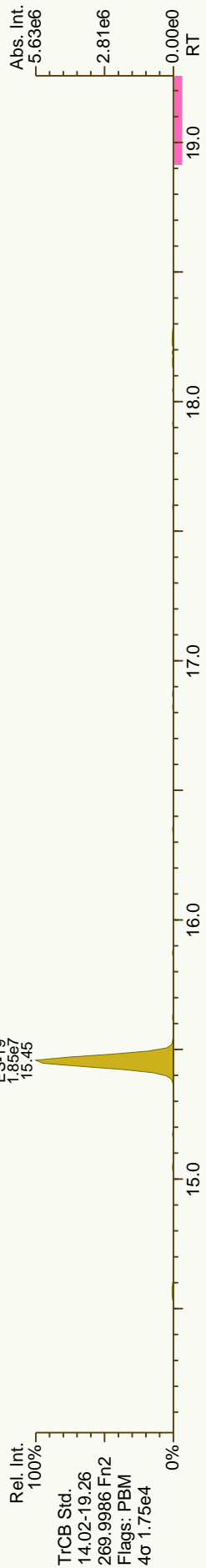
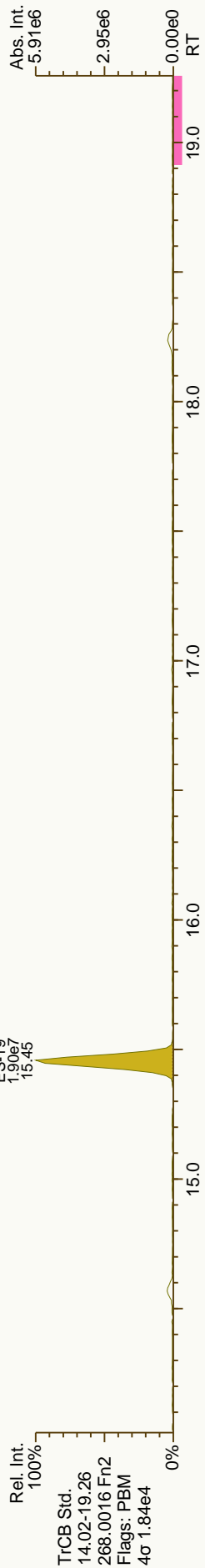
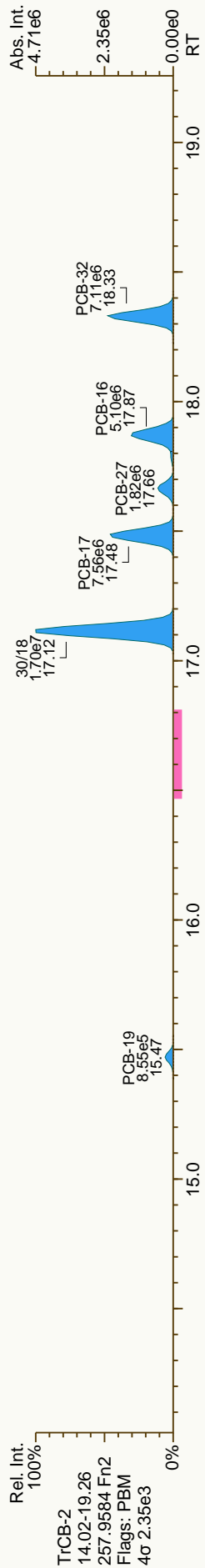
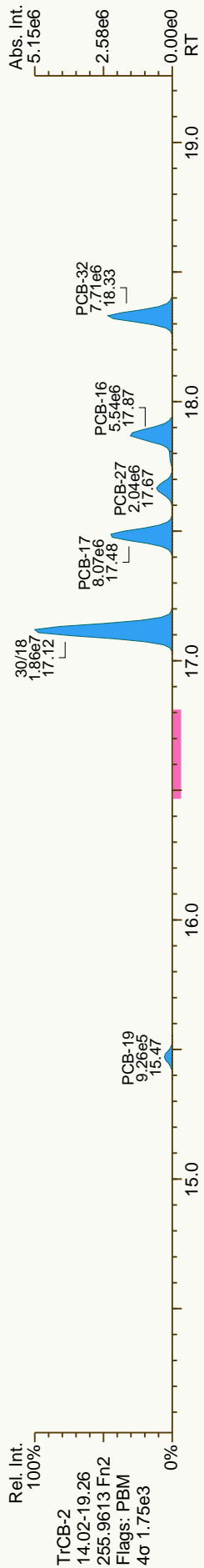
Name	Actual RT	QC	Pred RRT	Actual RRT	Diff Secs	Response	Ra	RRF	Conc. / Recv.	Noise / Recv. Low	DL / Recv. High
PCB-204	22'344'566'-OCCB	NotFnd	1.0369	-		0.00E+00		0.93	ND	1.29E+03	0.139
PCB-197	22'33'44'66'-OCCB	EMPC	1.0420	1.0416	-0.9	3.22E+05	0.67	1.02	2.66	1.29E+03	0.127
PCB-200	22'33'4566'-OCCB		1.0441	1.0437	-0.9	9.43E+05	0.98	0.93	8.57	1.29E+03	0.14
PCB-198/199	...-OCCB	C	1.1072	1.1079	+1.7	1.06E+07	0.88	0.67	134	1.29E+03	0.194
PCB-196	22'33'44'56'-OCCB		1.1225	1.1227	+0.5	3.93E+06	0.88	0.70	47.7	1.29E+03	0.186
PCB-203	22'344'55'6-OCCB		1.1270	1.1273	+0.8	7.38E+06	0.92	0.73	85.2	1.29E+03	0.177
PCB-195	22'33'44'56-OCCB		0.9483	0.9480	-0.8	2.53E+06	0.96	0.75	33.1	1.83E+03	0.27
PCB-194	22'33'44'55'-OCCB		0.9917	0.9917	0	8.34E+06	0.92	0.81	102	1.83E+03	0.251
PCB-205	233'44'55'6-OCCB		1.0004	1.0004	0	4.09E+05	1.00	1.09	3.7	1.83E+03	0.186
PCB-208	22'33'455'66'-NoCB		1.0005	1.0005	0	2.28E+06	0.78	1.02	21.6	1.17E+03	0.137
PCB-207	22'33'44'566'-NoCB		1.0188	1.0187	-0.3	9.18E+05	0.78	0.94	9.44	1.17E+03	0.149
PCB-206	22'33'44'55'6-NoCB		1.0004	1.0002	-0.6	6.06E+06	0.77	0.98	70.2	1.17E+03	0.196

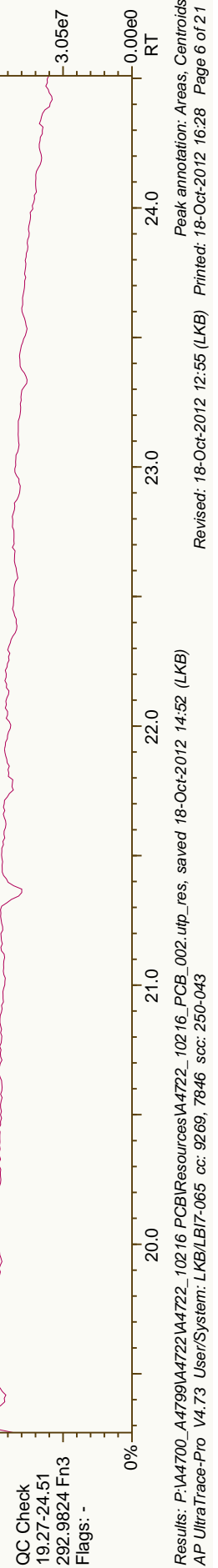
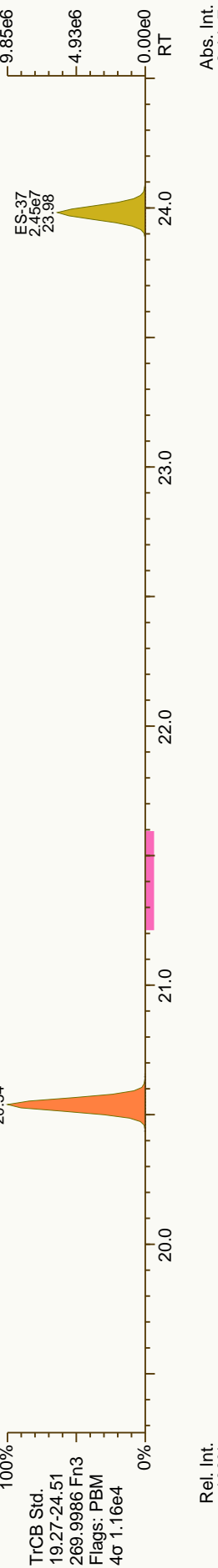
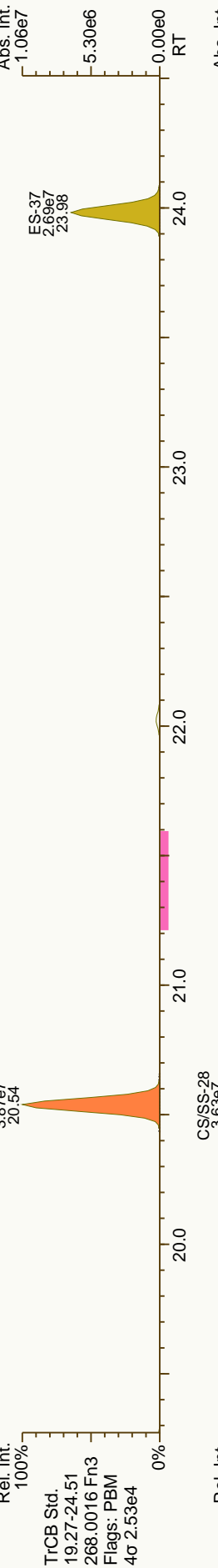
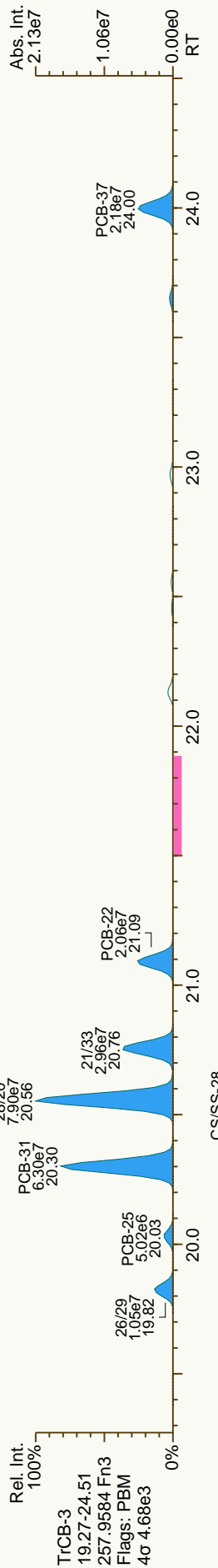
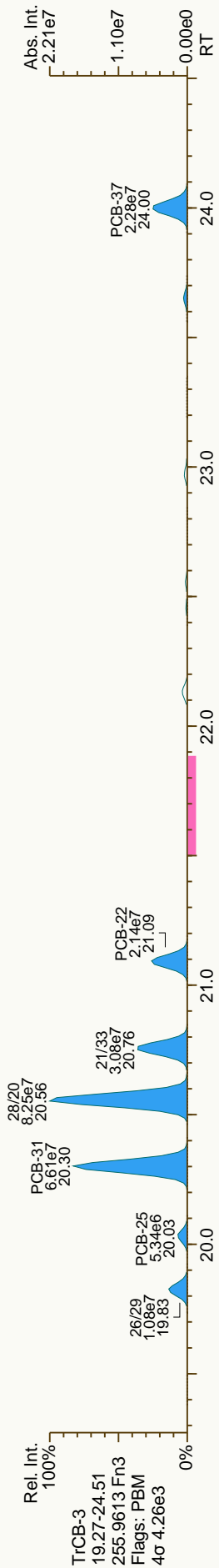


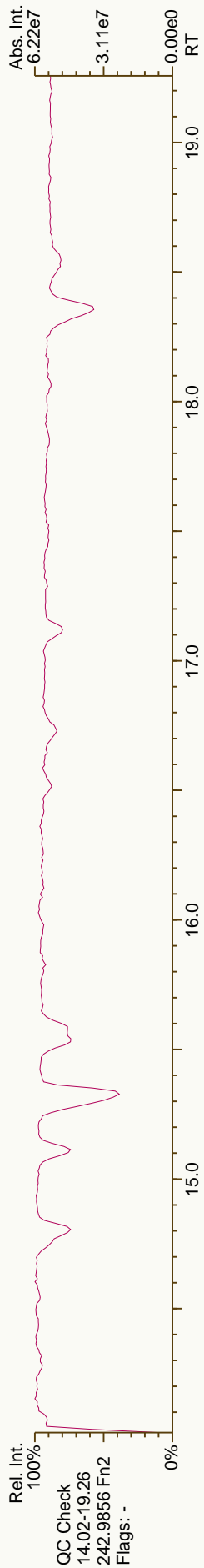
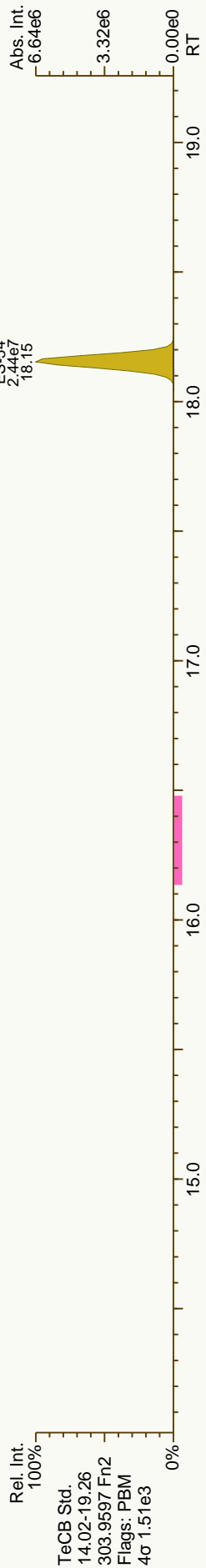
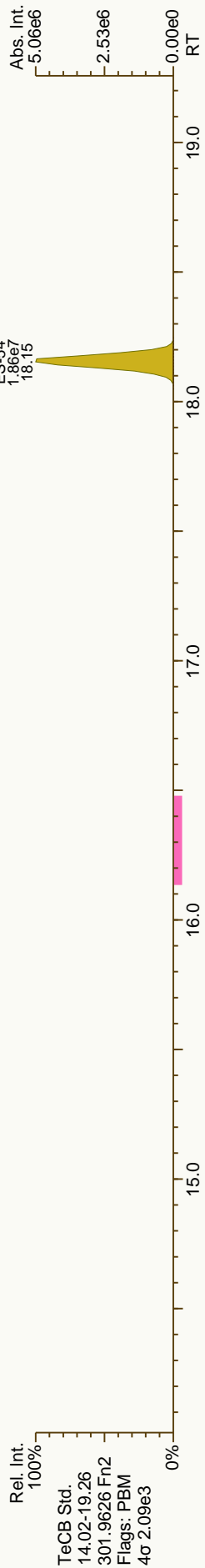

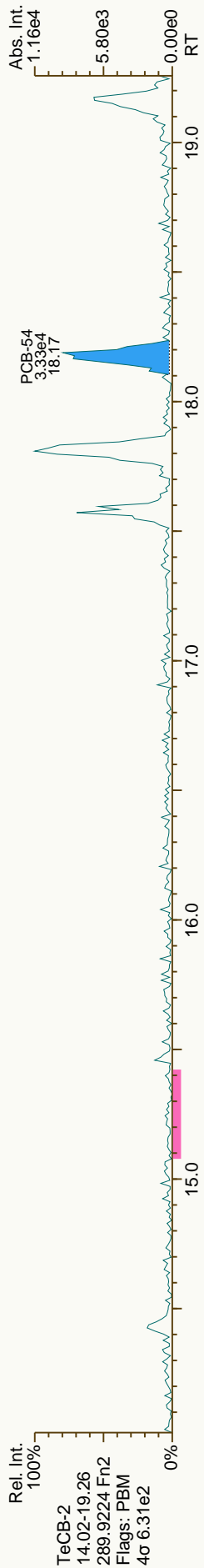


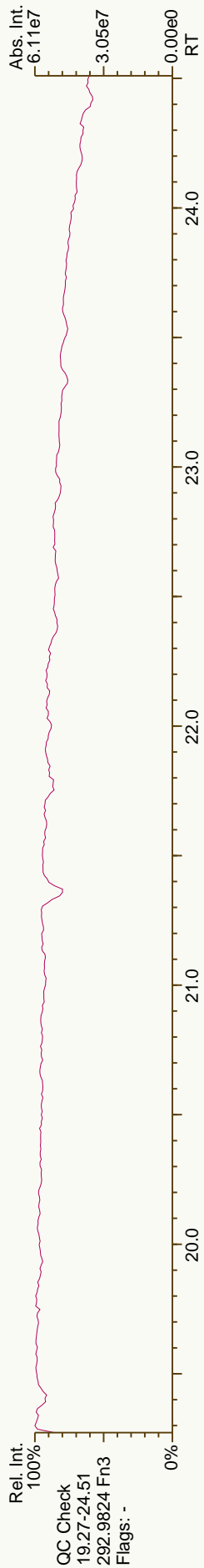
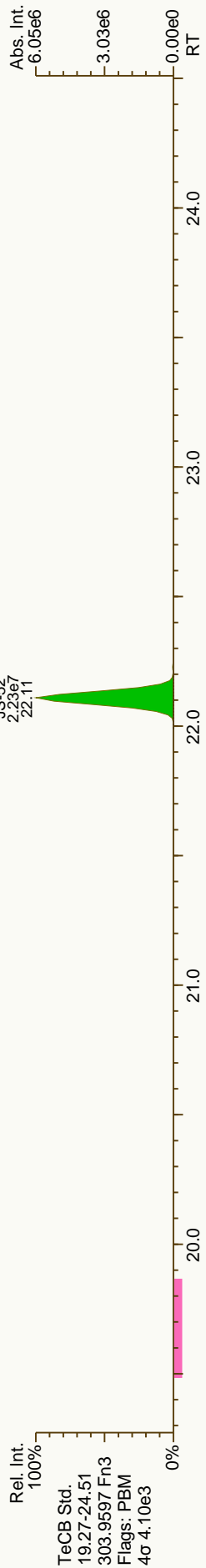
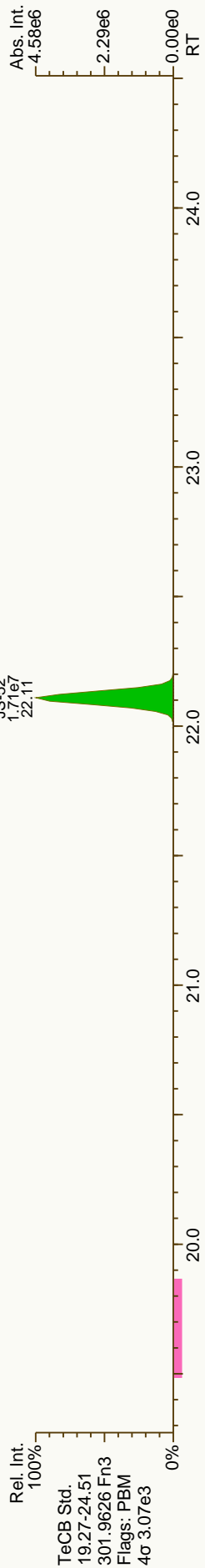
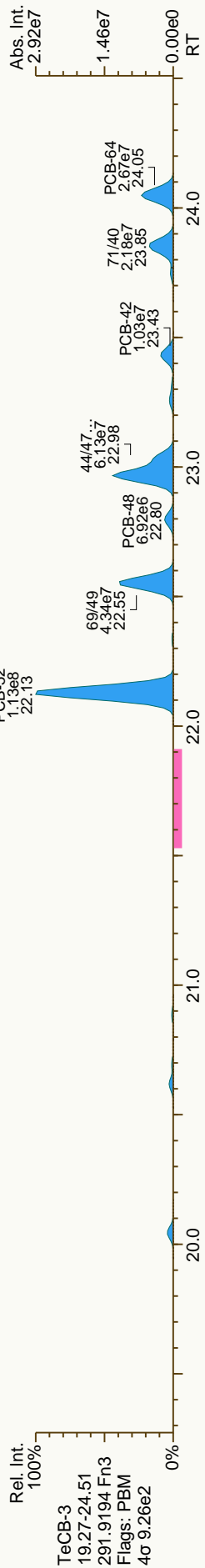
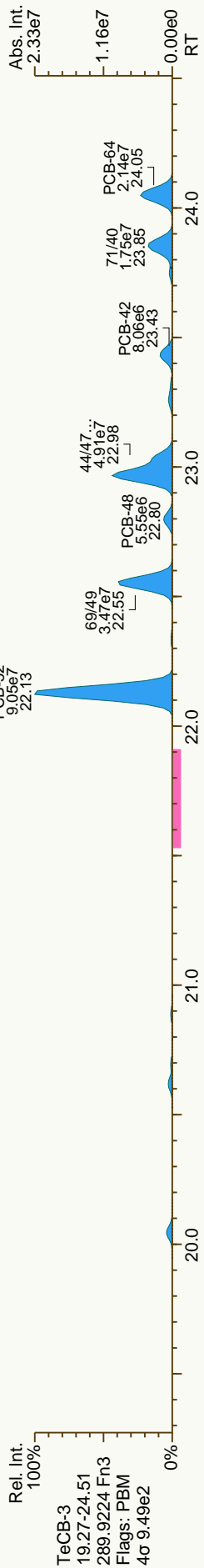


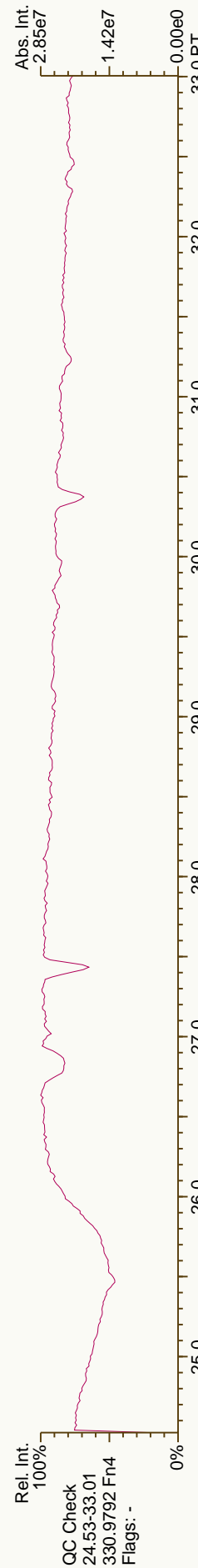
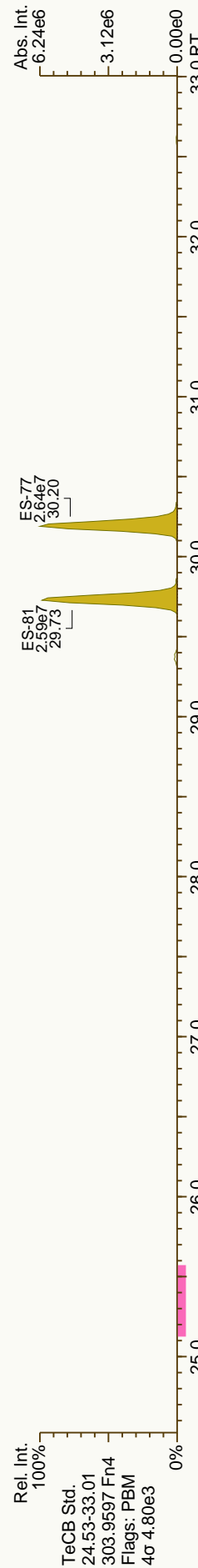

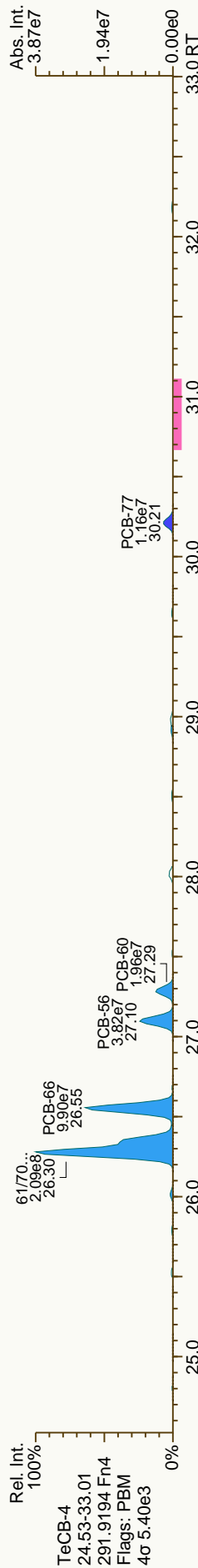
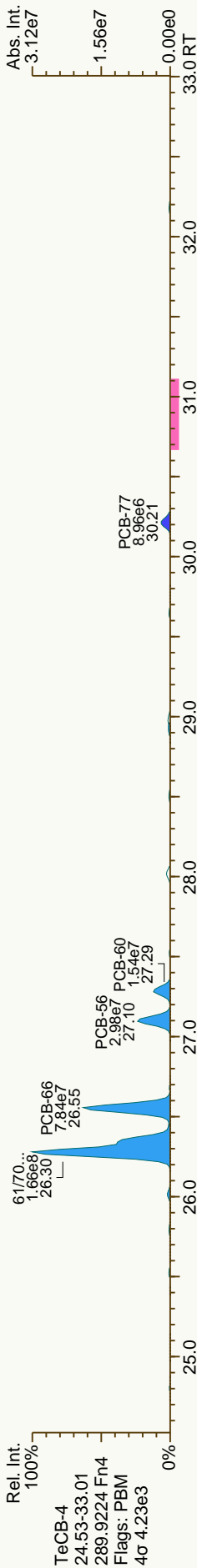


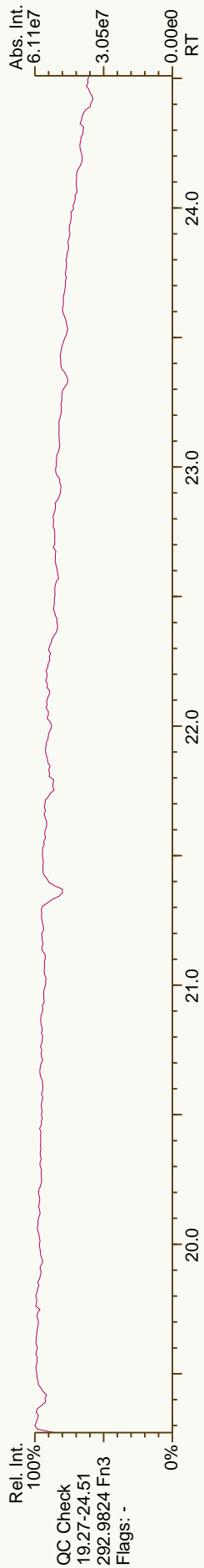


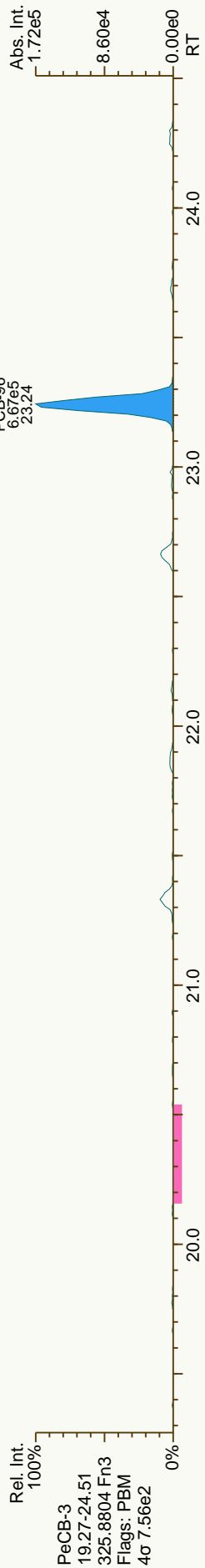
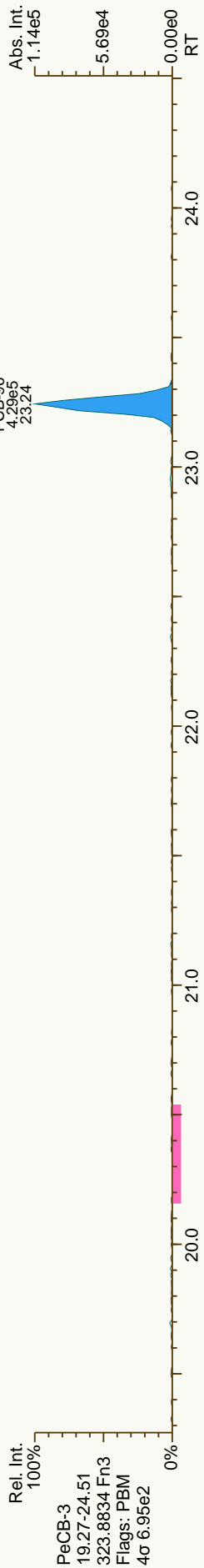


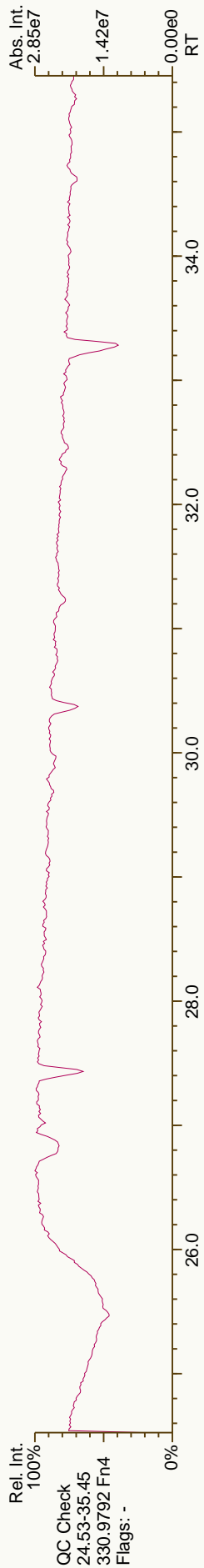
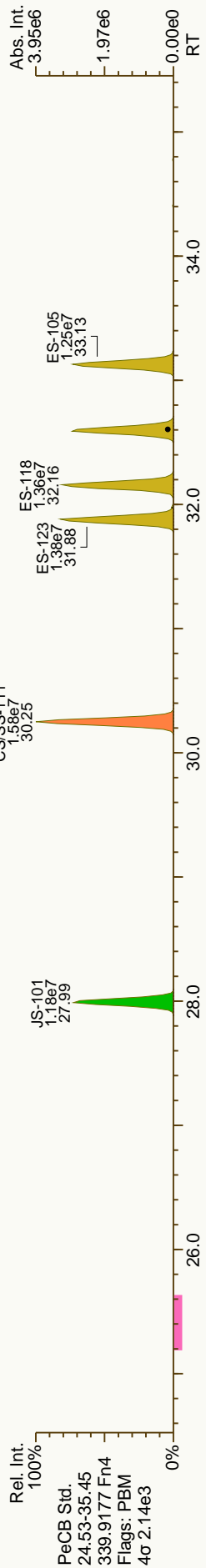
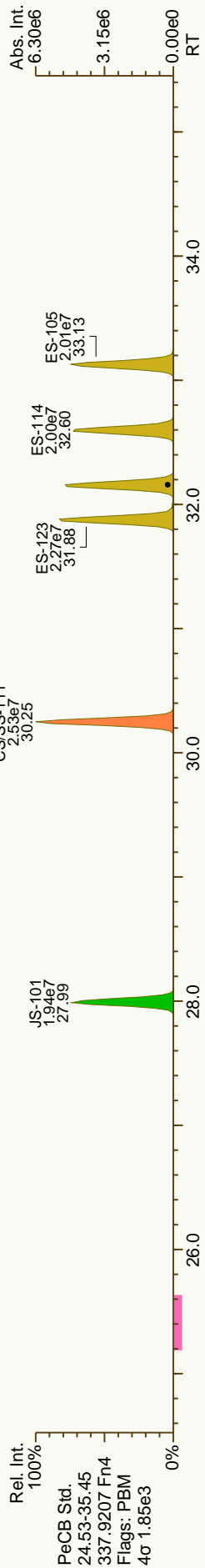
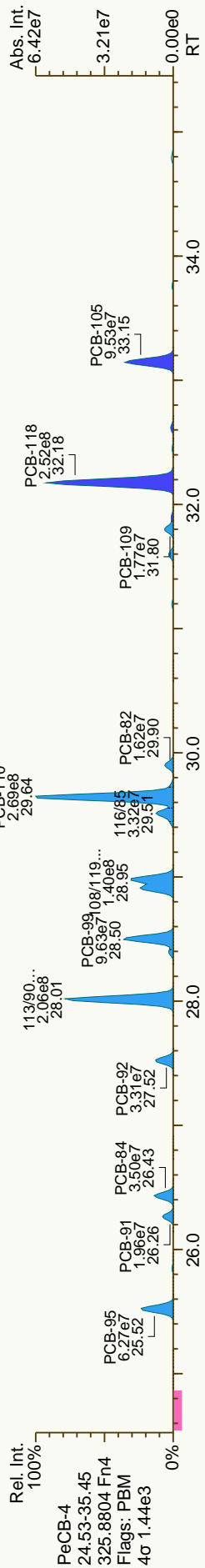
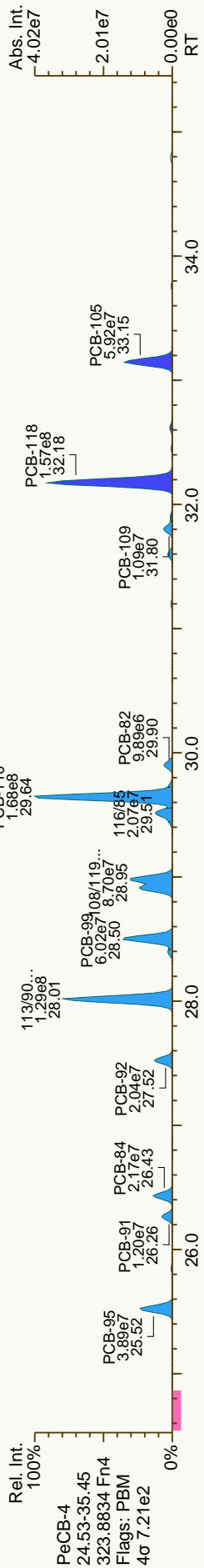


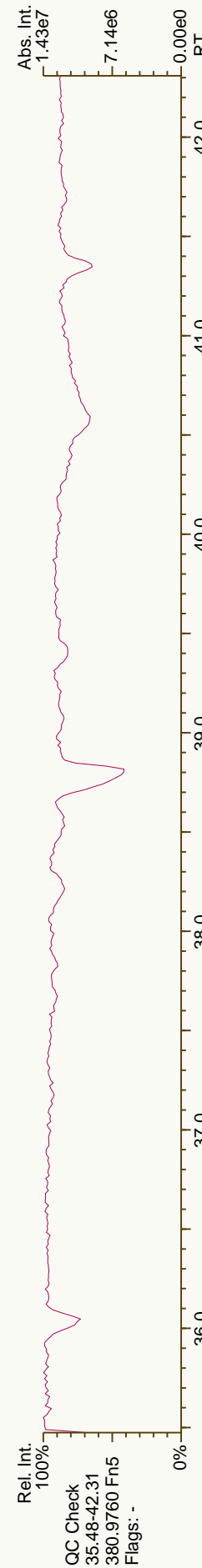
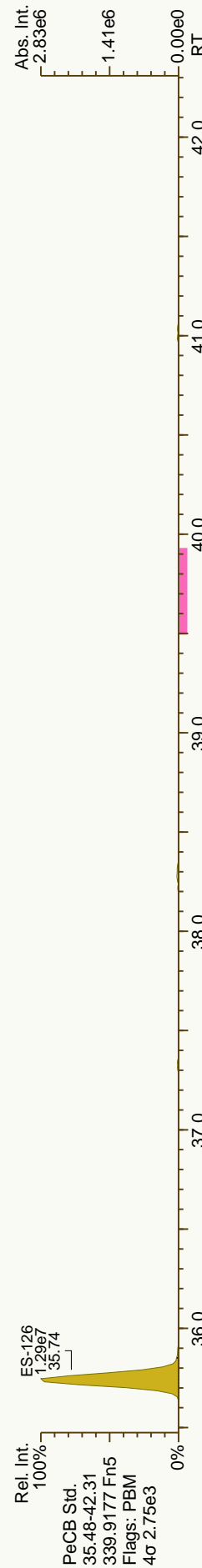
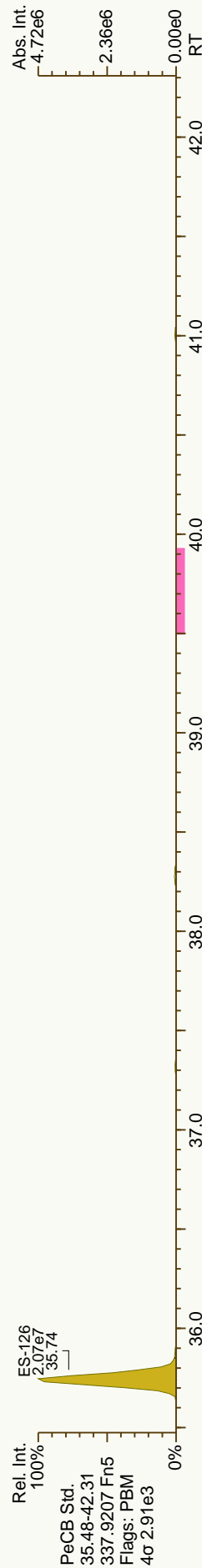
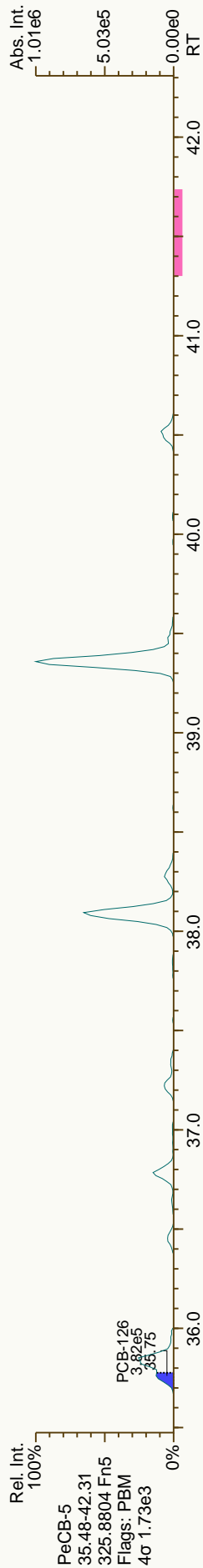
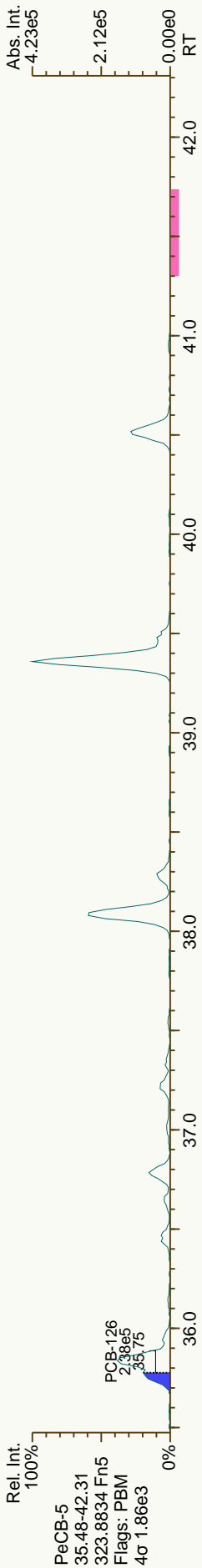


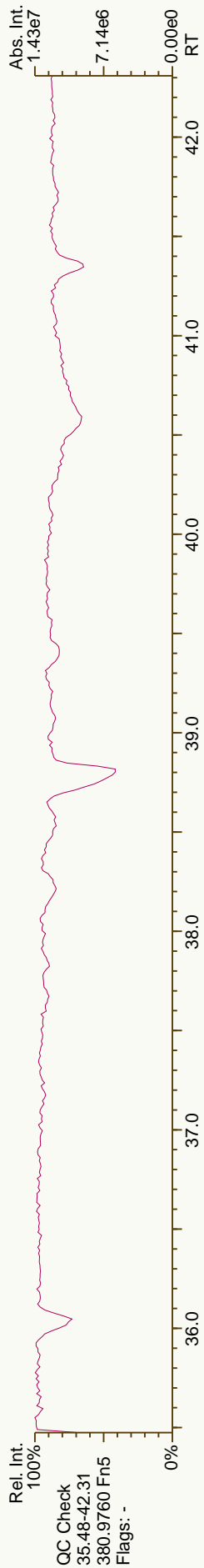
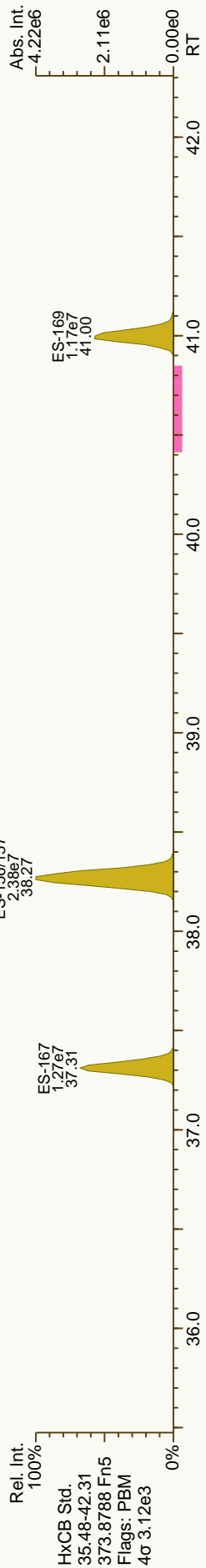
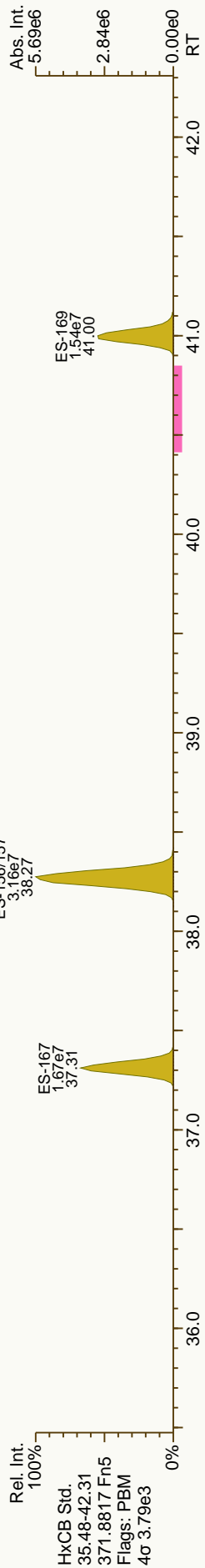
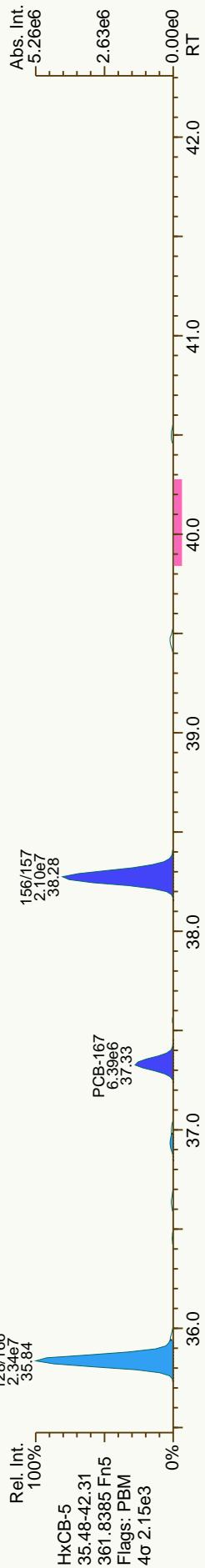
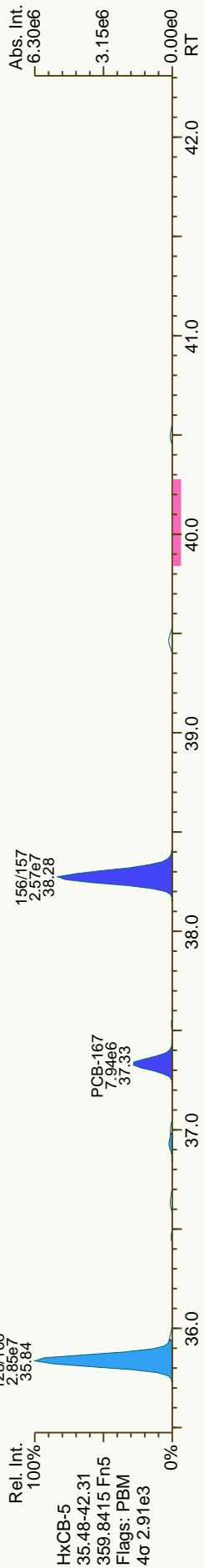


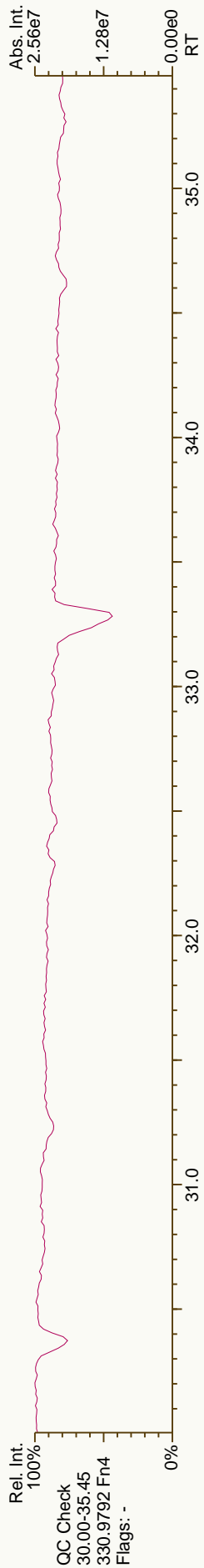
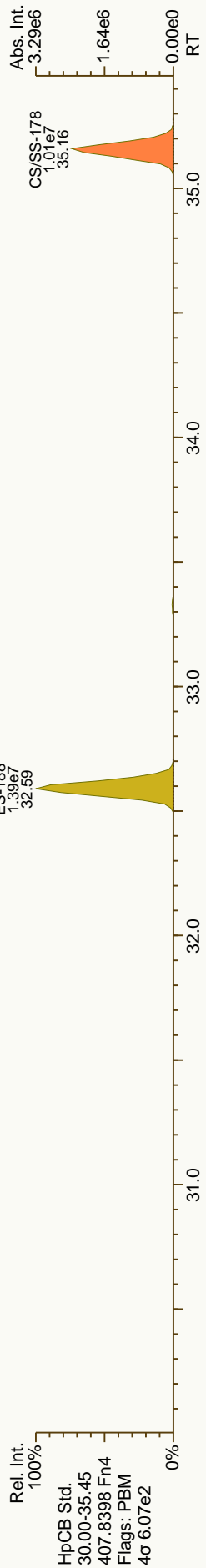
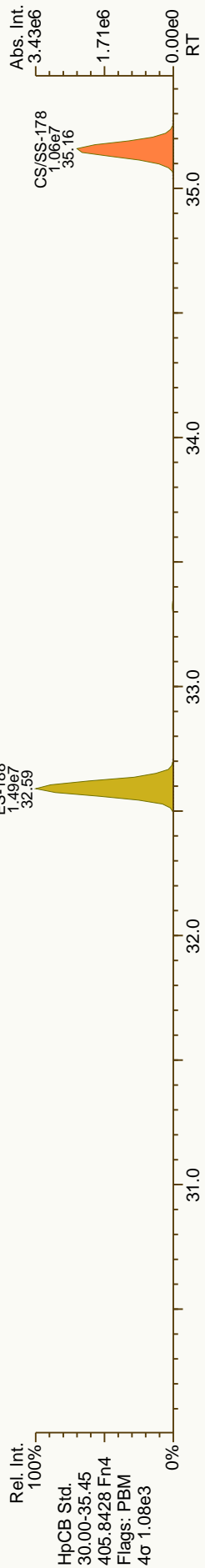
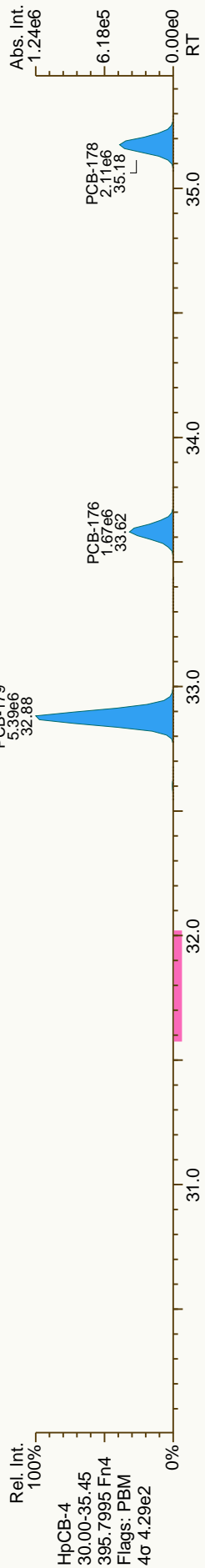
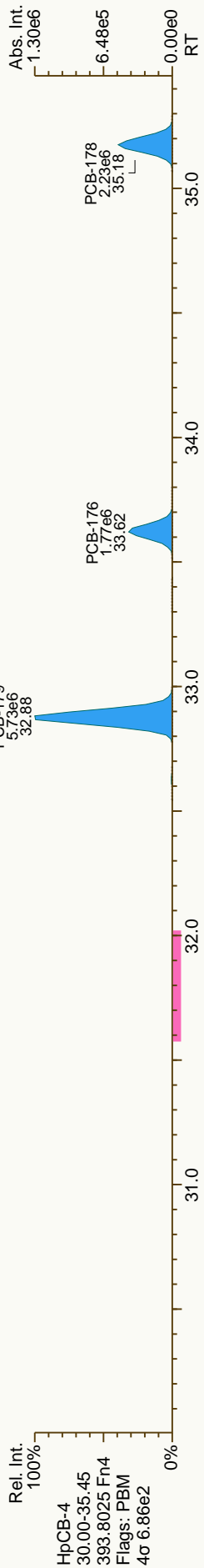


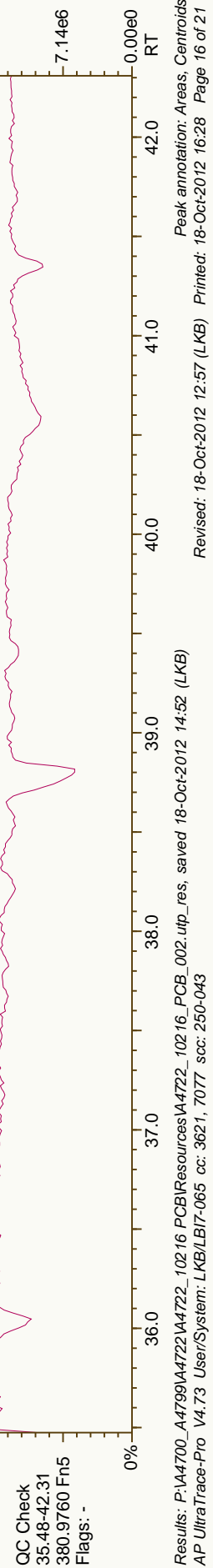
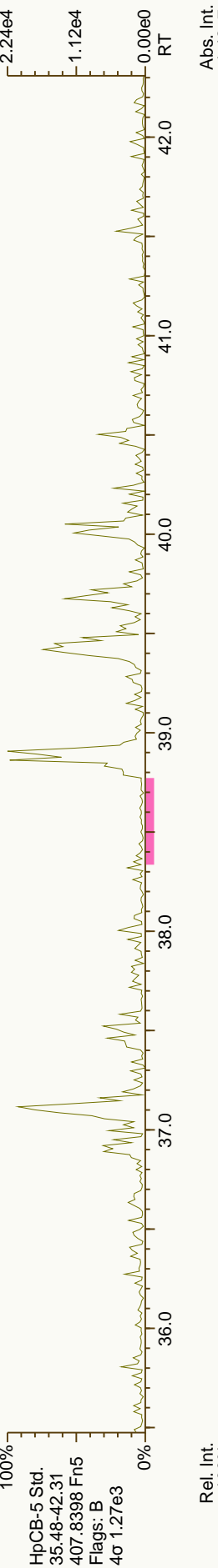
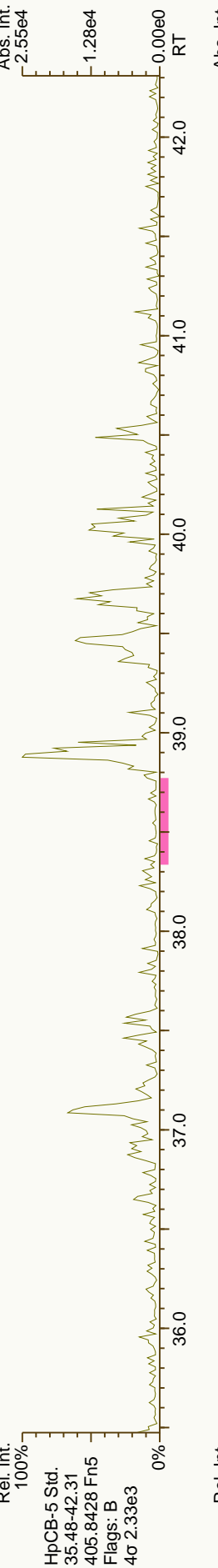
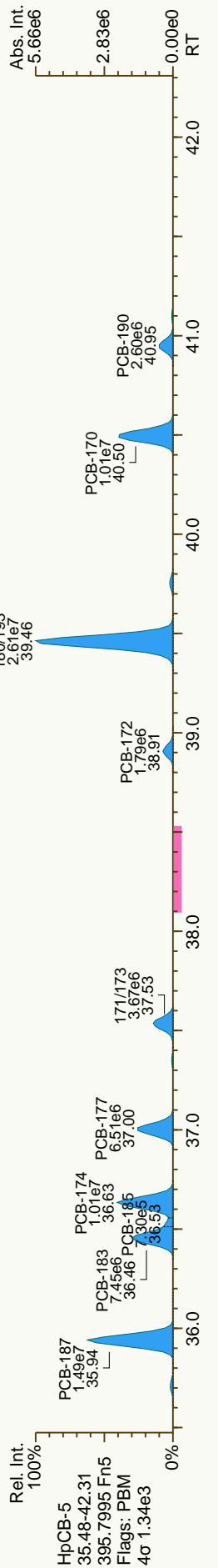
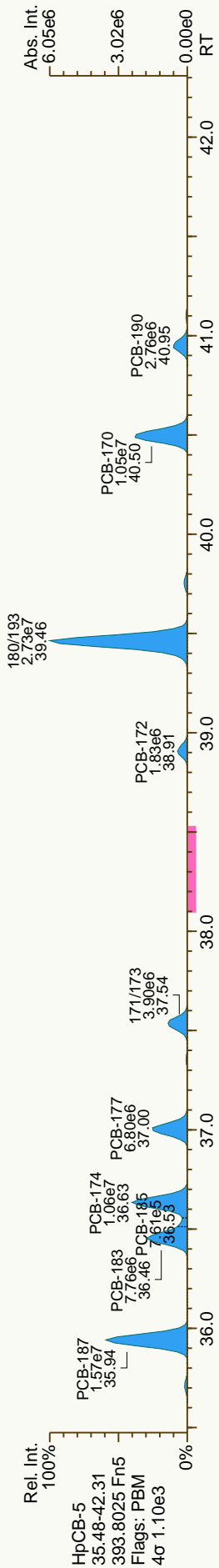


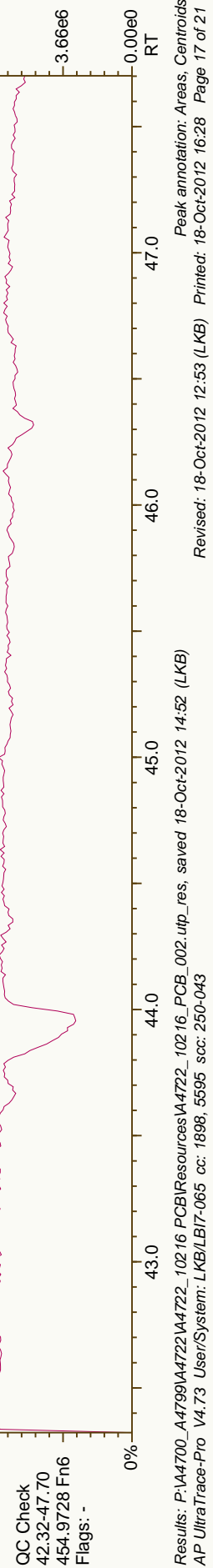
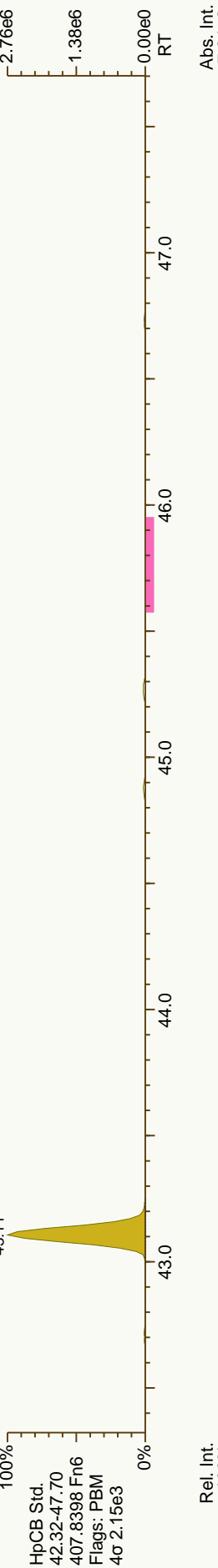
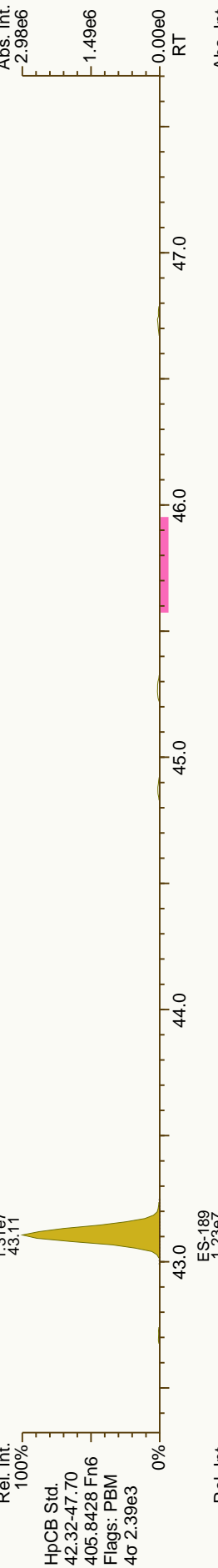
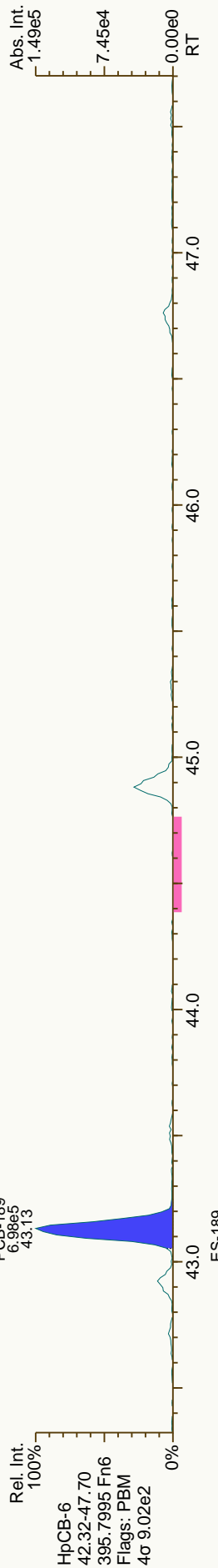
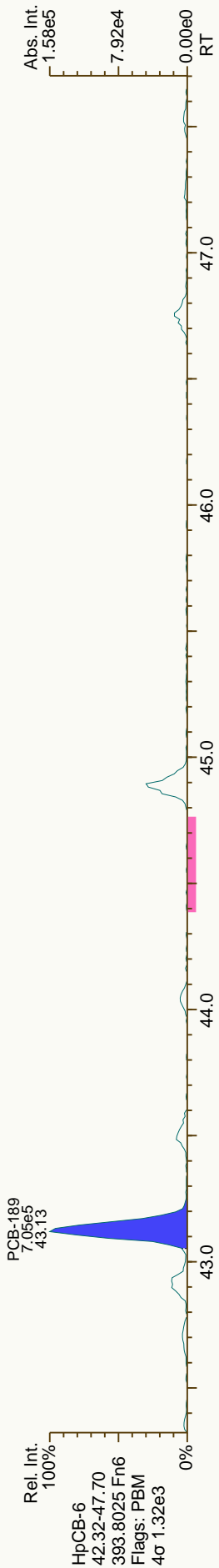


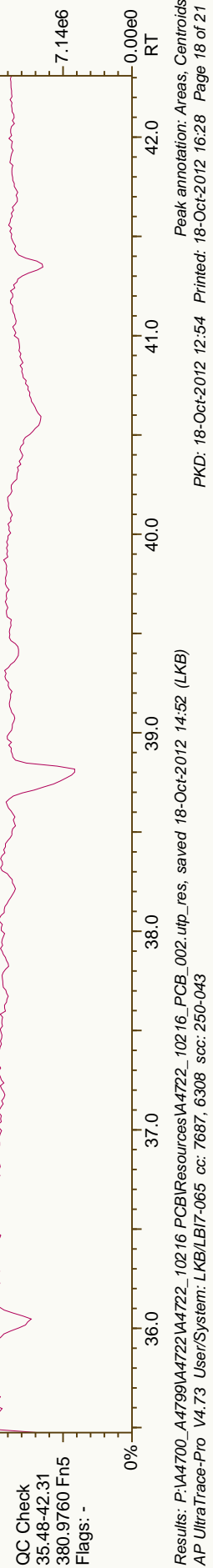
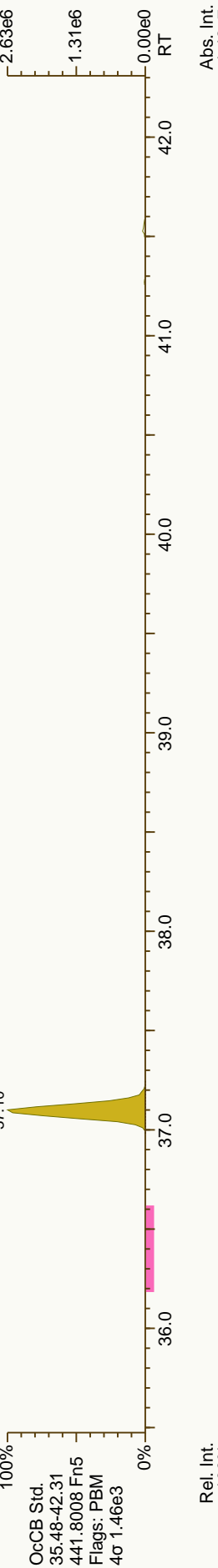
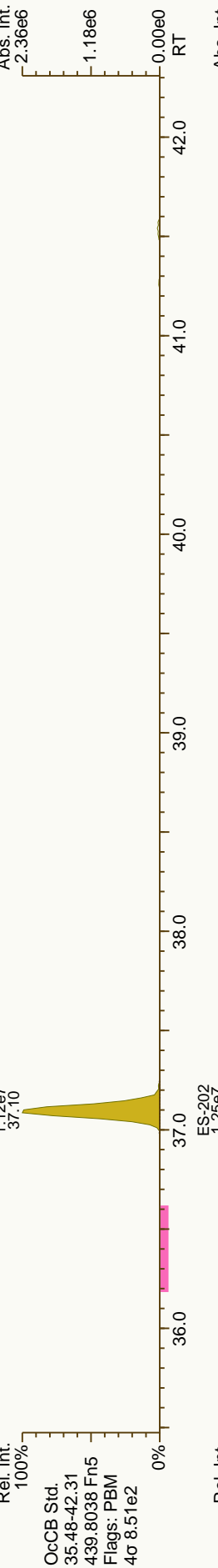
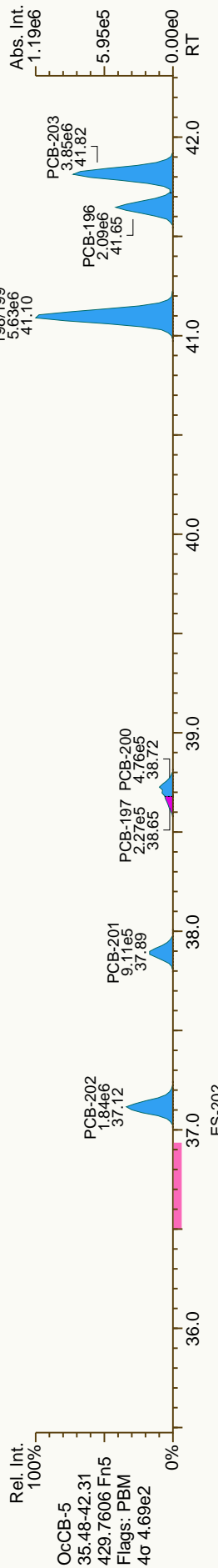
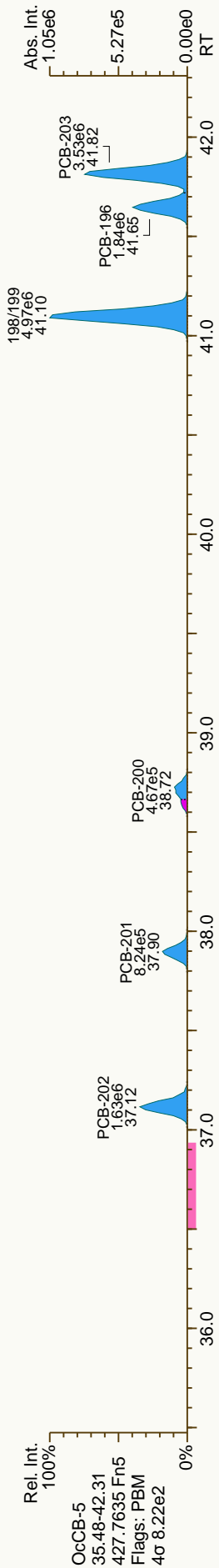


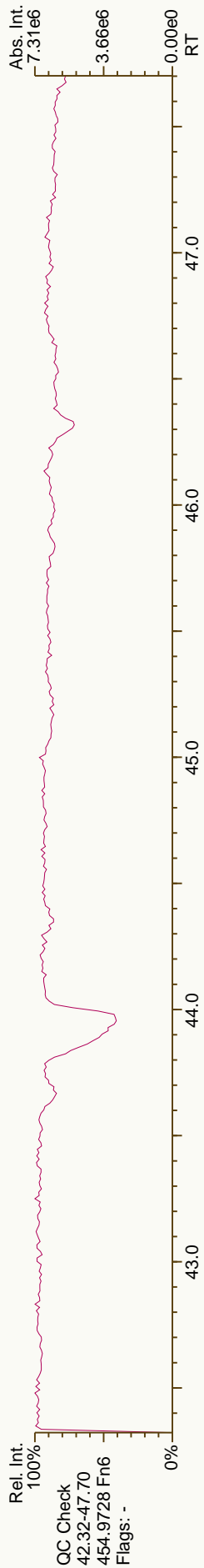
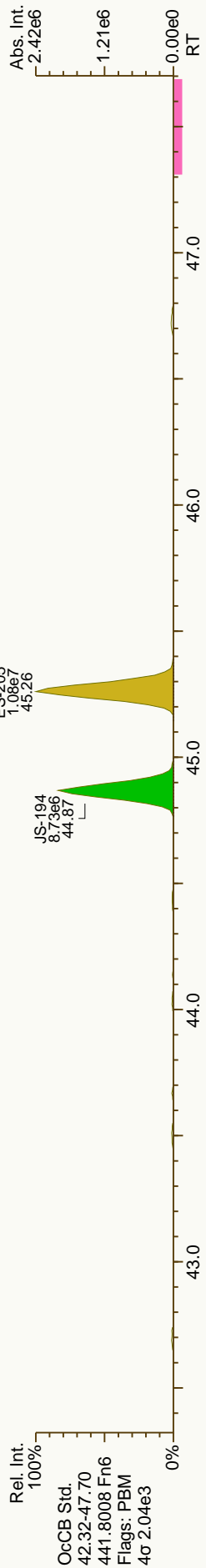
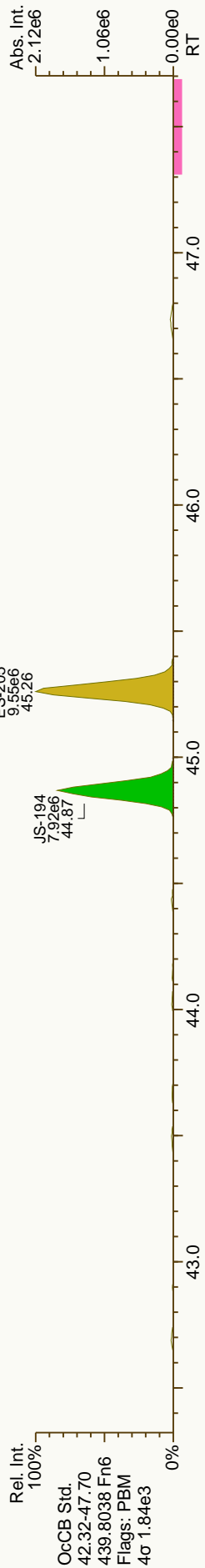
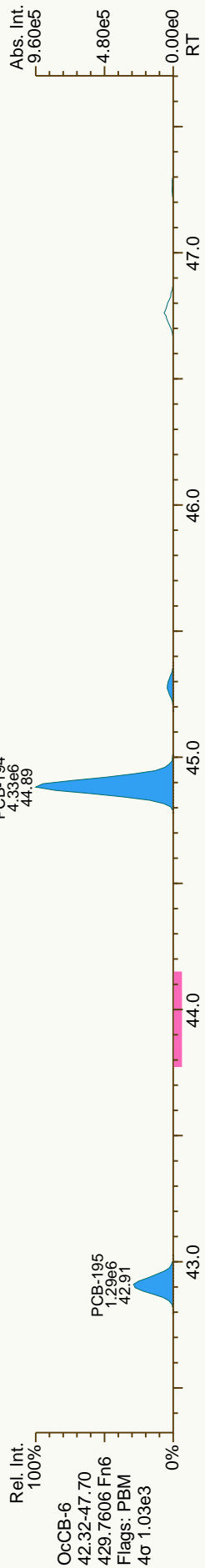
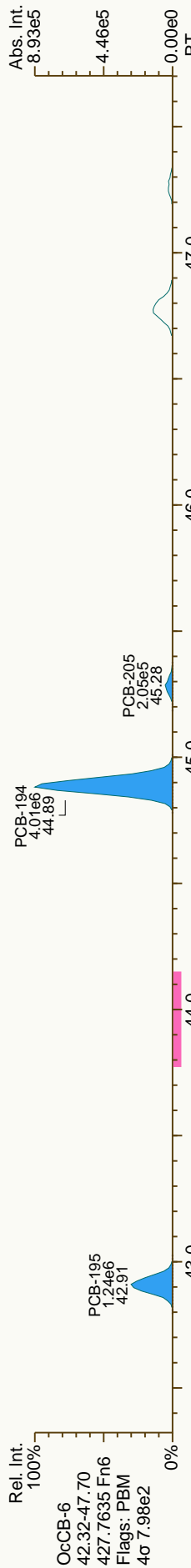


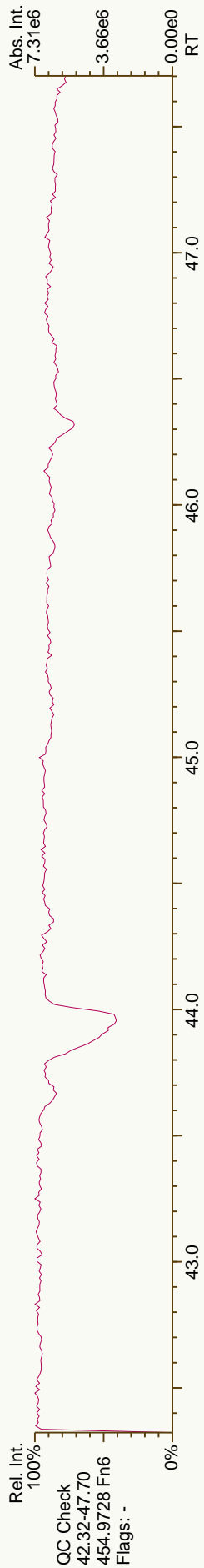


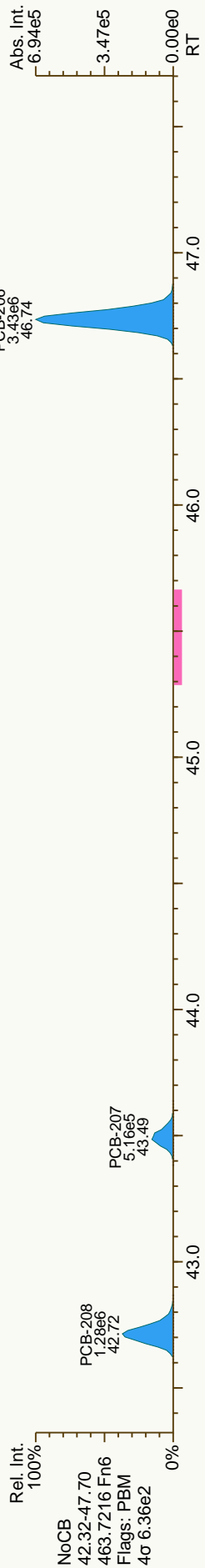
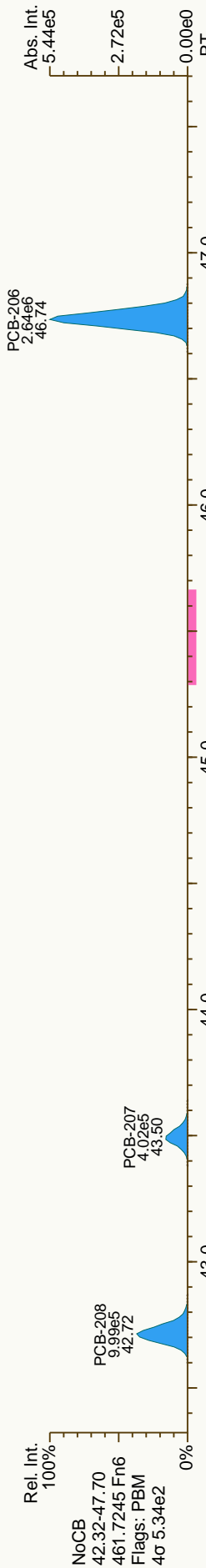



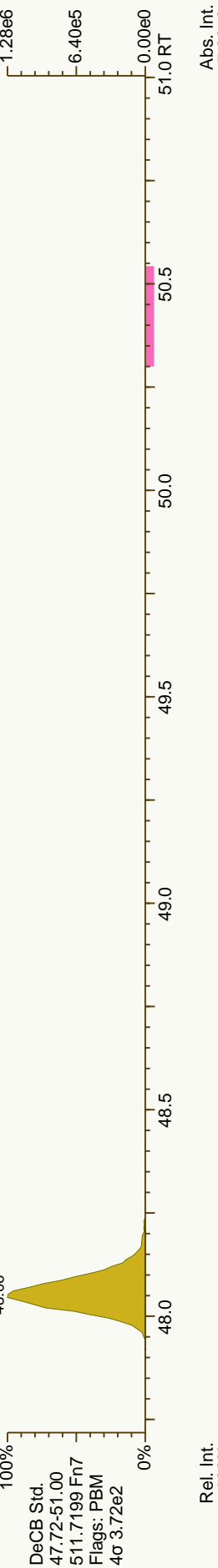
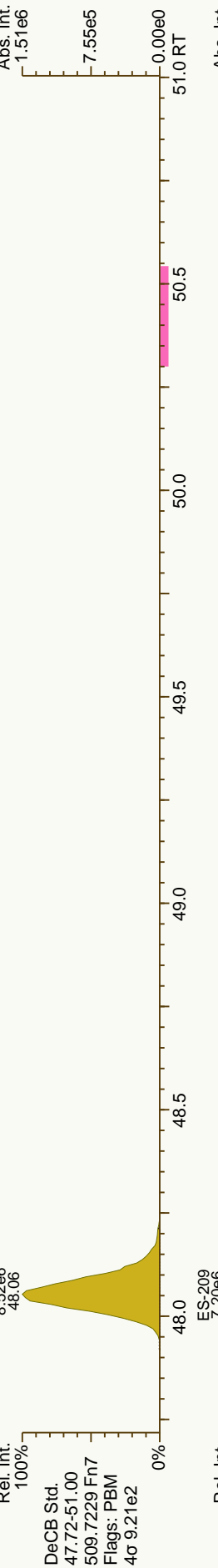
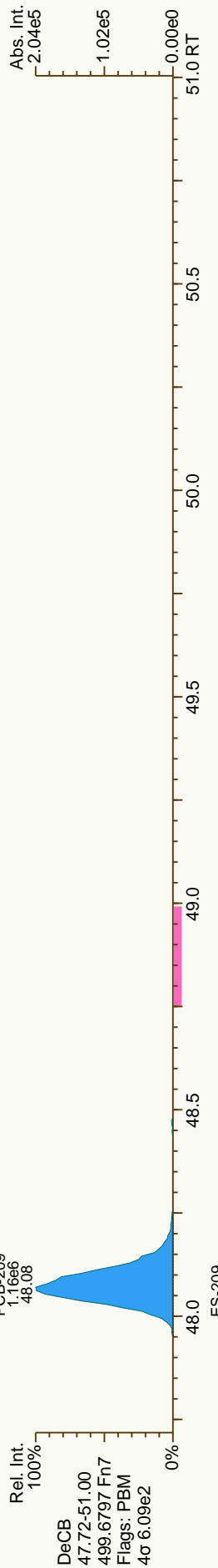













Results of JW-EA09-SS35-120507

Client Sample ID: **JW-EA09-SS35-120507**
 Client Project ID: **Jeld-Wen Surface Sediments**
 Lab Sample ID: 31203249010-A
 Lab Project ID: 31203249

Collection Date: 05/07/2012 13:36
 Received Date: 05/09/2012 10:15
 Matrix: Soil-Solid as dry weight
 Solids (%): 48.90

Results by EPA 1613B

<u>Parameter</u>	<u>Result</u>	<u>EMPC</u>	<u>Qual</u>	<u>DL</u>	<u>LOQ/CL</u>	<u>Units</u>	<u>RT</u>	<u>Ratio</u>
2,3,7,8-TCDD	0.376		J	0.0696	0.499	pg/g	27.56	0.70
1,2,3,7,8-PeCDD	0.776		J	0.148	2.49	pg/g	33.84	1.70
1,2,3,4,7,8-HxCDD	1.12		J	0.180	2.49	pg/g	38.49	1.23
1,2,3,6,7,8-HxCDD	6.83			0.200	2.49	pg/g	38.62	1.24
1,2,3,7,8,9-HxCDD	3.30			0.191	2.49	pg/g	38.96	1.26
1,2,3,4,6,7,8-HpCDD	67.1			0.388	2.49	pg/g	42.65	1.03
OCDD	467			0.201	4.99	pg/g	46.41	0.90
2,3,7,8-TCDF	2.20			0.0784	0.499	pg/g	26.56	0.78
2,3,7,8-TCDF [confirm]	2.08			0.117	2.05	pg/g	20.99	0.83
1,2,3,7,8-PeCDF	0.575		J	0.0932	2.49	pg/g	32.10	1.52
2,3,4,7,8-PeCDF	1.19		J	0.0823	2.49	pg/g	33.44	1.39
1,2,3,4,7,8-HxCDF	0.944		J	0.0953	2.49	pg/g	37.33	1.36
1,2,3,6,7,8-HxCDF	0.719		J	0.0811	2.49	pg/g	37.49	1.12
2,3,4,6,7,8-HxCDF	1.02		J	0.0811	2.49	pg/g	38.27	1.18
1,2,3,7,8,9-HxCDF	ND		U	0.117	2.49	pg/g		
1,2,3,4,6,7,8-HpCDF	11.5			0.127	2.49	pg/g	41.38	1.04
1,2,3,4,7,8,9-HpCDF		0.623	J	0.160	2.49	pg/g	43.25	1.28*
OCDF	22.4			0.175	4.99	pg/g	46.64	0.90
Total TCDD	23.3	23.5		0.0696	0.499	pg/g		
Total TCDF	25.8	26.7		0.0784	0.499	pg/g		
Total PeCDD	21.1	21.4		0.148	2.49	pg/g		
Total PeCDF	13.5	14.6		0.0877	2.49	pg/g		
Total HxCDD	72.8			0.190	2.49	pg/g		
Total HxCDF	19.5	19.8		0.0924	2.49	pg/g		
Total HpCDD	165			0.388	2.49	pg/g		
Total HpCDF	32.0	33.1		0.142	2.49	pg/g		

World Health Organization Summary

	<u>Units</u>	<u>ND=0</u>	<u>ND=1/2</u>	<u>ND=DL</u>
WHO-2005 TEQ	pg/g	4.06	4.07	4.07
WHO-2005 TEQ w/EMPC	pg/g	4.07	4.07	4.08

Results of JW-EA09-SS35-120507

Client Sample ID: **JW-EA09-SS35-120507**
 Client Project ID: **Jeld-Wen Surface Sediments**
 Lab Sample ID: 31203249010-A
 Lab Project ID: 31203249

Collection Date: 05/07/2012 13:36
 Received Date: 05/09/2012 10:15
 Matrix: Soil-Solid as dry weight
 Solids (%): 48.90

Results by EPA 1613B

<u>Parameter</u>	<u>Result</u>	<u>EMPC</u>	<u>Qual</u>	<u>DL</u>	<u>LOQ/CL</u>	<u>Units</u>	<u>RT</u>	<u>Ratio</u>
Labeled Standards								
13C-2378-TCDD	108				25.0-164	%		
13C-12378-PeCDD	97.0				25.0-181	%		
13C-123478-HxCDD	96.0				32.0-141	%		
13C-123678-HxCDD	87.0				28.0-130	%		
13C-1234678-HpCDD	101				23.0-140	%		
13C-OCDD	88.0				17.0-157	%		
13C-2378-TCDF	93.0				24.0-169	%		
13C-12378-PeCDF	92.0				24.0-185	%		
13C-23478-PeCDF	92.0				21.0-178	%		
13C-123478-HxCDF	99.0				26.0-152	%		
13C-123678-HxCDF	102				26.0-123	%		
13C-234678-HxCDF	107				29.0-147	%		
13C-123789-HxCDF	101				28.0-136	%		
13C-1234678-HpCDF	93.0				28.0-143	%		
13C-1234789-HpCDF	100				26.0-138	%		
37Cl-2378-TCDD	118				35.0-197	%		

Batch Information

Analytical Batch: **HRD1902**
 Analytical Method: **EPA 1613B**
 Instrument: **APHRMS**
 Analyst: **MDC**
 Analytical Date/Time: **10/19/2012 18:05**

Prep Batch: **HXX1802**
 Prep Method: **EPA 1613 PREP S/D/T**
 Prep Date/Time: **10/10/2012 09:35**
 Prep Initial Wt./Vol.: **20.48 g**
 Prep Extract Vol: **20 uL**

Analytical Batch: **HRD1912**
 Analytical Method: **EPA 1613B**
 Instrument: **HRMS3**
 Analyst: **JHL**
 Analytical Date/Time: **10/31/2012 21:16**

Prep Batch: **HXX1802**
 Prep Method: **EPA 1613 PREP S/D/T**
 Prep Date/Time: **10/10/2012 09:35**
 Prep Initial Wt./Vol.: **20.48 g**
 Prep Extract Vol: **20 uL**

Lab ID: A4722_10216_DF_001

Client ID: JW-EA09-SS35-120507

Datafile: 121019P1-05

Acq'd: 19 Oct 2012 18:05 MDC

UTP: 20-Oct-2012 12:50 MDC

Report: 21 Oct 2012 10:22 MC

Wt/Vol: 10.02 g

J-level: 0.499 pg/g Split: 1

Stds (pg): JS: 2000 ES: 2000 CS/SS: 2000, 400 (37C1)

ICAL: 1613_SGS

Checksum: 825-486-FWS



Name	Act RT	QC	Pred. RRT	Act. RRT	ΔSecs	Response	Ra	OK	RRF	Conc.	Noise	DL
2378-TCDD	27.56		1.0009	1.0010	+0.2	5.98E+04	0.70	Y	1.08	0.376	960	0.0697
2378-PeCDD	33.84		1.0006	1.0005	-0.2	9.15E+04	1.70	Y	1.07	0.776	1672	0.148
23478-HxCDD	38.49		1.0004	1.0005	+0.2	1.01E+05	1.23	Y	1.05	1.12	1658	0.18
123678-HxCDD	38.62		1.0039	1.0040	+0.2	5.89E+05	1.24	Y	0.98	6.84	1658	0.2
123789-HxCDD	38.96		1.0129	1.0128	-0.2	2.89E+05	1.26	Y	1.01	3.3	1658	0.191
1234678-HpCDD	42.65		1.0005	1.0004	-0.3	5.57E+06	1.03	Y	1.09	67.1	3193	0.388
OCDD	46.41		1.0005	1.0004	-0.3	2.71E+07	0.90	Y	1.11	467	980	0.202
2378-TCDF	26.56		1.0009	1.0009	0	4.51E+05	0.78	Y	0.98	2.2	1288	0.0785
12378-PeCDF	32.10		1.0007	1.0004	-0.6	1.02E+05	1.52	Y	0.99	0.576	1481	0.0932
23478-PeCDF	33.44		1.0006	1.0009	+0.6	2.16E+05	1.39	Y	1.02	1.19	1481	0.0823
123478-HxCDF	37.33		1.0006	1.0005	-0.2	1.34E+05	1.36	Y	1.19	0.944	1340	0.0953
123678-HxCDF	37.49		1.0005	1.0006	+0.2	1.14E+05	1.12	Y	1.16	0.719	1340	0.0812
234678-HxCDF	38.27		1.0006	1.0003	-0.7	1.62E+05	1.18	Y	1.18	1.02	1340	0.0811
123789-HxCDF	NotFnd		1.0005	-	-	-	-	-	1.09	-	1340	0.117
1234678-HpCDF	41.38		1.0004	1.0003	-0.2	1.46E+06	1.04	Y	1.35	11.6	1581	0.127
1234789-HpCDF	43.25		1.0004	1.0002	-0.5	6.46E+04	1.28	N	1.34	0.624	1581	0.16
OCDF	46.64		1.0057	1.0056	-0.3	1.64E+06	0.90	Y	1.40	22.4	1072	0.175
OCDF	46.64		1.0057	1.0056	-0.3	1.64E+06	0.90	Y	1.40	22.4	1072	0.175
2378-TCDD	27.53		1.0281	1.0277	-0.6	2.93E+07	0.80	Y	1.04	108		
ES 12378-PeCDD	33.82		1.2639	1.2627	-1.9	2.19E+07	1.62	Y	0.87	97		
ES 123478-HxCDD	38.47		0.9876	0.9877	+0.2	1.72E+07	1.28	Y	0.94	96.5		
ES 123678-HxCDD	38.61		0.9910	0.9911	+0.2	1.75E+07	1.26	Y	1.06	87.1		
ES 1234678-HpCDD	42.64		1.0943	1.0946	+0.7	1.52E+07	1.07	Y	0.80	101		
ES OCDD	46.39		1.1907	1.1909	+0.5	2.09E+07	0.88	Y	0.63	87.8		
ES 2378-TCDF	26.54		0.9907	0.9906	-0.2	4.19E+07	0.80	Y	1.74	92.6		
ES 12378-PeCDF	32.09		1.1992	1.1980	-1.9	3.56E+07	1.59	Y	1.49	91.6		
ES 23478-PeCDF	33.41		1.2484	1.2472	-1.9	3.55E+07	1.58	Y	1.48	92		
ES 123478-HxCDF	37.31		0.9577	0.9578	+0.2	2.38E+07	0.53	Y	1.27	98.9		
ES 123678-HxCDF	37.47		0.9619	0.9620	+0.2	2.73E+07	0.52	Y	1.41	102		
ES 234678-HpCDF	38.25		0.9821	0.9821	0	2.71E+07	0.52	Y	1.34	107		
ES 123789-HxCDF	39.37		1.0108	1.0108	0	2.29E+07	0.52	Y	1.20	101		
ES 1234678-HpCDF	41.36		1.0618	1.0620	+0.5	1.86E+07	0.43	Y	1.06	92.9		
ES 1234789-HpCDF	43.24		1.1100	1.1102	+0.5	1.55E+07	0.44	Y	0.82	99.6		

Lab ID: A4722_10216_DF_001 Acq'd: 19 Oct 2012 18:05 MDC Wt/Vol: 10.02 g ICAL: 1613_SGS
 Client ID: JW-EA09-SS35-120507 UTP: 20-Oct-2012 12:50 MDC J-level: 0.499 pg/g Split: 1 Checkcode: 825-486-FWS
 Datafile: 121019P1-05 Report: 21 Oct 2012 10:22 MC Stds (pg): JS: 2000 ES: 2000 CS/SS: 2000, 400 (37Cl)

Comp #	Name	Act RT	QC	Pred. RRT	Act. RRT	ΔSecs	Response	Ra	OK	RRF	Rec. %
120329	JS 1234-TCDD	26.79		-	-	-	2.60E+07	0.80	Y	-	-
120329	JS 123789-HxCDD	38.95		-	-	-	1.89E+07	1.26	Y	-	-
	CS 37Cl-2378-TCDD	27.55		1.0291	1.0286	-0.8	7.19E+06	n/a	-	1.17	118

SS 37Cl-2378-TCDD	27.55		1.0291	1.0286	-0.8	7.19E+06	n/a	-	1.12	109
-------------------	-------	--	--------	--------	------	----------	-----	---	------	-----

Totals	Conc	EMPC	EDL
Total TCDD	23.4	23.5	0.0697
Total PeCDD	21.1	21.4	0.148
Total HxCDD	72.8	72.8	0.19
Total HpCDD	165	165	0.388
Total Tetra-Octa Dioxins	750	750	
Total TCDF	25.8	26.7	0.0785
Total PeCDF	13.5	14.6	0.0877
Total HxCDF	19.6	19.8	0.0924
Total HpCDF	32	33.1	0.142
Total Tetra-Octa Furans	113	117	
Total Tetra-Octa Dioxins & Furans	863	867	

Lab ID: A4722_10216_DF_001

Acq'd: 19 Oct 2012 18:05 MDC

Wt/Vol: 10.02 g

ICAL: 1613_SGS

Client ID: JW-EA09-SS35-120507

UTP: 20-Oct-2012 12:50 MDC

J-level: 0.499 pg/g Split: 1

Checksum: 825-486-FWS

Datafile: 121019P1-05

Report: 21 Oct 2012 10:22 MC

Stds (pg): JS: 2000 ES: 2000 CS/SS: 2000, 400 (37C)

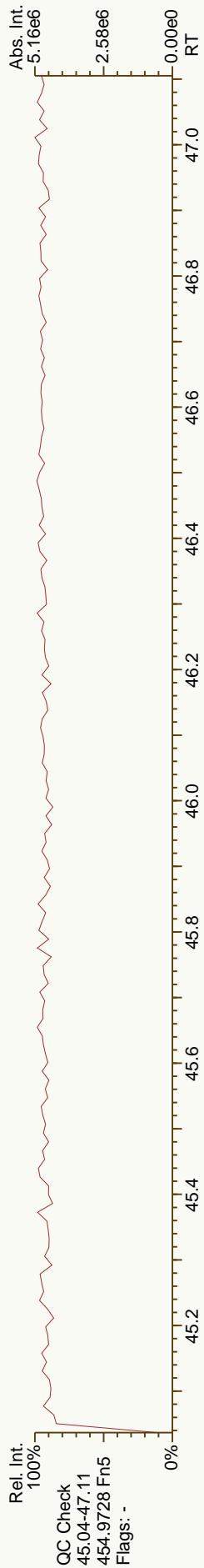
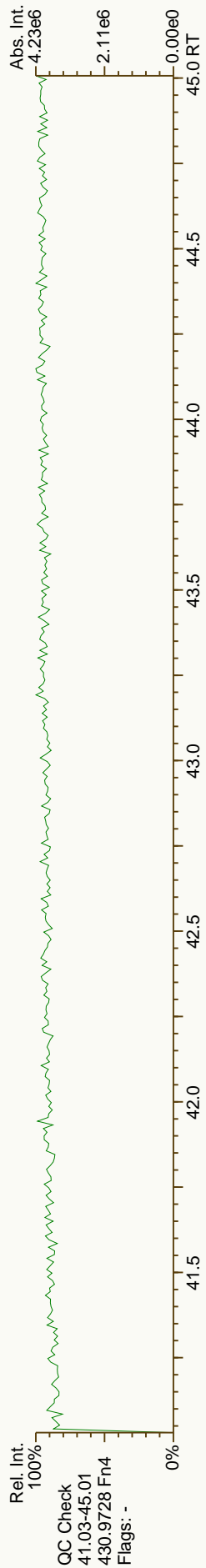
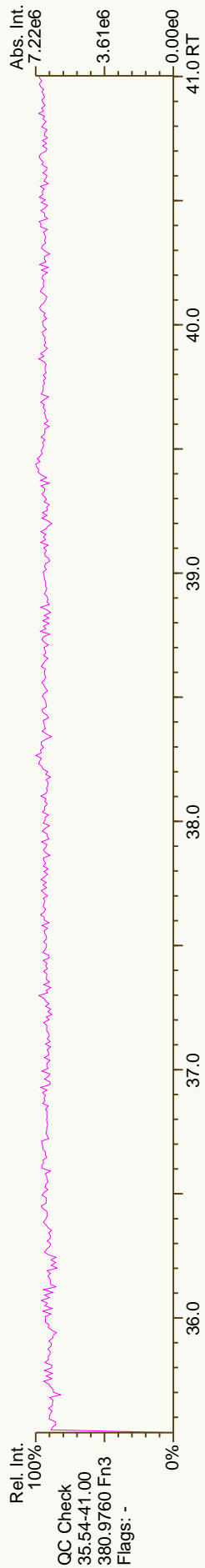
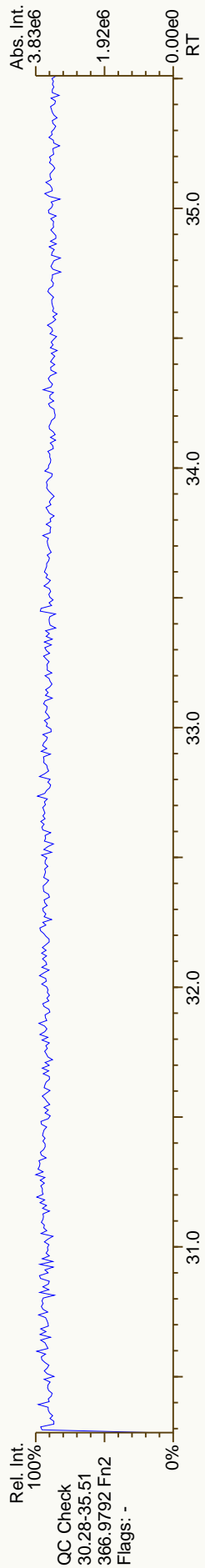
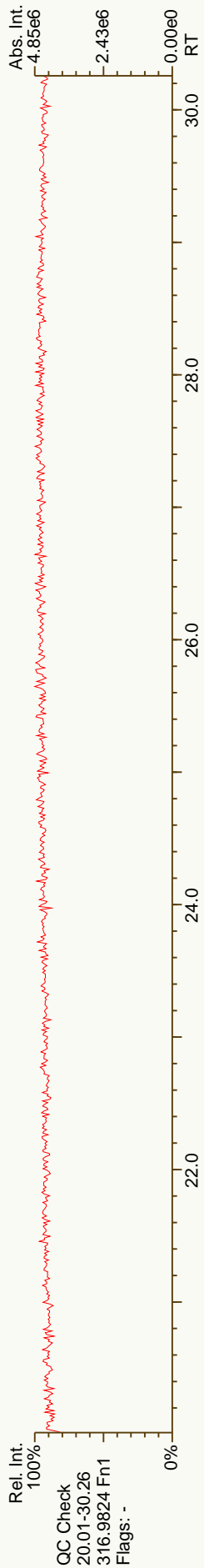
Comp #	Name	Act RT	QC	Pred. RRT	Act. RRT	ΔSecs	Response	Ra	OK	RRF	Conc.	Noise	DL
1	TCDD	23.44		0.8504	0.8515	+1.8	1.21E+06	0.82	Y	1.08	7.61	960	0.0697
2	TCDD	23.84		0.8649	0.8661	+2.0	9.72E+05	0.77	Y	1.08	6.11	960	0.0697
3	TCDD	24.32		0.8835	0.8834	-0.2	5.13E+04	0.70	Y	1.08	0.322	960	0.0697
4	TCDD	25.19		0.9152	0.9152	0	5.22E+05	0.78	Y	1.08	3.28	960	0.0697
	TCDD	25.46		0.9241	0.9248	+1.2	1.20E+05	0.85	Y	1.08	0.754	960	0.0697
	TCDD	25.68		0.9327	0.9328	+0.2	1.93E+05	0.79	Y	1.08	1.21	960	0.0697
	TCDD	25.89		0.9408	0.9405	-0.5	4.35E+04	0.72	Y	1.08	0.274	960	0.0697
	TCDD	26.18		0.9512	0.9510	-0.3	1.40E+04	0.67	Y	1.08	0.0883	960	0.0697
	TCDD	26.38		0.9580	0.9582	+0.3	5.27E+04	0.75	Y	1.08	0.332	960	0.0697
	TCDD	26.81		0.9736	0.9738	+0.3	2.30E+05	0.74	Y	1.08	1.45	960	0.0697
	TCDD	Not Fnd		0.9785						1.08		960	0.0697
	TCDD	27.25		0.9884	0.9897	+2.1	2.45E+05	0.87	Y	1.08	1.54	960	0.0697
	TCDD	Not Fnd		0.9945						1.08		960	0.0697
	2378-TCDD	27.56		1.0009	1.0010	+0.2	5.98E+04	0.70	Y	1.08	0.376	960	0.0697
	TCDD	27.94		1.0147	1.0149	+0.3	3.06E+04	0.65	N	1.08	0.192	960	0.0697
	TCDD	Not Fnd		1.0206						1.08		960	0.0697
	TCDD	Not Fnd		1.0423						1.08		960	0.0697
	TCDD	30.89		0.9131	0.9132	+0.2	5.79E+05	1.54	Y	1.07	4.91	1672	0.148
	TCDD	31.51		0.9319	0.9316	-0.6	8.04E+04	1.62	Y	1.07	0.683	1672	0.148
	TCDD	32.17		0.9511	0.9510	-0.2	6.27E+05	1.66	Y	1.07	5.32	1672	0.148
	TCDD	32.39		0.9576	0.9575	-0.2	1.11E+05	1.60	Y	1.07	0.946	1672	0.148
	TCDD	32.51		0.9611	0.9611	0	6.09E+05	1.48	Y	1.07	5.17	1672	0.148
	TCDD	32.82		0.9703	0.9702	-0.2	1.20E+05	1.68	Y	1.07	1.02	1672	0.148
	TCDD	33.25		0.9829	0.9831	+0.4	1.81E+05	1.47	Y	1.07	1.54	1672	0.148
	12378-PeCDD	33.84		1.0006	1.0005	-0.2	9.15E+04	1.70	Y	1.07	0.776	1672	0.148
	PeCDD	33.99		1.0039	1.0049	+2.0	9.22E+04	1.62	Y	1.07	0.782	1672	0.148
	PeCDD	34.37		1.0161	1.0163	+0.4	3.27E+04	1.29	N	1.07	0.277	1672	0.148
	HxCDD	36.46		0.9479	0.9478	-0.2	1.30E+06	1.24	Y	1.01	14.8	1658	0.19
	HxCDD	37.24		0.9682	0.9680	-0.5	1.24E+06	1.25	Y	1.01	14.1	1658	0.19
	HxCDD	37.59		0.9771	0.9771	0	2.25E+06	1.29	Y	1.01	25.6	1658	0.19
	HxCDD	37.75		0.9811	0.9812	+0.2	5.53E+05	1.21	Y	1.01	6.28	1658	0.19
	123478-HxCDD	38.49		1.0004	1.0005	+0.2	1.01E+05	1.23	Y	1.05	1.12	1658	0.18
	123678-HxCDD	38.62		1.0039	1.0040	+0.2	5.89E+05	1.24	Y	0.98	6.84	1658	0.2
	HxCDD	38.84		1.0097	1.0095	-0.5	7.31E+04	1.38	Y	1.01	0.831	1658	0.19
	123789-HxCDD	38.96		1.0129	1.0128	-0.2	2.89E+05	1.26	Y	1.01	3.3	1658	0.191

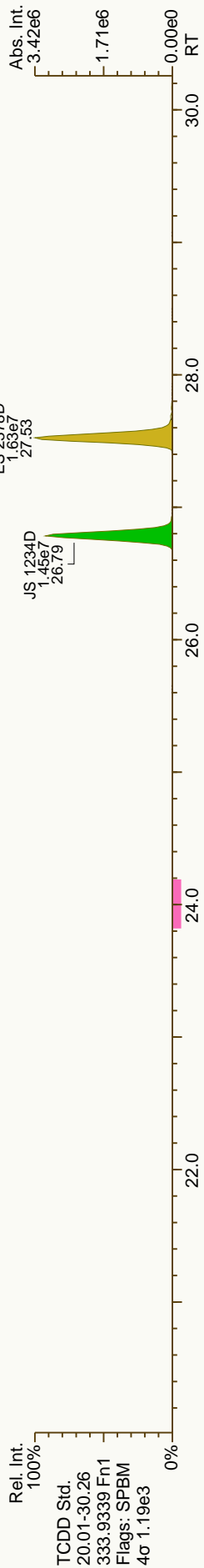
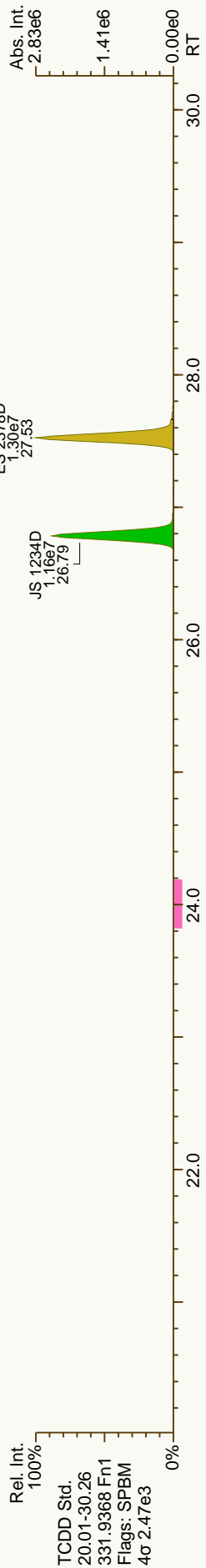
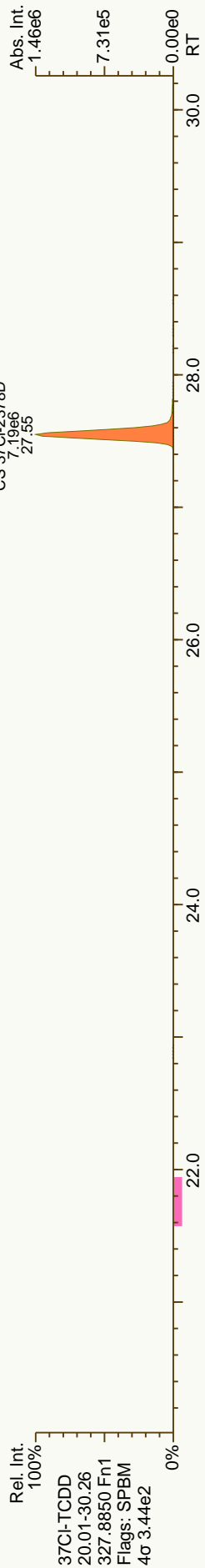
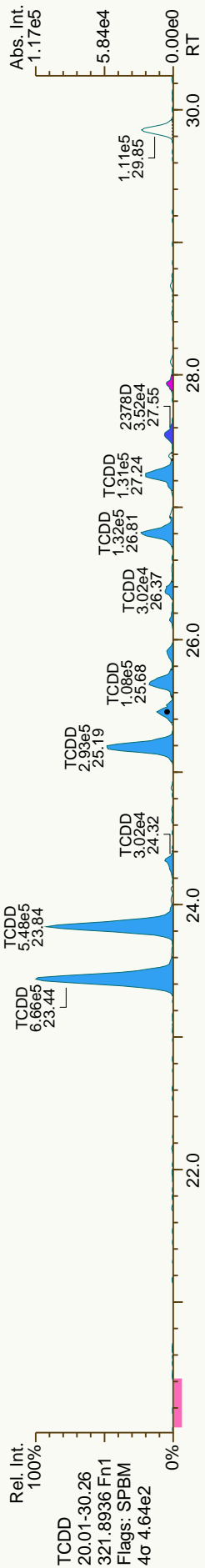
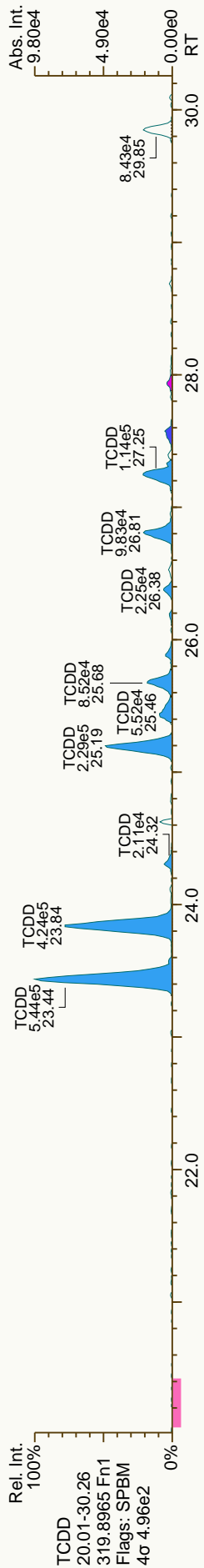
Lab ID: A4722_10216_DF_001 Acq'd: 19 Oct 2012 18:05 MDC Wt/Vol: 10.02 g ICAL: 1613_SGS
 Client ID: JW-EA09-SS35-120507 UTP: 20-Oct-2012 12:50 MDC J-level: 0.499 pg/g Split: 1 Checkcode: 825-486-FWS
 Datafile: 121019P1-05 Report: 21 Oct 2012 10:22 MC Stds (pg): JS: 2000 ES: 2000 CS/SS: 2000, 400 (37C1)

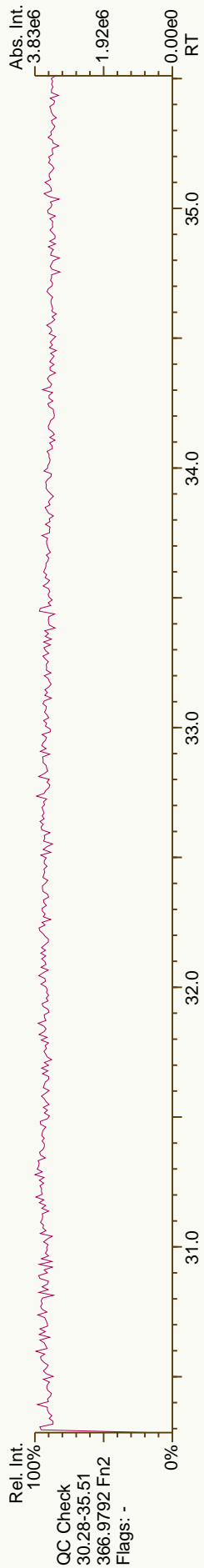


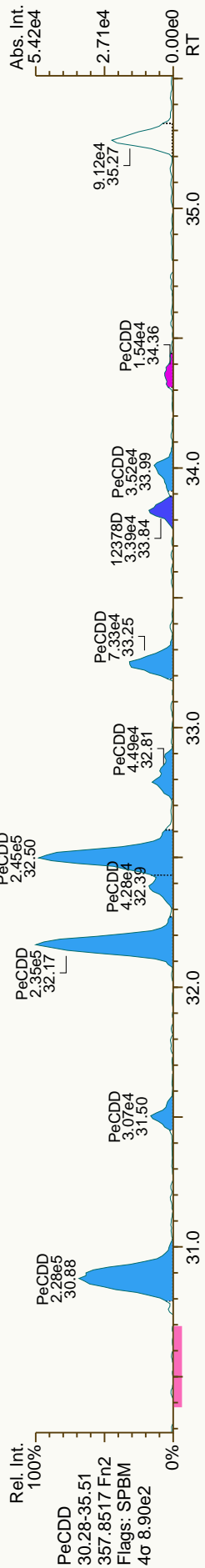

WV#	Name	Act RT	QC	Pred. RRT	Act. RRT	ΔSecs	Response	Ra	OK	RRF	Conc.	Noise	DL
1	HP-CDD	41.75		0.9793	0.9791	-0.5	8.15E+06	1.03	Y	1.09	98.2	3193	0.388
2	234678-HP-CDD	42.65		1.0005	1.0004	-0.3	5.57E+06	1.03	Y	1.09	67.1	3193	0.388
3	OCDD	46.41		1.0005	1.0004	-0.3	2.71E+07	0.90	Y	1.11	467	980	0.202
4	OCDD-a	46.40		1.0001	1.0002	+0.3	1.56E+06	2.57	Y	1.00	29.7	892	0.203
5	TCDF	21.23		0.7983	0.8001	+2.9	2.27E+05	0.75	Y	0.98	1.11	1288	0.0785
6	TCDF	21.79		0.8218	0.8213	-0.8	1.60E+05	0.75	Y	0.98	0.78	1288	0.0785
7	TCDF	22.45		0.8463	0.8461	-0.3	4.81E+05	0.82	Y	0.98	2.35	1288	0.0785
8	TCDF	22.86		0.8625	0.8615	-1.6	1.28E+05	0.69	Y	0.98	0.622	1288	0.0785
9	TCDF	23.02		0.8677	0.8674	-0.5	5.96E+05	0.77	Y	0.98	2.91	1288	0.0785
10	TCDF	23.31		0.8787	0.8784	-0.5	1.19E+05	0.69	Y	0.98	0.579	1288	0.0785
11	TCDF	23.44		0.8840	0.8832	-1.3	3.25E+05	0.73	Y	0.98	1.59	1288	0.0785
12	TCDF	23.87		0.8998	0.8995	-0.5	2.44E+05	0.74	Y	0.98	1.19	1288	0.0785
13	TCDF	24.01		0.9054	0.9049	-0.8	1.48E+05	0.72	Y	0.98	0.721	1288	0.0785
14	TCDF	24.20		0.9125	0.9122	-0.5	1.95E+05	0.85	Y	0.98	0.954	1288	0.0785
15	TCDF	24.62		0.9279	0.9279	0	8.86E+04	0.68	Y	0.98	0.433	1288	0.0785
16	TCDF	24.76		0.9334	0.9331	-0.5	2.19E+05	0.77	Y	0.98	1.07	1288	0.0785
17	TCDF	24.94		0.9381	0.9398	+2.7	3.80E+05	0.78	Y	0.98	1.85	1288	0.0785
18	TCDF	25.05		0.9439	0.9441	+0.3	2.81E+05	0.70	Y	0.98	1.37	1288	0.0785
19	TCDF	25.55		0.9630	0.9630	0	3.92E+05	0.75	Y	0.98	1.92	1288	0.0785
20	TCDF	25.67		0.9674	0.9675	+0.2	2.04E+04	1.24	N	0.98	0.0996	1288	0.0785
21	TCDF	25.86		0.9746	0.9745	-0.2	1.33E+05	0.72	Y	0.98	0.647	1288	0.0785
22	TCDF	26.07		0.9829	0.9824	-0.8	9.29E+04	0.98	N	0.98	0.454	1288	0.0785
23	TCDF	26.31		0.9916	0.9916	0	1.54E+05	0.71	Y	0.98	0.75	1288	0.0785
24	TCDF	26.44		0.9963	0.9964	+0.2	1.25E+05	0.83	Y	0.98	0.612	1288	0.0785
25	2378-TCDF	26.56		1.0009	1.0009	0	4.51E+05	0.78	Y	0.98	2.2	1288	0.0785
26	TCDF	26.98		1.0166	1.0166	0	4.40E+05	0.82	Y	0.98	2.15	1288	0.0785
27	TCDF	NotFnd		1.0274						0.98		1288	0.0785
28	TCDF	NotFnd		1.0390						0.98		1288	0.0785
29	TCDF	28.86		1.0886	1.0877	-1.4	7.39E+04	0.97	N	0.98	0.361	1288	0.0785
30	PeCDF	28.85		0.8975	0.8989	+2.7	9.74E+05	1.58	Y	1.00	5.45	1493	0.0884
31	PeCDF	30.62		0.9542	0.9542	0	2.02E+05	1.56	Y	1.00	1.13	1481	0.0877
32	PeCDF	30.81		0.9587	0.9600	+2.5	4.87E+05	1.39	Y	1.00	2.73	1481	0.0877
33	PeCDF	30.91		0.9636	0.9633	-0.6	6.82E+04	1.37	Y	1.00	0.382	1481	0.0877
34	PeCDF	NotFnd		0.9671						1.00		1481	0.0877
35	PeCDF	31.32		0.9760	0.9759	-0.2	4.24E+04	1.60	Y	1.00	0.237	1481	0.0877
36	PeCDF	31.49		0.9810	0.9812	+0.4	2.08E+04	1.23	N	1.00	0.116	1481	0.0877

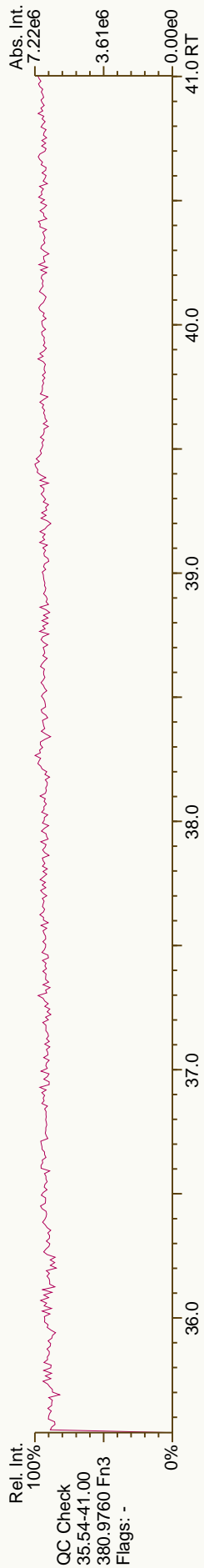
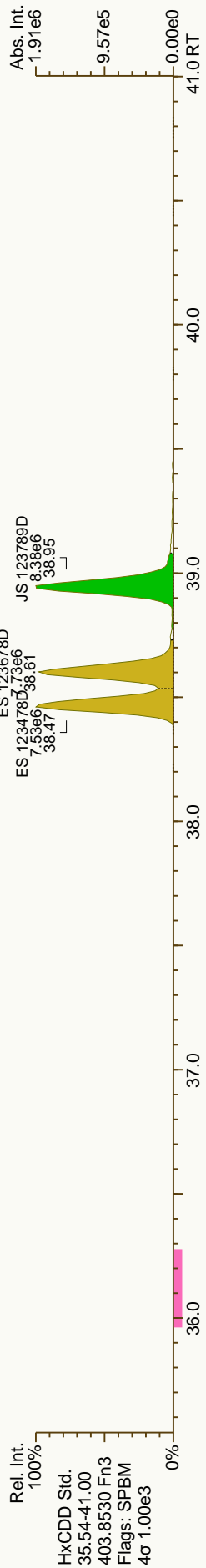
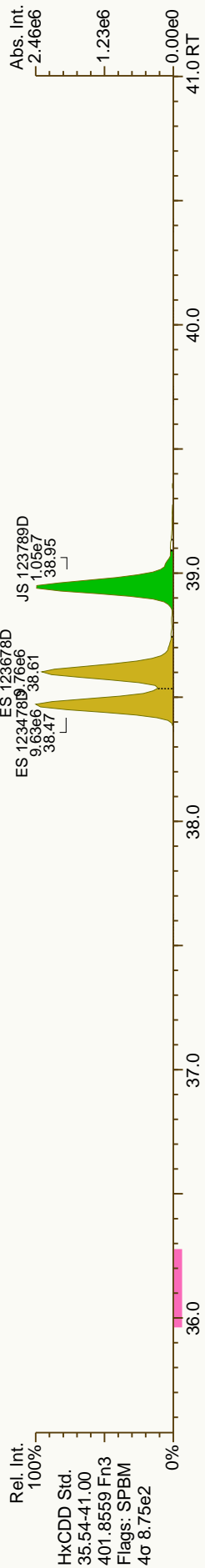
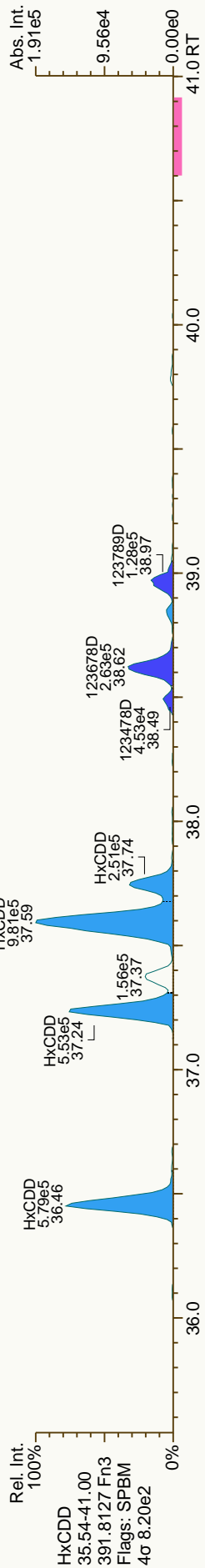
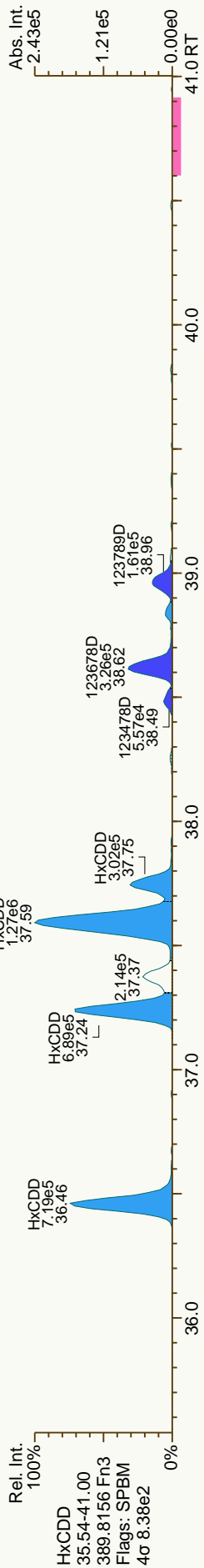
Lab ID: A4722_10216_DF_001 Acq'd: 19 Oct 2012 18:05 MDC Wt/Vol: 10.02 g ICAL: 1613_SGS
 Client ID: JW-EA09-SS35-120507 UTP: 20-Oct-2012 12:50 MDC J-level: 0.499 pg/g Split: 1 Checkcode: 825-486-FWS
 Datafile: 121019P1-05 Report: 21 Oct 2012 10:22 MC Stds (pg): JS: 2000 ES: 2000 CS/SS: 2000, 400 (37C1)

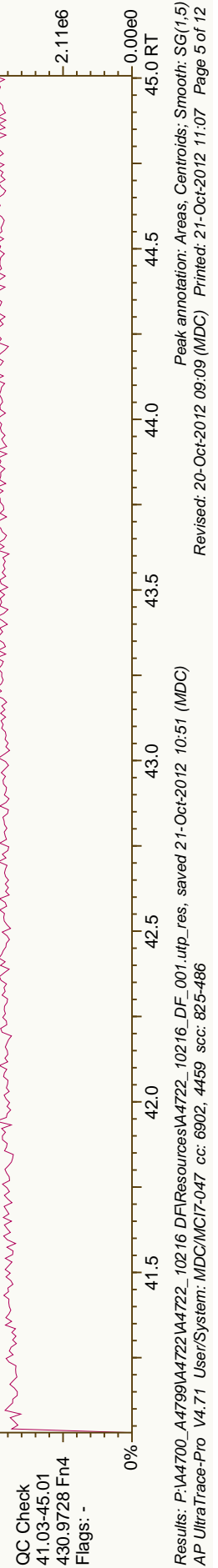
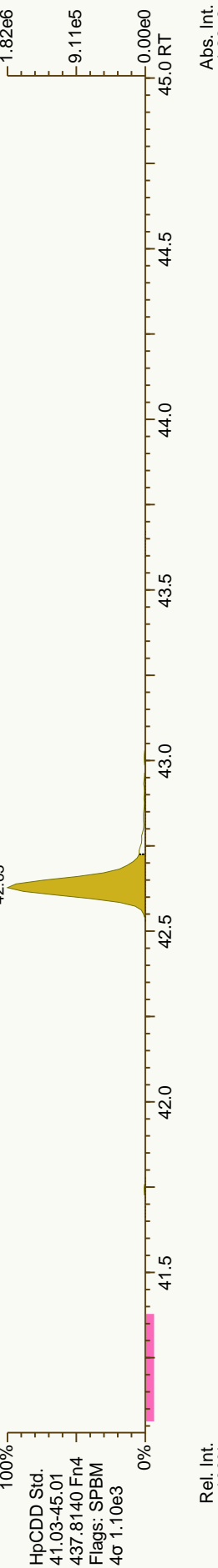
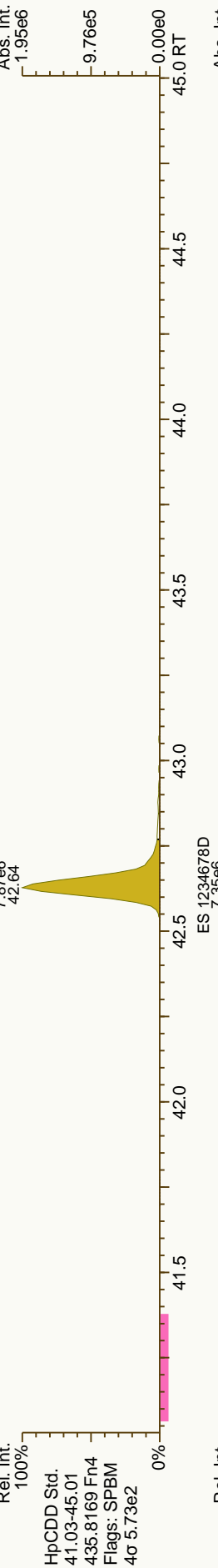
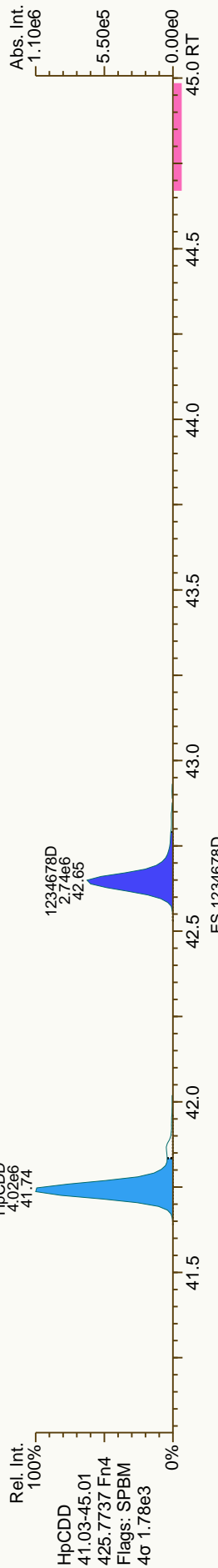
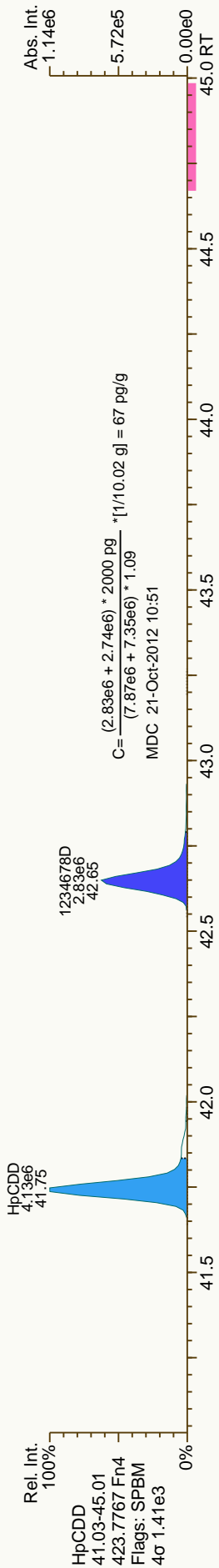
Comp #	Name	Act RT	QC	Pred. RRT	Act. RRT	ΔSecs	Response	Ra	OK	RRF	Conc.	Noise	DL
1	PeCDF	31.59		0.9847	0.9845	-0.4	1.79E+05	1.42	Y	1.00	1	1481	0.0877
2	PeCDF	31.68		0.9870	0.9872	+0.4	2.55E+04	2.33	N	1.00	0.143	1481	0.0877
3	PeCDF	31.87		0.9930	0.9932	+0.4	3.38E+04	1.15	N	1.00	0.189	1481	0.0877
4	12378-PeCDF	32.10		1.0007	1.0004	-0.6	1.02E+05	1.52	Y	0.99	0.576	1481	0.0932
	PeCDF	32.44		1.0113	1.0111	-0.4	1.50E+05	1.47	Y	1.00	0.838	1481	0.0877
	PeCDF	NotFnd		1.0169						1.00		1481	0.0877
	PeCDF	33.12		0.9917	0.9915	-0.4	1.88E+04	1.26	N	1.00	0.105	1481	0.0877
	PeCDF	33.29		0.9962	0.9964	+0.4	9.01E+04	1.24	N	1.00	0.504	1481	0.0877
	23478-PeCDF	33.44		1.0006	1.0009	+0.6	2.16E+05	1.39	Y	1.02	1.19	1481	0.0823
	PeCDF	NotFnd		0.0000						1.02	0	0	0
	PeCDF	NotFnd		1.0023						1.00		1481	0.0877
	PeCDF	NotFnd		1.0120						1.00		1481	0.0877
	PeCDF	NotFnd		1.0389						1.00		1481	0.0877
	HxCDF	35.67		0.9565	0.9562	-0.7	3.35E+05	1.24	Y	1.15	2.3	1340	0.0924
	HxCDF	35.91		0.9627	0.9625	-0.4	9.62E+05	1.23	Y	1.15	6.59	1340	0.0924
	NotFnd	NotFnd		0.9700						1.15		1340	0.0924
	HxCDF	36.42		0.9762	0.9762	0	4.32E+04	1.26	Y	1.15	0.296	1340	0.0924
	HxCDF	36.68		0.9833	0.9833	0	1.07E+06	1.22	Y	1.15	7.34	1340	0.0924
	HxCDF	37.17		0.9968	0.9965	-0.7	4.98E+04	1.33	Y	1.15	0.341	1340	0.0924
	123478-HxCDF	37.33		1.0006	1.0005	-0.2	1.34E+05	1.36	Y	1.19	0.944	1340	0.0953
	123678-HxCDF	37.49		1.0005	1.0006	+0.2	1.14E+05	1.12	Y	1.16	0.719	1340	0.0812
	HxCDF	NotFnd		1.0055						1.15		1340	0.0924
	HxCDF	NotFnd		1.0102						1.15		1340	0.0924
	HxCDF	NotFnd		0.9933						1.15		1340	0.0924
	234678-HxCDF	38.27		1.0006	1.0003	-0.7	1.62E+05	1.18	Y	1.18	1.02	1340	0.0811
	HxCDF	NotFnd		0.0000						1.18	0	0	0
	HxCDF	NotFnd		1.0009						1.15		1340	0.0924
	123789-HxCDF	NotFnd		1.0005						1.09		1340	0.117
	HxCDF	NotFnd		0.0000						1.09	0	0	0
	123489-HxCDF	39.42		1.0013	1.0013	0	4.26E+04	1.50	N	1.15	0.292	1340	0.0924
	1234678-HpCDF	41.38		1.0004	1.0003	-0.2	1.46E+06	1.04	Y	1.35	11.6	1581	0.127
	HpCDF	41.74		1.0091	1.0092	+0.2	4.97E+04	0.78	N	1.34	0.433	1581	0.142
	HpCDF	41.92		1.0140	1.0135	-1.2	2.35E+06	1.04	Y	1.34	20.5	1581	0.142
	1234789-HpCDF	43.25		1.0004	1.0002	-0.5	6.46E+04	1.28	N	1.34	0.624	1581	0.16
	OCDF	46.64		1.0057	1.0056	-0.3	1.64E+06	0.90	Y	1.40	22.4	1072	0.175
	OCDF-a	NotFnd		1.0053						1.00		1312	0.299

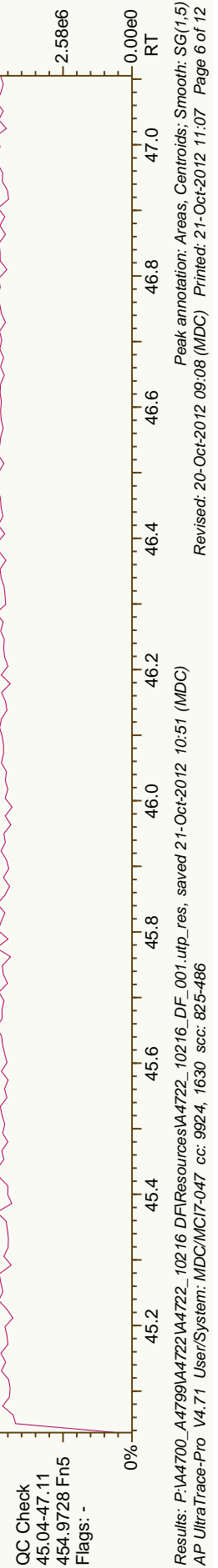
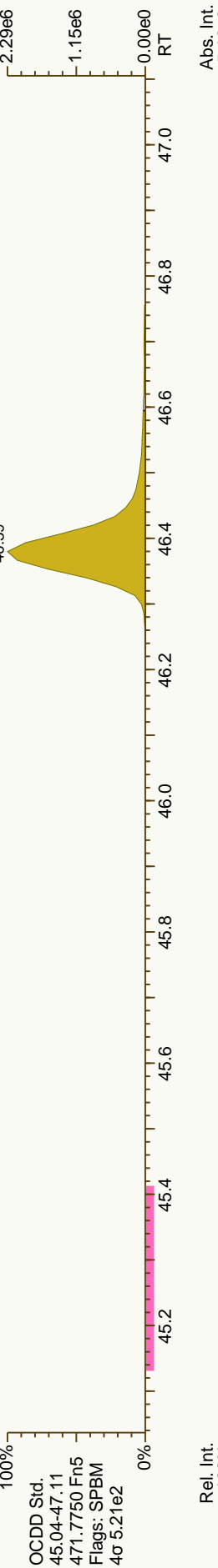
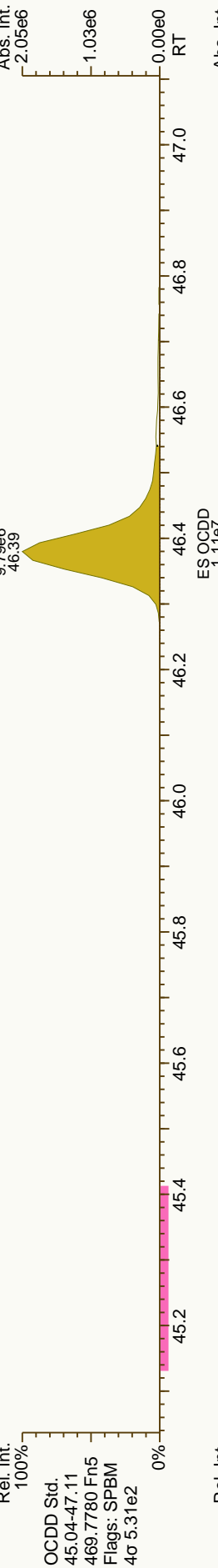
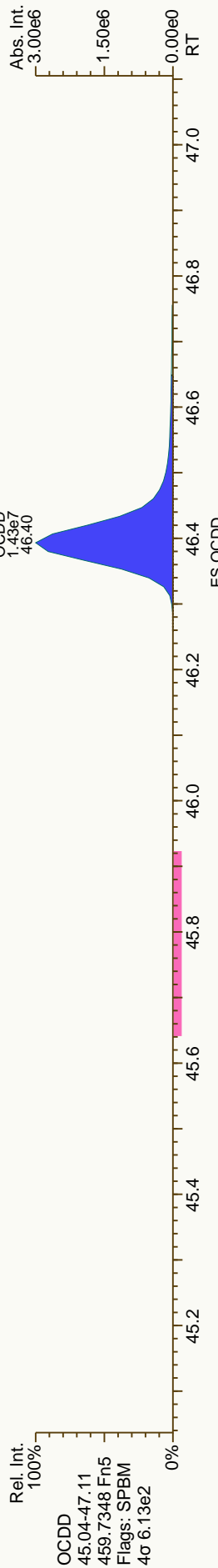



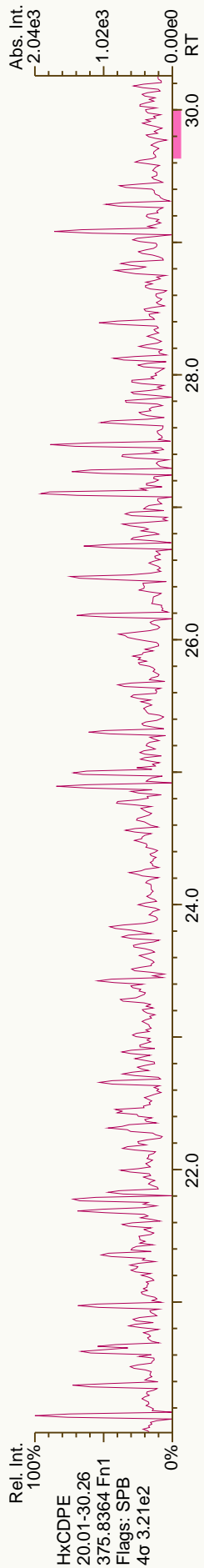
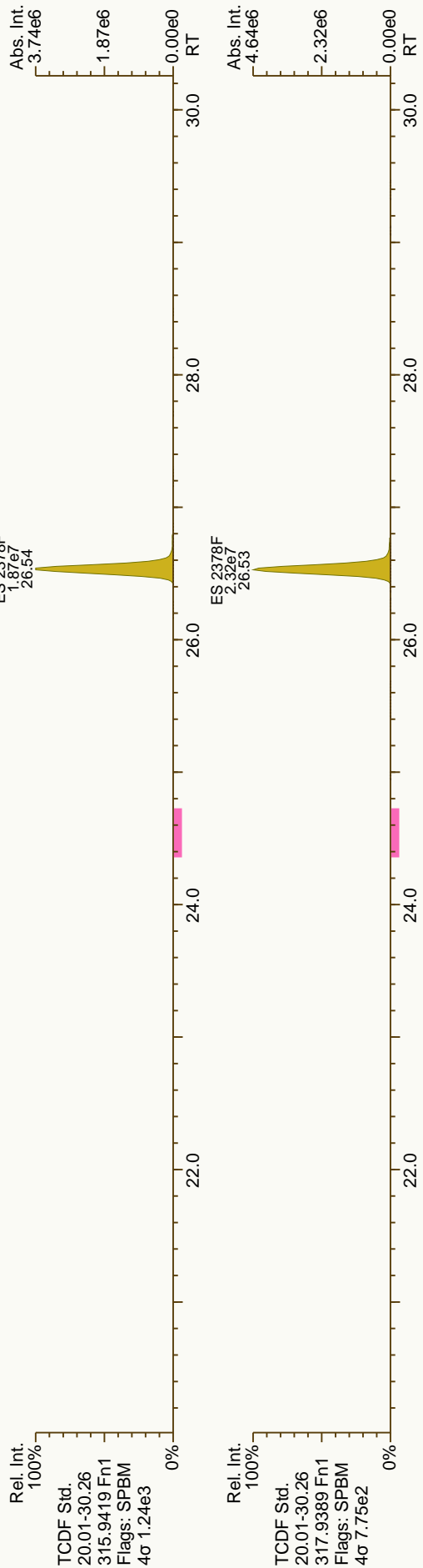
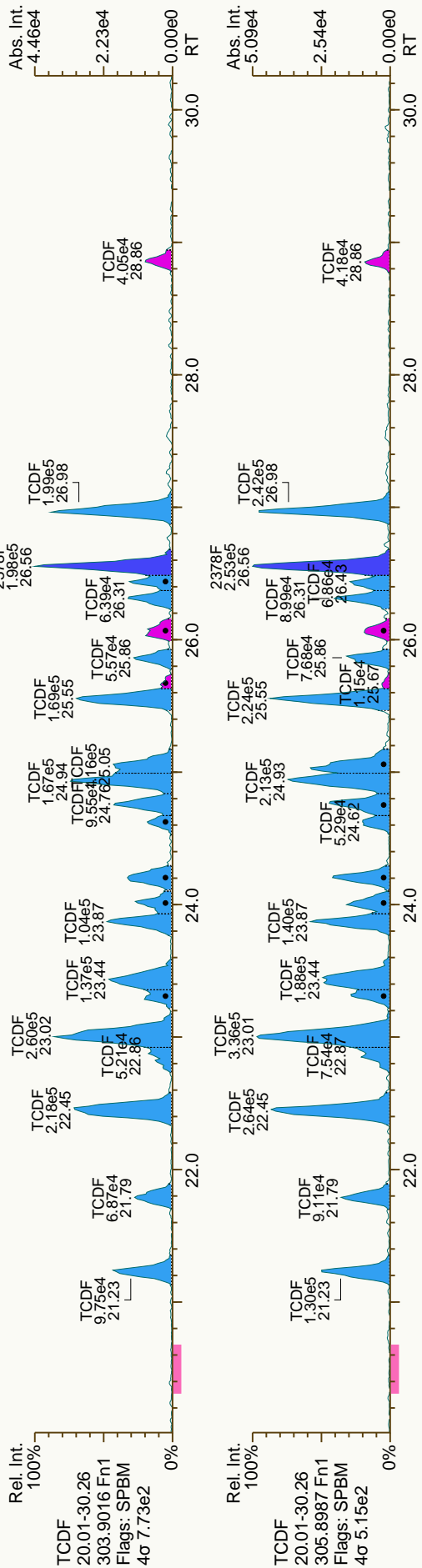


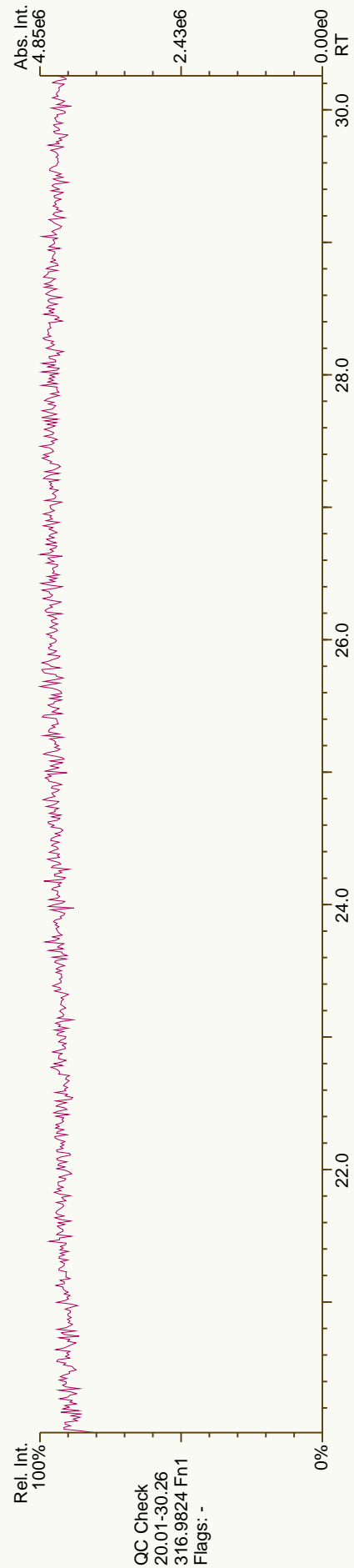
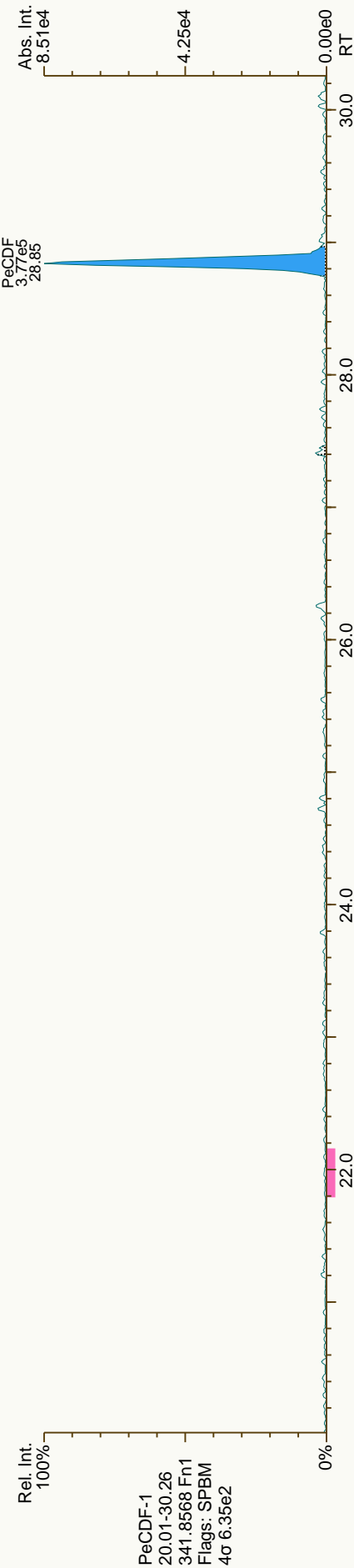
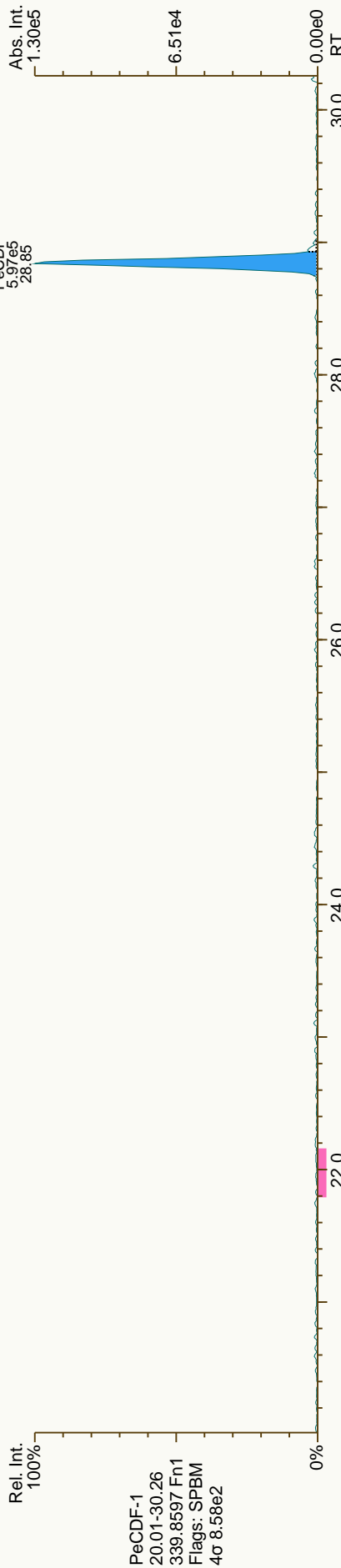


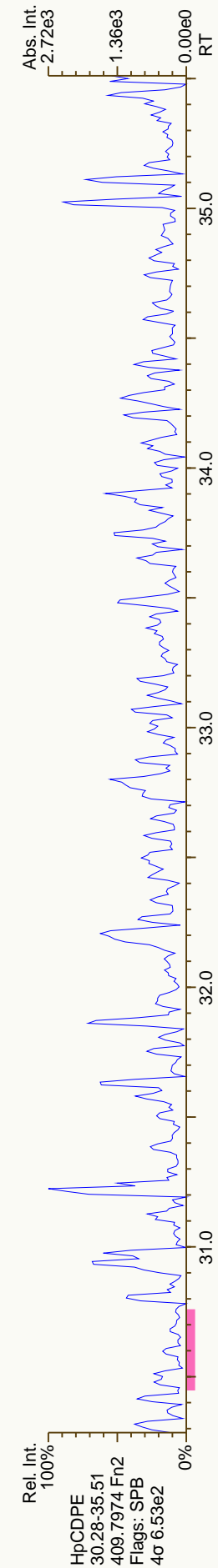



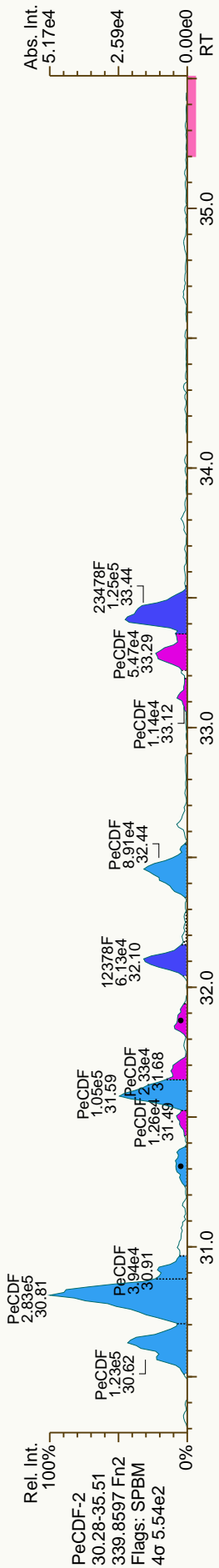


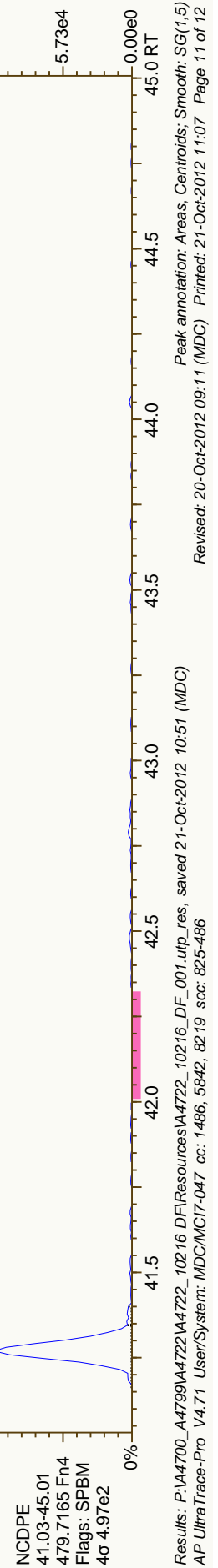
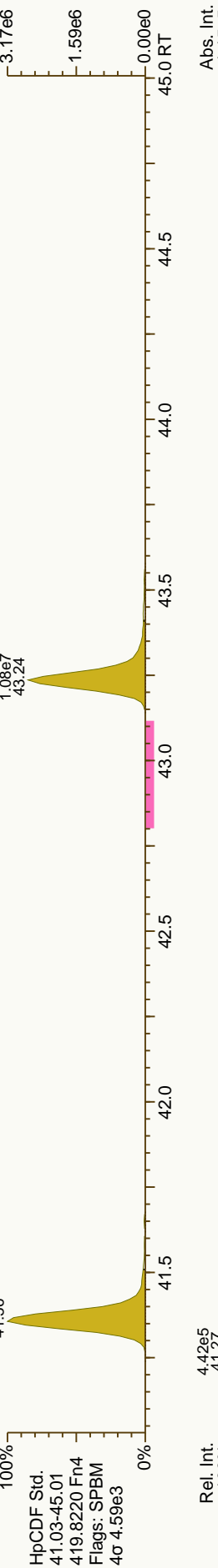
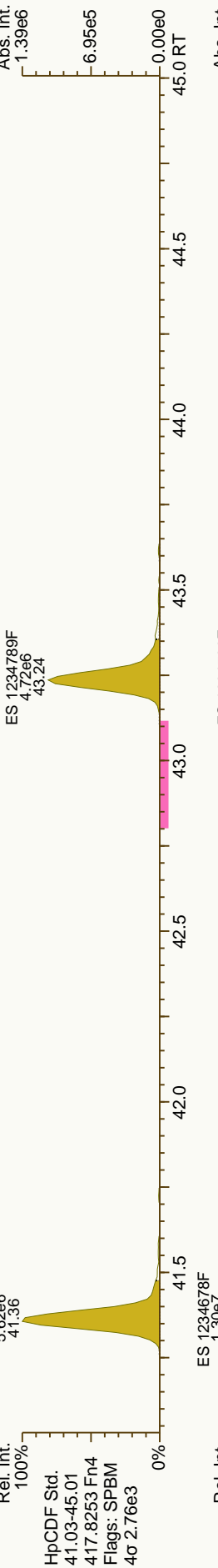
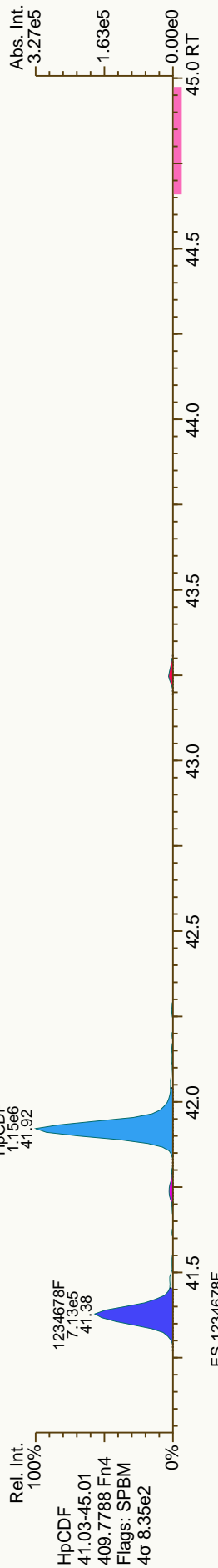
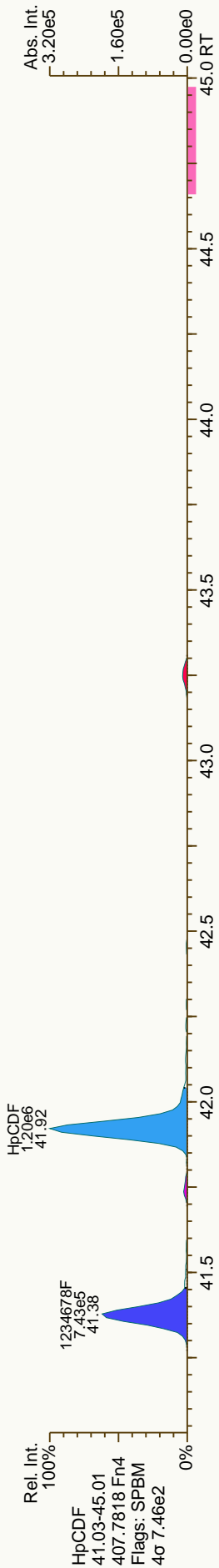


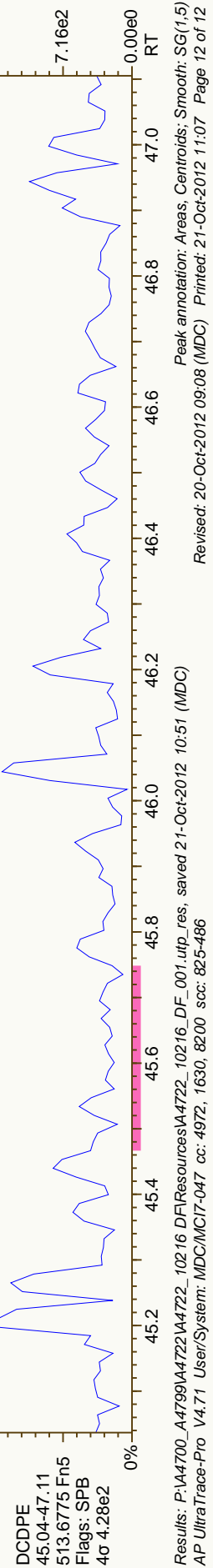
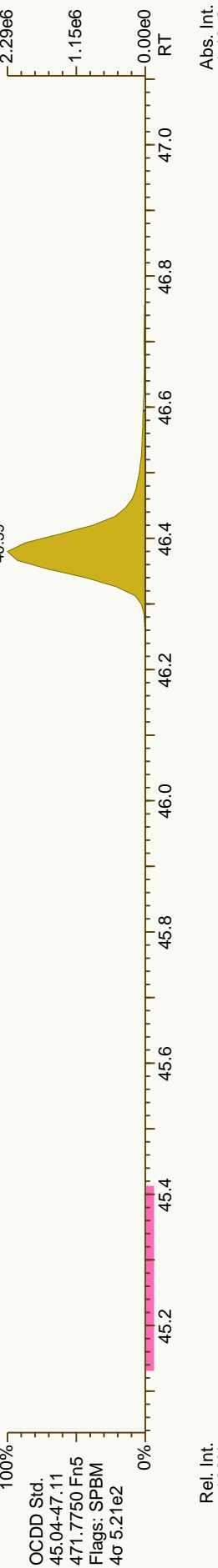
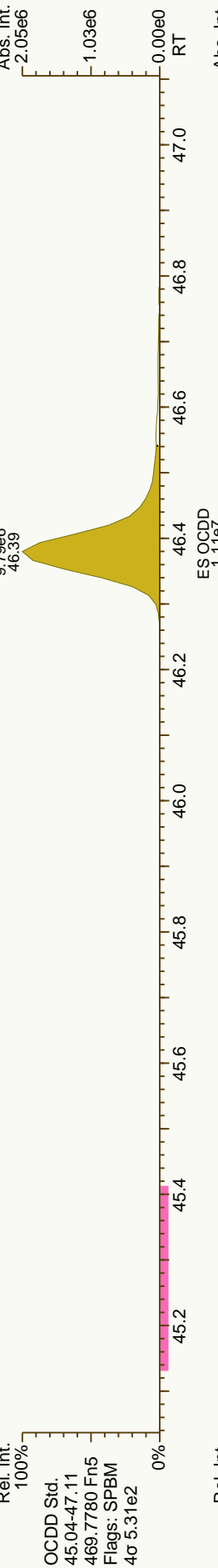
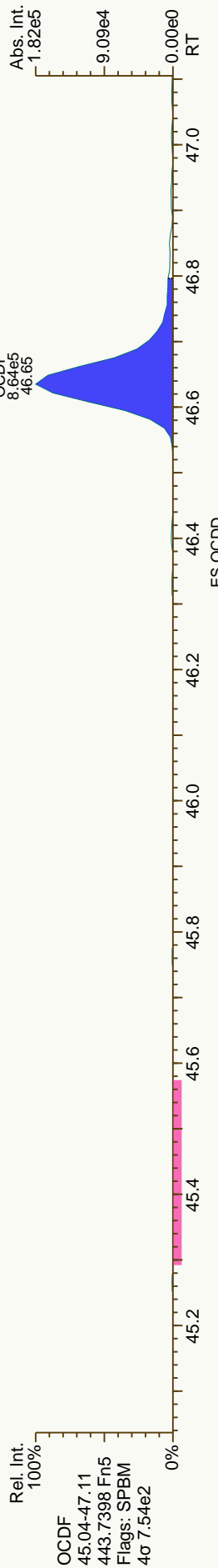
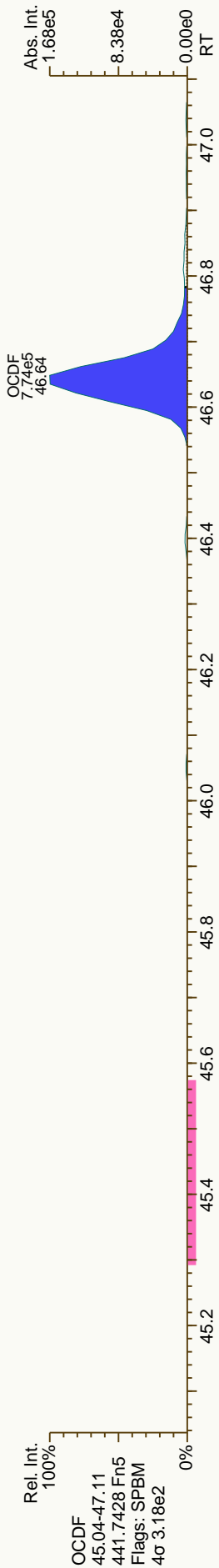












Quantify Sample Summary Report
 ### Confirms Sample Summary ###
 MassLynx 4.1

Dataset: C:\MassLynx\Default.pro\Results\c31oct12b-Confirms.qld

Last Altered: Thursday, November 01, 2012 16:02:41 Eastern Daylight Time
 Printed: Thursday, November 01, 2012 16:05:21 Eastern Daylight Time

A4722-10210-001

31203249

Method: C:\MassLynx\Default.PRO\MethDB\VF\Xms-TCDF_Smooth.mdb 01 Nov 2012 13:33:15
 Calibration: C:\MassLynx\Default.PRO\CurveDB\VF\Xms-100212a_Confirm-TD.cdb 31 Oct 2012 15:37:39

Name: c31oct12b-13

Date: 31-Oct-2012

Time: 21:16:33

ID: 31203249010

User: JHL

Submitter:

Task: HRMS3

Handwritten notes:
 2378-TCDF (10035/m) (2012) 1.019 ps/g
 (8035m) (111212) (2012) (2012)
 (632300) (111212) (2012) (2012)
 Rev. mar 11/11

Name	Response	Ion1Area	Ion2Area	RA	RAFail?	RRT	RT	Conc	EDL	SN1	SN2	M	Height1	Noise1	Height2	Noise2	Smp S...	FV	
2378-TCDF	8.034e3	3.648e3	4.386e3	0.83	NO	1.0006	20.99	1.019	0.0572	38.6	53.2	dd	8.452e4	2189	1.091e5	2052	20.48	20	
ES:13C-2378-TCDF	6.323e5	2.734e5	3.589e5	0.76	NO	1.0025	20.98	101.525	0.1510	1531.7	1993.4	bb	6.426e6	4195	8.558e6	4293	20.48	20	
JS:13C-1234-TCDD	3.675e5	1.594e5	2.081e5	0.77	NO	0.0000	20.93	97.656	0.2374	813.4	1319.0	bb	3.597e6	4423	4.803e6	3642	20.48	20	
Tetrafurans	-	3.302e4	-	-	-	-	-	9.455	0.0572	-	-	-	5.015e5	2189	-	-	20.48	20	
Fl Lock Mass	-	-	-	-	-	-	-	-	-	-	-	-	-	86329	-	-	-	1.00	1

Quantify Sample Report MassLynx 4.1
Confirms Sample Summary

Dataset: C:\MassLynx\Default.pro\Results\c31oct12b-Confirms.qld

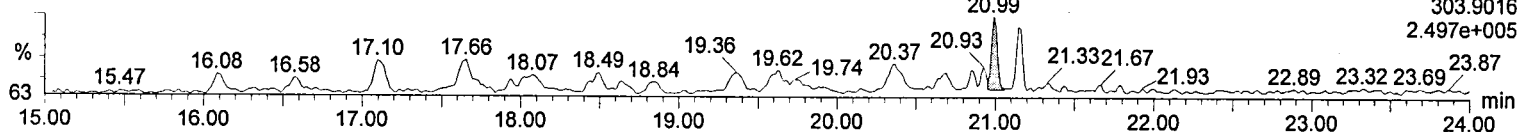
Last Altered: Thursday, 11/1/2012 11:23:28 AM Eastern Daylight Time
Printed: Thursday, 11/1/2012 11:24:54 AM Eastern Daylight Time

Method: C:\MassLynx\Default.PRO\MethDB\VFXms-TCDF_Smooth.mdb 31 Oct 2012 16:33:04
Calibration: C:\MassLynx\Default.PRO\CurveDB\VFXms-100212a_Confirm-TD.cdb 31 Oct 2012 15:37:39

Name: c31oct12b-13, ID: 31203249010

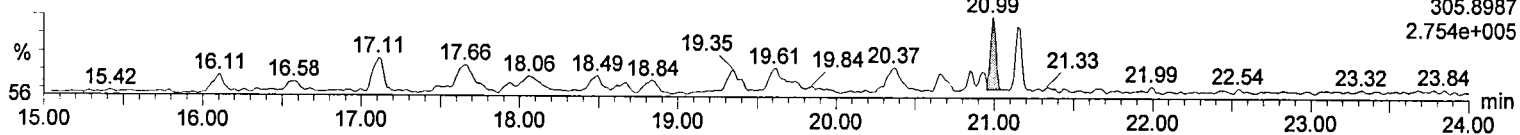
TCDF

c31oct12b-13



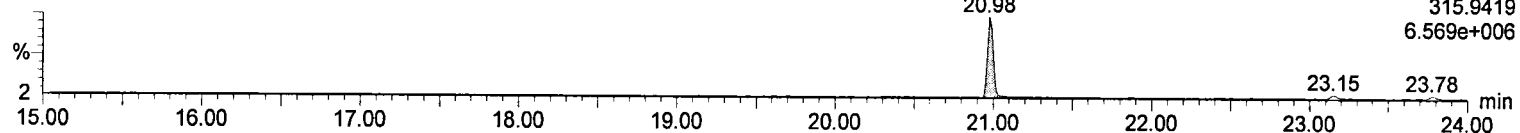
TCDF

c31oct12b-13



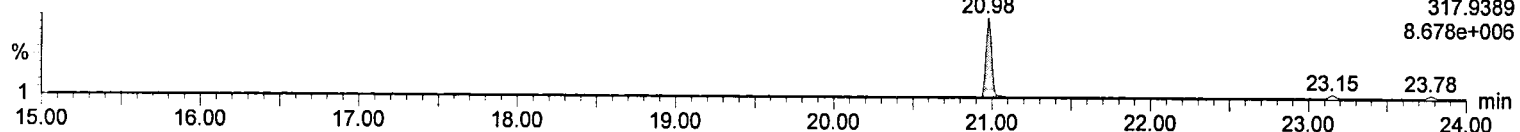
13C-TCDF

c31oct12b-13



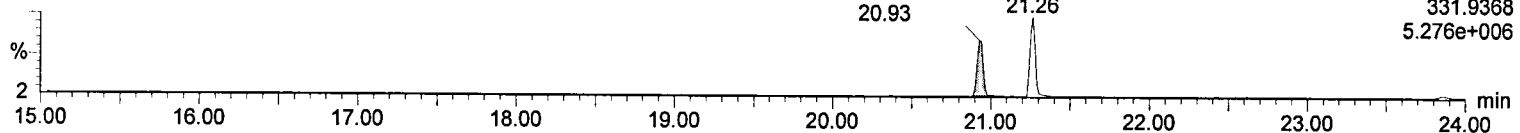
13C-TCDF

c31oct12b-13



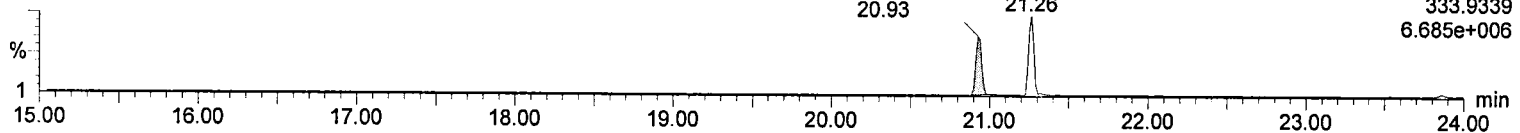
13C-TCDD

c31oct12b-13




13C-TCDD

c31oct12b-13



F1 Lock Mass

c31oct12b-13



Results of JW-EA09-SS35-120507

Client Sample ID: **JW-EA09-SS35-120507**
 Client Project ID: **Jeld-Wen Surface Sediments**
 Lab Sample ID: 31203249010-A
 Lab Project ID: 31203249

Collection Date: 05/07/2012 13:36
 Received Date: 05/09/2012 10:15
 Matrix: Soil-Solid as dry weight
 Solids (%): 48.90

Results by EPA 1668B

<u>Parameter</u>	<u>Result</u>	<u>EMPC</u>	<u>Qual</u>	<u>DL</u>	<u>LOQ/CL</u>	<u>Units</u>	<u>RT</u>	<u>Ratio</u>
1-MoCB	69.4			0.164	0.998	pg/g	10.44	3.21
2-MoCB	30.1			0.137	0.998	pg/g	12.29	3.26
3-MoCB	48.6			0.131	0.998	pg/g	12.45	3.22
4-DiCB	25.3			1.61	1.61	pg/g	12.67	1.62
5-DiCB	2.13			0.854	0.998	pg/g	15.08	1.56
6-DiCB	17.7			0.852	0.998	pg/g	14.81	1.59
7-DiCB	5.14			0.800	0.998	pg/g	14.61	1.45
8-DiCB	98.5			0.825	0.998	pg/g	15.20	1.61
9-DiCB	6.67			0.909	0.998	pg/g	14.46	1.41
10-DiCB	2.06			0.225	0.998	pg/g	12.83	
11-DiCB	216			0.844	0.998	pg/g	17.37	1.56
12-DiCB C13	18.1			0.827	2.00	pg/g	17.63	1.48
14-DiCB	0.853		J	0.217	0.998	pg/g	16.65	
15-DiCB	98.6			0.777	0.998	pg/g	17.91	1.56
16-TrCB	58.9			0.239	0.998	pg/g	17.85	1.05
17-TrCB	63.0			0.174	0.998	pg/g	17.47	1.08
18-TrCB C30	119			0.148	2.00	pg/g	17.10	1.08
19-TrCB	7.49			0.188	0.998	pg/g	15.46	1.15
20-TrCB C28	383			0.245	2.00	pg/g	20.54	1.04
21-TrCB C33	141			0.241	2.00	pg/g	20.73	1.03
22-TrCB	102			0.257	0.998	pg/g	21.07	1.04
23-TrCB	ND		U	0.242	0.998	pg/g		
24-TrCB		1.39		0.131	0.998	pg/g	17.77	1.47*
25-TrCB	23.5			0.241	0.998	pg/g	20.01	1.05
26-TrCB C29	45.6			0.239	2.00	pg/g	19.81	1.03
27-TrCB	10.4			0.128	0.998	pg/g	17.65	1.11
31-TrCB	286			0.230	0.998	pg/g	20.28	1.03
32-TrCB	39.7			0.122	0.998	pg/g	18.31	1.08
34-TrCB	1.58			0.255	0.998	pg/g	19.42	1.13
35-TrCB	10.9			0.256	0.998	pg/g	23.61	1.03
36-TrCB	3.44			0.237	0.998	pg/g	22.43	1.06
37-TrCB	125			0.245	0.998	pg/g	23.96	1.04
38-TrCB		0.498	J	0.260	0.998	pg/g	23.22	1.29*
39-TrCB	1.67			0.225	0.998	pg/g	22.75	1.10
40-TeCB C71	136			0.105	2.00	pg/g	23.81	0.79
41-TeCB	19.1			0.142	0.998	pg/g	23.70	0.80
42-TeCB	76.4			0.116	0.998	pg/g	23.40	0.80
43-TeCB	9.54			0.139	0.998	pg/g	22.31	0.76
44-TeCB C47/65	331			0.104	2.99	pg/g	22.95	0.79
45-TeCB	24.0			0.123	0.998	pg/g	20.60	0.80
46-TeCB	9.57			0.134	0.998	pg/g	20.86	0.84
48-TeCB	48.9			0.110	0.998	pg/g	22.76	0.82

Results of JW-EA09-SS35-120507

Client Sample ID: **JW-EA09-SS35-120507**
 Client Project ID: **Jeld-Wen Surface Sediments**
 Lab Sample ID: 31203249010-A
 Lab Project ID: 31203249

Collection Date: 05/07/2012 13:36
 Received Date: 05/09/2012 10:15
 Matrix: Soil-Solid as dry weight
 Solids (%): 48.90

Results by EPA 1668B

<u>Parameter</u>	<u>Result</u>	<u>EMPC</u>	<u>Qual</u>	<u>DL</u>	<u>LOQ/CL</u>	<u>Units</u>	<u>RT</u>	<u>Ratio</u>
49-TeCB C69	211			0.0905	2.00	pg/g	22.52	0.79
50-TeCB C53	27.1			0.107	2.00	pg/g	20.02	0.81
51-TeCB	7.28			0.110	0.998	pg/g	20.68	0.82
52-TeCB	543			0.113	0.998	pg/g	22.10	0.80
54-TeCB	0.243		J	0.0608	0.998	pg/g	18.16	0.70
55-TeCB	5.27			0.247	0.998	pg/g	26.59	0.82
56-TeCB	186			0.255	0.998	pg/g	27.02	0.77
57-TeCB	1.43			0.238	0.998	pg/g	25.34	0.75
58-TeCB	1.38			0.237	0.998	pg/g	25.54	0.77
59-TeCB C62/75	22.9			0.0810	2.99	pg/g	23.24	0.79
60-TeCB	93.0			0.245	0.998	pg/g	27.20	0.79
61-TeCB C70/74/76	853			0.235	3.99	pg/g	26.20	0.78
63-TeCB	14.6			0.216	0.998	pg/g	25.91	0.79
64-TeCB	134			0.0754	0.998	pg/g	24.01	0.79
66-TeCB	464			0.247	0.998	pg/g	26.46	0.78
67-TeCB	12.1			0.231	0.998	pg/g	25.69	0.78
68-TeCB	3.10			0.219	0.998	pg/g	24.98	0.75
72-TeCB	5.41			0.238	0.998	pg/g	24.74	0.82
73-TeCB	0.540		J	0.0802	0.998	pg/g	22.22	0.77
77-TeCB	50.2			0.266	0.998	pg/g	30.16	0.79
78-TeCB	ND		U	0.265	0.998	pg/g		
79-TeCB	6.43			0.225	0.998	pg/g	28.85	0.73
80-TeCB	ND		U	0.213	0.998	pg/g		
81-TeCB	1.82			0.244	0.998	pg/g	29.69	0.78
82-PeCB	99.3			0.755	0.998	pg/g	29.84	0.63
83-PeCB	53.5			0.783	0.998	pg/g	28.32	0.60
84-PeCB	200			0.732	0.998	pg/g	26.35	0.62
85-PeCB C116	133			0.497	2.00	pg/g	29.45	0.62
86-PeCB C108/119/125/87/97	600			0.540	5.99	pg/g	28.88	0.62
88-PeCB	ND		U	0.642	0.998	pg/g		
89-PeCB	5.99			0.672	0.998	pg/g	26.75	0.61
90-PeCB C101/113	922			0.546	2.99	pg/g	27.94	0.62
91-PeCB	95.7			0.578	0.998	pg/g	26.17	0.62
92-PeCB	157			0.644	0.998	pg/g	27.44	0.62
93-PeCB C100	4.83			0.590	2.00	pg/g	25.64	0.59
94-PeCB	3.01			0.652	0.998	pg/g	25.06	0.64
95-PeCB	521			0.615	0.998	pg/g	25.43	0.63
96-PeCB	4.43			0.0876	0.998	pg/g	23.21	0.59
98-PeCB	1.31			0.636	0.998	pg/g	25.82	0.63
99-PeCB	430			0.551	0.998	pg/g	28.43	0.62
102-PeCB	18.3			0.596	0.998	pg/g	25.74	0.62
103-PeCB	5.54			0.564	0.998	pg/g	24.88	0.58

Results of **JW-EA09-SS35-120507**

Client Sample ID: **JW-EA09-SS35-120507**
 Client Project ID: **Jeld-Wen Surface Sediments**
 Lab Sample ID: 31203249010-A
 Lab Project ID: 31203249

Collection Date: 05/07/2012 13:36
 Received Date: 05/09/2012 10:15
 Matrix: Soil-Solid as dry weight
 Solids (%): 48.90

Results by **EPA 1668B**

<u>Parameter</u>	<u>Result</u>	<u>EMPC</u>	<u>Qual</u>	<u>DL</u>	<u>LOQ/CL</u>	<u>Units</u>	<u>RT</u>	<u>Ratio</u>
104-PeCB	ND		U	0.0665	0.998	pg/g		
105-PeCB	415			0.553	0.998	pg/g	33.10	0.63
106-PeCB	ND		U	0.510	0.998	pg/g		
107-PeCB C124	35.1			0.484	2.00	pg/g	31.55	0.61
109-PeCB	68.2			0.455	0.998	pg/g	31.75	0.62
111-PeCB	0.774		J	0.449	0.998	pg/g	30.21	0.64
110-PeCB	1130			0.525	0.998	pg/g	29.59	0.62
112-PeCB	ND		U	0.465	0.998	pg/g		
114-PeCB	21.3			0.491	0.998	pg/g	32.57	0.63
115-PeCB	13.4			0.431	0.998	pg/g	29.68	0.62
117-PeCB	28.3			0.594	0.998	pg/g	29.38	0.60
118-PeCB	989			0.482	0.998	pg/g	32.13	0.62
120-PeCB	3.36			0.456	0.998	pg/g	30.60	0.63
121-PeCB	ND		U	0.443	0.998	pg/g		
122-PeCB	11.8			0.565	0.998	pg/g	32.40	0.61
123-PeCB	12.7			0.445	0.998	pg/g	31.85	0.60
126-PeCB	2.64			0.204	0.998	pg/g	35.70	0.60
127-PeCB	ND		U	0.568	0.998	pg/g		
128-HxCB C166	186			0.276	2.00	pg/g	35.79	1.22
129-HxCB C138/163	1170			0.0600	2.99	pg/g	34.74	1.25
130-HxCB	73.9			0.0745	0.998	pg/g	34.20	1.25
131-HxCB	13.9			0.0724	0.998	pg/g	31.82	1.27
132-HxCB	333			0.0695	0.998	pg/g	32.19	1.25
133-HxCB	15.7			0.0683	0.998	pg/g	32.64	1.24
134-HxCB	56.6			0.0801	0.998	pg/g	31.31	1.27
135-HxCB C151	272			0.0647	2.00	pg/g	30.39	1.26
136-HxCB	114			0.0487	0.998	pg/g	28.33	1.27
137-HxCB	52.0			0.0664	0.998	pg/g	34.39	1.28
139-HxCB C140	19.4			0.0614	2.00	pg/g	31.66	1.28
141-HxCB	177			0.0654	0.998	pg/g	33.86	1.25
142-HxCB	ND		U	0.0720	0.998	pg/g		
143-HxCB	2.95			0.0640	0.998	pg/g	31.40	1.24
144-HxCB	40.9			0.0625	0.998	pg/g	30.85	1.24
145-HxCB	ND		U	0.0476	0.998	pg/g		
146-HxCB	109			0.0603	0.998	pg/g	33.18	1.27
147-HxCB C149	708			0.0623	2.00	pg/g	31.14	1.25
148-HxCB	1.30			0.0632	0.998	pg/g	29.89	1.39
150-HxCB	1.38			0.0444	0.998	pg/g	28.04	1.27
152-HxCB	0.835		J	0.0461	0.998	pg/g	27.89	1.27
153-HxCB C168	773			0.0469	2.00	pg/g	33.71	1.26
154-HxCB	11.7			0.0563	0.998	pg/g	30.60	1.24
155-HxCB	ND		U	0.0400	0.998	pg/g		

Results of JW-EA09-SS35-120507

Client Sample ID: **JW-EA09-SS35-120507**
 Client Project ID: **Jeld-Wen Surface Sediments**
 Lab Sample ID: 31203249010-A
 Lab Project ID: 31203249

Collection Date: 05/07/2012 13:36
 Received Date: 05/09/2012 10:15
 Matrix: Soil-Solid as dry weight
 Solids (%): 48.90

Results by EPA 1668B

<u>Parameter</u>	<u>Result</u>	<u>EMPC</u>	<u>Qual</u>	<u>DL</u>	<u>LOQ/CL</u>	<u>Units</u>	<u>RT</u>	<u>Ratio</u>
156-HxCB C157	144			0.301	2.00	pg/g	38.23	1.23
158-HxCB	114			0.0460	0.998	pg/g	35.07	1.25
159-HxCB	ND		U	0.239	0.998	pg/g		
160-HxCB	ND		U	0.0525	0.998	pg/g		
161-HxCB	ND		U	0.0493	0.998	pg/g		
162-HxCB	3.91			0.230	0.998	pg/g	36.88	1.21
164-HxCB	68.2			0.0458	0.998	pg/g	34.47	1.26
165-HxCB	ND		U	0.0541	0.998	pg/g		
167-HxCB	43.1			0.215	0.998	pg/g	37.28	1.24
169-HxCB	ND		U	0.234	0.998	pg/g		
170-HpCB	205			0.327	0.998	pg/g	40.46	1.05
171-HpCB C173	61.2			0.299	2.00	pg/g	37.49	1.06
172-HpCB	31.8			0.335	0.998	pg/g	38.87	1.02
174-HpCB	189			0.294	0.998	pg/g	36.59	1.06
175-HpCB	8.14			0.274	0.998	pg/g	35.66	1.11
176-HpCB	21.3			0.0697	0.998	pg/g	33.58	1.02
177-HpCB	122			0.304	0.998	pg/g	36.96	1.05
178-HpCB	40.9			0.103	0.998	pg/g	35.13	1.08
179-HpCB	80.3			0.0766	0.998	pg/g	32.83	1.04
180-HpCB C193	401			0.262	2.00	pg/g	39.41	1.04
181-HpCB	2.17			0.261	0.998	pg/g	37.30	1.14
182-HpCB	1.49			0.247	0.998	pg/g	36.07	0.99
183-HpCB	99.9			0.235	0.998	pg/g	36.41	1.04
184-HpCB		0.232	J	0.0765	0.998	pg/g	33.31	1.28*
185-HpCB	19.2			0.269	0.998	pg/g	36.48	1.07
186-HpCB	ND		U	0.0741	0.998	pg/g		
187-HpCB	235			0.256	0.998	pg/g	35.89	1.04
188-HpCB	0.400		J	0.0676	0.998	pg/g	32.57	1.08
189-HpCB	7.92			0.144	0.998	pg/g	43.08	1.04
190-HpCB	38.7			0.244	0.998	pg/g	40.91	1.06
191-HpCB	8.45			0.245	0.998	pg/g	39.71	1.02
192-HpCB	ND		U	0.254	0.998	pg/g		
194-OcCB	79.1			0.149	0.998	pg/g	44.84	0.91
195-OcCB	29.0			0.160	0.998	pg/g	42.87	0.90
196-OcCB	41.9			0.129	0.998	pg/g	41.61	0.90
197-OcCB	2.91			0.0878	0.998	pg/g	38.61	0.84
198-OcCB C199	103			0.134	2.00	pg/g	41.06	0.89
200-OcCB	6.19			0.0967	0.998	pg/g	38.68	0.89
201-OcCB	11.2			0.0913	0.998	pg/g	37.85	0.92
202-OcCB	20.9			0.0981	0.998	pg/g	37.07	0.91
203-OcCB	60.9			0.123	0.998	pg/g	41.77	0.89
204-OcCB	ND		U	0.0963	0.998	pg/g		

Results of JW-EA09-SS35-120507

Client Sample ID: **JW-EA09-SS35-120507**
 Client Project ID: **Jeld-Wen Surface Sediments**
 Lab Sample ID: 31203249010-A
 Lab Project ID: 31203249

Collection Date: 05/07/2012 13:36
 Received Date: 05/09/2012 10:15
 Matrix: Soil-Solid as dry weight
 Solids (%): 48.90

Results by EPA 1668B

<u>Parameter</u>	<u>Result</u>	<u>EMPC</u>	<u>Qual</u>	<u>DL</u>	<u>LOQ/CL</u>	<u>Units</u>	<u>RT</u>	<u>Ratio</u>
205-OcCB	3.43			0.111	0.998	pg/g	45.24	0.94
206-NoCB	35.1			0.132	0.998	pg/g	46.69	0.77
207-NoCB	4.99			0.110	0.998	pg/g	43.45	0.78
208-NoCB	11.0			0.101	0.998	pg/g	42.68	0.78
209-DeCB	19.3			0.110	0.998	pg/g	48.03	1.17
Total Monochlorobiphenyls	148			0.148		pg/g		
Total Dichlorobiphenyls	491			1.19		pg/g		
Total Trichlorobiphenyls	1420			0.216		pg/g		
Total Tetrachlorobiphenyls	3300			0.158		pg/g		
Total Pentachlorobiphenyls	5990			0.374		pg/g		
Total Hexachlorobiphenyls	4500			0.197		pg/g		
Total Heptachlorobiphenyls	1570			0.205		pg/g		
Total Octachlorobiphenyls	359			0.104		pg/g		
Total Nonachlorobiphenyls	51.1			0.116		pg/g		
Total Decachlorobiphenyl	19.3			0.110		pg/g		
Total PCBs	17800			1.19		pg/g		

World Health Organization Summary

	<u>Units</u>	<u>ND=0</u>	<u>ND=½</u>	<u>ND=DL</u>
WHO-2005 TEQ	pg/g	0.319	0.322	0.326
WHO-2005 TEQ w/EMPC	pg/g	0.319	0.322	0.326

Results of JW-EA09-SS35-120507

Client Sample ID: **JW-EA09-SS35-120507**
 Client Project ID: **Jeld-Wen Surface Sediments**
 Lab Sample ID: 31203249010-A
 Lab Project ID: 31203249

Collection Date: 05/07/2012 13:36
 Received Date: 05/09/2012 10:15
 Matrix: Soil-Solid as dry weight
 Solids (%): 48.90

Results by EPA 1668B

<u>Parameter</u>	<u>Result</u>	<u>EMPC</u>	<u>Qual</u>	<u>DL</u>	<u>LOQ/CL</u>	<u>Units</u>	<u>RT</u>	<u>Ratio</u>
Labeled Standards								
1L-MoCB	55.0				4.00-100	%		
3L-MoCB	70.0				11.0-106	%		
4L-DiCB	77.0				14.0-107	%		
15L-DiCB	88.0				19.0-107	%		
19L-TrCB	82.0				1.00-108	%		
37L-TrCB	96.0				25.0-123	%		
54L-TeCB	110*				13.0-105	%		
77L-TeCB	94.0				31.0-109	%		
81L-TeCB	100				14.0-127	%		
104L-PeCB	106				36.0-115	%		
105L-PeCB	89.0				50.0-111	%		
114L-PeCB	88.0				41.0-121	%		
118L-PeCB	92.0				49.0-111	%		
123L-PeCB	98.0				49.0-116	%		
126L-PeCB	95.0				50.0-106	%		
155L-HxCB	99.0				25.0-124	%		
156L-HxCB C157L	77.0				40.0-120	%		
167L-HxCB	79.0				45.0-118	%		
169L-HxCB	83.0				37.0-117	%		
188L-HpCB	98.0				23.0-125	%		
189L-HpCB	101				47.0-116	%		
202L-OcCB	86.0				31.0-134	%		
205L-OcCB	110				46.0-115	%		
206L-NoCB	117				38.0-122	%		
208L-NoCB	103				31.0-126	%		
209L-DeCB	102				43.0-115	%		
28L-TrCB	103				14.0-131	%		
111L-PeCB	106				57.0-112	%		
178L-HpCB	110				57.0-125	%		

Batch Information

Analytical Batch: **HRP1313**
 Analytical Method: **EPA 1668B**
 Instrument: **APHRMS**
 Analyst: **LKB**
 Analytical Date/Time: **10/17/2012 04:49**

Prep Batch: **HXX1803**
 Prep Method: **EPA 1668B PREP S/D/T**
 Prep Date/Time: **10/10/2012 10:29**
 Prep Initial Wt./Vol.: **20.48 g**
 Prep Extract Vol: **20 uL**



Name	Actual RT	QC	Pred RRT	Actual RRT	Diff Secs	Response	Ra	RRF	Conc. / Recv.	Noise / Recv. Low	DL / Recv. High
PCB-77 33'44'-TeCB	30.16		1.0006	1.0006	0	1.31E+07	0.79	1.13	50.2	6.28E+03	0.266
PCB-81 344'5'-TeCB	29.69		1.0006	1.0005	-0.2	4.76E+05	0.78	1.13	1.82	6.28E+03	0.244
PCB-105 233'44'-PeCB	33.10		1.0007	1.0007	0	7.57E+07	0.63	1.09	415	9.25E+03	0.553
PCB-114 2344'5'-PeCB	32.57		1.0007	1.0006	-0.2	4.12E+06	0.63	1.16	21.3	9.25E+03	0.491
PCB-118 23'44'5'-PeCB	32.13		1.0008	1.0007	-0.2	1.96E+08	0.62	1.11	989	9.25E+03	0.482
PCB-123 23'44'5'-PeCB	31.85		1.0006	1.0008	+0.4	2.74E+06	0.60	1.19	12.7	9.25E+03	0.445
PCB-126 33'44'5'-PeCB	35.70		1.0006	1.0003	-0.6	4.85E+05	0.60	1.06	2.64	3.47E+03	0.204
PCB-156/157 ...-HxCB	38.23	C	1.0005	1.0002	-0.7	2.29E+07	1.23	1.11	144	3.47E+03	0.301
PCB-167 23'44'55'-HxCB	37.28		1.0006	1.0005	-0.2	7.48E+06	1.24	1.14	43.1	3.47E+03	0.215
PCB-169 33'44'55'-HxCB	NotFnd		1.0005	-		0.00E+00		1.11	ND	3.47E+03	0.234
PCB-189 233'44'55'-HpCB	43.08		1.0005	1.0004	-0.3	1.17E+06	1.04	1.06	7.92	1.90E+03	0.144
PCB-209 DeCB	48.03		1.0004	1.0004	0	1.98E+06	1.17	1.07	19.3	7.89E+02	0.111
ES PCB-1	10.43		0.7215	0.7219	+0.3	4.09E+07	3.28	1.08	54.7 %	25%	150%
ES PCB-3	12.44		0.8610	0.8614	+0.3	5.25E+07	3.16	1.08	70.1 %	25%	150%
ES PCB-4	12.65		0.8755	0.8760	+0.4	2.59E+07	1.58	0.49	76.7 %	25%	150%
ES PCB-15	17.90		1.2391	1.2391	0	6.74E+07	1.58	1.11	87.8 %	25%	150%
ES PCB-19	15.44		1.0683	1.0690	+0.6	3.12E+07	1.04	0.55	81.5 %	25%	150%
ES PCB-37	23.94		1.0844	1.0842	-0.3	5.70E+07	1.08	1.64	96.3 %	25%	150%
ES PCB-54	18.14		0.8213	0.8214	+0.1	3.73E+07	0.74	0.94	110 %	25%	150%
ES PCB-77	30.14		1.3648	1.3650	+0.4	4.59E+07	0.78	1.35	94.2 %	25%	150%
ES PCB-81	29.67		1.3435	1.3439	+0.7	4.64E+07	0.79	1.29	99.7 %	25%	150%
ES PCB-104	22.89		0.8203	0.8201	-0.3	3.19E+07	1.53	0.99	106 %	25%	150%
ES PCB-105	33.08		1.1849	1.1850	+0.2	3.33E+07	1.58	1.23	88.5 %	25%	150%
ES PCB-114	32.55		1.1658	1.1660	+0.4	3.34E+07	1.64	1.25	87.8 %	25%	150%
ES PCB-118	32.10		1.1499	1.1501	+0.4	3.58E+07	1.60	1.28	91.7 %	25%	150%
ES PCB-123	31.83		1.1399	1.1402	+0.6	3.63E+07	1.62	1.22	97.9 %	25%	150%
ES PCB-126	35.69		1.2781	1.2787	+1.3	3.45E+07	1.58	1.20	94.5 %	25%	150%
ES PCB-153	-	-	-	-	-	-	-	-	-	-	-
ES PCB-155	27.74		0.7992	0.7989	-0.5	3.79E+07	1.23	1.50	98.8 %	25%	150%
ES PCB-156/157	38.22		1.1007	1.1009	+0.5	5.74E+07	1.33	1.45	76.8 %	25%	150%
ES PCB-167	37.26		1.0731	1.0733	+0.4	3.05E+07	1.30	1.49	79.4 %	25%	150%
ES PCB-169	40.95		1.1789	1.1796	+1.7	3.01E+07	1.30	1.40	83.3 %	25%	150%
ES PCB-170	-	-	-	-	-	-	-	-	-	-	-
ES PCB-180	-	-	-	-	-	-	-	-	-	-	-
ES PCB-188	32.55		0.7266	0.7261	-1.0	2.96E+07	1.06	1.18	97.8 %	25%	150%
ES PCB-189	43.06		0.9608	0.9607	-0.3	2.79E+07	1.09	1.49	101 %	25%	150%
ES PCB-202	37.05		0.8271	0.8266	-1.1	2.52E+07	0.92	1.14	86.2 %	25%	150%
ES PCB-205	45.22		1.0088	1.0088	0	2.46E+07	0.89	1.20	110 %	25%	150%

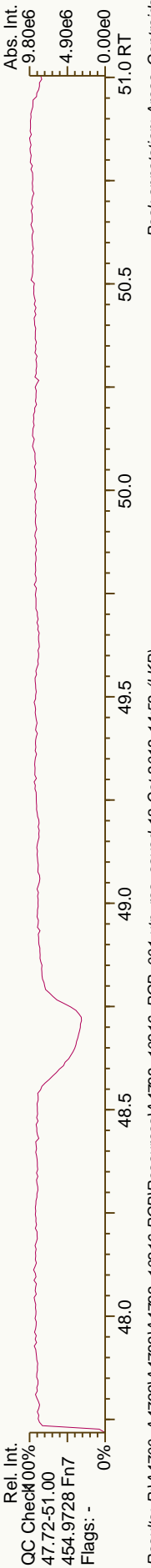
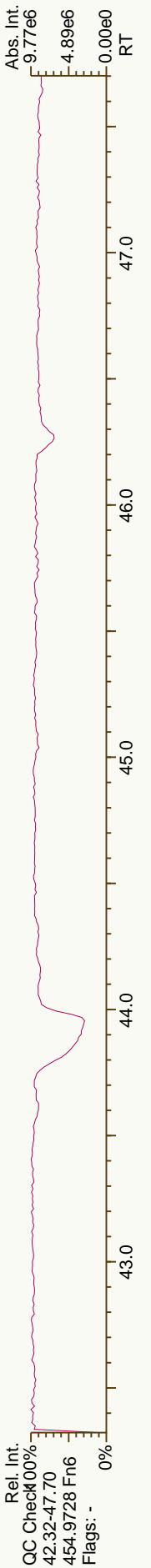
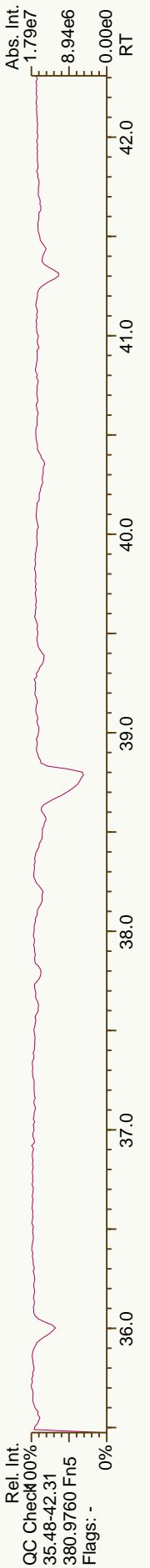

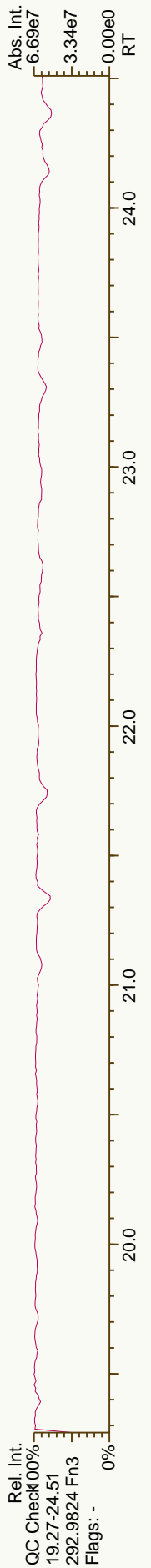
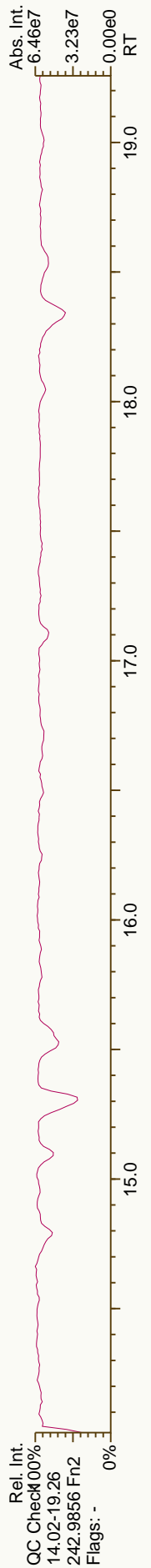
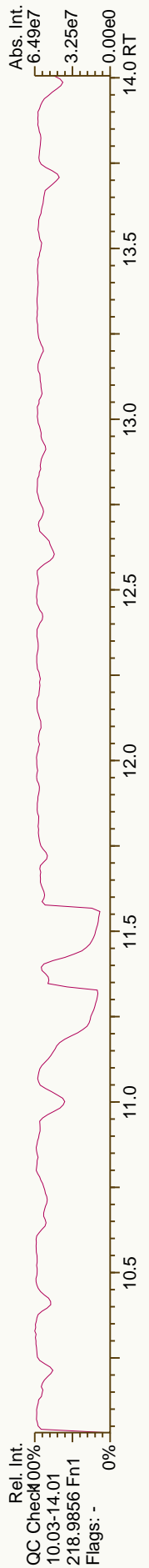
Name	Actual RT	QC	Pred RRT	Actual RRT	Diff Secs	Response	Ra	RRF	Conc. / Recv.	Noise / Recv. Low	DL / Recv. High
ES PCB-206	46.68		1.0414	1.0414	0	1.89E+07	0.79	0.87	117 %	25 %	150 %
ES PCB-208	42.65		0.9519	0.9516	-0.8	2.28E+07	0.78	1.19	103 %	25 %	150 %
ES PCB-209	48.01		1.0714	1.0712	-0.6	1.91E+07	1.17	1.00	102 %	25 %	150 %
SS PCB-28	20.52		0.9294	0.9292	-0.2	6.52E+07	1.07	1.07	107 %	30 %	135 %
SS PCB-111	30.19		1.0814	1.0816	+0.4	3.97E+07	1.62	1.01	109 %	30 %	135 %
SS PCB-178	35.11		1.0112	1.0112	0	2.09E+07	1.07	0.63	113 %	30 %	135 %
CS PCB-28	20.52		0.9294	0.9292	-0.2	6.52E+07	1.07	1.76	103 %	30 %	135 %
CS PCB-111	30.19		1.0814	1.0816	+0.4	3.97E+07	1.62	1.23	106 %	30 %	135 %
CS PCB-178	35.11		1.0112	1.0112	0	2.09E+07	1.07	0.74	110 %	30 %	135 %
JS PCB-9	14.44					6.91E+07	1.56				
JS PCB-52	22.08					3.62E+07	0.79				
JS PCB-101	27.91					3.04E+07	1.67				
JS PCB-138	34.72					2.57E+07	1.24				
JS PCB-194	44.82					1.87E+07	0.91				
Totals											
Mono-CBS						148			148		0.148
Di-CBS						491			491		1.19
Tri-CBS						1,420			1,420		0.216
Tetra-CBS						3,300			3,300		0.158
Penta-CBS						5,990			5,990		0.374
Hexa-CBS						4,500			4,500		0.197
Hepta-CBS						1,570			1,570		0.205
Octa-CBS						359			359		0.104
Nona-CBS						51.1			51.1		0.116
PCB-1 2-MoCB	10.44		1.0011	1.0011	0	1.47E+07	3.21	1.03	69.4	5.59E+03	0.164
PCB-2 3-MoCB	12.29		0.9880	0.9880	0	7.87E+06	3.26	1.00	30.1	5.59E+03	0.137
PCB-3 4-MoCB	12.45		1.0009	1.0010	+0.1	1.33E+07	3.22	1.04	48.6	5.59E+03	0.131
PCB-4 22'-DiCB	12.67		1.0011	1.0011	0	3.83E+06	1.62	1.17	25.3	3.78E+04	1.61
PCB-10 26-DiCB	12.83		1.0140	1.0137	-0.2	4.38E+05	SI	1.64	2.06	7.42E+03	0.225
PCB-9 25-DiCB	14.46		1.0010	1.0010	0	2.08E+06	1.41	0.92	6.67	3.06E+04	0.909
PCB-7 24-DiCB	14.61		1.0115	1.0114	-0.1	1.82E+06	1.45	1.05	5.14	3.06E+04	0.8
PCB-6 23'-DiCB	14.81		1.0256	1.0256	0	5.89E+06	1.59	0.99	17.7	3.06E+04	0.852
PCB-5 23-DiCB	15.08		1.0444	1.0443	-0.1	7.08E+05	1.56	0.98	2.13	3.06E+04	0.854
PCB-8 24'-DiCB	15.20		1.0523	1.0522	-0.1	3.39E+07	1.61	1.02	98.5	3.06E+04	0.825
PCB-14 35-DiCB	16.65	J	0.9302	0.9301	-0.1	3.37E+05	SI	1.17	0.853	9.27E+03	0.217
PCB-11 33'-DiCB	17.37		0.9709	0.9705	-0.4	7.27E+07	1.56	1.00	216	3.06E+04	0.844
PCB-13/12 34'/34-DiCB	17.63	C	0.9859	0.9852	-0.7	6.19E+06	1.48	1.02	18.1	3.06E+04	0.827
PCB-15 44'-DiCB	17.91		1.0008	1.0009	+0.1	3.60E+07	1.56	1.08	98.6	3.06E+04	0.777

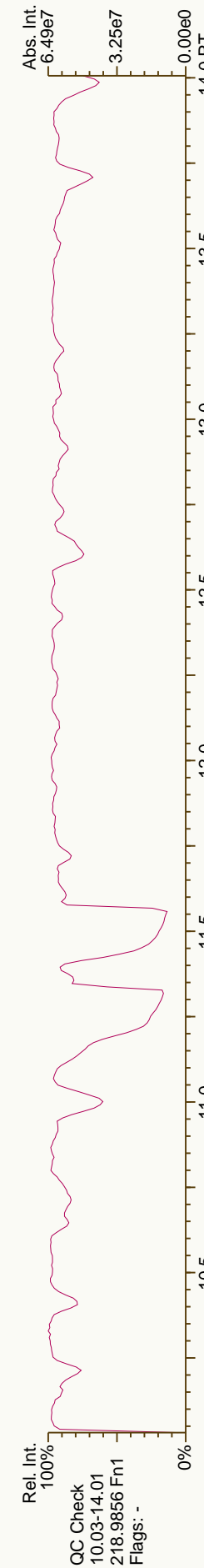
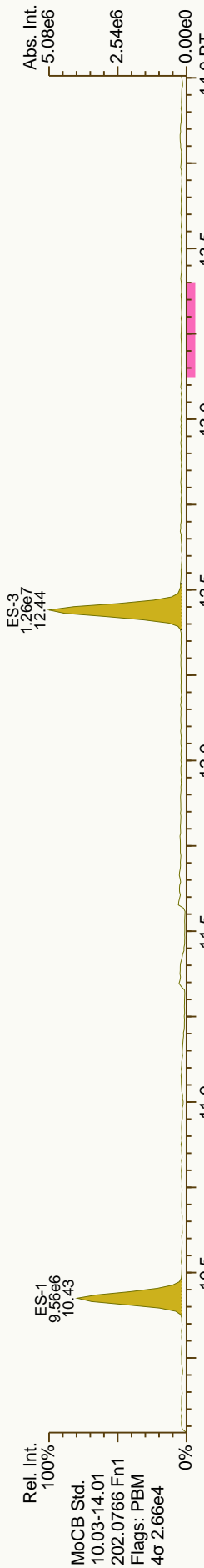
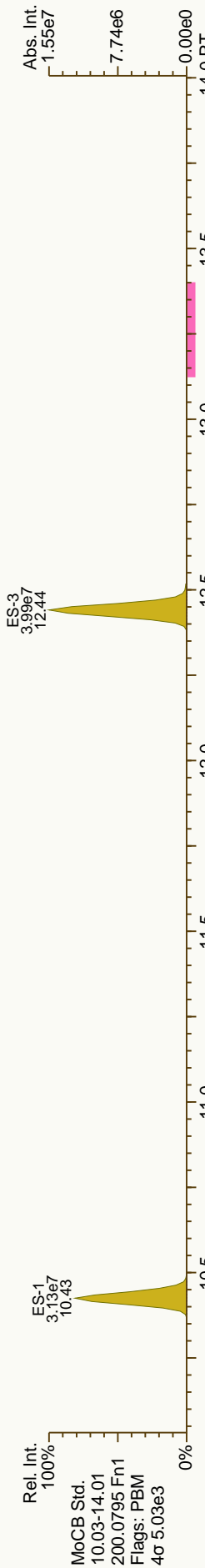
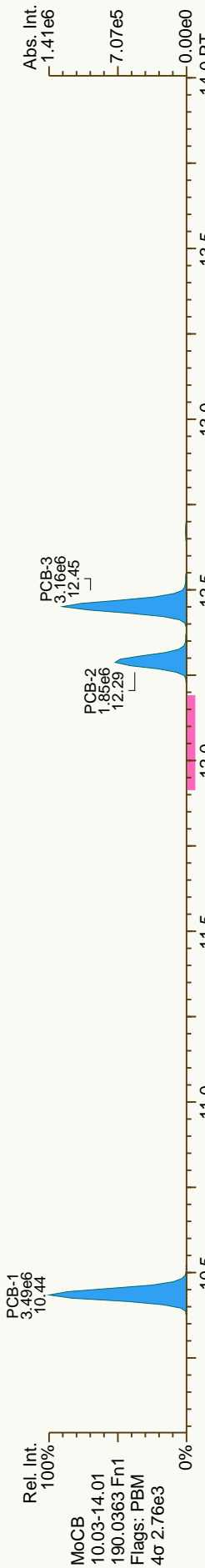
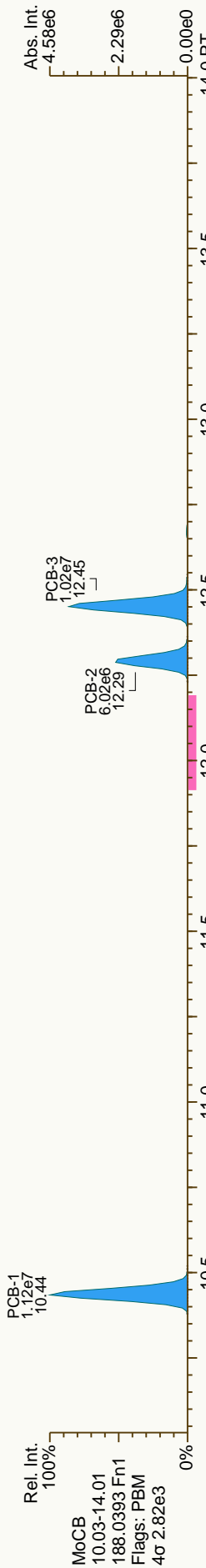
Name	Actual RT	QC	Pred RRT	Actual RRT	Diff Secs	Response	Ra	RRF	Conc. / Recv.	Noise / Recv. Low	DL / Recv. High
PCB-19	22'6"-TrCB		1.0011	1.0011	0	1.28E+06	1.15	1.09	7.49	3.91E+03	0.188
PCB-30/18	246/22'5"-TrCB	C	1.1077	1.1076	-0.1	2.58E+07	1.08	1.39	119	3.91E+03	0.148
PCB-17	22'4"-TrCB		1.1317	1.1313	-0.4	1.16E+07	1.08	1.18	63	3.91E+03	0.174
PCB-27	23'6"-TrCB		1.1435	1.1431	-0.4	2.60E+06	1.11	1.61	10.4	3.91E+03	0.128
PCB-24	236"-TrCB	EMPC	1.1514	1.1509	-0.5	3.41E+05	1.47	1.57	1.39	3.91E+03	0.131
PCB-16	22'3"-TrCB		1.1568	1.1564	-0.4	7.91E+06	1.05	0.86	58.9	3.91E+03	0.239
PCB-32	24'6"-TrCB		1.1866	1.1860	-0.7	1.04E+07	1.08	1.68	39.7	3.91E+03	0.122
PCB-34	23'5"-TrCB		0.8111	0.8111	0	4.76E+05	1.13	1.06	1.58	7.60E+03	0.255
PCB-23	235"-TrCB	NotFnd	0.8168	-		0.00E+00		1.11	ND	7.60E+03	0.242
PCB-26/29	23'5'/245"-TrCB	C	0.8282	0.8273	-1.1	1.47E+07	1.03	1.13	45.6	7.60E+03	0.239
PCB-25	23'4"-TrCB		0.8361	0.8359	-0.2	7.53E+06	1.05	1.12	23.5	7.60E+03	0.241
PCB-31	24'5"-TrCB		0.8472	0.8471	-0.1	9.58E+07	1.03	1.17	286	7.60E+03	0.23
PCB-28/20	244'/233'-TrCB	C	0.8581	0.8578	-0.4	1.21E+08	1.04	1.10	383	7.60E+03	0.245
PCB-21/33	234/23'4"-TrCB	C	0.8650	0.8661	+1.4	4.50E+07	1.03	1.12	141	7.60E+03	0.241
PCB-22	234'-TrCB		0.8802	0.8801	-0.1	3.07E+07	1.04	1.05	102	7.60E+03	0.257
PCB-36	33'5"-TrCB		0.9366	0.9368	+0.3	1.12E+06	1.06	1.14	3.44	7.60E+03	0.237
PCB-39	34'5"-TrCB		0.9494	0.9502	+1.1	5.70E+05	1.10	1.20	1.67	7.60E+03	0.225
PCB-38	345"-TrCB	J EMPC	0.9701	0.9701	0	1.47E+05	1.29	1.04	0.498	7.60E+03	0.26
PCB-35	33'4"-TrCB		0.9865	0.9864	-0.1	3.27E+06	1.03	1.06	10.9	7.60E+03	0.256
PCB-37	344'-TrCB		1.0007	1.0008	+0.1	3.96E+07	1.04	1.10	125	7.60E+03	0.245
PCB-54	22'66"-TeCB	J	1.0010	1.0012	+0.2	5.49E+04	0.70	1.21	0.243	1.49E+03	0.0608
PCB-50/53	22'46'/22'56"-TeCB	C	0.9082	0.9069	-1.6	5.19E+06	0.81	0.82	27.1	2.01E+03	0.107
PCB-45	22'36"-TeCB		0.9329	0.9329	0	4.02E+06	0.80	0.72	24	2.01E+03	0.123
PCB-51	22'46'-TeCB		0.9363	0.9364	+0.1	1.36E+06	0.82	0.80	7.28	2.01E+03	0.11
PCB-46	22'36'-TeCB		0.9450	0.9449	-0.1	1.46E+06	0.84	0.66	9.57	2.01E+03	0.134
PCB-52	22'55'-TeCB		1.0010	1.0009	-0.1	9.90E+07	0.80	0.78	543	2.01E+03	0.113
PCB-73	23'5'6"-TeCB	J	1.0065	1.0064	-0.1	1.38E+05	0.77	1.10	0.54	2.01E+03	0.0802
PCB-43	22'35"-TeCB		1.0102	1.0102	0	1.41E+06	0.76	0.63	9.54	2.01E+03	0.139
PCB-69/49	23'46'/22'45"-TeCB	C	1.0192	1.0200	+1.1	4.79E+07	0.79	0.98	211	2.01E+03	0.0905
PCB-48	22'45"-TeCB		1.0311	1.0310	-0.1	9.13E+06	0.82	0.80	48.9	2.01E+03	0.11
PCB-44/47/65	...-TeCB	C	1.0405	1.0395	-1.4	6.56E+07	0.79	0.85	331	2.01E+03	0.104
PCB-59/62/75	...-TeCB	C	1.0526	1.0524	-0.3	5.81E+06	0.79	1.09	22.9	2.01E+03	0.081
PCB-42	22'34"-TeCB		1.0595	1.0596	+0.1	1.36E+07	0.80	0.76	76.4	2.01E+03	0.116
PCB-41	22'34"-TeCB		1.0737	1.0736	-0.1	2.77E+06	0.80	0.62	19.1	2.01E+03	0.142
PCB-71/40	23'4'6'/22'33'-TeCB	C	1.0782	1.0783	+0.1	2.66E+07	0.79	0.84	136	2.01E+03	0.105
PCB-64	234'6"-TeCB		1.0872	1.0872	0	3.65E+07	0.79	1.17	134	2.01E+03	0.0754
PCB-72	23'55'-TeCB		0.8338	0.8336	-0.3	1.46E+06	0.82	1.16	5.41	6.28E+03	0.238
PCB-68	23'45'-TeCB		0.8421	0.8420	-0.1	9.03E+05	0.75	1.26	3.1	6.28E+03	0.219
PCB-57	233'5"-TeCB		0.8540	0.8541	+0.2	3.83E+05	0.75	1.16	1.43	6.28E+03	0.238
PCB-58	233'5'-TeCB		0.8605	0.8607	+0.3	3.73E+05	0.77	1.16	1.38	6.28E+03	0.237
PCB-67	23'45"-TeCB		0.8657	0.8657	0	3.37E+06	0.78	1.19	12.1	6.28E+03	0.231
PCB-63	234'5"-TeCB		0.8731	0.8732	+0.2	4.32E+06	0.79	1.27	14.6	6.28E+03	0.216
PCB-61/70/74/76	...-TeCB	C	0.8824	0.8830	+0.9	2.32E+08	0.78	1.17	853	6.28E+03	0.235
PCB-66	23'44'-TeCB		0.8919	0.8918	-0.2	1.20E+08	0.78	1.11	464	6.28E+03	0.247
PCB-55	233'4"-TeCB		0.8963	0.8963	0	1.37E+06	0.82	1.12	5.27	6.28E+03	0.247

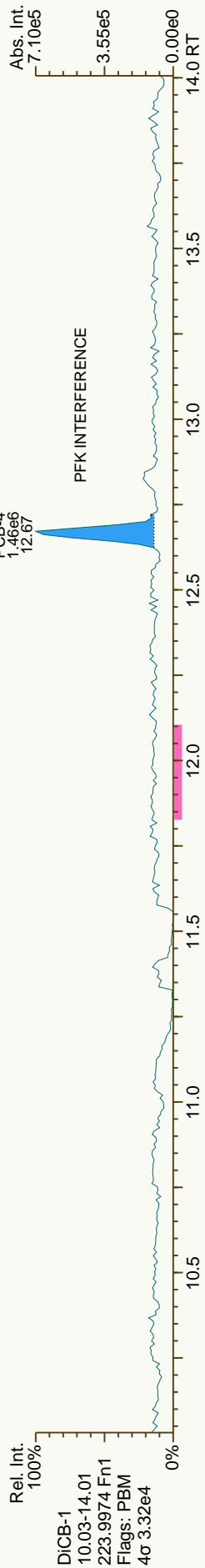
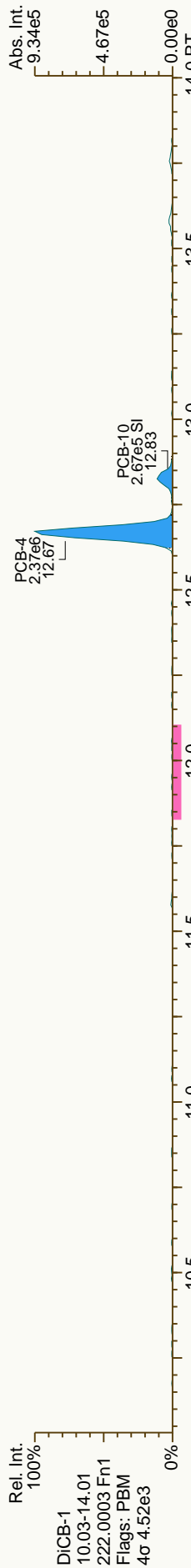
Name	Actual RT	QC	Pred RRT	Actual RRT	Diff Secs	Response	Ra	RRF	Conc. / Recv.	Noise / Recv. Low	DL / Recv. High
PCB-56 233'4'-TeCB	27.02		0.9106	0.9105	-0.2	4.67E+07	0.77	1.08	186	6.28E+03	0.255
PCB-60 234'-TeCB	27.20		0.9169	0.9168	-0.2	2.42E+07	0.79	1.12	93	6.28E+03	0.245
PCB-80 33'55'-TeCB	NotFnd		0.9292	-		0.00E+00		1.29	ND	6.28E+03	0.213
PCB-79 33'45'-TeCB	28.85		0.9724	0.9722	-0.3	1.83E+06	0.73	1.22	6.43	6.28E+03	0.225
PCB-78 33'45'-TeCB	NotFnd		0.9882	-		0.00E+00		1.04	ND	6.28E+03	0.265
PCB-104 22'466'-PeCB	NotFnd		1.0009	-		0.00E+00		1.25	ND	1.41E+03	0.0665
PCB-96 22'366'-PeCB	23.21		1.0138	1.0138	0	6.75E+05	0.59	0.95	4.43	1.41E+03	0.0876
PCB-103 22'45'6'-PeCB	24.88		0.8916	0.8915	-0.1	9.47E+05	0.58	0.94	5.54	9.25E+03	0.564
PCB-94 22'356'-PeCB	25.06		0.8978	0.8978	0	4.45E+05	0.64	0.81	3.01	9.25E+03	0.652
PCB-95 22'35'6'-PeCB	25.43		0.9111	0.9112	+0.2	8.17E+07	0.63	0.86	521	9.25E+03	0.615
PCB-100/93 22'44'6'/22'356'-PeCB	25.64	C	0.9186	0.9184	-0.3	7.89E+05	0.59	0.90	4.83	9.25E+03	0.59
PCB-102 22'456'-PeCB	25.74		0.9226	0.9223	-0.5	2.96E+06	0.62	0.89	18.3	9.25E+03	0.596
PCB-98 22'34'6'-PeCB	25.82		0.9249	0.9250	+0.2	1.98E+05	0.63	0.83	1.31	9.25E+03	0.636
PCB-88 22'346'-PeCB	NotFnd		0.9350	-		0.00E+00		0.83	ND	9.25E+03	0.642
PCB-91 22'34'6'-PeCB	26.17		0.9375	0.9376	+0.2	1.60E+07	0.62	0.92	95.7	9.25E+03	0.578
PCB-84 22'33'6'-PeCB	26.35		0.9438	0.9438	0	2.63E+07	0.62	0.72	200	9.25E+03	0.732
PCB-89 22'346'-PeCB	26.75		0.9584	0.9584	0	8.58E+05	0.61	0.79	5.99	9.25E+03	0.672
PCB-121 23'45'6'-PeCB	NotFnd		0.9722	-		0.00E+00		1.20	ND	9.25E+03	0.443
PCB-92 22'355'-PeCB	27.44		0.9830	0.9831	+0.2	2.35E+07	0.62	0.82	157	9.25E+03	0.644
PCB-113/90/101 ...-PeCB	27.94	C	0.9999	1.0008	+1.5	1.63E+08	0.62	0.97	922	9.25E+03	0.546
PCB-83 22'33'5'-PeCB	28.32		1.0148	1.0147	-0.2	6.58E+06	0.60	0.68	53.5	9.25E+03	0.783
PCB-99 22'44'5'-PeCB	28.43		1.0185	1.0185	0	7.53E+07	0.62	0.96	430	9.25E+03	0.551
PCB-112 233'56'-PeCB	NotFnd		1.0218	-		0.00E+00		1.14	ND	9.25E+03	0.465
PCB-108/119/86/97/125...-PeCB	28.88	C	1.0339	1.0348	+1.6	1.07E+08	0.62	0.98	600	9.25E+03	0.54
PCB-117 234'56'-PeCB	29.38		1.0526	1.0527	+0.2	4.59E+06	0.60	0.89	28.3	9.25E+03	0.594
PCB-116/85 23456'/22'344'-PeCB	29.45	C	1.0553	1.0552	-0.2	2.58E+07	0.62	1.06	133	9.25E+03	0.497
PCB-110 233'4'6'-PeCB	29.59		1.0599	1.0599	0	2.08E+08	0.62	1.01	1,130	9.25E+03	0.525
PCB-115 2344'6'-PeCB	29.68		1.0629	1.0635	+1.1	3.00E+06	0.62	1.23	13.4	9.25E+03	0.431
PCB-82 22'33'4'-PeCB	29.84		1.0693	1.0692	-0.2	1.27E+07	0.63	0.70	99.3	9.25E+03	0.755
PCB-111 233'55'-PeCB	30.21	J	1.0822	1.0824	+0.4	1.66E+05	0.64	1.18	0.774	9.25E+03	0.449
PCB-120 23'455'-PeCB	30.60		1.0962	1.0963	+0.2	7.10E+05	0.63	1.16	3.36	9.25E+03	0.456
PCB-107/124 ...-PeCB	31.55	C	0.9911	0.9913	+0.4	6.99E+06	0.61	1.09	35.1	9.25E+03	0.484
PCB-109 233'46'-PeCB	31.75		0.9974	0.9977	+0.6	1.44E+07	0.62	1.16	68.2	9.25E+03	0.455
PCB-106 233'45'-PeCB	NotFnd		1.0038	-		0.00E+00		1.04	ND	9.25E+03	0.51
PCB-122 233'4'5'-PeCB	32.40		1.0093	1.0092	-0.2	2.00E+06	0.61	1.01	11.8	9.25E+03	0.565
PCB-127 33'455'-PeCB	NotFnd		1.0386	-		0.00E+00		1.07	ND	9.25E+03	0.568
PCB-155 22'44'66'-HxCB	NotFnd		1.0008	-		0.00E+00		1.09	ND	8.40E+02	0.04
PCB-152 22'3566'-HxCB	27.89	J	1.0056	1.0056	0	1.50E+05	1.27	0.95	0.835	8.40E+02	0.0461
PCB-150 22'34'66'-HxCB	28.04		1.0111	1.0111	0	2.58E+05	1.27	0.98	1.38	8.40E+02	0.0444
PCB-136 22'33'66'-HxCB	28.33		1.0213	1.0213	0	1.94E+07	1.27	0.90	114	8.40E+02	0.0487
PCB-145 22'3466'-HxCB	NotFnd		1.0309	-		0.00E+00		0.92	ND	8.40E+02	0.0476
PCB-148 22'34'56'-HxCB	29.89		1.0774	1.0776	+0.4	1.71E+05	1.39	0.69	1.3	8.40E+02	0.0632
PCB-151/135 ...-HxCB	30.39	C	1.0955	1.0955	0	3.49E+07	1.26	0.67	272	8.40E+02	0.0647
PCB-154 22'44'56'-HxCB	30.60		1.1032	1.1034	+0.4	1.72E+06	1.24	0.78	11.7	8.40E+02	0.0563
PCB-144 22'345'6'-HxCB	30.85		1.1122	1.1124	+0.4	5.43E+06	1.24	0.70	40.9	8.40E+02	0.0625

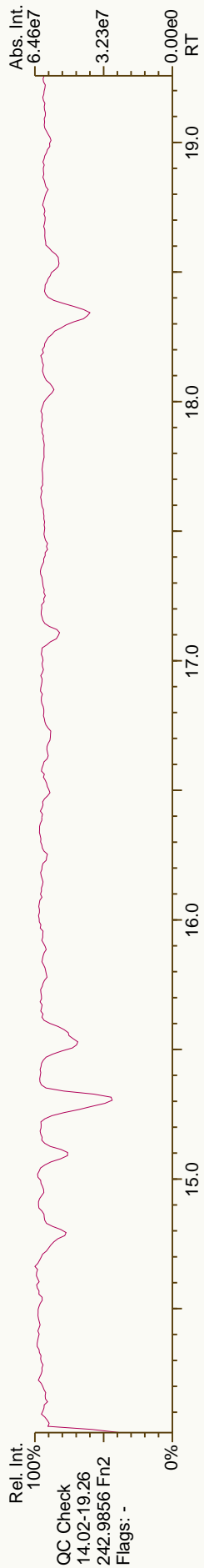
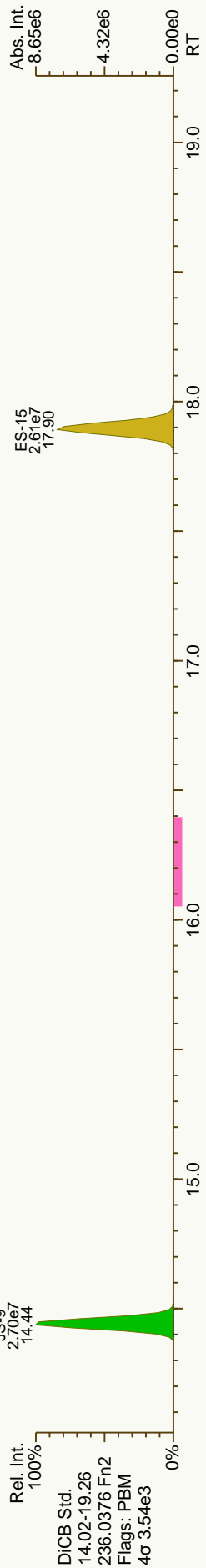
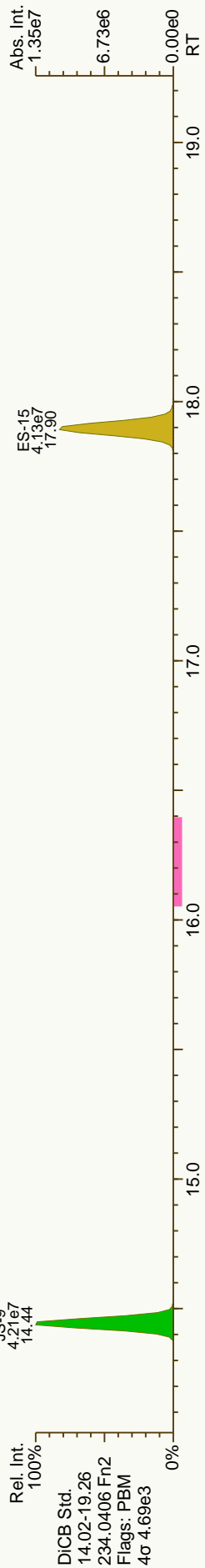
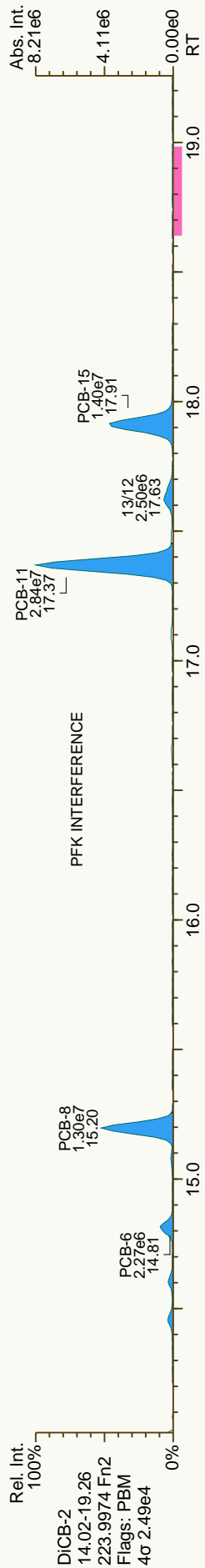
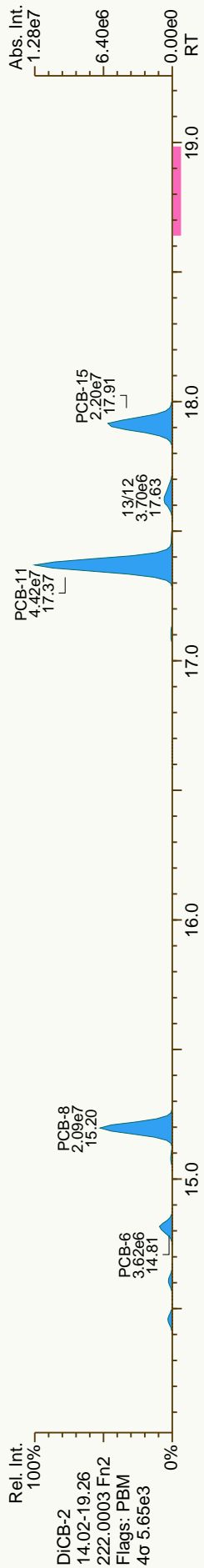
Name	Actual RT	QC	Pred RRT	Actual RRT	Diff Secs	Response	Ra	RRF	Conc./ Recv.	Noise/ Recv. Low	DL/ Recv. High
PCB-147/149 ...-HxCB	31.14	C	1.1230	1.1229	-0.2	9.43E+07	1.25	0.70	708	8.40E+02	0.0623
PCB-134 22'33'56'-HxCB	31.31		1.1286	1.1288	+0.4	5.86E+06	1.27	0.54	56.6	8.40E+02	0.0801
PCB-143 22'3456'-HxCB	31.40		1.1315	1.1320	+0.9	3.83E+05	1.24	0.68	2.95	8.40E+02	0.064
PCB-139/140 ...-HxCB	31.66	C	1.1413	1.1413	0	2.62E+06	1.28	0.71	19.4	8.40E+02	0.0614
PCB-131 22'33'46'-HxCB	31.82		1.1470	1.1471	+0.2	1.59E+06	1.27	0.60	13.9	8.40E+02	0.0724
PCB-142 22'3456'-HxCB	NotFnd		1.1518	-		0.00E+00		0.61	ND	8.40E+02	0.072
PCB-132 22'33'46'-HxCB	32.19		1.1605	1.1606	+0.2	3.97E+07	1.25	0.63	333	8.40E+02	0.0695
PCB-133 22'33'55'-HxCB	32.64		1.1765	1.1769	+0.8	1.91E+06	1.24	0.64	15.7	8.40E+02	0.0683
PCB-165 233'55'6'-HxCB	NotFnd		0.9500	-		0.00E+00		0.81	ND	8.40E+02	0.0541
PCB-146 22'34'55'-HxCB	33.18		0.9560	0.9557	-0.6	1.50E+07	1.27	0.72	109	8.40E+02	0.0603
PCB-161 233'45'6'-HxCB	NotFnd		0.9593	-		0.00E+00		0.89	ND	8.40E+02	0.0493
PCB-153/168 ...-HxCB	33.71	C	0.9715	0.9708	-1.4	1.37E+08	1.26	0.93	773	8.40E+02	0.0469
PCB-141 22'3455'-HxCB	33.86		0.9753	0.9752	-0.2	2.25E+07	1.25	0.67	177	8.40E+02	0.0654
PCB-130 22'33'45'-HxCB	34.20		0.9850	0.9850	0	8.22E+06	1.25	0.59	73.9	8.40E+02	0.0745
PCB-137 22'344'5'-HxCB	34.39		0.9906	0.9905	-0.2	6.50E+06	1.28	0.66	52	8.40E+02	0.0664
PCB-164 233'4'5'6'-HxCB	34.47		0.9931	0.9930	-0.2	1.24E+07	1.26	0.95	68.2	8.40E+02	0.0458
PCB-163/138/129 ...-HxCB	34.74	C	1.0012	1.0007	-1.0	1.61E+08	1.25	0.73	1,170	8.40E+02	0.06
PCB-160 233'456'-HxCB	NotFnd		1.0048	-		0.00E+00		0.83	ND	8.40E+02	0.0525
PCB-158 233'44'6'-HxCB	35.07		1.0103	1.0103	0	2.06E+07	1.25	0.95	114	8.40E+02	0.046
PCB-128/166 ...-HxCB	35.79	C	0.9607	0.9605	-0.4	2.51E+07	1.22	0.88	186	3.47E+03	0.276
PCB-159 233'455'-HxCB	NotFnd		0.9834	-		0.00E+00		1.02	ND	3.47E+03	0.239
PCB-162 233'4'55'-HxCB	36.88		0.9898	0.9897	-0.2	6.32E+05	1.21	1.06	3.91	3.47E+03	0.23
PCB-188 22'34'566'-HxCB	32.57	J	1.0006	1.0007	+0.2	6.12E+04	1.08	1.03	0.4	9.73E+02	0.0676
PCB-179 22'33'566'-HxCB	32.83		1.0088	1.0087	-0.2	1.09E+07	1.04	0.91	80.3	9.73E+02	0.0766
PCB-184 22'344'66'-HxCB	33.31	J EMPC	1.0231	1.0234	+0.6	3.14E+04	1.28	0.91	0.232	9.73E+02	0.0765
PCB-176 22'33'466'-HxCB	33.58		1.0317	1.0317	0	3.17E+06	1.02	1.00	21.3	9.73E+02	0.0697
PCB-186 22'34566'-HxCB	NotFnd		1.0434	-		0.00E+00		0.94	ND	9.73E+02	0.0741
PCB-178 22'33'55'6'-HxCB	35.13		1.0791	1.0793	+0.4	4.13E+06	1.08	0.68	40.9	9.73E+02	0.103
PCB-175 22'33'45'6'-HxCB	35.66		1.0956	1.0958	+0.4	9.31E+05	1.11	0.77	8.14	2.94E+03	0.274
PCB-187 22'34'55'6'-HxCB	35.89		1.1026	1.1028	+0.4	2.87E+07	1.04	0.83	235	2.94E+03	0.256
PCB-182 22'344'56'-HxCB	36.07		1.1079	1.1082	+0.6	1.89E+05	0.99	0.86	1.49	2.94E+03	0.247
PCB-183 22'344'5'6'-HxCB	36.41		1.1185	1.1186	+0.2	1.33E+07	1.04	0.90	99.9	2.94E+03	0.235
PCB-185 22'3455'6'-HxCB	36.48		1.1208	1.1207	-0.2	2.24E+06	1.07	0.79	19.2	2.94E+03	0.269
PCB-174 22'33'456'-HxCB	36.59		1.1240	1.1241	+0.2	2.02E+07	1.06	0.72	189	2.94E+03	0.294
PCB-177 22'33'45'6'-HxCB	36.96		1.1353	1.1355	+0.4	1.25E+07	1.05	0.70	122	2.94E+03	0.304
PCB-181 22'344'56'-HxCB	37.30		1.1459	1.1462	+0.7	2.60E+05	1.14	0.81	2.17	2.94E+03	0.261
PCB-171/173 ...-HxCB	37.49	C	1.1512	1.1519	+1.6	6.41E+06	1.06	0.71	61.2	2.94E+03	0.299
PCB-172 22'33'455'-HxCB	38.87		0.9026	0.9026	0	3.14E+06	1.02	0.71	31.8	2.94E+03	0.335
PCB-192 233'455'6'-HxCB	NotFnd		0.9083	-		0.00E+00		0.93	ND	2.94E+03	0.254
PCB-180/193 ...-HxCB	39.41	C	0.9146	0.9153	+1.7	5.06E+07	1.04	0.90	401	2.94E+03	0.262
PCB-191 233'44'5'6'-HxCB	39.71		0.9222	0.9221	-0.2	1.14E+06	1.02	0.97	8.45	2.94E+03	0.245
PCB-170 22'33'44'5'-HxCB	40.46		0.9396	0.9395	-0.2	2.08E+07	1.05	0.72	205	2.94E+03	0.327
PCB-190 233'44'56'-HxCB	40.91		0.9500	0.9500	0	5.25E+06	1.06	0.97	38.7	2.94E+03	0.244
PCB-202 22'33'55'66'-OCCB	37.07		1.0006	1.0006	0	2.41E+06	0.91	0.91	20.9	9.69E+02	0.0981
PCB-201 22'33'45'66'-OCCB	37.85		1.0215	1.0216	+0.2	1.39E+06	0.92	0.98	11.2	9.69E+02	0.0913

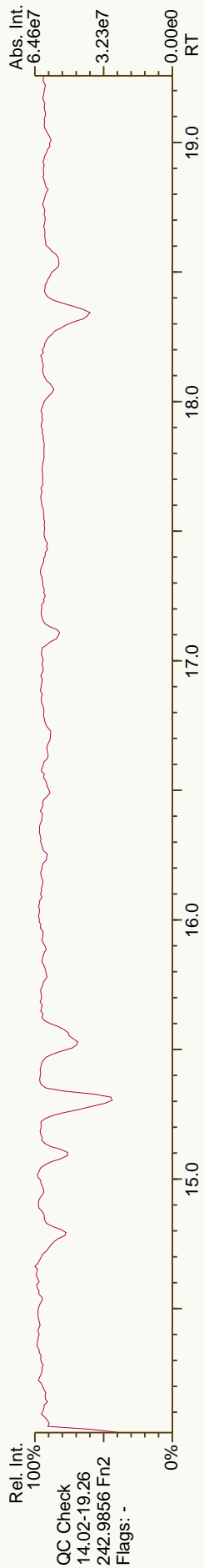
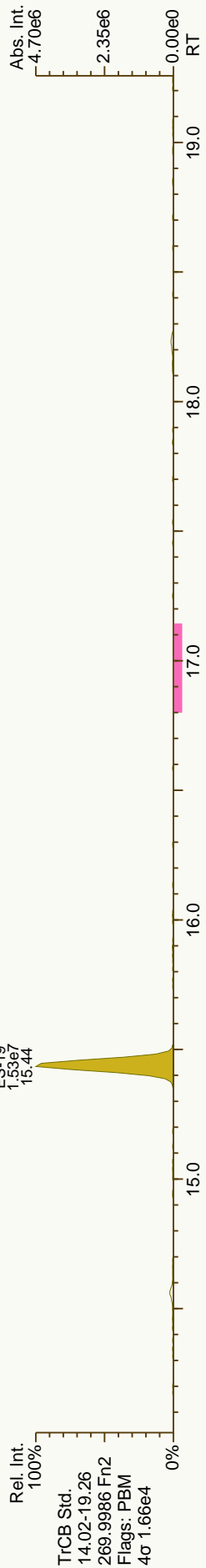



Name	Actual RT	QC	Pred RRT	Actual RRT	Diff Secs	Response	Ra	RRF	Conc. / Recv.	Noise / Recv. Low	DL / Recv. High
PCB-204	22'344'566'-OCCB	NotFnd	1.0369	-		0.00E+00	0.84	0.93	ND	9.69E+02	0.0963
PCB-197	22'33'44'66'-OCCB		1.0420	1.0420	0	3.75E+05	0.84	1.02	2.91	9.69E+02	0.0878
PCB-200	22'33'4566'-OCCB		1.0441	1.0439	-0.5	7.24E+05	0.89	0.93	6.19	9.69E+02	0.0967
PCB-198/199	...-OCCB	C	1.1072	1.1081	+2.2	8.71E+06	0.89	0.67	103	9.69E+02	0.134
PCB-196	22'33'44'56'-OCCB		1.1225	1.1230	+1.2	3.68E+06	0.90	0.70	41.9	9.69E+02	0.129
PCB-203	22'344'55'6-OCCB		1.1270	1.1275	+1.3	5.62E+06	0.89	0.73	60.9	9.69E+02	0.123
PCB-195	22'33'44'56-OCCB		0.9483	0.9480	-0.8	2.69E+06	0.90	0.75	29	1.33E+03	0.16
PCB-194	22'33'44'55'-OCCB		0.9917	0.9917	0	7.87E+06	0.91	0.81	79.1	1.33E+03	0.149
PCB-205	233'44'55'6-OCCB		1.0004	1.0004	0	4.61E+05	0.94	1.09	3.43	1.33E+03	0.111
PCB-208	22'33'455'66'-NoCB		1.0005	1.0005	0	1.28E+06	0.78	1.02	11	9.18E+02	0.101
PCB-207	22'33'44'566'-NoCB		1.0188	1.0187	-0.3	5.32E+05	0.78	0.94	4.99	9.18E+02	0.11
PCB-206	22'33'44'55'6-NoCB		1.0004	1.0003	-0.3	3.26E+06	0.77	0.98	35.1	9.18E+02	0.132



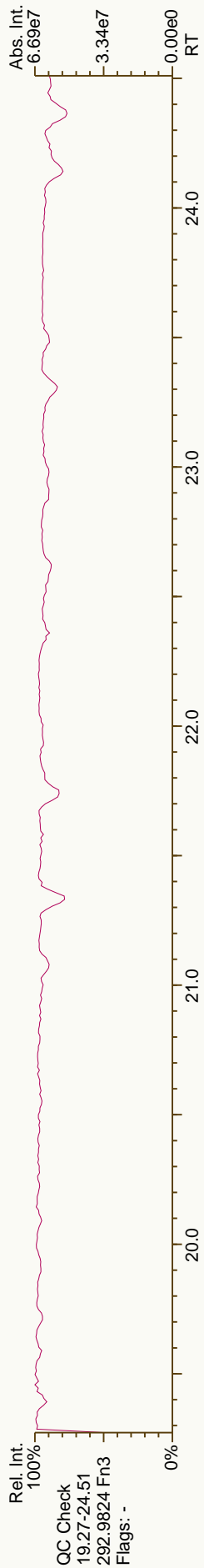

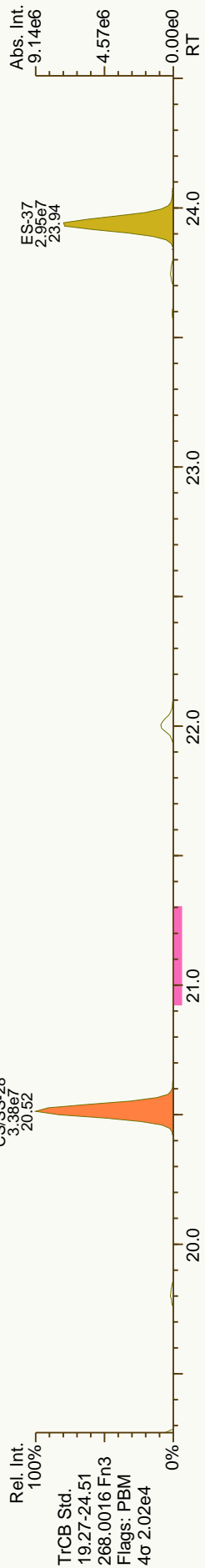

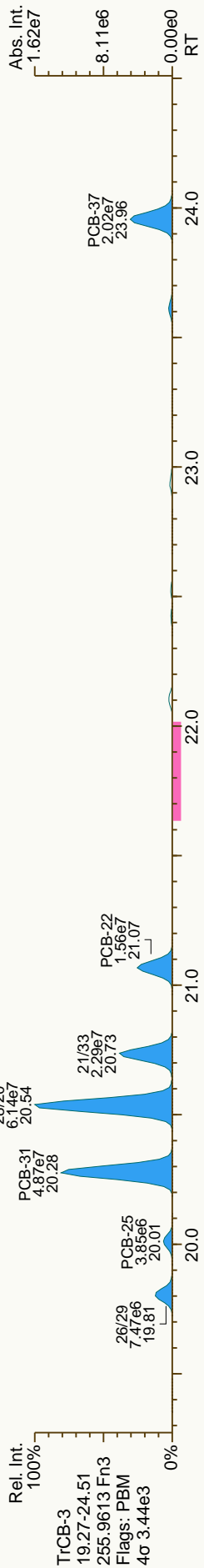


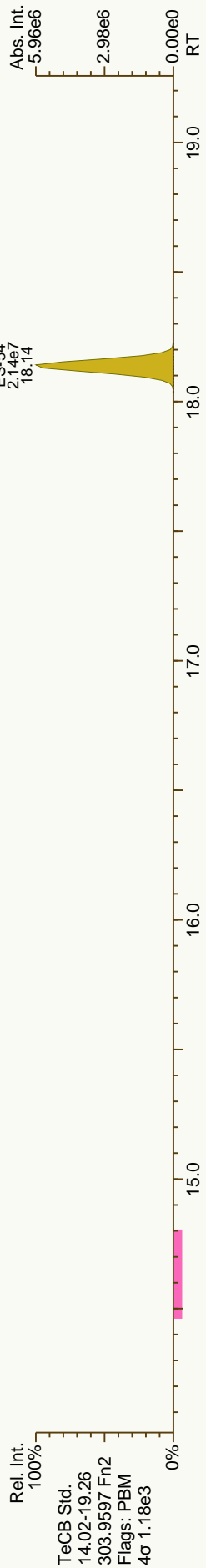
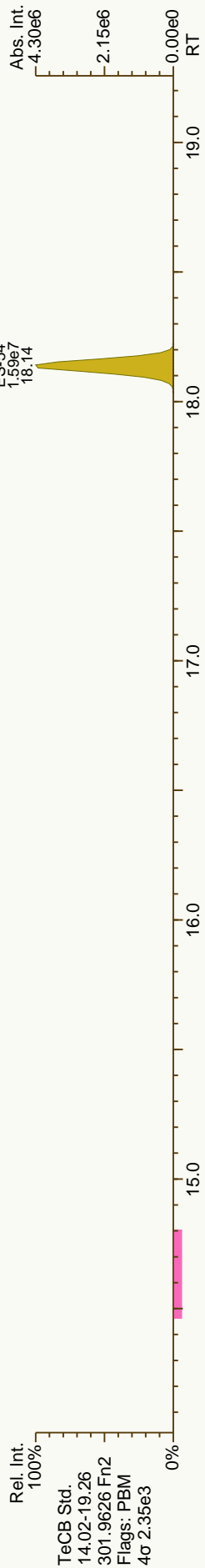
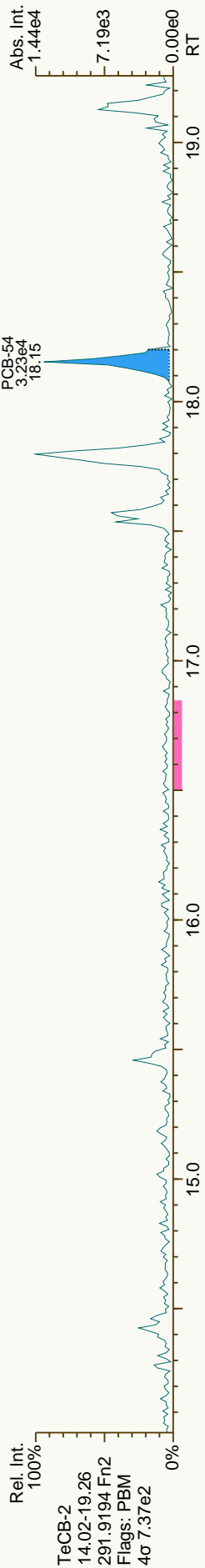
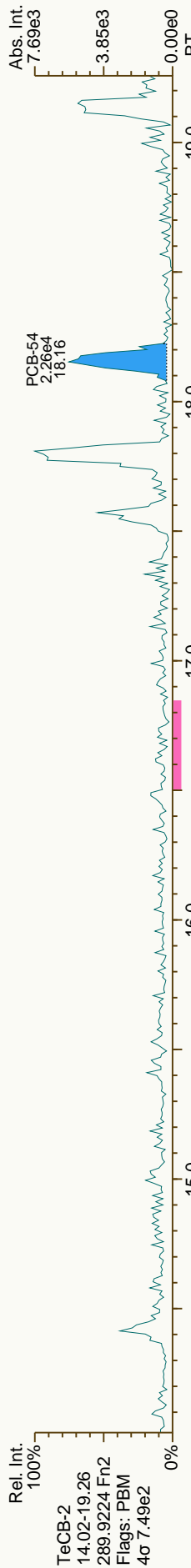


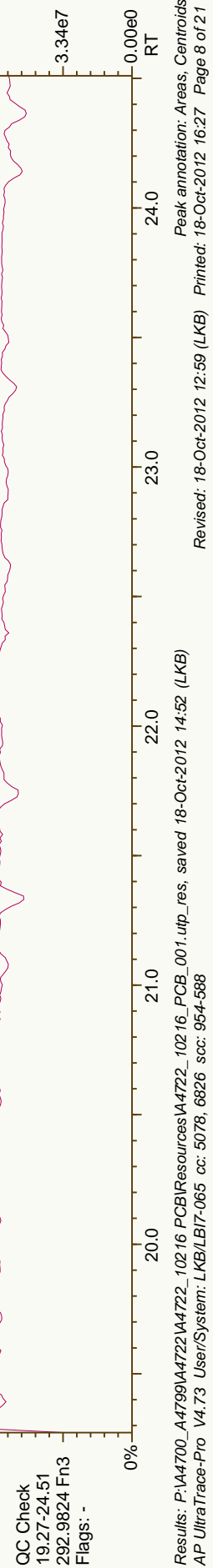
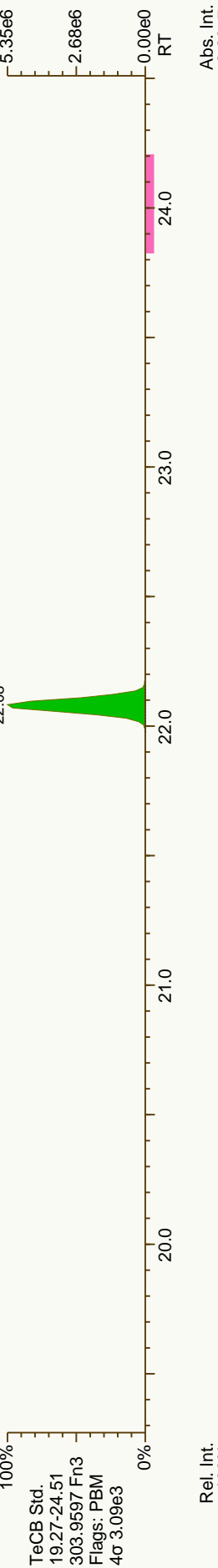
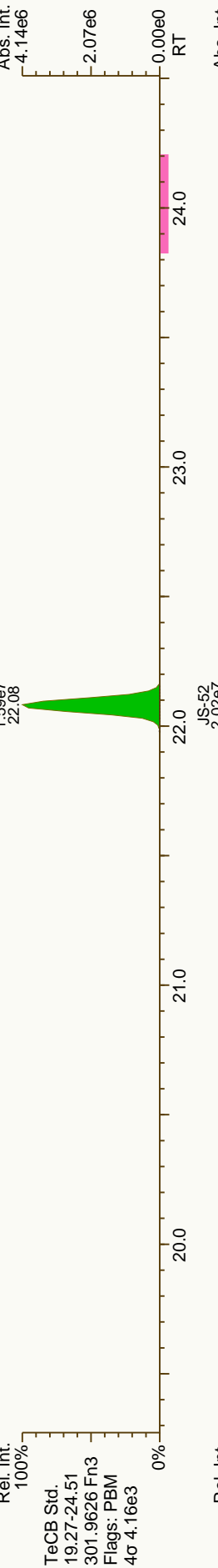
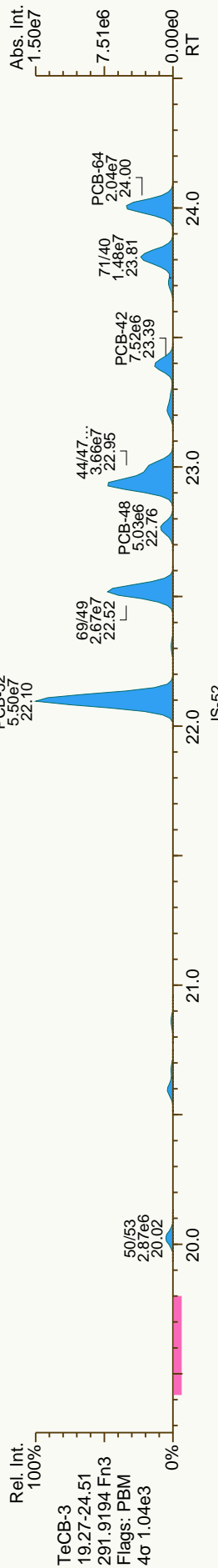
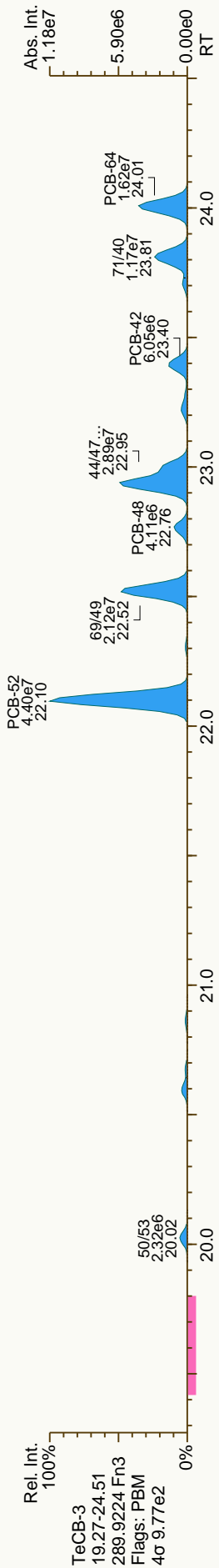


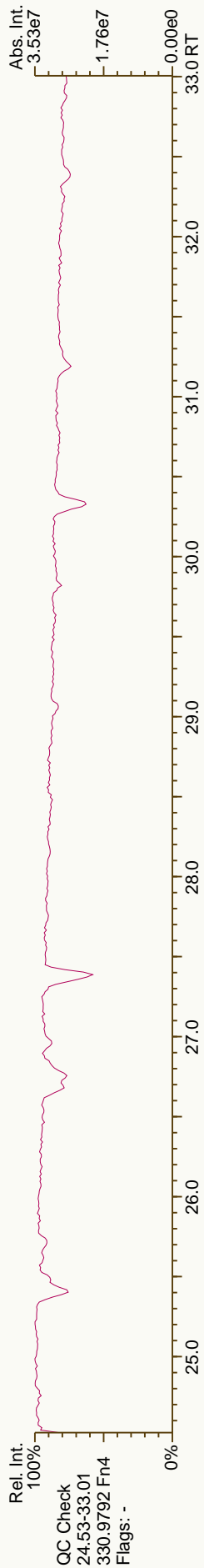
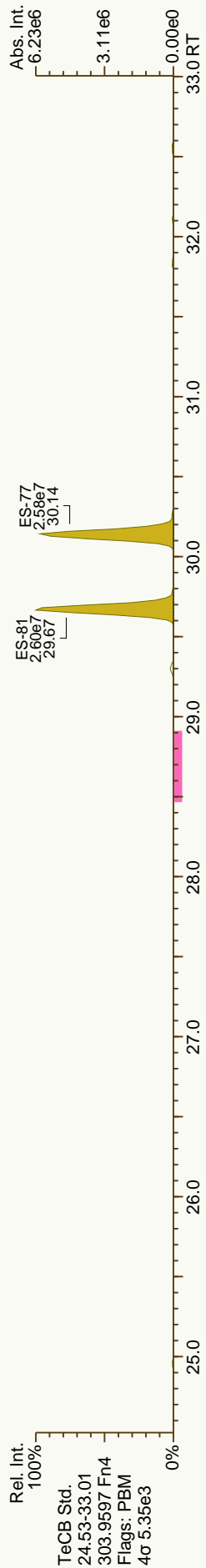

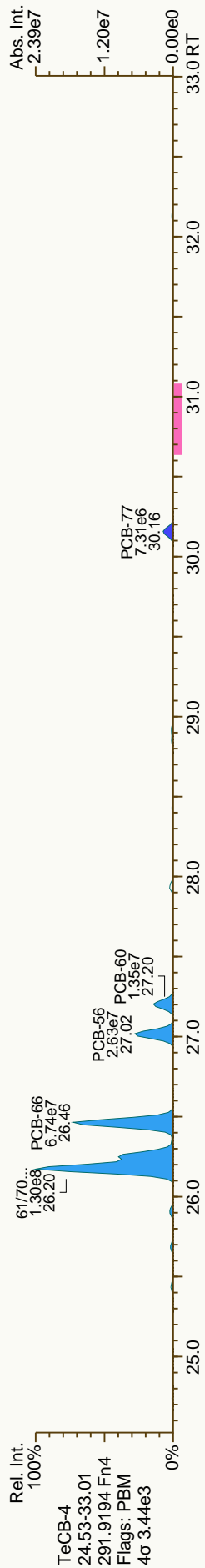
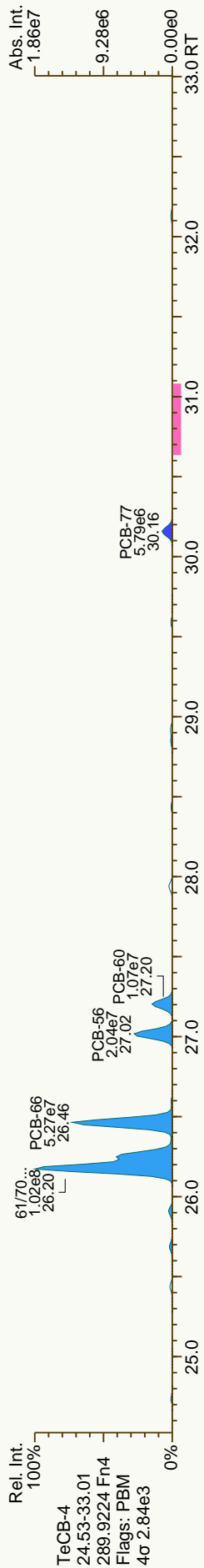


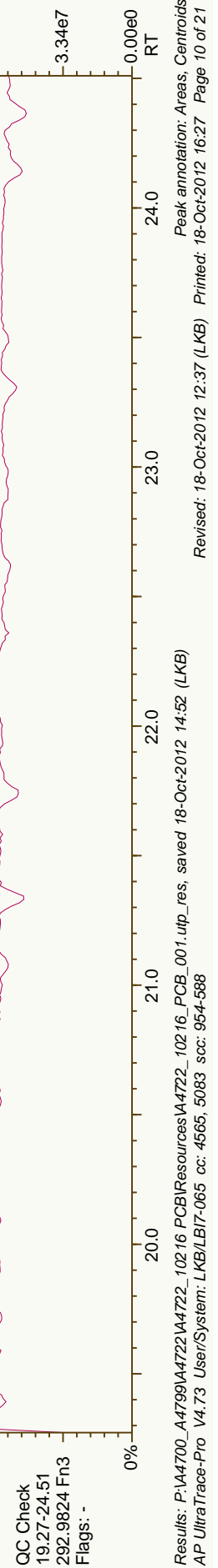
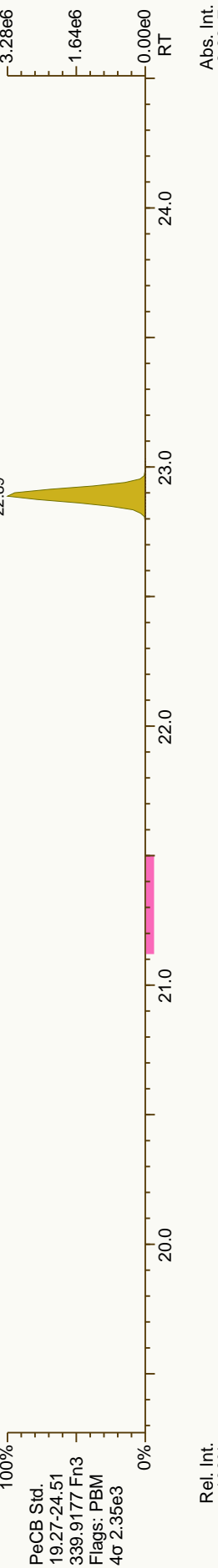
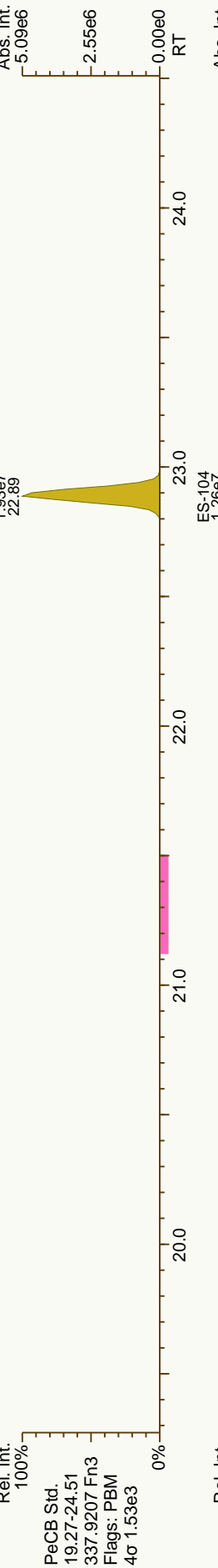
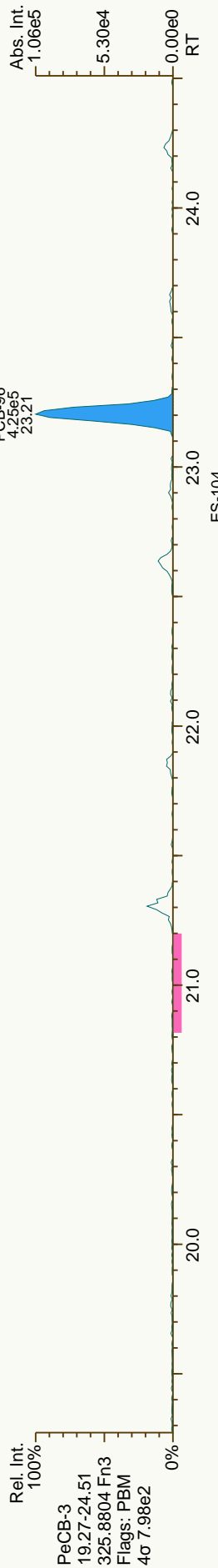
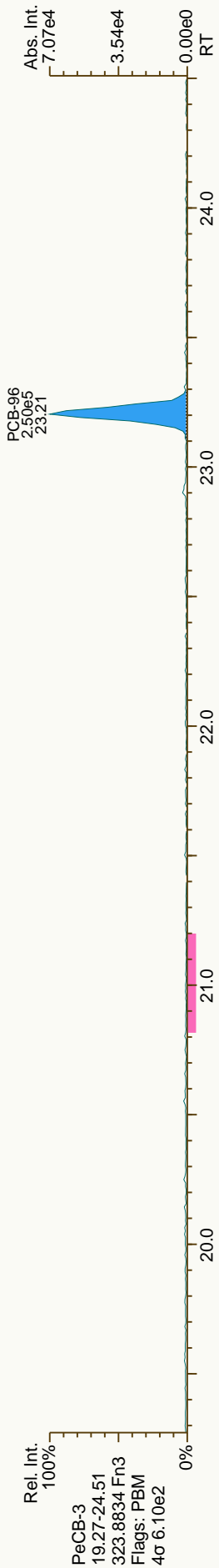
WO# 31203249

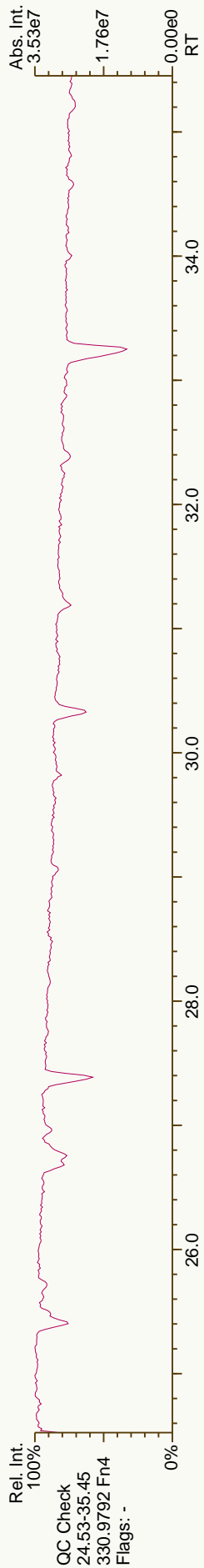
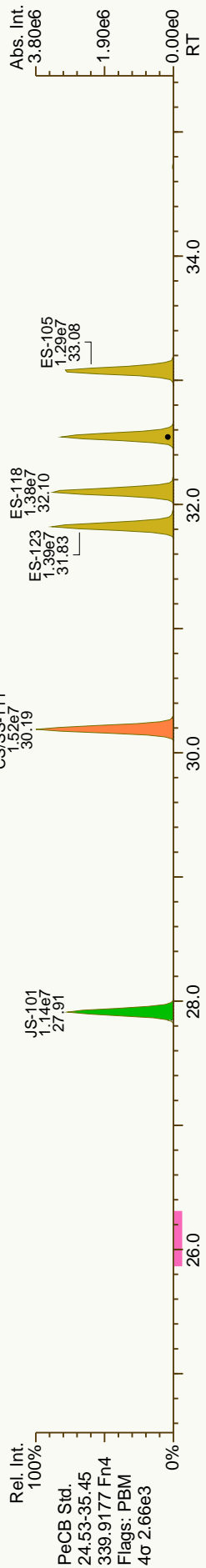
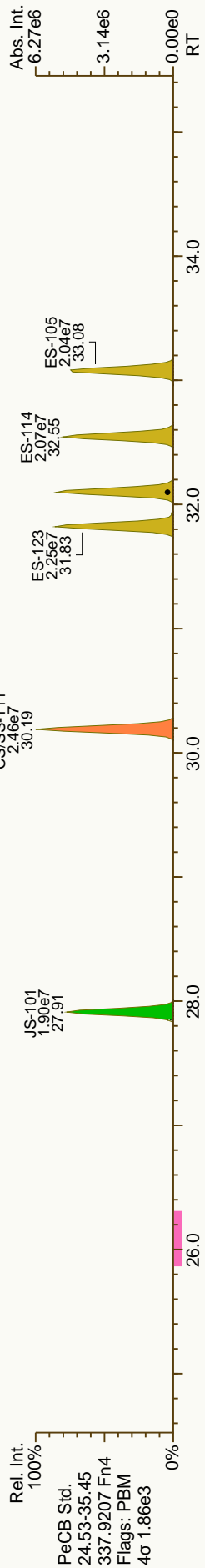
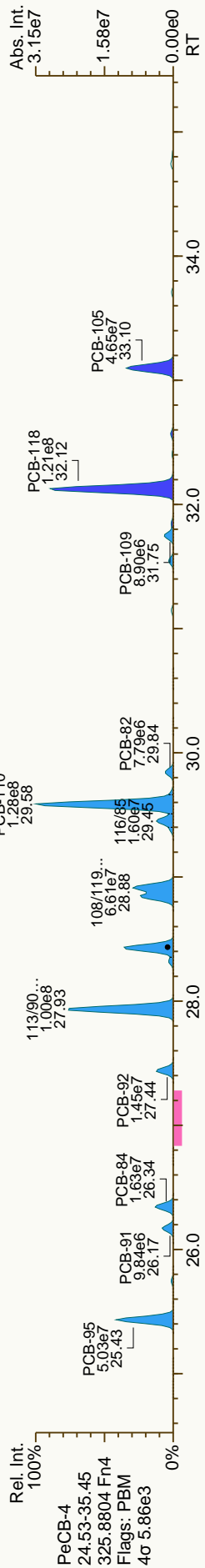
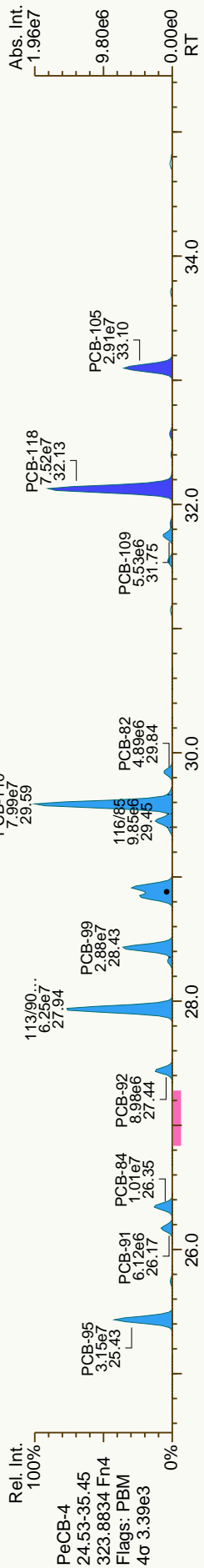




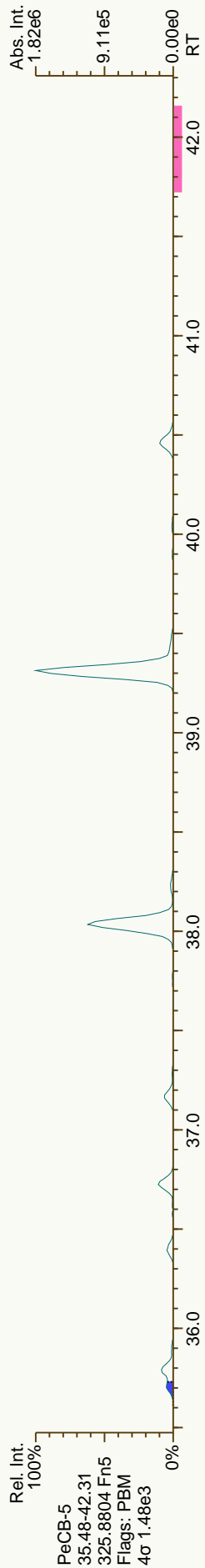
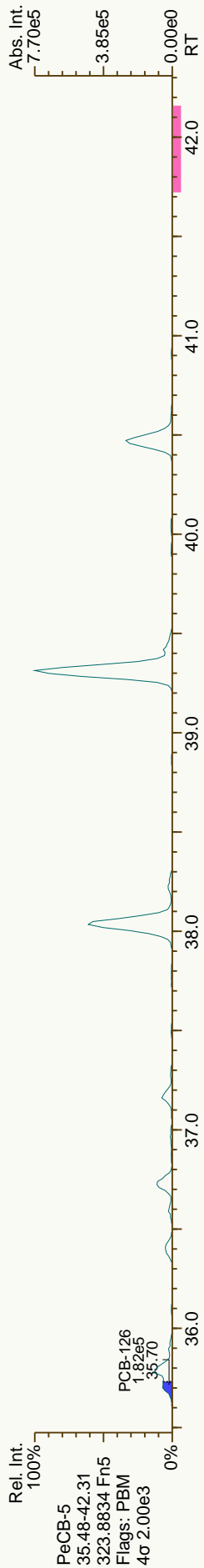


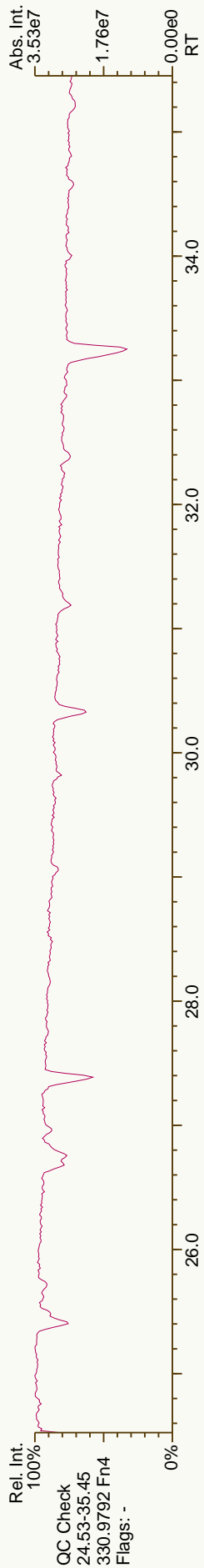
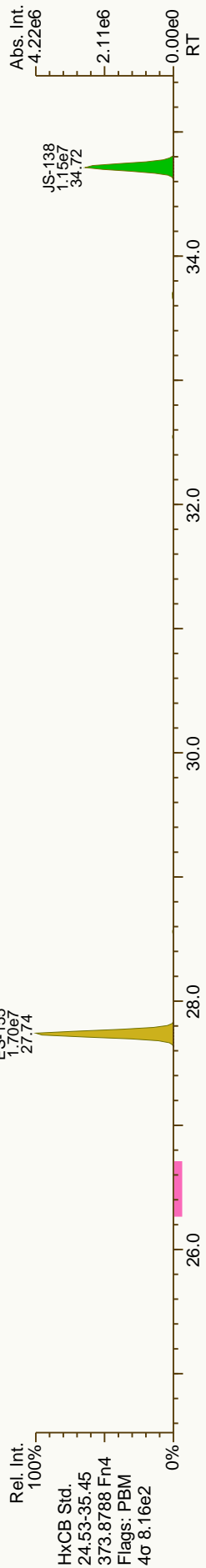
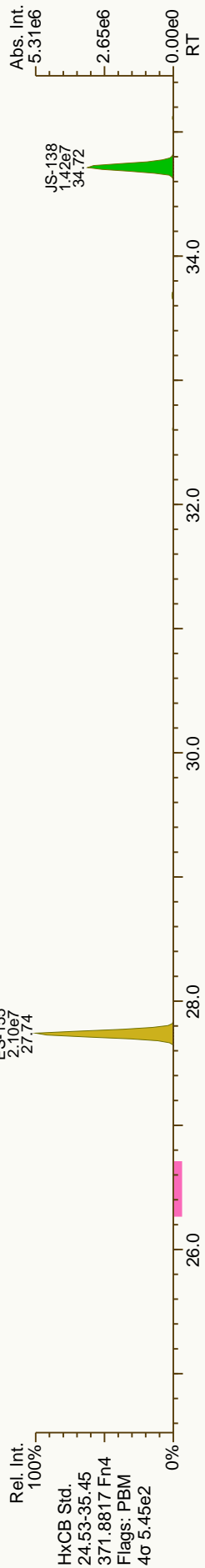
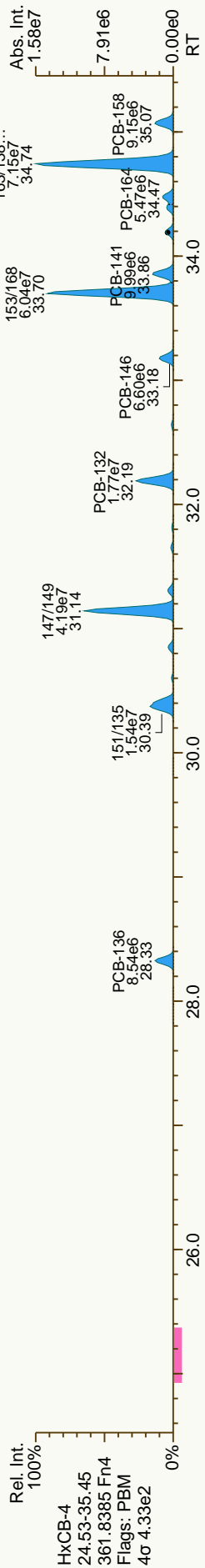
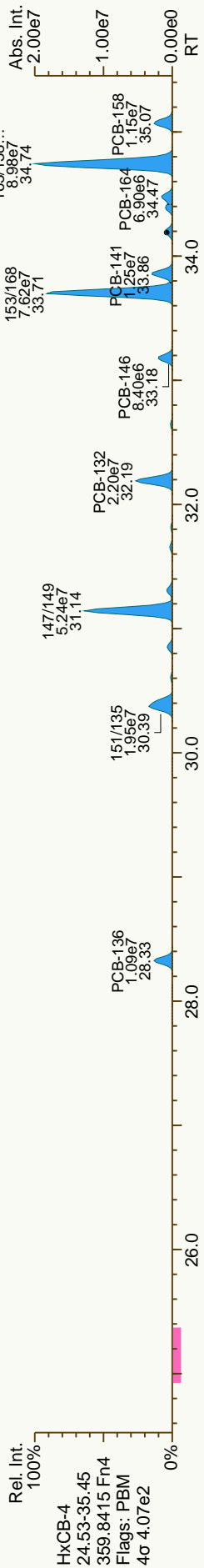


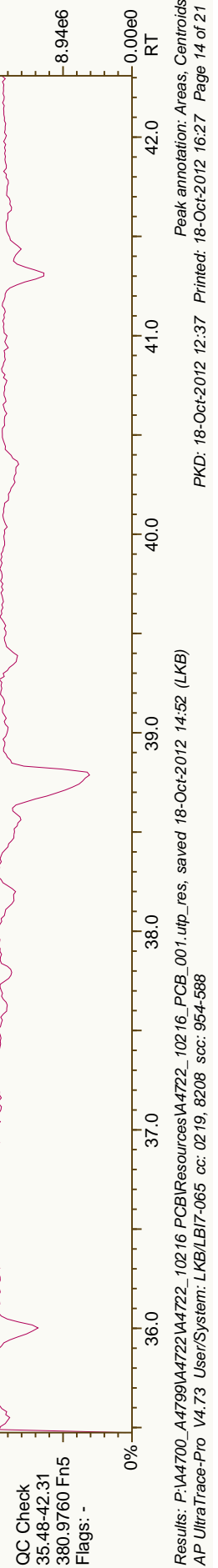
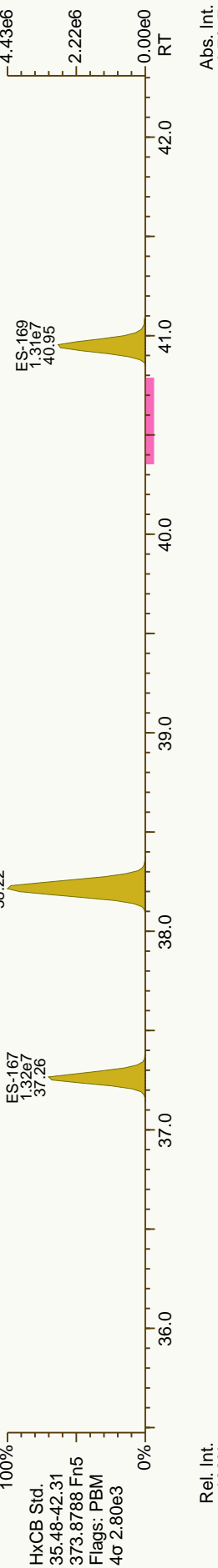
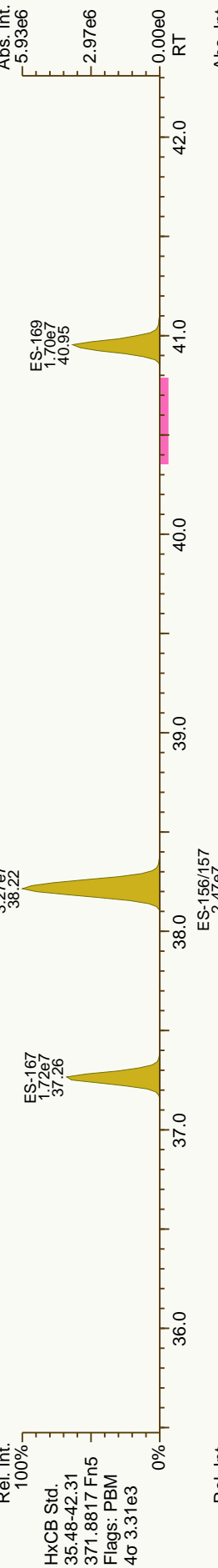
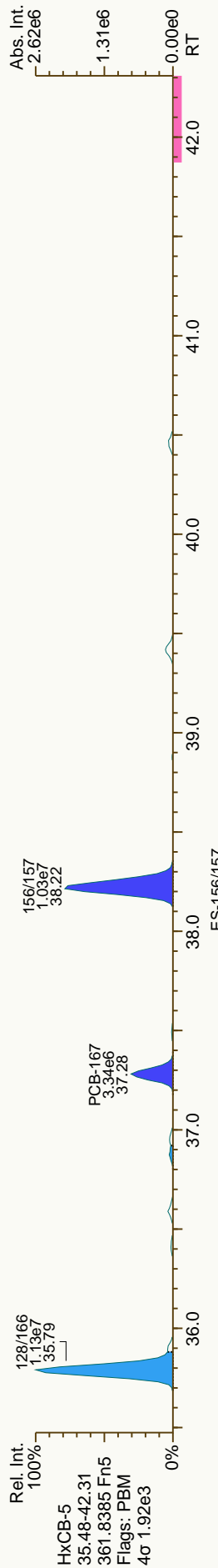
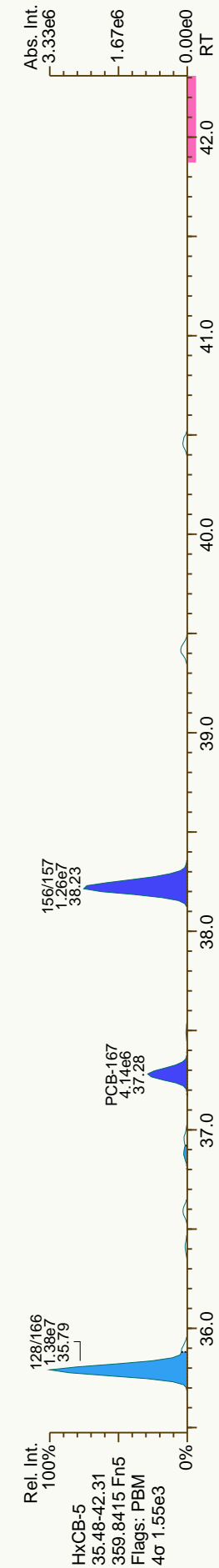


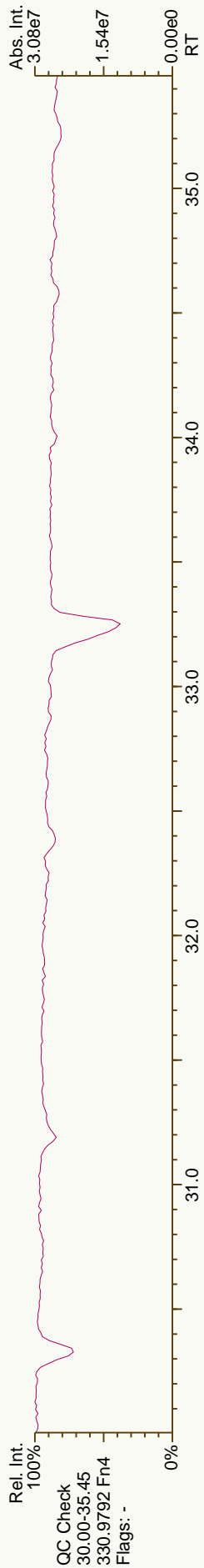
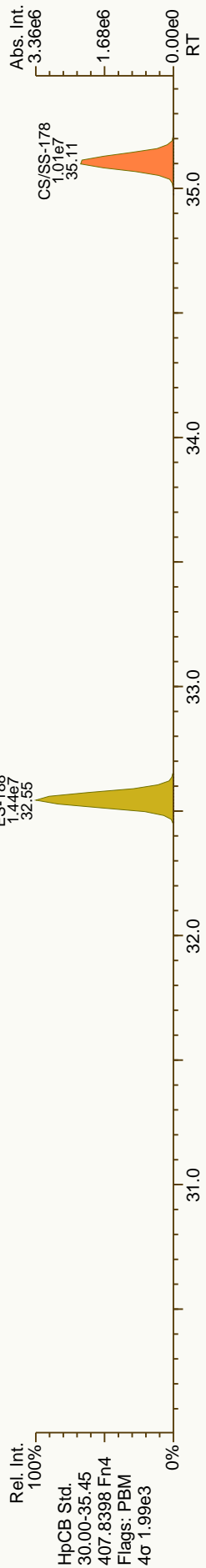
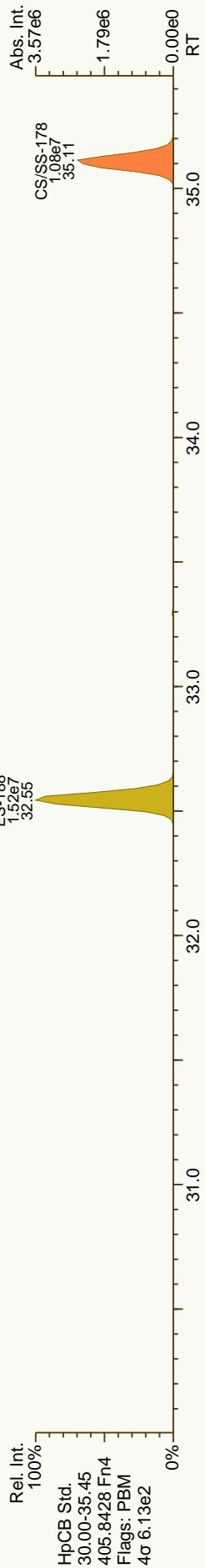
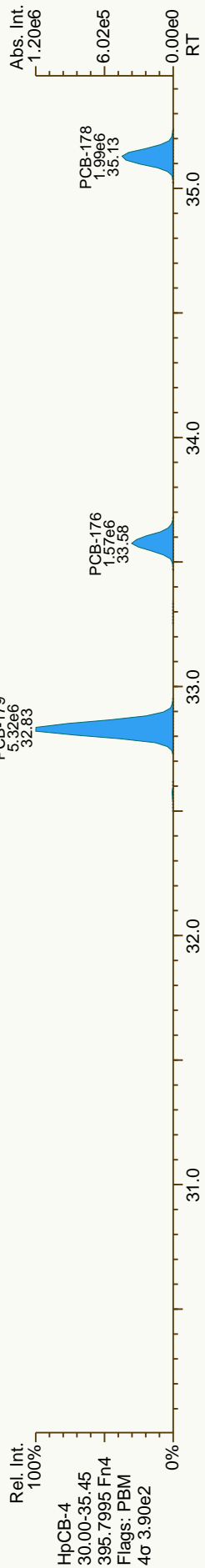
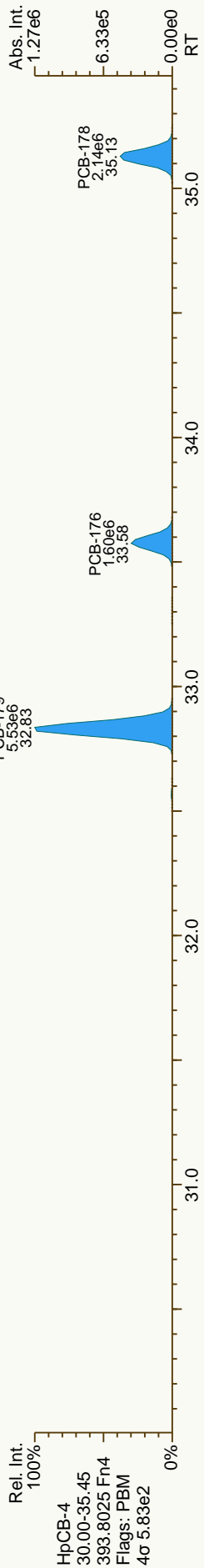




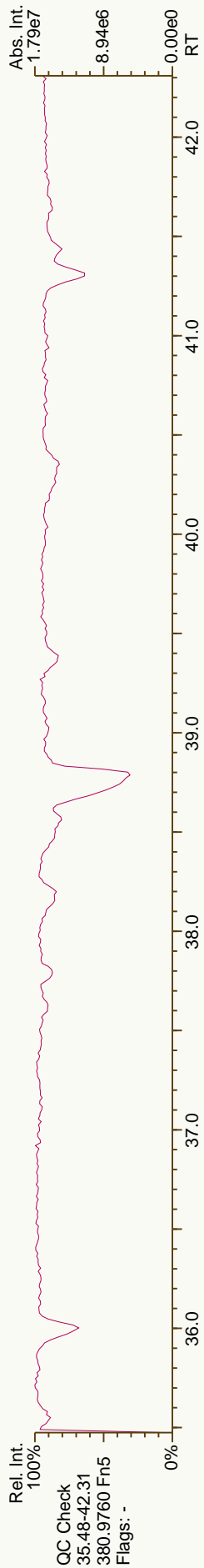
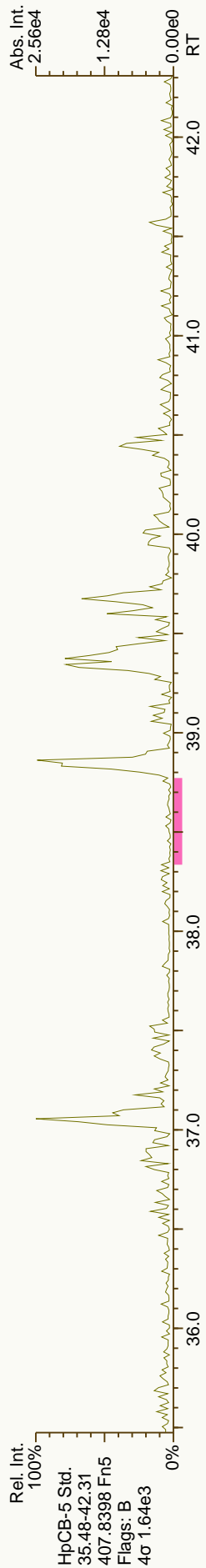
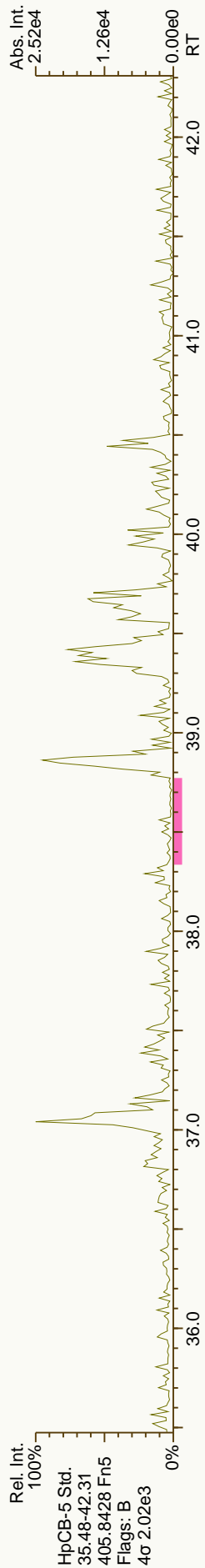

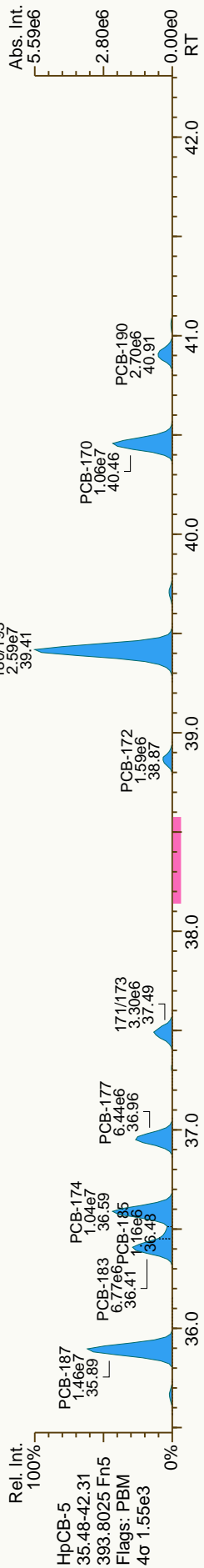


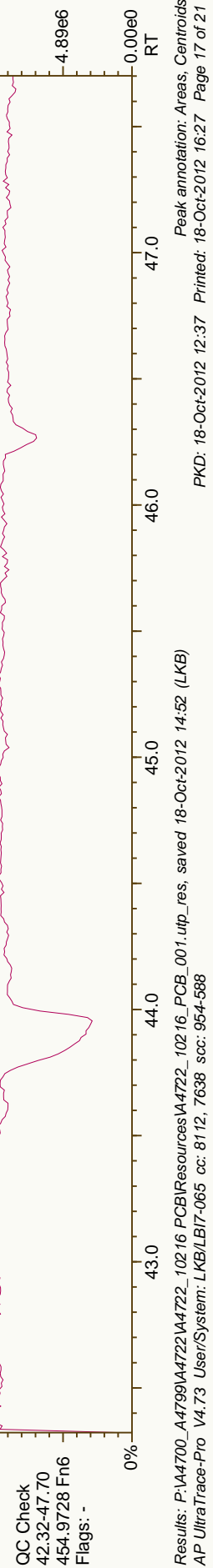
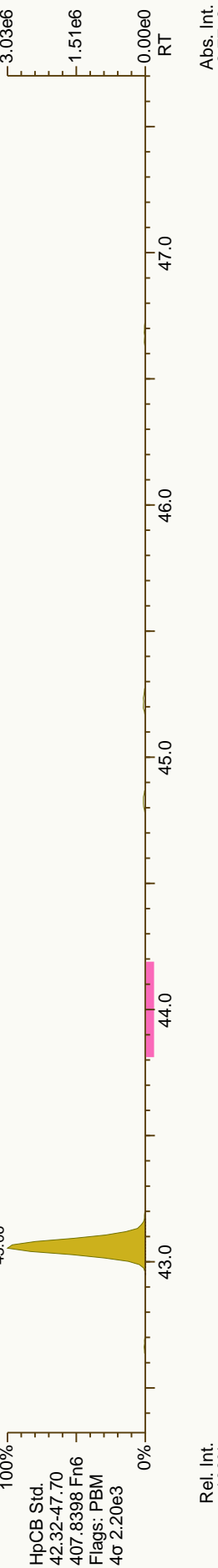
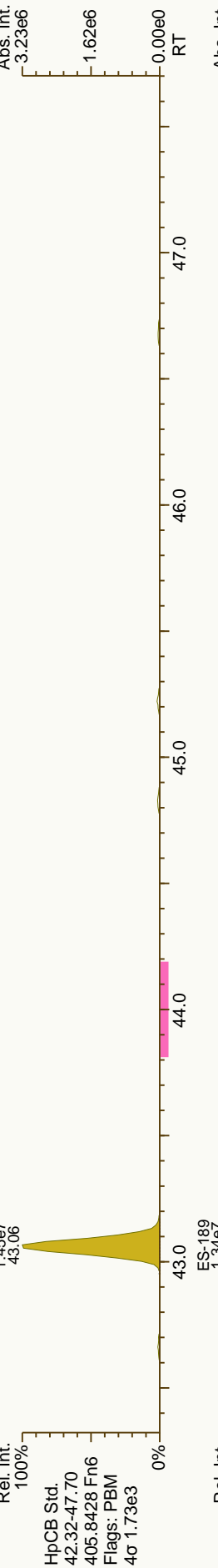
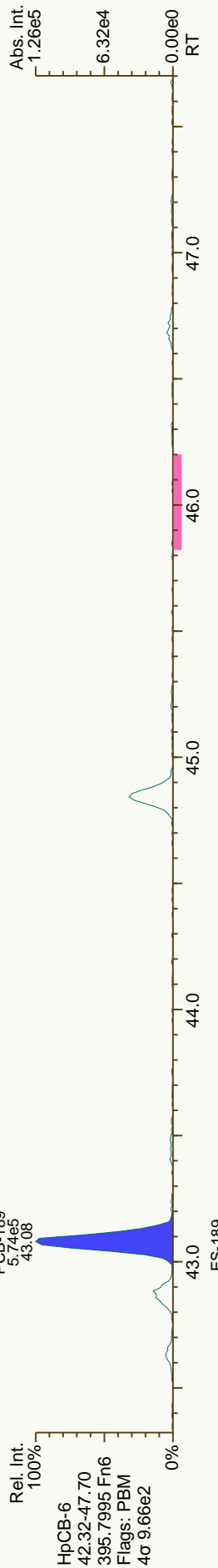
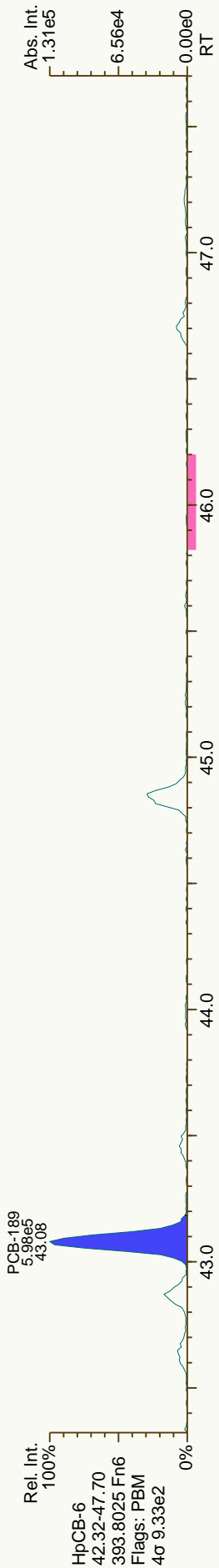


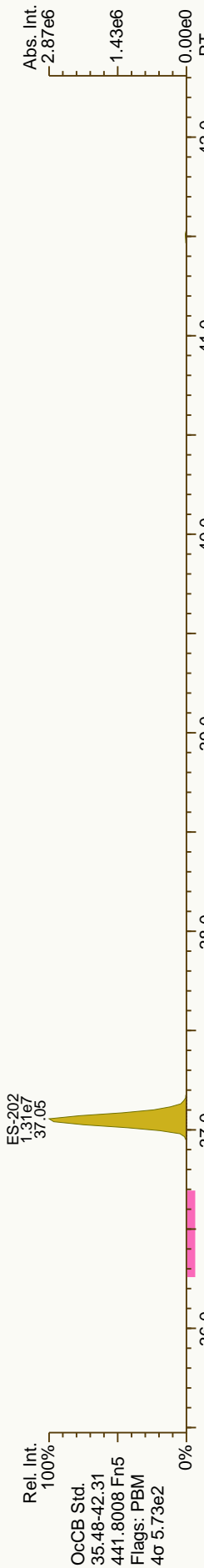
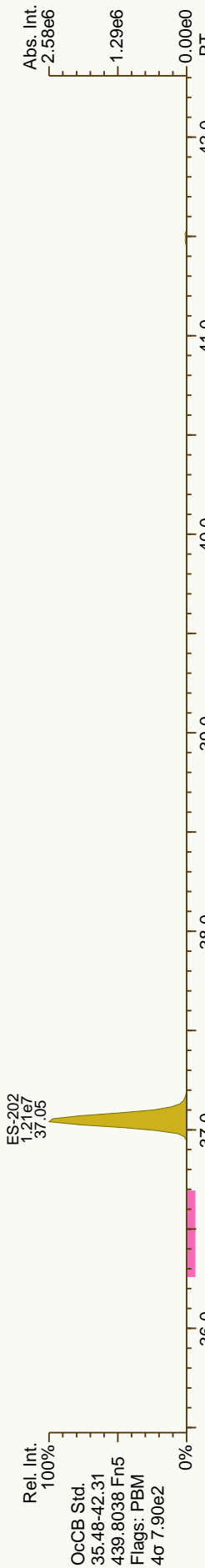
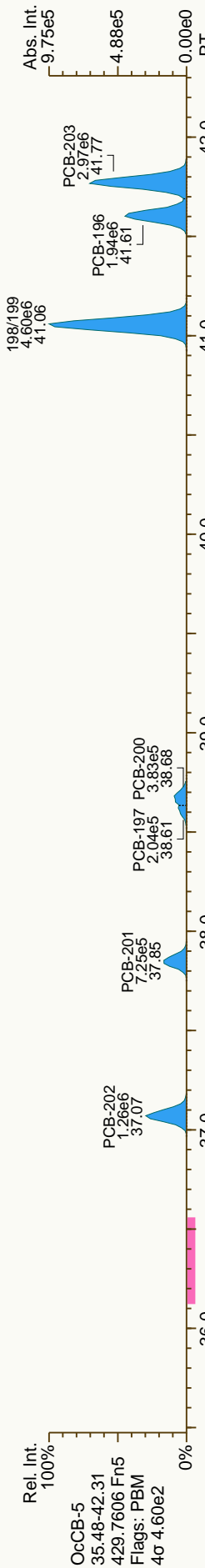
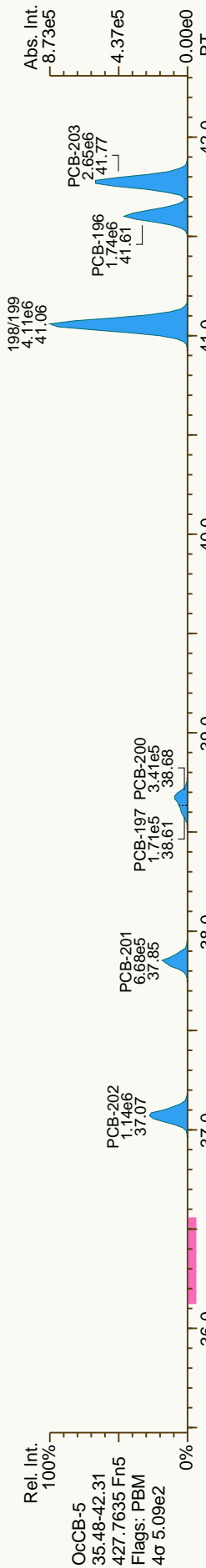


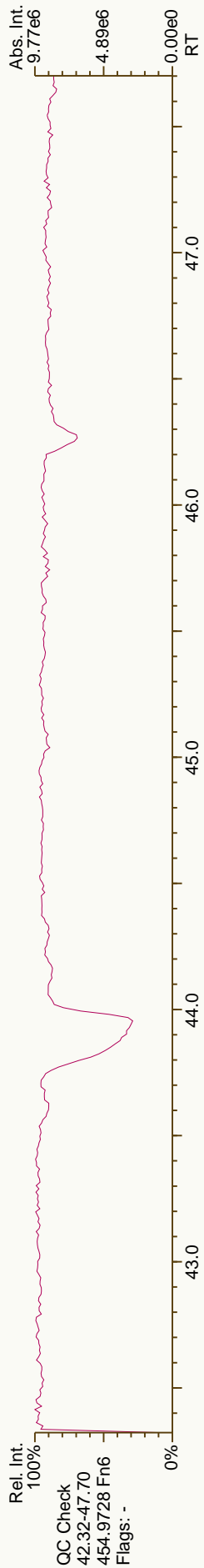
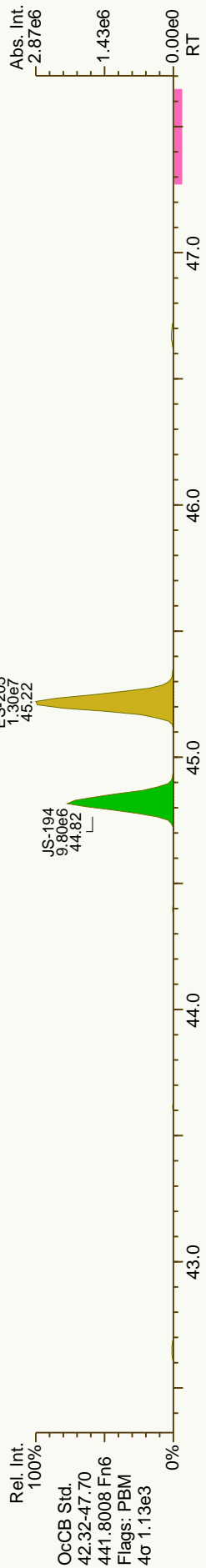
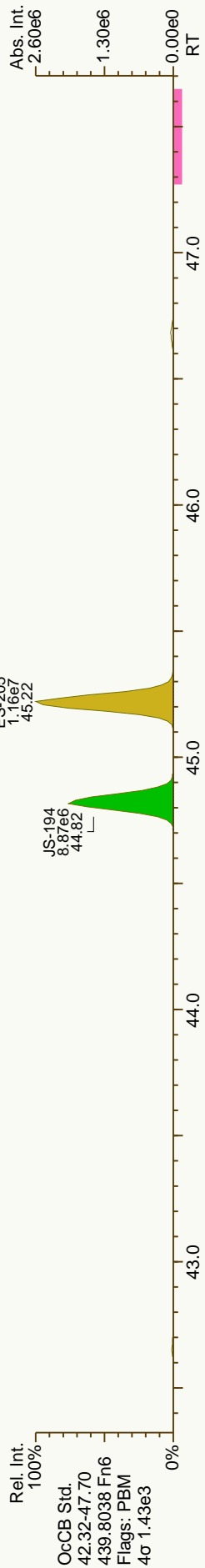
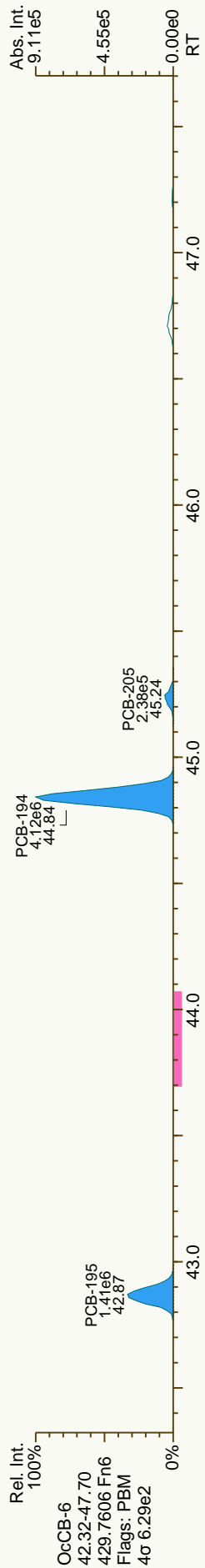
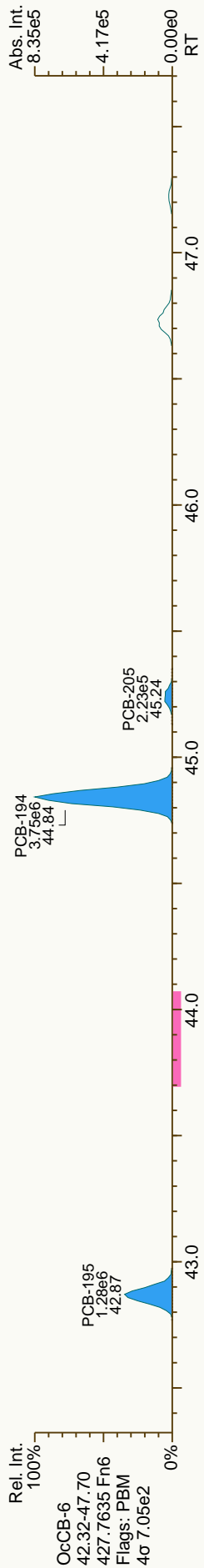


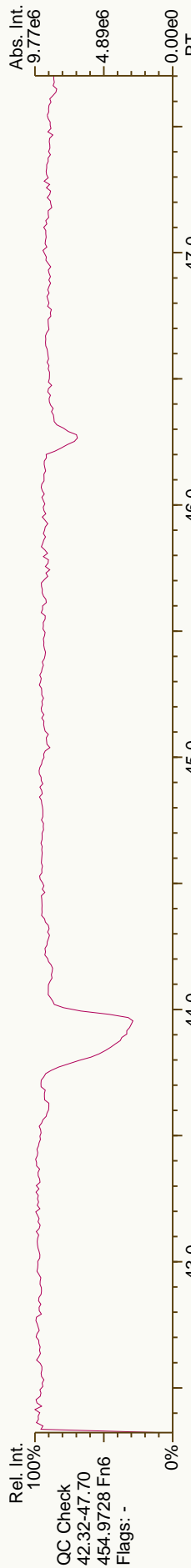




WO# 31203249


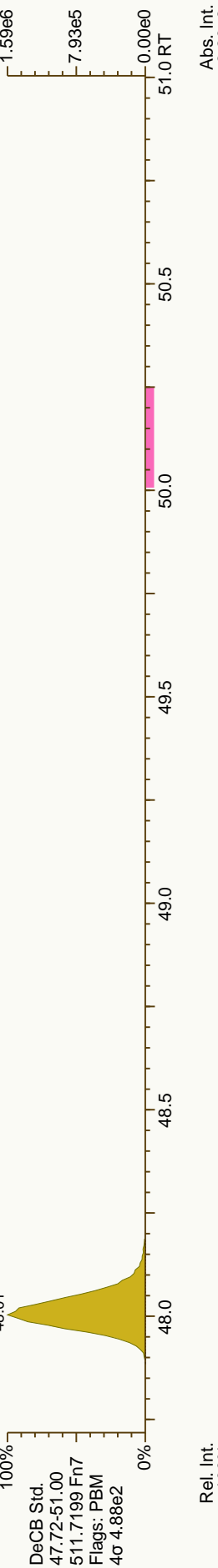
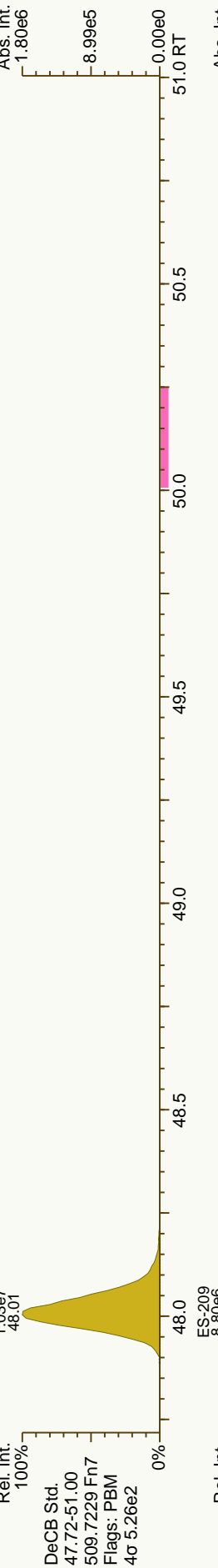
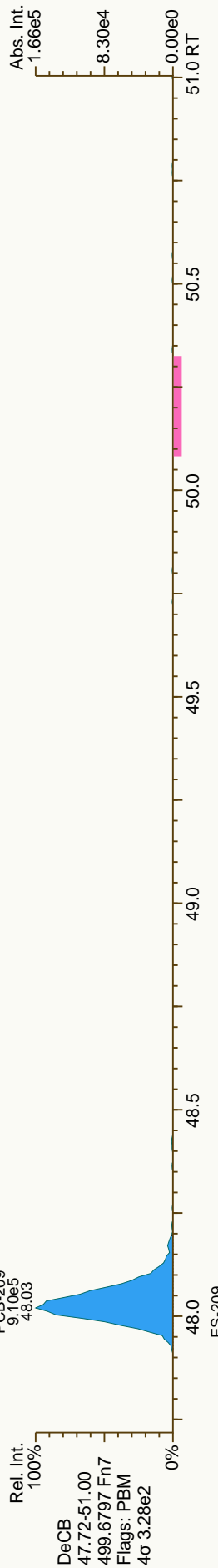













Results of JW-EA09-SS36-120507

Client Sample ID: **JW-EA09-SS36-120507**
 Client Project ID: **Jeld-Wen Surface Sediments**
 Lab Sample ID: 31203249011-A
 Lab Project ID: 31203249

Collection Date: 05/07/2012 14:01
 Received Date: 05/09/2012 10:15
 Matrix: Soil-Solid as dry weight
 Solids (%): 61.30

Results by EPA 1613B

<u>Parameter</u>	<u>Result</u>	<u>EMPC</u>	<u>Qual</u>	<u>DL</u>	<u>LOQ/CL</u>	<u>Units</u>	<u>RT</u>	<u>Ratio</u>
2,3,7,8-TCDD	0.745			0.0852	0.498	pg/g	27.55	0.74
1,2,3,7,8-PeCDD	1.56		J	0.152	2.49	pg/g	33.84	1.60
1,2,3,4,7,8-HxCDD	2.08		J	0.214	2.49	pg/g	38.49	1.32
1,2,3,6,7,8-HxCDD	8.16			0.230	2.49	pg/g	38.63	1.38
1,2,3,7,8,9-HxCDD	4.52			0.223	2.49	pg/g	38.97	1.24
1,2,3,4,6,7,8-HpCDD	93.8			0.573	2.49	pg/g	42.65	1.04
OCDD	656			0.255	4.98	pg/g	46.40	0.90
2,3,7,8-TCDF	6.44			0.0684	0.498	pg/g	26.55	0.73
2,3,7,8-TCDF [confirm]	5.71			0.137	1.63	pg/g	20.99	0.72
1,2,3,7,8-PeCDF	1.44		J	0.0895	2.49	pg/g	32.11	1.51
2,3,4,7,8-PeCDF	2.68			0.0865	2.49	pg/g	33.44	1.40
1,2,3,4,7,8-HxCDF	1.84		J	0.117	2.49	pg/g	37.33	1.14
1,2,3,6,7,8-HxCDF	1.53		J	0.102	2.49	pg/g	37.50	1.10
2,3,4,6,7,8-HxCDF	2.03		J	0.103	2.49	pg/g	38.27	1.23
1,2,3,7,8,9-HxCDF	ND		U	0.162	2.49	pg/g		
1,2,3,4,6,7,8-HpCDF	21.4			0.183	2.49	pg/g	41.38	1.01
1,2,3,4,7,8,9-HpCDF		1.31	J	0.227	2.49	pg/g	43.26	1.25*
OCDF	37.2			0.160	4.98	pg/g	46.65	0.91
Total TCDD	56.3	56.9		0.0852	0.498	pg/g		
Total TCDF	77.0	78.0		0.0684	0.498	pg/g		
Total PeCDD	44.1	44.5		0.152	2.49	pg/g		
Total PeCDF	32.7	33.8		0.0880	2.49	pg/g		
Total HxCDD	98.6			0.222	2.49	pg/g		
Total HxCDF	38.3	38.9		0.118	2.49	pg/g		
Total HpCDD	230			0.573	2.49	pg/g		
Total HpCDF	59.5	60.8		0.203	2.49	pg/g		

World Health Organization Summary

	<u>Units</u>	<u>ND=0</u>	<u>ND=½</u>	<u>ND=DL</u>
WHO-2005 TEQ	pg/g	7.10	7.11	7.12
WHO-2005 TEQ w/EMPC	pg/g	7.11	7.12	7.13

Results of JW-EA09-SS36-120507

Client Sample ID: **JW-EA09-SS36-120507**
 Client Project ID: **Jeld-Wen Surface Sediments**
 Lab Sample ID: 31203249011-A
 Lab Project ID: 31203249

Collection Date: 05/07/2012 14:01
 Received Date: 05/09/2012 10:15
 Matrix: Soil-Solid as dry weight
 Solids (%): 61.30

Results by EPA 1613B

<u>Parameter</u>	<u>Result</u>	<u>EMPC</u>	<u>Qual</u>	<u>DL</u>	<u>LOQ/CL</u>	<u>Units</u>	<u>RT</u>	<u>Ratio</u>
Labeled Standards								
13C-2378-TCDD	97.0				25.0-164	%		
13C-12378-PeCDD	86.0				25.0-181	%		
13C-123478-HxCDD	93.0				32.0-141	%		
13C-123678-HxCDD	89.0				28.0-130	%		
13C-1234678-HpCDD	99.0				23.0-140	%		
13C-OCDD	87.0				17.0-157	%		
13C-2378-TCDF	93.0				24.0-169	%		
13C-12378-PeCDF	85.0				24.0-185	%		
13C-23478-PeCDF	85.0				21.0-178	%		
13C-123478-HxCDF	100				26.0-152	%		
13C-123678-HxCDF	108				26.0-123	%		
13C-234678-HxCDF	108				29.0-147	%		
13C-123789-HxCDF	91.0				28.0-136	%		
13C-1234678-HpCDF	88.0				28.0-143	%		
13C-1234789-HpCDF	96.0				26.0-138	%		
37Cl-2378-TCDD	108				35.0-197	%		

Batch Information

Analytical Batch: **HRD1902**
 Analytical Method: **EPA 1613B**
 Instrument: **APHRMS**
 Analyst: **MDC**
 Analytical Date/Time: **10/19/2012 20:39**

Prep Batch: **HXX1802**
 Prep Method: **EPA 1613 PREP S/D/T**
 Prep Date/Time: **10/10/2012 09:35**
 Prep Initial Wt./Vol.: **16.4 g**
 Prep Extract Vol: **20 uL**

Analytical Batch: **HRD1912**
 Analytical Method: **EPA 1613B**
 Instrument: **HRMS3**
 Analyst: **JHL**
 Analytical Date/Time: **10/31/2012 21:50**

Prep Batch: **HXX1802**
 Prep Method: **EPA 1613 PREP S/D/T**
 Prep Date/Time: **10/10/2012 09:35**
 Prep Initial Wt./Vol.: **16.4 g**
 Prep Extract Vol: **20 uL**

Lab ID: A4722_10216_DF_004

Client ID: JW-EA09-SS36-120507

Datafile: 121019P1-08

Acq'd: 19 Oct 2012 20:39 MDC

UTP: 20-Oct-2012 12:48 MDC

Report: 21 Oct 2012 10:23 MC

Wt/Vol: 10.05 g

J-level: 0.498 pg/g Split: 1

Stds (pg): JS: 2000 ES: 2000 CS/SS: 2000, 400 (37C)

ICAL: 1613_SGS

Checkcode: 122-947-TYL



WV#	Name	Act RT	QC	Pred. RRT	Act. RRT	ΔSecs	Response	Ra	OK	RRF	Conc.	Noise	DL
11	2378-TCDD	27.55		1.0009	1.0010	+0.2	1.07E+05	0.74	Y	1.08	0.744	997	0.0852
12	2378-PeCDD	33.84		1.0006	1.0005	-0.2	1.63E+05	1.60	Y	1.07	1.56	1438	0.152
13	23478-HxCDD	38.49		1.0004	1.0004	0	1.56E+05	1.32	Y	1.05	2.07	1621	0.214
14	123678-HxCDD	38.63		1.0039	1.0039	0	6.18E+05	1.38	Y	0.98	8.16	1621	0.23
15	123789-HxCDD	38.97		1.0129	1.0129	0	3.40E+05	1.24	Y	1.01	4.52	1621	0.223
16	1234678-HpCDD	42.65		1.0005	1.0004	-0.3	6.61E+06	1.04	Y	1.09	93.7	4221	0.573
17	OCDD	46.40		1.0005	1.0004	-0.3	3.24E+07	0.90	Y	1.11	656	1047	0.254
18	2378-TCDF	26.55		1.0009	1.0010	+0.2	1.33E+06	0.73	Y	0.98	6.44	1135	0.0683
19	12378-PeCDF	32.11		1.0007	1.0006	-0.2	2.36E+05	1.51	Y	0.99	1.44	1349	0.0895
20	23478-PeCDF	33.44		1.0006	1.0010	+0.8	4.48E+05	1.40	Y	1.02	2.68	1349	0.0865
21	123478-HxCDF	37.33		1.0006	1.0005	-0.2	2.27E+05	1.14	Y	1.19	1.83	1380	0.117
22	123678-HxCDF	37.50		1.0005	1.0006	+0.2	2.22E+05	1.10	Y	1.16	1.53	1380	0.102
23	234678-HxCDF	38.27		1.0006	1.0004	-0.5	2.83E+05	1.23	Y	1.18	2.03	1380	0.103
24	123789-HxCDF	Not Fnd		1.0005	-	-	-	-	-	1.09	-	1380	0.162
25	1234678-HpCDF	41.38		1.0004	1.0004	0	2.19E+06	1.01	Y	1.35	21.4	1897	0.183
26	1234789-HpCDF	43.26		1.0004	1.0003	-0.3	1.13E+05	1.25	N	1.34	1.31	1897	0.227
27	OCDF	46.65		1.0057	1.0057	0	2.32E+06	0.91	Y	1.40	37.2	832	0.16
28	ES 2378-TCDD	27.52		1.0281	1.0277	-0.6	2.63E+07	0.81	Y	1.04	96.7		
29	ES 12378-PeCDD	33.83		1.2639	1.2630	-1.4	1.94E+07	1.58	Y	0.87	85.8		
30	ES 123478-HxCDD	38.48		0.9876	0.9876	0	1.43E+07	1.29	Y	0.94	93.2		
31	ES 123678-HxCDD	38.61		0.9910	0.9911	+0.2	1.53E+07	1.28	Y	1.06	88.5		
32	ES 1234678-HpCDD	42.64		1.0943	1.0944	+0.2	1.29E+07	1.06	Y	0.80	98.9		
33	ES OCDD	46.38		1.1907	1.1906	-0.2	1.78E+07	0.89	Y	0.63	86.5		
34	ES 2378-TCDF	26.53		0.9907	0.9905	-0.3	4.21E+07	0.80	Y	1.74	92.9		
35	ES 12378-PeCDF	32.09		1.1992	1.1982	-1.6	3.30E+07	1.58	Y	1.49	84.6		
36	ES 23478-PeCDF	33.41		1.2484	1.2476	-1.3	3.28E+07	1.61	Y	1.48	84.8		
37	ES 123478-HxCDF	37.31		0.9577	0.9576	-0.2	2.07E+07	0.52	Y	1.27	99.8		
38	ES 123678-HxCDF	37.47		0.9619	0.9619	0	2.49E+07	0.52	Y	1.41	108		
39	ES 234678-HpCDF	38.26		0.9821	0.9821	0	2.36E+07	0.53	Y	1.34	108		
40	ES 123789-HxCDF	39.38		1.0108	1.0108	0	1.79E+07	0.54	Y	1.20	90.9		
41	ES 1234678-HpCDF	41.36		1.0618	1.0618	0	1.51E+07	0.42	Y	1.06	87.5		
42	ES 1234789-HpCDF	43.25		1.1100	1.1101	+0.2	1.29E+07	0.43	Y	0.82	96.2		

Lab ID: A4722_10216_DF_004 Acq'd: 19 Oct 2012 20:39 MDC Wt/Vol: 10.05 g ICAL: 1613_SGS
 Client ID: JW-EA09-SS36-120507 UTP: 20-Oct-2012 12:48 MDC J-level: 0.498 pg/g Split: 1 Checkcode: 122-947-TYL
 Datafile: 121019P1-08 Report: 21 Oct 2012 10:23 MC Stds (pg): JS: 2000 ES: 2000 CS/SS: 2000, 400 (37Cl)

WV#	Name	Act RT	QC	Pred. RRT	Act. RRT	ΔSecs	Response	Ra	OK	RRF	Rec. %
120329	JS 1234-TCDD	26.78		-	-	-	2.61E+07	0.80	Y	-	-
120329	JS 123789-HxCDD	38.96		-	-	-	1.63E+07	1.27	Y	-	-
	CS 37Cl-2378-TCDD	27.55		1.0291	1.0287	-0.6	6.59E+06	n/a	-	1.17	108

	SS 37Cl-2378-TCDD	27.55		1.0291	1.0287	-0.6	6.59E+06	n/a	-	1.12	111
--	-------------------	-------	--	--------	--------	------	----------	-----	---	------	-----

Totals	Conc	EMPC	EDL
Total TCDD	56.3	56.9	0.0852
Total PeCDD	44.1	44.5	0.152
Total HxCDD	98.5	98.5	0.222
Total HpCDD	230	230	0.573
Total Tetra-Octa Dioxins	1080	1090	
Total TCDF	77	77.9	0.0683
Total PeCDF	32.7	33.8	0.0879
Total HxCDF	38.3	38.9	0.118
Total HpCDF	59.4	60.7	0.203
Total Tetra-Octa Furans	245	249	
Total Tetra-Octa Dioxins & Furans	1330	1330	

Lab ID: A4722_10216_DF_004 Acq'd: 19 Oct 2012 20:39 MDC Wt/Vol: 10.05 g ICAL: 1613_SGS
 Client ID: JW-EA09-SS36-120507 UTP: 20-Oct-2012 12:48 MDC J-level: 0.498 pg/g Split: 1 Checkcode: 122-947-TYL
 Datafile: 121019P1-08 Report: 21 Oct 2012 10:23 MC Stds (pg): JS: 2000 ES: 2000 CS/SS: 2000, 400 (37C1)

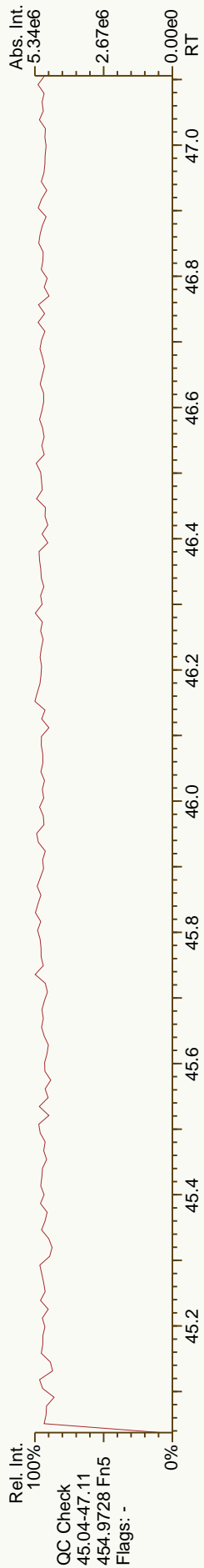
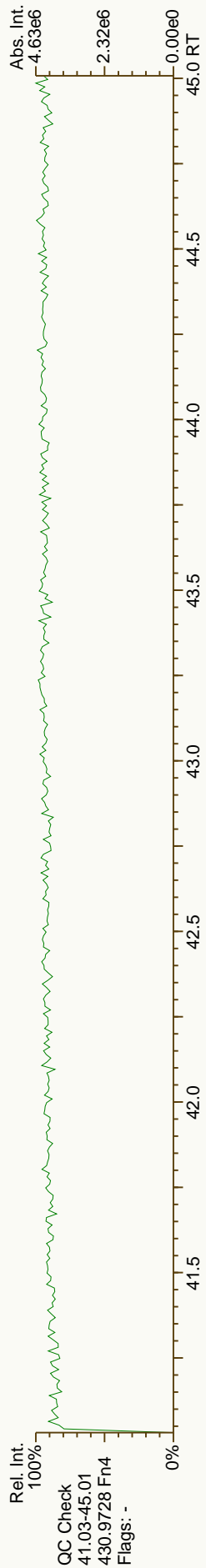
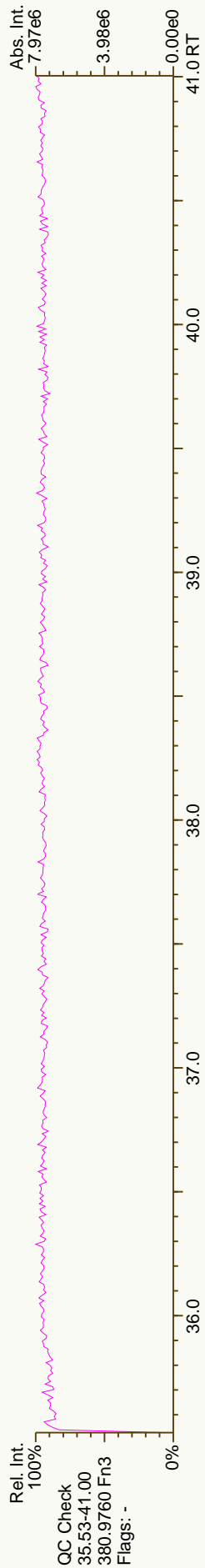
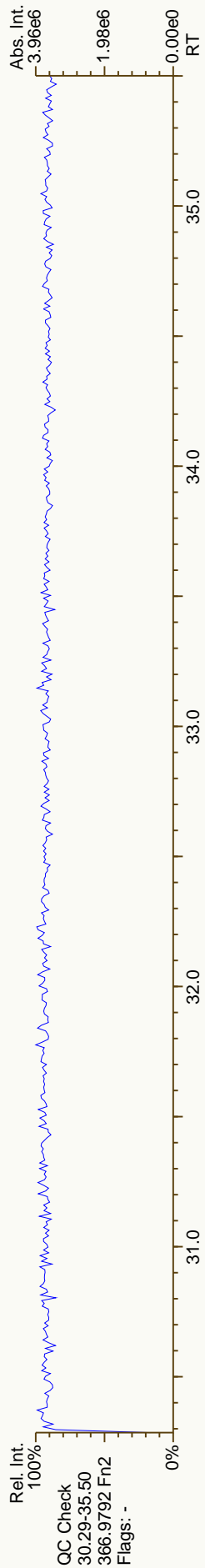
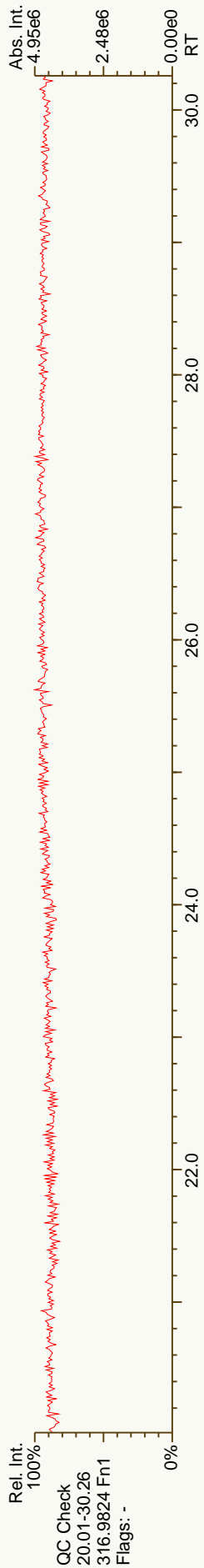
Comp #	Name	Act RT	QC	Pred. RRT	Act. RRT	ΔSecs	Response	Ra	OK	RRF	Conc.	Noise	DL
1	TCDD	23.43		0.8504	0.8514	+1.7	3.11E+06	0.79	Y	1.08	21.7	997	0.0852
2	TCDD	23.83		0.8649	0.8659	+1.7	2.07E+06	0.77	Y	1.08	14.4	997	0.0852
3	TCDD	24.31		0.8835	0.8832	-0.5	6.10E+04	1.36	N	1.08	0.426	997	0.0852
4	TCDD	25.19		0.9152	0.9151	-0.2	3.75E+05	0.83	Y	1.08	2.62	997	0.0852
	TCDD	25.45		0.9241	0.9247	+1.0	3.36E+05	0.84	Y	1.08	2.35	997	0.0852
	TCDD	25.67		0.9327	0.9328	+0.2	4.80E+05	0.79	Y	1.08	3.35	997	0.0852
	TCDD	25.90		0.9408	0.9409	+0.2	1.06E+05	0.74	Y	1.08	0.739	997	0.0852
	TCDD	26.16		0.9512	0.9505	-1.2	2.46E+04	0.59	N	1.08	0.172	997	0.0852
	TCDD	26.37		0.9580	0.9581	+0.2	1.18E+05	0.66	Y	1.08	0.822	997	0.0852
	TCDD	26.80		0.9736	0.9739	+0.5	7.09E+05	0.74	Y	1.08	4.95	997	0.0852
	TCDD	26.92		0.9785	0.9780	-0.8	4.12E+04	0.86	Y	1.08	0.288	997	0.0852
	TCDD	27.23		0.9884	0.9893	+1.5	4.82E+05	0.80	Y	1.08	3.37	997	0.0852
	TCDD	27.37		0.9945	0.9944	-0.2	3.77E+04	0.80	Y	1.08	0.263	997	0.0852
	2378-TCDD	27.55		1.0009	1.0010	+0.2	1.07E+05	0.74	Y	1.08	0.744	997	0.0852
	TCDD	27.93		1.0147	1.0148	+0.2	9.20E+04	0.78	Y	1.08	0.642	997	0.0852
	NotFnd			1.0206						1.08		997	0.0852
	NotFnd			1.0423						1.08		997	0.0852
	PeCDD	30.89		0.9131	0.9131	0	1.19E+06	1.60	Y	1.07	11.4	1438	0.152
	PeCDD	31.51		0.9319	0.9317	-0.4	8.86E+04	1.53	Y	1.07	0.846	1438	0.152
	PeCDD	32.17		0.9511	0.9510	-0.2	1.27E+06	1.62	Y	1.07	12.1	1438	0.152
	PeCDD	32.39		0.9576	0.9574	-0.4	1.93E+05	1.65	Y	1.07	1.84	1438	0.152
	PeCDD	32.51		0.9611	0.9612	+0.2	1.02E+06	1.63	Y	1.07	9.76	1438	0.152
	PeCDD	32.81		0.9703	0.9701	-0.4	1.81E+05	1.69	Y	1.07	1.73	1438	0.152
	PeCDD	33.25		0.9829	0.9831	+0.4	4.67E+05	1.77	Y	1.07	4.45	1438	0.152
	12378-PeCDD	33.84		1.0006	1.0005	-0.2	1.63E+05	1.60	Y	1.07	1.56	1438	0.152
	PeCDD	33.95		1.0039	1.0036	-0.6	4.74E+04	1.54	Y	1.07	0.453	1438	0.152
	PeCDD	34.36		1.0161	1.0159	-0.4	3.97E+04	0.98	N	1.07	0.379	1438	0.152
	HxCDD	36.46		0.9479	0.9476	-0.7	1.51E+06	1.28	Y	1.01	20	1621	0.222
	HxCDD	37.24		0.9682	0.9680	-0.5	2.26E+06	1.30	Y	1.01	29.9	1621	0.222
	HxCDD	37.60		0.9771	0.9773	+0.5	2.44E+06	1.36	Y	1.01	32.3	1621	0.222
	HxCDD	NotFnd		0.9811						1.01		1621	0.222
	123478-HxCDD	38.49		1.0004	1.0004	0	1.56E+05	1.32	Y	1.05	2.07	1621	0.214
	123678-HxCDD	38.63		1.0039	1.0039	0	6.18E+05	1.38	Y	0.98	8.16	1621	0.23
	HxCDD	38.84		1.0097	1.0096	-0.2	1.17E+05	1.23	Y	1.01	1.56	1621	0.222
	123789-HxCDD	38.97		1.0129	1.0129	0	3.40E+05	1.24	Y	1.01	4.52	1621	0.223

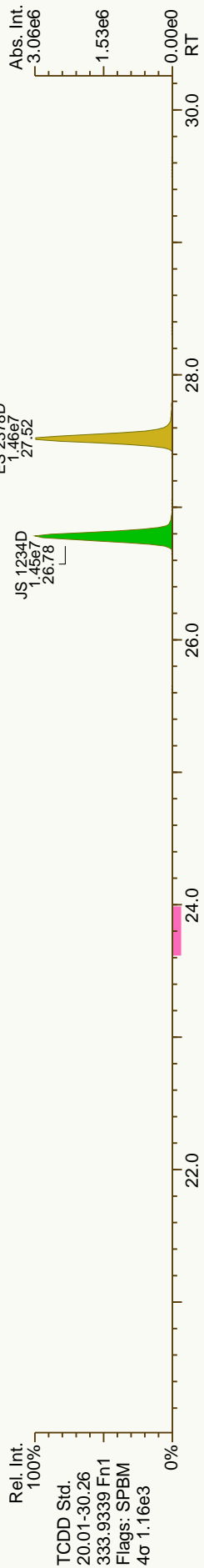
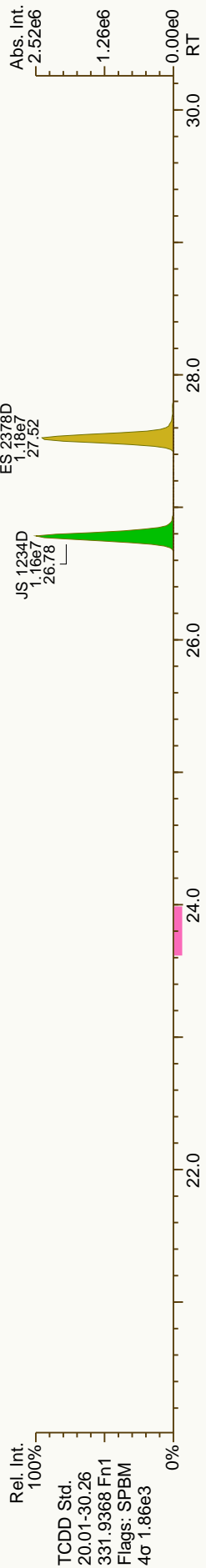
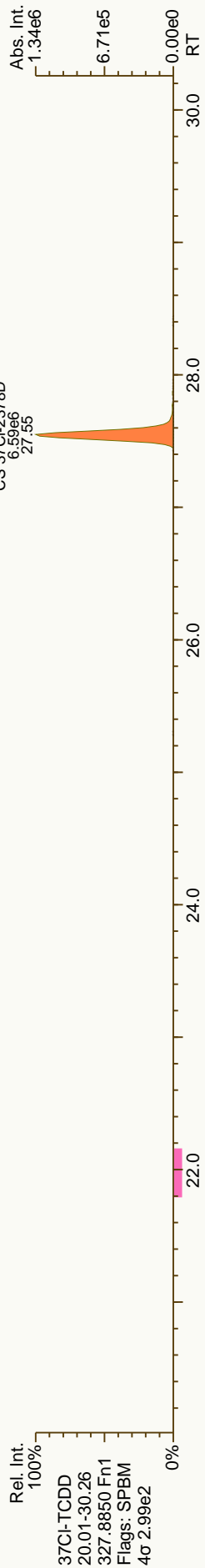
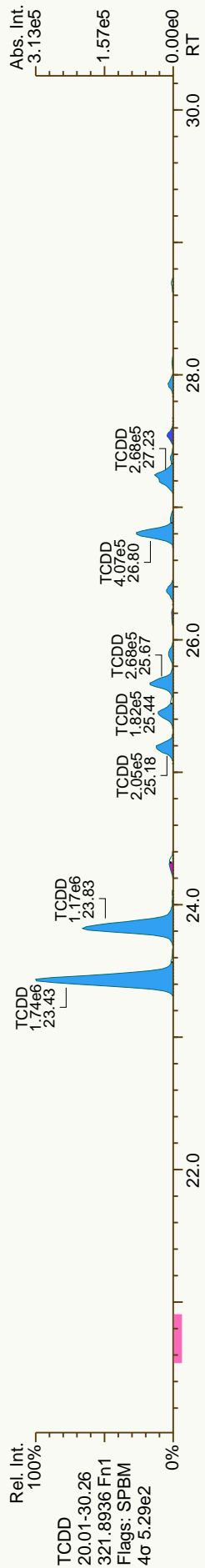
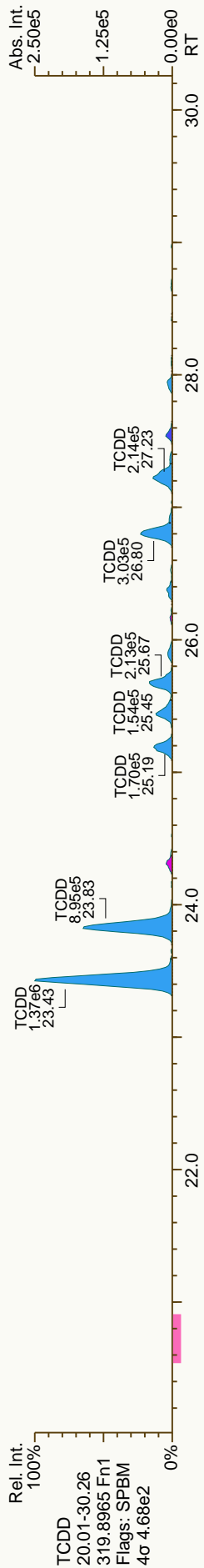
Lab ID: A4722_10216_DF_004 Acq'd: 19 Oct 2012 20:39 MDC Wt/Vol: 10.05 g ICAL: 1613_SGS
 Client ID: JW-EA09-SS36-120507 UTP: 20-Oct-2012 12:48 MDC J-level: 0.498 pg/g Split: 1 Checkcode: 122-947-TYL
 Datafile: 121019P1-08 Report: 21 Oct 2012 10:23 MC Stds (pg): JS: 2000 ES: 2000 CS/SS: 2000, 400 (37C1)

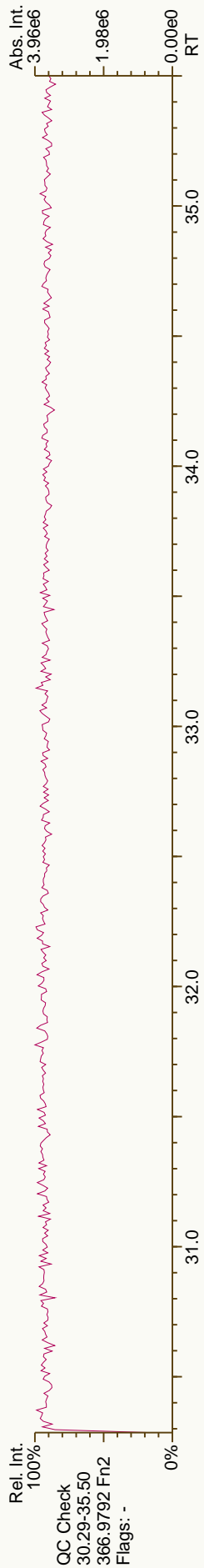
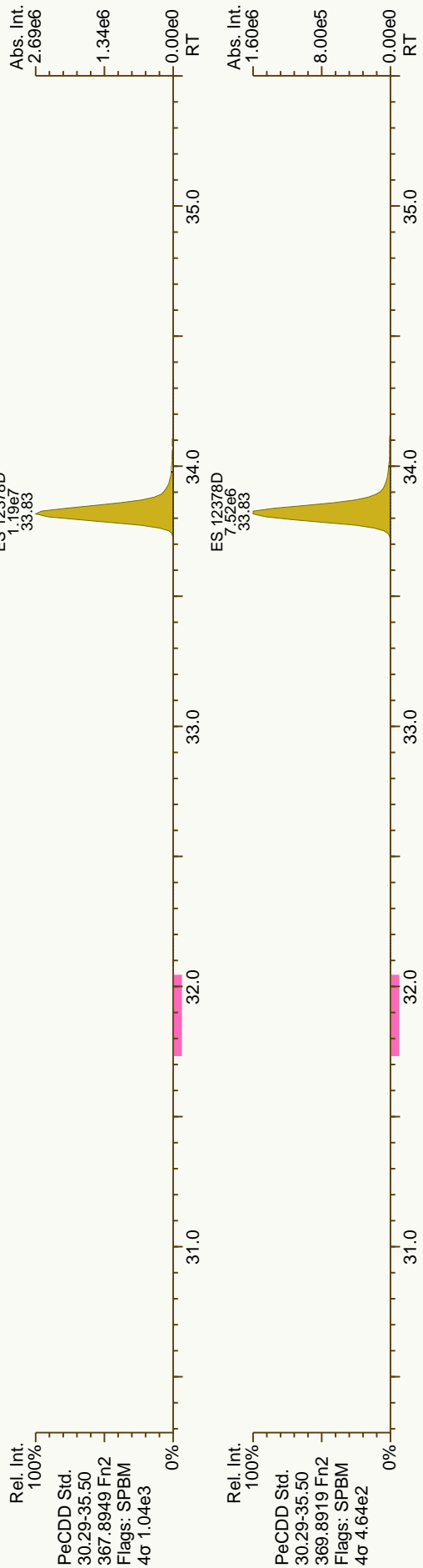
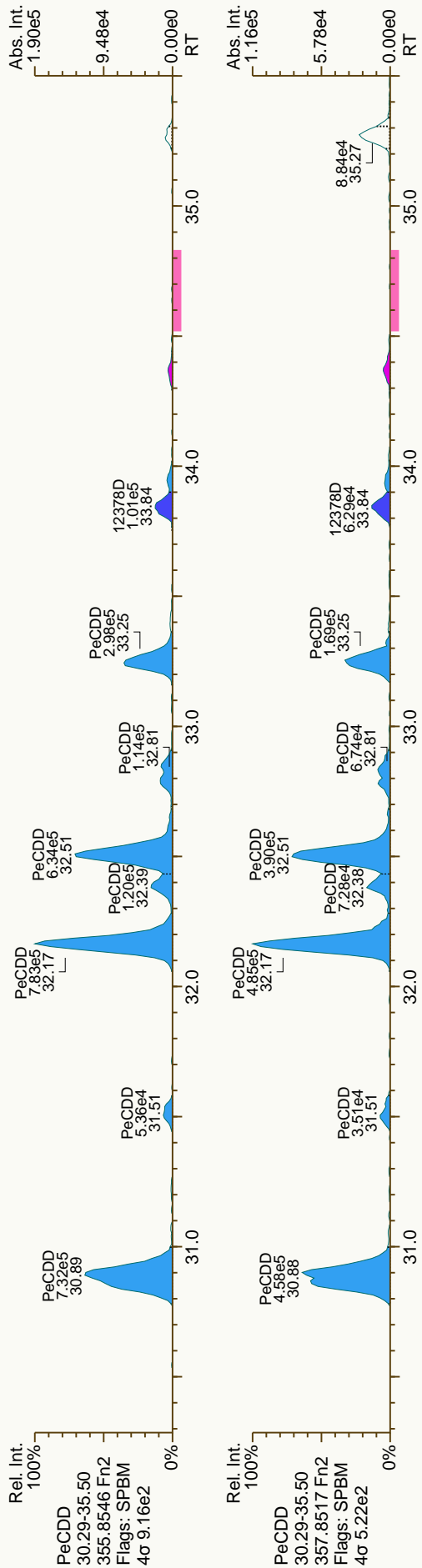
Comp #	Name	Act RT	QC	Pred. RRT	Act. RRT	ΔSecs	Response	Ra	OK	RRF	Conc.	Noise	DL
1	HP-CDD	41.75		0.9793	0.9791	-0.5	9.61E+06	1.03	Y	1.09	136	4221	0.573
2	234678-HP-CDD	42.65		1.0005	1.0004	-0.3	6.61E+06	1.04	Y	1.09	93.7	4221	0.573
3	OCDD	46.40		1.0005	1.0004	-0.3	3.24E+07	0.90	Y	1.11	656	1047	0.254
4	OCDD-a	46.40		1.0001	1.0003	+0.6	1.90E+06	2.66	Y	1.00	42.6	1241	0.334
5	TCDF	21.22		0.7983	0.8000	+2.7	7.20E+05	0.77	Y	0.98	3.49	1135	0.0683
6	TCDF	21.79		0.8218	0.8213	-0.8	4.30E+05	0.80	Y	0.98	2.08	1135	0.0683
7	TCDF	22.44		0.8463	0.8458	-0.8	1.10E+06	0.83	Y	0.98	5.32	1135	0.0683
8	TCDF	22.86		0.8625	0.8617	-1.3	3.55E+05	0.70	Y	0.98	1.72	1135	0.0683
9	TCDF	23.01		0.8677	0.8673	-0.6	2.05E+06	0.82	Y	0.98	9.93	1135	0.0683
10	TCDF	23.29		0.8787	0.8780	-1.1	2.93E+05	0.71	Y	0.98	1.42	1135	0.0683
11	TCDF	23.43		0.8840	0.8832	-1.3	1.18E+06	0.82	Y	0.98	5.69	1135	0.0683
12	TCDF	23.86		0.8998	0.8995	-0.5	7.72E+05	0.78	Y	0.98	3.74	1135	0.0683
13	TCDF	24.01		0.9054	0.9052	-0.3	3.25E+05	0.77	Y	0.98	1.58	1135	0.0683
14	TCDF	24.20		0.9125	0.9123	-0.3	6.78E+05	0.81	Y	0.98	3.28	1135	0.0683
15	TCDF	24.62		0.9279	0.9280	+0.2	3.75E+05	0.74	Y	0.98	1.81	1135	0.0683
16	TCDF	24.76		0.9334	0.9333	-0.2	4.88E+05	0.79	Y	0.98	2.36	1135	0.0683
17	TCDF	24.93		0.9381	0.9396	+2.4	1.06E+06	0.75	Y	0.98	5.14	1135	0.0683
18	TCDF	25.04		0.9439	0.9440	+0.2	8.45E+05	0.75	Y	0.98	4.09	1135	0.0683
19	TCDF	25.55		0.9630	0.9630	0	1.19E+06	0.81	Y	0.98	5.75	1135	0.0683
20	TCDF	25.67		0.9674	0.9676	+0.3	8.79E+04	0.72	Y	0.98	0.425	1135	0.0683
21	TCDF	25.85		0.9746	0.9746	0	4.30E+05	0.80	Y	0.98	2.08	1135	0.0683
22	TCDF	26.07		0.9829	0.9827	-0.3	2.68E+05	0.81	Y	0.98	1.3	1135	0.0683
23	TCDF	26.30		0.9916	0.9915	-0.2	4.16E+05	0.76	Y	0.98	2.01	1135	0.0683
24	TCDF	26.43		0.9963	0.9964	+0.2	3.06E+05	0.82	Y	0.98	1.48	1135	0.0683
25	2378-TCDF	26.55		1.0009	1.0010	+0.2	1.33E+06	0.73	Y	0.98	6.44	1135	0.0683
26	TCDF	26.97		1.0166	1.0166	0	1.11E+06	0.80	Y	0.98	5.37	1135	0.0683
27	TCDF	27.26		1.0274	1.0277	+0.5	9.92E+04	0.85	Y	0.98	0.48	1135	0.0683
28	TCDF	27.58		1.0390	1.0396	+1.0	4.96E+04	1.08	N	0.98	0.24	1135	0.0683
29	TCDF	28.85		1.0886	1.0877	-1.4	1.47E+05	1.07	N	0.98	0.711	1135	0.0683
30	PeCDF	28.84		0.8975	0.8988	+2.5	1.88E+06	1.52	Y	1.00	11.3	1013	0.066
31	PeCDF	30.62		0.9542	0.9542	0	4.29E+05	1.37	Y	1.00	2.59	1349	0.0879
32	PeCDF	30.80		0.9587	0.9599	+2.3	1.14E+06	1.38	Y	1.00	6.9	1349	0.0879
33	PeCDF	30.91		0.9636	0.9633	-0.6	1.66E+05	1.71	Y	1.00	1	1349	0.0879
34	PeCDF	31.02		0.9671	0.9667	-0.8	5.32E+04	1.21	N	1.00	0.321	1349	0.0879
35	PeCDF	31.32		0.9760	0.9758	-0.4	7.84E+04	1.31	N	1.00	0.473	1349	0.0879
36	PeCDF	31.49		0.9810	0.9813	+0.6	3.82E+04	1.26	N	1.00	0.231	1349	0.0879

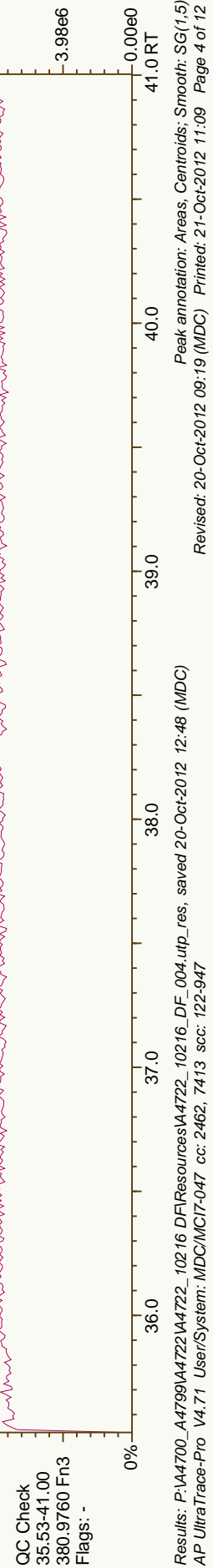
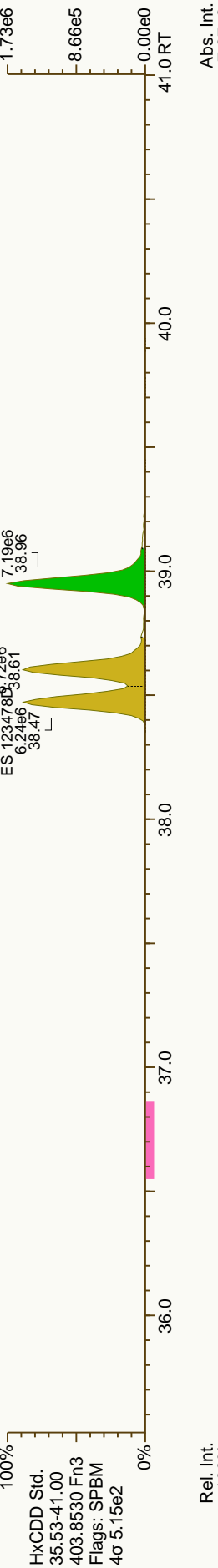
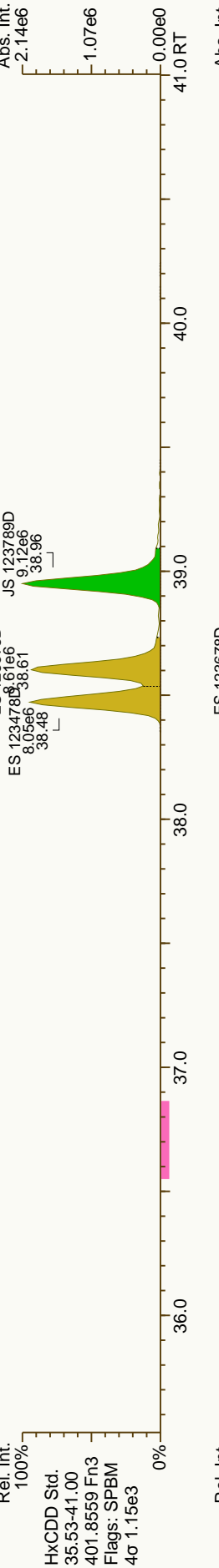
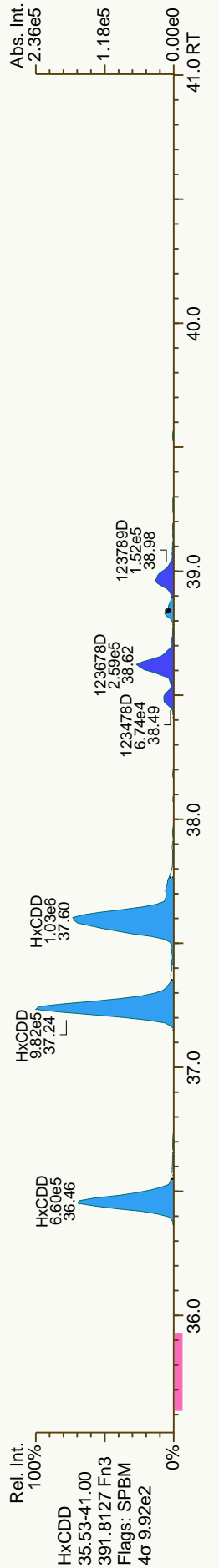
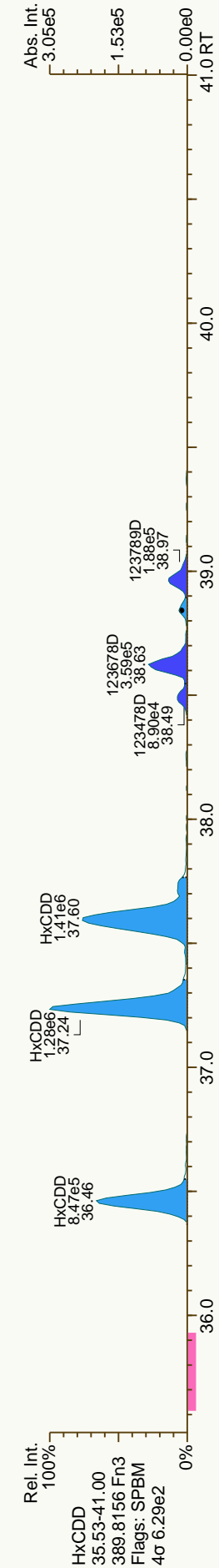
Lab ID: A4722_10216_DF_004 Acq'd: 19 Oct 2012 20:39 MDC Wt/Vol: 10.05 g ICAL: 1613_SGS
 Client ID: JW-EA09-SS36-120507 UTP: 20-Oct-2012 12:48 MDC J-level: 0.498 pg/g Split: 1 Checkcode: 122-947-TYL
 Datafile: 121019P1-08 Report: 21 Oct 2012 10:23 MC Stds (pg): JS: 2000 ES: 2000 CS/SS: 2000, 400 (37CI)

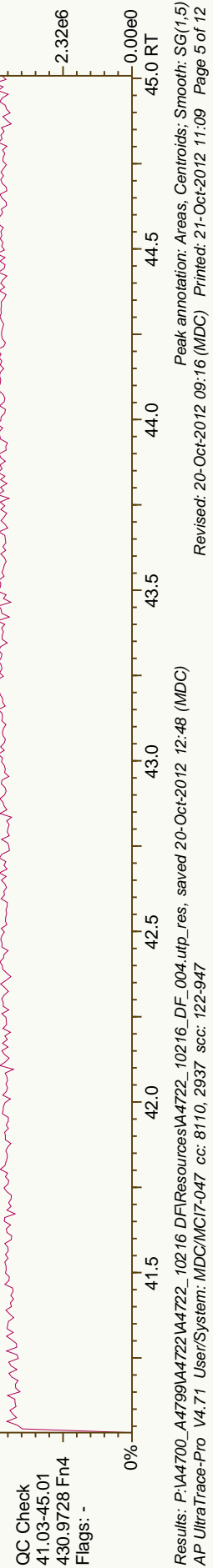
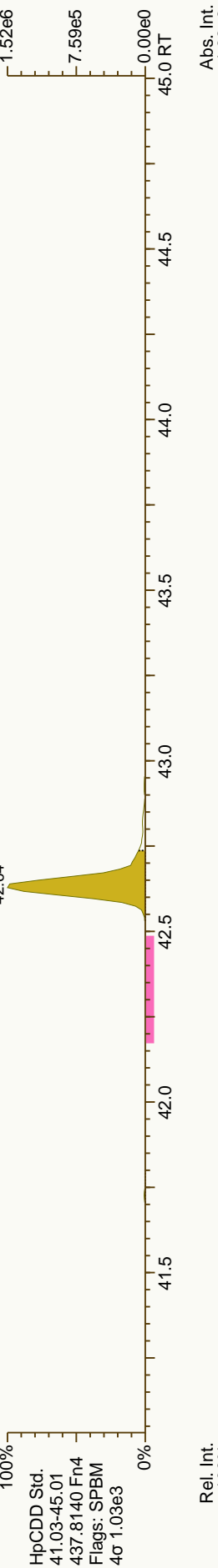
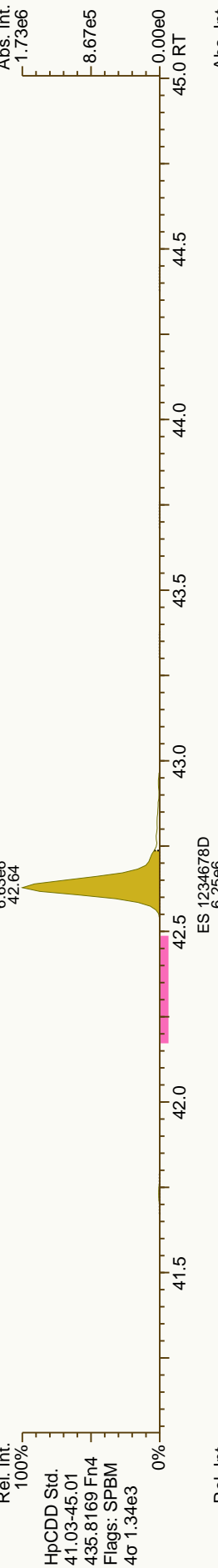
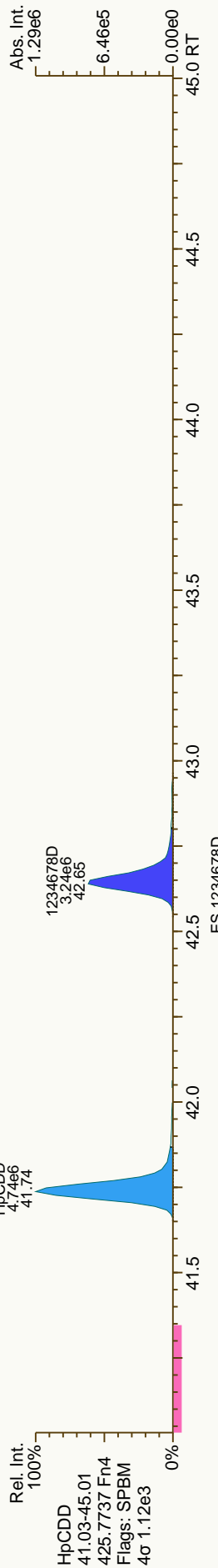
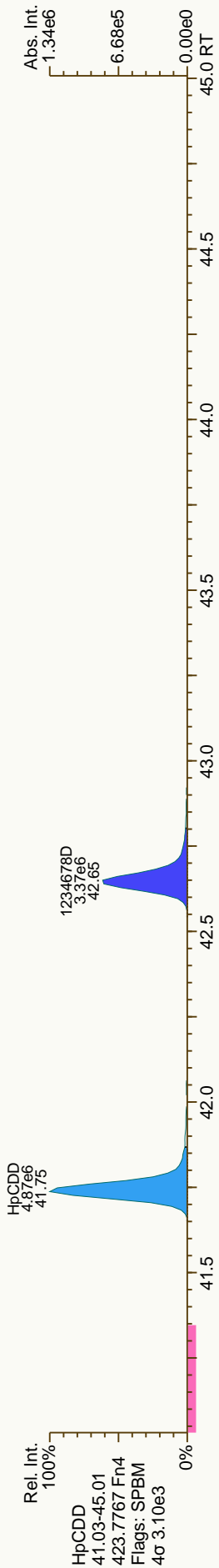
Q#	Name	Act RT	QC	Pred. RRT	Act. RRT	ΔSecs	Response	Ra	OK	RRF	Conc.	Noise	DL
1	PeCDF	31.59		0.9847	0.9843	-0.8	3.66E+05	1.65	Y	1.00	2.21	1349	0.0879
2	PeCDF	31.67		0.9870	0.9868	-0.4	8.96E+04	1.78	Y	1.00	0.541	1349	0.0879
3	PeCDF	31.85		0.9930	0.9926	-0.8	7.39E+04	1.39	Y	1.00	0.446	1349	0.0879
4	12378-PeCDF	32.11		1.0007	1.0006	-0.2	2.36E+05	1.51	Y	0.99	1.44	1349	0.0895
	PeCDF	32.44		1.0113	1.0108	-1.0	3.25E+05	1.42	Y	1.00	1.96	1349	0.0879
	PeCDF	32.62		1.0169	1.0166	-0.6	3.30E+04	1.36	Y	1.00	0.199	1349	0.0879
	PeCDF	33.12		0.9917	0.9912	-1.0	3.07E+04	1.78	Y	1.00	0.185	1349	0.0879
	PeCDF	33.28		0.9962	0.9961	-0.2	1.83E+05	1.65	Y	1.00	1.1	1349	0.0879
	23478-PeCDF	33.44		1.0006	1.0010	+0.8	4.48E+05	1.40	Y	1.02	2.68	1349	0.0865
	PeCDF	NotFnd		0.0000						1.02	0		0
	PeCDF	NotFnd		1.0023						1.00	1349		0.0879
	PeCDF	NotFnd		1.0120						1.00	1349		0.0879
	PeCDF	34.70		1.0389	1.0386	-0.6	2.53E+04	1.73	Y	1.00	0.153	1349	0.0879
	HxCDF	35.67		0.9565	0.9562	-0.7	5.17E+05	1.16	Y	1.15	4.1	1380	0.118
	HxCDF	35.91		0.9627	0.9626	-0.2	1.73E+06	1.28	Y	1.15	13.7	1380	0.118
	HxCDF	36.19		0.9700	0.9700	0	2.18E+04	1.08	Y	1.15	0.173	1380	0.118
	HxCDF	36.42		0.9762	0.9762	0	7.60E+04	1.23	Y	1.15	0.602	1380	0.118
	HxCDF	36.69		0.9833	0.9834	+0.2	1.71E+06	1.22	Y	1.15	13.6	1380	0.118
	HxCDF	37.19		0.9968	0.9968	0	7.74E+04	0.94	N	1.15	0.613	1380	0.118
	123478-HxCDF	37.33		1.0006	1.0005	-0.2	2.27E+05	1.14	Y	1.19	1.83	1380	0.117
	123678-HxCDF	37.50		1.0005	1.0006	+0.2	2.22E+05	1.10	Y	1.16	1.53	1380	0.102
	HxCDF	NotFnd		1.0055						1.15		1380	0.118
	HxCDF	37.84		1.0102	1.0098	-0.9	2.70E+04	1.32	Y	1.15	0.214	1380	0.118
	HxCDF	NotFnd		0.9933						1.15		1380	0.118
	234678-HxCDF	38.27		1.0006	1.0004	-0.5	2.83E+05	1.23	Y	1.18	2.03	1380	0.103
	HxCDF	NotFnd		0.0000						1.18	0		0
	HxCDF	NotFnd		1.0009						1.15	1380		0.118
	123789-HxCDF	NotFnd		1.0005						1.09	1380		0.162
	HxCDF	NotFnd		0.0000						1.09	0		0
	123489-HxCDF	39.43		1.0013	1.0012	-0.2	5.85E+04	1.06	Y	1.15	0.464	1380	0.118
	1234678-HpCDF	41.38		1.0004	1.0004	0	2.19E+06	1.01	Y	1.35	21.4	1897	0.183
	HpCDF	41.73		1.0091	1.0089	-0.5	8.82E+04	1.03	Y	1.34	0.933	1897	0.203
	HpCDF	41.92		1.0140	1.0136	-1.0	3.51E+06	1.01	Y	1.34	37.1	1897	0.203
	1234789-HpCDF	43.26		1.0004	1.0003	-0.3	1.13E+05	1.25	N	1.34	1.31	1897	0.227
	OCDF	46.65		1.0057	1.0057	0	2.32E+06	0.91	Y	1.40	37.2	832	0.16
	OCDF-a	46.63		1.0053	1.0053	0	7.07E+04	4.79	N	1.00	1.58	732	0.197

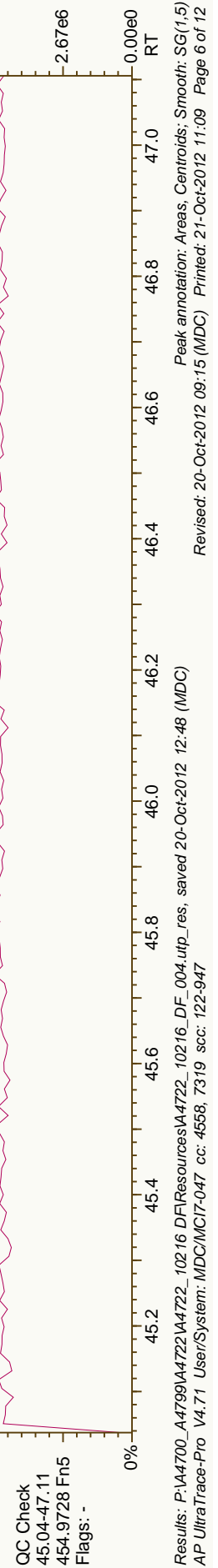
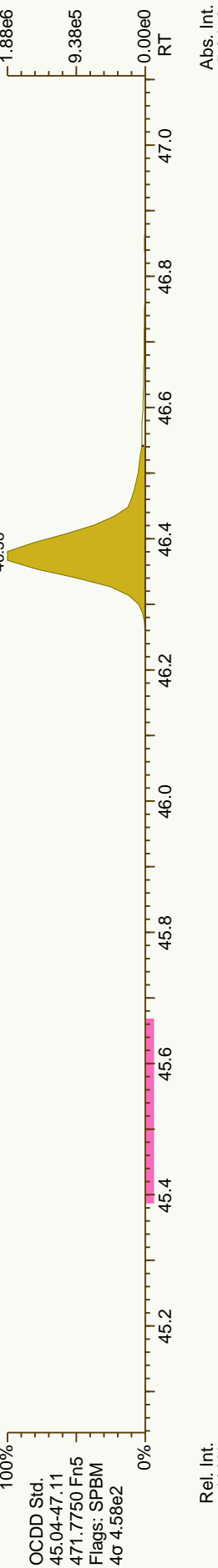
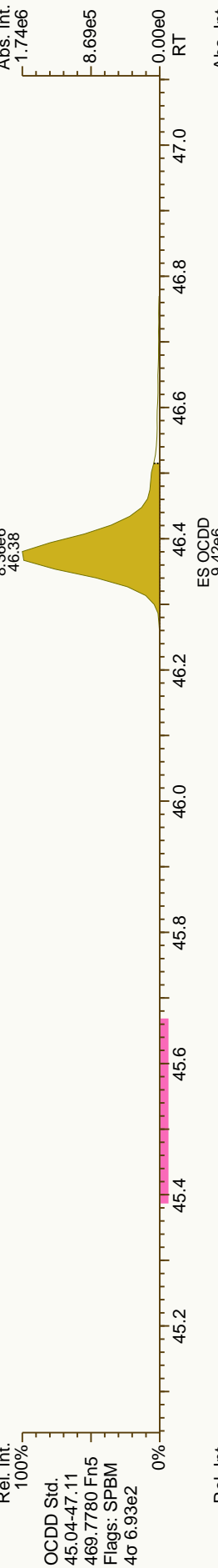
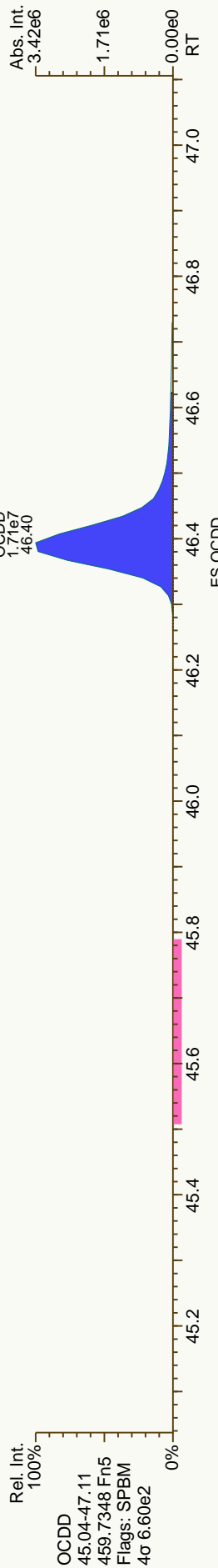



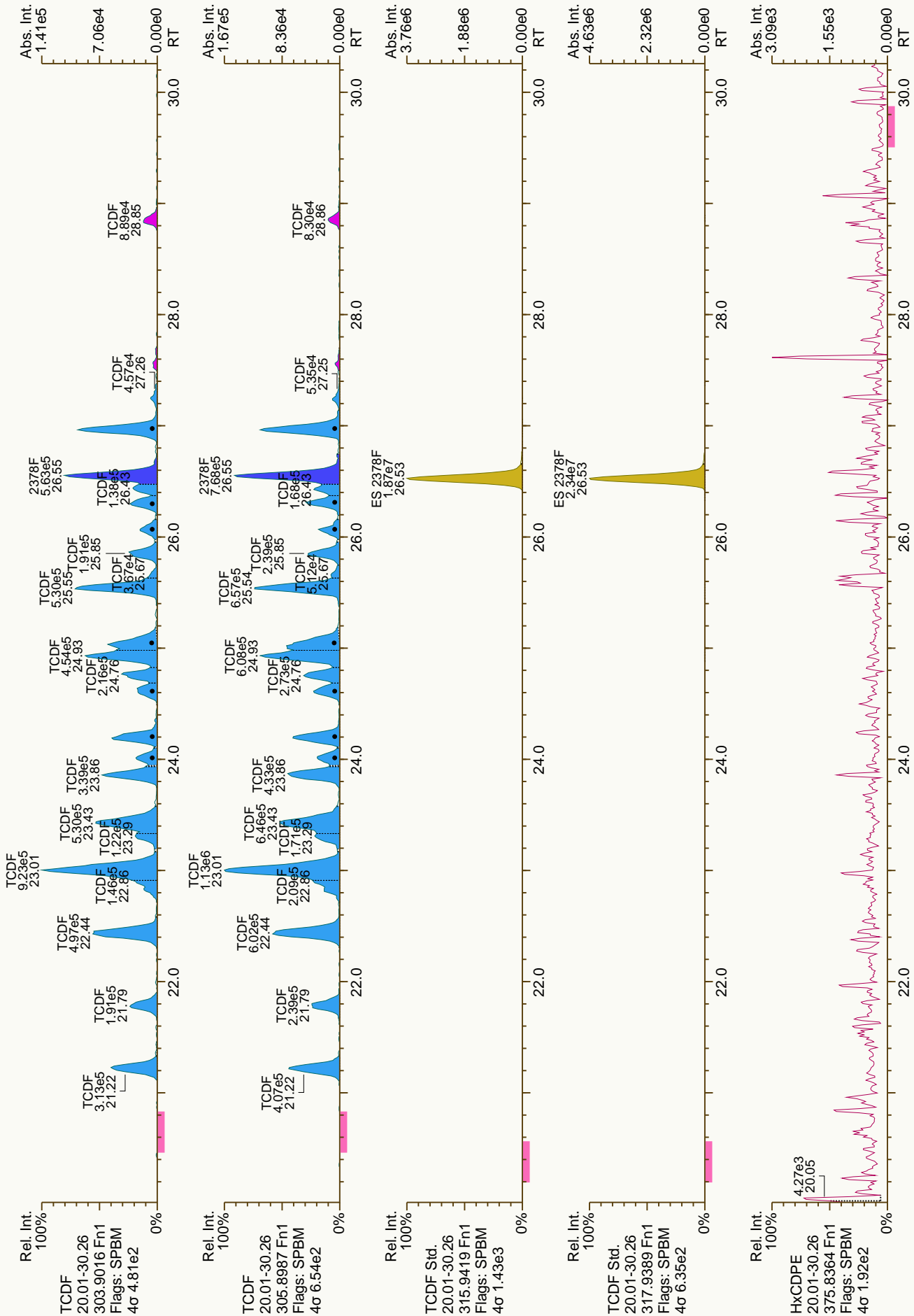


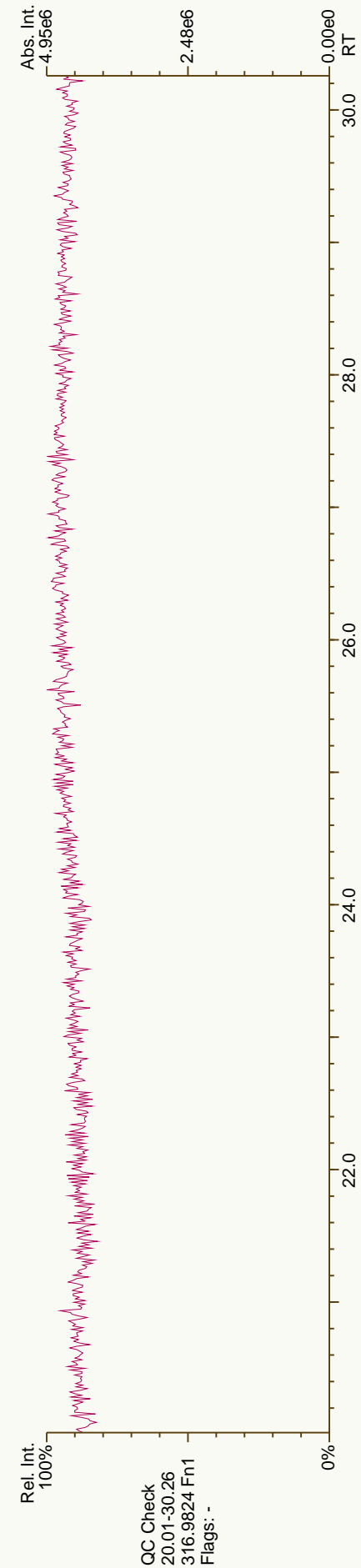
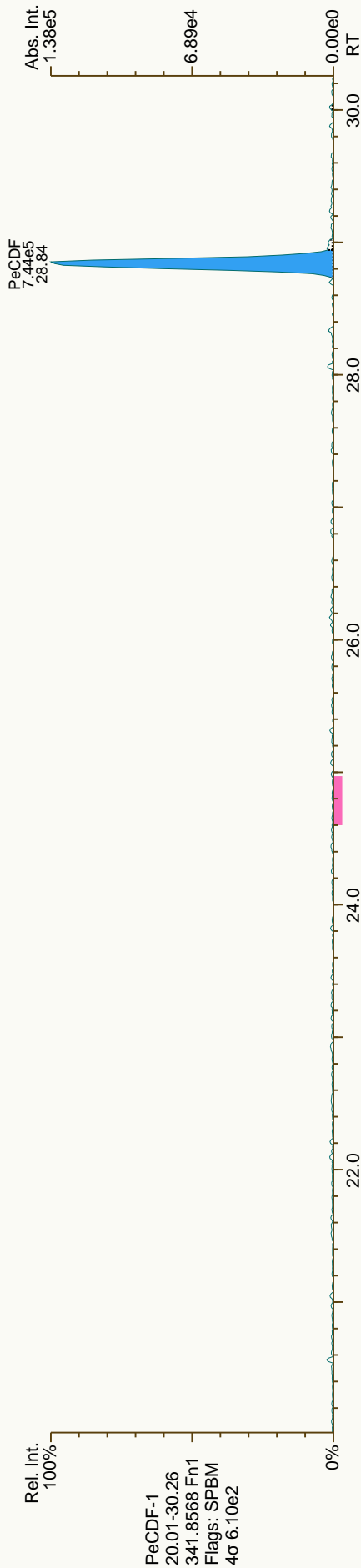
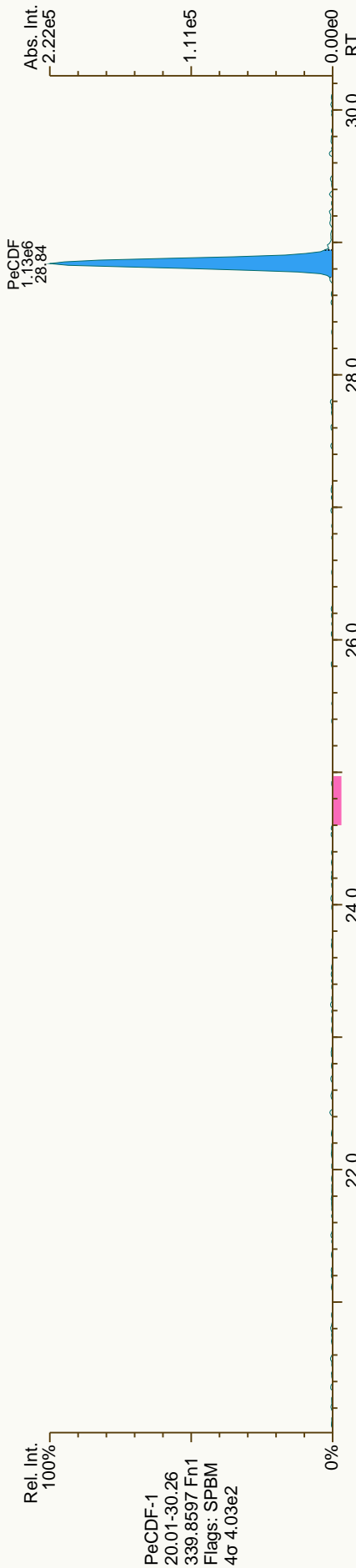


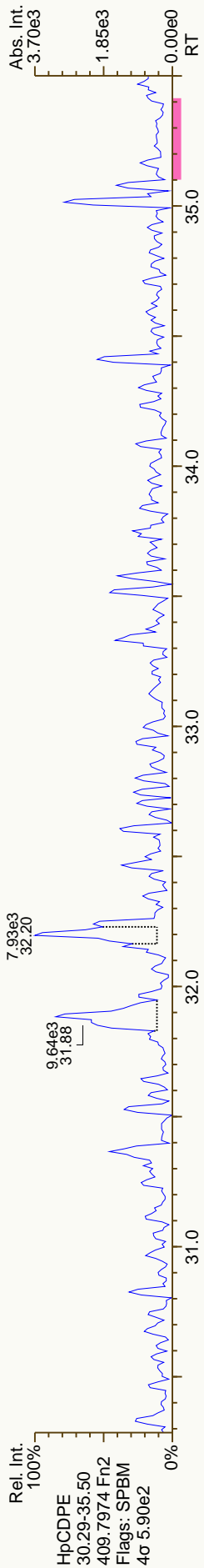
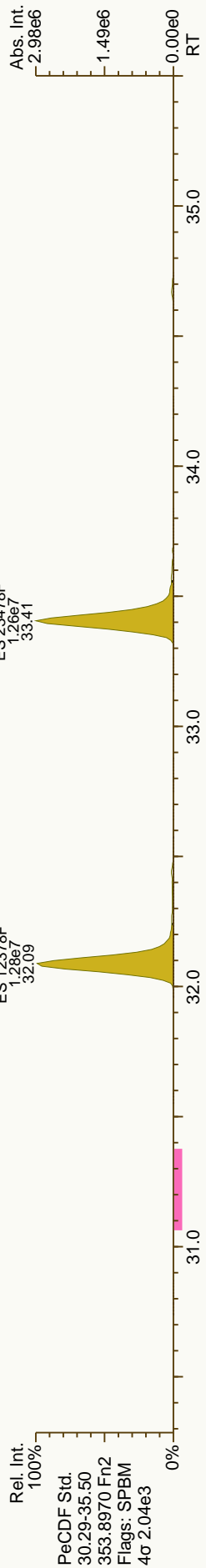
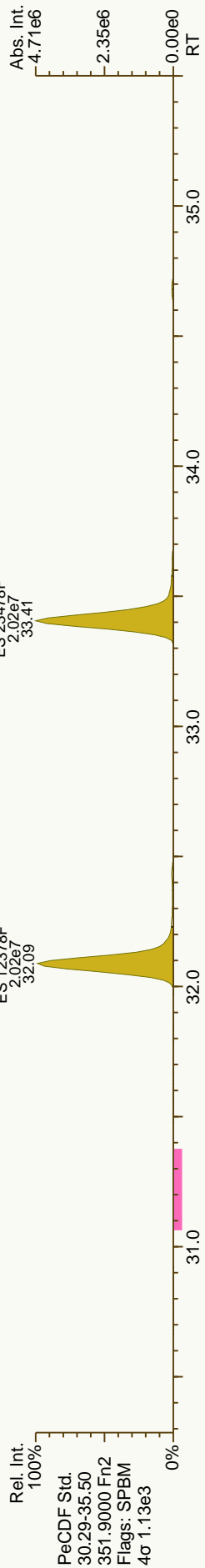

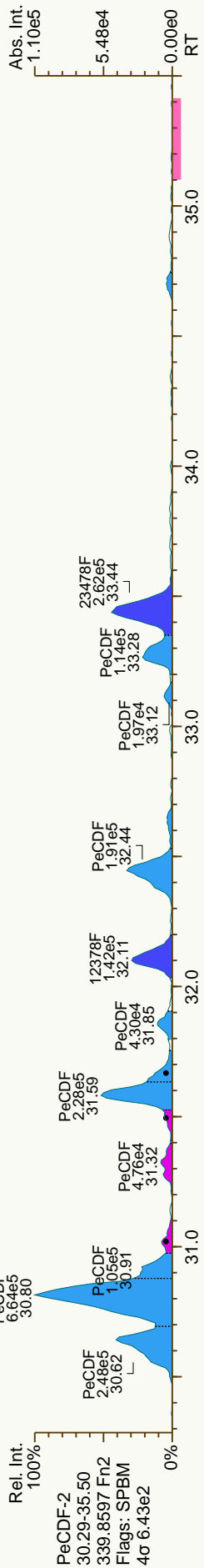


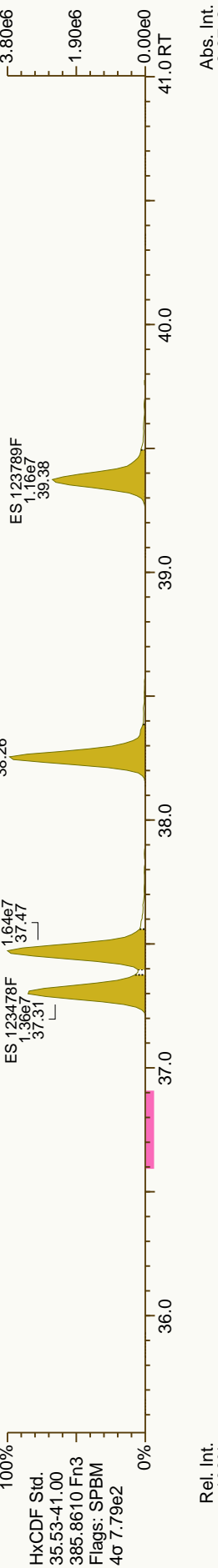
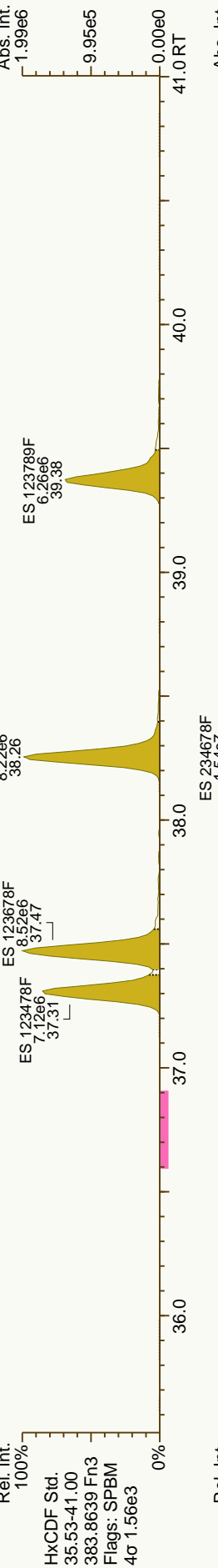
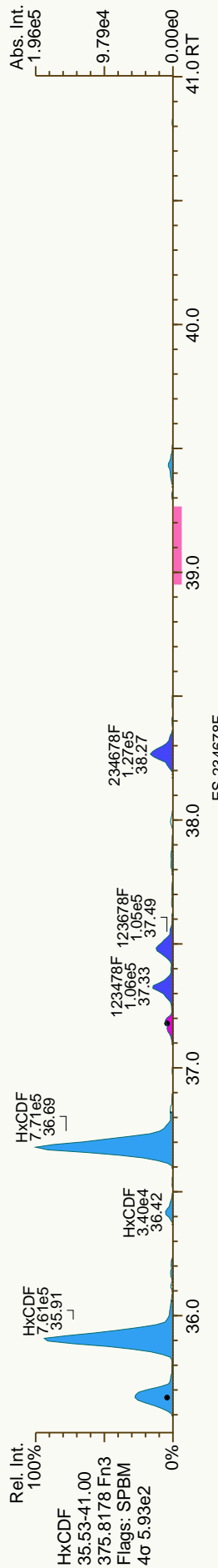
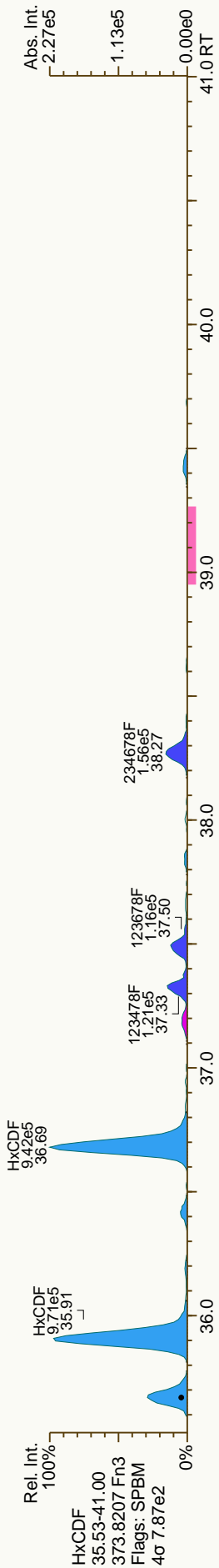


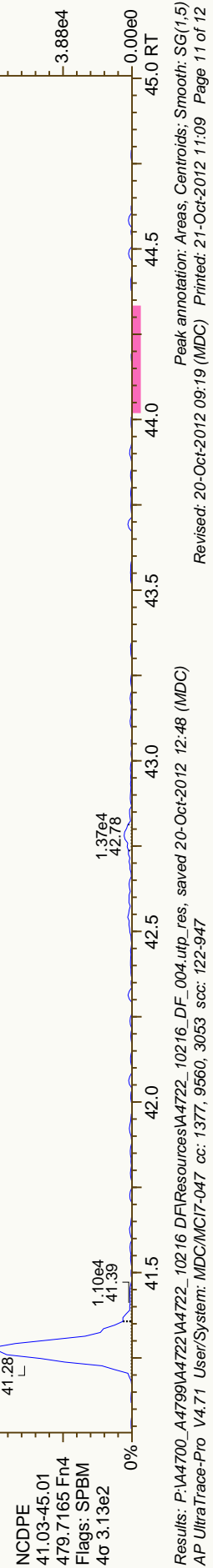
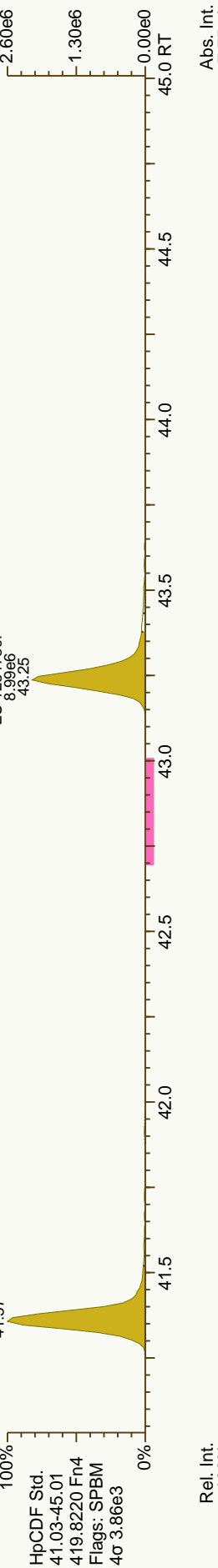
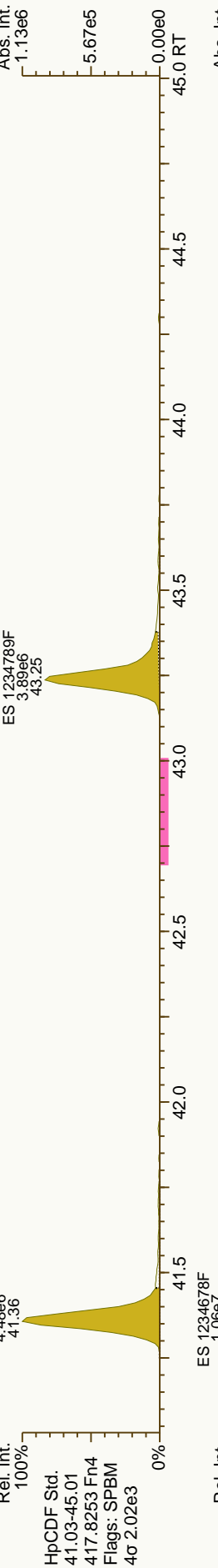
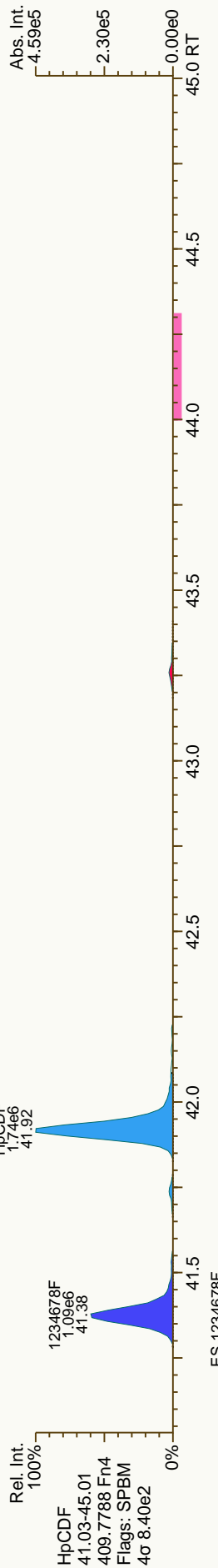
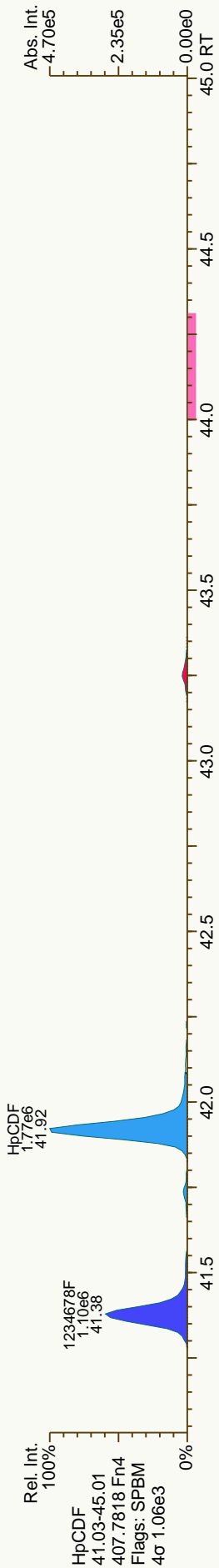


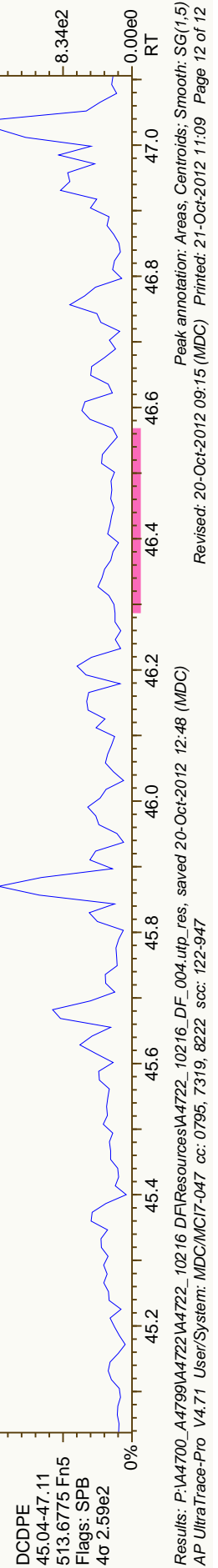
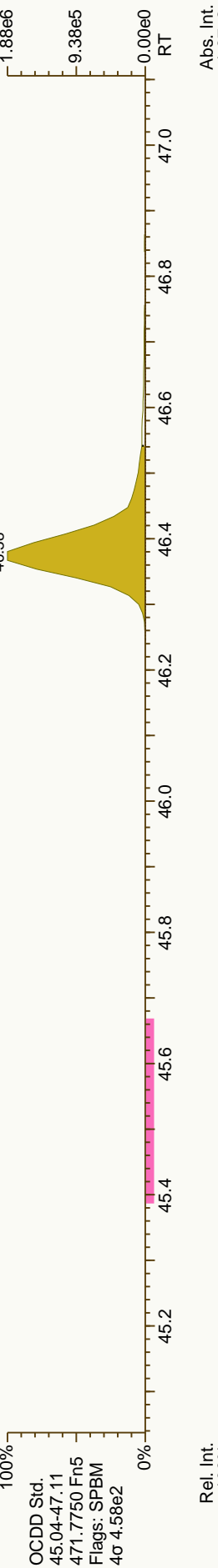
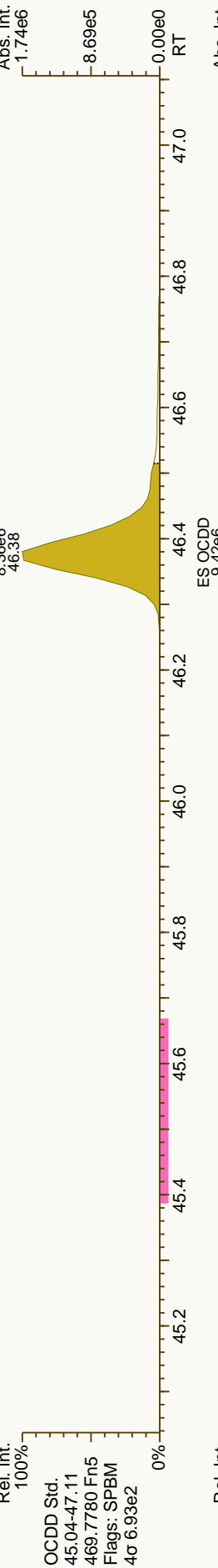
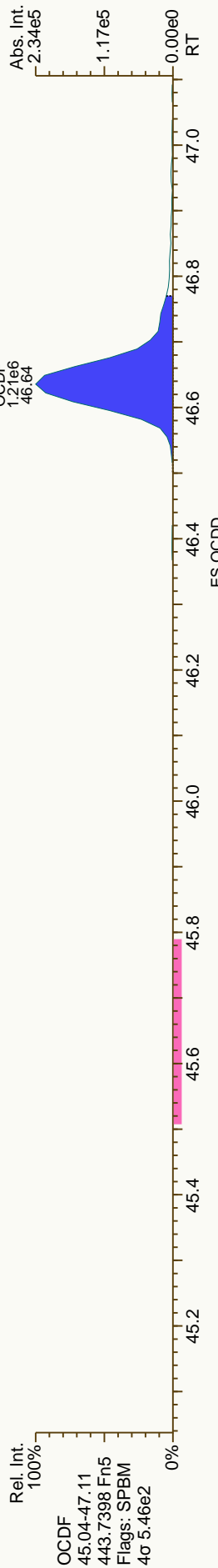













Quantify Sample Summary Report

MassLynx 4.1
 ### Confirms Sample Summary ###

Dataset: C:\MassLynx\Default.pro\Results\c31oct12b-Confirms.qld

Last Altered: Thursday, November 01, 2012 16:02:41 Eastern Daylight Time
 Printed: Thursday, November 01, 2012 16:05:22 Eastern Daylight Time

A4722-10216-001

31203249

Method: C:\MassLynx\Default.PRO\MethDB\VF\Xms-TCDF_Smooth.mdb 01 Nov 2012 13:33:15
 Calibration: C:\MassLynx\Default.PRO\CurveDB\VF\Xms-100212a_Confirm-TD.cdb 31 Oct 2012 15:37:39

Name: c31oct12b-14
 Date: 31-Oct-2012
 Time: 21:50:46
 ID: 31203249011
 User: JHL
 Submitter:
 Task: HRMS3

2378-TCDF (100751u) (20u) - 3.495 ps/s
 (20610) (1.218) (10.110)
 (590400) (1.218)

pen mps 11/1/12

Name	Response	Ion1Area	Ion2Area	RA	RAFail?	RRT	RT	Conc	EDL	SN1	SN2	M	Height1	Noise1	Height2	Noise2	Smp S...	FV	
2378-TCDF	2.061e4	8.635e3	1.197e4	0.72	NO	1.0000	20.99	3.495	0.0840	94.2	123.7	db	1.935e5	2054	2.876e5	2326	16.40	20	
ES:13C-2378-TCDF	5.904e5	2.662e5	3.242e5	0.82	NO	1.0025	20.99	124.948	0.1948	1317.1	1818.6	bb	5.887e6	4469	7.705e6	4237	16.40	20	
JS:13C-1234-TCDD	3.482e5	1.565e5	1.917e5	0.82	NO	0.0000	20.94	121.951	0.3022	837.6	1177.8	bb	3.701e6	4419	4.409e6	3743	16.40	20	
Tetrafurans	-	9.703e4	-	-	-	-	-	37.521	0.0840	-	-	-	1.386e6	2054	-	-	16.40	20	
F1 Lock Mass	-	-	-	-	-	-	-	-	-	-	-	-	-	-	83737	-	-	1.00	1

Quantify Sample Report **MassLynx 4.1**
Confirms Sample Summary

Dataset: C:\MassLynx\Default.pro\Results\c31oct12b-Confirms.qld

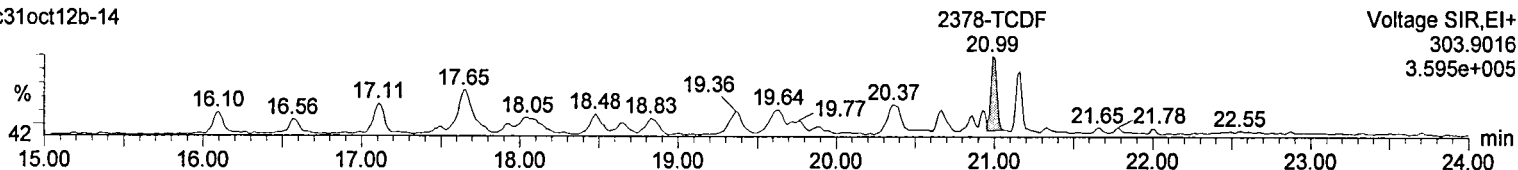
Last Altered: Thursday, 11/1/2012 11:23:28 AM Eastern Daylight Time
Printed: Thursday, 11/1/2012 11:24:55 AM Eastern Daylight Time

Method: C:\MassLynx\Default.PRO\MethDB\VFxms-TCDF_Smooth.mdb 31 Oct 2012 16:33:04
Calibration: C:\MassLynx\Default.PRO\CurveDB\VFxms-100212a_Confirm-TD.cdb 31 Oct 2012 15:37:39

Name: c31oct12b-14, ID: 31203249011

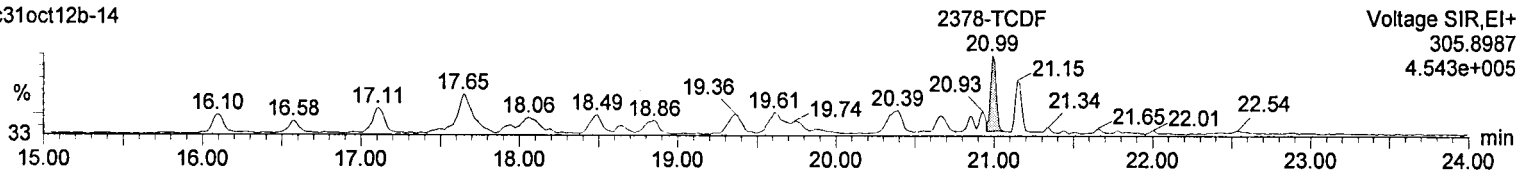
TCDF

c31oct12b-14



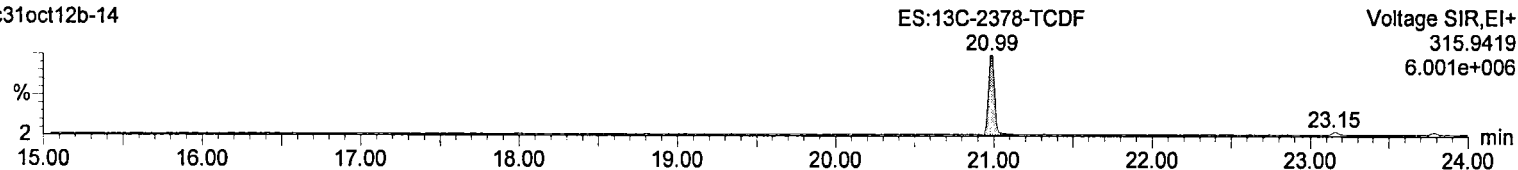
TCDF

c31oct12b-14



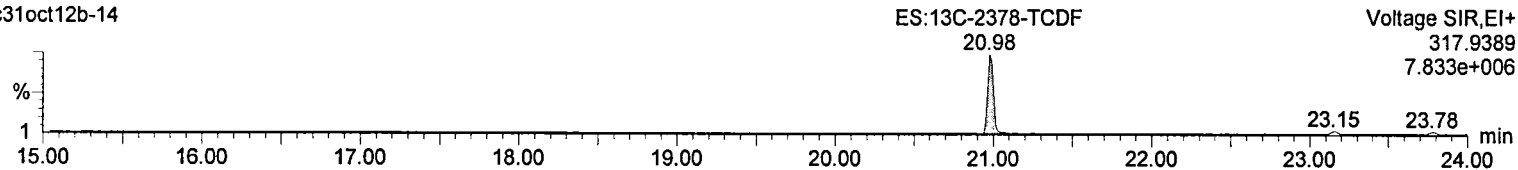
13C-TCDF

c31oct12b-14



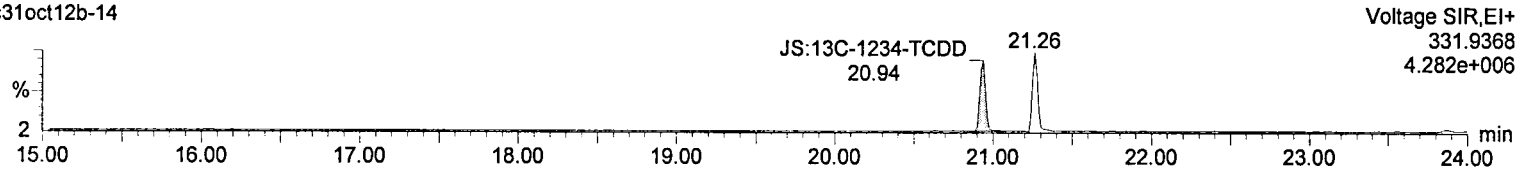
13C-TCDF

c31oct12b-14



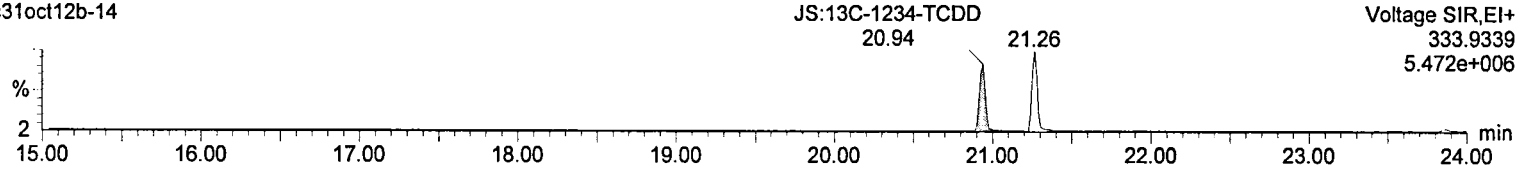
13C-TCDD

c31oct12b-14




13C-TCDD

c31oct12b-14



F1 Lock Mass

c31oct12b-14



Results of JW-EA09-SS36-120507

Client Sample ID: **JW-EA09-SS36-120507**
 Client Project ID: **Jeld-Wen Surface Sediments**
 Lab Sample ID: 31203249011-A
 Lab Project ID: 31203249

Collection Date: 05/07/2012 14:01
 Received Date: 05/09/2012 10:15
 Matrix: Soil-Solid as dry weight
 Solids (%): 61.30

Results by EPA 1668B

<u>Parameter</u>	<u>Result</u>	<u>EMPC</u>	<u>Qual</u>	<u>DL</u>	<u>LOQ/CL</u>	<u>Units</u>	<u>RT</u>	<u>Ratio</u>
1-MoCB	79.4			0.165	0.995	pg/g	10.44	3.14
2-MoCB	58.2			0.170	0.995	pg/g	12.29	3.20
3-MoCB	82.9			0.162	0.995	pg/g	12.46	3.29
4-DiCB	76.3			1.78	1.78	pg/g	12.67	1.57
5-DiCB	4.85			1.11	1.11	pg/g	15.09	1.55
6-DiCB	48.5			1.11	1.11	pg/g	14.82	1.57
7-DiCB	9.85			1.04	1.04	pg/g	14.62	1.45
8-DiCB	273			1.07	1.07	pg/g	15.21	1.58
9-DiCB	13.9			1.18	1.18	pg/g	14.47	1.46
10-DiCB		4.11		1.27	1.27	pg/g	12.83	1.81*
11-DiCB	750			1.10	1.10	pg/g	17.39	1.58
12-DiCB C13	42.2			1.08	1.99	pg/g	17.65	1.58
14-DiCB	2.81			0.933	0.995	pg/g	16.66	1.64
15-DiCB	232			1.01	1.01	pg/g	17.93	1.59
16-TrCB	249			0.365	0.995	pg/g	17.87	1.08
17-TrCB	242			0.266	0.995	pg/g	17.48	1.07
18-TrCB C30	542			0.226	1.99	pg/g	17.12	1.09
19-TrCB	35.6			0.287	0.995	pg/g	15.46	1.10
20-TrCB C28	1520			0.627	1.99	pg/g	20.56	1.04
21-TrCB C33	589			0.617	1.99	pg/g	20.76	1.04
22-TrCB	444			0.657	0.995	pg/g	21.10	1.05
23-TrCB	0.825		J	0.621	0.995	pg/g	19.58	1.10
24-TrCB	4.22			0.200	0.995	pg/g	17.78	1.08
25-TrCB	91.3			0.617	0.995	pg/g	20.04	1.05
26-TrCB C29	194			0.612	1.99	pg/g	19.83	1.04
27-TrCB	41.6			0.196	0.995	pg/g	17.67	1.10
31-TrCB	1230			0.590	0.995	pg/g	20.31	1.04
32-TrCB	170			0.187	0.995	pg/g	18.33	1.09
34-TrCB	8.08			0.654	0.995	pg/g	19.44	1.03
35-TrCB	39.5			0.655	0.995	pg/g	23.66	1.05
36-TrCB	9.79			0.607	0.995	pg/g	22.47	1.00
37-TrCB	390			0.627	0.995	pg/g	24.00	1.04
38-TrCB	ND		U	0.667	0.995	pg/g		
39-TrCB	7.54			0.577	0.995	pg/g	22.79	1.06
40-TeCB C71	711			0.240	1.99	pg/g	23.85	0.80
41-TeCB	118			0.326	0.995	pg/g	23.75	0.77
42-TeCB	384			0.266	0.995	pg/g	23.44	0.81
43-TeCB	50.0			0.319	0.995	pg/g	22.34	0.80
44-TeCB C47/65	1680			0.238	2.99	pg/g	22.99	0.80
45-TeCB	157			0.281	0.995	pg/g	20.63	0.79
46-TeCB	60.3			0.308	0.995	pg/g	20.89	0.81
48-TeCB	253			0.252	0.995	pg/g	22.81	0.78

Results of JW-EA09-SS36-120507

Client Sample ID: **JW-EA09-SS36-120507**
 Client Project ID: **Jeld-Wen Surface Sediments**
 Lab Sample ID: 31203249011-A
 Lab Project ID: 31203249

Collection Date: 05/07/2012 14:01
 Received Date: 05/09/2012 10:15
 Matrix: Soil-Solid as dry weight
 Solids (%): 61.30

Results by EPA 1668B

<u>Parameter</u>	<u>Result</u>	<u>EMPC</u>	<u>Qual</u>	<u>DL</u>	<u>LOQ/CL</u>	<u>Units</u>	<u>RT</u>	<u>Ratio</u>
49-TeCB C69	1050			0.208	1.99	pg/g	22.56	0.80
50-TeCB C53	162			0.246	1.99	pg/g	20.05	0.81
51-TeCB	33.9			0.252	0.995	pg/g	20.71	0.83
52-TeCB	2960			0.259	0.995	pg/g	22.14	0.80
54-TeCB	1.05			0.117	0.995	pg/g	18.18	0.83
55-TeCB	25.3			0.966	0.995	pg/g	26.66	0.76
56-TeCB	817			1.00	1.00	pg/g	27.09	0.78
57-TeCB	6.17			0.933	0.995	pg/g	25.40	0.70
58-TeCB	7.33			0.929	0.995	pg/g	25.61	0.82
59-TeCB C62/75	109			0.186	2.99	pg/g	23.28	0.80
60-TeCB	438			0.961	0.995	pg/g	27.28	0.78
61-TeCB C70/74/76	3710			0.920	3.98	pg/g	26.26	0.78
63-TeCB	68.7			0.848	0.995	pg/g	25.97	0.78
64-TeCB	600			0.173	0.995	pg/g	24.05	0.79
66-TeCB	1930			0.967	0.995	pg/g	26.53	0.79
67-TeCB	45.8			0.903	0.995	pg/g	25.75	0.77
68-TeCB	14.5			0.859	0.995	pg/g	25.05	0.78
72-TeCB	25.6			0.932	0.995	pg/g	24.80	0.78
73-TeCB	2.63			0.184	0.995	pg/g	22.26	0.77
77-TeCB	194			0.974	0.995	pg/g	30.21	0.78
78-TeCB	ND		U	1.04	1.04	pg/g		
79-TeCB	27.4			0.883	0.995	pg/g	28.90	0.74
80-TeCB	ND		U	0.835	0.995	pg/g		
81-TeCB	6.55			0.957	0.995	pg/g	29.74	0.76
82-PeCB	462			0.324	0.995	pg/g	29.89	0.63
83-PeCB	237			0.337	0.995	pg/g	28.37	0.62
84-PeCB	999			0.314	0.995	pg/g	26.40	0.62
85-PeCB C116	597			0.214	1.99	pg/g	29.50	0.62
86-PeCB C108/119/125/87/97	2850			0.232	5.97	pg/g	28.93	0.62
88-PeCB	ND		U	0.276	0.995	pg/g		
89-PeCB	26.9			0.289	0.995	pg/g	26.82	0.63
90-PeCB C101/113	4650			0.235	2.99	pg/g	27.99	0.62
91-PeCB	440			0.248	0.995	pg/g	26.23	0.62
92-PeCB	1010			0.277	0.995	pg/g	27.51	0.62
93-PeCB C100	22.2			0.254	1.99	pg/g	25.69	0.62
94-PeCB	13.3			0.280	0.995	pg/g	25.12	0.60
95-PeCB	2720			0.264	0.995	pg/g	25.49	0.62
96-PeCB	20.2			0.161	0.995	pg/g	23.25	0.64
98-PeCB	3.60			0.273	0.995	pg/g	25.89	0.63
99-PeCB	2110			0.237	0.995	pg/g	28.48	0.63
102-PeCB	109			0.256	0.995	pg/g	25.81	0.63
103-PeCB	45.1			0.242	0.995	pg/g	24.94	0.63

Results of **JW-EA09-SS36-120507**

Client Sample ID: **JW-EA09-SS36-120507**
 Client Project ID: **Jeld-Wen Surface Sediments**
 Lab Sample ID: 31203249011-A
 Lab Project ID: 31203249

Collection Date: 05/07/2012 14:01
 Received Date: 05/09/2012 10:15
 Matrix: Soil-Solid as dry weight
 Solids (%): 61.30

Results by **EPA 1668B**

<u>Parameter</u>	<u>Result</u>	<u>EMPC</u>	<u>Qual</u>	<u>DL</u>	<u>LOQ/CL</u>	<u>Units</u>	<u>RT</u>	<u>Ratio</u>
104-PeCB	ND		U	0.123	0.995	pg/g		
105-PeCB	1670			0.229	0.995	pg/g	33.15	0.63
106-PeCB	ND		U	0.219	0.995	pg/g		
107-PeCB C124	146			0.208	1.99	pg/g	31.60	0.61
109-PeCB	292			0.196	0.995	pg/g	31.80	0.61
111-PeCB	ND		U	0.193	0.995	pg/g		
110-PeCB	5130		E	0.225	0.995	pg/g	29.63	0.62
112-PeCB	ND		U	0.200	0.995	pg/g		
114-PeCB	84.1			0.211	0.995	pg/g	32.62	0.62
115-PeCB	65.8			0.185	0.995	pg/g	29.73	0.63
117-PeCB	119			0.255	0.995	pg/g	29.43	0.61
118-PeCB	4000		E	0.209	0.995	pg/g	32.18	0.62
120-PeCB	22.4			0.196	0.995	pg/g	30.65	0.62
121-PeCB	ND		U	0.190	0.995	pg/g		
122-PeCB	43.2			0.243	0.995	pg/g	32.45	0.62
123-PeCB	52.3			0.191	0.995	pg/g	31.90	0.63
126-PeCB	7.16			0.337	0.995	pg/g	35.75	0.61
127-PeCB	ND		U	0.235	0.995	pg/g		
128-HxCB C166	751			0.733	1.99	pg/g	35.84	1.23
129-HxCB C138/163	4300			0.156	2.99	pg/g	34.79	1.25
130-HxCB	301			0.194	0.995	pg/g	34.25	1.26
131-HxCB	57.4			0.188	0.995	pg/g	31.86	1.25
132-HxCB	1360			0.181	0.995	pg/g	32.24	1.26
133-HxCB	74.9			0.178	0.995	pg/g	32.69	1.25
134-HxCB	259			0.208	0.995	pg/g	31.35	1.25
135-HxCB C151	1360			0.168	1.99	pg/g	30.43	1.26
136-HxCB	533			0.127	0.995	pg/g	28.38	1.27
137-HxCB	184			0.173	0.995	pg/g	34.44	1.24
139-HxCB C140	80.4			0.160	1.99	pg/g	31.70	1.23
141-HxCB	645			0.170	0.995	pg/g	33.91	1.26
142-HxCB	ND		U	0.187	0.995	pg/g		
143-HxCB	13.7			0.166	0.995	pg/g	31.44	1.23
144-HxCB	186			0.162	0.995	pg/g	30.90	1.27
145-HxCB	1.45			0.124	0.995	pg/g	28.63	1.12
146-HxCB	527			0.157	0.995	pg/g	33.23	1.27
147-HxCB C149	3090			0.162	1.99	pg/g	31.19	1.26
148-HxCB	8.18			0.164	0.995	pg/g	29.93	1.20
150-HxCB	3.54			0.116	0.995	pg/g	28.10	1.28
152-HxCB	3.03			0.120	0.995	pg/g	27.95	1.34
153-HxCB C168	2930			0.122	1.99	pg/g	33.76	1.26
154-HxCB	57.4			0.146	0.995	pg/g	30.65	1.27
155-HxCB	ND		U	0.104	0.995	pg/g		

Results of JW-EA09-SS36-120507

Client Sample ID: **JW-EA09-SS36-120507**
 Client Project ID: **Jeld-Wen Surface Sediments**
 Lab Sample ID: 31203249011-A
 Lab Project ID: 31203249

Collection Date: 05/07/2012 14:01
 Received Date: 05/09/2012 10:15
 Matrix: Soil-Solid as dry weight
 Solids (%): 61.30

Results by EPA 1668B

<u>Parameter</u>	<u>Result</u>	<u>EMPC</u>	<u>Qual</u>	<u>DL</u>	<u>LOQ/CL</u>	<u>Units</u>	<u>RT</u>	<u>Ratio</u>
156-HxCB C157	538			0.753	1.99	pg/g	38.28	1.23
158-HxCB	428			0.120	0.995	pg/g	35.12	1.26
159-HxCB	ND		U	0.634	0.995	pg/g		
160-HxCB	ND		U	0.136	0.995	pg/g		
161-HxCB	ND		U	0.128	0.995	pg/g		
162-HxCB	15.1			0.612	0.995	pg/g	36.94	1.28
164-HxCB	264			0.119	0.995	pg/g	34.52	1.27
165-HxCB	1.36			0.141	0.995	pg/g	33.03	1.24
167-HxCB	160			0.570	0.995	pg/g	37.33	1.24
169-HxCB	ND		U	0.824	0.995	pg/g		
170-HpCB	586			0.515	0.995	pg/g	40.50	1.03
171-HpCB C173	191			0.425	1.99	pg/g	37.54	1.03
172-HpCB	110			0.528	0.995	pg/g	38.91	1.06
174-HpCB	578			0.418	0.995	pg/g	36.63	1.05
175-HpCB	28.0			0.389	0.995	pg/g	35.74	1.02
176-HpCB	66.1			0.120	0.995	pg/g	33.62	1.05
177-HpCB	342			0.433	0.995	pg/g	37.00	1.05
178-HpCB	116			0.177	0.995	pg/g	35.18	1.06
179-HpCB	251			0.132	0.995	pg/g	32.88	1.06
180-HpCB C193	1200			0.413	1.99	pg/g	39.46	1.05
181-HpCB	7.30			0.372	0.995	pg/g	37.35	1.06
182-HpCB	4.82			0.351	0.995	pg/g	36.11	1.07
183-HpCB	310			0.335	0.995	pg/g	36.46	1.04
184-HpCB	0.573		J	0.132	0.995	pg/g	33.35	1.08
185-HpCB	38.7			0.383	0.995	pg/g	36.53	1.06
186-HpCB	ND		U	0.128	0.995	pg/g		
187-HpCB	658			0.364	0.995	pg/g	35.94	1.05
188-HpCB	0.753		J	0.117	0.995	pg/g	32.62	1.11
189-HpCB	23.3			0.295	0.995	pg/g	43.13	1.06
190-HpCB	89.7			0.385	0.995	pg/g	40.95	1.05
191-HpCB	25.8			0.385	0.995	pg/g	39.75	1.07
192-HpCB	ND		U	0.401	0.995	pg/g		
194-OcCB	237			0.569	0.995	pg/g	44.89	0.91
195-OcCB	82.6			0.611	0.995	pg/g	42.91	0.93
196-OcCB	112			0.345	0.995	pg/g	41.65	0.90
197-OcCB	5.88			0.235	0.995	pg/g	38.64	0.93
198-OcCB C199	259			0.359	1.99	pg/g	41.10	0.90
200-OcCB	20.7			0.259	0.995	pg/g	38.72	0.93
201-OcCB	30.3			0.244	0.995	pg/g	37.90	0.90
202-OcCB	55.6			0.263	0.995	pg/g	37.12	0.91
203-OcCB	160			0.328	0.995	pg/g	41.82	0.90
204-OcCB	ND		U	0.258	0.995	pg/g		

Results of JW-EA09-SS36-120507

Client Sample ID: **JW-EA09-SS36-120507**
 Client Project ID: **Jeld-Wen Surface Sediments**
 Lab Sample ID: 31203249011-A
 Lab Project ID: 31203249

Collection Date: 05/07/2012 14:01
 Received Date: 05/09/2012 10:15
 Matrix: Soil-Solid as dry weight
 Solids (%): 61.30

Results by EPA 1668B

<u>Parameter</u>	<u>Result</u>	<u>EMPC</u>	<u>Qual</u>	<u>DL</u>	<u>LOQ/CL</u>	<u>Units</u>	<u>RT</u>	<u>Ratio</u>
205-OcCB	8.86			0.422	0.995	pg/g	45.29	0.88
206-NoCB	79.5			0.324	0.995	pg/g	46.75	0.78
207-NoCB	13.6			0.275	0.995	pg/g	43.50	0.74
208-NoCB	29.9			0.253	0.995	pg/g	42.72	0.80
209-DeCB	45.5			0.386	0.995	pg/g	48.09	1.18
Total Monochlorobiphenyls	220			0.163		pg/g		
Total Dichlorobiphenyls	1460			1.39		pg/g		
Total Trichlorobiphenyls	5810			0.457		pg/g		
Total Tetrachlorobiphenyls	15700			0.510		pg/g		
Total Pentachlorobiphenyls	28000			0.217		pg/g		
Total Hexachlorobiphenyls	18100			0.563		pg/g		
Total Heptachlorobiphenyls	4620			0.332		pg/g		
Total Octachlorobiphenyls	971			0.342		pg/g		
Total Nonachlorobiphenyls	123			0.289		pg/g		
Total Decachlorobiphenyl	45.5			0.386		pg/g		
Total PCBs	75000			1.39		pg/g		

World Health Organization Summary

	<u>Units</u>	<u>ND=0</u>	<u>ND=½</u>	<u>ND=DL</u>
WHO-2005 TEQ	pg/g	0.933	0.946	0.958
WHO-2005 TEQ w/EMPC	pg/g	0.933	0.946	0.958

Results of JW-EA09-SS36-120507

Client Sample ID: **JW-EA09-SS36-120507**
 Client Project ID: **Jeld-Wen Surface Sediments**
 Lab Sample ID: 31203249011-A
 Lab Project ID: 31203249

Collection Date: 05/07/2012 14:01
 Received Date: 05/09/2012 10:15
 Matrix: Soil-Solid as dry weight
 Solids (%): 61.30

Results by EPA 1668B

<u>Parameter</u>	<u>Result</u>	<u>EMPC</u>	<u>Qual</u>	<u>DL</u>	<u>LOQ/CL</u>	<u>Units</u>	<u>RT</u>	<u>Ratio</u>
Labeled Standards								
1L-MoCB	57.0				4.00-100	%		
3L-MoCB	69.0				11.0-106	%		
4L-DiCB	75.0				14.0-107	%		
15L-DiCB	78.0				19.0-107	%		
19L-TrCB	77.0				1.00-108	%		
37L-TrCB	79.0				25.0-123	%		
54L-TeCB	111*				13.0-105	%		
77L-TeCB	83.0				31.0-109	%		
81L-TeCB	85.0				14.0-127	%		
104L-PeCB	91.0				36.0-115	%		
105L-PeCB	77.0				50.0-111	%		
114L-PeCB	77.0				41.0-121	%		
118L-PeCB	81.0				49.0-111	%		
123L-PeCB	86.0				49.0-116	%		
126L-PeCB	84.0				50.0-106	%		
155L-HxCB	99.0				25.0-124	%		
156L-HxCB C157L	72.0				40.0-120	%		
167L-HxCB	73.0				45.0-118	%		
169L-HxCB	60.0				37.0-117	%		
188L-HpCB	93.0				23.0-125	%		
189L-HpCB	99.0				47.0-116	%		
202L-OcCB	77.0				31.0-134	%		
205L-OcCB	95.0				46.0-115	%		
206L-NoCB	136*				38.0-122	%		
208L-NoCB	99.0				31.0-126	%		
209L-DeCB	88.0				43.0-115	%		
28L-TrCB	105				14.0-131	%		
111L-PeCB	103				57.0-112	%		
178L-HpCB	106				57.0-125	%		

Batch Information

Analytical Batch: **HRP1313**
 Analytical Method: **EPA 1668B**
 Instrument: **APHRMS**
 Analyst: **LKB**
 Analytical Date/Time: **10/17/2012 06:37**

Prep Batch: **HXX1803**
 Prep Method: **EPA 1668B PREP S/D/T**
 Prep Date/Time: **10/10/2012 10:29**
 Prep Initial Wt./Vol.: **16.4 g**
 Prep Extract Vol: **20 uL**



Name	Actual RT	QC	Pred RRT	Actual RRT	Diff Secs	Response	Ra	RRF	Conc. / Recv.	Noise / Recv. Low	DL / Recv. High
PCB-77	33'44'-TeCB		1.0006	1.0006	0	3.28E+07	0.78	1.13	194	1.55E+04	0.974
PCB-81	344'5'-TeCB		1.0006	1.0005	-0.2	1.09E+06	0.76	1.13	6.55	1.55E+04	0.957
PCB-105	233'44'-PeCB		1.0007	1.0007	0	1.90E+08	0.63	1.09	1,670	2.43E+03	0.229
PCB-114	2344'5'-PeCB		1.0007	1.0007	0	1.03E+07	0.62	1.16	84.1	2.43E+03	0.211
PCB-118	23'44'5'-PeCB	E	1.0008	1.0007	-0.2	5.03E+08	0.62	1.11	4,000	2.43E+03	0.209
PCB-123	23'44'5'-PeCB		1.0006	1.0007	+0.2	7.13E+06	0.63	1.19	52.3	2.43E+03	0.191
PCB-126	33'44'5'-PeCB		1.0006	1.0002	-0.9	8.32E+05	0.61	1.06	7.16	3.45E+03	0.337
PCB-156/157	...-HxCB	C	1.0005	1.0002	-0.7	5.38E+07	1.23	1.11	538	5.48E+03	0.753
PCB-167	23'44'55'-HxCB		1.0006	1.0005	-0.2	1.70E+07	1.24	1.14	160	5.48E+03	0.57
PCB-169	33'44'55'-HxCB	NotFnd	1.0005	-		0.00E+00		1.11	ND	5.48E+03	0.824
PCB-189	233'44'55'-HpCB		1.0005	1.0004	-0.3	2.00E+06	1.06	1.06	23.3	2.24E+03	0.295
PCB-209	DeCB		1.0004	1.0004	0	2.38E+06	1.18	1.07	45.5	1.45E+03	0.386
ES PCB-1	10.43		0.7215	0.7215	0	3.58E+07	3.30	1.08	57.3 %	25%	150%
ES PCB-3	12.44		0.8610	0.8610	0	4.33E+07	3.18	1.08	69.2 %	25%	150%
ES PCB-4	12.66		0.8755	0.8755	0	2.13E+07	1.63	0.49	75.4 %	25%	150%
ES PCB-15	17.92		1.2391	1.2396	+0.5	5.01E+07	1.57	1.11	78 %	25%	150%
ES PCB-19	15.45		1.0683	1.0686	+0.3	2.48E+07	1.04	0.55	77.4 %	25%	150%
ES PCB-37	23.99		1.0844	1.0847	+0.4	3.46E+07	1.08	1.64	79.2 %	25%	150%
ES PCB-54	18.16		0.8213	0.8210	-0.3	2.79E+07	0.77	0.94	111 %	25%	150%
ES PCB-77	30.19		1.3648	1.3652	+0.7	2.97E+07	0.79	1.35	82.5 %	25%	150%
ES PCB-81	29.72		1.3435	1.3441	+1.1	2.94E+07	0.79	1.29	85.3 %	25%	150%
ES PCB-104	22.93		0.8203	0.8199	-0.6	1.97E+07	1.55	0.99	91.2 %	25%	150%
ES PCB-105	33.13		1.1849	1.1844	-1.0	2.07E+07	1.62	1.23	77 %	25%	150%
ES PCB-114	32.60		1.1658	1.1655	-0.6	2.10E+07	1.66	1.25	77.3 %	25%	150%
ES PCB-118	32.16		1.1499	1.1496	-0.6	2.26E+07	1.57	1.28	81.2 %	25%	150%
ES PCB-123	31.88		1.1399	1.1396	-0.6	2.28E+07	1.62	1.22	86.2 %	25%	150%
ES PCB-126	35.74		1.2781	1.2779	-0.4	2.18E+07	1.57	1.20	83.5 %	25%	150%
ES PCB-153	-	-	-	-	-	-	-	-	-	-	-
ES PCB-155	27.80		0.7992	0.7995	+0.5	2.54E+07	1.25	1.50	99.2 %	25%	150%
ES PCB-156/157	38.27		1.1007	1.1007	0	3.60E+07	1.34	1.45	72.3 %	25%	150%
ES PCB-167	37.31		1.0731	1.0733	+0.4	1.86E+07	1.32	1.49	72.9 %	25%	150%
ES PCB-169	41.00		1.1789	1.1794	+1.2	1.44E+07	1.31	1.40	60 %	25%	150%
ES PCB-170	-	-	-	-	-	-	-	-	-	-	-
ES PCB-180	-	-	-	-	-	-	-	-	-	-	-
ES PCB-188	32.59		0.7266	0.7263	-0.6	1.87E+07	1.03	1.18	92.8 %	25%	150%
ES PCB-189	43.11		0.9608	0.9608	0	1.62E+07	1.07	1.49	99 %	25%	150%
ES PCB-202	37.10		0.8271	0.8267	-0.9	1.49E+07	0.89	1.14	76.8 %	25%	150%
ES PCB-205	45.27		1.0088	1.0088	0	1.25E+07	0.91	1.20	94.5 %	25%	150%


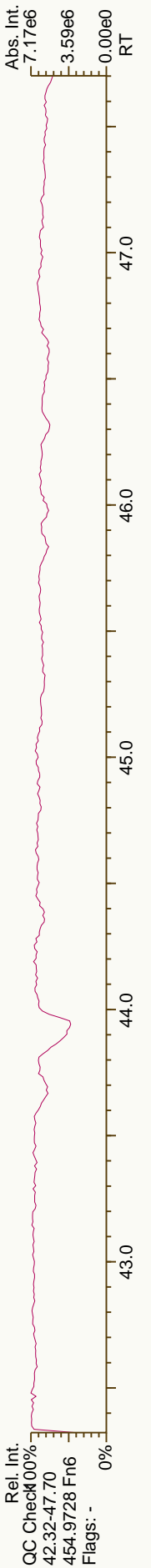

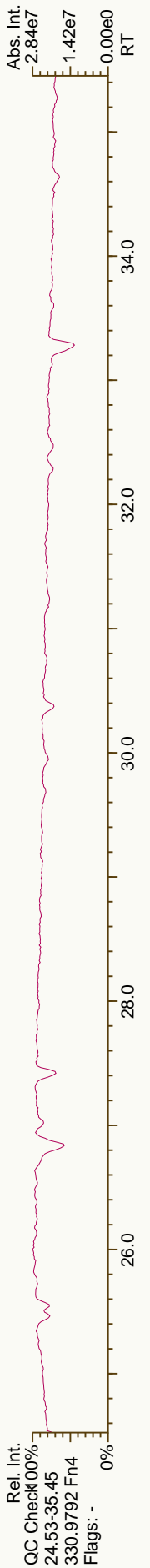
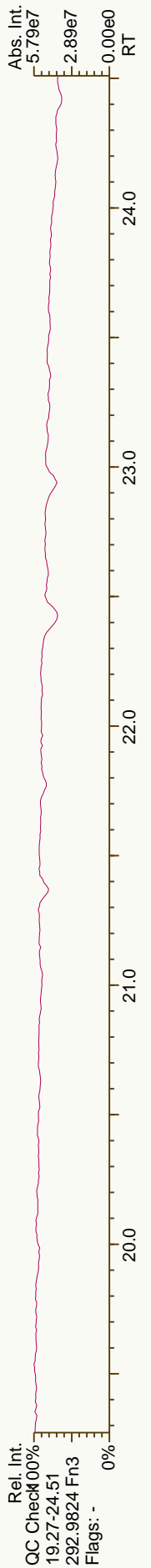
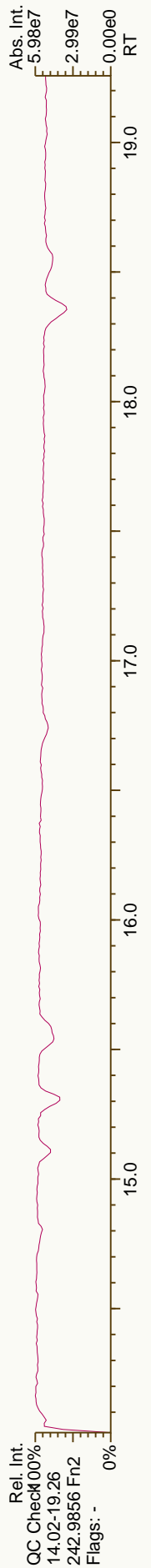
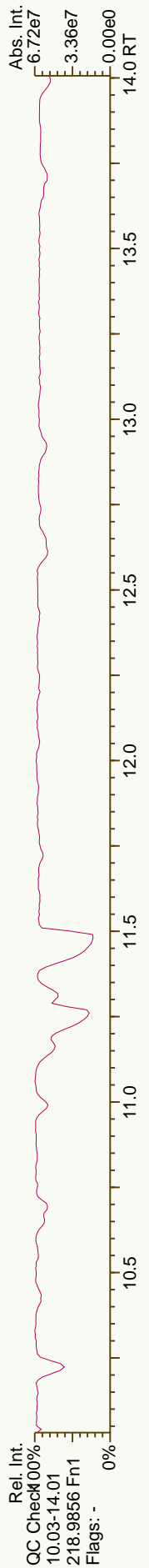
Name	Actual RT	QC	Pred RRT	Actual RRT	Diff Secs	Response	Ra	RRF	Conc. / Recv.	Noise / Recv. Low	DL / Recv. High
ES PCB-206	46.74		1.0414	1.0417	+0.8	1.29E+07	0.82	0.87	136 %	25 %	150 %
ES PCB-208	42.70		0.9519	0.9515	-1.0	1.30E+07	0.78	1.19	99.4 %	25 %	150 %
ES PCB-209	48.06		1.0714	1.0711	-0.9	9.70E+06	1.19	1.00	88.2 %	25 %	150 %
SS PCB-28	20.54		0.9294	0.9290	-0.5	4.92E+07	1.06	1.07	132 %	30 %	135 %
SS PCB-111	30.24		1.0814	1.0812	-0.4	2.73E+07	1.63	1.01	119 %	30 %	135 %
SS PCB-178	35.16		1.0112	1.0112	0	1.34E+07	1.07	0.63	114 %	30 %	135 %
CS PCB-28	20.54		0.9294	0.9290	-0.5	4.92E+07	1.06	1.76	105 %	30 %	135 %
CS PCB-111	30.24		1.0814	1.0812	-0.4	2.73E+07	1.63	1.23	103 %	30 %	135 %
CS PCB-178	35.16		1.0112	1.0112	0	1.34E+07	1.07	0.74	106 %	30 %	135 %
JS PCB-9	14.45					5.78E+07	1.57				
JS PCB-52	22.11					2.68E+07	0.79				
JS PCB-101	27.97					2.17E+07	1.62				
JS PCB-138	34.77					1.71E+07	1.24				
JS PCB-194	44.87					1.10E+07	0.93				
Totals											
						NON-EMPC	EMPC		DL		
						Mono-CBS	220	220	0.163		
						Di-CBS	1,450	1,460	1.39		
						Tri-CBS	5,810	5,810	0.457		
						Tetra-CBS	15,700	15,700	0.51		
						Penta-CBS	28,000	28,000	0.217		
						Hexa-CBS	18,100	18,100	0.563		
						Hepta-CBS	4,620	4,620	0.332		
						Octa-CBS	971	971	0.342		
						Nona-CBS	123	123	0.289		
PCB-1 2-MoCB	10.44		1.0011	1.0011	0	1.47E+07	3.14	1.03	79.4	5.36E+03	0.165
PCB-2 3-MoCB	12.29		0.9880	0.9879	-0.1	1.26E+07	3.20	1.00	58.2	5.36E+03	0.17
PCB-3 4-MoCB	12.46		1.0009	1.0010	+0.1	1.88E+07	3.29	1.04	82.9	5.36E+03	0.162
PCB-4 22'-DiCB	12.67		1.0011	1.0011	0	9.54E+06	1.57	1.17	76.3	3.23E+04	1.78
PCB-10 26'-DiCB	12.83	EMPC	1.0140	1.0139	-0.1	7.22E+05	1.81	1.64	4.11	3.23E+04	1.27
PCB-9 25'-DiCB	14.47		1.0010	1.0010	0	3.24E+06	1.46	0.92	13.9	3.04E+04	1.18
PCB-7 24'-DiCB	14.62		1.0115	1.0114	-0.1	2.60E+06	1.45	1.05	9.85	3.04E+04	1.04
PCB-6 23'-DiCB	14.82		1.0256	1.0255	-0.1	1.20E+07	1.57	0.99	48.5	3.04E+04	1.11
PCB-5 23'-DiCB	15.09		1.0444	1.0443	-0.1	1.20E+06	1.55	0.98	4.85	3.04E+04	1.11
PCB-8 24'-DiCB	15.21		1.0523	1.0523	0	7.01E+07	1.58	1.02	273	3.04E+04	1.07
PCB-14 35'-DiCB	16.66		0.9302	0.9299	-0.3	8.29E+05	1.64	1.17	2.81	3.04E+04	0.933
PCB-11 33'-DiCB	17.39		0.9709	0.9705	-0.4	1.88E+08	1.58	1.00	750	3.04E+04	1.1
PCB-13/12 34'/34'-DiCB	17.65	C	0.9859	0.9853	-0.6	1.08E+07	1.58	1.02	42.2	3.04E+04	1.08
PCB-15 44'-DiCB	17.93		1.0008	1.0008	0	6.32E+07	1.59	1.08	232	3.04E+04	1.01

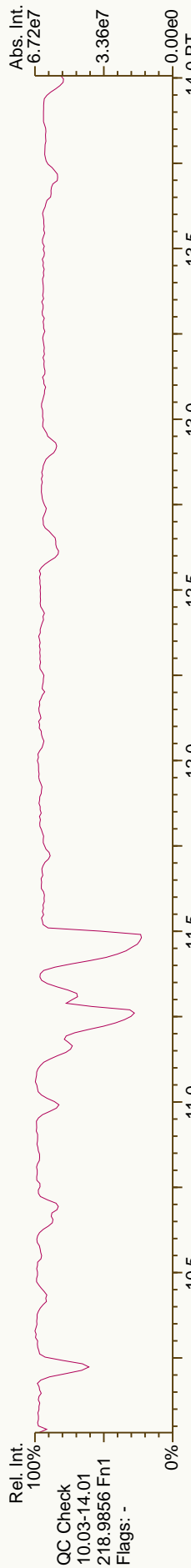
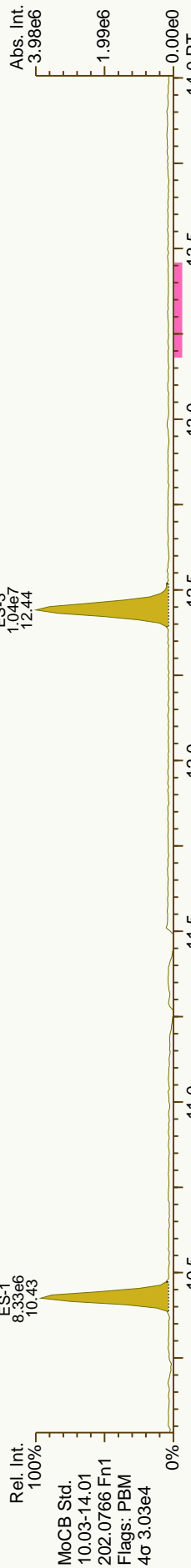
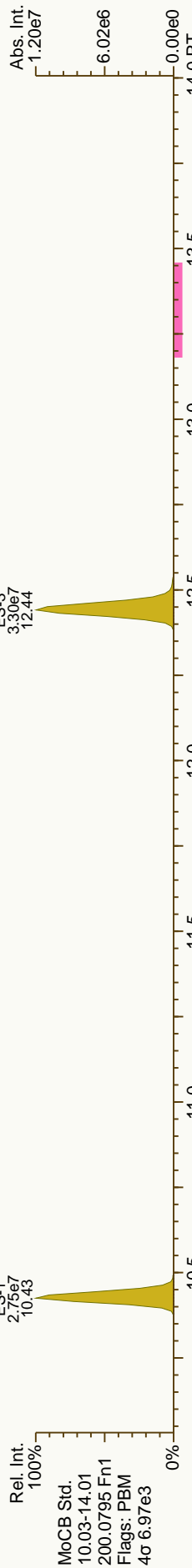
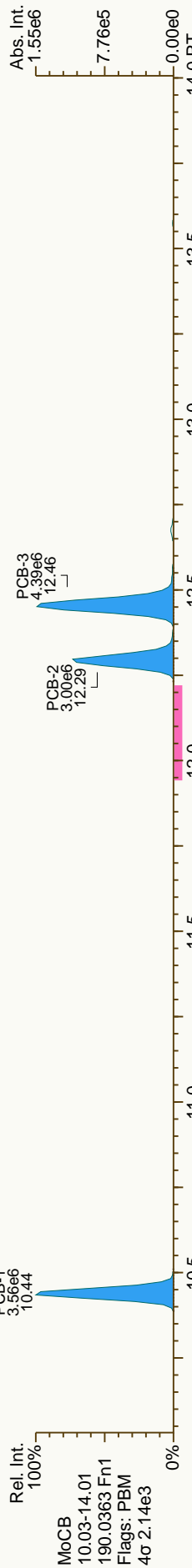
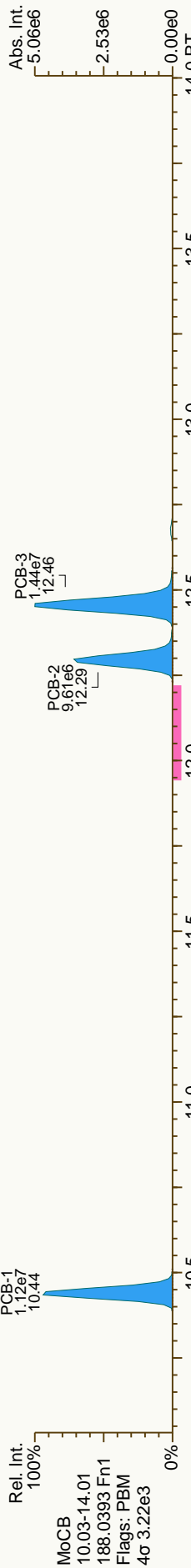
Name	Actual RT	QC	Pred RRT	Actual RRT	Diff Secs	Response	Ra	RRF	Conc./Recv.	Noise/Recv. Low	DL/Recv. High
PCB-19	22'6"-TrCB		1.0011	1.0011	0	4.85E+06	1.10	1.09	35.6	4.69E+03	0.287
PCB-30/18	246/22'5"-TrCB	C	1.1077	1.1082	+0.5	9.36E+07	1.09	1.39	542	4.69E+03	0.226
PCB-17	22'4"-TrCB		1.1317	1.1319	+0.2	3.55E+07	1.07	1.18	242	4.69E+03	0.266
PCB-27	23'6"-TrCB		1.1435	1.1437	+0.2	8.32E+06	1.10	1.61	41.6	4.69E+03	0.196
PCB-24	236"-TrCB		1.1514	1.1509	-0.5	8.26E+05	1.08	1.57	4.22	4.69E+03	0.2
PCB-16	22'3"-TrCB		1.1568	1.1570	+0.2	2.66E+07	1.08	0.86	249	4.69E+03	0.365
PCB-32	24'6"-TrCB		1.1866	1.1869	+0.3	3.57E+07	1.09	1.68	170	4.69E+03	0.187
PCB-34	23'5"-TrCB		0.8111	0.8105	-0.7	1.49E+06	1.03	1.06	8.08	1.19E+04	0.654
PCB-23	235"-TrCB	J	0.8168	0.8163	-0.6	1.60E+05	1.10	1.11	0.825	1.19E+04	0.621
PCB-26/29	23'5'/245"-TrCB	C	0.8282	0.8268	-1.7	3.82E+07	1.04	1.13	194	1.19E+04	0.612
PCB-25	23'4"-TrCB		0.8361	0.8354	-0.8	1.78E+07	1.05	1.12	91.3	1.19E+04	0.617
PCB-31	24'5"-TrCB		0.8472	0.8466	-0.7	2.52E+08	1.04	1.17	1,230	1.19E+04	0.59
PCB-28/20	244'/233'-TrCB	C	0.8581	0.8573	-1.0	2.92E+08	1.04	1.10	1,520	1.19E+04	0.627
PCB-21/33	234'/23'4"-TrCB	C	0.8650	0.8656	+0.7	1.15E+08	1.04	1.12	589	1.19E+04	0.617
PCB-22	234'-TrCB		0.8802	0.8796	-0.8	8.14E+07	1.05	1.05	444	1.19E+04	0.657
PCB-36	33'5"-TrCB		0.9366	0.9366	0	1.94E+06	1.00	1.14	9.79	1.19E+04	0.607
PCB-39	34'5"-TrCB		0.9494	0.9502	+1.1	1.57E+06	1.06	1.20	7.54	1.19E+04	0.577
PCB-38	345"-TrCB		0.9701	-		0.00E+00		1.04	ND	1.19E+04	0.667
PCB-35	33'4"-TrCB		0.9865	0.9863	-0.3	7.26E+06	1.05	1.06	39.5	1.19E+04	0.655
PCB-37	344'-TrCB		1.0007	1.0008	+0.1	7.49E+07	1.04	1.10	390	1.19E+04	0.627
PCB-54	22'66"-TeCB		1.0010	1.0011	+0.1	1.78E+05	0.83	1.21	1.05	2.12E+03	0.117
PCB-50/53	22'46'/22'56"-TeCB	C	0.9082	0.9067	-1.8	1.97E+07	0.81	0.82	162	2.91E+03	0.246
PCB-45	22'36"-TeCB		0.9329	0.9328	-0.1	1.67E+07	0.79	0.72	157	2.91E+03	0.281
PCB-51	22'46'-TeCB		0.9363	0.9364	+0.1	4.01E+06	0.83	0.80	33.9	2.91E+03	0.252
PCB-46	22'36'-TeCB		0.9450	0.9446	-0.5	5.86E+06	0.81	0.66	60.3	2.91E+03	0.308
PCB-52	22'55'-TeCB		1.0010	1.0010	0	3.43E+08	0.80	0.78	2,960	2.91E+03	0.259
PCB-73	23'5'6"-TeCB		1.0065	1.0067	+0.3	4.27E+05	0.77	1.10	2.63	2.91E+03	0.184
PCB-43	22'35"-TeCB		1.0102	1.0102	0	4.68E+06	0.80	0.63	50	2.91E+03	0.319
PCB-69/49	23'46'/22'45"-TeCB	C	1.0192	1.0203	+1.5	1.52E+08	0.80	0.98	1,050	2.91E+03	0.208
PCB-48	22'45"-TeCB		1.0311	1.0314	+0.4	3.00E+07	0.78	0.80	253	2.91E+03	0.252
PCB-44/47/65	...-TeCB	C	1.0405	1.0398	-1.0	2.11E+08	0.80	0.85	1,680	2.91E+03	0.238
PCB-59/62/75	...-TeCB	C	1.0526	1.0526	0	1.76E+07	0.80	1.09	109	2.91E+03	0.186
PCB-42	22'34"-TeCB		1.0595	1.0598	+0.4	4.33E+07	0.81	0.76	384	2.91E+03	0.266
PCB-41	22'34"-TeCB		1.0737	1.0741	+0.6	1.09E+07	0.77	0.62	118	2.91E+03	0.326
PCB-71/40	23'4'6'/22'33'-TeCB	C	1.0782	1.0787	+0.7	8.85E+07	0.80	0.84	711	2.91E+03	0.24
PCB-64	234'6"-TeCB		1.0872	1.0877	+0.7	1.04E+08	0.79	1.17	600	2.91E+03	0.173
PCB-72	23'55'-TeCB		0.8338	0.8343	+0.7	4.38E+06	0.78	1.16	25.6	1.55E+04	0.932
PCB-68	23'45'-TeCB		0.8421	0.8427	+0.9	2.68E+06	0.78	1.26	14.5	1.55E+04	0.859
PCB-57	233'5"-TeCB		0.8540	0.8547	+1.1	1.05E+06	0.70	1.16	6.17	1.55E+04	0.933
PCB-58	233'5'-TeCB		0.8605	0.8615	+1.5	1.26E+06	0.82	1.16	7.33	1.55E+04	0.929
PCB-67	23'45"-TeCB		0.8657	0.8664	+1.1	8.07E+06	0.77	1.19	45.8	1.55E+04	0.903
PCB-63	234'5"-TeCB		0.8731	0.8738	+1.1	1.29E+07	0.78	1.27	68.7	1.55E+04	0.848
PCB-61/70/74/76	...-TeCB	C	0.8824	0.8836	+1.9	6.41E+08	0.78	1.17	3,710	1.55E+04	0.92
PCB-66	23'44'-TeCB		0.8919	0.8925	+1.0	3.17E+08	0.79	1.11	1,930	1.55E+04	0.967
PCB-55	233'4"-TeCB		0.8963	0.8968	+0.8	4.17E+06	0.76	1.12	25.3	1.55E+04	0.966

Name	Actual RT	QC	Pred RRT	Actual RRT	Diff Secs	Response	Ra	RRF	Conc. / Recv.	Noise / Recv. Low	DL / Recv. High
PCB-56 233'4'-TeCB	27.09		0.9106	0.9114	+1.3	1.30E+08	0.78	1.08	817	1.55E+04	1
PCB-60 234'-TeCB	27.28		0.9169	0.9177	+1.3	7.25E+07	0.78	1.12	438	1.55E+04	0.961
PCB-80 33'55'-TeCB	NotFnd		0.9292	-		0.00E+00		1.29	ND	1.55E+04	0.835
PCB-79 33'45'-TeCB	28.90		0.9724	0.9721	-0.5	4.95E+06	0.74	1.22	27.4	1.55E+04	0.883
PCB-78 33'45'-TeCB	NotFnd		0.9882	-		0.00E+00		1.04	ND	1.55E+04	1.04
PCB-104 22'466'-PeCB	NotFnd		1.0009	-		0.00E+00		1.25	ND	1.54E+03	0.123
PCB-96 22'366'-PeCB	23.25		1.0138	1.0136	-0.3	1.90E+06	0.64	0.95	20.2	1.54E+03	0.161
PCB-103 22'45'6'-PeCB	24.94		0.8916	0.8918	+0.3	4.85E+06	0.63	0.94	45.1	2.43E+03	0.242
PCB-94 22'356'-PeCB	25.12		0.8978	0.8980	+0.3	1.23E+06	0.60	0.81	13.3	2.43E+03	0.28
PCB-95 22'35'6'-PeCB	25.49		0.9111	0.9114	+0.5	2.69E+08	0.62	0.86	2,720	2.43E+03	0.264
PCB-100/93 22'44'6'/22'356'-PeCB	25.69	C	0.9186	0.9186	0	2.29E+06	0.62	0.90	22.2	2.43E+03	0.254
PCB-102 22'456'-PeCB	25.81		0.9226	0.9226	0	1.11E+07	0.63	0.89	109	2.43E+03	0.256
PCB-98 22'34'6'-PeCB	25.89		0.9249	0.9258	+1.4	3.44E+05	0.63	0.83	3.6	2.43E+03	0.273
PCB-88 22'346'-PeCB	NotFnd		0.9350	-		0.00E+00		0.83	ND	2.43E+03	0.276
PCB-91 22'34'6'-PeCB	26.23		0.9375	0.9377	+0.3	4.62E+07	0.62	0.92	440	2.43E+03	0.248
PCB-84 22'33'6'-PeCB	26.40		0.9438	0.9439	+0.2	8.29E+07	0.62	0.72	999	2.43E+03	0.314
PCB-89 22'346'-PeCB	26.82		0.9584	0.9588	+0.6	2.43E+06	0.63	0.79	26.9	2.43E+03	0.289
PCB-121 23'45'6'-PeCB	NotFnd		0.9722	-		0.00E+00		1.20	ND	2.43E+03	0.19
PCB-92 22'355'-PeCB	27.51		0.9830	0.9835	+0.8	9.50E+07	0.62	0.82	1,010	2.43E+03	0.277
PCB-113/90/101 ...-PeCB	27.99	C	0.9999	1.0008	+1.5	5.17E+08	0.62	0.97	4,650	2.43E+03	0.235
PCB-83 22'33'5'-PeCB	28.37		1.0148	1.0143	-0.9	1.84E+07	0.62	0.68	237	2.43E+03	0.337
PCB-99 22'44'5'-PeCB	28.48		1.0185	1.0182	-0.5	2.33E+08	0.63	0.96	2,110	2.43E+03	0.237
PCB-112 233'56'-PeCB	NotFnd		1.0218	-		0.00E+00		1.14	ND	2.43E+03	0.2
PCB-108/119/86/97/125...-PeCB	28.93	C	1.0339	1.0344	+0.9	3.20E+08	0.62	0.98	2,850	2.43E+03	0.232
PCB-117 234'56'-PeCB	29.43		1.0526	1.0522	-0.7	1.21E+07	0.61	0.89	119	2.43E+03	0.255
PCB-116/85 23456'/22'344'-PeCB	29.50	C	1.0553	1.0547	-1.1	7.29E+07	0.62	1.06	597	2.43E+03	0.214
PCB-110 233'4'6'-PeCB	29.63	E	1.0599	1.0594	-0.9	5.94E+08	0.62	1.01	5,130	2.43E+03	0.225
PCB-115 2344'6'-PeCB	29.73		1.0629	1.0629	0	9.27E+06	0.63	1.23	65.8	2.43E+03	0.185
PCB-82 22'33'4'-PeCB	29.89		1.0693	1.0686	-1.3	3.72E+07	0.63	0.70	462	2.43E+03	0.324
PCB-111 233'55'-PeCB	NotFnd		1.0822	-		0.00E+00		1.18	ND	2.43E+03	0.193
PCB-120 23'455'-PeCB	30.65		1.0962	1.0959	-0.6	2.99E+06	0.62	1.16	22.4	2.43E+03	0.196
PCB-107/124 ...-PeCB	31.60	C	0.9911	0.9912	+0.2	1.83E+07	0.61	1.09	146	2.43E+03	0.208
PCB-109 233'46'-PeCB	31.80		0.9974	0.9976	+0.4	3.90E+07	0.61	1.16	292	2.43E+03	0.196
PCB-106 233'45'-PeCB	NotFnd		1.0038	-		0.00E+00		1.04	ND	2.43E+03	0.219
PCB-122 233'4'5'-PeCB	32.45		1.0093	1.0091	-0.4	4.58E+06	0.62	1.01	43.2	2.43E+03	0.243
PCB-127 33'455'-PeCB	NotFnd		1.0386	-		0.00E+00		1.07	ND	2.43E+03	0.235
PCB-155 22'44'66'-HxCB	NotFnd		1.0008	-		0.00E+00		1.09	ND	1.45E+03	0.104
PCB-152 22'3566'-HxCB	27.95		1.0056	1.0055	-0.2	3.65E+05	1.34	0.95	3.03	1.45E+03	0.12
PCB-150 22'34'66'-HxCB	28.10		1.0111	1.0109	-0.3	4.43E+05	1.28	0.98	3.54	1.45E+03	0.116
PCB-136 22'33'66'-HxCB	28.38		1.0213	1.0209	-0.7	6.09E+07	1.27	0.90	533	1.45E+03	0.127
PCB-145 22'3466'-HxCB	28.63		1.0309	1.0302	-1.2	1.69E+05	1.12	0.92	1.45	1.45E+03	0.124
PCB-148 22'34'56'-HxCB	29.93		1.0774	1.0770	-0.7	7.21E+05	1.20	0.69	8.18	1.45E+03	0.164
PCB-151/135 ...-HxCB	30.43	C	1.0955	1.0948	-1.3	1.17E+08	1.26	0.67	1,360	1.45E+03	0.168
PCB-154 22'44'56'-HxCB	30.65		1.1032	1.1027	-0.9	5.67E+06	1.27	0.78	57.4	1.45E+03	0.146
PCB-144 22'345'6'-HxCB	30.90		1.1122	1.1116	-1.1	1.65E+07	1.27	0.70	186	1.45E+03	0.162

Name	Actual RT	QC	Pred RRT	Actual RRT	Diff Secs	Response	Ra	RRF	Conc./ Recv.	Noise/ Recv. Low	DL/ Recv. High
PCB-147/149 ...-HxCB	31.19	C	1.1230	1.1221	-1.7	2.76E+08	1.26	0.70	3,090	1.45E+03	0.162
PCB-134 22'33'56'-HxCB	31.35		1.1286	1.1280	-1.1	1.80E+07	1.25	0.54	259	1.45E+03	0.208
PCB-143 22'3456'-HxCB	31.44		1.1315	1.1312	-0.6	1.19E+06	1.23	0.68	13.7	1.45E+03	0.166
PCB-139/140 ...-HxCB	31.70	C	1.1413	1.1405	-1.5	7.28E+06	1.23	0.71	80.4	1.45E+03	0.16
PCB-131 22'33'46'-HxCB	31.86		1.1470	1.1463	-1.3	4.42E+06	1.25	0.60	57.4	1.45E+03	0.188
PCB-142 22'3456'-HxCB	NotFnd		1.1518	-		0.00E+00		0.61	ND	1.45E+03	0.187
PCB-132 22'33'46'-HxCB	32.24		1.1605	1.1599	-1.2	1.09E+08	1.26	0.63	1,360	1.45E+03	0.181
PCB-133 22'33'55'-HxCB	32.69		1.1765	1.1762	-0.6	6.10E+06	1.25	0.64	74.9	1.45E+03	0.178
PCB-165 233'55'6'-HxCB	33.03		0.9500	0.9500	0	1.40E+05	1.24	0.81	1.36	1.45E+03	0.141
PCB-146 22'34'55'-HxCB	33.23		0.9560	0.9558	-0.4	4.87E+07	1.27	0.72	527	1.45E+03	0.157
PCB-161 233'45'6'-HxCB	NotFnd		0.9593	-		0.00E+00		0.89	ND	1.45E+03	0.128
PCB-153/168 ...-HxCB	33.76	C	0.9715	0.9709	-1.2	3.48E+08	1.26	0.93	2,930	1.45E+03	0.122
PCB-141 22'3455'-HxCB	33.91		0.9753	0.9752	-0.2	5.49E+07	1.26	0.67	645	1.45E+03	0.17
PCB-130 22'33'45'-HxCB	34.25		0.9850	0.9850	0	2.25E+07	1.26	0.59	301	1.45E+03	0.194
PCB-137 22'344'5'-HxCB	34.44		0.9906	0.9905	-0.2	1.54E+07	1.24	0.66	184	1.45E+03	0.173
PCB-164 233'4'5'6'-HxCB	34.52		0.9931	0.9930	-0.2	3.21E+07	1.27	0.95	264	1.45E+03	0.119
PCB-163/138/129 ...-HxCB	34.79	C	1.0012	1.0007	-1.0	3.99E+08	1.25	0.73	4,300	1.45E+03	0.156
PCB-160 233'456'-HxCB	NotFnd		1.0048	-		0.00E+00		0.83	ND	1.45E+03	0.136
PCB-158 233'44'6'-HxCB	35.12		1.0103	1.0103	0	5.18E+07	1.26	0.95	428	1.45E+03	0.12
PCB-128/166 ...-HxCB	35.84	C	0.9607	0.9604	-0.6	6.21E+07	1.23	0.88	751	5.48E+03	0.733
PCB-159 233'455'-HxCB	NotFnd		0.9834	-		0.00E+00		1.02	ND	5.48E+03	0.634
PCB-162 233'4'55'-HxCB	36.94		0.9898	0.9899	+0.2	1.49E+06	1.28	1.06	15.1	5.48E+03	0.612
PCB-188 22'34'566'-HxCB	32.62	J	1.0006	1.0007	+0.2	7.31E+04	1.11	1.03	0.753	1.07E+03	0.117
PCB-179 22'33'566'-HxCB	32.88		1.0088	1.0087	-0.2	2.15E+07	1.06	0.91	251	1.07E+03	0.132
PCB-184 22'344'66'-HxCB	33.35	J	1.0231	1.0233	+0.4	4.92E+04	1.08	0.91	0.573	1.07E+03	0.132
PCB-176 22'33'466'-HxCB	33.62		1.0317	1.0317	0	6.23E+06	1.05	1.00	66.1	1.07E+03	0.12
PCB-186 22'34566'-HxCB	NotFnd		1.0434	-		0.00E+00		0.94	ND	1.07E+03	0.128
PCB-178 22'33'55'6'-HxCB	35.18		1.0791	1.0793	+0.4	7.43E+06	1.06	0.68	116	1.07E+03	0.177
PCB-175 22'33'45'6'-HxCB	35.74		1.0956	1.0966	+2.1	2.03E+06	1.02	0.77	28	2.67E+03	0.389
PCB-187 22'34'55'6'-HxCB	35.94		1.1026	1.1028	+0.4	5.10E+07	1.05	0.83	658	2.67E+03	0.364
PCB-182 22'344'56'-HxCB	36.11		1.1079	1.1079	0	3.88E+05	1.07	0.86	4.82	2.67E+03	0.351
PCB-183 22'344'5'6'-HxCB	36.46		1.1185	1.1186	+0.2	2.62E+07	1.04	0.90	310	2.67E+03	0.335
PCB-185 22'3455'6'-HxCB	36.53		1.1208	1.1209	+0.2	2.85E+06	1.06	0.79	38.7	2.67E+03	0.383
PCB-174 22'33'456'-HxCB	36.63		1.1240	1.1240	0	3.91E+07	1.05	0.72	578	2.67E+03	0.418
PCB-177 22'33'45'6'-HxCB	37.00		1.1353	1.1354	+0.2	2.24E+07	1.05	0.70	342	2.67E+03	0.433
PCB-181 22'344'56'-HxCB	37.35		1.1459	1.1460	+0.2	5.54E+05	1.06	0.81	7.3	2.67E+03	0.372
PCB-171/173 ...-HxCB	37.54	C	1.1512	1.1517	+1.1	1.27E+07	1.03	0.71	191	2.67E+03	0.425
PCB-172 22'33'455'-HxCB	38.91		0.9026	0.9025	-0.2	6.27E+06	1.06	0.71	110	2.67E+03	0.528
PCB-192 233'455'6'-HxCB	NotFnd		0.9083	-		0.00E+00		0.93	ND	2.67E+03	0.401
PCB-180/193 ...-HxCB	39.46	C	0.9146	0.9153	+1.7	8.77E+07	1.05	0.90	1,200	2.67E+03	0.413
PCB-191 233'44'5'6'-HxCB	39.75		0.9222	0.9221	-0.2	2.03E+06	1.07	0.97	25.8	2.67E+03	0.385
PCB-170 22'33'44'5'-HxCB	40.50		0.9396	0.9394	-0.5	3.44E+07	1.03	0.72	586	2.67E+03	0.515
PCB-190 233'44'56'-HxCB	40.95		0.9500	0.9499	-0.2	7.05E+06	1.05	0.97	89.7	2.67E+03	0.385
PCB-202 22'33'55'66'-OxCB	37.12		1.0006	1.0006	0	3.82E+06	0.91	0.91	55.6	1.59E+03	0.263
PCB-201 22'33'45'66'-OxCB	37.90		1.0215	1.0215	0	2.23E+06	0.90	0.98	30.3	1.59E+03	0.244

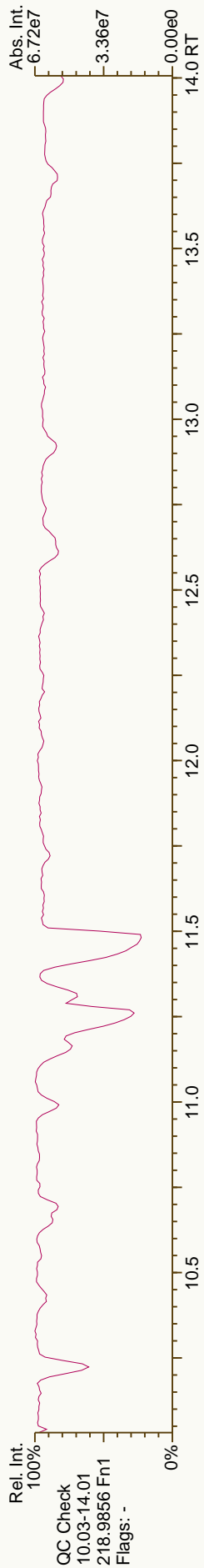
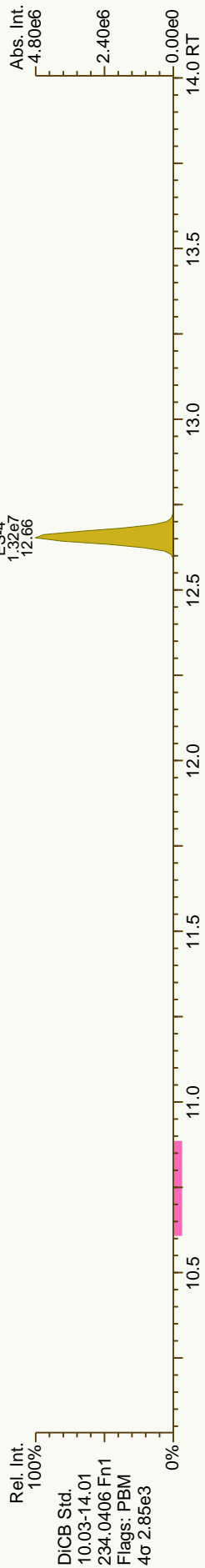
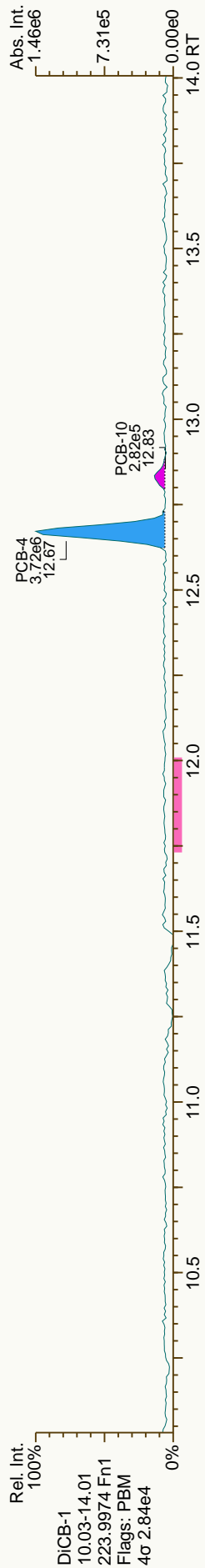
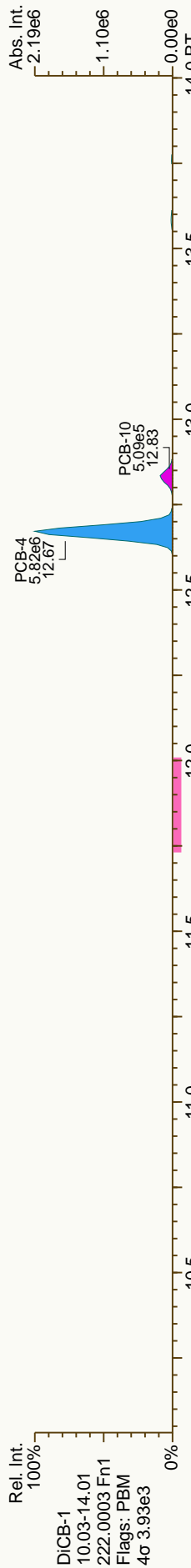
Name	Actual RT	QC	Pred RRT	Actual RRT	Diff Secs	Response	Ra	RRF	Conc. / Recv.	Noise / Recv. Low	DL / Recv. High
PCB-204	22'344'566'-OCCB	NotFnd	1.0369	-		0.00E+00	0.93	0.93	ND	1.59E+03	0.258
PCB-197	22'33'44'66'-OCCB		1.0420	1.0417	-0.7	4.51E+05	0.93	1.02	5.88	1.59E+03	0.235
PCB-200	22'33'4566'-OCCB		1.0441	1.0437	-0.9	1.44E+06	0.93	0.93	20.7	1.59E+03	0.259
PCB-198/199	...-OCCB	C	1.1072	1.1079	+1.7	1.30E+07	0.90	0.67	259	1.59E+03	0.359
PCB-196	22'33'44'56'-OCCB		1.1225	1.1227	+0.5	5.88E+06	0.90	0.70	112	1.59E+03	0.345
PCB-203	22'344'55'6-OCCB		1.1270	1.1273	+0.8	8.77E+06	0.90	0.73	160	1.59E+03	0.328
PCB-195	22'33'44'56-OCCB		0.9483	0.9479	-1.0	3.89E+06	0.93	0.75	82.6	2.44E+03	0.611
PCB-194	22'33'44'55'-OCCB		0.9917	0.9917	0	1.20E+07	0.91	0.81	237	2.44E+03	0.569
PCB-205	233'44'55'6-OCCB		1.0004	1.0005	+0.3	6.04E+05	0.88	1.09	8.86	2.44E+03	0.422
PCB-208	22'33'455'66'-NoCB		1.0005	1.0005	0	1.99E+06	0.80	1.02	29.9	1.31E+03	0.253
PCB-207	22'33'44'566'-NoCB		1.0188	1.0187	-0.3	8.30E+05	0.74	0.94	13.6	1.31E+03	0.275
PCB-206	22'33'44'55'6-NoCB		1.0004	1.0001	-0.8	5.05E+06	0.78	0.98	79.5	1.31E+03	0.324

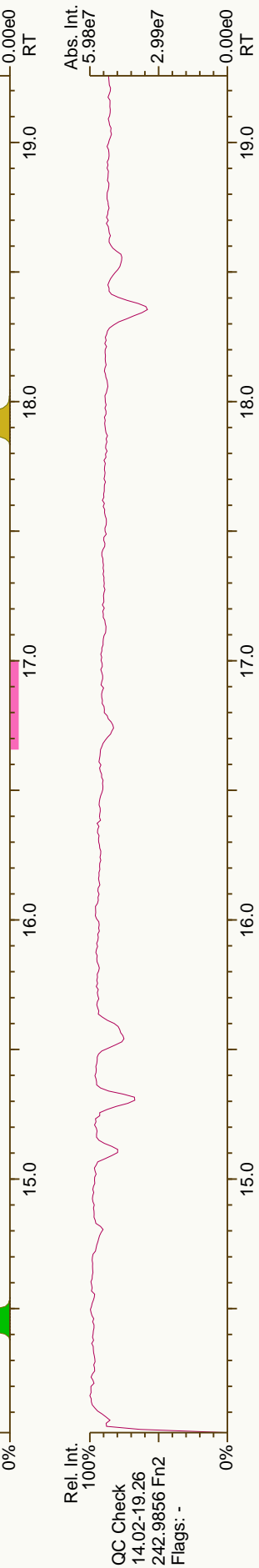




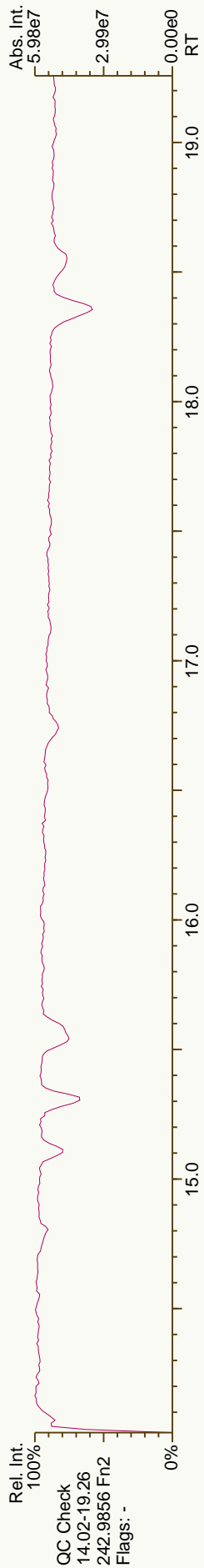
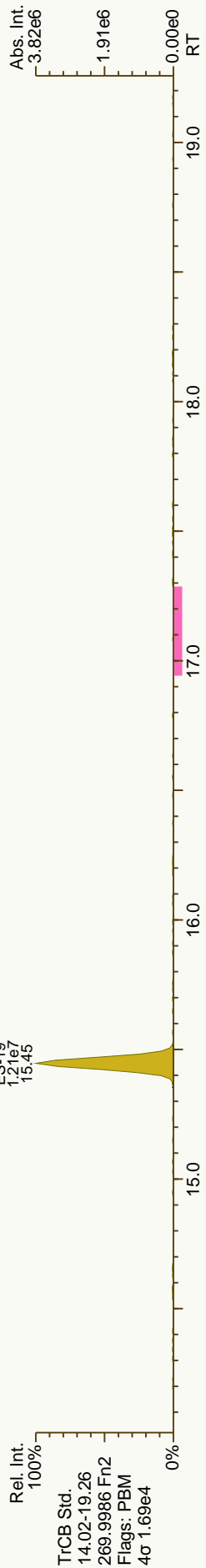

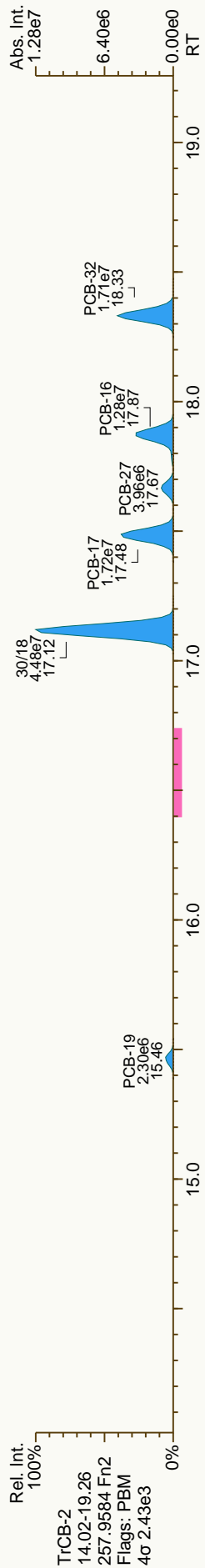
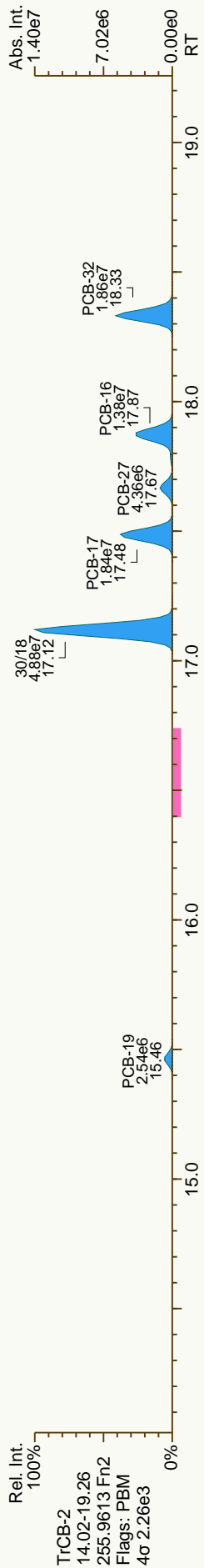


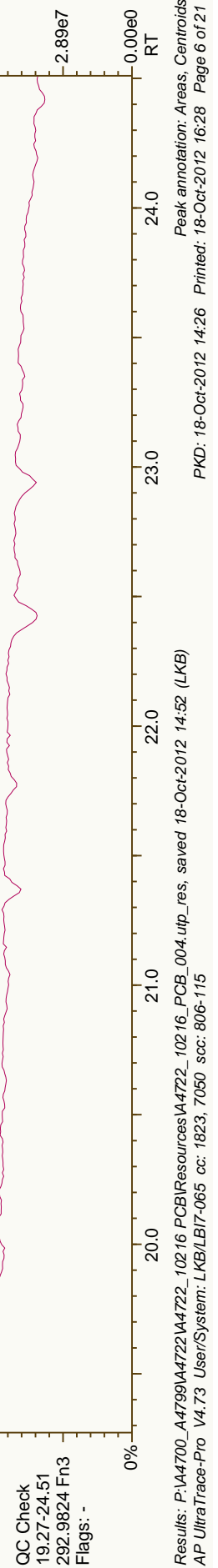
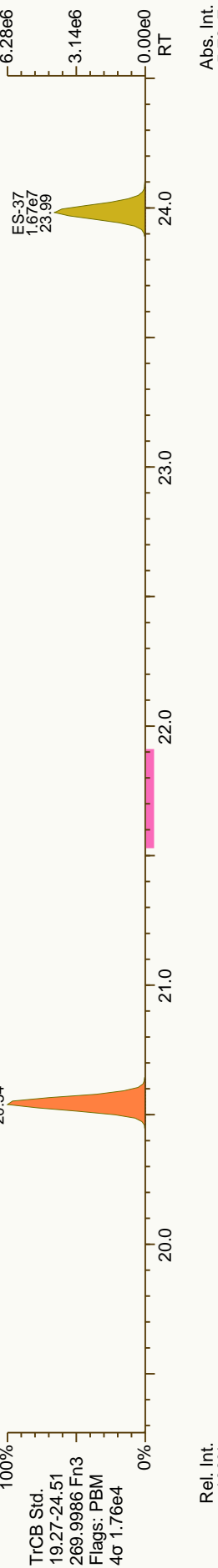
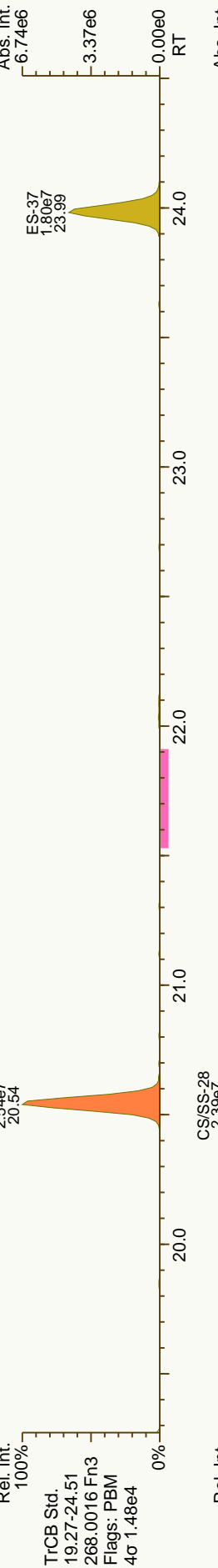
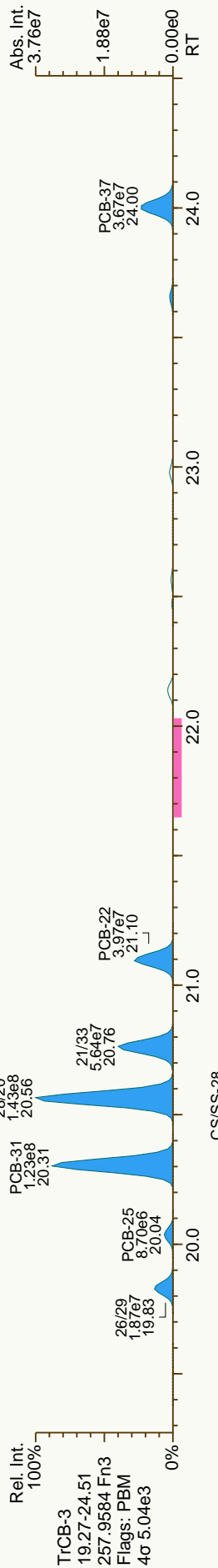
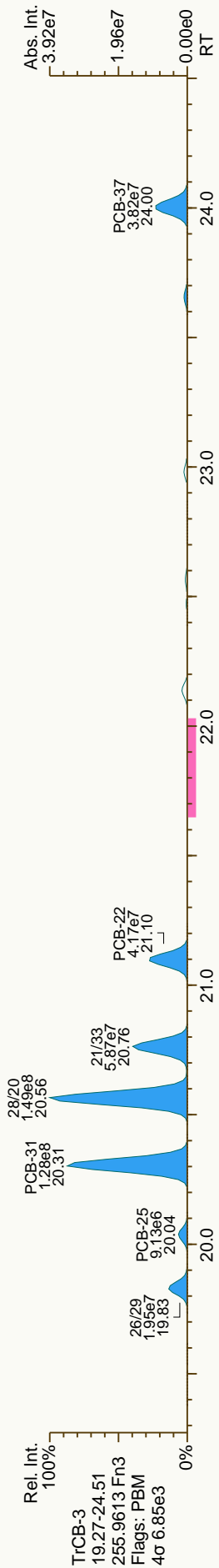
QC Check
 10.03-14.01
 218.9856 Fn1
 Flags: -

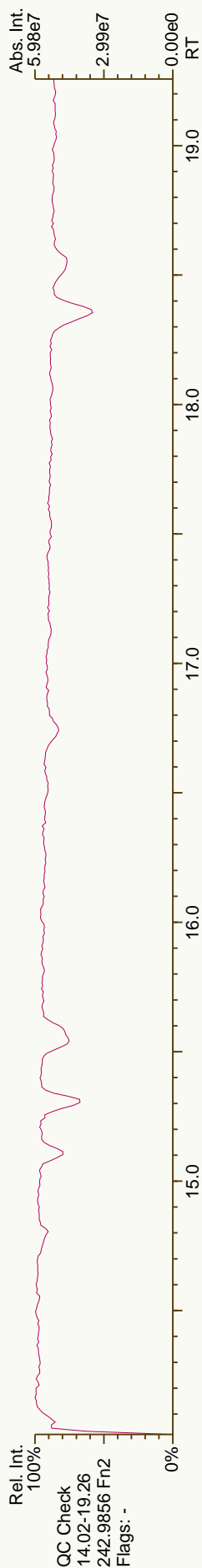




Peak annotation: Areas, Centroids
 Revised: 18-Oct-2012 14:29 (LKB) Printed: 18-Oct-2012 16:28 Page 2 of 21

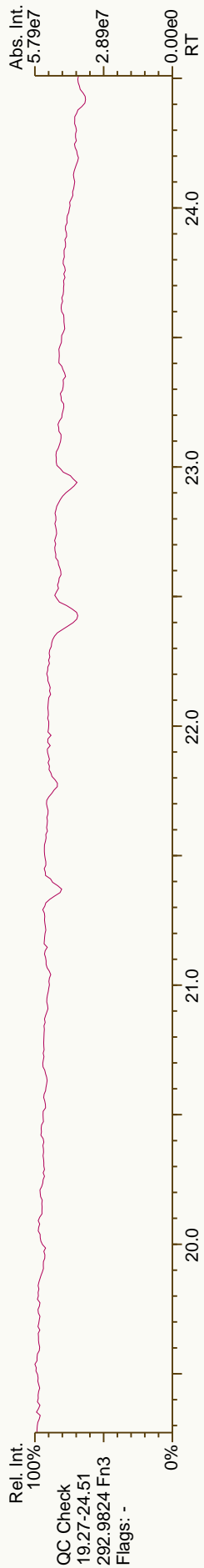
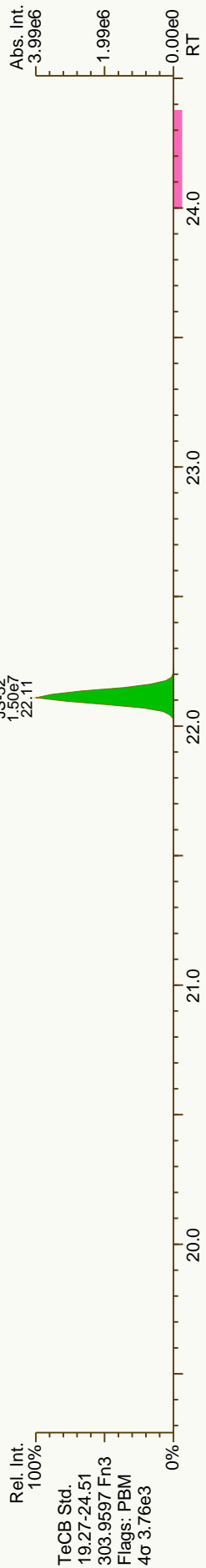
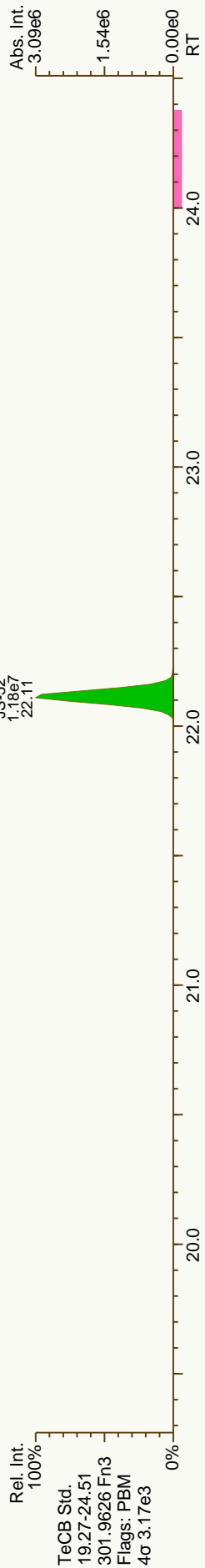
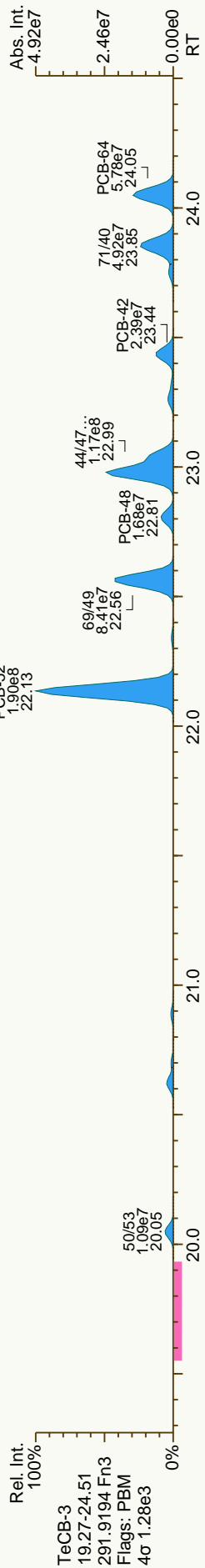
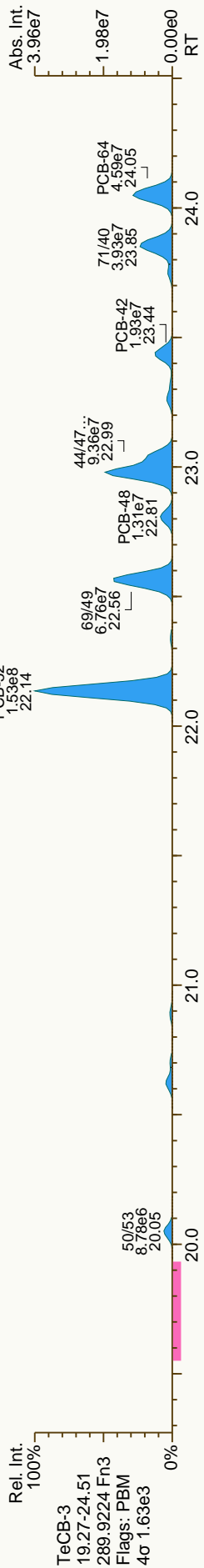


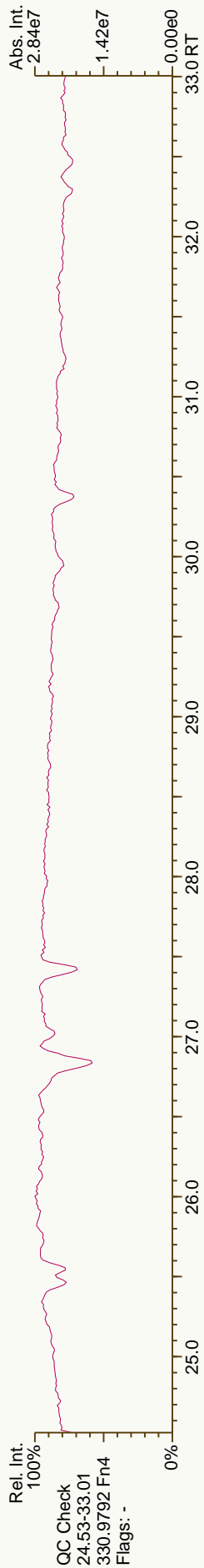
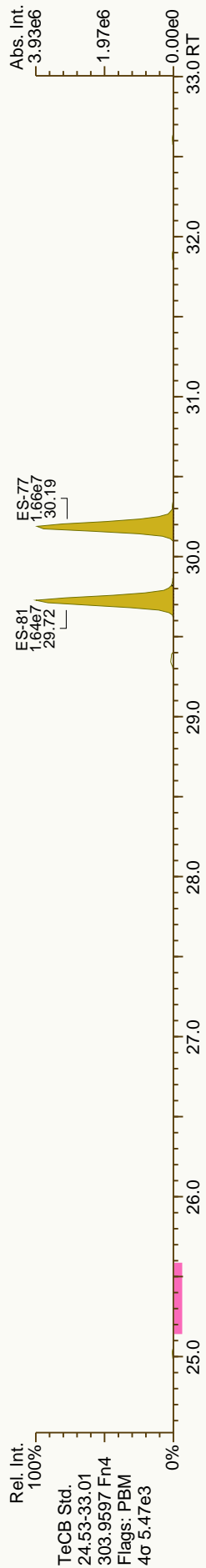

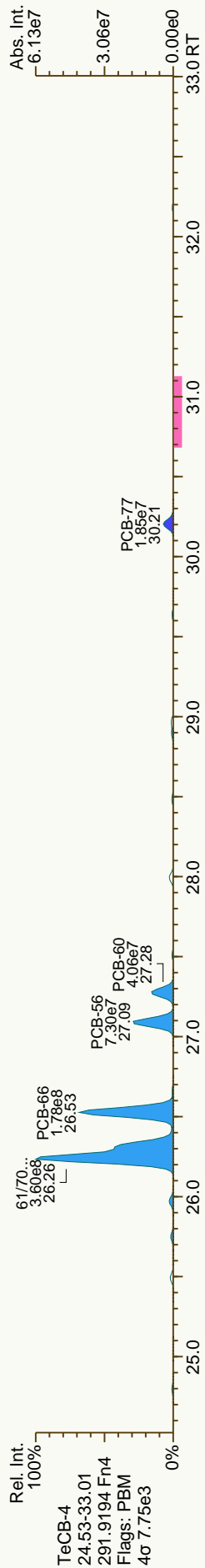
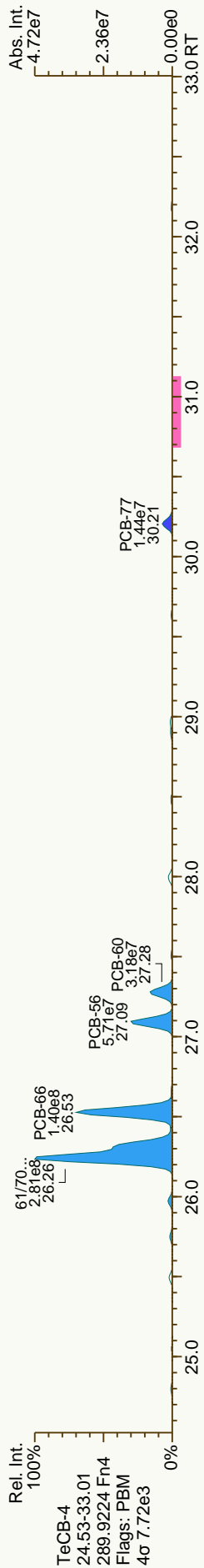


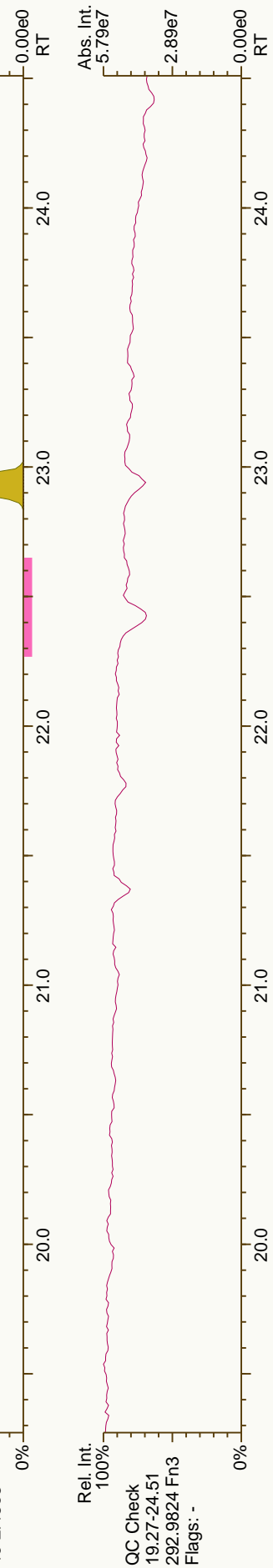
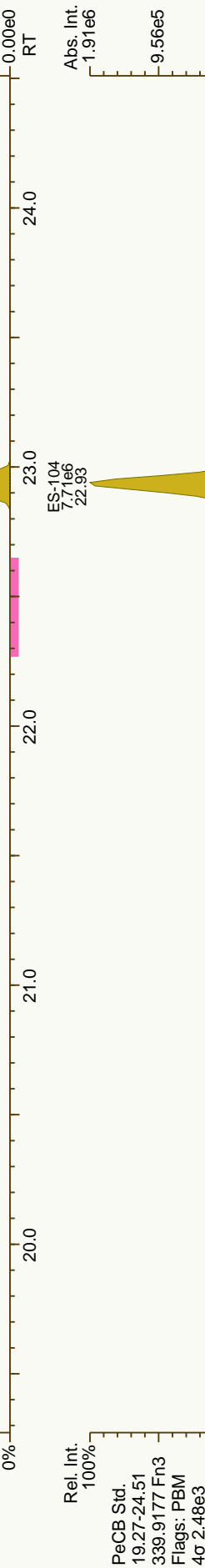

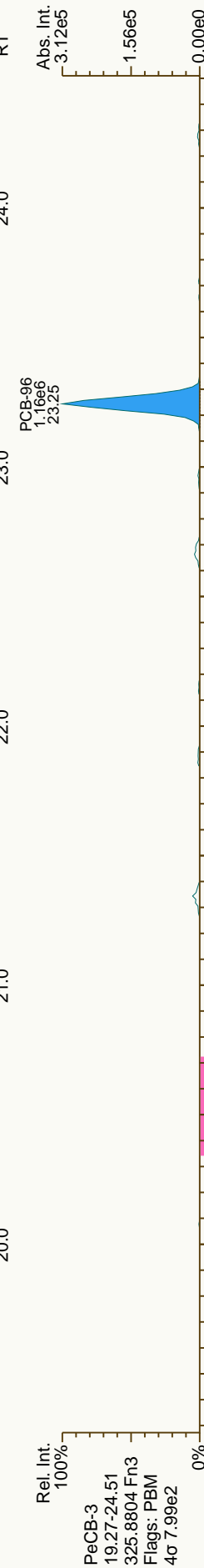
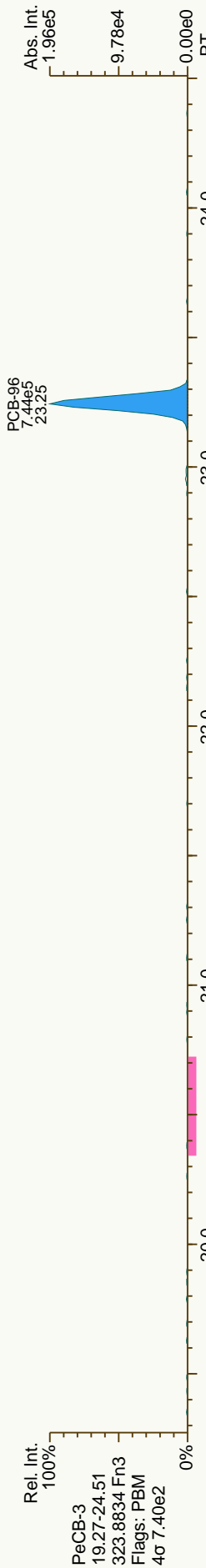


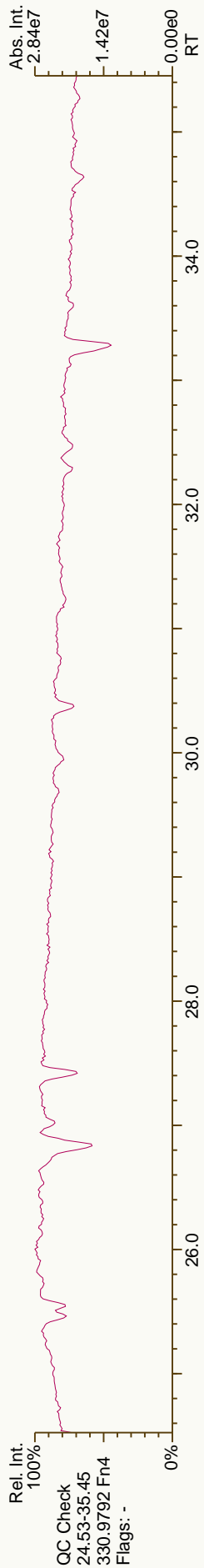
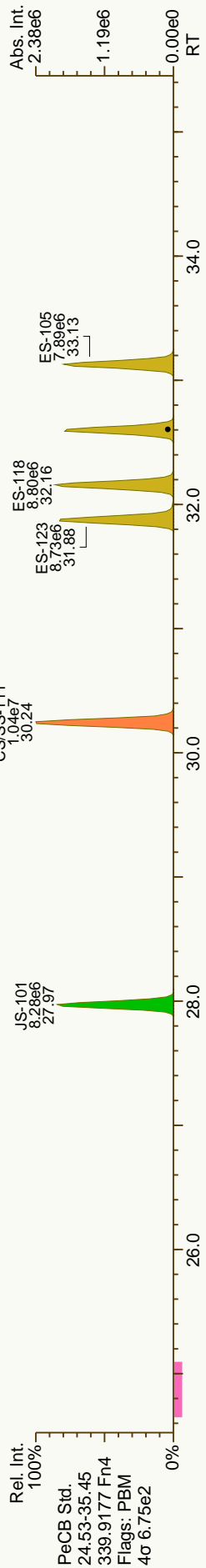
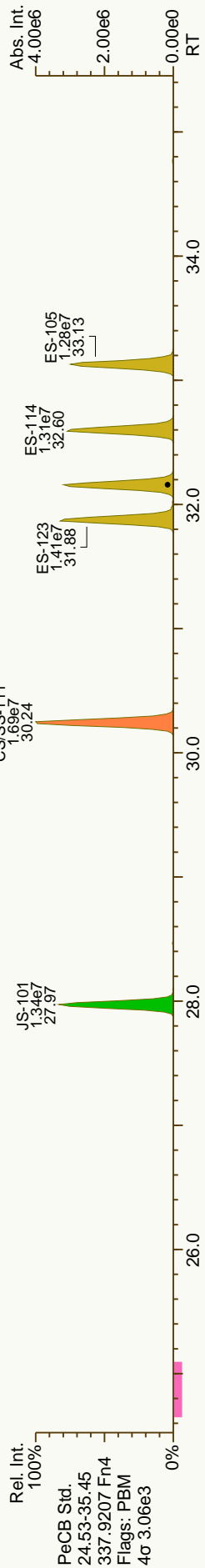
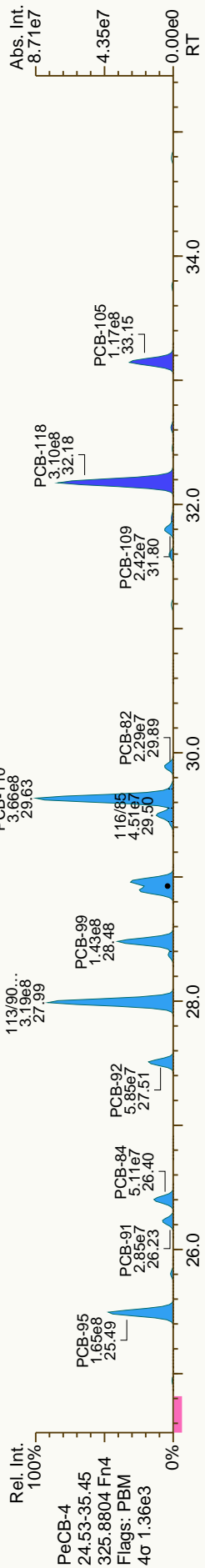
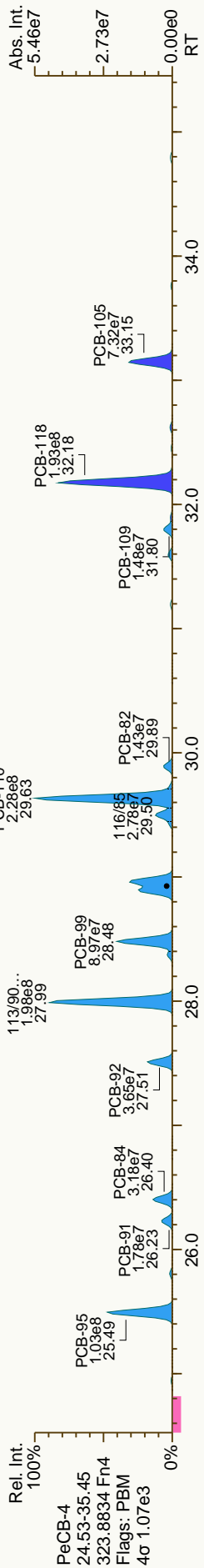


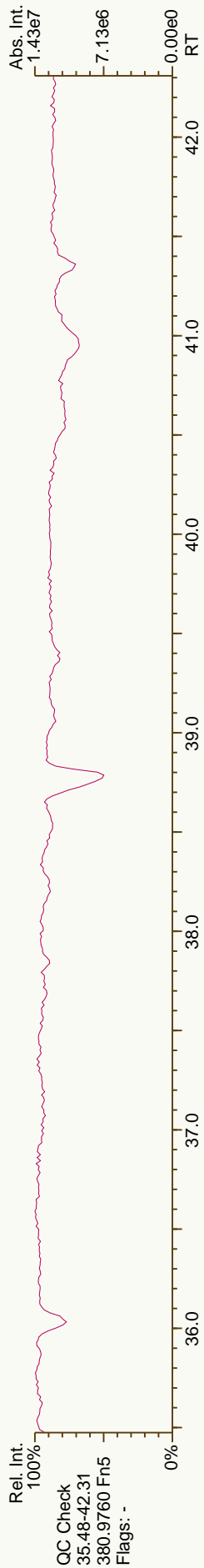
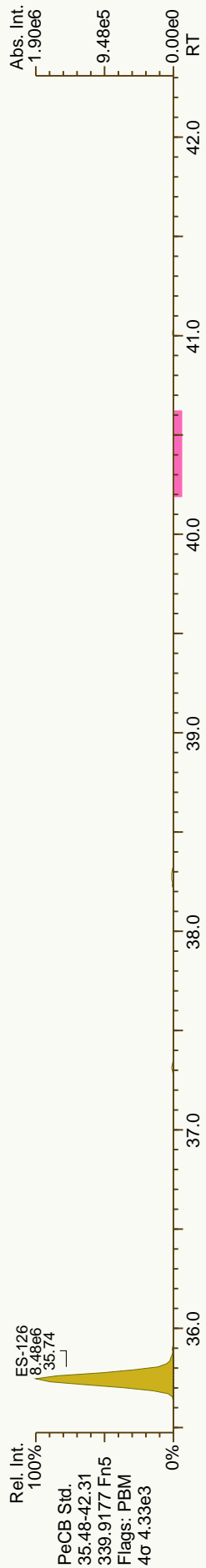

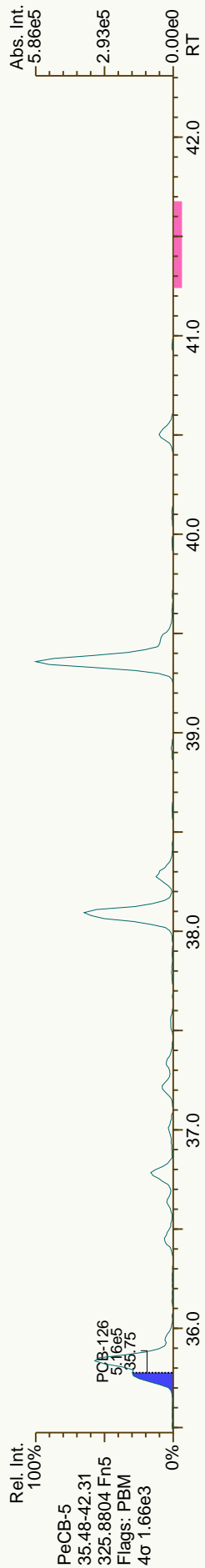
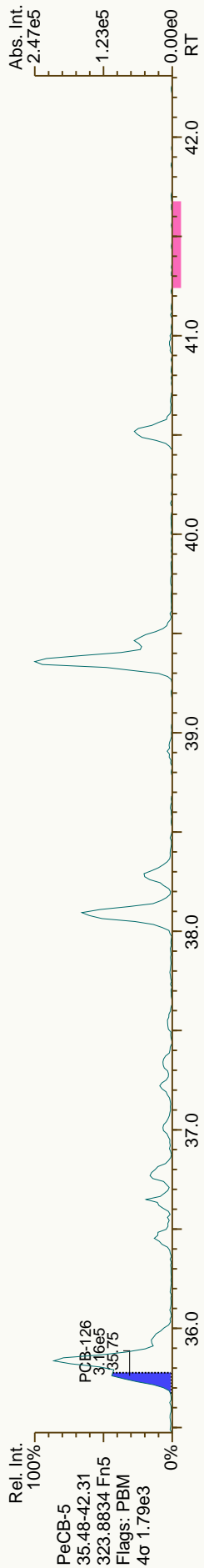


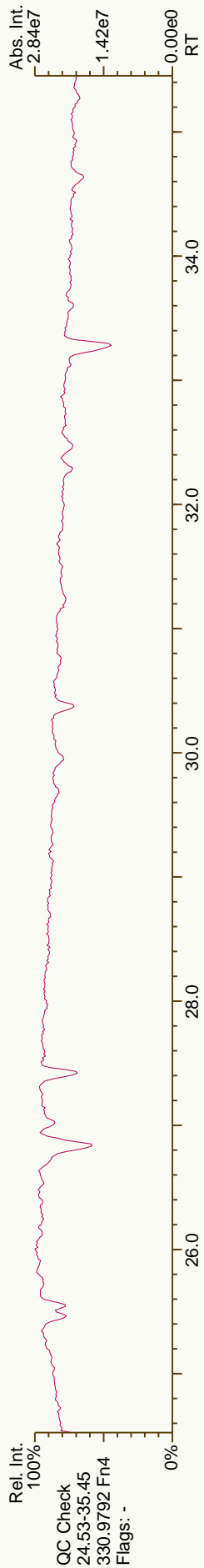
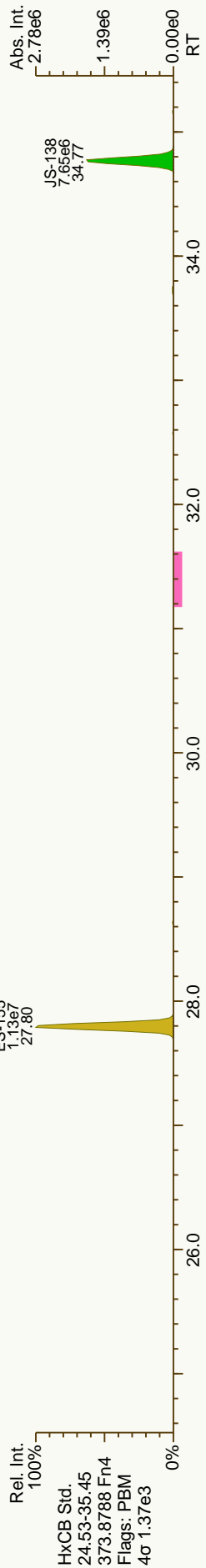
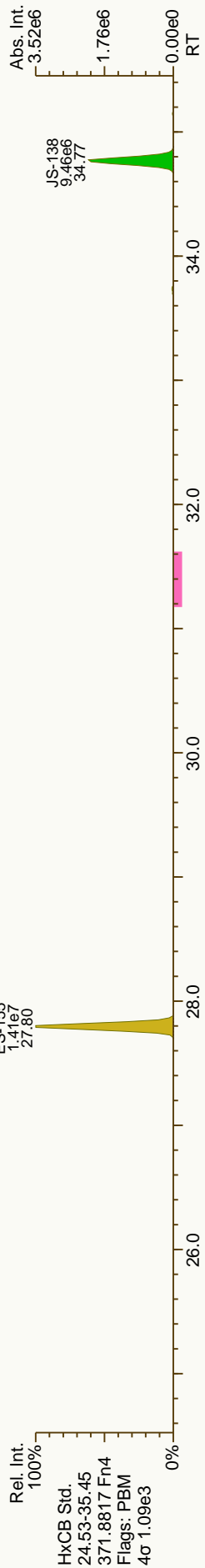
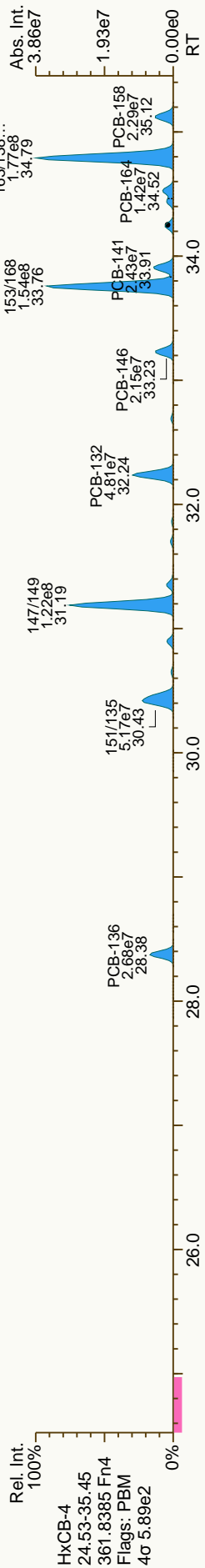
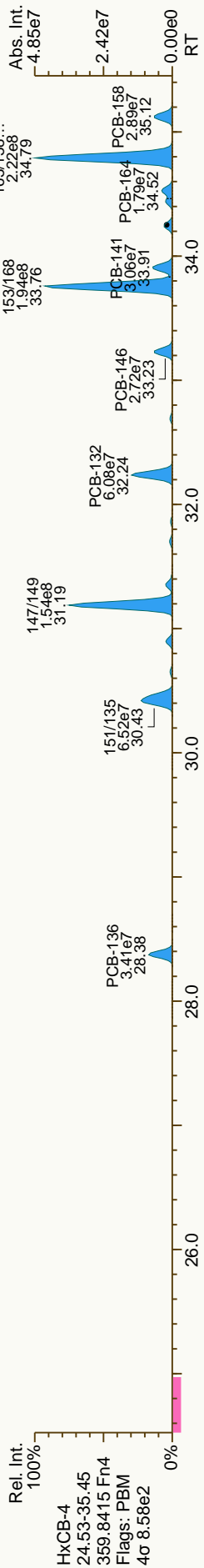


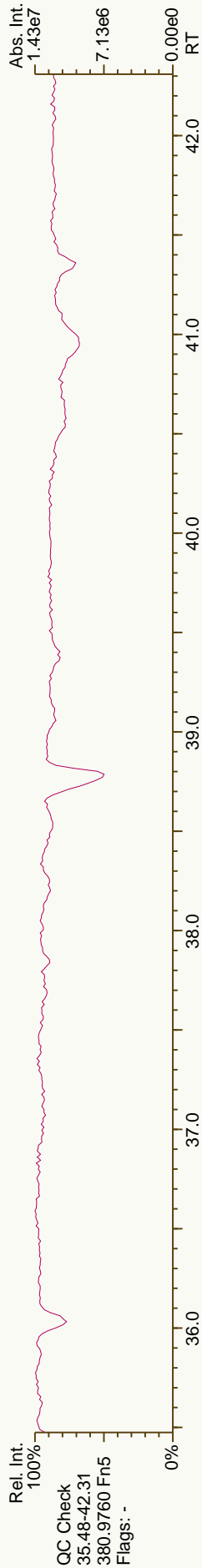
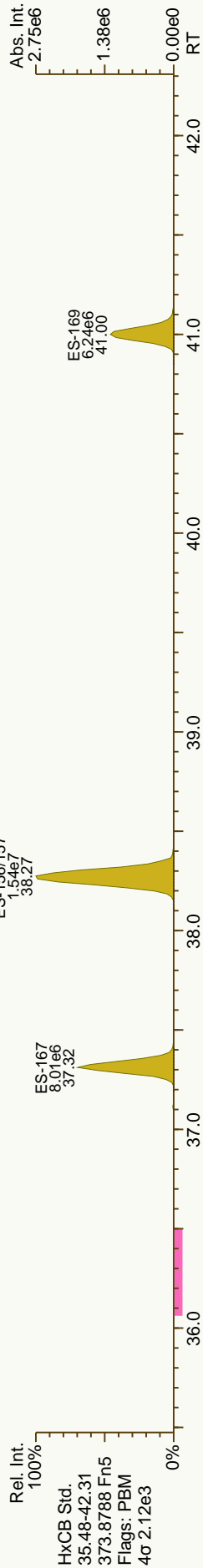
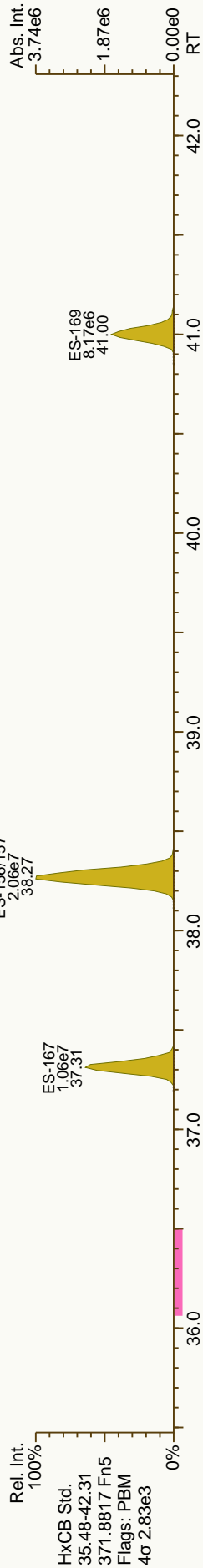
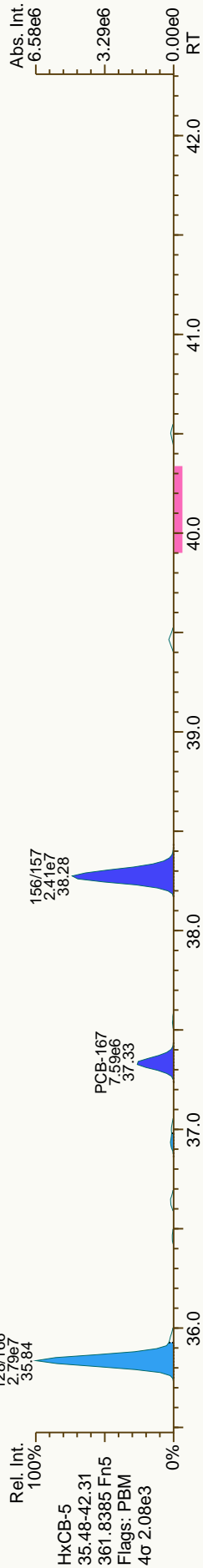
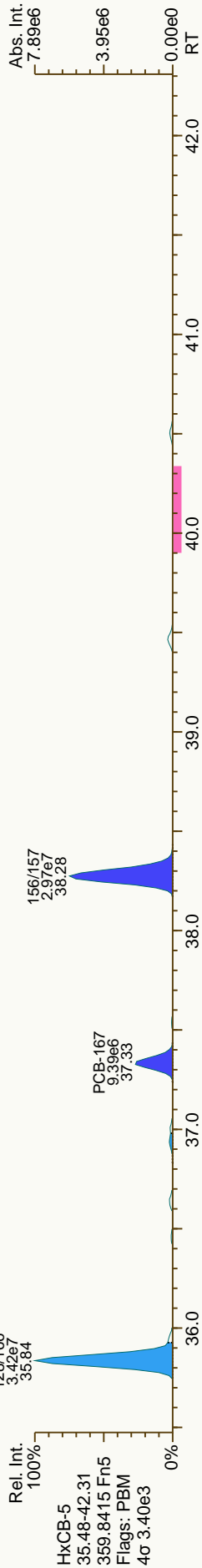


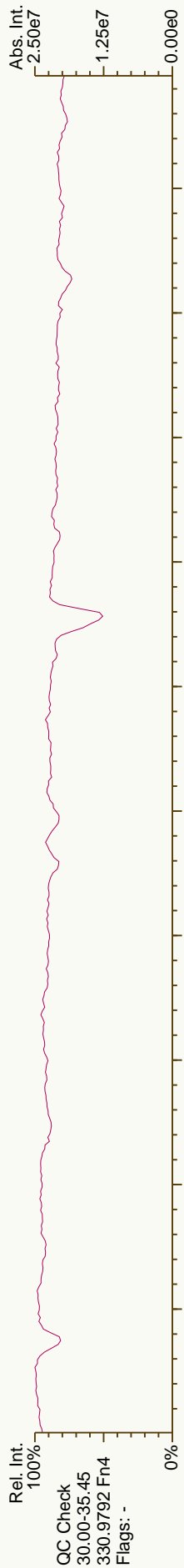
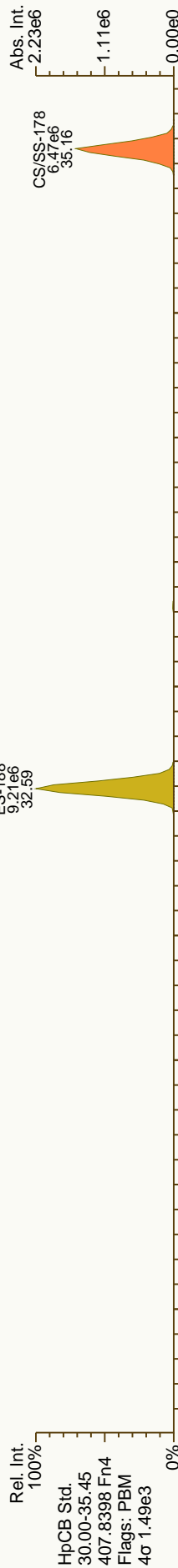
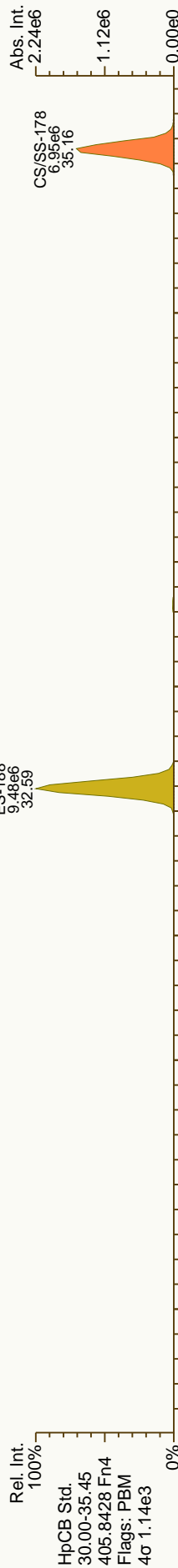
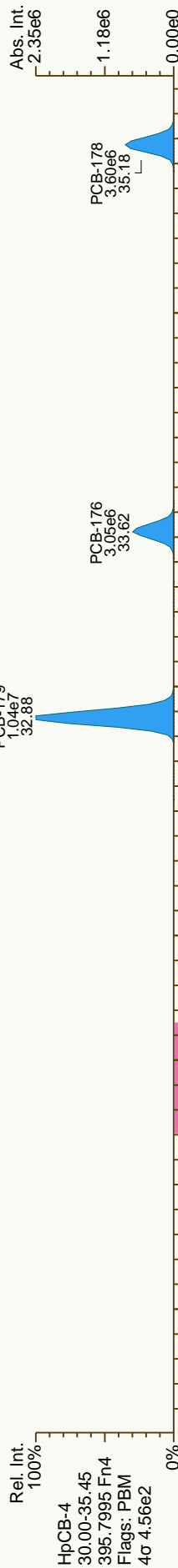
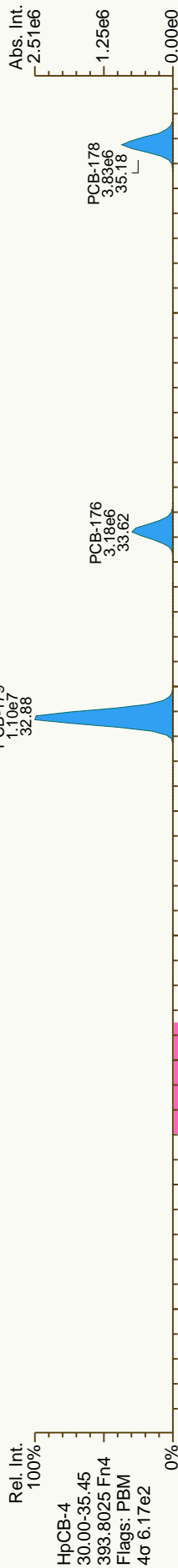


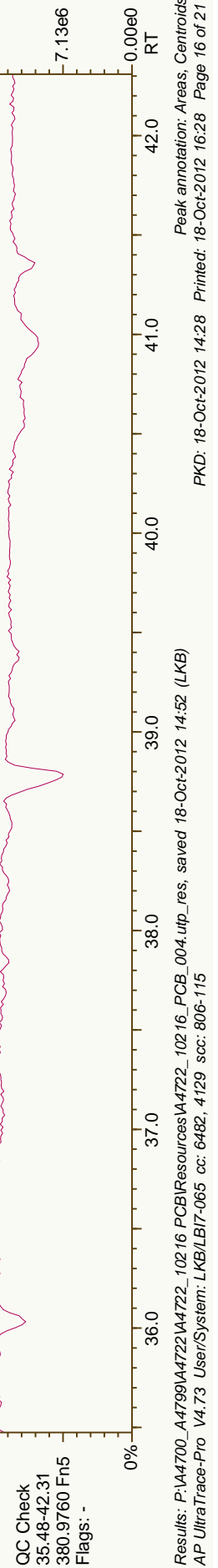
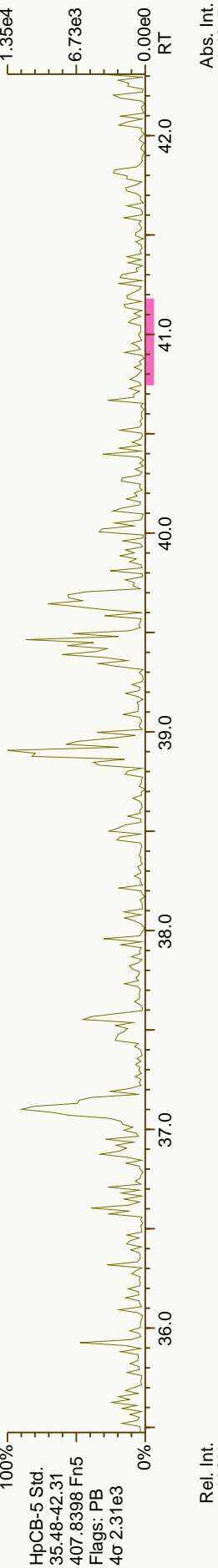
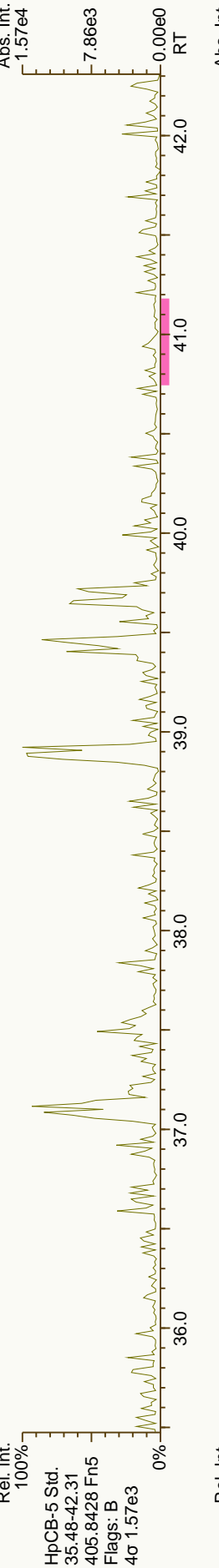
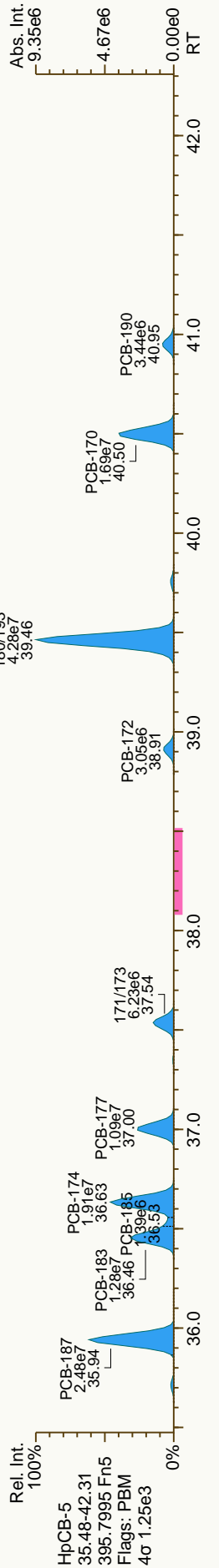
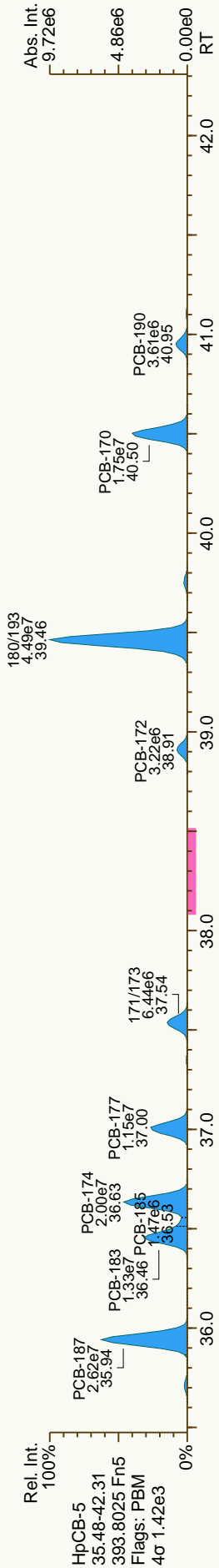


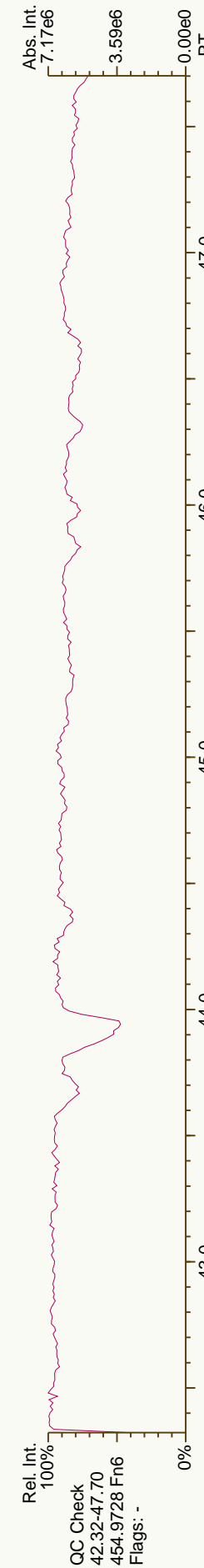


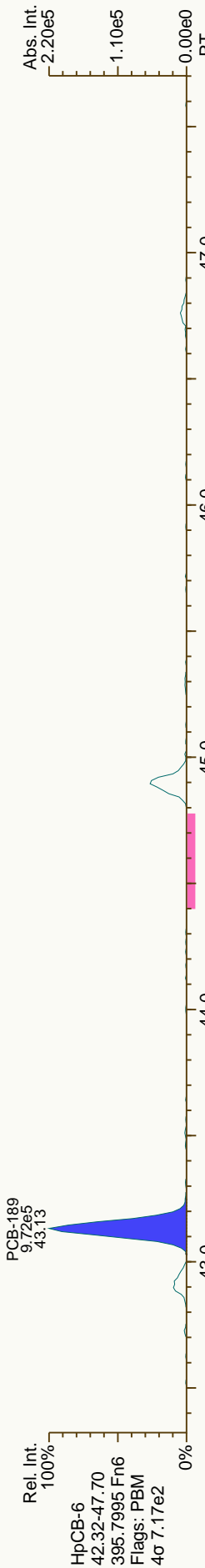
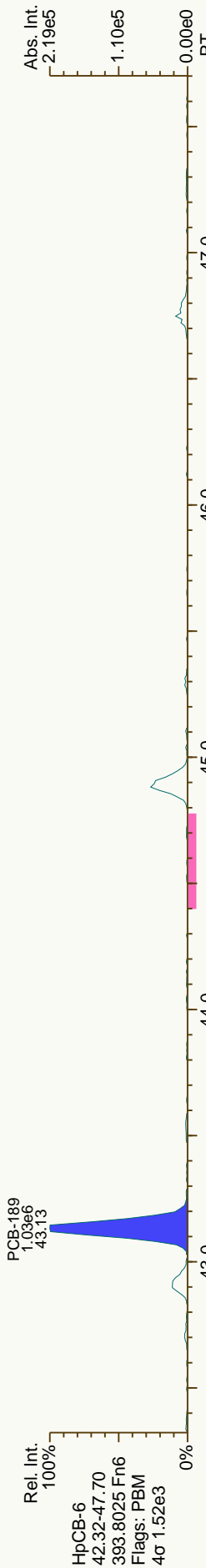


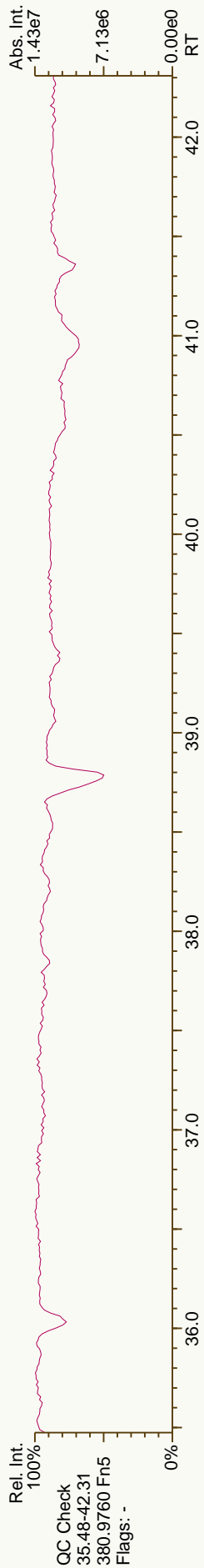
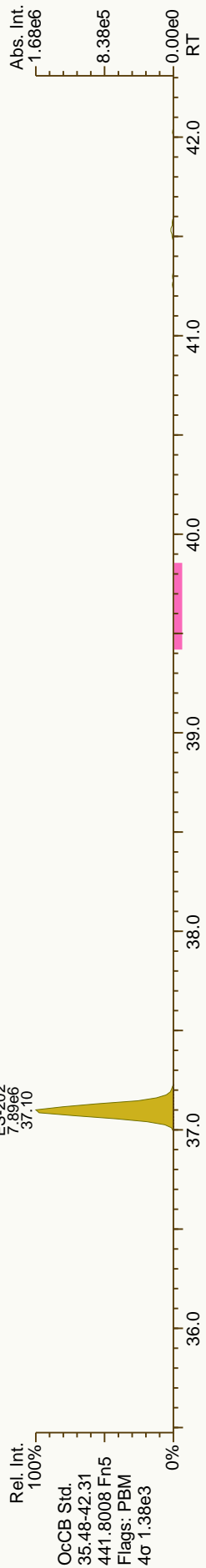

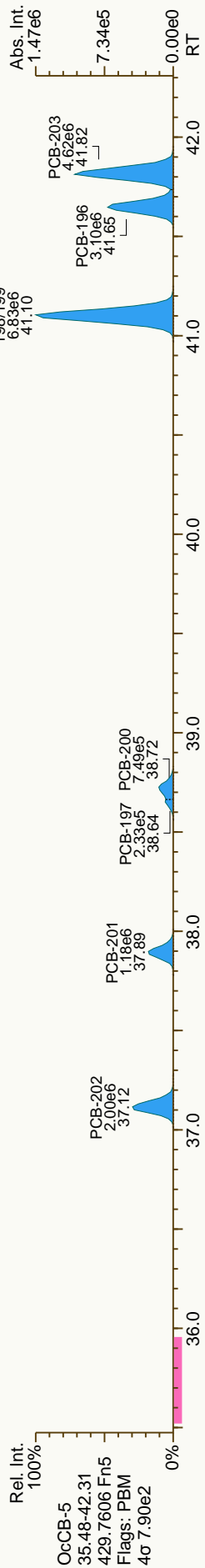
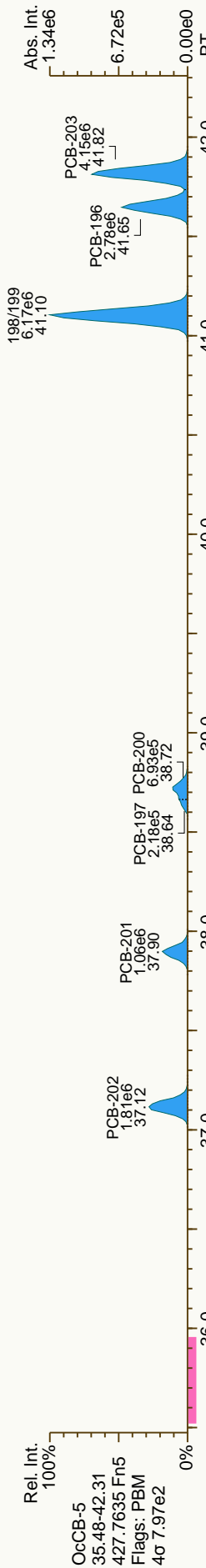


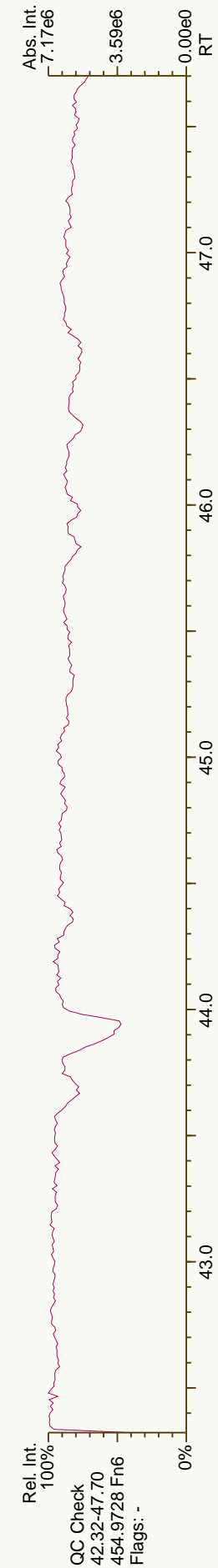
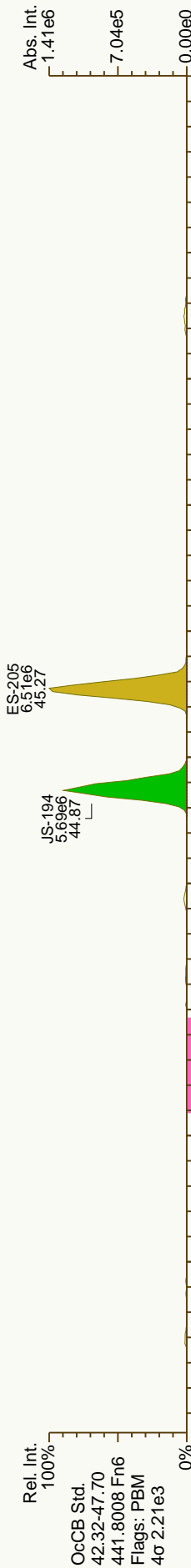
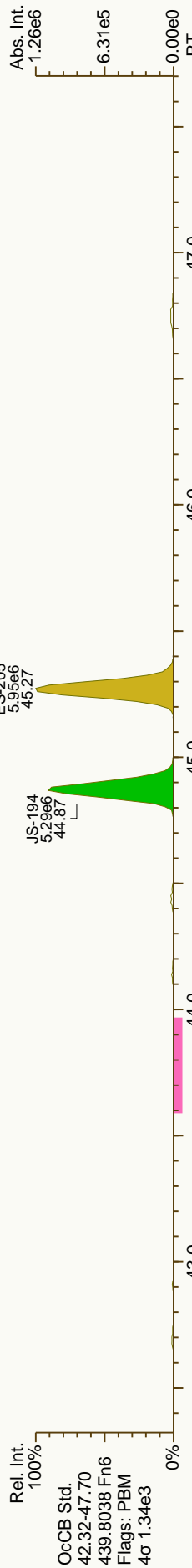
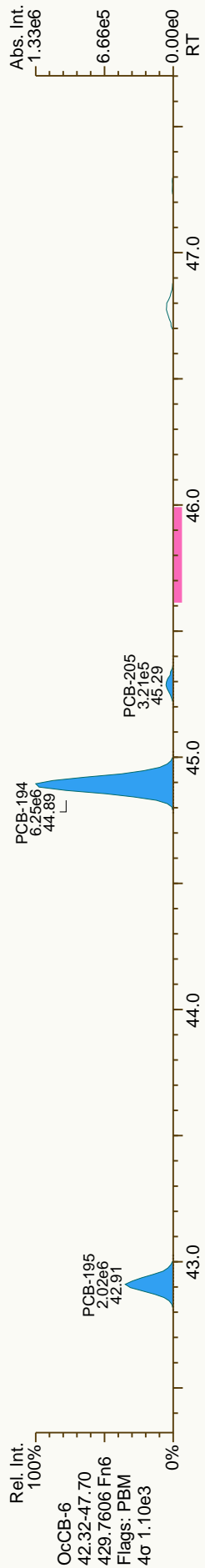
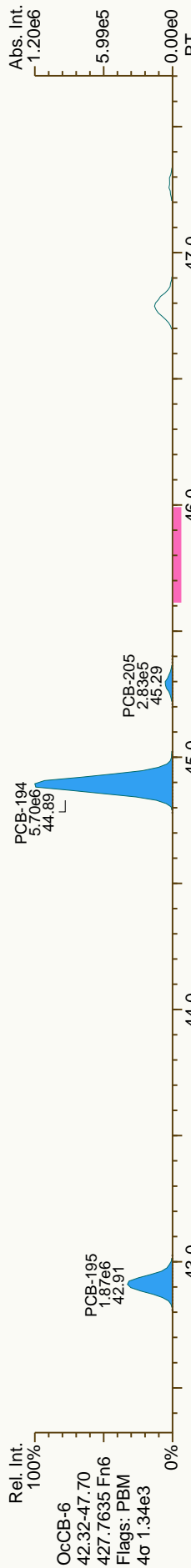


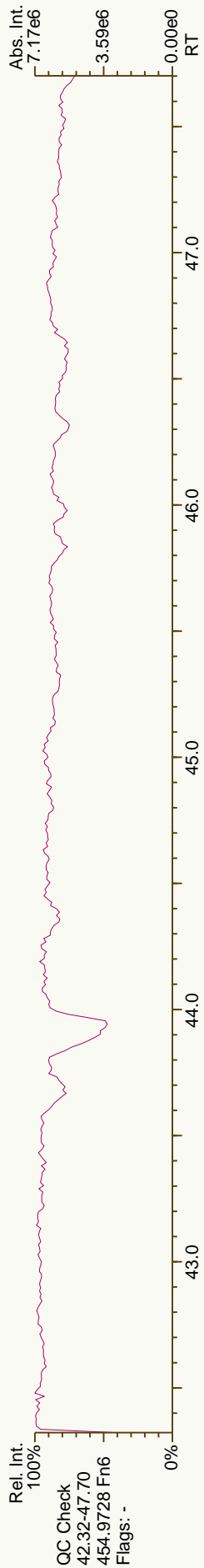
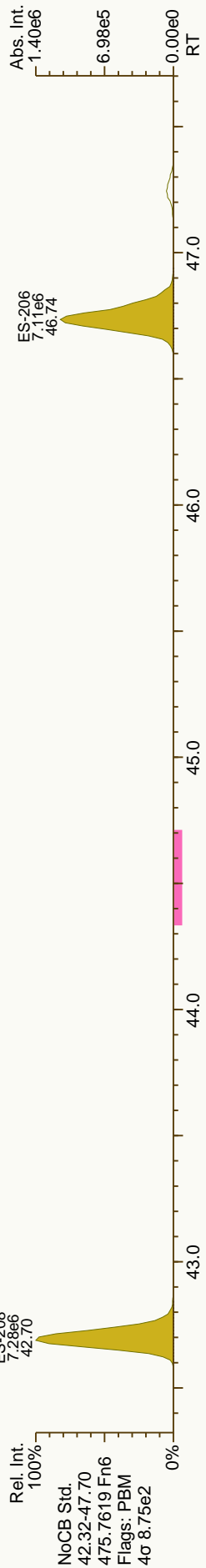
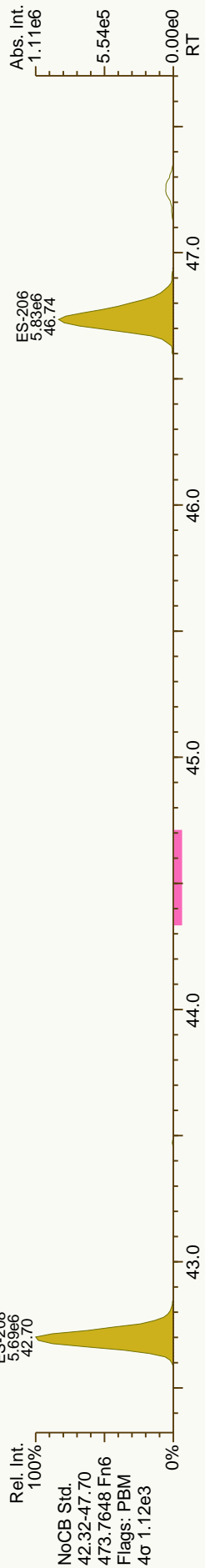




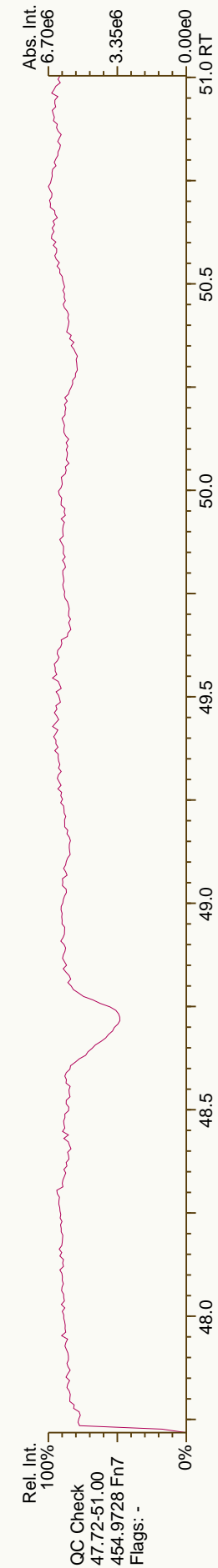
















Results of JW-EA08-SS131-120507

Client Sample ID: **JW-EA08-SS131-120507**
 Client Project ID: **Jeld-Wen Surface Sediments**
 Lab Sample ID: 31203249012-A
 Lab Project ID: 31203249

Collection Date: 05/07/2012 11:15
 Received Date: 05/09/2012 10:15
 Matrix: Soil-Solid as dry weight
 Solids (%): 60.10

Results by EPA 1613B

Parameter	Result	EMPC	Qual	DL	LOQ/CL	Units	RT	Ratio
2,3,7,8-TCDD		0.492	J	0.0614	0.499	pg/g	27.55	0.66*
1,2,3,7,8-PeCDD	2.10		J	0.0756	2.49	pg/g	33.84	1.45
1,2,3,4,7,8-HxCDD	3.59			0.109	2.49	pg/g	38.48	1.31
1,2,3,6,7,8-HxCDD	42.8			0.115	2.49	pg/g	38.62	1.25
1,2,3,7,8,9-HxCDD	15.1			0.113	2.49	pg/g	38.96	1.26
1,2,3,4,6,7,8-HpCDD	467			0.579	2.49	pg/g	42.64	1.06
OCDD	3630			0.111	4.99	pg/g	46.39	0.90
2,3,7,8-TCDF	2.96			0.0420	0.499	pg/g	26.56	0.77
2,3,7,8-TCDF [confirm]	2.59			0.0752	1.66	pg/g	21.00	0.83
1,2,3,7,8-PeCDF	1.57		J	0.0745	2.49	pg/g	32.10	1.57
2,3,4,7,8-PeCDF	3.49			0.0686	2.49	pg/g	33.44	1.40
1,2,3,4,7,8-HxCDF	5.14			0.129	2.49	pg/g	37.32	1.25
1,2,3,6,7,8-HxCDF	3.54			0.120	2.49	pg/g	37.48	1.24
2,3,4,6,7,8-HxCDF	5.38			0.107	2.49	pg/g	38.26	1.25
1,2,3,7,8,9-HxCDF	ND		U	0.157	2.49	pg/g		
1,2,3,4,6,7,8-HpCDF	101			0.175	2.49	pg/g	41.37	1.02
1,2,3,4,7,8,9-HpCDF	4.69			0.205	2.49	pg/g	43.24	1.01
OCDF	143			0.0670	4.99	pg/g	46.63	0.90
Total TCDD	28.5	29.3		0.0614	0.499	pg/g		
Total TCDF	36.0	36.9		0.0420	0.499	pg/g		
Total PeCDD	28.4	28.8		0.0756	2.49	pg/g		
Total PeCDF	43.2	43.9		0.0715	2.49	pg/g		
Total HxCDD	294			0.112	2.49	pg/g		
Total HxCDF	146			0.126	2.49	pg/g		
Total HpCDD	894			0.579	2.49	pg/g		
Total HpCDF	298			0.188	2.49	pg/g		

World Health Organization Summary

	Units	ND=0	ND=1/2	ND=DL
WHO-2005 TEQ	pg/g	17.9	17.9	17.9
WHO-2005 TEQ w/EMPC	pg/g	18.4	18.4	18.4

Results of JW-EA08-SS131-120507

Client Sample ID: **JW-EA08-SS131-120507**
 Client Project ID: **Jeld-Wen Surface Sediments**
 Lab Sample ID: 31203249012-A
 Lab Project ID: 31203249

Collection Date: 05/07/2012 11:15
 Received Date: 05/09/2012 10:15
 Matrix: Soil-Solid as dry weight
 Solids (%): 60.10

Results by EPA 1613B

<u>Parameter</u>	<u>Result</u>	<u>EMPC</u>	<u>Qual</u>	<u>DL</u>	<u>LOQ/CL</u>	<u>Units</u>	<u>RT</u>	<u>Ratio</u>
Labeled Standards								
13C-2378-TCDD	115				25.0-164	%		
13C-12378-PeCDD	108				25.0-181	%		
13C-123478-HxCDD	94.0				32.0-141	%		
13C-123678-HxCDD	85.0				28.0-130	%		
13C-1234678-HpCDD	105				23.0-140	%		
13C-OCDD	98.0				17.0-157	%		
13C-2378-TCDF	112				24.0-169	%		
13C-12378-PeCDF	102				24.0-185	%		
13C-23478-PeCDF	102				21.0-178	%		
13C-123478-HxCDF	95.0				26.0-152	%		
13C-123678-HxCDF	102				26.0-123	%		
13C-234678-HxCDF	106				29.0-147	%		
13C-123789-HxCDF	95.0				28.0-136	%		
13C-1234678-HpCDF	96.0				28.0-143	%		
13C-1234789-HpCDF	105				26.0-138	%		
37Cl-2378-TCDD	133				35.0-197	%		

Batch Information

Analytical Batch: **HRD1902**
 Analytical Method: **EPA 1613B**
 Instrument: **APHRMS**
 Analyst: **MDC**
 Analytical Date/Time: **10/20/2012 06:09**

Prep Batch: **HXX1802**
 Prep Method: **EPA 1613 PREP S/D/T**
 Prep Date/Time: **10/10/2012 09:35**
 Prep Initial Wt./Vol.: **16.67 g**
 Prep Extract Vol: **20 uL**

Analytical Batch: **HRD1912**
 Analytical Method: **EPA 1613B**
 Instrument: **HRMS3**
 Analyst: **JHL**
 Analytical Date/Time: **10/31/2012 22:24**

Prep Batch: **HXX1802**
 Prep Method: **EPA 1613 PREP S/D/T**
 Prep Date/Time: **10/10/2012 09:35**
 Prep Initial Wt./Vol.: **16.67 g**
 Prep Extract Vol: **20 uL**

Lab ID: A4722_10216_DF_012
 Client ID: JW-EA08-SS131-120507
 Datafile: 121019P2-07



Acq'd: 20 Oct 2012 06:09 MDC
 UTP: 20-Oct-2012 12:55 MDC
 Report: 21 Oct 2012 10:28 MC

Wt/Vol: 10.02 g
 J-level: 0.499 pg/g Split: 1
 Stds (pg): JS: 2000 ES: 2000 CS/SS: 2000, 400 (37Cl)
 ICAL: 1613_SGS
 Checkcode: 040-828-BBK

WV#	Name	Act RT	QC	Pred. RRT	Act. RRT	ΔSecs	Response	Ra	OK	RRF	Conc.	Noise	DL
27.55	2378-TCDD	1.0009	1.0010	+0.2	1.21E+05	0.66	N	1.08	0.492	1303	0.0614		
33.84	2378-PeCDD	1.0006	1.0006	0	4.02E+05	1.45	Y	1.07	2.1	1435	0.0756		
38.48	23478-HxCDD	1.0004	1.0004	0	5.63E+05	1.31	Y	1.05	3.59	1717	0.109		
38.62	123678-HxCDD	1.0039	1.0039	0	6.40E+06	1.25	Y	0.98	42.8	1717	0.115		
38.96	123789-HxCDD	1.0129	1.0129	0	2.30E+06	1.26	Y	1.01	15.1	1717	0.113		
42.64	1234678-HpCDD	1.0005	1.0003	-0.5	7.15E+07	1.06	Y	1.09	467	9464	0.579		
46.39	OCDD	1.0005	1.0003	-0.6	4.15E+08	0.90	Y	1.11	3.630	1191	0.111		
26.56	2378-TCDF	1.0009	1.0009	0	1.06E+06	0.77	Y	0.98	2.96	1247	0.042		
32.10	12378-PeCDF	1.0007	1.0005	-0.4	4.49E+05	1.57	Y	0.99	1.57	1957	0.0746		
33.44	23478-PeCDF	1.0006	1.0010	+0.8	1.01E+06	1.40	Y	1.02	3.49	1957	0.0686		
37.32	123478-HxCDF	1.0006	1.0005	-0.2	1.24E+06	1.25	Y	1.19	5.14	3173	0.129		
37.48	123678-HxCDF	1.0005	1.0005	0	9.87E+05	1.24	Y	1.16	3.54	3173	0.12		
38.26	234678-HxCDF	1.0006	1.0003	-0.7	1.51E+06	1.25	Y	1.18	5.38	3173	0.107		
Not Fnd	123789-HxCDF	1.0005	-	-	-	-	-	1.09	-	3173	0.157		
41.37	1234678-HpCDF	1.0004	1.0003	-0.2	2.34E+07	1.02	Y	1.35	101	4177	0.175		
43.24	1234789-HpCDF	1.0004	1.0003	-0.3	9.09E+05	1.01	Y	1.34	4.69	4177	0.205		
46.63	OCDF	1.0057	1.0056	-0.3	2.06E+07	0.90	Y	1.40	143	904	0.0671		
27.53	ES 2378-TCDD	1.0281	1.0277	-0.6	4.54E+07	0.79	Y	1.04	115				
33.82	ES 12378-PeCDD	1.2639	1.2627	-1.9	3.56E+07	1.59	Y	0.87	108				
38.47	ES 123478-HxCDD	0.9876	0.9877	+0.2	2.98E+07	1.27	Y	0.94	94.4				
38.60	ES 123678-HxCDD	0.9910	0.9911	+0.2	3.04E+07	1.25	Y	1.06	85.2				
42.63	ES 1234678-HpCDD	1.0943	1.0945	+0.5	2.81E+07	1.07	Y	0.80	105				
46.37	ES OCDD	1.1907	1.1906	-0.2	4.12E+07	0.91	Y	0.63	97.5				
26.53	ES 2378-TCDF	0.9907	0.9906	-0.2	7.33E+07	0.80	Y	1.74	112				
32.09	ES 12378-PeCDF	1.1992	1.1980	-1.9	5.75E+07	1.55	Y	1.49	102				
33.41	ES 23478-PeCDF	1.2484	1.2472	-1.9	5.70E+07	1.57	Y	1.48	102				
37.30	ES 123478-HxCDF	0.9577	0.9577	0	4.06E+07	0.53	Y	1.27	95				
37.47	ES 123678-HxCDF	0.9619	0.9620	+0.2	4.81E+07	0.53	Y	1.41	102				
38.25	ES 234678-HpCDF	0.9821	0.9821	0	4.76E+07	0.52	Y	1.34	106				
39.37	ES 123789-HxCDF	1.0108	1.0107	-0.2	3.84E+07	0.52	Y	1.20	95				
41.36	ES 1234678-HpCDF	1.0618	1.0619	+0.2	3.41E+07	0.44	Y	1.06	95.9				
43.23	ES 1234789-HpCDF	1.1100	1.1100	0	2.90E+07	0.44	Y	0.82	105				

Lab ID: A4722_10216_DF_012 Acq'd: 20 Oct 2012 06:09 MDC Wt/Vol: 10.02 g ICAL: 1613_SGS
 Client ID: JW-EA08-SS131-120507 UTP: 20-Oct-2012 12:55 MDC J-level: 0.499 pg/g Split: 1 Checkcode: 040-828-BBK
 Datafile: 121019P2-07 Report: 21 Oct 2012 10:28 MC Stds (pg): JS: 2000 ES: 2000 CS/SS: 2000, 400 (37C)

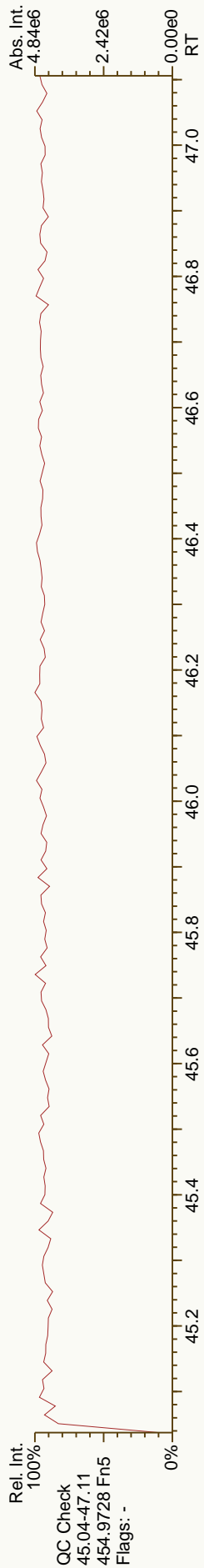
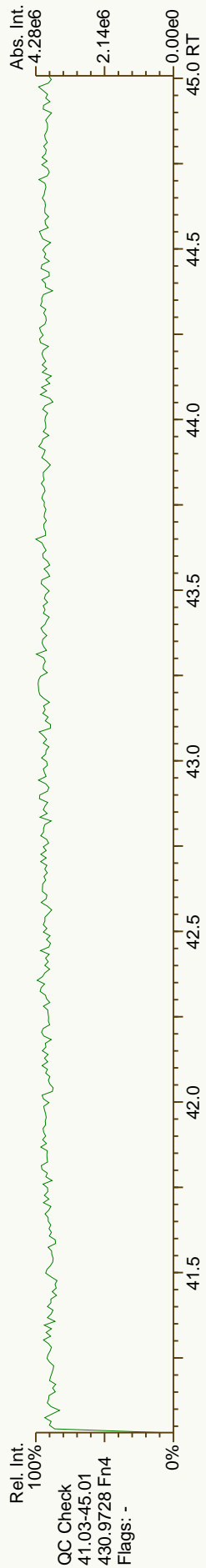
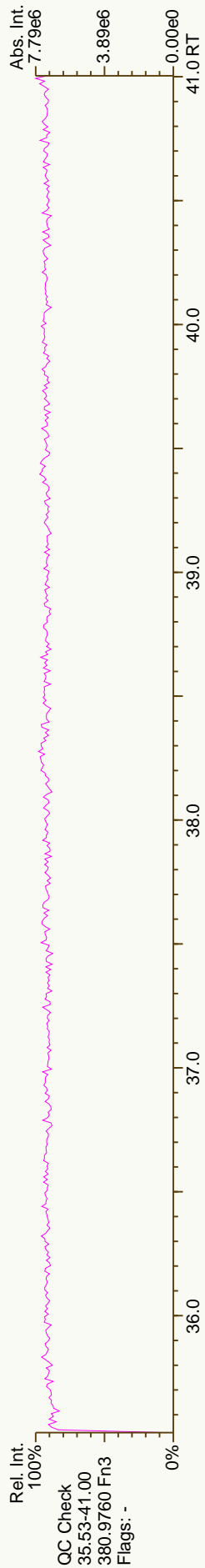
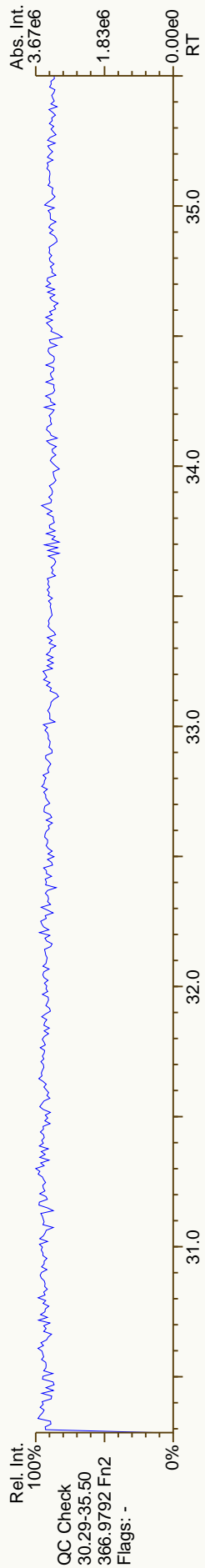
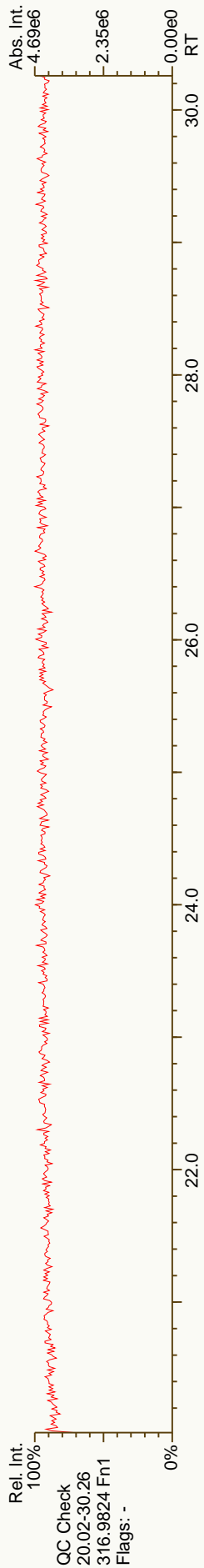
WV#	Name	Act RT	QC	Pred. RRT	Act. RRT	ΔSecs	Response	Ra	OK	RRF	Conc.	Noise	DL
1	TCDD	23.44		0.8504	0.8514	+1.7	2.34E+06	0.79	Y	1.08	9.49	1303	0.0614
2	TCDD	23.84		0.8649	0.8659	+1.7	1.65E+06	0.81	Y	1.08	6.72	1303	0.0614
3	TCDD	24.31		0.8835	0.8832	-0.5	8.96E+04	0.87	Y	1.08	0.364	1303	0.0614
4	TCDD	25.19		0.9152	0.9151	-0.2	6.69E+05	0.76	Y	1.08	2.72	1303	0.0614
	TCDD	25.45		0.9241	0.9246	+0.8	3.35E+05	0.80	Y	1.08	1.36	1303	0.0614
	TCDD	25.68		0.9327	0.9328	+0.2	4.73E+05	0.76	Y	1.08	1.92	1303	0.0614
	TCDD	25.90		0.9408	0.9409	+0.2	1.13E+05	0.77	Y	1.08	0.46	1303	0.0614
	TCDD	26.18		0.9512	0.9510	-0.3	3.91E+04	0.92	N	1.08	0.158	1303	0.0614
	TCDD	26.37		0.9580	0.9582	+0.3	1.12E+05	0.75	Y	1.08	0.456	1303	0.0614
	TCDD	26.80		0.9736	0.9738	+0.3	5.48E+05	0.81	Y	1.08	2.22	1303	0.0614
	TCDD	26.94		0.9785	0.9786	+0.2	2.53E+04	0.97	N	1.08	0.103	1303	0.0614
	TCDD	27.23		0.9884	0.9893	+1.5	4.99E+05	0.80	Y	1.08	2.03	1303	0.0614
	TCDD	27.39		0.9945	0.9950	+0.8	4.69E+04	0.75	Y	1.08	0.19	1303	0.0614
	2378-TCDD	27.55		1.0009	1.0010	+0.2	1.21E+05	0.66	N	1.08	0.492	1303	0.0614
	TCDD	27.94		1.0147	1.0149	+0.3	1.01E+05	0.72	Y	1.08	0.411	1303	0.0614
	TCDD	28.09		1.0206	1.0206	0	2.31E+04	0.85	Y	1.08	0.0937	1303	0.0614
	TCDD	28.68		1.0423	1.0419	-0.7	2.43E+04	0.79	Y	1.08	0.0987	1303	0.0614
	TCDD	30.89		0.9131	0.9133	+0.4	1.49E+06	1.54	Y	1.07	7.8	1435	0.0756
	TCDD	31.51		0.9319	0.9316	-0.6	1.58E+05	1.53	Y	1.07	0.826	1435	0.0756
	TCDD	32.16		0.9511	0.9510	-0.2	1.18E+06	1.56	Y	1.07	6.17	1435	0.0756
	TCDD	32.39		0.9576	0.9576	0	4.35E+05	1.60	Y	1.07	2.27	1435	0.0756
	TCDD	32.51		0.9611	0.9611	0	9.00E+05	1.58	Y	1.07	4.7	1435	0.0756
	TCDD	32.81		0.9703	0.9703	0	3.41E+05	1.46	Y	1.07	1.78	1435	0.0756
	TCDD	33.25		0.9829	0.9831	+0.4	4.13E+05	1.66	Y	1.07	2.16	1435	0.0756
	12378-PeCDD	33.84		1.0006	1.0006	0	4.02E+05	1.45	Y	1.07	2.1	1435	0.0756
	PeCDD	33.95		1.0039	1.0039	0	7.88E+04	1.29	N	1.07	0.411	1435	0.0756
	PeCDD	34.36		1.0161	1.0158	-0.6	1.14E+05	1.41	Y	1.07	0.597	1435	0.0756
	HxCDD	36.46		0.9479	0.9478	-0.2	8.30E+06	1.27	Y	1.01	54.3	1717	0.112
	HxCDD	37.24		0.9682	0.9681	-0.2	2.95E+06	1.24	Y	1.01	19.3	1717	0.112
	HxCDD	37.59		0.9771	0.9772	+0.2	2.28E+07	1.26	Y	1.01	149	1717	0.112
	HxCDD	37.74		0.9811	0.9812	+0.2	1.16E+06	1.26	Y	1.01	7.62	1717	0.112
	123478-HxCDD	38.48		1.0004	1.0004	0	5.63E+05	1.31	Y	1.05	3.59	1717	0.109
	123678-HxCDD	38.62		1.0039	1.0039	0	6.40E+06	1.25	Y	0.98	42.8	1717	0.115
	HxCDD	38.84		1.0097	1.0097	0	3.32E+05	1.26	Y	1.01	2.18	1717	0.112
	123789-HxCDD	38.96		1.0129	1.0129	0	2.30E+06	1.26	Y	1.01	15.1	1717	0.113




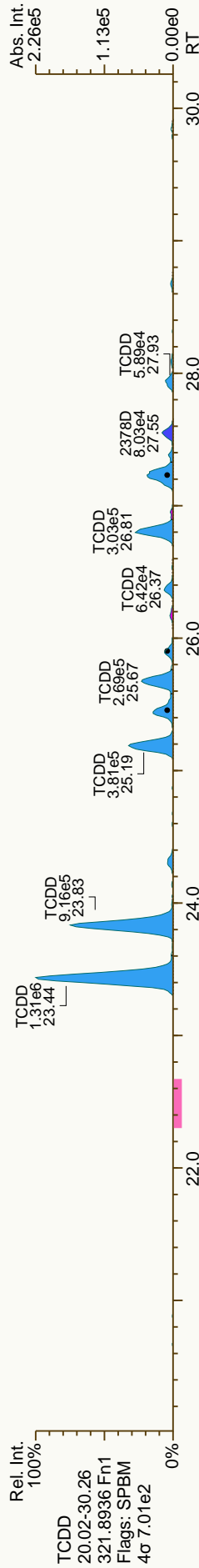
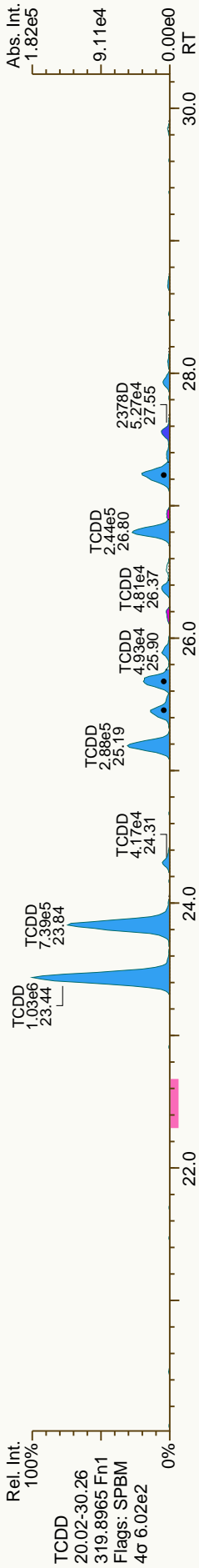
Lab ID: A4722_10216_DF_012 Acq'd: 20 Oct 2012 06:09 MDC Wt/Vol: 10.02 g ICAL: 1613_SGS
 Client ID: JW-EA08-SS131-120507 UTP: 20-Oct-2012 12:55 MDC J-level: 0.499 pg/g Split: 1 Checkcode: 040-828-BBK
 Datafile: 121019P2-07 Report: 21 Oct 2012 10:28 MC Stds (pg): JS: 2000 ES: 2000 CS/SS: 2000, 400 (37CI)

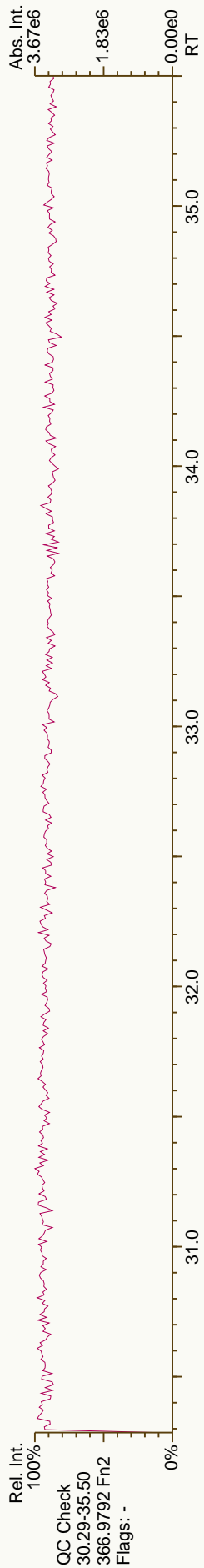
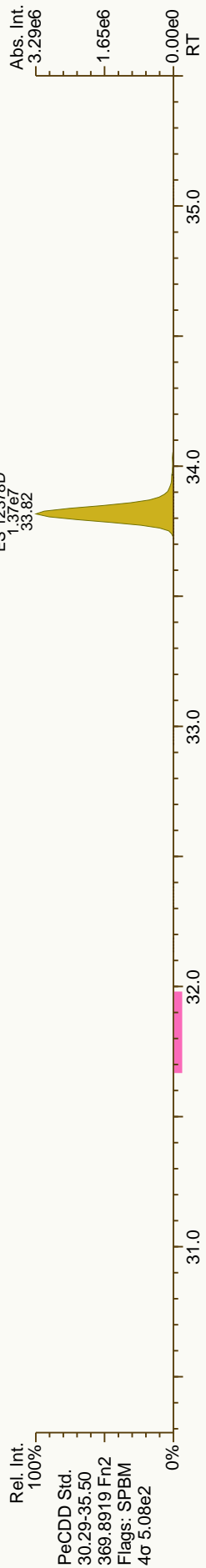
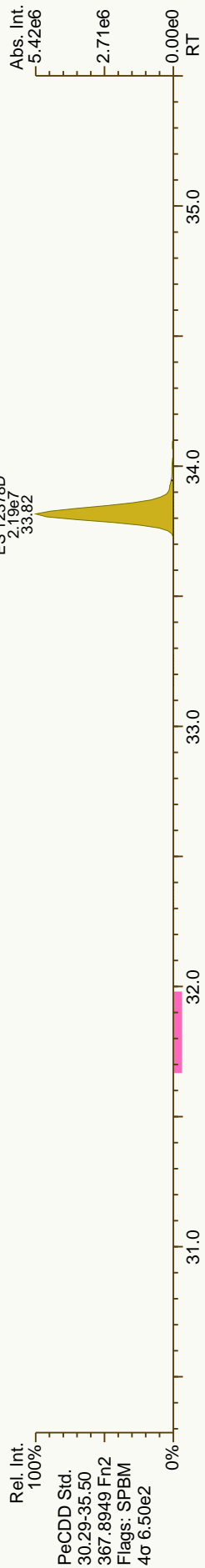

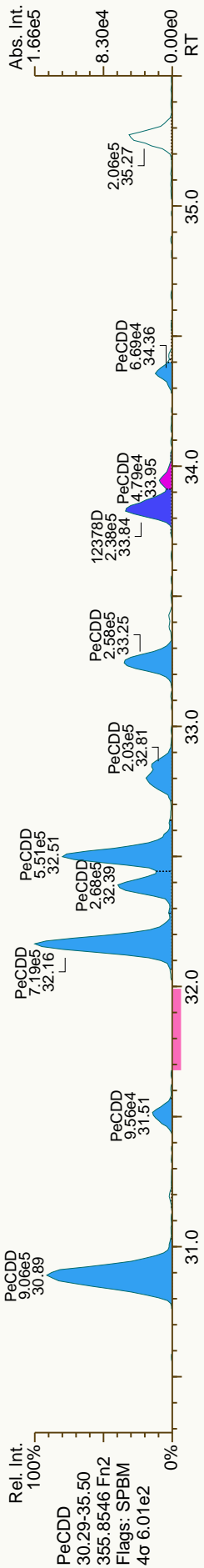
Name	Act RT	QC	Pred. RRT	Act. RRT	ΔSecs	Response	Ra	OK	RRF	Conc.	Noise	DL
HP-CDD	41.74		0.9793	0.9791	-0.5	6.54E+07	1.05	Y	1.09	427	9464	0.579
234678-HP-CDD	42.64		1.0005	1.0003	-0.5	7.15E+07	1.06	Y	1.09	467	9464	0.579
OCDD	46.39		1.0005	1.0003	-0.6	4.15E+08	0.90	Y	1.11	3,630	1191	0.111
OCDD-a	46.38		1.0001	1.0002	+0.3	2.45E+07	2.52	Y	1.00	237	1662	0.172
TCDF	21.22		0.7983	0.7999	+2.5	4.99E+05	0.77	Y	0.98	1.39	1247	0.042
TCDF	21.79		0.8218	0.8212	-1.0	3.24E+05	0.70	Y	0.98	0.905	1247	0.042
TCDF	22.44		0.8463	0.8459	-0.6	1.33E+06	0.77	Y	0.98	3.71	1247	0.042
TCDF	22.84		0.8625	0.8609	-2.5	1.78E+05	0.82	Y	0.98	0.496	1247	0.042
TCDF	23.00		0.8677	0.8670	-1.1	1.49E+06	0.78	Y	0.98	4.14	1247	0.042
TCDF	23.29		0.8787	0.8779	-1.3	1.99E+05	0.76	Y	0.98	0.555	1247	0.042
TCDF	23.43		0.8840	0.8831	-1.4	9.44E+05	0.78	Y	0.98	2.63	1247	0.042
TCDF	23.87		0.8998	0.8997	-0.2	8.00E+05	0.79	Y	0.98	2.23	1247	0.042
TCDF	24.01		0.9054	0.9050	-0.6	2.08E+05	0.85	Y	0.98	0.58	1247	0.042
TCDF	24.20		0.9125	0.9120	-0.8	4.49E+05	0.80	Y	0.98	1.25	1247	0.042
TCDF	24.62		0.9279	0.9278	-0.2	2.45E+05	0.78	Y	0.98	0.685	1247	0.042
TCDF	24.76		0.9334	0.9332	-0.3	4.11E+05	0.87	Y	0.98	1.15	1247	0.042
TCDF	24.93		0.9381	0.9397	+2.5	1.02E+06	0.78	Y	0.98	2.84	1247	0.042
TCDF	25.05		0.9439	0.9442	+0.5	6.06E+05	0.83	Y	0.98	1.69	1247	0.042
TCDF	25.55		0.9630	0.9629	-0.2	9.42E+05	0.81	Y	0.98	2.63	1247	0.042
TCDF	25.66		0.9674	0.9673	-0.2	4.07E+04	0.91	N	0.98	0.113	1247	0.042
TCDF	25.86		0.9746	0.9746	0	3.13E+05	0.70	Y	0.98	0.874	1247	0.042
TCDF	26.07		0.9829	0.9827	-0.3	2.26E+05	0.82	Y	0.98	0.629	1247	0.042
TCDF	26.31		0.9916	0.9915	-0.2	3.64E+05	0.78	Y	0.98	1.02	1247	0.042
TCDF	26.44		0.9963	0.9965	+0.3	2.94E+05	0.80	Y	0.98	0.821	1247	0.042
2378-TCDF	26.56		1.0009	1.0009	0	1.06E+06	0.77	Y	0.98	2.96	1247	0.042
TCDF	26.97		1.0166	1.0166	0	9.22E+05	0.79	Y	0.98	2.57	1247	0.042
TCDF	27.25		1.0274	1.0271	-0.5	5.14E+04	0.66	Y	0.98	0.143	1247	0.042
TCDF	27.55		1.0390	1.0384	-1.0	3.57E+04	0.69	Y	0.98	0.0995	1247	0.042
TCDF	28.86		1.0886	1.0877	-1.4	2.98E+05	0.91	N	0.98	0.831	1247	0.042
PeCDF	28.85		0.8975	0.8990	+2.9	5.75E+06	1.64	Y	1.00	20	1412	0.0516
PeCDF	30.62		0.9542	0.9543	+0.2	4.97E+05	1.40	Y	1.00	1.73	1957	0.0715
PeCDF	30.80		0.9587	0.9600	+2.5	2.44E+06	1.50	Y	1.00	8.5	1957	0.0715
PeCDF	30.92		0.9636	0.9636	0	2.05E+05	1.62	Y	1.00	0.711	1957	0.0715
PeCDF	31.03		0.9671	0.9669	-0.4	6.20E+04	1.83	N	1.00	0.216	1957	0.0715
PeCDF	31.31		0.9760	0.9758	-0.4	8.88E+04	1.07	N	1.00	0.309	1957	0.0715
PeCDF	31.48		0.9810	0.9810	0	3.20E+04	1.11	N	1.00	0.111	1957	0.0715

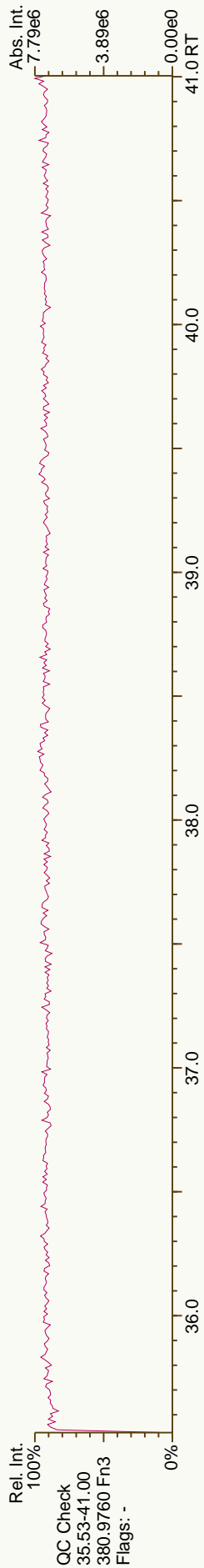
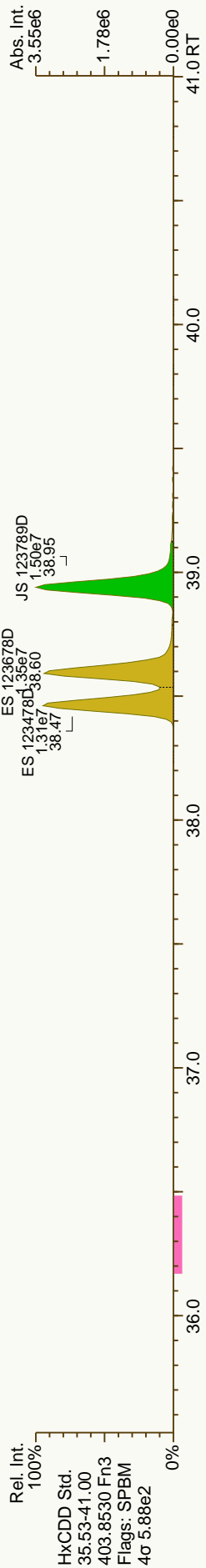
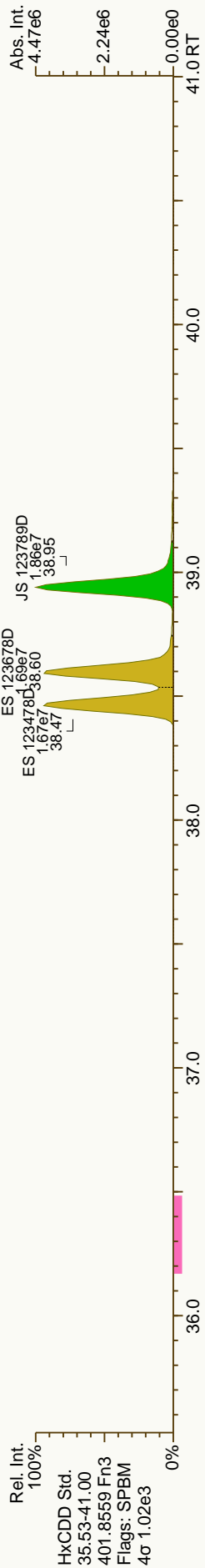
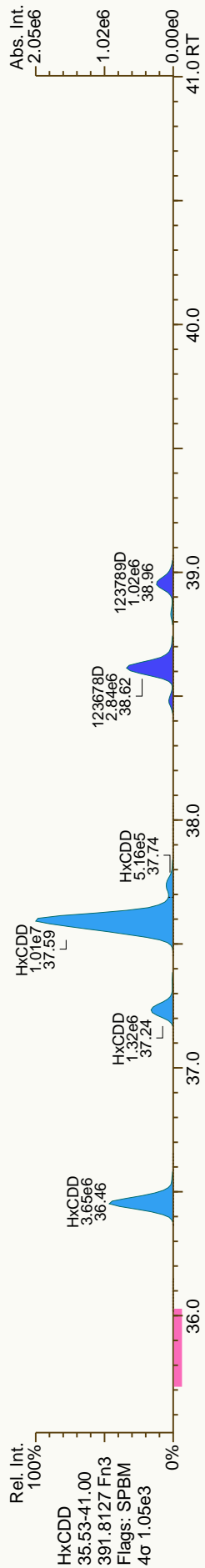
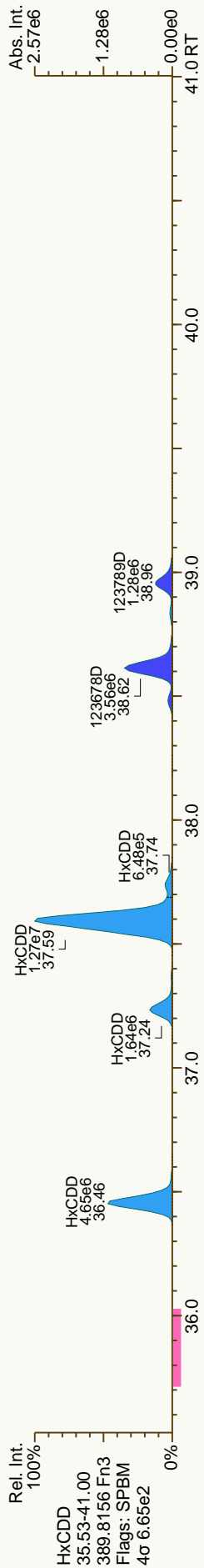
Lab ID: A4722_10216_DF_012 Acq'd: 20 Oct 2012 06:09 MDC Wt/Vol: 10.02 g ICAL: 1613_SGS
 Client ID: JW-EA08-SS131-120507 UTP: 20-Oct-2012 12:55 MDC J-level: 0.499 pg/g Split: 1 Checkcode: 040-828-BBK
 Datafile: 121019P2-07 Report: 21 Oct 2012 10:28 MC Stds (pg): JS: 2000 ES: 2000 CS/SS: 2000, 400 (37C1)

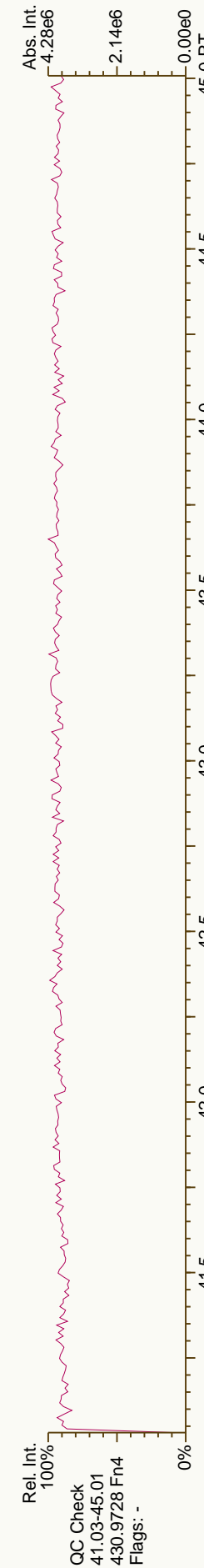
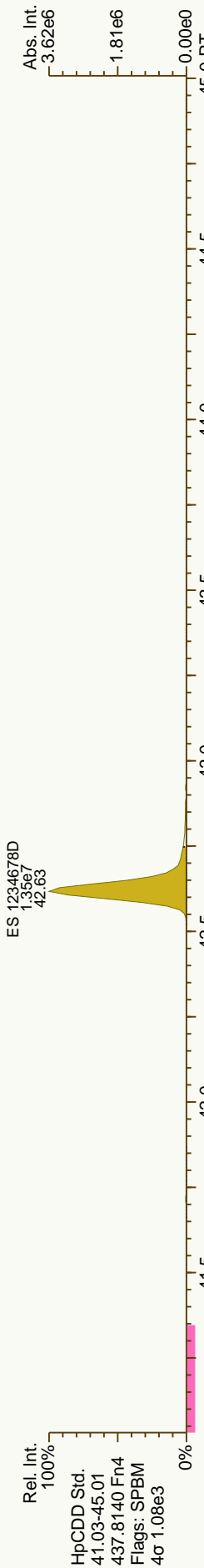
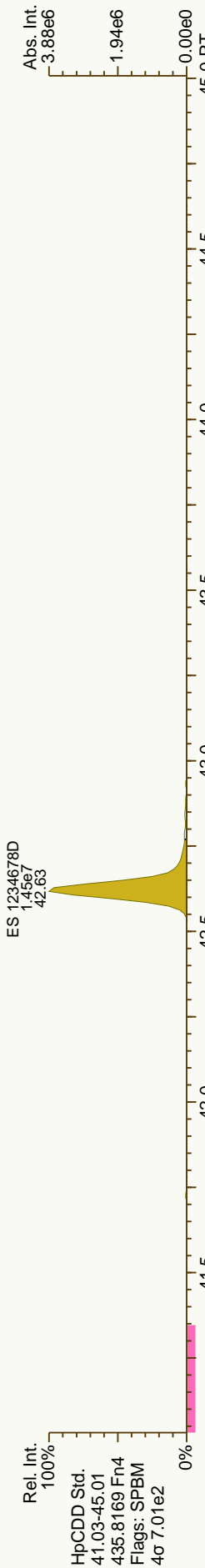
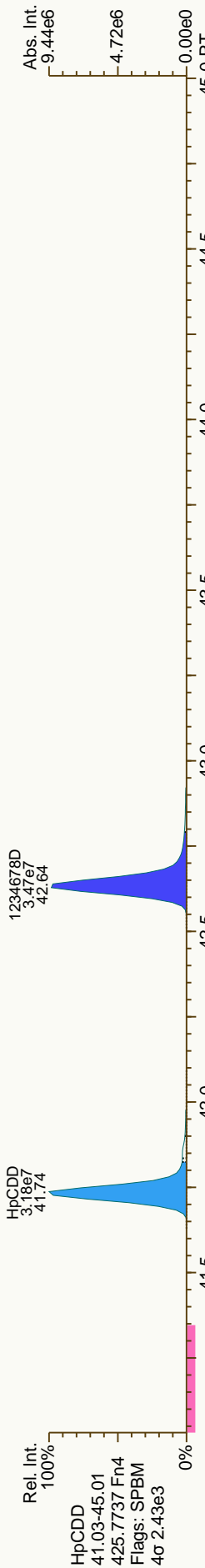
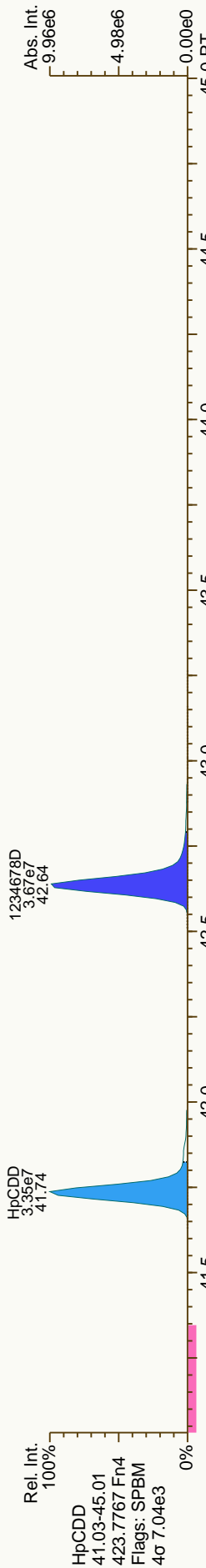
Comp #	Name	Act RT	QC	Pred. RRT	Act. RRT	ΔSecs	Response	Ra	OK	RRF	Conc.	Noise	DL
1	PeCDF	31.58		0.9847	0.9843	-0.8	8.31E+05	1.56	Y	1.00	2.89	1957	0.0715
2	PeCDF	31.66		0.9870	0.9868	-0.4	1.74E+05	1.49	Y	1.00	0.605	1957	0.0715
3	PeCDF	31.86		0.9930	0.9929	-0.2	1.92E+05	1.75	Y	1.00	0.667	1957	0.0715
4	12378-PeCDF	32.10		1.0007	1.0005	-0.4	4.49E+05	1.57	Y	0.99	1.57	1957	0.0746
	PeCDF	32.45		1.0113	1.0112	-0.2	5.55E+05	1.59	Y	1.00	1.93	1957	0.0715
	PeCDF	32.63		1.0169	1.0170	+0.2	3.80E+04	1.58	Y	1.00	0.132	1957	0.0715
	PeCDF	33.12		0.9917	0.9915	-0.4	3.07E+04	1.99	N	1.00	0.107	1957	0.0715
	PeCDF	33.28		0.9962	0.9961	-0.2	2.27E+05	1.41	Y	1.00	0.789	1957	0.0715
	23478-PeCDF	33.44		1.0006	1.0010	+0.8	1.01E+06	1.40	Y	1.02	3.49	1957	0.0686
	PeCDF	NotFnd		0.0000						1.02	0		0
	PeCDF	NotFnd		1.0023						1.00	1957		0.0715
	PeCDF	NotFnd		1.0120						1.00	1957		0.0715
	PeCDF	34.70		1.0389	1.0387	-0.4	5.73E+04	1.71	Y	1.00	0.199	1957	0.0715
	HxCDF	35.67		0.9565	0.9563	-0.4	4.04E+06	1.22	Y	1.15	16	3173	0.126
	HxCDF	35.90		0.9627	0.9626	-0.2	1.22E+07	1.26	Y	1.15	48.6	3173	0.126
	NotFnd	NotFnd		0.9700						1.15		3173	0.126
	HxCDF	36.41		0.9762	0.9762	0	2.30E+05	1.20	Y	1.15	0.911	3173	0.126
	HxCDF	36.68		0.9833	0.9833	0	1.61E+07	1.26	Y	1.15	63.9	3173	0.126
	HxCDF	37.17		0.9968	0.9966	-0.4	2.21E+05	1.28	Y	1.15	0.876	3173	0.126
	123478-HxCDF	37.32		1.0006	1.0005	-0.2	1.24E+06	1.25	Y	1.19	5.14	3173	0.129
	123678-HxCDF	37.48		1.0005	1.0005	0	9.87E+05	1.24	Y	1.16	3.54	3173	0.12
	HxCDF	NotFnd		1.0055						1.15		3173	0.126
	HxCDF	37.85		1.0102	1.0102	0	6.84E+04	1.34	Y	1.15	0.271	3173	0.126
	HxCDF	NotFnd		0.9933						1.15		3173	0.126
	234678-HxCDF	38.26		1.0006	1.0003	-0.7	1.51E+06	1.25	Y	1.18	5.38	3173	0.107
	HxCDF	NotFnd		0.0000						1.18	0		0
	HxCDF	NotFnd		1.0009						1.15	3173		0.126
	123789-HxCDF	NotFnd		1.0005						1.09	3173		0.157
	HxCDF	NotFnd		0.0000						1.09	0		0
	123489-HxCDF	39.41		1.0013	1.0012	-0.2	3.96E+05	1.30	Y	1.15	1.57	3173	0.126
	1234678-HpCDF	41.37		1.0004	1.0003	-0.2	2.34E+07	1.02	Y	1.35	101	4177	0.175
	HpCDF	41.73		1.0091	1.0090	-0.2	4.00E+05	1.17	Y	1.34	1.89	4177	0.188
	HpCDF	41.91		1.0140	1.0135	-1.2	4.03E+07	1.02	Y	1.34	190	4177	0.188
	1234789-HpCDF	43.24		1.0004	1.0003	-0.3	9.09E+05	1.01	Y	1.34	4.69	4177	0.205
	OCDF	46.63		1.0057	1.0056	-0.3	2.06E+07	0.90	Y	1.40	143	904	0.0671
	OCDF-a	46.62		1.0053	1.0054	+0.3	1.28E+06	2.24	Y	1.00	12.4	768	0.0795

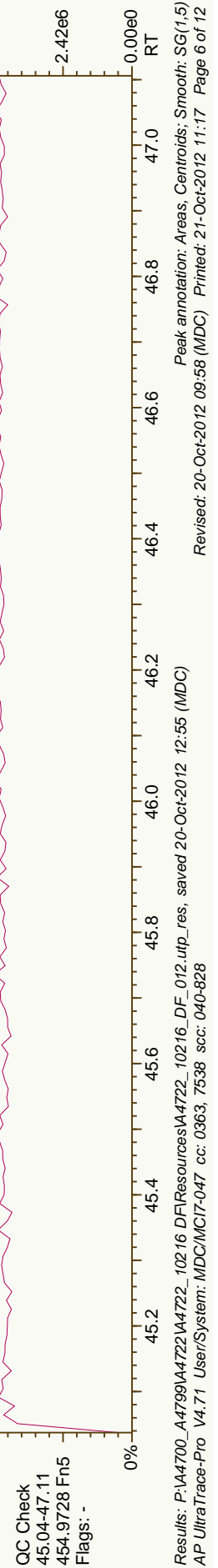
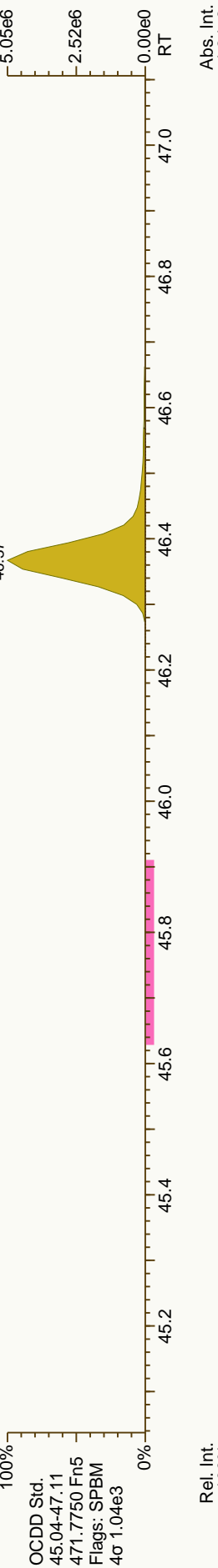

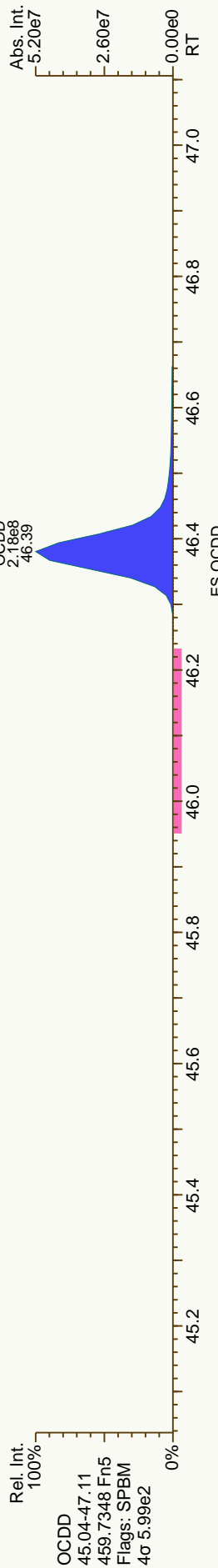
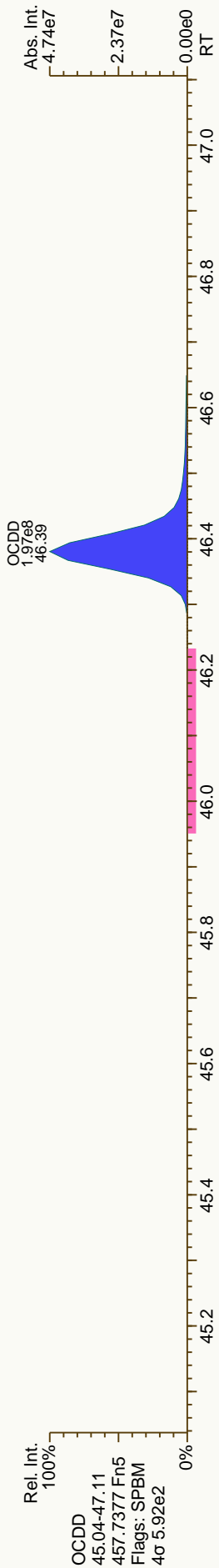


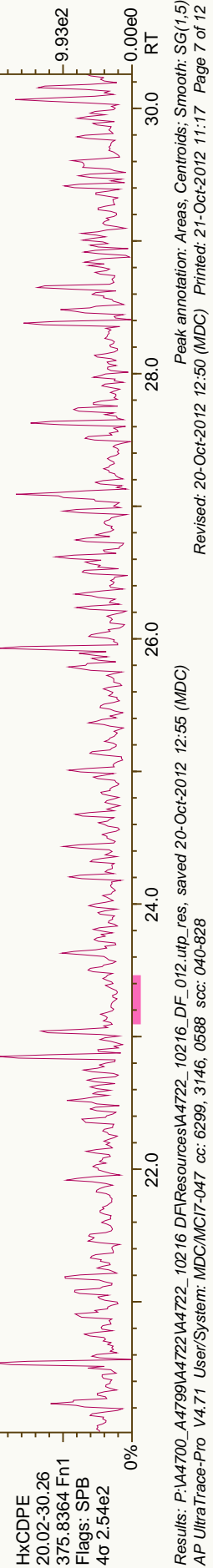
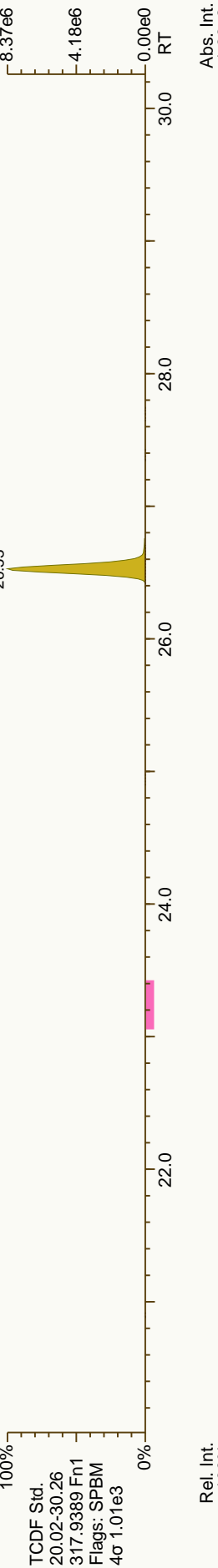
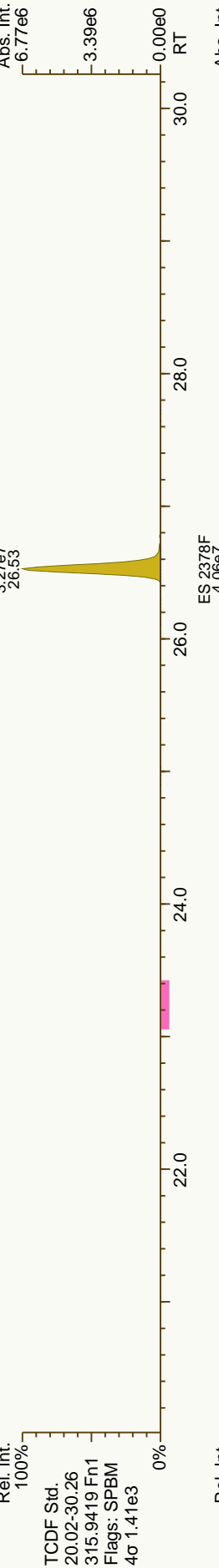
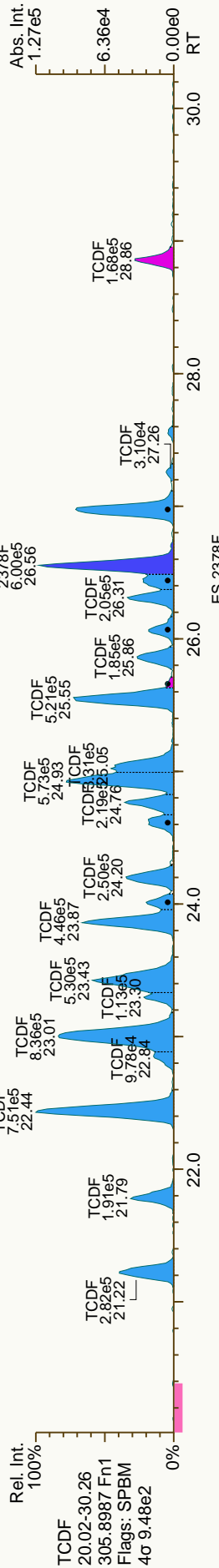
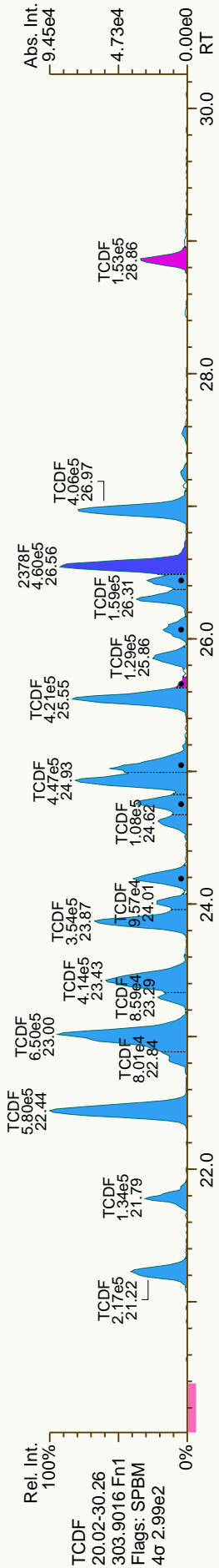


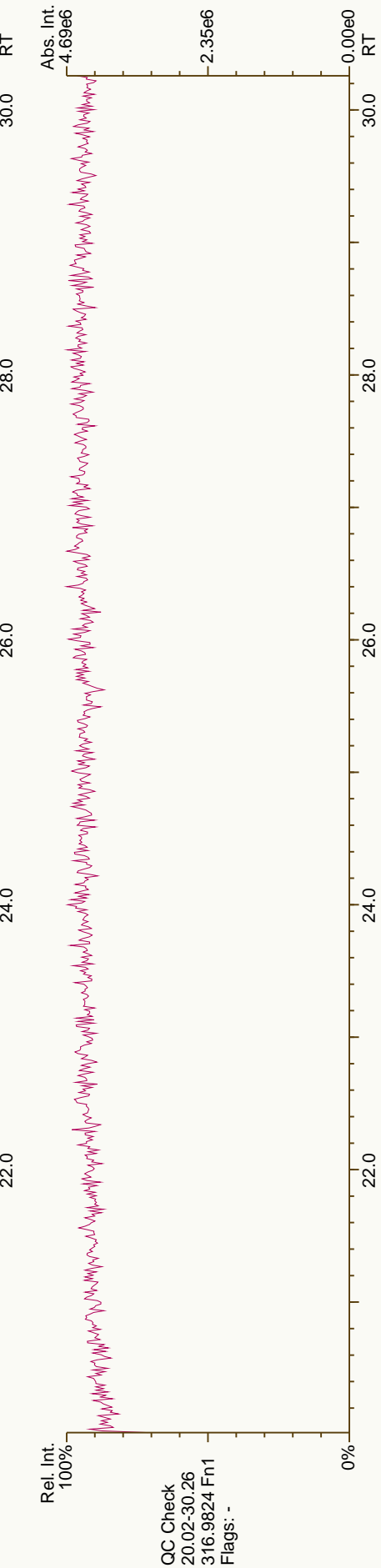
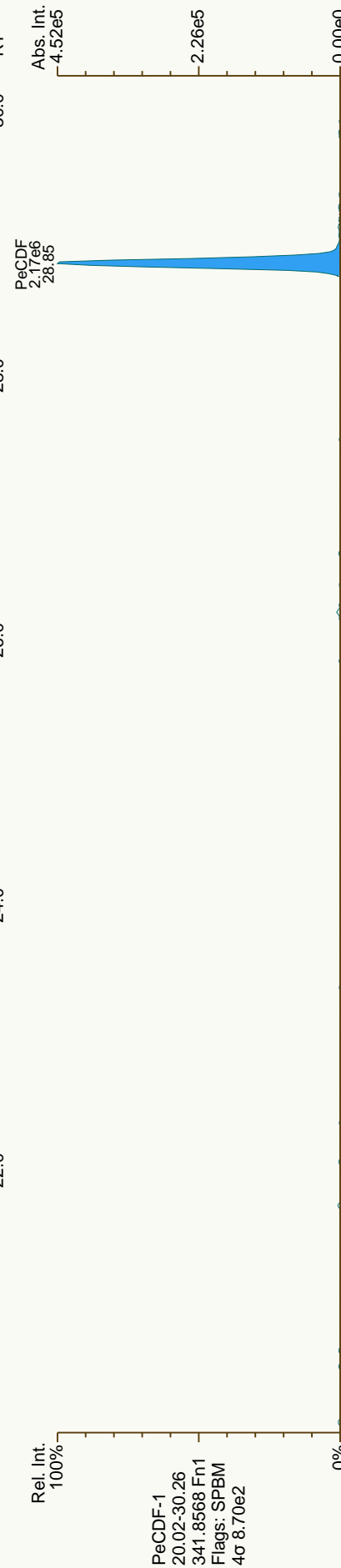



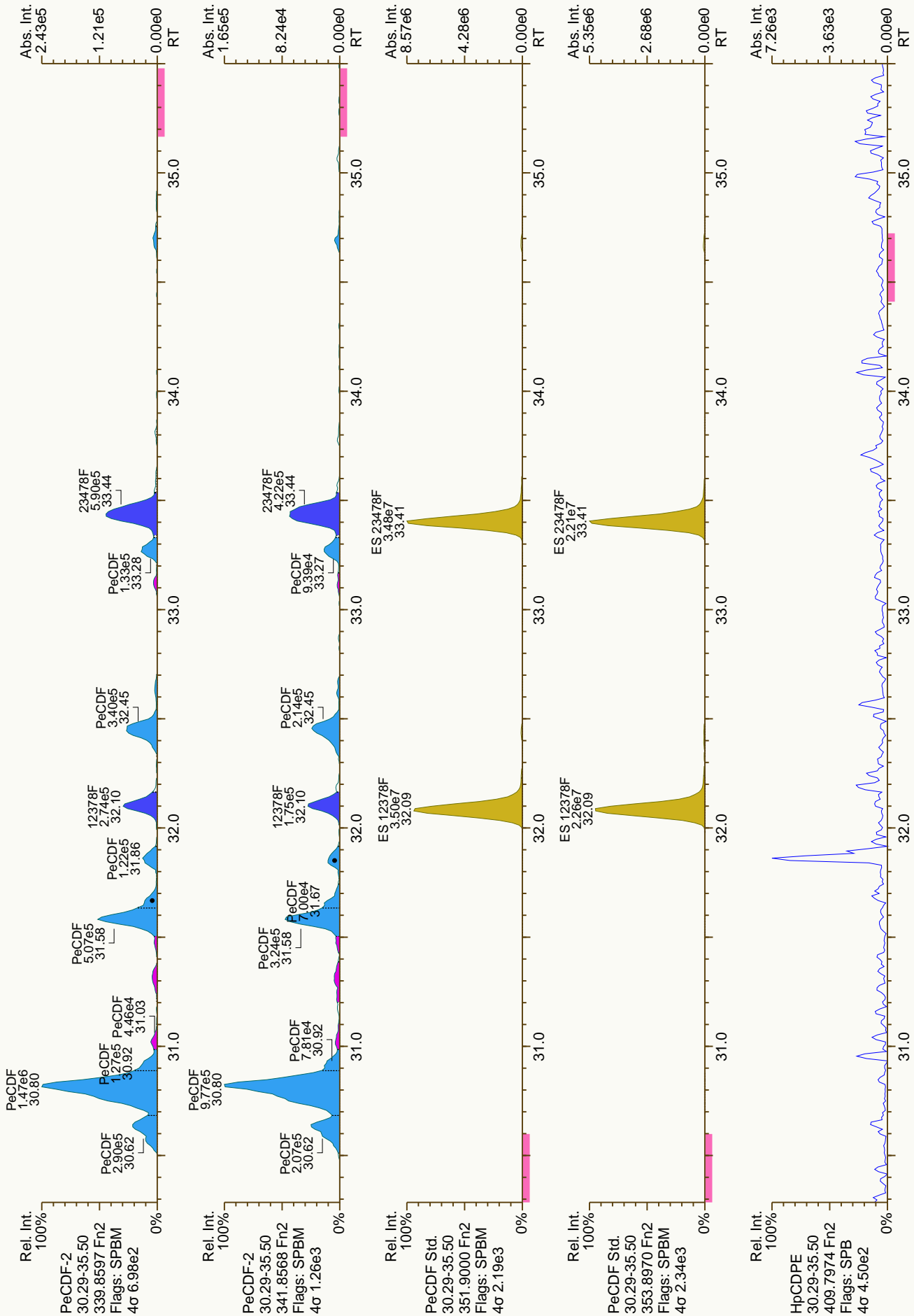


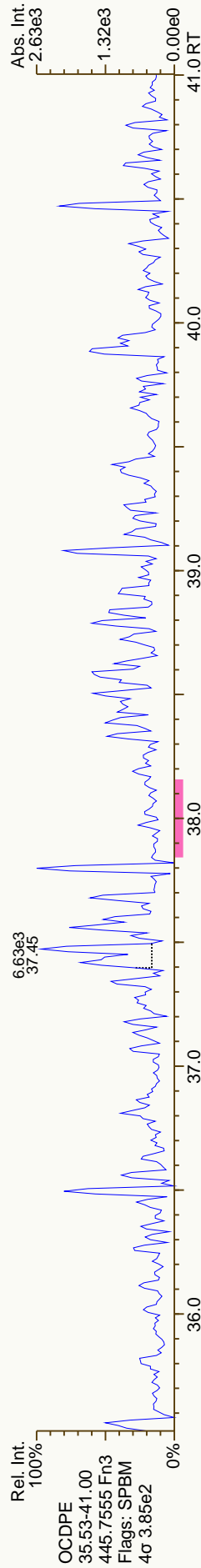
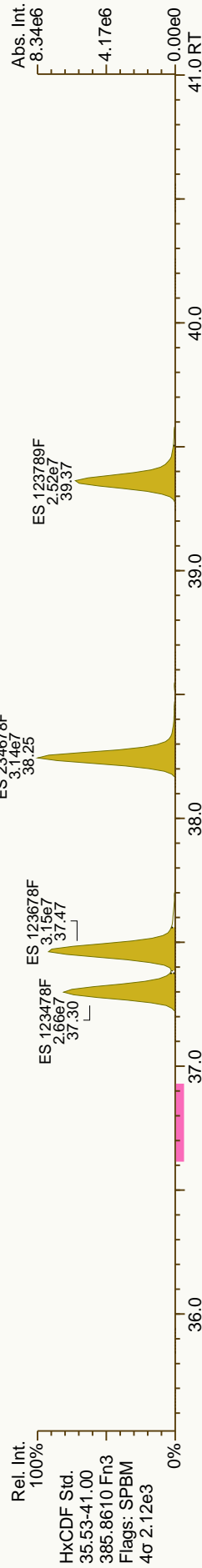
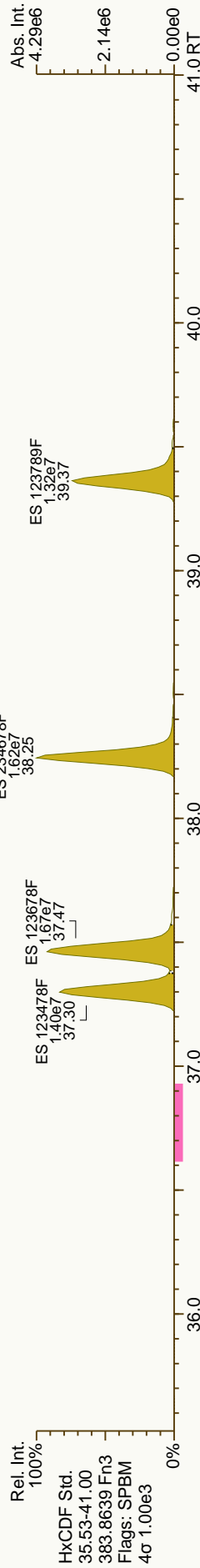
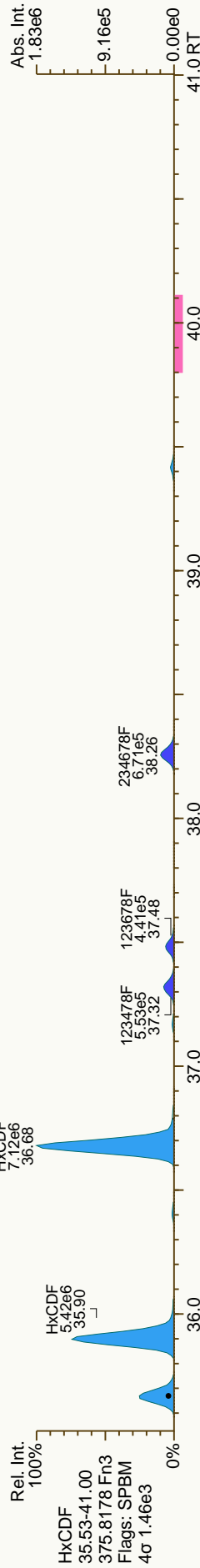
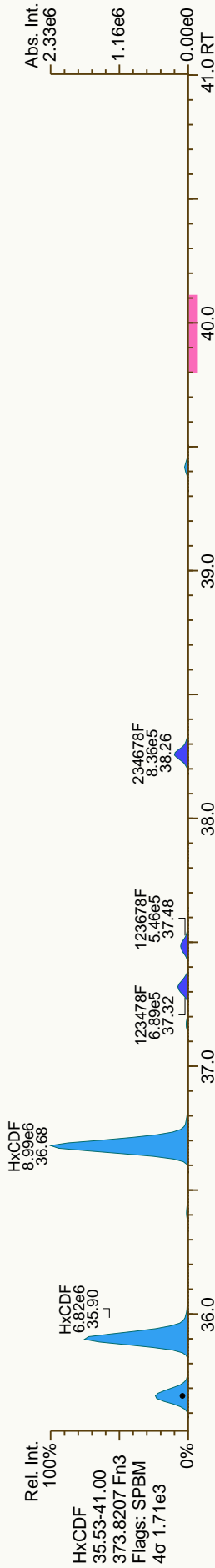


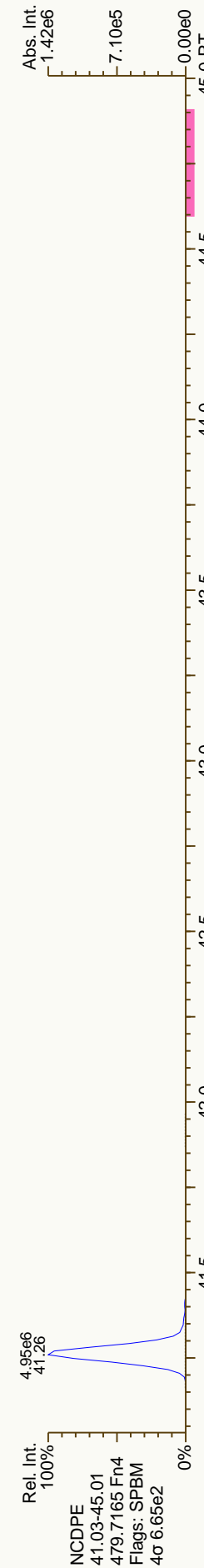
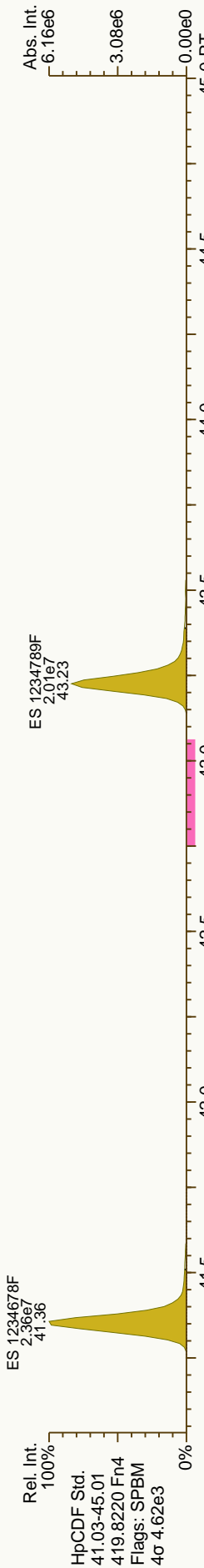
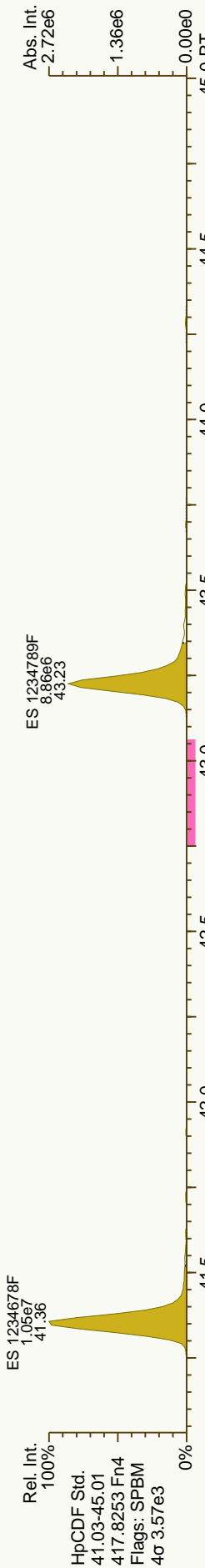
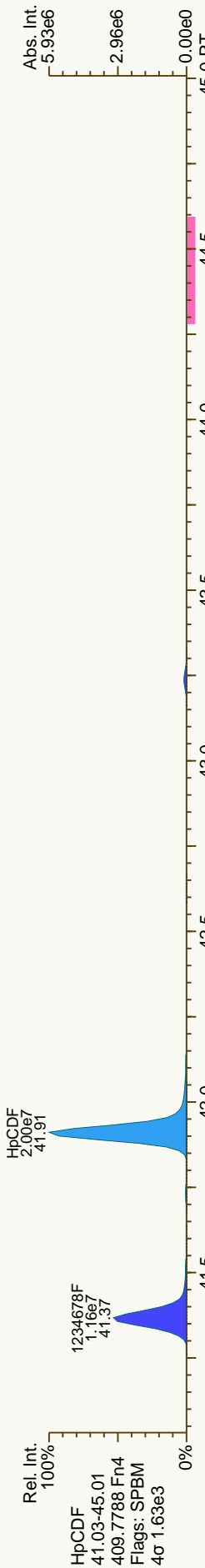
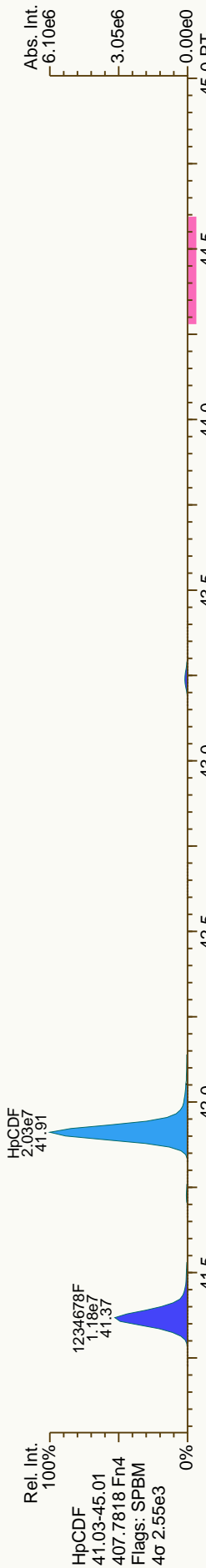


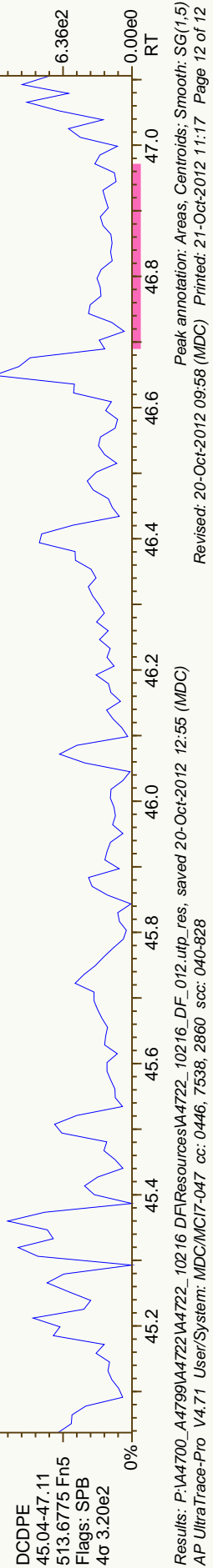
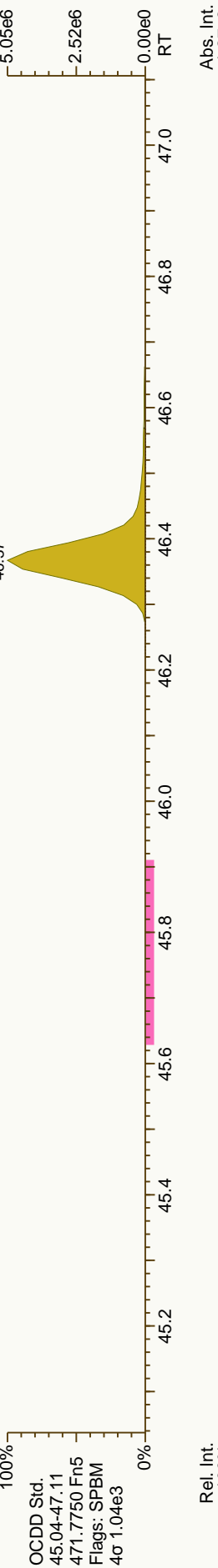

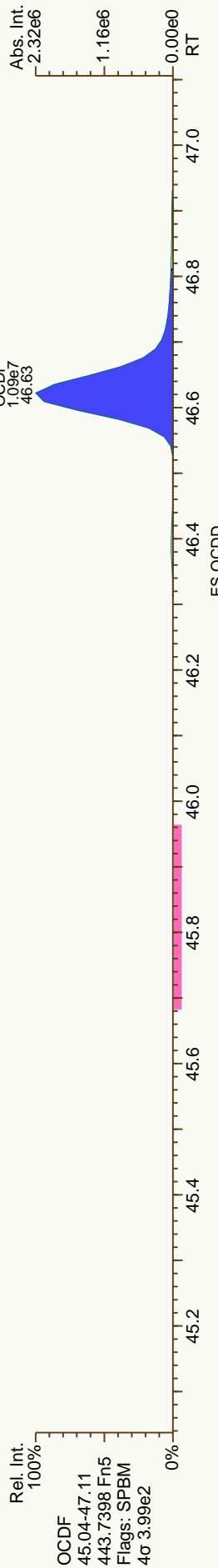













Quantify Sample Summary Report MassLynx 4.1
 ### Confirms Sample Summary ###

Dataset: C:\MassLynx\Default.pro\Results\c31oct12b-Confirms.qld

Last Altered: Thursday, November 01, 2012 16:02:41 Eastern Daylight Time
 Printed: Thursday, November 01, 2012 16:05:23 Eastern Daylight Time

A4722-10216-012

31203249

Method: C:\MassLynx\Default.PRO\MethDB\VF\Xms-TCDF_Smooth.mdb 01 Nov 2012 13:33:15
 Calibration: C:\MassLynx\Default.PRO\CurveDB\VF\Xms-100212a_Confirm-ID.cdb 31 Oct 2012 15:37:39

Name: c31oct12b-15
 Date: 31-Oct-2012
 Time: 22:24:59
 ID: 31203249012
 User: JHL
 Submitter:
 Task: HRMS3

2378-TCDF
 (13870) (100 PS/μ) (200V) ~ 1.560 PS/s
 (11218) (140.475)
 (874000) (1.218)

Rev. mff 11/1/12

Name	Response	Ion1Area	Ion2Area	RA	RAFail?	RRT	RT	Conc	EDL	SN1	SN2	M	Height1	Noise1	Height2	Noise2	Smp S...	FV
2378-TCDF	1.387e4	6.299e3	7.588e3	0.83	NO	1.0006	21.00	1.559	0.0452	75.8	97.6	db	1.440e5	1898	1.797e5	1840	16.67	20
ES:13C-2378-TCDF	8.760e5	3.858e5	4.902e5	0.79	NO	1.0025	20.99	147.152	0.1410	2284.3	2797.2	bb	8.978e6	3930	1.109e7	3965	16.67	20
JS:13C-1234-TCDD	4.315e5	1.944e5	2.371e5	0.82	NO	0.0000	20.94	119.976	0.2225	1273.1	1441.6	bb	4.571e6	3591	5.673e6	3935	16.67	20
Tetrafurans	-	7.225e4	-	-	-	-	-	18.998	0.0452	-	-	-	1.087e6	1898	-	-	16.67	20
F1 Lock Mass	-	-	-	-	-	-	-	-	-	-	-	-	-	84492	-	-	1.00	1

Quantify Sample Report MassLynx 4.1

Confirms Sample Summary

Dataset: C:\MassLynx\Default.pro\Results\c31oct12b-Confirms.qld

Last Altered: Thursday, 11/1/2012 11:23:28 AM Eastern Daylight Time

Printed: Thursday, 11/1/2012 11:24:56 AM Eastern Daylight Time

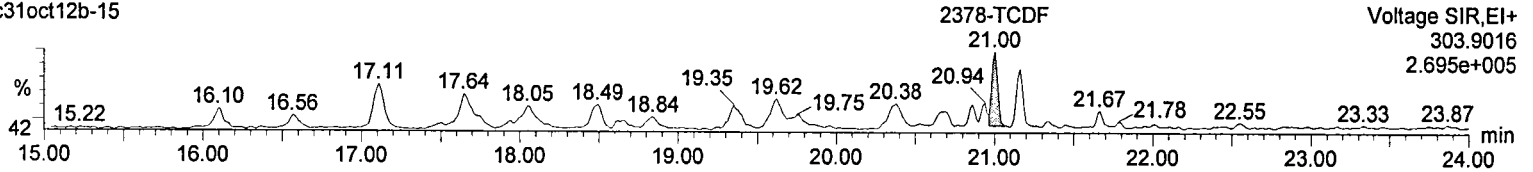
Method: C:\MassLynx\Default.PRO\MethDB\VFxms-TCDF_Smooth.mdb 31 Oct 2012 16:33:04

Calibration: C:\MassLynx\Default.PRO\CurveDB\VFxms-100212a_Confirm-TD.cdb 31 Oct 2012 15:37:39

Name: c31oct12b-15, ID: 31203249012

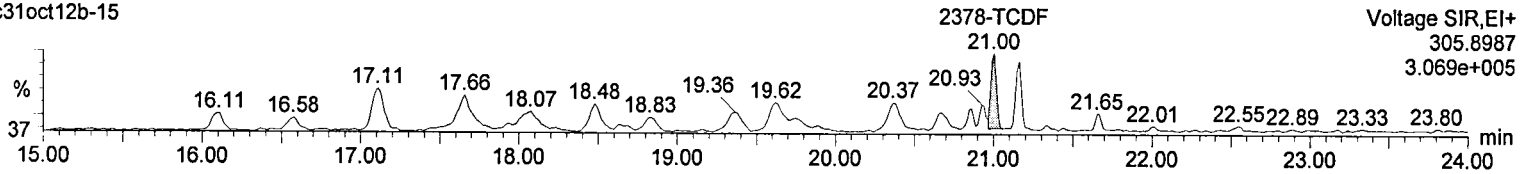
TCDF

c31oct12b-15



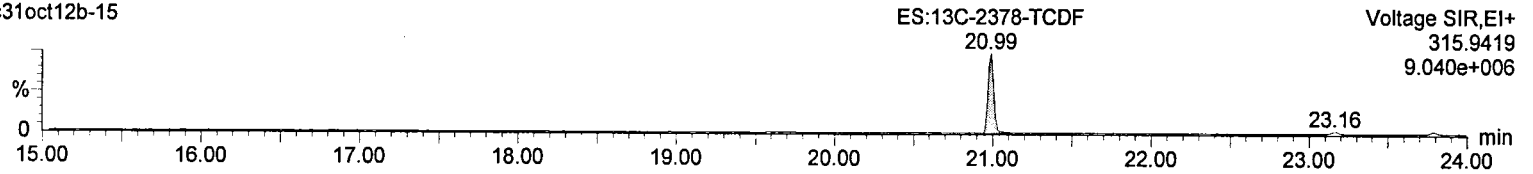
TCDF

c31oct12b-15



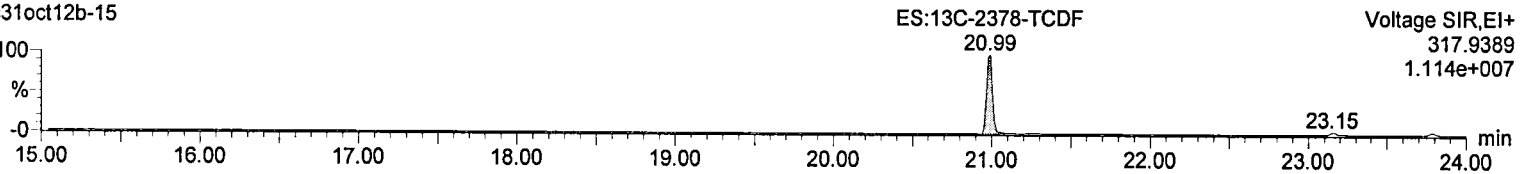
13C-TCDF

c31oct12b-15



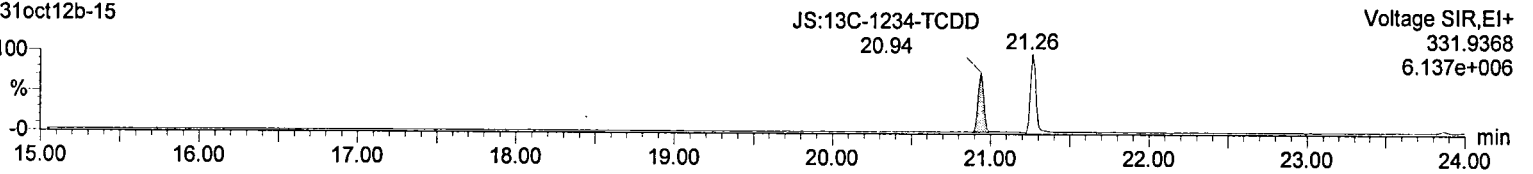
13C-TCDF

c31oct12b-15



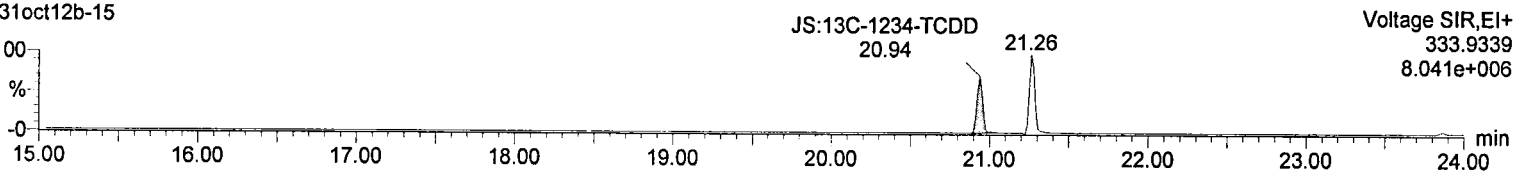
13C-TCDD

c31oct12b-15



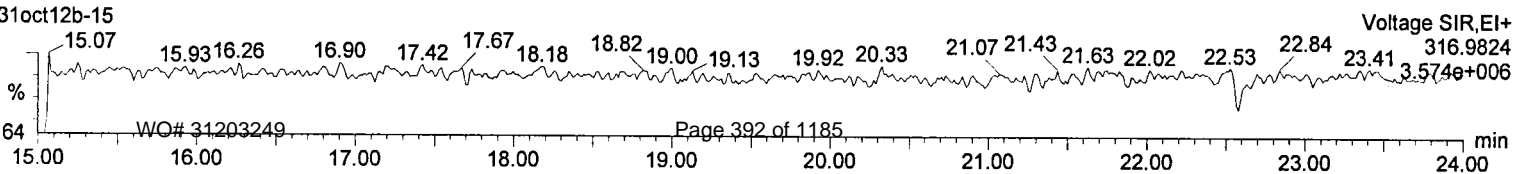
13C-TCDD

c31oct12b-15



F1 Lock Mass

c31oct12b-15



Batch Summary

Analytical Method: EPA 1613B

Prep Method: EPA 1613 PREP S/D/T

Prep Batch: HXX1802

Prep Date: 10/10/2012 09:35

<u>Client Sample ID</u>	<u>Lab Sample ID</u>	<u>Analysis Date</u>	<u>Analytical Batch</u>	<u>Instrument</u>	<u>Analyst</u>
OPR for HBN 30584 [HXX/1802]	95223	10/19/2012 15:32	HRD1902	APHRMS	MDC
LMB for HBN 30584 [HXX/1802]	95222	10/19/2012 17:14	HRD1902	APHRMS	MDC
JW-EA09-SS35-120507	31203249010	10/19/2012 18:05	HRD1902	APHRMS	MDC
JW-EA09-SS34-120507	31203249009	10/19/2012 18:57	HRD1902	APHRMS	MDC
JW-EA09-SS36-120507	31203249011	10/19/2012 20:39	HRD1902	APHRMS	MDC
JW-EA08-SS31-120507	31203249006	10/19/2012 21:30	HRD1902	APHRMS	MDC
JW-EA08-SS29-120507	31203249004	10/19/2012 22:21	HRD1902	APHRMS	MDC
JW-EA07-SS27-120507	31203249002	10/20/2012 01:53	HRD1902	APHRMS	MDC
JW-EA09-SS33-120507	31203249008	10/20/2012 02:44	HRD1902	APHRMS	MDC
JW-EA08-SS30-120507	31203249005	10/20/2012 03:35	HRD1902	APHRMS	MDC
JW-EA07-SS28-120507	31203249003	10/20/2012 04:27	HRD1902	APHRMS	MDC
JW-EA07-SS26-120507	31203249001	10/20/2012 05:18	HRD1902	APHRMS	MDC
JW-EA08-SS131-120507	31203249012	10/20/2012 06:09	HRD1902	APHRMS	MDC
JW-EA07-SS26-120507	31203249001	10/31/2012 16:08	HRD1912	HRMS3	JHL
JW-EA07-SS27-120507	31203249002	10/31/2012 16:42	HRD1912	HRMS3	JHL
JW-EA07-SS28-120507	31203249003	10/31/2012 17:17	HRD1912	HRMS3	JHL
JW-EA08-SS29-120507	31203249004	10/31/2012 17:51	HRD1912	HRMS3	JHL
JW-EA08-SS30-120507	31203249005	10/31/2012 18:25	HRD1912	HRMS3	JHL
JW-EA08-SS31-120507	31203249006	10/31/2012 18:59	HRD1912	HRMS3	JHL
JW-EA09-SS33-120507	31203249008	10/31/2012 20:08	HRD1912	HRMS3	JHL
JW-EA09-SS34-120507	31203249009	10/31/2012 20:42	HRD1912	HRMS3	JHL
JW-EA09-SS35-120507	31203249010	10/31/2012 21:16	HRD1912	HRMS3	JHL
JW-EA09-SS36-120507	31203249011	10/31/2012 21:50	HRD1912	HRMS3	JHL
JW-EA08-SS131-120507	31203249012	10/31/2012 22:24	HRD1912	HRMS3	JHL

Method Blank Summary

Blank ID: LMB for HBN 30584 [HXX/1802]

Matrix: Soil-Solid as dry weight

Blank Lab ID: 95222

QC for Samples:

31203249001, 31203249002, 31203249003, 31203249004, 31203249005, 31203249006, 31203249008,
31203249009, 31203249010, 31203249011, 31203249012

Results by EPA 1613B

Parameter	Result	EMPC	Qual	DL	LOQ/CL	Units	RT	Ratio
2,3,7,8-TCDD	ND		U	0.0792	0.500	pg/g		
1,2,3,7,8-PeCDD	ND		U	0.102	2.50	pg/g		
1,2,3,4,7,8-HxCDD	ND		U	0.159	2.50	pg/g		
1,2,3,6,7,8-HxCDD	ND		U	0.173	2.50	pg/g		
1,2,3,7,8,9-HxCDD	ND		U	0.166	2.50	pg/g		
1,2,3,4,6,7,8-HpCDD	ND		U	0.198	2.50	pg/g		
OCDD	1.35		J	0.272	5.00	pg/g	46.40	0.99
2,3,7,8-TCDF	ND		U	0.0454	0.500	pg/g		
1,2,3,7,8-PeCDF	ND		U	0.0790	2.50	pg/g		
2,3,4,7,8-PeCDF	ND		U	0.0802	2.50	pg/g		
1,2,3,4,7,8-HxCDF	ND		U	0.0973	2.50	pg/g		
1,2,3,6,7,8-HxCDF	ND		U	0.0890	2.50	pg/g		
2,3,4,6,7,8-HxCDF	ND		U	0.0969	2.50	pg/g		
1,2,3,7,8,9-HxCDF	ND		U	0.141	2.50	pg/g		
1,2,3,4,6,7,8-HpCDF	ND		U	0.106	2.50	pg/g		
1,2,3,4,7,8,9-HpCDF	ND		U	0.128	2.50	pg/g		
OCDF	ND		U	0.161	5.00	pg/g		
Total TCDD	ND		U	0.0792	0.500	pg/g		
Total TCDF	ND		U	0.0454	0.500	pg/g		
Total PeCDD	ND		U	0.102	2.50	pg/g		
Total PeCDF	ND		U	0.0796	2.50	pg/g		
Total HxCDD	ND		U	0.166	2.50	pg/g		
Total HxCDF	ND		U	0.103	2.50	pg/g		
Total HpCDD	ND	0.203	J	0.198	2.50	pg/g		
Total HpCDF	ND		U	0.116	2.50	pg/g		

Labeled Standards

13C-2378-TCDD	91.0				25.0-164	%		
13C-12378-PeCDD	79.0				25.0-181	%		
13C-123478-HxCDD	90.0				32.0-141	%		
13C-123678-HxCDD	82.0				28.0-130	%		
13C-1234678-HpCDD	90.0				23.0-140	%		
13C-OCDD	76.0				17.0-157	%		
13C-2378-TCDF	87.0				24.0-169	%		
13C-12378-PeCDF	80.0				24.0-185	%		
13C-23478-PeCDF	77.0				21.0-178	%		
13C-123478-HxCDF	92.0				26.0-152	%		
13C-123678-HxCDF	98.0				26.0-123	%		
13C-234678-HxCDF	99.0				29.0-147	%		
13C-123789-HxCDF	80.0				28.0-136	%		

Method Blank Summary

Blank ID: LMB for HBN 30584 [HXX/1802]

Matrix: Soil-Solid as dry weight

Blank Lab ID: 95222

QC for Samples:

31203249001, 31203249002, 31203249003, 31203249004, 31203249005, 31203249006, 31203249008,
31203249009, 31203249010, 31203249011, 31203249012

Results by EPA 1613B

<u>Parameter</u>	<u>Result</u>	<u>EMPC</u>	<u>Qual</u>	<u>DL</u>	<u>LOQ/CL</u>	<u>Units</u>	<u>RT</u>	<u>Ratio</u>
13C-1234678-HpCDF	80.0				28.0-143	%		
13C-1234789-HpCDF	87.0				26.0-138	%		
37Cl-2378-TCDD	107				35.0-197	%		

Batch Information

Analytical Batch: **HRD1902**

Prep Batch: **HXX1802**

Analytical Method: **EPA 1613B**

Prep Method: **EPA 1613 PREP S/D/T**

Instrument: **APHRMS**

Prep Date/Time: **10/10/2012 09:35**

Analyst: **MDC**

Prep Initial Wt./Vol.: **10 g**

Analytical Date/Time: **10/19/2012 17:14**

Prep Extract Vol: **20 uL**

Lab ID: MB1_10216_DF_SDS
 Client ID: MB1_10216_DF_SDS
 Datafile: 121019P1-04

Acq'd: 19 Oct 2012 17:14 MDC
 UTP: 21-Oct-2012 10:21 MDC
 Report: 21 Oct 2012 10:21 MC

Wt/Vol: 10.00 g
 J-level: 0.5 pg/g Split: 1
 Stds (pg): JS: 2000 ES: 2000 CS/SS: 2000, 400 (37C1)
 ICAL: 1613_SGS
 Checkcode: 334-294-RCM



Name	Act RT	QC	Pred. RRT	Act. RRT	ΔSecs	Response	Ra	OK	RRF	Conc.	Noise	DL
2378-TCDD	NotFnd		1.0009	-		-	-	-	1.08	-	880	0.0792
2378-PeCDD	NotFnd		1.0006	-		-	-	-	1.07	-	923	0.102
23478-HxCDD	NotFnd		1.0004	-		-	-	-	1.05	-	1208	0.159
123678-HxCDD	NotFnd		1.0039	-		-	-	-	0.98	-	1208	0.173
123789-HxCDD	NotFnd		1.0129	-		-	-	-	1.01	-	1208	0.166
1234678-HpCDD	NotFnd		1.0005	-		-	-	-	1.09	-	1249	0.198
OCDD	46.40		1.0005	1.0002	-0.8	6.47E+04	0.99	Y	1.11	1.35	1066	0.272
2378-TCDF	NotFnd		1.0009	-		-	-	-	0.98	-	733	0.0454
12378-PeCDF	NotFnd		1.0007	-		-	-	-	0.99	-	1153	0.079
23478-PeCDF	NotFnd		1.0006	-		-	-	-	1.02	-	1153	0.0802
123478-HxCDF	NotFnd		1.0006	-		-	-	-	1.19	-	1179	0.0973
123678-HxCDF	NotFnd		1.0005	-		-	-	-	1.16	-	1179	0.089
234678-HxCDF	NotFnd		1.0006	-		-	-	-	1.18	-	1179	0.0969
123789-HxCDF	NotFnd		1.0005	-		-	-	-	1.09	-	1179	0.141
1234678-HpCDF	NotFnd		1.0004	-		-	-	-	1.35	-	1023	0.106
1234789-HpCDF	NotFnd		1.0004	-		-	-	-	1.34	-	1023	0.128
OCDF	NotFnd		1.0057	-		-	-	-	1.40	-	797	0.161
Name	Act RT		Pred. RRT	Act. RRT	ΔSecs	Response	Ra	OK	RRF	Rec. %		
ES 2378-TCDD	27.53		1.0281	1.0277	-0.6	2.56E+07	0.81	Y	1.04	90.5		
ES 12378-PeCDD	33.83		1.2639	1.2629	-1.6	1.86E+07	1.57	Y	0.87	79		
ES 123478-HxCDD	38.48		0.9876	0.9877	+0.2	1.53E+07	1.26	Y	0.94	90.3		
ES 123678-HxCDD	38.61		0.9910	0.9911	+0.2	1.57E+07	1.26	Y	1.06	82.2		
ES 1234678-HpCDD	42.64		1.0943	1.0945	+0.5	1.30E+07	1.07	Y	0.80	90.4		
ES OCDD	46.39		1.1907	1.1906	-0.2	1.73E+07	0.89	Y	0.63	76.4		
ES 2378-TCDF	26.54		0.9907	0.9906	-0.2	4.08E+07	0.81	Y	1.74	86.6		
ES 12378-PeCDF	32.10		1.1992	1.1982	-1.6	3.24E+07	1.61	Y	1.49	80.1		
ES 23478-PeCDF	33.42		1.2484	1.2475	-1.4	3.12E+07	1.57	Y	1.48	77.5		
ES 123478-HxCDF	37.31		0.9577	0.9577	0	2.10E+07	0.53	Y	1.27	91.8		
ES 123678-HxCDF	37.48		0.9619	0.9619	0	2.49E+07	0.53	Y	1.41	98.1		
ES 234678-HpCDF	38.26		0.9821	0.9821	0	2.38E+07	0.51	Y	1.34	98.6		
ES 123789-HxCDF	39.38		1.0108	1.0108	0	1.74E+07	0.56	Y	1.20	80.4		
ES 1234678-HpCDF	41.37		1.0618	1.0618	0	1.53E+07	0.45	Y	1.06	80.2		
ES 1234789-HpCDF	43.25		1.1100	1.1101	+0.2	1.28E+07	0.46	Y	0.82	86.7		

Lab ID: MB1_10216_DF_SDS Acq'd: 19 Oct 2012 17:14 MDC Wt/Vol: 10.00 g ICAL: 1613_SGS
 Client ID: MB1_10216_DF_SDS UTP: 21-Oct-2012 10:21 MDC J-level: 0.5 pg/g Split: 1 Checkcode: 334-294-RCM
 Datafile: 121019P1-04 Report: 21 Oct 2012 10:21 MC Stds (pg): JS: 2000 ES: 2000 CS/SS: 2000, 400 (37Cl)

W#	Name	Act RT	QC	Pred. RRT	Act. RRT	ΔSecs	Response	Ra	OK	RRF	Rec. %
120329	JS 1234-TCDD	26.79		-	-	-	2.71E+07	0.80	Y	-	-
120329	JS 123789-HxCDD	38.96		-	-	-	1.80E+07	1.25	Y	-	-
	CS 37Cl-2378-TCDD	27.56		1.0291	1.0286	-0.8	6.83E+06	n/a	-	1.17	107

	SS 37Cl-2378-TCDD	27.56		1.0291	1.0286	-0.8	6.83E+06	n/a	-	1.12	119
--	-------------------	-------	--	--------	--------	------	----------	-----	---	------	-----

Totals	Conc	EMPC	EDL
Total TCDD	0	0	0.0792
Total PeCDD	0	0	0.102
Total HxCDD	0	0	0.166
Total HpCDD	0	0.203	0.198
Total Tetra-Octa Dioxins	1.35	1.55	
Total TCDF	0	0	0.0454
Total PeCDF	0	0	0.0796
Total HxCDF	0	0	0.103
Total HpCDF	0	0	0.116
Total Tetra-Octa Furans	0	0	
Total Tetra-Octa Dioxins & Furans	1.35	1.55	

Lab ID: MB1_10216_DF_SDS Acq'd: 19 Oct 2012 17:14 MDC Wt/Vol: 10.00 g ICAL: 1613_SGS
 Client ID: MB1_10216_DF_SDS UTP: 21-Oct-2012 10:21 MDC J-level: 0.5 pg/g Split: 1 Checkcode: 334-294-RCM
 Datafile: 121019P1-04 Report: 21 Oct 2012 10:21 MC Stds (pg): JS: 2000 ES: 2000 CS/SS: 2000, 400 (37C1)

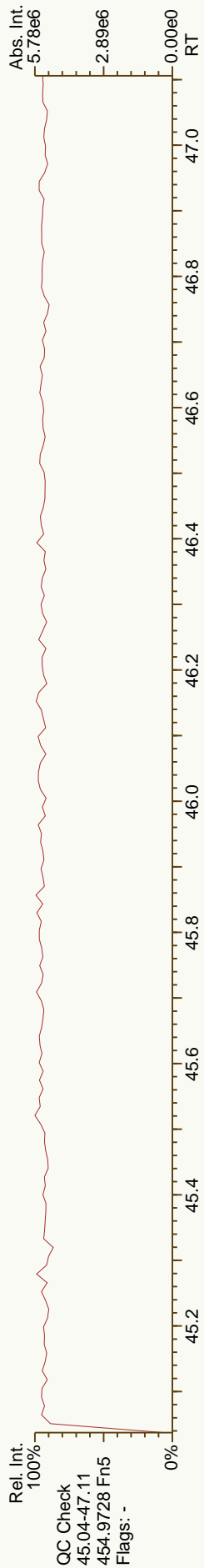
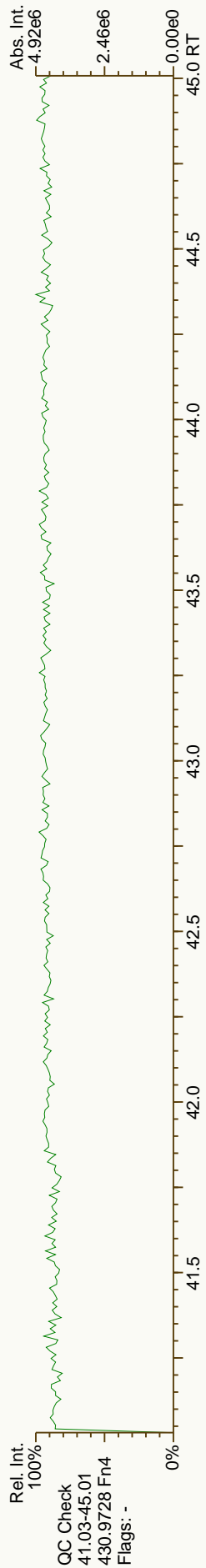
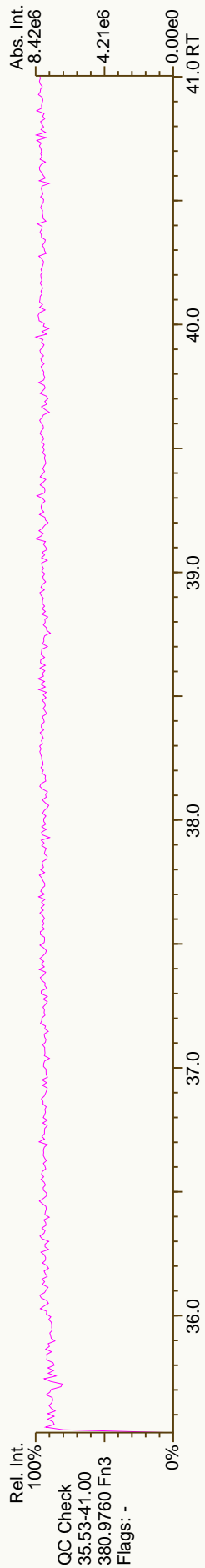
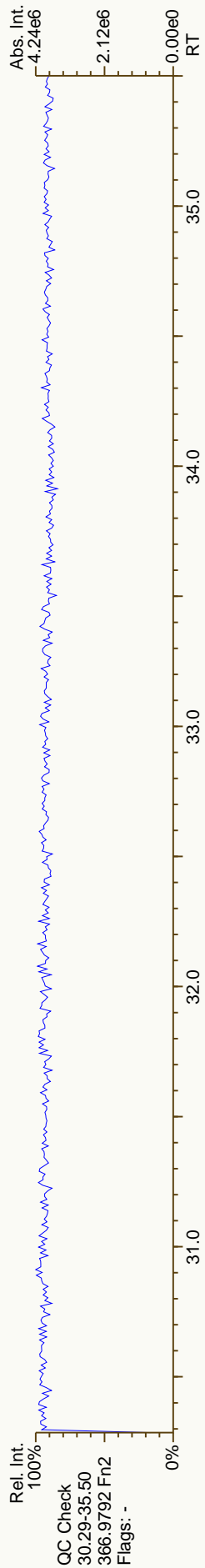
Comp #	Name	Act RT	QC	Pred. RRT	Act. RRT	ΔSecs	Response	Ra	OK	RRF	Conc.	Noise	DL
1	TCDD	NotFnd		0.8504				1.08		1.08		880	0.0792
2	TCDD	NotFnd		0.8649				1.08		1.08		880	0.0792
3	TCDD	NotFnd		0.8835				1.08		1.08		880	0.0792
4	TCDD	NotFnd		0.9152				1.08		1.08		880	0.0792
	TCDD	NotFnd		0.9241				1.08		1.08		880	0.0792
	TCDD	NotFnd		0.9327				1.08		1.08		880	0.0792
	TCDD	NotFnd		0.9408				1.08		1.08		880	0.0792
	TCDD	NotFnd		0.9512				1.08		1.08		880	0.0792
	TCDD	NotFnd		0.9580				1.08		1.08		880	0.0792
	TCDD	NotFnd		0.9736				1.08		1.08		880	0.0792
	TCDD	NotFnd		0.9785				1.08		1.08		880	0.0792
	TCDD	NotFnd		0.9884				1.08		1.08		880	0.0792
	TCDD	NotFnd		0.9945				1.08		1.08		880	0.0792
	2378-TCDD	NotFnd		1.0009				1.08		1.08		880	0.0792
	TCDD	NotFnd		1.0147				1.08		1.08		880	0.0792
	TCDD	NotFnd		1.0206				1.08		1.08		880	0.0792
	TCDD	NotFnd		1.0423				1.08		1.08		880	0.0792
	TCDD	NotFnd		0.9131				1.07		1.07		923	0.102
	TCDD	NotFnd		0.9319				1.07		1.07		923	0.102
	TCDD	NotFnd		0.9511				1.07		1.07		923	0.102
	TCDD	NotFnd		0.9576				1.07		1.07		923	0.102
	TCDD	NotFnd		0.9611				1.07		1.07		923	0.102
	TCDD	NotFnd		0.9703				1.07		1.07		923	0.102
	TCDD	NotFnd		0.9829				1.07		1.07		923	0.102
	12378-PeCDD	NotFnd		1.0006				1.07		1.07		923	0.102
	PeCDD	NotFnd		1.0039				1.07		1.07		923	0.102
	PeCDD	NotFnd		1.0161				1.07		1.07		923	0.102
	HxCDD	NotFnd		0.9479				1.01		1.01		1208	0.166
	HxCDD	NotFnd		0.9682				1.01		1.01		1208	0.166
	HxCDD	NotFnd		0.9771				1.01		1.01		1208	0.166
	HxCDD	NotFnd		0.9811				1.01		1.01		1208	0.166
	123478-HxCDD	NotFnd		1.0004				1.05		1.05		1208	0.159
	123678-HxCDD	NotFnd		1.0039				0.98		0.98		1208	0.173
	HxCDD	NotFnd		1.0097				1.01		1.01		1208	0.166
	123789-HxCDD	NotFnd		1.0129				1.01		1.01		1208	0.166

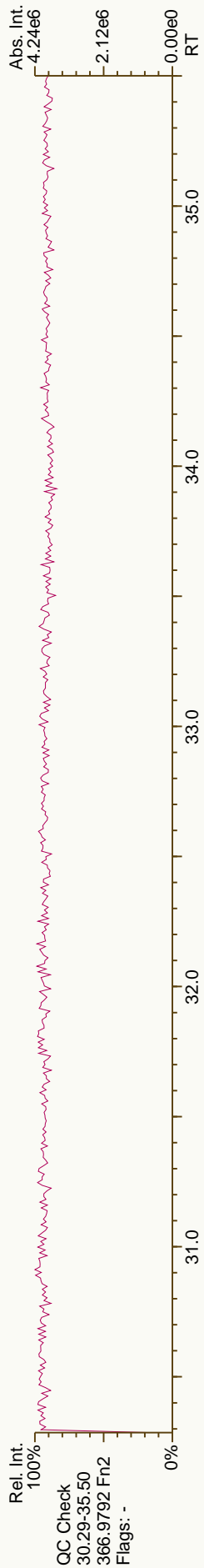
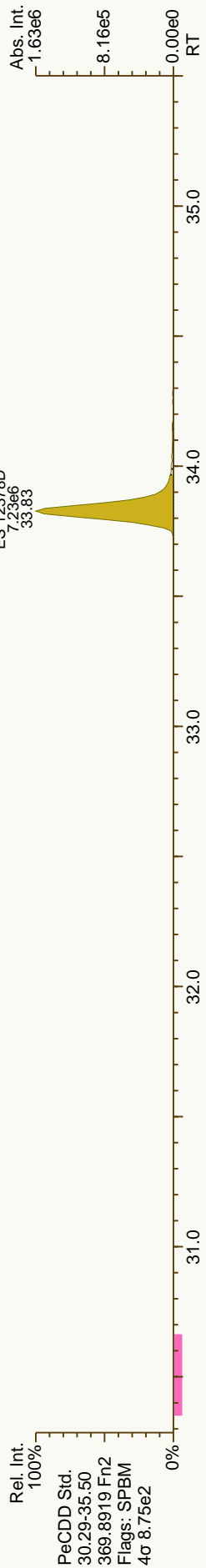
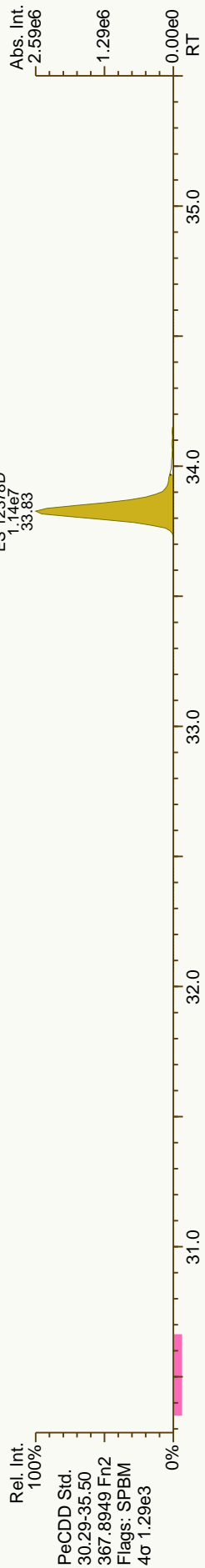
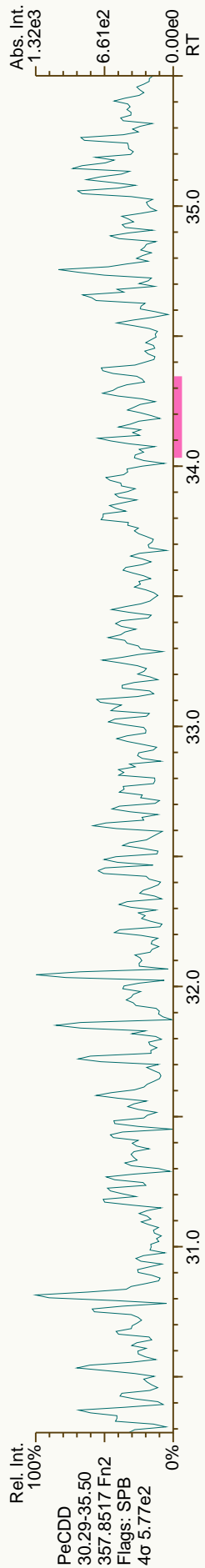
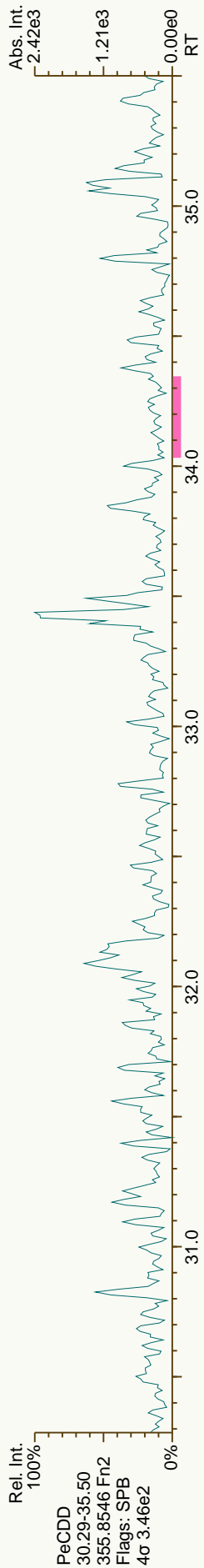
Lab ID: MB1_10216_DF_SDS Acq'd: 19 Oct 2012 17:14 MDC Wt/Vol: 10.00 g ICAL: 1613_SGS
 Client ID: MB1_10216_DF_SDS UTP: 21-Oct-2012 10:21 MDC J-level: 0.5 pg/g Split: 1 Checkcode: 334-294-RCM
 Datafile: 121019P1-04 Report: 21 Oct 2012 10:21 MC Stds (pg): JS: 2000 ES: 2000 CS/SS: 2000, 400 (37CI)

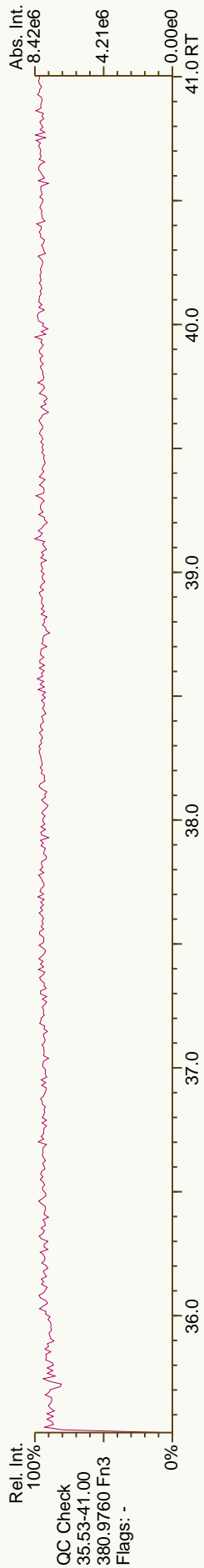
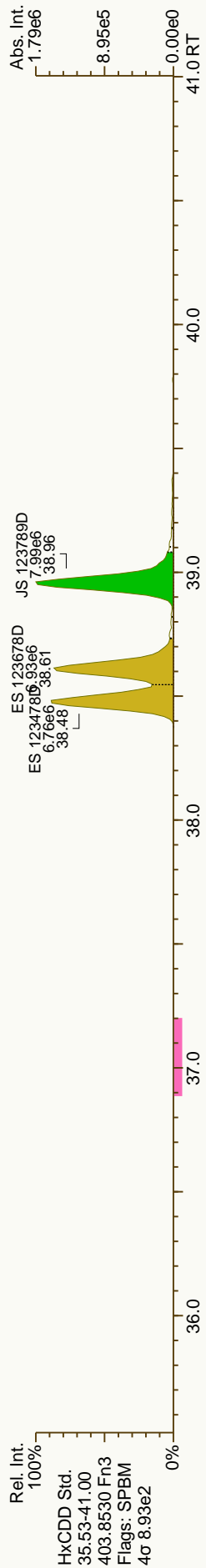
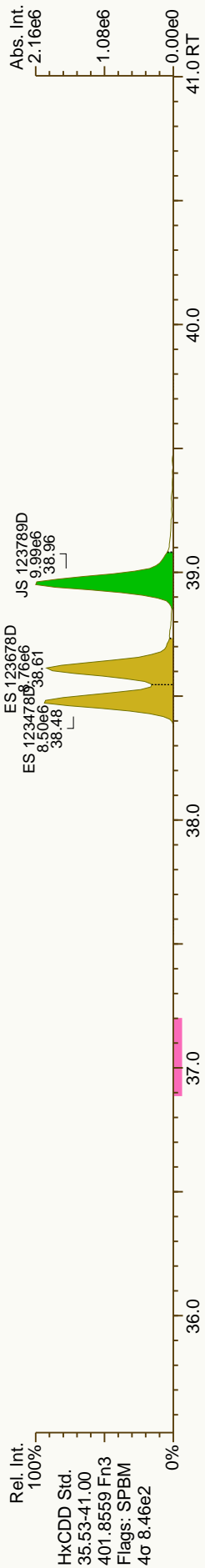
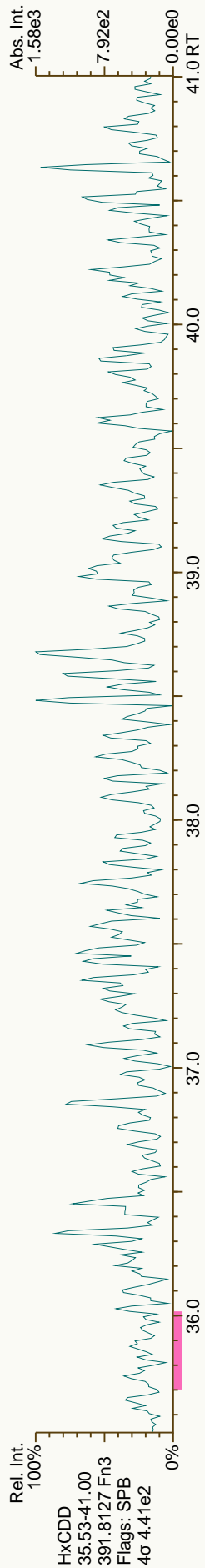
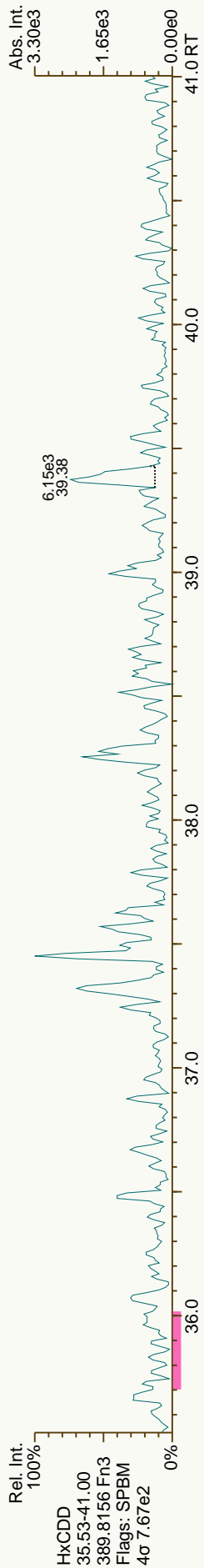
W#	Name	Act RT	QC	Pred. RRT	Act. RRT	ΔSecs	Response	Ra	OK	RRF	Conc.	Noise	DL
1	gHpCDD	41.76		0.9793	0.9794	+0.3	1.43E+04	1.24	N	1.09	0.203	1249	0.198
2	234678-HpCDD	NotFnd		1.0005						1.09		1249	0.198
3	OCDD	46.40		1.0005	1.0002	-0.8	6.47E+04	0.99	Y	1.11	1.35	1066	0.272
4	OCDD-a	NotFnd		1.0001						1.00		770	0.217
5	TCDF	NotFnd		0.7983						0.98		733	0.0454
6	TCDF	NotFnd		0.8218						0.98		733	0.0454
7	TCDF	NotFnd		0.8463						0.98		733	0.0454
8	TCDF	NotFnd		0.8625						0.98		733	0.0454
9	TCDF	NotFnd		0.8677						0.98		733	0.0454
10	TCDF	NotFnd		0.8787						0.98		733	0.0454
11	TCDF	NotFnd		0.8840						0.98		733	0.0454
12	TCDF	NotFnd		0.8998						0.98		733	0.0454
13	TCDF	NotFnd		0.9054						0.98		733	0.0454
14	TCDF	NotFnd		0.9125						0.98		733	0.0454
15	TCDF	NotFnd		0.9279						0.98		733	0.0454
16	TCDF	NotFnd		0.9334						0.98		733	0.0454
17	TCDF	NotFnd		0.9381						0.98		733	0.0454
18	TCDF	NotFnd		0.9439						0.98		733	0.0454
19	TCDF	NotFnd		0.9630						0.98		733	0.0454
20	TCDF	NotFnd		0.9674						0.98		733	0.0454
21	TCDF	NotFnd		0.9746						0.98		733	0.0454
22	TCDF	NotFnd		0.9829						0.98		733	0.0454
23	TCDF	NotFnd		0.9916						0.98		733	0.0454
24	TCDF	NotFnd		0.9963						0.98		733	0.0454
25	2378-TCDF	NotFnd		1.0009						0.98		733	0.0454
26	TCDF	NotFnd		1.0166						0.98		733	0.0454
27	TCDF	NotFnd		1.0274						0.98		733	0.0454
28	TCDF	NotFnd		1.0390						0.98		733	0.0454
29	TCDF	NotFnd		1.0886						0.98		733	0.0454
30	PeCDF	NotFnd		0.8975						1.00		1338	0.0924
31	PeCDF	NotFnd		0.9542						1.00		1153	0.0796
32	PeCDF	NotFnd		0.9587						1.00		1153	0.0796
33	PeCDF	NotFnd		0.9636						1.00		1153	0.0796
34	PeCDF	NotFnd		0.9671						1.00		1153	0.0796
35	PeCDF	NotFnd		0.9760						1.00		1153	0.0796
36	PeCDF	NotFnd		0.9810						1.00		1153	0.0796

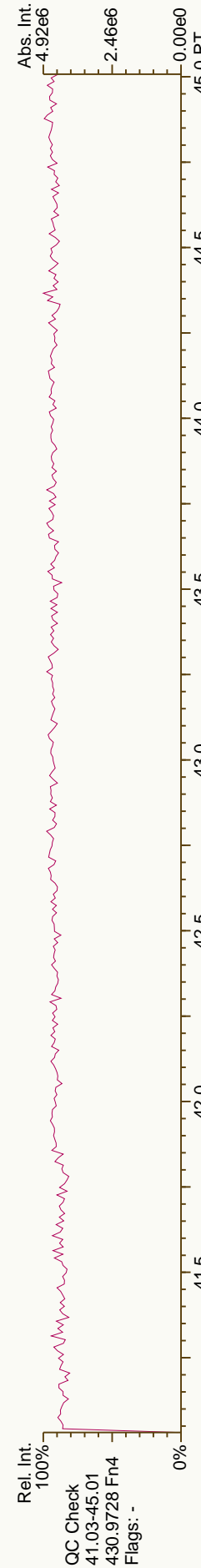
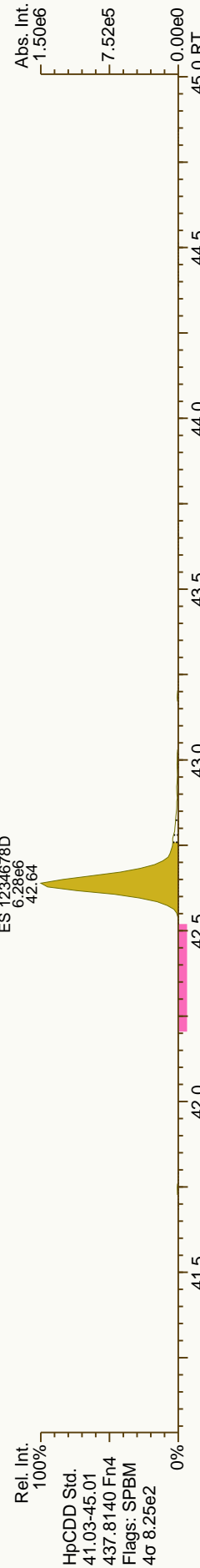
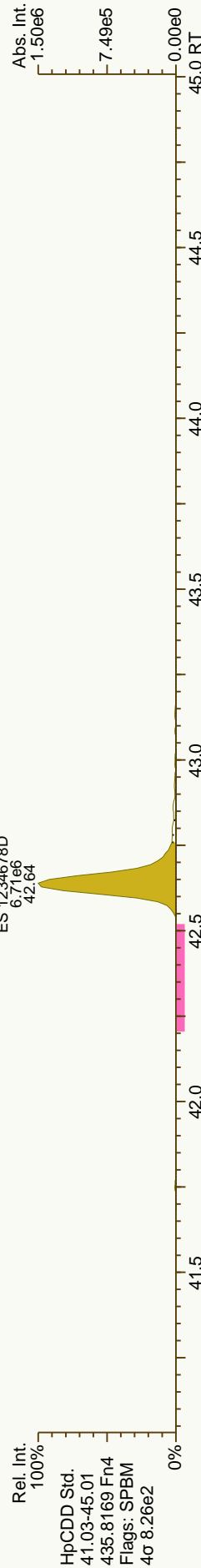
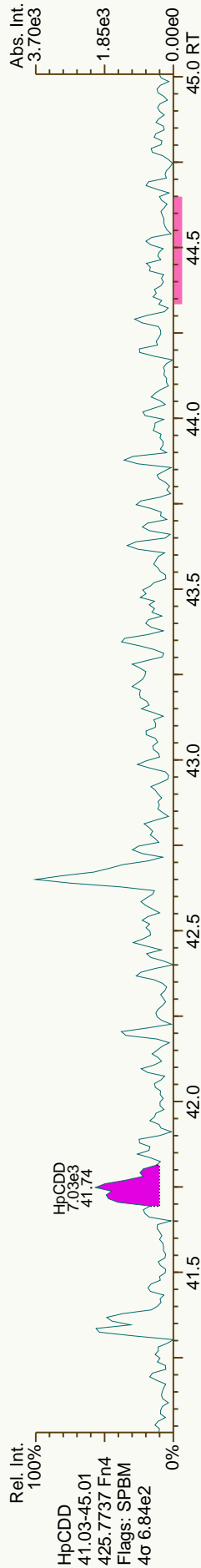
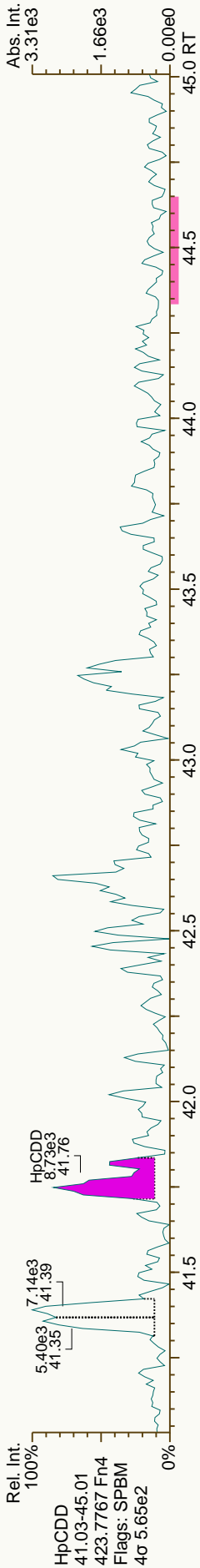
Lab ID: MB1_10216_DF_SDS Acq'd: 19 Oct 2012 17:14 MDC Wt/Vol: 10.00 g ICAL: 1613_SGS
 Client ID: MB1_10216_DF_SDS UTP: 21-Oct-2012 10:21 MDC J-level: 0.5 pg/g Split: 1 Checkcode: 334-294-RCM
 Datafile: 121019P1-04 Report: 21 Oct 2012 10:21 MC Stds (pg): JS: 2000 ES: 2000 CS/SS: 2000, 400 (37CI)


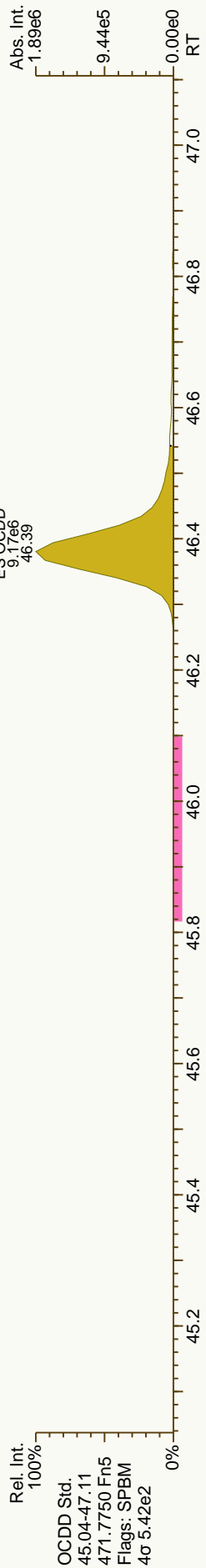
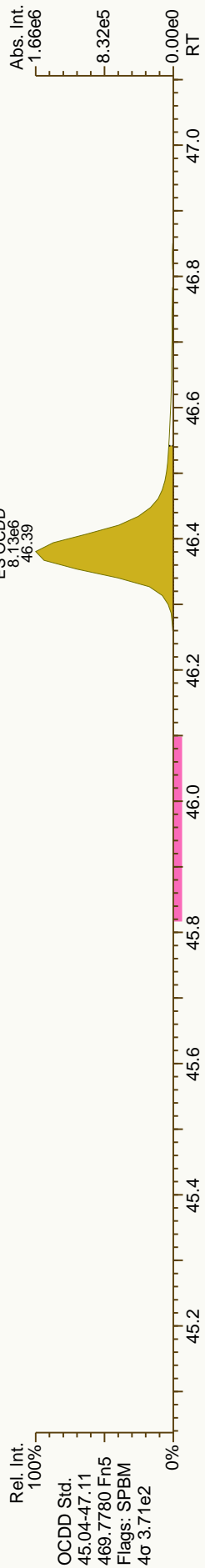
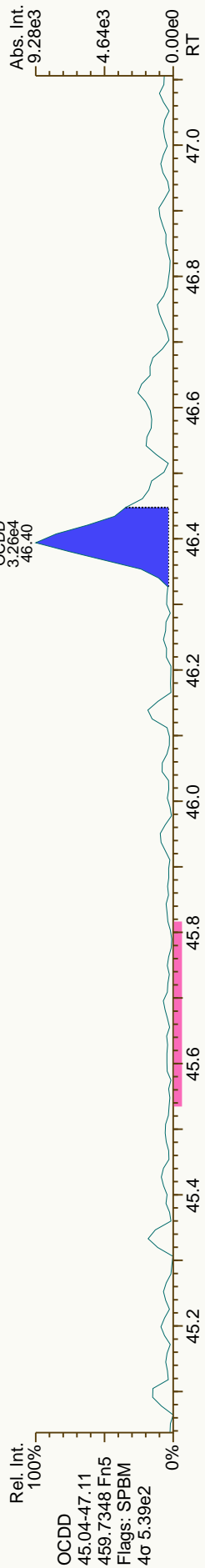
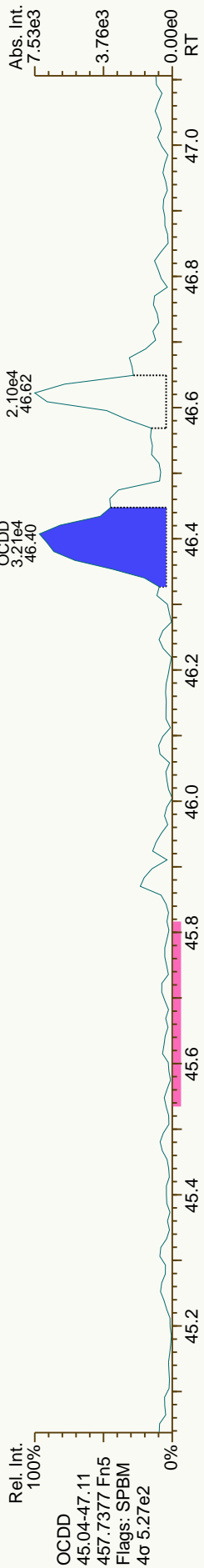
Comp #	Name	Act RT	QC	Pred. RRT	Act. RRT	ΔSecs	Response	Ra	OK	RRF	Conc.	Noise	DL
1	PeCDF	NotFnd		0.9847				1.00		1.00		1153	0.0796
2	PeCDF	NotFnd		0.9870				1.00		1.00		1153	0.0796
3	PeCDF	NotFnd		0.9930				1.00		1.00		1153	0.0796
4	12378-PeCDF	NotFnd		1.0007				0.99		0.99		1153	0.079
5	PeCDF	NotFnd		1.0113				1.00		1.00		1153	0.0796
6	PeCDF	NotFnd		1.0169				1.00		1.00		1153	0.0796
7	PeCDF	NotFnd		0.9917				1.00		1.00		1153	0.0796
8	PeCDF	NotFnd		0.9962				1.00		1.00		1153	0.0796
9	23478-PeCDF	NotFnd		1.0006				1.02		1.02		1153	0.0802
10	PeCDF	NotFnd		0.0000				1.02		1.02	0	0	0
11	PeCDF	NotFnd		1.0023				1.00		1.00		1153	0.0796
12	PeCDF	NotFnd		1.0120				1.00		1.00		1153	0.0796
13	PeCDF	NotFnd		1.0389				1.00		1.00		1153	0.0796
14	HxCDF	NotFnd		0.9565				1.15		1.15		1179	0.103
15	HxCDF	NotFnd		0.9627				1.15		1.15		1179	0.103
16	HxCDF	NotFnd		0.9700				1.15		1.15		1179	0.103
17	HxCDF	NotFnd		0.9762				1.15		1.15		1179	0.103
18	HxCDF	NotFnd		0.9833				1.15		1.15		1179	0.103
19	HxCDF	NotFnd		0.9968				1.15		1.15		1179	0.103
20	123478-HxCDF	NotFnd		1.0006				1.19		1.19		1179	0.0973
21	123678-HxCDF	NotFnd		1.0005				1.16		1.16		1179	0.089
22	HxCDF	NotFnd		1.0055				1.15		1.15		1179	0.103
23	HxCDF	NotFnd		1.0102				1.15		1.15		1179	0.103
24	HxCDF	NotFnd		0.9933				1.15		1.15		1179	0.103
25	234678-HxCDF	NotFnd		1.0006				1.18		1.18		1179	0.0969
26	HxCDF	NotFnd		0.0000				1.18		1.18	0	0	0
27	HxCDF	NotFnd		1.0009				1.15		1.15		1179	0.103
28	123789-HxCDF	NotFnd		1.0005				1.09		1.09		1179	0.141
29	HxCDF	NotFnd		0.0000				1.09		1.09	0	0	0
30	123489-HxCDF	NotFnd		1.0013				1.15		1.15		1179	0.103
31	1234678-HpCDF	NotFnd		1.0004				1.35		1.35		1023	0.106
32	HpCDF	NotFnd		1.0091				1.34		1.34		1023	0.116
33	HpCDF	NotFnd		1.0140				1.34		1.34		1023	0.116
34	1234789-HpCDF	NotFnd		1.0004				1.34		1.34		1023	0.128
35	OCDF	NotFnd		1.0057				1.40		1.40		797	0.161
36	OCDF-a	NotFnd		1.0053				1.00		1.00		1002	0.283

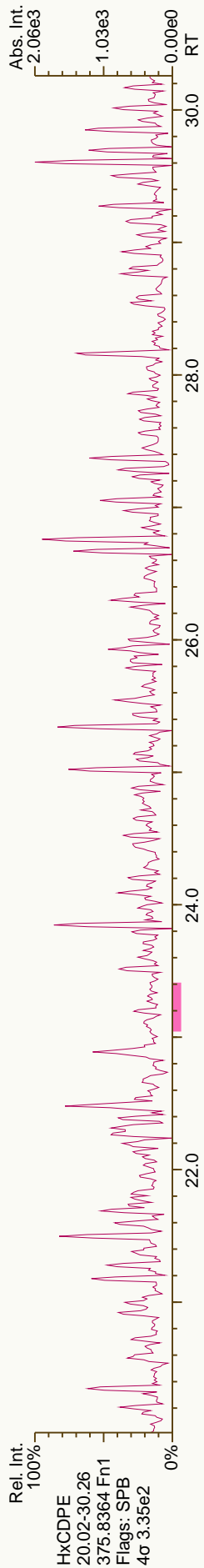
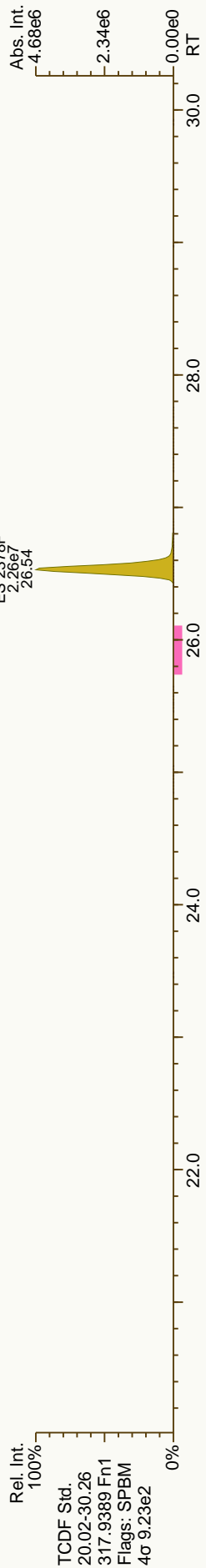
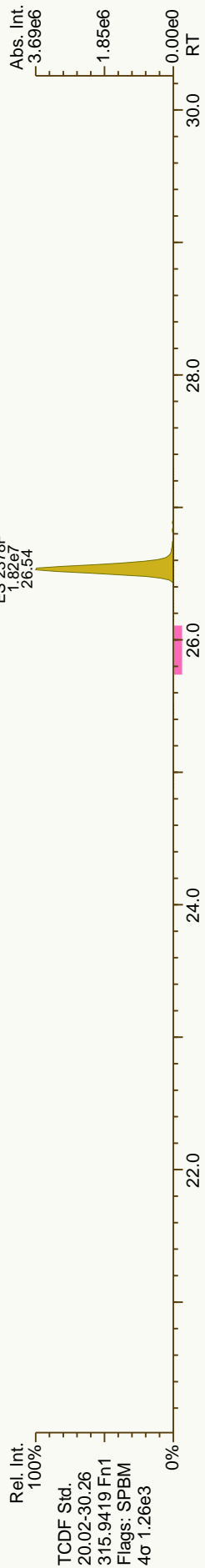
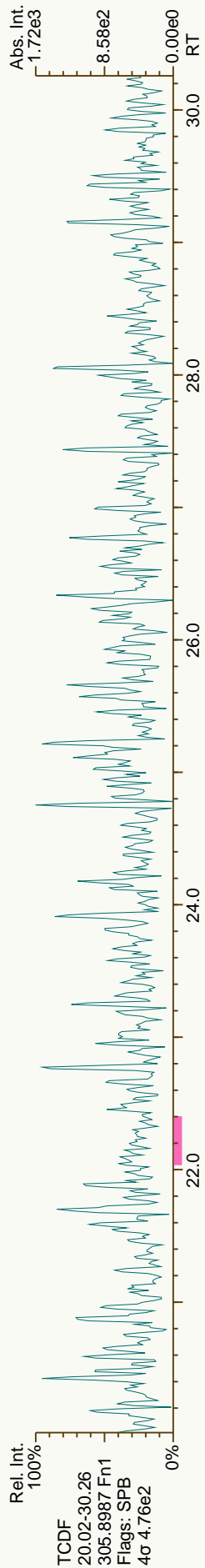
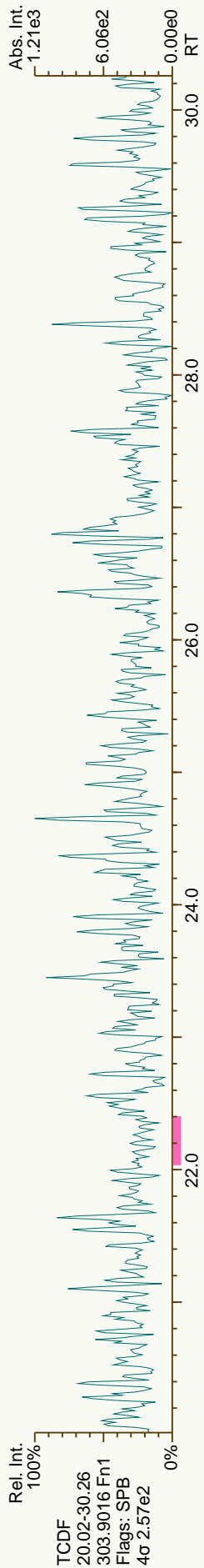


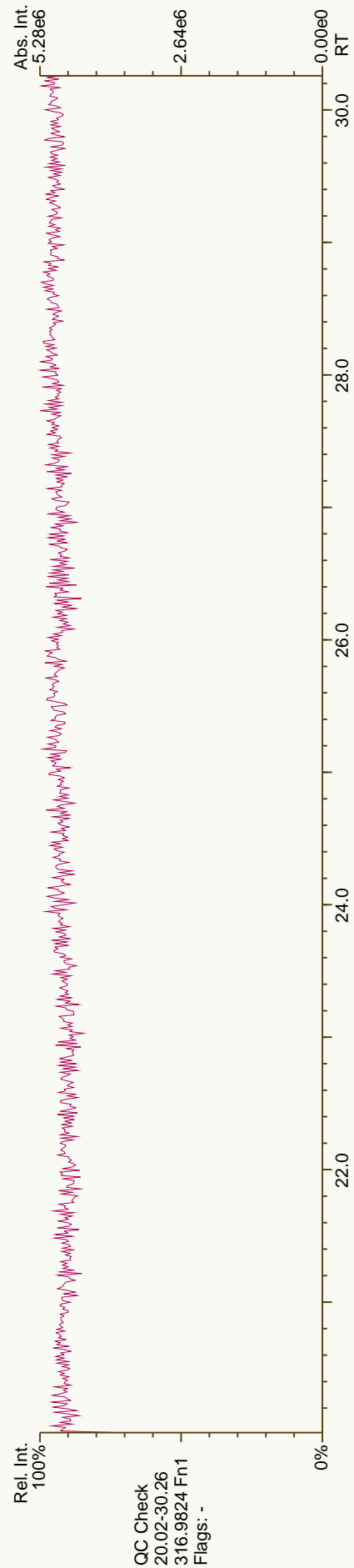
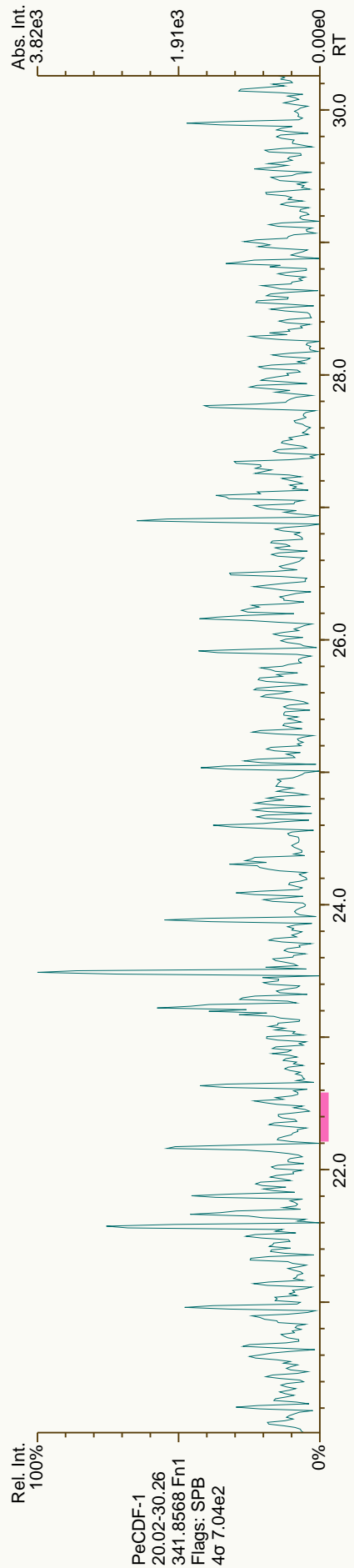
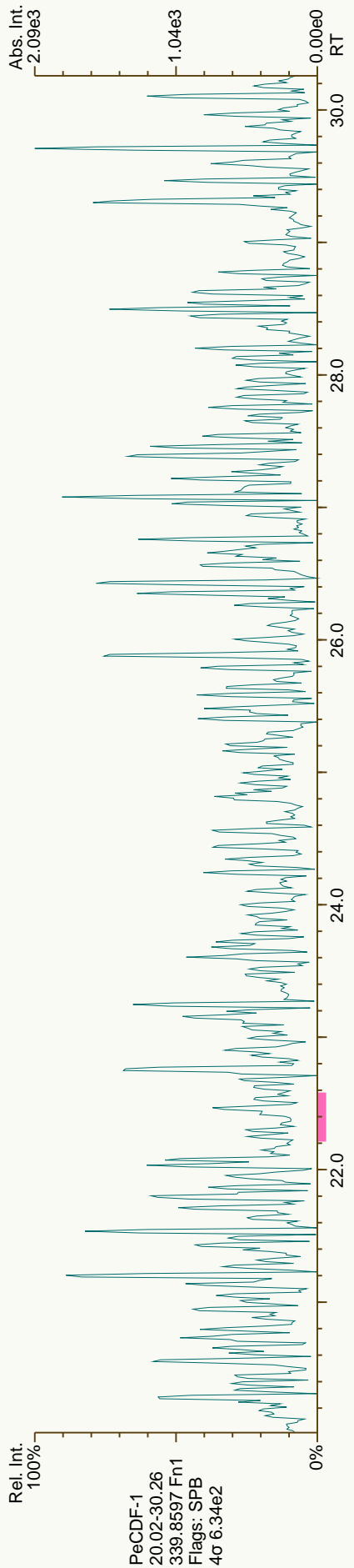


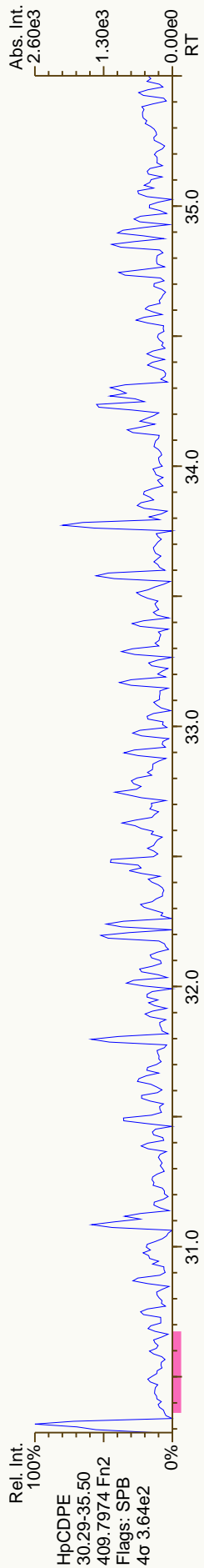
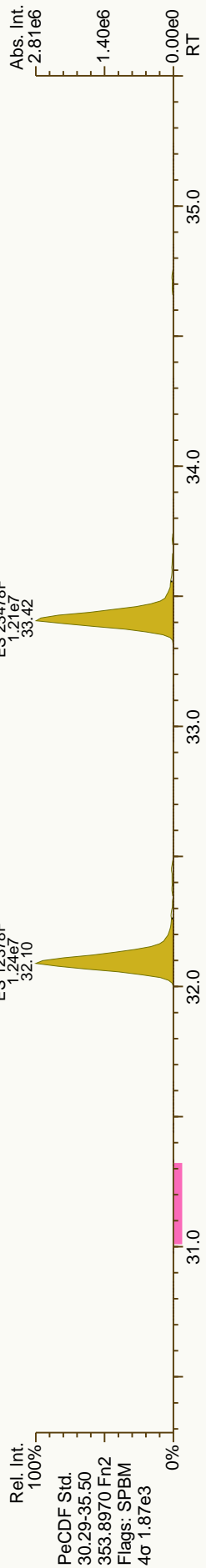
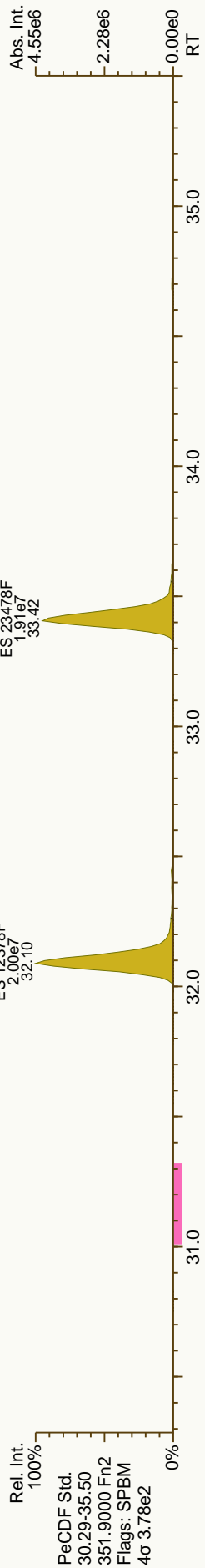
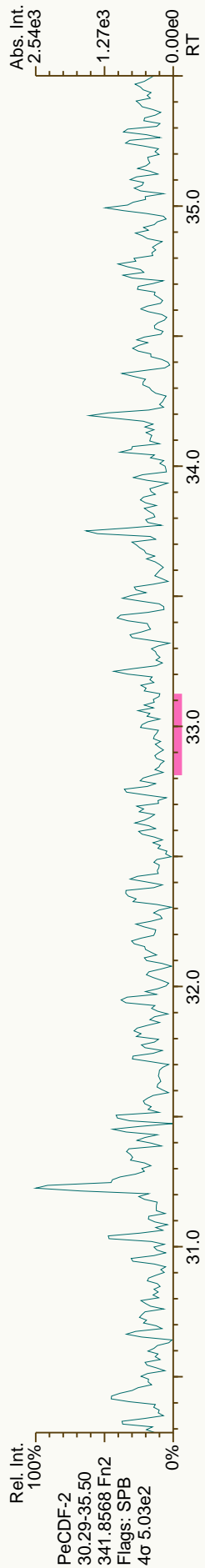
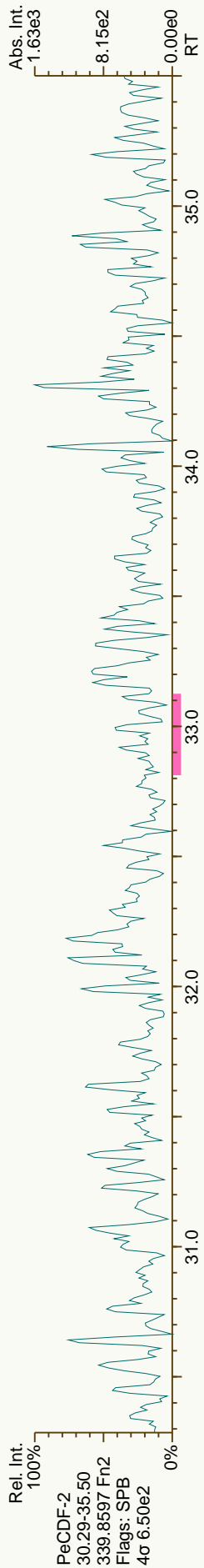


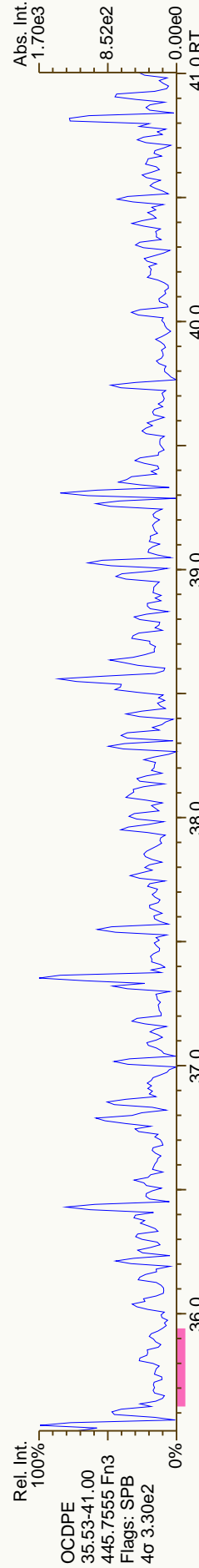
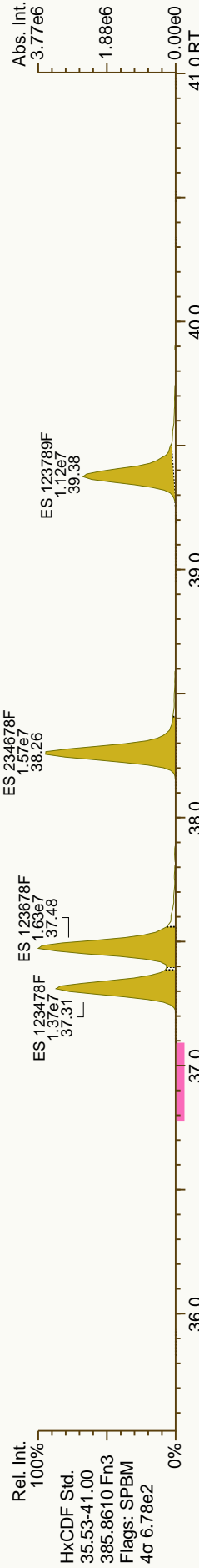
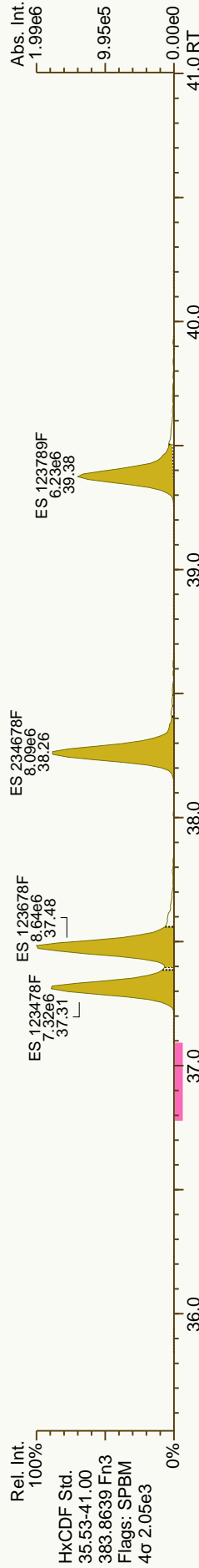
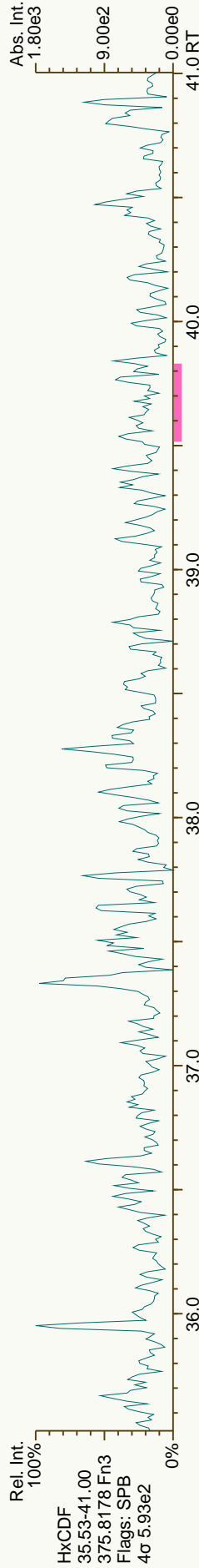
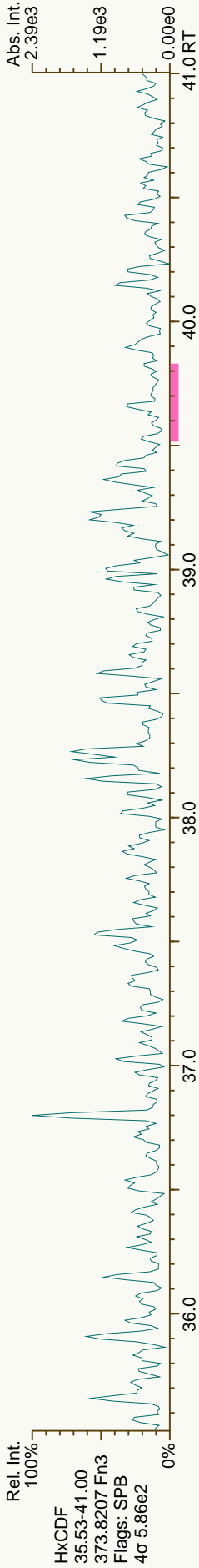


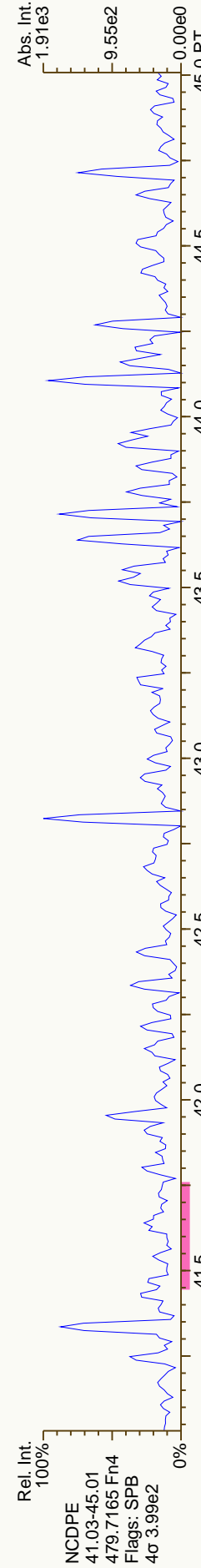
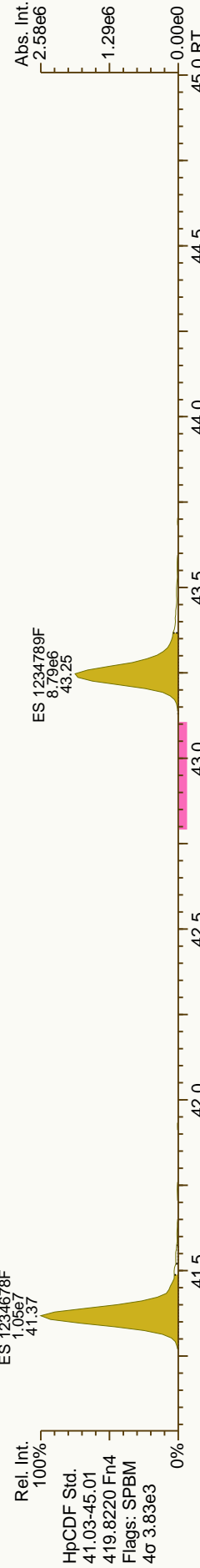
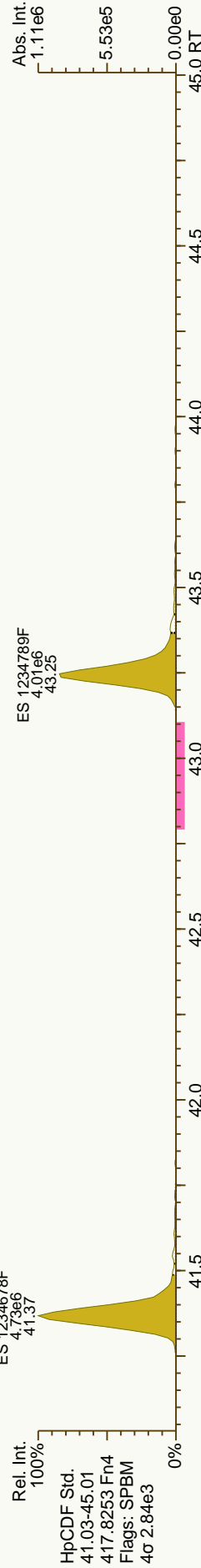
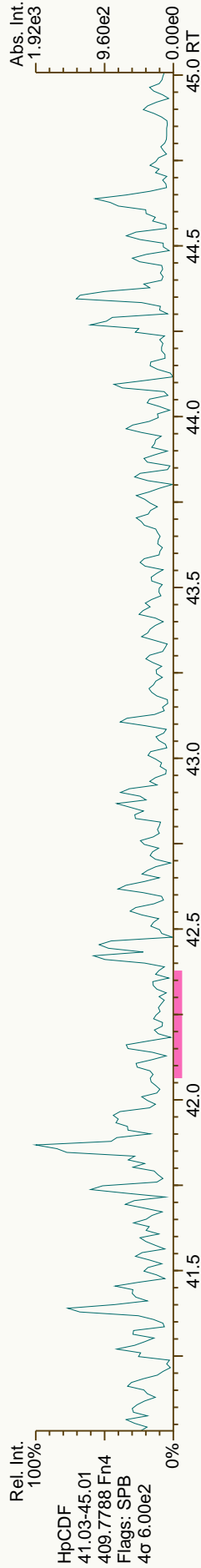
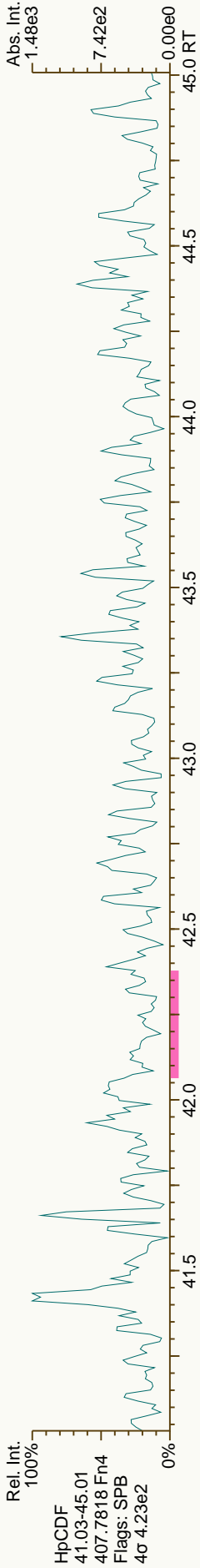


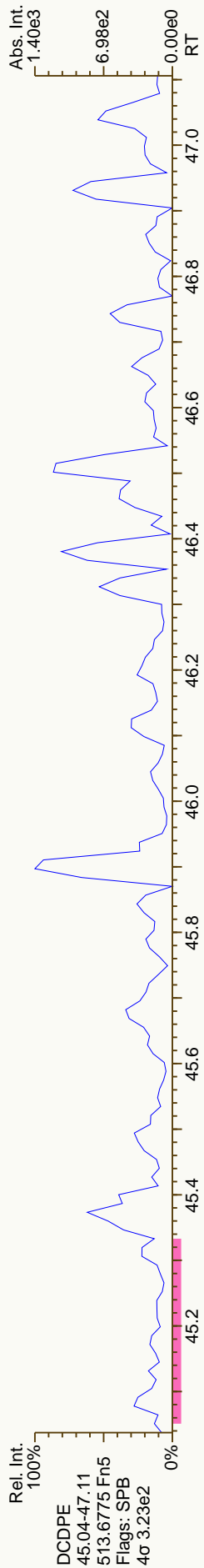
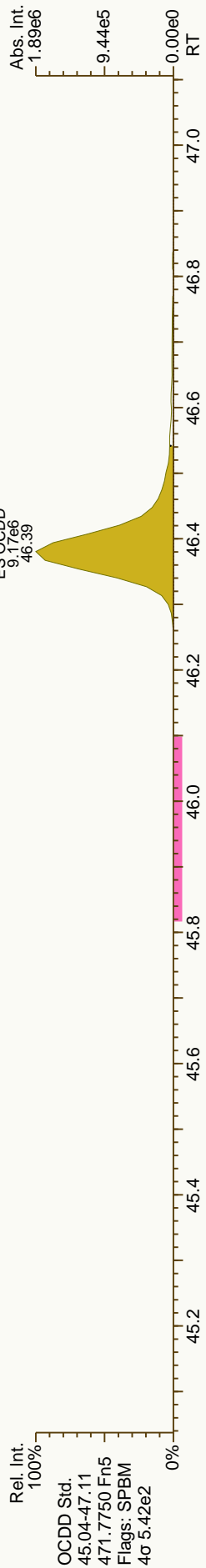
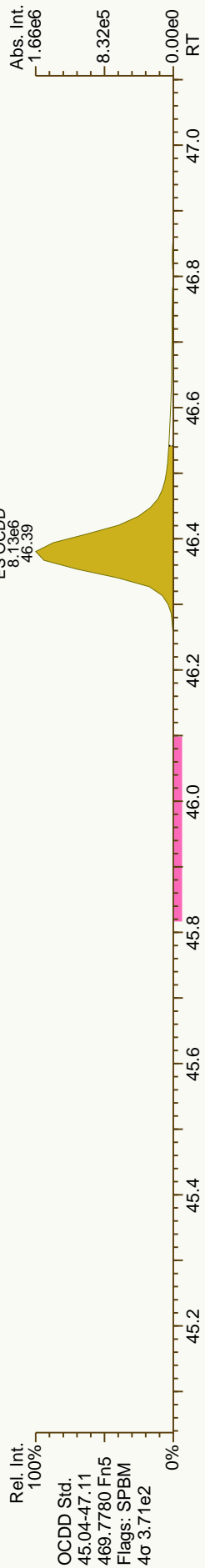
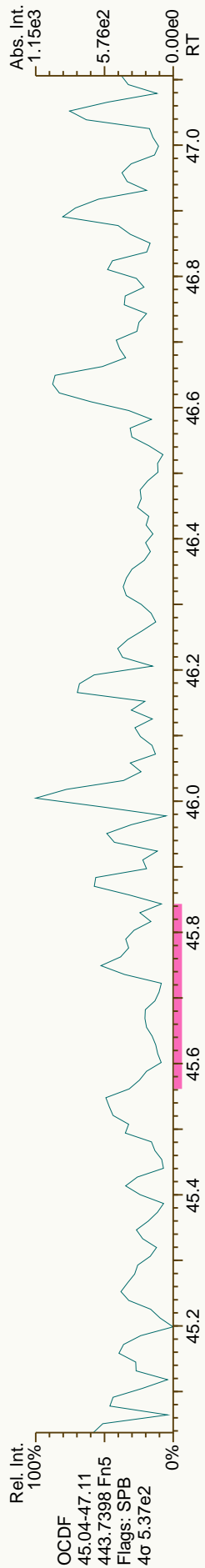
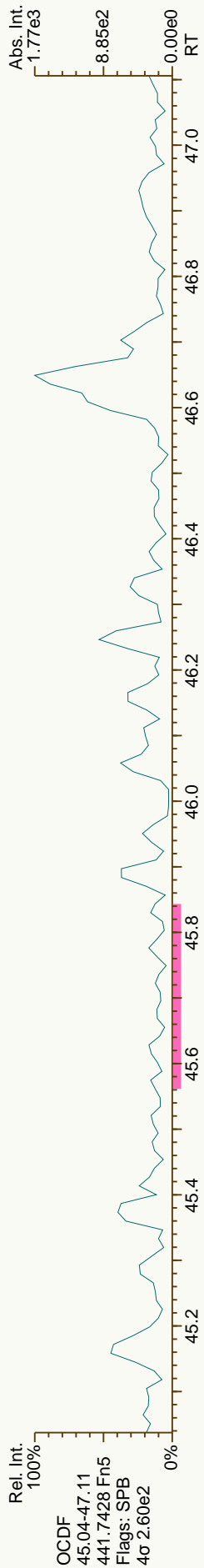












Blank Spike Summary

Blank Spike ID: OPR for HBN 30584 [HXX/1802]

Blank Spike Lab ID: 95223

Date Analyzed: 10/19/2012 15:32

Matrix: Soil-Solid as dry weight

QC for Samples: 31203249001, 31203249002, 31203249003, 31203249004, 31203249005, 31203249006,
31203249008, 31203249009, 31203249010, 31203249011, 31203249012

Results by EPA 1613B

Parameter	Blank Spike (pg/g)			CL
	Spike	Result	Rec (%)	
2,3,7,8-TCDD	20.0	21.6	108	67.0-158
1,2,3,7,8-PeCDD	100	99.7	100	70.0-142
1,2,3,4,7,8-HxCDD	100	111	111	70.0-164
1,2,3,6,7,8-HxCDD	100	117	117	76.0-134
1,2,3,7,8,9-HxCDD	100	117	117	64.0-162
1,2,3,4,6,7,8-HpCDD	100	104	104	70.0-140
OCDD	200	220	110	78.0-144
2,3,7,8-TCDF	20.0	22.2	111	75.0-158
1,2,3,7,8-PeCDF	100	115	115	80.0-134
2,3,4,7,8-PeCDF	100	106	106	68.0-160
1,2,3,4,7,8-HxCDF	100	116	116	72.0-134
1,2,3,6,7,8-HxCDF	100	110	110	84.0-130
2,3,4,6,7,8-HxCDF	100	105	105	70.0-156
1,2,3,7,8,9-HxCDF	100	118	118	78.0-130
1,2,3,4,6,7,8-HpCDF	100	108	108	82.0-122
1,2,3,4,7,8,9-HpCDF	100	105	105	78.0-138
OCDF	200	233	117	63.0-170

Labeled Standards

13C-2378-TCDD	104	25.0-164
13C-12378-PeCDD	87	25.0-181
13C-123478-HxCDD	90	32.0-141
13C-123678-HxCDD	88	28.0-130
13C-1234678-HpCDD	96	23.0-140
13C-OCDD	82	17.0-157
13C-2378-TCDF	97	24.0-169
13C-12378-PeCDF	80	24.0-185
13C-23478-PeCDF	86	21.0-178
13C-123478-HxCDF	94	26.0-152
13C-123678-HxCDF	101	26.0-123
13C-234678-HxCDF	103	29.0-147
13C-123789-HxCDF	90	28.0-136
13C-1234678-HpCDF	87	28.0-143
13C-1234789-HpCDF	94	26.0-138
37Cl-2378-TCDD	117	35.0-197

Blank Spike Summary

Blank Spike ID: OPR for HBN 30584 [HXX/1802]
 Blank Spike Lab ID: 95223
 Date Analyzed: 10/19/2012 15:32

Matrix: Soil-Solid as dry weight

QC for Samples: 31203249001, 31203249002, 31203249003, 31203249004, 31203249005, 31203249006,
 31203249008, 31203249009, 31203249010, 31203249011, 31203249012

Results by EPA 1613B

Blank Spike (%)

<u>Parameter</u>	<u>Spike</u>	<u>Result</u>	<u>Rec (%)</u>	<u>CL</u>
------------------	--------------	---------------	----------------	-----------

Batch Information

Analytical Batch: **HRD1902**
 Analytical Method: **EPA 1613B**
 Instrument: **APHRMS**
 Analyst: **MDC**

Prep Batch: **HXX1802**
 Prep Method: **EPA 1613 PREP S/D/T**
 Prep Date/Time: **10/10/2012 09:35**
 Spike Init Wt./Vol.: **10 g** Extract Vol: **20 uL**

Lab ID: OPR1_10216_DF
 Client ID: 0_10216_OPR001
 Datafile: 121019P1-02



Acq'd: 19 Oct 2012 15:32 MDC
 UTP: 20-Oct-2012 12:47 MDC
 Report: 21 Oct 2012 10:20 MC

Wt/Vol: 10.00 g
 J-level: 0.5 pg/g Split: 1
 Stds (pg): JS: 2000 ES: 2000 CS/SS: 2000, 400 (37C1)
 ICAL: 1613_SGS
 Checkcode: 179-693-HMX

Name	Act RT	QC	Pred. RRT	Act. RRT	ΔSecs	Response	Ra	OK	RRF	Conc.	Noise	DL
2378-TCDD	27.56		1.0009	1.0010	+0.2	3.23E+06	0.79	Y	1.08	21.6	1111	0.0894
2378-PeCDD	33.85		1.0006	1.0007	+0.2	1.02E+07	1.59	Y	1.07	99.7	1025	0.108
23478-HxCDD	38.50		1.0004	1.0005	+0.2	8.41E+06	1.27	Y	1.05	111	1007	0.133
123678-HxCDD	38.63		1.0039	1.0040	+0.2	9.17E+06	1.27	Y	0.98	117	1007	0.142
123789-HxCDD	38.98		1.0129	1.0131	+0.5	9.02E+06	1.31	Y	1.01	117	1007	0.138
1234678-HpCDD	42.65		1.0005	1.0004	-0.3	7.38E+06	1.03	Y	1.09	104	1586	0.243
OCDD	46.41		1.0005	1.0005	0	1.07E+07	0.91	Y	1.11	220	1686	0.422
2378-TCDF	26.56		1.0009	1.0009	0	4.63E+06	0.78	Y	0.98	22.2	976	0.0599
12378-PeCDF	32.12		1.0007	1.0007	0	1.71E+07	1.48	Y	0.99	115	2036	0.147
23478-PeCDF	33.44		1.0006	1.0006	0	1.76E+07	1.53	Y	1.02	106	2036	0.135
123478-HxCDF	37.33		1.0006	1.0005	-0.2	1.40E+07	1.24	Y	1.19	116	1594	0.131
123678-HxCDF	37.50		1.0005	1.0005	0	1.54E+07	1.26	Y	1.16	110	1594	0.121
234678-HxCDF	38.28		1.0006	1.0005	-0.2	1.46E+07	1.25	Y	1.18	105	1594	0.124
123789-HxCDF	39.40		1.0005	1.0005	0	1.19E+07	1.27	Y	1.09	118	1594	0.19
1234678-HpCDF	41.38		1.0004	1.0004	0	1.15E+07	1.05	Y	1.35	108	2624	0.241
1234789-HpCDF	43.26		1.0004	1.0004	0	9.24E+06	1.06	Y	1.34	105	2624	0.327
OCDF	46.65		1.0057	1.0057	0	1.43E+07	0.93	Y	1.40	233	881	0.175
2378-TCDD	27.53		1.0281	1.0278	-0.5	2.76E+07	0.79	Y	1.04	104		
ES 12378-PeCDD	33.83		1.2639	1.2629	-1.6	1.91E+07	1.62	Y	0.87	86.7		
ES 123478-HxCDD	38.48		0.9876	0.9876	0	1.45E+07	1.23	Y	0.94	90.3		
ES 123678-HxCDD	38.61		0.9910	0.9911	+0.2	1.59E+07	1.28	Y	1.06	87.9		
ES 1234678-HpCDD	42.64		1.0943	1.0944	+0.2	1.31E+07	1.07	Y	0.80	95.9		
ES OCDD	46.39		1.1907	1.1906	-0.2	1.76E+07	0.91	Y	0.63	81.7		
ES 2378-TCDF	26.54		0.9907	0.9906	-0.2	4.26E+07	0.81	Y	1.74	96.6		
ES 12378-PeCDF	32.10		1.1992	1.1982	-1.6	3.02E+07	1.56	Y	1.49	79.6		
ES 23478-PeCDF	33.42		1.2484	1.2475	-1.4	3.26E+07	1.56	Y	1.48	86.5		
ES 123478-HxCDF	37.31		0.9577	0.9577	0	2.04E+07	0.52	Y	1.27	93.9		
ES 123678-HxCDF	37.48		0.9619	0.9619	0	2.43E+07	0.53	Y	1.41	101		
ES 234678-HpCDF	38.26		0.9821	0.9822	+0.2	2.37E+07	0.52	Y	1.34	103		
ES 123789-HxCDF	39.38		1.0108	1.0109	+0.2	1.85E+07	0.53	Y	1.20	90.2		
ES 1234678-HpCDF	41.37		1.0618	1.0618	0	1.58E+07	0.44	Y	1.06	87.4		
ES 1234789-HpCDF	43.25		1.1100	1.1100	0	1.31E+07	0.44	Y	0.82	93.8		

Lab ID: OPR1_10216_DF Acq'd: 19 Oct 2012 15:32 MDC Wt/Vol: 10.00 g ICAL: 1613_SGS
 Client ID: 0_10216_OPR001 UTP: 20-Oct-2012 12:47 MDC J-level: 0.5 pg/g Split: 1 Checkcode: 179-693-HMX
 Datafile: 121019P1-02 Report: 21 Oct 2012 10:20 MC Stds (pg): JS: 2000 ES: 2000 CS/SS: 2000, 400 (37Cl)

WV#	Name	Act RT	QC	Pred. RRT	Act. RRT	ΔSecs	Response	Ra	OK	RRF	Rec. %
120329	JS 1234-TCDD	26.79		-	-	-	2.54E+07	0.81	Y	-	-
120329	JS 123789-HxCDD	38.96		-	-	-	1.71E+07	1.26	Y	-	-
	CS 37Cl-2378-TCDD	27.56		1.0291	1.0287	-0.6	6.96E+06	n/a	-	1.17	117

	SS 37Cl-2378-TCDD	27.56		1.0291	1.0287	-0.6	6.96E+06	n/a	-	1.12	112
--	-------------------	-------	--	--------	--------	------	----------	-----	---	------	-----

Totals	Conc	EMPC	EDL
Total TCDD	21.6	21.6	0.0894
Total PeCDD	99.7	99.7	0.108
Total HxCDD	345	345	0.137
Total HpCDD	104	104	0.243
Total Tetra-Octa Dioxins	791	791	
Total TCDF	22.2	22.4	0.0599
Total PeCDF	221	222	0.141
Total HxCDF	448	449	0.138
Total HpCDF	213	213	0.28
Total Tetra-Octa Furans	1140	1140	
Total Tetra-Octa Dioxins & Furans	1930	1930	

Lab ID: OPR1_10216_DF Acq'd: 19 Oct 2012 15:32 MDC Wt/Vol: 10.00 g ICAL: 1613_SGS
 Client ID: 0_10216_OPR001 UTP: 20-Oct-2012 12:47 MDC J-level: 0.5 pg/g Split: 1 Checkcode: 179-693-HMX
 Datafile: 121019P1-02 Report: 21 Oct 2012 10:20 MC Stds (pg): JS: 2000 ES: 2000 CS/SS: 2000, 400 (37C1)

Comp #	Name	Act RT	QC	Pred. RRT	Act. RRT	ΔSecs	Response	Ra	OK	RRF	Conc.	Noise	DL
1	TCDD	NotFnd		0.8504						1.08		1111	0.0894
2	TCDD	NotFnd		0.8649						1.08		1111	0.0894
3	TCDD	NotFnd		0.8835						1.08		1111	0.0894
4	TCDD	NotFnd		0.9152						1.08		1111	0.0894
	TCDD	NotFnd		0.9241						1.08		1111	0.0894
	TCDD	NotFnd		0.9327						1.08		1111	0.0894
	TCDD	NotFnd		0.9408						1.08		1111	0.0894
	TCDD	NotFnd		0.9512						1.08		1111	0.0894
	TCDD	NotFnd		0.9580						1.08		1111	0.0894
	TCDD	NotFnd		0.9736						1.08		1111	0.0894
	TCDD	NotFnd		0.9785						1.08		1111	0.0894
	TCDD	NotFnd		0.9884						1.08		1111	0.0894
	TCDD	NotFnd		0.9945						1.08		1111	0.0894
	2378--TCDD	27.56		1.0009	1.0010	+0.2	3.23E+06	0.79	Y	1.08	21.6	1111	0.0894
	TCDD	NotFnd		1.0147						1.08		1111	0.0894
	TCDD	NotFnd		1.0206						1.08		1111	0.0894
	TCDD	NotFnd		1.0423						1.08		1111	0.0894
	PeCDD	NotFnd		0.9131						1.07		1025	0.108
	PeCDD	NotFnd		0.9319						1.07		1025	0.108
	PeCDD	NotFnd		0.9511						1.07		1025	0.108
	PeCDD	NotFnd		0.9576						1.07		1025	0.108
	PeCDD	NotFnd		0.9611						1.07		1025	0.108
	PeCDD	NotFnd		0.9703						1.07		1025	0.108
	PeCDD	NotFnd		0.9829						1.07		1025	0.108
	12378-PeCDD	33.85		1.0006	1.0007	+0.2	1.02E+07	1.59	Y	1.07	99.7	1025	0.108
	PeCDD	NotFnd		1.0039						1.07		1025	0.108
	PeCDD	NotFnd		1.0161						1.07		1025	0.108
	HxCDD	NotFnd		0.9479						1.01		1007	0.137
	HxCDD	NotFnd		0.9682						1.01		1007	0.137
	HxCDD	NotFnd		0.9771						1.01		1007	0.137
	HxCDD	NotFnd		0.9811						1.01		1007	0.137
	123478-HxCDD	38.50		1.0004	1.0005	+0.2	8.41E+06	1.27	Y	1.05	111	1007	0.133
	123678-HxCDD	38.63		1.0039	1.0040	+0.2	9.17E+06	1.27	Y	0.98	117	1007	0.142
	HxCDD	NotFnd		1.0097						1.01		1007	0.137
	123789-HxCDD	38.98		1.0129	1.0131	+0.5	9.02E+06	1.31	Y	1.01	117	1007	0.138

Lab ID: OPR1_10216_DF

Acq'd: 19 Oct 2012 15:32 MDC

Wt/Vol: 10.00 g

ICAL: 1613_SGS

Client ID: 0_10216_OPR001

UTP: 20-Oct-2012 12:47 MDC

J-level: 0.5 pg/g Split: 1

Checkcode: 179-693-HMX

Datafile: 121019P1-02

Report: 21 Oct 2012 10:20 MC

Stds (pg): JS: 2000 ES: 2000 CS/SS: 2000, 400 (37C1)

WV#	Name	Act RT	QC	Pred. RRT	Act. RRT	ΔSecs	Response	Ra	OK	RRF	Conc.	Noise	DL
1	HP-CDD	41.75		0.9793	0.9791	-0.5	4.49E+04	1.31	N	1.09	0.631	1586	0.243
2	234678-HP-CDD	42.65		1.0005	1.0004	-0.3	7.38E+06	1.03	Y	1.09	104	1586	0.243
3	OCDD	46.41		1.0005	1.0005	0	1.07E+07	0.91	Y	1.11	220	1686	0.422
4	OCDD-a	46.39		1.0001	1.0002	+0.3	6.44E+05	2.82	Y	1.00	14.7	1089	0.302
5	TCDF	NotFnd		0.7983						0.98		976	0.0599
6	TCDF	NotFnd		0.8218						0.98		976	0.0599
7	TCDF	NotFnd		0.8463						0.98		976	0.0599
8	TCDF	NotFnd		0.8625						0.98		976	0.0599
9	TCDF	NotFnd		0.8677						0.98		976	0.0599
10	TCDF	NotFnd		0.8787						0.98		976	0.0599
11	TCDF	NotFnd		0.8840						0.98		976	0.0599
12	TCDF	NotFnd		0.8998						0.98		976	0.0599
13	TCDF	NotFnd		0.9054						0.98		976	0.0599
14	TCDF	NotFnd		0.9125						0.98		976	0.0599
15	TCDF	NotFnd		0.9279						0.98		976	0.0599
16	TCDF	NotFnd		0.9334						0.98		976	0.0599
17	TCDF	NotFnd		0.9381						0.98		976	0.0599
18	TCDF	NotFnd		0.9439						0.98		976	0.0599
19	TCDF	25.55		0.9630	0.9628	-0.3	3.41E+04	1.02	N	0.98	0.164	976	0.0599
20	TCDF	NotFnd		0.9674						0.98		976	0.0599
21	TCDF	NotFnd		0.9746						0.98		976	0.0599
22	TCDF	NotFnd		0.9829						0.98		976	0.0599
23	TCDF	NotFnd		0.9916						0.98		976	0.0599
24	TCDF	NotFnd		0.9963						0.98		976	0.0599
25	2378-TCDF	26.56		1.0009	1.0009	0	4.63E+06	0.78	Y	0.98	22.2	976	0.0599
26	TCDF	NotFnd		1.0166						0.98		976	0.0599
27	TCDF	NotFnd		1.0274						0.98		976	0.0599
28	TCDF	NotFnd		1.0390						0.98		976	0.0599
29	TCDF	NotFnd		1.0886						0.98		976	0.0599
30	PeCDF	NotFnd		0.8975						1.00	1544	2036	0.141
31	PeCDF	NotFnd		0.9542						1.00	2036	2036	0.141
32	PeCDF	NotFnd		0.9587						1.00	2036	2036	0.141
33	PeCDF	NotFnd		0.9636						1.00	2036	2036	0.141
34	PeCDF	NotFnd		0.9671						1.00	2036	2036	0.141
35	PeCDF	NotFnd		0.9760						1.00	2036	2036	0.141
36	PeCDF	NotFnd		0.9810						1.00	2036	2036	0.141

Lab ID: OPR1_10216_DF

Acq'd: 19 Oct 2012 15:32 MDC

Wt/Vol: 10.00 g

ICAL: 1613_SGS

Client ID: 0_10216_OPR001

UTP: 20-Oct-2012 12:47 MDC

J-level: 0.5 pg/g Split: 1

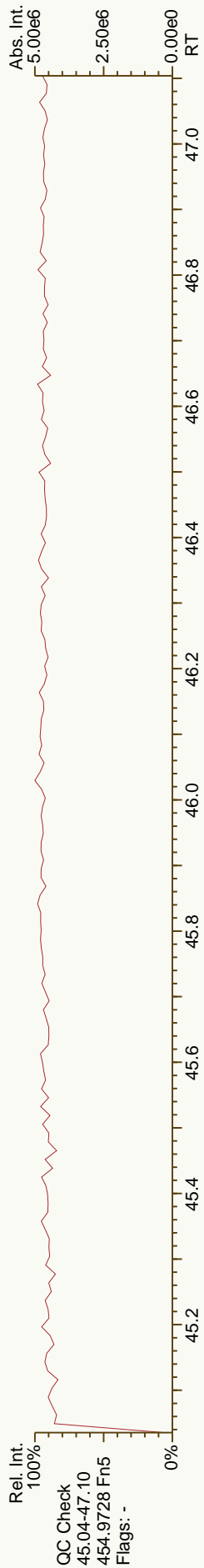
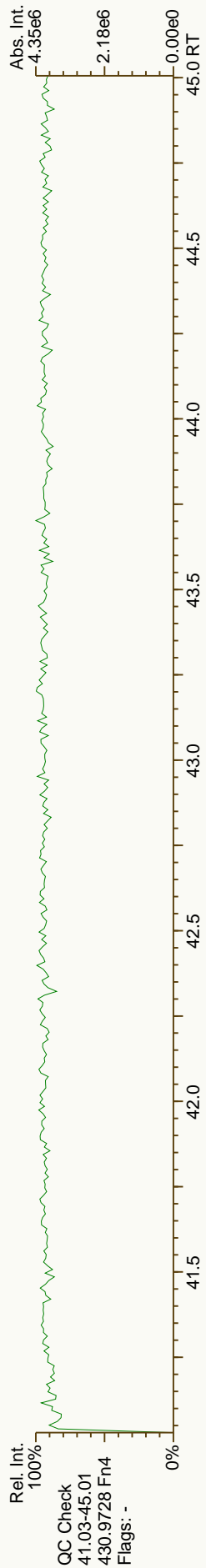
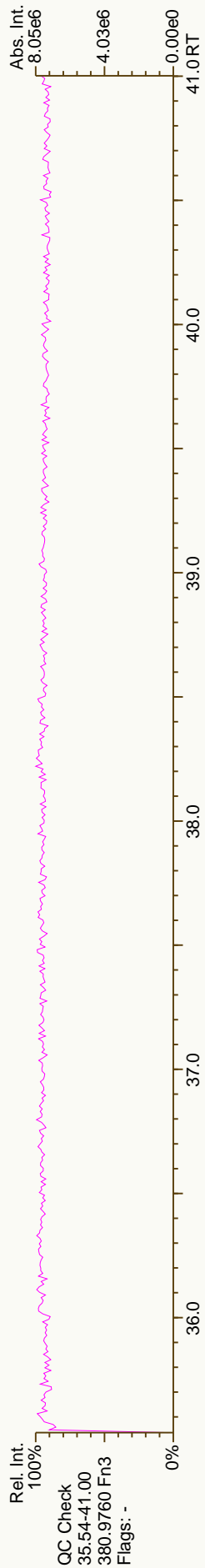
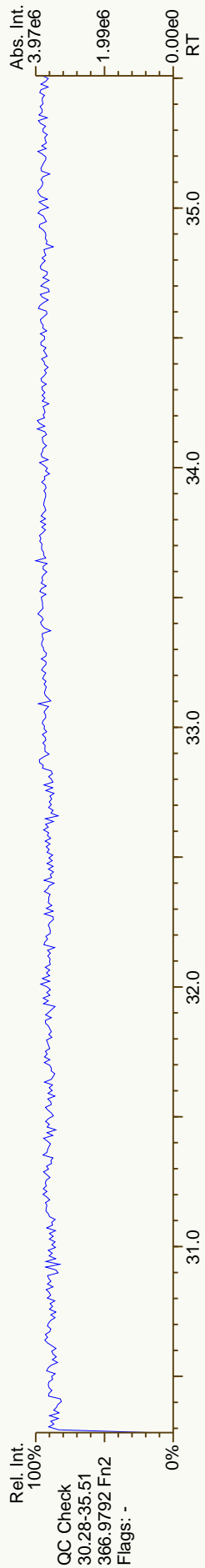
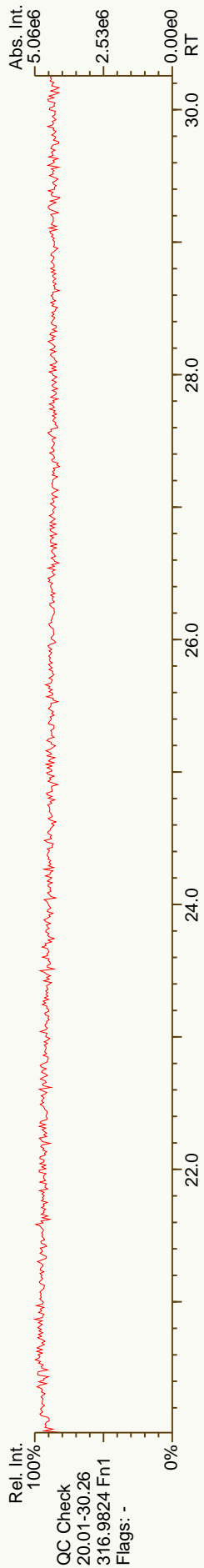
Checkcode: 179-693-HMX


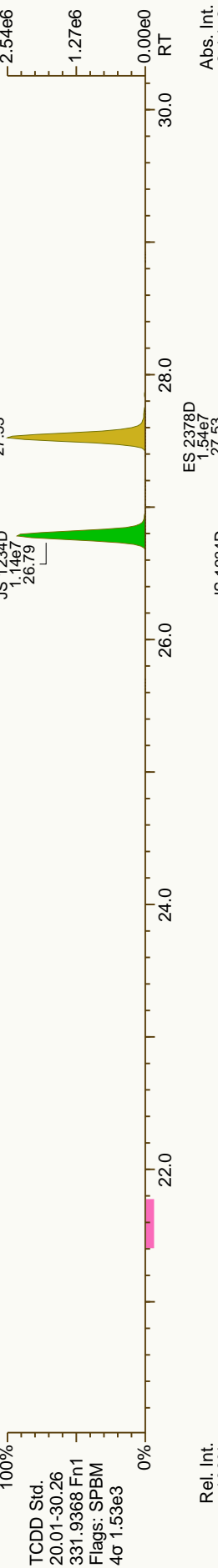
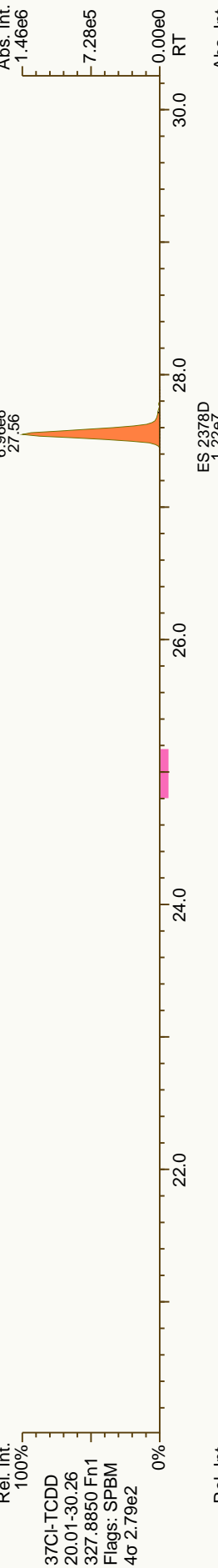
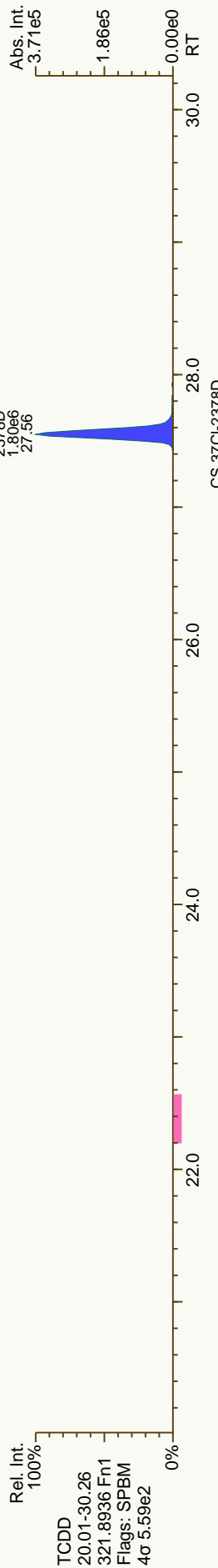
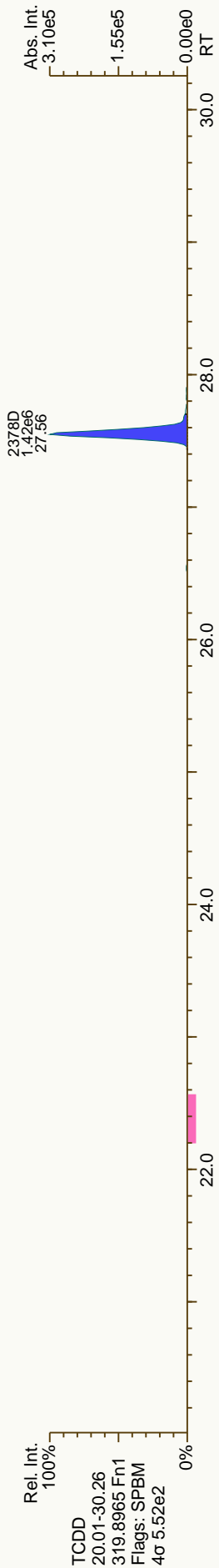
Datafile: 121019P1-02

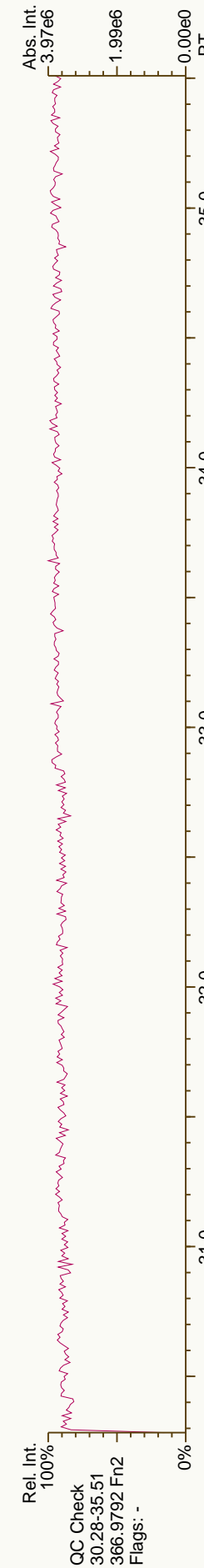
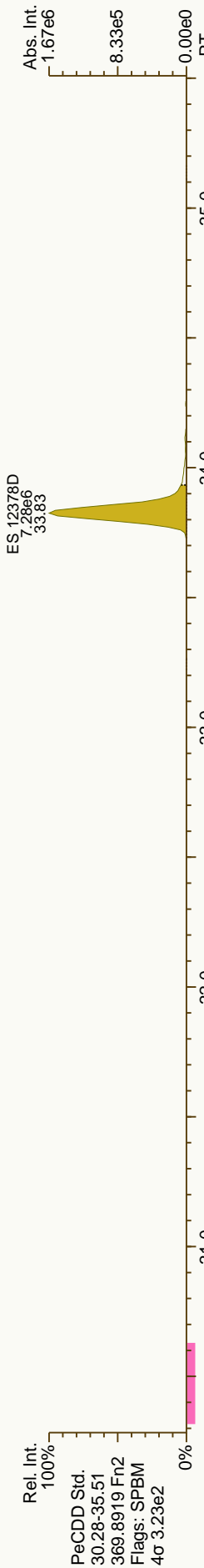
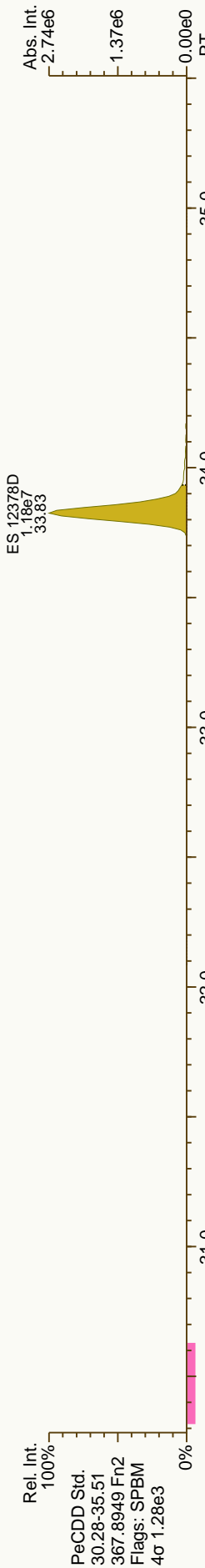
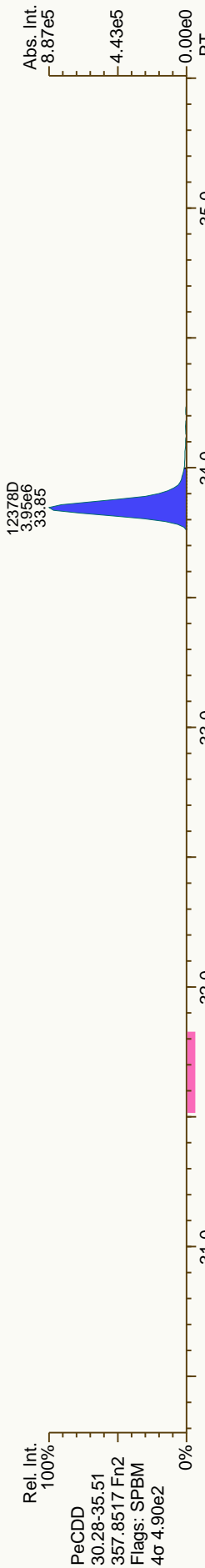
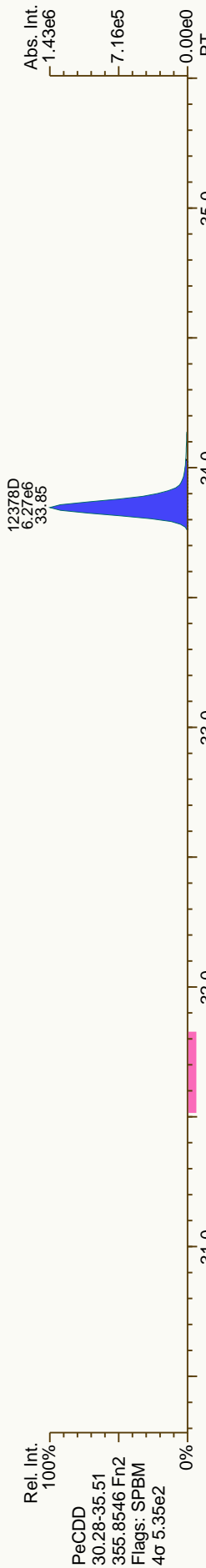
Report: 21 Oct 2012 10:20 MC

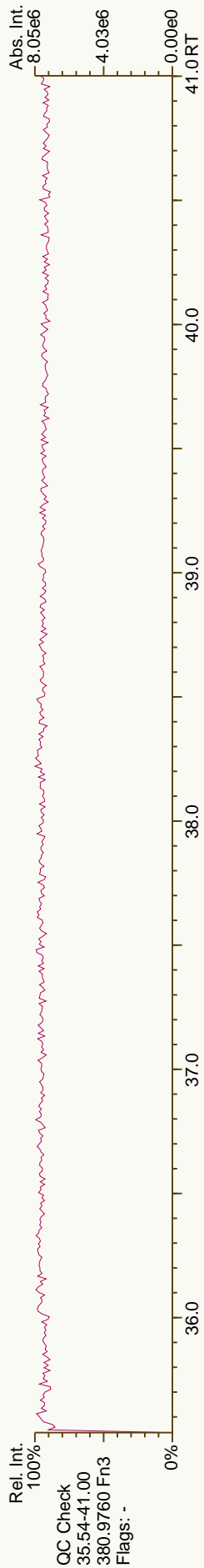
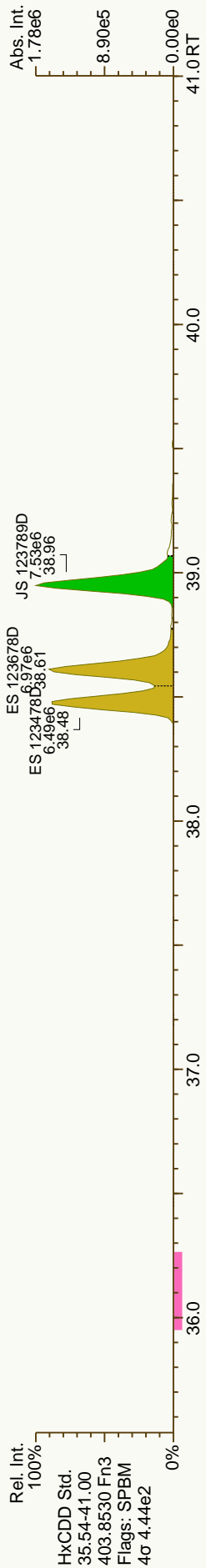
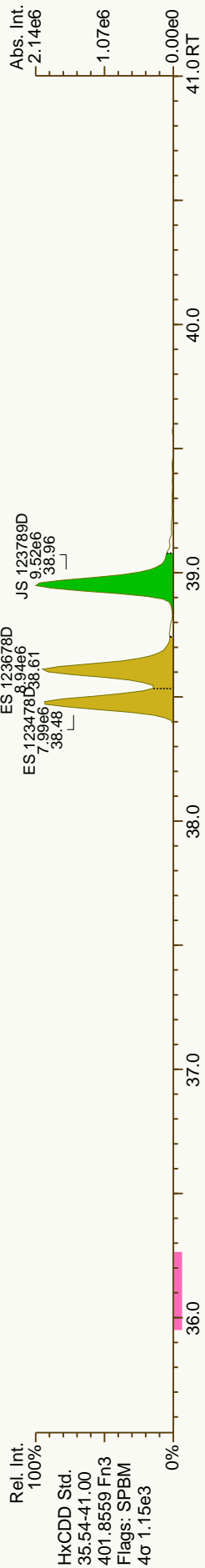
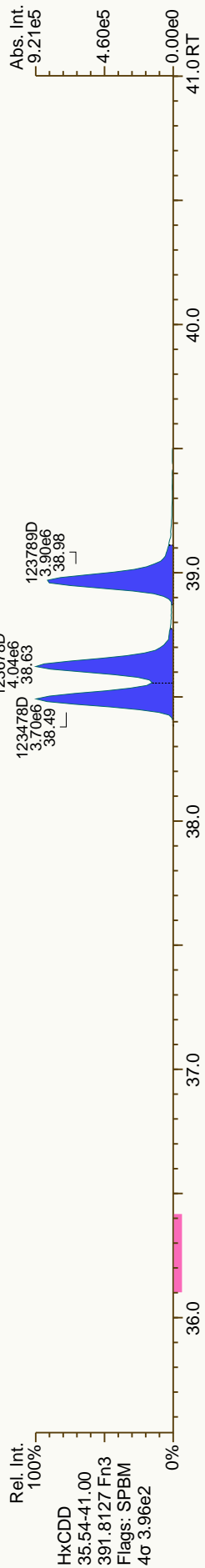
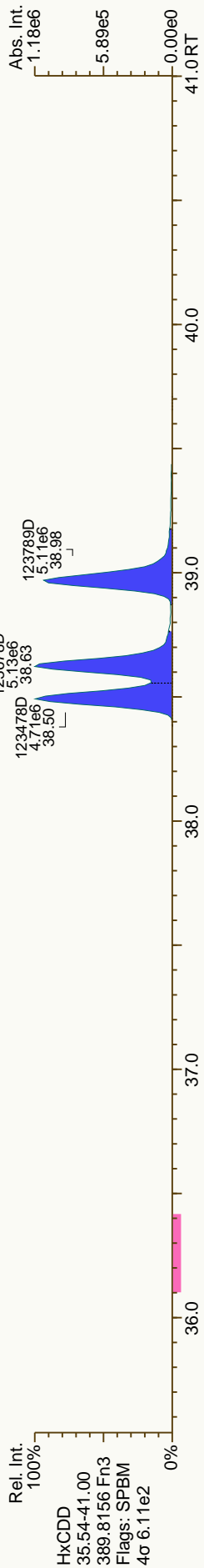
Stds (pg): JS: 2000 ES: 2000 CS/SS: 2000, 400 (37C1)

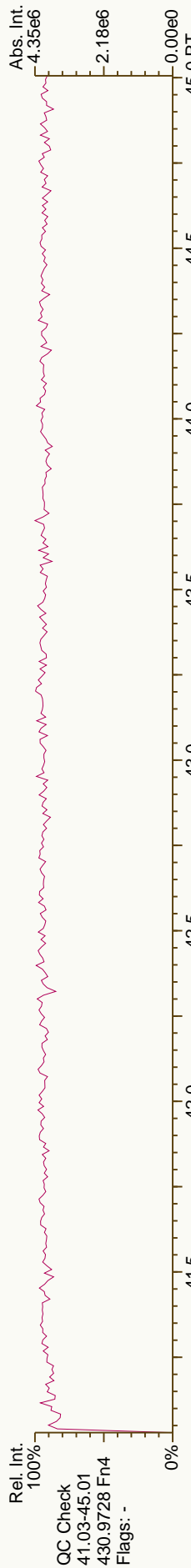
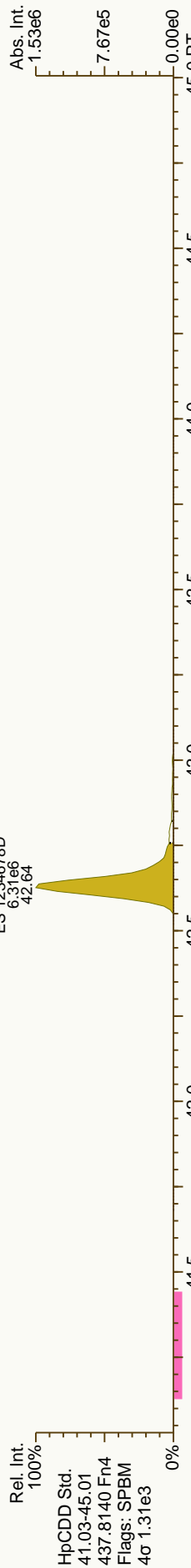
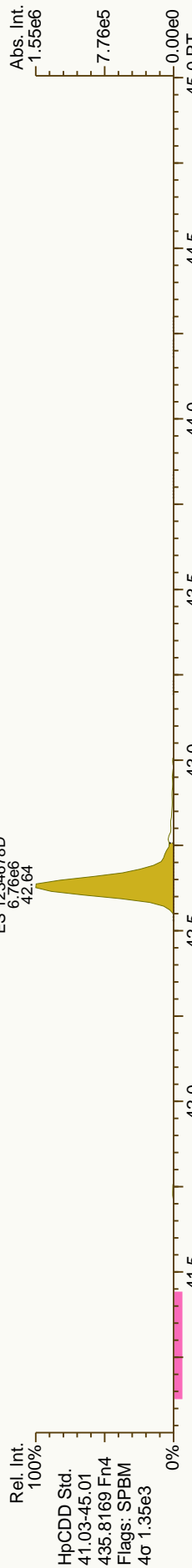
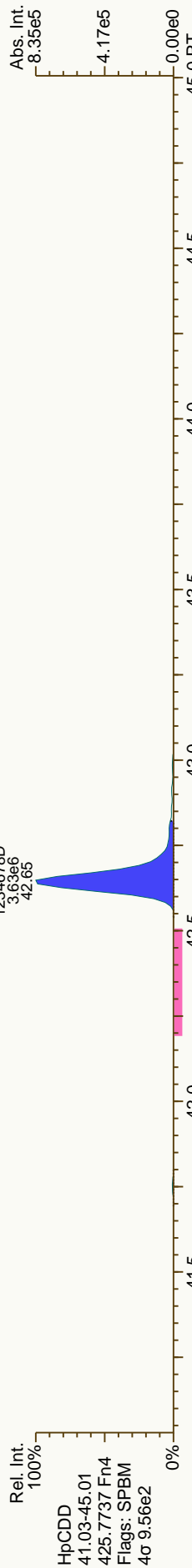
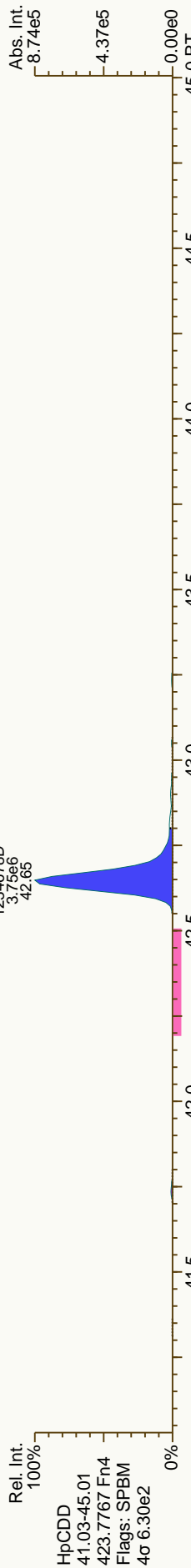
Comp #	Name	Act RT	QC	Pred. RRT	Act. RRT	ΔSecs	Response	Ra	OK	RRF	Conc.	Noise	DL
1	PeCDF	NotFnd		0.9847						1.00		2036	0.141
2	PeCDF	NotFnd		0.9870						1.00		2036	0.141
3	PeCDF	31.87		0.9930	0.9931	+0.2	4.06E+04	1.83	N	1.00	0.258	2036	0.141
4	12378-PeCDF	32.12		1.0007	1.0007	0	1.71E+07	1.48	Y	0.99	115	2036	0.147
	PeCDF	NotFnd		1.0113						1.00		2036	0.141
	PeCDF	NotFnd		1.0169						1.00		2036	0.141
	PeCDF	NotFnd		0.9917						1.00		2036	0.141
	PeCDF	33.28		0.9962	0.9960	-0.4	7.82E+04	1.61	Y	1.00	0.497	2036	0.141
	23478-PeCDF	33.44		1.0006	1.0006	0	1.76E+07	1.53	Y	1.02	106	2036	0.135
	PeCDF	NotFnd		0.0000						1.02	0	0	0
	PeCDF	NotFnd		1.0023						1.00		2036	0.141
	PeCDF	NotFnd		1.0120						1.00		2036	0.141
	PeCDF	34.69		1.0389	1.0381	-1.6	3.82E+04	0.98	N	1.00	0.243	2036	0.141
	HxCDF	35.68		0.9565	0.9563	-0.4	2.55E+04	1.48	N	1.15	0.203	1594	0.138
	HxCDF	35.91		0.9627	0.9625	-0.4	3.50E+04	1.05	N	1.15	0.28	1594	0.138
	HxCDF	NotFnd		0.9700						1.15		1594	0.138
	HxCDF	NotFnd		0.9762						1.15		1594	0.138
	HxCDF	NotFnd		0.9833						1.15		1594	0.138
	HxCDF	37.15		0.9968	0.9958	-2.2	1.62E+04	1.07	Y	1.15	0.129	1594	0.138
	123478-HxCDF	37.33		1.0006	1.0005	-0.2	1.40E+07	1.24	Y	1.19	116	1594	0.131
	123678-HxCDF	37.50		1.0005	1.0005	0	1.54E+07	1.26	Y	1.16	110	1594	0.121
	HxCDF	NotFnd		1.0055						1.15		1594	0.138
	HxCDF	NotFnd		1.0102						1.15		1594	0.138
	HxCDF	NotFnd		0.9933						1.15		1594	0.138
	234678-HxCDF	38.28		1.0006	1.0005	-0.2	1.46E+07	1.25	Y	1.18	105	1594	0.124
	HxCDF	NotFnd		0.0000						1.18	0	0	0
	HxCDF	NotFnd		1.0009						1.15		1594	0.138
	123789-HxCDF	39.40		1.0005	1.0005	0	1.19E+07	1.27	Y	1.09	118	1594	0.19
	HxCDF	NotFnd		0.0000						1.09	0	0	0
	123489-HxCDF	NotFnd		1.0013						1.15		1594	0.138
	1234678-HpCDF	41.38		1.0004	1.0004	0	1.15E+07	1.05	Y	1.35	108	2624	0.241
	HpCDF	NotFnd		1.0091						1.34		2624	0.28
	HpCDF	NotFnd		1.0140						1.34		2624	0.28
	1234789-HpCDF	43.26		1.0004	1.0004	0	9.24E+06	1.06	Y	1.34	105	2624	0.327
	OCDF	46.65		1.0057	1.0057	0	1.43E+07	0.93	Y	1.40	233	881	0.175
	OCDF-a	46.64		1.0053	1.0055	+0.6	8.22E+05	2.40	Y	1.00	18.7	557	0.154

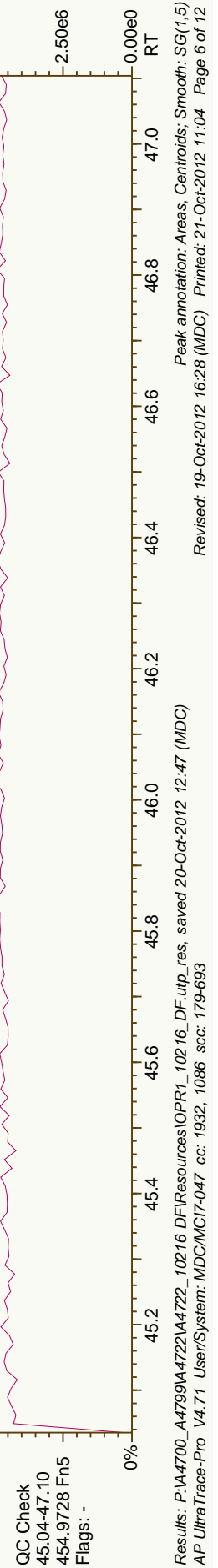
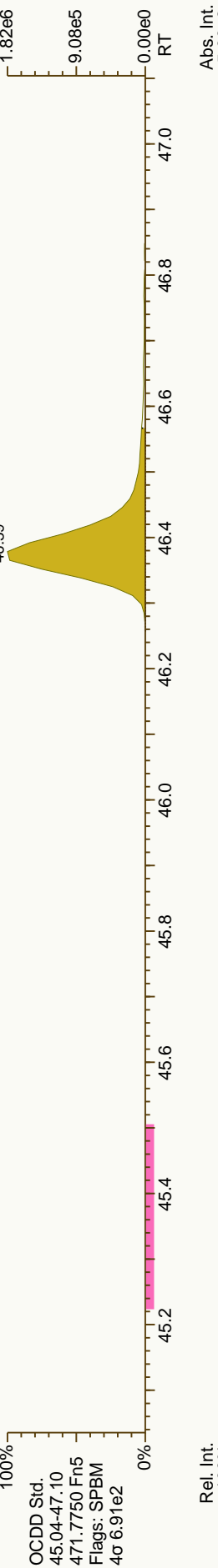
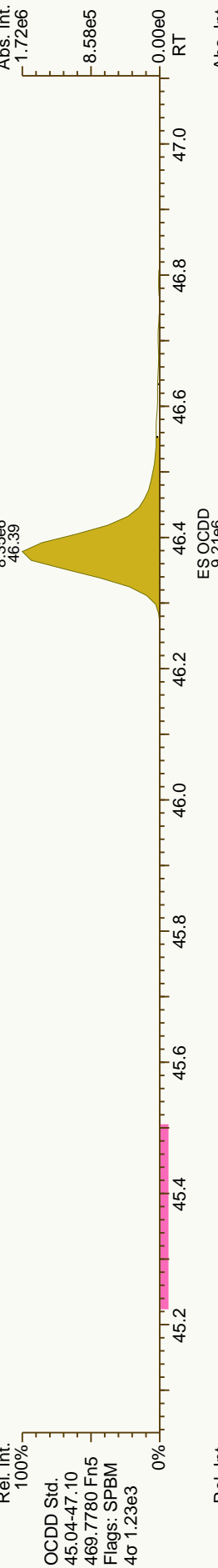
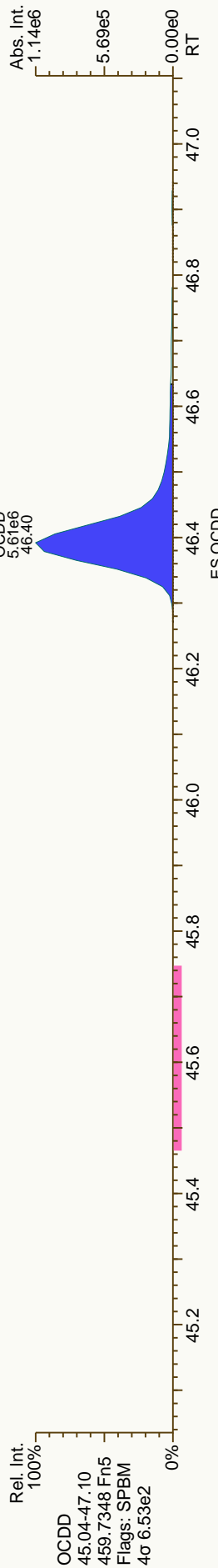
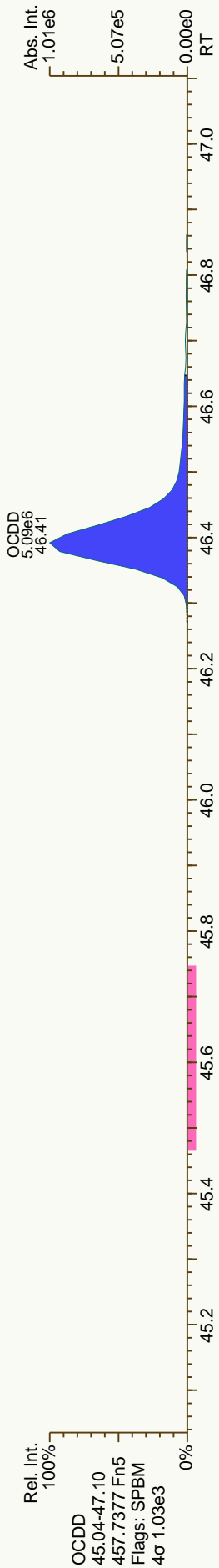


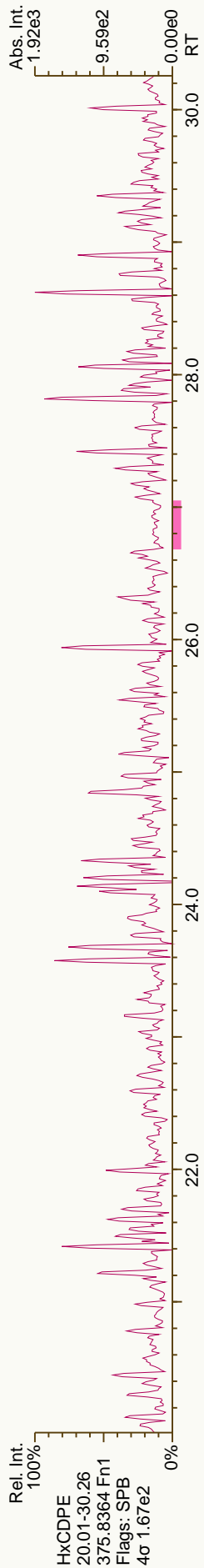
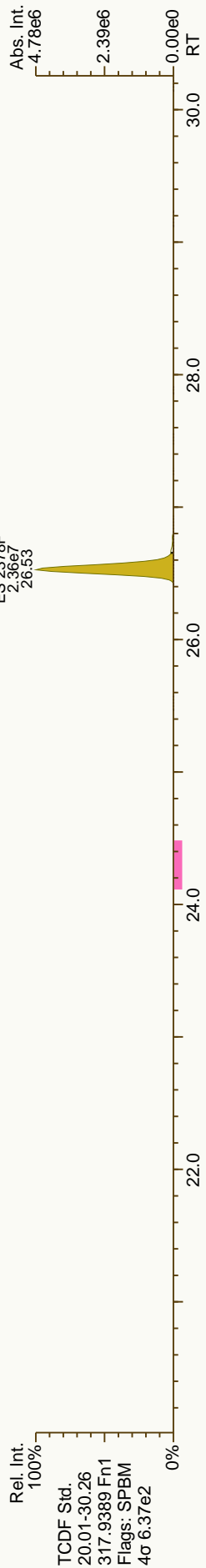
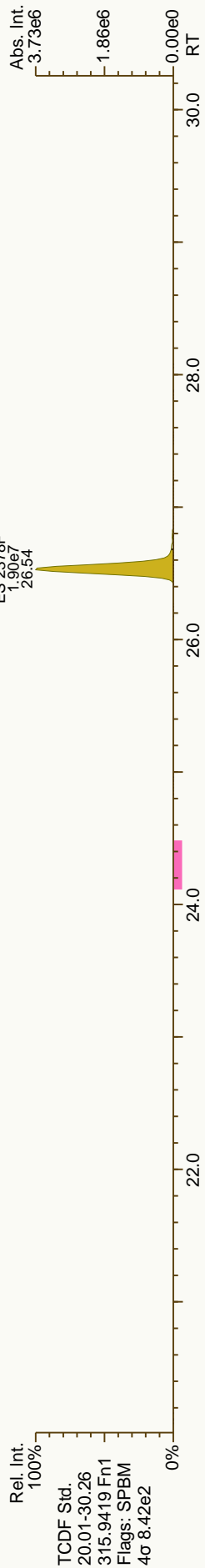

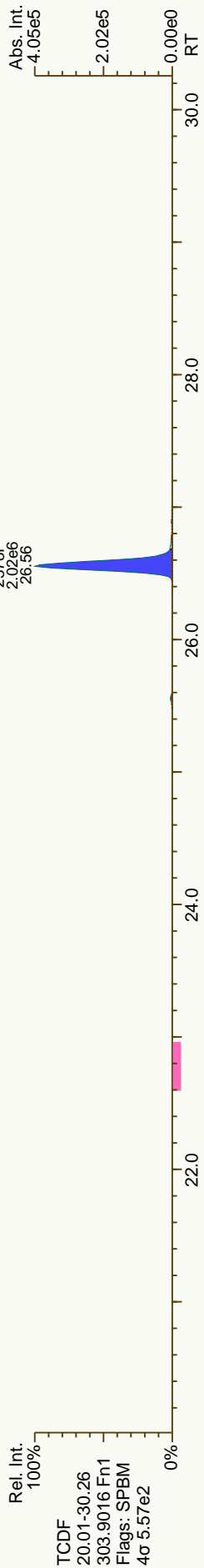


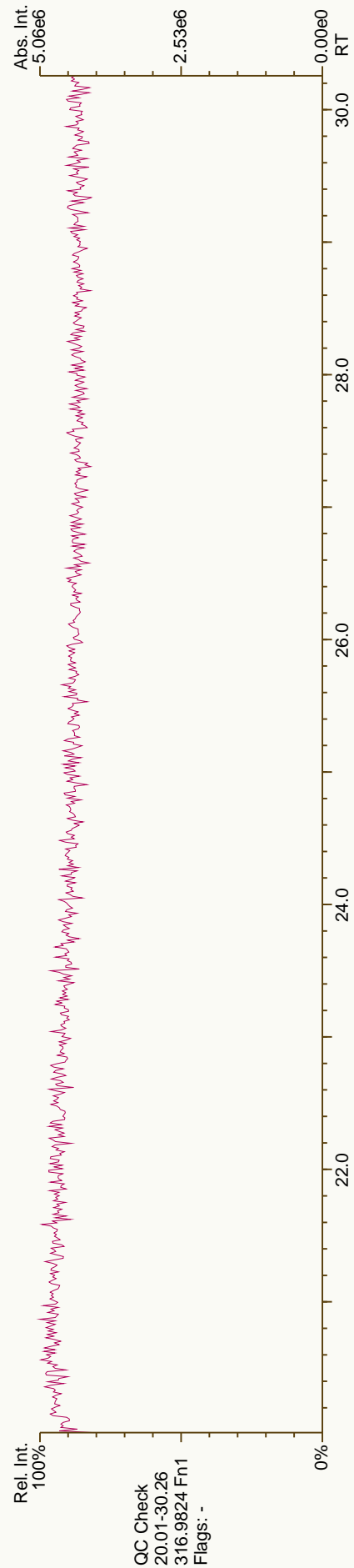
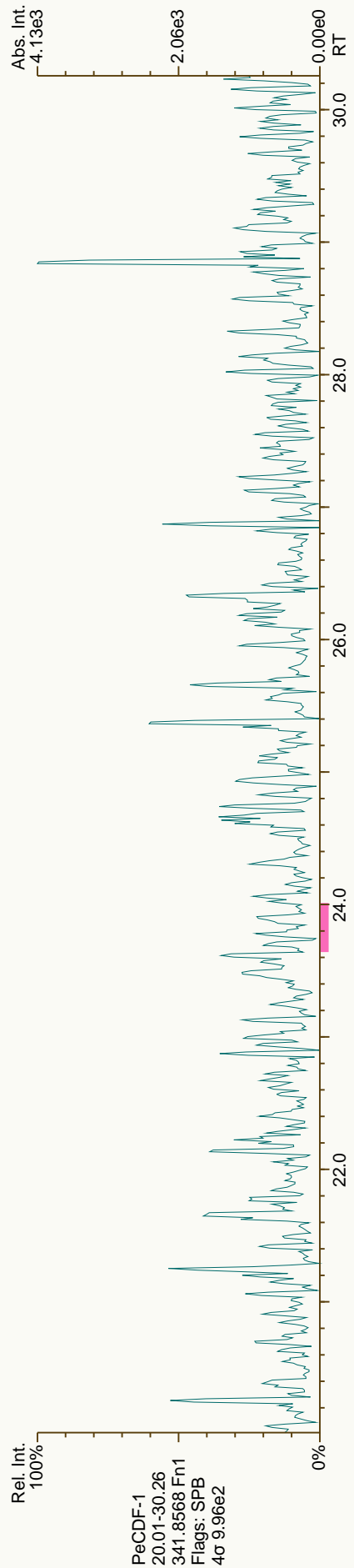
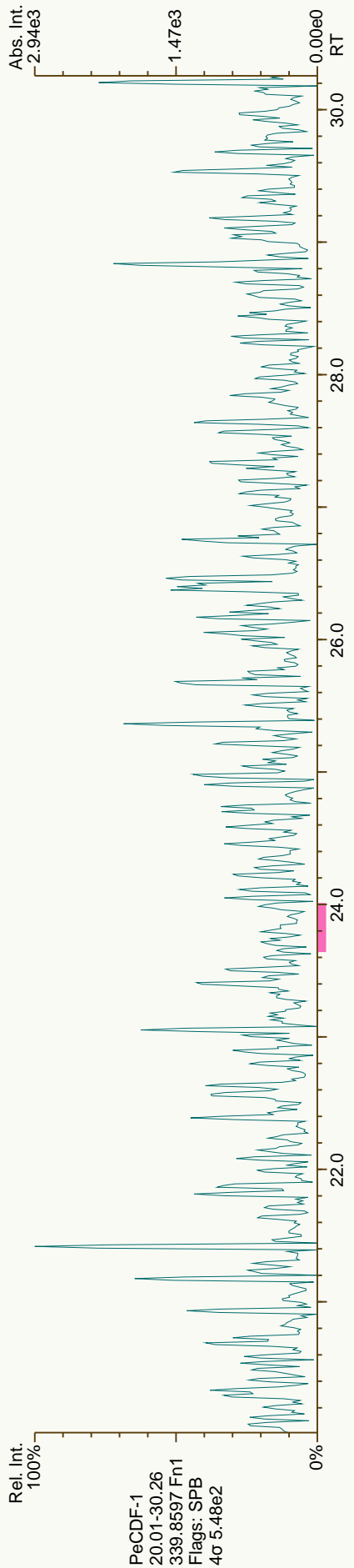


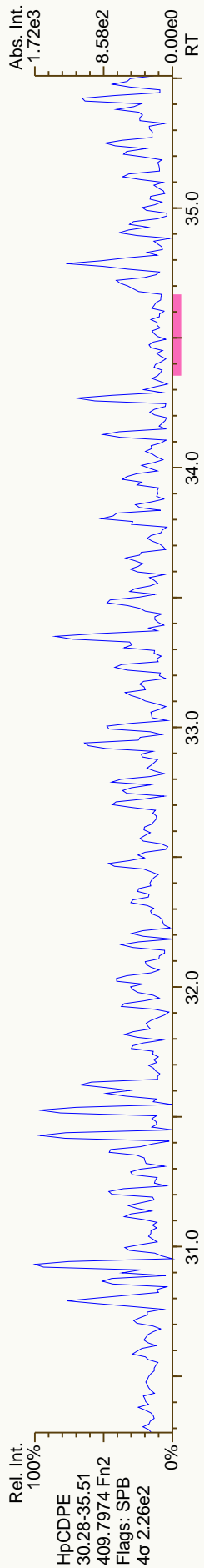

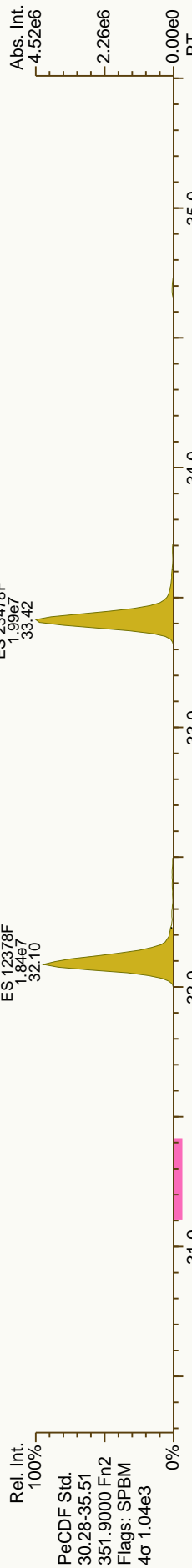
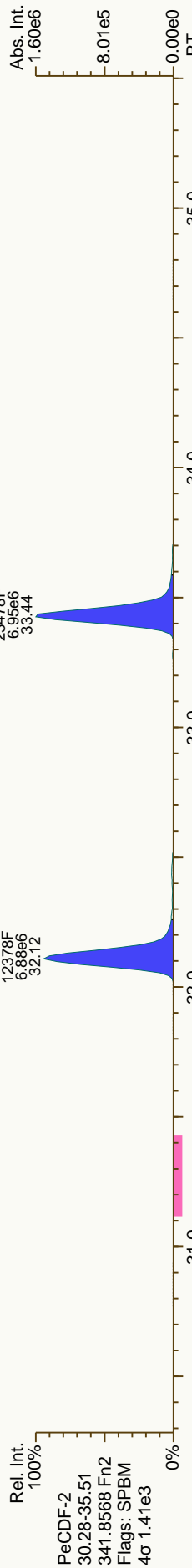
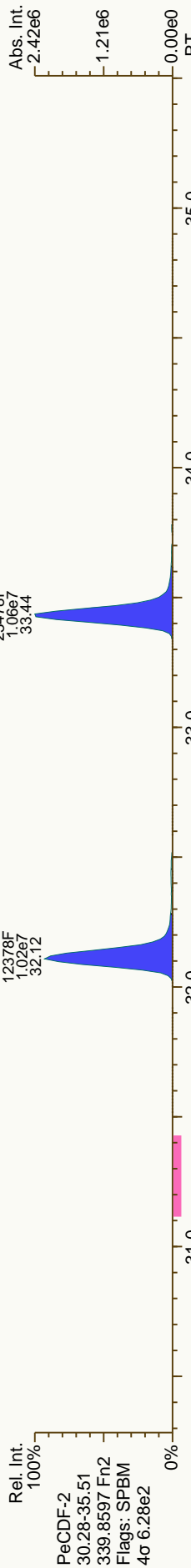


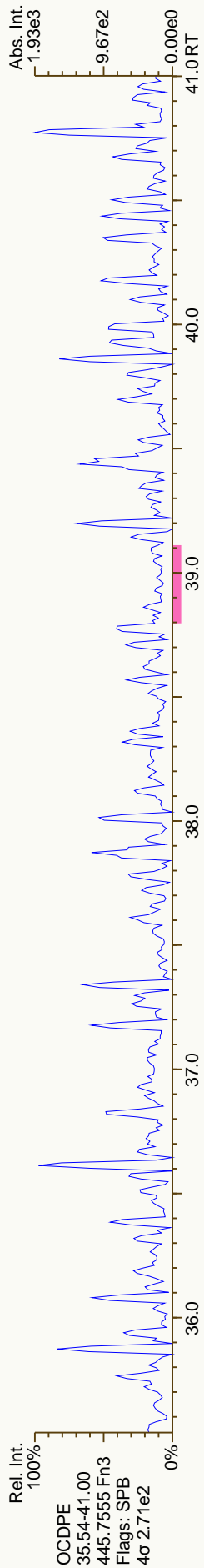
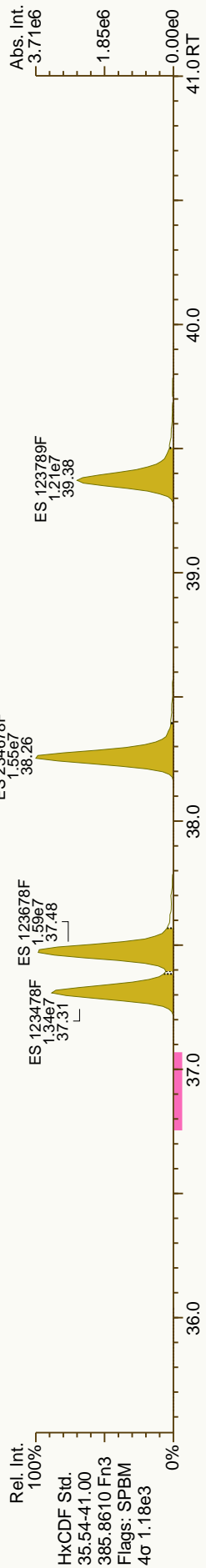
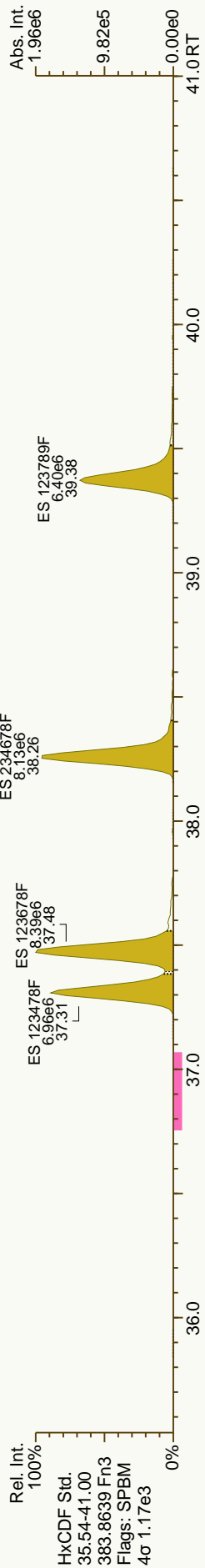
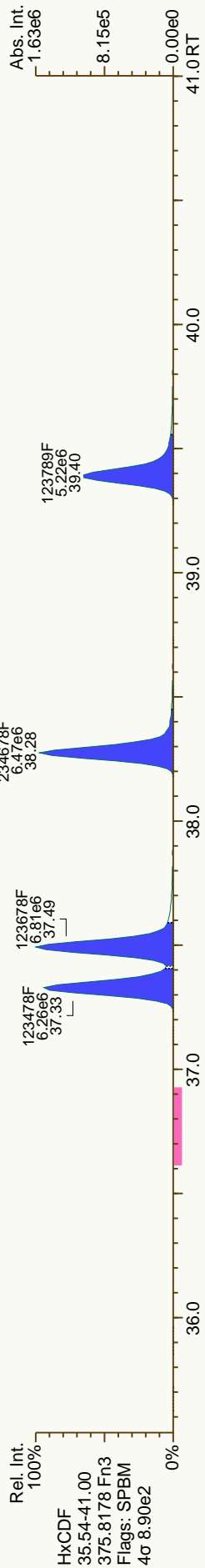
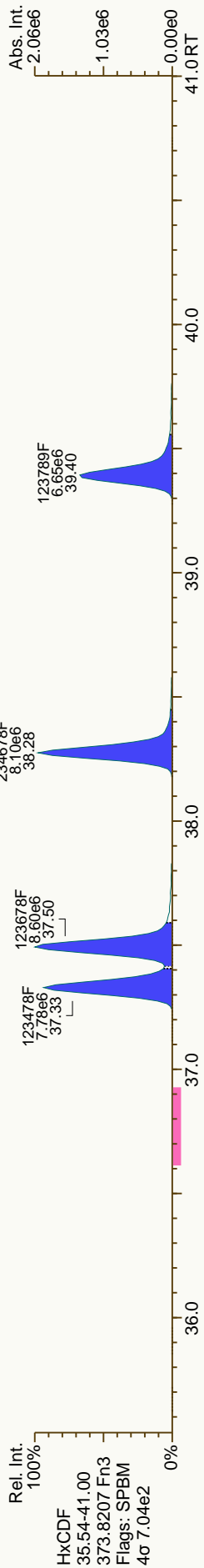




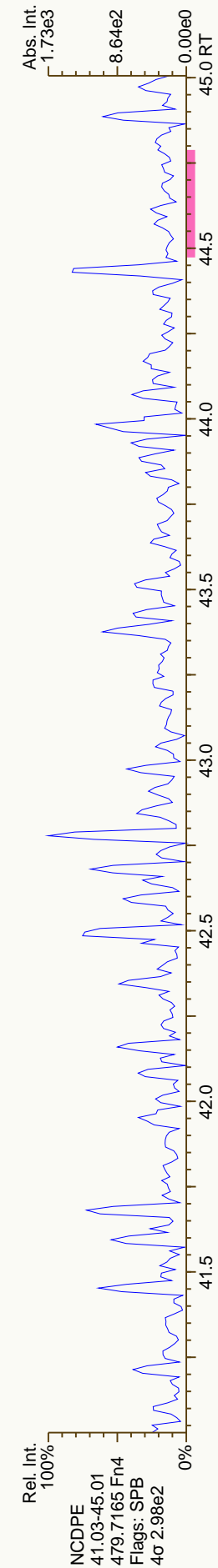
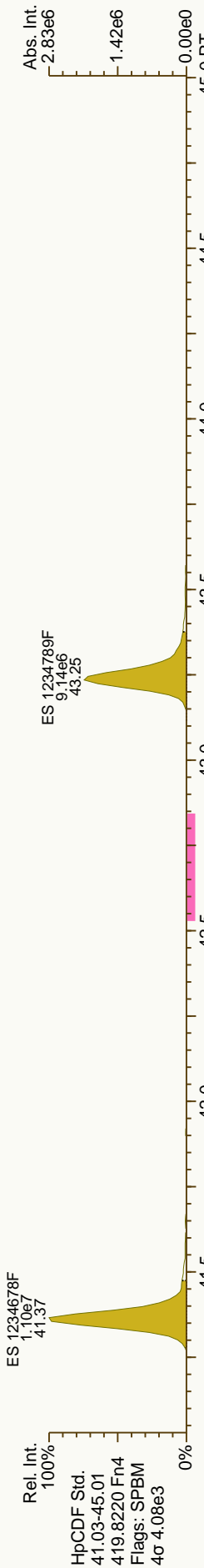
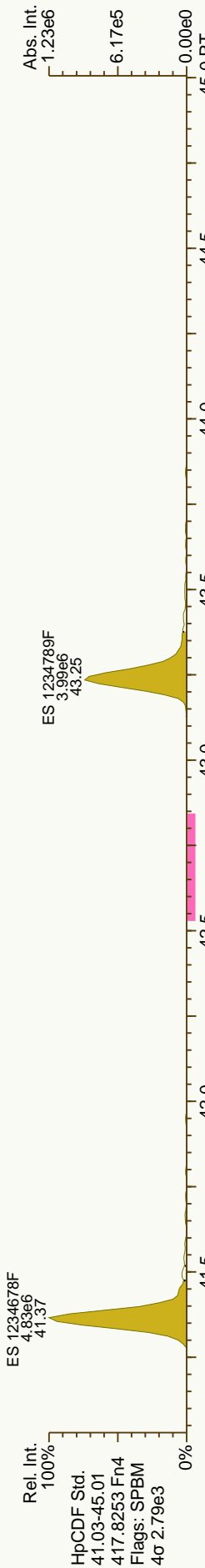
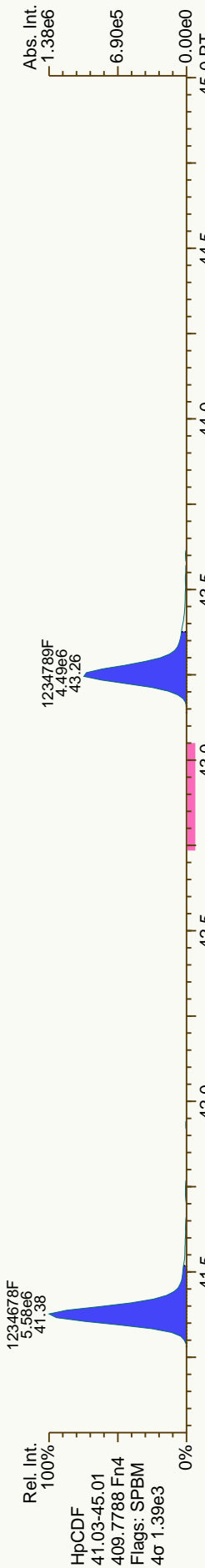
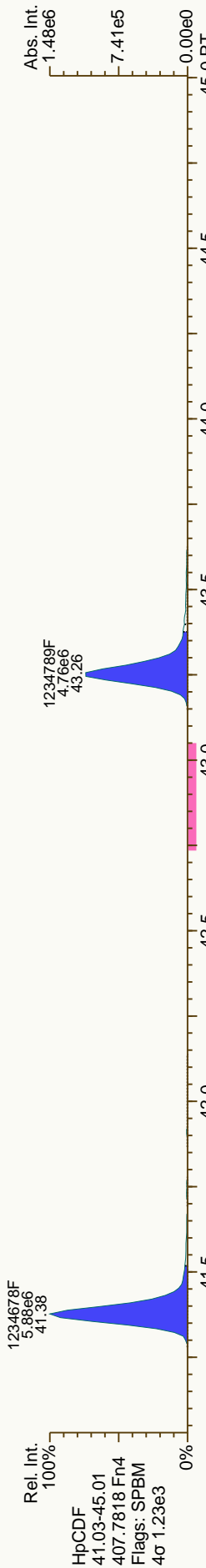


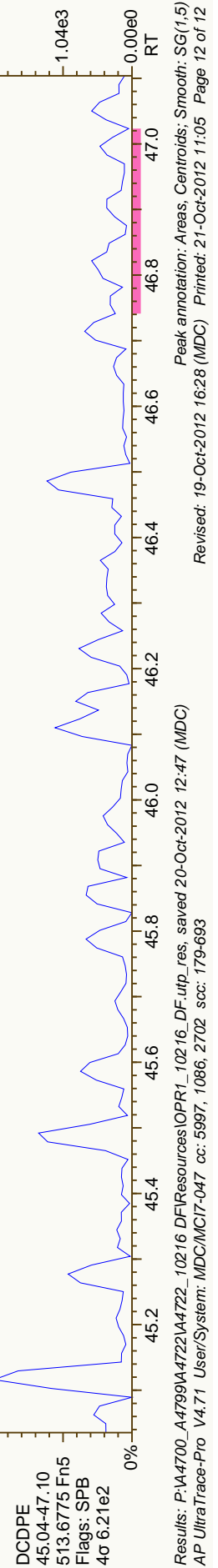
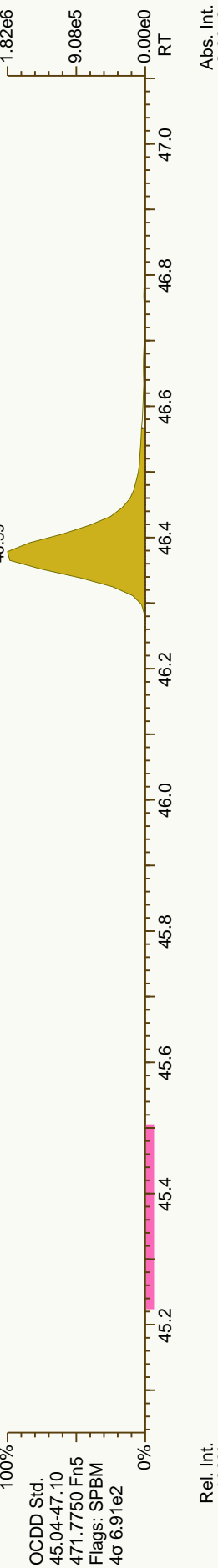
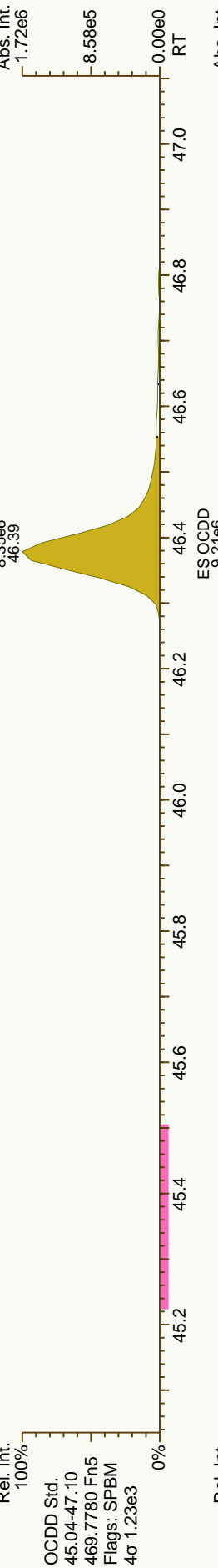
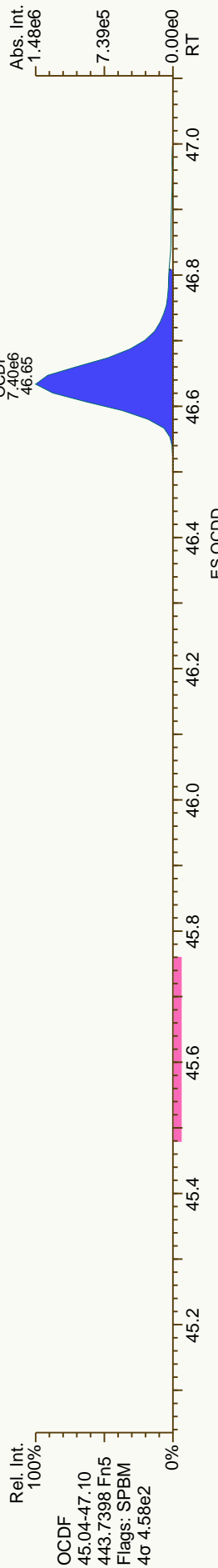
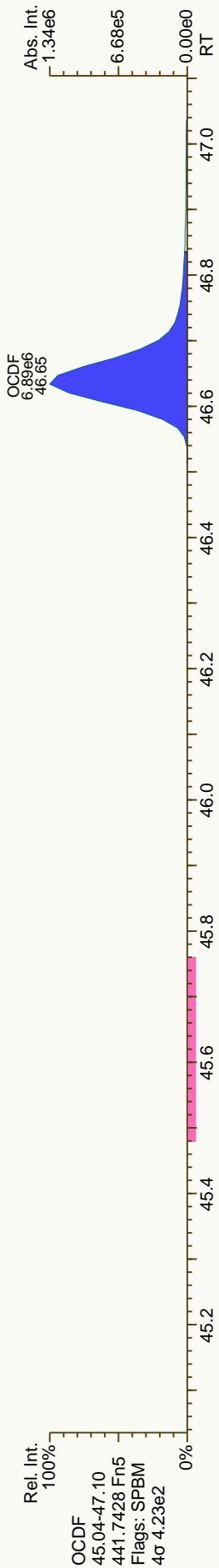






WO# 31203249







Project Initiation Form

Project Number: A4722

Initiation Date: 09-Oct-12

Client Name: JELDWENOR

Sample Matrix: Soil

Analysis Method: 1668 PCB 7/6/13

TAT: 15 days

Project Manager: Amy

Special Instructions

11 samples M1613, 4 samples for 1668A

1, 2, 4, 8 PF/PCB

5500 spikes, OPR

%solids, report on dry-weight basis

12 is 50-p

report, INV via Horizon

Reporting Instructions

11 samples M1613, 4 samples for 1668A

5500 spikes, OPR

%solids, report on dry-weight basis

report, INV via Horizon

PM Initials: aboehm

Date: 09-Oct-2012

TRANSFER: M 10/11/12

HRD 1902

RECEIVED: VS 10/11/12

WO# 3120249



1613 PCDD/F

Solids

Project #	Batch #	Extract Init/Date	ASECS Init/Date	Transfer Init/Date			
A4722	10216	M 10/10/12	M 10/15/12	M 10/16/12			
AP Sample ID	Client Sample ID	Extract WT (g)	SDS # M/S/ToL	RV Initials #	(Td) 20-1	ASECS #	Observations
A4722_10216_001	JW-EA09-SS35-120507 (10)	20.48	10	mm1 1	VS	4	Moist brown RL
A4722_10216_002	JW-EA09-SS34-120507 (9)	17.15	11	mm1 1	VS	5	See 001
A4722_10216_003	JW-EA08-SS32-120507 (7)	19.88	12, 13, 14	mm1 2	VS	10	See 001
A4722_10216_004	JW-EA09-SS36-120507 (11)	16.40	12, 13	mm1 1	VS	6	See 001
A4722_10216_005	JW-EA08-SS31-120507 (6)	16.76	15	mm1 1	VS	9	See 001
A4722_10216_006	JW-EA08-SS29-120507 (4)	20.80	16	mm1 1	VS	8	See 001
A4722_10216_007	JW-EA07-SS27-120507 (2)	19.40	17	mm1 2	VS	16	See 001
A4722_10216_008	JW-EA09-SS33-120507 (8)	19.32	13	mm1 1	VS	7	See 001
A4722_10216_009	JW-EA08-SS30-120507 (5)	20.22	18	mm1 1	VS	15	See 001
A4722_10216_010	JW-EA07-SS28-120507 (3)	17.04	19	mm1 4	VS	14	See 001
A4722_10216_011	JW-EA07-SS26-120507 (1)	16.99	20	mm1 3	VS	13	See 001
A4722_10216_012	JW-EA08-SS131-120507 (12)	16.67	21	mm1 4	VS	12	See 001
Special Instructions							
11 samples M1613, 4 samples for 1668A							
5500 spikes, OPR							
%solids, report on dry-weight basis							
report, INV via Horizon							
				Supply IDs			
		Toluene	DH016	Acid Silica	10/11/2012		
		CH ₂ Cl ₂	DH320	Base Silica	10/08/2012		
		Sand	-	HydroMatrix	10/11/2012		
		Florisil	10102012	Tetradecane	10/25/2011		
		Hexane	DG914	U.S.O.	10/15/2012		
		Silica	09282012	NH ₂ Si	08/20/2012		

Cycle Time

Start 5:30 am
Stop 10:00 am

Start 4:45 pm
Stop 11:00 am

Special Instructions

11 samples M1613, 4 samples for 1668A

5500 spikes, OPR

%solids, report on dry-weight basis

report, INV via Horizon



1613 PCDD/F

Solids

Project #		Batch #		10216		SPIKE PROFILE PCDD/Fs		
Analyte	Spike Compounds	Spike Amount	Spiked Volume	Solution Conc.	Split Factor	Final Volume	Final Solvent	
PCDD/F	ES	2 ng	200 uL	10 pg/uL	1	20 uL	Td	
	AS/CS	2 ng	200 uL	10 pg/uL	1	20 uL	Td	
	Ax BCS3	0.2 ng	200 uL	1 pg/uL	1	20 uL	Td	
	JS	2 ng	200 uL	10 pg/uL	1	20 uL	Td	
	Td Batch CS3		20 uL			20 uL	Td	
	Spike Initials/Date: <i>NA 10/10/12</i>							
	AP Sample ID	Client Sample ID	PCDD/F ES Amount: <i>40 uL</i>	PCDD/F MX Amount: <i>40 uL</i>	PCDD/F CS Amount: <i>40 uL</i>	PCDD/F JS Amount: <i>20 uL</i>	Amount:	Observer Initials
	A4722_10216_001	JW-EA09-SS35-120507	<i>VS</i>	-	<i>VS</i>	<i>mn1</i>		
	A4722_10216_002	JW-EA09-SS34-120507	<i>VS</i>	-	<i>VS</i>	<i>mn1</i>		
	A4722_10216_003	JW-EA08-SS32-120507	<i>VS</i>	-	<i>VS</i>	<i>mn1</i>		
	A4722_10216_004	JW-EA09-SS36-120507	<i>VS</i>	-	<i>VS</i>	<i>mn1</i>		
	A4722_10216_005	JW-EA08-SS31-120507	<i>VS</i>	-	<i>VS</i>	<i>mn1</i>		
A4722_10216_006	JW-EA08-SS29-120507	<i>VS</i>	-	<i>VS</i>	<i>mn1</i>			
A4722_10216_007	JW-EA07-SS27-120507	<i>VS</i>	-	<i>VS</i>	<i>mn1</i>			
A4722_10216_008	JW-EA09-SS33-120507	<i>VS</i>	-	<i>VS</i>	<i>mn1</i>			
A4722_10216_009	JW-EA08-SS30-120507	<i>VS</i>	-	<i>VS</i>	<i>mn1</i>			
A4722_10216_010	JW-EA07-SS28-120507	<i>VS</i>	-	<i>VS</i>	<i>mn1</i>			
A4722_10216_011	JW-EA07-SS26-120507	<i>VS</i>	-	<i>VS</i>	<i>mn1</i>			
A4722_10216_012	JW-EA08-SS131-120507	<i>VS</i>	-	<i>VS</i>	<i>mn1</i>			
Standard Information								
Std. Type	MIX	ES	10-10-12	CS	10-12-12	JS	10-16-12	
Spike ID	<i>540.86</i>	<i>540.70</i>		<i>540.67</i>		<i>540.69</i>		
SIL #								
Concentration	<i>0.005</i>	<i>0.05</i>		<i>0.01</i>		<i>0.10</i>		
Units	<i>ng/uL</i>	<i>ng/uL</i>		<i>ng/uL</i>		<i>ng/uL</i>		
Exp. Date	<i>10-2-13</i>	<i>8-9-13</i>		<i>10/2/13</i>		<i>8/9/13</i>		
Spike amount (uL)	40	40		40		40		

NA 10/16/12

EE M
10/16/12



1613 PCDD/F

Solids

Project # A4722 Batch # 10216

SPIKE PROFILE PCDD/Fs

Analyte	Spike Compounds	Spiked Amount	Spiked Volume	Solution Conc.	Split Factor	Final Volume	Final Solvent
PCDD/F	ES	2 ng	200 uL	10 pg/uL	1	20 uL	Td
	AS/CS	2 ng	200 uL	10 pg/uL	1	20 uL	Td
	Ax BCS3	0.2 ng	200 uL	1 pg/uL	1	20 uL	Td
	JS	2 ng	200 uL	10 pg/uL	1	20 uL	Td
	Td Batch CS3		20 uL			20 uL	Td
<p>Spiker Initials/Date: M 10/10/12 10-10-12 VS 10/12/12 MA 10/16/12</p>							
AP Sample ID	Client Sample ID	PCDD/F ES Amount: 40 uL	PCDD/F MX Amount: 40 uL	PCDD/F CS Amount: 40 uL	PCDD/F JS Amount: 20 uL	Observer Initials	Observer Initials
MB1_10216	Method Blank	VS	-	VS	mn1	Observer Initials	Observer Initials
OPR1_10216	0_10216_OPR001	VS	VS	VS	mn1	Observer Initials	Observer Initials
		10-10-12	10-10-12	10-12-12	10-16-12		

Standard Information

Std. Type	MIX	ES	CS	JS
Spike ID	540-86	540-70	540-87	540-69
SIL #	-	-	-	-
Concentration	0.005	0.05	0.01	0.10
Units	ng/uL	ng/uL	ng/uL	ng/uL
Exp. Date	10-2-13	8-9-13	10-2-13	11-1-13
Spike amount (uL)	40	40	40	20

MA 10/16/12

% Solids

Project: 4722

Chemist: WSS

Batch #: 10216

Date: 10/9/12

Procedure:

Tare Balance.

Add boat and weigh. Record "Boat Wt."

Add the sample (2-10 g) to the boat and record "Wet Wt. + Boat Wt." (total).

Dry in oven overnight @ 107° C.

Tare Balance

Return dish to toploader and record "Residue + Boat Wt."

AP Sample ID	Boat Wt. (g)	Wet Wt. + Boat Wt.	Chem/Date	Residue + Boat Wt. (g)	Chem/Date	Comments
001 A	1.34	4.90	WSS	3.12	VS	} 20.44
B	1.34	6.23	WSS	3.70	VS	
C	1.35	3.70	WSS	2.49	VS	
002 A	1.33	4.40	WSS	3.10	VS	} 17.14
B	1.35	5.66	WSS	3.87	VS	
C	1.35	5.05	WSS	3.53	VS	
003 A	1.34	4.13	WSS	2.75	VS	} 19.73
B	1.34	5.98	WSS	3.69	VS	
C	1.32	3.74	WSS	2.55	VS	
004 A	1.34	5.57	WSS	3.92	VS	} 16.32
B	1.36	4.81	WSS	3.48	VS	
C	1.35	4.97	WSS	3.57	VS	
005 A	1.32	3.91	WSS	2.86	VS	} 16.63
B	1.34	4.34	WSS	3.18	VS	
C	1.34	4.63	WSS	3.30	VS	
006 A	1.33	4.89	WSS	3.01	VS	} 20.79
B	1.34	4.64	WSS	2.94	VS	
C	1.35	4.93	WSS	3.09	VS	

10/9/12

10-10-12

% Solids

Project: 4722
 Chemist: WSS
 Batch #: 10216
 Date: 10/9/12

Procedure:
 Tare Balance.
 Add boat and weigh. Record "Boat Wt."
 Add the sample (2-10 g) to the boat and record "Wet Wt. + Boat Wt." (total).
 Dry in oven overnight @ 107° C.
 Tare Balance
 Return dish to toploader and record "Residue + Boat Wt."

AP Sample ID	Boat Wt. (g)	Wet Wt. + Boat Wt.	Chem/Date	Residue + Boat Wt. (g)	Chem/Date	Comments
007 A	1.35	5.09	WSS	3.28	VS	} TE VS 10-10-12
B	1.35	4.31	WSS	2.87	VS	} 19.24 19.39
C	1.33	5.08	WSS	3.27	VS	
008 A	1.35	5.20	WSS	3.31	VS	} TE VS 10-10-12 19.24
B	1.35	4.39	WSS	2.93	VS	} 20.20
C	1.34	5.32	WSS	3.45	VS	
009 A	1.33	4.24	WSS	2.77	VS	} 20.20
B	1.34	4.80	WSS	3.05	VS	
C	1.35	3.95	WSS	2.64	VS	
010 A	1.34	5.10	WSS	3.55	VS	} TE VS 10-10-12
B	1.35	5.56	WSS	3.87	VS	} 16.97
C	1.33	4.77	WSS	3.33	VS	
011 A	1.32	5.81	WSS	3.94	VS	} TE VS 10-10-12
B	1.36	5.83	WSS	4.01	VS	} 17.67 16.63
C	1.33	6.41	WSS	4.34	VS	} 16.96
			10/11/12		10-10-12	



Wt. Volume Results for Extraction Batch 10216

Batch Project #'s: _____ A4722 _____

Comments: _____

AP Sample ID	Boat WT.	Wet Wt. + Boat Wt.	Residue+ Boat Wt.	% Solid	Average % Solid	RSD	Qtest Ratio (if Applicable)	Dry Wt. Equiv.	Extracted Wt.	Final Wt.
A4722_001	1.34	4.9	3.12	50.00%	48.92%	1.92%		20.44	20.48	10.02
A4722_001	1.34	6.23	3.7	48.26%	48.92%	1.92%		20.44	20.48	10.02
A4722_001	1.35	3.7	2.49	48.51%	48.92%	1.92%		20.44	20.48	10.02
A4722_001	1.34	4.9	3.12	50.00%	48.92%	1.92%		20.44	20.48	10.02
A4722_001	1.34	6.23	3.7	48.26%	48.92%	1.92%		20.44	20.48	10.02
A4722_001	1.35	3.7	2.49	48.51%	48.92%	1.92%		20.44	20.48	10.02
A4722_001	1.34	4.9	3.12	50.00%	48.92%	1.92%		20.44	20.48	10.02
A4722_001	1.34	6.23	3.7	48.26%	48.92%	1.92%		20.44	20.48	10.02
A4722_001	1.34	6.23	3.7	48.26%	48.92%	1.92%		20.44	20.48	10.02
A4722_001	1.35	3.7	2.49	48.51%	48.92%	1.92%		20.44	20.48	10.02
A4722_001	1.34	6.23	3.7	48.26%	48.92%	1.92%		20.44	20.48	10.02
A4722_001	1.34	6.23	3.7	48.26%	48.92%	1.92%		20.44	20.48	10.02
A4722_001	1.34	6.23	3.7	48.26%	48.92%	1.92%		20.44	20.48	10.02
A4722_001	1.35	3.7	2.49	48.51%	48.92%	1.92%		20.44	20.48	10.02



Wt. Volume Results for Extraction Batch 10216

Batch Project #'s:

Comments:

AP Sample ID	Boat WT.	Wet Wt. + Boat Wt.	Residue+ Boat Wt.	% Solid	Average % Solid	RSD	Qtest Ratio (if Applicable)	Dry Wt. Equiv.	Extracted Wt.	Final Wt.
A4722_002	1.33	4.4	3.1	57.65%	58.35%	1.10%		17.14	17.15	10.01
A4722_002	1.35	5.66	3.87	58.47%	58.35%	1.10%		17.14	17.15	10.01
A4722_002	1.35	5.05	3.53	58.92%	58.35%	1.10%		17.14	17.15	10.01
A4722_002	1.33	4.4	3.1	57.65%	58.35%	1.10%		17.14	17.15	10.01
A4722_002	1.35	5.66	3.87	58.47%	58.35%	1.10%		17.14	17.15	10.01
A4722_002	1.35	5.05	3.53	58.92%	58.35%	1.10%		17.14	17.15	10.01
A4722_002	1.33	4.4	3.1	57.65%	58.35%	1.10%		17.14	17.15	10.01
A4722_002	1.35	5.66	3.87	58.47%	58.35%	1.10%		17.14	17.15	10.01
A4722_002	1.35	5.05	3.53	58.92%	58.35%	1.10%		17.14	17.15	10.01
A4722_002	1.33	4.4	3.1	57.65%	58.35%	1.10%		17.14	17.15	10.01
A4722_002	1.35	5.66	3.87	58.47%	58.35%	1.10%		17.14	17.15	10.01
A4722_002	1.35	5.05	3.53	58.92%	58.35%	1.10%		17.14	17.15	10.01



Wt. Volume Results for Extraction Batch 10216

Batch Project #'s:

Comments:

AP Sample ID	Boat WT.	Wet Wt. + Boat Wt.	Residue+ Boat Wt.	% Solid	Average % Solid	RSD	Qtest Ratio (if Applicable)	Dry Wt. Equiv.	Extracted Wt.	Final Wt.
A4722_003	1.34	4.13	2.75	50.54%	50.67%	0.29%		19.73	19.88	10.07
A4722_003	1.34	5.98	3.69	50.65%	50.67%	0.29%		19.73	19.88	10.07
A4722_003	1.34	4.13	2.75	50.54%	50.67%	0.29%		19.73	19.88	10.07
A4722_003	1.34	5.98	3.69	50.65%	50.67%	0.29%		19.73	19.88	10.07
A4722_003	1.32	3.74	2.55	50.83%	50.67%	0.29%		19.73	19.88	10.07
A4722_003	1.32	3.74	2.55	50.83%	50.67%	0.29%		19.73	19.88	10.07
A4722_003	1.34	4.13	2.75	50.54%	50.67%	0.29%		19.73	19.88	10.07
A4722_003	1.34	5.98	3.69	50.65%	50.67%	0.29%		19.73	19.88	10.07
A4722_003	1.32	3.74	2.55	50.83%	50.67%	0.29%		19.73	19.88	10.07
A4722_003	1.34	4.13	2.75	50.54%	50.67%	0.29%		19.73	19.88	10.07
A4722_003	1.34	5.98	3.69	50.65%	50.67%	0.29%		19.73	19.88	10.07
A4722_003	1.32	3.74	2.55	50.83%	50.67%	0.29%		19.73	19.88	10.07
A4722_003	1.34	4.13	2.75	50.54%	50.67%	0.29%		19.73	19.88	10.07
A4722_003	1.34	5.98	3.69	50.65%	50.67%	0.29%		19.73	19.88	10.07
A4722_003	1.32	3.74	2.55	50.83%	50.67%	0.29%		19.73	19.88	10.07



Wt. Volume Results for Extraction Batch 10216

Batch Project #'s:

AP Sample ID	Boat WT.	Wet Wt. + Boat Wt.	Residue+ Boat Wt.	% Solid	Average % Solid	RSD	Qtest Ratio (if Applicable)	Dry Wt. Equiv.	Extracted Wt.	Final Wt.
A4722_004	1.34	5.57	3.92	60.99%	61.26%	0.39%		16.32	16.4	10.05
A4722_004	1.36	4.81	3.48	61.45%	61.26%	0.39%		16.32	16.4	10.05
A4722_004	1.35	4.97	3.57	61.33%	61.26%	0.39%		16.32	16.4	10.05
A4722_004	1.34	5.57	3.92	60.99%	61.26%	0.39%		16.32	16.4	10.05
A4722_004	1.36	4.81	3.48	61.45%	61.26%	0.39%		16.32	16.4	10.05
A4722_004	1.35	4.97	3.57	61.33%	61.26%	0.39%		16.32	16.4	10.05
A4722_004	1.34	5.57	3.92	60.99%	61.26%	0.39%		16.32	16.4	10.05
A4722_004	1.36	4.81	3.48	61.45%	61.26%	0.39%		16.32	16.4	10.05
A4722_004	1.35	4.97	3.57	61.33%	61.26%	0.39%		16.32	16.4	10.05
A4722_004	1.36	4.81	3.48	61.45%	61.26%	0.39%		16.32	16.4	10.05
A4722_004	1.35	4.97	3.57	61.33%	61.26%	0.39%		16.32	16.4	10.05



Wt. Volume Results for Extraction Batch 10216

Batch Project #'s:

Comments:

AP Sample ID	Boat WT.	Wet Wt. + Boat Wt.	Residue+ Boat Wt.	% Solid	Average % Solid	RSD	Qtest Ratio (if Applicable)	Dry Wt. Equiv.	Extracted Wt.	Final Wt.
A4722_005	1.32	3.91	2.86	59.46%	60.12%	1.75%		16.63	16.76	10.08
A4722_005	1.34	4.34	3.18	61.33%	60.12%	1.75%		16.63	16.76	10.08
A4722_005	1.34	4.63	3.3	59.57%	60.12%	1.75%		16.63	16.76	10.08
A4722_005	1.32	3.91	2.86	59.46%	60.12%	1.75%		16.63	16.76	10.08
A4722_005	1.34	4.34	3.18	61.33%	60.12%	1.75%		16.63	16.76	10.08
A4722_005	1.34	4.63	3.3	59.57%	60.12%	1.75%		16.63	16.76	10.08
A4722_005	1.32	3.91	2.86	59.46%	60.12%	1.75%		16.63	16.76	10.08
A4722_005	1.34	4.34	3.18	61.33%	60.12%	1.75%		16.63	16.76	10.08
A4722_005	1.34	4.63	3.3	59.57%	60.12%	1.75%		16.63	16.76	10.08
A4722_005	1.32	3.91	2.86	59.46%	60.12%	1.75%		16.63	16.76	10.08
A4722_005	1.34	4.34	3.18	61.33%	60.12%	1.75%		16.63	16.76	10.08
A4722_005	1.34	4.63	3.3	59.57%	60.12%	1.75%		16.63	16.76	10.08



Wt. Volume Results for Extraction Batch 10216

Batch Project #'s:

Comments:

AP Sample ID	Boat WT.	Wet Wt. + Boat Wt.	Residue+ Boat Wt.	% Solid	Average % Solid	RSD	Qtest Ratio (if Applicable)	Dry Wt. Equiv.	Extracted Wt.	Final Wt.
A4722_006	1.33	4.89	3.01	47.19%	48.09%	1.63%		20.79	20.8	10
A4722_006	1.34	4.64	2.94	48.48%	48.09%	1.63%		20.79	20.8	10
A4722_006	1.35	4.93	3.09	48.60%	48.09%	1.63%		20.79	20.8	10
A4722_006	1.33	4.89	3.01	47.19%	48.09%	1.63%		20.79	20.8	10
A4722_006	1.34	4.64	2.94	48.48%	48.09%	1.63%		20.79	20.8	10
A4722_006	1.35	4.93	3.09	48.60%	48.09%	1.63%		20.79	20.8	10
A4722_006	1.33	4.89	3.01	47.19%	48.09%	1.63%		20.79	20.8	10
A4722_006	1.34	4.64	2.94	48.48%	48.09%	1.63%		20.79	20.8	10
A4722_006	1.35	4.93	3.09	48.60%	48.09%	1.63%		20.79	20.8	10
A4722_006	1.33	4.89	3.01	47.19%	48.09%	1.63%		20.79	20.8	10
A4722_006	1.34	4.64	2.94	48.48%	48.09%	1.63%		20.79	20.8	10
A4722_006	1.35	4.93	3.09	48.60%	48.09%	1.63%		20.79	20.8	10




Wt. Volume Results for Extraction Batch 10216

Batch Project #'s:

Comments:

AP Sample ID	Boat WT.	Wet Wt. + Boat Wt.	Residue+ Boat Wt.	% Solid	Average % Solid	RSD	Qtest Ratio (if Applicable)	Dry Wt. Equiv.	Extracted Wt.	Final Wt.
A4722_007	1.35	5.09	3.28	51.60%	51.56%	0.37%		19.39	19.4	10
A4722_007	1.35	4.31	2.87	51.35%	51.56%	0.37%		19.39	19.4	10
A4722_007	1.33	5.08	3.27	51.73%	51.56%	0.37%		19.39	19.4	10
A4722_007	1.35	5.09	3.28	51.60%	51.56%	0.37%		19.39	19.4	10
A4722_007	1.35	4.31	2.87	51.35%	51.56%	0.37%		19.39	19.4	10
A4722_007	1.33	5.08	3.27	51.73%	51.56%	0.37%		19.39	19.4	10
A4722_007	1.35	5.09	3.28	51.60%	51.56%	0.37%		19.39	19.4	10
A4722_007	1.35	4.31	2.87	51.35%	51.56%	0.37%		19.39	19.4	10
A4722_007	1.33	5.08	3.27	51.73%	51.56%	0.37%		19.39	19.4	10
A4722_007	1.35	5.09	3.28	51.60%	51.56%	0.37%		19.39	19.4	10
A4722_007	1.35	4.31	2.87	51.35%	51.56%	0.37%		19.39	19.4	10
A4722_007	1.33	5.08	3.27	51.73%	51.56%	0.37%		19.39	19.4	10
A4722_007	1.35	5.09	3.28	51.60%	51.56%	0.37%		19.39	19.4	10
A4722_007	1.35	4.31	2.87	51.35%	51.56%	0.37%		19.39	19.4	10
A4722_007	1.33	5.08	3.27	51.73%	51.56%	0.37%		19.39	19.4	10




Wt. Volume Results for Extraction Batch 10216

Batch Project #'s:

Comments:

AP Sample ID	Boat WT.	Wet Wt. + Boat Wt.	Residue+ Boat Wt.	% Solid	Average % Solid	RSD	Qtest Ratio (if Applicable)	Dry Wt. Equiv.	Extracted Wt.	Final Wt.
A4722_008	1.35	5.2	3.31	50.91%	52.28%	32.22%	0.54	19.27	19.32	10.1
A4722_008	1.35	4.39	3.45	69.08%	52.28%	32.22%	0.54	19.27	19.32	10.1
A4722_008	1.34	5.32	2.76	35.68%	52.28%	32.22%	0.54	19.27	19.32	10.1
A4722_008	1.35	5.2	3.31	50.91%	52.28%	27.60%	0.62	18.76	19.32	10.1
A4722_008	1.35	4.39	3.45	69.08%	52.28%	27.60%	0.62	18.76	19.32	10.1
A4722_008	1.34	5.32	2.93	39.95%	52.28%	27.60%	0.62	18.76	19.32	10.1
A4722_008	1.35	5.2	3.31	50.91%	52.28%	2.03%		19.24	19.32	10.1
A4722_008	1.35	4.39	2.93	51.97%	52.28%	2.03%		19.24	19.32	10.1
A4722_008	1.34	5.32	3.45	53.02%	52.28%	2.03%		19.24	19.32	10.1
A4722_008	1.35	5.2	3.31	50.91%	52.28%	2.03%		19.24	19.32	10.1
A4722_008	1.35	4.39	2.93	51.97%	52.28%	2.03%		19.24	19.32	10.1
A4722_008	1.34	5.32	3.45	53.02%	52.28%	2.03%		19.24	19.32	10.1



Wt. Volume Results for Extraction Batch 10216

Batch Project #'s:

Comments:

AP Sample ID	Boat WT.	Wet Wt. + Boat Wt.	Residuc+ Boat Wt.	% Solid	Average % Solid	RSD	Qtest Ratio (if Applicable)	Dry Wt. Equiv.	Extracted Wt.	Final Wt.
A4722_009	1.33	4.24	2.77	49.48%	51.45%	0.21%		20.2	20.22	10.4
A4722_009	1.34	4.8	3.05	49.42%	51.45%	0.21%		20.2	20.22	10.4
A4722_009	1.35	3.95	2.64	49.62%	51.45%	0.21%		20.2	20.22	10.4
A4722_009	1.33	4.24	3.45	72.85%	51.45%	23.51%	0.99	17.45	20.22	10.4
A4722_009	1.34	4.8	3.05	49.42%	51.45%	23.51%	0.99	17.45	20.22	10.4
A4722_009	1.35	3.95	2.64	49.62%	51.45%	23.51%	0.99	17.45	20.22	10.4
A4722_009	1.33	4.24	2.77	49.48%	51.45%	0.21%		20.2	20.22	10.4
A4722_009	1.34	4.8	3.05	49.42%	51.45%	0.21%		20.2	20.22	10.4
A4722_009	1.35	3.95	2.64	49.62%	51.45%	0.21%		20.2	20.22	10.4
A4722_009	1.33	4.24	2.77	49.48%	51.45%	0.21%		20.2	20.22	10.4
A4722_009	1.34	4.8	3.05	49.42%	51.45%	0.21%		20.2	20.22	10.4
A4722_009	1.35	3.95	2.64	49.62%	51.45%	0.21%		20.2	20.22	10.4



Wt. Volume Results for Extraction Batch 10216

Batch Project #'s:

Comments:

AP Sample ID	Boat WT.	Wet Wt. + Boat Wt.	Residue+ Boat Wt.	% Solid	Average % Solid	RSD	Qrest Ratio (if Applicable)	Dry Wt. Equiv.	Extracted Wt.	Final Wt.
A4722_010	1.34	5.1	3.55	58.78%	58.93%	1.48%		16.97	17.04	10.04
A4722_010	1.35	5.56	3.87	59.86%	58.93%	1.48%		16.97	17.04	10.04
A4722_010	1.33	4.77	3.33	58.14%	58.93%	1.48%		16.97	17.04	10.04
A4722_010	1.34	5.1	3.55	58.78%	58.93%	1.48%		16.97	17.04	10.04
A4722_010	1.35	5.56	3.87	59.86%	58.93%	1.48%		16.97	17.04	10.04
A4722_010	1.33	4.77	3.33	58.14%	58.93%	1.48%		16.97	17.04	10.04
A4722_010	1.34	5.1	3.55	58.78%	58.93%	1.48%		16.97	17.04	10.04
A4722_010	1.35	5.56	3.87	59.86%	58.93%	1.48%		16.97	17.04	10.04
A4722_010	1.33	4.77	3.33	58.14%	58.93%	1.48%		16.97	17.04	10.04
A4722_010	1.35	5.56	3.87	59.86%	58.93%	1.48%		16.97	17.04	10.04
A4722_010	1.33	4.77	3.33	58.14%	58.93%	1.48%		16.97	17.04	10.04



Wt. Volume Results for Extraction Batch 10216

Batch Project #'s:

Comments:

AP Sample ID	Boat WT.	Wet Wt. + Boat Wt.	Residue+ Boat Wt.	% Solid	Average % Solid	RSD	Qtest Ratio (if Applicable)	Dry Wt. Equiv.	Extracted Wt.	Final Wt.
A4722_011	1.32	5.81	3.94	58.35%	58.96%	0.90%		16.96	16.99	10.02
A4722_011	1.36	5.83	4.01	59.28%	58.96%	0.90%		16.96	16.99	10.02
A4722_011	1.33	6.41	4.34	59.25%	58.96%	0.90%		16.96	16.99	10.02
A4722_011	1.32	5.81	3.94	58.35%	58.96%	0.90%		16.96	16.99	10.02
A4722_011	1.36	5.83	4.01	59.28%	58.96%	0.90%		16.96	16.99	10.02
A4722_011	1.33	6.41	4.34	59.25%	58.96%	0.90%		16.96	16.99	10.02
A4722_011	1.32	5.81	3.94	58.35%	58.96%	0.90%		16.96	16.99	10.02
A4722_011	1.36	5.83	4.01	59.28%	58.96%	0.90%		16.96	16.99	10.02
A4722_011	1.33	6.41	4.34	59.25%	58.96%	0.90%		16.96	16.99	10.02
A4722_011	1.32	5.81	3.94	58.35%	58.96%	0.90%		16.96	16.99	10.02
A4722_011	1.36	5.83	4.01	59.28%	58.96%	0.90%		16.96	16.99	10.02
A4722_011	1.33	6.41	4.34	59.25%	58.96%	0.90%		16.96	16.99	10.02
A4722_011	1.32	5.81	3.94	58.35%	58.96%	0.90%		16.96	16.99	10.02
A4722_011	1.36	5.83	4.01	59.28%	58.96%	0.90%		16.96	16.99	10.02
A4722_011	1.33	6.41	4.34	59.25%	58.96%	0.90%		16.96	16.99	10.02



Wt. Volume Results for Extraction Batch 10216

Batch Project #'s:

Comments:

*Duplicate of 005
18-OCT-12 ARB*

AP Sample ID	Boat WT.	Wet Wt. + Boat Wt.	Residue+ Boat Wt.	% Solid	Average % Solid	RSD	Qtest Ratio (if Applicable)	Dry Wt. Equiv.	Extracted Wt.	Final Wt.
A4722_012	1.32	3.91	2.86	59.46%	57.49%	1.75%		16.63	16.67	9.58
A4722_012	1.34	4.34	3.18	61.33%	57.49%	1.75%		16.63	16.67	9.58
A4722_012	1.34	4.63	3.3	59.57%	57.49%	1.75%		16.63	16.67	9.58
A4722_012	1.32	3.91	2.86	59.46%	57.49%	4.48%		17.67	16.67	9.58
A4722_012	1.34	4.64	3.18	55.76%	57.49%	4.48%		17.67	16.67	9.58
A4722_012	1.34	4.93	3.3	54.60%	57.49%	4.48%		17.67	16.67	9.58
A4722_012	1.32	3.91	2.86	59.46%	57.49%	4.48%		17.67	16.67	9.58
A4722_012	1.34	4.64	3.18	55.76%	57.49%	4.48%		17.67	16.67	9.58
A4722_012	1.34	4.93	3.3	54.60%	57.49%	4.48%		17.67	16.67	9.58
A4722_012	1.32	3.91	2.86	59.46%	57.49%	4.48%		17.67	16.67	9.58
A4722_012	1.34	4.64	3.18	55.76%	57.49%	4.48%		17.67	16.67	9.58
A4722_012	1.34	4.93	3.3	54.60%	57.49%	4.48%		17.67	16.67	9.58
A4722_012	1.32	3.91	2.86	59.46%	57.49%	4.48%		17.67	16.67	9.58
A4722_012	1.34	4.64	3.18	55.76%	57.49%	4.48%		17.67	16.67	9.58
A4722_012	1.34	4.93	3.3	54.60%	57.49%	4.48%		17.67	16.67	9.58

Project # A4722 Batch # 10216

Inter-Department Communication Sheet

* MB was taken low on 16000, MA 10/16/12

* NO, OPA, OOL + OOB per portion sulfur treated, MA 10/16/12

18-OCT-12 Per instructions; Sample 012 is dup of 005
90 solid sheets created by LIMS have incorrect/duplicate
entries. Corrected manually by JSS

Sample 003 needs to be re-extracted. due to low ES recoveries in the
D/E extract NO 22oct 12

Special Instructions

11 samples M1613, 4 samples for 1668A

5500 spikes, OPR

%solids, report on dry-weight basis

Analytical Perspectives - Injection Log

Run file: 121019P1
 MS Method: DF_CL4-8B
 GC Column: DB5
 GC Method: DB5MS_60M

Data file	S#	Vial#	Lab ID	Sample ID (Chrom. Text)	Analyst	Acq date	Acq time
121019P1	1	8	CS3_121019_DF_PA	CS3_121019_DF_PA S40-67B 1	MDC		
121019P1	2	32	OPR1_10216_DF	OPR1_10216_DF	MDC		
121019P1	3	15	SBS_121019_DF_PA	SBS_121019_DF_PA solvent blank 1	MDC		
121019P1	4	31	MB1_10216_DF_SDS	MB1_10216_DF_SDS	MDC		
121019P1	5	33	A4722_10216_DF_001	A4722_10216_DF_001 JW-EA09-SS35-120507 10.02	MDC		
121019P1	6	34	A4722_10216_DF_002	A4722_10216_DF_002 JW-EA09-SS34-120507 10.01	MDC		
121019P1	7	35	A4722_10216_DF_003	A4722_10216_DF_003 JW-EA08-SS32-120507 10.07	MDC		
121019P1	8	36	A4722_10216_DF_004	A4722_10216_DF_004 JW-EA09-SS36-120507 10.05	MDC		
121019P1	9	37	A4722_10216_DF_005	A4722_10216_DF_005 JW-EA08-SS31-120507 10.08	MDC		
121019P1	10	38	A4722_10216_DF_006	A4722_10216_DF_006 JW-EA08-SS29-120507 10.00	MDC		
121019P1	11	15	SBS_121019_DF_PB	SBS_121019_DF_PB solvent blank 1	MDC		
121019P1	12	8	CS3_121019_DF_PB	CS3_121019_DF_PB S40-67B 1	MDC		

OK owl 22 Oct 12

Analytical Perspectives - Injection Log

Run file: 121019P2
 MS Method: DF_CL4-8B
 GC Column: DB5
 GC Method: DB5MS_60M

Data file S#	Vial#	Lab ID	Sample ID (Chrom. Text)	Analyst	Acq date	Acq time
121019P2	1	SBS_121019_DF_PC	SBS_121019_DF_PC solvent blank 1	MDC		
121019P2	2	A4722_10216_DF_007	A4722_10216_DF_007 JW-EA07-SS27-120507	MDC	10.00	
121019P2	3	A4722_10216_DF_008	A4722_10216_DF_008 JW-EA09-SS33-120507	MDC	10.04	
121019P2	4	A4722_10216_DF_009	A4722_10216_DF_009 JW-EA08-SS30-120507	MDC	10.01	
121019P2	5	A4722_10216_DF_010	A4722_10216_DF_010 JW-EA07-SS28-120507	MDC	10.04	
121019P2	6	A4722_10216_DF_011	A4722_10216_DF_011 JW-EA07-SS26-120507	MDC	10.02	
121019P2	7	A4722_10216_DF_012	A4722_10216_DF_012 JW-EA08-SS131-120507	MDC	10.02	
121019P2	8	SBS_121019_DF_PD	SBS_121019_DF_PD solvent blank 1	MDC		
121019P2	9	CS3_121019_DF_PC	CS3_121019_DF_PC S40-67B 1	MDC		

OK out 22 Oct 12

Sample List Report

MassLynx 4.1 SCN 881

Sample List: C:\MassLynx\Default.pro\Sampledb\mm7-12-10-17-pcb.SPL
Last Modified: Wednesday, October 17, 2012 11:58:59 Eastern Daylight Time
Printed: Wednesday, October 17, 2012 13:07:01 Eastern Daylight Time

File Name	Lab ID	Sample ID	MS File	Inlet File	Vial #	User	Task (=Expt.)	Conditions (=GC prog)	Inj. Vol.
1 121017X01	CS3_121017_PCB_XA	RETCON S40-92	pcb-2012-01	pcb90_a	Tray1:06	* LKB	pcb-2012-01	pcb90_a	1.000000
2 121017X02	OPR1_10216_PCB	0_10216_OPR001	pcb-2012-01	pcb90_a	Tray1:19	-LKB	pcb-2012-01	pcb90_a	1.000000
3 121017X03	SBS_121017_PCB_XA	SIL 9-41-1	pcb-2012-01	pcb90_a	Tray1:02	-LKB	pcb-2012-01	pcb90_a	1.000000
4 121017X04	MB1_10216_PCB_SDS	Method Blank	pcb-2012-01	pcb90_a	Tray1:20	* LKB	pcb-2012-01	pcb90_a	1.000000
5 121017X05	A4722_10216_PCB_001	JW-EA09-SS35-120507	pcb-2012-01	pcb90_a	Tray1:21	* LKB	pcb-2012-01	pcb90_a	1.000000
6 121017X06	A4722_10216_PCB_002	JW-EA09-SS34-120507	pcb-2012-01	pcb90_a	Tray1:22	* LKB	pcb-2012-01	pcb90_a	1.000000
7 121017X07	A4722_10216_PCB_004	JW-EA09-SS36-120507	pcb-2012-01	pcb90_a	Tray1:23	* LKB	pcb-2012-01	pcb90_a	1.000000
8 121017X08	A4722_10216_PCB_008	JW-EA09-SS33-120507	pcb-2012-01	pcb90_a	Tray1:24	* LKB	pcb-2012-01	pcb90_a	1.000000
9 121017X09	SBS_121017_PCB_XB	SIL 9-41-1	pcb-2012-01	pcb90_a	Tray1:02	* LKB	pcb-2012-01	pcb90_a	1.000000

Handwritten notes:
 JMW
 16 Oct 12
 17 Oct 12
 11:57 AM
 10/17/12

Batch Summary

Analytical Method: EPA 1613B

Prep Method: EPA 1613 PREP S/D/T

Prep Batch: HXX1857

Prep Date: 10/22/2012 00:00

<u>Client Sample ID</u>	<u>Lab Sample ID</u>	<u>Analysis Date</u>	<u>Analytical Batch</u>	<u>Instrument</u>	<u>Analyst</u>
OPR for HBN 31093 [HXX/1857]	97484	10/27/2012 14:25	HRD1904	APHRMS	MDC
LMB for HBN 31093 [HXX/1857]	97483	10/27/2012 16:59	HRD1904	APHRMS	MDC
JW-EA08-SS32-120507	31203249007	10/27/2012 17:50	HRD1904	APHRMS	MDC
JW-EA08-SS32-120507	31203249007	10/31/2012 19:33	HRD1912	HRMS3	JHL

Method Blank Summary

Blank ID: LMB for HBN 31093 [HXX/1857]
 Blank Lab ID: 97483
 QC for Samples:
 31203249007

Matrix: Soil-Solid as dry weight

Results by EPA 1613B

Parameter	Result	EMPC	Qual	DL	LOQ/CL	Units	RT	Ratio
2,3,7,8-TCDD	ND		U	0.0850	0.500	pg/g		
1,2,3,7,8-PeCDD	ND		U	0.0945	2.50	pg/g		
1,2,3,4,7,8-HxCDD	ND		U	0.117	2.50	pg/g		
1,2,3,6,7,8-HxCDD	ND		U	0.129	2.50	pg/g		
1,2,3,7,8,9-HxCDD	ND		U	0.124	2.50	pg/g		
1,2,3,4,6,7,8-HpCDD	ND		U	0.180	2.50	pg/g		
OCDD	ND		U	0.306	5.00	pg/g		
2,3,7,8-TCDF	ND		U	0.0670	0.500	pg/g		
1,2,3,7,8-PeCDF	ND		U	0.0831	2.50	pg/g		
2,3,4,7,8-PeCDF	ND		U	0.0824	2.50	pg/g		
1,2,3,4,7,8-HxCDF	ND		U	0.103	2.50	pg/g		
1,2,3,6,7,8-HxCDF	ND		U	0.0903	2.50	pg/g		
2,3,4,6,7,8-HxCDF	ND		U	0.0960	2.50	pg/g		
1,2,3,7,8,9-HxCDF	ND		U	0.155	2.50	pg/g		
1,2,3,4,6,7,8-HpCDF	ND		U	0.108	2.50	pg/g		
1,2,3,4,7,8,9-HpCDF	ND		U	0.160	2.50	pg/g		
OCDF	ND		U	0.222	5.00	pg/g		
Total TCDD	ND		U	0.0850	0.500	pg/g		
Total TCDF	ND		U	0.0670	0.500	pg/g		
Total PeCDD	ND		U	0.0945	2.50	pg/g		
Total PeCDF	ND		U	0.0828	2.50	pg/g		
Total HxCDD	ND		U	0.124	2.50	pg/g		
Total HxCDF	ND		U	0.108	2.50	pg/g		
Total HpCDD	ND		U	0.180	2.50	pg/g		
Total HpCDF	ND		U	0.131	2.50	pg/g		

Labeled Standards

13C-2378-TCDD	146				25.0-164	%		
13C-12378-PeCDD	137				25.0-181	%		
13C-123478-HxCDD	89.0				32.0-141	%		
13C-123678-HxCDD	85.0				28.0-130	%		
13C-1234678-HpCDD	89.0				23.0-140	%		
13C-OCDD	81.0				17.0-157	%		
13C-2378-TCDF	130				24.0-169	%		
13C-12378-PeCDF	127				24.0-185	%		
13C-23478-PeCDF	128				21.0-178	%		
13C-123478-HxCDF	79.0				26.0-152	%		
13C-123678-HxCDF	88.0				26.0-123	%		
13C-234678-HxCDF	83.0				29.0-147	%		
13C-123789-HxCDF	74.0				28.0-136	%		

Method Blank Summary

Blank ID: LMB for HBN 31093 [HXX/1857]
 Blank Lab ID: 97483
 QC for Samples:
 31203249007

Matrix: Soil-Solid as dry weight

Results by EPA 1613B

<u>Parameter</u>	<u>Result</u>	<u>EMPC</u>	<u>Qual</u>	<u>DL</u>	<u>LOQ/CL</u>	<u>Units</u>	<u>RT</u>	<u>Ratio</u>
13C-1234678-HpCDF	79.0				28.0-143	%		
13C-1234789-HpCDF	78.0				26.0-138	%		
37Cl-2378-TCDD	168				35.0-197	%		

Batch Information

Analytical Batch: **HRD1904**
 Analytical Method: **EPA 1613B**
 Instrument: **APHRMS**
 Analyst: **MDC**
 Analytical Date/Time: **10/27/2012 16:59**

Prep Batch: **HXX1857**
 Prep Method: **EPA 1613 PREP S/D/T**
 Prep Date/Time: **10/22/2012 00:00**
 Prep Initial Wt./Vol.: **10 g**
 Prep Extract Vol: **20 uL**

Lab ID: MB1_10270_DF_SDS
 Client ID: MB1_10270_DF_SDS
 Datafile: 121026P4-06

Acq'd: 27 Oct 2012 16:59 MDC
 UTP: 28-Oct-2012 08:38 MDC
 Report: 28 Oct 2012 08:38 MC

Wt/Vol: 10.00 g
 J-level: 0.5 pg/g Split: 1
 Stds (pg): JS: 2000 ES: 2000 CS/SS: 2000, 400 (37Cl)
 ICAL: 1613_SGS
 Checkcode: 117-058-RTM



Name	Act RT	QC	Pred. RRT	Act. RRT	ΔSecs	Response	Ra	OK	RRF	Conc.	Noise	DL
2378-TCDD	NotFnd		1.0009	-		-	-	-	1.08	-	628	0.085
2378-PeCDD	NotFnd		1.0006	-		-	-	-	1.07	-	576	0.0945
23478-HxCDD	NotFnd		1.0004	-		-	-	-	1.05	-	667	0.117
123678-HxCDD	NotFnd		1.0039	-		-	-	-	0.98	-	667	0.129
123789-HxCDD	NotFnd		1.0129	-		-	-	-	1.01	-	667	0.124
1234678-HpCDD	NotFnd		1.0005	-		-	-	-	1.09	-	876	0.18
OCDD	NotFnd		1.0005	-		-	-	-	1.11	-	789	0.306
2378-TCDF	NotFnd		1.0009	-		-	-	-	0.98	-	630	0.067
12378-PeCDF	NotFnd		1.0007	-		-	-	-	0.99	-	748	0.0831
23478-PeCDF	NotFnd		1.0006	-		-	-	-	1.02	-	748	0.0824
123478-HxCDF	NotFnd		1.0006	-		-	-	-	1.19	-	774	0.103
123678-HxCDF	NotFnd		1.0005	-		-	-	-	1.16	-	774	0.0903
234678-HxCDF	NotFnd		1.0006	-		-	-	-	1.18	-	774	0.096
123789-HxCDF	NotFnd		1.0005	-		-	-	-	1.09	-	774	0.155
1234678-HpCDF	NotFnd		1.0004	-		-	-	-	1.35	-	771	0.108
1234789-HpCDF	NotFnd		1.0004	-		-	-	-	1.34	-	771	0.16
OCDF	NotFnd		1.0057	-		-	-	-	1.40	-	720	0.222
Name	Act RT	Pred. RRT	Act. RRT	ΔSecs	Response	Ra	OK	RRF	Rec. %			
ES 2378-TCDD	27.51	1.0281	1.0281	0	1.69E+07	0.79	Y	1.04	146			
ES 12378-PeCDD	33.82	1.2639	1.2640	+0.2	1.32E+07	1.64	Y	0.87	137			
ES 123478-HxCDD	38.47	0.9876	0.9875	-0.2	1.14E+07	1.33	Y	0.94	89.5			
ES 123678-HxCDD	38.60	0.9910	0.9909	-0.2	1.22E+07	1.27	Y	1.06	84.9			
ES 1234678-HpCDD	42.64	1.0943	1.0946	+0.7	9.69E+06	1.06	Y	0.80	89.4			
ES OCDD	46.40	1.1907	1.1910	+0.7	1.39E+07	0.92	Y	0.63	81.1			
ES 2378-TCDF	26.51	0.9907	0.9909	+0.3	2.51E+07	0.79	Y	1.74	130			
ES 12378-PeCDF	32.09	1.1992	1.1992	0	2.10E+07	1.57	Y	1.49	127			
ES 23478-PeCDF	33.41	1.2484	1.2485	+0.2	2.10E+07	1.57	Y	1.48	128			
ES 123478-HxCDF	37.30	0.9577	0.9575	-0.5	1.36E+07	0.52	Y	1.27	78.6			
ES 123678-HxCDF	37.47	0.9619	0.9618	-0.2	1.68E+07	0.53	Y	1.41	87.6			
ES 234678-HpCDF	38.25	0.9821	0.9819	-0.5	1.52E+07	0.51	Y	1.34	83.4			
ES 123789-HxCDF	39.38	1.0108	1.0109	+0.2	1.21E+07	0.54	Y	1.20	74.2			
ES 1234678-HpCDF	41.36	1.0618	1.0619	+0.2	1.13E+07	0.44	Y	1.06	78.7			
ES 1234789-HpCDF	43.25	1.1100	1.1102	+0.5	8.70E+06	0.45	Y	0.82	78			

Lab ID: MB1_10270_DF_SDS Acq'd: 27 Oct 2012 16:59 MDC Wt/Vol: 10.00 g ICAL: 1613_SGS
 Client ID: MB1_10270_DF_SDS UTP: 28-Oct-2012 08:38 MDC J-level: 0.5 pg/g Split: 1 Checkcode: 117-058-RTM
 Datafile: 121026P4-06 Report: 28 Oct 2012 08:38 MC Stds (pg): JS: 2000 ES: 2000 CS/SS: 2000, 400 (37Cl)

W#	Name	Act RT	QC	Pred. RRT	Act. RRT	ΔSecs	Response	Ra	OK	RRF	Rec. %
120329	JS 1234-TCDD	26.76		-	-	-	1.11E+07	0.79	Y	-	-
120329	JS 123789-HxCDD	38.96		-	-	-	1.36E+07	1.26	Y	-	-
	CS 37Cl-2378-TCDD	27.54		1.0291	1.0291	0	4.38E+06	n/a	-	1.17	168

	SS 37Cl-2378-TCDD	27.54		1.0291	1.0291	0	4.38E+06	n/a	-	1.12	115
--	-------------------	-------	--	--------	--------	---	----------	-----	---	------	-----

Totals	Conc	EMPC	EDL
Total TCDD	0	0	0.085
Total PeCDD	0	0	0.0945
Total HxCDD	0	0	0.124
Total HpCDD	0	0	0.18
Total Tetra-Octa Dioxins	0	0	
Total TCDF	0	0	0.067
Total PeCDF	0	0	0.0828
Total HxCDF	0	0	0.108
Total HpCDF	0	0	0.131
Total Tetra-Octa Furans	0	0	
Total Tetra-Octa Dioxins & Furans	0	0	

Lab ID: MB1_10270_DF_SDS Acq'd: 27 Oct 2012 16:59 MDC Wt/Vol: 10.00 g ICAL: 1613_SGS
 Client ID: MB1_10270_DF_SDS UTP: 28-Oct-2012 08:38 MDC J-level: 0.5 pg/g Split: 1 Checkcode: 117-058-RTM
 Datafile: 121026P4-06 Report: 28 Oct 2012 08:38 MC Stds (pg): JS: 2000 ES: 2000 CS/SS: 2000, 400 (37C1)

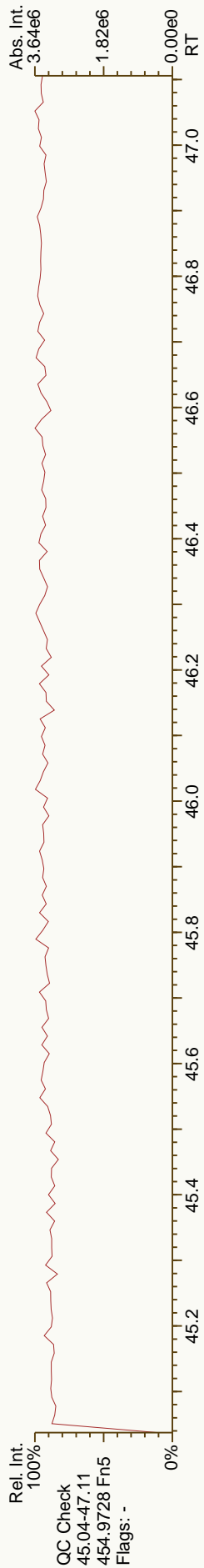
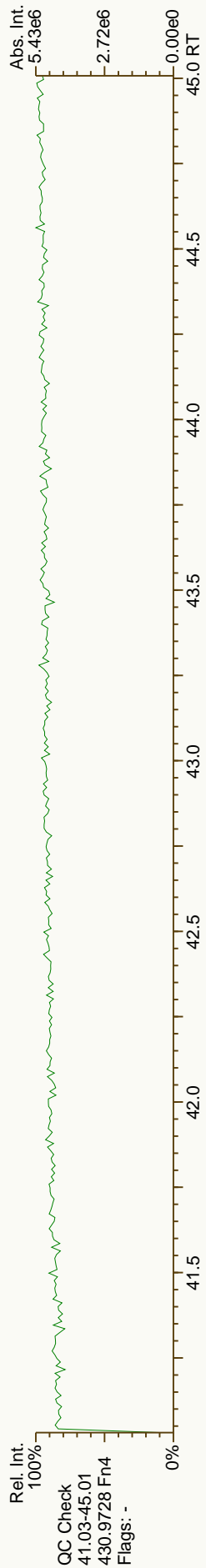
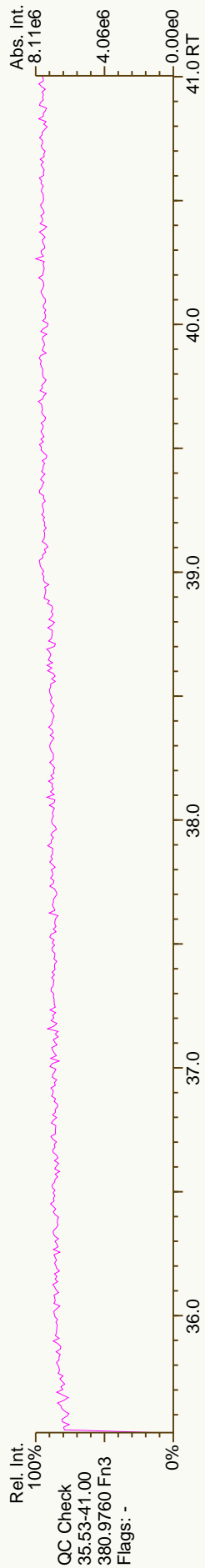
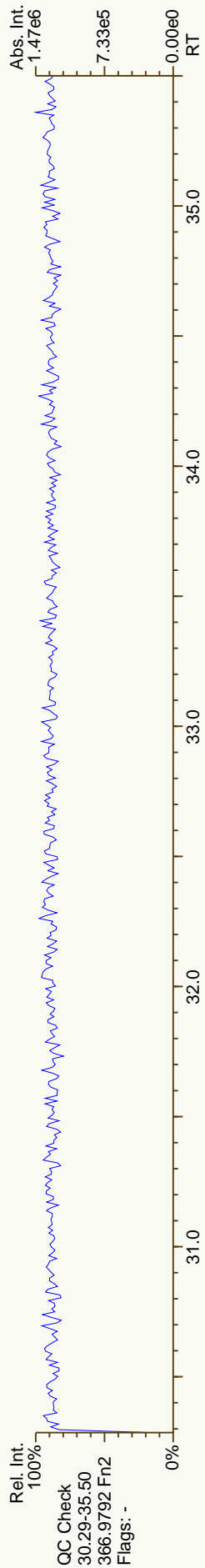
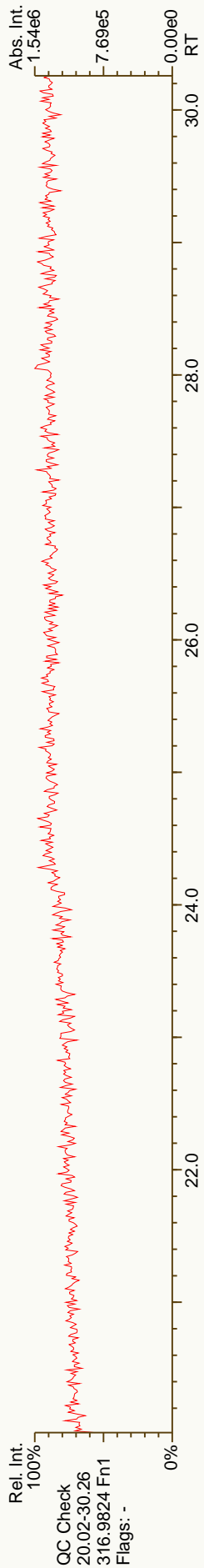
WV#	Name	Act RT	QC	Pred. RRT	Act. RRT	ΔSecs	Response	Ra	OK	RRF	Conc.	Noise	DL
1	TCDD	NotFnd		0.8504				1.08		1.08		628	0.085
2	TCDD	NotFnd		0.8649				1.08		1.08		628	0.085
3	TCDD	NotFnd		0.8835				1.08		1.08		628	0.085
4	TCDD	NotFnd		0.9152				1.08		1.08		628	0.085
	TCDD	NotFnd		0.9241				1.08		1.08		628	0.085
	TCDD	NotFnd		0.9327				1.08		1.08		628	0.085
	TCDD	NotFnd		0.9408				1.08		1.08		628	0.085
	TCDD	NotFnd		0.9512				1.08		1.08		628	0.085
	TCDD	NotFnd		0.9580				1.08		1.08		628	0.085
	TCDD	NotFnd		0.9736				1.08		1.08		628	0.085
	TCDD	NotFnd		0.9785				1.08		1.08		628	0.085
	TCDD	NotFnd		0.9884				1.08		1.08		628	0.085
	TCDD	NotFnd		0.9945				1.08		1.08		628	0.085
	2378-TCDD	NotFnd		1.0009				1.08		1.08		628	0.085
	TCDD	NotFnd		1.0147				1.08		1.08		628	0.085
	TCDD	NotFnd		1.0206				1.08		1.08		628	0.085
	TCDD	NotFnd		1.0423				1.08		1.08		628	0.085
	PeCDD	NotFnd		0.9131				1.07		1.07		576	0.0945
	PeCDD	NotFnd		0.9319				1.07		1.07		576	0.0945
	PeCDD	NotFnd		0.9511				1.07		1.07		576	0.0945
	PeCDD	NotFnd		0.9576				1.07		1.07		576	0.0945
	PeCDD	NotFnd		0.9611				1.07		1.07		576	0.0945
	PeCDD	NotFnd		0.9703				1.07		1.07		576	0.0945
	PeCDD	NotFnd		0.9829				1.07		1.07		576	0.0945
	12378-PeCDD	NotFnd		1.0006				1.07		1.07		576	0.0945
	PeCDD	NotFnd		1.0039				1.07		1.07		576	0.0945
	PeCDD	NotFnd		1.0161				1.07		1.07		576	0.0945
	HxCDD	NotFnd		0.9479				1.01		1.01		667	0.124
	HxCDD	NotFnd		0.9682				1.01		1.01		667	0.124
	HxCDD	NotFnd		0.9771				1.01		1.01		667	0.124
	HxCDD	NotFnd		0.9811				1.01		1.01		667	0.124
	123478-HxCDD	NotFnd		1.0004				1.05		1.05		667	0.117
	123678-HxCDD	NotFnd		1.0039				0.98		0.98		667	0.129
	HxCDD	NotFnd		1.0097				1.01		1.01		667	0.124
	123789-HxCDD	NotFnd		1.0129				1.01		1.01		667	0.124

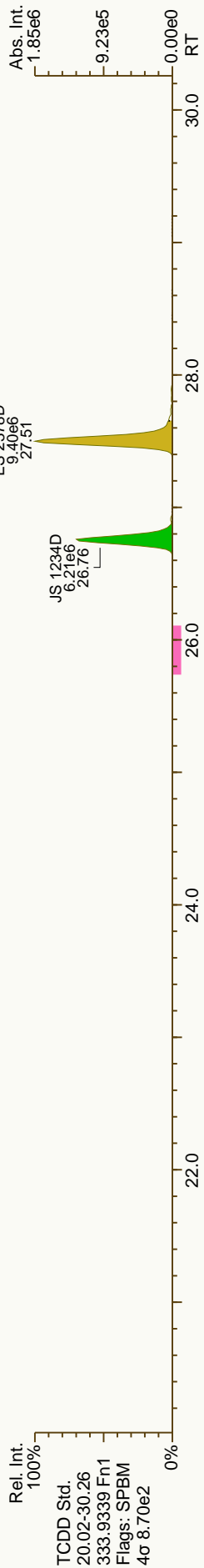
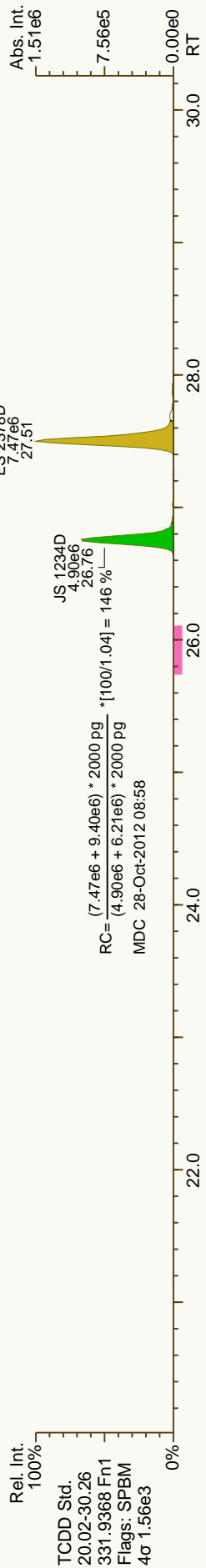
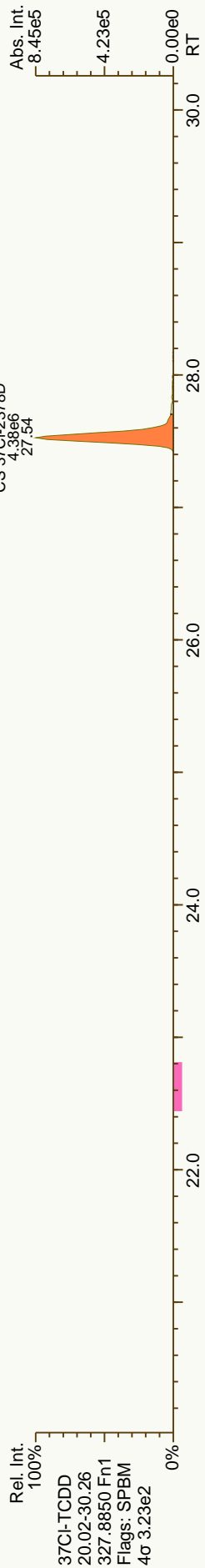
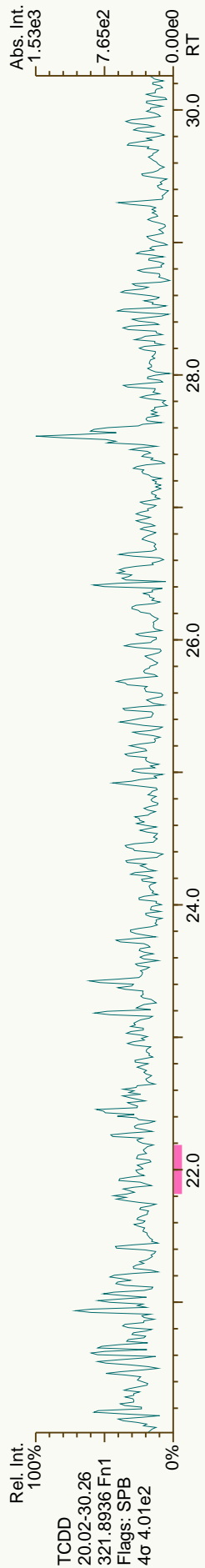
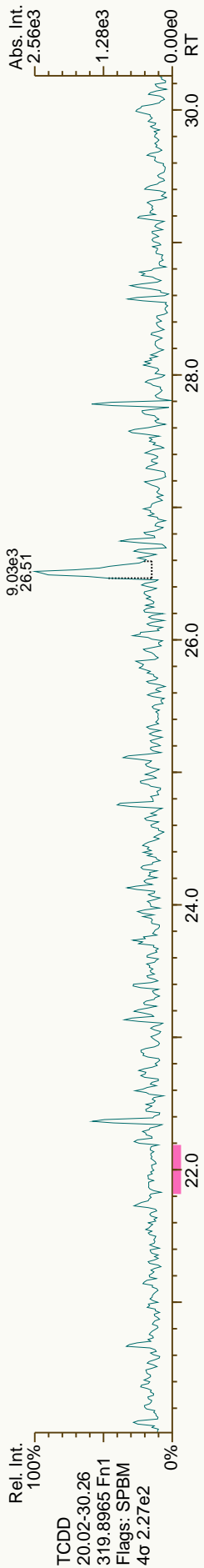
Lab ID: MB1_10270_DF_SDS Acq'd: 27 Oct 2012 16:59 MDC Wt/Vol: 10.00 g ICAL: 1613_SGS
 Client ID: MB1_10270_DF_SDS UTP: 28-Oct-2012 08:38 MDC J-level: 0.5 pg/g Split: 1 Checkcode: 117-058-RTM
 Datafile: 121026P4-06 Report: 28 Oct 2012 08:38 MC Stds (pg): JS: 2000 ES: 2000 CS/SS: 2000, 400 (37CI)

W#	Name	Act RT	QC	Pred. RRT	Act. RRT	ΔSecs	Response	Ra	OK	RRF	Conc.	Noise	DL
1	gHpCDD	NotFnd		0.9793				1.09				876	0.18
2	234678-HpCDD	NotFnd		1.0005				1.09				876	0.18
3	OCDD	NotFnd		1.0005				1.11				789	0.306
4	OCDD-a	NotFnd		1.0001				1.00				555	0.238
5	TCDF	NotFnd		0.7983				0.98				630	0.067
6	TCDF	NotFnd		0.8218				0.98				630	0.067
7	TCDF	NotFnd		0.8463				0.98				630	0.067
8	TCDF	NotFnd		0.8625				0.98				630	0.067
9	TCDF	NotFnd		0.8677				0.98				630	0.067
10	TCDF	NotFnd		0.8787				0.98				630	0.067
11	TCDF	NotFnd		0.8840				0.98				630	0.067
12	TCDF	NotFnd		0.8998				0.98				630	0.067
13	TCDF	NotFnd		0.9054				0.98				630	0.067
14	TCDF	NotFnd		0.9125				0.98				630	0.067
15	TCDF	NotFnd		0.9279				0.98				630	0.067
16	TCDF	NotFnd		0.9334				0.98				630	0.067
17	TCDF	NotFnd		0.9381				0.98				630	0.067
18	TCDF	NotFnd		0.9439				0.98				630	0.067
19	TCDF	NotFnd		0.9630				0.98				630	0.067
20	TCDF	NotFnd		0.9674				0.98				630	0.067
21	TCDF	NotFnd		0.9746				0.98				630	0.067
22	TCDF	NotFnd		0.9829				0.98				630	0.067
23	TCDF	NotFnd		0.9916				0.98				630	0.067
24	TCDF	NotFnd		0.9963				0.98				630	0.067
25	2378-TCDF	NotFnd		1.0009				0.98				630	0.067
26	TCDF	NotFnd		1.0166				0.98				630	0.067
27	TCDF	NotFnd		1.0274				0.98				630	0.067
28	TCDF	NotFnd		1.0390				0.98				630	0.067
29	TCDF	NotFnd		1.0886				0.98				630	0.067
30	PeCDF	NotFnd		0.8975				1.00				1031	0.114
31	PeCDF	NotFnd		0.9542				1.00				748	0.0828
32	PeCDF	NotFnd		0.9587				1.00				748	0.0828
33	PeCDF	NotFnd		0.9636				1.00				748	0.0828
34	PeCDF	NotFnd		0.9671				1.00				748	0.0828
35	PeCDF	NotFnd		0.9760				1.00				748	0.0828
36	PeCDF	NotFnd		0.9810				1.00				748	0.0828

Lab ID: MB1_10270_DF_SDS Acq'd: 27 Oct 2012 16:59 MDC Wt/Vol: 10.00 g ICAL: 1613_SGS
 Client ID: MB1_10270_DF_SDS UTP: 28-Oct-2012 08:38 MDC J-level: 0.5 pg/g Split: 1 Checkcode: 117-058-RTM
 Datafile: 121026P4-06 Report: 28 Oct 2012 08:38 MC Stds (pg): JS: 2000 ES: 2000 CS/SS: 2000, 400 (37C1)

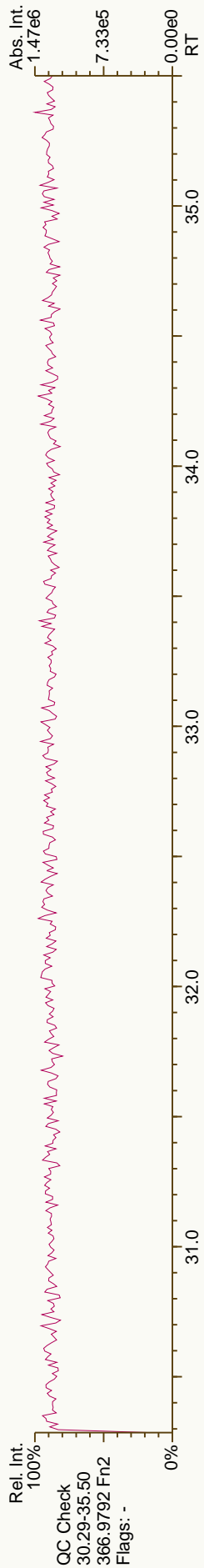
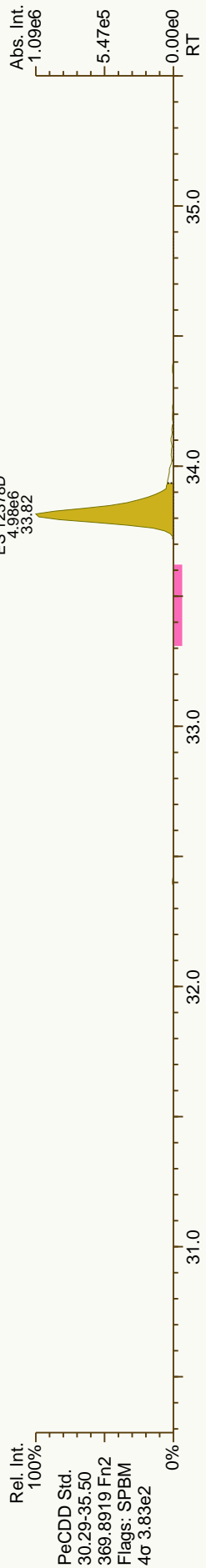
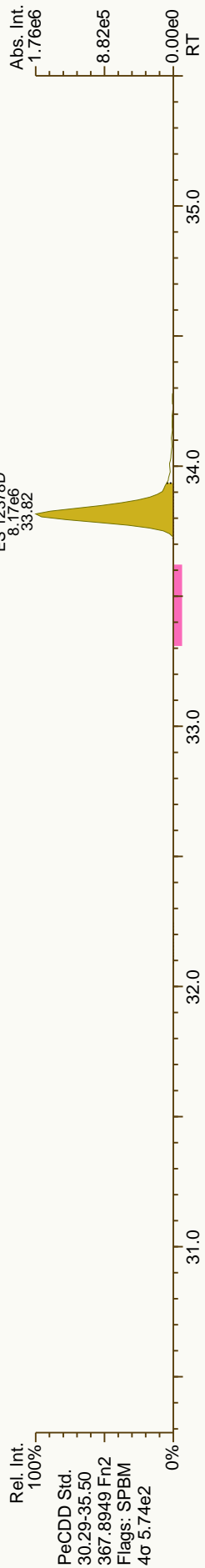
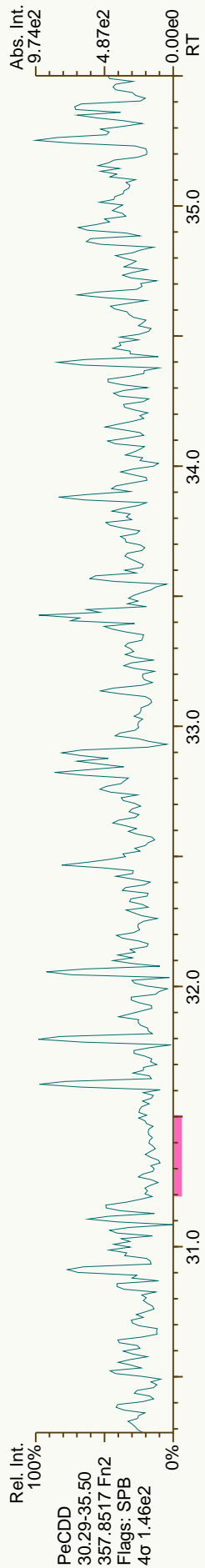
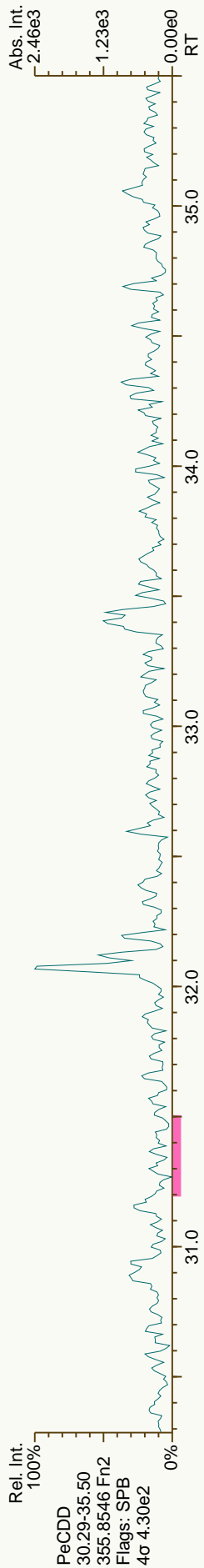
Comp #	Name	Act RT	QC	Pred. RRT	Act. RRT	ΔSecs	Response	Ra	OK	RRF	Conc.	Noise	DL
1	PeCDF	NotFnd		0.9847				1.00		1.00		748	0.0828
2	PeCDF	NotFnd		0.9870				1.00		1.00		748	0.0828
3	PeCDF	NotFnd		0.9930				1.00		1.00		748	0.0828
4	12378-PeCDF	NotFnd		1.0007				0.99		0.99		748	0.0831
5	PeCDF	NotFnd		1.0113				1.00		1.00		748	0.0828
6	PeCDF	NotFnd		1.0169				1.00		1.00		748	0.0828
7	PeCDF	NotFnd		0.9917				1.00		1.00		748	0.0828
8	PeCDF	NotFnd		0.9962				1.00		1.00		748	0.0828
9	23478-PeCDF	NotFnd		1.0006				1.02		1.02		748	0.0824
10	PeCDF	NotFnd		0.0000				1.02		1.02		0	0
11	PeCDF	NotFnd		1.0023				1.00		1.00		748	0.0828
12	PeCDF	NotFnd		1.0120				1.00		1.00		748	0.0828
13	PeCDF	NotFnd		1.0389				1.00		1.00		748	0.0828
14	HxCDF	NotFnd		0.9565				1.15		1.15		774	0.108
15	HxCDF	NotFnd		0.9627				1.15		1.15		774	0.108
16	HxCDF	NotFnd		0.9700				1.15		1.15		774	0.108
17	HxCDF	NotFnd		0.9762				1.15		1.15		774	0.108
18	HxCDF	NotFnd		0.9833				1.15		1.15		774	0.108
19	HxCDF	NotFnd		0.9968				1.15		1.15		774	0.108
20	123478-HxCDF	NotFnd		1.0006				1.19		1.19		774	0.103
21	123678-HxCDF	NotFnd		1.0005				1.16		1.16		774	0.0903
22	HxCDF	NotFnd		1.0055				1.15		1.15		774	0.108
23	HxCDF	NotFnd		1.0102				1.15		1.15		774	0.108
24	HxCDF	NotFnd		0.9933				1.15		1.15		774	0.108
25	234678-HxCDF	NotFnd		1.0006				1.18		1.18		774	0.096
26	HxCDF	NotFnd		0.0000				1.18		1.18		0	0
27	HxCDF	NotFnd		1.0009				1.15		1.15		774	0.108
28	123789-HxCDF	NotFnd		1.0005				1.09		1.09		774	0.155
29	HxCDF	NotFnd		0.0000				1.09		1.09		0	0
30	123489-HxCDF	NotFnd		1.0013				1.15		1.15		774	0.108
31	1234678-HpCDF	NotFnd		1.0004				1.35		1.35		771	0.108
32	HpCDF	NotFnd		1.0091				1.34		1.34		771	0.131
33	HpCDF	NotFnd		1.0140				1.34		1.34		771	0.131
34	1234789-HpCDF	NotFnd		1.0004				1.34		1.34		771	0.16
35	OCDF	NotFnd		1.0057				1.40		1.40		720	0.222
36	OCDF-a	NotFnd		1.0053				1.00		1.00		536	0.23

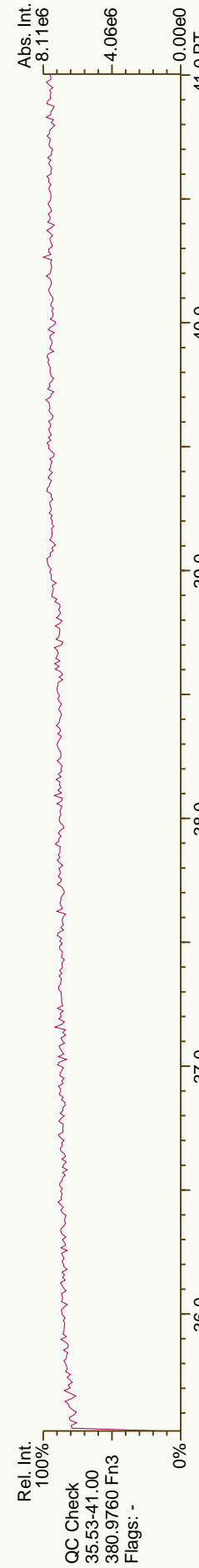
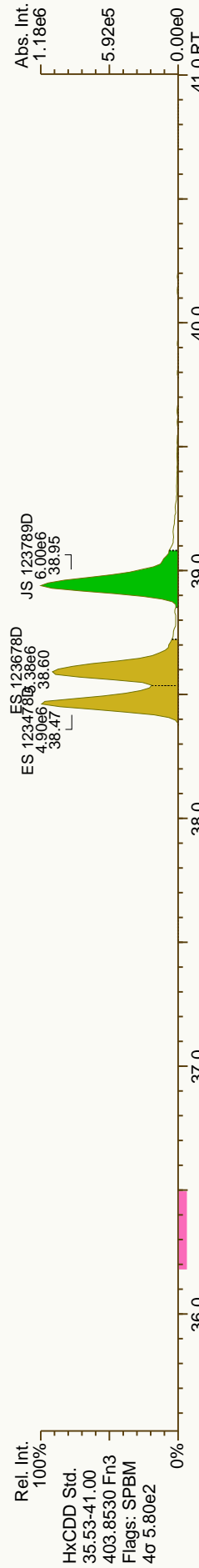
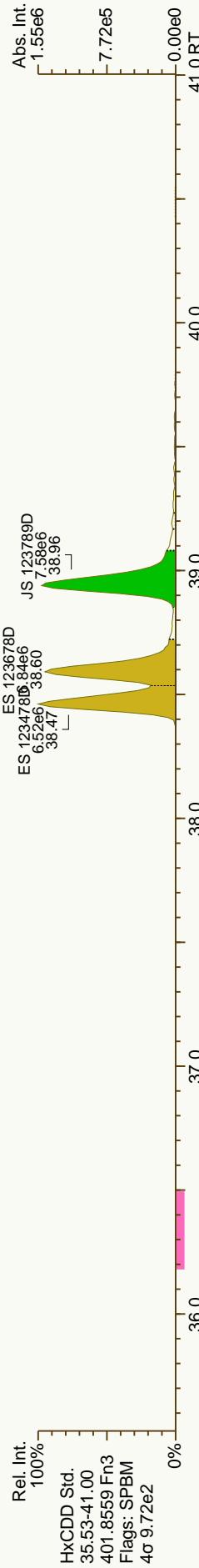
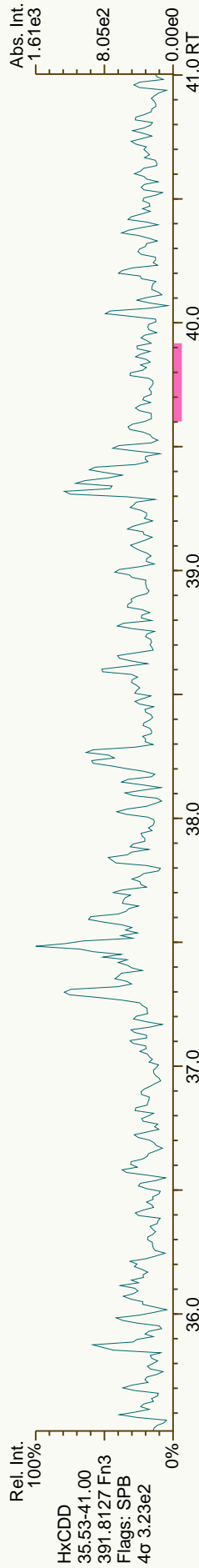
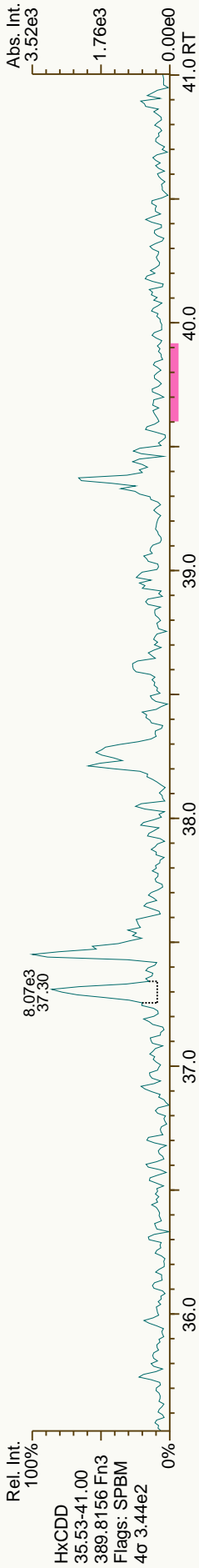


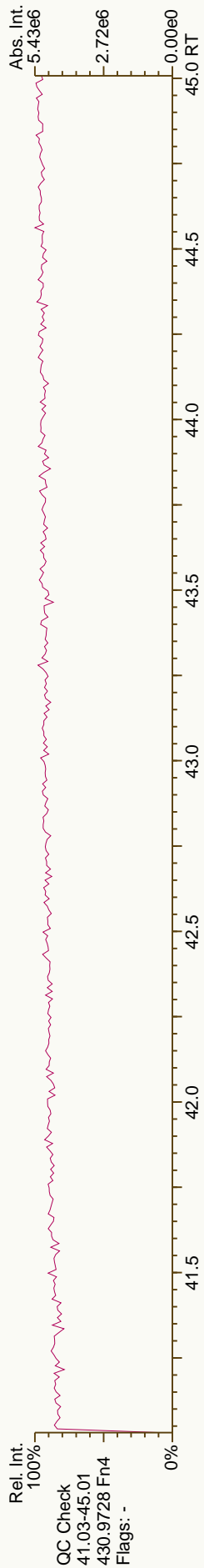
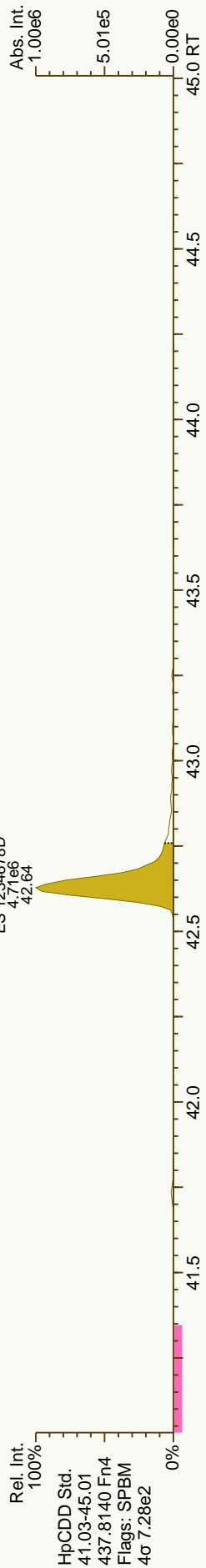
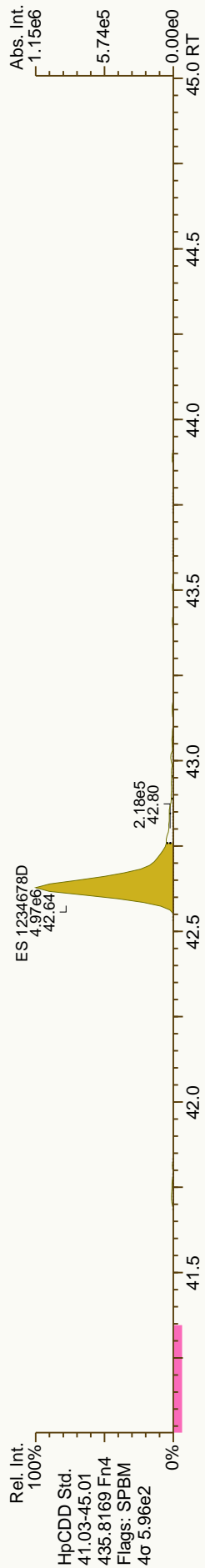
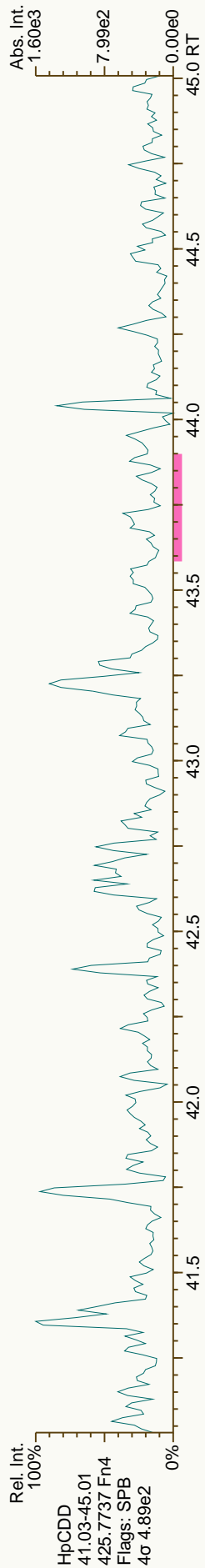
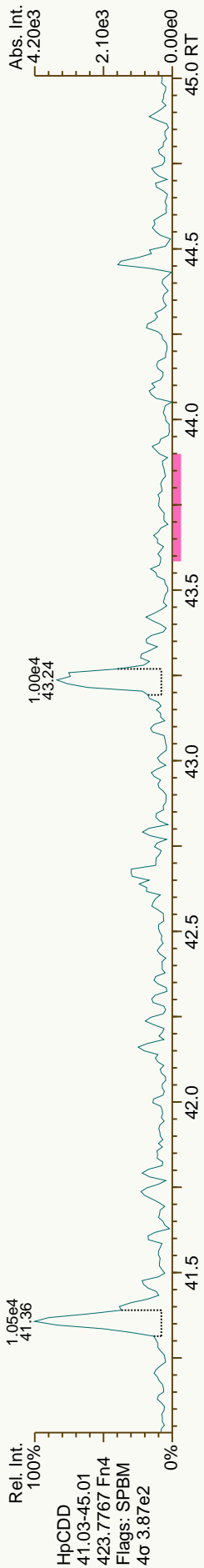


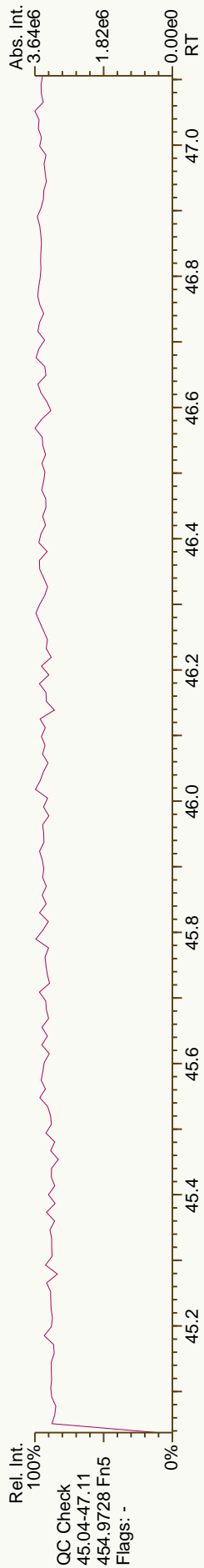
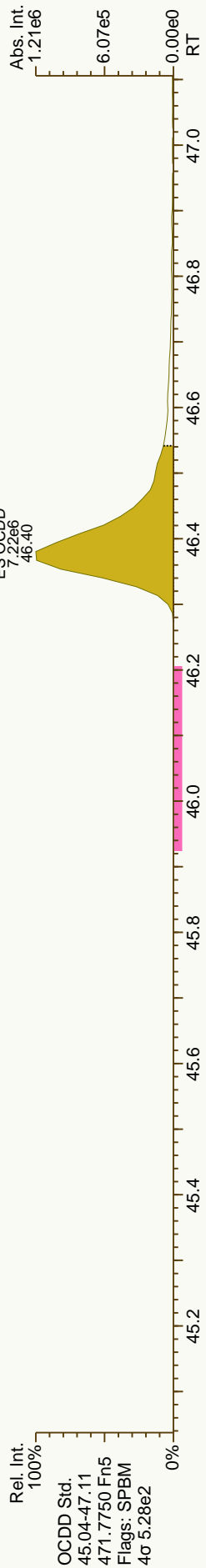
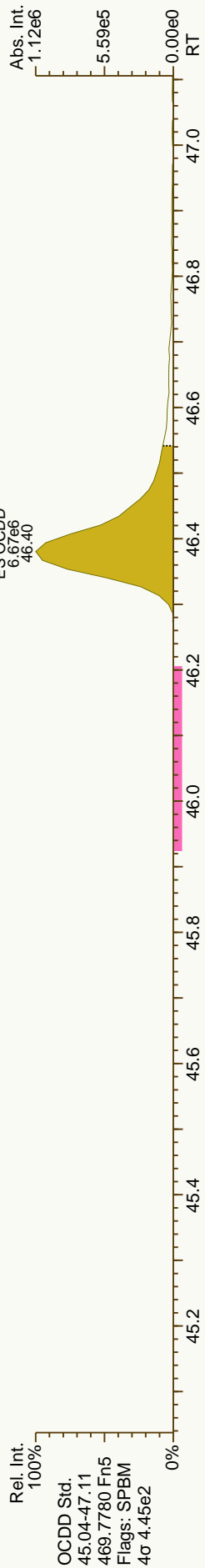
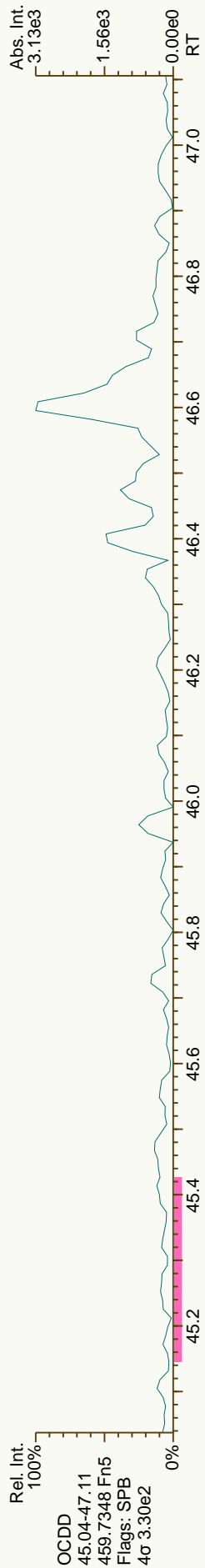
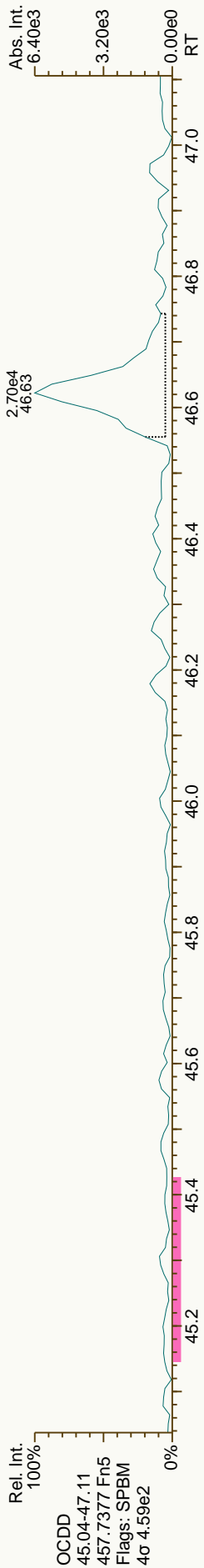
$$RC = \frac{(7.47e6 + 9.40e6) * 2000 \text{ pg}}{(4.90e6 + 6.21e6) * 2000 \text{ pg}} * [100/1.04] = 146\%$$

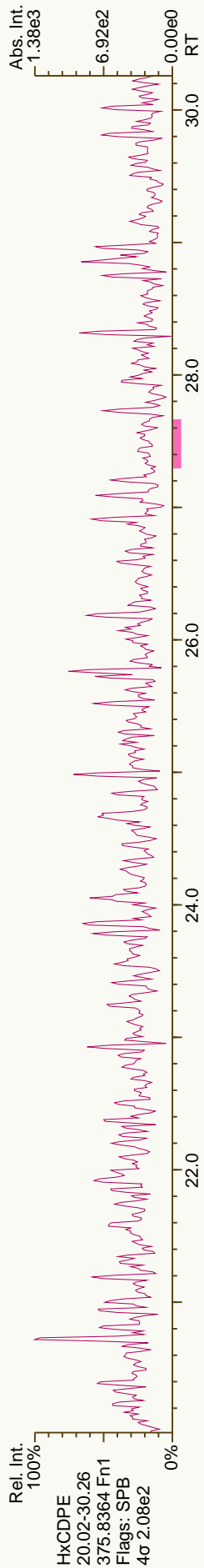
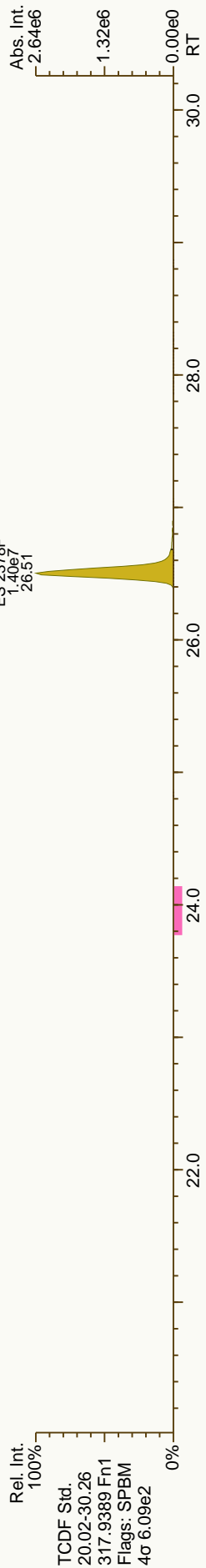

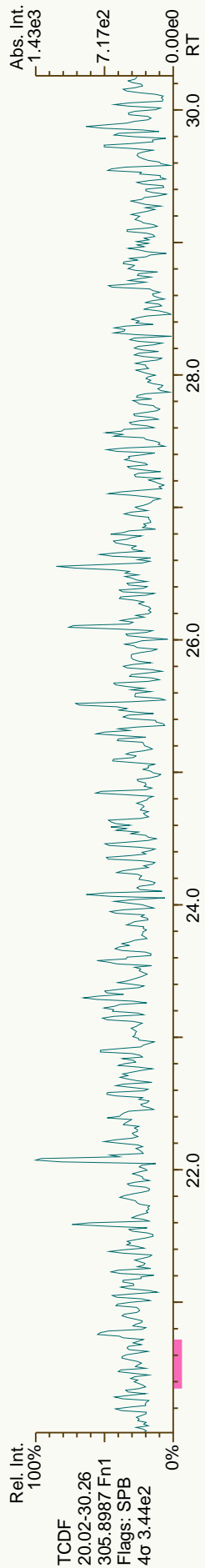
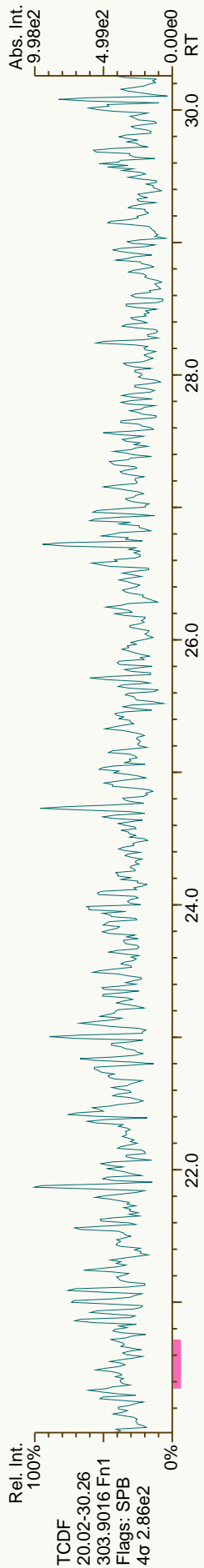
MDC 28-Oct-2012 08:58

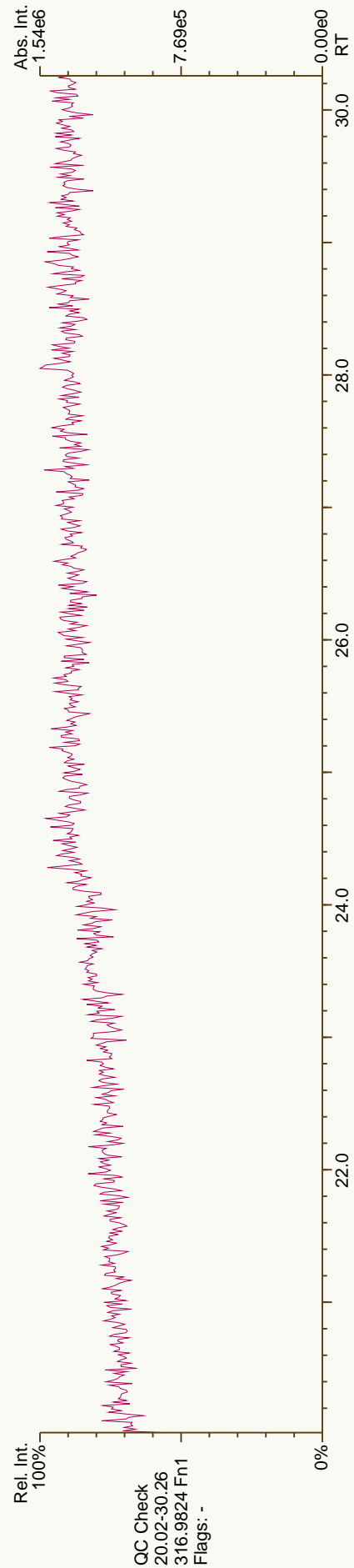
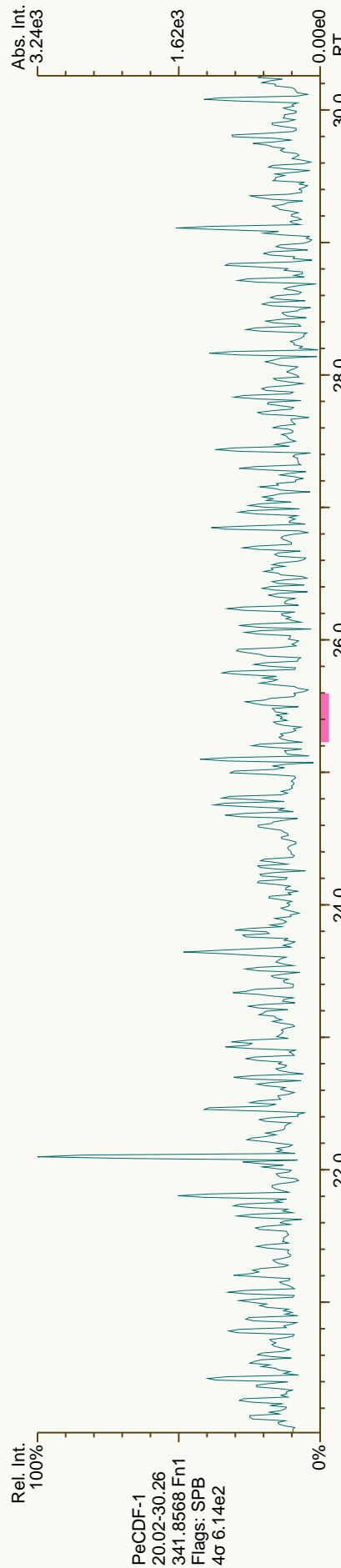
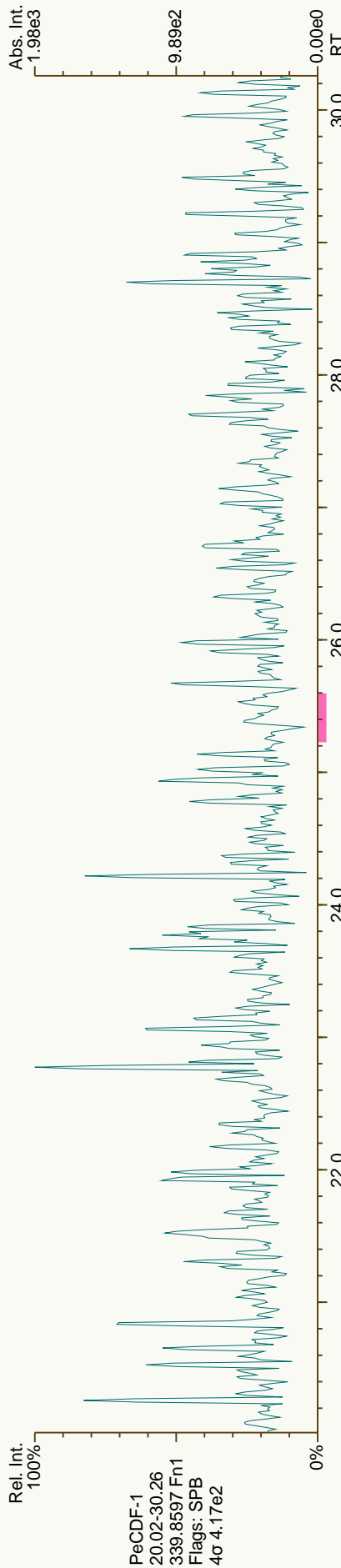


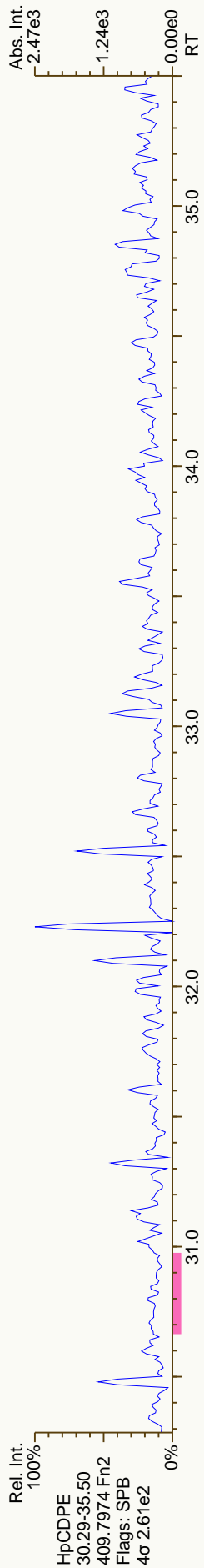
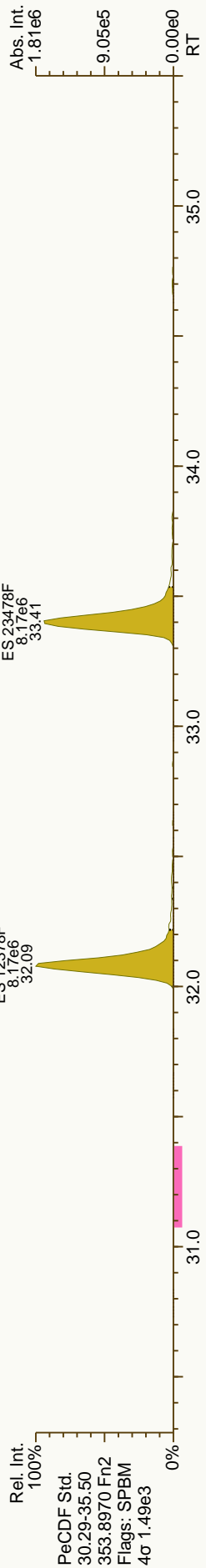
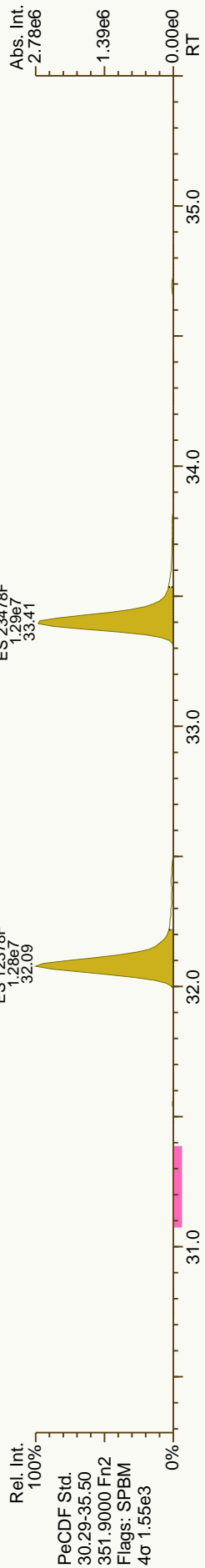
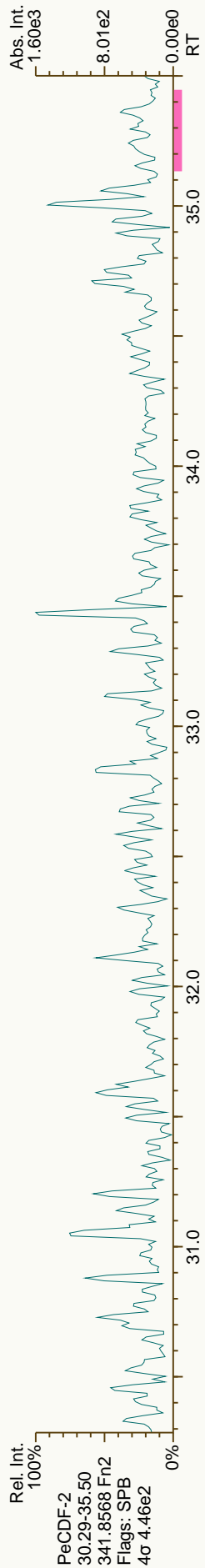
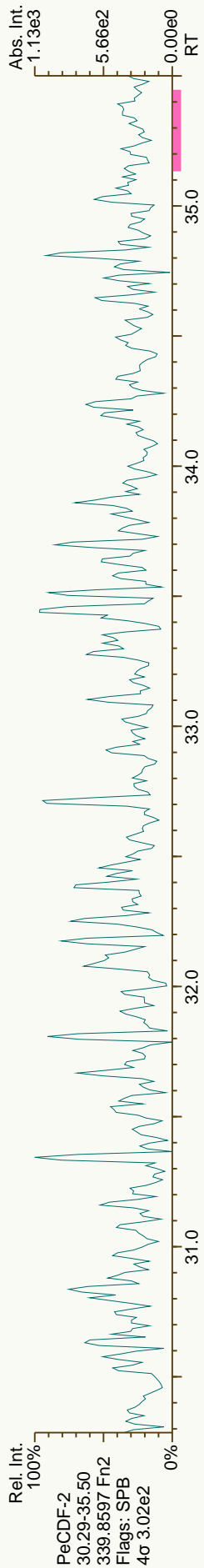


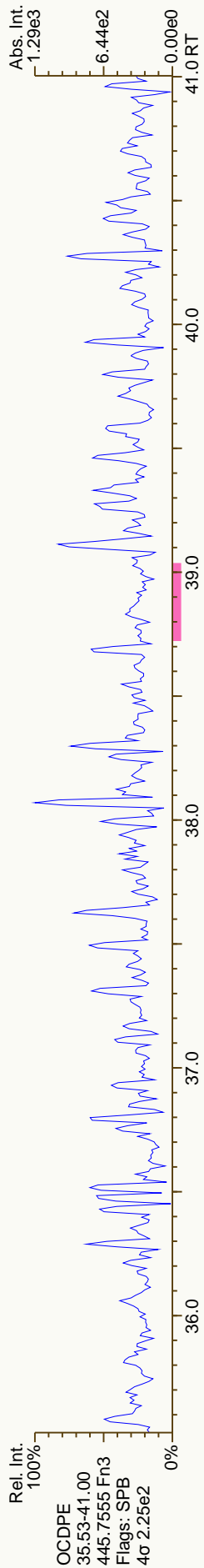
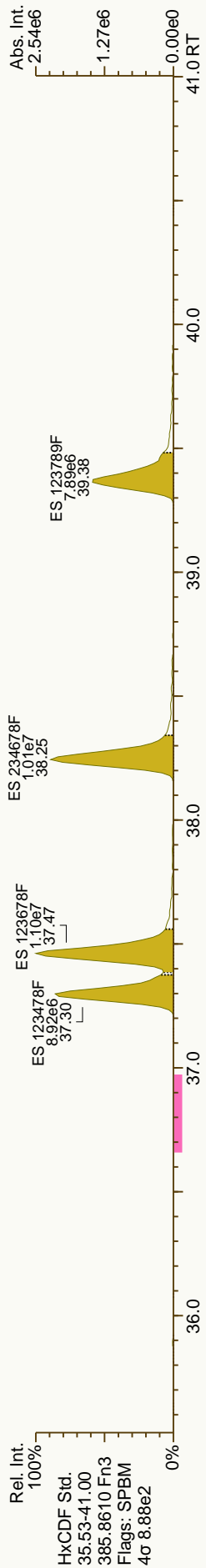
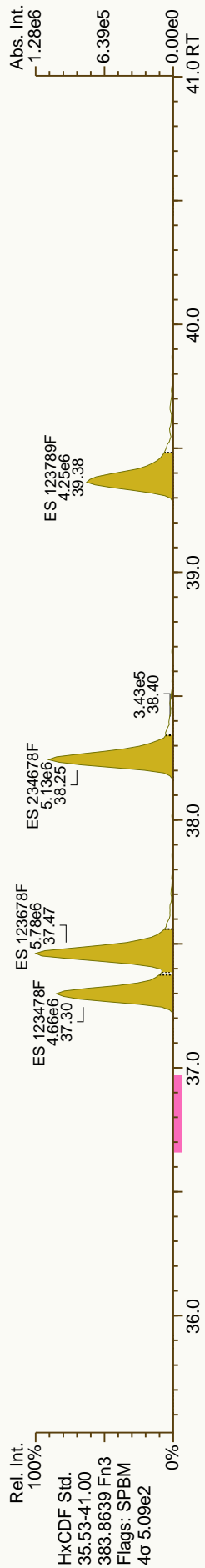
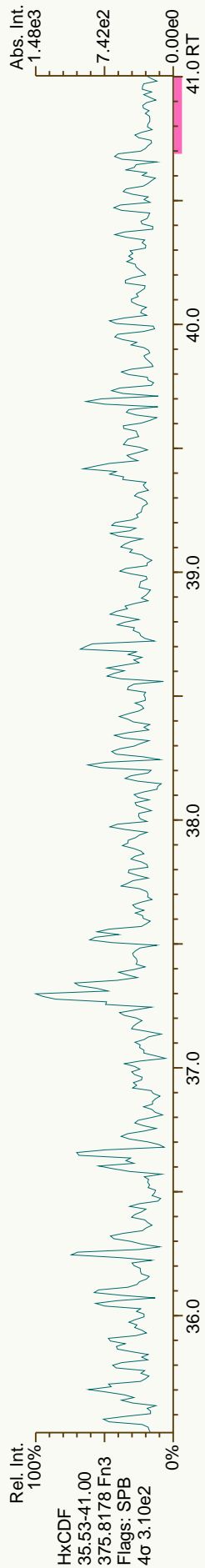
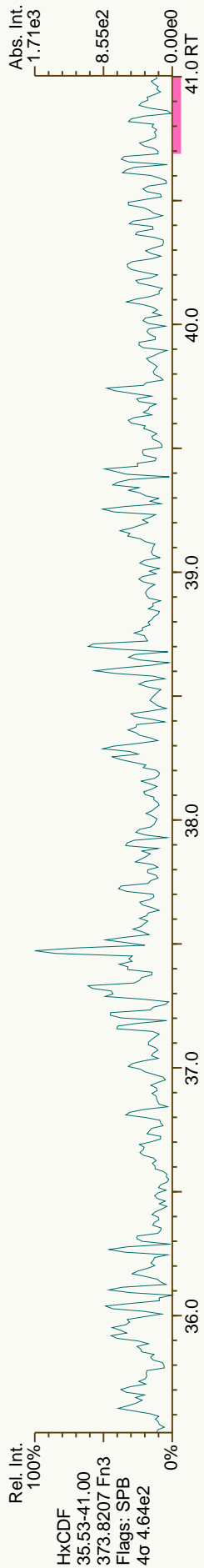


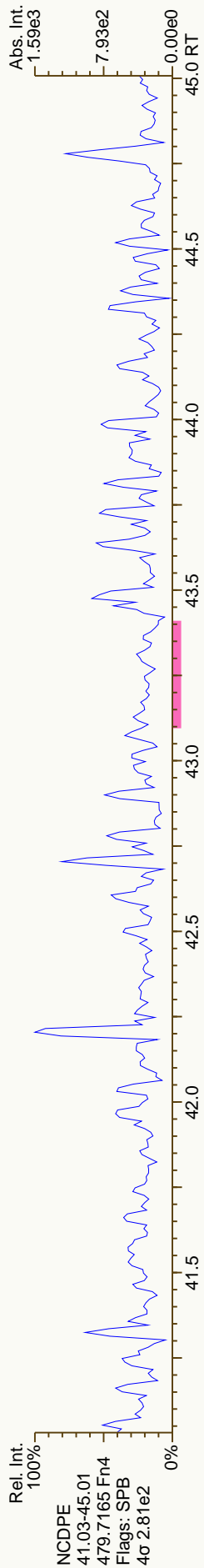
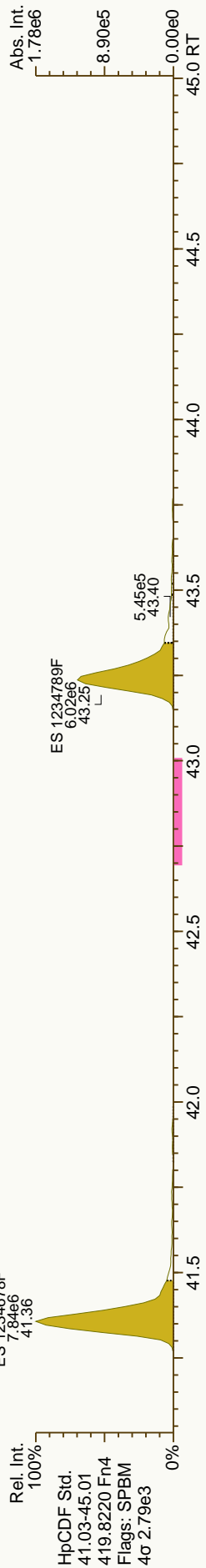
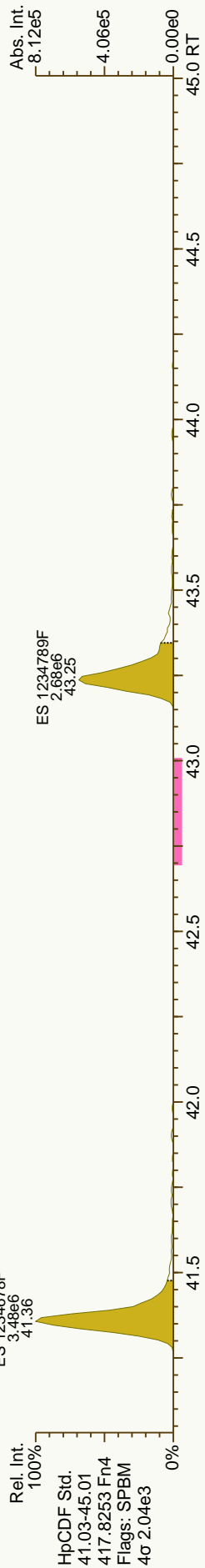
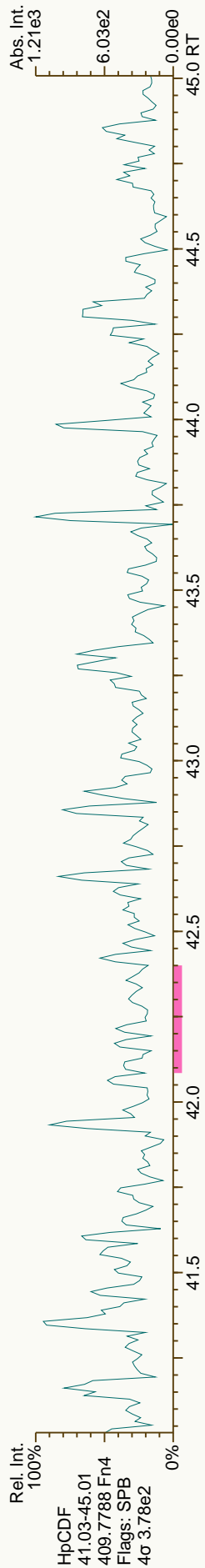
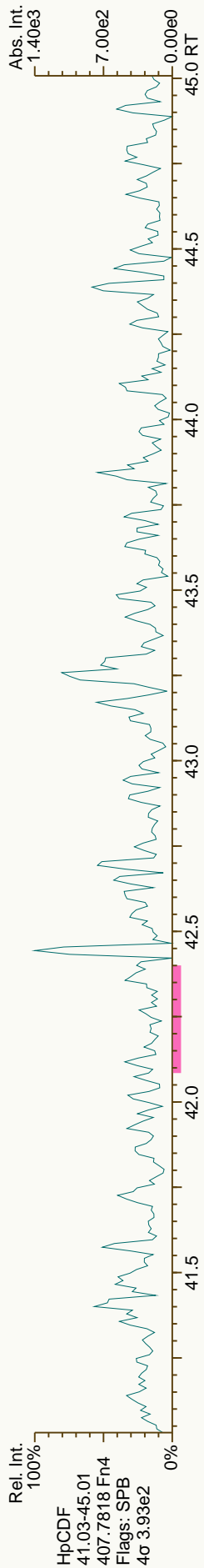


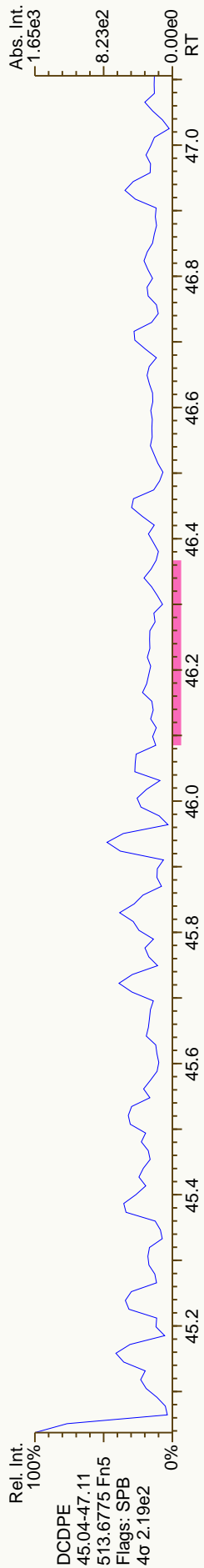
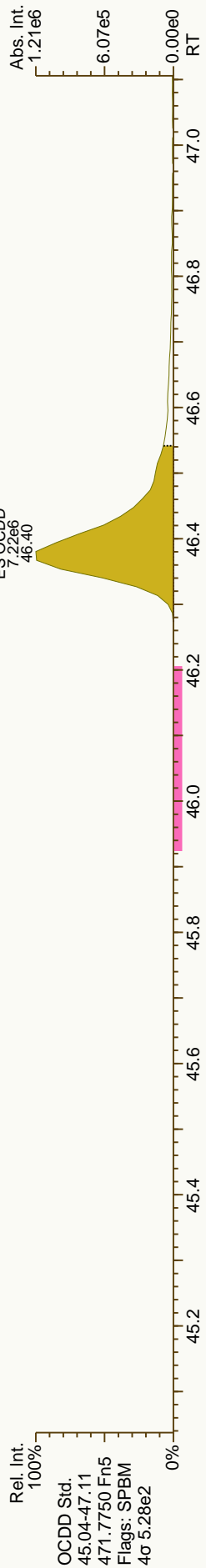
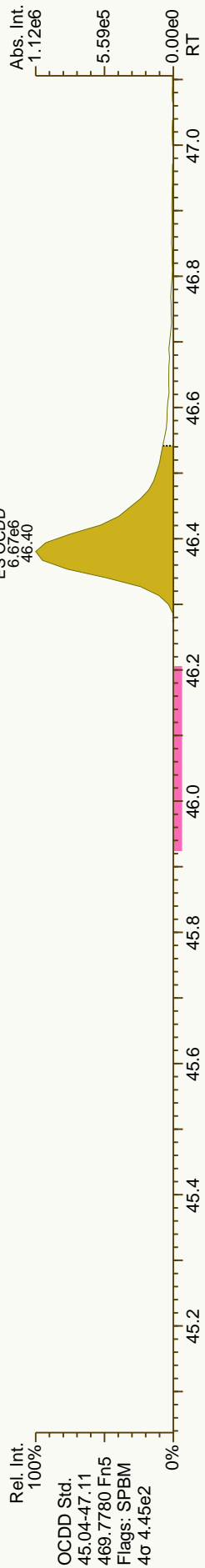
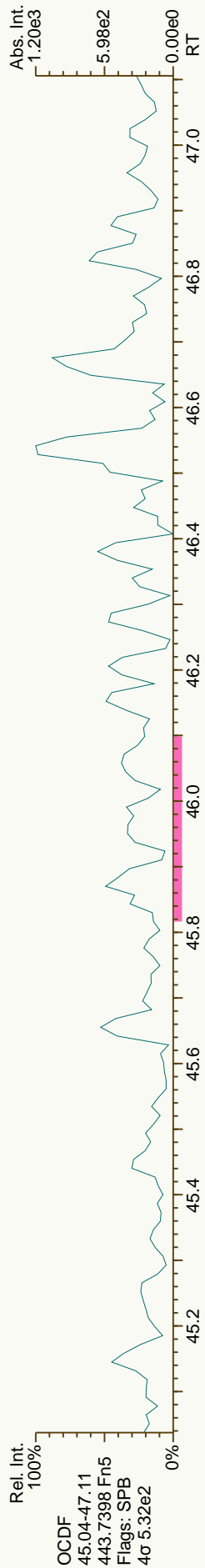













Blank Spike Summary

Blank Spike ID: OPR for HBN 31093 [HXX/1857]
 Blank Spike Lab ID: 97484
 Date Analyzed: 10/27/2012 14:25

Matrix: Soil-Solid as dry weight

QC for Samples: 31203249007

Results by EPA 1613B

Parameter	Blank Spike (pg/g)			CL
	Spike	Result	Rec (%)	
2,3,7,8-TCDD	20.0	21.7	108	67.0-158
1,2,3,7,8-PeCDD	100	94.9	95	70.0-142
1,2,3,4,7,8-HxCDD	100	110	110	70.0-164
1,2,3,6,7,8-HxCDD	100	112	112	76.0-134
1,2,3,7,8,9-HxCDD	100	114	114	64.0-162
1,2,3,4,6,7,8-HpCDD	100	99.2	99	70.0-140
OCDD	200	213	107	78.0-144
2,3,7,8-TCDF	20.0	21.9	110	75.0-158
1,2,3,7,8-PeCDF	100	109	109	80.0-134
2,3,4,7,8-PeCDF	100	102	102	68.0-160
1,2,3,4,7,8-HxCDF	100	113	113	72.0-134
1,2,3,6,7,8-HxCDF	100	106	106	84.0-130
2,3,4,6,7,8-HxCDF	100	104	104	70.0-156
1,2,3,7,8,9-HxCDF	100	113	113	78.0-130
1,2,3,4,6,7,8-HpCDF	100	102	102	82.0-122
1,2,3,4,7,8,9-HpCDF	100	103	103	78.0-138
OCDF	200	229	115	63.0-170

Labeled Standards

13C-2378-TCDD	124	25.0-164
13C-12378-PeCDD	126	25.0-181
13C-123478-HxCDD	85	32.0-141
13C-123678-HxCDD	86	28.0-130
13C-1234678-HpCDD	94	23.0-140
13C-OCDD	83	17.0-157
13C-2378-TCDF	111	24.0-169
13C-12378-PeCDF	115	24.0-185
13C-23478-PeCDF	115	21.0-178
13C-123478-HxCDF	78	26.0-152
13C-123678-HxCDF	90	26.0-123
13C-234678-HxCDF	84	29.0-147
13C-123789-HxCDF	78	28.0-136
13C-1234678-HpCDF	79	28.0-143
13C-1234789-HpCDF	85	26.0-138
37Cl-2378-TCDD	146	35.0-197

Blank Spike Summary

Blank Spike ID: OPR for HBN 31093 [HXX/1857]
 Blank Spike Lab ID: 97484
 Date Analyzed: 10/27/2012 14:25

Matrix: Soil-Solid as dry weight

QC for Samples: 31203249007

Results by EPA 1613B

Blank Spike (%)

<u>Parameter</u>	<u>Spike</u>	<u>Result</u>	<u>Rec (%)</u>	<u>CL</u>
------------------	--------------	---------------	----------------	-----------

Batch Information

Analytical Batch: HRD1904
 Analytical Method: EPA 1613B
 Instrument: APHRMS
 Analyst: MDC

Prep Batch: HXX1857
 Prep Method: EPA 1613 PREP S/D/T
 Prep Date/Time: 10/22/2012 00:00
 Spike Init Wt./Vol.: 10 g Extract Vol: 20 uL

Lab ID: OPR1_10270_DF
 Client ID: 0_10270_OPR001
 Datafile: 121026P4-03

Acq'd: 27 Oct 2012 14:25 MDC
 UTP: 02-Nov-2012 15:23 MDC
 Report: 02 Nov 2012 15:23 MC

Wt/Vol: 10.00 g
 J-level: 0.5 pg/g Split: 1
 Stds (pg): JS: 2000 ES: 2000 CS/SS: 2000, 400 (37Cl)



ICAL: 1613_SGS
 Checkcode: 890-387-MZL

Name	Act RT	QC	Pred. RRT	Act. RRT	ΔSecs	Response	Ra	OK	RRF	Conc.	Noise	DL
2378-TCDD	27.53		1.0009	1.0010	+0.2	2.03E+06	0.78	Y	1.08	21.7	724	0.0957
2378-PeCDD	33.83		1.0006	1.0007	+0.2	7.48E+06	1.61	Y	1.07	94.9	902	0.135
23478-HxCDD	38.47		1.0004	1.0005	+0.2	6.72E+06	1.26	Y	1.05	110	1014	0.194
123678-HxCDD	38.60		1.0039	1.0039	0	7.30E+06	1.24	Y	0.98	112	1014	0.214
123789-HxCDD	38.95		1.0129	1.0130	+0.2	7.15E+06	1.24	Y	1.01	114	1014	0.205
1234678-HpCDD	42.64		1.0005	1.0003	-0.5	5.88E+06	1.06	Y	1.09	99.2	1229	0.265
OCDD	46.39		1.0005	1.0004	-0.3	9.02E+06	0.88	Y	1.11	213	745	0.287
2378-TCDF	26.53		1.0009	1.0009	0	2.75E+06	0.78	Y	0.98	21.9	643	0.066
12378-PeCDF	32.09		1.0007	1.0007	0	1.23E+07	1.54	Y	0.99	109	1313	0.136
23478-PeCDF	33.41		1.0006	1.0006	0	1.19E+07	1.51	Y	1.02	102	1313	0.136
123478-HxCDF	37.30		1.0006	1.0005	-0.2	9.71E+06	1.24	Y	1.19	113	1336	0.167
123678-HxCDF	37.47		1.0005	1.0005	0	1.14E+07	1.26	Y	1.16	106	1336	0.146
234678-HxCDF	38.26		1.0006	1.0005	-0.2	1.02E+07	1.22	Y	1.18	104	1336	0.17
123789-HxCDF	39.38		1.0005	1.0005	0	8.43E+06	1.25	Y	1.09	113	1336	0.262
1234678-HpCDF	41.36		1.0004	1.0004	0	8.43E+06	1.02	Y	1.35	102	2506	0.388
1234789-HpCDF	43.25		1.0004	1.0007	+0.8	6.99E+06	1.02	Y	1.34	103	2506	0.534
OCDF	46.64		1.0057	1.0057	0	1.22E+07	0.93	Y	1.40	229	739	0.226
2378-TCDD	27.50		1.0281	1.0278	-0.5	1.73E+07	0.80	Y	1.04	124		
ES 12378-PeCDD	33.81		1.2639	1.2634	-0.8	1.47E+07	1.62	Y	0.87	126		
ES 123478-HxCDD	38.45		0.9876	0.9875	-0.2	1.16E+07	1.29	Y	0.94	84.8		
ES 123678-HxCDD	38.59		0.9910	0.9910	0	1.33E+07	1.24	Y	1.06	85.9		
ES 1234678-HpCDD	42.62		1.0943	1.0946	+0.7	1.09E+07	1.09	Y	0.80	93.5		
ES OCDD	46.38		1.1907	1.1910	+0.7	1.53E+07	0.91	Y	0.63	83.2		
ES 2378-TCDF	26.51		0.9907	0.9908	+0.2	2.57E+07	0.78	Y	1.74	111		
ES 12378-PeCDF	32.07		1.1992	1.1986	-1.0	2.29E+07	1.61	Y	1.49	115		
ES 23478-PeCDF	33.39		1.2484	1.2479	-0.8	2.28E+07	1.56	Y	1.48	115		
ES 123478-HxCDF	37.29		0.9577	0.9575	-0.5	1.45E+07	0.54	Y	1.27	78.2		
ES 123678-HxCDF	37.45		0.9619	0.9618	-0.2	1.86E+07	0.52	Y	1.41	90.2		
ES 234678-HpCDF	38.24		0.9821	0.9820	-0.2	1.66E+07	0.54	Y	1.34	84.5		
ES 123789-HxCDF	39.36		1.0108	1.0108	0	1.38E+07	0.52	Y	1.20	78.3		
ES 1234678-HpCDF	41.34		1.0618	1.0618	0	1.22E+07	0.45	Y	1.06	79.3		
ES 1234789-HpCDF	43.23		1.1100	1.1102	+0.5	1.01E+07	0.45	Y	0.82	84.6		

Lab ID: OPR1_10270_DF Acq'd: 27 Oct 2012 14:25 MDC Wt/Vol: 10.00 g ICAL: 1613_SGS
 Client ID: 0_10270_OPR001 UTP: 02-Nov-2012 15:23 MDC J-level: 0.5 pg/g Split: 1 Checkcode: 890-387-MZL
 Datafile: 121026P4-03 Report: 02 Nov 2012 15:23 MC Stds (pg): JS: 2000 ES: 2000 CS/SS: 2000, 400 (37Cl)

WV#	Name	Act RT	QC	Pred. RRT	Act. RRT	ΔSecs	Response	Ra	OK	RRF	Rec. %
120329	JS 1234-TCDD	26.76		-	-	-	1.34E+07	0.80	Y	-	-
120329	JS 123789-HxCDD	38.94		-	-	-	1.46E+07	1.28	Y	-	-
	CS 37Cl-2378-TCDD	27.53		1.0291	1.0288	-0.5	4.57E+06	n/a	-	1.17	146

	SS 37Cl-2378-TCDD	27.53		1.0291	1.0288	-0.5	4.57E+06	n/a	-	1.12	118
--	-------------------	-------	--	--------	--------	------	----------	-----	---	------	-----

Totals	Conc	EMPC	EDL
Total TCDD	21.7	21.7	0.0957
Total PeCDD	94.9	94.9	0.135
Total HxCDD	336	336	0.204
Total HpCDD	100	100	0.265
Total Tetra-Octa Dioxins	766	766	
Total TCDF	22.1	22.1	0.066
Total PeCDF	212	212	0.136
Total HxCDF	436	436	0.181
Total HpCDF	205	205	0.453
Total Tetra-Octa Furans	1100	1100	
Total Tetra-Octa Dioxins & Furans	1870	1870	

Lab ID: OPR1_10270_DF Acq'd: 27 Oct 2012 14:25 MDC Wt/Vol: 10.00 g ICAL: 1613_SGS
 Client ID: 0_10270_OPR001 UTP: 02-Nov-2012 15:23 MDC J-level: 0.5 pg/g Split: 1 Checkcode: 890-387-MZL
 Datafile: 121026P4-03 Report: 02 Nov 2012 15:23 MC Stds (pg): JS: 2000 ES: 2000 CS/SS: 2000, 400 (37C1)

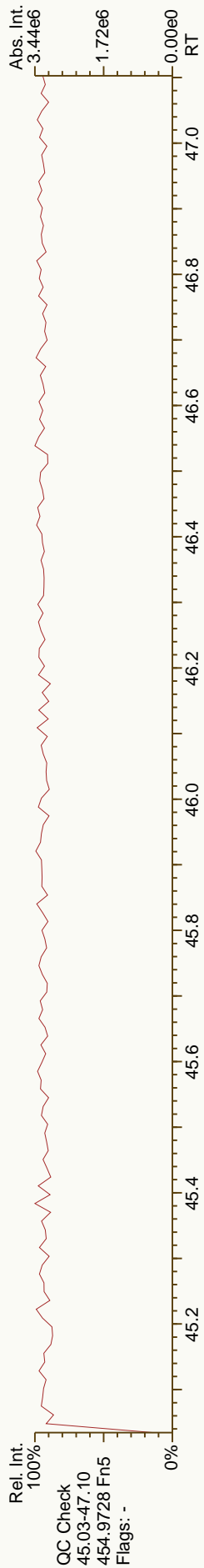
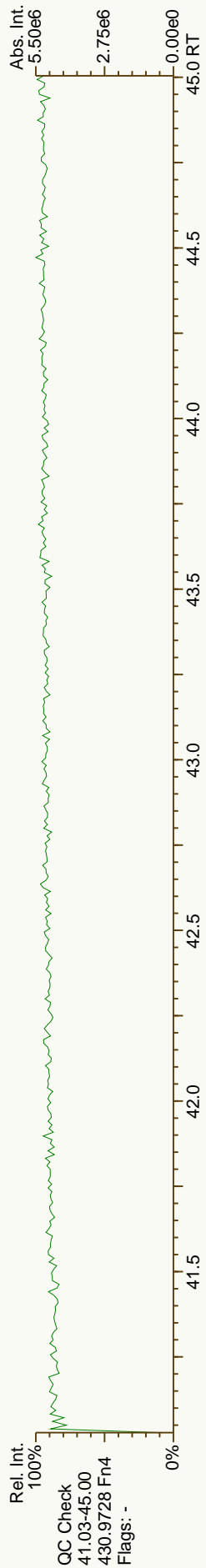
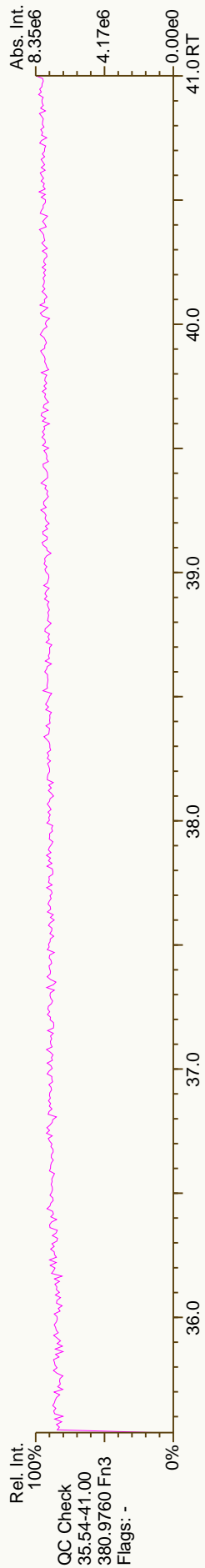
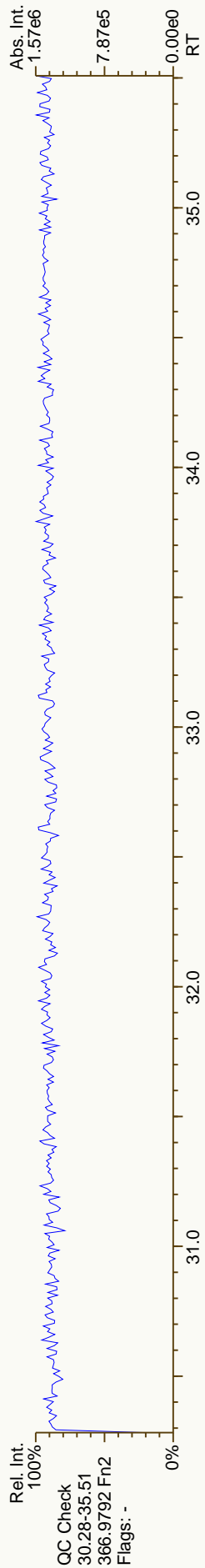
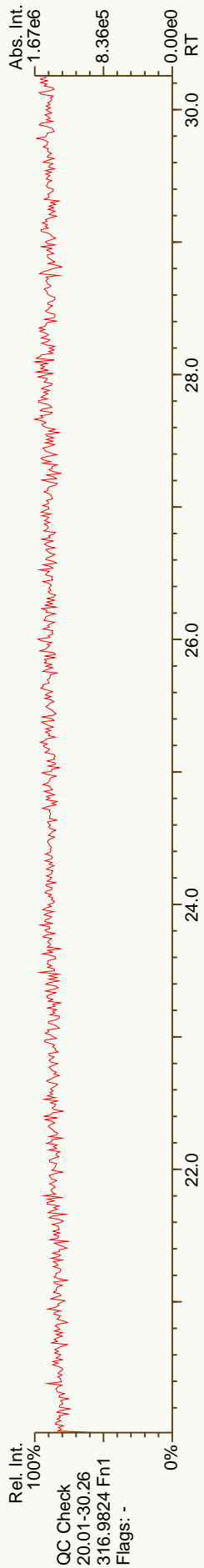
Comp #	Name	Act RT	QC	Pred. RRT	Act. RRT	ΔSecs	Response	Ra	OK	RRF	Conc.	Noise	DL
1	TCDD	NotFnd		0.8504						1.08		724	0.0957
2	TCDD	NotFnd		0.8649						1.08		724	0.0957
3	TCDD	NotFnd		0.8835						1.08		724	0.0957
4	TCDD	NotFnd		0.9152						1.08		724	0.0957
	TCDD	NotFnd		0.9241						1.08		724	0.0957
	TCDD	NotFnd		0.9327						1.08		724	0.0957
	TCDD	NotFnd		0.9408						1.08		724	0.0957
	TCDD	NotFnd		0.9512						1.08		724	0.0957
	TCDD	NotFnd		0.9580						1.08		724	0.0957
	TCDD	NotFnd		0.9736						1.08		724	0.0957
	TCDD	NotFnd		0.9785						1.08		724	0.0957
	TCDD	NotFnd		0.9884						1.08		724	0.0957
	TCDD	NotFnd		0.9945						1.08		724	0.0957
	2378--TCDD	27.53		1.0009	1.0010	+0.2	2.03E+06	0.78	Y	1.08	21.7	724	0.0957
	TCDD	NotFnd		1.0147						1.08		724	0.0957
	TCDD	NotFnd		1.0206						1.08		724	0.0957
	TCDD	NotFnd		1.0423						1.08		724	0.0957
	PeCDD	NotFnd		0.9131						1.07		902	0.135
	PeCDD	NotFnd		0.9319						1.07		902	0.135
	PeCDD	NotFnd		0.9511						1.07		902	0.135
	PeCDD	NotFnd		0.9576						1.07		902	0.135
	PeCDD	NotFnd		0.9611						1.07		902	0.135
	PeCDD	NotFnd		0.9703						1.07		902	0.135
	PeCDD	NotFnd		0.9829						1.07		902	0.135
	12378-PeCDD	33.83		1.0006	1.0007	+0.2	7.48E+06	1.61	Y	1.07	94.9	902	0.135
	PeCDD	NotFnd		1.0039						1.07		902	0.135
	PeCDD	NotFnd		1.0161						1.07		902	0.135
	HxCDD	NotFnd		0.9479						1.01		1014	0.204
	HxCDD	NotFnd		0.9682						1.01		1014	0.204
	HxCDD	NotFnd		0.9771						1.01		1014	0.204
	HxCDD	NotFnd		0.9811						1.01		1014	0.204
	123478-HxCDD	38.47		1.0004	1.0005	+0.2	6.72E+06	1.26	Y	1.05	110	1014	0.194
	123678-HxCDD	38.60		1.0039	1.0039	0	7.30E+06	1.24	Y	0.98	112	1014	0.214
	HxCDD	NotFnd		1.0097						1.01		1014	0.204
	123789-HxCDD	38.95		1.0129	1.0130	+0.2	7.15E+06	1.24	Y	1.01	114	1014	0.205

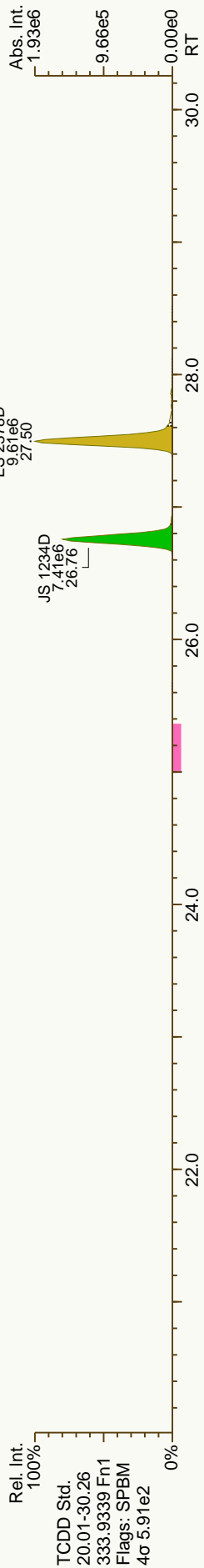
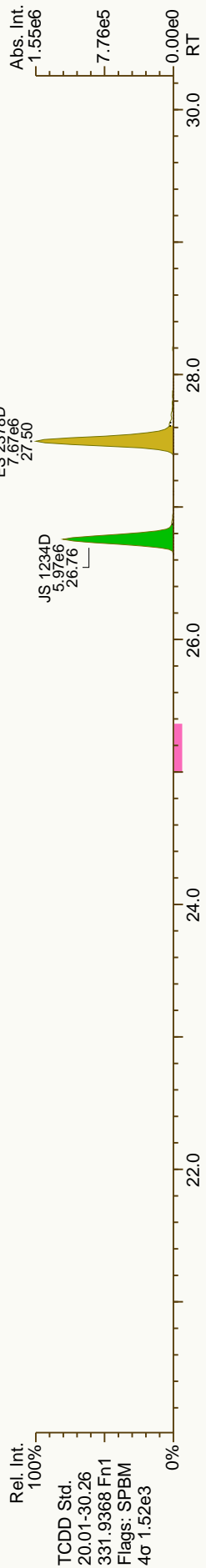
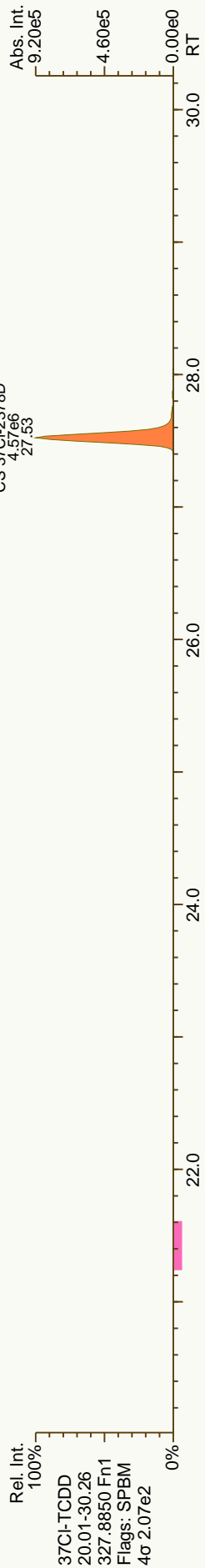
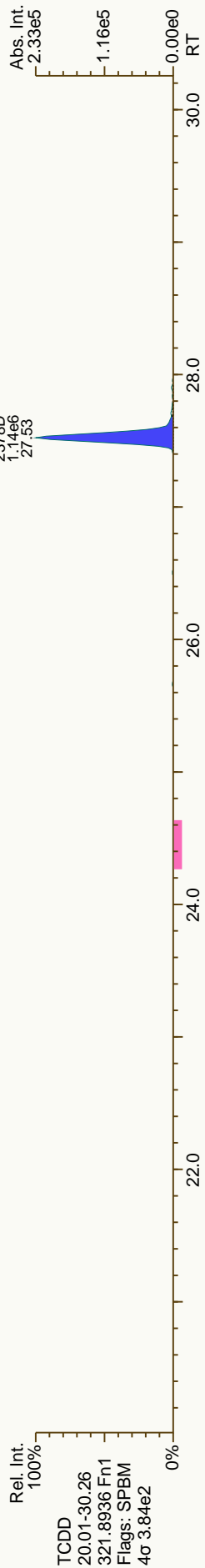
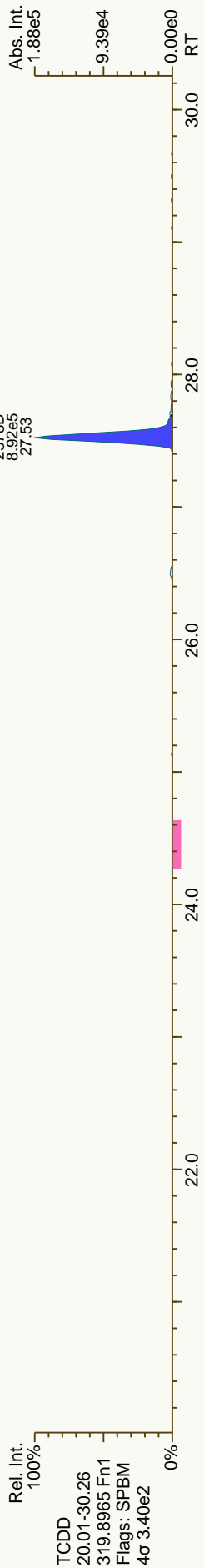
Lab ID: OPR1_10270_DF Acq'd: 27 Oct 2012 14:25 MDC Wt/Vol: 10.00 g ICAL: 1613_SGS
 Client ID: 0_10270_OPR001 UTP: 02-Nov-2012 15:23 MDC J-level: 0.5 pg/g Split: 1 Checkcode: 890-387-MZL
 Datafile: 121026P4-03 Report: 02 Nov 2012 15:23 MC Stds (pg): JS: 2000 ES: 2000 CS/SS: 2000, 400 (37CI)

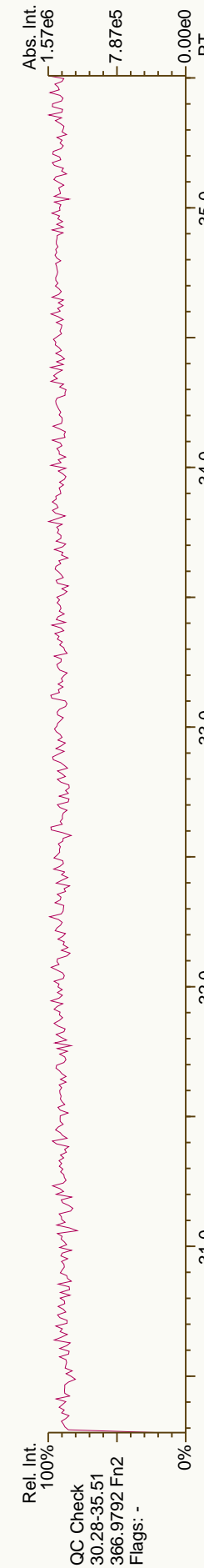

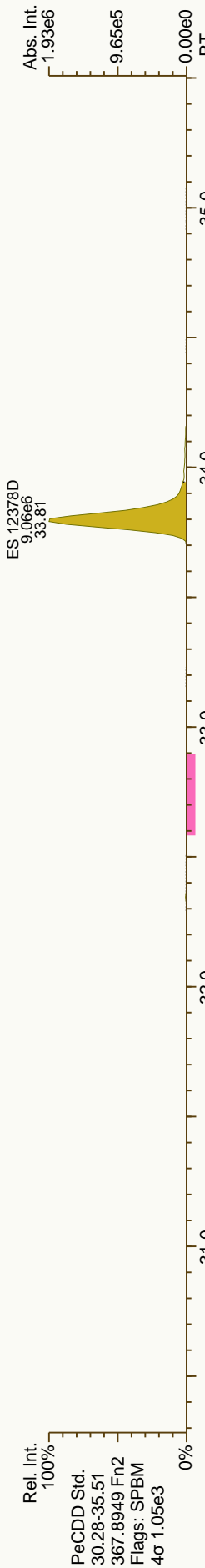
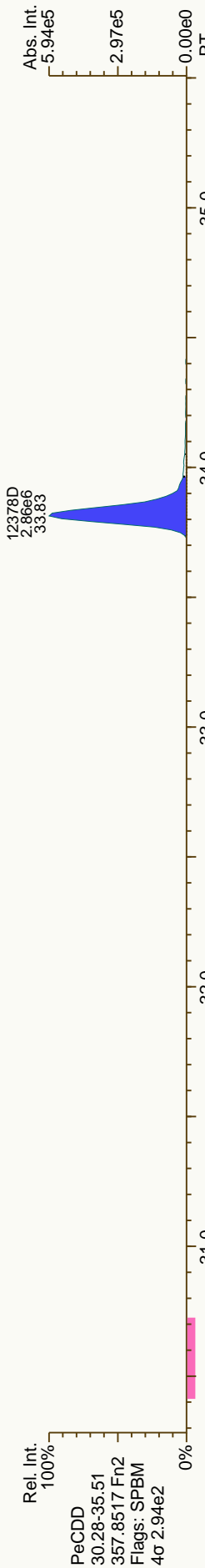
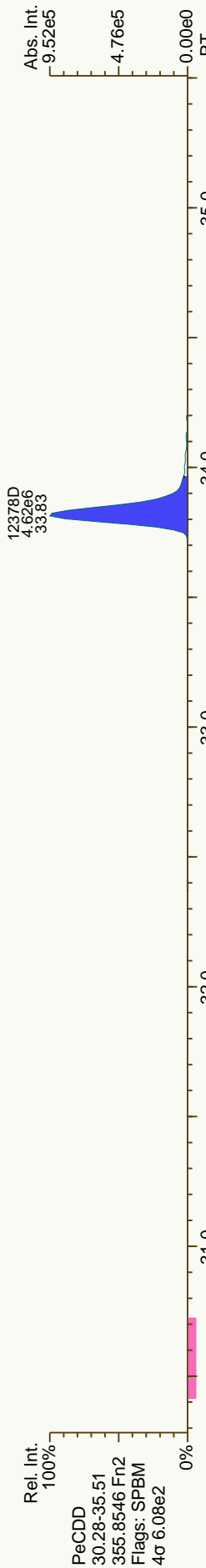
Comp #	Name	Act RT	QC	Pred. RRT	Act. RRT	ΔSecs	Response	Ra	OK	RRF	Conc.	Noise	DL
1	HPCDD	41.73		0.9793	0.9791	-0.5	6.72E+04	0.93	Y	1.09	1.13	1229	0.265
2	234678-HPCDD	42.64		1.0005	1.0003	-0.5	5.88E+06	1.06	Y	1.09	99.2	1229	0.265
3	OCDD	46.39		1.0005	1.0004	-0.3	9.02E+06	0.88	Y	1.11	213	745	0.287
4	OCDD-a	46.37		1.0001	0.9998	-0.8	4.45E+05	2.26	Y	1.00	11.7	815	0.348
5	TCDF	NotFnd		0.7983						0.98		643	0.066
6	TCDF	NotFnd		0.8218						0.98		643	0.066
7	TCDF	NotFnd		0.8463						0.98		643	0.066
8	TCDF	NotFnd		0.8625						0.98		643	0.066
9	TCDF	NotFnd		0.8677						0.98		643	0.066
10	TCDF	NotFnd		0.8787						0.98		643	0.066
11	TCDF	NotFnd		0.8840						0.98		643	0.066
12	TCDF	NotFnd		0.8998						0.98		643	0.066
13	TCDF	NotFnd		0.9054						0.98		643	0.066
14	TCDF	NotFnd		0.9125						0.98		643	0.066
15	TCDF	NotFnd		0.9279						0.98		643	0.066
16	TCDF	NotFnd		0.9334						0.98		643	0.066
17	TCDF	NotFnd		0.9381						0.98		643	0.066
18	TCDF	NotFnd		0.9439						0.98		643	0.066
19	TCDF	25.52		0.9630	0.9628	-0.3	2.72E+04	0.70	Y	0.98	0.217	643	0.066
20	TCDF	NotFnd		0.9674						0.98		643	0.066
21	TCDF	NotFnd		0.9746						0.98		643	0.066
22	TCDF	NotFnd		0.9829						0.98		643	0.066
23	TCDF	NotFnd		0.9916						0.98		643	0.066
24	TCDF	NotFnd		0.9963						0.98		643	0.066
25	2378-TCDF	26.53		1.0009	1.0009	0	2.75E+06	0.78	Y	0.98	21.9	643	0.066
26	TCDF	NotFnd		1.0166						0.98		643	0.066
27	TCDF	NotFnd		1.0274						0.98		643	0.066
28	TCDF	NotFnd		1.0390						0.98		643	0.066
29	TCDF	NotFnd		1.0886						0.98		643	0.066
30	PeCDF	NotFnd		0.8975						1.00		775	0.0804
31	PeCDF	NotFnd		0.9542						1.00		1313	0.136
32	PeCDF	NotFnd		0.9587						1.00		1313	0.136
33	PeCDF	NotFnd		0.9636						1.00		1313	0.136
34	PeCDF	NotFnd		0.9671						1.00		1313	0.136
35	PeCDF	NotFnd		0.9760						1.00		1313	0.136
36	PeCDF	NotFnd		0.9810						1.00		1313	0.136

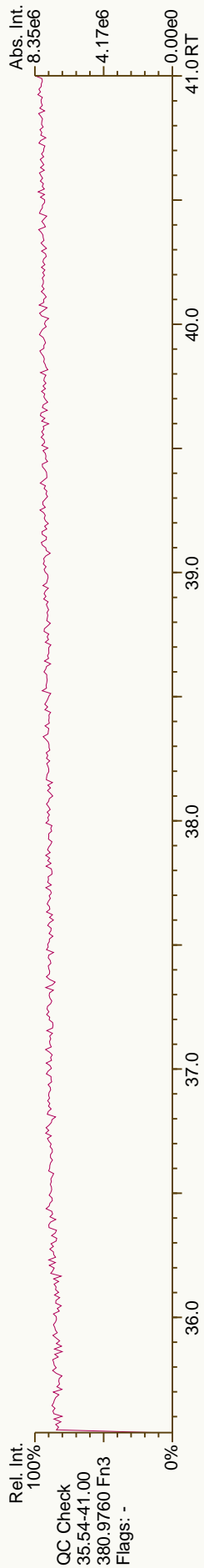
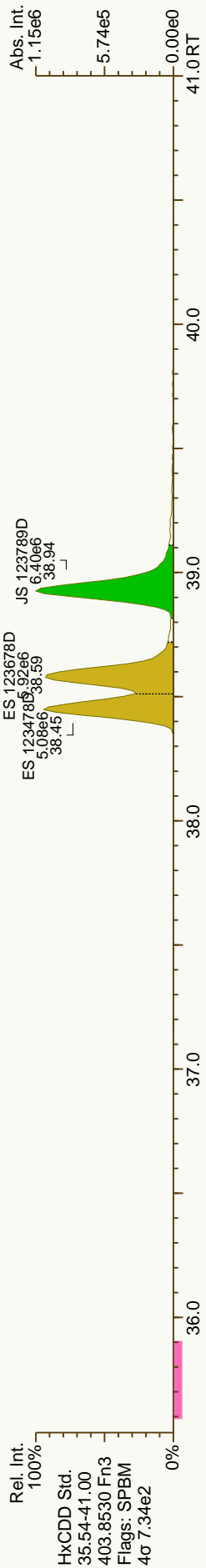
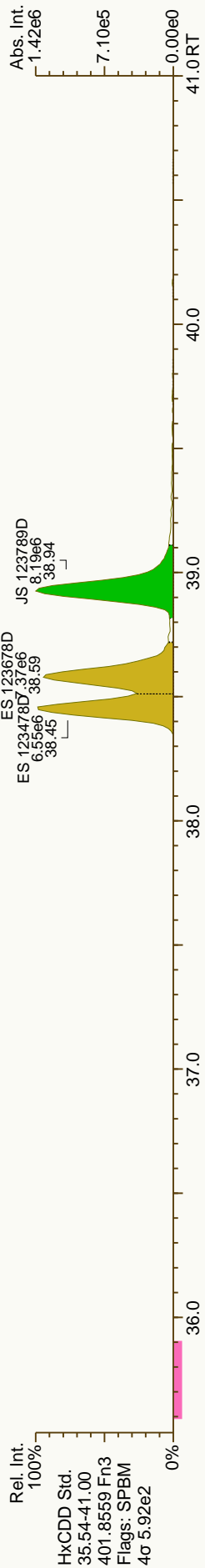
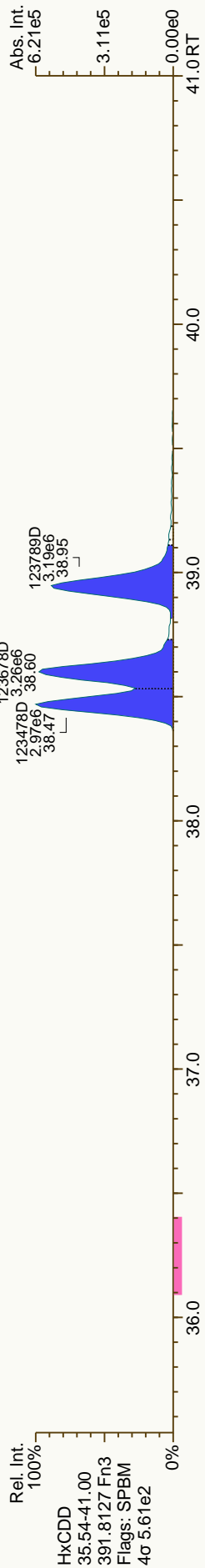
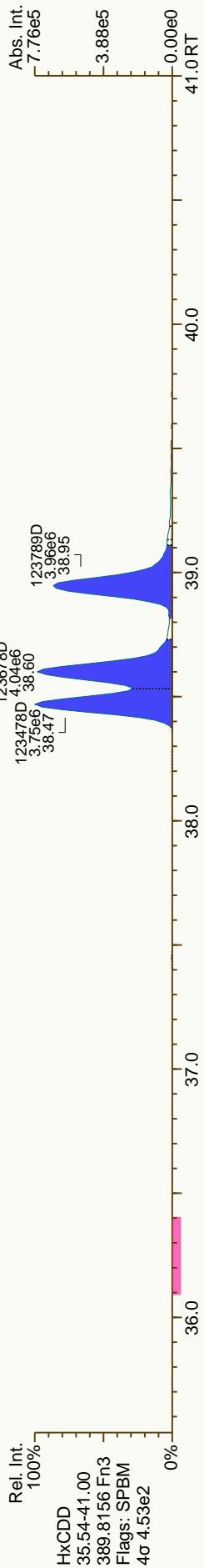
Lab ID: OPR1_10270_DF Acq'd: 27 Oct 2012 14:25 MDC Wt/Vol: 10.00 g ICAL: 1613_SGS
 Client ID: 0_10270_OPR001 UTP: 02-Nov-2012 15:23 MDC J-level: 0.5 pg/g Split: 1 Checkcode: 890-387-MZL
 Datafile: 121026P4-03 Report: 02 Nov 2012 15:23 MC Stds (pg): JS: 2000 ES: 2000 CS/SS: 2000, 400 (37CI)

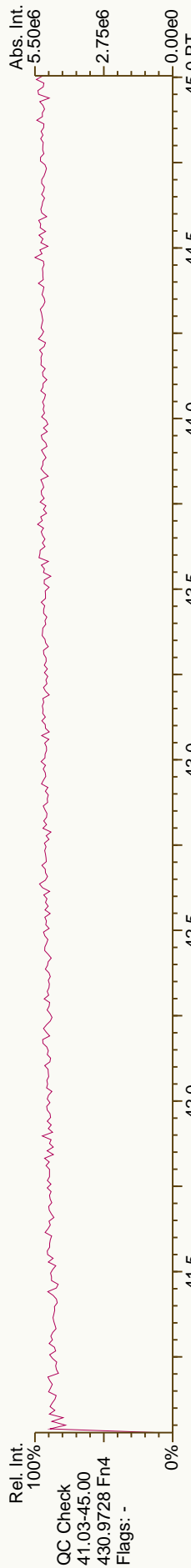
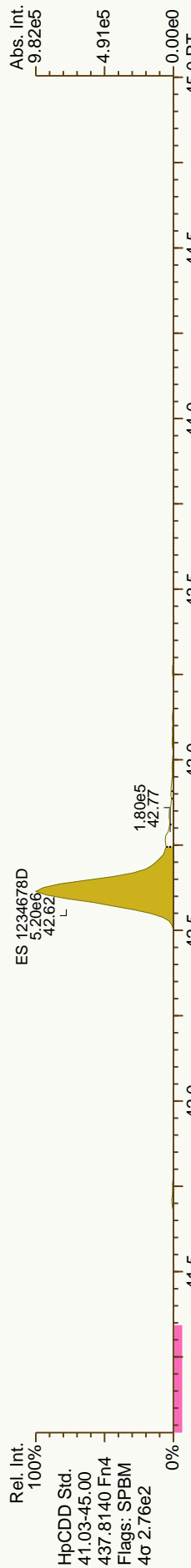
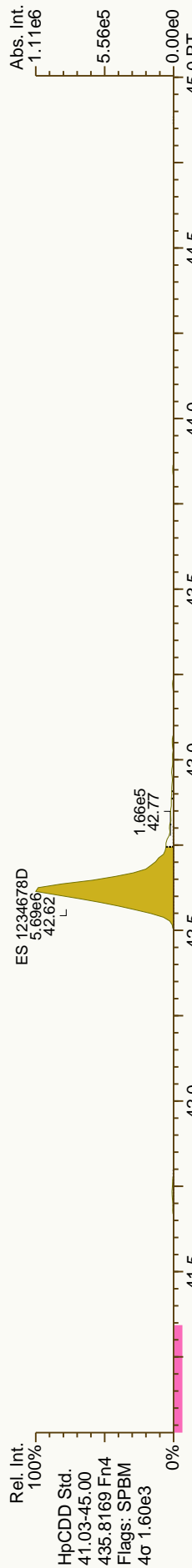
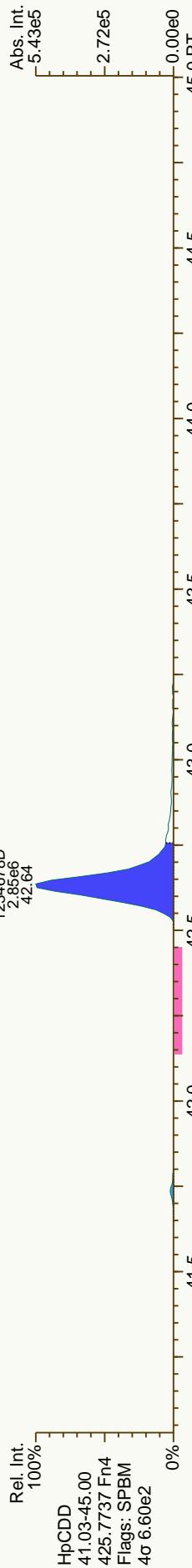
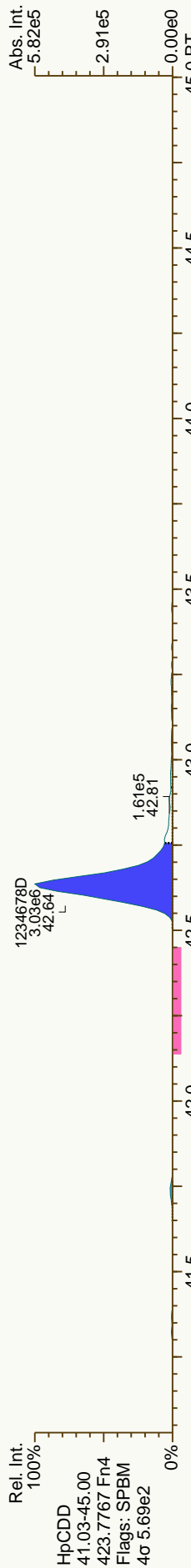
Comp #	Name	Act RT	QC	Pred. RRT	Act. RRT	ΔSecs	Response	Ra	OK	RRF	Conc.	Noise	DL
1	PeCDF	31.56	0.9847	0.9842	-1.0	4.10E+04	1.65	Y	1.00	0.358	1313	0.136	
2	PeCDF	NotFnd	0.9870						1.00		1313	0.136	
3	PeCDF	31.85	0.9930	0.9930	0	3.02E+04	2.02	N	1.00	0.263	1313	0.136	
4	12378-PeCDF	32.09	1.0007	1.0007	0	1.23E+07	1.54	Y	0.99	109	1313	0.136	
	PeCDF	NotFnd	1.0113						1.00		1313	0.136	
	PeCDF	NotFnd	1.0169						1.00		1313	0.136	
	PeCDF	NotFnd	0.9917						1.00		1313	0.136	
	PeCDF	NotFnd	0.9962						1.00		1313	0.136	
	23478-PeCDF	33.41	1.0006	1.0006	0	1.19E+07	1.51	Y	1.02	102	1313	0.136	
	PeCDF	NotFnd	0.0000						1.02	0			
	PeCDF	NotFnd	1.0023						1.00		1313	0.136	
	PeCDF	NotFnd	1.0120						1.00		1313	0.136	
	PeCDF	34.69	1.0389	1.0388	-0.2	2.52E+04	1.33	Y	1.00	0.22	1313	0.136	
	HxCDF	NotFnd	0.9565						1.15		1336	0.181	
	HxCDF	35.90	0.9627	0.9628	+0.2	4.42E+04	1.29	Y	1.15	0.485	1336	0.181	
	HxCDF	NotFnd	0.9700						1.15		1336	0.181	
	HxCDF	NotFnd	0.9762						1.15		1336	0.181	
	HxCDF	NotFnd	0.9833						1.15		1336	0.181	
	HxCDF	NotFnd	0.9968						1.15		1336	0.181	
	123478-HxCDF	37.30	1.0006	1.0005	-0.2	9.71E+06	1.24	Y	1.19	113	1336	0.167	
	123678-HxCDF	37.47	1.0005	1.0005	0	1.14E+07	1.26	Y	1.16	106	1336	0.146	
	HxCDF	NotFnd	1.0055						1.15		1336	0.181	
	HxCDF	NotFnd	1.0102						1.15		1336	0.181	
	HxCDF	NotFnd	0.9933						1.15		1336	0.181	
	234678-HxCDF	38.26	1.0006	1.0005	-0.2	1.02E+07	1.22	Y	1.18	104	1336	0.17	
	HxCDF	NotFnd	0.0000						1.18	0			
	HxCDF	NotFnd	1.0009						1.15		1336	0.181	
	123789-HxCDF	39.38	1.0005	1.0005	0	8.43E+06	1.25	Y	1.09	113	1336	0.262	
	HxCDF	NotFnd	0.0000						1.09	0			
	123489-HxCDF	NotFnd	1.0013						1.15		1336	0.181	
	1234678-HpCDF	41.36	1.0004	1.0004	0	8.43E+06	1.02	Y	1.35	102	2506	0.388	
	HpCDF	NotFnd	1.0091						1.34		2506	0.453	
	HpCDF	NotFnd	1.0140						1.34		2506	0.453	
	1234789-HpCDF	43.25	1.0004	1.0007	+0.8	6.99E+06	1.02	Y	1.34	103	2506	0.534	
	OCDF	46.64	1.0057	1.0057	0	1.22E+07	0.93	Y	1.40	229	739	0.226	
	OCDF-a	46.61	1.0053	1.0051	-0.6	6.37E+05	2.44	Y	1.00	16.7	673	0.287	

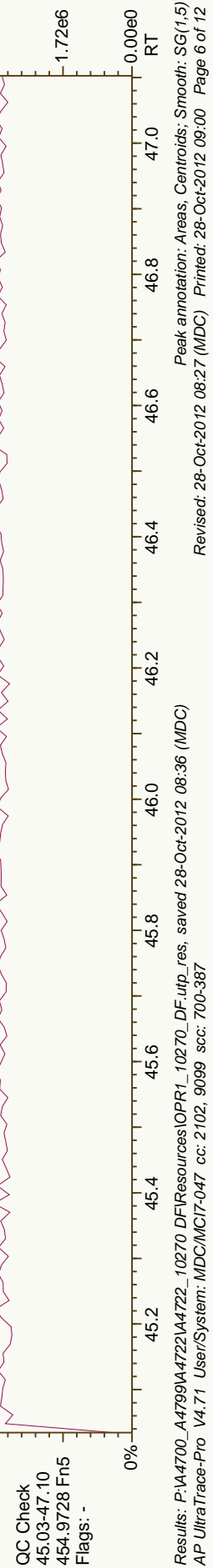
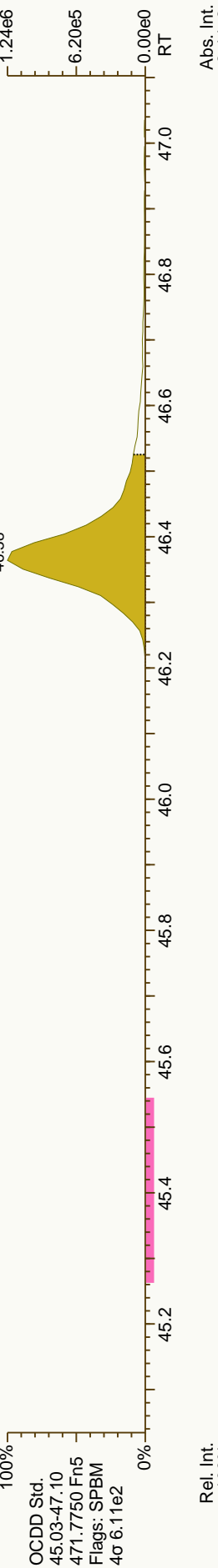
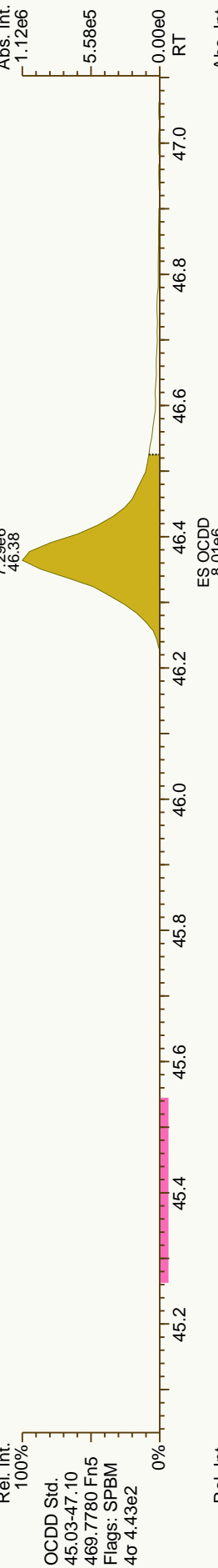
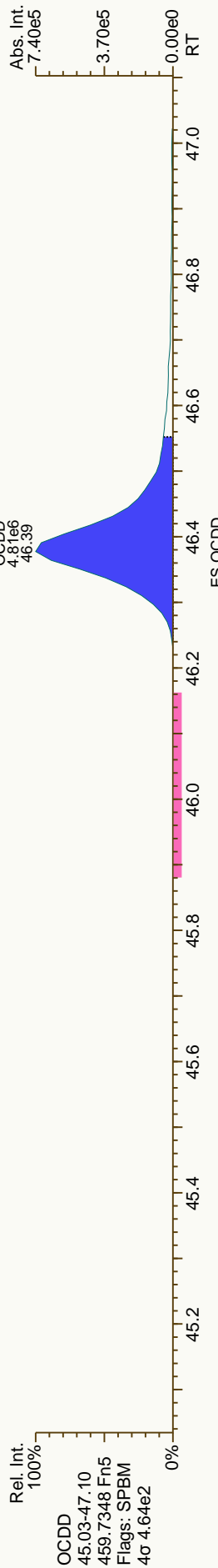
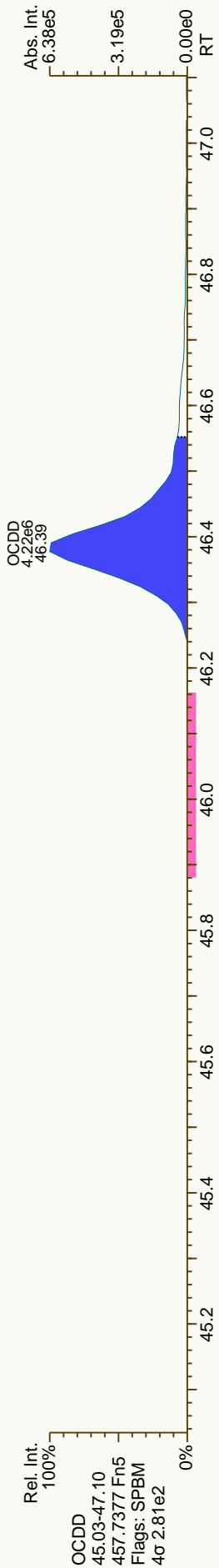


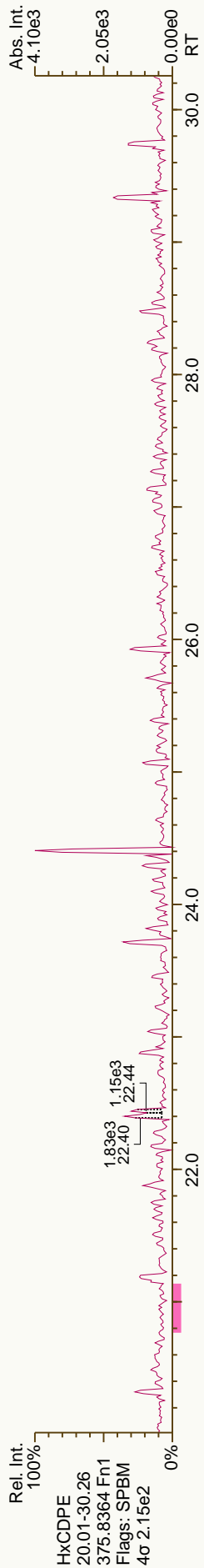
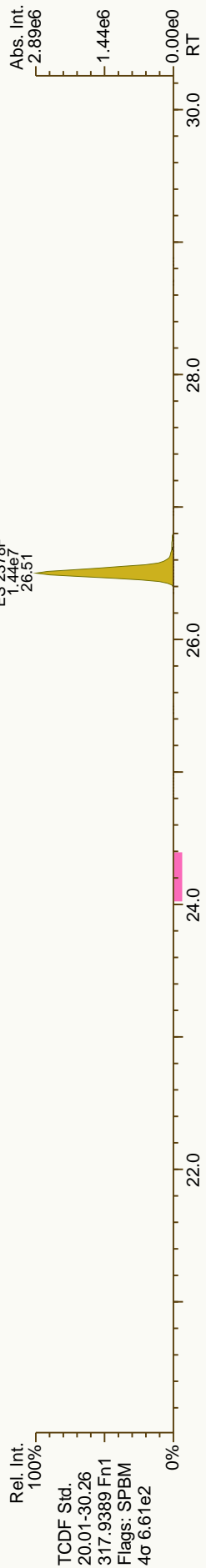
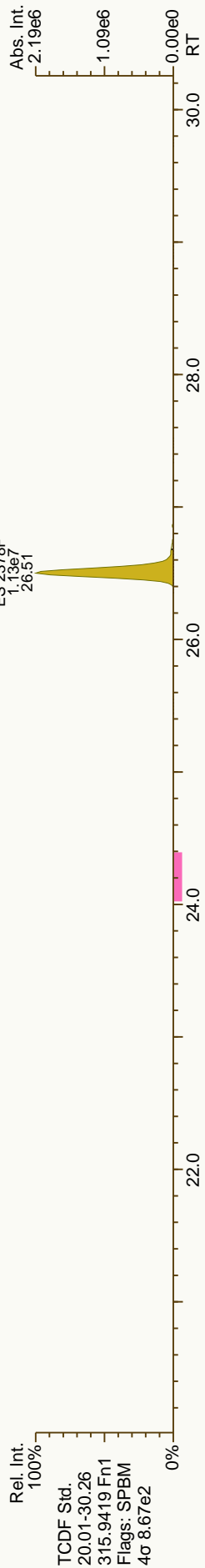
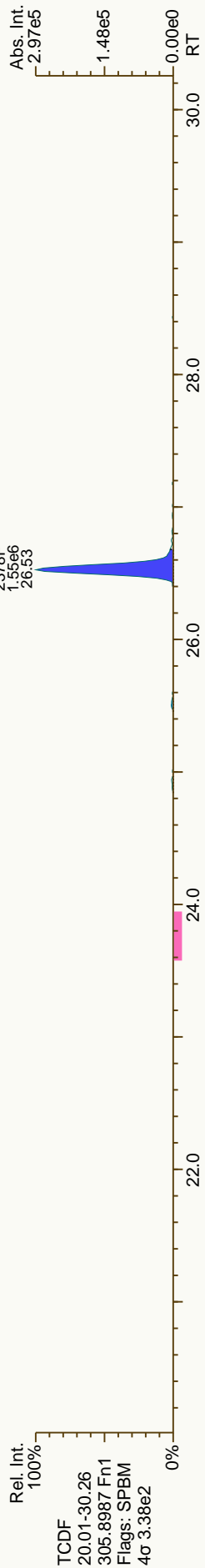



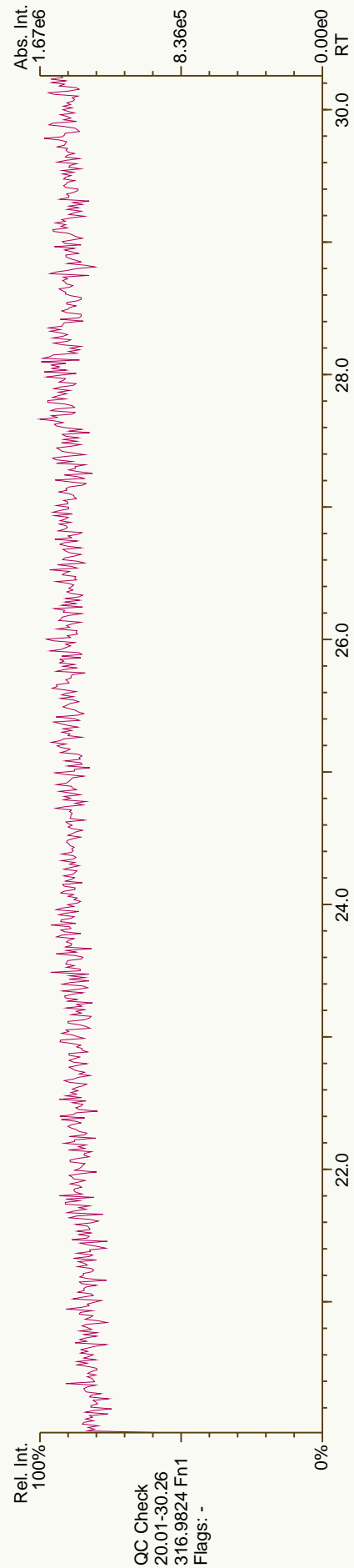
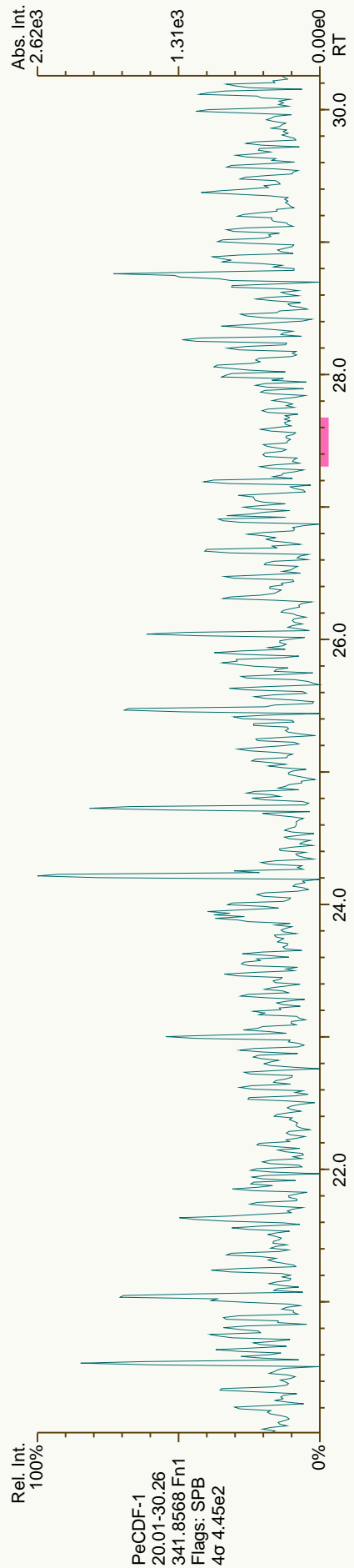
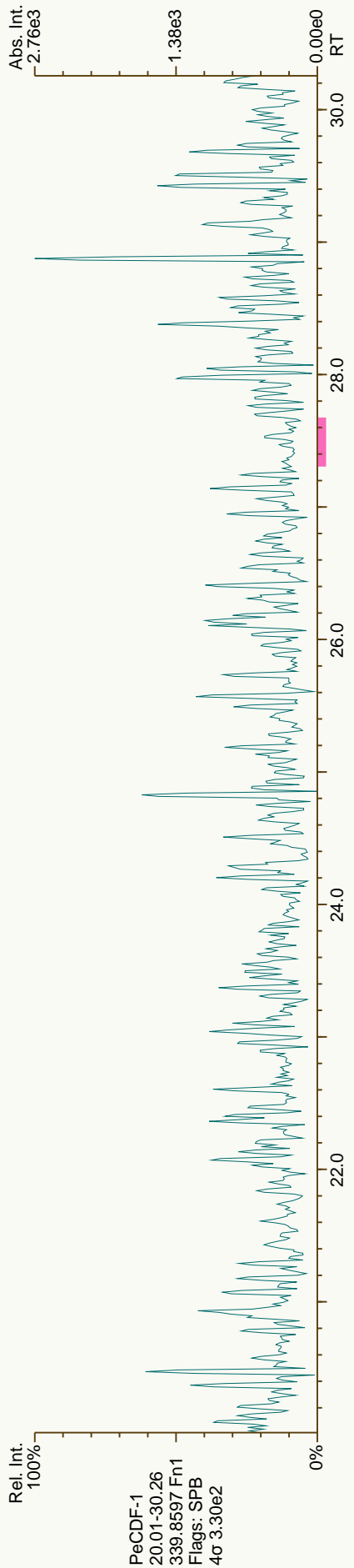


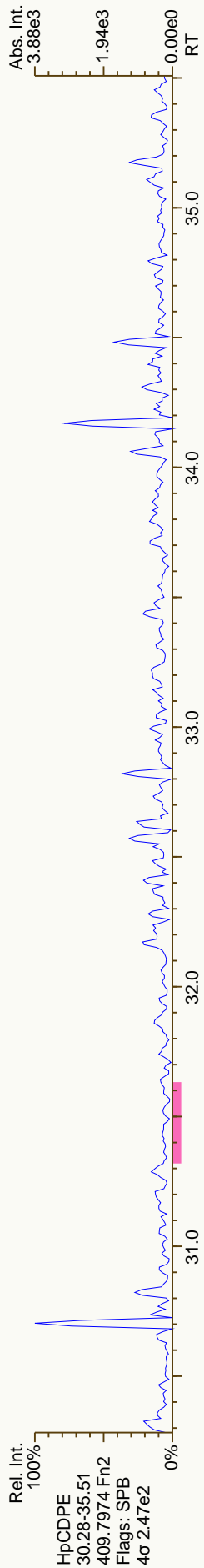

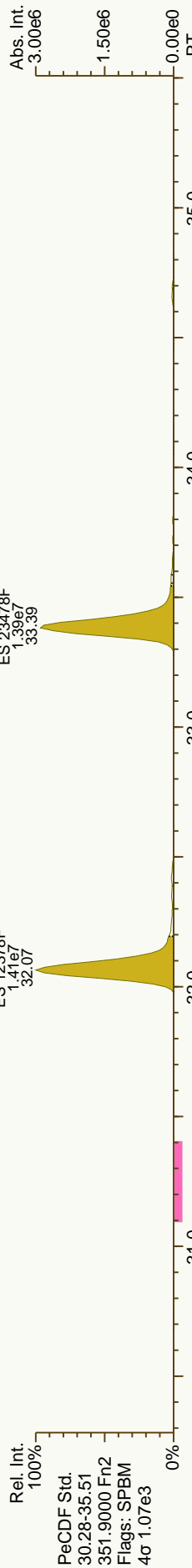
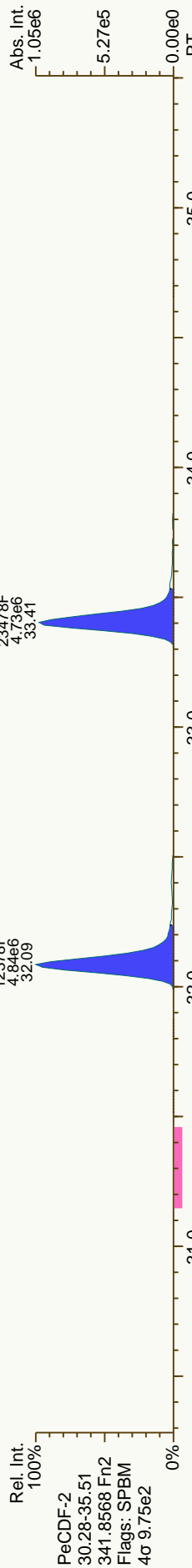
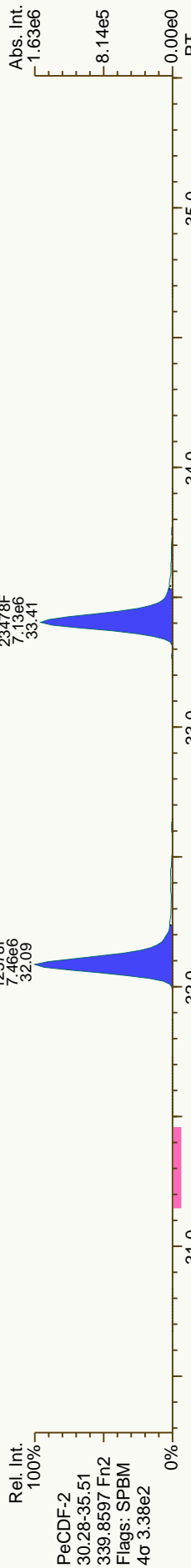


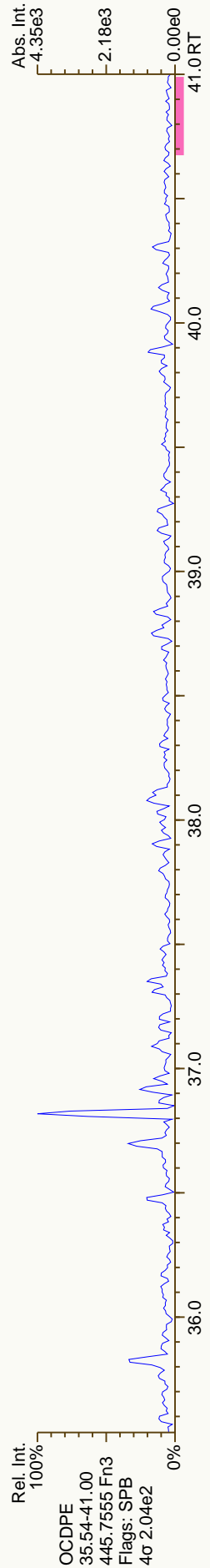
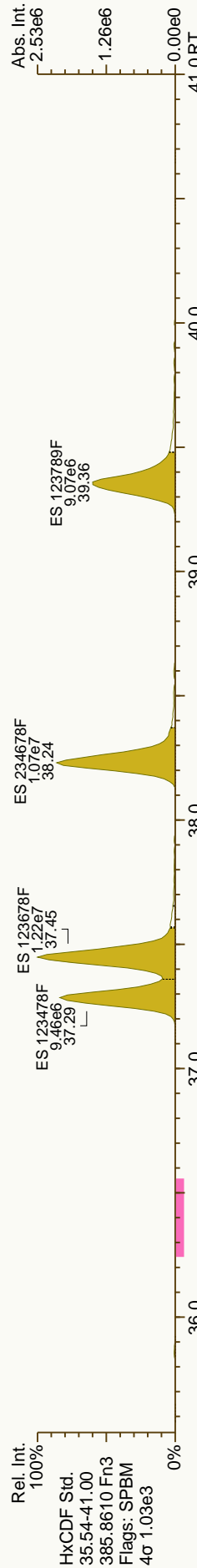
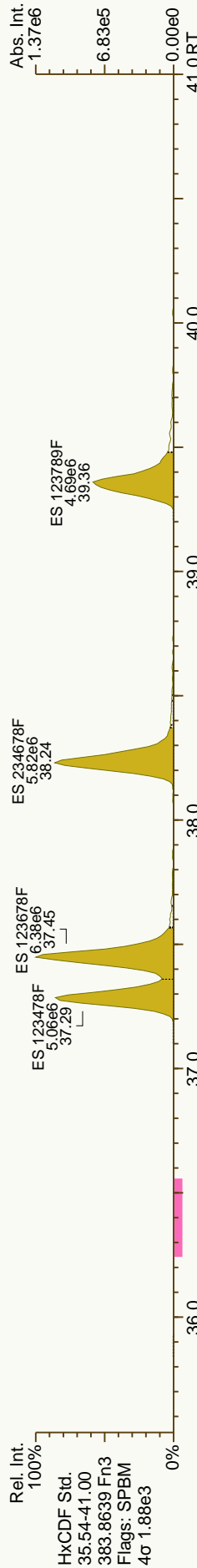
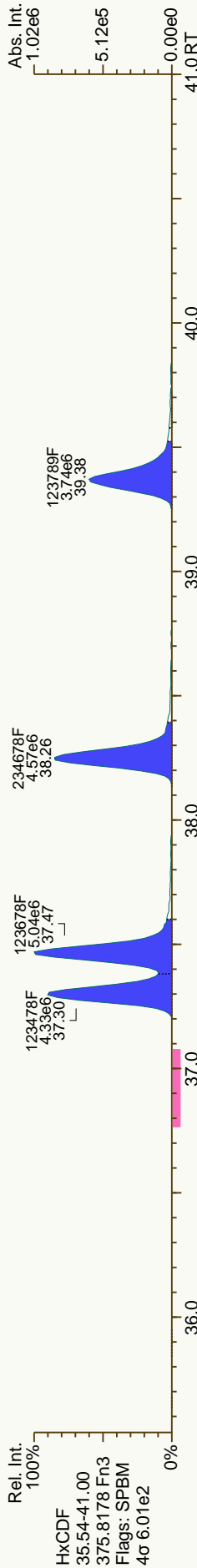
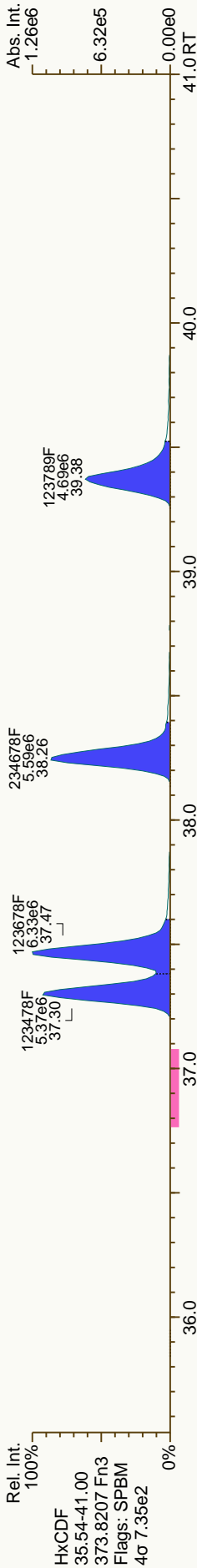


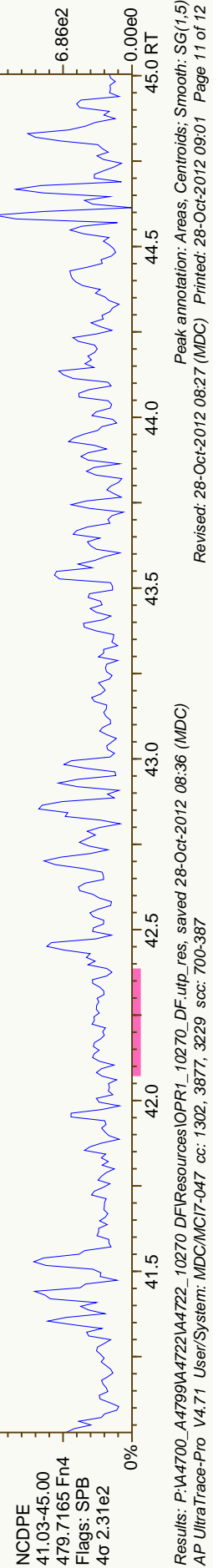
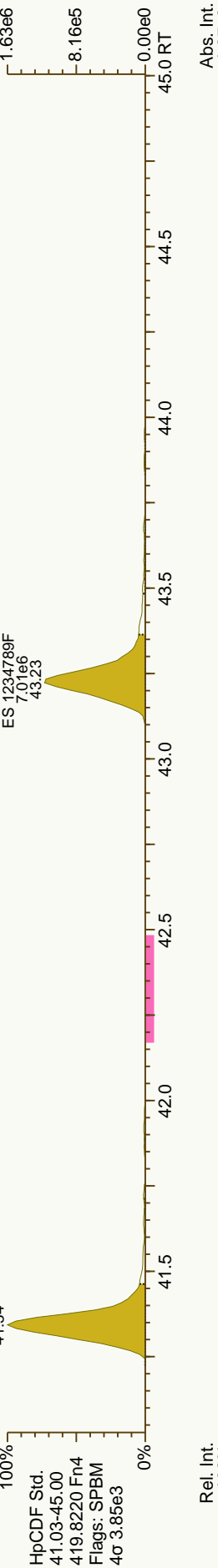
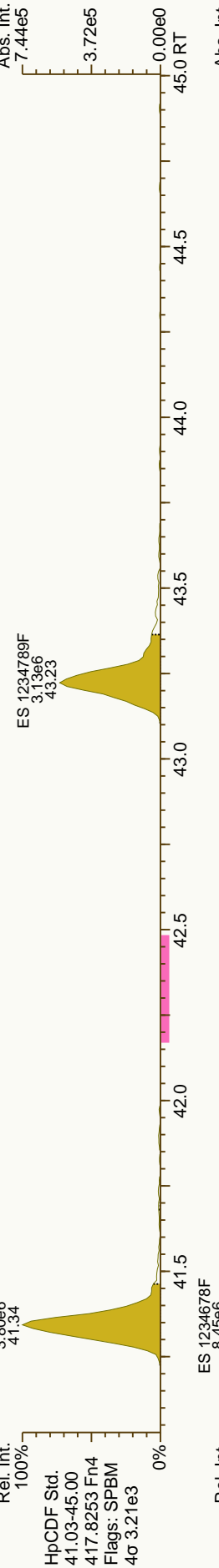
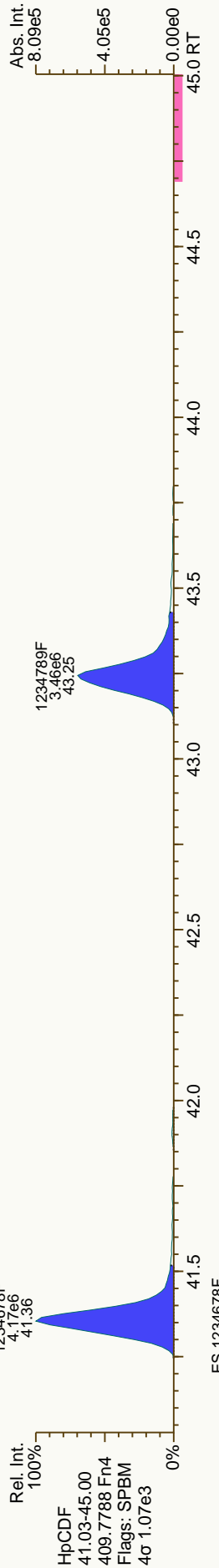
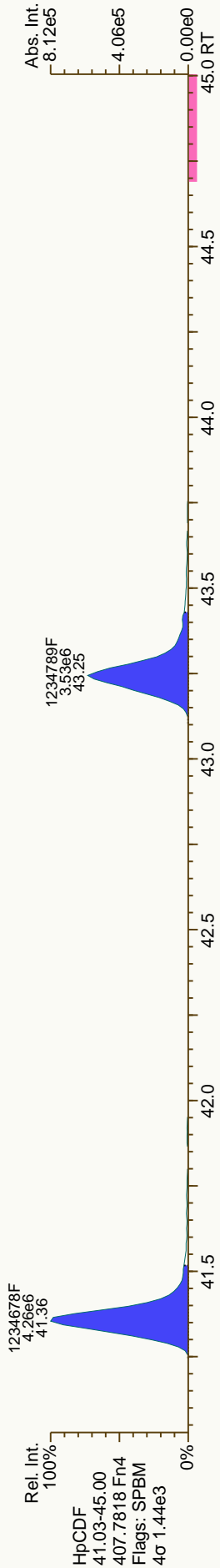


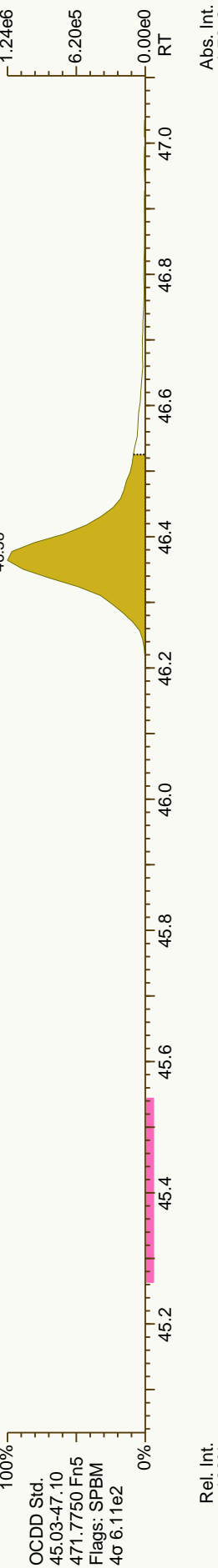
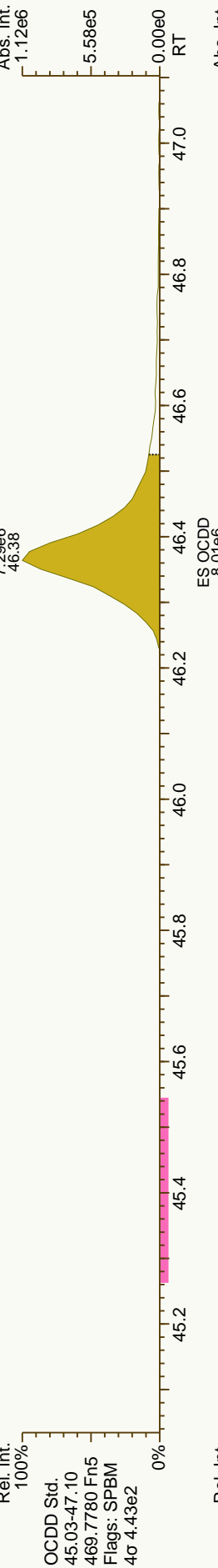
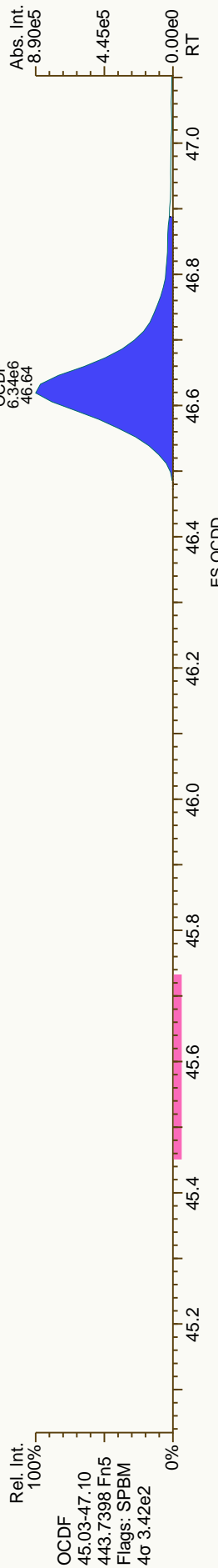















1613 PCDD/F

Solids

Project # A4722-R Batch # 10270

SPIKE PROFILE PCDD/Fs

Analyte	Spike Compounds	Spiked Amount	Spiked Volume	Solution Conc.	Split Factor	Final Volume	Final Solvent
PCDD/F	ES	2 ng	200 uL	10 pg/uL	1	20 uL	Td
	AS/CS	2 ng	200 uL	10 pg/uL	1	20 uL	Td
	Ax BCS3	0.2 ng	200 uL	1 pg/uL	1	20 uL	Td
	JS Td Batch CS3	2 ng	200 uL	10 pg/uL	1	20 uL	Td

Spike Initials/Date:		wss 10/22/12		MM 10-23-12		MM 10-25-12	
AP Sample ID	Client Sample ID	PCDD/F ES Amount: 407L	PCDD/F Mx Amount: 407L	PCDD/F CS Amount: 40uL	PCDD/F JS Amount: 20uL	Amount:	Amount:
		Observer Initials	Observer Initials	Observer Initials	Observer Initials	Observer Initials	Observer Initials
A4722_10270_003-R	JW-EA08-SS32-120507	MM	—	MM	VS		
MB1_10270	Method Blank	MM	—	MM	VS		
OPR1_10270	0_10270_OPR001	MM	MM	MM	VS		
		10/22/12	10/22/12	10-23-12	10-25-12		

Standard Information

Std. Type	PCDD/F ES	PCDD/F Mx	PCDD/F CS	PCDD/F JS
Spike ID	540-101	540-86	546-85	540-87
SIL #	—	—	—	—
Concentration	0.05	0.005	0.01	0.1
Units	ng/μL	ng/μL	ng/μL	ng/μL
Exp. Date	10/26/13	10/26/13	9-20-13	10-2-13
Spike amount (μL)	40	40	40	20



1613 PCDD/F

Solid

Project # A4722-R Batch # 10270

Inter-Department Communication Sheet

M11613-30-12

Special Instructions

11 samples M11613, 4 samples for 1668A

5500 spikes, OPR

%solids, report on dry-weight basis

Analytical Perspectives - Injection Log

Run file: 121026P4 GC Column: DB5
 MS Method: DF_CL4-8B GC Method: DB5MS_60M

Data file S#	Vial#	Lab ID	Sample ID (Chrom. Text)	Analyst	Acq date	Acq time
121026P4	1	8	CS3_121026_DF_PA	MDC		
121026P4	2	33	OPR1_10265_DF	MDC		
121026P4	3	34	OPR1_10270_DF	MDC		
121026P4	4	15	SBS_121026_DF_PE solvent blank 1	MDC		
121026P4	5	31	MB1_10265_DF_TLX	MDC		
121026P4	6	32	MB1_10270_DF_SDS	MDC		
121026P4	7	35	A4722_10270_DF_003-R	MDC		
121026P4	8	36	A4768_10265_DF_001	MDC		
121026P4	9	37	A4768_10265_DF_002	MDC		
121026P4	10	15	SBS_121026_DF_PF solvent blank 1	MDC		
121026P4	11	8	CS3_121026_DF_PB	MDC		

DL out 2A Oct 12

Batch Summary

Analytical Method: EPA 1668B

Prep Method: EPA 1668B PREP S/D/T

Prep Batch: HXX1803

Prep Date: 10/10/2012 10:29

<u>Client Sample ID</u>	<u>Lab Sample ID</u>	<u>Analysis Date</u>	<u>Analytical Batch</u>	<u>Instrument</u>	<u>Analyst</u>
OPR for HBN 30587 [HXX/1803]	95253	10/17/2012 02:09	HRP1313	APHRMS	LKB
MB for HBN 30587 [HXX/1803]	95252	10/17/2012 03:55	HRP1313	APHRMS	LKB
JW-EA09-SS35-120507	31203249010	10/17/2012 04:49	HRP1313	APHRMS	LKB
JW-EA09-SS34-120507	31203249009	10/17/2012 05:43	HRP1313	APHRMS	LKB
JW-EA09-SS36-120507	31203249011	10/17/2012 06:37	HRP1313	APHRMS	LKB
JW-EA09-SS33-120507	31203249008	10/17/2012 07:31	HRP1313	APHRMS	LKB

Method Blank Summary

Blank ID: MB for HBN 30587 [HXX/1803]

Matrix: Soil-Solid as dry weight

Blank Lab ID: 95252

QC for Samples:

31203249008, 31203249009, 31203249010, 31203249011

Results by EPA 1668B

Parameter	Result	EMPC	Qual	DL	LOQ/CL	Units	RT	Ratio
1-MoCB	0.348		J	0.147	1.00	pg/g	10.46	3.24
2-MoCB	0.256		J	0.0910	1.00	pg/g	12.30	3.00
3-MoCB	0.234		J	0.0868	1.00	pg/g	12.46	3.05
4-DiCB	0.336		J	0.0998	1.00	pg/g	12.67	
5-DiCB	ND		U	0.545	1.00	pg/g		
6-DiCB	ND		U	0.544	1.00	pg/g		
7-DiCB	ND		U	0.511	1.00	pg/g		
8-DiCB	0.620		J	0.159	1.00	pg/g	15.20	
9-DiCB	ND		U	0.580	1.00	pg/g		
10-DiCB	ND		U	0.972	1.00	pg/g		
11-DiCB	7.17			0.539	1.00	pg/g	17.37	1.43
12-DiCB C13	ND		U	0.528	2.00	pg/g		
14-DiCB	ND		U	0.458	1.00	pg/g		
15-DiCB	0.233		J	0.150	1.00	pg/g	17.90	
16-TrCB	ND		U	0.202	1.00	pg/g		
17-TrCB	ND		U	0.147	1.00	pg/g		
18-TrCB C30		0.392	J	0.125	2.00	pg/g	17.09	1.26*
19-TrCB	ND		U	0.159	1.00	pg/g		
20-TrCB C28	0.605		J	0.107	2.00	pg/g	20.53	1.00
21-TrCB C33	0.331		J	0.105	2.00	pg/g	20.73	1.02
22-TrCB	0.192		J	0.112	1.00	pg/g	21.06	1.09
23-TrCB	ND		U	0.106	1.00	pg/g		
24-TrCB	ND		U	0.110	1.00	pg/g		
25-TrCB	ND		U	0.105	1.00	pg/g		
26-TrCB C29	ND		U	0.105	2.00	pg/g		
27-TrCB	ND		U	0.108	1.00	pg/g		
31-TrCB	0.445		J	0.101	1.00	pg/g	20.27	1.12
32-TrCB	ND		U	0.103	1.00	pg/g		
34-TrCB	ND		U	0.112	1.00	pg/g		
35-TrCB	ND		U	0.112	1.00	pg/g		
36-TrCB	ND		U	0.104	1.00	pg/g		
37-TrCB	0.135		J	0.107	1.00	pg/g	23.95	0.92
38-TrCB	ND		U	0.114	1.00	pg/g		
39-TrCB	ND		U	0.0986	1.00	pg/g		
40-TeCB C71	0.152		J	0.0747	2.00	pg/g	23.79	0.74
41-TeCB	ND		U	0.101	1.00	pg/g		
42-TeCB	ND		U	0.0825	1.00	pg/g		
43-TeCB	ND		U	0.0993	1.00	pg/g		
44-TeCB C47/65	0.440		J	0.0740	3.00	pg/g	22.94	0.80
45-TeCB	ND		U	0.0875	1.00	pg/g		

Method Blank Summary

Blank ID: MB for HBN 30587 [HXX/1803]

Matrix: Soil-Solid as dry weight

Blank Lab ID: 95252

QC for Samples:

31203249008, 31203249009, 31203249010, 31203249011

Results by EPA 1668B

<u>Parameter</u>	<u>Result</u>	<u>EMPC</u>	<u>Qual</u>	<u>DL</u>	<u>LOQ/CL</u>	<u>Units</u>	<u>RT</u>	<u>Ratio</u>
46-TeCB	ND		U	0.0956	1.00	pg/g		
48-TeCB	ND		U	0.0785	1.00	pg/g		
49-TeCB C69	0.205		J	0.0646	2.00	pg/g	22.51	0.78
50-TeCB C53	ND		U	0.0765	2.00	pg/g		
51-TeCB	ND		U	0.0784	1.00	pg/g		
52-TeCB	0.649		J	0.0803	1.00	pg/g	22.09	0.81
54-TeCB	ND		U	0.0422	1.00	pg/g		
55-TeCB	ND		U	0.0689	1.00	pg/g		
56-TeCB	0.134		J	0.0713	1.00	pg/g	26.99	0.79
57-TeCB	ND		U	0.0665	1.00	pg/g		
58-TeCB	ND		U	0.0662	1.00	pg/g		
59-TeCB C62/75	ND		U	0.0578	3.00	pg/g		
60-TeCB	ND		U	0.0685	1.00	pg/g		
61-TeCB C70/74/76	0.523		J	0.0656	4.00	pg/g	26.17	0.77
63-TeCB	ND		U	0.0604	1.00	pg/g		
64-TeCB	0.133		J	0.0538	1.00	pg/g	23.99	0.71
66-TeCB	0.231		J	0.0690	1.00	pg/g	26.44	0.71
67-TeCB	ND		U	0.0644	1.00	pg/g		
68-TeCB	ND		U	0.0612	1.00	pg/g		
72-TeCB	ND		U	0.0665	1.00	pg/g		
73-TeCB	ND		U	0.0572	1.00	pg/g		
77-TeCB	ND		U	0.0704	1.00	pg/g		
78-TeCB	ND		U	0.0741	1.00	pg/g		
79-TeCB	ND		U	0.0629	1.00	pg/g		
80-TeCB	ND		U	0.0596	1.00	pg/g		
81-TeCB	ND		U	0.0682	1.00	pg/g		
82-PeCB	ND		U	0.104	1.00	pg/g		
83-PeCB	ND		U	0.108	1.00	pg/g		
84-PeCB		0.112	J	0.100	1.00	pg/g	26.33	0.94*
85-PeCB C116	ND		U	0.0683	2.00	pg/g		
86-PeCB C108/119/125/87/97	0.445		J	0.0741	6.00	pg/g	28.85	0.60
88-PeCB	ND		U	0.0881	1.00	pg/g		
89-PeCB	ND		U	0.0923	1.00	pg/g		
90-PeCB C101/113	0.714		J	0.0751	3.00	pg/g	27.91	0.63
91-PeCB	ND		U	0.0793	1.00	pg/g		
92-PeCB	ND		U	0.0885	1.00	pg/g		
93-PeCB C100	ND		U	0.0810	2.00	pg/g		
94-PeCB	ND		U	0.0896	1.00	pg/g		
95-PeCB	0.635		J	0.0844	1.00	pg/g	25.41	0.61
96-PeCB	ND		U	0.0730	1.00	pg/g		

Method Blank Summary

Blank ID: MB for HBN 30587 [HXX/1803]

Matrix: Soil-Solid as dry weight

Blank Lab ID: 95252

QC for Samples:

31203249008, 31203249009, 31203249010, 31203249011

Results by EPA 1668B

Parameter	Result	EMPC	Qual	DL	LOQ/CL	Units	RT	Ratio
98-PeCB	ND		U	0.0873	1.00	pg/g		
99-PeCB	0.226		J	0.0756	1.00	pg/g	28.40	0.63
102-PeCB	ND		U	0.0819	1.00	pg/g		
103-PeCB	ND		U	0.0775	1.00	pg/g		
104-PeCB	ND		U	0.0554	1.00	pg/g		
105-PeCB	0.238		J	0.0706	1.00	pg/g	33.06	0.63
106-PeCB	ND		U	0.0700	1.00	pg/g		
107-PeCB C124	ND		U	0.0664	2.00	pg/g		
109-PeCB	ND		U	0.0625	1.00	pg/g		
111-PeCB	ND		U	0.0617	1.00	pg/g		
110-PeCB	0.669		J	0.0720	1.00	pg/g	29.56	0.69
112-PeCB	ND		U	0.0638	1.00	pg/g		
114-PeCB	ND		U	0.0715	1.00	pg/g		
115-PeCB	ND		U	0.0592	1.00	pg/g		
117-PeCB	ND		U	0.0816	1.00	pg/g		
118-PeCB		0.440	J	0.0669	1.00	pg/g	32.09	0.76*
120-PeCB	ND		U	0.0626	1.00	pg/g		
121-PeCB	ND		U	0.0608	1.00	pg/g		
122-PeCB	ND		U	0.0822	1.00	pg/g		
123-PeCB	ND		U	0.0612	1.00	pg/g		
126-PeCB	ND		U	0.0785	1.00	pg/g		
127-PeCB	ND		U	0.0724	1.00	pg/g		
128-HxCB C166		0.123	J	0.0723	2.00	pg/g	35.74	1.54*
129-HxCB C138/163	1.40		J	0.0591	3.00	pg/g	34.70	1.23
130-HxCB	ND		U	0.0734	1.00	pg/g		
131-HxCB	ND		U	0.0713	1.00	pg/g		
132-HxCB		0.422	J	0.0684	1.00	pg/g	32.16	1.03*
133-HxCB	ND		U	0.0672	1.00	pg/g		
134-HxCB	ND		U	0.0788	1.00	pg/g		
135-HxCB C151	0.593		J	0.0637	2.00	pg/g	30.35	1.22
136-HxCB	0.254		J	0.0480	1.00	pg/g	28.30	1.16
137-HxCB	ND		U	0.0653	1.00	pg/g		
139-HxCB C140	ND		U	0.0605	2.00	pg/g		
141-HxCB	0.331		J	0.0643	1.00	pg/g	33.81	1.33
142-HxCB	ND		U	0.0708	1.00	pg/g		
143-HxCB	ND		U	0.0630	1.00	pg/g		
144-HxCB	ND		U	0.0615	1.00	pg/g		
145-HxCB	ND		U	0.0468	1.00	pg/g		
146-HxCB	0.155		J	0.0594	1.00	pg/g	33.14	1.26
147-HxCB C149	1.19		J	0.0613	2.00	pg/g	31.11	1.21

Method Blank Summary

Blank ID: MB for HBN 30587 [HXX/1803]

Matrix: Soil-Solid as dry weight

Blank Lab ID: 95252

QC for Samples:

31203249008, 31203249009, 31203249010, 31203249011

Results by EPA 1668B

Parameter	Result	EMPC	Qual	DL	LOQ/CL	Units	RT	Ratio
148-HxCB	ND		U	0.0622	1.00	pg/g		
150-HxCB	ND		U	0.0437	1.00	pg/g		
152-HxCB	ND		U	0.0454	1.00	pg/g		
153-HxCB C168	1.06		J	0.0462	2.00	pg/g	33.66	1.24
154-HxCB	ND		U	0.0554	1.00	pg/g		
155-HxCB	ND		U	0.0394	1.00	pg/g		
156-HxCB C157		0.136	J	0.0716	2.00	pg/g	38.17	1.47*
158-HxCB	0.105		J	0.0453	1.00	pg/g	35.03	1.24
159-HxCB	ND		U	0.0626	1.00	pg/g		
160-HxCB	ND		U	0.0517	1.00	pg/g		
161-HxCB	ND		U	0.0485	1.00	pg/g		
162-HxCB	ND		U	0.0604	1.00	pg/g		
164-HxCB		0.0722	J	0.0451	1.00	pg/g	34.43	2.00*
165-HxCB	ND		U	0.0533	1.00	pg/g		
167-HxCB	ND		U	0.0562	1.00	pg/g		
169-HxCB	ND		U	0.0581	1.00	pg/g		
170-HpCB		0.467	J	0.108	1.00	pg/g	40.39	0.83*
171-HpCB C173	0.170		J	0.110	2.00	pg/g	37.44	0.90
172-HpCB	ND		U	0.111	1.00	pg/g		
174-HpCB	0.766		J	0.108	1.00	pg/g	36.53	0.98
175-HpCB	ND		U	0.101	1.00	pg/g		
176-HpCB	ND		U	0.0672	1.00	pg/g		
177-HpCB	0.370		J	0.112	1.00	pg/g	36.91	0.92
178-HpCB	ND		U	0.0990	1.00	pg/g		
179-HpCB		0.217	J	0.0739	1.00	pg/g	32.80	1.42*
180-HpCB C193	1.26		J	0.0868	2.00	pg/g	39.35	1.10
181-HpCB	ND		U	0.0964	1.00	pg/g		
182-HpCB	ND		U	0.0910	1.00	pg/g		
183-HpCB	0.373		J	0.0868	1.00	pg/g	36.37	1.01
184-HpCB	ND		U	0.0738	1.00	pg/g		
185-HpCB	ND		U	0.0991	1.00	pg/g		
186-HpCB	ND		U	0.0715	1.00	pg/g		
187-HpCB	0.687		J	0.0944	1.00	pg/g	35.84	0.95
188-HpCB	ND		U	0.0653	1.00	pg/g		
189-HpCB	ND		U	0.0524	1.00	pg/g		
190-HpCB		0.0925	J	0.0809	1.00	pg/g	40.83	0.78*
191-HpCB	ND		U	0.0810	1.00	pg/g		
192-HpCB	ND		U	0.0843	1.00	pg/g		
194-OcCB	0.384		J	0.0640	1.00	pg/g	44.76	0.94
195-OcCB		0.124	J	0.0687	1.00	pg/g	42.81	1.21*

Method Blank Summary

Blank ID: MB for HBN 30587 [HXX/1803]

Matrix: Soil-Solid as dry weight

Blank Lab ID: 95252

QC for Samples:

31203249008, 31203249009, 31203249010, 31203249011

Results by EPA 1668B

Parameter	Result	EMPC	Qual	DL	LOQ/CL	Units	RT	Ratio
196-OcCB	0.155		J	0.0711	1.00	pg/g	41.54	0.91
197-OcCB	ND		U	0.0485	1.00	pg/g		
198-OcCB C199	0.365		J	0.0740	2.00	pg/g	40.99	1.01
200-OcCB	ND		U	0.0534	1.00	pg/g		
201-OcCB	ND		U	0.0504	1.00	pg/g		
202-OcCB	ND		U	0.0542	1.00	pg/g		
203-OcCB		0.187	J	0.0678	1.00	pg/g	41.70	1.19*
204-OcCB	ND		U	0.0532	1.00	pg/g		
205-OcCB	ND		U	0.0475	1.00	pg/g		
206-NoCB	ND		U	0.117	1.00	pg/g		
207-NoCB	ND		U	0.0952	1.00	pg/g		
208-NoCB	ND		U	0.0876	1.00	pg/g		
209-DeCB	0.0947		J	0.0718	1.00	pg/g	47.94	1.05
Total Monochlorobiphenyls	0.838			0.117		pg/g		
Total Dichlorobiphenyls	8.36			0.125		pg/g		
Total Trichlorobiphenyls	2.10			0.133		pg/g		
Total Tetrachlorobiphenyls	2.46			0.0676		pg/g		
Total Pentachlorobiphenyls	3.48			0.0673		pg/g		
Total Hexachlorobiphenyls	5.85			0.0563		pg/g		
Total Heptachlorobiphenyls	4.40			0.0824		pg/g		
Total Octachlorobiphenyls	1.22			0.0508		pg/g		
Total Nonachlorobiphenyls	ND		U	0.102		pg/g		
Total Decachlorobiphenyl	0.0947			0.0718		pg/g		
Total PCBs	28.8			0.133		pg/g		

Labeled Standards

1L-MoCB	63.0				4.00-100	%		
3L-MoCB	74.0				11.0-106	%		
4L-DiCB	82.0				14.0-107	%		
15L-DiCB	92.0				19.0-107	%		
19L-TrCB	88.0				1.00-108	%		
37L-TrCB	94.0				25.0-123	%		
54L-TeCB	109*				13.0-105	%		
77L-TeCB	99.0				31.0-109	%		
81L-TeCB	105				14.0-127	%		
104L-PeCB	99.0				36.0-115	%		
105L-PeCB	94.0				50.0-111	%		
114L-PeCB	89.0				41.0-121	%		
118L-PeCB	94.0				49.0-111	%		
123L-PeCB	100				49.0-116	%		

Method Blank Summary

Blank ID: MB for HBN 30587 [HXX/1803]
 Blank Lab ID: 95252
 QC for Samples:
 31203249008, 31203249009, 31203249010, 31203249011

Matrix: Soil-Solid as dry weight

Results by EPA 1668B

<u>Parameter</u>	<u>Result</u>	<u>EMPC</u>	<u>Qual</u>	<u>DL</u>	<u>LOQ/CL</u>	<u>Units</u>	<u>RT</u>	<u>Ratio</u>
126L-PeCB	101				50.0-106	%		
155L-HxCB	86.0				25.0-124	%		
156L-HxCB C157L	80.0				40.0-120	%		
167L-HxCB	79.0				45.0-118	%		
169L-HxCB	83.0				37.0-117	%		
188L-HpCB	92.0				23.0-125	%		
189L-HpCB	96.0				47.0-116	%		
202L-OcCB	86.0				31.0-134	%		
205L-OcCB	105				46.0-115	%		
206L-NoCB	102				38.0-122	%		
208L-NoCB	98.0				31.0-126	%		
209L-DeCB	97.0				43.0-115	%		
28L-TrCB	103				14.0-131	%		
111L-PeCB	110				57.0-112	%		
178L-HpCB	111				57.0-125	%		

Batch Information

Analytical Batch: **HRP1313**
 Analytical Method: **EPA 1668B**
 Instrument: **APHRMS**
 Analyst: **LKB**
 Analytical Date/Time: **10/17/2012 03:55**

Prep Batch: **HXX1803**
 Prep Method: **EPA 1668B PREP S/D/T**
 Prep Date/Time: **10/10/2012 10:29**
 Prep Initial Wt./Vol.: **10 g**
 Prep Extract Vol: **20 uL**



Name	Actual RT	QC	Pred RRT	Actual RRT	Diff Secs	Response	Ra	RRF	Conc. / Recv.	Noise / Recv. Low	DL / Recv. High
PCB-77 33'44'-TeCB	NotFnd		1.0006	-		0.00E+00	1.13		ND	2.13E+03	0.0704
PCB-81 344'5'-TeCB	NotFnd		1.0006	-		0.00E+00	1.13		ND	2.13E+03	0.0682
PCB-105 233'44'-PeCB	33.06	J	1.0007	1.0006	-0.2	5.95E+04	0.63	1.09	0.238	1.72E+03	0.0706
PCB-114 2344'5'-PeCB	NotFnd		1.0007	-		0.00E+00	1.16		ND	1.72E+03	0.0715
PCB-118 23'44'5'-PeCB	32.09	J EMPC	1.0008	1.0007	-0.2	1.17E+05	0.76	1.11	0.44	1.72E+03	0.0669
PCB-123 23'44'5'-PeCB	NotFnd		1.0006	-		0.00E+00	1.19		ND	1.72E+03	0.0612
PCB-126 33'44'5'-PeCB	NotFnd		1.0006	-		0.00E+00	1.06		ND	1.87E+03	0.0785
PCB-156/157 ...-HxCB	38.17	J EMPC C	1.0005	1.0003	-0.5	3.17E+04	1.47	1.11	0.136	1.24E+03	0.0716
PCB-167 23'44'55'-HxCB	NotFnd		1.0006	-		0.00E+00	1.14		ND	1.24E+03	0.0562
PCB-169 33'44'55'-HxCB	NotFnd		1.0005	-		0.00E+00	1.11		ND	1.24E+03	0.0581
PCB-189 233'44'55'-HpCB	NotFnd		1.0005	-		0.00E+00	1.06		ND	1.04E+03	0.0524
PCB-209 DeCB	47.94	J	1.0004	1.0002	-0.6	1.44E+04	1.05	1.07	0.0947	8.05E+02	0.0718
ES PCB-1	10.44		0.7215	0.7230	+0.9	5.15E+07	3.23	1.08	63.3 %	25%	150%
ES PCB-3	12.45		0.8610	0.8617	+0.5	5.99E+07	3.14	1.08	73.6 %	25%	150%
ES PCB-4	12.66		0.8755	0.8761	+0.5	3.02E+07	1.60	0.49	82.2 %	25%	150%
ES PCB-15	17.89		1.2391	1.2385	-0.6	7.68E+07	1.59	1.11	92 %	25%	150%
ES PCB-19	15.44		1.0683	1.0691	+0.7	3.65E+07	1.04	0.55	87.6 %	25%	150%
ES PCB-37	23.92		1.0844	1.0843	-0.1	6.59E+07	1.07	1.64	93.7 %	25%	150%
ES PCB-54	18.13		0.8213	0.8215	+0.2	4.41E+07	0.76	0.94	109 %	25%	150%
ES PCB-77	30.11		1.3648	1.3646	-0.4	5.74E+07	0.78	1.35	99.1 %	25%	150%
ES PCB-81	29.64		1.3435	1.3434	-0.2	5.79E+07	0.77	1.29	105 %	25%	150%
ES PCB-104	22.88		0.8203	0.8203	0	3.89E+07	1.56	0.99	98.8 %	25%	150%
ES PCB-105	33.04		1.1849	1.1847	-0.4	4.57E+07	1.65	1.23	93.6 %	25%	150%
ES PCB-114	32.51		1.1658	1.1657	-0.2	4.41E+07	1.66	1.25	89.3 %	25%	150%
ES PCB-118	32.06		1.1499	1.1498	-0.2	4.79E+07	1.59	1.28	94.3 %	25%	150%
ES PCB-123	31.79		1.1399	1.1399	0	4.81E+07	1.63	1.22	99.6 %	25%	150%
ES PCB-126	35.64		1.2781	1.2779	-0.4	4.81E+07	1.59	1.20	101 %	25%	150%
ES PCB-153	-	-	-	-	-	-	-	-	-	-	-
ES PCB-155	27.71		0.7992	0.7993	+0.2	4.69E+07	1.26	1.50	86.3 %	25%	150%
ES PCB-156/157	38.16		1.1007	1.1006	-0.2	8.45E+07	1.29	1.45	79.9 %	25%	150%
ES PCB-167	37.20		1.0731	1.0730	-0.2	4.31E+07	1.31	1.49	79.4 %	25%	150%
ES PCB-169	40.87		1.1789	1.1789	0	4.24E+07	1.32	1.40	83.1 %	25%	150%
ES PCB-170	-	-	-	-	-	-	-	-	-	-	-
ES PCB-180	-	-	-	-	-	-	-	-	-	-	-
ES PCB-188	32.51		0.7266	0.7267	+0.2	3.95E+07	1.09	1.18	92.4 %	25%	150%
ES PCB-189	42.98		0.9608	0.9608	0	4.15E+07	1.05	1.49	95.7 %	25%	150%
ES PCB-202	37.00		0.8271	0.8271	0	3.55E+07	0.91	1.14	86 %	25%	150%
ES PCB-205	45.13		1.0088	1.0088	0	3.68E+07	0.90	1.20	105 %	25%	150%


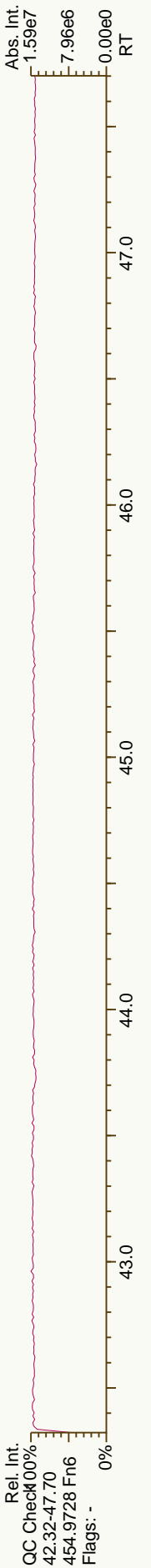
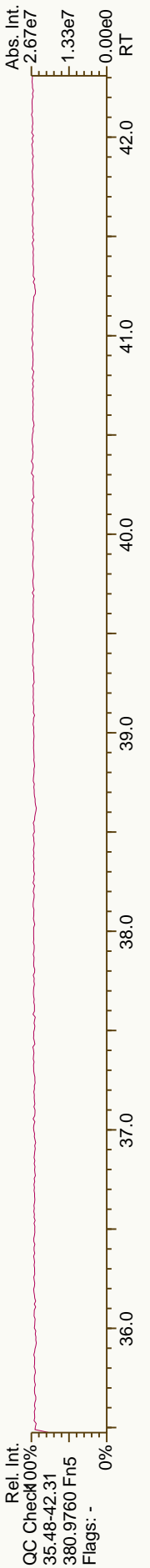
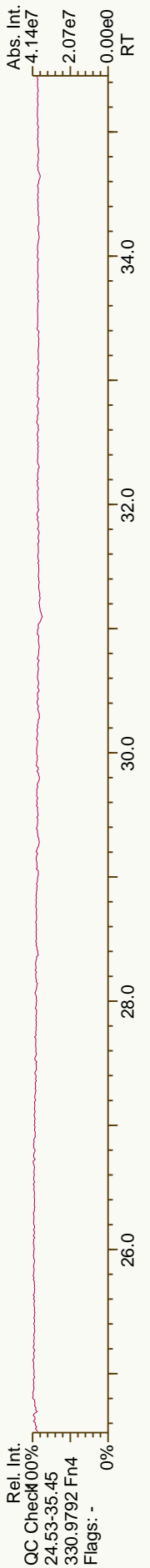
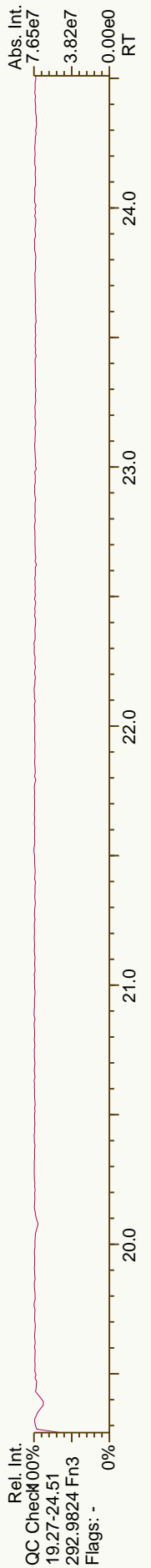
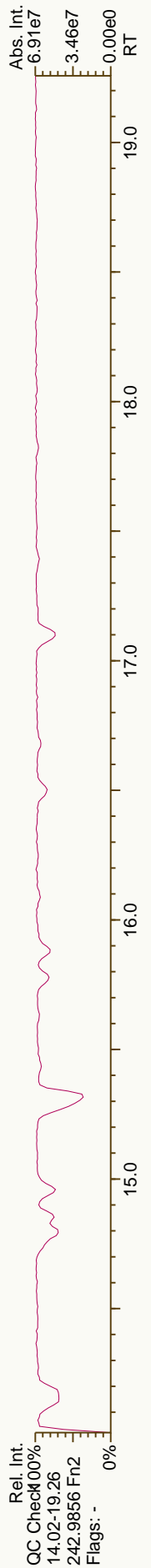
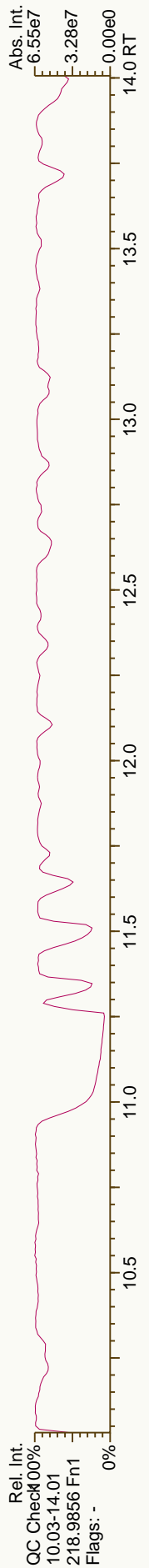
Name	Actual RT	QC	Pred RRT	Actual RRT	Diff Secs	Response	Ra	RRF	Conc. / Recv.	Noise / Recv. Low	DL / Recv. High
ES PCB-206	46.58		1.0414	1.0413	-0.3	2.58E+07	0.79	0.87	102 %	25%	150%
ES PCB-208	42.59		0.9519	0.9519	0	3.39E+07	0.79	1.19	97.6 %	25%	150%
ES PCB-209	47.93		1.0714	1.0713	-0.3	2.84E+07	1.19	1.00	97.2 %	25%	150%
SS PCB-28	20.51		0.9294	0.9294	0	7.75E+07	1.06	1.07	110 %	30%	135%
SS PCB-111	30.16		1.0814	1.0814	0	5.34E+07	1.61	1.01	111 %	30%	135%
SS PCB-178	35.06		1.0112	1.0112	0	2.99E+07	1.09	0.63	121 %	30%	135%
CS PCB-28	20.51		0.9294	0.9294	0	7.75E+07	1.06	1.76	103 %	30%	135%
CS PCB-111	30.16		1.0814	1.0814	0	5.34E+07	1.61	1.23	110 %	30%	135%
CS PCB-178	35.06		1.0112	1.0112	0	2.99E+07	1.09	0.74	111 %	30%	135%
JS PCB-9	14.45					7.52E+07	1.57				
JS PCB-52	22.07					4.30E+07	0.77				
JS PCB-101	27.89					3.96E+07	1.63				
JS PCB-138	34.67					3.63E+07	1.27				
JS PCB-194	44.74					2.92E+07	0.90				
Totals											
Mono-CBS						0.838		0.838	0.117		
Di-CBS						8.36		8.36	0.125		
Tri-CBS						1.71		2.1	0.133		
Tetra-CBS						2.46		2.46	0.0676		
Penta-CBS						2.93		3.48	0.0673		
Hexa-CBS						5.1		5.85	0.0563		
Hepta-CBS						3.62		4.4	0.0824		
Octa-CBS						0.904		1.22	0.0508		
Nona-CBS						0		0	0.102		
PCB-1 2-MoCB	10.46	J	1.0011	1.0010	-0.1	9.26E+04	3.24	1.03	0.348	4.12E+03	0.147
PCB-2 3-MoCB	12.30	J	0.9880	0.9882	+0.1	7.64E+04	3.00	1.00	0.256	4.12E+03	0.091
PCB-3 4-MoCB	12.46	J	1.0009	1.0010	+0.1	7.30E+04	3.05	1.04	0.234	4.12E+03	0.0868
PCB-4 22'-DiCB	12.67	J	1.0011	1.0013	+0.2	5.94E+04	SI	1.17	0.336	2.63E+03	0.0998
PCB-10 26-DiCB	NotFnd		1.0140	-		0.00E+00		1.64	ND	3.59E+04	0.972
PCB-9 25-DiCB	NotFnd		1.0010	-		0.00E+00		0.92	ND	2.40E+04	0.58
PCB-7 24-DiCB	NotFnd		1.0115	-		0.00E+00		1.05	ND	2.40E+04	0.511
PCB-6 23'-DiCB	NotFnd		1.0256	-		0.00E+00		0.99	ND	2.40E+04	0.544
PCB-5 23-DiCB	NotFnd		1.0444	-		0.00E+00		0.98	ND	2.40E+04	0.545
PCB-8 24'-DiCB	15.20	J	1.0523	1.0519	-0.4	2.43E+05	SI	1.02	0.62	7.23E+03	0.159
PCB-14 35-DiCB	NotFnd		0.9302	-		0.00E+00		1.17	ND	2.40E+04	0.458
PCB-11 33'-DiCB	17.37		0.9709	0.9709	0	2.74E+06	1.43	1.00	7.17	2.40E+04	0.539
PCB-13/12 34'/34-DiCB	NotFnd	C	0.9859	-		0.00E+00		1.02	ND	2.40E+04	0.528
PCB-15 44'-DiCB	17.90	J	1.0008	1.0007	-0.1	9.67E+04	SI	1.08	0.233	7.23E+03	0.15

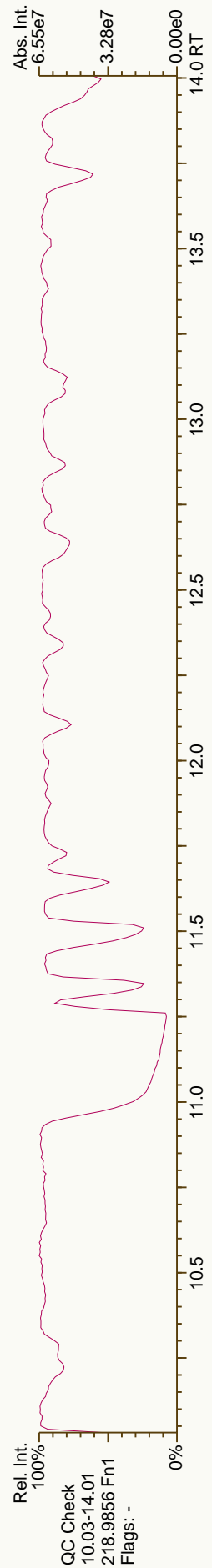
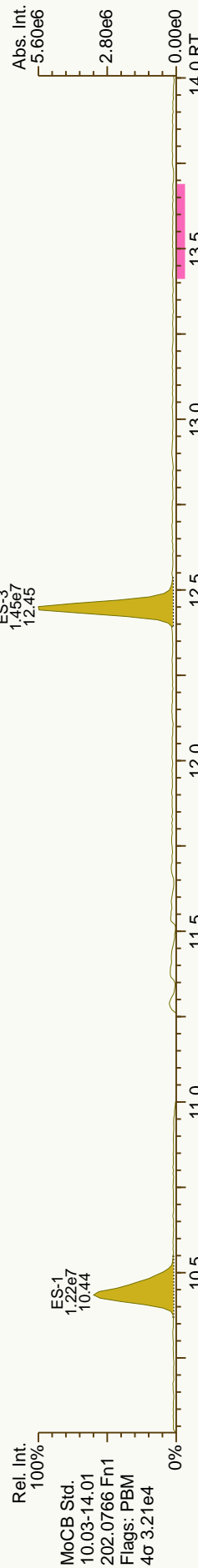
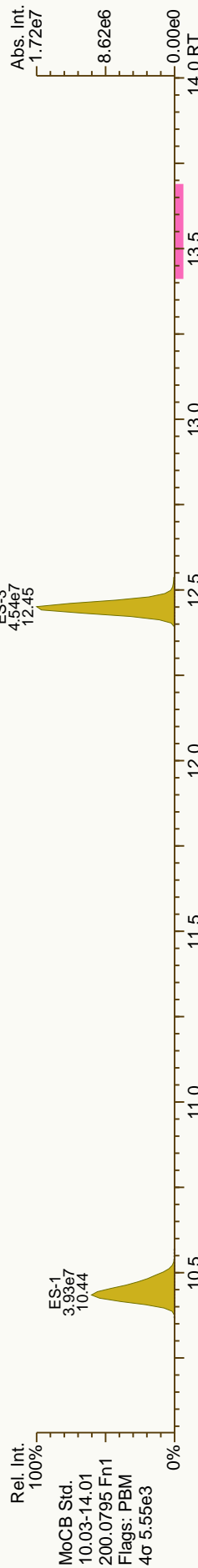
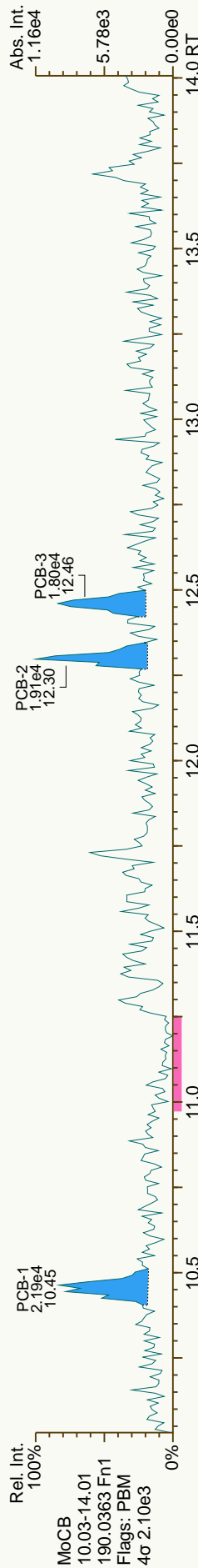
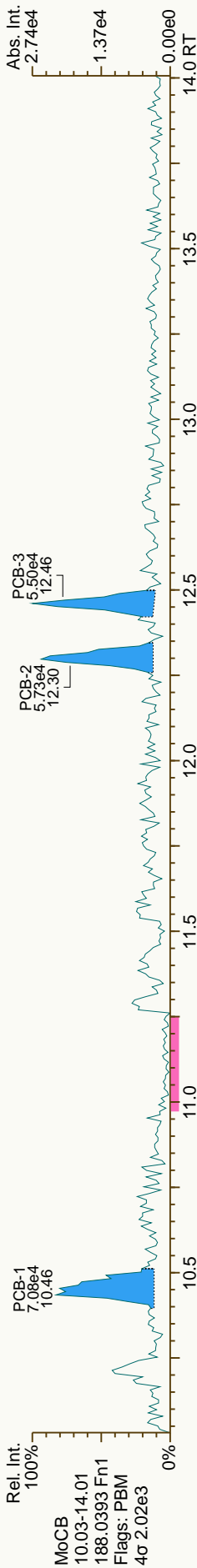
Name	Actual RT	QC	Pred RRT	Actual RRT	Diff Secs	Response	Ra	RRF	Conc. / Recv.	Noise / Recv. Low	DL / Recv. High
PCB-19 22'6'-TrCB	NotFnd		1.0011	-		0.00E+00		1.09	ND	4.04E+03	0.159
PCB-30/18 246/22'5'-TrCB	17.09	J EMPC C	1.1077	1.1068	-0.9	9.93E+04	1.26	1.39	0.392	4.04E+03	0.125
PCB-17 22'4'-TrCB	NotFnd		1.1317	-		0.00E+00		1.18	ND	4.04E+03	0.147
PCB-27 23'6'-TrCB	NotFnd		1.1435	-		0.00E+00		1.61	ND	4.04E+03	0.108
PCB-24 236'-TrCB	NotFnd		1.1514	-		0.00E+00		1.57	ND	4.04E+03	0.11
PCB-16 22'3'-TrCB	NotFnd		1.1568	-		0.00E+00		0.86	ND	4.04E+03	0.202
PCB-32 24'6'-TrCB	NotFnd		1.1866	-		0.00E+00		1.68	ND	4.04E+03	0.103
PCB-34 23'5'-TrCB	NotFnd		0.8111	-		0.00E+00		1.06	ND	3.83E+03	0.112
PCB-23 235'-TrCB	NotFnd		0.8168	-		0.00E+00		1.11	ND	3.83E+03	0.106
PCB-26/29 23'5'/245'-TrCB	NotFnd	C	0.8282	-		0.00E+00		1.13	ND	3.83E+03	0.105
PCB-25 23'4'-TrCB	NotFnd		0.8361	-		0.00E+00		1.12	ND	3.83E+03	0.105
PCB-31 24'5'-TrCB	20.27	J	0.8472	0.8474	+0.2	1.72E+05	1.12	1.17	0.445	3.83E+03	0.101
PCB-28/20 244'/233'-TrCB	20.53	J C	0.8581	0.8579	-0.2	2.20E+05	1.00	1.10	0.605	3.83E+03	0.107
PCB-21/33 234/23'4'-TrCB	20.73	J C	0.8650	0.8663	+1.6	1.22E+05	1.02	1.12	0.331	3.83E+03	0.105
PCB-22 234'-TrCB	21.06	J	0.8802	0.8803	+0.1	6.66E+04	1.09	1.05	0.192	3.83E+03	0.112
PCB-36 33'5'-TrCB	NotFnd		0.9366	-		0.00E+00		1.14	ND	3.83E+03	0.104
PCB-39 34'5'-TrCB	NotFnd		0.9494	-		0.00E+00		1.20	ND	3.83E+03	0.0986
PCB-38 345'-TrCB	NotFnd		0.9701	-		0.00E+00		1.04	ND	3.83E+03	0.114
PCB-35 33'4'-TrCB	NotFnd		0.9865	-		0.00E+00		1.06	ND	3.83E+03	0.112
PCB-37 344'-TrCB	23.95	J	1.0007	1.0008	+0.1	4.90E+04	0.92	1.10	0.135	3.83E+03	0.107
PCB-54 22'66'-TeCB	NotFnd		1.0010	-		0.00E+00		1.21	ND	1.33E+03	0.0422
PCB-50/53 22'46'/22'56'-TeCB	NotFnd	C	0.9082	-		0.00E+00		0.82	ND	1.75E+03	0.0765
PCB-45 22'36'-TeCB	NotFnd		0.9329	-		0.00E+00		0.72	ND	1.75E+03	0.0875
PCB-51 22'46'-TeCB	NotFnd		0.9363	-		0.00E+00		0.80	ND	1.75E+03	0.0784
PCB-46 22'36'-TeCB	NotFnd		0.9450	-		0.00E+00		0.66	ND	1.75E+03	0.0956
PCB-52 22'55'-TeCB	22.09	J	1.0010	1.0010	0	1.47E+05	0.81	0.78	0.649	1.75E+03	0.0803
PCB-73 23'5'6'-TeCB	NotFnd		1.0065	-		0.00E+00		1.10	ND	1.75E+03	0.0572
PCB-43 22'35'-TeCB	NotFnd		1.0102	-		0.00E+00		0.63	ND	1.75E+03	0.0993
PCB-69/49 23'46'/22'45'-TeCB	22.51	J C	1.0192	1.0201	+1.2	5.78E+04	0.78	0.98	0.205	1.75E+03	0.0646
PCB-48 22'45'-TeCB	NotFnd		1.0311	-		0.00E+00		0.80	ND	1.75E+03	0.0785
PCB-44/47/65 ...-TeCB	22.94	J C	1.0405	1.0394	-1.5	1.08E+05	0.80	0.85	0.44	1.75E+03	0.074
PCB-59/62/75 ...-TeCB	NotFnd	C	1.0526	-		0.00E+00		1.09	ND	1.75E+03	0.0578
PCB-42 22'34'-TeCB	NotFnd		1.0595	-		0.00E+00		0.76	ND	1.75E+03	0.0825
PCB-41 22'34'-TeCB	NotFnd		1.0737	-		0.00E+00		0.62	ND	1.75E+03	0.101
PCB-71/40 23'4'6'/22'33'-TeCB	23.79	J C	1.0782	1.0784	+0.3	3.71E+04	0.74	0.84	0.152	1.75E+03	0.0747
PCB-64 234'6'-TeCB	23.99	J	1.0872	1.0872	0	4.50E+04	0.71	1.17	0.133	1.75E+03	0.0538
PCB-72 23'55'-TeCB	NotFnd		0.8338	-		0.00E+00		1.16	ND	2.13E+03	0.0665
PCB-68 23'45'-TeCB	NotFnd		0.8421	-		0.00E+00		1.26	ND	2.13E+03	0.0612
PCB-57 233'5'-TeCB	NotFnd		0.8540	-		0.00E+00		1.16	ND	2.13E+03	0.0665
PCB-58 233'5'-TeCB	NotFnd		0.8605	-		0.00E+00		1.16	ND	2.13E+03	0.0662
PCB-67 23'45'-TeCB	NotFnd		0.8657	-		0.00E+00		1.19	ND	2.13E+03	0.0644
PCB-63 234'5'-TeCB	NotFnd		0.8731	-		0.00E+00		1.27	ND	2.13E+03	0.0604
PCB-61/70/74/76 ...-TeCB	26.17	J C	0.8824	0.8829	+0.8	1.77E+05	0.77	1.17	0.523	2.13E+03	0.0656
PCB-66 23'44'-TeCB	26.44	J	0.8919	0.8920	+0.2	7.46E+04	0.71	1.11	0.231	2.13E+03	0.069
PCB-55 233'4'-TeCB	NotFnd		0.8963	-		0.00E+00		1.12	ND	2.13E+03	0.0689

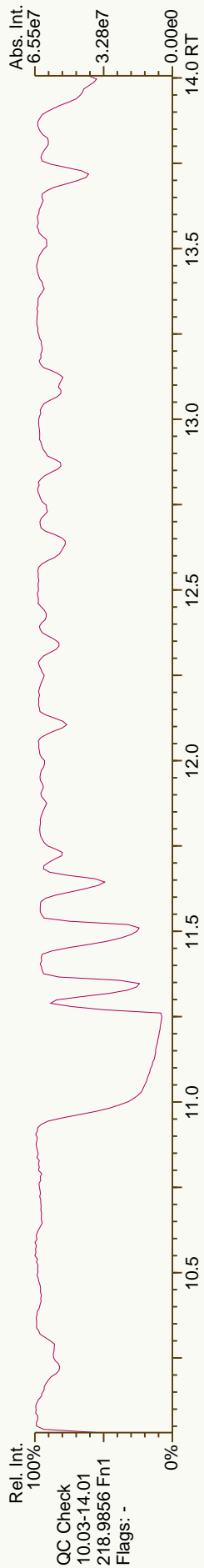
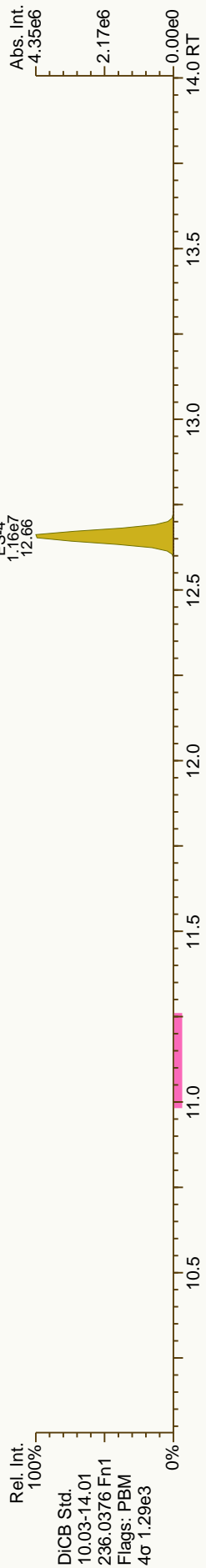
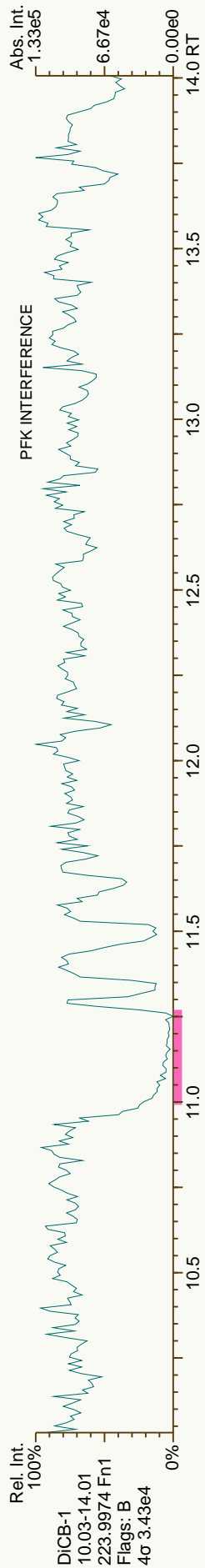
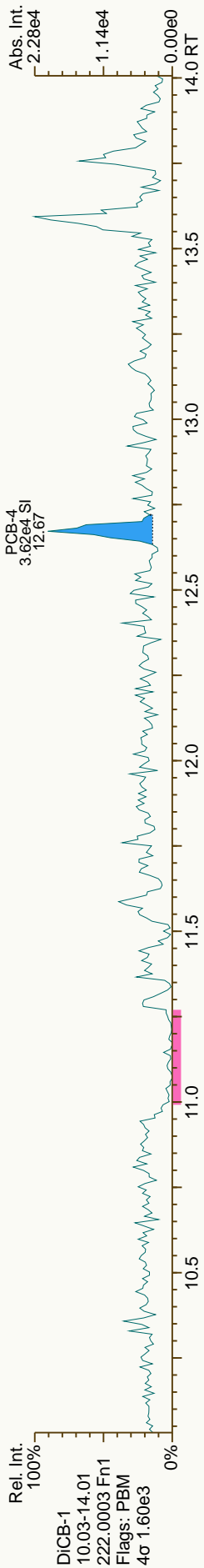
Name	Actual RT	QC	Pred RRT	Actual RRT	Diff Secs	Response	Ra	RRF	Conc. / Recv.	Noise / Recv. Low	DL / Recv. High
PCB-56	233'4'-TeCB	J	0.9106	0.9106	0	4.18E+04	0.79	1.08	0.134	2.13E+03	0.0713
PCB-60	234'-TeCB	NotFnd	0.9169	-	-	0.00E+00	-	1.12	ND	2.13E+03	0.0685
PCB-80	33'55'-TeCB	NotFnd	0.9292	-	-	0.00E+00	-	1.29	ND	2.13E+03	0.0596
PCB-79	33'45'-TeCB	NotFnd	0.9724	-	-	0.00E+00	-	1.22	ND	2.13E+03	0.0629
PCB-78	33'45'-TeCB	NotFnd	0.9882	-	-	0.00E+00	-	1.04	ND	2.13E+03	0.0741
PCB-104	22'466'-PeCB	NotFnd	1.0009	-	-	0.00E+00	-	1.25	ND	1.49E+03	0.0554
PCB-96	22'366'-PeCB	NotFnd	1.0138	-	-	0.00E+00	-	0.95	ND	1.49E+03	0.073
PCB-103	22'45'6'-PeCB	NotFnd	0.8916	-	-	0.00E+00	-	0.94	ND	1.72E+03	0.0775
PCB-94	22'356'-PeCB	NotFnd	0.8978	-	-	0.00E+00	-	0.81	ND	1.72E+03	0.0896
PCB-95	22'35'6'-PeCB	J	0.9111	0.9111	0	1.31E+05	0.61	0.86	0.635	1.72E+03	0.0844
PCB-100/93	22'44'6'/22'356'-PeCB	C	0.9186	-	-	0.00E+00	-	0.90	ND	1.72E+03	0.081
PCB-102	22'456'-PeCB	NotFnd	0.9226	-	-	0.00E+00	-	0.89	ND	1.72E+03	0.0819
PCB-98	22'34'6'-PeCB	NotFnd	0.9249	-	-	0.00E+00	-	0.83	ND	1.72E+03	0.0873
PCB-88	22'346'-PeCB	NotFnd	0.9350	-	-	0.00E+00	-	0.83	ND	1.72E+03	0.0881
PCB-91	22'34'6'-PeCB	NotFnd	0.9375	-	-	0.00E+00	-	0.92	ND	1.72E+03	0.0793
PCB-84	22'33'6'-PeCB	J EMPC	0.9438	0.9440	+0.3	1.95E+04	0.94	0.72	0.112	1.72E+03	0.1
PCB-89	22'346'-PeCB	NotFnd	0.9584	-	-	0.00E+00	-	0.79	ND	1.72E+03	0.0923
PCB-121	23'45'6'-PeCB	NotFnd	0.9722	-	-	0.00E+00	-	1.20	ND	1.72E+03	0.0608
PCB-92	22'355'-PeCB	NotFnd	0.9830	-	-	0.00E+00	-	0.82	ND	1.72E+03	0.0885
PCB-113/90/101	...-PeCB	J C	0.9999	1.0009	+1.7	1.66E+05	0.63	0.97	0.714	1.72E+03	0.0751
PCB-83	22'33'5'-PeCB	NotFnd	1.0148	-	-	0.00E+00	-	0.68	ND	1.72E+03	0.108
PCB-99	22'44'5'-PeCB	J	1.0185	1.0185	0	5.22E+04	0.63	0.96	0.226	1.72E+03	0.0756
PCB-112	233'56'-PeCB	NotFnd	1.0218	-	-	0.00E+00	-	1.14	ND	1.72E+03	0.0638
PCB-108/119/86/97/125	...-PeCB	J C	1.0339	1.0345	+1.0	1.05E+05	0.60	0.98	0.445	1.72E+03	0.0741
PCB-117	234'56'-PeCB	NotFnd	1.0526	-	-	0.00E+00	-	0.89	ND	1.72E+03	0.0816
PCB-116/85	23456'/22'344'-PeCB	C	1.0553	-	-	0.00E+00	-	1.06	ND	1.72E+03	0.0683
PCB-110	233'4'6'-PeCB	J	1.0599	1.0599	0	1.62E+05	0.69	1.01	0.669	1.72E+03	0.072
PCB-115	2344'6'-PeCB	NotFnd	1.0629	-	-	0.00E+00	-	1.23	ND	1.72E+03	0.0592
PCB-82	22'33'4'-PeCB	NotFnd	1.0693	-	-	0.00E+00	-	0.70	ND	1.72E+03	0.104
PCB-111	233'55'-PeCB	NotFnd	1.0822	-	-	0.00E+00	-	1.18	ND	1.72E+03	0.0617
PCB-120	23'455'-PeCB	NotFnd	1.0962	-	-	0.00E+00	-	1.16	ND	1.72E+03	0.0626
PCB-107/124	...-PeCB	C	0.9911	-	-	0.00E+00	-	1.09	ND	1.72E+03	0.0664
PCB-109	233'46'-PeCB	NotFnd	0.9974	-	-	0.00E+00	-	1.16	ND	1.72E+03	0.0625
PCB-106	233'45'-PeCB	NotFnd	1.0038	-	-	0.00E+00	-	1.04	ND	1.72E+03	0.07
PCB-122	233'4'5'-PeCB	NotFnd	1.0093	-	-	0.00E+00	-	1.01	ND	1.72E+03	0.0822
PCB-127	33'455'-PeCB	NotFnd	1.0386	-	-	0.00E+00	-	1.07	ND	1.72E+03	0.0724
PCB-155	22'44'66'-HxCB	NotFnd	1.0008	-	-	0.00E+00	-	1.09	ND	1.03E+03	0.0394
PCB-152	22'3566'-HxCB	NotFnd	1.0056	-	-	0.00E+00	-	0.95	ND	1.03E+03	0.0454
PCB-150	22'34'66'-HxCB	NotFnd	1.0111	-	-	0.00E+00	-	0.98	ND	1.03E+03	0.0437
PCB-136	22'33'66'-HxCB	J	1.0213	1.0212	-0.2	5.34E+04	1.16	0.90	0.254	1.03E+03	0.048
PCB-145	22'3466'-HxCB	NotFnd	1.0309	-	-	0.00E+00	-	0.92	ND	1.03E+03	0.0468
PCB-148	22'34'56'-HxCB	NotFnd	1.0774	-	-	0.00E+00	-	0.69	ND	1.03E+03	0.0622
PCB-151/135	...-HxCB	J C	1.0955	1.0951	-0.7	9.38E+04	1.22	0.67	0.593	1.03E+03	0.0637
PCB-154	22'44'56'-HxCB	NotFnd	1.1032	-	-	0.00E+00	-	0.78	ND	1.03E+03	0.0554
PCB-144	22'345'6'-HxCB	NotFnd	1.1122	-	-	0.00E+00	-	0.70	ND	1.03E+03	0.0615

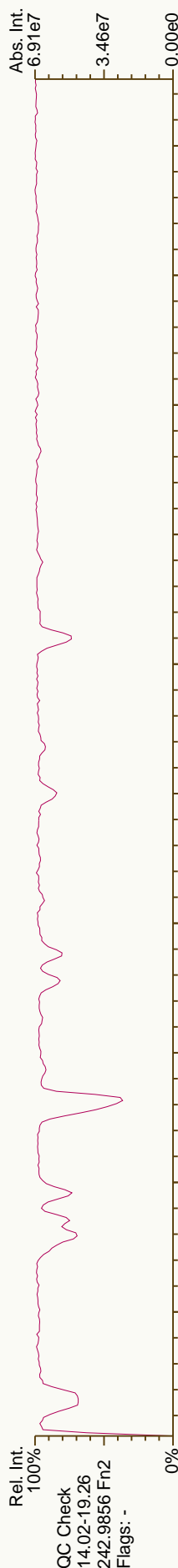


Name	Actual RT	QC	Pred RRT	Actual RRT	Diff Secs	Response	Ra	RRF	Conc. / Recv.	Noise / Recv. Low	DL / Recv. High
PCB-147/149 ...-HxCB	31.11	J C	1.1230	1.1228	-0.4	1.96E+05	1.21	0.70	1.19	1.03E+03	0.0613
PCB-134 22'33'56'-HxCB	NotFnd		1.1286	-		0.00E+00		0.54	ND	1.03E+03	0.0788
PCB-143 22'3456'-HxCB	NotFnd		1.1315	-		0.00E+00		0.68	ND	1.03E+03	0.063
PCB-139/140 ...-HxCB	NotFnd	C	1.1413	-		0.00E+00		0.71	ND	1.03E+03	0.0605
PCB-131 22'33'46'-HxCB	NotFnd		1.1470	-		0.00E+00		0.60	ND	1.03E+03	0.0713
PCB-142 22'3456'-HxCB	NotFnd		1.1518	-		0.00E+00		0.61	ND	1.03E+03	0.0708
PCB-132 22'33'46'-HxCB	32.16	J EMPC	1.1605	1.1604	-0.2	6.21E+04	1.03	0.63	0.422	1.03E+03	0.0684
PCB-133 22'33'55'-HxCB	NotFnd		1.1765	-		0.00E+00		0.64	ND	1.03E+03	0.0672
PCB-165 233'55'6'-HxCB	NotFnd		0.9500	-		0.00E+00		0.81	ND	1.03E+03	0.0533
PCB-146 22'34'55'-HxCB	33.14	J	0.9560	0.9558	-0.4	2.62E+04	1.26	0.72	0.155	1.03E+03	0.0594
PCB-161 233'45'6'-HxCB	NotFnd		0.9593	-		0.00E+00		0.89	ND	1.03E+03	0.0485
PCB-153/168 ...-HxCB	33.66	J C	0.9715	0.9709	-1.2	2.32E+05	1.24	0.93	1.06	1.03E+03	0.0462
PCB-141 22'3455'-HxCB	33.81	J	0.9753	0.9752	-0.2	5.18E+04	1.33	0.67	0.331	1.03E+03	0.0643
PCB-130 22'33'45'-HxCB	NotFnd		0.9850	-		0.00E+00		0.59	ND	1.03E+03	0.0734
PCB-137 22'344'5'-HxCB	NotFnd		0.9906	-		0.00E+00		0.66	ND	1.03E+03	0.0653
PCB-164 233'4'5'6'-HxCB	34.43	J EMPC	0.9931	0.9931	0	1.61E+04	2.00	0.95	0.0722	1.03E+03	0.0451
PCB-163/138/129 ...-HxCB	34.70	J C	1.0012	1.0008	-0.8	2.39E+05	1.23	0.73	1.4	1.03E+03	0.0591
PCB-160 233'456'-HxCB	NotFnd		1.0048	-		0.00E+00		0.83	ND	1.03E+03	0.0517
PCB-158 233'44'6'-HxCB	35.03	J	1.0103	1.0104	+0.2	2.34E+04	1.24	0.95	0.105	1.03E+03	0.0453
PCB-128/166 ...-HxCB	35.74	J EMPC C	0.9607	0.9608	+0.2	2.34E+04	1.54	0.88	0.123	1.24E+03	0.0723
PCB-159 233'455'-HxCB	NotFnd		0.9834	-		0.00E+00		1.02	ND	1.24E+03	0.0626
PCB-162 233'4'55'-HxCB	NotFnd		0.9898	-		0.00E+00		1.06	ND	1.24E+03	0.0604
PCB-188 22'34'566'-HxCB	NotFnd		1.0006	-		0.00E+00		1.03	ND	1.27E+03	0.0653
PCB-179 22'33'566'-HxCB	32.80	J EMPC	1.0088	1.0090	+0.4	3.92E+04	1.42	0.91	0.217	1.27E+03	0.0739
PCB-184 22'344'66'-HxCB	NotFnd		1.0231	-		0.00E+00		0.91	ND	1.27E+03	0.0738
PCB-176 22'33'466'-HxCB	NotFnd		1.0317	-		0.00E+00		1.00	ND	1.27E+03	0.0672
PCB-186 22'34566'-HxCB	NotFnd		1.0434	-		0.00E+00		0.94	ND	1.27E+03	0.0715
PCB-178 22'33'55'6'-HxCB	NotFnd		1.0791	-		0.00E+00		0.68	ND	1.27E+03	0.099
PCB-175 22'33'45'6'-HxCB	NotFnd		1.0956	-		0.00E+00		0.77	ND	1.47E+03	0.101
PCB-187 22'34'55'6'-HxCB	35.84	J	1.1026	1.1025	-0.2	1.12E+05	0.95	0.83	0.687	1.47E+03	0.0944
PCB-182 22'344'56'-HxCB	NotFnd		1.1079	-		0.00E+00		0.86	ND	1.47E+03	0.091
PCB-183 22'344'5'6'-HxCB	36.37	J	1.1185	1.1186	+0.2	6.62E+04	1.01	0.90	0.373	1.47E+03	0.0868
PCB-185 22'3455'6'-HxCB	NotFnd		1.1208	-		0.00E+00		0.79	ND	1.47E+03	0.0991
PCB-174 22'33'456'-HxCB	36.53	J	1.1240	1.1238	-0.4	1.09E+05	0.98	0.72	0.766	1.47E+03	0.108
PCB-177 22'33'45'6'-HxCB	36.91	J	1.1353	1.1353	0	5.09E+04	0.92	0.70	0.37	1.47E+03	0.112
PCB-181 22'344'56'-HxCB	NotFnd		1.1459	-		0.00E+00		0.81	ND	1.47E+03	0.0964
PCB-171/173 ...-HxCB	37.44	J C	1.1512	1.1516	+0.9	2.38E+04	0.90	0.71	0.17	1.47E+03	0.11
PCB-172 22'33'455'-HxCB	NotFnd		0.9026	-		0.00E+00		0.71	ND	1.47E+03	0.111
PCB-192 233'455'6'-HxCB	NotFnd		0.9083	-		0.00E+00		0.93	ND	1.47E+03	0.0843
PCB-180/193 ...-HxCB	39.35	J C	0.9146	0.9154	+1.9	2.35E+05	1.10	0.90	1.26	1.47E+03	0.0868
PCB-191 233'44'5'6'-HxCB	NotFnd		0.9222	-		0.00E+00		0.97	ND	1.47E+03	0.081
PCB-170 22'33'44'5'-HxCB	40.39	J EMPC	0.9396	0.9396	0	7.00E+04	0.83	0.72	0.467	1.47E+03	0.108
PCB-190 233'44'56'-HxCB	40.83	J EMPC	0.9500	0.9499	-0.2	1.85E+04	0.78	0.97	0.0925	1.47E+03	0.0809
PCB-202 22'33'55'66'-OCCB	NotFnd		1.0006	-		0.00E+00		0.91	ND	7.80E+02	0.0542
PCB-201 22'33'45'66'-OCCB	NotFnd		1.0215	-		0.00E+00		0.98	ND	7.80E+02	0.0504

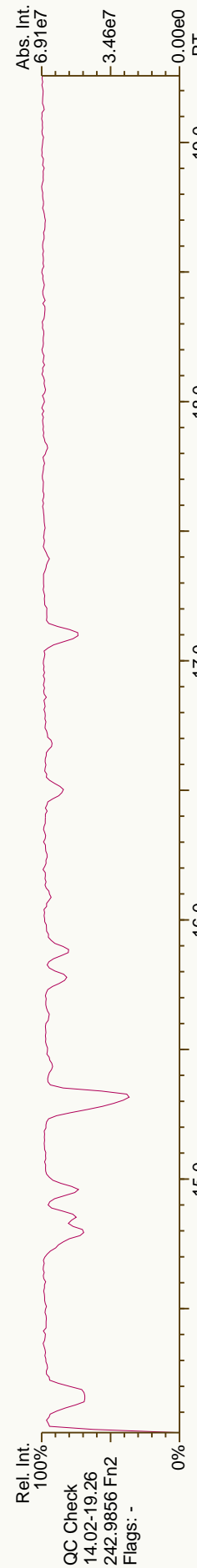

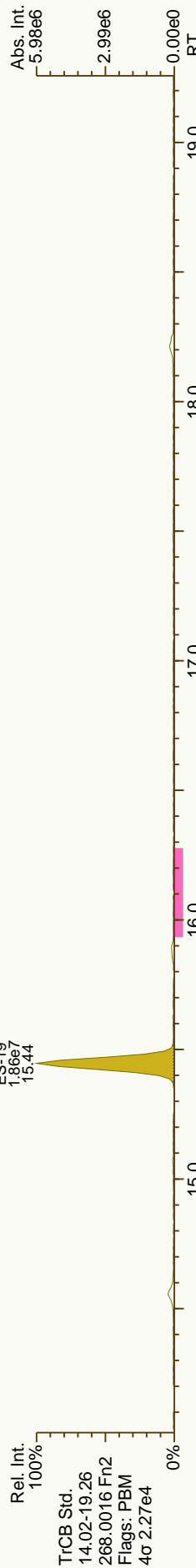
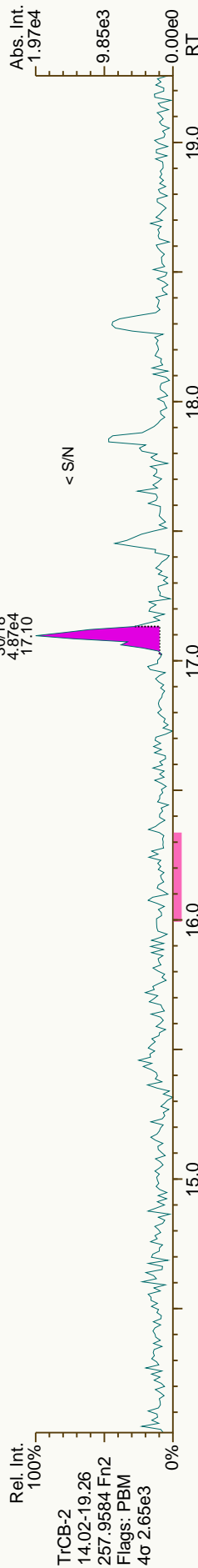
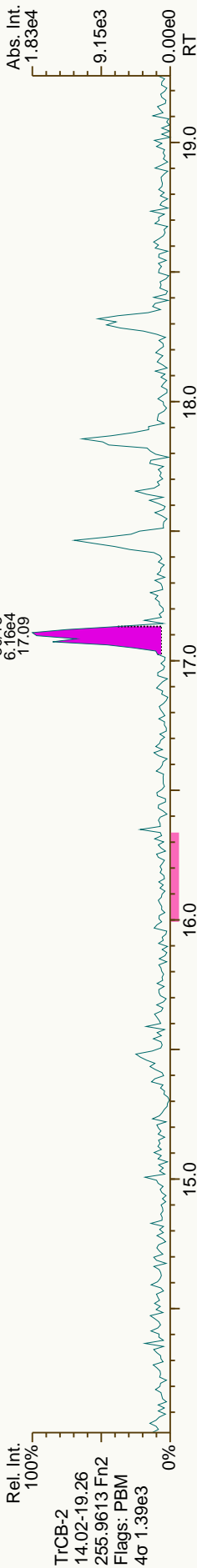
Name	Actual RT	QC	Pred RRT	Actual RRT	Diff Secs	Response	Ra	RRF	Conc. / Recv.	Noise / Recv. Low	DL / Recv. High
PCB-204	22'344'566'-OCCB		1.0369	-		0.00E+00		0.93	ND	7.80E+02	0.0532
PCB-197	22'33'44'66'-OCCB		1.0420	-		0.00E+00		1.02	ND	7.80E+02	0.0485
PCB-200	22'33'4566'-OCCB		1.0441	-		0.00E+00		0.93	ND	7.80E+02	0.0534
PCB-198/199	...-OCCB	J C	1.1072	1.1078	+1.5	4.34E+04	1.01	0.67	0.365	7.80E+02	0.074
PCB-196	22'33'44'56'-OCCB	J	1.1225	1.1227	+0.5	1.92E+04	0.91	0.70	0.155	7.80E+02	0.0711
PCB-203	22'344'55'6-OCCB	J EMPC	1.1270	1.1269	-0.3	2.43E+04	1.19	0.73	0.187	7.80E+02	0.0678
PCB-195	22'33'44'56-OCCB	J EMPC	0.9483	0.9485	+0.5	1.71E+04	1.21	0.75	0.124	8.44E+02	0.0687
PCB-194	22'33'44'55'-OCCB	J	0.9917	0.9917	0	5.70E+04	0.94	0.81	0.384	8.44E+02	0.064
PCB-205	233'44'55'6-OCCB		1.0004	-		0.00E+00		1.09	ND	8.44E+02	0.0475
PCB-208	22'33'455'66'-NoCB		1.0005	-		0.00E+00		1.02	ND	1.21E+03	0.0876
PCB-207	22'33'44'566'-NoCB		1.0188	-		0.00E+00		0.94	ND	1.21E+03	0.0952
PCB-206	22'33'44'55'6-NoCB		1.0004	-		0.00E+00		0.98	ND	1.21E+03	0.117



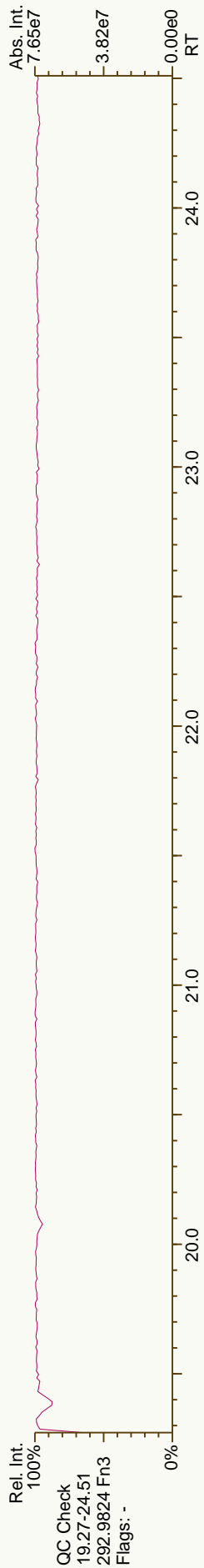


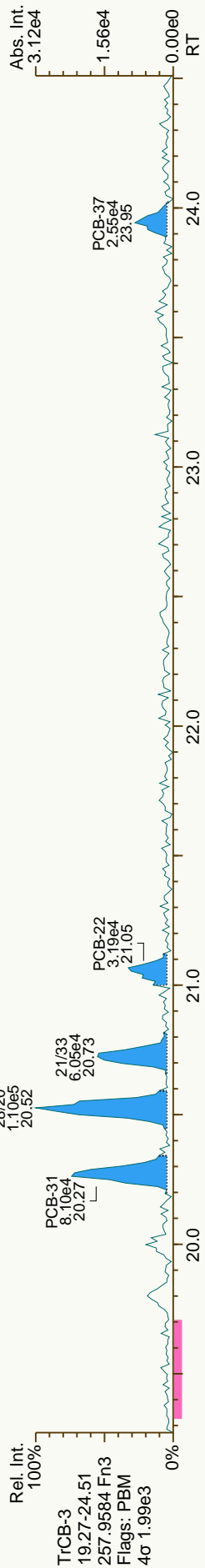
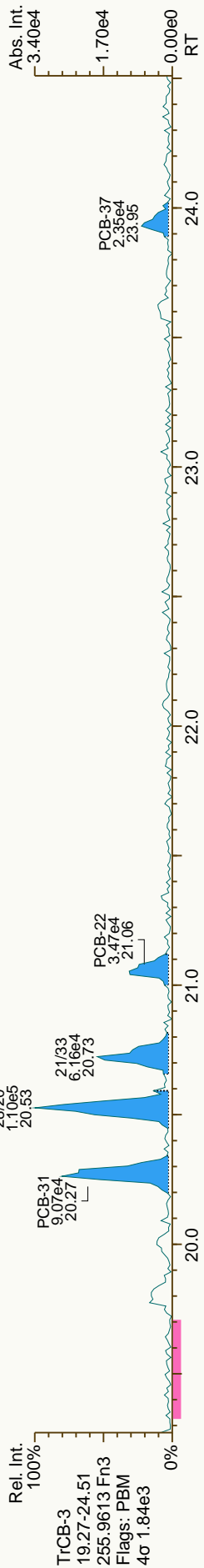




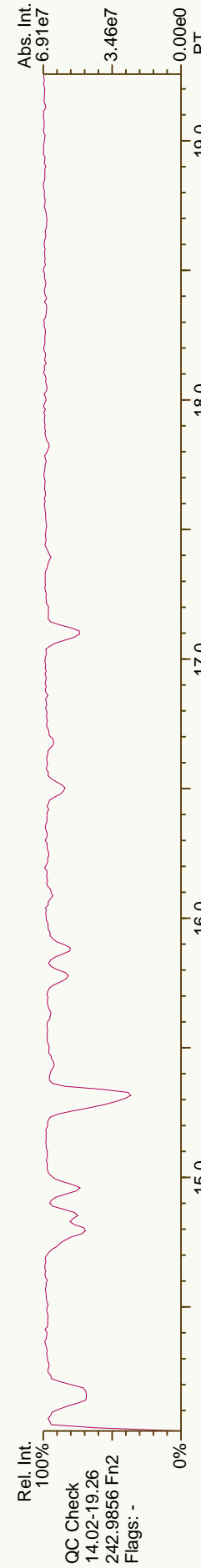
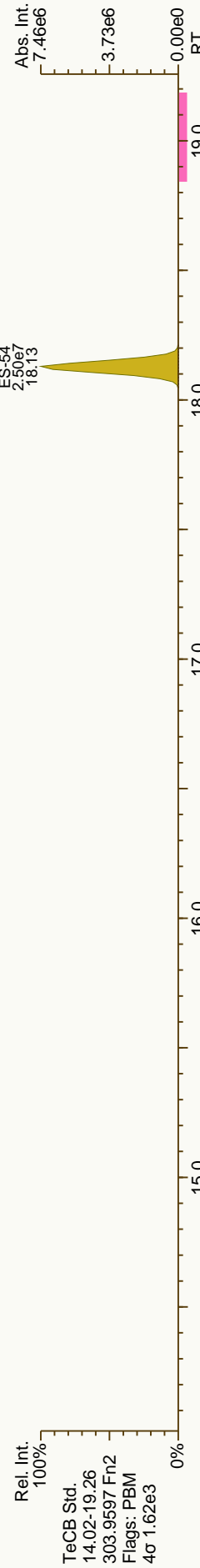
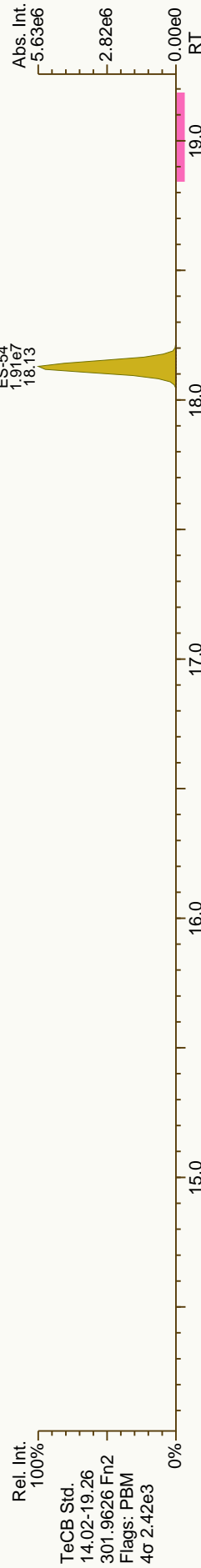
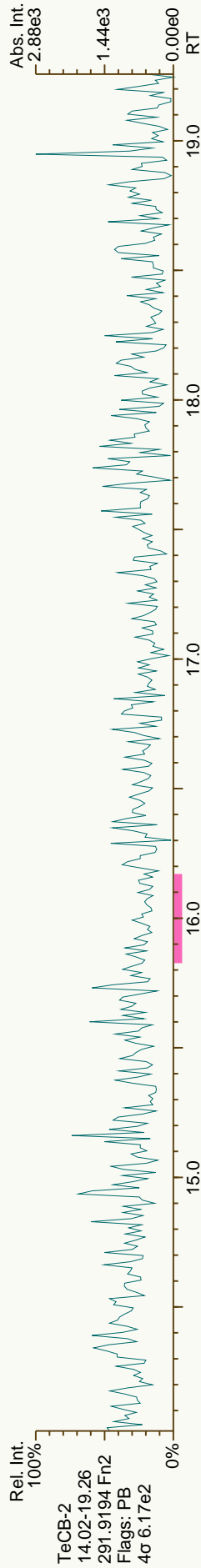
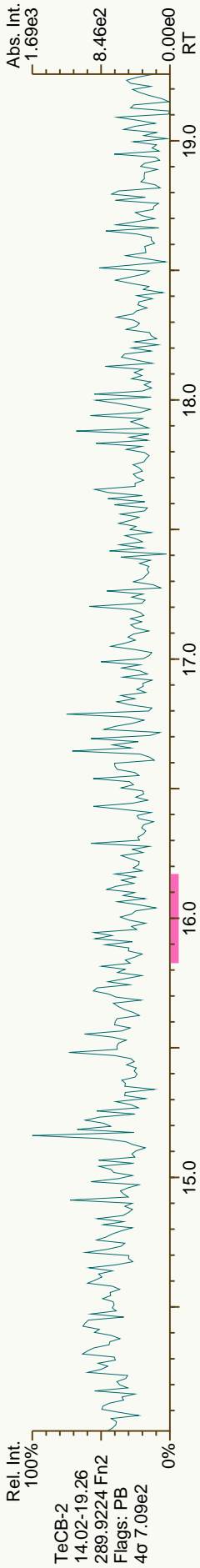


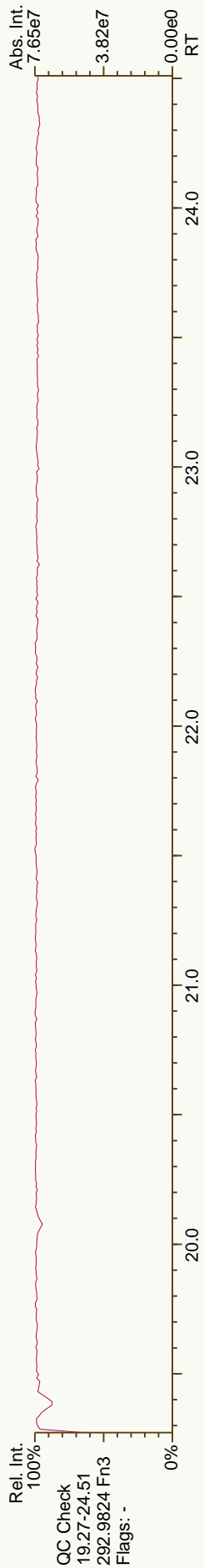
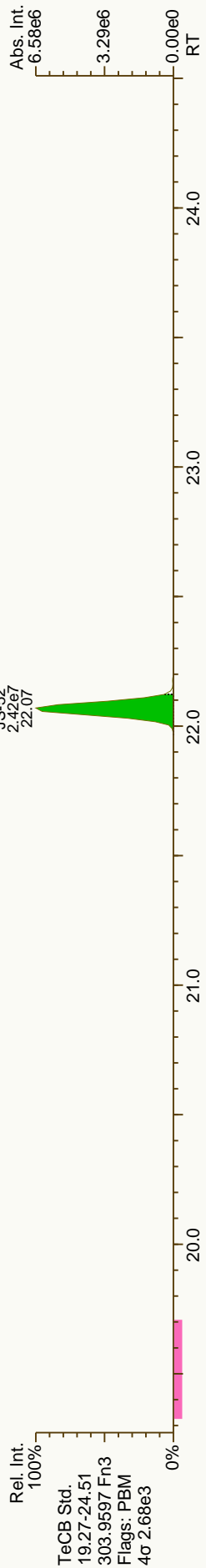
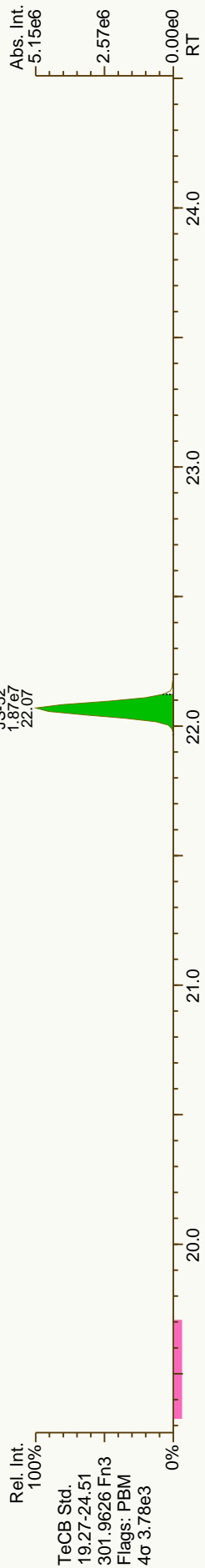
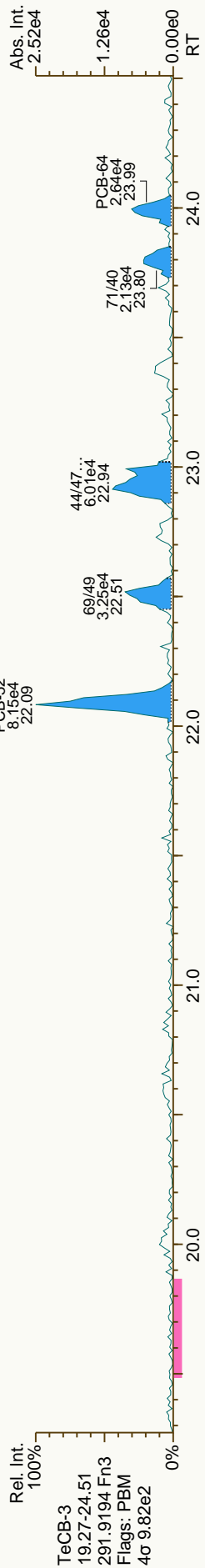
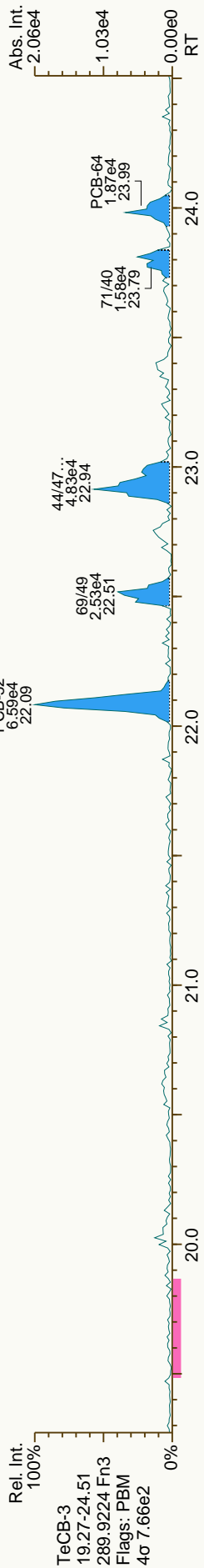


WO# 31203249

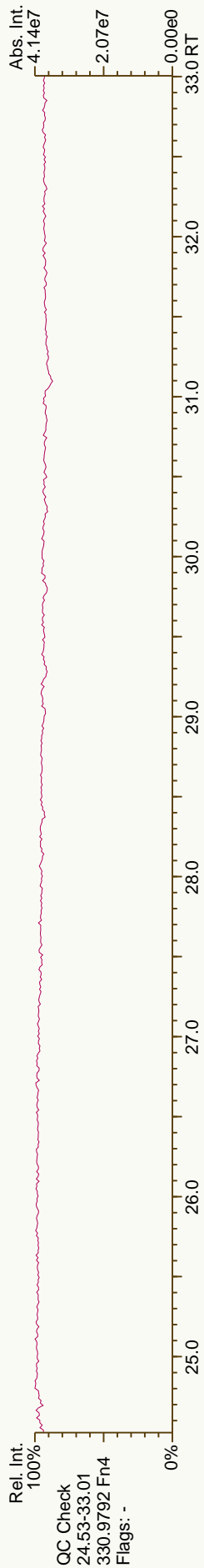
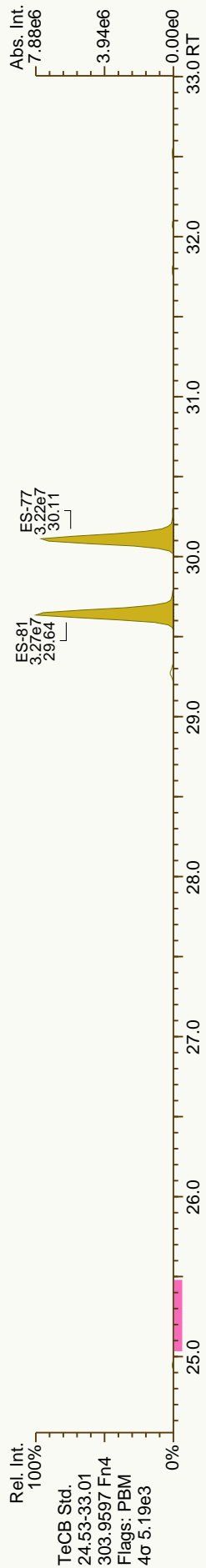

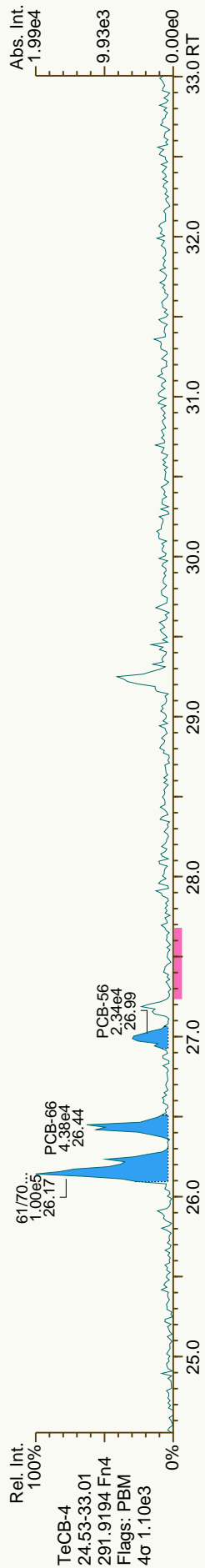
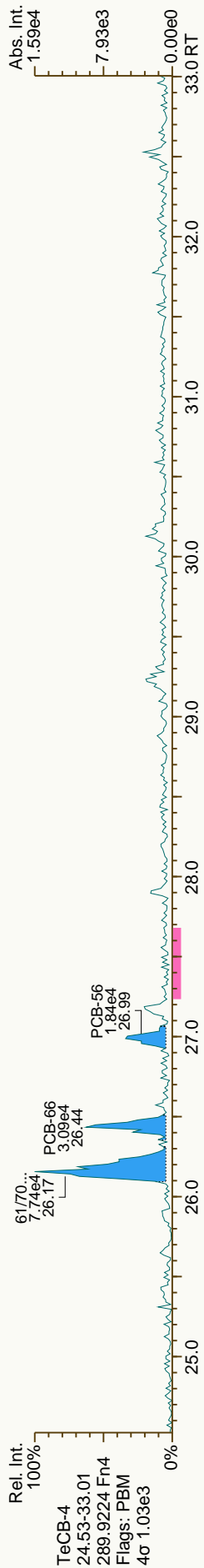


Page 519 of 1185

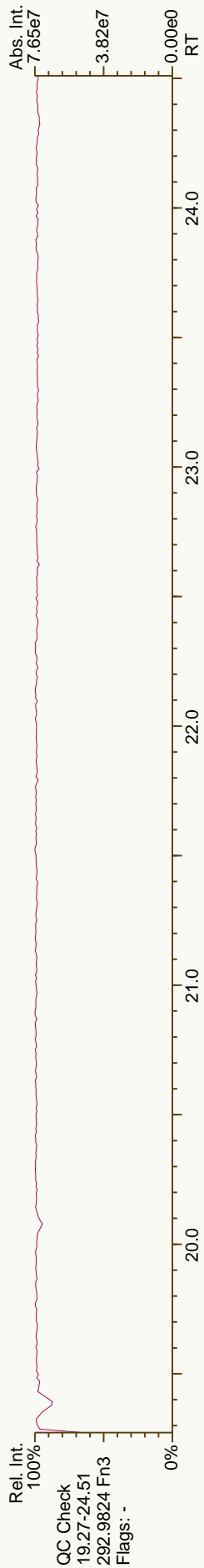
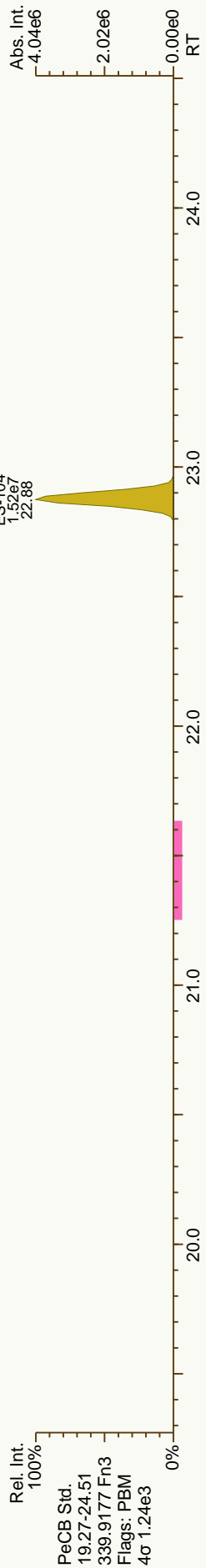
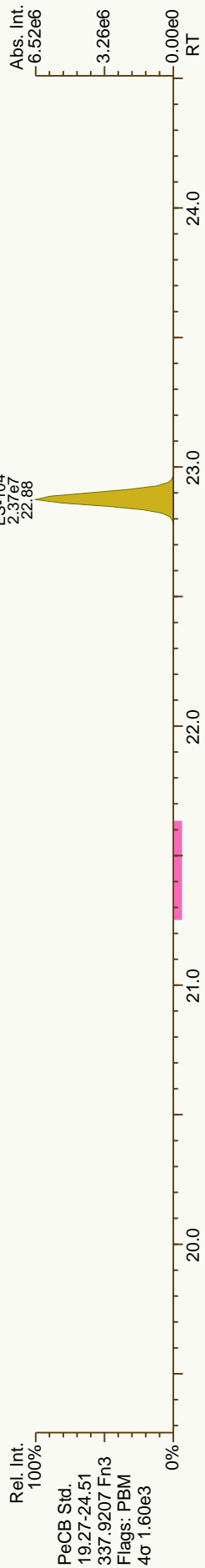
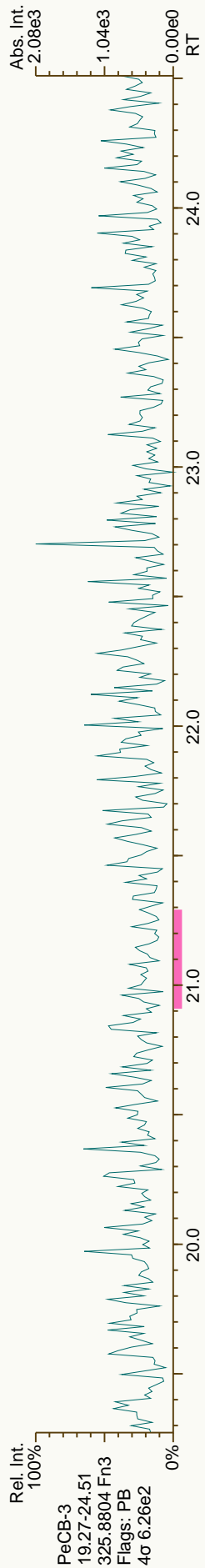
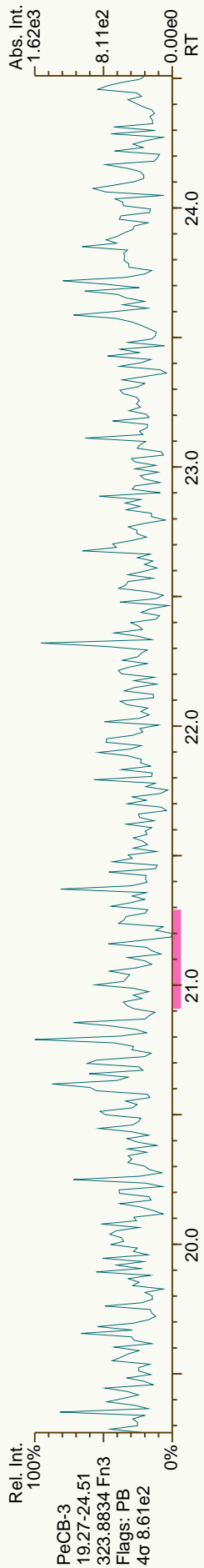


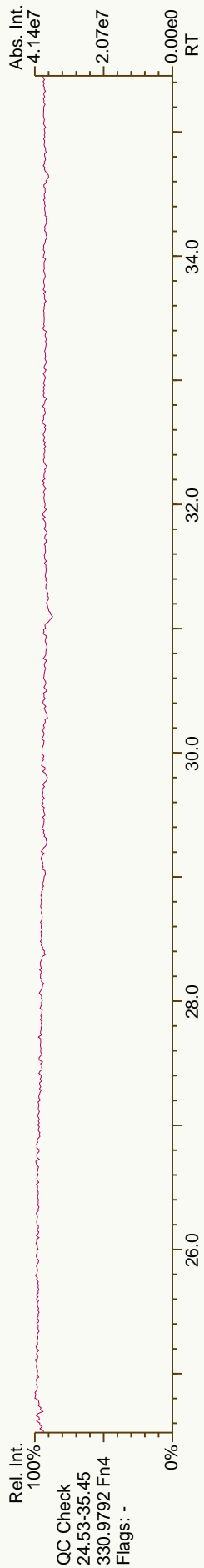
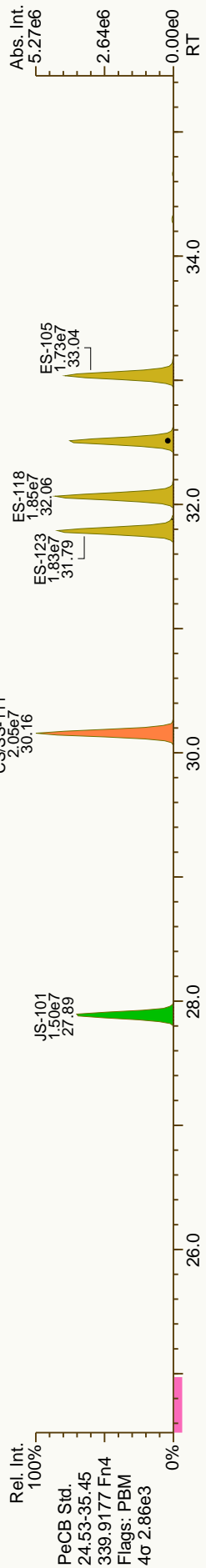
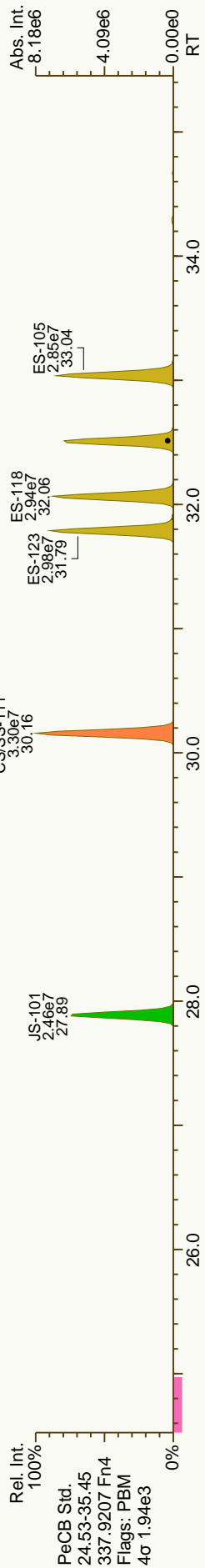
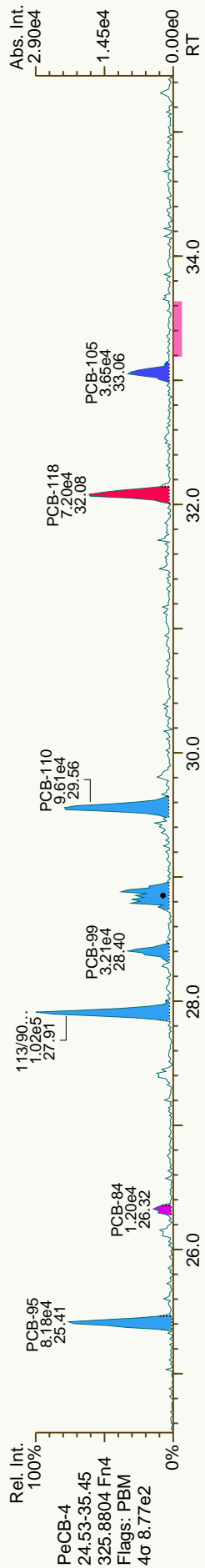
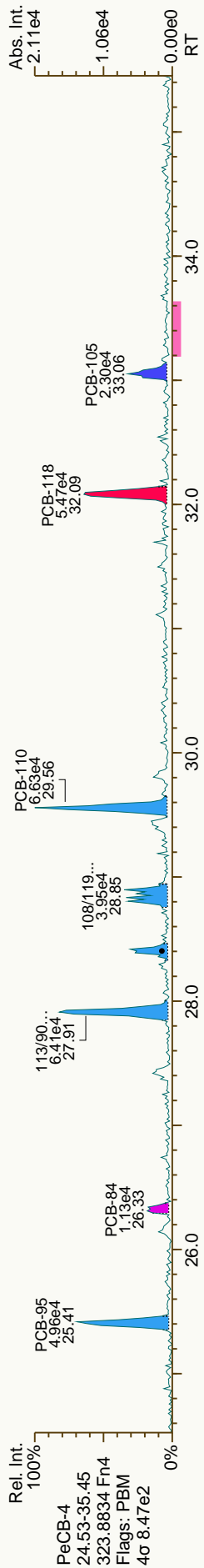


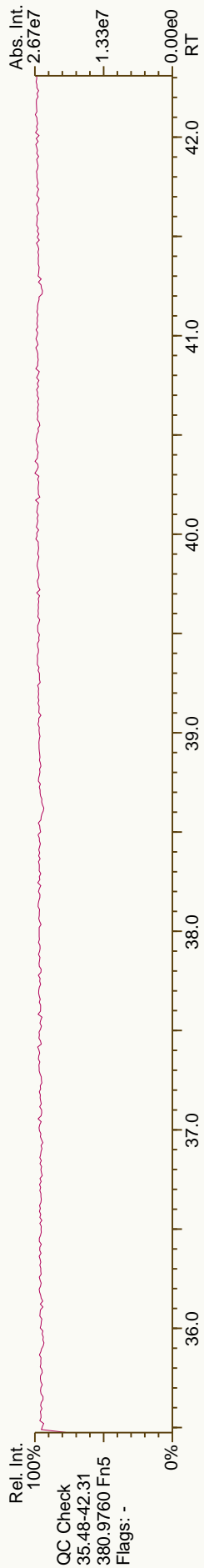

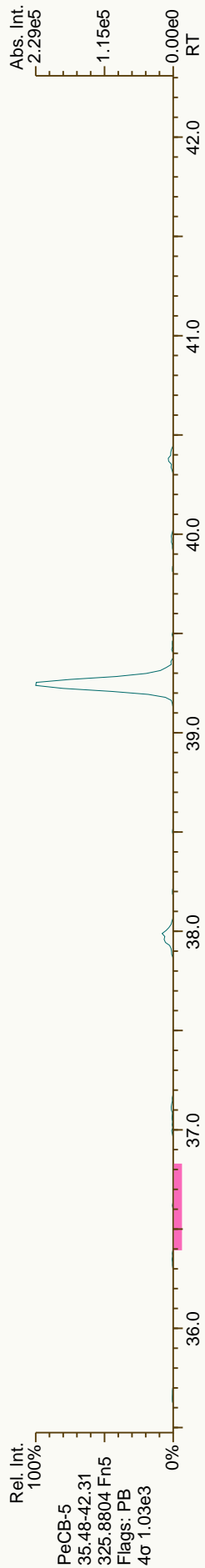
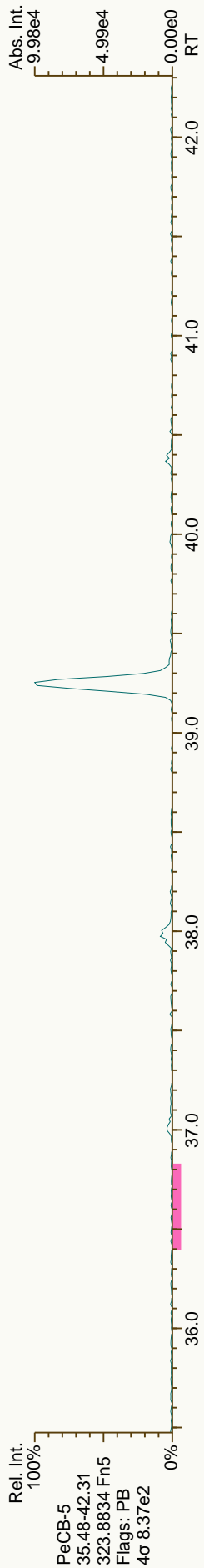
WO# 31203249

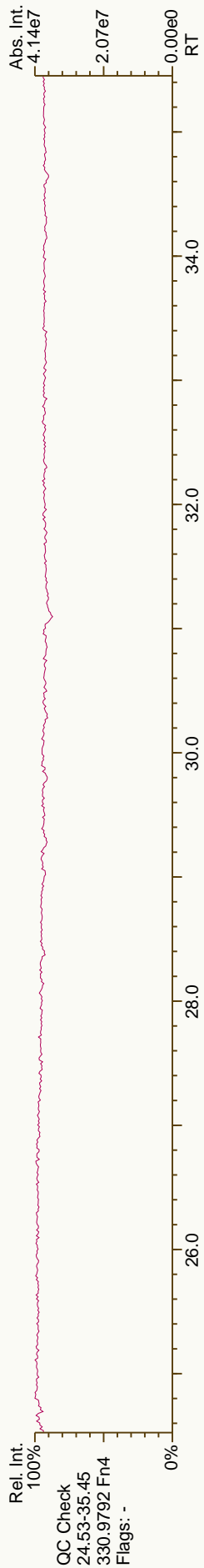
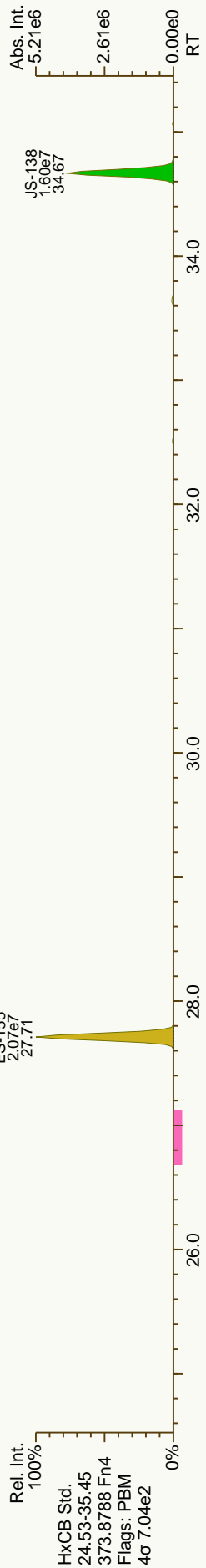
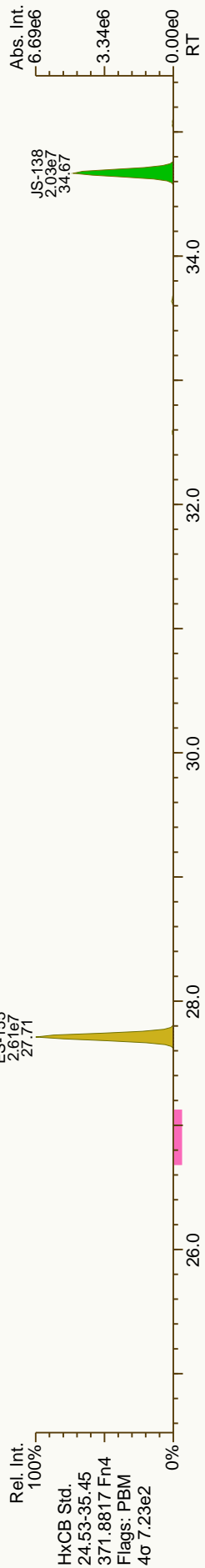
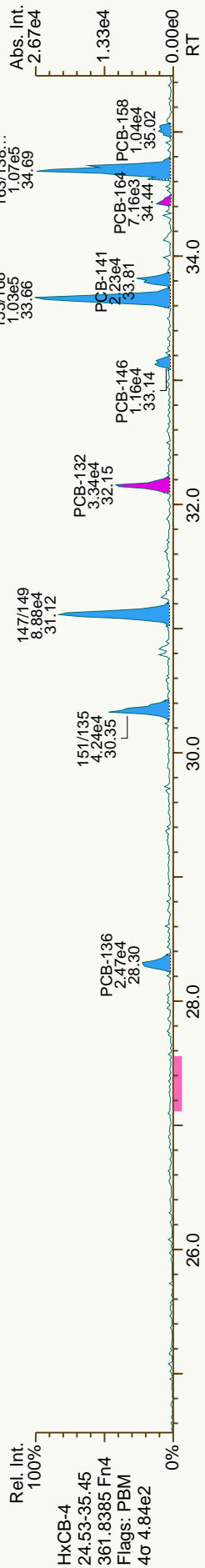
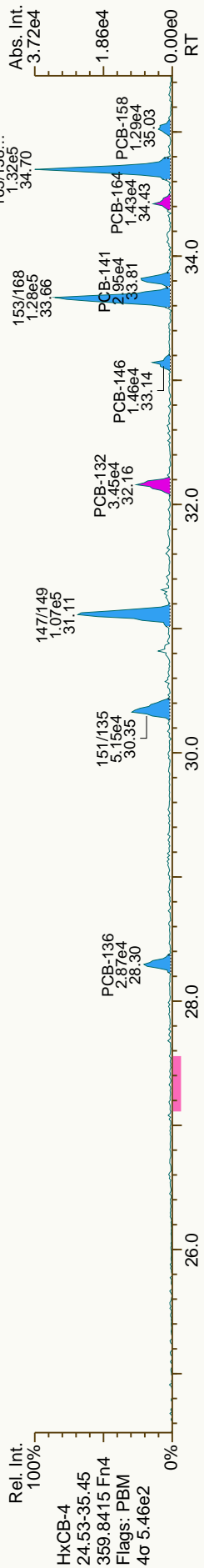



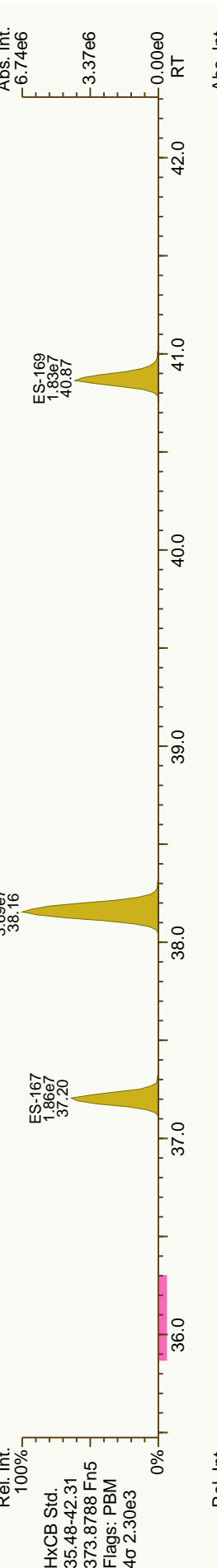
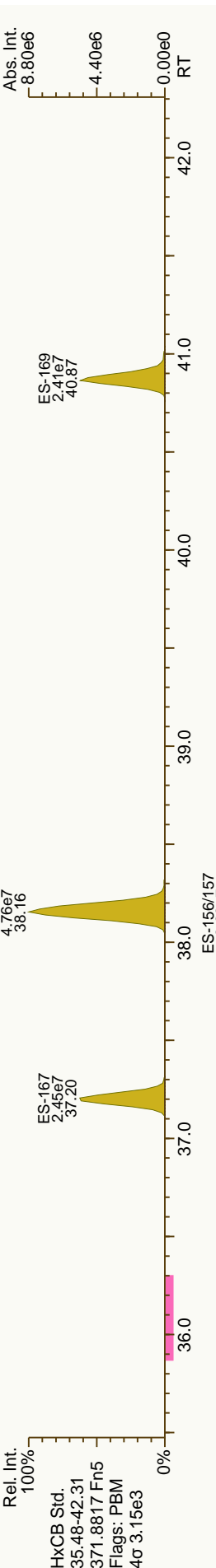
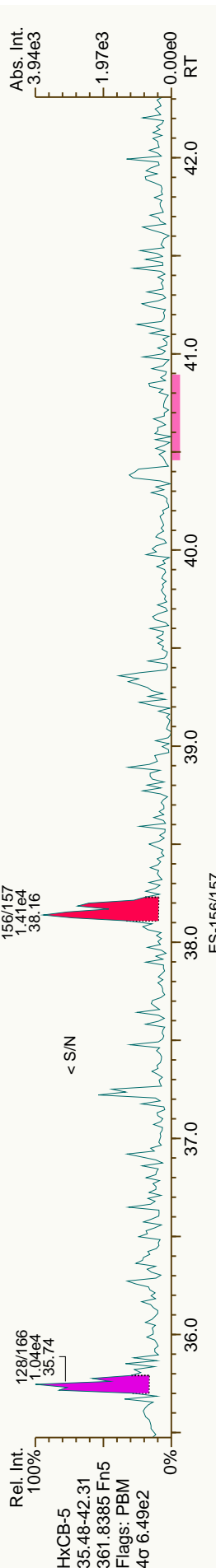
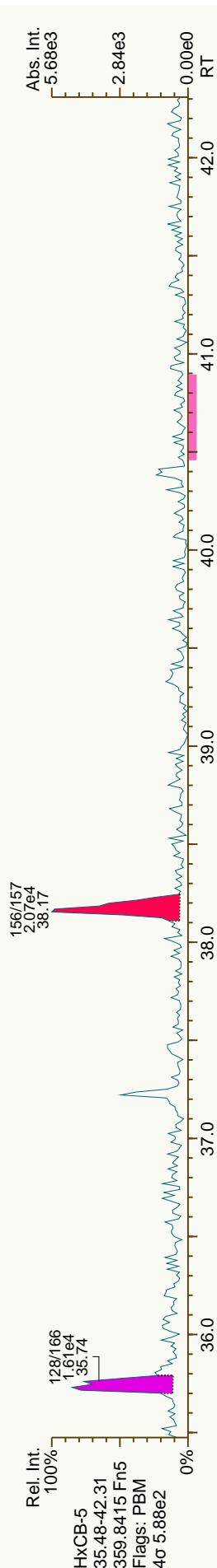
Page 522 of 1185

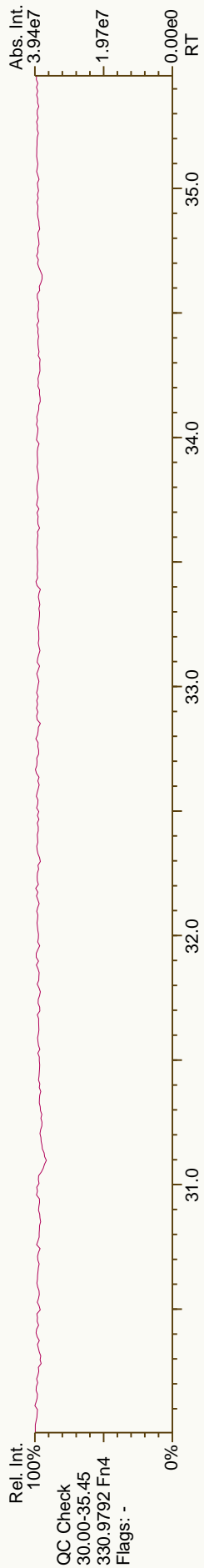
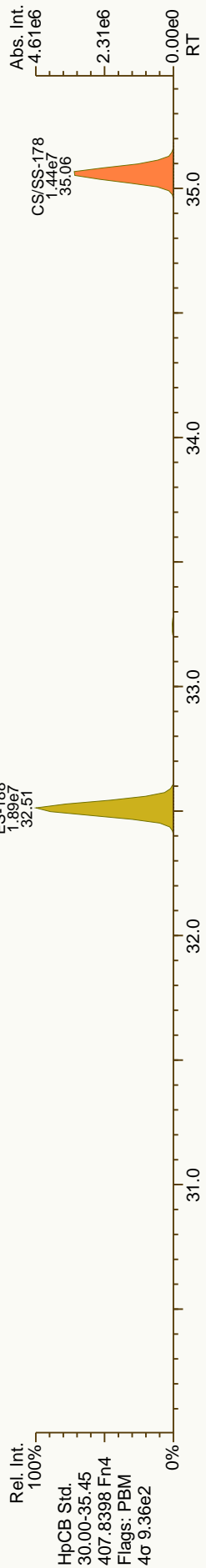
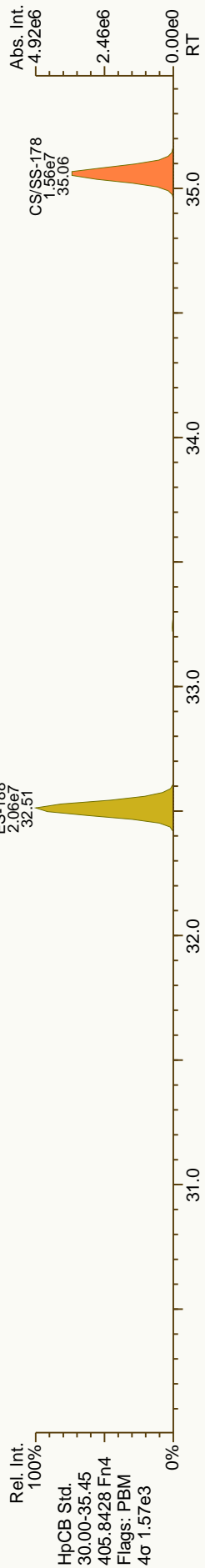
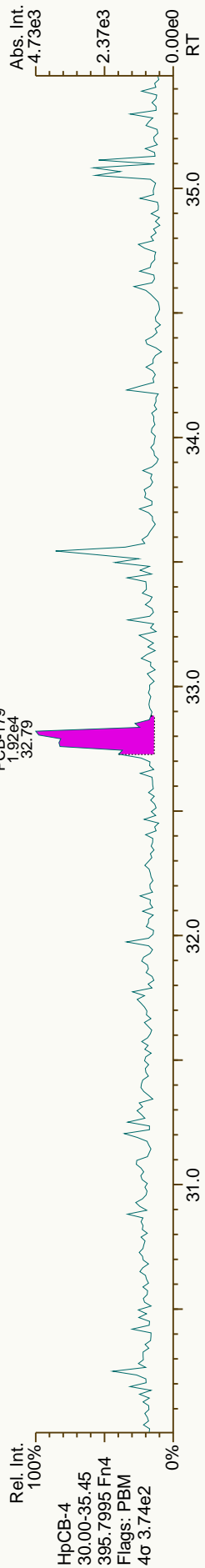
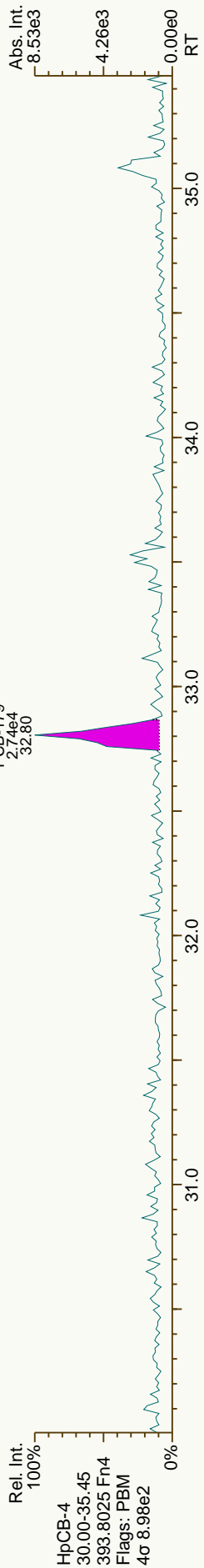



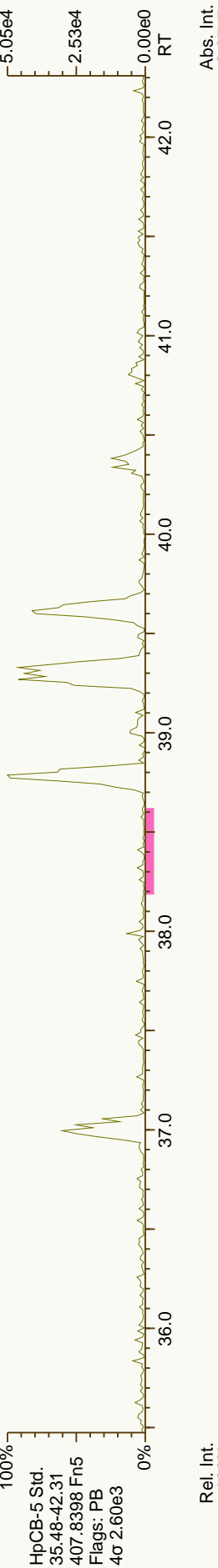
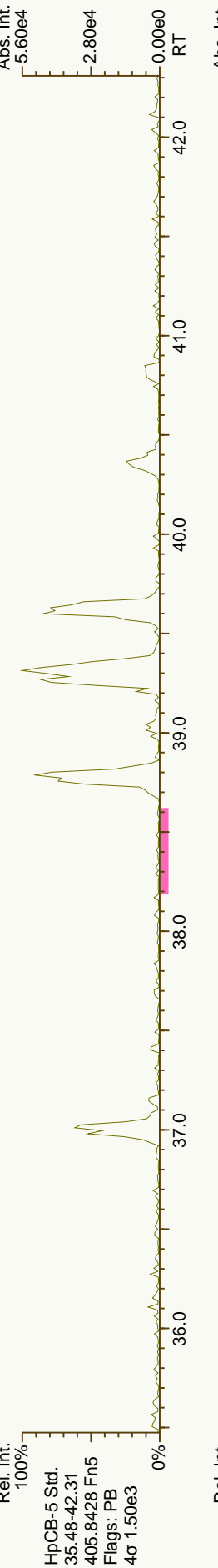
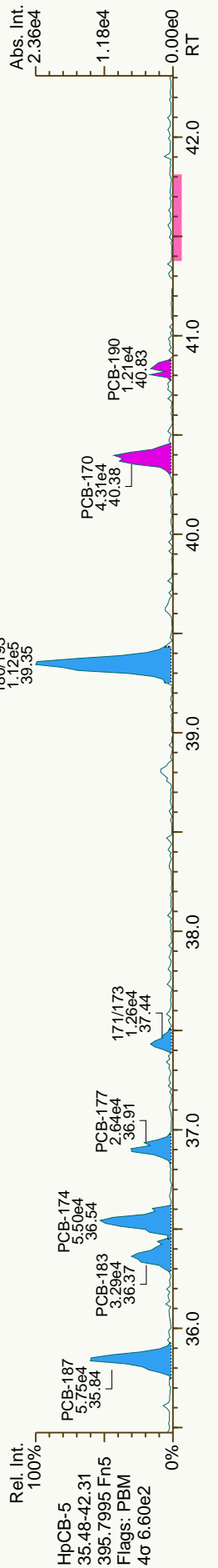
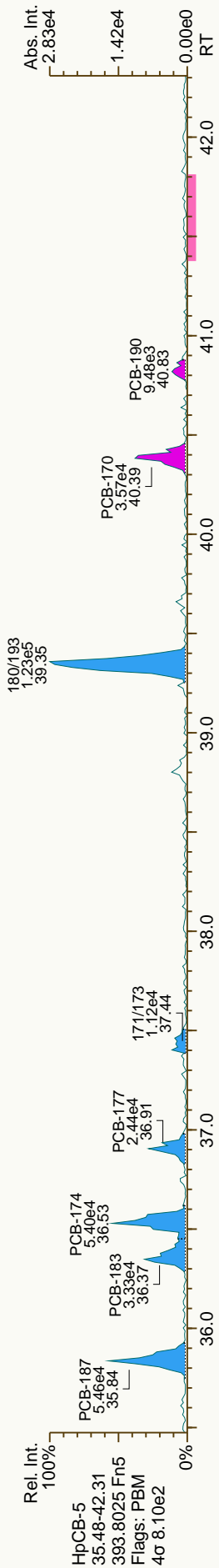


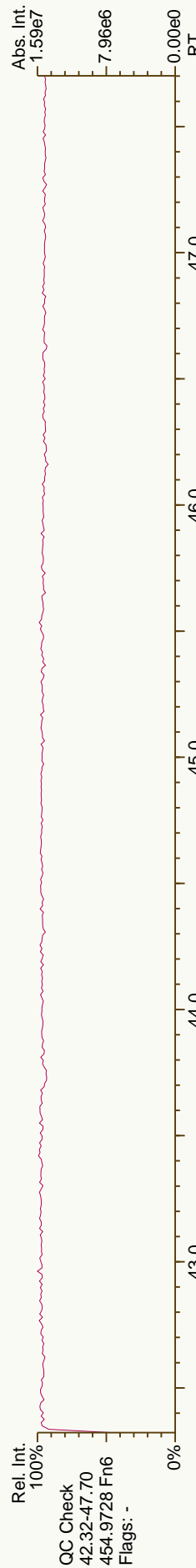
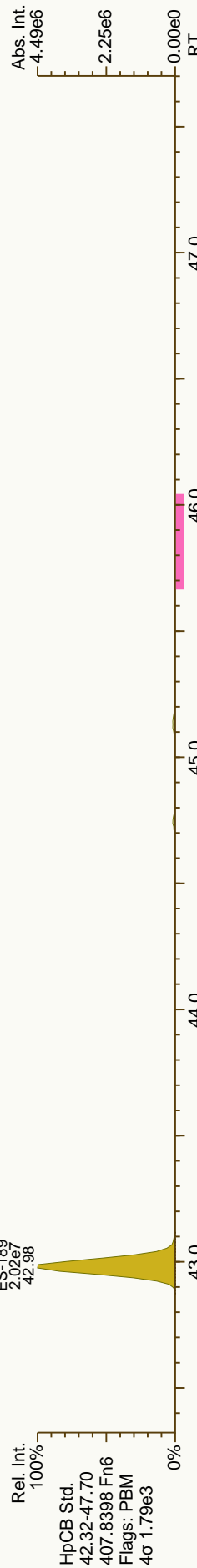
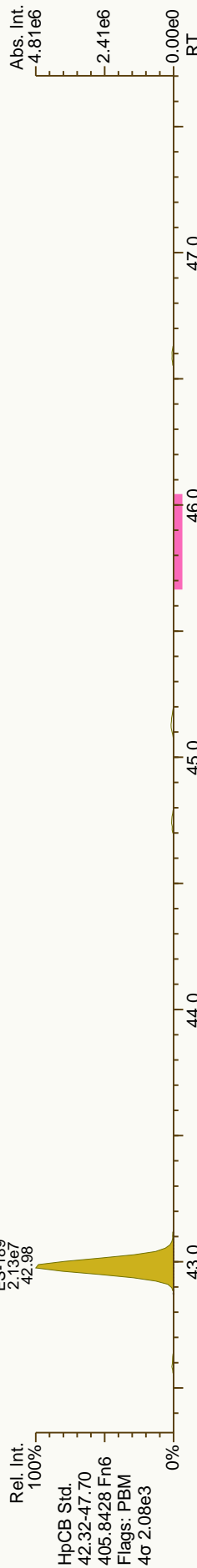
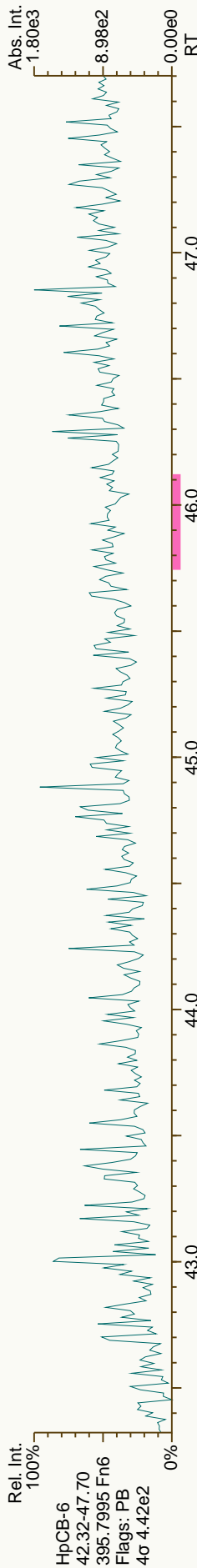
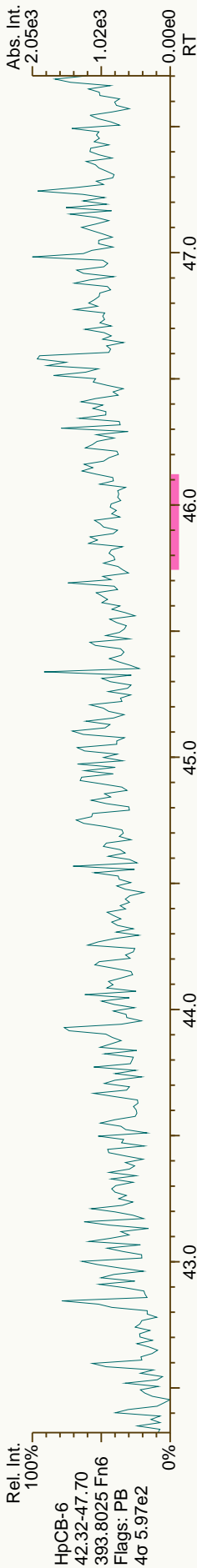


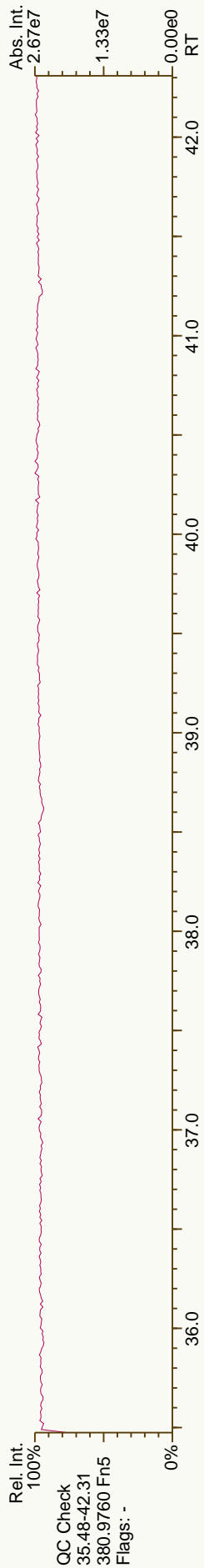
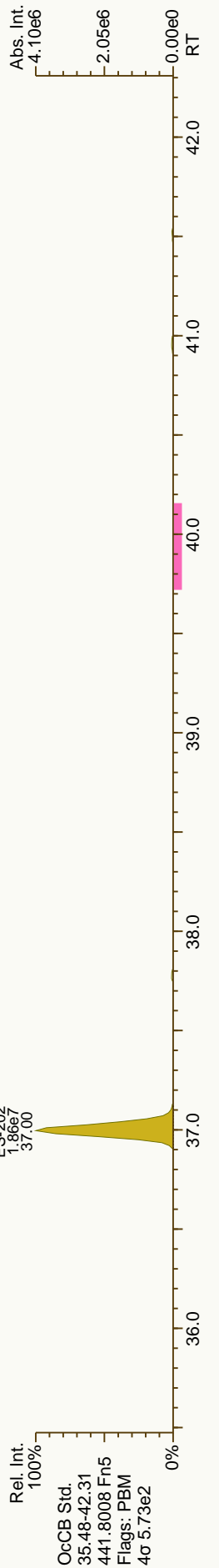
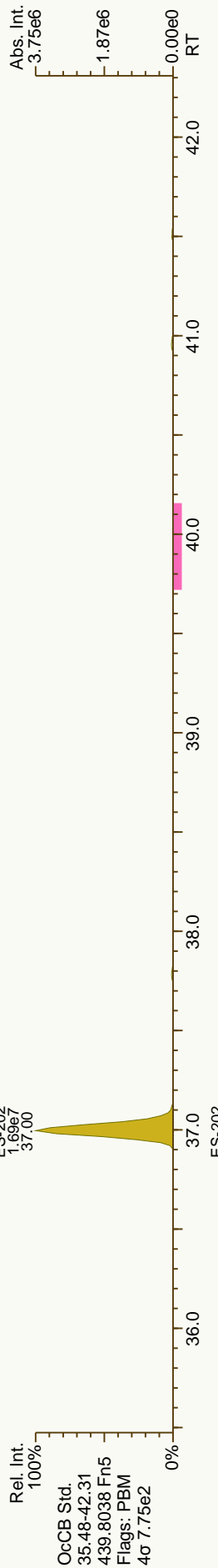
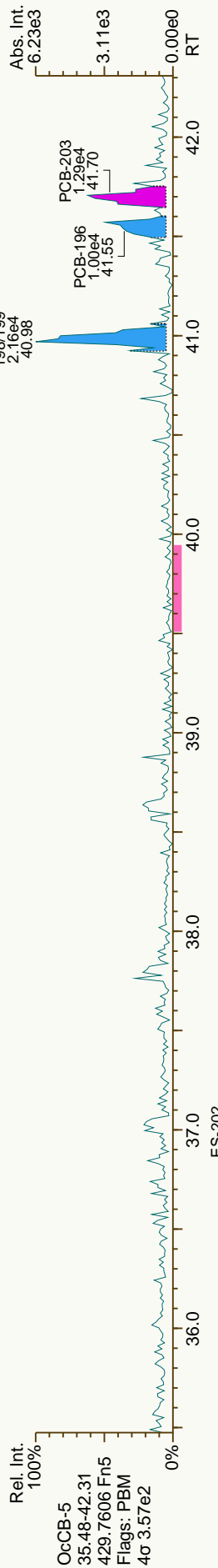
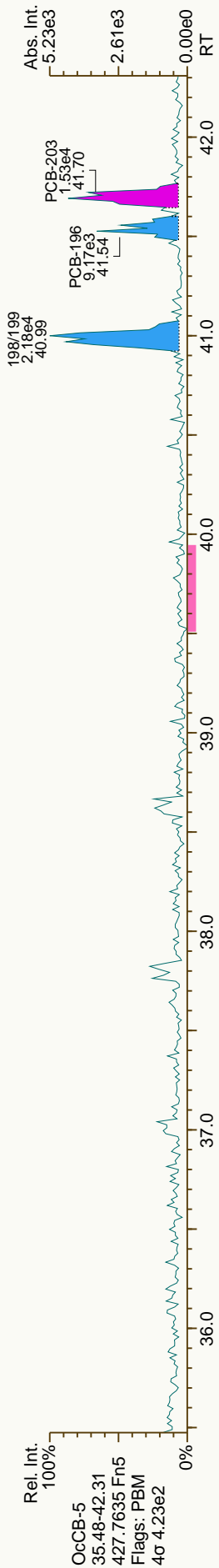


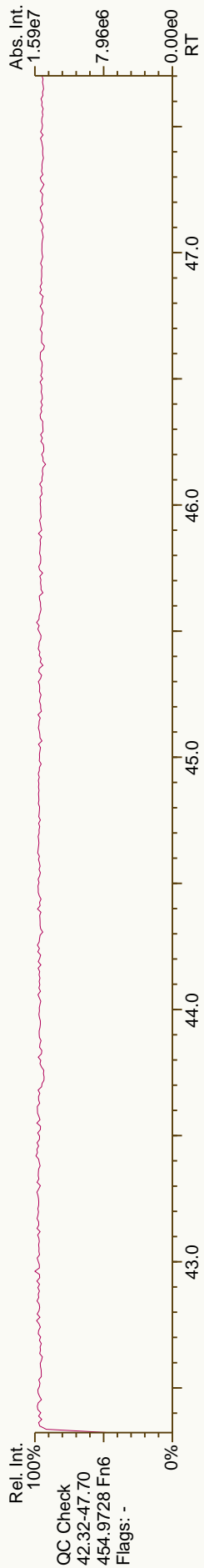
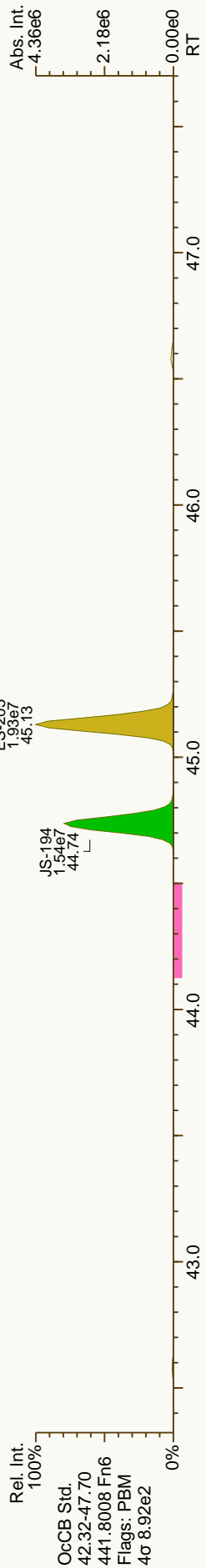
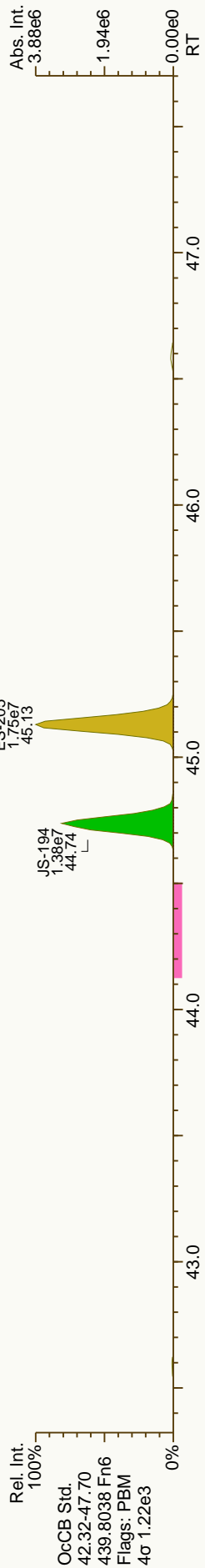
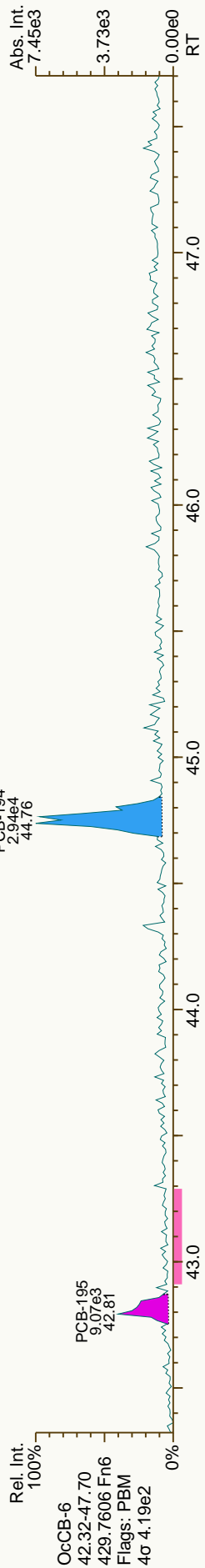
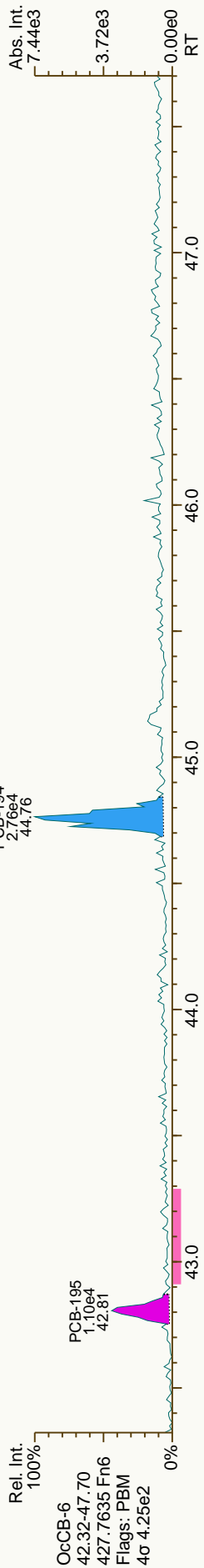


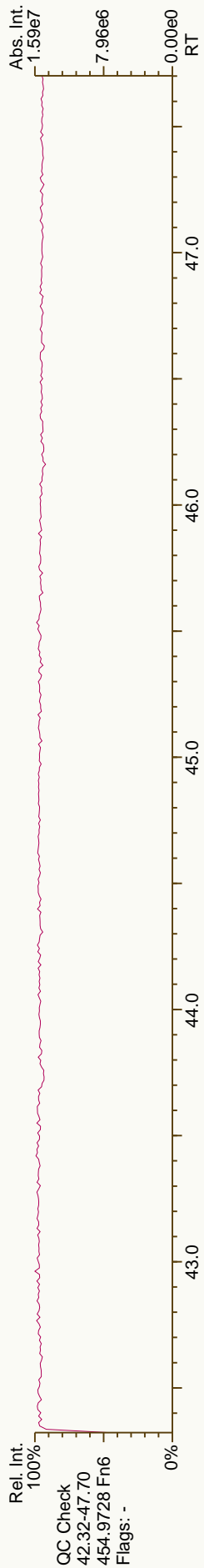


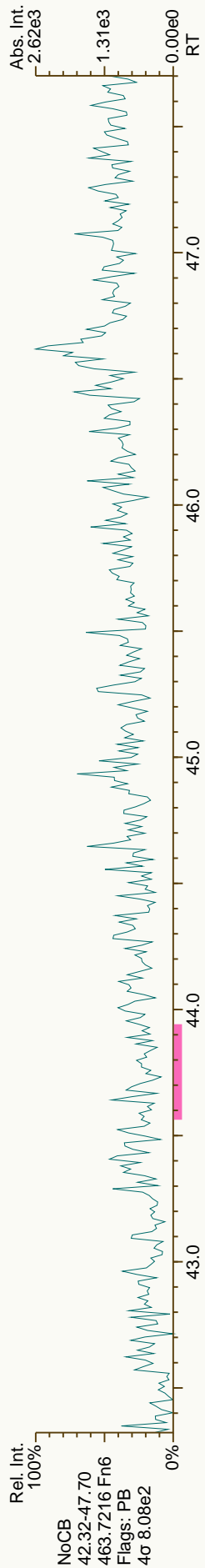
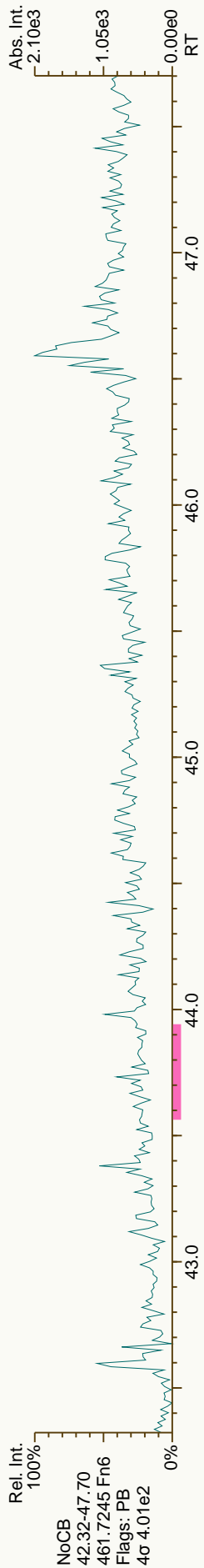



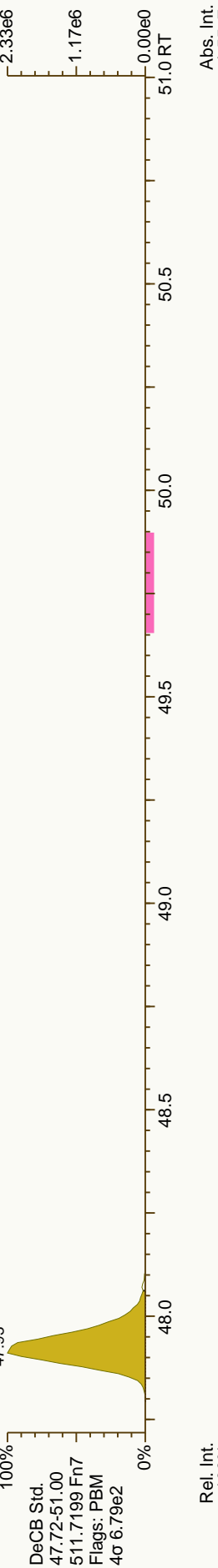
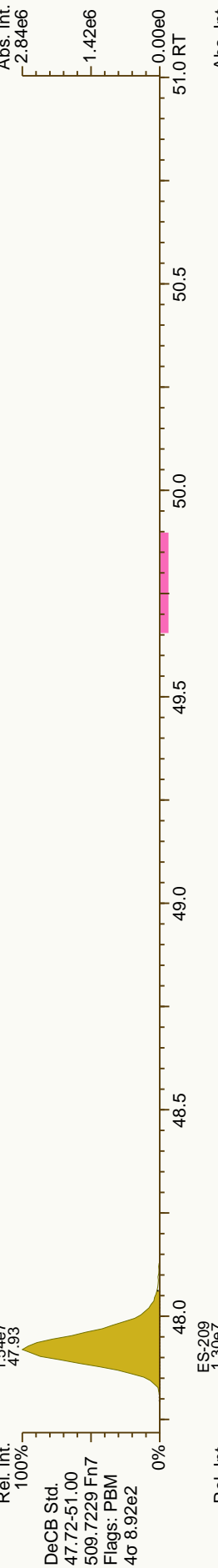
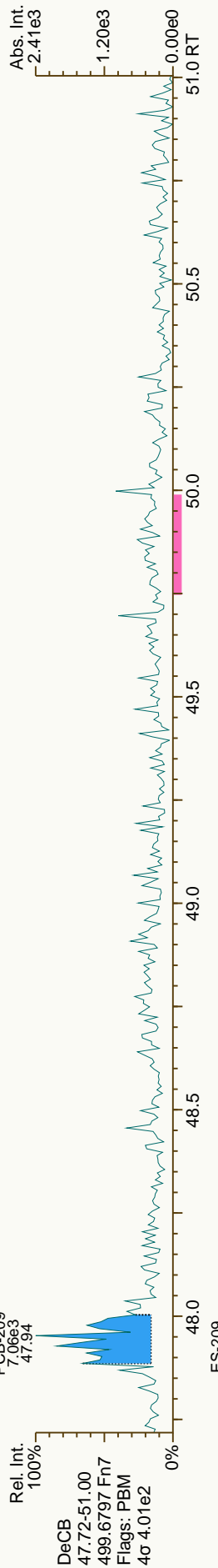
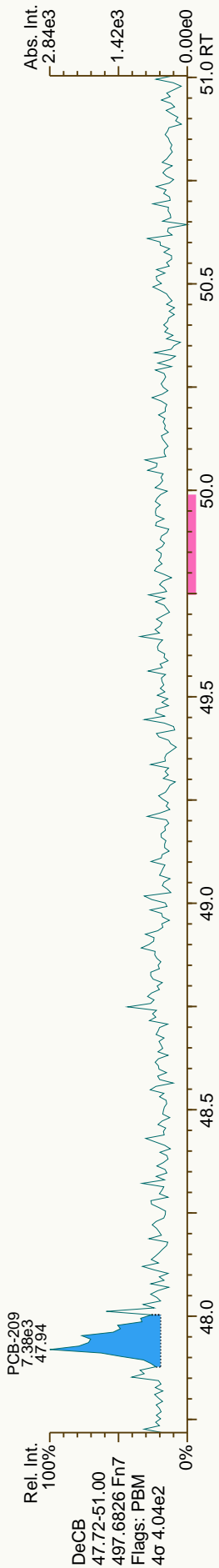












Blank Spike Summary

Blank Spike ID: OPR for HBN 30587 [HXX/1803]

Blank Spike Lab ID: 95253

Date Analyzed: 10/17/2012 02:09

Matrix: Soil-Solid as dry weight

QC for Samples: 31203249008, 31203249009, 31203249010, 31203249011

Results by EPA 1668B

Parameter	Blank Spike (pg/g)			CL
	Spike	Result	Rec (%)	
1-MoCB	50.0	55.2	110	71.0-132
3-MoCB	50.0	54.2	108	72.0-123
4-DiCB	50.0	52.4	105	73.0-114
15-DiCB	50.0	49.2	98	76.0-116
19-TrCB	50.0	49.4	99	79.0-109
37-TrCB	50.0	50.2	100	64.0-122
54-TeCB	50.0	46.6	93	76.0-114
77-TeCB	50.0	47.0	94	71.0-116
81-TeCB	50.0	46.0	92	70.0-116
104-PeCB	50.0	45.8	92	74.0-117
105-PeCB	50.0	49.6	99	73.0-117
114-PeCB	50.0	49.2	98	74.0-113
118-PeCB	50.0	49.8	100	81.0-112
123-PeCB	50.0	44.2	88	74.0-109
126-PeCB	50.0	47.2	94	74.0-113
155-HxCB	50.0	47.6	95	79.0-112
156-HxCB C157	100	96.2	96	78.0-117
167-HxCB	50.0	47.2	94	78.0-117
169-HxCB	50.0	46.2	92	79.0-107
188-HpCB	50.0	50.8	102	73.0-108
189-HpCB	50.0	49.2	98	81.0-113
202-OcCB	50.0	58.4	117*	77.0-114
205-OcCB	50.0	44.2	88	74.0-112
206-NoCB	50.0	49.2	98	79.0-115
208-NoCB	50.0	48.2	96	76.0-115
209-DeCB	50.0	49.6	99	77.0-116

Labeled Standards

1L-MoCB	69	4.00-100
3L-MoCB	77	11.0-106
4L-DiCB	80	14.0-107
15L-DiCB	90	19.0-107
19L-TrCB	86	1.00-108
37L-TrCB	93	25.0-123
54L-TeCB	102	13.0-105

Blank Spike Summary

Blank Spike ID: OPR for HBN 30587 [HXX/1803]
 Blank Spike Lab ID: 95253
 Date Analyzed: 10/17/2012 02:09

Matrix: Soil-Solid as dry weight

QC for Samples: 31203249008, 31203249009, 31203249010, 31203249011

Results by EPA 1668B

Parameter	Blank Spike (%)		
	Spike	Result	Rec (%)
77L-TeCB			102
81L-TeCB			108
104L-PeCB			96
105L-PeCB			93
114L-PeCB			88
118L-PeCB			94
123L-PeCB			99
126L-PeCB			101
155L-HxCB			85
156L-HxCB C157L			81
167L-HxCB			79
169L-HxCB			82
188L-HpCB			93
189L-HpCB			97
202L-OcCB			87
205L-OcCB			108
206L-NoCB			104
208L-NoCB			100
209L-DeCB			102
28L-TrCB			97
111L-PeCB			107
178L-HpCB			108

Batch Information

Analytical Batch: HRP1313
 Analytical Method: EPA 1668B
 Instrument: APHRMS
 Analyst: LKB

Prep Batch: HXX1803
 Prep Method: EPA 1668B PREP S/D/T
 Prep Date/Time: 10/10/2012 10:29
 Spike Init Wt./Vol.: 10 g Extract Vol: 20 uL

Lab ID: OPR1_10216_PCB ACQ: 17-Oct-2012 14:09:18 LKB Wt/Vol: 1 µL ICAL: MMT7_PCB_07132012_25JUL12 CS3_121017_PCB_XA
 Client ID: 0_10216_OPR001 UTP: 18-Oct-2012 14:52 LKB J-level: 10 pg/µL Split: 1 Checkcode: 448-081-ZLB
 Datafile: 121017X02 RPT: 18-Oct-2012 14:57 LB Stds (pg): JS: 100 ES: 100 CS/SS: 100 Method HR-PCB



Name	Actual RT	QC	Pred RRT	Actual RRT	Diff Secs	Response	Ra	RRF	Conc. / Recv.	Noise / Recv. Low	DL / Recv. High
PCB-77 33'44'-TeCB	30.13		1.0006	1.0006	0	1.33E+07	0.79	1.13	23.5	2.37E+03	0.0454
PCB-81 344'5'-TeCB	29.66		1.0006	1.0006	0	1.31E+07	0.78	1.13	23	2.37E+03	0.0437
PCB-105 233'44'-PeCB	33.06		1.0007	1.0006	-0.2	1.07E+07	0.62	1.09	24.8	1.85E+03	0.045
PCB-114 2344'5'-PeCB	32.53		1.0007	1.0007	0	1.08E+07	0.62	1.16	24.6	1.85E+03	0.0452
PCB-118 23'44'5'-PeCB	32.08		1.0008	1.0007	-0.2	1.15E+07	0.61	1.11	24.9	1.85E+03	0.0409
PCB-123 23'44'5'-PeCB	31.81		1.0006	1.0007	+0.2	1.10E+07	0.62	1.19	22.1	1.85E+03	0.0397
PCB-126 33'44'5'-PeCB	35.66		1.0006	1.0005	-0.2	1.05E+07	0.62	1.06	23.6	2.62E+03	0.0639
PCB-156/157 ...-HxCB	38.18	C	1.0005	1.0005	0	1.99E+07	1.23	1.11	48.1	2.02E+03	0.0674
PCB-167 23'44'55'-HxCB	37.22		1.0006	1.0005	-0.2	1.00E+07	1.23	1.14	23.6	2.02E+03	0.0515
PCB-169 33'44'55'-HxCB	40.89		1.0005	1.0005	0	9.34E+06	1.25	1.11	23.1	2.02E+03	0.056
PCB-189 233'44'55'-HpCB	43.00		1.0005	1.0004	-0.3	9.43E+06	1.05	1.06	24.6	1.52E+03	0.0429
PCB-209 DeCB	47.95		1.0004	1.0004	0	6.82E+06	1.18	1.07	24.8	8.39E+02	0.0433
ES PCB-1	10.43		0.7215	0.7222	+0.4	4.55E+07	3.22	1.08	68.6 %	30%	140%
ES PCB-3	12.44		0.8610	0.8614	+0.3	5.11E+07	3.17	1.08	77 %	30%	140%
ES PCB-4	12.65		0.8755	0.8759	+0.3	2.40E+07	1.62	0.49	80.2 %	30%	140%
ES PCB-15	17.89		1.2391	1.2387	-0.4	6.10E+07	1.58	1.11	89.6 %	30%	140%
ES PCB-19	15.44		1.0683	1.0687	+0.4	2.92E+07	1.06	0.55	85.9 %	30%	140%
ES PCB-37	23.93		1.0844	1.0843	-0.1	5.50E+07	1.08	1.64	92.6 %	30%	140%
ES PCB-54	18.13		0.8213	0.8214	+0.1	3.49E+07	0.75	0.94	102 %	30%	140%
ES PCB-77	30.11		1.3648	1.3646	-0.4	5.00E+07	0.79	1.35	102 %	30%	140%
ES PCB-81	29.64		1.3435	1.3434	-0.2	5.06E+07	0.80	1.29	108 %	30%	140%
ES PCB-104	22.88		0.8203	0.8203	0	3.31E+07	1.60	0.99	96.2 %	30%	140%
ES PCB-105	33.04		1.1849	1.1847	-0.4	3.95E+07	1.63	1.23	92.6 %	30%	140%
ES PCB-114	32.51		1.1658	1.1657	-0.2	3.79E+07	1.63	1.25	87.7 %	30%	140%
ES PCB-118	32.06		1.1499	1.1497	-0.4	4.17E+07	1.62	1.28	94 %	30%	140%
ES PCB-123	31.79		1.1399	1.1399	0	4.18E+07	1.61	1.22	99.1 %	30%	140%
ES PCB-126	35.64		1.2781	1.2780	-0.2	4.18E+07	1.61	1.20	101 %	30%	140%
ES PCB-153	-	-	-	-	-	-	-	-	-	-	-
ES PCB-155	27.71		0.7992	0.7993	+0.2	4.06E+07	1.25	1.50	85.4 %	30%	140%
ES PCB-156/157	38.16		1.1007	1.1007	0	7.47E+07	1.30	1.45	80.8 %	30%	140%
ES PCB-167	37.20		1.0731	1.0730	-0.2	3.73E+07	1.28	1.49	78.5 %	30%	140%
ES PCB-169	40.87		1.1789	1.1789	0	3.64E+07	1.28	1.40	81.5 %	30%	140%
ES PCB-170	-	-	-	-	-	-	-	-	-	-	-
ES PCB-180	-	-	-	-	-	-	-	-	-	-	-
ES PCB-188	32.51		0.7266	0.7267	+0.2	3.47E+07	1.05	1.18	92.7 %	30%	140%
ES PCB-189	42.98		0.9608	0.9608	0	3.62E+07	1.04	1.49	96.8 %	30%	140%
ES PCB-202	37.00		0.8271	0.8271	0	3.16E+07	0.89	1.14	87.4 %	30%	140%
ES PCB-205	45.13		1.0088	1.0089	+0.3	3.26E+07	0.88	1.20	108 %	30%	140%

Name	Actual RT	QC	Pred RRT	Actual RRT	Diff Secs	Response	Ra	RRF	Conc. / Recv.	Noise / Recv. Low	DL / Recv. High
ES PCB-206	46.58		1.0414	1.0414	0	2.27E+07	0.78	0.87	104 %	30 %	140 %
ES PCB-208	42.58		0.9519	0.9519	0	2.99E+07	0.78	1.19	99.9 %	30 %	140 %
ES PCB-209	47.93		1.0714	1.0714	0	2.56E+07	1.20	1.00	102 %	30 %	140 %
SS PCB-28	20.51		0.9294	0.9294	0	6.20E+07	1.07	1.07	105 %	40 %	125 %
SS PCB-111	30.16		1.0814	1.0814	0	4.52E+07	1.62	1.01	108 %	40 %	125 %
SS PCB-178	35.06		1.0112	1.0112	0	2.54E+07	1.04	0.63	116 %	40 %	125 %
CS PCB-28	20.51		0.9294	0.9294	0	6.20E+07	1.07	1.76	97.1 %	40 %	125 %
CS PCB-111	30.16		1.0814	1.0814	0	4.52E+07	1.62	1.23	107 %	40 %	125 %
CS PCB-178	35.06		1.0112	1.0112	0	2.54E+07	1.04	0.74	108 %	40 %	125 %
JS PCB-9	14.44					6.13E+07	1.57				
JS PCB-52	22.07					3.63E+07	0.79				
JS PCB-101	27.89					3.46E+07	1.57				
JS PCB-138	34.67					3.18E+07	1.28				
JS PCB-194	44.73					2.52E+07	0.88				
Totals											
						NON-EMPC	EMPC	DL			
						Mono-CBS	54.7	54.7	0.08		
						Di-CBS	54	54	0.512		
						Tri-CBS	49.8	49.8	0.0792		
						Tetra-CBS	69.8	69.8	0.044		
						Penta-CBS	143	143	0.0445		
						Hexa-CBS	119	119	0.0497		
						Hepta-CBS	50	50	0.0469		
						Octa-CBS	51.3	51.3	0.0374		
						Nona-CBS	48.7	48.7	0.0661		
PCB-1 2-MoCB	10.44		1.0011	1.0012	+0.1	1.30E+07	3.18	1.03	27.6	5.91E+03	0.0889
PCB-2 3-MoCB	NotFnd		0.9880	-		0.00E+00		1.00	ND	5.91E+03	0.0746
PCB-3 4-MoCB	12.45		1.0009	1.0010	+0.1	1.45E+07	3.19	1.04	27.1	5.91E+03	0.0712
PCB-4 22'-DiCB	12.66		1.0011	1.0011	0	7.35E+06	1.60	1.17	26.2	2.88E+04	0.666
PCB-10 26'-DiCB	NotFnd		1.0140	-		0.00E+00		1.64	ND	2.88E+04	0.474
PCB-9 25'-DiCB	NotFnd		1.0010	-		0.00E+00		0.92	ND	2.62E+04	0.418
PCB-7 24'-DiCB	NotFnd		1.0115	-		0.00E+00		1.05	ND	2.62E+04	0.368
PCB-6 23'-DiCB	NotFnd		1.0256	-		0.00E+00		0.99	ND	2.62E+04	0.392
PCB-5 23'-DiCB	NotFnd		1.0444	-		0.00E+00		0.98	ND	2.62E+04	0.393
PCB-8 24'-DiCB	NotFnd		1.0523	-		0.00E+00		1.02	ND	2.62E+04	0.38
PCB-14 35'-DiCB	NotFnd		0.9302	-		0.00E+00		1.17	ND	2.62E+04	0.33
PCB-11 33'-DiCB	17.37	J	0.9709	0.9708	-0.1	1.95E+06	1.52	1.00	3.21	2.62E+04	0.388
PCB-13/12 34'/34'-DiCB	NotFnd	C	0.9859	-		0.00E+00		1.02	ND	2.62E+04	0.381
PCB-15 44'-DiCB	17.91		1.0008	1.0009	+0.1	1.62E+07	1.58	1.08	24.6	2.62E+04	0.358

Name	Actual RT	QC	Pred RRT	Actual RRT	Diff Secs	Response	Ra	RRF	Conc. / Recv.	Noise / Recv. Low	DL / Recv. High
PCB-19	22'6"-TrCB		1.0011	1.0011	0	7.87E+06	1.09	1.09	24.7	3.92E+03	0.0958
PCB-30/18	246/22'5"-TrCB	C	1.1077	-	-	0.00E+00	1.39	1.39	ND	3.92E+03	0.0756
PCB-17	22'4"-TrCB		1.1317	-	-	0.00E+00	1.18	1.18	ND	3.92E+03	0.0887
PCB-27	23'6"-TrCB		1.1435	-	-	0.00E+00	1.61	1.61	ND	3.92E+03	0.0652
PCB-24	236"-TrCB		1.1514	-	-	0.00E+00	1.57	1.57	ND	3.92E+03	0.0667
PCB-16	22'3"-TrCB		1.1568	-	-	0.00E+00	0.86	0.86	ND	3.92E+03	0.122
PCB-32	24'6"-TrCB		1.1866	-	-	0.00E+00	1.68	1.68	ND	3.92E+03	0.0623
PCB-34	23'5"-TrCB		0.8111	-	-	0.00E+00	1.06	1.06	ND	3.72E+03	0.0652
PCB-23	235"-TrCB		0.8168	-	-	0.00E+00	1.11	1.11	ND	3.72E+03	0.0619
PCB-26/29	23'5"/245"-TrCB		0.8282	-	-	0.00E+00	1.13	1.13	ND	3.72E+03	0.0611
PCB-25	23'4"-TrCB		0.8361	-	-	0.00E+00	1.12	1.12	ND	3.72E+03	0.0615
PCB-31	24'5"-TrCB		0.8472	-	-	0.00E+00	1.17	1.17	ND	3.72E+03	0.0588
PCB-28/20	244'/233'-TrCB	C	0.8581	-	-	0.00E+00	1.10	1.10	ND	3.72E+03	0.0626
PCB-21/33	234'/23'4'-TrCB	C	0.8650	-	-	0.00E+00	1.12	1.12	ND	3.72E+03	0.0616
PCB-22	234'-TrCB		0.8802	-	-	0.00E+00	1.05	1.05	ND	3.72E+03	0.0656
PCB-36	33'5"-TrCB		0.9366	-	-	0.00E+00	1.14	1.14	ND	3.72E+03	0.0606
PCB-39	34'5"-TrCB		0.9494	-	-	0.00E+00	1.20	1.20	ND	3.72E+03	0.0576
PCB-38	345"-TrCB		0.9701	-	-	0.00E+00	1.04	1.04	ND	3.72E+03	0.0665
PCB-35	33'4"-TrCB		0.9865	-	-	0.00E+00	1.06	1.06	ND	3.72E+03	0.0653
PCB-37	344'-TrCB		1.0007	1.0008	+0.1	1.52E+07	1.04	1.10	25.1	3.72E+03	0.0625
PCB-54	22'66"-TeCB		1.0010	1.0010	0	9.84E+06	0.78	1.21	23.3	1.78E+03	0.0358
PCB-50/53	22'46'/22'56"-TeCB		0.9082	-	-	0.00E+00	0.82	0.82	ND	1.84E+03	0.0465
PCB-45	22'36"-TeCB		0.9329	-	-	0.00E+00	0.72	0.72	ND	1.84E+03	0.0531
PCB-51	22'46'-TeCB		0.9363	-	-	0.00E+00	0.80	0.80	ND	1.84E+03	0.0476
PCB-46	22'36'-TeCB		0.9450	-	-	0.00E+00	0.66	0.66	ND	1.84E+03	0.0581
PCB-52	22'55'-TeCB		1.0010	-	-	0.00E+00	0.78	0.78	ND	1.84E+03	0.0488
PCB-73	23'5'6"-TeCB		1.0065	-	-	0.00E+00	1.10	1.10	ND	1.84E+03	0.0347
PCB-43	22'35"-TeCB		1.0102	-	-	0.00E+00	0.63	0.63	ND	1.84E+03	0.0603
PCB-69/49	23'46'/22'45"-TeCB	C	1.0192	-	-	0.00E+00	0.98	0.98	ND	1.84E+03	0.0392
PCB-48	22'45"-TeCB		1.0311	-	-	0.00E+00	0.80	0.80	ND	1.84E+03	0.0476
PCB-44/47/65	...-TeCB	C	1.0405	-	-	0.00E+00	0.85	0.85	ND	1.84E+03	0.0449
PCB-59/62/75	...-TeCB	C	1.0526	-	-	0.00E+00	1.09	1.09	ND	1.84E+03	0.0351
PCB-42	22'34'-TeCB		1.0595	-	-	0.00E+00	0.76	0.76	ND	1.84E+03	0.0501
PCB-41	22'34"-TeCB		1.0737	-	-	0.00E+00	0.62	0.62	ND	1.84E+03	0.0615
PCB-71/40	23'4'6'/22'33'-TeCB	C	1.0782	-	-	0.00E+00	0.84	0.84	ND	1.84E+03	0.0454
PCB-64	234'6"-TeCB		1.0872	-	-	0.00E+00	1.17	1.17	ND	1.84E+03	0.0327
PCB-72	23'55'-TeCB		0.8338	-	-	0.00E+00	1.16	1.16	ND	2.37E+03	0.0426
PCB-68	23'45'-TeCB		0.8421	-	-	0.00E+00	1.26	1.26	ND	2.37E+03	0.0392
PCB-57	233'5"-TeCB		0.8540	-	-	0.00E+00	1.16	1.16	ND	2.37E+03	0.0426
PCB-58	233'5'-TeCB		0.8605	-	-	0.00E+00	1.16	1.16	ND	2.37E+03	0.0424
PCB-67	23'45"-TeCB		0.8657	-	-	0.00E+00	1.19	1.19	ND	2.37E+03	0.0413
PCB-63	234'5"-TeCB		0.8731	-	-	0.00E+00	1.27	1.27	ND	2.37E+03	0.0387
PCB-61/70/74/76	...-TeCB	C	0.8824	-	-	0.00E+00	1.17	1.17	ND	2.37E+03	0.042
PCB-66	23'44'-TeCB		0.8919	-	-	0.00E+00	1.11	1.11	ND	2.37E+03	0.0442
PCB-55	233'4"-TeCB		0.8963	-	-	0.00E+00	1.12	1.12	ND	2.37E+03	0.0441

Name	Actual RT	QC	Pred RRT	Actual RRT	Diff Secs	Response	Ra	RRF	Conc. / Recv.	Noise / Recv. Low	DL / Recv. High
PCB-56 233'4'-TeCB	NotFnd		0.9106	-		0.00E+00		1.08	ND	2.37E+03	0.0457
PCB-60 234'-TeCB	NotFnd		0.9169	-		0.00E+00		1.12	ND	2.37E+03	0.0439
PCB-80 33'55'-TeCB	NotFnd		0.9292	-		0.00E+00		1.29	ND	2.37E+03	0.0382
PCB-79 33'45'-TeCB	NotFnd		0.9724	-		0.00E+00		1.22	ND	2.37E+03	0.0403
PCB-78 33'45'-TeCB	NotFnd		0.9882	-		0.00E+00		1.04	ND	2.37E+03	0.0475
PCB-104 22'466'-PeCB	22.90		1.0009	1.0009	0	9.52E+06	0.64	1.25	22.9	1.40E+03	0.0323
PCB-96 22'366'-PeCB	NotFnd		1.0138	-		0.00E+00		0.95	ND	1.40E+03	0.0425
PCB-103 22'45'6'-PeCB	NotFnd		0.8916	-		0.00E+00		0.94	ND	1.85E+03	0.0503
PCB-94 22'356'-PeCB	NotFnd		0.8978	-		0.00E+00		0.81	ND	1.85E+03	0.0582
PCB-95 22'35'6'-PeCB	NotFnd		0.9111	-		0.00E+00		0.86	ND	1.85E+03	0.0548
PCB-100/93 22'44'6'/22'356'-PeCB	NotFnd	C	0.9186	-		0.00E+00		0.90	ND	1.85E+03	0.0526
PCB-102 22'456'-PeCB	NotFnd		0.9226	-		0.00E+00		0.89	ND	1.85E+03	0.0532
PCB-98 22'34'6'-PeCB	NotFnd		0.9249	-		0.00E+00		0.83	ND	1.85E+03	0.0567
PCB-88 22'346'-PeCB	NotFnd		0.9350	-		0.00E+00		0.83	ND	1.85E+03	0.0572
PCB-91 22'34'6'-PeCB	NotFnd		0.9375	-		0.00E+00		0.92	ND	1.85E+03	0.0516
PCB-84 22'33'6'-PeCB	NotFnd		0.9438	-		0.00E+00		0.72	ND	1.85E+03	0.0653
PCB-89 22'346'-PeCB	NotFnd		0.9584	-		0.00E+00		0.79	ND	1.85E+03	0.06
PCB-121 23'45'6'-PeCB	NotFnd		0.9722	-		0.00E+00		1.20	ND	1.85E+03	0.0395
PCB-92 22'355'-PeCB	NotFnd		0.9830	-		0.00E+00		0.82	ND	1.85E+03	0.0575
PCB-113/90/101...-PeCB	NotFnd	C	0.9999	-		0.00E+00		0.97	ND	1.85E+03	0.0488
PCB-83 22'33'5'-PeCB	NotFnd		1.0148	-		0.00E+00		0.68	ND	1.85E+03	0.0699
PCB-99 22'44'5'-PeCB	NotFnd		1.0185	-		0.00E+00		0.96	ND	1.85E+03	0.0491
PCB-112 233'56'-PeCB	NotFnd		1.0218	-		0.00E+00		1.14	ND	1.85E+03	0.0414
PCB-108/119/86/97/125...-PeCB	NotFnd	C	1.0339	-		0.00E+00		0.98	ND	1.85E+03	0.0482
PCB-117 234'56'-PeCB	NotFnd		1.0526	-		0.00E+00		0.89	ND	1.85E+03	0.053
PCB-116/85 23456'/22'344'-PeCB	NotFnd	C	1.0553	-		0.00E+00		1.06	ND	1.85E+03	0.0444
PCB-110 233'4'6'-PeCB	NotFnd		1.0599	-		0.00E+00		1.01	ND	1.85E+03	0.0468
PCB-115 2344'6'-PeCB	NotFnd		1.0629	-		0.00E+00		1.23	ND	1.85E+03	0.0384
PCB-82 22'33'4'-PeCB	NotFnd		1.0693	-		0.00E+00		0.70	ND	1.85E+03	0.0673
PCB-111 233'55'-PeCB	NotFnd		1.0822	-		0.00E+00		1.18	ND	1.85E+03	0.0401
PCB-120 23'455'-PeCB	NotFnd		1.0962	-		0.00E+00		1.16	ND	1.85E+03	0.0406
PCB-107/124...-PeCB	NotFnd	C	0.9911	-		0.00E+00		1.09	ND	1.85E+03	0.0432
PCB-109 233'46'-PeCB	NotFnd		0.9974	-		0.00E+00		1.16	ND	1.85E+03	0.0406
PCB-106 233'45'-PeCB	NotFnd		1.0038	-		0.00E+00		1.04	ND	1.85E+03	0.0455
PCB-122 233'4'5'-PeCB	NotFnd		1.0093	-		0.00E+00		1.01	ND	1.85E+03	0.052
PCB-127 33'455'-PeCB	NotFnd		1.0386	-		0.00E+00		1.07	ND	1.85E+03	0.0462
PCB-155 22'44'66'-HxCB	27.73		1.0008	1.0008	0	1.05E+07	1.26	1.09	23.8	1.05E+03	0.0237
PCB-152 22'3566'-HxCB	NotFnd		1.0056	-		0.00E+00		0.95	ND	1.05E+03	0.0273
PCB-150 22'34'66'-HxCB	NotFnd		1.0111	-		0.00E+00		0.98	ND	1.05E+03	0.0263
PCB-136 22'33'66'-HxCB	NotFnd		1.0213	-		0.00E+00		0.90	ND	1.05E+03	0.0289
PCB-145 22'3466'-HxCB	NotFnd		1.0309	-		0.00E+00		0.92	ND	1.05E+03	0.0282
PCB-148 22'34'56'-HxCB	NotFnd		1.0774	-		0.00E+00		0.69	ND	1.05E+03	0.0374
PCB-151/135...-HxCB	NotFnd	C	1.0955	-		0.00E+00		0.67	ND	1.05E+03	0.0383
PCB-154 22'44'56'-HxCB	NotFnd		1.1032	-		0.00E+00		0.78	ND	1.05E+03	0.0333
PCB-144 22'345'6'-HxCB	NotFnd		1.1122	-		0.00E+00		0.70	ND	1.05E+03	0.037

Name	Actual RT	QC	Pred RRT	Actual RRT	Diff Secs	Response	Ra	RRF	Conc. / Recv.	Noise / Recv. Low	DL / Recv. High
PCB-147/149 ...-HxCB	NotFnd	C	1.1230	-	-	0.00E+00	0.70	0.70	ND	1.05E+03	0.0369
PCB-134 22'33'56'-HxCB	NotFnd		1.1286	-	-	0.00E+00	0.54	0.54	ND	1.05E+03	0.0474
PCB-143 22'3456'-HxCB	NotFnd		1.1315	-	-	0.00E+00	0.68	0.68	ND	1.05E+03	0.0379
PCB-139/140 ...-HxCB	NotFnd	C	1.1413	-	-	0.00E+00	0.71	0.71	ND	1.05E+03	0.0364
PCB-131 22'33'46'-HxCB	NotFnd		1.1470	-	-	0.00E+00	0.60	0.60	ND	1.05E+03	0.0428
PCB-142 22'3456'-HxCB	NotFnd		1.1518	-	-	0.00E+00	0.61	0.61	ND	1.05E+03	0.0426
PCB-132 22'33'46'-HxCB	NotFnd		1.1605	-	-	0.00E+00	0.63	0.63	ND	1.05E+03	0.0411
PCB-133 22'33'55'-HxCB	NotFnd		1.1765	-	-	0.00E+00	0.64	0.64	ND	1.05E+03	0.0404
PCB-165 233'55'6'-HxCB	NotFnd		0.9500	-	-	0.00E+00	0.81	0.81	ND	1.05E+03	0.032
PCB-146 22'34'55'-HxCB	NotFnd		0.9560	-	-	0.00E+00	0.72	0.72	ND	1.05E+03	0.0357
PCB-161 233'45'6'-HxCB	NotFnd		0.9593	-	-	0.00E+00	0.89	0.89	ND	1.05E+03	0.0292
PCB-153/168 ...-HxCB	NotFnd	C	0.9715	-	-	0.00E+00	0.93	0.93	ND	1.05E+03	0.0278
PCB-141 22'3455'-HxCB	NotFnd		0.9753	-	-	0.00E+00	0.67	0.67	ND	1.05E+03	0.0387
PCB-130 22'33'45'-HxCB	NotFnd		0.9850	-	-	0.00E+00	0.59	0.59	ND	1.05E+03	0.0441
PCB-137 22'344'5'-HxCB	NotFnd		0.9906	-	-	0.00E+00	0.66	0.66	ND	1.05E+03	0.0393
PCB-164 233'4'5'6'-HxCB	NotFnd		0.9931	-	-	0.00E+00	0.95	0.95	ND	1.05E+03	0.0271
PCB-163/138/129 ...-HxCB	NotFnd	C	1.0012	-	-	0.00E+00	0.73	0.73	ND	1.05E+03	0.0355
PCB-160 233'456'-HxCB	NotFnd		1.0048	-	-	0.00E+00	0.83	0.83	ND	1.05E+03	0.0311
PCB-158 233'44'6'-HxCB	NotFnd		1.0103	-	-	0.00E+00	0.95	0.95	ND	1.05E+03	0.0272
PCB-128/166 ...-HxCB	NotFnd	C	0.9607	-	-	0.00E+00	0.88	0.88	ND	2.02E+03	0.0663
PCB-159 233'455'-HxCB	NotFnd		0.9834	-	-	0.00E+00	1.02	1.02	ND	2.02E+03	0.0574
PCB-162 233'4'55'-HxCB	NotFnd		0.9898	-	-	0.00E+00	1.06	1.06	ND	2.02E+03	0.0553
PCB-188 22'34'566'-HxCB	32.53		1.0006	1.0007	+0.2	9.11E+06	1.06	1.03	25.4	1.07E+03	0.0317
PCB-179 22'33'566'-HxCB	NotFnd		1.0088	-	-	0.00E+00	0.91	0.91	ND	1.07E+03	0.0359
PCB-184 22'344'66'-HxCB	NotFnd		1.0231	-	-	0.00E+00	0.91	0.91	ND	1.07E+03	0.0359
PCB-176 22'33'466'-HxCB	NotFnd		1.0317	-	-	0.00E+00	1.00	1.00	ND	1.07E+03	0.0327
PCB-186 22'34566'-HxCB	NotFnd		1.0434	-	-	0.00E+00	0.94	0.94	ND	1.07E+03	0.0347
PCB-178 22'33'55'6'-HxCB	NotFnd		1.0791	-	-	0.00E+00	0.68	0.68	ND	1.07E+03	0.0481
PCB-175 22'33'45'6'-HxCB	NotFnd		1.0956	-	-	0.00E+00	0.77	0.77	ND	1.38E+03	0.0548
PCB-187 22'34'55'6'-HxCB	NotFnd		1.1026	-	-	0.00E+00	0.83	0.83	ND	1.38E+03	0.0513
PCB-182 22'344'56'6'-HxCB	NotFnd		1.1079	-	-	0.00E+00	0.86	0.86	ND	1.38E+03	0.0494
PCB-183 22'344'5'6'-HxCB	NotFnd		1.1185	-	-	0.00E+00	0.90	0.90	ND	1.38E+03	0.0472
PCB-185 22'3455'6'-HxCB	NotFnd		1.1208	-	-	0.00E+00	0.79	0.79	ND	1.38E+03	0.0539
PCB-174 22'33'456'6'-HxCB	NotFnd		1.1240	-	-	0.00E+00	0.72	0.72	ND	1.38E+03	0.0588
PCB-177 22'33'45'6'-HxCB	NotFnd		1.1353	-	-	0.00E+00	0.70	0.70	ND	1.38E+03	0.0609
PCB-181 22'344'56'-HxCB	NotFnd		1.1459	-	-	0.00E+00	0.81	0.81	ND	1.38E+03	0.0524
PCB-171/173 ...-HxCB	NotFnd	C	1.1512	-	-	0.00E+00	0.71	0.71	ND	1.38E+03	0.0599
PCB-172 22'33'455'-HxCB	NotFnd		0.9026	-	-	0.00E+00	0.71	0.71	ND	1.38E+03	0.0583
PCB-192 233'455'6'-HxCB	NotFnd		0.9083	-	-	0.00E+00	0.93	0.93	ND	1.38E+03	0.0442
PCB-180/193 ...-HxCB	NotFnd	C	0.9146	-	-	0.00E+00	0.90	0.90	ND	1.38E+03	0.0456
PCB-191 233'44'5'6'-HxCB	NotFnd		0.9222	-	-	0.00E+00	0.97	0.97	ND	1.38E+03	0.0425
PCB-170 22'33'44'5'-HxCB	NotFnd		0.9396	-	-	0.00E+00	0.72	0.72	ND	1.38E+03	0.0569
PCB-190 233'44'56'-HxCB	NotFnd		0.9500	-	-	0.00E+00	0.97	0.97	ND	1.38E+03	0.0425
PCB-202 22'33'55'66'6'-OxCB	37.02		1.0006	1.0006	0	8.43E+06	0.89	0.91	29.2	9.12E+02	0.0361
PCB-201 22'33'45'66'6'-OxCB	NotFnd		1.0215	-	-	0.00E+00	0.98	0.98	ND	9.12E+02	0.0336

Name	Actual RT	QC	Pred RRT	Actual RRT	Diff Secs	Response	Ra	RRF	Conc. / Recv.	Noise / Recv. Low	DL / Recv. High
PCB-204	22'344'566'-OCCB	NotFnd	1.0369	-	0.00E+00	0.93	ND	9.12E+02	0.0355		
PCB-197	22'33'44'66'-OCCB	NotFnd	1.0420	-	0.00E+00	1.02	ND	9.12E+02	0.0324		
PCB-200	22'33'4566'-OCCB	NotFnd	1.0441	-	0.00E+00	0.93	ND	9.12E+02	0.0356		
PCB-198/199	...-OCCB	C	1.1072	-	0.00E+00	0.67	ND	9.12E+02	0.0494		
PCB-196	22'33'44'56'-OCCB	NotFnd	1.1225	-	0.00E+00	0.70	ND	9.12E+02	0.0474		
PCB-203	22'344'55'6-OCCB	NotFnd	1.1270	-	0.00E+00	0.73	ND	9.12E+02	0.0452		
PCB-195	22'33'44'56-OCCB	NotFnd	0.9483	-	0.00E+00	0.75	ND	1.24E+03	0.056		
PCB-194	22'33'44'55'-OCCB	NotFnd	0.9917	-	0.00E+00	0.81	ND	1.24E+03	0.0522		
PCB-205	233'44'55'6-OCCB	45.15	1.0004	1.0004	0	7.85E+06	0.93	22.1	1.24E+03	0.0387	
PCB-208	22'33'455'66'-NoCB	42.60	1.0005	1.0005	0	7.32E+06	0.77	24.1	1.38E+03	0.0559	
PCB-207	22'33'44'566'-NoCB	NotFnd	1.0188	-	0.00E+00	0.94	ND	1.38E+03	0.0608		
PCB-206	22'33'44'55'6-NoCB	46.60	1.0004	1.0004	0	5.47E+06	0.78	24.6	1.38E+03	0.0763	

METHOD HR-PCB

PCB ONGOING PRECISION AND RECOVERY (OPR)

FORM 8A

Lab Name: SGS Analytical Perspectives
 Initial Calibration: ICAL: MM7_PCB_07132012_25JUL12
 Instrument ID: MM9 GC Column ID:
 VER Data Filename: 121017X02 Analysis Date: 17-OCT-2012 14:09:18
 Lab ID: OPR1_10216_PCB

NATIVE ANALYTES	SPIKE CONC.	RECOVERY	RANGE (%)	OK
PCB-1 2-MoCB	25	111	50 - 150	Y
PCB-3 4-MoCB	25	108	50 - 150	Y
PCB-4 22'-DiCB	25	105	50 - 150	Y
PCB-15 44'-DiCB	25	98.4	50 - 150	Y
PCB-19 22'6'-TriCB	25	98.6	50 - 150	Y
PCB-37 344'-TriCB	25	100	50 - 150	Y
PCB-54 22'66'-TeCB	25	93.4	50 - 150	Y
PCB-77 33'44'-TeCB	25	93.9	50 - 150	Y
PCB-81 344'5'-TeCB	25	92.1	50 - 150	Y
PCB-104 22'466'-PeCB	25	91.7	50 - 150	Y
PCB-105 233'44'-PeCB	25	99.2	50 - 150	Y
PCB-114 2344'5'-PeCB	25	98.3	50 - 150	Y
PCB-118 23'44'5'-PeCB	25	99.5	50 - 150	Y
PCB-123 23'44'5'-PeCB	25	88.2	50 - 150	Y
PCB-126 33'44'5'-PeCB	25	94.5	50 - 150	Y
PCB-155 22'44'66'-HxCB	25	95.2	50 - 150	Y
PCB-156/157 ...-HxCB	50	96.2	50 - 150	Y
PCB-167 23'44'55'-HxCB	25	94.4	50 - 150	Y
PCB-169 33'44'55'-HxCB	25	92.4	50 - 150	Y
PCB-188 22'34'566'-HpCB	25	102	50 - 150	Y
PCB-189 233'44'55'-HpCB	25	98.5	50 - 150	Y
PCB-202 22'33'55'66'-OcCB	25	117	50 - 150	Y
PCB-205 233'44'55'6'-OcCB	25	88.4	50 - 150	Y
PCB-206 22'33'44'55'6'-NoCB	25	98.5	50 - 150	Y
PCB-208 22'33'455'66'-NoCB	25	96.2	50 - 150	Y
PCB-209 DeCB	25	99.2	50 - 150	Y

Contract-required recovery limits for OPR as specified in Table 6, Method 1668A.

Processed: 18 Oct 2012 14:57 Analyst: LB

METHOD HR-PCB

PCB ONGOING PRECISION AND RECOVERY (OPR)

FORM 8B

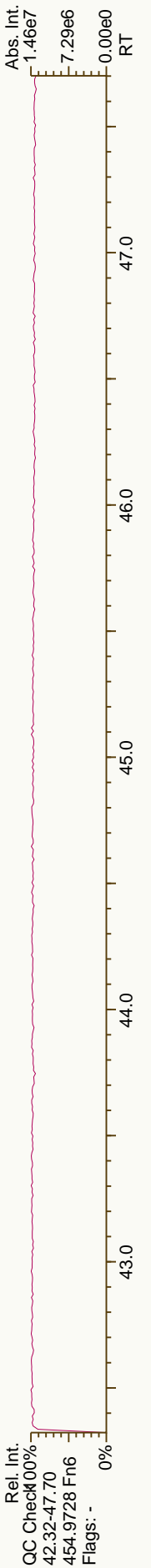
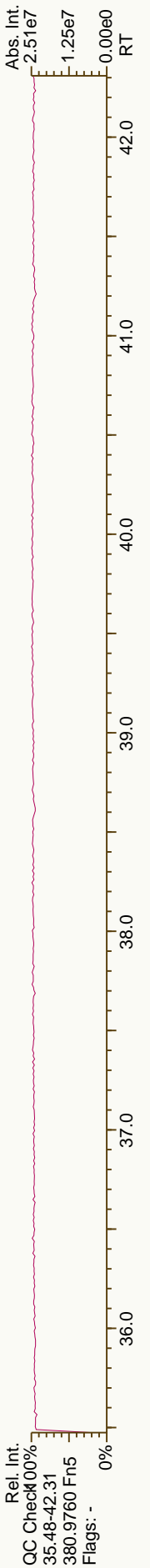
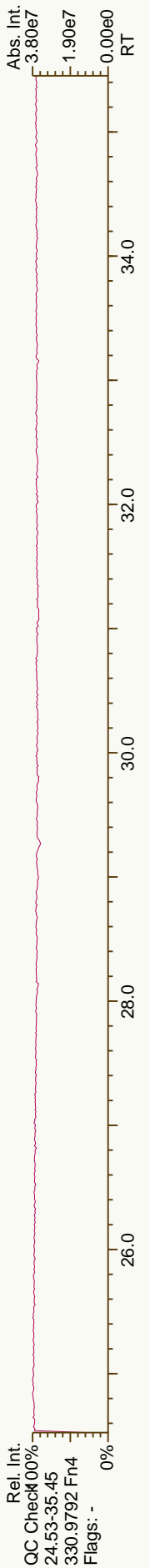
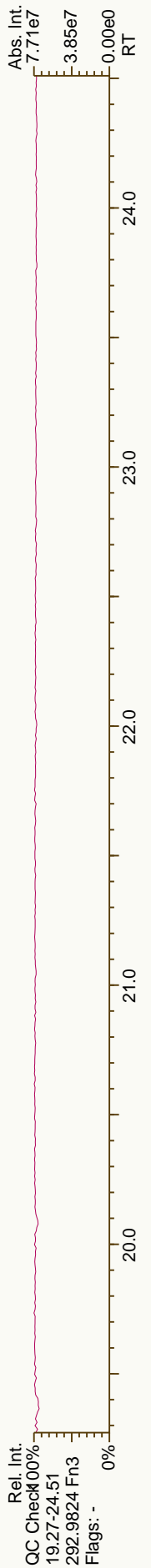
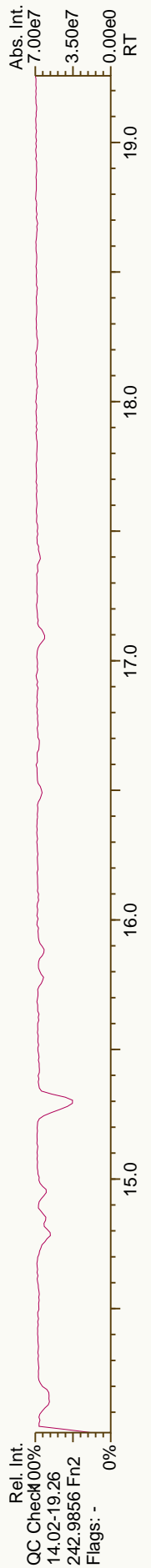
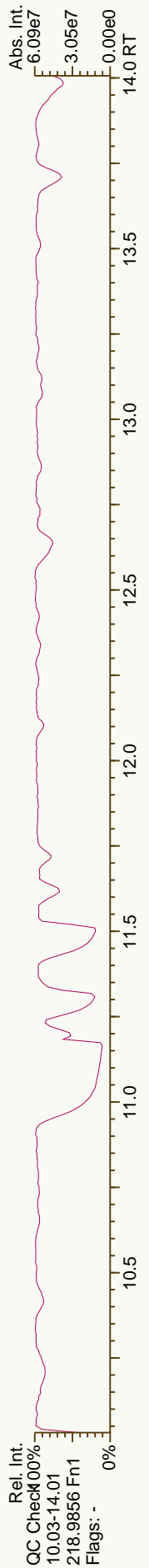
Lab Name: SGS Analytical Perspectives
 Initial Calibration: ICAL: MM7_PCB_07132012_25JUL12
 Instrument ID: MM9 GC Column ID:
 VER Data Filename: 121017X02 Analysis Date: 17-OCT-2012 14:09:18
 Lab ID: OPR1_10216_PCB

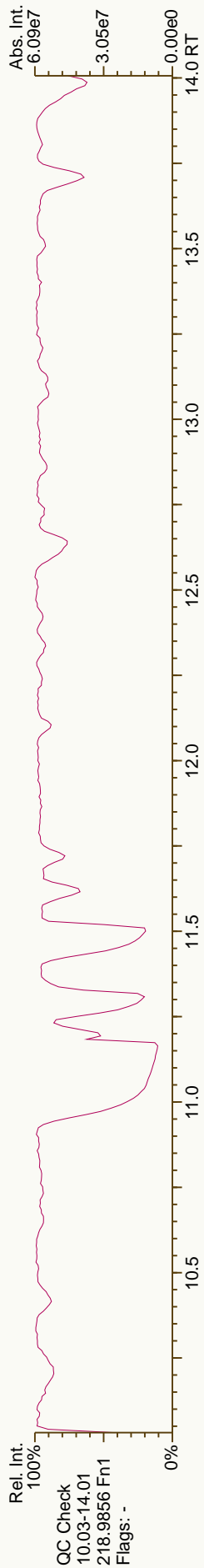
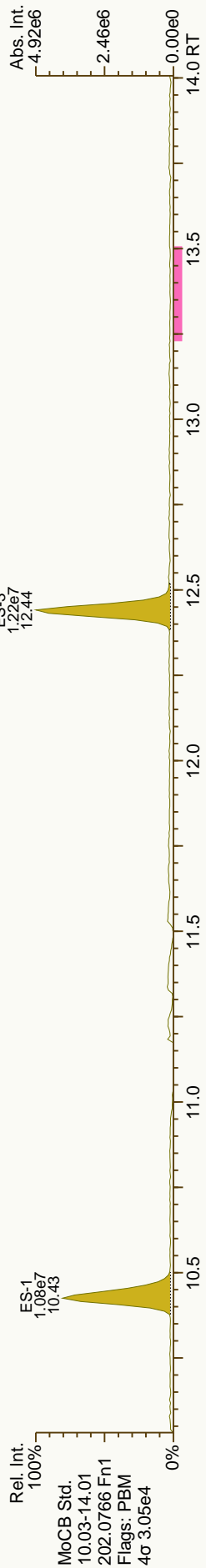
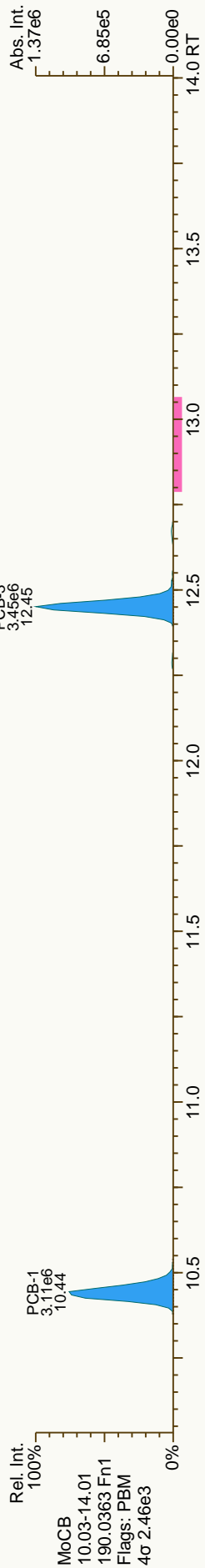
LABELLED STANDARDS	SPIKE CONC.	RECOVERY	RANGE (%)	OK
ES PCB-1	100	68.6	30 - 140	Y
ES PCB-3	100	77	30 - 140	Y
ES PCB-4	100	80.2	30 - 140	Y
ES PCB-15	100	89.6	30 - 140	Y
ES PCB-19	100	85.9	30 - 140	Y
ES PCB-37	100	92.6	30 - 140	Y
ES PCB-54	100	102	30 - 140	Y
ES PCB-77	100	102	30 - 140	Y
ES PCB-81	100	108	30 - 140	Y
ES PCB-104	100	96.2	30 - 140	Y
ES PCB-105	100	92.6	30 - 140	Y
ES PCB-114	100	87.7	30 - 140	Y
ES PCB-118	100	94	30 - 140	Y
ES PCB-123	100	99.1	30 - 140	Y
ES PCB-126	100	101	30 - 140	Y
ES PCB-153	100	-	30 - 140	-
ES PCB-155	100	85.4	30 - 140	Y
ES PCB-156/157	200	80.8	30 - 140	Y
ES PCB-167	100	78.5	30 - 140	Y
ES PCB-169	100	81.5	30 - 140	Y
ES PCB-170	100	-	30 - 140	-
ES PCB-180	100	-	30 - 140	-
ES PCB-188	100	92.7	30 - 140	Y
ES PCB-189	100	96.8	30 - 140	Y
ES PCB-202	100	87.4	30 - 140	Y
ES PCB-205	100	108	30 - 140	Y
ES PCB-206	100	104	30 - 140	Y
ES PCB-208	100	99.9	30 - 140	Y
ES PCB-209	100	102	30 - 140	Y

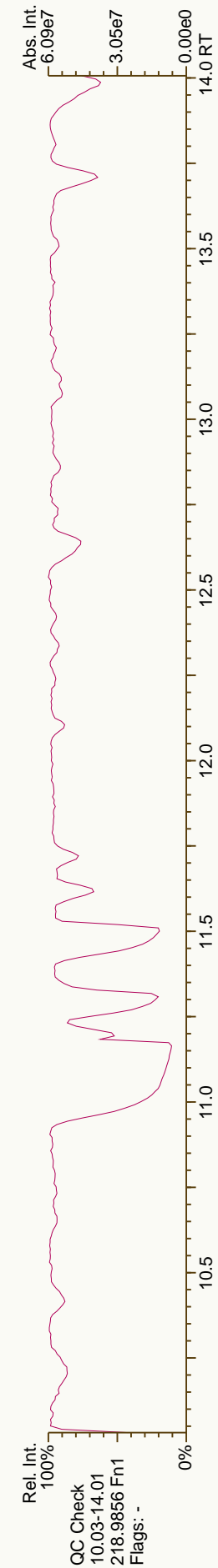
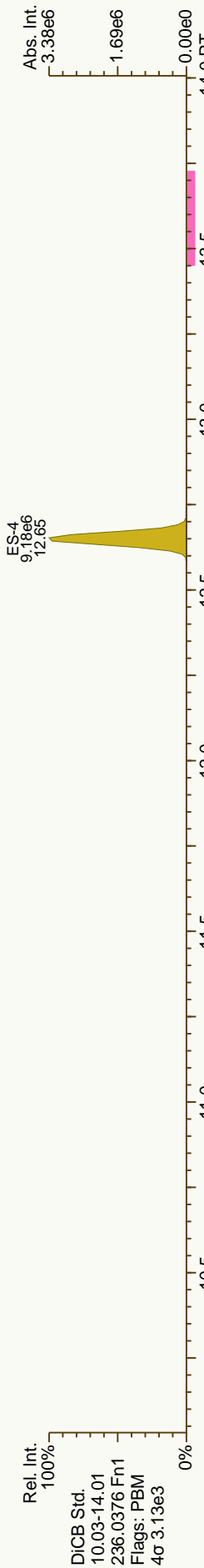
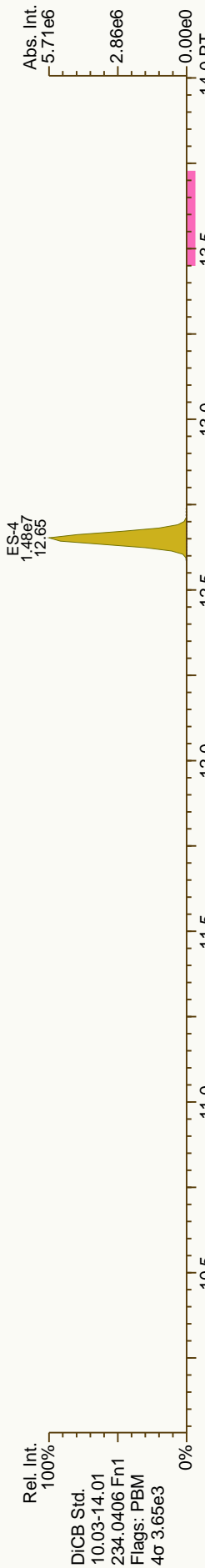
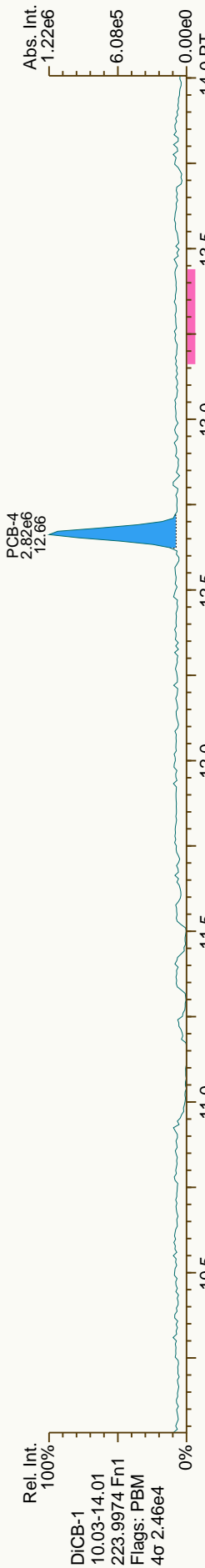
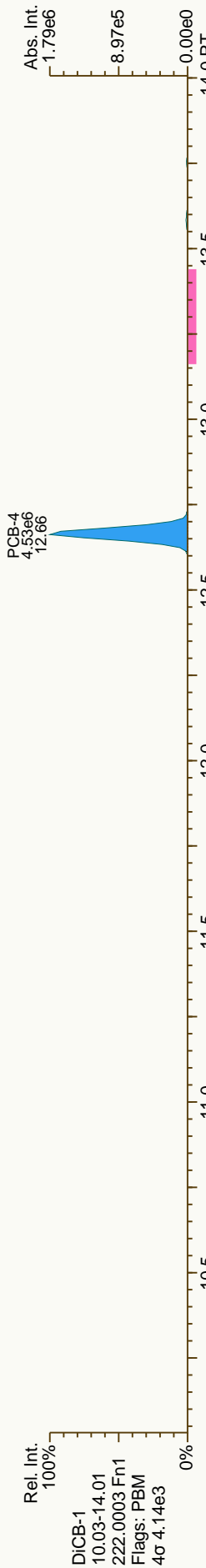
CLEANUP STANDARDS

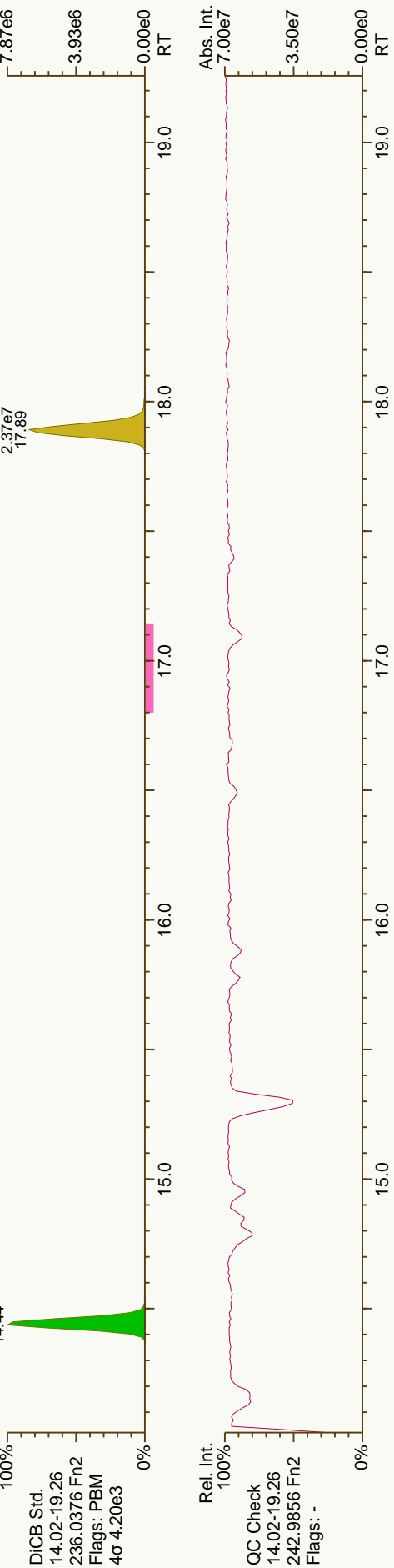
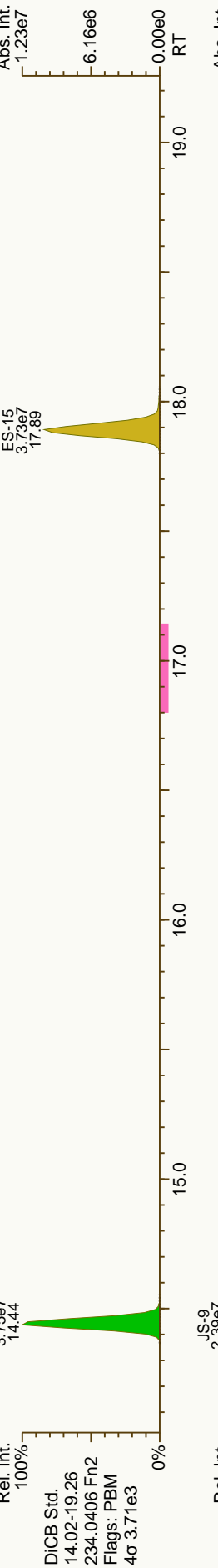
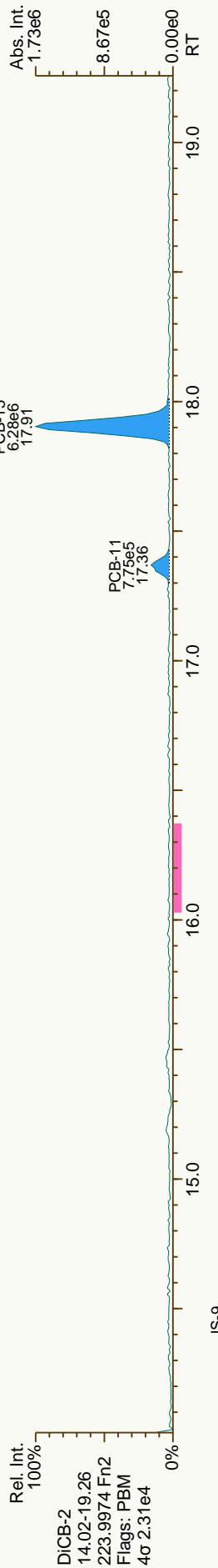
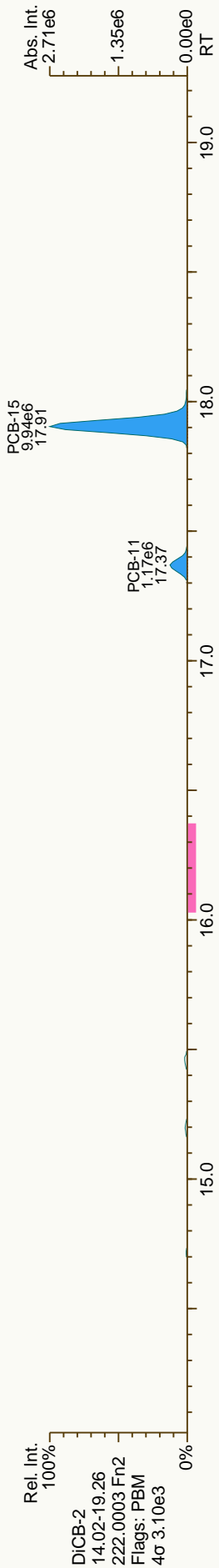
CS PCB-28	100	97.1	40 - 125	Y
CS PCB-111	100	107	40 - 125	Y
CS PCB-178	100	108	40 - 125	Y

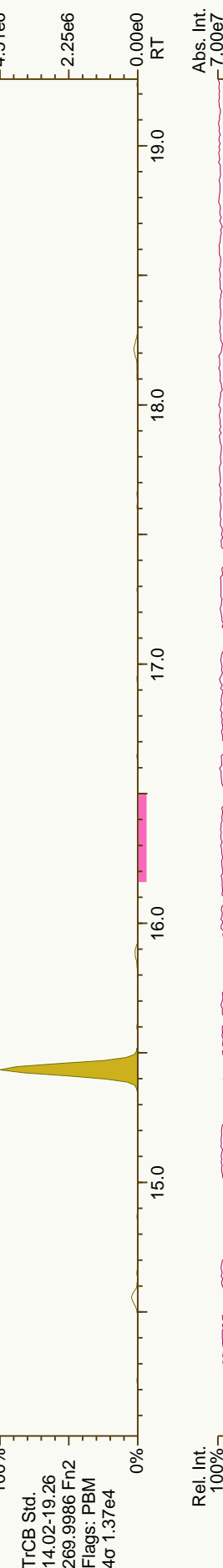

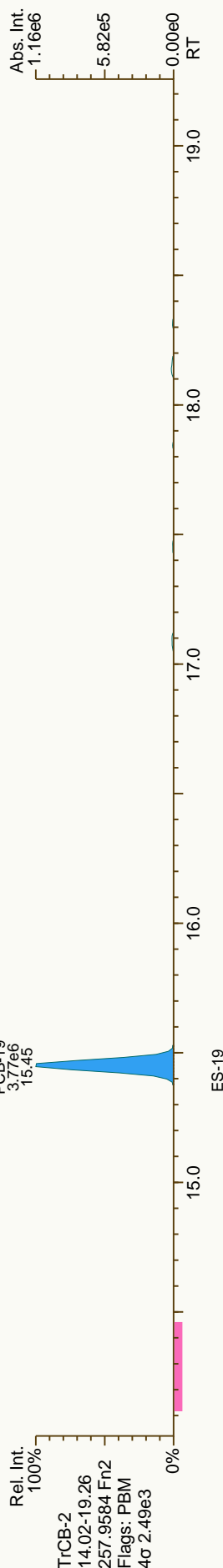

Processed: 18 Oct 2012 14:57 Analyst: LB

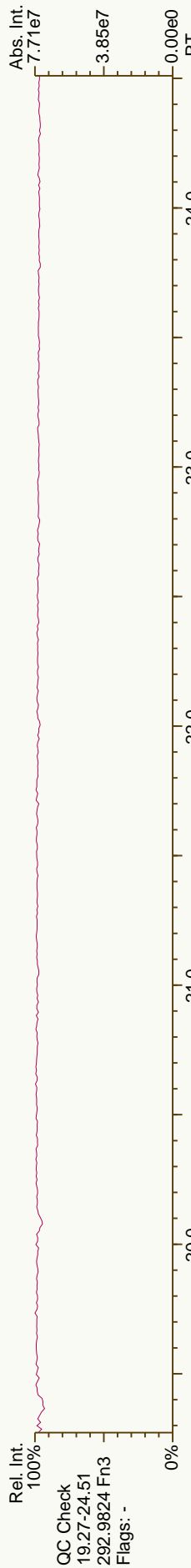
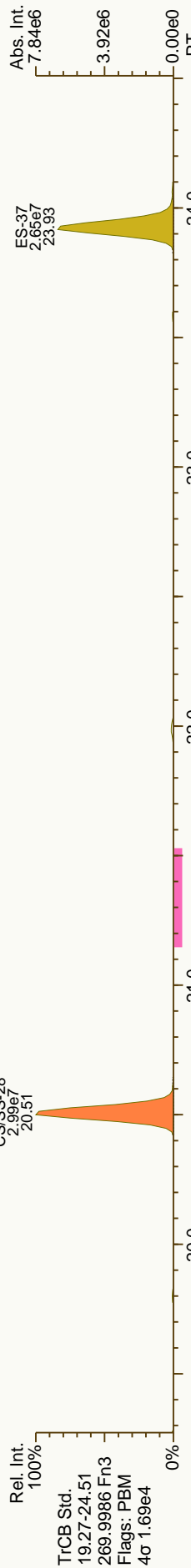
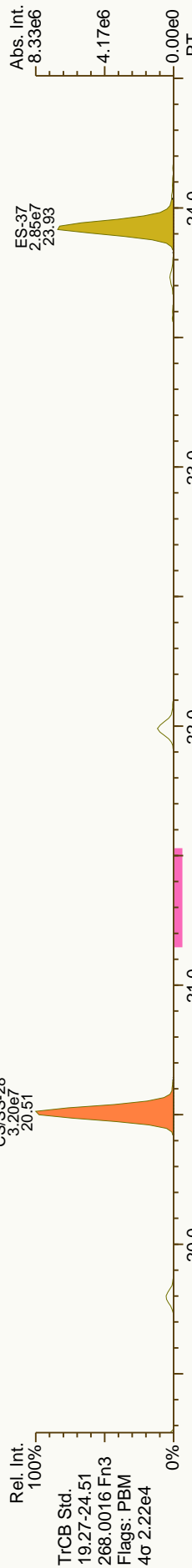
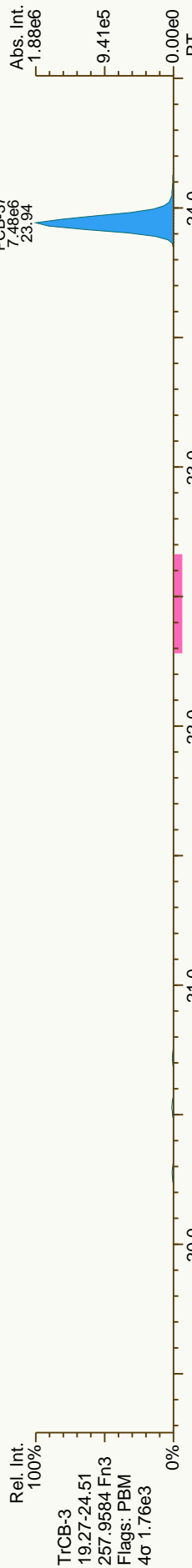
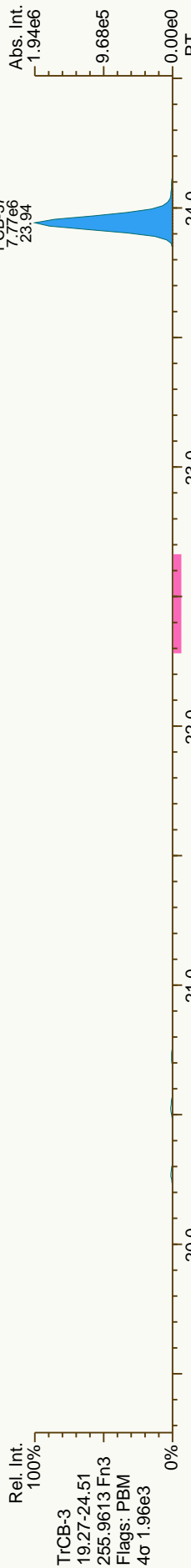


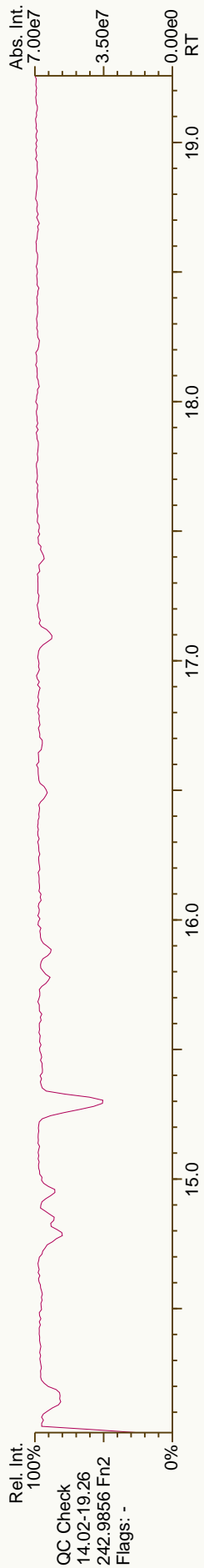
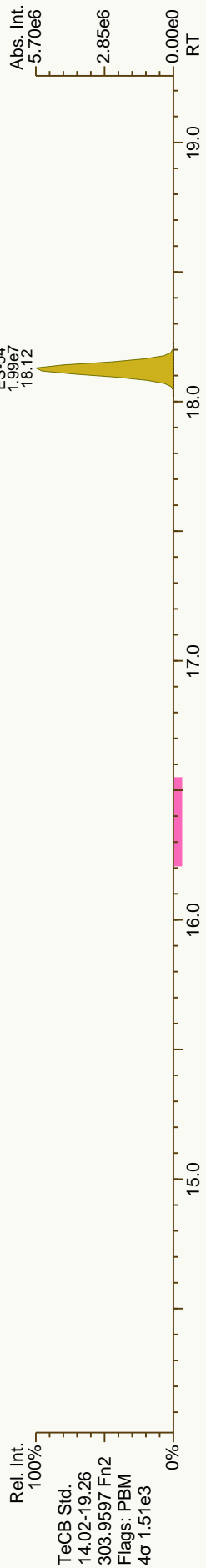
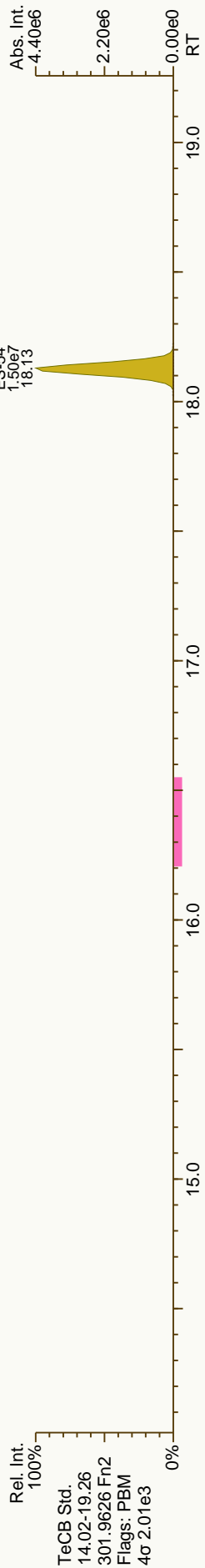
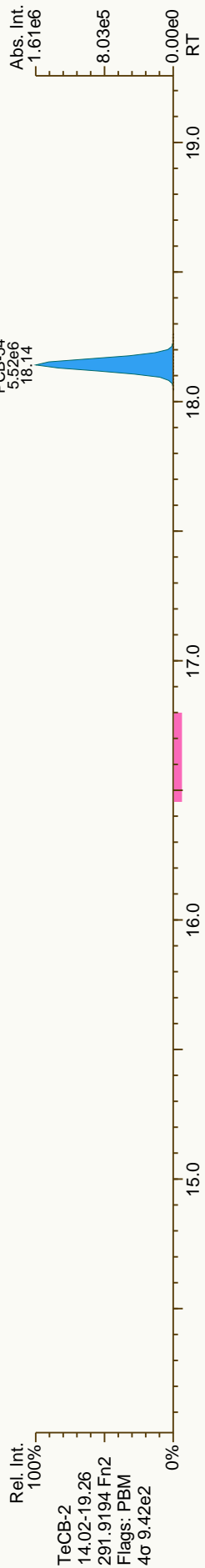



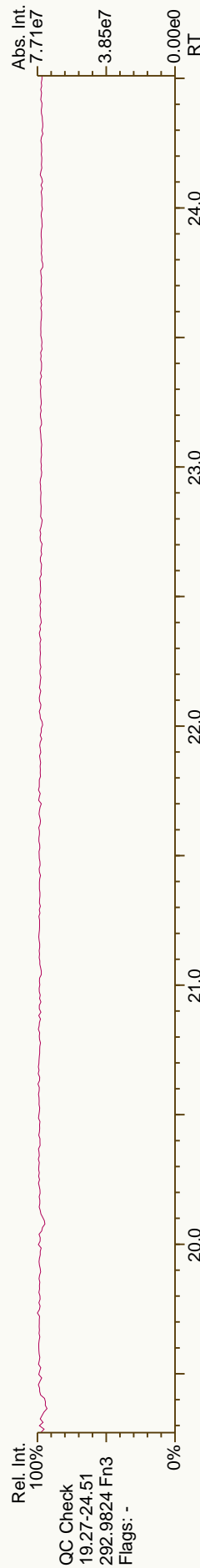
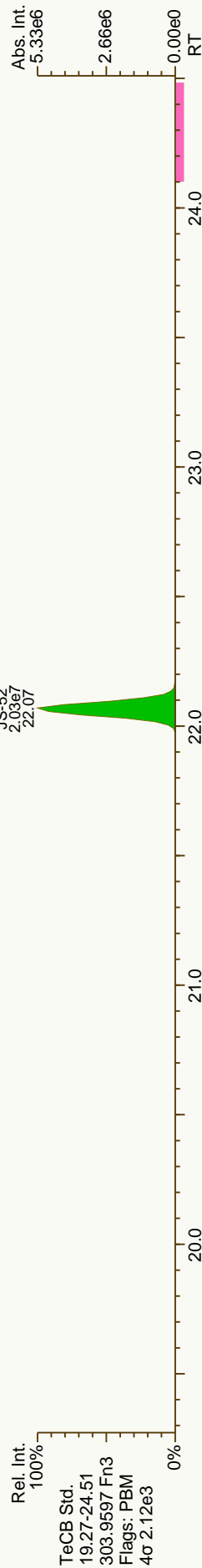
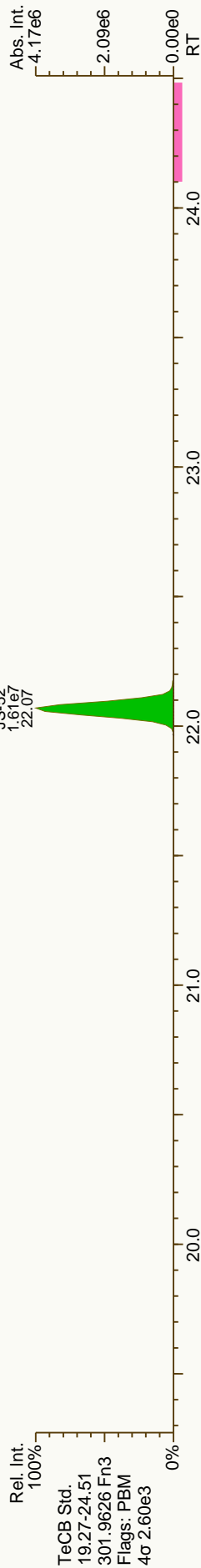
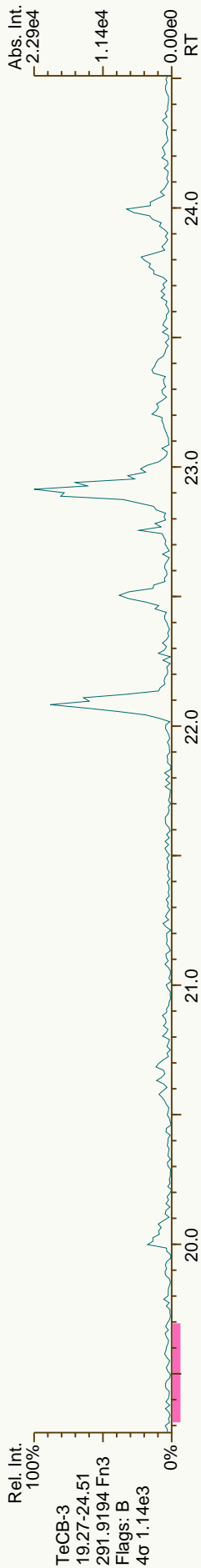
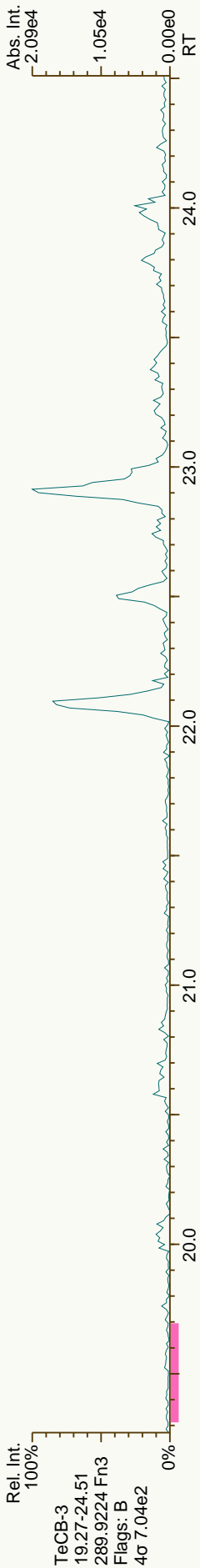


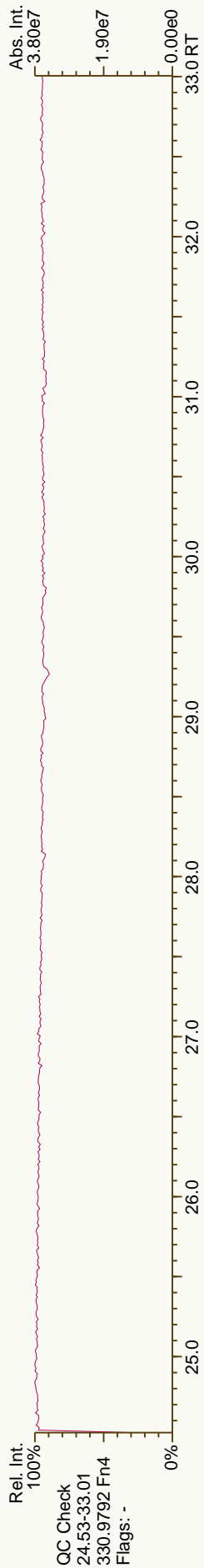
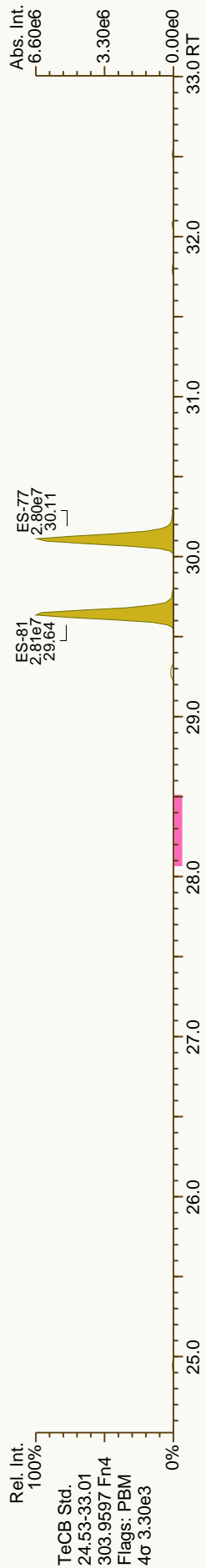
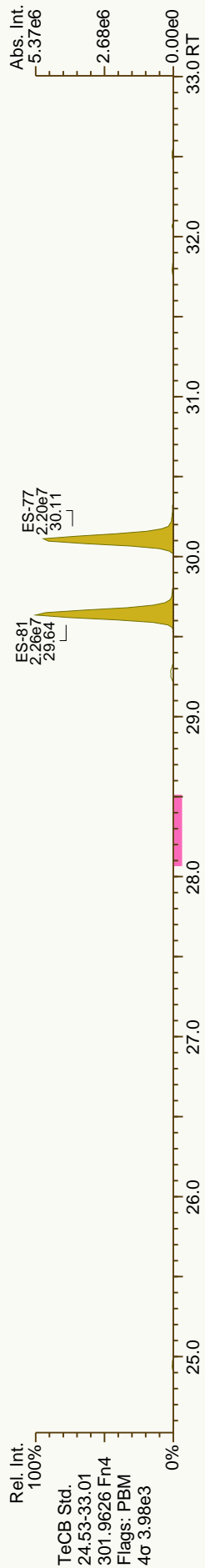

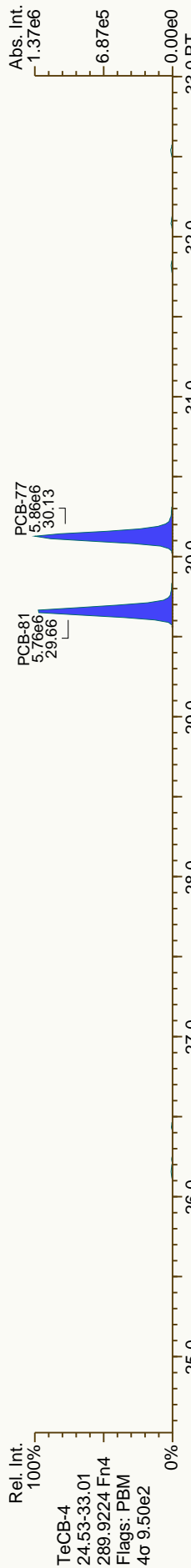



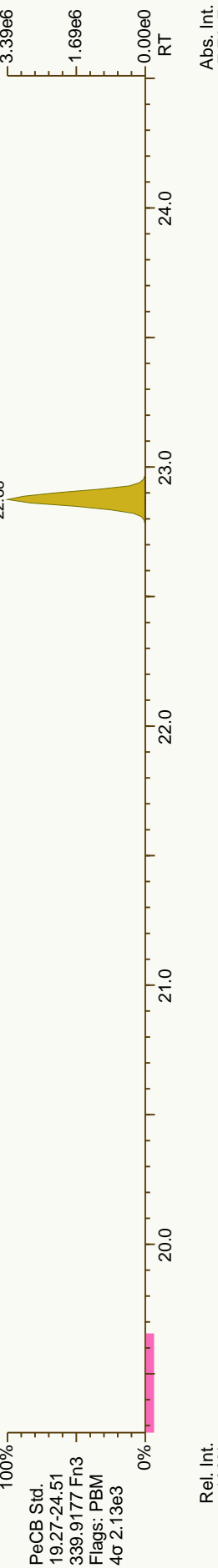
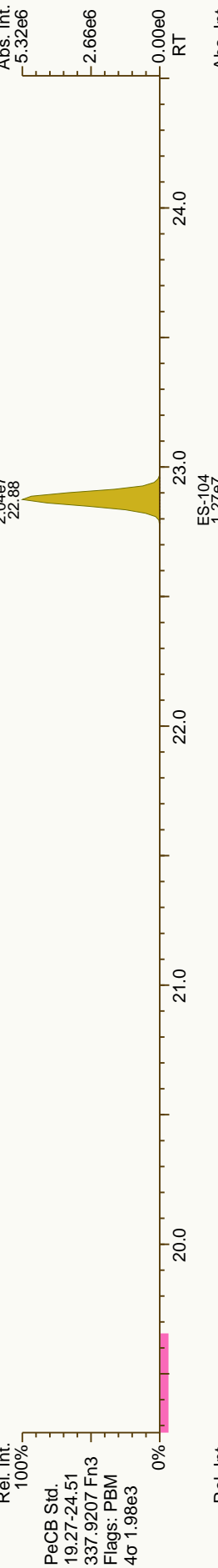
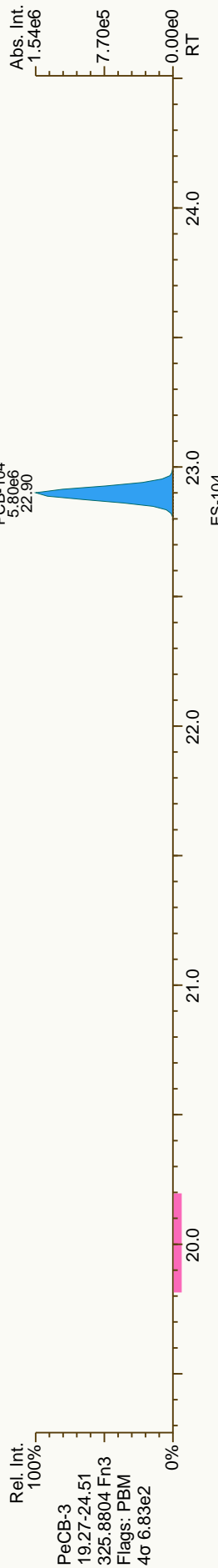
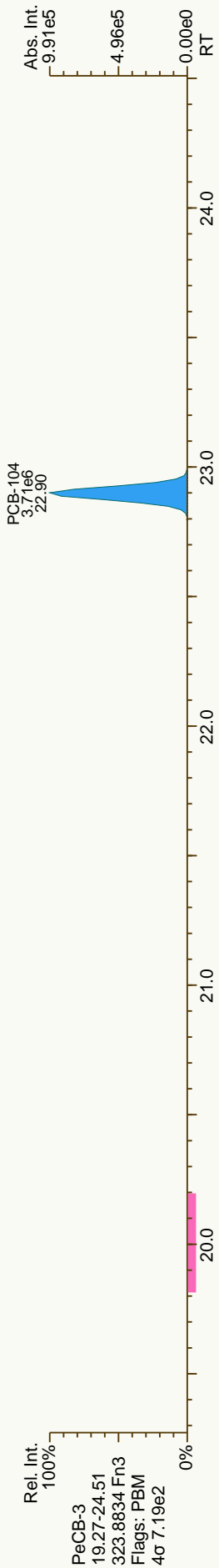


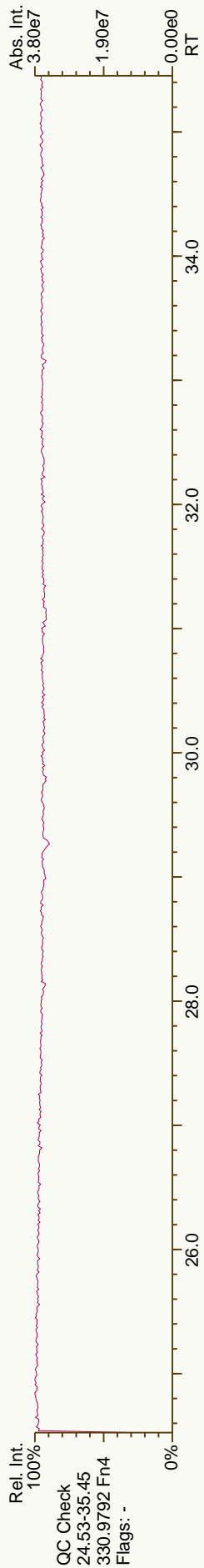
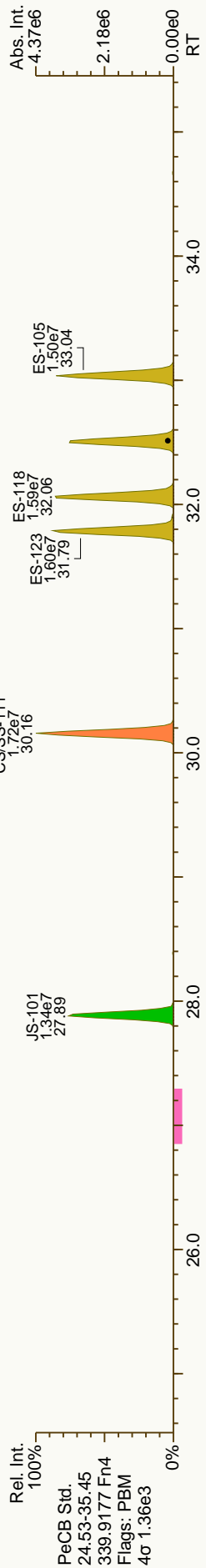
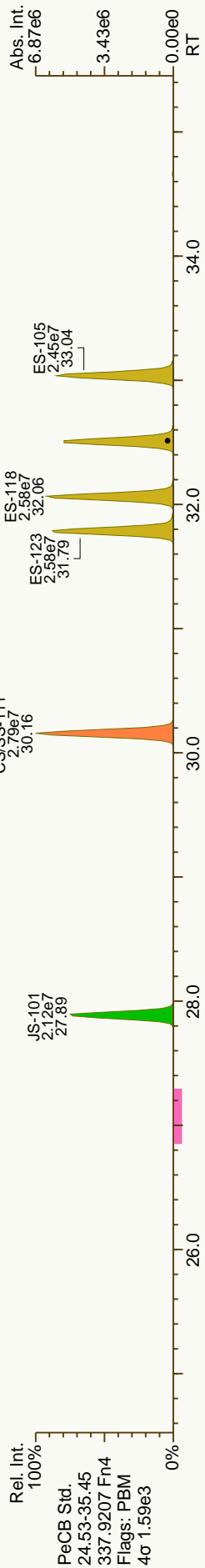
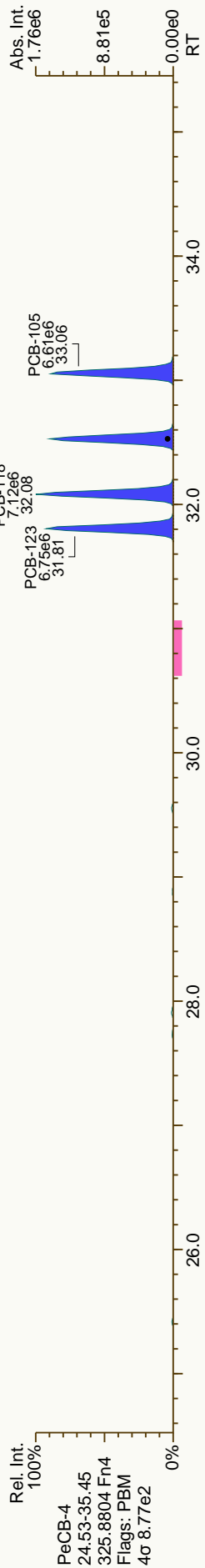
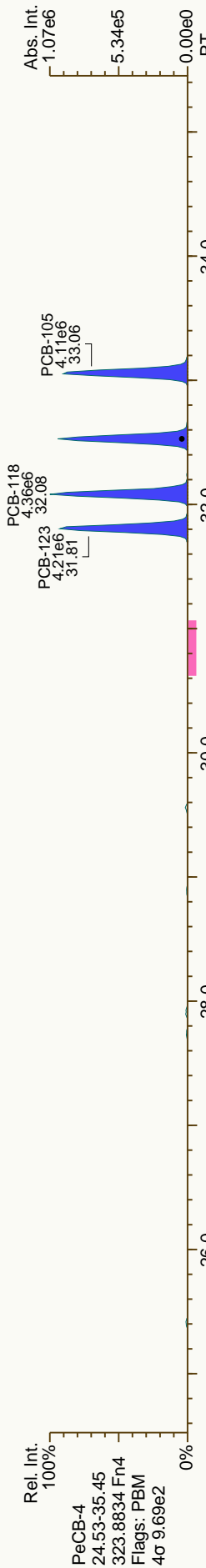




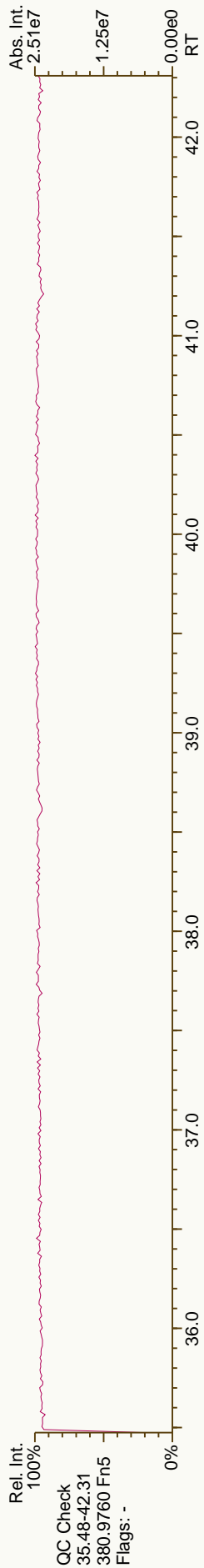
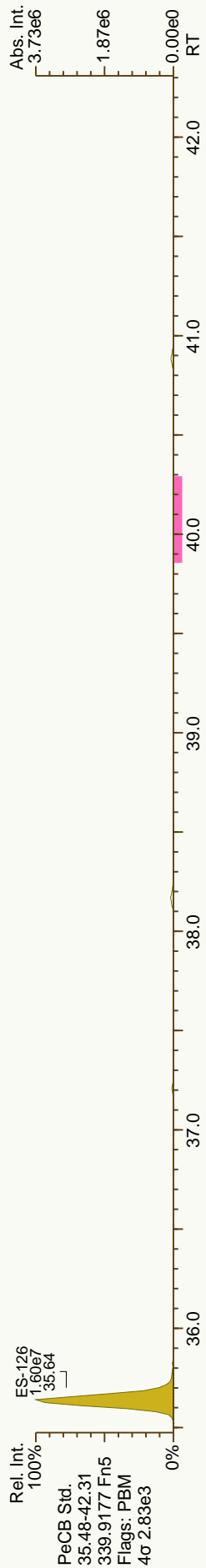

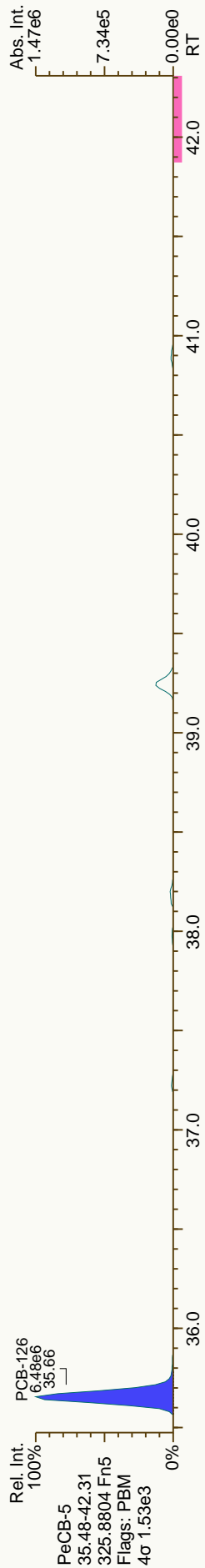
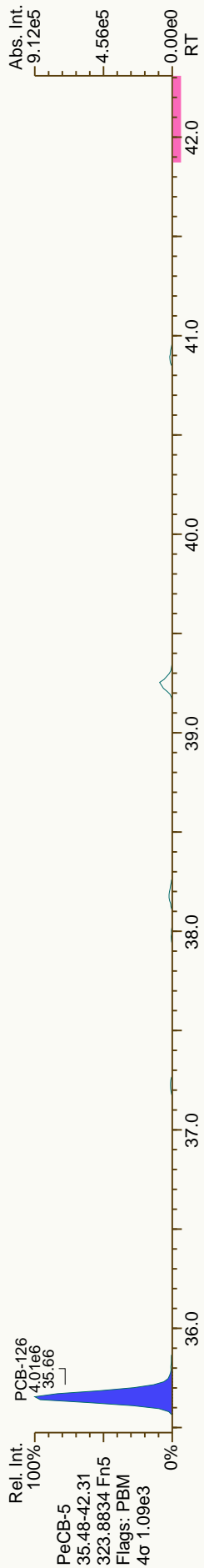




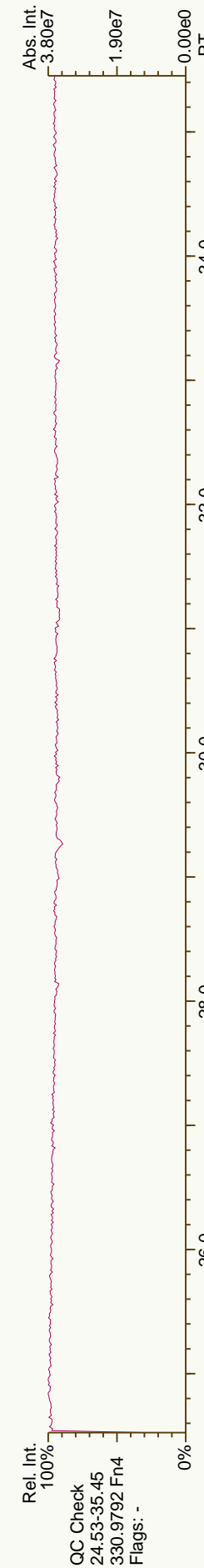

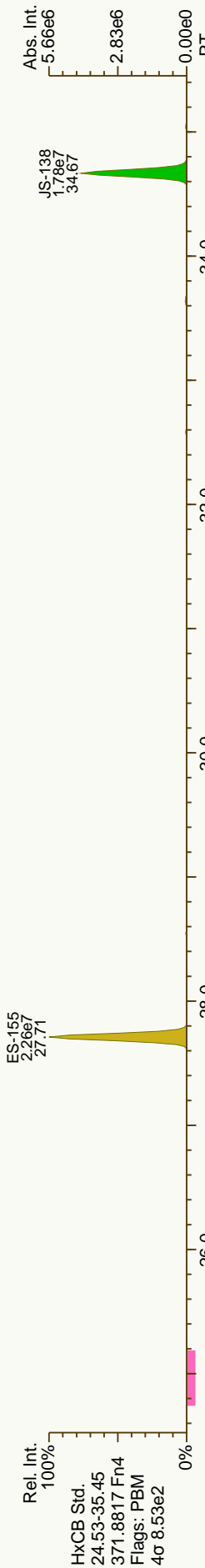
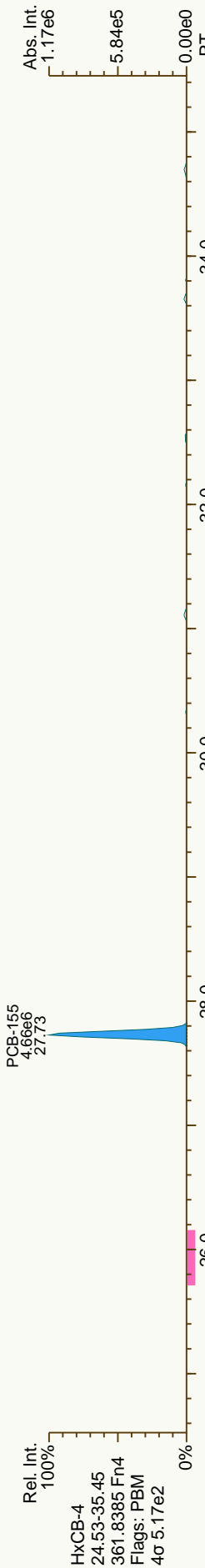
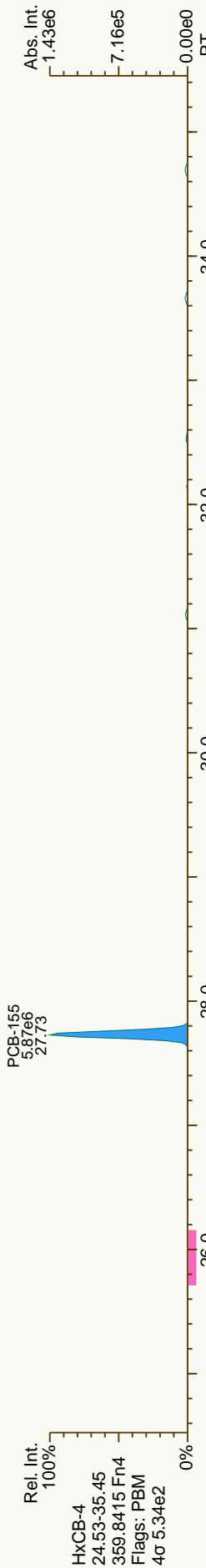


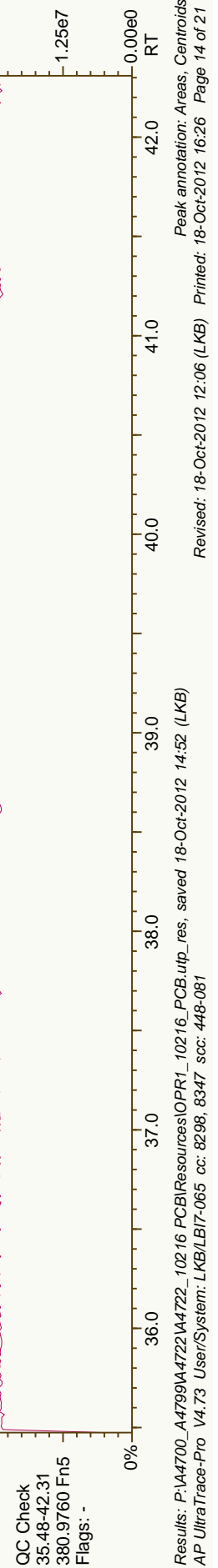
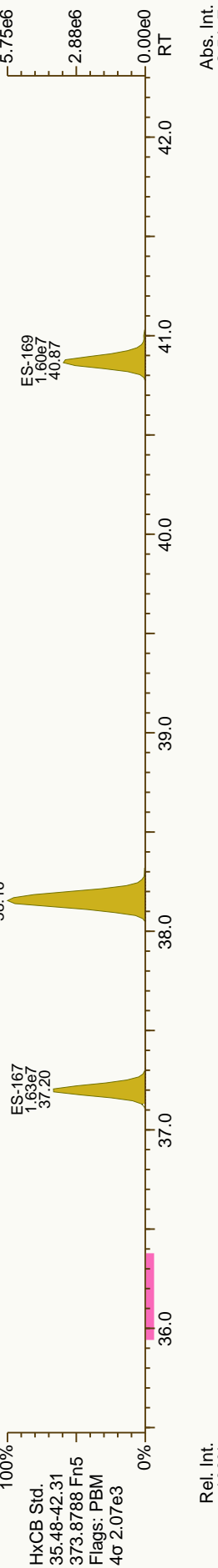
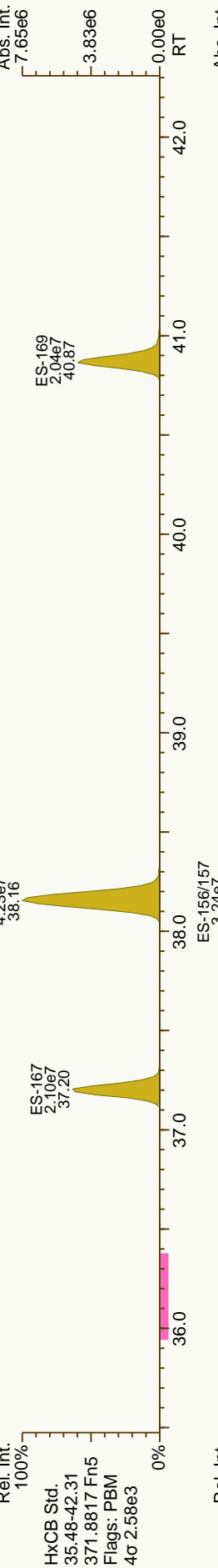
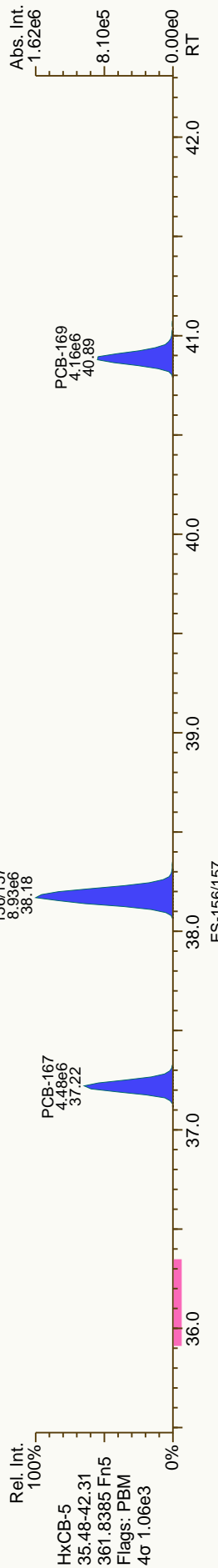
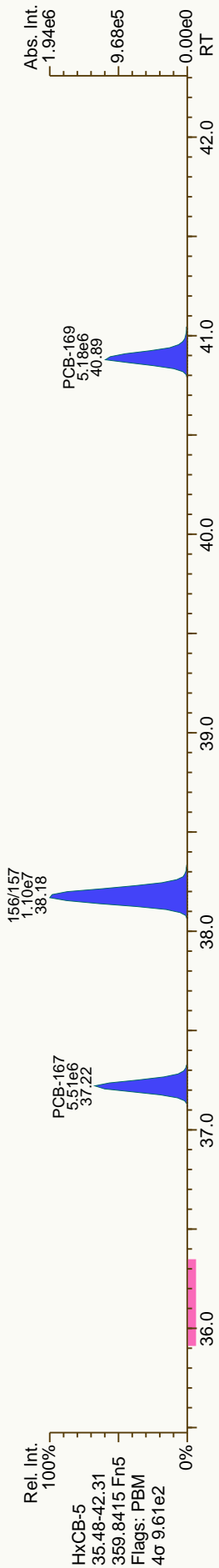


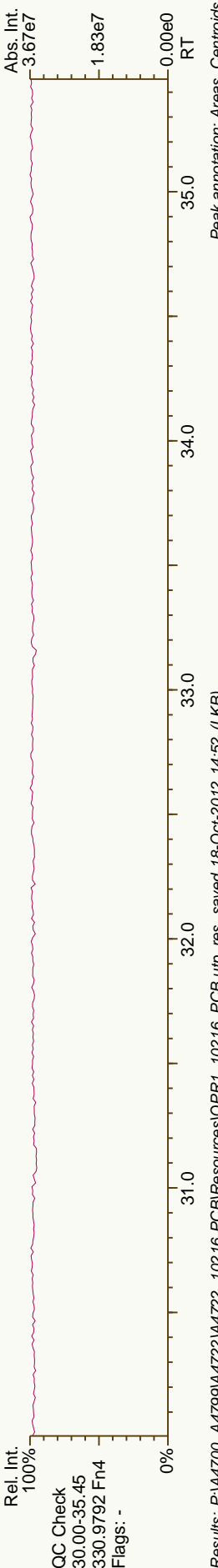
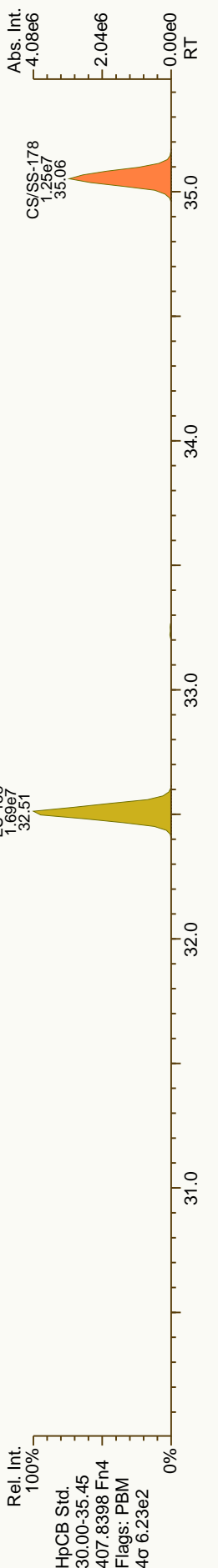
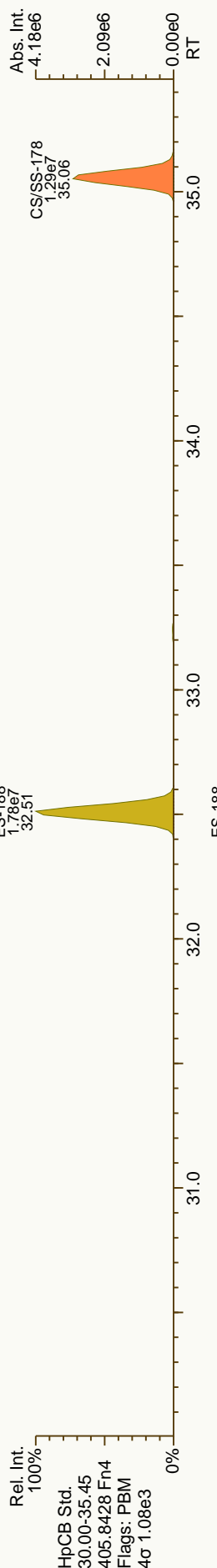
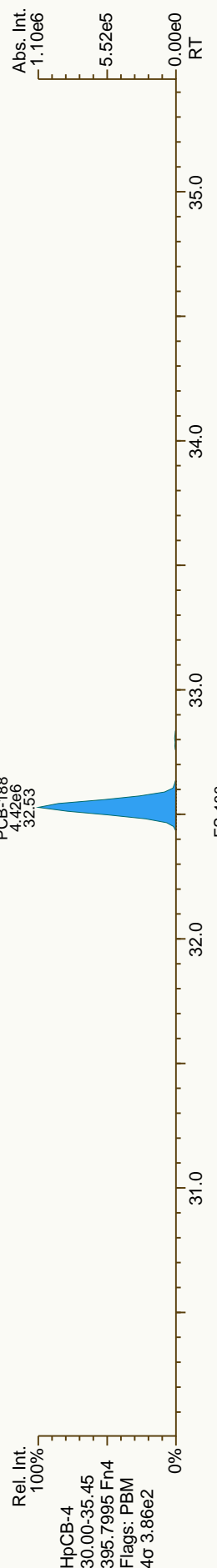
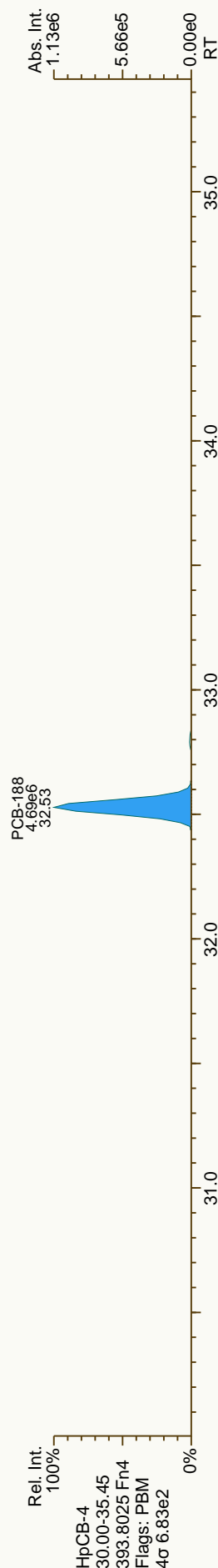
WO# 31203249

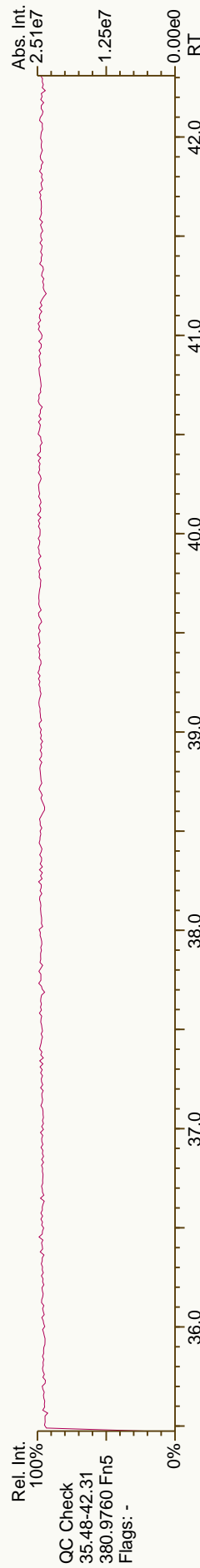
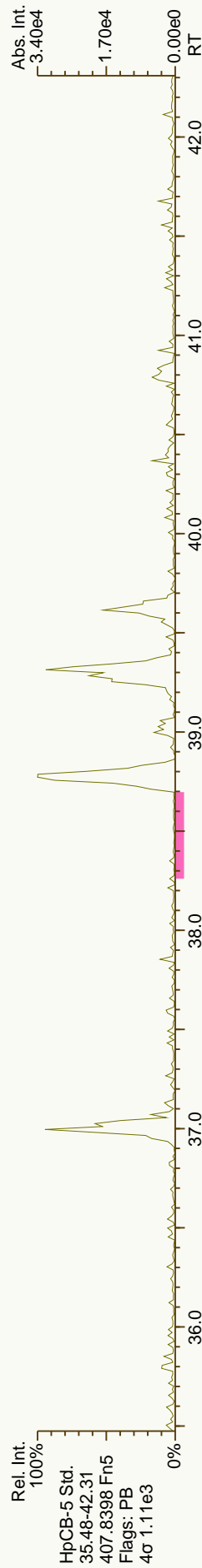
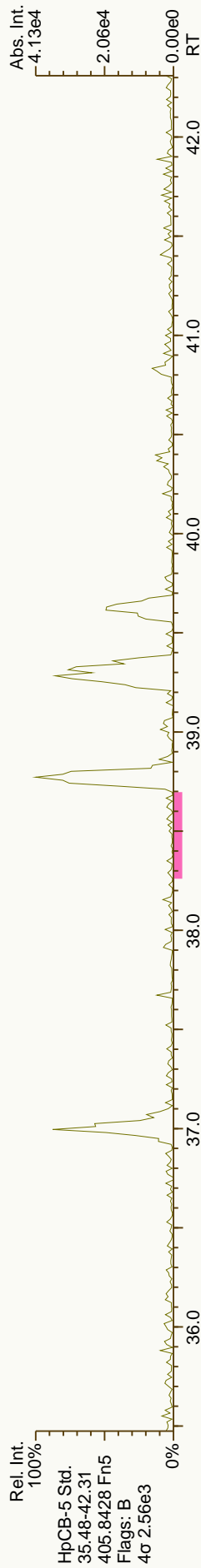
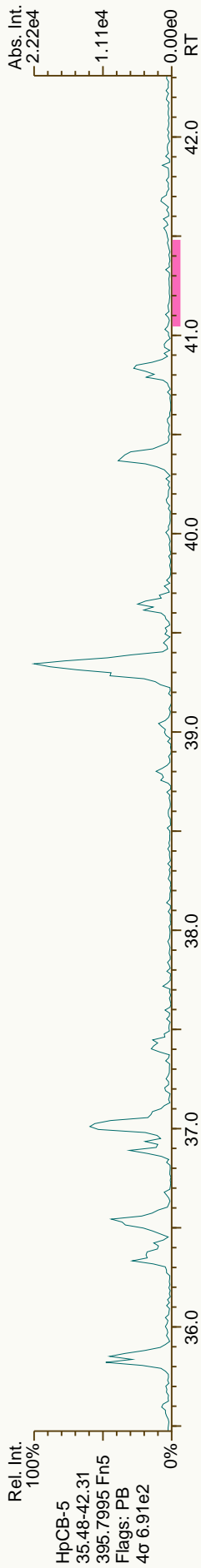
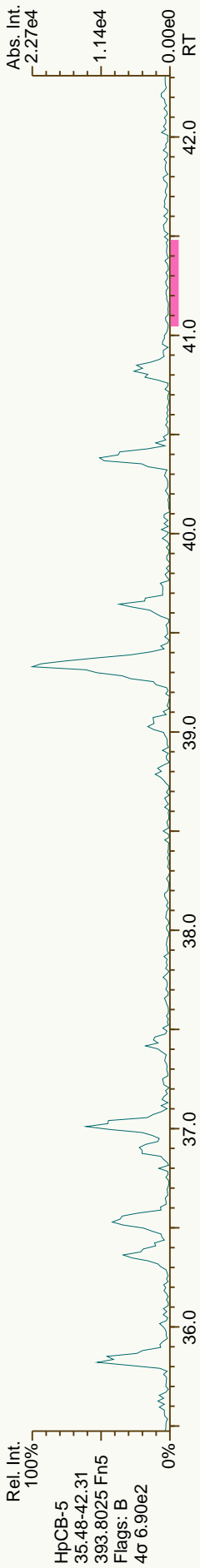


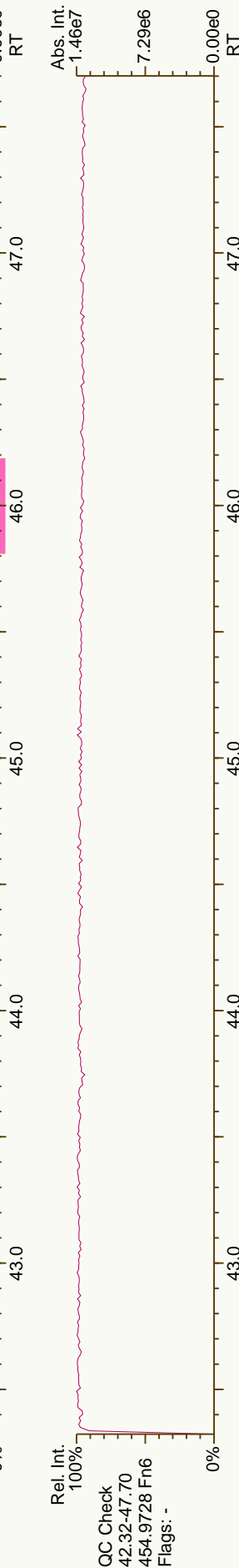

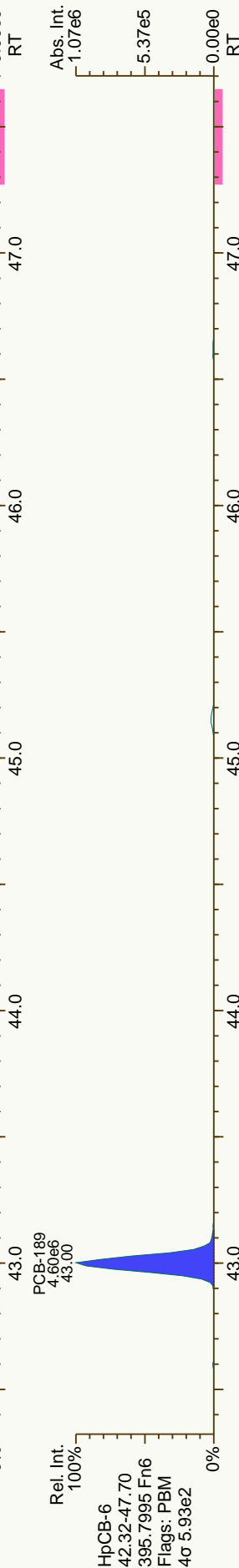
Page 556 of 1185

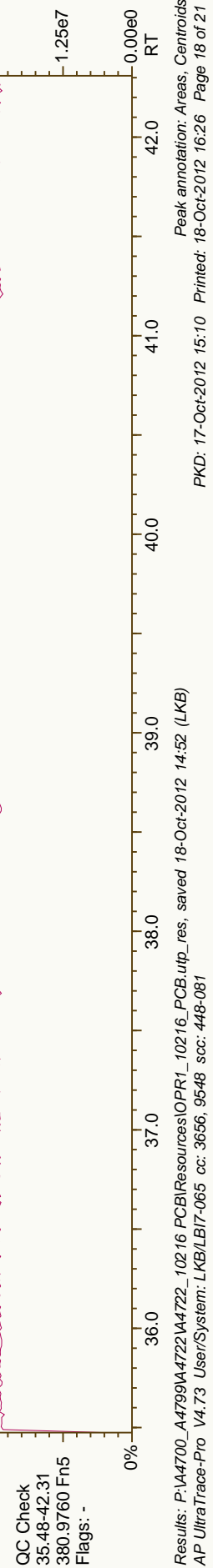
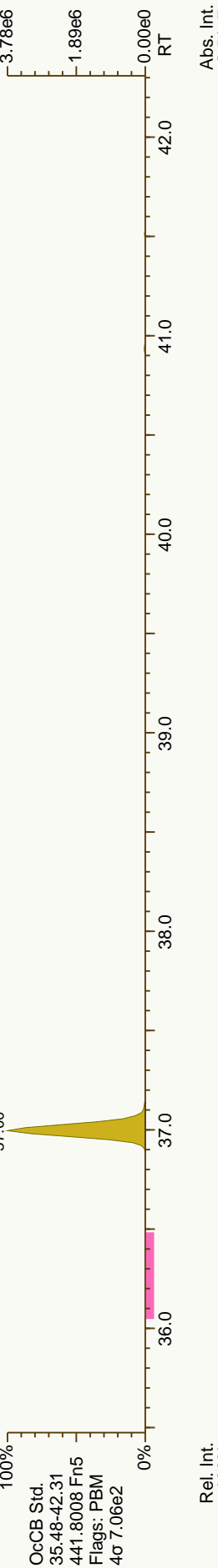
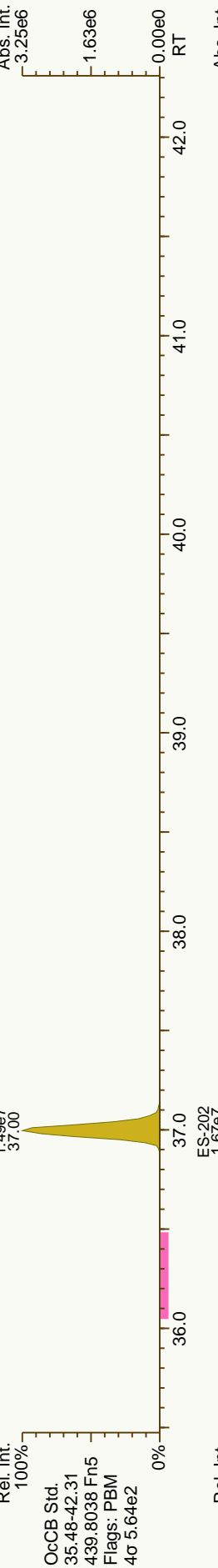
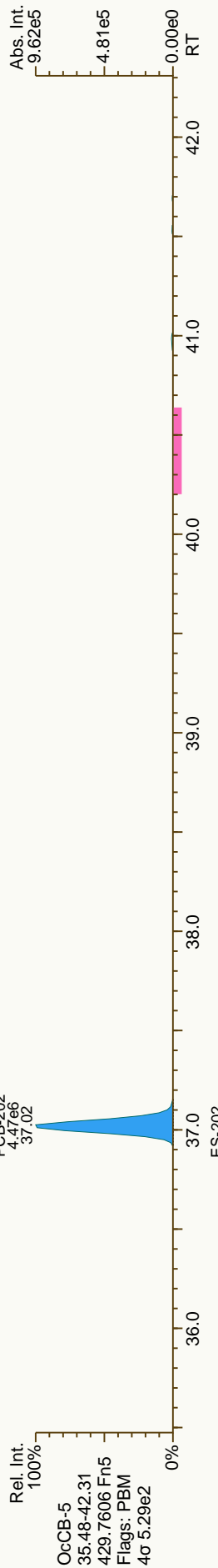
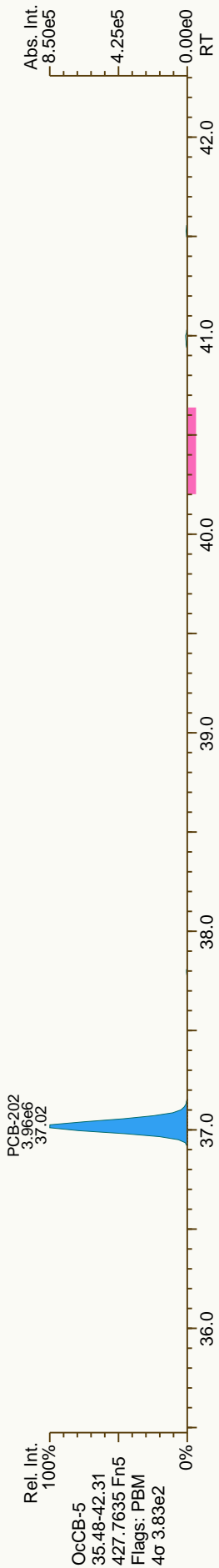



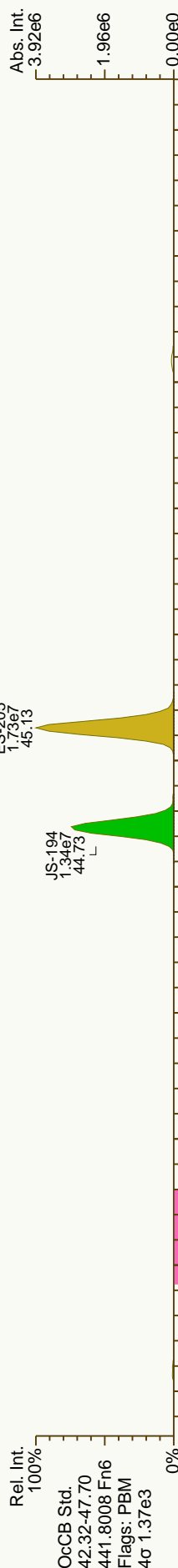
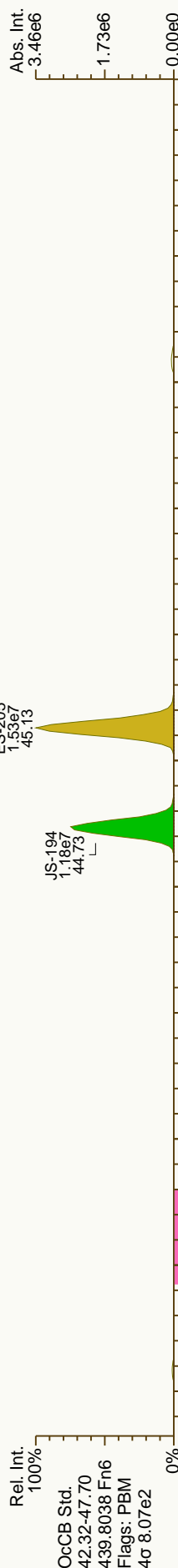
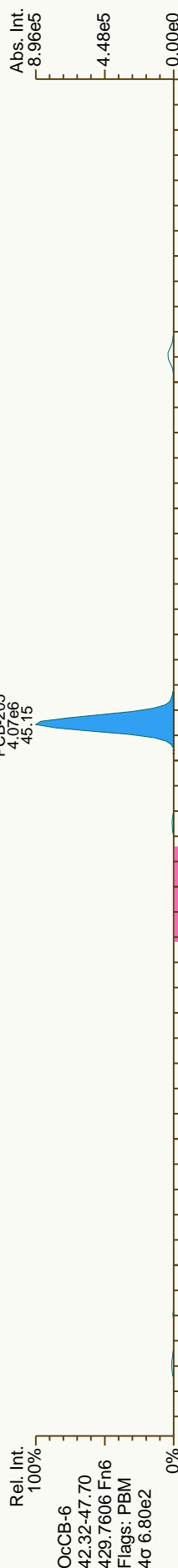
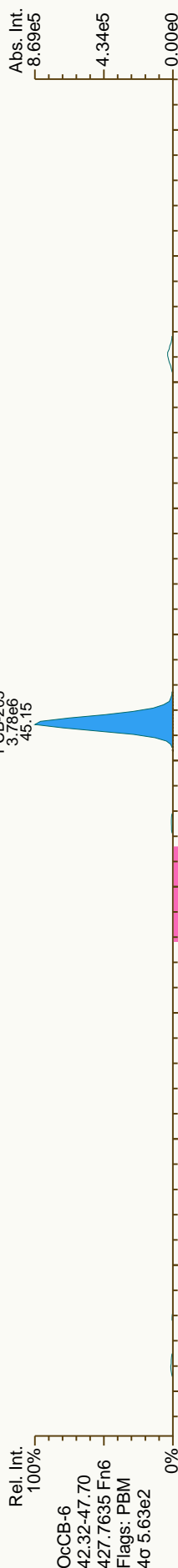


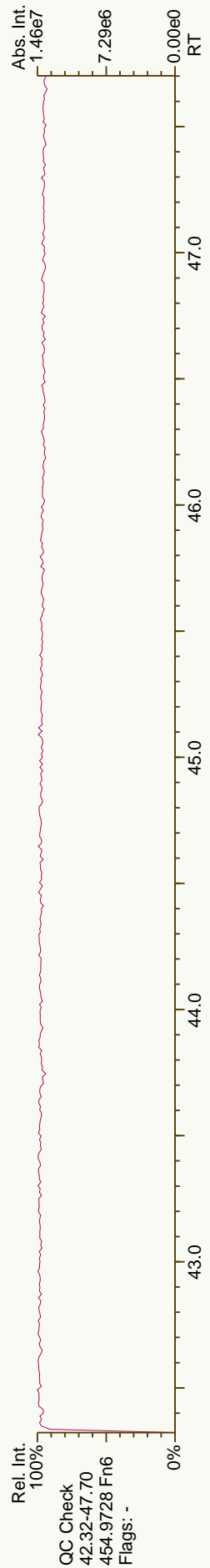
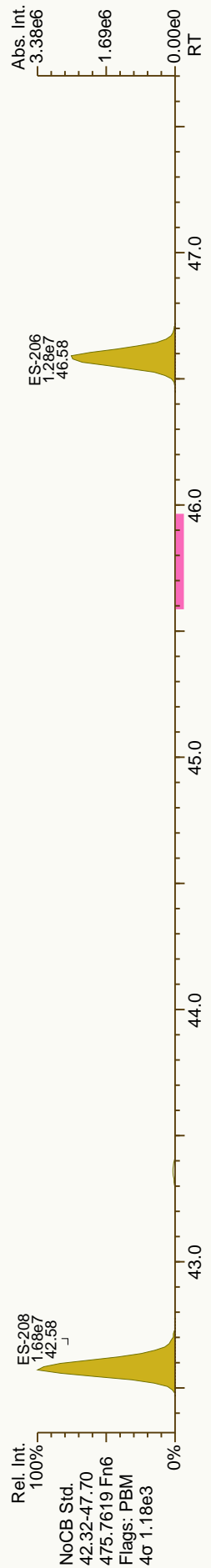
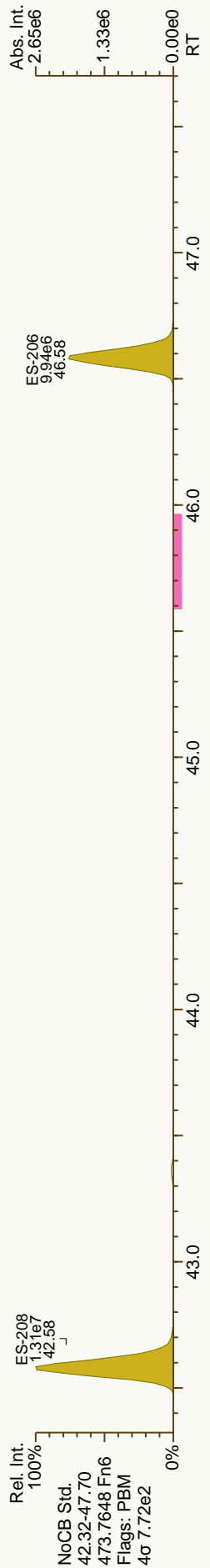
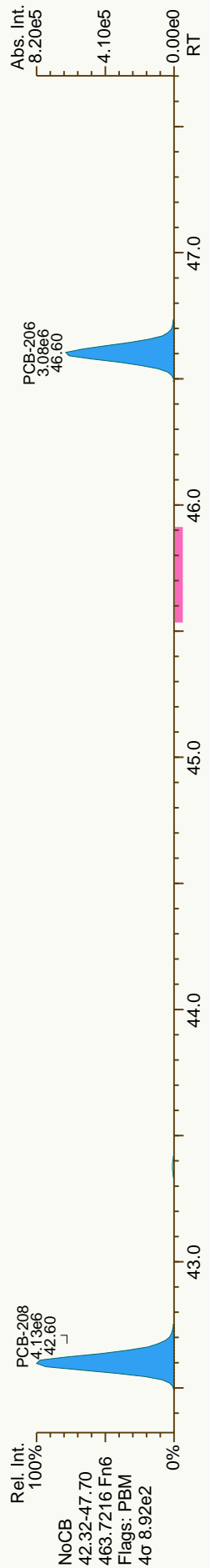
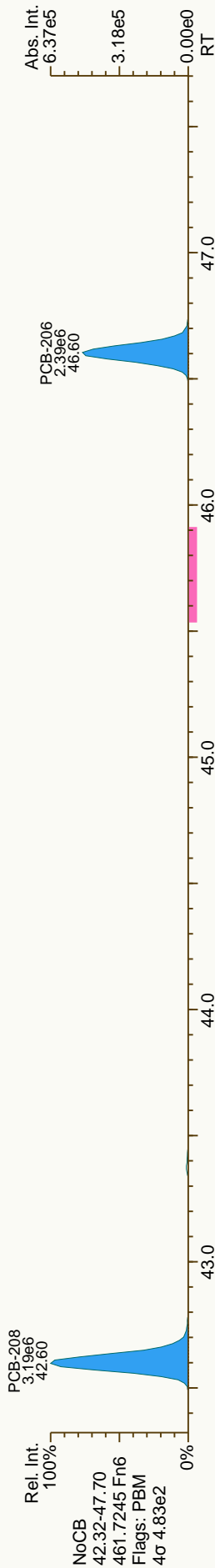


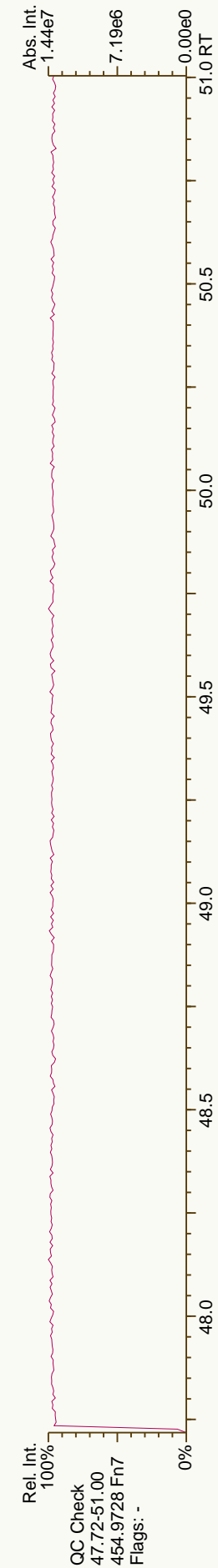


















Project Initiation Form

Project Number: A4722

Initiation Date: 09-Oct-12

Client Name: JELDWENOR

Sample Matrix: Soil

Analysis Method: 1668 PCB 7/6/13

TAT: 15 days

Project Manager: Amy

Special Instructions

11 samples M1613, 4 samples for 1668A

1, 2, 4, 8 PF/PCB

5500 spikes, OPR

%solids, report on dry-weight basis

12 is 50-p

report, INV via Horizon

Reporting Instructions

11 samples M1613, 4 samples for 1668A

5500 spikes, OPR

%solids, report on dry-weight basis

report, INV via Horizon

PM Initials: aboehm

Date: 09-Oct-2012

TRANSFER: M 10/11/12

HRD 1902

RECEIVED: VS 10/11/12

WO# 3120249



1613 PCDD/F

Solids

Project #	A4722	Batch #	10216	Extract Init/Date:	M 10/10/12	ASECS Init/Date:	V5 10-15-12	Transfer Init/Date:	M 10/16/12	
AP Sample ID	Client Sample ID	Extract WT (g)	SDS # M163/ToL	RV Initials #	(Td) 20-1	ASECS #	Observations			
A4722_10216_001	JW-EA09-SS35-120507 (10)	20.48	10	mm1 1	V5	4	Moist brown RL			
A4722_10216_002	JW-EA09-SS34-120507 (9)	17.15	11	mm1 1	V5	5	See 001			
A4722_10216_003	JW-EA08-SS32-120507 (7)	19.88	12, 13, 14	mm1 2	V5	10	See 001			
A4722_10216_004	JW-EA09-SS36-120507 (11)	16.40	12, 13	mm1 1	V5	6	See 001			
A4722_10216_005	JW-EA08-SS31-120507 (6)	16.76	15	mm1 1	V5	9	See 001			
A4722_10216_006	JW-EA08-SS29-120507 (4)	20.80	16	mm1 1	V5	8	See 001			
A4722_10216_007	JW-EA07-SS27-120507 (2)	19.40	17	mm1 2	V5	16	See 001			
A4722_10216_008	JW-EA09-SS33-120507 (8)	19.32	13	mm1 1	V5	7	See 001			
A4722_10216_009	JW-EA08-SS30-120507 (5)	20.22	18	mm1 1	V5	15	See 001			
A4722_10216_010	JW-EA07-SS28-120507 (3)	17.04	19	mm1 4	V5	14	See 001			
A4722_10216_011	JW-EA07-SS26-120507 (1)	16.99	20	mm1 3	V5	13	See 001			
A4722_10216_012	JW-EA08-SS131-120507 (12)	16.67	21	mm1 4	V5	12	See 001			
Special Instructions										
11 samples M1613, 4 samples for 1668A										
5500 spikes, OPR										
%solids, report on dry-weight basis										
report, INV via Horizon										
					Supply IDs					
					Toluene	DH016	Acid Silica	10/11/2012		
					CH ₂ Cl ₂	DH320	Base Silica	10/08/2012		
					Sand	-	HydroMatrix	10/11/2012		
					Florisil	10102012	Tetradecane	10/25/2011		
					Hexane	DG914	U.S.O.	10/15/2012		
					Silica	09282012	NH ₂ SiK Silicate	08/20/2012		

Cycle Time

5:30 am

10:00 am

4:45 pm

11:00 am

10-11-12

10-15-12

10-15-12

10-15-12

10-15-12

10-15-12

10-15-12

10-15-12

10-15-12

10-15-12

10-15-12



1613 PCDD/F

Solids

Project #		Batch #		10216		SPIKE PROFILE PCDD/Fs	
Analyte	Spike Compounds	Spike Amount	Spiked Volume	Solution Conc.	Split Factor	Final Volume	Final Solvent
PCDD/F	ES AS/CS Ax BCS3 JS Td Batch CS3	2 ng 2 ng 0.2 ng 2 ng	200 uL 200 uL 200 uL 200 uL 20 uL	10 pg/uL 10 pg/uL 1 pg/uL 10 pg/uL	1 1 1 1	20 uL 20 uL 20 uL 20 uL 20 uL	Td Td Td Td Td
Spiker Initials/Date: NA 10/10/12 NA 10/16/12							
AP Sample ID	Client Sample ID	PCDD/F ES Amount: <i>40 uL</i> Observer Initials	PCDD/F MX Amount: <i>40 uL</i> Observer Initials	PCDD/F CS Amount: <i>40 uL</i> Observer Initials	PCDD/F JS Amount: <i>20 uL</i> Observer Initials	Amount:	Observer Initials
A4722_10216_001	JW-EA09-SS35-120507	VS	-	VS	mn1		
A4722_10216_002	JW-EA09-SS34-120507	VS	-	VS	mn1		
A4722_10216_003	JW-EA08-SS32-120507	VS	-	VS	mn1		
A4722_10216_004	JW-EA09-SS36-120507	VS	-	VS	mn1		
A4722_10216_005	JW-EA08-SS31-120507	VS	-	VS	mn1		
A4722_10216_006	JW-EA08-SS29-120507	VS	-	VS	mn1		
A4722_10216_007	JW-EA07-SS27-120507	VS	-	VS	mn1		
A4722_10216_008	JW-EA09-SS33-120507	VS	-	VS	mn1		
A4722_10216_009	JW-EA08-SS30-120507	VS	-	VS	mn1		
A4722_10216_010	JW-EA07-SS28-120507	VS	-	VS	mn1		
A4722_10216_011	JW-EA07-SS26-120507	VS	-	VS	mn1		
A4722_10216_012	JW-EA08-SS131-120507	VS	-	VS	mn1		
Standard Information 10-10-12 10-12-12 10-16-12							
Std. Type	MIX	ES		CS		CS	JS
Spike ID	540.86	540.70		540.67			540.69
SIL #							
Concentration	0.005	0.05		0.01			0.10
Units	ng/uL	ng/uL		ng/uL			ng/uL
Exp. Date	10-2-13	8-9-13		10/2/13			8/12/13
Spike amount (uL)	40	40		40		40	20

NA 10/16/12

EE M
10/16/12

1668A



1668 PCB

Solids

Project # A4722 Batch # 10216

SPIKE PROFILE PCBs

Analyte	Spike Compounds	Spiked Amount	Spiked Volume	Solution Conc.	Split Factor	Final Volume	Final Solvent
PCB	ES	2 ng	20 uL	100 pg/uL	1	20 uL	Nonane
	CS	2 ng	20 uL	100 pg/uL	1	20 uL	Nonane
	JS	2 ng	10 uL	200 pg/uL	1	20 uL	Nonane
	AAP68A Batch CS3 AAP68A	1 ng 1 ng	20 uL 20 uL	50 pg/uL 50 pg/uL	1 1	20 uL 20 uL	Nonane Nonane
Spiker Initials/Date: <i>MA 10/10/12</i> <i>MA 10/11/12</i> <i>MA 10/16/12</i>							
AP Sample ID	Client Sample ID	PCB ES Amount: <i>40 uL</i> Observer Initials	PCB MX Amount: <i>50 uL</i> Observer Initials	PCB CS Amount: <i>40 uL</i> Observer Initials	PCB JS Amount: <i>20 uL</i> Observer Initials	Amount:	Observer Initials
A4722_10216_001	JW-EA09-SS35-120507	<i>VS</i>	-	<i>VS</i>	<i>mn1</i>		
A4722_10216_002	JW-EA09-SS34-120507	<i>VS</i>	-	<i>VS</i>	<i>mn1</i>		
A4722_10216_004	JW-EA09-SS36-120507	<i>VS</i>	-	<i>VS</i>	<i>mn1</i>		
A4722_10216_008	JW-EA09-SS33-120507	<i>VS</i>	-	<i>VS</i>	<i>mn1</i>		
MB1_10216	Method Blank	<i>VS</i>	-	<i>VS</i>	<i>mn1</i>		
OPR1_10216	0_10216_OPR001	<i>VS</i>	<i>VS</i>	<i>VS</i>	<i>mn1</i>		
		<i>10-10-12</i>	<i>10-10-12</i>	<i>10-12-12</i>	<i>10-16-12</i>		

Standard Information

Std. Type	PCB ES	MX	CS	PCB JS
Spike ID	<i>540-89</i>	<i>540-52B</i>	<i>540-72</i>	<i>540-90</i>
SIL #	-	-	-	-
Concentration	<i>0.05</i>	<i>0.01</i>	<i>0.05</i>	<i>0.1</i>
Units	<i>ng/uL</i>	<i>ng/uL</i>	<i>ng/uL</i>	<i>ng/uL</i>
Exp. Date	<i>10-2-13</i>	<i>8-28-13</i>	<i>8-10-13</i>	<i>10-13-13</i>
Spike amount (uL)	<i>40</i>	<i>50</i>	<i>40</i>	<i>20</i>

FWT 5018
10.02 48.92%
10.01 58.35
10.05 61.26
10.07 52.28%
10.10
LIS 10-05-12

% Solids

Project: 4722

Chemist: WSS

Batch #: 10216

Date: 10/9/12

Procedure:

Tare Balance.

Add boat and weigh. Record "Boat Wt."

Add the sample (2-10 g) to the boat and record "Wet Wt. + Boat Wt." (total).

Dry in oven overnight @ 107° C.

Tare Balance

Return dish to toploader and record "Residue + Boat Wt."

AP Sample ID	Boat Wt. (g)	Wet Wt. + Boat Wt.	Chem/Date	Residue + Boat Wt. (g)	Chem/Date	Comments
001 A	1.34	4.90	WSS	3.12	VS	} 20.44
B	1.34	6.23	WSS	3.70	VS	
C	1.35	3.70	WSS	2.49	VS	
002 A	1.33	4.40	WSS	3.10	VS	} 17.14
B	1.35	5.66	WSS	3.87	VS	
C	1.35	5.05	WSS	3.53	VS	
003 A	1.34	4.13	WSS	2.75	VS	} 19.73
B	1.34	5.98	WSS	3.69	VS	
C	1.32	3.74	WSS	2.55	VS	
004 A	1.34	5.57	WSS	3.92	VS	} 16.32
B	1.36	4.81	WSS	3.48	VS	
C	1.35	4.97	WSS	3.57	VS	
005 A	1.32	3.91	WSS	2.86	VS	} 16.63
B	1.34	4.34	WSS	3.18	VS	
C	1.34	4.63	WSS	3.30	VS	
006 A	1.33	4.89	WSS	3.01	VS	} 20.79
B	1.34	4.64	WSS	2.94	VS	
C	1.35	4.93	WSS	3.09	VS	

10/9/12

10-10-12

% Solids

Project: 4722
 Chemist: WSS
 Batch #: 10216
 Date: 10/9/12

Procedure:
 Tare Balance.
 Add boat and weigh. Record "Boat Wt."
 Add the sample (2-10 g) to the boat and record "Wet Wt. + Boat Wt." (total).
 Dry in oven overnight @ 107° C.
 Tare Balance
 Return dish to toploader and record "Residue + Boat Wt."

AP Sample ID	Boat Wt. (g)	Wet Wt. + Boat Wt.	Chem/Date	Residue + Boat Wt. (g)	Chem/Date	Comments
007 A	1.35	5.09	WSS	3.28	VS	} TE VS 10-10-12
B	1.35	4.31	WSS	2.87	VS	} 19.24 19.39
C	1.33	5.08	WSS	3.27	VS	
008 A	1.35	5.20	WSS	3.31	VS	} TE VS 10-10-12 19.24
B	1.35	4.39	WSS	2.93	VS	} 20.20
C	1.34	5.32	WSS	3.45	VS	
009 A	1.33	4.24	WSS	2.77	VS	} 20.20
B	1.34	4.80	WSS	3.05	VS	
C	1.35	3.95	WSS	2.64	VS	
010 A	1.34	5.10	WSS	3.55	VS	} TE VS 10-10-12
B	1.35	5.56	WSS	3.87	VS	} 16.97
C	1.33	4.77	WSS	3.33	VS	
011 A	1.32	5.81	WSS	3.94	VS	} TE VS 10-10-12
B	1.36	5.83	WSS	4.01	VS	} 17.67 16.63
C	1.33	6.41	WSS	4.34	VS	} 16.96
			10/11/12		10-10-12	



Wt. Volume Results for Extraction Batch 10216

Batch Project #'s: _____

Comments: _____

A4722

AP Sample ID	Boat WT.	Wet Wt. + Boat Wt.	Residue+ Boat Wt.	% Solid	Average % Solid	RSD	Qtest Ratio (if Applicable)	Dry Wt. Equiv.	Extracted Wt.	Final Wt.
A4722_001	1.34	4.9	3.12	50.00%	48.92%	1.92%		20.44	20.48	10.02
A4722_001	1.34	6.23	3.7	48.26%	48.92%	1.92%		20.44	20.48	10.02
A4722_001	1.35	3.7	2.49	48.51%	48.92%	1.92%		20.44	20.48	10.02
A4722_001	1.34	4.9	3.12	50.00%	48.92%	1.92%		20.44	20.48	10.02
A4722_001	1.34	6.23	3.7	48.26%	48.92%	1.92%		20.44	20.48	10.02
A4722_001	1.35	3.7	2.49	48.51%	48.92%	1.92%		20.44	20.48	10.02
A4722_001	1.34	4.9	3.12	50.00%	48.92%	1.92%		20.44	20.48	10.02
A4722_001	1.34	6.23	3.7	48.26%	48.92%	1.92%		20.44	20.48	10.02
A4722_001	1.34	4.9	3.12	50.00%	48.92%	1.92%		20.44	20.48	10.02
A4722_001	1.35	3.7	2.49	48.51%	48.92%	1.92%		20.44	20.48	10.02
A4722_001	1.34	6.23	3.7	48.26%	48.92%	1.92%		20.44	20.48	10.02
A4722_001	1.34	4.9	3.12	50.00%	48.92%	1.92%		20.44	20.48	10.02
A4722_001	1.34	6.23	3.7	48.26%	48.92%	1.92%		20.44	20.48	10.02
A4722_001	1.34	4.9	3.12	50.00%	48.92%	1.92%		20.44	20.48	10.02
A4722_001	1.34	6.23	3.7	48.26%	48.92%	1.92%		20.44	20.48	10.02
A4722_001	1.34	4.9	3.12	50.00%	48.92%	1.92%		20.44	20.48	10.02



Wt. Volume Results for Extraction Batch 10216

Batch Project #'s:

Comments:

AP Sample ID	Boat WT.	Wet Wt. + Boat Wt.	Residue+ Boat Wt.	% Solid	Average % Solid	RSD	Qtest Ratio (if Applicable)	Dry Wt. Equiv.	Extracted Wt.	Final Wt.
A4722_002	1.33	4.4	3.1	57.65%	58.35%	1.10%		17.14	17.15	10.01
A4722_002	1.35	5.66	3.87	58.47%	58.35%	1.10%		17.14	17.15	10.01
A4722_002	1.35	5.05	3.53	58.92%	58.35%	1.10%		17.14	17.15	10.01
A4722_002	1.33	4.4	3.1	57.65%	58.35%	1.10%		17.14	17.15	10.01
A4722_002	1.35	5.66	3.87	58.47%	58.35%	1.10%		17.14	17.15	10.01
A4722_002	1.35	5.05	3.53	58.92%	58.35%	1.10%		17.14	17.15	10.01
A4722_002	1.33	4.4	3.1	57.65%	58.35%	1.10%		17.14	17.15	10.01
A4722_002	1.35	5.66	3.87	58.47%	58.35%	1.10%		17.14	17.15	10.01
A4722_002	1.35	5.05	3.53	58.92%	58.35%	1.10%		17.14	17.15	10.01
A4722_002	1.33	4.4	3.1	57.65%	58.35%	1.10%		17.14	17.15	10.01
A4722_002	1.35	5.66	3.87	58.47%	58.35%	1.10%		17.14	17.15	10.01
A4722_002	1.35	5.05	3.53	58.92%	58.35%	1.10%		17.14	17.15	10.01



Wt. Volume Results for Extraction Batch 10216

Batch Project #'s:

Comments:

AP Sample ID	Boat WT.	Wet Wt. + Boat Wt.	Residue+ Boat Wt.	% Solid	Average % Solid	RSD	Qtest Ratio (if Applicable)	Dry Wt. Equiv.	Extracted Wt.	Final Wt.
A4722_003	1.34	4.13	2.75	50.54%	50.67%	0.29%		19.73	19.88	10.07
A4722_003	1.34	5.98	3.69	50.65%	50.67%	0.29%		19.73	19.88	10.07
A4722_003	1.34	4.13	2.75	50.54%	50.67%	0.29%		19.73	19.88	10.07
A4722_003	1.34	5.98	3.69	50.65%	50.67%	0.29%		19.73	19.88	10.07
A4722_003	1.32	3.74	2.55	50.83%	50.67%	0.29%		19.73	19.88	10.07
A4722_003	1.32	3.74	2.55	50.83%	50.67%	0.29%		19.73	19.88	10.07
A4722_003	1.34	4.13	2.75	50.54%	50.67%	0.29%		19.73	19.88	10.07
A4722_003	1.34	5.98	3.69	50.65%	50.67%	0.29%		19.73	19.88	10.07
A4722_003	1.32	3.74	2.55	50.83%	50.67%	0.29%		19.73	19.88	10.07
A4722_003	1.34	4.13	2.75	50.54%	50.67%	0.29%		19.73	19.88	10.07
A4722_003	1.34	5.98	3.69	50.65%	50.67%	0.29%		19.73	19.88	10.07
A4722_003	1.32	3.74	2.55	50.83%	50.67%	0.29%		19.73	19.88	10.07
A4722_003	1.34	4.13	2.75	50.54%	50.67%	0.29%		19.73	19.88	10.07
A4722_003	1.34	5.98	3.69	50.65%	50.67%	0.29%		19.73	19.88	10.07
A4722_003	1.32	3.74	2.55	50.83%	50.67%	0.29%		19.73	19.88	10.07



Wt. Volume Results for Extraction Batch 10216

Batch Project #'s: _____

Comments:

AP Sample ID	Boat WT.	Wet Wt. + Boat Wt.	Residue+ Boat Wt.	% Solid	Average % Solid	RSD	Qtest Ratio (if Applicable)	Dry Wt. Equiv.	Extracted Wt.	Final Wt.
A4722_004	1.34	5.57	3.92	60.99%	61.26%	0.39%		16.32	16.4	10.05
A4722_004	1.36	4.81	3.48	61.45%	61.26%	0.39%		16.32	16.4	10.05
A4722_004	1.35	4.97	3.57	61.33%	61.26%	0.39%		16.32	16.4	10.05
A4722_004	1.34	5.57	3.92	60.99%	61.26%	0.39%		16.32	16.4	10.05
A4722_004	1.36	4.81	3.48	61.45%	61.26%	0.39%		16.32	16.4	10.05
A4722_004	1.35	4.97	3.57	61.33%	61.26%	0.39%		16.32	16.4	10.05
A4722_004	1.34	5.57	3.92	60.99%	61.26%	0.39%		16.32	16.4	10.05
A4722_004	1.36	4.81	3.48	61.45%	61.26%	0.39%		16.32	16.4	10.05
A4722_004	1.35	4.97	3.57	61.33%	61.26%	0.39%		16.32	16.4	10.05
A4722_004	1.36	4.81	3.48	61.45%	61.26%	0.39%		16.32	16.4	10.05
A4722_004	1.35	4.97	3.57	61.33%	61.26%	0.39%		16.32	16.4	10.05



Wt. Volume Results for Extraction Batch 10216

Batch Project #'s:

Comments:

AP Sample ID	Boat WT.	Wet Wt. + Boat Wt.	Residue+ Boat Wt.	% Solid	Average % Solid	RSD	Qtest Ratio (if Applicable)	Dry Wt. Equiv.	Extracted Wt.	Final Wt.
A4722_005	1.32	3.91	2.86	59.46%	60.12%	1.75%		16.63	16.76	10.08
A4722_005	1.34	4.34	3.18	61.33%	60.12%	1.75%		16.63	16.76	10.08
A4722_005	1.34	4.63	3.3	59.57%	60.12%	1.75%		16.63	16.76	10.08
A4722_005	1.32	3.91	2.86	59.46%	60.12%	1.75%		16.63	16.76	10.08
A4722_005	1.34	4.34	3.18	61.33%	60.12%	1.75%		16.63	16.76	10.08
A4722_005	1.34	4.63	3.3	59.57%	60.12%	1.75%		16.63	16.76	10.08
A4722_005	1.32	3.91	2.86	59.46%	60.12%	1.75%		16.63	16.76	10.08
A4722_005	1.34	4.34	3.18	61.33%	60.12%	1.75%		16.63	16.76	10.08
A4722_005	1.34	4.63	3.3	59.57%	60.12%	1.75%		16.63	16.76	10.08
A4722_005	1.32	3.91	2.86	59.46%	60.12%	1.75%		16.63	16.76	10.08
A4722_005	1.34	4.34	3.18	61.33%	60.12%	1.75%		16.63	16.76	10.08
A4722_005	1.34	4.63	3.3	59.57%	60.12%	1.75%		16.63	16.76	10.08



Wt. Volume Results for Extraction Batch 10216

Batch Project #'s:

Comments:

AP Sample ID	Boat WT.	Wet Wt. + Boat Wt.	Residue+ Boat Wt.	% Solid	Average % Solid	RSD	Qtest Ratio (if Applicable)	Dry Wt. Equiv.	Extracted Wt.	Final Wt.
A4722_006	1.33	4.89	3.01	47.19%	48.09%	1.63%		20.79	20.8	10
A4722_006	1.34	4.64	2.94	48.48%	48.09%	1.63%		20.79	20.8	10
A4722_006	1.35	4.93	3.09	48.60%	48.09%	1.63%		20.79	20.8	10
A4722_006	1.33	4.89	3.01	47.19%	48.09%	1.63%		20.79	20.8	10
A4722_006	1.34	4.64	2.94	48.48%	48.09%	1.63%		20.79	20.8	10
A4722_006	1.35	4.93	3.09	48.60%	48.09%	1.63%		20.79	20.8	10
A4722_006	1.33	4.89	3.01	47.19%	48.09%	1.63%		20.79	20.8	10
A4722_006	1.34	4.64	2.94	48.48%	48.09%	1.63%		20.79	20.8	10
A4722_006	1.35	4.93	3.09	48.60%	48.09%	1.63%		20.79	20.8	10
A4722_006	1.33	4.89	3.01	47.19%	48.09%	1.63%		20.79	20.8	10
A4722_006	1.34	4.64	2.94	48.48%	48.09%	1.63%		20.79	20.8	10
A4722_006	1.35	4.93	3.09	48.60%	48.09%	1.63%		20.79	20.8	10




Wt. Volume Results for Extraction Batch 10216

Batch Project #'s:

Comments:

AP Sample ID	Boat WT.	Wet Wt. + Boat Wt.	Residue+ Boat Wt.	% Solid	Average % Solid	RSD	Qtest Ratio (if Applicable)	Dry Wt. Equiv.	Extracted Wt.	Final Wt.
A4722_007	1.35	5.09	3.28	51.60%	51.56%	0.37%		19.39	19.4	10
A4722_007	1.35	4.31	2.87	51.35%	51.56%	0.37%		19.39	19.4	10
A4722_007	1.33	5.08	3.27	51.73%	51.56%	0.37%		19.39	19.4	10
A4722_007	1.35	5.09	3.28	51.60%	51.56%	0.37%		19.39	19.4	10
A4722_007	1.35	4.31	2.87	51.35%	51.56%	0.37%		19.39	19.4	10
A4722_007	1.33	5.08	3.27	51.73%	51.56%	0.37%		19.39	19.4	10
A4722_007	1.35	5.09	3.28	51.60%	51.56%	0.37%		19.39	19.4	10
A4722_007	1.35	4.31	2.87	51.35%	51.56%	0.37%		19.39	19.4	10
A4722_007	1.33	5.08	3.27	51.73%	51.56%	0.37%		19.39	19.4	10
A4722_007	1.35	5.09	3.28	51.60%	51.56%	0.37%		19.39	19.4	10
A4722_007	1.35	4.31	2.87	51.35%	51.56%	0.37%		19.39	19.4	10
A4722_007	1.33	5.08	3.27	51.73%	51.56%	0.37%		19.39	19.4	10
A4722_007	1.35	5.09	3.28	51.60%	51.56%	0.37%		19.39	19.4	10
A4722_007	1.35	4.31	2.87	51.35%	51.56%	0.37%		19.39	19.4	10
A4722_007	1.33	5.08	3.27	51.73%	51.56%	0.37%		19.39	19.4	10




Wt. Volume Results for Extraction Batch 10216

Batch Project #'s:

Comments:

AP Sample ID	Boat WT.	Wet Wt. + Boat Wt.	Residue+ Boat Wt.	% Solid	Average % Solid	RSD	Qtest Ratio (if Applicable)	Dry Wt. Equiv.	Extracted Wt.	Final Wt.
A4722_008	1.35	5.2	3.31	50.91%	52.28%	32.22%	0.54	19.27	19.32	10.1
A4722_008	1.35	4.39	3.45	69.08%	52.28%	32.22%	0.54	19.27	19.32	10.1
A4722_008	1.34	5.32	2.76	35.68%	52.28%	32.22%	0.54	19.27	19.32	10.1
A4722_008	1.35	5.2	3.31	50.91%	52.28%	27.60%	0.62	18.76	19.32	10.1
A4722_008	1.35	4.39	3.45	69.08%	52.28%	27.60%	0.62	18.76	19.32	10.1
A4722_008	1.34	5.32	2.93	39.95%	52.28%	27.60%	0.62	18.76	19.32	10.1
A4722_008	1.35	5.2	3.31	50.91%	52.28%	2.03%		19.24	19.32	10.1
A4722_008	1.35	4.39	2.93	51.97%	52.28%	2.03%		19.24	19.32	10.1
A4722_008	1.34	5.32	3.45	53.02%	52.28%	2.03%		19.24	19.32	10.1
A4722_008	1.35	5.2	3.31	50.91%	52.28%	2.03%		19.24	19.32	10.1
A4722_008	1.35	4.39	2.93	51.97%	52.28%	2.03%		19.24	19.32	10.1
A4722_008	1.34	5.32	3.45	53.02%	52.28%	2.03%		19.24	19.32	10.1



Wt. Volume Results for Extraction Batch 10216

Batch Project #'s:

Comments:

AP Sample ID	Boat WT.	Wet Wt. + Boat Wt.	Residuc+ Boat Wt.	% Solid	Average % Solid	RSD	Qtest Ratio (if Applicable)	Dry Wt. Equiv.	Extracted Wt.	Final Wt.
A4722_009	1.33	4.24	2.77	49.48%	51.45%	0.21%		20.2	20.22	10.4
A4722_009	1.34	4.8	3.05	49.42%	51.45%	0.21%		20.2	20.22	10.4
A4722_009	1.35	3.95	2.64	49.62%	51.45%	0.21%		20.2	20.22	10.4
A4722_009	1.33	4.24	3.45	72.85%	51.45%	23.51%	0.99	17.45	20.22	10.4
A4722_009	1.34	4.8	3.05	49.42%	51.45%	23.51%	0.99	17.45	20.22	10.4
A4722_009	1.35	3.95	2.64	49.62%	51.45%	23.51%	0.99	17.45	20.22	10.4
A4722_009	1.33	4.24	2.77	49.48%	51.45%	0.21%		20.2	20.22	10.4
A4722_009	1.34	4.8	3.05	49.42%	51.45%	0.21%		20.2	20.22	10.4
A4722_009	1.35	3.95	2.64	49.62%	51.45%	0.21%		20.2	20.22	10.4
A4722_009	1.33	4.24	2.77	49.48%	51.45%	0.21%		20.2	20.22	10.4
A4722_009	1.34	4.8	3.05	49.42%	51.45%	0.21%		20.2	20.22	10.4
A4722_009	1.35	3.95	2.64	49.62%	51.45%	0.21%		20.2	20.22	10.4



Wt. Volume Results for Extraction Batch 10216

Batch Project #'s:

Comments:

AP Sample ID	Boat WT.	Wet Wt. + Boat Wt.	Residue+ Boat Wt.	% Solid	Average % Solid	RSD	Qrest Ratio (if Applicable)	Dry Wt. Equiv.	Extracted Wt.	Final Wt.
A4722_010	1.34	5.1	3.55	58.78%	58.93%	1.48%		16.97	17.04	10.04
A4722_010	1.35	5.56	3.87	59.86%	58.93%	1.48%		16.97	17.04	10.04
A4722_010	1.33	4.77	3.33	58.14%	58.93%	1.48%		16.97	17.04	10.04
A4722_010	1.34	5.1	3.55	58.78%	58.93%	1.48%		16.97	17.04	10.04
A4722_010	1.35	5.56	3.87	59.86%	58.93%	1.48%		16.97	17.04	10.04
A4722_010	1.33	4.77	3.33	58.14%	58.93%	1.48%		16.97	17.04	10.04
A4722_010	1.34	5.1	3.55	58.78%	58.93%	1.48%		16.97	17.04	10.04
A4722_010	1.35	5.56	3.87	59.86%	58.93%	1.48%		16.97	17.04	10.04
A4722_010	1.33	4.77	3.33	58.14%	58.93%	1.48%		16.97	17.04	10.04
A4722_010	1.34	5.1	3.55	58.78%	58.93%	1.48%		16.97	17.04	10.04
A4722_010	1.35	5.56	3.87	59.86%	58.93%	1.48%		16.97	17.04	10.04
A4722_010	1.33	4.77	3.33	58.14%	58.93%	1.48%		16.97	17.04	10.04



Wt. Volume Results for Extraction Batch 10216

Batch Project #'s:

Comments:

AP Sample ID	Boat WT.	Wet Wt. + Boat Wt.	Residue+ Boat Wt.	% Solid	Average % Solid	RSD	Qtest Ratio (if Applicable)	Dry Wt. Equiv.	Extracted Wt.	Final Wt.
A4722_011	1.32	5.81	3.94	58.35%	58.96%	0.90%		16.96	16.99	10.02
A4722_011	1.36	5.83	4.01	59.28%	58.96%	0.90%		16.96	16.99	10.02
A4722_011	1.33	6.41	4.34	59.25%	58.96%	0.90%		16.96	16.99	10.02
A4722_011	1.32	5.81	3.94	58.35%	58.96%	0.90%		16.96	16.99	10.02
A4722_011	1.36	5.83	4.01	59.28%	58.96%	0.90%		16.96	16.99	10.02
A4722_011	1.33	6.41	4.34	59.25%	58.96%	0.90%		16.96	16.99	10.02
A4722_011	1.32	5.81	3.94	58.35%	58.96%	0.90%		16.96	16.99	10.02
A4722_011	1.36	5.83	4.01	59.28%	58.96%	0.90%		16.96	16.99	10.02
A4722_011	1.33	6.41	4.34	59.25%	58.96%	0.90%		16.96	16.99	10.02
A4722_011	1.32	5.81	3.94	58.35%	58.96%	0.90%		16.96	16.99	10.02
A4722_011	1.36	5.83	4.01	59.28%	58.96%	0.90%		16.96	16.99	10.02
A4722_011	1.33	6.41	4.34	59.25%	58.96%	0.90%		16.96	16.99	10.02
A4722_011	1.32	5.81	3.94	58.35%	58.96%	0.90%		16.96	16.99	10.02
A4722_011	1.36	5.83	4.01	59.28%	58.96%	0.90%		16.96	16.99	10.02
A4722_011	1.33	6.41	4.34	59.25%	58.96%	0.90%		16.96	16.99	10.02



**Wt. Volume Results for Extraction Batch
10216**

Batch Project #'s:

Comments:

Duplicate of 005
18-OCT-12 ARB

AP Sample ID	Boat WT.	Wet Wt. + Boat Wt.	Residue+ Boat Wt.	% Solid	Average % Solid	RSD	Qtest Ratio (if Applicable)	Dry Wt. Equiv.	Extracted Wt.	Final Wt.
A4722_012	1.32	3.91	2.86	59.46%	57.49%	1.75%		16.63	16.67	9.58
A4722_012	1.34	4.34	3.18	61.33%	57.49%	1.75%		16.63	16.67	9.58
A4722_012	1.34	4.63	3.3	59.57%	57.49%	1.75%		16.63	16.67	9.58
A4722_012	1.32	3.91	2.86	59.46%	57.49%	4.48%		17.67	16.67	9.58
A4722_012	1.34	4.64	3.18	55.76%	57.49%	4.48%		17.67	16.67	9.58
A4722_012	1.34	4.93	3.3	54.60%	57.49%	4.48%		17.67	16.67	9.58
A4722_012	1.32	3.91	2.86	59.46%	57.49%	4.48%		17.67	16.67	9.58
A4722_012	1.34	4.64	3.18	55.76%	57.49%	4.48%		17.67	16.67	9.58
A4722_012	1.34	4.93	3.3	54.60%	57.49%	4.48%		17.67	16.67	9.58
A4722_012	1.32	3.91	2.86	59.46%	57.49%	4.48%		17.67	16.67	9.58
A4722_012	1.34	4.64	3.18	55.76%	57.49%	4.48%		17.67	16.67	9.58
A4722_012	1.34	4.93	3.3	54.60%	57.49%	4.48%		17.67	16.67	9.58
A4722_012	1.32	3.91	2.86	59.46%	57.49%	4.48%		17.67	16.67	9.58
A4722_012	1.34	4.64	3.18	55.76%	57.49%	4.48%		17.67	16.67	9.58
A4722_012	1.34	4.93	3.3	54.60%	57.49%	4.48%		17.67	16.67	9.58

Project # A4722 Batch # 10216

Inter-Department Communication Sheet

* MB was taken low on 16000, MA 10/16/12

* NO, OPA, OOL + OOB per portion sulfur treated, MA 10/16/12

18-OCT-12 Per instructions; Sample 012 is dup of 005
90 solid sheets created by LIMS have incorrect/duplicate
entries. Corrected manually by JSS

Sample 003 needs to be re-extracted. due to low ES recoveries in the
D/E extract NO 22oct 12

Special Instructions

11 samples M1613, 4 samples for 1668A

5500 spikes, OPR

%solids, report on dry-weight basis

Analytical Perspectives - Injection Log

Run file: 121019P1
 MS Method: DF_CL4-8B
 GC Column: DB5
 GC Method: DB5MS_60M

Data file	S#	Vial#	Lab ID	Sample ID (Chrom. Text)	Analyst	Acq date	Acq time
121019P1	1	8	CS3_121019_DF_PA	CS3_121019_DF_PA S40-67B 1	MDC		
121019P1	2	32	OPR1_10216_DF	OPR1_10216_DF	MDC		
121019P1	3	15	SBS_121019_DF_PA	SBS_121019_DF_PA solvent blank 1	MDC		
121019P1	4	31	MB1_10216_DF_SDS	MB1_10216_DF_SDS	MDC		
121019P1	5	33	A4722_10216_DF_001	A4722_10216_DF_001 JW-EA09-SS35-120507 10.02	MDC		
121019P1	6	34	A4722_10216_DF_002	A4722_10216_DF_002 JW-EA09-SS34-120507 10.01	MDC		
121019P1	7	35	A4722_10216_DF_003	A4722_10216_DF_003 JW-EA08-SS32-120507 10.07	MDC		
121019P1	8	36	A4722_10216_DF_004	A4722_10216_DF_004 JW-EA09-SS36-120507 10.05	MDC		
121019P1	9	37	A4722_10216_DF_005	A4722_10216_DF_005 JW-EA08-SS31-120507 10.08	MDC		
121019P1	10	38	A4722_10216_DF_006	A4722_10216_DF_006 JW-EA08-SS29-120507 10.00	MDC		
121019P1	11	15	SBS_121019_DF_PB	SBS_121019_DF_PB solvent blank 1	MDC		
121019P1	12	8	CS3_121019_DF_PB	CS3_121019_DF_PB S40-67B 1	MDC		

OK owl 22 Oct 12

Analytical Perspectives - Injection Log

Run file: 121019P2
 MS Method: DF_CL4-8B
 GC Column: DB5
 GC Method: DB5MS_60M

Data file S#	Vial#	Lab ID	Sample ID (Chrom. Text)	Analyst	Acq date	Acq time
121019P2	1	SBS_121019_DF_PC	SBS_121019_DF_PC solvent blank 1	MDC		
121019P2	2	A4722_10216_DF_007	A4722_10216_DF_007 JW-EA07-SS27-120507	MDC	10.00	
121019P2	3	A4722_10216_DF_008	A4722_10216_DF_008 JW-EA09-SS33-120507	MDC	10.04	
121019P2	4	A4722_10216_DF_009	A4722_10216_DF_009 JW-EA08-SS30-120507	MDC	10.01	
121019P2	5	A4722_10216_DF_010	A4722_10216_DF_010 JW-EA07-SS28-120507	MDC	10.04	
121019P2	6	A4722_10216_DF_011	A4722_10216_DF_011 JW-EA07-SS26-120507	MDC	10.02	
121019P2	7	A4722_10216_DF_012	A4722_10216_DF_012 JW-EA08-SS131-120507	MDC	10.02	
121019P2	8	SBS_121019_DF_PD	SBS_121019_DF_PD solvent blank 1	MDC		
121019P2	9	CS3_121019_DF_PC	CS3_121019_DF_PC S40-67B 1	MDC		

OK out 22 Oct 12

Sample List Report

MassLynx 4.1 SCN 881

Sample List: C:\MassLynx\Default.pro\Sampledb\mm7-12-10-17-pcb.SPL
 Last Modified: Wednesday, October 17, 2012 11:58:59 Eastern Daylight Time
 Printed: Wednesday, October 17, 2012 13:07:01 Eastern Daylight Time

File Name	Lab ID	Sample ID	MS File	Inlet File	Vial #	User	Task (=Expt.)	Conditions (=GC prog)	Inj. Vol.
1 121017X01	CS3_121017_PCB_XA	RETCON S40-92	pcb-2012-01	pcb90_a	Tray1:06	* LKB	pcb-2012-01	pcb90_a	1.000000
2 121017X02	OPR1_10216_PCB	0_10216_OPR001	pcb-2012-01	pcb90_a	Tray1:19	-LKB	pcb-2012-01	pcb90_a	1.000000
3 121017X03	SBS_121017_PCB_XA	SIL 9-41-1	pcb-2012-01	pcb90_a	Tray1:02	-LKB	pcb-2012-01	pcb90_a	1.000000
4 121017X04	MB1_10216_PCB_SDS	Method Blank	pcb-2012-01	pcb90_a	Tray1:20	* LKB	pcb-2012-01	pcb90_a	1.000000
5 121017X05	A4722_10216_PCB_001	JW-EA09-SS35-120507	pcb-2012-01	pcb90_a	Tray1:21	* LKB	pcb-2012-01	pcb90_a	1.000000
6 121017X06	A4722_10216_PCB_002	JW-EA09-SS34-120507	pcb-2012-01	pcb90_a	Tray1:22	* LKB	pcb-2012-01	pcb90_a	1.000000
7 121017X07	A4722_10216_PCB_004	JW-EA09-SS36-120507	pcb-2012-01	pcb90_a	Tray1:23	* LKB	pcb-2012-01	pcb90_a	1.000000
8 121017X08	A4722_10216_PCB_008	JW-EA09-SS33-120507	pcb-2012-01	pcb90_a	Tray1:24	* LKB	pcb-2012-01	pcb90_a	1.000000
9 121017X09	SBS_121017_PCB_XB	SIL 9-41-1	pcb-2012-01	pcb90_a	Tray1:02	* LKB	pcb-2012-01	pcb90_a	1.000000

Handwritten notes:
 JMW
 16 Oct 12
 17 Oct 12
 11:57 AM

ICAL: 1613 SGS

Data Acquired: 01-Aug-2012



WO# 31203240

Name	Mean	% RSD	CS0	CS1	CS2	CS3	CS4	CS5
2378-TCDD	1.08	3.9%	1.02	1.08	1.06	1.07	1.12	1.14
12378-PeCDF	1.07	1.6%	1.08	1.05	1.07	1.07	1.09	1.09
123478-HxCDD	1.05	2.0%	1.05	1.01	1.04	1.05	1.07	1.07
123678-HxCDD	0.98	2.4%	1.01	0.96	0.96	0.97	0.99	1.01
123789-HxCDD	1.01	1.7%	1.01	1.01	0.99	0.99	1.01	1.04
1234678-HpCDD	1.09	2.8%	1.05	1.07	1.08	1.08	1.11	1.14
OCDD	1.11	2.5%	1.08	1.10	1.12	1.08	1.13	1.14
2378-TCDF	0.98	1.9%	0.96	0.99	0.95	1.00	0.97	0.98
12378-PeCDF	0.99	2.1%	0.96	0.97	0.98	1.00	1.00	1.02
23478-PeCDF	1.02	3.4%	0.96	1.01	1.01	1.03	1.03	1.06
123478-HxCDF	1.19	1.9%	1.17	1.16	1.20	1.19	1.20	1.22
123678-HxCDF	1.16	1.9%	1.14	1.13	1.16	1.14	1.17	1.19
234678-HxCDF	1.18	3.3%	1.15	1.14	1.15	1.25	1.17	1.19
123789-HxCDF	1.09	1.9%	1.08	1.06	1.09	1.08	1.09	1.12
1234678-HpCDF	1.35	2.7%	1.30	1.30	1.36	1.37	1.38	1.39
1234789-HpCDF	1.34	3.3%	1.30	1.28	1.33	1.34	1.39	1.38
OCDF	1.40	6.9%	1.30	1.34	1.35	1.36	1.49	1.54
ES 2378-TCDD	1.04	2.2%	1.03	1.03	1.04	1.04	1.04	1.09
ES 12378-PeCDD	0.87	5.6%	0.83	0.85	0.86	0.82	0.89	0.95
ES 123478-HxCDD	0.94	1.5%	0.93	0.93	0.93	0.95	0.95	0.96
ES 123678-HxCDD	1.06	1.9%	1.06	1.06	1.05	1.10	1.07	1.04
ES 1234678-HpCDD	0.80	2.7%	0.82	0.81	0.77	0.77	0.80	0.82
ES OCDD	0.63	8.0%	0.61	0.62	0.57	0.61	0.65	0.72
ES 2378-TCDF	1.74	2.8%	1.73	1.74	1.77	1.65	1.74	1.80
ES 12378-PeCDF	1.49	4.8%	1.44	1.47	1.50	1.41	1.53	1.61
ES 23478-PeCDF	1.48	4.8%	1.42	1.47	1.47	1.41	1.52	1.60
ES 123478-HxCDF	1.27	2.1%	1.30	1.30	1.24	1.28	1.28	1.24
ES 123678-HxCDF	1.41	3.0%	1.41	1.48	1.36	1.43	1.41	1.38
ES 234678-HxCDF	1.34	2.7%	1.38	1.38	1.35	1.29	1.35	1.32
ES 123789-HxCDF	1.20	1.9%	1.23	1.19	1.18	1.18	1.22	1.22
ES 1234678-HpCDF	1.06	2.1%	1.06	1.07	1.03	1.04	1.06	1.10
ES 1234789-HpCDF	0.82	3.9%	0.82	0.83	0.80	0.79	0.82	0.88

Page 590 of 1185

APPROVED
By Bryan Vining at 10:24 am, Oct 24, 2012

Dioxin/Furan ICAL Summary

SGS Analytical Perspectives

Processed: 24 Oct 2012 09:54

ICAL: 1613_SGS

Data Acquired: 18-Jun-2009

	120801P2-01	120801P2-02	120801P2-03	120801P2-04	120801P2-05	120801P2-06
	0.25	0.5	2.0	10	40	200
	CS0	CS1	CS2	CS3	CS4	CS5
Name	% RSD	Mean				
CS 37Cl-2378-TCDD	4.8%	1.17	1.14	1.15	1.19	1.27

1.17

1.12 3.0% 1.08 1.14 1.10 1.11 1.15 1.17

Totals

Total TCDD	1.08	3.9%	1.02	1.08	1.06	1.07	1.12	1.14
Total PeCDD	1.07	1.6%	1.08	1.05	1.07	1.07	1.09	1.09
Total HxCDD	1.01	1.7%	1.02	0.99	1.00	1.01	1.02	1.04
Total HpCDD	1.09	2.8%	1.05	1.07	1.08	1.08	1.11	1.14
Total TCDF	0.98	1.9%	0.96	0.99	0.95	1.00	0.97	0.98
Total PeCDF	1.00	2.7%	0.96	0.99	1.00	1.01	1.02	1.04
Total HxCDF	1.15	1.8%	1.14	1.12	1.15	1.16	1.16	1.18
Total HpCDF	1.34	2.9%	1.30	1.29	1.34	1.36	1.38	1.38

Instrument: MM1 (AutoSpec-Ultima)		MS Experiment: DF_CL4-8B		GC Program: DB5MS_60M					
#	Datfile	Vial#	Lab ID	Wt/Vol	Client/Sample ID	Analyst(s)	Checkcode	Acq Date	Acq Time
1	120801P2-01	31	1613_CS_0,5	1.00	1613_CS_0,5	MDC	627-866	01-AUG-2012	10:27:13
2	120801P2-02	32	1613_CS1	1.00	1613_CS1	MDC	432-273	01-AUG-2012	11:17:24
3	120801P2-03	33	1613_CS2	1.00	1613_CS2	MDC	440-192	01-AUG-2012	12:07:35
4	120801P2-04	34	1613_CS3	1.00	1613_CS3	MDC	279-058	01-AUG-2012	12:57:42
5	120801P2-05	35	1613_CS4	1.00	1613_CS4	MDC	262-366	01-AUG-2012	13:47:53
6	120801P2-06	36	1613_CS5	1.00	1613_CS5	MDC	188-721	01-AUG-2012	14:38:05

REVIEWED

By Michael D H Chu at 4:47 pm, Aug 01, 2012

APPROVED

By Jeremy Kadylak at 2:22 pm, Oct 22, 2012

Dioxin/Furan QC Summary
 Lab ID: 1613_CS 0.5
 Sample ID: 1613_CS 0.5

Acq'd: 01 Aug 2012 10:27 MDC
 UTP: 01-Aug-2012 13:03 MDC
 Report: 16 Oct 2012 09:39 MC

ICAL: 1613_SGS
 Checkcode: 627-866-FSN
 Datafile: 120801P2-01

Name	RT	Response	RA	OK	Ref. RRFs	Calc. RRFs	Dev'n
2378-TCDD	26.12	1.85E+05	0.82	Y	1.08	1.02	-5%
12378-PeCDD	32.76	7.98E+05	1.54	Y	1.07	1.08	1%
123478-HxCDD	37.53	7.23E+05	1.29	Y	1.05	1.05	0%
123678-HxCDD	37.66	7.87E+05	1.31	Y	0.98	1.01	3%
123789-HxCDD	38.01	7.44E+05	1.24	Y	1.01	1.01	0%
1234678-HpCDD	41.84	6.33E+05	1.13	Y	1.09	1.05	-3%
OCDD	45.40	9.72E+05	0.92	Y	1.11	1.08	-3%
2378-TCDF	25.04	2.93E+05	0.77	Y	0.98	0.96	-1%
12378-PeCDF	30.94	1.22E+06	1.54	Y	0.99	0.96	-3%
23478-PeCDF	32.33	1.20E+06	1.49	Y	1.02	0.96	-6%
123478-HxCDF	36.32	1.11E+06	1.23	Y	1.19	1.17	-2%
123678-HxCDF	36.49	1.19E+06	1.22	Y	1.16	1.14	-1%
234678-HxCDF	37.31	1.17E+06	1.26	Y	1.18	1.15	-2%
123789-HxCDF	38.44	9.81E+05	1.24	Y	1.09	1.08	0%
1234678-HpCDF	40.41	1.02E+06	1.00	Y	1.35	1.30	-3%
1234789-HpCDF	42.42	7.86E+05	0.98	Y	1.34	1.30	-3%
OCDF	45.63	1.17E+06	0.86	Y	1.40	1.30	-7%
ES 2378-TCDD	26.09	7.24E+07	0.80	Y	1.04	1.03	-2%
ES 12378-PeCDD	32.73	5.89E+07	1.61	Y	0.87	0.83	-4%
ES 123478-HxCDD	37.51	5.51E+07	1.28	Y	0.94	0.93	-1%
ES 123678-HxCDD	37.64	6.23E+07	1.25	Y	1.06	1.06	0%
ES 1234678-HpCDD	41.83	4.82E+07	1.06	Y	0.80	0.82	2%
ES OCDD	45.38	7.21E+07	0.93	Y	0.63	0.61	-3%
ES 2378-TCDF	25.02	1.22E+08	0.79	Y	1.74	1.73	-1%
ES 12378-PeCDF	30.92	1.02E+08	1.64	Y	1.49	1.44	-4%
ES 23478-PeCDF	32.31	1.01E+08	1.56	Y	1.48	1.42	-4%
ES 123478-HxCDF	36.30	7.64E+07	0.53	Y	1.27	1.30	2%
ES 123678-HxCDF	36.47	8.34E+07	0.53	Y	1.41	1.41	0%
ES 234678-HxCDF	37.29	8.15E+07	0.53	Y	1.34	1.38	3%
ES 123789-HxCDF	38.43	7.24E+07	0.53	Y	1.20	1.23	2%
ES 1234678-HpCDF	40.40	6.27E+07	0.45	Y	1.06	1.06	0%
ES 1234789-HpCDF	42.41	4.84E+07	0.46	Y	0.82	0.82	0%

Dioxin/Furan QC Summary

Lab ID: 1613_CS 0.5

Sample ID: 1613_CS 0.5

Acq'd: 01 Aug 2012 10:27 MDC

UTP: 01-Aug-2012 13:03 MDC

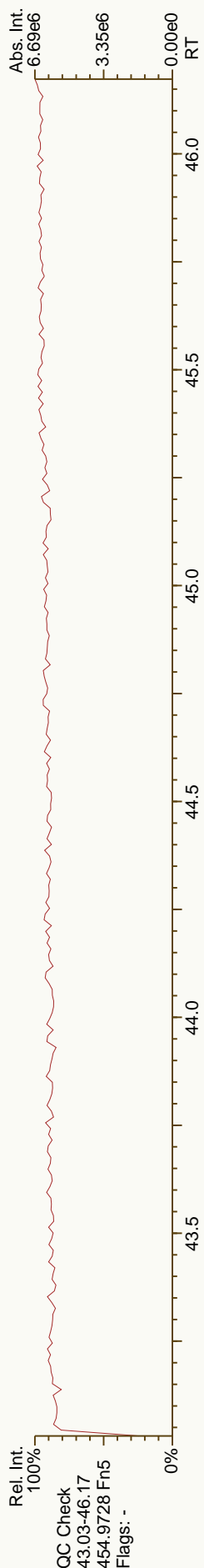
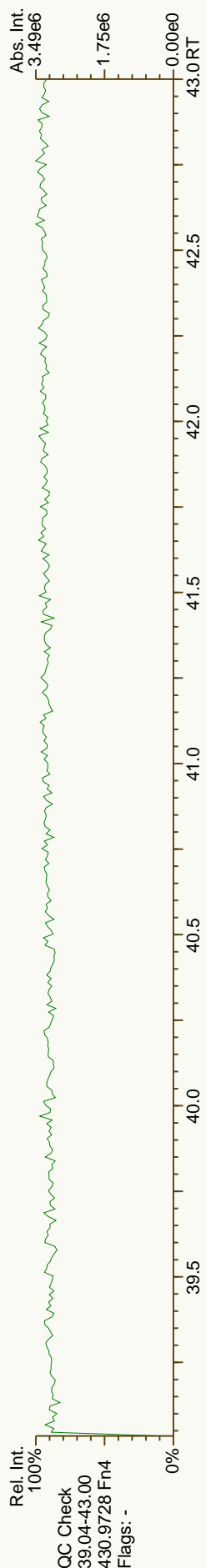
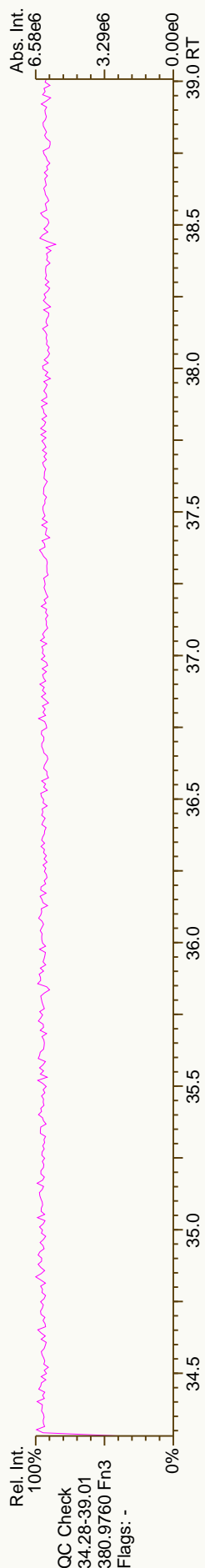
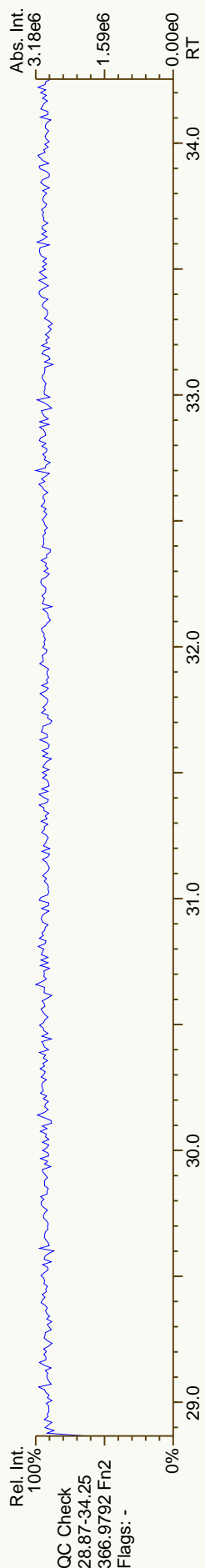
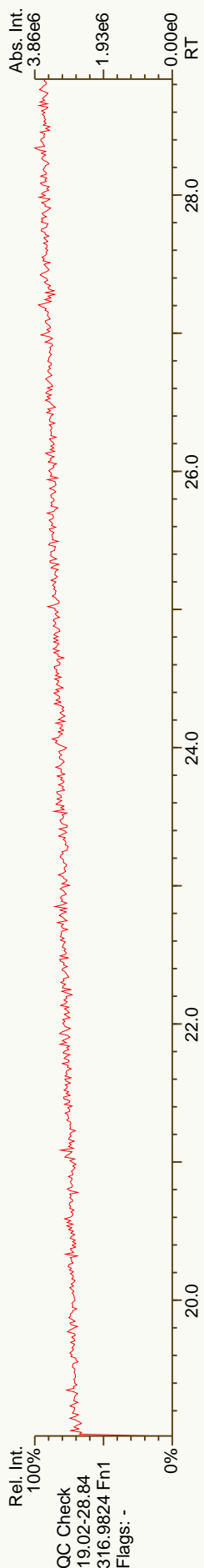
Report: 16 Oct 2012 09:39 MC


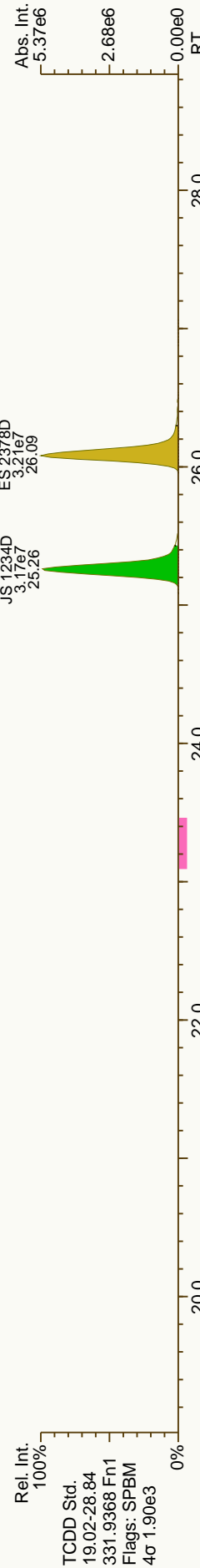
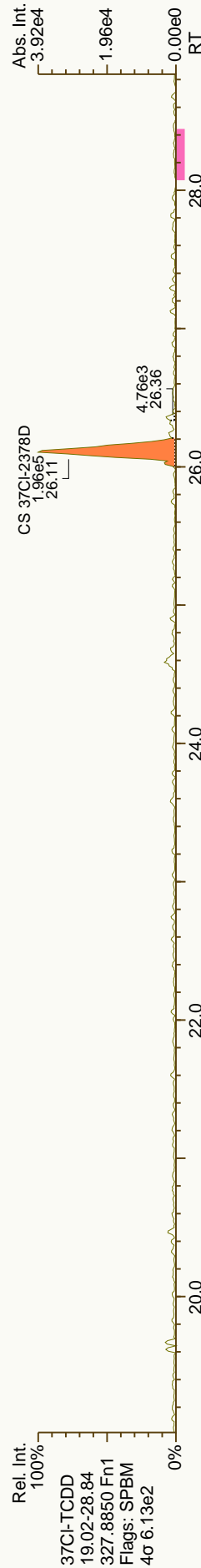
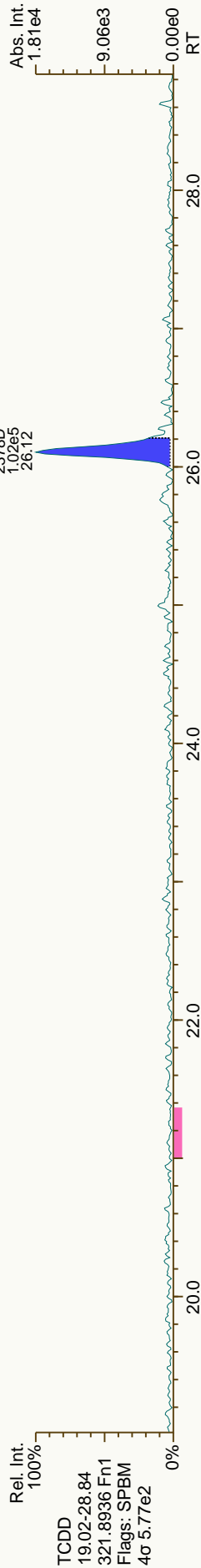
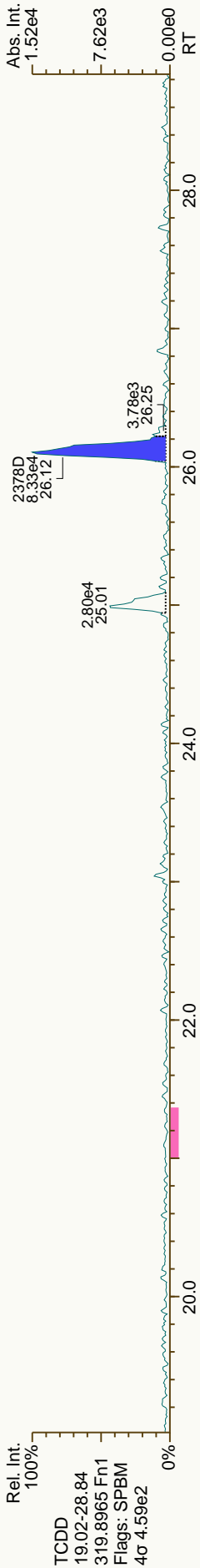
ICAL: 1613_SGS

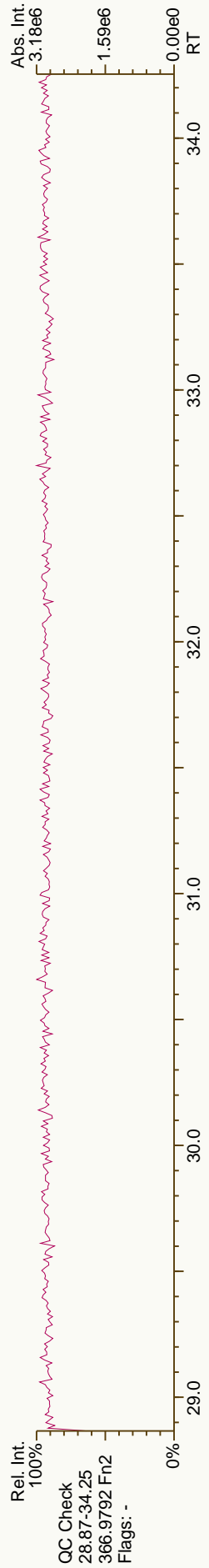
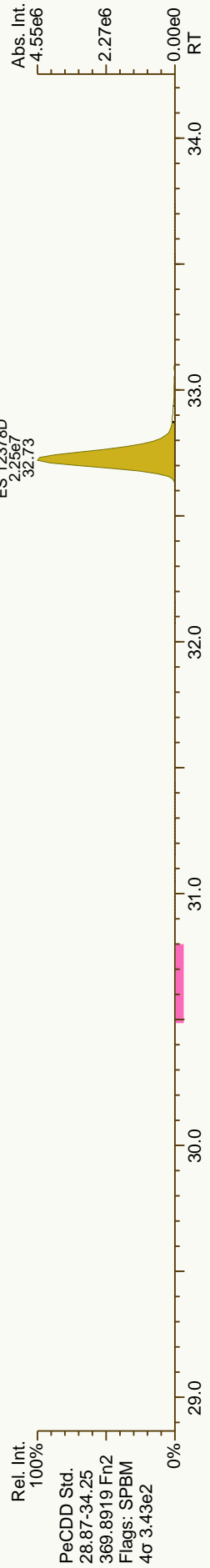
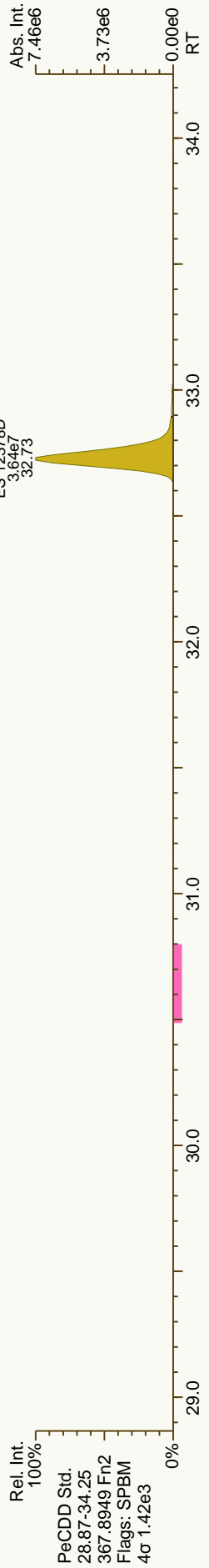

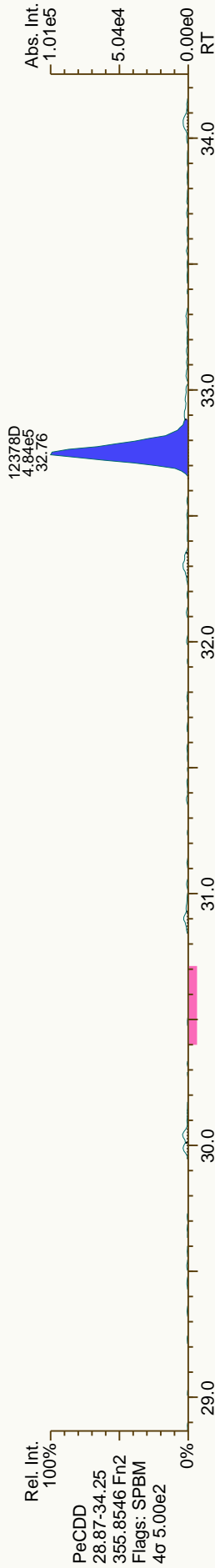
Checkcode: 627-866

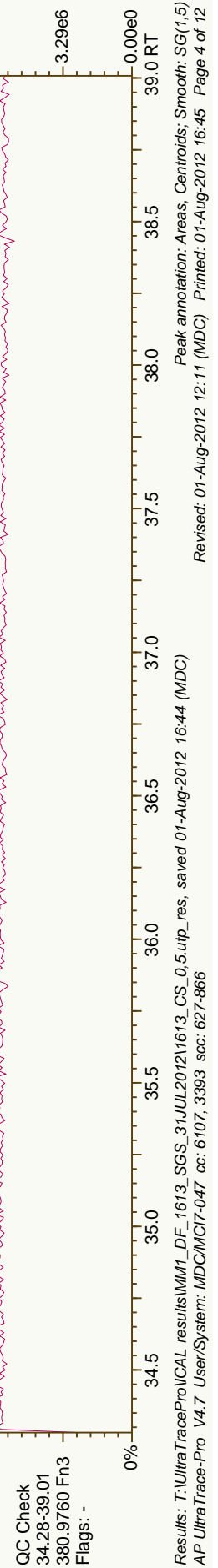
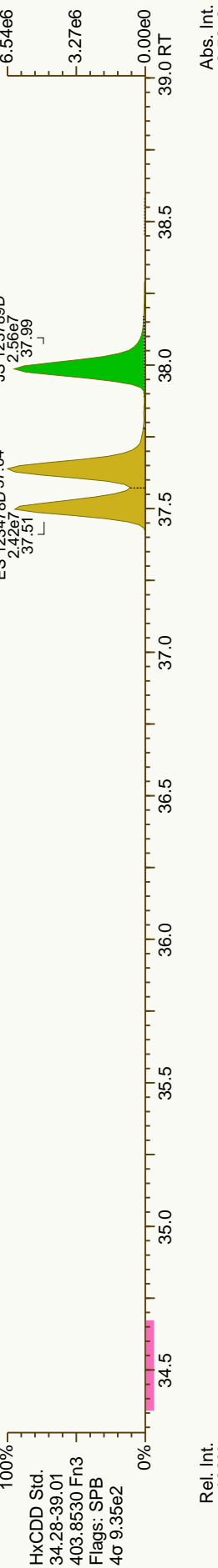
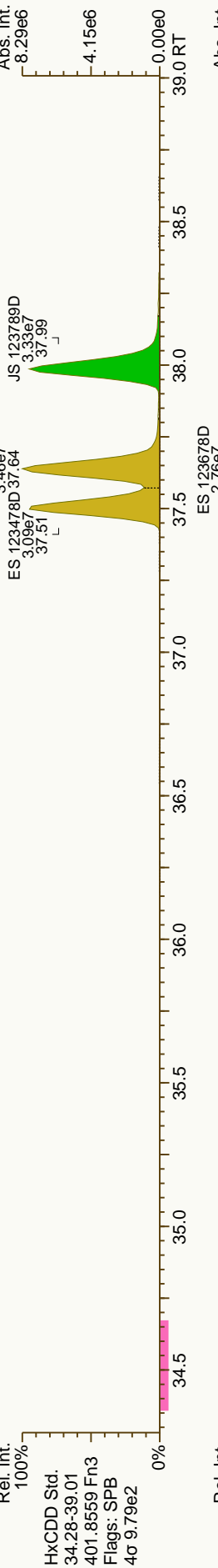
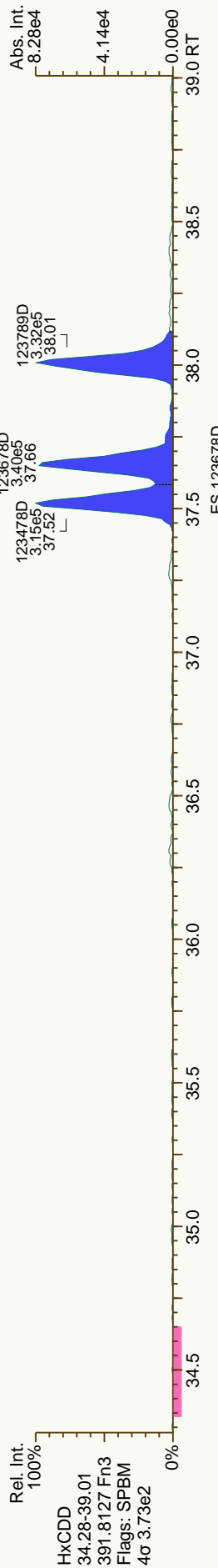
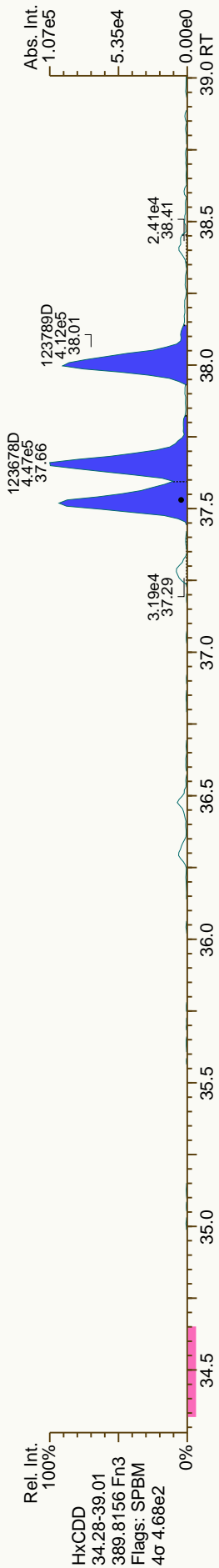
Datafile: 120801P2-01


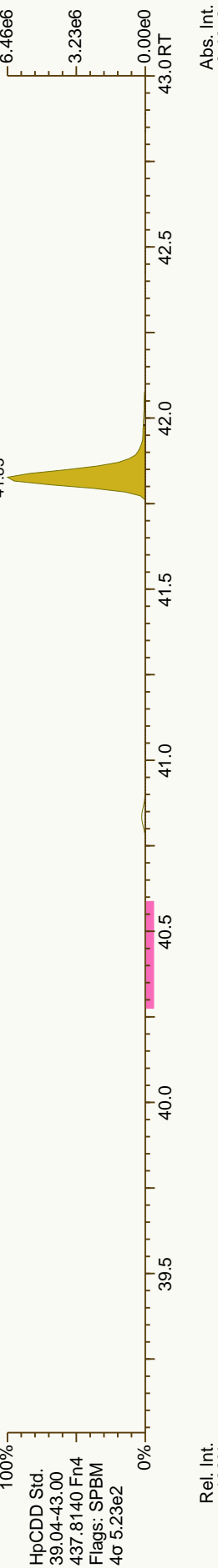
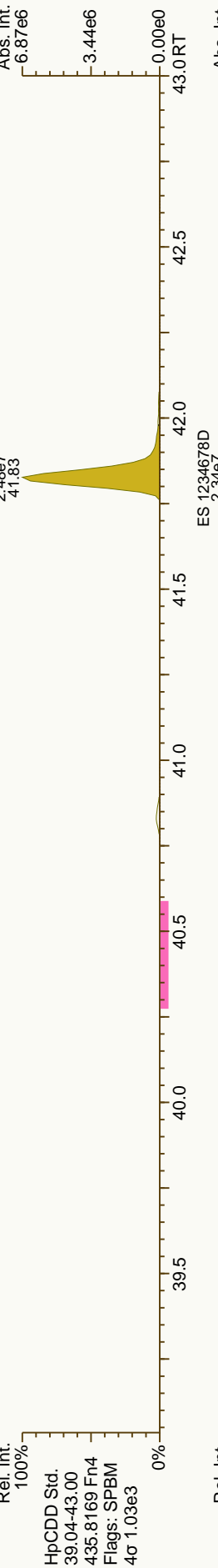
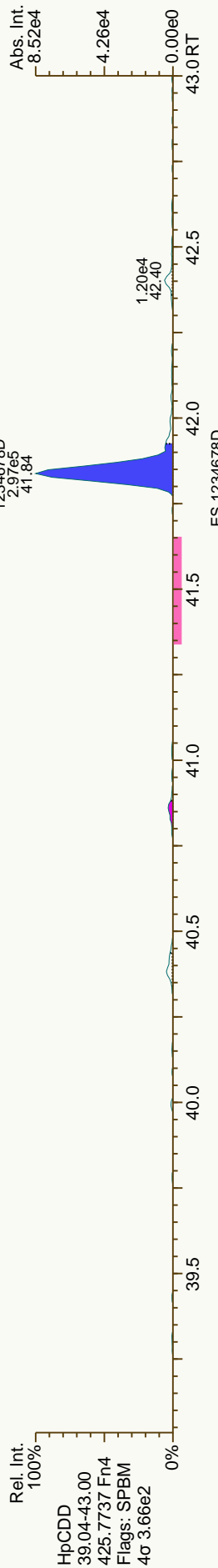
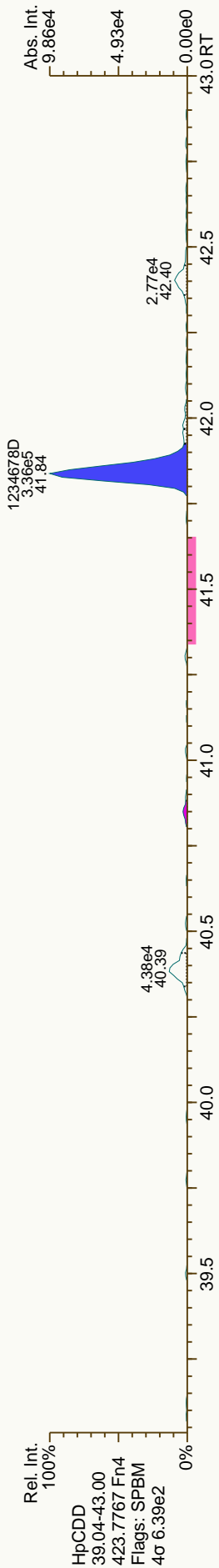
Name	RT	Response	RA	OK	Ref. RRFs	Calc. RRFs	Dev'n
J5 1234-TCDD	25.26	7.06E+07	0.82	Y	-	-	-
J5 123789-HxCDD	37.99	5.89E+07	1.30	Y	-	-	-
CS 37Cl-2378-TCDD	26.11	1.96E+05	n/a	-	1.17	1.11	-5%
SS 37Cl-2378-TCDD	26.11	1.96E+05	n/a	-	1.12	1.08	-4%


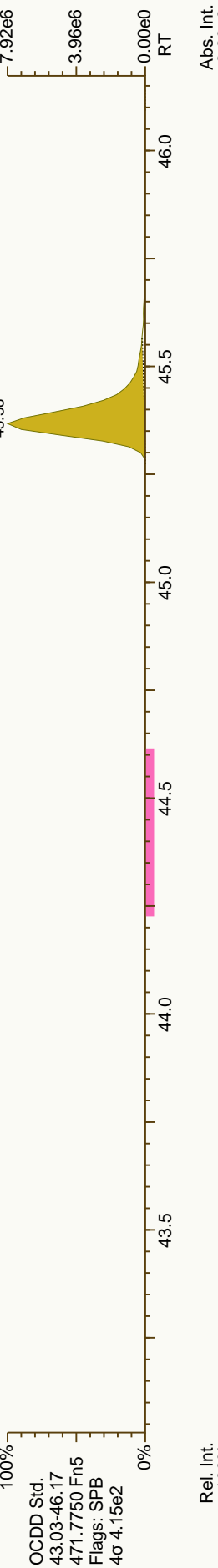
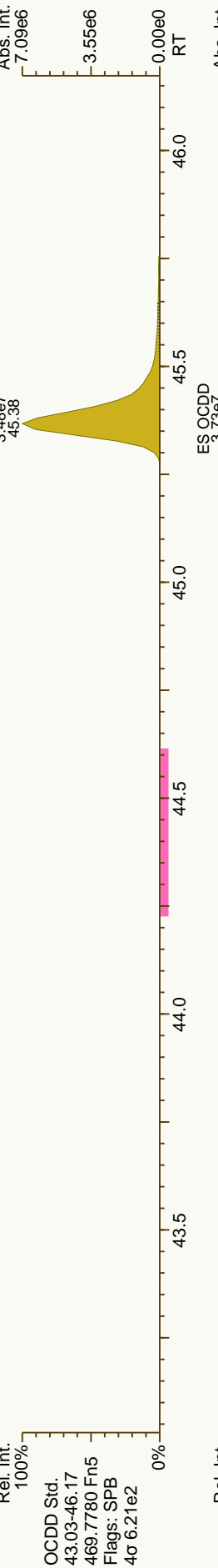
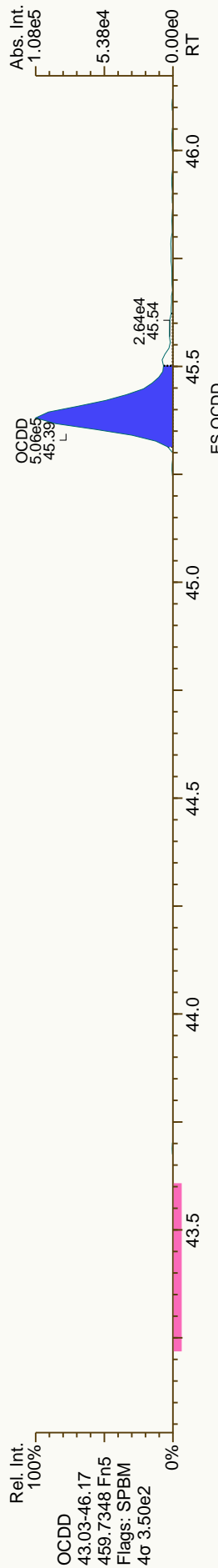
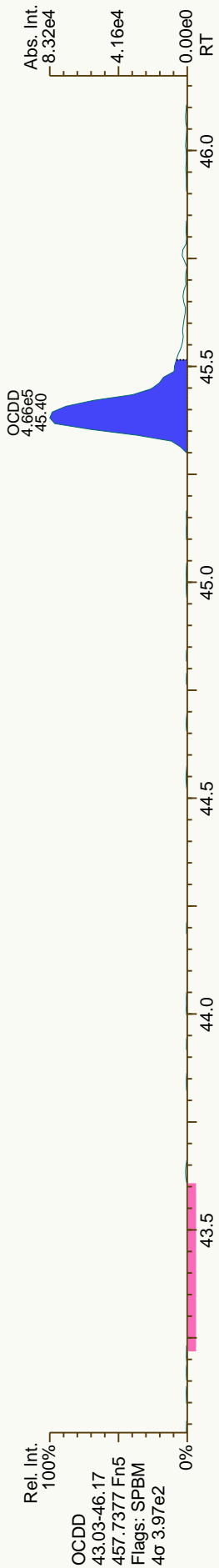


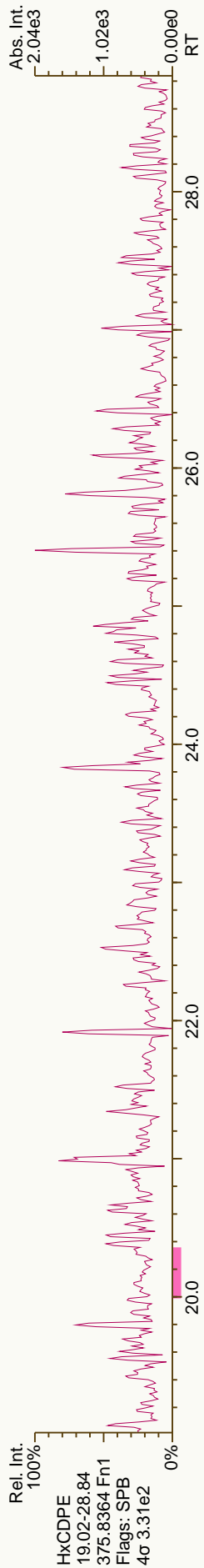

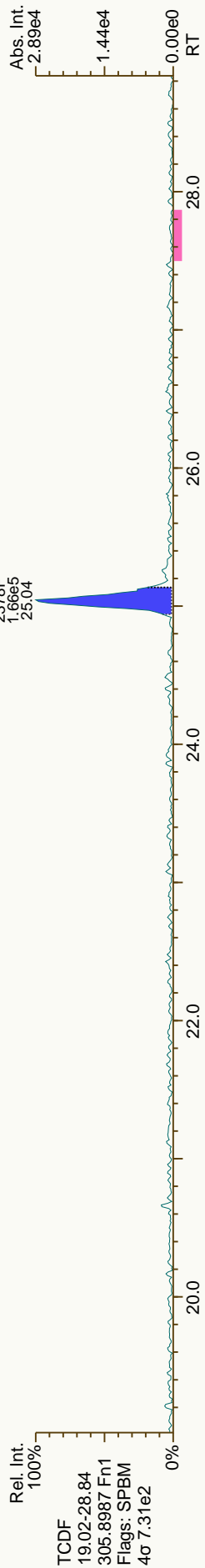
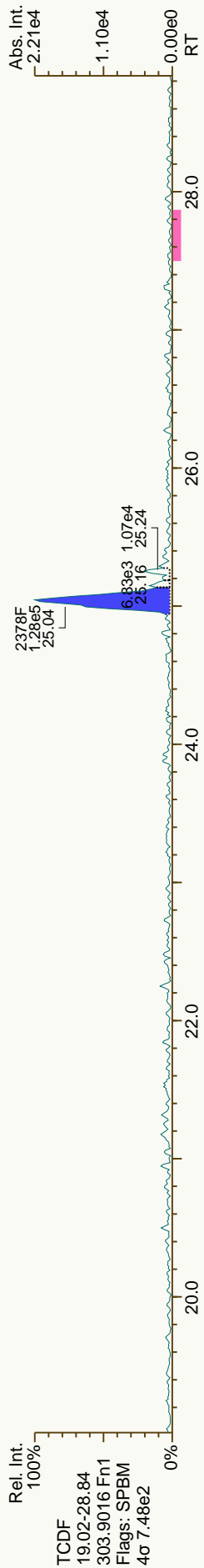


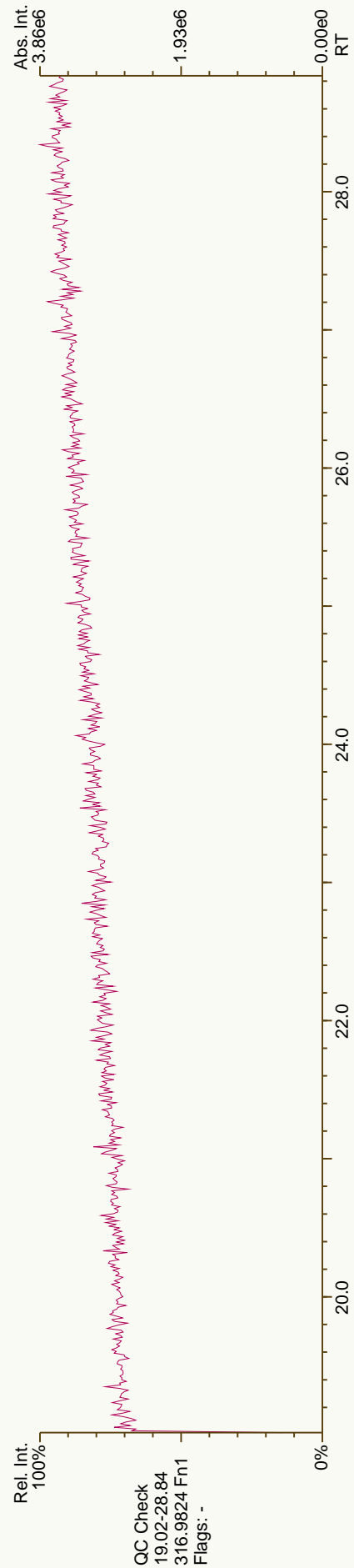
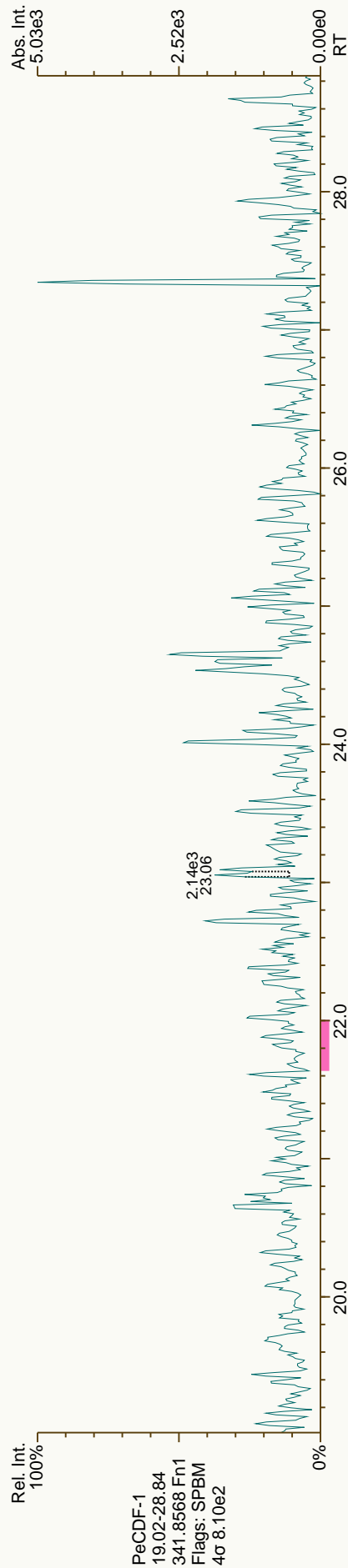
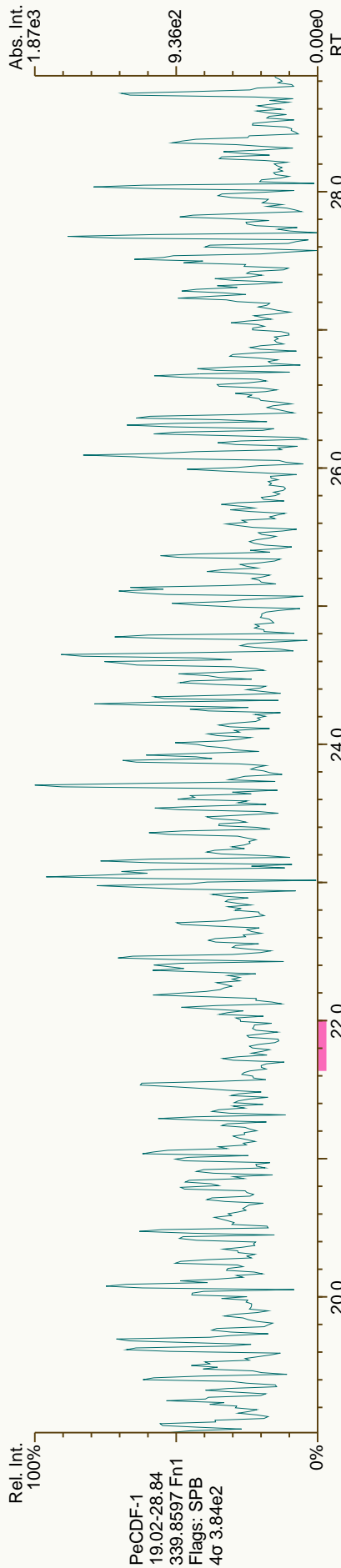


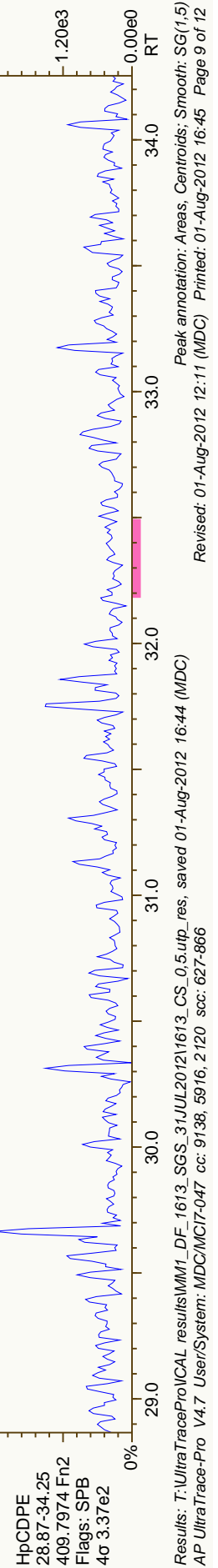
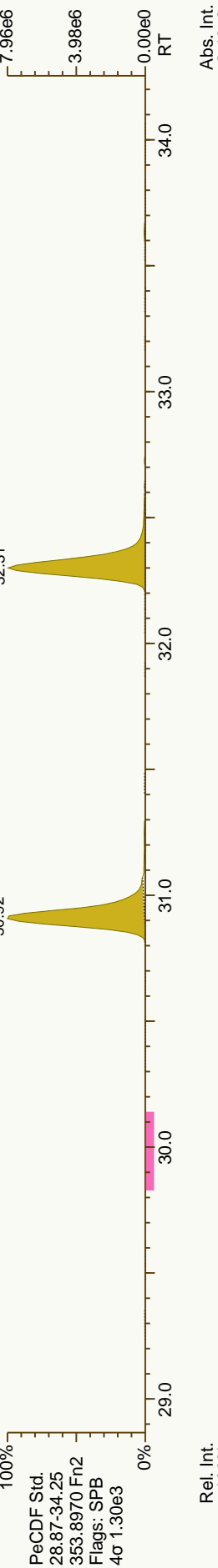
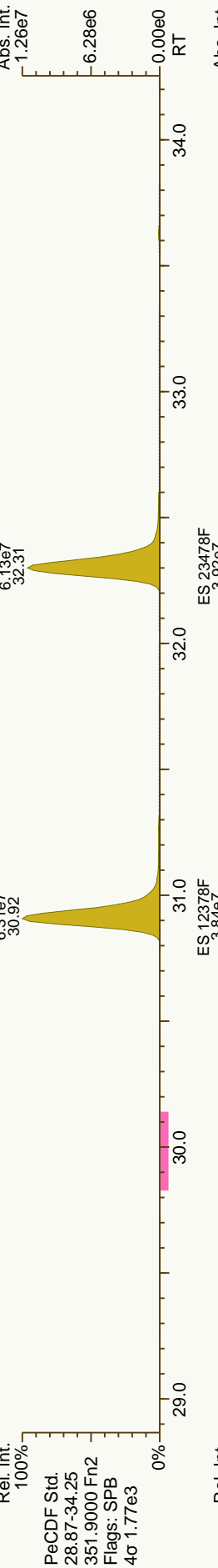
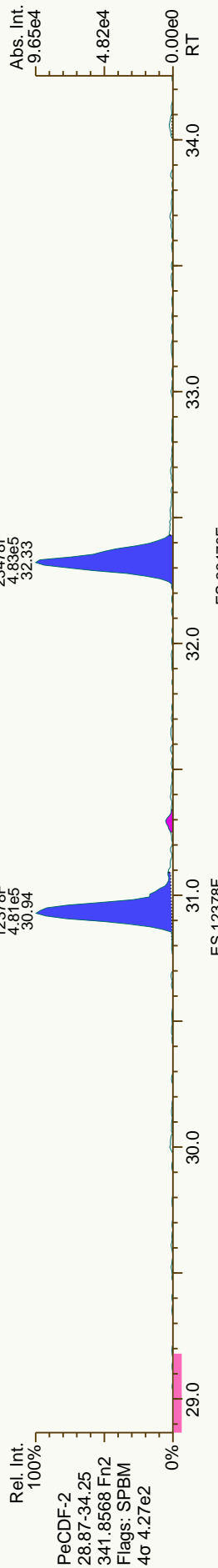
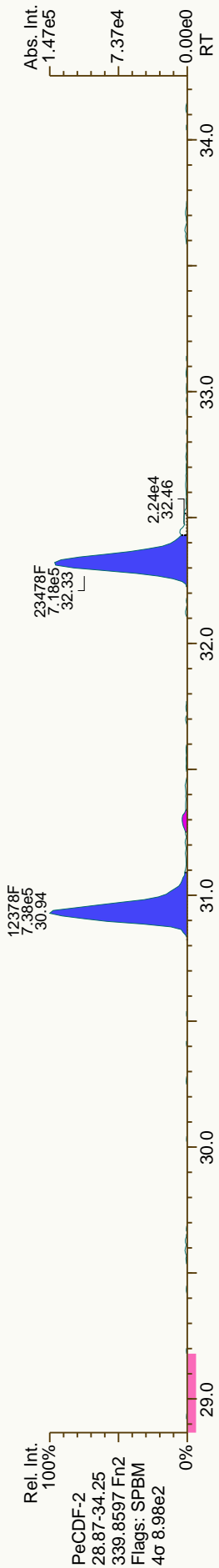


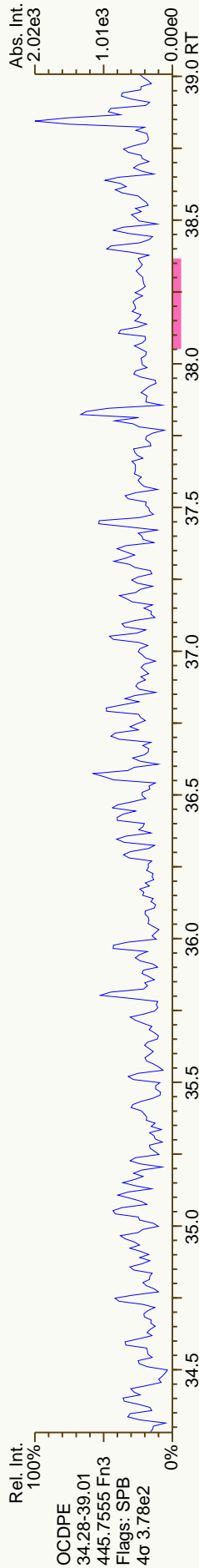
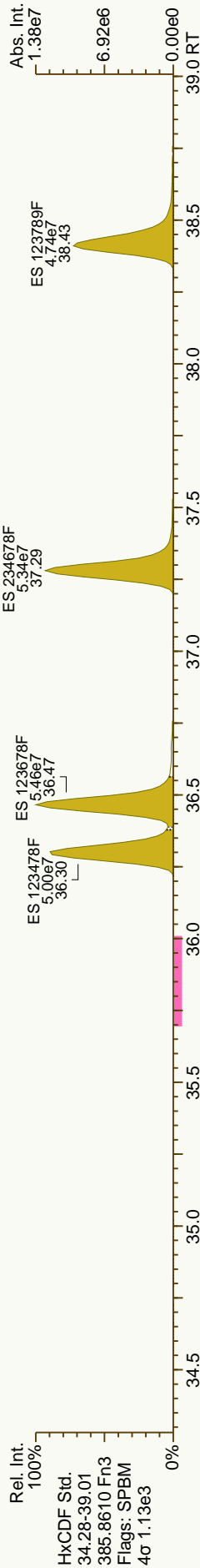
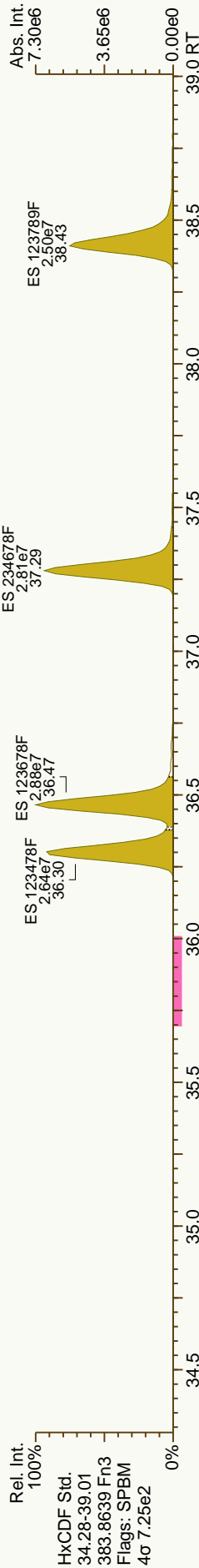
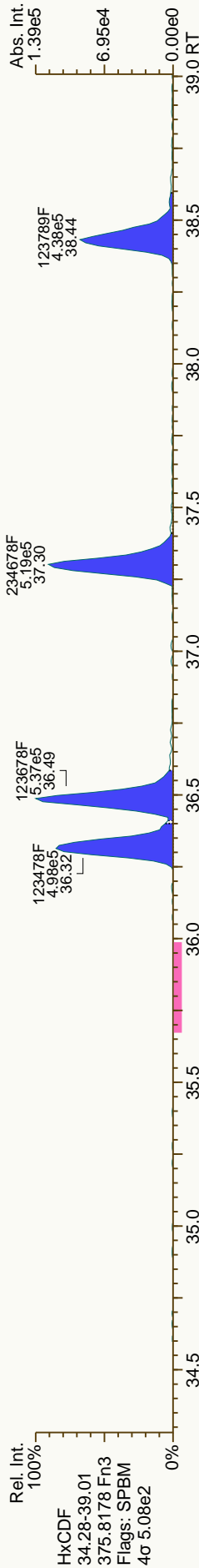
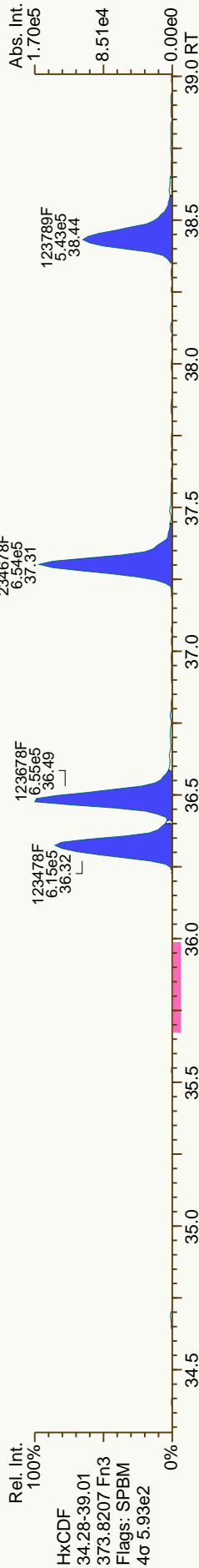




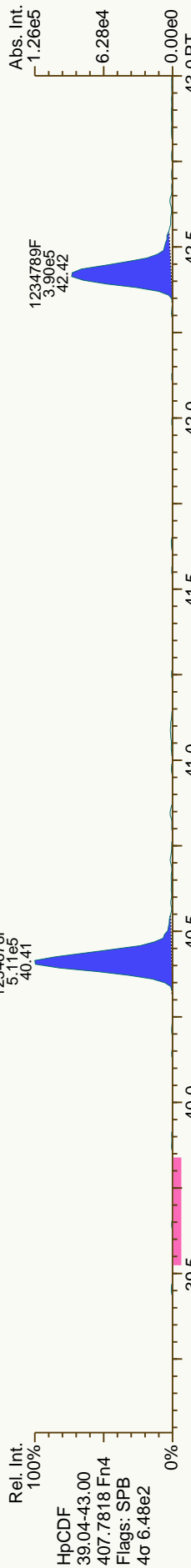


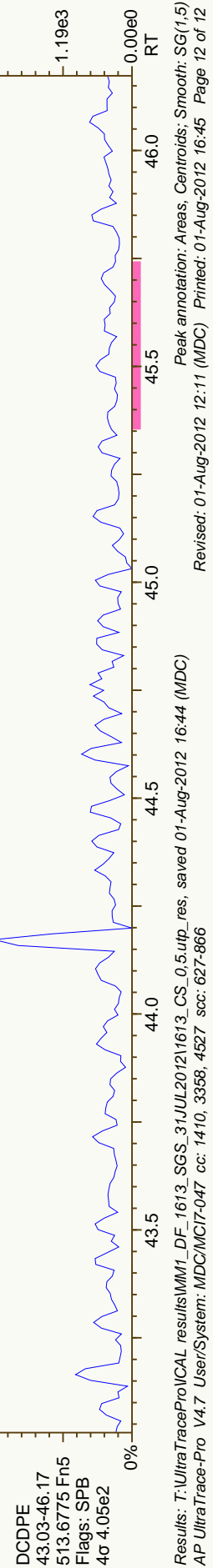
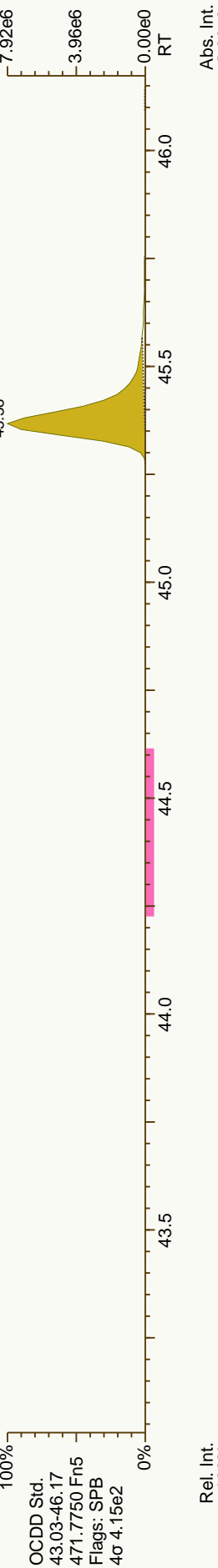
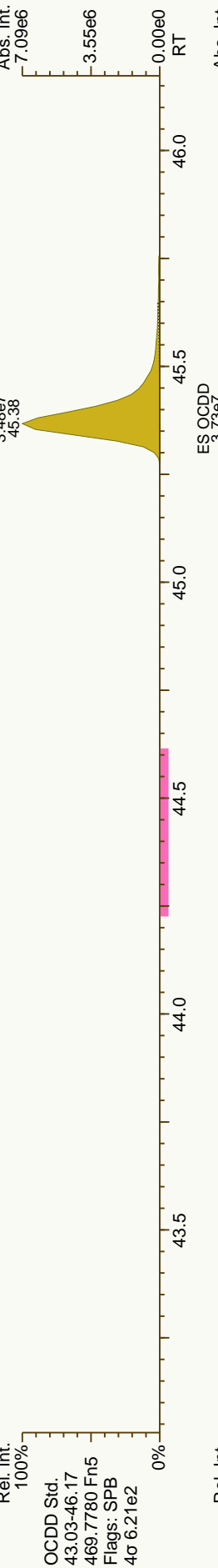
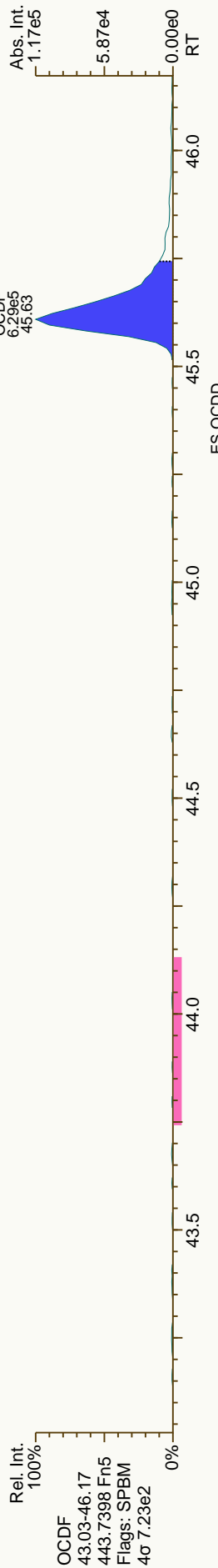
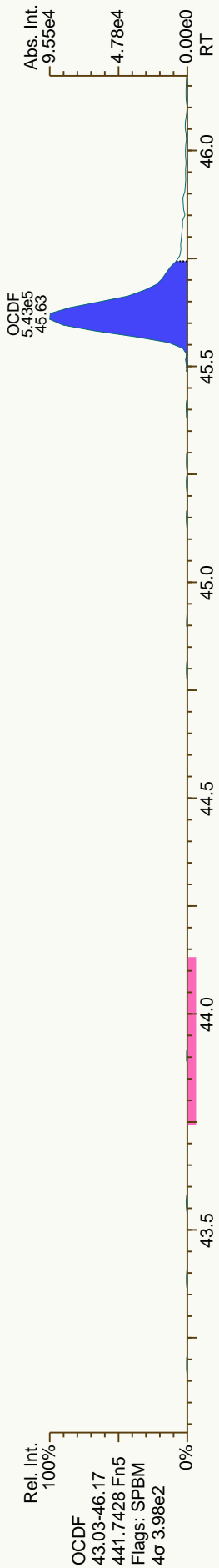












Dioxin/Furan QC Summary

Lab ID: 1613_CS1

Sample ID: 1613_CS1

Acq'd: 01 Aug 2012 11:17 MDC

UTP: 01-Aug-2012 13:03 MDC

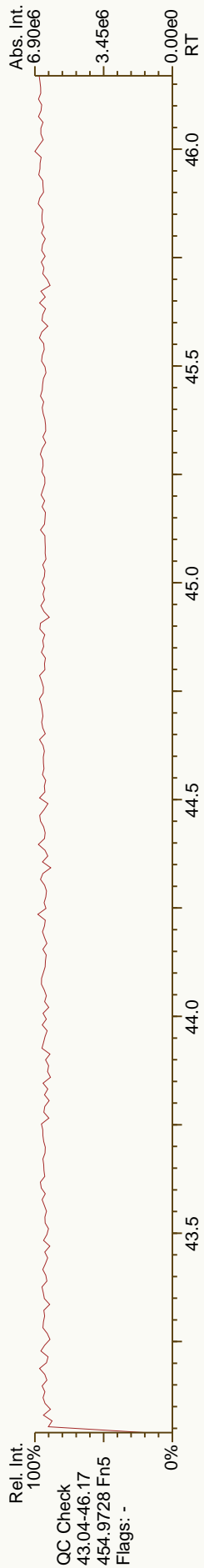
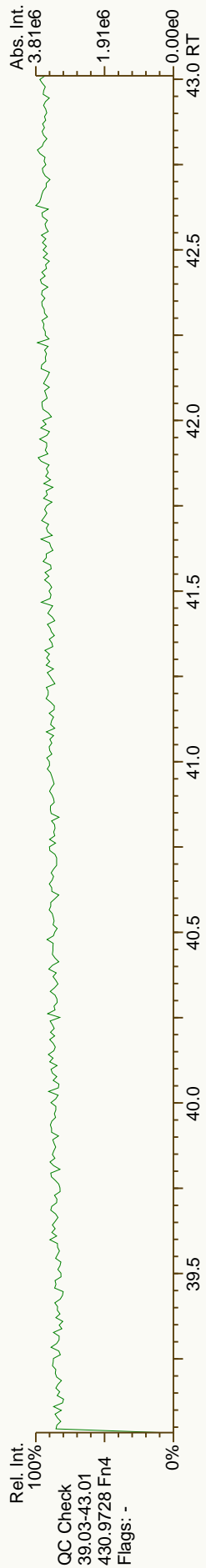
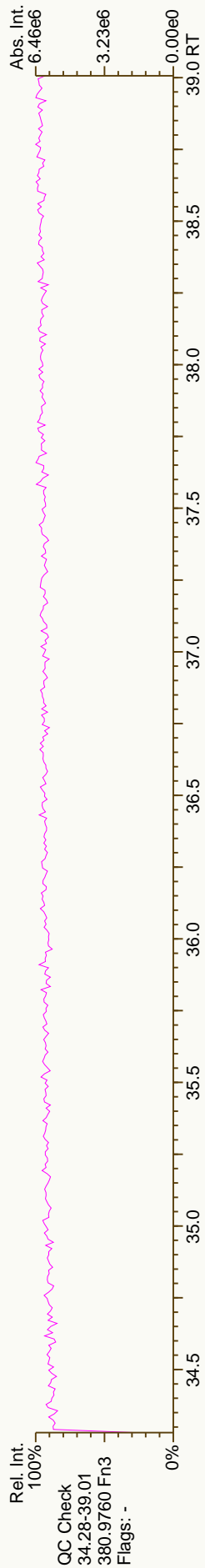
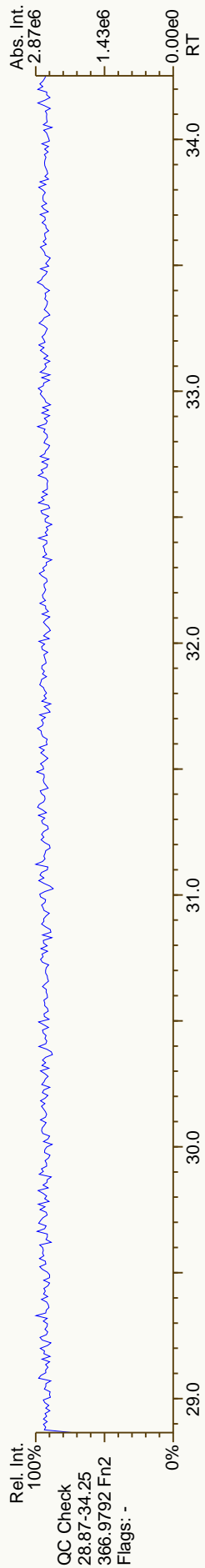
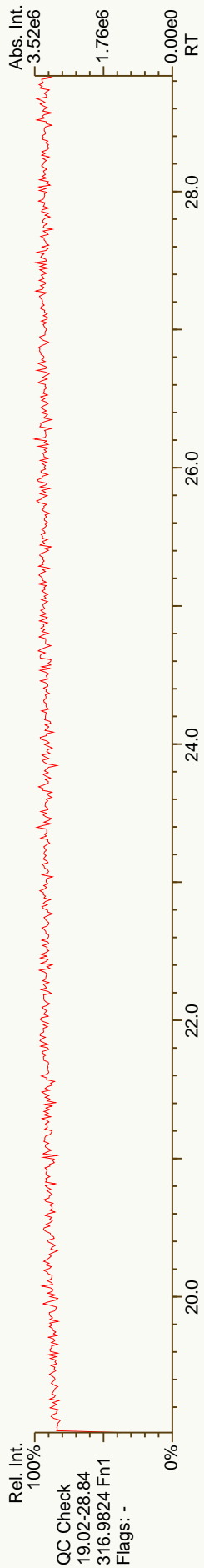
Report: 16 Oct 2012 09:39 MC

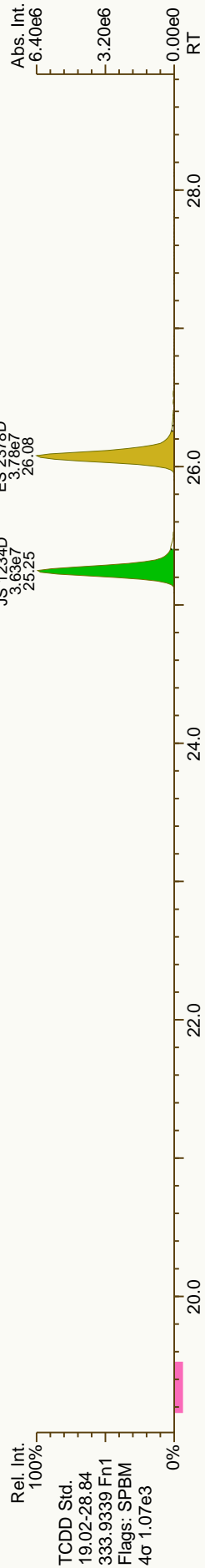
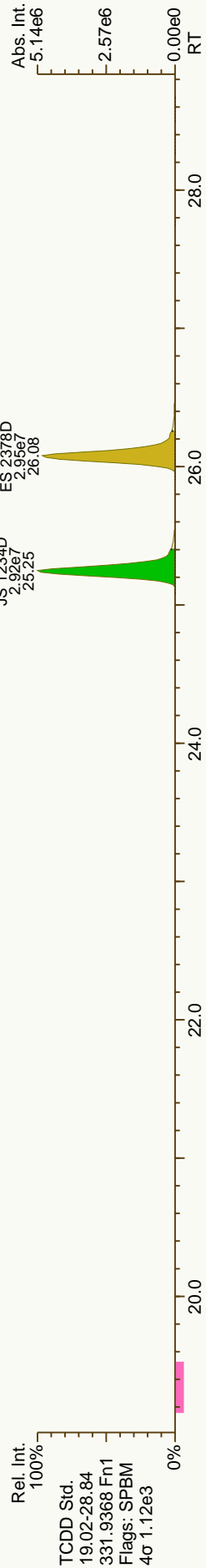

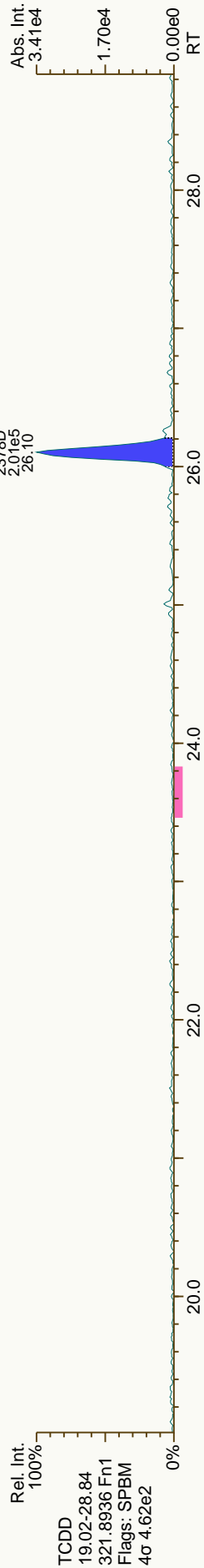
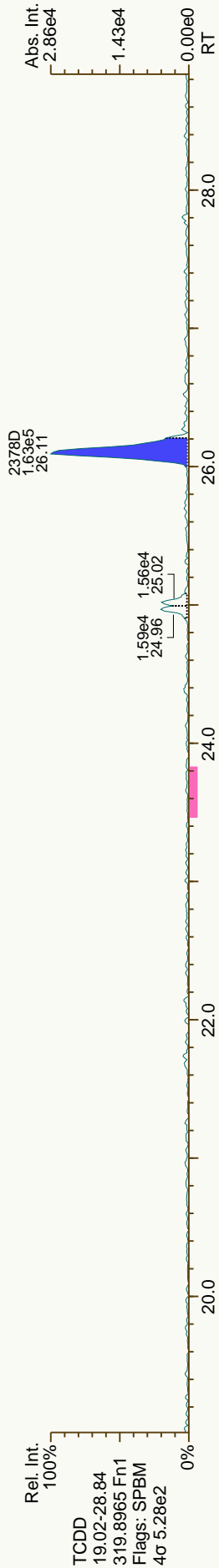
ICAL: 1613_SGS


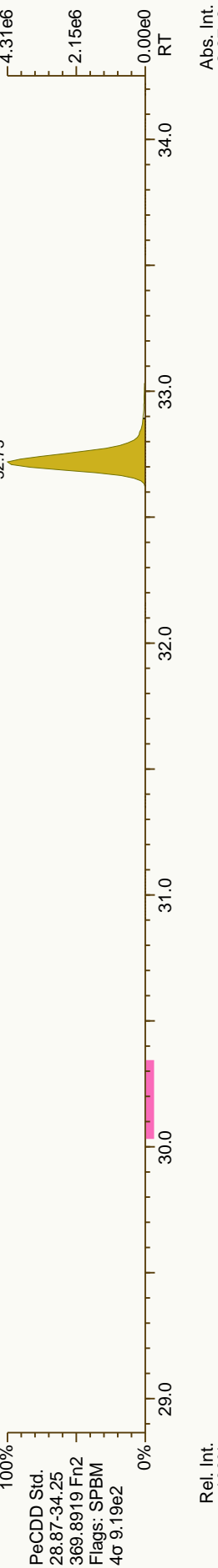
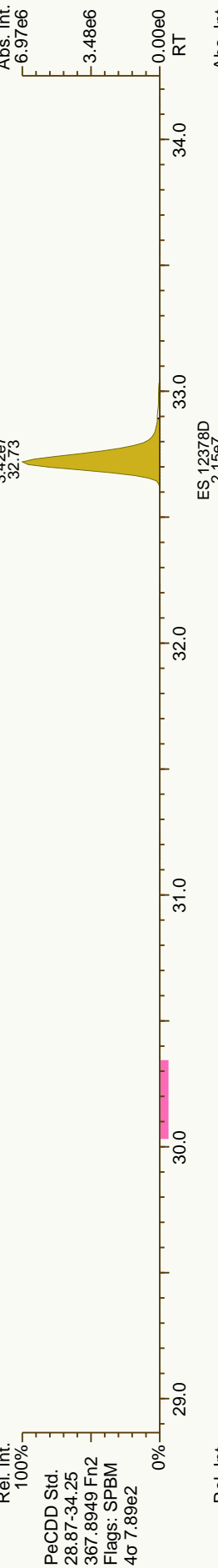
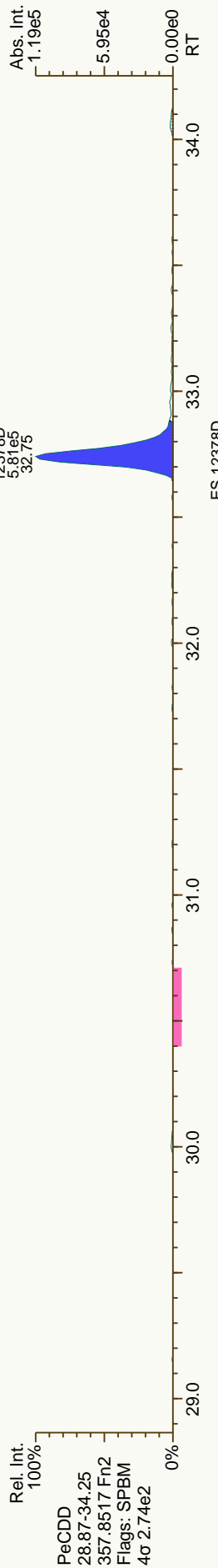
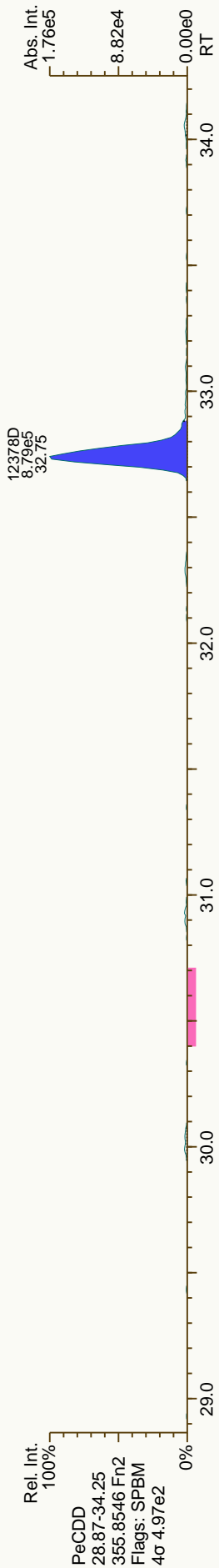
Checksum: 432-273-LKR

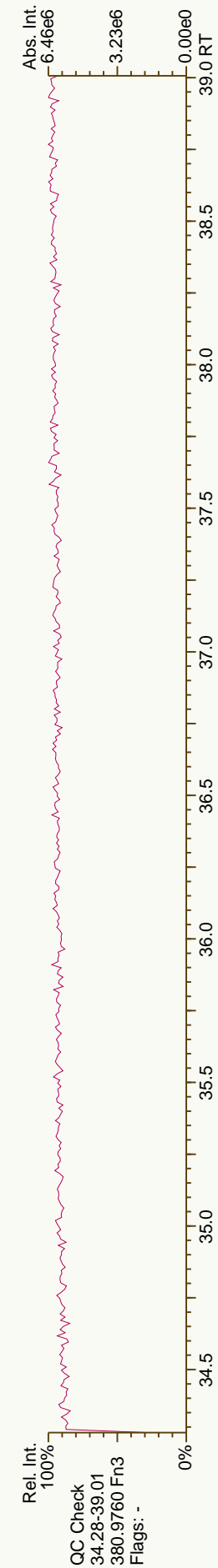
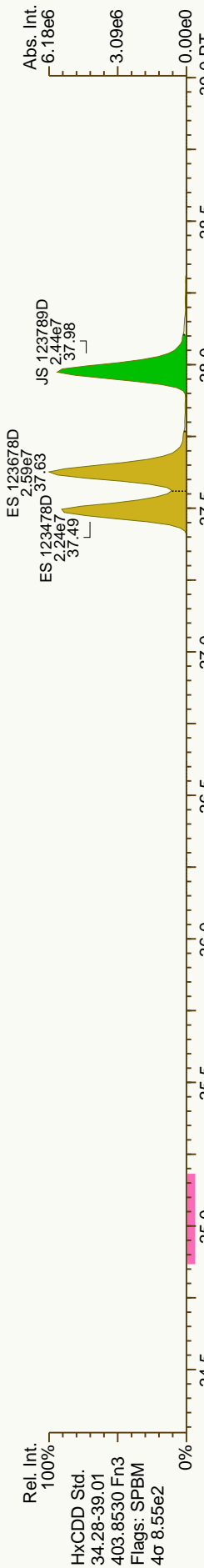

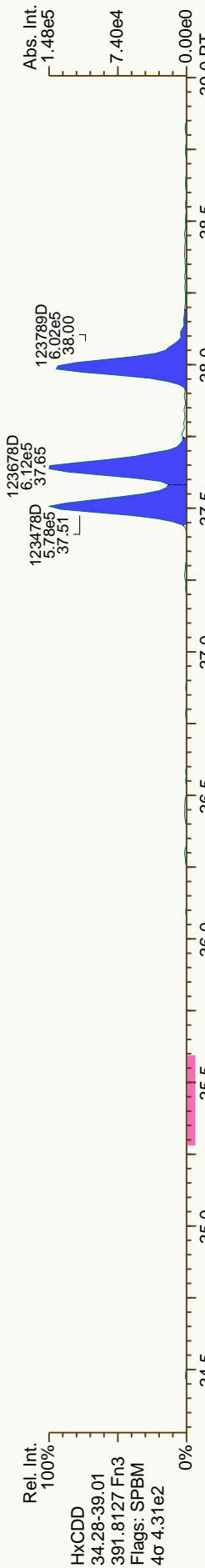

Datafile: 120801P2-02

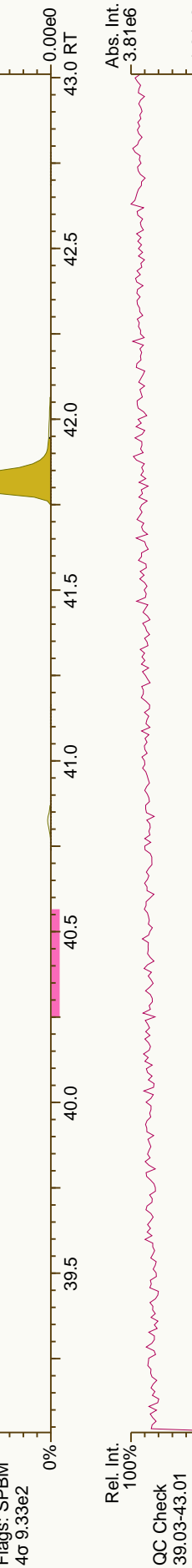
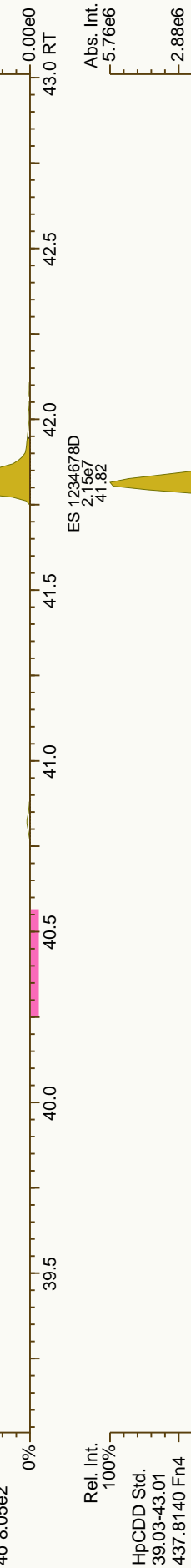
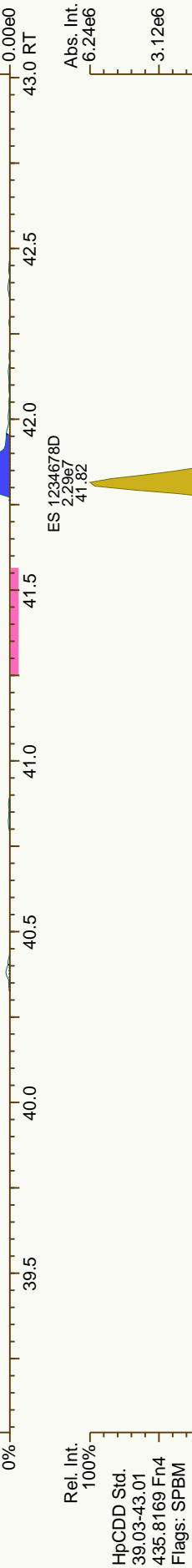
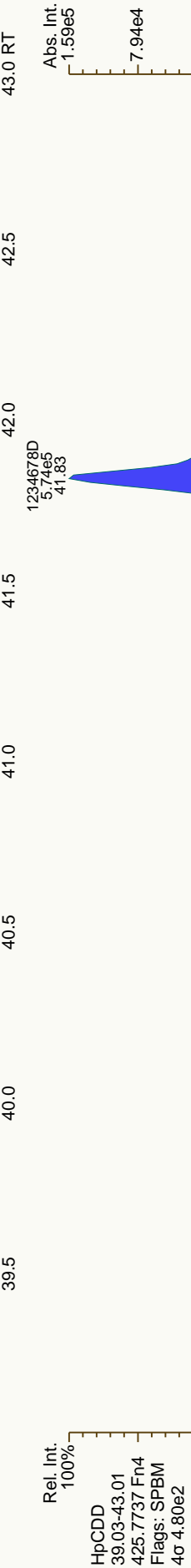
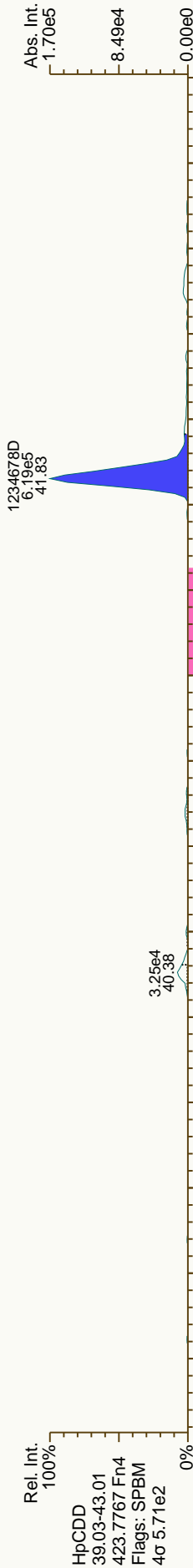
Name	RT	Response	RA	OK	Ref. RRFs	Calc. RRFs	Dev'n
2378-TCDD	26.11	3.64E+05	0.81	Y	1.08	1.08	0%
12378-PeCDD	32.75	1.46E+06	1.51	Y	1.07	1.05	-2%
123478-HxCDD	37.51	1.30E+06	1.24	Y	1.05	1.01	-3%
123678-HxCDD	37.65	1.40E+06	1.29	Y	0.98	0.96	-3%
123789-HxCDD	38.00	1.39E+06	1.30	Y	1.01	1.01	0%
1234678-HpCDD	41.83	1.19E+06	1.08	Y	1.09	1.07	-1%
OCDD	45.39	1.88E+06	0.93	Y	1.11	1.10	-1%
2378-TCDF	25.03	5.68E+05	0.82	Y	0.98	0.99	2%
12378-PeCDF	30.93	2.34E+06	1.62	Y	0.99	0.97	-2%
23478-PeCDF	32.32	2.42E+06	1.55	Y	1.02	1.01	-1%
123478-HxCDF	36.31	2.08E+06	1.24	Y	1.19	1.16	-3%
123678-HxCDF	36.48	2.29E+06	1.24	Y	1.16	1.13	-3%
234678-HxCDF	37.29	2.16E+06	1.26	Y	1.18	1.14	-3%
123789-HxCDF	38.43	1.74E+06	1.27	Y	1.09	1.06	-3%
1234678-HpCDF	40.40	1.92E+06	1.07	Y	1.35	1.30	-3%
1234789-HpCDF	42.41	1.46E+06	1.06	Y	1.34	1.28	-4%
OCDF	45.62	2.29E+06	0.91	Y	1.40	1.34	-4%
ES 2378-TCDD	26.08	6.73E+07	0.78	Y	1.04	1.03	-1%
ES 12378-PeCDD	32.73	5.57E+07	1.59	Y	0.87	0.85	-2%
ES 123478-HxCDD	37.49	5.11E+07	1.28	Y	0.94	0.93	-1%
ES 123678-HxCDD	37.63	5.85E+07	1.26	Y	1.06	1.06	0%
ES 1234678-HpCDD	41.82	4.45E+07	1.06	Y	0.80	0.81	1%
ES OCDD	45.38	6.85E+07	0.90	Y	0.63	0.62	-1%
ES 2378-TCDF	25.01	1.14E+08	0.79	Y	1.74	1.74	0%
ES 12378-PeCDF	30.91	9.65E+07	1.60	Y	1.49	1.47	-1%
ES 23478-PeCDF	32.30	9.60E+07	1.58	Y	1.48	1.47	-1%
ES 123478-HxCDF	36.29	7.18E+07	0.52	Y	1.27	1.30	2%
ES 123678-HxCDF	36.46	8.14E+07	0.53	Y	1.41	1.48	5%
ES 234678-HpCDF	37.27	7.60E+07	0.53	Y	1.34	1.38	3%
ES 123789-HpCDF	38.42	6.56E+07	0.53	Y	1.20	1.19	-1%
ES 1234678-HpCDF	40.39	5.87E+07	0.46	Y	1.06	1.07	1%
ES 1234789-HpCDF	42.40	4.55E+07	0.46	Y	0.82	0.83	1%


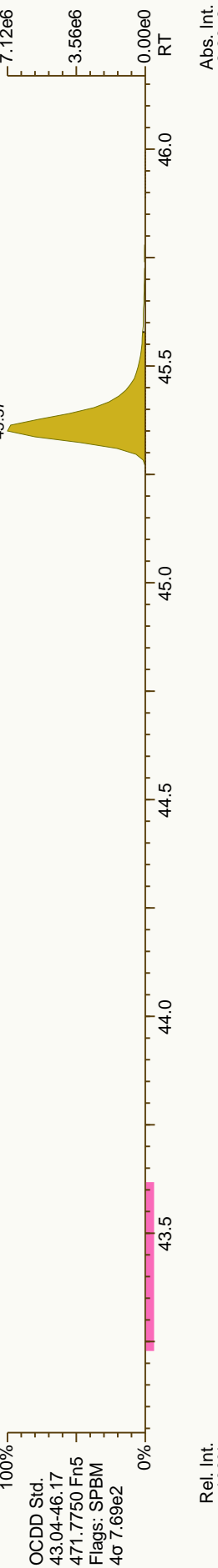
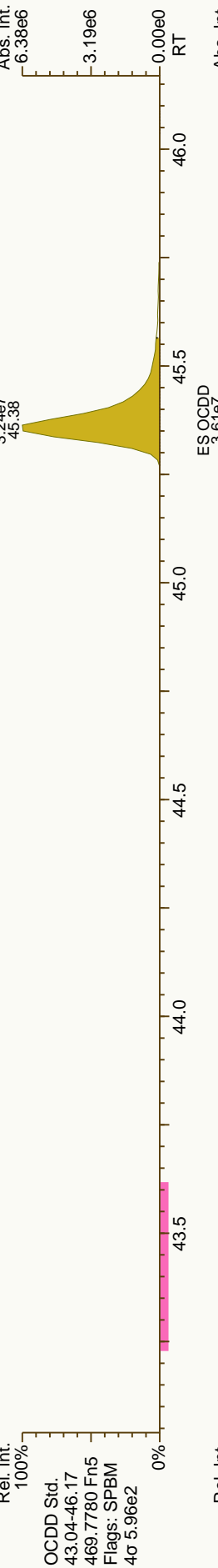
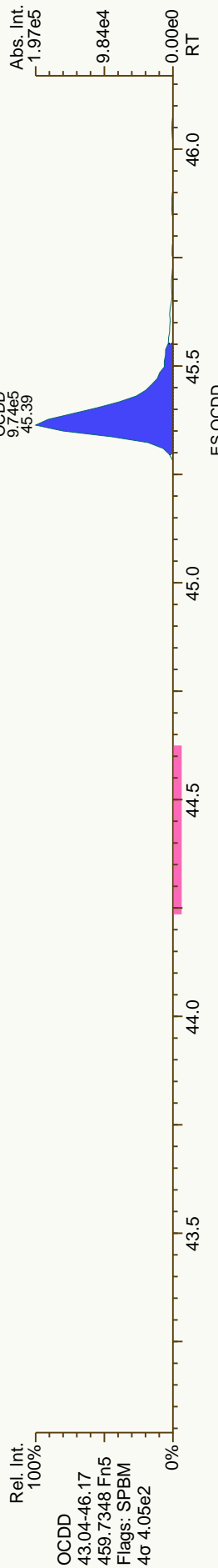



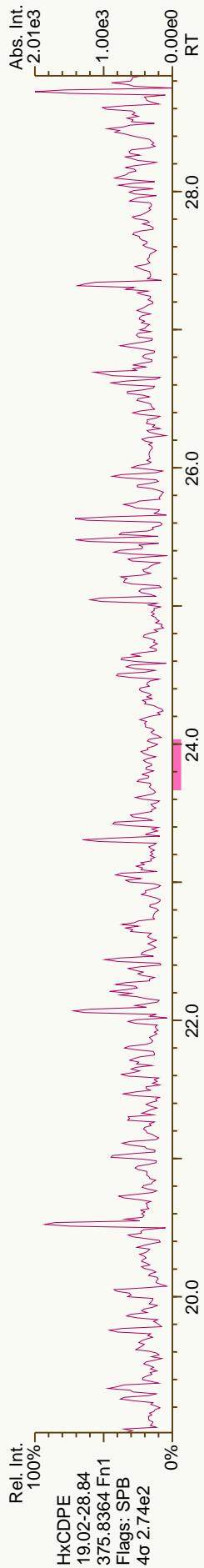
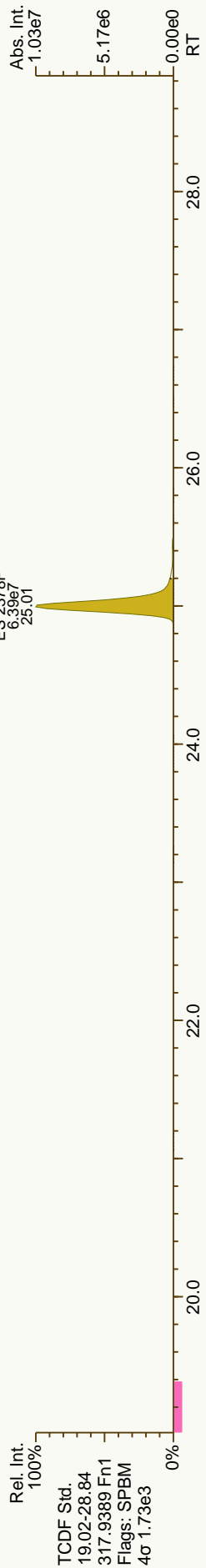

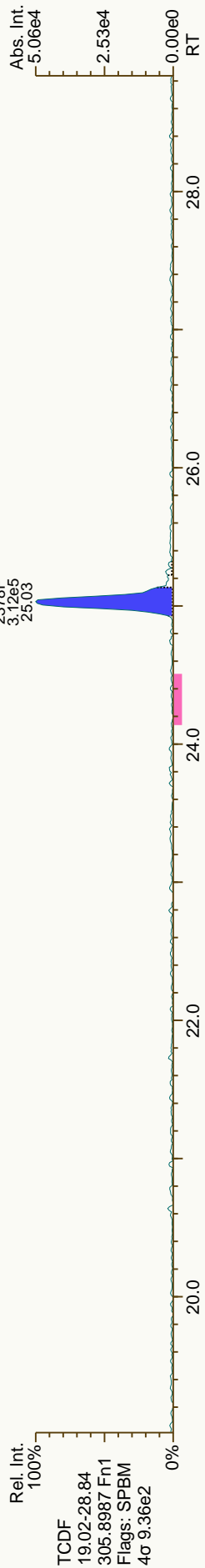
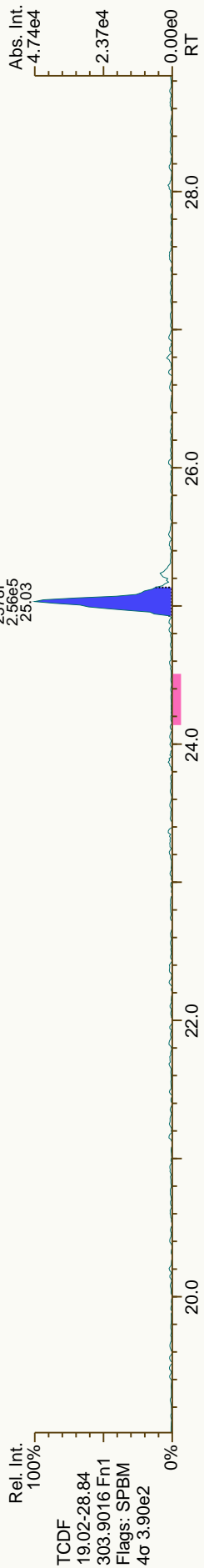


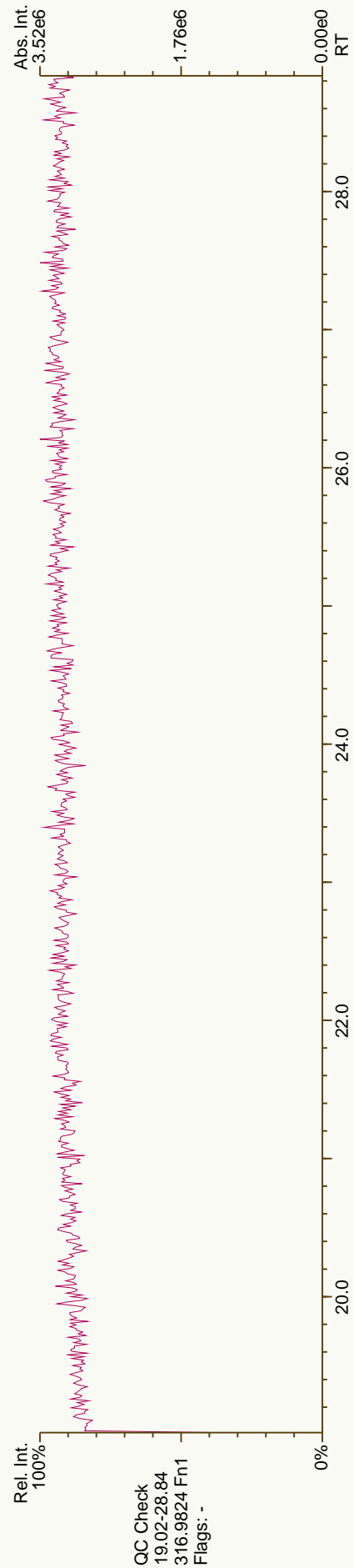
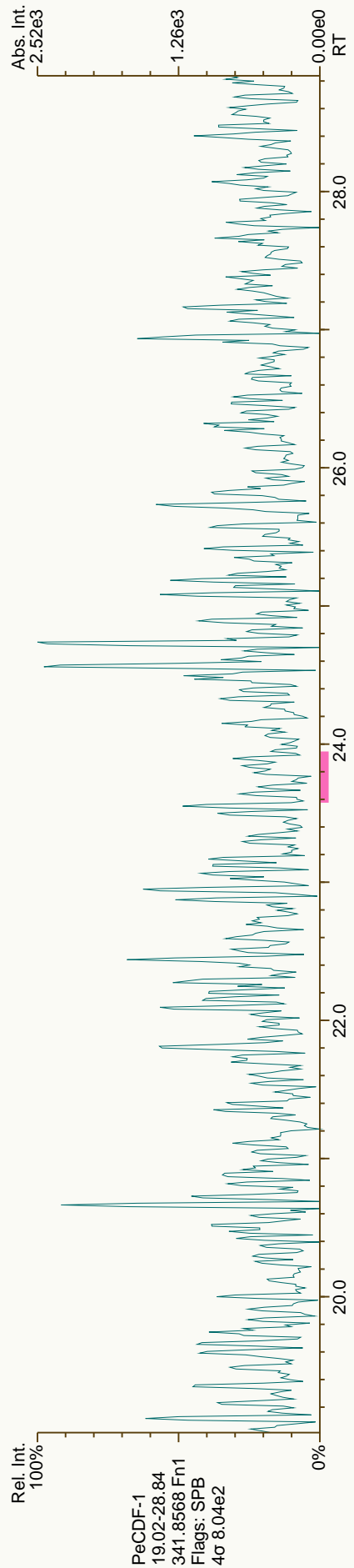
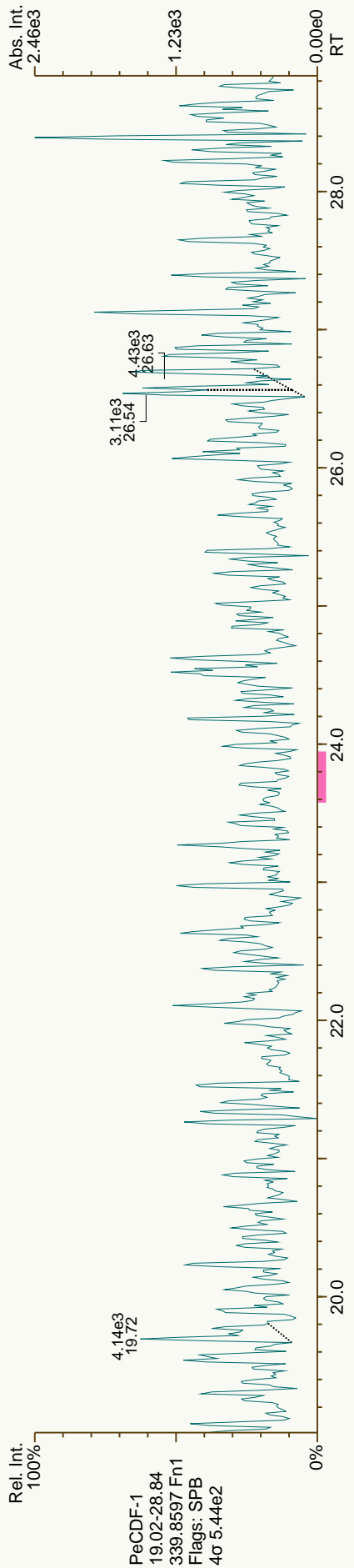


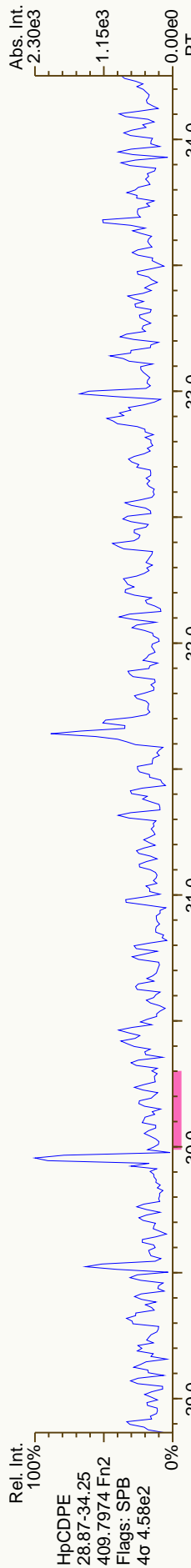



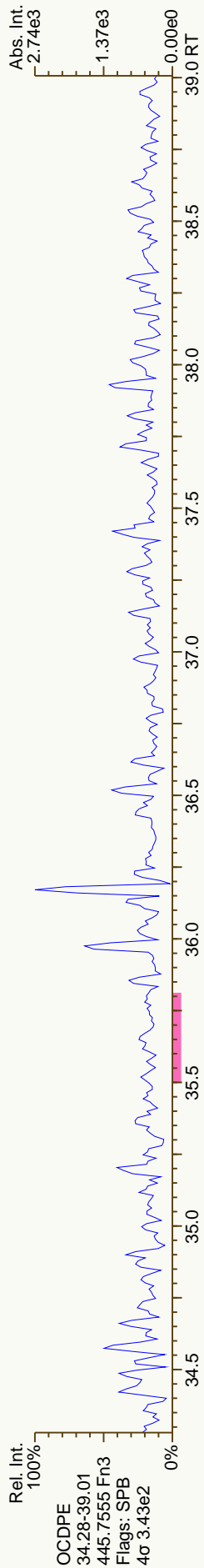
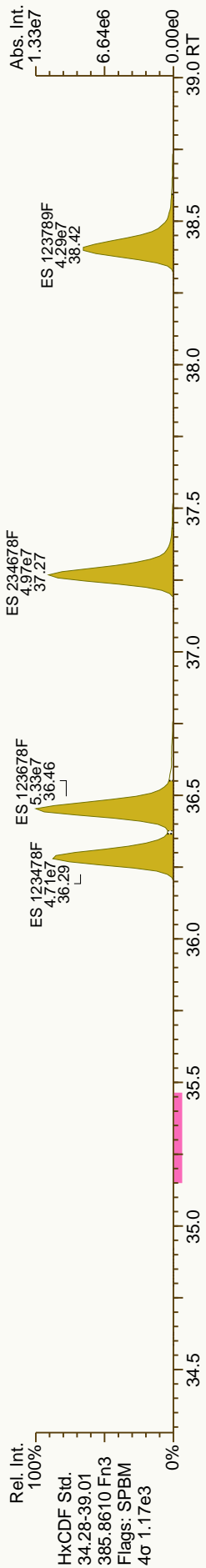
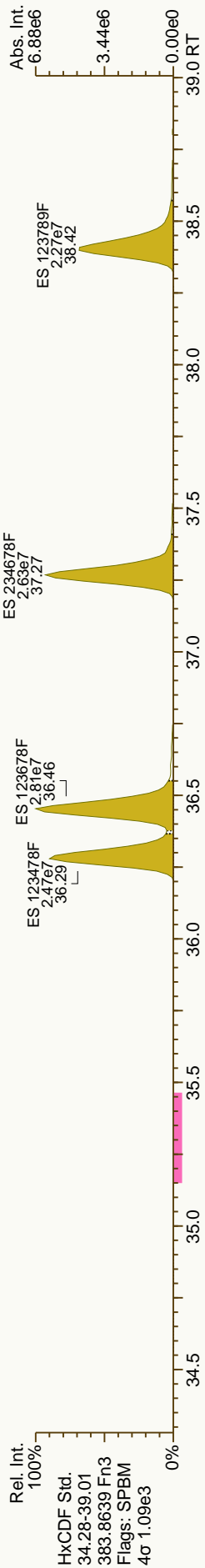
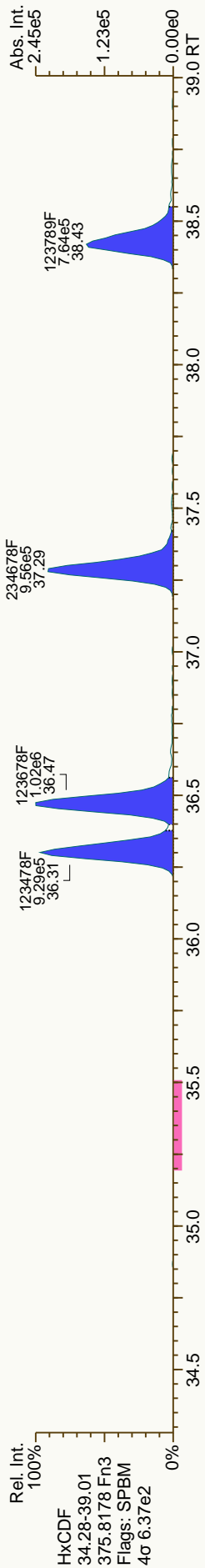
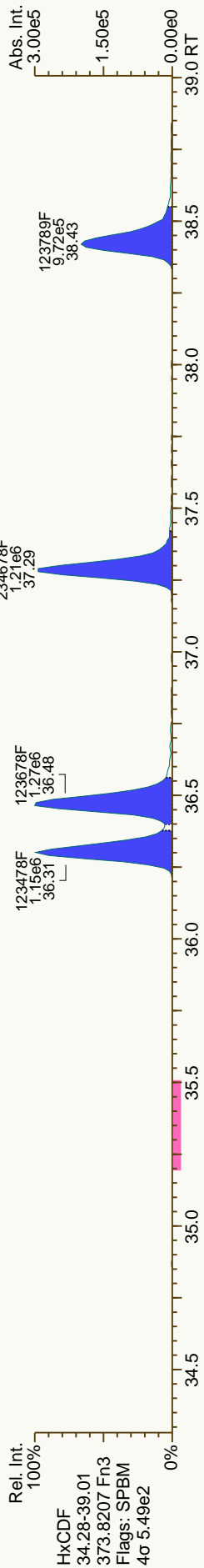


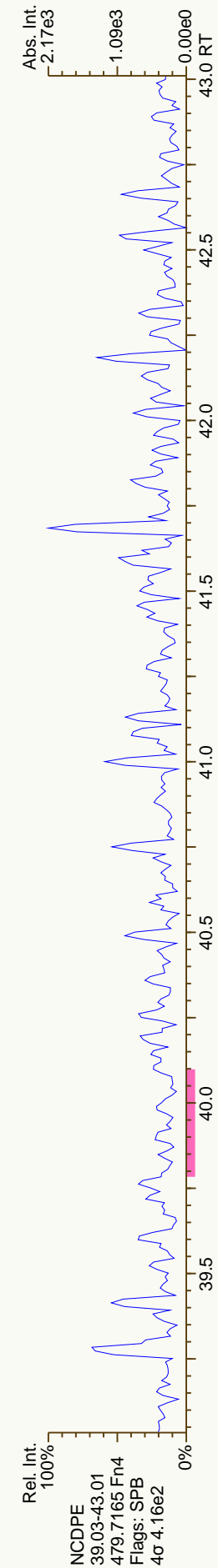
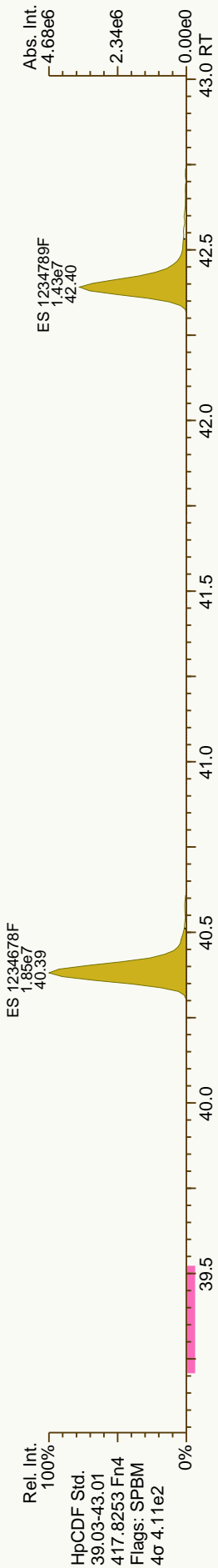

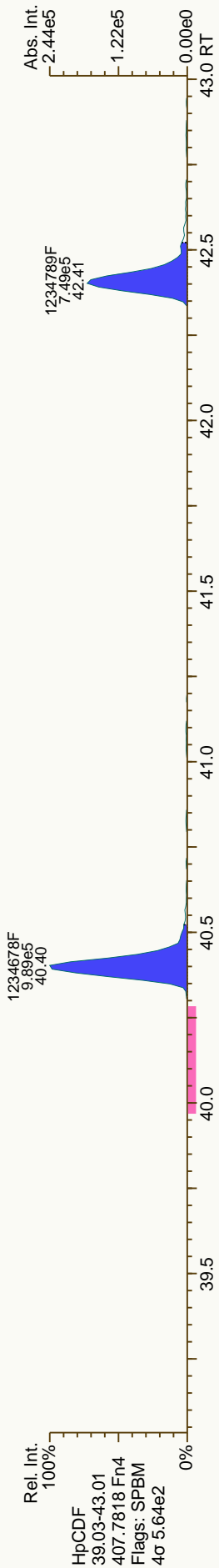


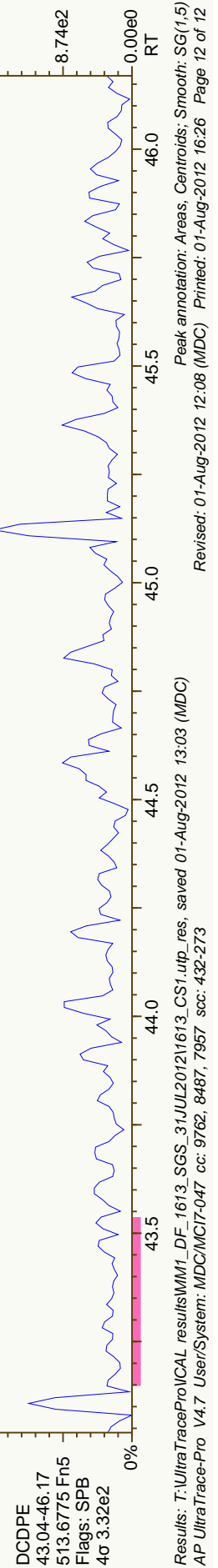
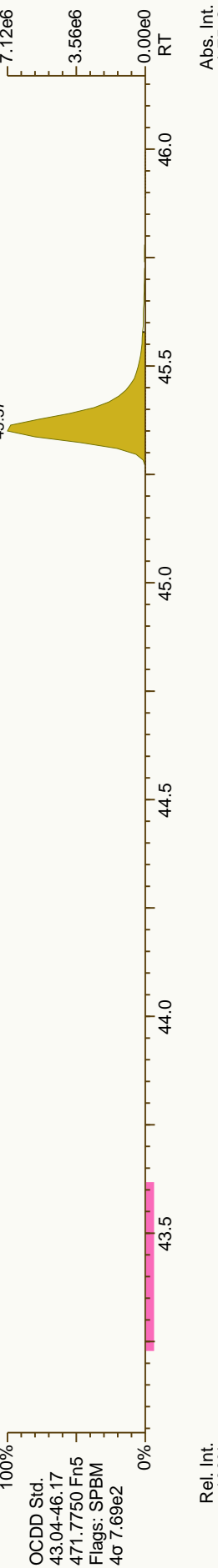
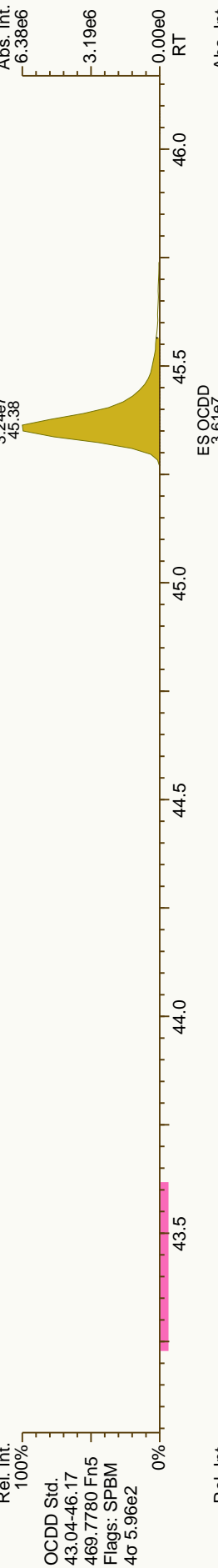
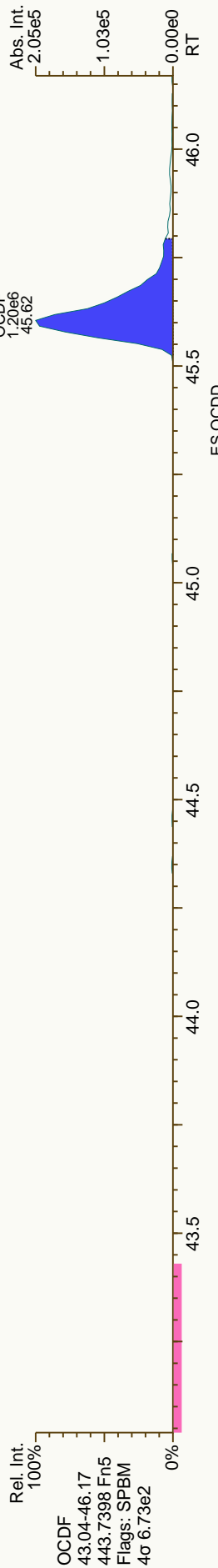
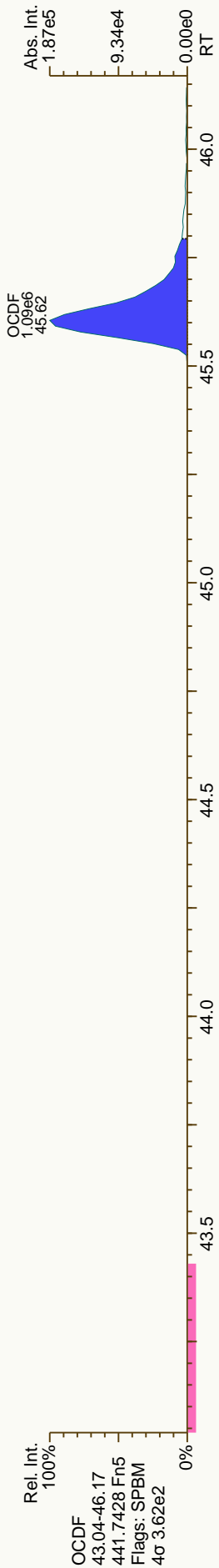












Dioxin/Furan QC Summary

Lab ID: 1613_CS2

Sample ID: 1613_CS2

Acq'd: 01 Aug 2012 12:07 MDC

UTP: 01-Aug-2012 13:03 MDC

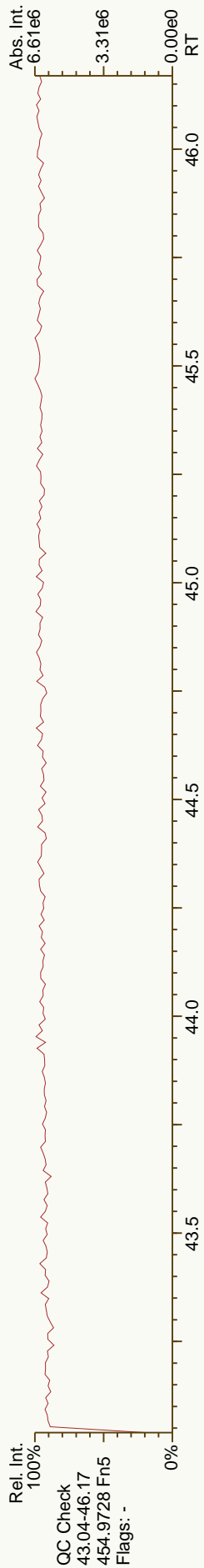
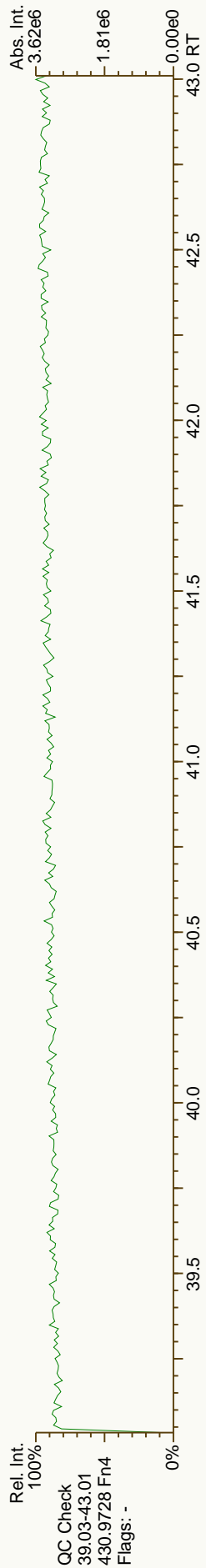
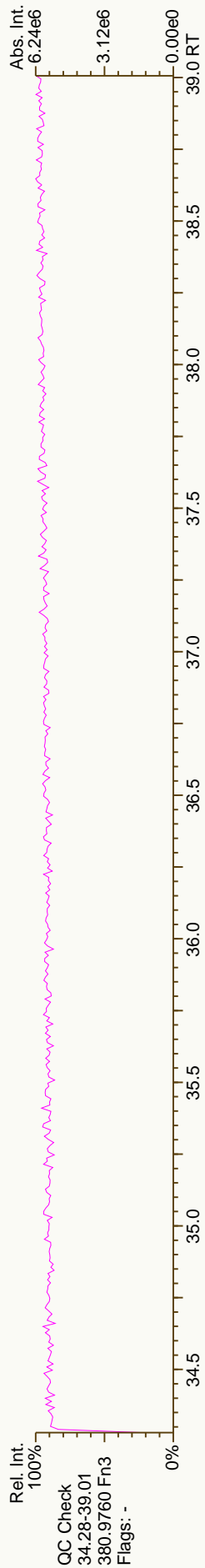
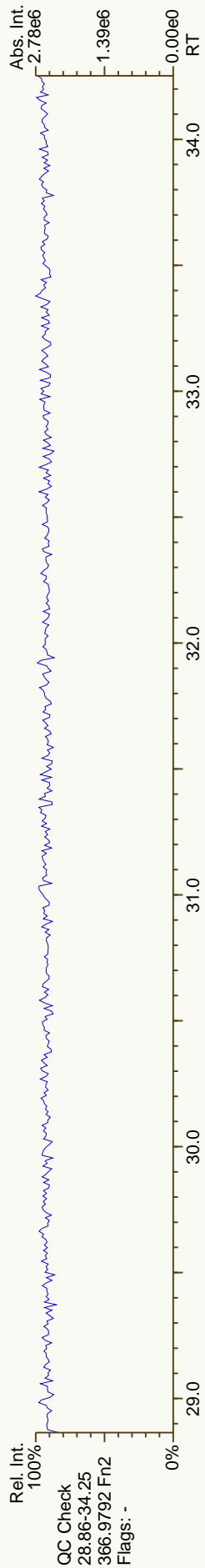
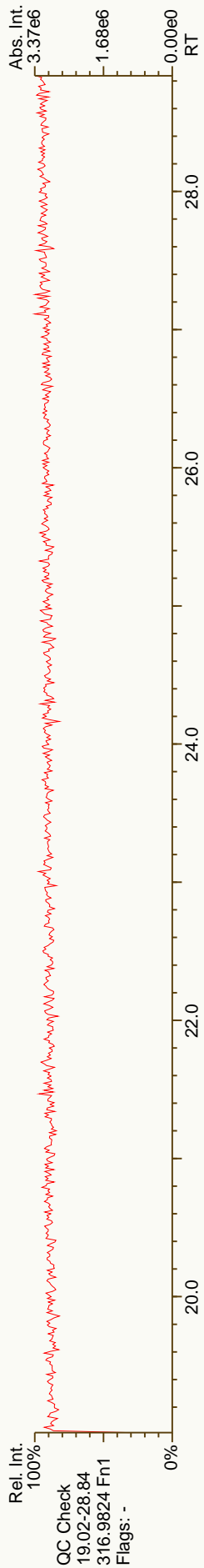
Report: 16 Oct 2012 09:39 MC


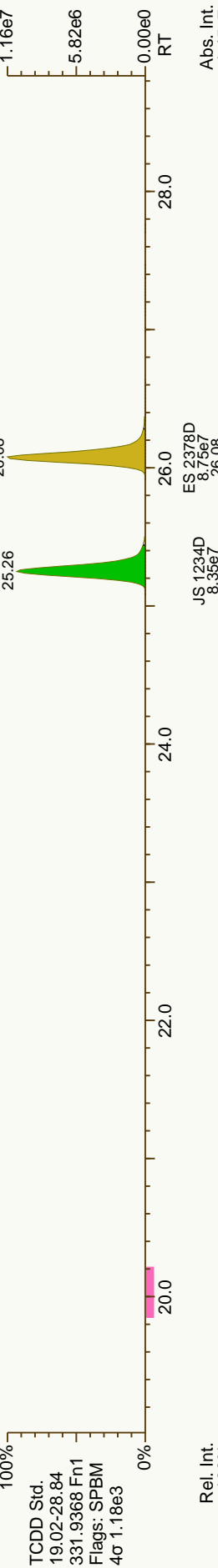
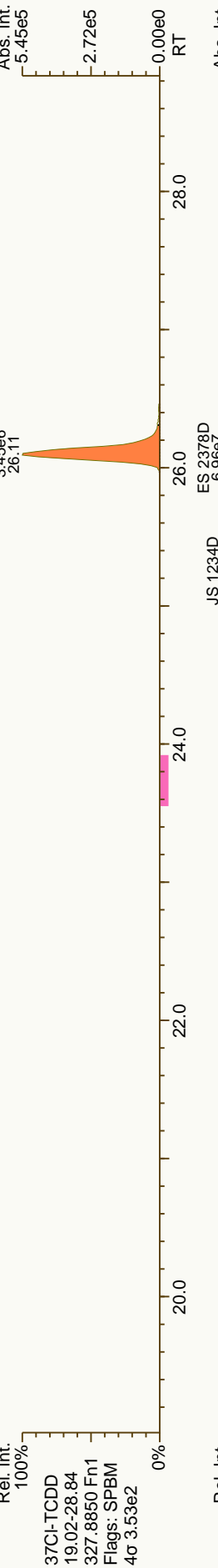
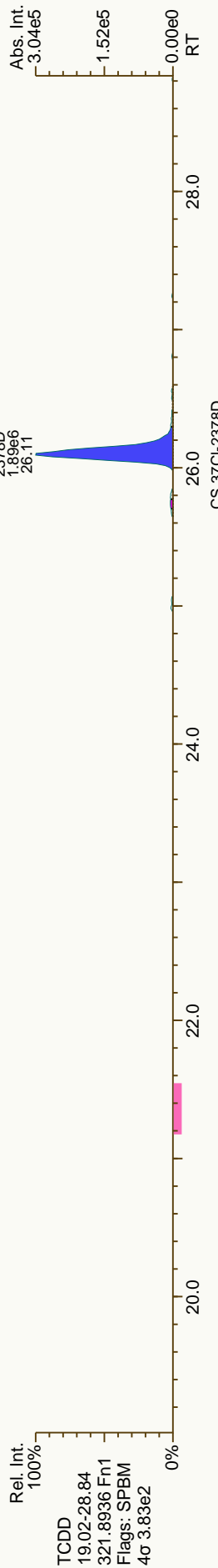

ICAL: 1613_SGS

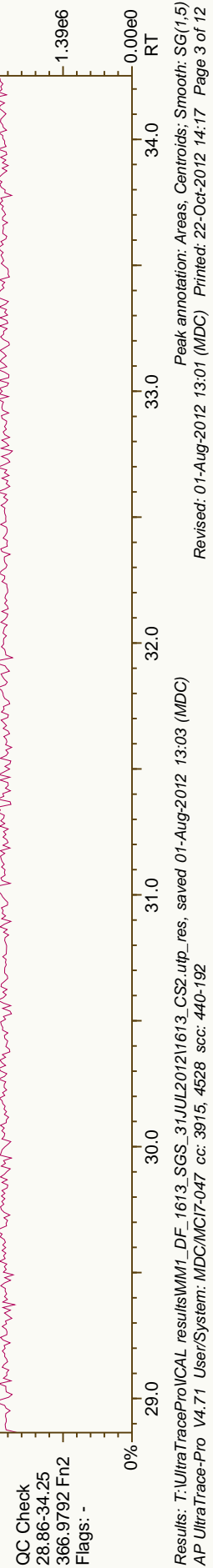
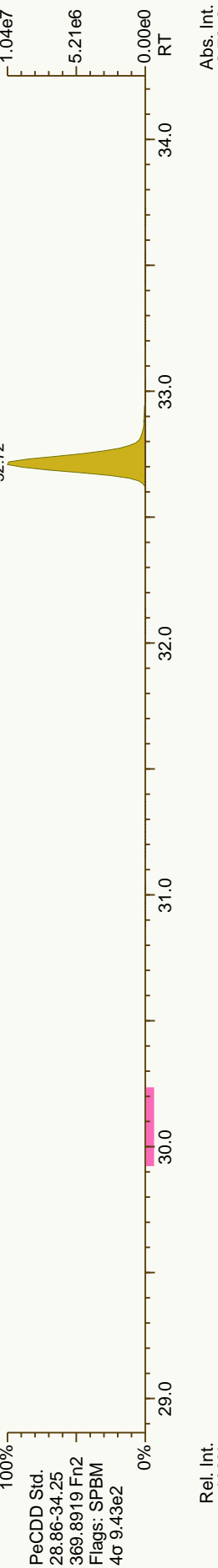
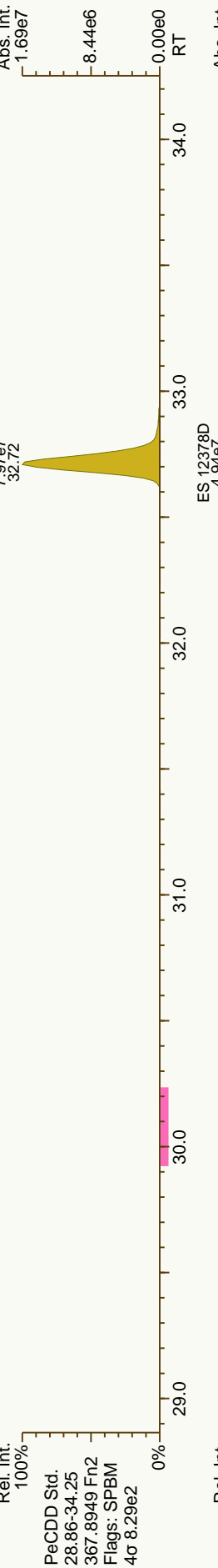
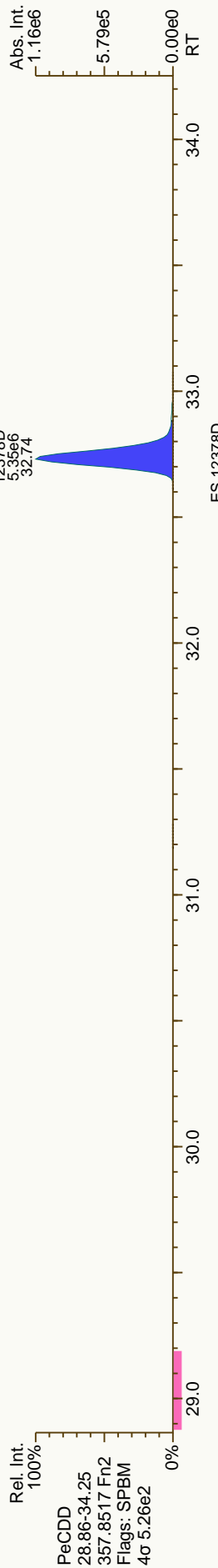

Checkcode: 440-192-YFH

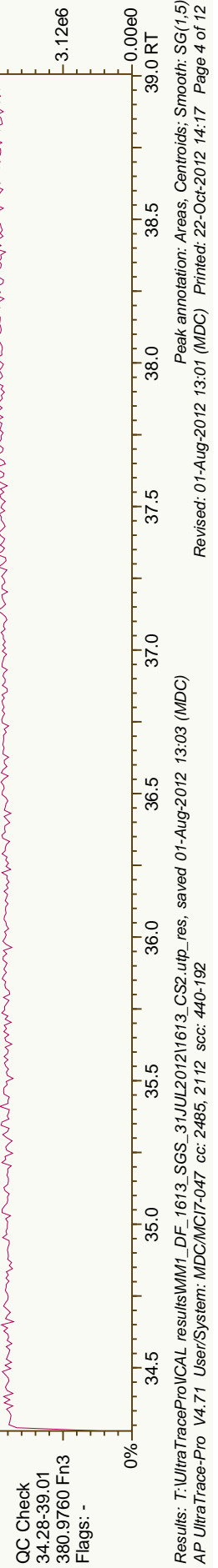
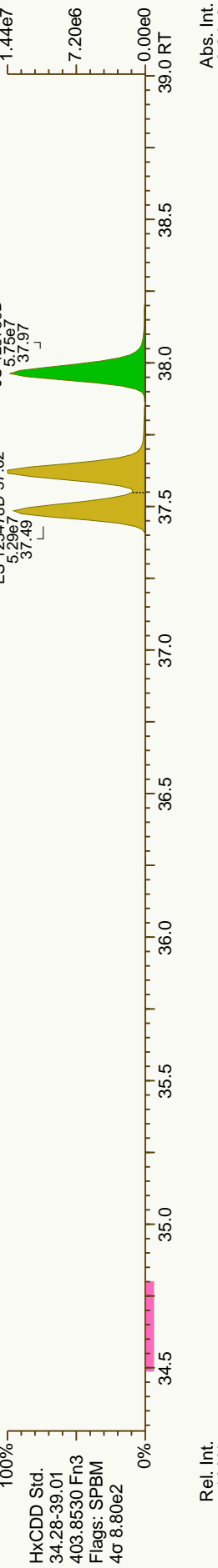
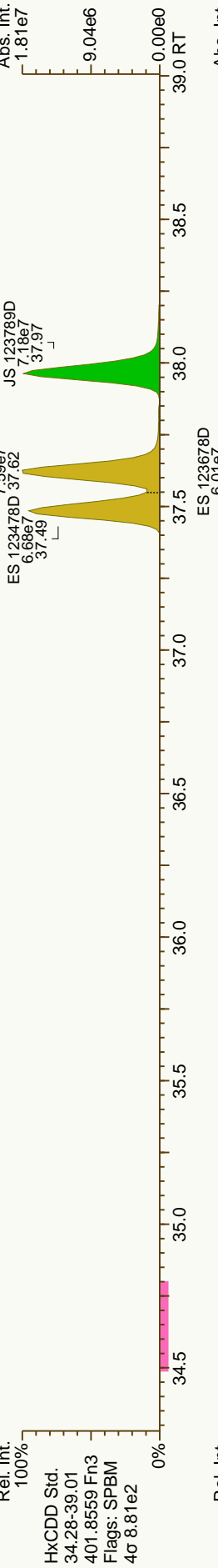
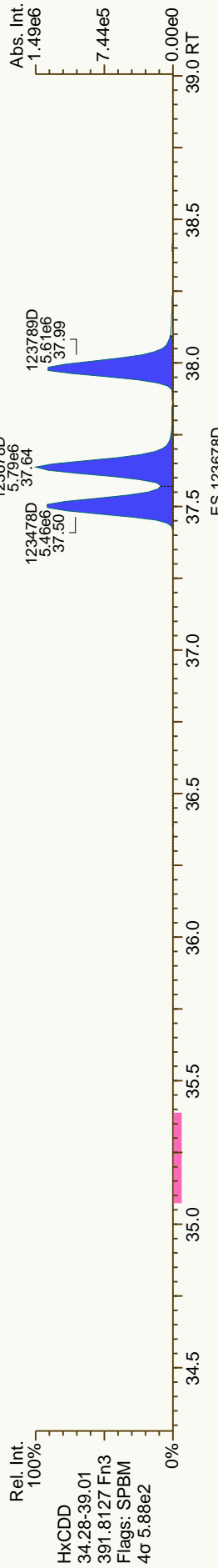
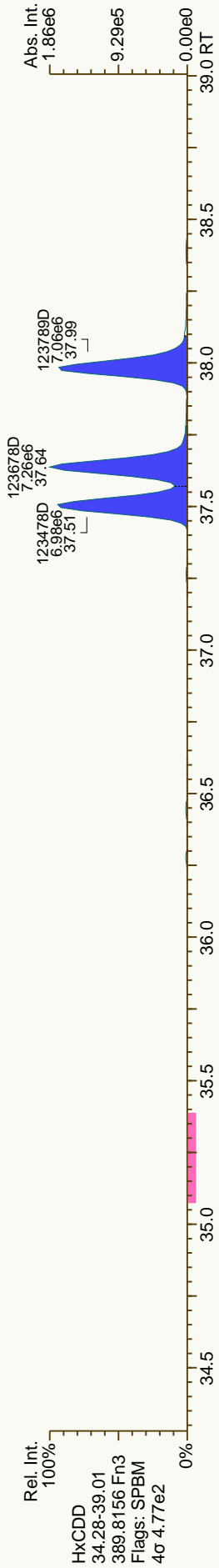
Datafile: 120801P2-03


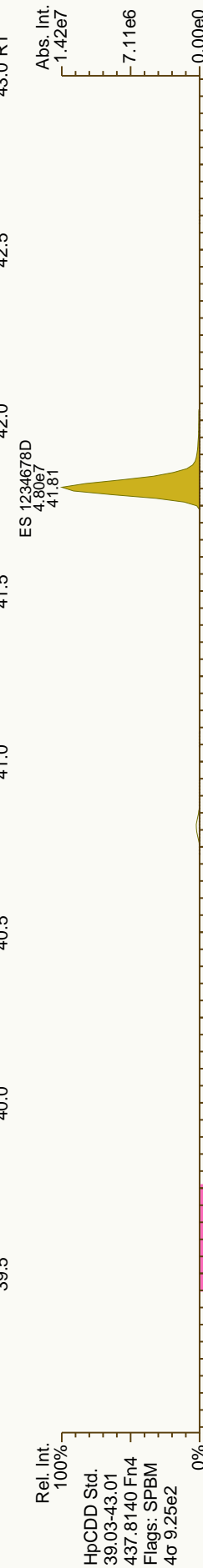
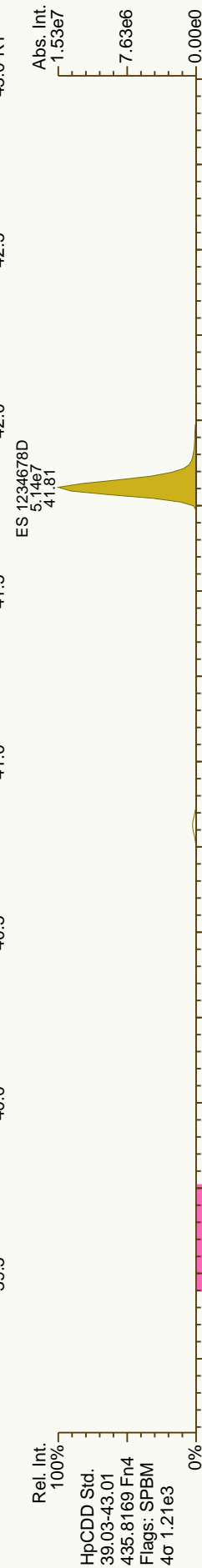
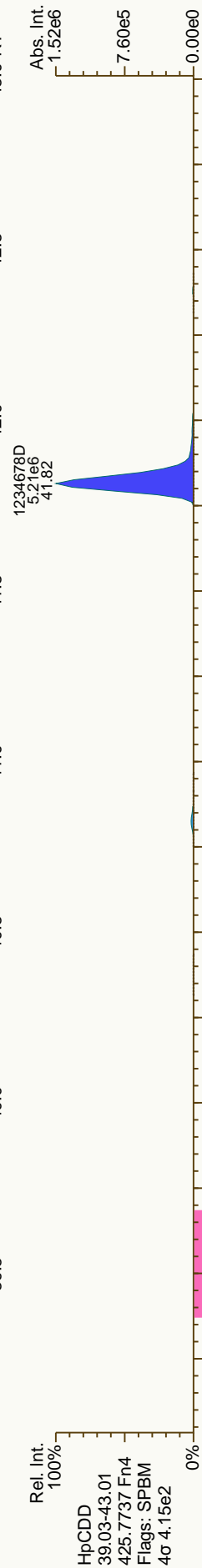

Name	RT	Response	RA	OK	Ref. RRFs	Calc. RRFs	Dev'n
2378-TCDD	26.11	3.34E+06	0.77	Y	1.08	1.06	-2%
12378-PeCDD	32.74	1.38E+07	1.57	Y	1.07	1.07	-1%
123478-HxCDD	37.51	1.24E+07	1.28	Y	1.05	1.04	-1%
123678-HxCDD	37.64	1.31E+07	1.25	Y	0.98	0.96	-2%
123789-HxCDD	37.99	1.27E+07	1.26	Y	1.01	0.99	-2%
1234678-HpCDD	41.82	1.08E+07	1.07	Y	1.09	1.08	-1%
OCDD	45.37	1.64E+07	0.90	Y	1.11	1.12	1%
2378-TCDF	25.04	5.06E+06	0.79	Y	0.98	0.95	-3%
12378-PeCDF	30.93	2.22E+07	1.57	Y	0.99	0.98	0%
23478-PeCDF	32.31	2.25E+07	1.57	Y	1.02	1.01	0%
123478-HxCDF	36.30	1.93E+07	1.25	Y	1.19	1.20	1%
123678-HxCDF	36.47	2.05E+07	1.24	Y	1.16	1.16	1%
234678-HxCDF	37.28	2.01E+07	1.25	Y	1.18	1.15	-2%
123789-HxCDF	38.42	1.66E+07	1.26	Y	1.09	1.09	0%
1234678-HpCDF	40.39	1.82E+07	1.04	Y	1.35	1.36	1%
1234789-HpCDF	42.40	1.37E+07	1.03	Y	1.34	1.33	-1%
OCDF	45.60	1.98E+07	0.91	Y	1.40	1.35	-3%
ES 2378-TCDD	26.08	1.57E+08	0.80	Y	1.04	1.04	0%
ES 12378-PeCDD	32.72	1.29E+08	1.61	Y	0.87	0.86	-1%
ES 123478-HxCDD	37.49	1.20E+08	1.26	Y	0.94	0.93	-2%
ES 123678-HxCDD	37.62	1.36E+08	1.26	Y	1.06	1.05	-1%
ES 1234678-HpCDD	41.81	9.95E+07	1.07	Y	0.80	0.77	-4%
ES OCDD	45.36	1.47E+08	0.91	Y	0.63	0.57	-10%
ES 2378-TCDF	25.01	2.66E+08	0.80	Y	1.74	1.77	2%
ES 12378-PeCDF	30.91	2.26E+08	1.58	Y	1.49	1.50	0%
ES 23478-PeCDF	32.29	2.23E+08	1.59	Y	1.48	1.47	-1%
ES 123478-HxCDF	36.28	1.60E+08	0.53	Y	1.27	1.24	-3%
ES 123678-HxCDF	36.45	1.76E+08	0.54	Y	1.41	1.36	-4%
ES 234678-HxCDF	37.26	1.75E+08	0.53	Y	1.34	1.35	0%
ES 123789-HxCDF	38.40	1.53E+08	0.53	Y	1.20	1.18	-2%
ES 1234678-HpCDF	40.38	1.34E+08	0.45	Y	1.06	1.03	-2%
ES 1234789-HpCDF	42.38	1.03E+08	0.45	Y	0.82	0.80	-3%


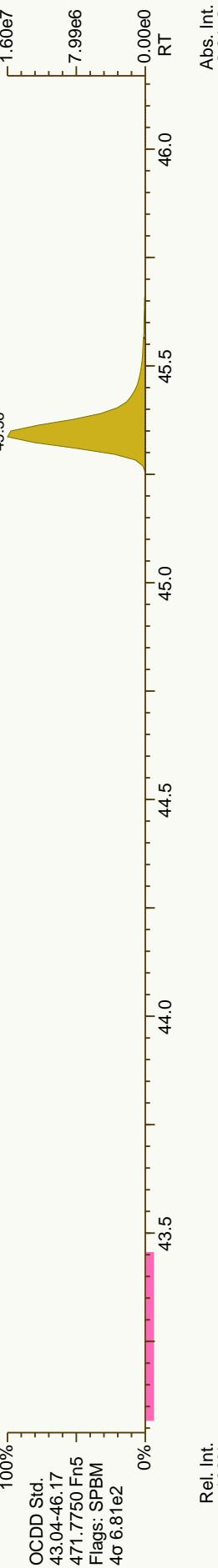
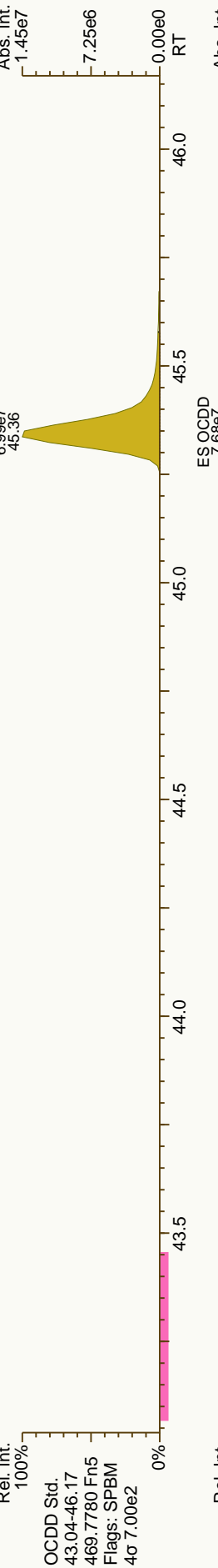
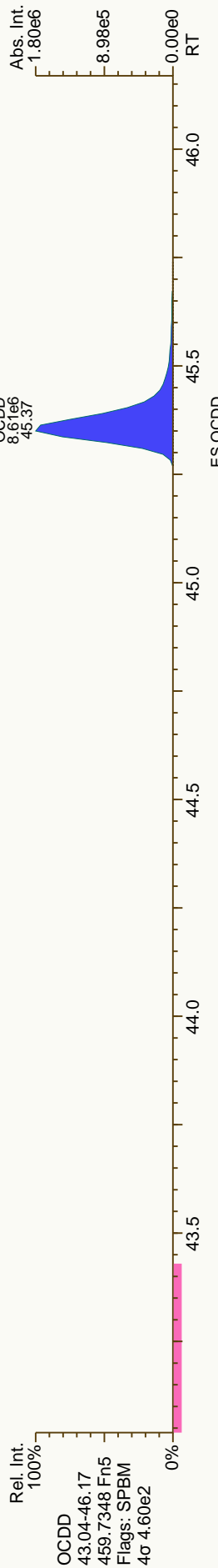
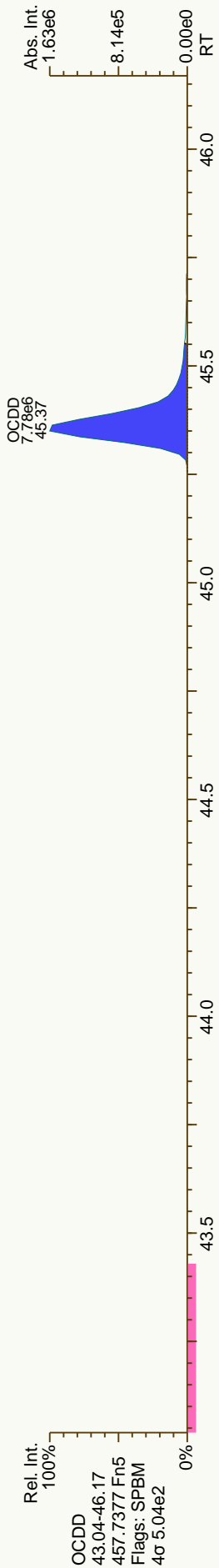


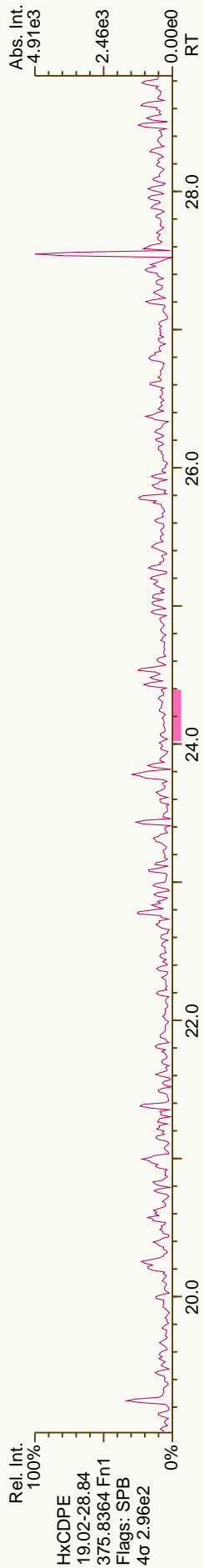
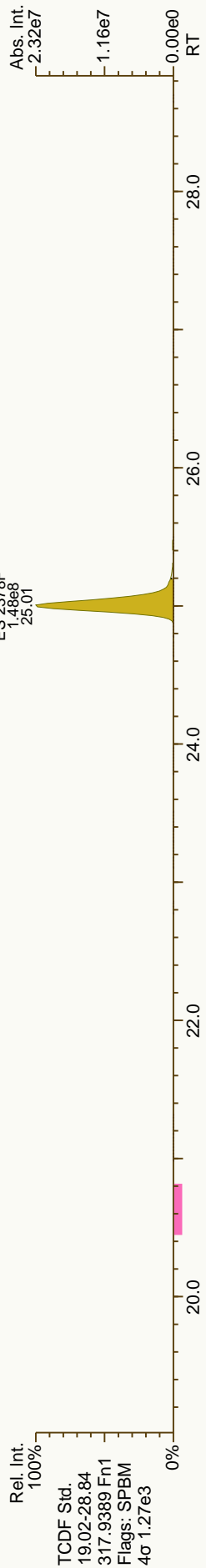

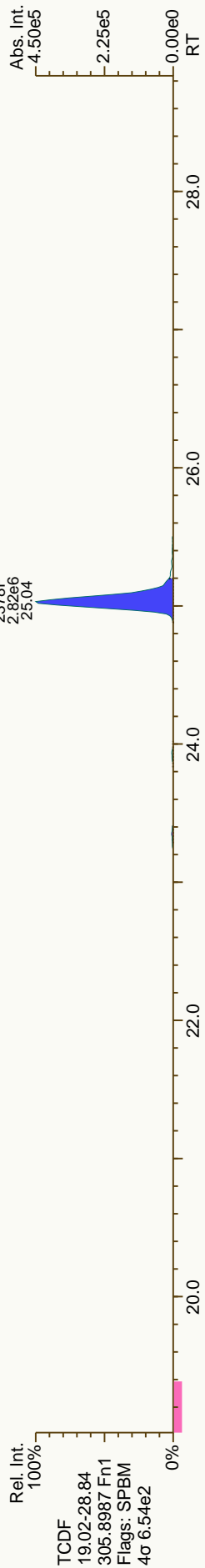
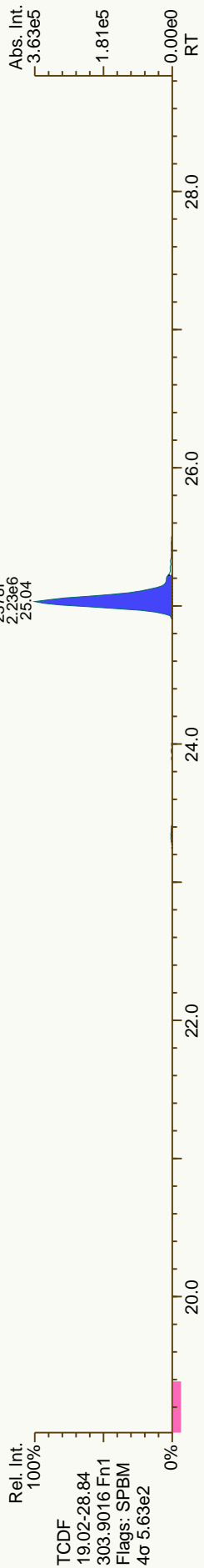


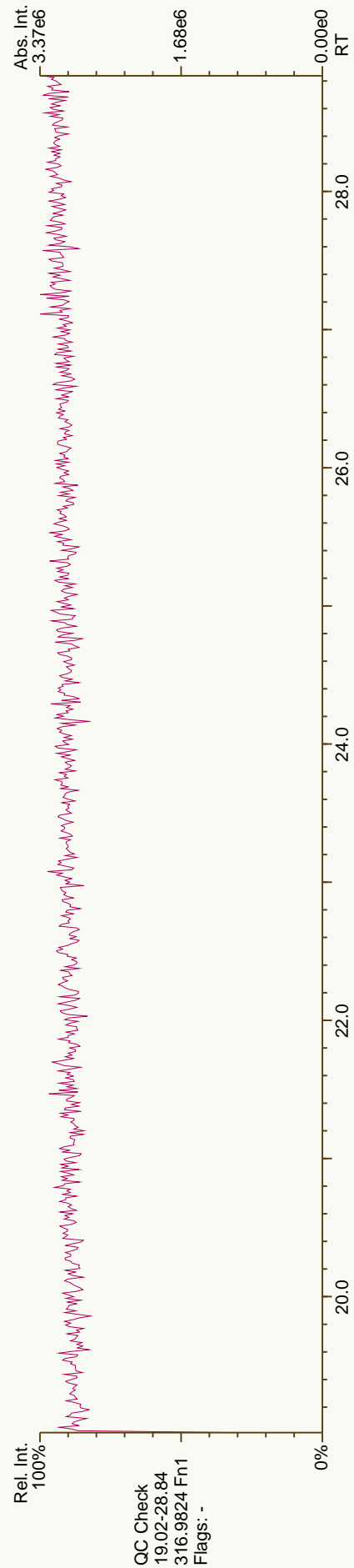
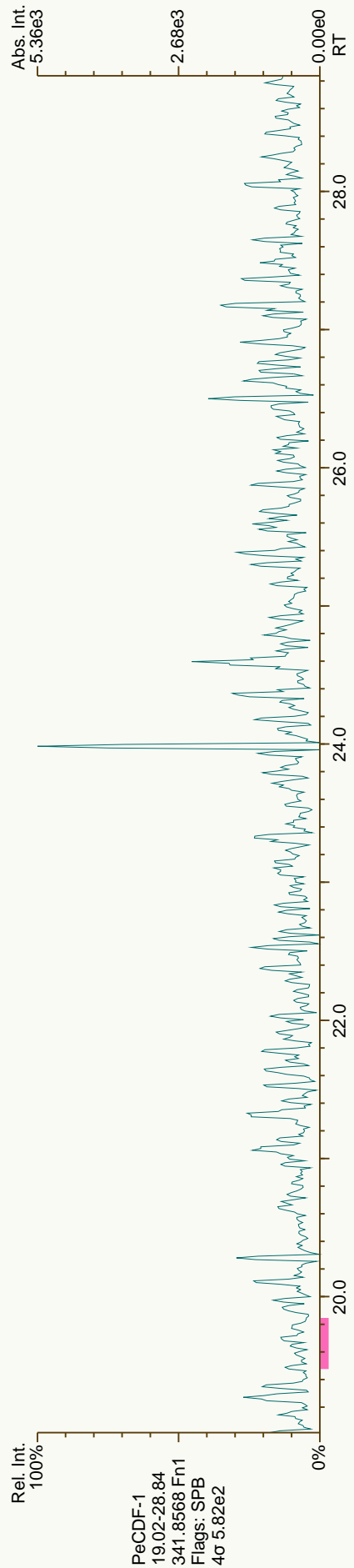
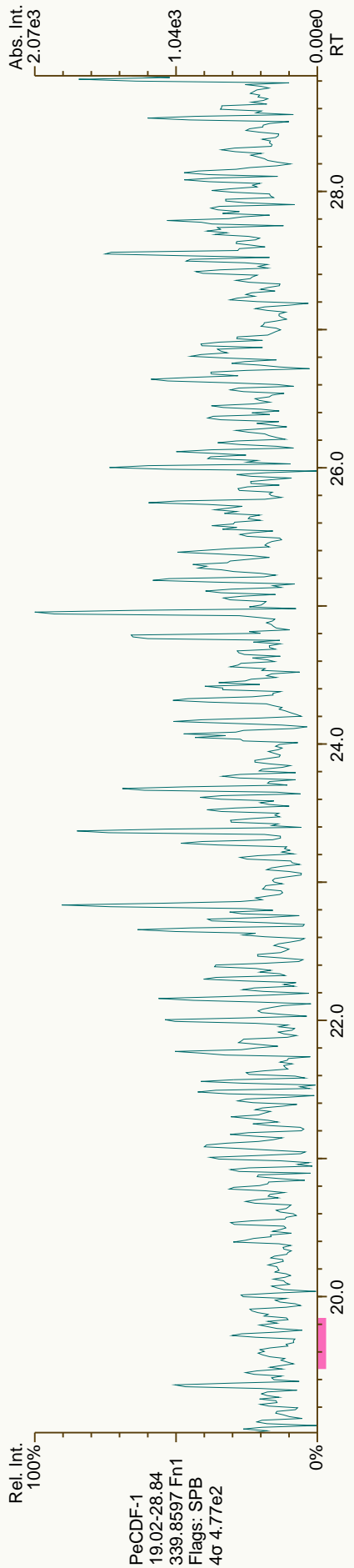


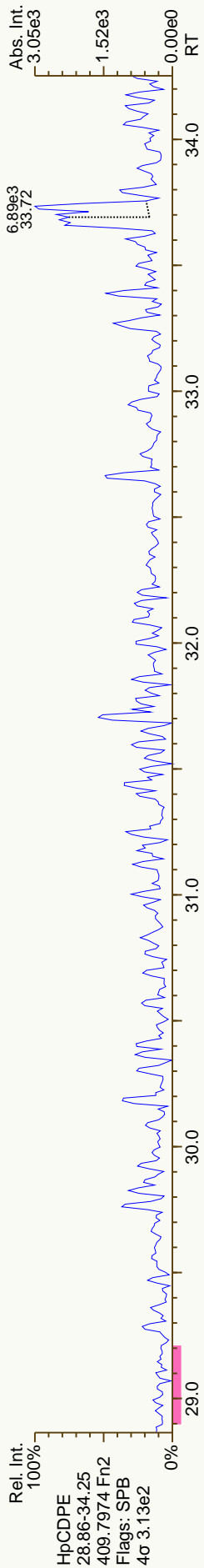




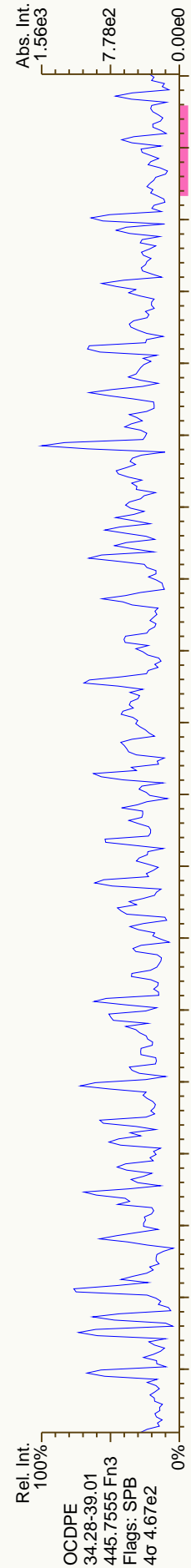


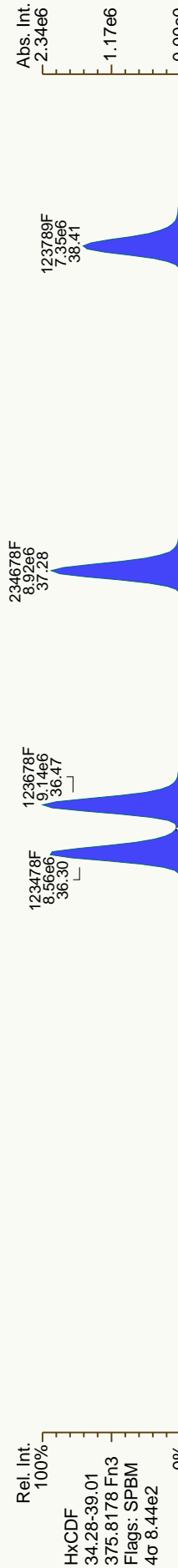
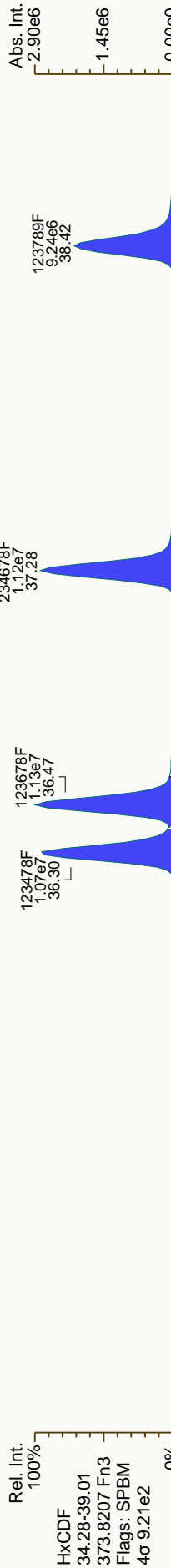


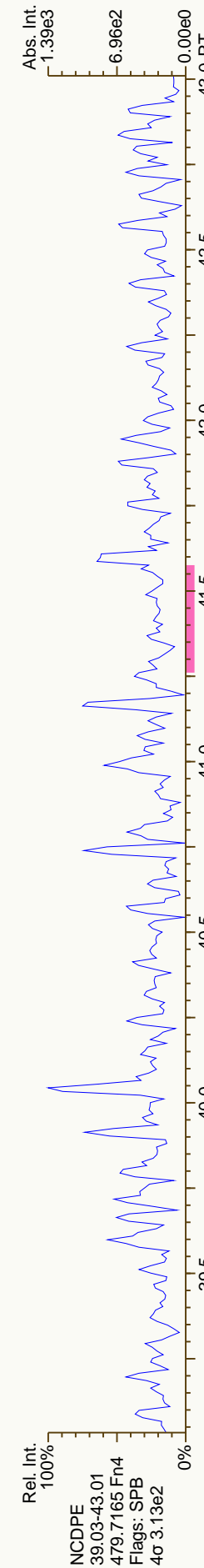
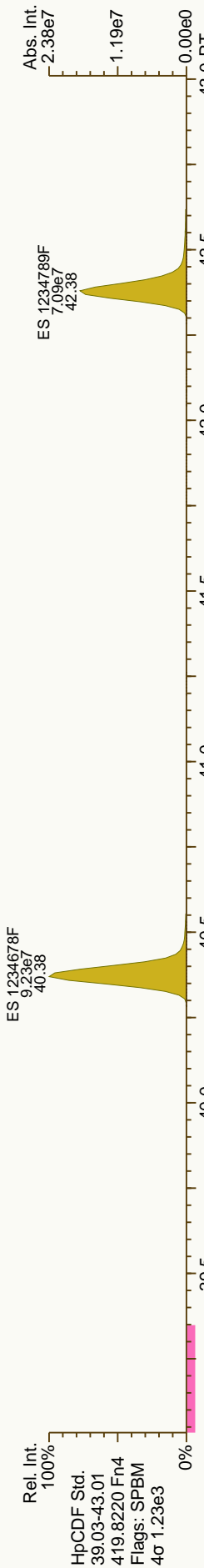
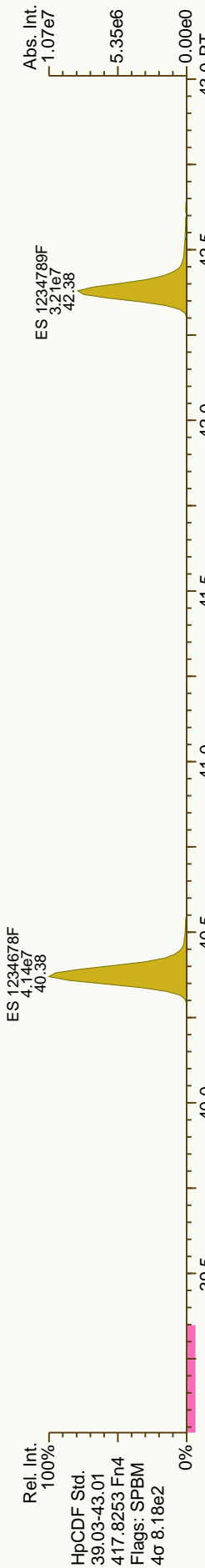
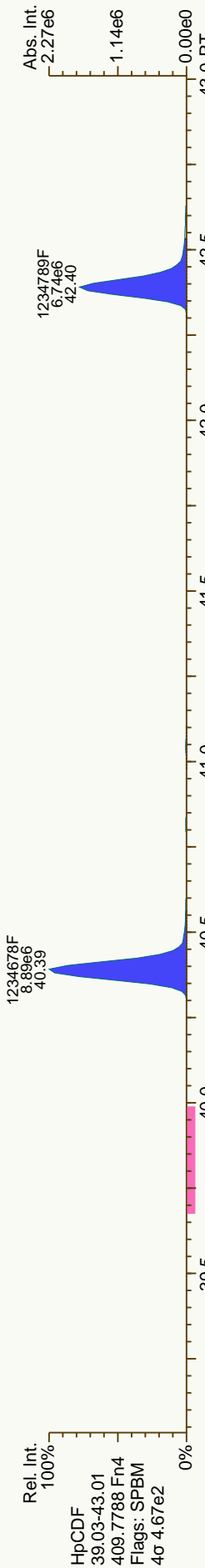
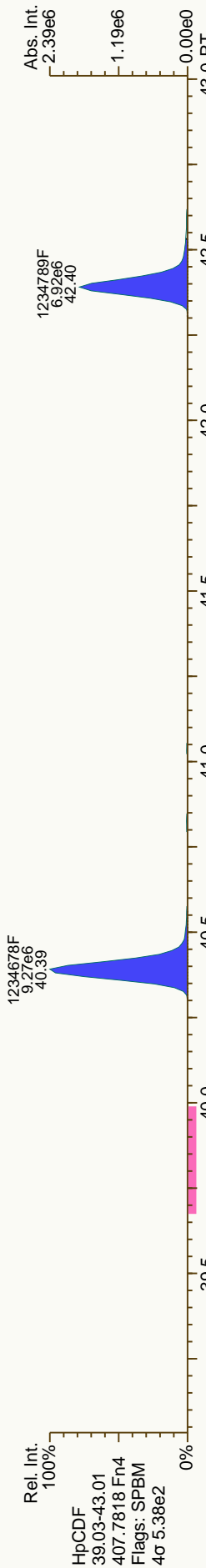


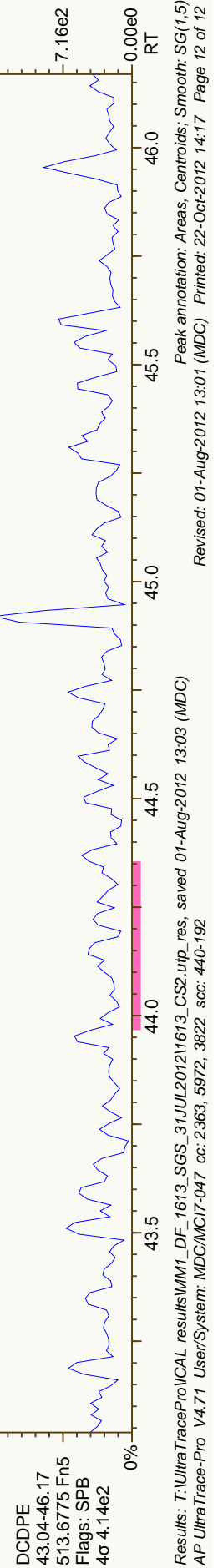
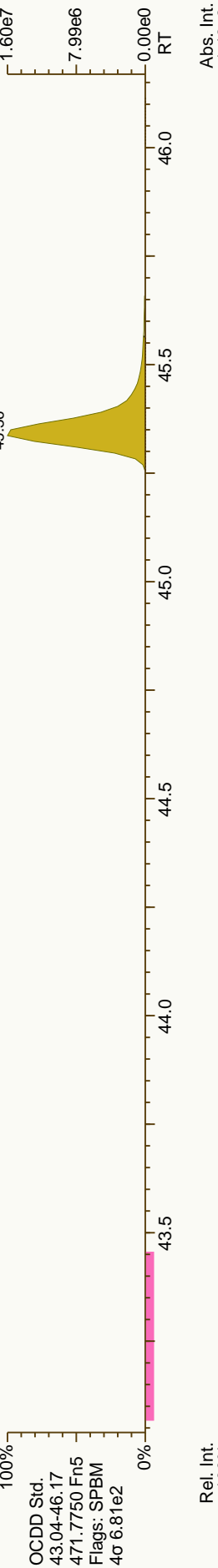
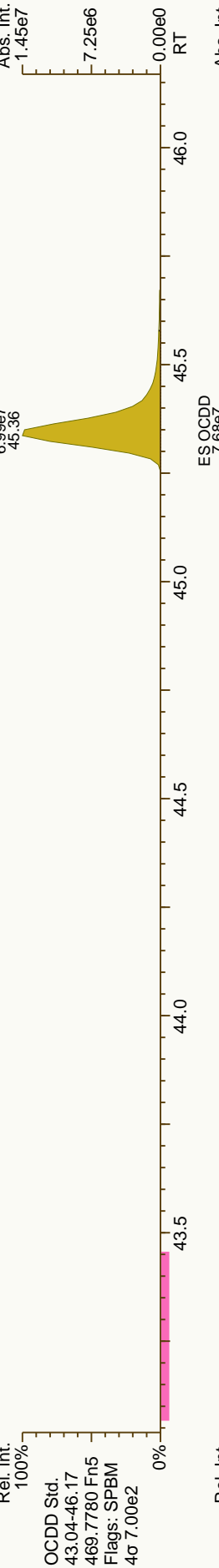
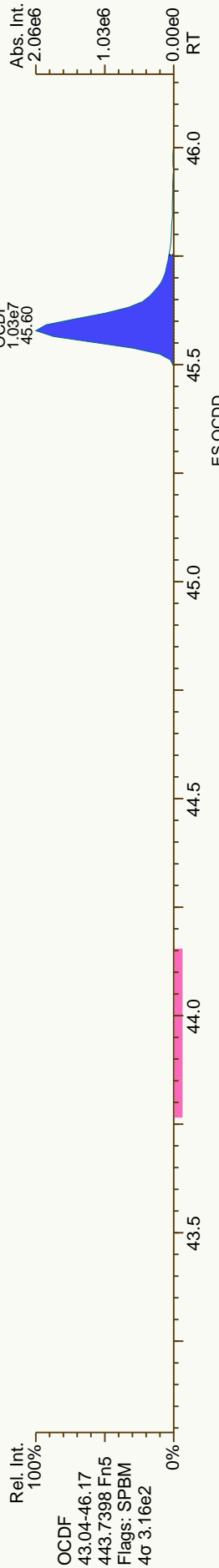
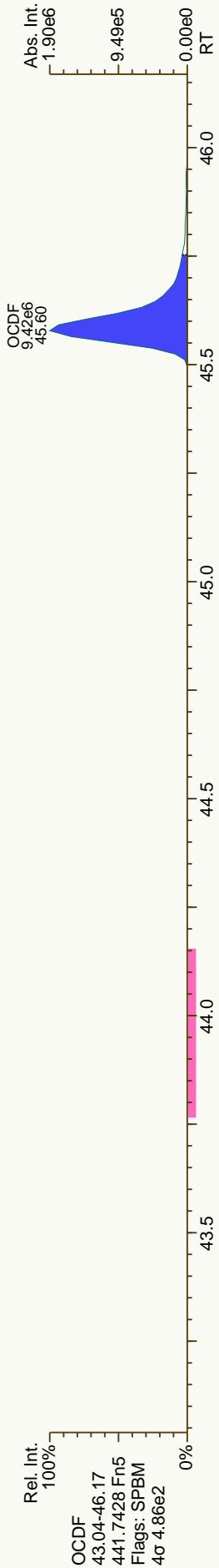












Dioxin/Furan QC Summary

Lab ID: 1613_CS3

Sample ID: 1613_CS3

Acq'd: 01 Aug 2012 12:57 MDC

UTP: 01-Aug-2012 13:57 MDC

Report: 16 Oct 2012 09:39 MC

ICAL: 1613_SGS

Checkcode: 279-058-LGJ

Datafile: 120801P2-04

Name	RT	Response	RA	OK	Ref. RRFs	Calc. RRFs	Dev'n
2378-TCDD	26.10	6.54E+06	0.80	Y	1.08	1.07	-2%
12378-PeCDD	32.74	2.58E+07	1.58	Y	1.07	1.07	-1%
123478-HxCDD	37.50	2.36E+07	1.26	Y	1.05	1.05	0%
123678-HxCDD	37.64	2.52E+07	1.24	Y	0.98	0.97	-1%
123789-HxCDD	37.99	2.40E+07	1.27	Y	1.01	0.99	-2%
1234678-HpCDD	41.82	1.97E+07	1.05	Y	1.09	1.08	-1%
OCDD	45.37	3.11E+07	0.90	Y	1.11	1.08	-3%
2378-TCDF	25.03	9.73E+06	0.81	Y	0.98	1.00	2%
12378-PeCDF	30.92	4.15E+07	1.59	Y	0.99	1.00	1%
23478-PeCDF	32.31	4.28E+07	1.58	Y	1.02	1.03	1%
123478-HxCDF	36.30	3.60E+07	1.25	Y	1.19	1.19	0%
123678-HxCDF	36.46	3.89E+07	1.26	Y	1.16	1.14	-1%
234678-HxCDF	37.28	3.79E+07	1.25	Y	1.18	1.25	6%
123789-HxCDF	38.42	3.02E+07	1.28	Y	1.09	1.08	-1%
1234678-HpCDF	40.39	3.37E+07	1.04	Y	1.35	1.37	2%
1234789-HpCDF	42.40	2.50E+07	1.04	Y	1.34	1.34	1%
OCDF	45.60	3.92E+07	0.89	Y	1.40	1.36	-3%
ES 2378-TCDD	26.07	6.13E+07	0.80	Y	1.04	1.04	0%
ES 12378-PeCDD	32.72	4.85E+07	1.58	Y	0.87	0.82	-5%
ES 123478-HxCDD	37.48	4.48E+07	1.30	Y	0.94	0.95	1%
ES 123678-HxCDD	37.62	5.18E+07	1.26	Y	1.06	1.10	3%
ES 1234678-HpCDD	41.81	3.67E+07	1.04	Y	0.80	0.77	-3%
ES OCDD	45.36	5.79E+07	0.91	Y	0.63	0.61	-3%
ES 2378-TCDF	25.00	9.75E+07	0.79	Y	1.74	1.65	-5%
ES 12378-PeCDF	30.90	8.32E+07	1.61	Y	1.49	1.41	-6%
ES 23478-PeCDF	32.29	8.30E+07	1.58	Y	1.48	1.41	-5%
ES 123478-HxCDF	36.28	6.08E+07	0.52	Y	1.27	1.28	1%
ES 123678-HxCDF	36.45	6.79E+07	0.53	Y	1.41	1.43	2%
ES 234678-HxCDF	37.26	6.08E+07	0.53	Y	1.34	1.29	-4%
ES 123789-HxCDF	38.40	5.59E+07	0.53	Y	1.20	1.18	-2%
ES 1234678-HpCDF	40.37	4.92E+07	0.44	Y	1.06	1.04	-2%
ES 1234789-HpCDF	42.39	3.72E+07	0.46	Y	0.82	0.79	-4%

Dioxin/Furan QC Summary

Lab ID: 1613_CS3

Sample ID: 1613_CS3

Acq'd: 01 Aug 2012 12:57 MDC

UTP: 01-Aug-2012 13:57 MDC

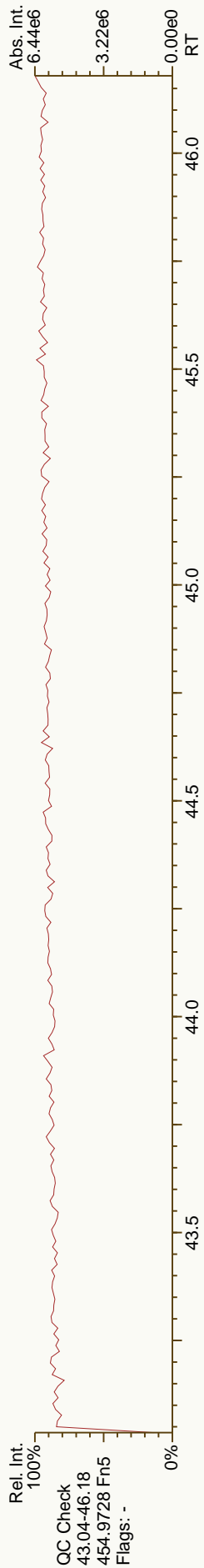
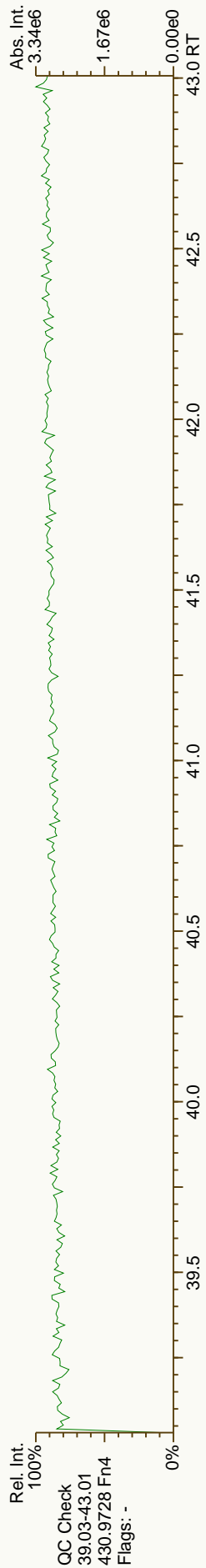
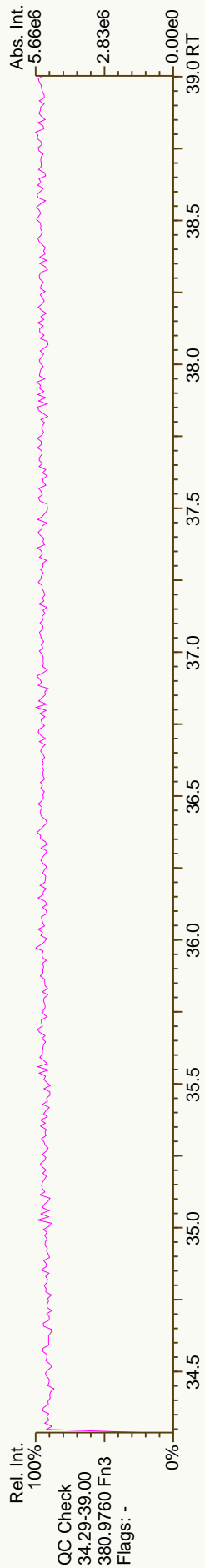
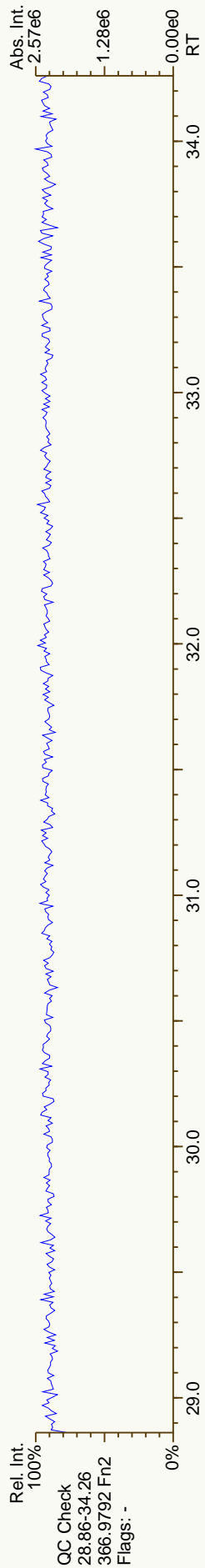
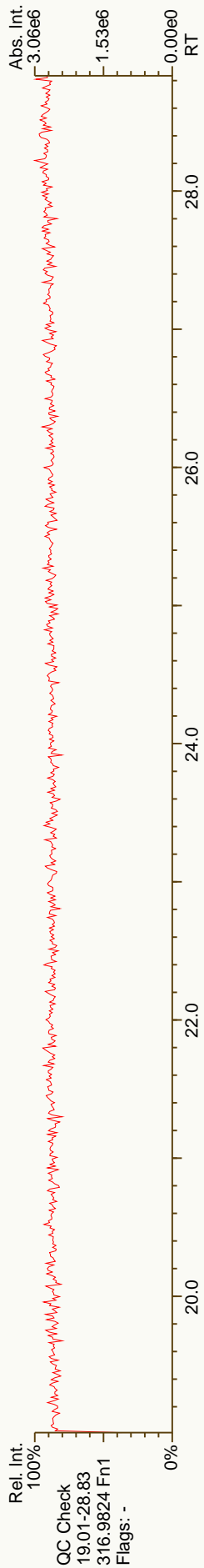
Report: 16 Oct 2012 09:39 MC

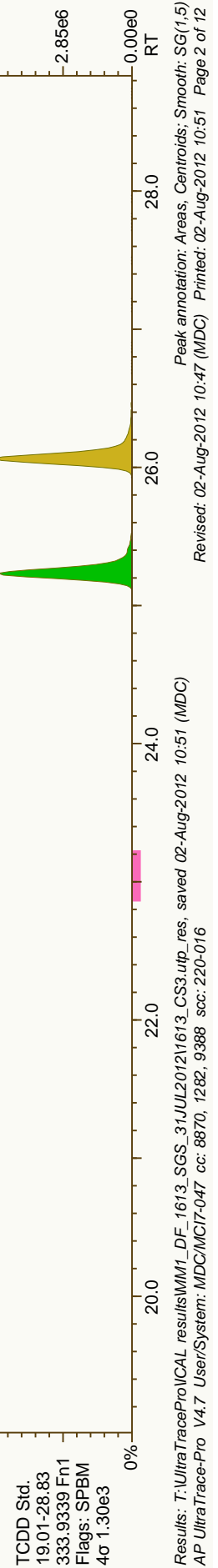
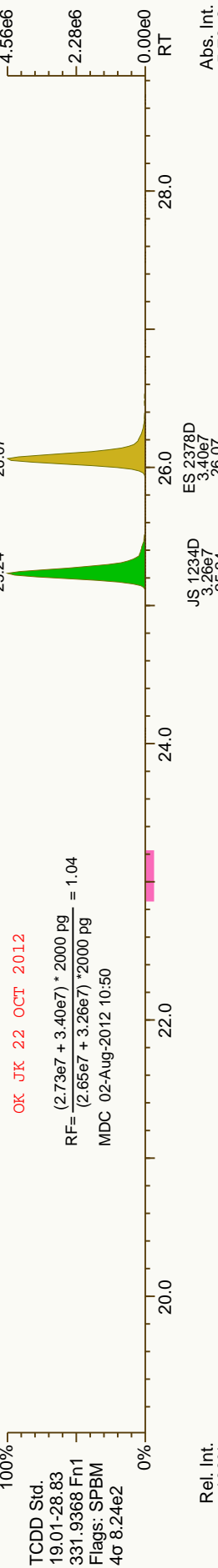
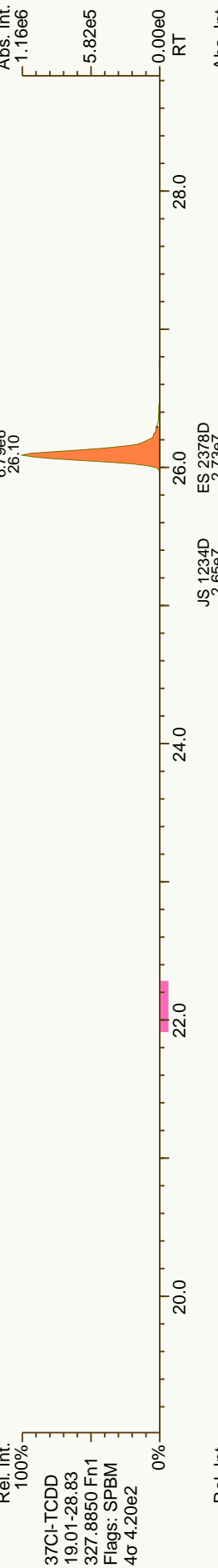
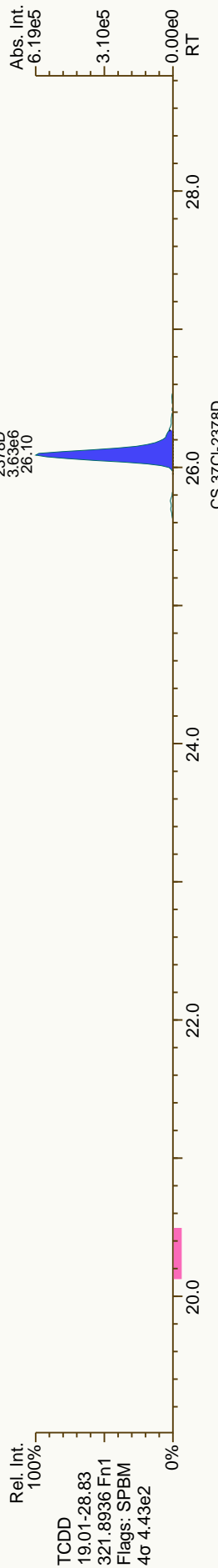
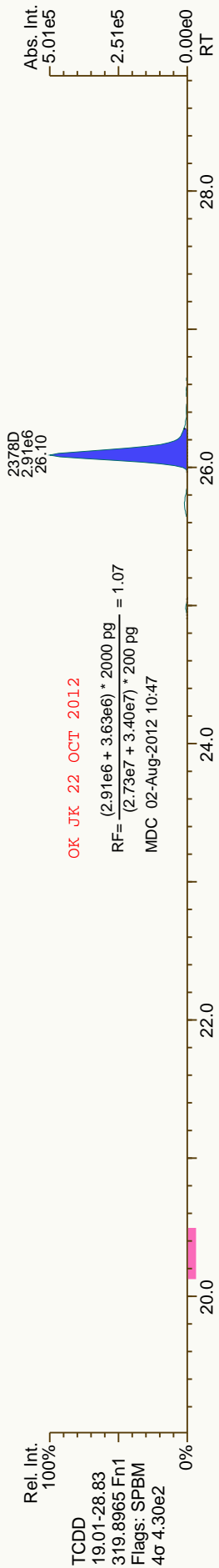
ICAL: 1613_SGS

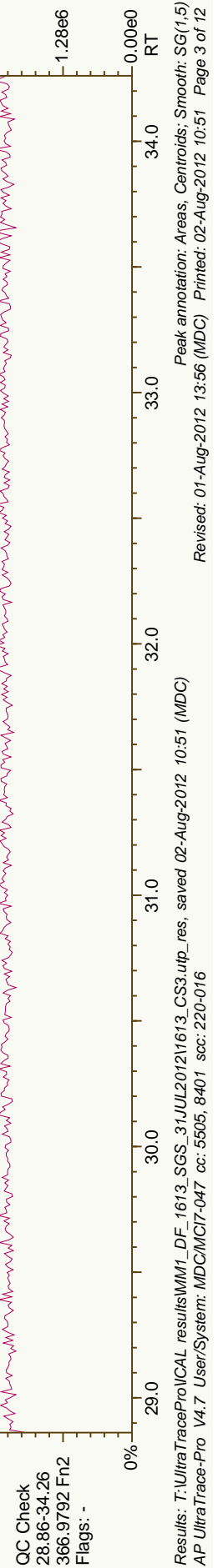
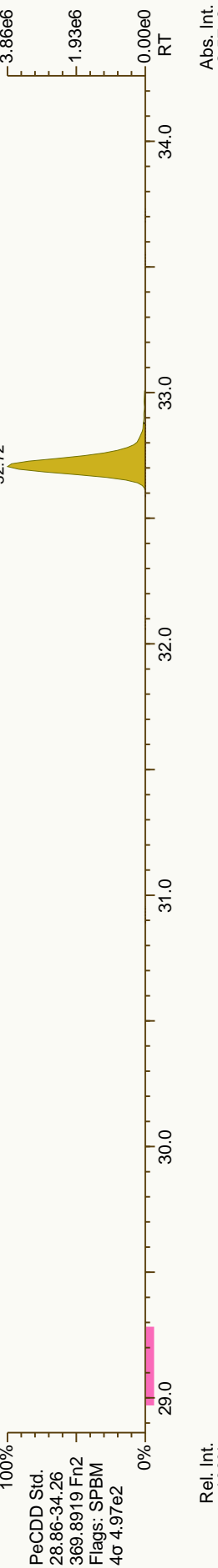
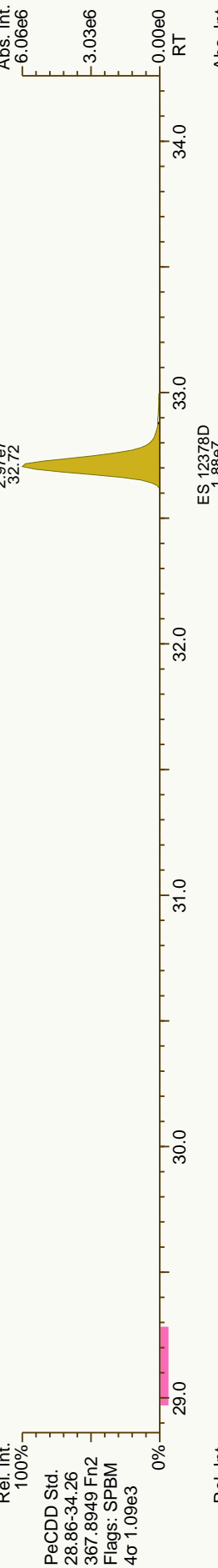
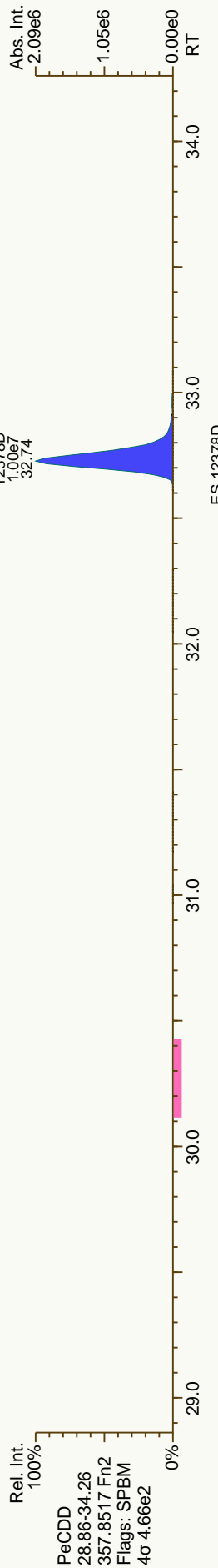

Checkcode: 279-058

Datafile: 120801P2-04

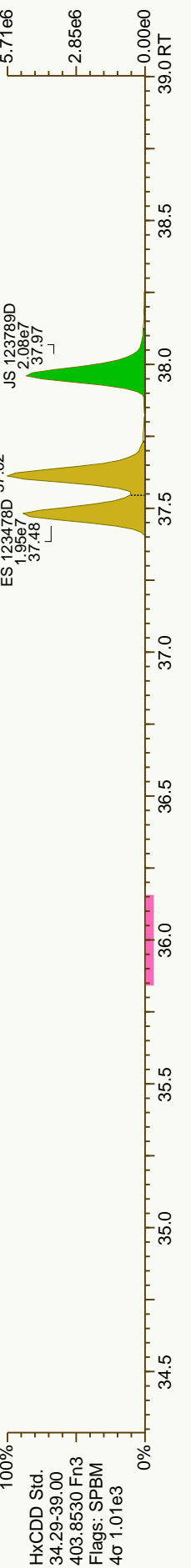


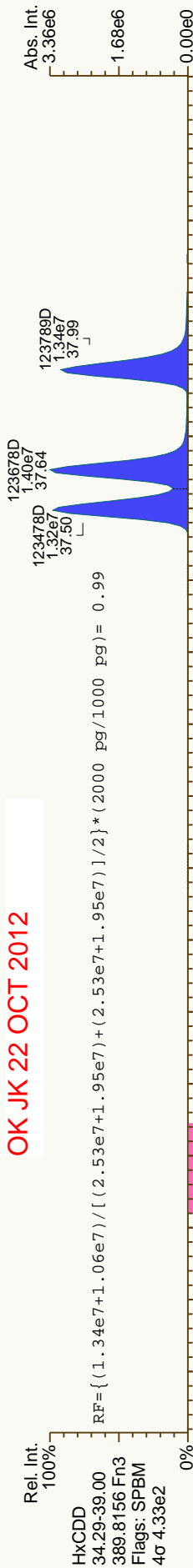
Name	RT	Response	RA	OK	Ref. RRFs	Calc. RRFs	Dev'n
J5 1234-TCDD	25.24	5.90E+07	0.81	Y	-	-	-
J5 123789-HxCDD	37.97	4.73E+07	1.28	Y	-	-	-
CS 37C1-2378-TCDD	26.10	6.79E+06	n/a	-	1.17	1.15	-2%
SS 37C1-2378-TCDD	26.10	6.79E+06	n/a	-	1.12	1.11	-2%

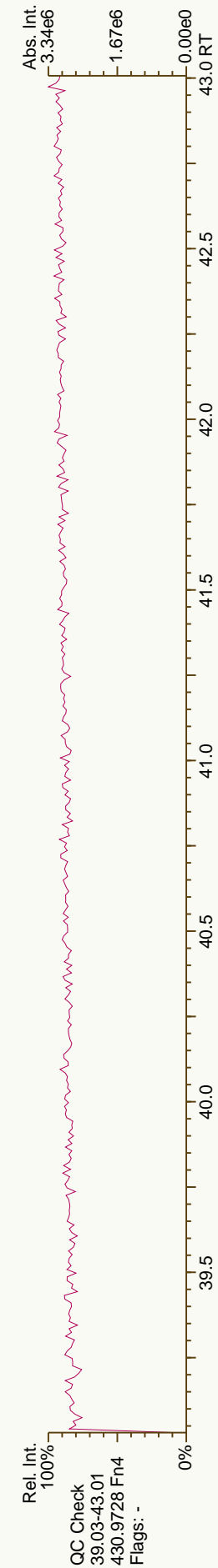
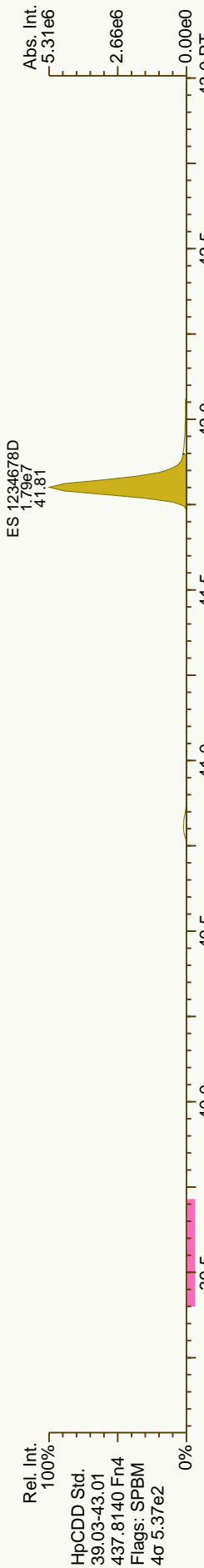
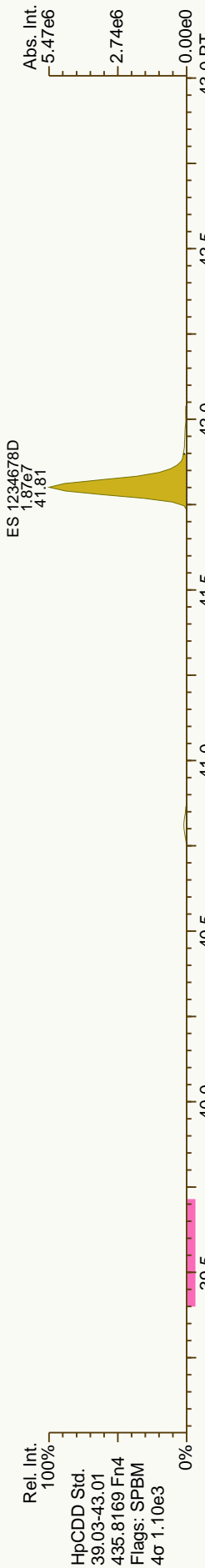
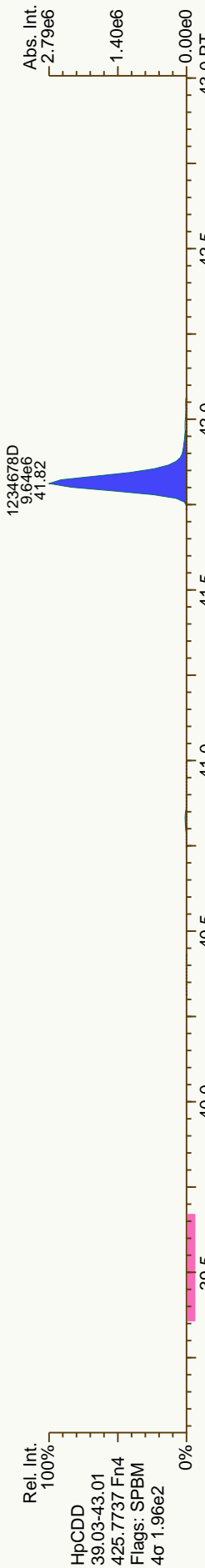
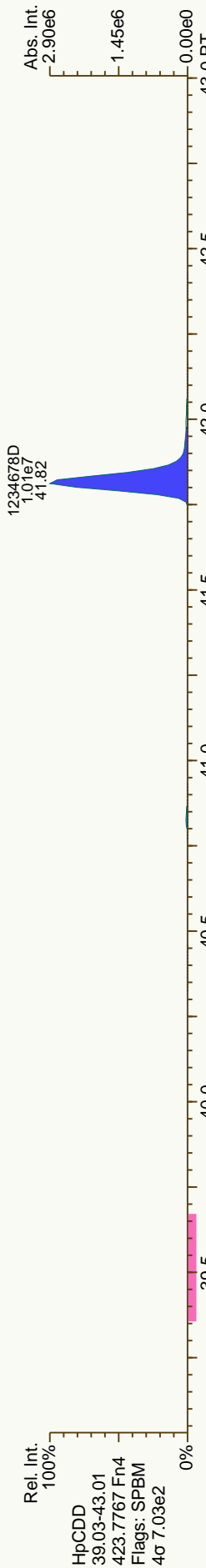



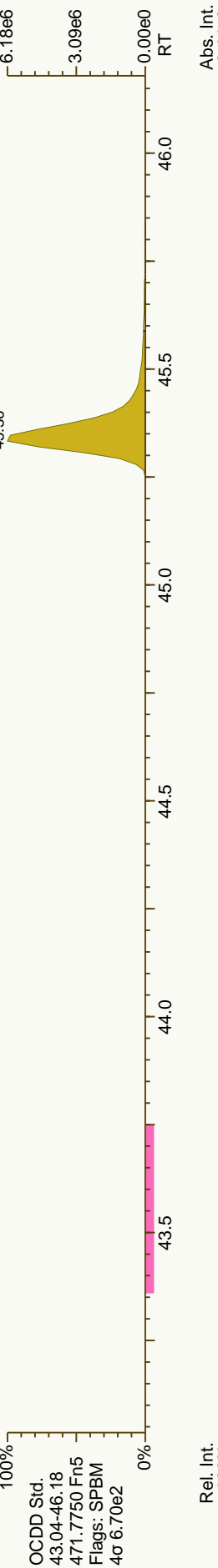
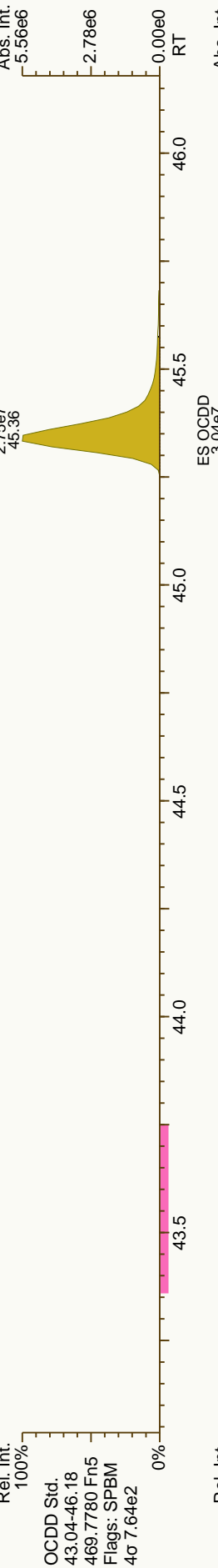
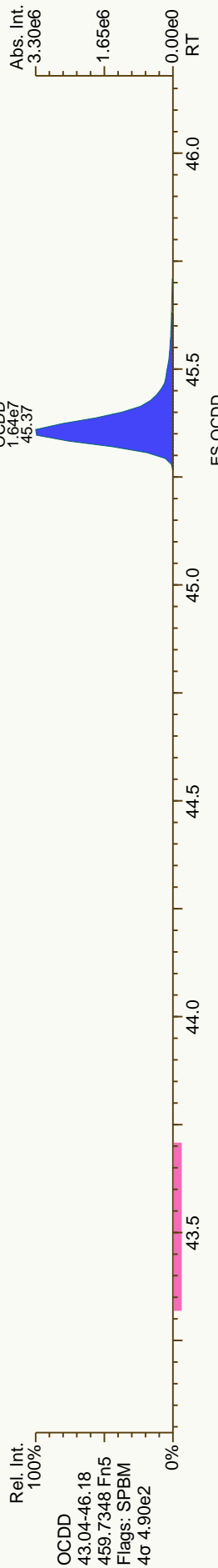
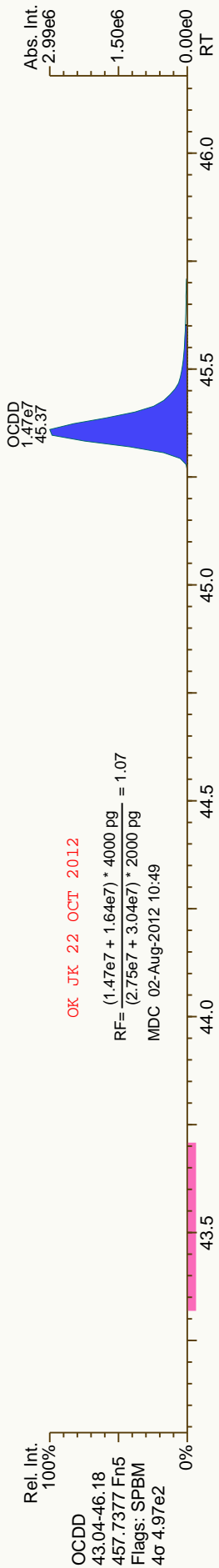


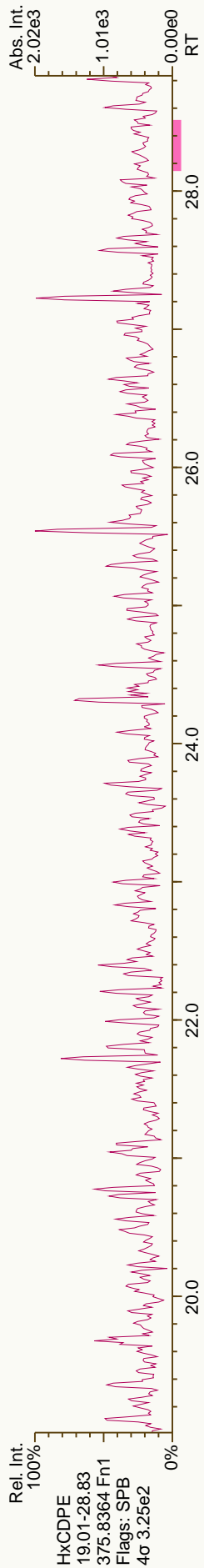
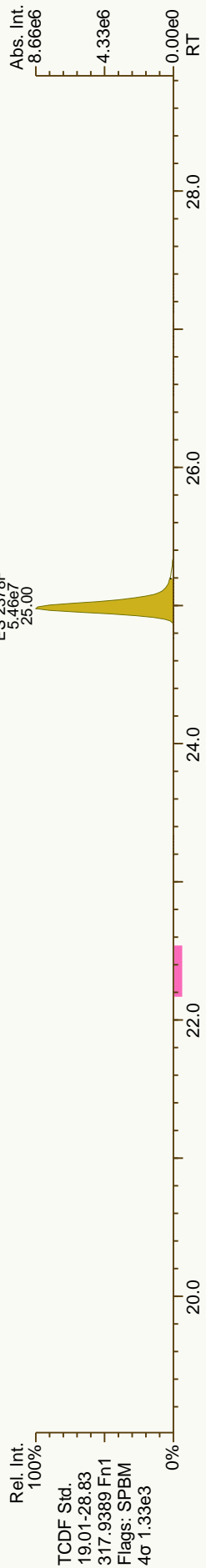

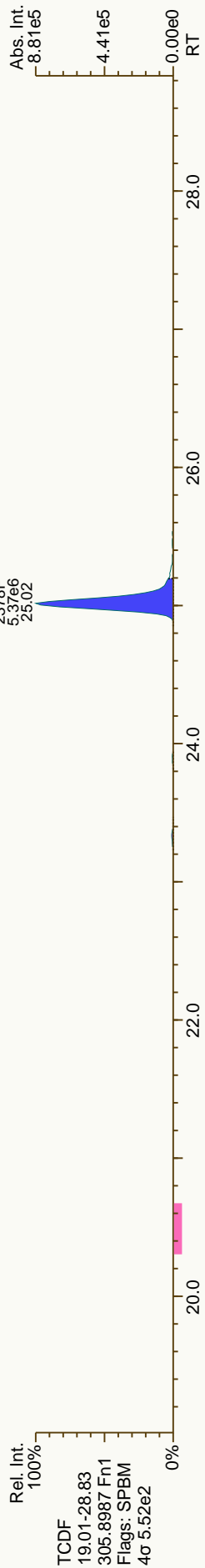
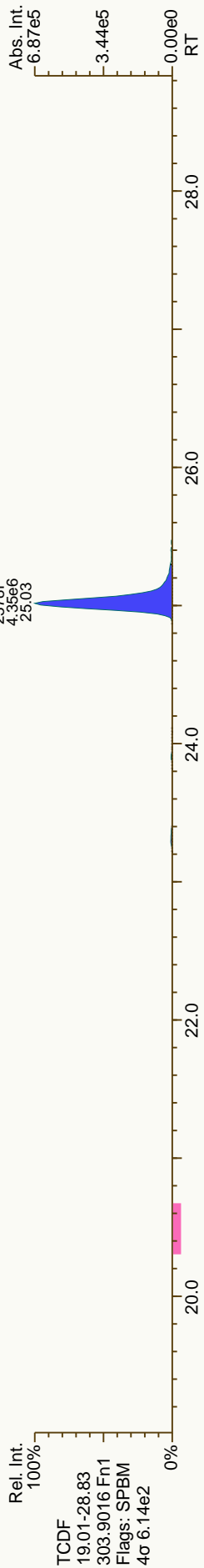


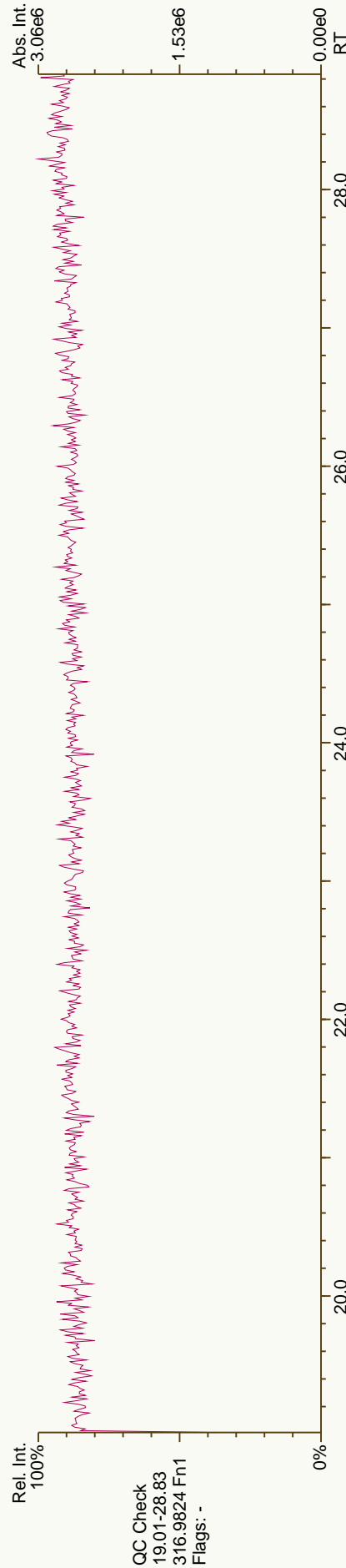
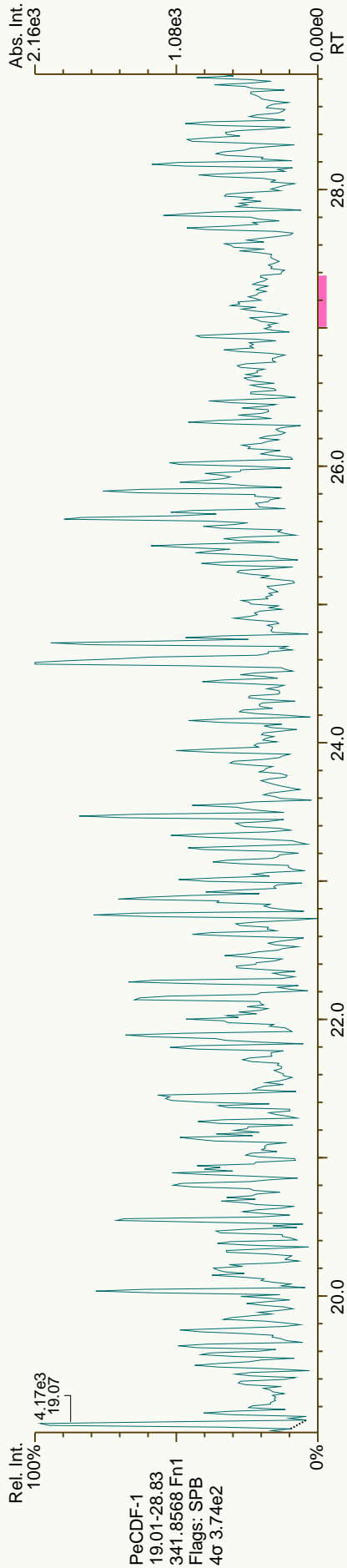
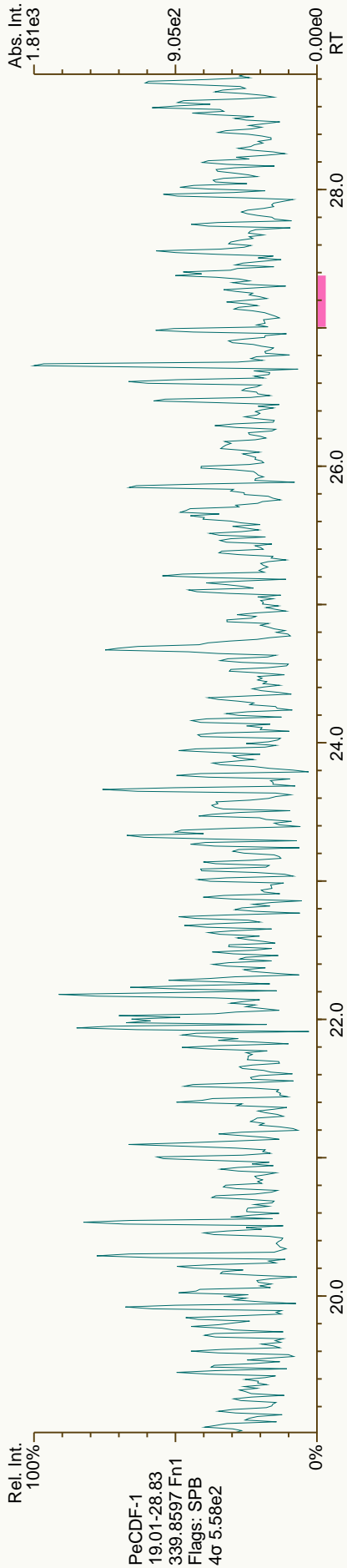
OK JK 22 OCT 2012

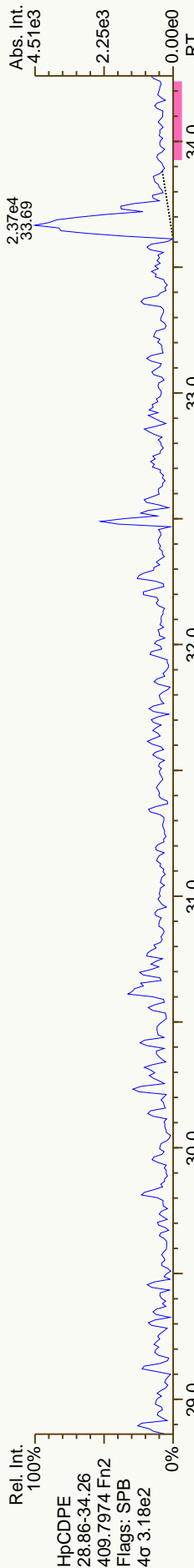


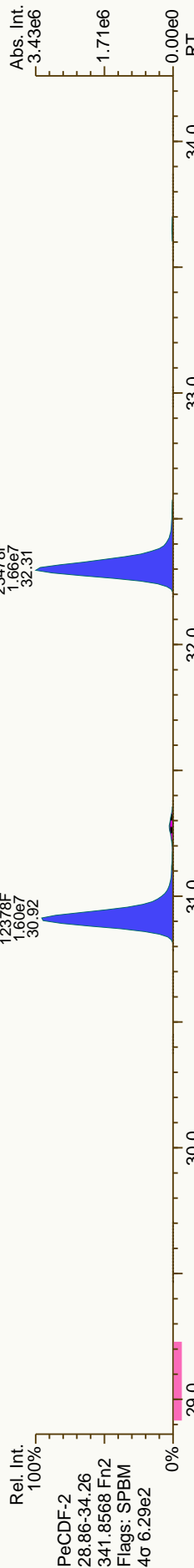
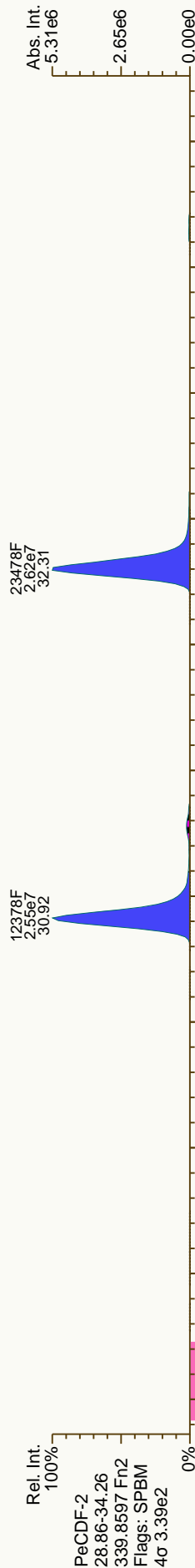


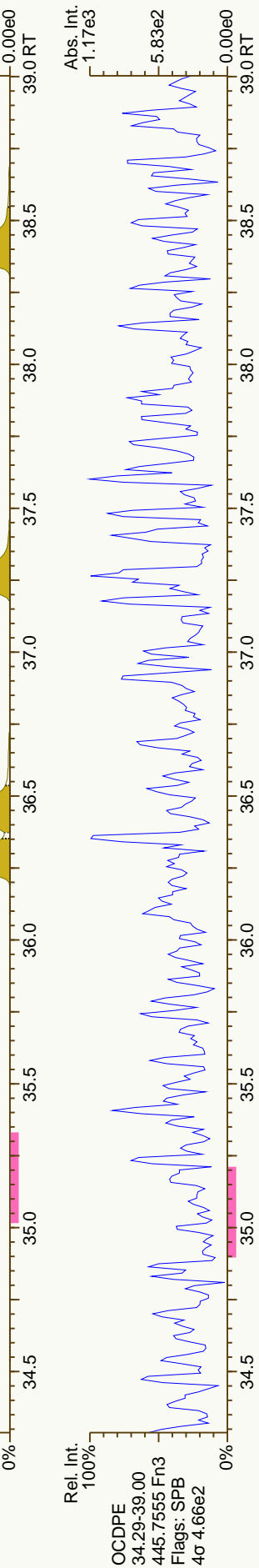
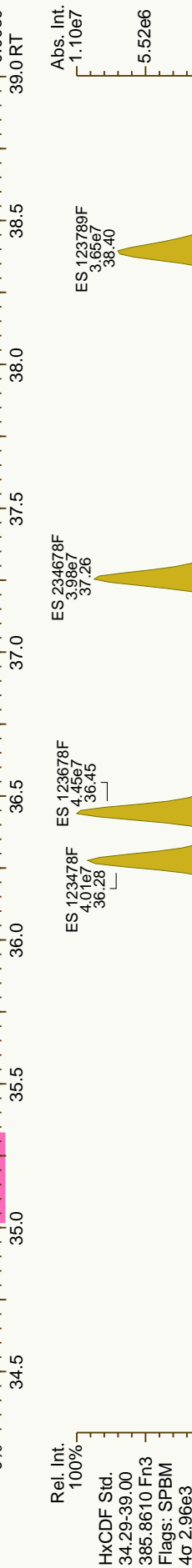
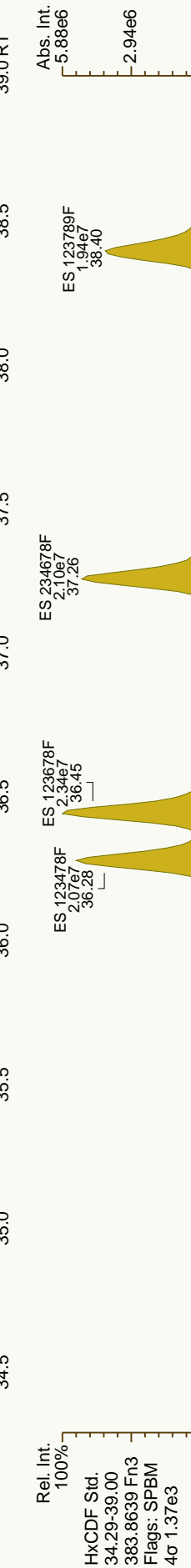
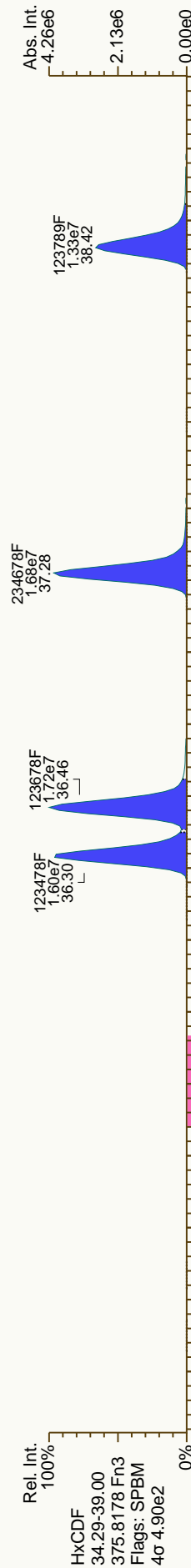
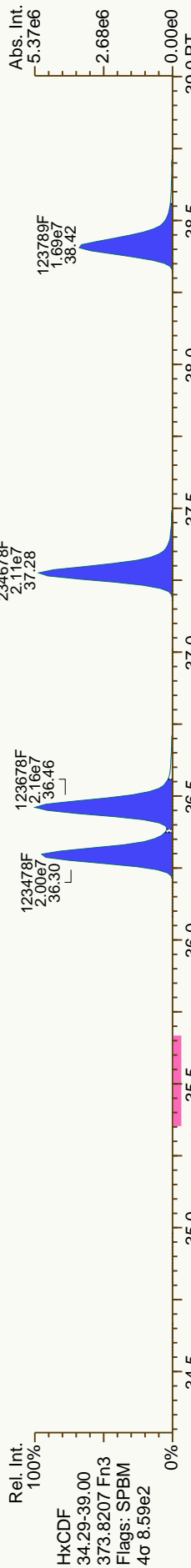


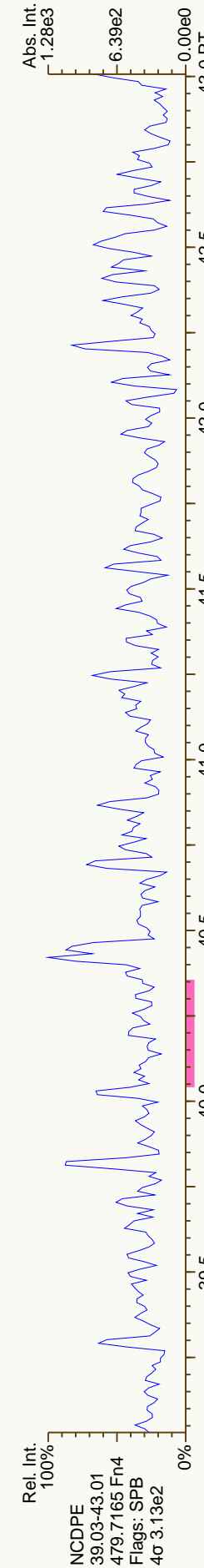

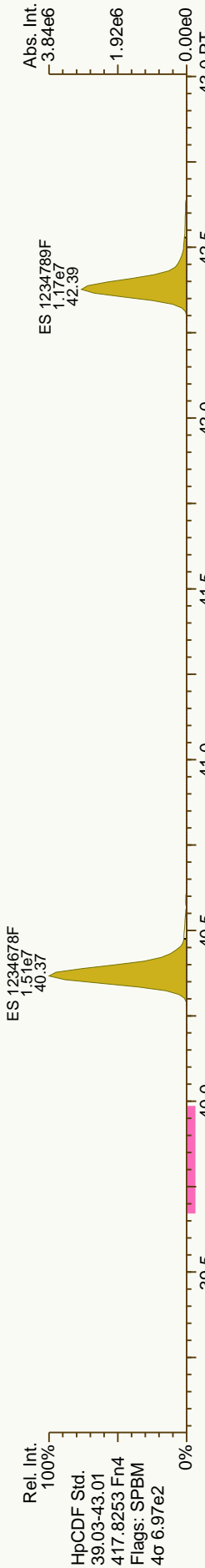
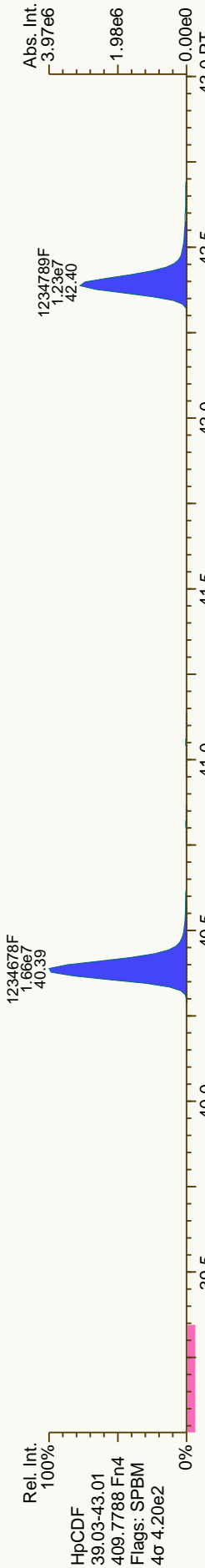
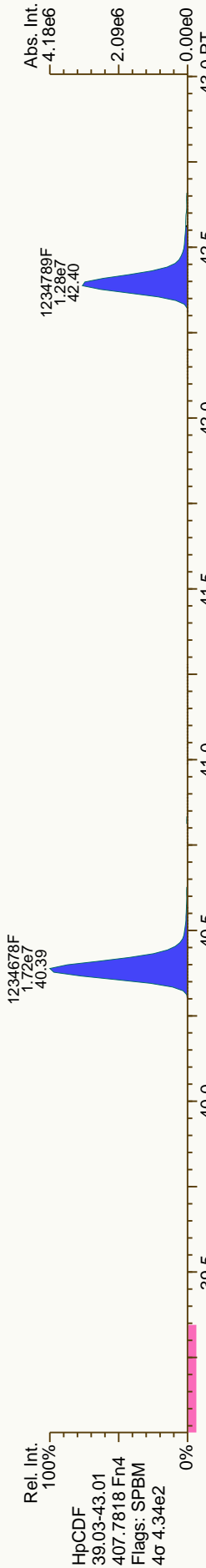


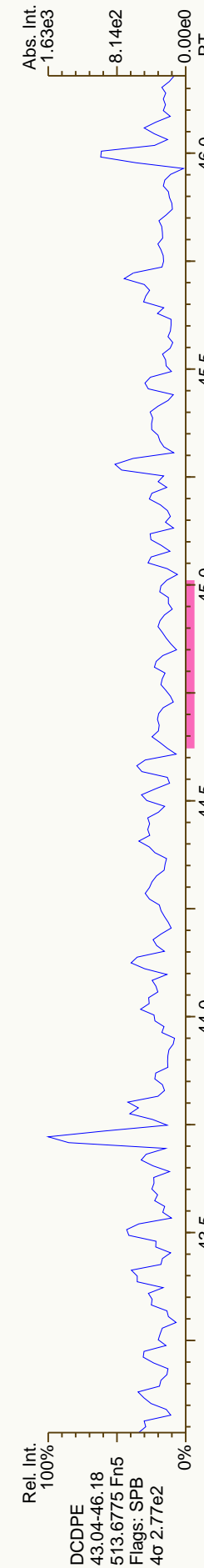
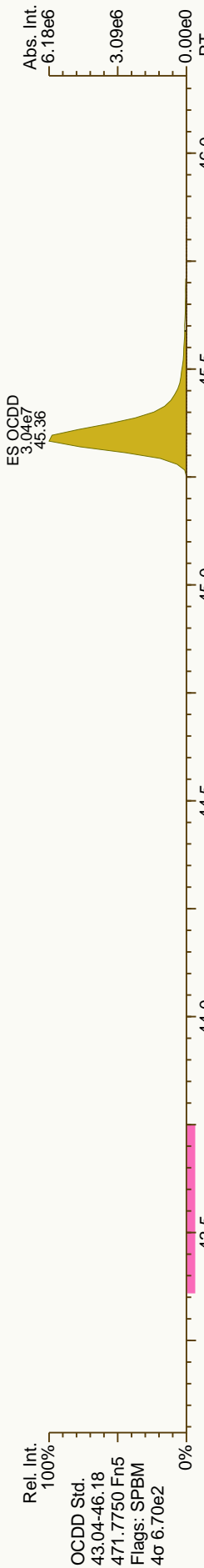
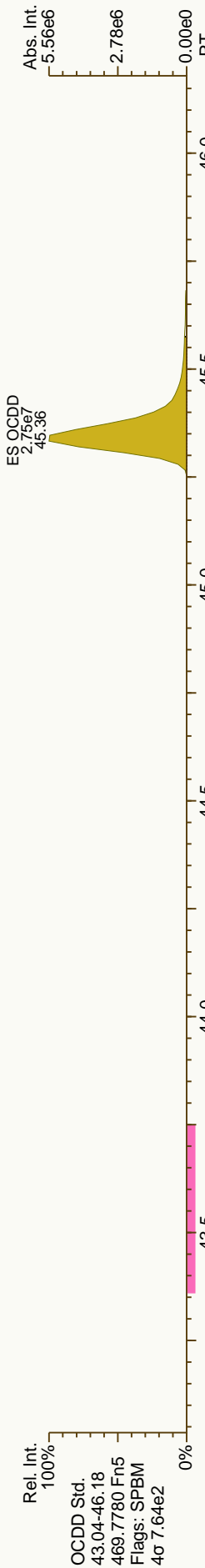














Dioxin/Furan QC Summary

Lab ID: 1613_CS4

Sample ID: 1613_CS4

Acq'd: 01 Aug 2012 13:47 MDC

UTP: 01-Aug-2012 14:45 MDC

Report: 16 Oct 2012 09:39 MC

ICAL: 1613_SGS

Checkcode: 262-366-GHT

Datafile: 120801P2-05

Name	RT	Response	RA	OK	Ref. RRFs	Calc. RRFs	Dev'n
2378-TCDD	26.10	2.69E+07	0.78	Y	1.08	1.12	3%
12378-PeCDD	32.73	1.13E+08	1.58	Y	1.07	1.09	1%
123478-HxCDD	37.49	1.05E+08	1.26	Y	1.05	1.07	2%
123678-HxCDD	37.63	1.09E+08	1.26	Y	0.98	0.99	0%
123789-HxCDD	37.98	1.06E+08	1.25	Y	1.01	1.01	0%
1234678-HpCDD	41.81	9.24E+07	1.06	Y	1.09	1.11	2%
OCDD	45.35	1.54E+08	0.91	Y	1.11	1.13	2%
2378-TCDF	25.03	3.92E+07	0.78	Y	0.98	0.97	-1%
12378-PeCDF	30.91	1.78E+08	1.56	Y	0.99	1.00	1%
23478-PeCDF	32.30	1.83E+08	1.58	Y	1.02	1.03	2%
123478-HxCDF	36.29	1.59E+08	1.24	Y	1.19	1.20	1%
123678-HxCDF	36.46	1.71E+08	1.26	Y	1.16	1.17	1%
234678-HxCDF	37.27	1.65E+08	1.25	Y	1.18	1.17	0%
123789-HxCDF	38.41	1.39E+08	1.26	Y	1.09	1.09	0%
1234678-HpCDF	40.38	1.51E+08	1.04	Y	1.35	1.38	2%
1234789-HpCDF	42.38	1.18E+08	1.03	Y	1.34	1.39	4%
OCDF	45.57	2.03E+08	0.91	Y	1.40	1.49	7%
ES 2378-TCDD	26.08	6.02E+07	0.79	Y	1.04	1.04	-1%
ES 12378-PeCDD	32.71	5.17E+07	1.63	Y	0.87	0.89	3%
ES 123478-HxCDD	37.48	4.92E+07	1.29	Y	0.94	0.95	1%
ES 123678-HxCDD	37.61	5.55E+07	1.24	Y	1.06	1.07	1%
ES 1234678-HpCDD	41.80	4.17E+07	1.06	Y	0.80	0.80	0%
ES OCDD	45.33	6.78E+07	0.90	Y	0.63	0.65	3%
ES 2378-TCDF	25.00	1.01E+08	0.77	Y	1.74	1.74	0%
ES 12378-PeCDF	30.89	8.88E+07	1.58	Y	1.49	1.53	2%
ES 23478-PeCDF	32.28	8.86E+07	1.60	Y	1.48	1.52	3%
ES 123478-HxCDF	36.27	6.63E+07	0.52	Y	1.27	1.28	0%
ES 123678-HxCDF	36.44	7.32E+07	0.52	Y	1.41	1.41	0%
ES 234678-HxCDF	37.25	7.01E+07	0.52	Y	1.34	1.35	0%
ES 123789-HxCDF	38.39	6.37E+07	0.53	Y	1.20	1.22	2%
ES 1234678-HpCDF	40.37	5.50E+07	0.45	Y	1.06	1.06	0%
ES 1234789-HpCDF	42.37	4.25E+07	0.45	Y	0.82	0.82	0%

Dioxin/Furan QC Summary

Lab ID: 1613_CS4

Sample ID: 1613_CS4

Acq'd: 01 Aug 2012 13:47 MDC

UTP: 01-Aug-2012 14:45 MDC

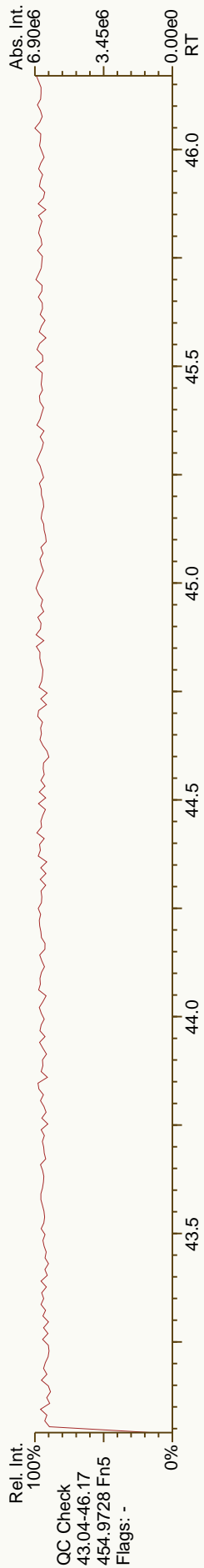
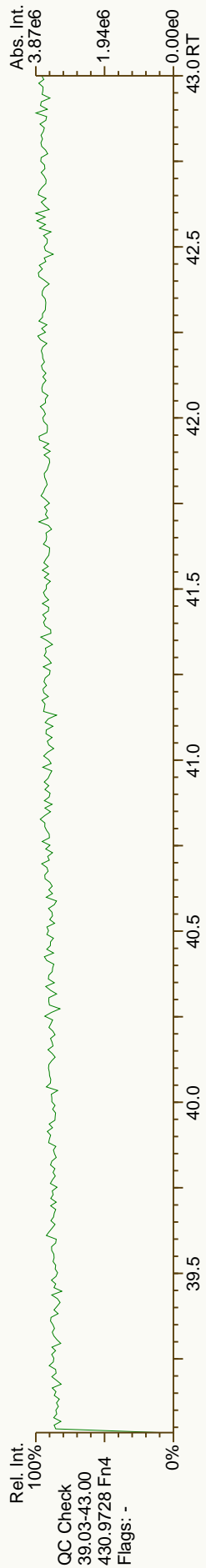
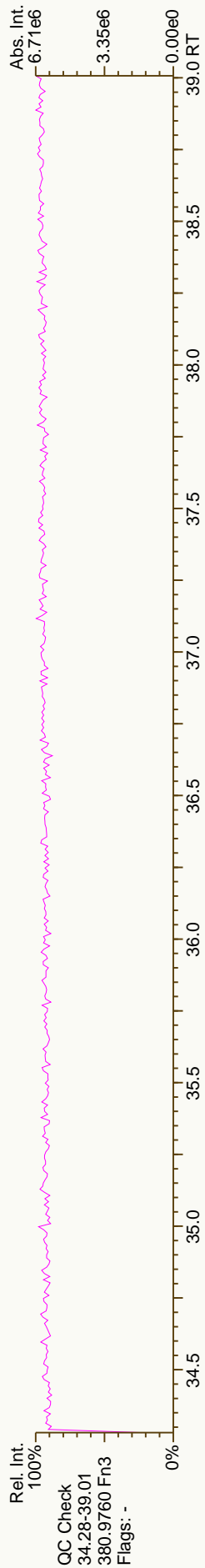
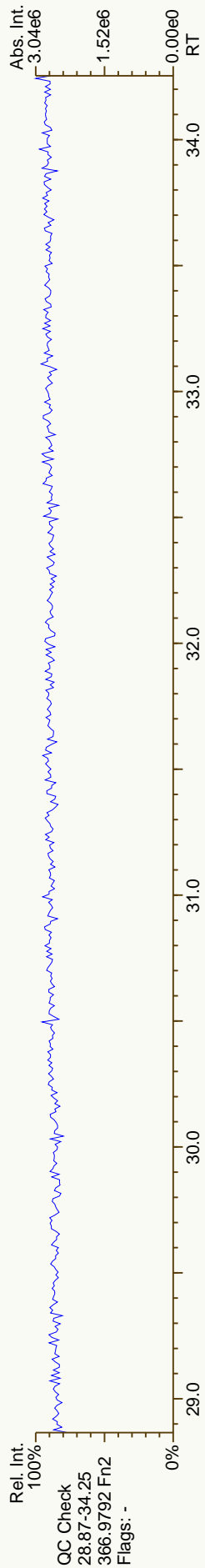
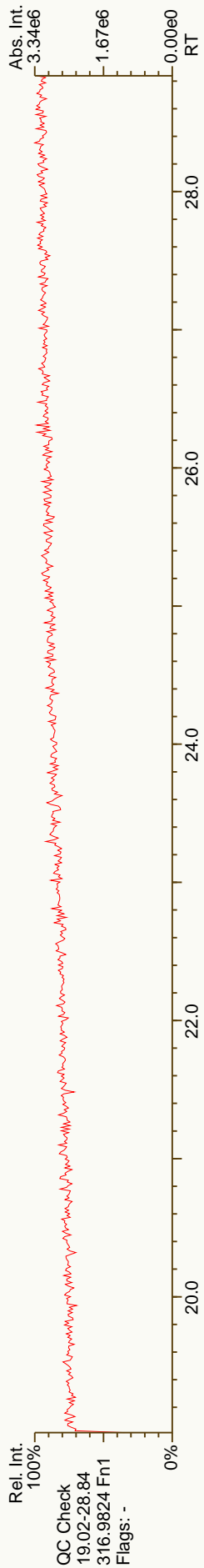
Report: 16 Oct 2012 09:39 MC

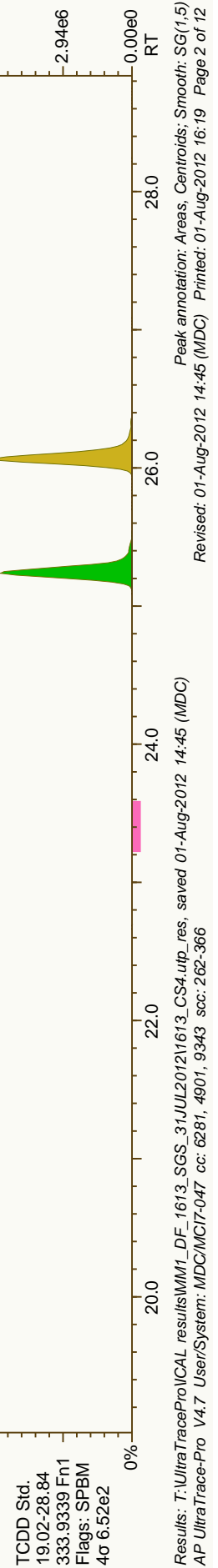
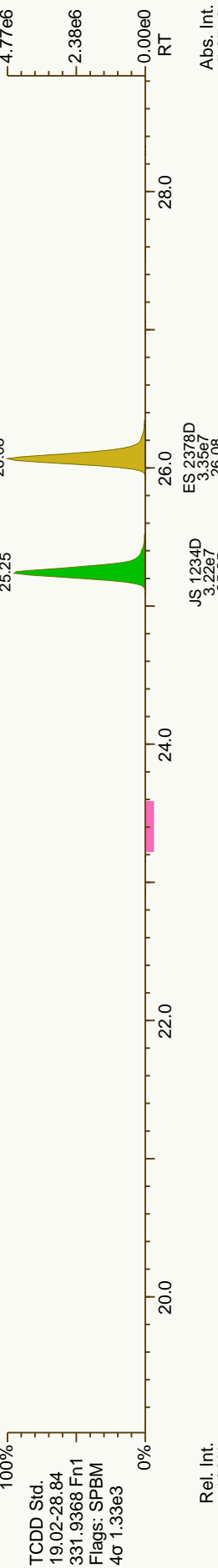
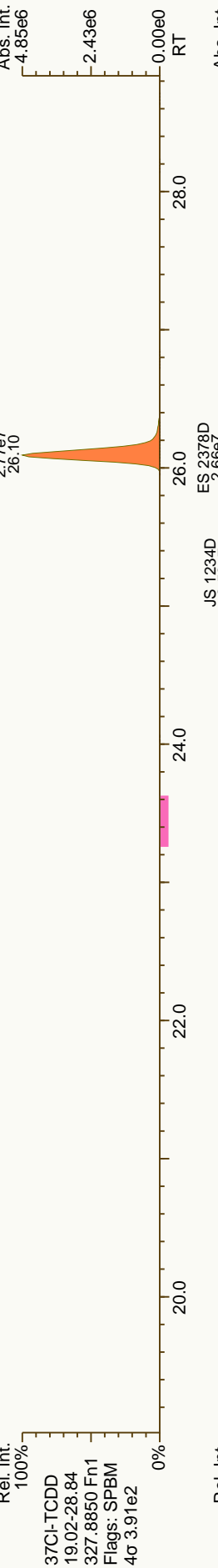
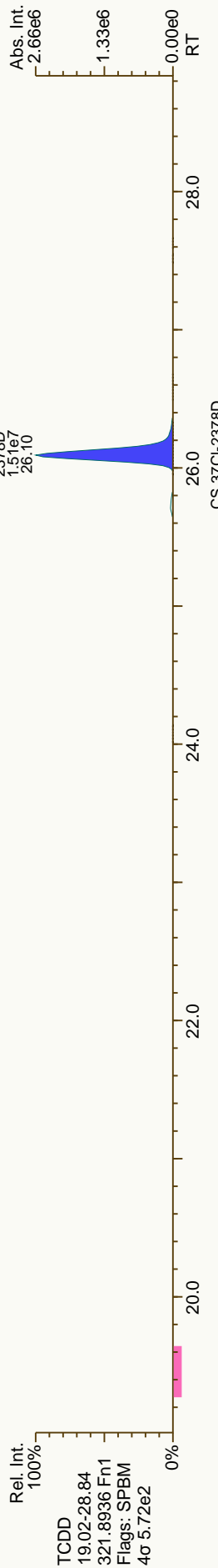

ICAL: 1613_SGS

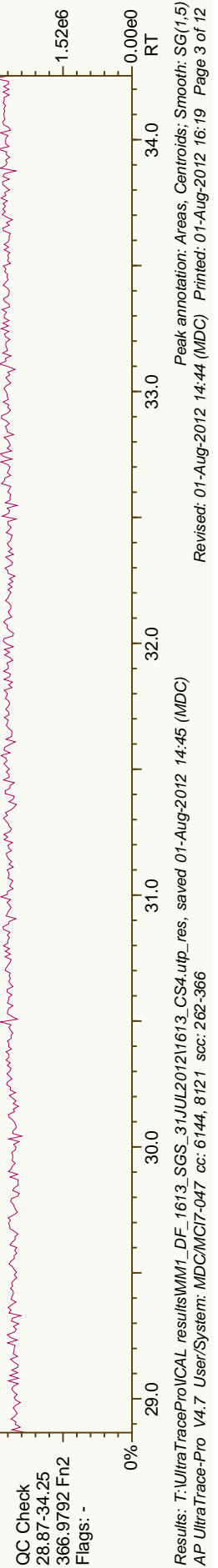
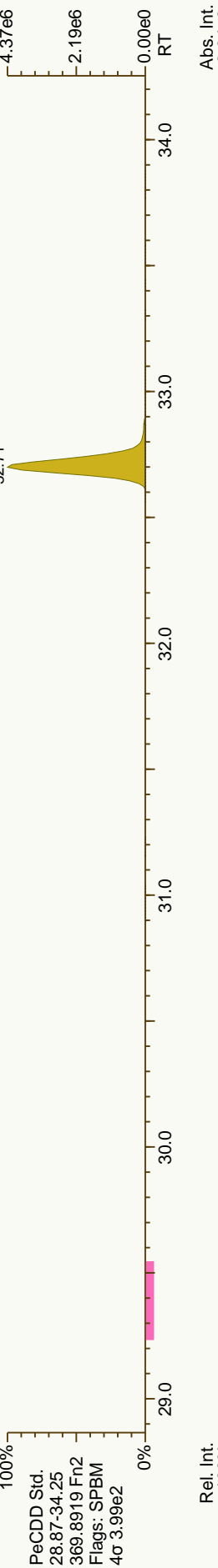
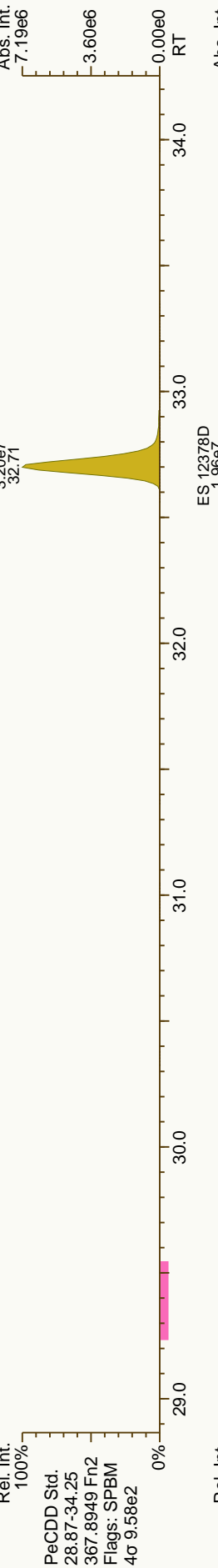
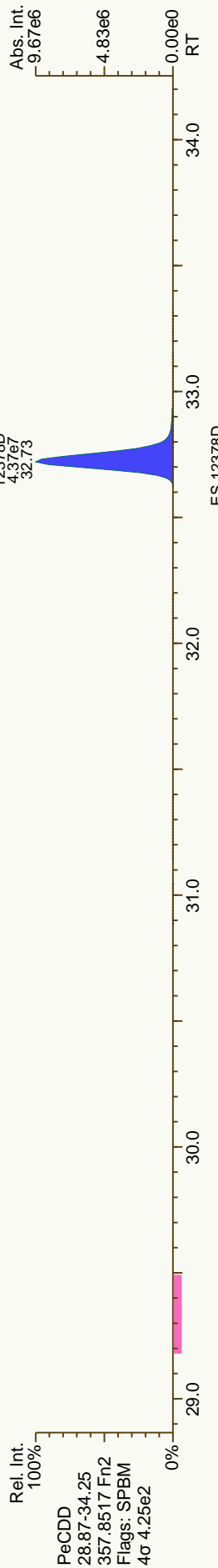

Checksum: 262-366

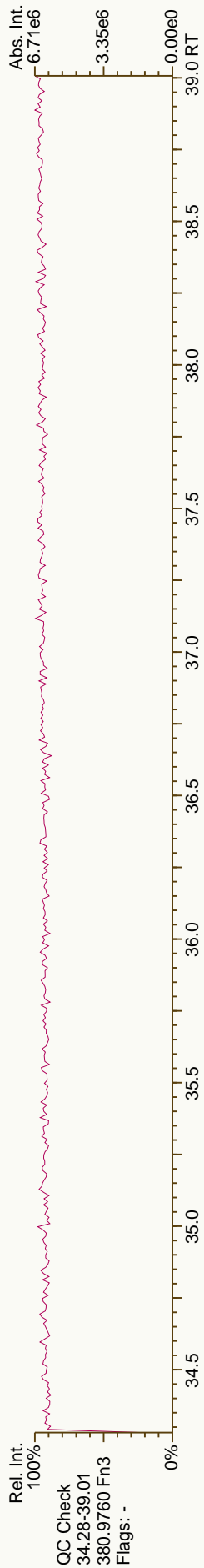
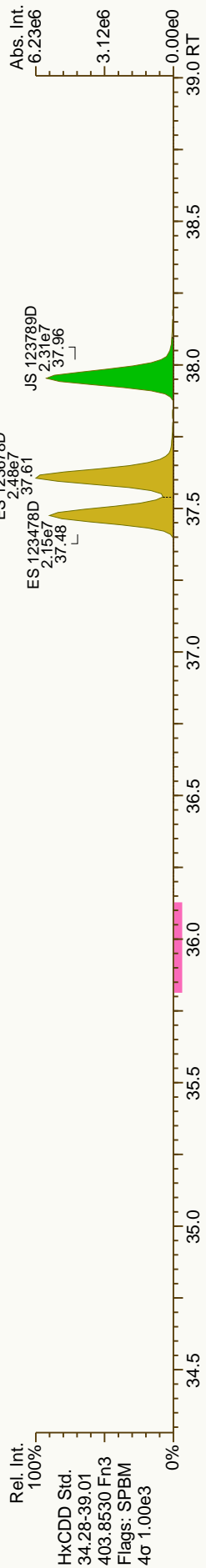
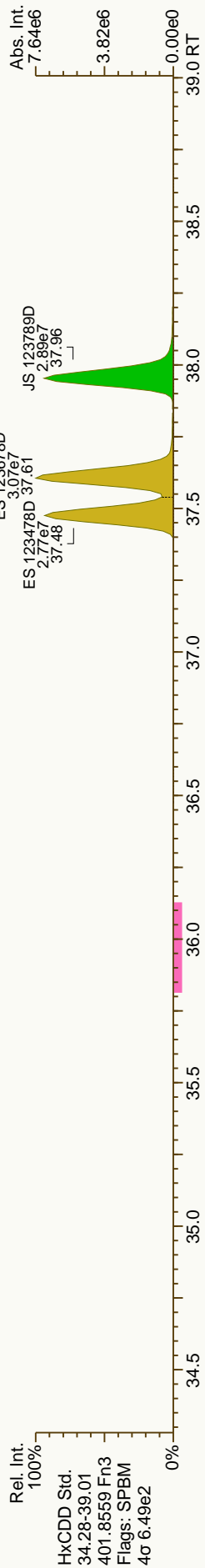
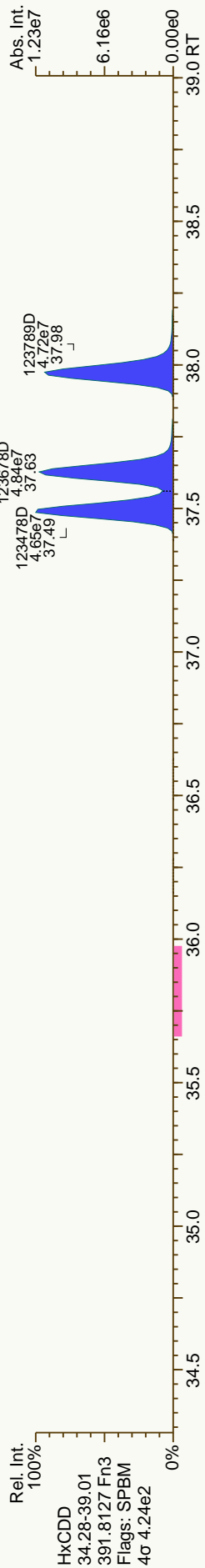
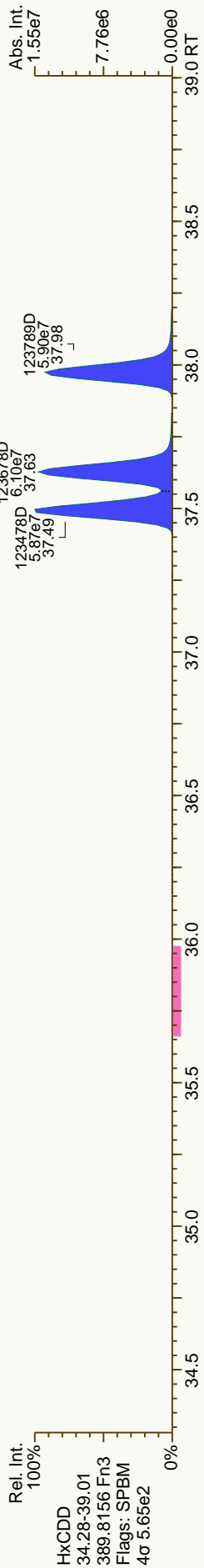
Datafile: 120801P2-05


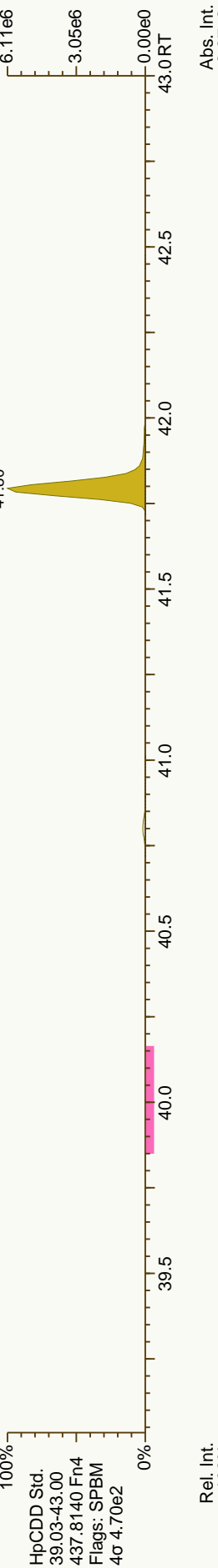
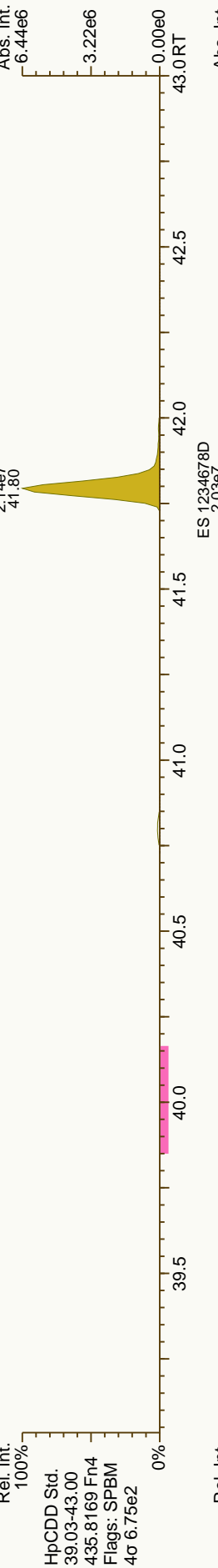
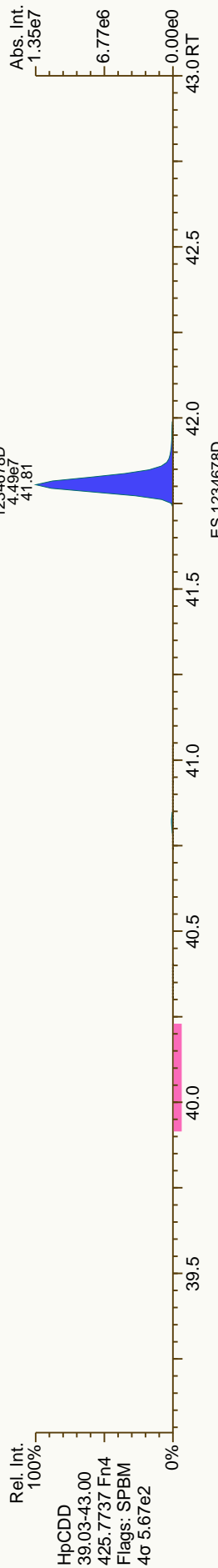
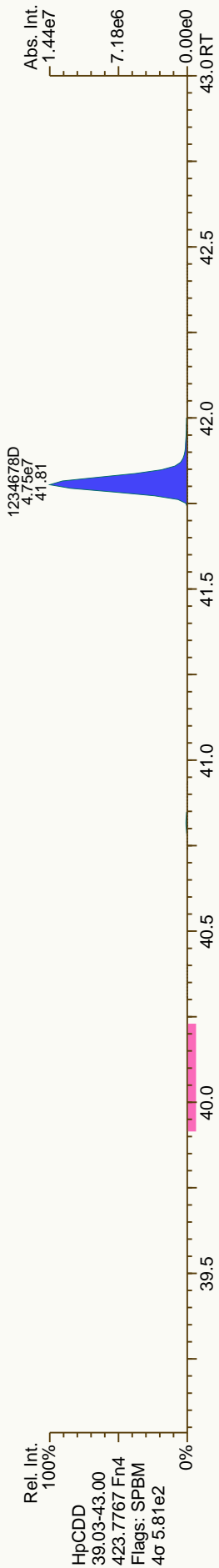
Name	RT	Response	RA	OK	Ref. RRFs	Calc. RRFs	Dev'n
J5 1234-TCDD	25.25	5.81E+07	0.80	Y	-	-	-
J5 123789-HxCDD	37.96	5.20E+07	1.25	Y	-	-	-
CS 37C1-2378-TCDD	26.10	2.77E+07	n/a	-	1.17	1.19	2%
SS 37C1-2378-TCDD	26.10	2.77E+07	n/a	-	1.12	1.15	2%

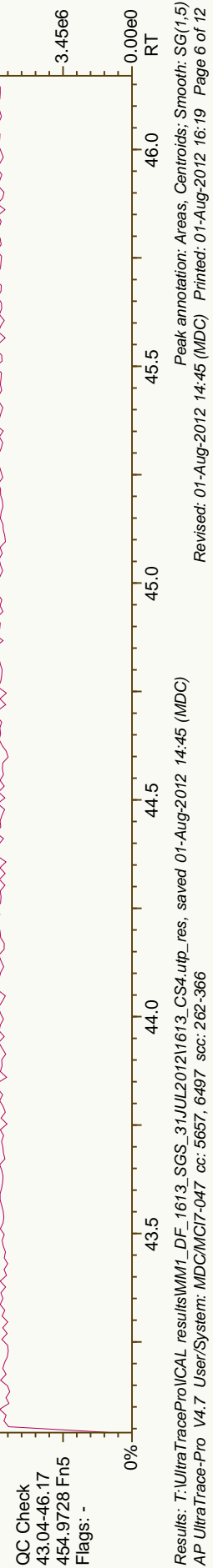
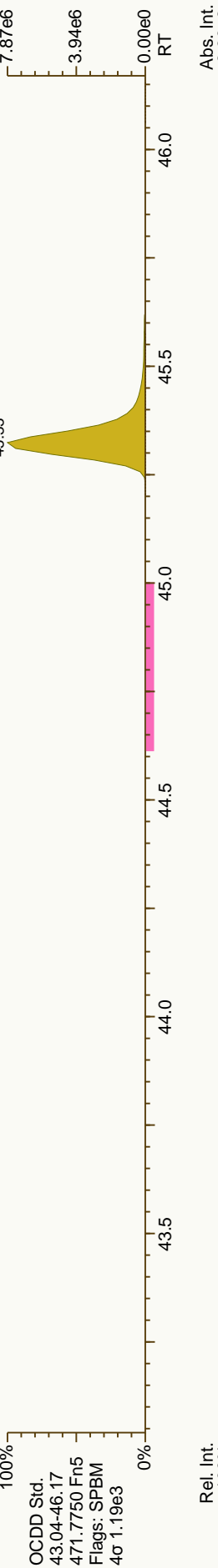
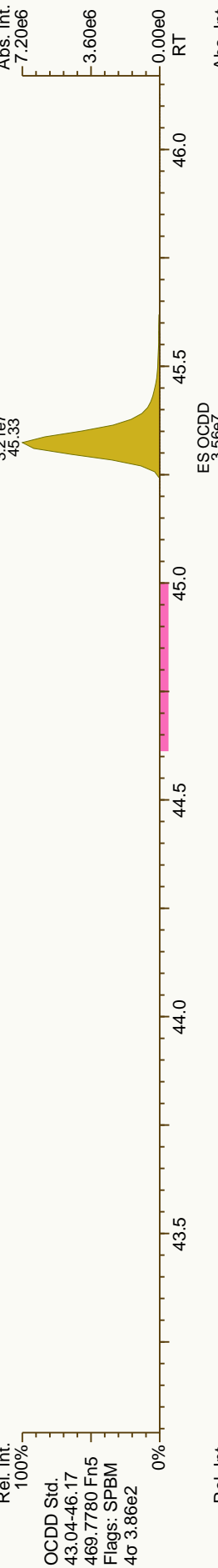
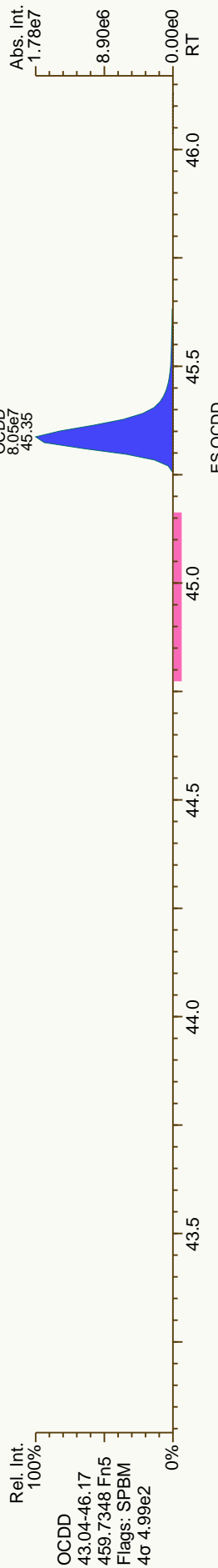
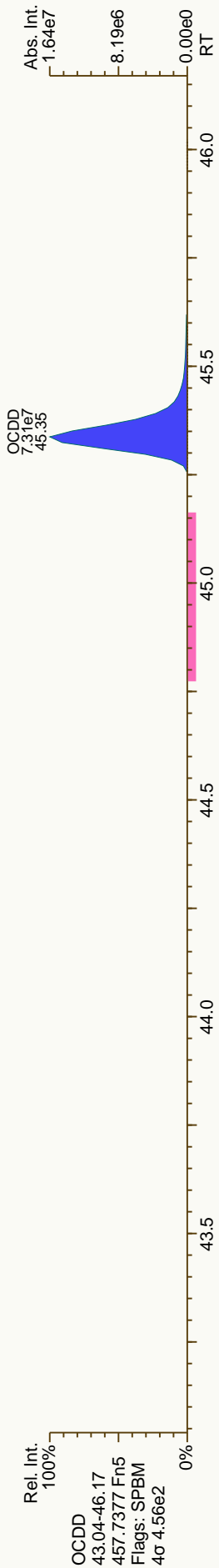


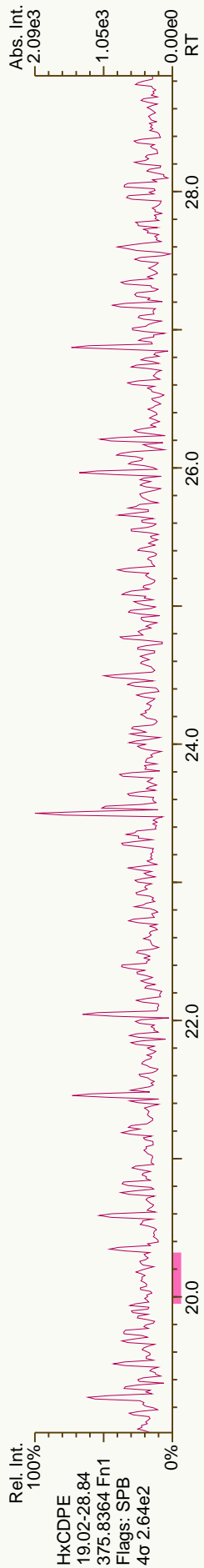
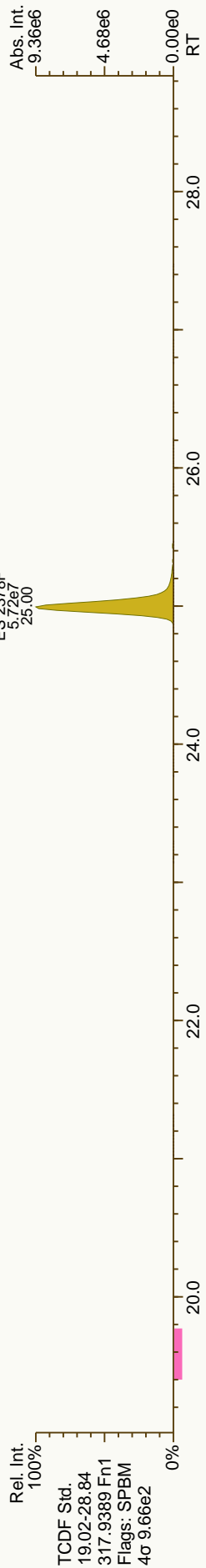

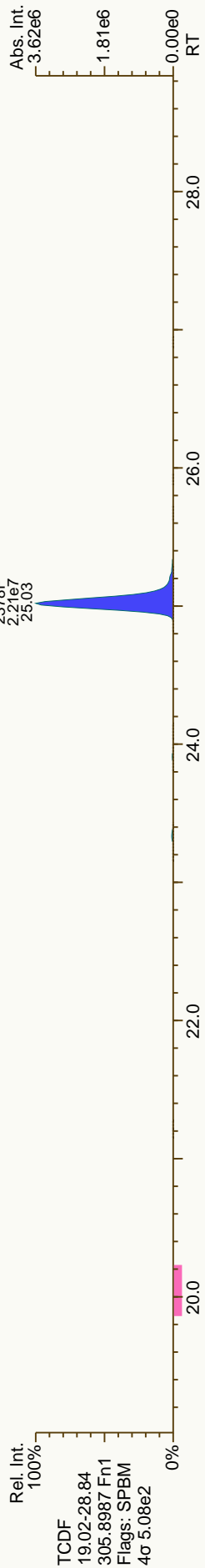
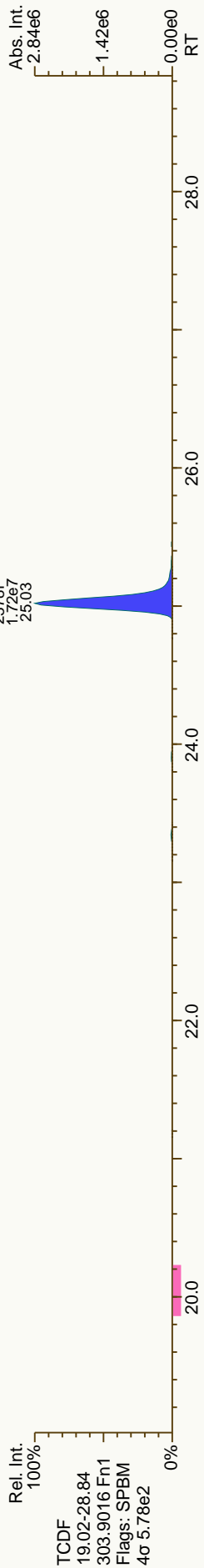


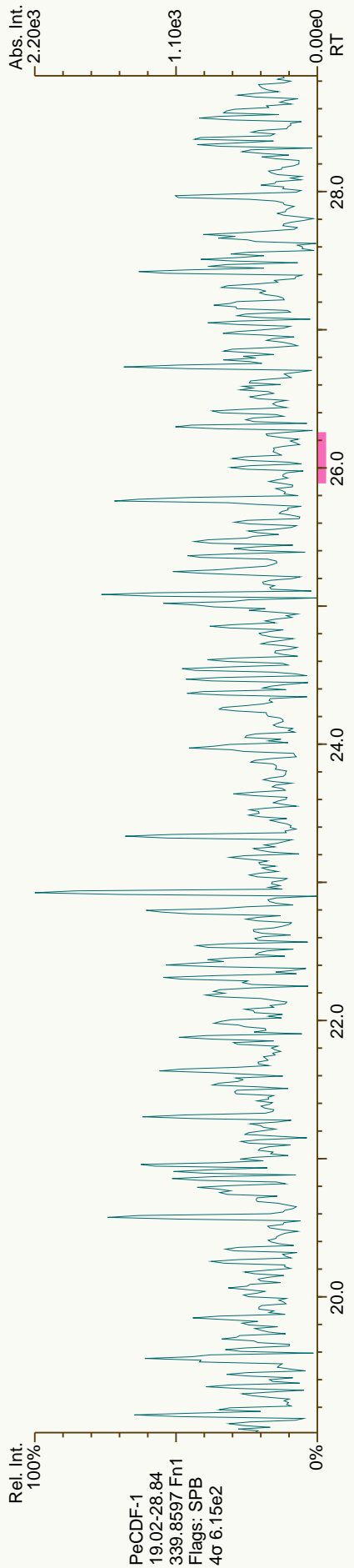




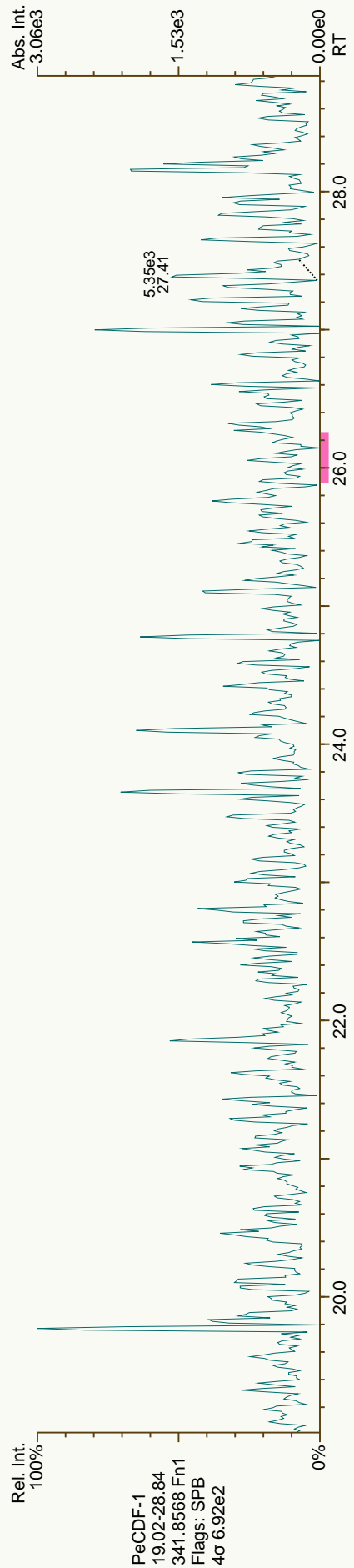




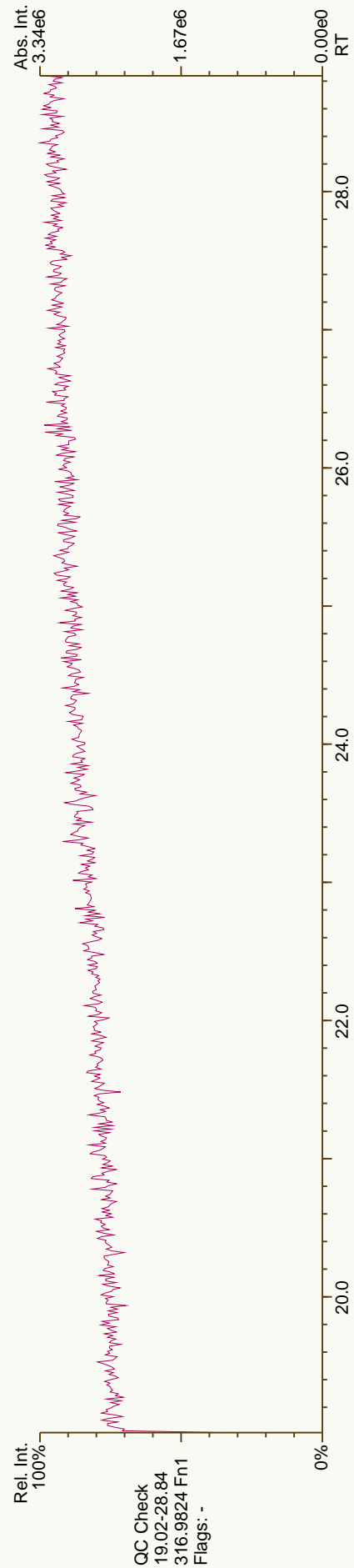




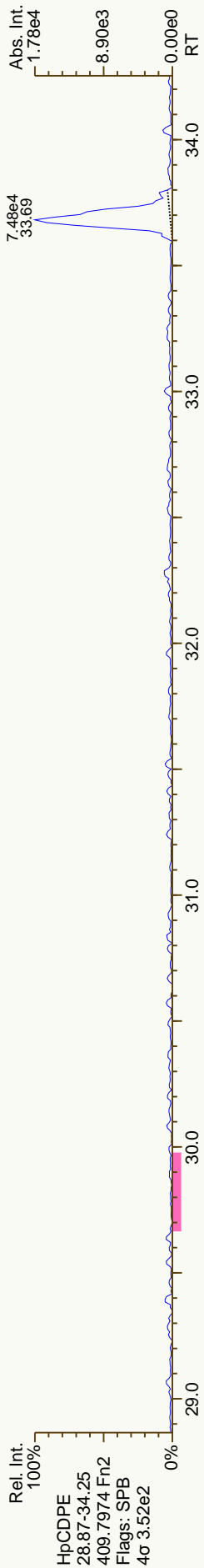
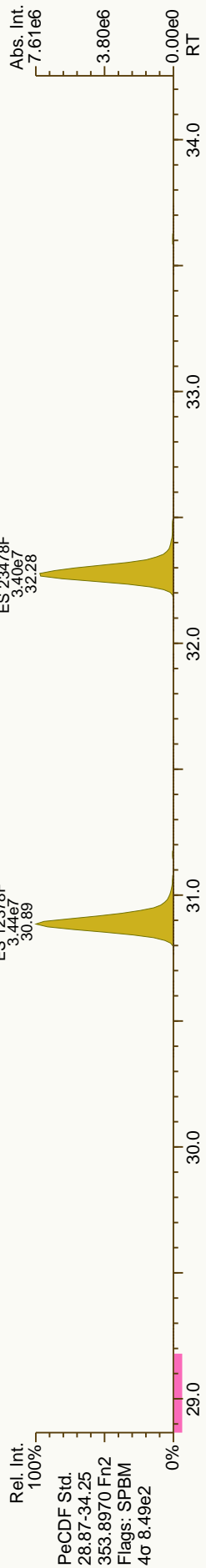
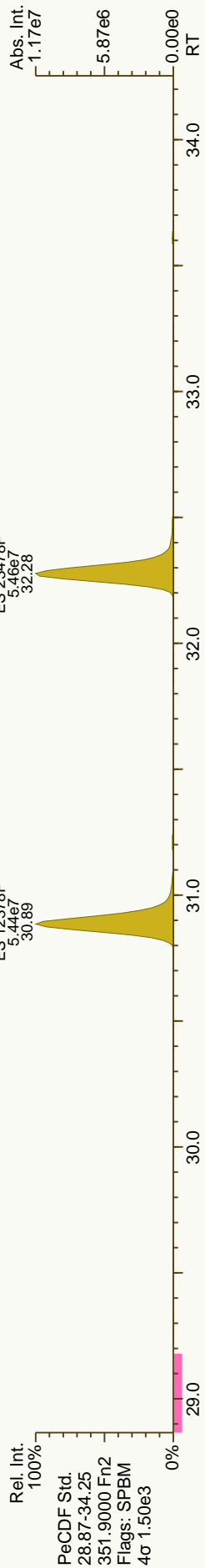
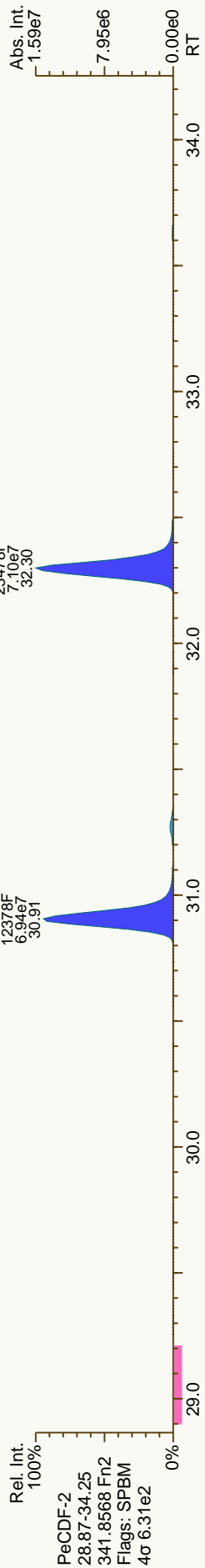
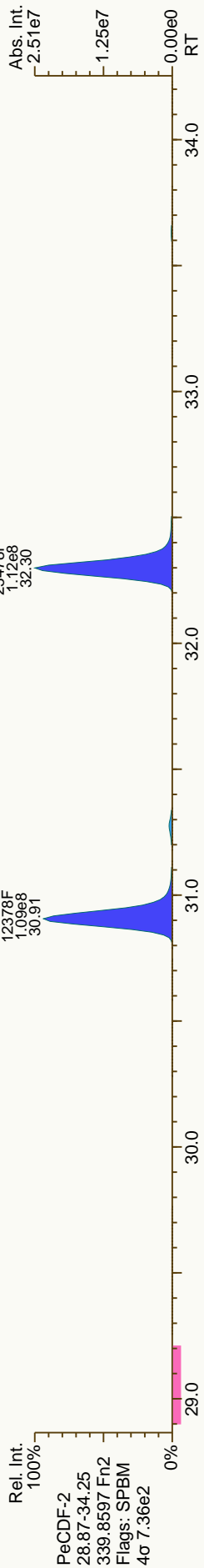
PeCDF-1
 19.02-28.84
 339.8597 Fn1
 Flags: SPB
 4σ 6.15e2

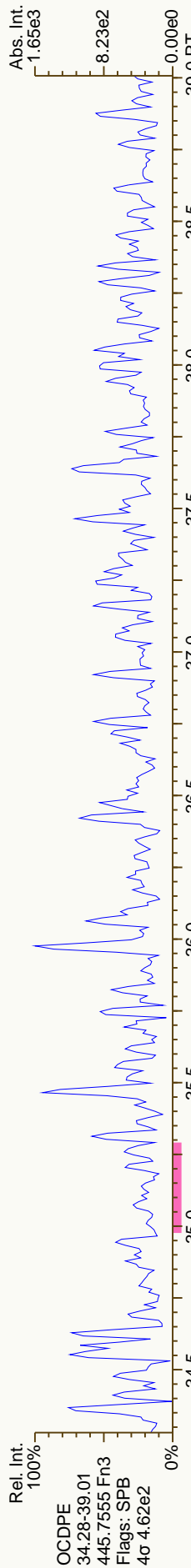
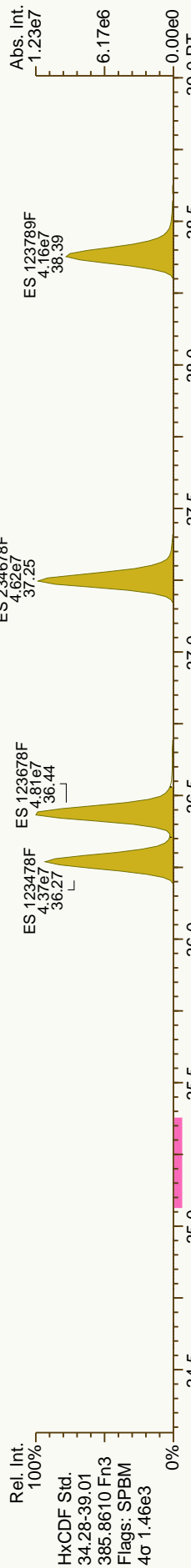
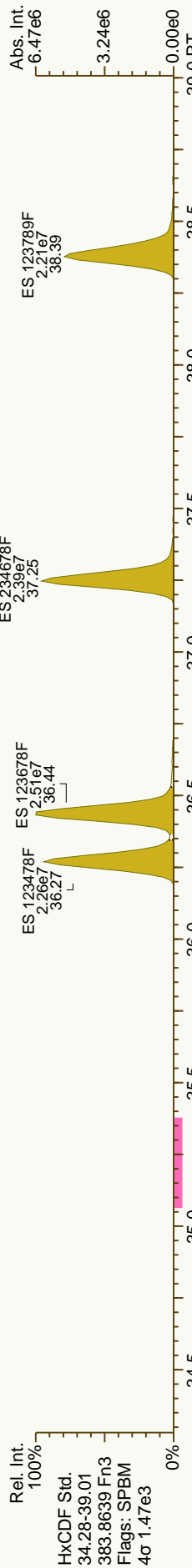
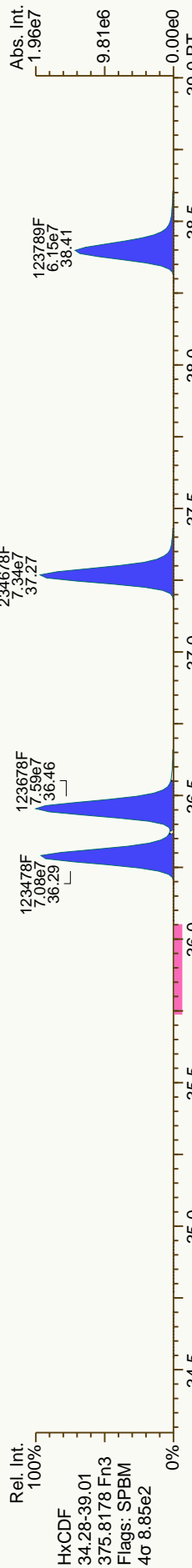
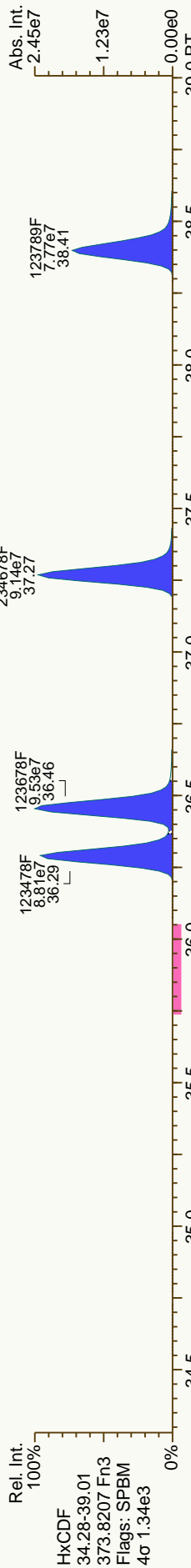


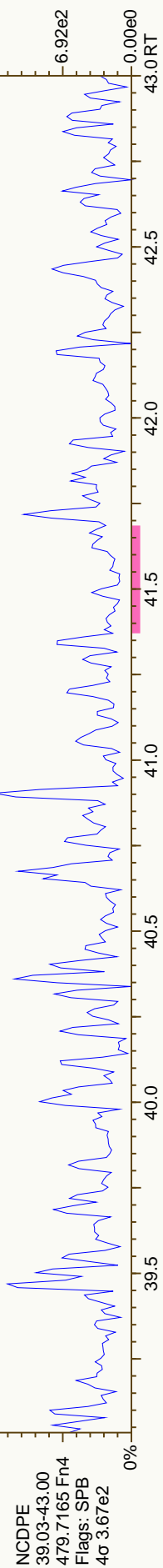
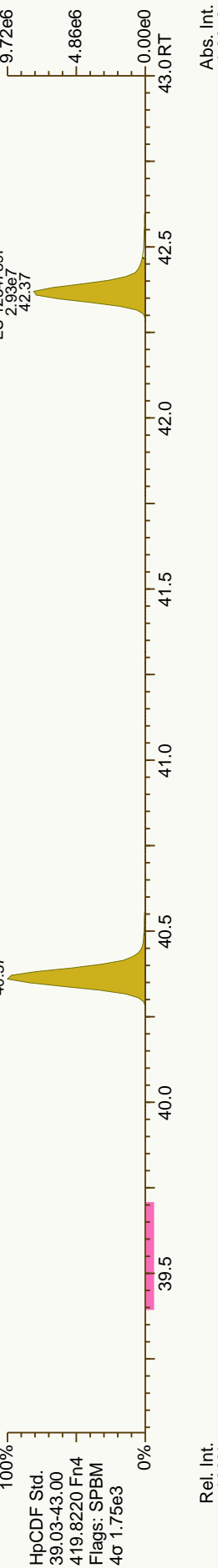
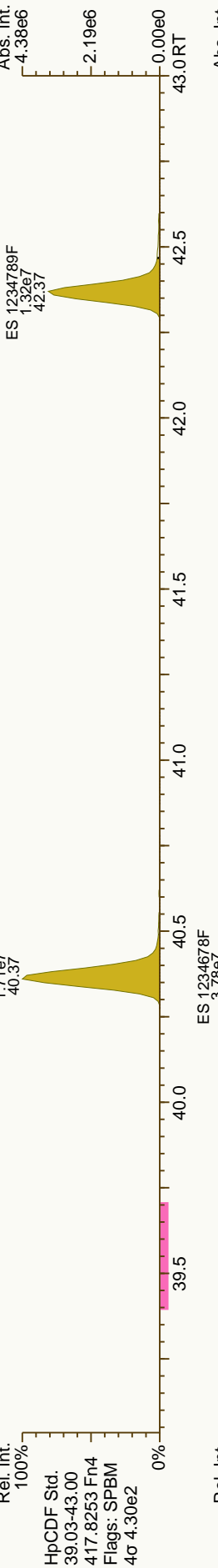
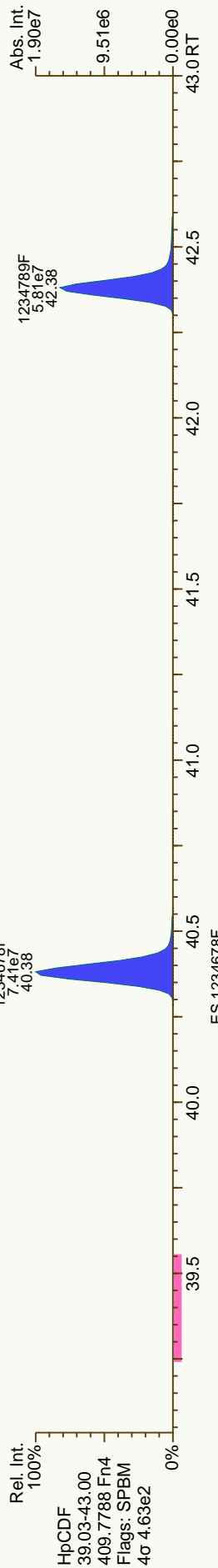
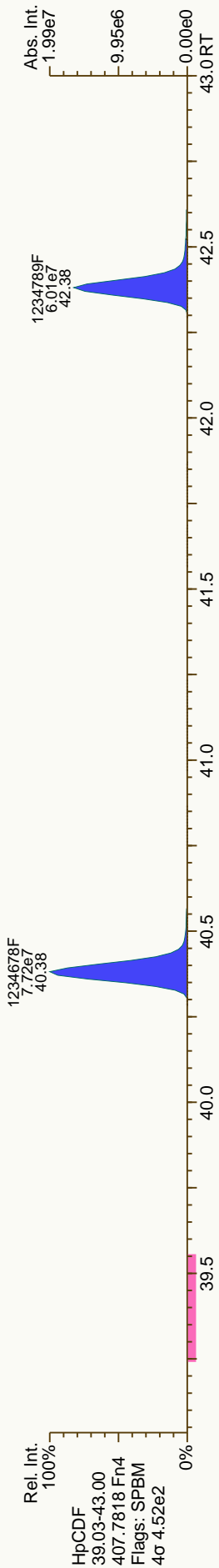
PeCDF-1
 19.02-28.84
 341.8568 Fn1
 Flags: SPB
 4σ 6.92e2

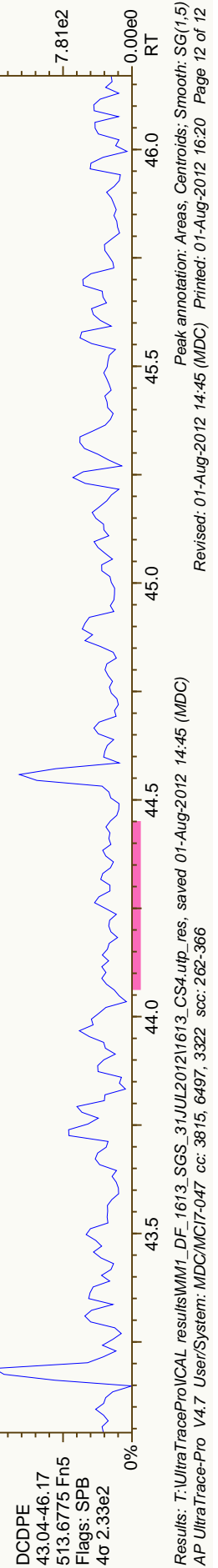
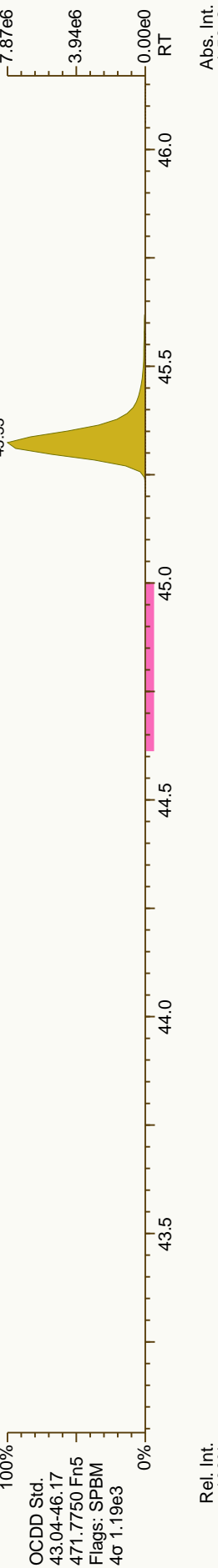
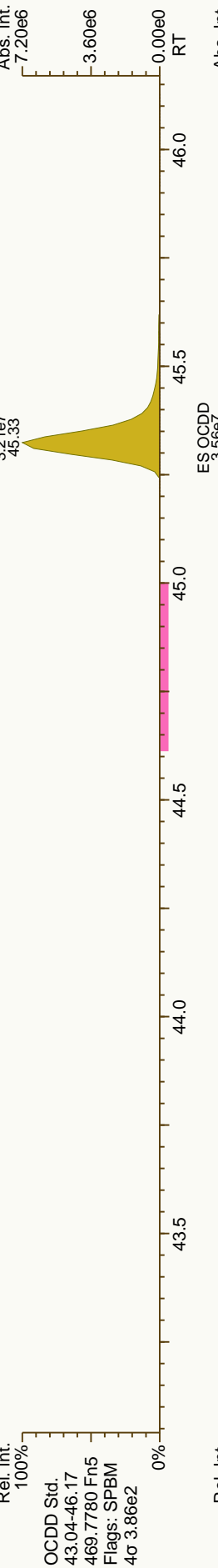
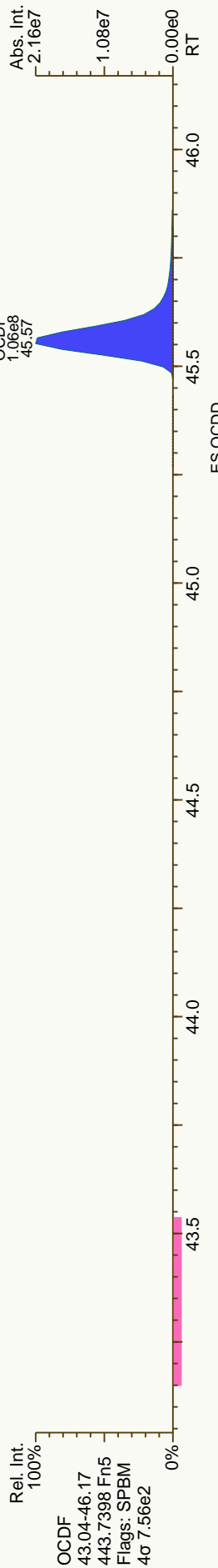
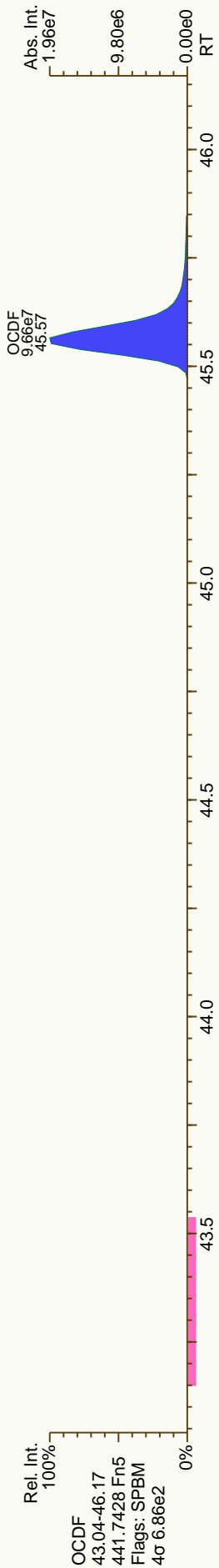


QC Check
 19.02-28.84
 316.9824 Fn1
 Flags: -









Dioxin/Furan QC Summary

Lab ID: 1613_CS5

Sample ID: 1613_CS5

Acq'd: 01 Aug 2012 14:38 MDC

UTP: 01-Aug-2012 15:36 MDC

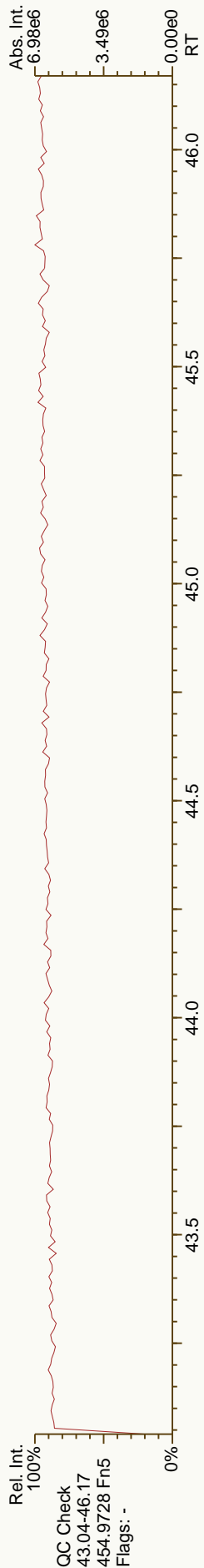
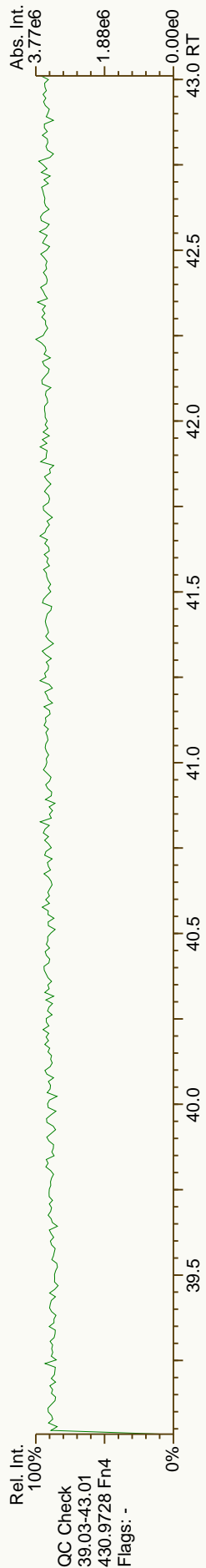
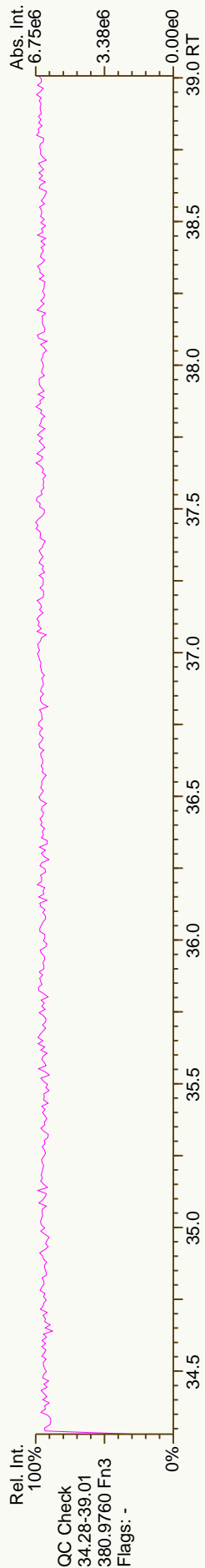
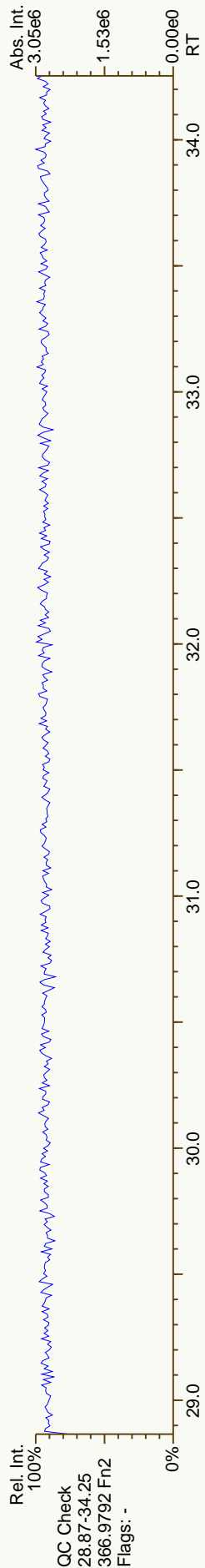
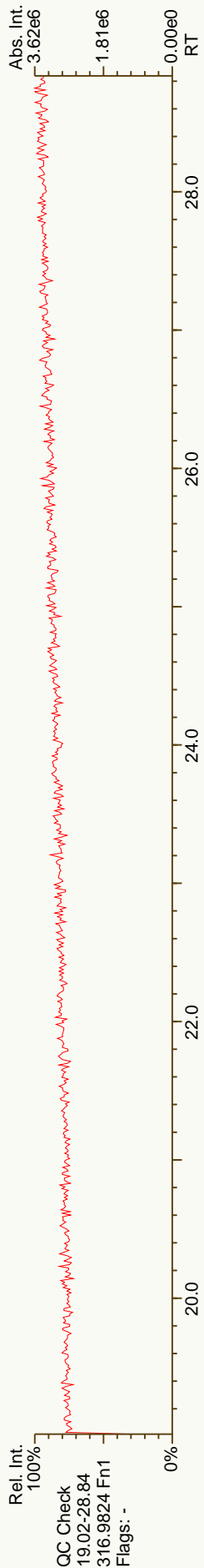
Report: 16 Oct 2012 09:39 MC


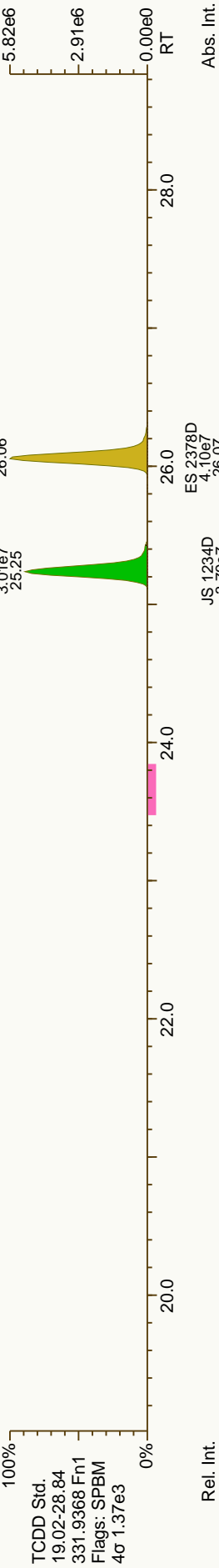
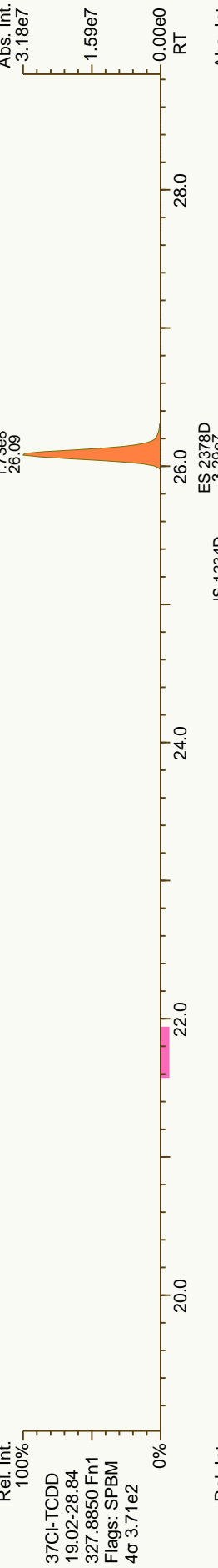
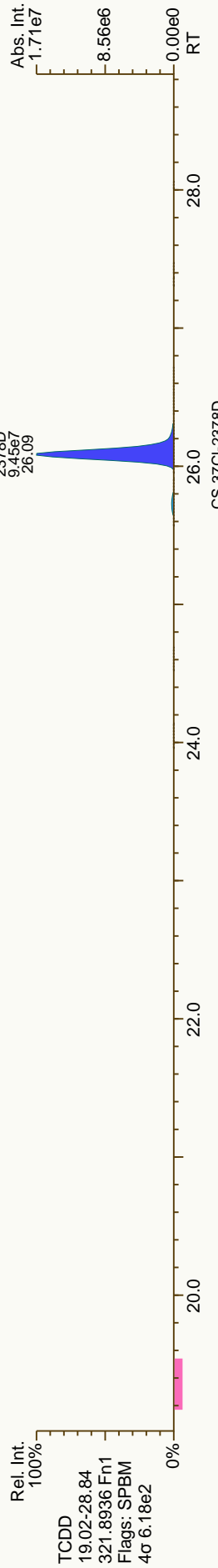
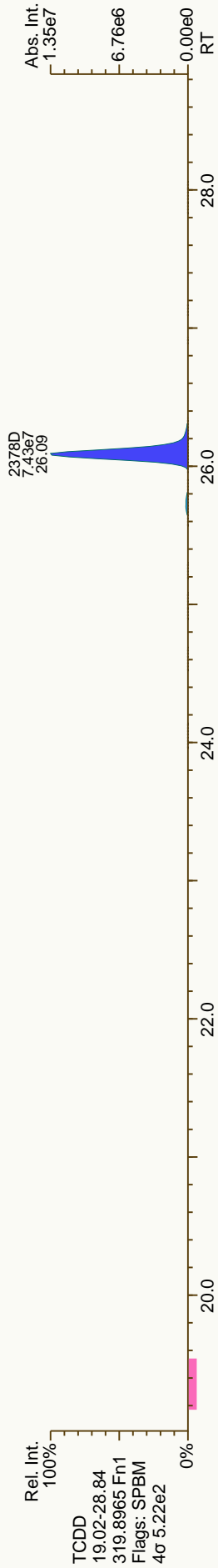
ICAL: 1613_SGS

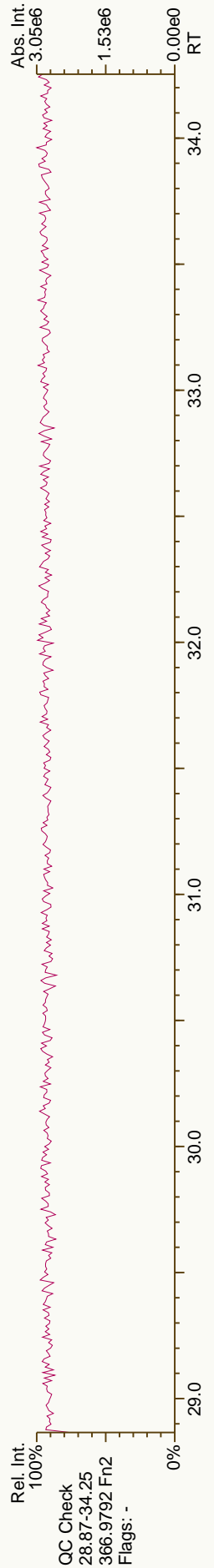
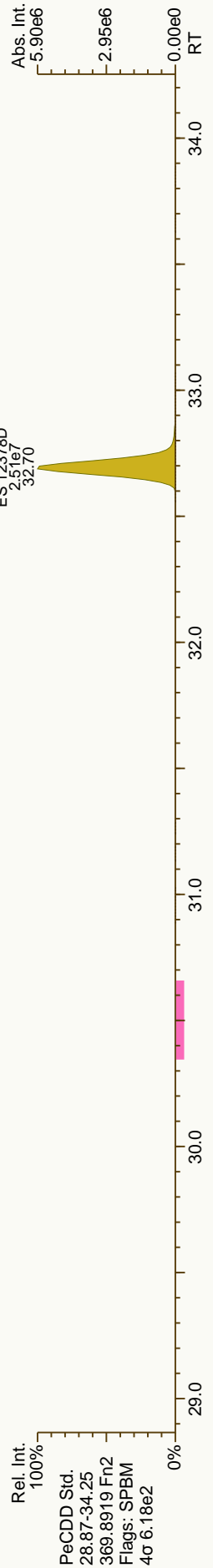
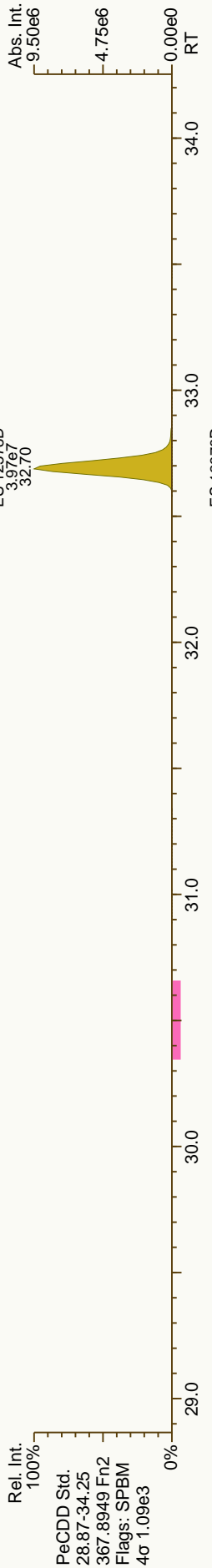
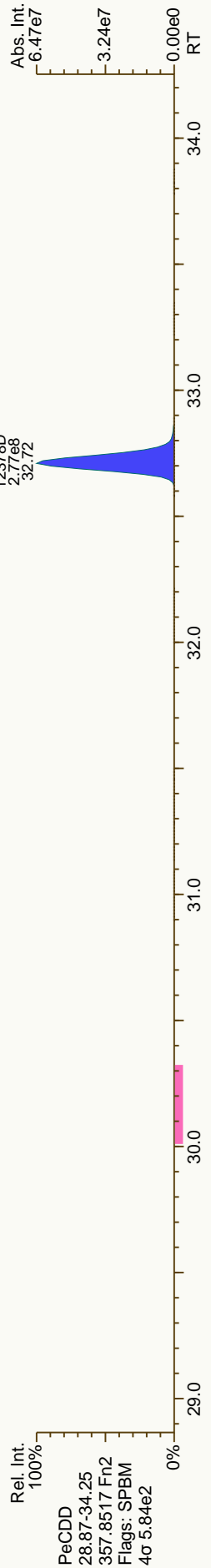
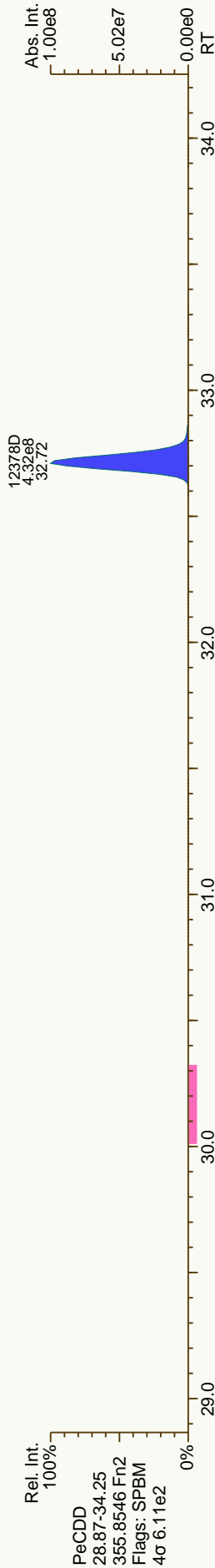
Checkcode: 188-721-YQG

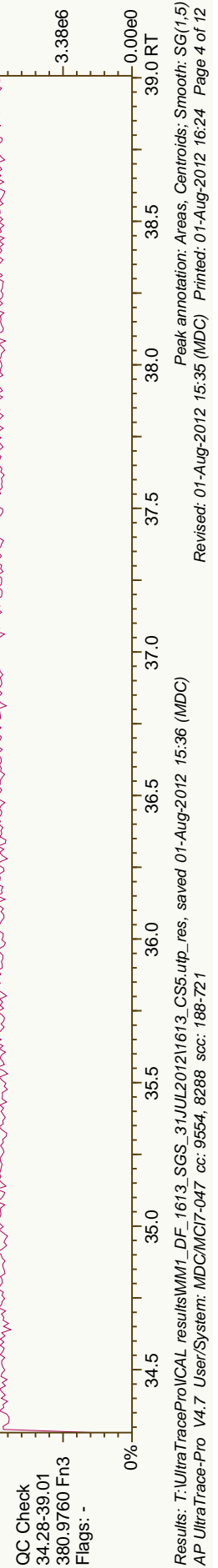
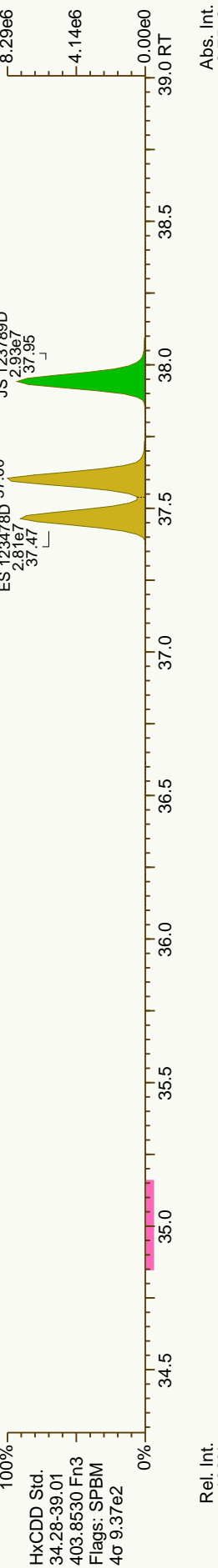
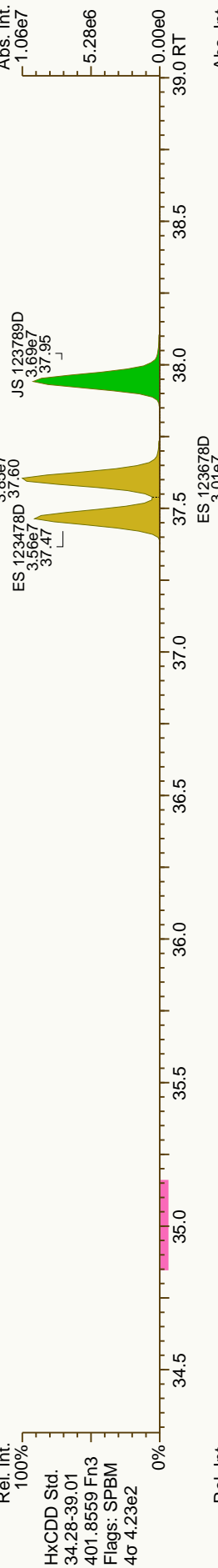
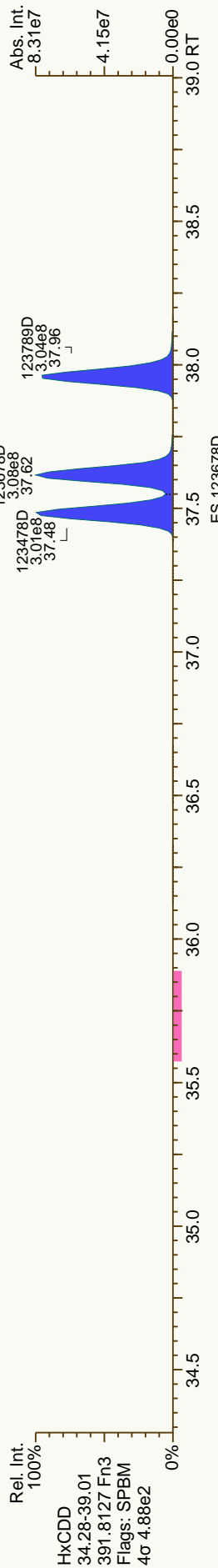
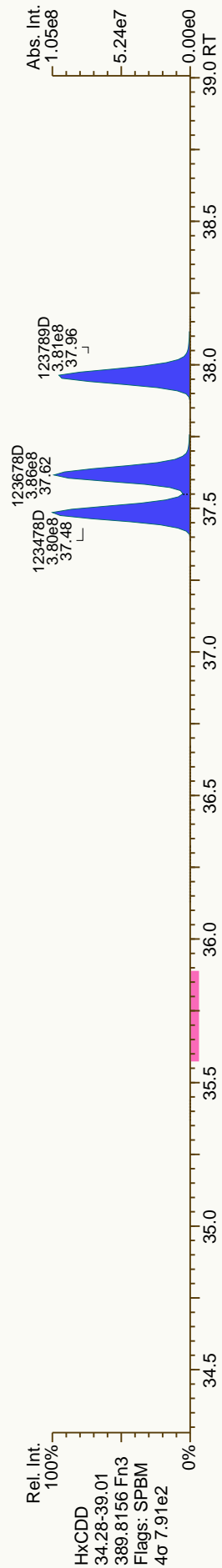
Datafile: 120801P2-06

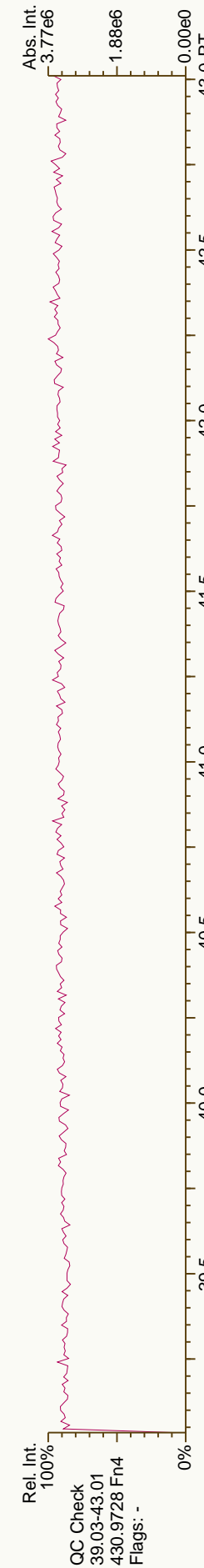
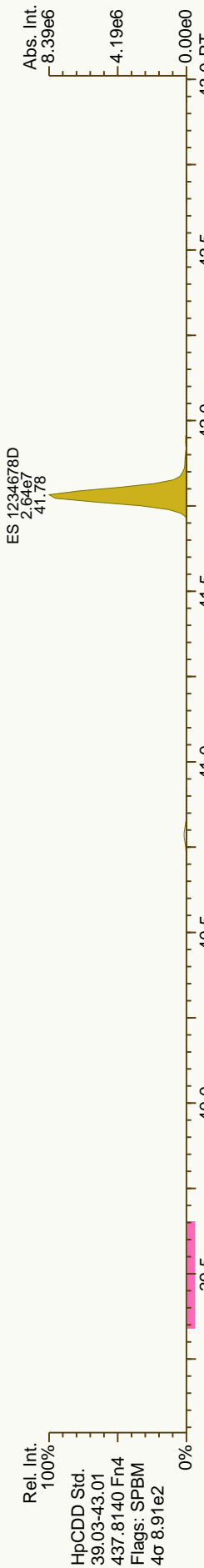
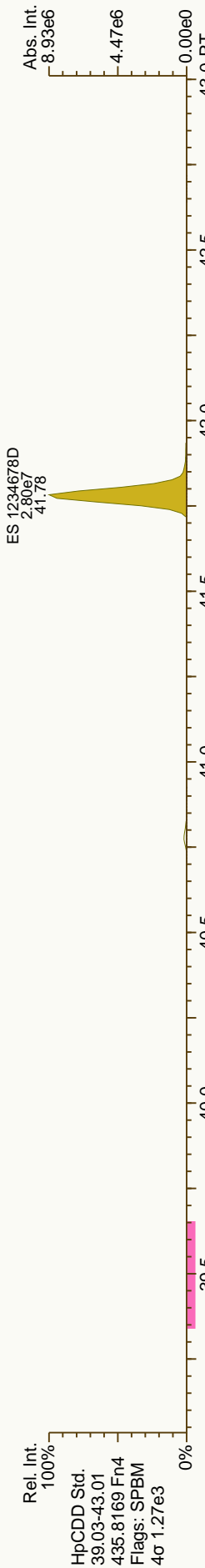
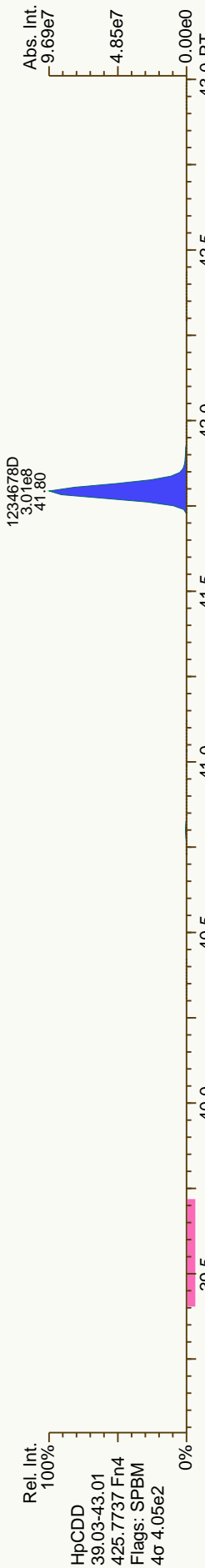
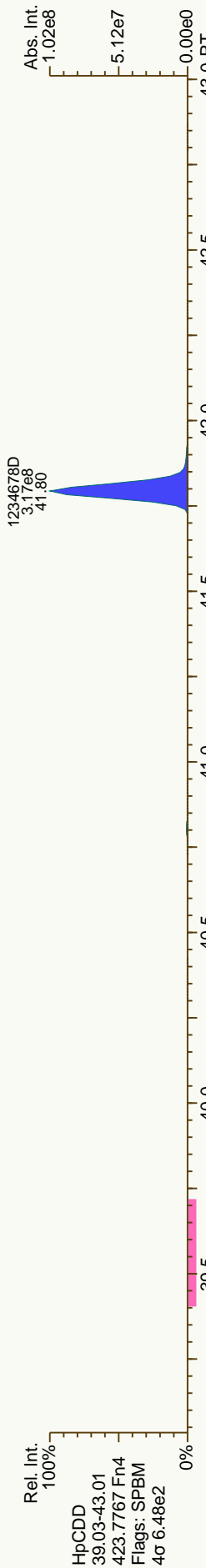
Name	RT	Response	RA	OK	Ref. RRFs	Calc. RRFs	Dev'n
2378-TCDD	26.09	1.69E+08	0.79	Y	1.08	1.14	5%
12378-PeCDD	32.72	7.09E+08	1.56	Y	1.07	1.09	2%
123478-HxCDD	37.48	6.81E+08	1.26	Y	1.05	1.07	2%
123678-HxCDD	37.62	6.93E+08	1.25	Y	0.98	1.01	3%
123789-HxCDD	37.96	6.85E+08	1.25	Y	1.01	1.04	3%
1234678-HpCDD	41.80	6.19E+08	1.05	Y	1.09	1.14	4%
OCDD	45.33	1.08E+09	0.90	Y	1.11	1.14	3%
2378-TCDF	25.02	2.40E+08	0.79	Y	0.98	0.98	1%
12378-PeCDF	30.90	1.12E+09	1.58	Y	0.99	1.02	3%
23478-PeCDF	32.29	1.15E+09	1.58	Y	1.02	1.06	4%
123478-HxCDF	36.28	1.00E+09	1.25	Y	1.19	1.22	3%
123678-HxCDF	36.45	1.08E+09	1.25	Y	1.16	1.19	3%
234678-HxCDF	37.26	1.04E+09	1.25	Y	1.18	1.19	1%
123789-HxCDF	38.39	9.09E+08	1.25	Y	1.09	1.12	3%
1234678-HpCDF	40.37	1.01E+09	1.03	Y	1.35	1.39	3%
1234789-HpCDF	42.37	8.03E+08	1.04	Y	1.34	1.38	3%
OCDF	45.55	1.46E+09	0.91	Y	1.40	1.54	10%
ES 2378-TCDD	26.06	7.39E+07	0.80	Y	1.04	1.09	4%
ES 12378-PeCDD	32.70	6.49E+07	1.58	Y	0.87	0.95	10%
ES 123478-HxCDD	37.47	6.36E+07	1.27	Y	0.94	0.96	2%
ES 123678-HxCDD	37.60	6.86E+07	1.28	Y	1.06	1.04	-2%
ES 1234678-HpCDD	41.78	5.44E+07	1.06	Y	0.80	0.82	3%
ES OCDD	45.32	9.50E+07	0.90	Y	0.63	0.72	14%
ES 2378-TCDF	24.99	1.22E+08	0.79	Y	1.74	1.80	3%
ES 12378-PeCDF	30.88	1.10E+08	1.59	Y	1.49	1.61	8%
ES 23478-PeCDF	32.27	1.09E+08	1.59	Y	1.48	1.60	8%
ES 123478-HxCDF	36.26	8.23E+07	0.52	Y	1.27	1.24	-2%
ES 123678-HxCDF	36.43	9.12E+07	0.53	Y	1.41	1.38	-2%
ES 234678-HpCDF	37.24	8.73E+07	0.52	Y	1.34	1.32	-2%
ES 123789-HpCDF	38.37	8.09E+07	0.52	Y	1.20	1.22	1%
ES 1234678-HpCDF	40.35	7.25E+07	0.46	Y	1.06	1.10	3%
ES 1234789-HpCDF	42.35	5.81E+07	0.45	Y	0.82	0.88	7%


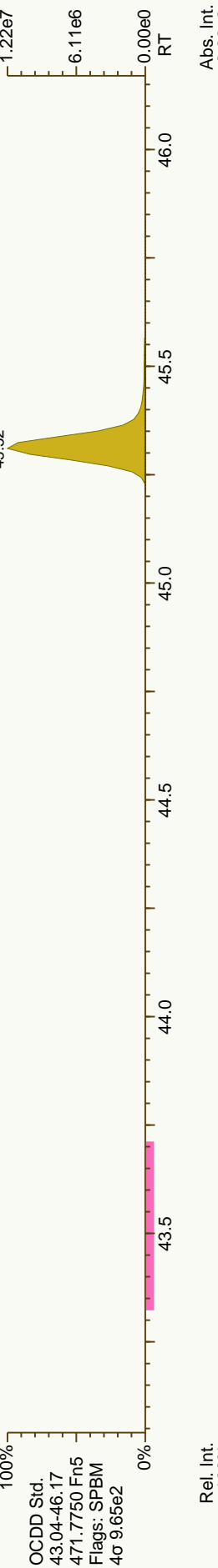
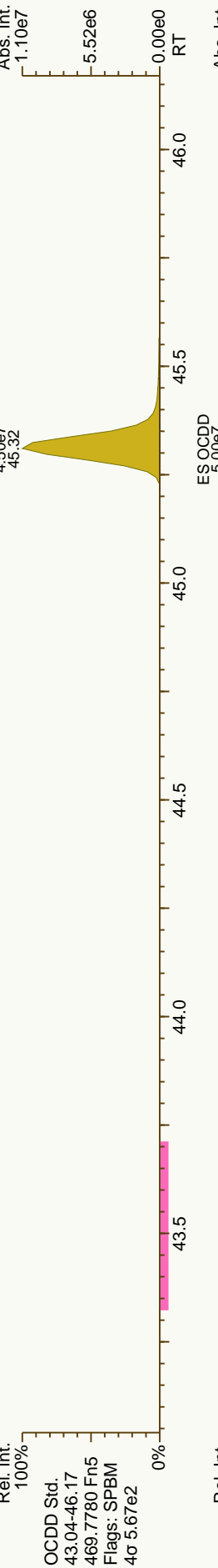
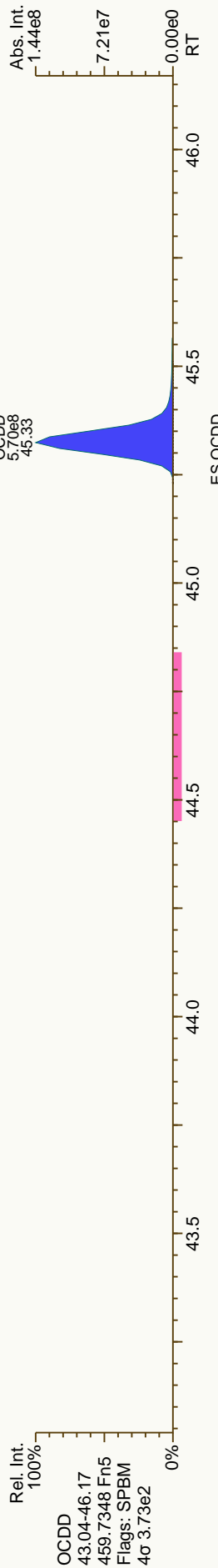



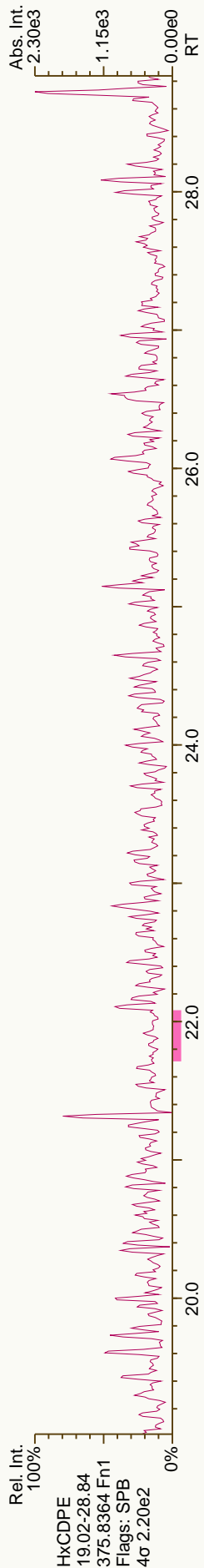
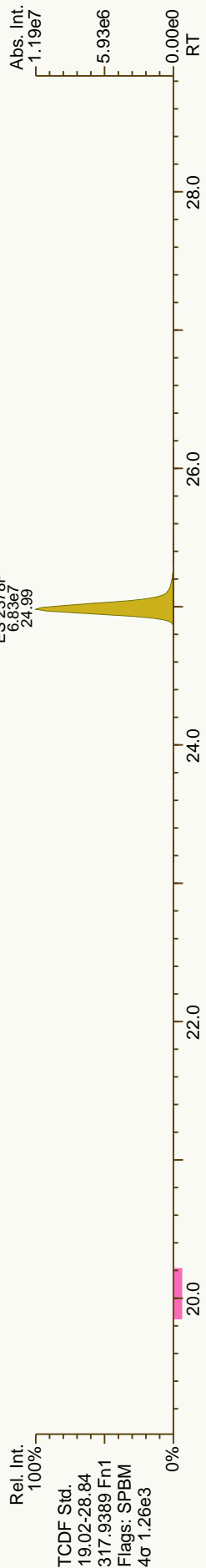
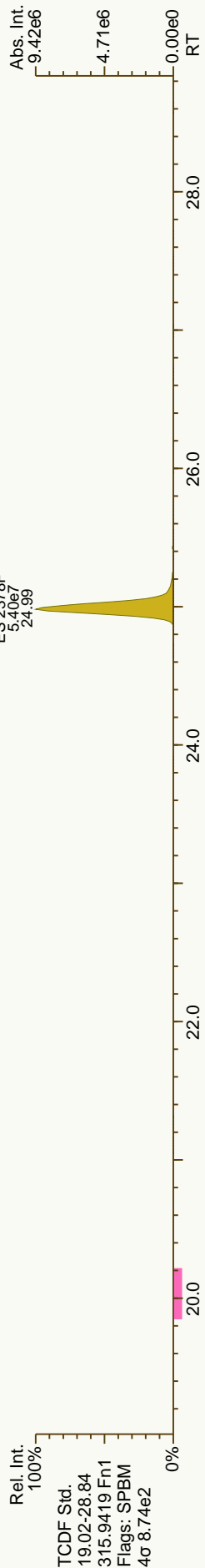
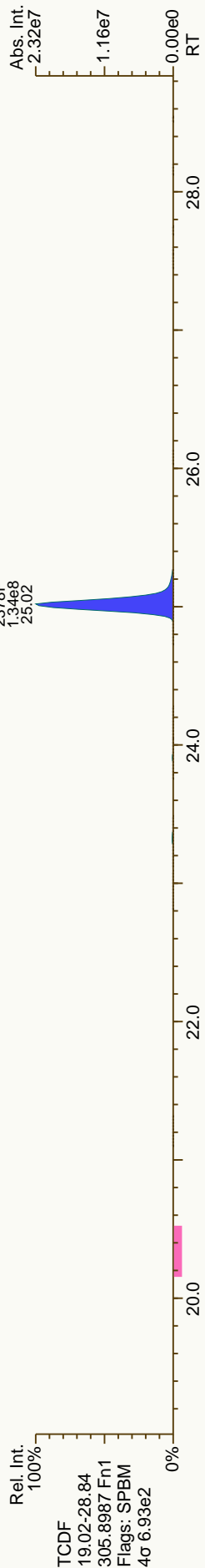
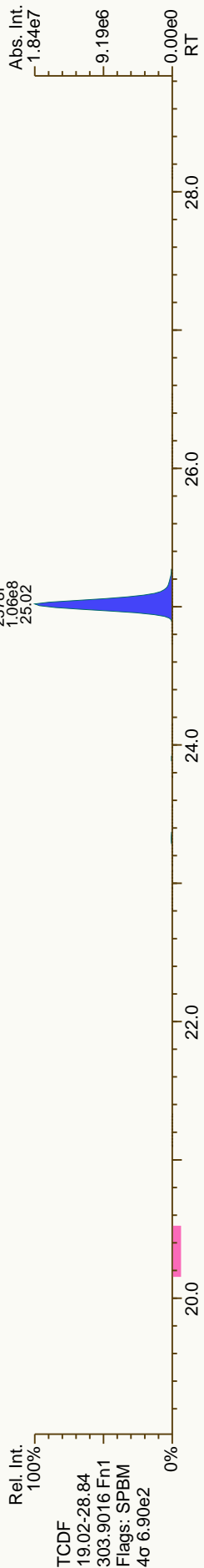


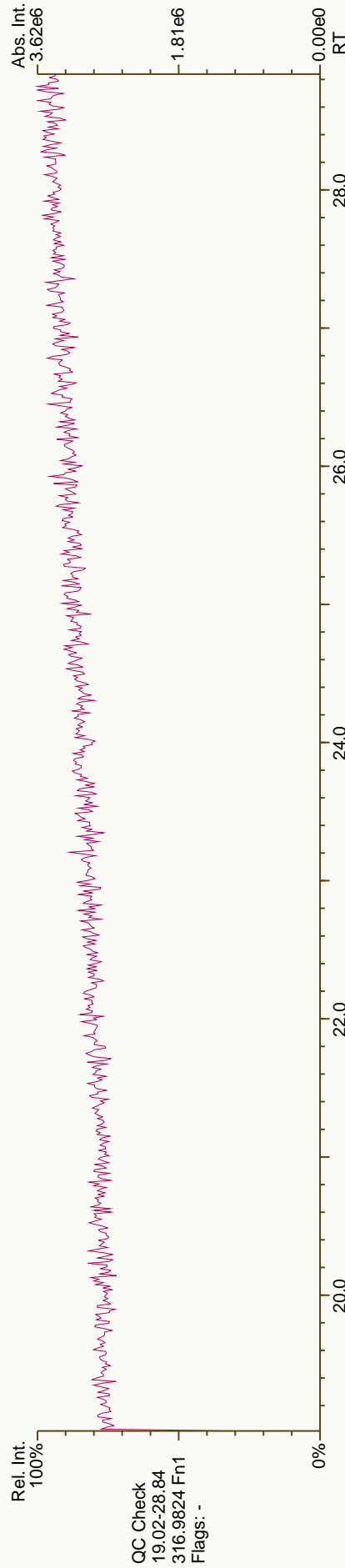
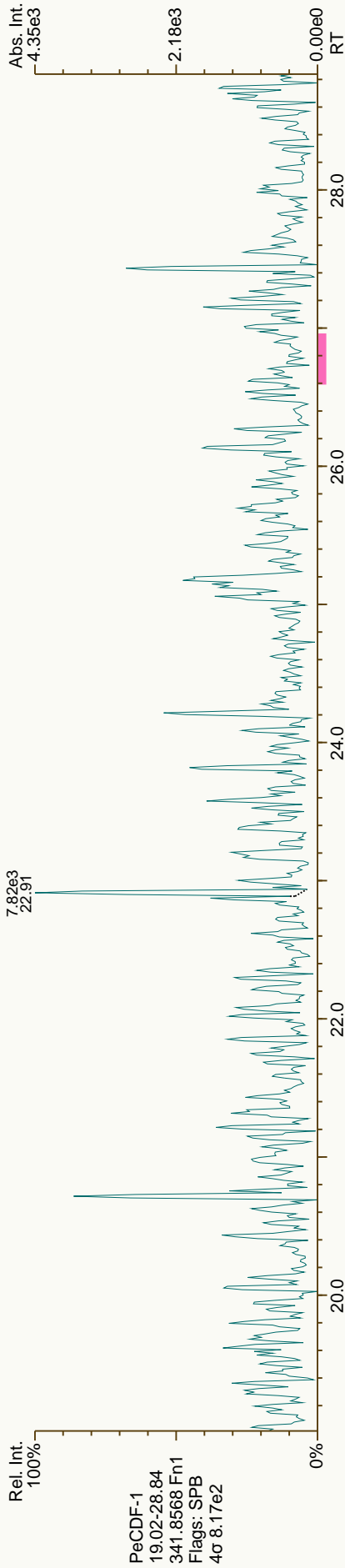
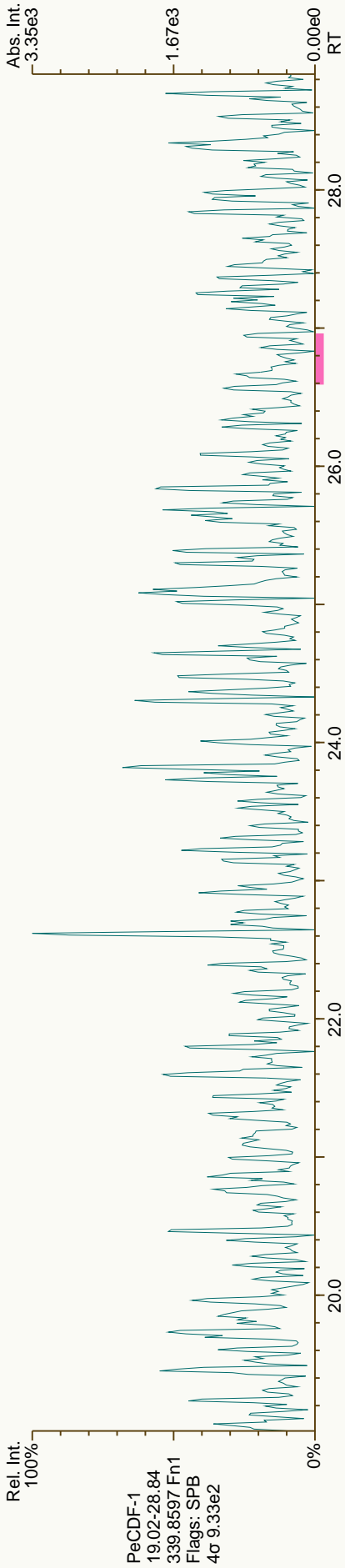


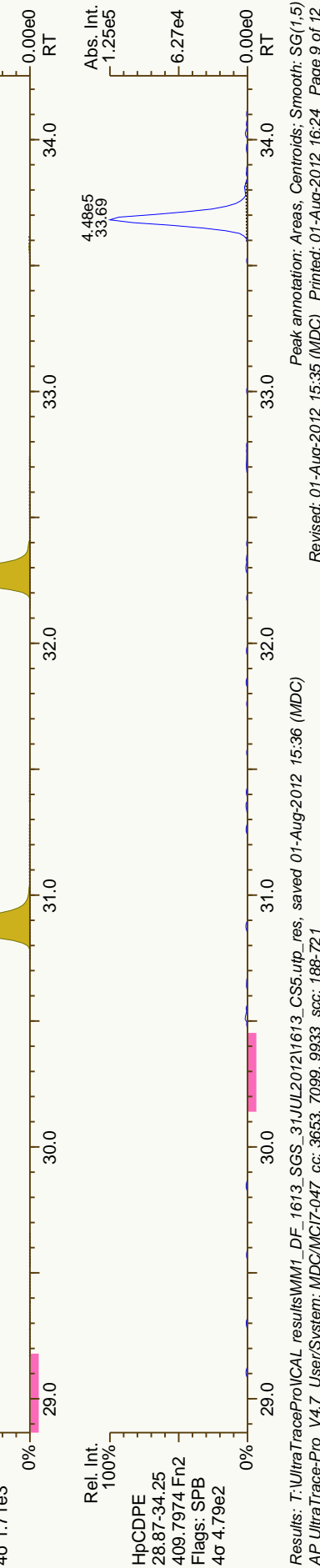

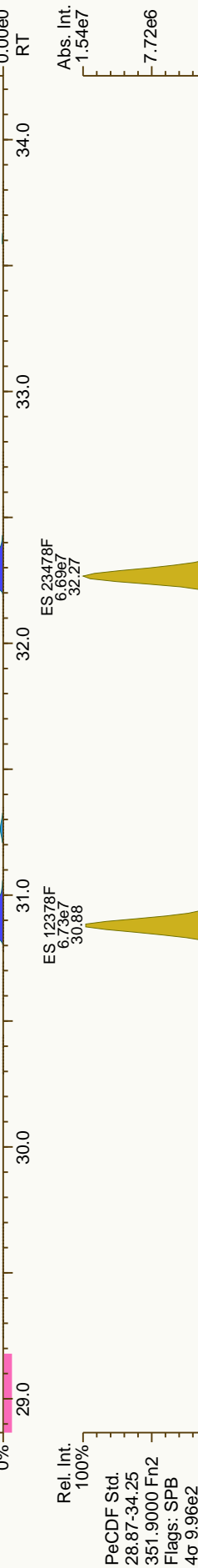

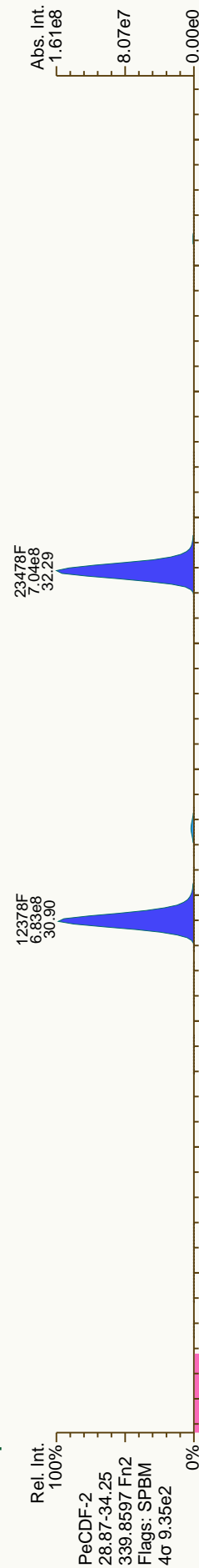


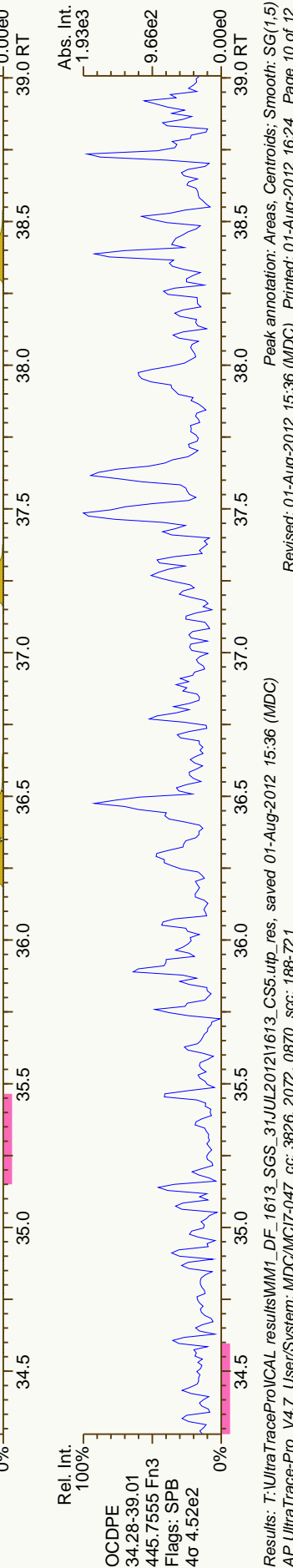
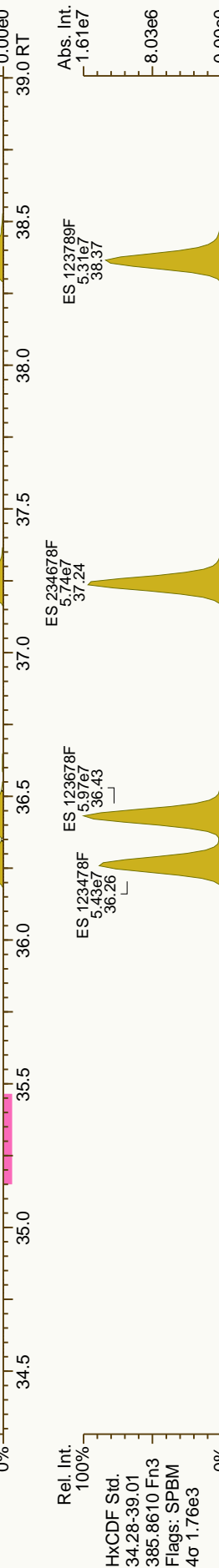
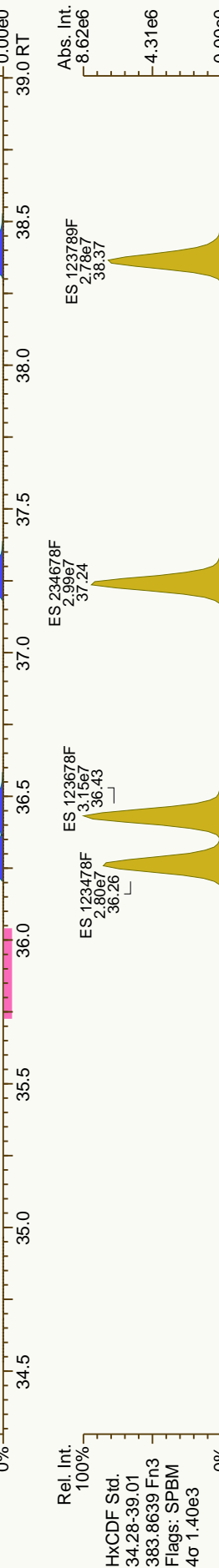








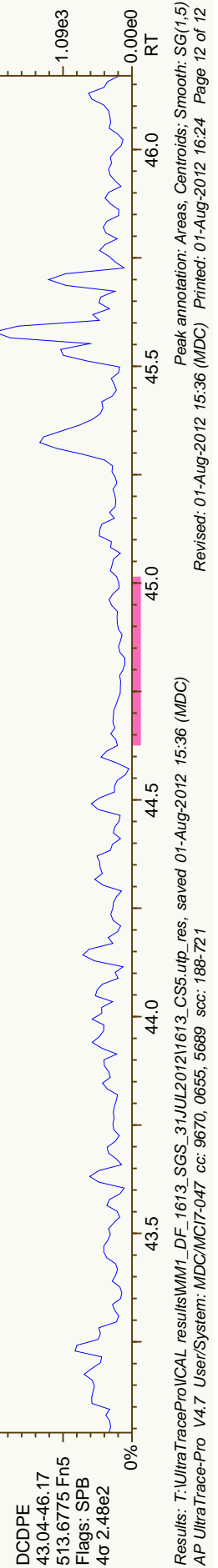
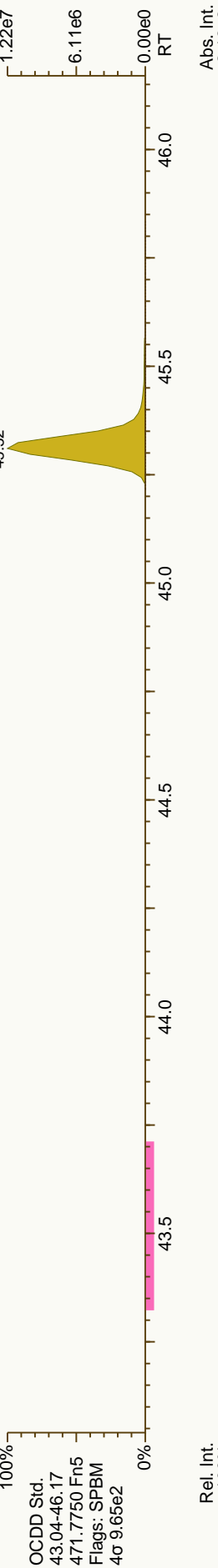
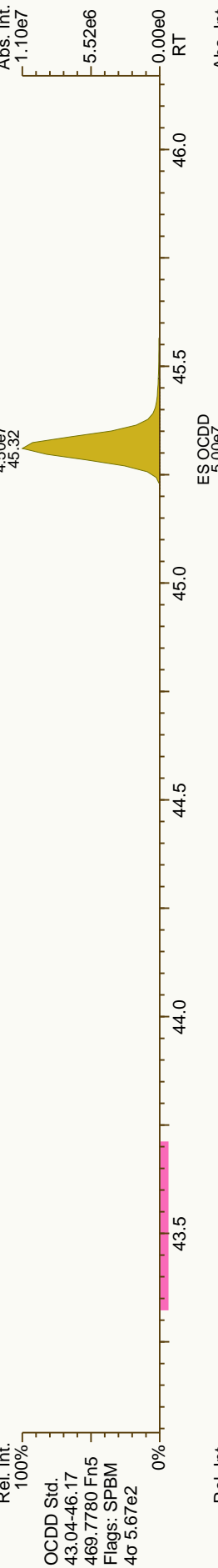
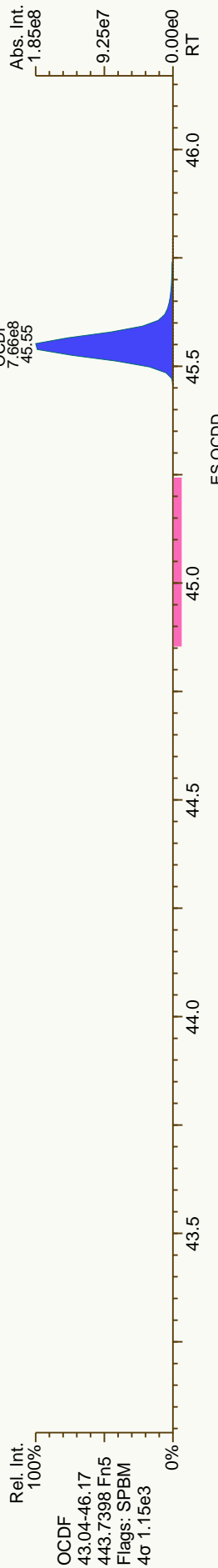
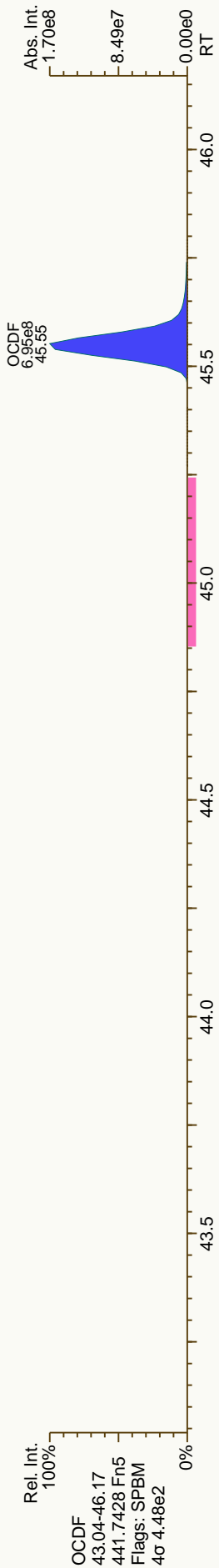



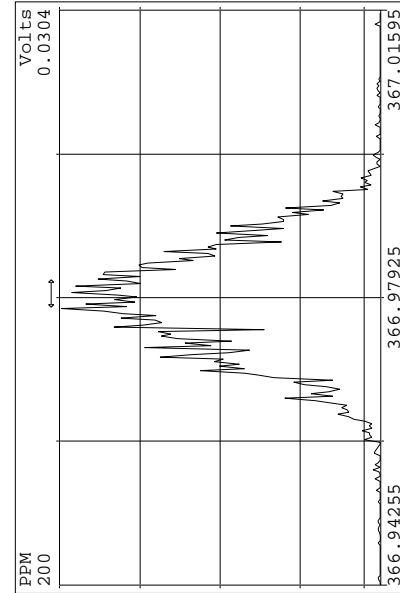
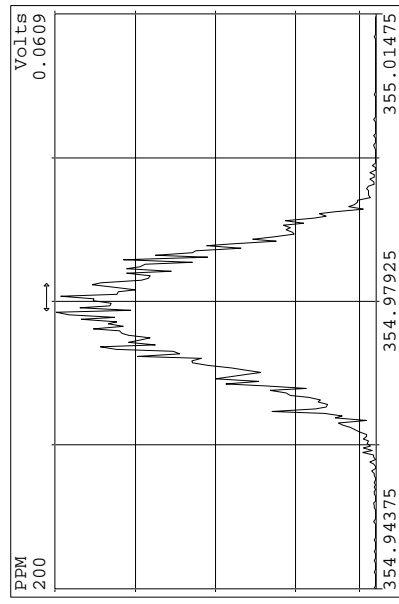
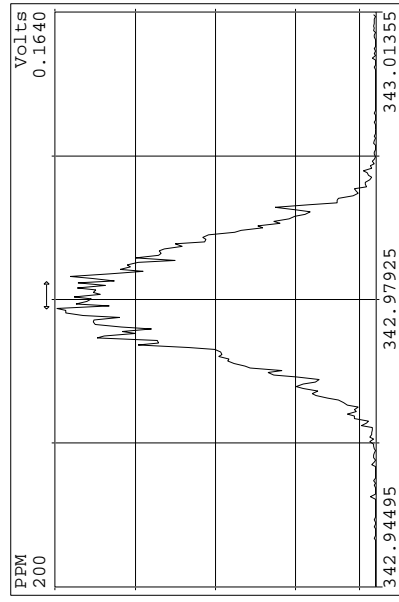
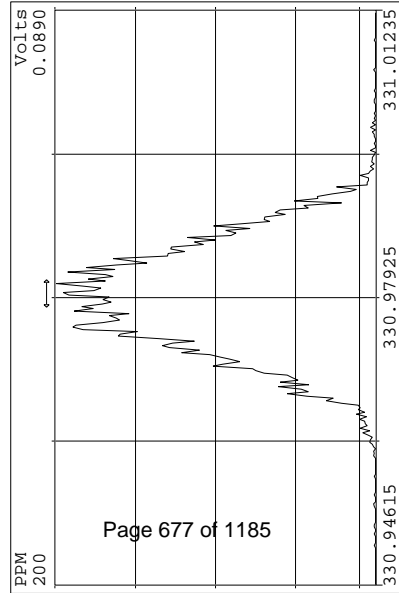
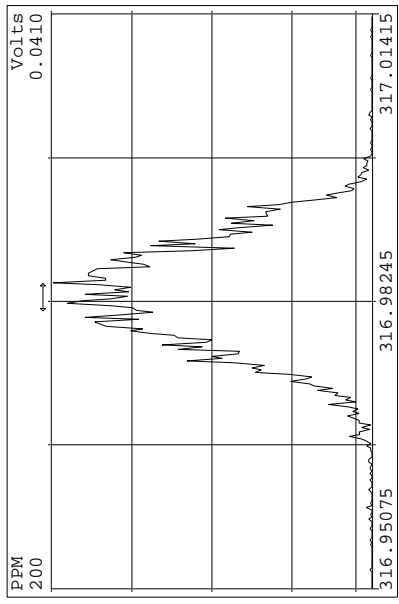
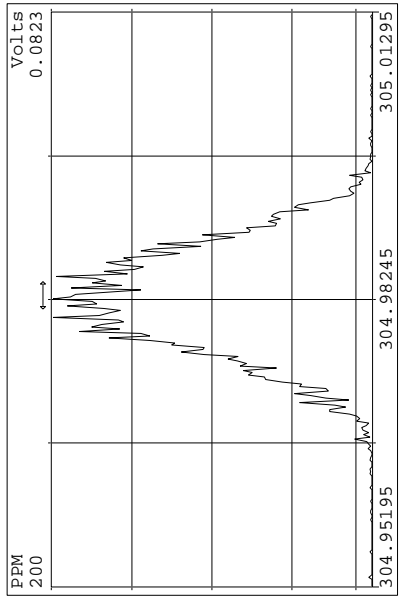
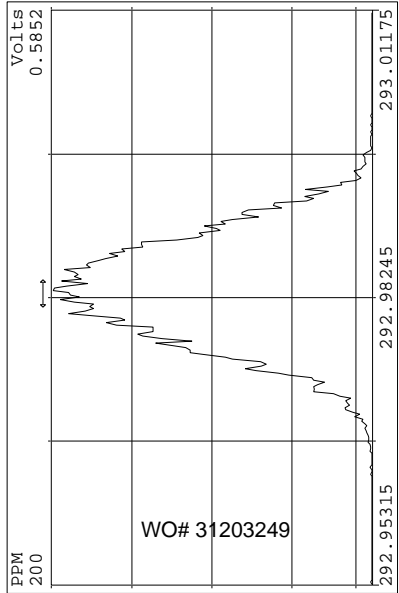


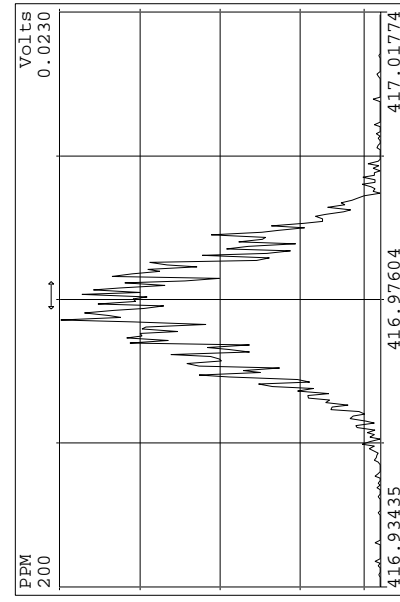
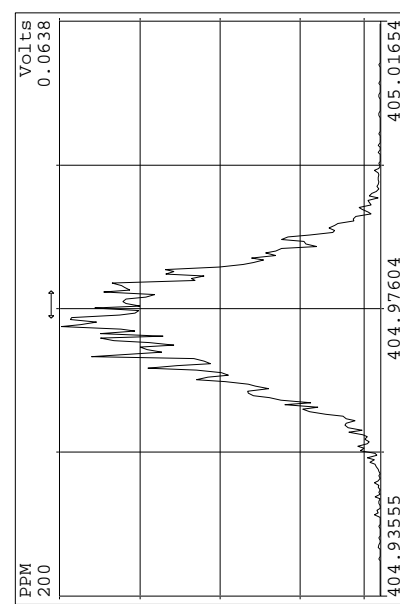
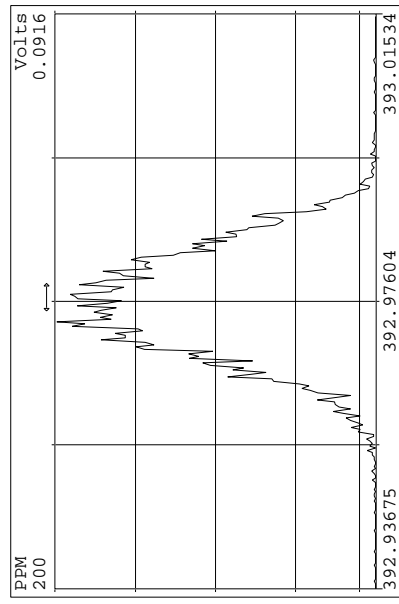
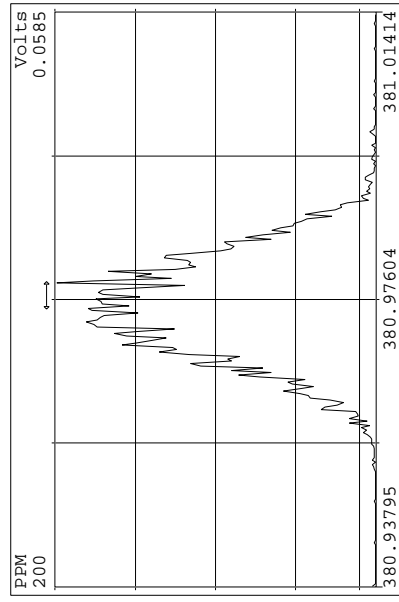
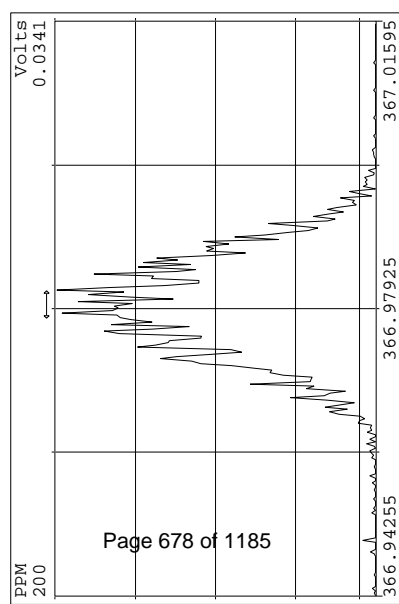
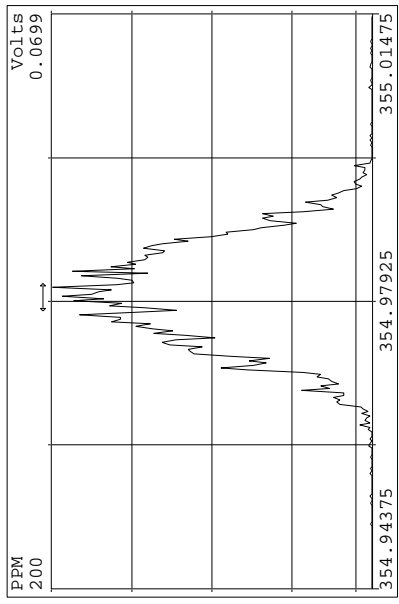
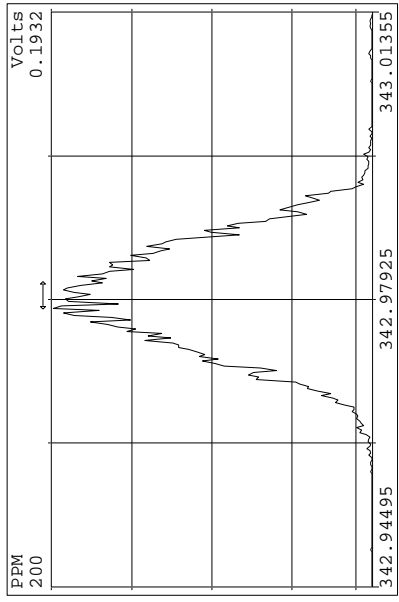
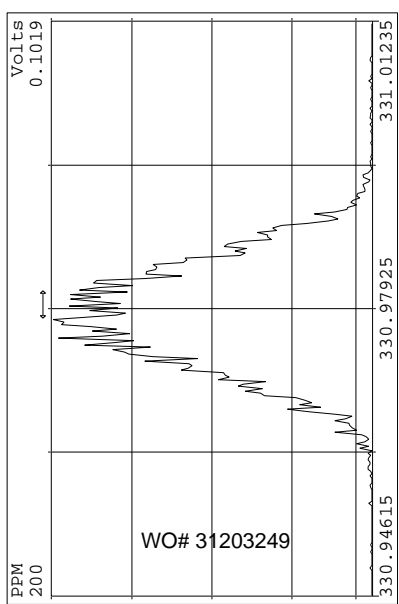






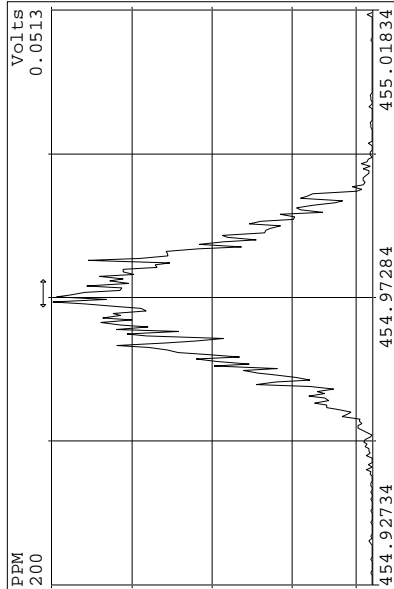
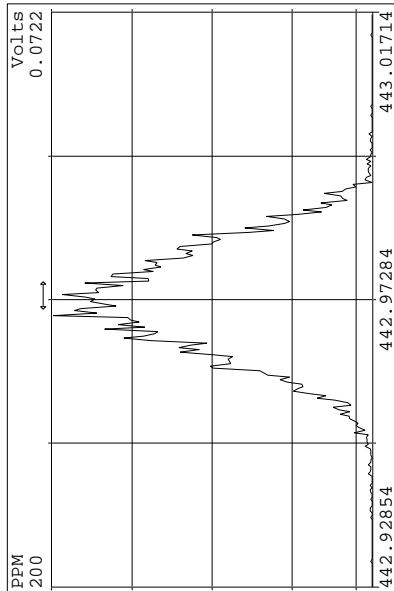
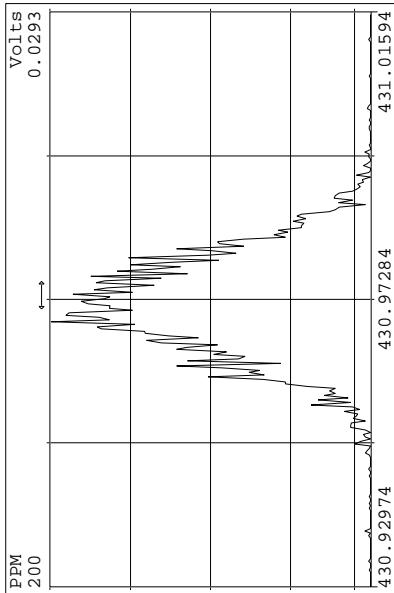
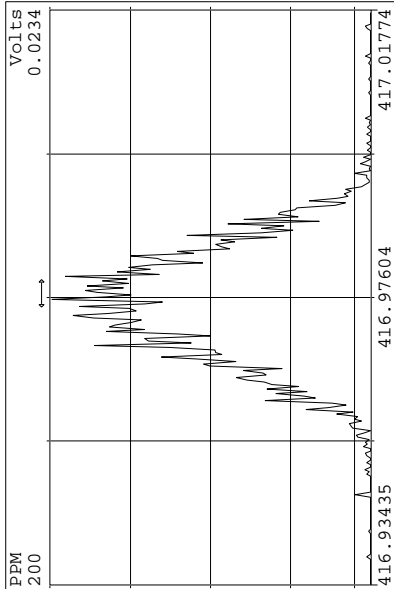
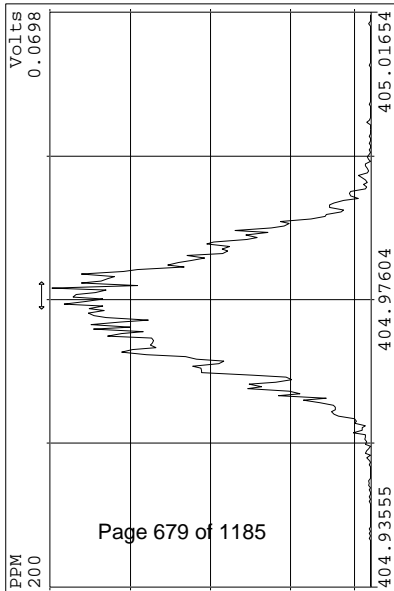
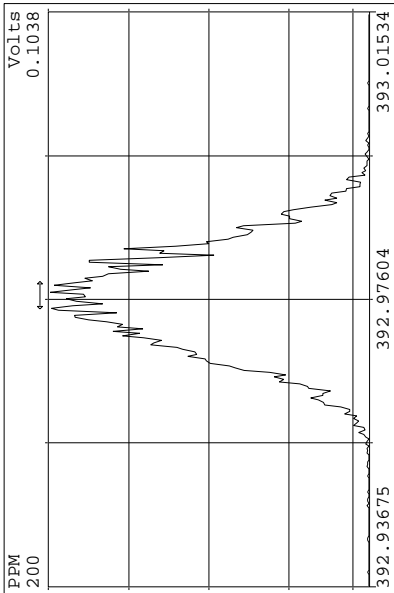
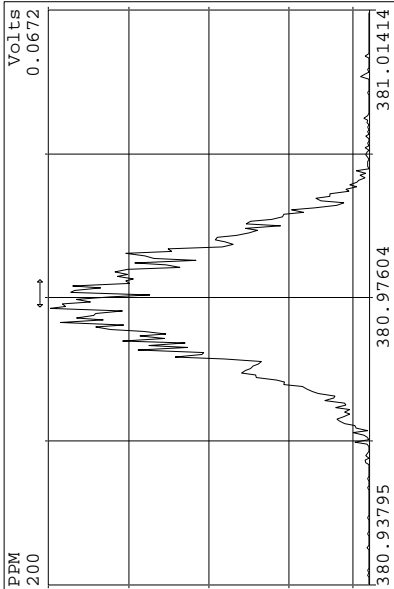
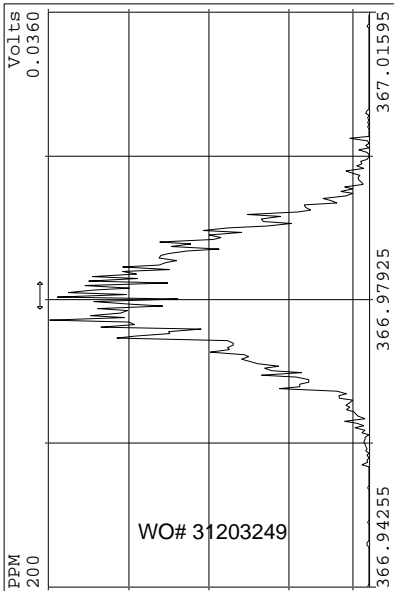


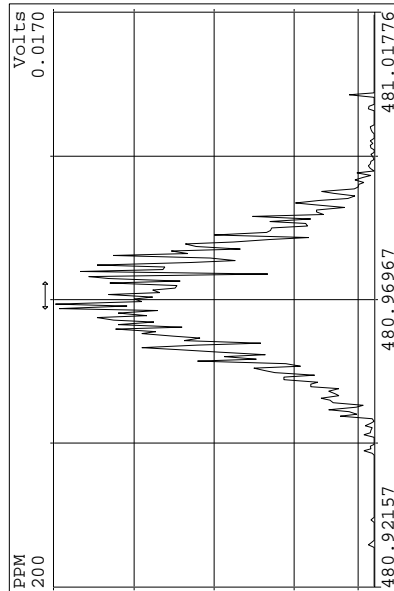
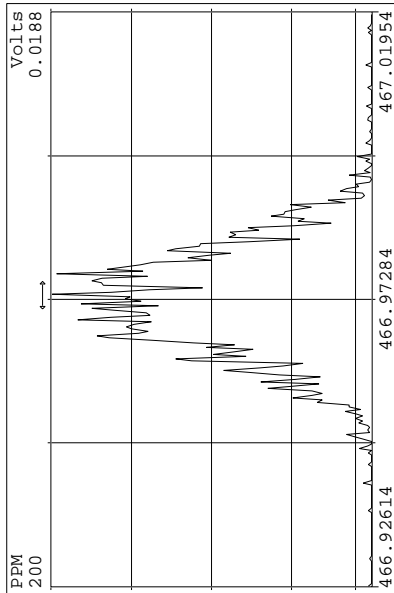
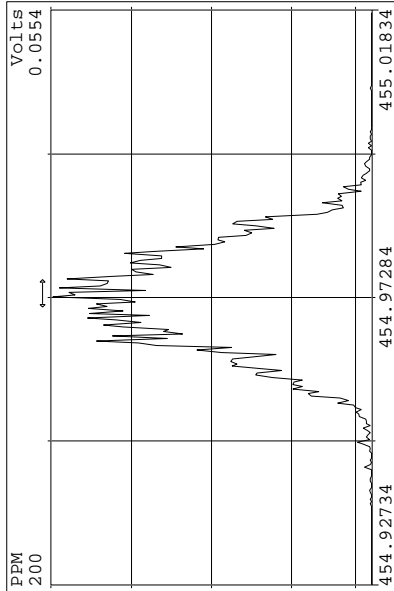
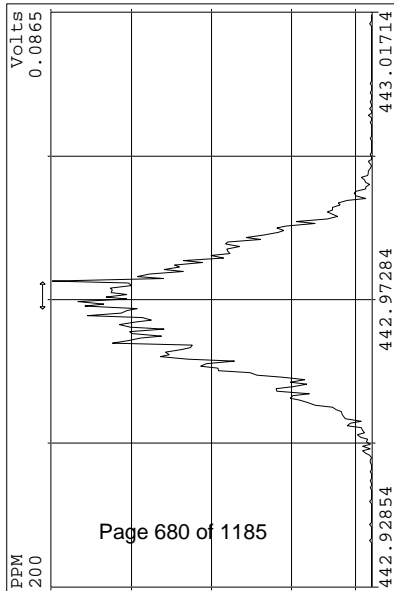
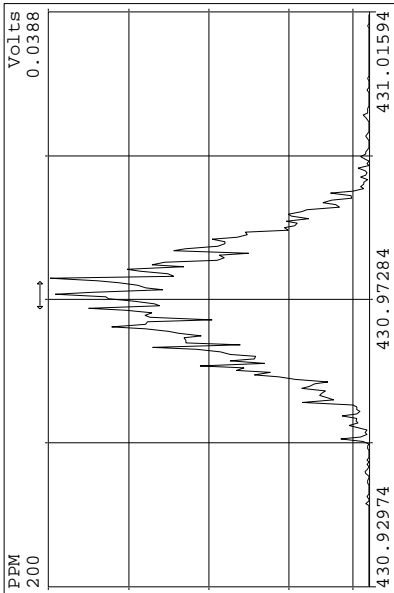
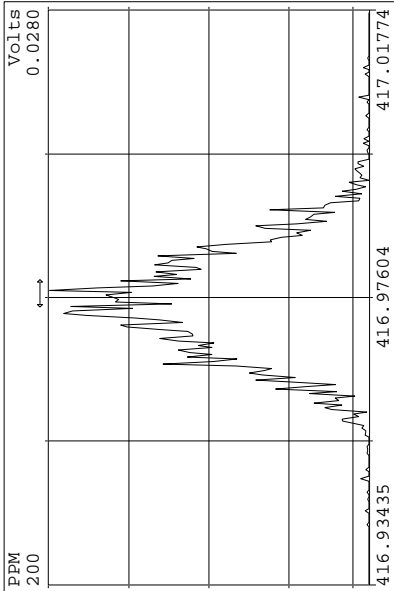
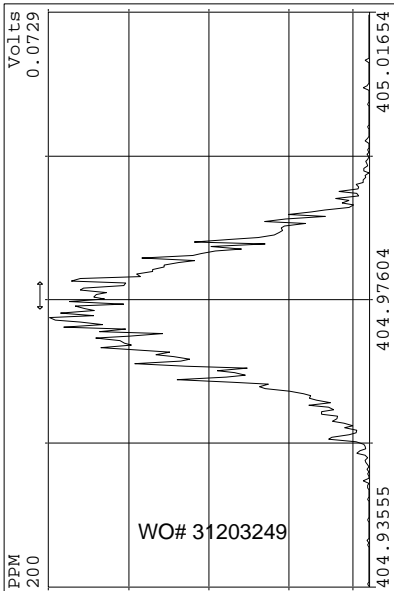


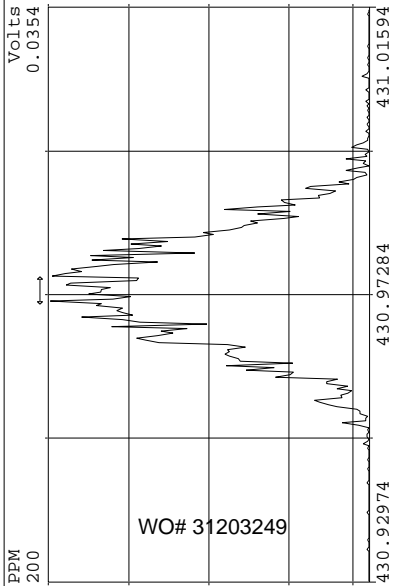


WO# 31203249

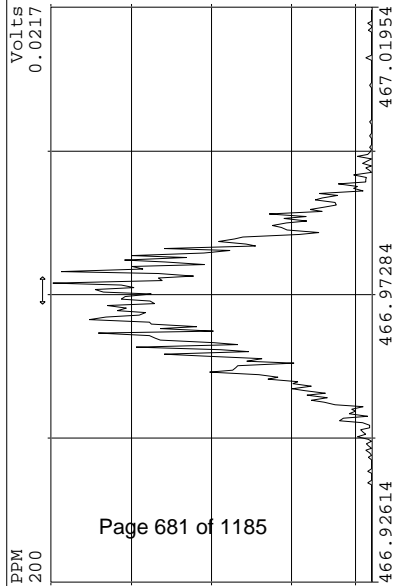
Page 678 of 1185



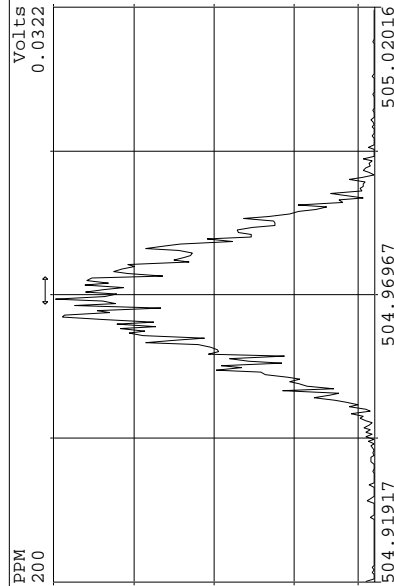
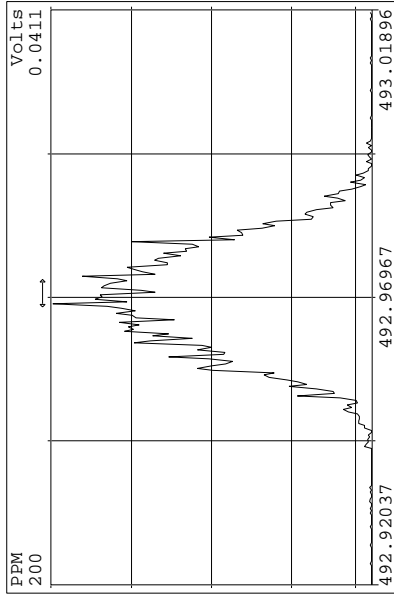
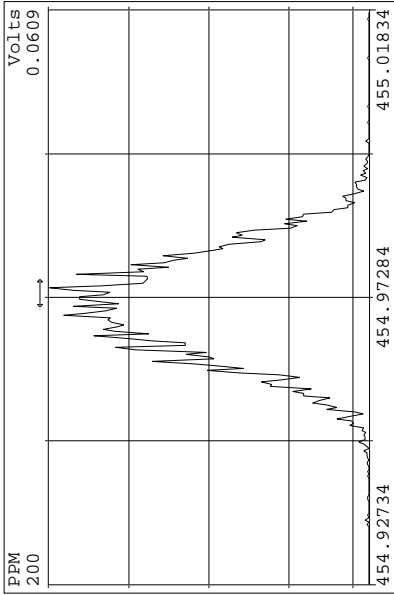
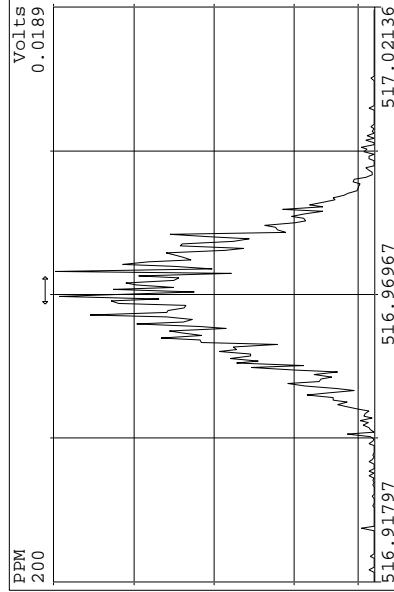
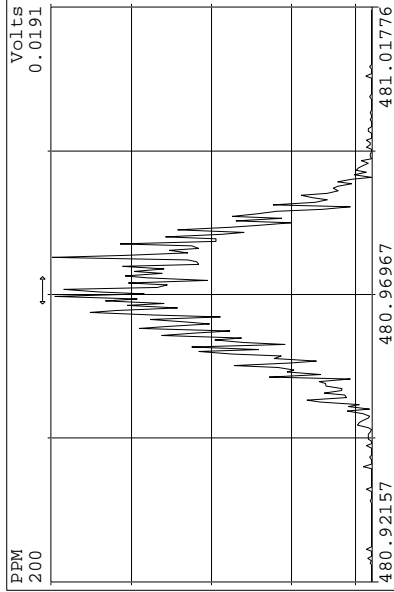
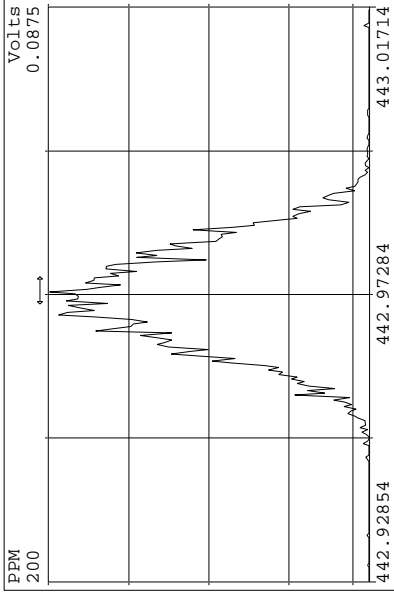


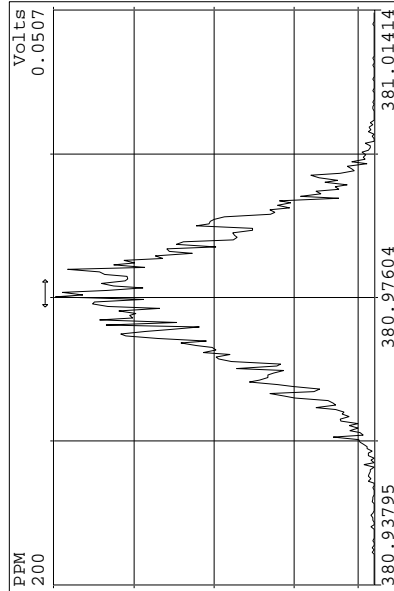
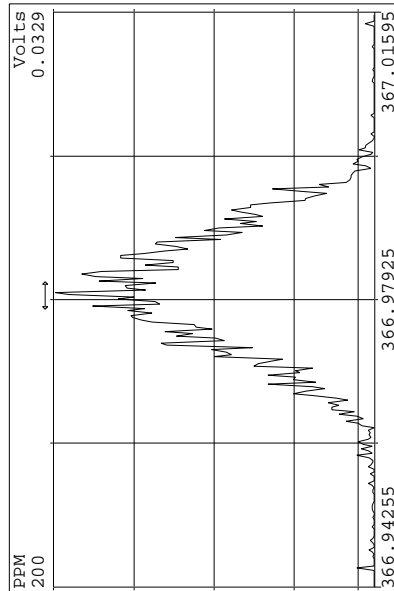
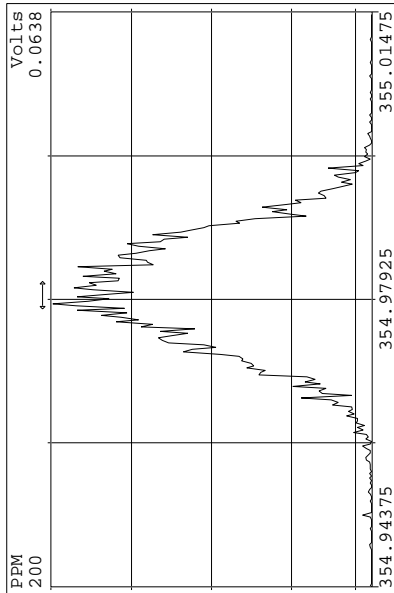
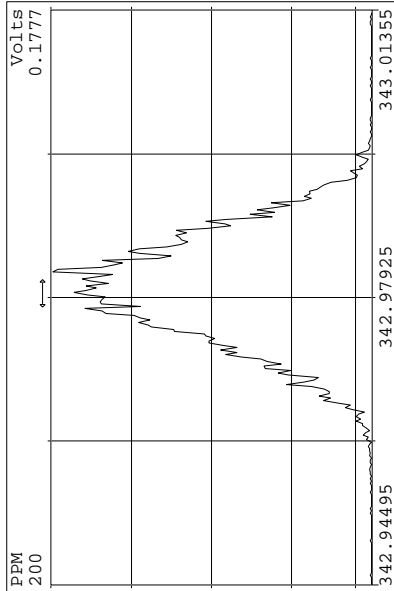
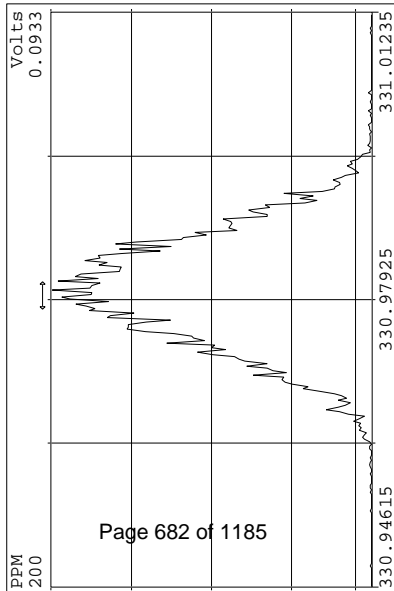
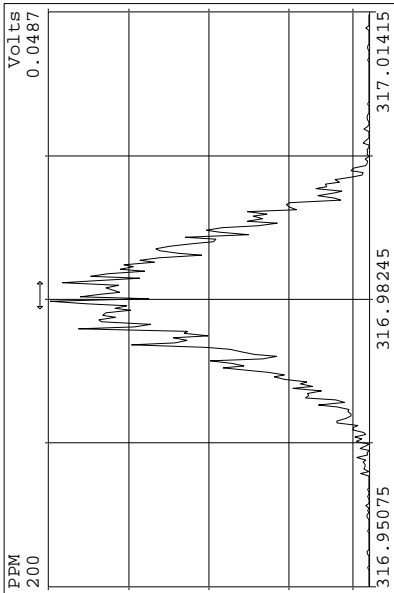
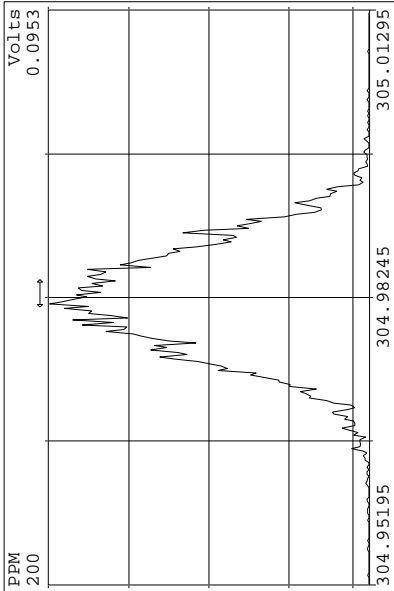
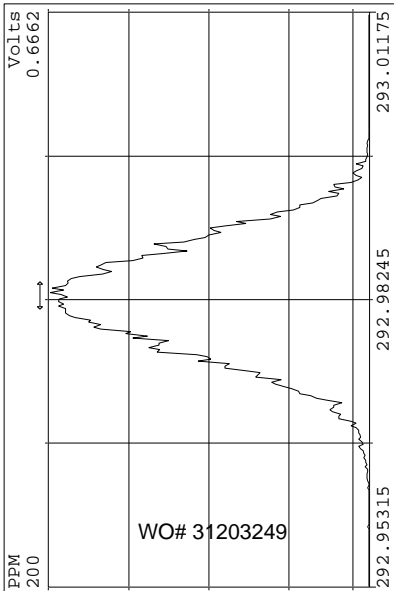


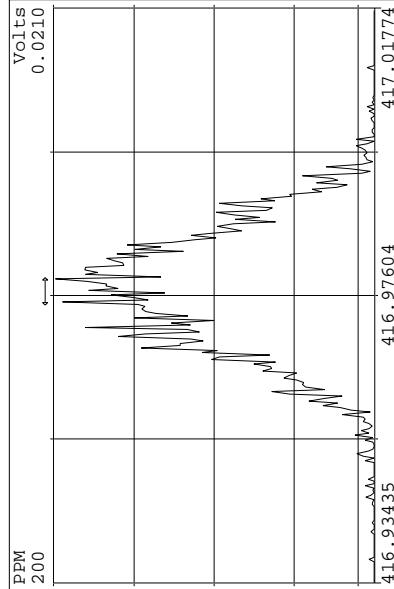
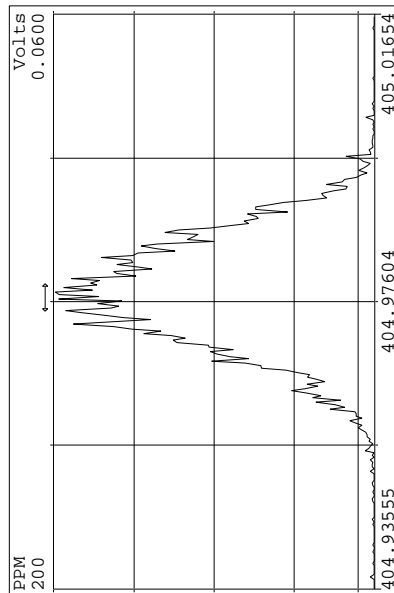
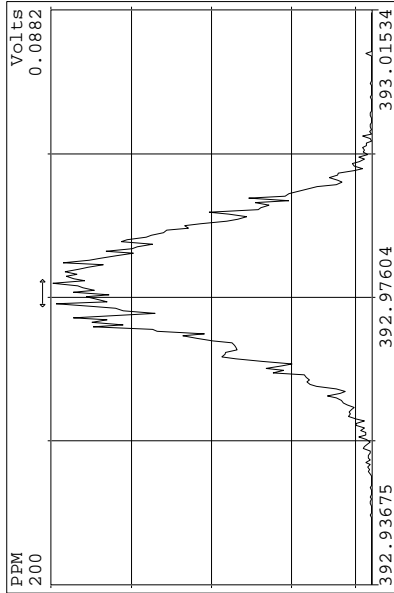
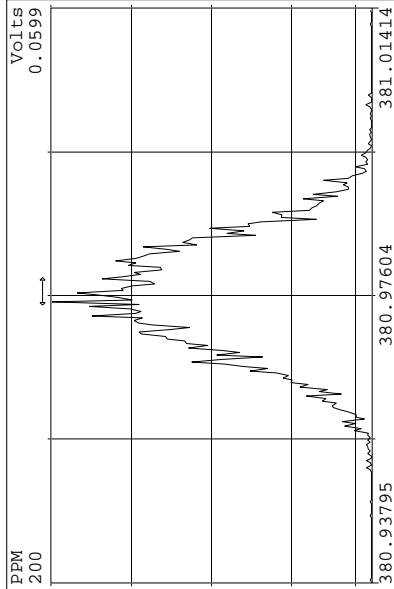
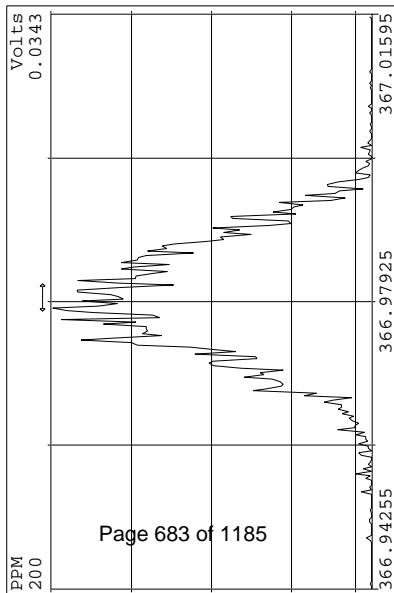
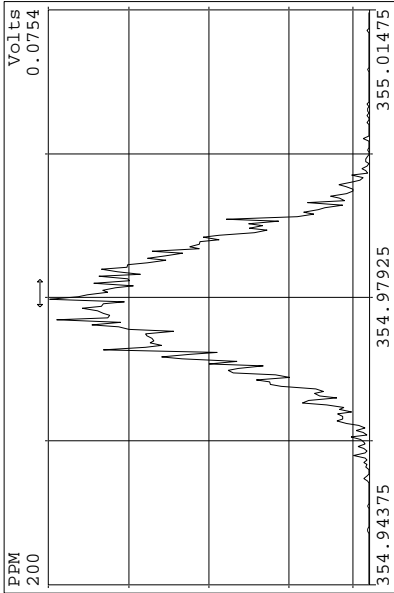
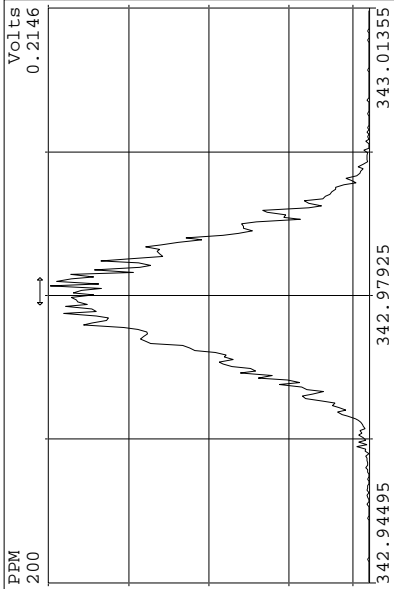
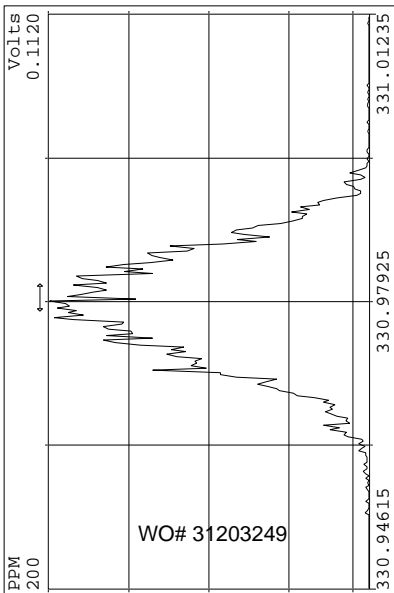
WO# 31203249

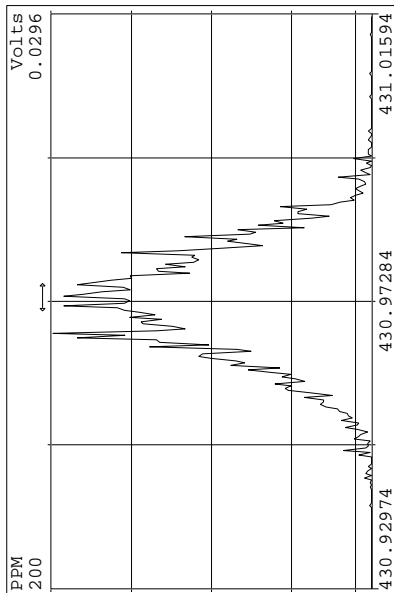
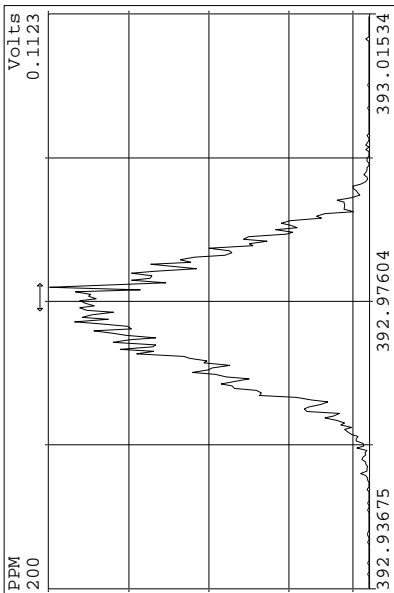
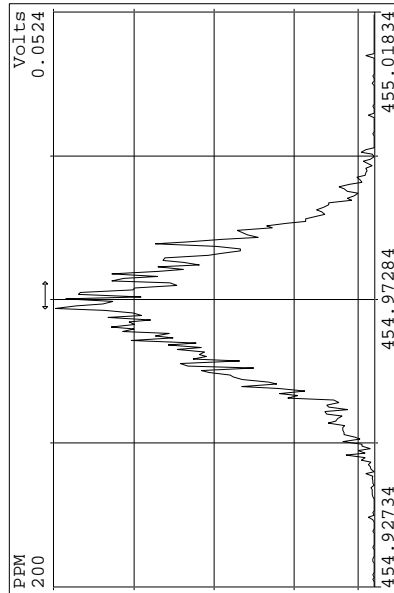
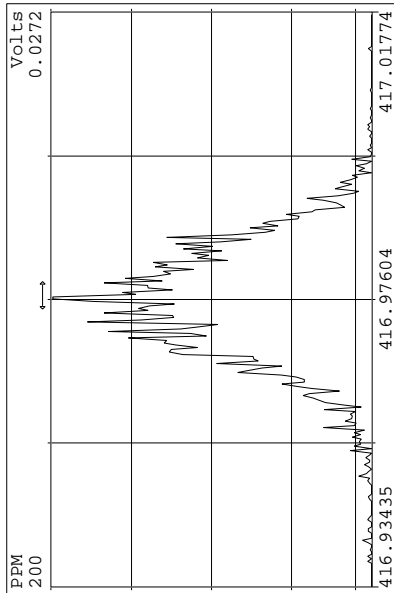
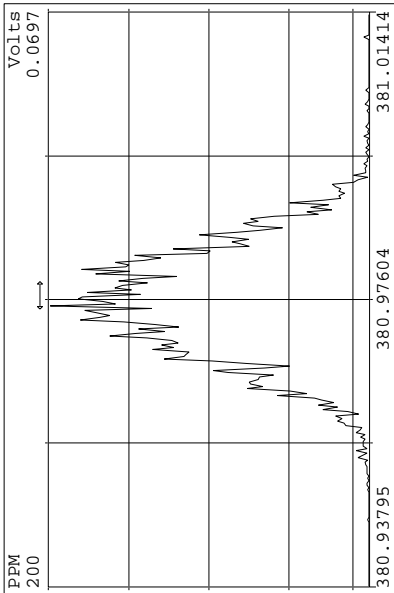
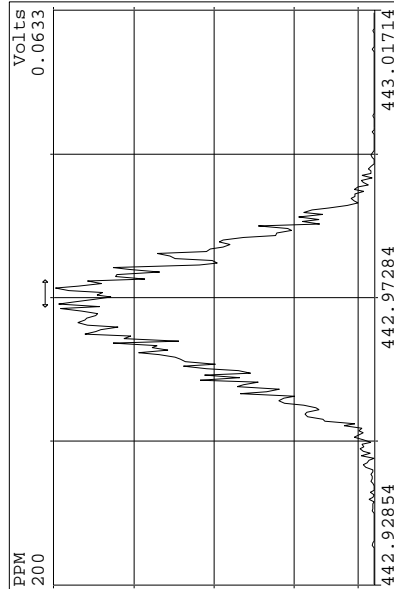
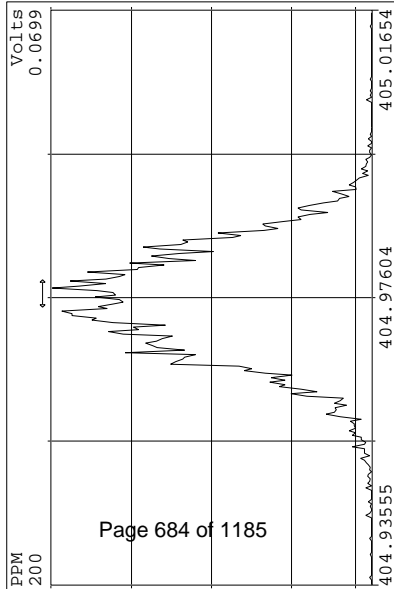
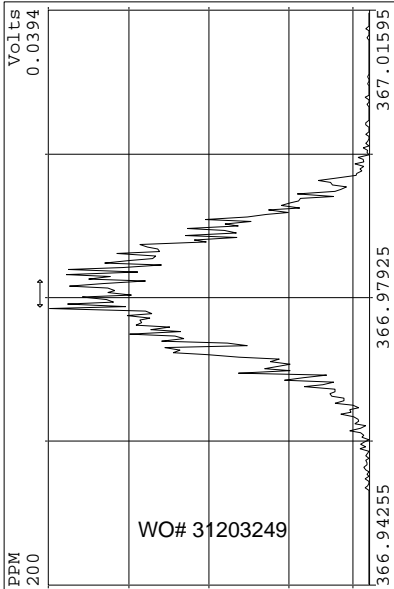


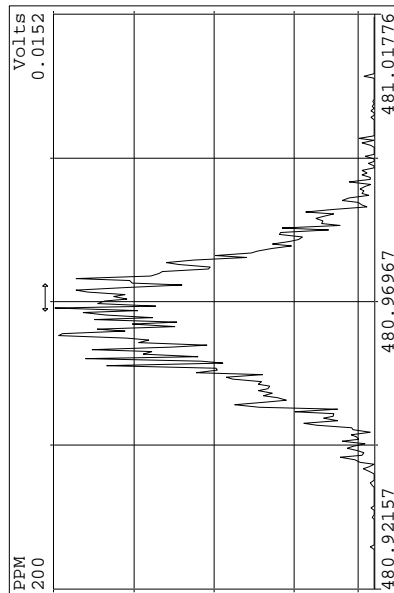
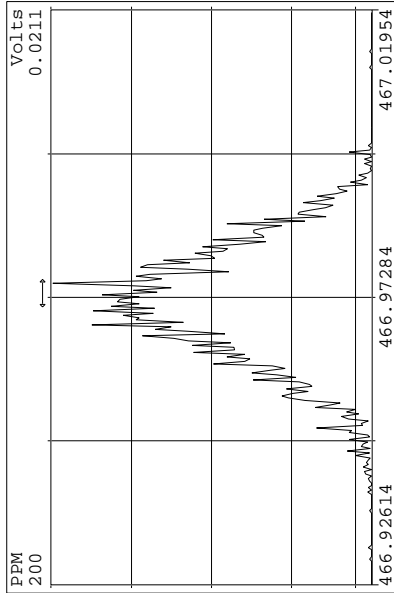
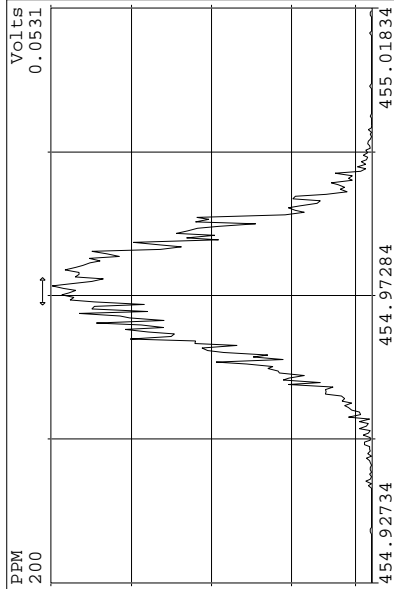
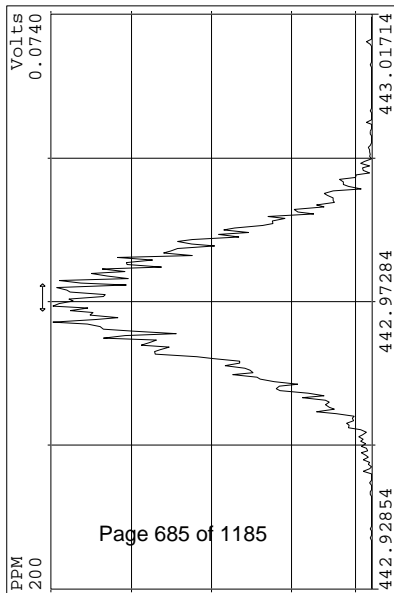
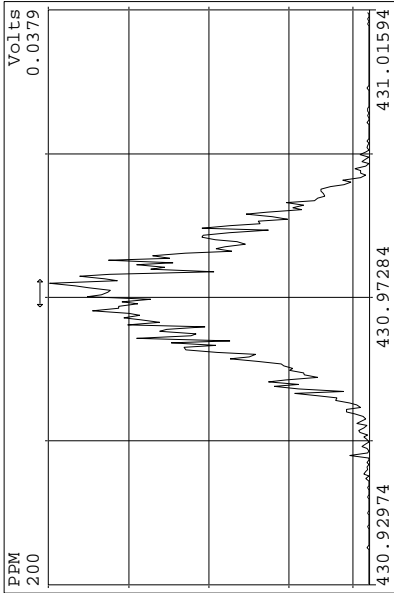
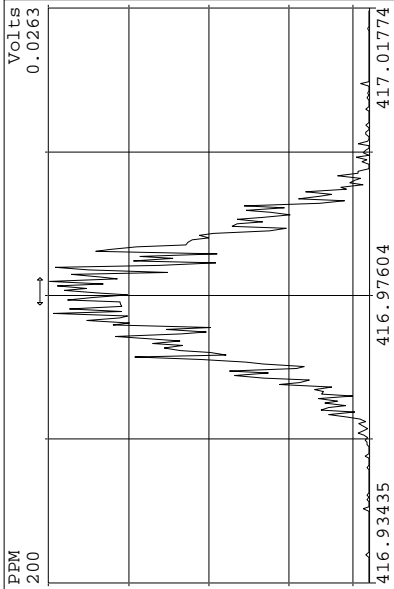
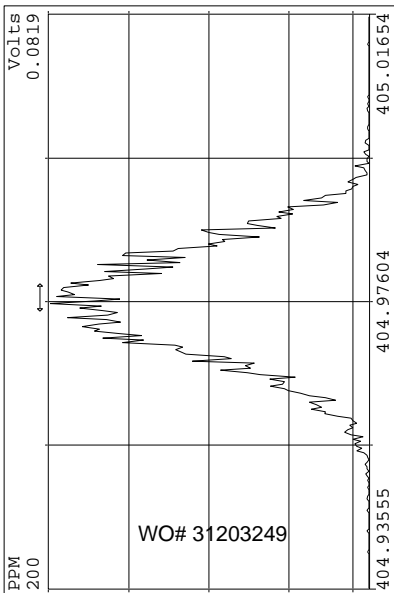
Page 681 of 1185

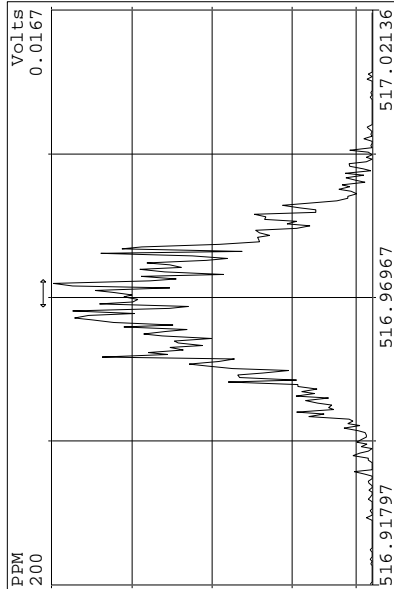
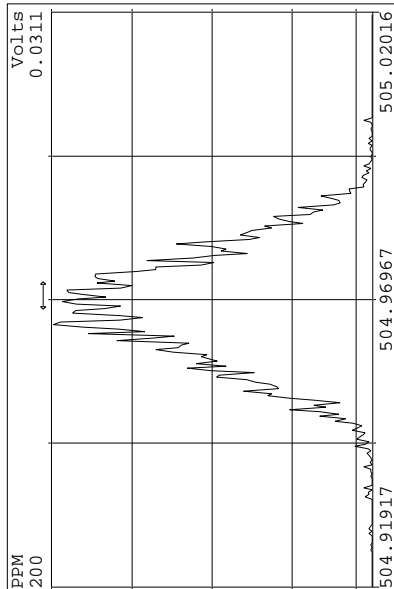
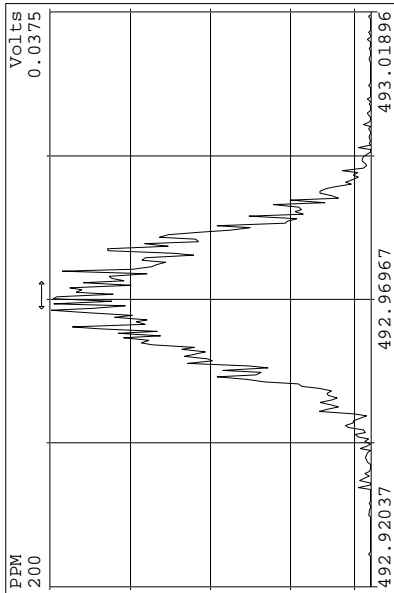
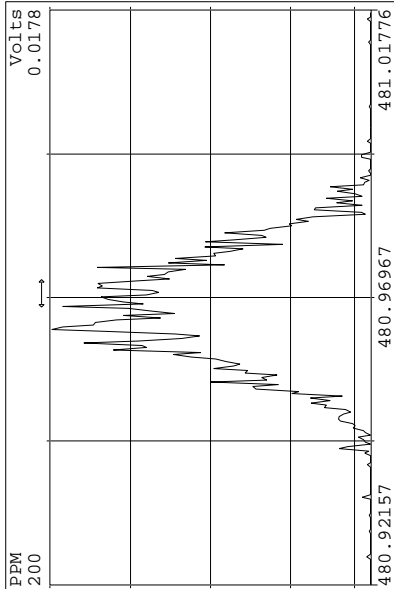
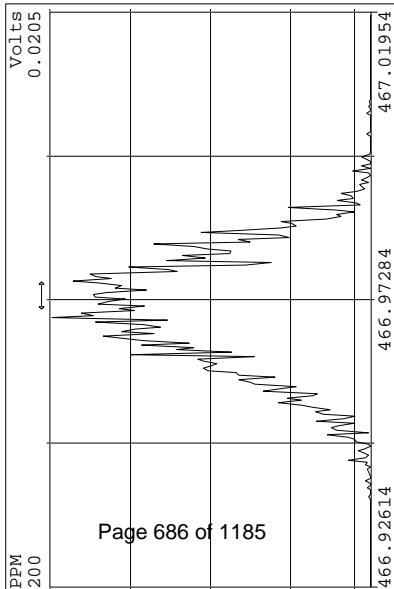
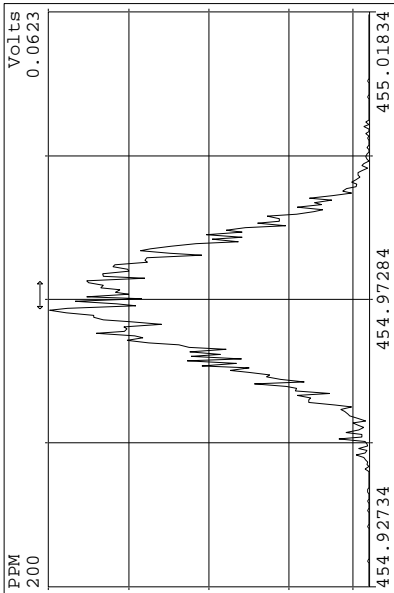
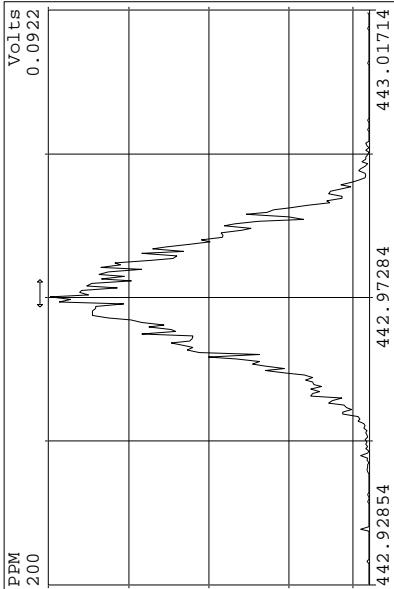
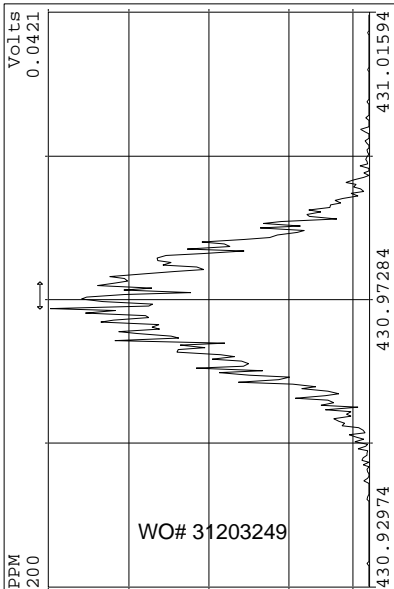












VFXMS-100212a-confirm

Sample List Report

MassLynx 4.1

Sample List: C:\MassLynx\Default.pro\Sampledb\c02oct12a_Curve.SPL
Last Modified: Thursday, November 01, 2012 11:51:09 Eastern Daylight Time
Printed: Thursday, November 01, 2012 11:51:18 Eastern Daylight Time

Page 1 of 3

Page Position (1, 1)

File Name	Bottle	HRD(Batch)	Lab Sample ID	Customer Sample ID	Method	Sample Type
1 c02oct12a-1	Tray01:2	---	Solvent Blank	---	---	Analyte
2 c02oct12a-4	Tray01:5	---	CS0	---	---	Standard
3 c02oct12a-5	Tray01:6	---	CS1	---	---	Standard
4 c02oct12a-6	Tray01:7	---	CS2	---	---	Standard
5 c02oct12a-7	Tray01:8	---	CS3	---	---	Standard
6 c02oct12a-8	Tray01:9	---	CS4	---	---	Standard
7 c02oct12a-9	Tray01:10	---	CS5	---	---	Standard
8 c02oct12a-10	Tray01:11	---	CS6	---	---	Standard

Rev. mm 11/1/12

Sample List Report

MassLynx 4.1

Sample List: C:\MassLynx\Default.pro\Sampledb\c02oct12a_Curve.SPL
Last Modified: Thursday, November 01, 2012 11:51:09 Eastern Daylight Time
Printed: Thursday, November 01, 2012 11:51:18 Eastern Daylight Time

Page 2 of 3

Page Position (2, 1)

MS File	Inlet File	Experiment	Conditions	Process	Process Options
Dx_VF-XMS_Tetradecane_AP	Dx_VF-XMS	Dx_VF-XMS_Tetradecane_AP	Dx_VF-XMS	ResolutionCheck	c:\res_dbdiox.dat
Dx_VF-XMS_Tetradecane_AP	Dx_VF-XMS	Dx_VF-XMS_Tetradecane_AP	Dx_VF-XMS	---	---
Dx_VF-XMS_Tetradecane_AP	Dx_VF-XMS	Dx_VF-XMS_Tetradecane_AP	Dx_VF-XMS	---	---
Dx_VF-XMS_Tetradecane_AP	Dx_VF-XMS	Dx_VF-XMS_Tetradecane_AP	Dx_VF-XMS	---	---
Dx_VF-XMS_Tetradecane_AP	Dx_VF-XMS	Dx_VF-XMS_Tetradecane_AP	Dx_VF-XMS	---	---
Dx_VF-XMS_Tetradecane_AP	Dx_VF-XMS	Dx_VF-XMS_Tetradecane_AP	Dx_VF-XMS	---	---
Dx_VF-XMS_Tetradecane_AP	Dx_VF-XMS	Dx_VF-XMS_Tetradecane_AP	Dx_VF-XMS	---	---
Dx_VF-XMS_Tetradecane_AP	Dx_VF-XMS	Dx_VF-XMS_Tetradecane_AP	Dx_VF-XMS	---	---

Sample List Report**MassLynx 4.1**

Sample List: C:\MassLynx\Default.pro\Sampledb\c02oct12a_Curve.SPL
Last Modified: Thursday, November 01, 2012 11:51:09 Eastern Daylight Time
Printed: Thursday, November 01, 2012 11:51:18 Eastern Daylight Time

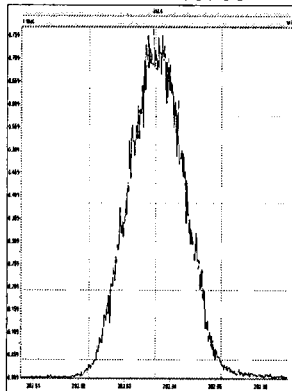
Page 3 of 3

Page Position (3, 1)

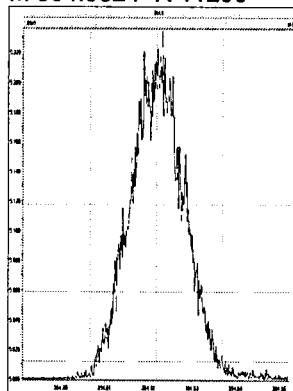
Ax Conc.	ES Conc.	CS Conc.	JS Conc.	User	Instrument
.25	100	100	100	JHL	HRMS3
.25	100	100	100	JHL	HRMS3
.5	100	100	100	JHL	HRMS3
2	100	100	100	JHL	HRMS3
10	100	100	100	JHL	HRMS3
40	100	100	100	JHL	HRMS3
200	100	100	100	JHL	HRMS3
500	100	100	100	JHL	HRMS3

Printed: Tuesday, October 02, 2012 10:36:18 Eastern Daylight Time

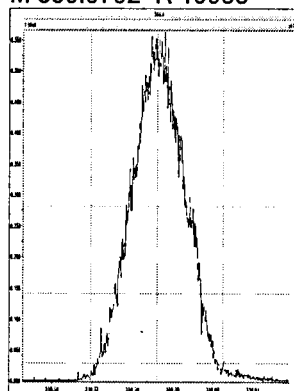
M 292.9824 R 10756



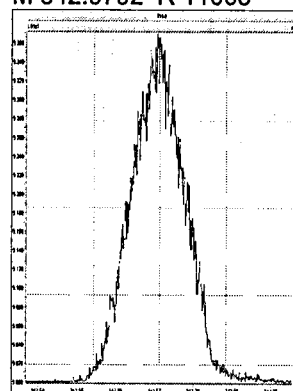
M 304.9824 R 11290



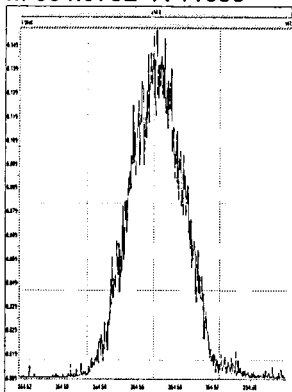
M 330.9792 R 10988



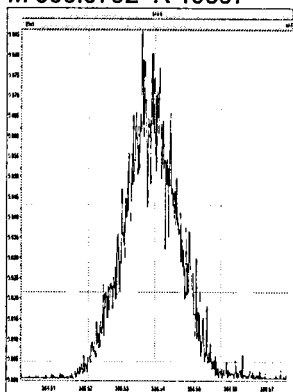
M 342.9792 R 11063



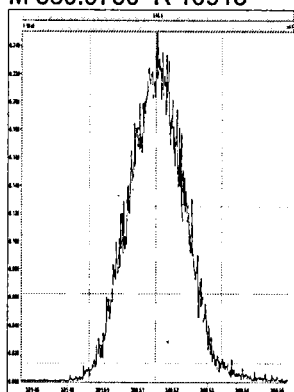
M 354.9792 R 11633



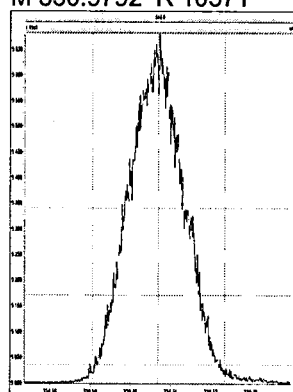
M 366.9792 R 10897



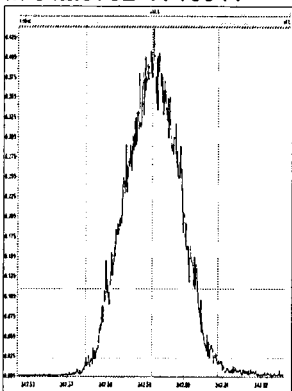
M 380.9760 R 10918



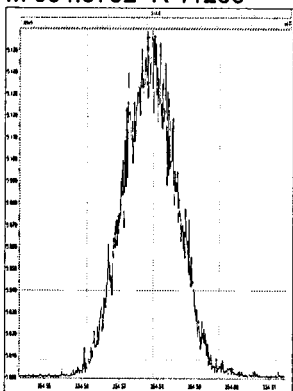
M 330.9792 R 10571



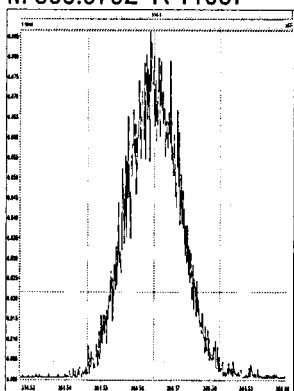
M 342.9792 R 10941



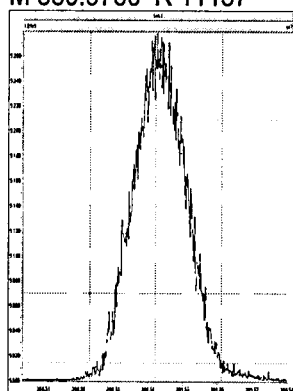
M 354.9792 R 11286



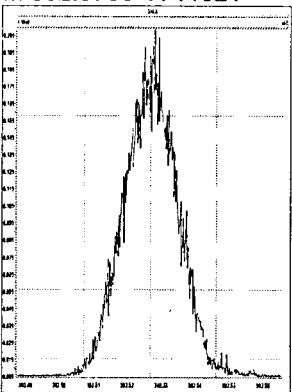
M 366.9792 R 11067



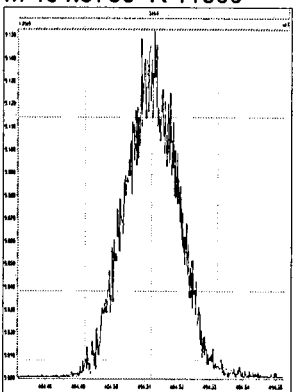
M 380.9760 R 11137



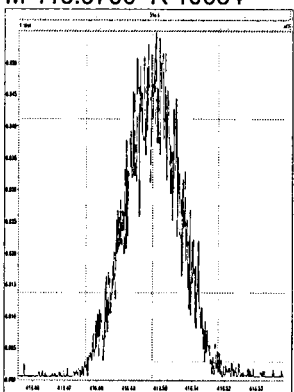
M 392.9760 R 11521



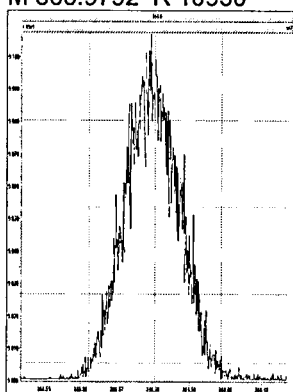
M 404.9760 R 11560



M 416.9760 R 10684

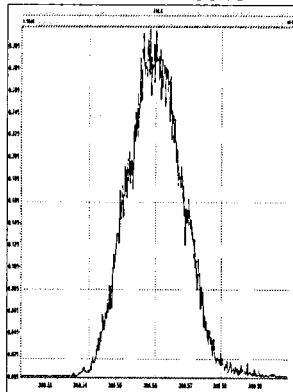


M 366.9792 R 10930

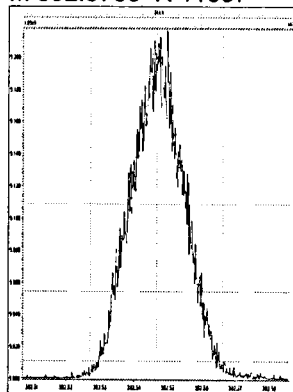


Printed: Tuesday, October 02, 2012 10:36:18 Eastern Daylight Time

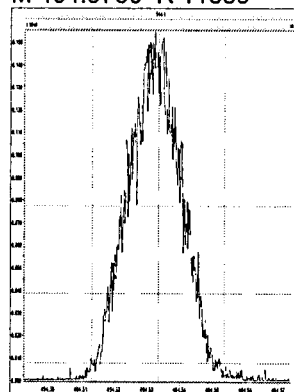
M 380.9760 R 10940



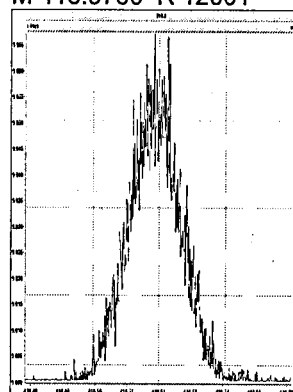
M 392.9760 R 11337



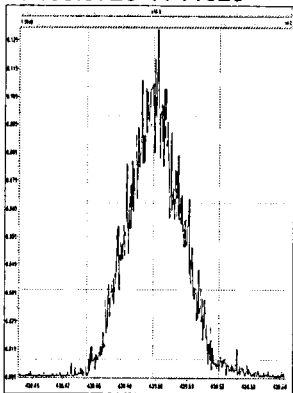
M 404.9760 R 11389



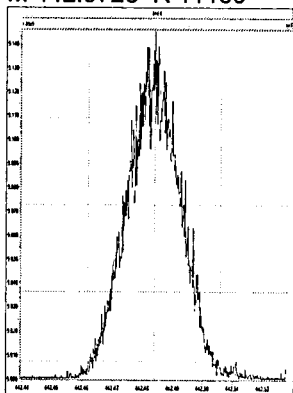
M 416.9760 R 12001



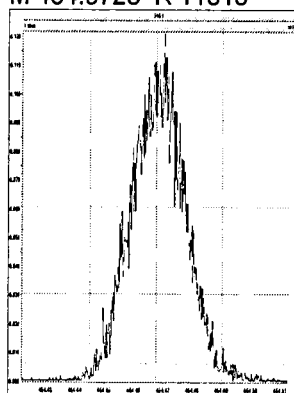
M 430.9728 R 11629



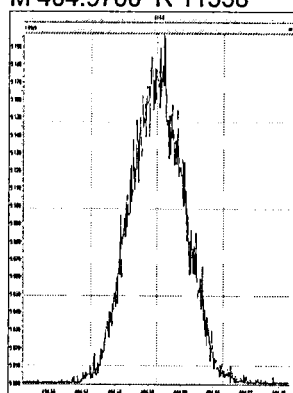
M 442.9728 R 11160



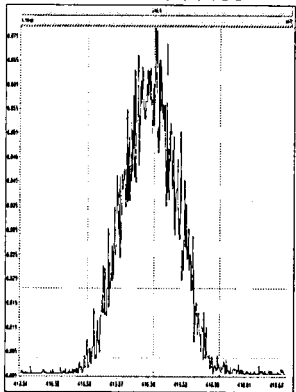
M 454.9728 R 11315



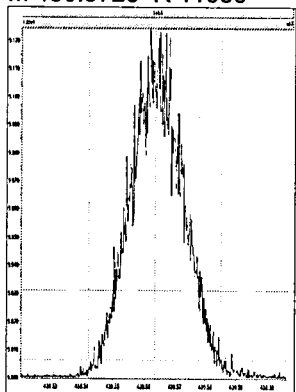
M 404.9760 R 11338



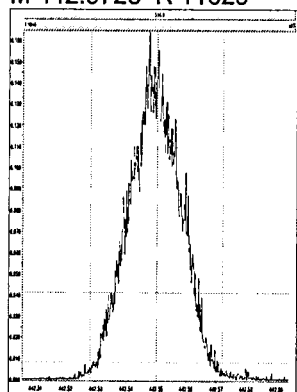
M 416.9760 R 11499



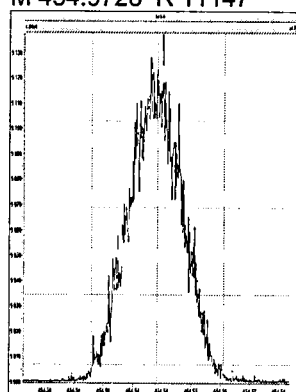
M 430.9728 R 11086



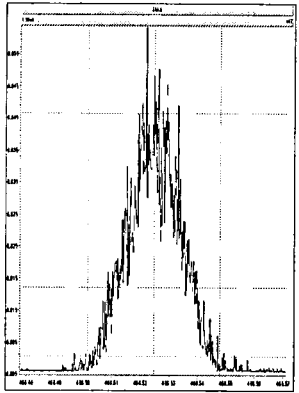
M 442.9728 R 11629



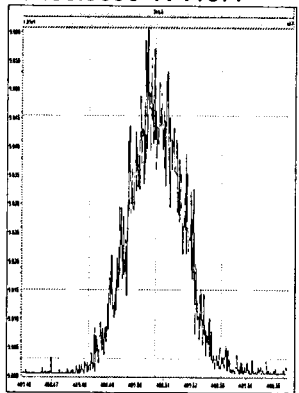
M 454.9728 R 11147



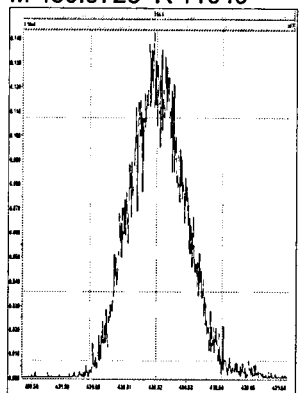
M 466.9728 R 11820



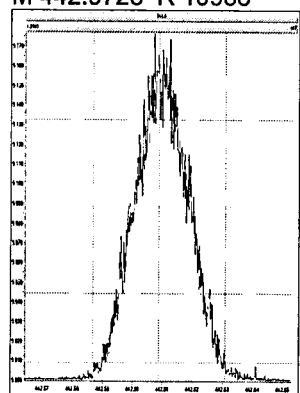
M 480.9696 R 11677



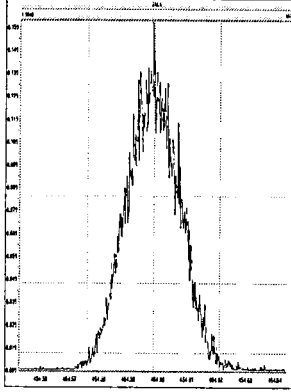
M 430.9728 R 11049



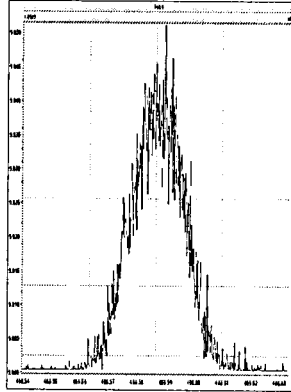
M 442.9728 R 10988



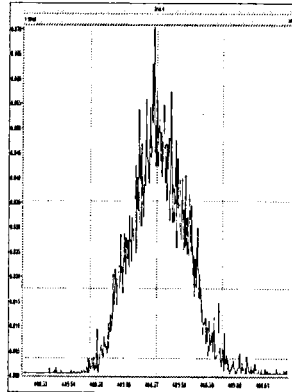
M 454.9728 R 11550



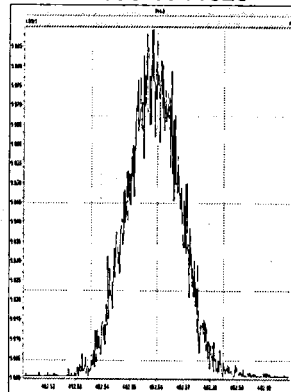
M 466.9728 R 11709



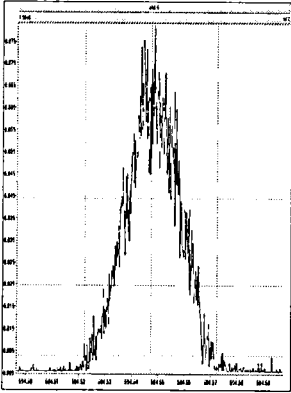
M 480.9696 R 11218



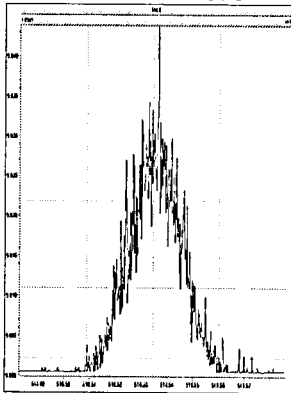
M 492.9696 R 11628



M 504.9696 R 11937



M 516.9697 R 12376



Resplot retained at 18:55

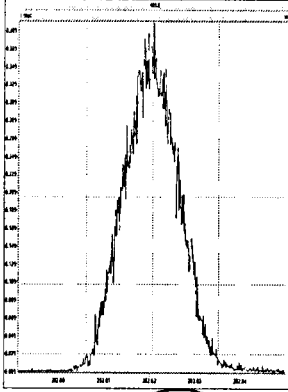
Resolution Check Report

MassLynx 4.1

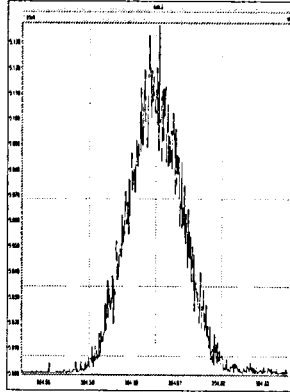
mm 1/1/12 Page 1 of 3

Printed: Tuesday, October 02, 2012 17:15:01 Eastern Daylight Time

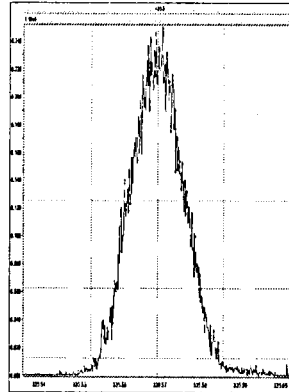
M 292.9824 R 10825



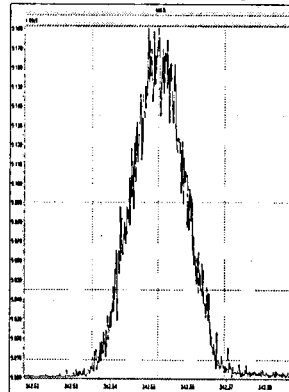
M 304.9824 R 11112



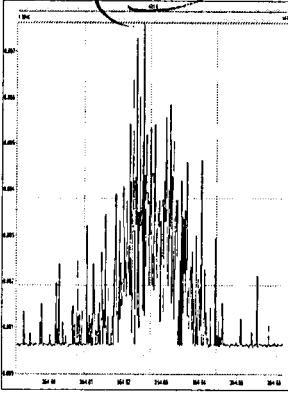
M 330.9792 R 11402



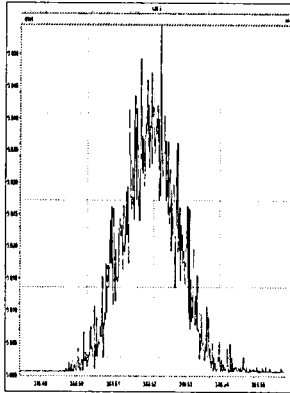
M 342.9792 R 11576



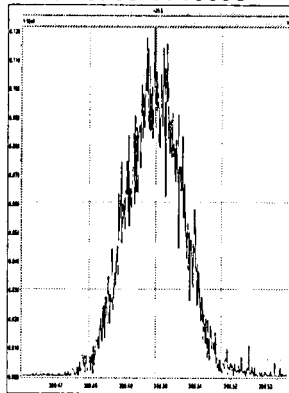
M 354.9792 R 0



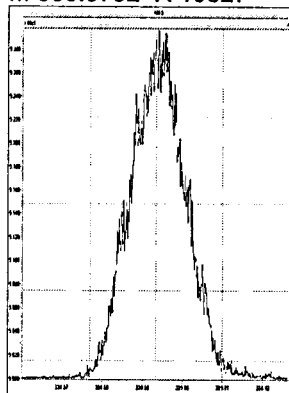
M 366.9792 R 12014



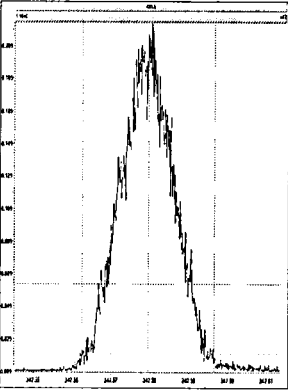
M 380.9760 R 10893



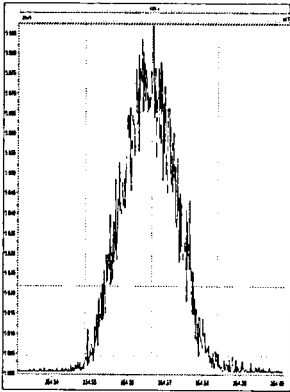
M 330.9792 R 10827



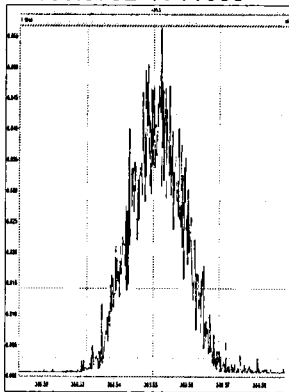
M 342.9792 R 11214



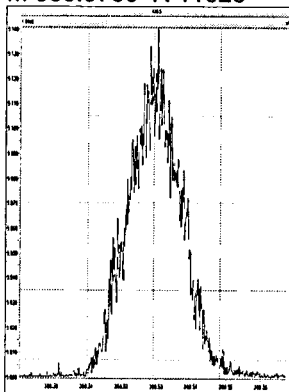
M 354.9792 R 11659



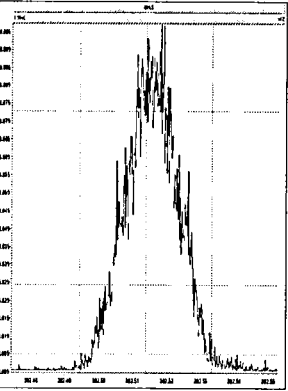
M 366.9792 R 11655



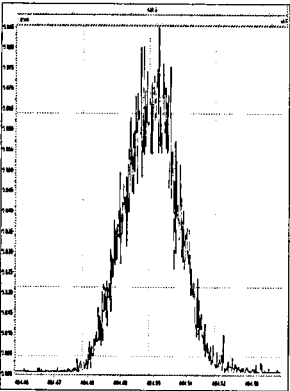
M 380.9760 R 11026



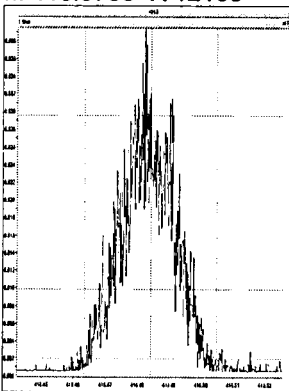
M 392.9760 R 11601



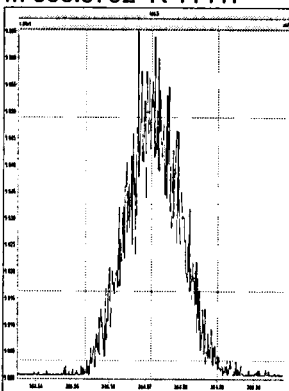
M 404.9760 R 11186



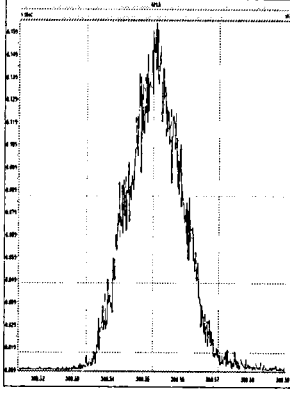
M 416.9760 R 12168



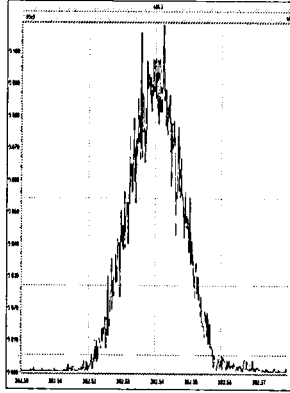
M 366.9792 R 11417



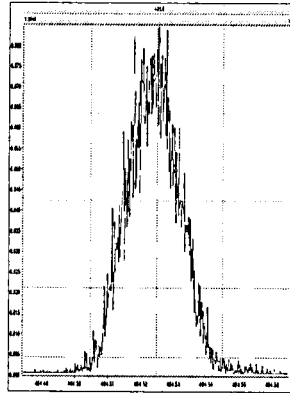
M 380.9760 R 11338



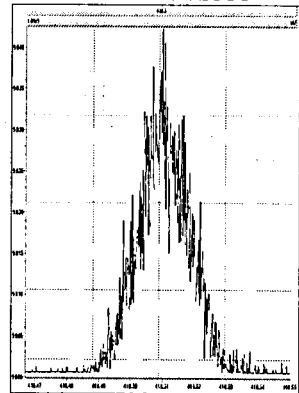
M 392.9760 R 11921



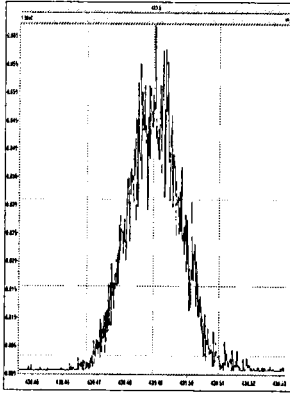
M 404.9760 R 11499



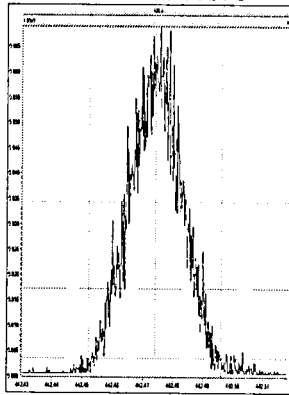
M 416.9760 R 12533



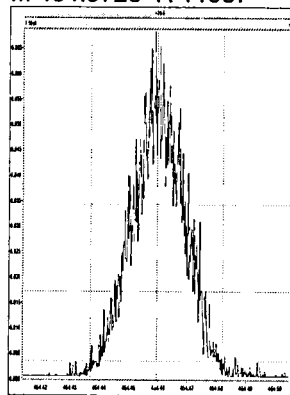
M 430.9728 R 12048



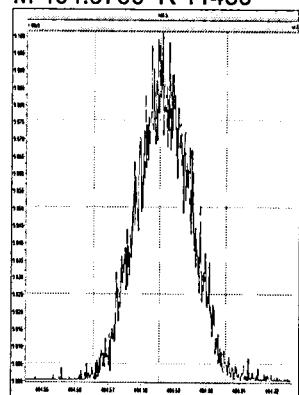
M 442.9728 R 11576



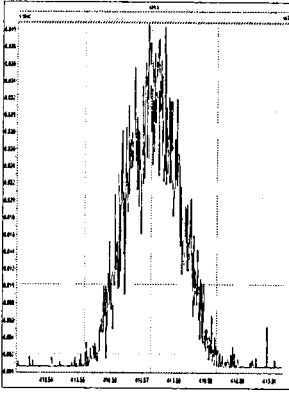
M 454.9728 R 11957



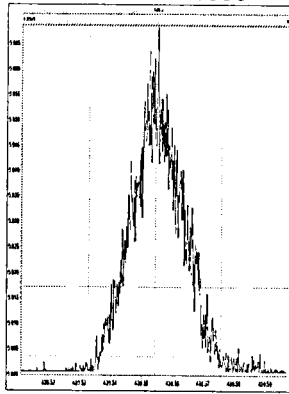
M 404.9760 R 11430



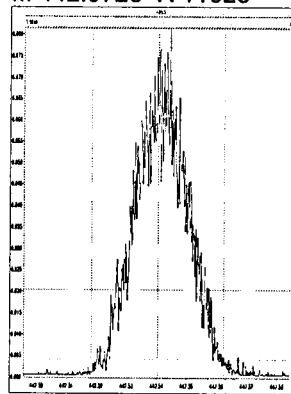
M 416.9760 R 11476



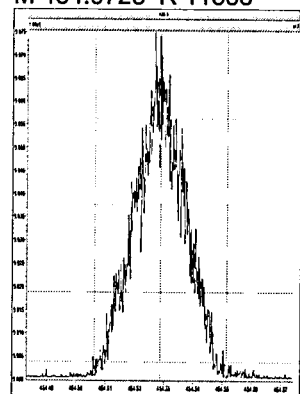
M 430.9728 R 11536



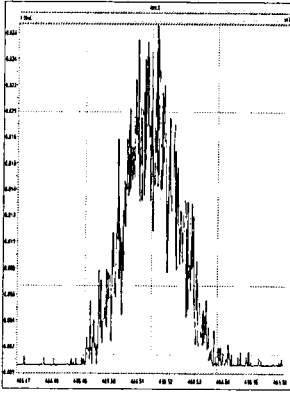
M 442.9728 R 11628



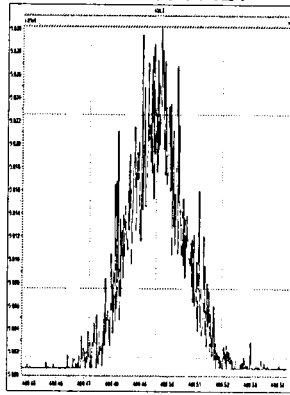
M 454.9728 R 11585



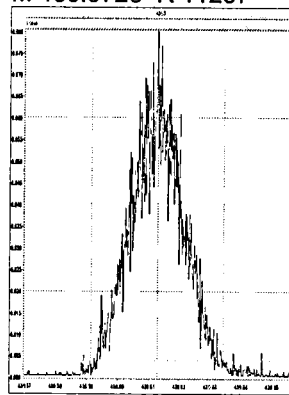
M 466.9728 R 11860



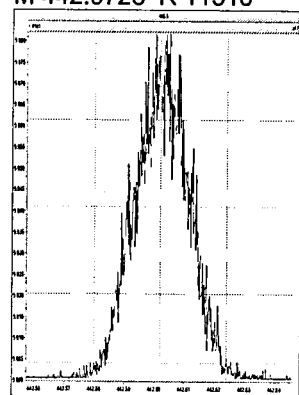
M 480.9696 R 11421



M 430.9728 R 11237

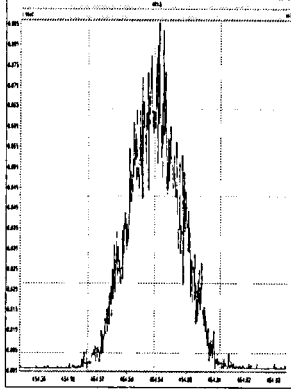


M 442.9728 R 11516

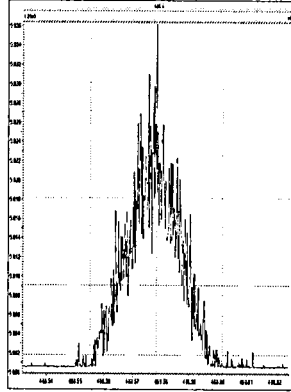


Printed: Tuesday, October 02, 2012 17:15:01 Eastern Daylight Time

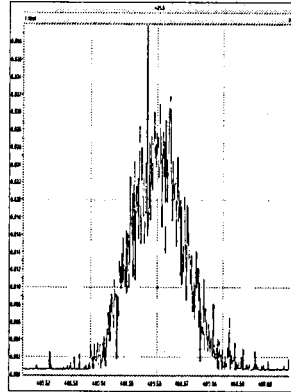
M 454.9728 R 11908



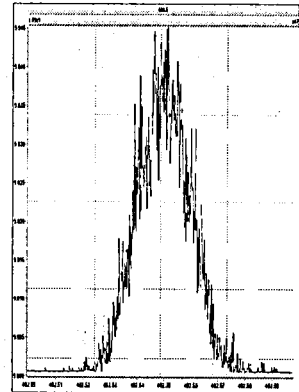
M 466.9728 R 12081



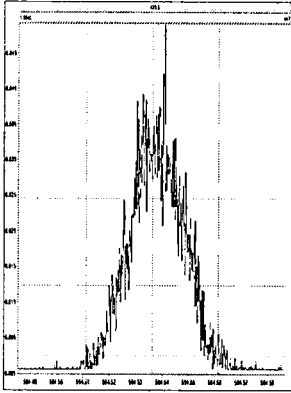
M 480.9696 R 11794



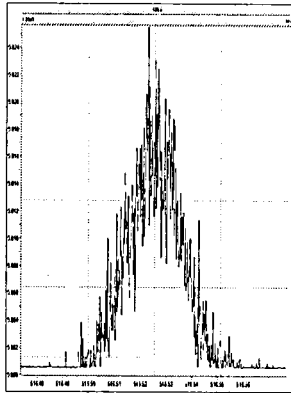
M 492.9696 R 11657



M 504.9696 R 11520

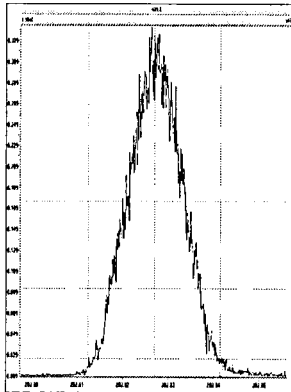


M 516.9697 R 12782

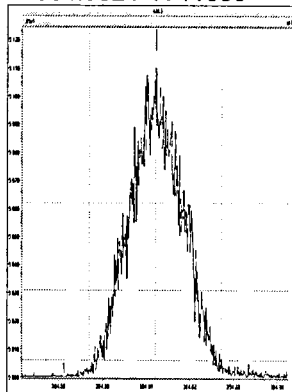


Printed: Tuesday, October 02, 2012 18:55:32 Eastern Daylight Time

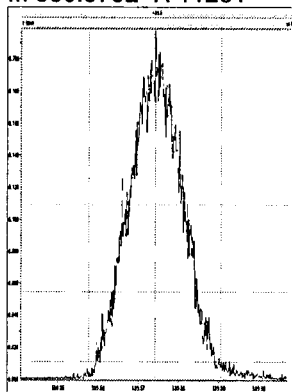
M 292.9824 R 10946



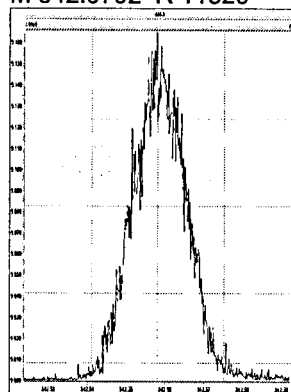
M 304.9824 R 11550



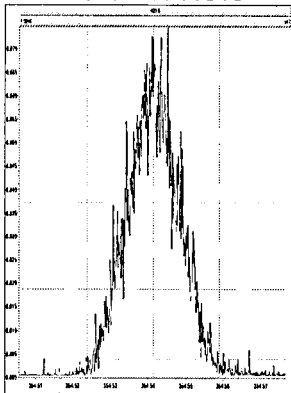
M 330.9792 R 11261



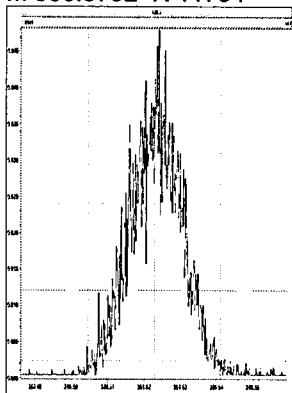
M 342.9792 R 11320



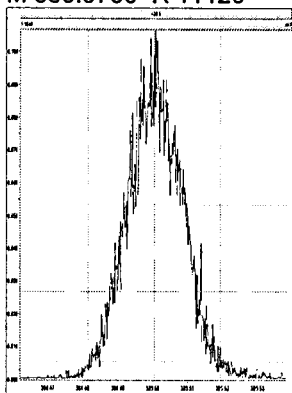
M 354.9792 R 11818



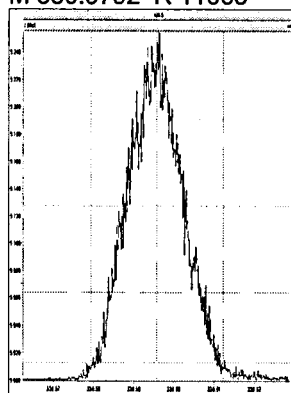
M 366.9792 R 11794



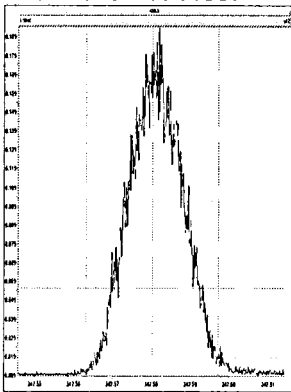
M 380.9760 R 11120



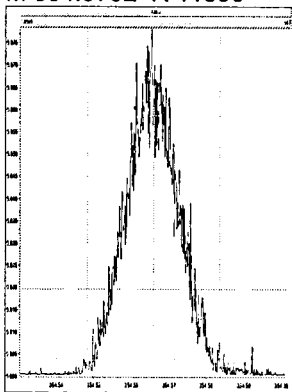
M 330.9792 R 11065



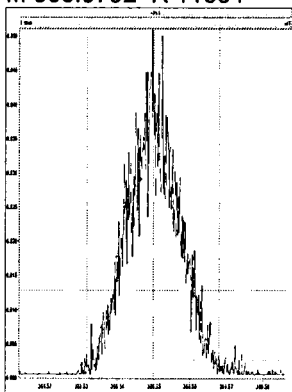
M 342.9792 R 11557



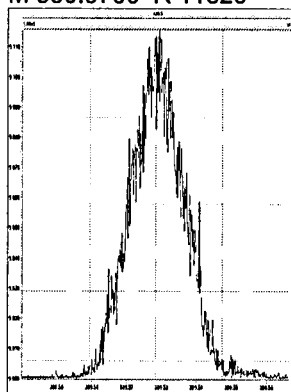
M 354.9792 R 11390



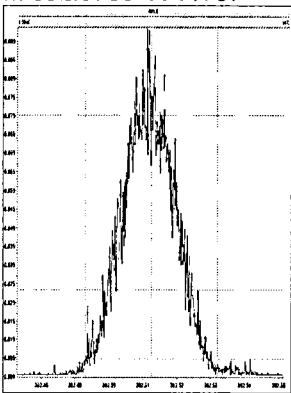
M 366.9792 R 11834



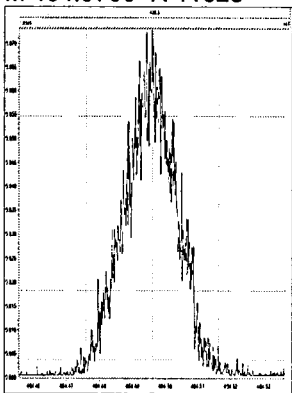
M 380.9760 R 11820



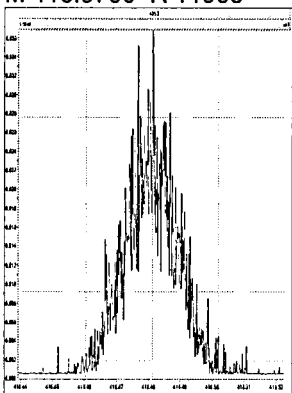
M 392.9760 R 11737



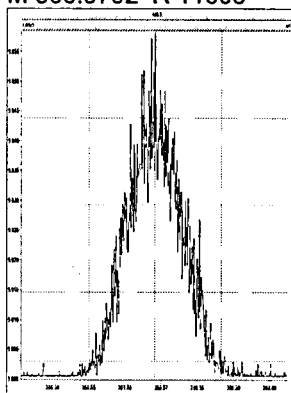
M 404.9760 R 11628



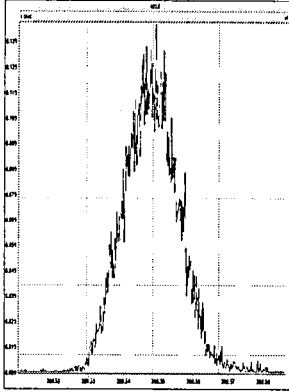
M 416.9760 R 11963



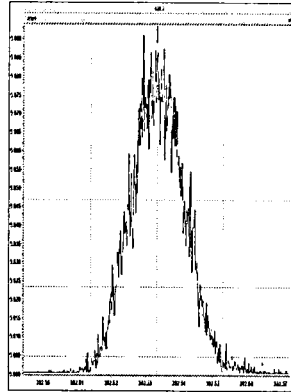
M 366.9792 R 11608



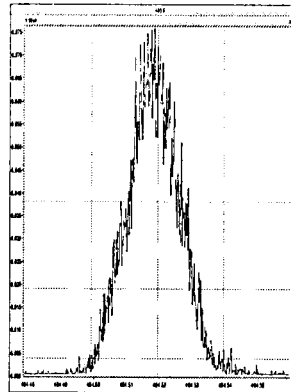
M 380.9760 R 11087



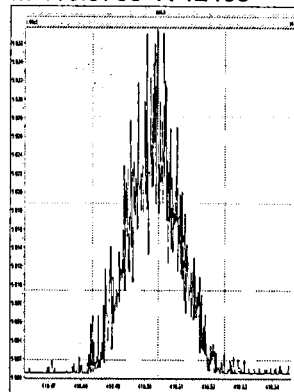
M 392.9760 R 11161



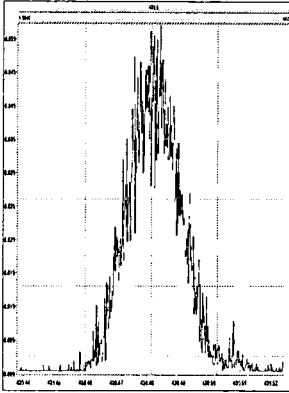
M 404.9760 R 11286



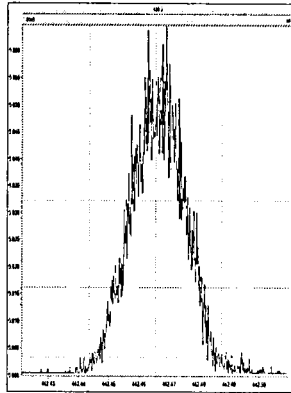
M 416.9760 R 12486



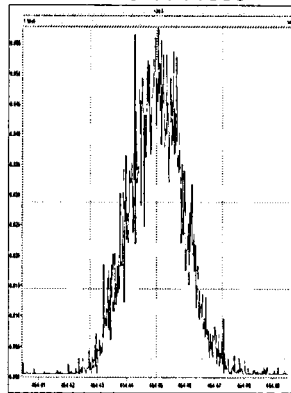
M 430.9728 R 12191



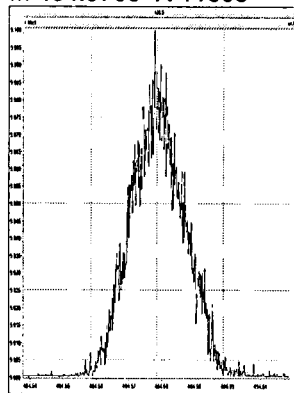
M 442.9728 R 11540



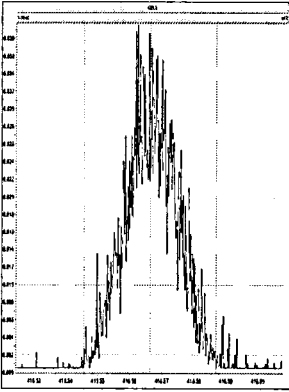
M 454.9728 R 11039



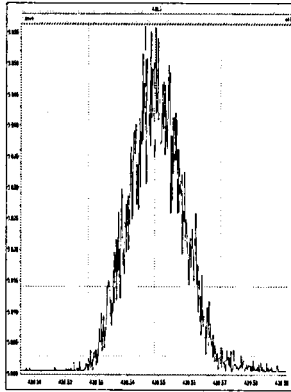
M 404.9760 R 11608



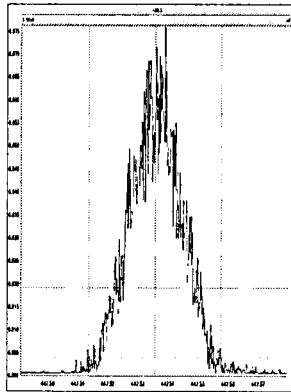
M 416.9760 R 11665



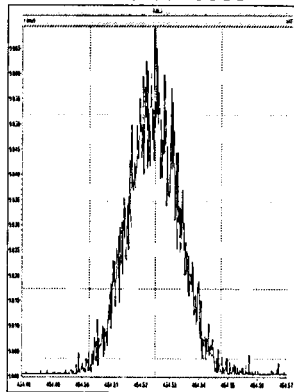
M 430.9728 R 11594



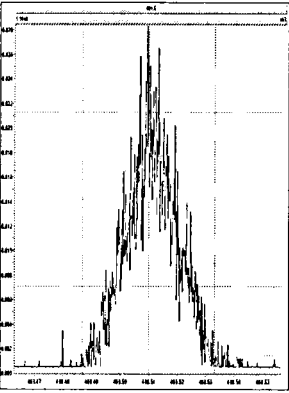
M 442.9728 R 12109



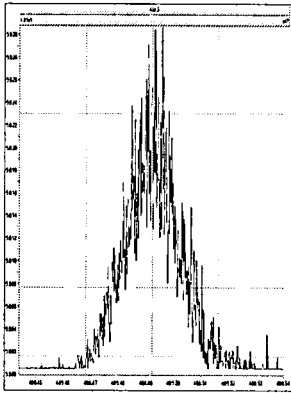
M 454.9728 R 10933



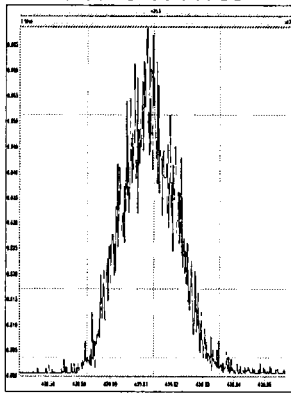
M 466.9728 R 12559



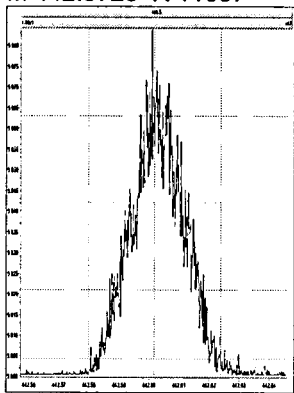
M 480.9696 R 11932



M 430.9728 R 11739

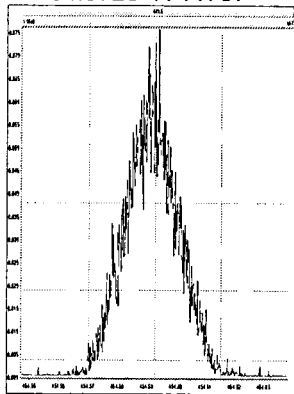


M 442.9728 R 11657

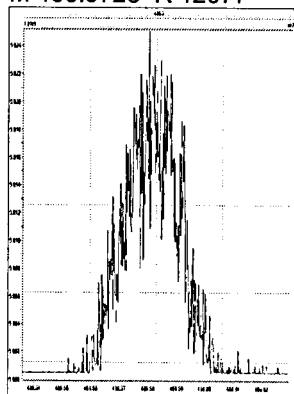


Printed: Tuesday, October 02, 2012 18:55:32 Eastern Daylight Time

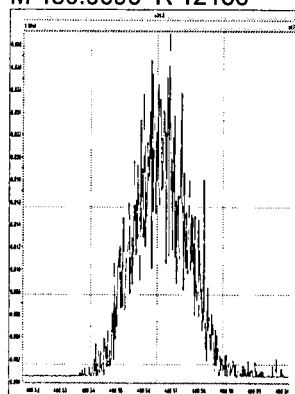
M 454.9728 R 11787



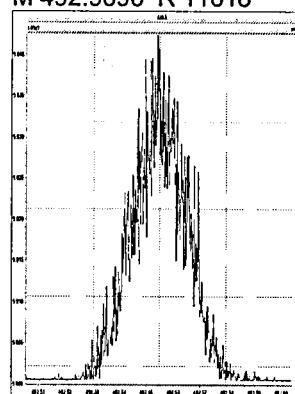
M 466.9728 R 12077



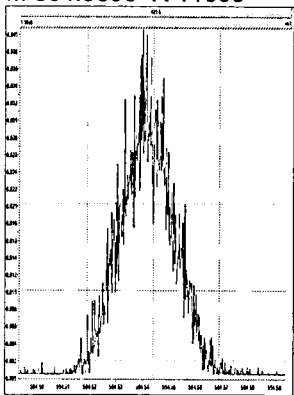
M 480.9696 R 12136



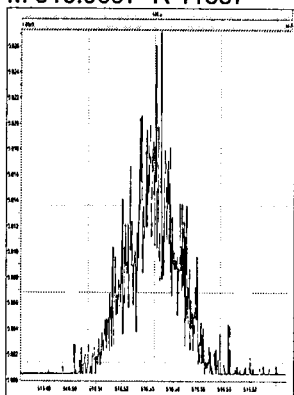
M 492.9696 R 11618



M 504.9696 R 11603



M 516.9697 R 11857



Quantify Compound Summary Report MassLynx 4.1
 ### CF ICAL Summary ###

Dataset: C:\MassLynx\Default.pro\Curved\b\c02oct12a_Confirm-TD.qld
 Last Altered: Wednesday, October 31, 2012 15:37:41 Eastern Daylight Time
 Printed: Wednesday, October 31, 2012 15:40:28 Eastern Daylight Time

1203249

Method: Untitled 21 Aug 2012 13:21:20
 Calibration: C:\MassLynx\Default.pro\Curved\b\VFxms-100212a_Confirm-TD.cdb 31 Oct 2012 15:37:39

Compound name: 2378-TCDF
 Response Factor: 1.21803 ✓
 RRF SD: 0.0732841, Relative SD: 6.01663
 Response type: Internal Std (Ref 2), Area * (IS Conc. / IS Area)
 Curve type: RF

Filename	Sample ID	Response	Ion1Area	Ion2Area	RA	RAFail?	RT	pg/uL	RRF	Height1	Noise1	SN1	Height2	Noise2	SN2	Acq.Date	Acq.Time
c02oct12a-4	CS0	2.784e3	1.226e3	1.558e3	0.79	NO	21.54	0.250	1.323	1.835e4	471	39.0	2.472e4	603	41.0	02-Oct-12	10:36:23
c02oct12a-5	CS1	5.249e3	2.312e3	2.937e3	0.79	NO	21.52	0.500	1.268	3.227e4	419	76.9	4.846e4	630	76.9	02-Oct-12	11:22:39
c02oct12a-6	CS2	2.115e4	9.292e3	1.186e4	0.78	NO	21.54	2.000	1.287	1.327e5	417	318.1	1.665e5	545	305.4	02-Oct-12	12:09:00
c02oct12a-7	CS3	9.967e4	4.469e4	5.498e4	0.81	NO	21.54	10.000	1.193	6.433e5	476	1352.0	7.712e5	594	1299.1	02-Oct-12	12:55:31
c02oct12a-8	CS4	3.844e5	1.712e5	2.131e5	0.80	NO	21.55	40.000	1.147	2.481e6	577	4296.6	3.066e6	728	4212.6	02-Oct-12	13:41:53
c02oct12a-9	CS5	2.042e6	9.053e5	1.137e6	0.80	NO	21.54	200.000	1.143	1.351e7	770	1754...	1.692e7	1045	1618...	02-Oct-12	14:28:18
c02oct12a-10	CS6	4.888e6	2.162e6	2.726e6	0.79	NO	21.54	500.000	1.166	3.129e7	1050	2980...	3.929e7	1284	3060...	02-Oct-12	15:14:38

Compound name: ES:13C-2378-TCDF
 Response Factor: 1.65503 ✓
 RRF SD: 0.0497135, Relative SD: 3.00379
 Response type: Internal Std (Ref 3), Area * (IS Conc. / IS Area)
 Curve type: RF

Filename	Sample ID	Response	Ion1Area	Ion2Area	RA	RAFail?	RT	pg/uL	RRF	Height1	Noise1	SN1	Height2	Noise2	SN2	Acq.Date	Acq.Time
c02oct12a-4	CS0	8.420e5	3.738e5	4.682e5	0.80	NO	21.52	100.000	1.621	5.271e6	2436	2163.7	6.638e6	3358	1976.8	02-Oct-12	10:36:23
c02oct12a-5	CS1	8.277e5	3.628e5	4.650e5	0.78	NO	21.51	100.000	1.618	5.207e6	2355	2210.9	6.749e6	1942	3475.6	02-Oct-12	11:22:39
c02oct12a-6	CS2	8.220e5	3.677e5	4.542e5	0.81	NO	21.51	100.000	1.619	5.251e6	1942	2703.3	6.465e6	1567	4126.0	02-Oct-12	12:09:00
c02oct12a-7	CS3	8.353e5	3.704e5	4.649e5	0.80	NO	21.52	100.000	1.695	5.265e6	2327	2262.0	6.662e6	1889	3526.9	02-Oct-12	12:55:31
c02oct12a-8	CS4	8.378e5	3.697e5	4.681e5	0.79	NO	21.52	100.000	1.623	5.464e6	2110	2599.7	6.857e6	1637	4189.4	02-Oct-12	13:41:53
c02oct12a-9	CS5	8.936e5	3.866e5	5.070e5	0.76	NO	21.51	100.000	1.664	5.535e6	2486	2226.7	7.447e6	1640	4540.7	02-Oct-12	14:28:18
c02oct12a-10	CS6	8.385e5	3.667e5	4.718e5	0.78	NO	21.51	100.000	1.746	5.275e6	2077	2540.5	6.852e6	2098	3265.4	02-Oct-12	15:14:38

Quantify Compound Summary Report MassLynx 4.1
 ### CF ICAL Summary ###

Dataset: C:\MassLynx\Default.pro\Curved\b1c02oct12a_Confirm-TD.qld

Last Altered: Wednesday, October 31, 2012 15:37:41 Eastern Daylight Time
 Printed: Wednesday, October 31, 2012 15:40:28 Eastern Daylight Time

Compound name: JS:13C-1234-TCDD

Response Factor: 1
 RRF SD: 1.6342e-016, Relative SD: 1.6342e-014
 Response type: Internal Std (Ref 3), Area * (IS Conc. / IS Area)
 Curve type: RF

Filename	Sample ID	Response	Ion1Area	Ion2Area	RA	RAFail?	RT	pg/uL	RRF	Height1	Noise1	SN1	Height2	Noise2	SN2	Acq.Date	Acq.Time	M
c02oct12a-4	CS0	5.194e5	2.259e5	2.935e5	0.77	NO	21.43	100.000	1.000	3.185e6	3234	984.6	4.255e6	3549	1198.9	02-Oct-12	10:36:23	bb
c02oct12a-5	CS1	5.116e5	2.345e5	2.772e5	0.85	NO	21.42	100.000	1.000	3.251e6	2080	1563.2	3.858e6	1231	3133.7	02-Oct-12	11:22:39	bb
c02oct12a-6	CS2	5.078e5	2.289e5	2.790e5	0.82	NO	21.42	100.000	1.000	3.161e6	2413	1309.6	3.911e6	1317	2968.3	02-Oct-12	12:09:00	bb
c02oct12a-7	CS3	4.929e5	2.216e5	2.713e5	0.82	NO	21.43	100.000	1.000	3.172e6	2257	1405.4	3.736e6	961	3889.1	02-Oct-12	12:55:31	bb
c02oct12a-8	CS4	5.163e5	2.317e5	2.846e5	0.81	NO	21.43	100.000	1.000	3.206e6	2287	1402.1	4.040e6	1300	3107.4	02-Oct-12	13:41:53	bb
c02oct12a-9	CS5	5.369e5	2.415e5	2.954e5	0.82	NO	21.42	100.000	1.000	3.490e6	2280	1530.4	4.164e6	1465	2843.0	02-Oct-12	14:28:18	bb
c02oct12a-10	CS6	4.803e5	2.109e5	2.694e5	0.78	NO	21.42	100.000	1.000	2.938e6	1584	1854.1	3.852e6	1122	3433.2	02-Oct-12	15:14:38	bb

Compound name: Tetrafurans

Response Factor: 1.21803 ✓
 RRF SD: 0.0732841, Relative SD: 6.01663
 Response type: Internal Std (Ref 2), Area * (IS Conc. / IS Area)
 Curve type: RF

Filename	Sample ID	Response	Ion1Area	Ion2Area	RA	RAFail?	RT	pg/uL	RRF	Height1	Noise1	SN1	Height2	Noise2	SN2	Acq.Date	Acq.Time	M
c02oct12a-4	CS0	1.324e3						0.250		2.058e4	471					02-Oct-12	10:36:23	
c02oct12a-5	CS1	2.312e3						0.500		3.227e4	419					02-Oct-12	11:22:39	
c02oct12a-6	CS2	9.475e3						2.000		1.374e5	417					02-Oct-12	12:09:00	
c02oct12a-7	CS3	4.526e4						10.000		6.540e5	476					02-Oct-12	12:55:31	
c02oct12a-8	CS4	1.712e5						40.000		2.481e6	577					02-Oct-12	13:41:53	
c02oct12a-9	CS5	9.053e5						200.000		1.351e7	770					02-Oct-12	14:28:18	
c02oct12a-10	CS6	2.162e6						500.000		3.129e7	1050					02-Oct-12	15:14:38	

Dataset: C:\MassLynx\Default.pro\Curvedb\c02oct12a_Confirm-TD.qld
 Last Altered: Wednesday, October 31, 2012 15:37:41 Eastern Daylight Time
 Printed: Wednesday, October 31, 2012 15:40:28 Eastern Daylight Time

Method: Untitled 21 Aug 2012 13:21:20
 Calibration: C:\MassLynx\Default.pro\Curvedb\VF\Xms-100212a_Confirm-TD.cdb 31 Oct 2012 15:37:39

Name: c02oct12a-4
 ID: CS0
 Date: 02-Oct-2012
 Time: 10:36:23
 Submitter:
 Task: HRMS3

Handwritten notes:
 2.378 TCDF RRF
 $\frac{(2781)(1.0)}{(842000)(0.25)} = 1.325$ ✓
 gen. m. 11/1/12

Name	Response	Ion1Area	Ion2Area	RA	RAFail?	RT	RRF	RRF	RRF	%RSD	Height1	Noise1	Height2	Noise2	SN1	SN2	M
1.2378-TCDF	2.784e3	1.226e3	1.558e3	0.79	NO	21.54	1.323	1.218	1.218	6.0	1.835e4	470.6	2.472e4	602.9	39.0	41.0	bb
2.ES:13C-2378-TCDF	8.420e5	3.738e5	4.682e5	0.80	NO	21.52	1.621	1.655	1.655	3.0	5.271e6	2436.1	6.638e6	3358.1	2163.7	1976.8	bb
3.JS:13C-1234-TCDD	5.194e5	2.259e5	2.935e5	0.77	NO	21.43	1.000	1.000	1.000	0.0	3.185e6	3234.4	4.255e6	3549.2	984.6	1198.9	bb
4.Tetrafurans		1.324e3							1.218	6.0	2.058e4	470.6					
5.F1 Lock Mass																	

Dataset: C:\MassLynx\Default.pro\Curvedb\c02oct12a_Confirm-TD.qld

Last Altered: Wednesday, October 31, 2012 15:37:41 Eastern Daylight Time
Printed: Wednesday, October 31, 2012 15:40:28 Eastern Daylight Time

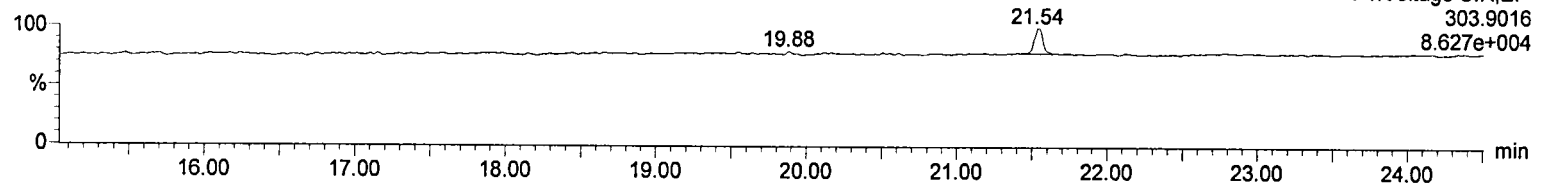
Method: Untitled 21 Aug 2012 13:21:20

Calibration: C:\MassLynx\Default.pro\Curvedb\VFXms-100212a_Confirm-TD.cdb 31 Oct 2012 15:37:39

Name: c02oct12a-4, ID: CS0, Date: 02-Oct-2012, Time: 10:36:23, Submitter: , Task: HRMS3

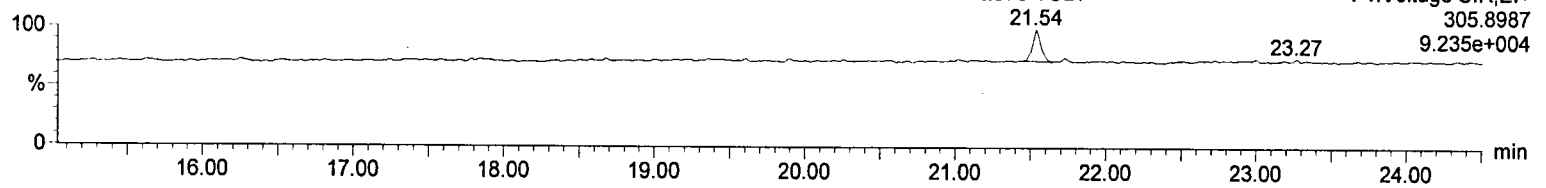
2378-TCDF

c02oct12a-4



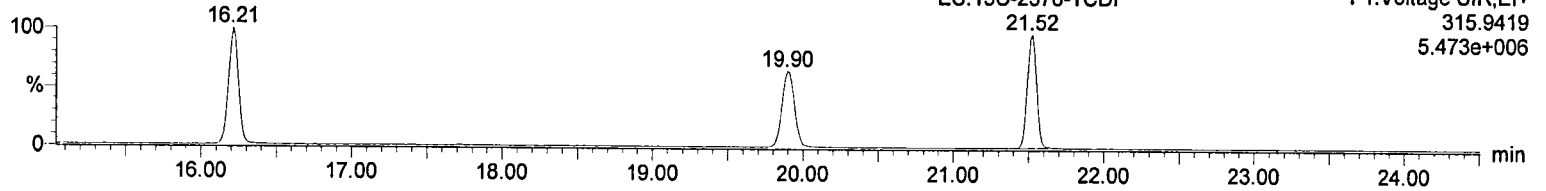
2378-TCDF

c02oct12a-4



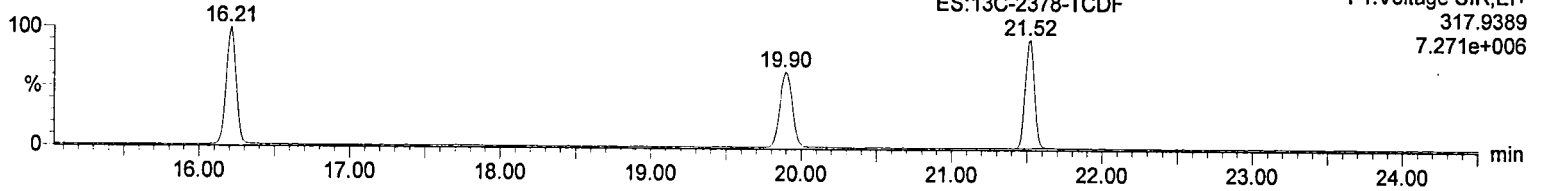
ES:13C-2378-TCDF

c02oct12a-4



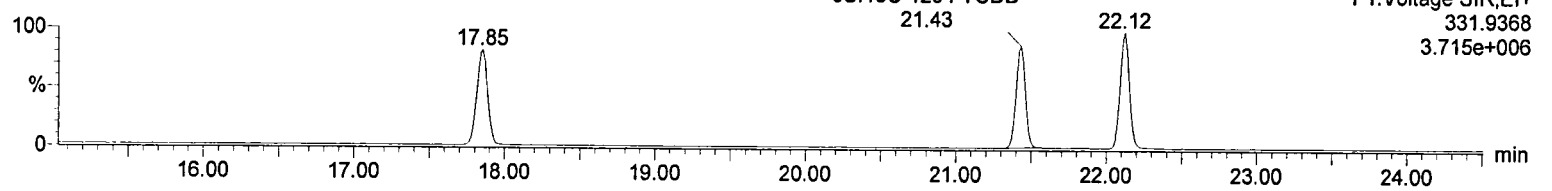
ES:13C-2378-TCDF

c02oct12a-4



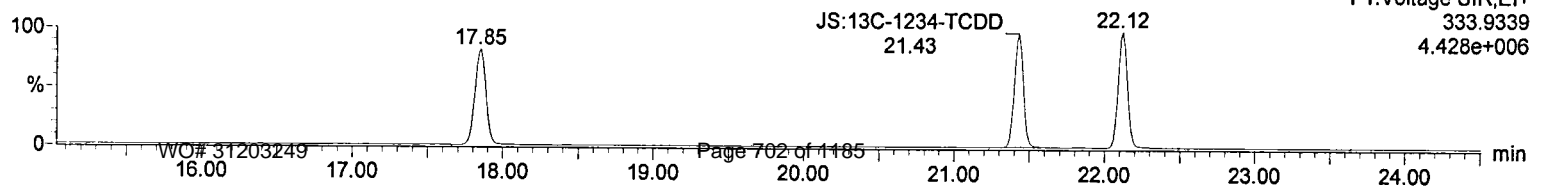
JS:13C-1234-TCDD

c02oct12a-4



JS:13C-1234-TCDD

c02oct12a-4



Dataset: C:\MassLynx\Default.pro\Curved\b\c02oct12a_Confirm-TD.qld
 Last Altered: Wednesday, October 31, 2012 15:37:41 Eastern Daylight Time
 Printed: Wednesday, October 31, 2012 15:40:28 Eastern Daylight Time

Name: c02oct12a-5
 ID: CS1
 Date: 02-Oct-2012
 Time: 11:22:39
 Submitter:
 Task: HRMS3

1.18
 (827750) (1.50) RRS
 (511600) (1.50)
 (827750) (1.50) RRS
 11/1/12

Name	Response	Ion1Area	Ion2Area	RA	RAFail?	RT	RRF	Ical	RRF	%RSD	Height1	Noise1	Height2	Noise2	SN1	SN2	M
1 2378-TCDF	5.249e3	2.312e3	2.937e3	0.79	NO	21.52	1.268	1.218	6.0	3.227e4	419.3	4.846e4	629.9	76.9	76.9	bb	
2 ES:13C-2378-TCDF	8.277e5	3.626e5	4.650e5	0.78	NO	21.51	1.618	1.655	3.0	5.207e6	2355.1	6.749e6	1941.7	2210.9	3475.6	bb	
3 JS:13C-1234-TCDD	5.116e5	2.345e5	2.772e5	0.85	NO	21.42	1.000	1.000	0.0	3.251e6	2079.6	3.858e6	1231.1	1563.2	3133.7	bb	
4 Tetrafurans																	
5 F1 Lock Mass		2.312e3						1.218	6.0	3.227e4	419.3						

Dataset: C:\MassLynx\Default.pro\Curvedb\c02oct12a_Confirm-TD.qld

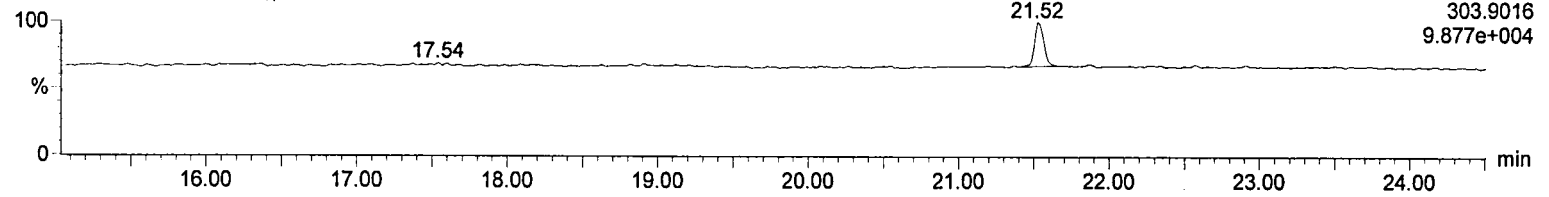
Last Altered: Wednesday, October 31, 2012 15:37:41 Eastern Daylight Time

Printed: Wednesday, October 31, 2012 15:40:28 Eastern Daylight Time

Name: c02oct12a-5, ID: CS1, Date: 02-Oct-2012, Time: 11:22:39, Submitter: , Task: HRMS3

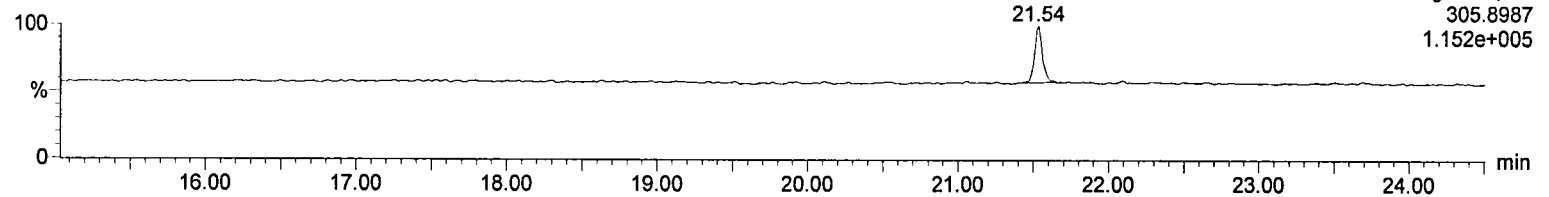
2378-TCDF

c02oct12a-5



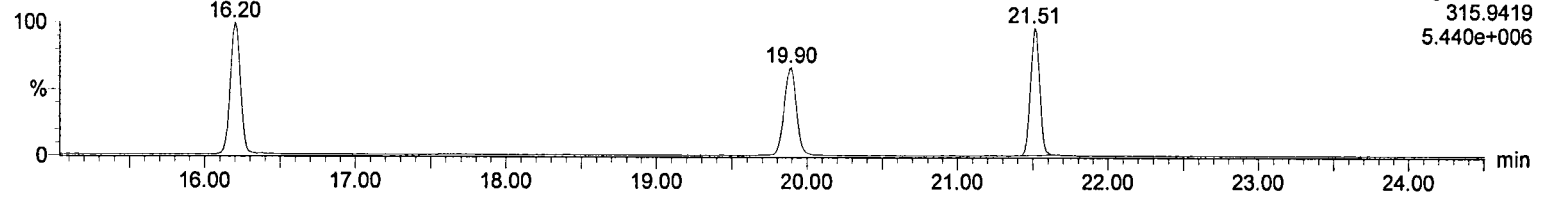
2378-TCDF

c02oct12a-5



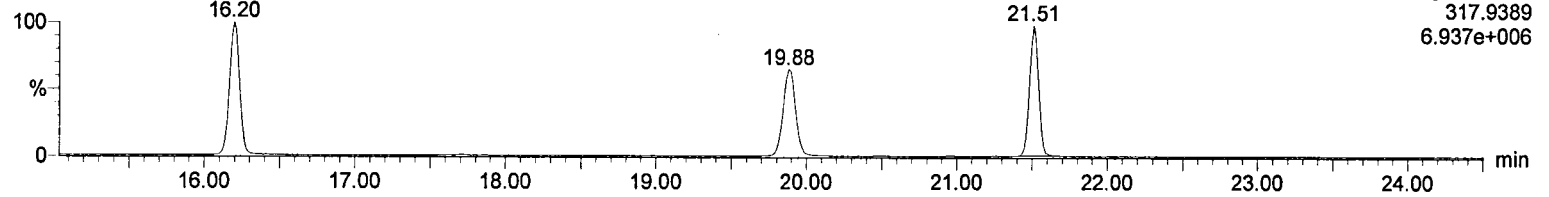
ES:13C-2378-TCDF

c02oct12a-5



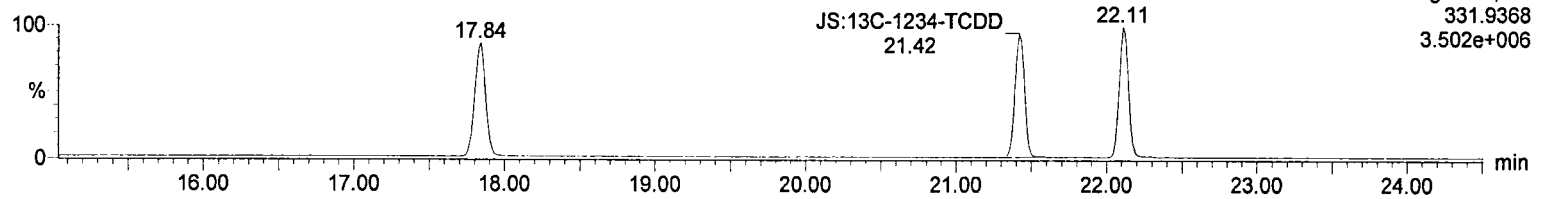
ES:13C-2378-TCDF

c02oct12a-5




JS:13C-1234-TCDD

c02oct12a-5



JS:13C-1234-TCDD

c02oct12a-5



Dataset: C:\MassLynx\Default.pro\Curvedb\c02oct12a_Confirm-TD.qld

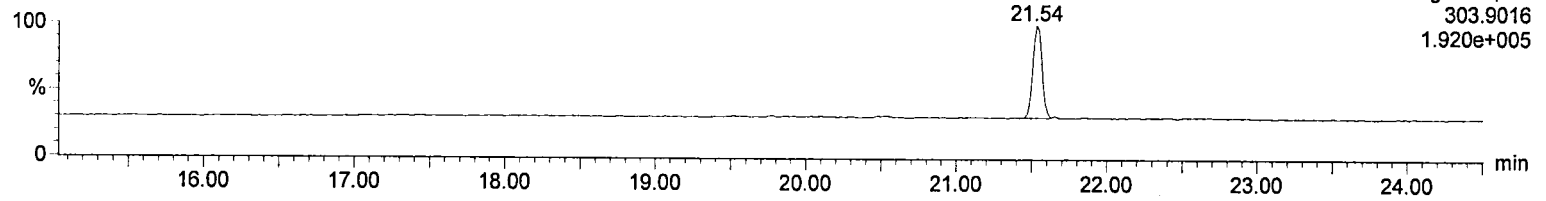
Last Altered: Wednesday, October 31, 2012 15:37:41 Eastern Daylight Time

Printed: Wednesday, October 31, 2012 15:40:28 Eastern Daylight Time

Name: c02oct12a-6, ID: CS2, Date: 02-Oct-2012, Time: 12:09:00, Submitter: , Task: HRMS3

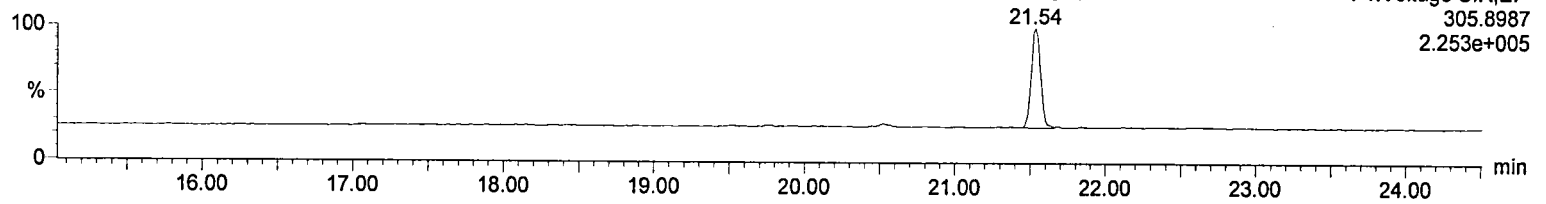
2378-TCDF

c02oct12a-6



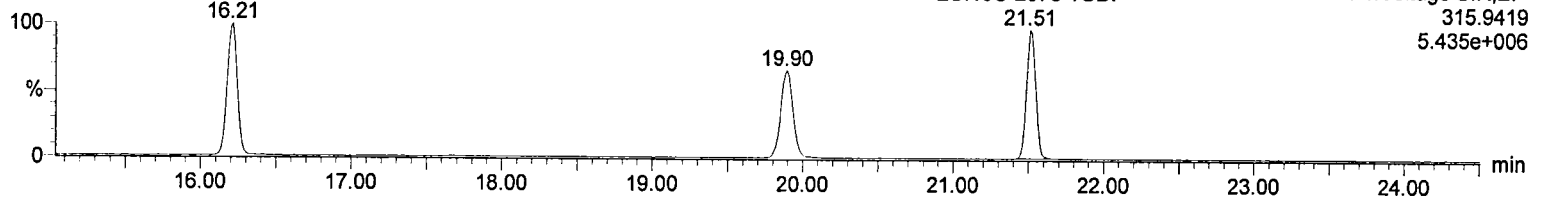
2378-TCDF

c02oct12a-6



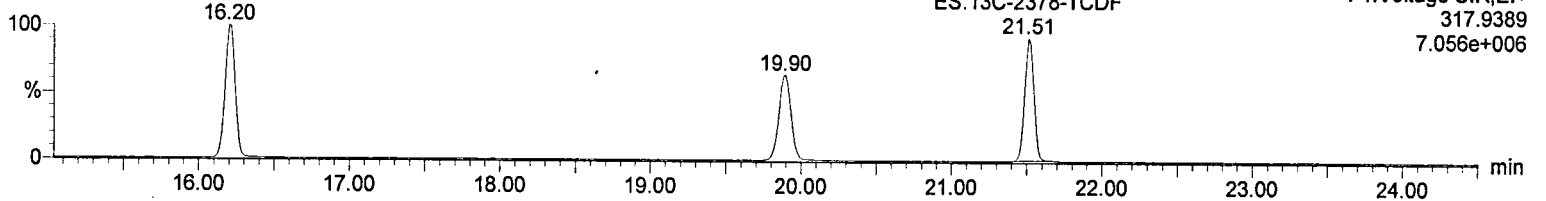
ES:13C-2378-TCDF

c02oct12a-6



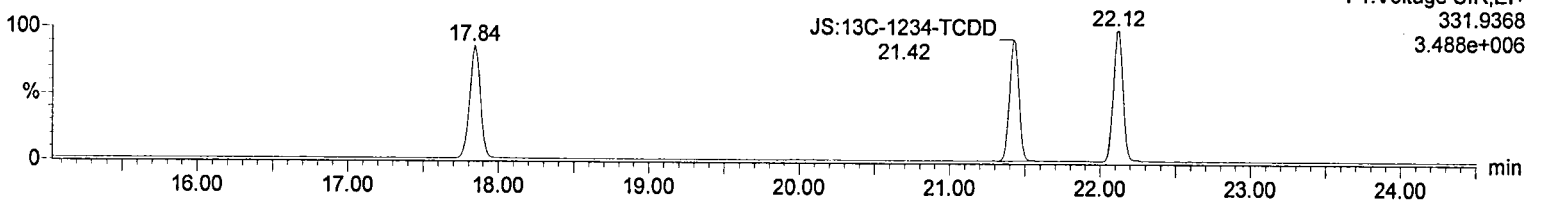
ES:13C-2378-TCDF

c02oct12a-6



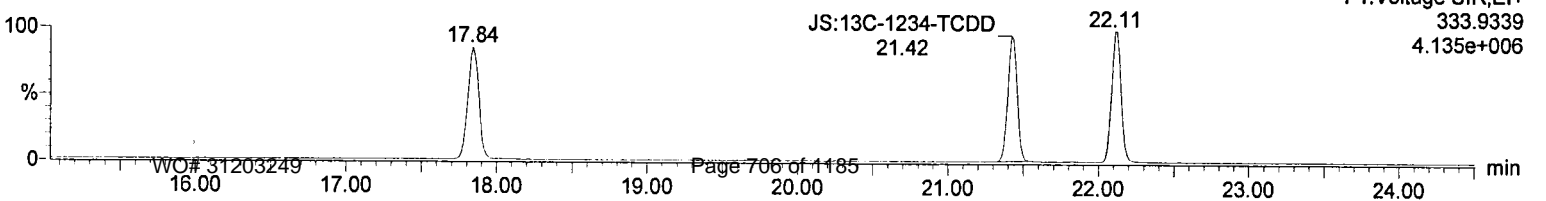
JS:13C-1234-TCDD

c02oct12a-6



JS:13C-1234-TCDD

c02oct12a-6



Quantify Sample Summary Report MassLynx 4.1
 ### CF ICAL Summary ###

Dataset: C:\MassLynx\Default.pro\Curvedb\c02oct12a_Confirm-TD.qld
 Last Altered: Wednesday, October 31, 2012 15:37:41 Eastern Daylight Time
 Printed: Wednesday, October 31, 2012 15:40:28 Eastern Daylight Time

Name: c02oct12a-7
 ID: CS3
 Date: 02-Oct-2012
 Time: 12:55:31
 Submitter:
 Task: HRMS3

1.92 ✓
 2378 TCDF RRF
 $\frac{(23530)(10)}{(2672)(10)}$

per. msc 1/1/12

Name	Response	Ion1Area	Ion2Area	RA	RAFail?	RT	RRF	Ical RRF	%RSD	Height1	Noise1	Height2	Noise2	SN1	SN2	M
2378-TCDF	9.967e4	4.469e4	5.498e4	0.81	NO	21.54	1.193	1.218	6.0	6.433e5	475.8	7.712e5	593.6	1352.0	1299.1	bb
ES:13C-2378-TCDF	8.353e5	3.704e5	4.649e5	0.80	NO	21.52	1.695	1.655	3.0	5.265e6	2327.4	6.662e6	1888.8	2262.0	3526.9	bb
JS:13C-1234-TCDD	4.929e5	2.216e5	2.713e5	0.82	NO	21.43	1.000	1.000	0.0	3.172e6	2257.2	3.736e6	960.7	1405.4	3889.1	bb
Tetrafurans		4.526e4						1.218	6.0	6.540e5	475.8					
F1 Lock Mass																

Dataset: C:\MassLynx\Default.pro\Curvedb\c02oct12a_Confirm-TD.qld

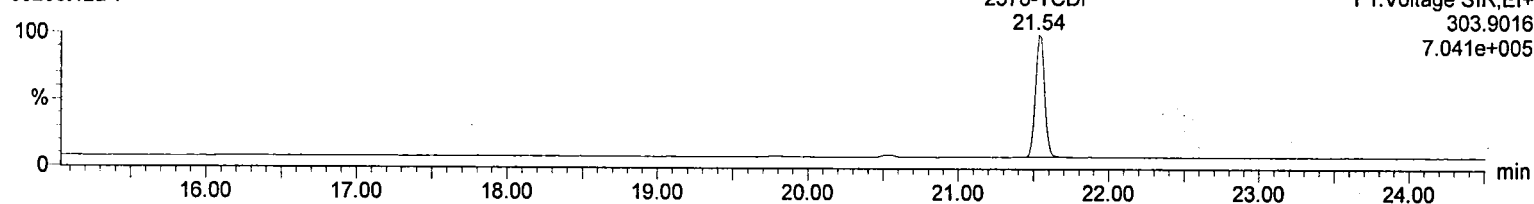
Last Altered: Wednesday, October 31, 2012 15:37:41 Eastern Daylight Time

Printed: Wednesday, October 31, 2012 15:40:28 Eastern Daylight Time

Name: c02oct12a-7, ID: CS3, Date: 02-Oct-2012, Time: 12:55:31, Submitter: , Task: HRMS3

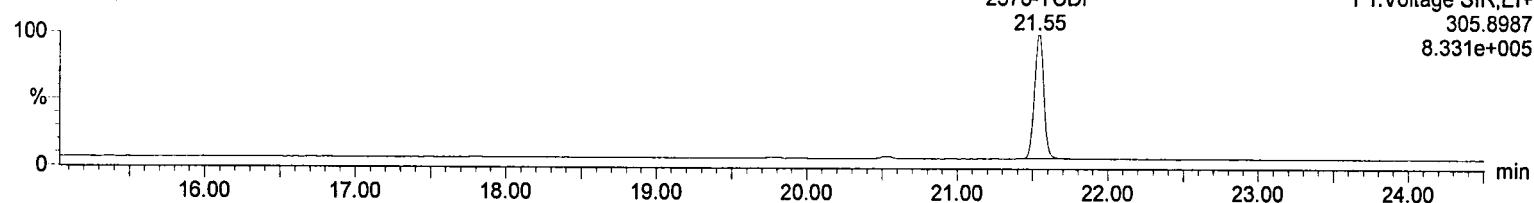
2378-TCDF

c02oct12a-7



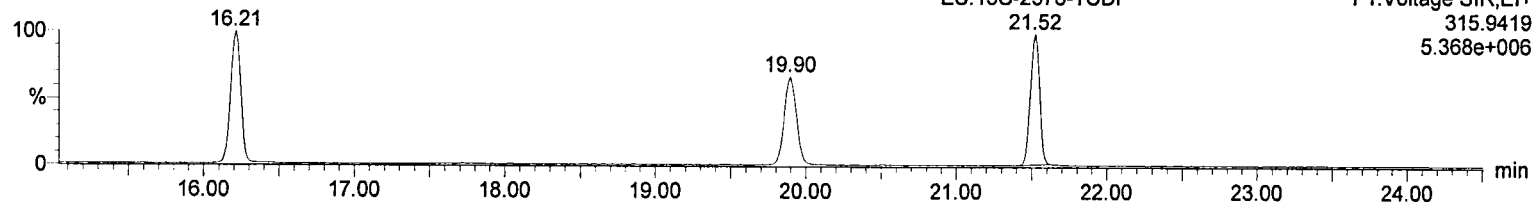
2378-TCDF

c02oct12a-7



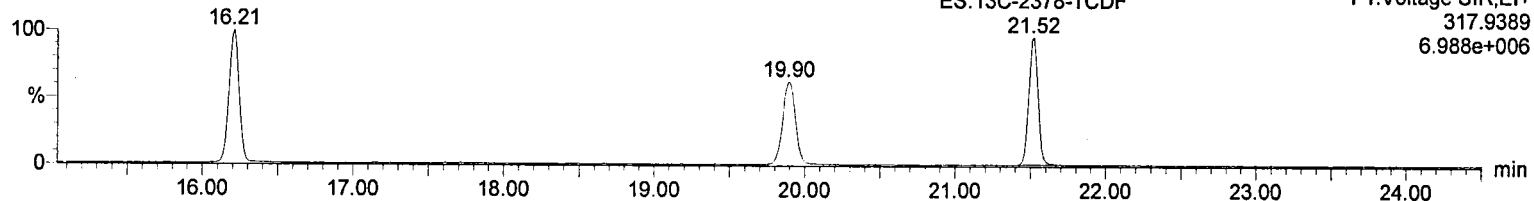
ES:13C-2378-TCDF

c02oct12a-7



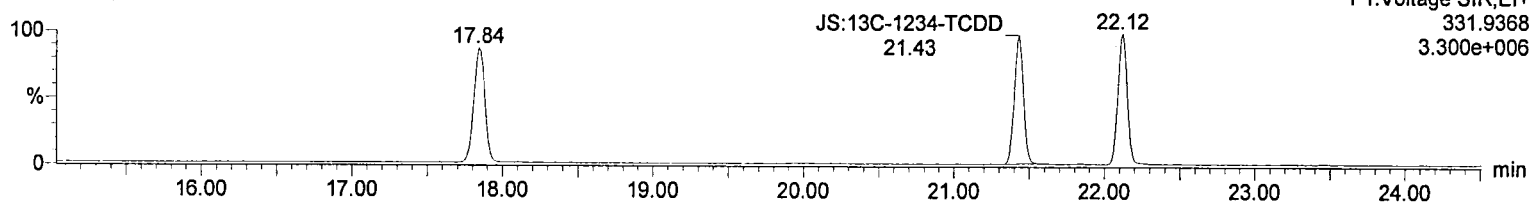
ES:13C-2378-TCDF

c02oct12a-7




JS:13C-1234-TCDD

c02oct12a-7



JS:13C-1234-TCDD

c02oct12a-7



Dataset: C:\MassLynx\Default.pro\Curved\bc02oct12a_Confirm-TD.qld
 Last Altered: Wednesday, October 31, 2012 15:37:41 Eastern Daylight Time
 Printed: Wednesday, October 31, 2012 15:40:28 Eastern Daylight Time

Name: c02oct12a-8
 ID: CS4
 Date: 02-Oct-2012
 Time: 13:41:53
 Submitter:
 Task: HRMS3

(837803) (NO)
(516303) (NO)
13C-2378-TCDF RRF
167.9
ref. no 11/1/12

Name	Response	Ion1Area	Ion2Area	RA	RAFail?	RT	RRF	ICAL	RRF	%RSD	Height1	Noise1	Height2	Noise2	SN1	SN2	M	
1 2378-TCDF	3.844e5	1.712e5	2.131e5	0.80	NO	21.55	1.147	1.218	1.218	6.0	2.481e6	577.4	3.066e6	727.9	4296.6	4212.6	bb	
2 ES:13C-2378-TCDF	8.378e5	3.697e5	4.681e5	0.79	NO	21.52	1.623	1.655	1.655	3.0	5.464e6	2109.8	6.857e6	1636.8	2589.7	4189.4	bb	
3 JS:13C-1234-TCDD	5.163e5	2.317e5	2.846e5	0.81	NO	21.43	1.000	1.000	1.000	0.0	3.206e6	2287.0	4.040e6	1300.1	1402.1	3107.4	bb	
4 Tetrafurans																		
5 F1 Lock Mass		1.712e5					1.218	6.0	2.481e6	577.4								

Dataset: C:\MassLynx\Default.pro\Curvedblc02oct12a_Confirm-TD.qld

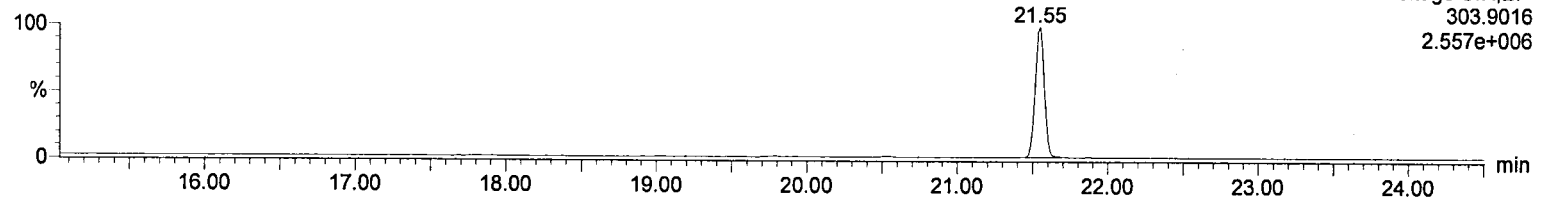
Last Altered: Wednesday, October 31, 2012 15:37:41 Eastern Daylight Time

Printed: Wednesday, October 31, 2012 15:40:28 Eastern Daylight Time

Name: c02oct12a-8, ID: CS4, Date: 02-Oct-2012, Time: 13:41:53, Submitter: , Task: HRMS3

2378-TCDF

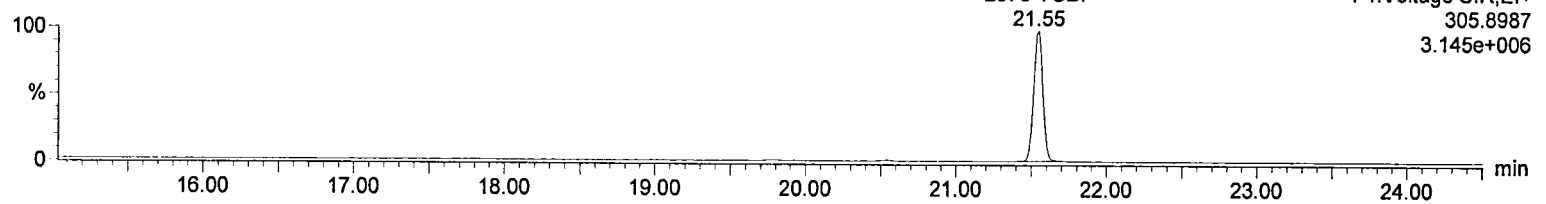
c02oct12a-8



F1:Voltage SIR,EI+
303.9016
2.557e+006

2378-TCDF

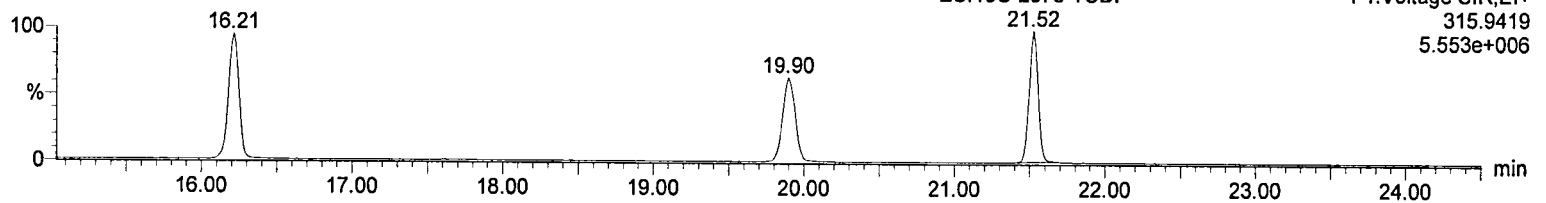
c02oct12a-8



F1:Voltage SIR,EI+
305.8987
3.145e+006

ES:13C-2378-TCDF

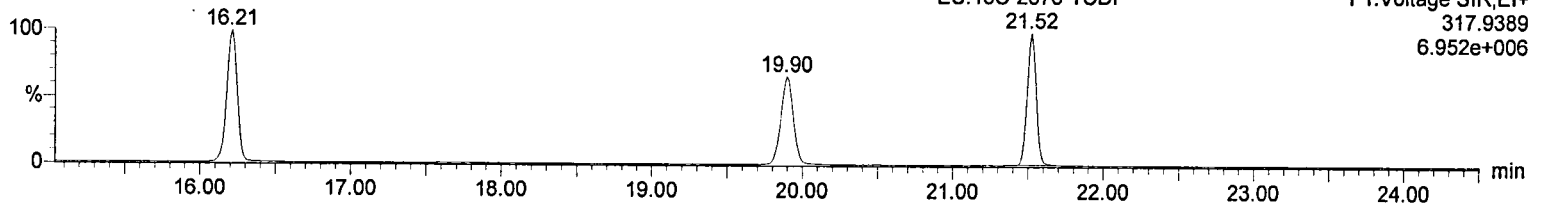
c02oct12a-8



F1:Voltage SIR,EI+
315.9419
5.553e+006

ES:13C-2378-TCDF

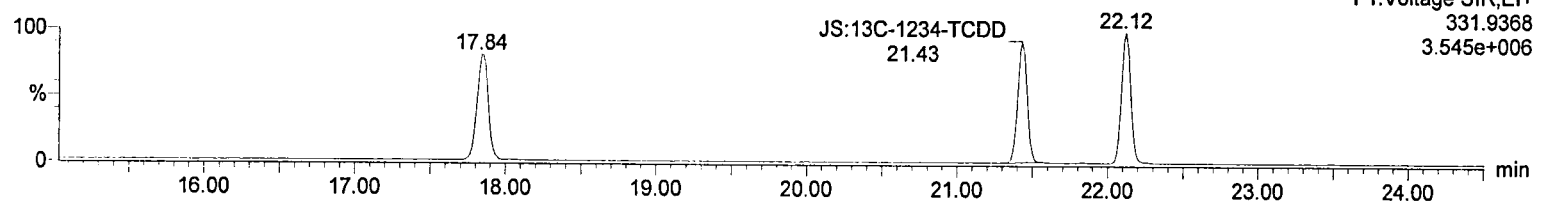
c02oct12a-8



F1:Voltage SIR,EI+
317.9389
6.952e+006

JS:13C-1234-TCDD


c02oct12a-8



F1:Voltage SIR,EI+
331.9368
3.545e+006

JS:13C-1234-TCDD

c02oct12a-8



F1:Voltage SIR,EI+
333.9339
4.399e+006

Quantify Sample Summary Report MassLynx 4.1
 ### CF ICAL Summary ###

Dataset: C:\MassLynx\Default.pro\Curved\b02oct12a_Confirm-TD.qld

Last Altered: Wednesday, October 31, 2012 15:37:41 Eastern Daylight Time
 Printed: Wednesday, October 31, 2012 15:40:28 Eastern Daylight Time

Name: c02oct12a-9
 ID: CS5
 Date: 02-Oct-2012
 Time: 14:28:18
 Submitter:
 Task: HRMS3

2378-TCDF peak
 (2378.00) (100)
 (2378.00) (100) = 1143
 peak. m.m. 11/1/12

Name	Response	Ion1Area	Ion2Area	RA	RAFail?	RT	RRF	ICAL	RRF	%RSD	Height1	Noise1	Height2	Noise2	SN1	SN2	M
2378-TCDF	2.042e6	9.053e5	1.137e6	0.80	NO	21.54	1.143	1.218	1.218	6.0	1.351e7	770.4	1.692e7	1045.2	17543.2	16184.1	bb
ES:13C-2378-TCDF	8.936e5	3.866e5	5.070e5	0.76	NO	21.51	1.664	1.655	1.655	3.0	5.535e6	2485.9	7.447e6	1640.0	2226.7	4540.7	bb
JS:13C-1234-TCDD	5.369e5	2.415e5	2.954e5	0.82	NO	21.42	1.000	1.000	1.000	0.0	3.490e6	2280.5	4.164e6	1464.7	1530.4	2843.0	bb
Tetrafurans		9.053e5					1.218		1.218	6.0	1.351e7	770.4					
F1 Lock Mass																	

Quantify Sample Report
CF ICAL Summary

MassLynx 4.1

Dataset: C:\MassLynx\Default.pro\Curvedb\c02oct12a_Confirm-TD.qld

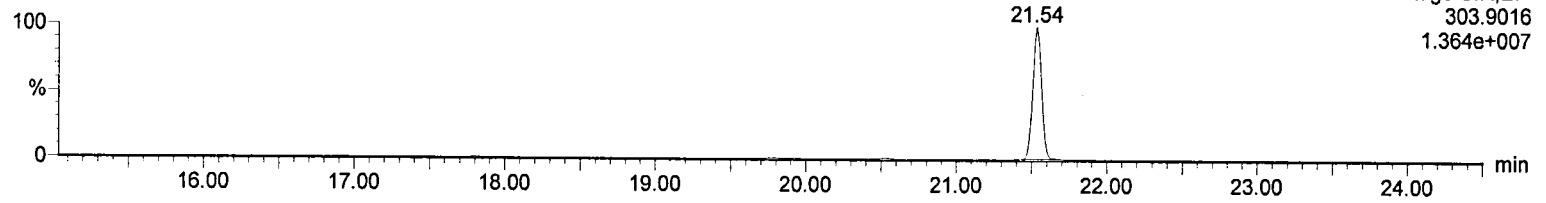
Last Altered: Wednesday, October 31, 2012 15:37:41 Eastern Daylight Time

Printed: Wednesday, October 31, 2012 15:40:28 Eastern Daylight Time

Name: c02oct12a-9, ID: CS5, Date: 02-Oct-2012, Time: 14:28:18, Submitter: , Task: HRMS3

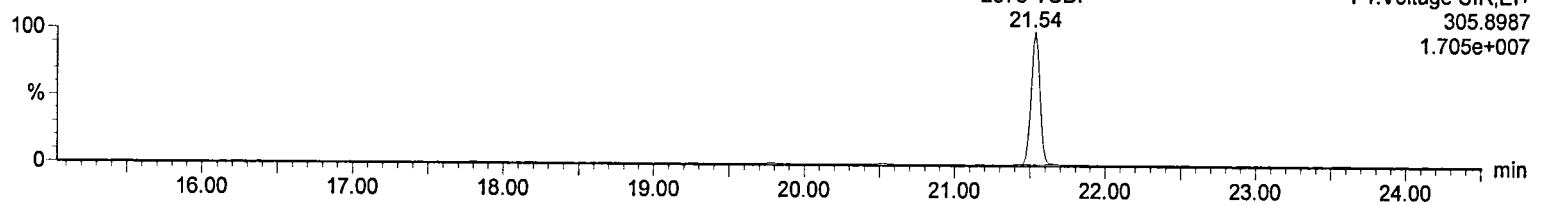
2378-TCDF

c02oct12a-9



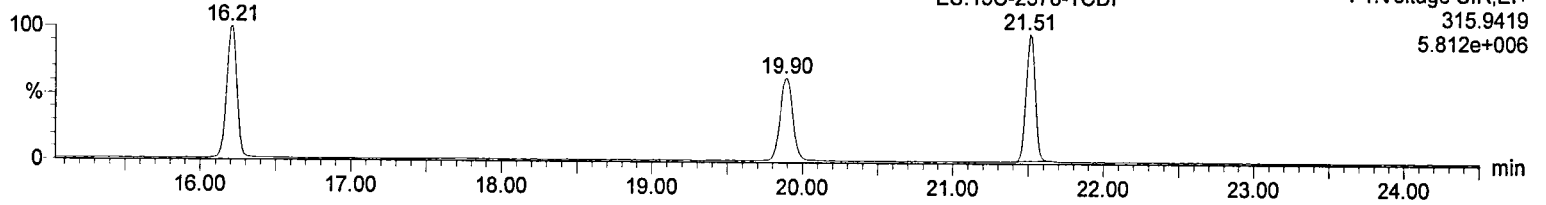
2378-TCDF

c02oct12a-9



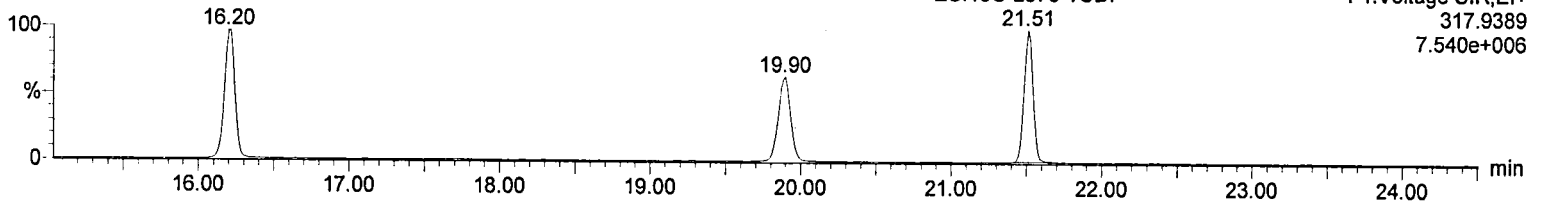
ES:13C-2378-TCDF

c02oct12a-9



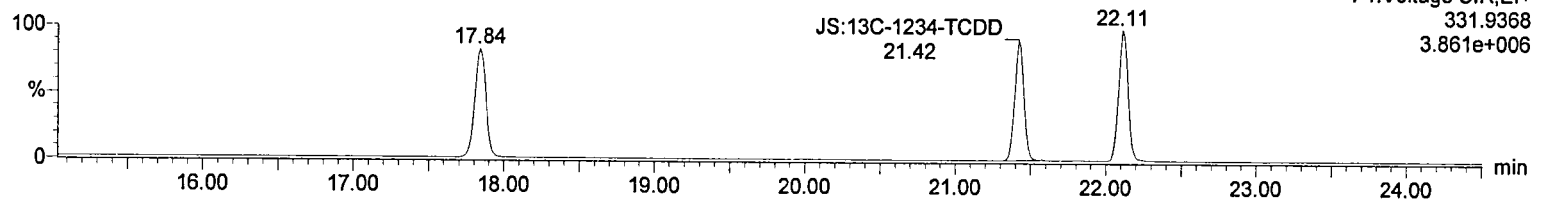
ES:13C-2378-TCDF

c02oct12a-9




JS:13C-1234-TCDD

c02oct12a-9



JS:13C-1234-TCDD

c02oct12a-9



Dataset: C:\MassLynx\Default.pro\Curved\b\c02oct12a_Confirm-TD.qld
 Last Altered: Wednesday, October 31, 2012 15:37:41 Eastern Daylight Time
 Printed: Wednesday, October 31, 2012 15:40:28 Eastern Daylight Time

Name: c02oct12a-10
 ID: CS6
 Date: 02-Oct-2012
 Time: 15:14:38
 Submitter:
 Task: HRMS3

2378-TCDF
 (1.8888000)(1.00) RRT
 (1.858500)(5.00) ✓
 R.R. mmt 11/1/12

Name	Response	Ion1Area	Ion2Area	RA	RAFail?	RT	RRF	Ical	RRF	%RSD	Height1	Noise1	Height2	Noise2	SN1	SN2	M
2378-TCDF	4.888e6	2.162e6	2.726e6	0.79	NO	21.54	1.166	1.218	6.0	3.129e7	1049.7	3.929e7	1283.8	29809.3	30607.7	bb	
ES:13C-2378-TCDF	8.385e5	3.667e5	4.718e5	0.78	NO	21.51	1.746	1.655	3.0	5.275e6	2076.5	6.852e6	2098.4	2540.5	3265.4	bb	
JS:13C-1234-TCDD	4.803e5	2.108e5	2.694e5	0.78	NO	21.42	1.000	1.000	0.0	2.938e6	1584.4	3.852e6	1121.9	1854.1	3433.2	bb	
Tetrafurans																	
F1 Lock Mass		2.162e6					1.218	6.0	3.129e7	1049.7							

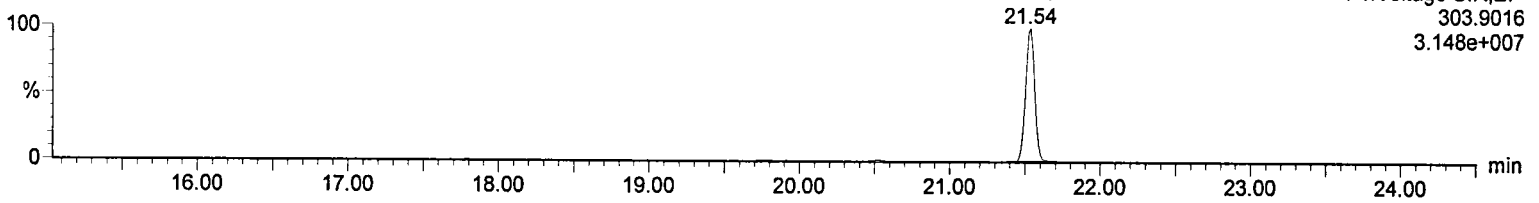
Dataset: C:\MassLynx\Default.pro\Curvedb\c02oct12a_Confirm-TD.qld

Last Altered: Wednesday, October 31, 2012 15:37:41 Eastern Daylight Time

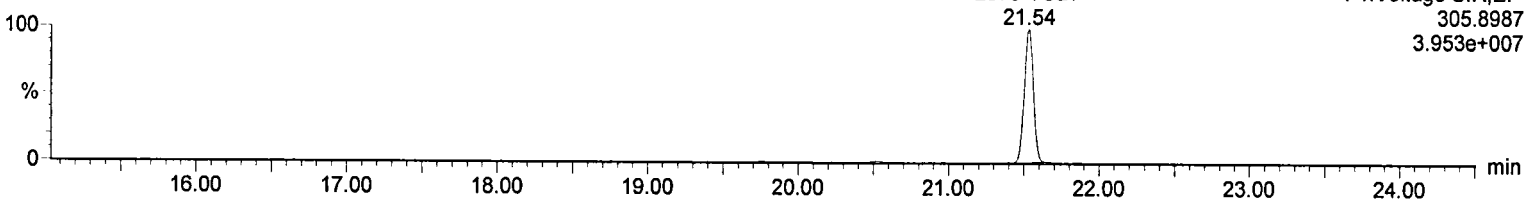
Printed: Wednesday, October 31, 2012 15:40:28 Eastern Daylight Time

Name: c02oct12a-10, ID: CS6, Date: 02-Oct-2012, Time: 15:14:38, Submitter: , Task: HRMS3

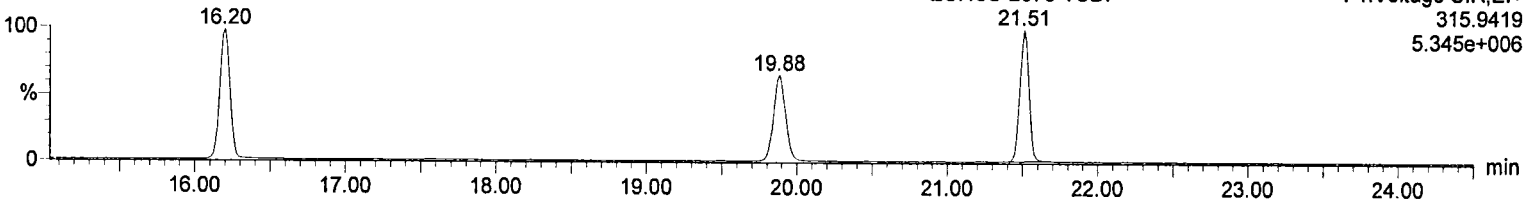
2378-TCDF
c02oct12a-10



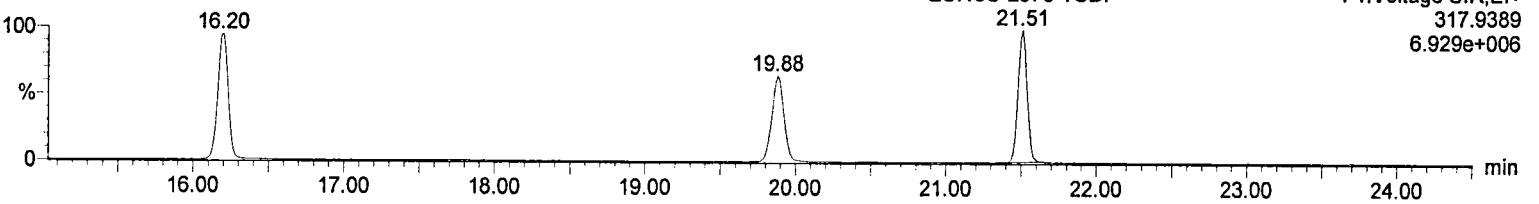
2378-TCDF
c02oct12a-10



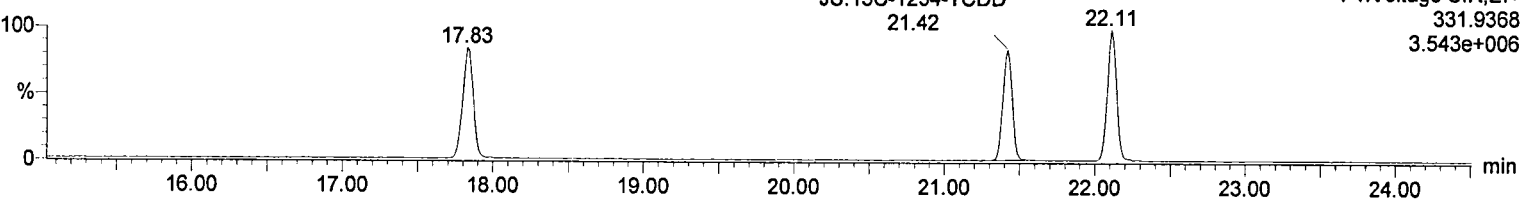
ES:13C-2378-TCDF
c02oct12a-10




ES:13C-2378-TCDF
c02oct12a-10



JS:13C-1234-TCDD
c02oct12a-10



JS:13C-1234-TCDD
c02oct12a-10



SGS Analytical Perspectives

PCB ICAL Summary

REVIEWED
By Michael, Journey at 2:53 pm, 11/21/12

ICAL: MM7_PCB_07132012_25JUL12
Acquired: 26 Jul 2012
Date Processed: 27 Jul 2012 17:07

120725X15 120725X15 120725X15 120725X16 120725X17 120725X18 120725X19

0.5 CS0 1 CS1 5 CS2 50 CS3 400 CS4 2000 CS5

Name	Mean	% RSD	CS0	CS1	CS2	CS3	CS4	CS5
PCB-77 33'44'-TeCB	1.13	4.9%	1.12	1.06	1.09	1.16	1.20	1.18
PCB-81 344'5'-TeCB	1.13	5.9%	1.09	1.03	1.09	1.17	1.20	1.18
PCB-105 233'44'-PeCB	1.09	5.3%	1.07	1.01	1.06	1.14	1.16	1.13
PCB-114 2344'5'-PeCB	1.16	5.1%	1.10	1.10	1.13	1.22	1.22	1.20
PCB-118 23'44'5'-PeCB	1.11	4.7%	1.13	1.05	1.03	1.13	1.17	1.12
PCB-123 2'344'5'-PeCB	1.19	4.4%	1.18	1.12	1.19	1.16	1.26	1.23
PCB-126 33'44'5'-PeCB	1.06	5.0%	1.04	0.98	1.04	1.08	1.11	1.12
PCB-156/157 233'44'5'/233'44'5'	1.11	3.2%	1.09	1.07	1.07	1.13	1.16	1.12
PCB-167 23'44'55'-HxCB	1.14	4.5%	1.08	1.07	1.11	1.18	1.19	1.17
PCB-169 33'44'55'-HxCB	1.11	4.1%	1.07	1.05	1.10	1.15	1.16	1.14
PCB-189 233'44'55'-HpCB	1.06	4.3%	1.03	1.00	1.02	1.08	1.11	1.10
PCB-209 DeCB	1.07	2.5%	1.10	1.06	1.03	1.09	1.10	1.07
ES PCB-1	1.08	1.0%	1.09	1.09	1.07	1.08	1.06	1.09
ES PCB-3	1.08	1.1%	1.08	1.09	1.07	1.08	1.07	1.10
ES PCB-4	0.49	0.9%	0.49	0.49	0.49	0.49	0.48	0.49
ES PCB-15	1.11	1.1%	1.10	1.11	1.10	1.11	1.13	1.12
ES PCB-19	0.55	1.3%	0.56	0.56	0.56	0.56	0.55	0.54
ES PCB-37	1.64	1.3%	1.63	1.62	1.62	1.63	1.65	1.67
ES PCB-54	0.94	2.0%	0.94	0.95	0.97	0.94	0.91	0.93
ES PCB-77	1.35	1.1%	1.34	1.35	1.35	1.33	1.37	1.34
ES PCB-81	1.29	1.3%	1.27	1.29	1.28	1.27	1.32	1.29
ES PCB-104	0.99	1.1%	0.98	1.01	1.00	0.99	0.98	1.00
ES PCB-105	1.23	1.0%	1.23	1.25	1.24	1.22	1.23	1.23
ES PCB-114	1.25	1.4%	1.25	1.26	1.26	1.23	1.26	1.22
ES PCB-118	1.28	0.6%	1.28	1.29	1.29	1.27	1.28	1.28
ES PCB-123	1.22	1.3%	1.21	1.24	1.21	1.20	1.24	1.22
ES PCB-126	1.20	0.7%	1.21	1.19	1.20	1.19	1.20	1.21
ES PCB-153	1.14	1.0%	1.14	1.15	1.15	1.14	1.12	1.15
ES PCB-155	1.50	1.3%	1.49	1.49	1.50	1.53	1.46	1.50
ES PCB-156/157	1.45	1.2%	1.48	1.45	1.44	1.45	1.44	1.48
ES PCB-167	1.49	1.2%	1.52	1.50	1.48	1.48	1.48	1.50
ES PCB-169	1.40	1.2%	1.42	1.40	1.38	1.39	1.41	1.42
ES PCB-170	1.00	0.8%	1.01	0.99	0.99	1.01	1.01	1.00
ES PCB-180	1.16	1.6%	1.15	1.14	1.14	1.18	1.16	1.18
ES PCB-188	1.18	0.9%	1.19	1.17	1.17	1.19	1.17	1.18
ES PCB-189	1.49	1.6%	1.48	1.46	1.46	1.50	1.50	1.52
ES PCB-202	1.14	0.7%	1.15	1.14	1.13	1.13	1.13	1.14
ES PCB-205	1.20	0.9%	1.20	1.19	1.19	1.20	1.21	1.22
ES PCB-206	0.87	1.1%	0.88	0.85	0.86	0.87	0.88	0.87

CS0 Pb-1 near saturation. Approved by Yves Tondeur, +0.8% Dev., Peak shape of native mirrors ES, RES = 4.9%

APPROVED
By Bryan Vining at 1:32 pm, Jul 31, 2012

PCB ICAL Summary

SGS Analytical Perspectives

Printed: 28 Jul 2012 10:09

ICAL: MM7_PCB_07132012_25JUL12

Acquired: 26 Jul 2012

120725X15 120725X16 120725X17 120725X18 120725X19

Name	Mean	% RSD	CS0	CS1	CS2	CS3	CS4	CS5	2000
ES PCB-208	1.19	0.9%	1.19	1.17	1.18	1.20	1.20	1.19	1.19
ES PCB-209	1.00	0.8%	1.01	0.99	1.00	1.01	1.01	1.00	1.00
SS PCB-28	1.07	0.9%	1.07	1.09	1.08	1.08	1.07	1.06	1.06
SS PCB-111	1.01	0.9%	1.01	0.99	1.01	1.00	1.00	1.01	1.01
SS PCB-178	0.63	1.3%	0.62	0.63	0.64	0.62	0.63	0.63	0.63
CS PCB-28	1.76	0.6%	1.74	1.76	1.75	1.76	1.77	1.77	1.77
CS PCB-111	1.23	0.8%	1.22	1.23	1.23	1.21	1.23	1.23	1.23
CS PCB-178	0.74	0.8%	0.73	0.74	0.75	0.74	0.73	0.74	0.74
PCB-1 2-MoCB	1.03	7.6%	0.93	0.95	1.01	1.08	1.12	1.10	1.10
PCB-3 4-MoCB	1.04	7.6%	0.95	0.96	1.01	1.09	1.12	1.13	1.13
PCB-4 22-DiCB	1.17	5.4%	1.12	1.09	1.13	1.22	1.24	1.21	1.21
PCB-15 44'-DiCB	1.08	4.1%	1.03	1.05	1.04	1.10	1.14	1.12	1.12
PCB-19 22'6'-TrCB	1.09	5.8%	1.06	1.01	1.04	1.14	1.17	1.14	1.14
PCB-37 344'-TrCB	1.10	3.7%	1.10	1.05	1.06	1.14	1.15	1.12	1.12
PCB-54 22'66'-TeCB	1.21	6.2%	1.13	1.13	1.17	1.27	1.30	1.25	1.25
PCB-104 22'466'-PeCB	1.25	4.7%	1.25	1.15	1.23	1.32	1.31	1.27	1.27
PCB-153 22'44'55'-HxCB	1.22	5.7%	1.21	1.13	1.15	1.28	1.30	1.25	1.25
PCB-155 22'44'66'-HxCB	1.09	4.7%	1.03	1.06	1.04	1.13	1.15	1.13	1.13
PCB-170 22'33'44'5'-HpCB	1.07	5.7%	1.03	0.99	1.04	1.12	1.13	1.13	1.13
PCB-180 22'344'55'-HpCB	1.16	5.1%	1.14	1.06	1.14	1.19	1.22	1.20	1.20
PCB-188 22'34'566'-HpCB	1.03	6.0%	0.93	0.99	1.02	1.08	1.10	1.07	1.07
PCB-202 22'33'55'66'-OcCB	0.91	4.7%	0.90	0.85	0.89	0.95	0.96	0.94	0.94
PCB-205 233'44'55'6'-OcCB	1.09	4.2%	1.09	1.02	1.04	1.11	1.14	1.12	1.12
PCB-208 22'33'455'66'-NoCB	1.02	5.3%	0.97	0.96	0.98	1.06	1.08	1.06	1.06
PCB-206 22'33'44'55'6'-NoCB	0.98	5.5%	0.95	0.90	0.95	1.01	1.04	1.02	1.02

PCB ICAL Summary - Ax2 Detail

SGS Analytical Perspectives

Printed: 28 Jul 2012 10:09

ICAL: MM7_PCB_07132012_25JUL12

Acquired: 26 Jul 2012

Name	Mean	% RSD	CS0	1	5	50	400	2000
PCB-1 2-MoCB	1.03	7.6%	0.93	0.95	1.01	1.08	1.12	1.10
PCB-2 3-MoCB	1.04	8.7%	0.94	0.93	1.02	1.09	1.14	1.13
PCB-3 4-MoCB	1.04	7.6%	0.95	0.96	1.01	1.09	1.12	1.13
PCB-4 22-DiCB	1.17	5.4%	1.12	1.09	1.13	1.22	1.24	1.21
PCB-10 26-DiCB	1.83	5.6%	1.82	1.66	1.79	1.91	1.93	1.89
PCB-9 25-DiCB	0.89	6.8%	0.81	0.84	0.88	0.95	0.95	0.95
PCB-7 24-DiCB	1.02	6.7%	0.92	0.97	1.01	1.08	1.08	1.08
PCB-6 23-DiCB	0.95	7.7%	0.86	0.87	0.93	1.01	1.01	1.01
PCB-5 23-DiCB	0.97	5.9%	0.93	0.89	0.94	1.03	1.02	1.02
PCB-8 24-DiCB	0.98	7.5%	0.88	0.91	0.98	1.04	1.05	1.04
PCB-14 35-DiCB	1.16	6.1%	1.07	1.09	1.13	1.21	1.23	1.22
PCB-11 33-DiCB	1.00	7.8%	0.88	0.95	0.98	1.05	1.07	1.07
PCB-13/12 34'-/34-DiCB	1.02	6.5%	0.96	0.93	0.99	1.07	1.09	1.07
PCB-15 44-DiCB	1.08	4.1%	1.03	1.05	1.04	1.10	1.14	1.12
PCB-19 22'6-TrCB	1.09	5.8%	1.06	1.01	1.04	1.14	1.17	1.14
PCB-30/18 246-/22'5-TrCB	1.46	6.7%	1.35	1.35	1.43	1.53	1.58	1.52
PCB-17 22'4-TrCB	1.25	7.6%	1.14	1.16	1.20	1.32	1.36	1.33
PCB-27 23'6-TrCB	1.69	6.2%	1.64	1.57	1.60	1.75	1.84	1.75
PCB-24 23'6-TrCB	1.63	5.7%	1.55	1.51	1.61	1.68	1.72	1.74
PCB-16 22'3-TrCB	0.95	9.5%	0.90	0.85	0.89	1.03	1.08	0.98
PCB-32 24'6-TrCB	1.79	5.7%	1.70	1.67	1.72	1.86	1.91	1.87
PCB-34 2'35-TrCB	1.05	5.4%	1.01	0.96	1.03	1.10	1.10	1.08
PCB-23 23'5-TrCB	1.06	5.5%	1.00	0.99	1.03	1.11	1.11	1.10
PCB-26/29 23'5-/24'5-TrCB	1.09	4.8%	1.03	1.02	1.07	1.14	1.14	1.11
PCB-25 23'4-TrCB	1.07	5.5%	1.03	1.00	1.04	1.14	1.14	1.10
PCB-31 24'5-TrCB	1.11	5.6%	1.05	1.04	1.08	1.17	1.17	1.16
PCB-28/20 244'-/233'-TrCB	1.07	4.5%	1.03	1.01	1.04	1.12	1.12	1.09
PCB-21/33 234'-/2'34-TrCB	1.09	5.2%	1.06	1.02	1.06	1.15	1.16	1.11
PCB-22 234'-TrCB	1.02	4.8%	0.97	0.96	0.98	1.07	1.07	1.05
PCB-36 33'5-TrCB	1.13	4.3%	1.09	1.08	1.08	1.17	1.18	1.16
PCB-39 34'5-TrCB	1.17	5.5%	1.10	1.09	1.14	1.22	1.24	1.21
PCB-38 34'5-TrCB	1.03	5.9%	1.00	0.96	1.02	1.09	1.12	1.02
PCB-35 33'4-TrCB	1.04	4.3%	1.03	0.98	1.00	1.07	1.09	1.07
PCB-37 344'-TrCB	1.10	3.7%	1.10	1.05	1.06	1.14	1.15	1.12
PCB-54 22'66'-TeCB	1.21	6.2%	1.13	1.13	1.17	1.27	1.30	1.25
PCB-50/53 22'46-/22'56'TeCB	0.86	5.4%	0.80	0.82	0.83	0.91	0.89	0.89
PCB-45 22'36'-TeCB	0.73	11.3%	0.64	0.64	0.70	0.79	0.77	0.84
PCB-51 22'46'-TeCB	0.88	4.5%	0.87	0.84	0.87	0.92	0.93	0.84
PCB-46 22'36'-TeCB	0.70	6.2%	0.64	0.66	0.67	0.74	0.73	0.73
PCB-52 22'55'-TeCB	0.84	4.7%	0.81	0.79	0.83	0.89	0.87	0.87

PCB-73	23'5'6"-TeCB	1.09	6.3%	1.06	1.04	1.00	1.14	1.11	1.19
PCB-43	22'35"-TeCB	0.72	7.1%	0.68	0.65	0.73	0.78	0.78	0.72
PCB-69/49	23'46'-/22'45"-TeCB	1.01	6.0%	0.95	0.94	0.99	1.08	1.06	1.06
PCB-48	22'45"-TeCB	0.85	5.7%	0.82	0.79	0.82	0.90	0.89	0.89
PCB-44/47/65	22'35'-/22'44'-	0.89	5.9%	0.85	0.82	0.87	0.95	0.94	0.92
PCB-59/62/75	23'36'-/23'46'-/24	1.14	6.2%	1.08	1.05	1.13	1.22	1.22	1.14
PCB-42	22'34'-TeCB	0.77	6.6%	0.70	0.72	0.76	0.82	0.81	0.82
PCB-41	22'34'-TeCB	0.73	5.7%	0.75	0.70	0.66	0.75	0.73	0.78
PCB-71/40	23'46'/22'33"-TeCB	0.87	6.0%	0.83	0.79	0.85	0.92	0.92	0.88
PCB-64	23'46"-TeCB	1.24	4.3%	1.20	1.17	1.20	1.29	1.28	1.27
PCB-72	23'55"-TeCB	1.14	6.7%	1.07	1.06	1.09	1.21	1.21	1.22
PCB-68	23'45"-TeCB	1.21	7.0%	1.14	1.10	1.16	1.27	1.29	1.30
PCB-57	23'35"-TeCB	1.11	6.3%	1.07	1.01	1.05	1.18	1.16	1.16
PCB-58	23'35"-TeCB	1.10	7.4%	1.01	1.01	1.07	1.17	1.17	1.18
PCB-67	23'45"-TeCB	1.16	5.4%	1.09	1.10	1.12	1.21	1.23	1.20
PCB-63	23'45"-TeCB	1.22	6.7%	1.13	1.13	1.17	1.29	1.29	1.29
PCB-61/70/74/76	23'45'-/23'4'5	1.13	6.7%	1.05	1.04	1.11	1.20	1.21	1.18
PCB-66	23'44'-TeCB	1.08	5.8%	1.03	0.99	1.04	1.13	1.13	1.13
PCB-55	23'34'-TeCB	1.10	6.1%	1.02	1.03	1.06	1.15	1.16	1.16
PCB-56	23'34'-TeCB	1.06	6.5%	1.01	0.97	1.00	1.12	1.12	1.12
PCB-60	23'44'-TeCB	1.11	6.5%	1.06	1.02	1.06	1.16	1.18	1.18
PCB-80	33'55"-TeCB	1.25	6.6%	1.16	1.16	1.22	1.32	1.33	1.33
PCB-79	33'45"-TeCB	1.23	7.2%	1.15	1.16	1.16	1.31	1.36	1.26
PCB-78	33'45"-TeCB	1.08	5.3%	1.06	1.01	1.02	1.12	1.14	1.13
PCB-104	22'466"-PeCB	1.25	4.7%	1.25	1.15	1.23	1.32	1.31	1.27
PCB-96	22'366"-PeCB	1.08	4.8%	1.04	1.04	1.04	1.14	1.14	1.06
PCB-103	22'456"-PeCB	0.90	5.0%	0.87	0.85	0.86	0.95	0.93	0.95
PCB-94	22'356"-PeCB	0.78	6.6%	0.73	0.72	0.74	0.83	0.81	0.83
PCB-95	22'356"-PeCB	0.83	7.3%	0.77	0.74	0.82	0.88	0.86	0.88
PCB-100/93	22'44'6'-/22'356"-P	0.84	5.7%	0.80	0.78	0.84	0.92	0.86	0.87
PCB-102	22'456"-PeCB	0.90	8.4%	0.98	0.79	0.85	0.93	0.98	0.88
PCB-98	22'346"-PeCB	0.77	12.7%	0.59	0.78	0.76	0.82	0.80	0.88
PCB-88	22'346"-PeCB	0.79	6.5%	0.84	0.71	0.77	0.84	0.83	0.77
PCB-91	22'346"-PeCB	0.88	8.8%	0.76	0.84	0.86	0.93	0.92	0.97
PCB-84	22'336"-PeCB	0.71	6.1%	0.67	0.65	0.69	0.75	0.74	0.75
PCB-89	22'346"-PeCB	0.76	5.5%	0.72	0.71	0.75	0.81	0.79	0.80
PCB-121	23'456"-PeCB	1.14	5.1%	1.10	1.07	1.11	1.20	1.18	1.20
PCB-92	22'355"-PeCB	0.80	5.9%	0.75	0.74	0.78	0.85	0.84	0.84
PCB-113/90/101	23'3'5'6'/22'3	0.93	4.5%	0.90	0.88	0.92	0.99	0.97	0.95
PCB-83	22'335"-PeCB	0.71	4.1%	0.69	0.68	0.71	0.76	0.71	0.74
PCB-99	22'44'5"-PeCB	0.87	8.4%	0.85	0.75	0.85	0.92	0.96	0.90
PCB-112	23'356"-PeCB	1.13	3.6%	1.08	1.11	1.08	1.16	1.13	1.19
PCB-108/119/86/97/125/87	233	0.95	4.6%	0.92	0.88	0.94	1.00	0.99	0.95
PCB-117	23'456"-PeCB	1.04	5.1%	1.10	1.09	0.98	1.04	1.06	0.97
PCB-116/85	23'456'-/22'344'-Pe	0.97	7.9%	0.90	0.86	0.97	1.03	1.02	1.05
PCB-110	23'3'4'6"-PeCB	1.02	5.9%	1.01	0.92	1.01	1.07	1.08	1.05
PCB-115	23'44'6"-PeCB	1.16	4.0%	1.17	1.11	1.10	1.19	1.17	1.21

PCB-82	22'33'4'-PeCB	0.69	5.6%	0.65	0.65	0.67	0.72	0.73	0.73
PCB-111	233'55'-PeCB	1.15	5.4%	1.08	1.08	1.13	1.21	1.21	1.22
PCB-120	23'455'-PeCB	1.16	4.9%	1.11	1.08	1.15	1.20	1.21	1.21
PCB-107/124	233'4'5'/2'3455'	1.07	5.5%	1.02	1.00	1.06	1.13	1.12	1.12
PCB-109	233'46'-PeCB	1.14	6.6%	1.11	1.08	1.04	1.23	1.19	1.20
PCB-106	233'45'-PeCB	1.07	6.1%	1.04	0.97	1.08	1.14	1.13	1.07
PCB-122	2'33'45'-PeCB	1.00	4.8%	0.94	0.98	0.96	1.04	1.04	1.05
PCB-127	33'455'-PeCB	1.10	5.0%	1.04	1.04	1.07	1.14	1.17	1.13
PCB-155	22'44'66'-HxCB	1.09	4.7%	1.03	1.06	1.04	1.13	1.15	1.13
PCB-152	22'3566'-HxCB	1.01	5.2%	0.98	0.94	0.98	1.05	1.08	1.05
PCB-150	22'34'66'-HxCB	1.00	8.2%	0.90	0.92	0.98	1.07	1.09	1.07
PCB-136	22'33'66'-HxCB	0.95	5.5%	0.89	0.90	0.92	0.99	1.01	1.00
PCB-145	22'3466'HxCB	0.96	6.9%	0.86	0.91	0.94	1.00	1.03	1.02
PCB-148	22'34'56'-HxCB	0.97	7.6%	0.91	0.88	0.92	1.02	1.05	1.04
PCB-151/135	22'355'6-/22'33'	0.96	5.1%	0.93	0.91	0.92	1.00	1.02	1.00
PCB-154	22'44'5'6'-HxCB	1.09	5.8%	1.03	1.02	1.06	1.14	1.16	1.14
PCB-144	22'345'6'-HxCB	0.98	6.3%	0.94	0.90	0.95	1.03	1.04	1.04
PCB-147/149	22'34'56-/22'34'	0.99	5.9%	0.94	0.91	0.95	1.03	1.05	1.03
PCB-134	22'33'56'-HxCB	0.80	5.7%	0.74	0.83	0.76	0.82	0.86	0.80
PCB-143	22'3456'-HxCB	0.95	9.3%	1.01	0.80	0.90	0.99	1.00	1.03
PCB-139/140	22'344'6-/22'344'	1.00	6.3%	0.94	0.92	0.97	1.05	1.07	1.05
PCB-131	22'33'46'-HxCB	0.85	7.1%	0.77	0.79	0.83	0.89	0.92	0.89
PCB-142	22'3456'-HxCB	0.87	6.1%	0.83	0.81	0.84	0.91	0.93	0.92
PCB-132	22'33'46'-HxCB	0.89	6.5%	0.86	0.80	0.86	0.93	0.95	0.93
PCB-133	22'33'55'-HxCB	0.91	7.2%	0.83	0.87	0.88	0.96	0.99	0.97
PCB-165	233'55'6'-HxCB	1.13	6.0%	1.07	1.06	1.08	1.18	1.21	1.19
PCB-146	22'34'55'-HxCB	1.01	5.9%	1.01	0.92	0.95	1.03	1.06	1.07
PCB-161	233'45'6'-HxCB	1.25	6.3%	1.17	1.18	1.20	1.33	1.35	1.28
PCB-153/168	22'44'55'-/23'44'	1.22	5.7%	1.21	1.13	1.15	1.28	1.30	1.25
PCB-141	22'3455'-HxCB	0.93	5.6%	0.89	0.86	0.89	0.96	0.98	0.98
PCB-130	22'33'45'-HxCB	0.85	5.1%	0.85	0.78	0.81	0.87	0.89	0.88
PCB-137	22'344'5'-HxCB	1.04	5.8%	0.95	1.01	1.05	1.11	1.03	1.10
PCB-164	233'4'5'6'-HxCB	1.22	7.7%	1.19	1.16	1.12	1.23	1.38	1.26
PCB-163/138/129	233'4'56-/22'	1.02	5.4%	0.98	0.96	1.00	1.07	1.10	1.04
PCB-160	233'456'-HxCB	1.21	4.4%	1.20	1.17	1.13	1.24	1.26	1.26
PCB-158	233'44'6'-HxCB	1.34	4.3%	1.29	1.27	1.30	1.38	1.41	1.38
PCB-128/166	22'33'44'-/2344'5	0.90	4.4%	0.86	0.86	0.87	0.93	0.94	0.93
PCB-159	233'455'-HxCB	1.06	5.4%	1.03	0.99	1.02	1.11	1.13	1.11
PCB-162	233'4'55'-HxCB	1.08	5.5%	1.05	0.98	1.05	1.12	1.14	1.12
PCB-188	22'34'566'-HpCB	1.03	6.0%	0.93	0.99	1.02	1.08	1.10	1.07
PCB-179	22'33'566'-HpCB	0.97	4.7%	0.92	0.91	0.94	1.01	1.02	1.00
PCB-184	22'344'66'-HpCB	0.93	5.9%	0.87	0.88	0.90	0.97	1.00	0.97
PCB-176	22'33'466'-HpCB	1.05	5.3%	0.98	0.99	1.04	1.09	1.10	1.09
PCB-186	22'34566'-HpCB	0.98	5.1%	0.93	0.92	0.97	1.02	1.03	1.02
PCB-178	22'33'55'6'-HpCB	0.74	3.9%	0.71	0.70	0.72	0.75	0.77	0.76
PCB-175	22'33'45'6'-HpCB	1.01	7.2%	0.93	0.92	0.99	1.06	1.08	1.07
PCB-187	22'34'55'6'-HpCB	1.06	6.6%	0.97	0.99	1.06	1.12	1.13	1.11

PCB-182	22'344'56'-HpCB	1.11	3.6%	1.07	1.09	1.07	1.14	1.15	1.14	1.15	1.14	1.14
PCB-183	22'344'56'-HpCB	1.13	9.3%	0.99	1.03	0.99	1.19	1.26	1.19	1.26	1.18	1.18
PCB-185	22'3455'6'-HpCB	1.02	3.7%	1.00	1.01	1.00	1.04	1.03	1.04	1.03	1.07	1.07
PCB-174	22'33'456'-HpCB	0.93	3.6%	0.89	0.90	0.89	0.95	0.96	0.95	0.96	0.96	0.96
PCB-177	22'33'456'-HpCB	0.91	5.5%	0.85	0.85	0.85	0.94	0.96	0.94	0.96	0.95	0.95
PCB-181	22'344'56'-HpCB	1.06	3.7%	1.05	1.02	1.05	1.08	1.11	1.08	1.11	1.10	1.10
PCB-171/173	22'33'44'6-/22'3	0.93	4.2%	0.90	0.87	0.90	0.95	0.97	0.95	0.97	0.96	0.96
PCB-172	22'33'455'-HpCB	0.95	3.9%	0.94	0.91	0.94	0.97	1.00	0.97	1.00	0.98	0.98
PCB-192	233'455'6'-HpCB	1.24	4.6%	1.22	1.15	1.22	1.27	1.30	1.27	1.30	1.29	1.29
PCB-180/193	22'344'55'-/233'	1.16	5.1%	1.14	1.06	1.14	1.19	1.22	1.19	1.22	1.20	1.20
PCB-191	233'44'5'6'-HpCB	1.30	4.1%	1.33	1.22	1.33	1.32	1.36	1.32	1.36	1.34	1.34
PCB-170	22'33'44'5'-HpCB	1.07	5.7%	1.03	0.99	1.03	1.12	1.13	1.12	1.13	1.13	1.13
PCB-190	233'44'56'-HpCB	1.45	5.6%	1.36	1.37	1.36	1.49	1.54	1.49	1.54	1.54	1.54
PCB-202	22'33'55'66'-OcCB	0.91	4.7%	0.90	0.85	0.90	0.95	0.96	0.95	0.96	0.94	0.94
PCB-201	22'33'45'66'-OcCB	1.02	4.5%	0.97	0.97	0.97	1.06	1.07	1.06	1.07	1.05	1.05
PCB-204	22'344'566'-OcCB	0.98	4.6%	1.01	0.90	1.01	1.00	1.01	1.00	1.01	0.99	0.99
PCB-197	22'33'44'66'-OcCB	1.06	2.7%	1.06	1.07	1.06	1.06	1.12	1.06	1.12	1.05	1.05
PCB-200	22'33'4566'-OcCB	0.96	8.8%	0.93	0.81	0.93	1.03	1.01	1.03	1.01	1.03	1.03
PCB-198/199	22'33'455'6-/22'	0.72	4.6%	0.71	0.67	0.71	0.74	0.76	0.74	0.76	0.73	0.73
PCB-196	22'33'44'56'-OcCB	0.73	6.5%	0.66	0.69	0.66	0.76	0.79	0.76	0.79	0.76	0.76
PCB-203	22'344'55'6'-OcCB	0.76	5.9%	0.72	0.72	0.72	0.80	0.82	0.80	0.82	0.80	0.80
PCB-195	22'33'44'56'-OcCB	0.80	6.2%	0.78	0.73	0.78	0.84	0.85	0.84	0.85	0.84	0.84
PCB-194	22'33'44'55'-OcCB	0.87	3.4%	0.86	0.84	0.86	0.90	0.91	0.90	0.91	0.89	0.89
PCB-205	233'44'55'6'-OcCB	1.09	4.2%	1.09	1.02	1.09	1.11	1.14	1.11	1.14	1.12	1.12
PCB-208	22'33'455'66'-NoCB	1.02	5.3%	0.97	0.96	0.97	1.06	1.08	1.06	1.08	1.06	1.06
PCB-207	22'33'44'566'-NoCB	1.06	5.4%	1.00	1.00	1.00	1.10	1.12	1.10	1.12	1.10	1.10
PCB-206	22'33'44'55'6'-NoCB	0.98	5.5%	0.95	0.90	0.95	1.01	1.04	1.01	1.04	1.02	1.02

1668A/B ICALS

AX	MM4_PCB_01102012_25JUL12			MM4_PCB_07132012_25JUL12			RSD	Mean	sd	PD from Mean
	RSD	Mean	sd	RSD	Mean	sd				
77	7.6	1.04	0.08	1.11	1.13	1.13	1.2	1.12	0.01	0.9%
81	9.8	1.09	0.11	1.13	1.13	1.13	0.0	1.13	0.00	0.0%
105	8.6	0.98	0.08	1.11	1.09	1.09	0.8	1.10	0.01	-0.6%
114	8.5	0.97	0.08	1.18	1.16	1.16	1.0	1.17	0.01	-0.7%
118	7.2	0.98	0.07	1.11	1.11	1.11	0.4	1.11	0.00	-0.3%
123	6.4	0.97	0.06	1.08	1.19	1.19	6.7	1.13	0.08	4.7%
126	8.2	0.98	0.08	1.07	1.06	1.06	0.3	1.06	0.00	-0.2%
156/157	4.6	0.97	0.05	1.09	1.11	1.11	1.0	1.10	0.01	0.7%
167	5.2	0.96	0.05	1.14	1.14	1.14	0.5	1.14	0.01	-0.4%
169	4.6	0.93	0.04	1.09	1.11	1.11	1.1	1.10	0.01	0.8%
189	9.8	0.93	0.09	1.07	1.06	1.06	0.8	1.06	0.01	-0.6%
1	10.9	1.18	0.13	1.02	1.03	1.03	0.7	1.03	0.01	0.5%
3	9.5	1.18	0.11	0.98	1.04	1.04	4.7	1.01	0.05	3.3%
4	10.4	0.97	0.10	1.11	1.17	1.17	3.6	1.14	0.04	2.5%
15	7.2	0.99	0.07	0.99	1.08	1.08	6.4	1.03	0.07	4.5%
19	5.3	1.04	0.06	1.10	1.09	1.09	0.7	1.10	0.01	-0.5%
37	8.1	1.05	0.08	1.00	1.10	1.10	7.0	1.05	0.07	4.9%
54	9.1	1.02	0.09	1.18	1.21	1.21	1.7	1.19	0.02	1.2%
104	9.0	1.00	0.09	1.11	1.25	1.25	8.4	1.18	0.10	5.9%
153	5.1	1.02	0.05	1.19	1.22	1.22	0.6	1.09	0.01	0.4%
155				1.08	1.09	1.09				
170				1.06	1.07	1.07				
180				1.08	1.16	1.16				
188	6.5	1.06	0.07	1.03	1.03	1.03	0.1	1.03	0.00	0.1%
202	7.6	0.87	0.07	0.93	0.91	0.91	0.8	0.92	0.01	-0.6%
205	5.8	1.02	0.06	1.09	1.09	1.09	1.0	1.08	0.01	0.7%
208	4.5	0.94	0.04	1.02	1.02	1.02	0.1	1.02	0.00	-0.1%
206	7.1	0.98	0.07	0.99	0.98	0.98	1.0	0.99	0.01	-0.7%
209	6.4	0.94	0.06	1.07	1.07	1.07	0.2	1.07	0.00	#REF!
ES							#DIV/0!	#DIV/0!	#DIV/0!	#DIV/0!
1	10.8	0.98	0.11	1.08	1.08	1.08				
3	10.3	0.98	0.10	1.14	1.08	1.08				
4	8.3	0.71	0.06	0.50	0.49	0.49				
15	6.3	1.05	0.07	1.18	1.11	1.11				
19	8.4	0.98	0.05	0.53	0.55	0.55	4.4	1.15	0.05	-3.1%
37	7.8	1.40	0.11	1.64	1.64	1.64	0.2	0.54	0.01	1.9%
54	13.1	1.35	0.18	0.87	0.94	0.94	5.7	1.64	0.00	-0.2%
77	7.9	1.20	0.10	1.26	1.35	1.35	4.5	0.90	0.05	4.0%
81	7.0	1.17	0.08	1.20	1.29	1.29	5.1	1.31	0.06	3.2%
104	12.1	1.48	0.18	1.08	0.99	0.99	6.2	1.24	0.06	3.6%
105	5.1	1.18	0.06	1.22	1.23	1.23	1.0	1.04	0.06	-4.3%
114	4.2	1.23	0.05	1.24	1.25	1.25	0.2	1.23	0.01	0.7%
118	5.2	1.24	0.07	1.28	1.28	1.28	0.3	1.25	0.00	0.1%
123	5.4	1.20	0.06	1.35	1.22	1.22	7.4	1.28	0.00	0.2%
126	8.5	1.29	0.11	1.22	1.20	1.20	1.2	1.29	0.09	-5.2%
153				1.10	1.14	1.14		1.21	0.01	-0.8%
155	5.0	1.51	0.08	1.41	1.50	1.50	4.0	1.45	0.06	2.9%
156/157	15.9	1.15	0.18	1.41	1.45	1.45	2.4	1.43	0.03	1.7%
167	14.1	1.18	0.17	1.43	1.49	1.49	3.3	1.46	0.05	2.4%
169	19.8	1.10	0.22	1.37	1.40	1.40	1.8	1.39	0.03	1.3%
170				1.04	1.00	1.00				
180				1.28	1.16	1.16				
188	12.9	1.39	0.18	1.12	1.18	1.18	3.5	1.15	0.04	2.5%
189	9.1	1.70	0.15	1.53	1.49	1.49	1.9	1.51	0.03	-1.4%
202	9.7	1.32	0.13	1.07	1.14	1.14	4.6	1.10	0.05	3.2%

PCB-71/40	23/416/22/33-TeCB	0.85	0.87	1.2	0.86	0.01	0.9%
PCB-64	23/46-TeCB	1.21	1.24	1.6	1.22	0.02	1.1%
PCB-72	23/55-TeCB	1.13	1.14	0.7	1.14	0.01	0.5%
PCB-68	23/45-TeCB	1.21	1.21	0.1	1.21	0.00	-0.1%
PCB-57	23/5-TeCB	1.10	1.11	0.1	1.10	0.00	0.0%
PCB-58	23/5-TeCB	1.11	1.10	0.7	1.11	0.01	-0.5%
PCB-67	23/45-TeCB	1.15	1.16	0.7	1.15	0.01	0.5%
PCB-63	23/45-TeCB	1.22	1.22	0.4	1.22	0.01	-0.3%
PCB-61/70/74/76	23/45-/23/45	1.13	1.13	0.1	1.13	0.00	-0.1%
PCB-66	23/44-TeCB	1.08	1.08	0.7	1.07	0.01	0.5%
PCB-55	23/34-TeCB	1.10	1.10	0.6	1.09	0.01	0.4%
PCB-56	23/34-TeCB	1.05	1.06	0.1	1.05	0.00	0.1%
PCB-60	23/44-TeCB	1.11	1.11	0.4	1.11	0.00	-0.2%
PCB-80	33/55-TeCB	1.26	1.25	0.2	1.25	0.00	-0.2%
PCB-79	33/45-TeCB	1.23	1.23	1.4	1.25	0.02	-1.0%
PCB-78	33/45-TeCB	1.08	1.08	0.5	1.08	0.01	-0.4%
PCB-104	22/466-TeCB	1.11	1.25	8.4	1.18	0.10	5.9%
PCB-96	22/366-TeCB	0.88	1.08	6.6	1.03	0.07	4.7%
PCB-103	22/456-TeCB	0.90	0.90	8.1	0.85	0.07	5.7%
PCB-94	22/356-TeCB	0.70	0.78	7.3	0.74	0.05	5.2%
PCB-95	22/356-TeCB	0.75	0.83	7.1	0.79	0.06	5.1%
PCB-100/93	22/446-/22/356-P	0.76	0.84	7.1	0.80	0.06	5.0%
PCB-102	22/456-TeCB	0.82	0.90	6.6	0.86	0.06	4.7%
PCB-98	22/346-TeCB	0.69	0.77	7.8	0.73	0.06	5.5%
PCB-88	22/346-TeCB	0.67	0.79	11.7	0.73	0.09	8.3%
PCB-91	22/346-TeCB	0.84	0.88	3.2	0.86	0.03	2.3%
PCB-84	22/336-TeCB	0.65	0.71	6.7	0.68	0.05	4.7%
PCB-89	22/346-TeCB	0.68	0.76	7.7	0.72	0.06	5.5%
PCB-121	23/456-TeCB	1.02	1.14	8.0	1.08	0.09	5.6%
PCB-92	22/355-TeCB	0.73	0.80	6.4	0.77	0.05	4.5%
PCB-113/90/101	23/356-/22/3	0.85	0.93	6.5	0.89	0.06	4.6%
PCB-83	22/335-TeCB	0.63	0.71	8.3	0.67	0.06	5.9%
PCB-99	22/445-TeCB	0.82	0.87	4.5	0.84	0.04	3.2%
PCB-112	23/356-TeCB	1.01	1.13	7.6	1.07	0.08	5.4%
PCB-108/119/86/97/125/87	233	0.87	0.95	6.5	0.91	0.06	4.6%
PCB-117	23/456-TeCB	0.96	1.04	5.9	1.00	0.06	4.2%
PCB-116/85	23/456-/22/344-Pe	0.87	0.97	8.1	0.92	0.07	5.7%
PCB-110	23/346-TeCB	0.95	1.02	5.4	0.98	0.05	3.8%
PCB-115	23/446-TeCB	1.02	1.16	8.7	1.09	0.09	6.1%
PCB-82	22/334-TeCB	0.63	0.69	6.5	0.66	0.04	4.6%
PCB-111	23/355-TeCB	1.05	1.15	7.0	1.10	0.08	4.9%
PCB-120	23/455-TeCB	1.05	1.16	6.7	1.11	0.07	4.8%
PCB-107/124	23/345-/23/455'	0.99	1.07	6.1	1.03	0.06	4.3%
PCB-109	23/346-TeCB	1.05	1.14	5.7	1.10	0.06	4.0%
PCB-106	23/345-TeCB	0.98	1.07	5.9	1.03	0.06	4.2%
PCB-122	23/345-TeCB	1.01	1.00	0.8	1.01	0.01	-0.6%
PCB-127	33/455-TeCB	1.12	1.10	1.3	1.11	0.01	-0.9%
PCB-155	22/4466-HxCB	1.08	1.09	0.6	1.09	0.01	0.4%
PCB-152	22/3566-HxCB	1.00	1.01	0.7	1.01	0.01	0.5%
PCB-150	22/3466-HxCB	1.03	1.00	2.0	1.02	0.02	-1.4%
PCB-136	22/3366-HxCB	0.95	0.95	0.3	0.95	0.00	0.2%
PCB-145	22/3466-HxCB	0.96	0.96	1.0	0.97	0.01	-0.7%
PCB-148	22/3456-HxCB	0.96	0.97	1.0	0.96	0.01	0.7%
PCB-151/135	22/3556-/22/33'	0.94	0.96	1.8	0.95	0.02	1.3%
PCB-154	22/4456-HxCB	1.05	1.09	2.7	1.07	0.03	1.9%
PCB-144	22/3456-HxCB	0.96	0.98	1.3	0.97	0.01	0.9%
PCB-147/149	22/3456-/22/34'	0.96	0.99	1.6	0.97	0.02	1.1%
PCB-134	22/3356-HxCB	0.78	0.80	1.6	0.79	0.01	1.1%
PCB-143	22/3456-HxCB	0.92	0.95	2.6	0.94	0.02	1.8%
PCB-139/140	22/3446-/22/344'	0.99	1.00	0.9	0.99	0.01	0.6%
PCB-131	22/3346-HxCB	0.84	0.85	1.0	0.84	0.01	0.7%
PCB-142	22/3456-HxCB	0.86	0.87	1.0	0.87	0.01	0.7%
PCB-132	22/3346-HxCB	0.87	0.89	1.4	0.88	0.01	1.0%
PCB-133	22/3355-HxCB	0.92	0.91	0.7	0.92	0.01	-0.5%

PCB-165 233'55'6'-HxCB	1.12	1.13	0.8	1.13	0.01	0.6%
PCB-146 22'34'55'-HxCB	0.99	1.01	1.5	1.00	0.01	1.1%
PCB-161 233'45'6'-HxCB	1.24	1.25	0.5	1.25	0.01	0.4%
PCB-153/168 22'44'55'-/23'44'	1.19	1.22	1.8	1.20	0.02	1.3%
PCB-141 22'34'55'-HxCB	0.92	0.93	0.5	0.92	0.00	0.4%
PCB-130 22'33'45'-HxCB	0.82	0.85	2.0	0.84	0.02	1.4%
PCB-137 22'34'4'-HxCB	1.00	1.04	2.9	1.02	0.03	2.1%
PCB-164 233'4'5'6'-HxCB	1.21	1.22	0.8	1.22	0.01	0.6%
PCB-163/138/129 233'4'56'-/22'	1.01	1.02	1.0	1.02	0.01	0.7%
PCB-160 233'45'6'-HxCB	1.18	1.21	1.7	1.19	0.02	1.2%
PCB-158 233'44'6'-HxCB	1.30	1.34	2.1	1.32	0.03	1.5%
PCB-128/166 22'33'44'-/23'44'5	0.91	0.90	1.1	0.91	0.01	-0.8%
PCB-159 233'45'5'-HxCB	1.07	1.06	0.8	1.07	0.01	-0.5%
PCB-162 233'4'55'-HxCB	1.09	1.08	1.2	1.08	0.01	-0.8%
PCB-188 22'34'56'6'-HxCB	1.03	1.03	0.1	1.03	0.00	0.1%
PCB-179 22'33'56'6'-HxCB	0.95	0.97	1.6	0.96	0.02	1.2%
PCB-184 22'34'4'6'6'-HxCB	0.94	0.93	0.9	0.94	0.01	-0.6%
PCB-176 22'33'46'6'-HxCB	1.05	1.05	0.3	1.05	0.00	-0.2%
PCB-186 22'34'56'6'-HxCB	0.98	0.98	0.1	0.98	0.00	0.1%
PCB-178 22'33'55'6'-HxCB	0.73	0.74	0.2	0.73	0.00	0.2%
PCB-175 22'33'45'6'-HxCB	0.95	1.01	4.2	0.98	0.04	3.0%
PCB-187 22'34'55'6'-HxCB	0.99	1.06	5.1	1.03	0.05	3.6%
PCB-182 22'34'4'5'6'-HxCB	1.02	1.11	6.0	1.07	0.06	4.2%
PCB-183 22'34'4'5'6'-HxCB	1.06	1.13	4.9	1.10	0.05	3.5%
PCB-185 22'34'55'6'-HxCB	0.95	1.02	5.1	0.98	0.05	3.6%
PCB-174 22'33'4'5'6'-HxCB	0.83	0.93	7.8	0.88	0.07	5.5%
PCB-177 22'33'4'5'6'-HxCB	0.85	0.91	4.6	0.88	0.04	3.3%
PCB-181 22'34'4'5'6'-HxCB	0.98	1.06	5.4	1.02	0.06	3.8%
PCB-171/173 22'33'44'6'-/22'3	0.85	0.93	6.1	0.89	0.05	4.3%
PCB-172 22'33'45'5'-HxCB	0.88	0.95	6.0	0.92	0.05	4.2%
PCB-192 233'45'5'6'-HxCB	1.12	1.24	7.1	1.18	0.08	5.0%
PCB-180/193 22'34'4'5'5'-/233'	1.08	1.16	5.1	1.12	0.06	3.6%
PCB-191 233'44'5'6'-HxCB	1.20	1.30	5.9	1.25	0.07	4.2%
PCB-170 22'33'44'5'-HxCB	1.06	1.07	1.1	1.07	0.01	0.8%
PCB-190 233'44'5'6'-HxCB	1.42	1.45	1.7	1.43	0.02	1.2%
PCB-202 22'33'55'6'6'-O6CB	0.93	0.91	0.8	0.92	0.01	-0.6%
PCB-201 22'33'45'6'6'-O6CB	1.04	1.02	1.2	1.03	0.01	-0.9%
PCB-204 22'34'4'5'6'6'-O6CB	0.99	0.98	1.0	0.98	0.01	-0.7%
PCB-197 22'33'44'6'6'-O6CB	1.03	1.06	2.0	1.05	0.02	1.4%
PCB-200 22'33'45'6'6'-O6CB	1.02	0.96	4.1	0.99	0.04	-2.9%
PCB-198/199 22'33'45'5'6'-/22'	0.74	0.72	2.1	0.73	0.01	-1.5%
PCB-196 22'33'44'5'6'-O6CB	0.77	0.73	3.7	0.75	0.03	-2.6%
PCB-203 22'34'4'5'5'6'-O6CB	0.80	0.76	3.0	0.78	0.02	-2.1%
PCB-195 22'33'44'5'6'-O6CB	0.79	0.80	0.8	0.80	0.01	0.6%
PCB-194 22'33'44'5'5'-O6CB	0.87	0.87	0.4	0.87	0.00	0.2%
PCB-205 233'44'5'5'6'-O6CB	1.07	1.09	1.0	1.08	0.01	0.7%
PCB-208 22'33'45'5'6'6'-NoCB	1.02	1.02	0.1	1.02	0.00	-0.1%
PCB-207 22'33'44'5'6'6'-NoCB	1.07	1.06	0.7	1.06	0.01	-0.5%
PCB-206 22'33'44'5'5'6'-NoCB	0.99	0.98	0.7	0.99	0.01	-0.5%

Analytical Perspectives — Run Log

Project: MM7_PCB_07132012_25JUL12

Instrument: MM7 (AutoSpec-Premier)		MS Experiment: pcb-2012-01		GC Program: pcb90_a					
#	Datafile	Vial#	Lab ID	Wt/Vol	Client/Sample ID	Analyst(s)	Checkcode	Acq Date	Acq Time
15	120725X15	Tray1:50	CS0_120725_PCB_XC	0.03	SIL 12-65-6	LKB	094-961	26-Jul-2012	02:56:49
16	120725X16	Tray1:51	CS1_120725_PCB_XB	0.03	SIL 12-65-5	LKB	824-792	26-Jul-2012	03:50:43
17	120725X17	Tray1:52	CS2_120725_PCB_XB	0.03	SIL 12-65-4	LKB	175-178	26-Jul-2012	04:44:38
18	120725X18	Tray1:53	CS3_120725_PCB_XB	0.03	SIL 12-65-3	LKB	426-138	26-Jul-2012	05:38:32
19	120725X19	Tray1:54	CS4_120725_PCB_XB	0.03	SIL 12-65-2	LKB	276-589	26-Jul-2012	06:32:28
20	120725X20	Tray1:55	CS5_120725_PCB_XB	0.03	SIL 12-65-1	LKB	951-239	26-Jul-2012	07:26:23
21	120725X21	Tray1:02	SBS_120725_PCB_XH	0.03	SIL 9-41-1	LKB	476-201	26-Jul-2012	08:33:09
22	120725X22	Tray1:02	SBS_120725_PCB_XI	0.03	SIL 9-41-1	LKB	961-294	26-Jul-2012	09:25:22

REVIEWED
By Laura Boivin at 11:26 am, Jul 28, 2012

PCB QC Summary **SGS Analytical Perspectives** **Printed: 28-Jul-2012 10:10**

Lab ID: CS0_120725_PCB_XC
 Acquired: 26-JUL-2012 02:56
 Datafile: 120725X15

ICAL: MM7_PCB_07132012_25JUL12

Name	RT	Response	RA	ICAL	RRF	Dev'n
PCB-77 33'44'-TeCB	30.54	4.40E+05	0.84 Y	1.13	1.12	-1.0%
PCB-81 344'5'-TeCB	30.07	4.09E+05	0.74 Y	1.13	1.09	-3.0%
PCB-105 233'44'-PeCB	33.49	3.57E+05	0.63 Y	1.09	1.07	-2.0%
PCB-114 2344'5'-PeCB	32.96	3.71E+05	0.58 Y	1.16	1.10	-5.3%
PCB-118 23'44'5'-PeCB	32.51	3.93E+05	0.61 Y	1.11	1.13	2.3%
PCB-123 2'344'5'-PeCB	32.23	3.85E+05	0.61 Y	1.19	1.18	-0.6%
PCB-126 33'44'5'-PeCB	36.08	3.40E+05	0.62 Y	1.06	1.04	-1.9%
PCB-156/157 233'44'5'/233'44'5'	38.61	7.14E+05	1.28 Y	1.11	1.09	-2.0%
PCB-167 23'44'55'-HxCB	37.65	3.68E+05	1.22 Y	1.14	1.08	-4.5%
PCB-169 33'44'55'-HxCB	41.31	3.38E+05	1.15 Y	1.11	1.07	-4.1%
PCB-189 233'44'55'-HpCB	43.43	3.13E+05	1.11 Y	1.06	1.03	-2.6%
PCB-209 DeCB	48.38	2.29E+05	1.17 Y	1.07	1.10	2.3%
ES PCB-1	10.64	1.17E+08	3.14 Y	1.08	1.09	0.4%
ES PCB-3	12.70	1.16E+08	3.23 Y	1.08	1.08	-0.7%
ES PCB-4	12.92	5.31E+07	1.59 Y	0.49	0.49	0.6%
ES PCB-15	18.24	1.19E+08	1.59 Y	1.11	1.10	-0.6%
ES PCB-19	15.75	6.04E+07	1.05 Y	0.55	0.56	0.7%
ES PCB-37	24.32	9.54E+07	1.06 Y	1.64	1.63	-0.6%
ES PCB-54	18.49	5.54E+07	0.77 Y	0.94	0.94	0.4%
ES PCB-77	30.52	7.84E+07	0.80 Y	1.35	1.34	-0.9%
ES PCB-81	30.05	7.47E+07	0.79 Y	1.29	1.27	-1.1%
ES PCB-104	23.28	5.31E+07	1.58 Y	0.99	0.98	-1.1%
ES PCB-105	33.46	6.66E+07	1.64 Y	1.23	1.23	-0.1%
ES PCB-114	32.93	6.76E+07	1.62 Y	1.25	1.25	0.2%
ES PCB-118	32.49	6.94E+07	1.61 Y	1.28	1.28	0.2%
ES PCB-123	32.21	6.52E+07	1.58 Y	1.22	1.21	-1.0%
ES PCB-126	36.06	6.53E+07	1.59 Y	1.20	1.21	0.7%
ES PCB-153	34.06	5.07E+07	1.30 Y	1.14	1.14	-0.2%
ES PCB-155	28.13	6.64E+07	1.26 Y	1.50	1.49	-0.2%
ES PCB-156/157	38.59	1.32E+08	1.29 Y	1.45	1.48	1.6%
ES PCB-167	37.63	6.78E+07	1.27 Y	1.49	1.52	1.9%
ES PCB-169	41.29	6.34E+07	1.28 Y	1.40	1.42	1.3%
ES PCB-170	40.80	4.16E+07	1.06 Y	1.00	1.01	0.9%
ES PCB-180	39.76	4.71E+07	1.05 Y	1.16	1.15	-1.1%
ES PCB-188	32.94	5.30E+07	1.07 Y	1.18	1.19	1.0%
ES PCB-189	43.41	6.08E+07	1.04 Y	1.49	1.48	-0.6%
ES PCB-202	37.43	5.12E+07	0.90 Y	1.14	1.15	1.1%
ES PCB-205	45.56	4.94E+07	0.89 Y	1.20	1.20	-0.1%
ES PCB-206	47.01	3.61E+07	0.79 Y	0.87	0.88	1.0%
ES PCB-208	43.02	4.91E+07	0.79 Y	1.19	1.19	0.3%
ES PCB-209	48.36	4.17E+07	1.19 Y	1.00	1.01	1.0%

PCB QC Summary **SGS Analytical Perspectives** **Printed: 28-Jul-2012 10:10**

Lab ID: Cs0_120725_PCB_XC ICAL: MM7_PCB_07132012_25JUL12
 Acquired: 26-JUL-2012 02:56
 Datafile: 120725X15

Name	RT	Response	RA	ICAL	RRF	Dev'n
SS PCB-28	20.88	1.02E+08	1.06 Y	1.07	1.07	-0.3%
SS PCB-111	30.57	6.61E+07	1.60 Y	1.01	1.01	0.9%
SS PCB-178	35.49	3.27E+07	1.06 Y	0.63	0.62	-1.8%
CS PCB-28	20.88	1.02E+08	1.06 Y	1.76	1.74	-1.0%
CS PCB-111	30.57	6.61E+07	1.60 Y	1.23	1.22	-0.1%
CS PCB-178	35.49	3.27E+07	1.06 Y	0.74	0.73	-0.8%
JS PCB-9	14.74	1.08E+08	1.60 Y	-	-	-
JS PCB-52	22.45	5.87E+07	0.79 Y	-	-	-
JS PCB-101	28.30	5.40E+07	1.59 Y	-	-	-
JS PCB-138	35.10	4.45E+07	1.27 Y	-	-	-
JS PCB-194	45.16	4.11E+07	0.91 Y	-	-	-
PCB-1 2-MoCB	10.65	5.46E+05	3.25 Y	1.03	0.93	-9.9%
PCB-3 4-MoCB	12.71	5.56E+05	2.99 Y	1.04	0.95	-8.5%
PCB-4 22'-DiCB	12.93	2.97E+05	0.00 S	1.17	1.12	-4.4%
PCB-15 44'-DiCB	18.25	6.16E+05	1.51 Y	1.08	1.03	-4.6%
PCB-19 22'6'-TrCB	15.77	3.20E+05	1.01 Y	1.09	1.06	-3.2%
PCB-37 344'-TrCB	24.34	5.24E+05	1.03 Y	1.10	1.10	-0.5%
PCB-54 22'66'-TeCB	18.50	3.13E+05	0.83 Y	1.21	1.13	-6.5%
PCB-104 22'466'-PeCB	23.30	3.32E+05	0.63 Y	1.25	1.25	-0.4%
PCB-153 22'44'55'-HxCB	34.11	6.14E+05	1.27 Y	1.22	1.21	-0.6%
PCB-155 22'44'66'-HxCB	28.15	3.43E+05	1.29 Y	1.09	1.03	-5.4%
PCB-170 22'33'44'5'-HpCB	40.82	2.15E+05	0.99 Y	1.07	1.03	-3.7%
PCB-180 22'344'55'-HpCB	39.75	5.38E+05	1.02 Y	1.16	1.14	-1.4%
PCB-188 22'34'566'-HpCB	32.96	2.48E+05	1.05 Y	1.03	0.93	-9.6%
PCB-202 22'33'55'66'-OcCB	37.45	2.31E+05	0.91 Y	0.91	0.90	-1.2%
PCB-205 233'44'55'6'-OcCB	45.58	2.69E+05	0.88 Y	1.09	1.09	0.2%
PCB-208 22'33'455'66'-NoCB	43.04	2.38E+05	0.77 Y	1.02	0.97	-4.5%
PCB-206 22'33'44'55'6'-NoCB	47.03	1.71E+05	0.79 Y	0.98	0.95	-2.9%

PCB QC Summary - Ax2 Detail

Printed: 28-Jul-2012 10:10

Lab ID: CS0_120725_PCB_XC
 Acquired: 26-JUL-2012 02:56
 Datafile: 120725X15

ICAL: MM7_PCB_07132012_25JUL12

Name	RT	Response	RA	ICAL	RRF	Dev'n
PCB-1 2-MoCB	10.65	5.46E+05	3.25 Y	1.03	0.93	-9.9%
PCB-2 3-MoCB	12.54	5.48E+05	3.16 Y	1.04	0.94	-9.6%
PCB-3 4-MoCB	12.71	5.56E+05	2.99 Y	1.04	0.95	-8.5%
PCB-4 22'-DiCB	12.93	2.97E+05	0.00 S	1.17	1.12	-4.4%
PCB-10 26-DiCB	13.10	4.83E+05	0.00 S	1.83	1.82	-0.9%
PCB-9 25-DiCB	14.76	4.85E+05	1.49 Y	0.89	0.81	-9.3%
PCB-7 24-DiCB	14.91	5.52E+05	1.64 Y	1.02	0.92	-9.8%
PCB-6 23'-DiCB	15.12	5.14E+05	1.60 Y	0.95	0.86	-9.3%
PCB-5 23-DiCB	15.40	5.58E+05	1.39 Y	0.97	0.93	-3.9%
PCB-8 24'-DiCB	15.51	5.26E+05	1.64 Y	0.98	0.88	-10.3%
PCB-14 35-DiCB	16.98	6.40E+05	1.64 Y	1.16	1.07	-7.4%
PCB-11 33'-DiCB	17.71	5.23E+05	1.67 Y	1.00	0.88	-12.3%
PCB-13/12 34'-/34-DiCB	17.98	1.14E+06	1.52 Y	1.02	0.96	-5.9%
PCB-15 44'-DiCB	18.25	6.16E+05	1.51 Y	1.08	1.03	-4.6%
PCB-19 22'6-TrCB	15.77	3.20E+05	1.01 Y	1.09	1.06	-3.2%
PCB-30/18 246-/22'5-TrCB	17.43	8.15E+05	1.05 Y	1.46	1.35	-7.5%
PCB-17 22'4-TrCB	17.81	3.45E+05	1.13 Y	1.25	1.14	-8.8%
PCB-27 23'6-TrCB	17.99	4.96E+05	1.12 Y	1.69	1.64	-2.9%
PCB-24 236-TrCB	18.12	4.67E+05	1.08 Y	1.63	1.55	-5.5%
PCB-16 22'3-TrCB	18.20	2.70E+05	1.04 Y	0.95	0.90	-6.2%
PCB-32 24'6-TrCB	18.66	5.12E+05	1.06 Y	1.79	1.70	-5.1%
PCB-34 2'35-TrCB	19.77	4.82E+05	0.93 Y	1.05	1.01	-3.6%
PCB-23 235-TrCB	19.91	4.78E+05	1.09 Y	1.06	1.00	-5.3%
PCB-26/29 23'5-/24'5-TrCB	20.19	9.87E+05	1.01 Y	1.09	1.03	-4.8%
PCB-25 23'4-TrCB	20.37	4.91E+05	0.98 Y	1.07	1.03	-4.2%
PCB-31 24'5-TrCB	20.64	4.99E+05	1.05 Y	1.11	1.05	-5.9%
PCB-28/20 244'-/233'-TrCB	20.91	9.80E+05	1.07 Y	1.07	1.03	-3.9%
PCB-21/33 234-/2'34-TrCB	21.08	1.01E+06	1.02 Y	1.09	1.06	-2.8%
PCB-22 234'-TrCB	21.44	4.65E+05	1.01 Y	1.02	0.97	-4.1%
PCB-36 33'5-TrCB	22.80	5.20E+05	1.00 Y	1.13	1.09	-3.4%
PCB-39 34'5-TrCB	23.10	5.24E+05	0.96 Y	1.17	1.10	-5.7%
PCB-38 345-TrCB	23.60	4.75E+05	1.06 Y	1.03	1.00	-3.6%
PCB-35 334-TrCB	23.99	4.90E+05	1.02 Y	1.04	1.03	-1.2%
PCB-37 344'-TrCB	24.34	5.24E+05	1.03 Y	1.10	1.10	-0.5%
PCB-54 22'66'-TeCB	18.50	3.13E+05	0.83 Y	1.21	1.13	-6.5%
PCB-50/53 22'46-/22'56'-TeCB	20.42	5.97E+05	0.79 Y	0.86	0.80	-6.7%
PCB-45 22'36'-TeCB	20.97	2.41E+05	0.77 Y	0.73	0.64	-11.8%
PCB-51 22'46'-TeCB	21.04	3.24E+05	0.81 Y	0.88	0.87	-1.5%
PCB-46 22'36'-TeCB	21.24	2.40E+05	0.80 Y	0.70	0.64	-7.5%
PCB-52 22'55'-TeCB	22.47	3.04E+05	0.85 Y	0.84	0.81	-3.6%
PCB-73 23'56'-TeCB	22.60	3.96E+05	0.76 Y	1.09	1.06	-2.8%
PCB-43 22'35'-TeCB	22.68	2.53E+05	0.83 Y	0.72	0.68	-6.3%
PCB-69/49 23'46-/22'45'-TeCB	22.88	7.07E+05	0.83 Y	1.01	0.95	-6.6%

PCB QC Summary - Ax2 Detail

Printed: 28-Jul-2012 10:10

Lab ID: CS0_120725_PCB_XC
 Acquired: 26-JUL-2012 02:56
 Datafile: 120725X15

ICAL: MM7_PCB_07132012_25JUL12

Name	RT	Response	RA	ICAL	RRF	Dev'n
PCB-48 22'45'-TeCB	23.14	3.06E+05	0.80 Y	0.85	0.82	-3.9%
PCB-44/47/65 22'35'-/22'44'-	23.36	9.57E+05	0.78 Y	0.89	0.85	-4.1%
PCB-59/62/75 23'36'-/23'46'-/24	23.62	1.21E+06	0.81 Y	1.14	1.08	-5.2%
PCB-42 22'34'-TeCB	23.78	2.63E+05	0.83 Y	0.77	0.70	-8.9%
PCB-41 22'34'-TeCB	24.10	2.78E+05	0.78 Y	0.73	0.75	2.5%
PCB-71/40 23'46'/22'33'-TeCB	24.19	6.22E+05	0.79 Y	0.87	0.83	-3.9%
PCB-64 23'46'-TeCB	24.39	4.50E+05	0.75 Y	1.24	1.20	-2.6%
PCB-72 23'55'-TeCB	25.11	4.01E+05	0.79 Y	1.14	1.07	-6.1%
PCB-68 23'45'-TeCB	25.36	4.27E+05	0.85 Y	1.21	1.14	-5.6%
PCB-57 23'35'-TeCB	25.72	4.00E+05	0.81 Y	1.11	1.07	-3.3%
PCB-58 23'35'-TeCB	25.92	3.76E+05	0.80 Y	1.10	1.01	-8.5%
PCB-67 23'45'-TeCB	26.07	4.09E+05	0.83 Y	1.16	1.09	-5.8%
PCB-63 23'45'-TeCB	26.29	4.21E+05	0.75 Y	1.22	1.13	-7.4%
PCB-61/70/74/76 23'45'-/23'4'5	26.57	1.57E+06	0.78 Y	1.13	1.05	-7.2%
PCB-66 23'44'-TeCB	26.85	3.86E+05	0.83 Y	1.08	1.03	-4.0%
PCB-55 23'34'-TeCB	26.98	3.82E+05	0.78 Y	1.10	1.02	-6.9%
PCB-56 23'34'-TeCB	27.41	3.76E+05	0.83 Y	1.06	1.01	-4.7%
PCB-60 23'44'-TeCB	27.59	3.95E+05	0.80 Y	1.11	1.06	-4.8%
PCB-80 33'55'-TeCB	27.95	4.34E+05	0.85 Y	1.25	1.16	-7.4%
PCB-79 33'45'-TeCB	29.23	4.30E+05	0.80 Y	1.23	1.15	-6.7%
PCB-78 33'45'-TeCB	29.70	3.97E+05	0.74 Y	1.08	1.06	-1.6%
PCB-104 22'466'-PeCB	23.30	3.32E+05	0.63 Y	1.25	1.25	-0.4%
PCB-96 22'366'-PeCB	23.60	2.76E+05	0.65 Y	1.08	1.04	-3.4%
PCB-103 22'45'6'-PeCB	25.27	2.84E+05	0.58 Y	0.90	0.87	-3.3%
PCB-94 22'356'-PeCB	25.45	2.38E+05	0.55 Y	0.78	0.73	-5.8%
PCB-95 22'35'6'-PeCB	25.82	2.51E+05	0.67 Y	0.83	0.77	-6.9%
PCB-100/93 22'44'6'-/22'356'-P	26.03	5.21E+05	0.62 Y	0.84	0.80	-5.2%
PCB-102 22'456'-PeCB	26.14	3.18E+05	0.57 Y	0.90	0.98	8.5%
PCB-98 22'3'46'-PeCB	26.21	1.93E+05	0.61 Y	0.77	0.59	-23.2%
PCB-88 22'346'-PeCB	26.49	2.74E+05	0.68 Y	0.79	0.84	5.8%
PCB-91 22'34'6'-PeCB	26.56	2.46E+05	0.57 Y	0.88	0.76	-14.0%
PCB-84 22'33'6'-PeCB	26.74	2.19E+05	0.67 Y	0.71	0.67	-5.3%
PCB-89 22'346'-PeCB	27.15	2.33E+05	0.58 Y	0.76	0.72	-6.0%
PCB-121 23'45'6'-PeCB	27.52	3.57E+05	0.61 Y	1.14	1.10	-4.2%
PCB-92 22'355'-PeCB	27.82	2.46E+05	0.62 Y	0.80	0.75	-5.8%
PCB-113/90/101 23'35'6'-/22'3	28.30	8.78E+05	0.65 Y	0.93	0.90	-4.0%
PCB-83 22'335'-PeCB	28.72	2.23E+05	0.62 Y	0.71	0.69	-3.8%
PCB-99 22'44'5'-PeCB	28.82	2.76E+05	0.55 Y	0.87	0.85	-2.7%
PCB-112 23'35'6'-PeCB	28.91	3.53E+05	0.62 Y	1.13	1.08	-3.8%
PCB-108/119/86/97/125/87 233	29.25	1.81E+06	0.65 Y	0.95	0.92	-2.6%
PCB-117 23'4'56'-PeCB	29.78	3.57E+05	0.60 Y	1.04	1.10	5.4%
PCB-116/85 23'456'-/22'344'-Pe	29.85	5.87E+05	0.60 Y	0.97	0.90	-7.4%
PCB-110 23'3'4'6'-PeCB	29.97	3.28E+05	0.61 Y	1.02	1.01	-1.4%

PCB QC Summary - Ax2 Detail

Printed: 28-Jul-2012 10:10

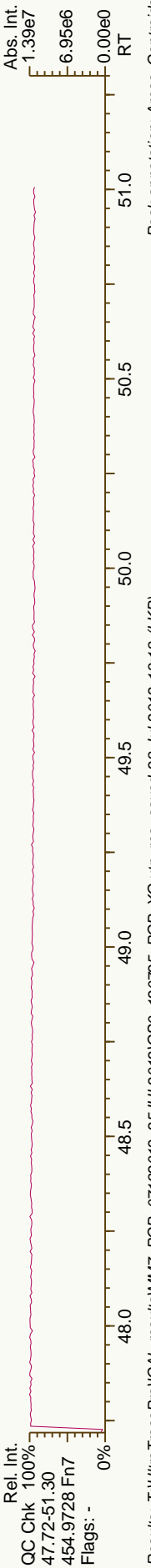
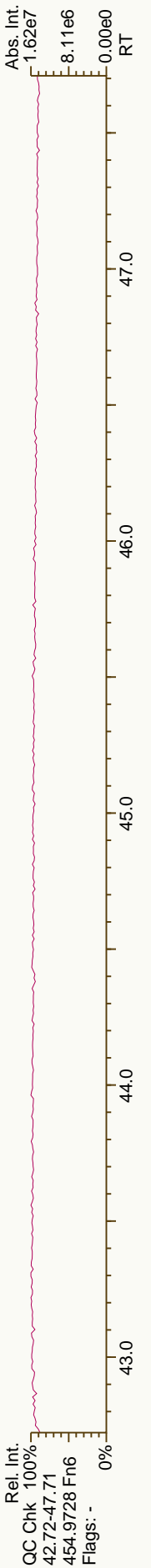
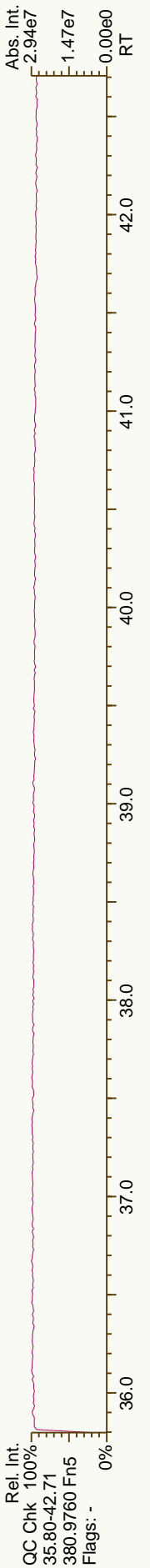
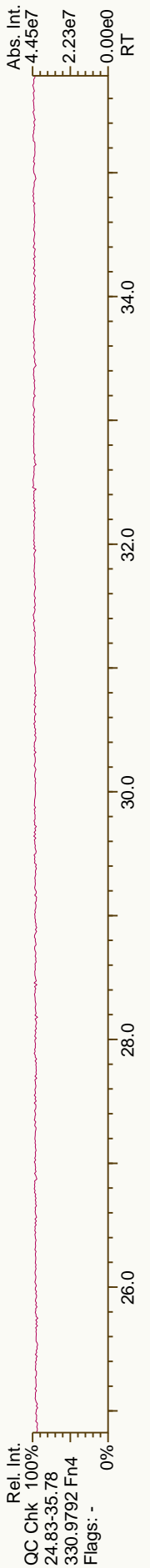
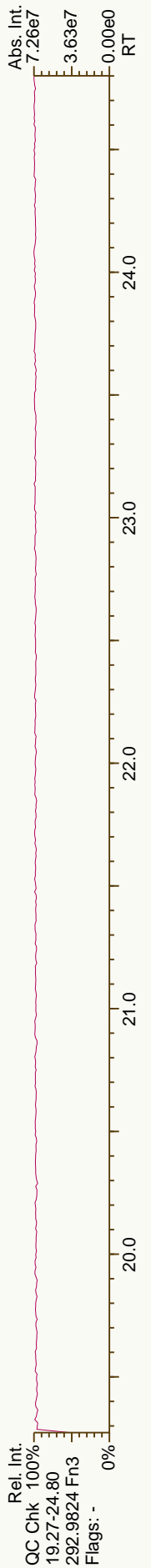
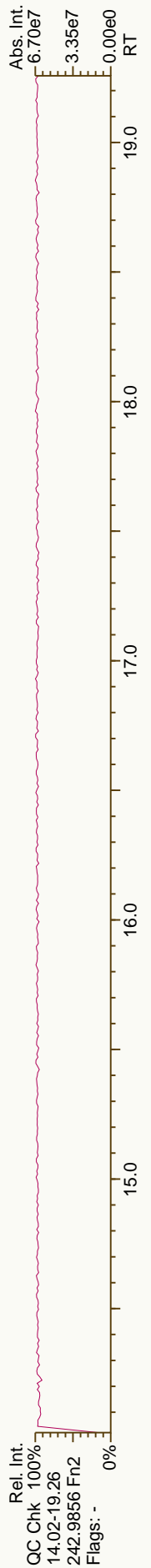
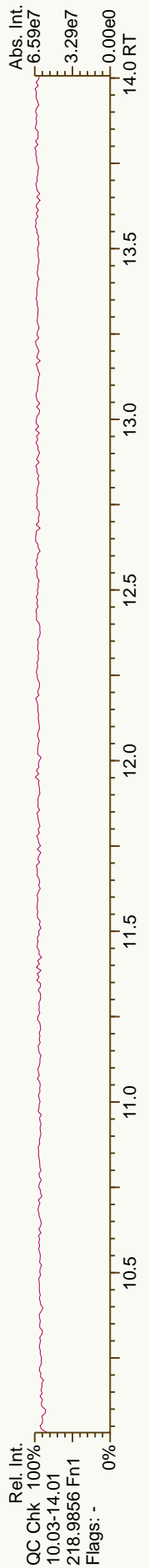
Lab ID: CS0_120725_PCB_XC
 Acquired: 26-JUL-2012 02:56
 Datafile: 120725X15


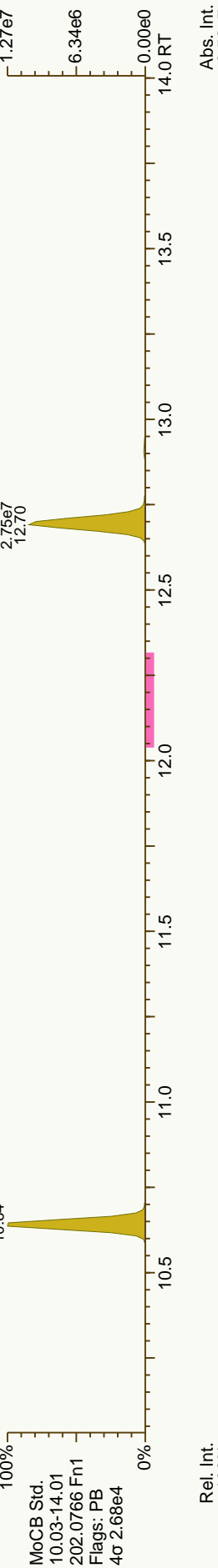
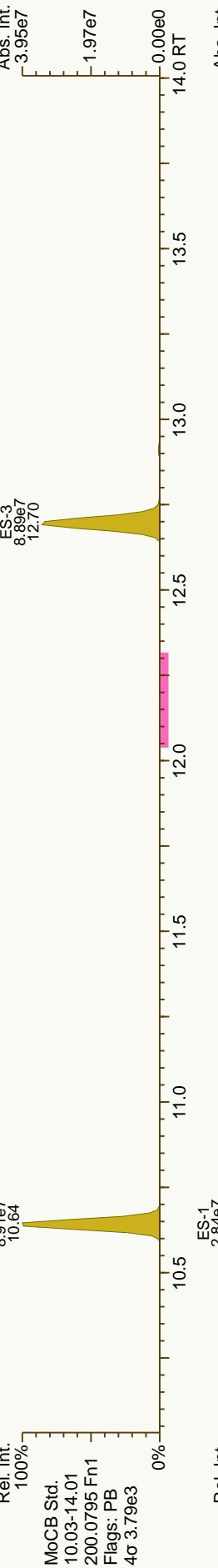
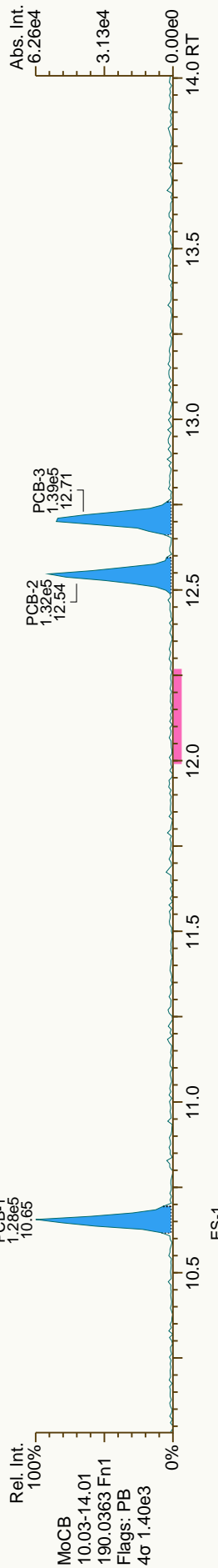
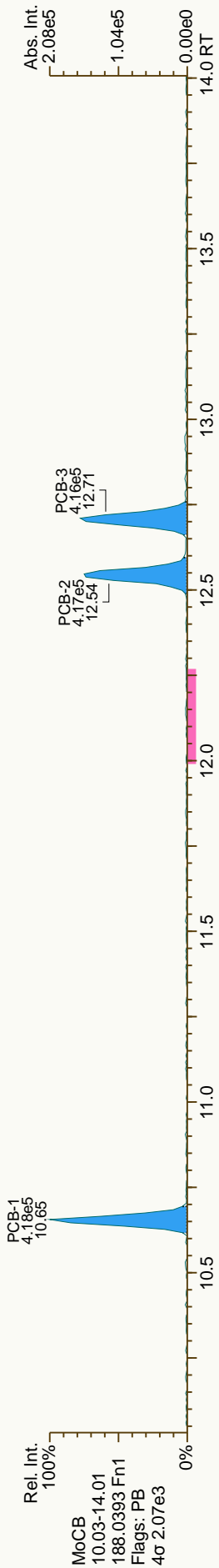
ICAL: MM7_PCB_07132012_25JUL12

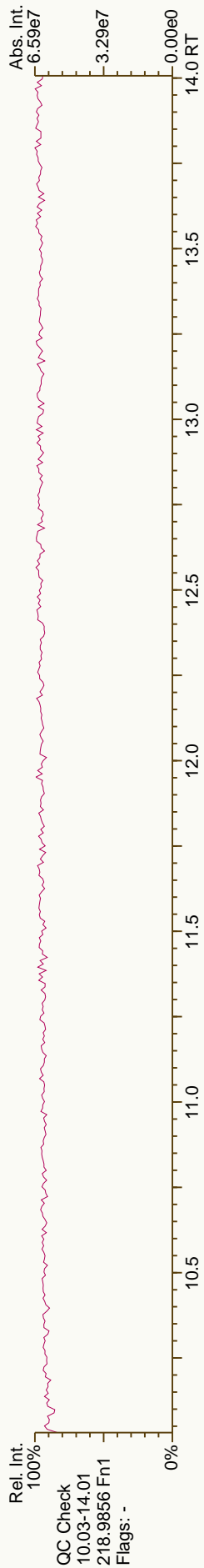
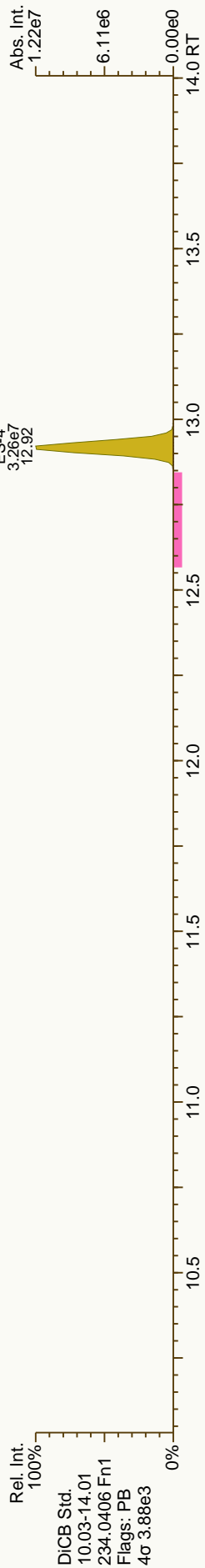
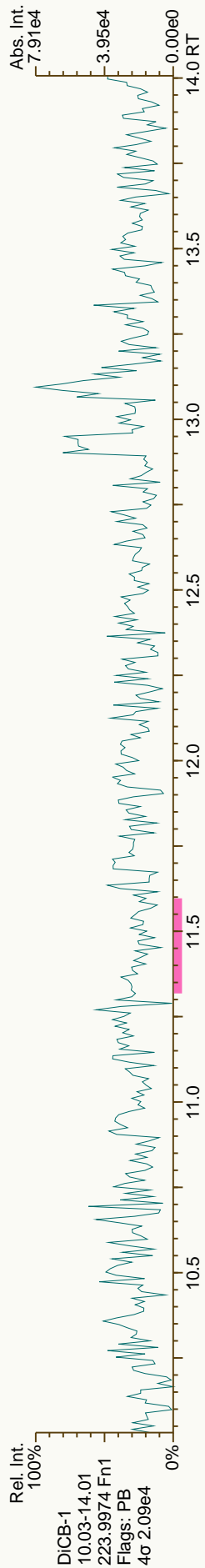
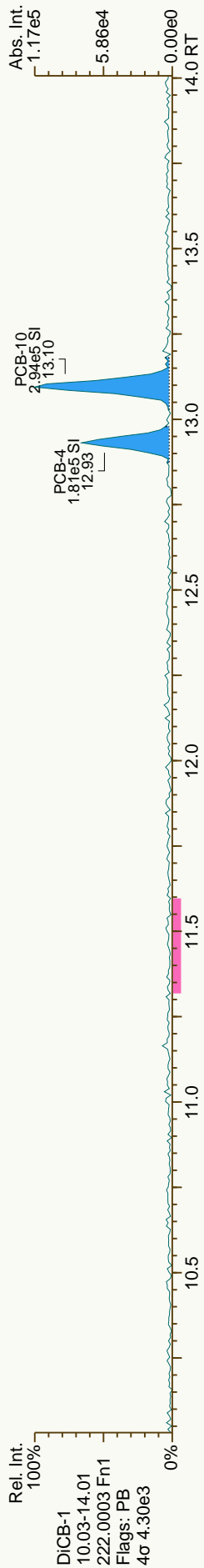
Name	RT	Response	RA	ICAL	RRF	Dev'n
PCB-115 2344'6'-PeCB	30.06	3.81E+05	0.58 Y	1.16	1.17	1.0%
PCB-82 22'33'4-PeCB	30.24	2.13E+05	0.58 Y	0.69	0.65	-5.3%
PCB-111 233'55'-PeCB	30.59	3.53E+05	0.61 Y	1.15	1.08	-6.1%
PCB-120 23'455'-PeCB	30.98	3.61E+05	0.65 Y	1.16	1.11	-4.5%
PCB-107/124 233'4'5'-/2'3455'	31.92	6.64E+05	0.62 Y	1.07	1.02	-5.2%
PCB-109 233'46'-PeCB	32.13	3.63E+05	0.67 Y	1.14	1.11	-2.5%
PCB-106 233'45'-PeCB	32.34	3.38E+05	0.59 Y	1.07	1.04	-3.2%
PCB-122 2'33'45'-PeCB	32.79	3.17E+05	0.61 Y	1.00	0.94	-6.2%
PCB-127 33'455'-PeCB	34.73	3.47E+05	0.59 Y	1.10	1.04	-5.4%
PCB-155 22'44'66'-HxCB	28.15	3.43E+05	1.29 Y	1.09	1.03	-5.4%
PCB-152 22'3'566'-HxCB	28.29	3.24E+05	1.38 Y	1.01	0.98	-3.5%
PCB-150 22'34'66'-HxCB	28.44	2.98E+05	1.43 Y	1.00	0.90	-10.6%
PCB-136 22'33'66'-HxCB	28.73	2.97E+05	1.28 Y	0.95	0.89	-6.1%
PCB-145 22'3466'HxCB	28.99	2.86E+05	1.34 Y	0.96	0.86	-10.5%
PCB-148 22'34'56'-HxCB	30.28	2.31E+05	1.31 Y	0.97	0.91	-5.9%
PCB-151/135 22'355'6'-/22'33'	30.78	4.71E+05	1.35 Y	0.96	0.93	-3.6%
PCB-154 22'44'5'6'-HxCB	30.99	2.60E+05	1.25 Y	1.09	1.03	-5.8%
PCB-144 22'345'6'-HxCB	31.25	2.39E+05	1.31 Y	0.98	0.94	-4.0%
PCB-147/149 22'34'56'-/22'34'	31.54	4.78E+05	1.23 Y	0.99	0.94	-4.2%
PCB-134 22'33'56'-HxCB	31.70	1.87E+05	1.22 Y	0.80	0.74	-7.6%
PCB-143 22'3456'-HxCB	31.78	2.57E+05	1.25 Y	0.95	1.01	6.1%
PCB-139/140 22'344'6'-/22'344'	32.05	4.78E+05	1.29 Y	1.00	0.94	-5.6%
PCB-131 22'33'46'-HxCB	32.21	1.96E+05	1.27 Y	0.85	0.77	-9.2%
PCB-142 22'3456'-HxCB	32.34	2.10E+05	1.32 Y	0.87	0.83	-5.3%
PCB-132 22'33'46'-HxCB	32.59	2.19E+05	1.39 Y	0.89	0.86	-2.8%
PCB-133 22'33'55'-HxCB	33.02	2.09E+05	1.37 Y	0.91	0.83	-9.7%
PCB-165 233'55'6'-HxCB	33.36	2.71E+05	1.23 Y	1.13	1.07	-5.7%
PCB-146 22'34'55'-HxCB	33.57	2.56E+05	1.31 Y	1.01	1.01	0.4%
PCB-161 233'45'6'-HxCB	33.68	2.98E+05	1.18 Y	1.25	1.17	-6.3%
PCB-153/168 22'44'55'-/23'44'	34.11	6.14E+05	1.27 Y	1.22	1.21	-0.6%
PCB-141 22'3455'-HxCB	34.24	2.25E+05	1.29 Y	0.93	0.89	-4.1%
PCB-130 22'33'45'-HxCB	34.58	2.15E+05	1.27 Y	0.85	0.85	0.0%
PCB-137 22'344'5'-HxCB	34.77	2.40E+05	1.22 Y	1.04	0.95	-9.1%
PCB-164 233'4'5'6'-HxCB	34.86	3.03E+05	1.16 Y	1.22	1.19	-2.4%
PCB-163/138/129 233'4'56'-/22'	35.14	7.45E+05	1.17 Y	1.02	0.98	-4.3%
PCB-160 233'456'-HxCB	35.27	3.03E+05	1.28 Y	1.21	1.20	-1.0%
PCB-158 233'44'6'-HxCB	35.46	3.27E+05	1.31 Y	1.34	1.29	-3.4%
PCB-128/166 22'33'44'-/2344'5	36.17	5.81E+05	1.25 Y	0.90	0.86	-4.6%
PCB-159 233'455'-HxCB	37.01	3.50E+05	1.21 Y	1.06	1.03	-2.8%
PCB-162 233'4'55'-HxCB	37.25	3.55E+05	1.25 Y	1.08	1.05	-2.6%
PCB-188 22'34'566'-HpCB	32.96	2.48E+05	1.05 Y	1.03	0.93	-9.6%
PCB-179 22'33'566'-HpCB	33.22	2.45E+05	1.04 Y	0.97	0.92	-4.5%
PCB-184 22'344'66'-HpCB	33.69	2.30E+05	0.99 Y	0.93	0.87	-6.9%

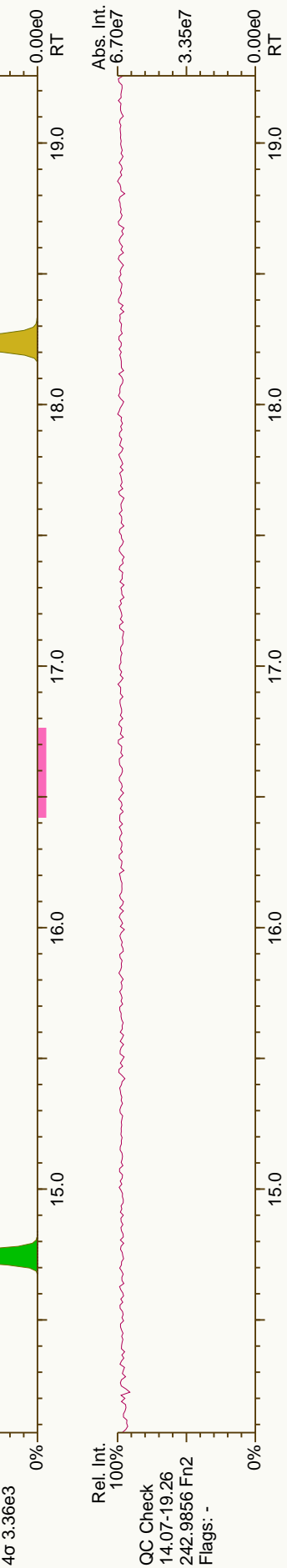

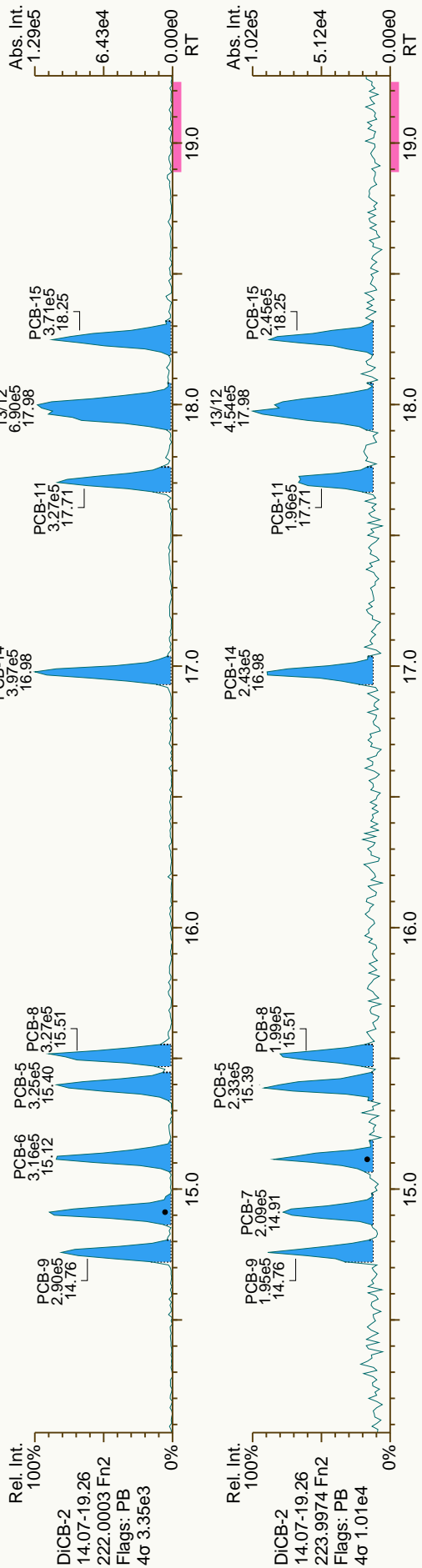
PCB QC Summary - Ax2 Detail

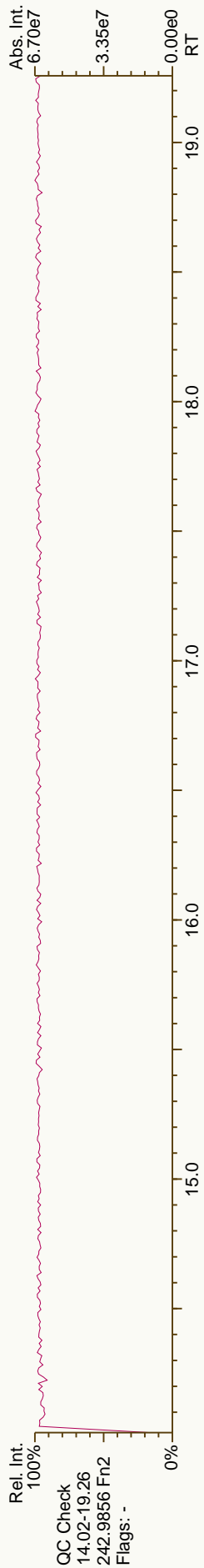
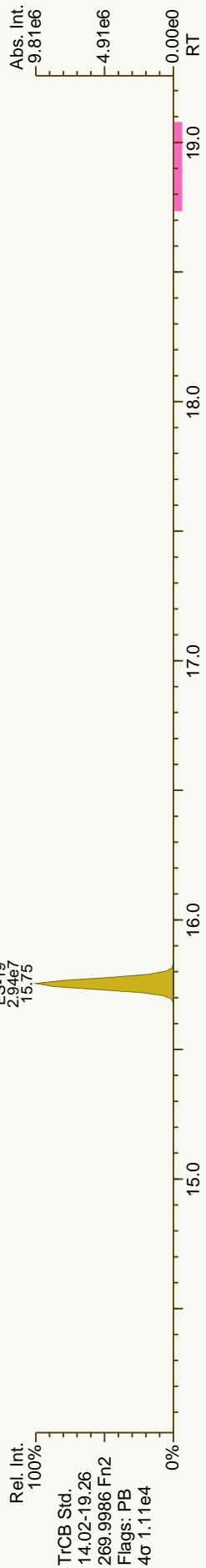
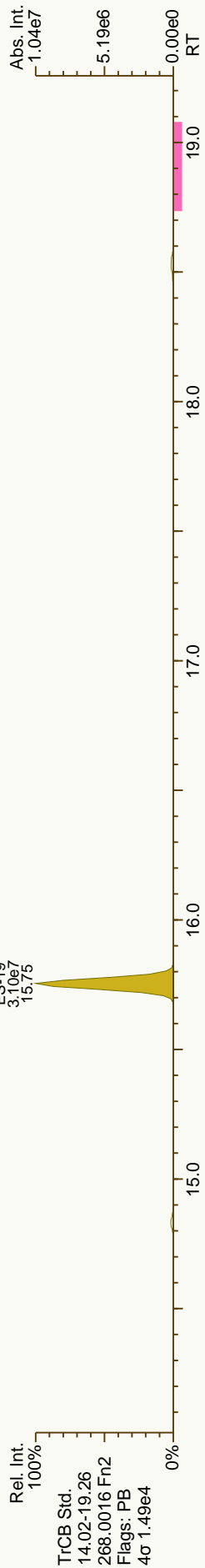
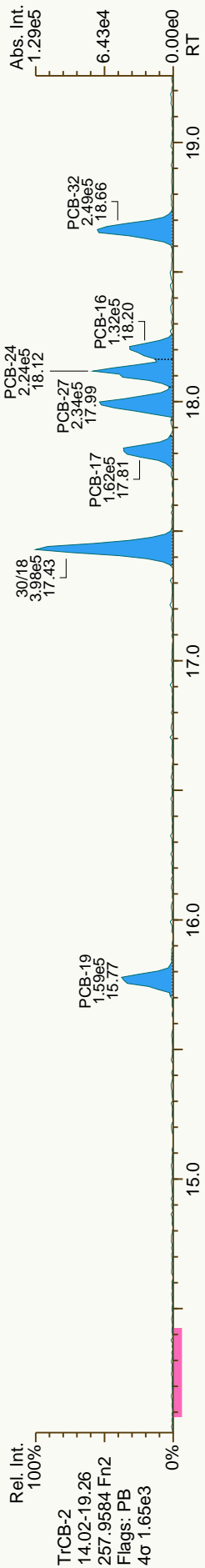

Lab ID:	CS0_120725_PCB_XC		ICAL: MM7_PCB_07132012_25JUL12			
Acquired:	26-JUL-2012 02:56					
Datafile:	120725X15					
Name	RT	Response	RA	ICAL	RRF	Dev'n
PCB-176 22'33'466'-HpCB	33.97	2.59E+05	1.07 Y	1.05	0.98	-6.9%
PCB-186 22'34'566'-HpCB	34.35	2.47E+05	1.17 Y	0.98	0.93	-5.0%
PCB-178 22'33'556'-HpCB	35.51	1.89E+05	0.96 Y	0.74	0.71	-3.1%
PCB-175 22'33'456'-HpCB	36.05	2.19E+05	0.93 Y	1.01	0.93	-7.9%
PCB-187 22'34'556'-HpCB	36.27	2.28E+05	1.11 Y	1.06	0.97	-9.0%
PCB-182 22'344'56'-HpCB	36.45	2.51E+05	0.94 Y	1.11	1.07	-4.0%
PCB-183 22'344'56'-HpCB	36.79	2.32E+05	0.93 Y	1.13	0.99	-12.9%
PCB-185 22'34556'-HpCB	36.86	2.34E+05	1.12 Y	1.02	1.00	-2.3%
PCB-174 22'33'456'-HpCB	36.97	2.09E+05	1.22 N	0.93	0.89	-4.2%
PCB-177 22'33'456'-HpCB	37.34	2.01E+05	1.01 Y	0.91	0.85	-5.9%
PCB-181 22'344'56'-HpCB	37.68	2.47E+05	1.02 Y	1.06	1.05	-1.1%
PCB-171/173 22'33'44'6'-/22'3	37.86	4.26E+05	1.10 Y	0.93	0.90	-2.5%
PCB-172 22'33'455'-HpCB	39.23	2.22E+05	1.00 Y	0.95	0.94	-1.3%
PCB-192 233'4556'-HpCB	39.47	2.87E+05	1.06 Y	1.24	1.22	-1.7%
PCB-180/193 22'344'55'-/233'	39.75	5.38E+05	1.02 Y	1.16	1.14	-1.4%
PCB-191 233'44'56'-HpCB	40.07	3.12E+05	0.97 Y	1.30	1.33	1.7%
PCB-170 22'33'44'5'-HpCB	40.82	2.15E+05	0.99 Y	1.07	1.03	-3.7%
PCB-190 233'44'56'-HpCB	41.27	2.83E+05	1.05 Y	1.45	1.36	-6.2%
PCB-202 22'33'55'66'-OcCB	37.45	2.31E+05	0.91 Y	0.91	0.90	-1.2%
PCB-201 22'33'45'66'-OcCB	38.23	2.49E+05	0.94 Y	1.02	0.97	-4.5%
PCB-204 22'344'566'-OcCB	38.80	2.58E+05	0.91 Y	0.98	1.01	3.2%
PCB-197 22'33'44'66'-OcCB	38.99	2.71E+05	0.76 Y	1.06	1.06	-0.5%
PCB-200 22'33'4566'-OcCB	39.07	2.37E+05	0.89 Y	0.96	0.93	-3.4%
PCB-198/199 22'33'455'6'-/22'	41.40	3.63E+05	0.93 Y	0.72	0.71	-0.8%
PCB-196 22'33'44'56'-OcCB	41.97	1.69E+05	0.95 Y	0.73	0.66	-9.7%
PCB-203 22'344'556'-OcCB	42.13	1.84E+05	0.93 Y	0.76	0.72	-6.0%
PCB-195 22'33'44'56'-OcCB	43.23	1.93E+05	1.01 Y	0.80	0.78	-2.2%
PCB-194 22'33'44'55'-OcCB	45.18	2.13E+05	1.00 Y	0.87	0.86	-1.6%
PCB-205 233'44'556'-OcCB	45.58	2.69E+05	0.88 Y	1.09	1.09	0.2%
PCB-208 22'33'455'66'-NoCB	43.04	2.38E+05	0.77 Y	1.02	0.97	-4.5%
PCB-207 22'33'44'566'-NoCB	43.82	2.45E+05	0.80 Y	1.06	1.00	-5.7%
PCB-206 22'33'44'556'-NoCB	47.03	1.71E+05	0.79 Y	0.98	0.95	-2.9%


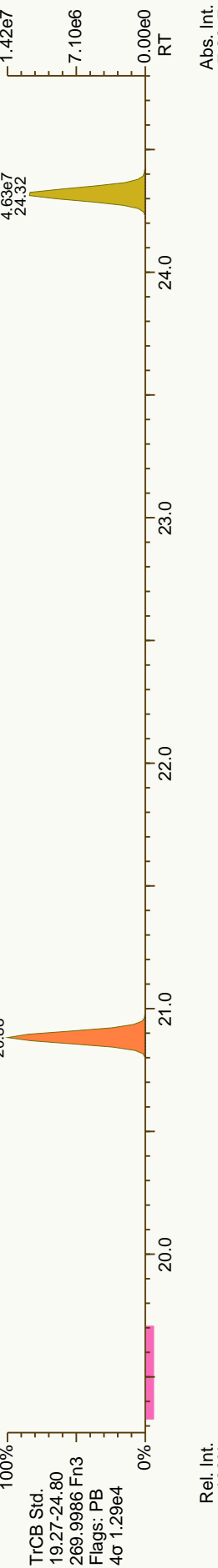
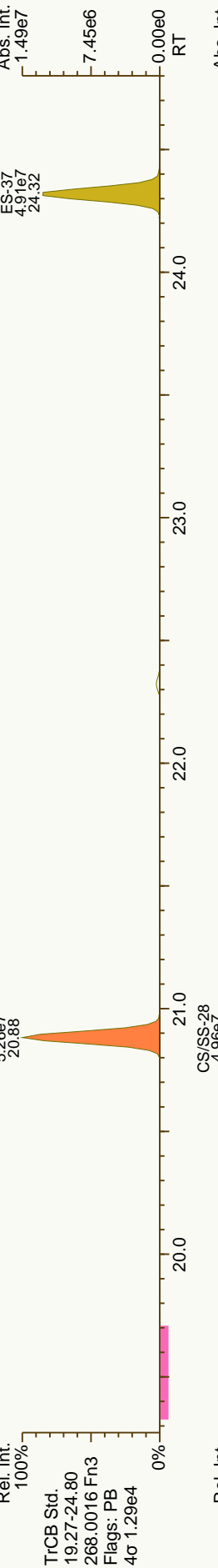
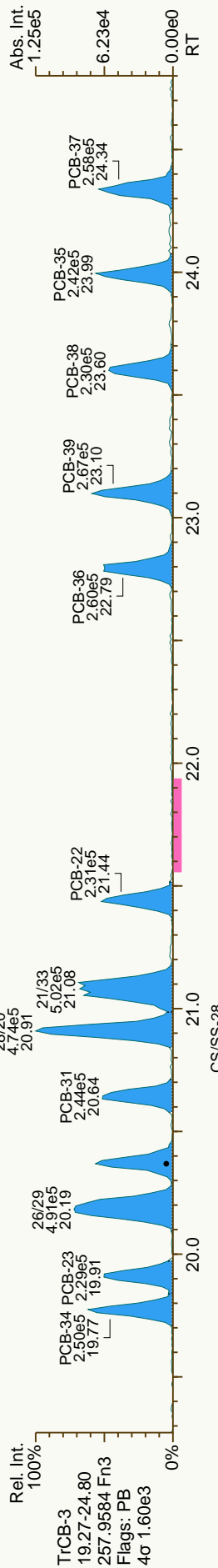
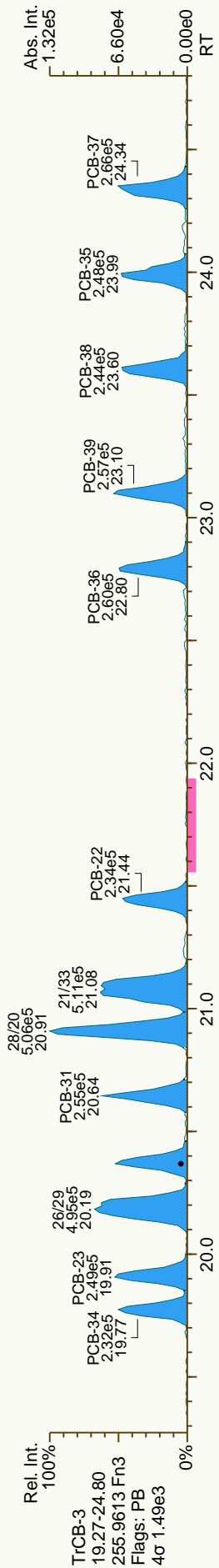


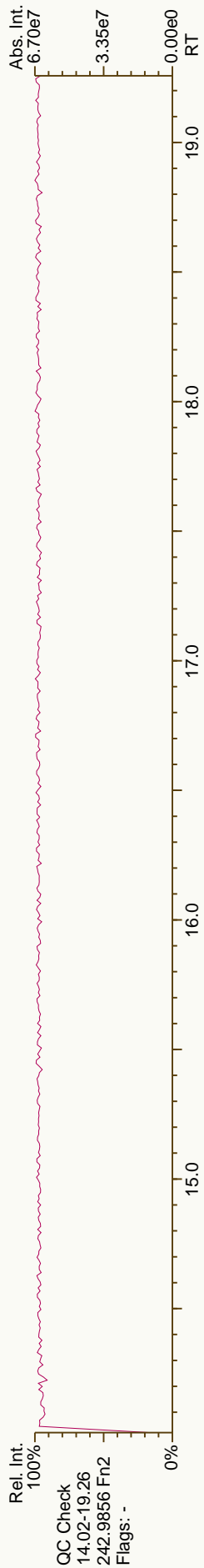
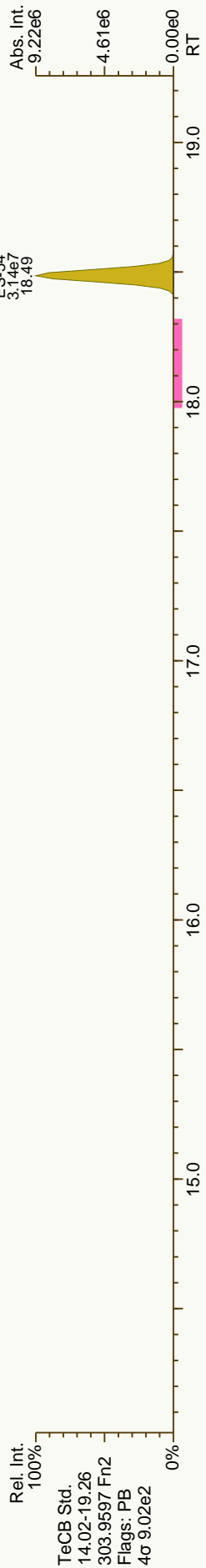
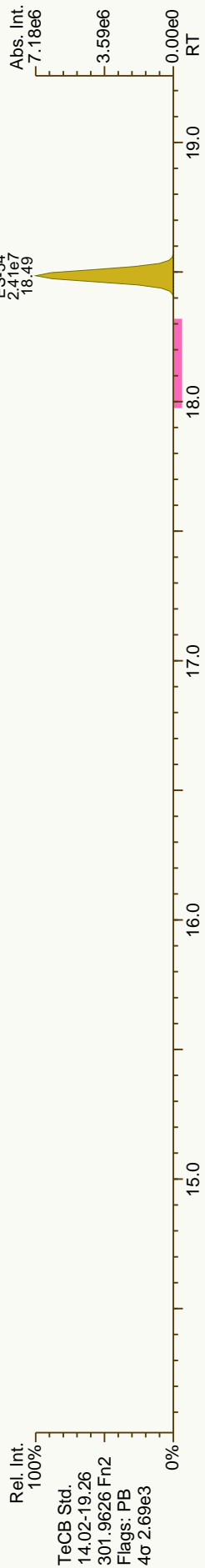
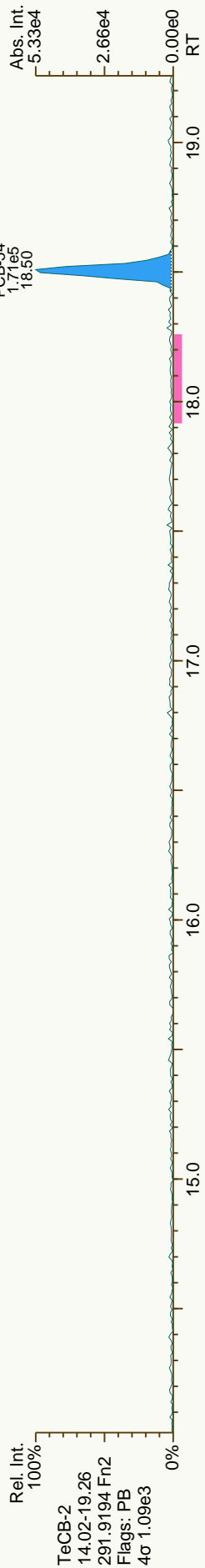



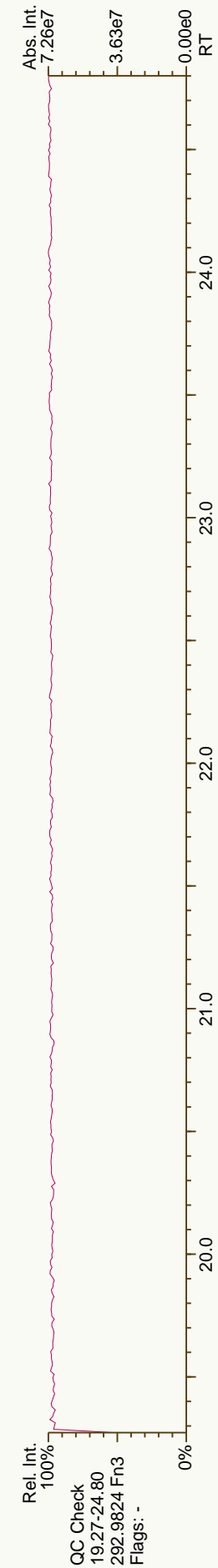
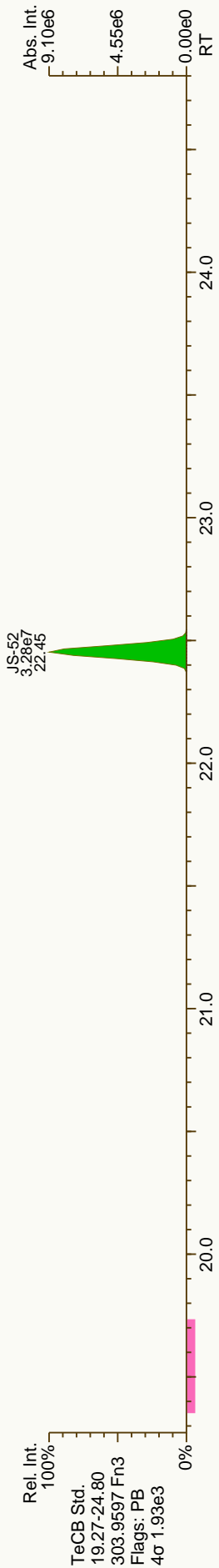
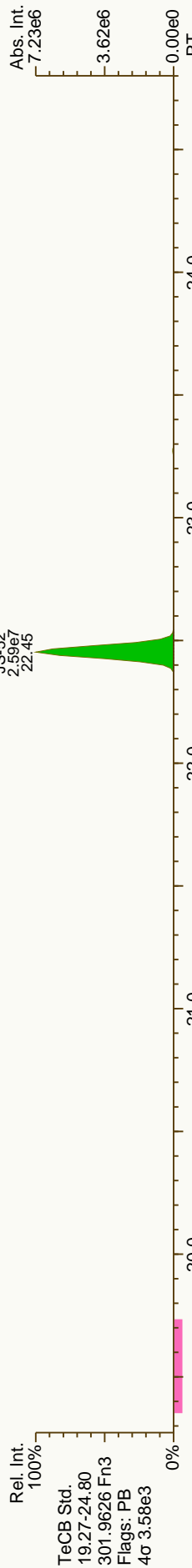
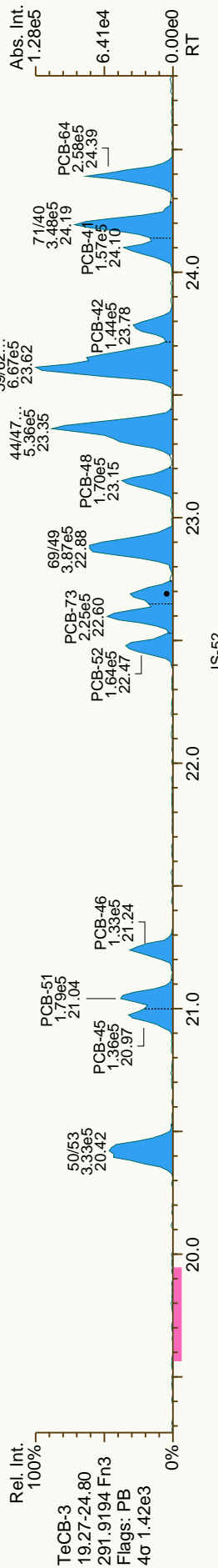
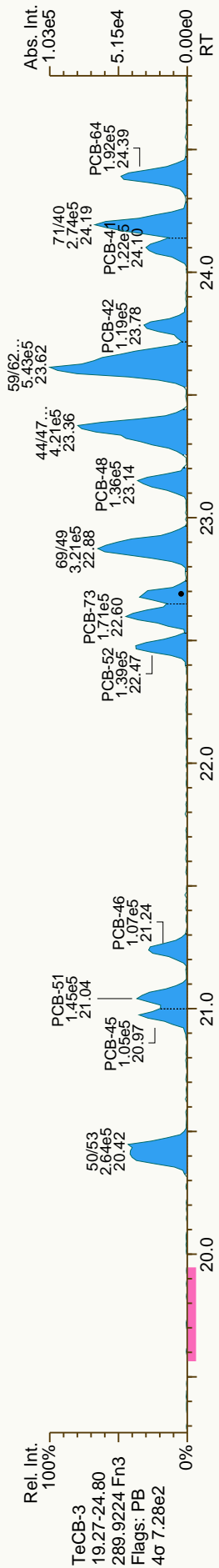


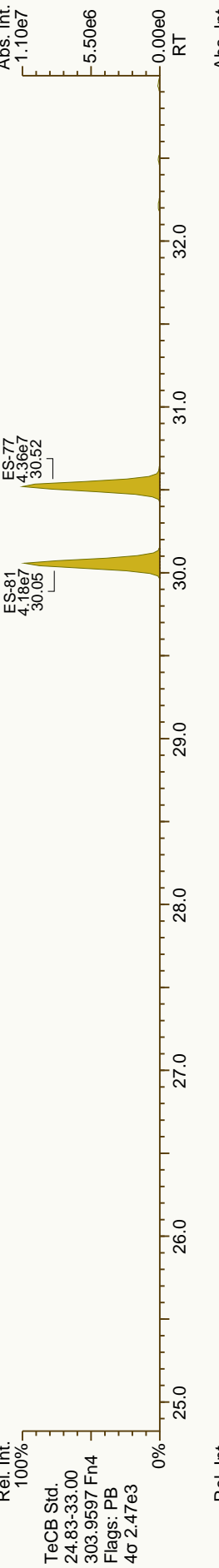
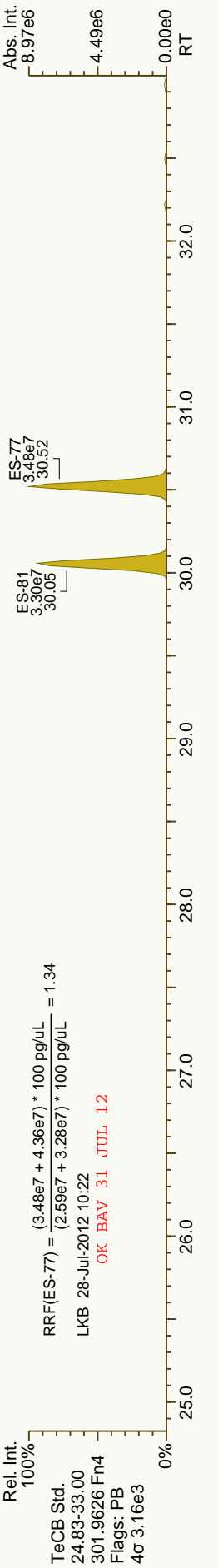
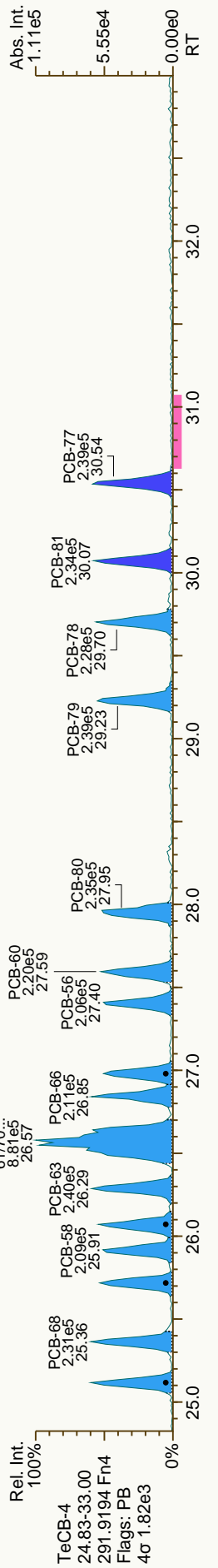
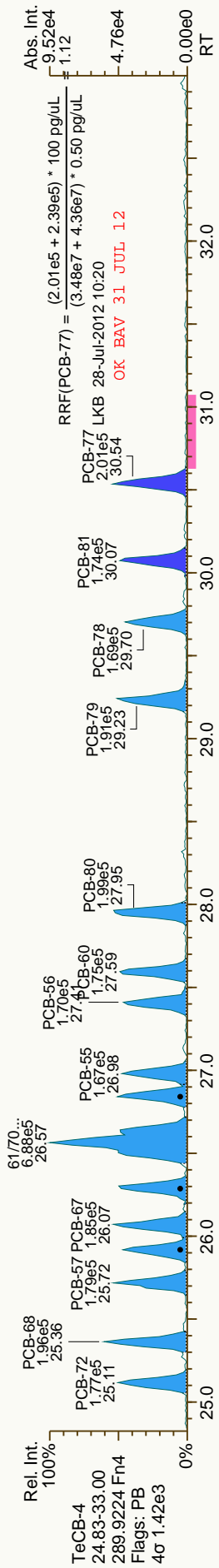












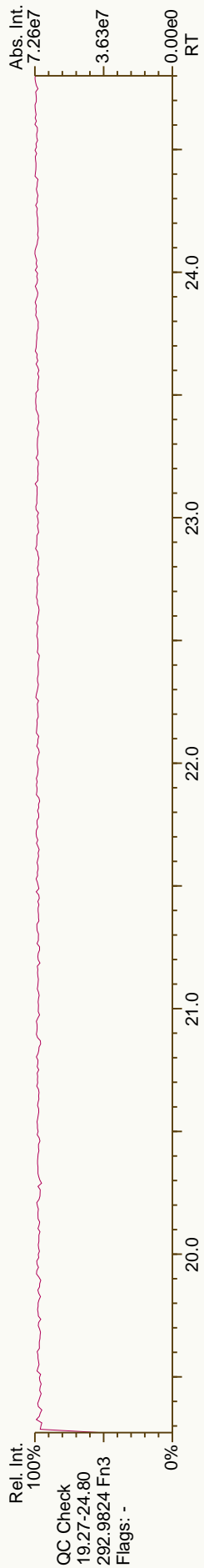
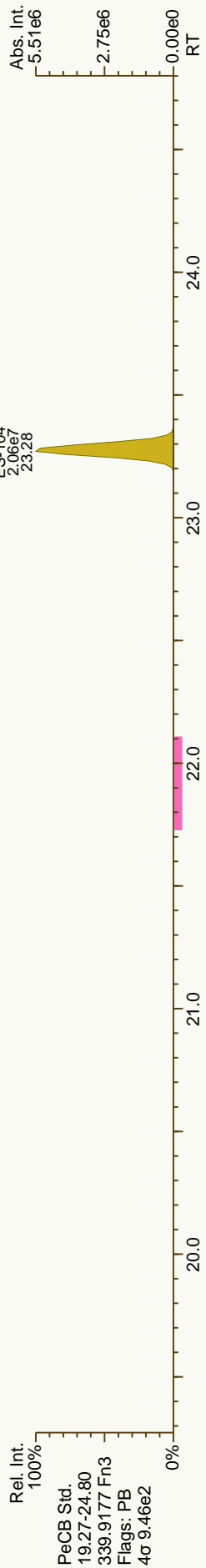
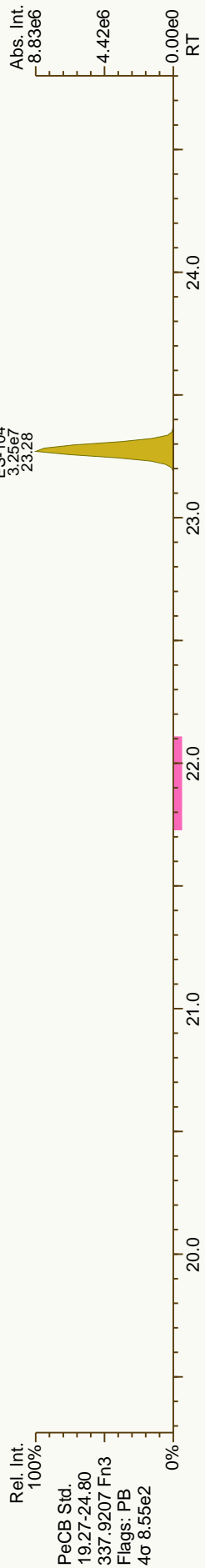
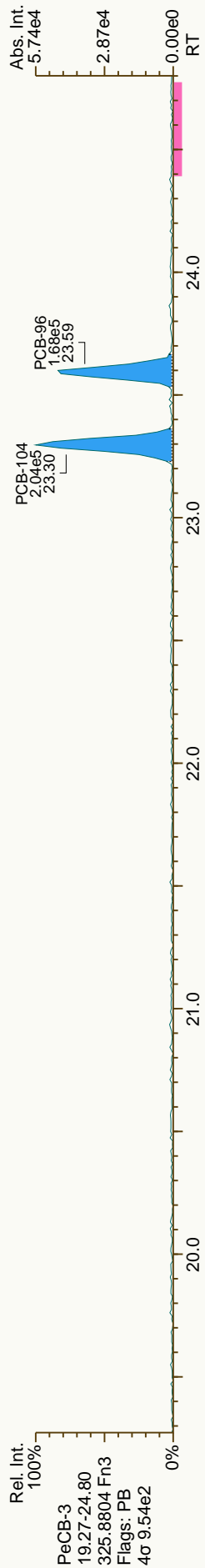
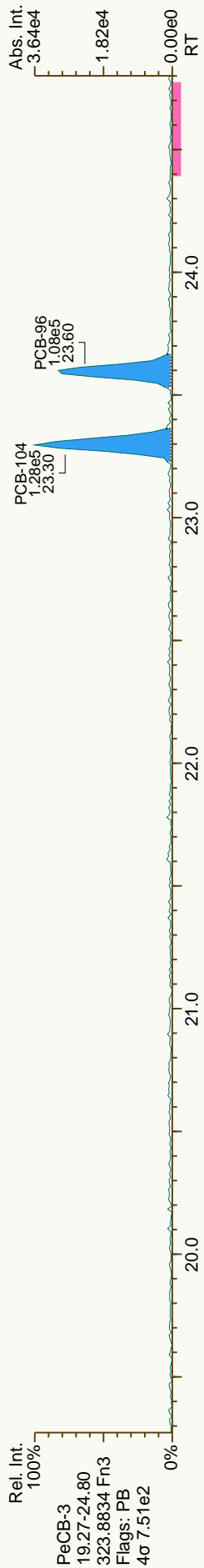
TeC-4
 24.83-33.00
 289.9224 Fn4
 Flags: PB
 4σ 1.42e3

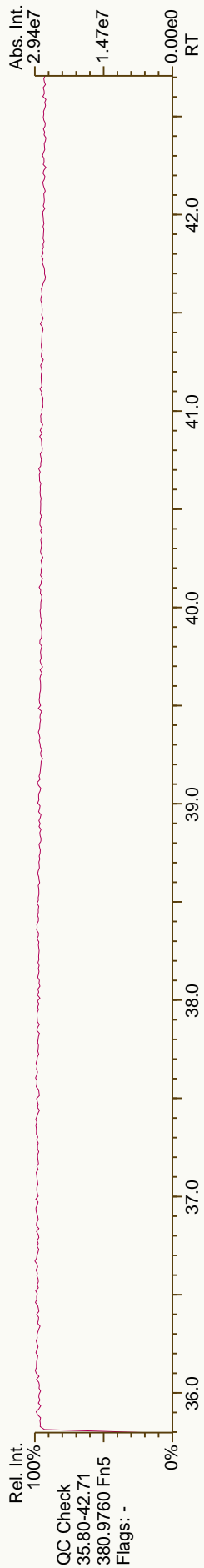
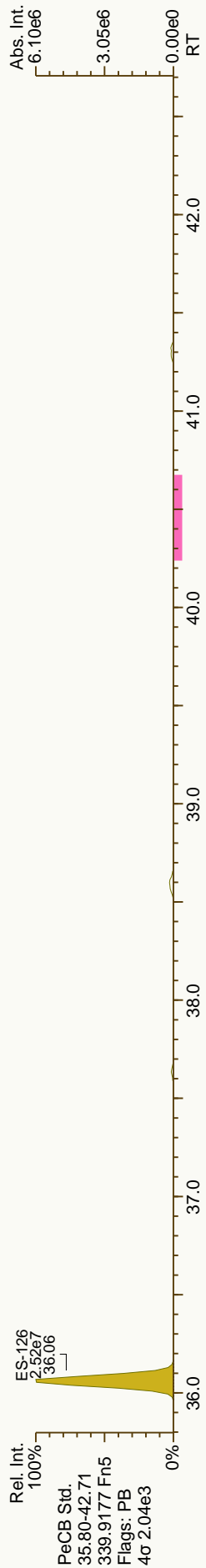

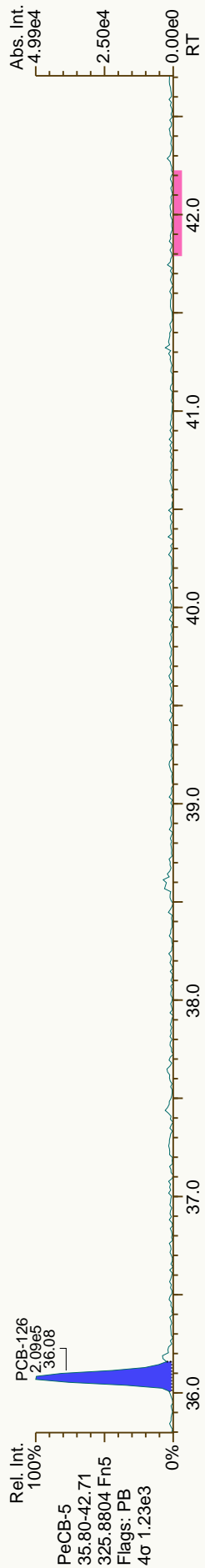
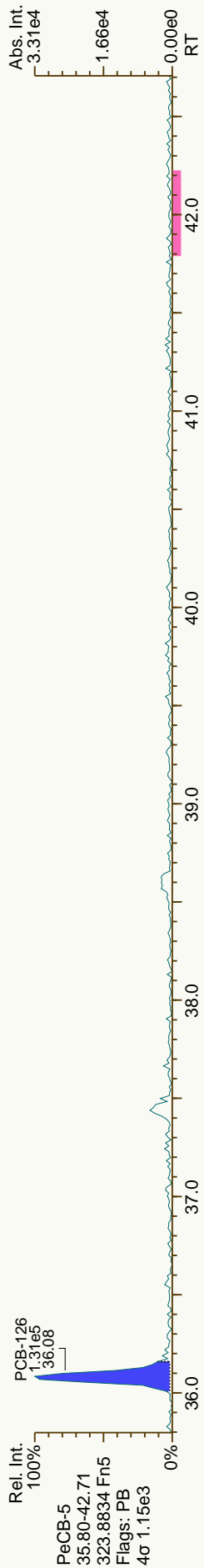
TeC-4
 24.83-33.00
 291.9194 Fn4
 Flags: PB
 4σ 1.82e3

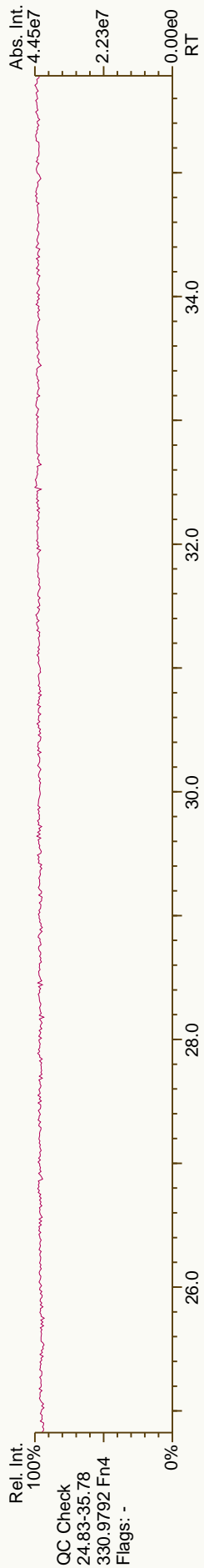
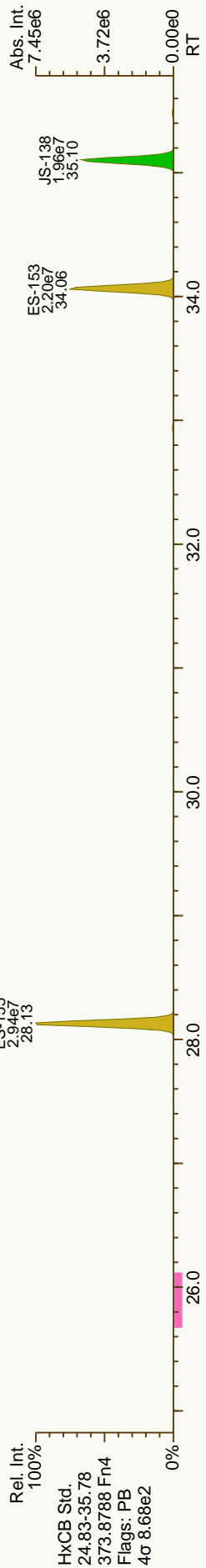
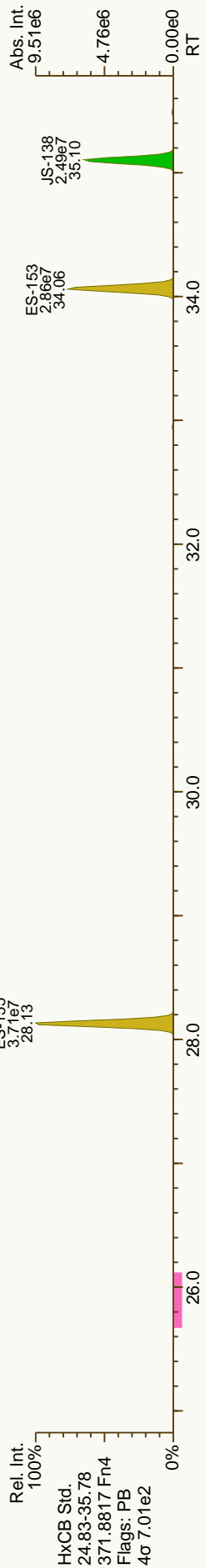
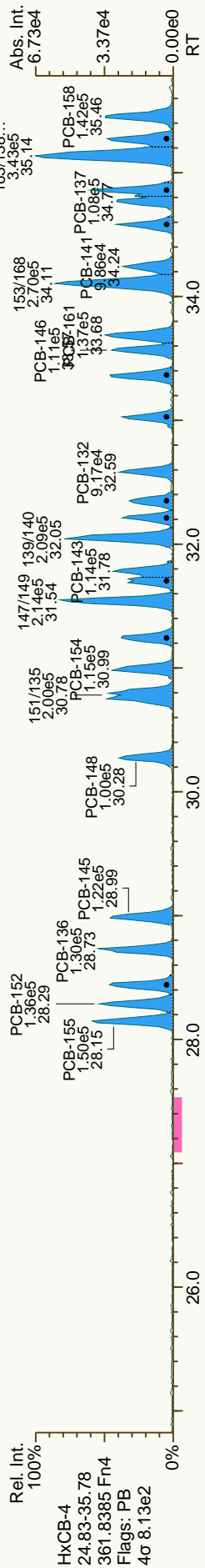
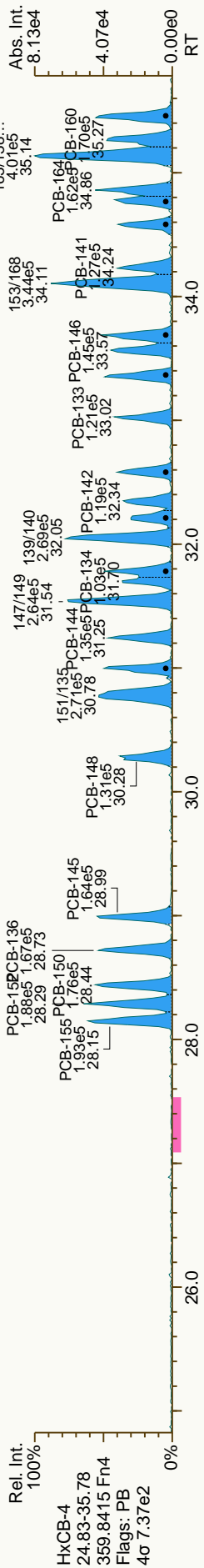
TeC Std.
 24.83-33.00
 301.9626 Fn4
 Flags: PB
 4σ 3.16e3


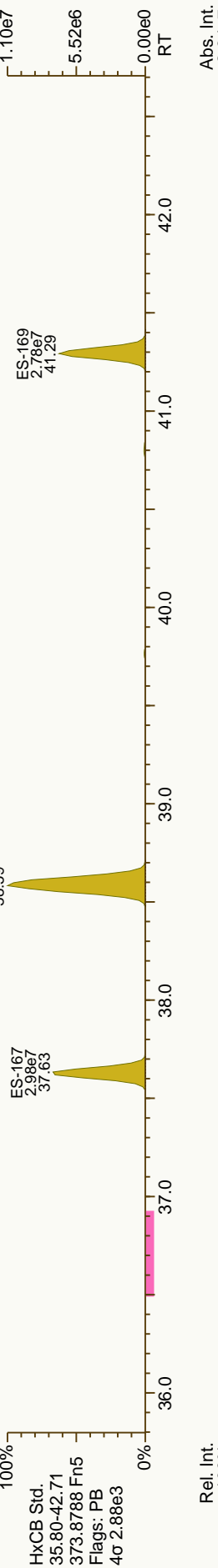
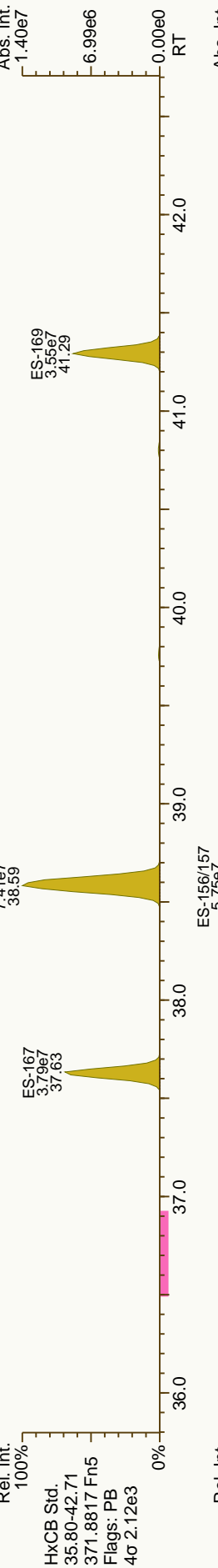
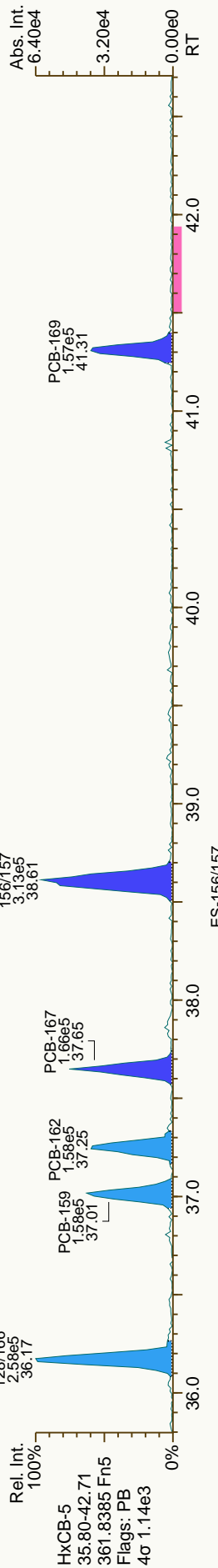
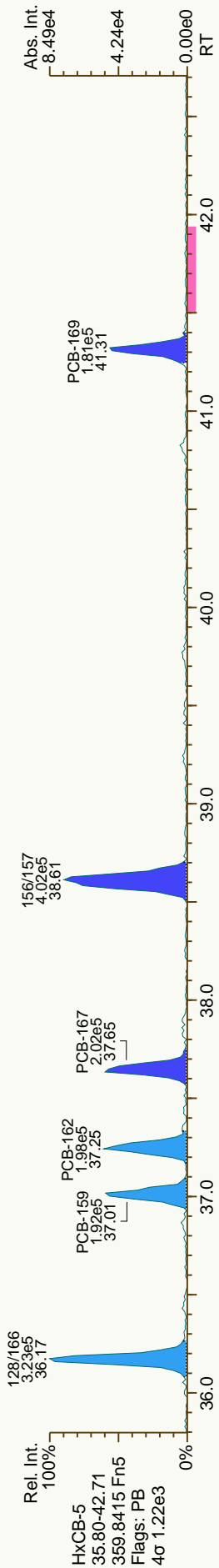
TeC-4
 24.83-33.00
 303.9597 Fn4
 Flags: PB
 4σ 2.47e3

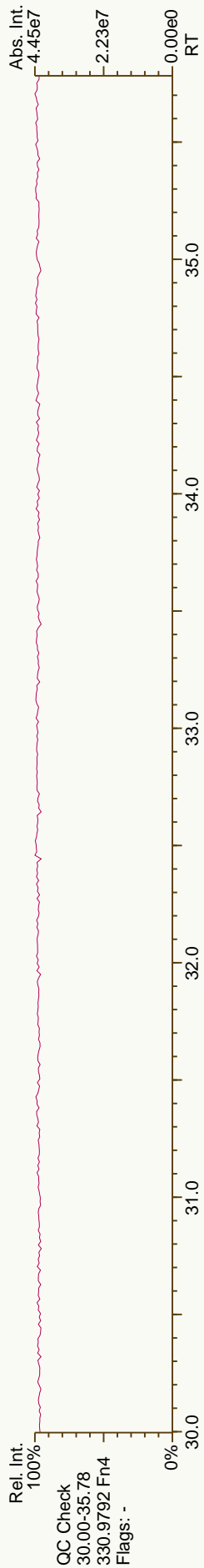
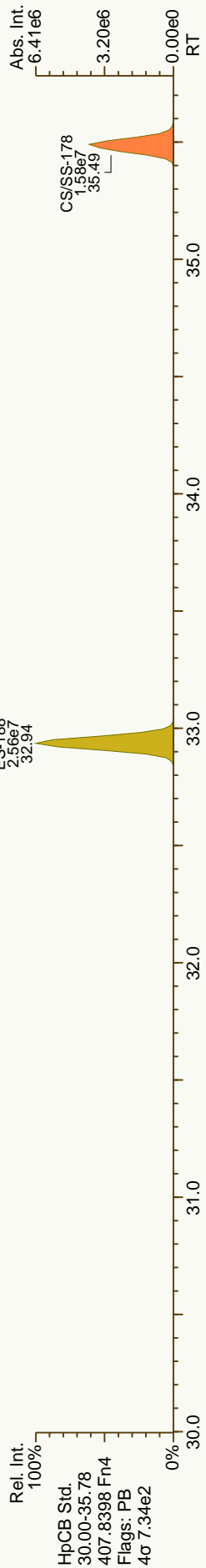
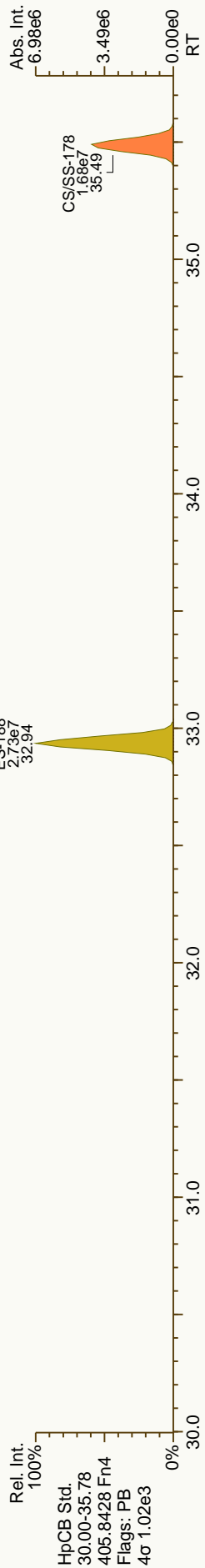
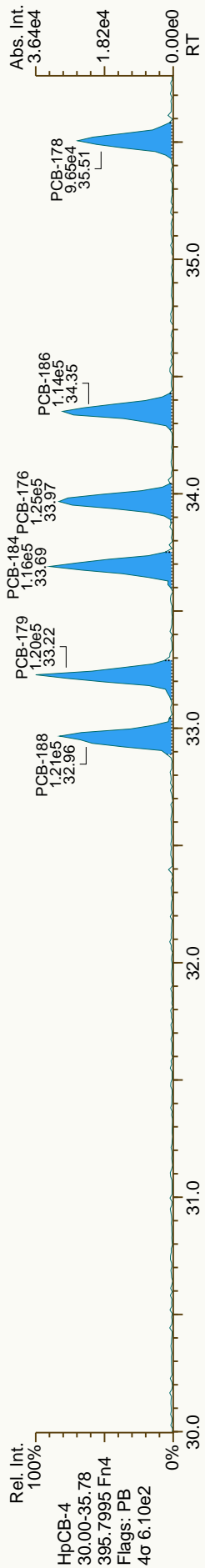
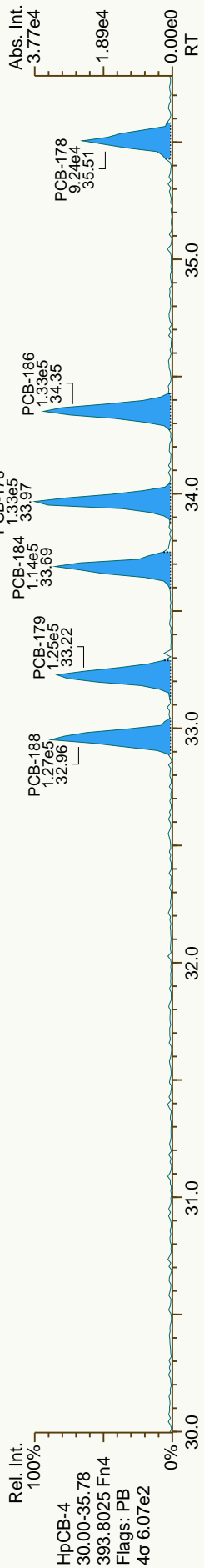
Results: T:\UltraTracePro\ICAL_results\MM7_PCB_07192012_25JUL2012\CS0_120725_PCB_XC.utp_res, saved 28-Jul-2012 13:18 (LKB)
 AP UltraTrace-Pro V4.67 User/System: LKB/LB17-065 cc: 9631, 2950 scc: 094-961
 PKD: 27-Jul-2012 15:07 Printed: 28-Jul-2012 13:21 Page 9 of 21

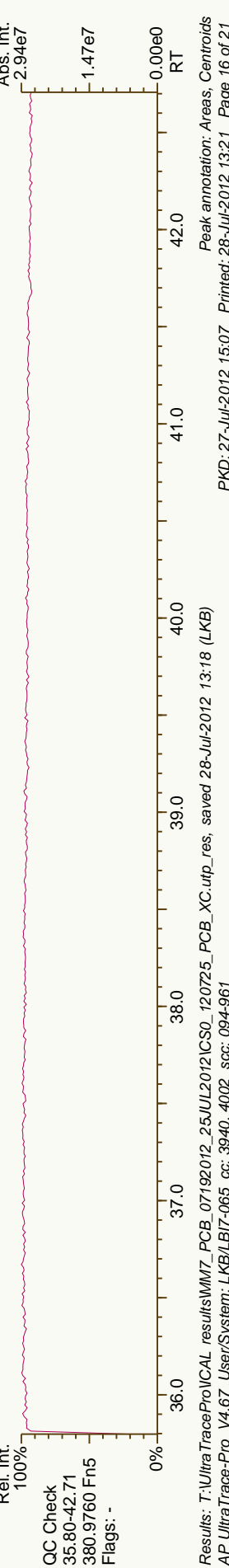
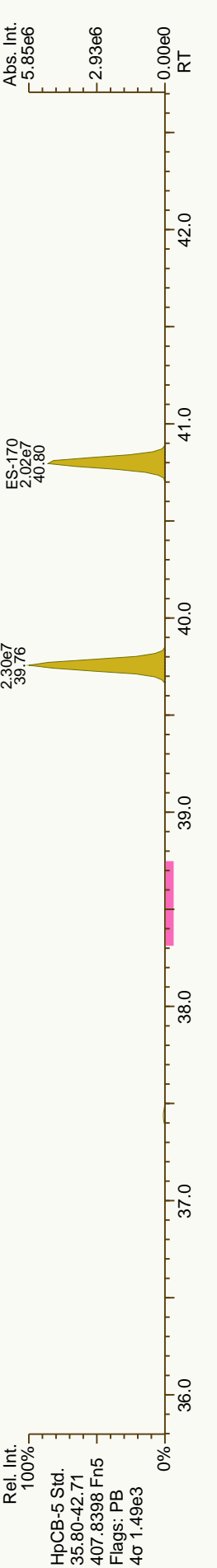
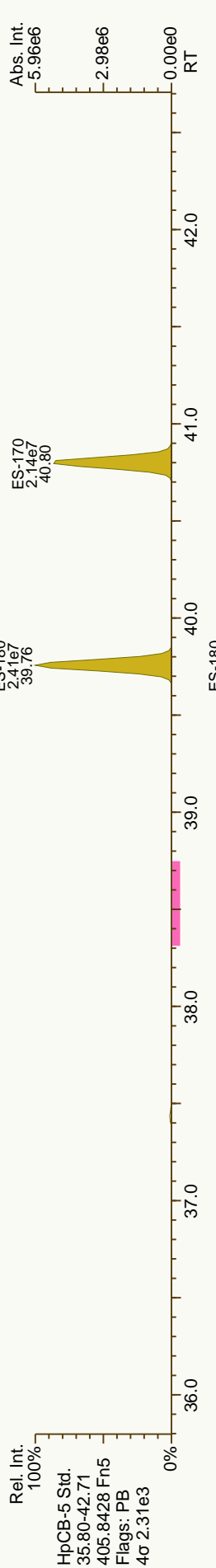
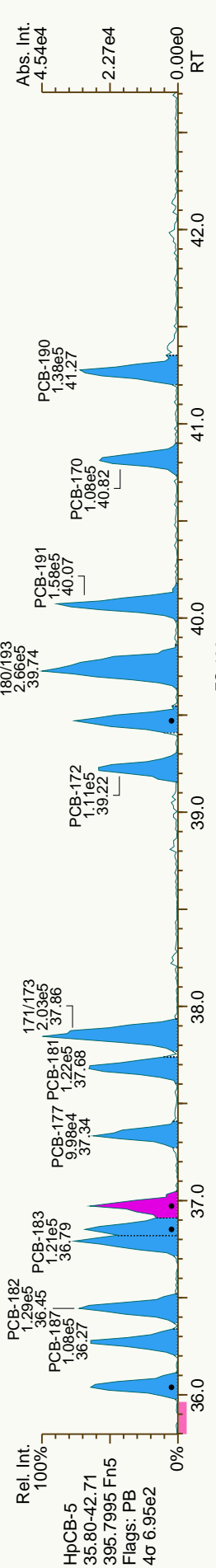
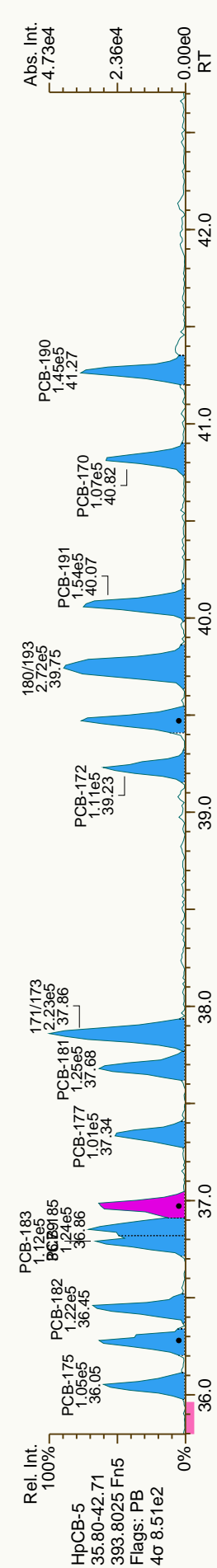



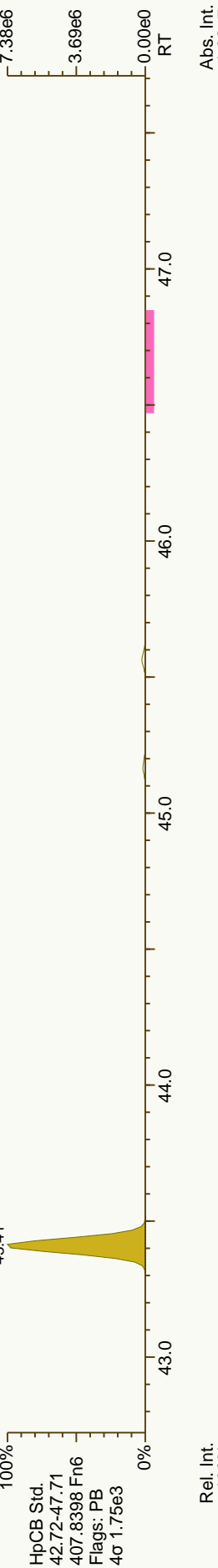
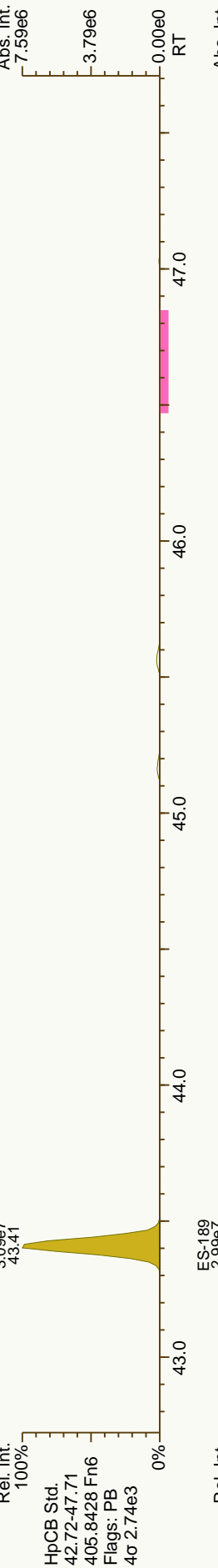
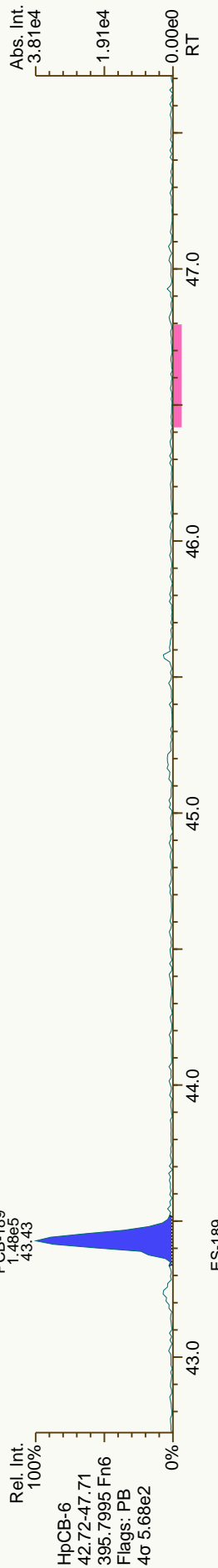
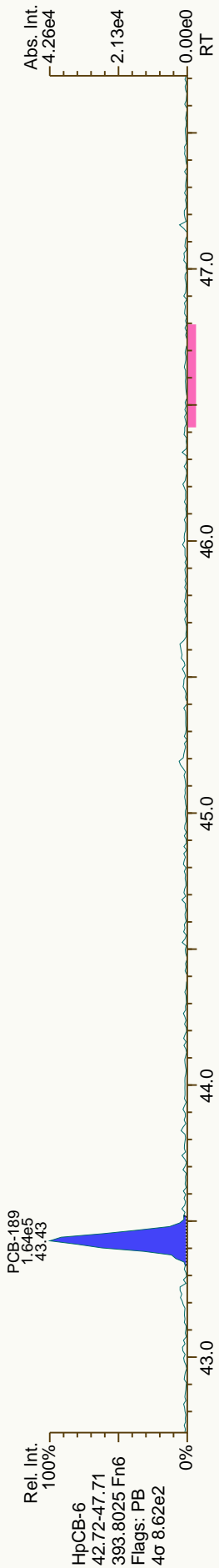


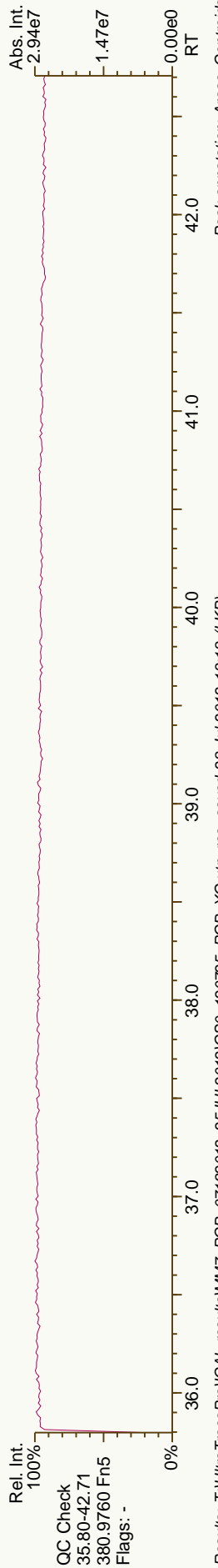
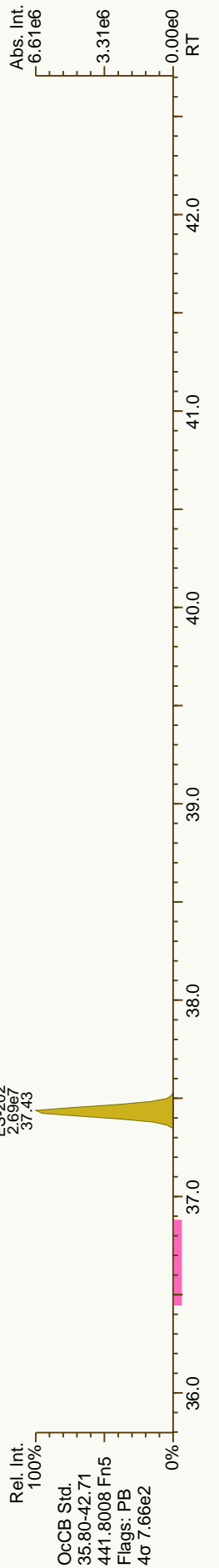
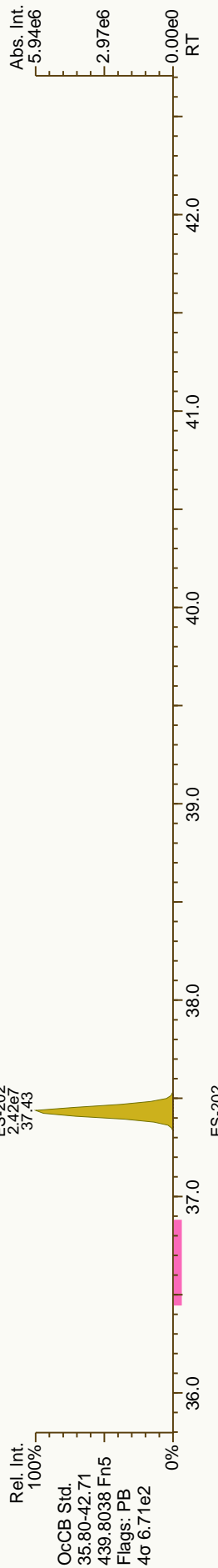
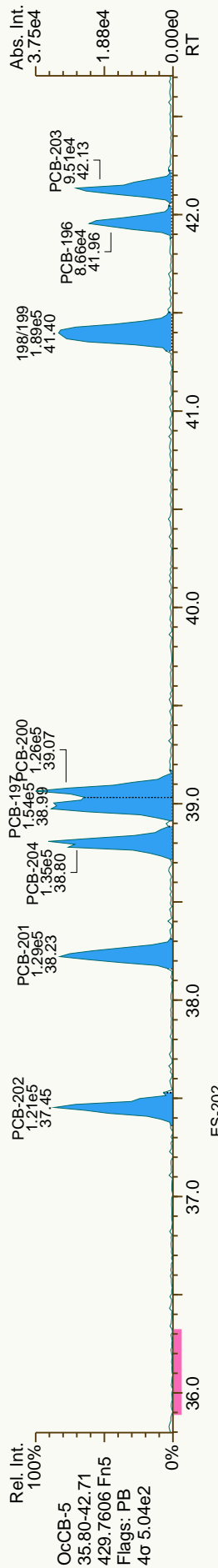
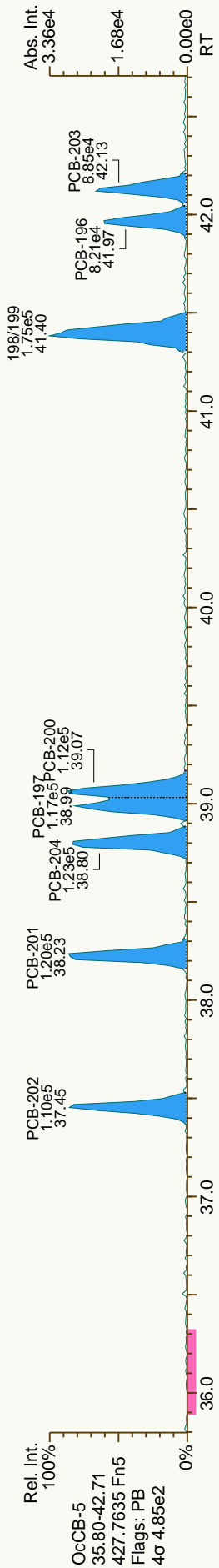


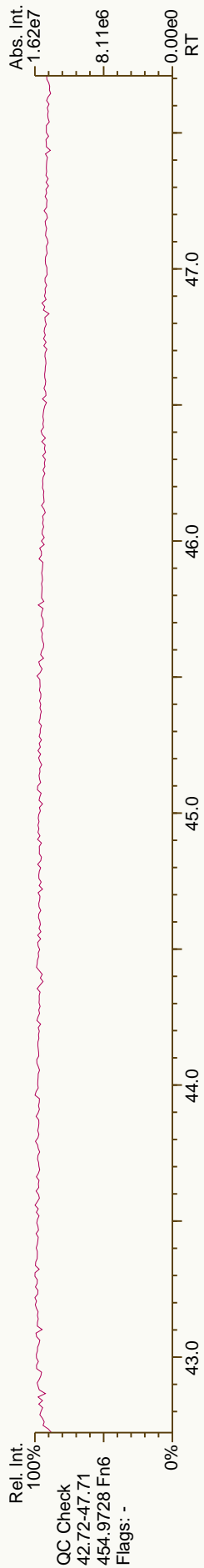
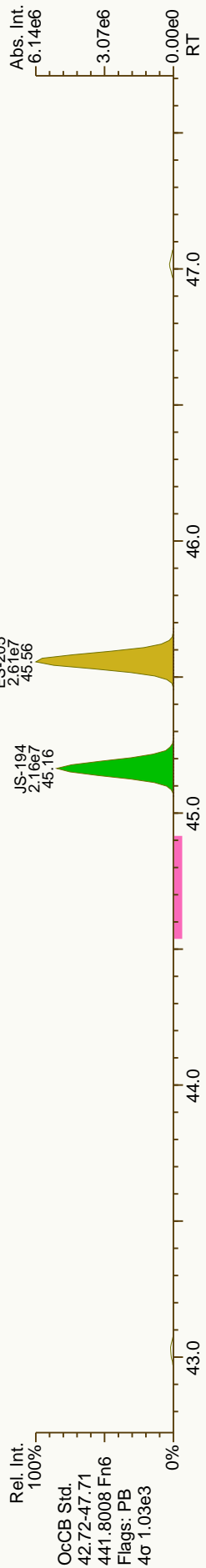
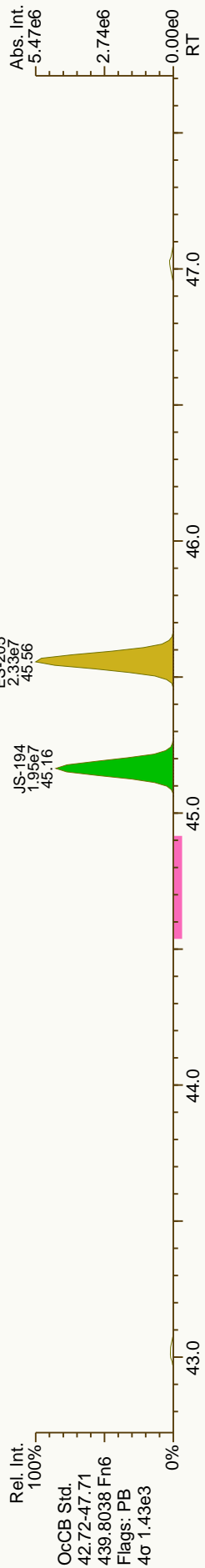
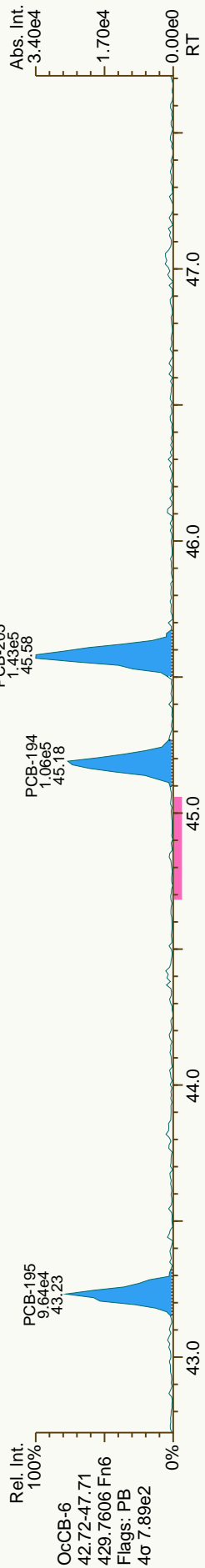
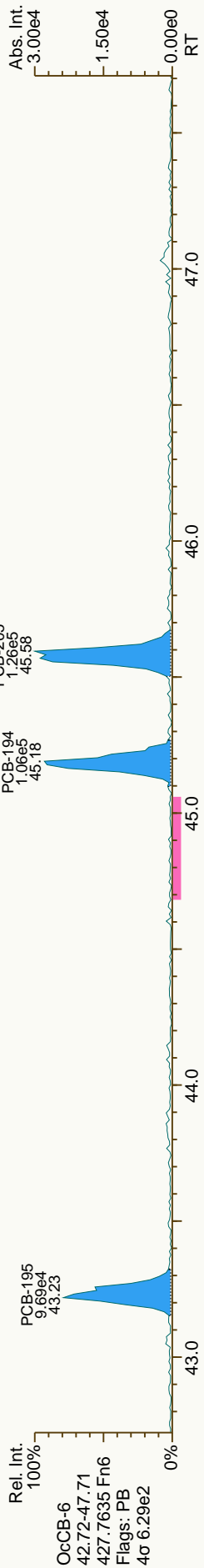



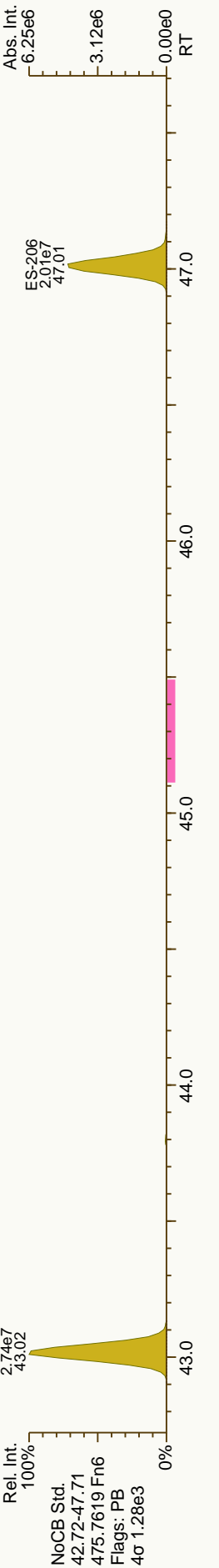
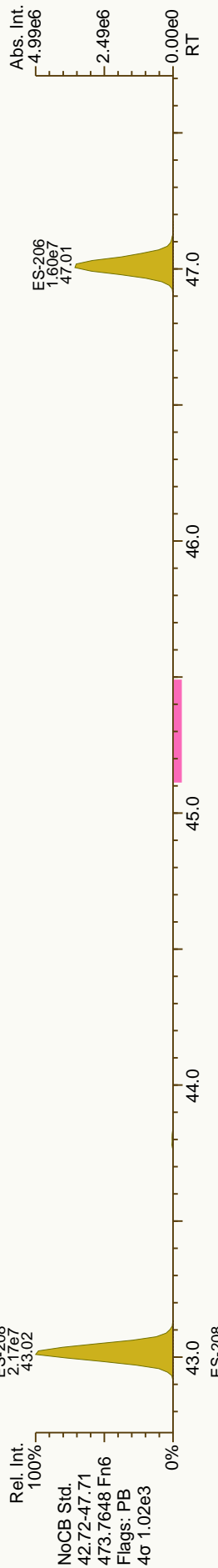
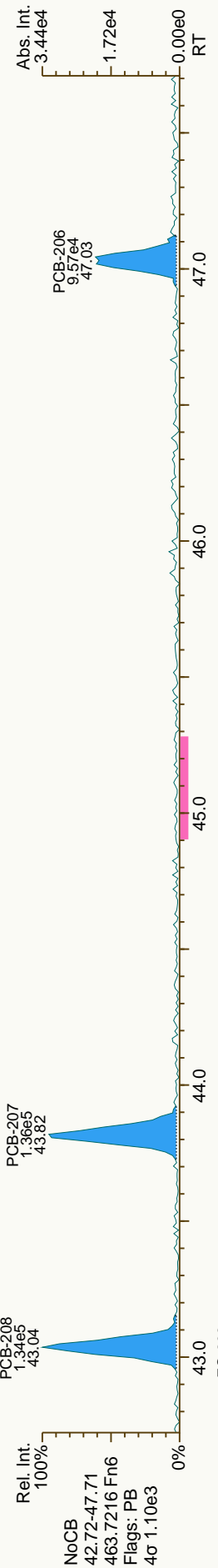
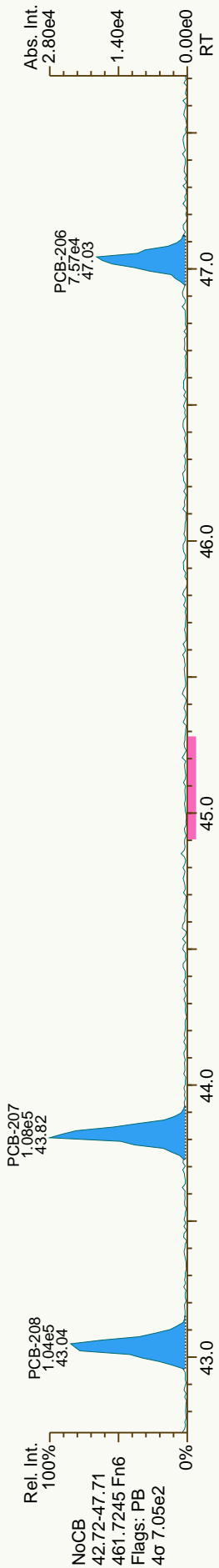



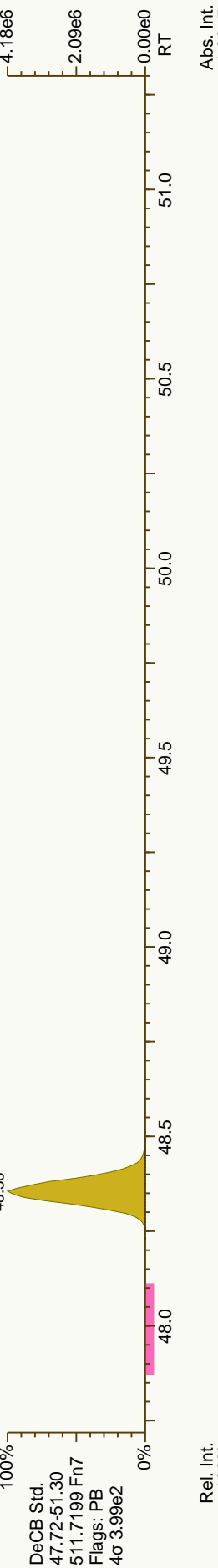
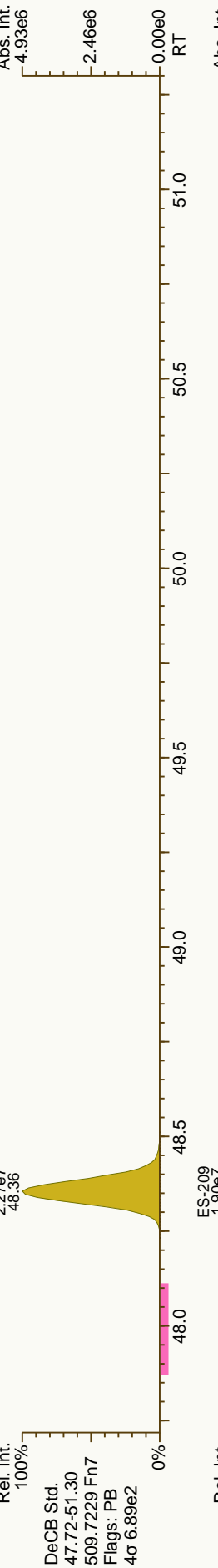
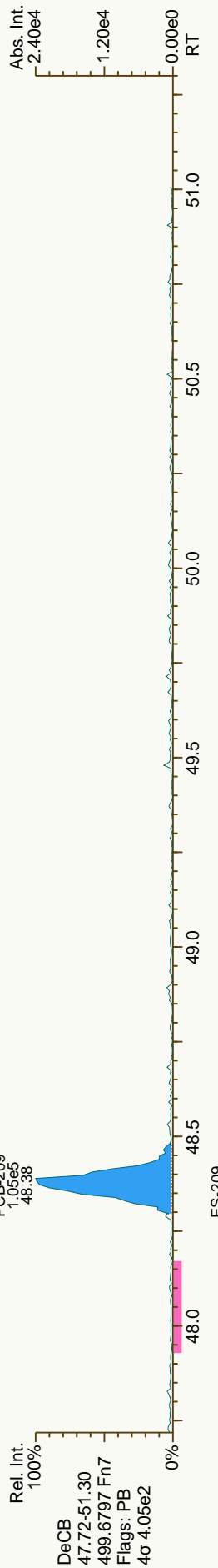












PCB QC Summary **SGS Analytical Perspectives** **Printed: 28-Jul-2012 10:12**

Lab ID: CS1_120725_PCB_XB
 Acquired: 26-JUL-2012 03:50
 Datafile: 120725X16

ICAL: MM7_PCB_07132012_25JUL12

Name	RT	Response	RA	ICAL	RRF	Dev'n
PCB-77 33'44'-TeCB	30.54	8.27E+05	0.81 Y	1.13	1.06	-6.8%
PCB-81 344'5'-TeCB	30.07	7.70E+05	0.76 Y	1.13	1.03	-8.6%
PCB-105 233'44'-PeCB	33.49	6.67E+05	0.63 Y	1.09	1.01	-8.1%
PCB-114 2344'5'-PeCB	32.96	7.33E+05	0.62 Y	1.16	1.10	-5.6%
PCB-118 23'44'5'-PeCB	32.51	7.22E+05	0.63 Y	1.11	1.05	-4.7%
PCB-123 2'344'5'-PeCB	32.23	7.33E+05	0.62 Y	1.19	1.12	-6.0%
PCB-126 33'44'5'-PeCB	36.08	6.20E+05	0.60 Y	1.06	0.98	-7.7%
PCB-156/157 233'44'5'/233'44'5'	38.61	1.37E+06	1.22 Y	1.11	1.07	-3.1%
PCB-167 23'44'55'-HxCB	37.65	7.15E+05	1.16 Y	1.14	1.07	-5.4%
PCB-169 33'44'55'-HxCB	41.31	6.50E+05	1.24 Y	1.11	1.05	-5.4%
PCB-189 233'44'55'-HpCB	43.42	5.97E+05	1.08 Y	1.06	1.00	-5.3%
PCB-209 DeCB	48.37	4.29E+05	1.17 Y	1.07	1.06	-1.3%
ES PCB-1	10.64	1.16E+08	3.19 Y	1.08	1.09	1.0%
ES PCB-3	12.70	1.17E+08	3.25 Y	1.08	1.09	1.1%
ES PCB-4	12.92	5.24E+07	1.62 Y	0.49	0.49	0.7%
ES PCB-15	18.24	1.18E+08	1.59 Y	1.11	1.11	-0.3%
ES PCB-19	15.75	5.95E+07	1.05 Y	0.55	0.56	0.8%
ES PCB-37	24.32	9.40E+07	1.06 Y	1.64	1.62	-1.2%
ES PCB-54	18.49	5.51E+07	0.76 Y	0.94	0.95	0.8%
ES PCB-77	30.52	7.83E+07	0.78 Y	1.35	1.35	0.0%
ES PCB-81	30.05	7.48E+07	0.79 Y	1.29	1.29	-0.1%
ES PCB-104	23.28	5.35E+07	1.57 Y	0.99	1.01	1.5%
ES PCB-105	33.46	6.63E+07	1.62 Y	1.23	1.25	1.3%
ES PCB-114	32.93	6.70E+07	1.60 Y	1.25	1.26	1.1%
ES PCB-118	32.49	6.85E+07	1.62 Y	1.28	1.29	0.7%
ES PCB-123	32.21	6.57E+07	1.60 Y	1.22	1.24	1.6%
ES PCB-126	36.06	6.33E+07	1.55 Y	1.20	1.19	-0.6%
ES PCB-153	34.06	5.10E+07	1.28 Y	1.14	1.15	1.0%
ES PCB-155	28.13	6.59E+07	1.30 Y	1.50	1.49	-0.3%
ES PCB-156/157	38.59	1.28E+08	1.28 Y	1.45	1.45	-0.5%
ES PCB-167	37.63	6.65E+07	1.28 Y	1.49	1.50	0.7%
ES PCB-169	41.29	6.18E+07	1.28 Y	1.40	1.40	-0.5%
ES PCB-170	40.80	4.04E+07	1.06 Y	1.00	0.99	-1.1%
ES PCB-180	39.76	4.65E+07	1.06 Y	1.16	1.14	-1.7%
ES PCB-188	32.94	5.19E+07	1.07 Y	1.18	1.17	-0.3%
ES PCB-189	43.41	5.97E+07	1.04 Y	1.49	1.46	-1.6%
ES PCB-202	37.43	5.04E+07	0.89 Y	1.14	1.14	0.3%
ES PCB-205	45.56	4.86E+07	0.90 Y	1.20	1.19	-0.9%
ES PCB-206	47.01	3.49E+07	0.78 Y	0.87	0.85	-1.7%
ES PCB-208	43.01	4.79E+07	0.80 Y	1.19	1.17	-1.4%
ES PCB-209	48.35	4.05E+07	1.18 Y	1.00	0.99	-1.0%

PCB QC Summary **SGS Analytical Perspectives** **Printed: 28-Jul-2012 10:12**

Lab ID: Csl1_120725_PCB_XB ICAL: MM7_PCB_07132012_25JUL12
 Acquired: 26-JUL-2012 03:50
 Datafile: 120725X16

Name	RT	Response	RA	ICAL	RRF	Dev'n
SS PCB-28	20.88	1.02E+08	1.06 Y	1.07	1.09	1.3%
SS PCB-111	30.57	6.52E+07	1.59 Y	1.01	0.99	-1.2%
SS PCB-178	35.49	3.28E+07	1.07 Y	0.63	0.63	0.5%
CS PCB-28	20.88	1.02E+08	1.06 Y	1.76	1.76	0.1%
CS PCB-111	30.57	6.52E+07	1.59 Y	1.23	1.23	0.3%
CS PCB-178	35.49	3.28E+07	1.07 Y	0.74	0.74	0.2%
JS PCB-9	14.74	1.07E+08	1.59 Y	-	-	-
JS PCB-52	22.45	5.82E+07	0.79 Y	-	-	-
JS PCB-101	28.30	5.31E+07	1.57 Y	-	-	-
JS PCB-138	35.10	4.42E+07	1.29 Y	-	-	-
JS PCB-194	45.16	4.08E+07	0.92 Y	-	-	-
PCB-1 2-MoCB	10.65	1.11E+06	3.37 Y	1.03	0.95	-7.7%
PCB-3 4-MoCB	12.71	1.12E+06	3.18 Y	1.04	0.96	-7.9%
PCB-4 22'-DiCB	12.93	5.71E+05	0.00 S	1.17	1.09	-6.7%
PCB-15 44'-DiCB	18.25	1.24E+06	1.58 Y	1.08	1.05	-2.6%
PCB-19 22'6'-TrCB	15.77	6.03E+05	1.08 Y	1.09	1.01	-7.2%
PCB-37 344'-TrCB	24.34	9.91E+05	1.03 Y	1.10	1.05	-4.5%
PCB-54 22'66'-TeCB	18.51	6.22E+05	0.82 Y	1.21	1.13	-6.6%
PCB-104 22'466'-PeCB	23.30	6.18E+05	0.67 Y	1.25	1.15	-8.0%
PCB-153 22'44'55'-HxCB	34.11	1.15E+06	1.29 Y	1.22	1.13	-7.3%
PCB-155 22'44'66'-HxCB	28.15	6.98E+05	1.23 Y	1.09	1.06	-2.9%
PCB-170 22'33'44'5'-HpCB	40.82	3.98E+05	1.08 Y	1.07	0.99	-8.2%
PCB-180 22'344'55'-HpCB	39.74	9.84E+05	1.05 Y	1.16	1.06	-8.6%
PCB-188 22'34'566'-HpCB	32.96	5.17E+05	1.08 Y	1.03	0.99	-3.8%
PCB-202 22'33'55'66'-OcCB	37.45	4.27E+05	0.84 Y	0.91	0.85	-7.5%
PCB-205 233'44'55'6'-OcCB	45.58	4.98E+05	0.88 Y	1.09	1.02	-6.0%
PCB-208 22'33'455'66'-NoCB	43.04	4.58E+05	0.80 Y	1.02	0.96	-6.0%
PCB-206 22'33'44'55'6'-NoCB	47.03	3.13E+05	0.74 Y	0.98	0.90	-8.3%

PCB QC Summary - Ax2 Detail

Printed: 28-Jul-2012 10:12

Lab ID: CS1_120725_PCB_XB
 Acquired: 26-JUL-2012 03:50
 Datafile: 120725X16

ICAL: MM7_PCB_07132012_25JUL12

Name	RT	Response	RA	ICAL	RRF	Dev'n
PCB-1 2-MoCB	10.65	1.11E+06	3.37 Y	1.03	0.95	-7.7%
PCB-2 3-MoCB	12.54	1.09E+06	3.11 Y	1.04	0.93	-10.5%
PCB-3 4-MoCB	12.71	1.12E+06	3.18 Y	1.04	0.96	-7.9%
PCB-4 22'-DiCB	12.93	5.71E+05	0.00 S	1.17	1.09	-6.7%
PCB-10 26-DiCB	13.10	8.68E+05	1.66 Y	1.83	1.66	-9.5%
PCB-9 25-DiCB	14.76	9.88E+05	1.58 Y	0.89	0.84	-6.4%
PCB-7 24-DiCB	14.91	1.14E+06	1.45 Y	1.02	0.97	-5.2%
PCB-6 23'-DiCB	15.12	1.02E+06	1.62 Y	0.95	0.87	-8.5%
PCB-5 23-DiCB	15.40	1.05E+06	1.58 Y	0.97	0.89	-8.3%
PCB-8 24'-DiCB	15.51	1.07E+06	1.55 Y	0.98	0.91	-7.9%
PCB-14 35-DiCB	16.98	1.28E+06	1.65 Y	1.16	1.09	-6.1%
PCB-11 33'-DiCB	17.71	1.12E+06	1.57 Y	1.00	0.95	-4.7%
PCB-13/12 34'-/34-DiCB	17.98	2.20E+06	1.58 Y	1.02	0.93	-8.2%
PCB-15 44'-DiCB	18.25	1.24E+06	1.58 Y	1.08	1.05	-2.6%
PCB-19 22'6-TrCB	15.77	6.03E+05	1.08 Y	1.09	1.01	-7.2%
PCB-30/18 246-/22'5-TrCB	17.43	1.61E+06	1.13 Y	1.46	1.35	-7.3%
PCB-17 22'4-TrCB	17.81	6.92E+05	1.12 Y	1.25	1.16	-7.0%
PCB-27 23'6-TrCB	17.99	9.34E+05	1.10 Y	1.69	1.57	-7.2%
PCB-24 236-TrCB	18.12	9.00E+05	1.03 Y	1.63	1.51	-7.4%
PCB-16 22'3-TrCB	18.20	5.04E+05	1.13 Y	0.95	0.85	-11.1%
PCB-32 24'6-TrCB	18.66	9.95E+05	1.03 Y	1.79	1.67	-6.4%
PCB-34 2'35-TrCB	19.77	9.06E+05	1.07 Y	1.05	0.96	-8.0%
PCB-23 235-TrCB	19.91	9.26E+05	1.03 Y	1.06	0.99	-6.8%
PCB-26/29 23'5-/24'5-TrCB	20.19	1.92E+06	1.04 Y	1.09	1.02	-6.1%
PCB-25 23'4-TrCB	20.37	9.37E+05	1.10 Y	1.07	1.00	-7.2%
PCB-31 24'5-TrCB	20.64	9.80E+05	1.09 Y	1.11	1.04	-6.1%
PCB-28/20 244'-/233'-TrCB	20.91	1.90E+06	1.04 Y	1.07	1.01	-5.5%
PCB-21/33 234-/2'34-TrCB	21.08	1.91E+06	1.08 Y	1.09	1.02	-7.0%
PCB-22 234'-TrCB	21.44	9.06E+05	1.05 Y	1.02	0.96	-5.1%
PCB-36 33'5-TrCB	22.79	1.02E+06	1.01 Y	1.13	1.08	-3.8%
PCB-39 34'5-TrCB	23.10	1.03E+06	1.00 Y	1.17	1.09	-6.3%
PCB-38 345-TrCB	23.60	8.98E+05	1.05 Y	1.03	0.96	-7.4%
PCB-35 334-TrCB	23.99	9.20E+05	1.04 Y	1.04	0.98	-5.9%
PCB-37 344'-TrCB	24.34	9.91E+05	1.03 Y	1.10	1.05	-4.5%
PCB-54 22'66'-TeCB	18.51	6.22E+05	0.82 Y	1.21	1.13	-6.6%
PCB-50/53 22'46-/22'56'-TeCB	20.42	1.22E+06	0.78 Y	0.86	0.82	-4.4%
PCB-45 22'36'-TeCB	20.97	4.79E+05	0.80 Y	0.73	0.64	-12.4%
PCB-51 22'46'-TeCB	21.04	6.28E+05	0.80 Y	0.88	0.84	-4.5%
PCB-46 22'36'-TeCB	21.24	4.90E+05	0.84 Y	0.70	0.66	-5.8%
PCB-52 22'55'-TeCB	22.48	5.89E+05	0.79 Y	0.84	0.79	-6.5%
PCB-73 23'56'-TeCB	22.60	7.75E+05	0.78 Y	1.09	1.04	-5.0%
PCB-43 22'35'-TeCB	22.69	4.90E+05	0.82 Y	0.72	0.65	-9.5%
PCB-69/49 23'46-/22'45'-TeCB	22.88	1.41E+06	0.82 Y	1.01	0.94	-6.8%

PCB QC Summary - Ax2 Detail

Printed: 28-Jul-2012 10:12

Lab ID: CS1_120725_PCB_XB
 Acquired: 26-JUL-2012 03:50
 Datafile: 120725X16

ICAL: MM7_PCB_07132012_25JUL12

Name	RT	Response	RA	ICAL	RRF	Dev'n
PCB-48 22'45'-TeCB	23.15	5.88E+05	0.77 Y	0.85	0.79	-7.6%
PCB-44/47/65 22'35'-/22'44'-	23.35	1.83E+06	0.79 Y	0.89	0.82	-8.2%
PCB-59/62/75 23'36'-/23'46'-/24	23.62	2.35E+06	0.80 Y	1.14	1.05	-8.1%
PCB-42 22'34'-TeCB	23.78	5.42E+05	0.79 Y	0.77	0.72	-6.1%
PCB-41 22'34'-TeCB	24.10	5.22E+05	0.77 Y	0.73	0.70	-4.0%
PCB-71/40 23'46'/22'33'-TeCB	24.19	1.18E+06	0.80 Y	0.87	0.79	-8.8%
PCB-64 23'46'-TeCB	24.39	8.72E+05	0.78 Y	1.24	1.17	-5.7%
PCB-72 23'55'-TeCB	25.12	7.90E+05	0.75 Y	1.14	1.06	-7.6%
PCB-68 23'45'-TeCB	25.36	8.26E+05	0.79 Y	1.21	1.10	-8.7%
PCB-57 23'35'-TeCB	25.72	7.56E+05	0.74 Y	1.11	1.01	-8.6%
PCB-58 23'35'-TeCB	25.91	7.56E+05	0.78 Y	1.10	1.01	-8.1%
PCB-67 23'45'-TeCB	26.07	8.25E+05	0.83 Y	1.16	1.10	-5.0%
PCB-63 23'45'-TeCB	26.29	8.45E+05	0.76 Y	1.22	1.13	-7.1%
PCB-61/70/74/76 23'45'-/23'4'5	26.57	3.11E+06	0.79 Y	1.13	1.04	-8.2%
PCB-66 23'44'-TeCB	26.85	7.41E+05	0.82 Y	1.08	0.99	-7.8%
PCB-55 23'3'4'-TeCB	26.98	7.70E+05	0.74 Y	1.10	1.03	-6.2%
PCB-56 23'3'4'-TeCB	27.40	7.27E+05	0.74 Y	1.06	0.97	-8.0%
PCB-60 23'44'-TeCB	27.59	7.66E+05	0.74 Y	1.11	1.02	-7.9%
PCB-80 33'55'-TeCB	27.95	8.69E+05	0.77 Y	1.25	1.16	-7.3%
PCB-79 33'45'-TeCB	29.23	8.68E+05	0.81 Y	1.23	1.16	-5.9%
PCB-78 33'45'-TeCB	29.70	7.54E+05	0.72 Y	1.08	1.01	-6.7%
PCB-104 22'466'-PeCB	23.30	6.18E+05	0.67 Y	1.25	1.15	-8.0%
PCB-96 22'366'-PeCB	23.60	5.55E+05	0.66 Y	1.08	1.04	-3.6%
PCB-103 22'45'6'-PeCB	25.27	5.59E+05	0.64 Y	0.90	0.85	-5.6%
PCB-94 22'356'-PeCB	25.45	4.73E+05	0.62 Y	0.78	0.72	-7.2%
PCB-95 22'35'6'-PeCB	25.82	4.87E+05	0.62 Y	0.83	0.74	-10.3%
PCB-100/93 22'44'6'-/22'356'-P	26.03	1.03E+06	0.61 Y	0.84	0.78	-7.0%
PCB-102 22'456'-PeCB	26.13	5.18E+05	0.58 Y	0.90	0.79	-12.4%
PCB-98 22'3'46'-PeCB	26.20	5.12E+05	0.59 Y	0.77	0.78	0.9%
PCB-88 22'3'46'-PeCB	26.49	4.69E+05	0.65 Y	0.79	0.71	-10.0%
PCB-91 22'3'46'-PeCB	26.56	5.55E+05	0.63 Y	0.88	0.84	-4.0%
PCB-84 22'33'6'-PeCB	26.74	4.30E+05	0.60 Y	0.71	0.65	-7.9%
PCB-89 22'3'46'-PeCB	27.14	4.69E+05	0.64 Y	0.76	0.71	-6.1%
PCB-121 23'45'6'-PeCB	27.52	7.02E+05	0.66 Y	1.14	1.07	-6.5%
PCB-92 22'355'-PeCB	27.83	4.88E+05	0.63 Y	0.80	0.74	-7.0%
PCB-113/90/101 23'35'6'-/22'3	28.30	1.74E+06	0.63 Y	0.93	0.88	-5.6%
PCB-83 22'33'5'-PeCB	28.71	4.47E+05	0.59 Y	0.71	0.68	-4.6%
PCB-99 22'44'5'-PeCB	28.82	4.93E+05	0.65 Y	0.87	0.75	-13.9%
PCB-112 23'35'6'-PeCB	28.91	7.32E+05	0.58 Y	1.13	1.11	-1.0%
PCB-108/119/86/97/125/87 233	29.25	3.48E+06	0.61 Y	0.95	0.88	-6.9%
PCB-117 23'4'56'-PeCB	29.78	7.14E+05	0.58 Y	1.04	1.09	4.6%
PCB-116/85 23'456'-/22'3'44'-Pe	29.85	1.13E+06	0.63 Y	0.97	0.86	-11.2%
PCB-110 23'3'4'6'-PeCB	29.97	6.02E+05	0.60 Y	1.02	0.92	-10.4%

PCB QC Summary - Ax2 Detail

Printed: 28-Jul-2012 10:12

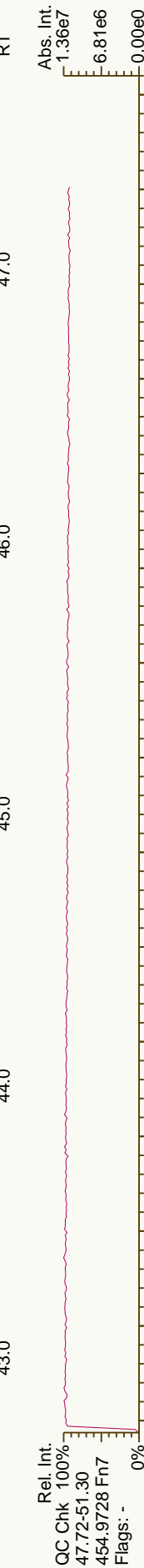
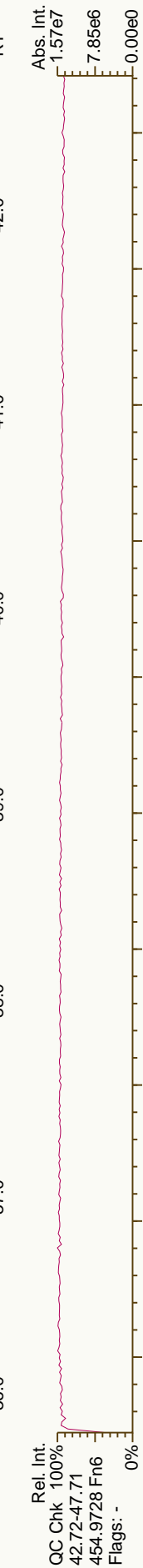
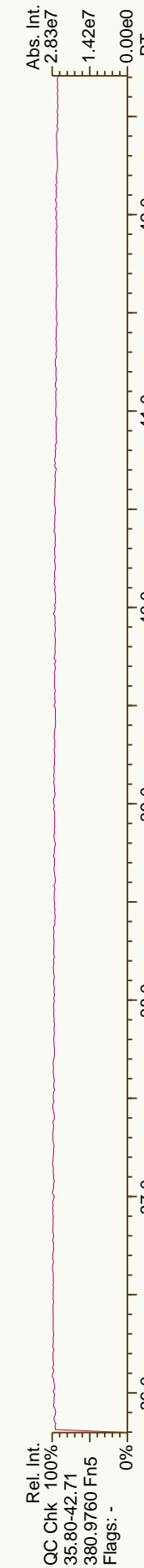
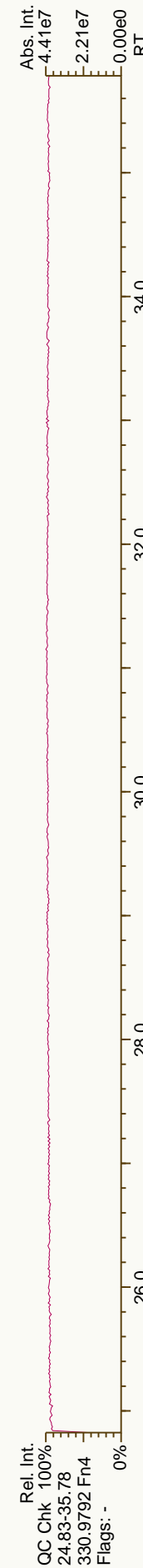
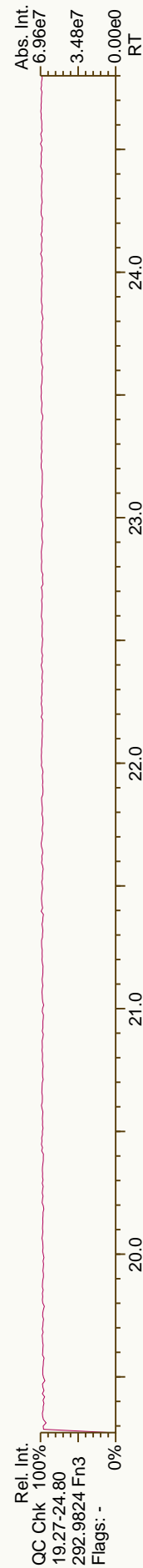
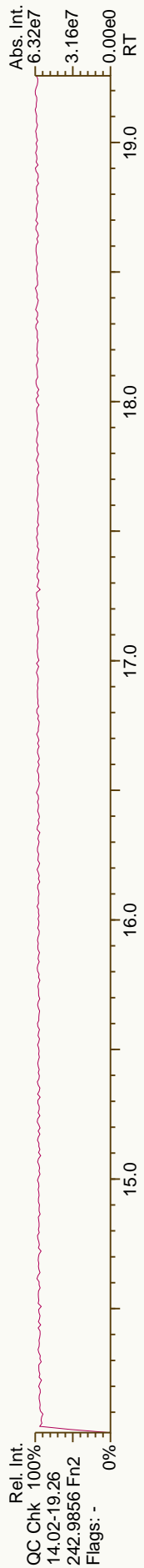
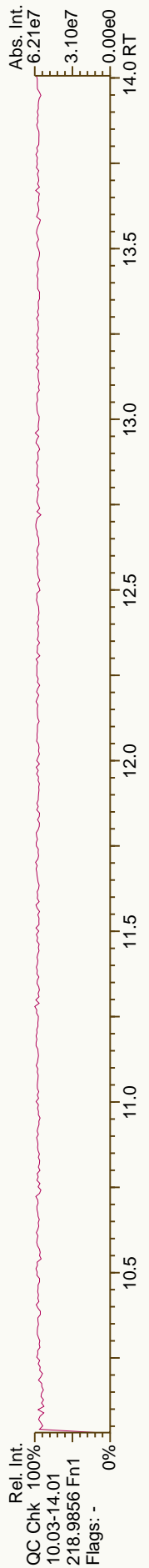
Lab ID: CS1_120725_PCB_XB
 Acquired: 26-JUL-2012 03:50
 Datafile: 120725X16

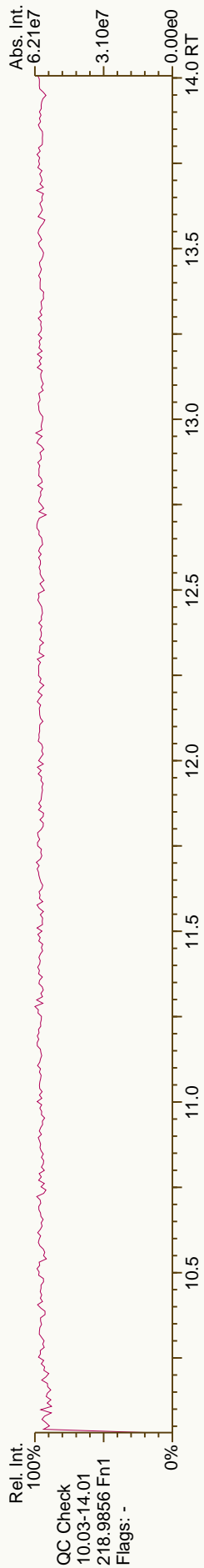
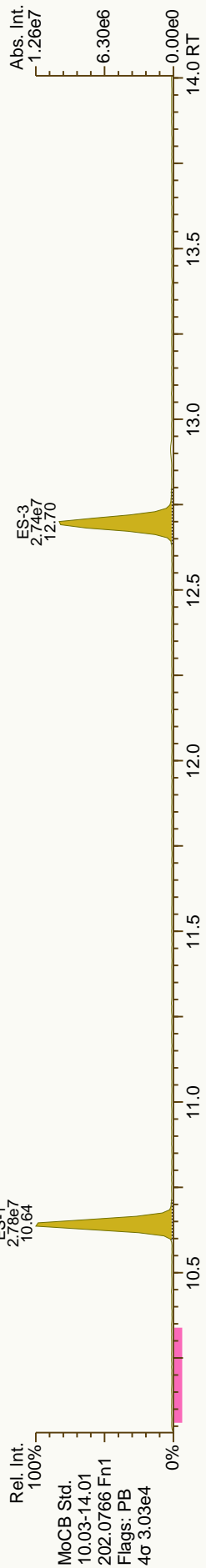
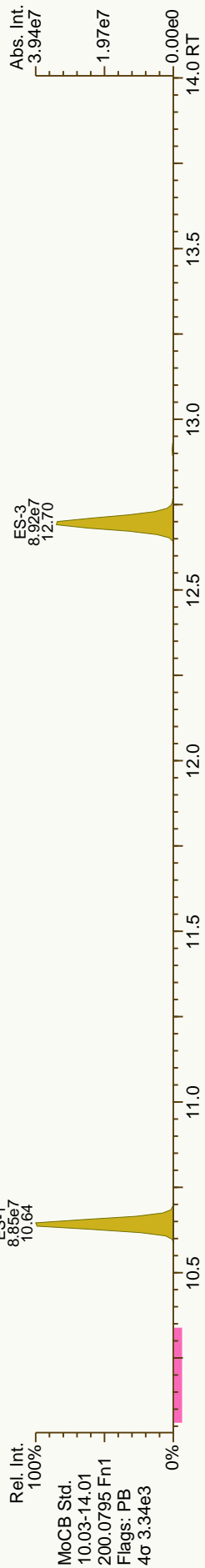
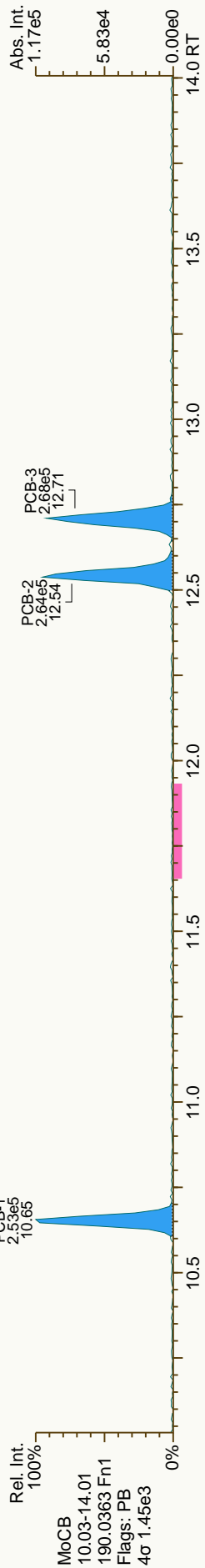
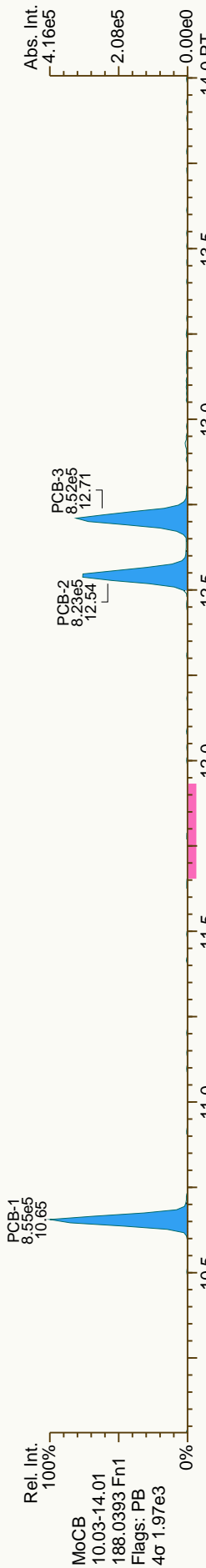
ICAL: MM7_PCB_07132012_25JUL12

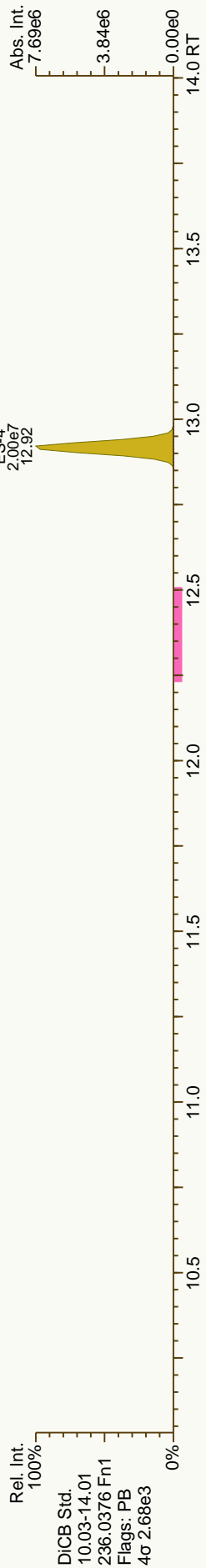
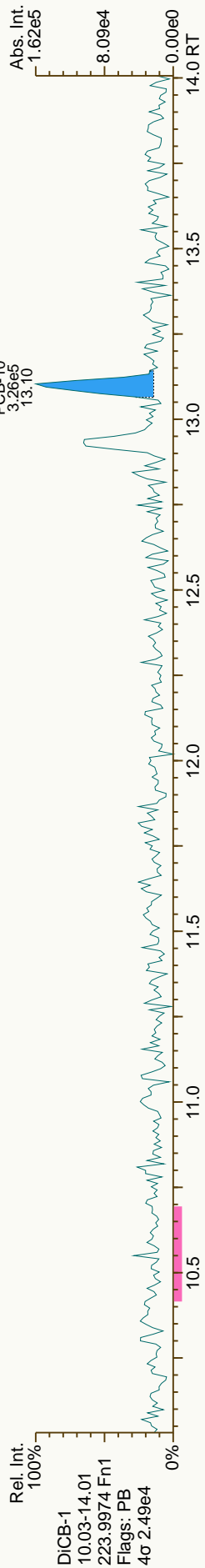
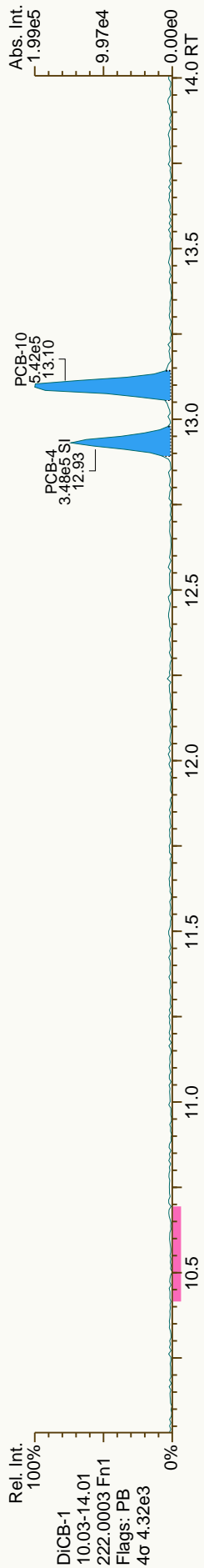
Name	RT	Response	RA	ICAL	RRF	Dev'n
PCB-115 2344'6"-PeCB	30.06	7.27E+05	0.57 Y	1.16	1.11	-4.4%
PCB-82 22'33'4"-PeCB	30.24	4.25E+05	0.61 Y	0.69	0.65	-6.3%
PCB-111 233'55"-PeCB	30.59	7.11E+05	0.61 Y	1.15	1.08	-6.2%
PCB-120 23'455"-PeCB	30.98	7.11E+05	0.59 Y	1.16	1.08	-6.7%
PCB-107/124 233'4'5"-/2'3455'	31.92	1.31E+06	0.60 Y	1.07	1.00	-7.3%
PCB-109 233'46"-PeCB	32.13	7.10E+05	0.61 Y	1.14	1.08	-5.3%
PCB-106 233'45"-PeCB	32.33	6.34E+05	0.64 Y	1.07	0.97	-9.8%
PCB-122 2'33'45"-PeCB	32.79	6.54E+05	0.62 Y	1.00	0.98	-2.4%
PCB-127 33'455"-PeCB	34.73	6.91E+05	0.59 Y	1.10	1.04	-5.2%
PCB-155 22'44'66"-HxCB	28.15	6.98E+05	1.23 Y	1.09	1.06	-2.9%
PCB-152 22'3566"-HxCB	28.29	6.22E+05	1.37 Y	1.01	0.94	-6.8%
PCB-150 22'34'66"-HxCB	28.44	6.07E+05	1.27 Y	1.00	0.92	-8.4%
PCB-136 22'33'66"-HxCB	28.72	5.96E+05	1.28 Y	0.95	0.90	-5.1%
PCB-145 22'3466"-HxCB	28.99	6.02E+05	1.30 Y	0.96	0.91	-5.1%
PCB-148 22'34'56"-HxCB	30.28	4.49E+05	1.27 Y	0.97	0.88	-9.2%
PCB-151/135 22'355'6"-/22'33'	30.78	9.24E+05	1.29 Y	0.96	0.91	-5.9%
PCB-154 22'44'5'6"-HxCB	30.99	5.18E+05	1.28 Y	1.09	1.02	-6.7%
PCB-144 22'345'6"-HxCB	31.24	4.58E+05	1.23 Y	0.98	0.90	-8.6%
PCB-147/149 22'34'56"-/22'34'	31.54	9.24E+05	1.24 Y	0.99	0.91	-8.0%
PCB-134 22'33'56"-HxCB	31.71	4.24E+05	1.30 Y	0.80	0.83	3.8%
PCB-143 22'3456"-HxCB	31.79	4.08E+05	1.31 Y	0.95	0.80	-16.2%
PCB-139/140 22'344'6"-/22'344'	32.05	9.39E+05	1.25 Y	1.00	0.92	-7.8%
PCB-131 22'33'46"-HxCB	32.21	4.05E+05	1.29 Y	0.85	0.79	-6.5%
PCB-142 22'3456"-HxCB	32.35	4.13E+05	1.35 Y	0.87	0.81	-7.2%
PCB-132 22'33'46"-HxCB	32.58	4.09E+05	1.21 Y	0.89	0.80	-9.7%
PCB-133 22'33'55"-HxCB	33.02	4.41E+05	1.33 Y	0.91	0.87	-5.3%
PCB-165 233'55'6"-HxCB	33.36	5.42E+05	1.34 Y	1.13	1.06	-6.2%
PCB-146 22'34'55"-HxCB	33.57	4.70E+05	1.32 Y	1.01	0.92	-8.3%
PCB-161 233'45'6"-HxCB	33.68	6.01E+05	1.19 Y	1.25	1.18	-5.9%
PCB-153/168 22'44'55"-/23'44'	34.11	1.15E+06	1.29 Y	1.22	1.13	-7.3%
PCB-141 22'3455"-HxCB	34.24	4.40E+05	1.19 Y	0.93	0.86	-6.9%
PCB-130 22'33'45"-HxCB	34.58	3.98E+05	1.17 Y	0.85	0.78	-7.9%
PCB-137 22'344'5"-HxCB	34.77	5.17E+05	1.12 Y	1.04	1.01	-2.7%
PCB-164 233'4'5'6"-HxCB	34.86	5.92E+05	1.18 Y	1.22	1.16	-5.1%
PCB-163/138/129 233'4'56"-/22'	35.14	1.46E+06	1.31 Y	1.02	0.96	-6.4%
PCB-160 233'456"-HxCB	35.27	5.94E+05	1.22 Y	1.21	1.17	-3.5%
PCB-158 233'44'6"-HxCB	35.45	6.47E+05	1.37 Y	1.34	1.27	-5.1%
PCB-128/166 22'33'44"-/2344'5	36.17	1.14E+06	1.26 Y	0.90	0.86	-4.2%
PCB-159 233'455"-HxCB	37.01	6.56E+05	1.26 Y	1.06	0.99	-7.2%
PCB-162 233'4'55"-HxCB	37.25	6.53E+05	1.22 Y	1.08	0.98	-8.7%
PCB-188 22'34'566"-HpCB	32.96	5.17E+05	1.08 Y	1.03	0.99	-3.8%
PCB-179 22'33'566"-HpCB	33.23	4.75E+05	1.13 Y	0.97	0.91	-5.5%
PCB-184 22'344'66"-HpCB	33.69	4.58E+05	0.97 Y	0.93	0.88	-5.5%

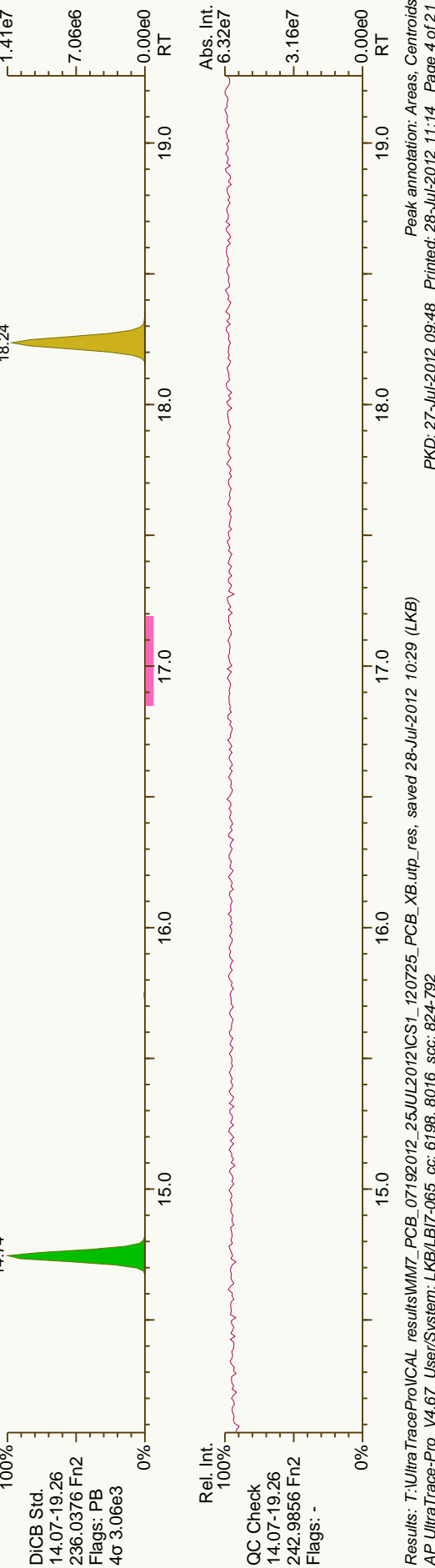
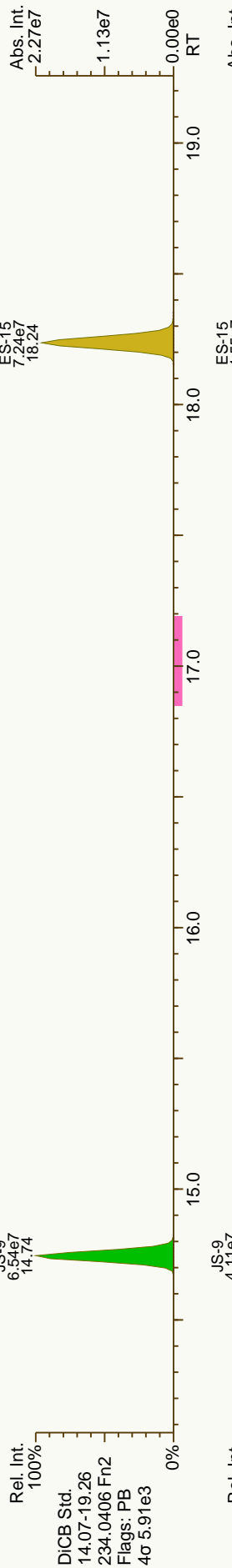
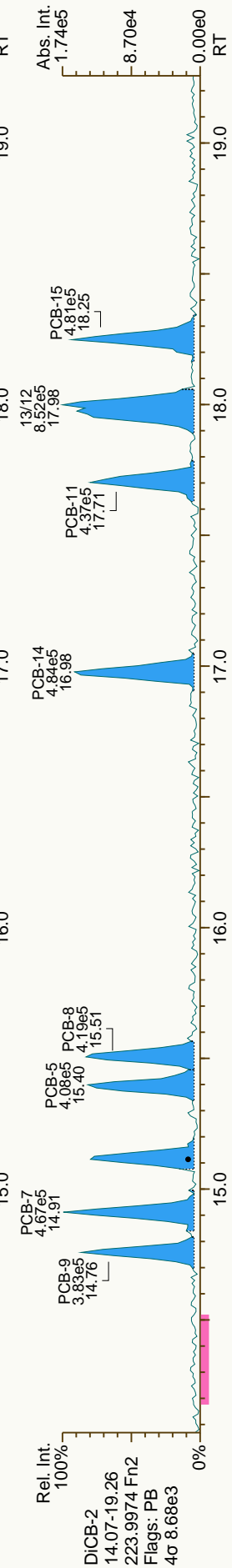
PCB QC Summary - Ax2 Detail

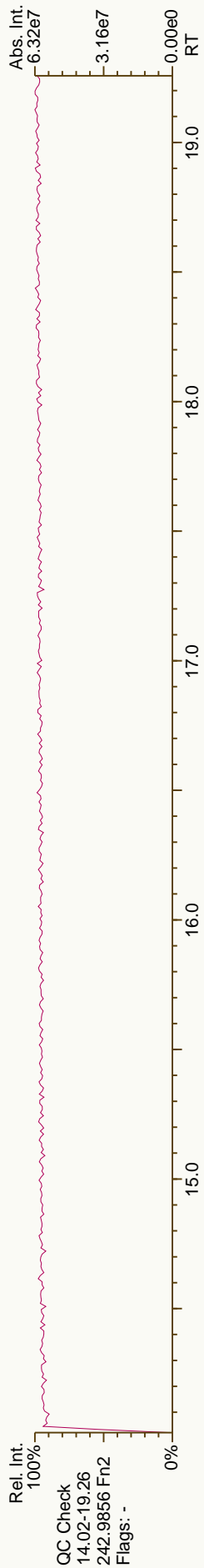
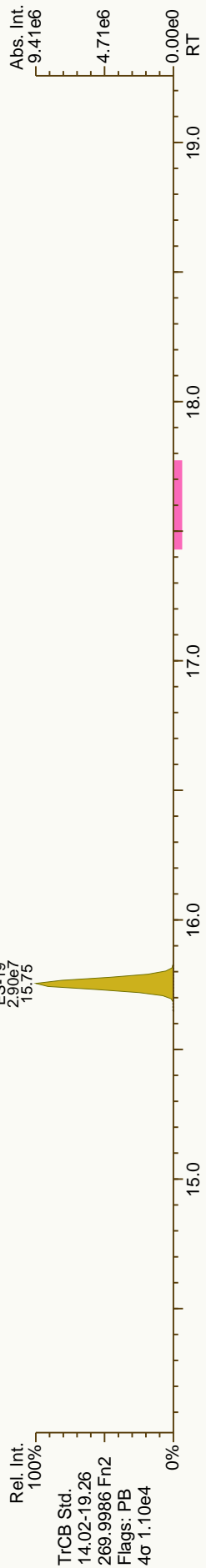
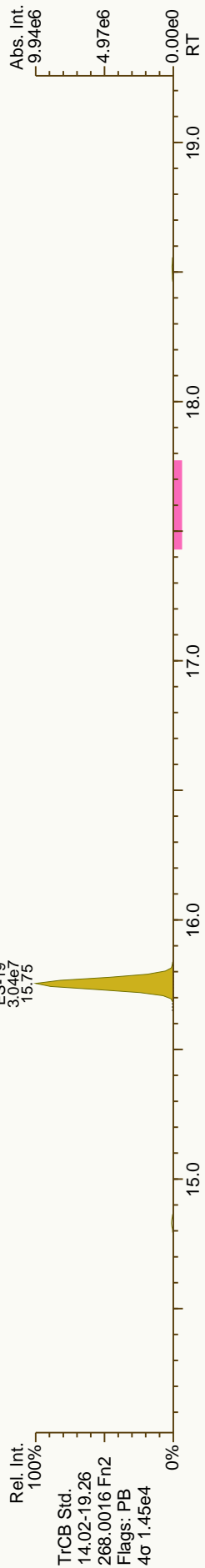


Lab ID:	CS1_120725_PCB_XB		ICAL: MM7_PCB_07132012_25JUL12				
Acquired:	26-JUL-2012 03:50						
Datafile:	120725X16						
Name	RT	Response	RA	ICAL	RRF	Dev'n	
PCB-176 22'33'466'-HpCB	33.97	5.13E+05	1.05 Y	1.05	0.99	-5.7%	
PCB-186 22'34'566'-HpCB	34.35	4.76E+05	1.12 Y	0.98	0.92	-6.6%	
PCB-178 22'33'556'-HpCB	35.51	3.64E+05	1.17 Y	0.74	0.70	-4.7%	
PCB-175 22'33'456'-HpCB	36.04	4.27E+05	1.00 Y	1.01	0.92	-8.8%	
PCB-187 22'34'556'-HpCB	36.27	4.59E+05	1.10 Y	1.06	0.99	-6.9%	
PCB-182 22'344'56'-HpCB	36.45	5.07E+05	0.98 Y	1.11	1.09	-1.7%	
PCB-183 22'344'56'-HpCB	36.78	4.76E+05	1.01 Y	1.13	1.03	-9.5%	
PCB-185 22'34556'-HpCB	36.86	4.69E+05	1.04 Y	1.02	1.01	-0.8%	
PCB-174 22'33'456'-HpCB	36.97	4.17E+05	1.00 Y	0.93	0.90	-3.1%	
PCB-177 22'33'456'-HpCB	37.34	3.93E+05	1.08 Y	0.91	0.85	-6.5%	
PCB-181 22'344'56'-HpCB	37.68	4.75E+05	1.08 Y	1.06	1.02	-3.8%	
PCB-171/173 22'33'44'6'-/22'3	37.86	8.13E+05	1.11 Y	0.93	0.87	-5.7%	
PCB-172 22'33'455'-HpCB	39.23	4.21E+05	1.04 Y	0.95	0.91	-5.0%	
PCB-192 233'455'6'-HpCB	39.47	5.36E+05	1.10 Y	1.24	1.15	-7.0%	
PCB-180/193 22'344'55'-/233'	39.74	9.84E+05	1.05 Y	1.16	1.06	-8.6%	
PCB-191 233'44'56'-HpCB	40.07	5.67E+05	1.14 Y	1.30	1.22	-6.3%	
PCB-170 22'33'44'5'-HpCB	40.82	3.98E+05	1.08 Y	1.07	0.99	-8.2%	
PCB-190 233'44'56'-HpCB	41.26	5.55E+05	1.06 Y	1.45	1.37	-5.4%	
PCB-202 22'33'55'66'-OcCB	37.45	4.27E+05	0.84 Y	0.91	0.85	-7.5%	
PCB-201 22'33'45'66'-OcCB	38.23	4.87E+05	0.88 Y	1.02	0.97	-5.4%	
PCB-204 22'344'566'-OcCB	38.80	4.51E+05	0.97 Y	0.98	0.90	-8.3%	
PCB-197 22'33'44'66'-OcCB	38.99	5.40E+05	0.94 Y	1.06	1.07	0.6%	
PCB-200 22'33'4566'-OcCB	39.07	4.09E+05	0.98 Y	0.96	0.81	-15.6%	
PCB-198/199 22'33'455'6'-/22'	41.39	6.71E+05	0.90 Y	0.72	0.67	-7.0%	
PCB-196 22'33'44'56'-OcCB	41.96	3.50E+05	0.92 Y	0.73	0.69	-5.0%	
PCB-203 22'344'556'-OcCB	42.13	3.62E+05	0.90 Y	0.76	0.72	-6.1%	
PCB-195 22'33'44'56'-OcCB	43.23	3.54E+05	0.94 Y	0.80	0.73	-9.0%	
PCB-194 22'33'44'55'-OcCB	45.18	4.10E+05	0.94 Y	0.87	0.84	-3.6%	
PCB-205 233'44'556'-OcCB	45.58	4.98E+05	0.88 Y	1.09	1.02	-6.0%	
PCB-208 22'33'455'66'-NoCB	43.04	4.58E+05	0.80 Y	1.02	0.96	-6.0%	
PCB-207 22'33'44'566'-NoCB	43.82	4.79E+05	0.79 Y	1.06	1.00	-5.3%	
PCB-206 22'33'44'556'-NoCB	47.03	3.13E+05	0.74 Y	0.98	0.90	-8.3%	

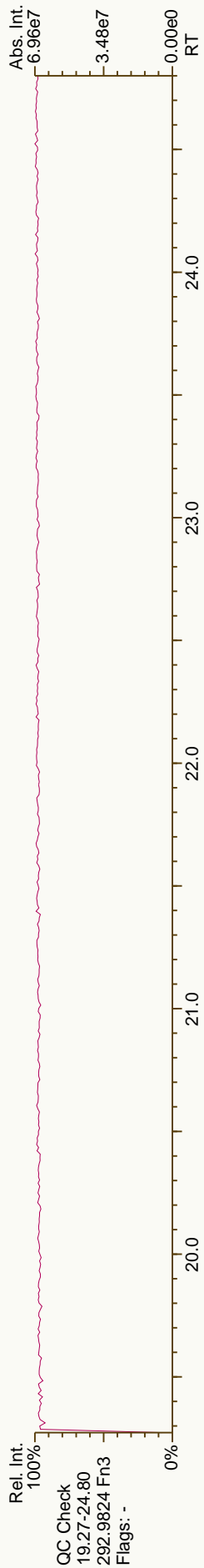
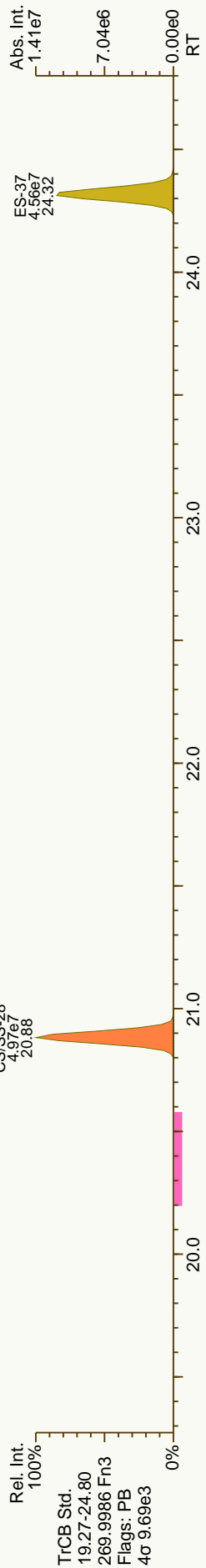
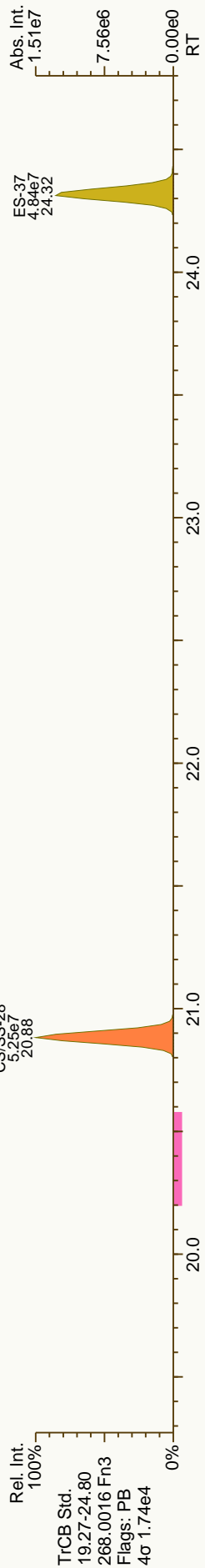
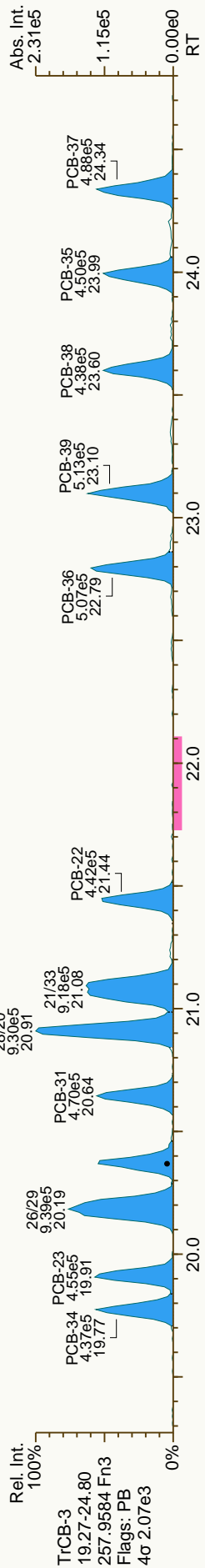
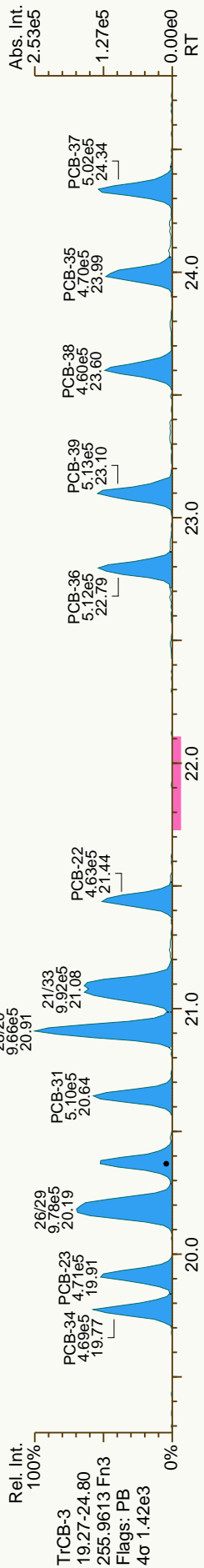


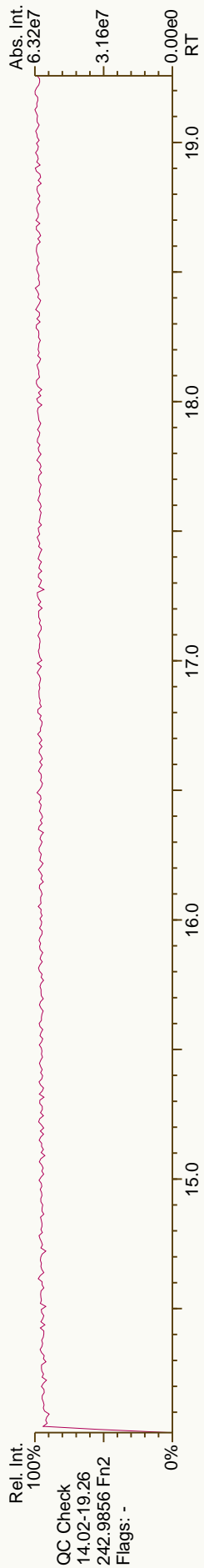
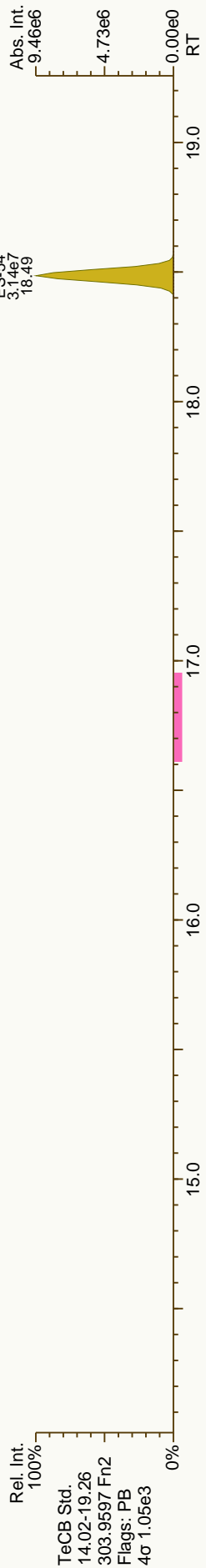
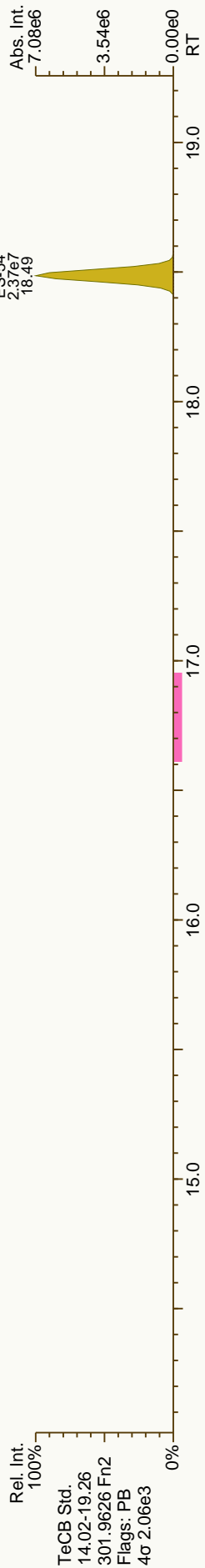





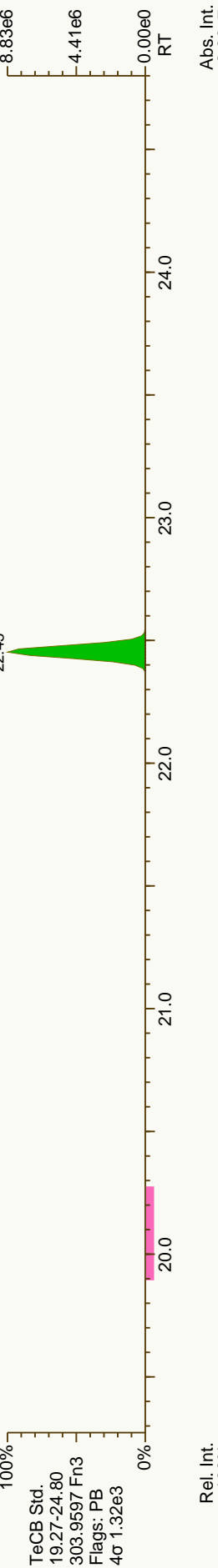
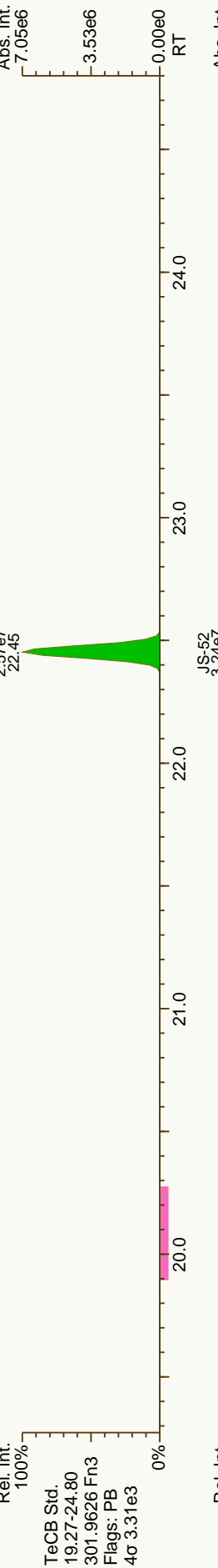
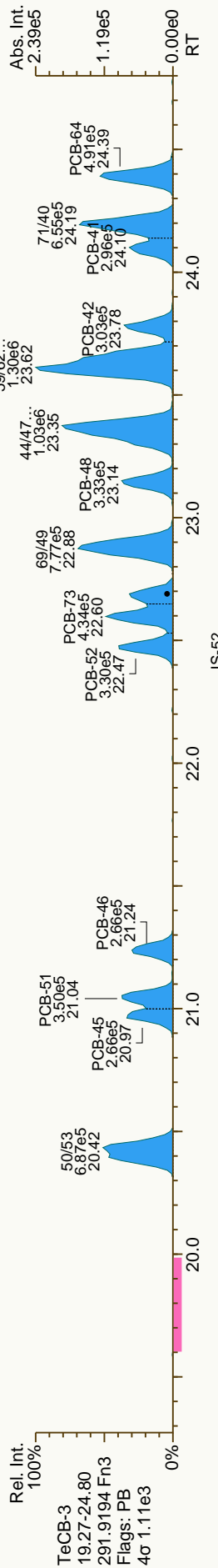
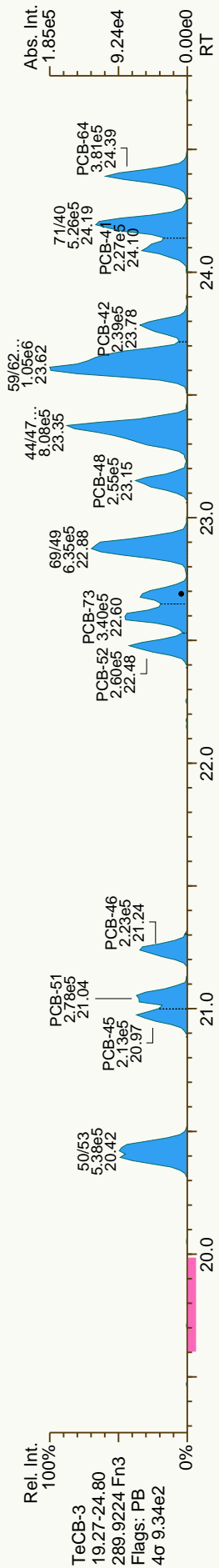


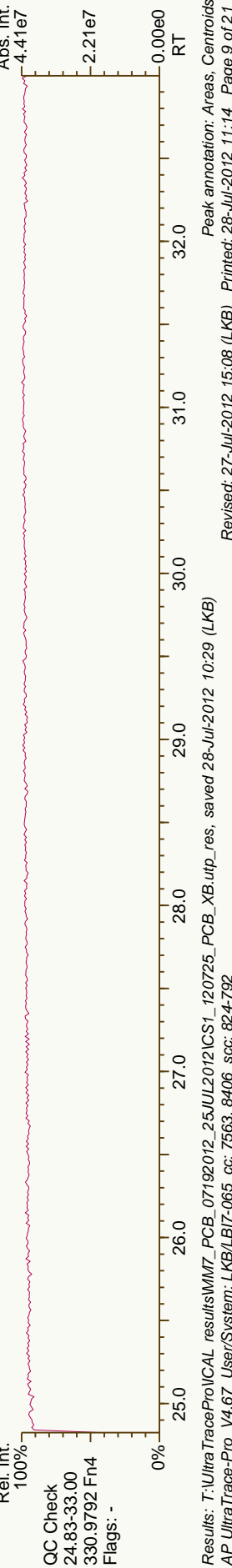
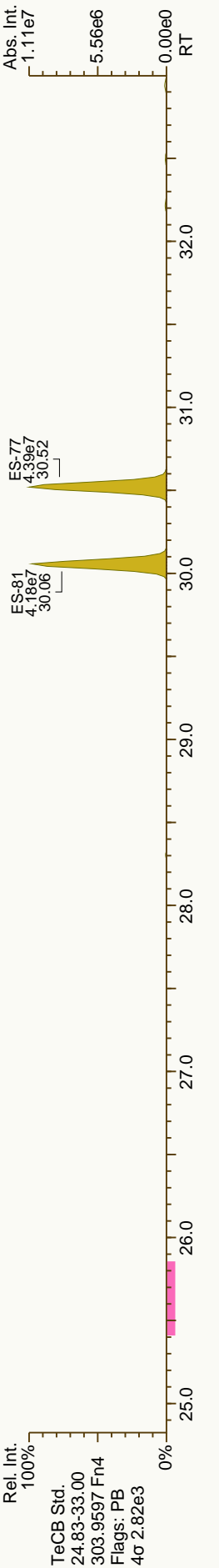
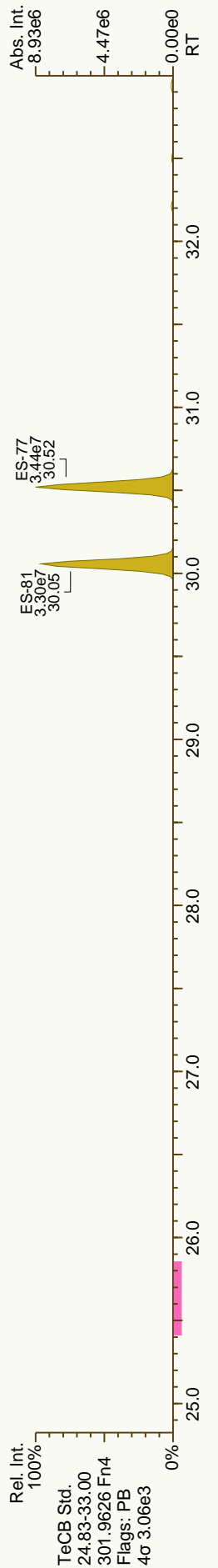
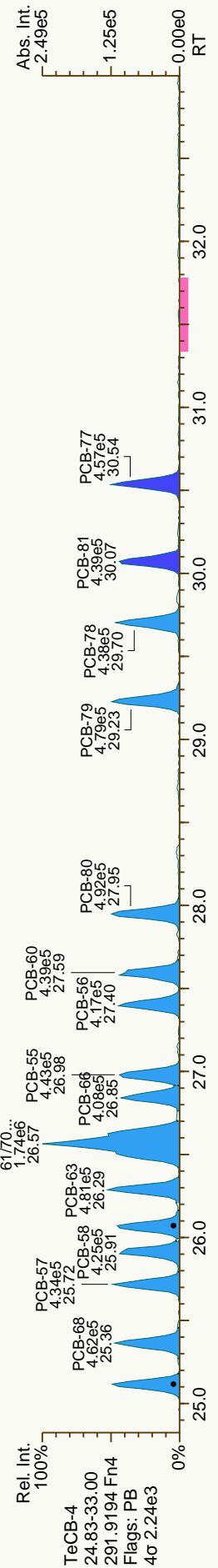
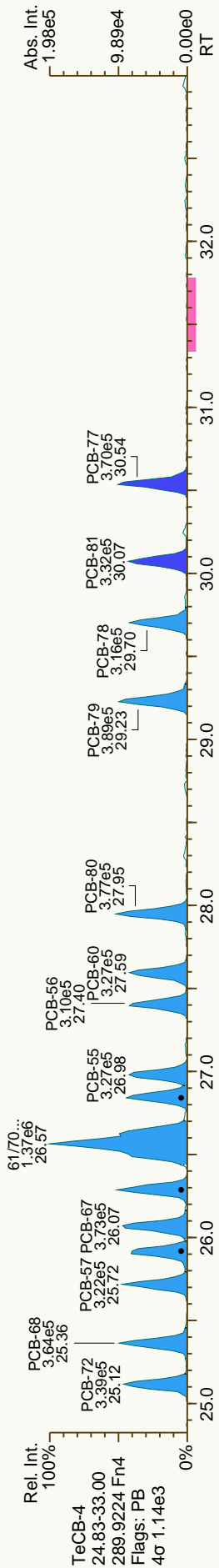


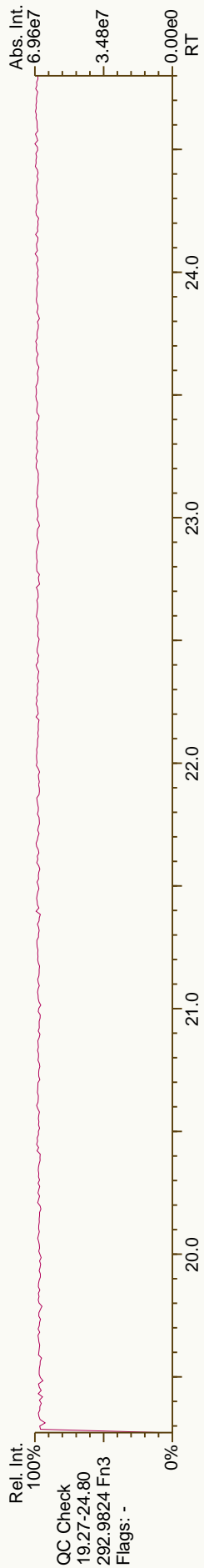
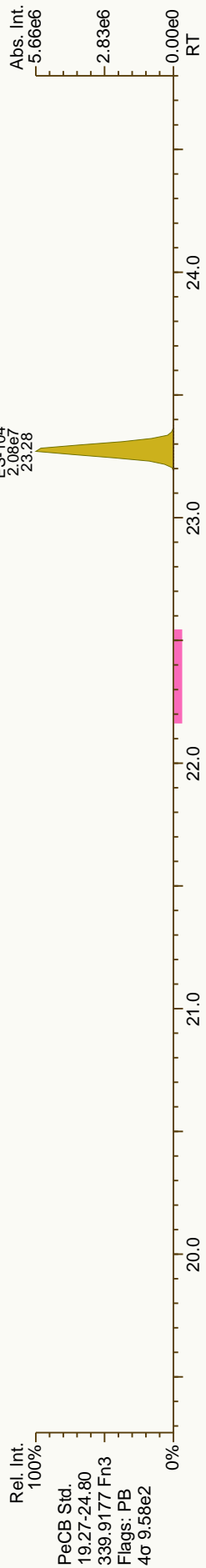
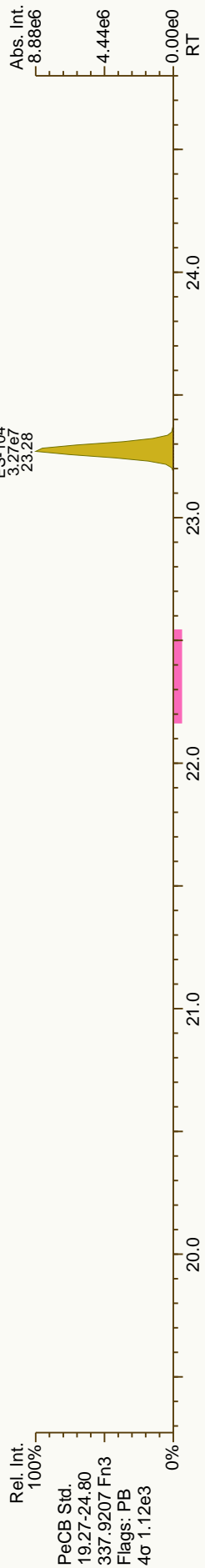
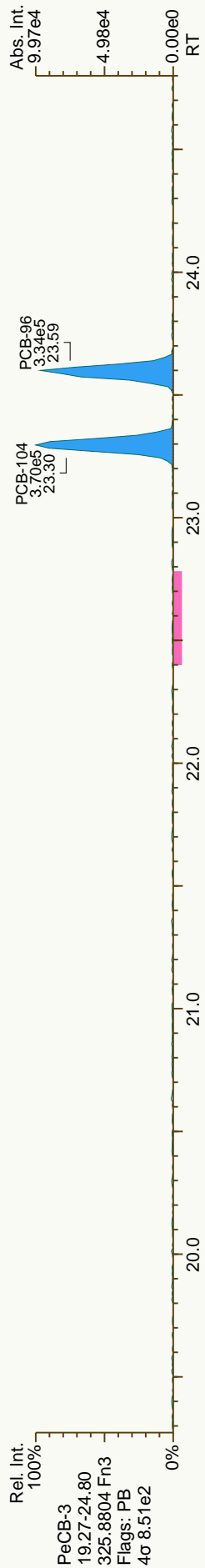
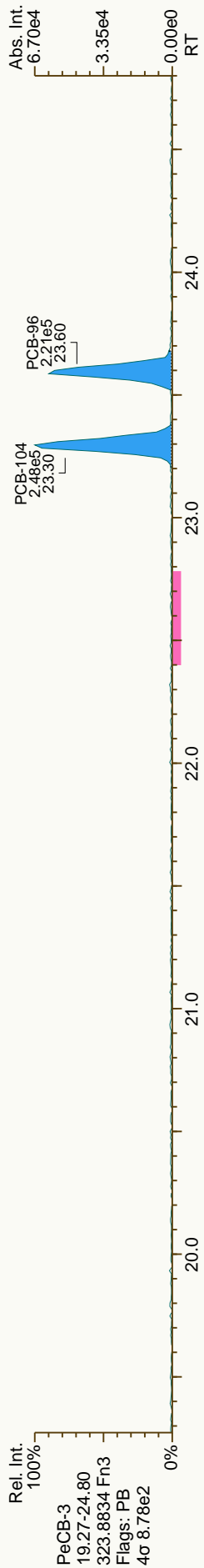


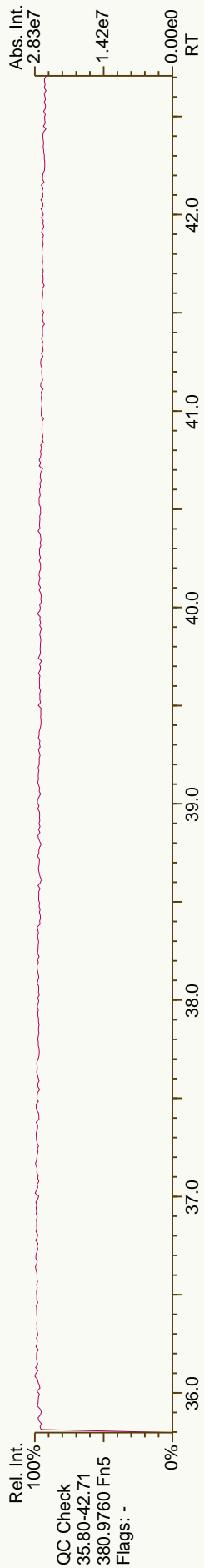


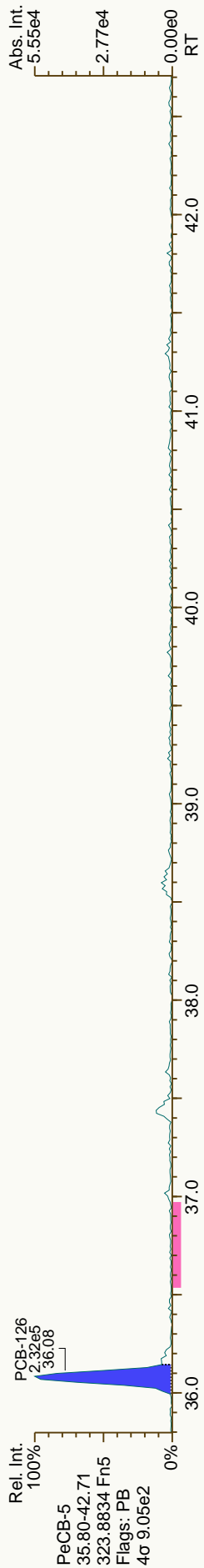


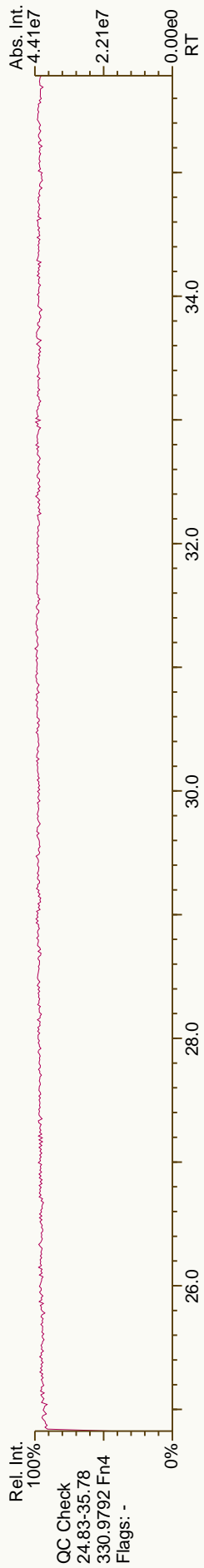
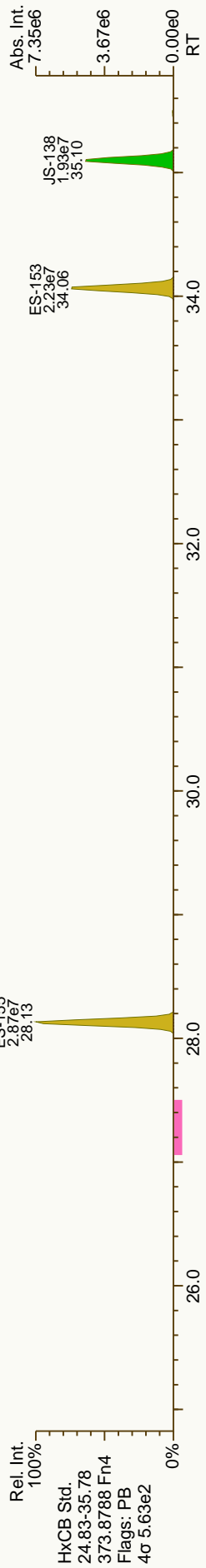

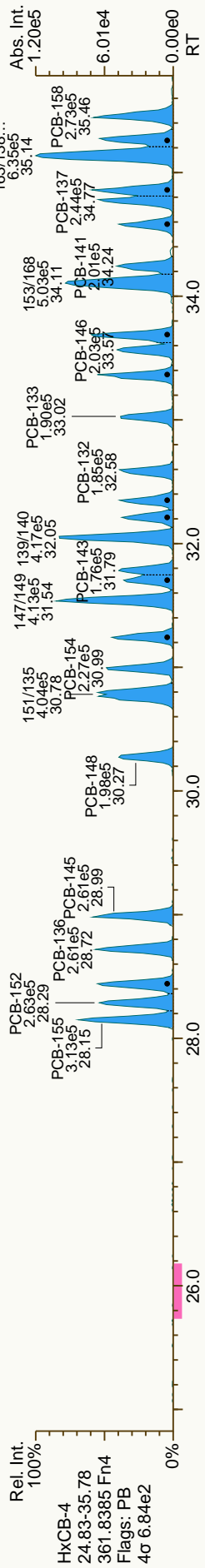
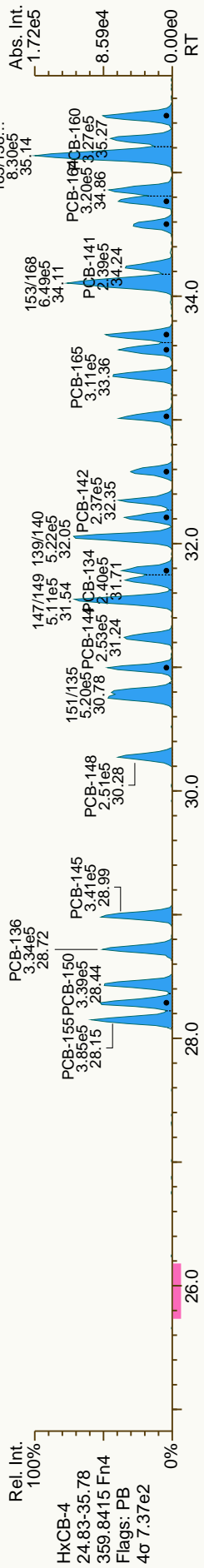



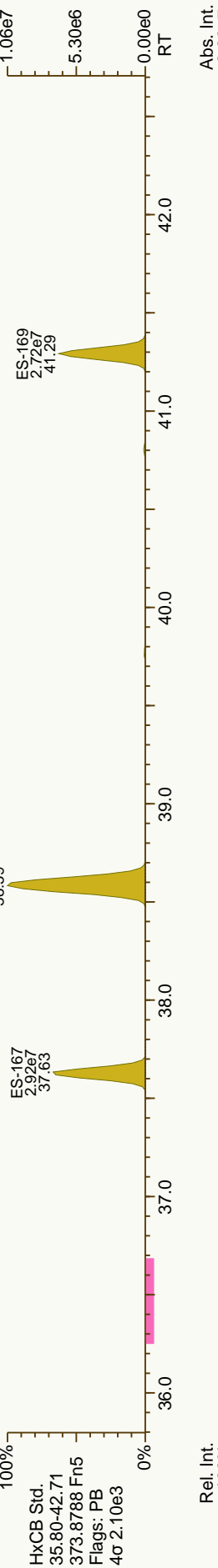
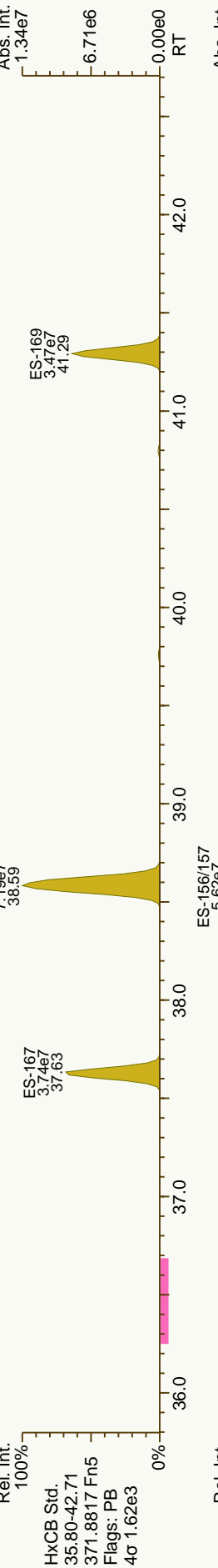
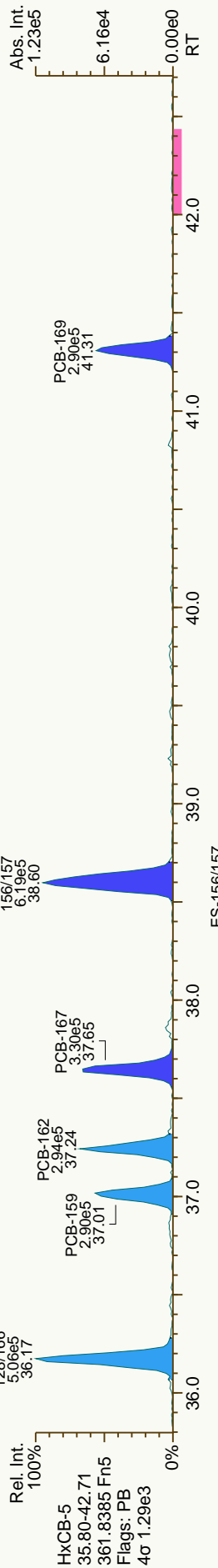
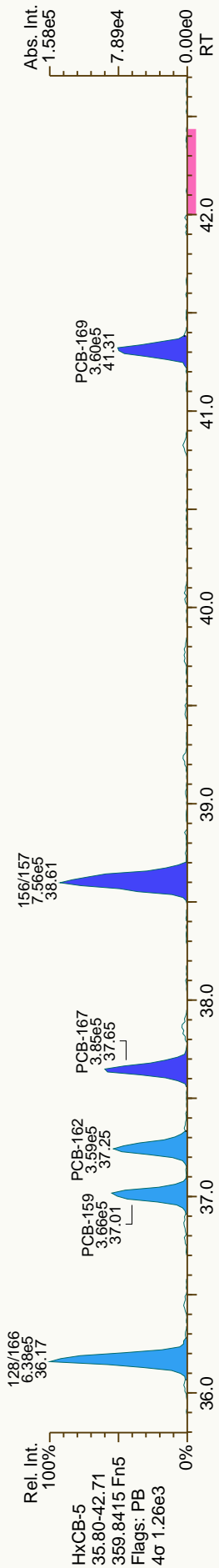


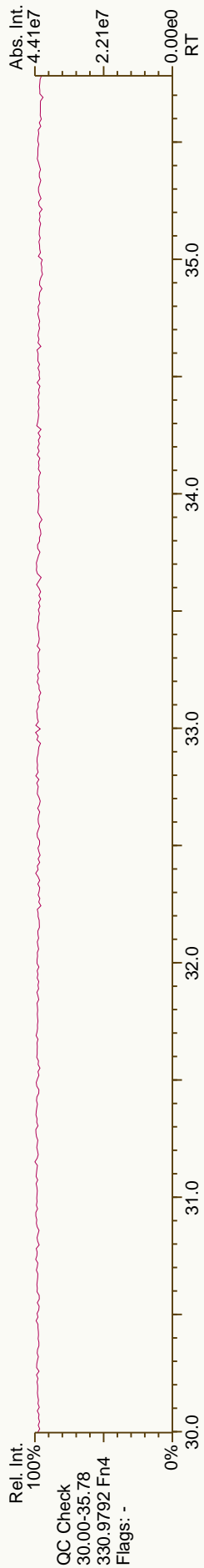
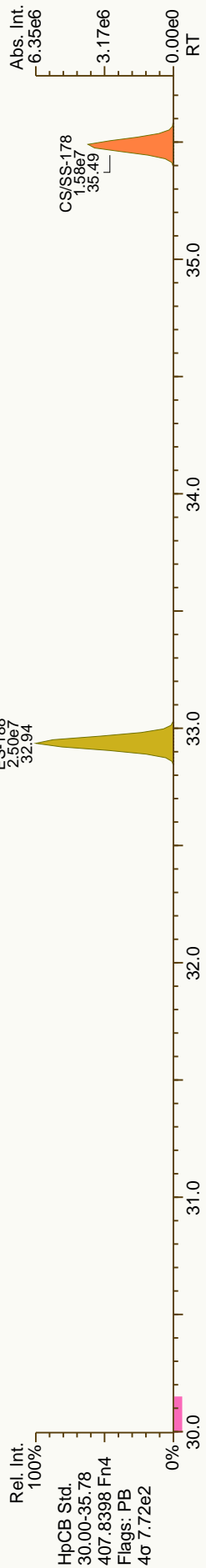
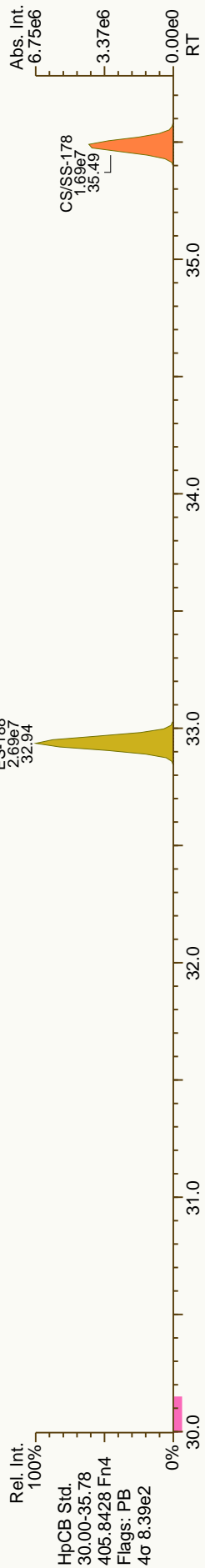
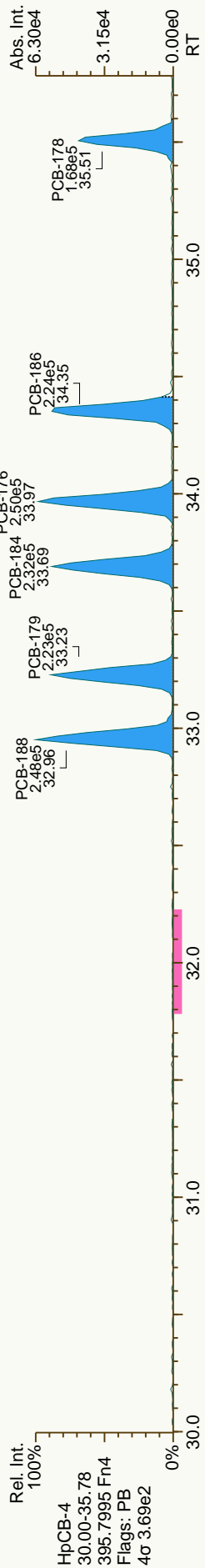
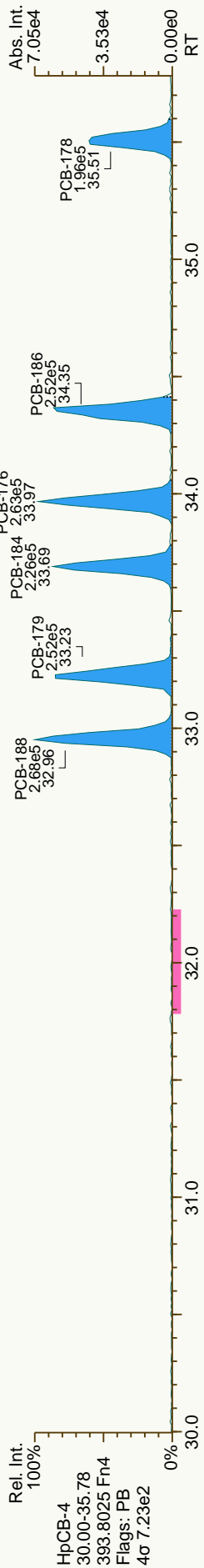


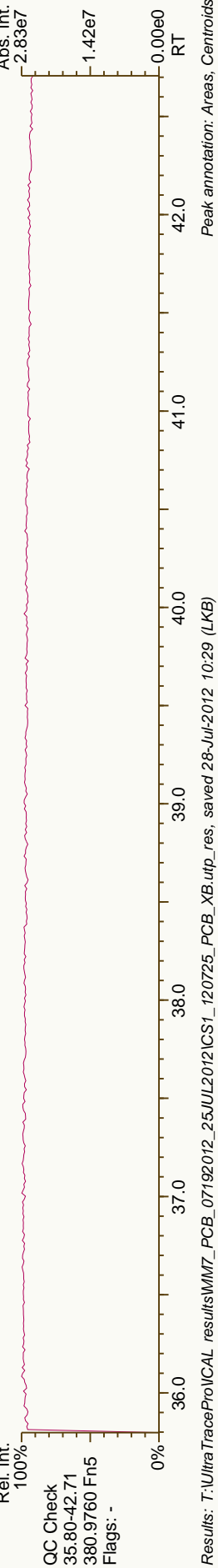
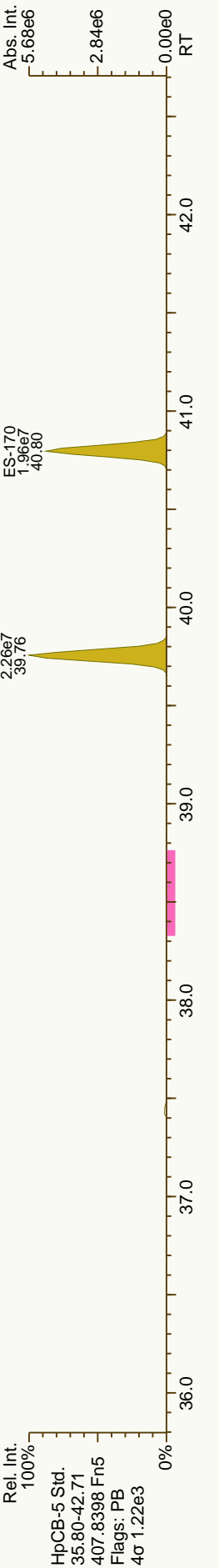
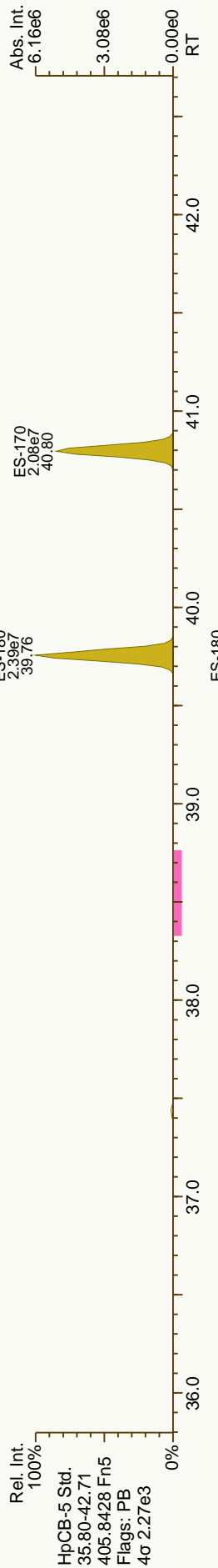
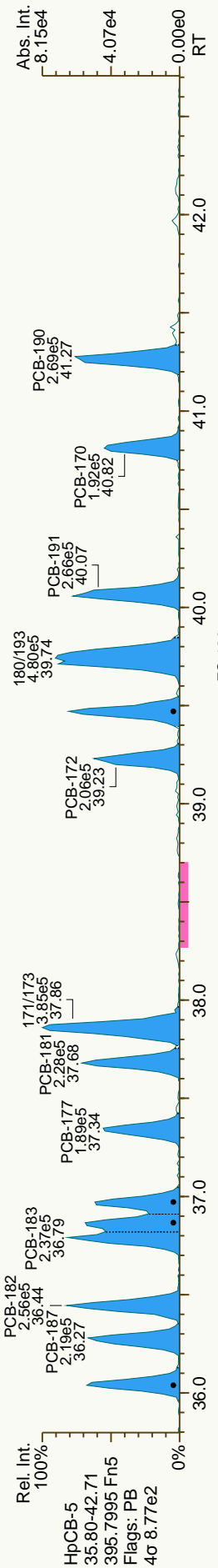
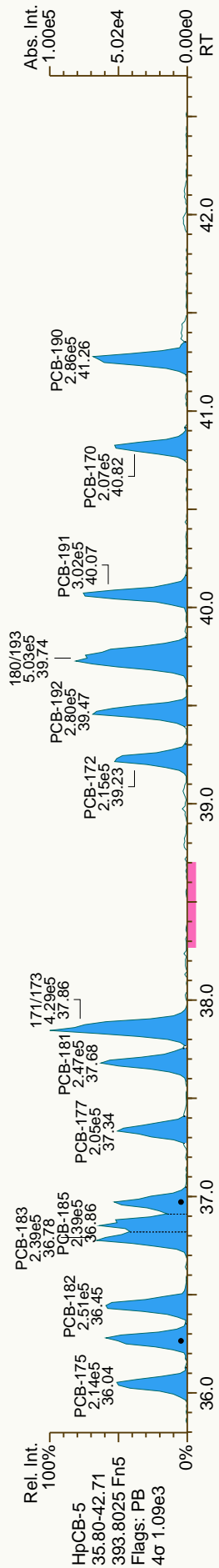


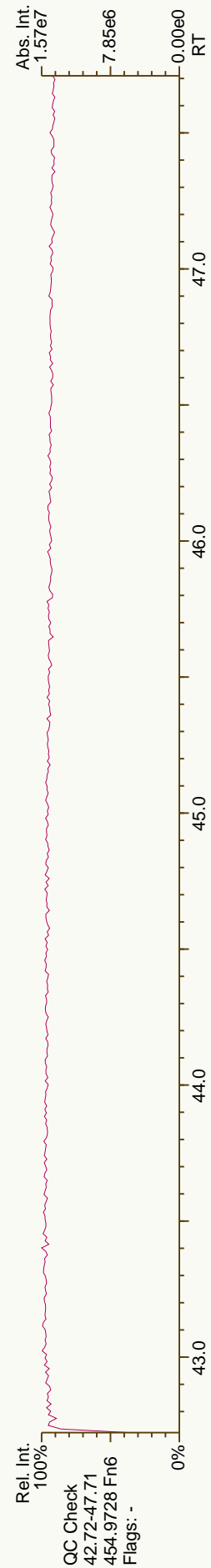
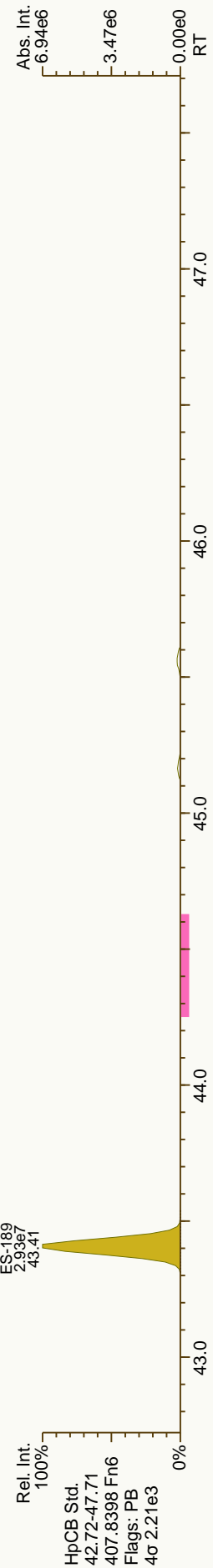
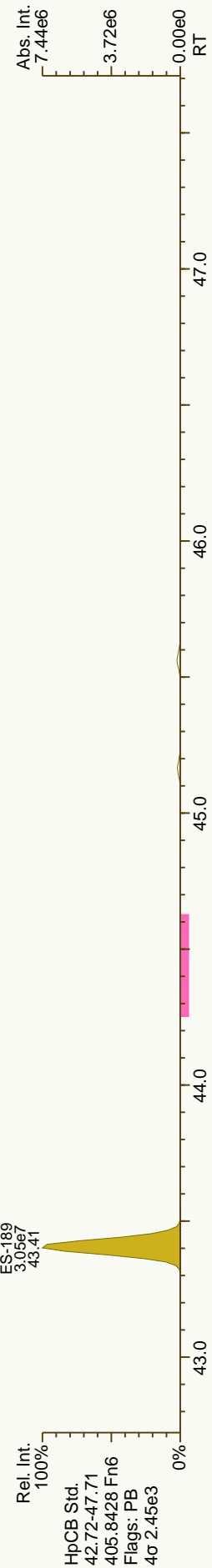
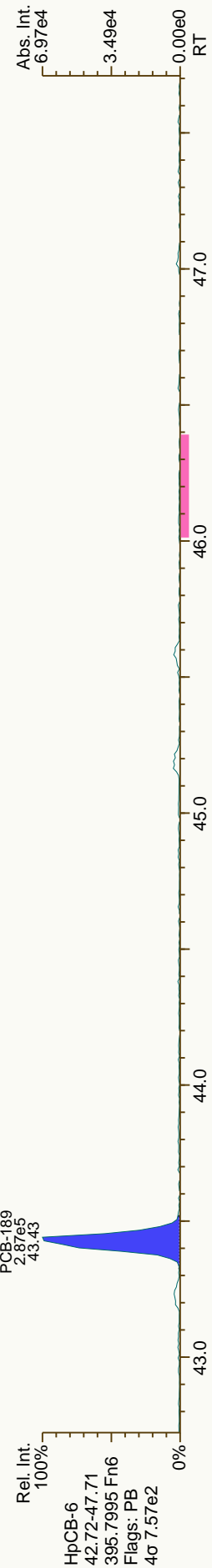
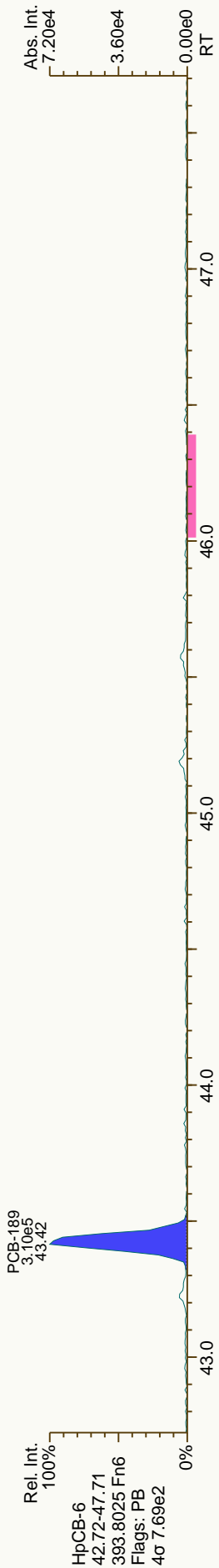


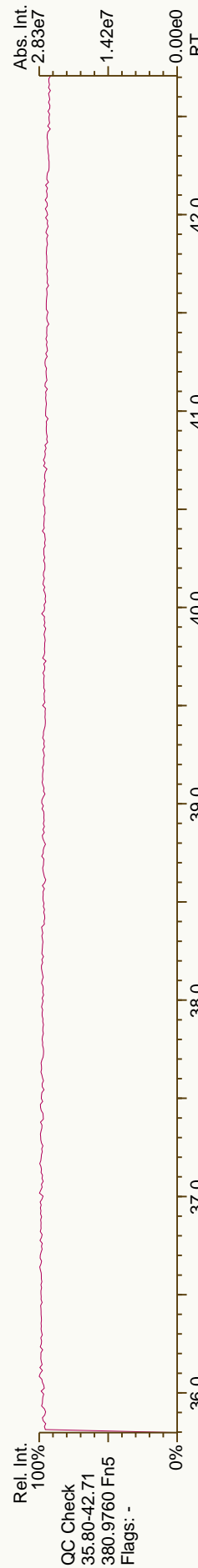
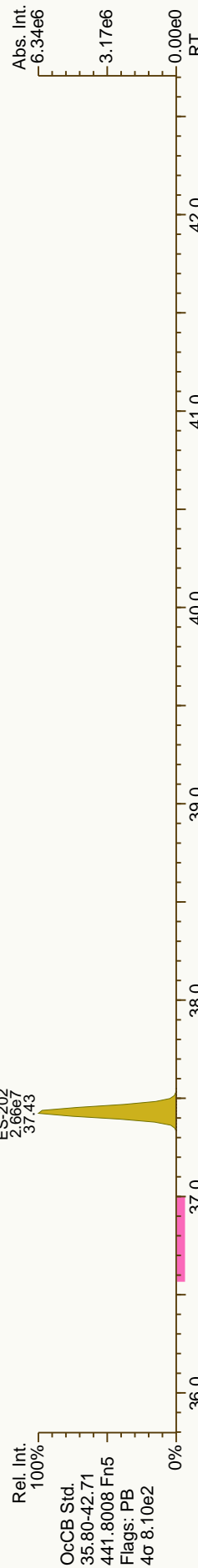
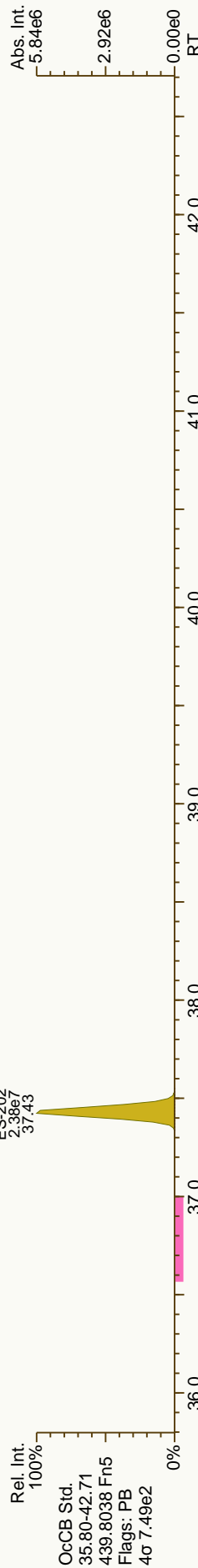
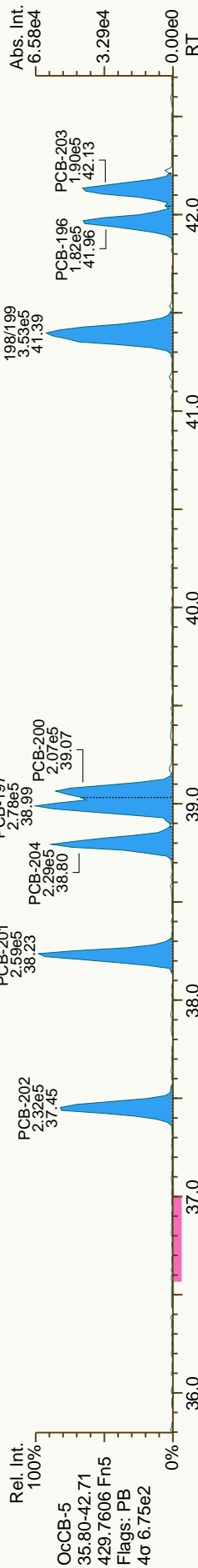
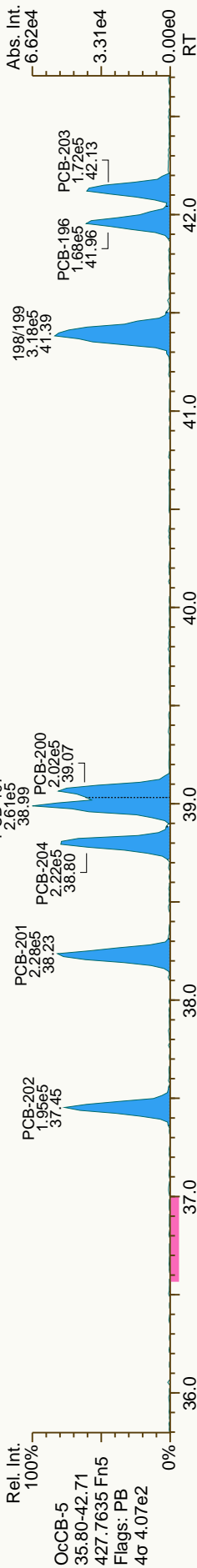


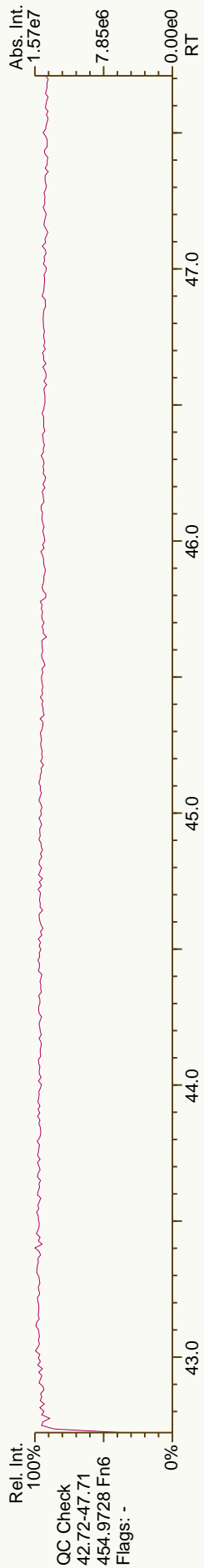
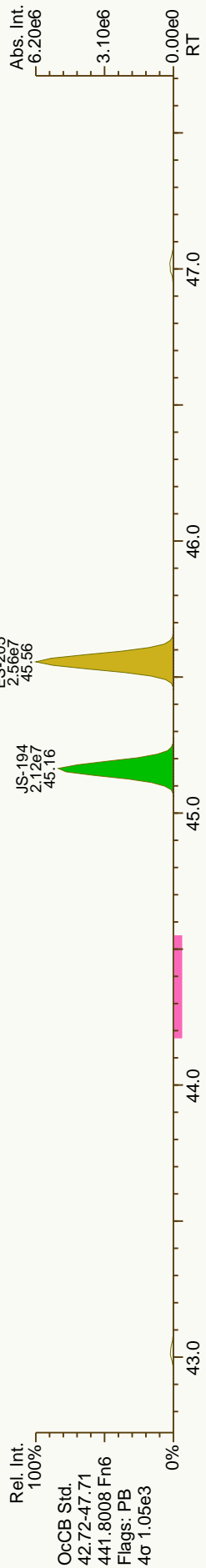
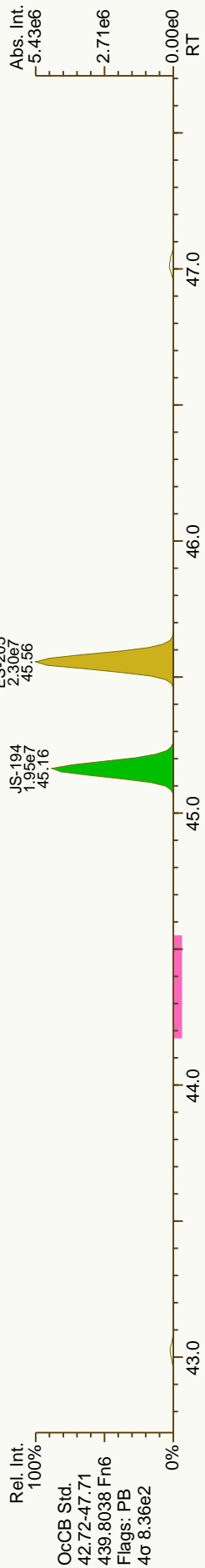
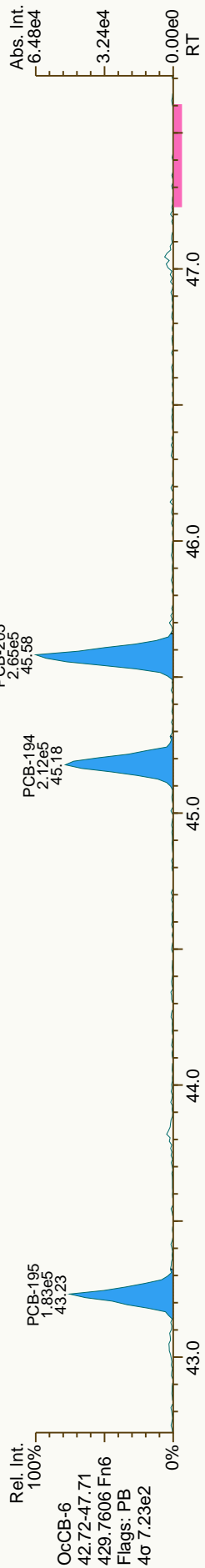
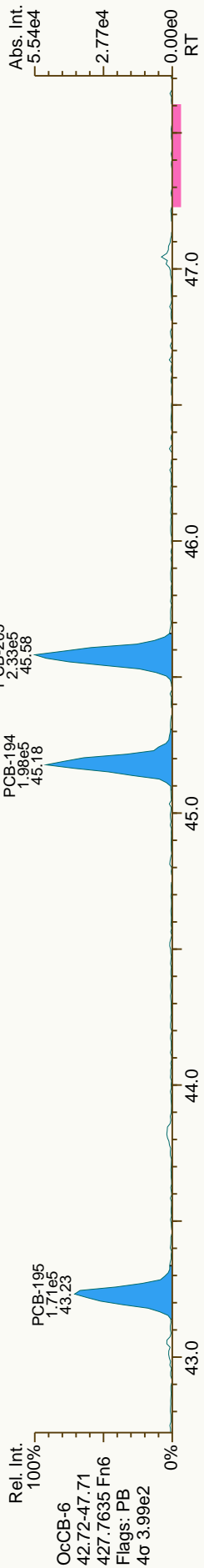


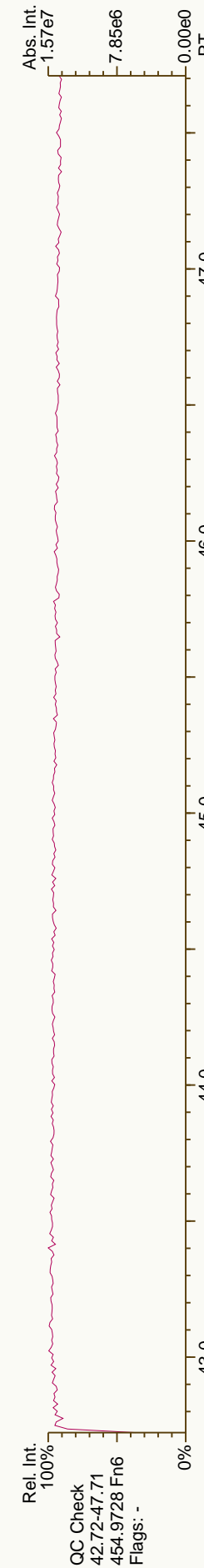
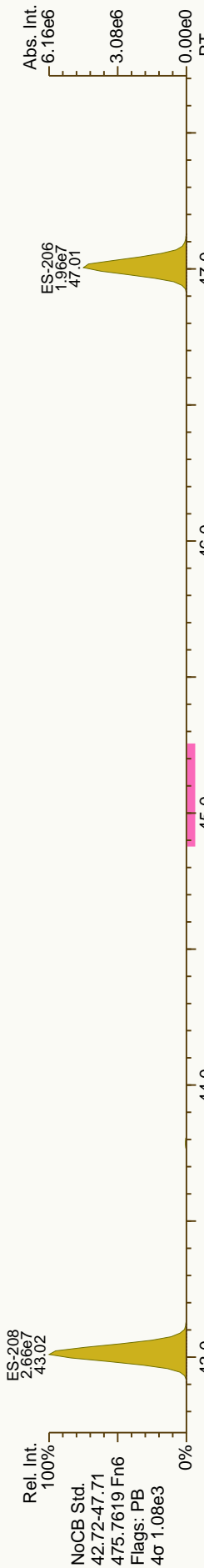
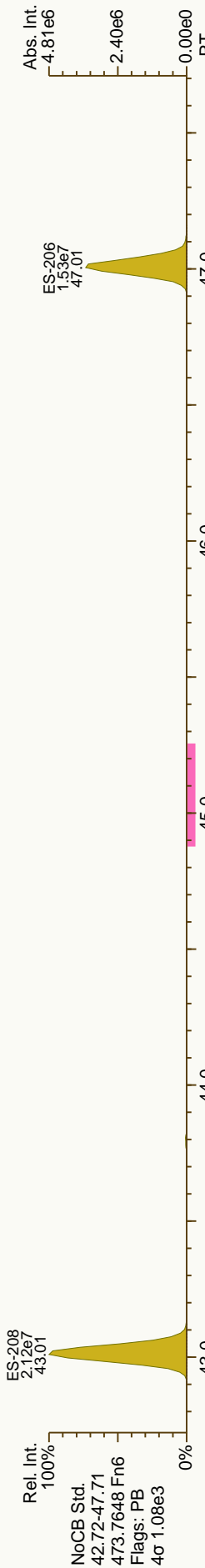
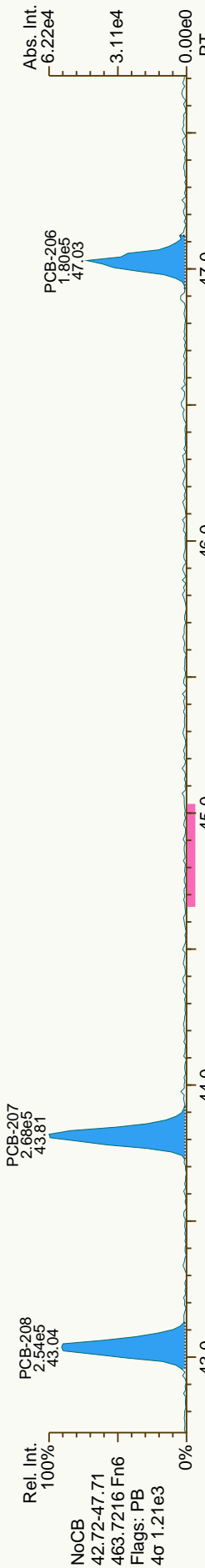
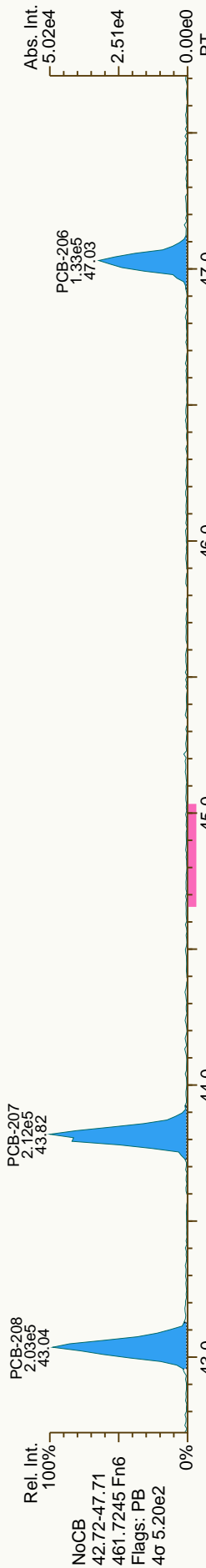


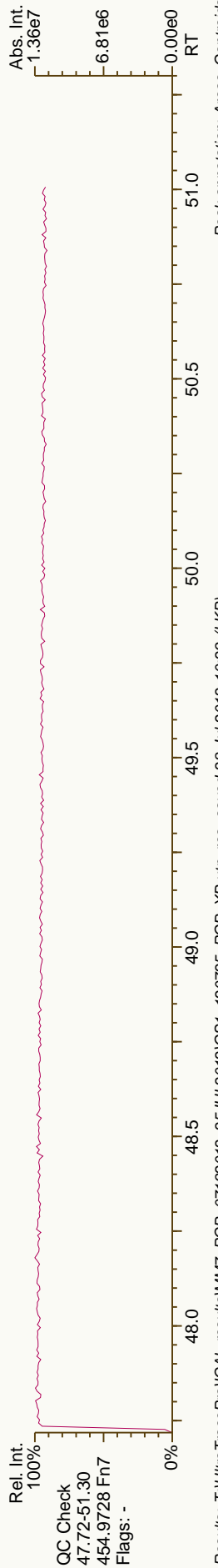
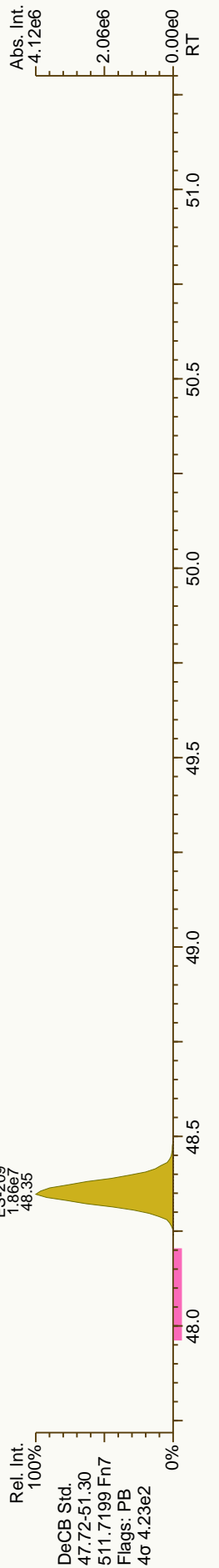
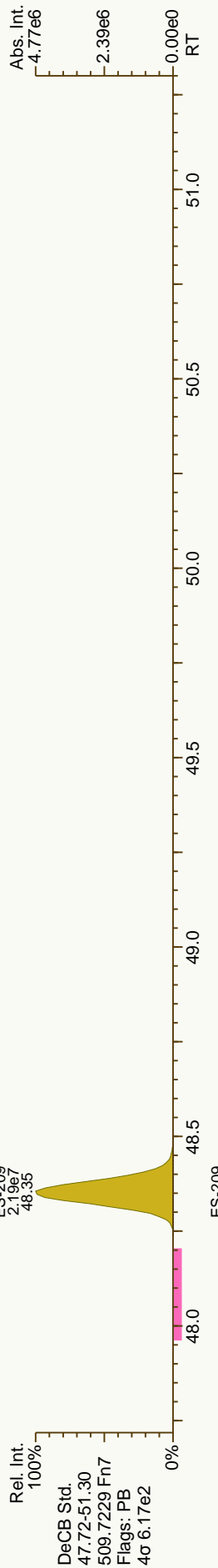
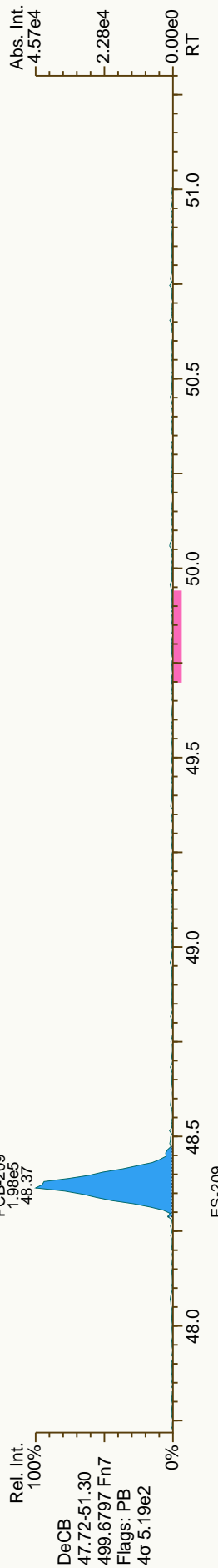
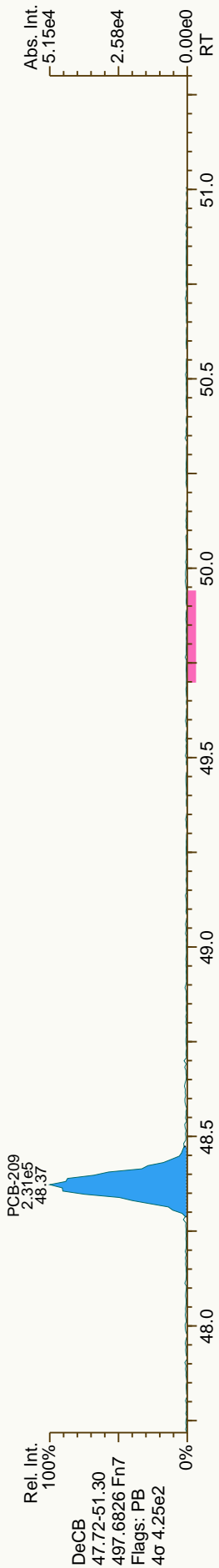












PCB QC Summary **SGS Analytical Perspectives** **Printed: 28-Jul-2012 10:13**

Lab ID: CS2_120725_PCB_XB
 Acquired: 26-JUL-2012 04:44
 Datafile: 120725X17
 ICAL: MM7_PCB_07132012_25JUL12

Name	RT	Response	RA	ICAL	RRF	Dev'n
PCB-77 33'44'-TeCB	30.55	4.14E+06	0.79 Y	1.13	1.09	-4.2%
PCB-81 344'5'-TeCB	30.08	3.94E+06	0.78 Y	1.13	1.09	-3.5%
PCB-105 233'44'-PeCB	33.50	3.47E+06	0.61 Y	1.09	1.06	-3.1%
PCB-114 2344'5'-PeCB	32.97	3.76E+06	0.61 Y	1.16	1.13	-2.5%
PCB-118 23'44'5'-PeCB	32.52	3.50E+06	0.62 Y	1.11	1.03	-6.6%
PCB-123 2'344'5'-PeCB	32.24	3.79E+06	0.61 Y	1.19	1.19	-0.1%
PCB-126 33'44'5'-PeCB	36.09	3.28E+06	0.64 Y	1.06	1.04	-2.3%
PCB-156/157 233'44'5'/233'44'5'	38.61	6.77E+06	1.26 Y	1.11	1.07	-3.0%
PCB-167 23'44'55'-HxCB	37.66	3.61E+06	1.27 Y	1.14	1.11	-2.0%
PCB-169 33'44'55'-HxCB	41.32	3.32E+06	1.26 Y	1.11	1.10	-1.0%
PCB-189 233'44'55'-HpCB	43.44	2.96E+06	1.10 Y	1.06	1.02	-3.5%
PCB-209 DeCB	48.38	2.04E+06	1.17 Y	1.07	1.03	-4.2%
ES PCB-1	10.65	1.12E+08	3.14 Y	1.08	1.07	-0.6%
ES PCB-3	12.71	1.12E+08	3.20 Y	1.08	1.07	-1.1%
ES PCB-4	12.93	5.11E+07	1.58 Y	0.49	0.49	0.5%
ES PCB-15	18.25	1.14E+08	1.58 Y	1.11	1.10	-1.3%
ES PCB-19	15.76	5.84E+07	1.07 Y	0.55	0.56	1.2%
ES PCB-37	24.33	9.15E+07	1.06 Y	1.64	1.62	-0.9%
ES PCB-54	18.50	5.45E+07	0.77 Y	0.94	0.97	2.7%
ES PCB-77	30.53	7.63E+07	0.79 Y	1.35	1.35	0.4%
ES PCB-81	30.06	7.24E+07	0.79 Y	1.29	1.28	-0.3%
ES PCB-104	23.29	5.25E+07	1.56 Y	0.99	1.00	0.5%
ES PCB-105	33.47	6.54E+07	1.59 Y	1.23	1.24	0.8%
ES PCB-114	32.94	6.65E+07	1.60 Y	1.25	1.26	1.3%
ES PCB-118	32.49	6.77E+07	1.61 Y	1.28	1.29	0.4%
ES PCB-123	32.22	6.38E+07	1.58 Y	1.22	1.21	-0.4%
ES PCB-126	36.07	6.33E+07	1.61 Y	1.20	1.20	0.3%
ES PCB-153	34.07	5.02E+07	1.26 Y	1.14	1.15	0.5%
ES PCB-155	28.14	6.54E+07	1.29 Y	1.50	1.50	0.0%
ES PCB-156/157	38.60	1.26E+08	1.28 Y	1.45	1.44	-0.9%
ES PCB-167	37.64	6.48E+07	1.26 Y	1.49	1.48	-0.8%
ES PCB-169	41.30	6.05E+07	1.26 Y	1.40	1.38	-1.6%
ES PCB-170	40.81	3.95E+07	1.05 Y	1.00	0.99	-0.8%
ES PCB-180	39.76	4.54E+07	1.06 Y	1.16	1.14	-1.3%
ES PCB-188	32.95	5.11E+07	1.07 Y	1.18	1.17	-0.8%
ES PCB-189	43.42	5.81E+07	1.02 Y	1.49	1.46	-1.7%
ES PCB-202	37.44	4.95E+07	0.90 Y	1.14	1.13	-0.4%
ES PCB-205	45.57	4.72E+07	0.90 Y	1.20	1.19	-1.0%
ES PCB-206	47.02	3.42E+07	0.79 Y	0.87	0.86	-0.9%
ES PCB-208	43.02	4.70E+07	0.80 Y	1.19	1.18	-0.6%
ES PCB-209	48.36	3.96E+07	1.19 Y	1.00	1.00	-0.5%

PCB QC Summary **SGS Analytical Perspectives** **Printed: 28-Jul-2012 10:13**

Lab ID: Cs2_120725_PCB_XB ICAL: MM7_PCB_07132012_25JUL12
 Acquired: 26-JUL-2012 04:44
 Datafile: 120725X17

Name	RT	Response	RA	ICAL	RRF	Dev'n
SS PCB-28	20.89	9.87E+07	1.05 Y	1.07	1.08	0.4%
SS PCB-111	30.58	6.46E+07	1.61 Y	1.01	1.01	0.6%
SS PCB-178	35.50	3.27E+07	1.07 Y	0.63	0.64	1.9%
CS PCB-28	20.89	9.87E+07	1.05 Y	1.76	1.75	-0.5%
CS PCB-111	30.58	6.46E+07	1.61 Y	1.23	1.23	0.2%
CS PCB-178	35.50	3.27E+07	1.07 Y	0.74	0.75	1.1%
JS PCB-9	14.75	1.04E+08	1.58 Y	-	-	-
JS PCB-52	22.46	5.64E+07	0.80 Y	-	-	-
JS PCB-101	28.31	5.26E+07	1.57 Y	-	-	-
JS PCB-138	35.11	4.37E+07	1.27 Y	-	-	-
JS PCB-194	45.17	3.97E+07	0.91 Y	-	-	-
PCB-1 2-MoCB	10.66	5.68E+06	3.23 Y	1.03	1.01	-1.7%
PCB-3 4-MoCB	12.72	5.62E+06	3.25 Y	1.04	1.01	-3.4%
PCB-4 22'-DiCB	12.94	2.89E+06	1.56 Y	1.17	1.13	-3.3%
PCB-15 44'-DiCB	18.26	5.95E+06	1.63 Y	1.08	1.04	-3.7%
PCB-19 22'6'-TrCB	15.78	3.04E+06	1.06 Y	1.09	1.04	-4.9%
PCB-37 344'-TrCB	24.35	4.85E+06	1.05 Y	1.10	1.06	-4.1%
PCB-54 22'66'-TeCB	18.52	3.18E+06	0.78 Y	1.21	1.17	-3.4%
PCB-104 22'466'-PeCB	23.31	3.23E+06	0.63 Y	1.25	1.23	-1.9%
PCB-153 22'44'55'-HxCB	34.12	5.75E+06	1.25 Y	1.22	1.15	-6.0%
PCB-155 22'44'66'-HxCB	28.16	3.41E+06	1.29 Y	1.09	1.04	-4.4%
PCB-170 22'33'44'5'-HpCB	40.83	2.06E+06	1.09 Y	1.07	1.04	-2.8%
PCB-180 22'344'55'-HpCB	39.75	5.17E+06	1.04 Y	1.16	1.14	-1.6%
PCB-188 22'34'566'-HpCB	32.97	2.62E+06	1.10 Y	1.03	1.02	-0.9%
PCB-202 22'33'55'66'-OcCB	37.46	2.20E+06	0.92 Y	0.91	0.89	-2.7%
PCB-205 233'44'55'6'-OcCB	45.59	2.46E+06	0.91 Y	1.09	1.04	-4.2%
PCB-208 22'33'455'66'-NoCB	43.05	2.30E+06	0.75 Y	1.02	0.98	-3.8%
PCB-206 22'33'44'55'6'-NoCB	47.04	1.63E+06	0.75 Y	0.98	0.95	-2.8%

PCB QC Summary - Ax2 Detail

Lab ID: CS2_120725_PCB_XB
 Acquired: 26-JUL-2012 04:44
 Datafile: 120725X17

ICAL: MM7_PCB_07132012_25JUL12

Name	RT	Response	RA	ICAL	RRF	Dev'n
PCB-1 2-MoCB	10.66	5.68E+06	3.23 Y	1.03	1.01	-1.7%
PCB-2 3-MoCB	12.55	5.71E+06	3.28 Y	1.04	1.02	-1.8%
PCB-3 4-MoCB	12.72	5.62E+06	3.25 Y	1.04	1.01	-3.4%
PCB-4 22'-DiCB	12.94	2.89E+06	1.56 Y	1.17	1.13	-3.3%
PCB-10 26-DiCB	13.11	4.57E+06	1.56 Y	1.83	1.79	-2.5%
PCB-9 25-DiCB	14.77	5.02E+06	1.62 Y	0.89	0.88	-1.7%
PCB-7 24-DiCB	14.92	5.75E+06	1.59 Y	1.02	1.01	-1.8%
PCB-6 23'-DiCB	15.13	5.30E+06	1.65 Y	0.95	0.93	-2.2%
PCB-5 23-DiCB	15.41	5.38E+06	1.62 Y	0.97	0.94	-3.2%
PCB-8 24'-DiCB	15.52	5.61E+06	1.62 Y	0.98	0.98	-0.1%
PCB-14 35-DiCB	16.99	6.45E+06	1.64 Y	1.16	1.13	-2.4%
PCB-11 33'-DiCB	17.72	5.59E+06	1.59 Y	1.00	0.98	-2.0%
PCB-13/12 34'-/34-DiCB	17.99	1.13E+07	1.57 Y	1.02	0.99	-2.9%
PCB-15 44'-DiCB	18.26	5.95E+06	1.63 Y	1.08	1.04	-3.7%
PCB-19 22'6'-TrCB	15.78	3.04E+06	1.06 Y	1.09	1.04	-4.9%
PCB-30/18 246-/22'5'-TrCB	17.44	8.35E+06	1.09 Y	1.46	1.43	-2.1%
PCB-17 22'4'-TrCB	17.82	3.50E+06	1.09 Y	1.25	1.20	-4.3%
PCB-27 23'6'-TrCB	18.00	4.67E+06	1.09 Y	1.69	1.60	-5.5%
PCB-24 236'-TrCB	18.13	4.70E+06	1.09 Y	1.63	1.61	-1.5%
PCB-16 22'3'-TrCB	18.21	2.60E+06	1.07 Y	0.95	0.89	-6.6%
PCB-32 24'6'-TrCB	18.67	5.03E+06	1.06 Y	1.79	1.72	-3.7%
PCB-34 2'35'-TrCB	19.78	4.70E+06	1.07 Y	1.05	1.03	-1.9%
PCB-23 235'-TrCB	19.92	4.72E+06	1.02 Y	1.06	1.03	-2.5%
PCB-26/29 23'5'-/24'5'-TrCB	20.20	9.79E+06	1.05 Y	1.09	1.07	-1.4%
PCB-25 23'4'-TrCB	20.38	4.78E+06	1.05 Y	1.07	1.04	-2.8%
PCB-31 24'5'-TrCB	20.65	4.93E+06	1.03 Y	1.11	1.08	-3.0%
PCB-28/20 244'-/233'-TrCB	20.92	9.53E+06	1.05 Y	1.07	1.04	-2.4%
PCB-21/33 234'-/2'34'-TrCB	21.09	9.67E+06	1.03 Y	1.09	1.06	-3.2%
PCB-22 234'-TrCB	21.45	4.48E+06	1.05 Y	1.02	0.98	-3.6%
PCB-36 33'5'-TrCB	22.80	4.93E+06	1.05 Y	1.13	1.08	-4.3%
PCB-39 34'5'-TrCB	23.11	5.20E+06	1.08 Y	1.17	1.14	-2.5%
PCB-38 345'-TrCB	23.61	4.65E+06	1.04 Y	1.03	1.02	-1.5%
PCB-35 334'-TrCB	24.00	4.58E+06	1.02 Y	1.04	1.00	-3.7%
PCB-37 344'-TrCB	24.35	4.85E+06	1.05 Y	1.10	1.06	-4.1%
PCB-54 22'66'-TeCB	18.52	3.18E+06	0.78 Y	1.21	1.17	-3.4%
PCB-50/53 22'46-/22'56'-TeCB	20.43	5.99E+06	0.79 Y	0.86	0.83	-3.3%
PCB-45 22'36'-TeCB	20.98	2.52E+06	0.77 Y	0.73	0.70	-4.5%
PCB-51 22'46'-TeCB	21.05	3.15E+06	0.78 Y	0.88	0.87	-1.0%
PCB-46 22'36'-TeCB	21.25	2.43E+06	0.78 Y	0.70	0.67	-3.3%
PCB-52 22'55'-TeCB	22.49	2.99E+06	0.80 Y	0.84	0.83	-1.9%
PCB-73 23'56'-TeCB	22.61	3.63E+06	0.78 Y	1.09	1.00	-7.8%
PCB-43 22'35'-TeCB	22.69	2.63E+06	0.80 Y	0.72	0.73	0.6%
PCB-69/49 23'46-/22'45'-TeCB	22.89	7.17E+06	0.79 Y	1.01	0.99	-2.2%

PCB QC Summary - Ax2 Detail

Printed: 28-Jul-2012 10:13

Lab ID: CS2_120725_PCB_XB
 Acquired: 26-JUL-2012 04:44
 Datafile: 120725X17

ICAL: MM7_PCB_07132012_25JUL12

Name	RT	Response	RA	ICAL	RRF	Dev'n
PCB-48 22'45'-TeCB	23.16	2.96E+06	0.79 Y	0.85	0.82	-3.7%
PCB-44/47/65 22'35'-/22'44'-	23.37	9.40E+06	0.79 Y	0.89	0.87	-2.7%
PCB-59/62/75 23'36'-/23'46'-/24	23.63	1.22E+07	0.79 Y	1.14	1.13	-1.0%
PCB-42 22'34'-TeCB	23.79	2.74E+06	0.79 Y	0.77	0.76	-2.0%
PCB-41 22'34'-TeCB	24.10	2.40E+06	0.80 Y	0.73	0.66	-8.7%
PCB-71/40 23'46'/22'33'-TeCB	24.20	6.18E+06	0.80 Y	0.87	0.85	-1.3%
PCB-64 23'46'-TeCB	24.40	4.34E+06	0.78 Y	1.24	1.20	-3.0%
PCB-72 23'55'-TeCB	25.13	3.96E+06	0.80 Y	1.14	1.09	-4.3%
PCB-68 23'45'-TeCB	25.37	4.20E+06	0.77 Y	1.21	1.16	-4.1%
PCB-57 23'35'-TeCB	25.73	3.81E+06	0.79 Y	1.11	1.05	-4.8%
PCB-58 23'35'-TeCB	25.92	3.87E+06	0.78 Y	1.10	1.07	-2.8%
PCB-67 23'45'-TeCB	26.08	4.04E+06	0.78 Y	1.16	1.12	-3.8%
PCB-63 23'45'-TeCB	26.30	4.24E+06	0.80 Y	1.22	1.17	-3.6%
PCB-61/70/74/76 23'45'-/23'4'5	26.58	1.61E+07	0.78 Y	1.13	1.11	-1.7%
PCB-66 23'44'-TeCB	26.86	3.76E+06	0.78 Y	1.08	1.04	-3.5%
PCB-55 23'34'-TeCB	26.99	3.84E+06	0.78 Y	1.10	1.06	-3.3%
PCB-56 23'34'-TeCB	27.42	3.63E+06	0.76 Y	1.06	1.00	-5.0%
PCB-60 23'44'-TeCB	27.60	3.83E+06	0.78 Y	1.11	1.06	-4.7%
PCB-80 33'55'-TeCB	27.96	4.40E+06	0.75 Y	1.25	1.22	-2.9%
PCB-79 33'45'-TeCB	29.24	4.20E+06	0.77 Y	1.23	1.16	-5.9%
PCB-78 33'45'-TeCB	29.71	3.70E+06	0.78 Y	1.08	1.02	-5.3%
PCB-104 22'466'-PeCB	23.31	3.23E+06	0.63 Y	1.25	1.23	-1.9%
PCB-96 22'366'-PeCB	23.61	2.72E+06	0.62 Y	1.08	1.04	-3.5%
PCB-103 22'45'6'-PeCB	25.28	2.75E+06	0.64 Y	0.90	0.86	-4.4%
PCB-94 22'356'-PeCB	25.46	2.36E+06	0.62 Y	0.78	0.74	-4.8%
PCB-95 22'35'6'-PeCB	25.83	2.61E+06	0.62 Y	0.83	0.82	-1.0%
PCB-100/93 22'44'6'-/22'356'-P	26.04	5.34E+06	0.62 Y	0.84	0.84	-0.8%
PCB-102 22'456'-PeCB	26.15	2.71E+06	0.61 Y	0.90	0.85	-5.7%
PCB-98 22'3'46'-PeCB	26.21	2.41E+06	0.62 Y	0.77	0.76	-2.2%
PCB-88 22'346'-PeCB	26.50	2.46E+06	0.59 Y	0.79	0.77	-2.9%
PCB-91 22'34'6'-PeCB	26.57	2.73E+06	0.62 Y	0.88	0.86	-2.8%
PCB-84 22'33'6'-PeCB	26.75	2.20E+06	0.60 Y	0.71	0.69	-2.9%
PCB-89 22'346'-PeCB	27.15	2.38E+06	0.63 Y	0.76	0.75	-2.1%
PCB-121 23'45'6'-PeCB	27.53	3.55E+06	0.60 Y	1.14	1.11	-2.9%
PCB-92 22'355'-PeCB	27.83	2.48E+06	0.60 Y	0.80	0.78	-2.8%
PCB-113/90/101 23'35'6'-/22'3	28.31	8.79E+06	0.60 Y	0.93	0.92	-1.8%
PCB-83 22'335'-PeCB	28.73	2.26E+06	0.63 Y	0.71	0.71	-0.4%
PCB-99 22'44'5'-PeCB	28.83	2.72E+06	0.61 Y	0.87	0.85	-2.3%
PCB-112 23'35'6'-PeCB	28.92	3.46E+06	0.64 Y	1.13	1.08	-3.8%
PCB-108/119/86/97/125/87 233	29.26	1.81E+07	0.61 Y	0.95	0.94	-0.5%
PCB-117 23'4'56'-PeCB	29.78	3.13E+06	0.62 Y	1.04	0.98	-5.6%
PCB-116/85 23'456'-/22'344'-Pe	29.86	6.16E+06	0.62 Y	0.97	0.97	-0.8%
PCB-110 23'3'4'6'-PeCB	29.99	3.21E+06	0.63 Y	1.02	1.01	-1.5%

PCB QC Summary - Ax2 Detail

Printed: 28-Jul-2012 10:13

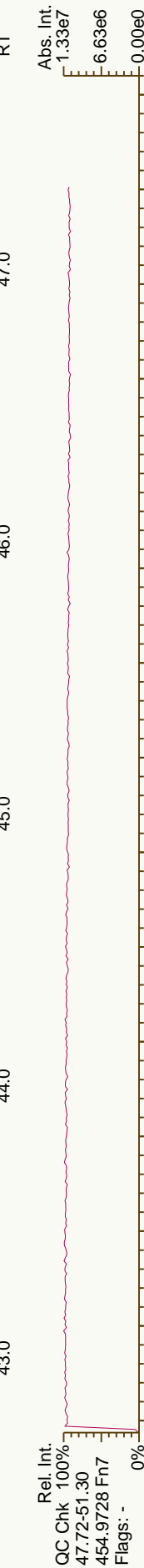
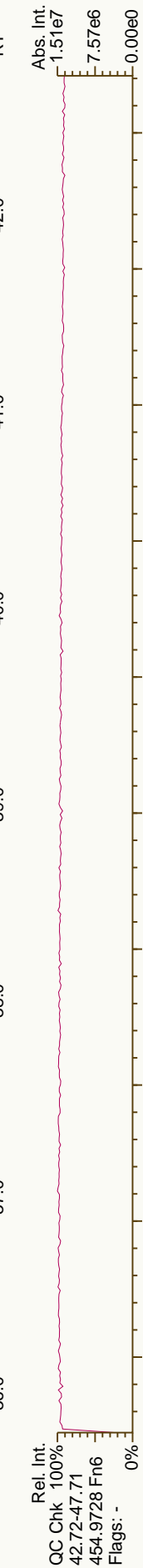
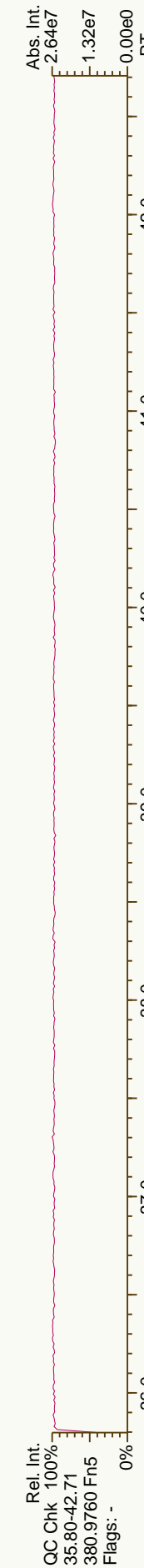
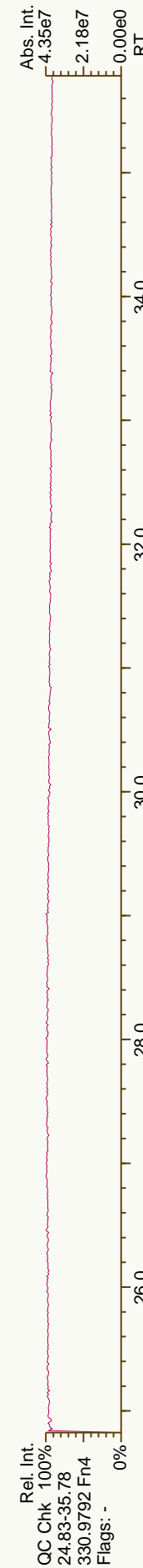
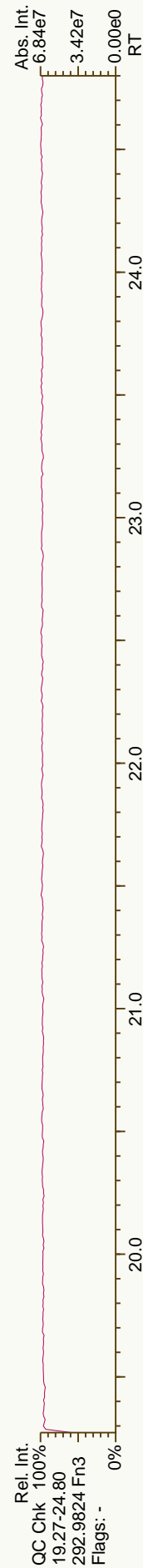
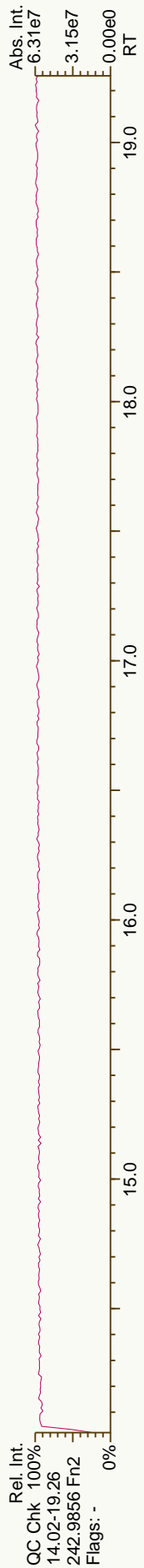
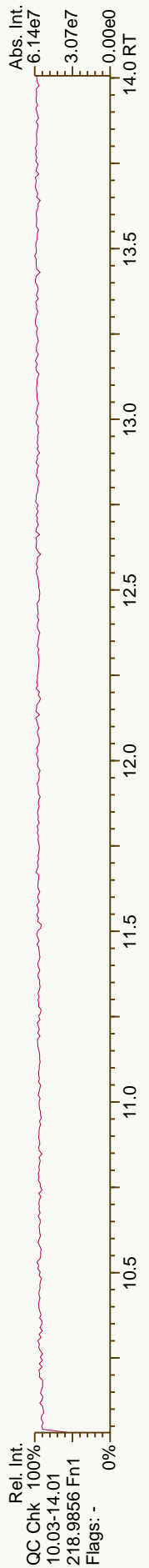
Lab ID: CS2_120725_PCB_XB
 Acquired: 26-JUL-2012 04:44
 Datafile: 120725X17

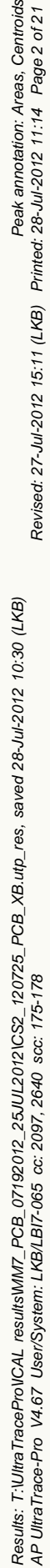
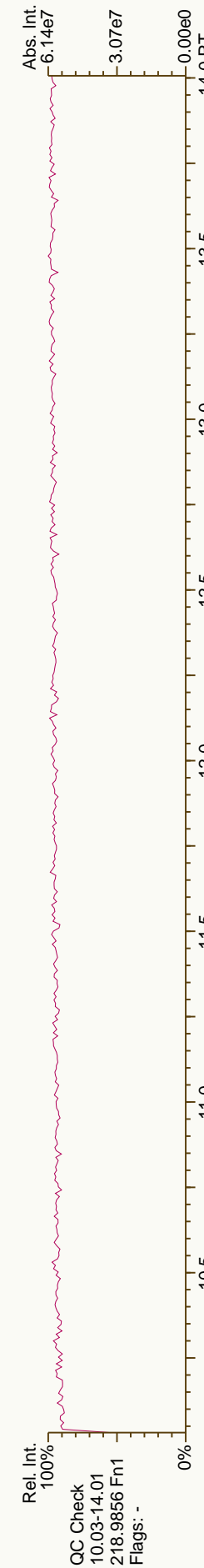
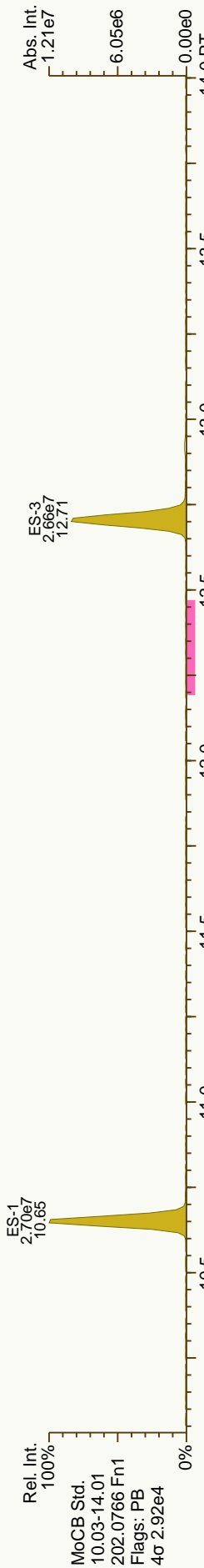
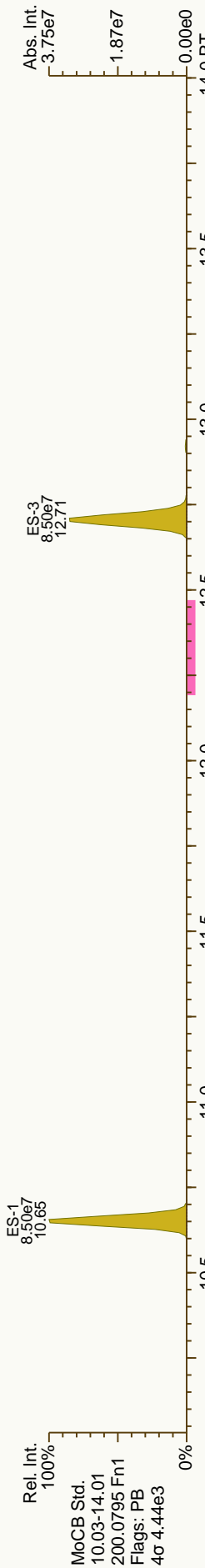
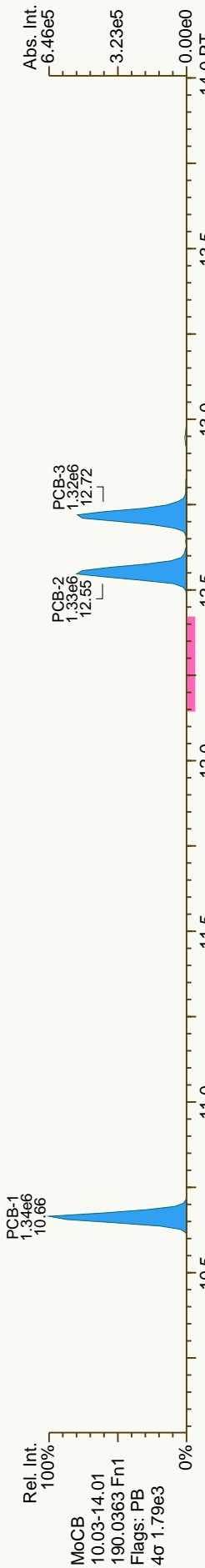
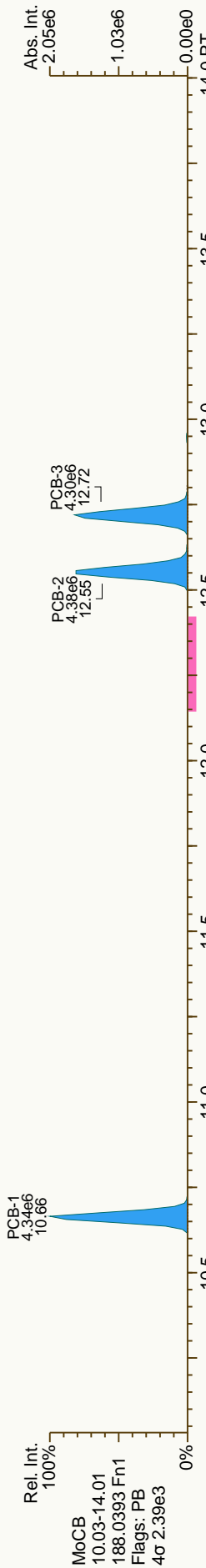
ICAL: MM7_PCB_07132012_25JUL12

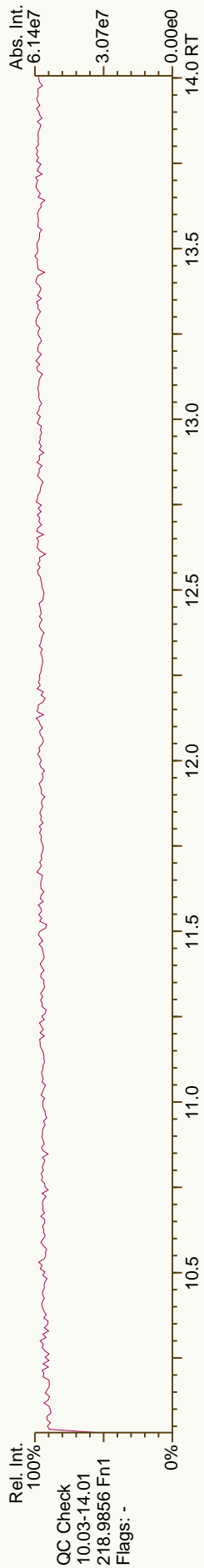


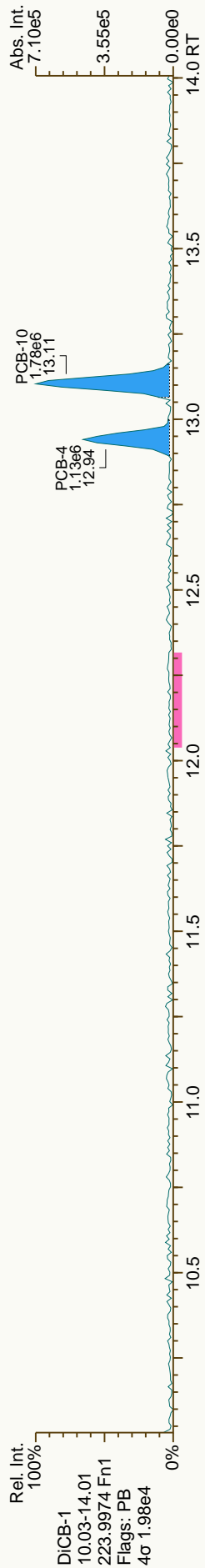
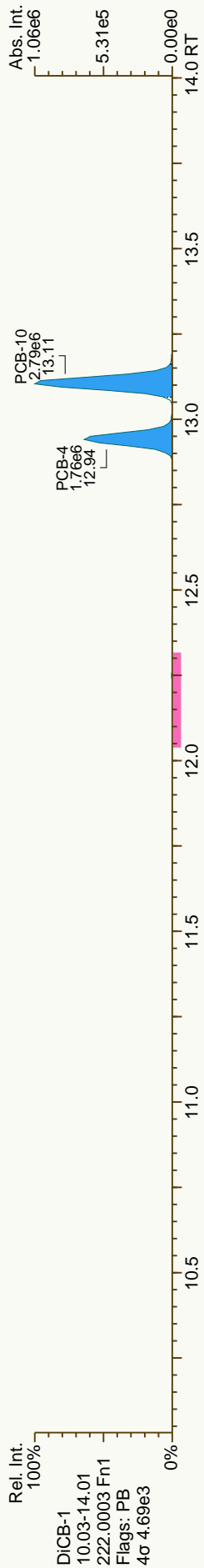
Name	RT	Response	RA	ICAL	RRF	Dev'n
PCB-115 2344'6'-PeCB	30.07	3.50E+06	0.62 Y	1.16	1.10	-5.3%
PCB-82 22'33'4-PeCB	30.25	2.13E+06	0.63 Y	0.69	0.67	-3.4%
PCB-111 233'55'-PeCB	30.60	3.61E+06	0.62 Y	1.15	1.13	-2.0%
PCB-120 23'455'-PeCB	30.99	3.66E+06	0.61 Y	1.16	1.15	-1.2%
PCB-107/124 233'4'5'-/2'3455'	31.93	6.75E+06	0.62 Y	1.07	1.06	-1.6%
PCB-109 233'46'-PeCB	32.14	3.32E+06	0.61 Y	1.14	1.04	-8.9%
PCB-106 233'45'-PeCB	32.34	3.43E+06	0.62 Y	1.07	1.08	0.5%
PCB-122 2'33'45'-PeCB	32.80	3.19E+06	0.61 Y	1.00	0.96	-4.2%
PCB-127 33'455'-PeCB	34.74	3.51E+06	0.61 Y	1.10	1.07	-2.4%
PCB-155 22'44'66'-HxCB	28.16	3.41E+06	1.29 Y	1.09	1.04	-4.4%
PCB-152 22'3'566'-HxCB	28.30	3.21E+06	1.28 Y	1.01	0.98	-3.1%
PCB-150 22'34'66'-HxCB	28.45	3.21E+06	1.25 Y	1.00	0.98	-2.2%
PCB-136 22'33'66'-HxCB	28.73	3.01E+06	1.22 Y	0.95	0.92	-3.5%
PCB-145 22'3466'HxCB	29.00	3.09E+06	1.27 Y	0.96	0.94	-1.8%
PCB-148 22'34'56'-HxCB	30.29	2.30E+06	1.26 Y	0.97	0.92	-5.4%
PCB-151/135 22'355'6'-/22'33'	30.79	4.63E+06	1.23 Y	0.96	0.92	-4.1%
PCB-154 22'44'5'6'-HxCB	31.00	2.65E+06	1.31 Y	1.09	1.06	-2.9%
PCB-144 22'345'6'-HxCB	31.25	2.37E+06	1.29 Y	0.98	0.95	-3.8%
PCB-147/149 22'34'56'-/22'34'	31.55	4.78E+06	1.28 Y	0.99	0.95	-3.3%
PCB-134 22'33'56'-HxCB	31.71	1.90E+06	1.24 Y	0.80	0.76	-5.6%
PCB-143 22'3456'-HxCB	31.79	2.25E+06	1.26 Y	0.95	0.90	-6.0%
PCB-139/140 22'344'6'-/22'344'	32.06	4.86E+06	1.25 Y	1.00	0.97	-3.1%
PCB-131 22'33'46'-HxCB	32.22	2.08E+06	1.32 Y	0.85	0.83	-2.6%
PCB-142 22'3456'-HxCB	32.36	2.11E+06	1.30 Y	0.87	0.84	-3.7%
PCB-132 22'33'46'-HxCB	32.60	2.15E+06	1.26 Y	0.89	0.86	-3.8%
PCB-133 22'33'55'-HxCB	33.03	2.21E+06	1.25 Y	0.91	0.88	-3.6%
PCB-165 233'55'6'-HxCB	33.37	2.72E+06	1.27 Y	1.13	1.08	-4.3%
PCB-146 22'34'55'-HxCB	33.58	2.38E+06	1.23 Y	1.01	0.95	-5.8%
PCB-161 233'45'6'-HxCB	33.69	3.02E+06	1.26 Y	1.25	1.20	-3.9%
PCB-153/168 22'44'55'-/23'44'	34.12	5.75E+06	1.25 Y	1.22	1.15	-6.0%
PCB-141 22'3455'-HxCB	34.25	2.23E+06	1.26 Y	0.93	0.89	-4.1%
PCB-130 22'33'45'-HxCB	34.59	2.04E+06	1.30 Y	0.85	0.81	-4.0%
PCB-137 22'344'5'-HxCB	34.78	2.64E+06	1.31 Y	1.04	1.05	1.0%
PCB-164 233'4'5'6'-HxCB	34.87	2.80E+06	1.27 Y	1.22	1.12	-8.9%
PCB-163/138/129 233'4'56'-/22'	35.15	7.49E+06	1.28 Y	1.02	1.00	-2.8%
PCB-160 233'456'-HxCB	35.28	2.83E+06	1.29 Y	1.21	1.13	-6.6%
PCB-158 233'44'6'-HxCB	35.46	3.25E+06	1.26 Y	1.34	1.30	-3.0%
PCB-128/166 22'33'44'-/2344'5	36.18	5.65E+06	1.27 Y	0.90	0.87	-2.9%
PCB-159 233'455'-HxCB	37.02	3.30E+06	1.23 Y	1.06	1.02	-4.1%
PCB-162 233'4'55'-HxCB	37.26	3.40E+06	1.24 Y	1.08	1.05	-2.4%
PCB-188 22'34'566'-HpCB	32.97	2.62E+06	1.10 Y	1.03	1.02	-0.9%
PCB-179 22'33'566'-HpCB	33.23	2.41E+06	1.06 Y	0.97	0.94	-2.5%
PCB-184 22'344'66'-HpCB	33.70	2.30E+06	1.03 Y	0.93	0.90	-3.4%

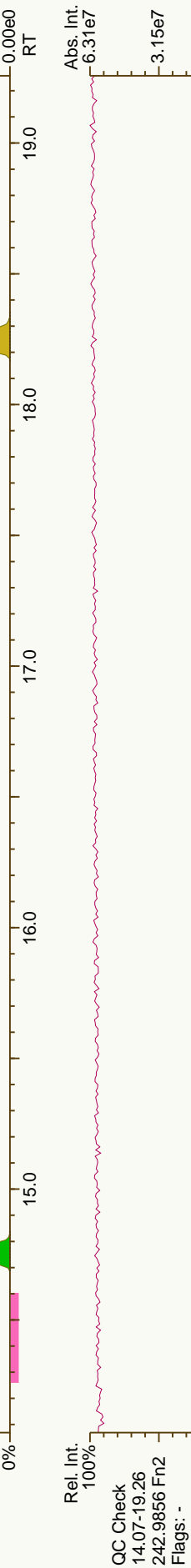

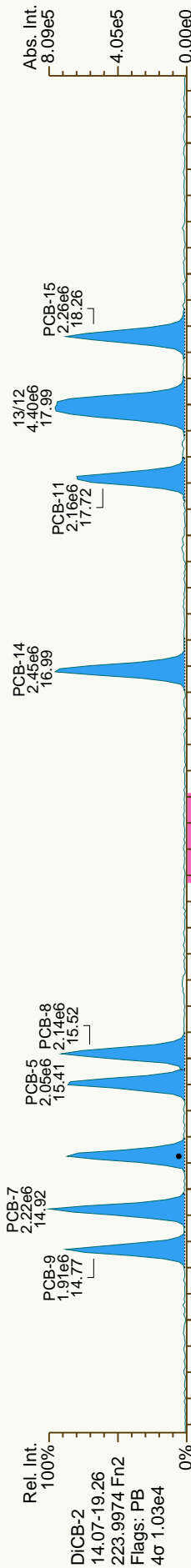

PCB QC Summary - Ax2 Detail

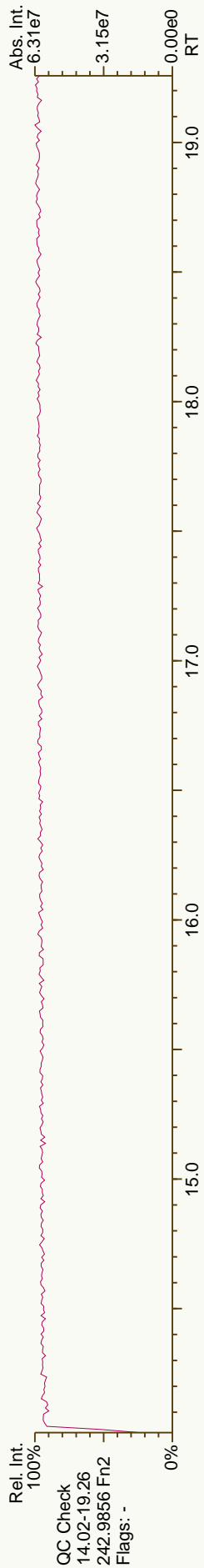
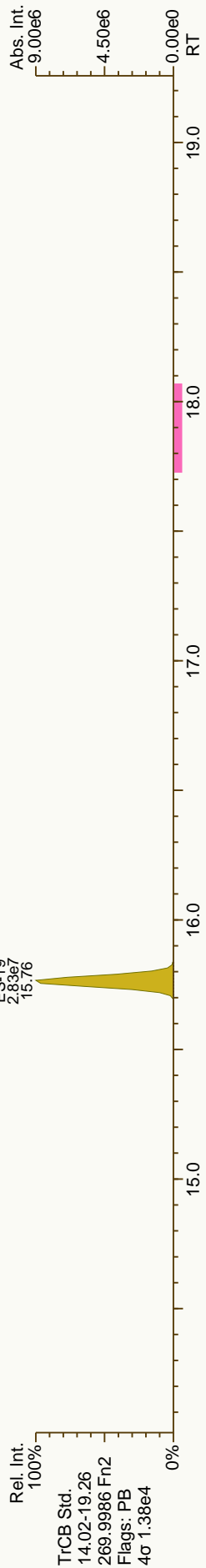
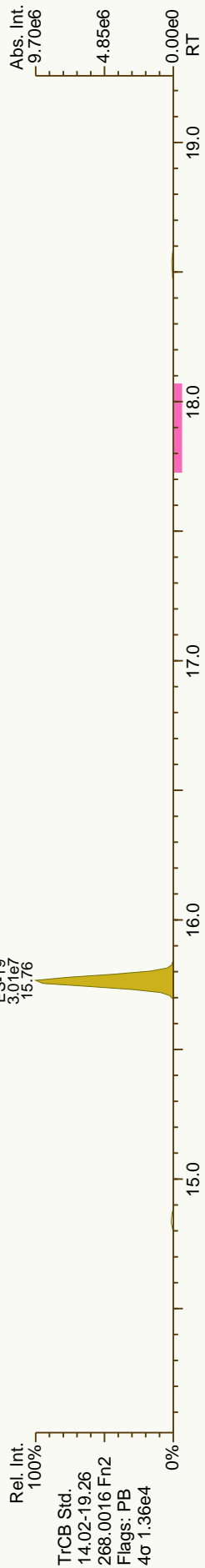
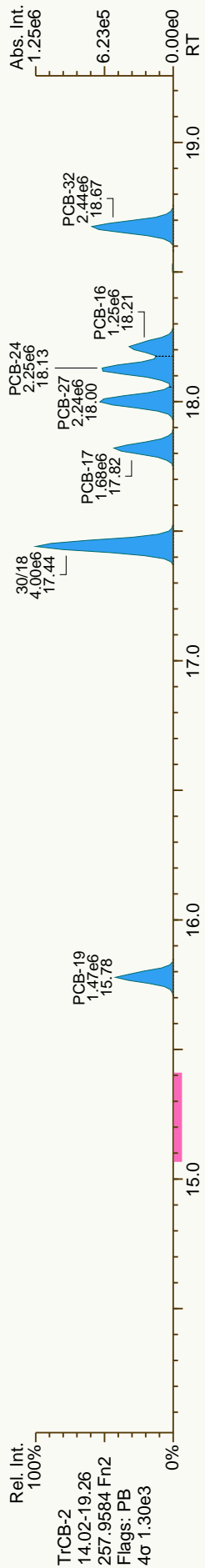
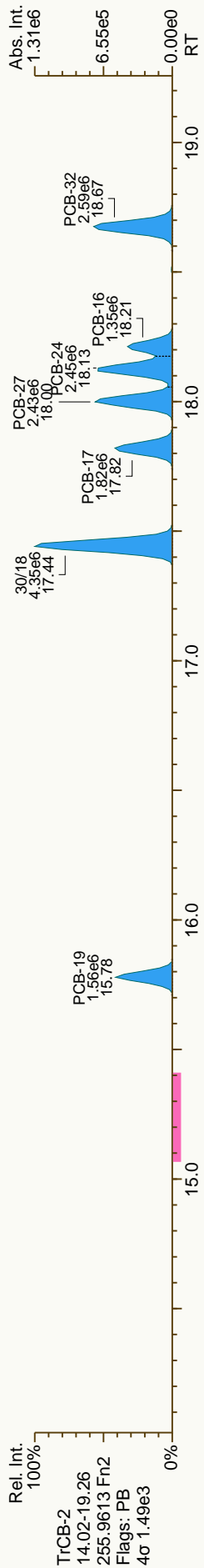
Lab ID:	CS2_120725_PCB_XB									
Acquired:	26-JUL-2012 04:44									
Datafile:	120725X17									
Name	RT	Response	RA	ICAL	RRF	Dev'n				
PCB-176 22'33'466'-HpCB	33.98	2.66E+06	1.09 Y	1.05	1.04	-0.7%				
PCB-186 22'34'566'-HpCB	34.36	2.47E+06	1.07 Y	0.98	0.97	-1.6%				
PCB-178 22'33'55'6'-HpCB	35.52	1.83E+06	1.09 Y	0.74	0.72	-2.4%				
PCB-175 22'33'45'6'-HpCB	36.05	2.25E+06	1.09 Y	1.01	0.99	-1.7%				
PCB-187 22'34'55'6'-HpCB	36.28	2.40E+06	1.02 Y	1.06	1.06	-0.4%				
PCB-182 22'34'4'56'-HpCB	36.45	2.42E+06	1.07 Y	1.11	1.07	-3.8%				
PCB-183 22'34'4'5'6'-HpCB	36.80	2.61E+06	1.06 Y	1.13	1.15	1.7%				
PCB-185 22'34'55'6'-HpCB	36.87	2.18E+06	1.09 Y	1.02	0.96	-5.5%				
PCB-174 22'33'456'-HpCB	36.98	2.06E+06	1.07 Y	0.93	0.91	-2.2%				
PCB-177 22'33'4'56'-HpCB	37.35	2.01E+06	1.02 Y	0.91	0.89	-2.0%				
PCB-181 22'34'4'56'-HpCB	37.69	2.30E+06	1.06 Y	1.06	1.02	-4.4%				
PCB-171/173 22'33'44'6'-/22'3	37.87	4.10E+06	1.04 Y	0.93	0.90	-2.6%				
PCB-172 22'33'455'-HpCB	39.23	2.09E+06	1.09 Y	0.95	0.92	-3.5%				
PCB-192 233'455'6'-HpCB	39.48	2.74E+06	1.07 Y	1.24	1.21	-2.7%				
PCB-180/193 22'34'4'55'-/233'	39.75	5.17E+06	1.04 Y	1.16	1.14	-1.6%				
PCB-191 233'44'5'6'-HpCB	40.08	2.85E+06	1.05 Y	1.30	1.25	-3.7%				
PCB-170 22'33'44'5'-HpCB	40.83	2.06E+06	1.09 Y	1.07	1.04	-2.8%				
PCB-190 233'44'56'-HpCB	41.27	2.77E+06	1.06 Y	1.45	1.41	-3.1%				
PCB-202 22'33'55'66'-OcCB	37.46	2.20E+06	0.92 Y	0.91	0.89	-2.7%				
PCB-201 22'33'45'66'-OcCB	38.24	2.49E+06	0.92 Y	1.02	1.00	-1.7%				
PCB-204 22'34'4'566'-OcCB	38.81	2.36E+06	0.89 Y	0.98	0.95	-2.4%				
PCB-197 22'33'44'66'-OcCB	38.99	2.55E+06	0.94 Y	1.06	1.03	-3.2%				
PCB-200 22'33'4566'-OcCB	39.07	2.36E+06	0.93 Y	0.96	0.95	-1.0%				
PCB-198/199 22'33'455'6'-/22'	41.40	3.43E+06	0.91 Y	0.72	0.69	-3.3%				
PCB-196 22'33'44'56'-OcCB	41.97	1.79E+06	0.87 Y	0.73	0.72	-1.1%				
PCB-203 22'34'4'55'6'-OcCB	42.14	1.82E+06	0.92 Y	0.76	0.74	-3.6%				
PCB-195 22'33'44'56'-OcCB	43.24	1.80E+06	0.88 Y	0.80	0.76	-4.7%				
PCB-194 22'33'44'55'-OcCB	45.19	1.99E+06	0.92 Y	0.87	0.84	-3.7%				
PCB-205 233'44'55'6'-OcCB	45.59	2.46E+06	0.91 Y	1.09	1.04	-4.2%				
PCB-208 22'33'455'66'-NoCB	43.05	2.30E+06	0.75 Y	1.02	0.98	-3.8%				
PCB-207 22'33'44'566'-NoCB	43.83	2.40E+06	0.77 Y	1.06	1.02	-3.4%				
PCB-206 22'33'44'55'6'-NoCB	47.04	1.63E+06	0.75 Y	0.98	0.95	-2.8%				

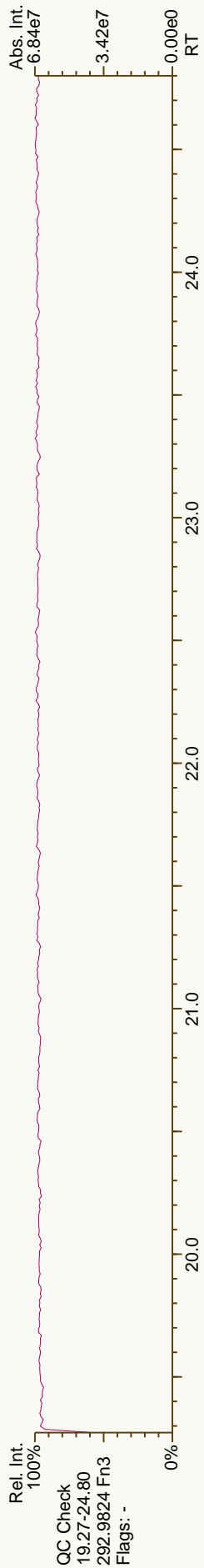

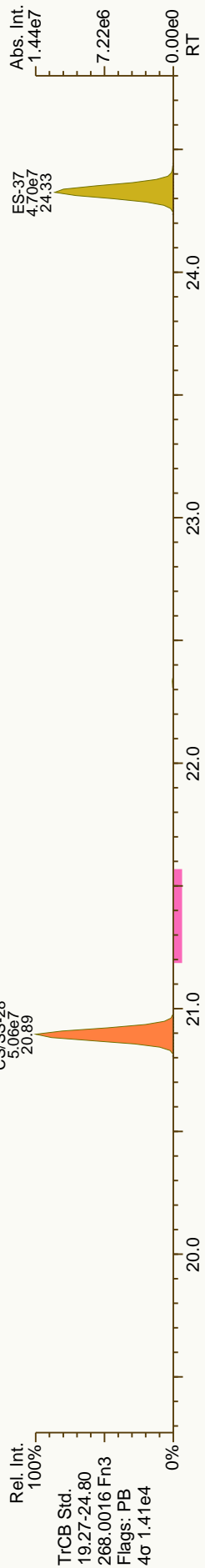




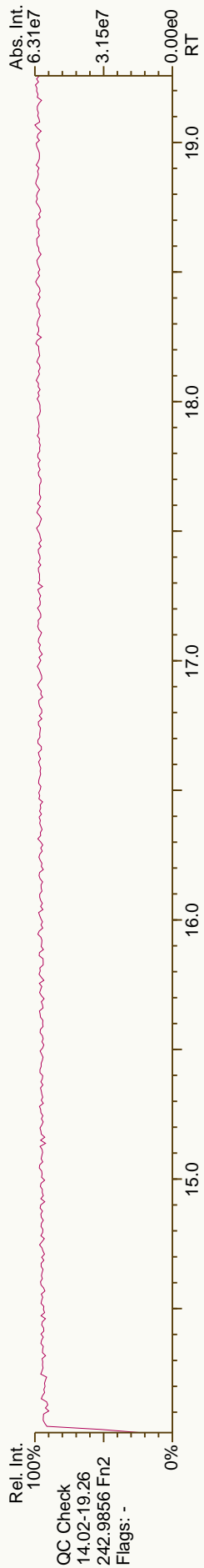
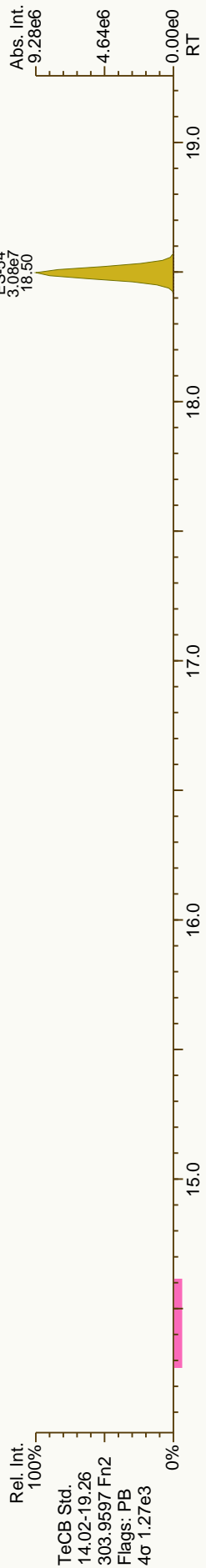
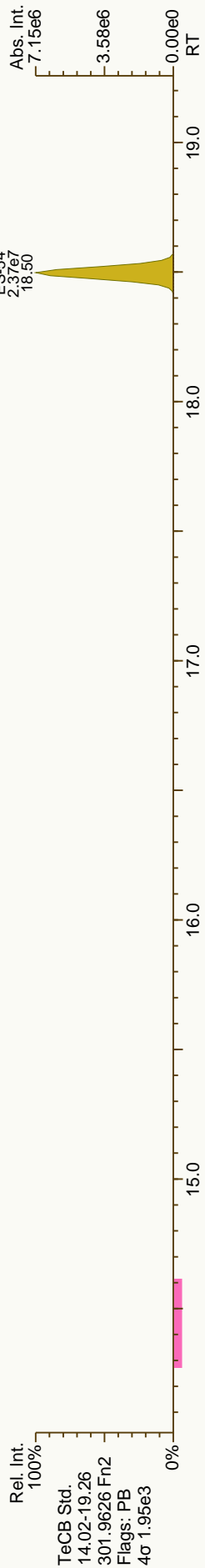
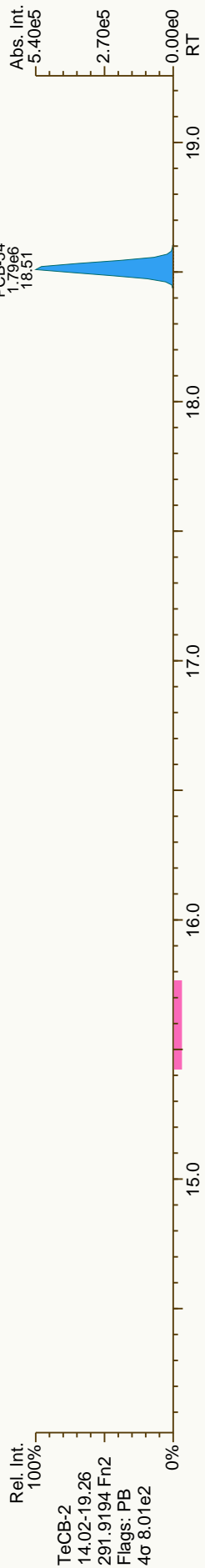
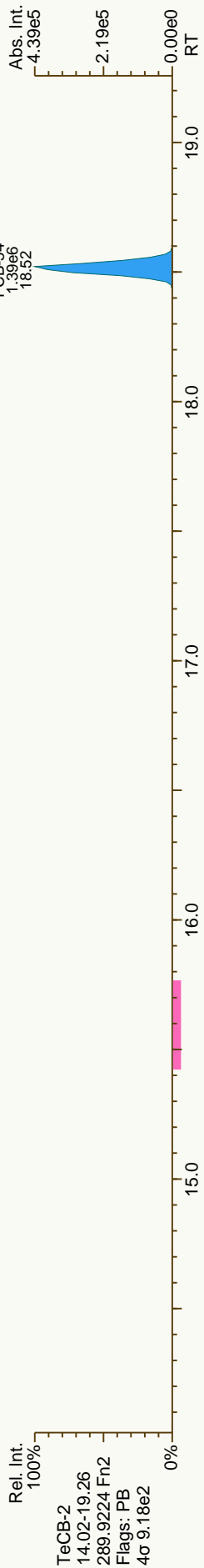


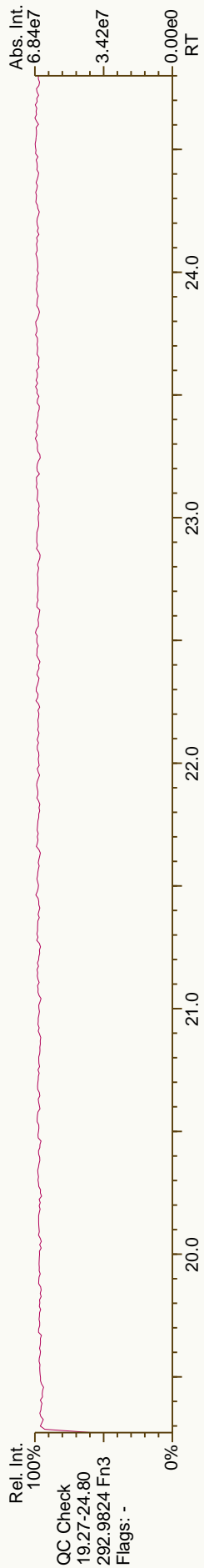
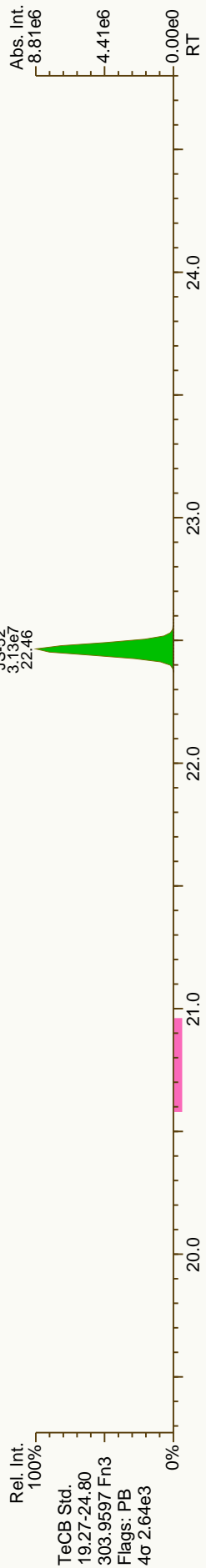
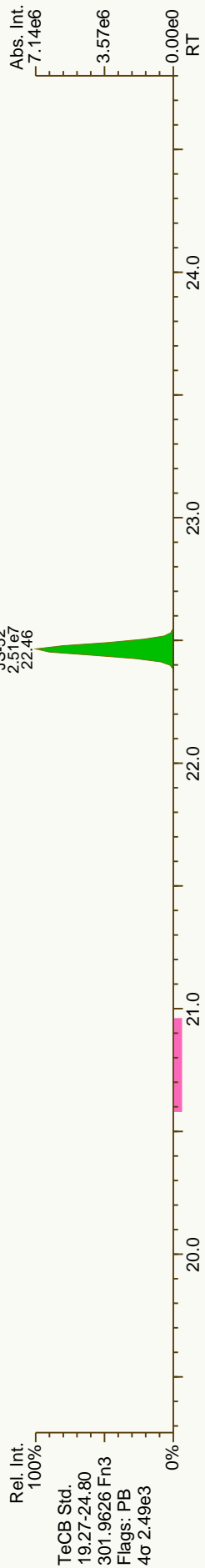
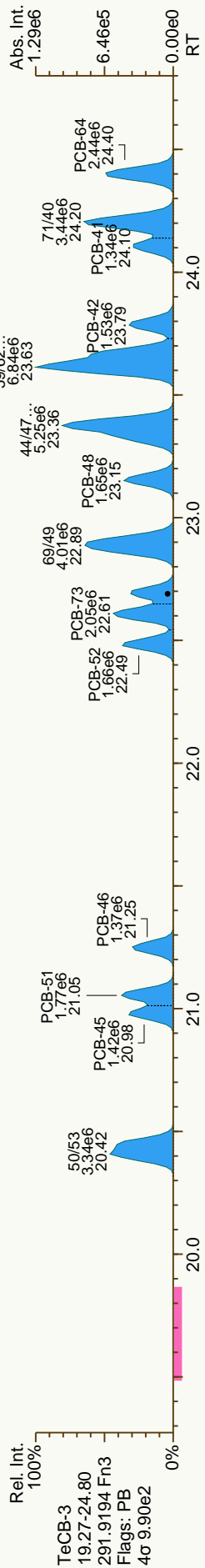




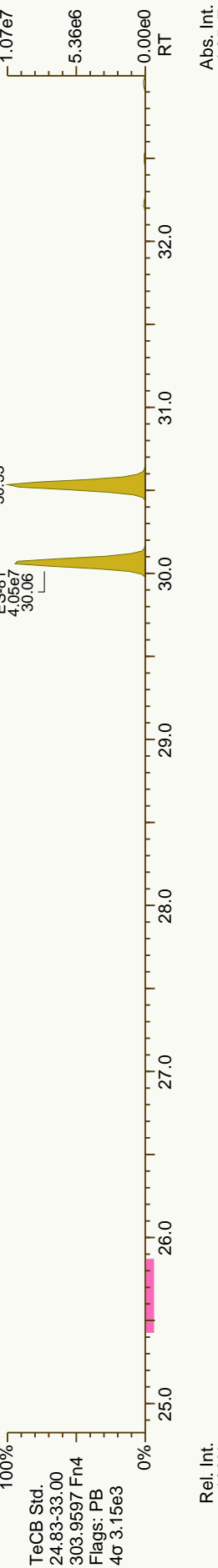
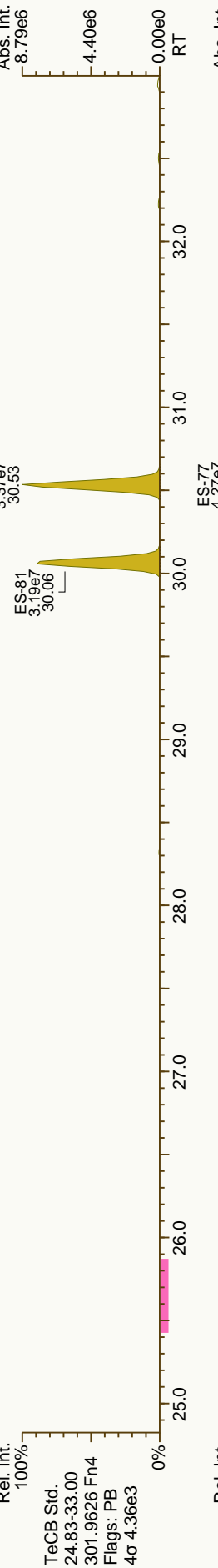
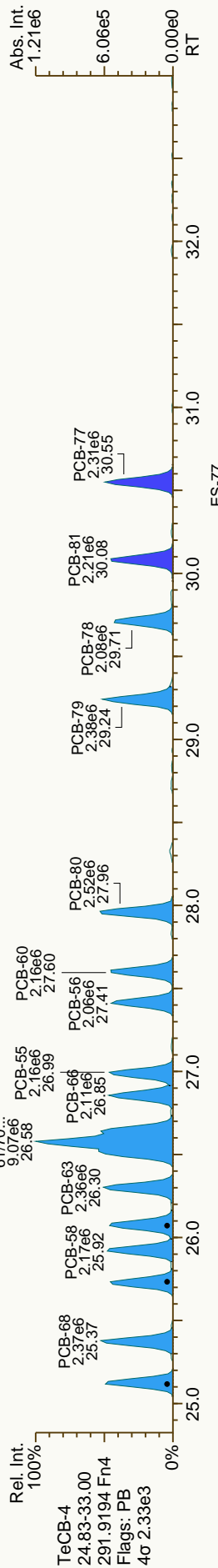
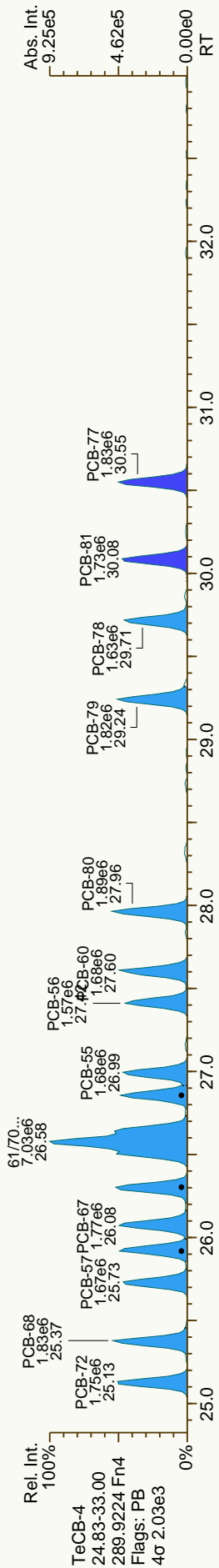


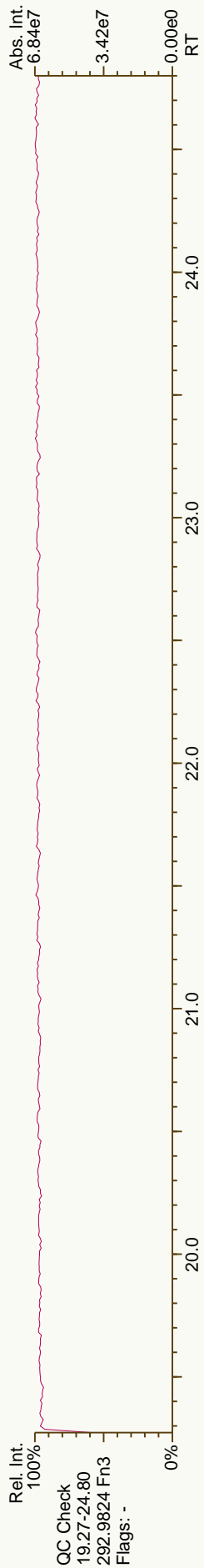
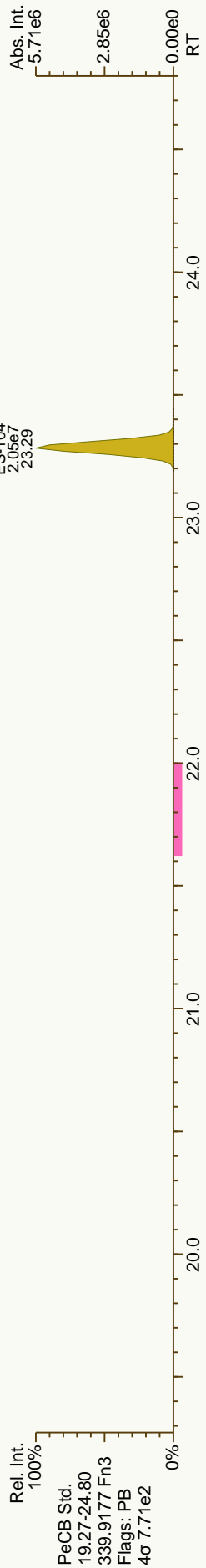
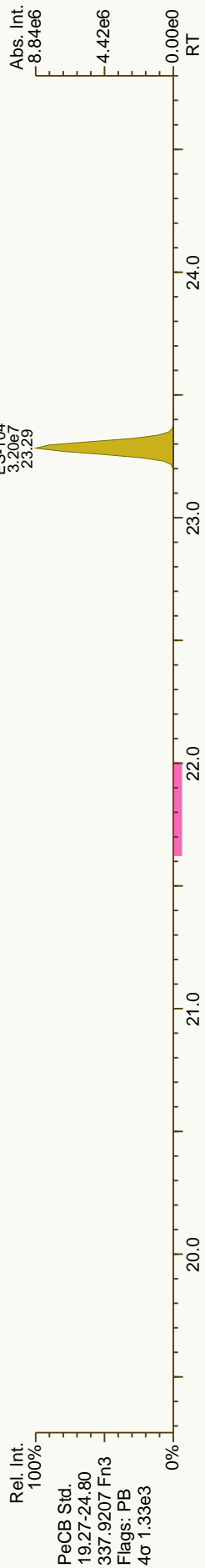
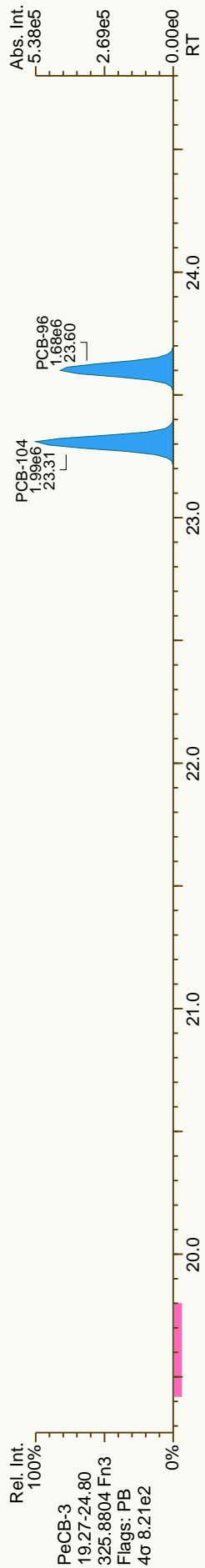
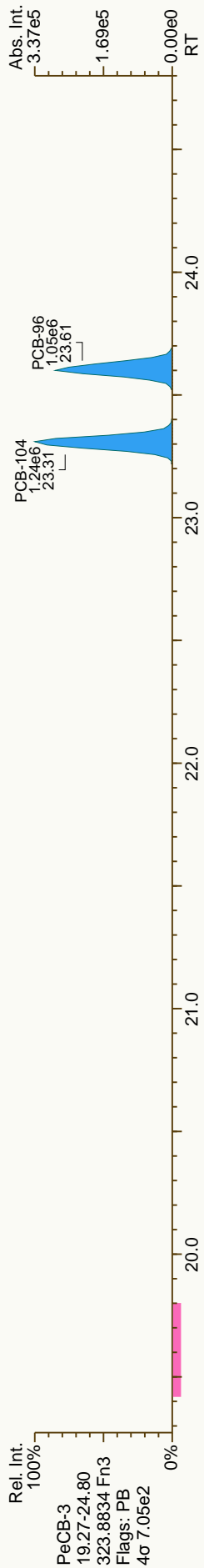


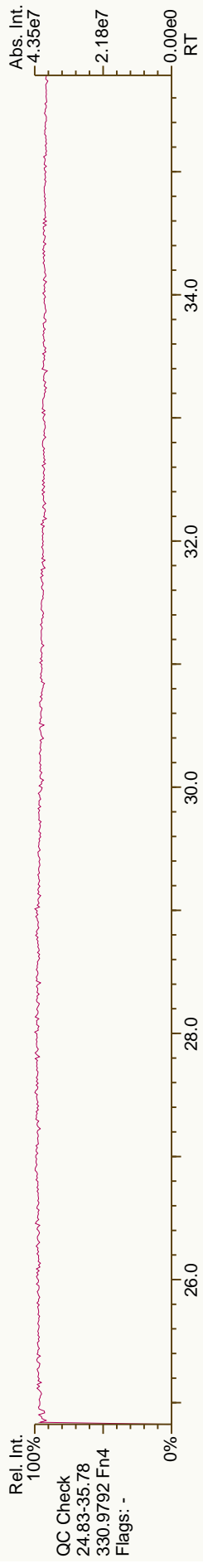
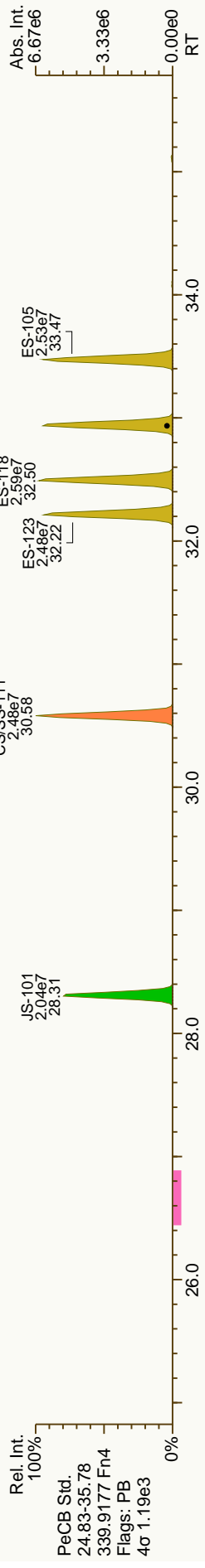
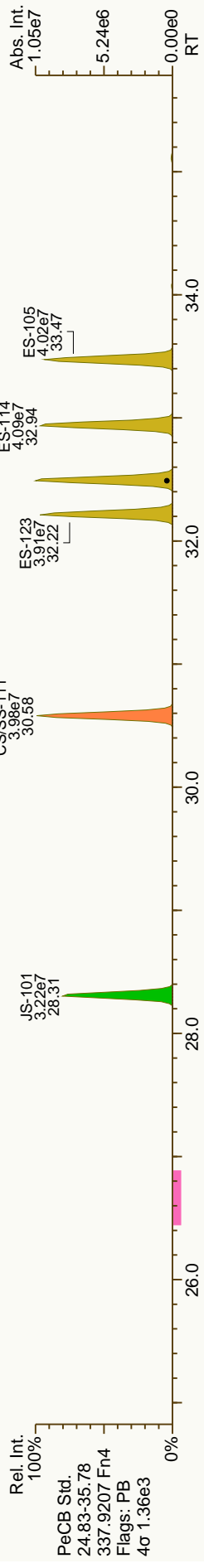

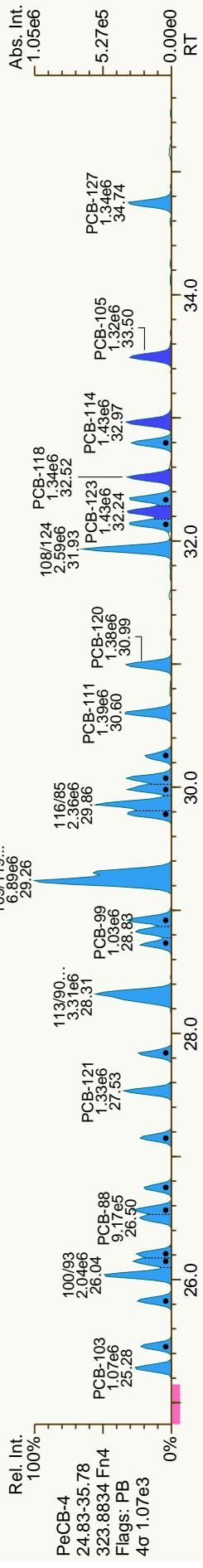


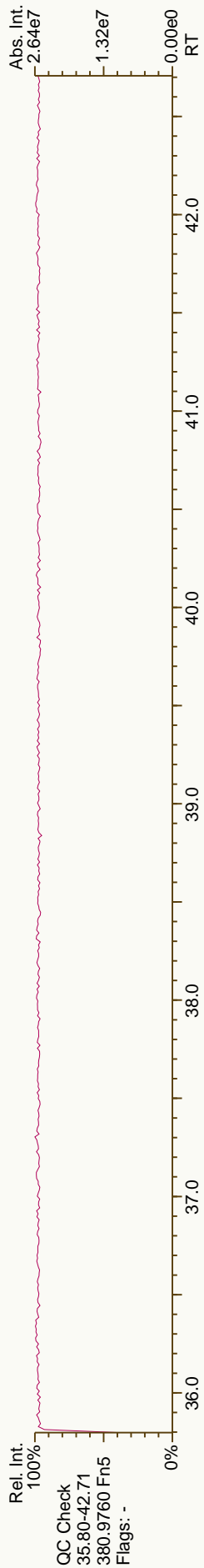
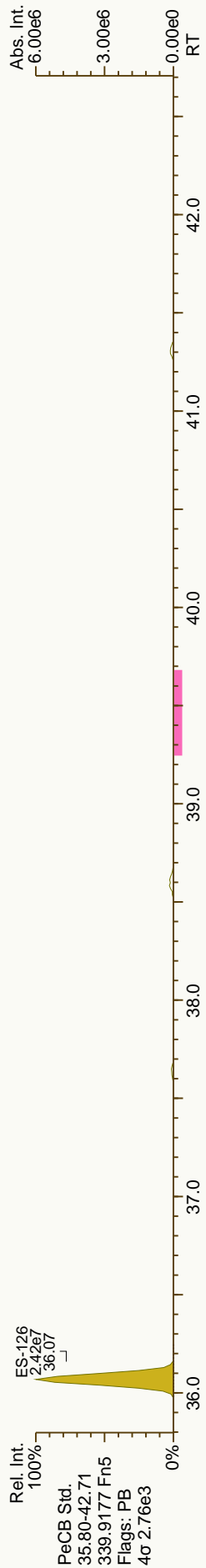
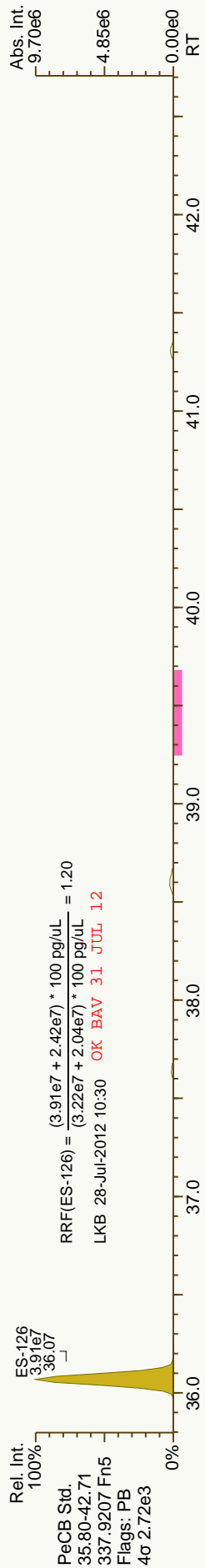
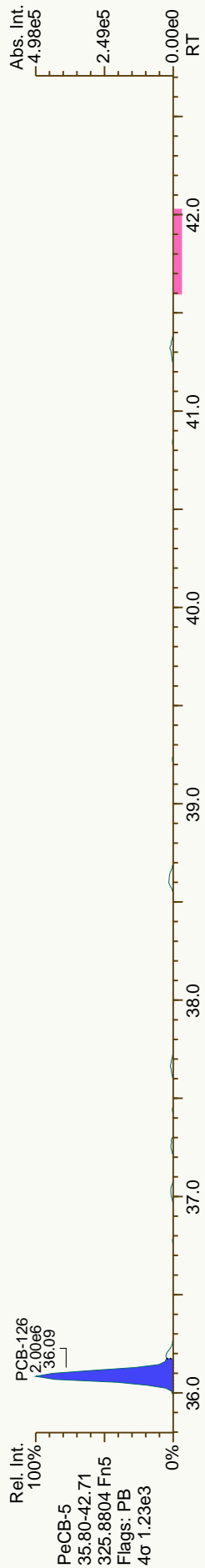




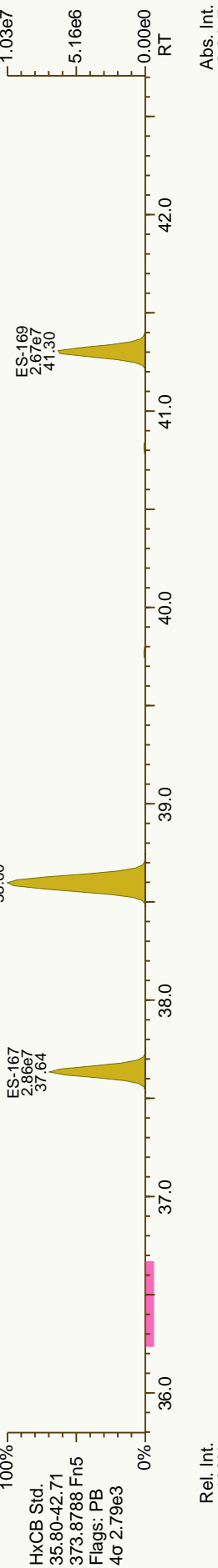
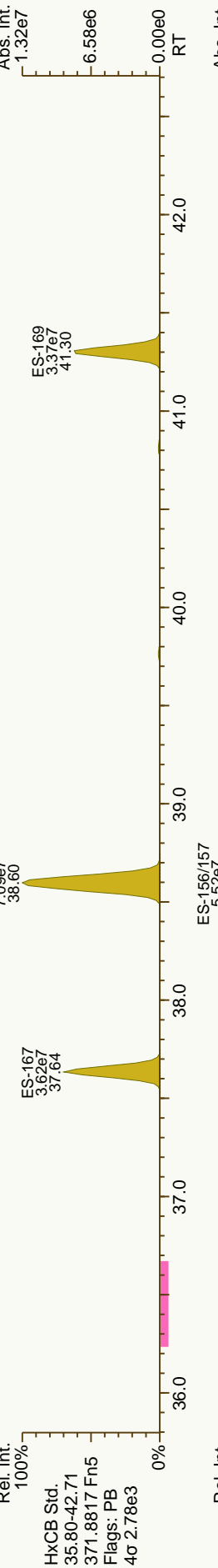
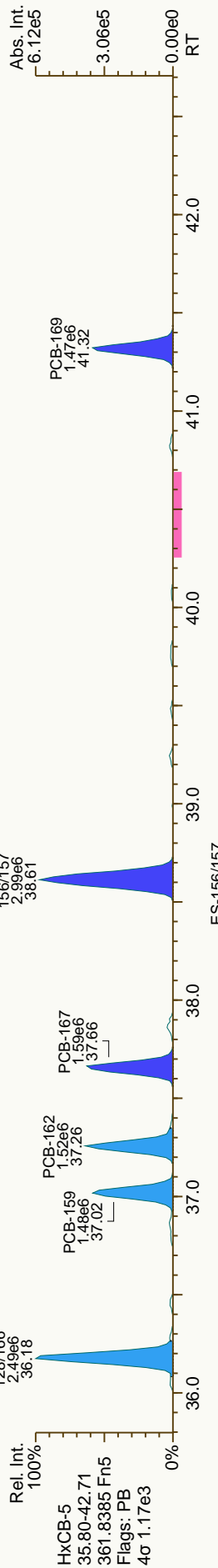
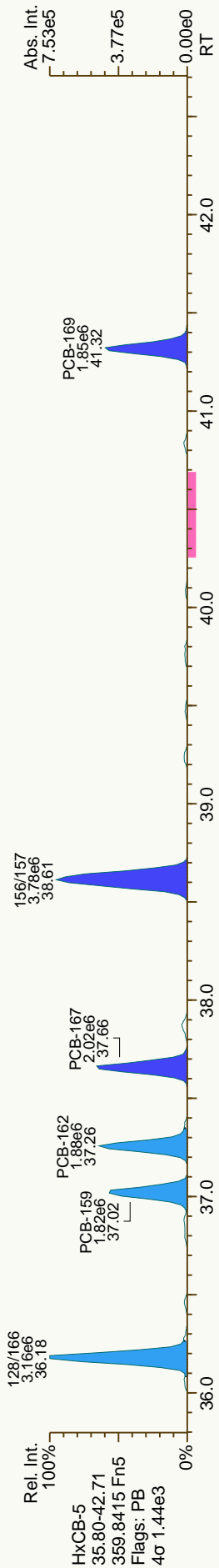



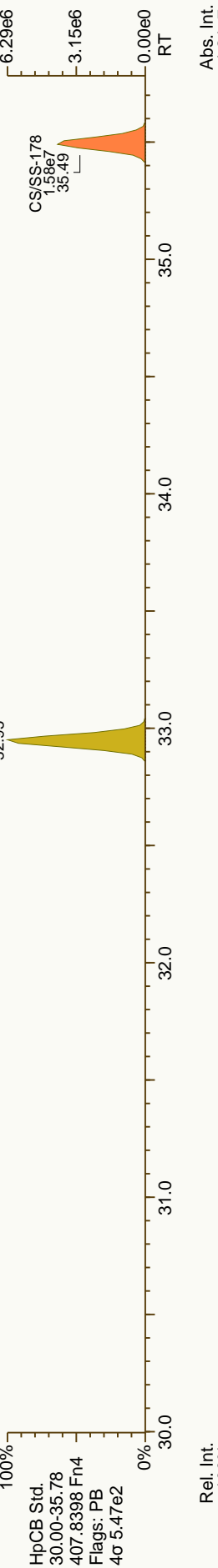
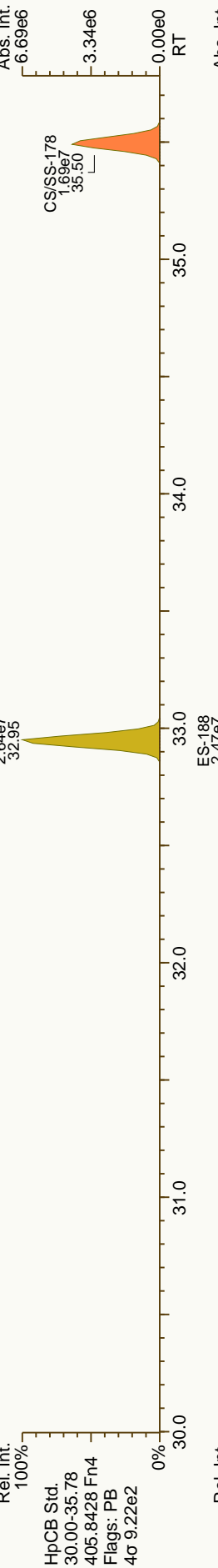
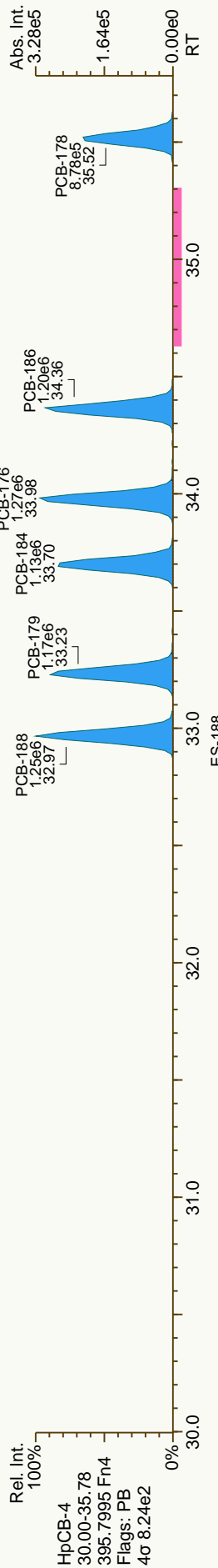
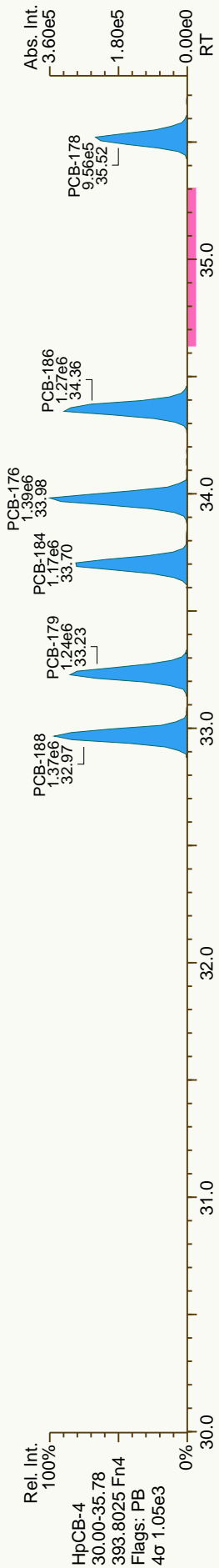



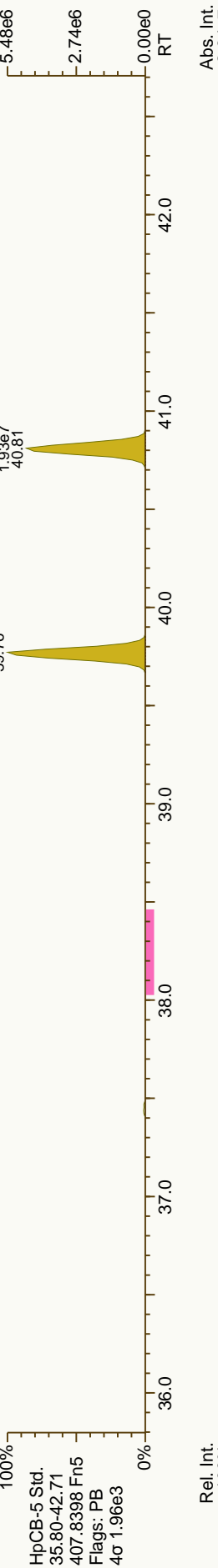
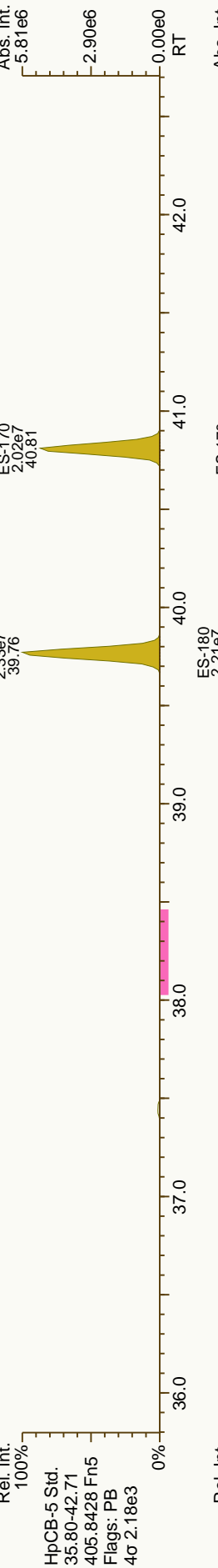
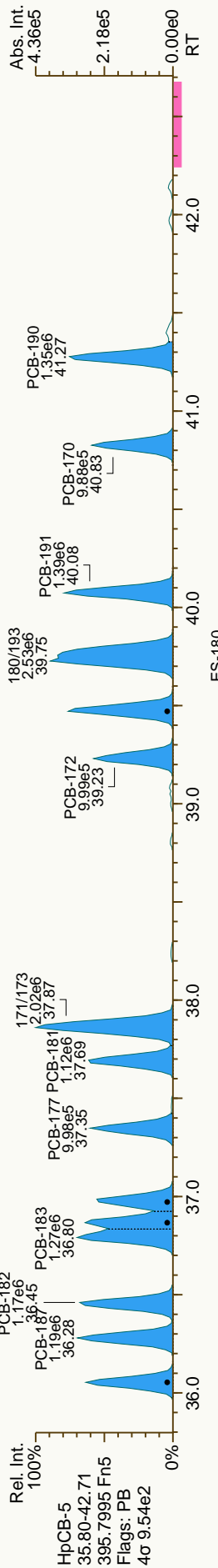
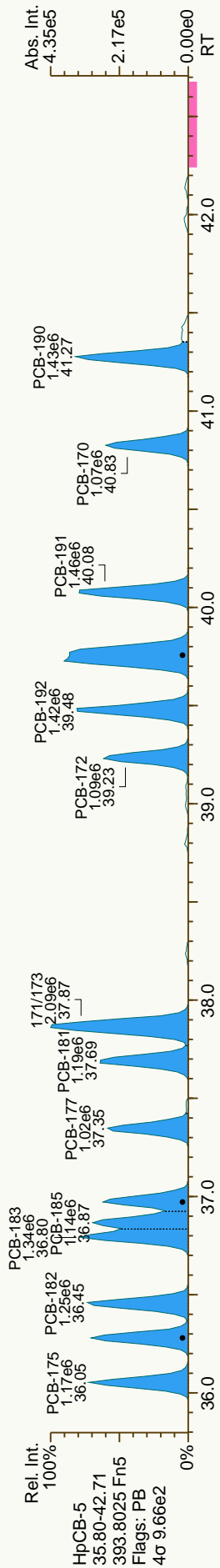


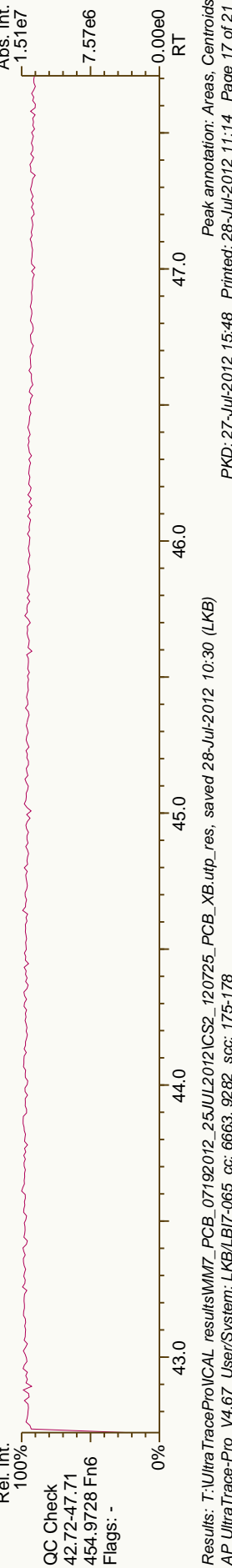
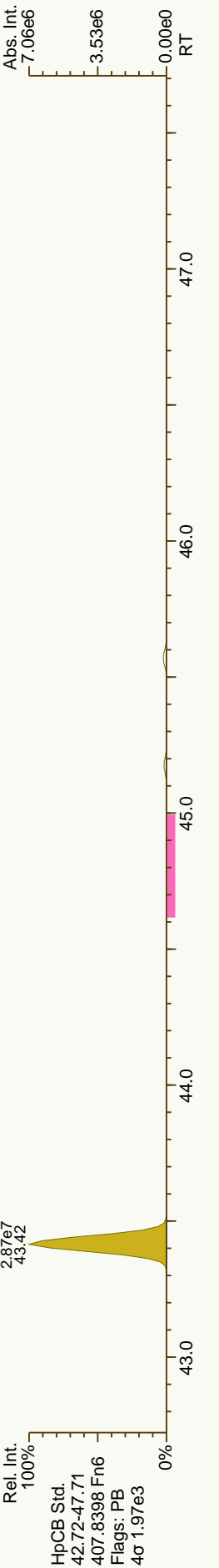
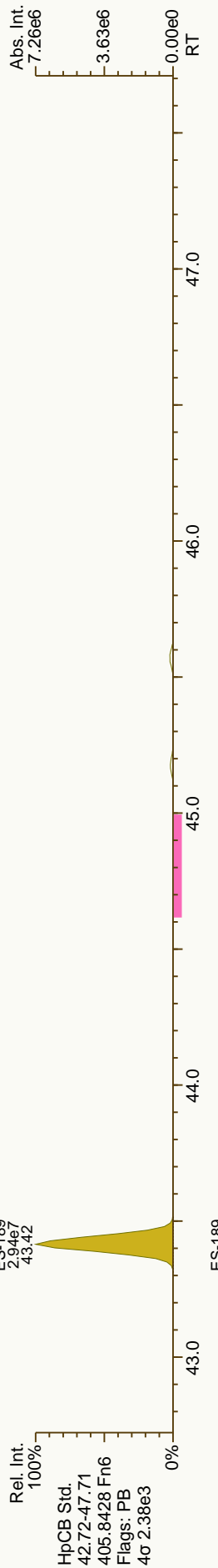
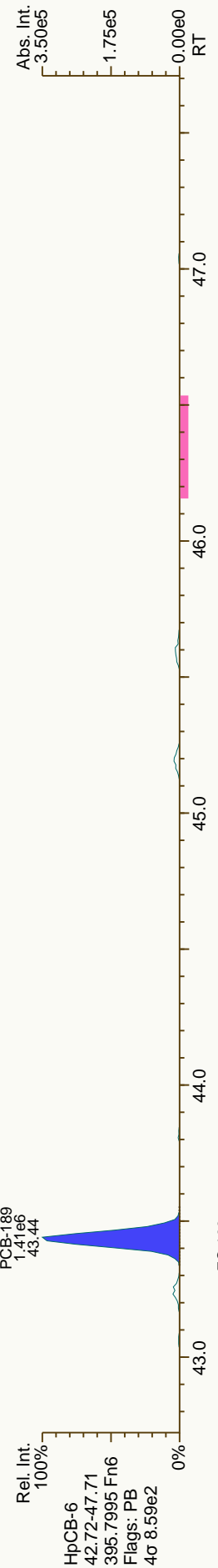
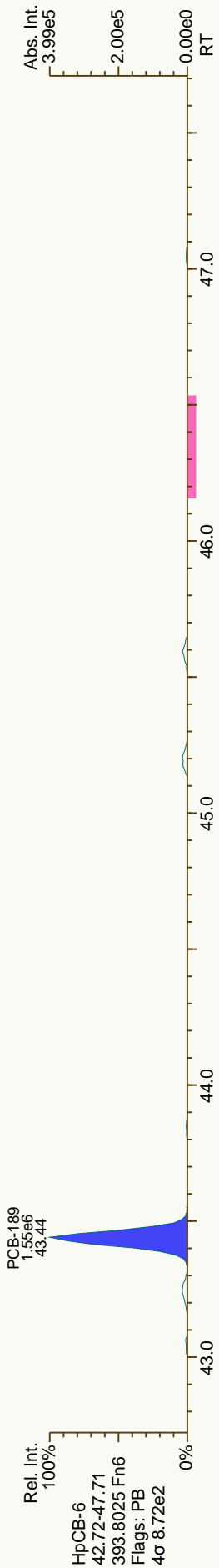


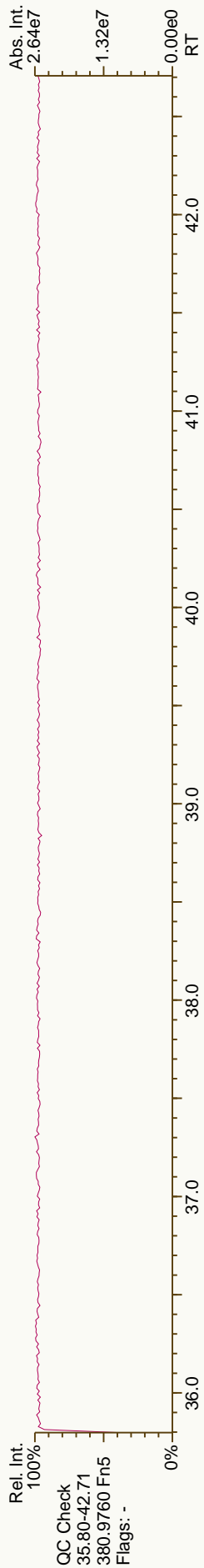

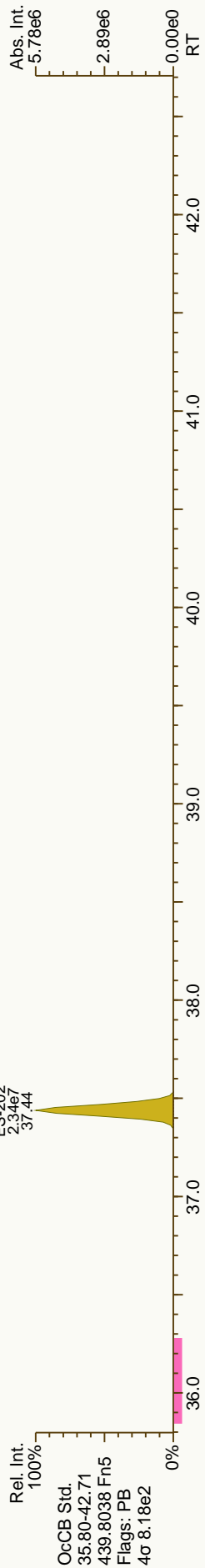
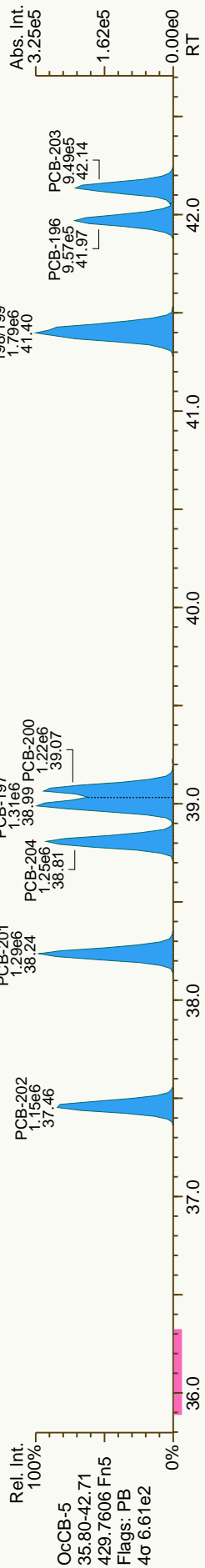
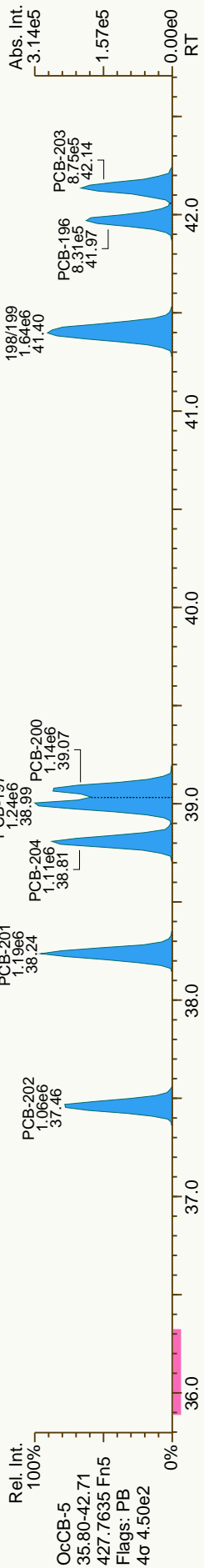


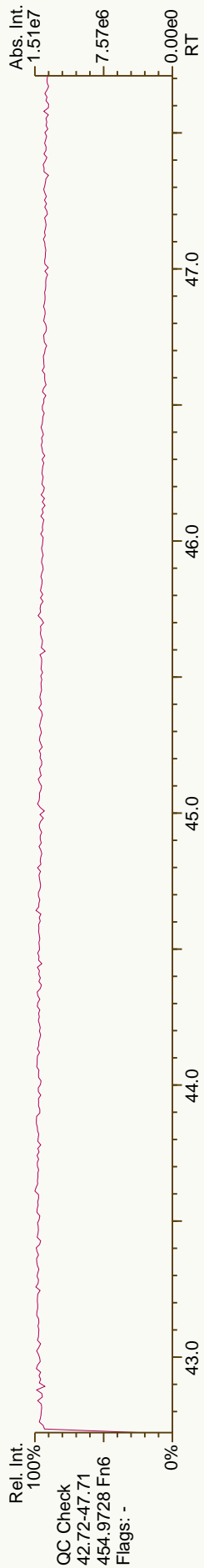
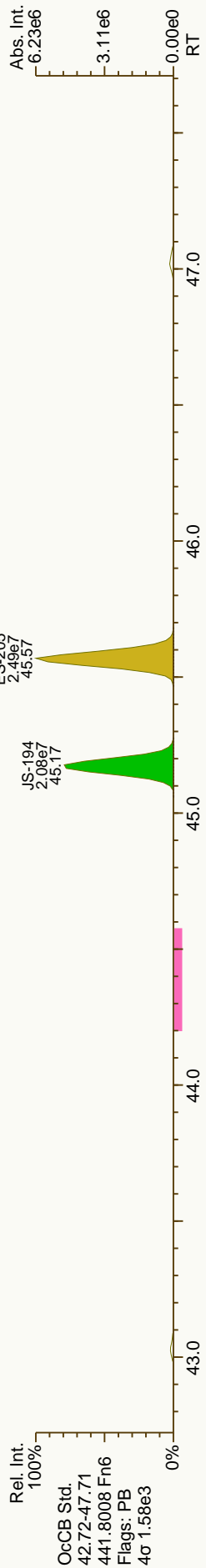
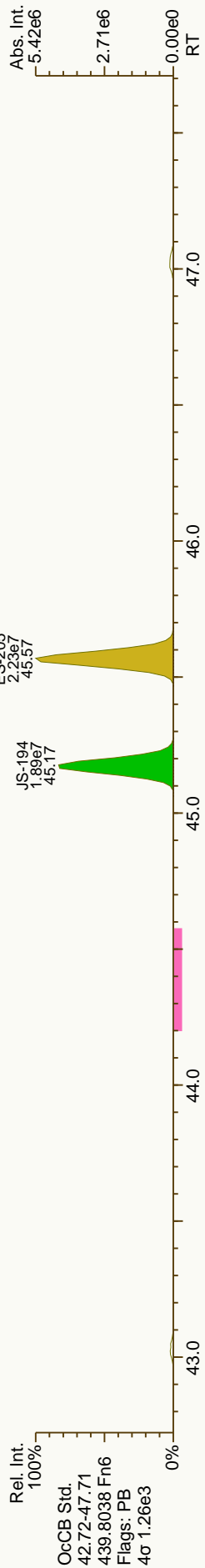
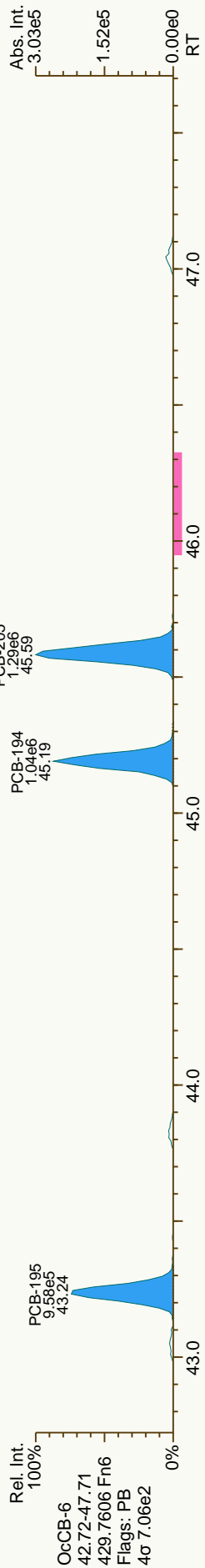
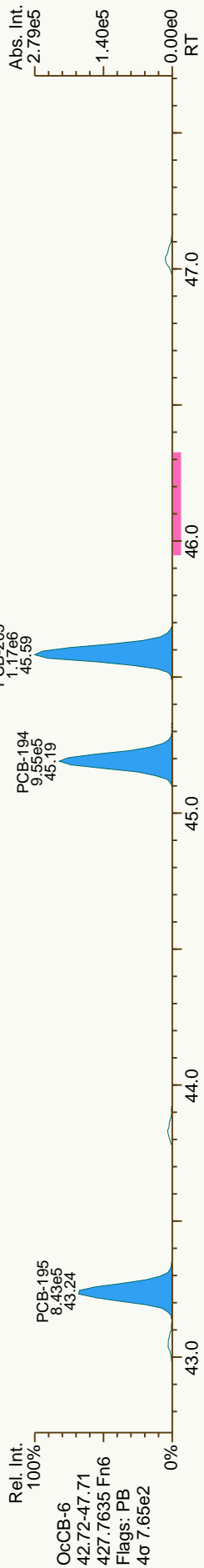



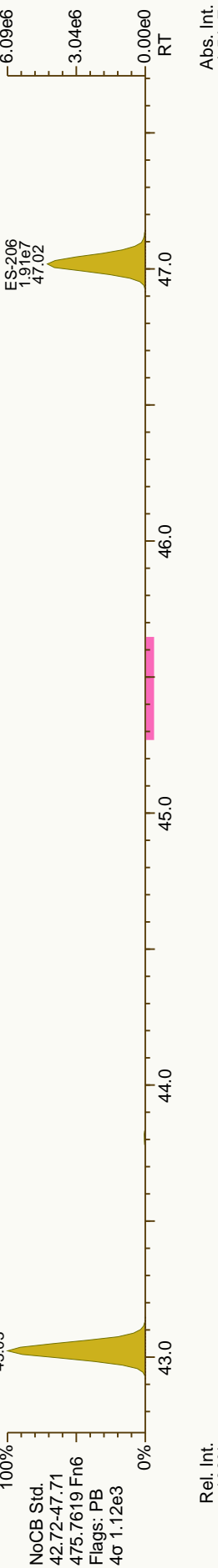
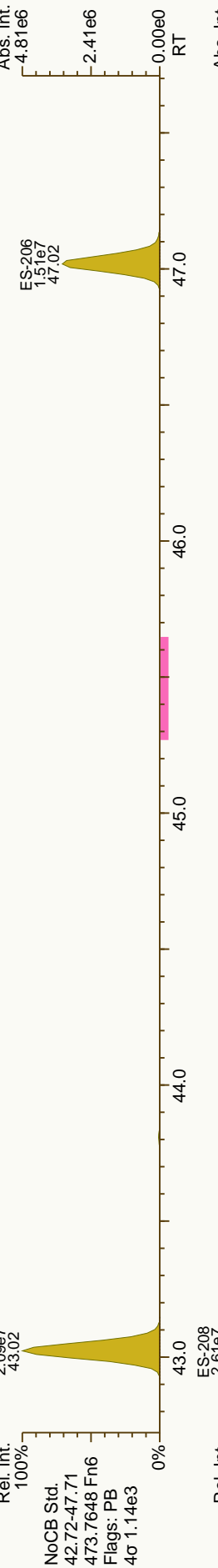
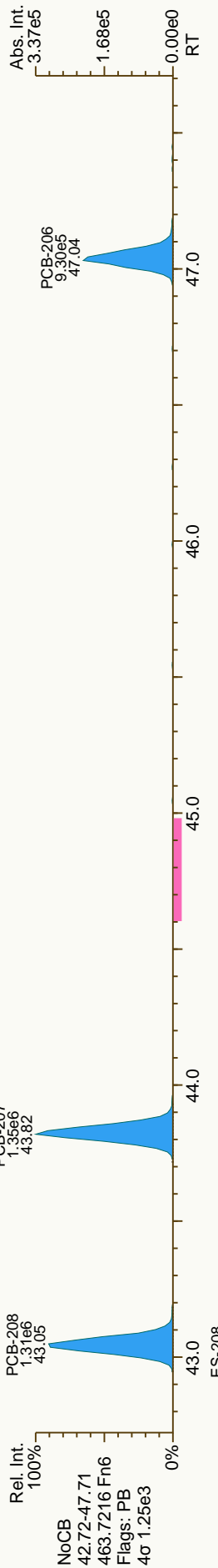
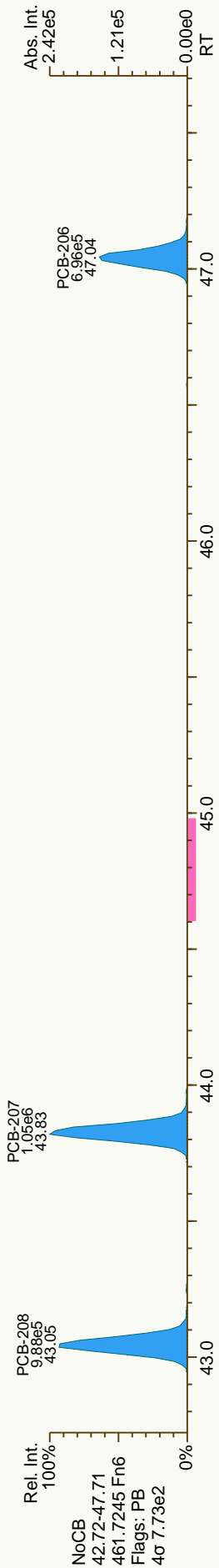



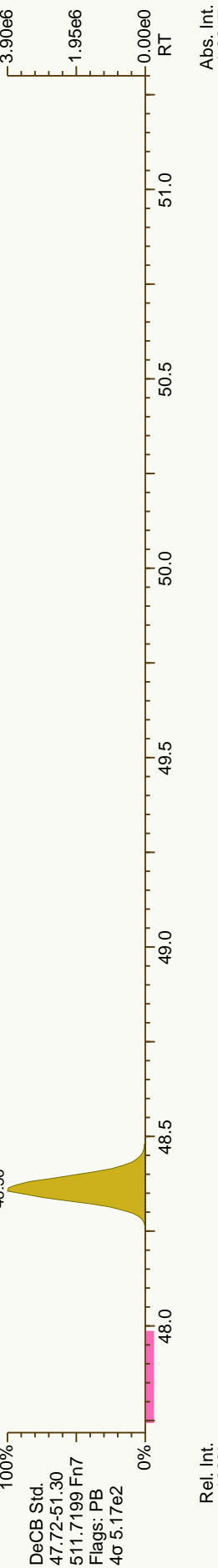
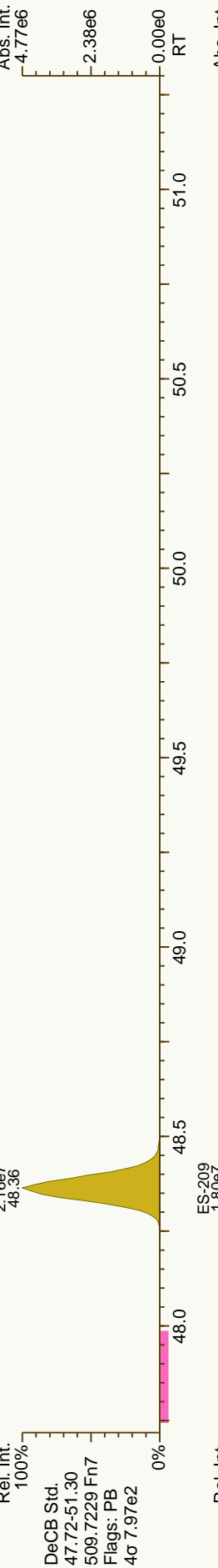
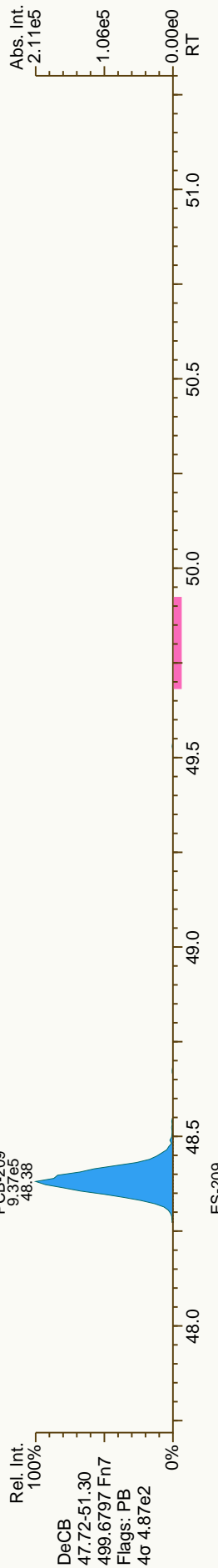
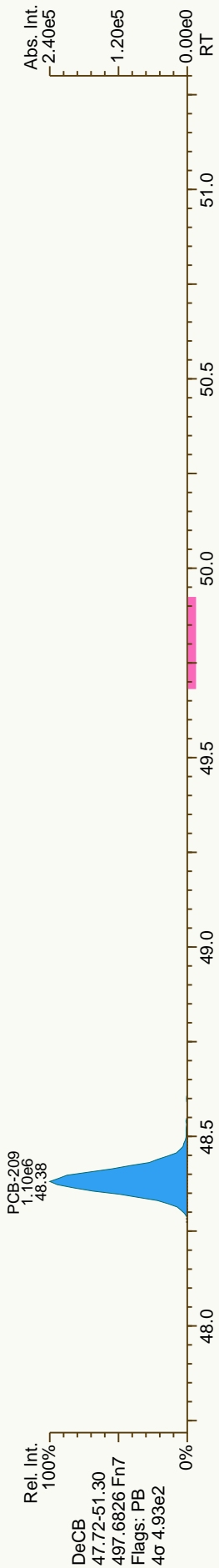












PCB QC Summary **SGS Analytical Perspectives** **Printed: 28-Jul-2012 10:13**

Lab ID: CS3_120725_PCB_XB
 Acquired: 26-JUL-2012 05:38
 Datafile: 120725X18

ICAL: MM7_PCB_07132012_25JUL12

Name	RT	Response	RA	ICAL	RRF	Dev'n
PCB-77 33'44'-TeCB	30.54	4.63E+07	0.78 Y	1.13	1.16	2.5%
PCB-81 344'5'-TeCB	30.07	4.46E+07	0.77 Y	1.13	1.17	3.8%
PCB-105 233'44'-PeCB	33.48	3.82E+07	0.62 Y	1.09	1.14	4.0%
PCB-114 2344'5'-PeCB	32.95	4.13E+07	0.62 Y	1.16	1.22	4.9%
PCB-118 23'44'5'-PeCB	32.50	3.95E+07	0.62 Y	1.11	1.13	1.9%
PCB-123 2'344'5'-PeCB	32.23	3.83E+07	0.62 Y	1.19	1.16	-2.8%
PCB-126 33'44'5'-PeCB	36.07	3.52E+07	0.62 Y	1.06	1.08	1.4%
PCB-156/157 233'44'5'/233'44'5'	38.60	7.30E+07	1.25 Y	1.11	1.13	2.5%
PCB-167 23'44'55'-HxCB	37.64	3.89E+07	1.25 Y	1.14	1.18	4.2%
PCB-169 33'44'55'-HxCB	41.31	3.54E+07	1.25 Y	1.11	1.15	3.2%
PCB-189 233'44'55'-HpCB	43.42	3.22E+07	1.05 Y	1.06	1.08	2.5%
PCB-209 DeCB	48.37	2.17E+07	1.19 Y	1.07	1.09	1.3%
ES PCB-1	10.64	1.20E+08	3.16 Y	1.08	1.08	0.1%
ES PCB-3	12.69	1.20E+08	3.25 Y	1.08	1.08	0.1%
ES PCB-4	12.91	5.40E+07	1.61 Y	0.49	0.49	0.2%
ES PCB-15	18.23	1.22E+08	1.59 Y	1.11	1.11	-0.4%
ES PCB-19	15.75	6.15E+07	1.05 Y	0.55	0.56	0.5%
ES PCB-37	24.31	9.76E+07	1.07 Y	1.64	1.63	-0.4%
ES PCB-54	18.48	5.65E+07	0.77 Y	0.94	0.94	0.3%
ES PCB-77	30.52	7.97E+07	0.80 Y	1.35	1.33	-1.2%
ES PCB-81	30.05	7.63E+07	0.79 Y	1.29	1.27	-1.1%
ES PCB-104	23.27	5.46E+07	1.56 Y	0.99	0.99	-0.5%
ES PCB-105	33.46	6.72E+07	1.62 Y	1.23	1.22	-1.4%
ES PCB-114	32.93	6.79E+07	1.60 Y	1.25	1.23	-1.4%
ES PCB-118	32.48	7.00E+07	1.61 Y	1.28	1.27	-1.1%
ES PCB-123	32.20	6.64E+07	1.62 Y	1.22	1.20	-1.4%
ES PCB-126	36.06	6.54E+07	1.58 Y	1.20	1.19	-1.2%
ES PCB-153	34.06	5.09E+07	1.27 Y	1.14	1.14	0.3%
ES PCB-155	28.12	6.79E+07	1.28 Y	1.50	1.53	2.1%
ES PCB-156/157	38.58	1.29E+08	1.26 Y	1.45	1.45	-0.6%
ES PCB-167	37.62	6.58E+07	1.27 Y	1.49	1.48	-1.0%
ES PCB-169	41.29	6.18E+07	1.26 Y	1.40	1.39	-1.0%
ES PCB-170	40.79	4.01E+07	1.06 Y	1.00	1.01	0.8%
ES PCB-180	39.75	4.70E+07	1.06 Y	1.16	1.18	2.0%
ES PCB-188	32.93	5.30E+07	1.07 Y	1.18	1.19	1.1%
ES PCB-189	43.40	5.95E+07	1.06 Y	1.49	1.50	0.7%
ES PCB-202	37.43	5.04E+07	0.91 Y	1.14	1.13	-0.4%
ES PCB-205	45.55	4.77E+07	0.90 Y	1.20	1.20	-0.2%
ES PCB-206	47.01	3.46E+07	0.78 Y	0.87	0.87	0.2%
ES PCB-208	43.01	4.78E+07	0.80 Y	1.19	1.20	1.1%
ES PCB-209	48.35	4.00E+07	1.19 Y	1.00	1.01	0.4%

PCB QC Summary **SGS Analytical Perspectives** **Printed: 28-Jul-2012 10:13**

Lab ID: Cs3_120725_PCB_XB ICAL: MM7_PCB_07132012_25JUL12
 Acquired: 26-JUL-2012 05:38
 Datafile: 120725X18

Name	RT	Response	RA	ICAL	RRF	Dev'n
SS PCB-28	20.88	1.05E+08	1.06 Y	1.07	1.08	0.5%
SS PCB-111	30.57	6.66E+07	1.59 Y	1.01	1.00	-0.1%
SS PCB-178	35.48	3.28E+07	1.04 Y	0.63	0.62	-1.3%
CS PCB-28	20.88	1.05E+08	1.06 Y	1.76	1.76	0.2%
CS PCB-111	30.57	6.66E+07	1.59 Y	1.23	1.21	-1.5%
CS PCB-178	35.48	3.28E+07	1.04 Y	0.74	0.74	-0.2%
JS PCB-9	14.74	1.10E+08	1.58 Y	-	-	-
JS PCB-52	22.45	5.99E+07	0.82 Y	-	-	-
JS PCB-101	28.30	5.52E+07	1.58 Y	-	-	-
JS PCB-138	35.09	4.45E+07	1.27 Y	-	-	-
JS PCB-194	45.16	3.97E+07	0.90 Y	-	-	-
PCB-1 2-MoCB	10.65	6.48E+07	3.19 Y	1.03	1.08	5.0%
PCB-3 4-MoCB	12.70	6.51E+07	3.18 Y	1.04	1.09	4.3%
PCB-4 22'-DiCB	12.93	3.30E+07	1.62 Y	1.17	1.22	4.3%
PCB-15 44'-DiCB	18.25	6.74E+07	1.58 Y	1.08	1.10	2.1%
PCB-19 22'6'-TrCB	15.76	3.50E+07	1.07 Y	1.09	1.14	4.3%
PCB-37 344'-TrCB	24.33	5.55E+07	1.04 Y	1.10	1.14	2.9%
PCB-54 22'66'-TeCB	18.50	3.58E+07	0.79 Y	1.21	1.27	4.8%
PCB-104 22'466'-PeCB	23.29	3.59E+07	0.63 Y	1.25	1.32	5.0%
PCB-153 22'44'55'-HxCB	34.10	6.50E+07	1.27 Y	1.22	1.28	4.7%
PCB-155 22'44'66'-HxCB	28.14	3.83E+07	1.27 Y	1.09	1.13	3.3%
PCB-170 22'33'44'5'-HpCB	40.81	2.24E+07	1.03 Y	1.07	1.12	4.0%
PCB-180 22'344'55'-HpCB	39.74	5.59E+07	1.05 Y	1.16	1.19	2.8%
PCB-188 22'34'566'-HpCB	32.95	2.85E+07	1.06 Y	1.03	1.08	4.1%
PCB-202 22'33'55'66'-OcCB	37.45	2.39E+07	0.90 Y	0.91	0.95	3.9%
PCB-205 233'44'55'6'-OcCB	45.57	2.66E+07	0.89 Y	1.09	1.11	2.4%
PCB-208 22'33'455'66'-NoCB	43.03	2.52E+07	0.78 Y	1.02	1.06	3.8%
PCB-206 22'33'44'55'6'-NoCB	47.03	1.75E+07	0.77 Y	0.98	1.01	3.6%

PCB QC Summary - Ax2 Detail

Printed: 28-Jul-2012 10:13

Lab ID: CS3_120725_PCB_XB
 Acquired: 26-JUL-2012 05:38
 Datafile: 120725X18

ICAL: MM7_PCB_07132012_25JUL12

Name	RT	Response	RA	ICAL	RRF	Dev'n
PCB-1 2-MoCB	10.65	6.48E+07	3.19 Y	1.03	1.08	5.0%
PCB-2 3-MoCB	12.54	6.51E+07	3.23 Y	1.04	1.09	4.4%
PCB-3 4-MoCB	12.70	6.51E+07	3.18 Y	1.04	1.09	4.3%
PCB-4 22'-DiCB	12.93	3.30E+07	1.62 Y	1.17	1.22	4.3%
PCB-10 26-DiCB	13.09	5.16E+07	1.60 Y	1.83	1.91	4.4%
PCB-9 25-DiCB	14.75	5.79E+07	1.60 Y	0.89	0.95	6.0%
PCB-7 24-DiCB	14.91	6.59E+07	1.60 Y	1.02	1.08	5.3%
PCB-6 23'-DiCB	15.11	6.19E+07	1.61 Y	0.95	1.01	6.9%
PCB-5 23-DiCB	15.39	6.27E+07	1.58 Y	0.97	1.03	5.6%
PCB-8 24'-DiCB	15.50	6.34E+07	1.58 Y	0.98	1.04	5.6%
PCB-14 35-DiCB	16.97	7.41E+07	1.58 Y	1.16	1.21	4.8%
PCB-11 33'-DiCB	17.70	6.40E+07	1.59 Y	1.00	1.05	5.0%
PCB-13/12 34'-/34-DiCB	17.98	1.31E+08	1.58 Y	1.02	1.07	5.1%
PCB-15 44'-DiCB	18.25	6.74E+07	1.58 Y	1.08	1.10	2.1%
PCB-19 22'6-TrCB	15.76	3.50E+07	1.07 Y	1.09	1.14	4.3%
PCB-30/18 246-/22'5-TrCB	17.43	9.40E+07	1.07 Y	1.46	1.53	4.7%
PCB-17 22'4-TrCB	17.80	4.05E+07	1.07 Y	1.25	1.32	5.3%
PCB-27 23'6-TrCB	17.99	5.38E+07	1.06 Y	1.69	1.75	3.4%
PCB-24 236-TrCB	18.11	5.16E+07	1.06 Y	1.63	1.68	2.8%
PCB-16 22'3-TrCB	18.19	3.16E+07	1.07 Y	0.95	1.03	7.9%
PCB-32 24'6-TrCB	18.66	5.72E+07	1.06 Y	1.79	1.86	4.1%
PCB-34 2'35-TrCB	19.77	5.37E+07	1.04 Y	1.05	1.10	5.1%
PCB-23 235-TrCB	19.91	5.44E+07	1.04 Y	1.06	1.11	5.4%
PCB-26/29 23'5-/24'5-TrCB	20.18	1.11E+08	1.04 Y	1.09	1.14	4.8%
PCB-25 23'4-TrCB	20.37	5.54E+07	1.04 Y	1.07	1.14	5.6%
PCB-31 24'5-TrCB	20.64	5.71E+07	1.05 Y	1.11	1.17	5.3%
PCB-28/20 244'-/233'-TrCB	20.90	1.09E+08	1.04 Y	1.07	1.12	4.5%
PCB-21/33 234-/2'34-TrCB	21.07	1.12E+08	1.04 Y	1.09	1.15	5.0%
PCB-22 234'-TrCB	21.44	5.20E+07	1.05 Y	1.02	1.07	5.0%
PCB-36 33'5-TrCB	22.79	5.71E+07	1.05 Y	1.13	1.17	3.7%
PCB-39 34'5-TrCB	23.10	5.96E+07	1.04 Y	1.17	1.22	4.8%
PCB-38 345-TrCB	23.60	5.33E+07	1.05 Y	1.03	1.09	5.8%
PCB-35 334-TrCB	23.98	5.24E+07	1.03 Y	1.04	1.07	3.3%
PCB-37 344'-TrCB	24.33	5.55E+07	1.04 Y	1.10	1.14	2.9%
PCB-54 22'66-TeCB	18.50	3.58E+07	0.79 Y	1.21	1.27	4.8%
PCB-50/53 22'46-/22'56-TeCB	20.41	6.93E+07	0.79 Y	0.86	0.91	6.1%
PCB-45 22'36-TeCB	20.97	3.01E+07	0.79 Y	0.73	0.79	7.9%
PCB-51 22'46'-TeCB	21.04	3.52E+07	0.80 Y	0.88	0.92	5.1%
PCB-46 22'36'-TeCB	21.23	2.82E+07	0.78 Y	0.70	0.74	6.5%
PCB-52 22'55'-TeCB	22.47	3.39E+07	0.78 Y	0.84	0.89	5.6%
PCB-73 23'56TeCB	22.59	4.36E+07	0.79 Y	1.09	1.14	4.8%
PCB-43 22'35-TeCB	22.68	2.98E+07	0.79 Y	0.72	0.78	8.0%
PCB-69/49 23'46-/22'45TeCB	22.87	8.21E+07	0.79 Y	1.01	1.08	6.2%

PCB QC Summary - Ax2 Detail

ICAL: MM7_PCB_07132012_25JUL12

Lab ID: CS3_120725_PCB_XB
 Acquired: 26-JUL-2012 05:38
 Datafile: 120725X18

Name	RT	Response	RA	ICAL	RRF	Dev'n
PCB-48 22'45'-TeCB	23.14	3.42E+07	0.79 Y	0.85	0.90	5.4%
PCB-44/47/65 22'35'-/22'44'-	23.35	1.08E+08	0.79 Y	0.89	0.95	6.4%
PCB-59/62/75 23'36'-/23'46'-/24	23.62	1.40E+08	0.80 Y	1.14	1.22	7.3%
PCB-42 22'34'-TeCB	23.77	3.12E+07	0.79 Y	0.77	0.82	5.9%
PCB-41 22'34'-TeCB	24.09	2.84E+07	0.79 Y	0.73	0.75	2.6%
PCB-71/40 23'46'/22'33'-TeCB	24.19	7.05E+07	0.79 Y	0.87	0.92	6.7%
PCB-64 23'46'-TeCB	24.39	4.94E+07	0.79 Y	1.24	1.29	4.7%
PCB-72 23'55'-TeCB	25.11	4.61E+07	0.78 Y	1.14	1.21	5.7%
PCB-68 23'45'-TeCB	25.36	4.83E+07	0.79 Y	1.21	1.27	4.6%
PCB-57 23'35'-TeCB	25.71	4.48E+07	0.79 Y	1.11	1.18	6.4%
PCB-58 23'35'-TeCB	25.91	4.45E+07	0.79 Y	1.10	1.17	6.1%
PCB-67 23'45'-TeCB	26.06	4.63E+07	0.77 Y	1.16	1.21	4.5%
PCB-63 23'45'-TeCB	26.28	4.93E+07	0.78 Y	1.22	1.29	6.4%
PCB-61/70/74/76 23'45'-/23'4'5	26.56	1.83E+08	0.78 Y	1.13	1.20	5.9%
PCB-66 23'44'-TeCB	26.84	4.32E+07	0.78 Y	1.08	1.13	5.4%
PCB-55 23'34'-TeCB	26.97	4.39E+07	0.78 Y	1.10	1.15	5.0%
PCB-56 23'34'-TeCB	27.40	4.26E+07	0.78 Y	1.06	1.12	5.8%
PCB-60 23'44'-TeCB	27.59	4.44E+07	0.78 Y	1.11	1.16	4.7%
PCB-80 33'55'-TeCB	27.94	5.03E+07	0.79 Y	1.25	1.32	5.3%
PCB-79 33'45'-TeCB	29.23	5.00E+07	0.78 Y	1.23	1.31	6.3%
PCB-78 33'45'-TeCB	29.70	4.27E+07	0.78 Y	1.08	1.12	3.7%
PCB-104 22'466'-PeCB	23.29	3.59E+07	0.63 Y	1.25	1.32	5.0%
PCB-96 22'366'-PeCB	23.59	3.10E+07	0.64 Y	1.08	1.14	5.7%
PCB-103 22'45'6'-PeCB	25.27	3.14E+07	0.63 Y	0.90	0.95	5.0%
PCB-94 22'356'-PeCB	25.44	2.75E+07	0.62 Y	0.78	0.83	6.8%
PCB-95 22'35'6'-PeCB	25.81	2.93E+07	0.62 Y	0.83	0.88	7.1%
PCB-100/93 22'44'6'-/22'356'-P	26.02	6.08E+07	0.62 Y	0.84	0.92	8.6%
PCB-102 22'456'-PeCB	26.13	3.09E+07	0.62 Y	0.90	0.93	3.4%
PCB-98 22'346'-PeCB	26.19	2.73E+07	0.62 Y	0.77	0.82	6.4%
PCB-88 22'346'-PeCB	26.48	2.77E+07	0.61 Y	0.79	0.84	5.4%
PCB-91 22'34'6'-PeCB	26.55	3.08E+07	0.63 Y	0.88	0.93	5.4%
PCB-84 22'33'6'-PeCB	26.73	2.50E+07	0.63 Y	0.71	0.75	6.3%
PCB-89 22'346'-PeCB	27.14	2.67E+07	0.62 Y	0.76	0.81	5.9%
PCB-121 23'45'6'-PeCB	27.52	3.99E+07	0.62 Y	1.14	1.20	5.1%
PCB-92 22'355'-PeCB	27.82	2.81E+07	0.62 Y	0.80	0.85	5.7%
PCB-113/90/101 23'35'6'-/22'3	28.29	9.82E+07	0.62 Y	0.93	0.99	5.5%
PCB-83 22'335'-PeCB	28.71	2.51E+07	0.61 Y	0.71	0.76	6.1%
PCB-99 22'44'5'-PeCB	28.81	3.04E+07	0.62 Y	0.87	0.92	5.0%
PCB-112 23'35'6'-PeCB	28.91	3.83E+07	0.63 Y	1.13	1.16	2.6%
PCB-108/119/86/97/125/87 233	29.24	1.99E+08	0.62 Y	0.95	1.00	5.5%
PCB-117 23'4'56'-PeCB	29.77	3.45E+07	0.62 Y	1.04	1.04	0.1%
PCB-116/85 23'456'-/22'344'-Pe	29.85	6.84E+07	0.63 Y	0.97	1.03	6.0%
PCB-110 23'34'6'-PeCB	29.97	3.56E+07	0.62 Y	1.02	1.07	4.9%

PCB QC Summary - Ax2 Detail

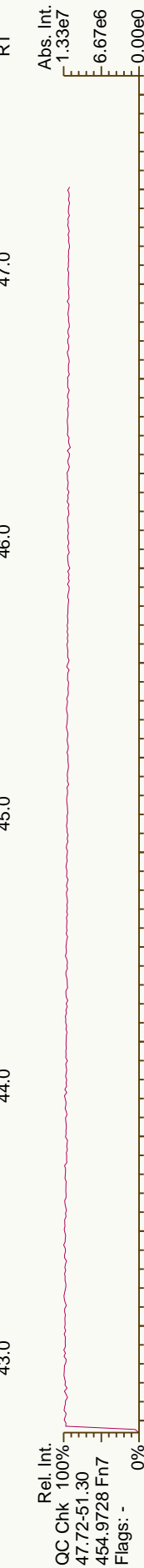
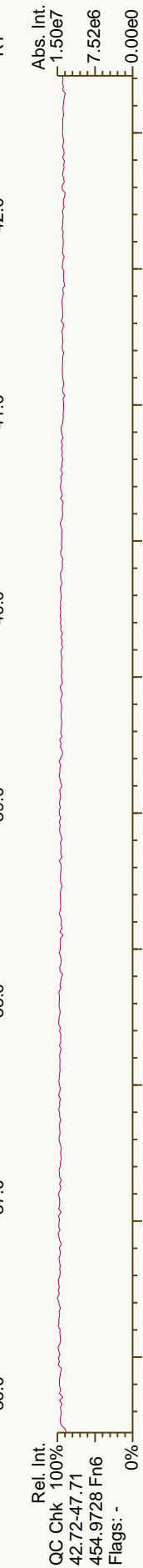
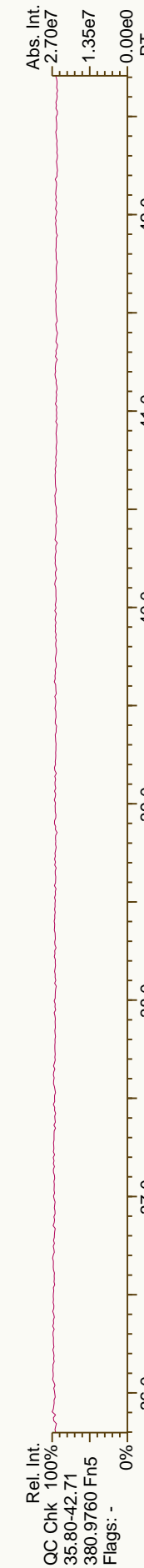
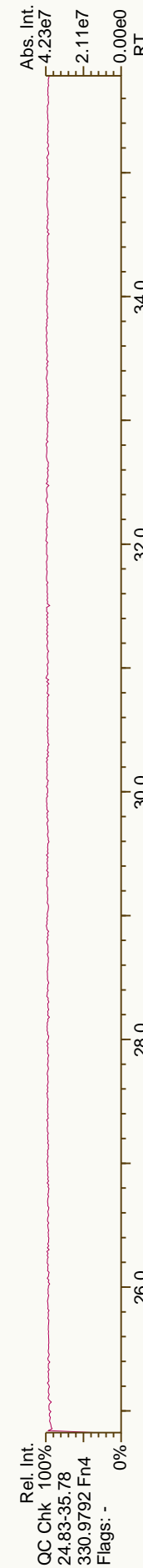
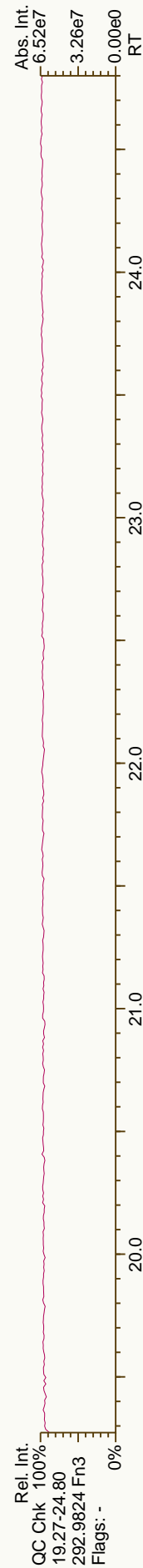
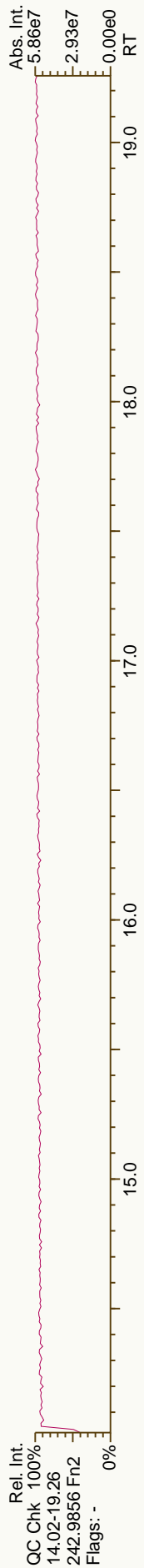
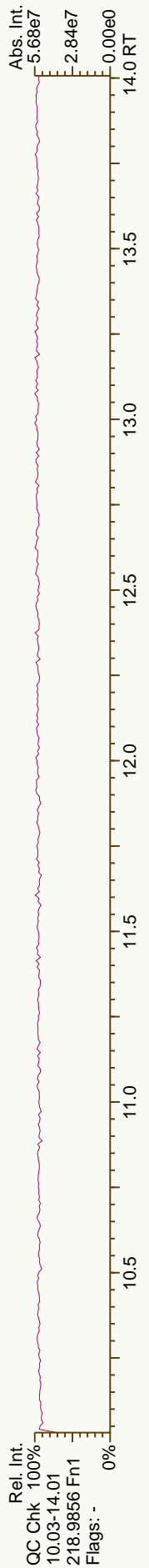
ICAL: MM7_PCB_07132012_25JUL12

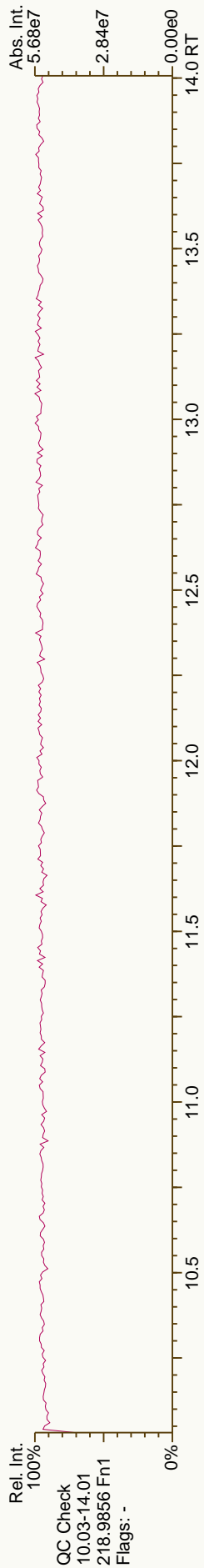


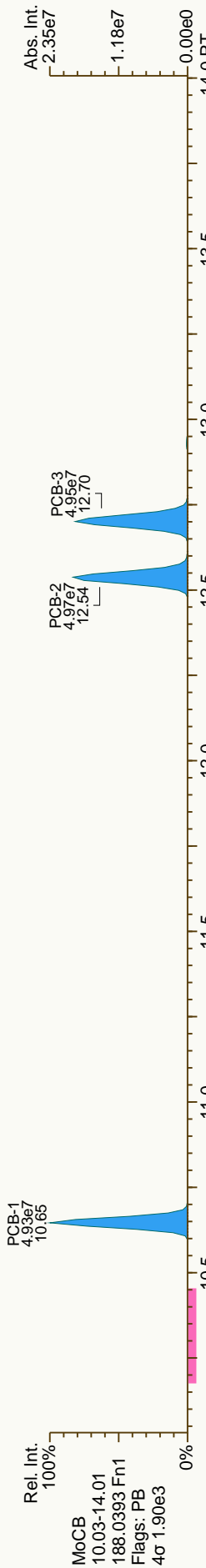
Lab ID: CS3_120725_PCB_XB
 Acquired: 26-JUL-2012 05:38
 Datafile: 120725X18

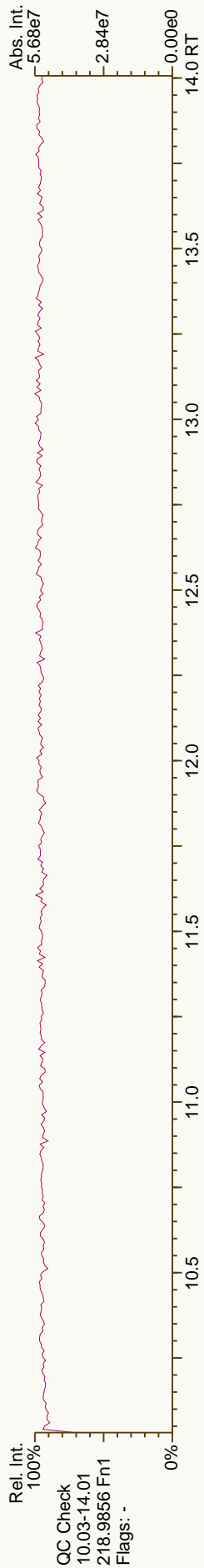
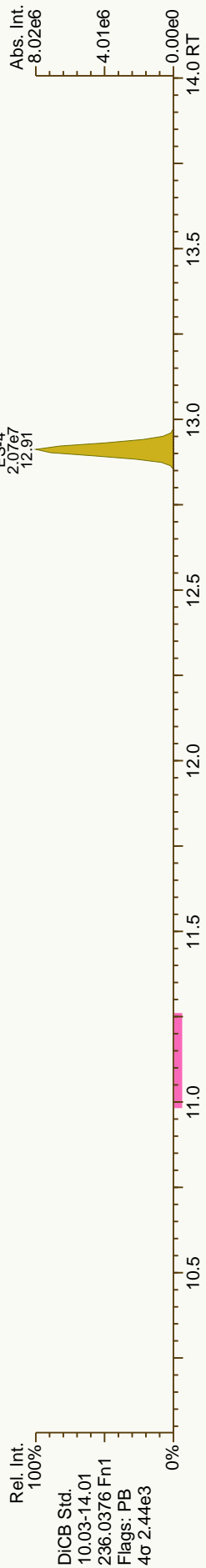
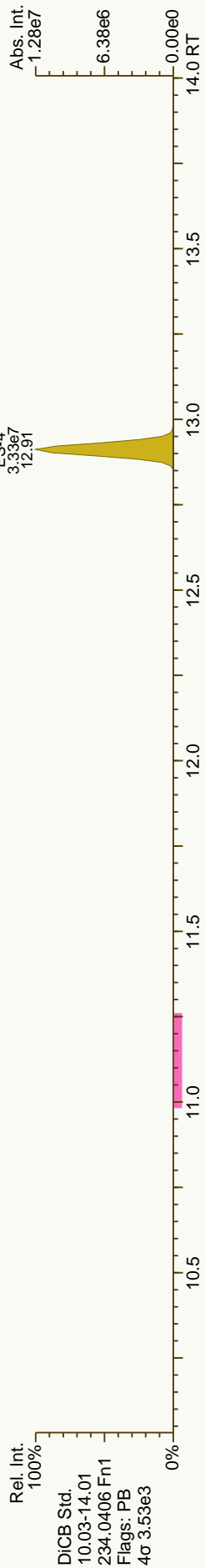
Name	RT	Response	RA	ICAL	RRF	Dev'n
PCB-115 2344'6-PeCB	30.05	3.95E+07	0.63 Y	1.16	1.19	2.8%
PCB-82 22'33'4-PeCB	30.24	2.40E+07	0.62 Y	0.69	0.72	4.9%
PCB-111 233'55'-PeCB	30.59	4.00E+07	0.62 Y	1.15	1.21	4.5%
PCB-120 23'455'-PeCB	30.98	4.00E+07	0.62 Y	1.16	1.20	3.8%
PCB-107/124 233'4'5'-/2'3455'	31.92	7.50E+07	0.62 Y	1.07	1.13	5.3%
PCB-109 233'46-PeCB	32.13	4.08E+07	0.62 Y	1.14	1.23	7.6%
PCB-106 233'45-PeCB	32.33	3.79E+07	0.62 Y	1.07	1.14	6.7%
PCB-122 2'33'45-PeCB	32.78	3.53E+07	0.62 Y	1.00	1.04	3.8%
PCB-127 33'455'-PeCB	34.73	3.83E+07	0.63 Y	1.10	1.14	3.7%
PCB-155 22'44'66'-HxCB	28.14	3.83E+07	1.27 Y	1.09	1.13	3.3%
PCB-152 22'3'566'-HxCB	28.28	3.56E+07	1.25 Y	1.01	1.05	3.4%
PCB-150 22'34'66'-HxCB	28.43	3.62E+07	1.26 Y	1.00	1.07	6.1%
PCB-136 22'33'66'-HxCB	28.72	3.36E+07	1.29 Y	0.95	0.99	3.7%
PCB-145 22'34'66'-HxCB	28.99	3.41E+07	1.28 Y	0.96	1.00	4.4%
PCB-148 22'34'56'-HxCB	30.27	2.59E+07	1.26 Y	0.97	1.02	5.0%
PCB-151/135 22'355'6'-/22'33'	30.77	5.08E+07	1.26 Y	0.96	1.00	3.6%
PCB-154 22'44'5'6'-HxCB	30.99	2.89E+07	1.24 Y	1.09	1.14	4.3%
PCB-144 22'345'6'-HxCB	31.24	2.61E+07	1.29 Y	0.98	1.03	4.6%
PCB-147/149 22'34'56'-/22'34'	31.54	5.27E+07	1.27 Y	0.99	1.03	5.0%
PCB-134 22'33'56'-HxCB	31.70	2.09E+07	1.26 Y	0.80	0.82	2.8%
PCB-143 22'3456'-HxCB	31.78	2.52E+07	1.27 Y	0.95	0.99	3.6%
PCB-139/140 22'344'6'-/22'344'	32.05	5.33E+07	1.27 Y	1.00	1.05	4.8%
PCB-131 22'33'46'-HxCB	32.21	2.26E+07	1.27 Y	0.85	0.89	4.7%
PCB-142 22'3456'-HxCB	32.34	2.31E+07	1.28 Y	0.87	0.91	3.8%
PCB-132 22'33'46'-HxCB	32.58	2.37E+07	1.26 Y	0.89	0.93	4.7%
PCB-133 22'33'55'-HxCB	33.02	2.44E+07	1.25 Y	0.91	0.96	4.9%
PCB-165 233'55'6'-HxCB	33.35	3.01E+07	1.27 Y	1.13	1.18	4.4%
PCB-146 22'34'55'-HxCB	33.56	2.62E+07	1.23 Y	1.01	1.03	2.1%
PCB-161 233'45'6'-HxCB	33.68	3.40E+07	1.30 Y	1.25	1.33	6.5%
PCB-153/168 22'44'55'-/23'44'	34.10	6.50E+07	1.27 Y	1.22	1.28	4.7%
PCB-141 22'3455'-HxCB	34.24	2.45E+07	1.26 Y	0.93	0.96	3.9%
PCB-130 22'33'45'-HxCB	34.57	2.22E+07	1.25 Y	0.85	0.87	2.9%
PCB-137 22'344'5'-HxCB	34.77	2.82E+07	1.26 Y	1.04	1.11	6.4%
PCB-164 233'4'5'6'-HxCB	34.85	3.12E+07	1.27 Y	1.22	1.23	0.4%
PCB-163/138/129 233'4'56'-/22'	35.14	8.17E+07	1.27 Y	1.02	1.07	4.6%
PCB-160 233'456'-HxCB	35.26	3.15E+07	1.26 Y	1.21	1.24	2.6%
PCB-158 233'44'6'-HxCB	35.45	3.50E+07	1.27 Y	1.34	1.38	3.0%
PCB-128/166 22'33'44'-/2344'5	36.17	6.11E+07	1.26 Y	0.90	0.93	3.4%
PCB-159 233'455'-HxCB	37.01	3.64E+07	1.25 Y	1.06	1.11	4.1%
PCB-162 233'4'55'-HxCB	37.24	3.67E+07	1.24 Y	1.08	1.12	3.9%
PCB-188 22'34'566'-HpCB	32.95	2.85E+07	1.06 Y	1.03	1.08	4.1%
PCB-179 22'33'566'-HpCB	33.22	2.67E+07	1.05 Y	0.97	1.01	4.1%
PCB-184 22'344'66'-HpCB	33.68	2.58E+07	1.05 Y	0.93	0.97	4.5%

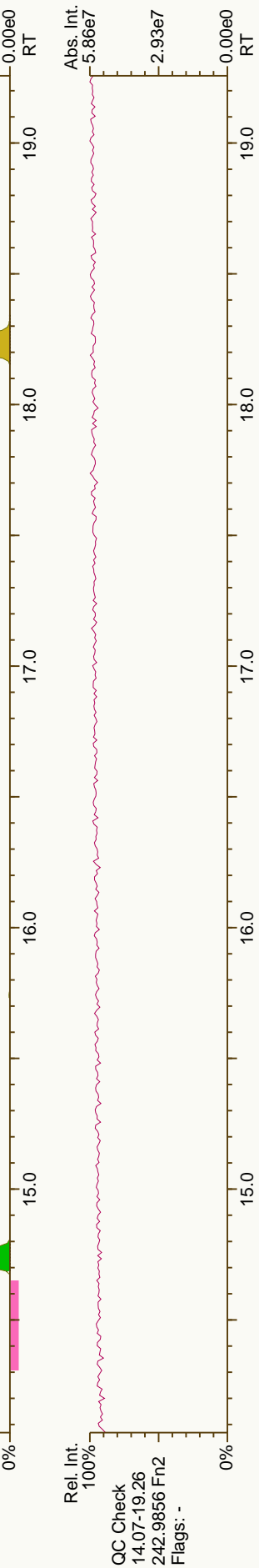


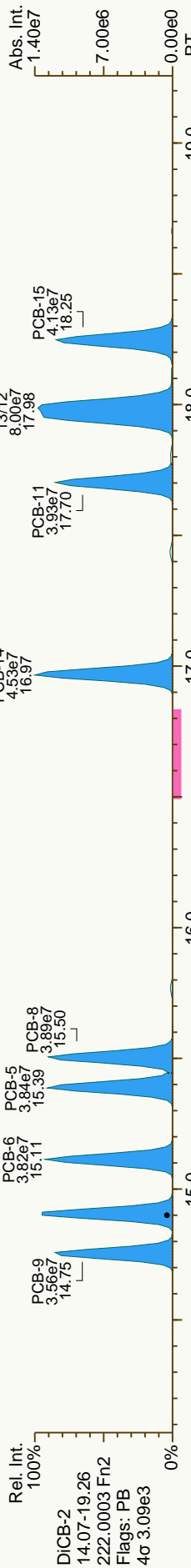
PCB QC Summary - Ax2 Detail

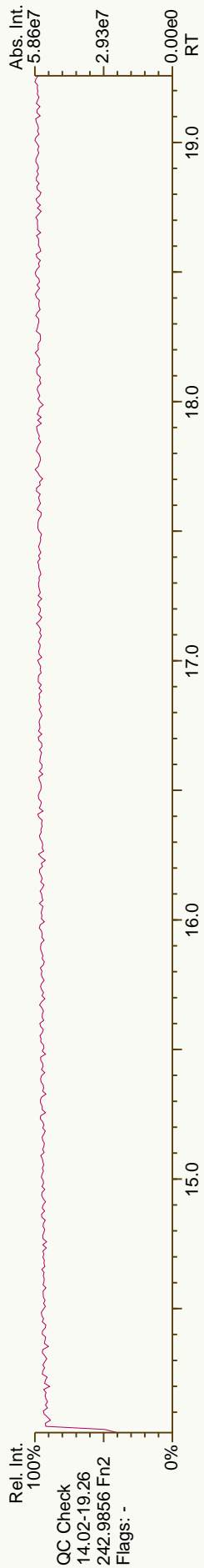


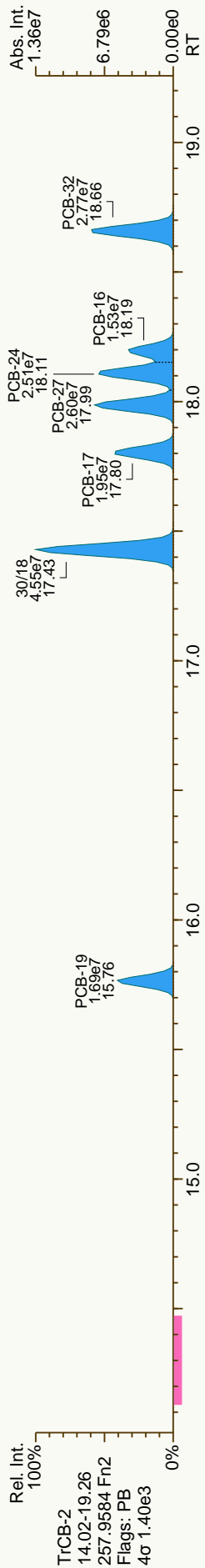
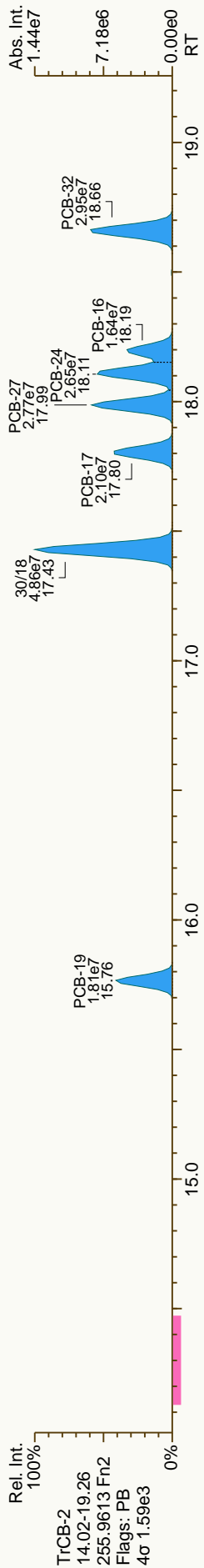
Lab ID:	CS3_120725_PCB_XB	ICAL: MM7_PCB_07132012_25JUL12				
Acquired:	26-JUL-2012 05:38					
Datafile:	120725X18					
Name	RT	Response	RA	ICAL	RRF	Dev'n
PCB-176 22'33'466'-HpCB	33.96	2.89E+07	1.07 Y	1.05	1.09	4.0%
PCB-186 22'34'566'-HpCB	34.35	2.69E+07	1.05 Y	0.98	1.02	3.6%
PCB-178 22'33'55'6'-HpCB	35.50	1.99E+07	1.06 Y	0.74	0.75	2.3%
PCB-175 22'33'45'6'-HpCB	36.04	2.50E+07	1.07 Y	1.01	1.06	5.6%
PCB-187 22'34'55'6'-HpCB	36.27	2.62E+07	1.07 Y	1.06	1.12	5.0%
PCB-182 22'344'56'-HpCB	36.44	2.67E+07	1.05 Y	1.11	1.14	2.4%
PCB-183 22'344'5'6'-HpCB	36.78	2.80E+07	1.04 Y	1.13	1.19	5.4%
PCB-185 22'3455'6'-HpCB	36.86	2.44E+07	1.06 Y	1.02	1.04	2.1%
PCB-174 22'33'456'-HpCB	36.96	2.22E+07	1.06 Y	0.93	0.95	2.2%
PCB-177 22'33'4'56'-HpCB	37.33	2.20E+07	1.06 Y	0.91	0.94	3.6%
PCB-181 22'344'56'-HpCB	37.68	2.53E+07	1.04 Y	1.06	1.08	1.4%
PCB-171/173 22'33'44'6'-/22'3	37.85	4.48E+07	1.05 Y	0.93	0.95	2.7%
PCB-172 22'33'455'-HpCB	39.22	2.28E+07	1.06 Y	0.95	0.97	1.9%
PCB-192 233'455'6'-HpCB	39.46	2.98E+07	1.07 Y	1.24	1.27	2.3%
PCB-180/193 22'344'55'-/233'	39.74	5.59E+07	1.05 Y	1.16	1.19	2.8%
PCB-191 233'44'5'6'-HpCB	40.06	3.10E+07	1.05 Y	1.30	1.32	1.4%
PCB-170 22'33'44'5'-HpCB	40.81	2.24E+07	1.03 Y	1.07	1.12	4.0%
PCB-190 233'44'56'-HpCB	41.26	2.99E+07	1.05 Y	1.45	1.49	2.6%
PCB-202 22'33'55'66'-OcCB	37.45	2.39E+07	0.90 Y	0.91	0.95	3.9%
PCB-201 22'33'45'66'-OcCB	38.22	2.68E+07	0.89 Y	1.02	1.06	4.0%
PCB-204 22'344'566'-OcCB	38.79	2.52E+07	0.91 Y	0.98	1.00	2.7%
PCB-197 22'33'44'66'-OcCB	38.98	2.68E+07	0.91 Y	1.06	1.06	-0.1%
PCB-200 22'33'4566'-OcCB	39.06	2.60E+07	0.92 Y	0.96	1.03	7.6%
PCB-198/199 22'33'455'6'-/22'	41.39	3.72E+07	0.90 Y	0.72	0.74	3.1%
PCB-196 22'33'44'56'-OcCB	41.96	1.92E+07	0.91 Y	0.73	0.76	4.3%
PCB-203 22'344'55'6'-OcCB	42.13	2.02E+07	0.90 Y	0.76	0.80	4.9%
PCB-195 22'33'44'56'-OcCB	43.23	2.00E+07	0.89 Y	0.80	0.84	5.0%
PCB-194 22'33'44'55'-OcCB	45.18	2.15E+07	0.89 Y	0.87	0.90	3.0%
PCB-205 233'44'55'6'-OcCB	45.57	2.66E+07	0.89 Y	1.09	1.11	2.4%
PCB-208 22'33'455'66'-NoCB	43.03	2.52E+07	0.78 Y	1.02	1.06	3.8%
PCB-207 22'33'44'566'-NoCB	43.81	2.64E+07	0.78 Y	1.06	1.10	4.3%
PCB-206 22'33'44'55'6'-NoCB	47.03	1.75E+07	0.77 Y	0.98	1.01	3.6%

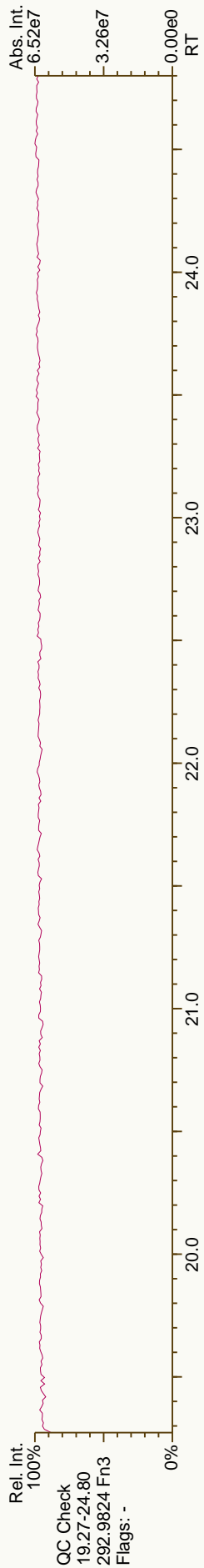
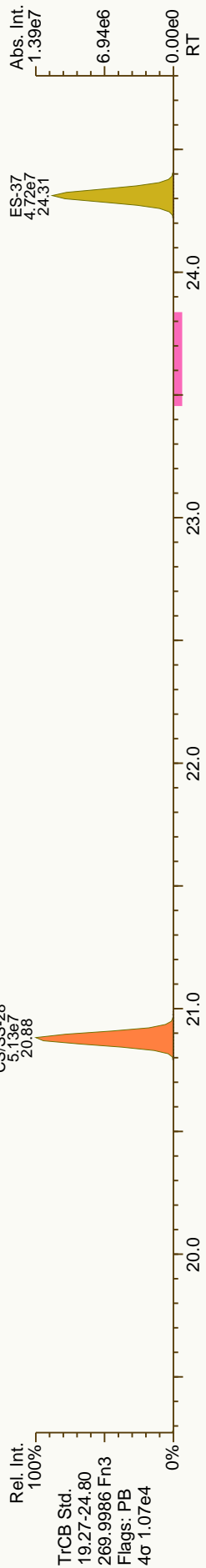
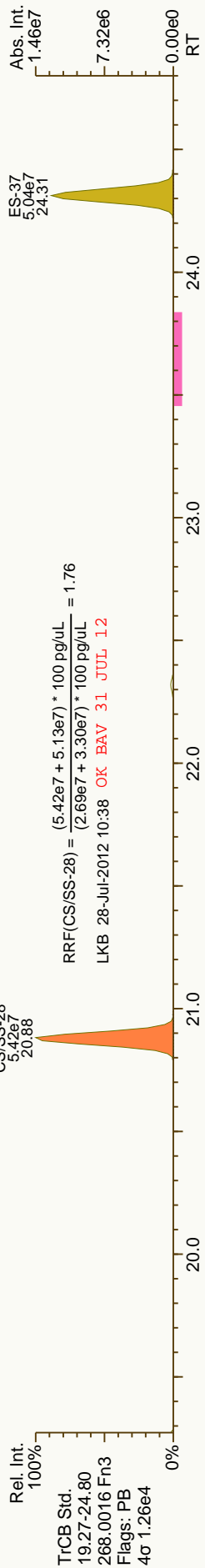
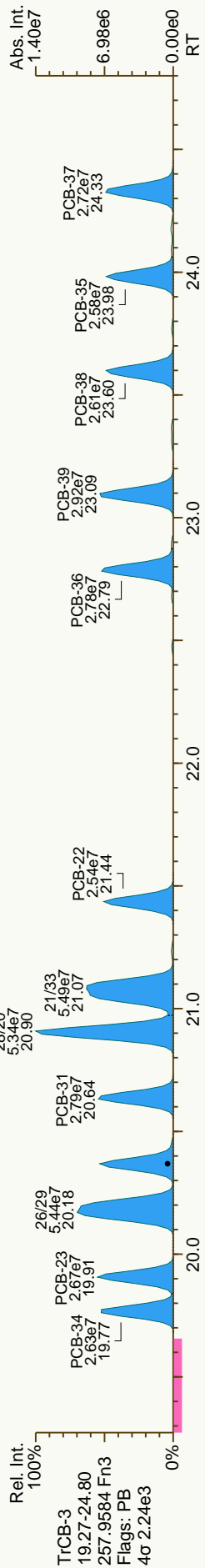



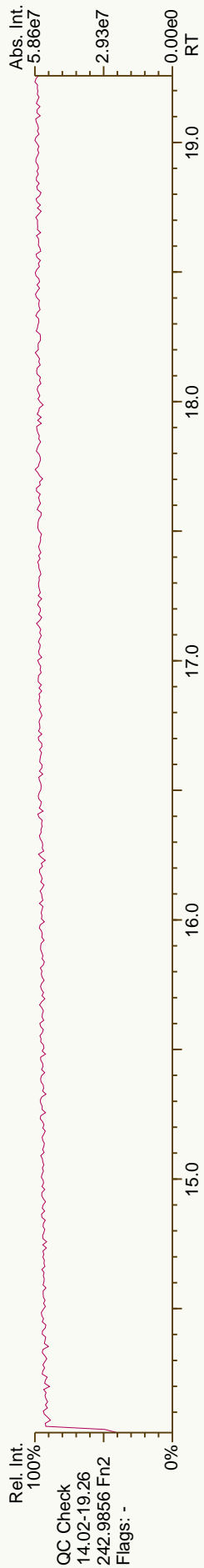
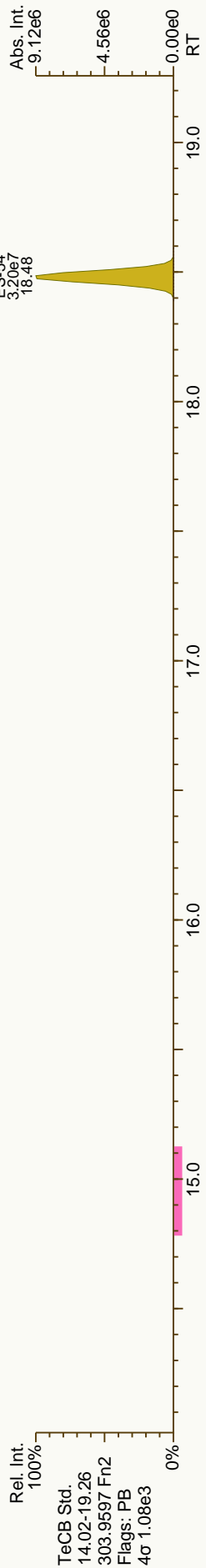
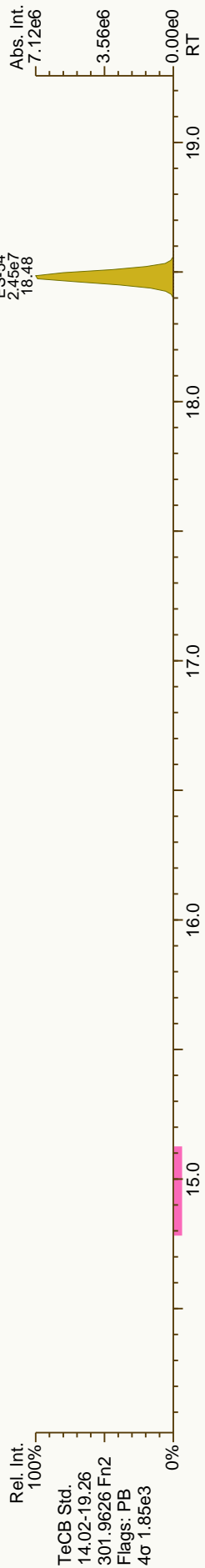
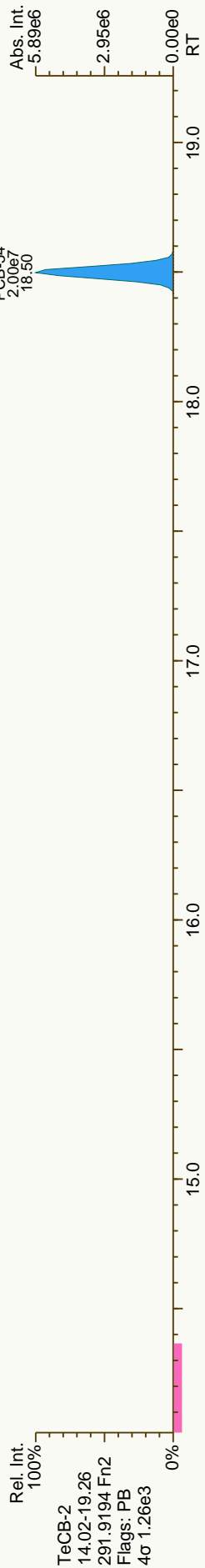
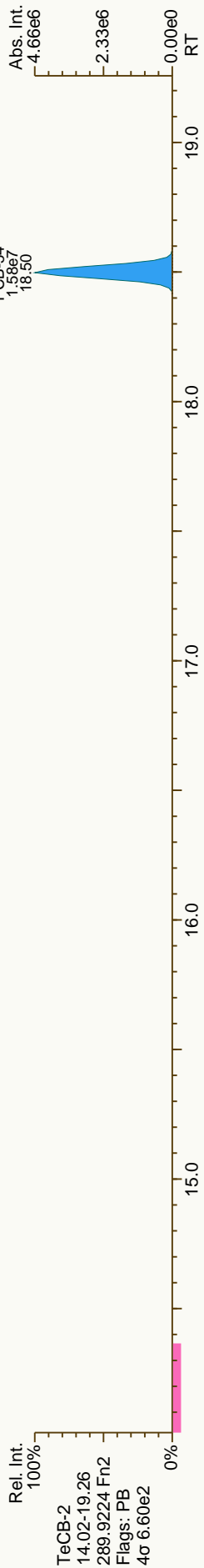


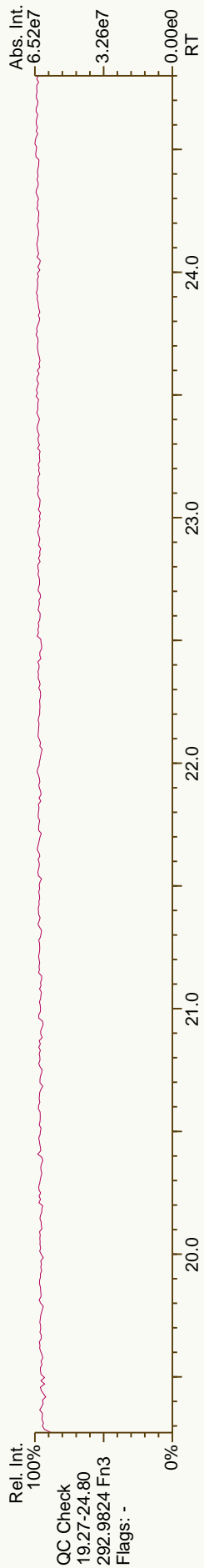
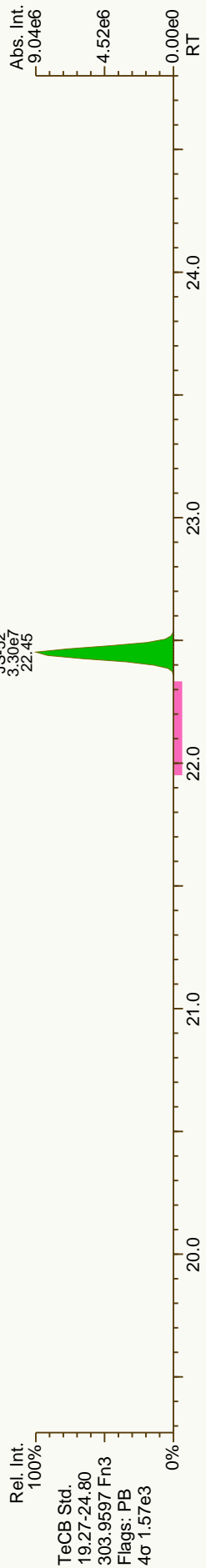
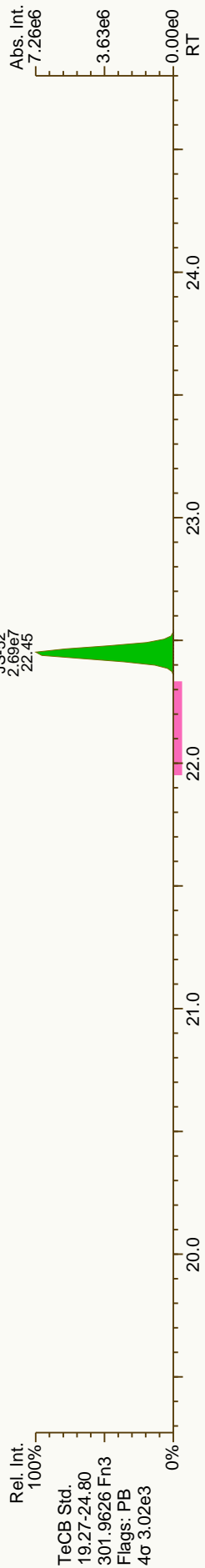
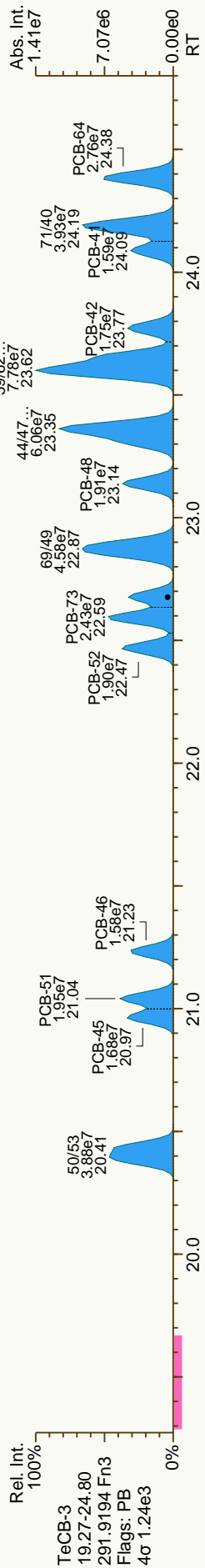




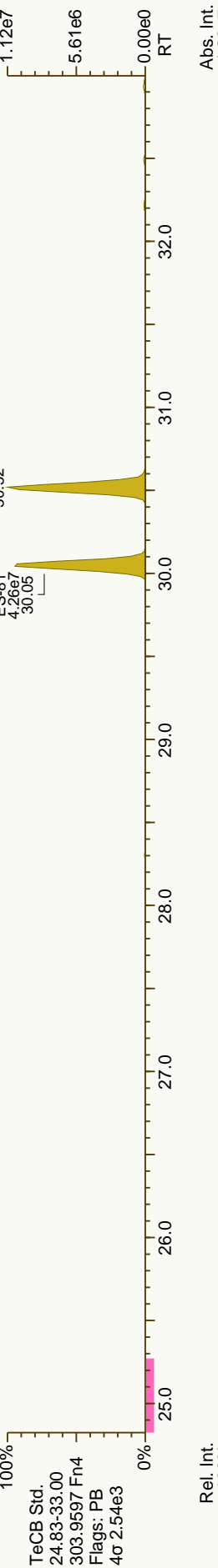
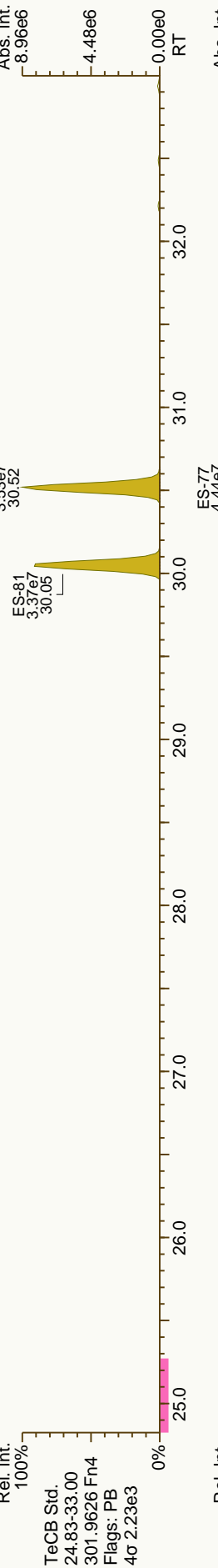
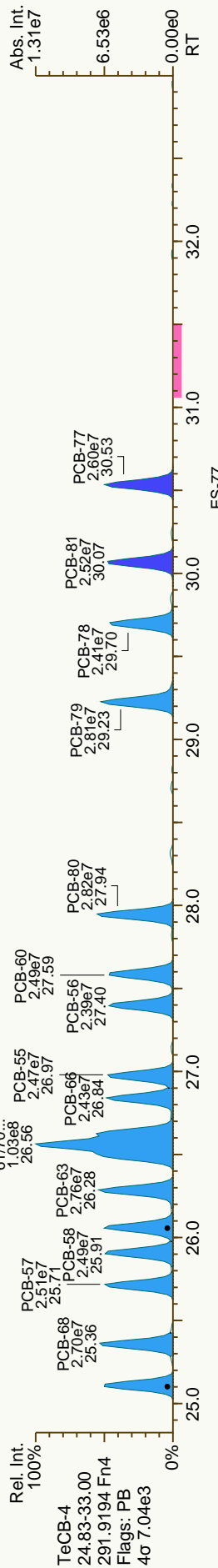
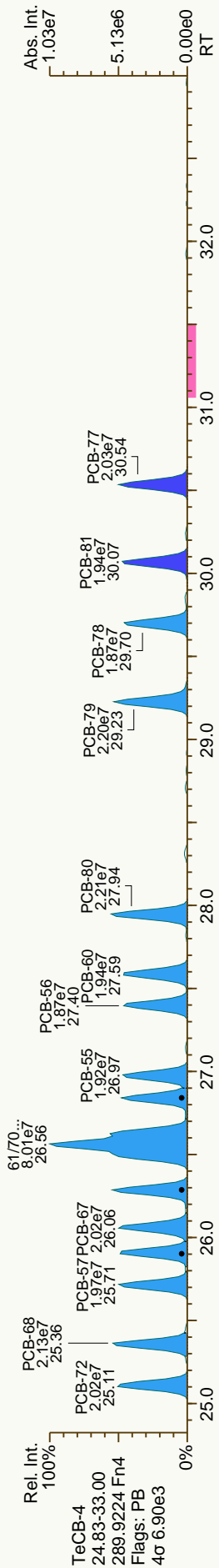


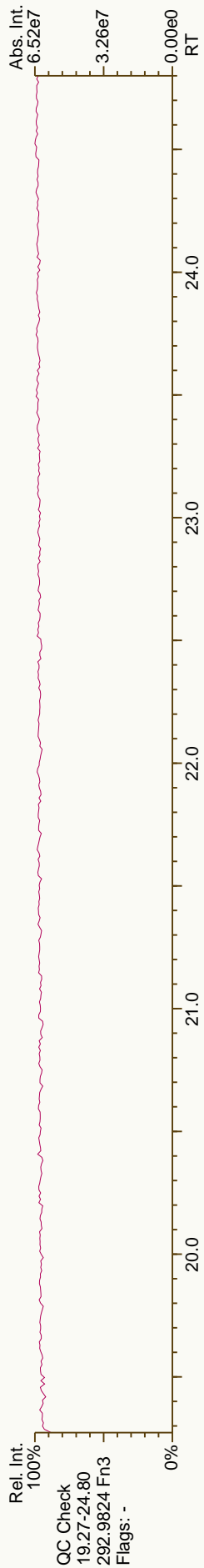
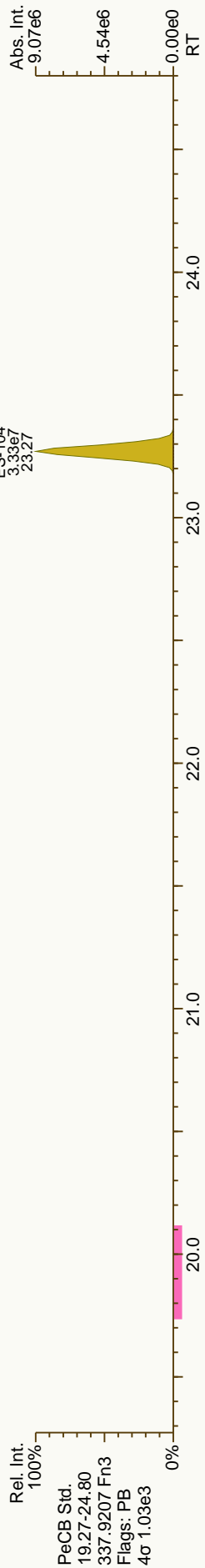
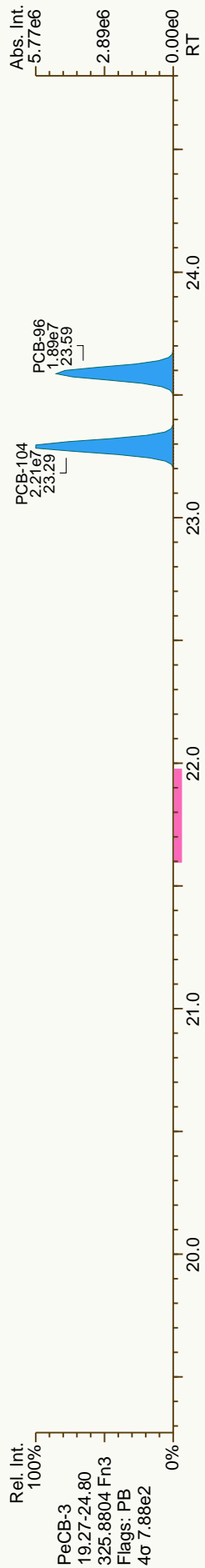
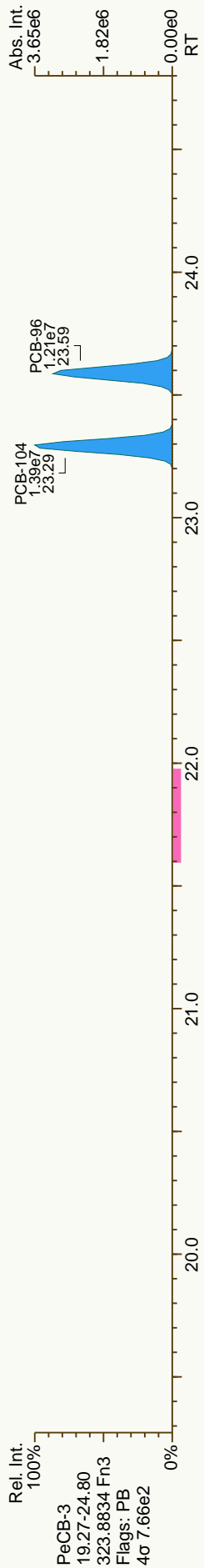


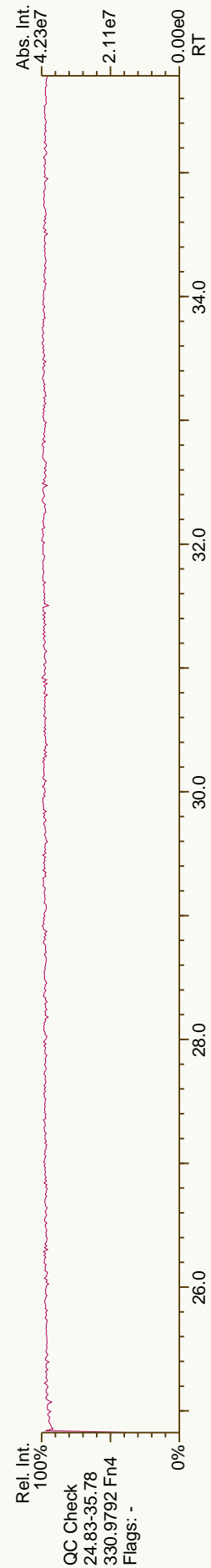
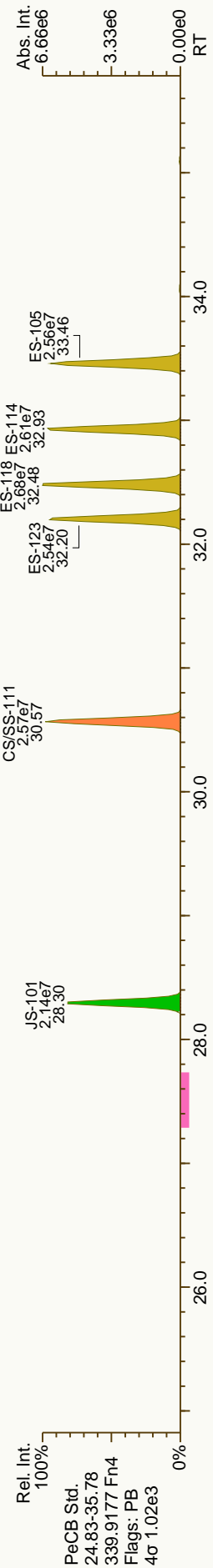
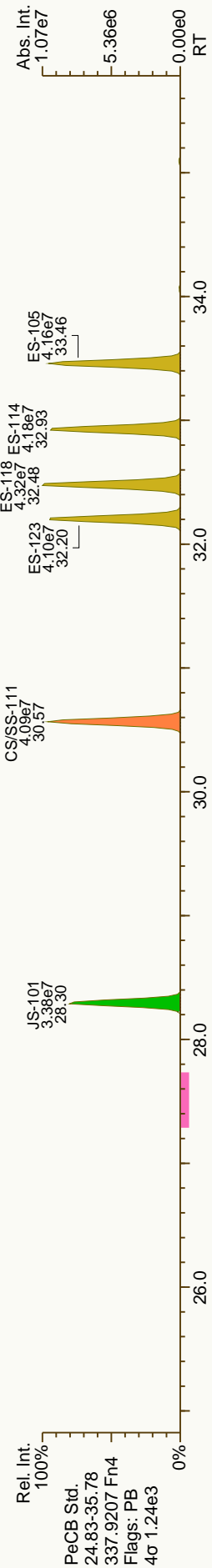

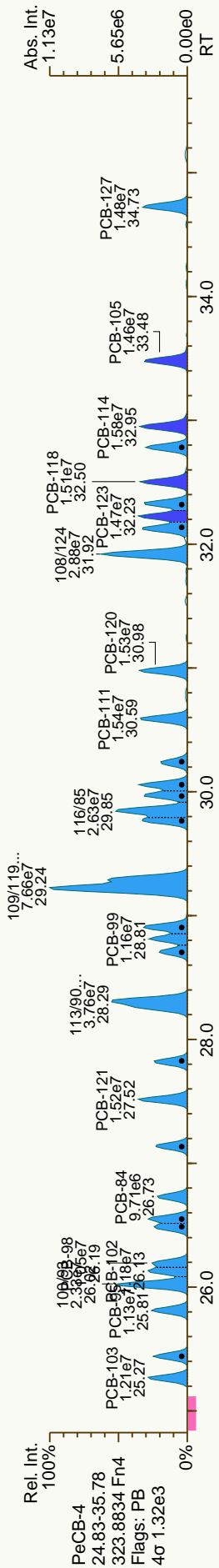


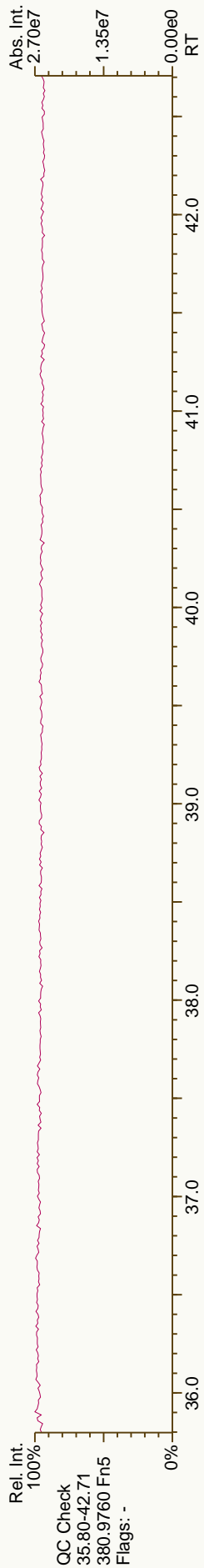
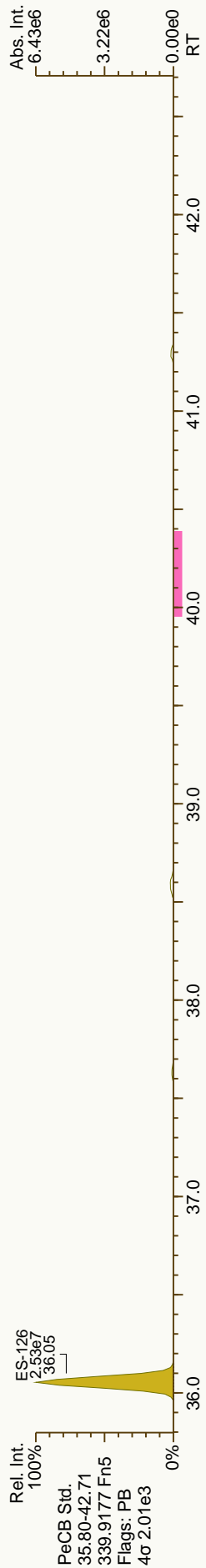
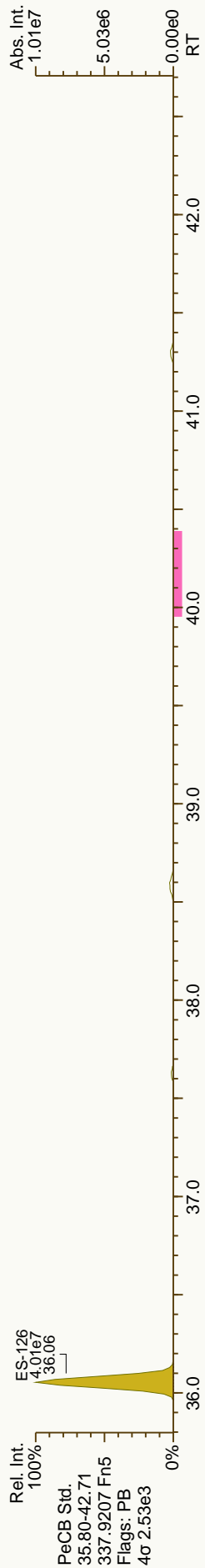
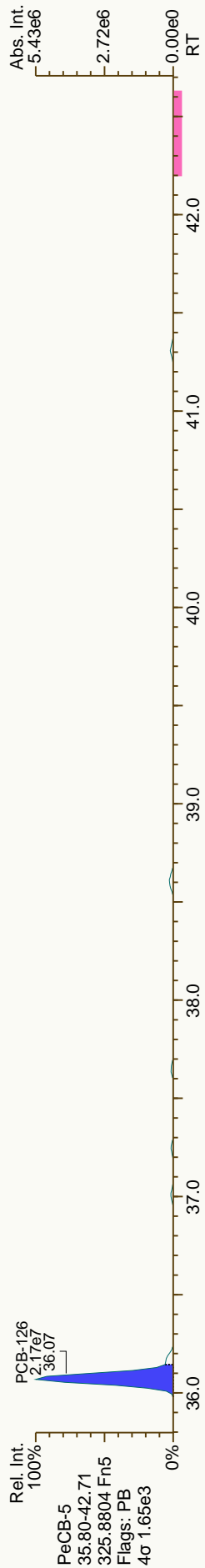
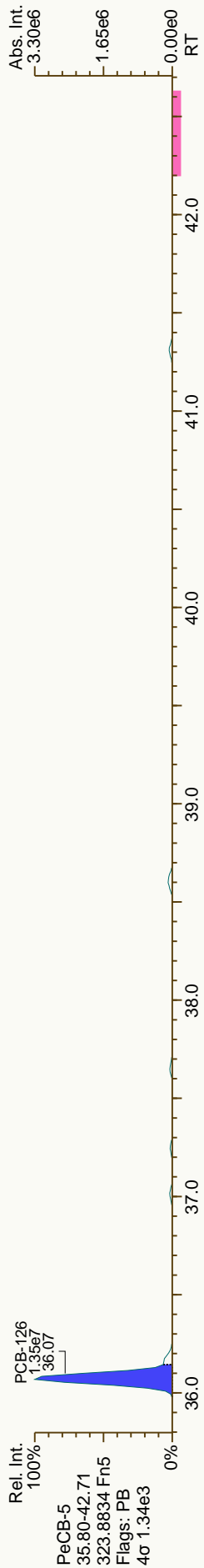



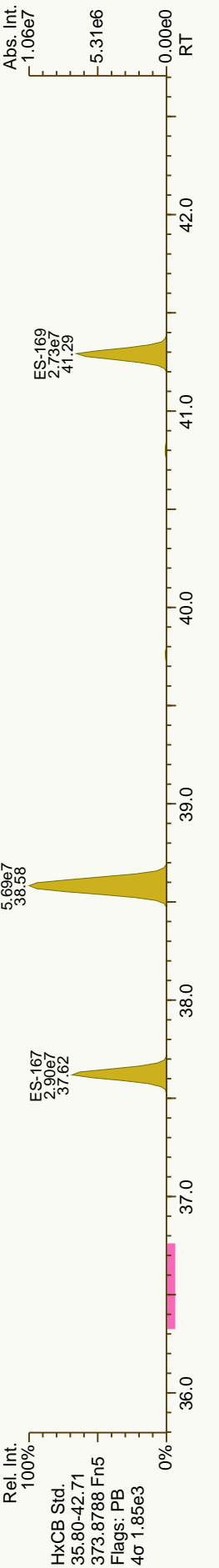
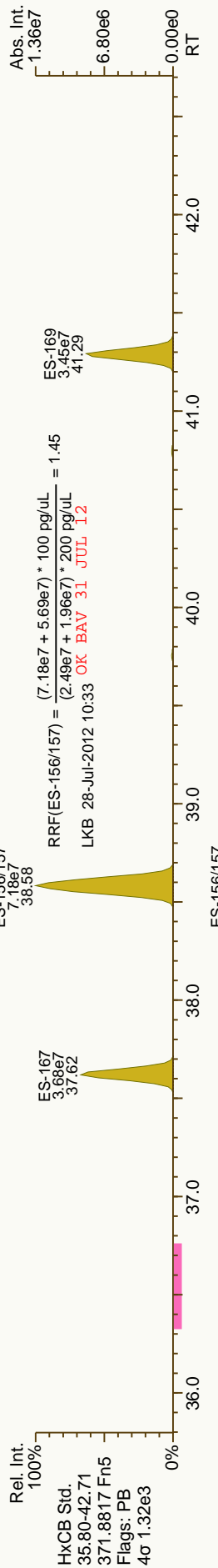
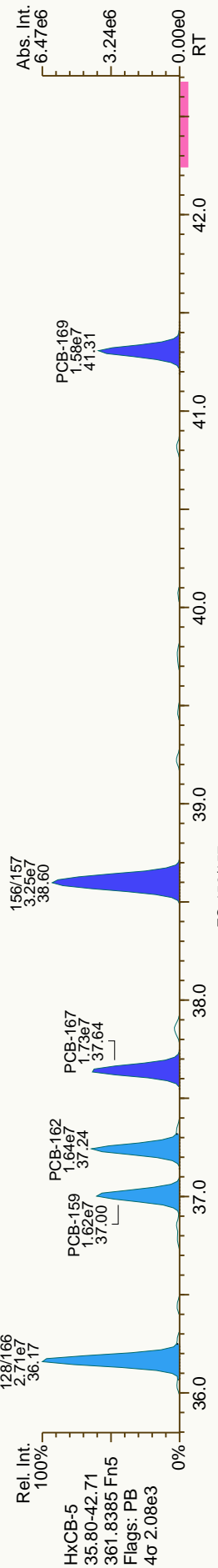
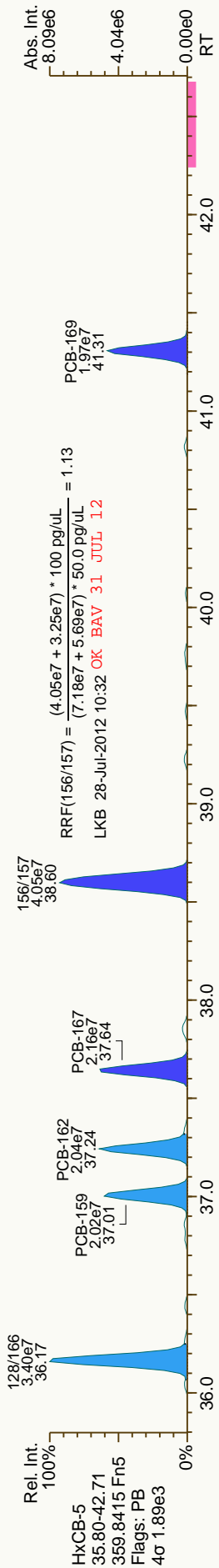


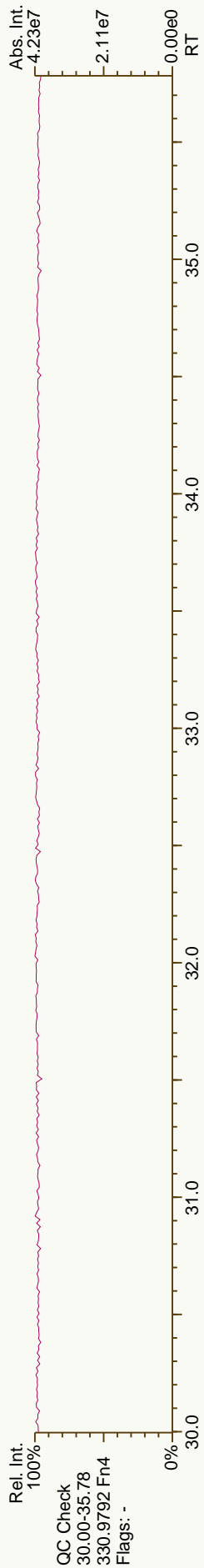
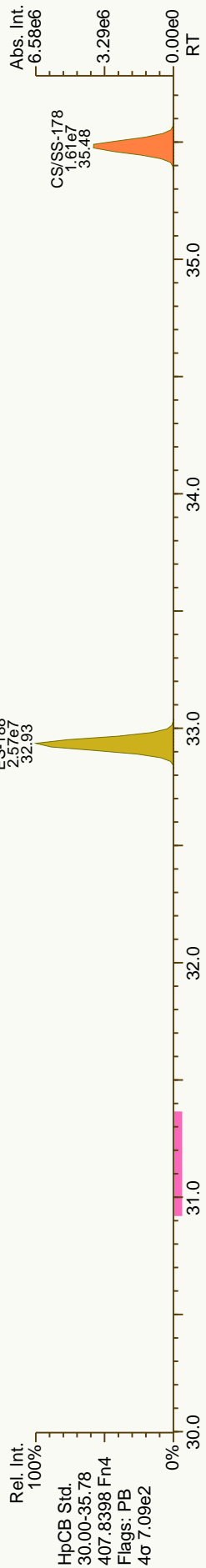
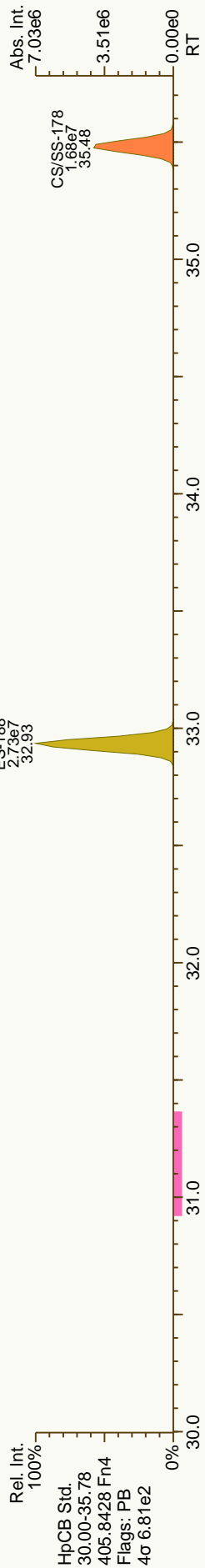
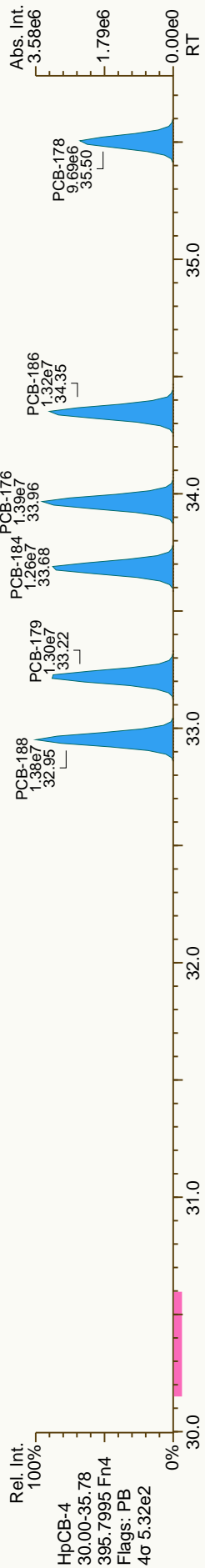
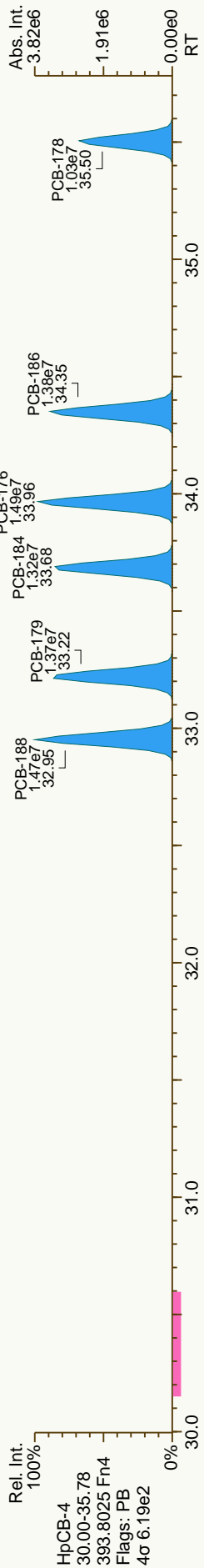


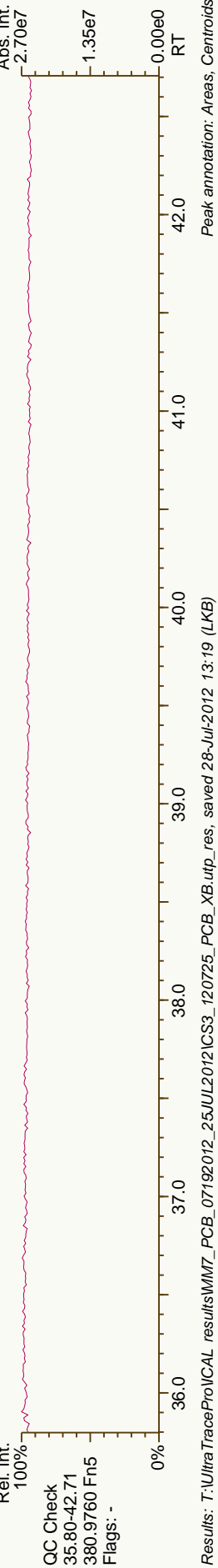
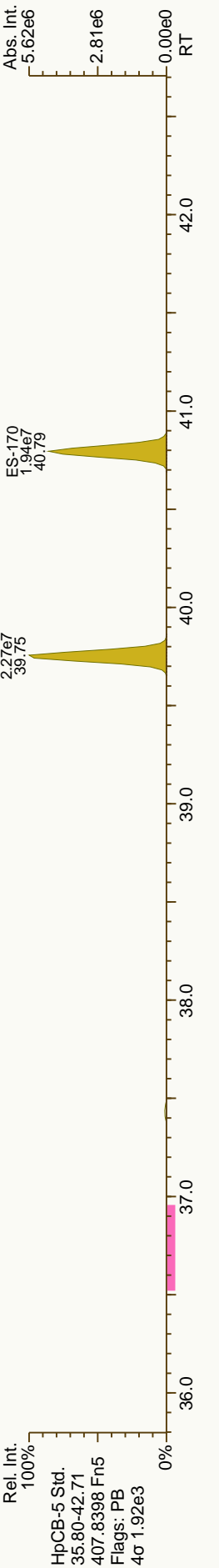
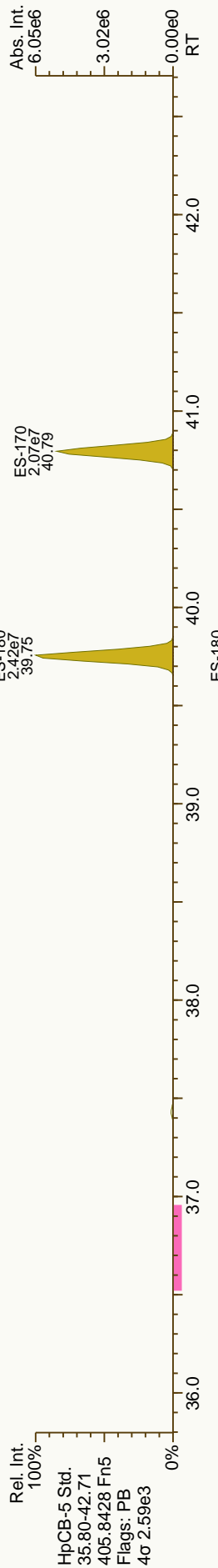
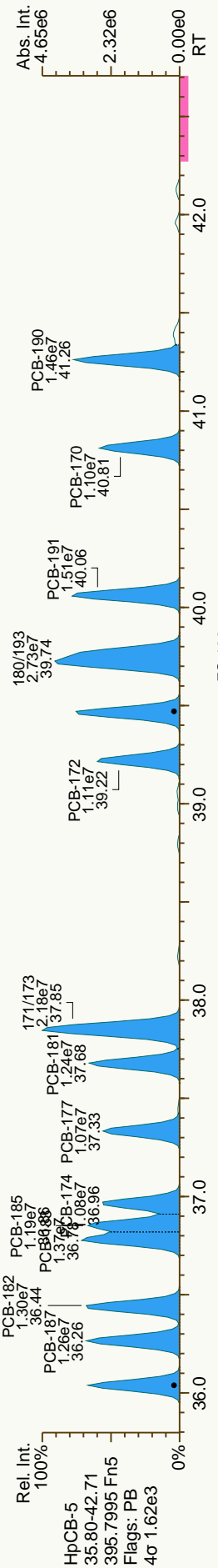
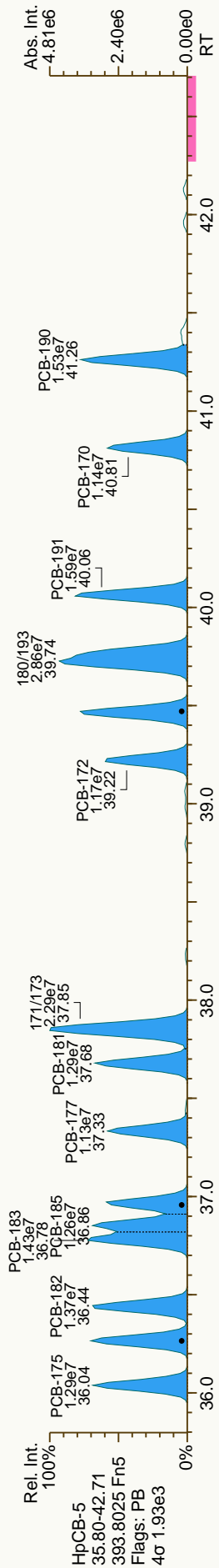



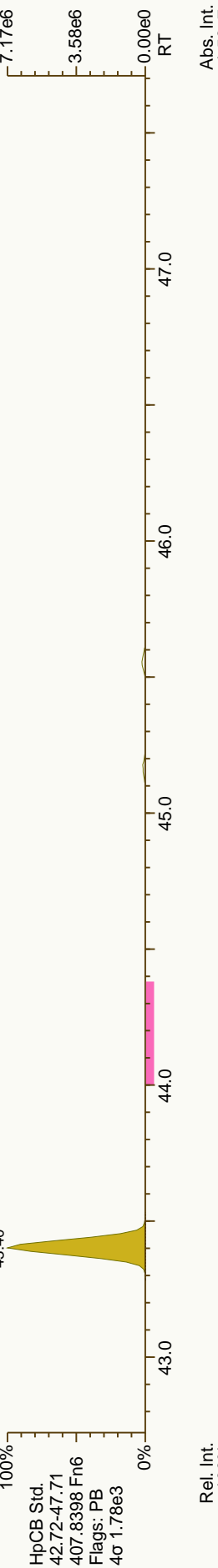
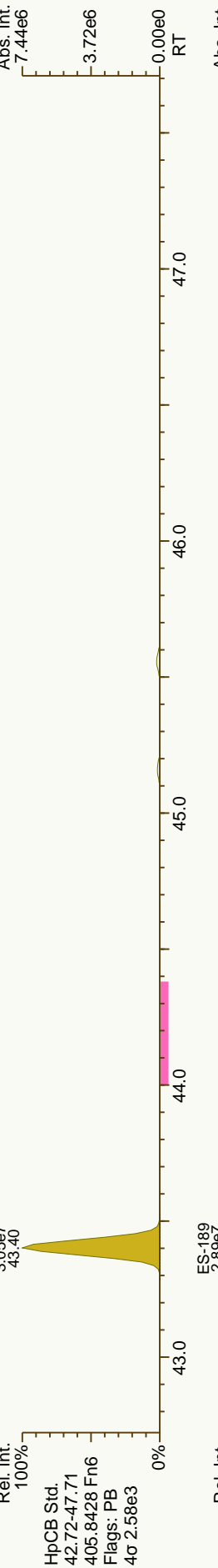
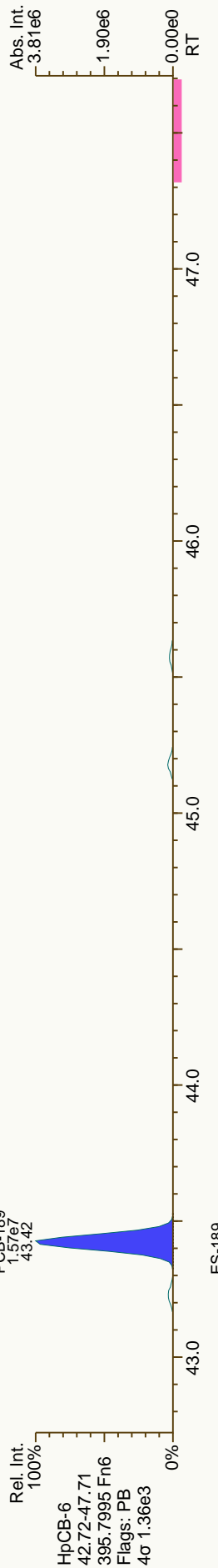
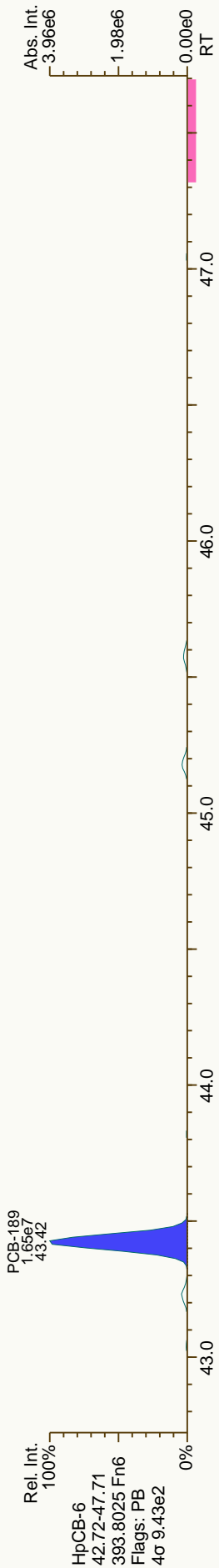


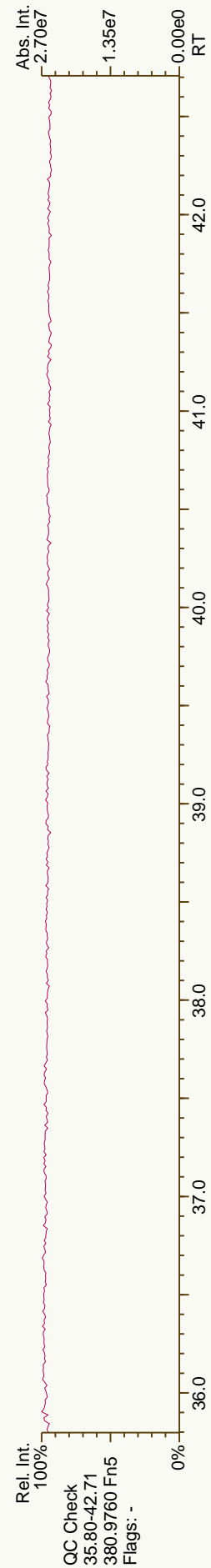
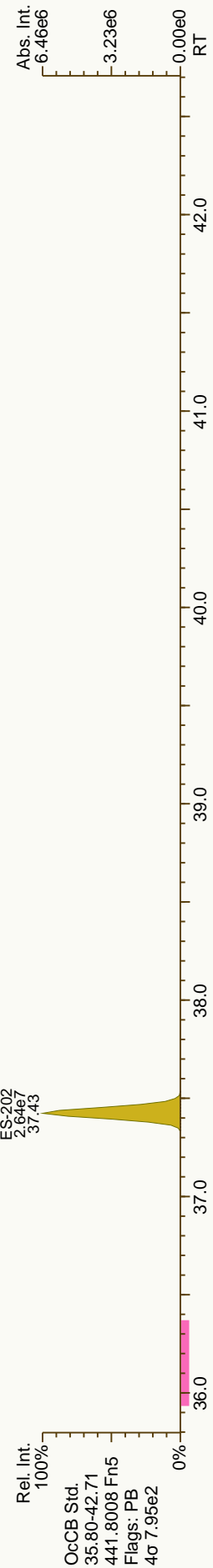
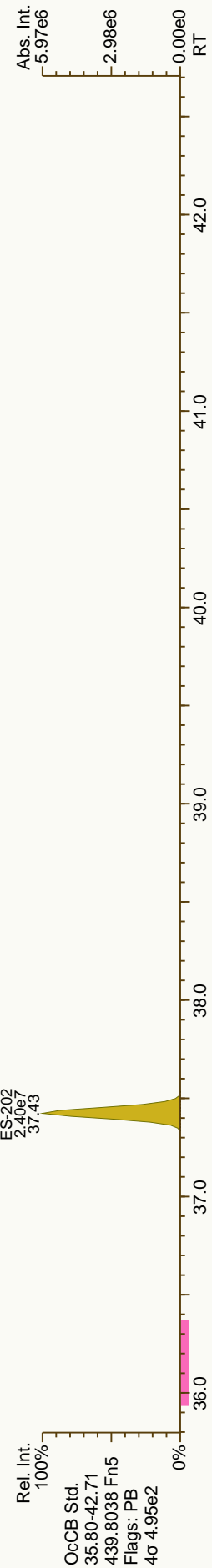
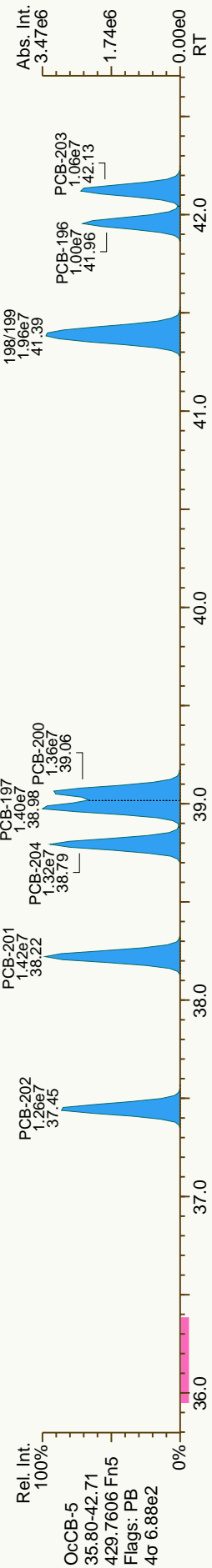
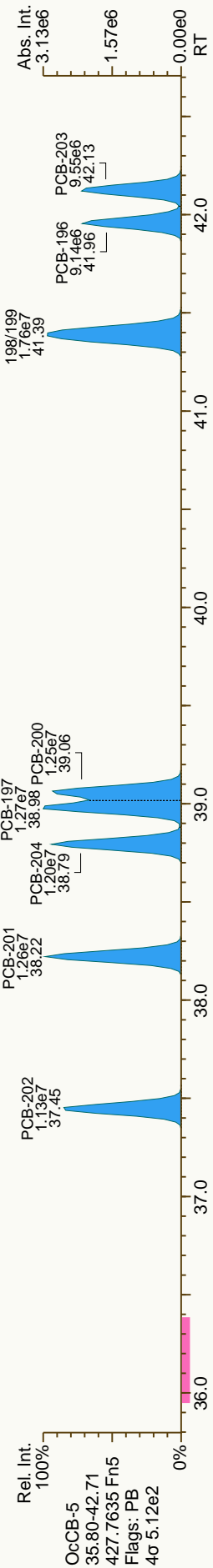


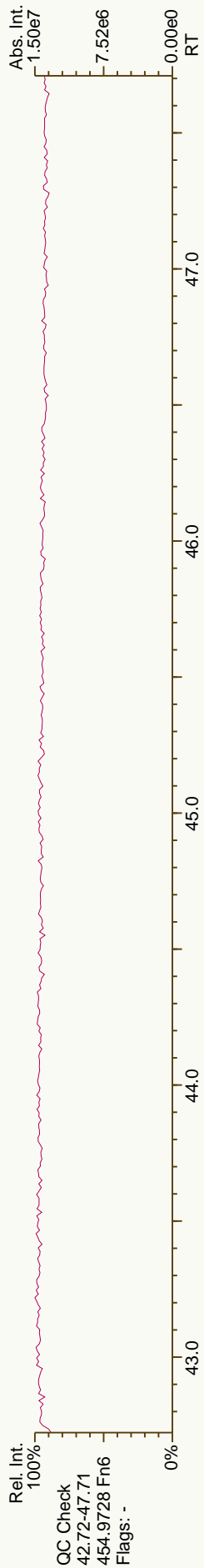
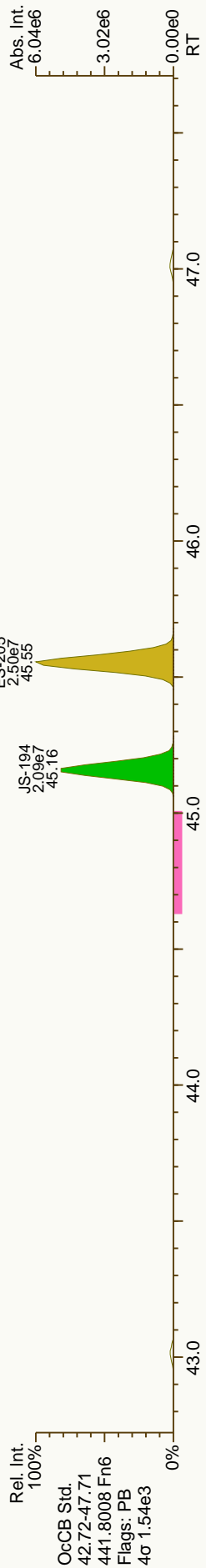
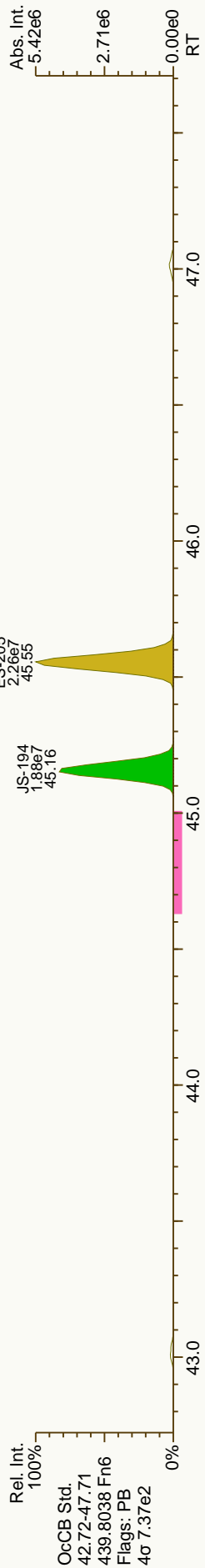
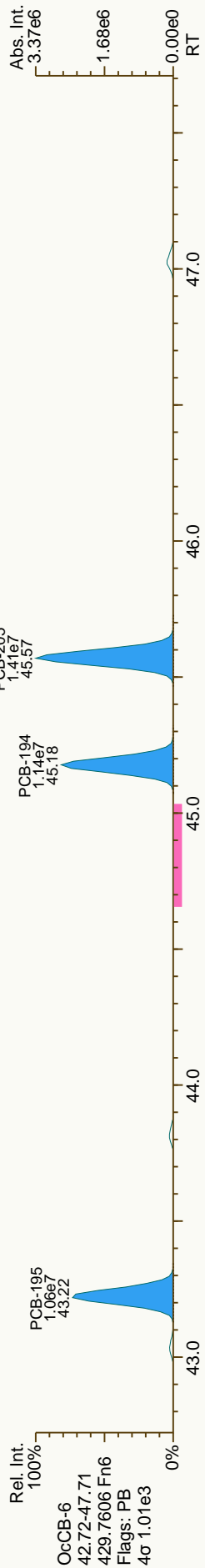
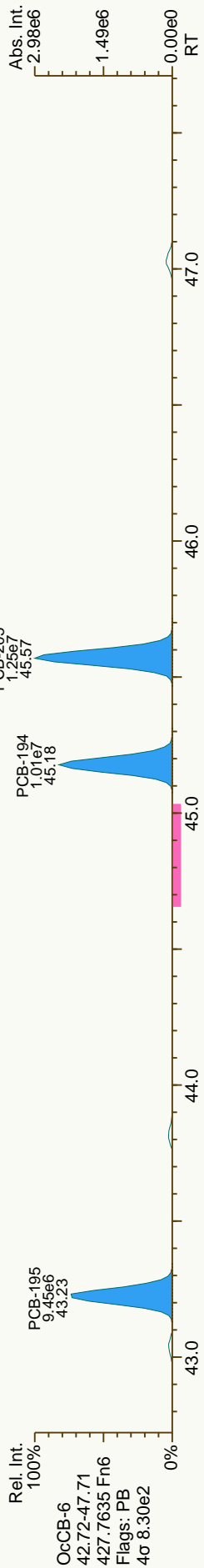



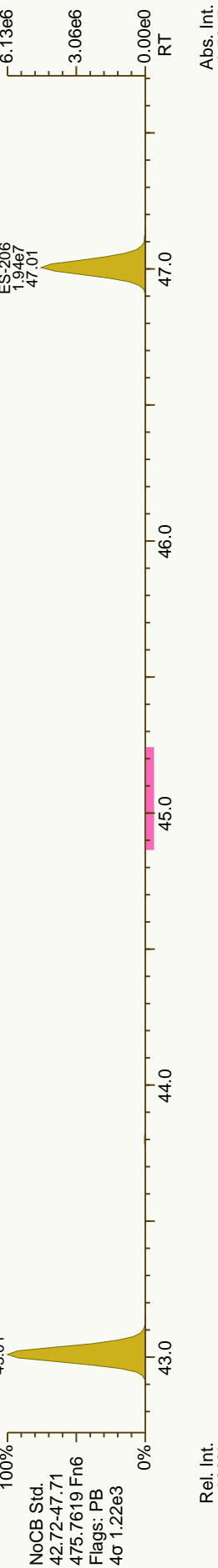
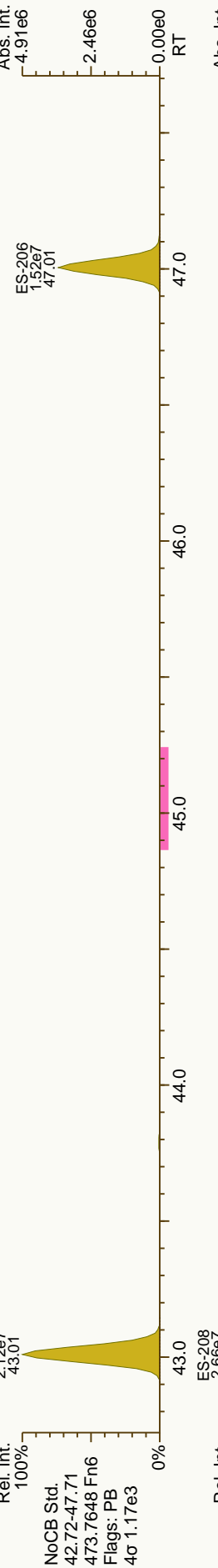
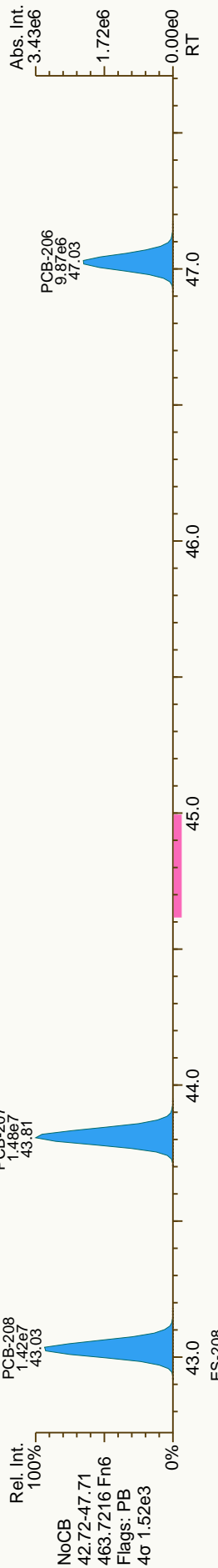
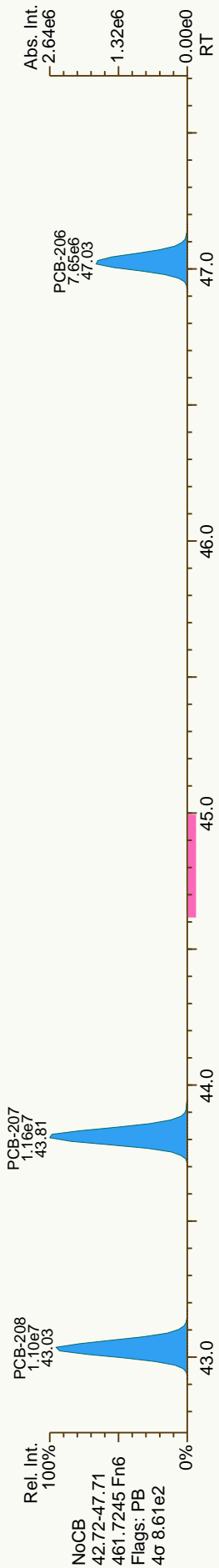



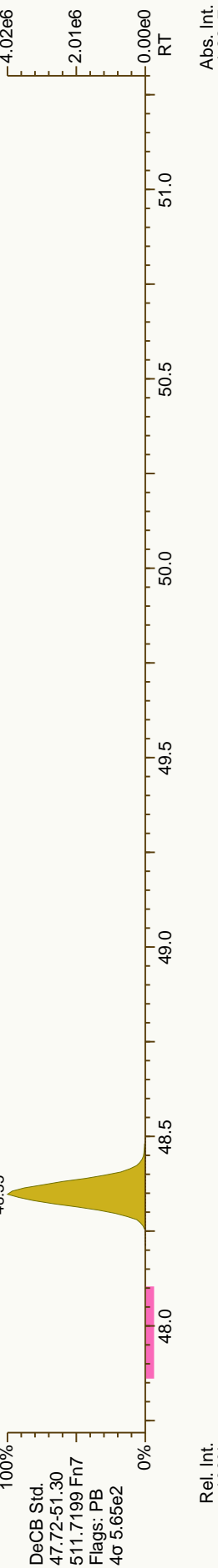
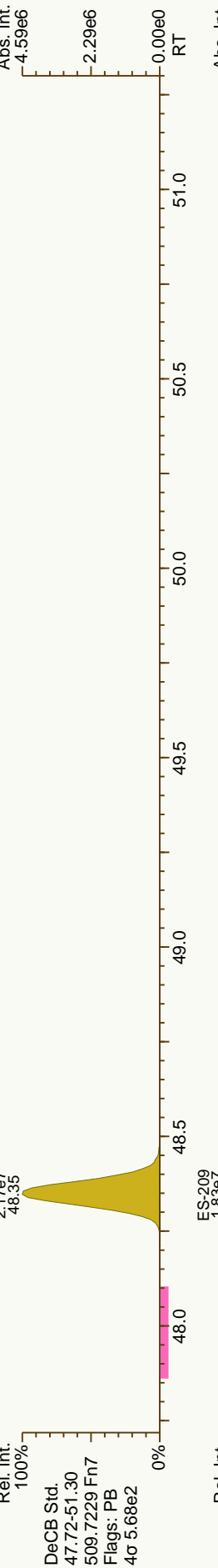
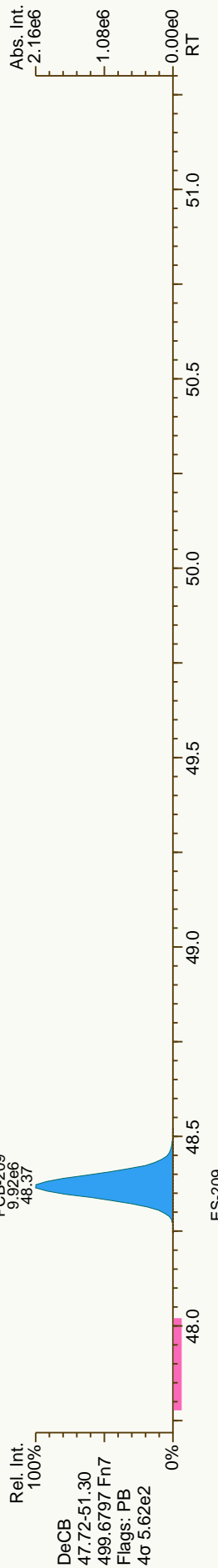
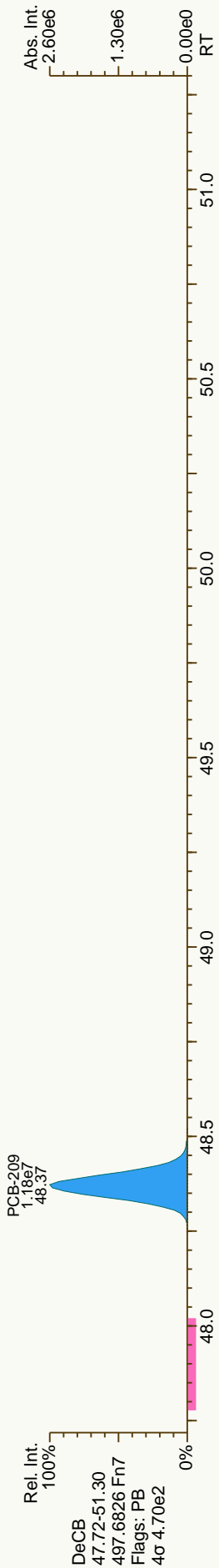












PCB QC Summary **SGS Analytical Perspectives** **Printed: 28-Jul-2012 10:14**

Lab ID: CS4_120725_PCB_XB
 Acquired: 26-JUL-2012 06:32
 Datafile: 120725X19
 ICAL: MM7_PCB_07132012_25JUL12

Name	RT	Response	RA	ICAL	RRF	Dev'n
PCB-77 33'44'-TeCB	30.55	4.04E+08	0.79 Y	1.13	1.20	5.6%
PCB-81 344'5'-TeCB	30.08	3.90E+08	0.77 Y	1.13	1.20	6.8%
PCB-105 233'44'-PeCB	33.50	3.31E+08	0.62 Y	1.09	1.16	6.2%
PCB-114 2344'5'-PeCB	32.96	3.56E+08	0.63 Y	1.16	1.22	5.3%
PCB-118 23'44'5'-PeCB	32.52	3.48E+08	0.63 Y	1.11	1.17	5.8%
PCB-123 2'344'5'-PeCB	32.24	3.62E+08	0.63 Y	1.19	1.26	6.2%
PCB-126 33'44'5'-PeCB	36.09	3.10E+08	0.63 Y	1.06	1.11	4.7%
PCB-156/157 233'44'5'/233'44'5'	38.61	6.44E+08	1.25 Y	1.11	1.16	4.6%
PCB-167 23'44'55'-HxCB	37.65	3.40E+08	1.24 Y	1.14	1.19	4.9%
PCB-169 33'44'55'-HxCB	41.32	3.17E+08	1.26 Y	1.11	1.16	4.6%
PCB-189 233'44'55'-HpCB	43.43	2.89E+08	1.05 Y	1.06	1.11	5.2%
PCB-209 DeCB	48.38	1.92E+08	1.18 Y	1.07	1.10	2.2%
ES PCB-1	10.65	1.18E+08	3.19 Y	1.08	1.06	-1.7%
ES PCB-3	12.70	1.20E+08	3.24 Y	1.08	1.07	-0.9%
ES PCB-4	12.93	5.34E+07	1.62 Y	0.49	0.48	-1.8%
ES PCB-15	18.24	1.26E+08	1.57 Y	1.11	1.13	1.8%
ES PCB-19	15.76	6.09E+07	1.07 Y	0.55	0.55	-1.3%
ES PCB-37	24.33	1.01E+08	1.06 Y	1.64	1.65	0.9%
ES PCB-54	18.49	5.58E+07	0.77 Y	0.94	0.91	-3.4%
ES PCB-77	30.53	8.44E+07	0.78 Y	1.35	1.37	2.0%
ES PCB-81	30.06	8.10E+07	0.79 Y	1.29	1.32	2.5%
ES PCB-104	23.29	5.68E+07	1.54 Y	0.99	0.98	-1.2%
ES PCB-105	33.47	7.12E+07	1.58 Y	1.23	1.23	-0.4%
ES PCB-114	32.94	7.28E+07	1.61 Y	1.25	1.26	0.8%
ES PCB-118	32.49	7.43E+07	1.60 Y	1.28	1.28	0.1%
ES PCB-123	32.22	7.17E+07	1.60 Y	1.22	1.24	1.5%
ES PCB-126	36.07	6.96E+07	1.58 Y	1.20	1.20	0.2%
ES PCB-153	34.07	5.40E+07	1.29 Y	1.14	1.12	-2.0%
ES PCB-155	28.14	7.08E+07	1.27 Y	1.50	1.46	-2.1%
ES PCB-156/157	38.59	1.39E+08	1.28 Y	1.45	1.44	-1.1%
ES PCB-167	37.63	7.14E+07	1.27 Y	1.49	1.48	-1.0%
ES PCB-169	41.30	6.83E+07	1.27 Y	1.40	1.41	0.6%
ES PCB-170	40.80	4.36E+07	1.06 Y	1.00	1.01	0.4%
ES PCB-180	39.76	5.04E+07	1.07 Y	1.16	1.16	0.3%
ES PCB-188	32.94	5.63E+07	1.07 Y	1.18	1.17	-1.0%
ES PCB-189	43.42	6.51E+07	1.03 Y	1.49	1.50	1.0%
ES PCB-202	37.44	5.45E+07	0.90 Y	1.14	1.13	-0.7%
ES PCB-205	45.56	5.25E+07	0.90 Y	1.20	1.21	0.7%
ES PCB-206	47.02	3.81E+07	0.79 Y	0.87	0.88	1.0%
ES PCB-208	43.02	5.18E+07	0.79 Y	1.19	1.20	0.4%
ES PCB-209	48.36	4.37E+07	1.20 Y	1.00	1.01	0.5%

PCB QC Summary **SGS Analytical Perspectives** **Printed: 28-Jul-2012 10:14**

Lab ID: Cs4_120725_PCB_XB ICAL: MM7_PCB_07132012_25JUL12
 Acquired: 26-JUL-2012 06:32
 Datafile: 120725X19

Name	RT	Response	RA	ICAL	RRF	Dev'n
SS PCB-28	20.89	1.08E+08	1.06 Y	1.07	1.07	-0.5%
SS PCB-111	30.58	7.13E+07	1.59 Y	1.01	1.00	-1.0%
SS PCB-178	35.49	3.54E+07	1.06 Y	0.63	0.63	0.0%
CS PCB-28	20.89	1.08E+08	1.06 Y	1.76	1.77	0.5%
CS PCB-111	30.58	7.13E+07	1.59 Y	1.23	1.23	0.5%
CS PCB-178	35.49	3.54E+07	1.06 Y	0.74	0.73	-1.1%
JS PCB-9	14.75	1.11E+08	1.58 Y	-	-	-
JS PCB-52	22.46	6.14E+07	0.80 Y	-	-	-
JS PCB-101	28.31	5.79E+07	1.61 Y	-	-	-
JS PCB-138	35.11	4.83E+07	1.28 Y	-	-	-
JS PCB-194	45.17	4.34E+07	0.91 Y	-	-	-
PCB-1 2-MoCB	10.66	5.29E+08	3.21 Y	1.03	1.12	8.1%
PCB-3 4-MoCB	12.72	5.38E+08	3.18 Y	1.04	1.12	7.7%
PCB-4 22'-DiCB	12.94	2.66E+08	1.60 Y	1.17	1.24	6.2%
PCB-15 44'-DiCB	18.26	5.72E+08	1.58 Y	1.08	1.14	5.0%
PCB-19 22'6'-TriCB	15.78	2.85E+08	1.06 Y	1.09	1.17	6.8%
PCB-37 344'-TriCB	24.35	4.68E+08	1.05 Y	1.10	1.15	4.4%
PCB-54 22'66'-TeCB	18.51	2.91E+08	0.79 Y	1.21	1.30	7.8%
PCB-104 22'466'-PeCB	23.31	2.98E+08	0.63 Y	1.25	1.31	4.5%
PCB-153 22'44'55'-HxCB	34.12	5.61E+08	1.27 Y	1.22	1.30	6.5%
PCB-155 22'44'66'-HxCB	28.16	3.26E+08	1.27 Y	1.09	1.15	5.6%
PCB-170 22'33'44'5'-HpCB	40.82	1.97E+08	1.05 Y	1.07	1.13	5.3%
PCB-180 22'344'55'-HpCB	39.75	4.93E+08	1.06 Y	1.16	1.22	5.5%
PCB-188 22'34'566'-HpCB	32.97	2.48E+08	1.05 Y	1.03	1.10	6.3%
PCB-202 22'33'55'66'-OcCB	37.46	2.09E+08	0.90 Y	0.91	0.96	4.8%
PCB-205 233'44'55'6'-OcCB	45.58	2.39E+08	0.90 Y	1.09	1.14	4.7%
PCB-208 22'33'455'66'-NoCB	43.04	2.24E+08	0.78 Y	1.02	1.08	6.2%
PCB-206 22'33'44'55'6'-NoCB	47.04	1.58E+08	0.78 Y	0.98	1.04	6.1%

PCB QC Summary - Ax2 Detail

ICAL: MM7_PCB_07132012_25JUL12

Lab ID: CS4_120725_PCB_XB
 Acquired: 26-JUL-2012 06:32
 Datafile: 120725X19

Name	RT	Response	RA	ICAL	RRF	Dev'n
PCB-1 2-MoCB	10.66	5.29E+08	3.21 Y	1.03	1.12	8.1%
PCB-2 3-MoCB	12.55	5.43E+08	3.21 Y	1.04	1.14	8.9%
PCB-3 4-MoCB	12.72	5.38E+08	3.18 Y	1.04	1.12	7.7%
PCB-4 22'-DiCB	12.94	2.66E+08	1.60 Y	1.17	1.24	6.2%
PCB-10 26-DiCB	13.11	4.13E+08	1.61 Y	1.83	1.93	5.5%
PCB-9 25-DiCB	14.77	4.76E+08	1.58 Y	0.89	0.95	5.6%
PCB-7 24-DiCB	14.92	5.47E+08	1.60 Y	1.02	1.08	5.9%
PCB-6 23'-DiCB	15.13	5.09E+08	1.59 Y	0.95	1.01	6.5%
PCB-5 23-DiCB	15.40	5.14E+08	1.59 Y	0.97	1.02	4.8%
PCB-8 24'-DiCB	15.52	5.29E+08	1.58 Y	0.98	1.05	6.8%
PCB-14 35-DiCB	16.98	6.18E+08	1.59 Y	1.16	1.23	5.8%
PCB-11 33'-DiCB	17.71	5.37E+08	1.60 Y	1.00	1.07	6.7%
PCB-13/12 34'-/34-DiCB	17.99	1.10E+09	1.59 Y	1.02	1.09	7.0%
PCB-15 44'-DiCB	18.26	5.72E+08	1.58 Y	1.08	1.14	5.0%
PCB-19 22'6-TrCB	15.78	2.85E+08	1.06 Y	1.09	1.17	6.8%
PCB-30/18 246-/22'5-TrCB	17.44	7.70E+08	1.06 Y	1.46	1.58	8.2%
PCB-17 22'4-TrCB	17.82	3.31E+08	1.06 Y	1.25	1.36	8.5%
PCB-27 23'6-TrCB	18.00	4.49E+08	1.06 Y	1.69	1.84	9.0%
PCB-24 236-TrCB	18.12	4.19E+08	1.06 Y	1.63	1.72	5.1%
PCB-16 22'3-TrCB	18.21	2.64E+08	1.06 Y	0.95	1.08	13.4%
PCB-32 24'6-TrCB	18.67	4.65E+08	1.06 Y	1.79	1.91	6.7%
PCB-34 2'35-TrCB	19.78	4.47E+08	1.05 Y	1.05	1.10	5.2%
PCB-23 235-TrCB	19.92	4.52E+08	1.04 Y	1.06	1.11	5.4%
PCB-26/29 23'5-/24'5-TrCB	20.19	9.23E+08	1.05 Y	1.09	1.14	4.9%
PCB-25 23'4-TrCB	20.38	4.61E+08	1.05 Y	1.07	1.14	5.9%
PCB-31 24'5-TrCB	20.65	4.76E+08	1.04 Y	1.11	1.17	5.7%
PCB-28/20 244'-/233'-TrCB	20.92	9.09E+08	1.04 Y	1.07	1.12	5.0%
PCB-21/33 234-/2'34-TrCB	21.09	9.43E+08	1.05 Y	1.09	1.16	6.4%
PCB-22 234'-TrCB	21.45	4.32E+08	1.04 Y	1.02	1.07	4.9%
PCB-36 33'5-TrCB	22.80	4.80E+08	1.05 Y	1.13	1.18	5.0%
PCB-39 34'5-TrCB	23.11	5.02E+08	1.04 Y	1.17	1.24	6.3%
PCB-38 345-TrCB	23.61	4.53E+08	1.04 Y	1.03	1.12	8.1%
PCB-35 334-TrCB	24.00	4.42E+08	1.05 Y	1.04	1.09	4.9%
PCB-37 344'-TrCB	24.35	4.68E+08	1.05 Y	1.10	1.15	4.4%
PCB-54 22'66-TeCB	18.51	2.91E+08	0.79 Y	1.21	1.30	7.8%
PCB-50/53 22'46-/22'56-TeCB	20.42	5.79E+08	0.79 Y	0.86	0.89	4.3%
PCB-45 22'36-TeCB	20.98	2.51E+08	0.78 Y	0.73	0.77	5.8%
PCB-51 22'46'-TeCB	21.05	3.01E+08	0.80 Y	0.88	0.93	5.8%
PCB-46 22'36'-TeCB	21.25	2.37E+08	0.79 Y	0.70	0.73	5.4%
PCB-52 22'55'-TeCB	22.48	2.81E+08	0.79 Y	0.84	0.87	3.0%
PCB-73 23'56TeCB	22.61	3.60E+08	0.79 Y	1.09	1.11	1.9%
PCB-43 22'35-TeCB	22.69	2.52E+08	0.80 Y	0.72	0.78	7.4%
PCB-69/49 23'46-/22'45TeCB	22.89	6.89E+08	0.79 Y	1.01	1.06	5.0%

PCB QC Summary - Ax2 Detail

Printed: 28-Jul-2012 10:14

Lab ID: CS4_120725_PCB_XB
 Acquired: 26-JUL-2012 06:32
 Datafile: 120725X19

ICAL: MM7_PCB_07132012_25JUL12

Name	RT	Response	RA	ICAL	RRF	Dev'n
PCB-48 22'45'-TeCB	23.15	2.89E+08	0.79 Y	0.85	0.89	5.0%
PCB-44/47/65 22'35'-/22'44'-	23.36	9.15E+08	0.79 Y	0.89	0.94	5.7%
PCB-59/62/75 23'36'-/23'46'-/24	23.63	1.18E+09	0.79 Y	1.14	1.22	6.7%
PCB-42 22'34'-TeCB	23.79	2.64E+08	0.80 Y	0.77	0.81	5.5%
PCB-41 22'34'-TeCB	24.10	2.36E+08	0.78 Y	0.73	0.73	0.2%
PCB-71/40 23'46'/22'33'-TeCB	24.20	5.96E+08	0.79 Y	0.87	0.92	6.2%
PCB-64 23'46'-TeCB	24.40	4.16E+08	0.79 Y	1.24	1.28	3.8%
PCB-72 23'55'-TeCB	25.12	3.93E+08	0.79 Y	1.14	1.21	6.0%
PCB-68 23'45'-TeCB	25.37	4.18E+08	0.79 Y	1.21	1.29	6.6%
PCB-57 23'35'-TeCB	25.73	3.76E+08	0.78 Y	1.11	1.16	5.1%
PCB-58 23'35'-TeCB	25.92	3.78E+08	0.79 Y	1.10	1.17	6.1%
PCB-67 23'45'-TeCB	26.07	4.00E+08	0.78 Y	1.16	1.23	6.4%
PCB-63 23'45'-TeCB	26.30	4.17E+08	0.78 Y	1.22	1.29	6.0%
PCB-61/70/74/76 23'45'-/23'4'5	26.58	1.57E+09	0.78 Y	1.13	1.21	7.3%
PCB-66 23'44'-TeCB	26.85	3.66E+08	0.78 Y	1.08	1.13	5.1%
PCB-55 23'34'-TeCB	26.99	3.77E+08	0.78 Y	1.10	1.16	6.0%
PCB-56 23'34'-TeCB	27.41	3.62E+08	0.78 Y	1.06	1.12	5.9%
PCB-60 23'44'-TeCB	27.60	3.84E+08	0.79 Y	1.11	1.18	6.6%
PCB-80 33'55'-TeCB	27.96	4.32E+08	0.79 Y	1.25	1.33	6.4%
PCB-79 33'45'-TeCB	29.24	4.39E+08	0.78 Y	1.23	1.36	9.9%
PCB-78 33'45'-TeCB	29.71	3.70E+08	0.77 Y	1.08	1.14	5.7%
PCB-104 22'466'-PeCB	23.31	2.98E+08	0.63 Y	1.25	1.31	4.5%
PCB-96 22'366'-PeCB	23.60	2.60E+08	0.63 Y	1.08	1.14	6.5%
PCB-103 22'45'6'-PeCB	25.28	2.65E+08	0.63 Y	0.90	0.93	2.7%
PCB-94 22'356'-PeCB	25.46	2.32E+08	0.62 Y	0.78	0.81	4.2%
PCB-95 22'35'6'-PeCB	25.83	2.47E+08	0.63 Y	0.83	0.86	4.4%
PCB-100/93 22'44'6'-/22'356'-P	26.04	4.92E+08	0.63 Y	0.84	0.86	1.7%
PCB-102 22'456'-PeCB	26.14	2.81E+08	0.63 Y	0.90	0.98	8.9%
PCB-98 22'3'46'-PeCB	26.21	2.30E+08	0.63 Y	0.77	0.80	3.9%
PCB-88 22'346'-PeCB	26.50	2.39E+08	0.63 Y	0.79	0.83	5.2%
PCB-91 22'34'6'-PeCB	26.57	2.64E+08	0.63 Y	0.88	0.92	4.7%
PCB-84 22'33'6'-PeCB	26.74	2.13E+08	0.62 Y	0.71	0.74	4.5%
PCB-89 22'346'-PeCB	27.15	2.26E+08	0.63 Y	0.76	0.79	3.6%
PCB-121 23'45'6'-PeCB	27.53	3.39E+08	0.63 Y	1.14	1.18	3.3%
PCB-92 22'355'-PeCB	27.83	2.39E+08	0.63 Y	0.80	0.84	4.4%
PCB-113/90/101 23'35'6'-/22'3	28.31	8.36E+08	0.63 Y	0.93	0.97	4.0%
PCB-83 22'335'-PeCB	28.72	2.03E+08	0.62 Y	0.71	0.71	-0.5%
PCB-99 22'44'5'-PeCB	28.83	2.76E+08	0.63 Y	0.87	0.96	10.6%
PCB-112 23'35'6'-PeCB	28.92	3.25E+08	0.63 Y	1.13	1.13	0.7%
PCB-108/119/86/97/125/87 233	29.26	1.71E+09	0.63 Y	0.95	0.99	4.5%
PCB-117 23'4'56'-PeCB	29.78	3.04E+08	0.62 Y	1.04	1.06	2.2%
PCB-116/85 23'456'-/22'344'-Pe	29.86	5.85E+08	0.63 Y	0.97	1.02	5.0%
PCB-110 23'3'4'6'-PeCB	29.99	3.09E+08	0.63 Y	1.02	1.08	5.5%

PCB QC Summary - Ax2 Detail

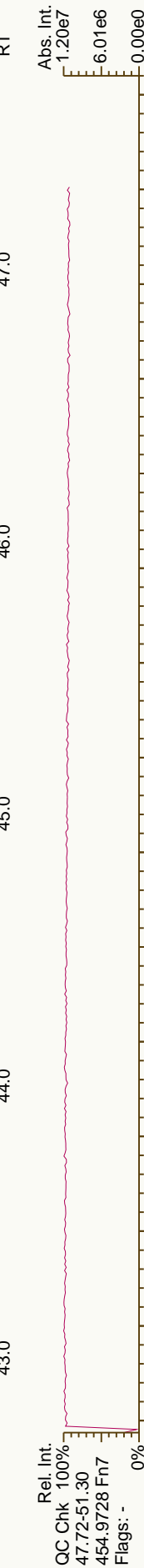
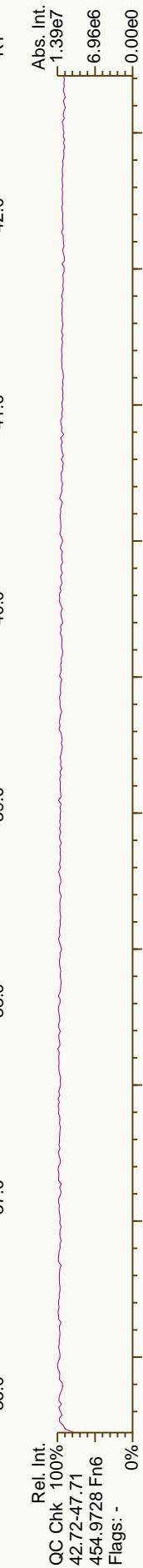
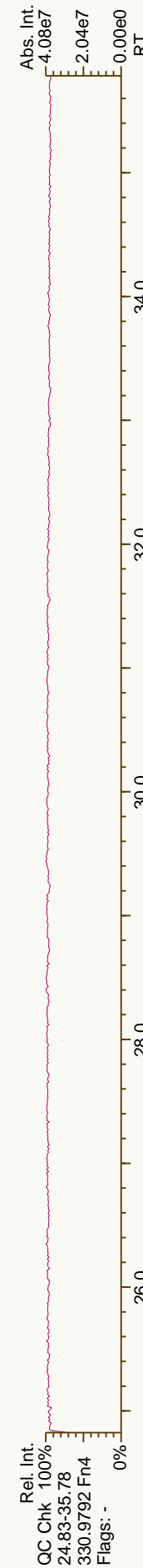
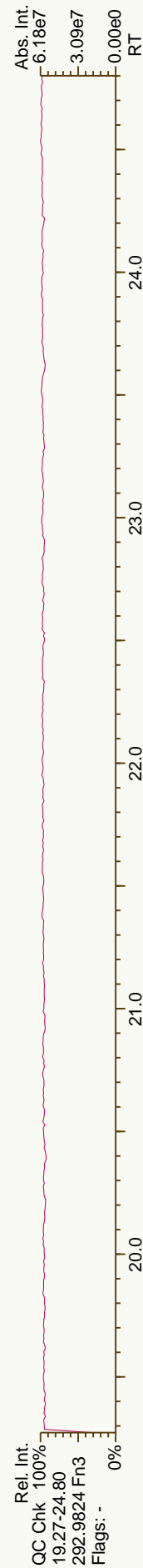
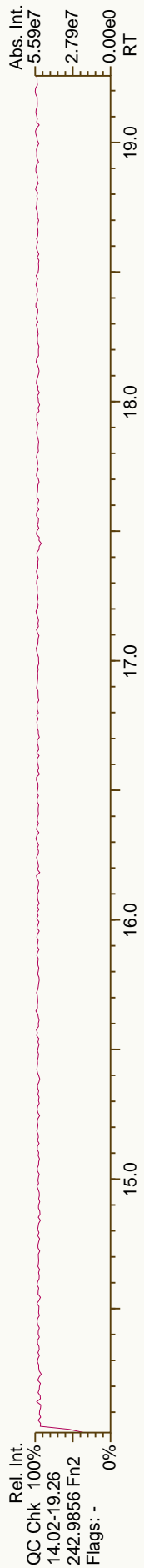
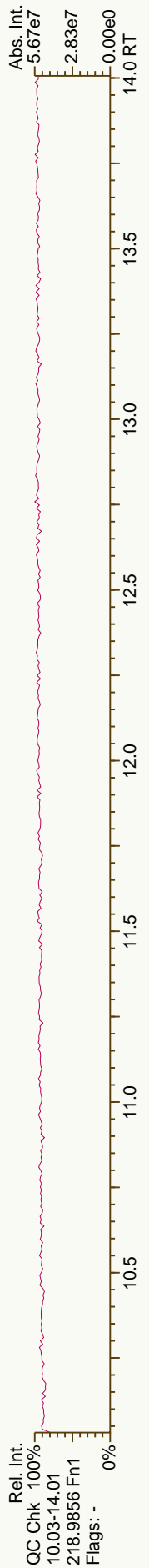
Lab ID: CS4_120725_PCB_XB
 Acquired: 26-JUL-2012 06:32
 Datafile: 120725X19

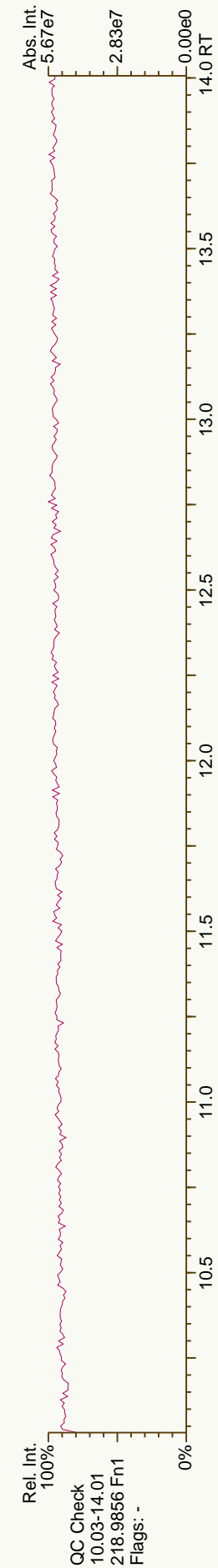

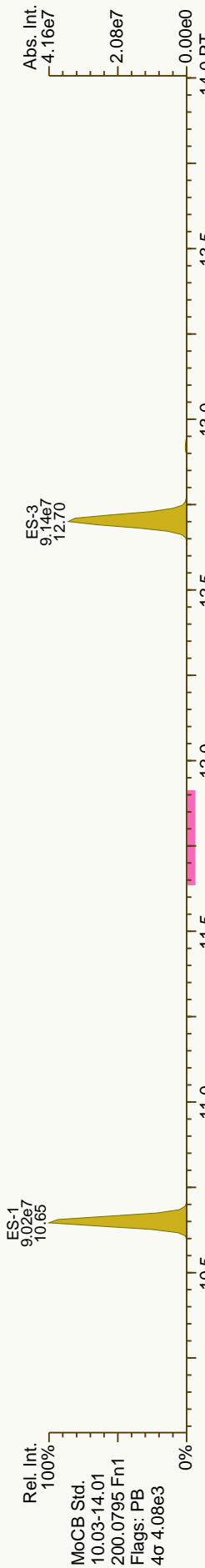
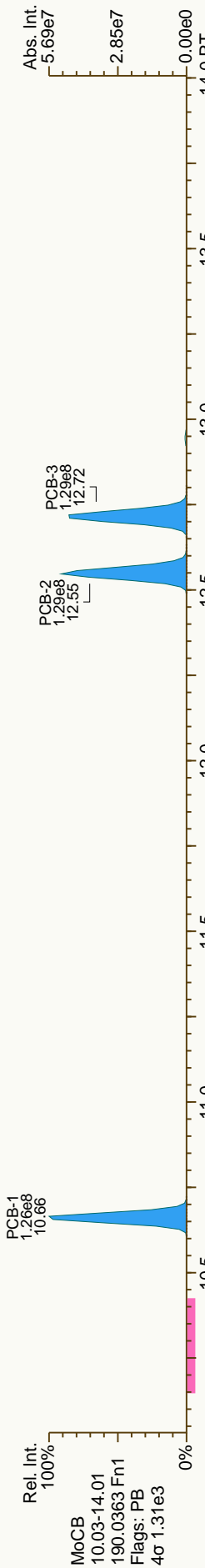
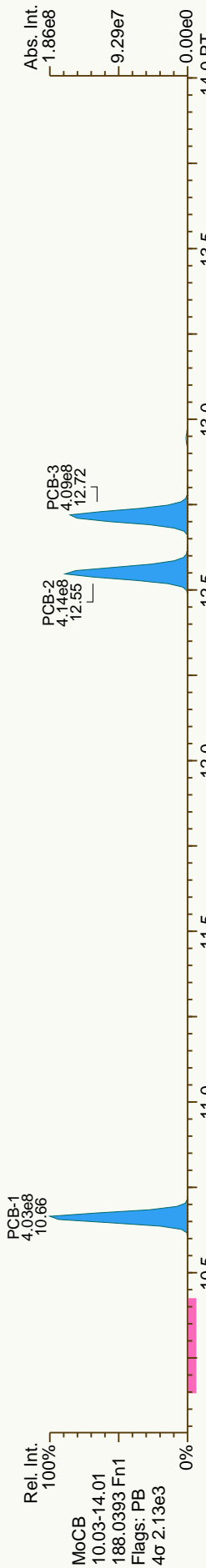
ICAL: MM7_PCB_07132012_25JUL12

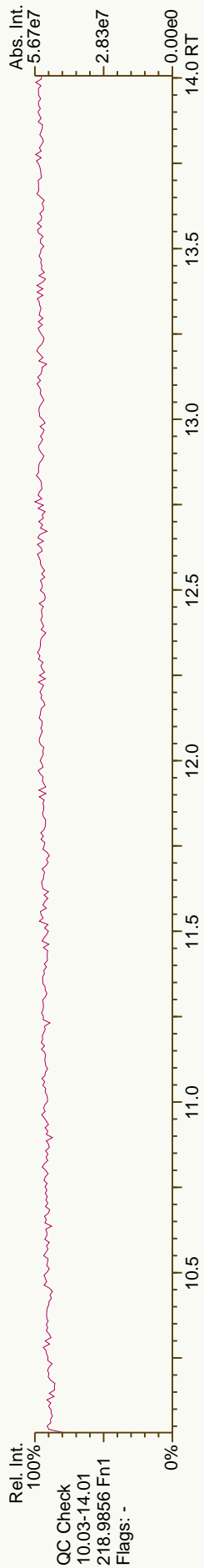
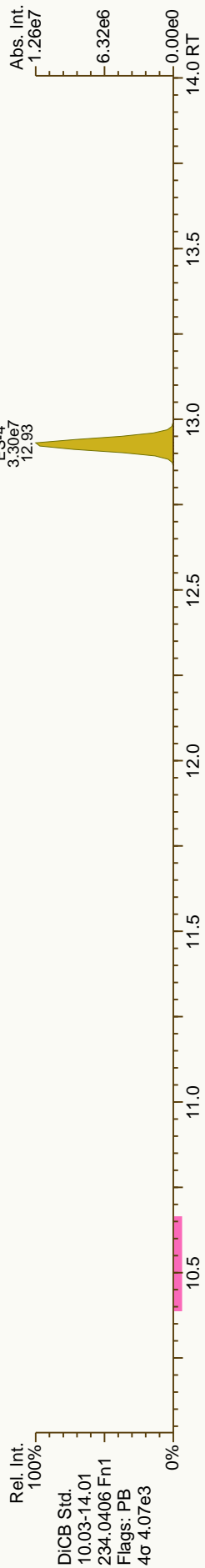
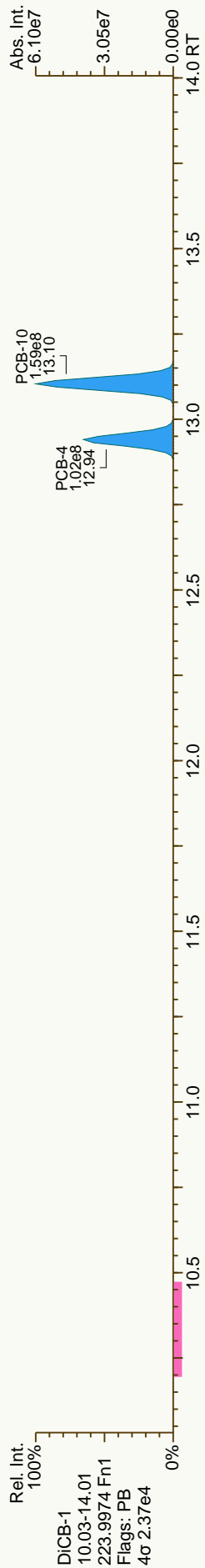
Name	RT	Response	RA	ICAL	RRF	Dev'n
PCB-115 2344'6"-PeCB	30.07	3.35E+08	0.63 Y	1.16	1.17	1.0%
PCB-82 22'33'4"-PeCB	30.25	2.08E+08	0.63 Y	0.69	0.73	5.1%
PCB-111 233'55"-PeCB	30.60	3.45E+08	0.63 Y	1.15	1.21	4.4%
PCB-120 23'455"-PeCB	30.99	3.48E+08	0.63 Y	1.16	1.21	4.6%
PCB-107/124 233'4'5"-/2'3455'	31.93	6.43E+08	0.63 Y	1.07	1.12	4.4%
PCB-109 233'46"-PeCB	32.13	3.41E+08	0.63 Y	1.14	1.19	4.3%
PCB-106 233'45"-PeCB	32.34	3.24E+08	0.63 Y	1.07	1.13	5.7%
PCB-122 2'33'45"-PeCB	32.79	3.03E+08	0.63 Y	1.00	1.04	3.9%
PCB-127 33'455"-PeCB	34.74	3.33E+08	0.63 Y	1.10	1.17	6.4%
PCB-155 22'44'66"-HxCB	28.16	3.26E+08	1.27 Y	1.09	1.15	5.6%
PCB-152 22'3'566"-HxCB	28.30	3.05E+08	1.26 Y	1.01	1.08	6.5%
PCB-150 22'34'66"-HxCB	28.45	3.08E+08	1.27 Y	1.00	1.09	8.2%
PCB-136 22'33'66"-HxCB	28.73	2.87E+08	1.26 Y	0.95	1.01	6.3%
PCB-145 22'3466"-HxCB	29.00	2.91E+08	1.25 Y	0.96	1.03	6.7%
PCB-148 22'34'56"-HxCB	30.28	2.27E+08	1.27 Y	0.97	1.05	8.2%
PCB-151/135 22'355'6"-/22'33'	30.79	4.40E+08	1.26 Y	0.96	1.02	5.6%
PCB-154 22'44'5'6"-HxCB	31.00	2.51E+08	1.25 Y	1.09	1.16	6.5%
PCB-144 22'345'6"-HxCB	31.25	2.25E+08	1.26 Y	0.98	1.04	6.0%
PCB-147/149 22'34'56"-/22'34'	31.55	4.53E+08	1.26 Y	0.99	1.05	6.4%
PCB-134 22'33'56"-HxCB	31.71	1.85E+08	1.26 Y	0.80	0.86	7.0%
PCB-143 22'3456"-HxCB	31.79	2.15E+08	1.27 Y	0.95	1.00	4.4%
PCB-139/140 22'344'6"-/22'344'	32.06	4.63E+08	1.26 Y	1.00	1.07	7.2%
PCB-131 22'33'46"-HxCB	32.22	1.99E+08	1.26 Y	0.85	0.92	8.5%
PCB-142 22'3456"-HxCB	32.36	2.02E+08	1.27 Y	0.87	0.93	7.0%
PCB-132 22'33'46"-HxCB	32.59	2.05E+08	1.26 Y	0.89	0.95	6.8%
PCB-133 22'33'55"-HxCB	33.03	2.13E+08	1.27 Y	0.91	0.99	8.0%
PCB-165 233'55'6"-HxCB	33.37	2.61E+08	1.25 Y	1.13	1.21	6.6%
PCB-146 22'34'55"-HxCB	33.57	2.29E+08	1.26 Y	1.01	1.06	5.1%
PCB-161 233'45'6"-HxCB	33.69	2.92E+08	1.27 Y	1.25	1.35	7.8%
PCB-153/168 22'44'55"-/23'44'	34.12	5.61E+08	1.27 Y	1.22	1.30	6.5%
PCB-141 22'3455"-HxCB	34.25	2.12E+08	1.27 Y	0.93	0.98	5.7%
PCB-130 22'33'45"-HxCB	34.59	1.93E+08	1.26 Y	0.85	0.89	5.6%
PCB-137 22'344'5"-HxCB	34.78	2.23E+08	1.25 Y	1.04	1.03	-1.2%
PCB-164 233'4'5'6"-HxCB	34.86	2.99E+08	1.27 Y	1.22	1.38	13.2%
PCB-163/138/129 233'4'56"-/22'	35.15	7.12E+08	1.26 Y	1.02	1.10	7.3%
PCB-160 233'456"-HxCB	35.28	2.72E+08	1.27 Y	1.21	1.26	4.2%
PCB-158 233'44'6"-HxCB	35.46	3.05E+08	1.26 Y	1.34	1.41	5.5%
PCB-128/166 22'33'44"-/2344'5	36.18	5.38E+08	1.25 Y	0.90	0.94	4.8%
PCB-159 233'455"-HxCB	37.02	3.22E+08	1.25 Y	1.06	1.13	5.9%
PCB-162 233'4'55"-HxCB	37.25	3.25E+08	1.25 Y	1.08	1.14	5.7%
PCB-188 22'34'566"-HpCB	32.97	2.48E+08	1.05 Y	1.03	1.10	6.3%
PCB-179 22'33'566"-HpCB	33.23	2.29E+08	1.06 Y	0.97	1.02	5.0%
PCB-184 22'344'66"-HpCB	33.70	2.25E+08	1.05 Y	0.93	1.00	7.0%

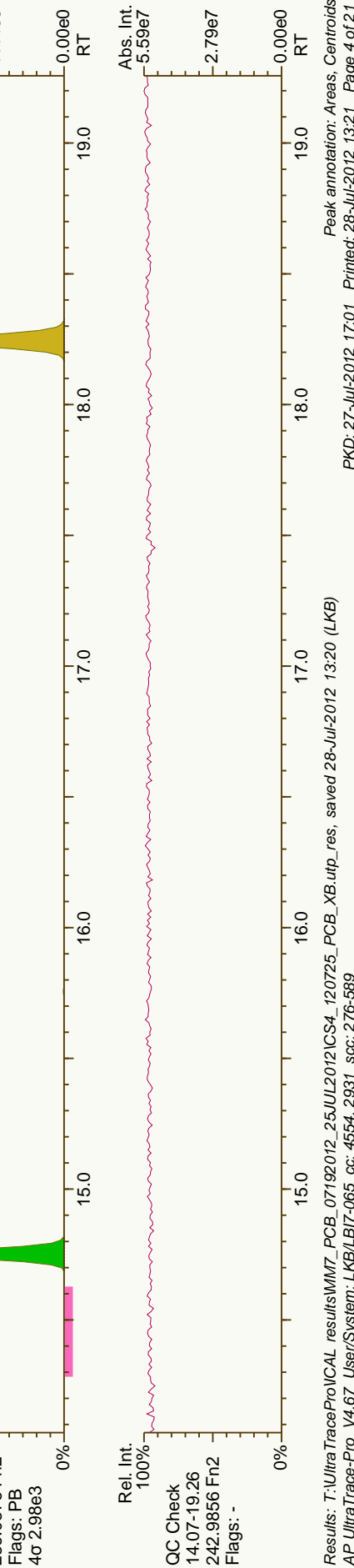




PCB QC Summary - Ax2 Detail

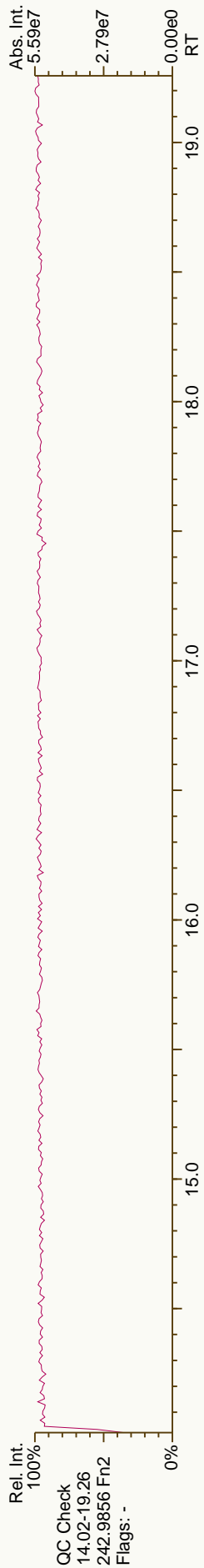
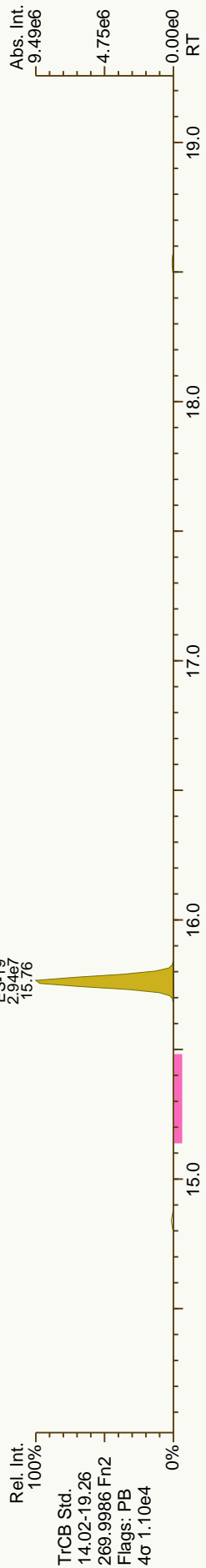
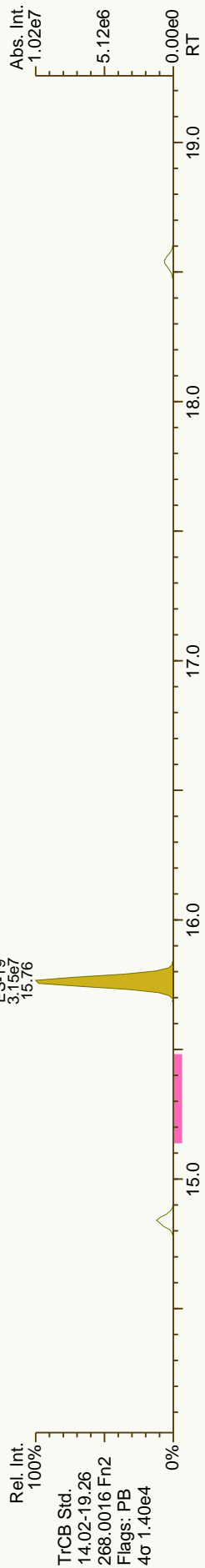
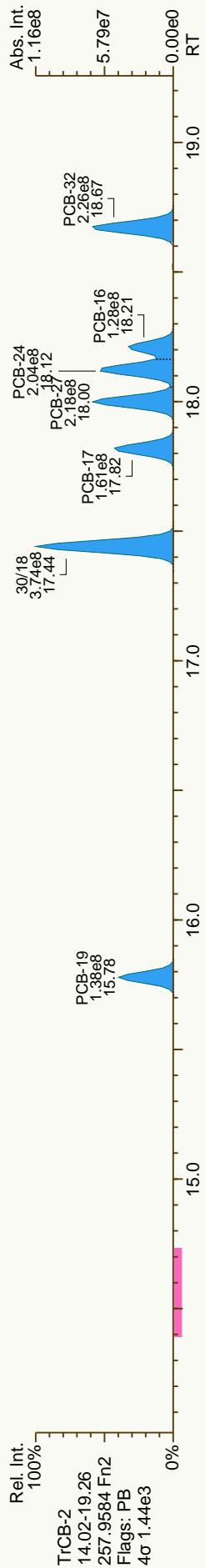
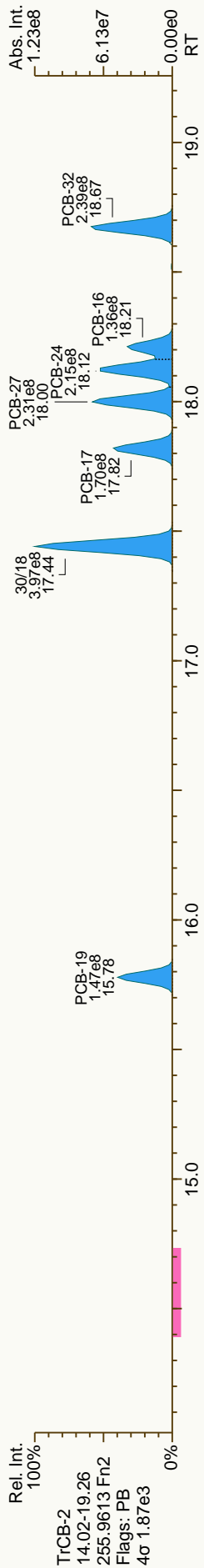
Lab ID:	CS4_120725_PCB_XB		ICAL: MM7_PCB_07132012_25JUL12			
Acquired:	26-JUL-2012 06:32					
Datafile:	120725X19					
Name	RT	Response	RA	ICAL	RRF	Dev'n
PCB-176 22'33'466'-HpCB	33.98	2.48E+08	1.05 Y	1.05	1.10	5.1%
PCB-186 22'34'566'-HpCB	34.36	2.33E+08	1.05 Y	0.98	1.03	5.4%
PCB-178 22'33'55'6'-HpCB	35.51	1.74E+08	1.06 Y	0.74	0.77	4.8%
PCB-175 22'33'45'6'-HpCB	36.05	2.17E+08	1.06 Y	1.01	1.08	6.8%
PCB-187 22'34'55'6'-HpCB	36.28	2.28E+08	1.05 Y	1.06	1.13	6.4%
PCB-182 22'344'56'-HpCB	36.45	2.33E+08	1.05 Y	1.11	1.15	3.9%
PCB-183 22'344'5'6'-HpCB	36.80	2.54E+08	1.05 Y	1.13	1.26	11.0%
PCB-185 22'3455'6'-HpCB	36.87	2.08E+08	1.06 Y	1.02	1.03	1.3%
PCB-174 22'33'456'-HpCB	36.98	1.93E+08	1.06 Y	0.93	0.96	3.3%
PCB-177 22'33'4'56'-HpCB	37.35	1.93E+08	1.05 Y	0.91	0.96	5.8%
PCB-181 22'344'56'-HpCB	37.69	2.24E+08	1.05 Y	1.06	1.11	4.4%
PCB-171/173 22'33'44'6'-/22'3	37.86	3.92E+08	1.05 Y	0.93	0.97	4.8%
PCB-172 22'33'455'-HpCB	39.23	2.02E+08	1.05 Y	0.95	1.00	4.8%
PCB-192 233'455'6'-HpCB	39.48	2.62E+08	1.05 Y	1.24	1.30	4.8%
PCB-180/193 22'344'55'-/233'	39.75	4.93E+08	1.06 Y	1.16	1.22	5.5%
PCB-191 233'44'5'6'-HpCB	40.07	2.73E+08	1.05 Y	1.30	1.36	4.1%
PCB-170 22'33'44'5'-HpCB	40.82	1.97E+08	1.05 Y	1.07	1.13	5.3%
PCB-190 233'44'56'-HpCB	41.27	2.68E+08	1.05 Y	1.45	1.54	6.1%
PCB-202 22'33'55'66'-OcCB	37.46	2.09E+08	0.90 Y	0.91	0.96	4.8%
PCB-201 22'33'45'66'-OcCB	38.23	2.34E+08	0.90 Y	1.02	1.07	5.1%
PCB-204 22'344'566'-OcCB	38.81	2.20E+08	0.91 Y	0.98	1.01	3.5%
PCB-197 22'33'44'66'-OcCB	38.99	2.43E+08	0.89 Y	1.06	1.12	4.9%
PCB-200 22'33'4566'-OcCB	39.07	2.20E+08	0.90 Y	0.96	1.01	5.2%
PCB-198/199 22'33'455'6'-/22'	41.40	3.30E+08	0.90 Y	0.72	0.76	5.6%
PCB-196 22'33'44'56'-OcCB	41.97	1.71E+08	0.90 Y	0.73	0.79	7.5%
PCB-203 22'344'55'6'-OcCB	42.14	1.78E+08	0.91 Y	0.76	0.82	6.7%
PCB-195 22'33'44'56'-OcCB	43.24	1.78E+08	0.89 Y	0.80	0.85	6.2%
PCB-194 22'33'44'55'-OcCB	45.19	1.91E+08	0.90 Y	0.87	0.91	4.1%
PCB-205 233'44'55'6'-OcCB	45.58	2.39E+08	0.90 Y	1.09	1.14	4.7%
PCB-208 22'33'455'66'-NoCB	43.04	2.24E+08	0.78 Y	1.02	1.08	6.2%
PCB-207 22'33'44'566'-NoCB	43.82	2.33E+08	0.78 Y	1.06	1.12	6.3%
PCB-206 22'33'44'55'6'-NoCB	47.04	1.58E+08	0.78 Y	0.98	1.04	6.1%

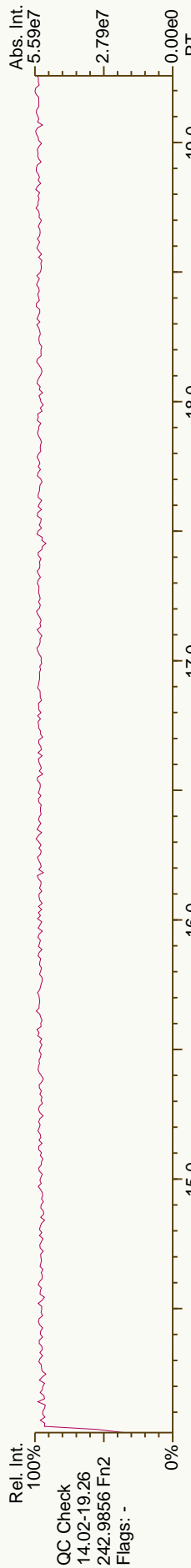


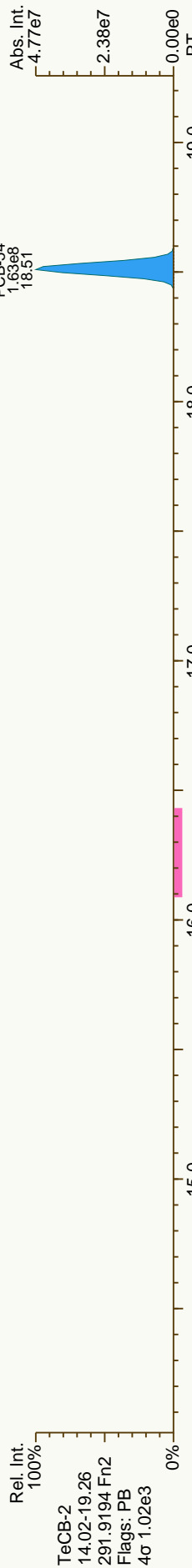
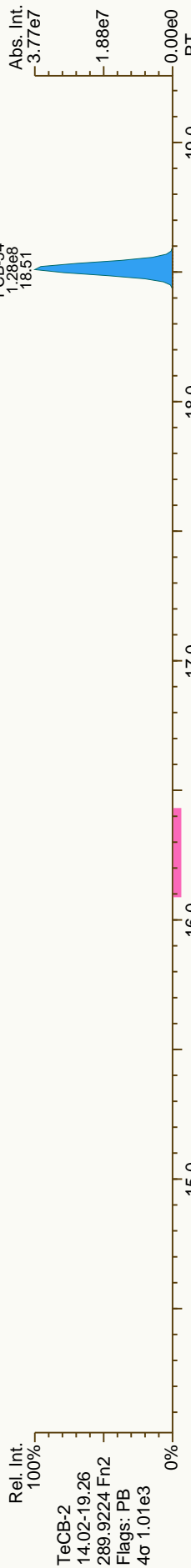


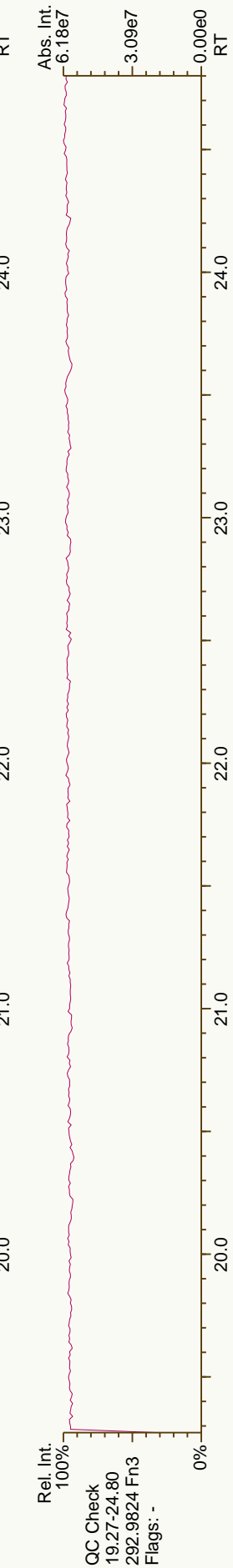

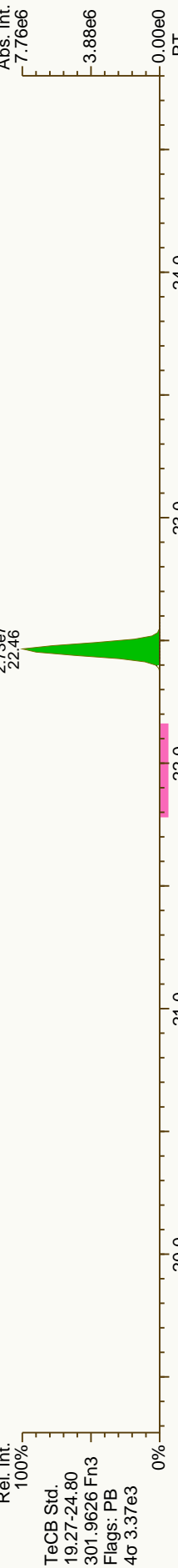
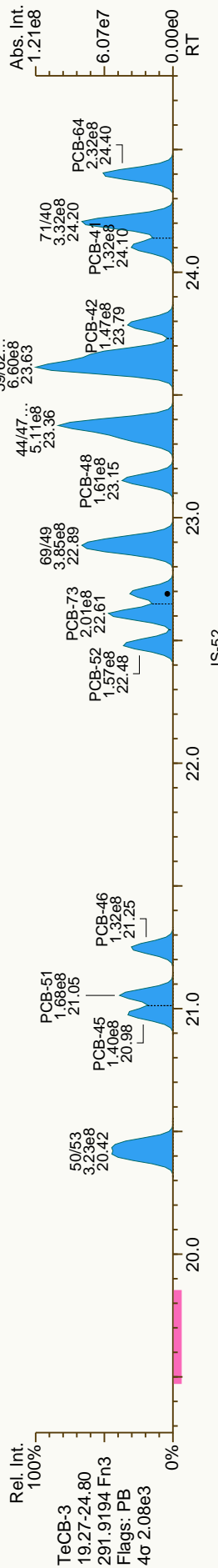
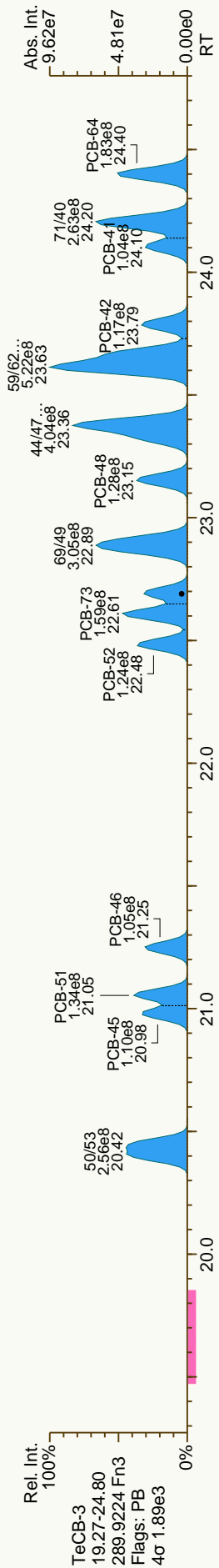



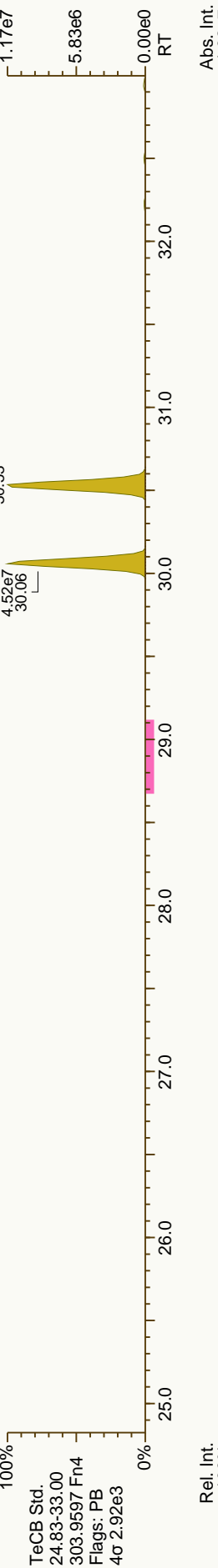
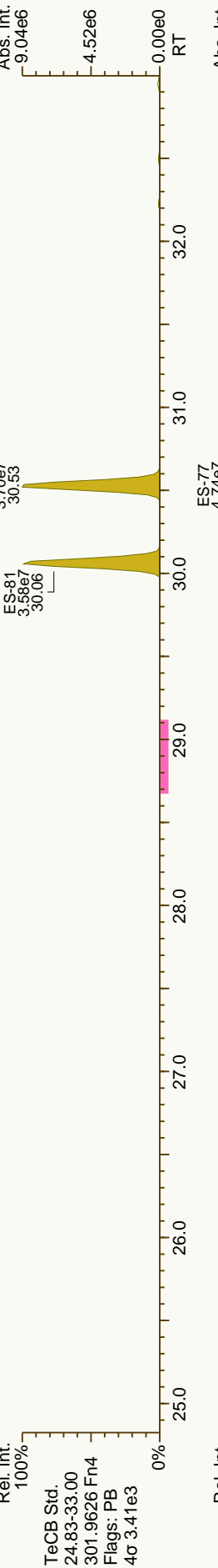
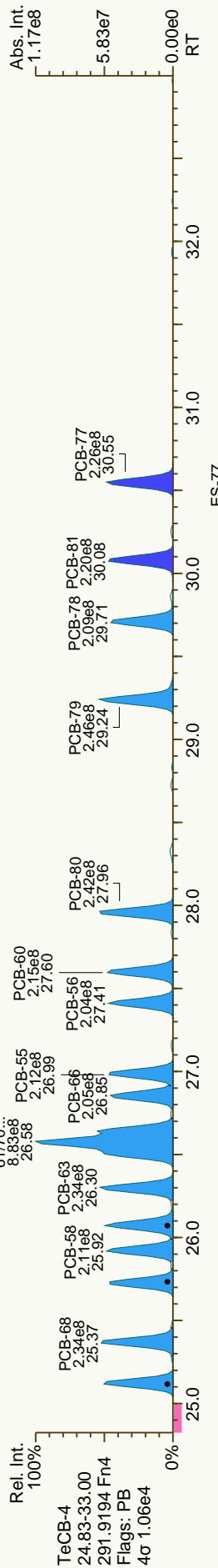
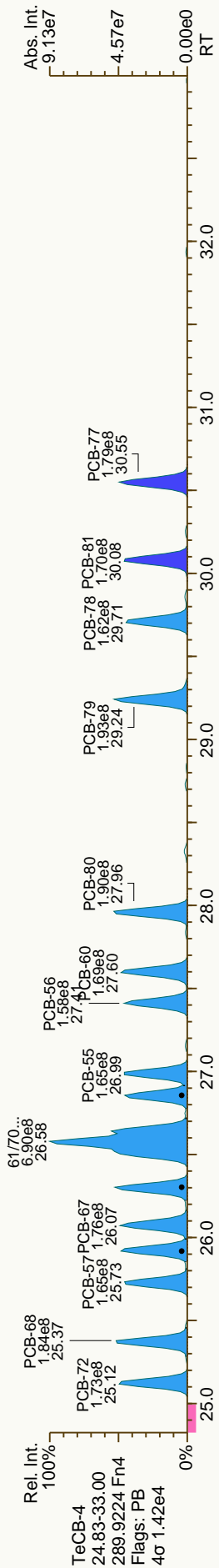


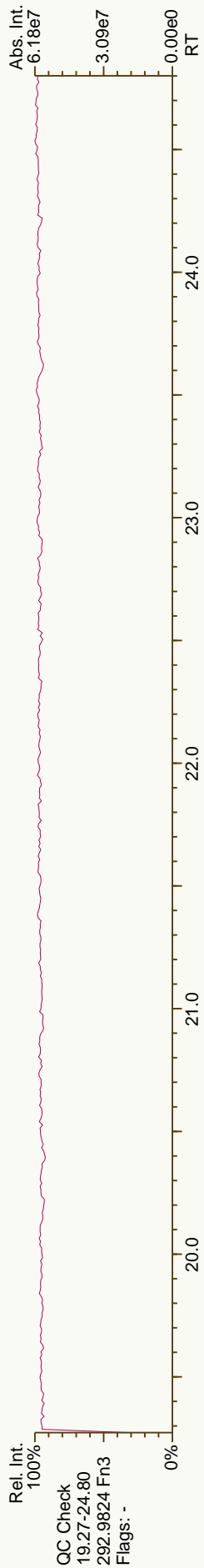
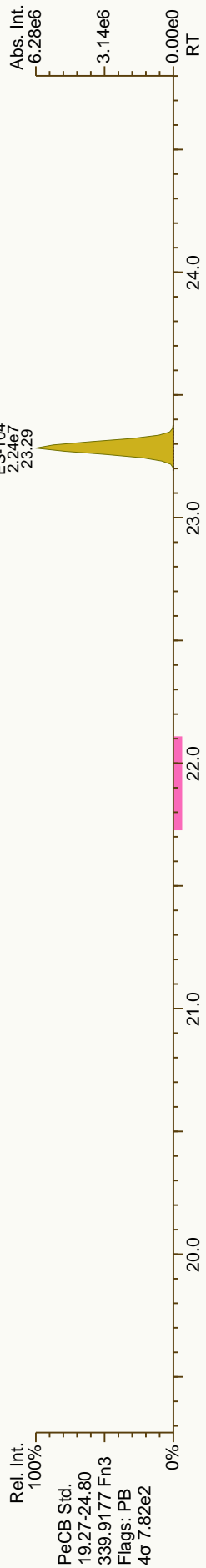
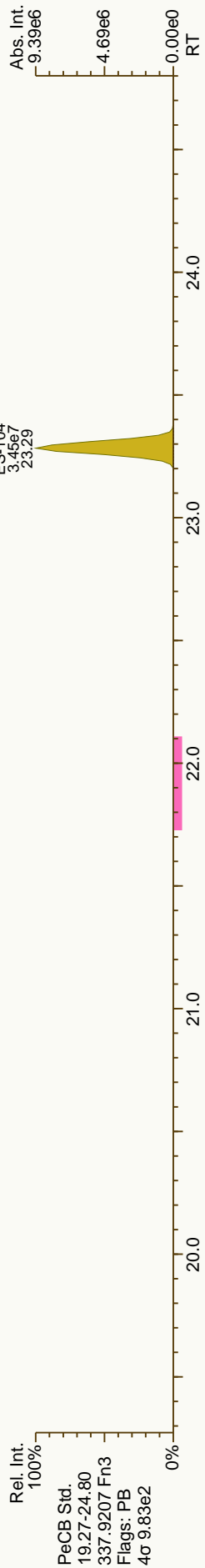
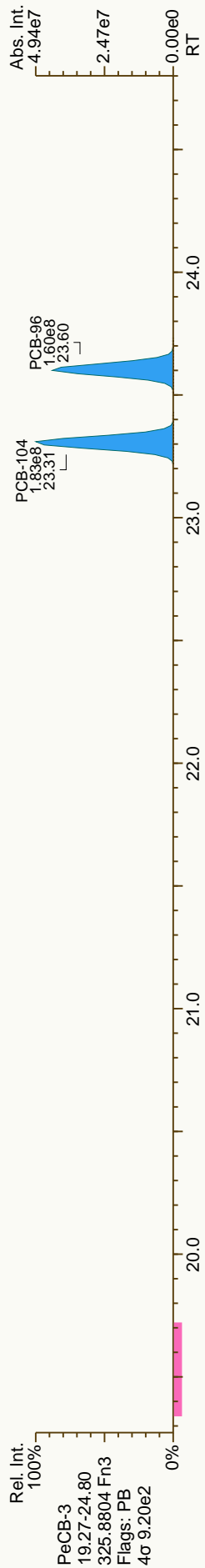
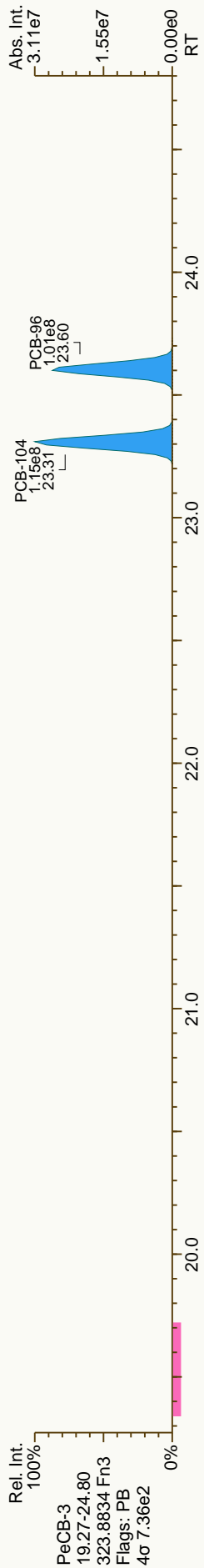



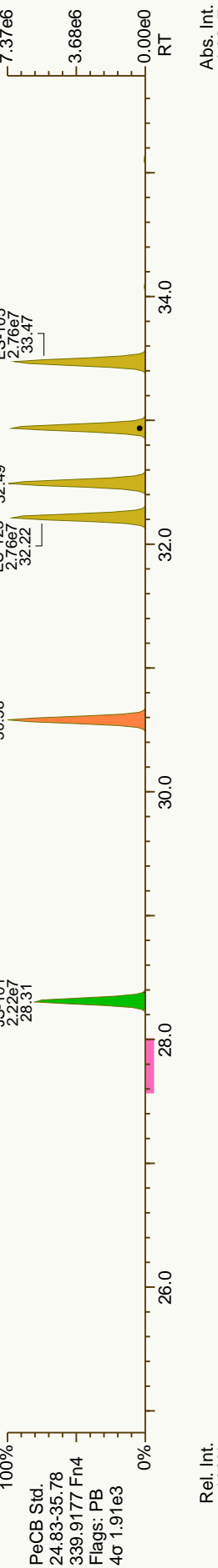
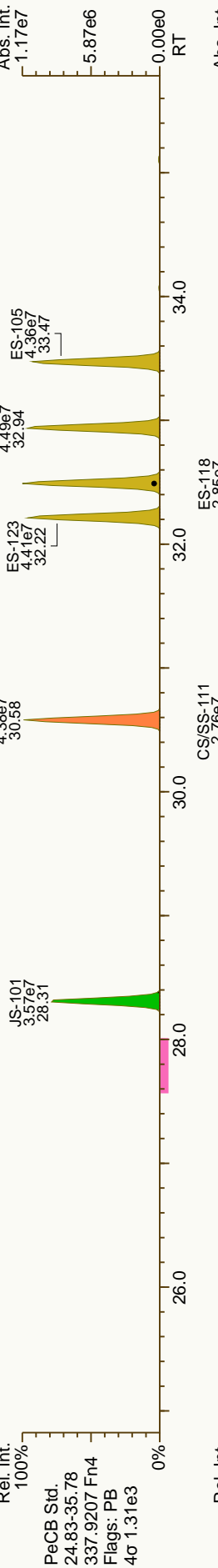
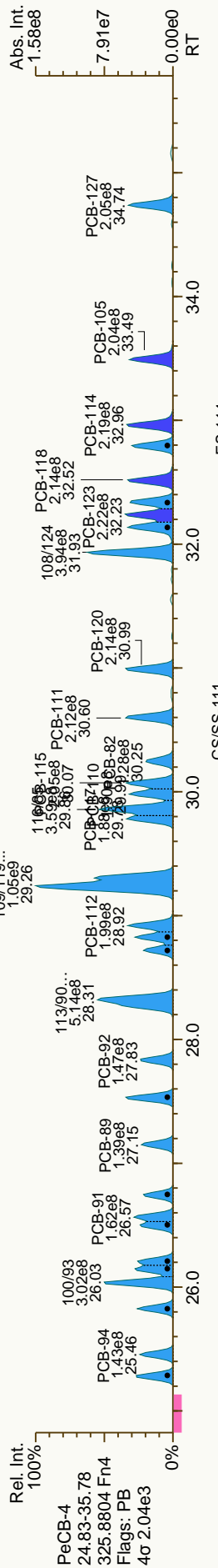
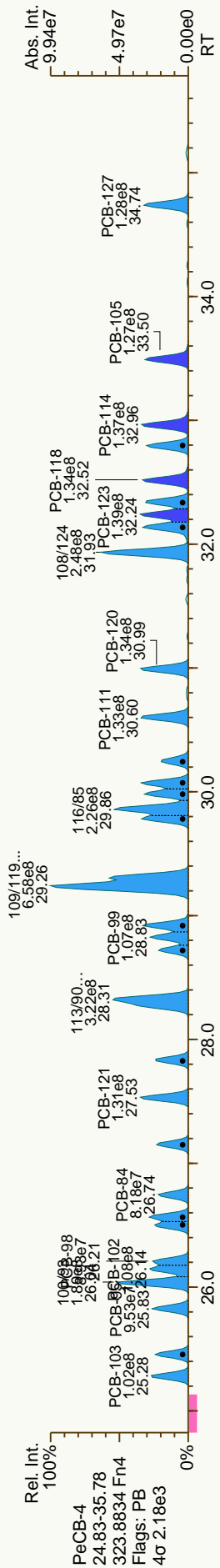


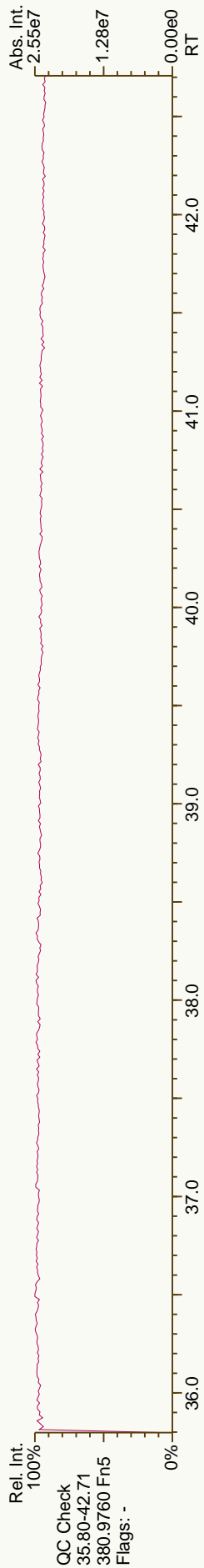
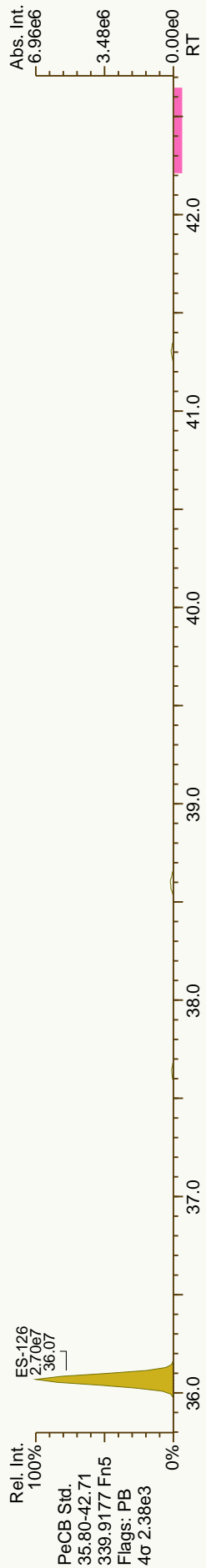

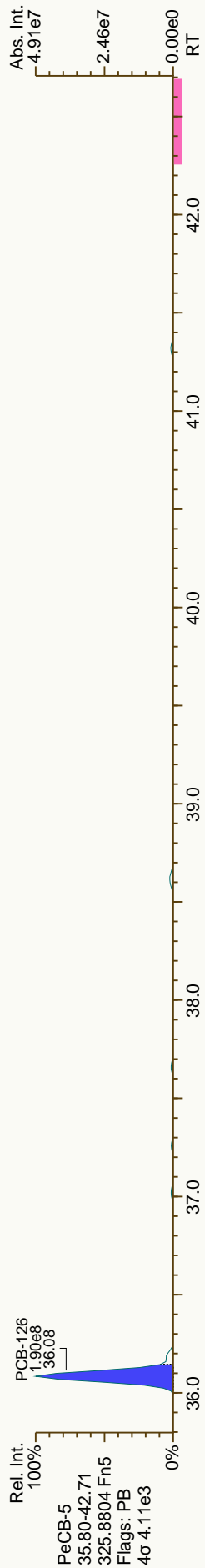
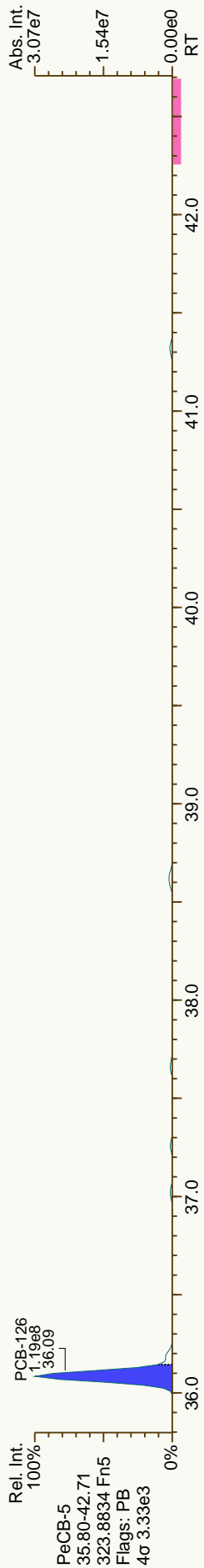


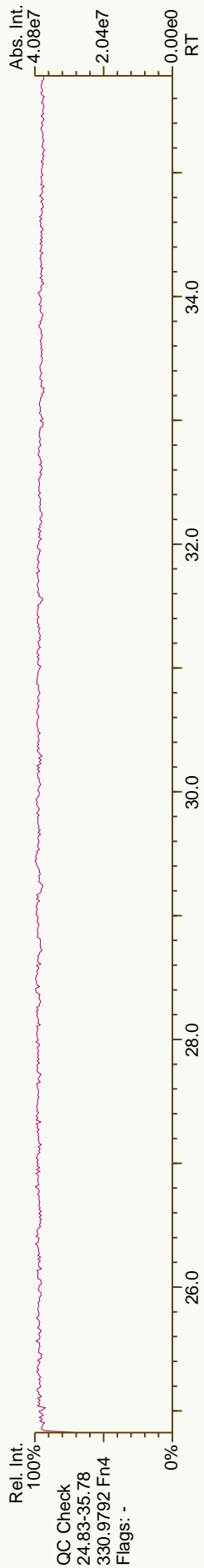
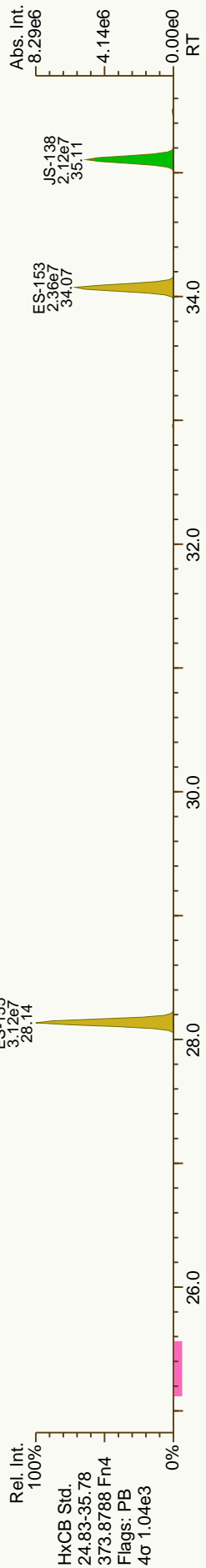
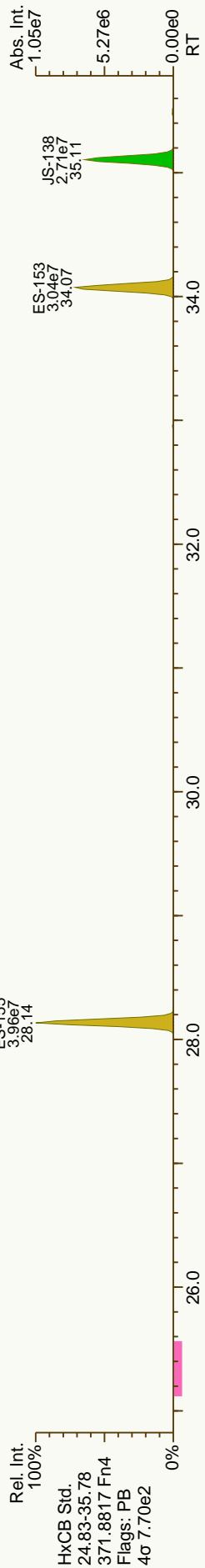
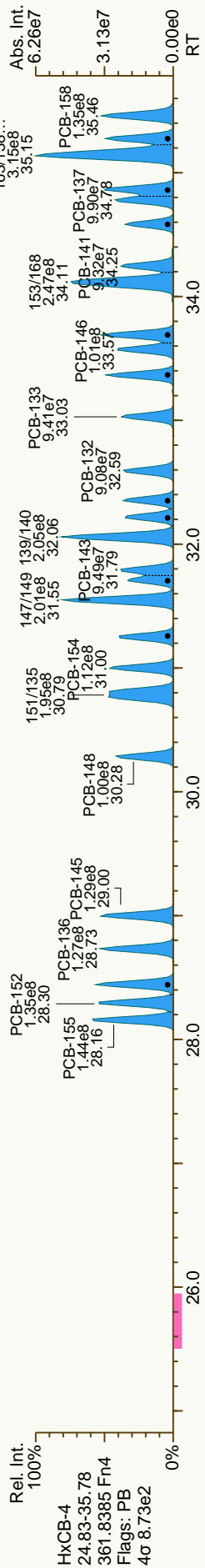
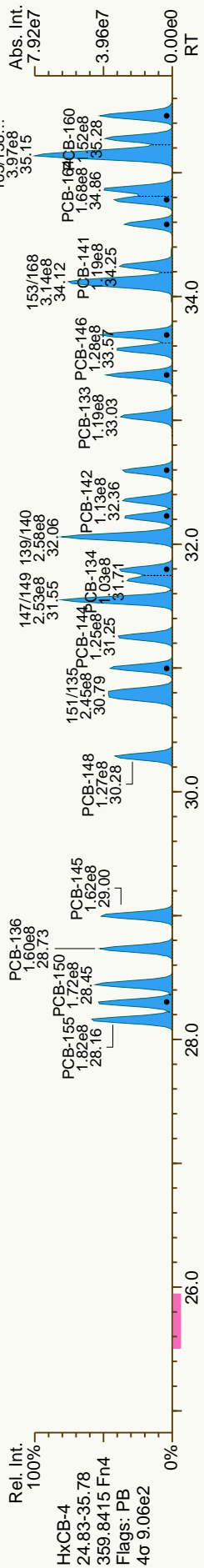


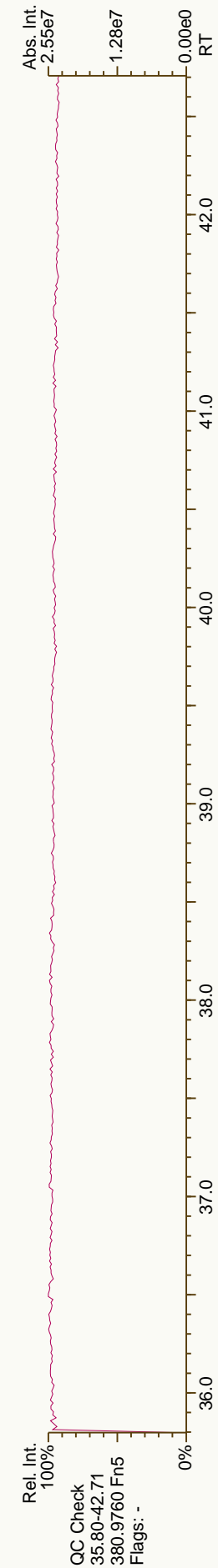
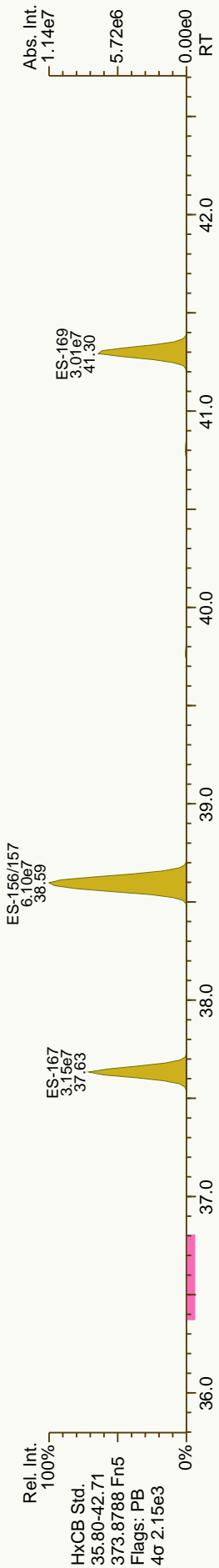
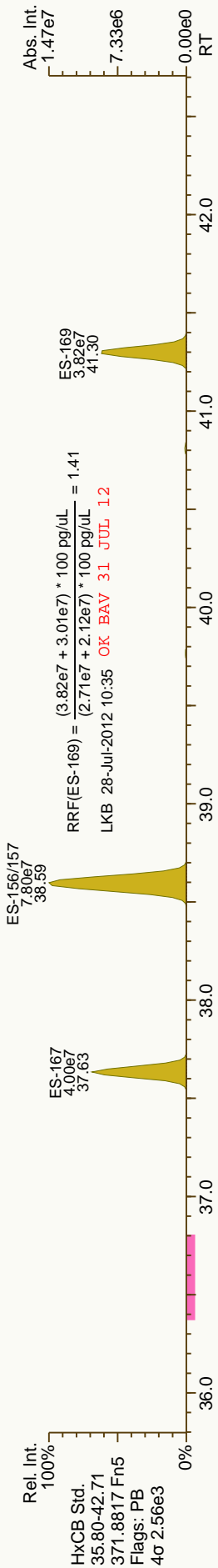
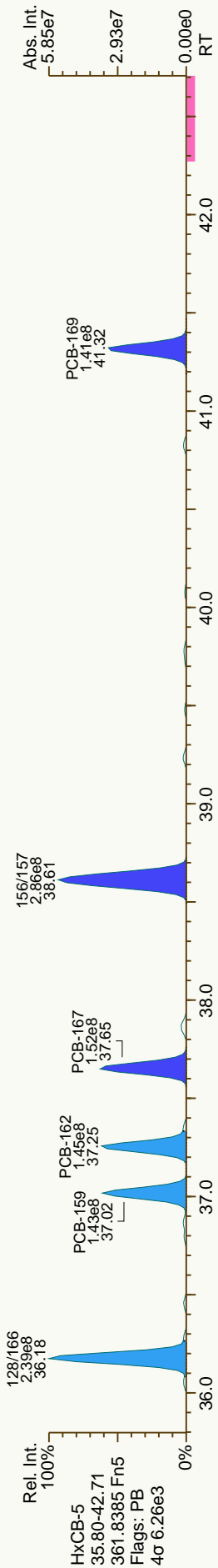
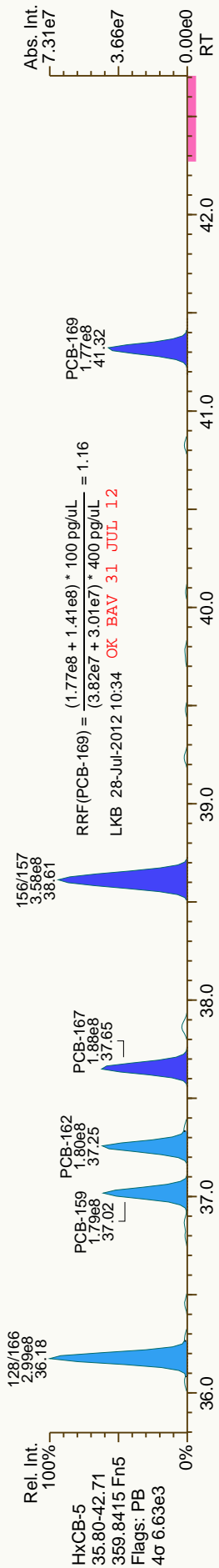


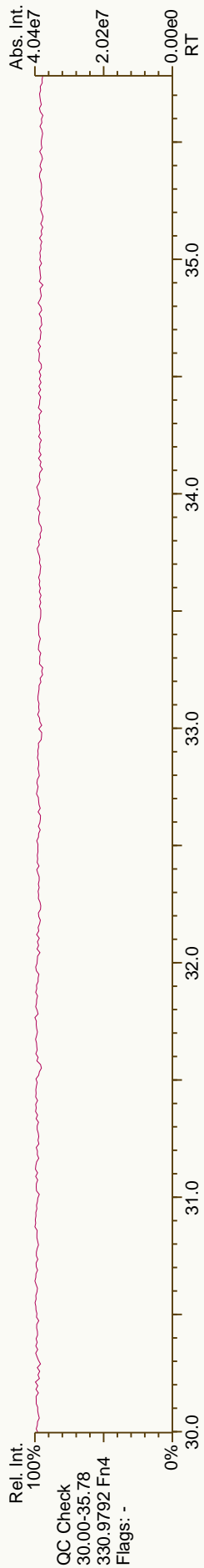
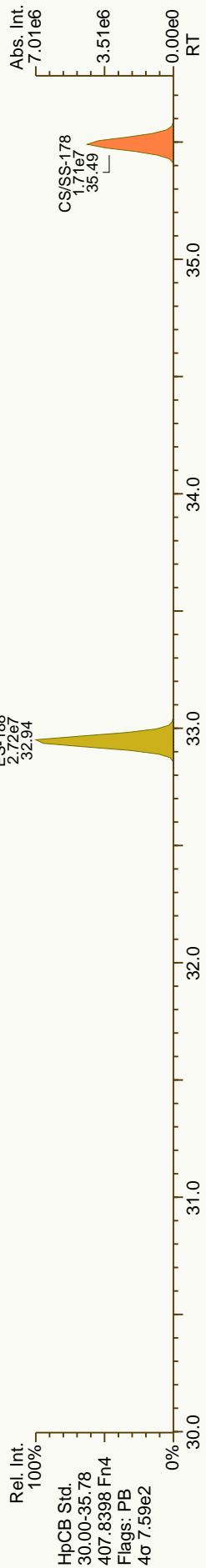
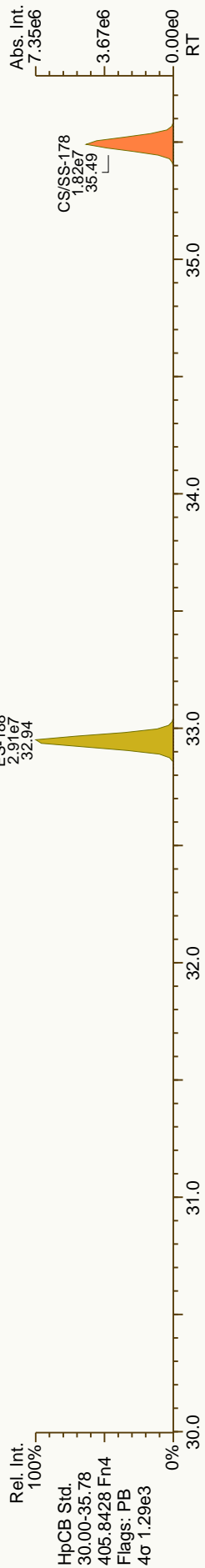
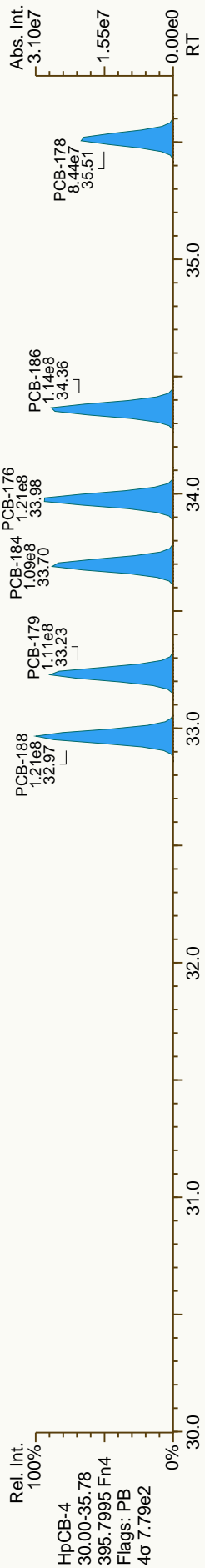
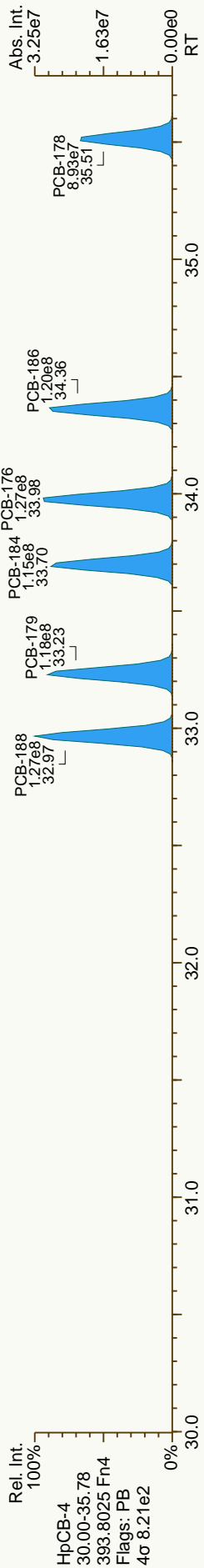


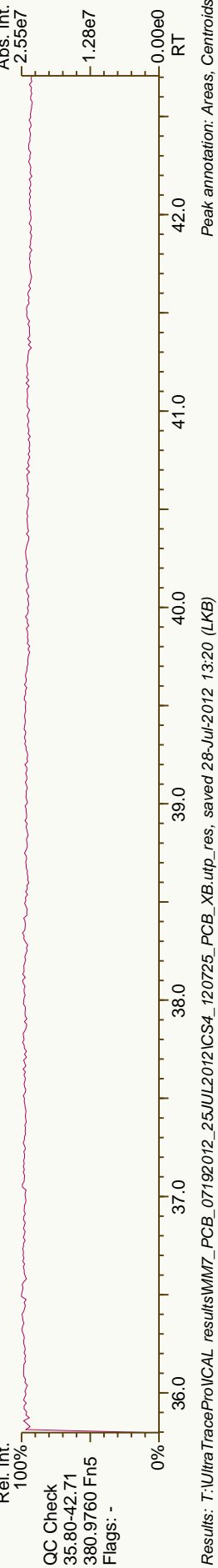
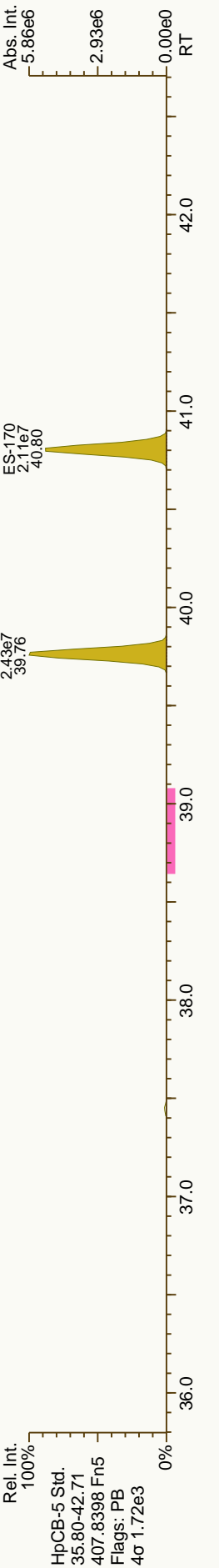
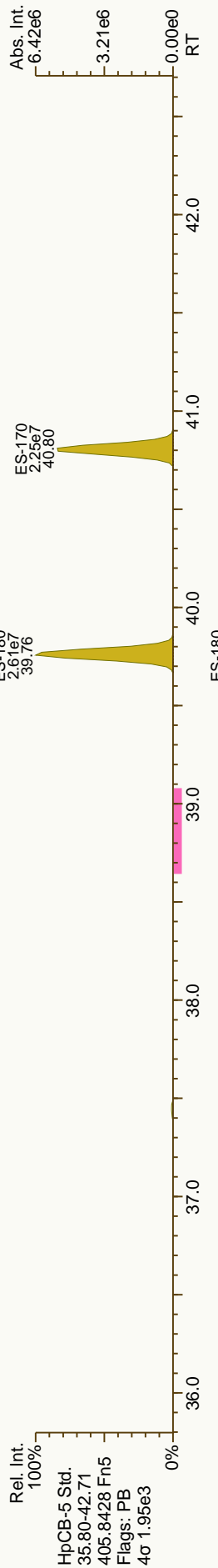
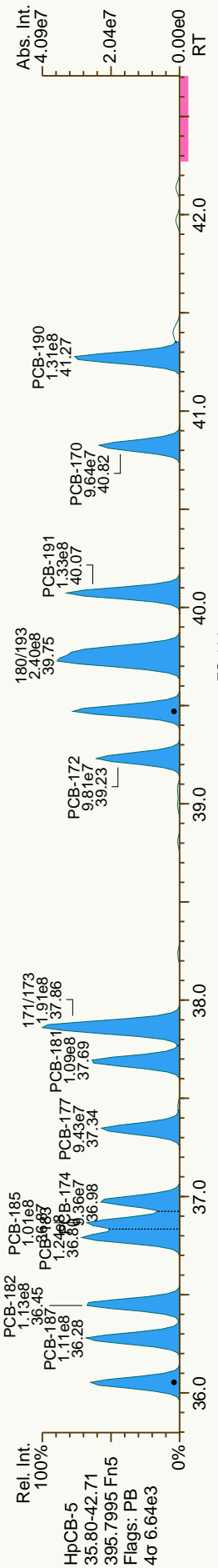
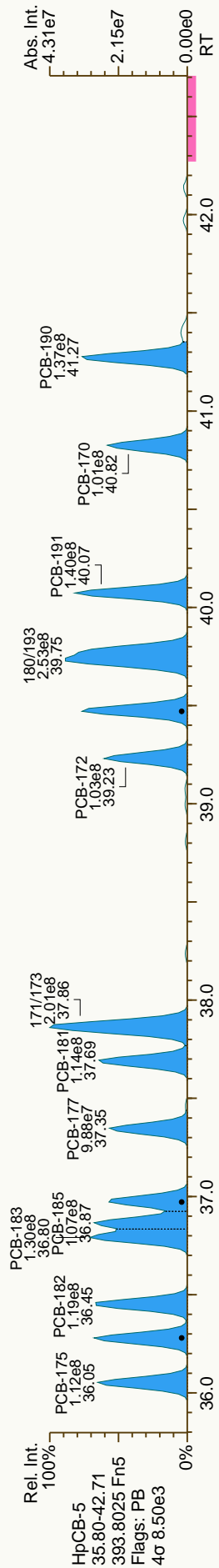



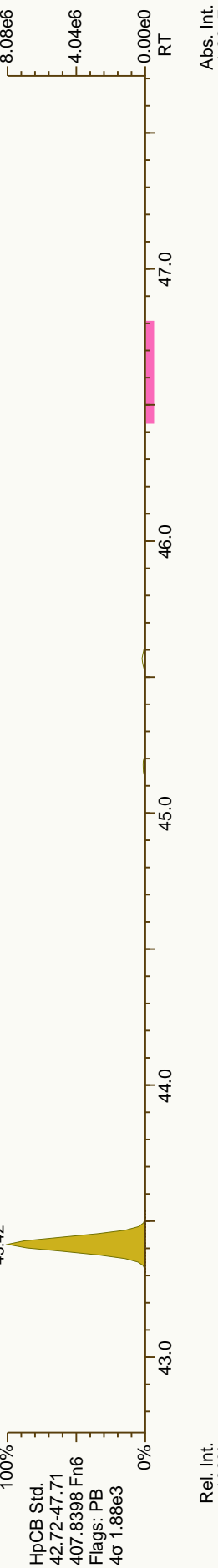
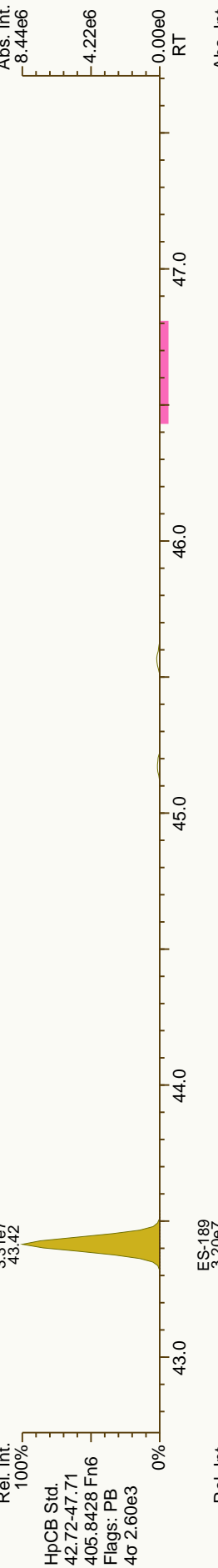
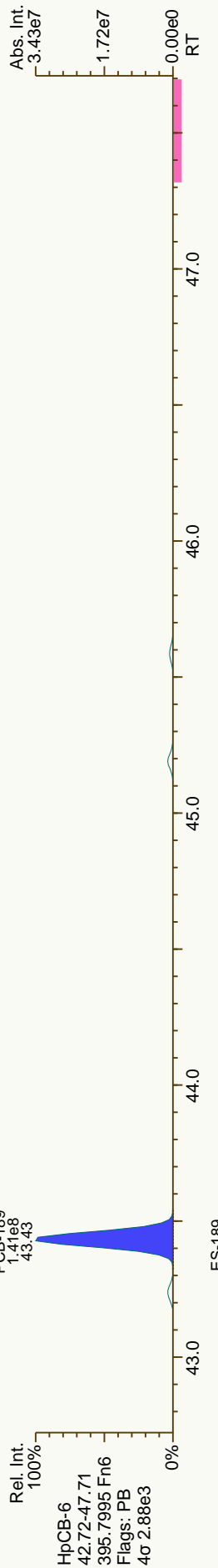
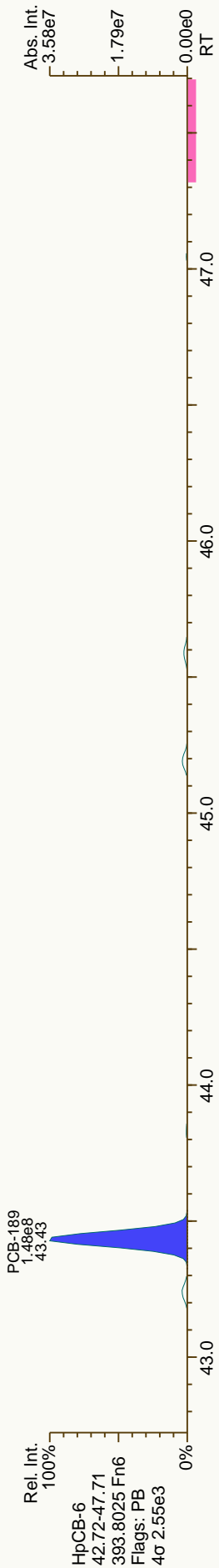


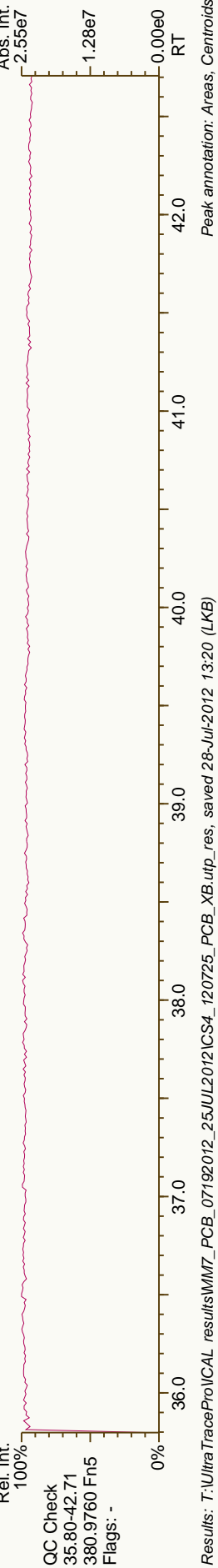
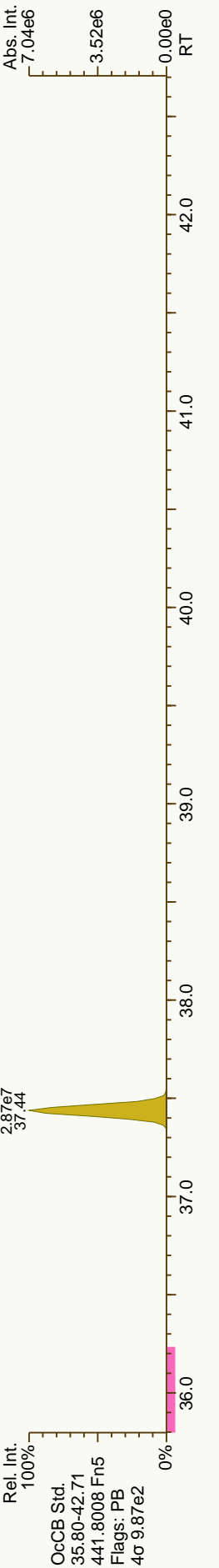
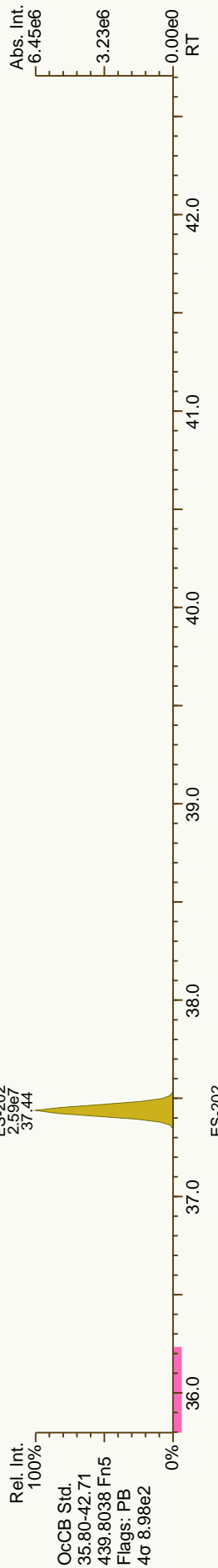
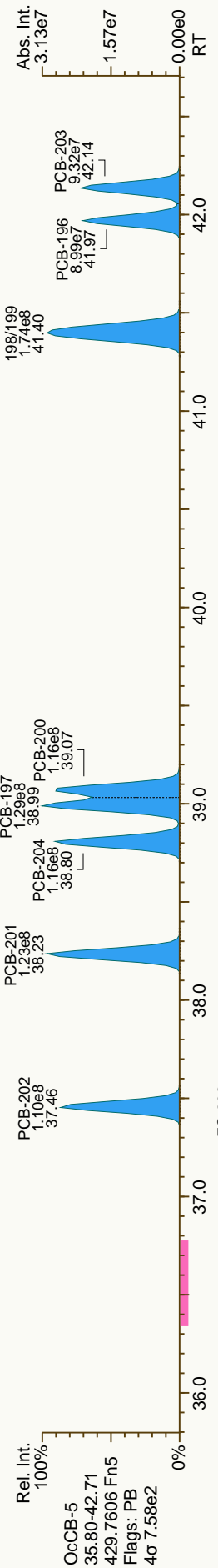
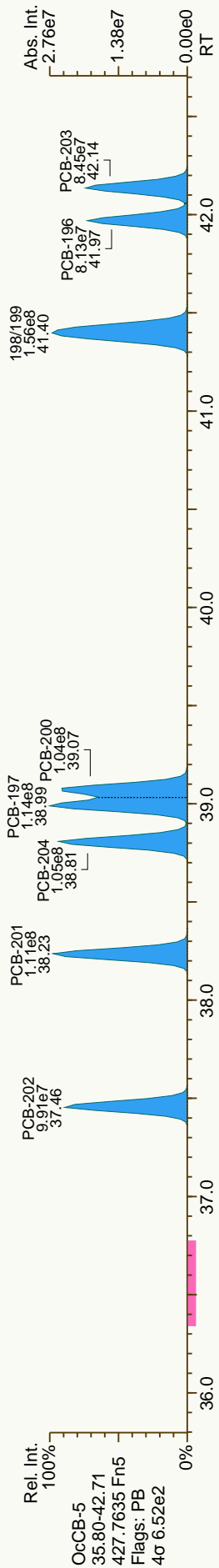


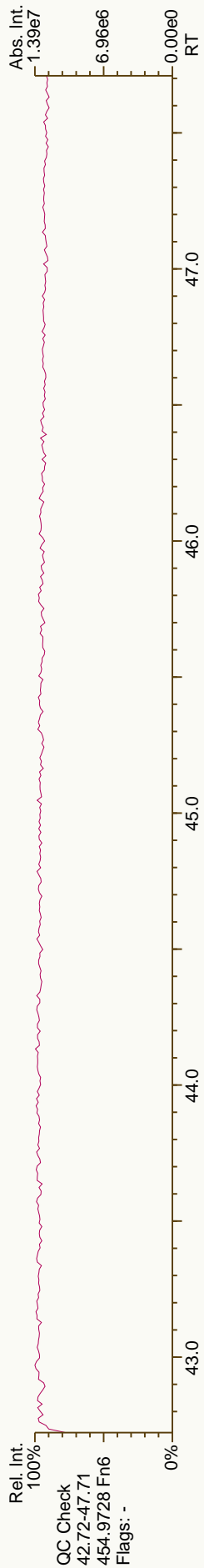
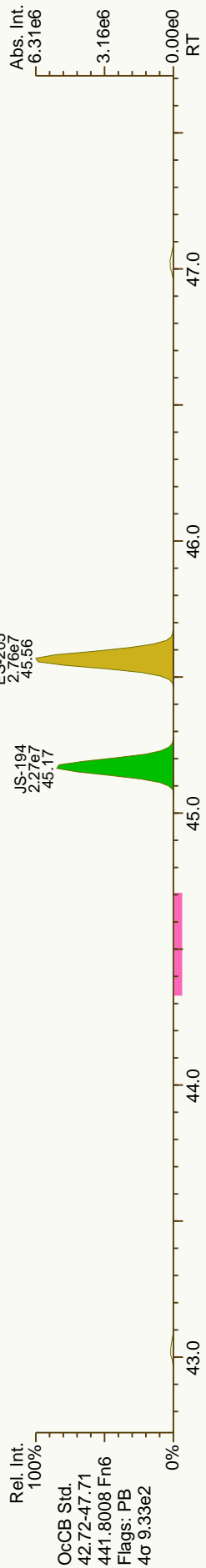
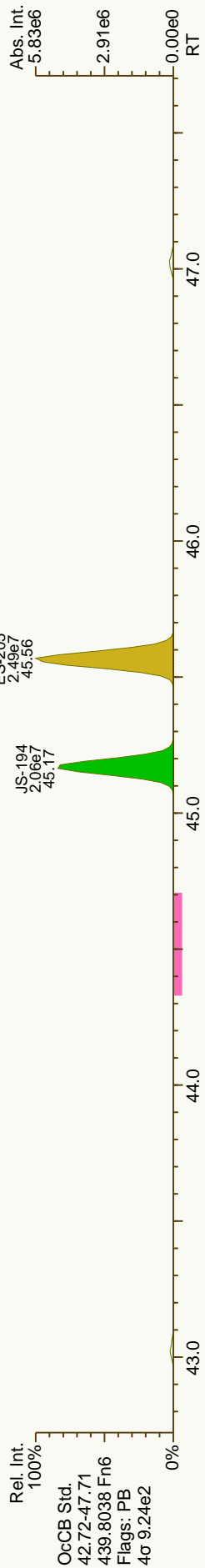
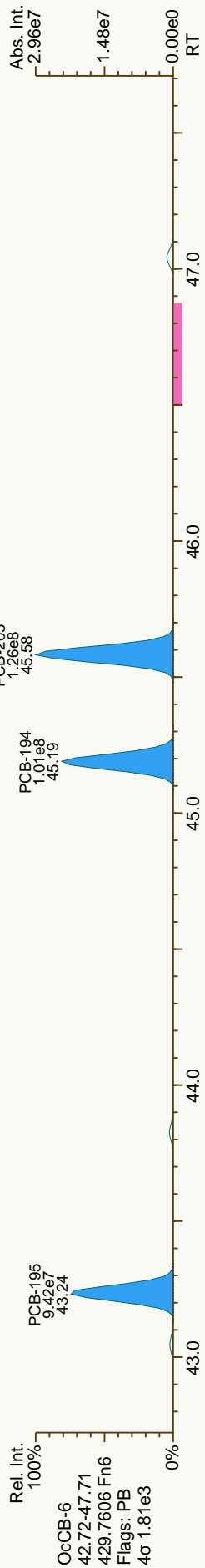
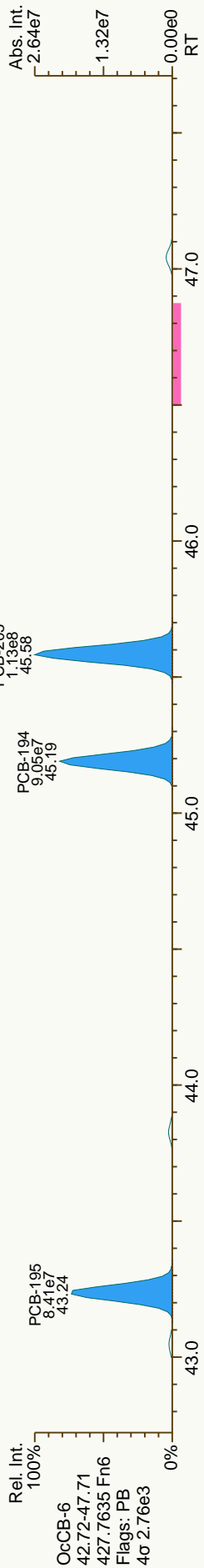



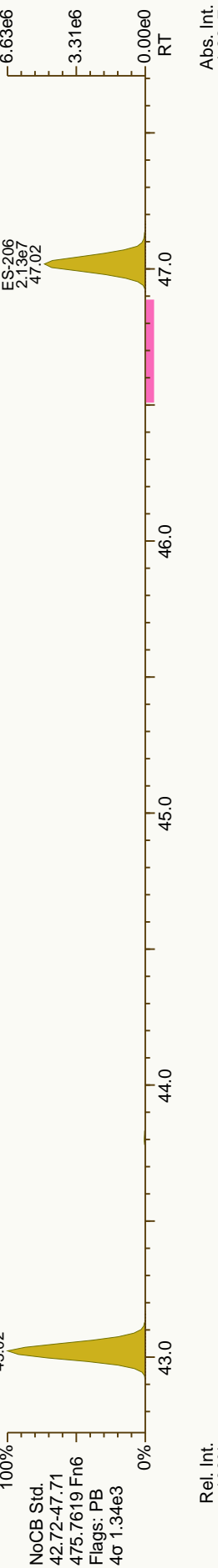
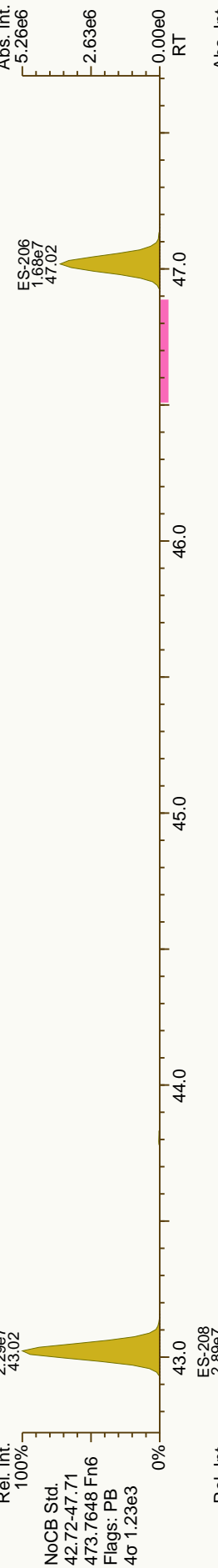
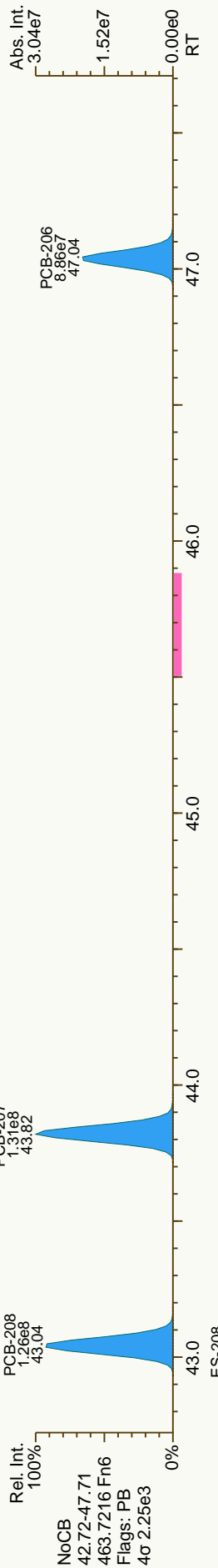
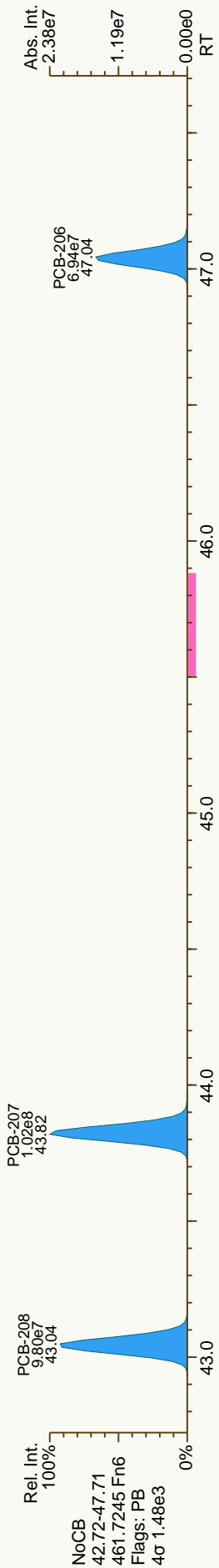



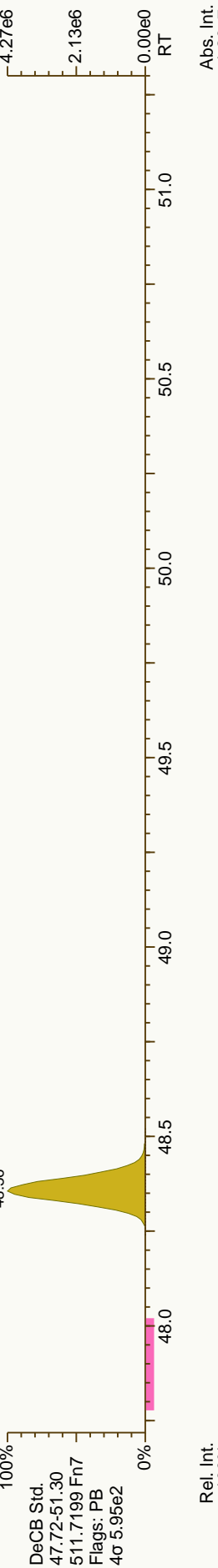
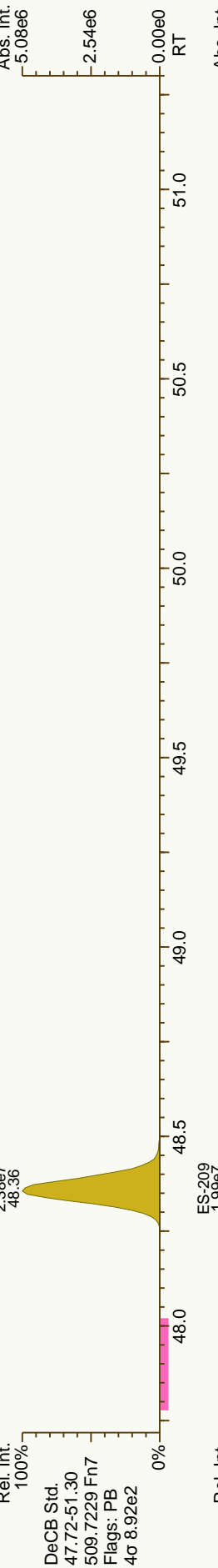
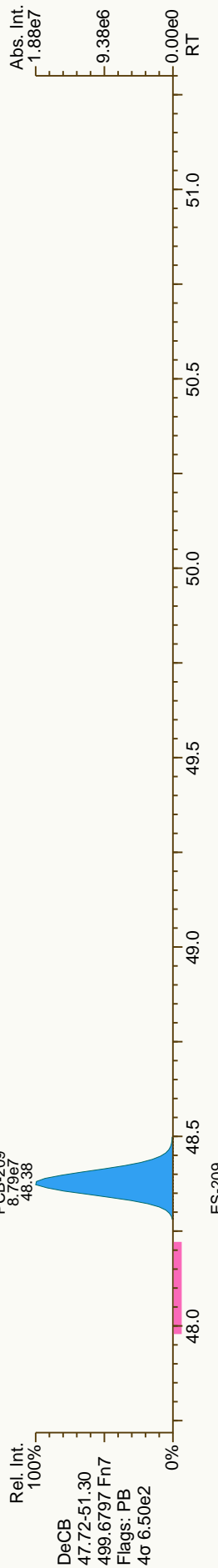
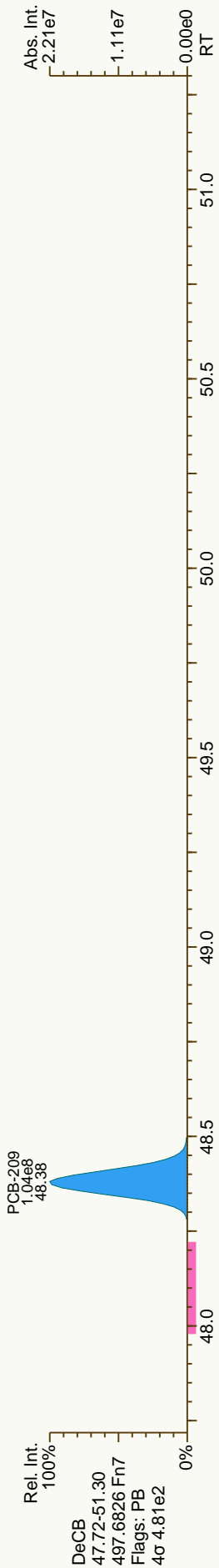












PCB QC Summary **SGS Analytical Perspectives** **Printed: 28-Jul-2012 10:15**

Lab ID: CS5_120725_PCB_XB
 Acquired: 26-JUL-2012 07:26
 Datafile: 120725x20
 ICAL: MM7_PCB_07132012_25JUL12

Name	RT	Response	RA	ICAL	RRF	Dev'n
PCB-77 33'44'-TeCB	30.54	2.29E+09	0.79 Y	1.13	1.18	3.9%
PCB-81 344'5'-TeCB	30.07	2.20E+09	0.79 Y	1.13	1.18	4.6%
PCB-105 233'44'-PeCB	33.48	1.80E+09	0.63 Y	1.09	1.13	3.0%
PCB-114 2344'5'-PeCB	32.95	1.90E+09	0.63 Y	1.16	1.20	3.1%
PCB-118 23'44'5'-PeCB	32.51	1.86E+09	0.63 Y	1.11	1.12	1.3%
PCB-123 2'344'5'-PeCB	32.23	1.94E+09	0.63 Y	1.19	1.23	3.4%
PCB-126 33'44'5'-PeCB	36.08	1.76E+09	0.63 Y	1.06	1.12	5.8%
PCB-156/157 233'44'5'/233'44'5'	38.60	3.47E+09	1.25 Y	1.11	1.12	1.0%
PCB-167 23'44'55'-HxCB	37.65	1.84E+09	1.25 Y	1.14	1.17	2.8%
PCB-169 33'44'55'-HxCB	41.31	1.70E+09	1.26 Y	1.11	1.14	2.7%
PCB-189 233'44'55'-HpCB	43.42	1.56E+09	1.05 Y	1.06	1.10	3.7%
PCB-209 DeCB	48.37	9.96E+08	1.18 Y	1.07	1.07	-0.3%
ES PCB-1	10.63	1.48E+08	3.19 Y	1.08	1.09	0.9%
ES PCB-3	12.69	1.49E+08	3.21 Y	1.08	1.10	1.4%
ES PCB-4	12.91	6.61E+07	1.61 Y	0.49	0.49	-0.3%
ES PCB-15	18.23	1.52E+08	1.59 Y	1.11	1.12	0.7%
ES PCB-19	15.75	7.38E+07	1.06 Y	0.55	0.54	-1.9%
ES PCB-37	24.32	1.21E+08	1.07 Y	1.64	1.67	2.1%
ES PCB-54	18.48	6.74E+07	0.79 Y	0.94	0.93	-0.9%
ES PCB-77	30.52	9.71E+07	0.79 Y	1.35	1.34	-0.3%
ES PCB-81	30.05	9.32E+07	0.80 Y	1.29	1.29	0.1%
ES PCB-104	23.28	6.50E+07	1.56 Y	0.99	1.00	0.7%
ES PCB-105	33.46	7.99E+07	1.59 Y	1.23	1.23	-0.3%
ES PCB-114	32.93	7.95E+07	1.59 Y	1.25	1.22	-2.0%
ES PCB-118	32.48	8.30E+07	1.62 Y	1.28	1.28	-0.3%
ES PCB-123	32.21	7.90E+07	1.59 Y	1.22	1.22	-0.2%
ES PCB-126	36.06	7.84E+07	1.58 Y	1.20	1.21	0.6%
ES PCB-153	34.06	6.01E+07	1.25 Y	1.14	1.15	0.4%
ES PCB-155	28.13	7.88E+07	1.27 Y	1.50	1.50	0.4%
ES PCB-156/157	38.58	1.55E+08	1.29 Y	1.45	1.48	1.5%
ES PCB-167	37.62	7.86E+07	1.28 Y	1.49	1.50	0.3%
ES PCB-169	41.29	7.46E+07	1.27 Y	1.40	1.42	1.2%
ES PCB-170	40.79	4.67E+07	1.05 Y	1.00	1.00	-0.2%
ES PCB-180	39.75	5.51E+07	1.05 Y	1.16	1.18	1.8%
ES PCB-188	32.93	6.18E+07	1.06 Y	1.18	1.18	0.0%
ES PCB-189	43.40	7.11E+07	1.04 Y	1.49	1.52	2.3%
ES PCB-202	37.43	5.96E+07	0.89 Y	1.14	1.14	0.0%
ES PCB-205	45.55	5.70E+07	0.90 Y	1.20	1.22	1.4%
ES PCB-206	47.01	4.08E+07	0.78 Y	0.87	0.87	0.4%
ES PCB-208	43.01	5.57E+07	0.79 Y	1.19	1.19	0.2%
ES PCB-209	48.35	4.66E+07	1.18 Y	1.00	1.00	-0.5%

Lab ID: Cs5_120725_PCB_XB
 Acquired: 26-JUL-2012 07:26
 Datafile: 120725X20
 ICAL: MM7_PCB_07132012_25JUL12

Name	RT	Response	RA	ICAL	RRF	Dev'n
SS PCB-28	20.88	1.28E+08	1.06 Y	1.07	1.06	-1.3%
SS PCB-111	30.57	8.01E+07	1.60 Y	1.01	1.01	0.8%
SS PCB-178	35.48	3.91E+07	1.07 Y	0.63	0.63	0.7%
CS PCB-28	20.88	1.28E+08	1.06 Y	1.76	1.77	0.8%
CS PCB-111	30.57	8.01E+07	1.60 Y	1.23	1.23	0.6%
CS PCB-178	35.48	3.91E+07	1.07 Y	0.74	0.74	0.7%
JS PCB-9	14.74	1.36E+08	1.58 Y	-	-	-
JS PCB-52	22.45	7.23E+07	0.79 Y	-	-	-
JS PCB-101	28.30	6.50E+07	1.60 Y	-	-	-
JS PCB-138	35.10	5.25E+07	1.26 Y	-	-	-
JS PCB-194	45.16	4.67E+07	0.91 Y	-	-	-
PCB-1 2-MoCB	10.64	3.25E+09	3.15 Y	1.03	1.10	6.3%
PCB-3 4-MoCB	12.70	3.36E+09	3.20 Y	1.04	1.13	7.8%
PCB-4 22'-DiCB	12.93	1.61E+09	1.59 Y	1.17	1.21	3.8%
PCB-15 44'-DiCB	18.25	3.41E+09	1.58 Y	1.08	1.12	3.7%
PCB-19 22'6'-TrCB	15.77	1.68E+09	1.06 Y	1.09	1.14	4.2%
PCB-37 344'-TrCB	24.34	2.72E+09	1.05 Y	1.10	1.12	1.8%
PCB-54 22'66'-TeCB	18.50	1.69E+09	0.80 Y	1.21	1.25	3.7%
PCB-104 22'466'-PeCB	23.30	1.65E+09	0.63 Y	1.25	1.27	0.9%
PCB-153 22'44'55'-HxCB	34.10	3.01E+09	1.27 Y	1.22	1.25	2.8%
PCB-155 22'44'66'-HxCB	28.15	1.78E+09	1.26 Y	1.09	1.13	3.8%
PCB-170 22'33'44'5'-HpCB	40.81	1.06E+09	1.05 Y	1.07	1.13	5.4%
PCB-180 22'344'55'-HpCB	39.74	2.64E+09	1.05 Y	1.16	1.20	3.4%
PCB-188 22'34'566'-HpCB	32.96	1.33E+09	1.05 Y	1.03	1.07	3.7%
PCB-202 22'33'55'66'-OcCB	37.45	1.12E+09	0.89 Y	0.91	0.94	2.7%
PCB-205 233'44'55'6'-OcCB	45.57	1.28E+09	0.90 Y	1.09	1.12	2.8%
PCB-208 22'33'455'66'-NoCB	43.03	1.18E+09	0.78 Y	1.02	1.06	4.3%
PCB-206 22'33'44'55'6'-NoCB	47.03	8.31E+08	0.78 Y	0.98	1.02	4.2%

PCB QC Summary - Ax2 Detail

Printed: 28-Jul-2012 10:15

Lab ID: CS5_120725_PCB_XB
 Acquired: 26-JUL-2012 07:26
 Datafile: 120725X20

ICAL: MM7_PCB_07132012_25JUL12

Name	RT	Response	RA	ICAL	RRF	Dev'n
PCB-1 2-MoCB	10.64	3.25E+09	3.15 Y	1.03	1.10	6.3%
PCB-2 3-MoCB	12.53	3.38E+09	3.21 Y	1.04	1.13	8.7%
PCB-3 4-MoCB	12.70	3.36E+09	3.20 Y	1.04	1.13	7.8%
PCB-4 22'-DiCB	12.93	1.61E+09	1.59 Y	1.17	1.21	3.8%
PCB-10 26-DiCB	13.09	2.50E+09	1.60 Y	1.83	1.89	3.0%
PCB-9 25-DiCB	14.75	2.87E+09	1.59 Y	0.89	0.95	5.7%
PCB-7 24-DiCB	14.91	3.29E+09	1.58 Y	1.02	1.08	5.6%
PCB-6 23'-DiCB	15.11	3.07E+09	1.59 Y	0.95	1.01	6.6%
PCB-5 23-DiCB	15.39	3.11E+09	1.59 Y	0.97	1.02	5.1%
PCB-8 24'-DiCB	15.51	3.17E+09	1.58 Y	0.98	1.04	5.9%
PCB-14 35-DiCB	16.97	3.71E+09	1.58 Y	1.16	1.22	5.3%
PCB-11 33'-DiCB	17.70	3.26E+09	1.59 Y	1.00	1.07	7.3%
PCB-13/12 34'-/34-DiCB	17.98	6.49E+09	1.58 Y	1.02	1.07	4.9%
PCB-15 44'-DiCB	18.25	3.41E+09	1.58 Y	1.08	1.12	3.7%
PCB-19 22'6-TrCB	15.77	1.68E+09	1.06 Y	1.09	1.14	4.2%
PCB-30/18 246-/22'5-TrCB	17.43	4.49E+09	1.06 Y	1.46	1.52	4.0%
PCB-17 22'4-TrCB	17.81	1.97E+09	1.06 Y	1.25	1.33	6.4%
PCB-27 23'6-TrCB	17.99	2.58E+09	1.06 Y	1.69	1.75	3.3%
PCB-24 236-TrCB	18.12	2.57E+09	1.05 Y	1.63	1.74	6.5%
PCB-16 22'3-TrCB	18.20	1.44E+09	1.06 Y	0.95	0.98	2.5%
PCB-32 24'6-TrCB	18.66	2.76E+09	1.05 Y	1.79	1.87	4.4%
PCB-34 2'35-TrCB	19.77	2.61E+09	1.06 Y	1.05	1.08	3.3%
PCB-23 235-TrCB	19.91	2.65E+09	1.05 Y	1.06	1.10	3.7%
PCB-26/29 23'5-/24'5-TrCB	20.19	5.38E+09	1.05 Y	1.09	1.11	2.7%
PCB-25 23'4-TrCB	20.37	2.67E+09	1.05 Y	1.07	1.10	2.7%
PCB-31 24'5-TrCB	20.64	2.79E+09	1.05 Y	1.11	1.16	4.0%
PCB-28/20 244'-/233'-TrCB	20.91	5.27E+09	1.06 Y	1.07	1.09	2.2%
PCB-21/33 234-/2'34-TrCB	21.08	5.36E+09	1.05 Y	1.09	1.11	1.5%
PCB-22 234'-TrCB	21.44	2.52E+09	1.05 Y	1.02	1.05	2.9%
PCB-36 33'5-TrCB	22.79	2.80E+09	1.05 Y	1.13	1.16	2.7%
PCB-39 34'5-TrCB	23.10	2.91E+09	1.05 Y	1.17	1.21	3.5%
PCB-38 345-TrCB	23.60	2.46E+09	1.06 Y	1.03	1.02	-1.4%
PCB-35 334'-TrCB	23.99	2.58E+09	1.05 Y	1.04	1.07	2.7%
PCB-37 344'-TrCB	24.34	2.72E+09	1.05 Y	1.10	1.12	1.8%
PCB-54 22'66'-TeCB	18.50	1.69E+09	0.80 Y	1.21	1.25	3.7%
PCB-50/53 22'46-/22'56'-TeCB	20.42	3.32E+09	0.79 Y	0.86	0.89	4.0%
PCB-45 22'36'-TeCB	20.97	1.56E+09	0.79 Y	0.73	0.84	15.0%
PCB-51 22'46'-TeCB	21.05	1.57E+09	0.80 Y	0.88	0.84	-3.9%
PCB-46 22'36'-TeCB	21.24	1.36E+09	0.79 Y	0.70	0.73	4.8%
PCB-52 22'55'-TeCB	22.47	1.62E+09	0.79 Y	0.84	0.87	3.4%
PCB-73 23'5'6TeCB	22.60	2.21E+09	0.79 Y	1.09	1.19	8.9%
PCB-43 22'35'-TeCB	22.68	1.35E+09	0.80 Y	0.72	0.72	-0.2%
PCB-69/49 23'46-/22'45'-TeCB	22.88	3.94E+09	0.79 Y	1.01	1.06	4.4%

PCB QC Summary - Ax2 Detail

ICAL: MM7_PCB_07132012_25JUL12

Lab ID: CS5_120725_PCB_XB
 Acquired: 26-JUL-2012 07:26
 Datafile: 120725X20

Name	RT	Response	RA	ICAL	RRF	Dev'n
Pcb-48 22'45'-TeCB	23.15	1.66E+09	0.79 Y	0.85	0.89	4.7%
Pcb-44/47/65 22'35'-/22'44'-	23.36	5.12E+09	0.79 Y	0.89	0.92	2.9%
Pcb-59/62/75 23'36'-/23'46'-/24	23.62	6.39E+09	0.79 Y	1.14	1.14	0.4%
Pcb-42 22'34'-TeCB	23.78	1.52E+09	0.79 Y	0.77	0.82	5.6%
Pcb-41 22'34'-TeCB	24.10	1.46E+09	0.79 Y	0.73	0.78	7.5%
Pcb-71/40 23'46'/22'33'-TeCB	24.19	3.26E+09	0.79 Y	0.87	0.88	1.2%
Pcb-64 23'46'-TeCB	24.39	2.37E+09	0.79 Y	1.24	1.27	2.8%
Pcb-72 23'55'-TeCB	25.11	2.26E+09	0.79 Y	1.14	1.22	6.3%
Pcb-68 23'45'-TeCB	25.36	2.42E+09	0.79 Y	1.21	1.30	7.3%
Pcb-57 23'35'-TeCB	25.72	2.17E+09	0.79 Y	1.11	1.16	5.2%
Pcb-58 23'35'-TeCB	25.91	2.20E+09	0.79 Y	1.10	1.18	7.3%
Pcb-67 23'45'-TeCB	26.07	2.24E+09	0.78 Y	1.16	1.20	3.7%
Pcb-63 23'45'-TeCB	26.29	2.39E+09	0.79 Y	1.22	1.29	5.7%
Pcb-61/70/74/76 23'45'-/23'4'5	26.57	8.77E+09	0.79 Y	1.13	1.18	4.0%
Pcb-66 23'44'-TeCB	26.84	2.10E+09	0.79 Y	1.08	1.13	4.8%
Pcb-55 23'34'-TeCB	26.98	2.15E+09	0.79 Y	1.10	1.16	5.4%
Pcb-56 23'34'-TeCB	27.40	2.08E+09	0.79 Y	1.06	1.12	5.9%
Pcb-60 23'44'-TeCB	27.59	2.20E+09	0.79 Y	1.11	1.18	6.1%
Pcb-80 33'55'-TeCB	27.95	2.47E+09	0.79 Y	1.25	1.33	5.8%
Pcb-79 33'45'-TeCB	29.23	2.35E+09	0.79 Y	1.23	1.26	2.3%
Pcb-78 33'45'-TeCB	29.70	2.10E+09	0.79 Y	1.08	1.13	4.2%
Pcb-104 22'466'-PeCB	23.30	1.65E+09	0.63 Y	1.25	1.27	0.9%
Pcb-96 22'366'-PeCB	23.60	1.37E+09	0.63 Y	1.08	1.06	-1.7%
Pcb-103 22'45'6'-PeCB	25.27	1.50E+09	0.63 Y	0.90	0.95	5.6%
Pcb-94 22'356'-PeCB	25.45	1.31E+09	0.63 Y	0.78	0.83	6.7%
Pcb-95 22'35'6'-PeCB	25.82	1.39E+09	0.63 Y	0.83	0.88	6.7%
Pcb-100/93 22'44'6'-/22'356'-P	26.03	2.74E+09	0.63 Y	0.84	0.87	2.7%
Pcb-102 22'456'-PeCB	26.13	1.38E+09	0.63 Y	0.90	0.88	-2.7%
Pcb-98 22'3'46'-PeCB	26.20	1.40E+09	0.64 Y	0.77	0.88	14.2%
Pcb-88 22'346'-PeCB	26.49	1.21E+09	0.62 Y	0.79	0.77	-3.5%
Pcb-91 22'34'6'-PeCB	26.56	1.54E+09	0.64 Y	0.88	0.97	10.7%
Pcb-84 22'33'6'-PeCB	26.74	1.18E+09	0.63 Y	0.71	0.75	5.4%
Pcb-89 22'346'-PeCB	27.14	1.26E+09	0.63 Y	0.76	0.80	4.8%
Pcb-121 23'45'6'-PeCB	27.52	1.90E+09	0.63 Y	1.14	1.20	5.1%
Pcb-92 22'355'-PeCB	27.82	1.33E+09	0.63 Y	0.80	0.84	5.5%
Pcb-113/90/101 23'35'6'-/22'3	28.30	4.51E+09	0.63 Y	0.93	0.95	1.8%
Pcb-83 22'335'-PeCB	28.71	1.16E+09	0.63 Y	0.71	0.74	3.2%
Pcb-99 22'44'5'-PeCB	28.82	1.42E+09	0.63 Y	0.87	0.90	3.2%
Pcb-112 23'356'-PeCB	28.91	1.87E+09	0.63 Y	1.13	1.19	5.3%
Pcb-108/119/86/97/125/87 233	29.25	9.01E+09	0.63 Y	0.95	0.95	0.1%
Pcb-117 23'4'56'-PeCB	29.77	1.53E+09	0.62 Y	1.04	0.97	-6.6%
Pcb-116/85 23'456'-/22'344'-Pe	29.85	3.33E+09	0.63 Y	0.97	1.05	8.3%
Pcb-110 23'3'4'6'-PeCB	29.97	1.66E+09	0.63 Y	1.02	1.05	2.9%

PCB QC Summary - Ax2 Detail

Printed: 28-Jul-2012 10:15

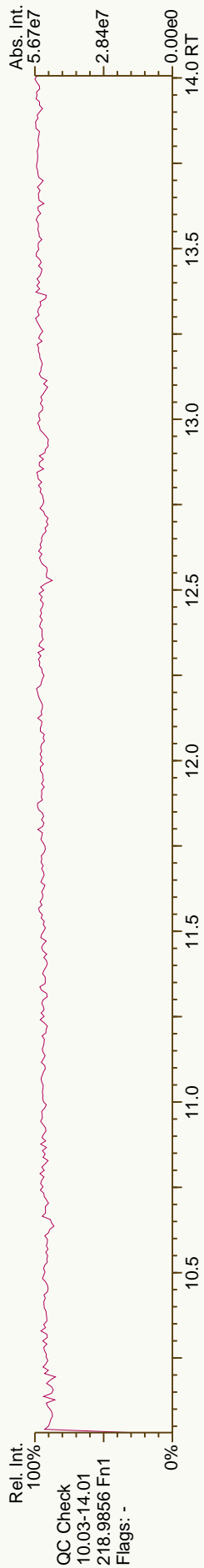
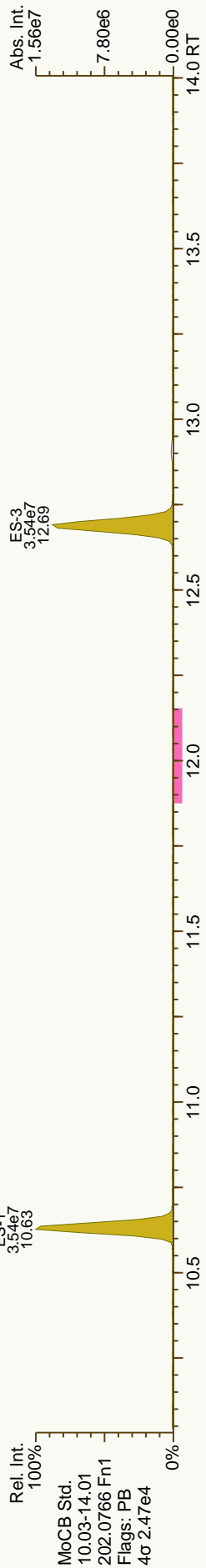

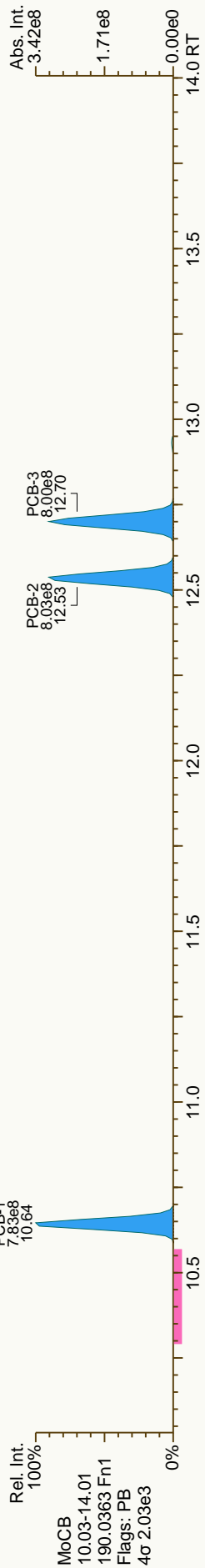
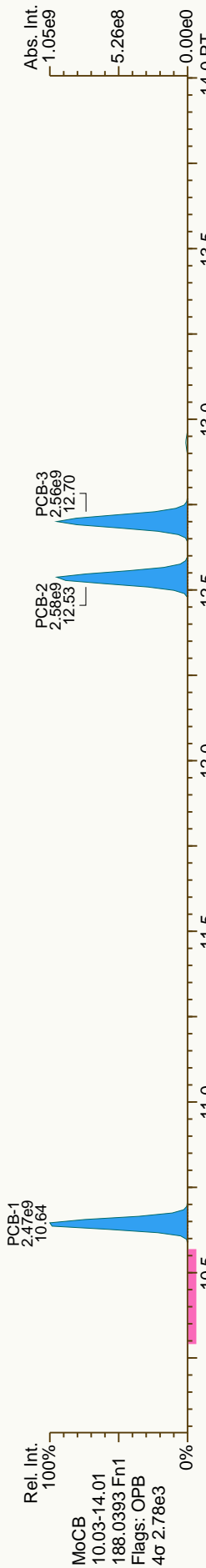
Lab ID: CS5_120725_PCB_XB
 Acquired: 26-JUL-2012 07:26
 Datafile: 120725X20

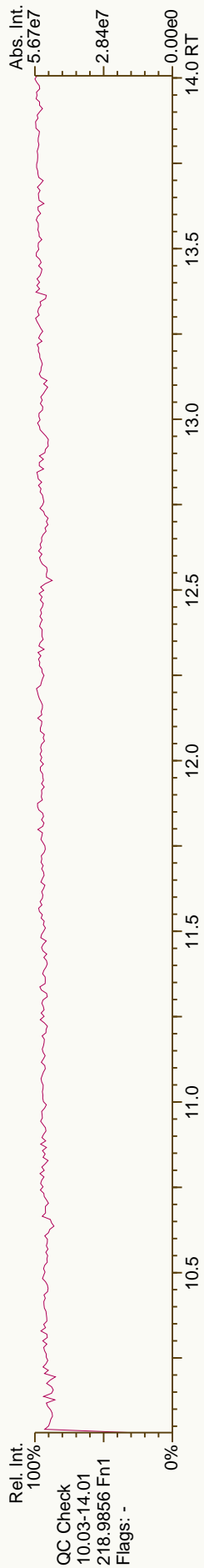
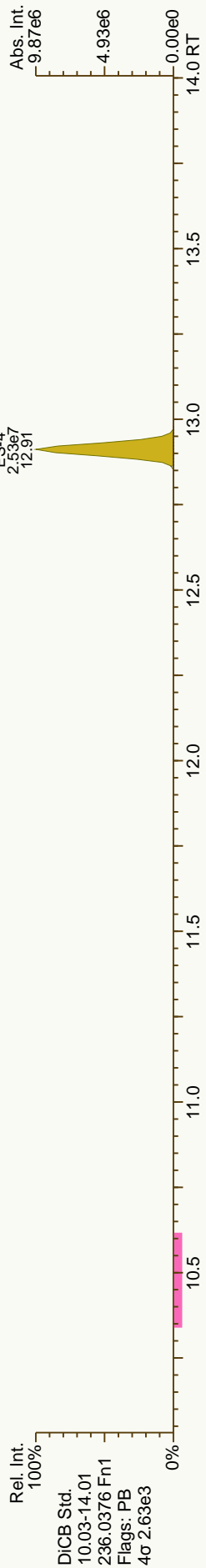
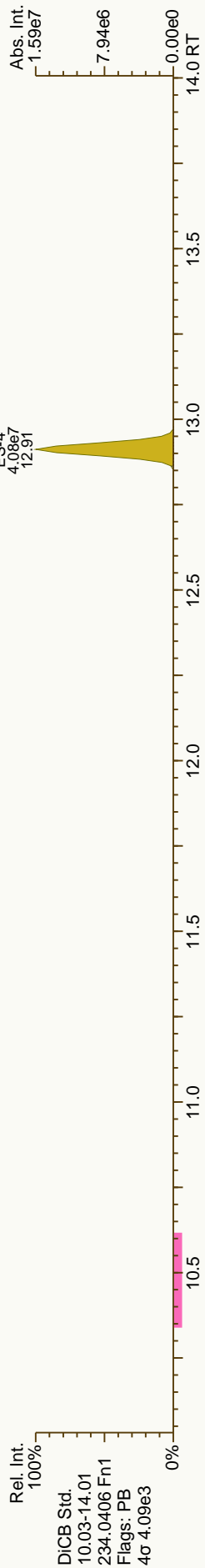
ICAL: MM7_PCB_07132012_25JUL12

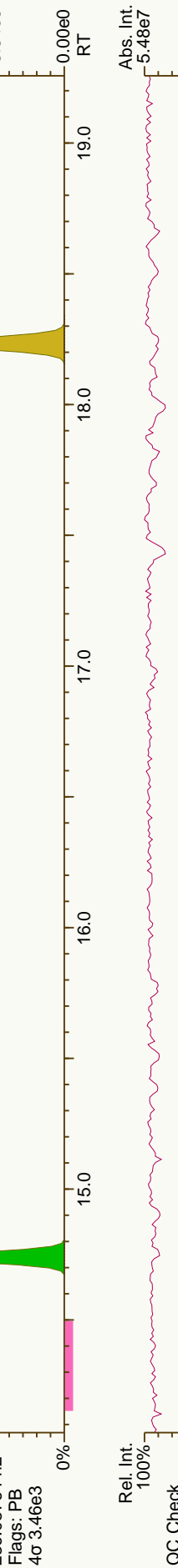




Name	RT	Response	RA	ICAL	RRF	Dev'n
PCB-115 2344'6"-PeCB	30.06	1.92E+09	0.63 Y	1.16	1.21	4.9%
PCB-82 22'33'4"-PeCB	30.24	1.15E+09	0.63 Y	0.69	0.73	5.2%
PCB-111 233'55"-PeCB	30.59	1.92E+09	0.63 Y	1.15	1.22	5.3%
PCB-120 23'455"-PeCB	30.98	1.91E+09	0.63 Y	1.16	1.21	4.0%
PCB-107/124 233'4'5"-/2'3455'	31.92	3.55E+09	0.63 Y	1.07	1.12	4.4%
PCB-109 233'46"-PeCB	32.13	1.89E+09	0.63 Y	1.14	1.20	4.9%
PCB-106 233'45"-PeCB	32.33	1.69E+09	0.63 Y	1.07	1.07	-0.1%
PCB-122 2'33'45"-PeCB	32.78	1.67E+09	0.63 Y	1.00	1.05	5.0%
PCB-127 33'455"-PeCB	34.73	1.81E+09	0.63 Y	1.10	1.13	2.9%
PCB-155 22'44'66"-HxCB	28.15	1.78E+09	1.26 Y	1.09	1.13	3.8%
PCB-152 22'3'566"-HxCB	28.29	1.65E+09	1.27 Y	1.01	1.05	3.5%
PCB-150 22'34'66"-HxCB	28.44	1.69E+09	1.26 Y	1.00	1.07	6.8%
PCB-136 22'33'66"-HxCB	28.72	1.57E+09	1.27 Y	0.95	1.00	4.7%
PCB-145 22'34'66"-HxCB	28.99	1.61E+09	1.27 Y	0.96	1.02	6.2%
PCB-148 22'34'56"-HxCB	30.27	1.25E+09	1.26 Y	0.97	1.04	7.3%
PCB-151/135 22'355'6"-/22'33'	30.78	2.41E+09	1.27 Y	0.96	1.00	4.3%
PCB-154 22'44'5'6"-HxCB	30.99	1.37E+09	1.26 Y	1.09	1.14	4.6%
PCB-144 22'345'6"-HxCB	31.24	1.25E+09	1.26 Y	0.98	1.04	5.8%
PCB-147/149 22'34'56"-/22'34'	31.54	2.47E+09	1.26 Y	0.99	1.03	4.1%
PCB-134 22'33'56"-HxCB	31.70	9.58E+08	1.26 Y	0.80	0.80	-0.4%
PCB-143 22'3456"-HxCB	31.78	1.24E+09	1.27 Y	0.95	1.03	8.1%
PCB-139/140 22'344'6"-/22'344'	32.05	2.51E+09	1.26 Y	1.00	1.05	4.6%
PCB-131 22'33'46"-HxCB	32.21	1.07E+09	1.27 Y	0.85	0.89	5.0%
PCB-142 22'3456"-HxCB	32.35	1.11E+09	1.27 Y	0.87	0.92	5.5%
PCB-132 22'33'46"-HxCB	32.58	1.12E+09	1.26 Y	0.89	0.93	4.8%
PCB-133 22'33'55"-HxCB	33.02	1.16E+09	1.26 Y	0.91	0.97	5.8%
PCB-165 233'55'6"-HxCB	33.36	1.43E+09	1.26 Y	1.13	1.19	5.3%
PCB-146 22'34'55"-HxCB	33.57	1.29E+09	1.26 Y	1.01	1.07	6.5%
PCB-161 233'45'6"-HxCB	33.68	1.53E+09	1.27 Y	1.25	1.28	1.8%
PCB-153/168 22'44'55"-/23'44'	34.10	3.01E+09	1.27 Y	1.22	1.25	2.8%
PCB-141 22'3455"-HxCB	34.24	1.18E+09	1.27 Y	0.93	0.98	5.6%
PCB-130 22'33'45"-HxCB	34.57	1.05E+09	1.26 Y	0.85	0.88	3.4%
PCB-137 22'344'5"-HxCB	34.77	1.32E+09	1.25 Y	1.04	1.10	5.6%
PCB-164 233'4'5'6"-HxCB	34.86	1.51E+09	1.27 Y	1.22	1.26	2.8%
PCB-163/138/129 233'4'56"-/22'	35.14	3.75E+09	1.27 Y	1.02	1.04	1.7%
PCB-160 233'456"-HxCB	35.27	1.51E+09	1.26 Y	1.21	1.26	4.2%
PCB-158 233'44'6"-HxCB	35.45	1.65E+09	1.26 Y	1.34	1.38	2.9%
PCB-128/166 22'33'44"-/2344'5	36.17	2.93E+09	1.25 Y	0.90	0.93	3.6%
PCB-159 233'455"-HxCB	37.01	1.74E+09	1.25 Y	1.06	1.11	4.2%
PCB-162 233'4'55"-HxCB	37.24	1.76E+09	1.25 Y	1.08	1.12	4.1%
PCB-188 22'34'566"-HpCB	32.96	1.33E+09	1.05 Y	1.03	1.07	3.7%
PCB-179 22'33'566"-HpCB	33.22	1.24E+09	1.05 Y	0.97	1.00	3.4%
PCB-184 22'344'66"-HpCB	33.69	1.20E+09	1.06 Y	0.93	0.97	4.3%

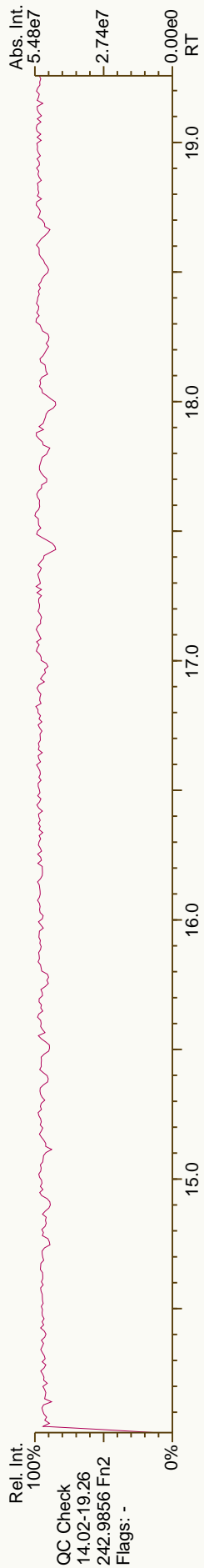
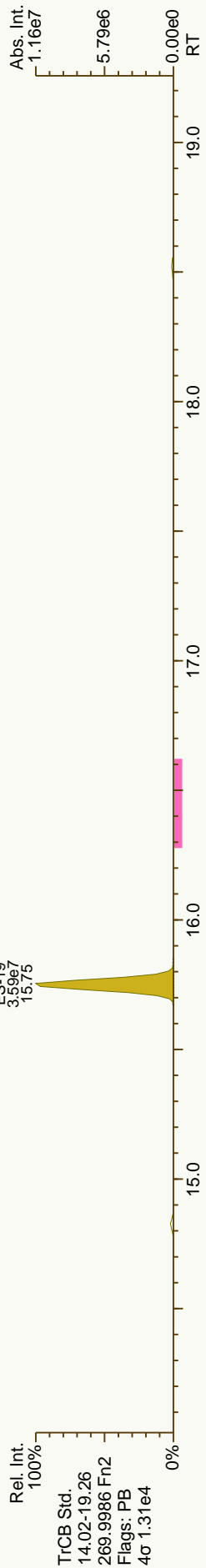
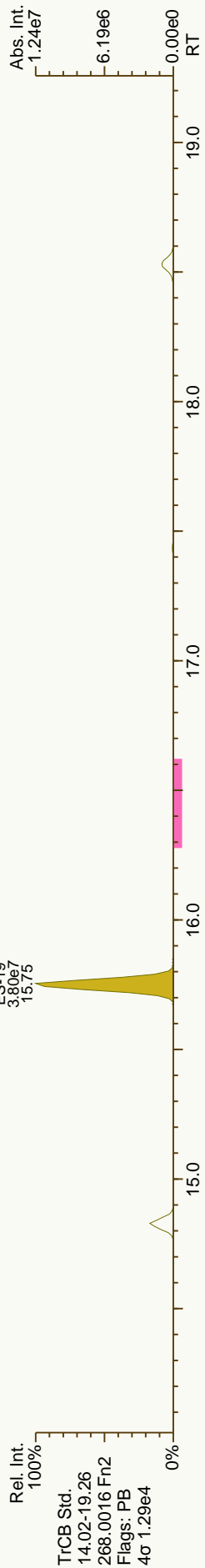
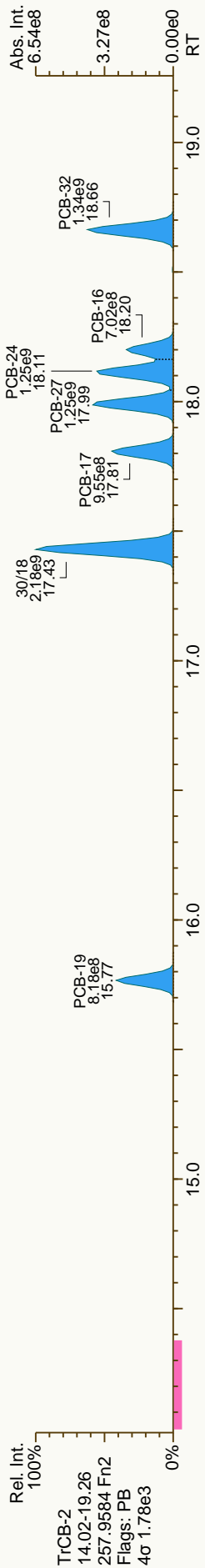
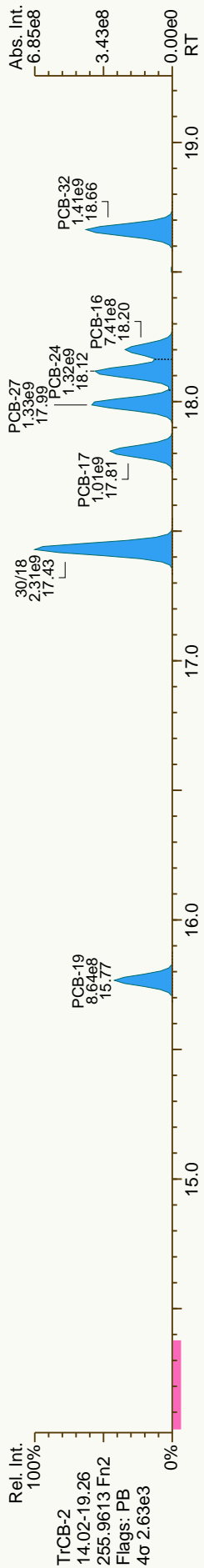
PCB QC Summary - Ax2 Detail

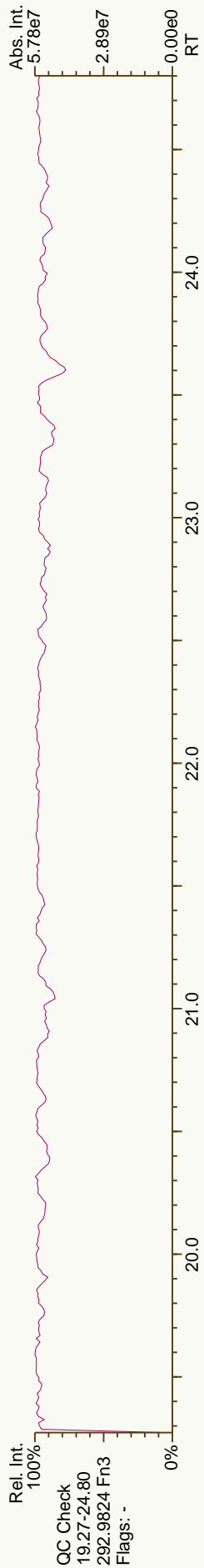
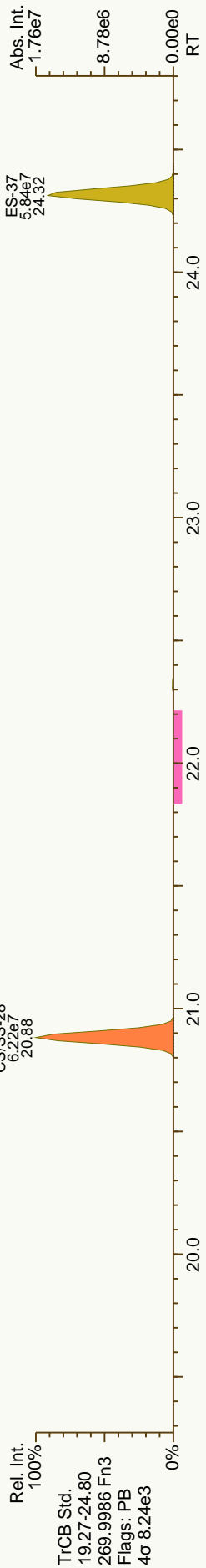
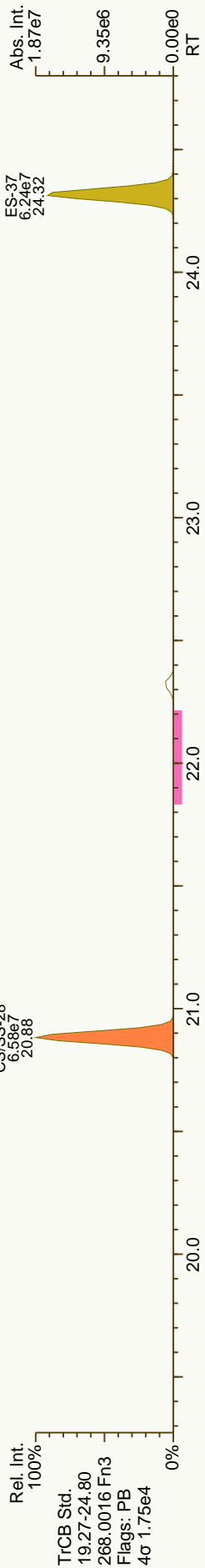
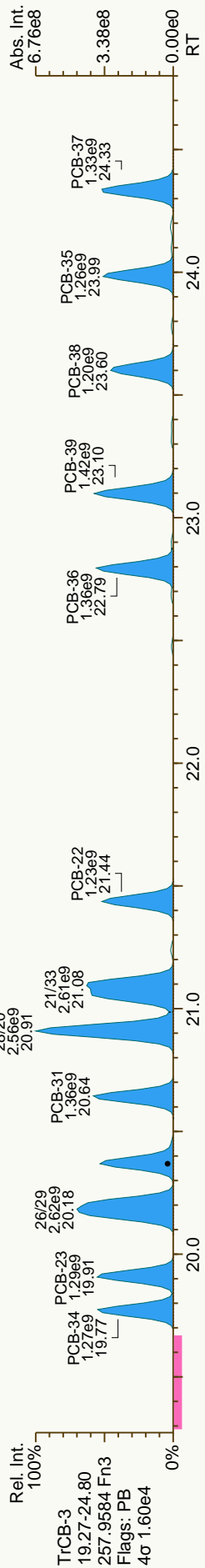

Lab ID:	CS5_120725_PCB_XB		ICAL: MM7_PCB_07132012_25JUL12			
Acquired:	26-JUL-2012 07:26					
Datafile:	120725X20					
Name	RT	Response	RA	ICAL	RRF	Dev'n
PCB-176 22'33'466'-HpCB	33.97	1.35E+09	1.06 Y	1.05	1.09	4.1%
PCB-186 22'34'566'-HpCB	34.35	1.26E+09	1.05 Y	0.98	1.02	4.2%
PCB-178 22'33'55'6'-HpCB	35.50	9.37E+08	1.05 Y	0.74	0.76	3.1%
PCB-175 22'33'45'6'-HpCB	36.04	1.18E+09	1.05 Y	1.01	1.07	5.9%
PCB-187 22'34'55'6'-HpCB	36.27	1.23E+09	1.05 Y	1.06	1.11	4.9%
PCB-182 22'34'4'56'-HpCB	36.44	1.26E+09	1.05 Y	1.11	1.14	3.1%
PCB-183 22'34'4'56'-HpCB	36.78	1.30E+09	1.04 Y	1.13	1.18	4.3%
PCB-185 22'34'55'6'-HpCB	36.86	1.18E+09	1.06 Y	1.02	1.07	5.2%
PCB-174 22'33'45'6'-HpCB	36.97	1.06E+09	1.05 Y	0.93	0.96	4.0%
PCB-177 22'33'4'56'-HpCB	37.33	1.05E+09	1.05 Y	0.91	0.95	5.0%
PCB-181 22'34'4'56'-HpCB	37.68	1.21E+09	1.05 Y	1.06	1.10	3.4%
PCB-171/173 22'33'44'6'-/22'3	37.85	2.11E+09	1.05 Y	0.93	0.96	3.3%
PCB-172 22'33'45'5'-HpCB	39.22	1.08E+09	1.05 Y	0.95	0.98	3.1%
PCB-192 233'45'5'6'-HpCB	39.46	1.42E+09	1.05 Y	1.24	1.29	4.2%
PCB-180/193 22'34'4'55'-/233'	39.74	2.64E+09	1.05 Y	1.16	1.20	3.4%
PCB-191 233'44'5'6'-HpCB	40.06	1.47E+09	1.06 Y	1.30	1.34	2.8%
PCB-170 22'33'44'5'-HpCB	40.81	1.06E+09	1.05 Y	1.07	1.13	5.4%
PCB-190 233'44'5'6'-HpCB	41.26	1.44E+09	1.05 Y	1.45	1.54	6.0%
PCB-202 22'33'55'66'-OcCB	37.45	1.12E+09	0.89 Y	0.91	0.94	2.7%
PCB-201 22'33'45'66'-OcCB	38.22	1.25E+09	0.90 Y	1.02	1.05	2.5%
PCB-204 22'34'4'566'-OcCB	38.79	1.18E+09	0.91 Y	0.98	0.99	1.2%
PCB-197 22'33'44'66'-OcCB	38.98	1.25E+09	0.90 Y	1.06	1.05	-1.6%
PCB-200 22'33'45'66'-OcCB	39.06	1.23E+09	0.91 Y	0.96	1.03	7.1%
PCB-198/199 22'33'45'5'6'-/22'	41.39	1.75E+09	0.90 Y	0.72	0.73	2.3%
PCB-196 22'33'44'56'-OcCB	41.96	9.05E+08	0.90 Y	0.73	0.76	3.9%
PCB-203 22'34'4'55'6'-OcCB	42.12	9.48E+08	0.90 Y	0.76	0.80	4.1%
PCB-195 22'33'44'56'-OcCB	43.22	9.53E+08	0.90 Y	0.80	0.84	4.6%
PCB-194 22'33'44'55'-OcCB	45.18	1.01E+09	0.89 Y	0.87	0.89	1.8%
PCB-205 233'44'55'6'-OcCB	45.57	1.28E+09	0.90 Y	1.09	1.12	2.8%
PCB-208 22'33'45'5'66'-NoCB	43.03	1.18E+09	0.78 Y	1.02	1.06	4.3%
PCB-207 22'33'44'566'-NoCB	43.81	1.22E+09	0.78 Y	1.06	1.10	3.8%
PCB-206 22'33'44'55'6'-NoCB	47.03	8.31E+08	0.78 Y	0.98	1.02	4.2%

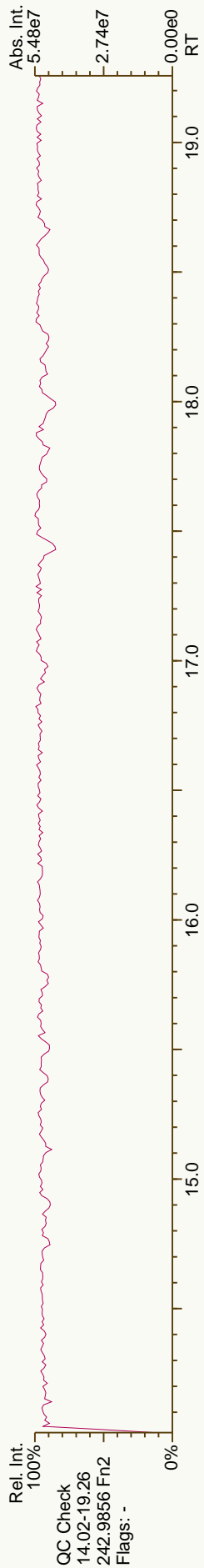
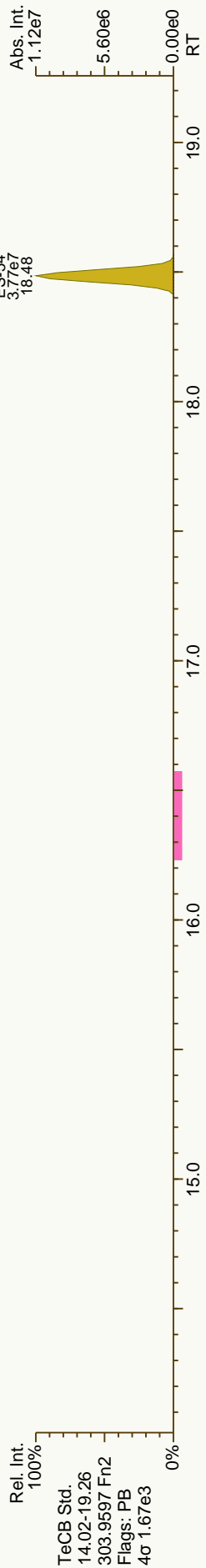
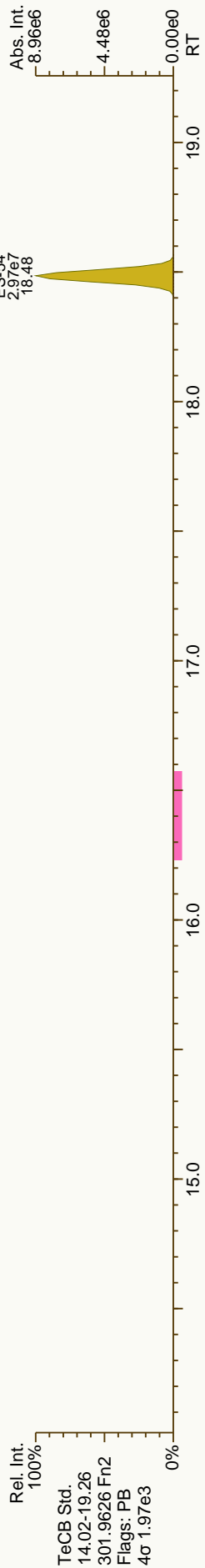
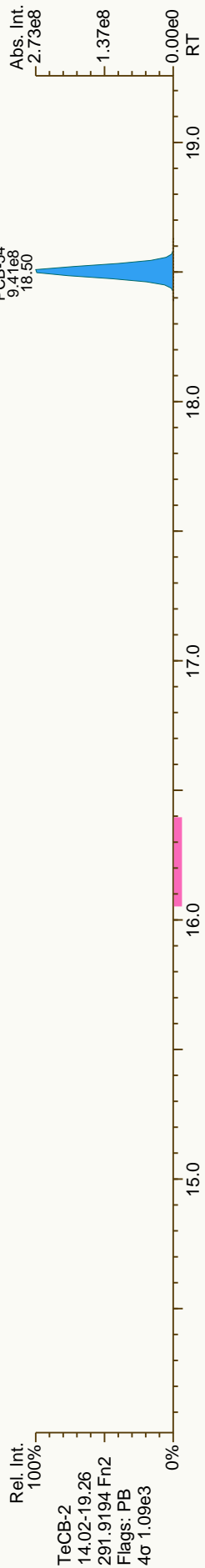
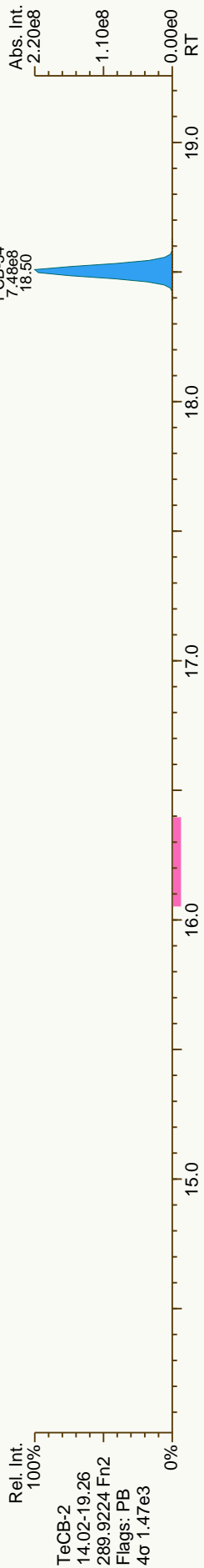



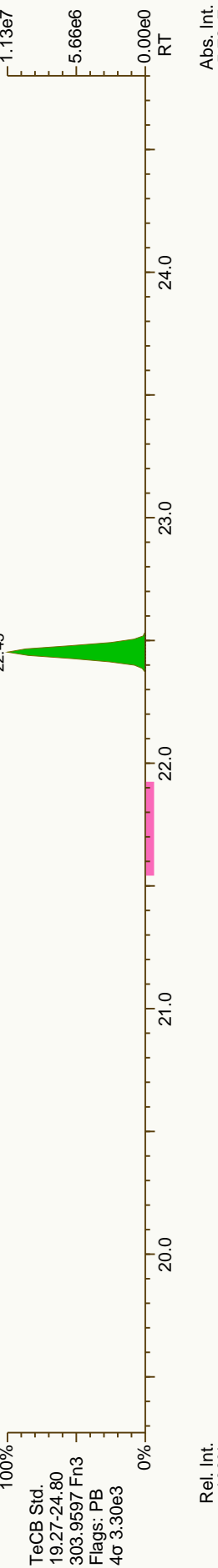
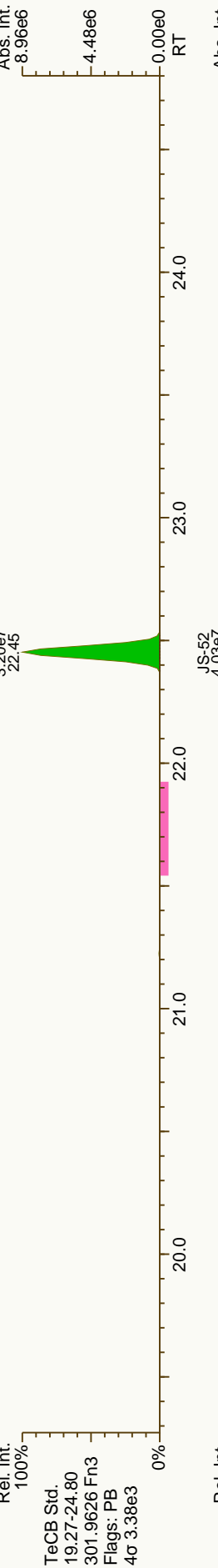
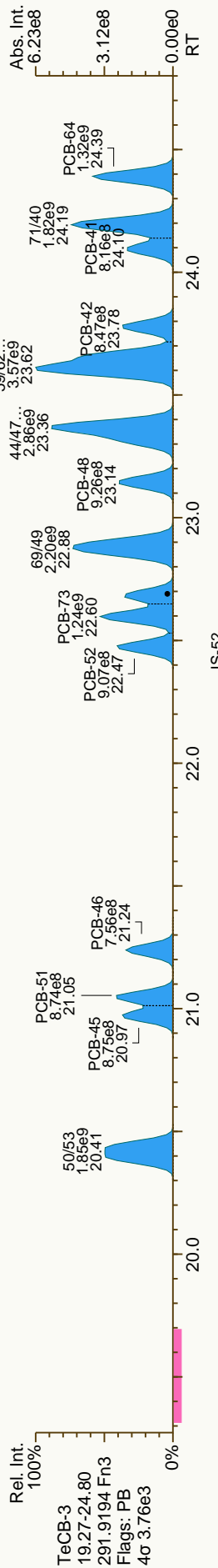
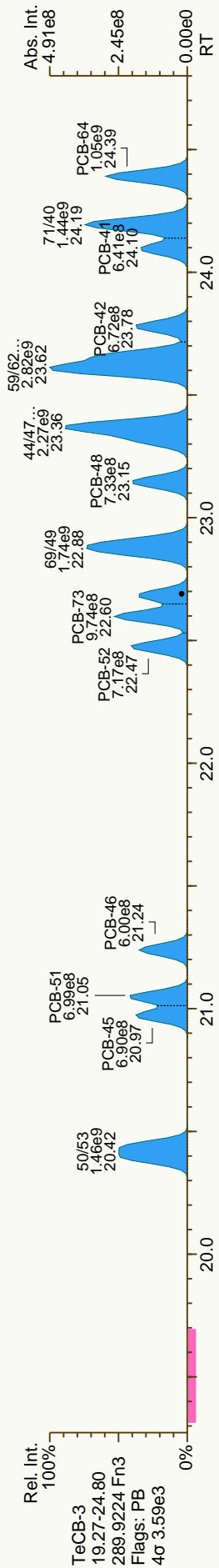


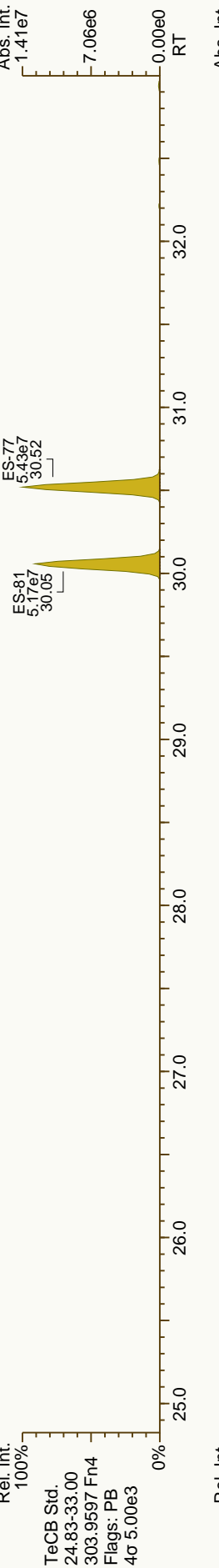
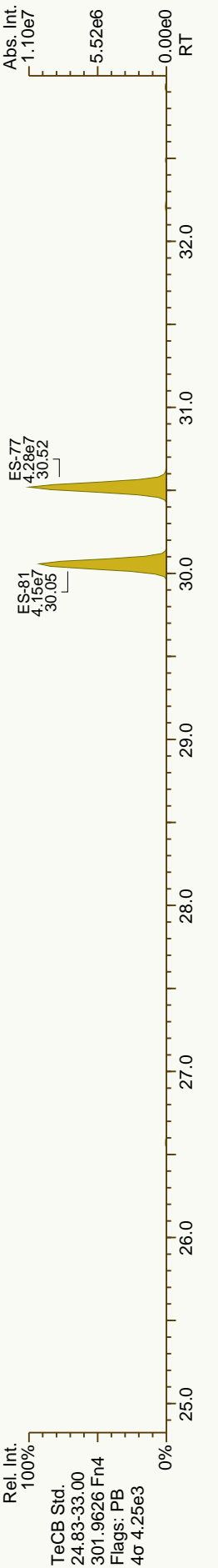
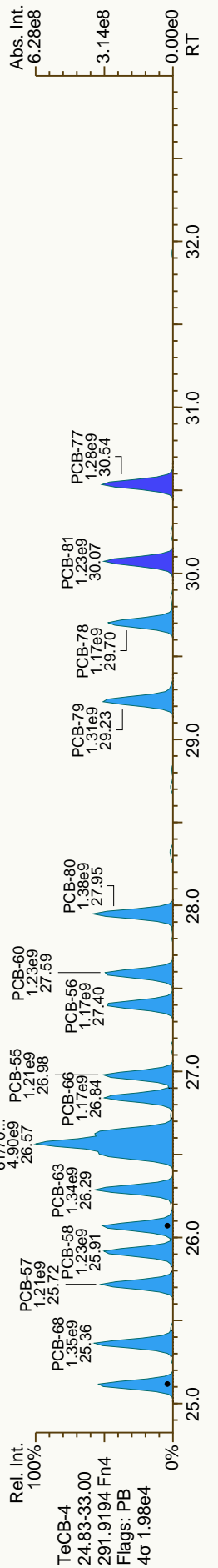
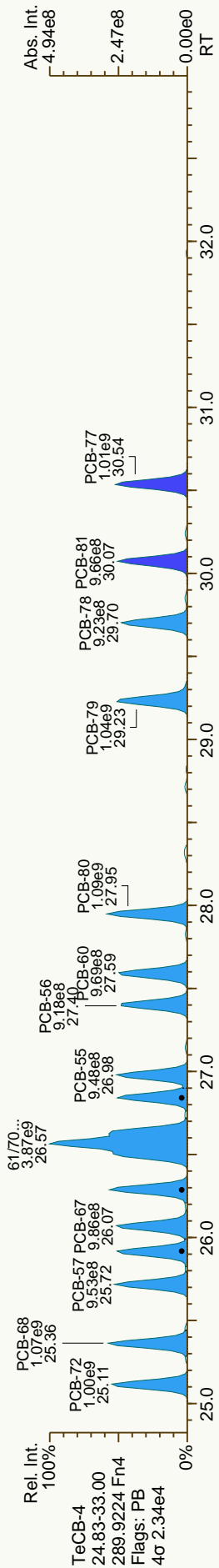


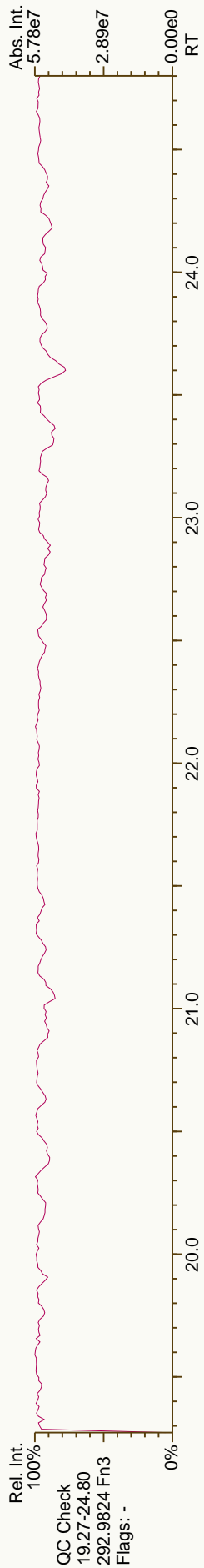
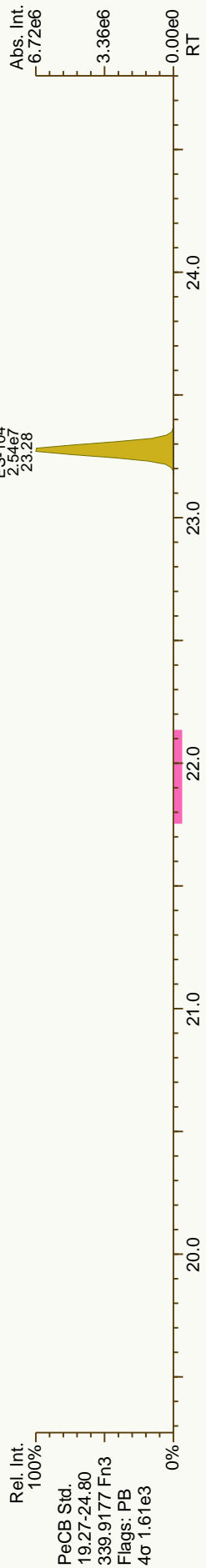
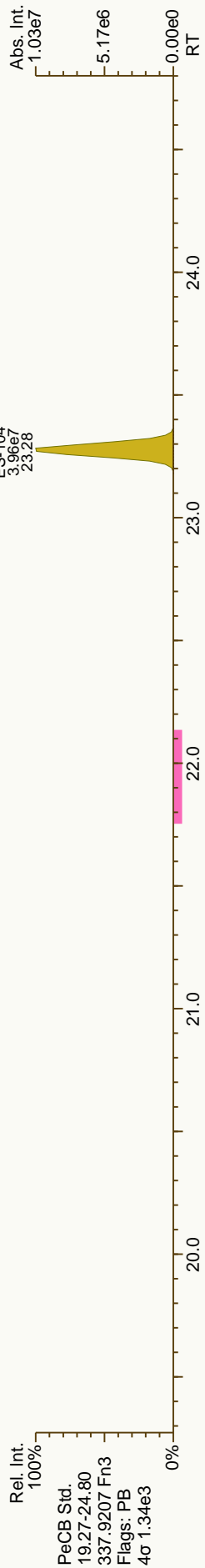
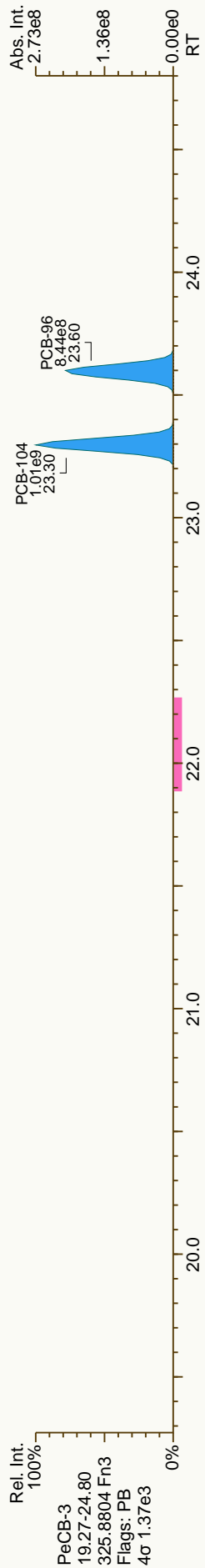



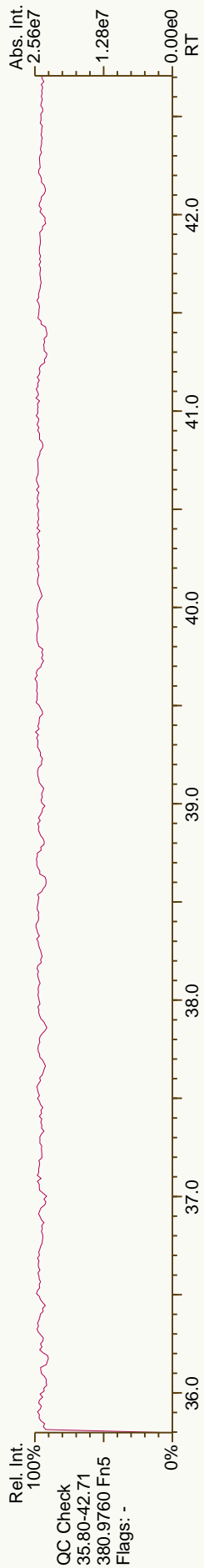
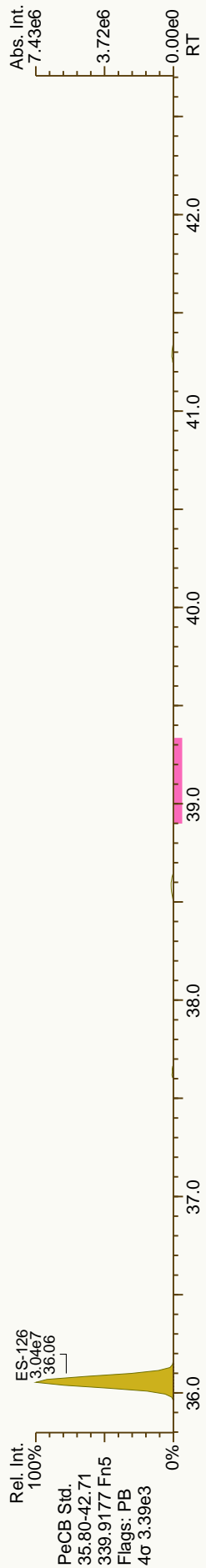
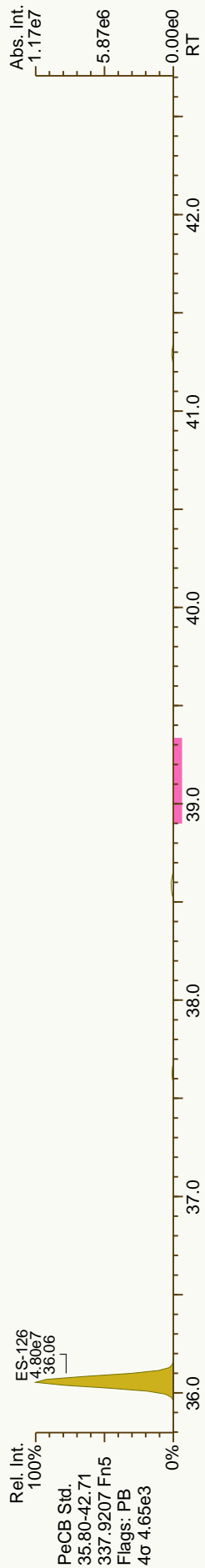
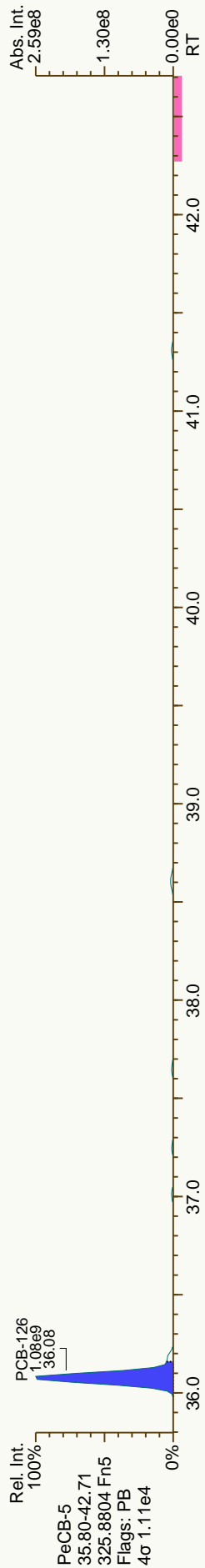



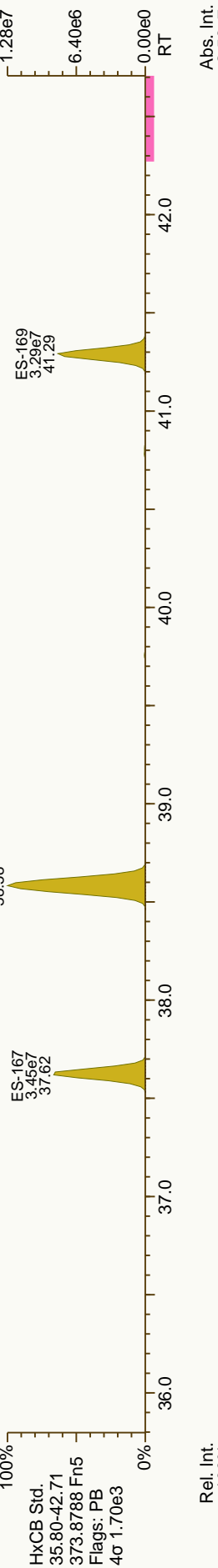
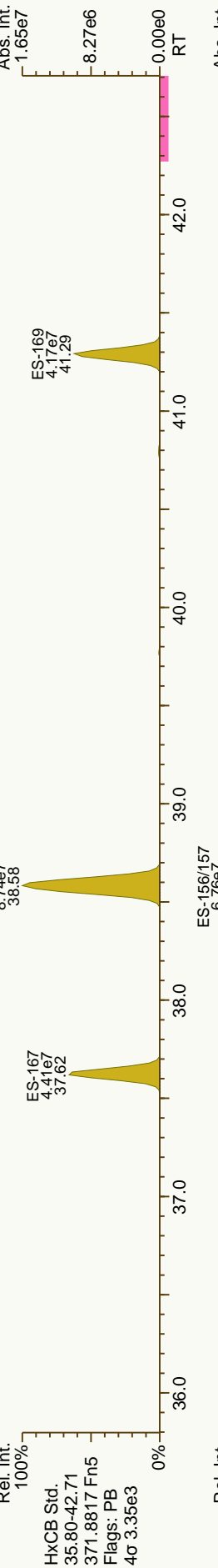
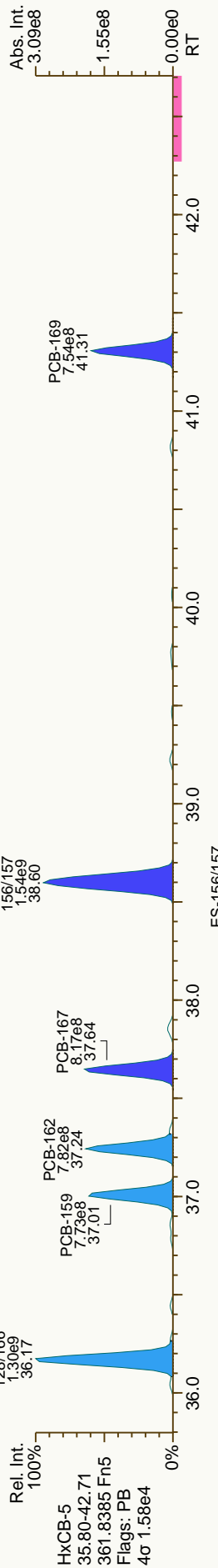
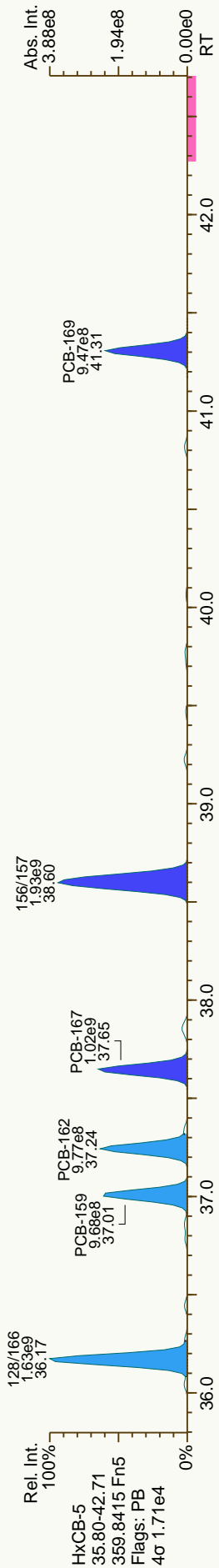


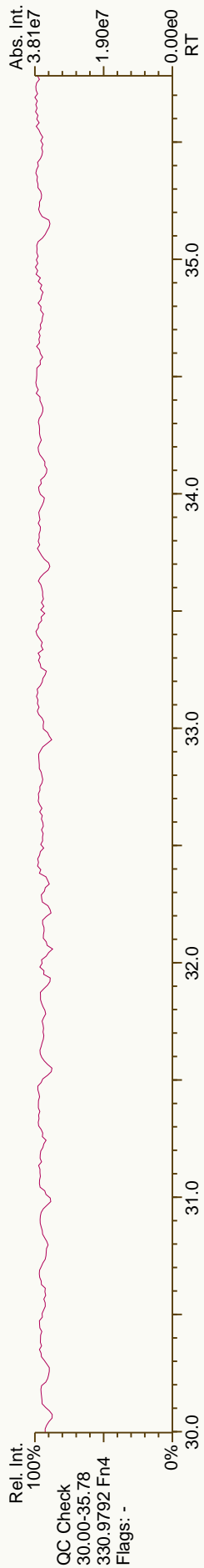
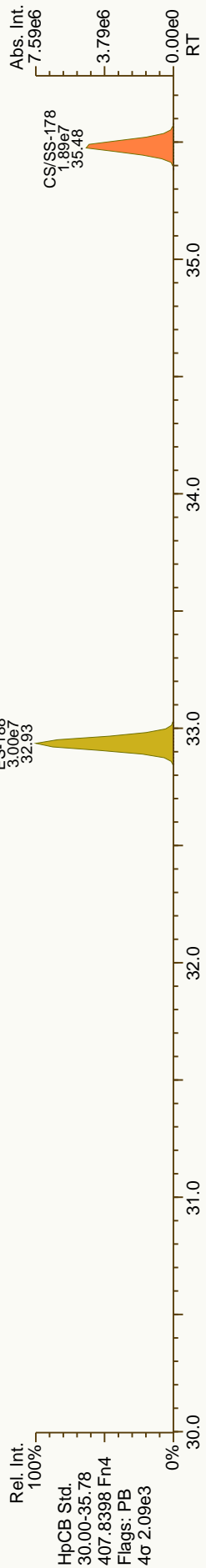
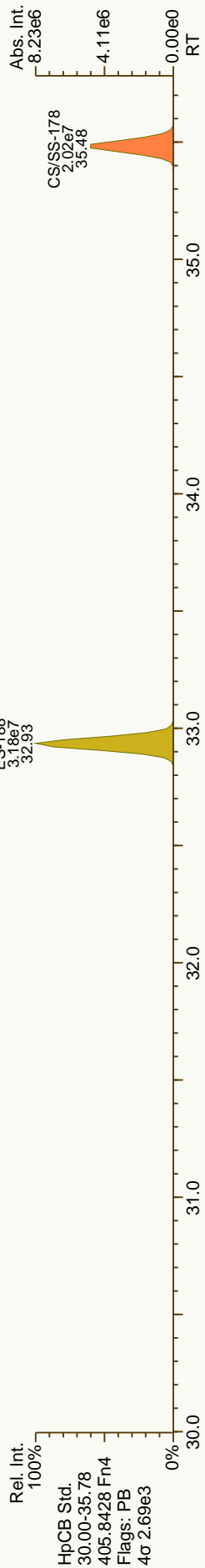
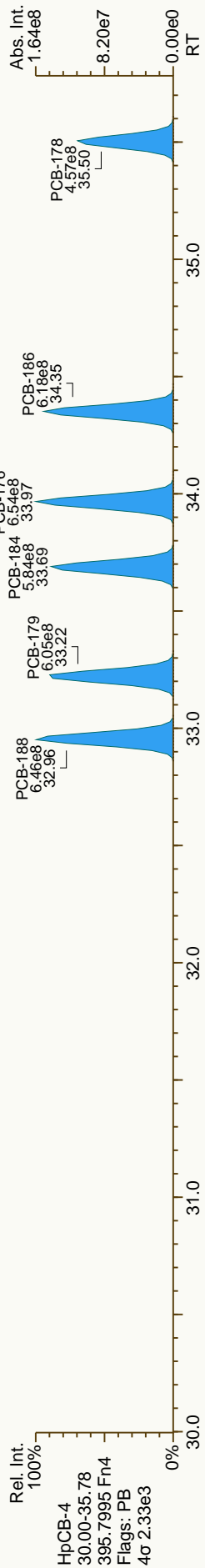
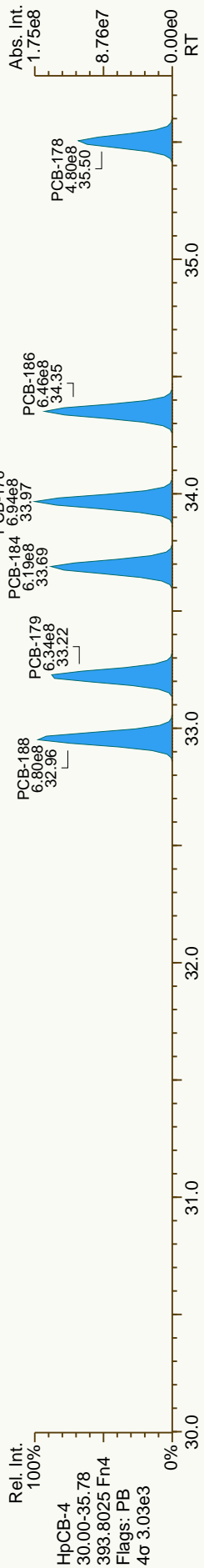


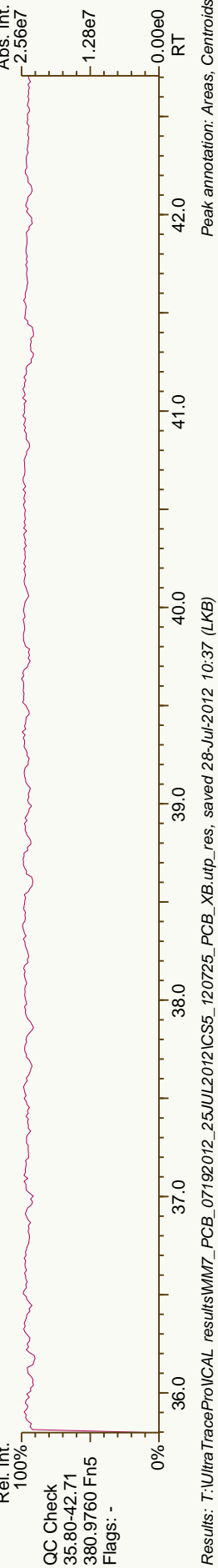
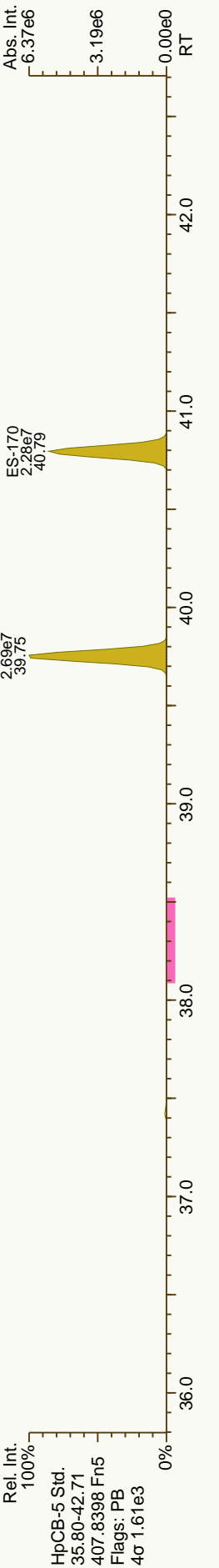
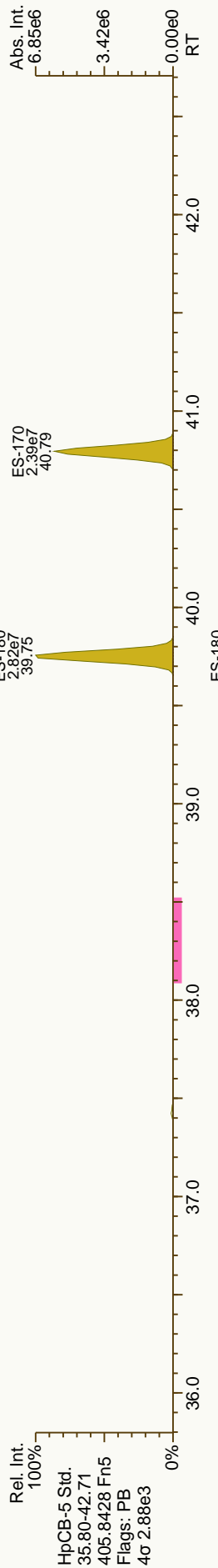
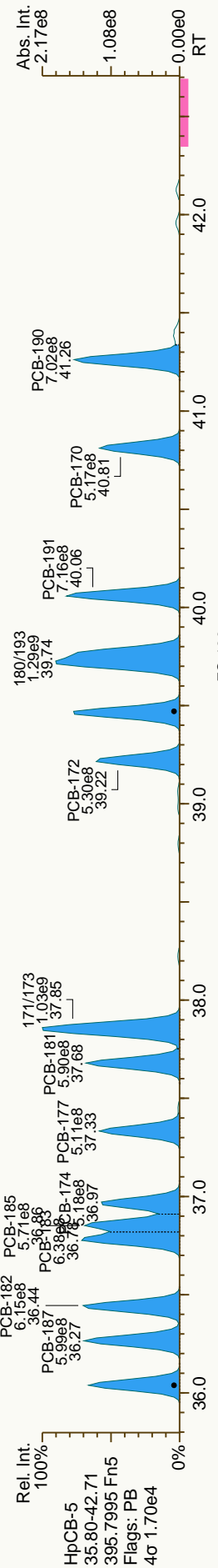
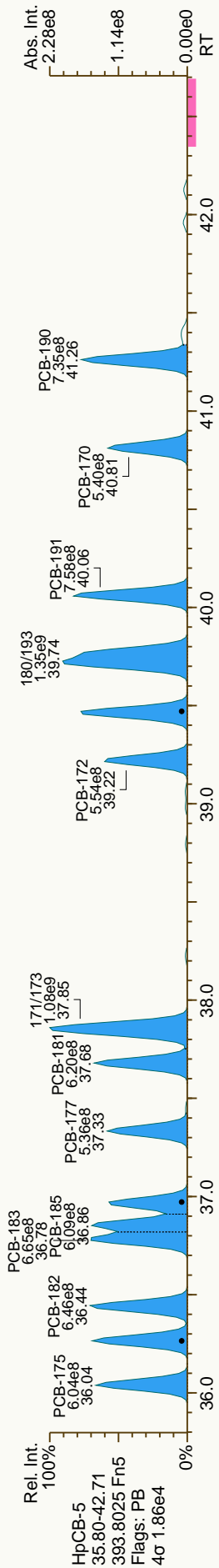


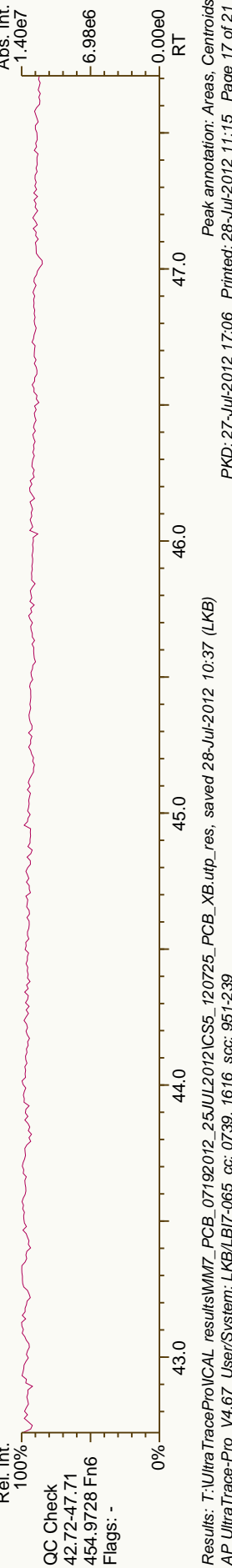
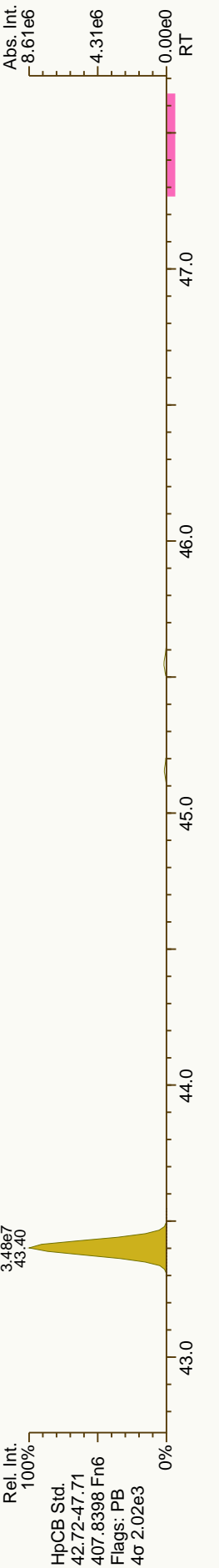
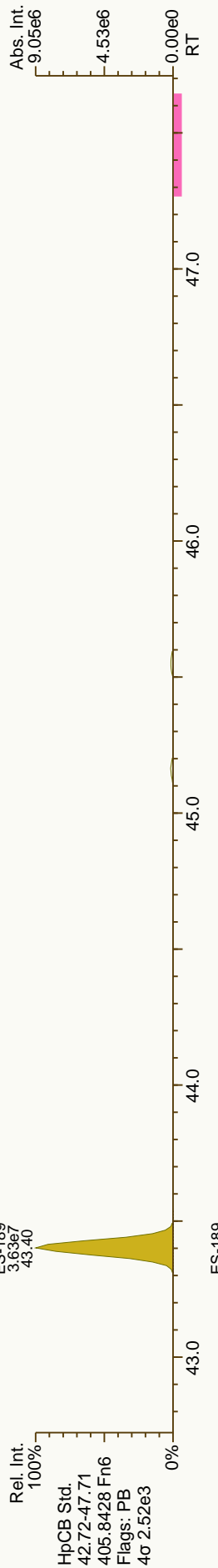
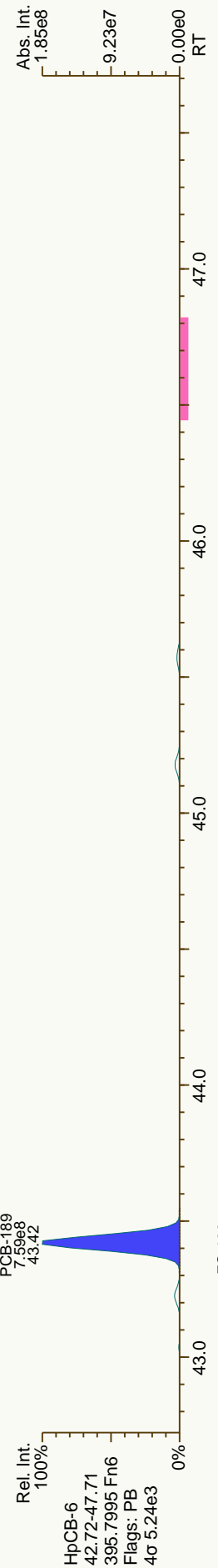
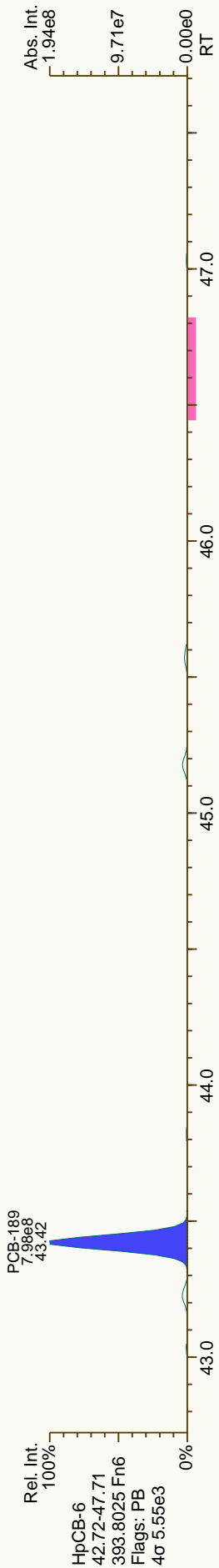


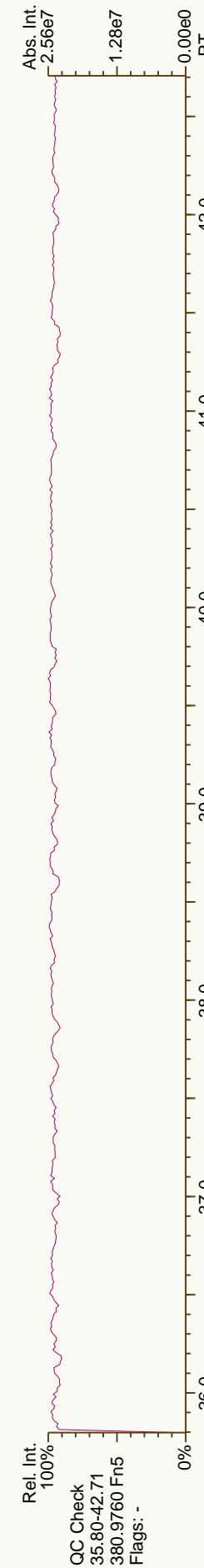

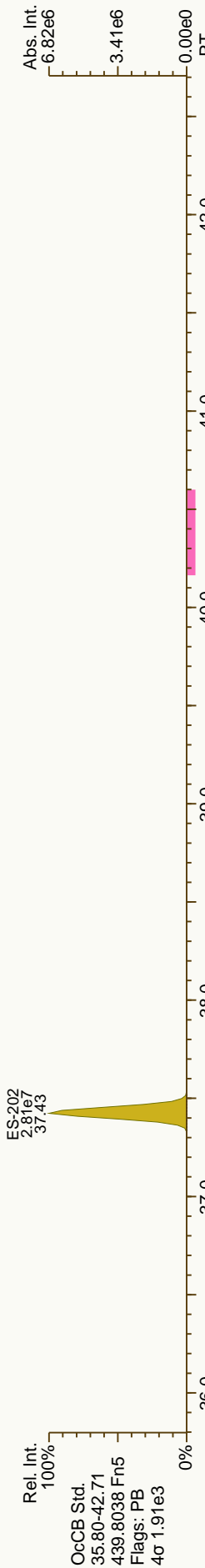
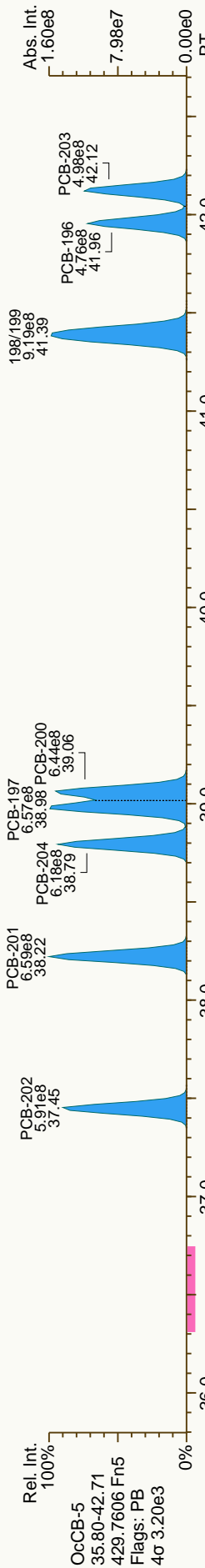
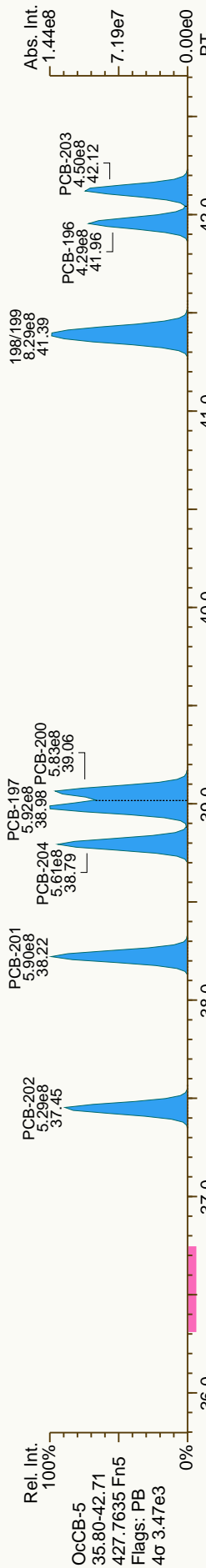


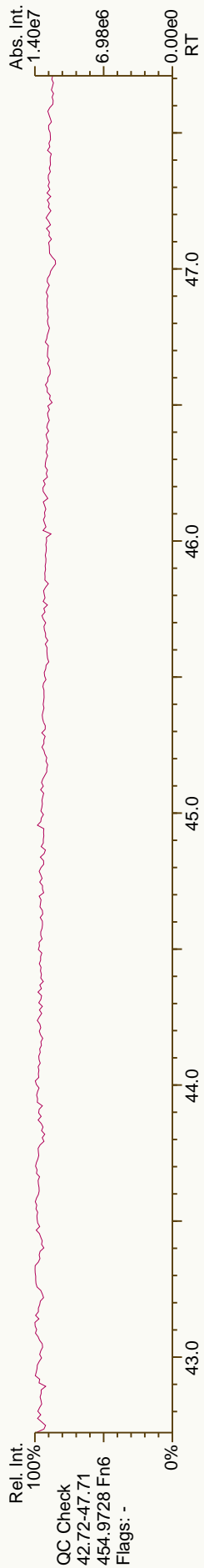
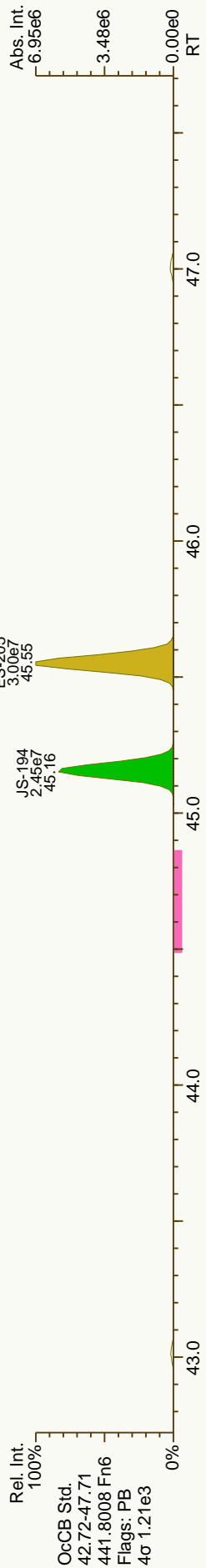
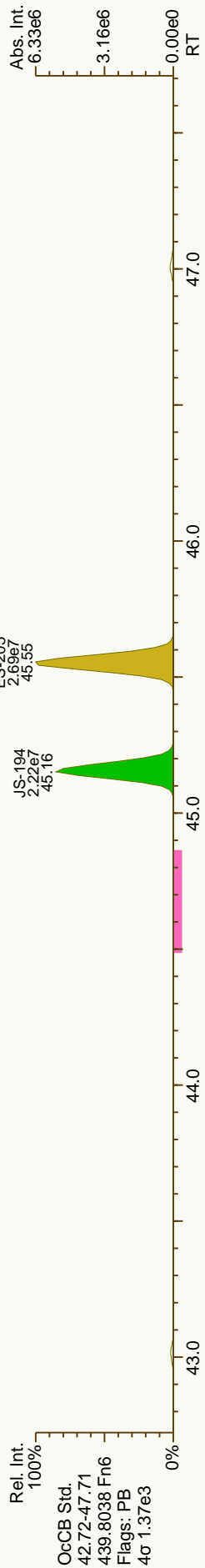
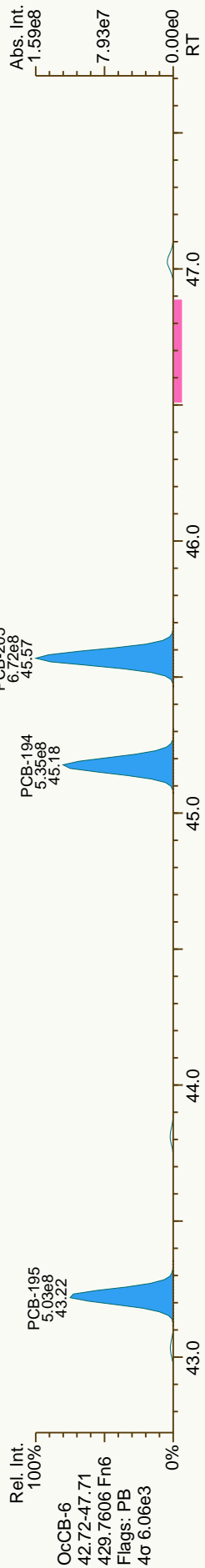
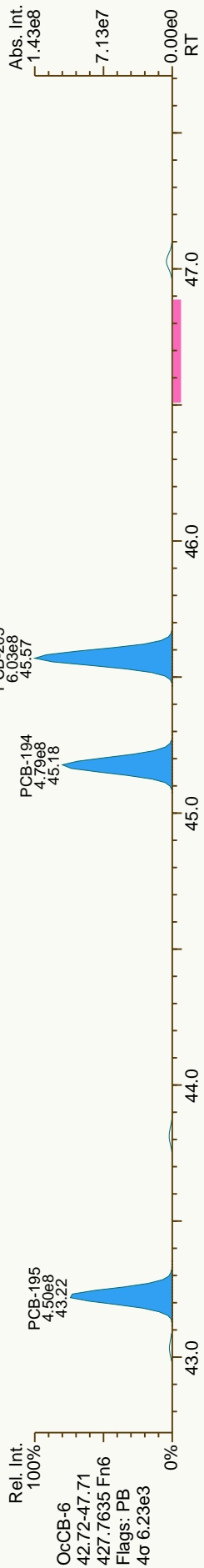


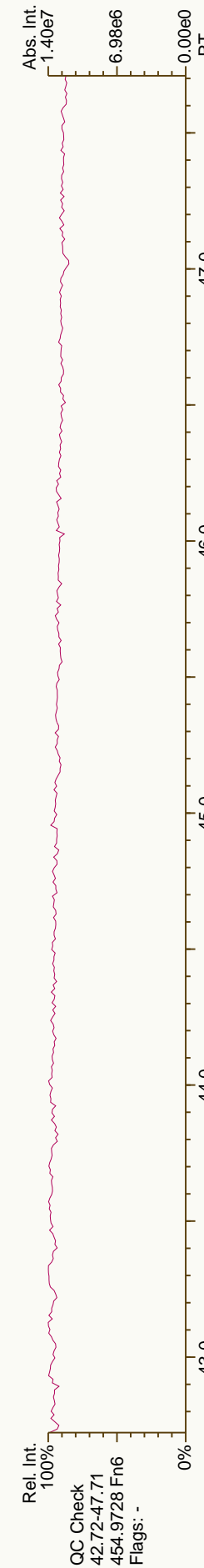
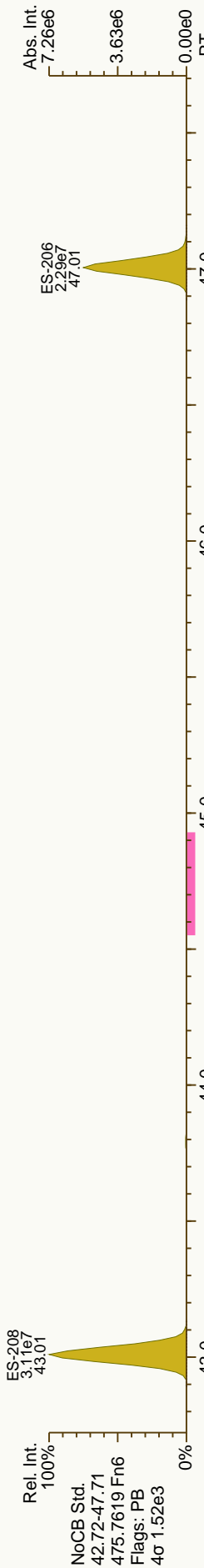
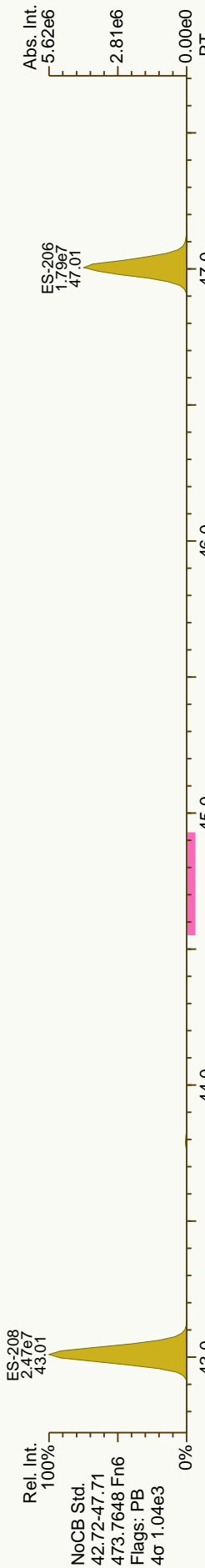
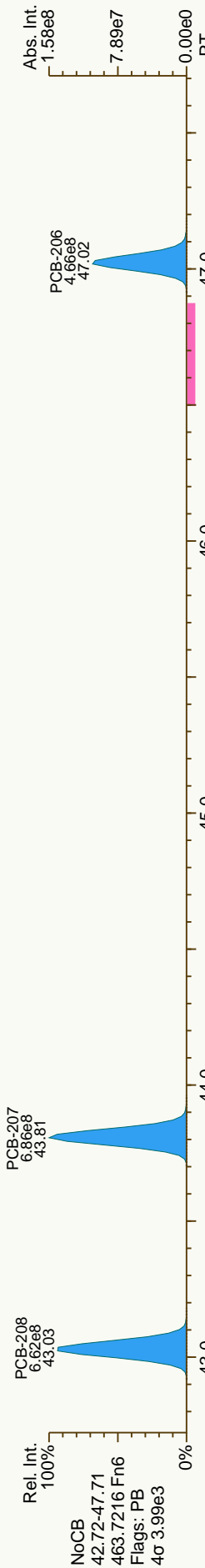
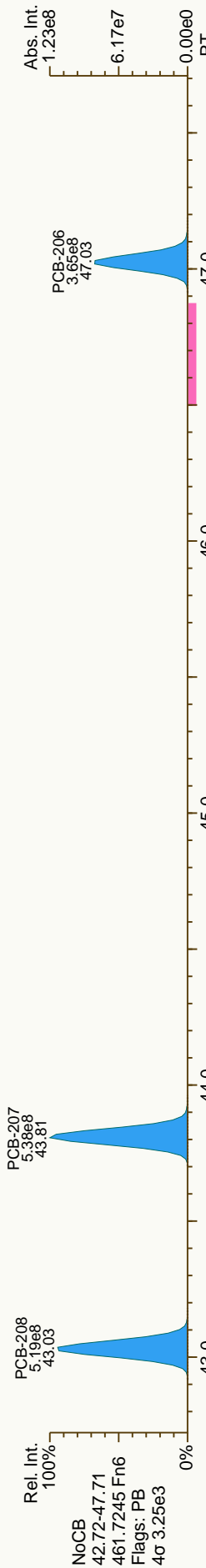


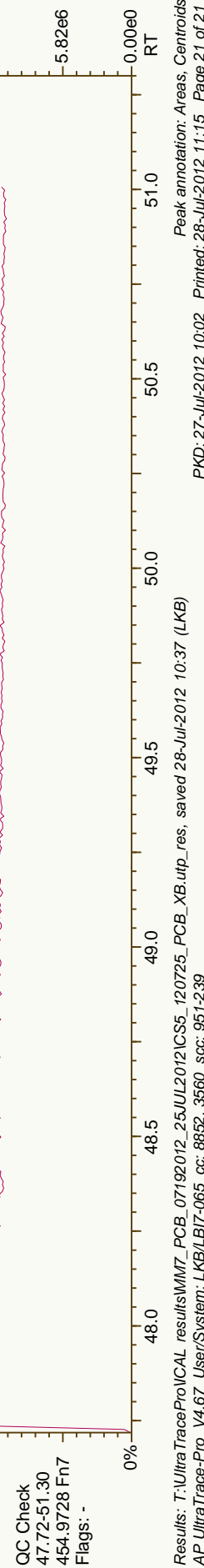
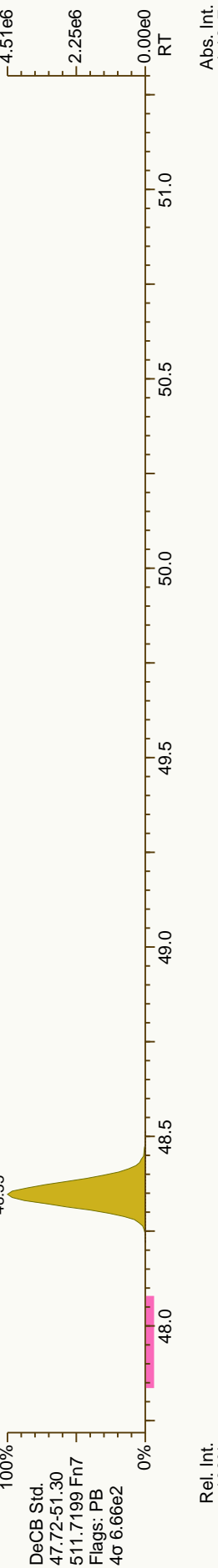
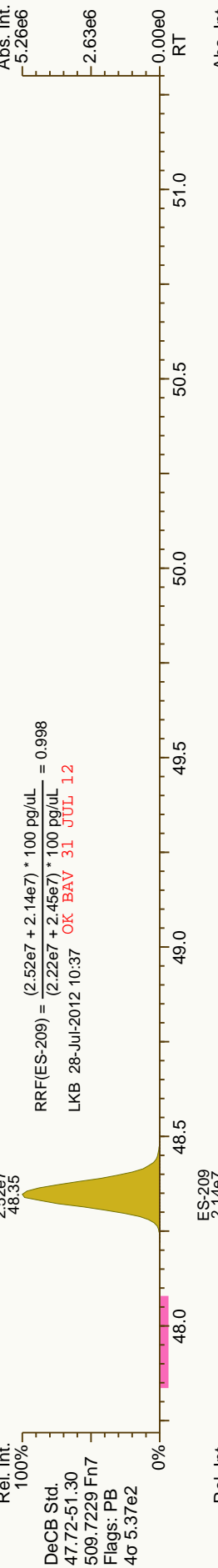
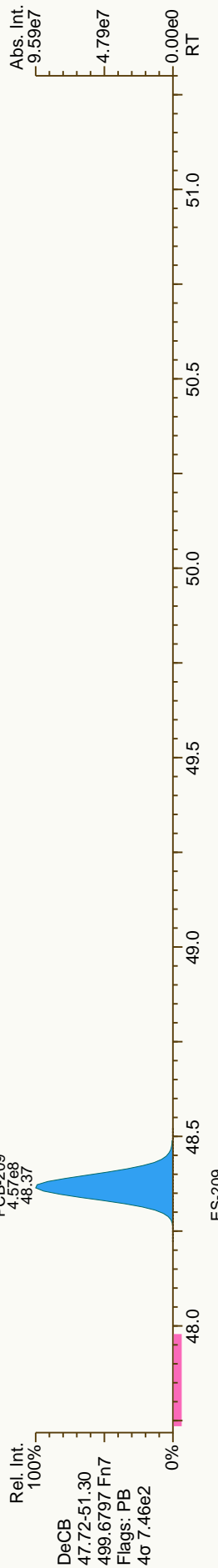
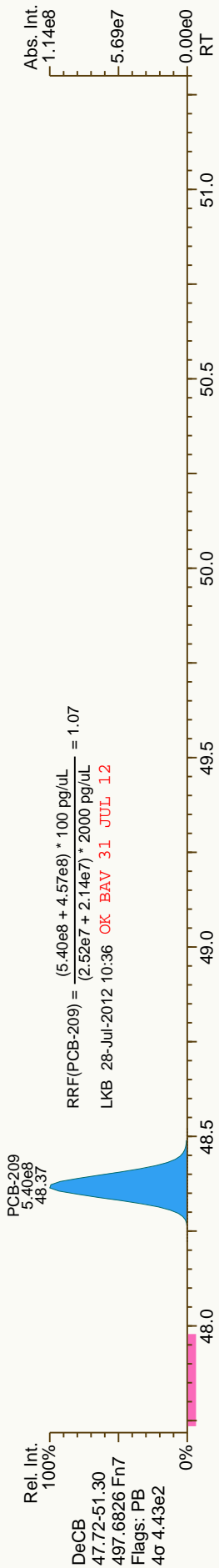






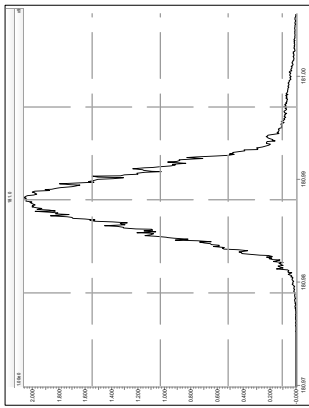




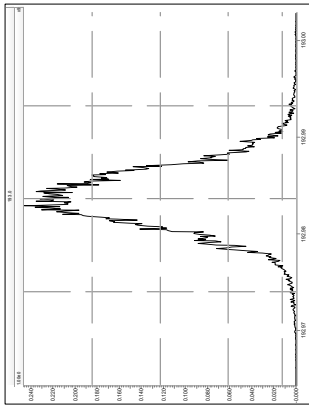


Printed: Wednesday, July 25, 2012 22:29:00 Eastern Daylight Time

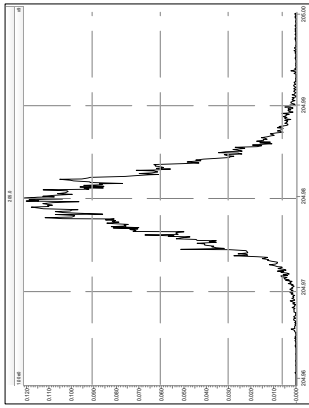
M 180.9888 R 12842



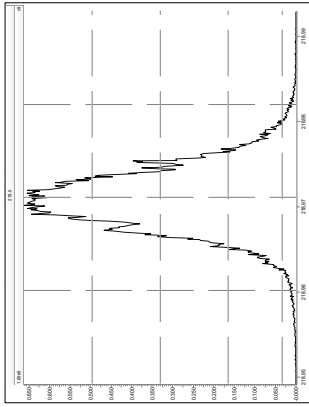
M 192.9888 R 13158



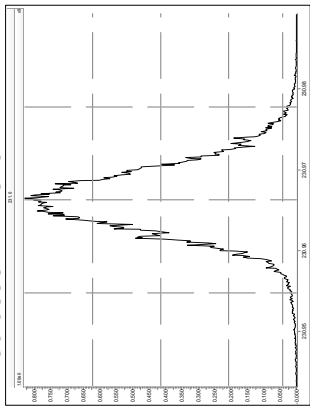
M 204.9888 R 13698



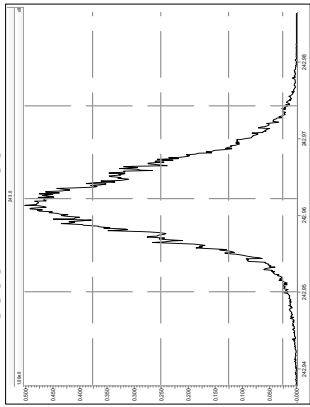
M 218.9856 R 12658



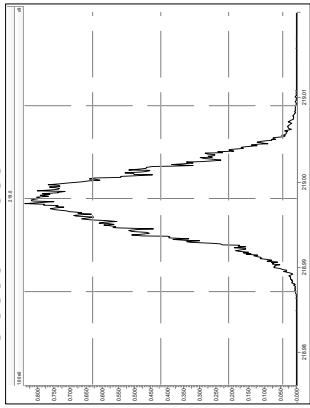
M 230.9856 R 11820



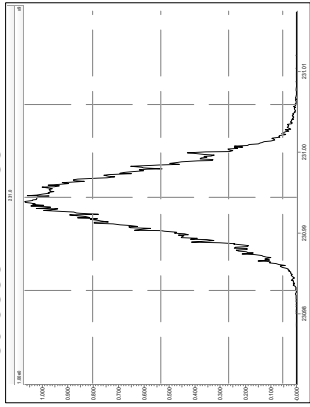
M 242.9856 R 11186



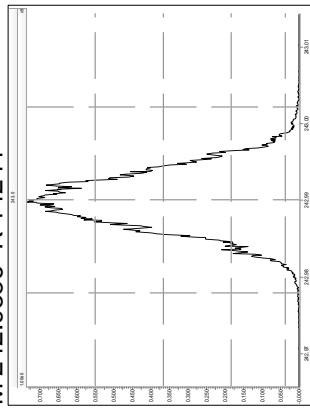
M 218.9856 R 13851



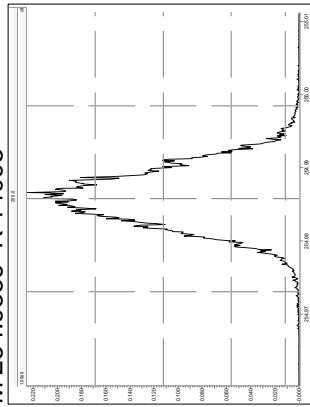
M 230.9856 R 14285



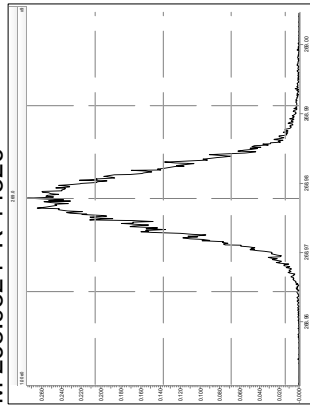
M 242.9856 R 14244



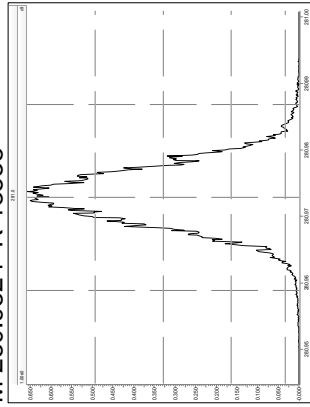
M 254.9856 R 14093



M 268.9824 R 14326

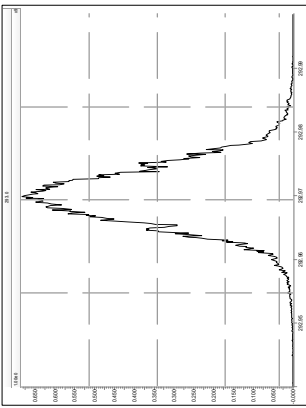


M 280.9824 R 13538

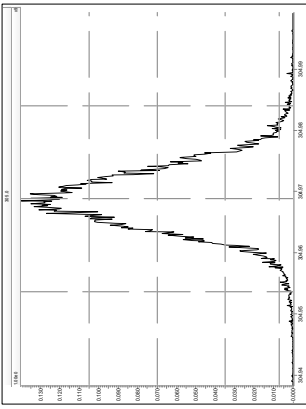


Printed: Wednesday, July 25, 2012 22:29:00 Eastern Daylight Time

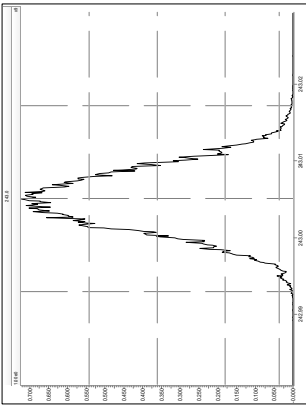
M 292.9824 R 13158



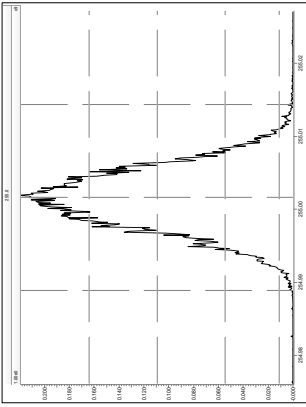
M 304.9824 R 13623



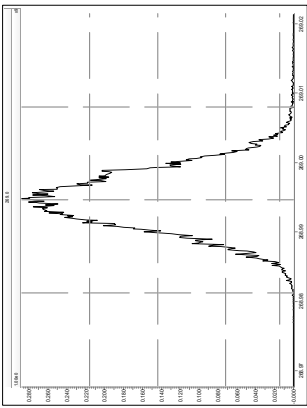
M 242.9856 R 13333



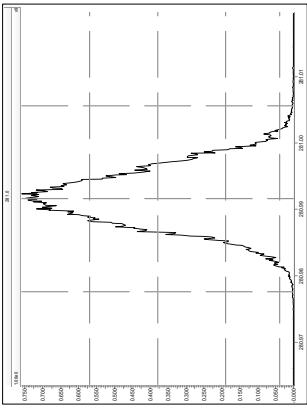
M 254.9856 R 13192



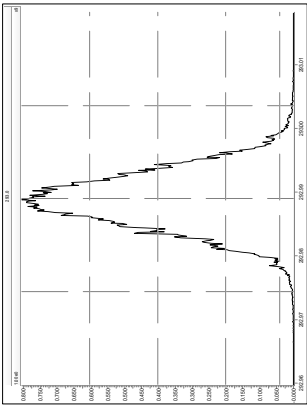
M 268.9824 R 13851



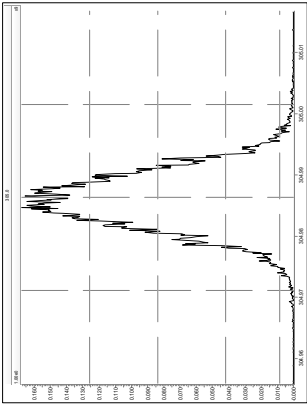
M 280.9824 R 13662



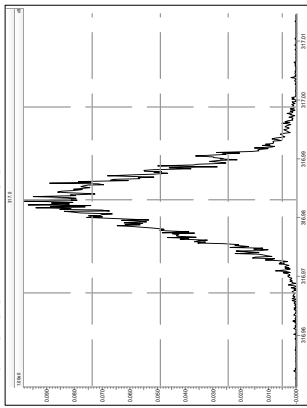
M 292.9824 R 13850



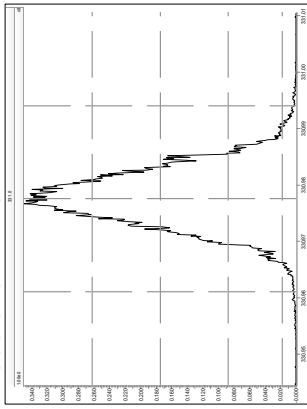
M 304.9824 R 14008



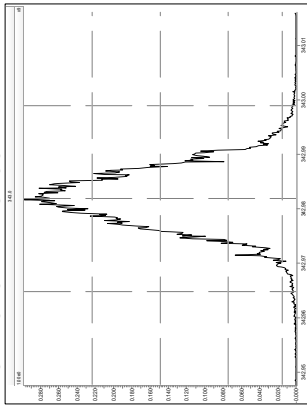
M 316.9824 R 14552



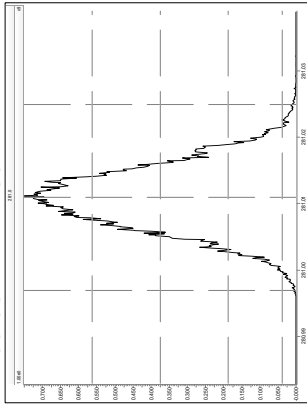
M 330.9792 R 13441



M 342.9792 R 13459

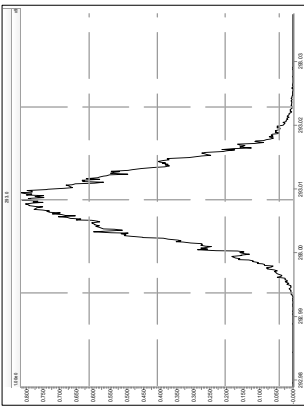


M 280.9824 R 12691

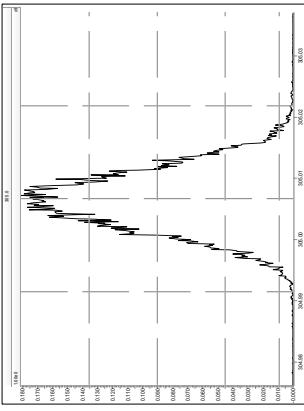


Printed: Wednesday, July 25, 2012 22:29:00 Eastern Daylight Time

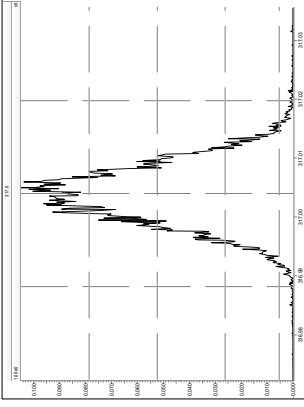
M 292.9824 R 12499



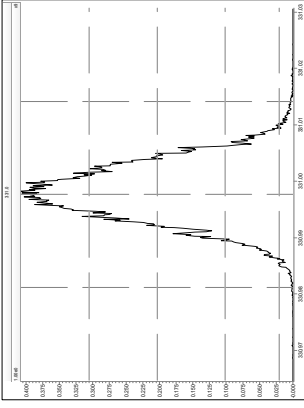
M 304.9824 R 13479



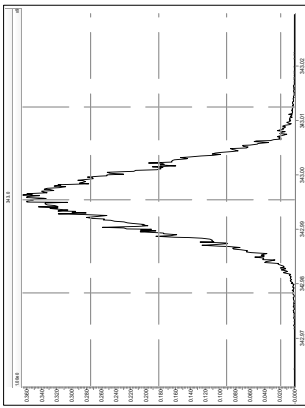
M 316.9824 R 13301



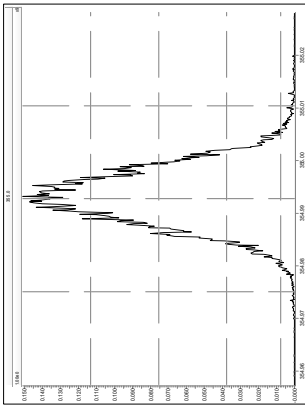
M 330.9792 R 14127



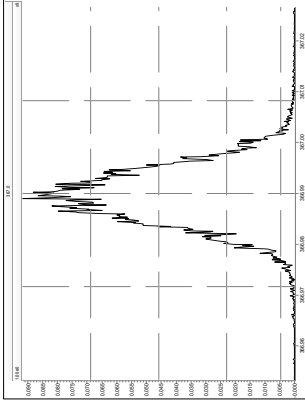
M 342.9792 R 14164



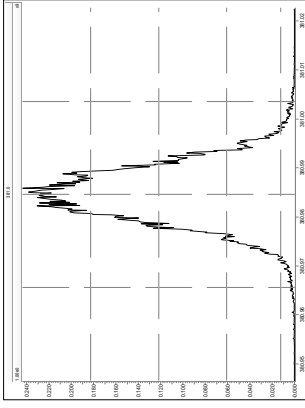
M 354.9792 R 14208



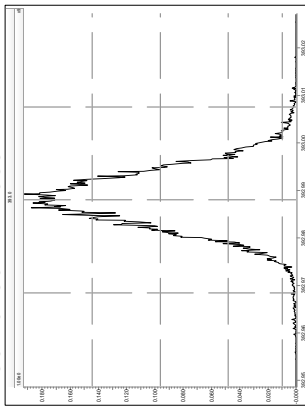
M 366.9792 R 14662



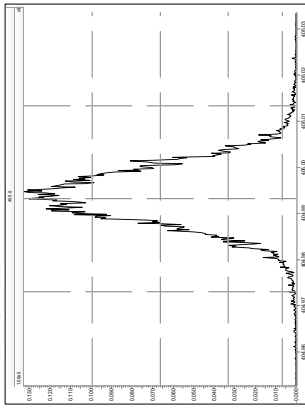
M 380.9760 R 14450



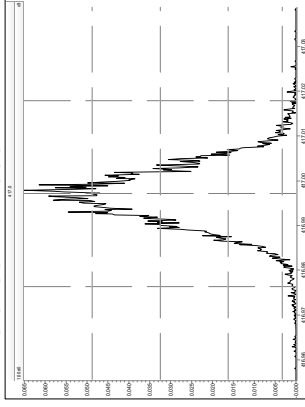
M 392.9760 R 14086



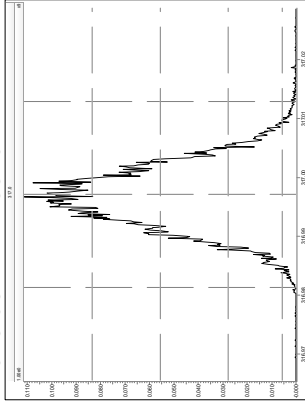
M 404.9760 R 14044



M 416.9760 R 14398

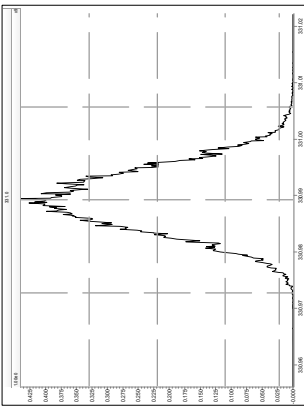


M 316.9824 R 13619

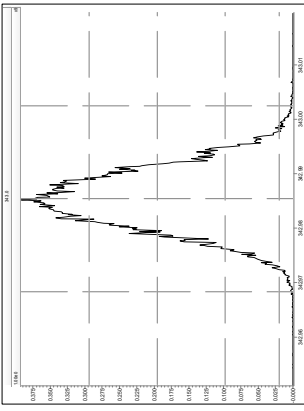


Printed: Wednesday, July 25, 2012 22:29:00 Eastern Daylight Time

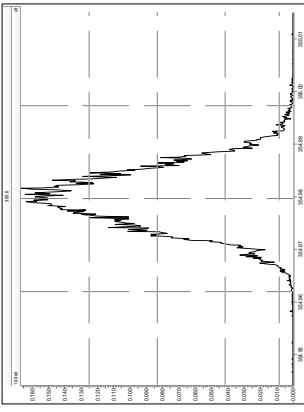
M 330.9792 R 12567



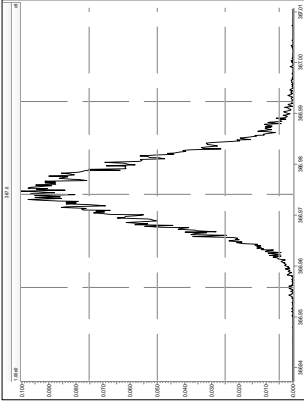
M 342.9792 R 13230



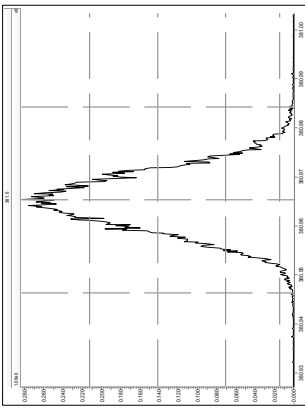
M 354.9792 R 13736



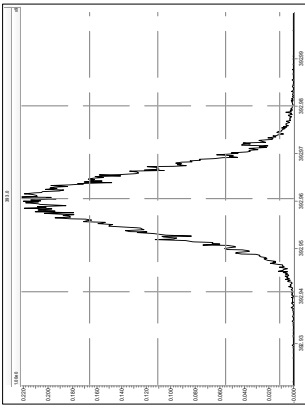
M 366.9792 R 14097



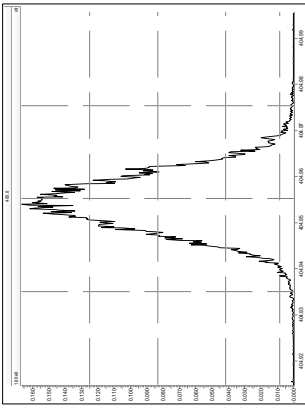
M 380.9760 R 13739



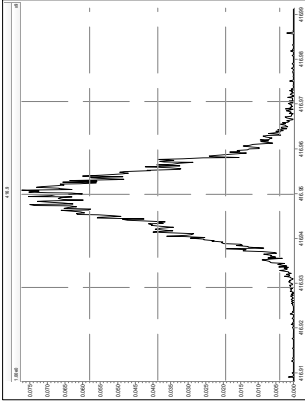
M 392.9760 R 14244



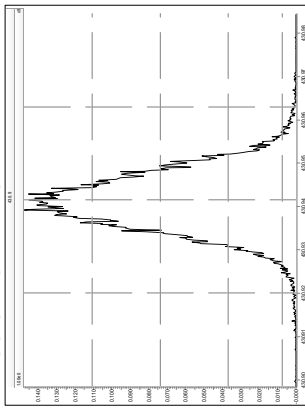
M 404.9760 R 14204



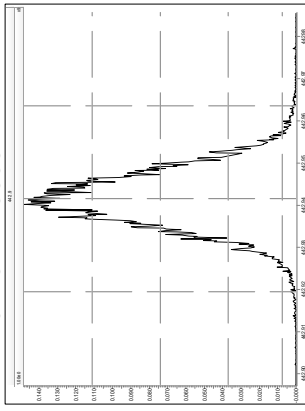
M 416.9760 R 14643



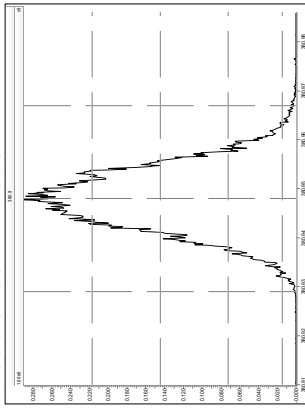
M 430.9728 R 14044



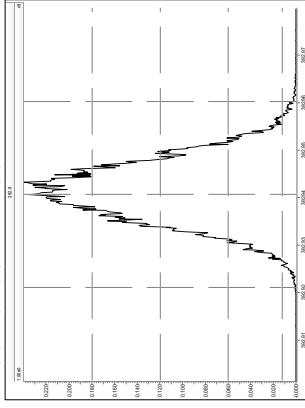
M 442.9728 R 13888



M 380.9760 R 12598

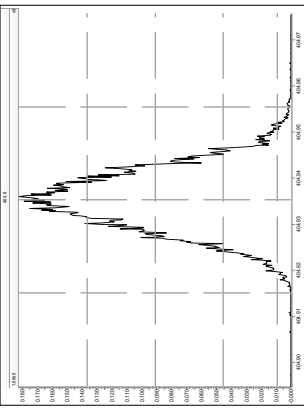


M 392.9760 R 12991

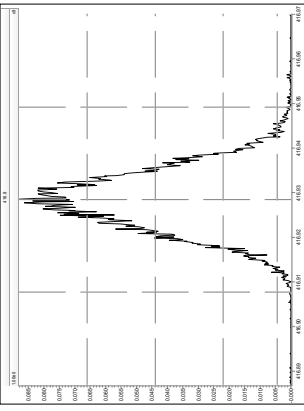


Printed: Wednesday, July 25, 2012 22:29:00 Eastern Daylight Time

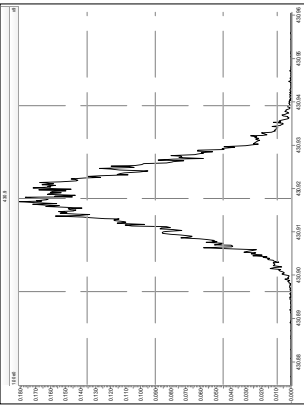
M 404.9760 R 13228



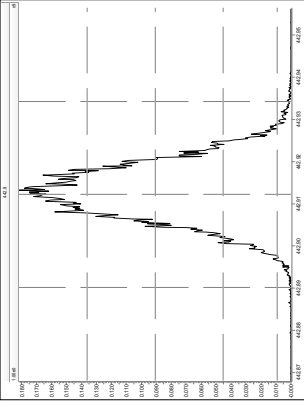
M 416.9760 R 13826



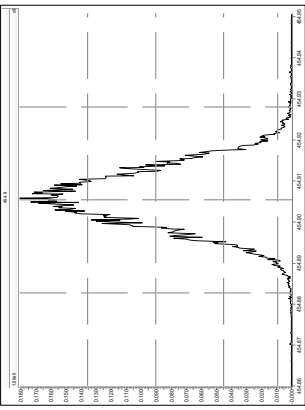
M 430.9728 R 13635



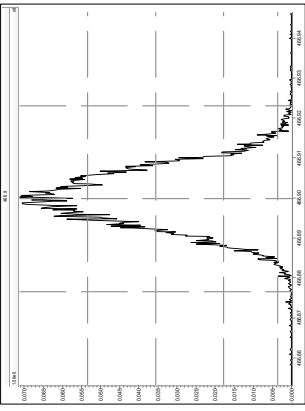
M 442.9728 R 13928



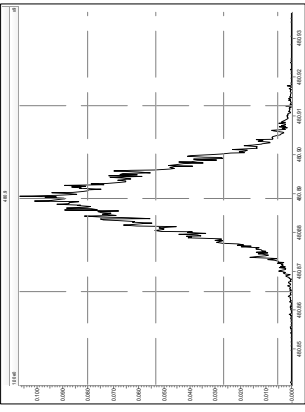
M 454.9728 R 14411



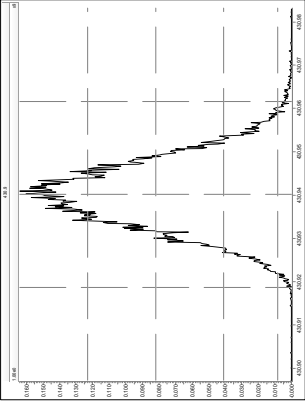
M 466.9728 R 14215



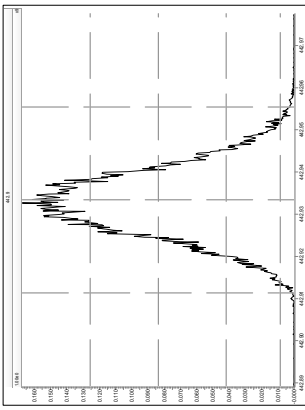
M 480.9696 R 14250



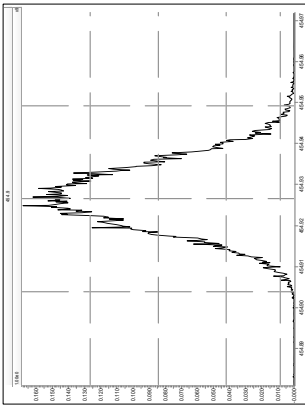
M 430.9728 R 11390



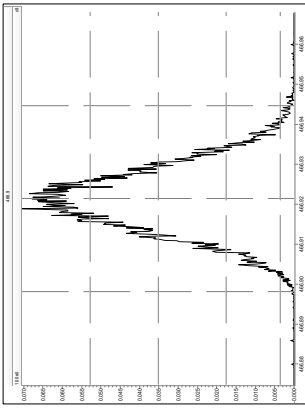
M 442.9728 R 11765



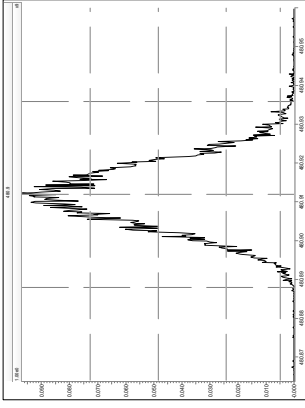
M 454.9728 R 12019



M 466.9728 R 12348



M 480.9696 R 12789

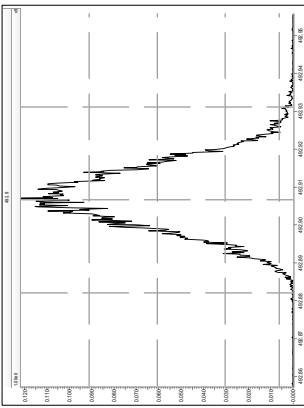


Resolution Check Report

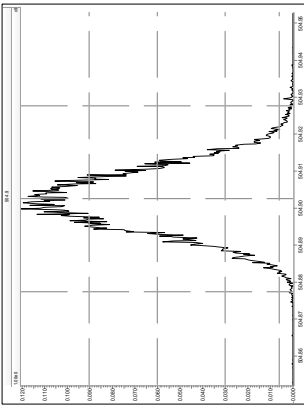
MassLynx 4.1 SCN 881

Printed: Wednesday, July 25, 2012 22:29:00 Eastern Daylight Time

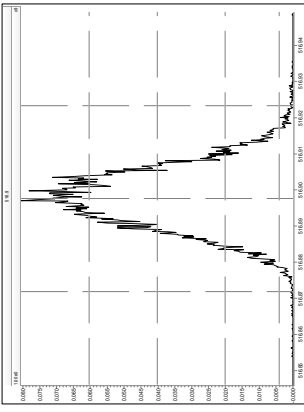
M 492.9696 R 12690



M 504.9696 R 12756

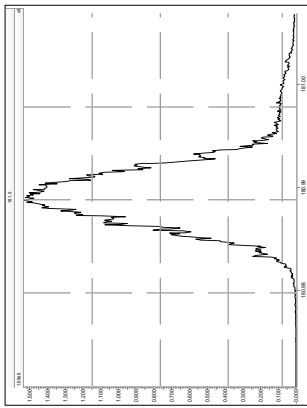


M 516.9697 R 13368

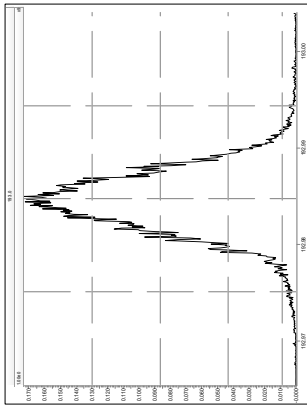


Printed: Thursday, July 26, 2012 08:33:07 Eastern Daylight Time

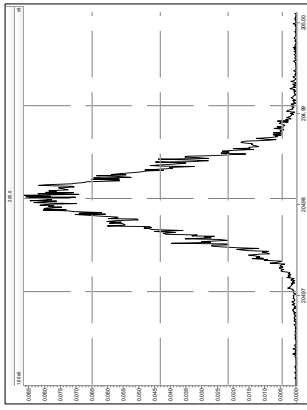
M 180.9888 R 10376



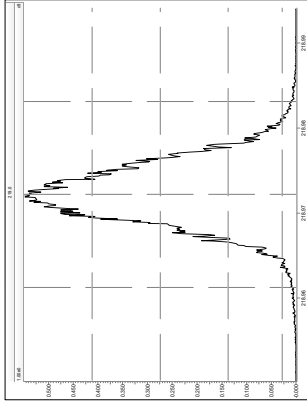
M 192.9888 R 14045



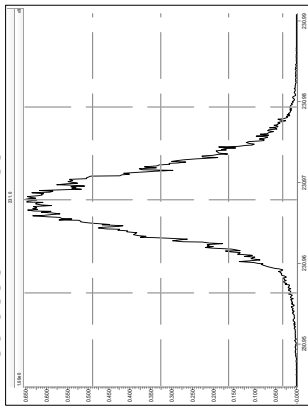
M 204.9888 R 13737



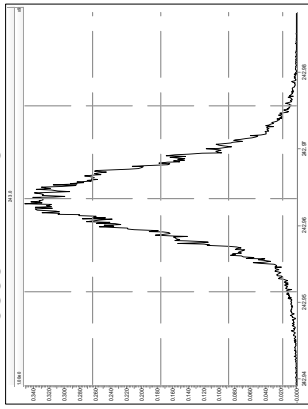
M 218.9856 R 12991



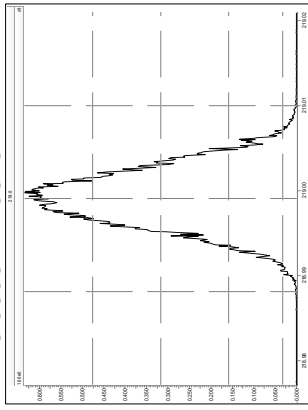
M 230.9856 R 12136



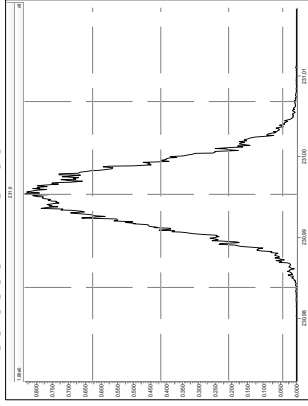
M 242.9856 R 11476



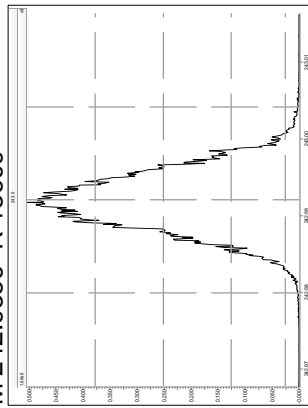
M 218.9856 R 13623



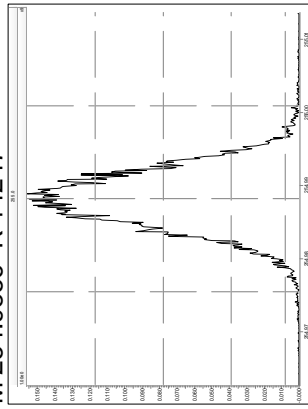
M 230.9856 R 13700



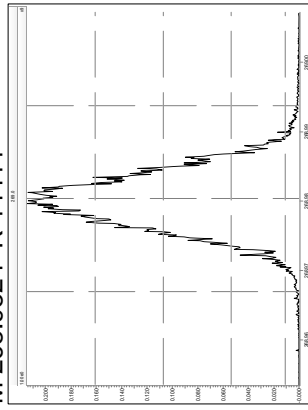
M 242.9856 R 13699



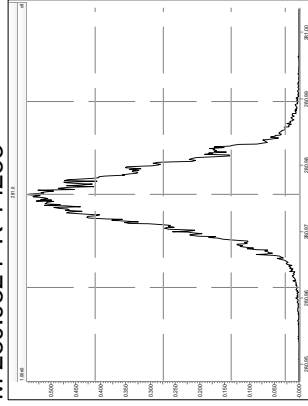
M 254.9856 R 14247



M 268.9824 R 14411

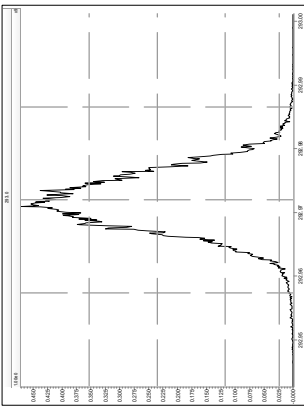


M 280.9824 R 14253

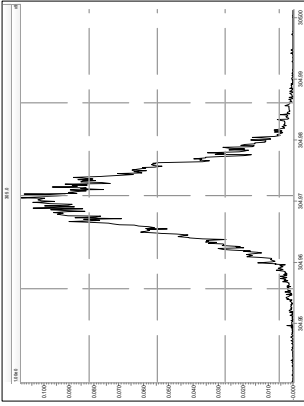


Printed: Thursday, July 26, 2012 08:33:07 Eastern Daylight Time

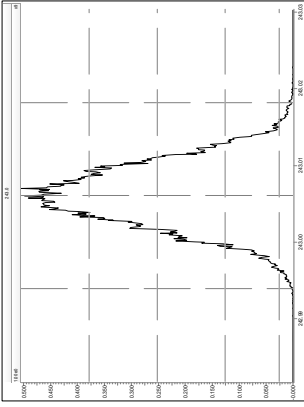
M 292.9824 R 13818



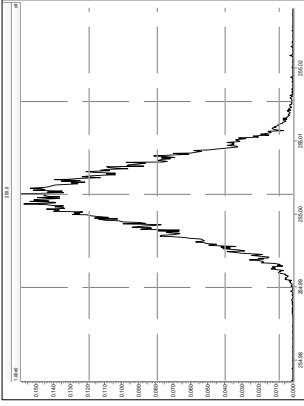
M 304.9824 R 13822



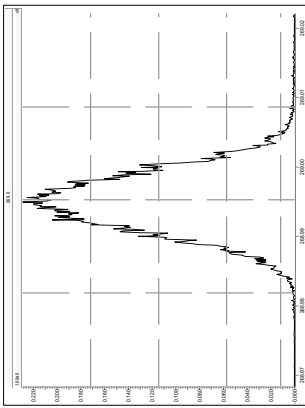
M 242.9856 R 12530



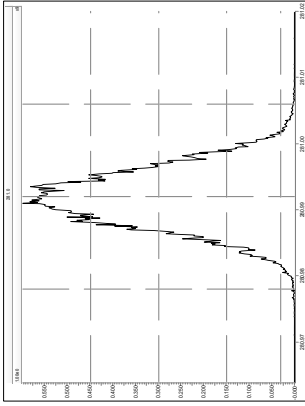
M 254.9856 R 13554



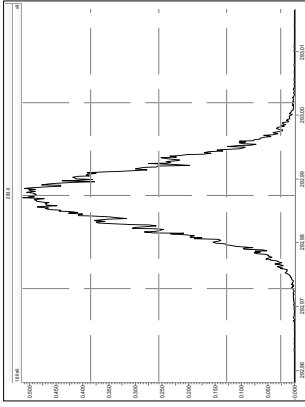
M 268.9824 R 13513



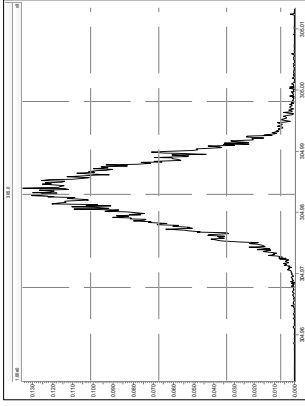
M 280.9824 R 13479



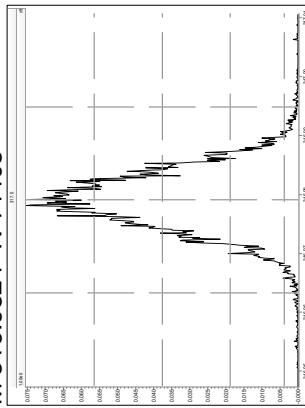
M 292.9824 R 14086



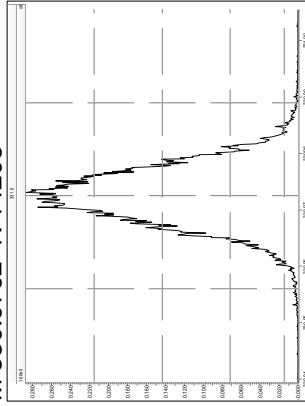
M 304.9824 R 14579



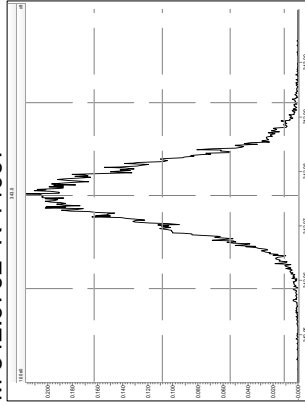
M 316.9824 R 14408



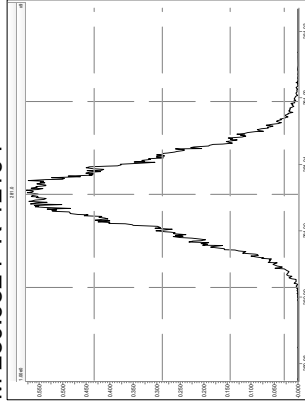
M 330.9792 R 14208



M 342.9792 R 14097

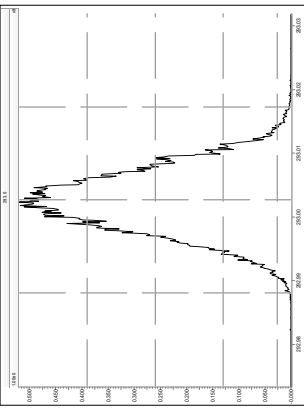


M 280.9824 R 12194

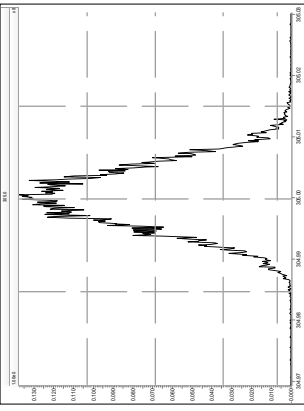


Printed: Thursday, July 26, 2012 08:33:07 Eastern Daylight Time

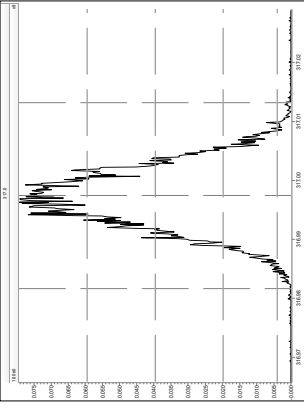
M 292.9824 R 12194



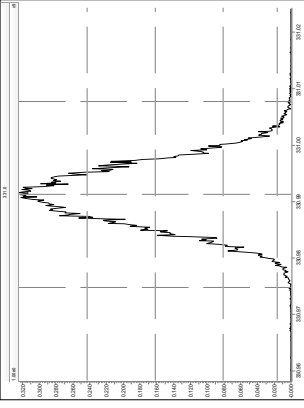
M 304.9824 R 13262



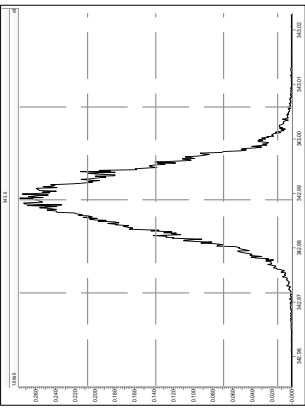
M 316.9824 R 13778



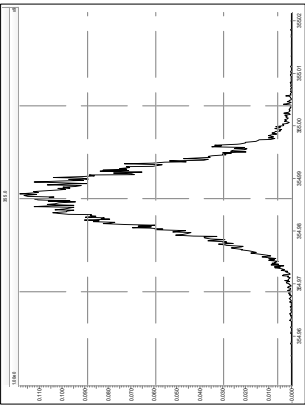
M 330.9792 R 13850



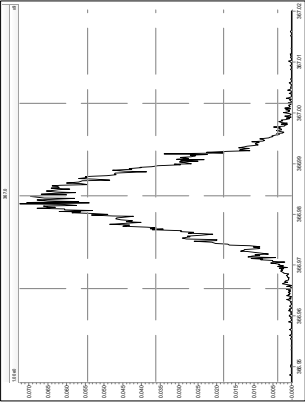
M 342.9792 R 13698



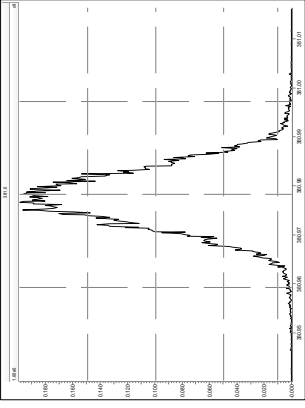
M 354.9792 R 13927



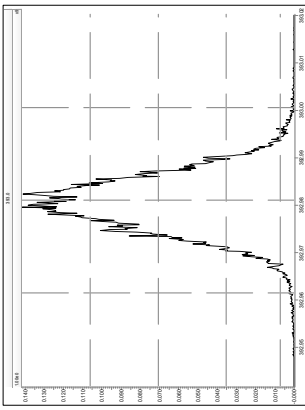
M 366.9792 R 14371



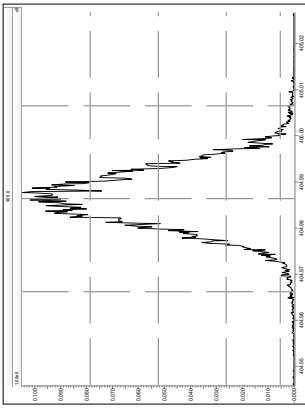
M 380.9760 R 14326



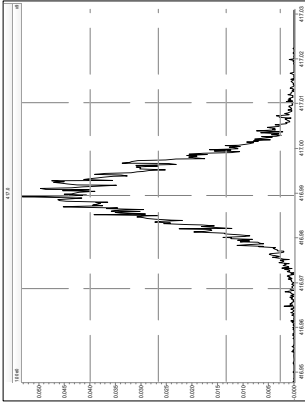
M 392.9760 R 14705



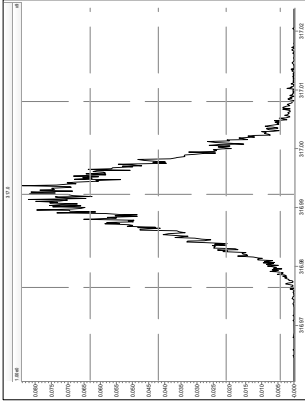
M 404.9760 R 14935



M 416.9760 R 14384

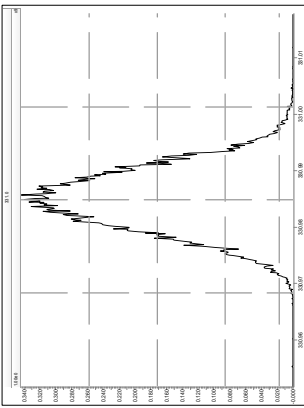


M 316.9824 R 12383

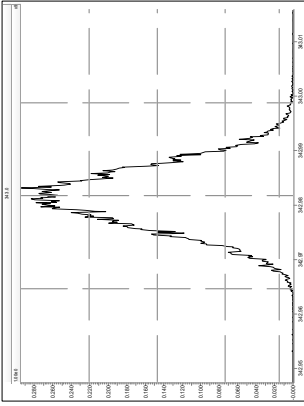


Printed: Thursday, July 26, 2012 08:33:07 Eastern Daylight Time

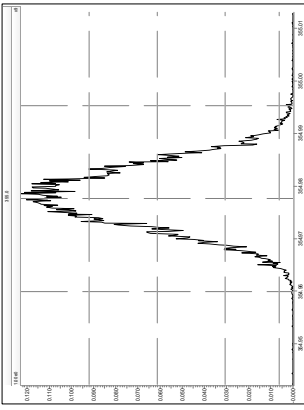
M 330.9792 R 12820



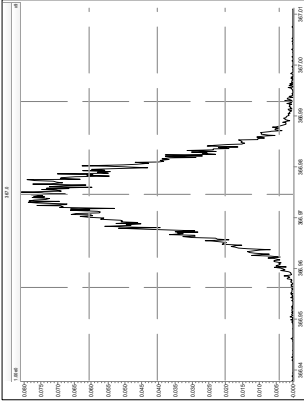
M 342.9792 R 12922



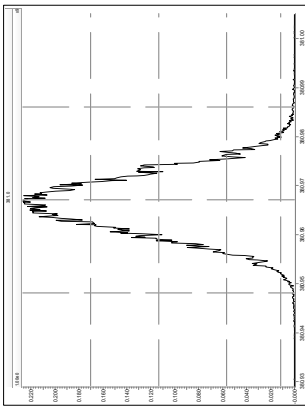
M 354.9792 R 12987



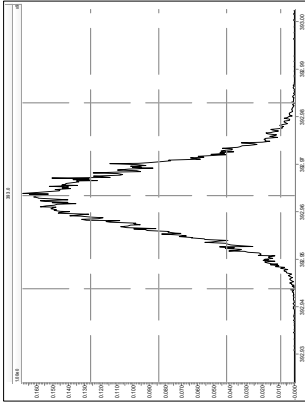
M 366.9792 R 14080



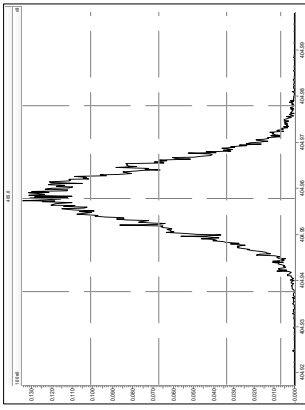
M 380.9760 R 13774



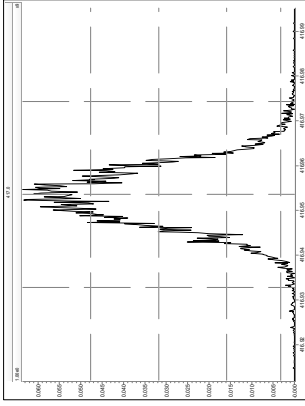
M 392.9760 R 13588



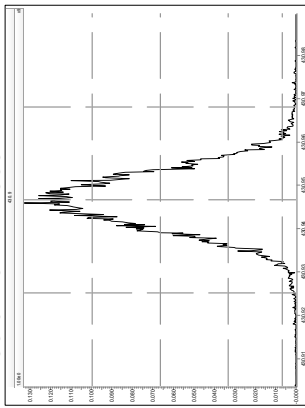
M 404.9760 R 14204



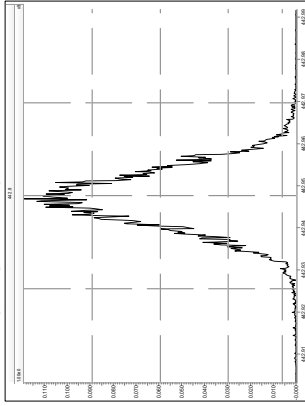
M 416.9760 R 14713



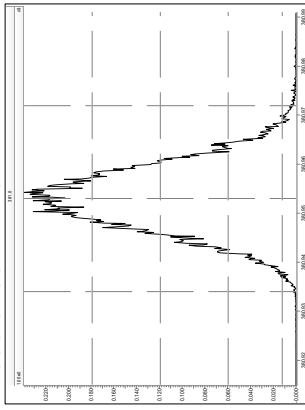
M 430.9728 R 14836



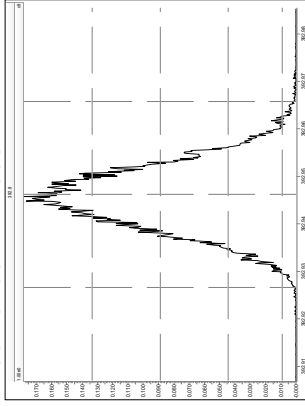
M 442.9728 R 14971



M 380.9760 R 12377

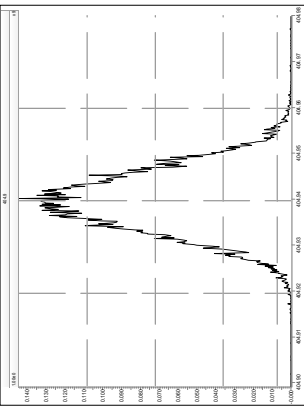


M 392.9760 R 12695

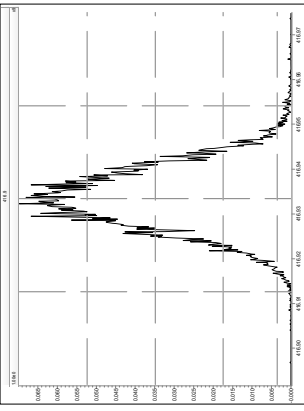


Printed: Thursday, July 26, 2012 08:33:07 Eastern Daylight Time

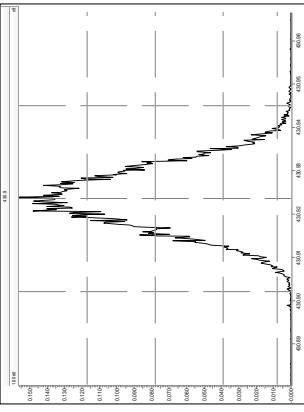
M 404.9760 R 12991



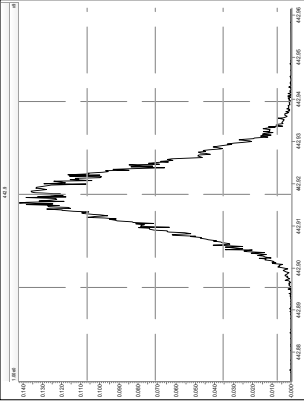
M 416.9760 R 13163



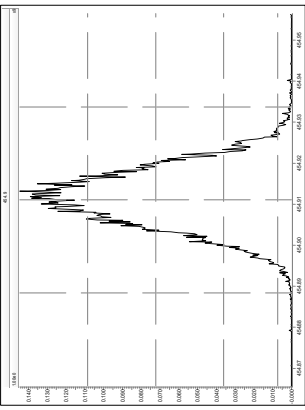
M 430.9728 R 13196



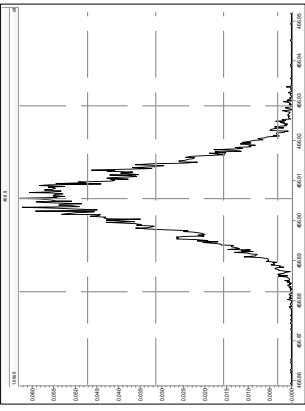
M 442.9728 R 13476



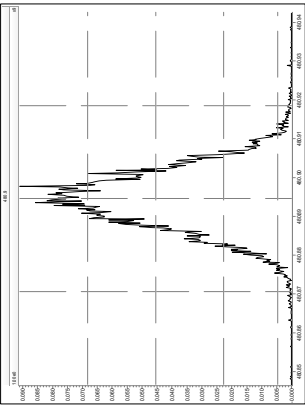
M 454.9728 R 13930



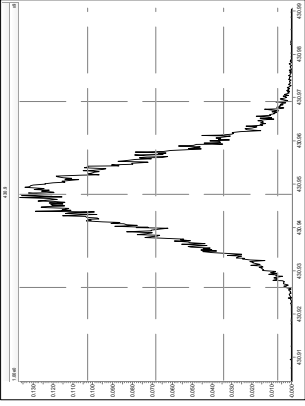
M 466.9728 R 14006



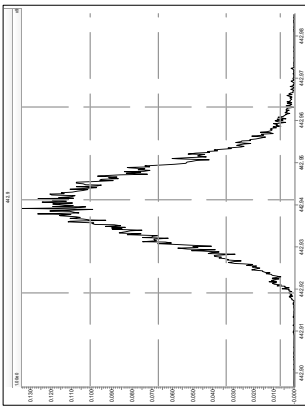
M 480.9696 R 14552



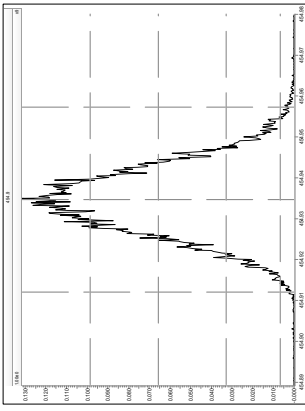
M 430.9728 R 11497



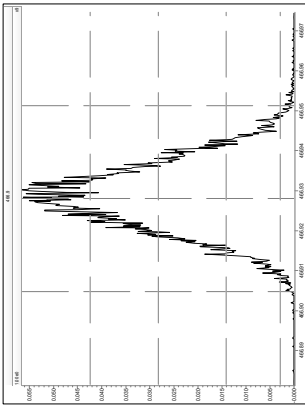
M 442.9728 R 11603



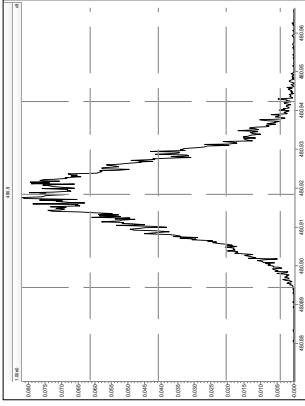
M 454.9728 R 11685



M 466.9728 R 12612

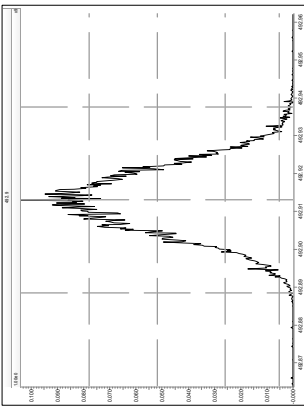


M 480.9696 R 12195

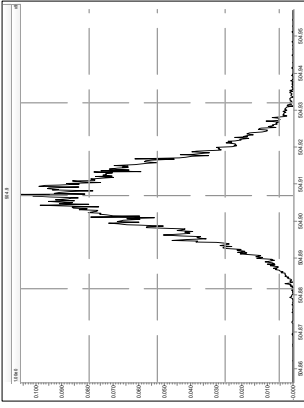


Printed: Thursday, July 26, 2012 08:33:07 Eastern Daylight Time

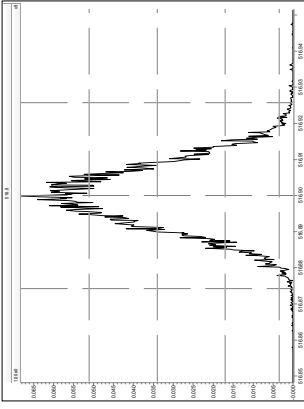
M 492.9696 R 12380


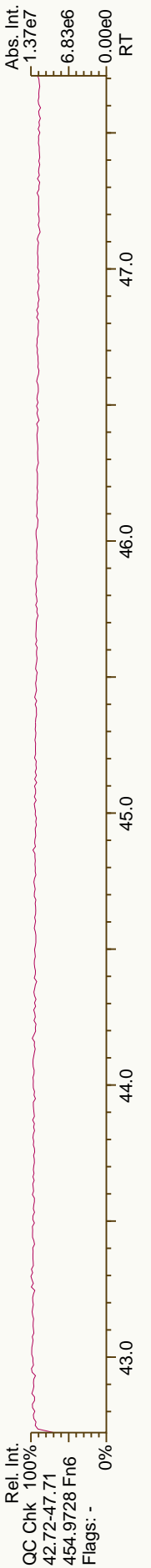
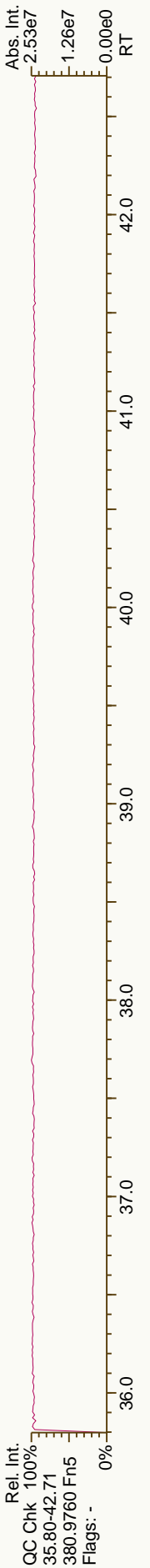
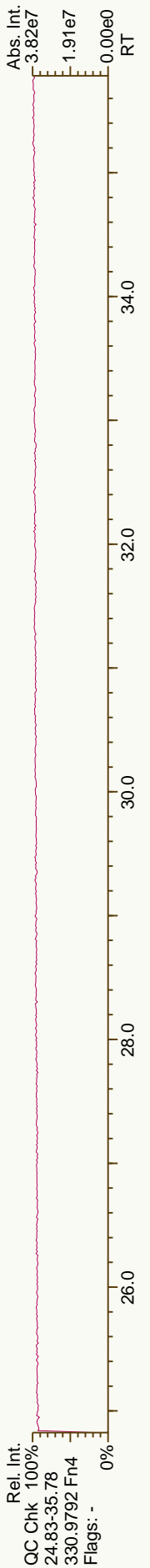
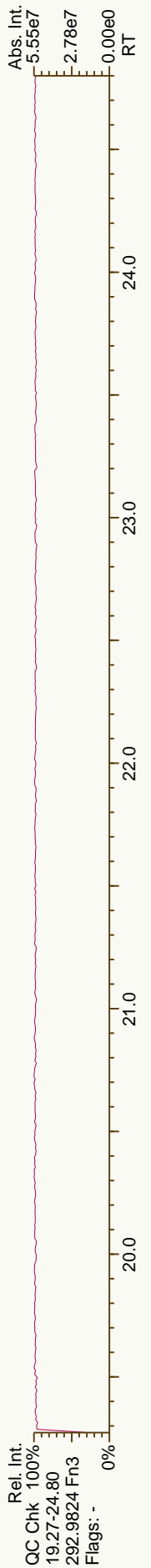
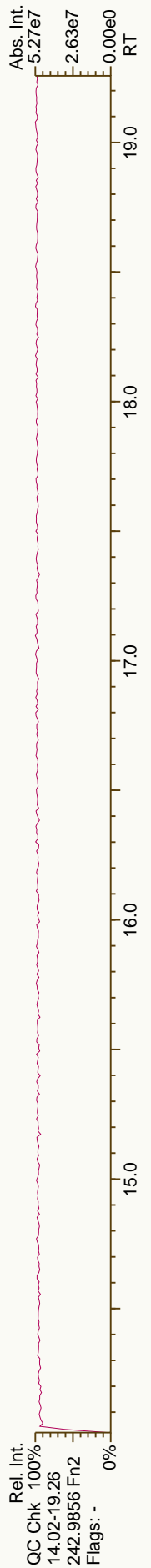
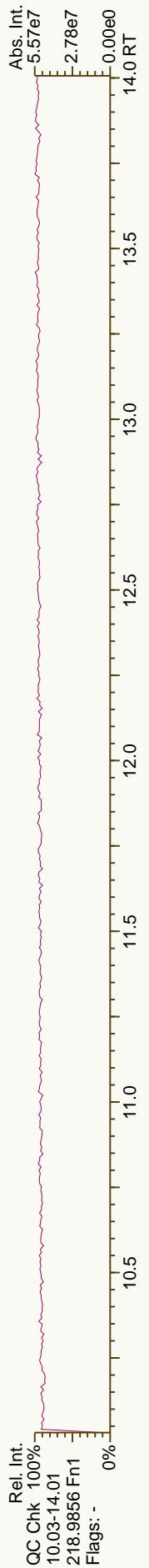


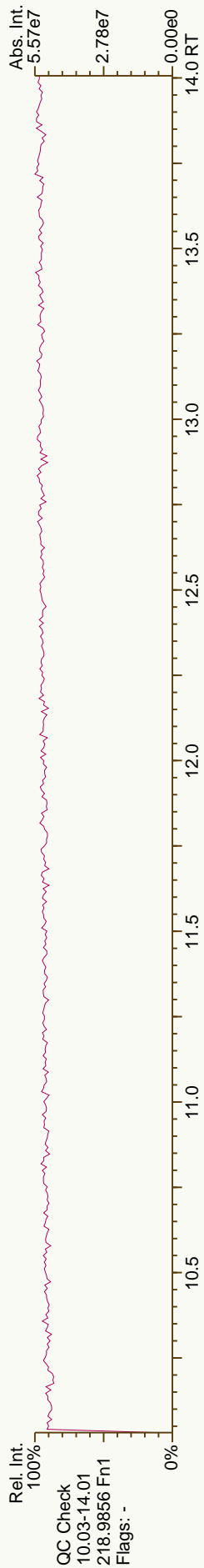
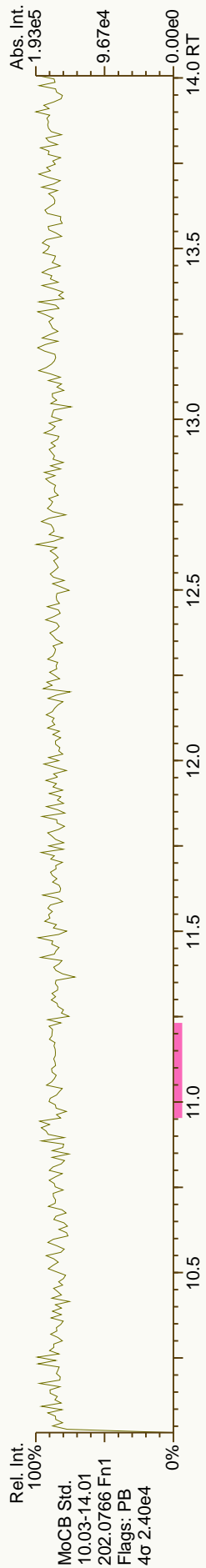
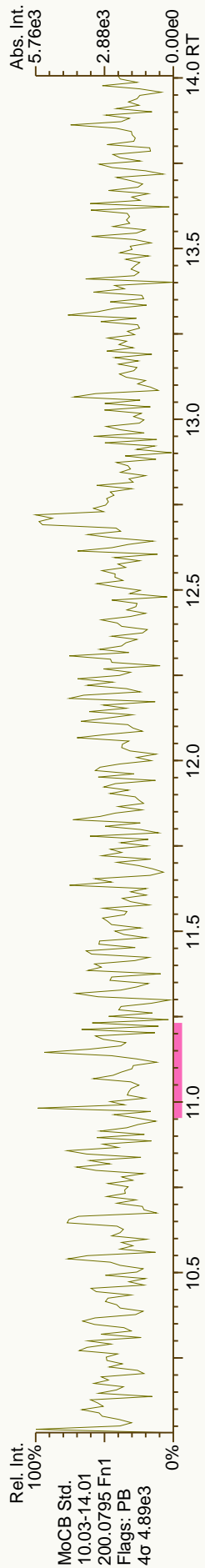
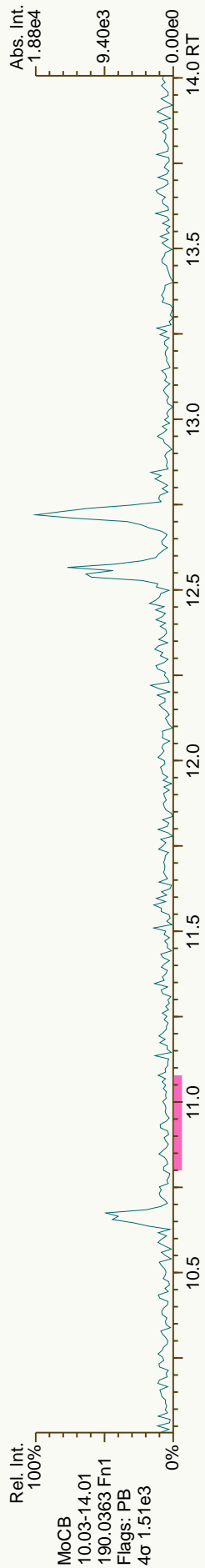
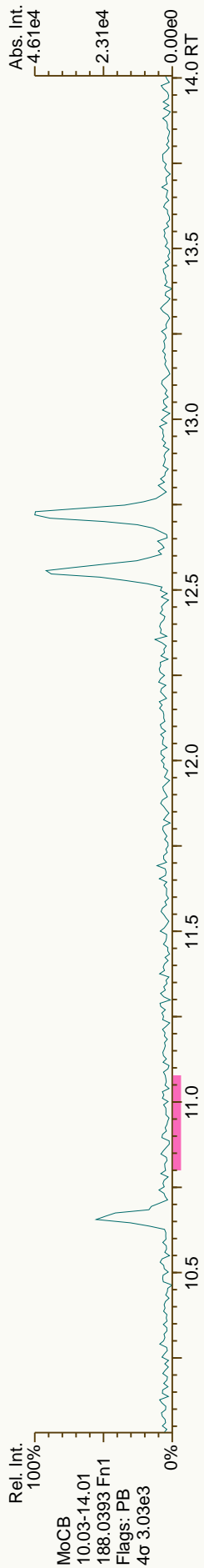
M 504.9696 R 12583

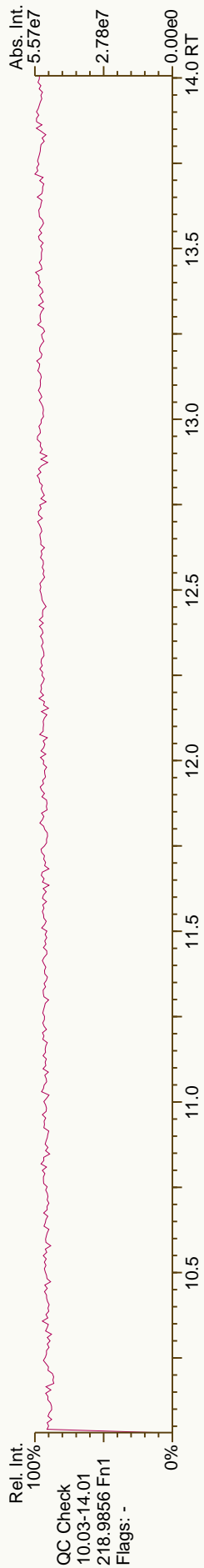
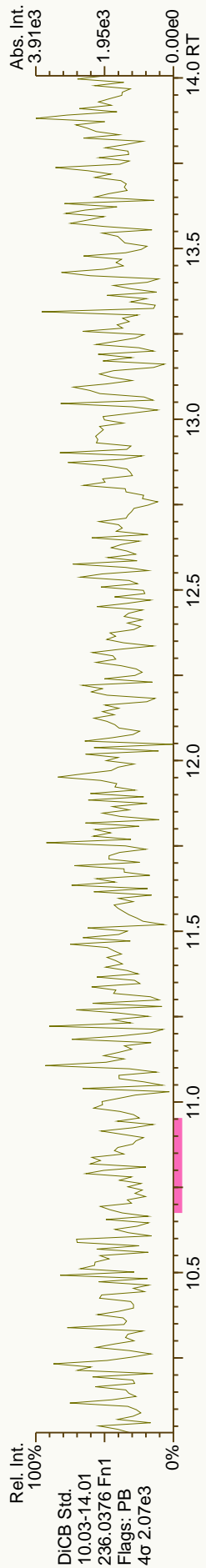
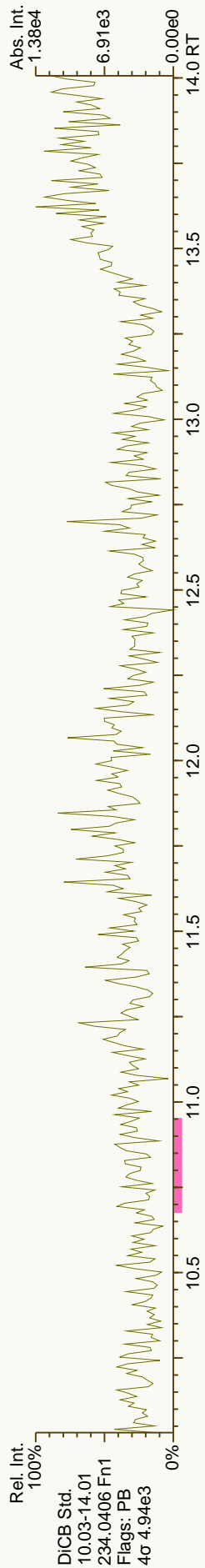
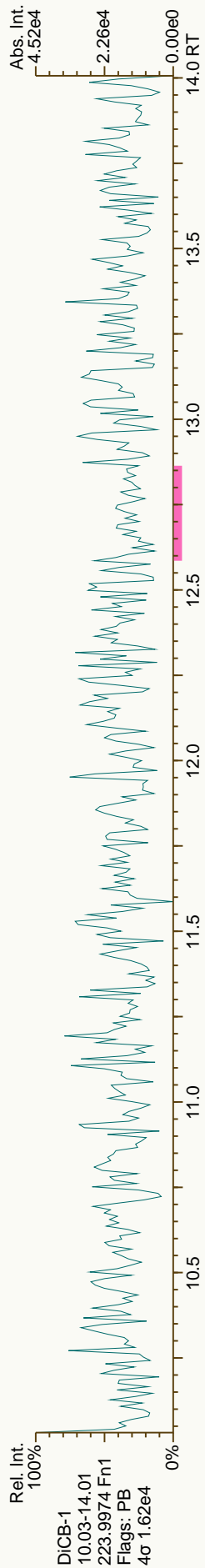
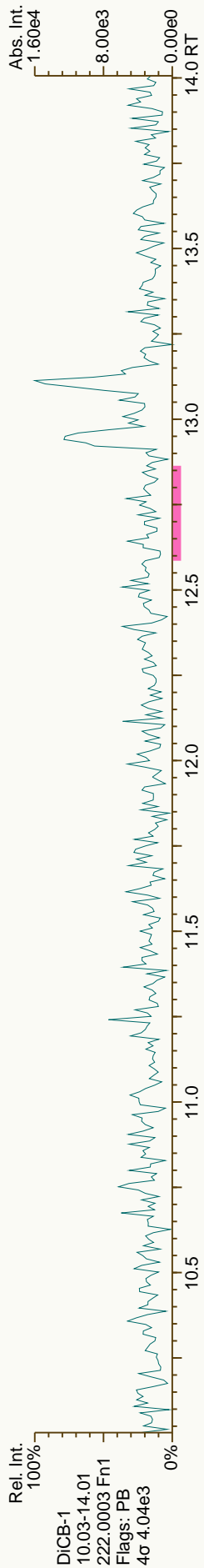


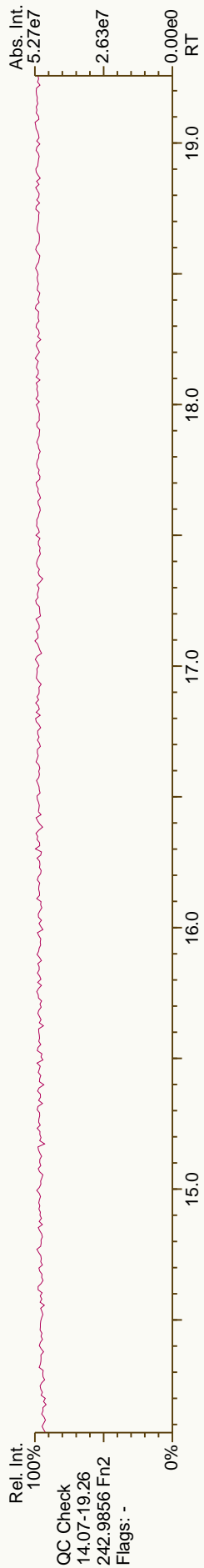
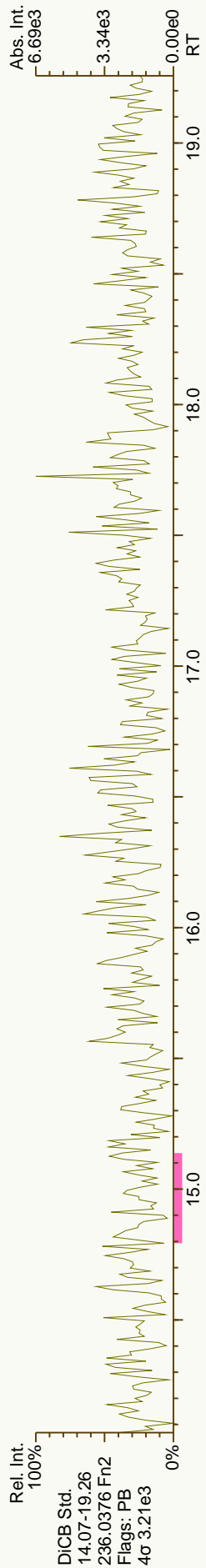
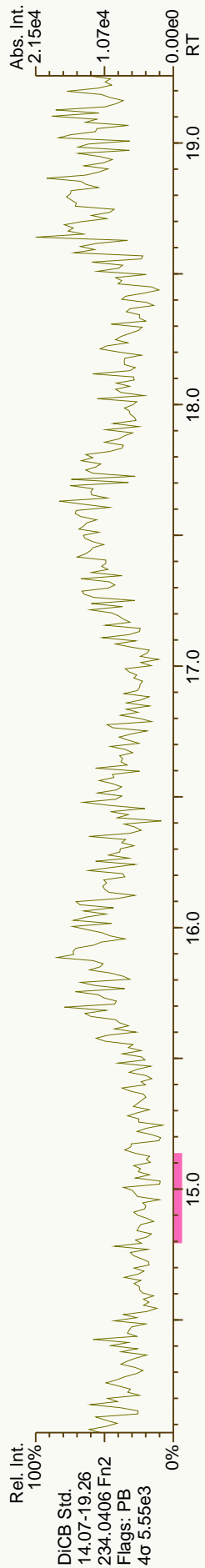
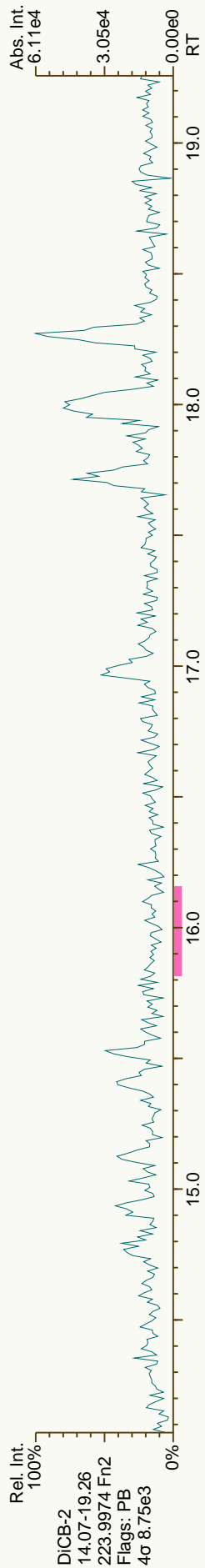

M 516.9697 R 12891

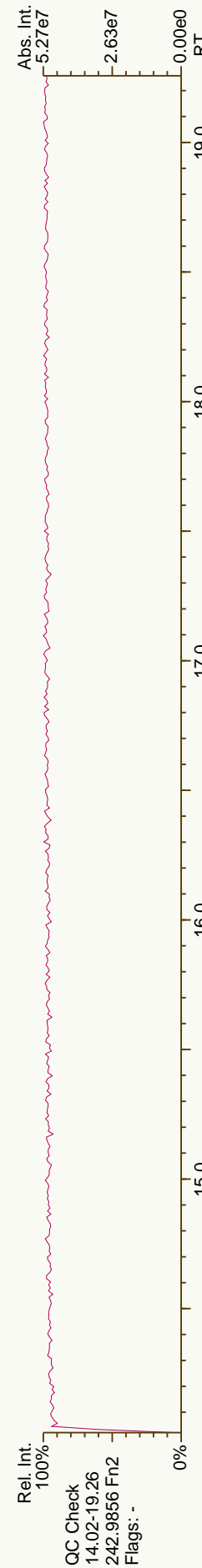
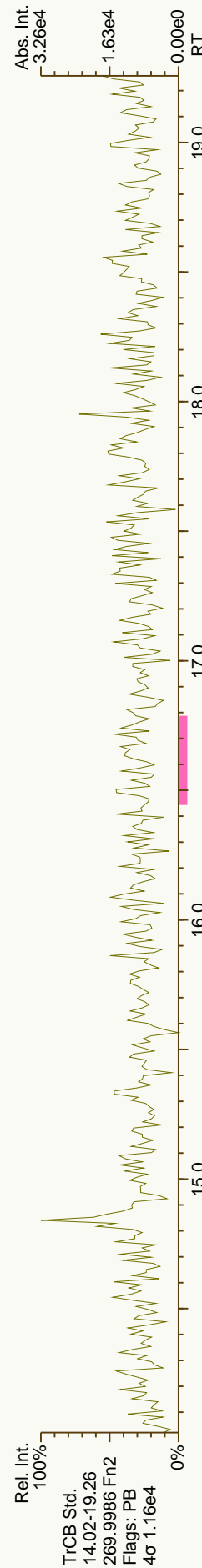
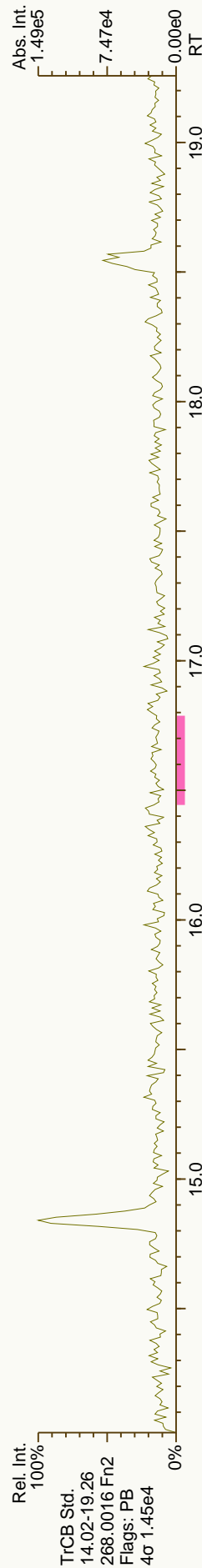
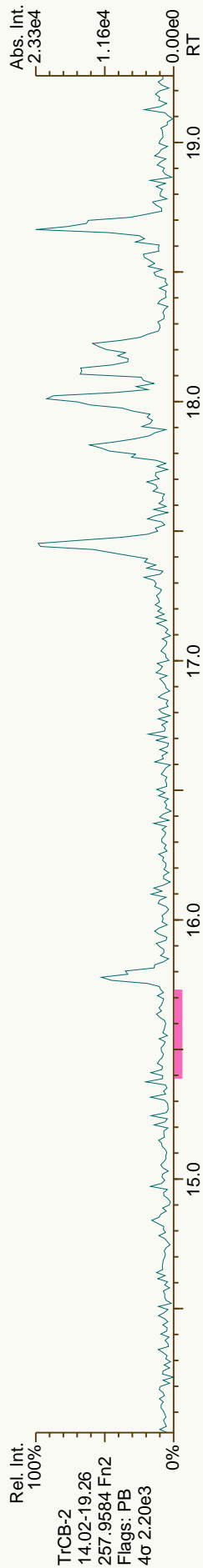
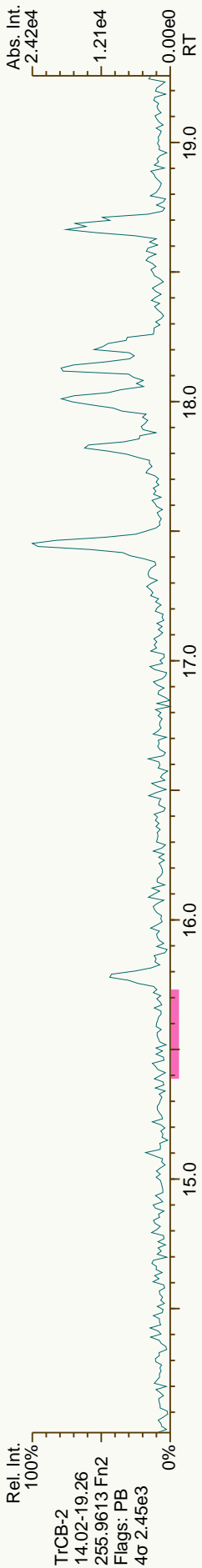


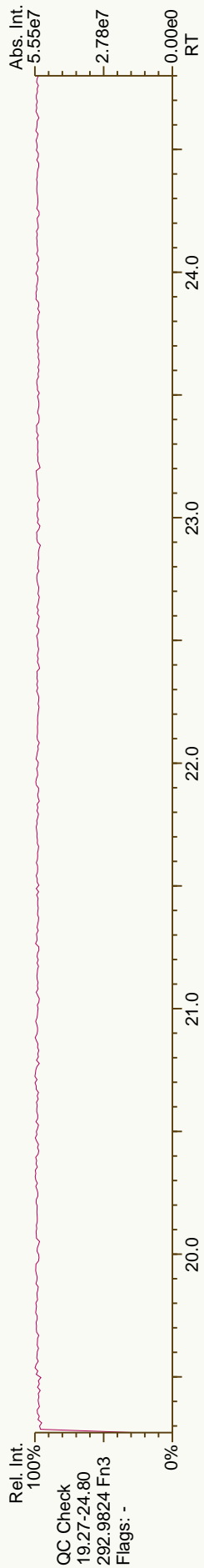
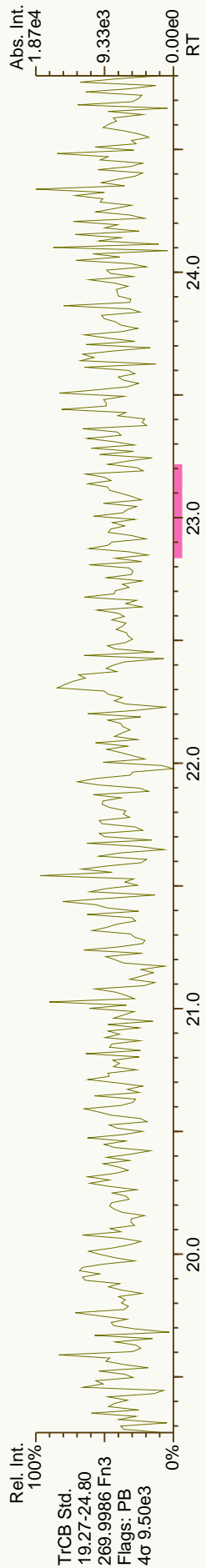
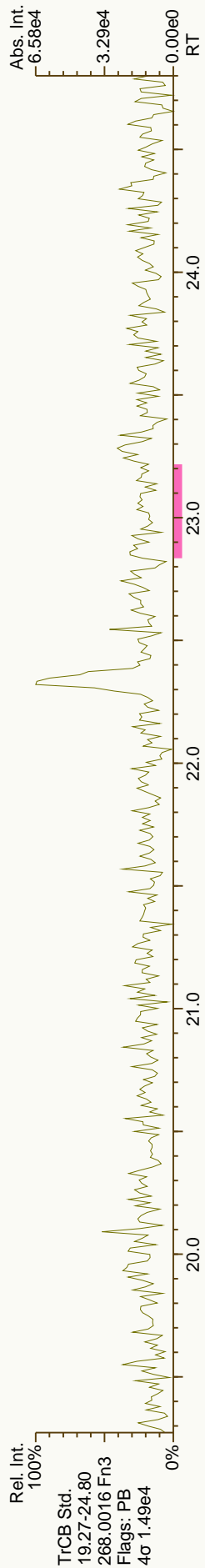
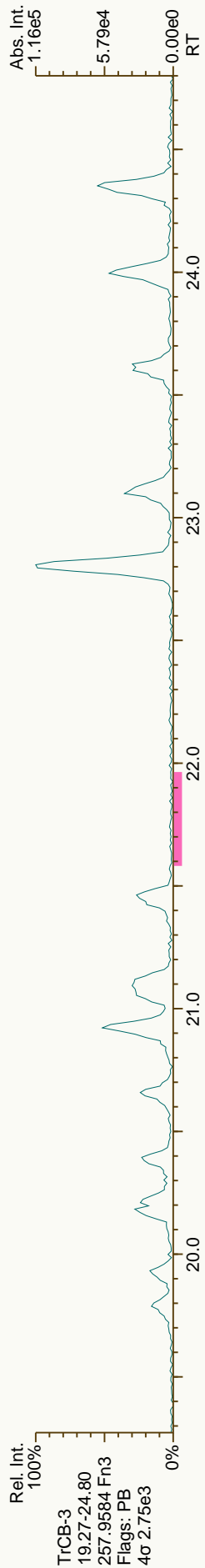



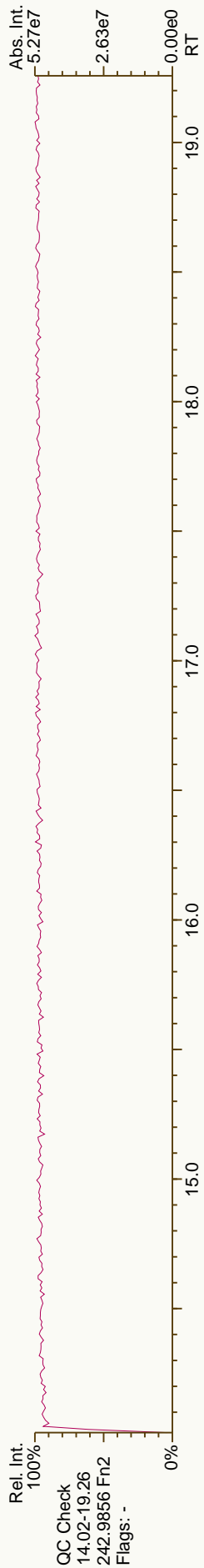
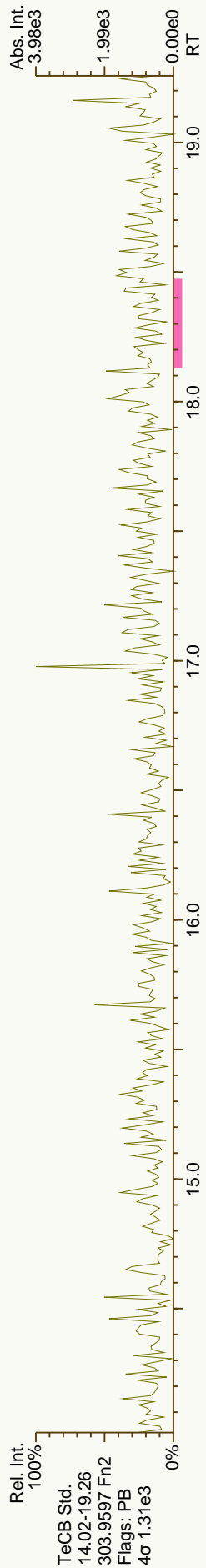
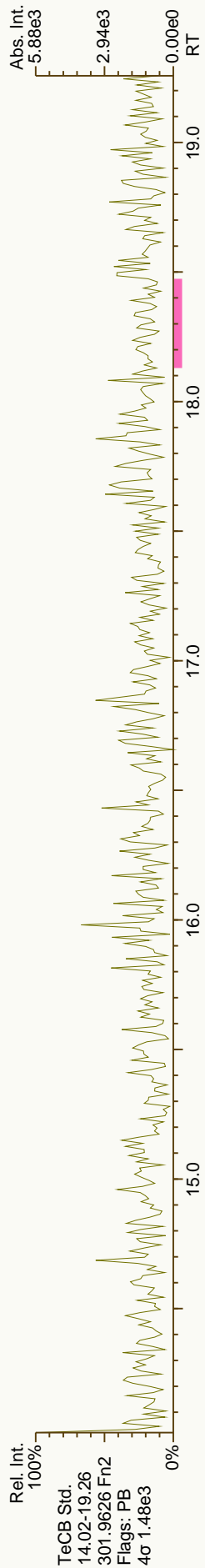
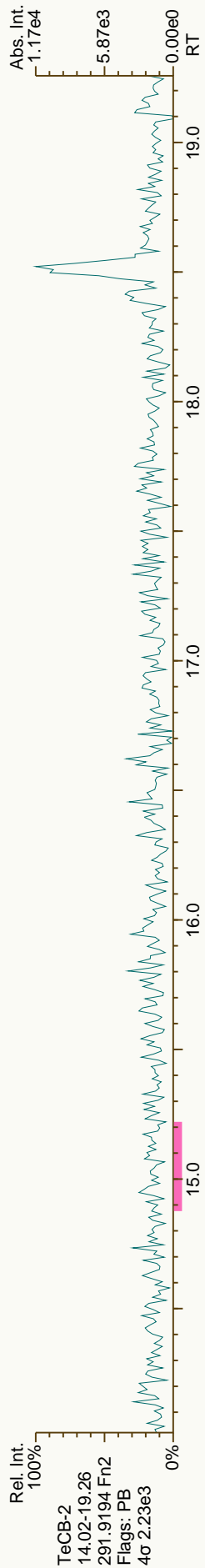
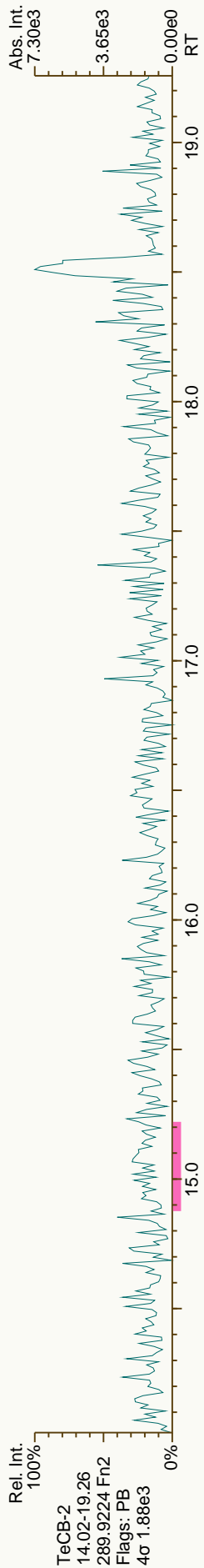


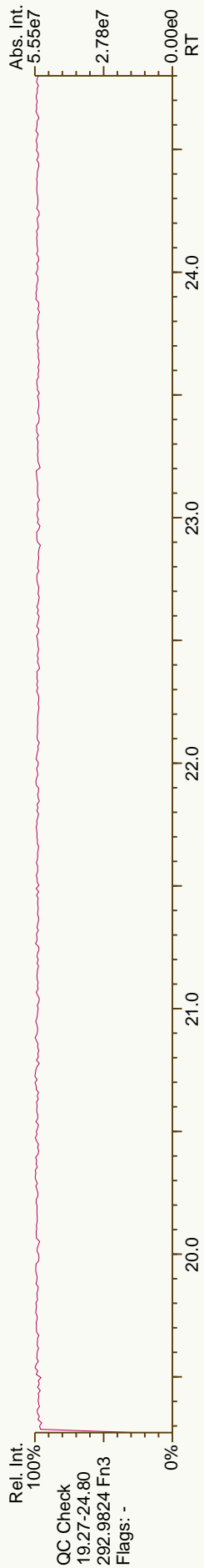
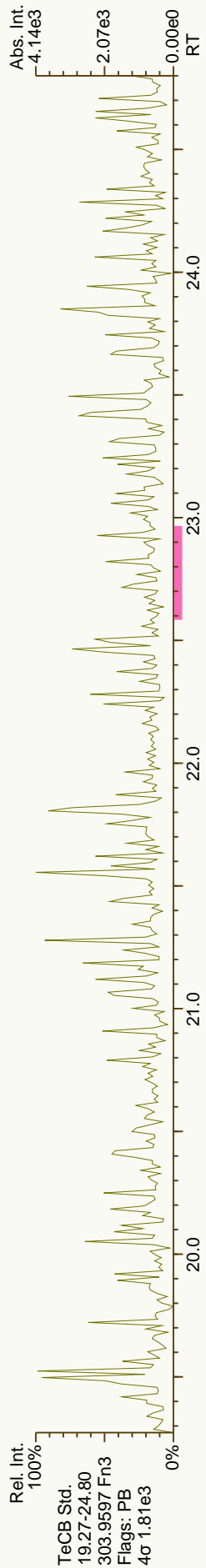
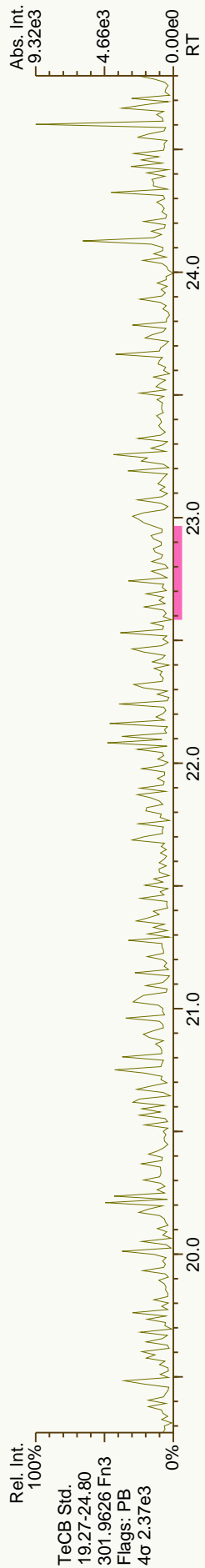
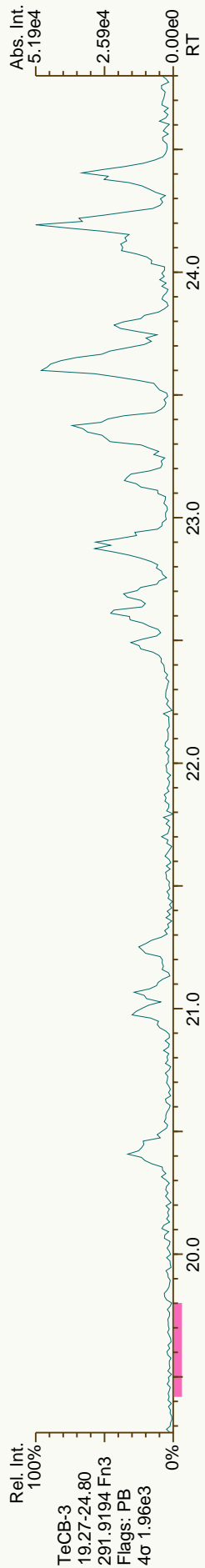
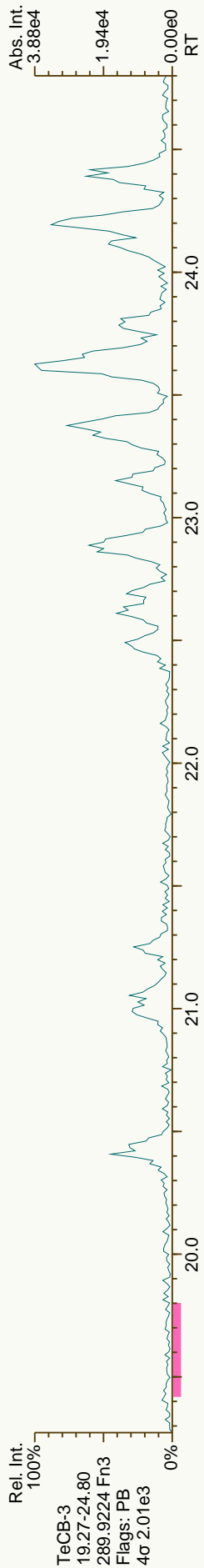


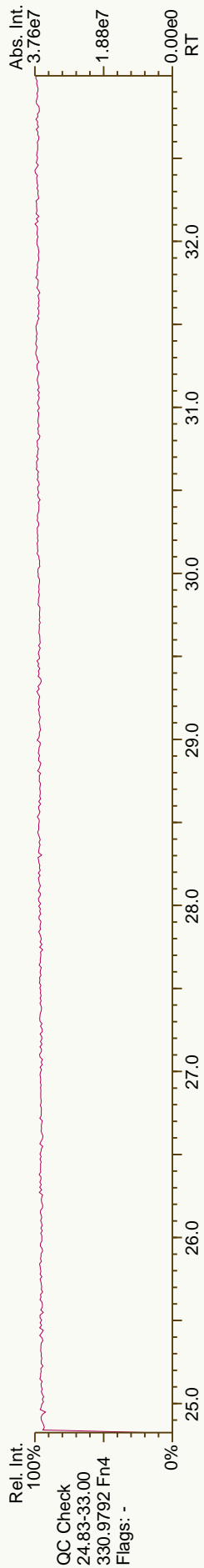
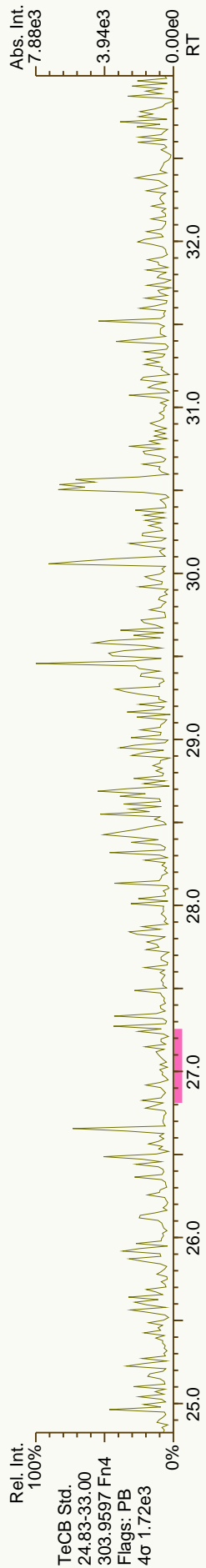
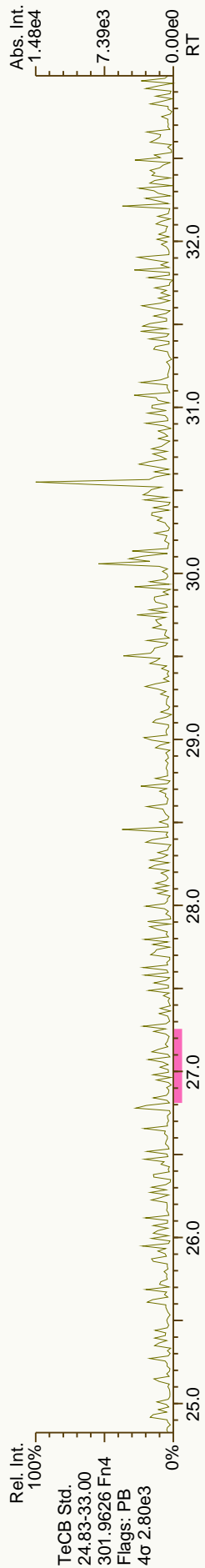
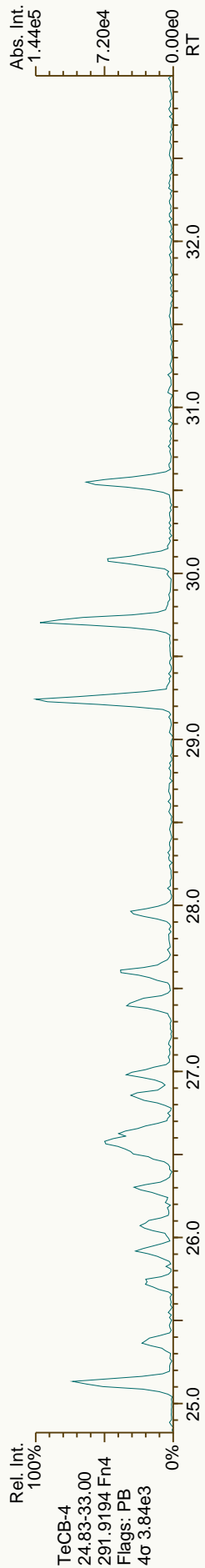
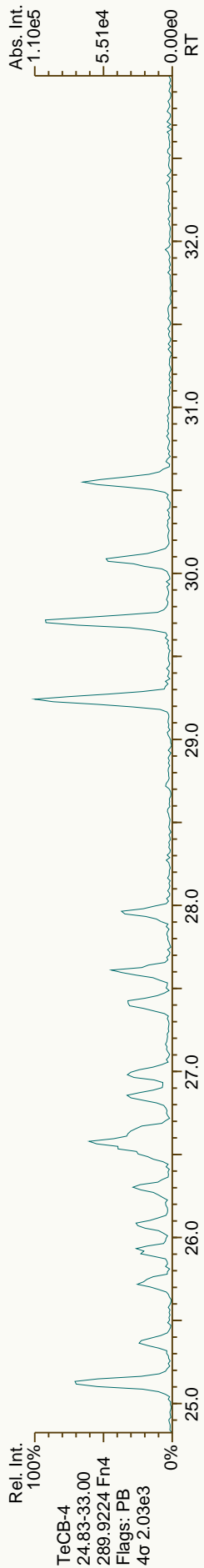


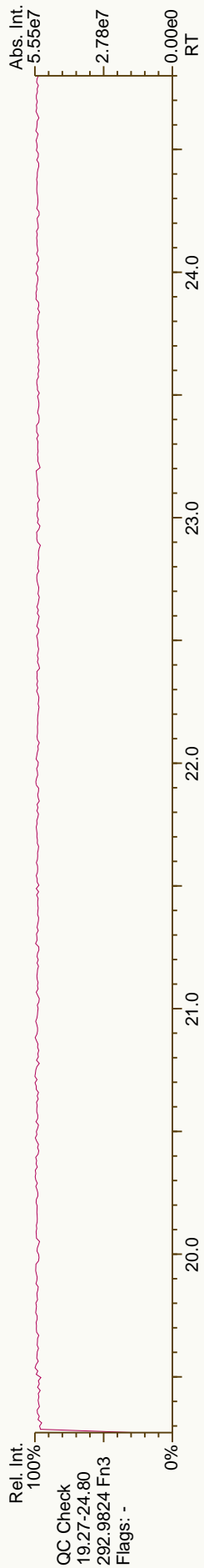
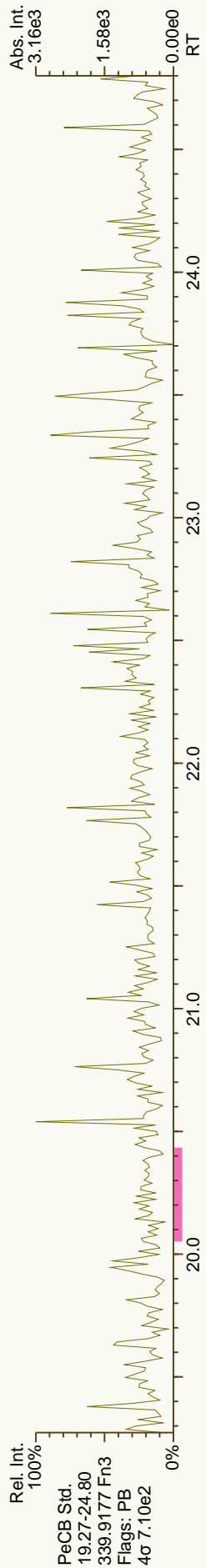
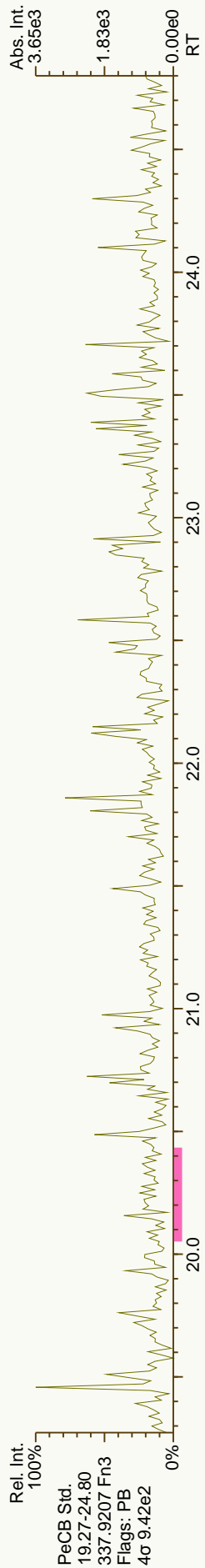
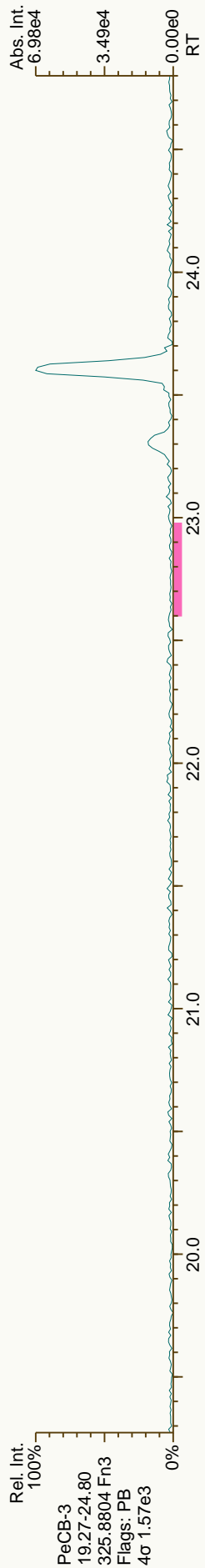
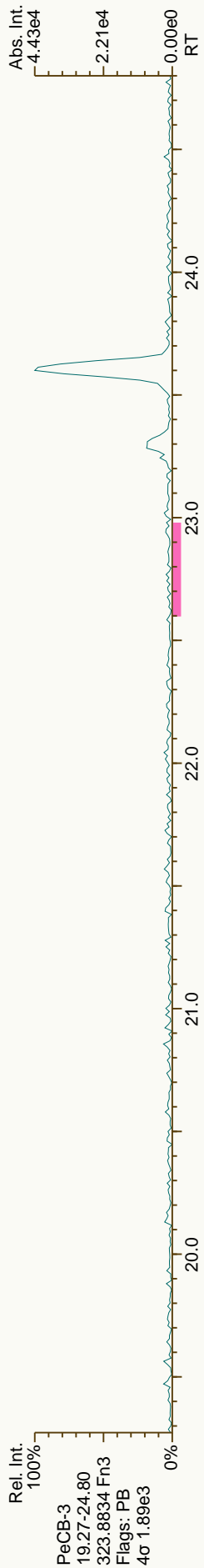


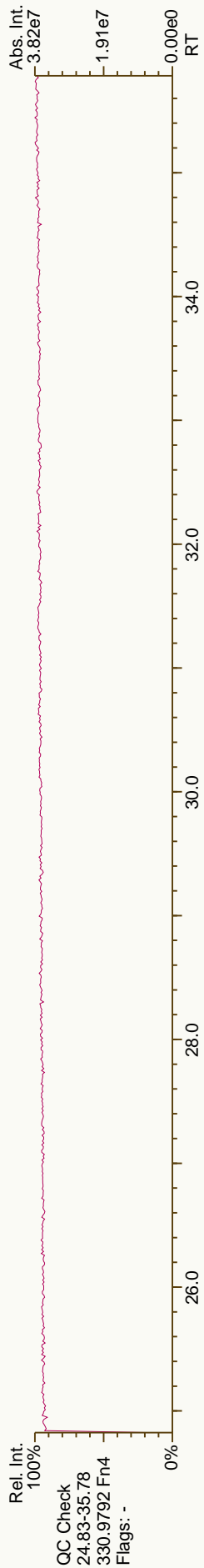
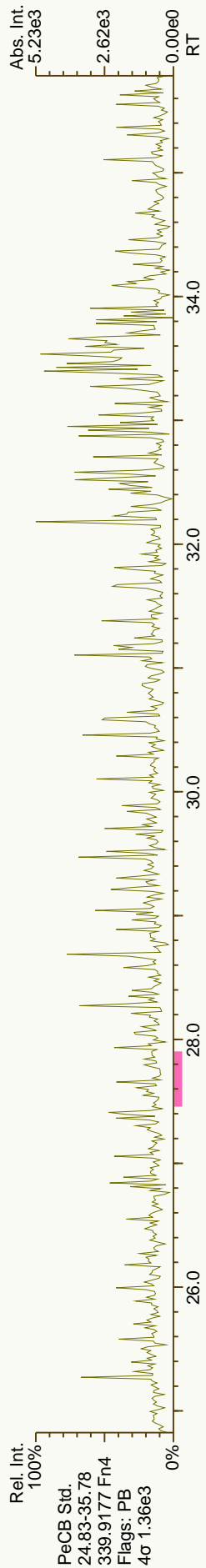
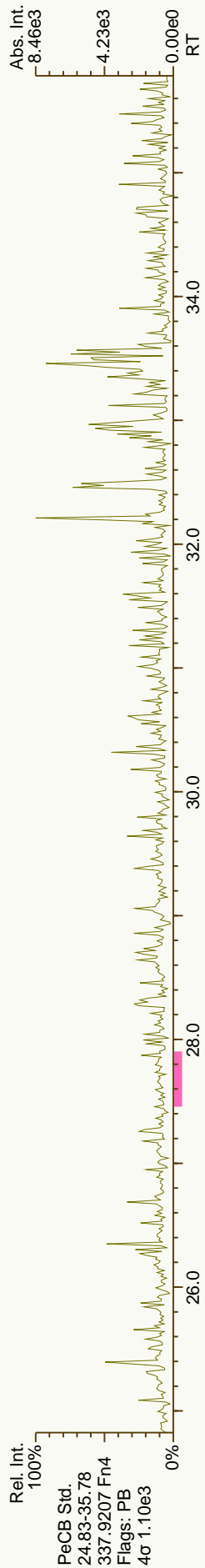
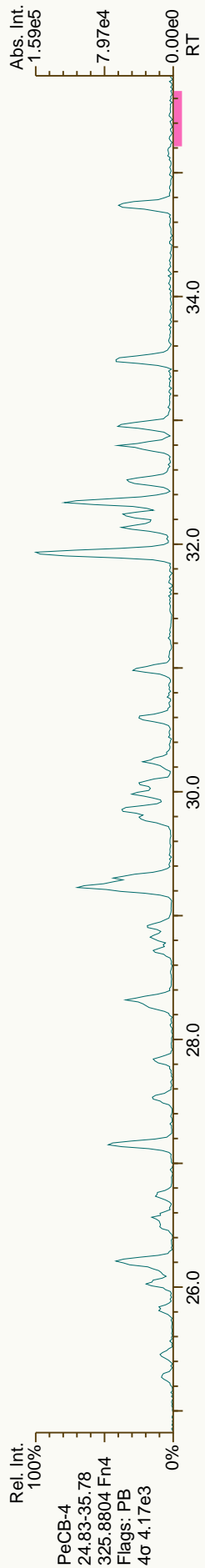
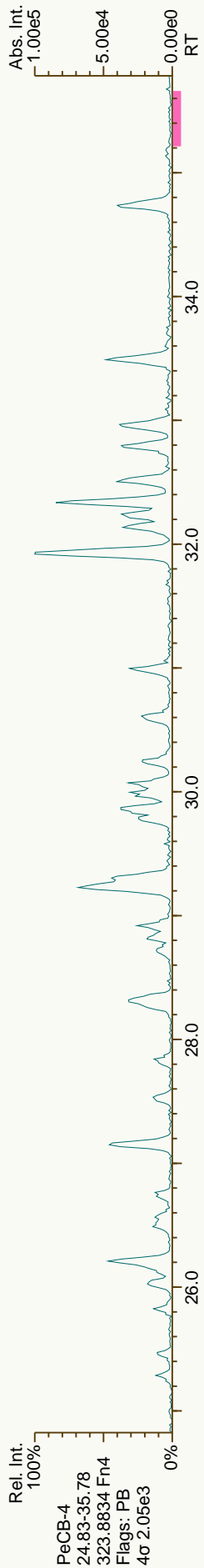


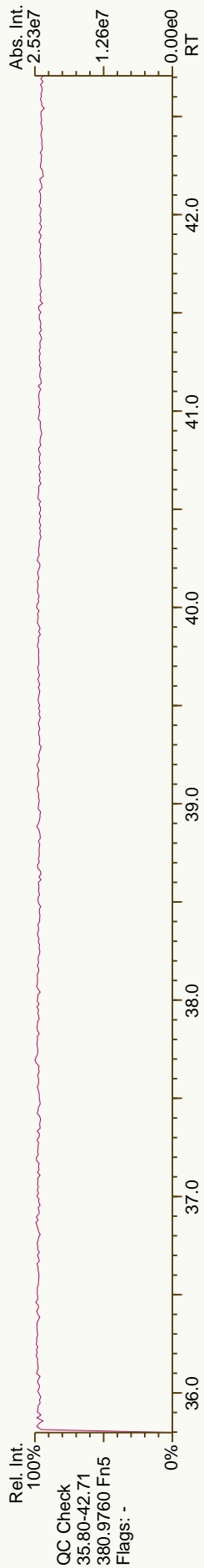
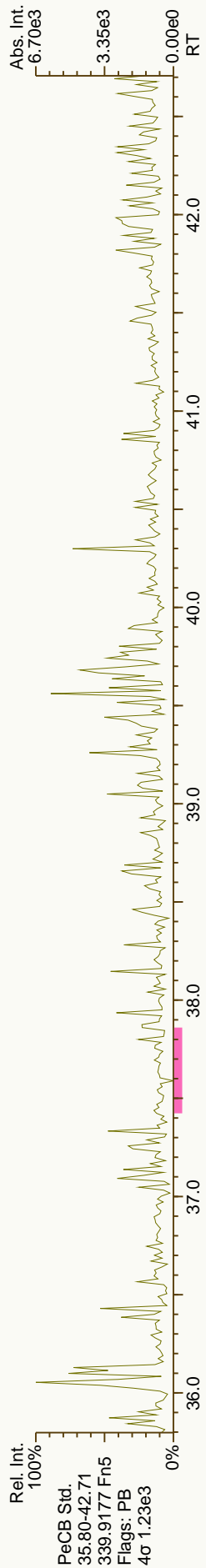
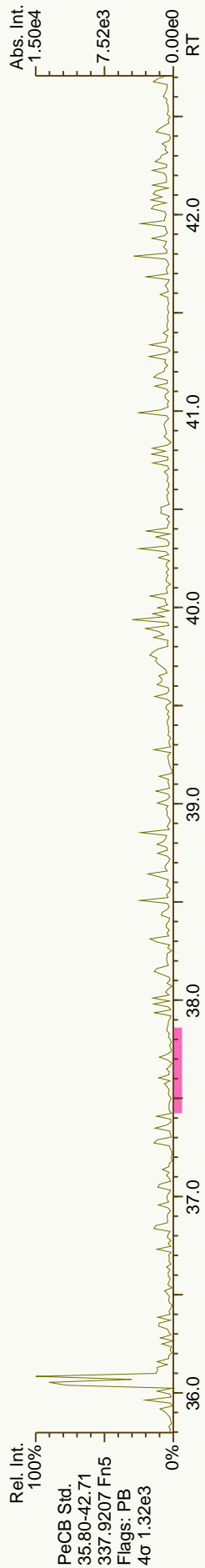
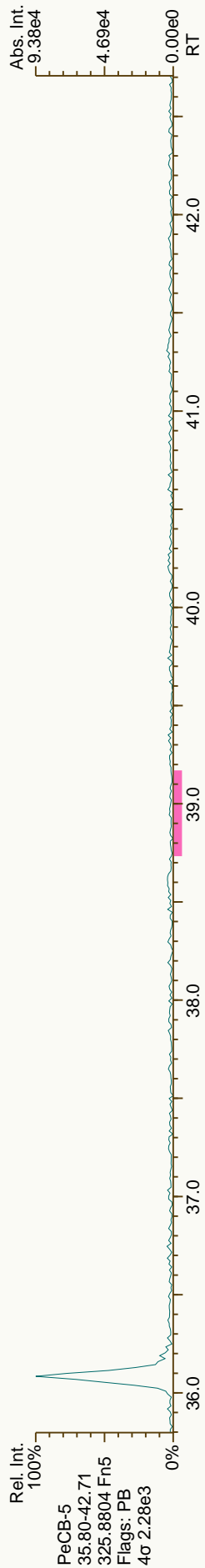
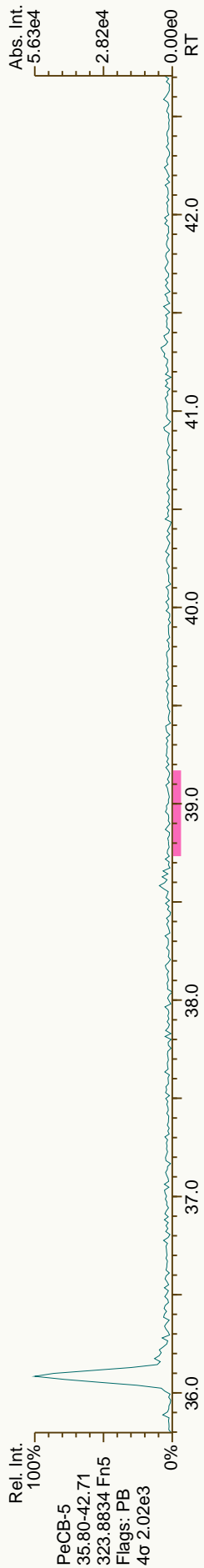


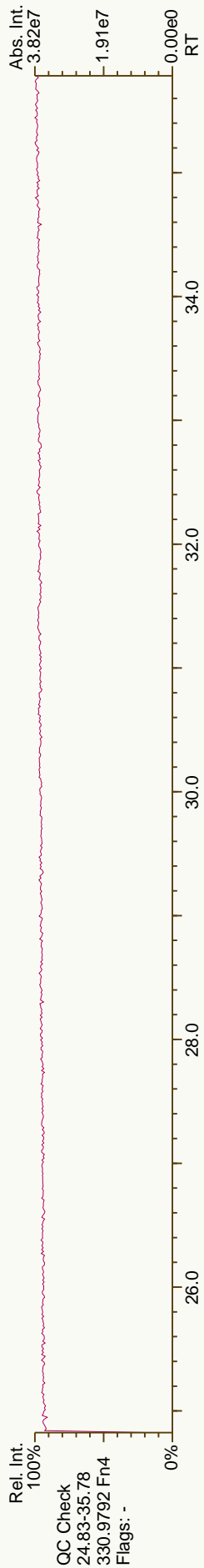
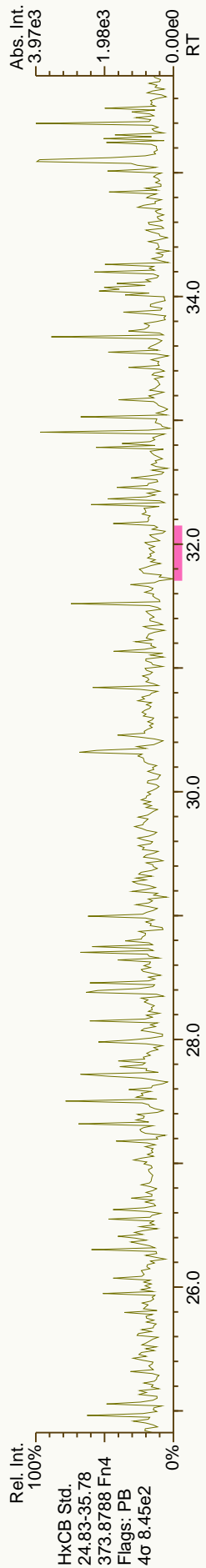
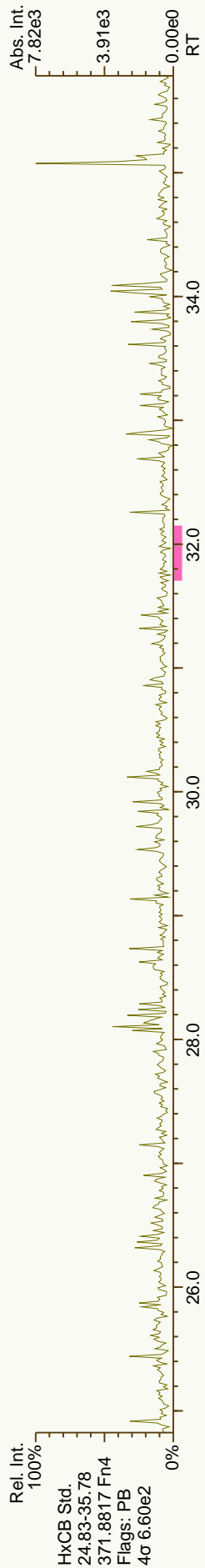
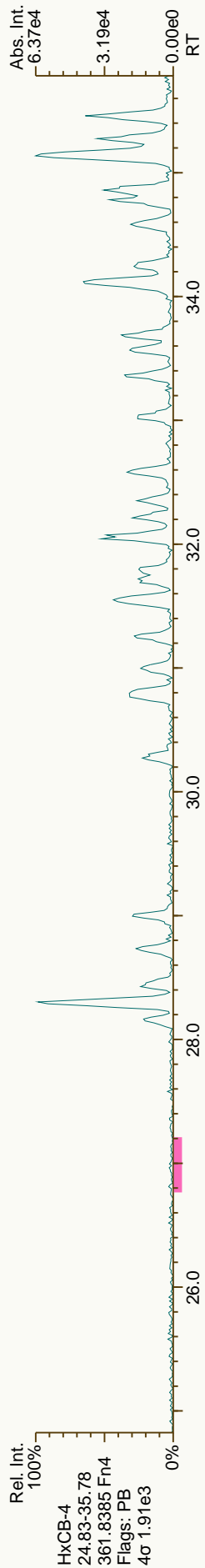
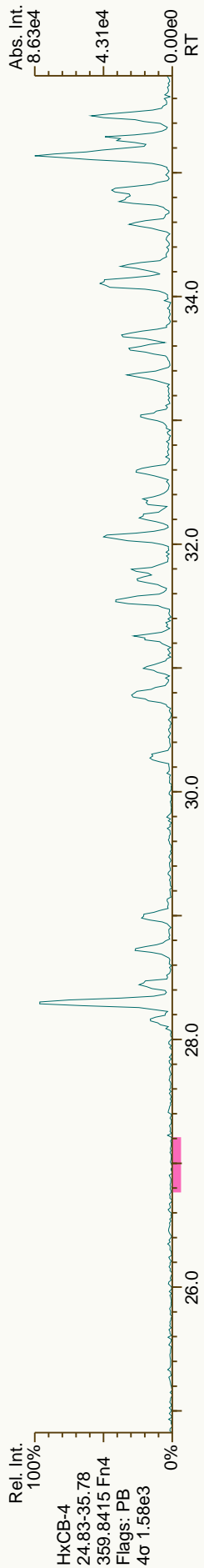


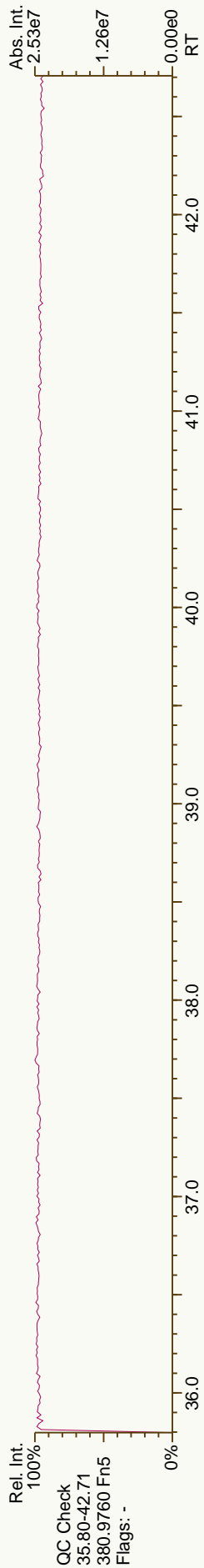
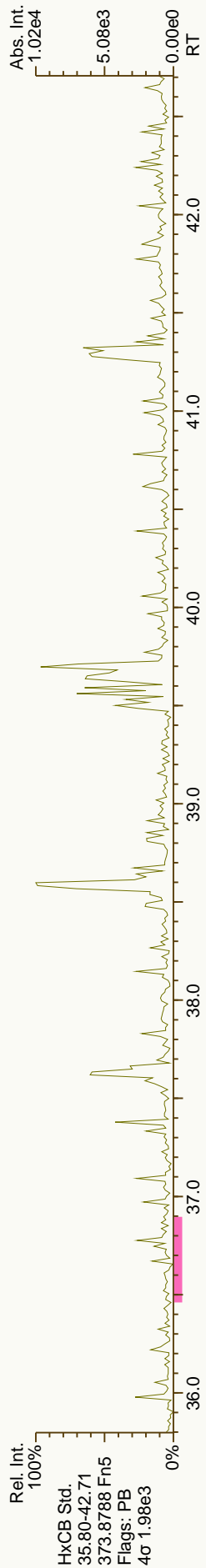
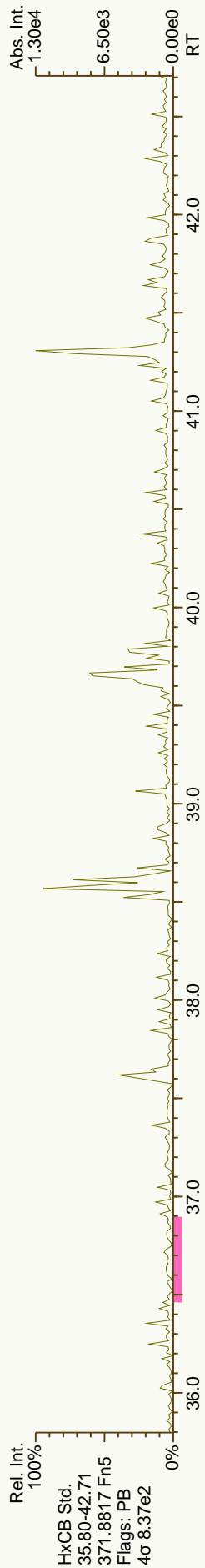
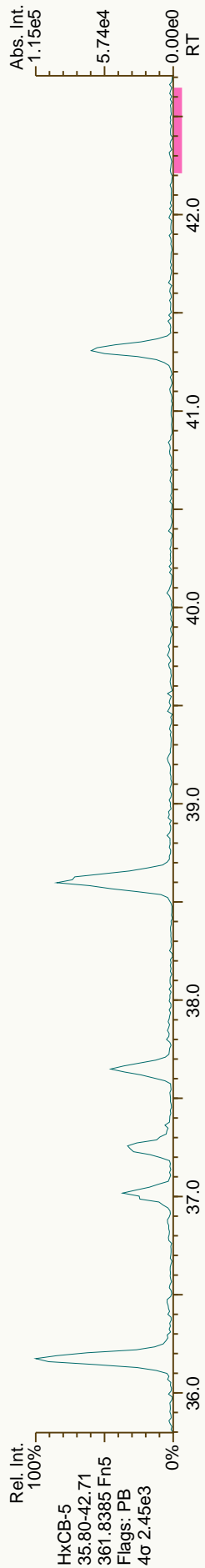
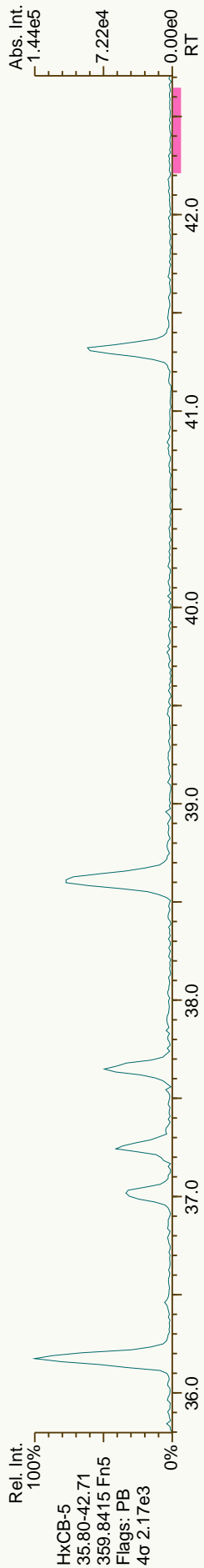


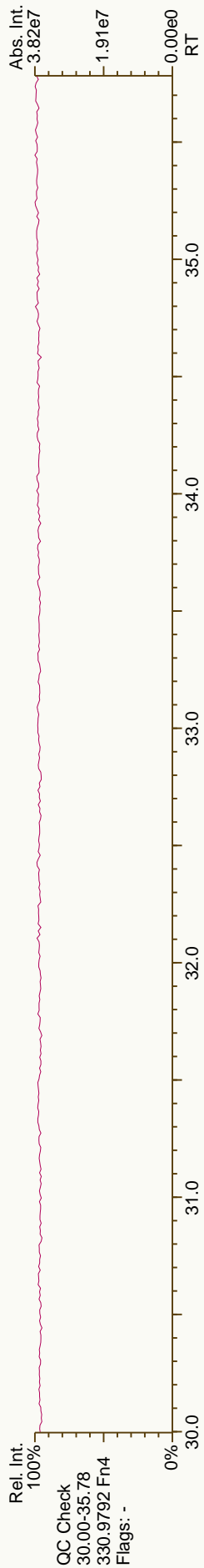
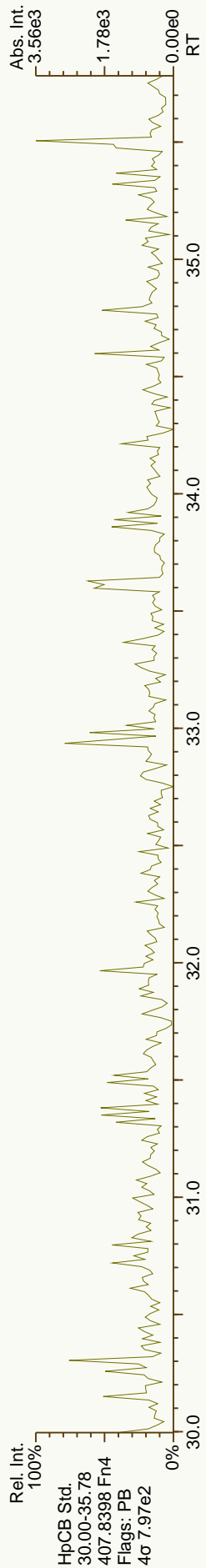
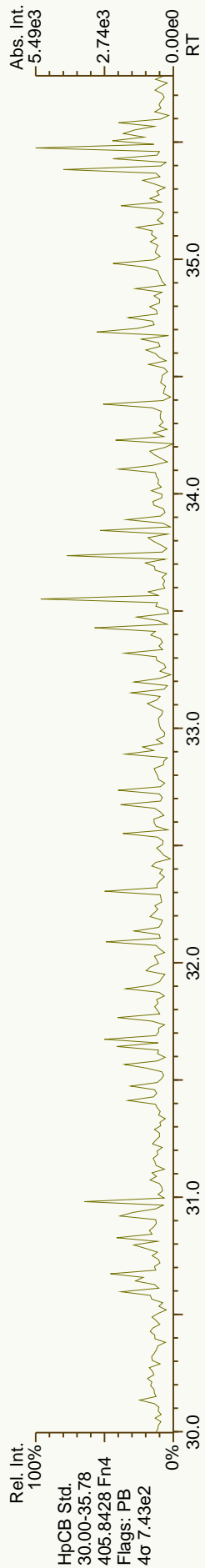
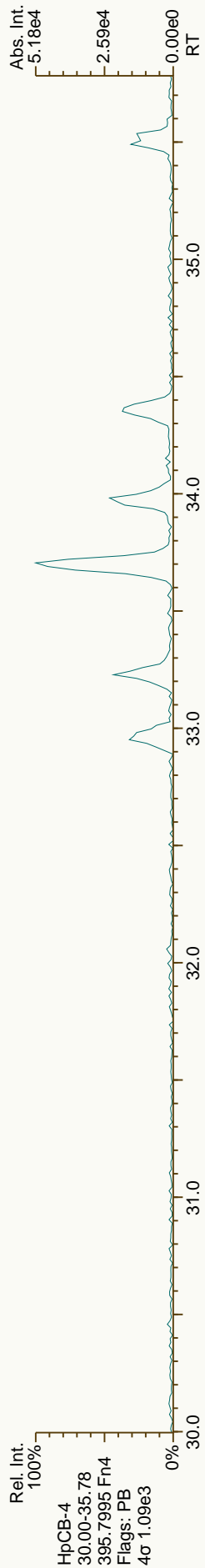
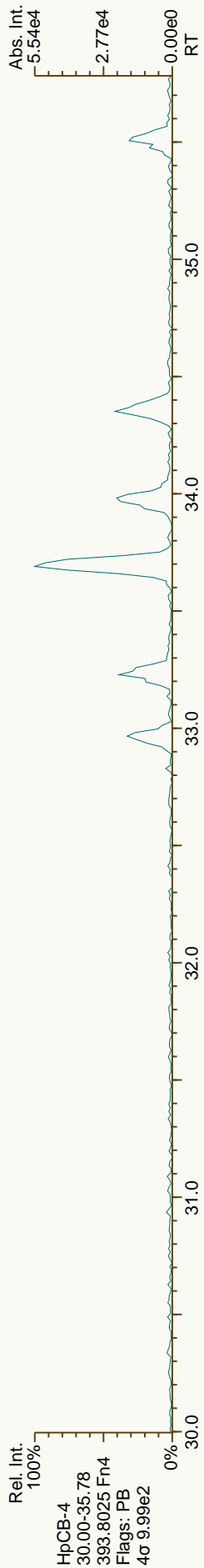


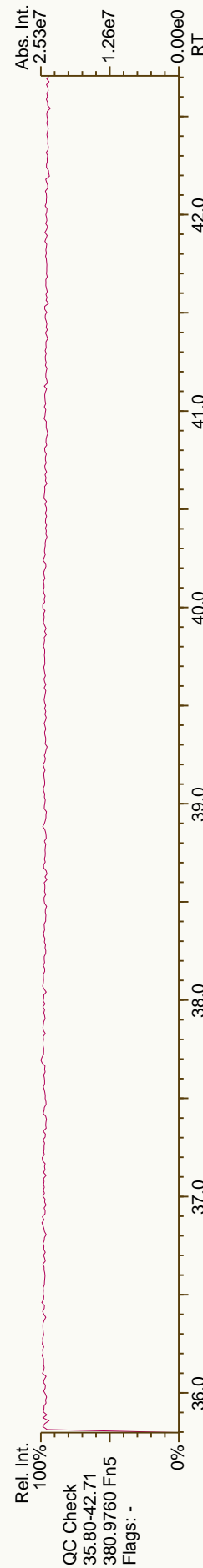
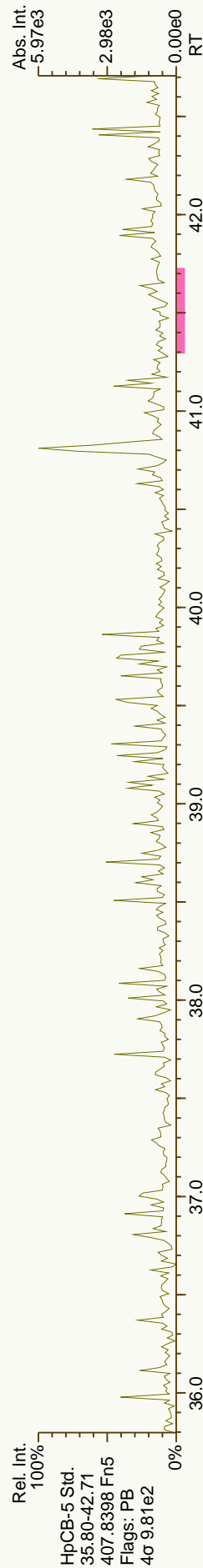
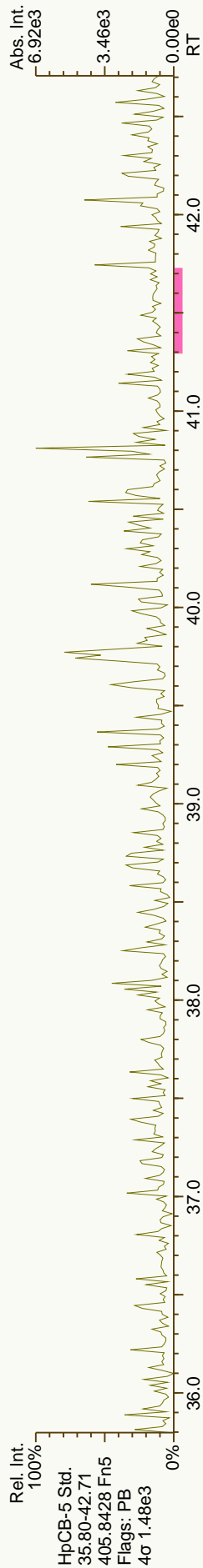
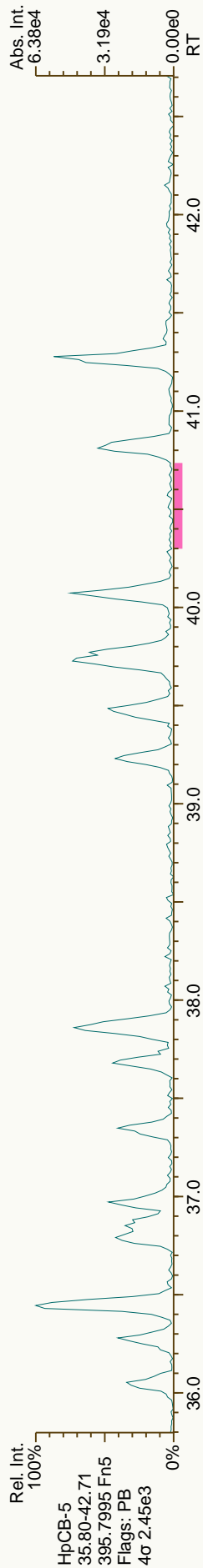
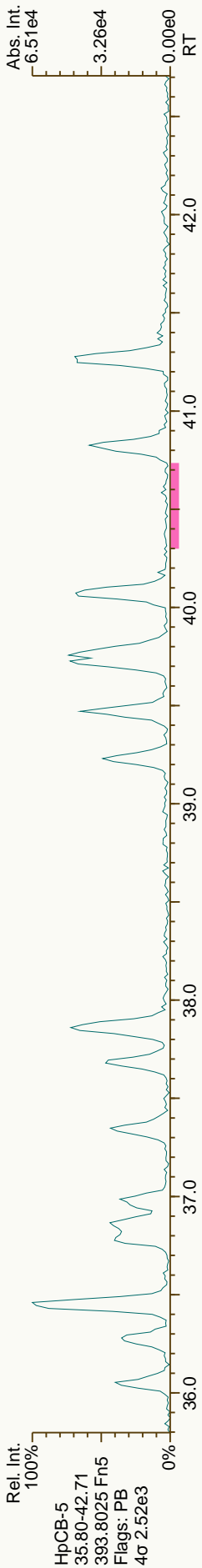


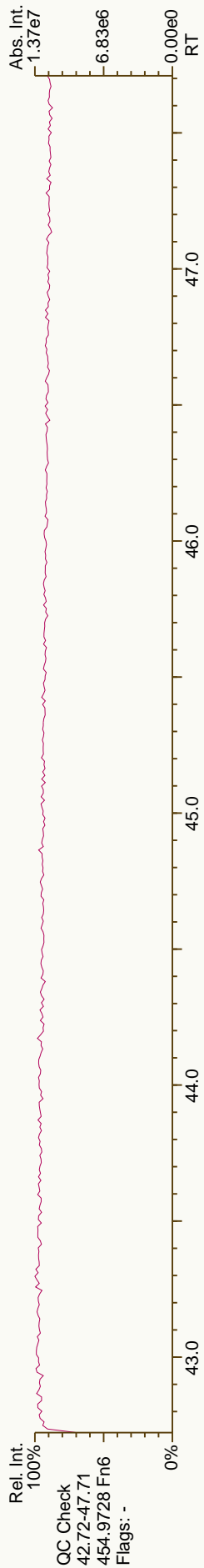
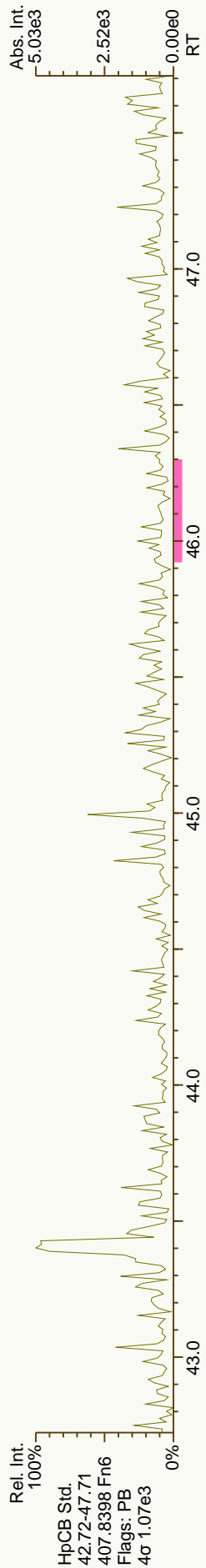
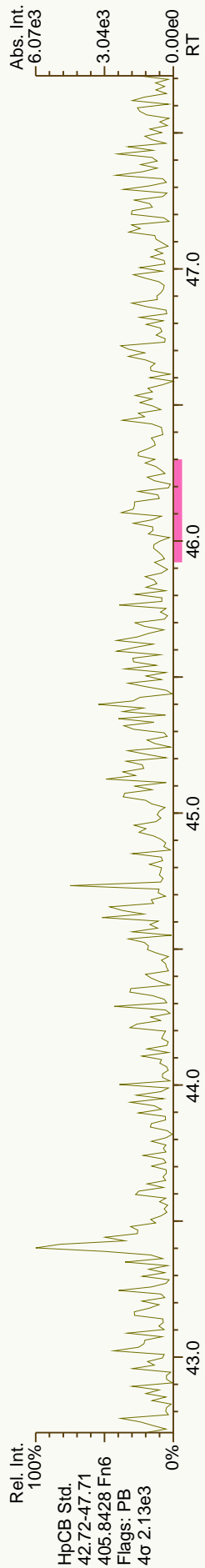
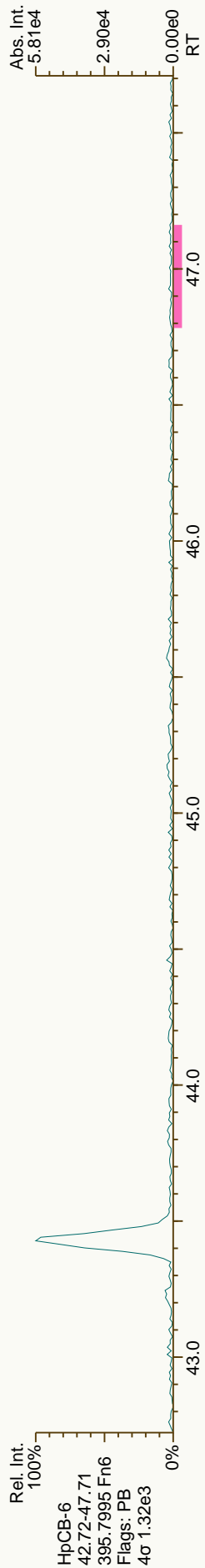
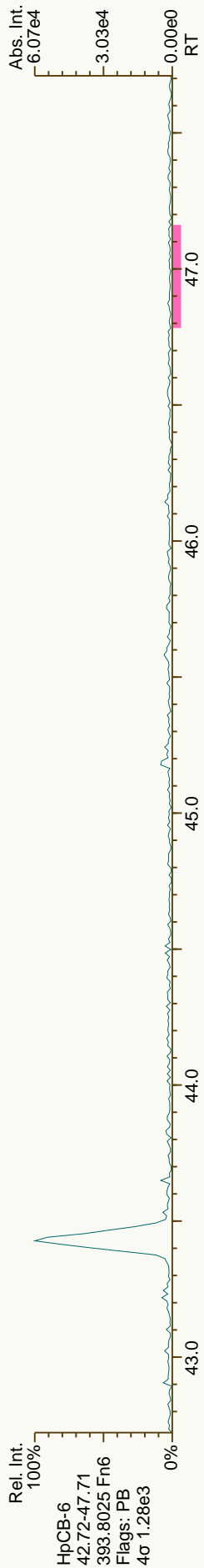


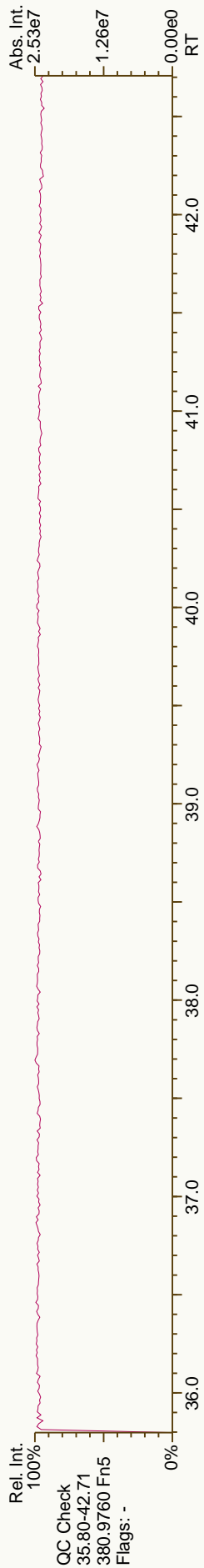
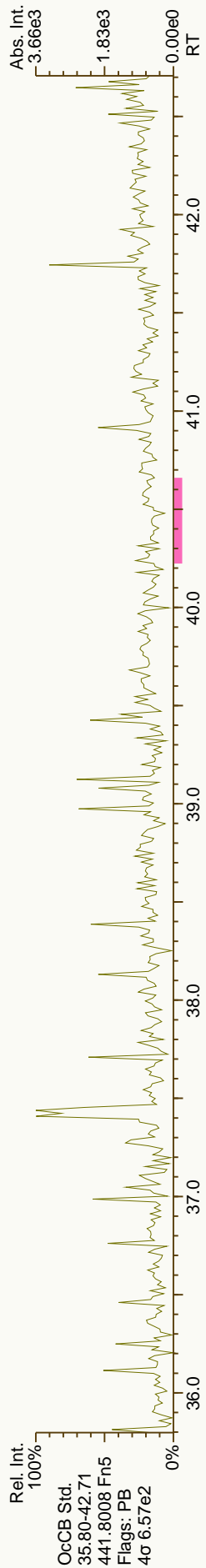
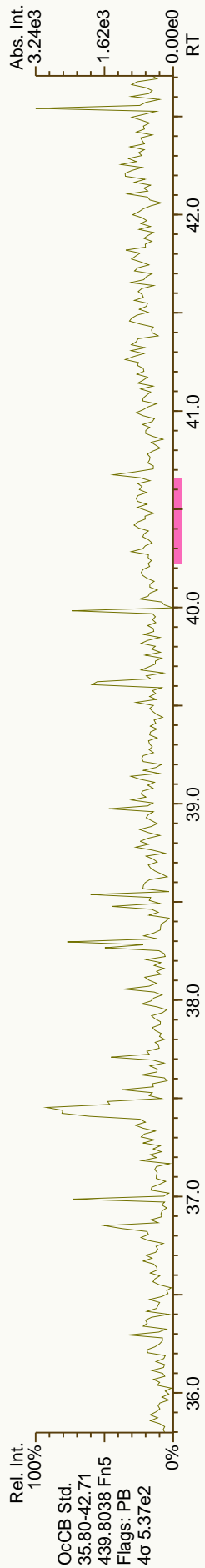
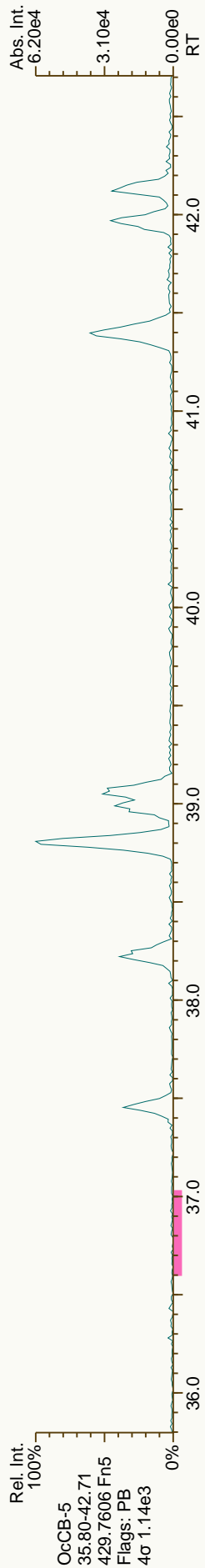
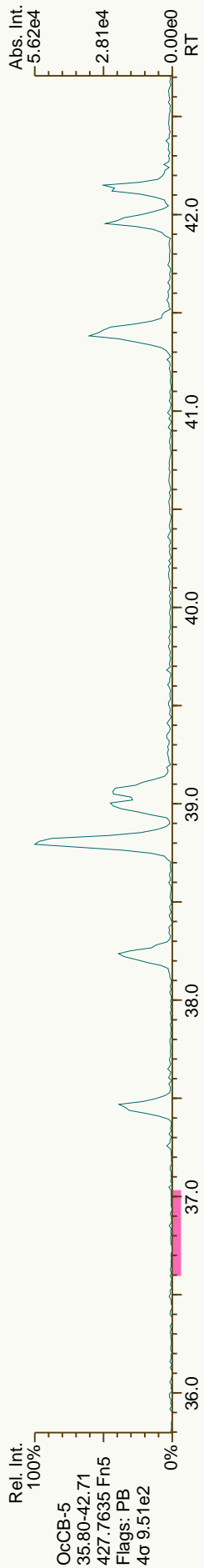


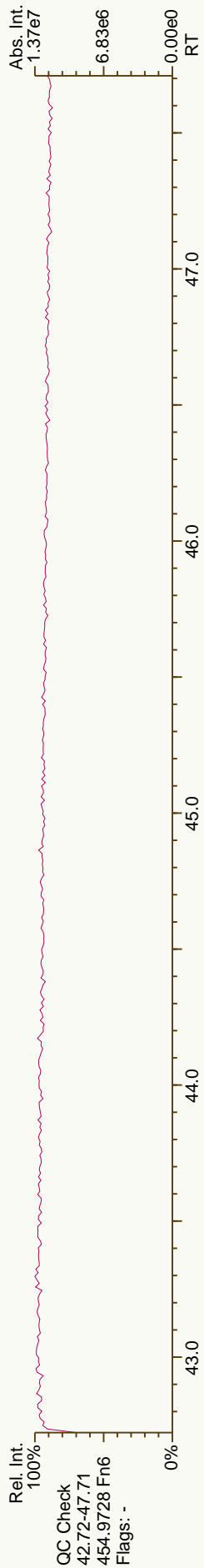
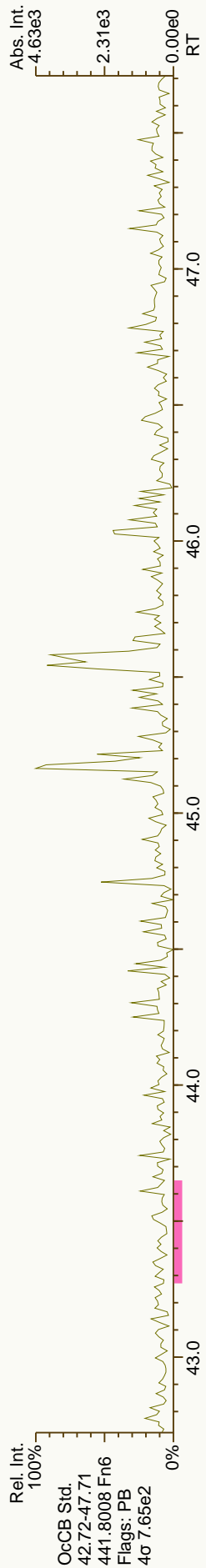
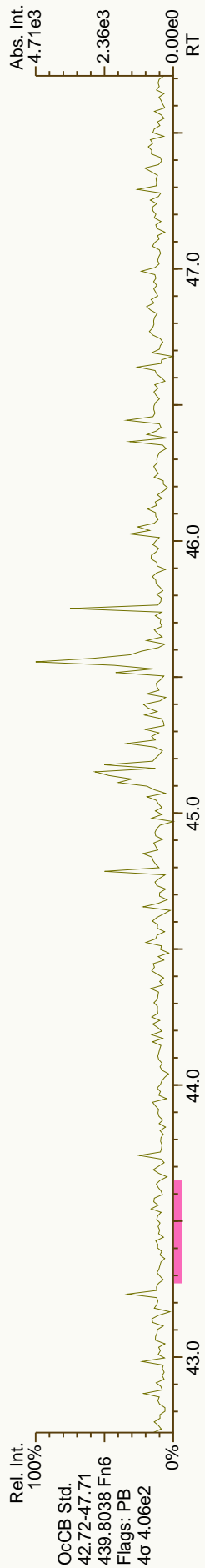
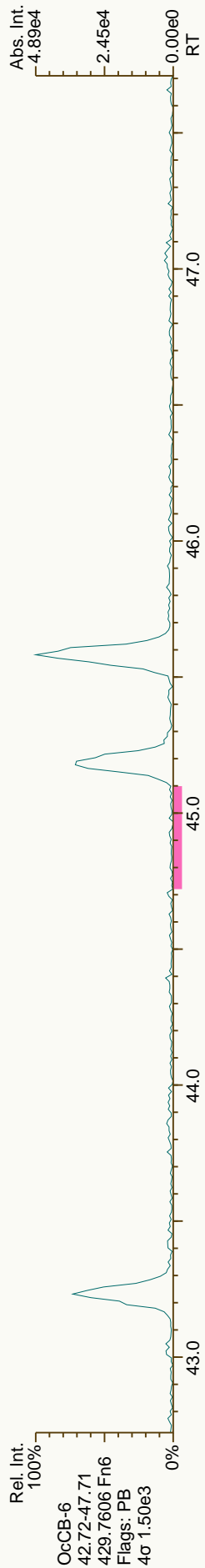
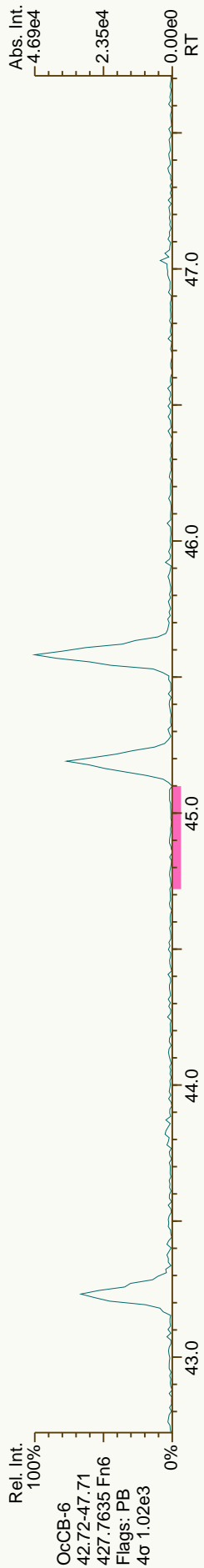


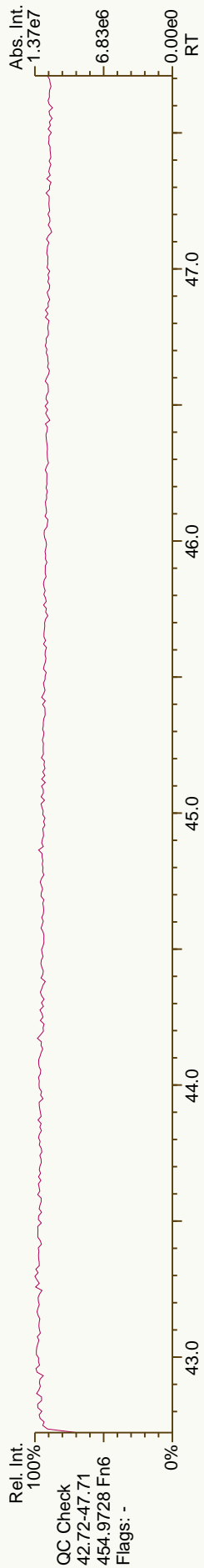
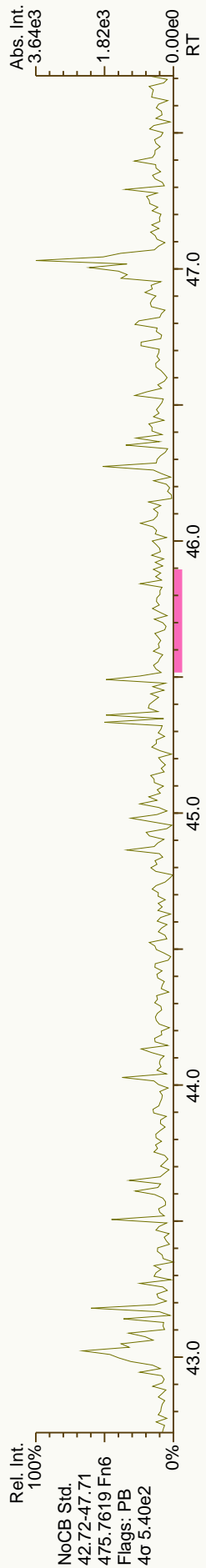
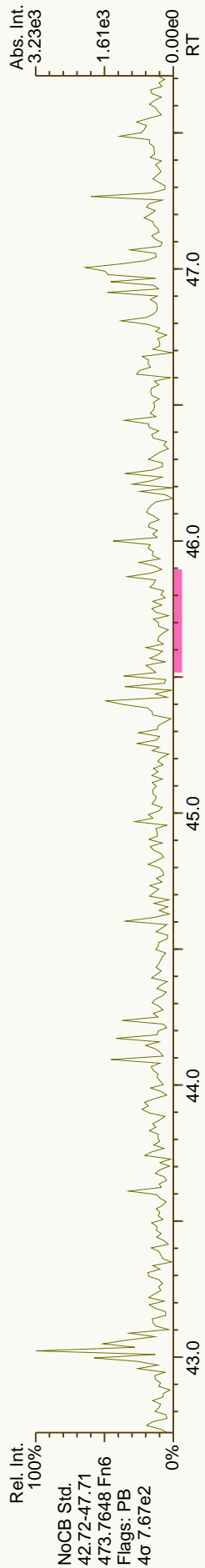
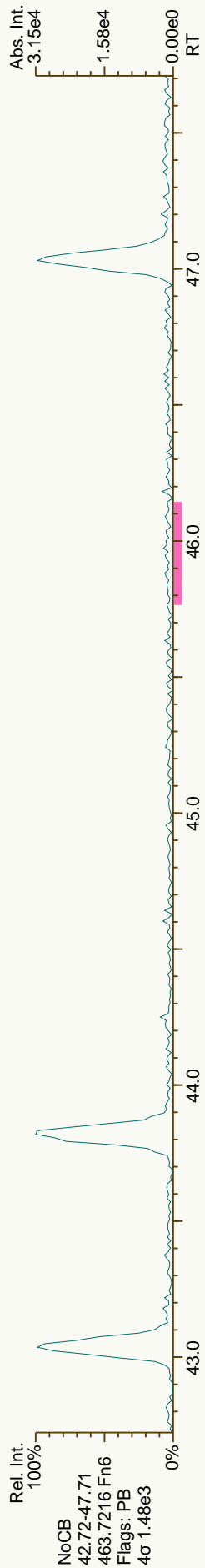
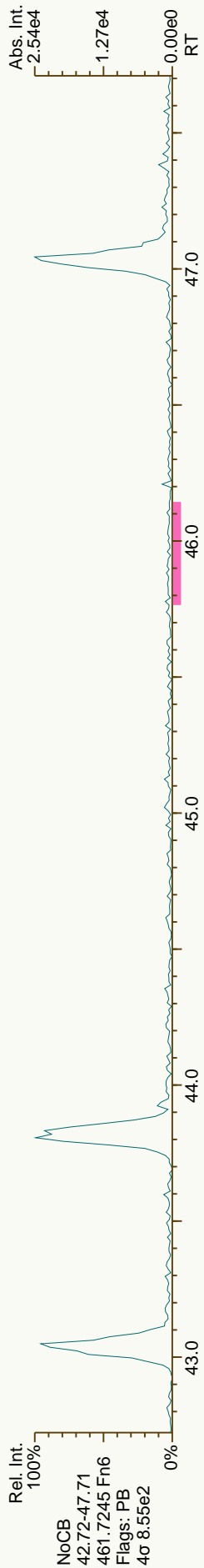


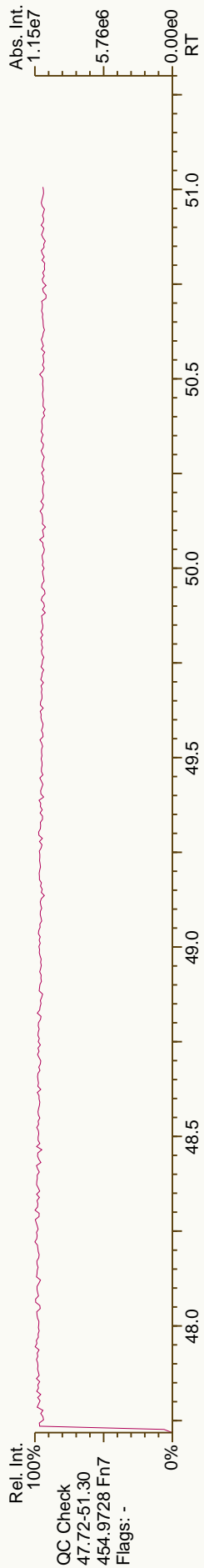
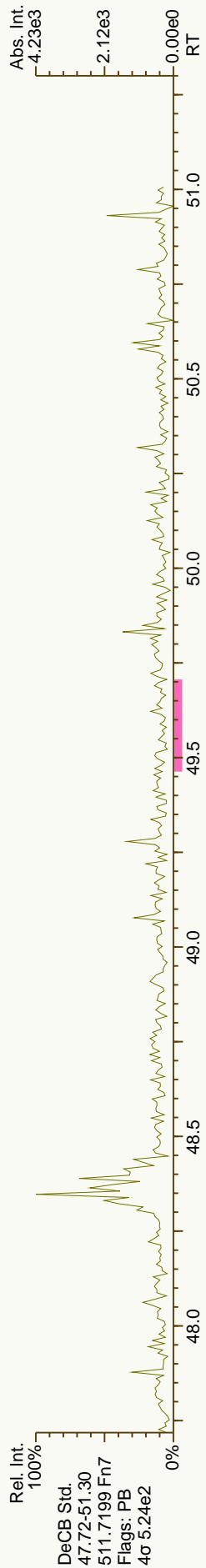
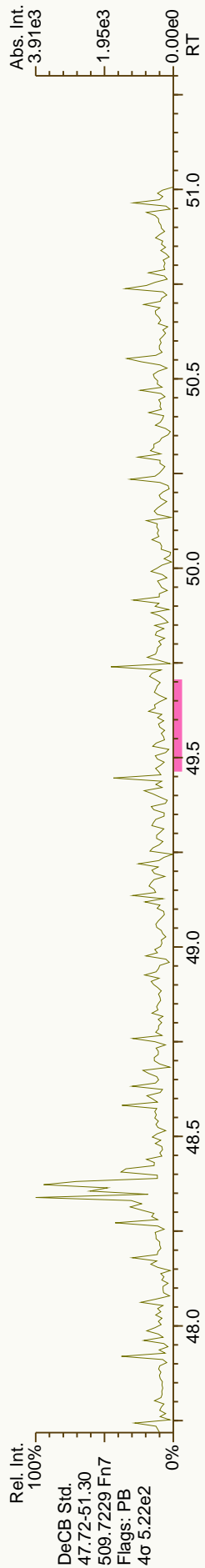
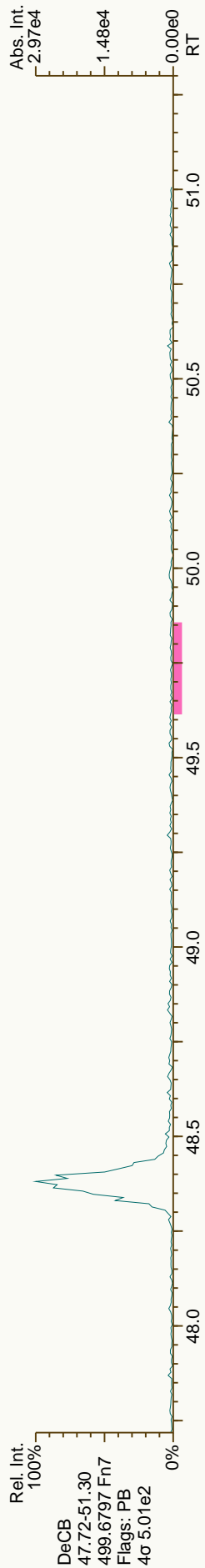
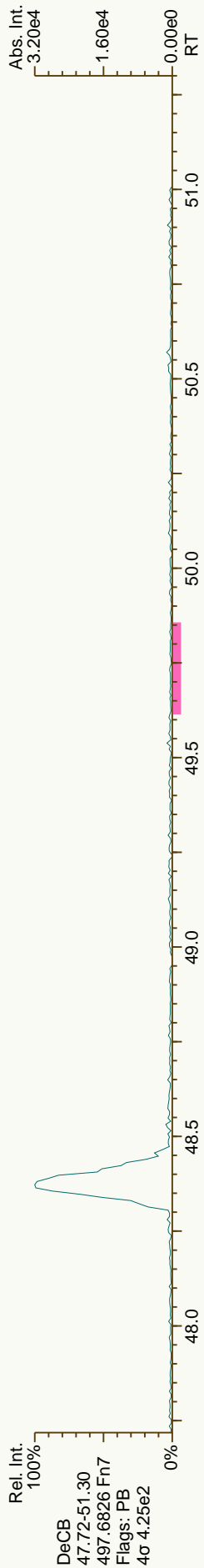


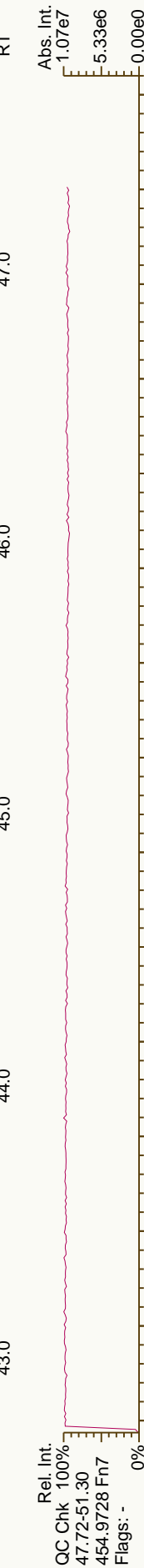
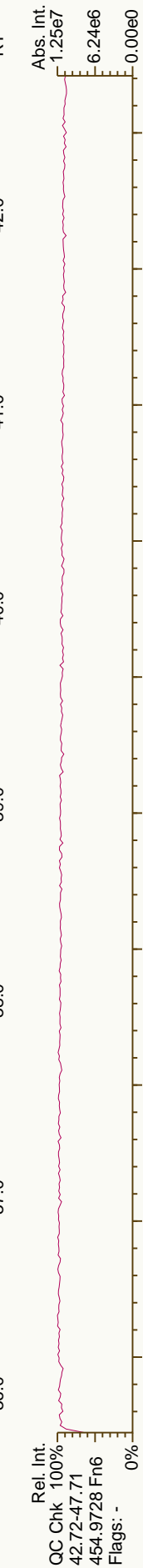
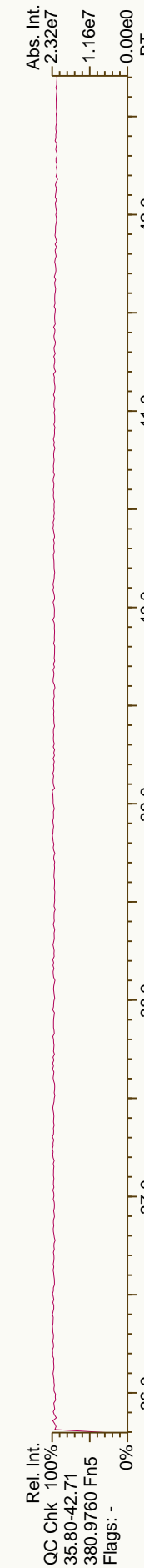
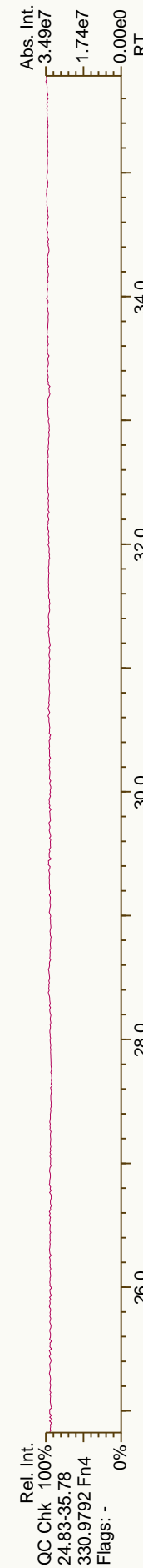
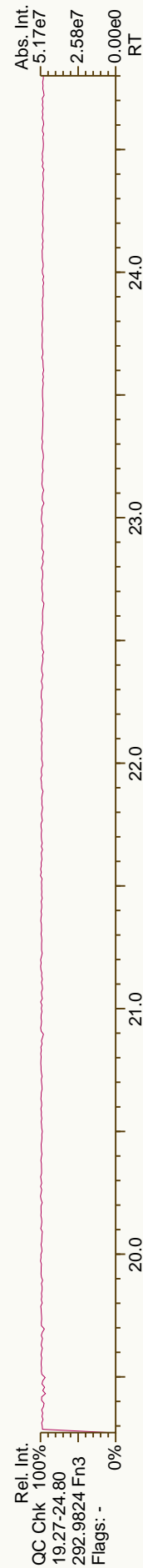
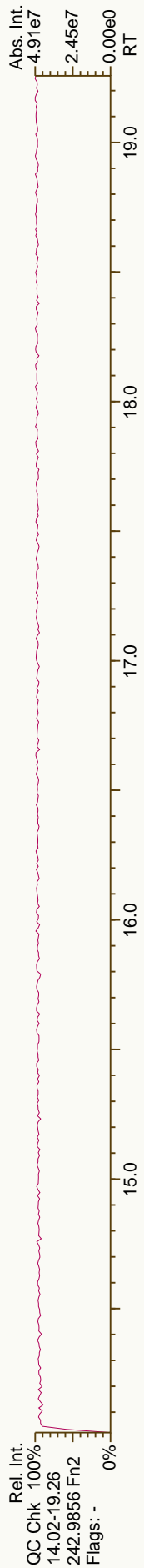
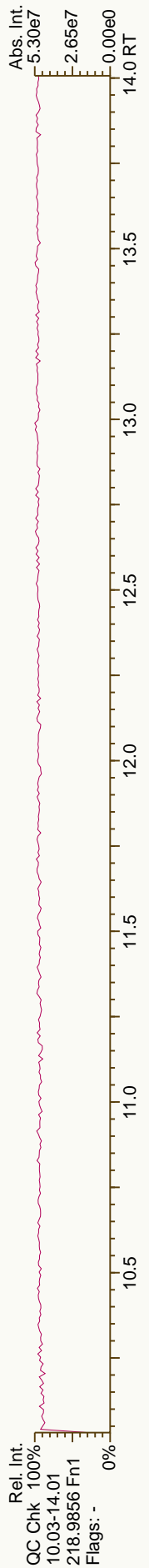


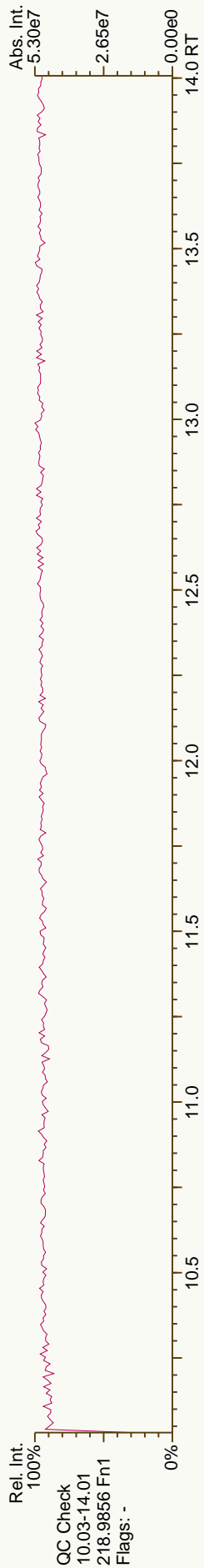
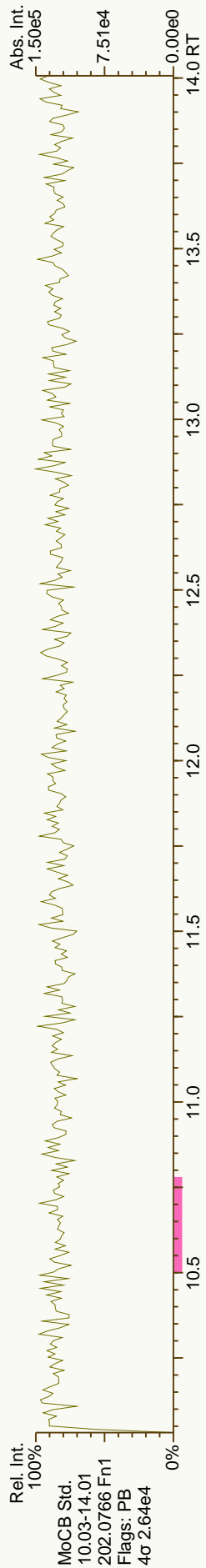
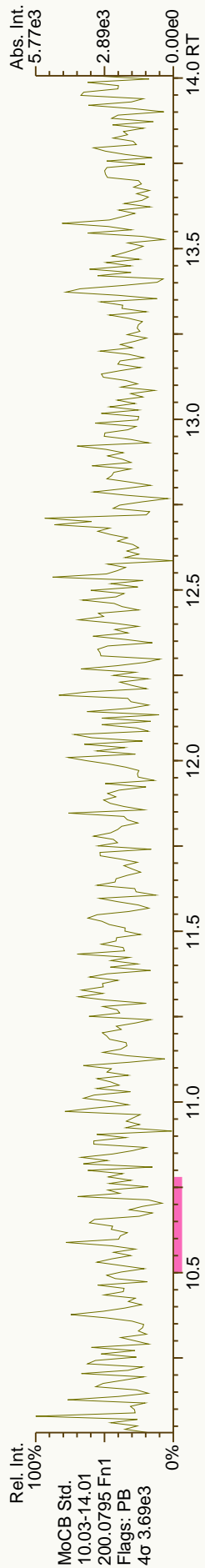
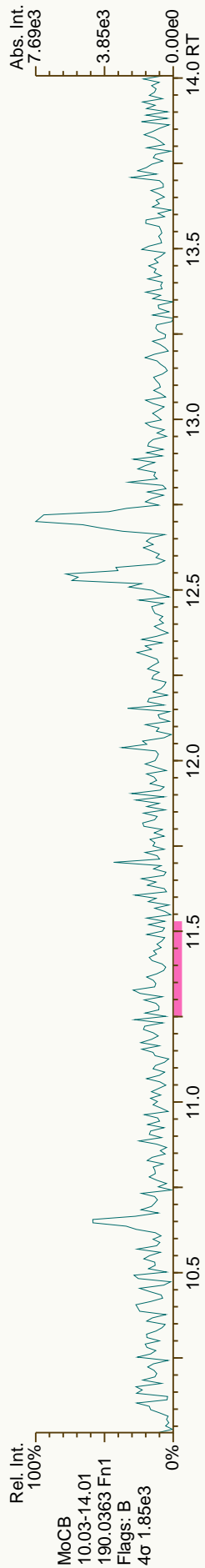
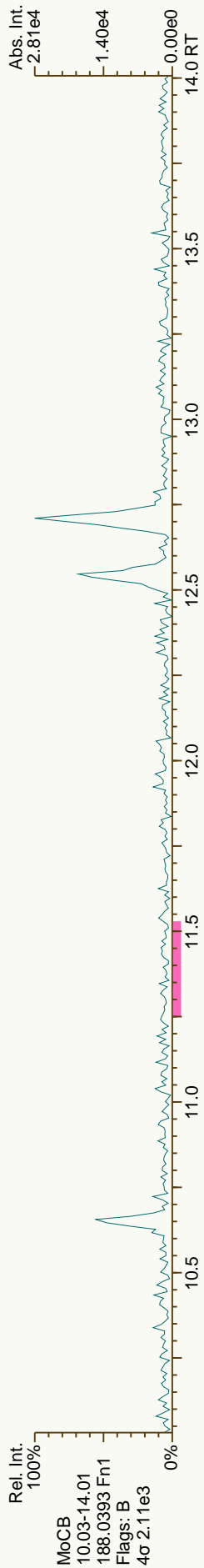


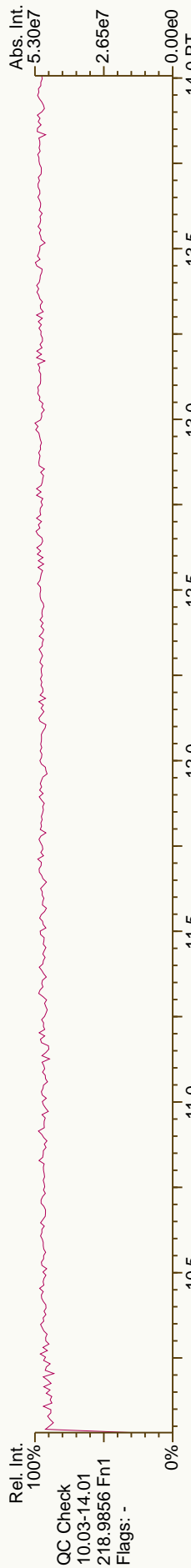
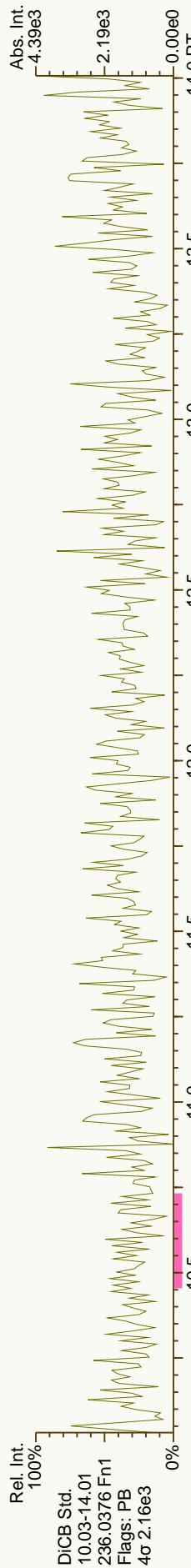
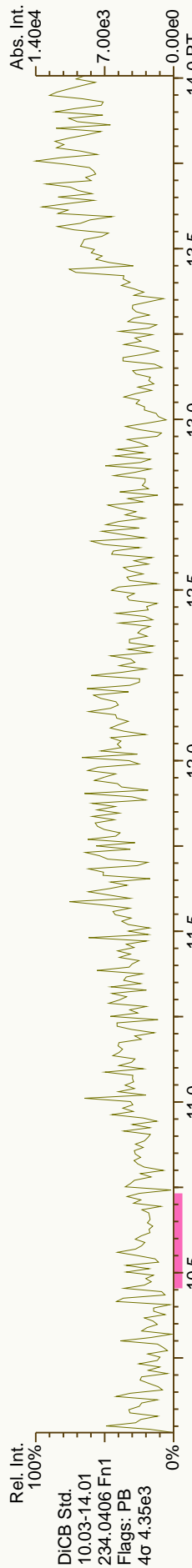
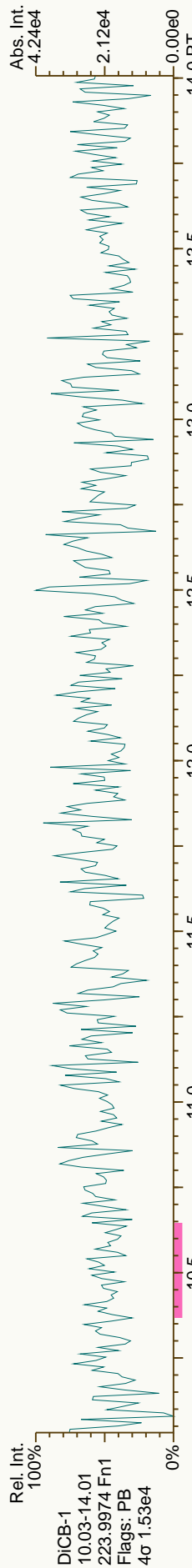
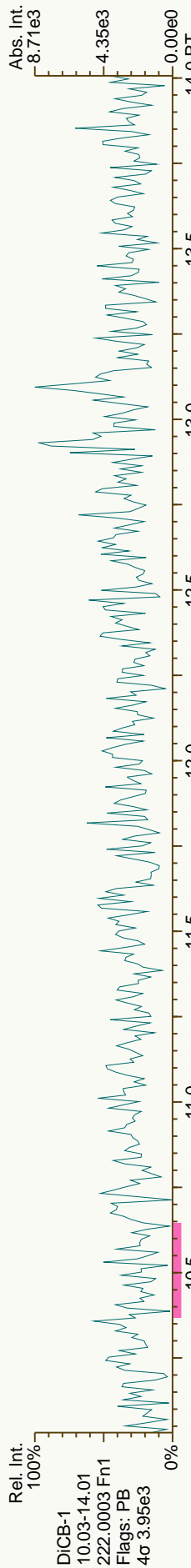


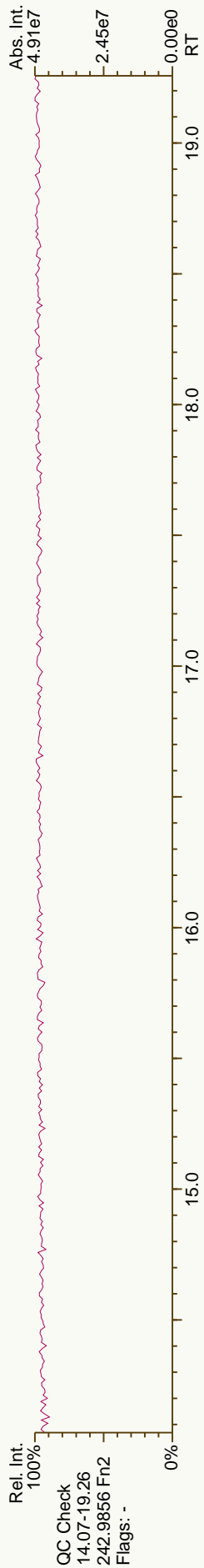
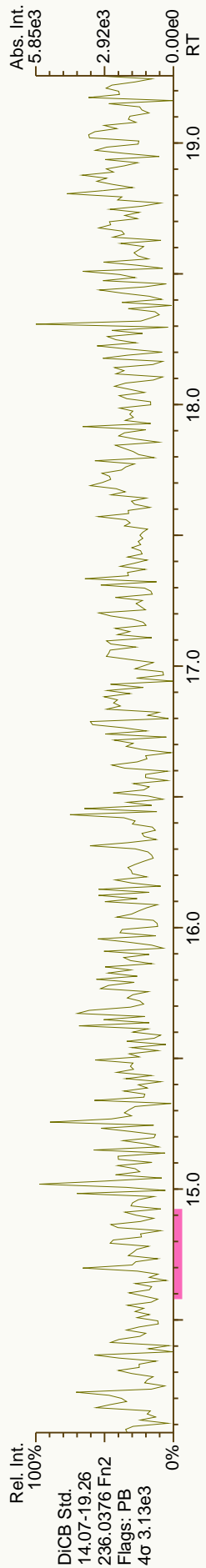
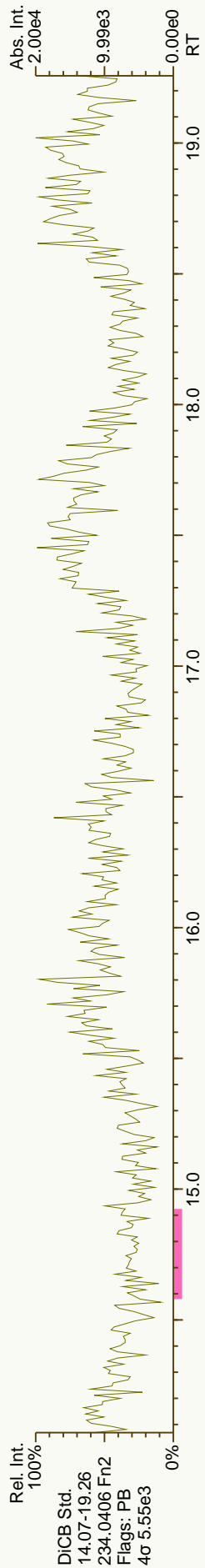
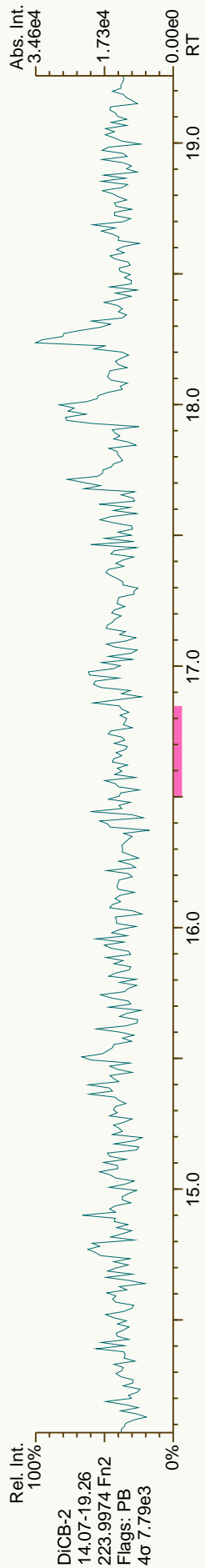
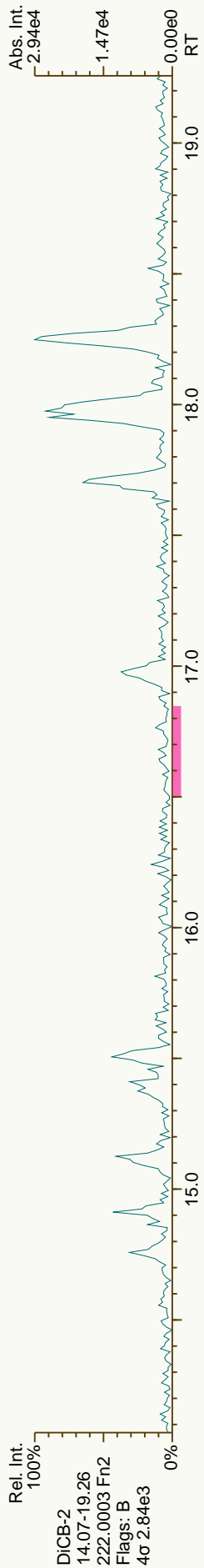


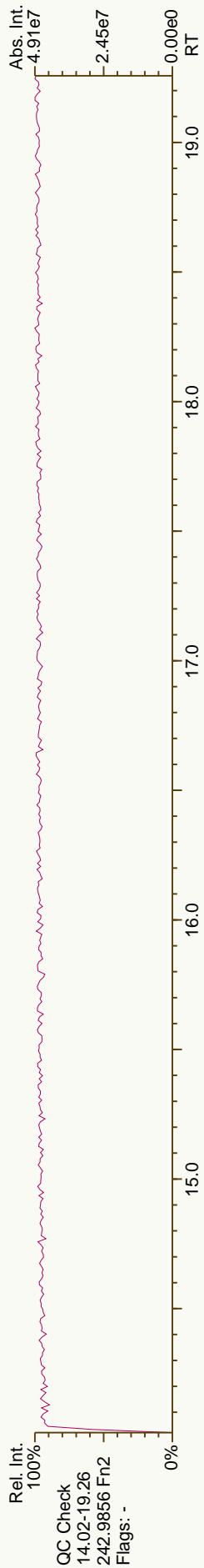
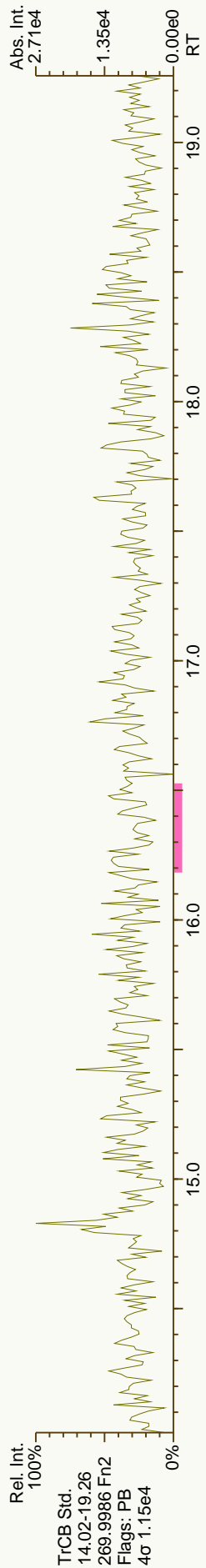

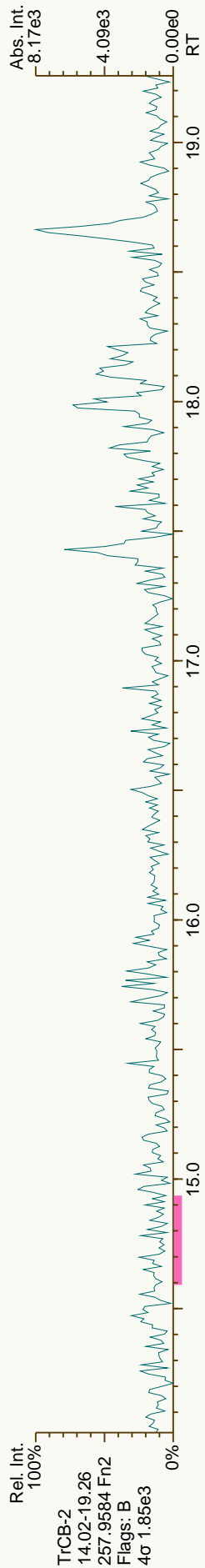
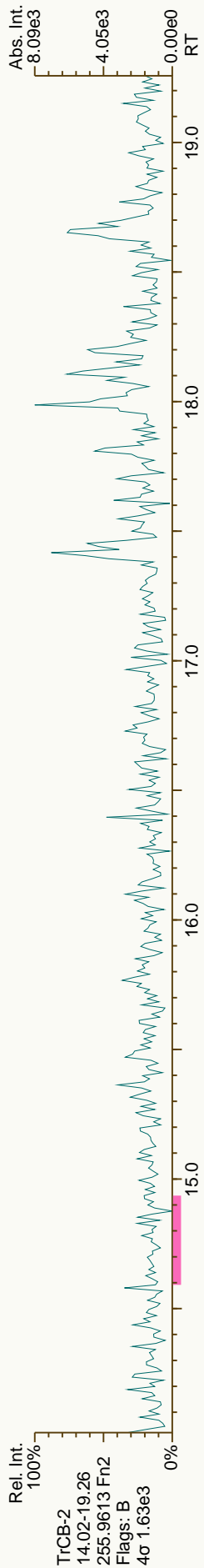


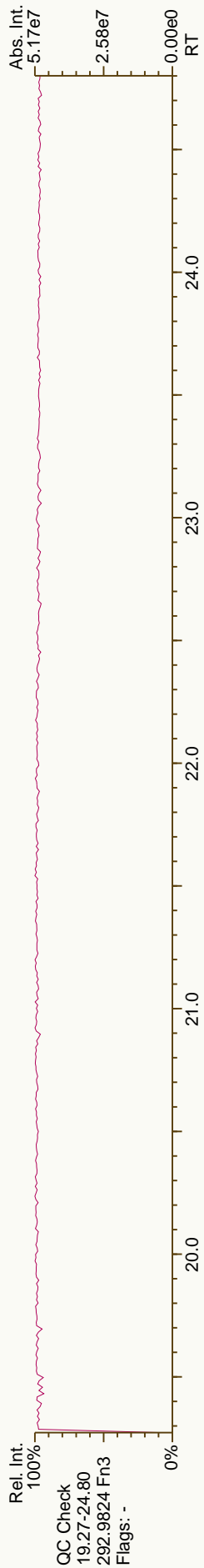
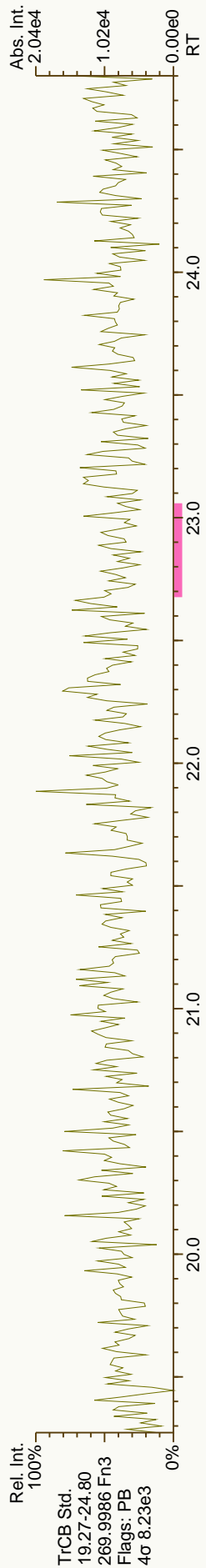
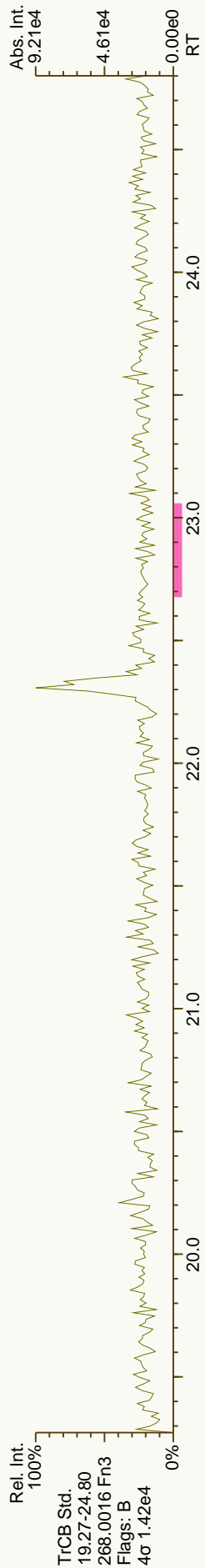
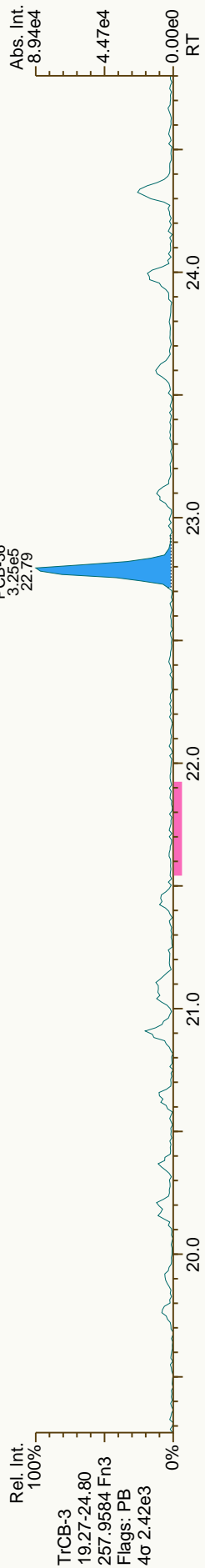
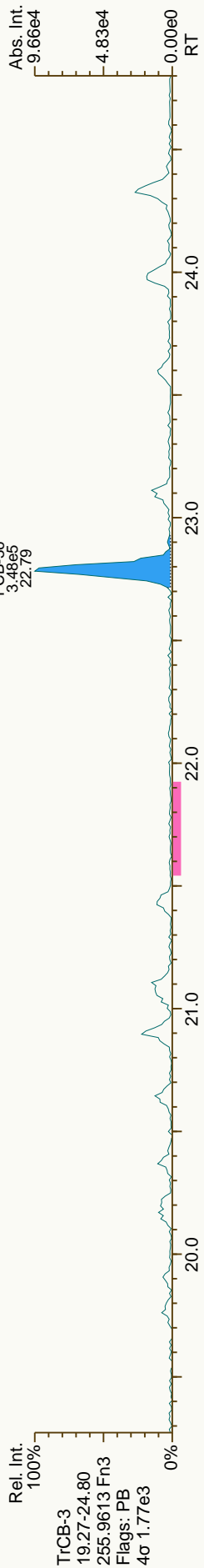


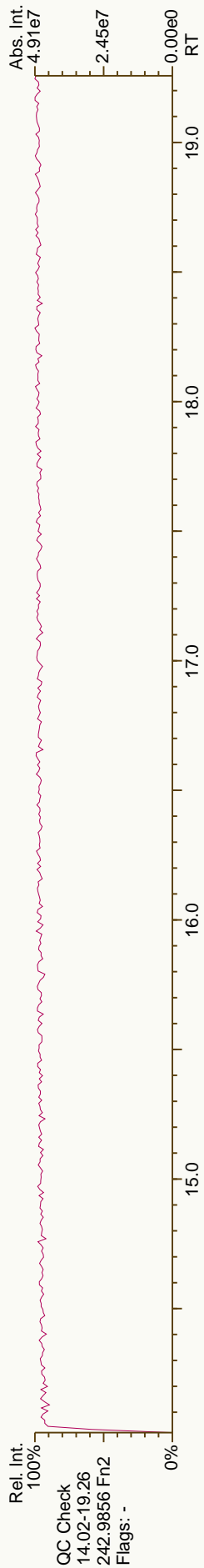
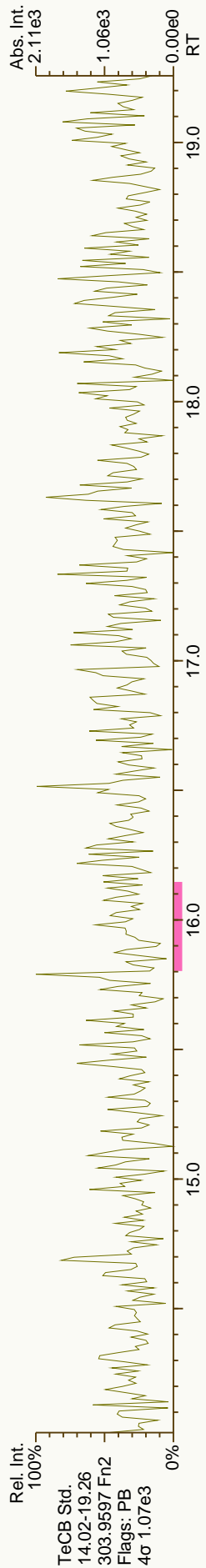
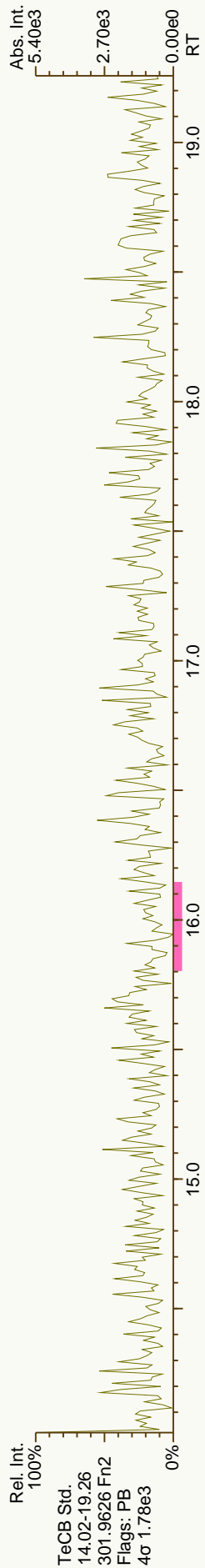
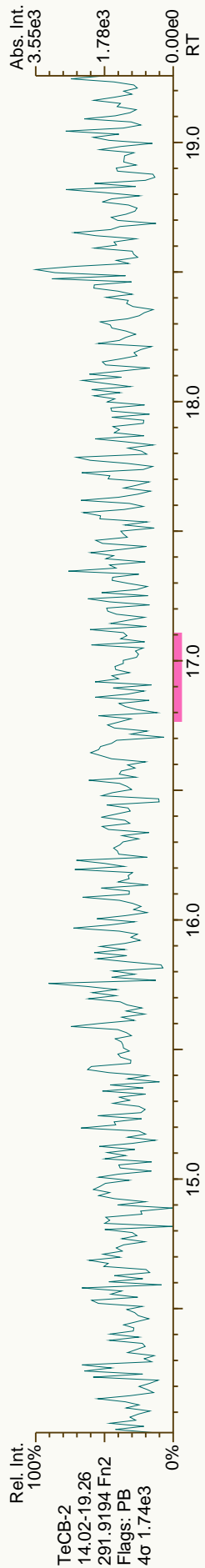
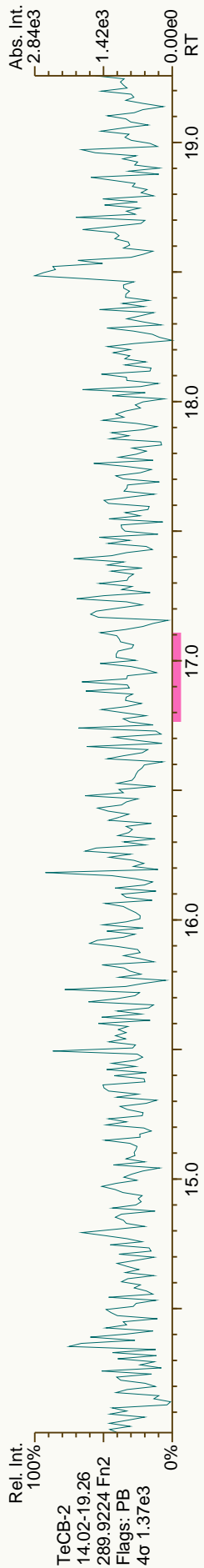


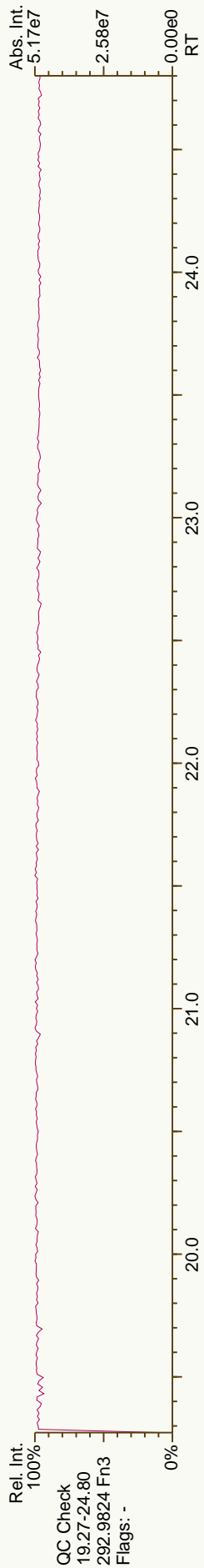
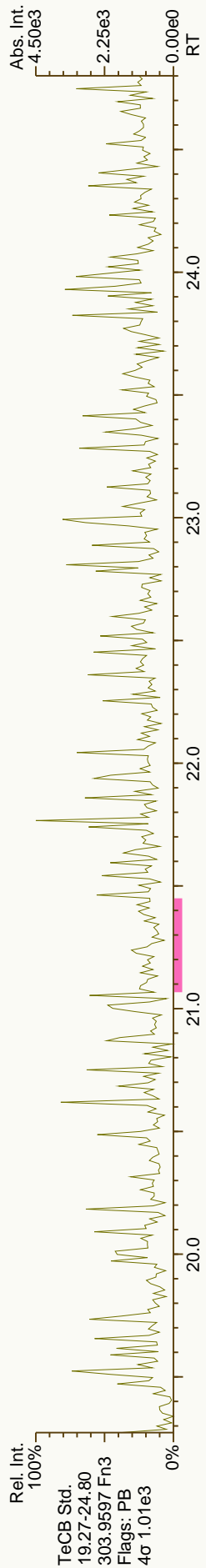
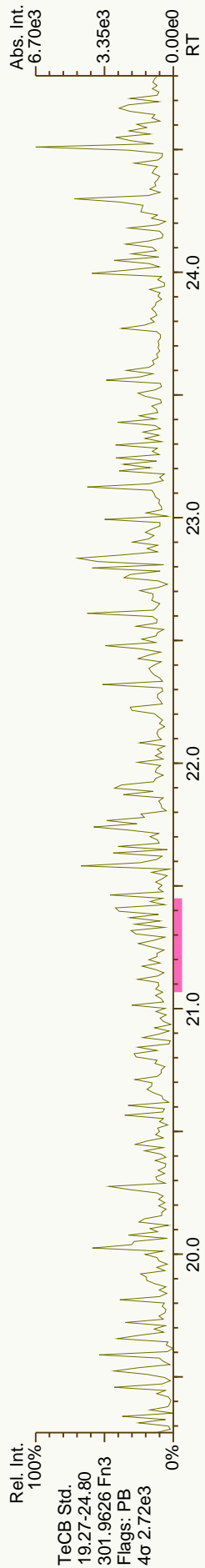
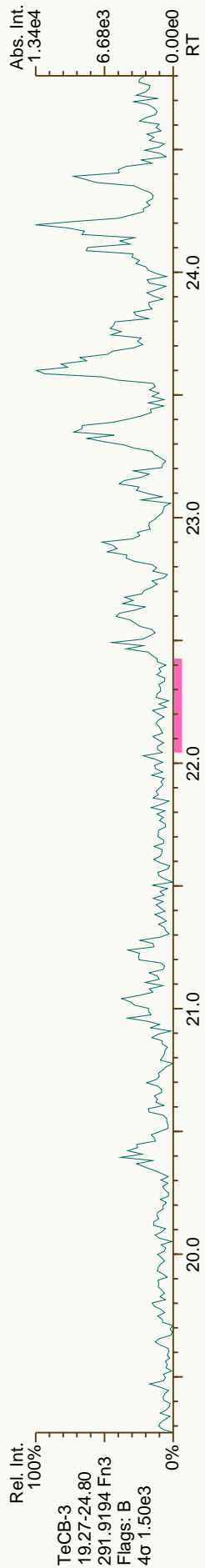
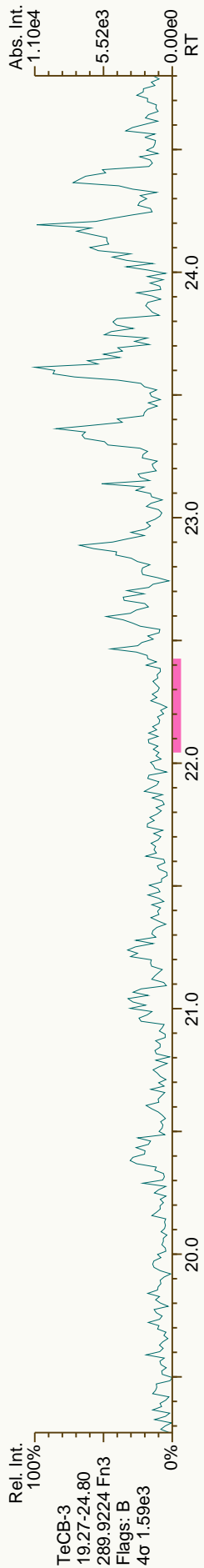


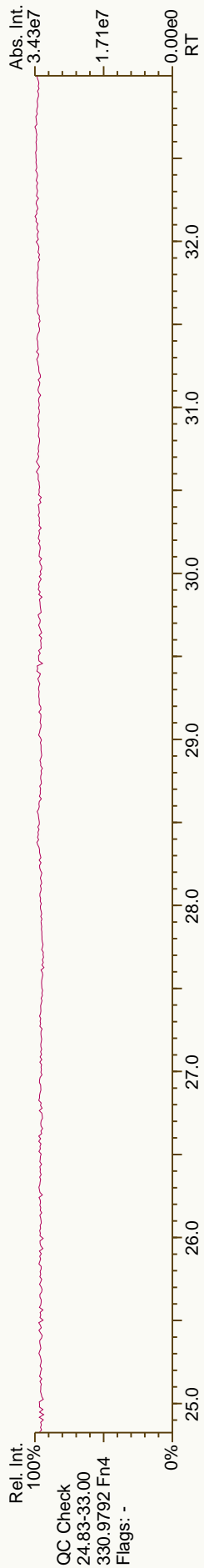
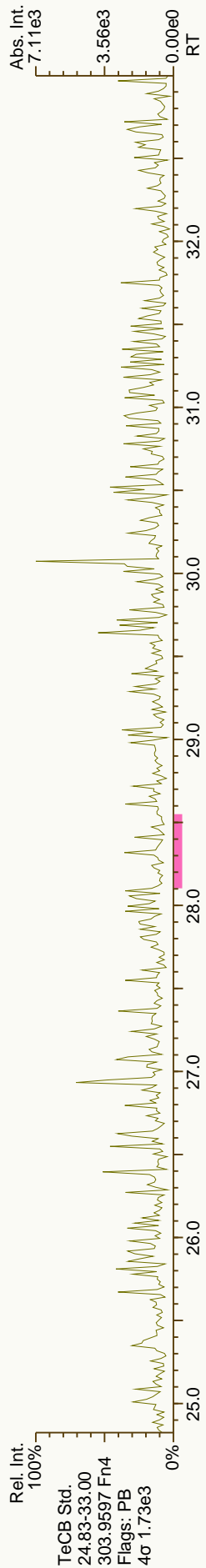
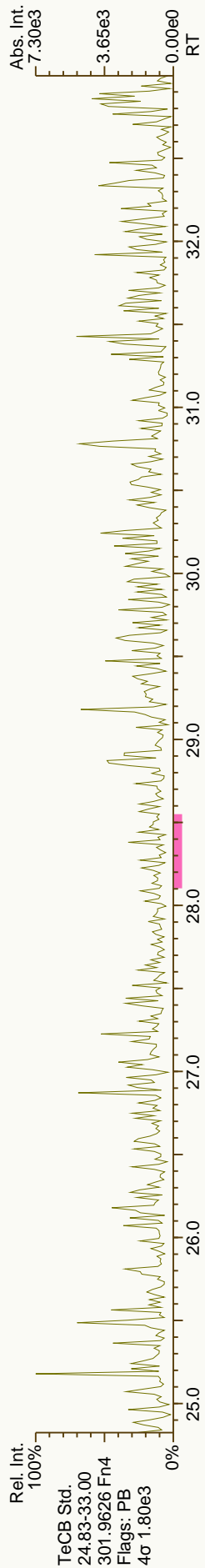
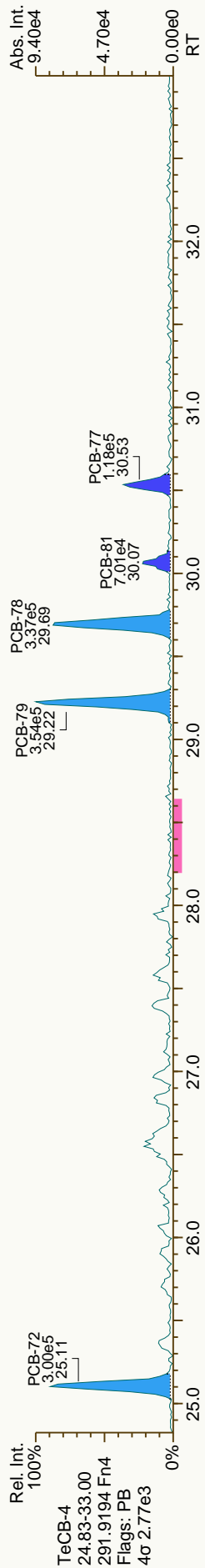
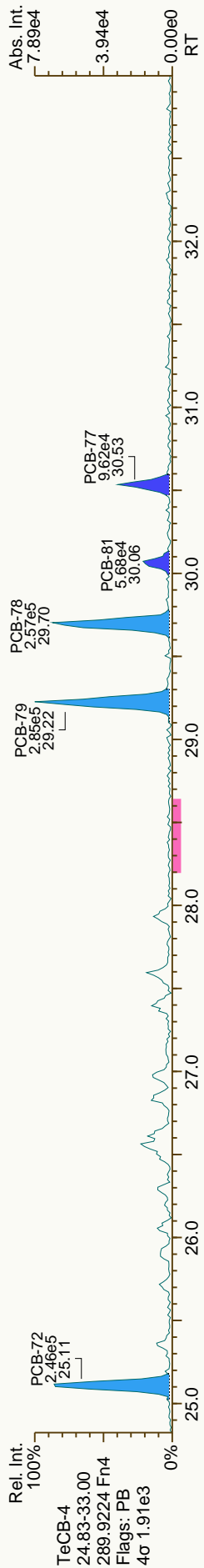



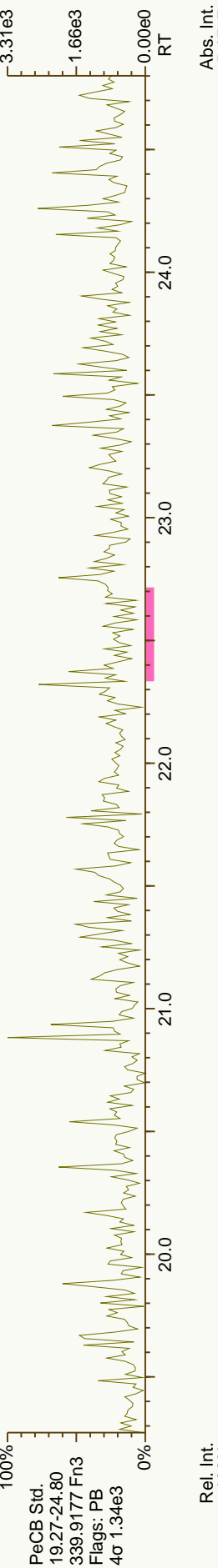
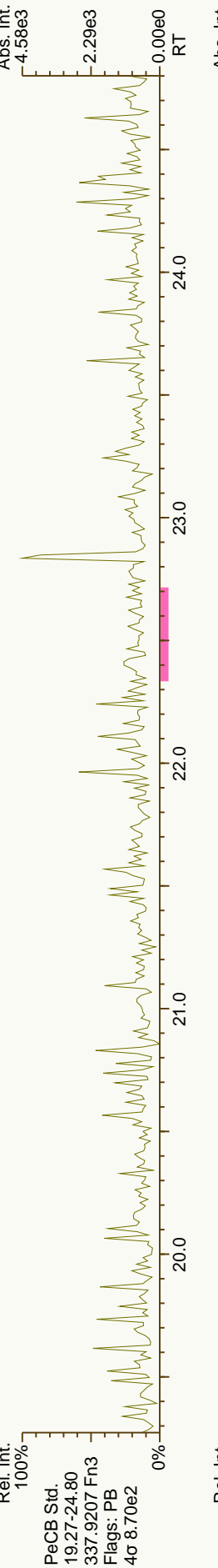
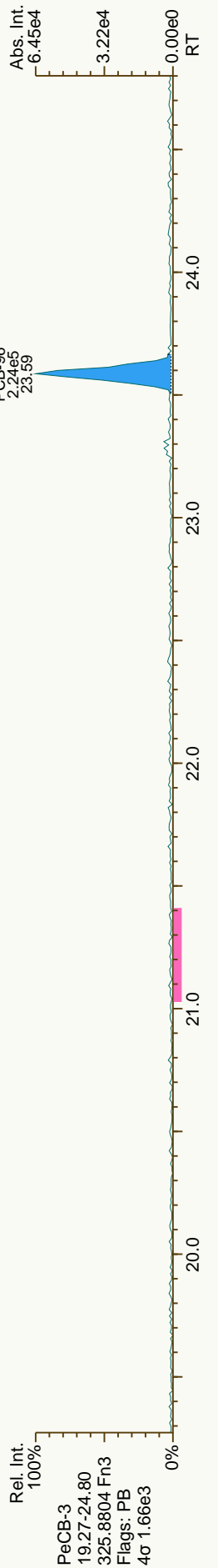
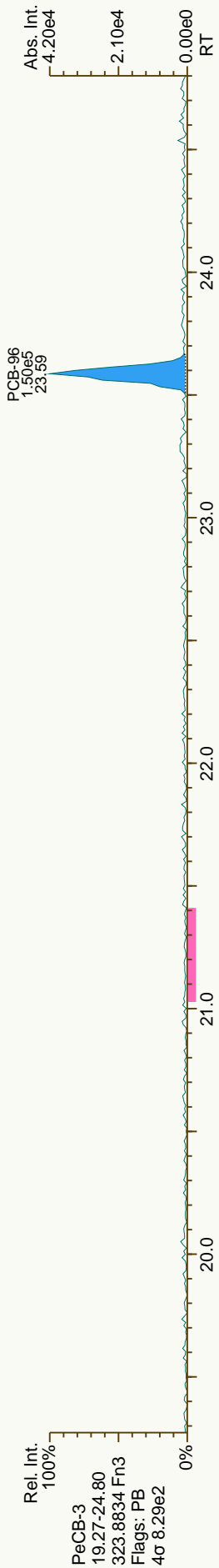


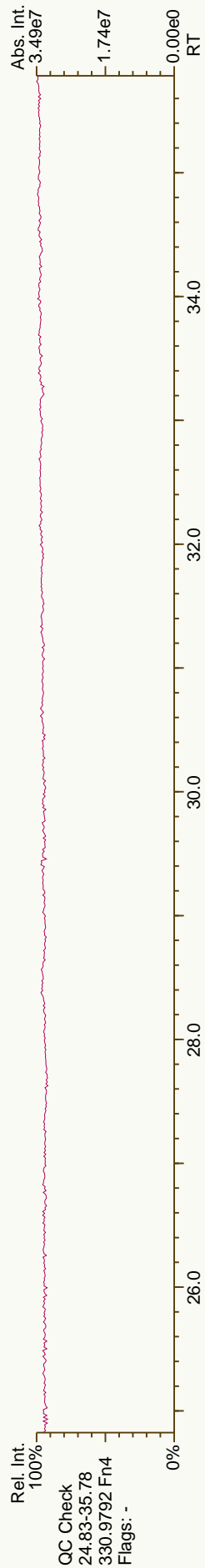
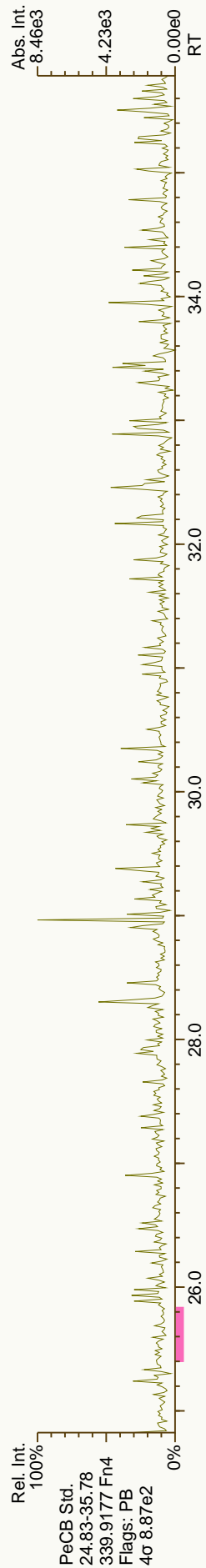
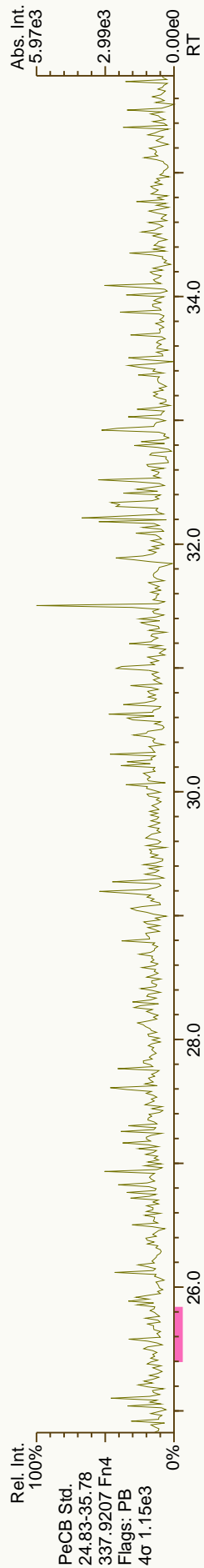
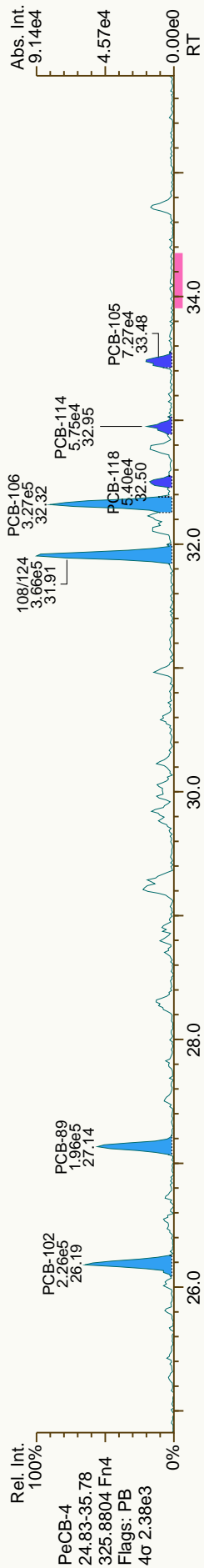
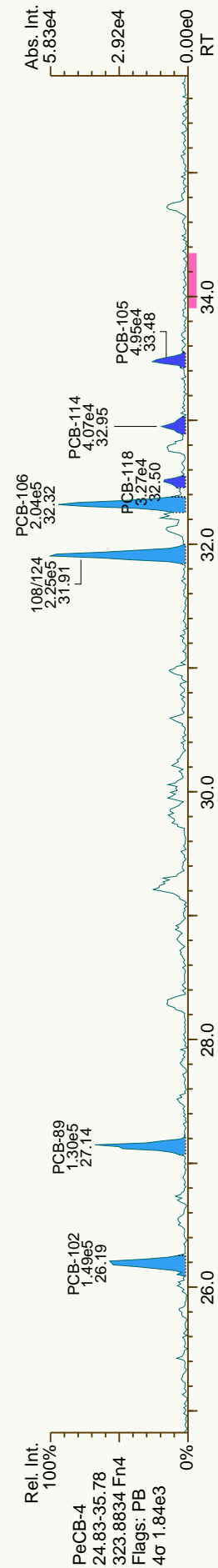




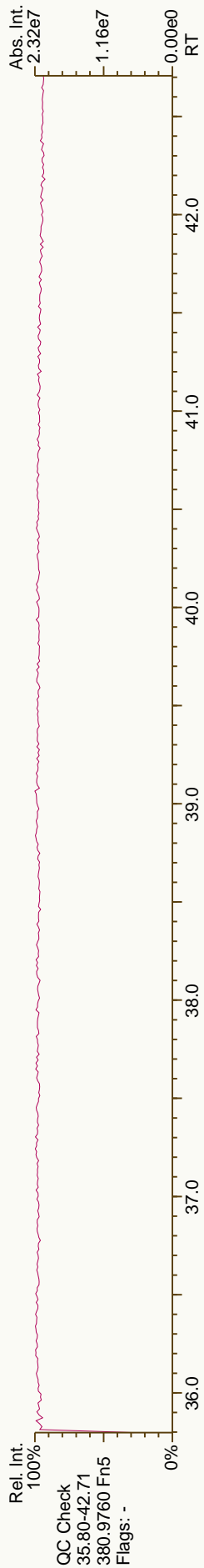
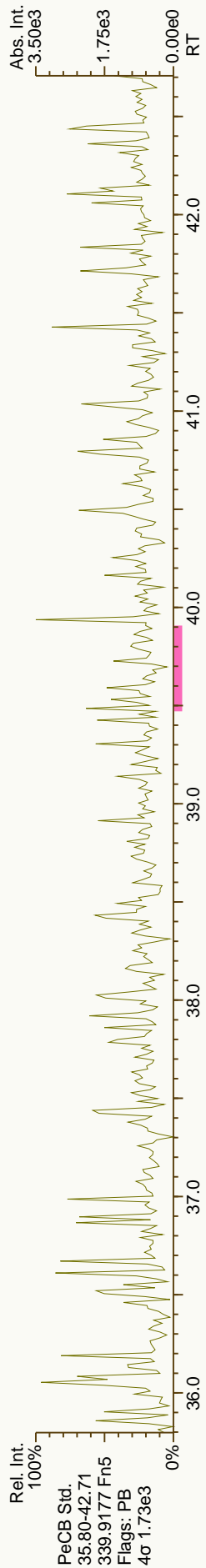
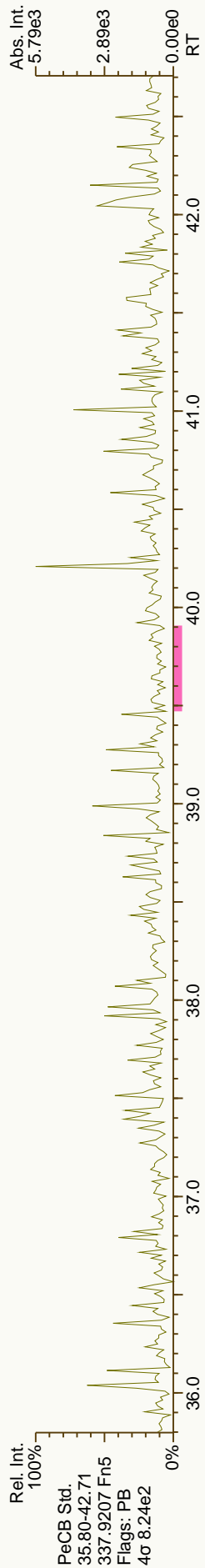
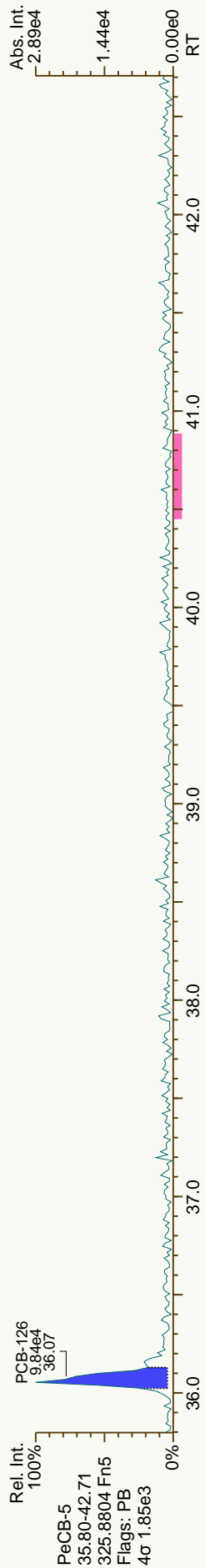
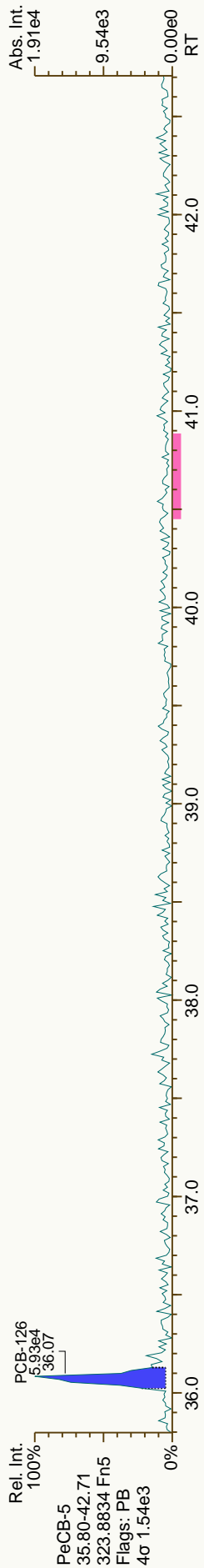



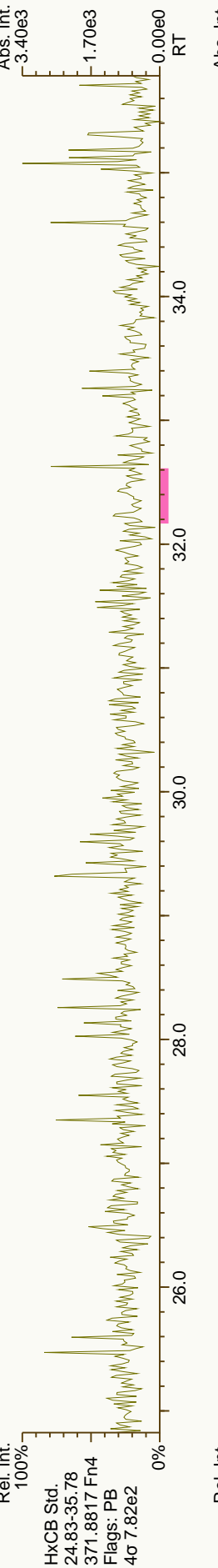
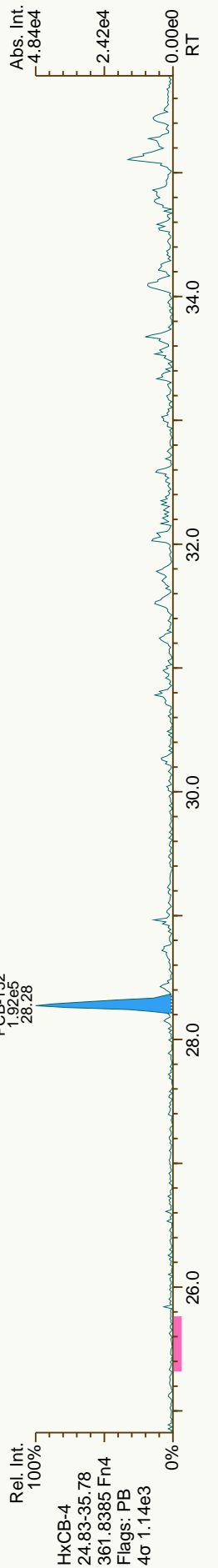
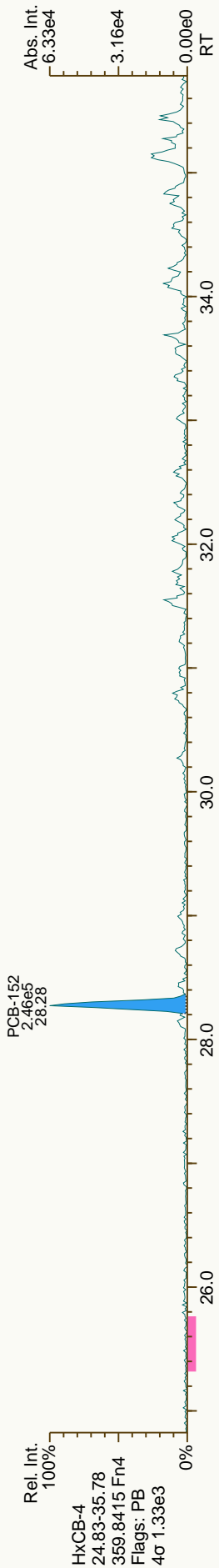




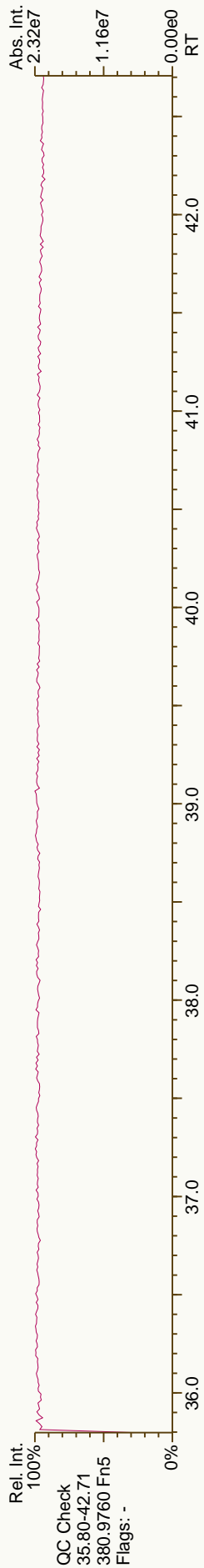
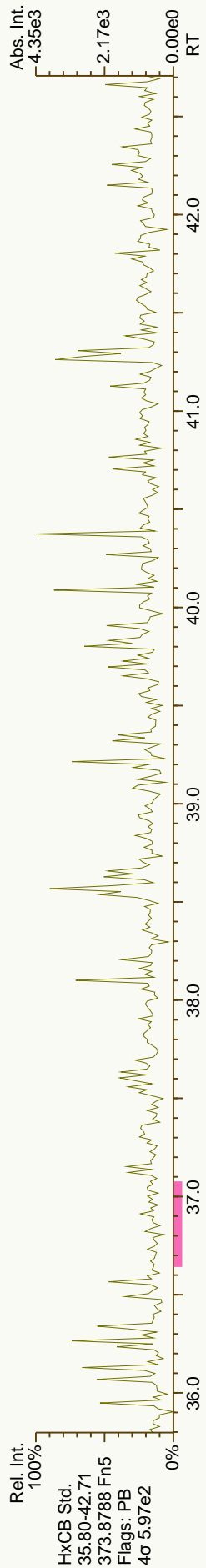
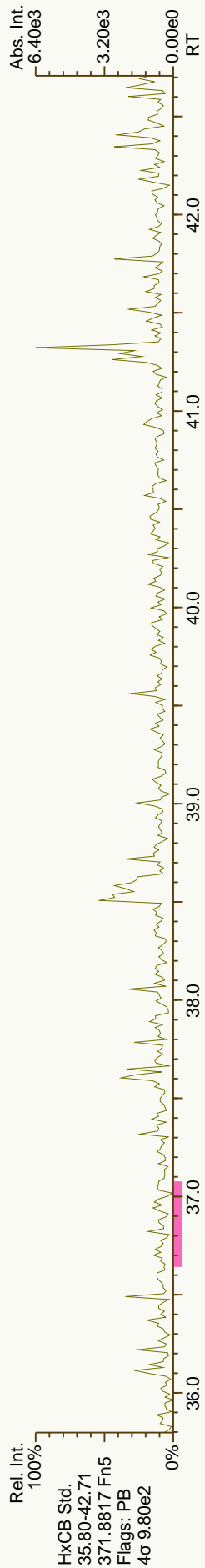
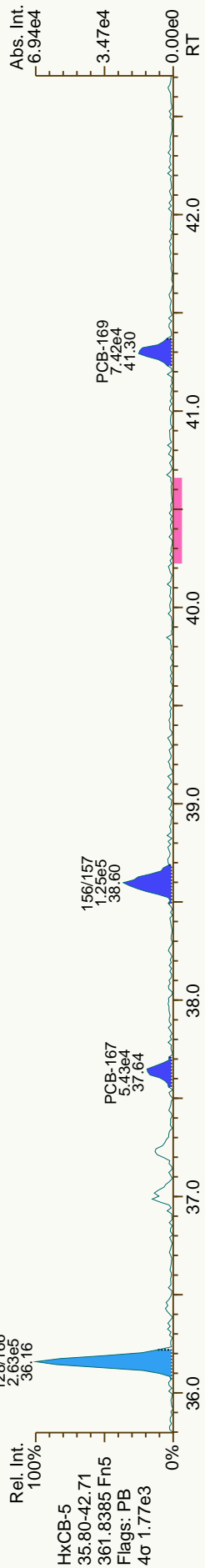
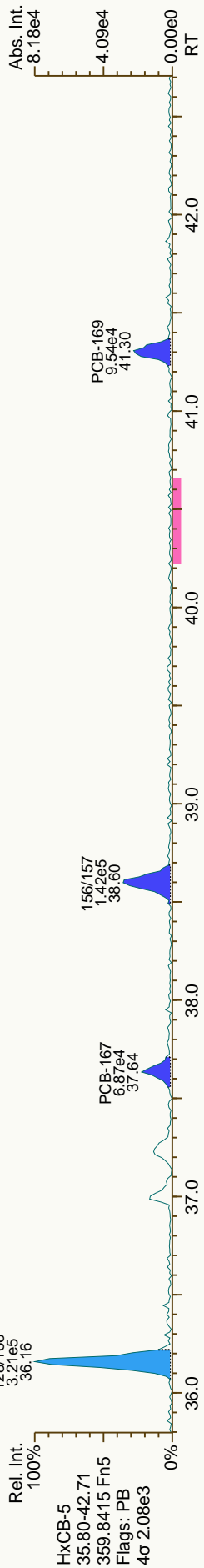


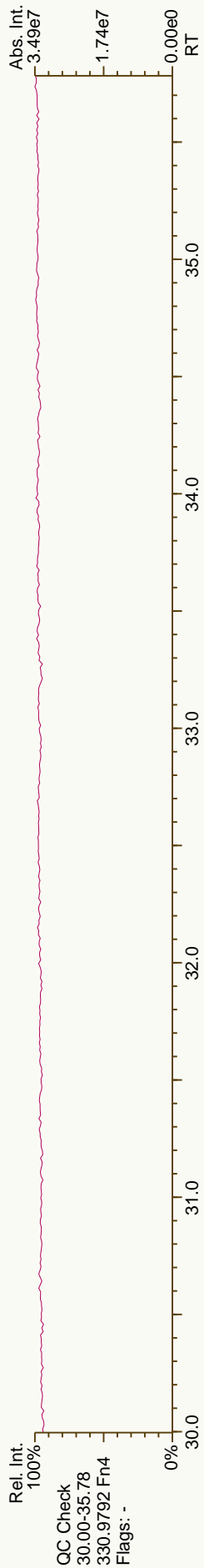
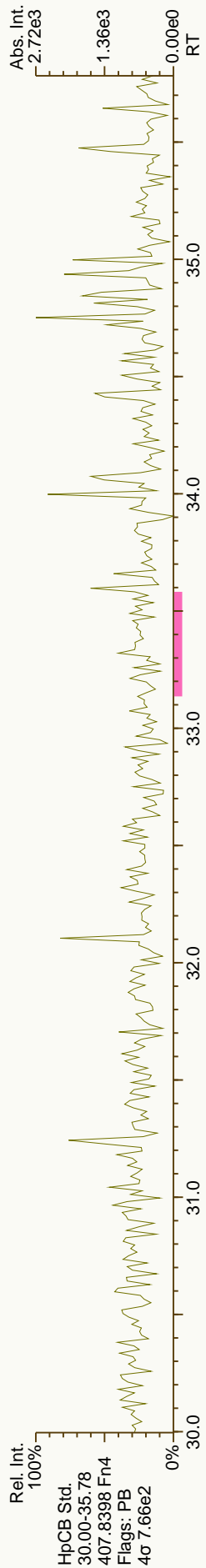
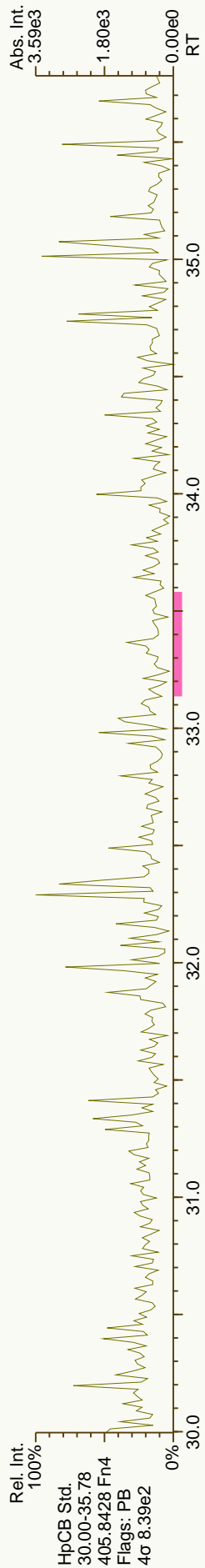
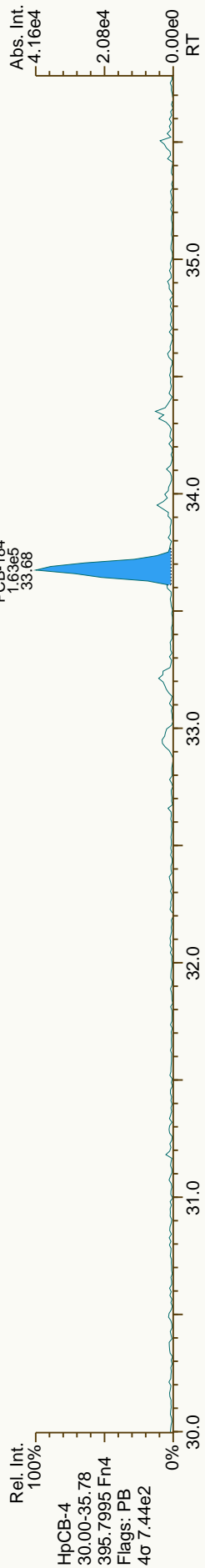
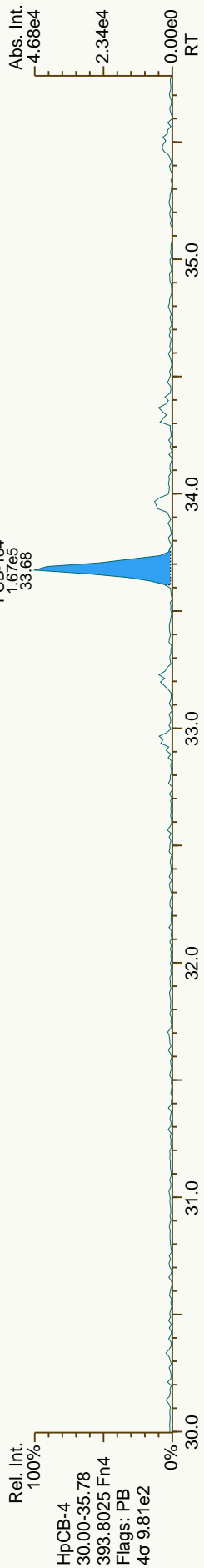
WO# 31203249


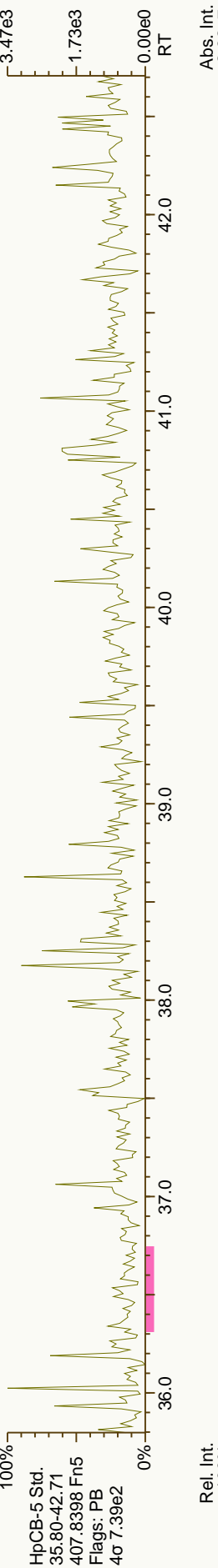
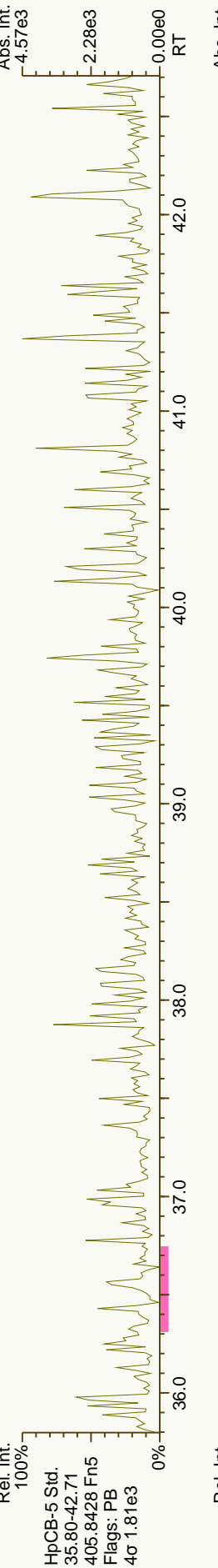
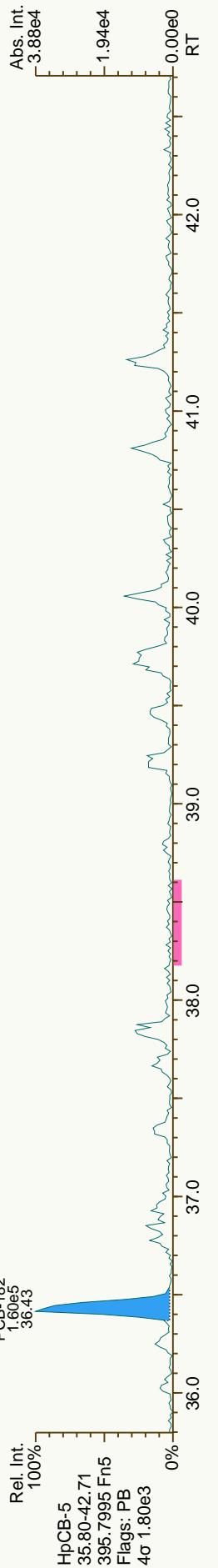
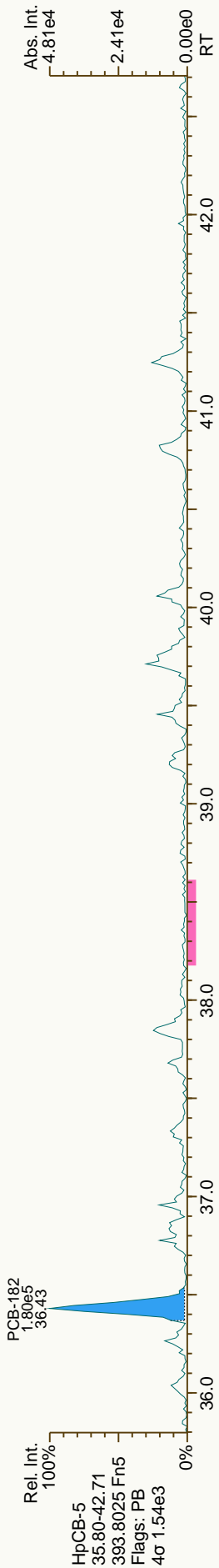


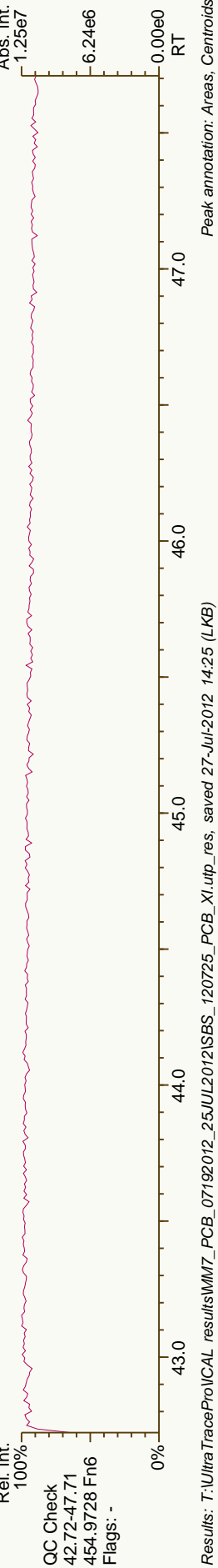
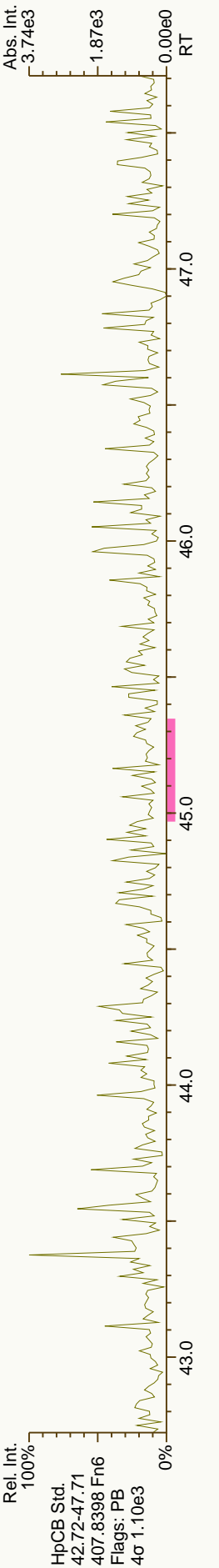
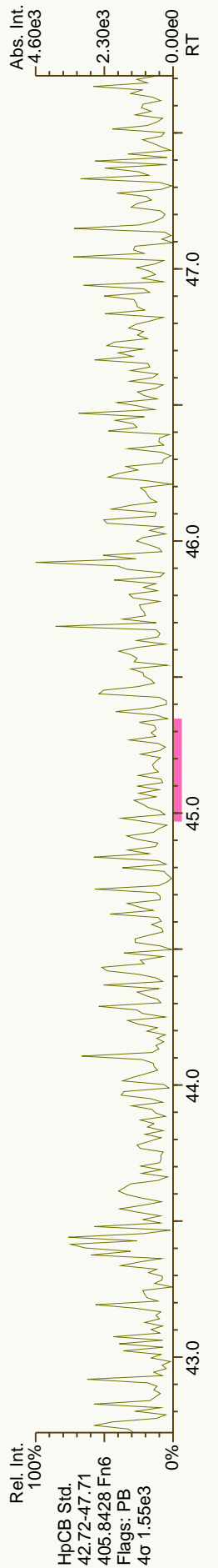
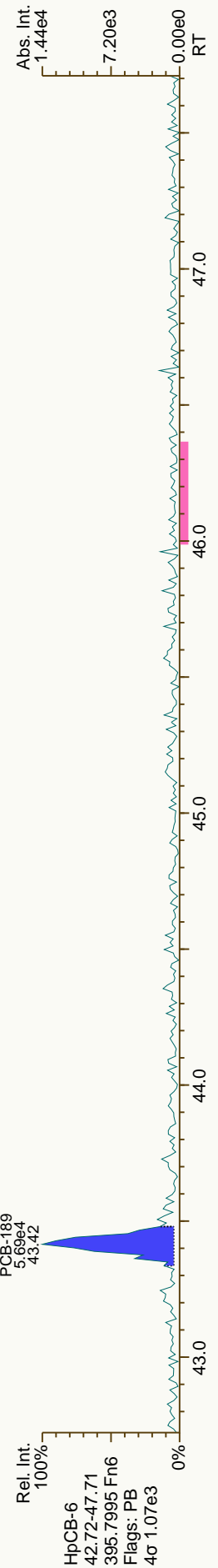
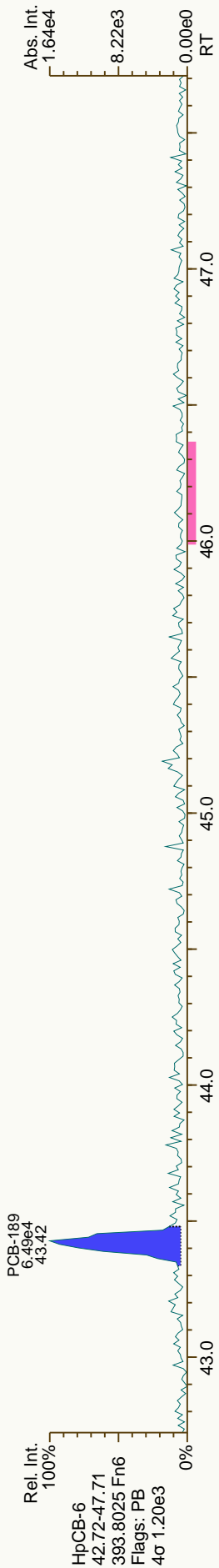


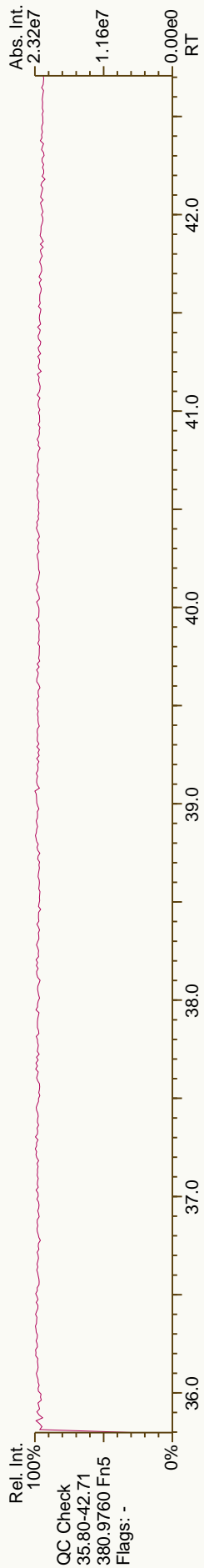
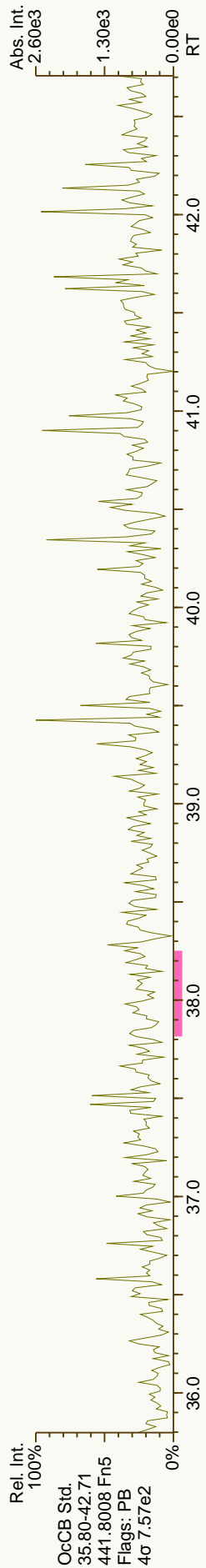
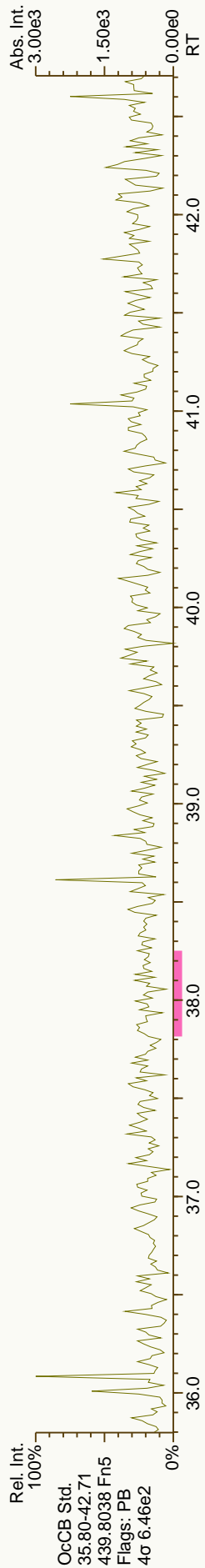
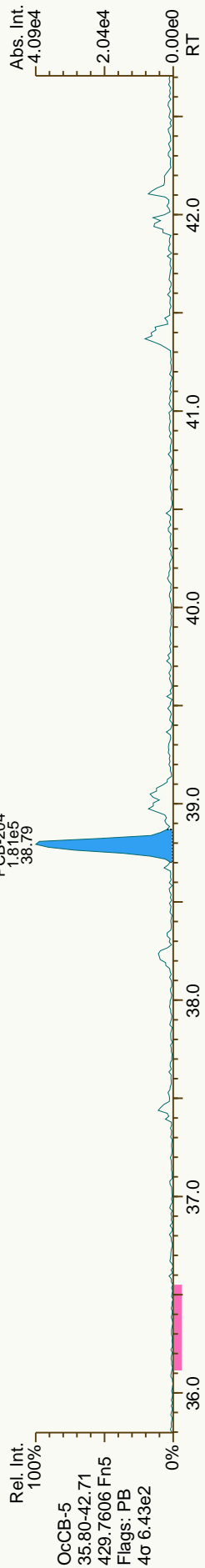
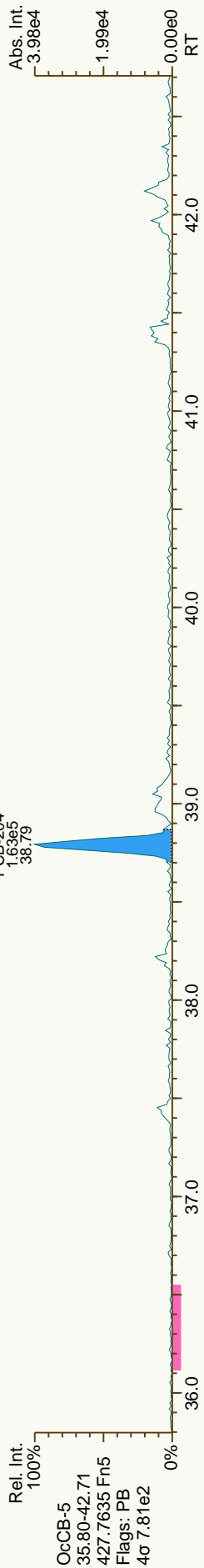
WO# 31203249

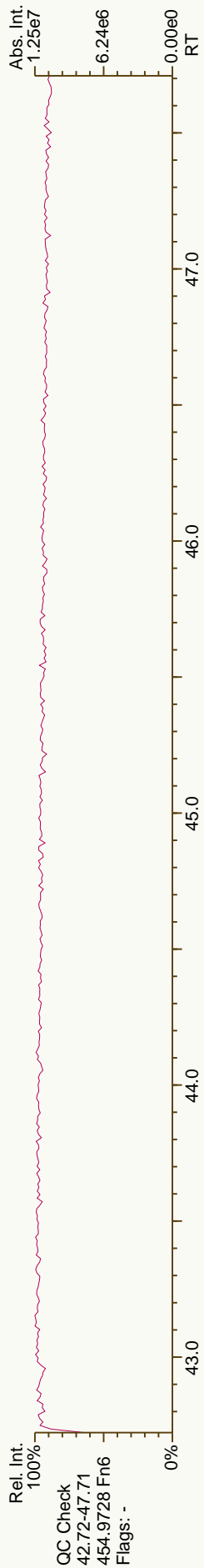
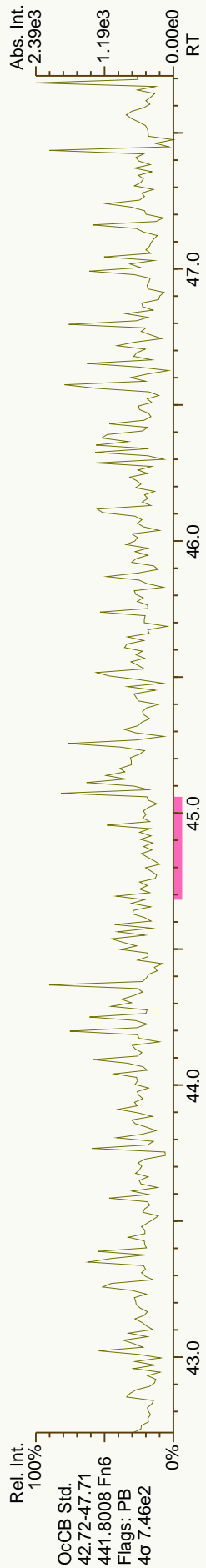
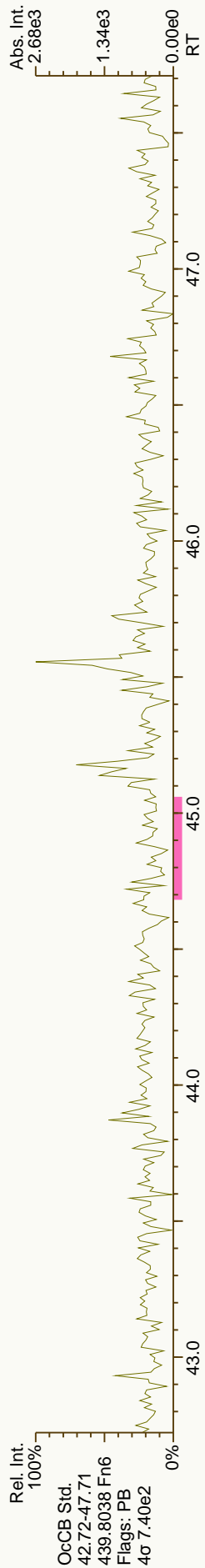
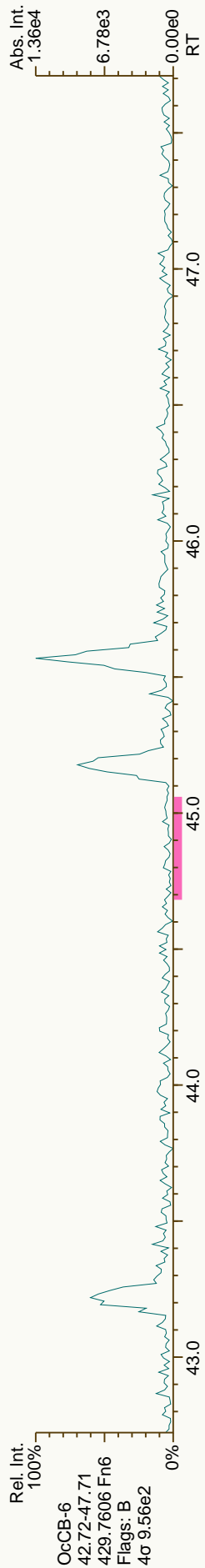
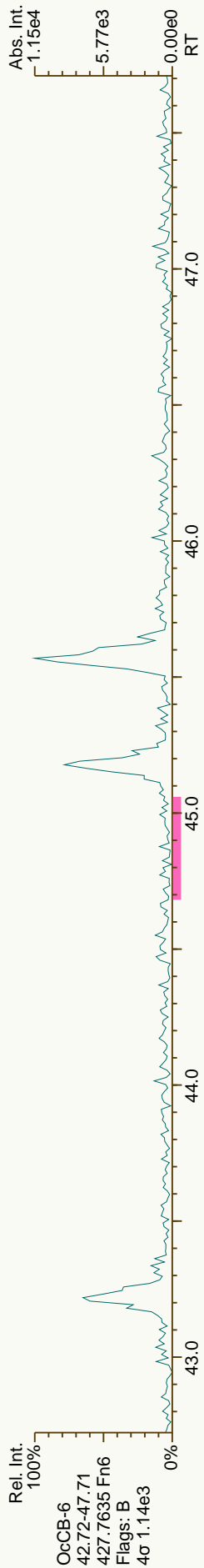


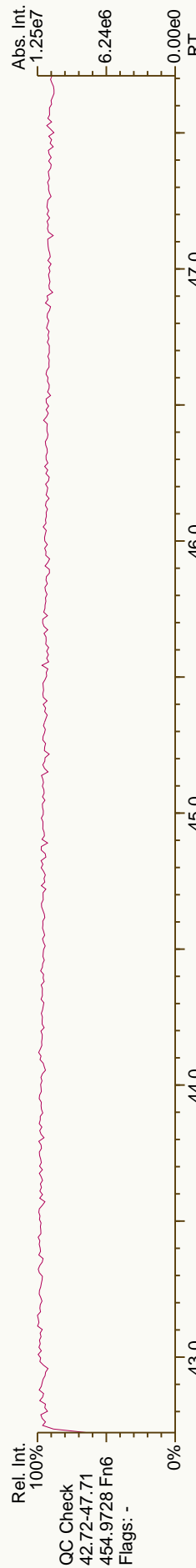
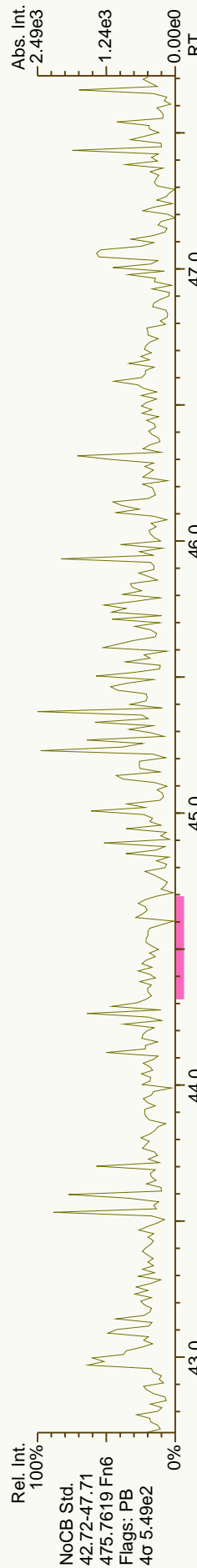
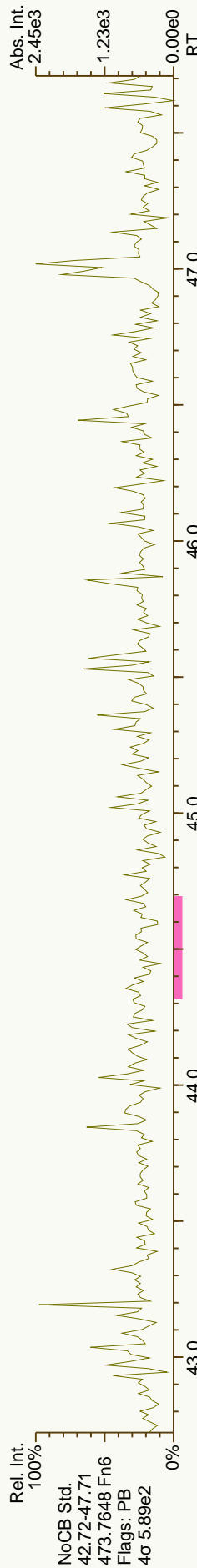
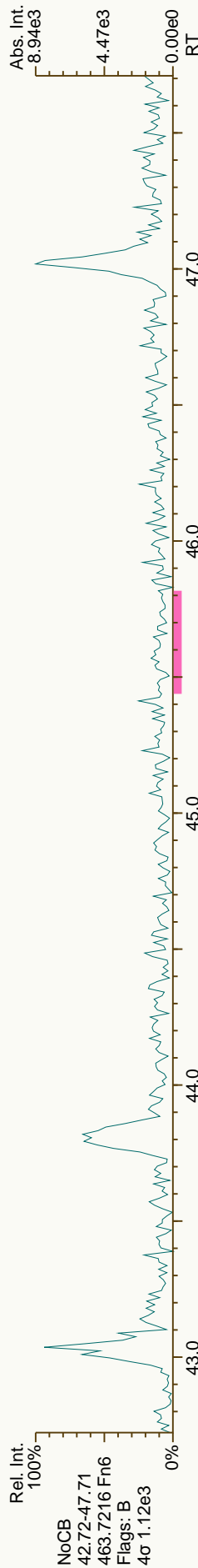
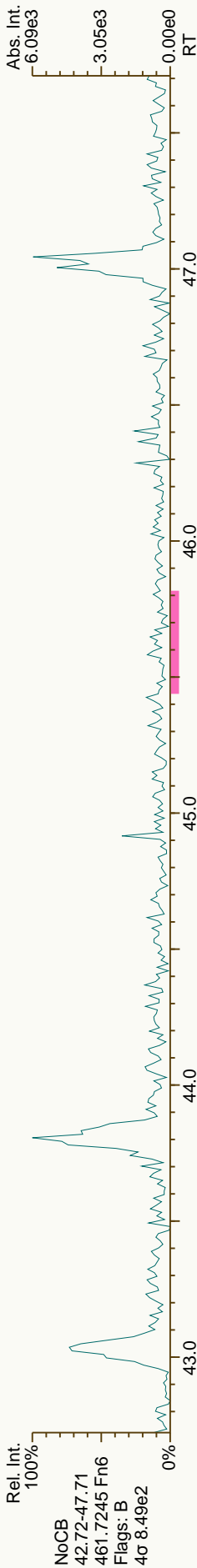



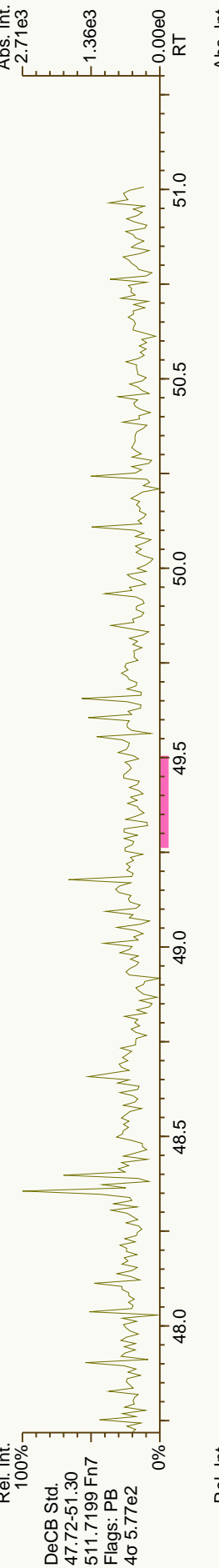
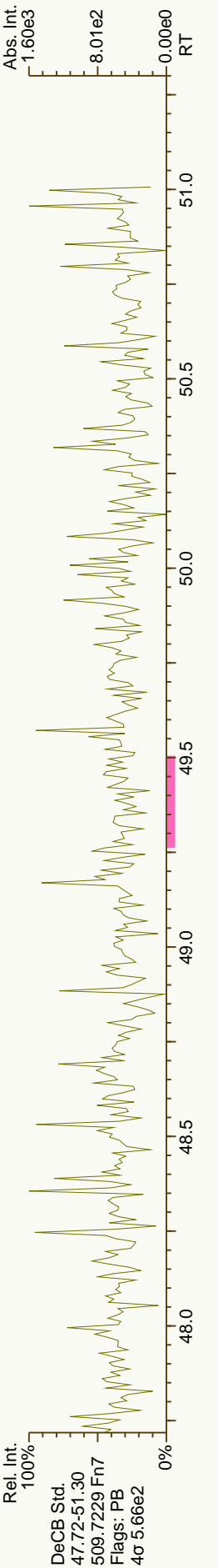
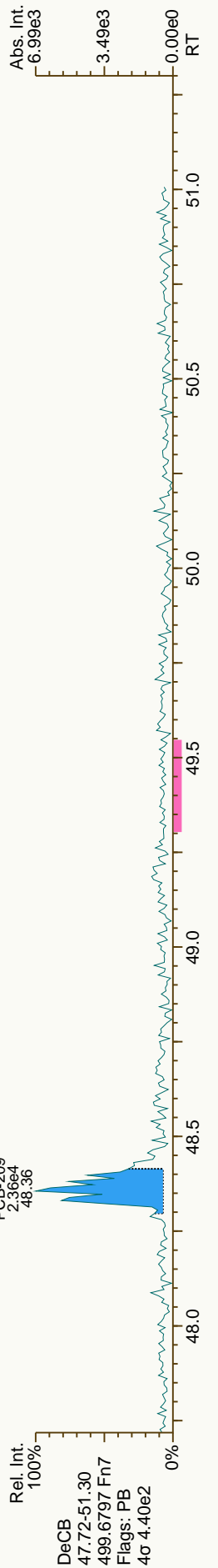
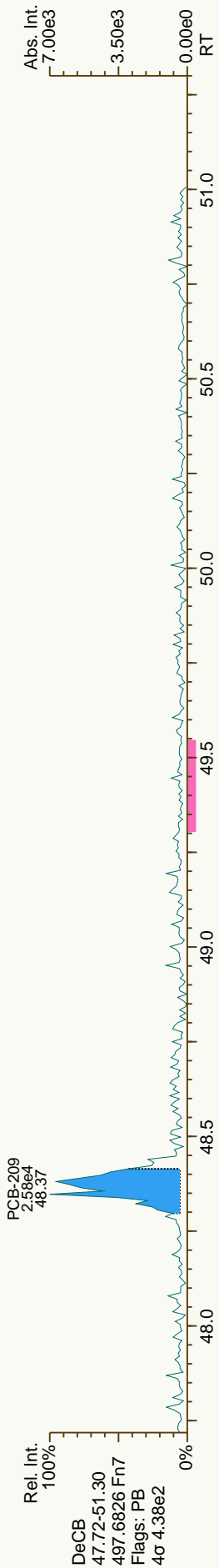












SGS Analytical Perspectives — Run Log

Project: A4722_10216_DF

Instrument: MM1 (AutoSpec-Ultima)		MS Experiment: DF_CL4-8B		GC Program: DB5MS_60M					
#	Datfile	Vial#	Lab ID	Wt/Vol	Client/Sample ID	Analyst(s)	Checkcode	Acq Date	Acq Time
1	121019P1-01	8	CS3_121019_DF_PA	1.00	S40-67B	MDC	380-175	19-OCT-2012 14:41:36	
2	121019P1-02	32	OPR1_10216_DF	10.00	0_10216_OPR001	MDC	179-693	19-OCT-2012 15:32:38	
3	121019P1-03	15	SBS_121019_DF_PA	1.00	solvent blank	MDC	654-902	19-OCT-2012 16:23:43	
4	121019P1-04	31	MB1_10216_DF_SDS	10.00	MB1_10216_DF_SDS	MDC	334-294	19-OCT-2012 17:14:51	
5	121019P1-05	33	A4722_10216_DF_001	10.02	JW-EA09-SS35-120507	MDC	825-486	19-OCT-2012 18:05:58	
6	121019P1-06	34	A4722_10216_DF_002	10.01	JW-EA09-SS34-120507	MDC	569-853	19-OCT-2012 18:57:07	
7	121019P1-07	35	A4722_10216_DF_003	10.07	JW-EA08-SS32-120507	MDC	332-727	19-OCT-2012 19:48:08	
8	121019P1-08	36	A4722_10216_DF_004	10.05	JW-EA09-SS36-120507	MDC	122-947	19-OCT-2012 20:39:16	
9	121019P1-09	37	A4722_10216_DF_005	10.08	JW-EA08-SS31-120507	MDC	092-504	19-OCT-2012 21:30:19	
10	121019P1-10	38	A4722_10216_DF_006	10.00	JW-EA08-SS29-120507	MDC	441-071	19-OCT-2012 22:21:21	
11	121019P1-11	15	SBS_121019_DF_PB	1.00	solvent blank	MDC	763-520	19-OCT-2012 23:12:21	
12	121019P1-12	8	CS3_121019_DF_PB	1.00	S40-67B	MDC	061-162	20-OCT-2012 00:03:21	
1	121019P2-01	15	SBS_121019_DF_PC	1.00	solvent blank	MDC	862-442	20-OCT-2012 01:02:43	
2	121019P2-02	39	A4722_10216_DF_007	10.00	JW-EA07-SS27-120507	MDC	088-750	20-OCT-2012 01:53:45	
3	121019P2-03	40	A4722_10216_DF_008	10.04	JW-EA09-SS33-120507	MDC	866-110	20-OCT-2012 02:44:47	
4	121019P2-04	41	A4722_10216_DF_009	10.01	JW-EA08-SS30-120507	MDC	332-053	20-OCT-2012 03:35:55	
5	121019P2-05	42	A4722_10216_DF_010	10.04	JW-EA07-SS28-120507	MDC	194-963	20-OCT-2012 04:27:02	
6	121019P2-06	43	A4722_10216_DF_011	10.02	JW-EA07-SS26-120507	MDC	179-319	20-OCT-2012 05:18:10	
7	121019P2-07	44	A4722_10216_DF_012	10.02	JW-EA08-SS131-120507	MDC	040-828	20-OCT-2012 06:09:18	
8	121019P2-08	15	SBS_121019_DF_PD	1.00	solvent blank	MDC	147-155	20-OCT-2012 07:00:23	
9	121019P2-09	8	CS3_121019_DF_PC	1.00	S40-67B	MDC	512-756	20-OCT-2012 07:51:23	

REVIEWED
By Michael D H Chu at 12:12 pm, Oct 21, 2012

REVIEWED
By Michael_Flournoy at 2:49 pm, 11/2/12

Dioxin/Furan QC Summary
 Lab ID: CS3_121019_DF_PA
 Sample ID: S40-67B

Acq'd: 19 Oct 2012 14:41 MDC
 UTP: 20-Oct-2012 12:47 MDC
 Report: 21 Oct 2012 10:19 MC

ICAL: 1613_SGS
 Checkcode: 060-503-VYP
 Datafile: 121019P1-01

Name	RT	Response	RA	OK	Ref. RRFs	Calc. RRFs	Dev'n
2378-TCDD	27.56	4.04E+06	0.78	Y	1.08	1.14	5%
12378-PeCDD	33.88	1.34E+07	1.58	Y	1.07	1.05	-3%
123478-HxCDD	38.51	1.12E+07	1.32	Y	1.05	1.05	0%
123678-HxCDD	38.65	1.29E+07	1.28	Y	0.98	1.01	3%
123789-HxCDD	38.99	1.14E+07	1.27	Y	1.01	0.97	-4%
1234678-HpCDD	42.67	9.22E+06	1.06	Y	1.09	1.06	-2%
OCDD	46.43	1.47E+07	0.88	Y	1.11	1.04	-6%
2378-TCDF	26.56	6.15E+06	0.79	Y	0.98	0.99	2%
12378-PeCDF	32.14	2.52E+07	1.50	Y	0.99	1.00	1%
23478-PeCDF	33.46	2.40E+07	1.53	Y	1.02	1.02	1%
123478-HxCDF	37.35	1.83E+07	1.24	Y	1.19	1.16	-2%
123678-HxCDF	37.51	2.00E+07	1.22	Y	1.16	1.13	-2%
234678-HxCDF	38.30	1.92E+07	1.29	Y	1.18	1.22	4%
123789-HxCDF	39.42	1.54E+07	1.27	Y	1.09	1.09	0%
1234678-HpCDF	41.40	1.71E+07	1.04	Y	1.35	1.41	5%
1234789-HpCDF	43.28	1.24E+07	1.03	Y	1.34	1.38	3%
OCDF	46.67	1.86E+07	0.91	Y	1.40	1.31	-6%
ES 2378-TCDD	27.54	3.54E+07	0.80	Y	1.04	1.00	-4%
ES 12378-PeCDD	33.85	2.56E+07	1.59	Y	0.87	0.72	-17%
ES 123478-HxCDD	38.50	2.13E+07	1.27	Y	0.94	0.97	3%
ES 123678-HxCDD	38.63	2.54E+07	1.29	Y	1.06	1.16	9%
ES 1234678-HpCDD	42.65	1.73E+07	1.06	Y	0.80	0.79	-1%
ES OCDD	46.41	2.84E+07	0.87	Y	0.63	0.65	3%
ES 2378-TCDF	26.54	6.18E+07	0.80	Y	1.74	1.74	0%
ES 12378-PeCDF	32.12	5.04E+07	1.57	Y	1.49	1.42	-5%
ES 23478-PeCDF	33.44	4.69E+07	1.55	Y	1.48	1.32	-11%
ES 123478-HxCDF	37.33	3.15E+07	0.52	Y	1.27	1.44	13%
ES 123678-HxCDF	37.50	3.53E+07	0.54	Y	1.41	1.61	14%
ES 234678-HxCDF	38.28	3.16E+07	0.54	Y	1.34	1.44	7%
ES 123789-HxCDF	39.40	2.83E+07	0.53	Y	1.20	1.29	7%
ES 1234678-HpCDF	41.39	2.42E+07	0.44	Y	1.06	1.10	4%
ES 1234789-HpCDF	43.27	1.79E+07	0.45	Y	0.82	0.82	-1%

Dioxin/Furan QC Summary
 Lab ID: CS3_121019_DF_PB
 Sample ID: S40-67B

Acq'd: 20 Oct 2012 00:03 MDC
 UTP: 20-Oct-2012 12:47 MDC
 Report: 21 Oct 2012 10:19 MC

ICAL: 1613_SGS
 Checkcode: 061-162-WTH
 Datafile: 121019P1-12

Name	RT	Response	RA	OK	Ref. RRFs	Calc. RRFs	Dev'n
2378-TCDD	27.55	4.46E+06	0.79	Y	1.08	1.16	7%
12378-PeCDD	33.86	1.40E+07	1.55	Y	1.07	1.06	-1%
123478-HxCDD	38.50	1.22E+07	1.28	Y	1.05	1.09	4%
123678-HxCDD	38.63	1.34E+07	1.26	Y	0.98	1.02	3%
123789-HxCDD	38.98	1.24E+07	1.29	Y	1.01	1.02	1%
1234678-HpCDD	42.66	1.00E+07	1.04	Y	1.09	1.06	-2%
OCDD	46.41	1.51E+07	0.90	Y	1.11	1.05	-6%
2378-TCDF	26.54	6.71E+06	0.79	Y	0.98	1.00	3%
12378-PeCDF	32.13	2.48E+07	1.48	Y	0.99	1.02	3%
23478-PeCDF	33.44	2.57E+07	1.55	Y	1.02	1.03	1%
123478-HxCDF	37.34	2.00E+07	1.26	Y	1.19	1.19	0%
123678-HxCDF	37.50	2.19E+07	1.25	Y	1.16	1.16	0%
234678-HxCDF	38.28	2.10E+07	1.25	Y	1.18	1.22	4%
123789-HxCDF	39.41	1.69E+07	1.25	Y	1.09	1.11	2%
1234678-HpCDF	41.39	1.84E+07	1.03	Y	1.35	1.44	7%
1234789-HpCDF	43.27	1.36E+07	1.04	Y	1.34	1.39	4%
OCDF	46.66	2.00E+07	0.89	Y	1.40	1.38	-1%
ES 2378-TCDD	27.52	3.84E+07	0.78	Y	1.04	1.01	-3%
ES 12378-PeCDD	33.84	2.63E+07	1.58	Y	0.87	0.69	-21%
ES 123478-HxCDD	38.48	2.24E+07	1.28	Y	0.94	0.97	3%
ES 123678-HxCDD	38.62	2.63E+07	1.24	Y	1.06	1.14	7%
ES 1234678-HpCDD	42.65	1.89E+07	1.04	Y	0.80	0.82	3%
ES OCDD	46.40	2.89E+07	0.94	Y	0.63	0.63	-1%
ES 2378-TCDF	26.52	6.70E+07	0.79	Y	1.74	1.75	1%
ES 12378-PeCDF	32.11	4.87E+07	1.56	Y	1.49	1.28	-15%
ES 23478-PeCDF	33.43	5.00E+07	1.58	Y	1.48	1.31	-12%
ES 123478-HxCDF	37.32	3.36E+07	0.53	Y	1.27	1.46	14%
ES 123678-HxCDF	37.48	3.79E+07	0.52	Y	1.41	1.64	16%
ES 234678-HpCDF	38.27	3.43E+07	0.52	Y	1.34	1.49	11%
ES 123789-HpCDF	39.39	3.02E+07	0.53	Y	1.20	1.31	9%
ES 1234678-HpCDD	41.37	2.54E+07	0.43	Y	1.06	1.10	4%
ES 1234789-HpCDF	43.25	1.96E+07	0.45	Y	0.82	0.85	3%

Dioxin/Furan QC Summary			Acq'd: 20 Oct 2012 07:51 MDC			ICAL: 1613_SGS		
Lab ID: CS3_121019_DF_PC			UTP: 20-Oct-2012 12:47 MDC			Checkcode: 512-756-RNR		
Sample ID: S40-67B			Report: 21 Oct 2012 10:20 MC			Datafile: 121019P2-09		
Name	RT	Response	RA	OK	Ref. RRFs	Calc. RRFs	Dev'n	
2378-TCDD	27.55	4.86E+06	0.81	Y	1.08	1.12	4%	
12378-PeCDD	33.86	1.53E+07	1.62	Y	1.07	1.06	-2%	
123478-HxCDD	38.50	1.47E+07	1.25	Y	1.05	1.09	3%	
123678-HxCDD	38.63	1.60E+07	1.28	Y	0.98	1.00	2%	
123789-HxCDD	38.98	1.46E+07	1.24	Y	1.01	0.99	-2%	
1234678-HpCDD	42.66	1.24E+07	1.06	Y	1.09	1.10	1%	
OCDD	46.41	1.80E+07	0.91	Y	1.11	1.03	-7%	
2378-TCDF	26.55	7.73E+06	0.78	Y	0.98	1.00	2%	
12378-PeCDF	32.12	2.97E+07	1.52	Y	0.99	1.03	4%	
23478-PeCDF	33.44	2.90E+07	1.52	Y	1.02	1.05	3%	
123478-HxCDF	37.33	2.41E+07	1.24	Y	1.19	1.20	1%	
123678-HxCDF	37.50	2.62E+07	1.23	Y	1.16	1.19	3%	
234678-HxCDF	38.28	2.74E+07	1.25	Y	1.18	1.24	6%	
123789-HxCDF	39.41	2.03E+07	1.28	Y	1.09	1.12	3%	
1234678-HpCDF	41.39	2.14E+07	1.02	Y	1.35	1.33	-1%	
1234789-HpCDF	43.27	1.73E+07	1.03	Y	1.34	1.38	3%	
OCDF	46.66	2.31E+07	0.89	Y	1.40	1.33	-5%	
ES 2378-TCDD	27.52	4.32E+07	0.82	Y	1.04	0.99	-5%	
ES 12378-PeCDD	33.84	2.91E+07	1.60	Y	0.87	0.67	-23%	
ES 123478-HxCDD	38.48	2.71E+07	1.28	Y	0.94	0.97	3%	
ES 123678-HxCDD	38.61	3.19E+07	1.30	Y	1.06	1.14	7%	
ES 1234678-HpCDD	42.64	2.25E+07	1.09	Y	0.80	0.80	1%	
ES OCDD	46.40	3.49E+07	0.91	Y	0.63	0.62	-1%	
ES 2378-TCDF	26.52	7.76E+07	0.77	Y	1.74	1.78	2%	
ES 12378-PeCDF	32.10	5.79E+07	1.53	Y	1.49	1.33	-11%	
ES 23478-PeCDF	33.42	5.54E+07	1.57	Y	1.48	1.27	-14%	
ES 123478-HxCDF	37.32	4.03E+07	0.53	Y	1.27	1.44	13%	
ES 123678-HxCDF	37.48	4.42E+07	0.53	Y	1.41	1.58	12%	
ES 234678-HpCDF	38.26	4.40E+07	0.52	Y	1.34	1.57	17%	
ES 123789-HpCDF	39.39	3.63E+07	0.53	Y	1.20	1.30	8%	
ES 1234678-HpCDD	41.37	3.20E+07	0.44	Y	1.06	1.15	8%	
ES 1234789-HpCDF	43.26	2.51E+07	0.45	Y	0.82	0.90	9%	

METHOD 1613

PCDD/F CALIBRATION VERIFICATION

FORM 4A

Lab Name: SGS Analytical Perspectives
 Initial Calibration: ICAL: 1613_SGS
 Instrument ID: MM1
 VER Data Filename: 121019P1-01

GC Column ID: ZB-5ms
 Analysis Date: 19-OCT-2012 14:41:36

NATIVE ANALYTES	M/Z's	FORMING RATIO	ION ABUND. RATIO	QC LIMITS	OK	CONC. FOUND	RANGE (ng/mL)	OK
2,3,7,8-TCDD	M/M+2		0.78	0.65 - 0.89	Y	10.5	7.8 - 12.9	Y
1,2,3,7,8-PeCDD	M+2/M+4		1.58	1.32 - 1.78	Y	48.7	39 - 65	Y
1,2,3,4,7,8-HxCDD	M+2/M+4		1.32	1.05 - 1.43	Y	50.2	39 - 64	Y
1,2,3,6,7,8-HxCDD	M+2/M+4		1.28	1.05 - 1.43	Y	51.5	39 - 64	Y
1,2,3,7,8,9-HxCDD	M+2/M+4		1.27	1.05 - 1.43	Y	48.2	41 - 61	Y
1,2,3,4,6,7,8-HpCDD	M+2/M+4		1.06	0.88 - 1.20	Y	48.8	43 - 58	Y
OCDD	M+2/M+4		0.88	0.76 - 1.02	Y	93.8	79 - 126	Y
2,3,7,8-TCDF	M/M+2		0.79	0.65 - 0.89	Y	10.2	8.4 - 12	Y
1,2,3,7,8-PeCDF	M+2/M+4		1.50	1.32 - 1.78	Y	50.6	41 - 60	Y
2,3,4,7,8-PeCDF	M+2/M+4		1.53	1.32 - 1.78	Y	50.4	41 - 61	Y
1,2,3,4,7,8-HxCDF	M+2/M+4		1.24	1.05 - 1.43	Y	48.8	45 - 56	Y
1,2,3,6,7,8-HxCDF	M+2/M+4		1.22	1.05 - 1.43	Y	49.1	44 - 57	Y
2,3,4,6,7,8-HxCDF	M+2/M+4		1.29	1.05 - 1.43	Y	51.8	44 - 57	Y
1,2,3,7,8,9-HxCDF	M+2/M+4		1.27	1.05 - 1.43	Y	50.1	45 - 56	Y
1,2,3,4,6,7,8-HpCDF	M+2/M+4		1.04	0.88 - 1.20	Y	52.3	45 - 55	Y
1,2,3,4,7,8,9-HpCDF	M+2/M+4		1.03	0.88 - 1.20	Y	51.7	43 - 58	Y
OCDF	M+2/M+4		0.91	0.76 - 1.02	Y	93.7	63 - 159	Y

See Table 9, Method 1613, for m/z specifications.

Ion Abundance Ratio Control Limits as specified in Table 9, Method 1613.

Contract-required concentration range as specified in Table 6, Method 1613.

Processed: 21 Oct 2012 10:19 Analyst: MC

METHOD 1613

PCDD/F CALIBRATION VERIFICATION

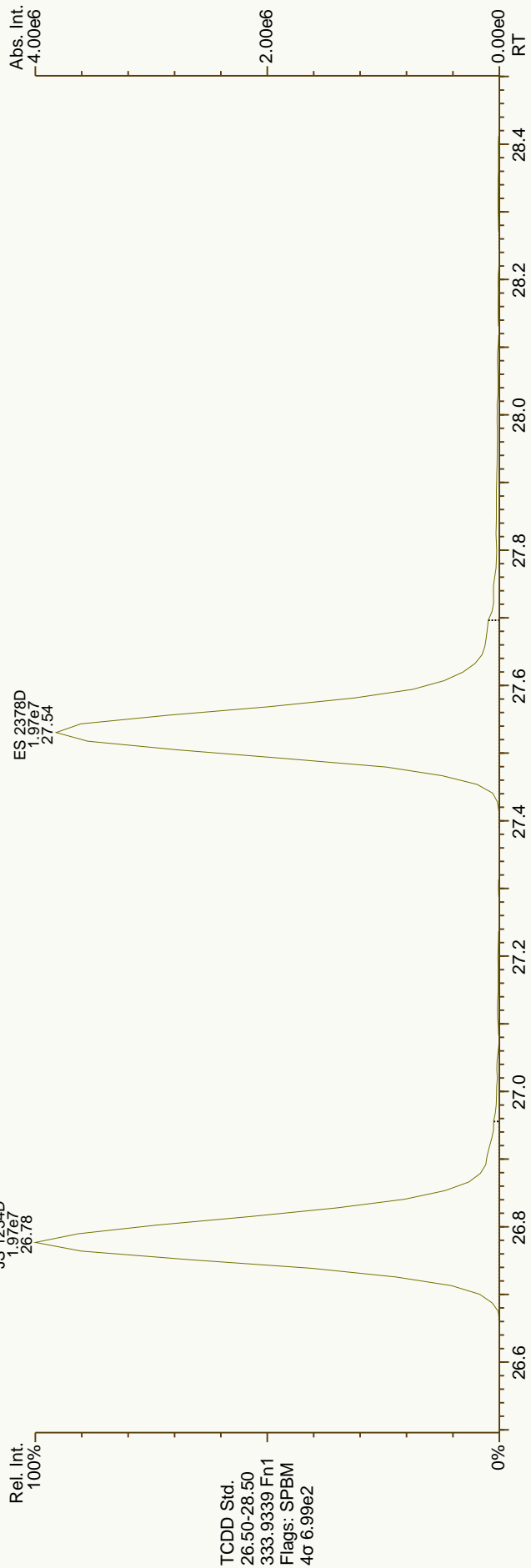
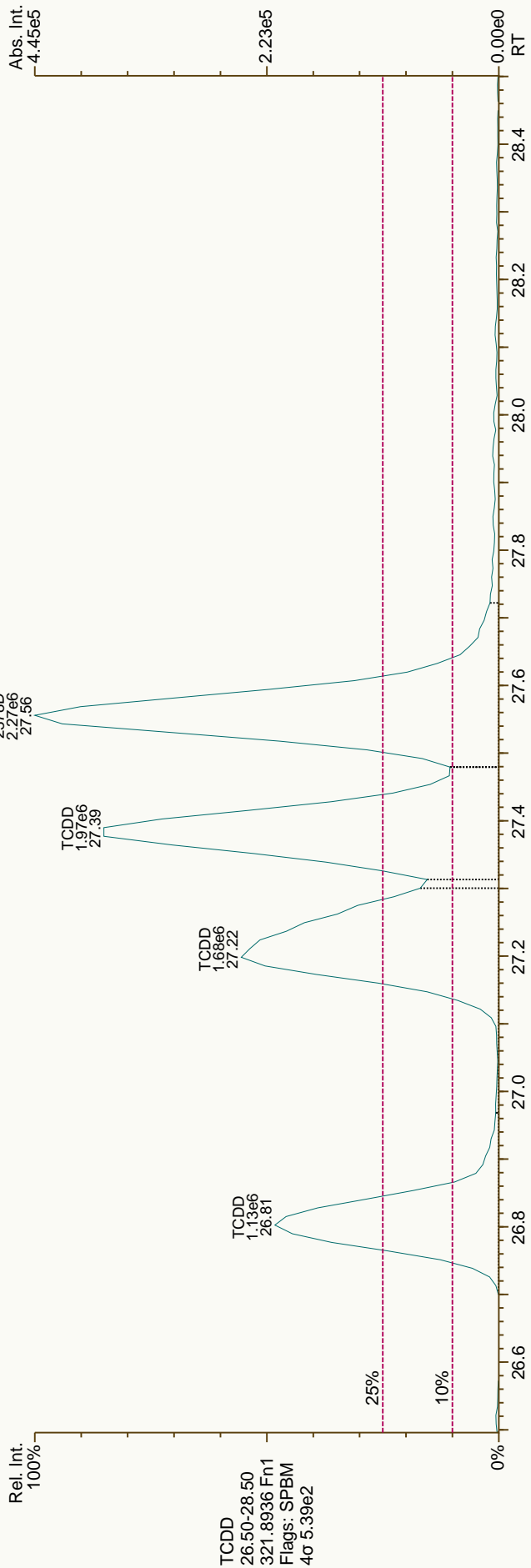
FORM 4B


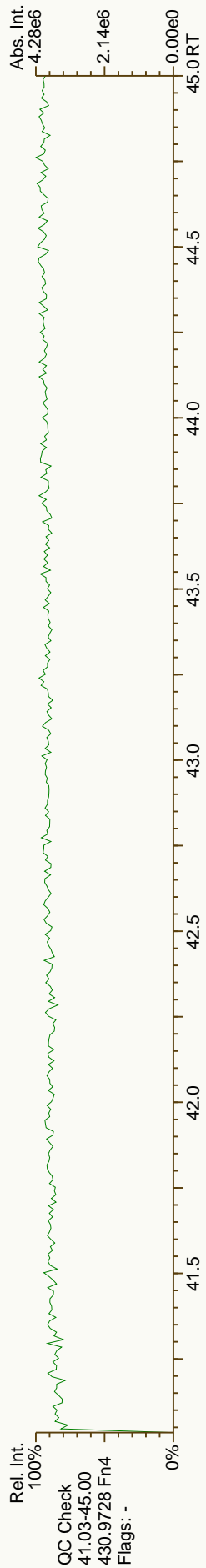
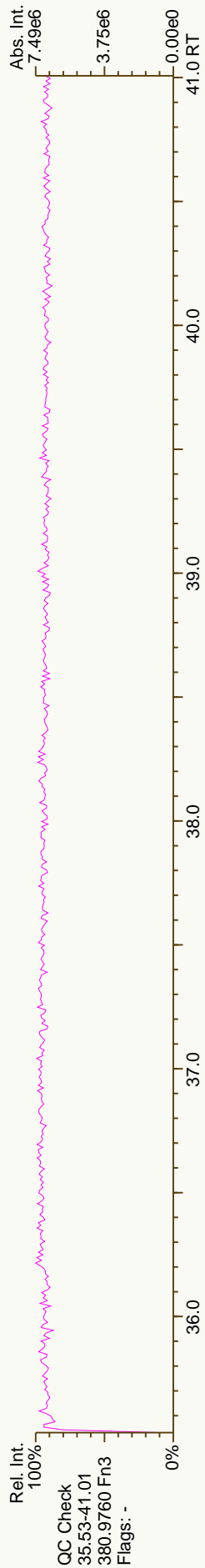
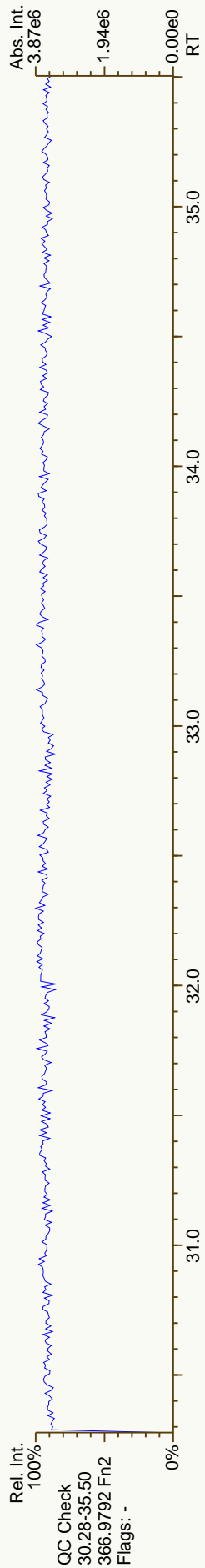
Lab Name: SGS Analytical Perspectives
 Initial Calibration: ICAL: 1613_SGS
 Instrument ID: MM1
 VER Data Filename: 121019P1-01
 GC Column ID: ZB-5ms
 Analysis Date: 19-OCT-2012 14:41:36


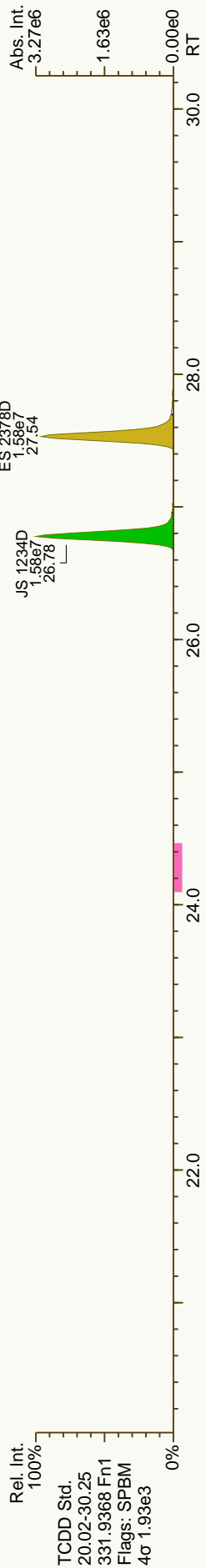

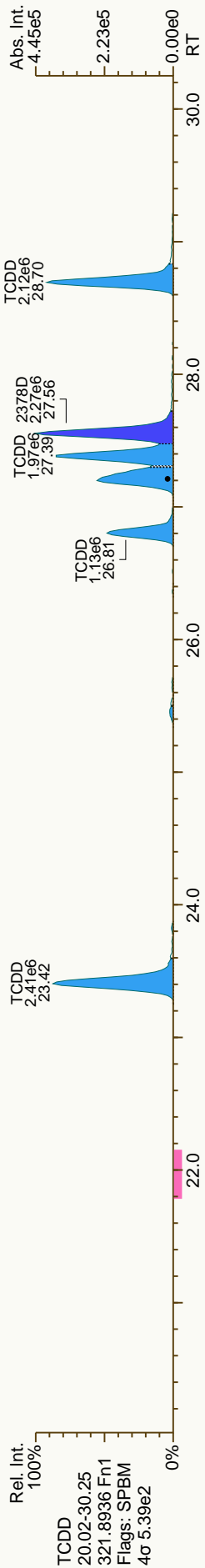
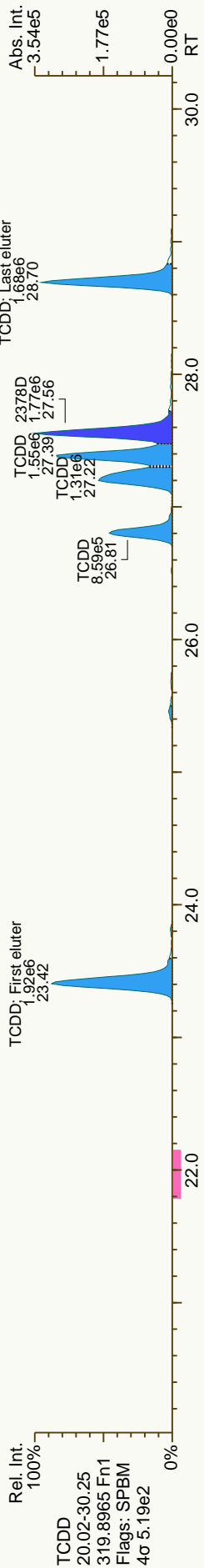
LABELED ANALYTES	M/Z's	FORMING RATIO	ION ABUND. RATIO	QC LIMITS	OK	CONC. FOUND	RANGE (ng/mL)	OK
13C-2,3,7,8-TCDD	M/M+2		0.80	0.65 - 0.89	Y	95.8	82 - 121	Y
13C-1,2,3,7,8-PeCDD	M+2/M+4		1.59	1.32 - 1.78	Y	83.2	62 - 160	Y
13C-1,2,3,4,7,8-HxCDD	M+2/M+4		1.27	1.05 - 1.43	Y	103	85 - 117	Y
13C-1,2,3,6,7,8-HxCDD	M+2/M+4		1.29	1.05 - 1.43	Y	109	85 - 118	Y
13C-1,2,3,4,6,7,8-HpCDD	M+2/M+4		1.06	0.88 - 1.20	Y	99	72 - 138	Y
13C-OCDD	M+2/M+4		0.87	0.76 - 1.02	Y	205	96 - 415	Y
13C-2,3,7,8-TCDF	M/M+2		0.80	0.65 - 0.89	Y	100	71 - 140	Y
13C-1,2,3,7,8-PeCDF	M+2/M+4		1.57	1.32 - 1.78	Y	95.2	76 - 130	Y
13C-2,3,4,7,8-PeCDF	M+2/M+4		1.55	1.32 - 1.78	Y	89.2	77 - 130	Y
13C-1,2,3,4,7,8-HxCDF	M/M+2		0.52	0.43 - 0.59	Y	113	76 - 131	Y
13C-1,2,3,6,7,8-HxCDF	M/M+2		0.54	0.43 - 0.59	Y	114	70 - 143	Y
13C-2,3,4,6,7,8-HxCDF	M/M+2		0.54	0.43 - 0.59	Y	107	73 - 137	Y
13C-1,2,3,7,8,9-HxCDF	M/M+2		0.53	0.43 - 0.59	Y	107	74 - 135	Y
13C-1,2,3,4,6,7,8-HpCDF	M/M+2		0.44	0.37 - 0.51	Y	104	78 - 129	Y
13C-1,2,3,4,7,8,9-HpCDF	M/M+2		0.45	0.37 - 0.51	Y	99.3	77 - 129	Y

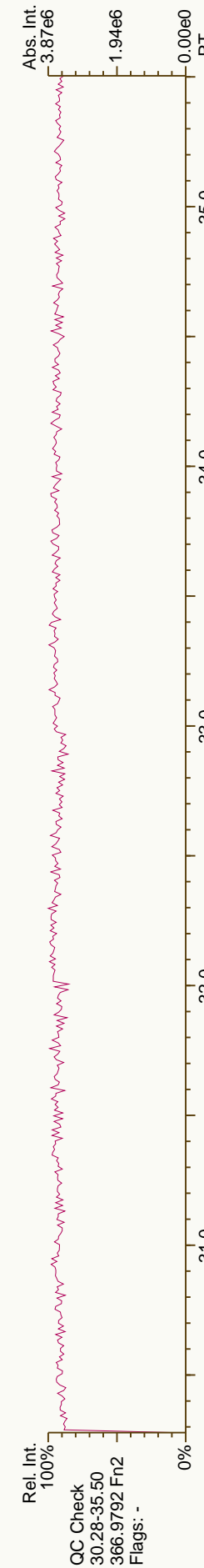

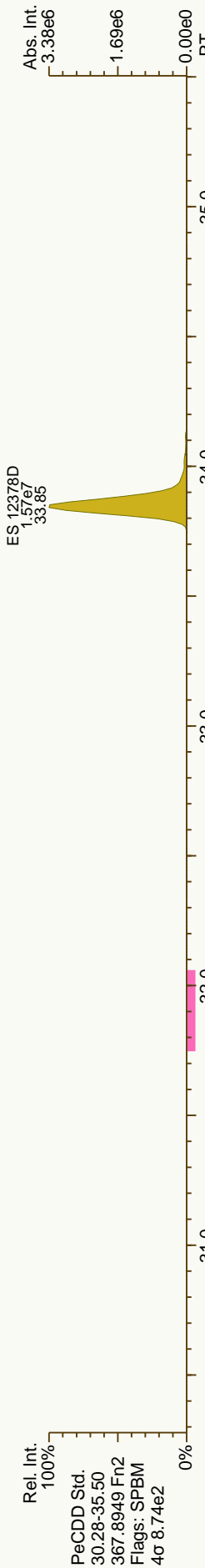
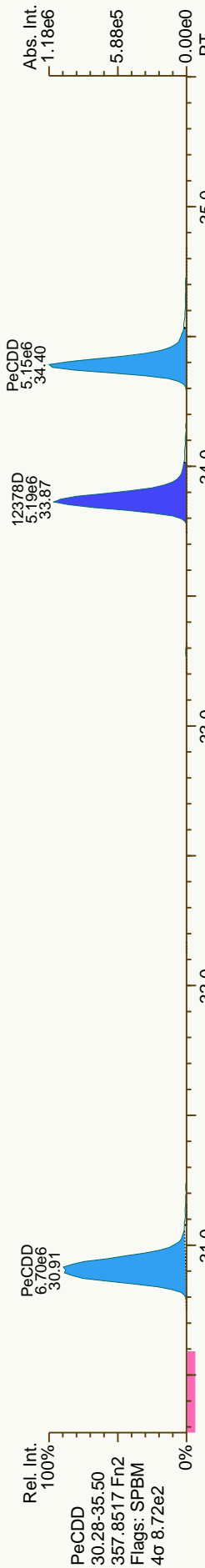
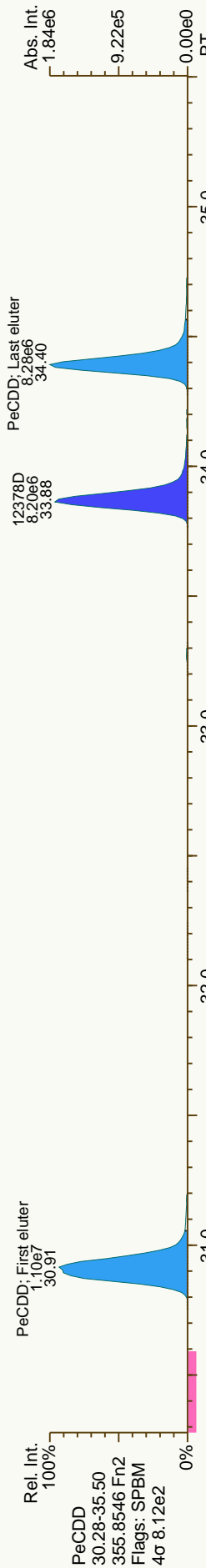
CLEANUP STANDARDS


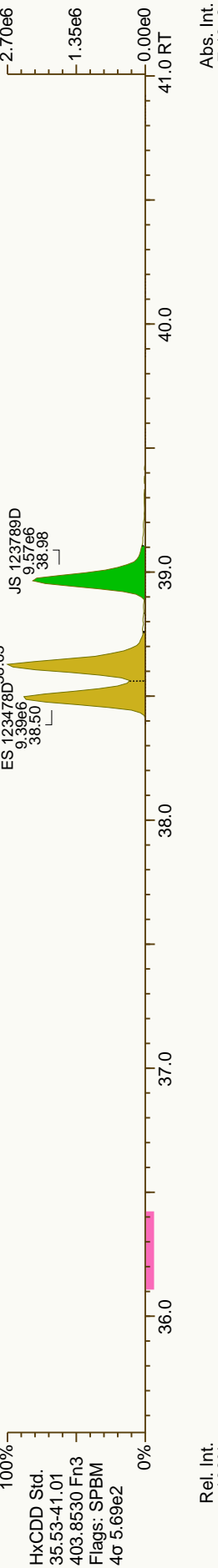
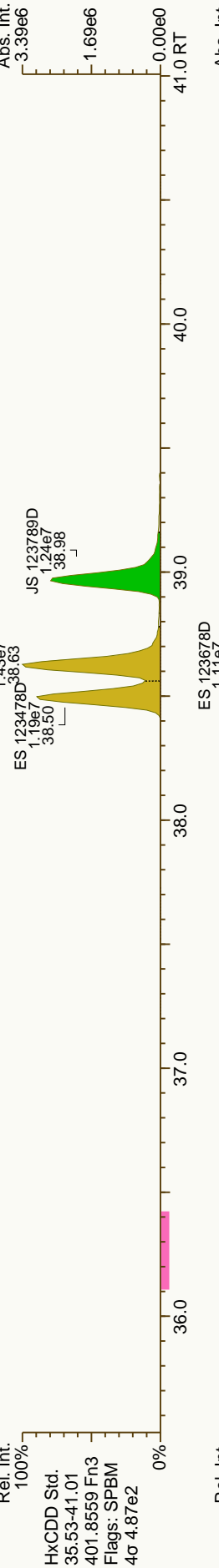
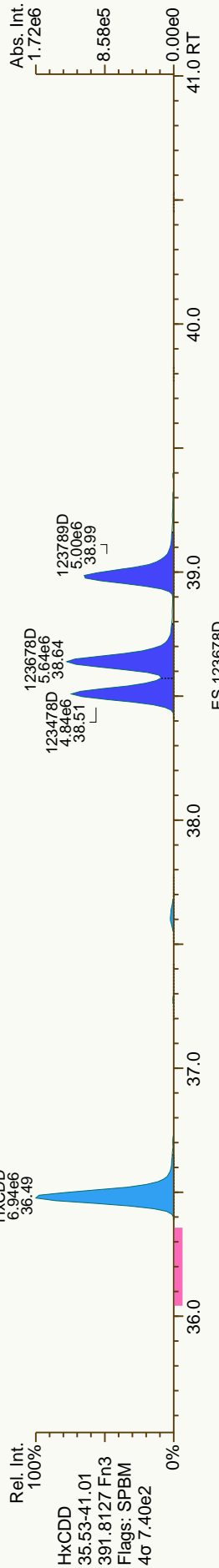
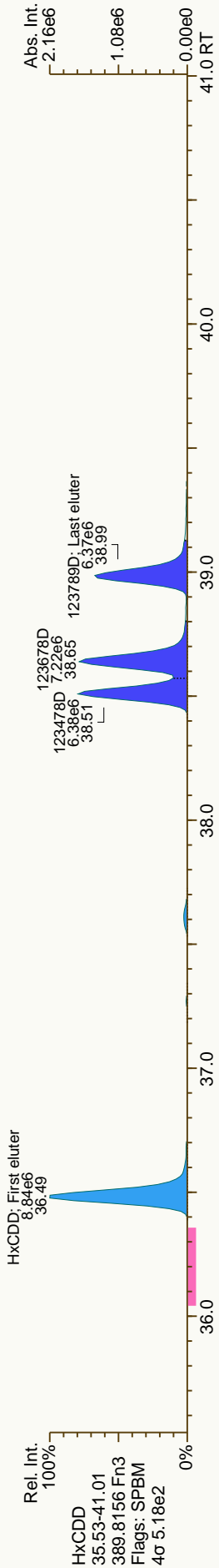
37Cl-2,3,7,8-TCDD n/a 9.28 7.9 - 12.7 Y

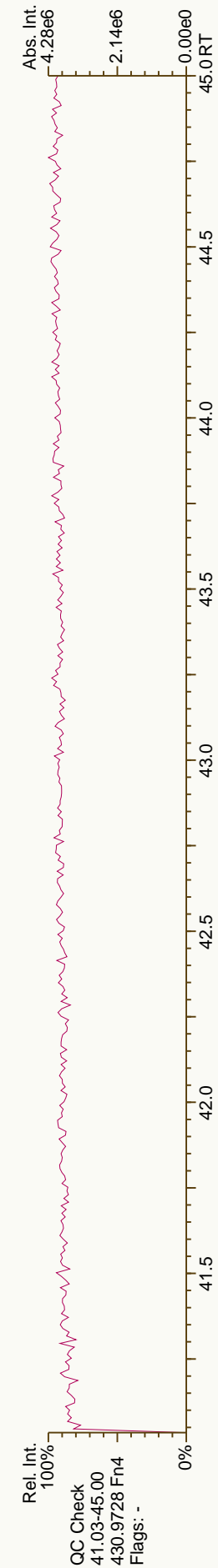
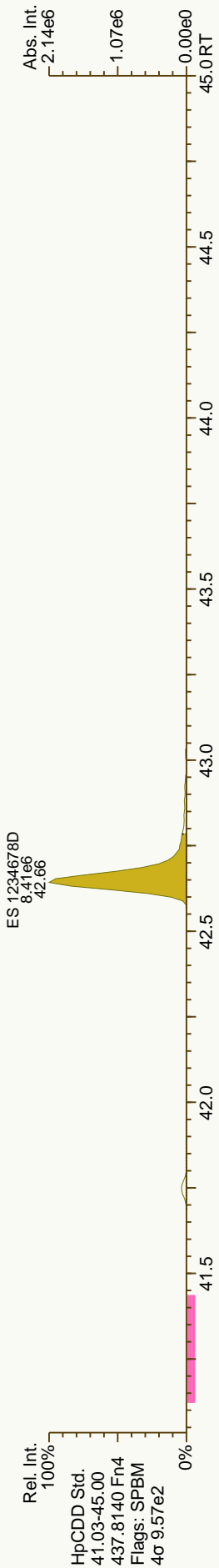
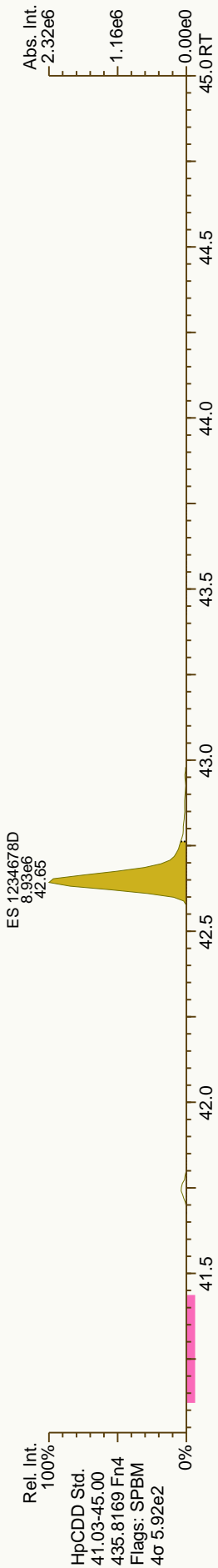
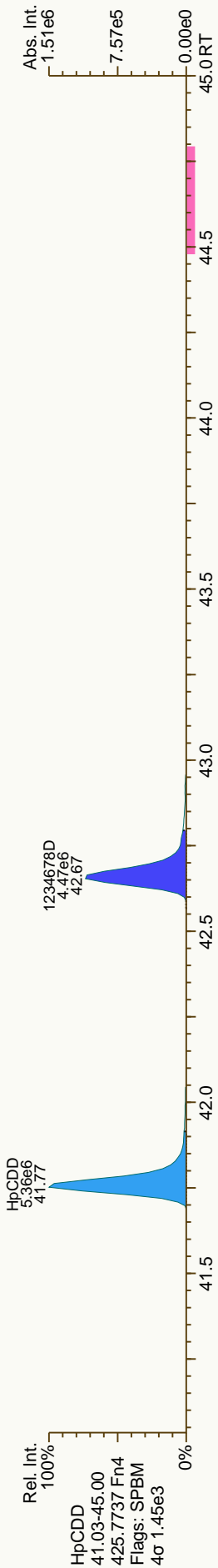
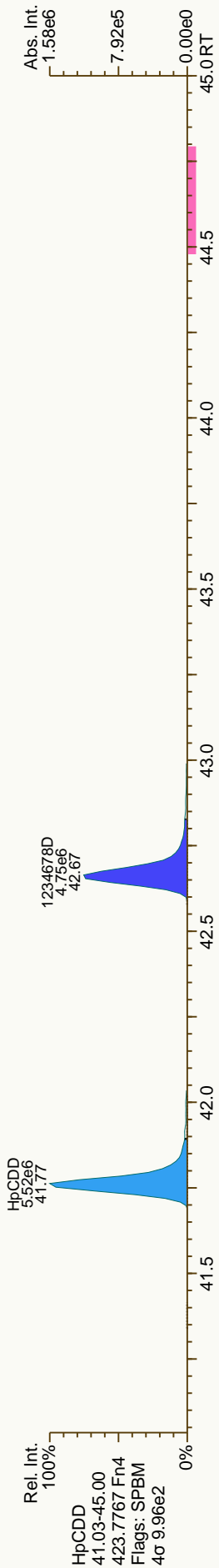



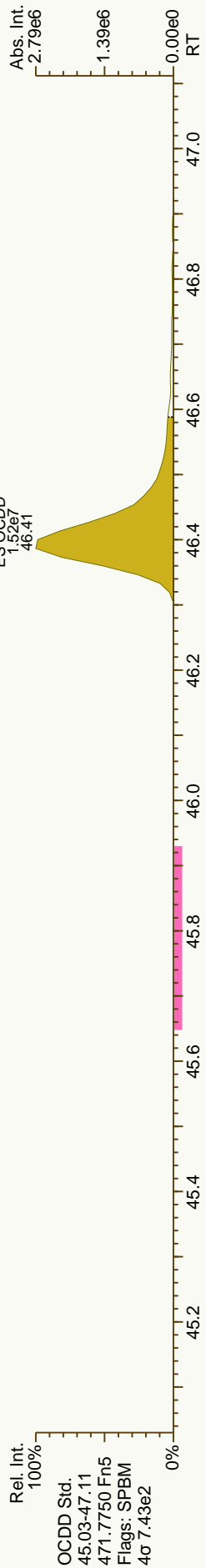
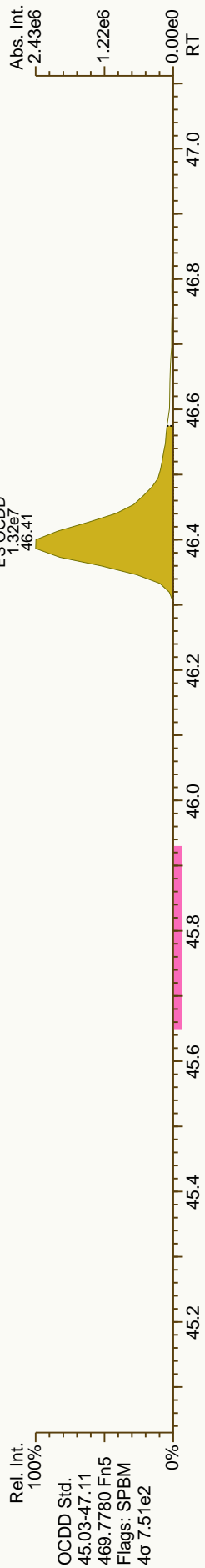



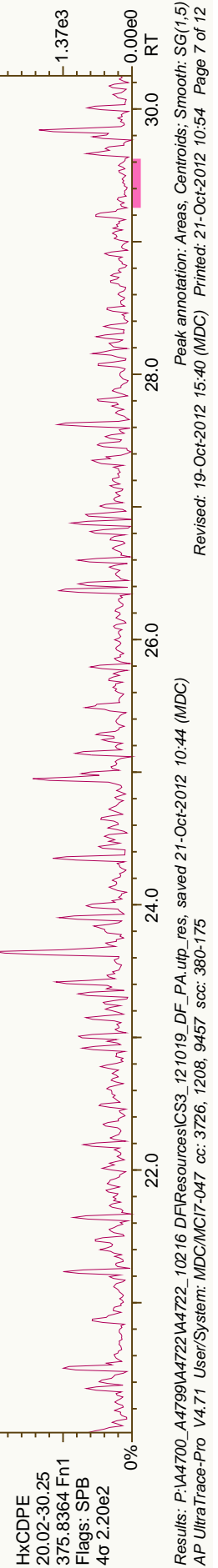
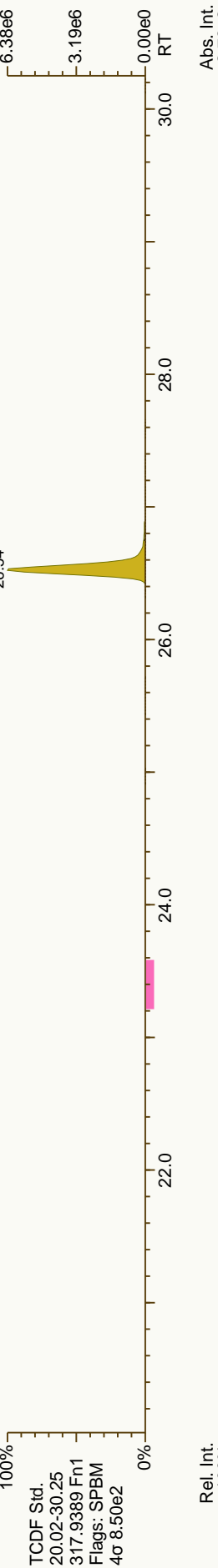
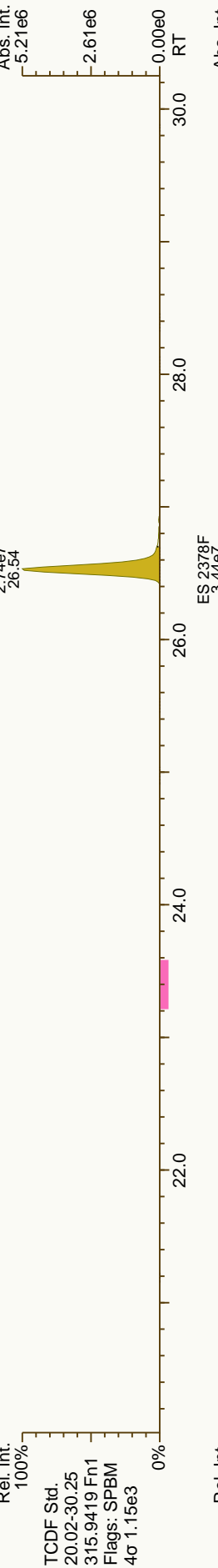
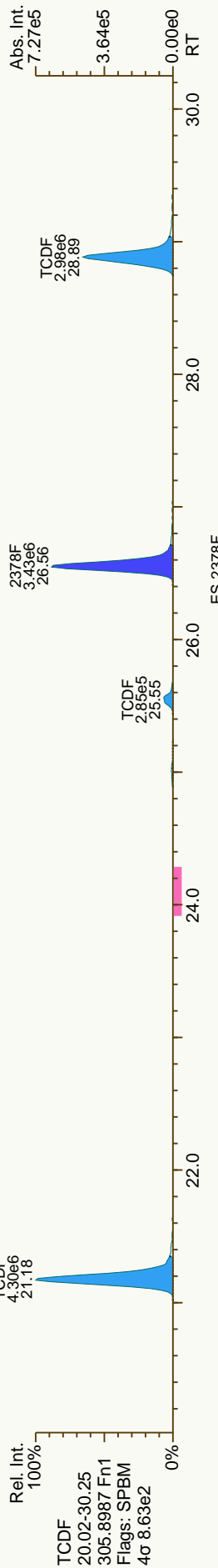
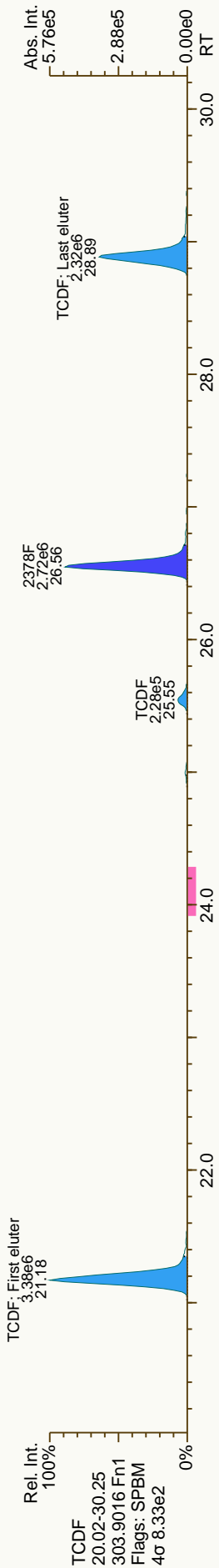


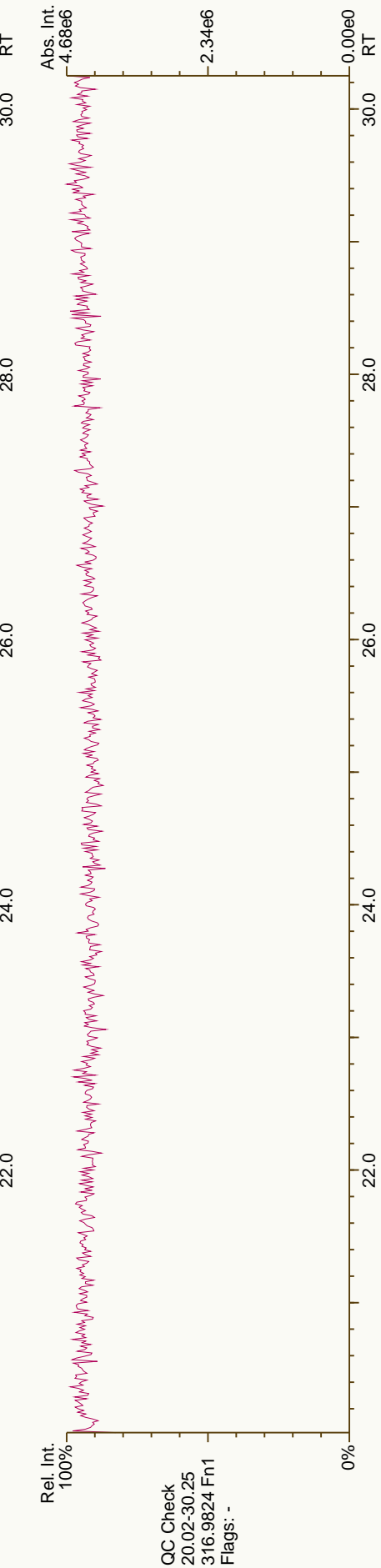
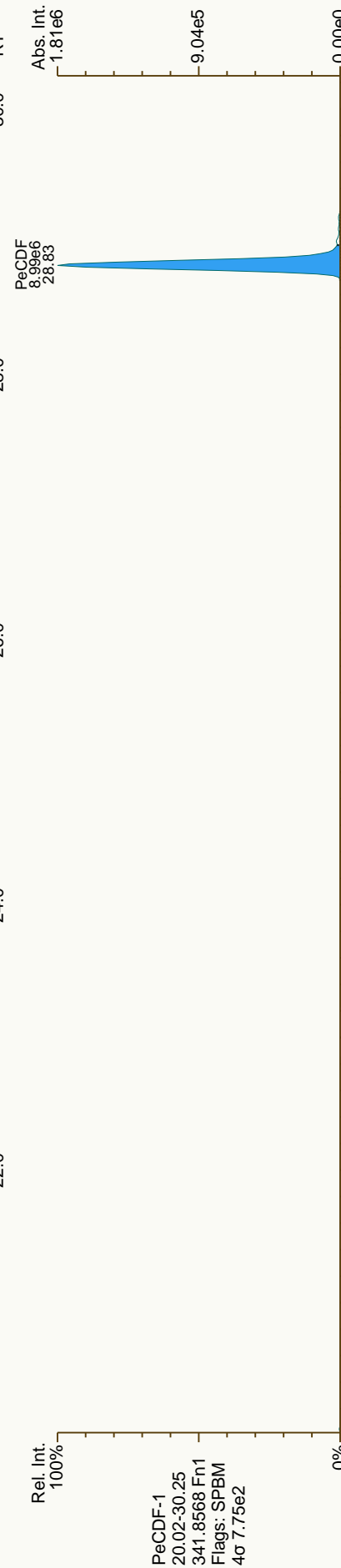



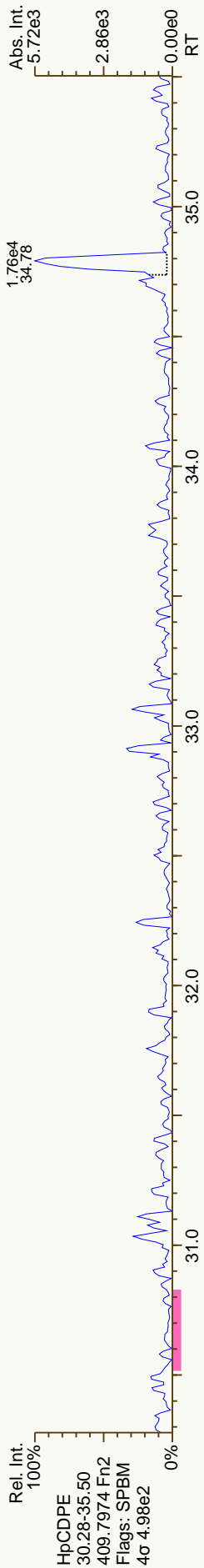


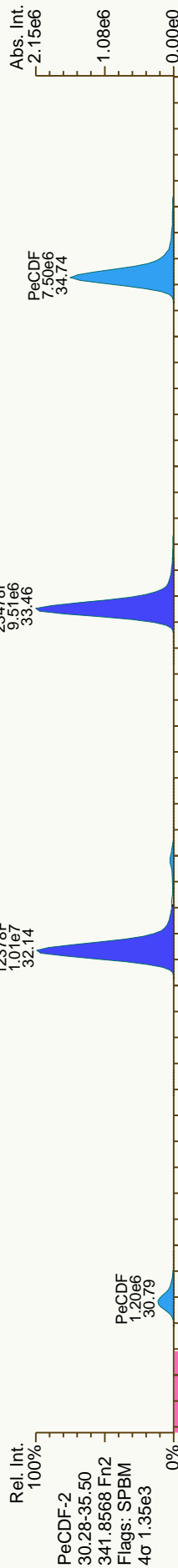



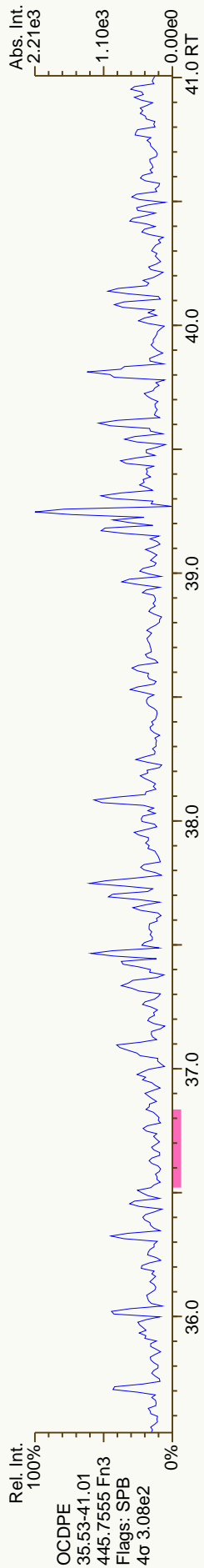
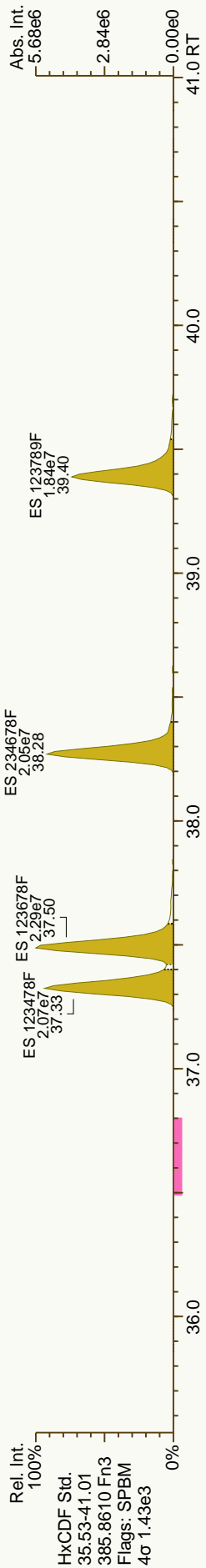
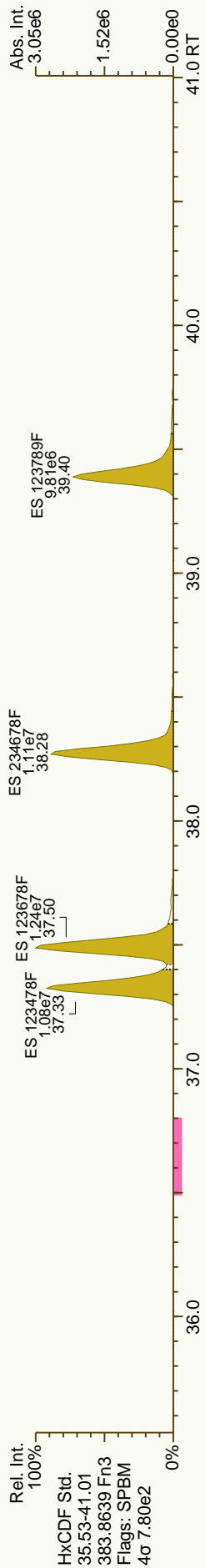
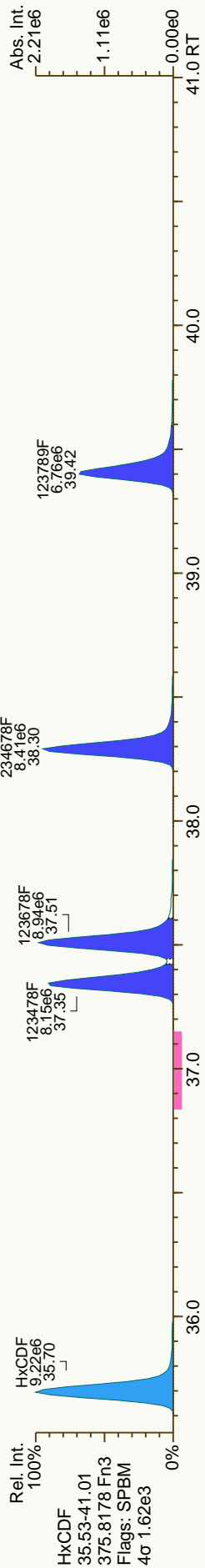
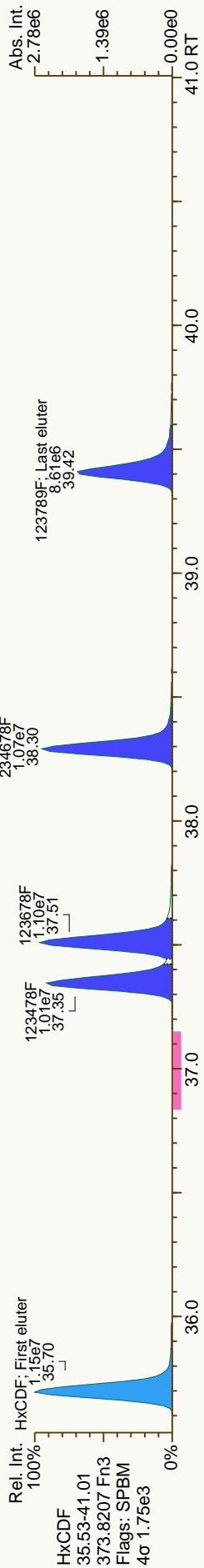


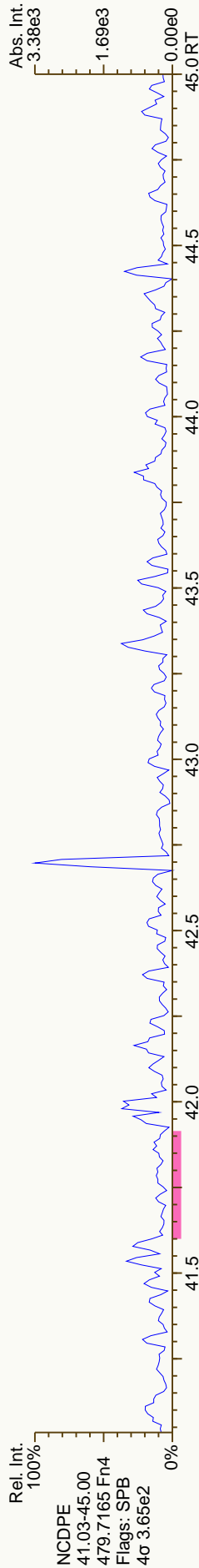
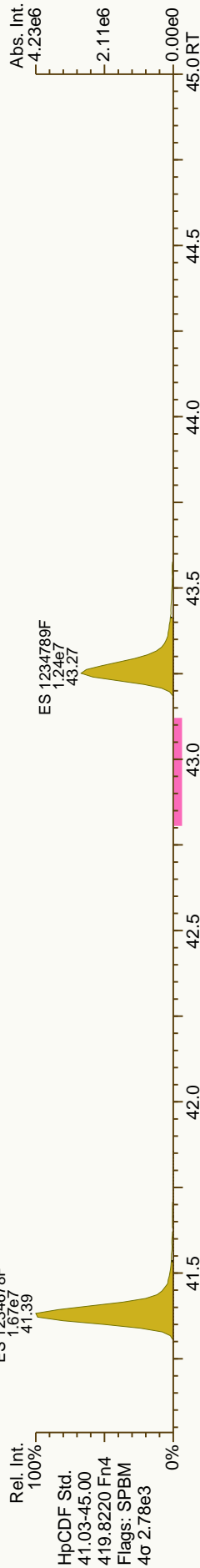
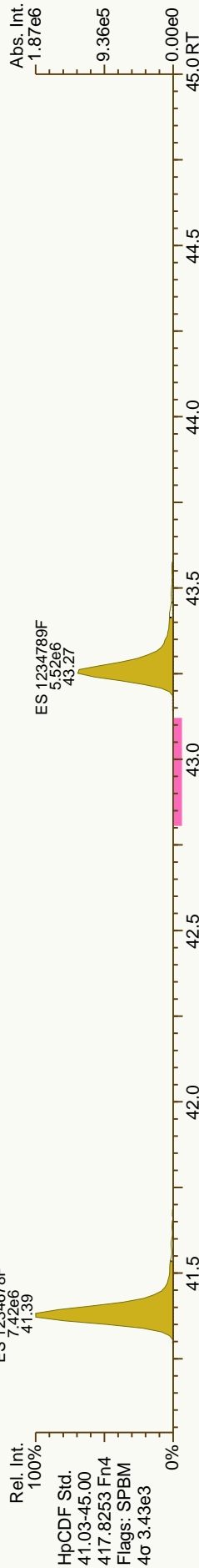
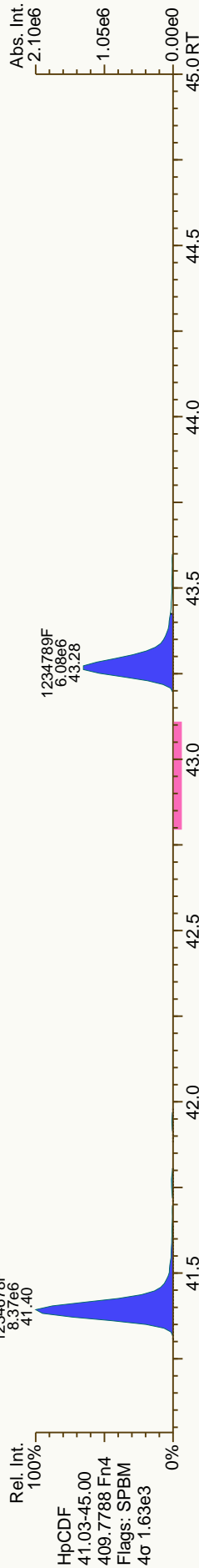
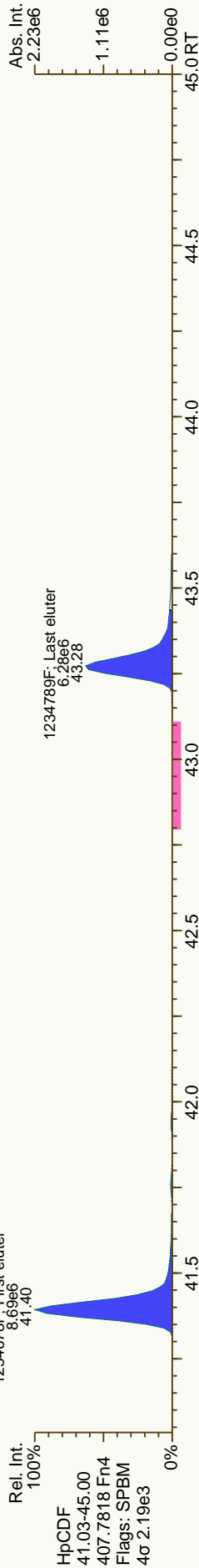


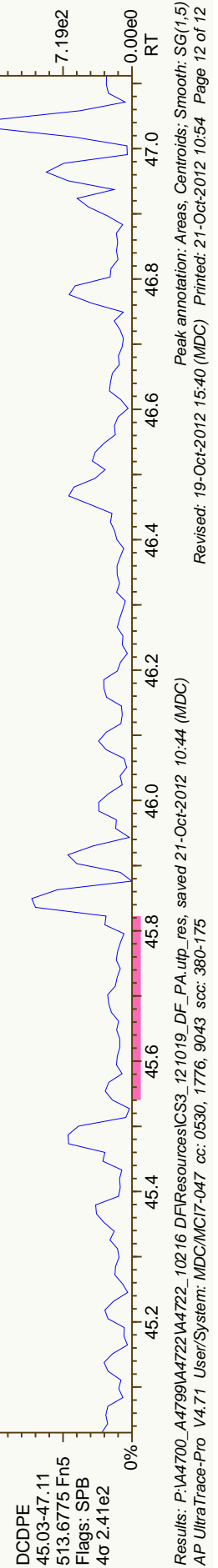
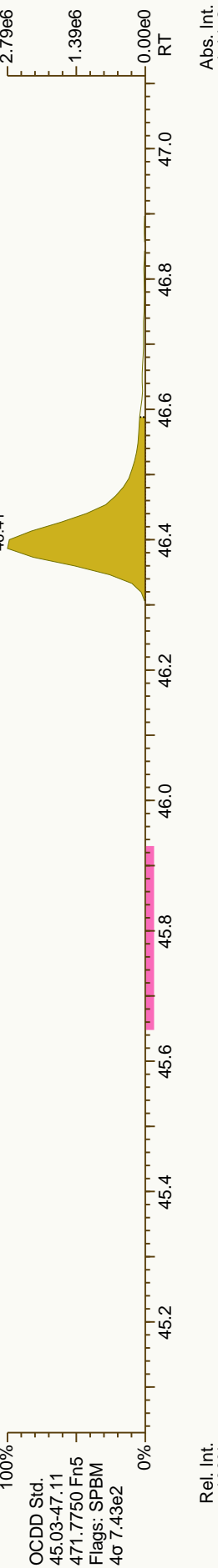

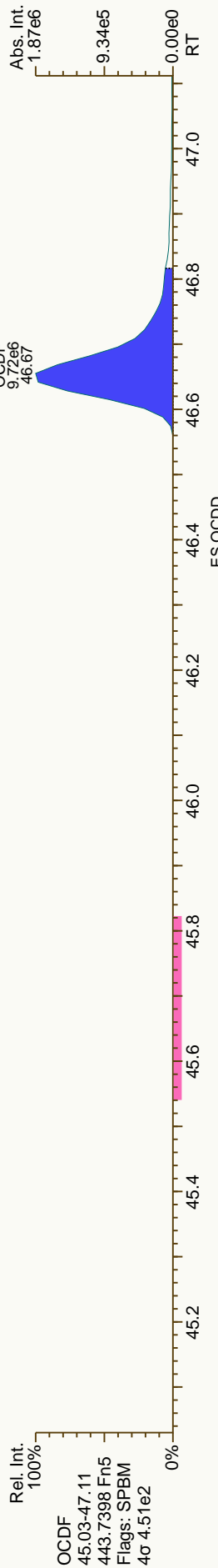













METHOD 1613

PCDD/F CALIBRATION VERIFICATION

FORM 4A

Lab Name: SGS Analytical Perspectives
 Initial Calibration: ICAL: 1613_SGS
 Instrument ID: MM1
 VER Data Filename: 121019P1-12

GC Column ID: ZB-5ms
 Analysis Date: 20-OCT-2012 00:03:21

NATIVE ANALYTES	M/Z's	FORMING RATIO	ION ABUND. RATIO	QC LIMITS	OK	CONC. FOUND	RANGE (ng/mL)	OK
2,3,7,8-TCDD	M/M+2		0.79	0.65 - 0.89	Y	10.7	7.8 - 12.9	Y
1,2,3,7,8-PeCDD	M+2/M+4		1.55	1.32 - 1.78	Y	49.4	39 - 65	Y
1,2,3,4,7,8-HxCDD	M+2/M+4		1.28	1.05 - 1.43	Y	51.8	39 - 64	Y
1,2,3,6,7,8-HxCDD	M+2/M+4		1.26	1.05 - 1.43	Y	51.7	39 - 64	Y
1,2,3,7,8,9-HxCDD	M+2/M+4		1.29	1.05 - 1.43	Y	50.4	41 - 61	Y
1,2,3,4,6,7,8-HpCDD	M+2/M+4		1.04	0.88 - 1.20	Y	48.9	43 - 58	Y
OCDD	M+2/M+4		0.90	0.76 - 1.02	Y	94.4	79 - 126	Y
2,3,7,8-TCDF	M/M+2		0.79	0.65 - 0.89	Y	10.3	8.4 - 12	Y
1,2,3,7,8-PeCDF	M+2/M+4		1.48	1.32 - 1.78	Y	51.5	41 - 60	Y
2,3,4,7,8-PeCDF	M+2/M+4		1.55	1.32 - 1.78	Y	50.6	41 - 61	Y
1,2,3,4,7,8-HxCDF	M+2/M+4		1.26	1.05 - 1.43	Y	50.1	45 - 56	Y
1,2,3,6,7,8-HxCDF	M+2/M+4		1.25	1.05 - 1.43	Y	50.1	44 - 57	Y
2,3,4,6,7,8-HxCDF	M+2/M+4		1.25	1.05 - 1.43	Y	52	44 - 57	Y
1,2,3,7,8,9-HxCDF	M+2/M+4		1.25	1.05 - 1.43	Y	51.2	45 - 56	Y
1,2,3,4,6,7,8-HpCDF	M+2/M+4		1.03	0.88 - 1.20	Y	53.4	45 - 55	Y
1,2,3,4,7,8,9-HpCDF	M+2/M+4		1.04	0.88 - 1.20	Y	52	43 - 58	Y
OCDF	M+2/M+4		0.89	0.76 - 1.02	Y	99	63 - 159	Y

See Table 9, Method 1613, for m/z specifications.

Ion Abundance Ratio Control Limits as specified in Table 9, Method 1613.

Contract-required concentration range as specified in Table 6, Method 1613.

Processed: 21 Oct 2012 10:19 Analyst: MC

METHOD 1613

PCDD/F CALIBRATION VERIFICATION

FORM 4B

Lab Name: SGS Analytical Perspectives
 Initial Calibration: ICAL: 1613_SGS
 Instrument ID: MM1
 VER Data Filename: 121019P1-12

GC Column ID: ZB-5ms
 Analysis Date: 20-OCT-2012 00:03:21

LABELED ANALYTES	M/Z's FORMING RATIO	ION ABUND. RATIO	QC LIMITS	OK	CONC. FOUND	RANGE (ng/mL)	OK
13C-2,3,7,8-TCDD	M/M+2	0.78	0.65 - 0.89	Y	96.7	82 - 121	Y
13C-1,2,3,7,8-PeCDD	M+2/M+4	1.58	1.32 - 1.78	Y	79.5	62 - 160	Y
13C-1,2,3,4,7,8-HxCDD	M+2/M+4	1.28	1.05 - 1.43	Y	103	85 - 117	Y
13C-1,2,3,6,7,8-HxCDD	M+2/M+4	1.24	1.05 - 1.43	Y	107	85 - 118	Y
13C-1,2,3,4,6,7,8-HpCDD	M+2/M+4	1.04	0.88 - 1.20	Y	103	72 - 138	Y
13C-OCDD	M+2/M+4	0.94	0.76 - 1.02	Y	199	96 - 415	Y
13C-2,3,7,8-TCDF	M/M+2	0.79	0.65 - 0.89	Y	101	71 - 140	Y
13C-1,2,3,7,8-PeCDF	M+2/M+4	1.56	1.32 - 1.78	Y	85.5	76 - 130	Y
13C-2,3,4,7,8-PeCDF	M+2/M+4	1.58	1.32 - 1.78	Y	88.4	77 - 130	Y
13C-1,2,3,4,7,8-HxCDF	M/M+2	0.53	0.43 - 0.59	Y	114	76 - 131	Y
13C-1,2,3,6,7,8-HxCDF	M/M+2	0.52	0.43 - 0.59	Y	116	70 - 143	Y
13C-2,3,4,6,7,8-HxCDF	M/M+2	0.52	0.43 - 0.59	Y	111	73 - 137	Y
13C-1,2,3,7,8,9-HxCDF	M/M+2	0.53	0.43 - 0.59	Y	109	74 - 135	Y
13C-1,2,3,4,6,7,8-HpCDF	M/M+2	0.43	0.37 - 0.51	Y	104	78 - 129	Y
13C-1,2,3,4,7,8,9-HpCDF	M/M+2	0.45	0.37 - 0.51	Y	103	77 - 129	Y

CLEANUP STANDARDS

37Cl-2,3,7,8-TCDD

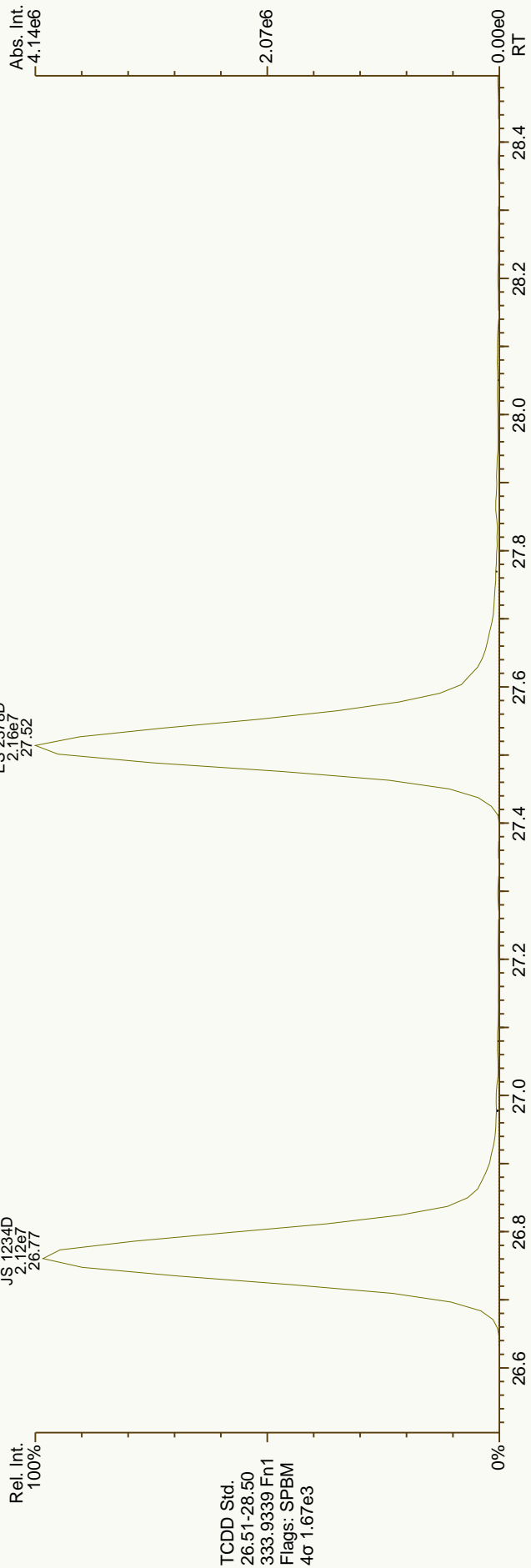
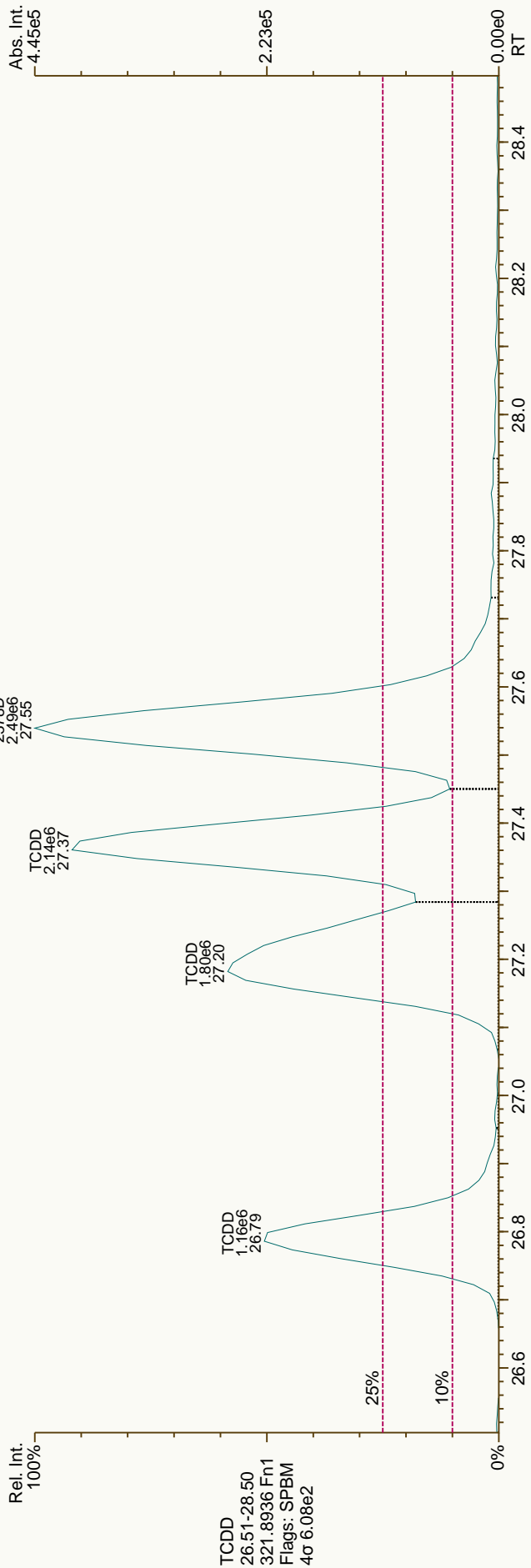
n/a

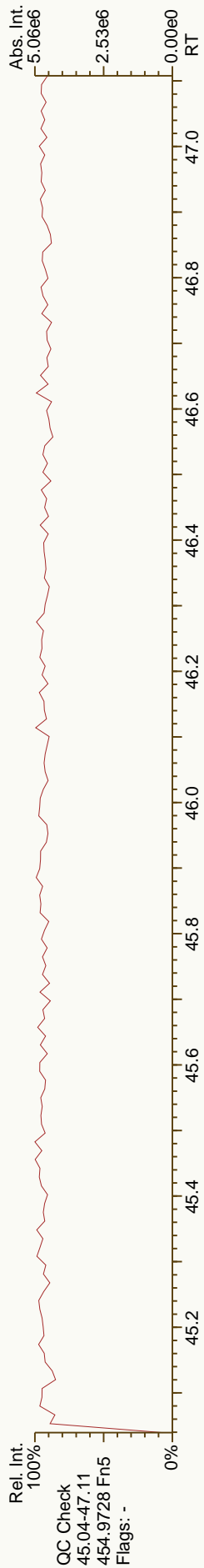
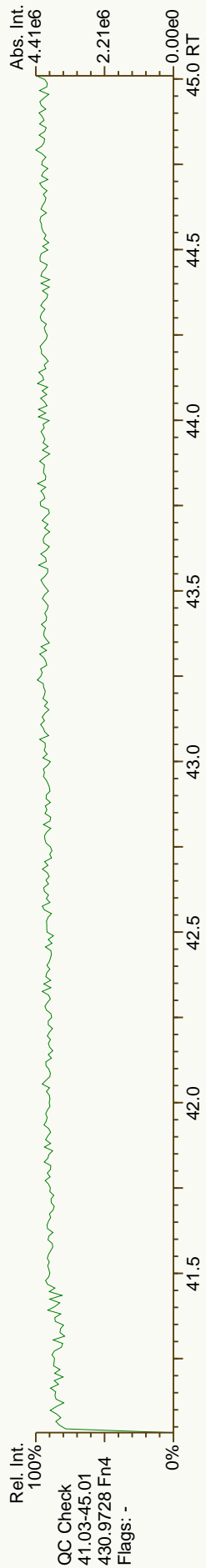
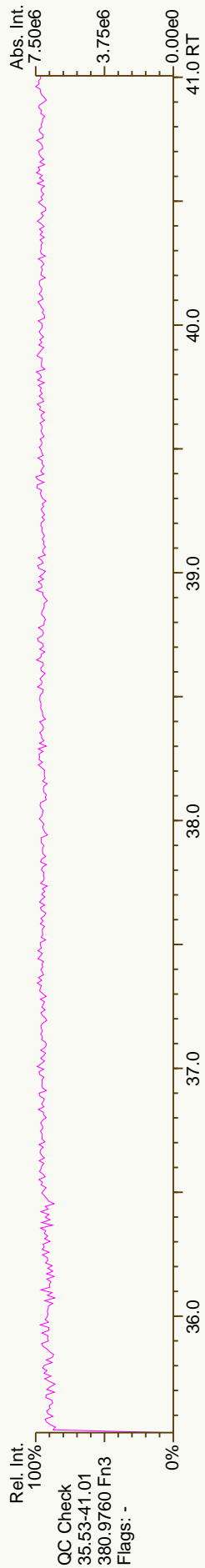
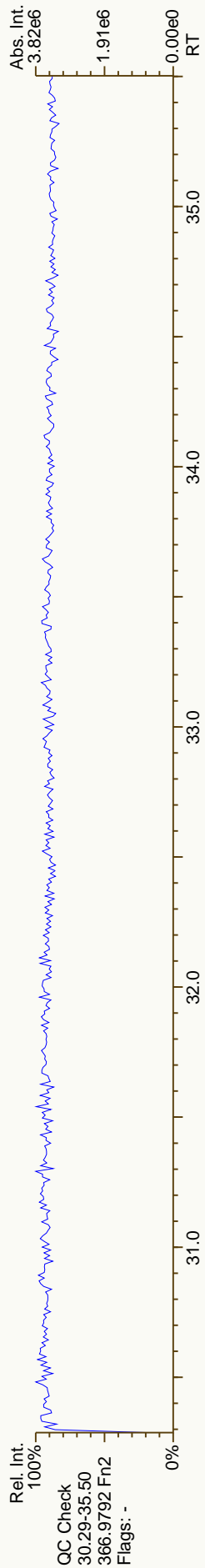
9.47 7.9 - 12.7

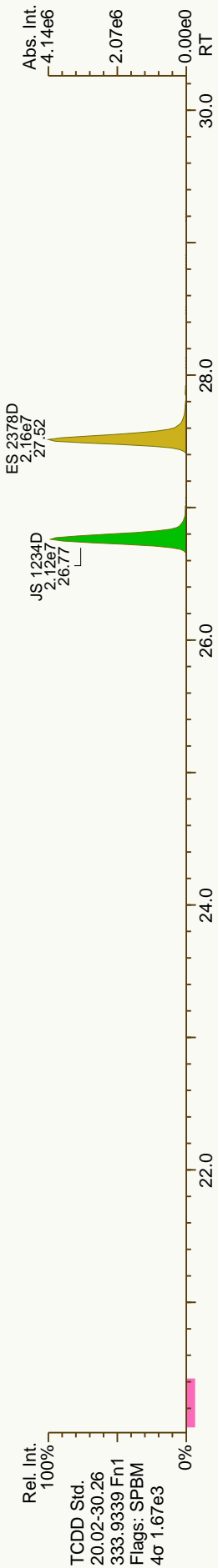
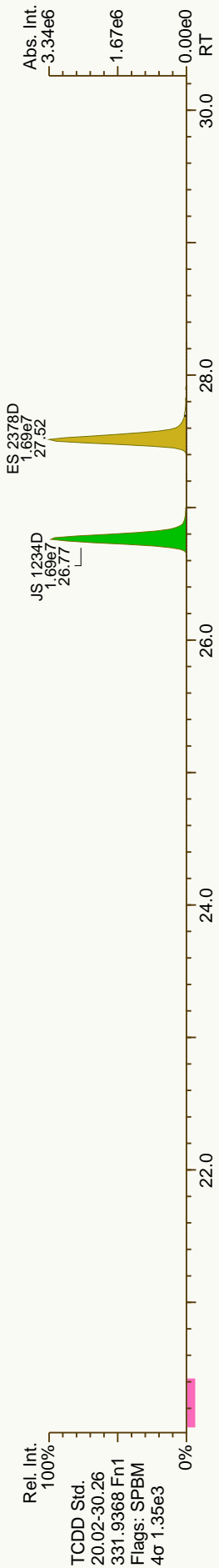
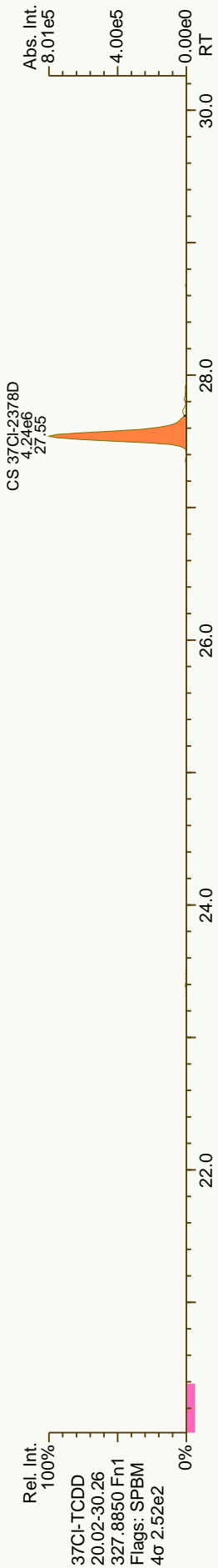


Y

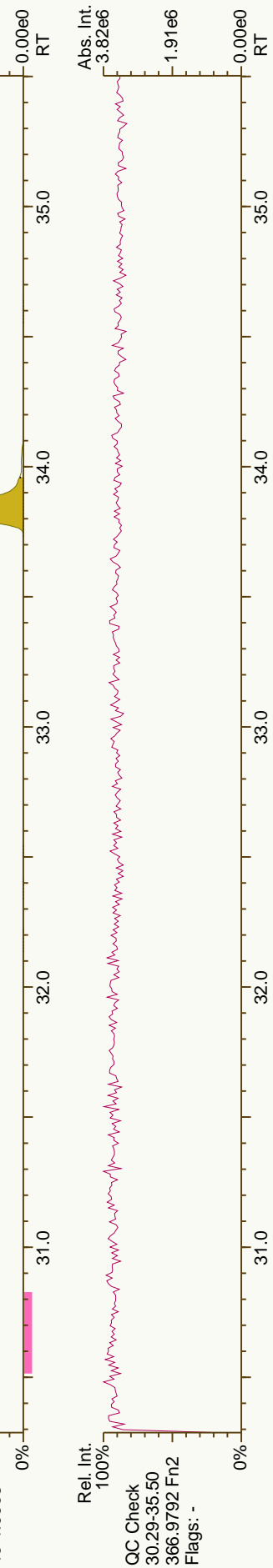
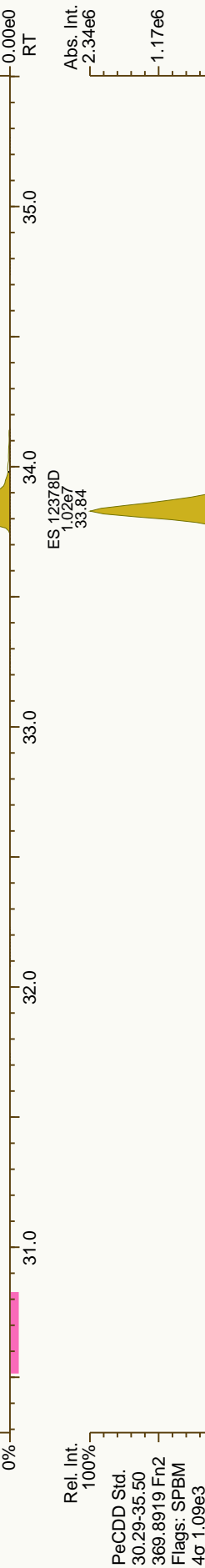

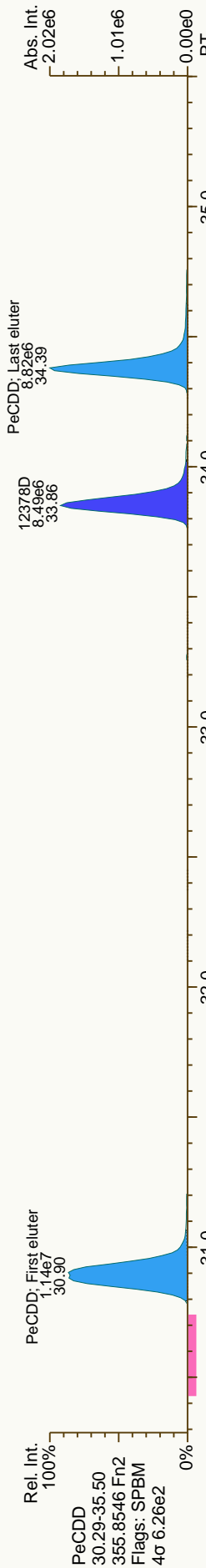
Processed: 21 Oct 2012 10:19

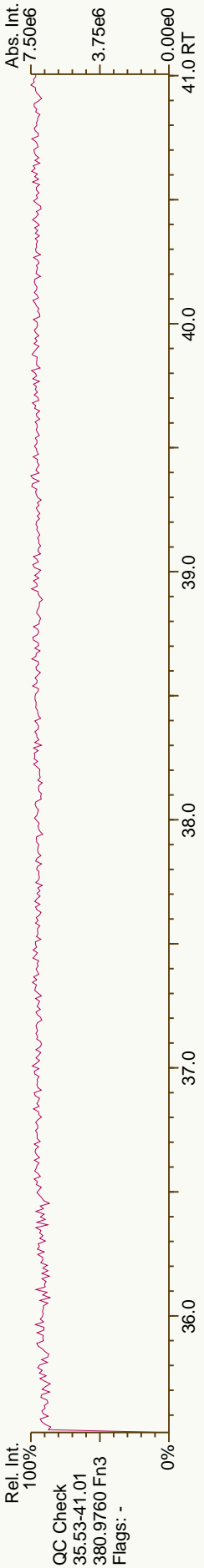
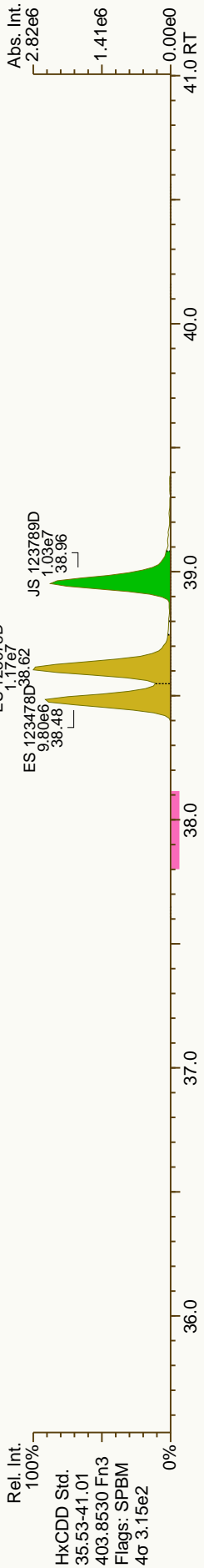
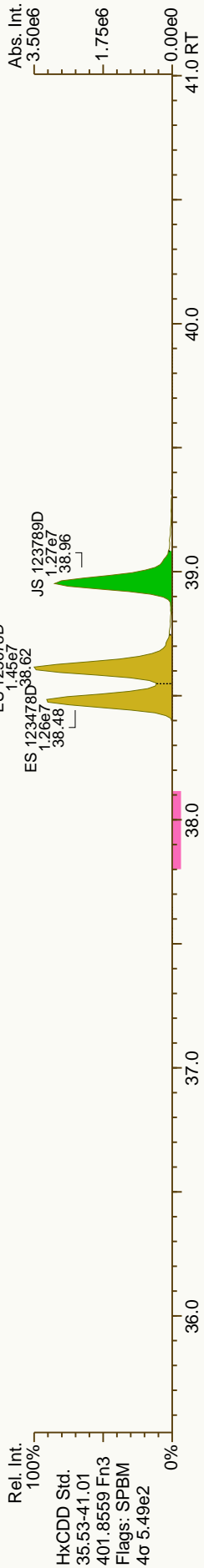
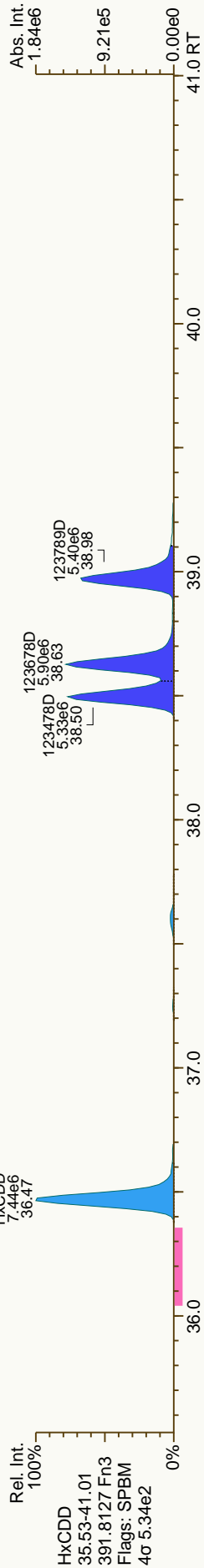
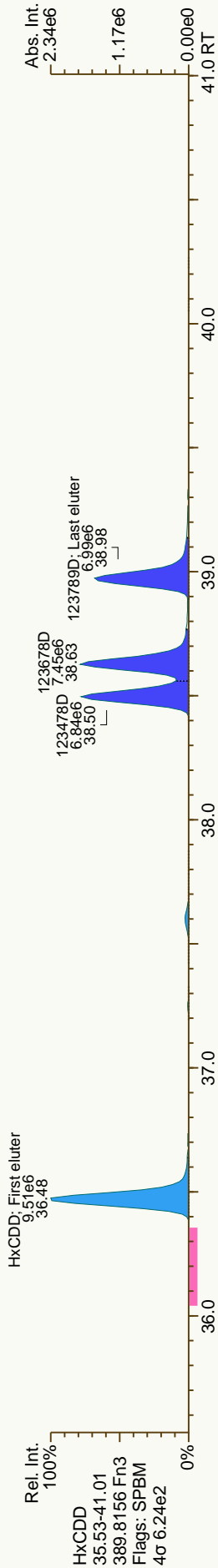
Analyst: MC

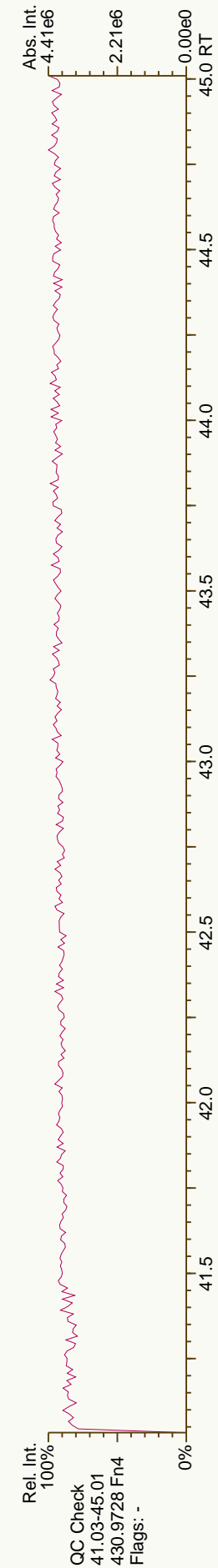
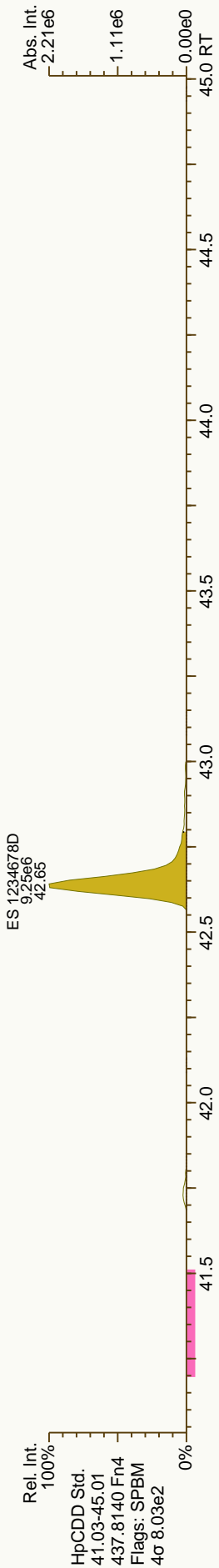
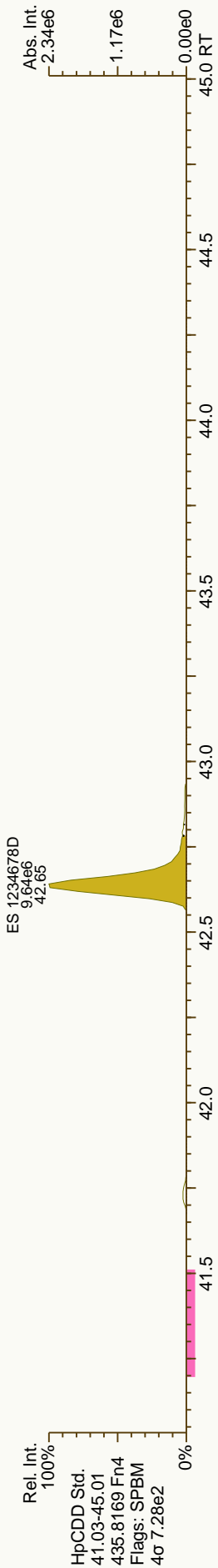
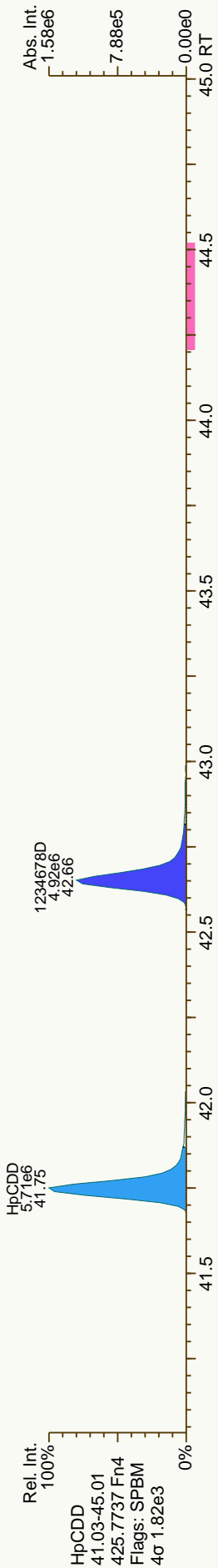
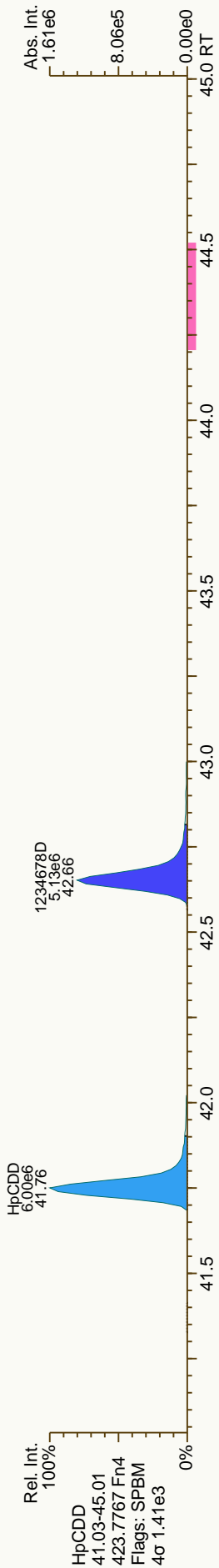


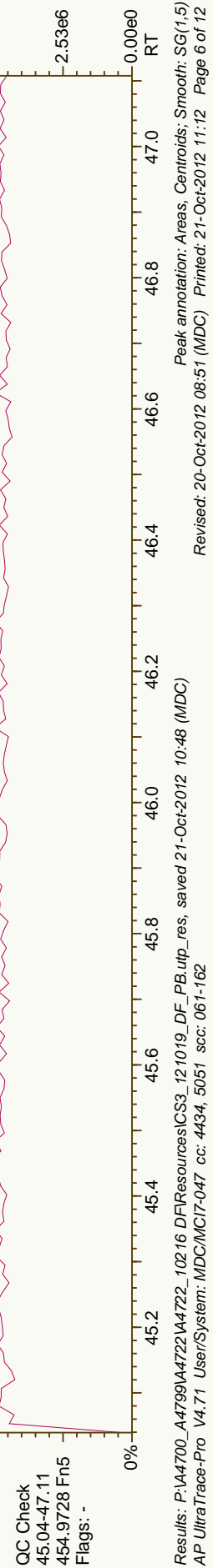
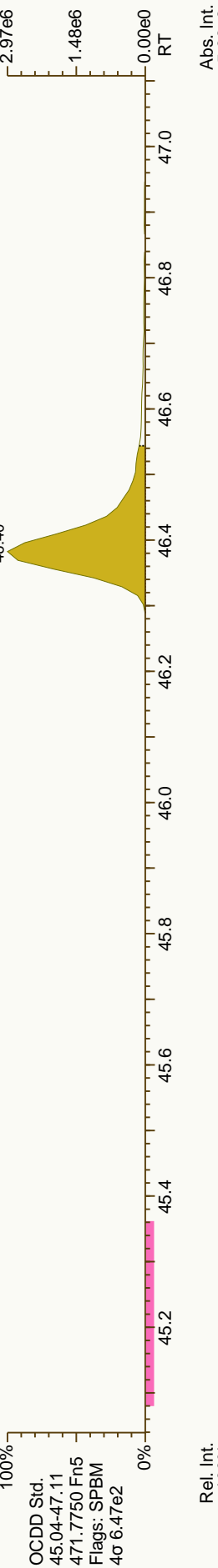
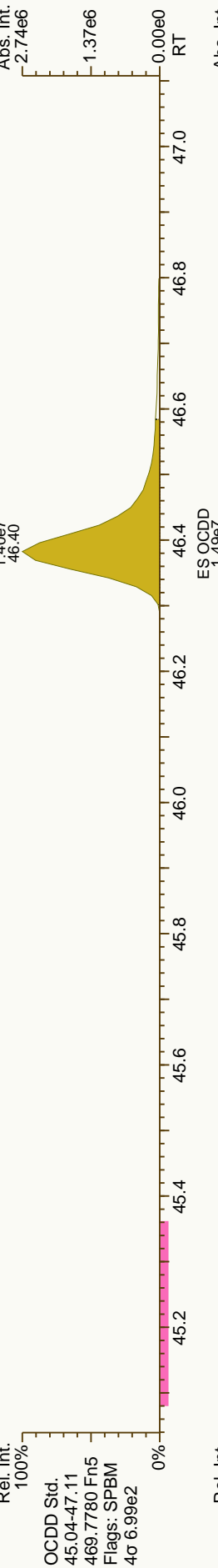
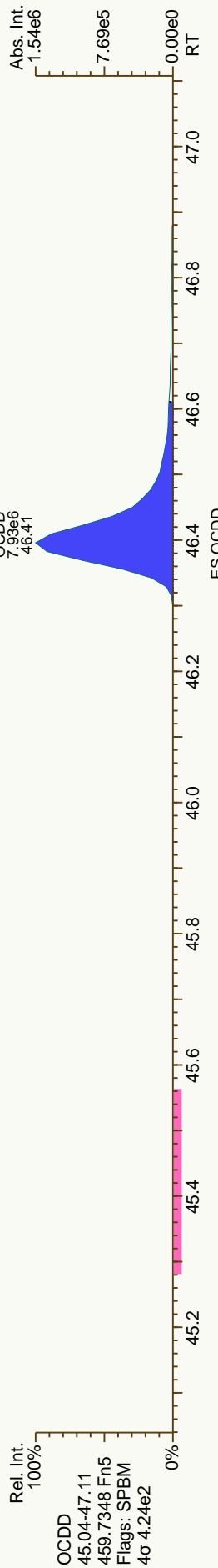



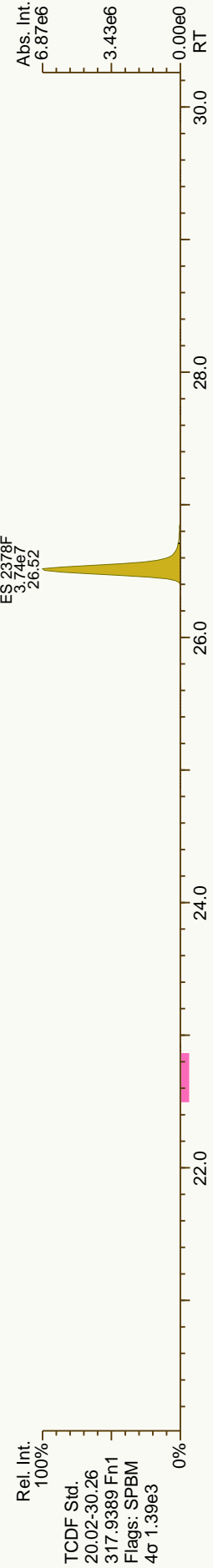
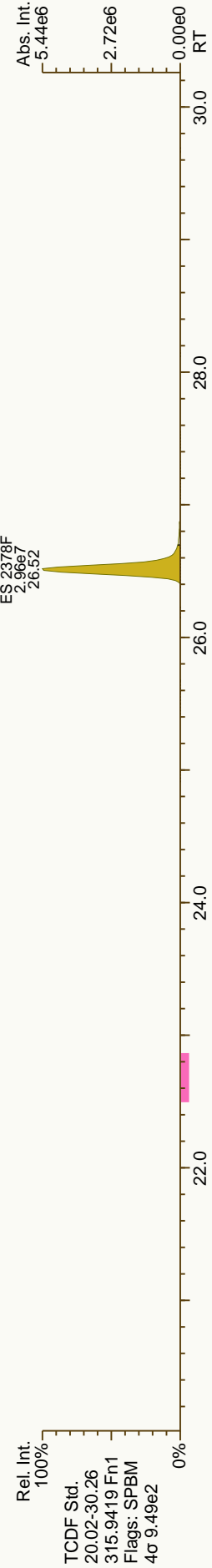
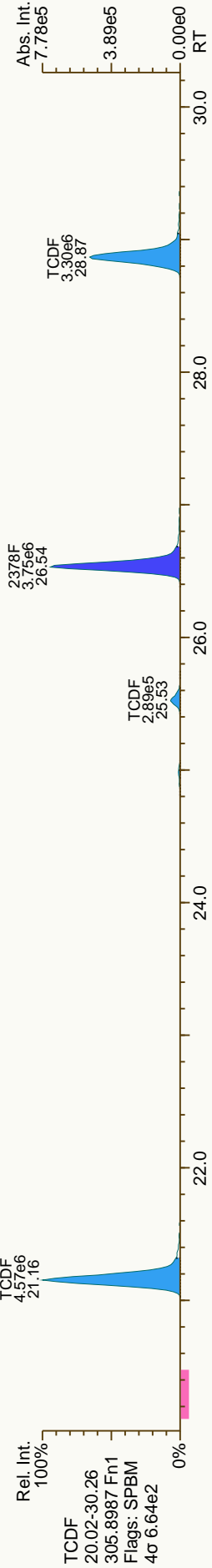
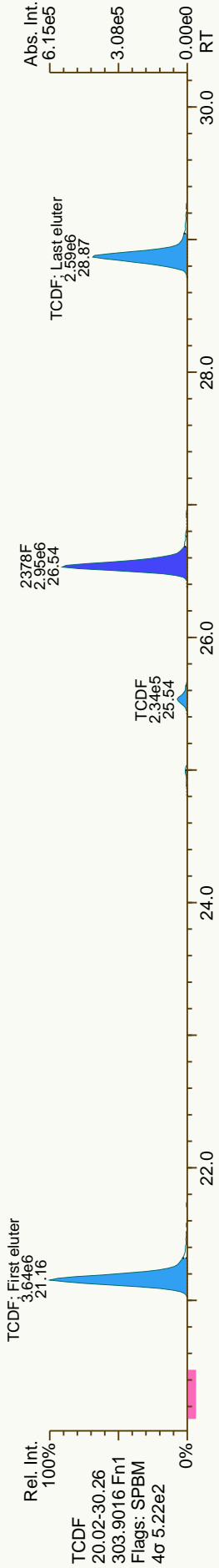


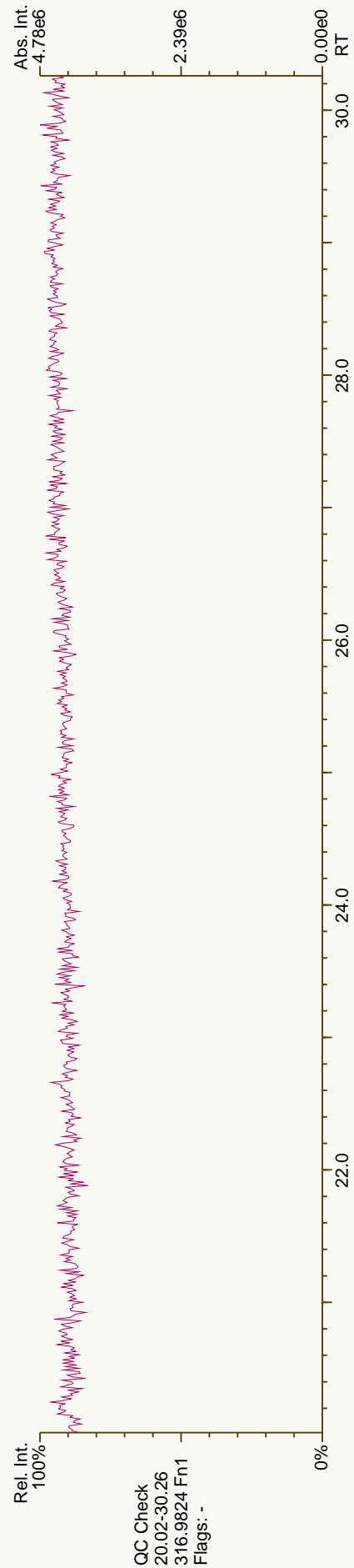
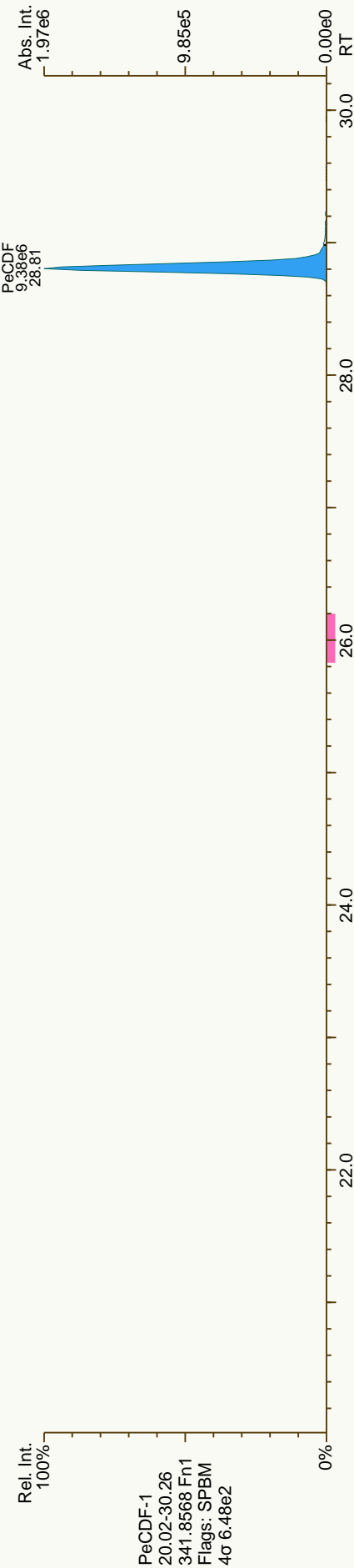
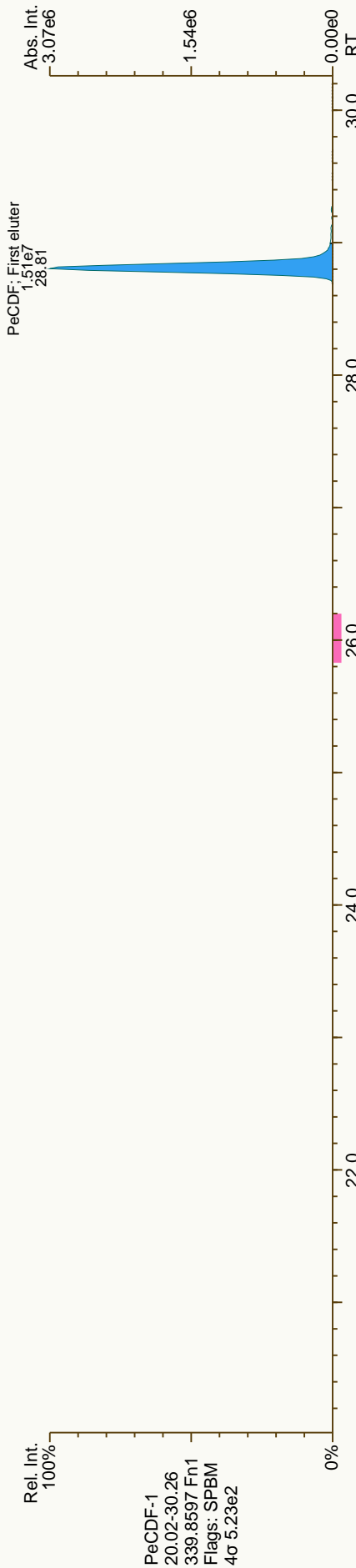


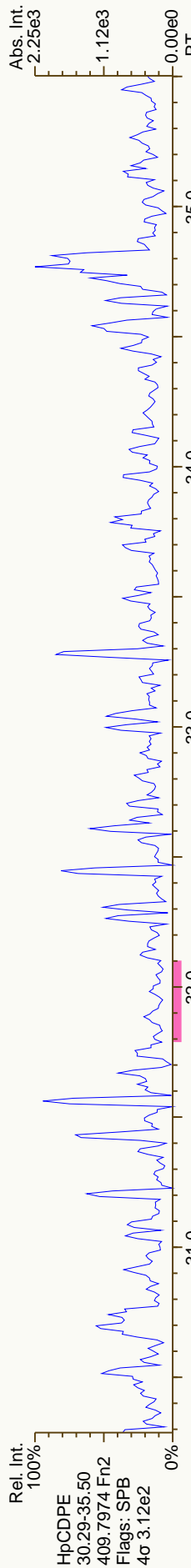
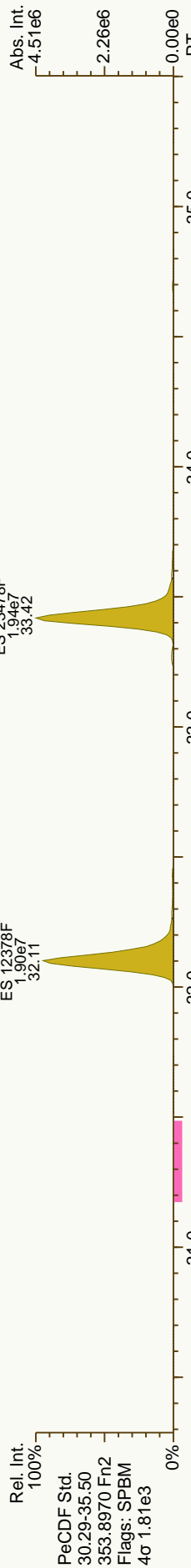
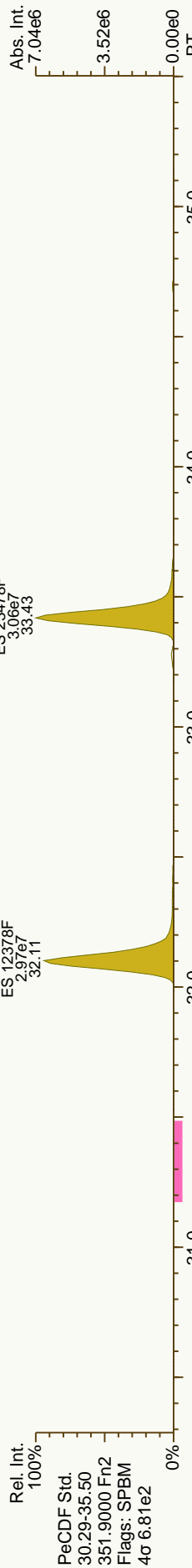
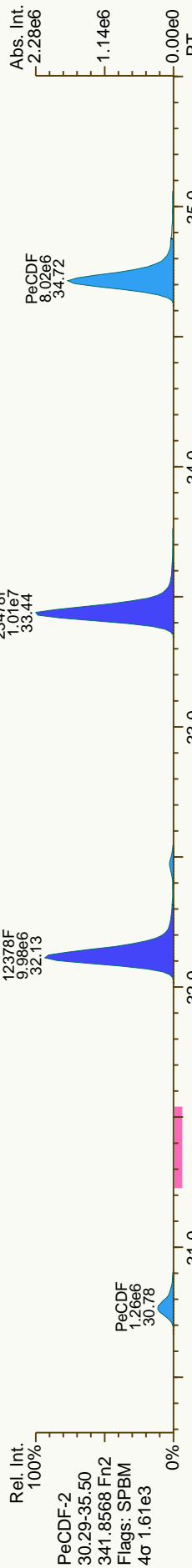
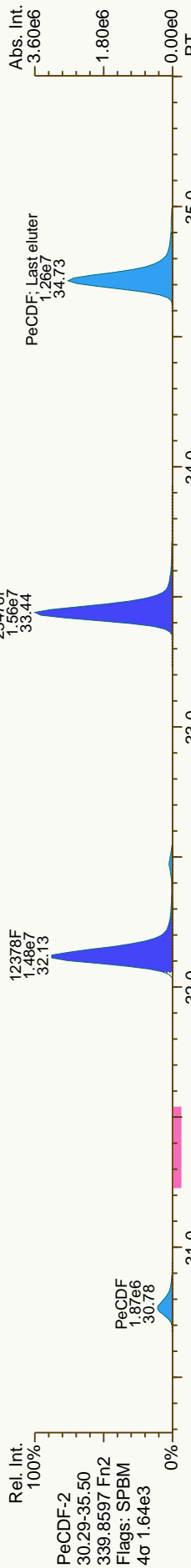


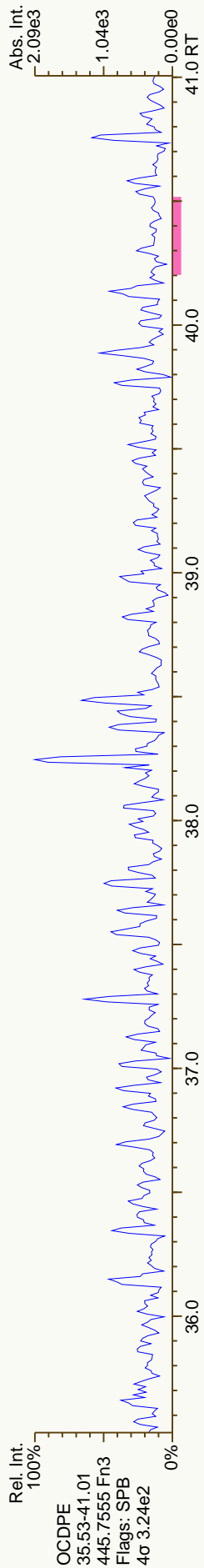
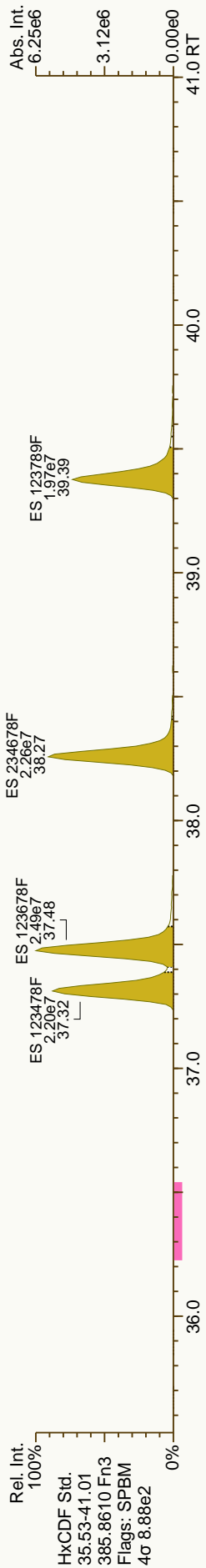
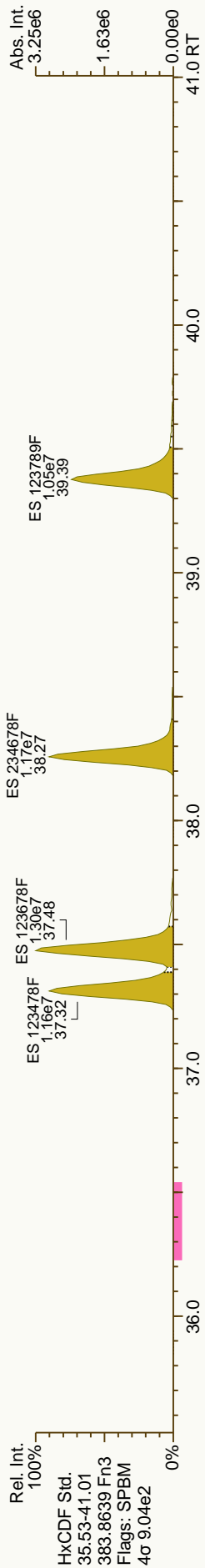
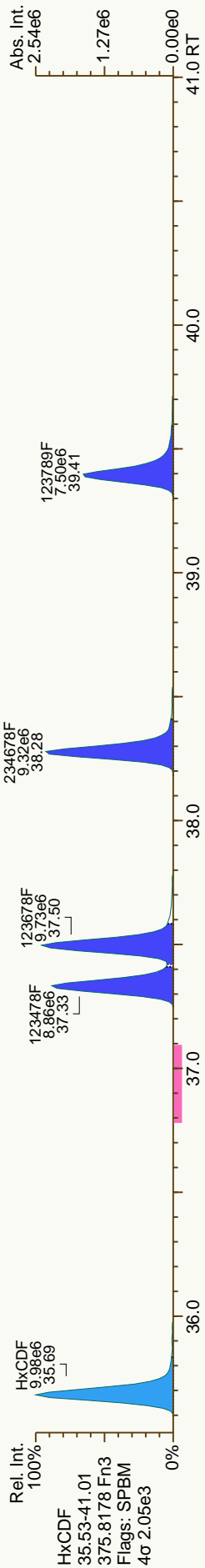
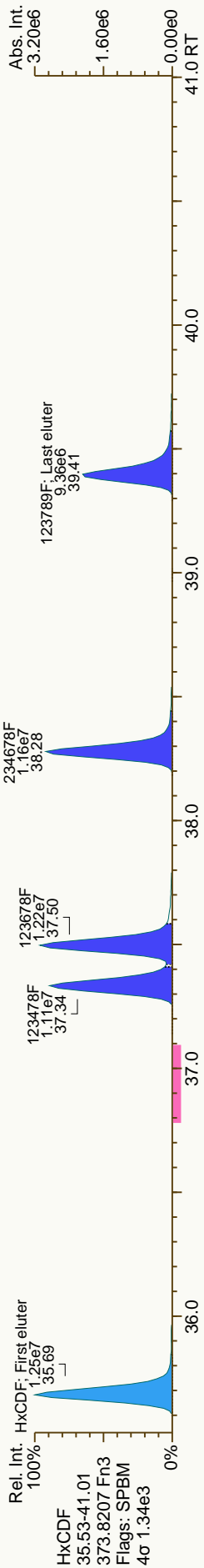


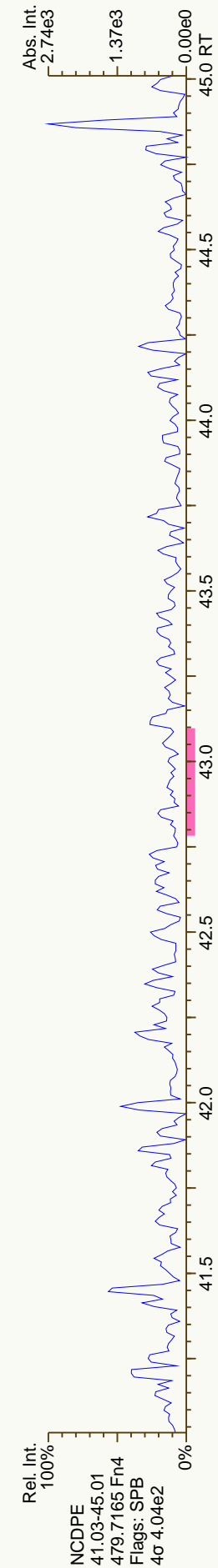
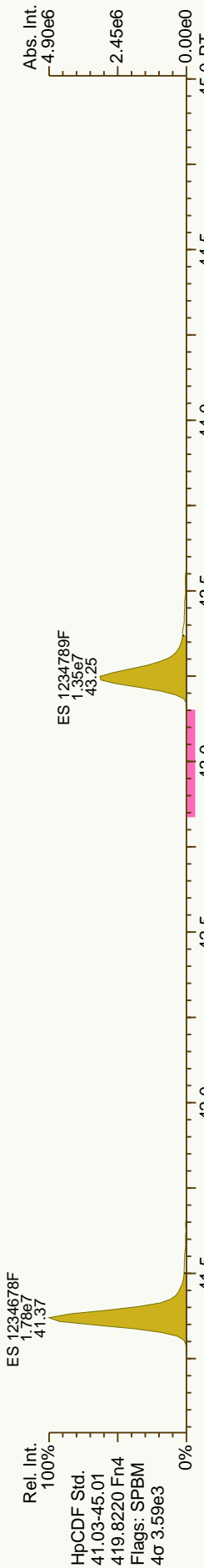
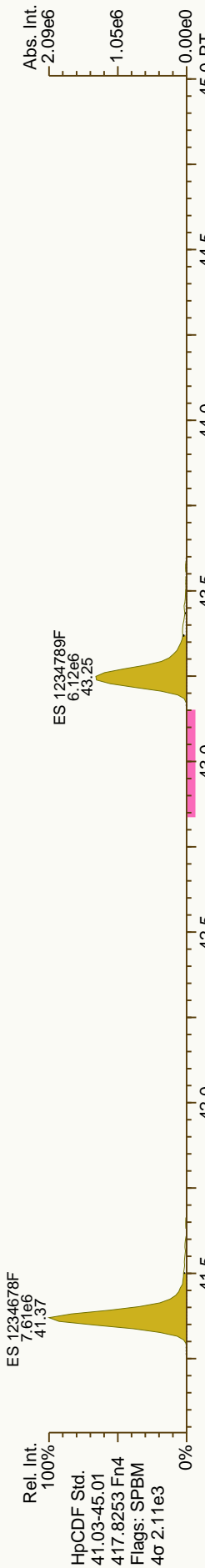
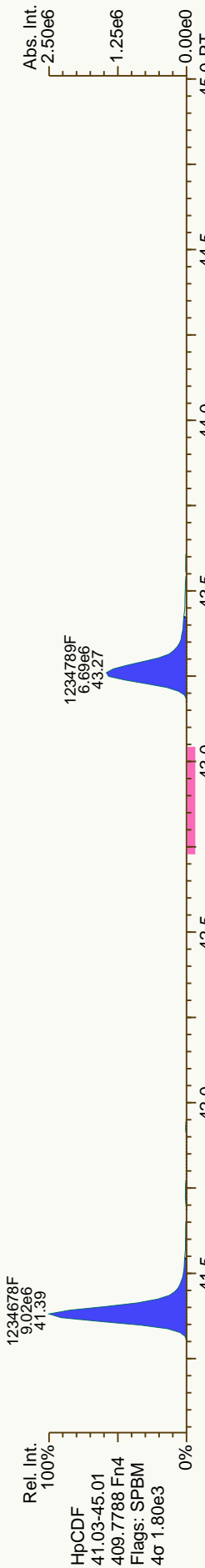
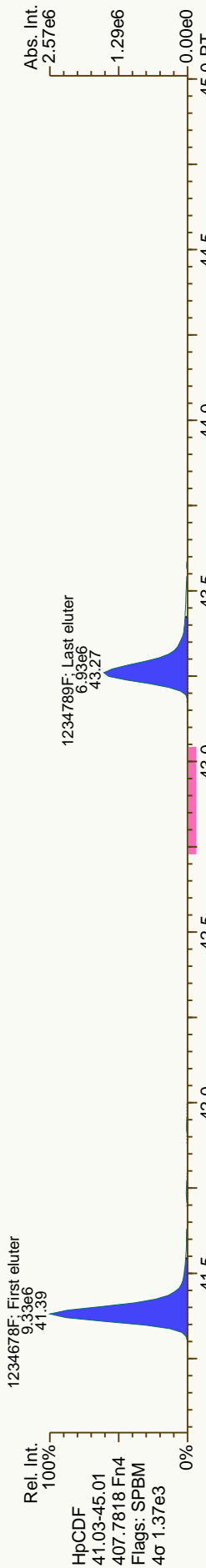


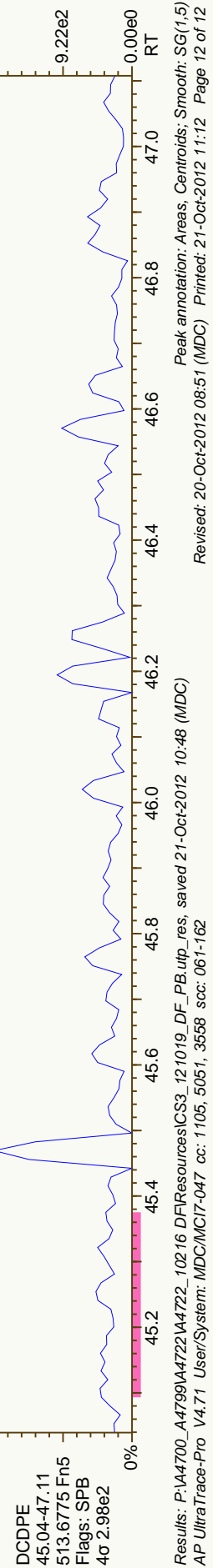
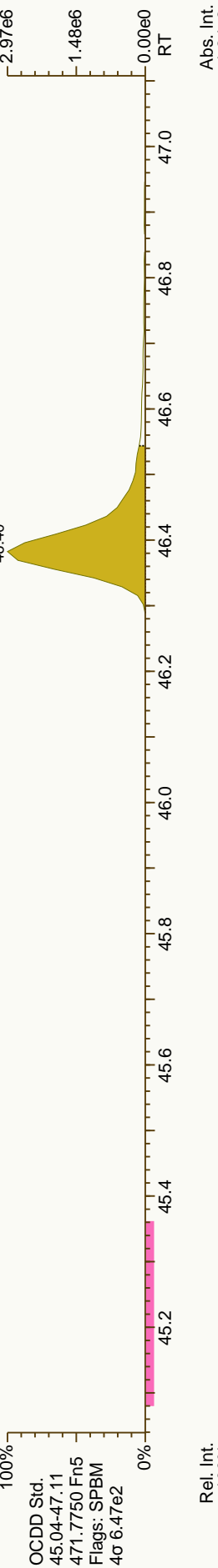
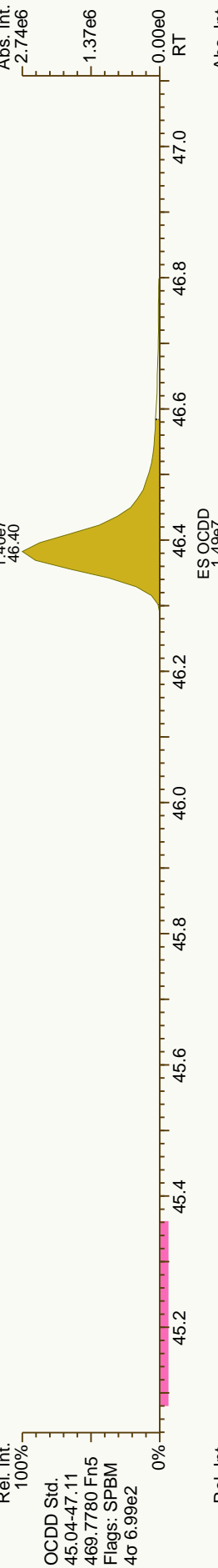
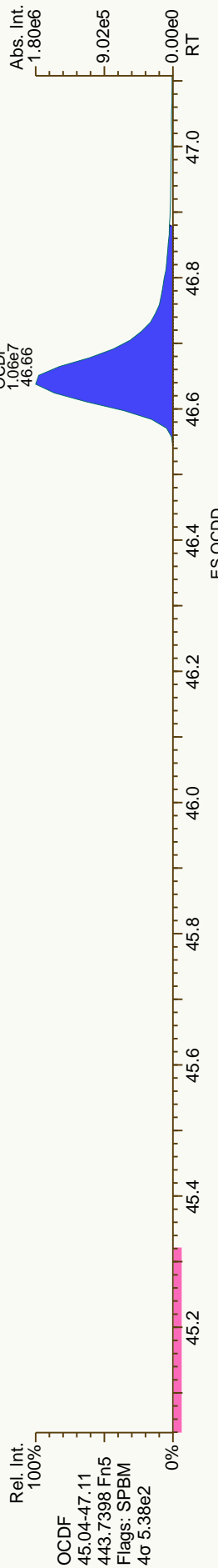













METHOD 1613

PCDD/F CALIBRATION VERIFICATION

FORM 4A

Lab Name: SGS Analytical Perspectives
 Initial Calibration: ICAL: 1613_SGS
 Instrument ID: MM1
 VER Data Filename: 121019P2-09
 GC Column ID: ZB-5ms
 Analysis Date: 20-OCT-2012 07:51:23

NATIVE ANALYTES	M/Z's	FORMING RATIO	ION ABUND. RATIO	QC LIMITS	OK	CONC. FOUND	RANGE (ng/mL)	OK
2,3,7,8-TCDD	M/M+2		0.81	0.65 - 0.89	Y	10.4	7.8 - 12.9	Y
1,2,3,7,8-PeCDD	M+2/M+4		1.62	1.32 - 1.78	Y	49.1	39 - 65	Y
1,2,3,4,7,8-HxCDD	M+2/M+4		1.25	1.05 - 1.43	Y	51.7	39 - 64	Y
1,2,3,6,7,8-HxCDD	M+2/M+4		1.28	1.05 - 1.43	Y	50.9	39 - 64	Y
1,2,3,7,8,9-HxCDD	M+2/M+4		1.24	1.05 - 1.43	Y	49	41 - 61	Y
1,2,3,4,6,7,8-HpCDD	M+2/M+4		1.06	0.88 - 1.20	Y	50.5	43 - 58	Y
OCDD	M+2/M+4		0.91	0.76 - 1.02	Y	93	79 - 126	Y
2,3,7,8-TCDF	M/M+2		0.78	0.65 - 0.89	Y	10.2	8.4 - 12	Y
1,2,3,7,8-PeCDF	M+2/M+4		1.52	1.32 - 1.78	Y	51.9	41 - 60	Y
2,3,4,7,8-PeCDF	M+2/M+4		1.52	1.32 - 1.78	Y	51.6	41 - 61	Y
1,2,3,4,7,8-HxCDF	M+2/M+4		1.24	1.05 - 1.43	Y	50.4	45 - 56	Y
1,2,3,6,7,8-HxCDF	M+2/M+4		1.23	1.05 - 1.43	Y	51.3	44 - 57	Y
2,3,4,6,7,8-HxCDF	M+2/M+4		1.25	1.05 - 1.43	Y	52.9	44 - 57	Y
1,2,3,7,8,9-HxCDF	M+2/M+4		1.28	1.05 - 1.43	Y	51.4	45 - 56	Y
1,2,3,4,6,7,8-HpCDF	M+2/M+4		1.02	0.88 - 1.20	Y	49.4	45 - 55	Y
1,2,3,4,7,8,9-HpCDF	M+2/M+4		1.03	0.88 - 1.20	Y	51.6	43 - 58	Y
OCDF	M+2/M+4		0.89	0.76 - 1.02	Y	94.9	63 - 159	Y

See Table 9, Method 1613, for m/z specifications.

Ion Abundance Ratio Control Limits as specified in Table 9, Method 1613.

Contract-required concentration range as specified in Table 6, Method 1613.

Processed: 21 Oct 2012 10:20 Analyst: MC

METHOD 1613

PCDD/F CALIBRATION VERIFICATION

FORM 4B

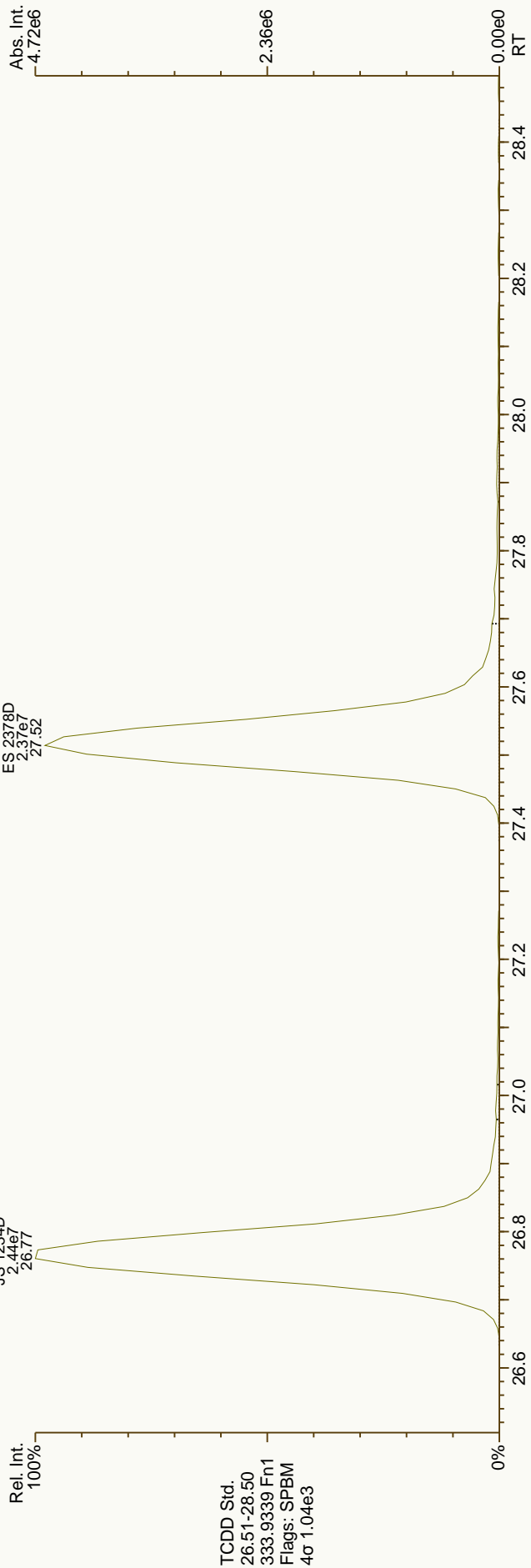
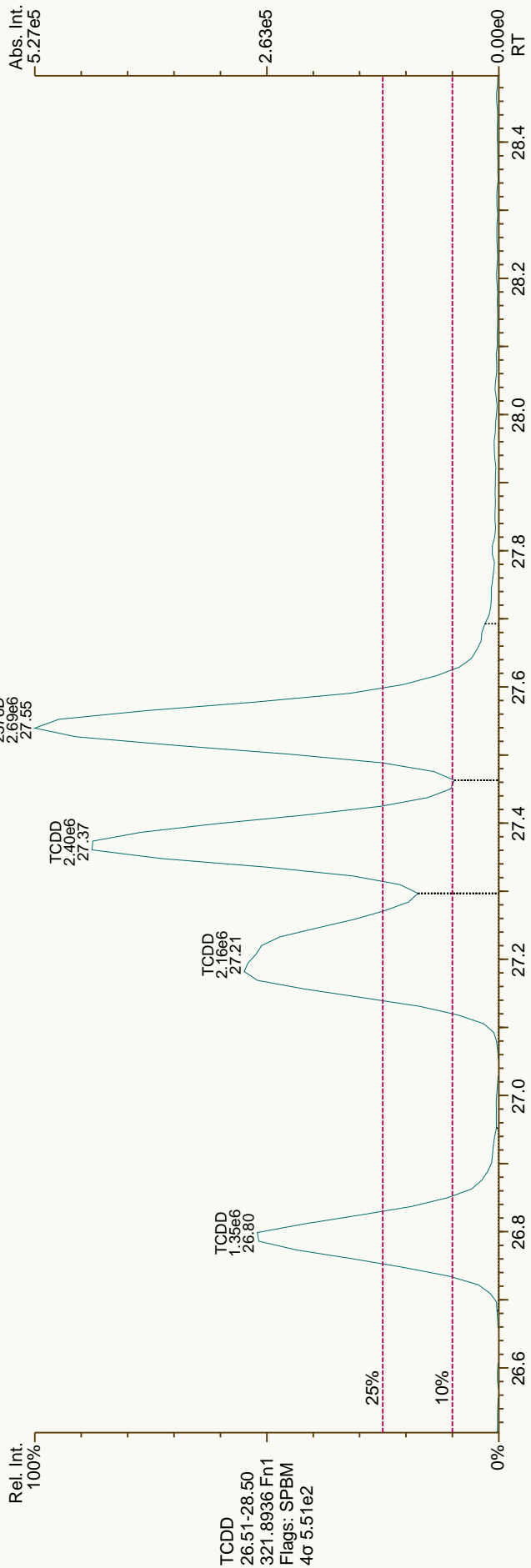
Lab Name: SGS Analytical Perspectives
 Initial Calibration: ICAL: 1613_SGS
 Instrument ID: MM1
 VER Data Filename: 121019P2-09
 GC Column ID: ZB-5ms
 Analysis Date: 20-OCT-2012 07:51:23

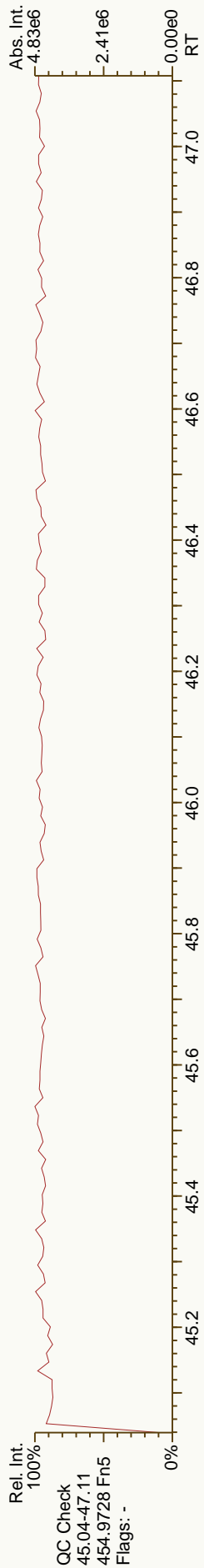
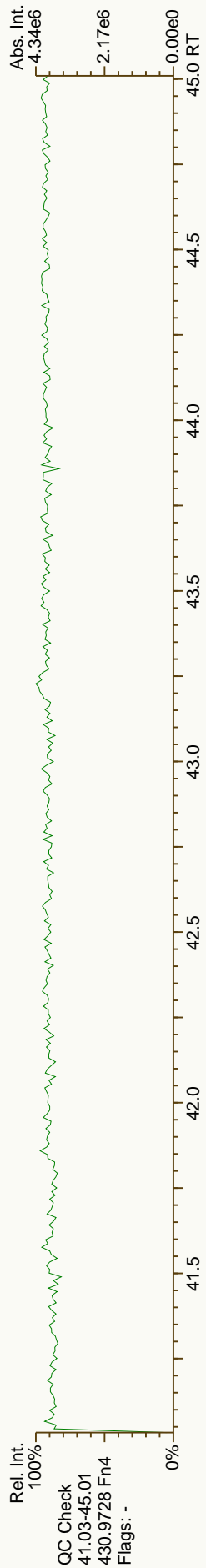
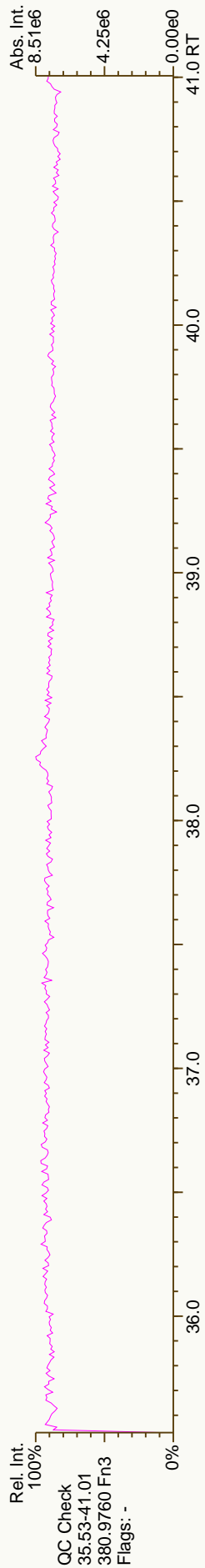
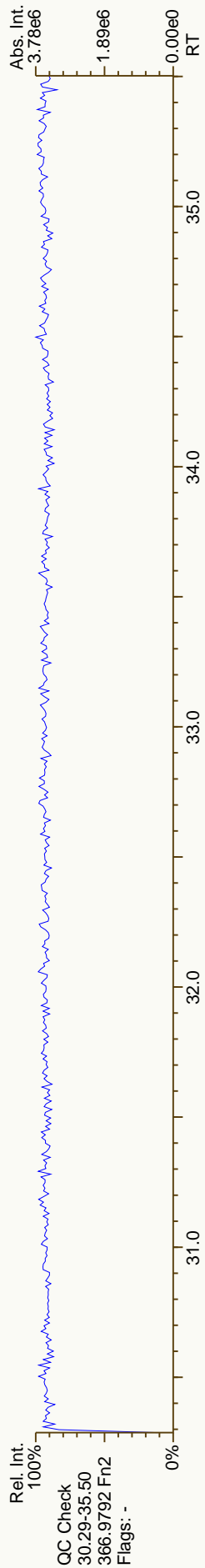
LABELED ANALYTES	M/Z's	FORMING RATIO	ION ABUND. RATIO	QC LIMITS	OK	CONC. FOUND	RANGE (ng/mL)	OK
13C-2,3,7,8-TCDD	M/M+2		0.82	0.65 - 0.89	Y	95	82 - 121	Y
13C-1,2,3,7,8-PeCDD	M+2/M+4		1.60	1.32 - 1.78	Y	76.8	62 - 160	Y
13C-1,2,3,4,7,8-HxCDD	M+2/M+4		1.28	1.05 - 1.43	Y	103	85 - 117	Y
13C-1,2,3,6,7,8-HxCDD	M+2/M+4		1.30	1.05 - 1.43	Y	107	85 - 118	Y
13C-1,2,3,4,6,7,8-HpCDD	M+2/M+4		1.09	0.88 - 1.20	Y	101	72 - 138	Y
13C-OCDD	M+2/M+4		0.91	0.76 - 1.02	Y	198	96 - 415	Y
13C-2,3,7,8-TCDF	M/M+2		0.77	0.65 - 0.89	Y	102	71 - 140	Y
13C-1,2,3,7,8-PeCDF	M+2/M+4		1.53	1.32 - 1.78	Y	88.9	76 - 130	Y
13C-2,3,4,7,8-PeCDF	M+2/M+4		1.57	1.32 - 1.78	Y	85.5	77 - 130	Y
13C-1,2,3,4,7,8-HxCDF	M/M+2		0.53	0.43 - 0.59	Y	113	76 - 131	Y
13C-1,2,3,6,7,8-HxCDF	M/M+2		0.53	0.43 - 0.59	Y	112	70 - 143	Y
13C-2,3,4,6,7,8-HxCDF	M/M+2		0.52	0.43 - 0.59	Y	117	73 - 137	Y
13C-1,2,3,7,8,9-HxCDF	M/M+2		0.53	0.43 - 0.59	Y	108	74 - 135	Y
13C-1,2,3,4,6,7,8-HpCDF	M/M+2		0.44	0.37 - 0.51	Y	108	78 - 129	Y
13C-1,2,3,4,7,8,9-HpCDF	M/M+2		0.45	0.37 - 0.51	Y	109	77 - 129	Y


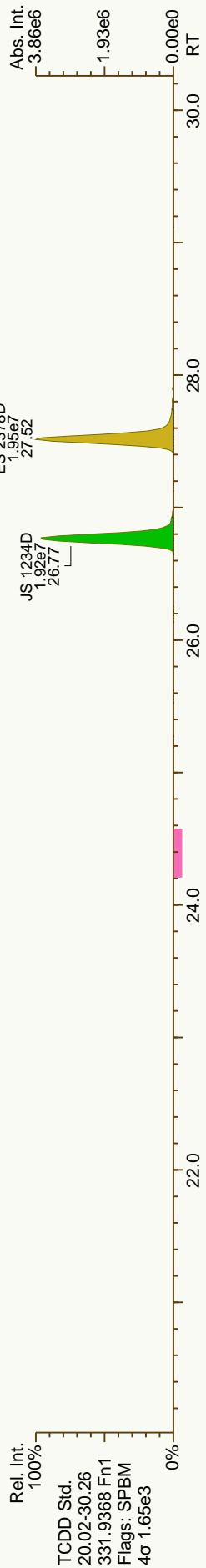
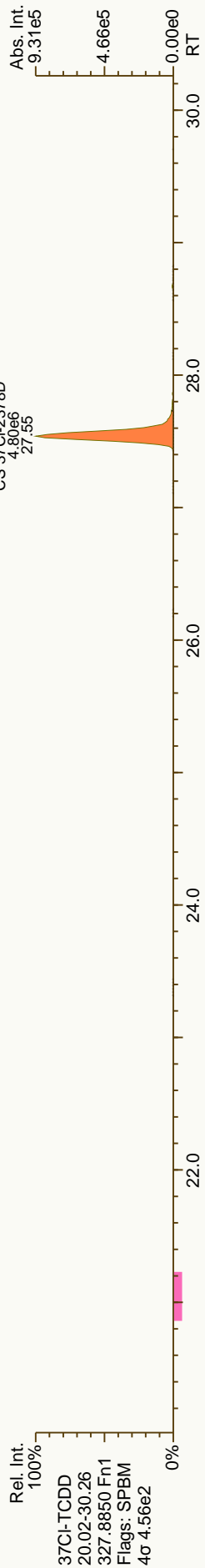
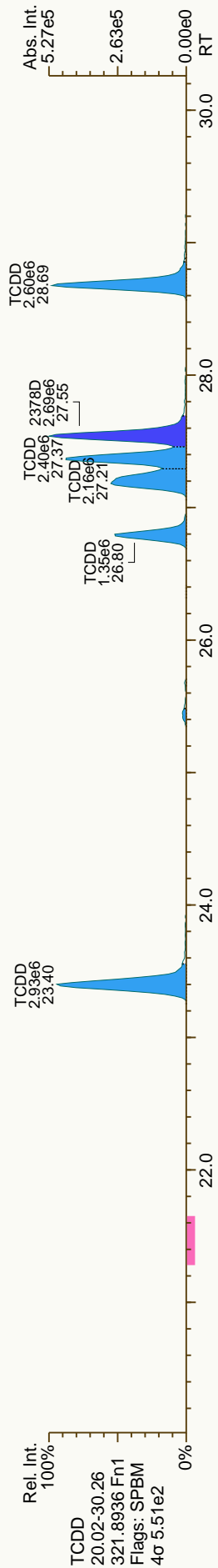
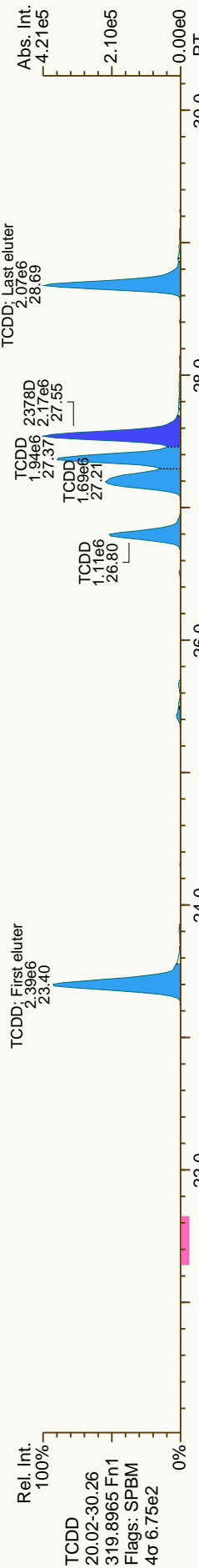
CLEANUP STANDARDS

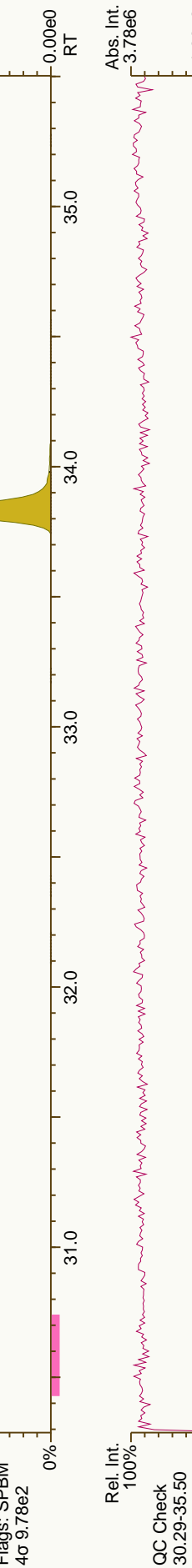
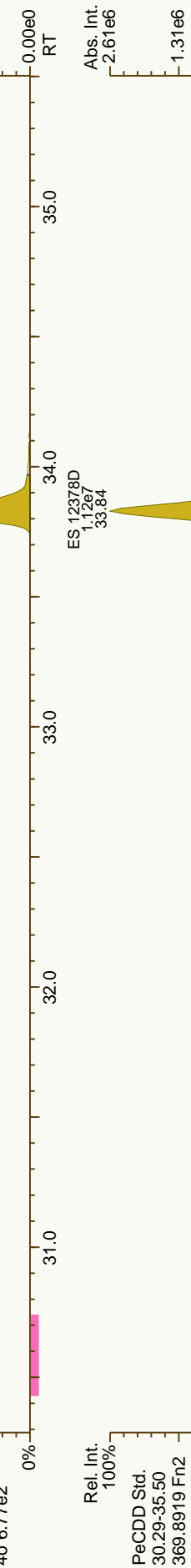
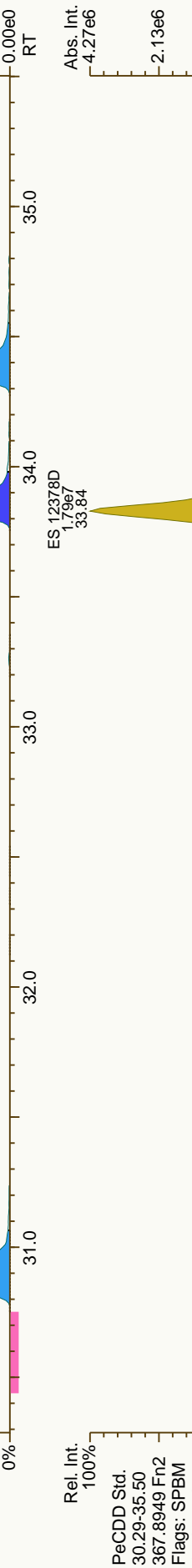

37Cl-2,3,7,8-TCDD n/a 9.37 7.9 - 12.7 Y


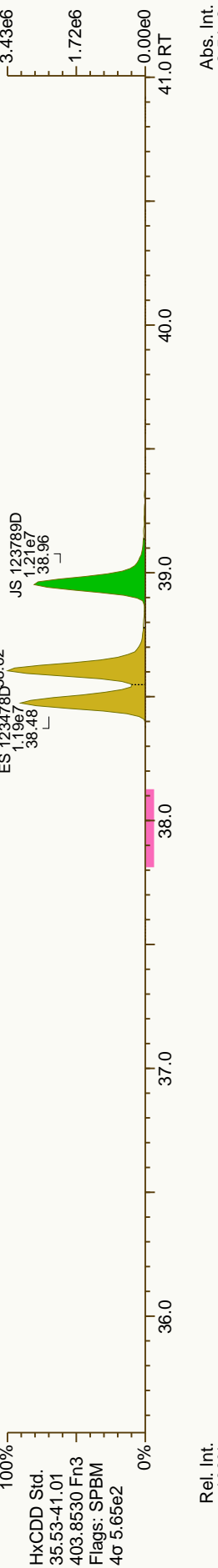
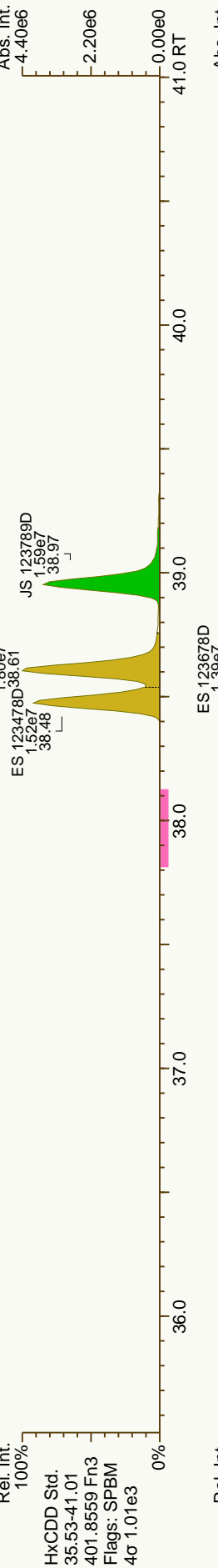
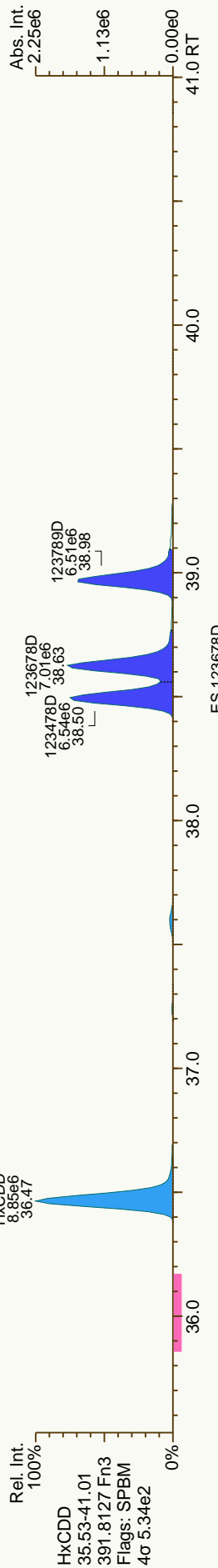
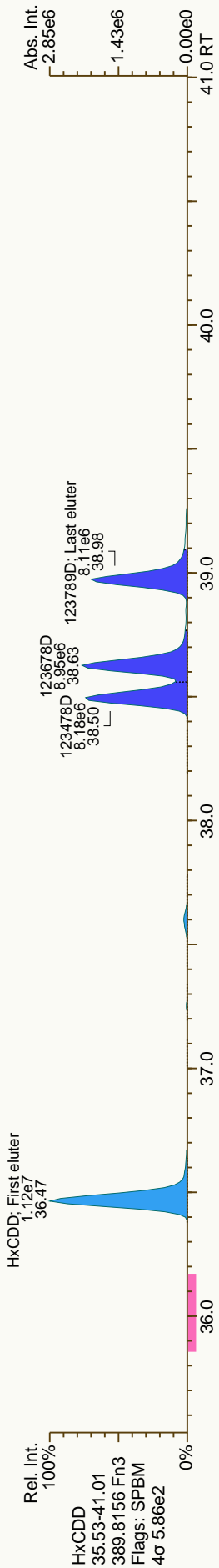
Processed: 21 Oct 2012 10:20 Analyst: MC

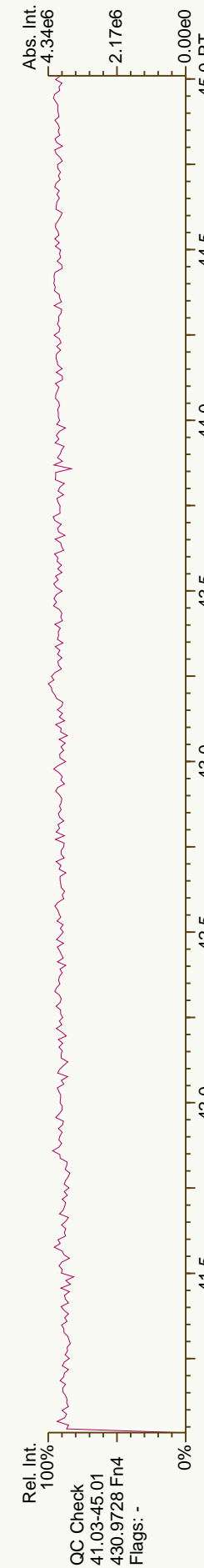
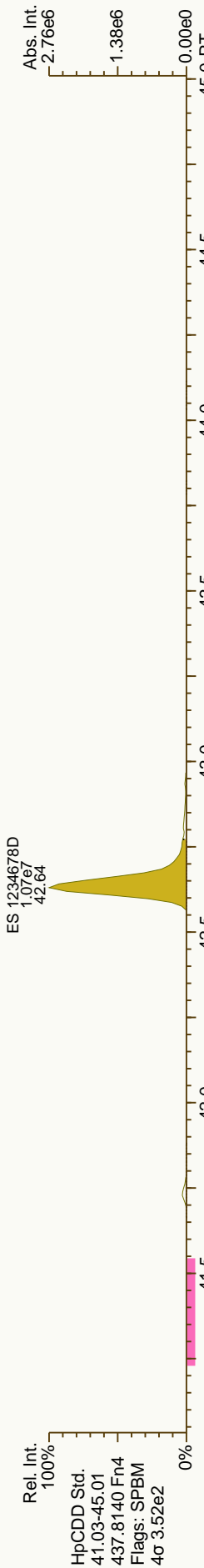
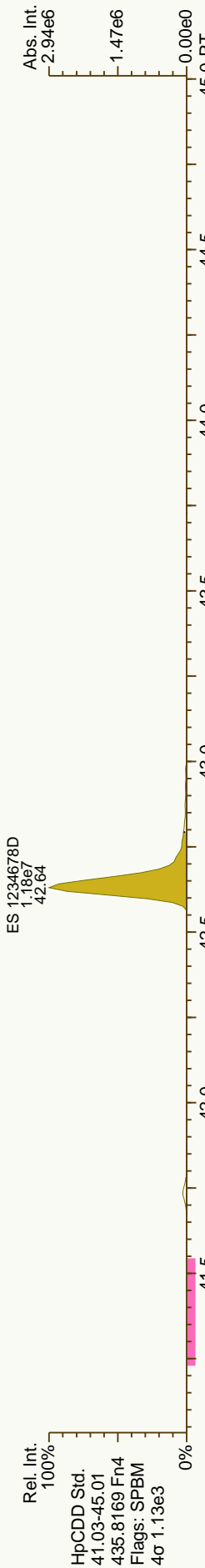
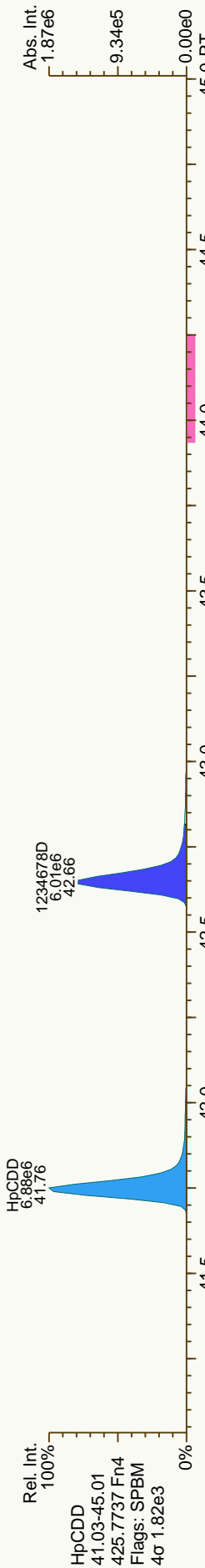
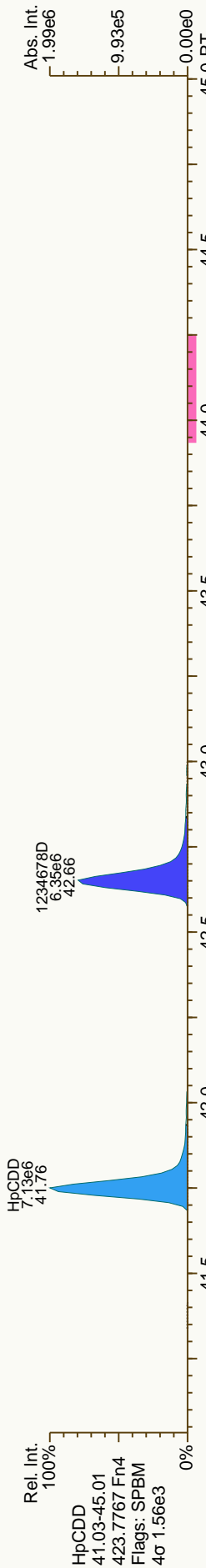


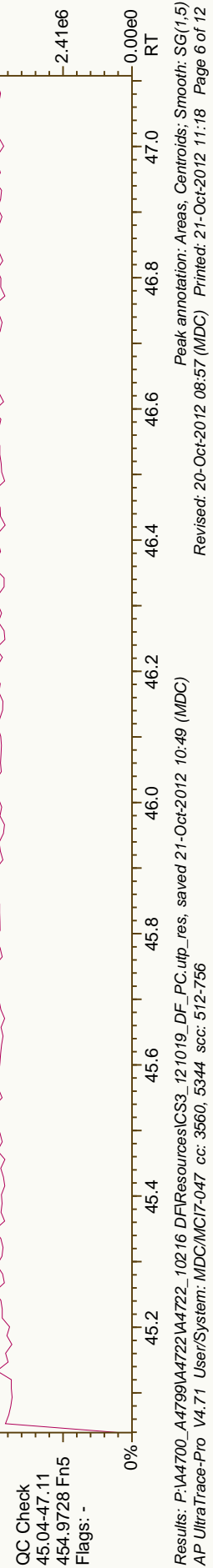
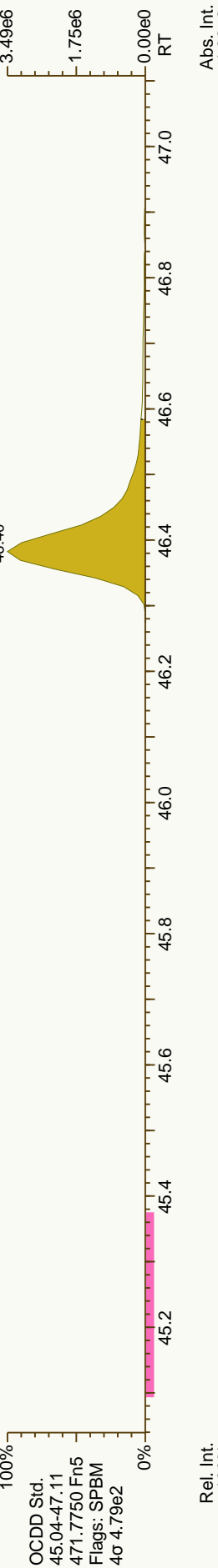
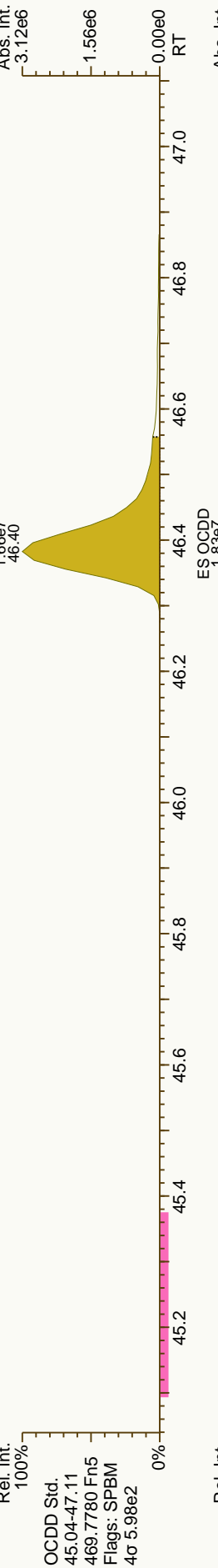
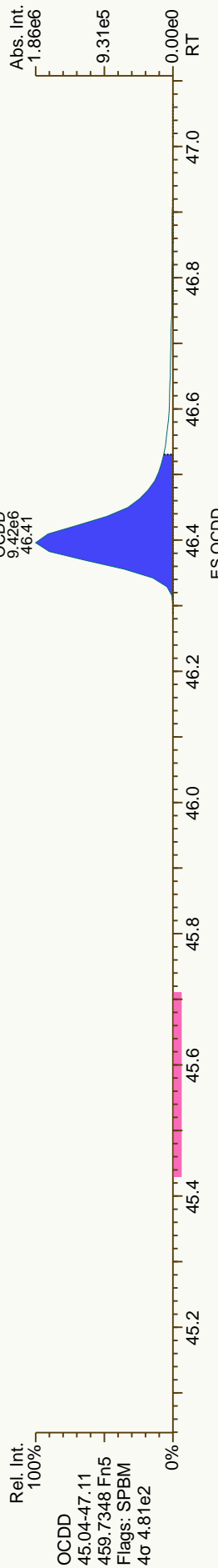



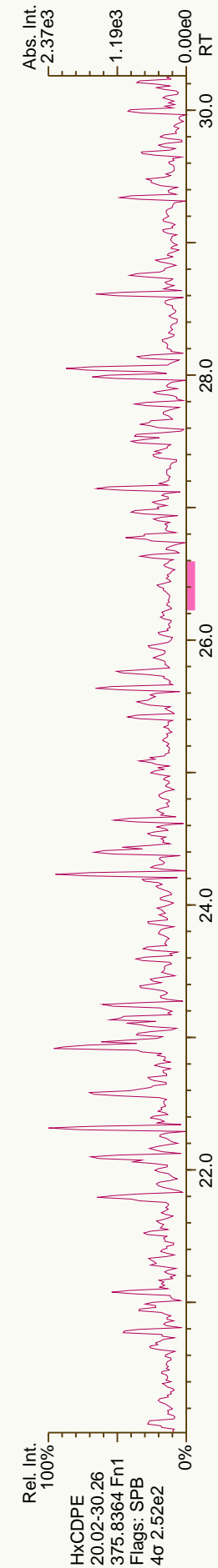
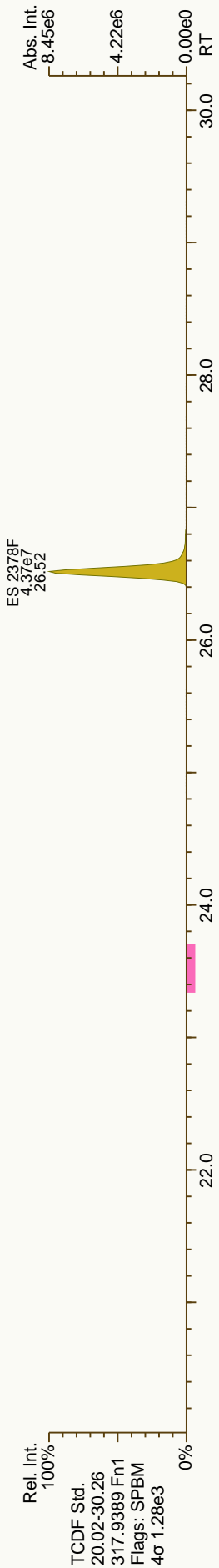
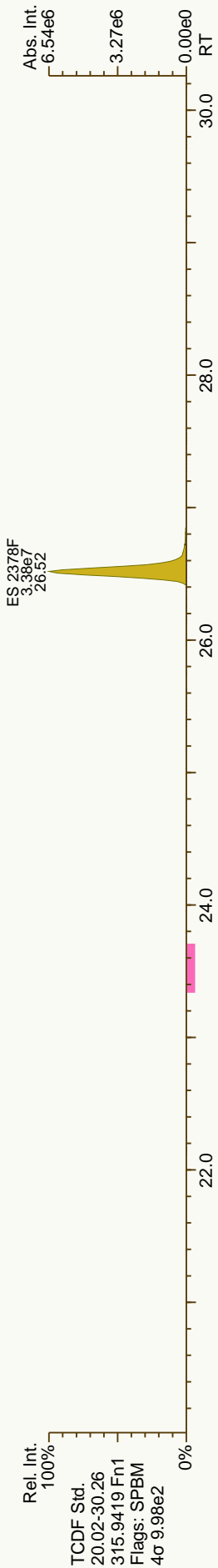
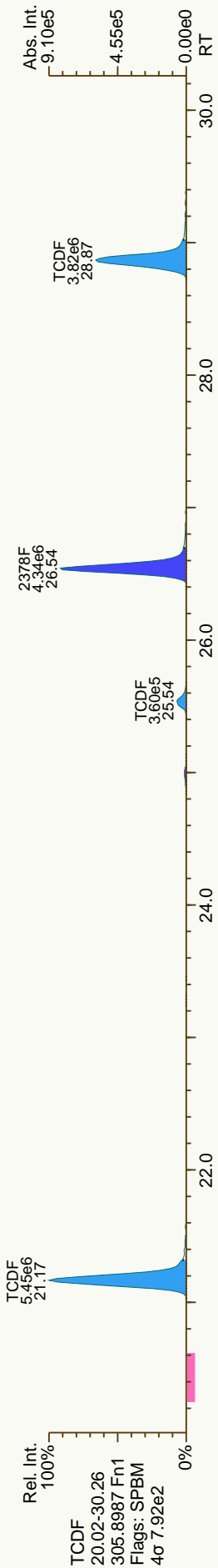
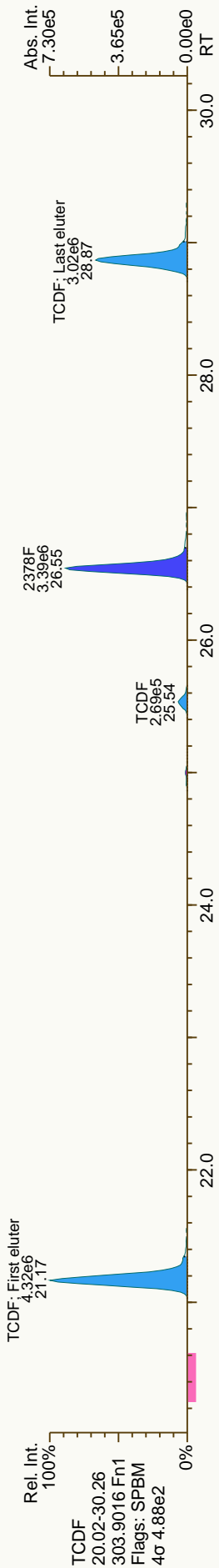


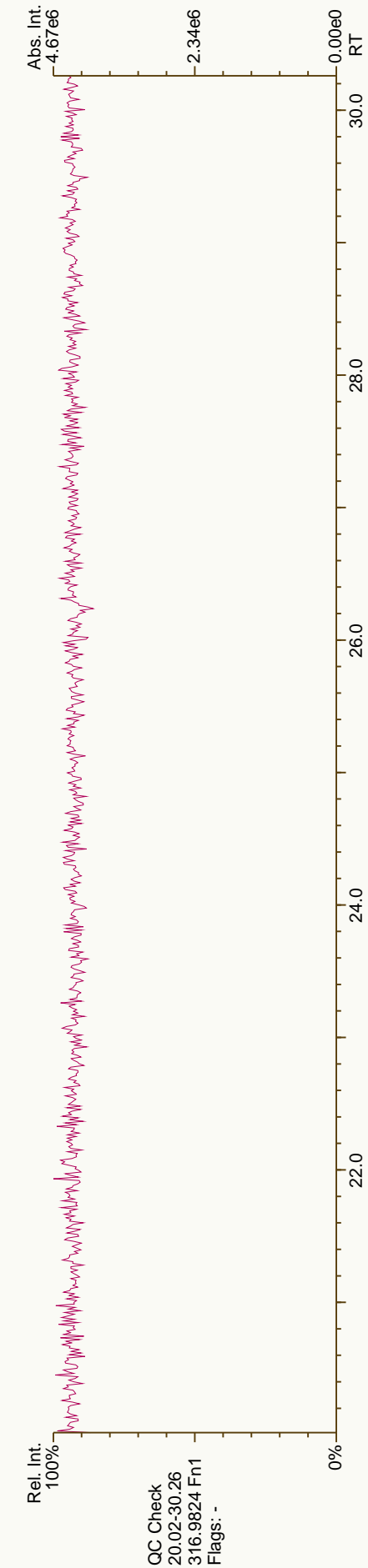




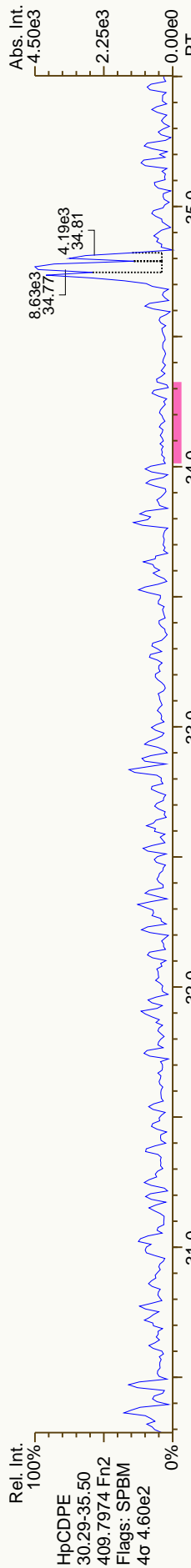
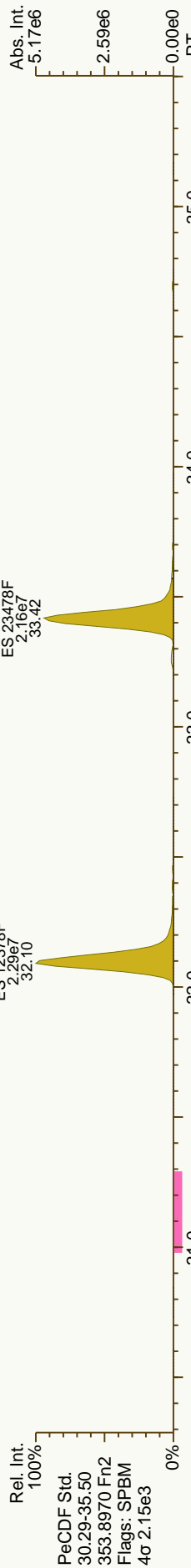
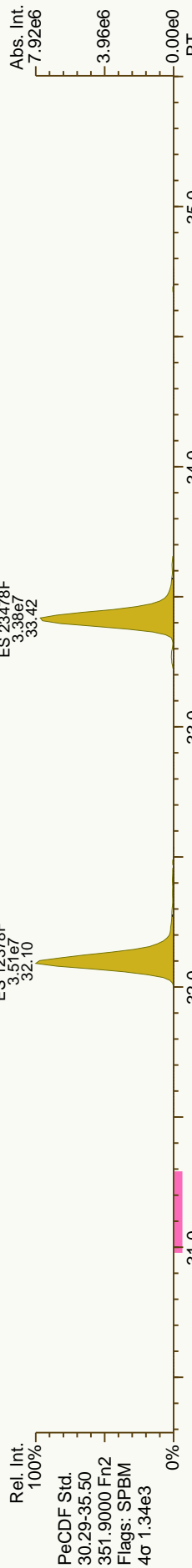
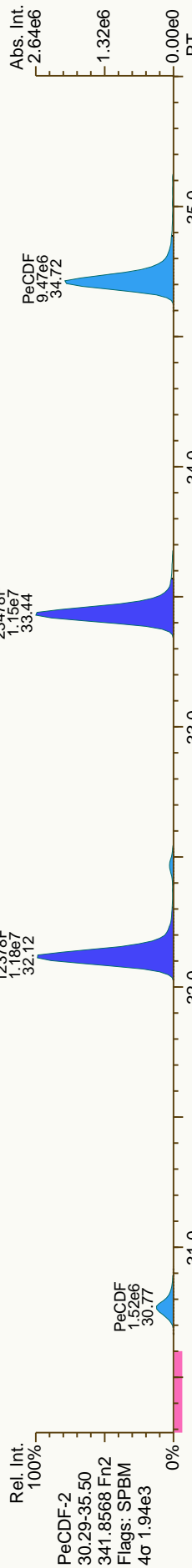
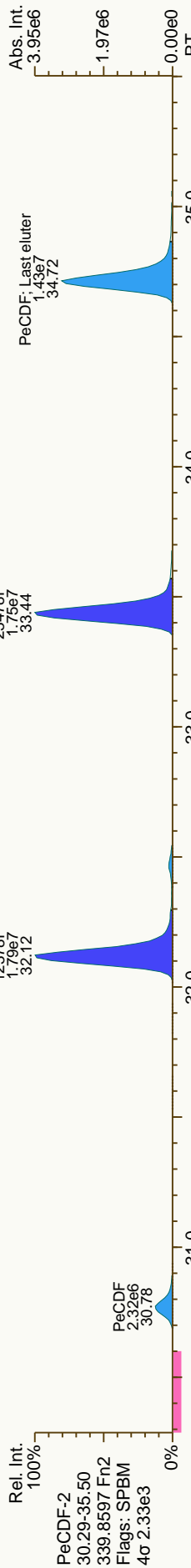


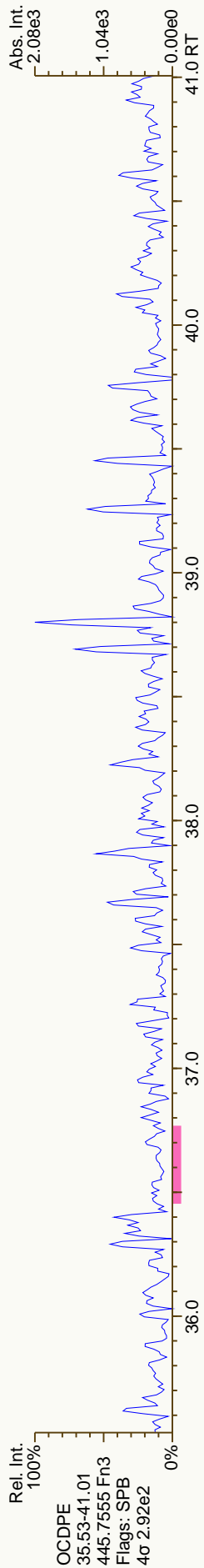
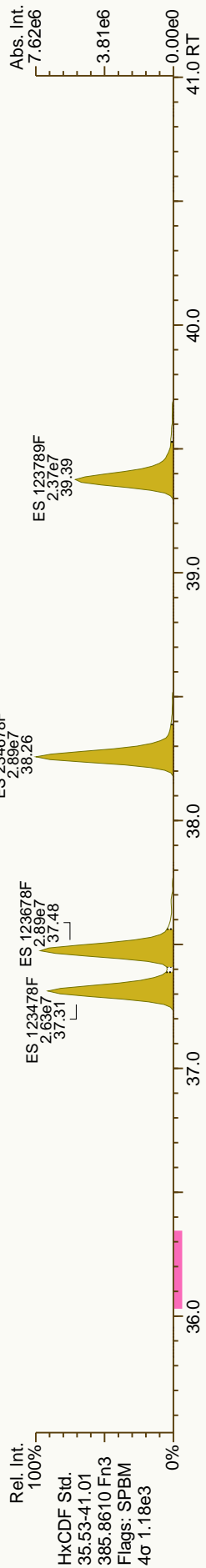
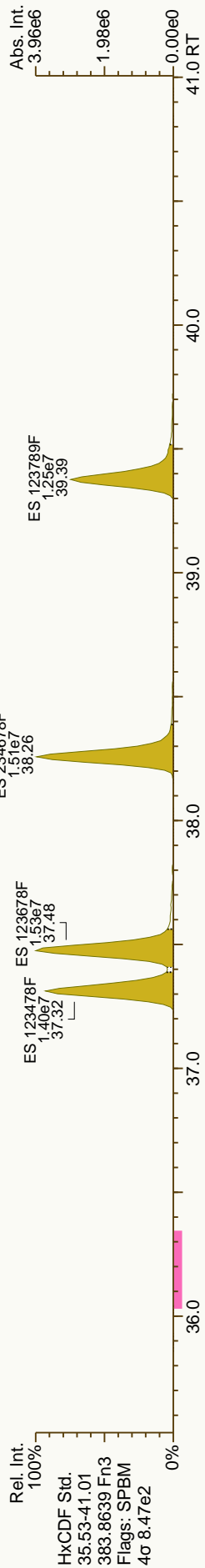
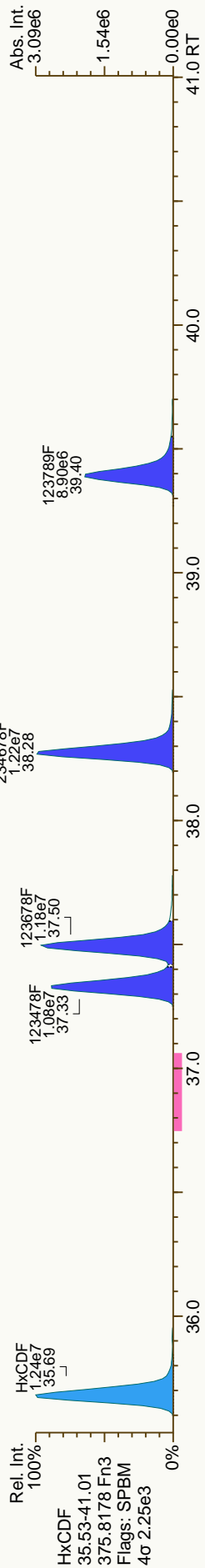
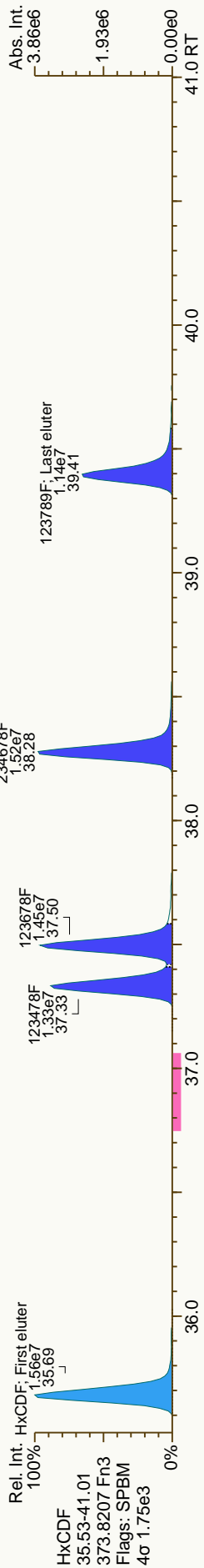












Rel. Int. 100%
 HxCDF
 35.53-41.01
 373.8207 Fn3
 Flags: SPBM
 4σ 1.75e3

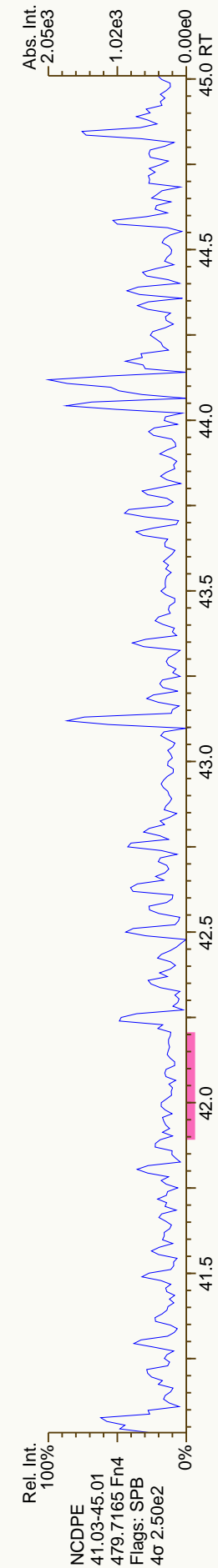
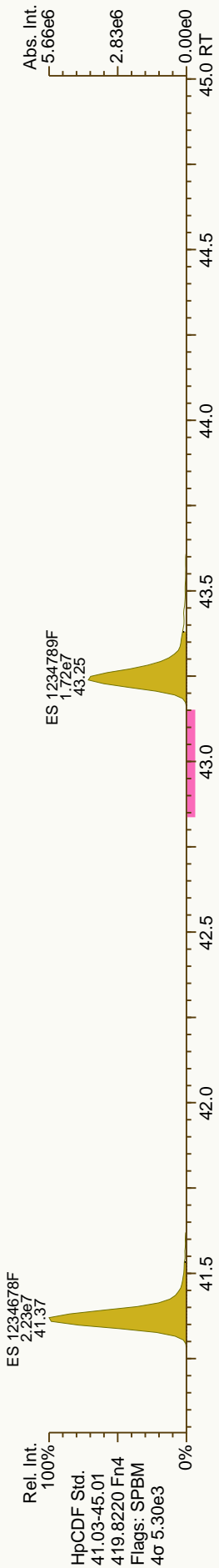
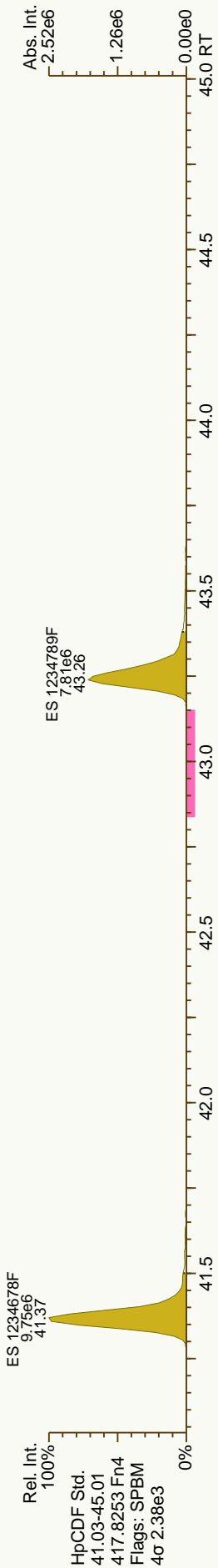
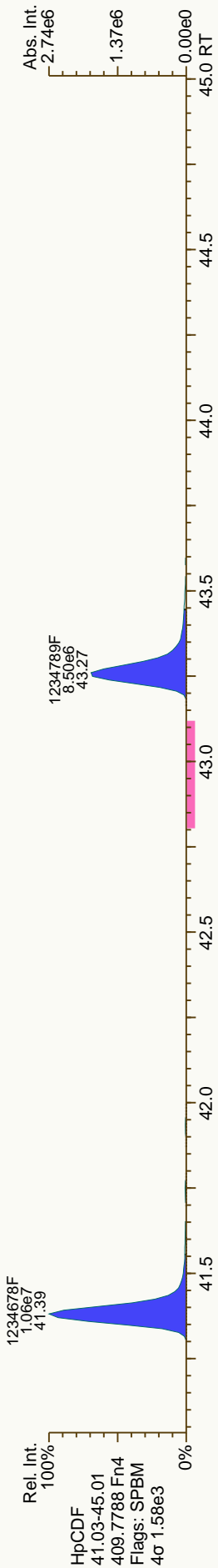
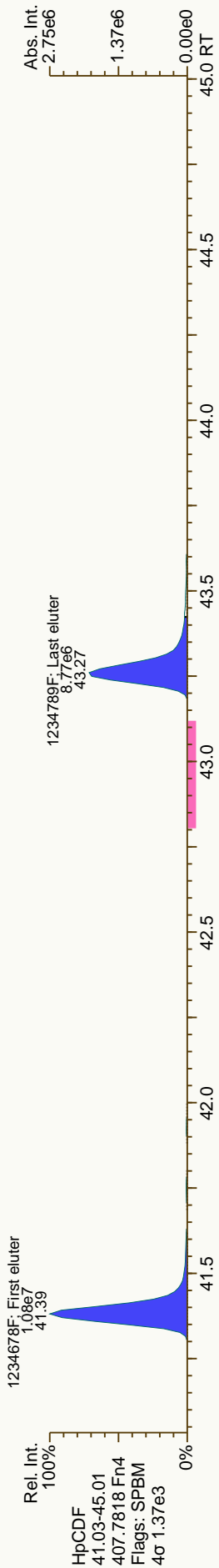
Rel. Int. 100%
 HxCDF
 35.53-41.01
 375.8178 Fn3
 Flags: SPBM
 4σ 2.25e3

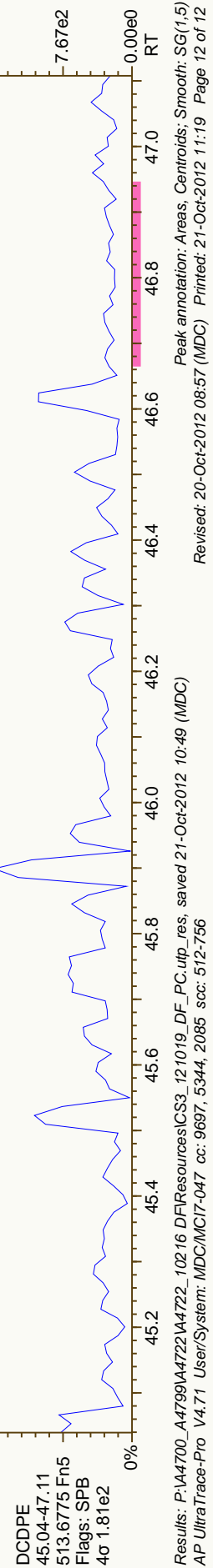
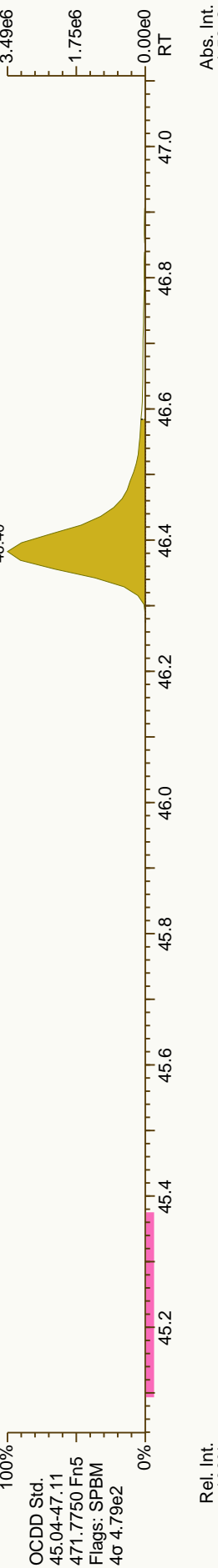
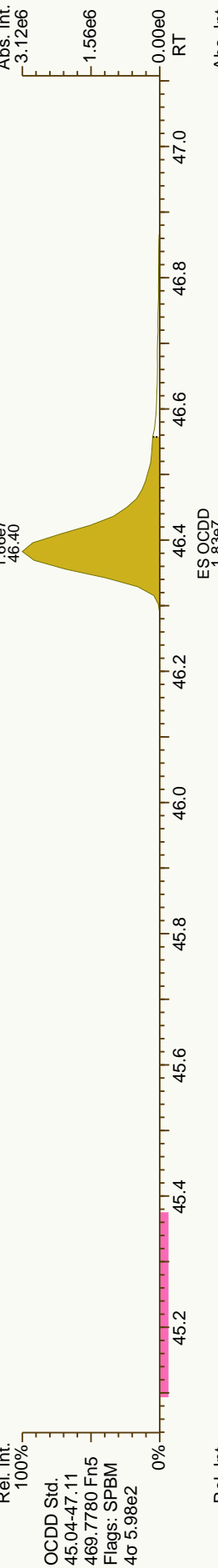
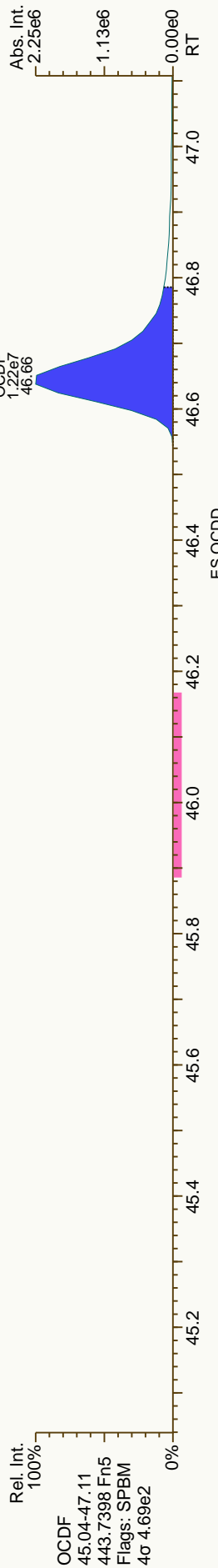
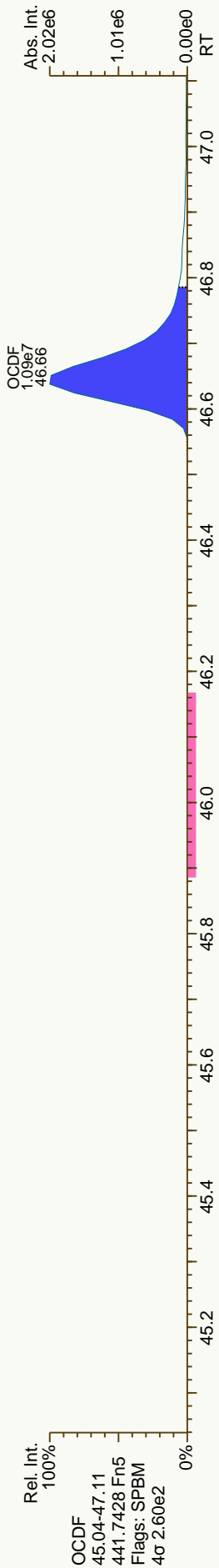
Rel. Int. 100%
 HxCDF Std.
 35.53-41.01
 383.8639 Fn3
 Flags: SPBM
 4σ 8.47e2

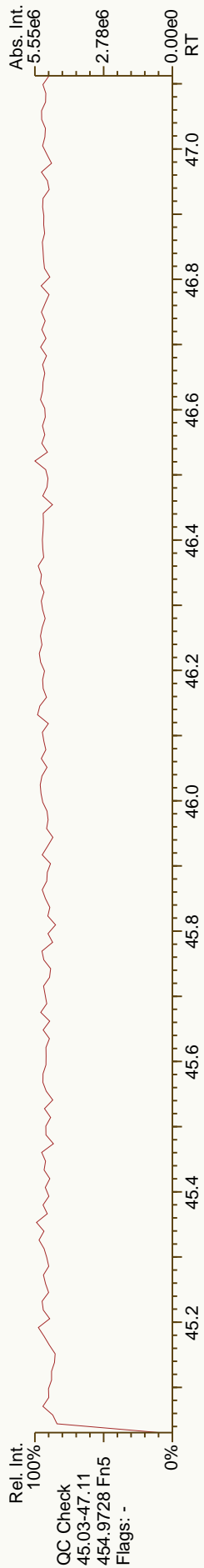
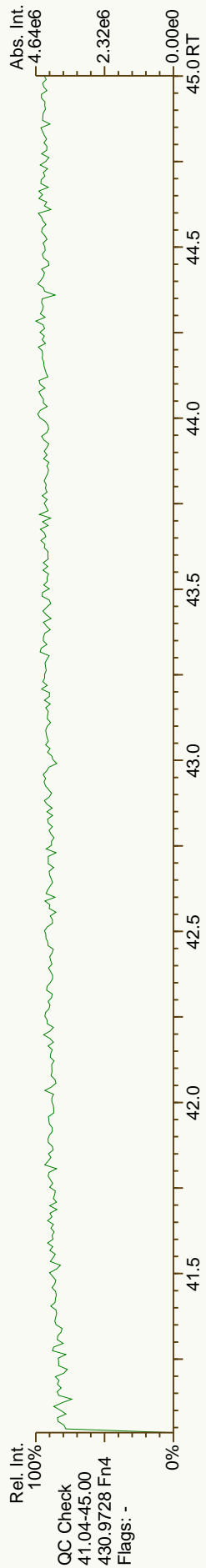
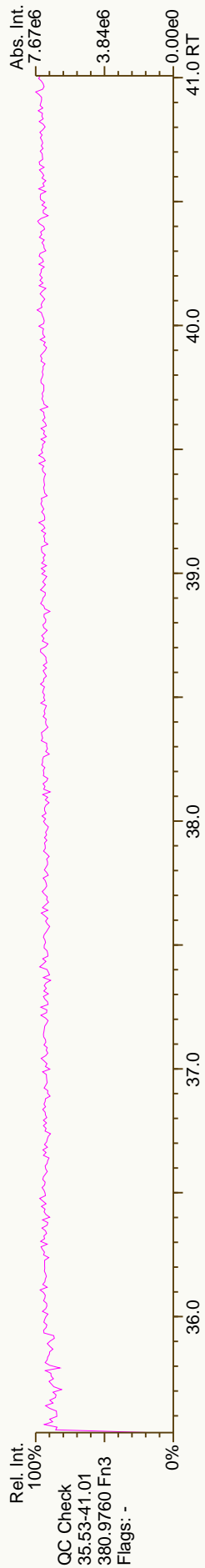
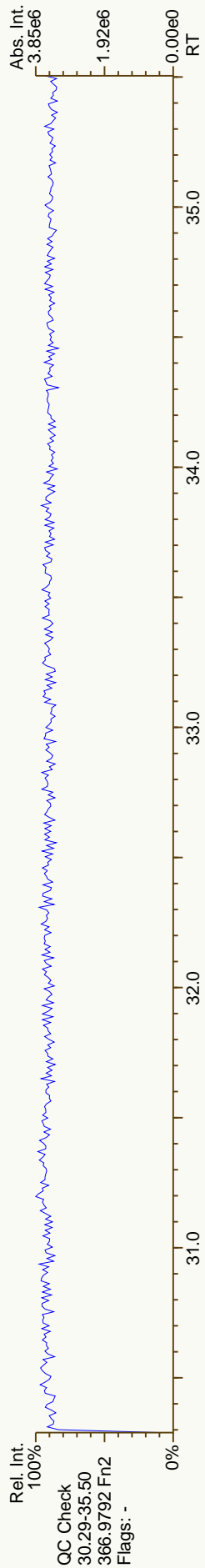
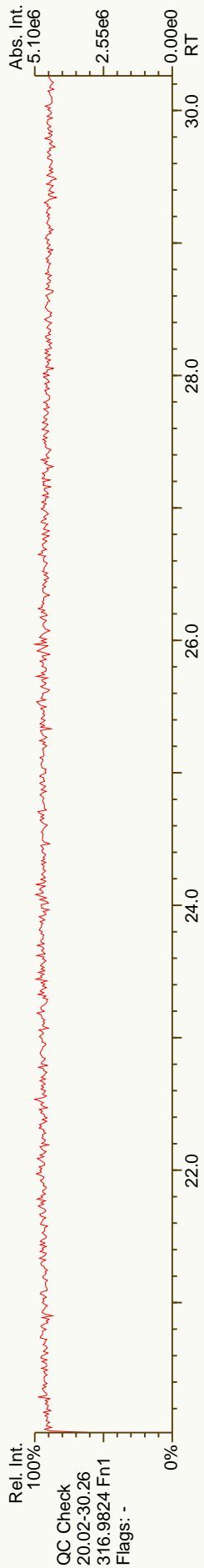
Rel. Int. 100%
 HxCDF Std.
 35.53-41.01
 385.8610 Fn3
 Flags: SPBM
 4σ 1.18e3

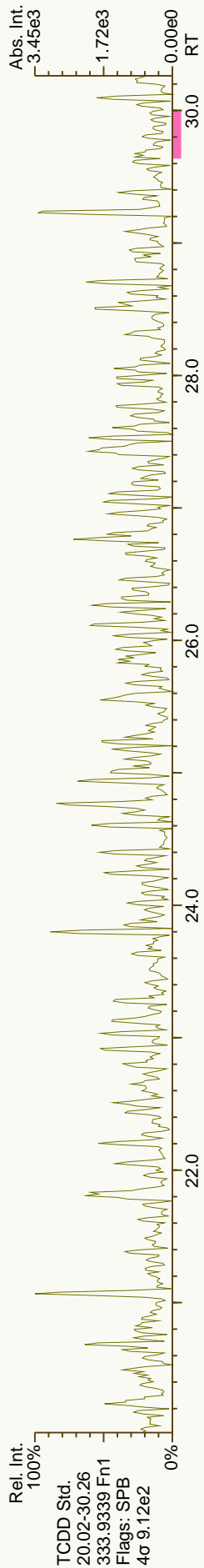
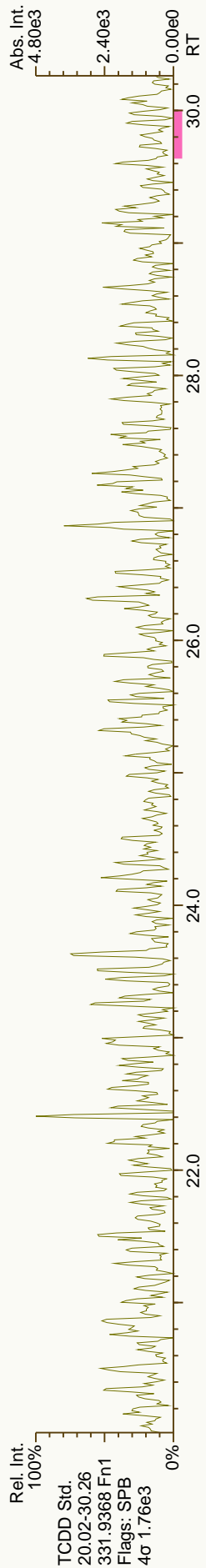
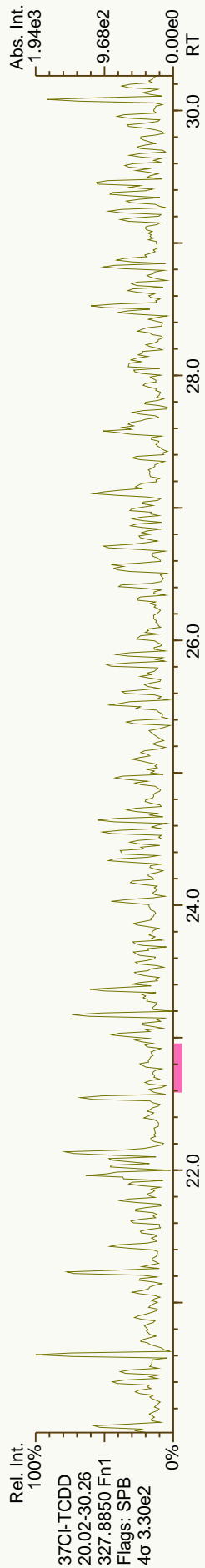
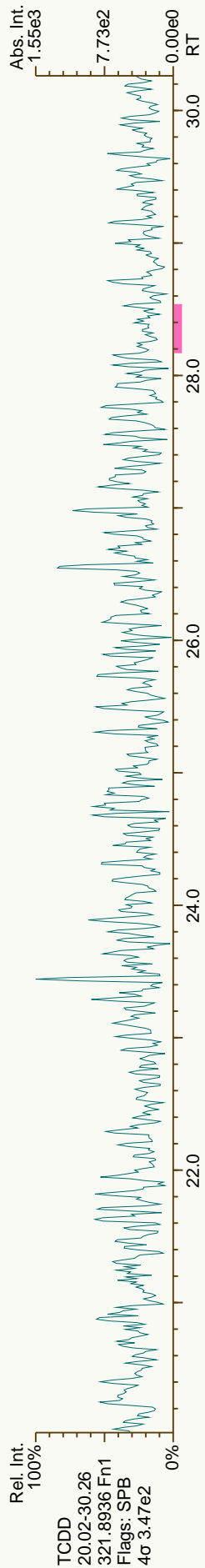
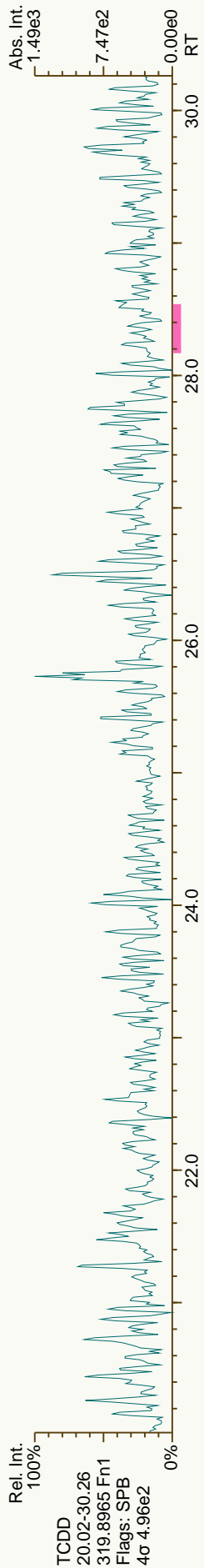
Rel. Int. 100%
 OCDPE
 35.53-41.01
 445.7555 Fn3
 Flags: SPB
 4σ 2.92e2

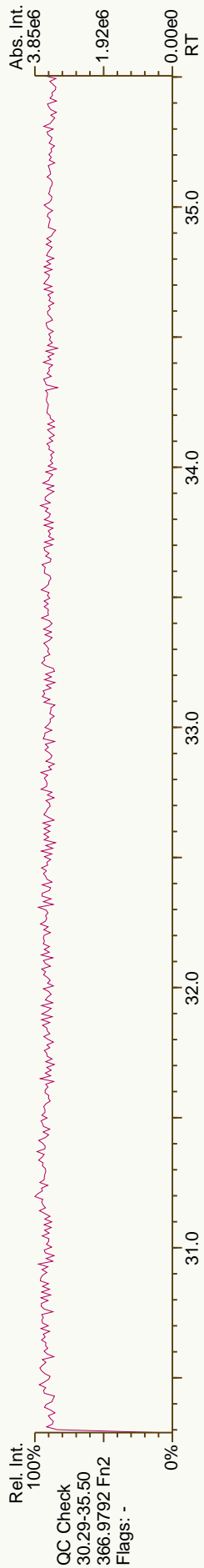
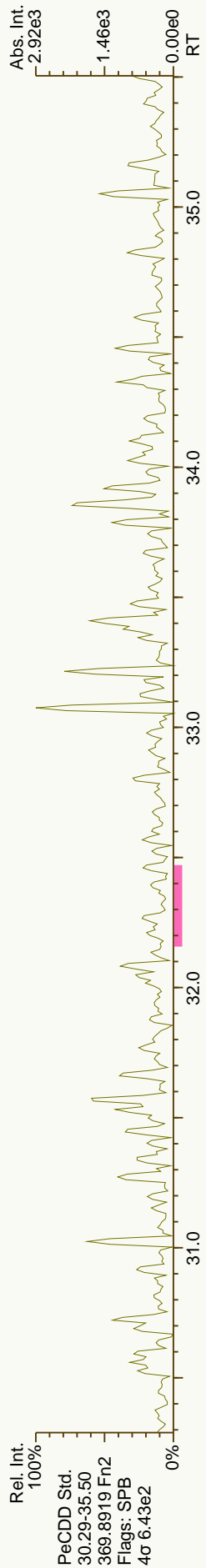
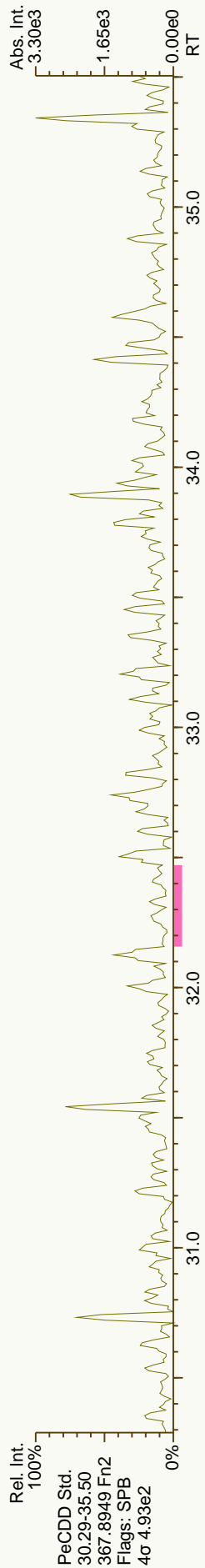
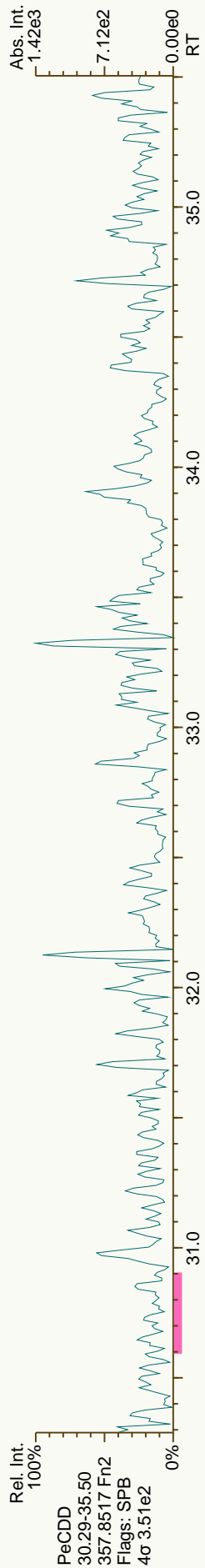
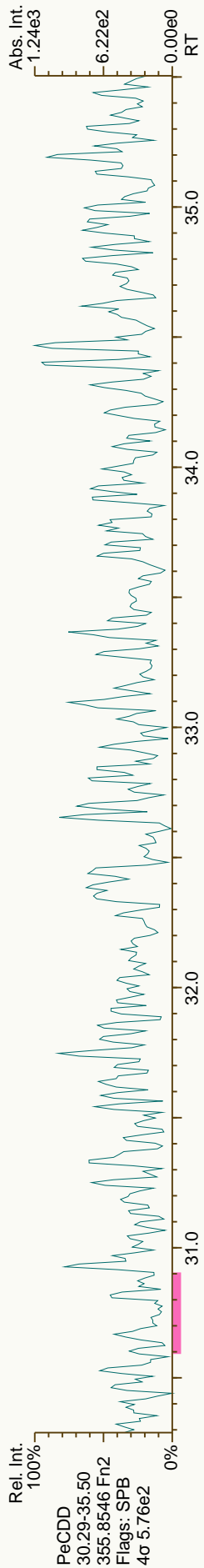
Peak annotation: Areas, Centroids; Smooth: SG(1.5)
 Revised: 20-Oct-2012 08:57 (MDC) Printed: 21-Oct-2012 11:19 Page 10 of 12

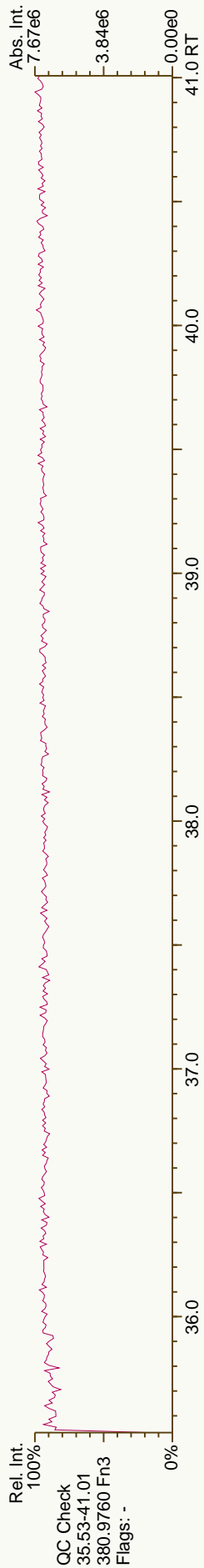
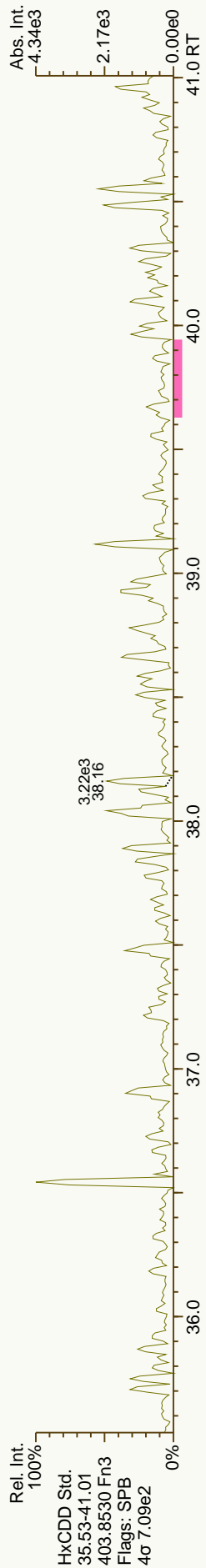
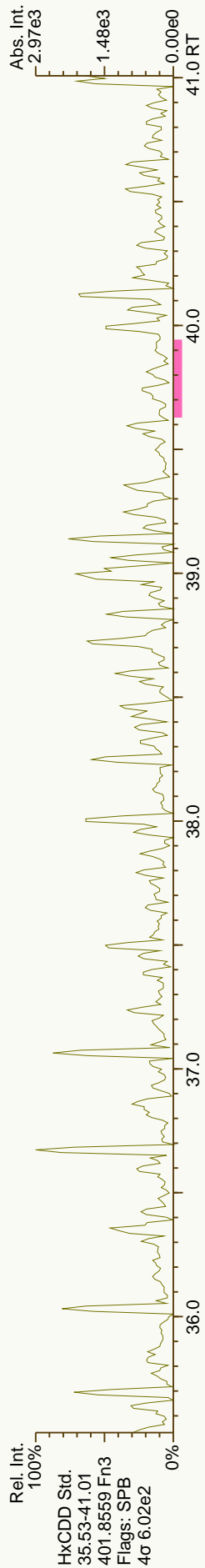
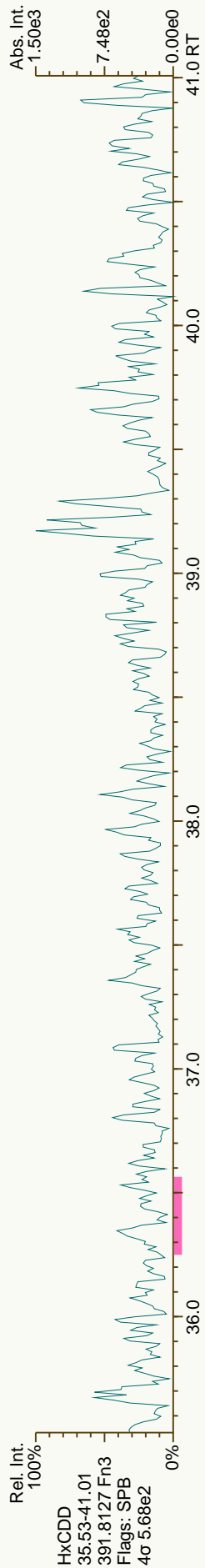
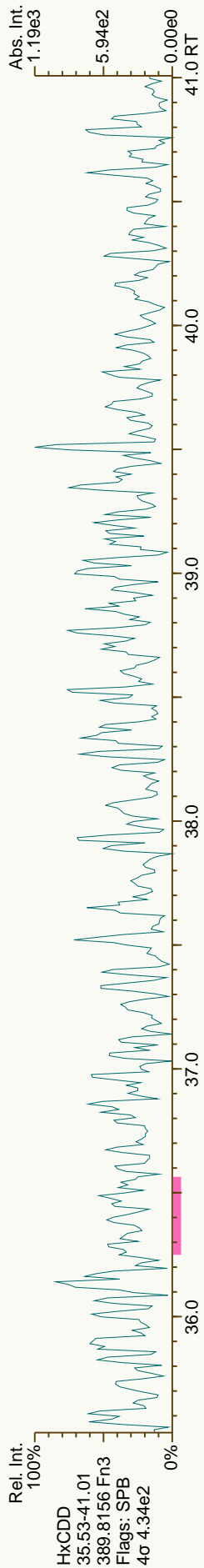


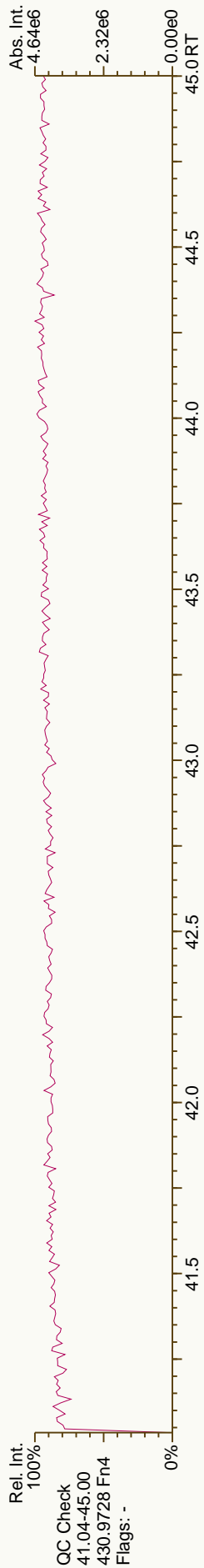
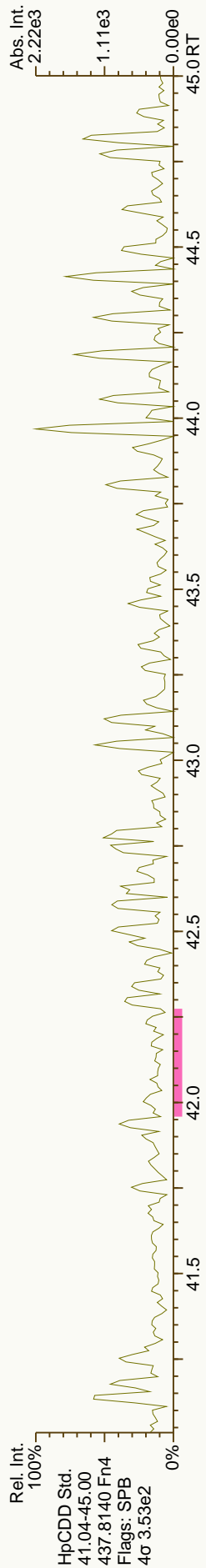
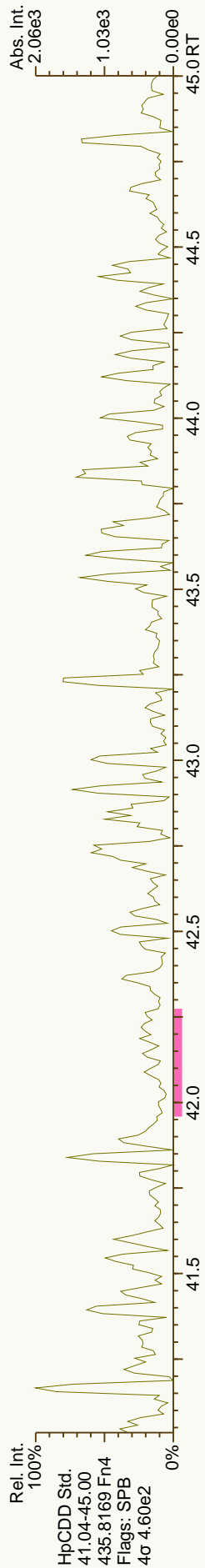
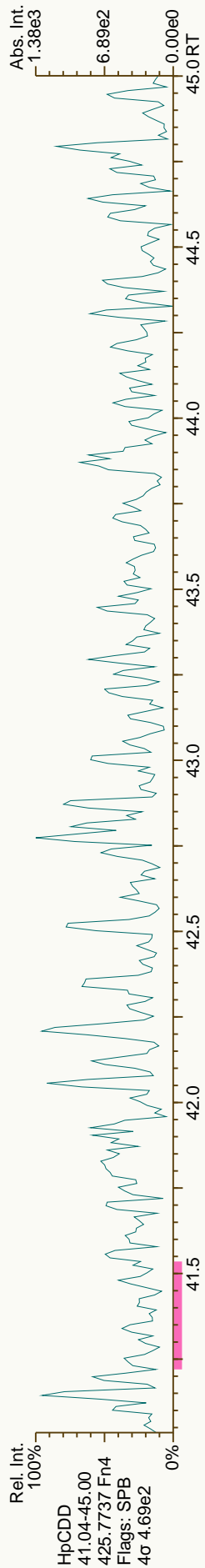
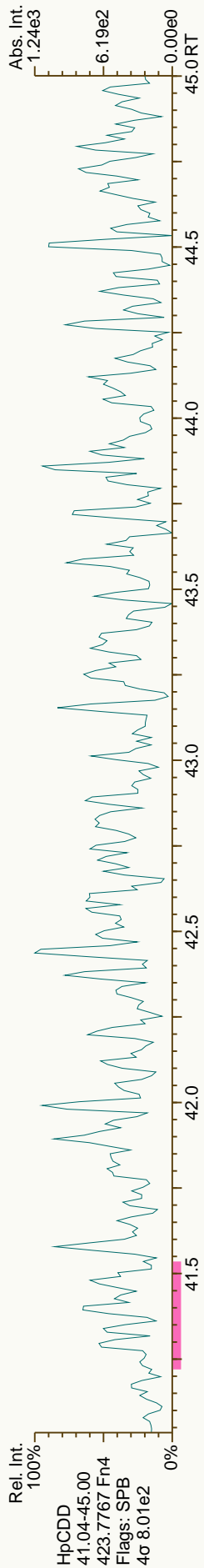


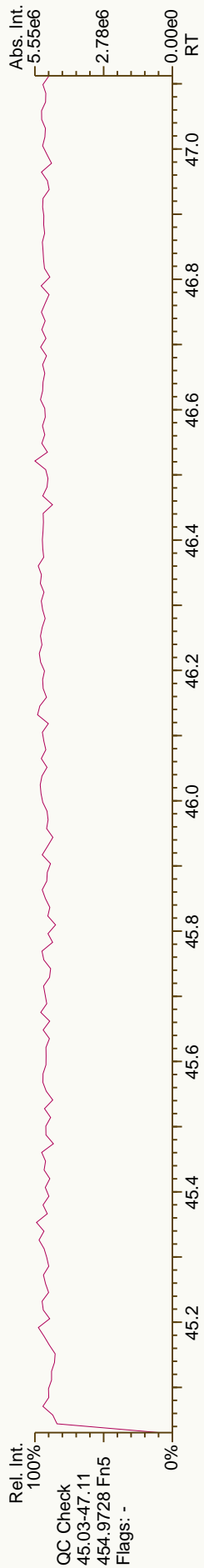
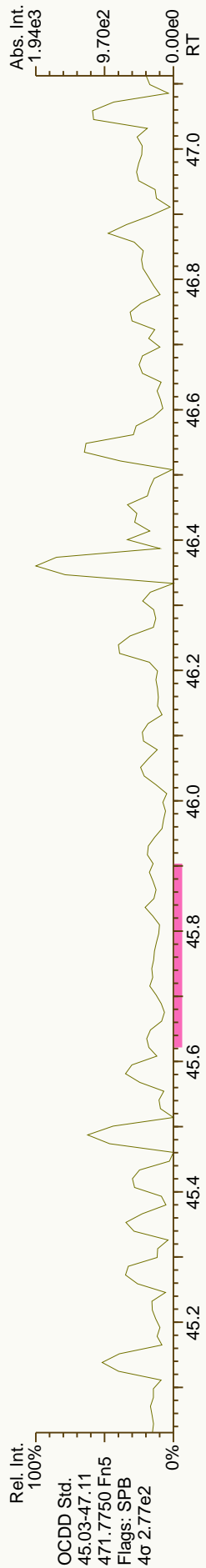
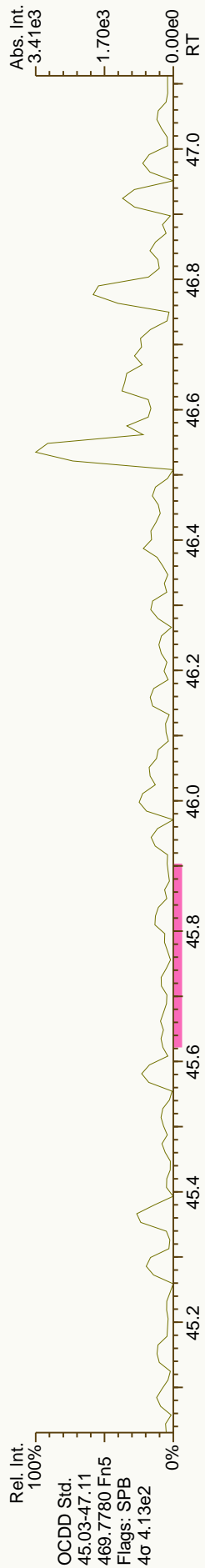
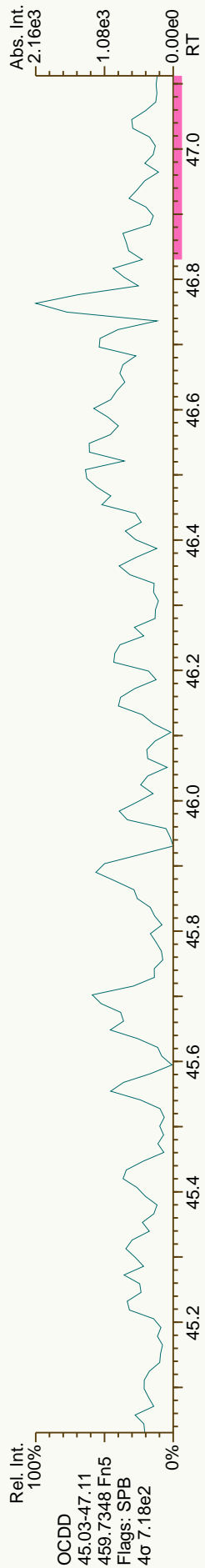
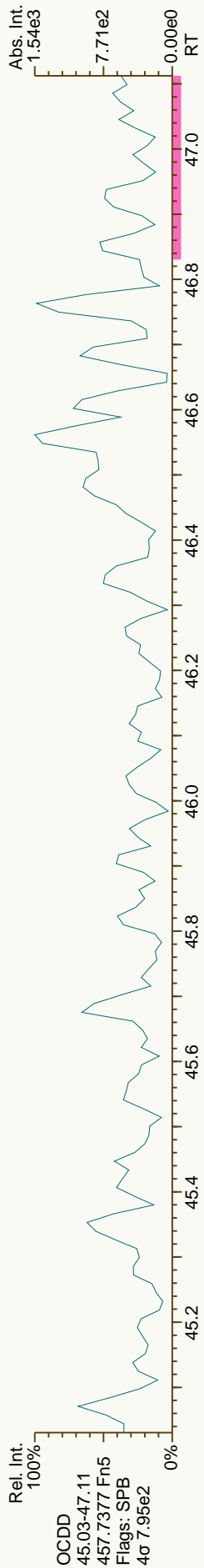


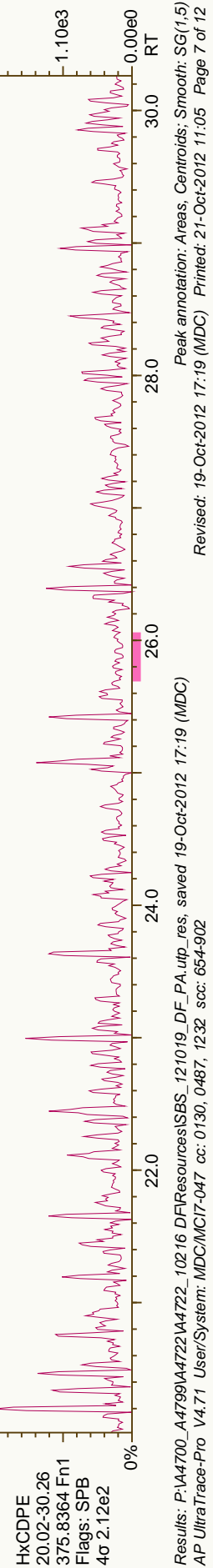
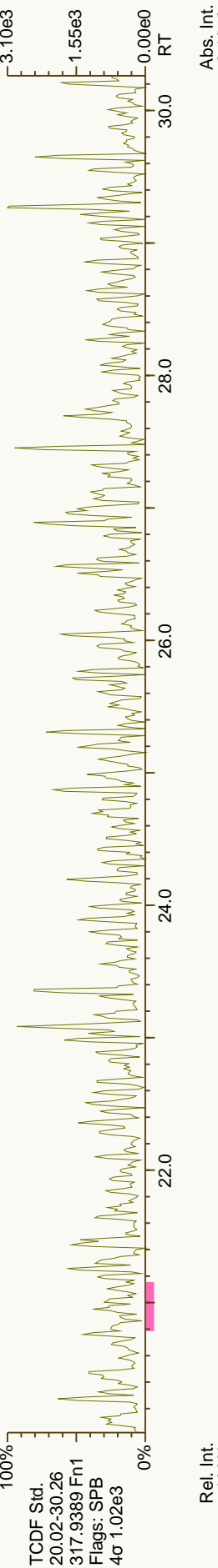
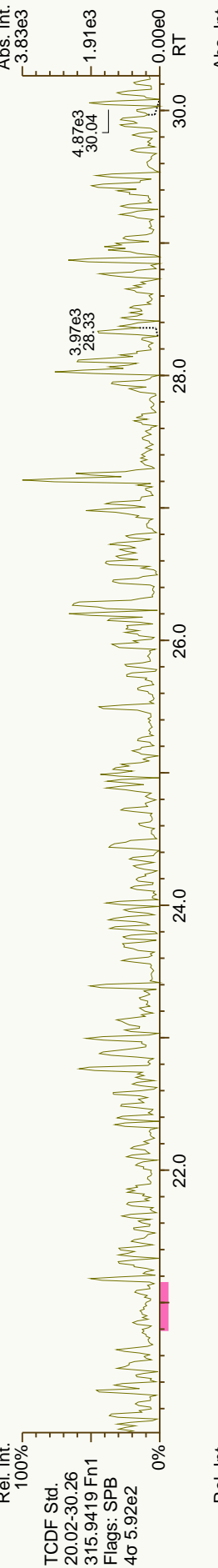
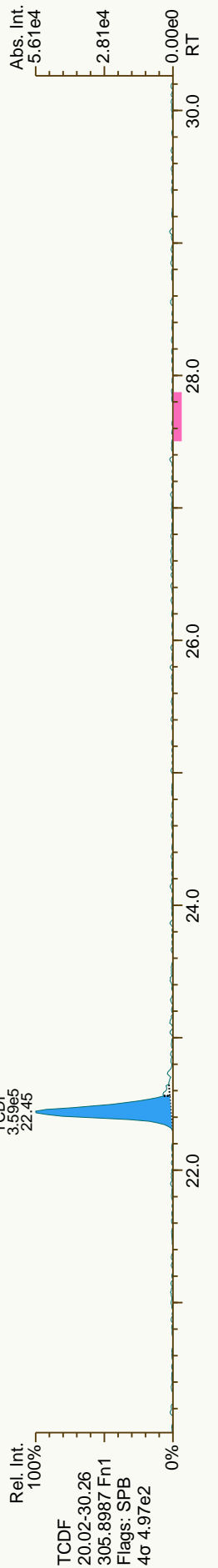
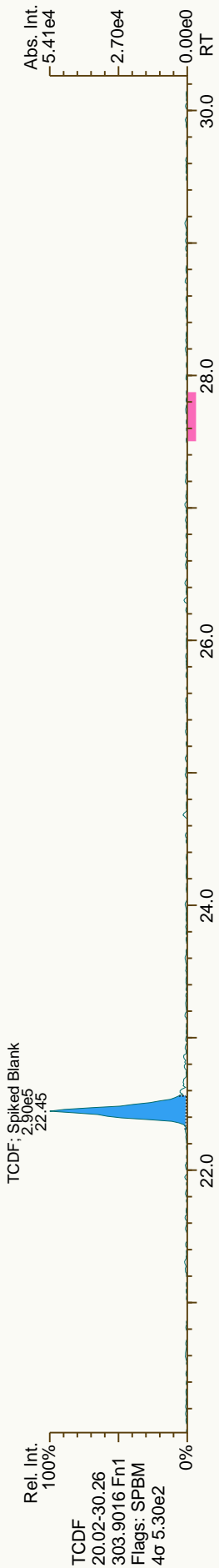


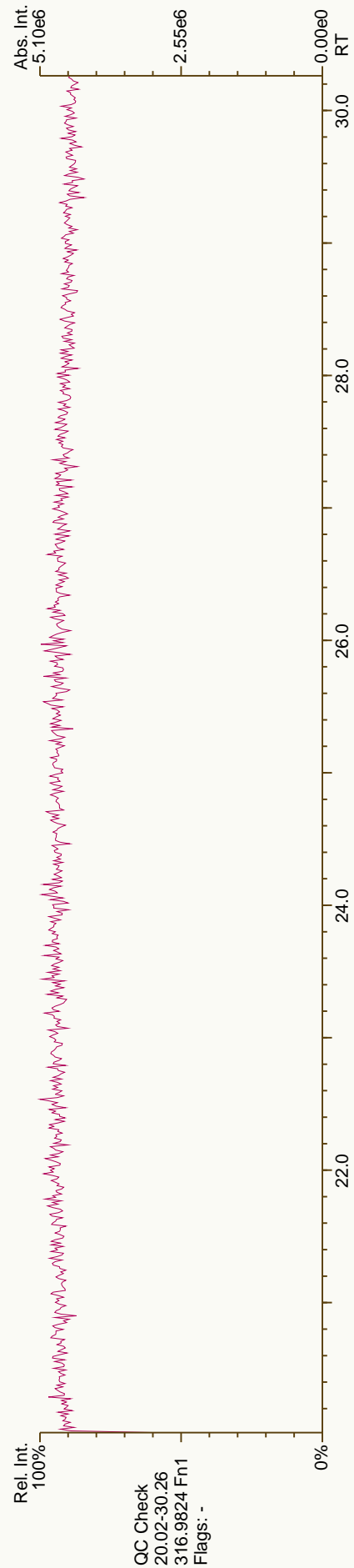
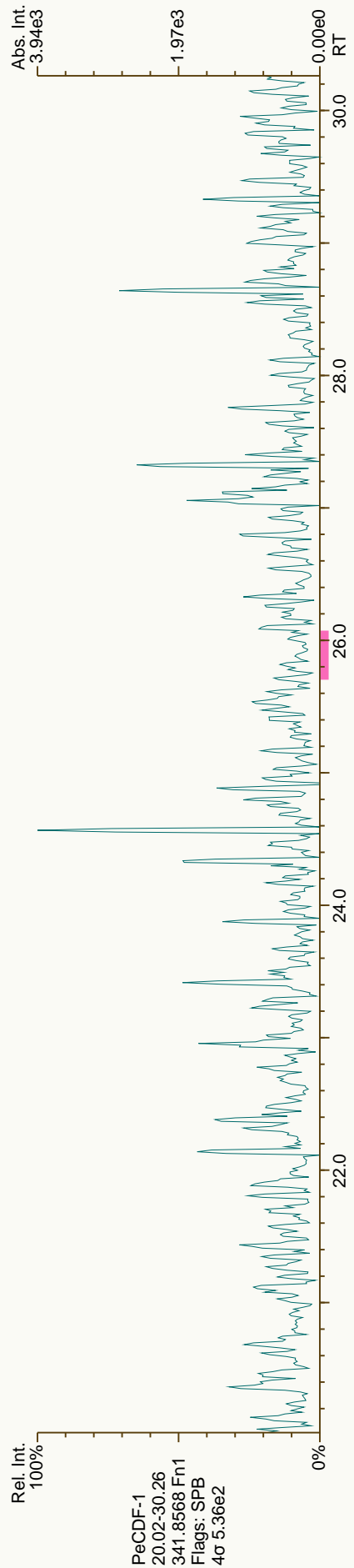
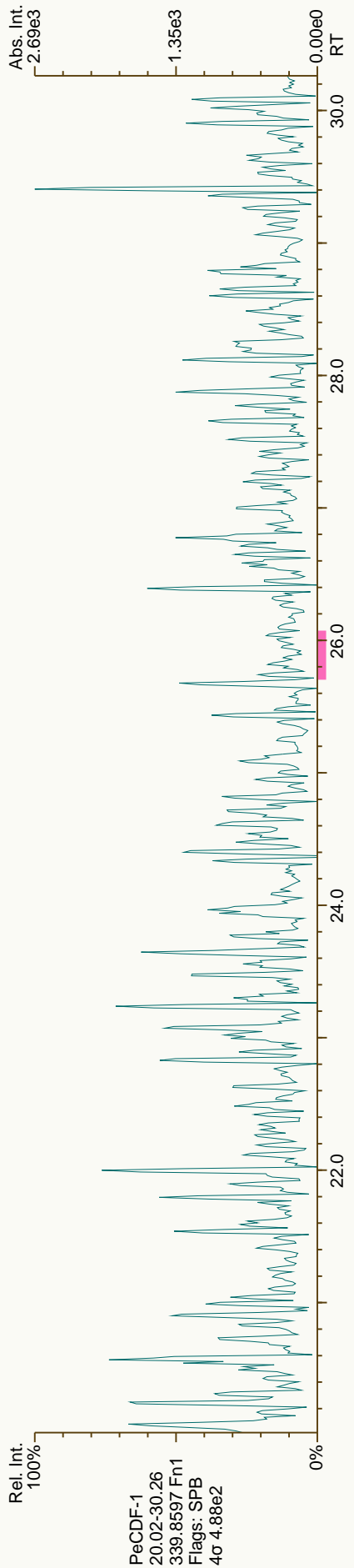


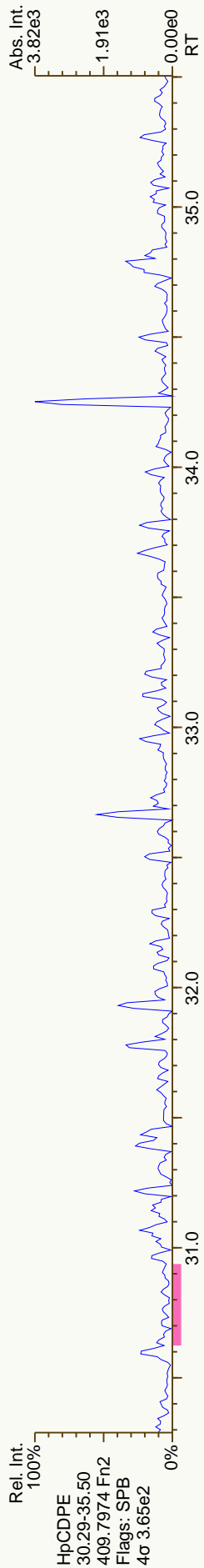
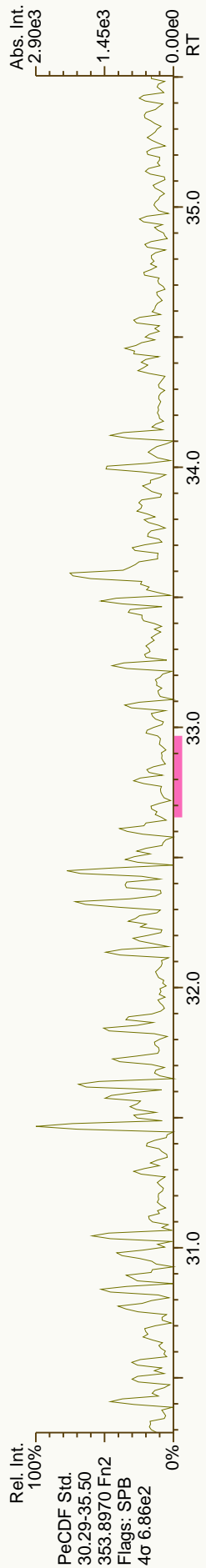
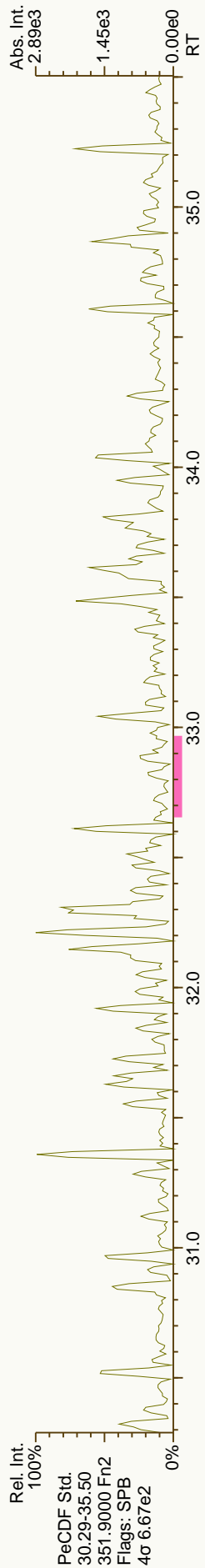
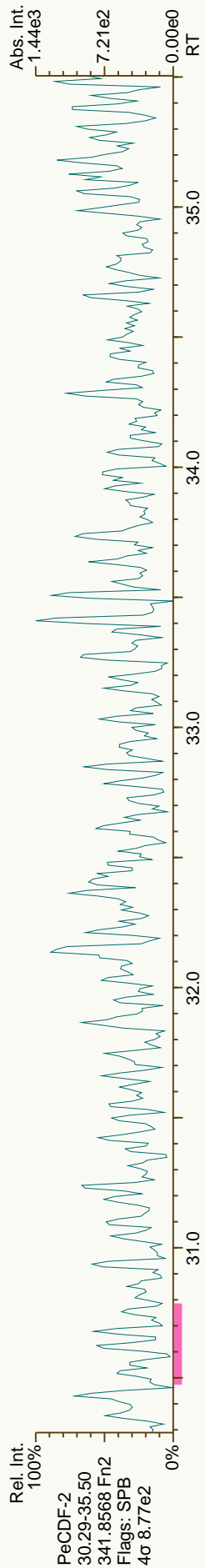
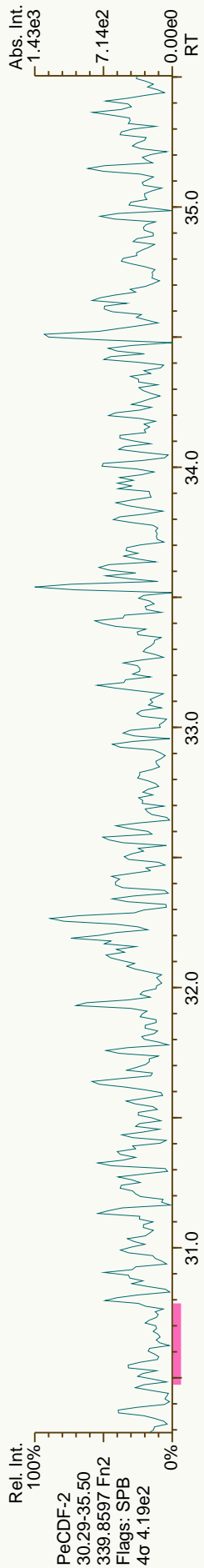


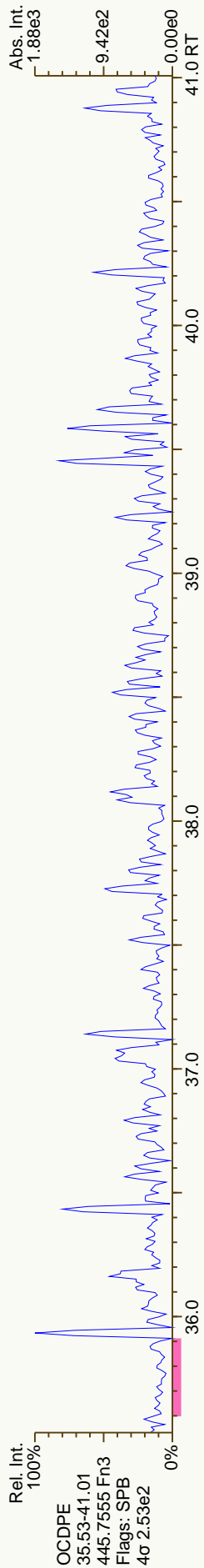
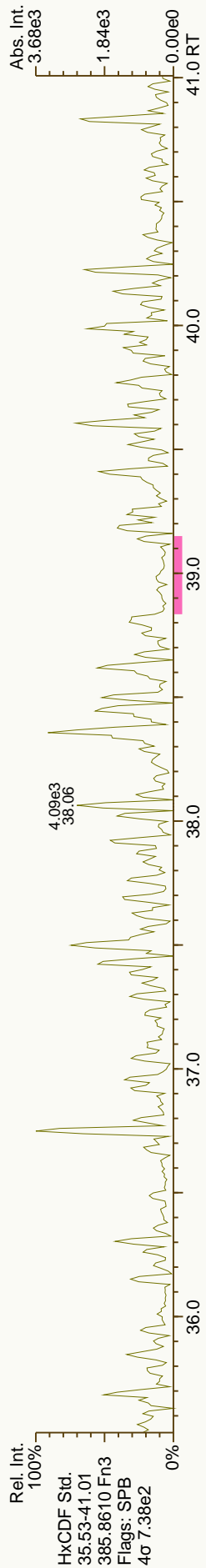
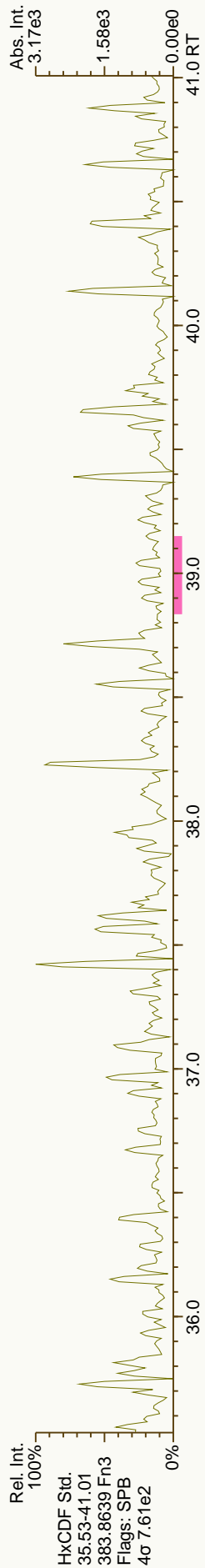
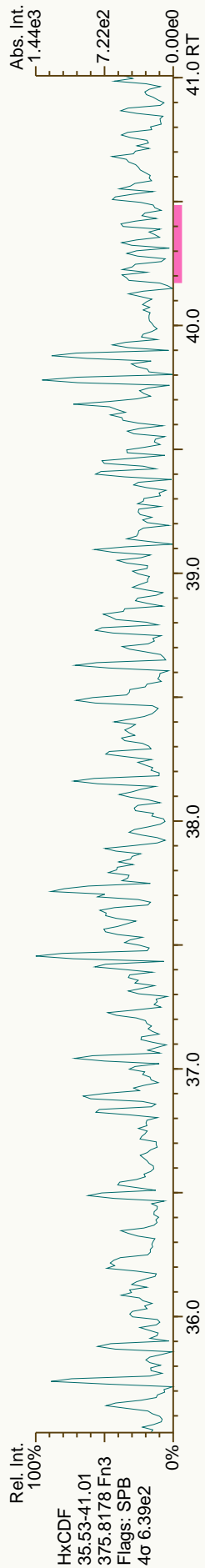
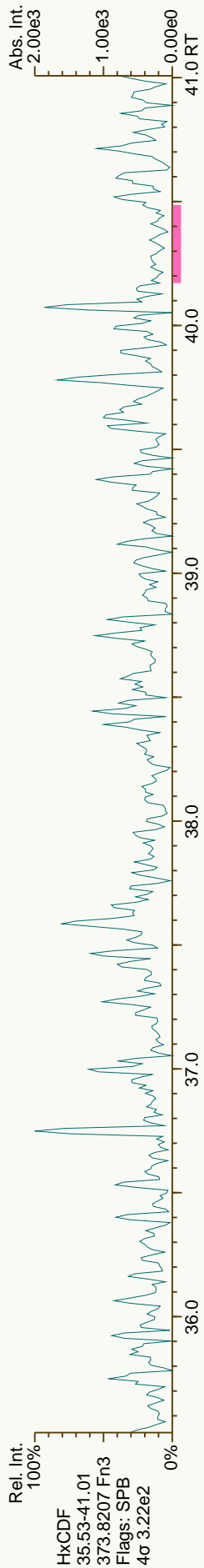


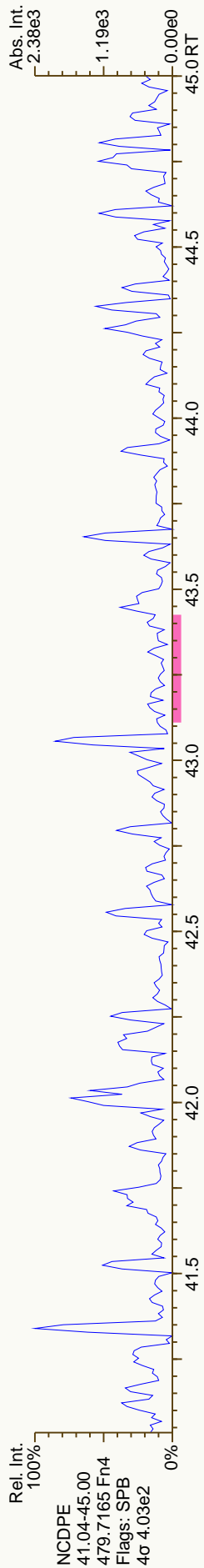
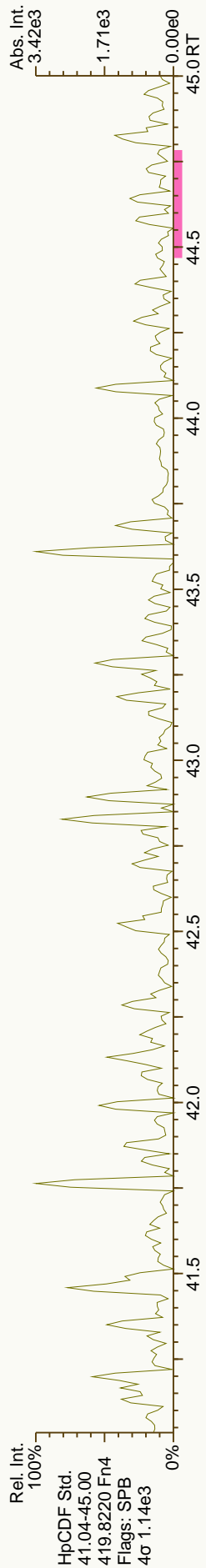
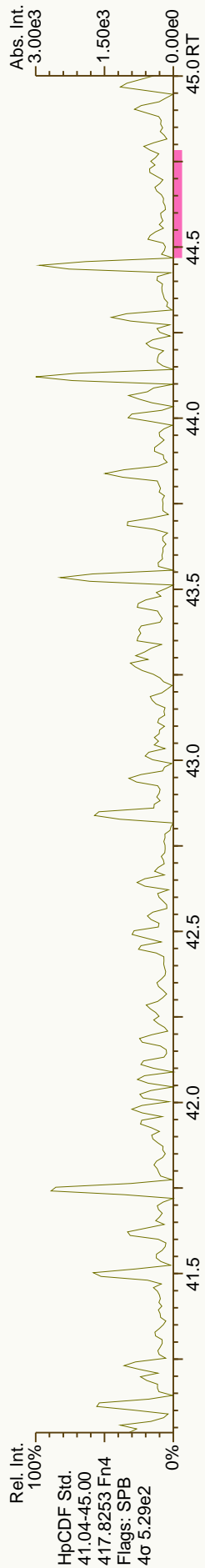
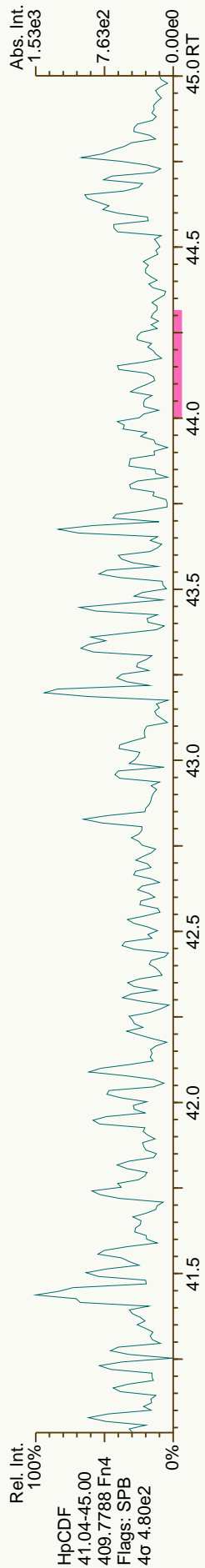
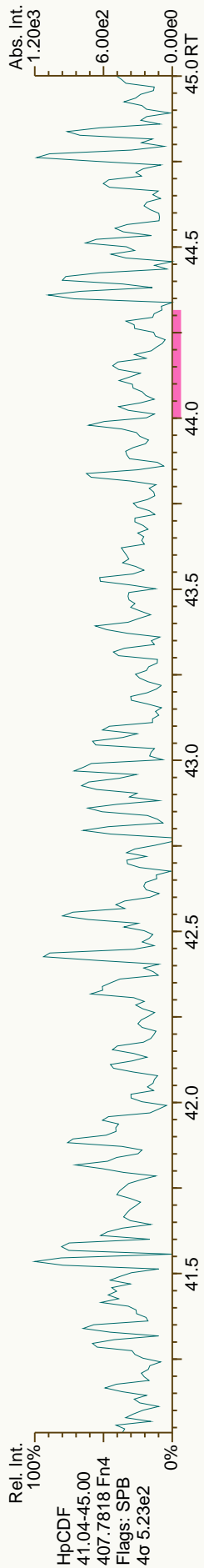


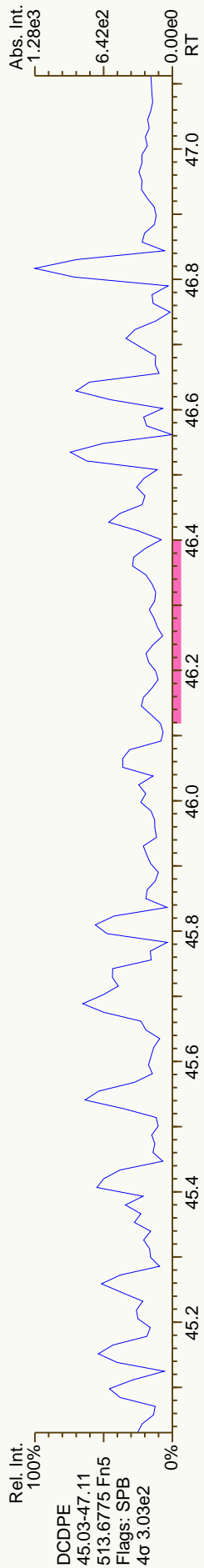
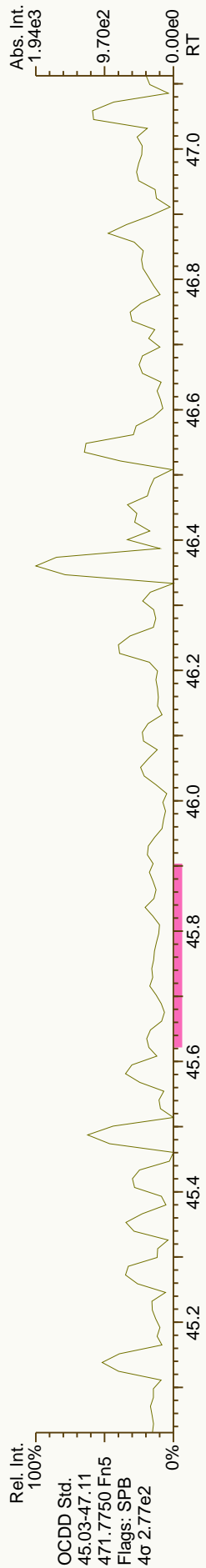
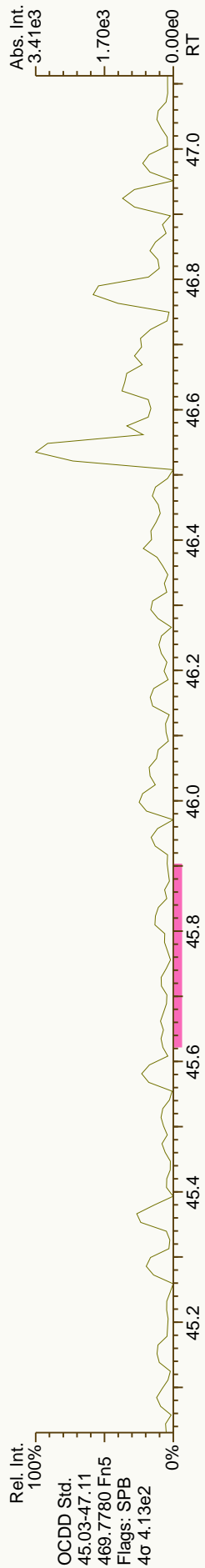
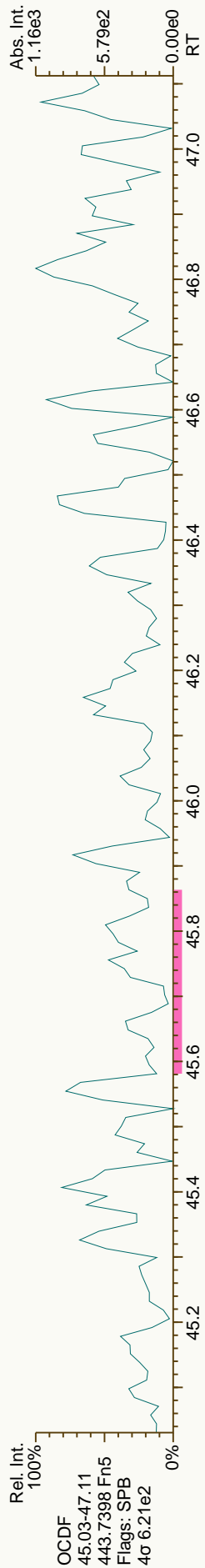
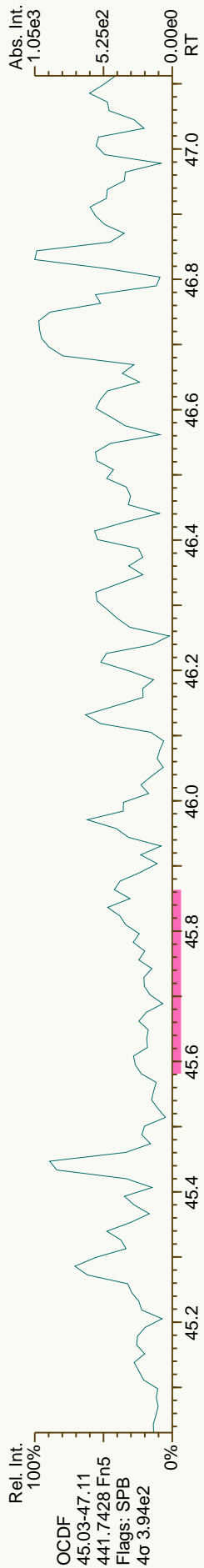


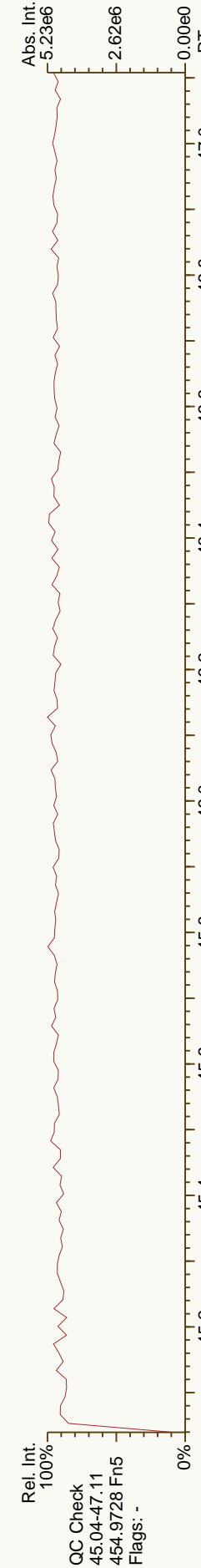
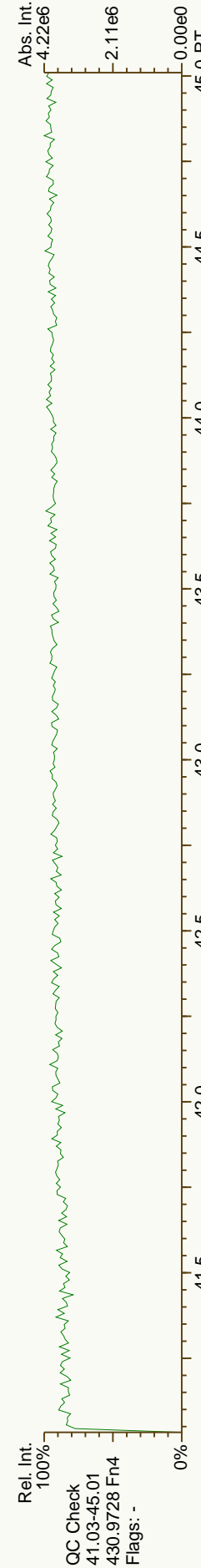
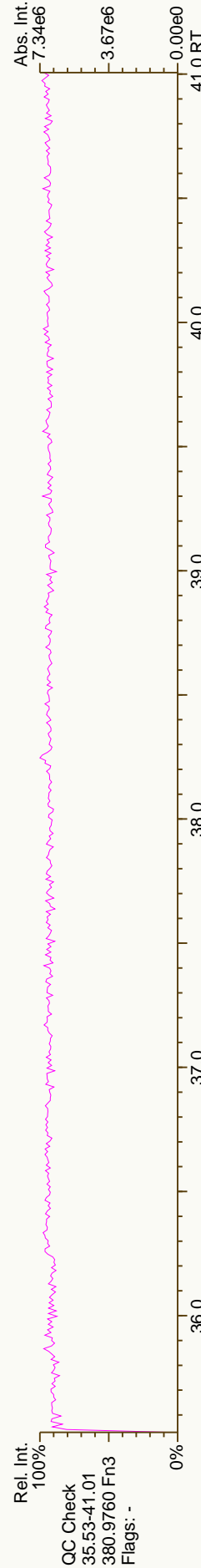
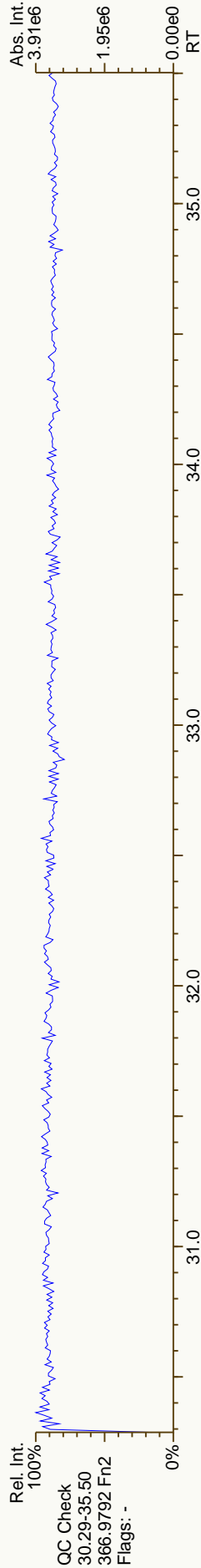
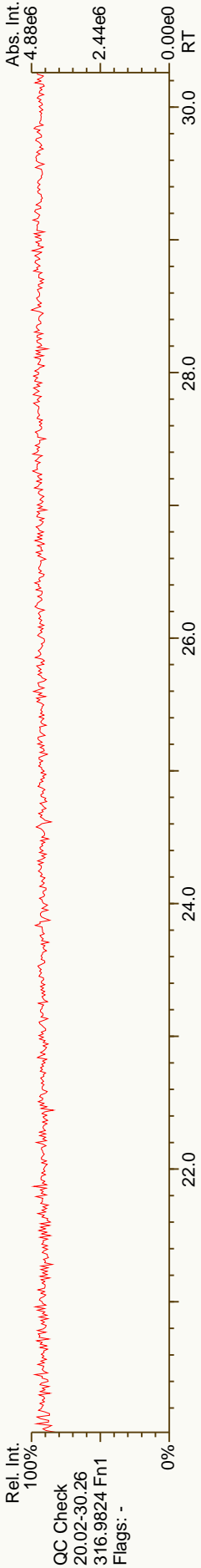


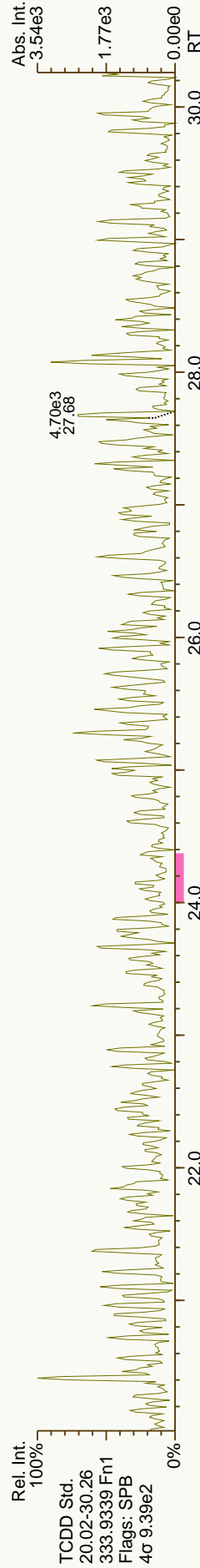
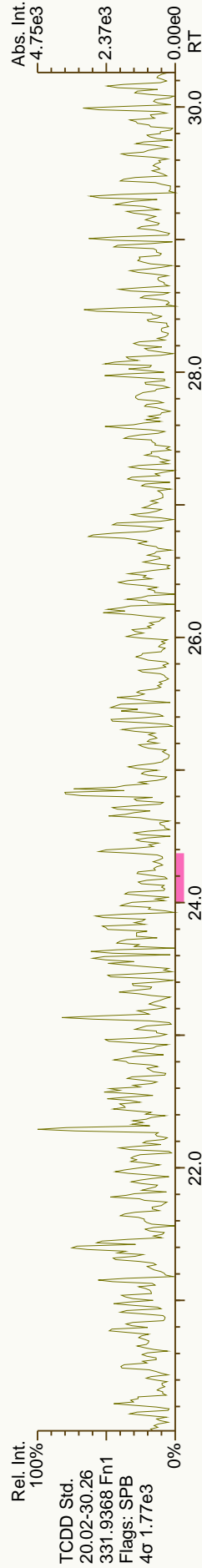
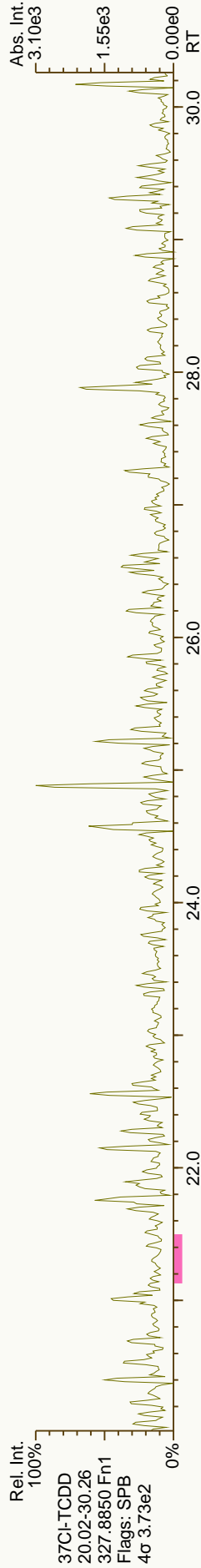
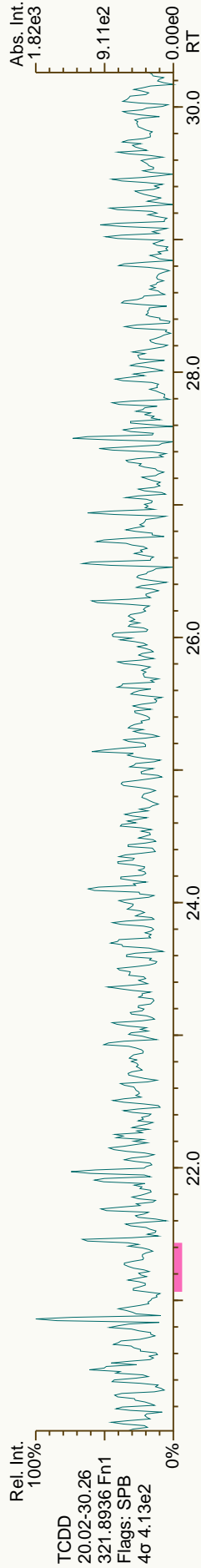
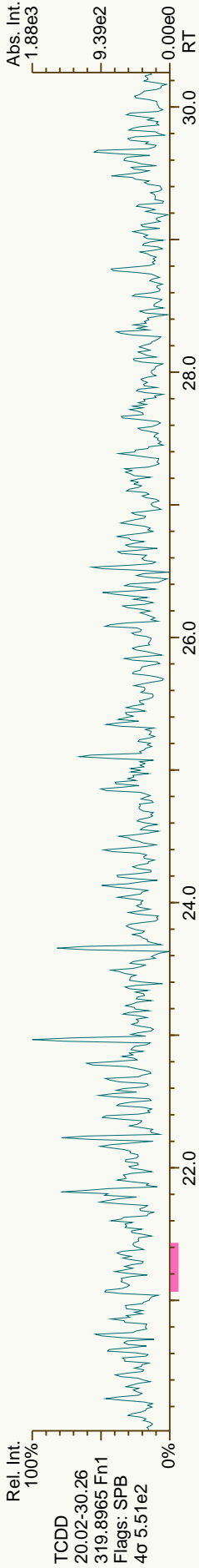


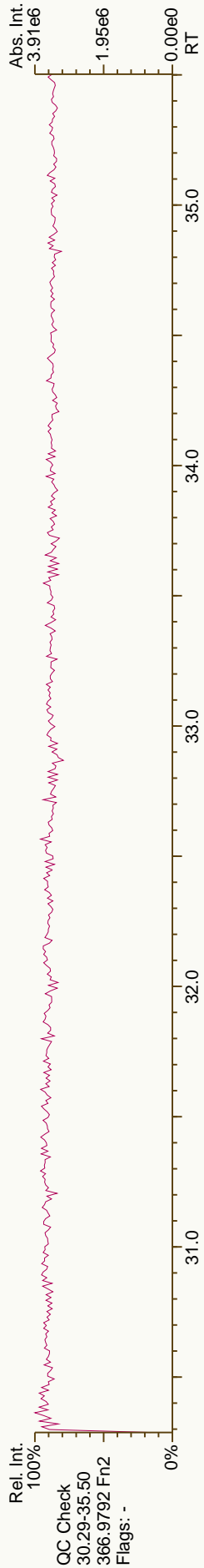
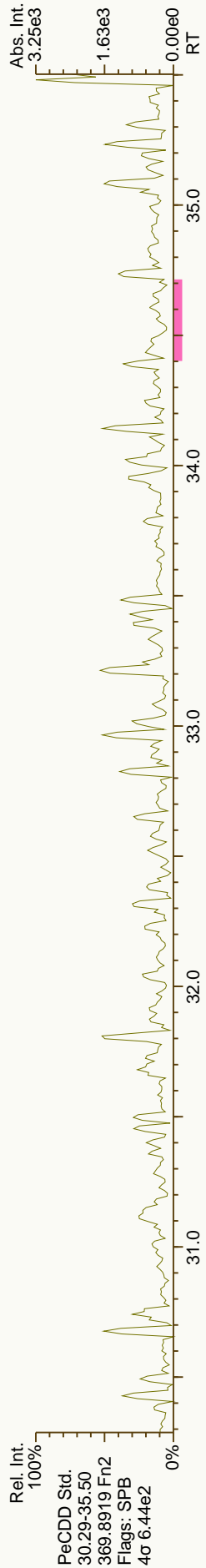
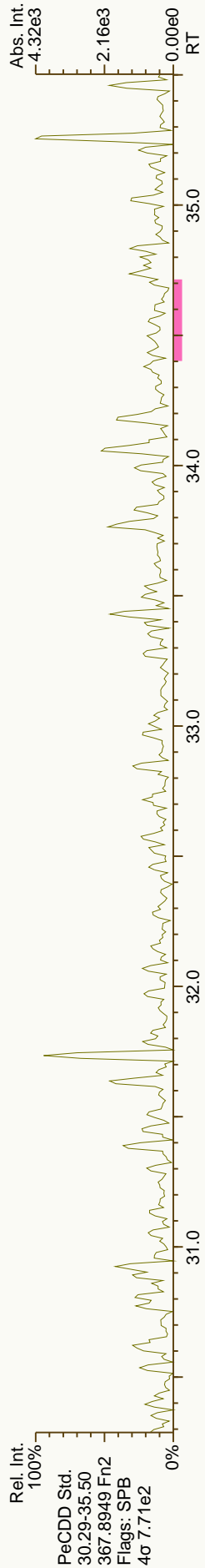
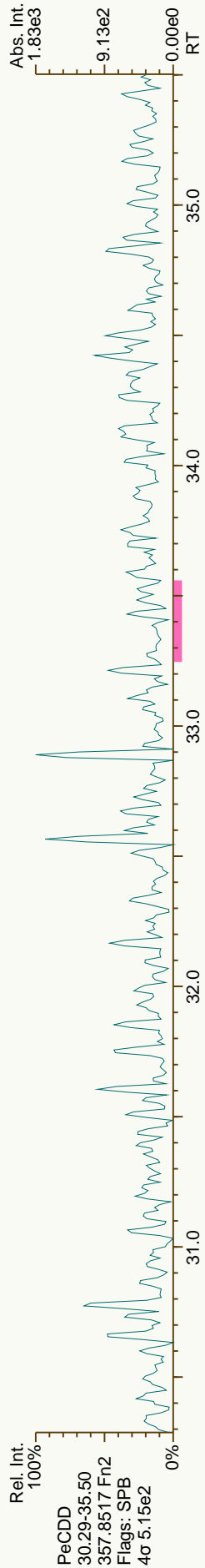
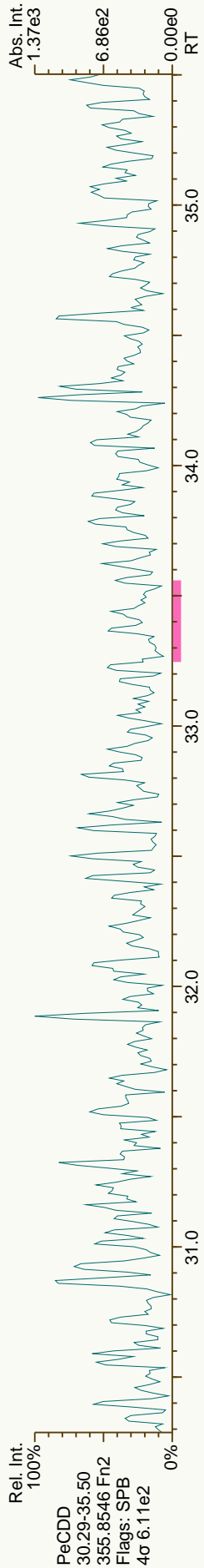


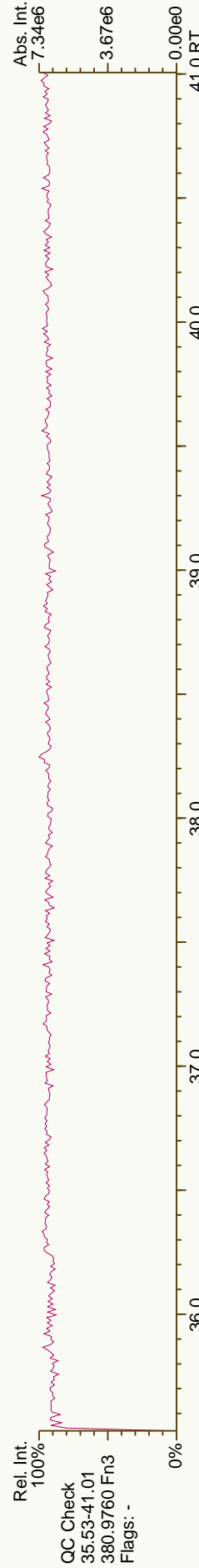
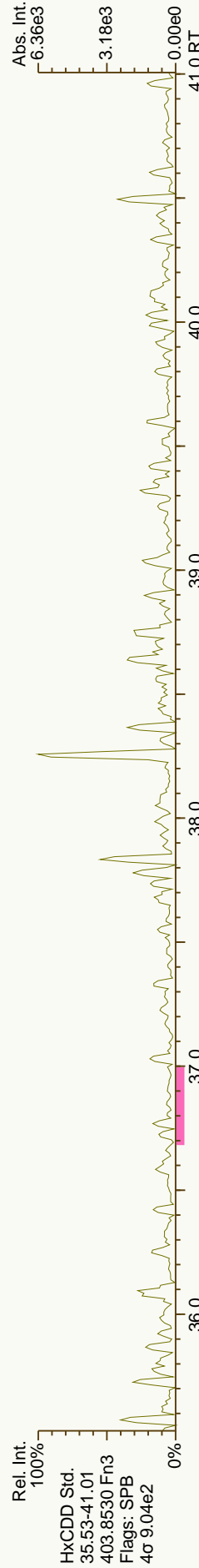
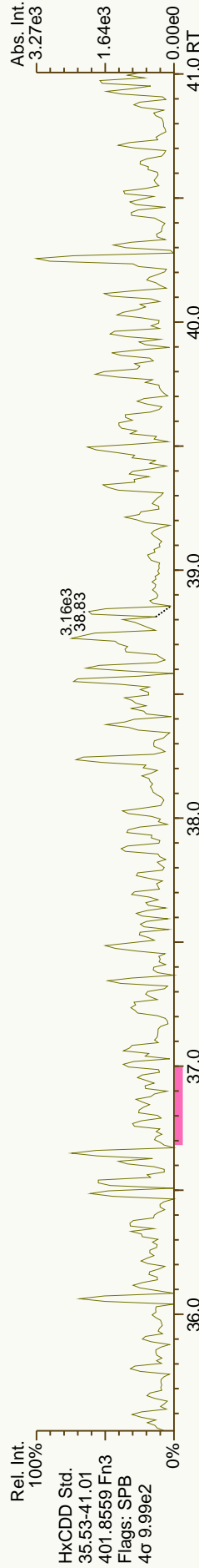
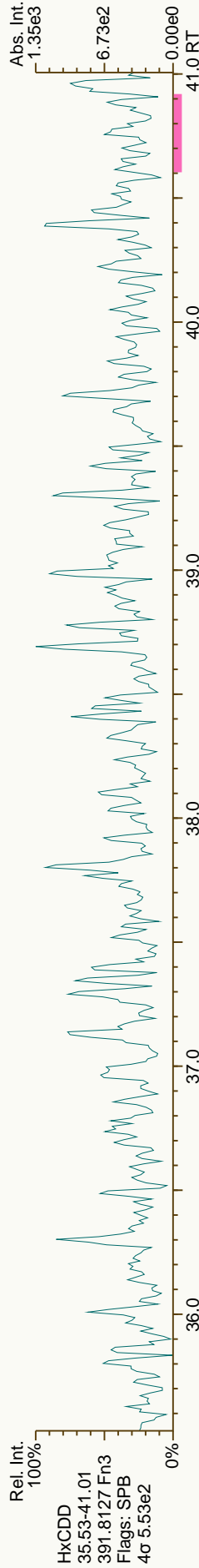
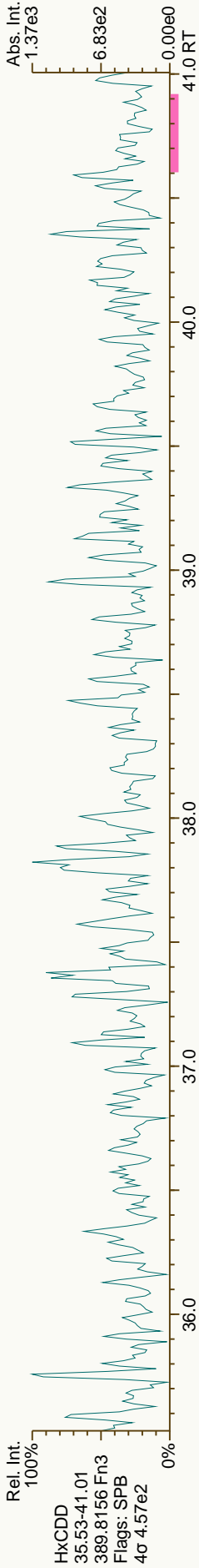


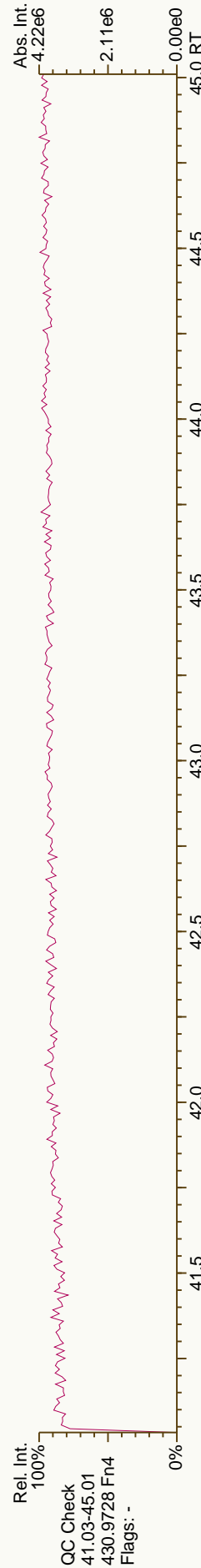
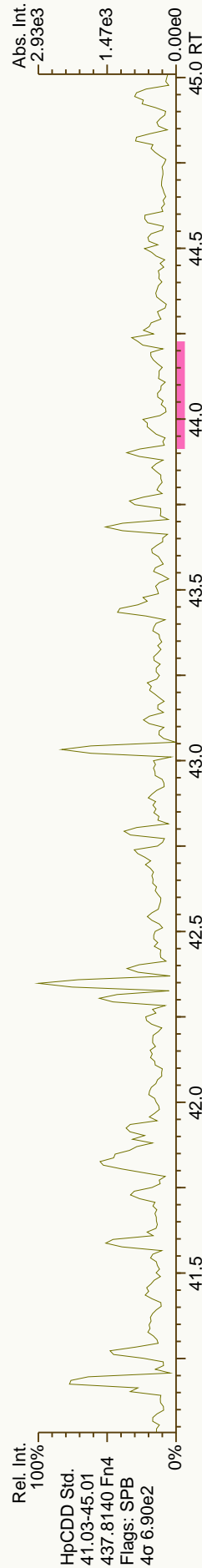
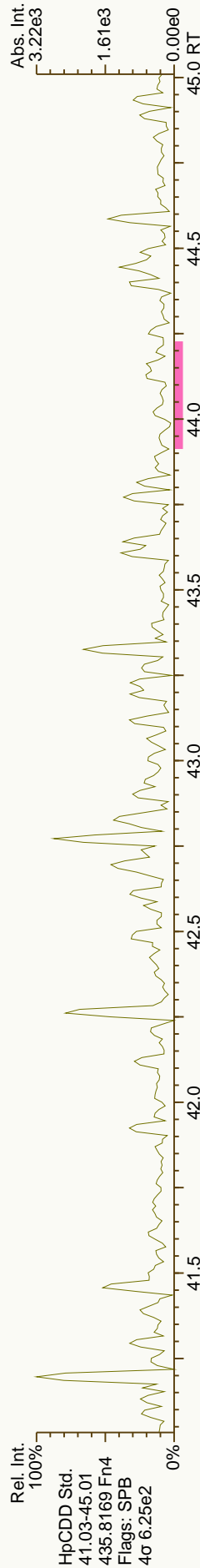
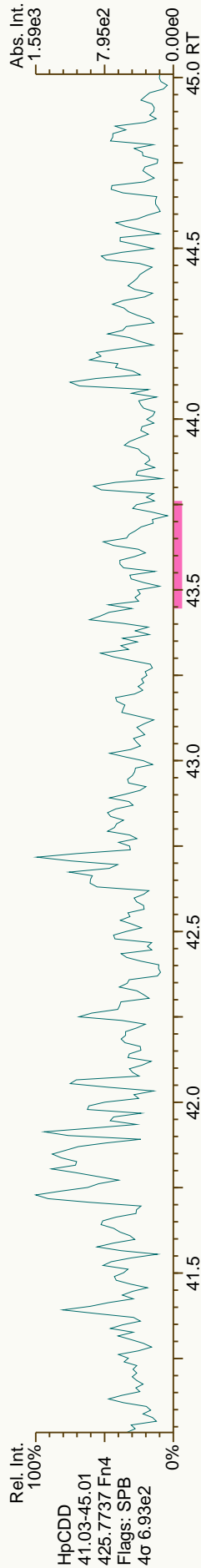
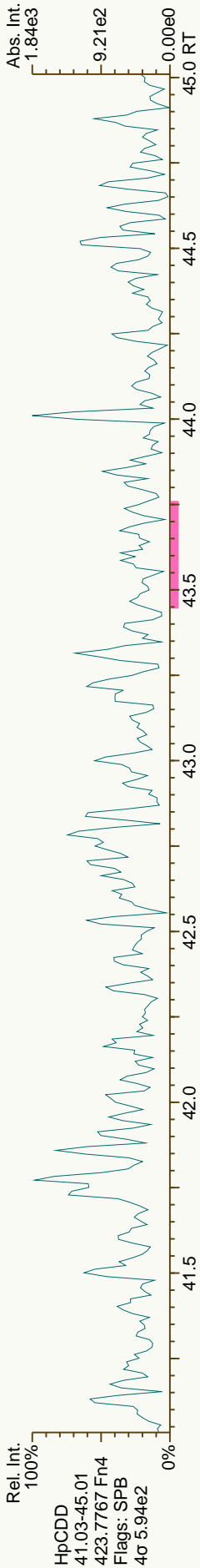


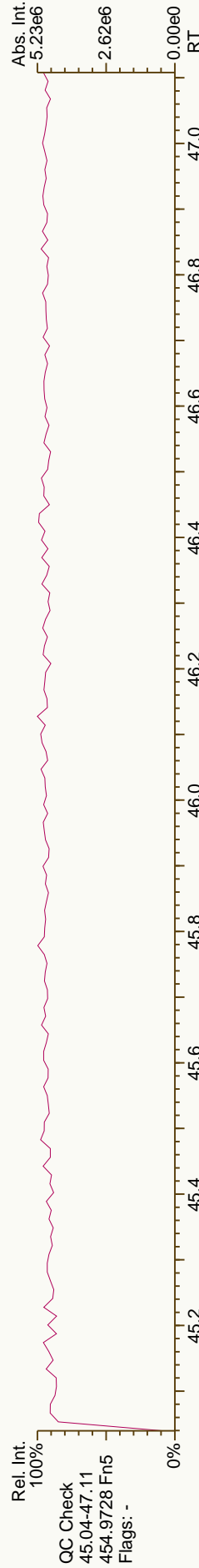
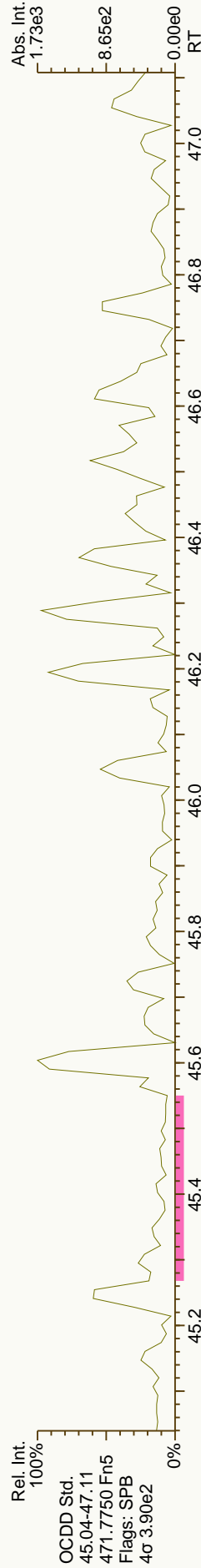
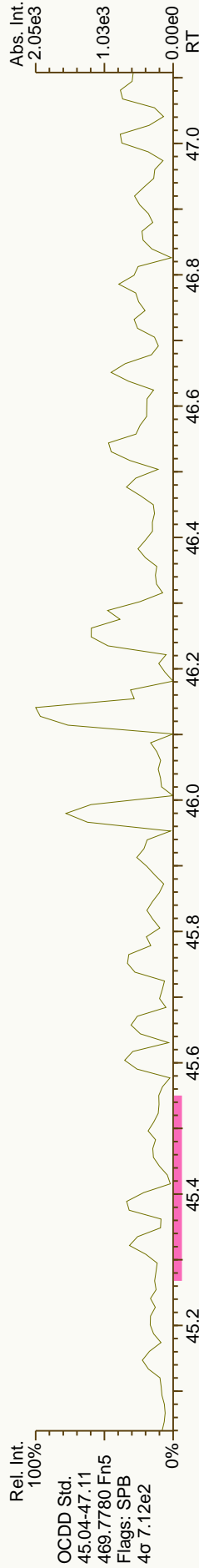
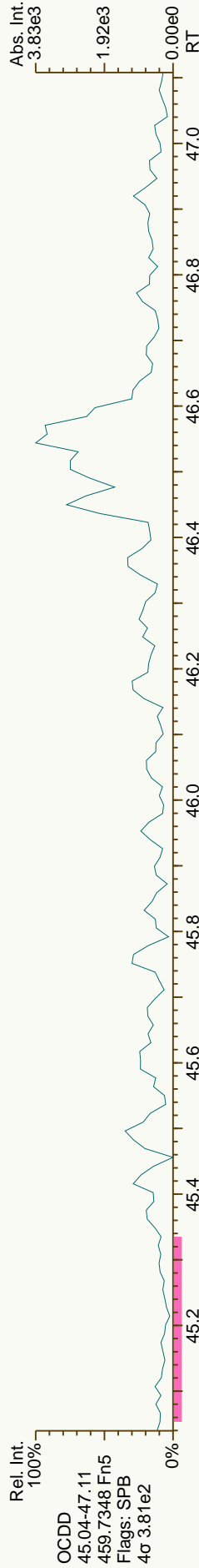
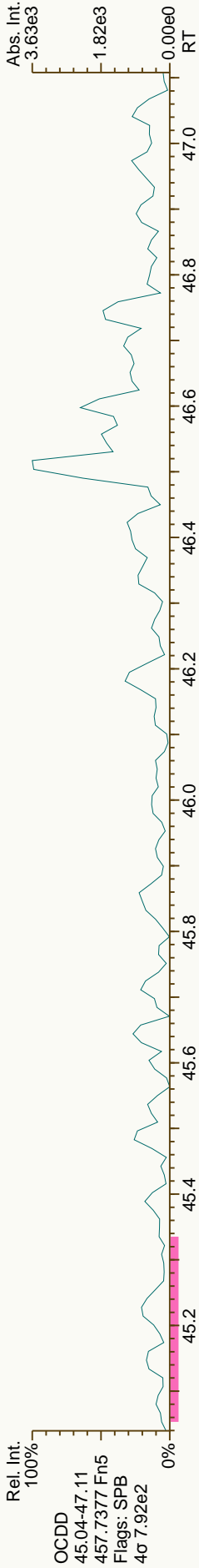


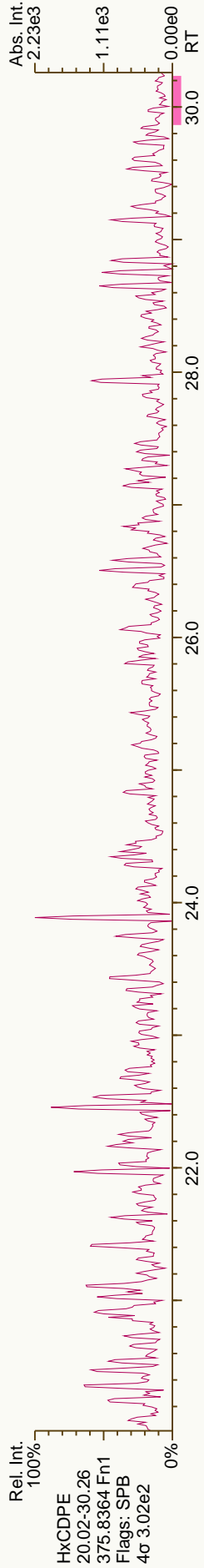
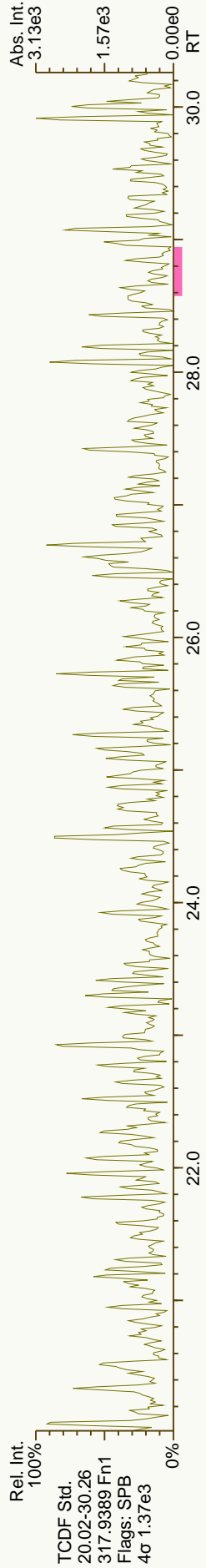
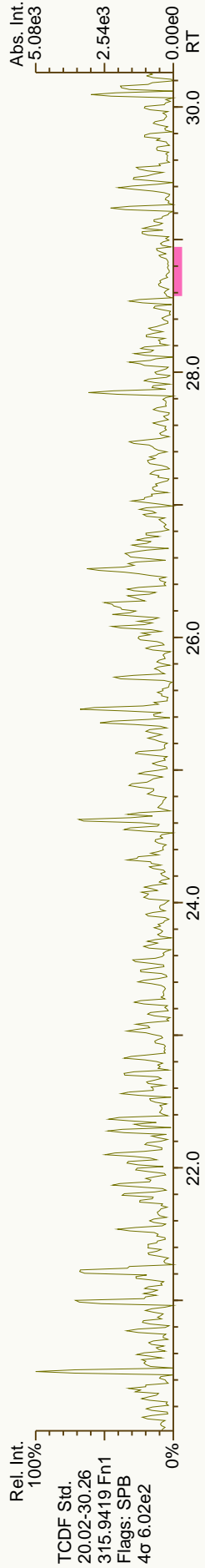




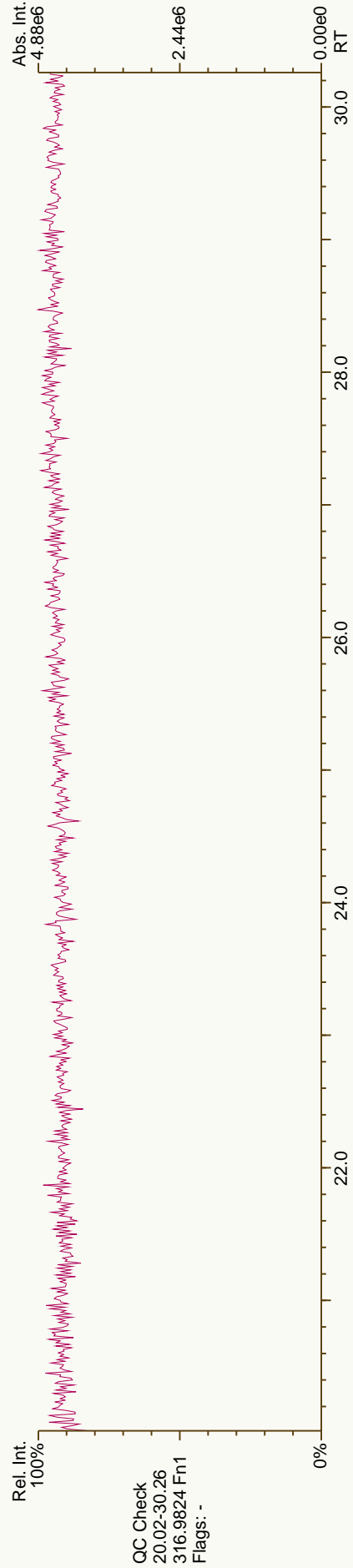
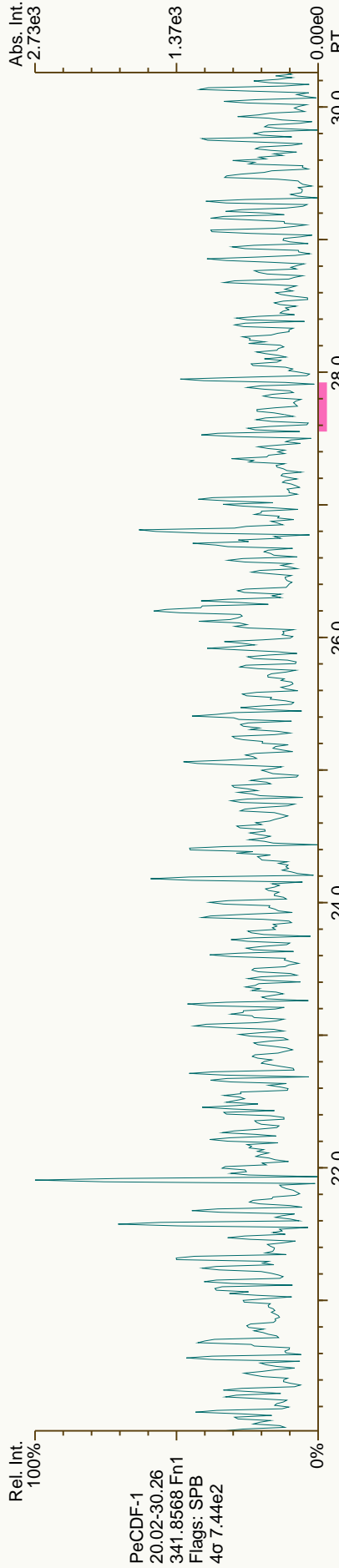
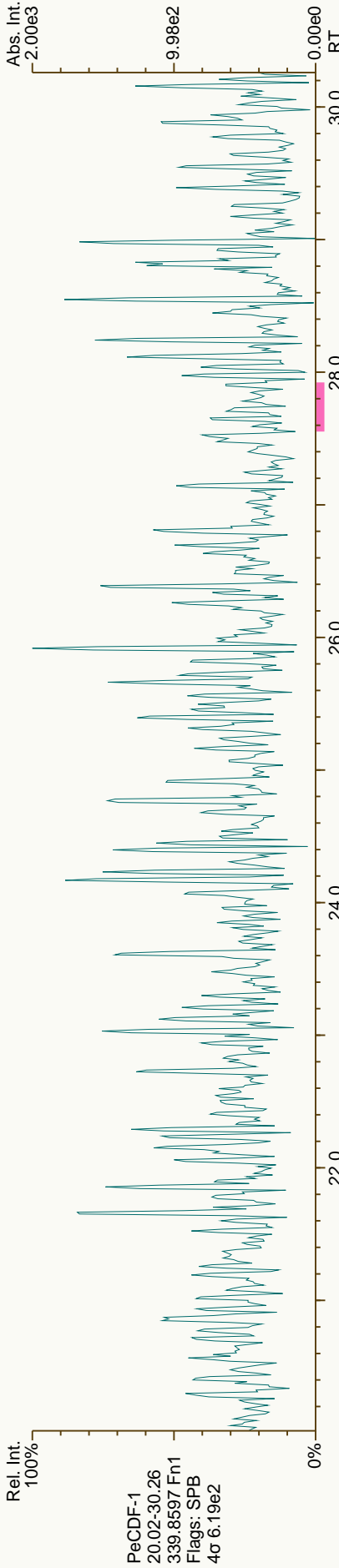


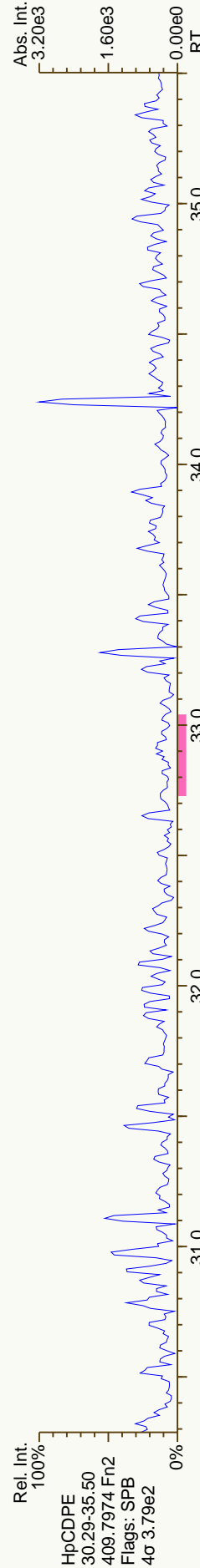
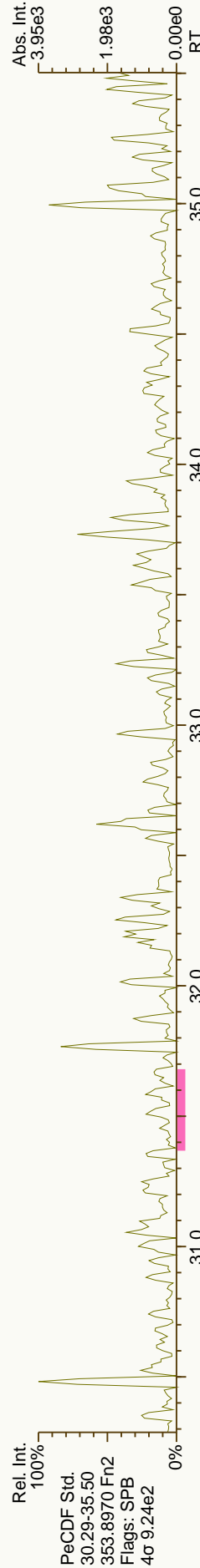
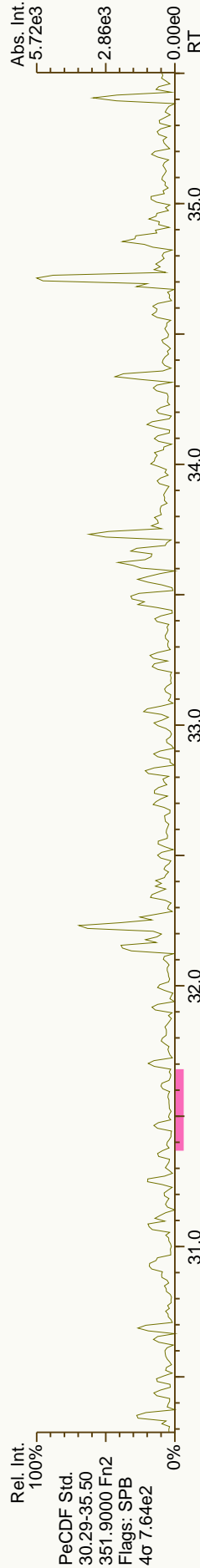
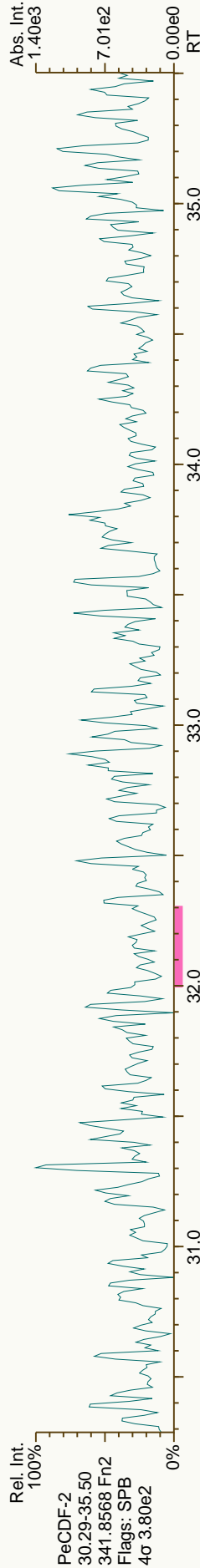
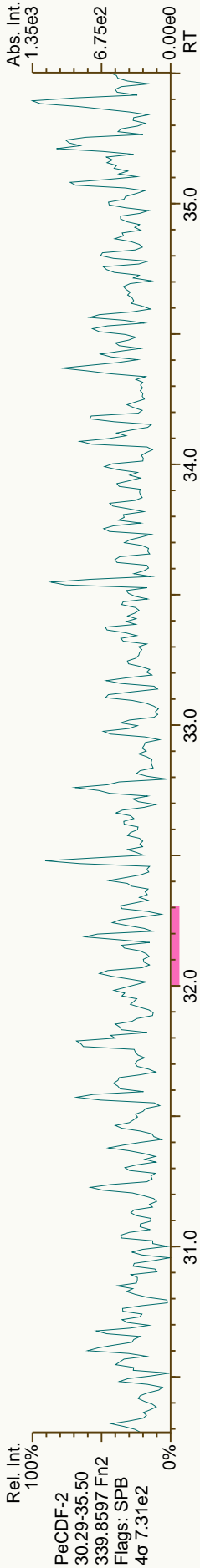


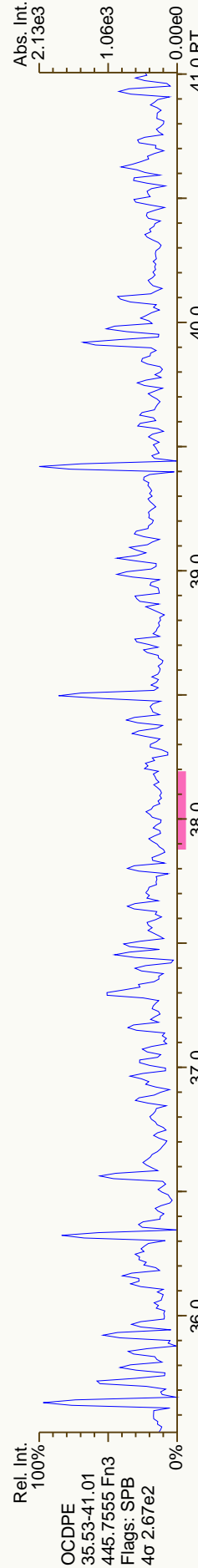
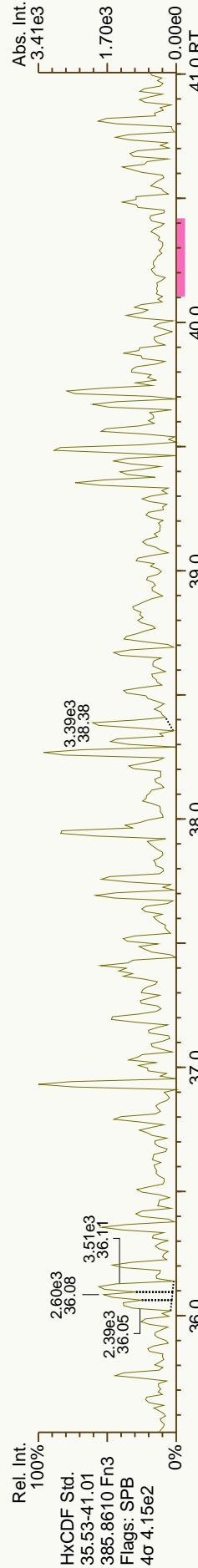
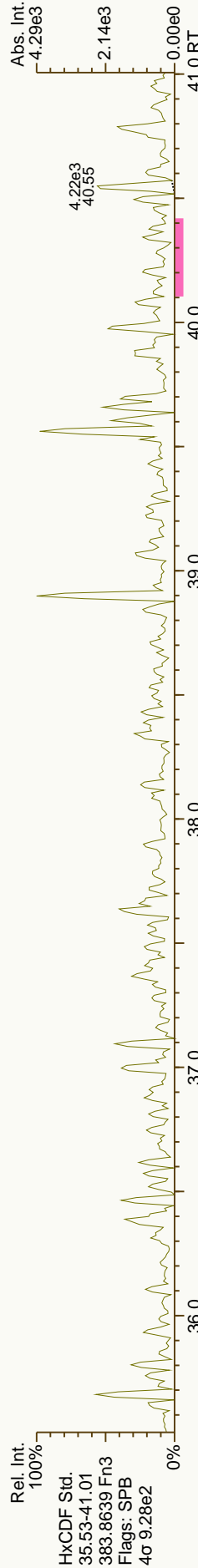
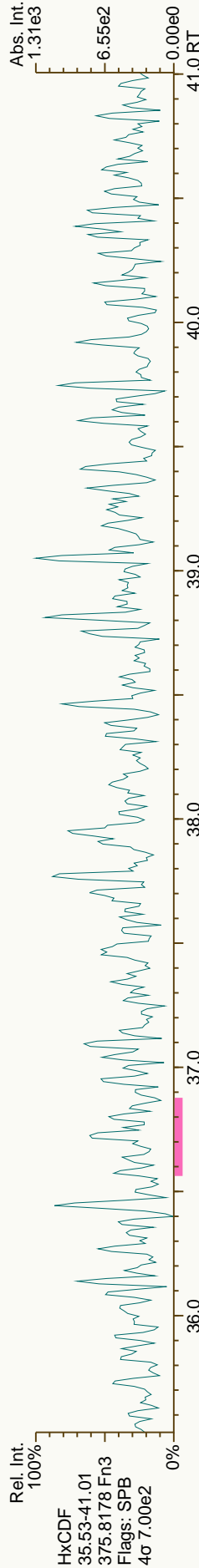
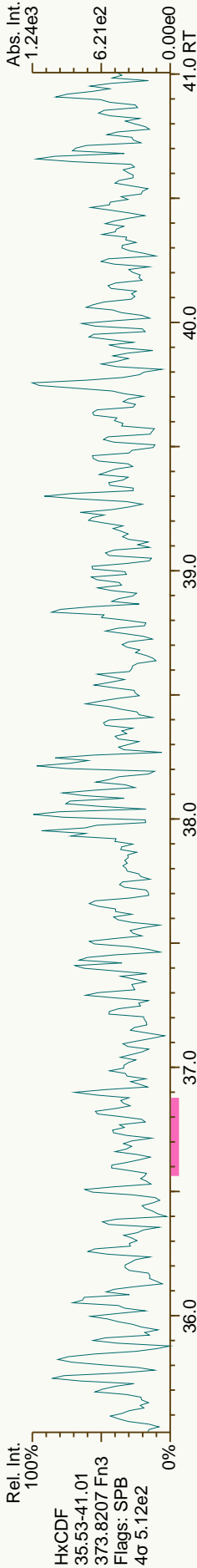


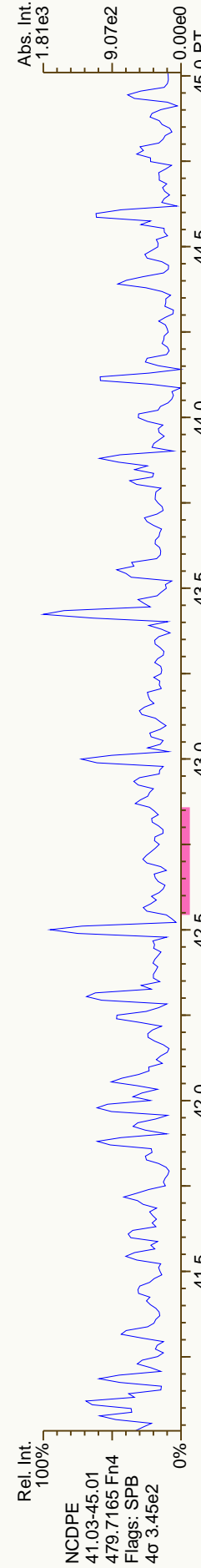
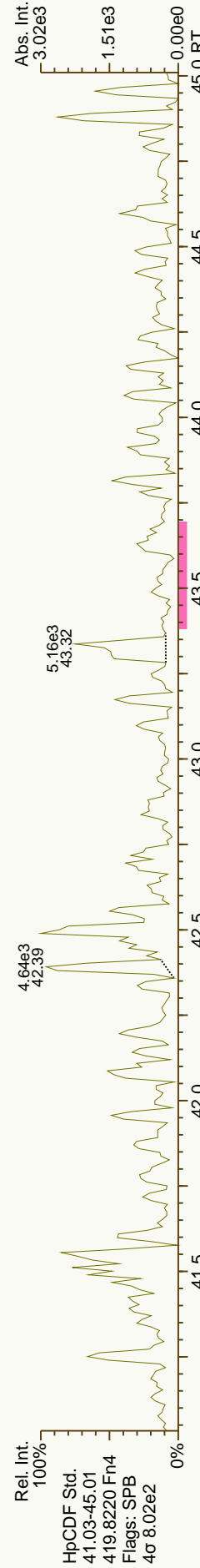
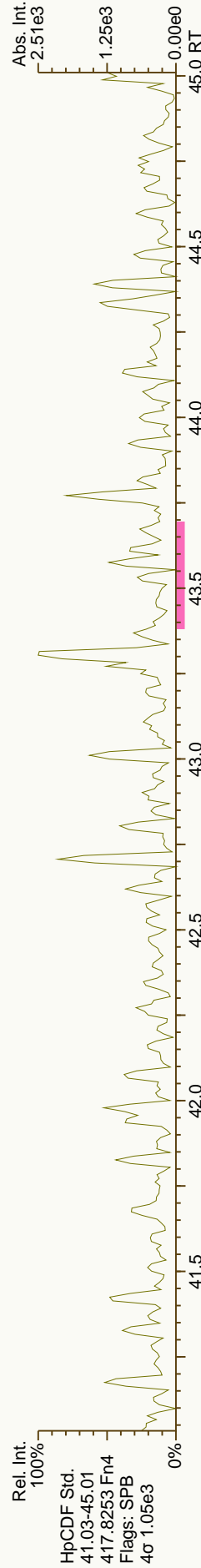
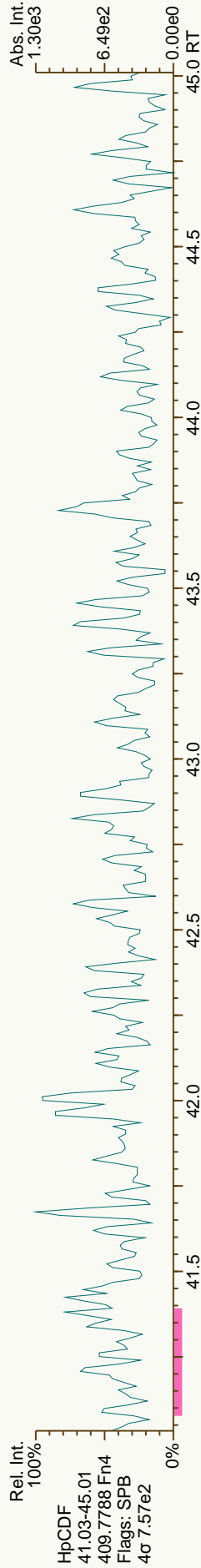
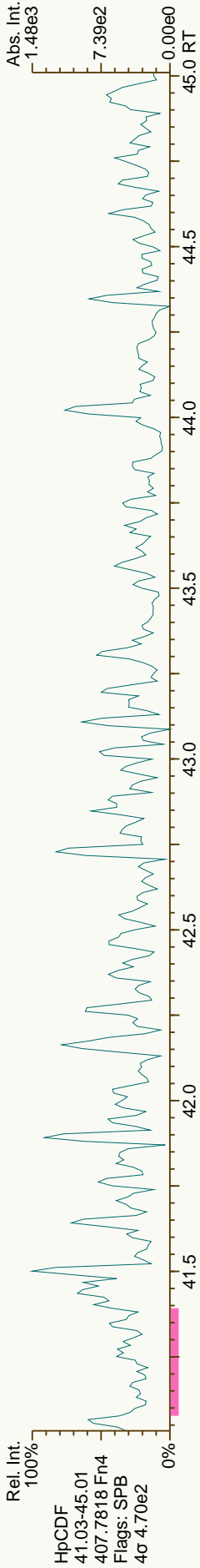


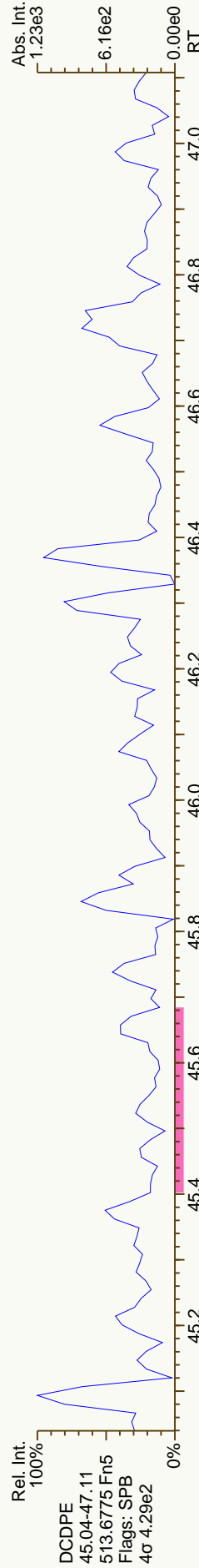
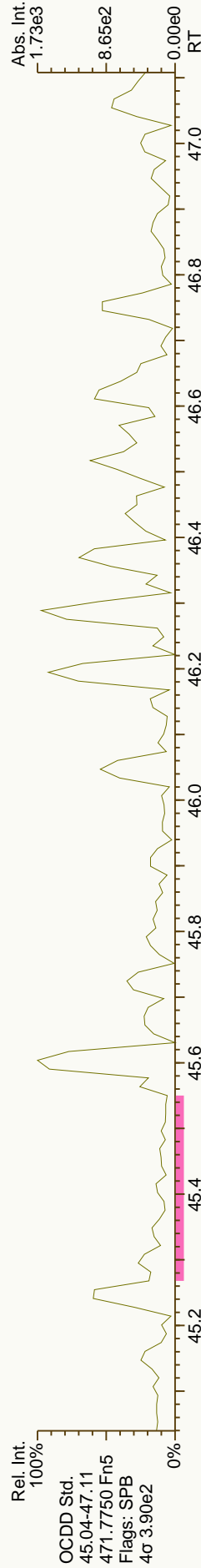
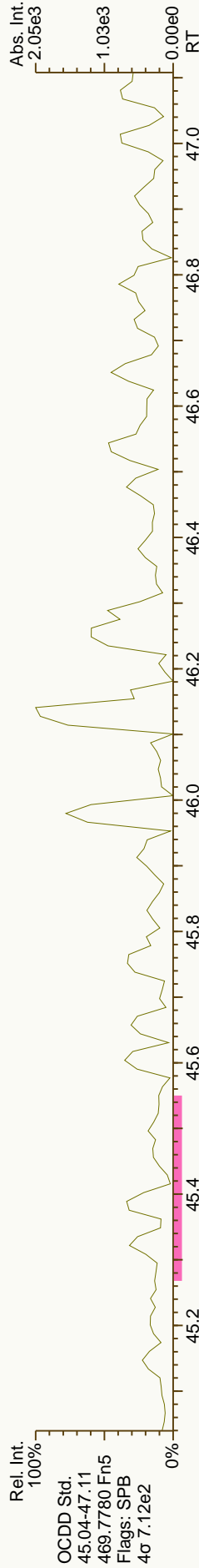

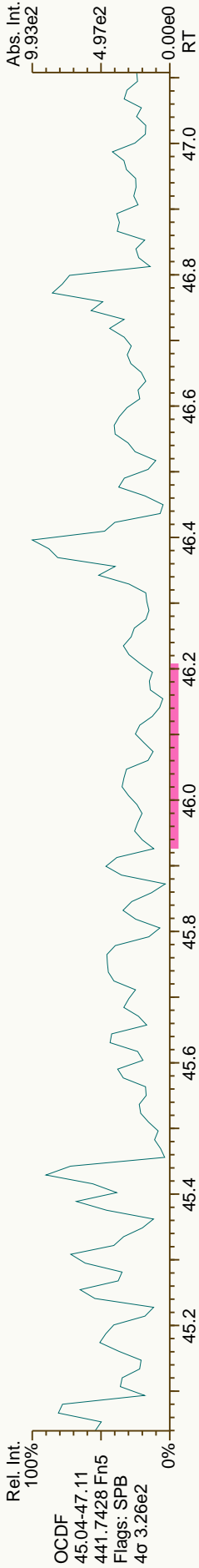


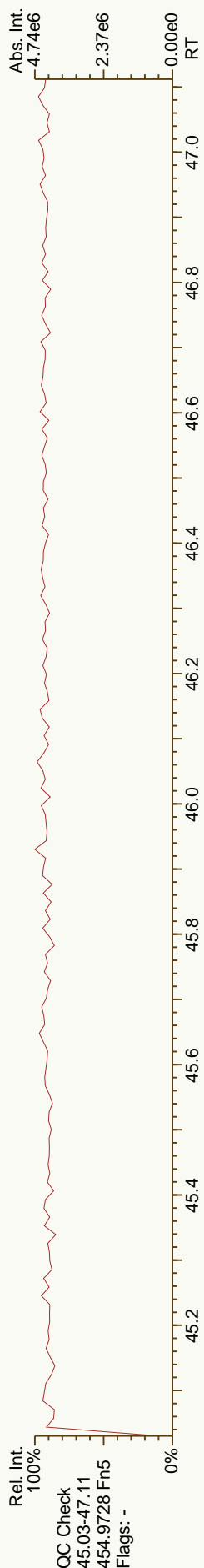
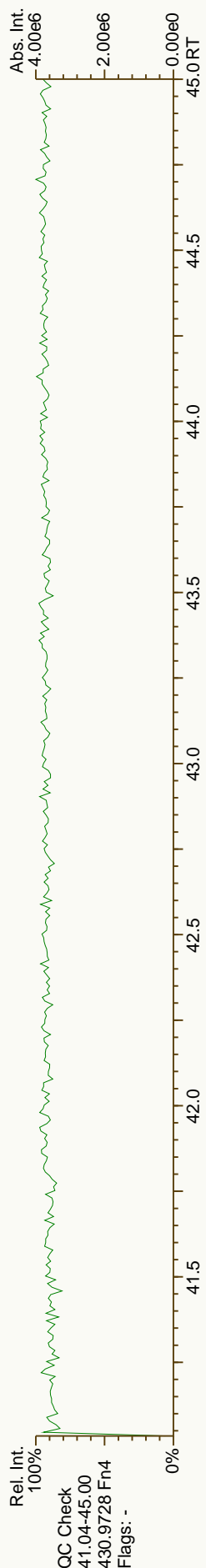
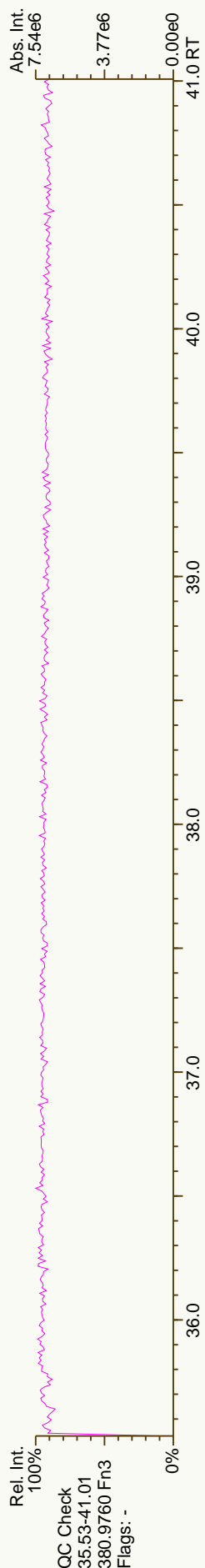
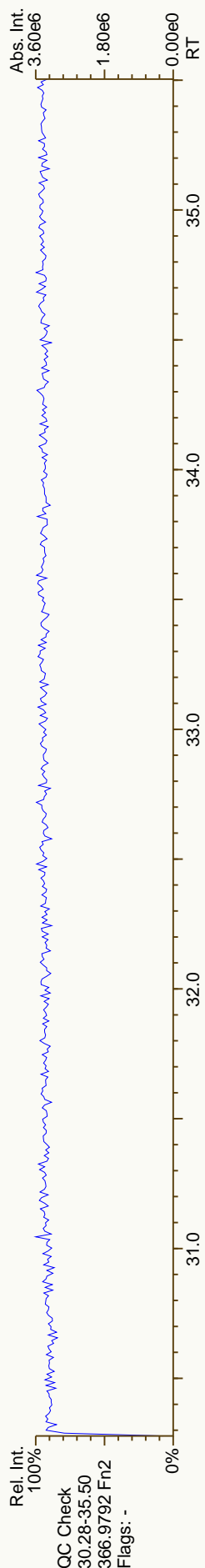
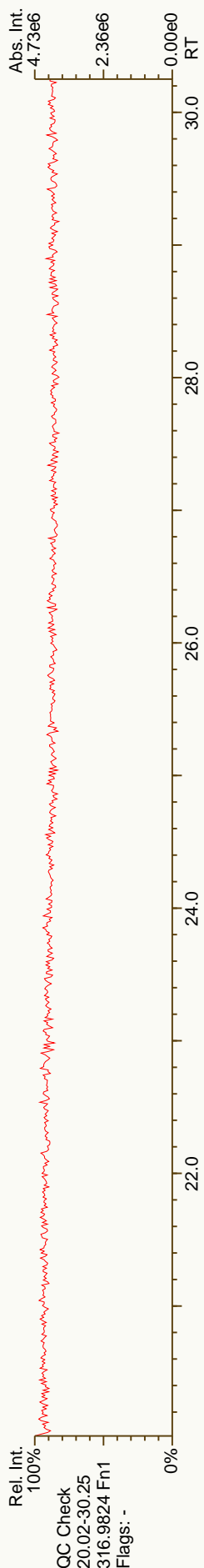


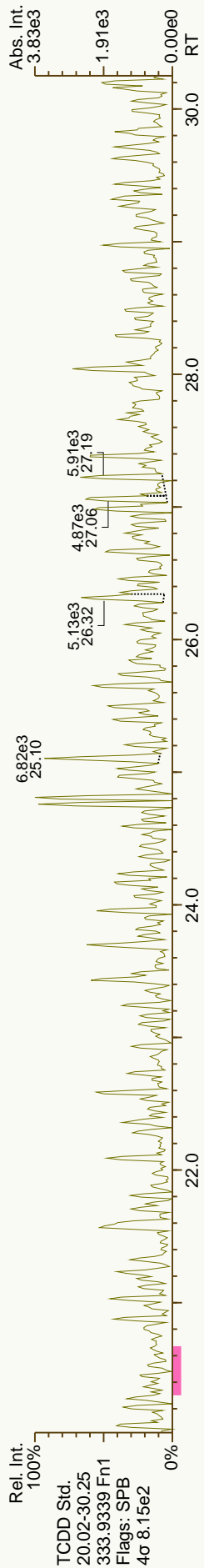
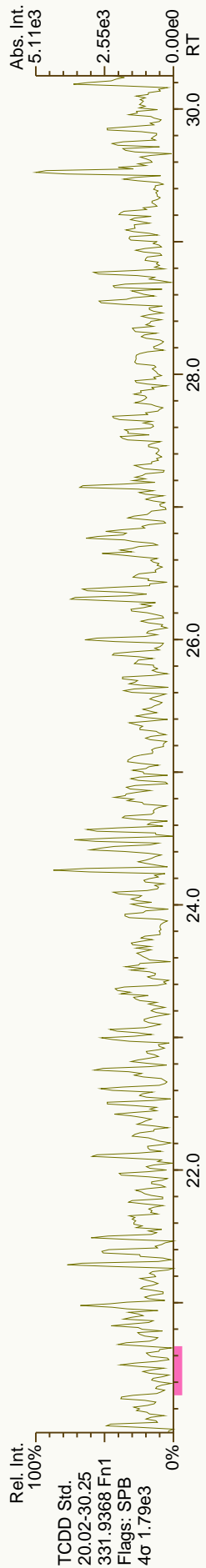
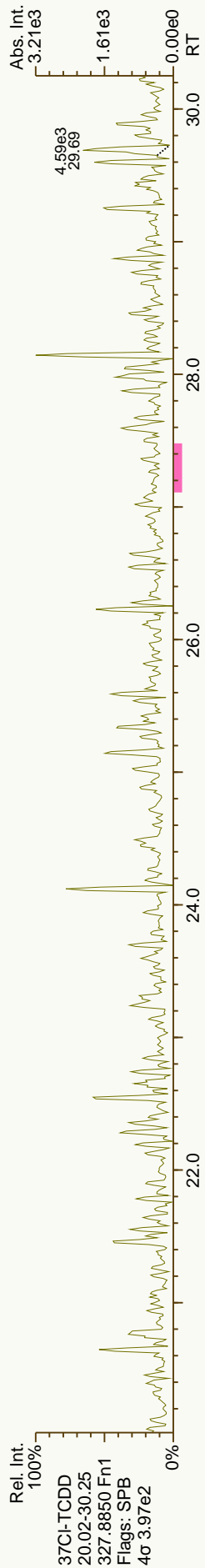
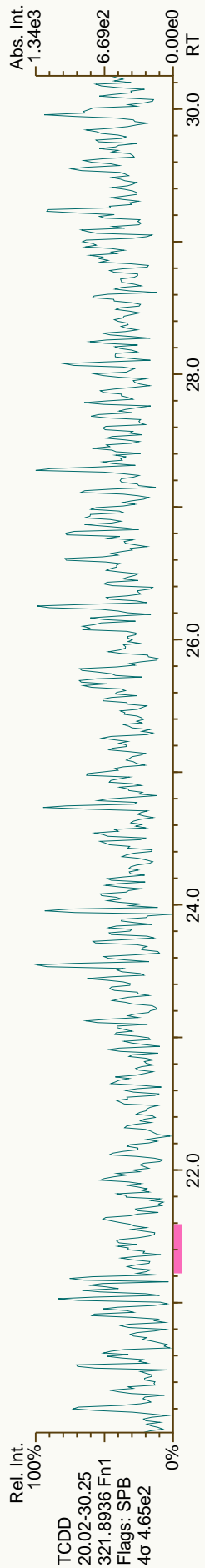
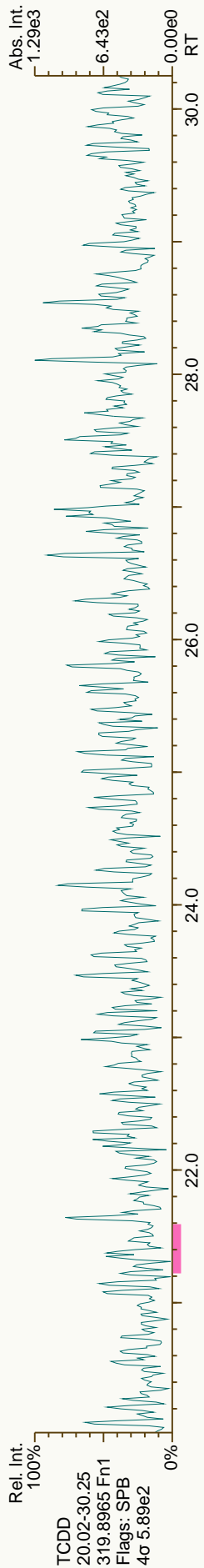


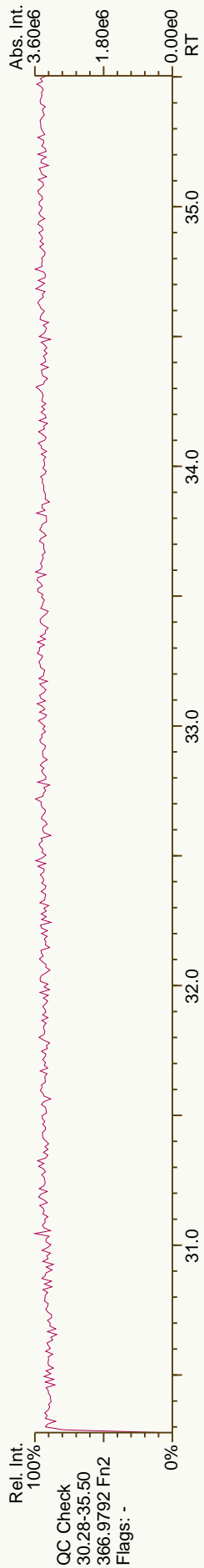
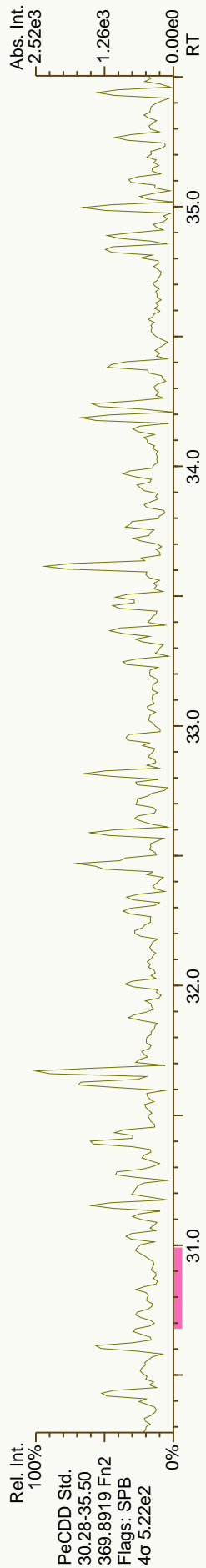
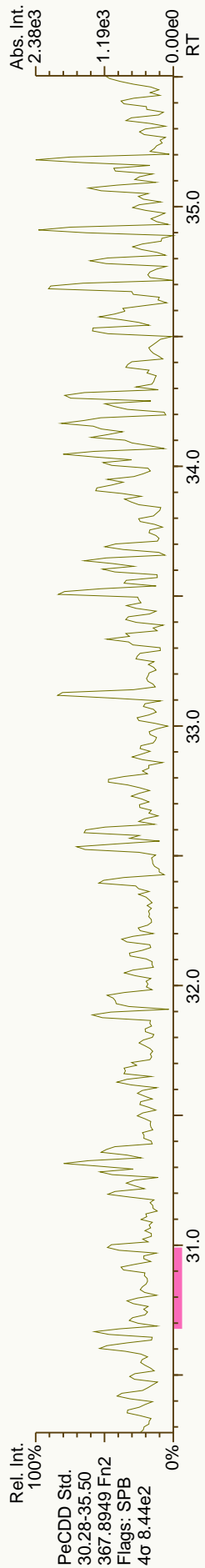
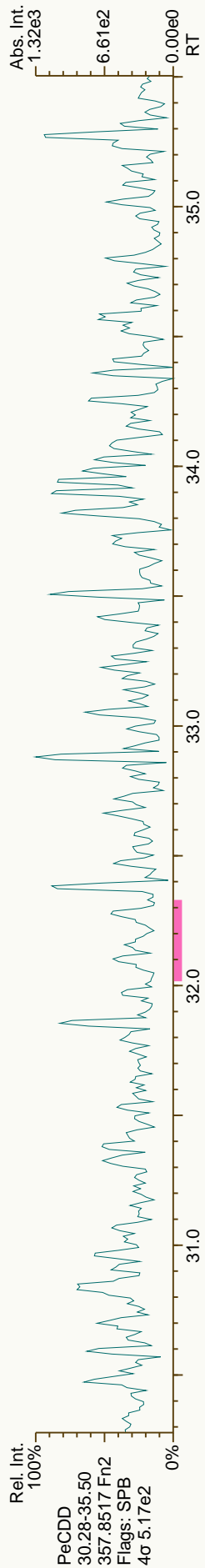
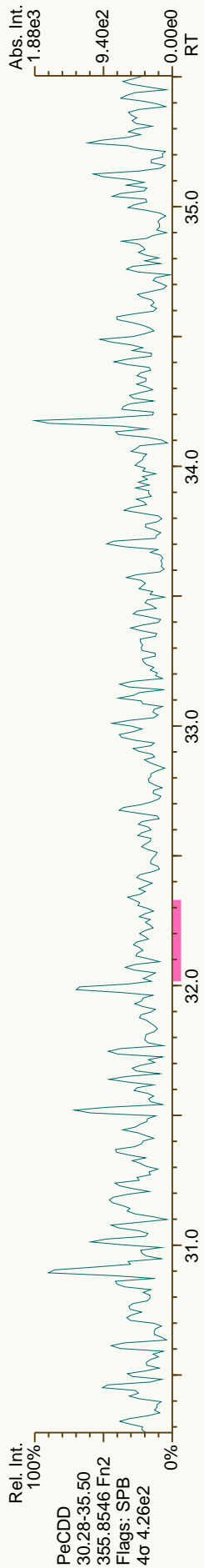


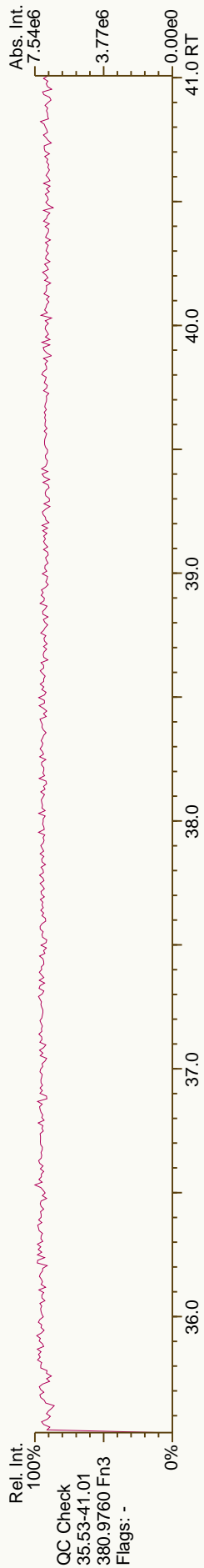
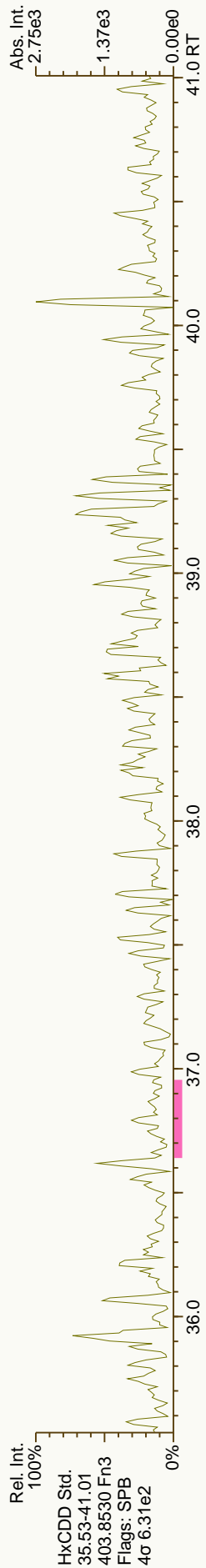
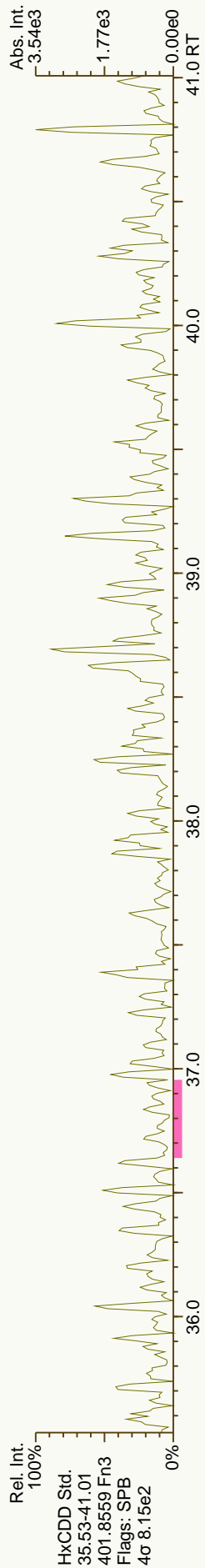
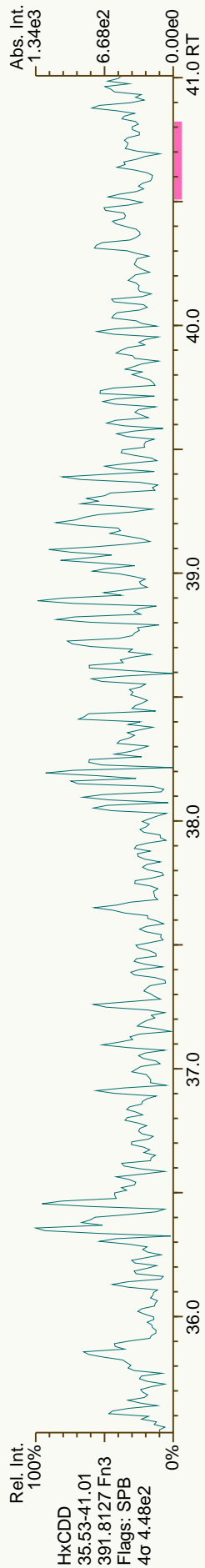
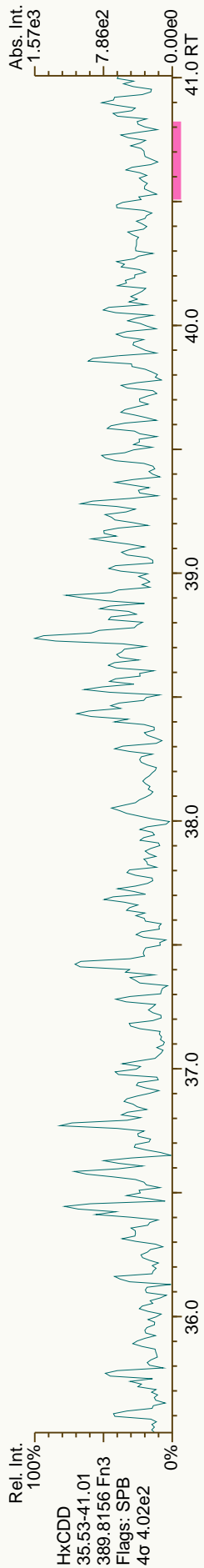


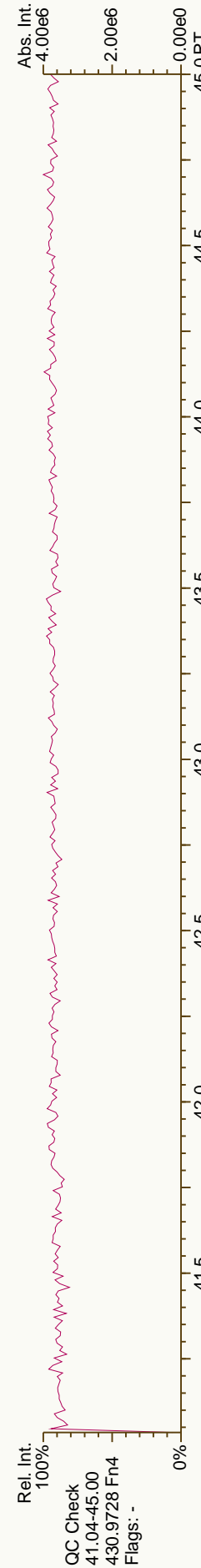
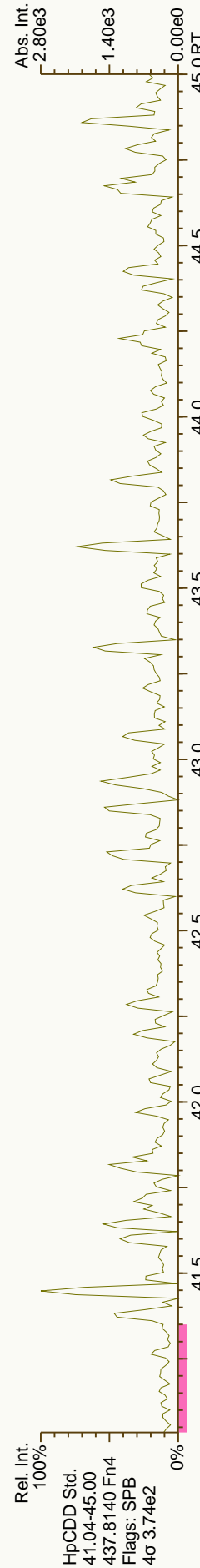
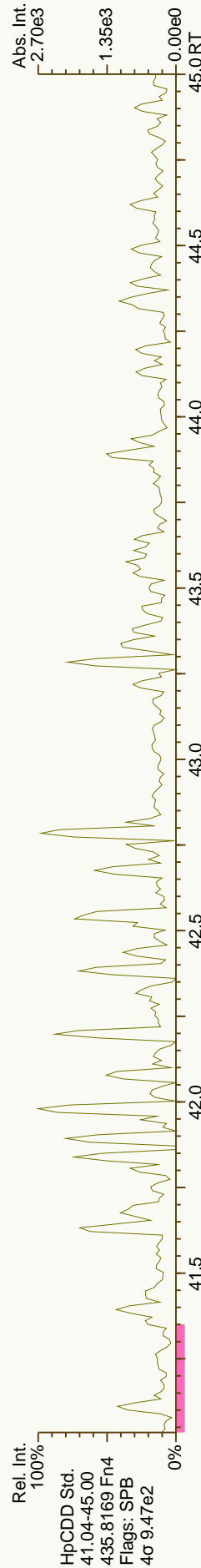
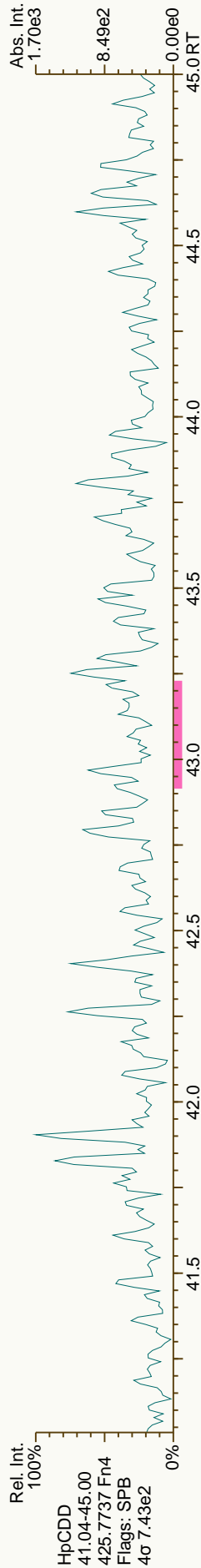
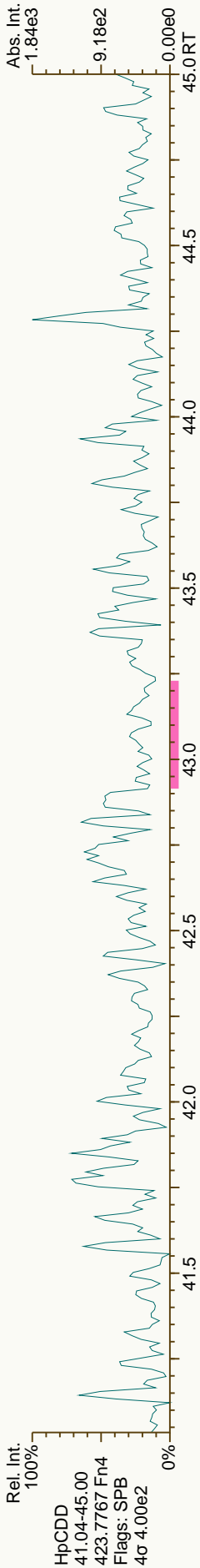


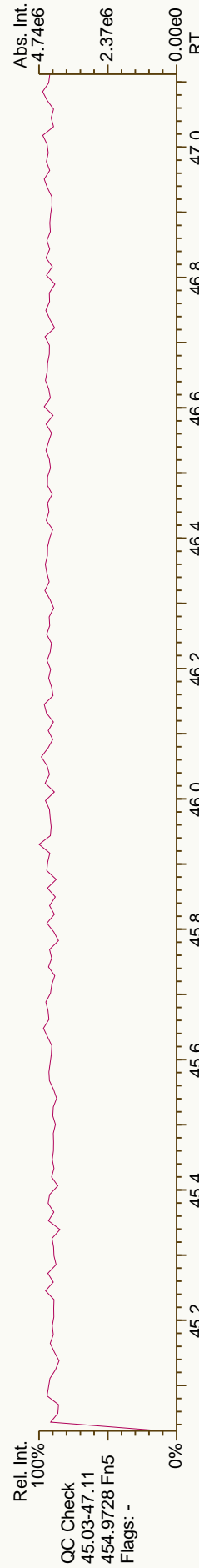
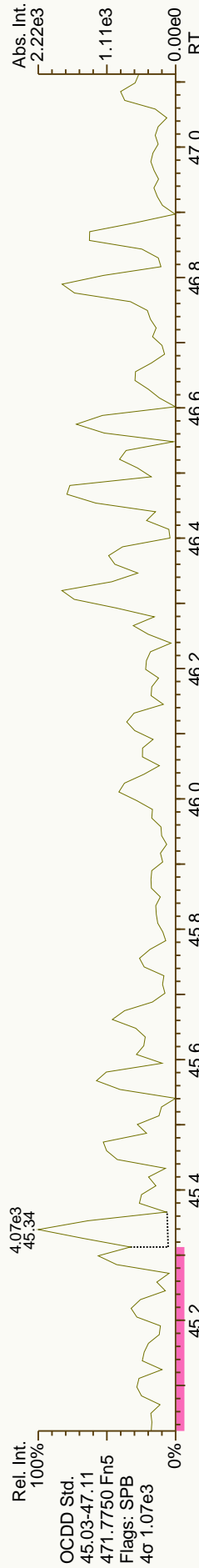
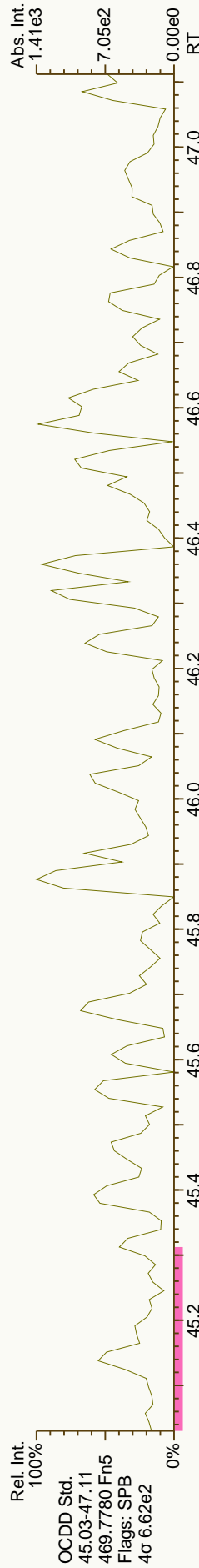
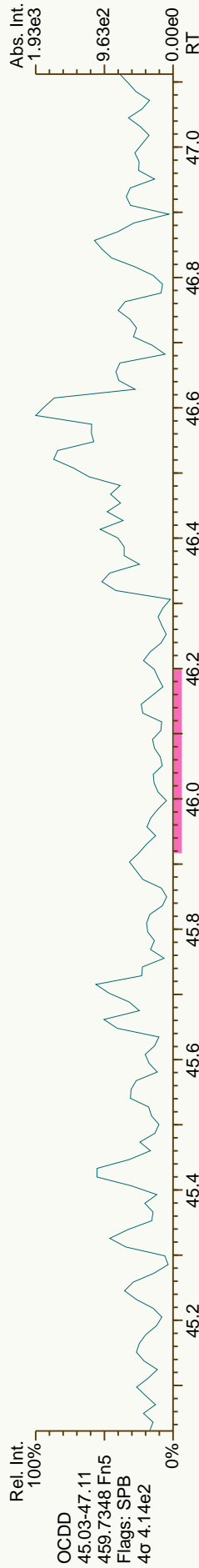
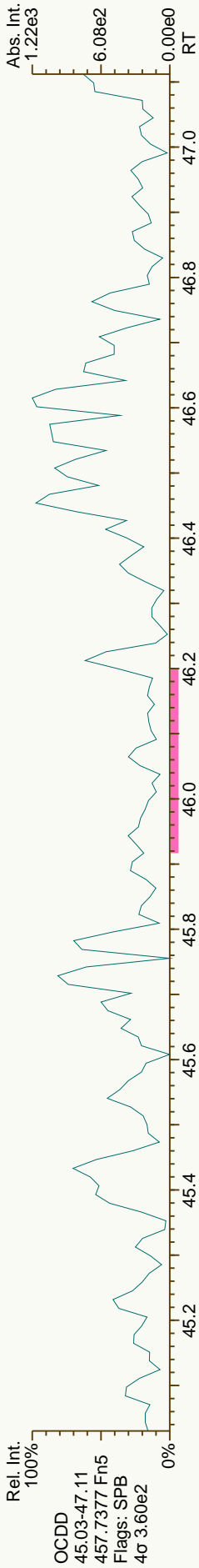


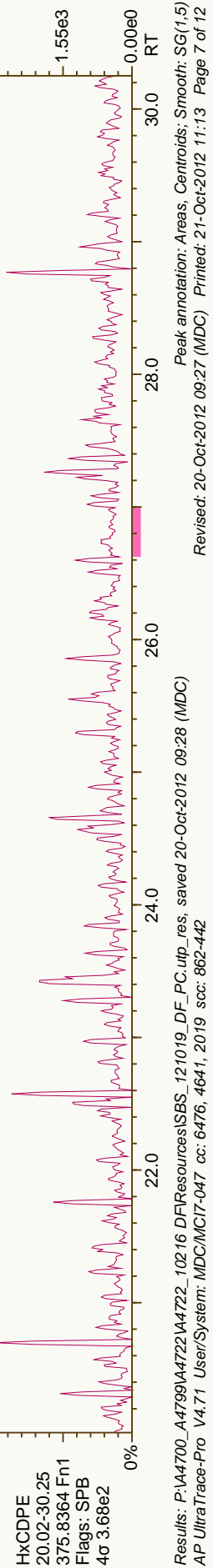
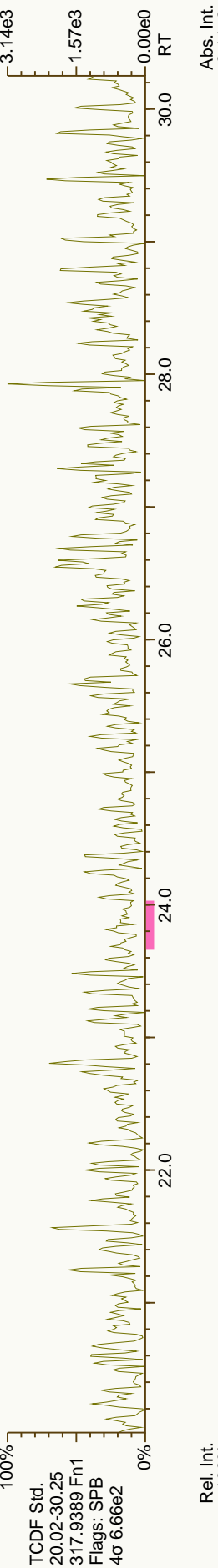
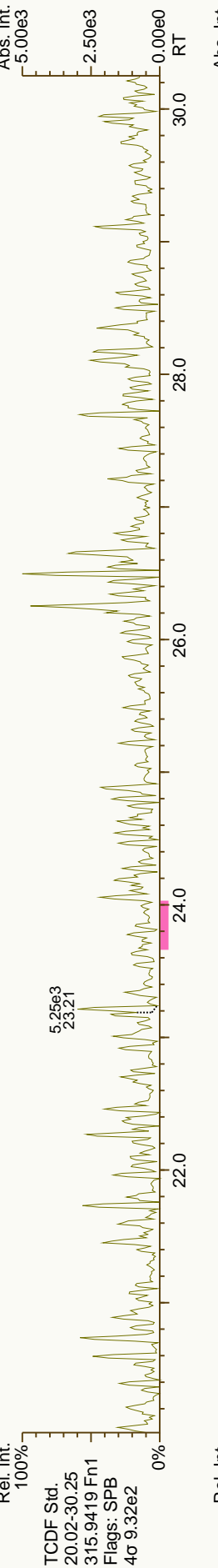
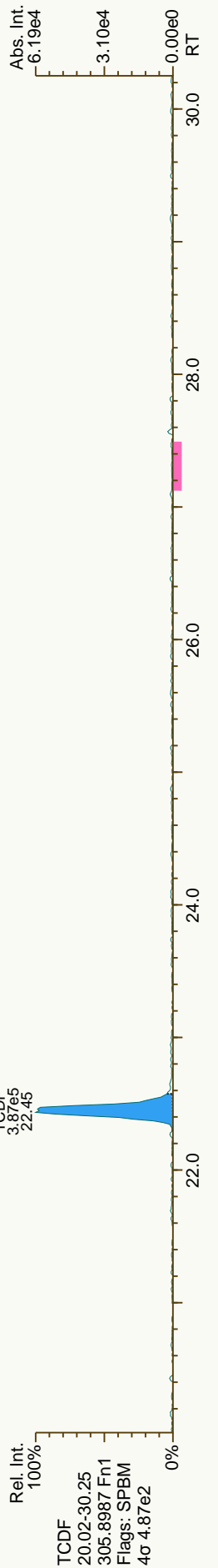
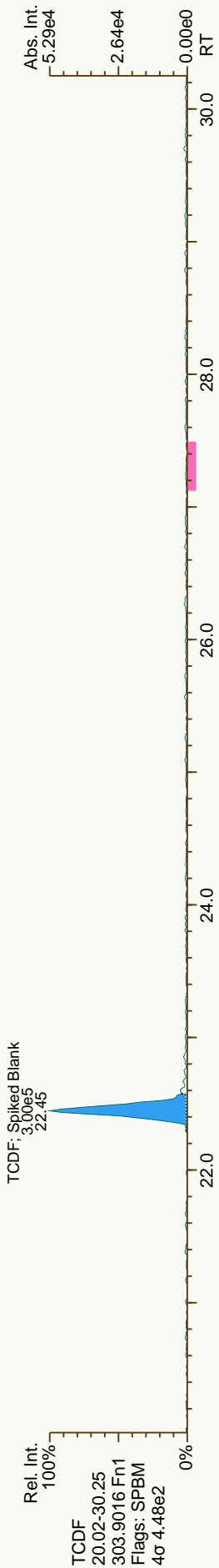


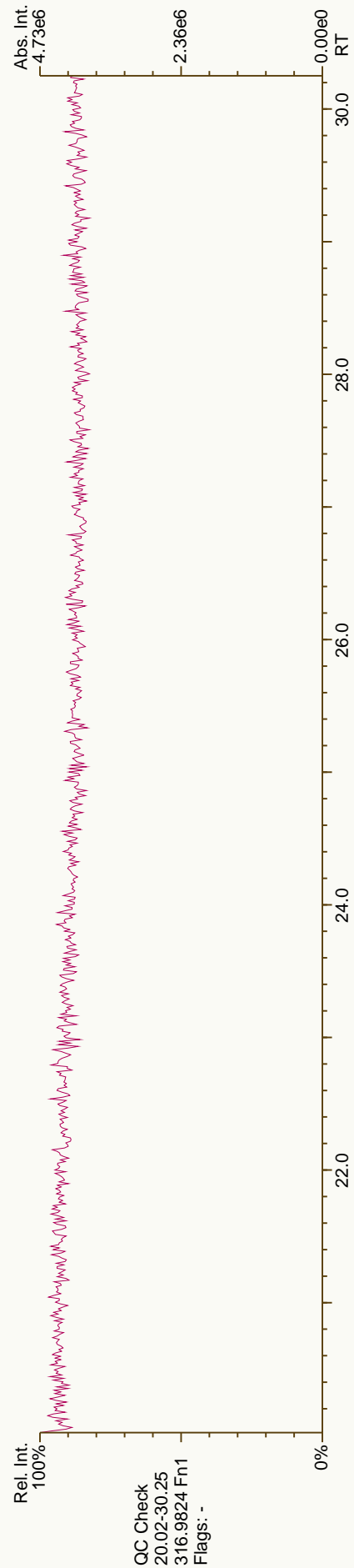
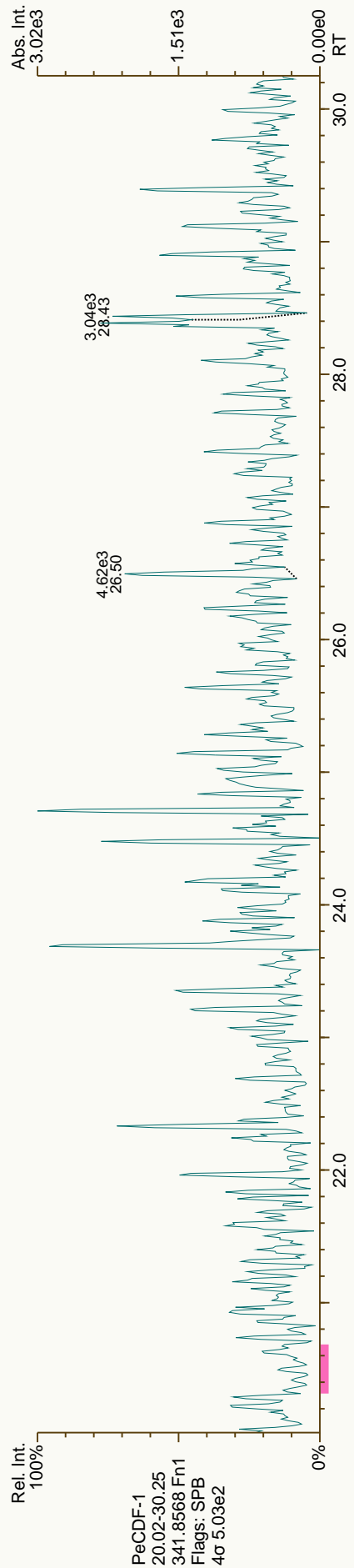
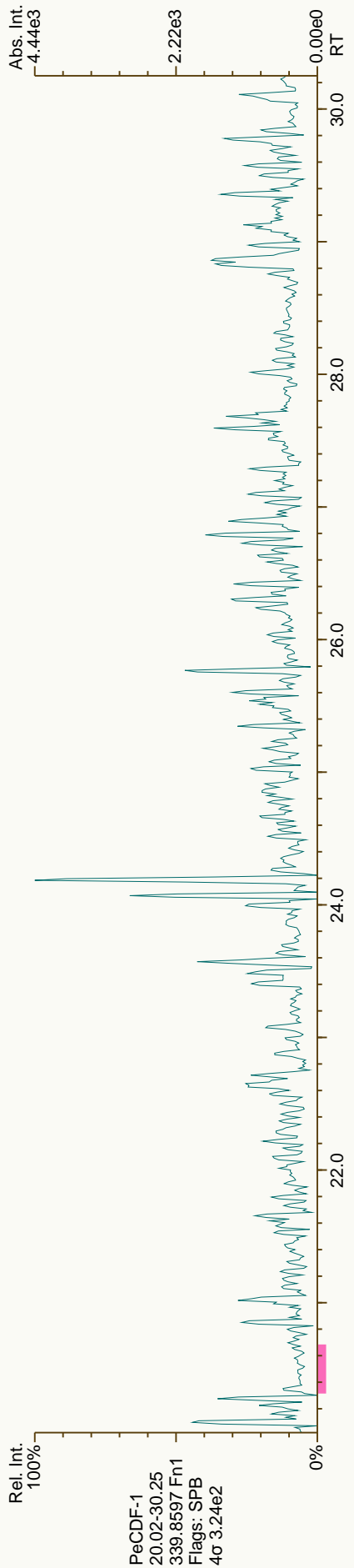


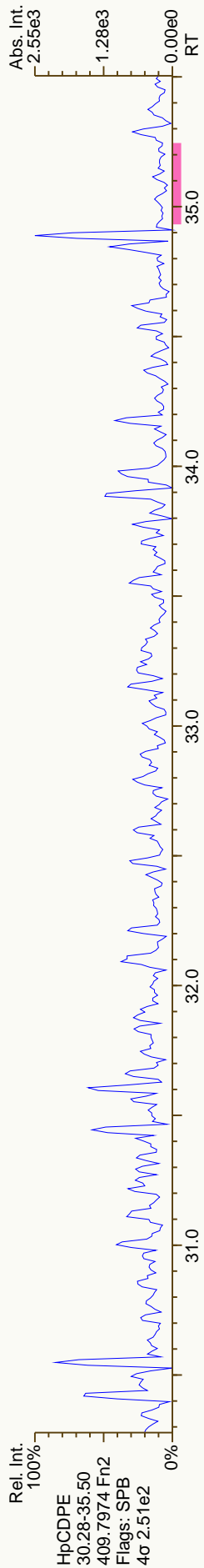
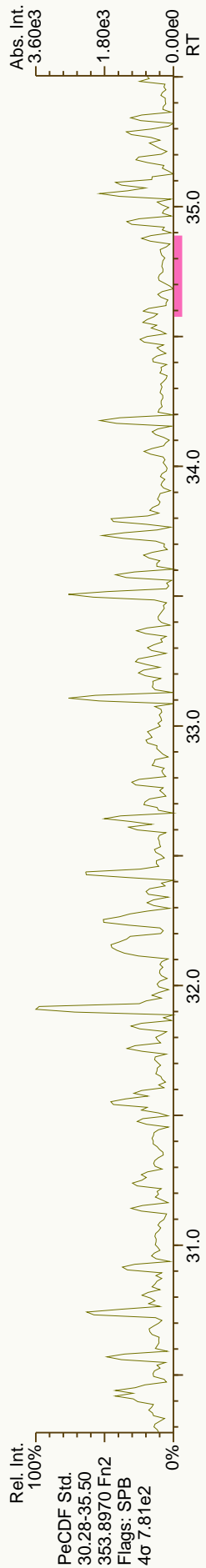
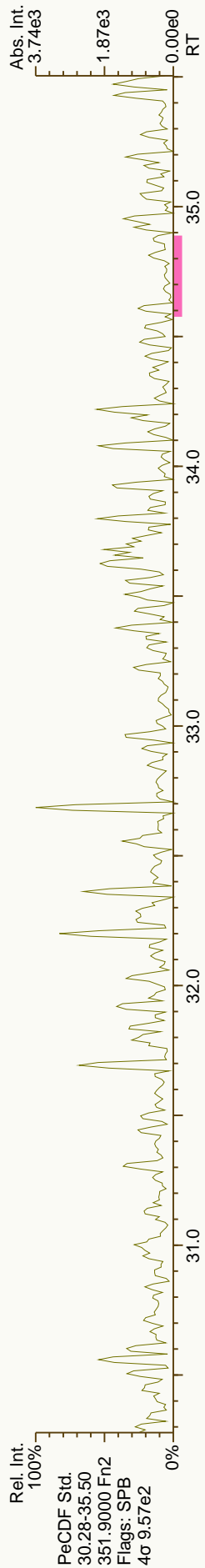
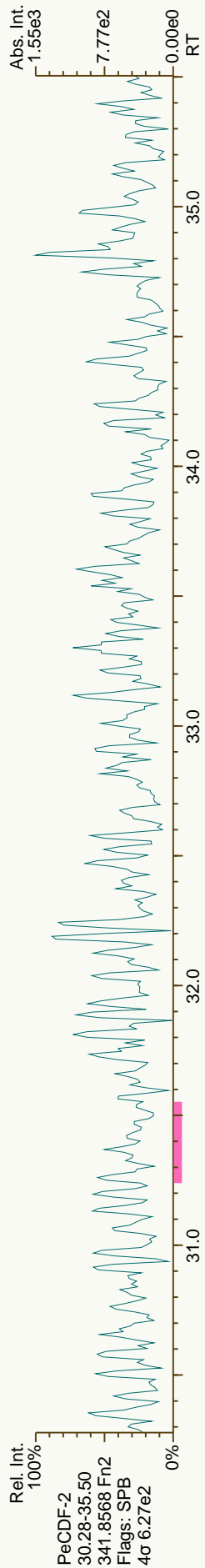
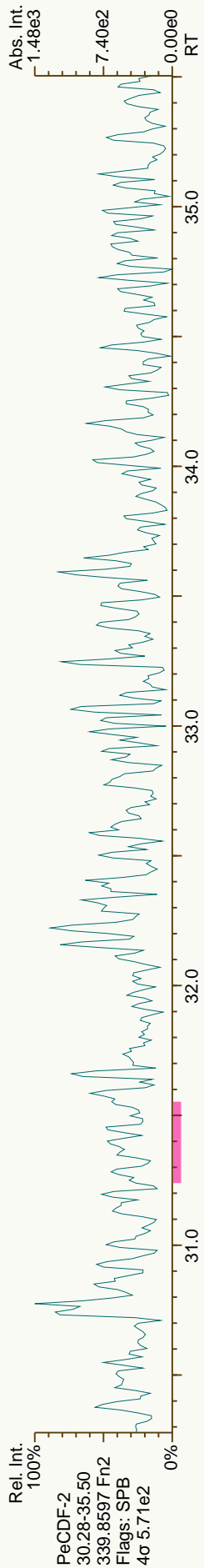


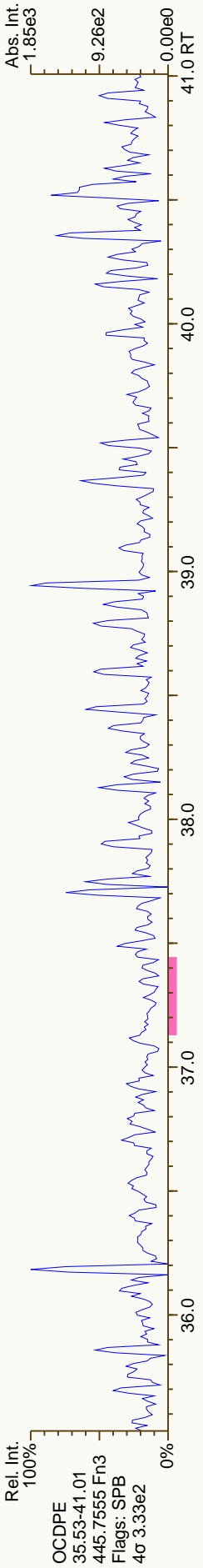
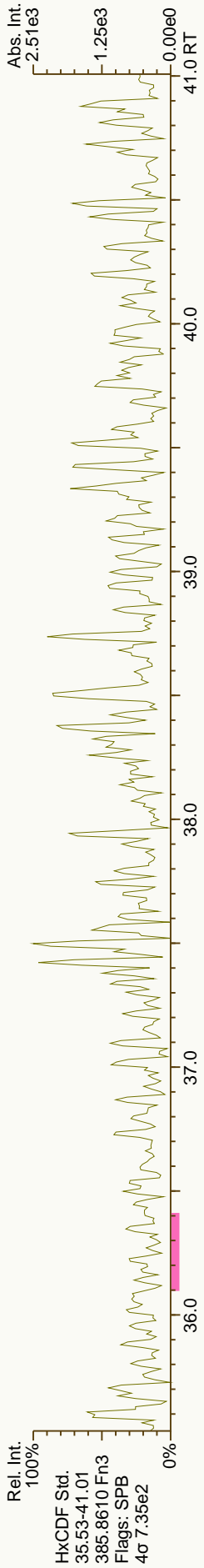
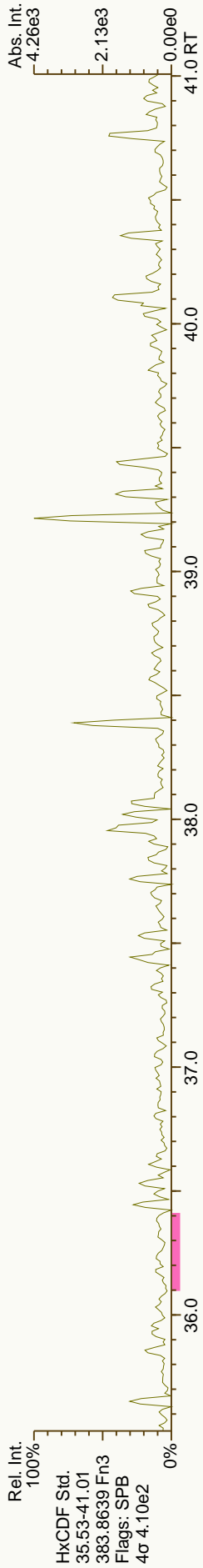
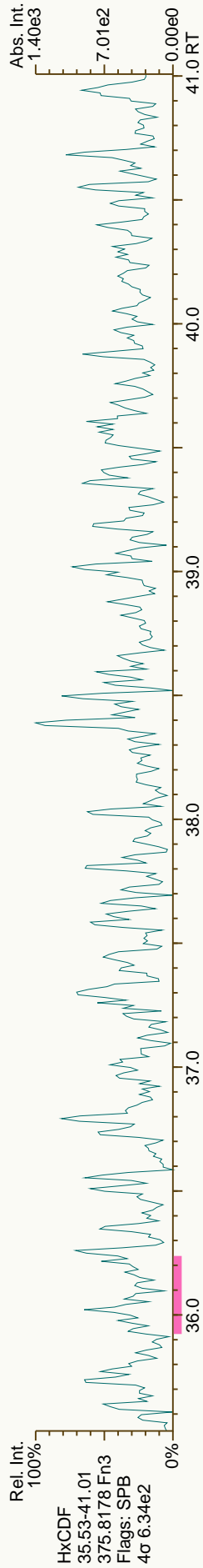
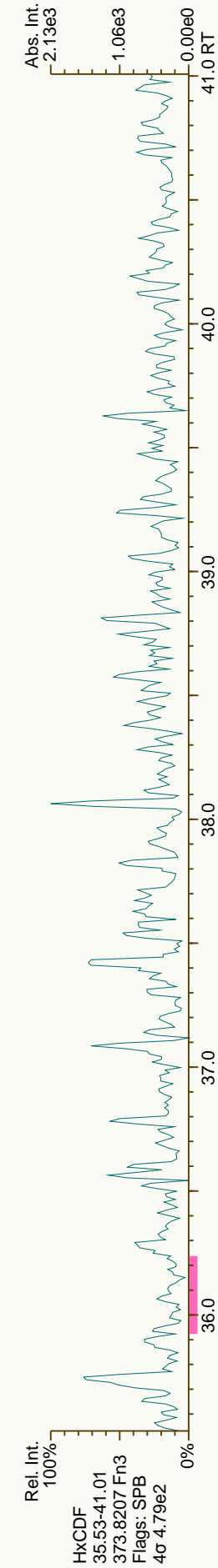


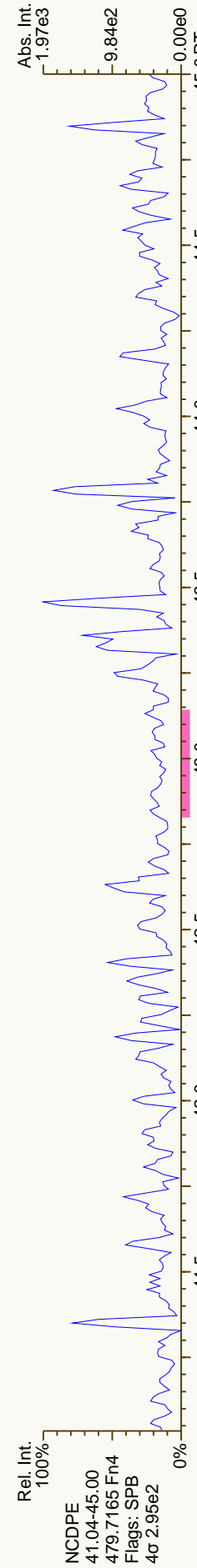
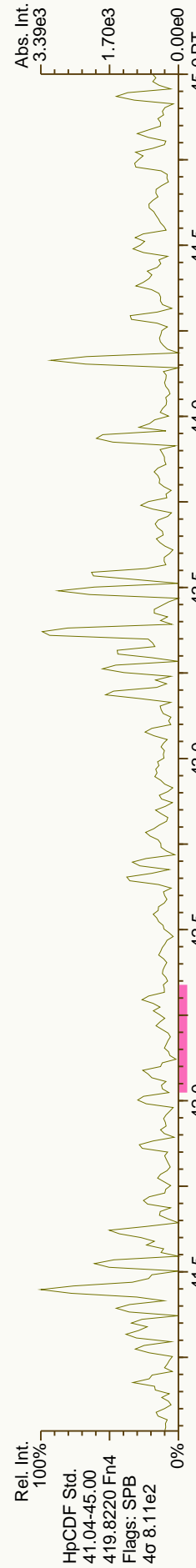
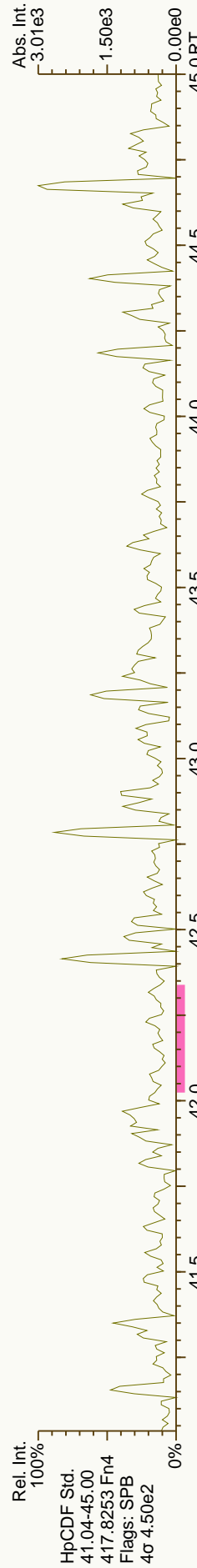
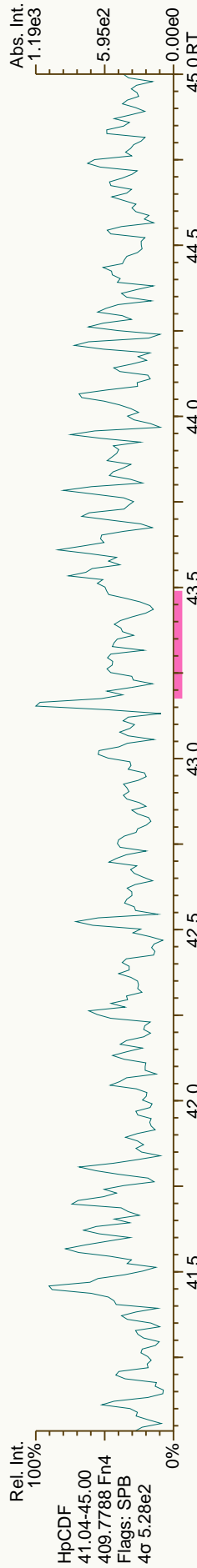
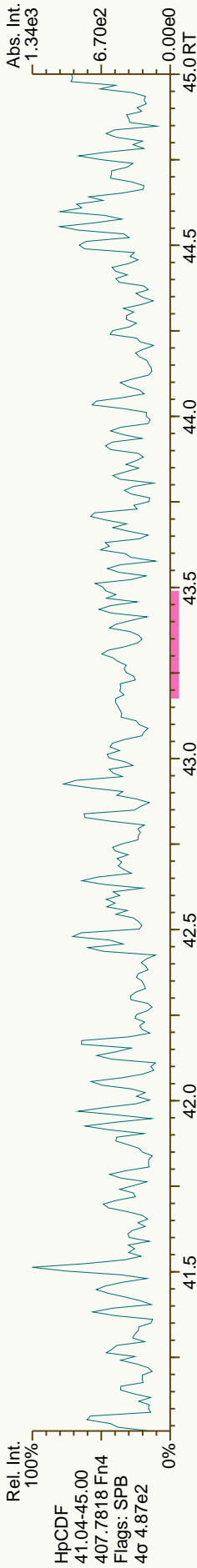


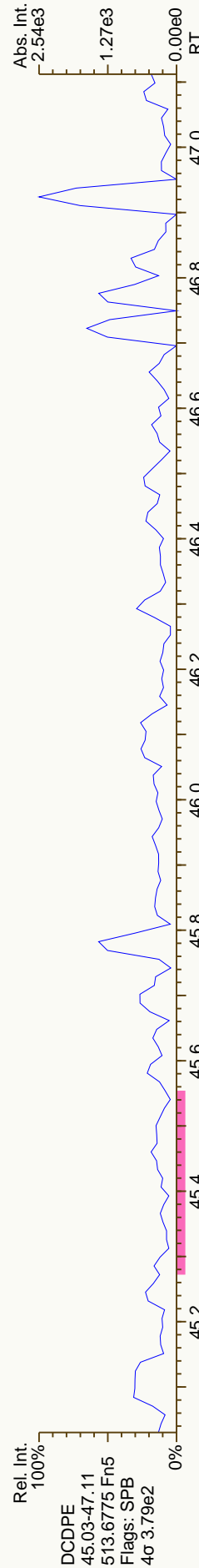
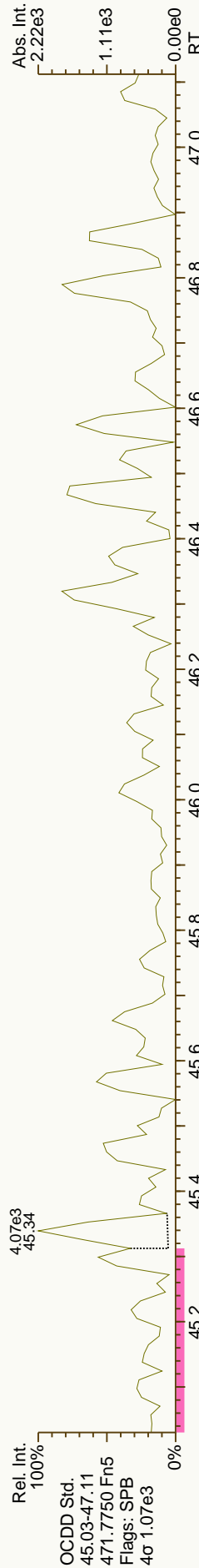
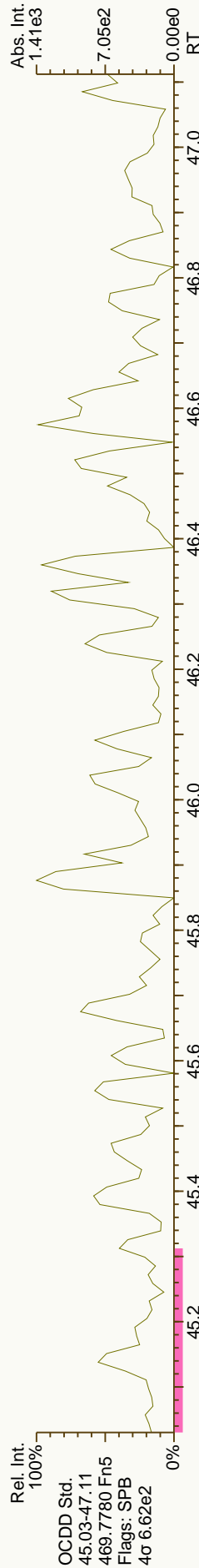
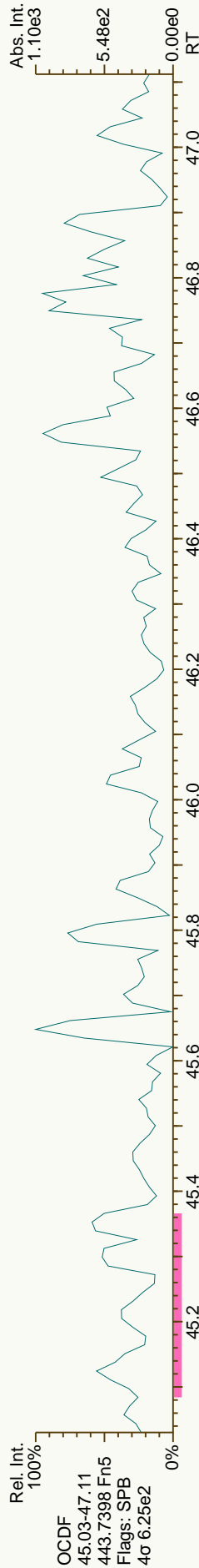
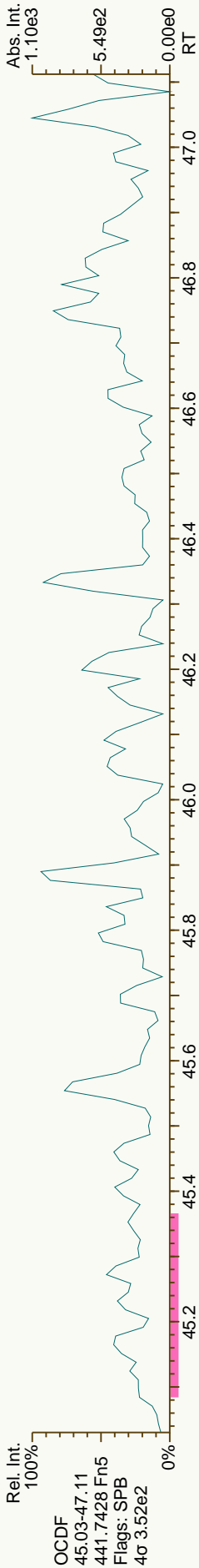


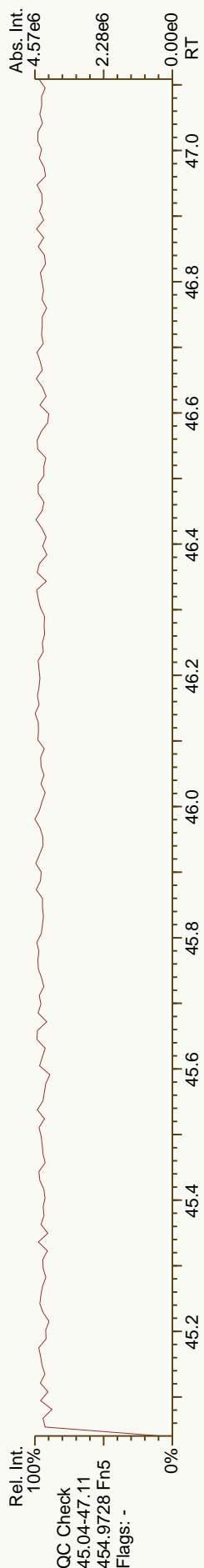
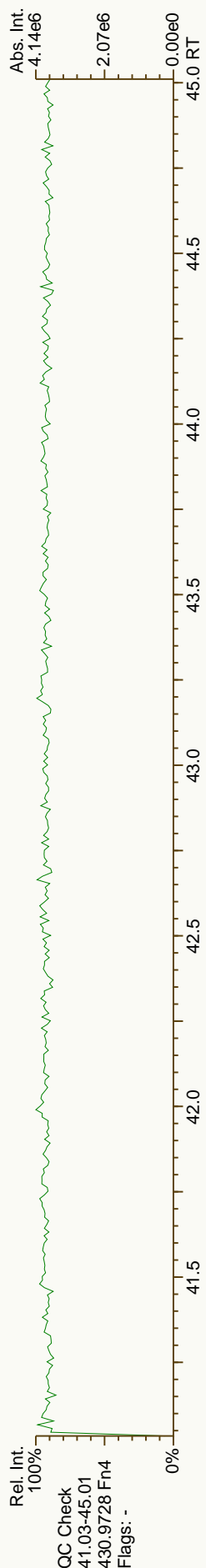
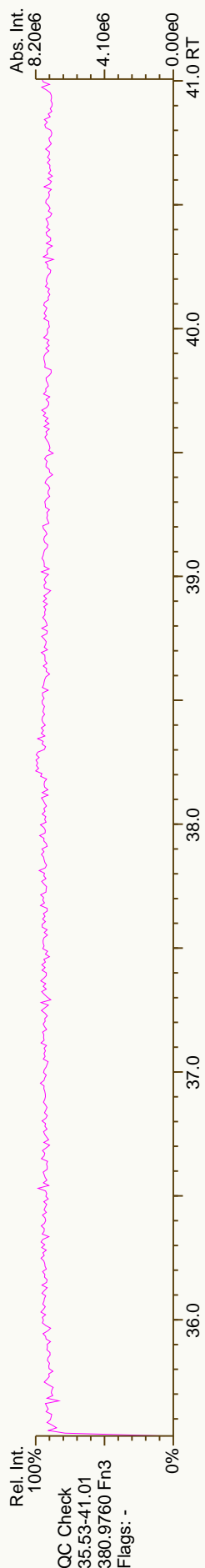
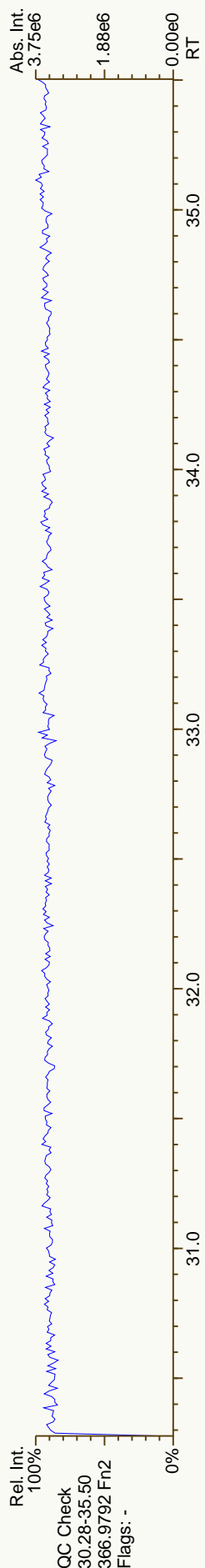
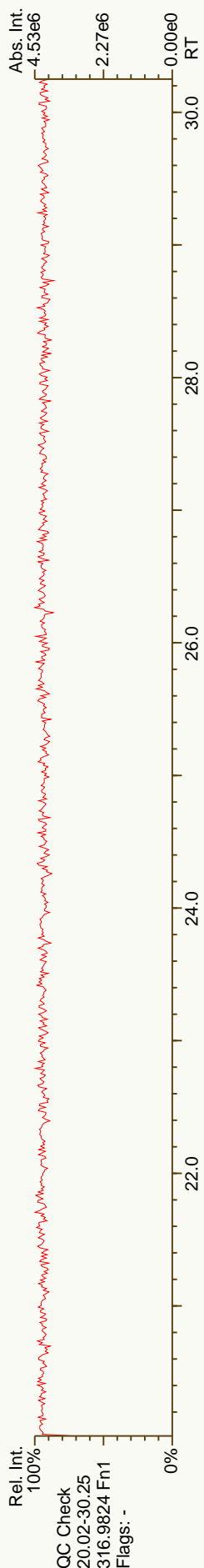


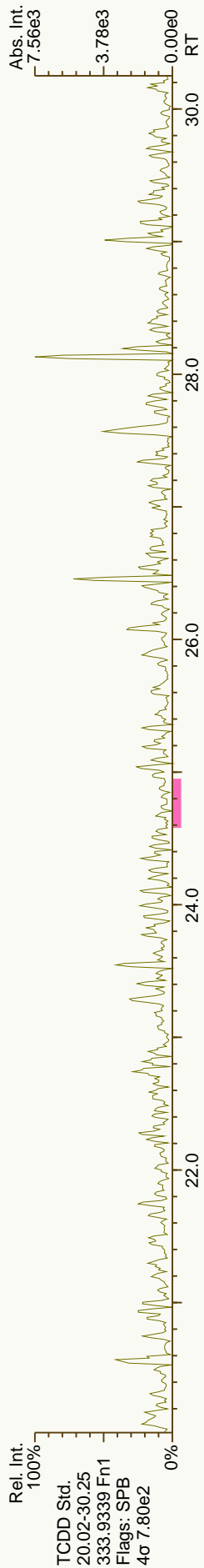
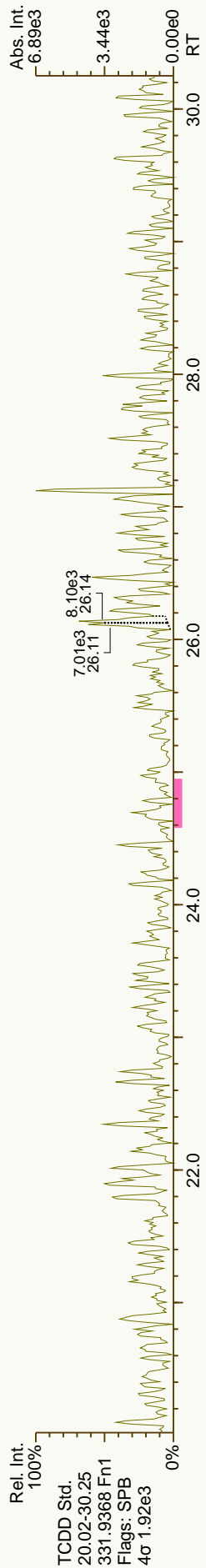
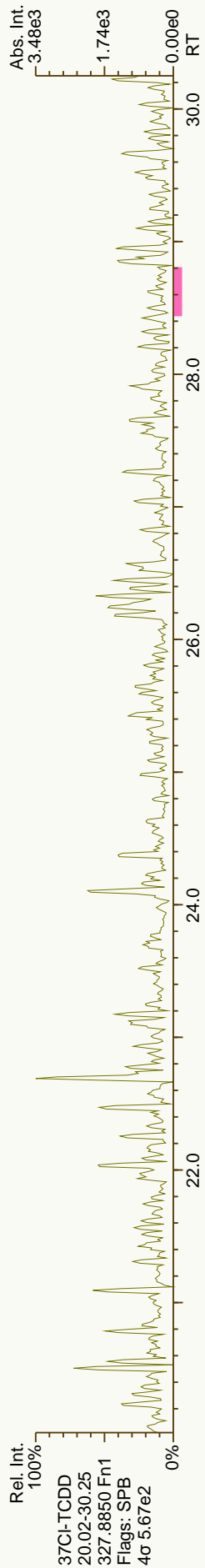
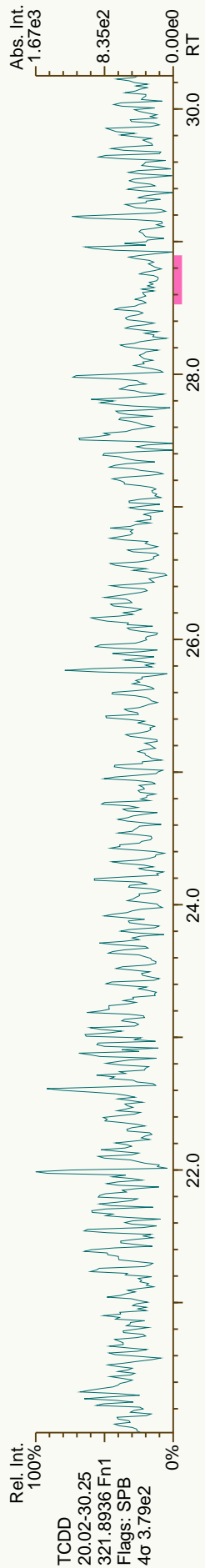
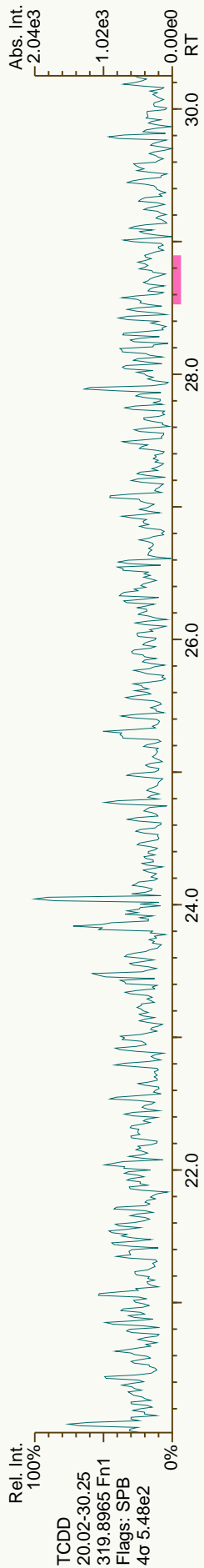


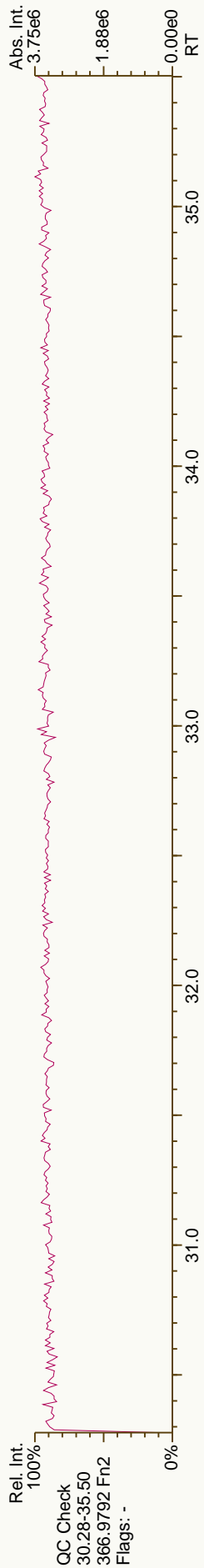
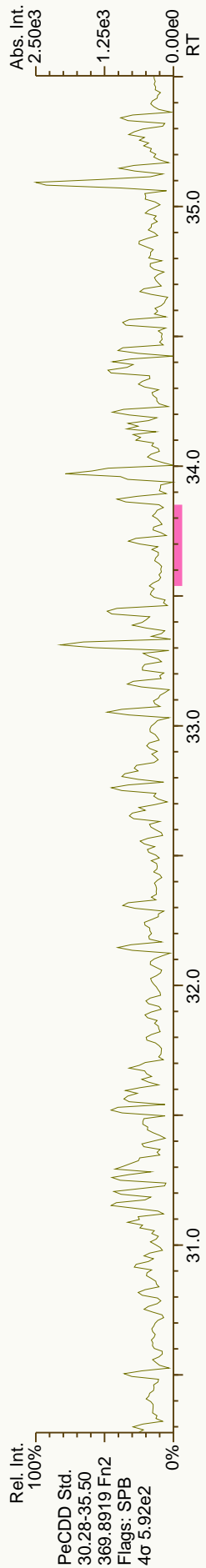
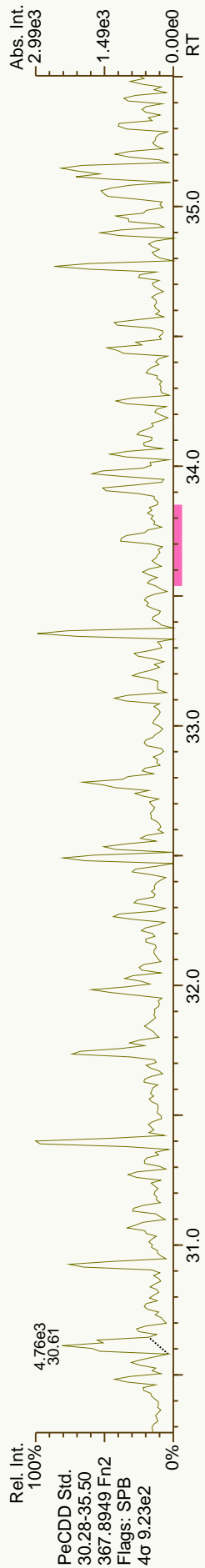
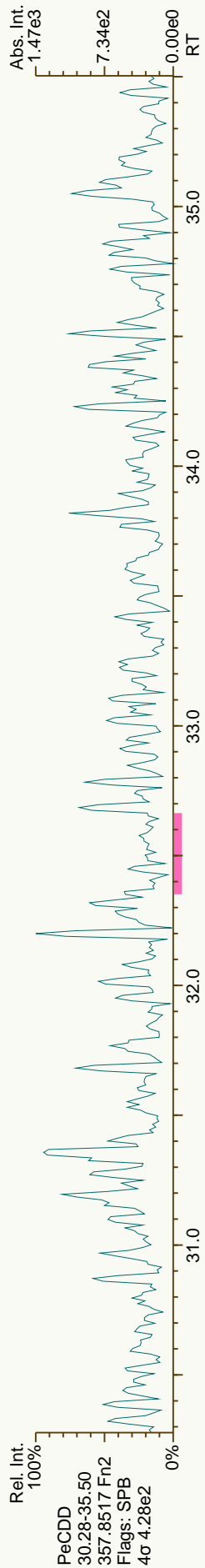
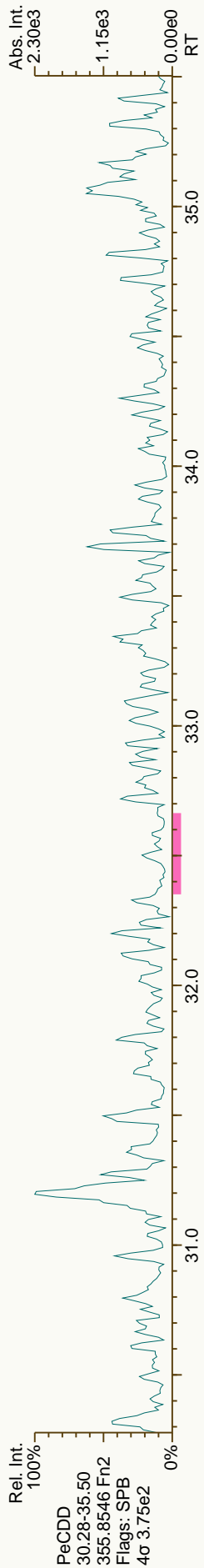


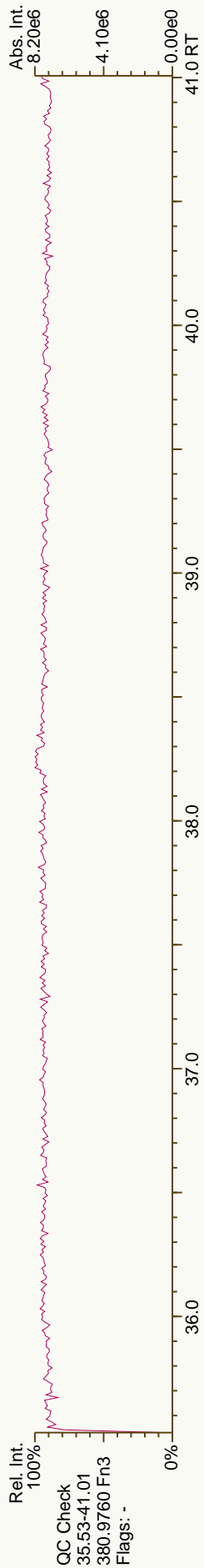
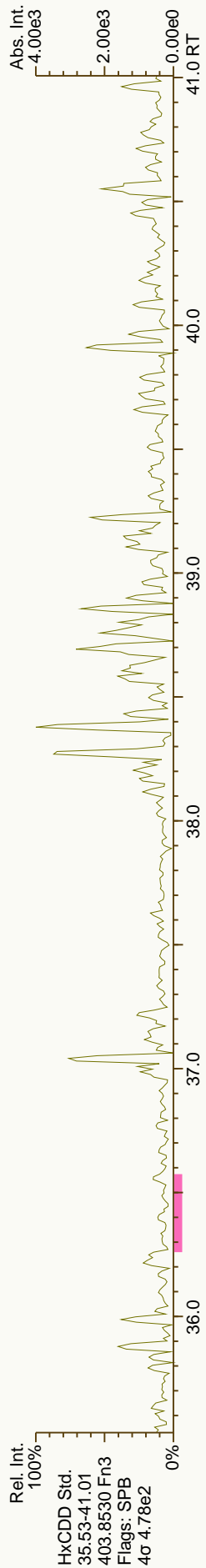
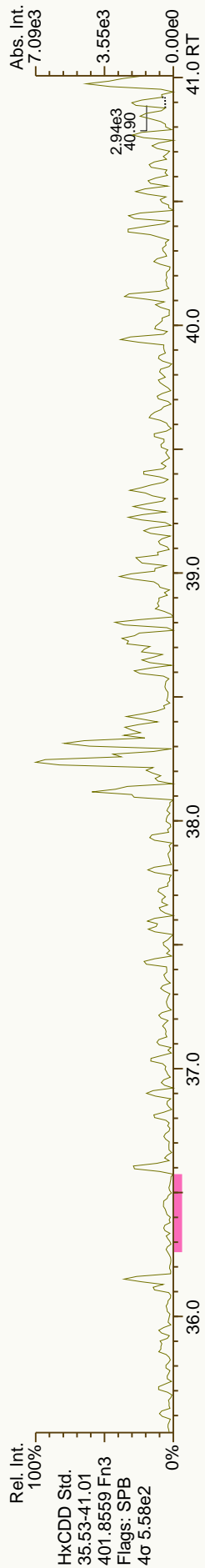
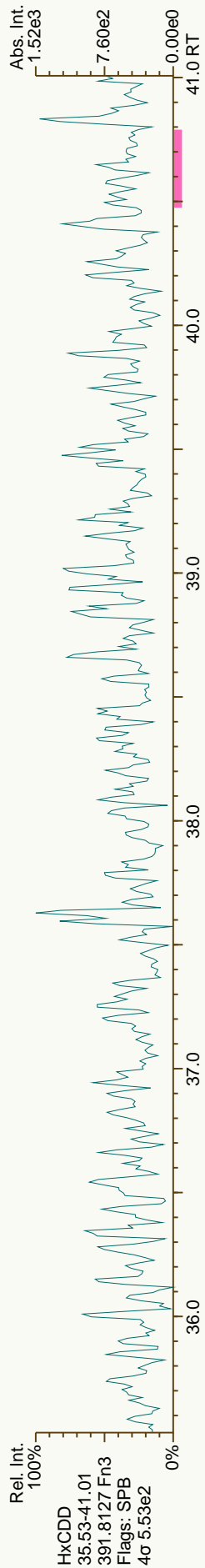
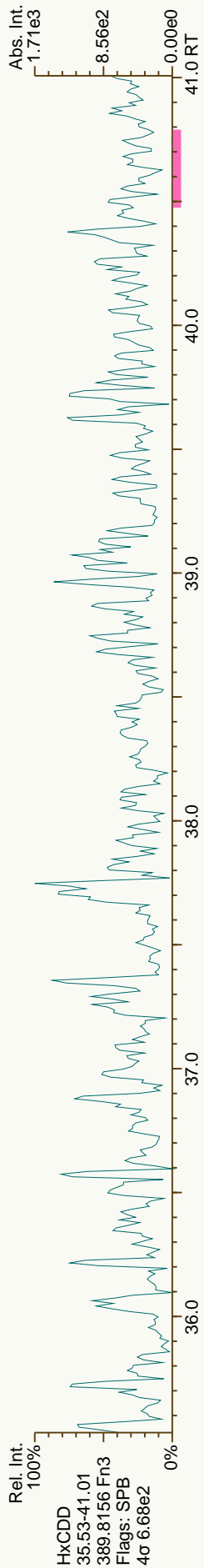



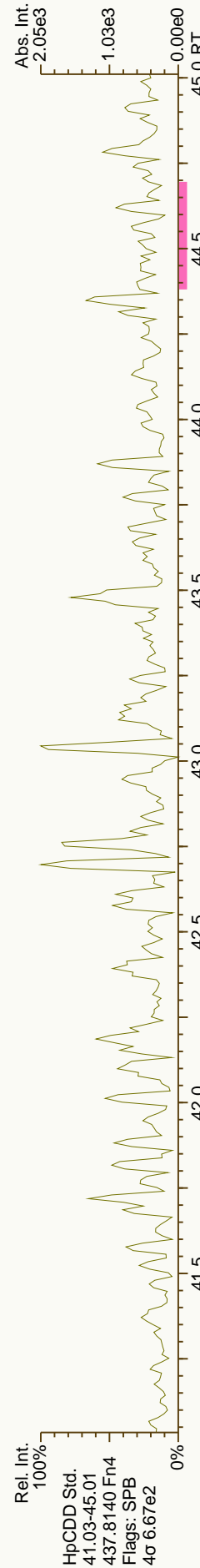
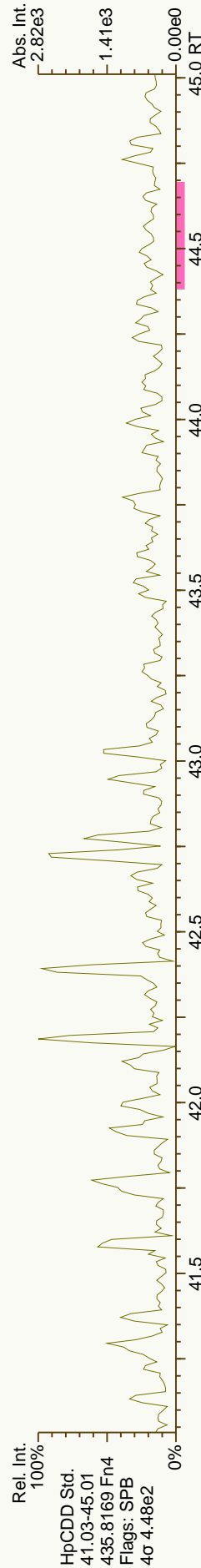
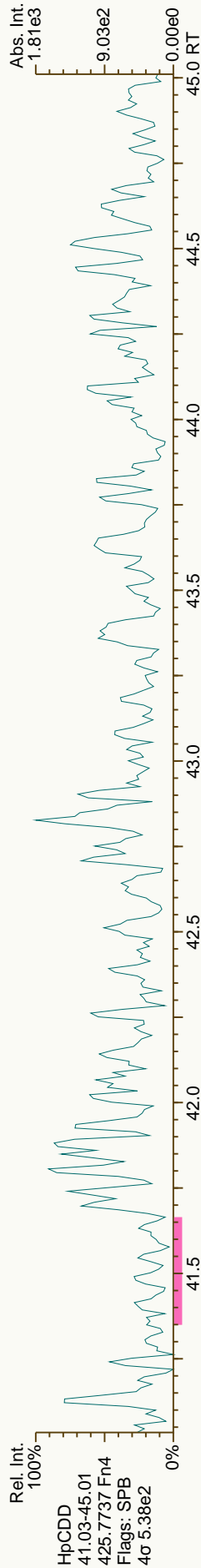
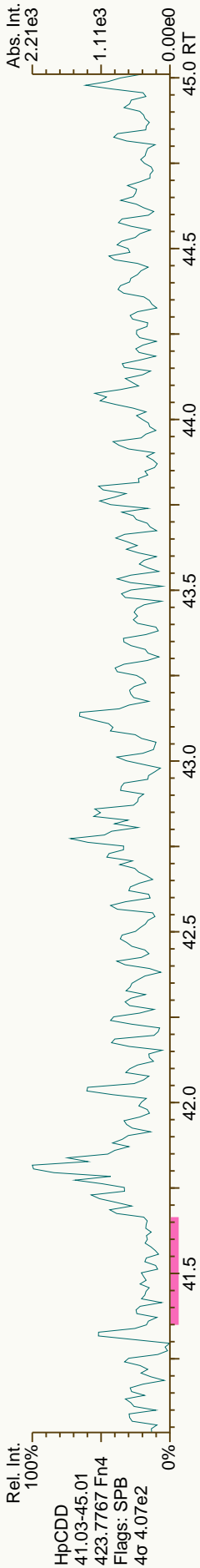


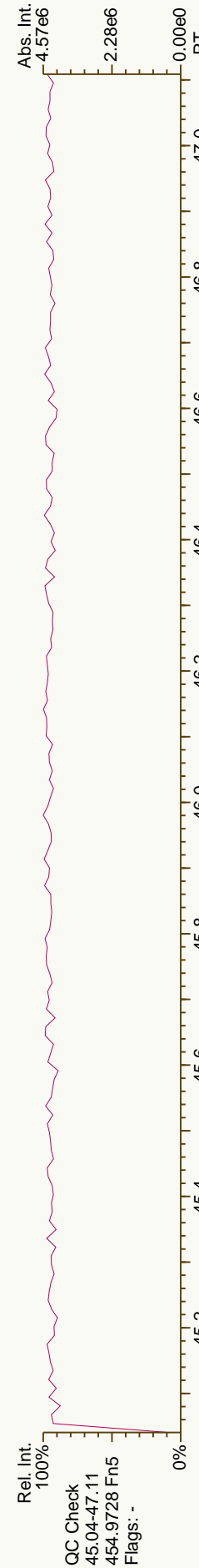
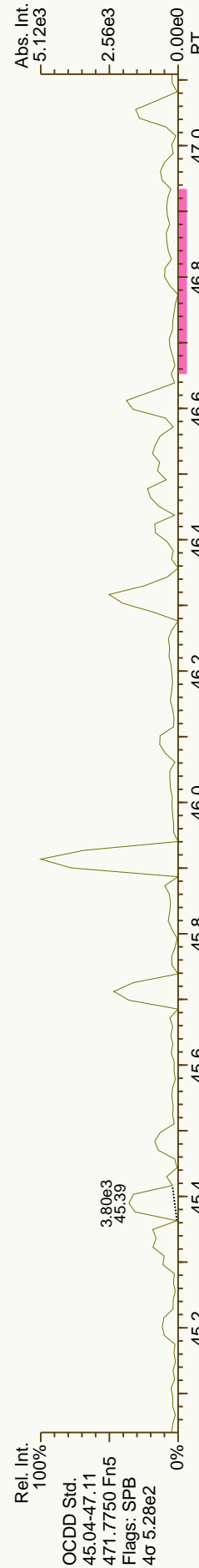
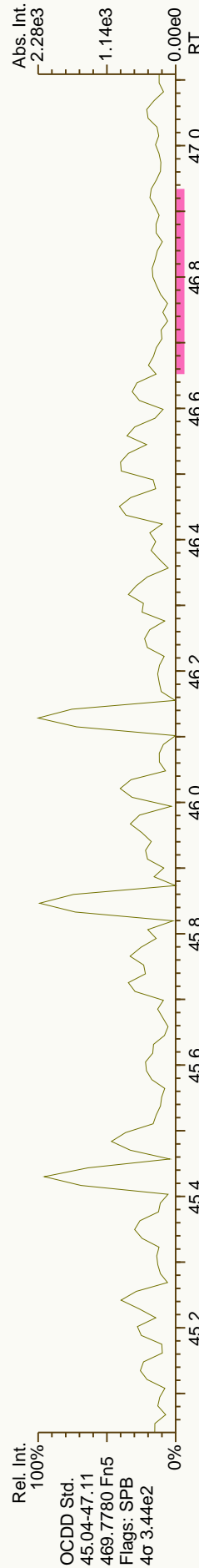
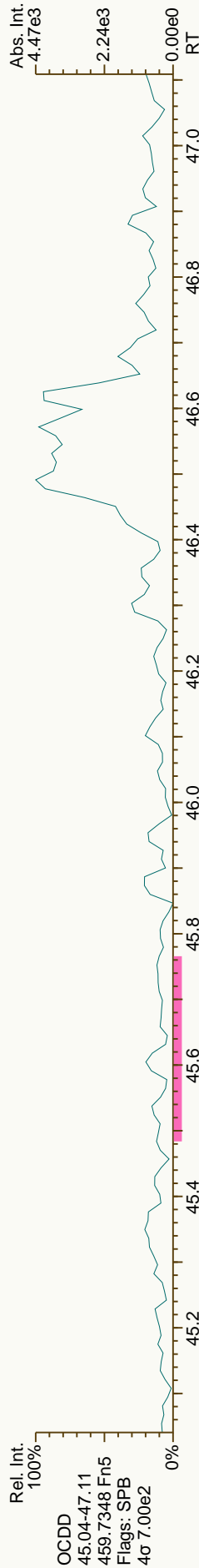
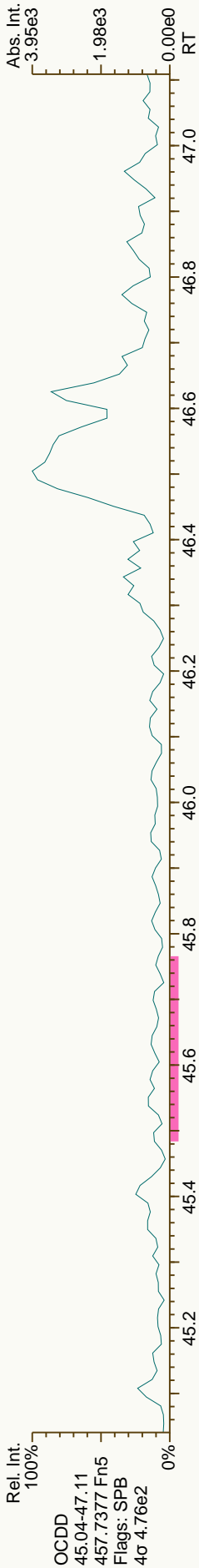


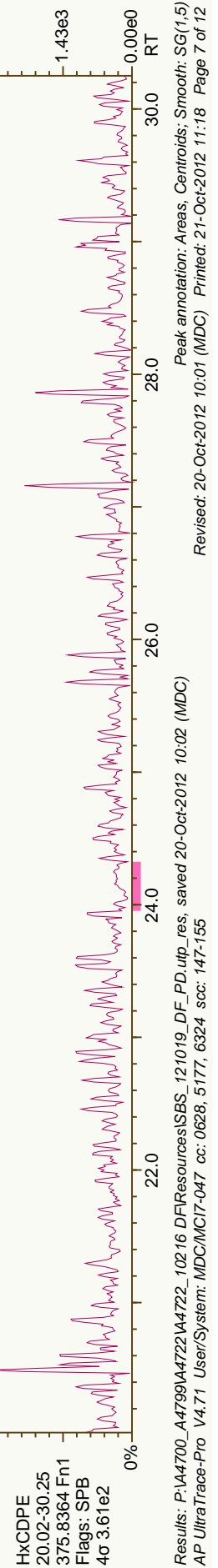
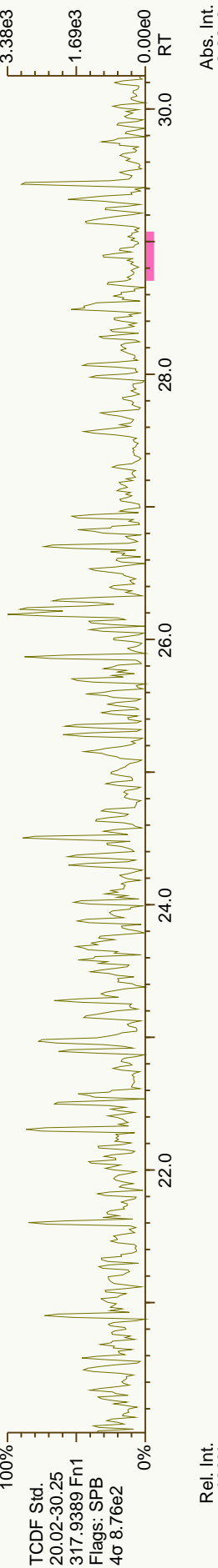
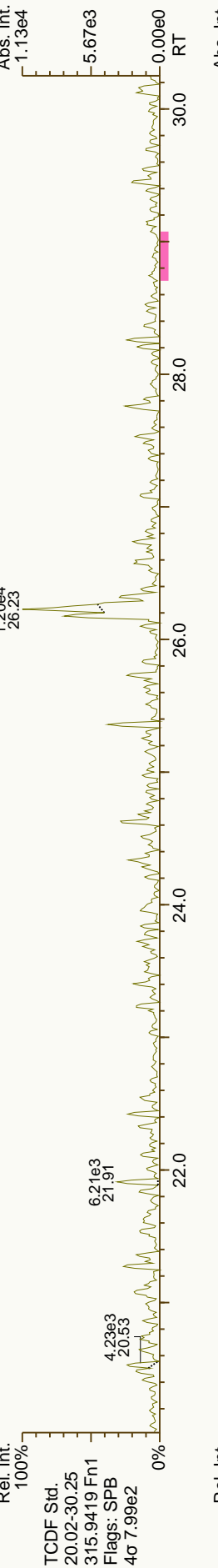
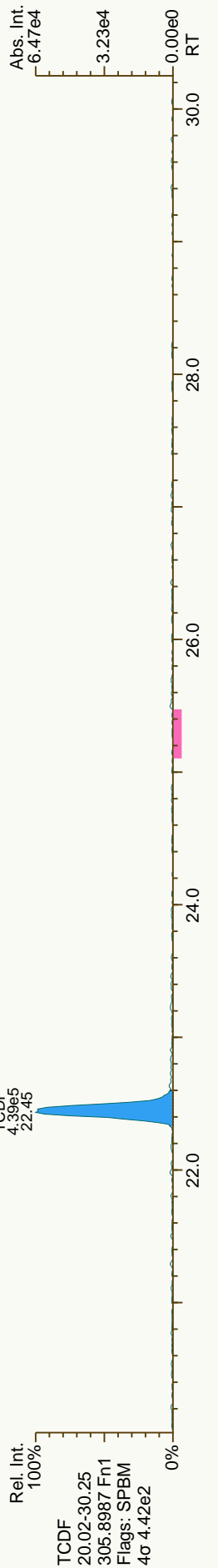
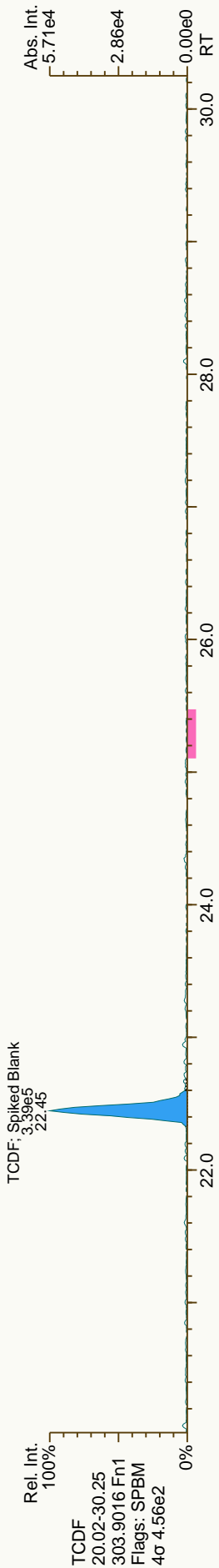


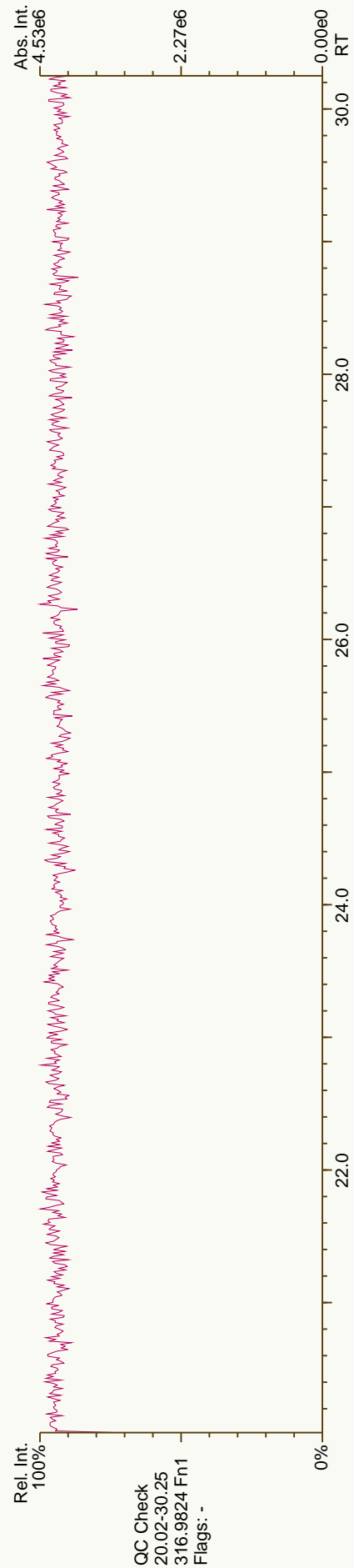
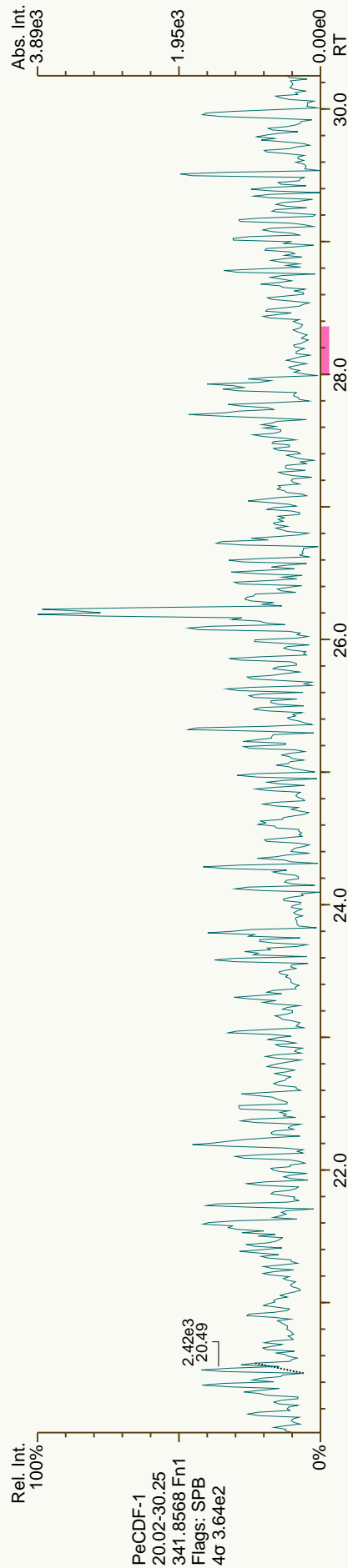
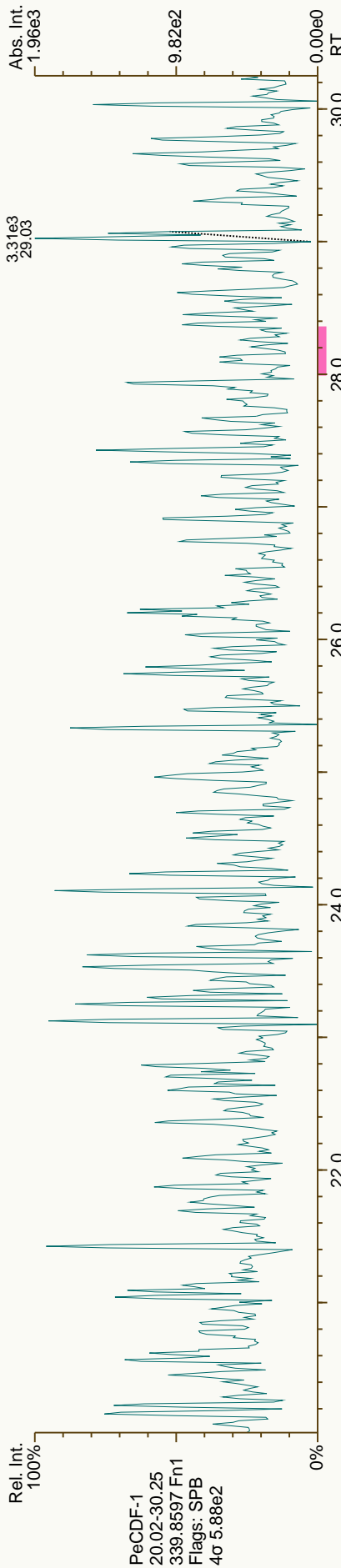


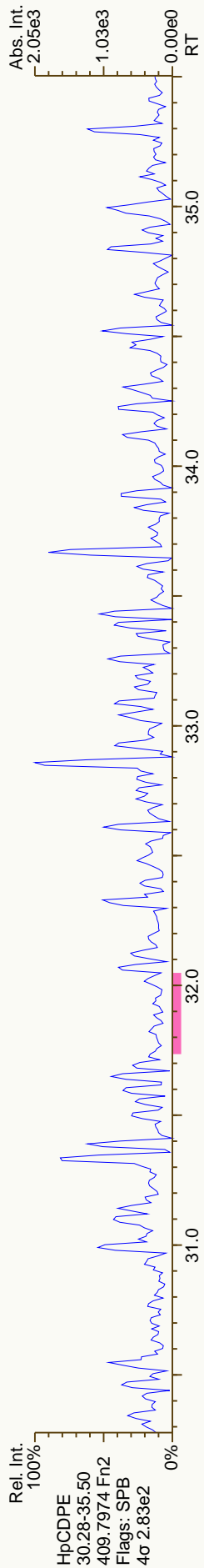
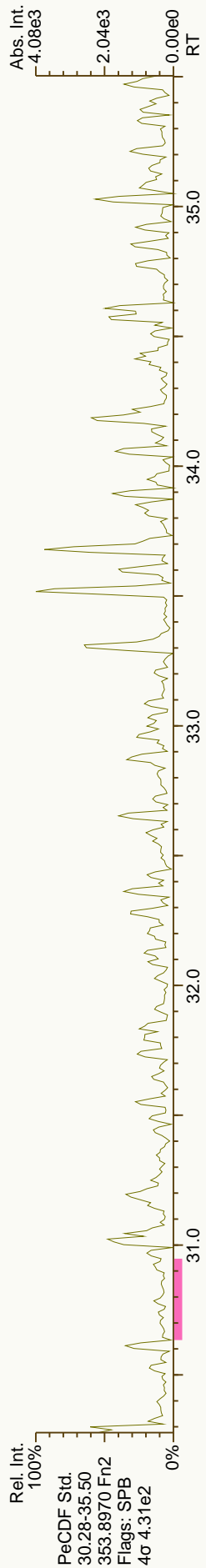
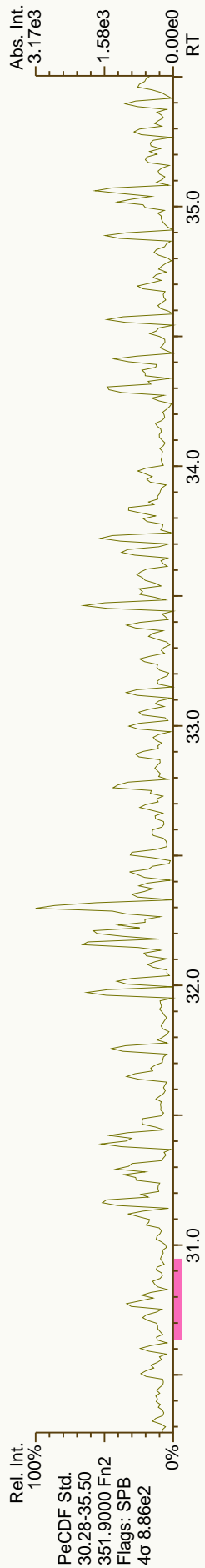
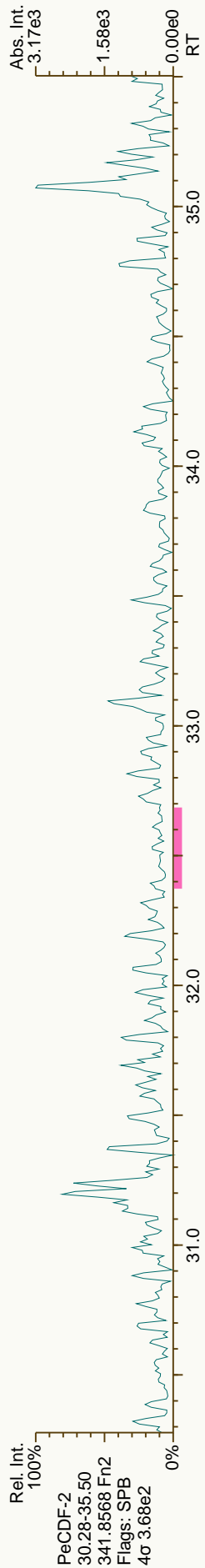
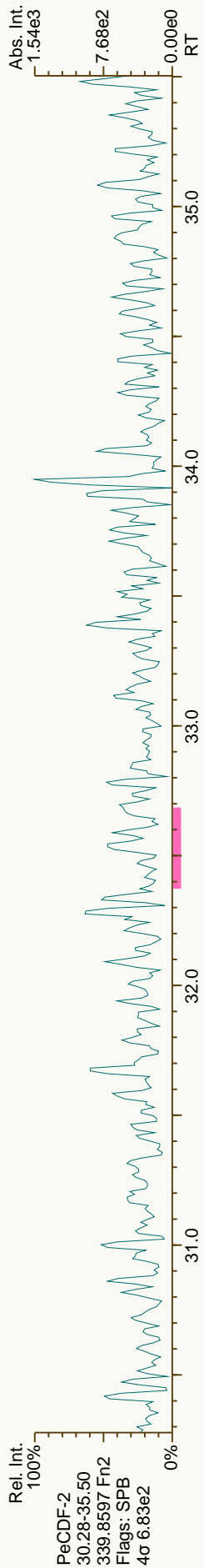


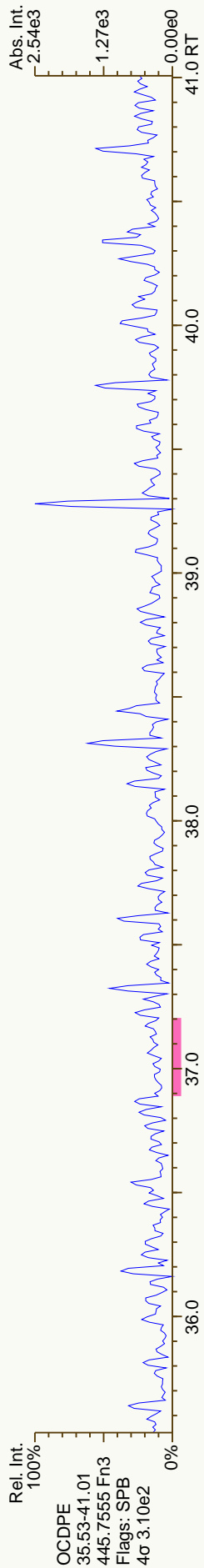
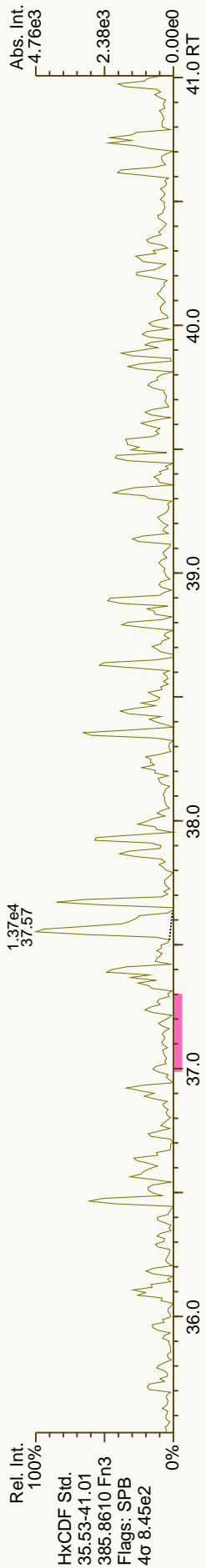
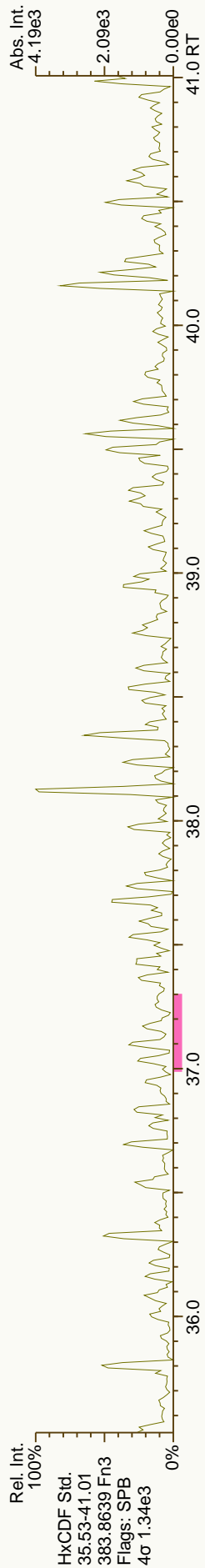
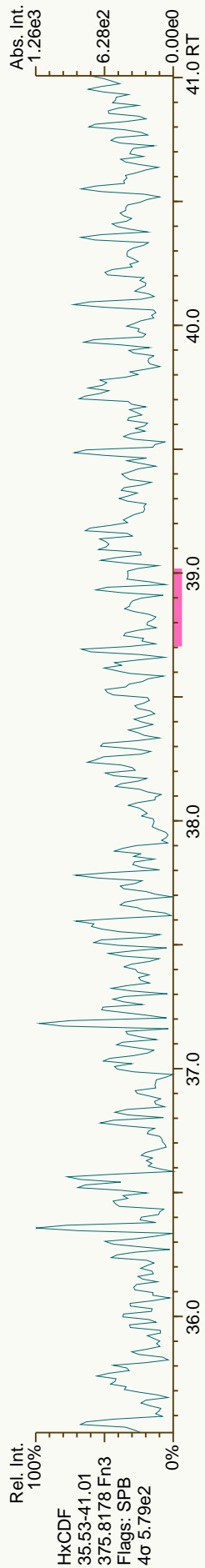
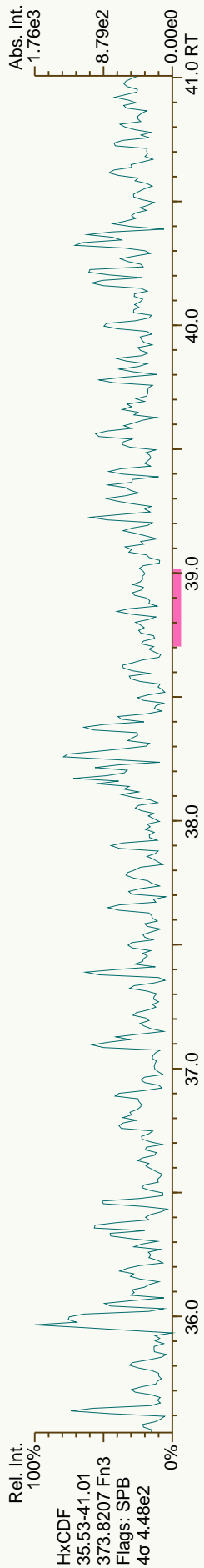


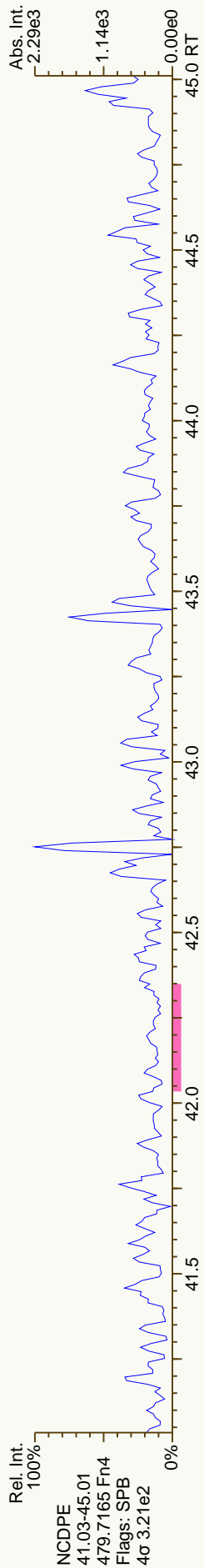
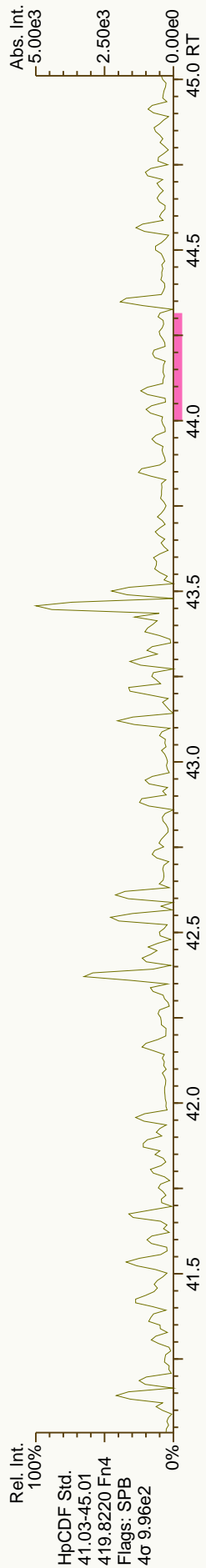
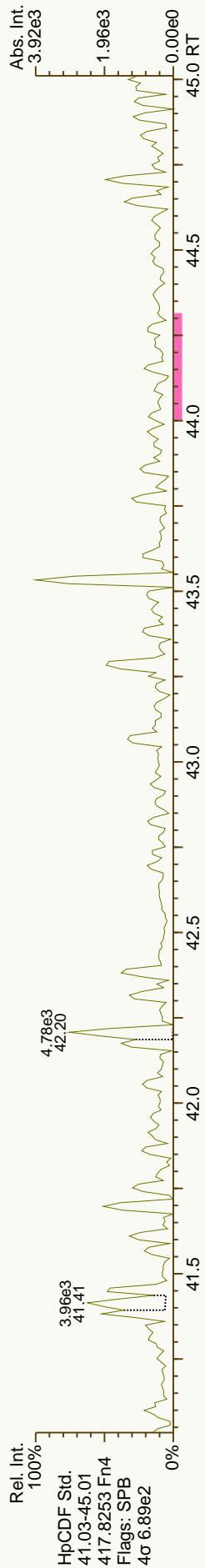
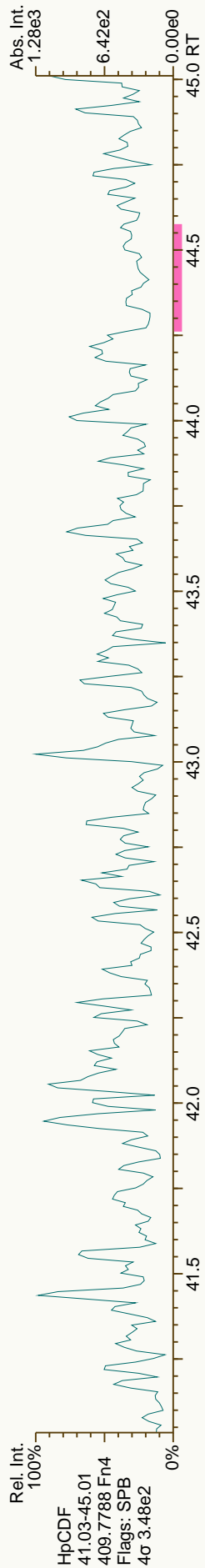
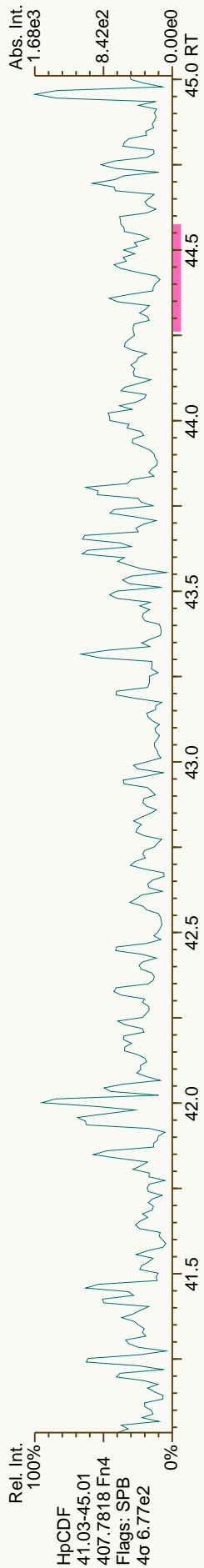


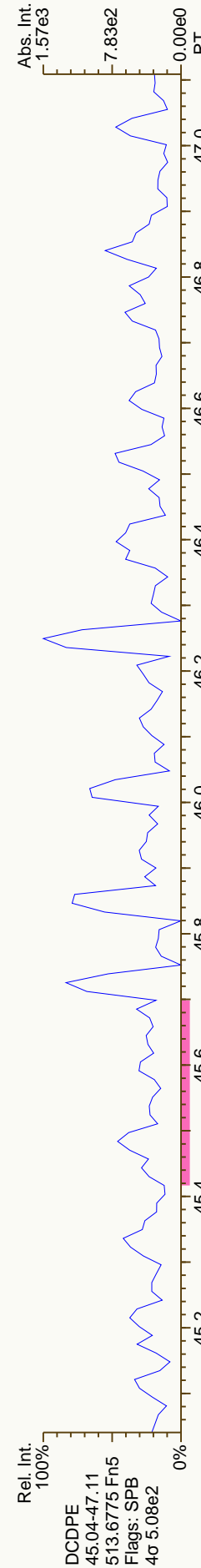
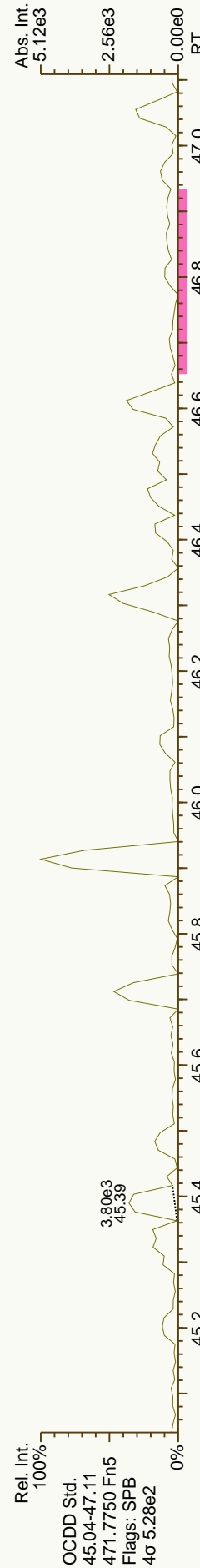
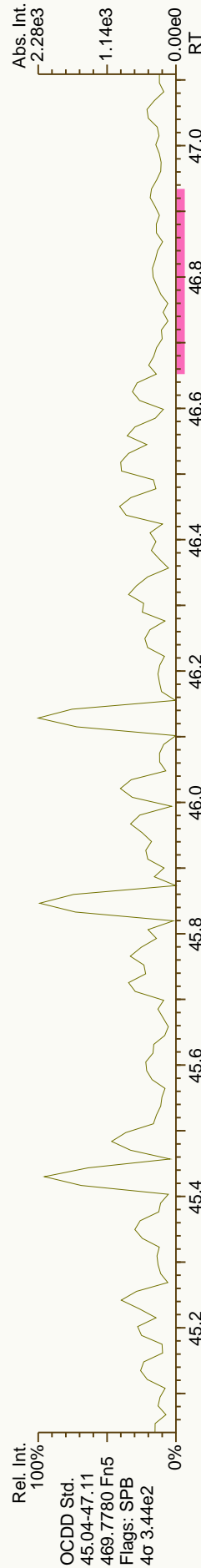
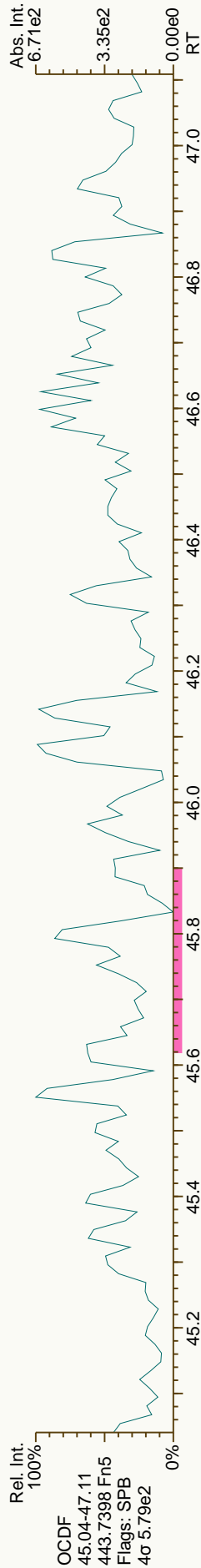



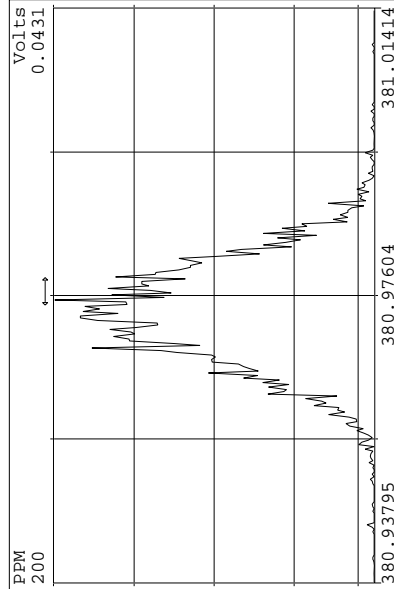
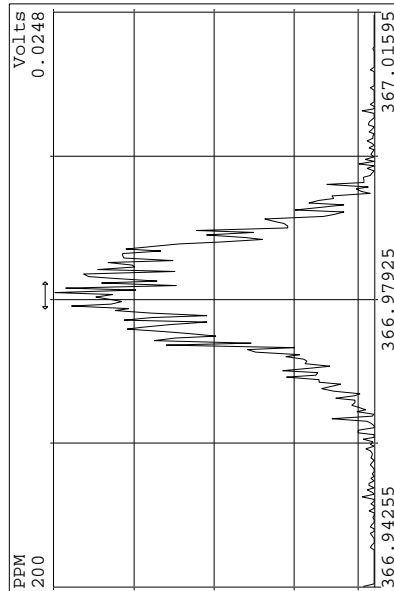
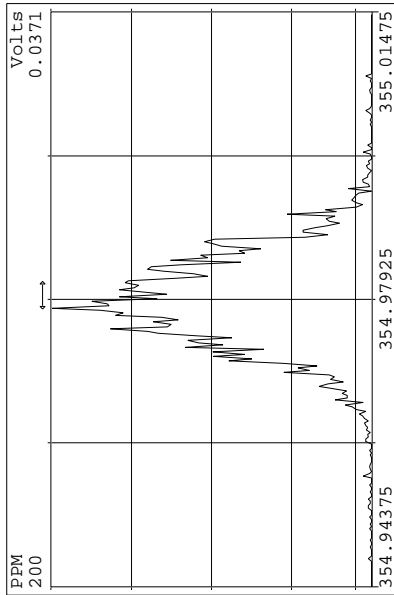
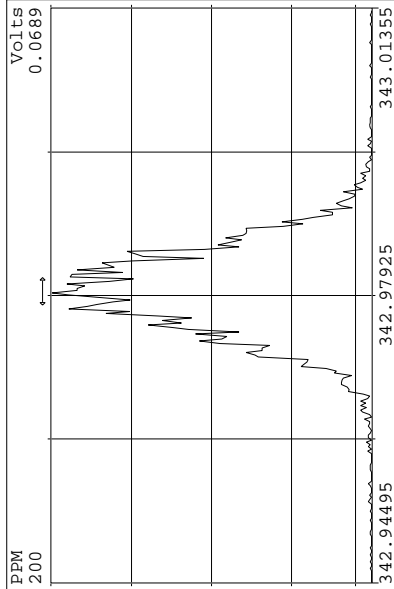
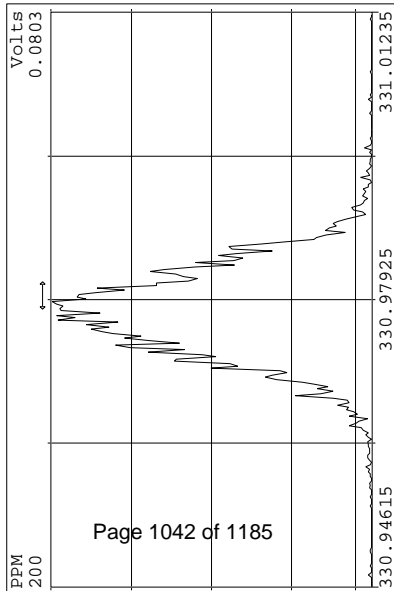
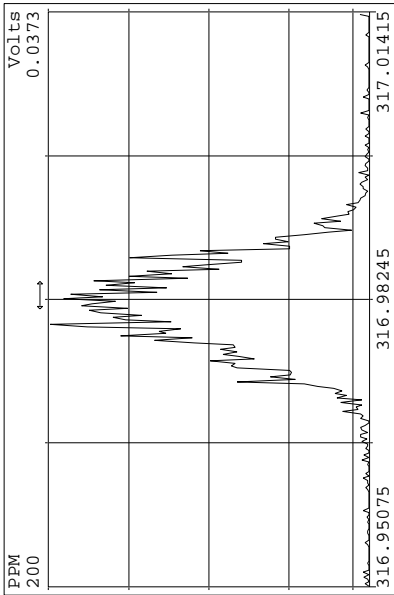
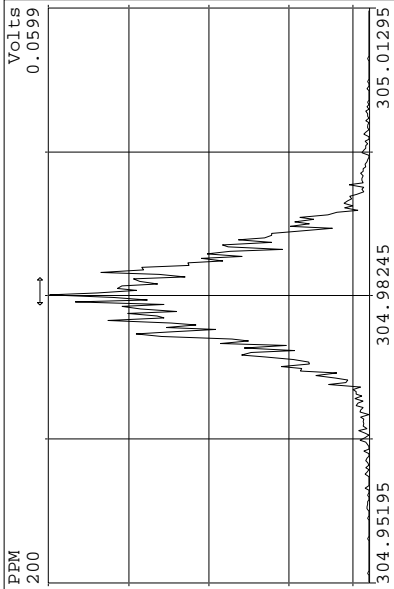
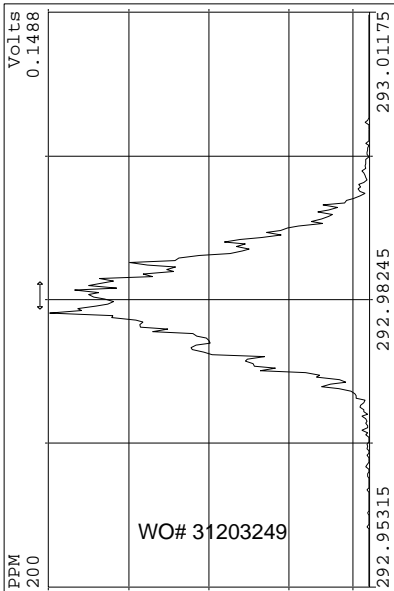


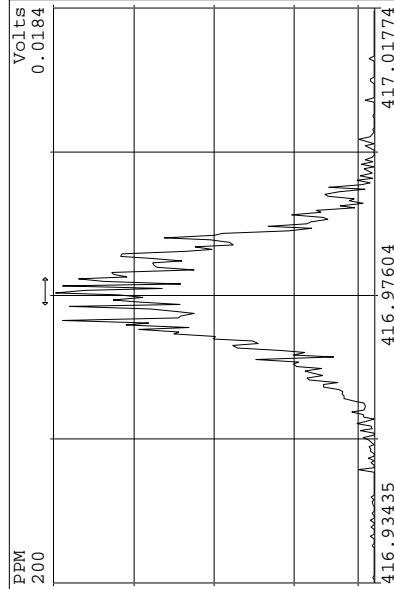
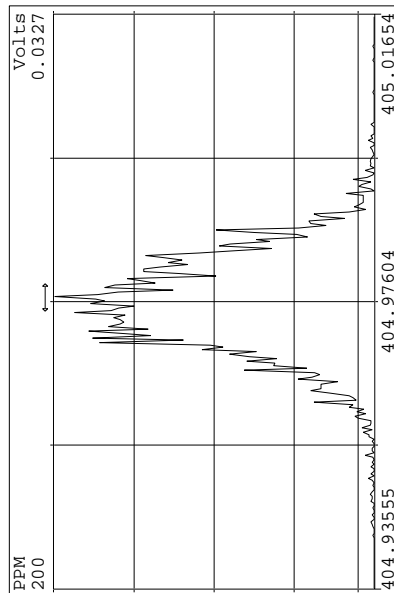
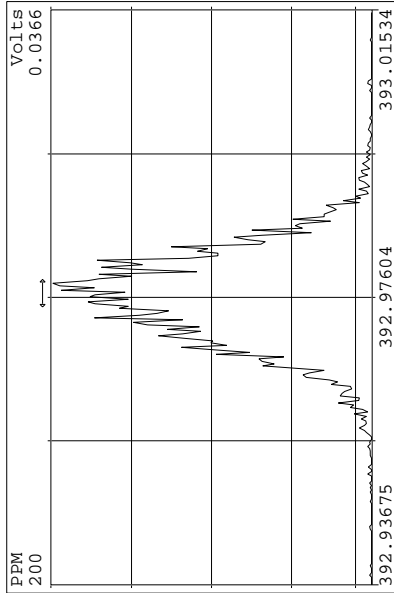
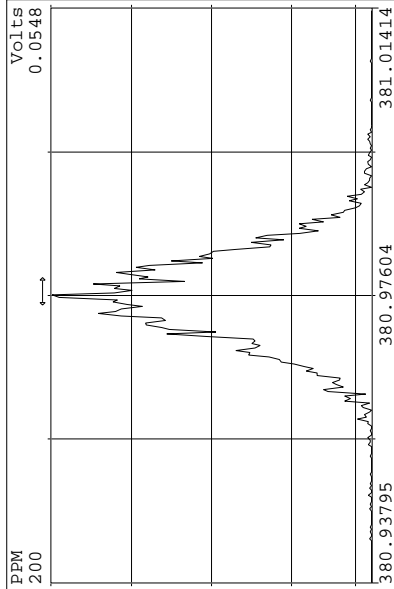
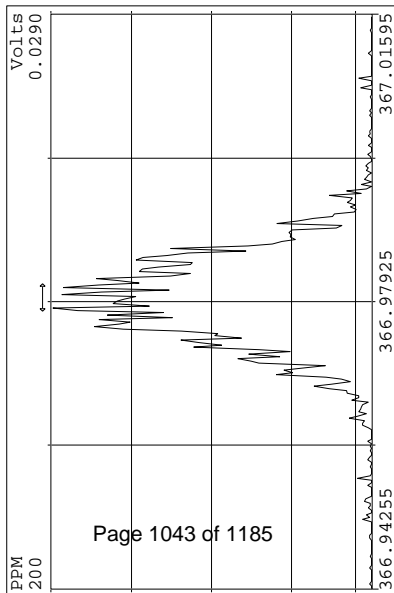
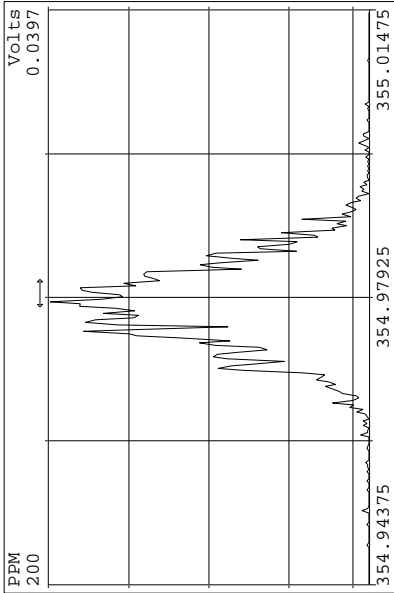
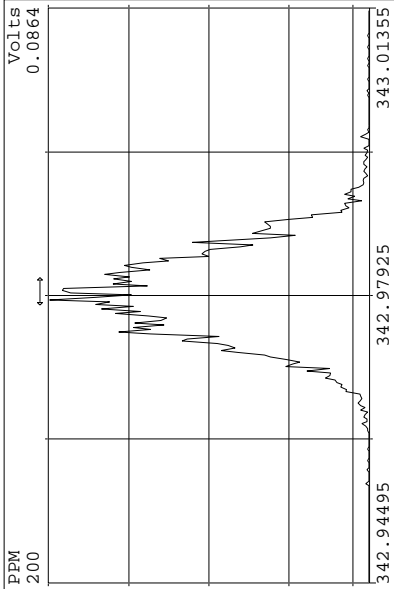
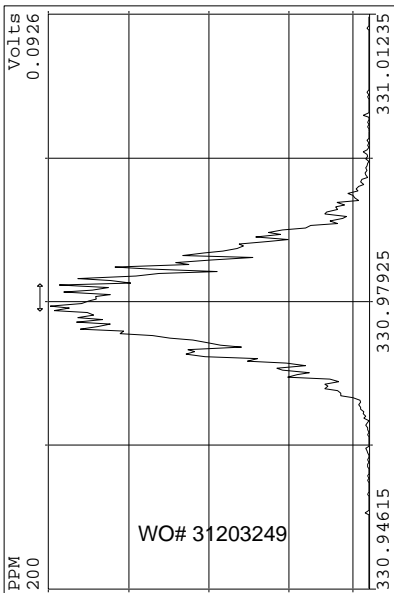


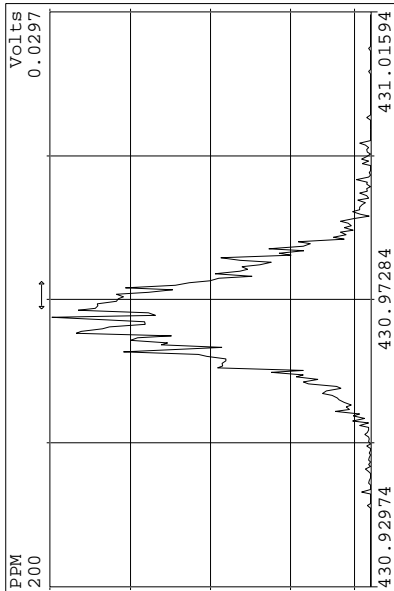
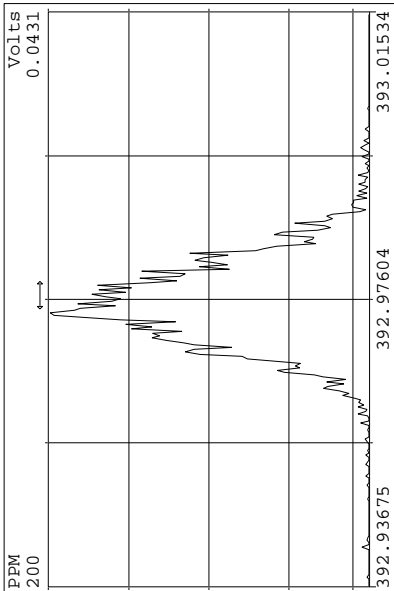
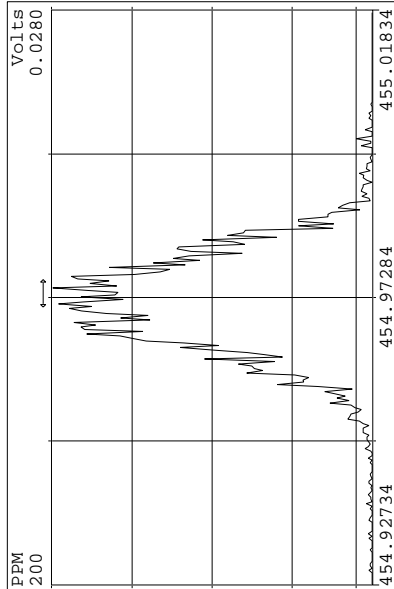
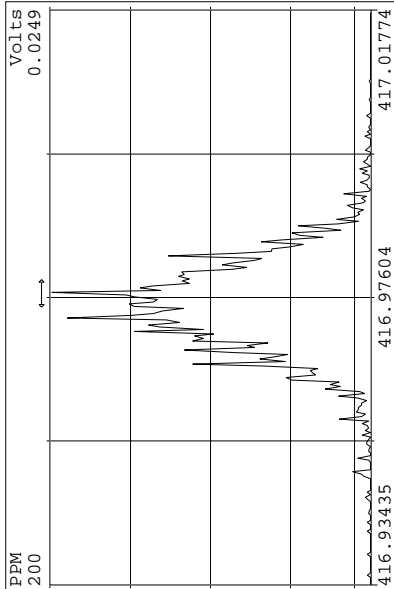
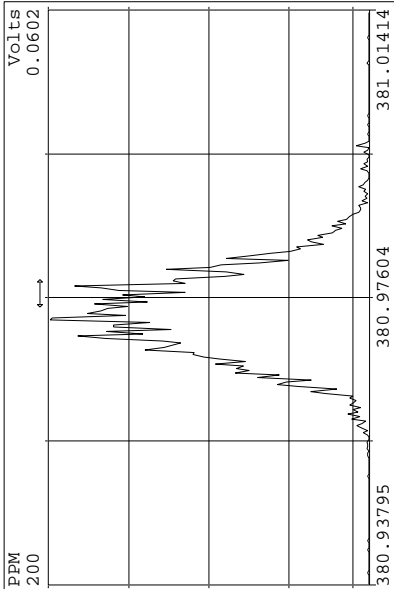
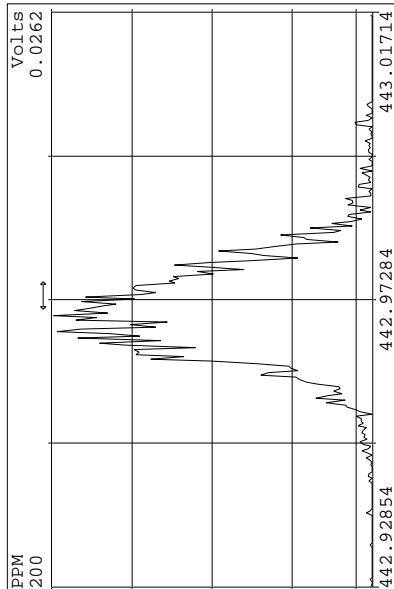
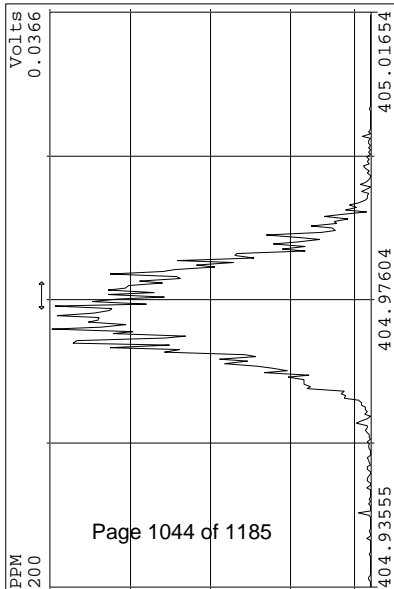
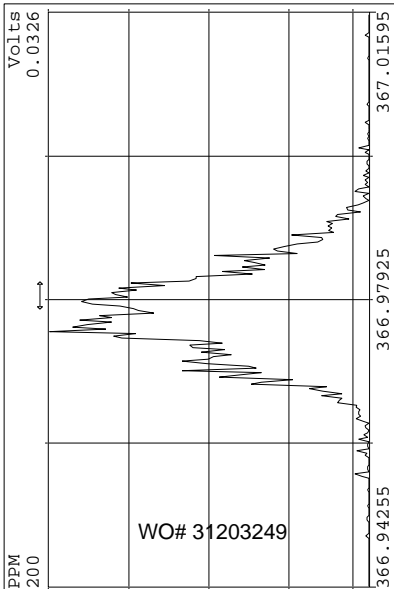


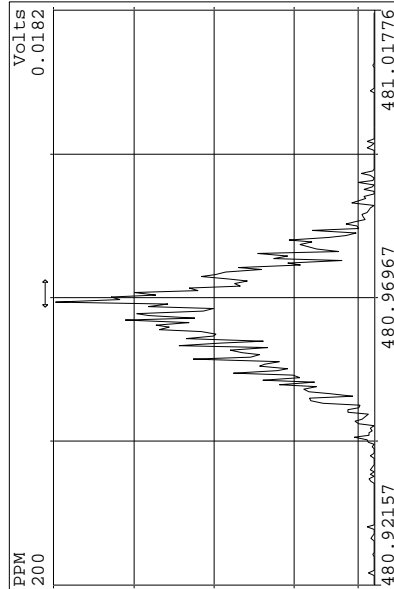
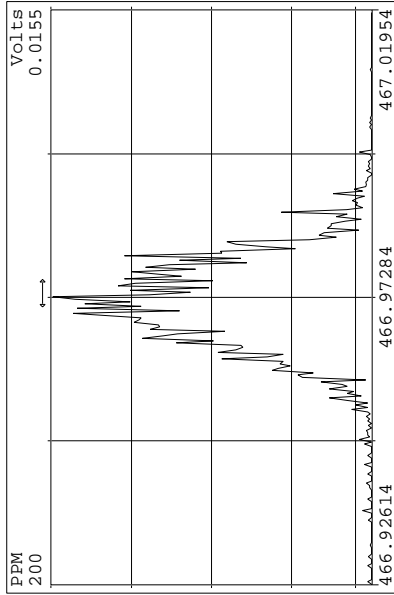
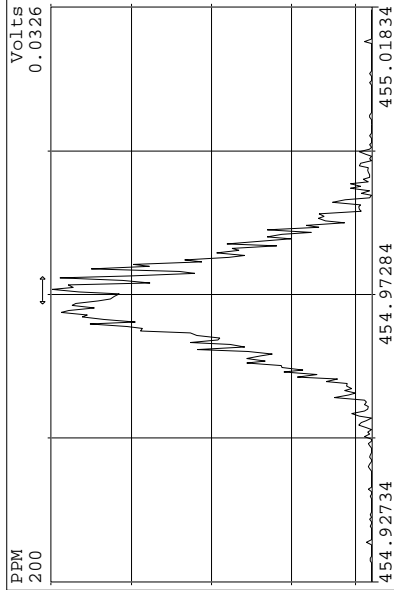
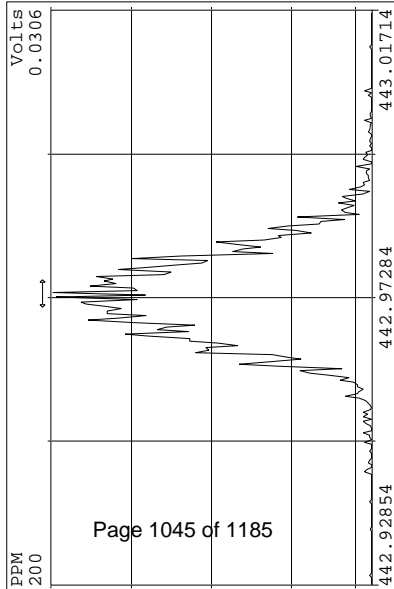
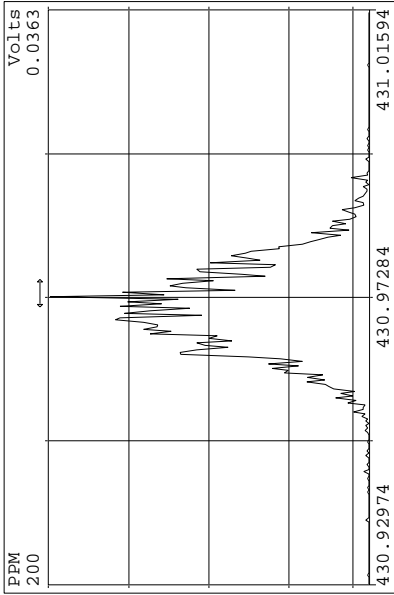
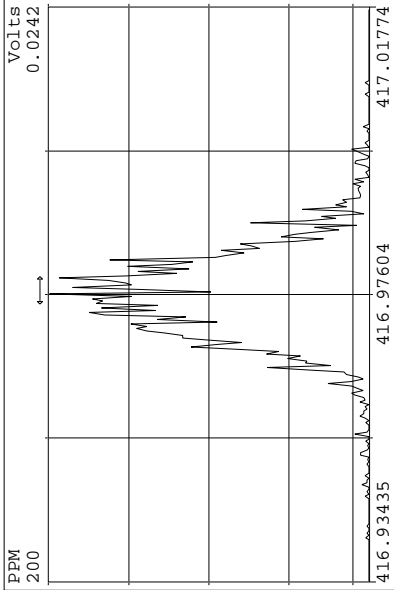
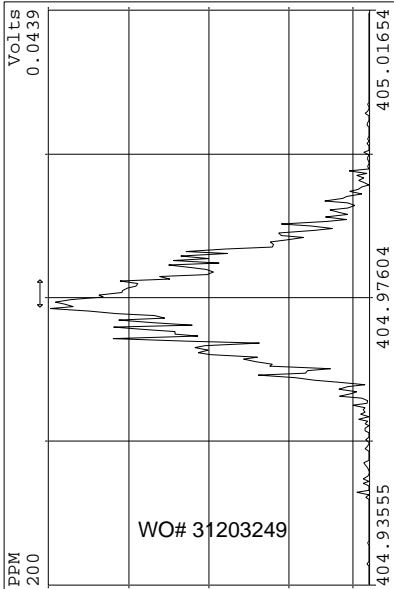


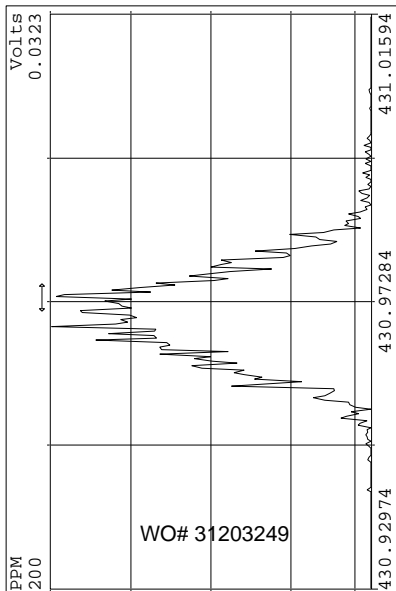




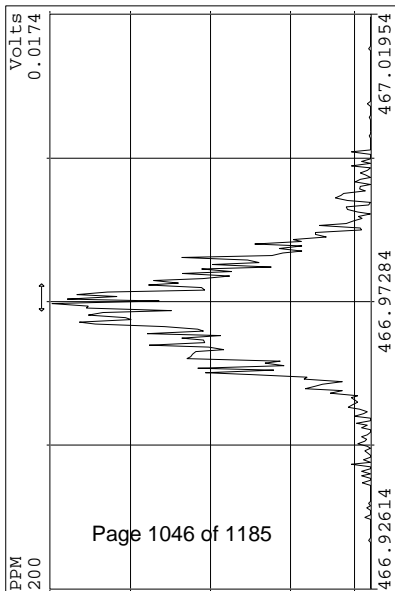




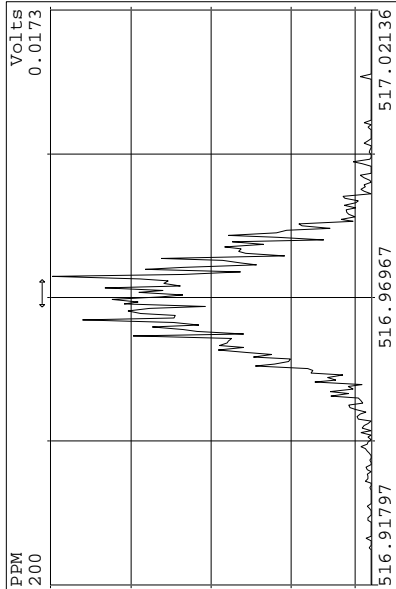
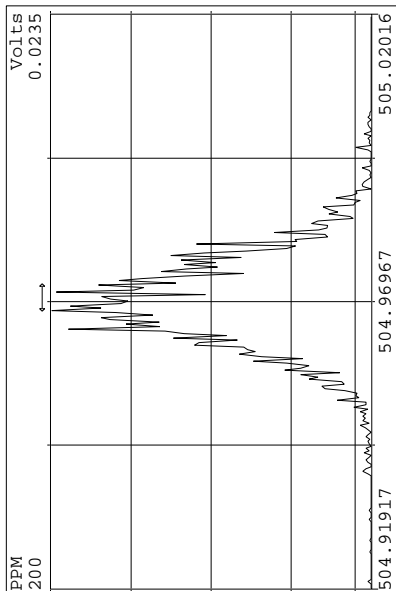
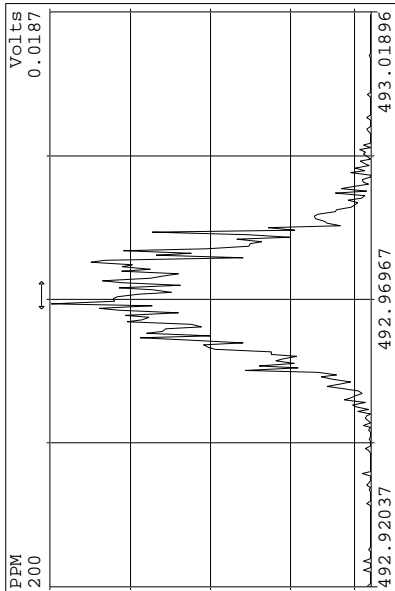
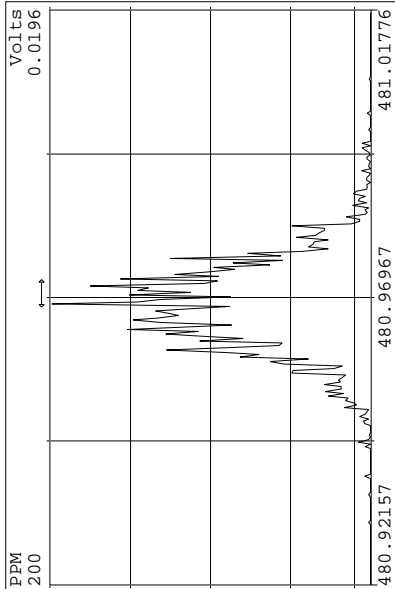
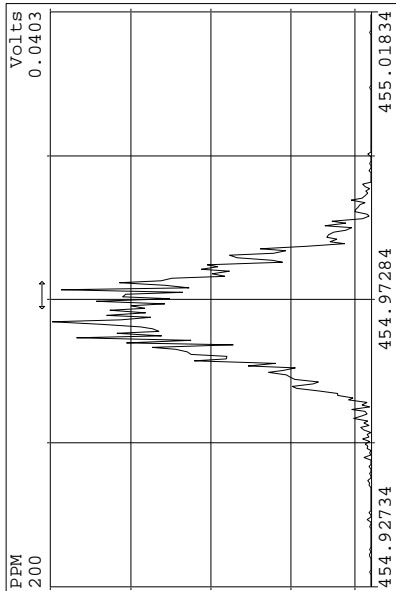
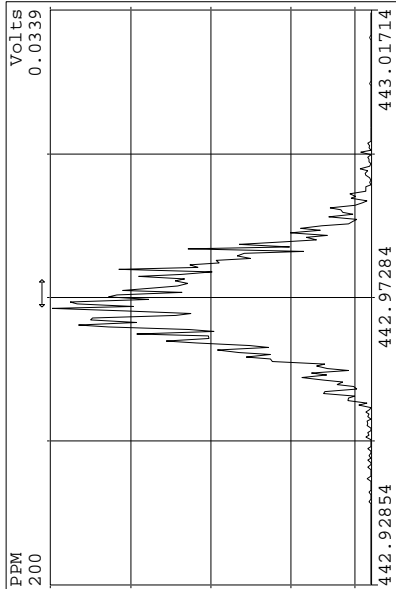


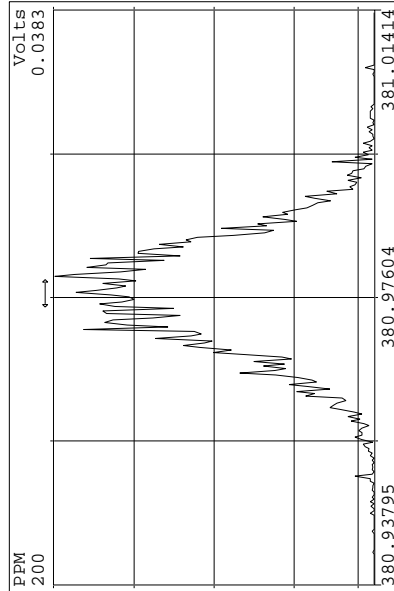
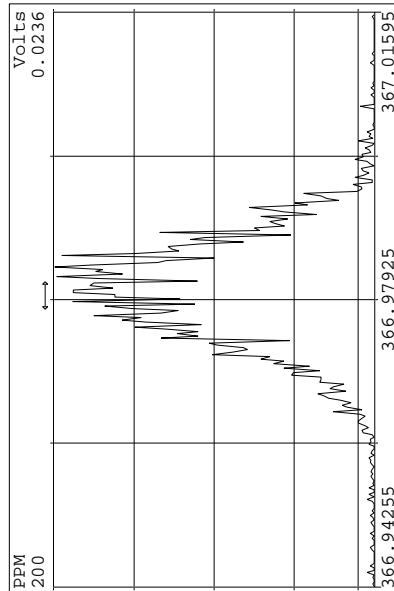
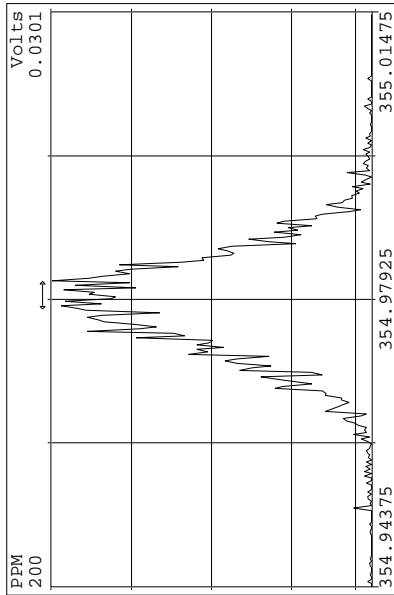
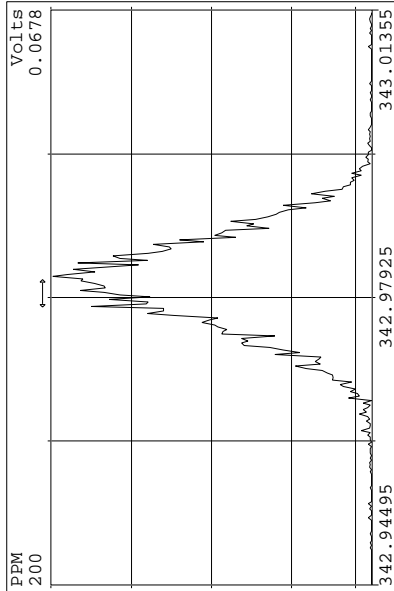
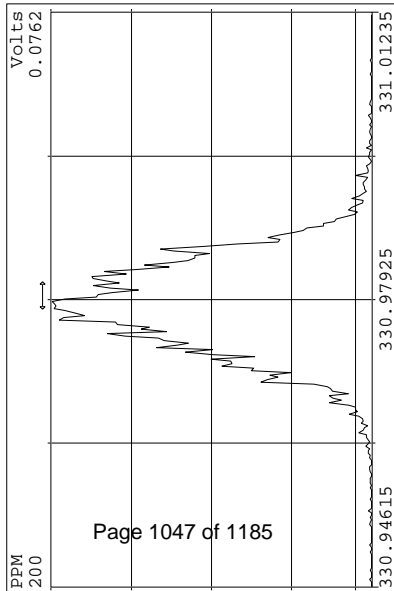
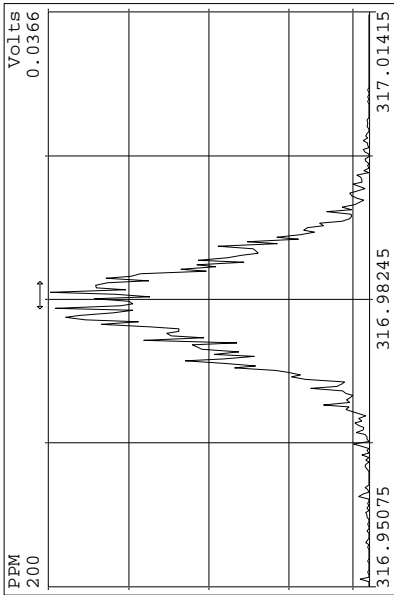
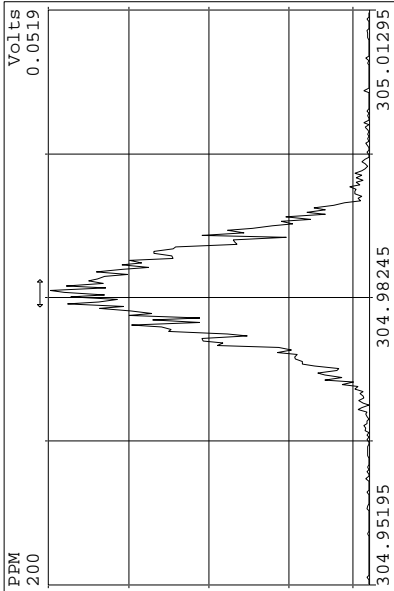
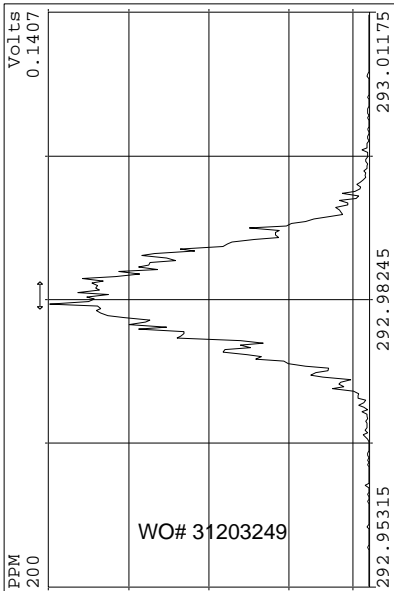


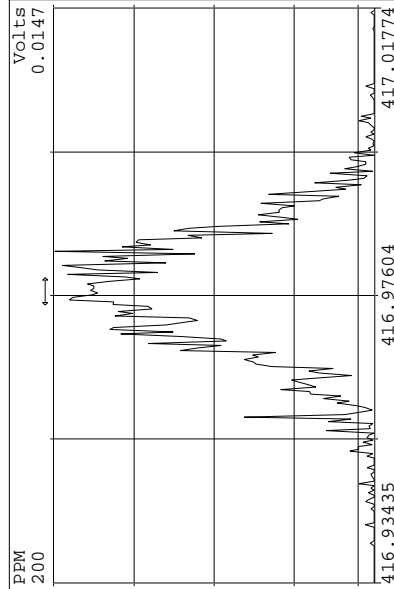
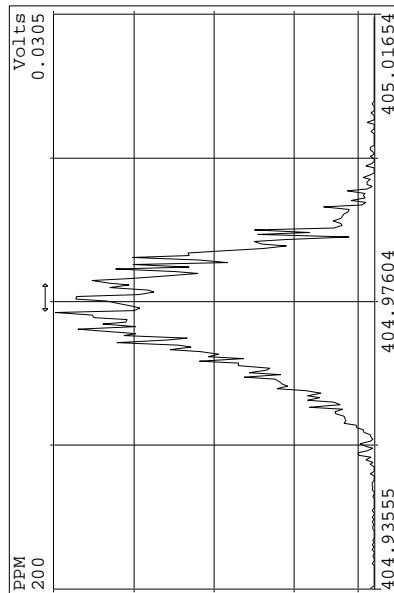
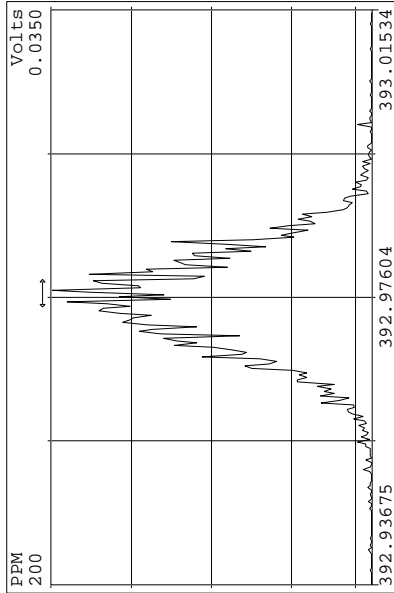
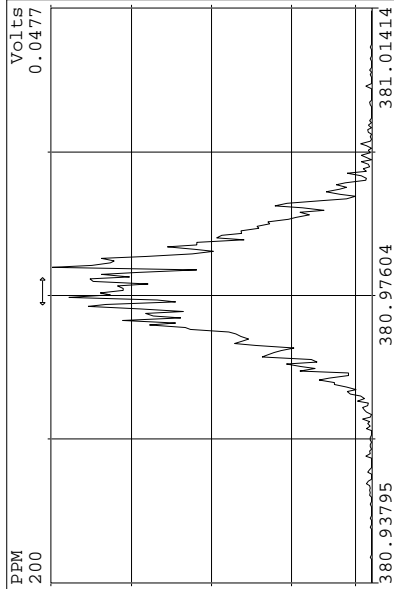
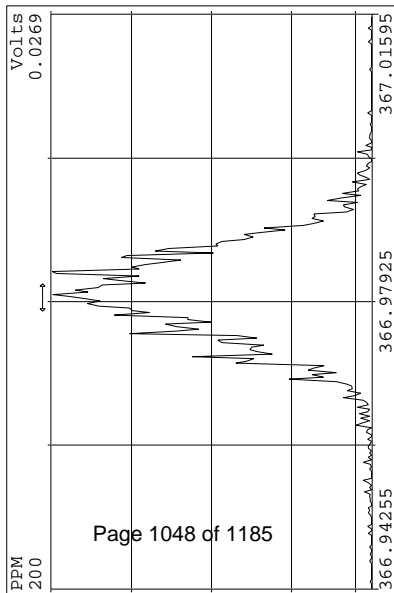
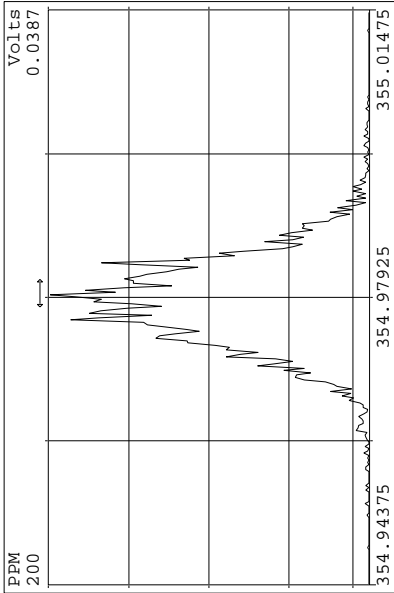
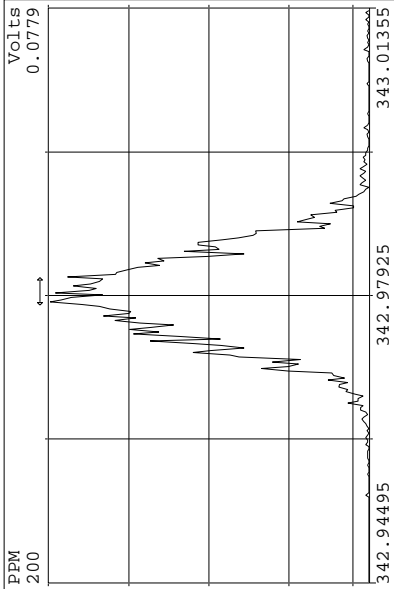
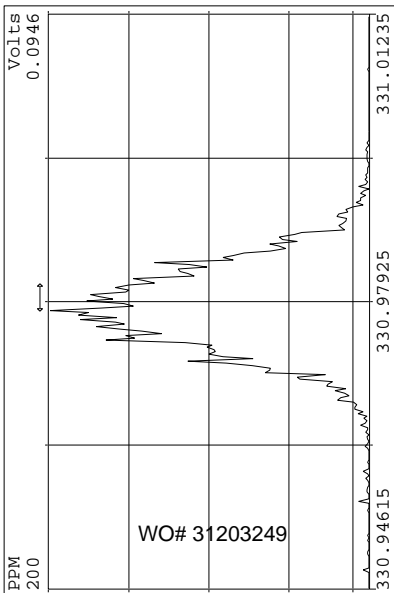
WO# 31203249

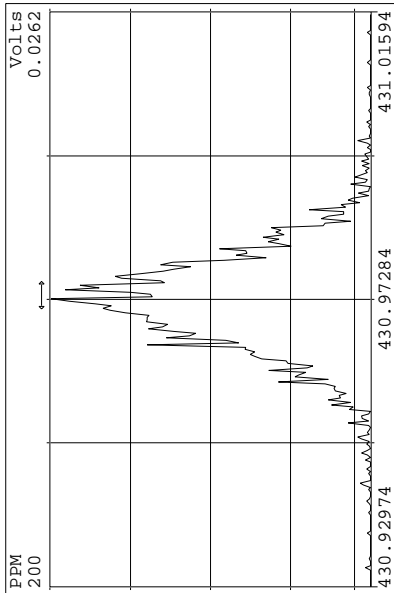
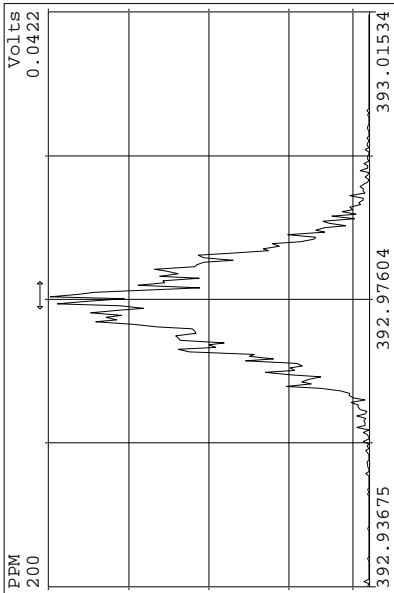
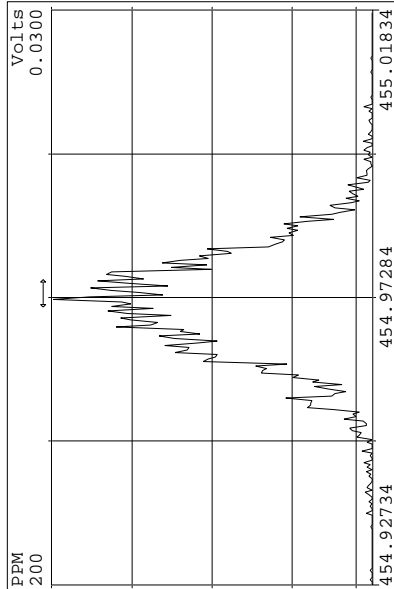
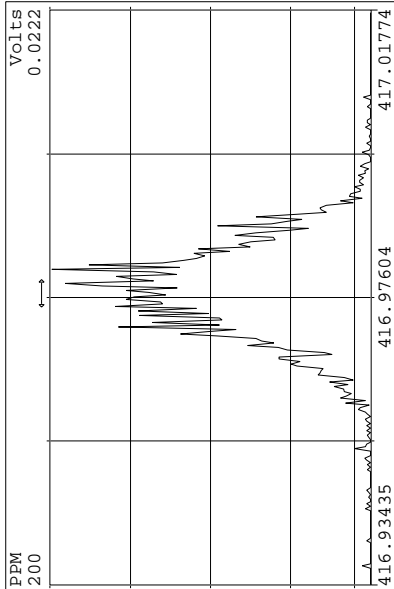
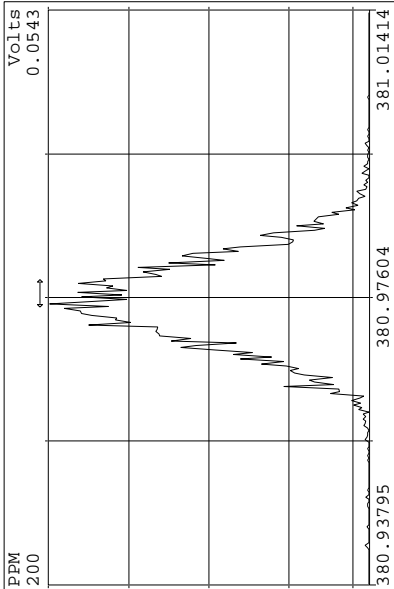
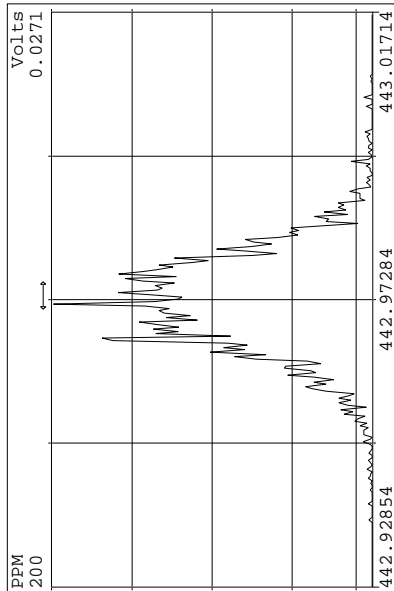
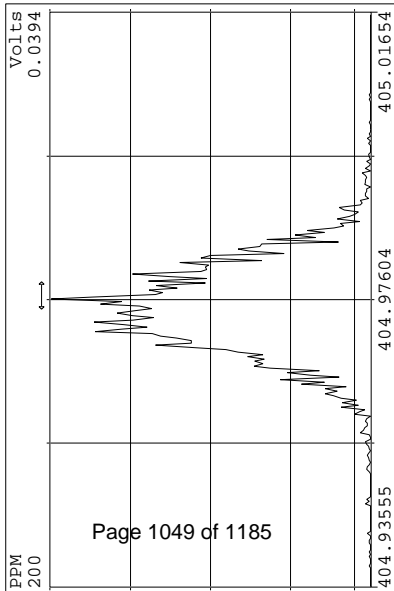
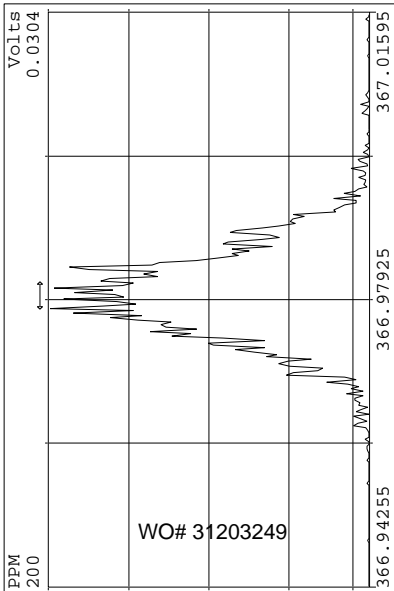


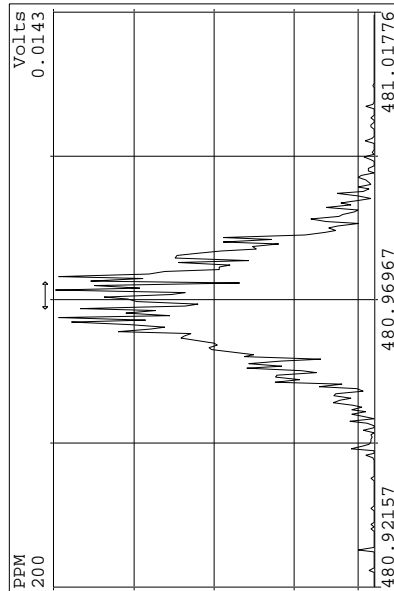
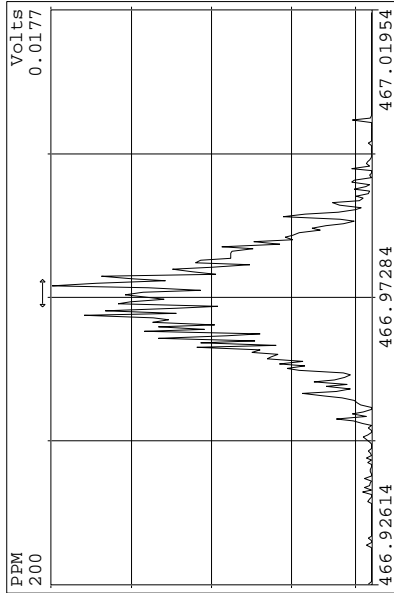
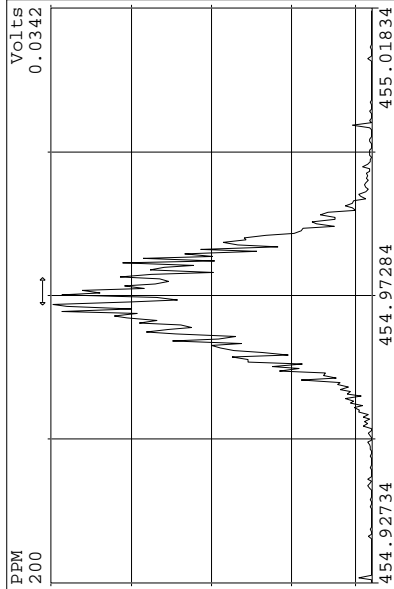
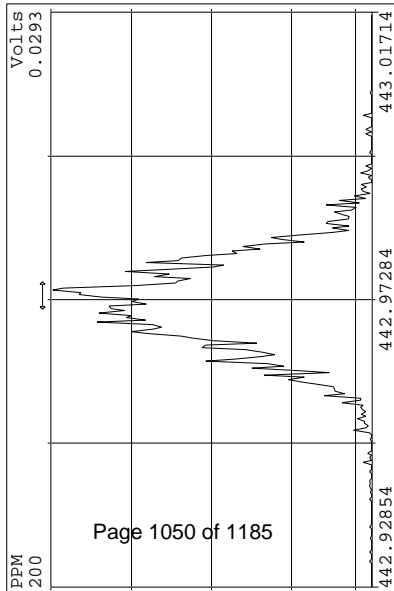
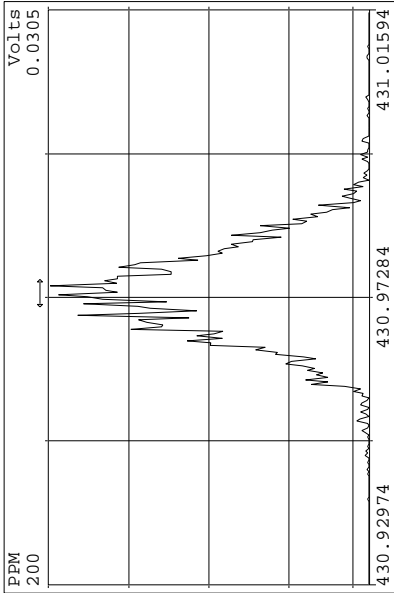
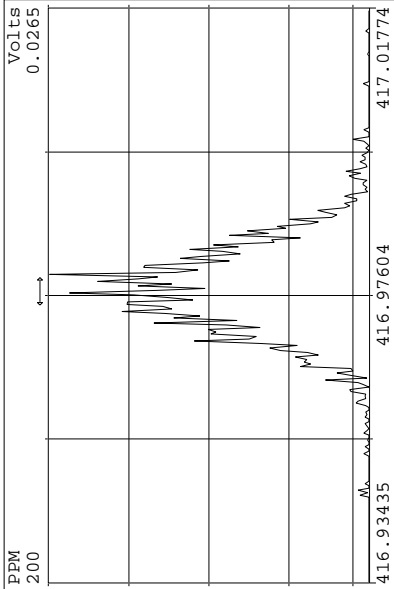
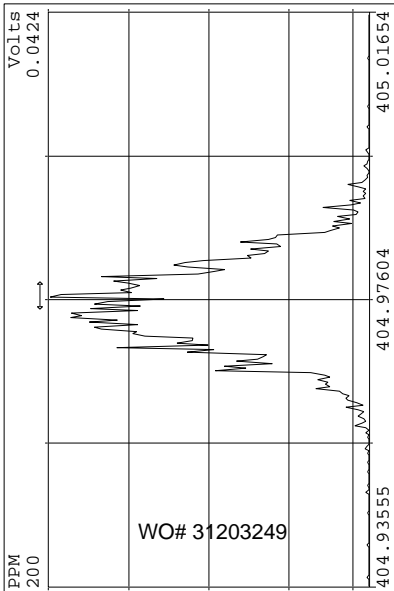
Page 1046 of 1185

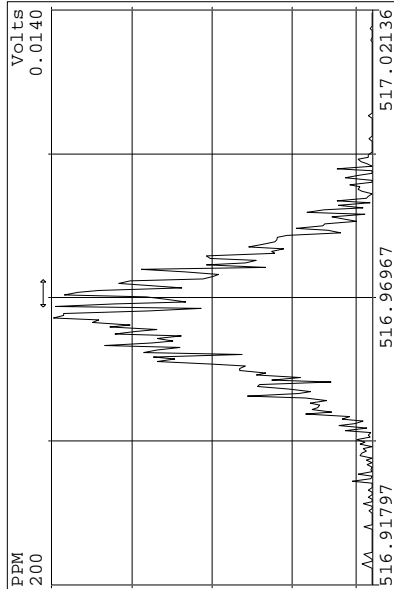
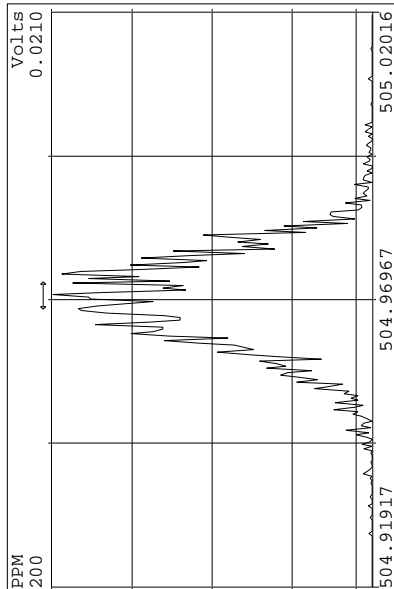
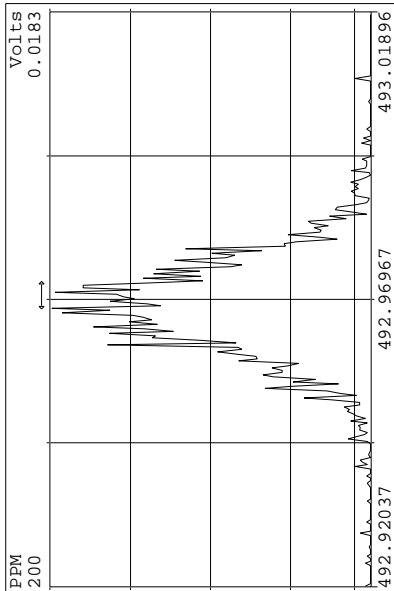
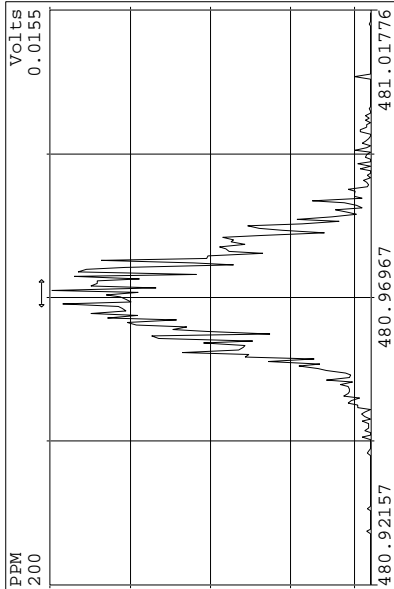
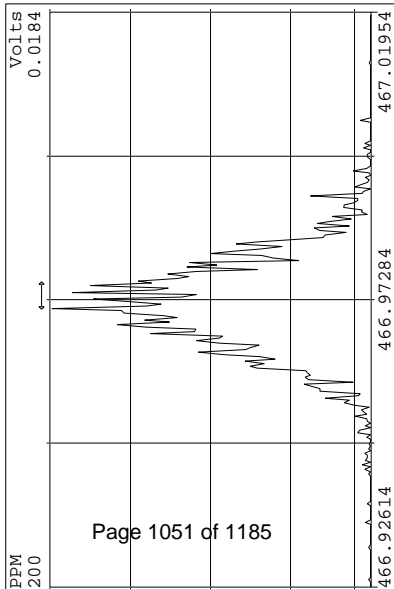
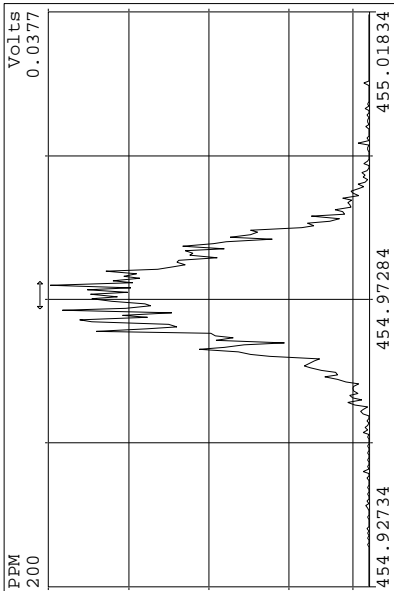
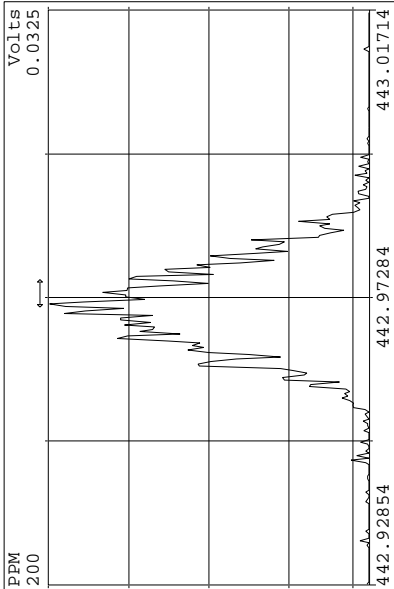
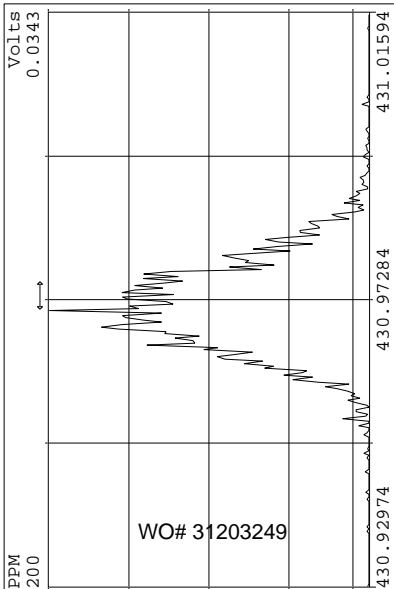


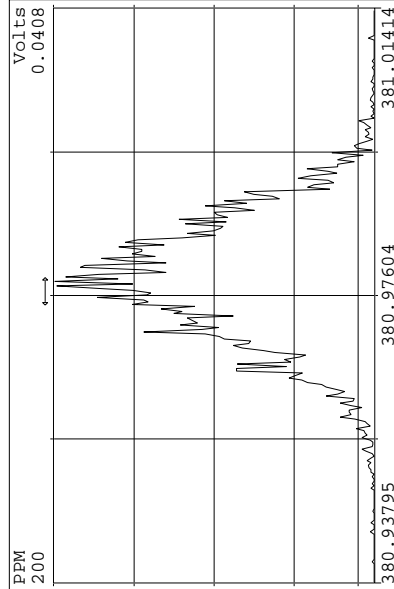
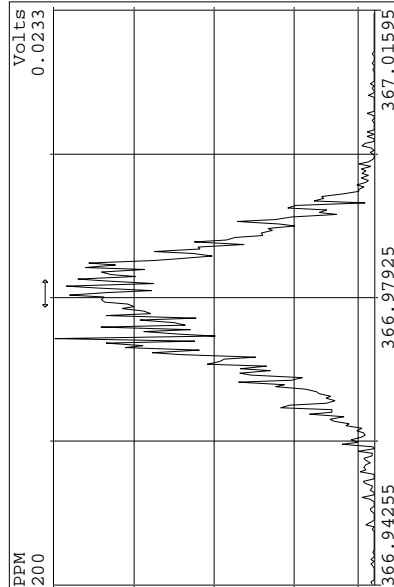
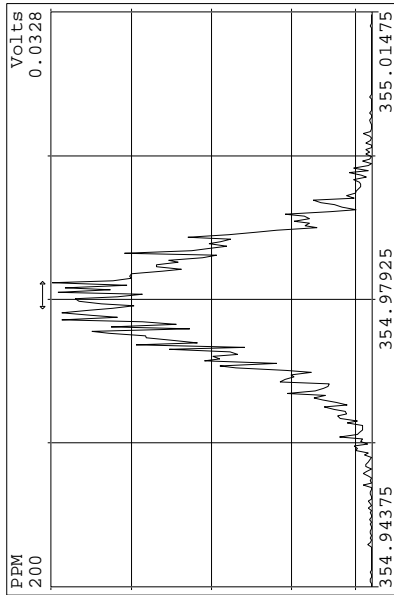
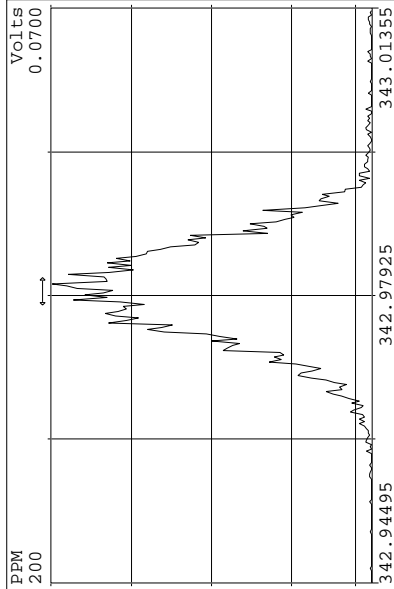
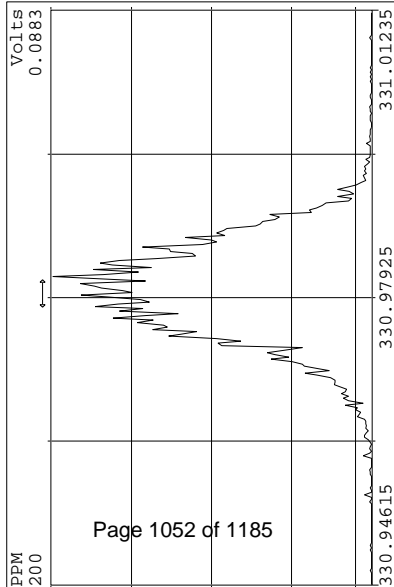
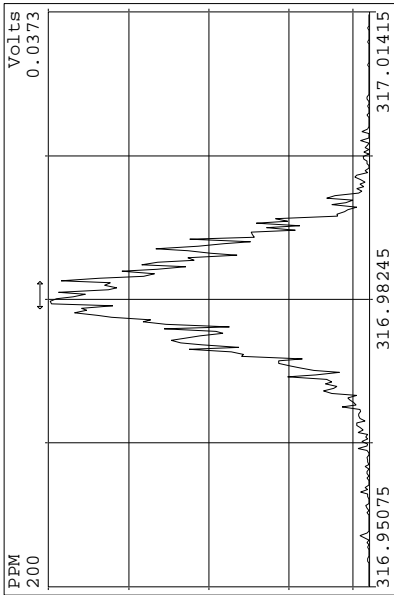
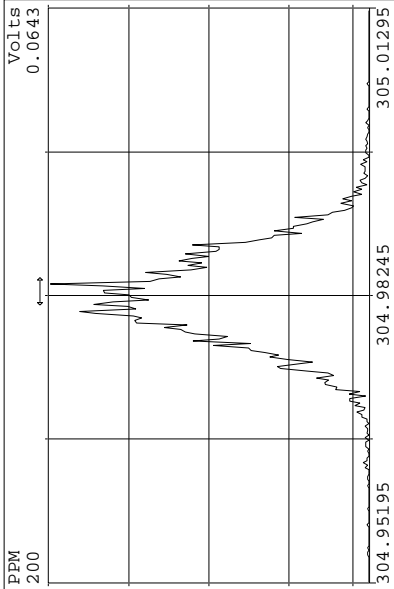
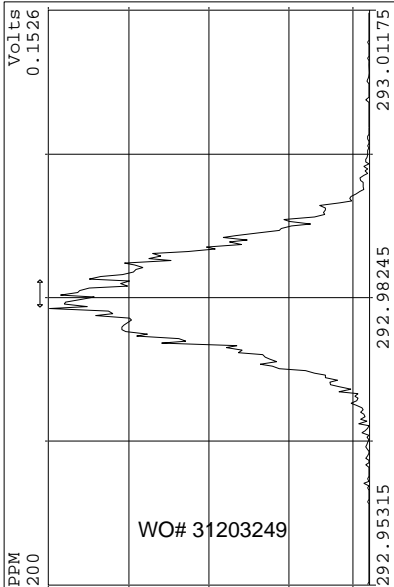


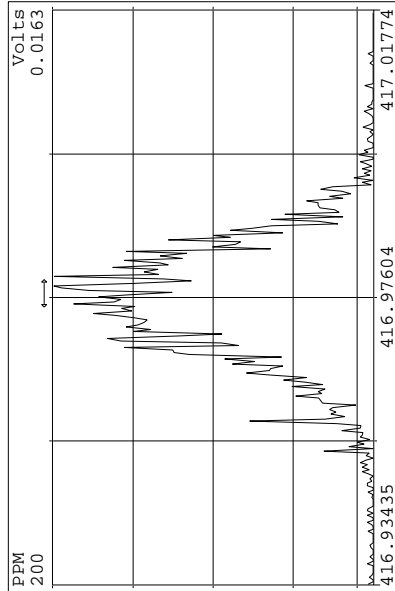
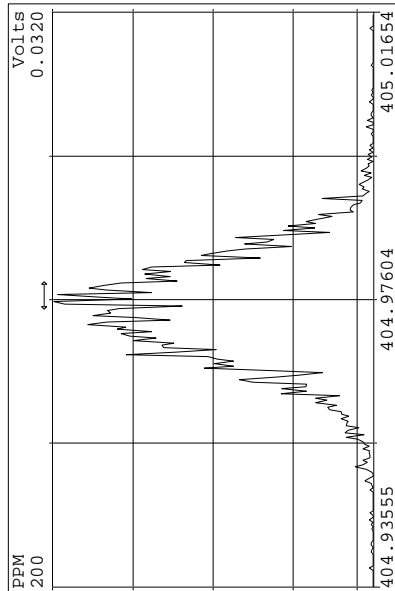
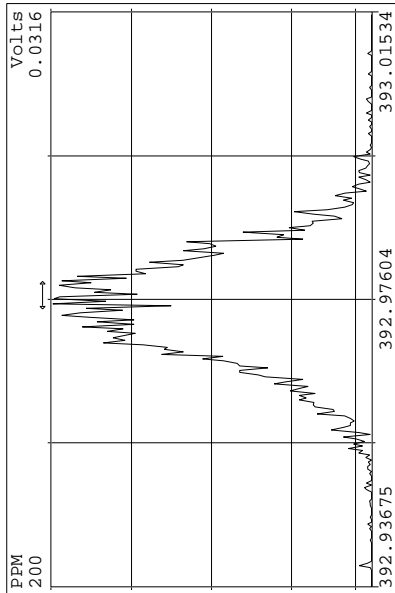
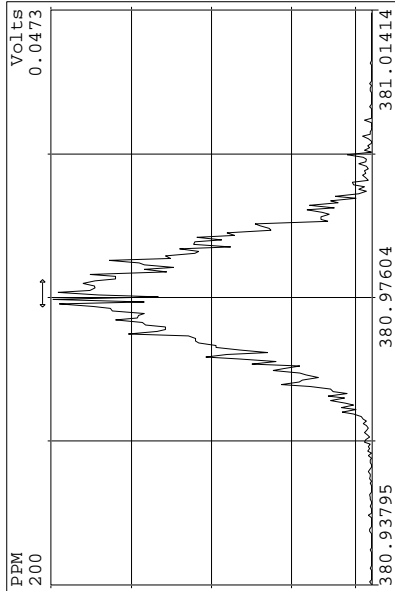
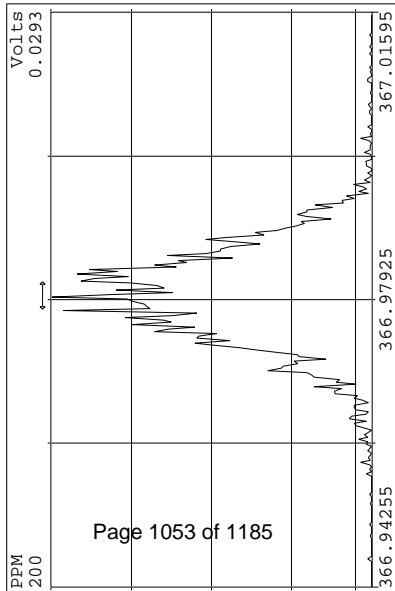
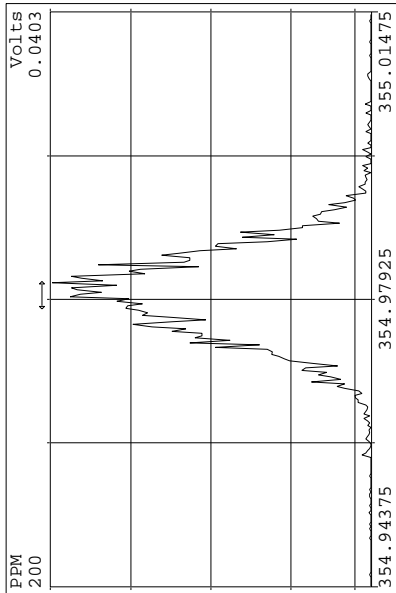
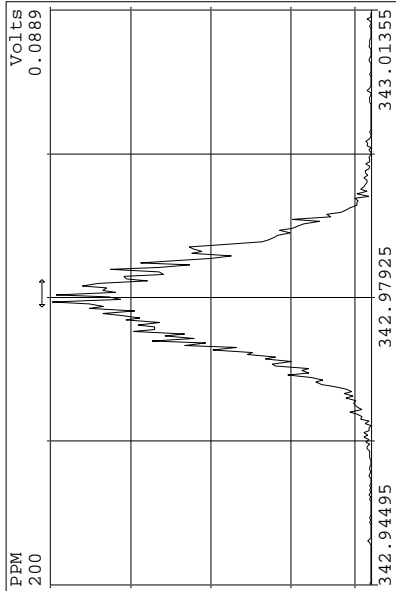
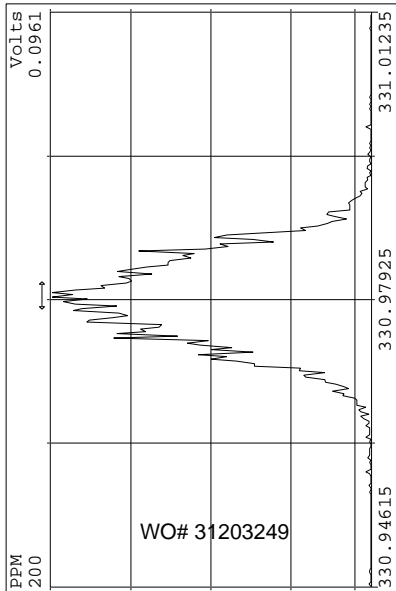


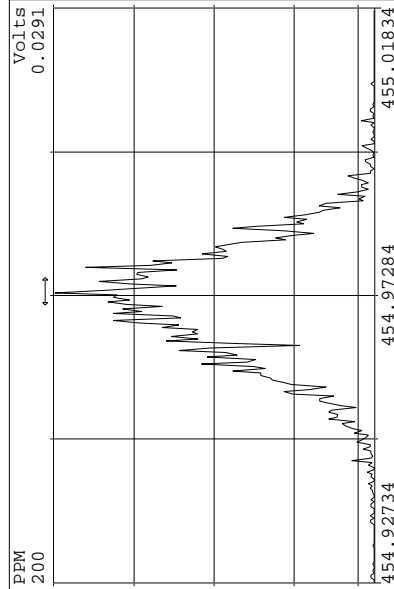
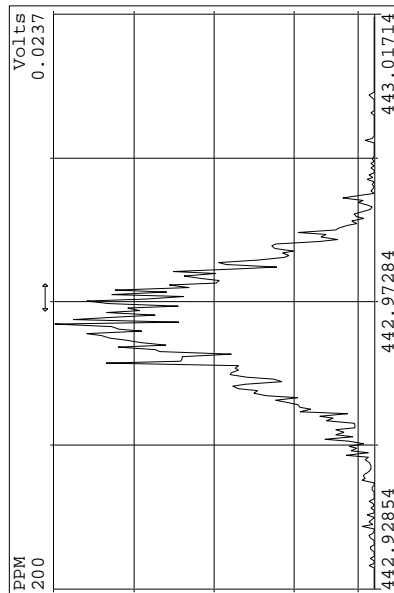
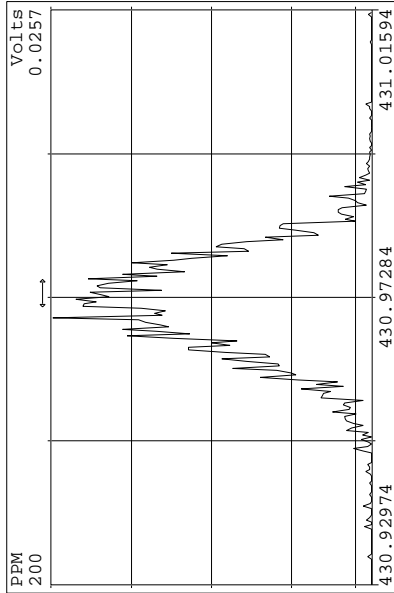
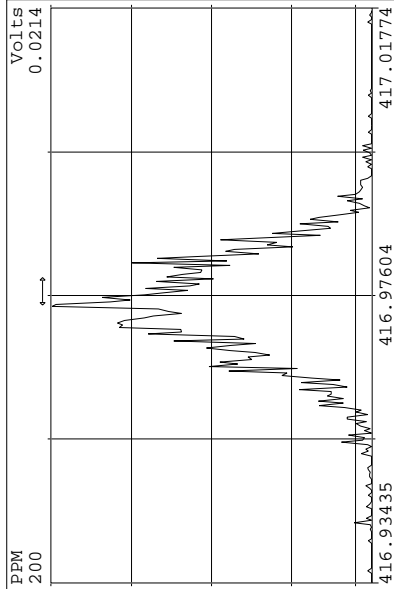
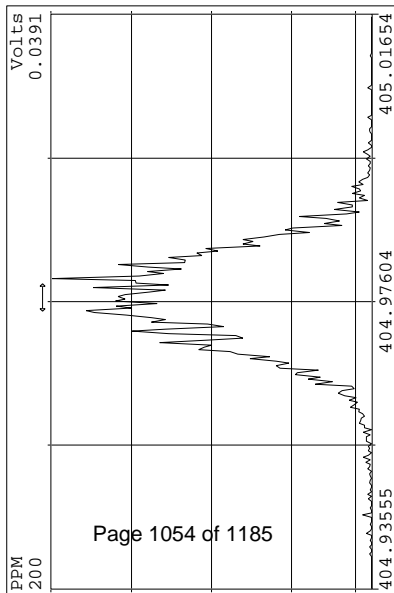
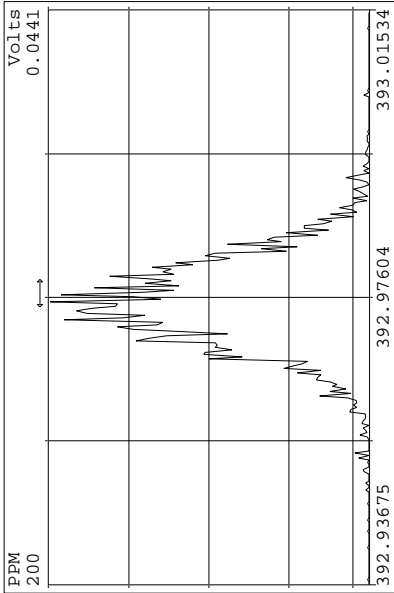
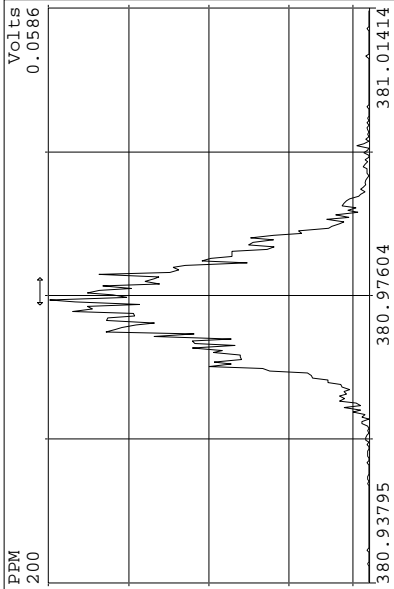
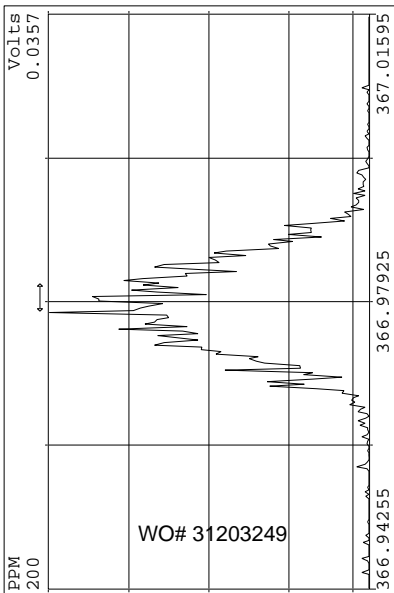


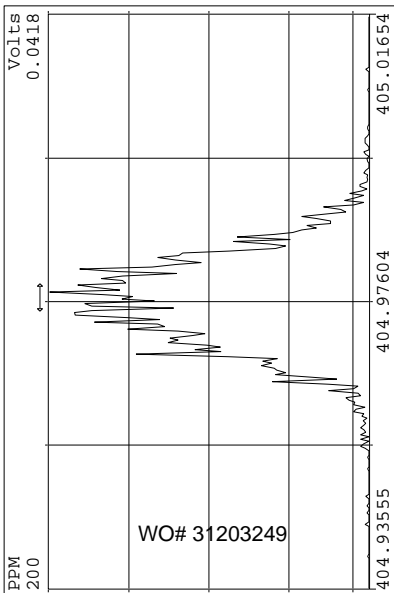




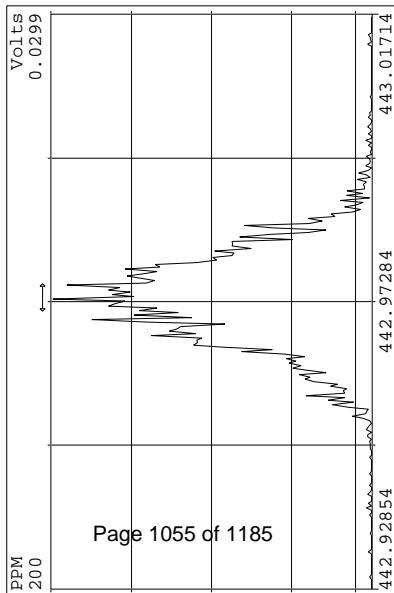
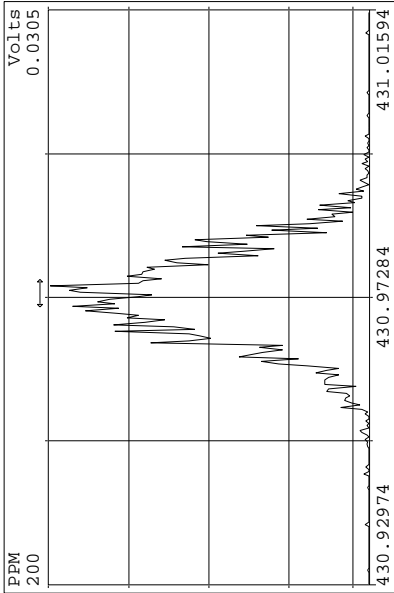
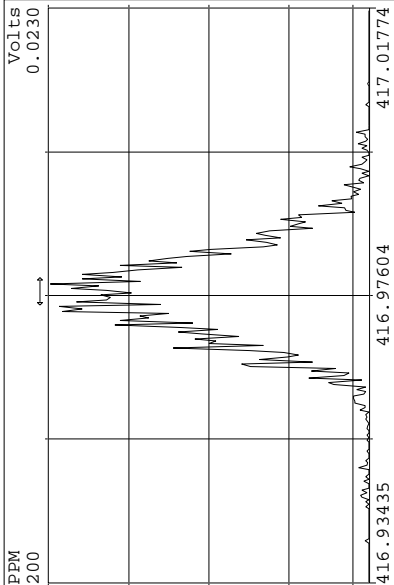




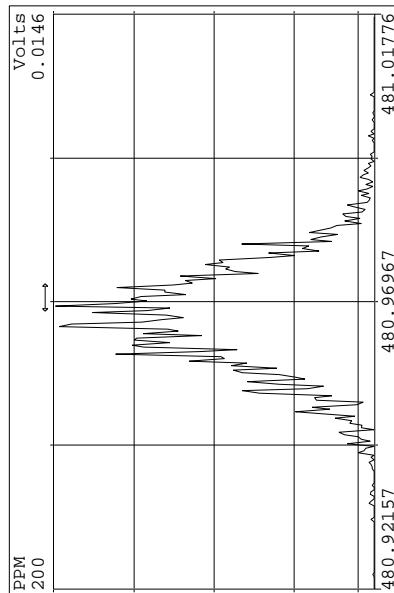
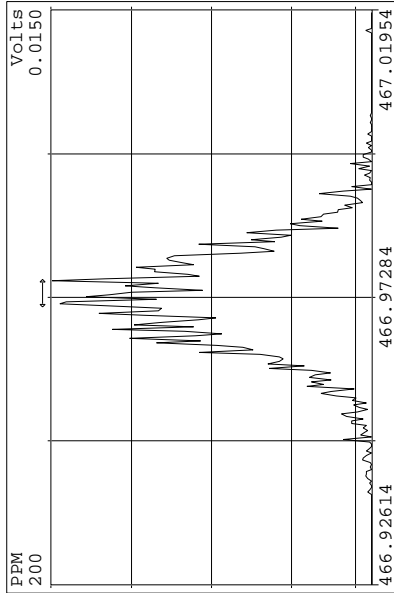
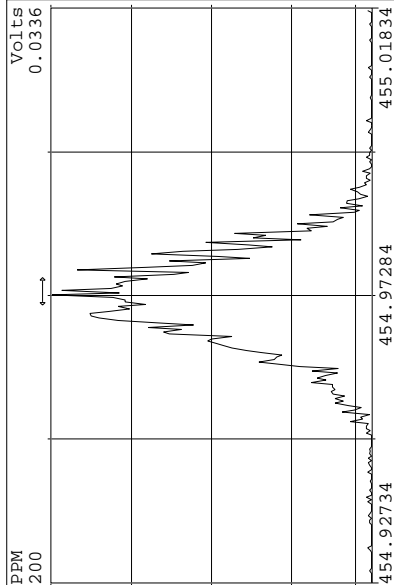



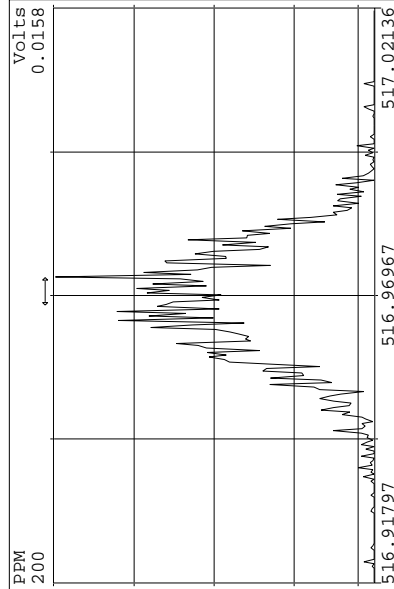
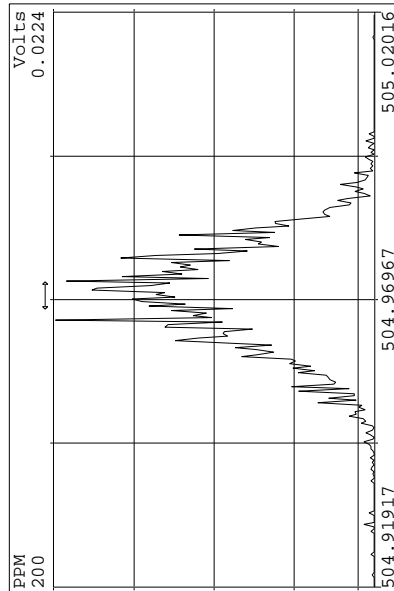
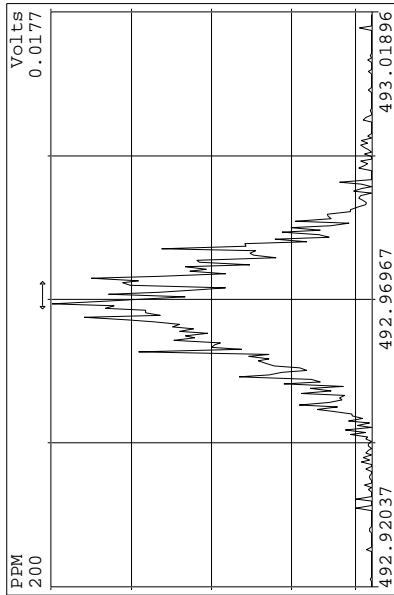
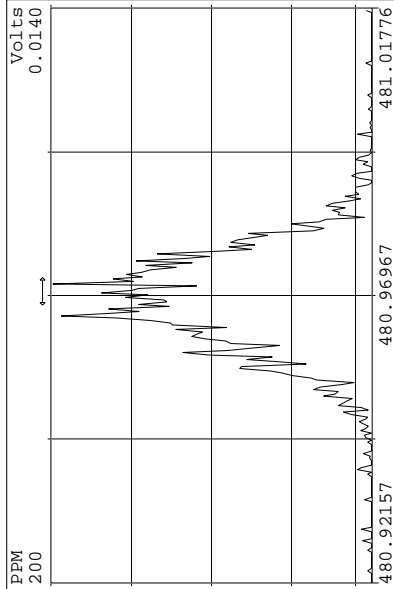
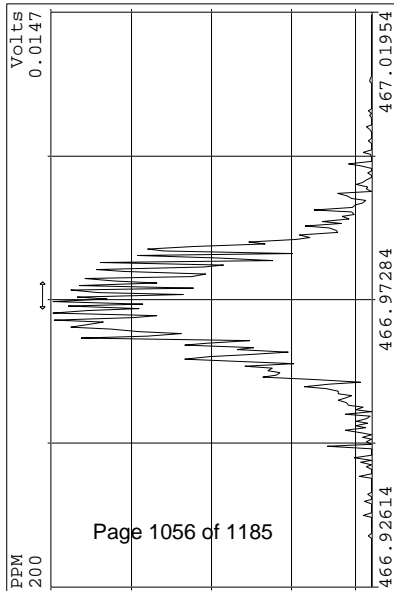
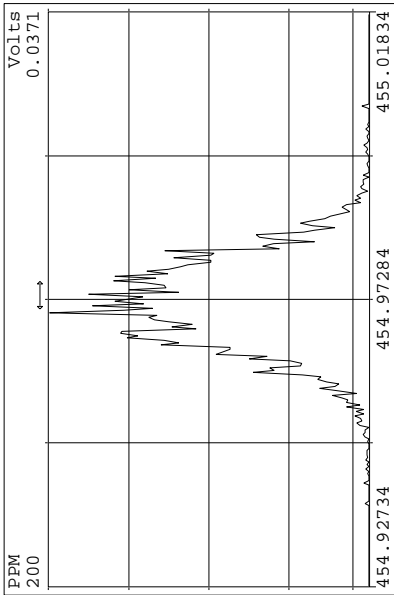
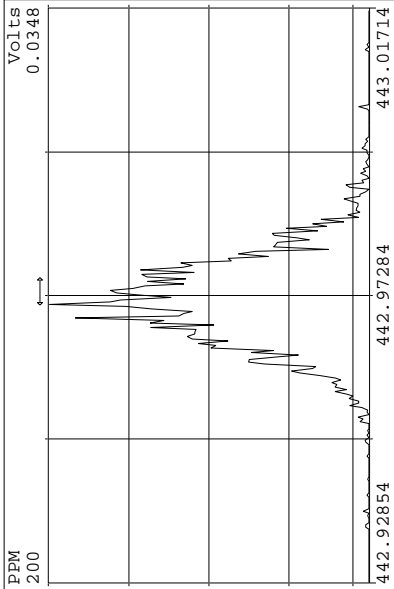
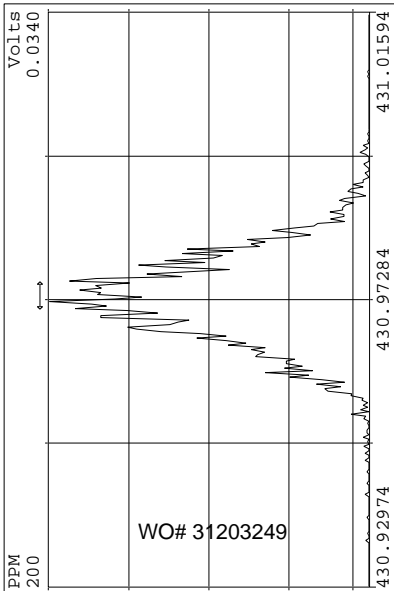


WO# 31203249



Page 1055 of 1185





SGS Analytical Perspectives — Run Log Project: A4722_10270_DF

Instrument: MM1 (AutoSpec-Ultima)				MS Experiment: DF_CL4-8B				GC Program: DB5MS_60M			
#	Datafile	Vial#	Lab ID	Wt/Vol	Client/Sample ID	Analyst(s)	Checkcode	Acq Date	Acq Time		
1	121026P4-01	8	CS3_121026_DF_PA	1.00	S40-67B	MDC	531-236	27-OCT-2012	12:43:37		
3	121026P4-03	34	OPR1_10270_DF	1.00	0_10270_OPR001	MDC	700-387	27-OCT-2012	14:25:46		
4	121026P4-04	15	SBS_121026_DF_PE	1.00	solvent blank	MDC	481-904	27-OCT-2012	15:16:52		
6	121026P4-06	32	MB1_10270_DF_SDS	10.00	MB1_10270_DF_SDS	MDC	117-058	27-OCT-2012	16:59:02		
7	121026P4-07	35	A4722_10270_DF_003-R	10.23	JW-EA08-SS32-120507	MDC	745-552	27-OCT-2012	17:50:09		
10	121026P4-10	15	SBS_121026_DF_PF	1.00	solvent blank	MDC	104-025	27-OCT-2012	20:23:24		

REVIEWED

By Michael D H Chu at 9:09 am, Oct 28, 2012

REVIEWED

By Michael_Flournoy at 2:50 pm, 11/2/12

Dioxin/Furan QC Summary
 Lab ID: CS3_121026_DF_PA
 Sample ID: S40-67B

Acq'd: 27 Oct 2012 12:43 MDC
 UTP: 28-Oct-2012 08:36 MDC
 Report: 28 Oct 2012 08:37 MC

ICAL: 1613_SGS
 Checkcode: 531-236-QKZ
 Datafile: 121026P4-01

Name	RT	Response	RA	OK	Ref. RRFs	Calc. RRFs	Dev'n
2378-TCDD	27.52	1.95E+07	0.78	Y	1.08	1.13	4%
12378-PeCDD	33.83	7.39E+07	1.57	Y	1.07	1.04	-3%
123478-HxCDD	38.48	7.21E+07	1.24	Y	1.05	1.04	-1%
123678-HxCDD	38.62	7.66E+07	1.24	Y	0.98	0.94	-4%
123789-HxCDD	38.96	7.34E+07	1.24	Y	1.01	0.97	-4%
1234678-HpCDD	42.64	6.37E+07	1.04	Y	1.09	1.04	-4%
OCDD	46.39	1.13E+08	0.90	Y	1.11	1.04	-6%
2378-TCDF	26.52	2.67E+07	0.78	Y	0.98	0.96	-2%
12378-PeCDF	32.10	1.18E+08	1.52	Y	0.99	0.98	-1%
23478-PeCDF	33.42	1.18E+08	1.51	Y	1.02	1.00	-1%
123478-HxCDF	37.32	1.02E+08	1.24	Y	1.19	1.13	-5%
123678-HxCDF	37.48	1.10E+08	1.24	Y	1.16	1.11	-4%
234678-HxCDF	38.26	1.08E+08	1.25	Y	1.18	1.20	2%
123789-HxCDF	39.38	9.57E+07	1.24	Y	1.09	1.05	-3%
1234678-HpCDF	41.37	9.73E+07	1.01	Y	1.35	1.28	-5%
1234789-HpCDF	43.25	8.07E+07	1.03	Y	1.34	1.34	0%
OCDF	46.64	1.38E+08	0.90	Y	1.40	1.27	-9%
ES 2378-TCDD	27.50	1.73E+08	0.78	Y	1.04	1.01	-3%
ES 12378-PeCDD	33.81	1.42E+08	1.59	Y	0.87	0.83	-4%
ES 123478-HxCDD	38.46	1.39E+08	1.27	Y	0.94	0.98	4%
ES 123678-HxCDD	38.60	1.63E+08	1.26	Y	1.06	1.14	8%
ES 1234678-HpCDD	42.63	1.22E+08	1.06	Y	0.80	0.86	8%
ES OCDD	46.38	2.17E+08	0.90	Y	0.63	0.76	21%
ES 2378-TCDF	26.49	2.78E+08	0.79	Y	1.74	1.63	-6%
ES 12378-PeCDF	32.08	2.41E+08	1.57	Y	1.49	1.41	-5%
ES 23478-PeCDF	33.40	2.34E+08	1.56	Y	1.48	1.37	-7%
ES 123478-HxCDF	37.30	1.80E+08	0.52	Y	1.27	1.26	-1%
ES 123678-HxCDF	37.46	1.98E+08	0.53	Y	1.41	1.39	-1%
ES 234678-HxCDF	38.25	1.81E+08	0.52	Y	1.34	1.27	-5%
ES 123789-HxCDF	39.37	1.82E+08	0.53	Y	1.20	1.28	6%
ES 1234678-HpCDF	41.36	1.52E+08	0.44	Y	1.06	1.07	1%
ES 1234789-HpCDF	43.23	1.21E+08	0.45	Y	0.82	0.85	3%

METHOD 1613

PCDD/F CALIBRATION VERIFICATION

FORM 4A

Lab Name: SGS Analytical Perspectives
 Initial Calibration: ICAL: 1613_SGS
 Instrument ID: MM1
 VER Data Filename: 121026P4-01

GC Column ID: ZB-5ms
 Analysis Date: 27-OCT-2012 12:43:37

NATIVE ANALYTES	M/Z's FORMING RATIO	ION ABUND. RATIO	QC LIMITS	OK	CONC. FOUND	RANGE (ng/mL)	OK
2,3,7,8-TCDD	M/M+2	0.78	0.65 - 0.89	Y	10.4	7.8 - 12.9	Y
1,2,3,7,8-PeCDD	M+2/M+4	1.57	1.32 - 1.78	Y	48.5	39 - 65	Y
1,2,3,4,7,8-HxCDD	M+2/M+4	1.24	1.05 - 1.43	Y	49.4	39 - 64	Y
1,2,3,6,7,8-HxCDD	M+2/M+4	1.24	1.05 - 1.43	Y	47.9	39 - 64	Y
1,2,3,7,8,9-HxCDD	M+2/M+4	1.24	1.05 - 1.43	Y	48.2	41 - 61	Y
1,2,3,4,6,7,8-HpCDD	M+2/M+4	1.04	0.88 - 1.20	Y	47.9	43 - 58	Y
OCDD	M+2/M+4	0.90	0.76 - 1.02	Y	93.8	79 - 126	Y
2,3,7,8-TCDF	M/M+2	0.78	0.65 - 0.89	Y	9.82	8.4 - 12	Y
1,2,3,7,8-PeCDF	M+2/M+4	1.52	1.32 - 1.78	Y	49.4	41 - 60	Y
2,3,4,7,8-PeCDF	M+2/M+4	1.51	1.32 - 1.78	Y	49.4	41 - 61	Y
1,2,3,4,7,8-HxCDF	M+2/M+4	1.24	1.05 - 1.43	Y	47.7	45 - 56	Y
1,2,3,6,7,8-HxCDF	M+2/M+4	1.24	1.05 - 1.43	Y	48	44 - 57	Y
2,3,4,6,7,8-HxCDF	M+2/M+4	1.25	1.05 - 1.43	Y	51	44 - 57	Y
1,2,3,7,8,9-HxCDF	M+2/M+4	1.24	1.05 - 1.43	Y	48.4	45 - 56	Y
1,2,3,4,6,7,8-HpCDF	M+2/M+4	1.01	0.88 - 1.20	Y	47.3	45 - 55	Y
1,2,3,4,7,8,9-HpCDF	M+2/M+4	1.03	0.88 - 1.20	Y	50	43 - 58	Y
OCDF	M+2/M+4	0.90	0.76 - 1.02	Y	90.9	63 - 159	Y

See Table 9, Method 1613, for m/z specifications.

Ion Abundance Ratio Control Limits as specified in Table 9, Method 1613.

Contract-required concentration range as specified in Table 6, Method 1613.

Processed: 28 Oct 2012 08:37 Analyst: MC

METHOD 1613

PCDD/F CALIBRATION VERIFICATION

FORM 4B

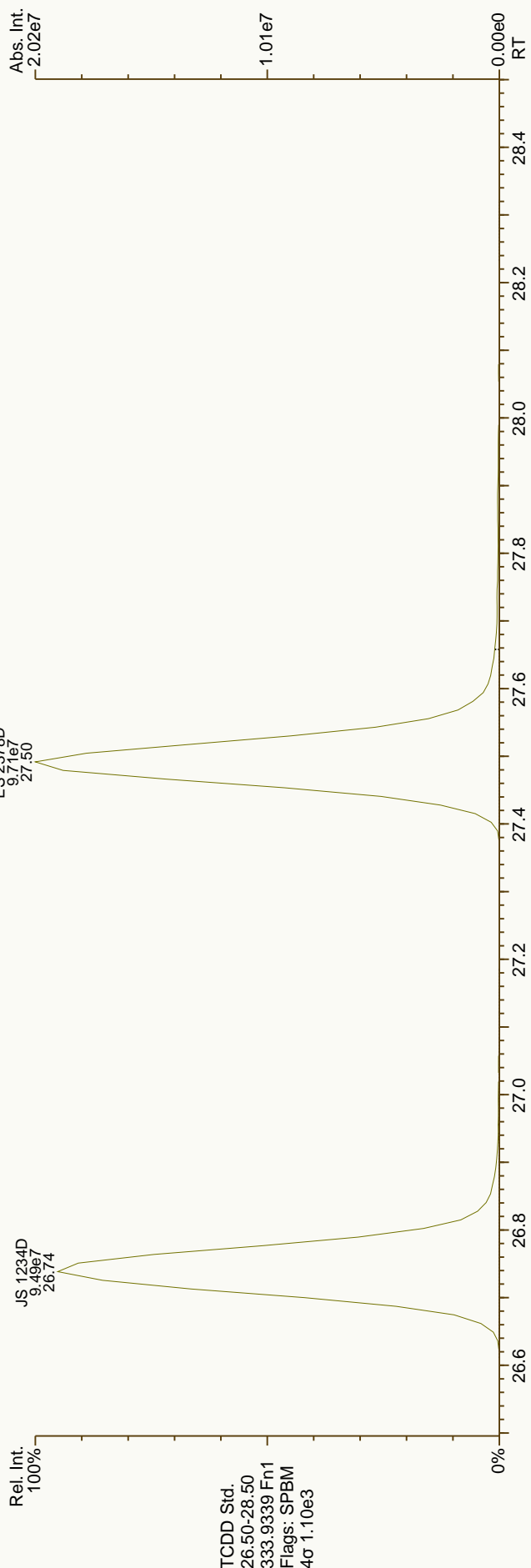
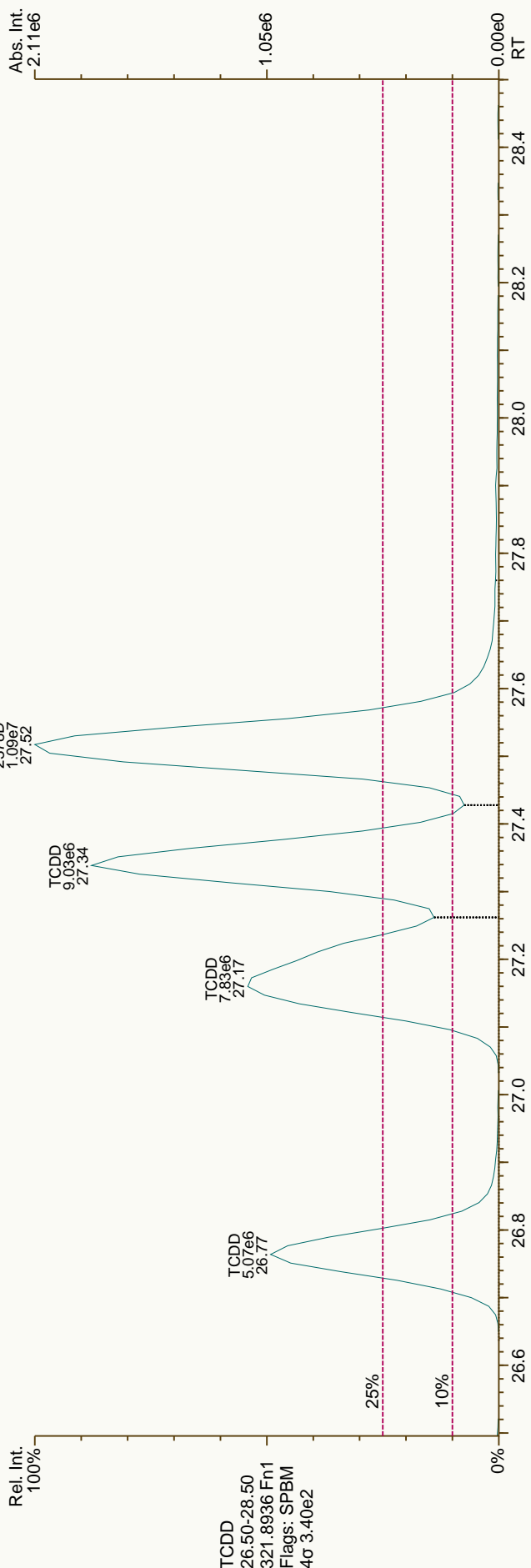
Lab Name: SGS Analytical Perspectives
 Initial Calibration: ICAL: 1613_SGS
 Instrument ID: MM1
 VER Data Filename: 121026P4-01
 GC Column ID: ZB-5ms
 Analysis Date: 27-OCT-2012 12:43:37

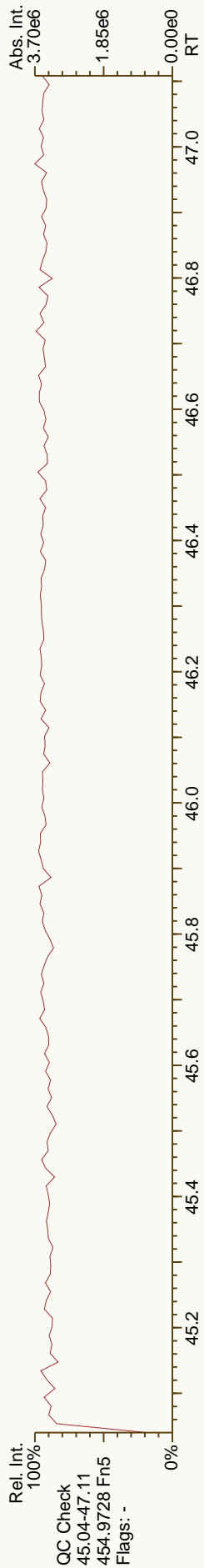
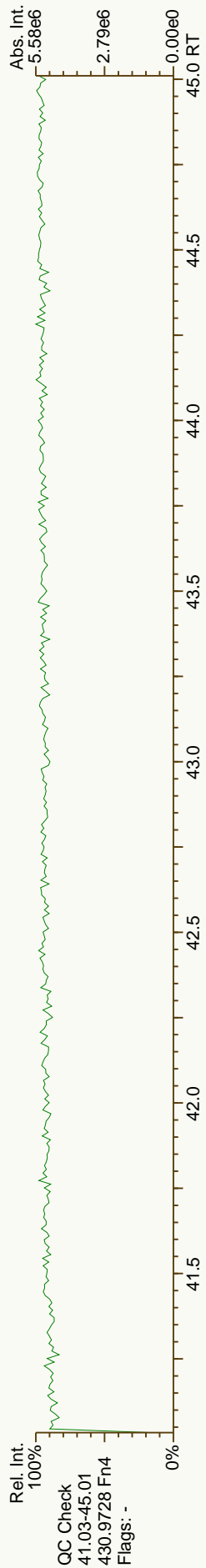
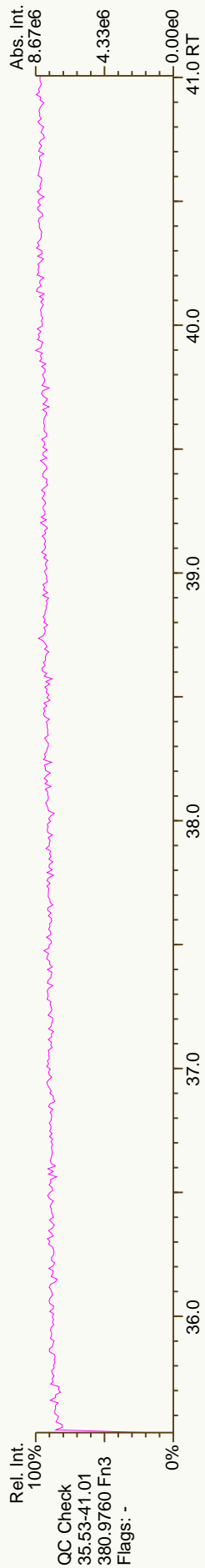
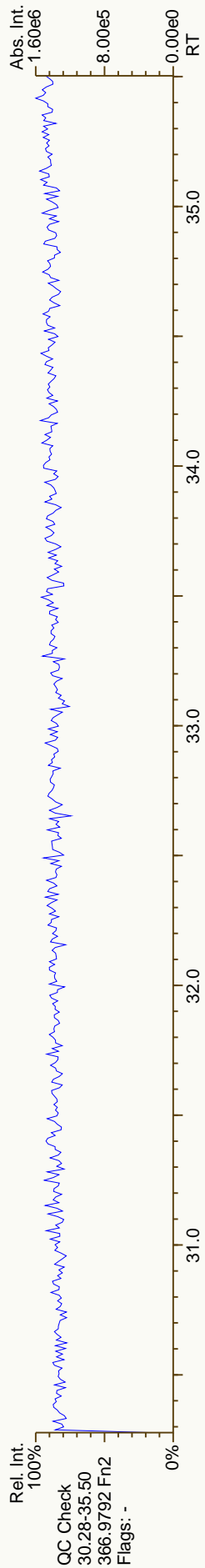
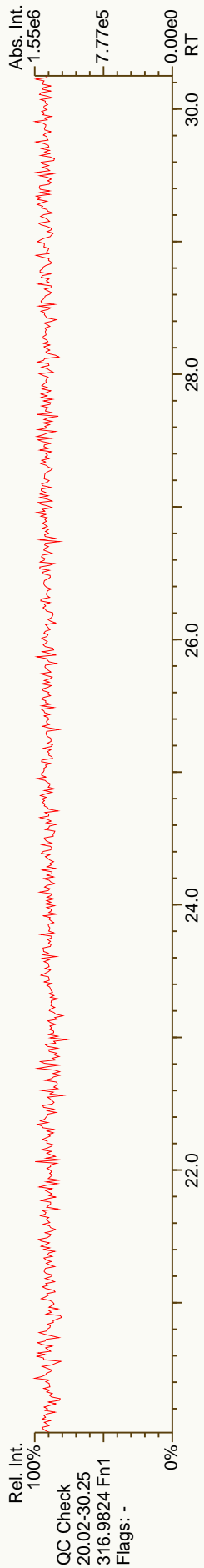
LABELED ANALYTES	M/Z's FORMING RATIO	ION ABUND. RATIO	QC LIMITS	OK	CONC. FOUND	RANGE (ng/mL)	OK
13C-2,3,7,8-TCDD	M/M+2	0.78	0.65 - 0.89	Y	97.2	82 - 121	Y
13C-1,2,3,7,8-PeCDD	M+2/M+4	1.59	1.32 - 1.78	Y	95.9	62 - 160	Y
13C-1,2,3,4,7,8-HxCDD	M+2/M+4	1.27	1.05 - 1.43	Y	104	85 - 117	Y
13C-1,2,3,6,7,8-HxCDD	M+2/M+4	1.26	1.05 - 1.43	Y	108	85 - 118	Y
13C-1,2,3,4,6,7,8-HpCDD	M+2/M+4	1.06	0.88 - 1.20	Y	108	72 - 138	Y
13C-OCDD	M+2/M+4	0.90	0.76 - 1.02	Y	242	96 - 415	Y
13C-2,3,7,8-TCDF	M/M+2	0.79	0.65 - 0.89	Y	93.9	71 - 140	Y
13C-1,2,3,7,8-PeCDF	M+2/M+4	1.57	1.32 - 1.78	Y	94.6	76 - 130	Y
13C-2,3,4,7,8-PeCDF	M+2/M+4	1.56	1.32 - 1.78	Y	92.7	77 - 130	Y
13C-1,2,3,4,7,8-HxCDF	M/M+2	0.52	0.43 - 0.59	Y	99.2	76 - 131	Y
13C-1,2,3,6,7,8-HxCDF	M/M+2	0.53	0.43 - 0.59	Y	98.8	70 - 143	Y
13C-2,3,4,6,7,8-HxCDF	M/M+2	0.52	0.43 - 0.59	Y	94.8	73 - 137	Y
13C-1,2,3,7,8,9-HxCDF	M/M+2	0.53	0.43 - 0.59	Y	106	74 - 135	Y
13C-1,2,3,4,6,7,8-HpCDF	M/M+2	0.44	0.37 - 0.51	Y	101	78 - 129	Y
13C-1,2,3,4,7,8,9-HpCDF	M/M+2	0.45	0.37 - 0.51	Y	103	77 - 129	Y

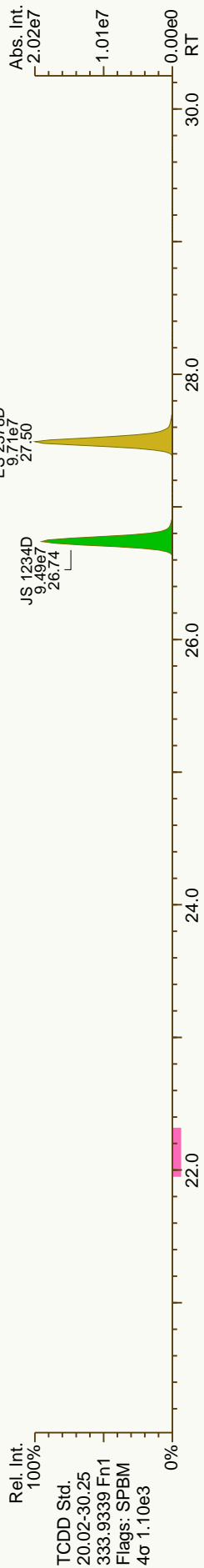
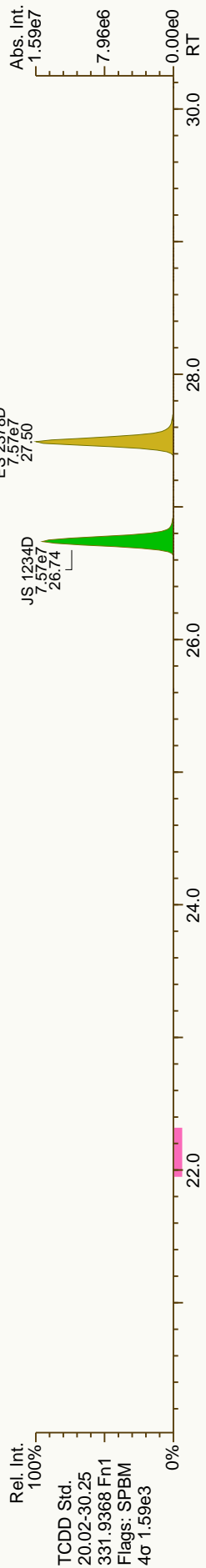
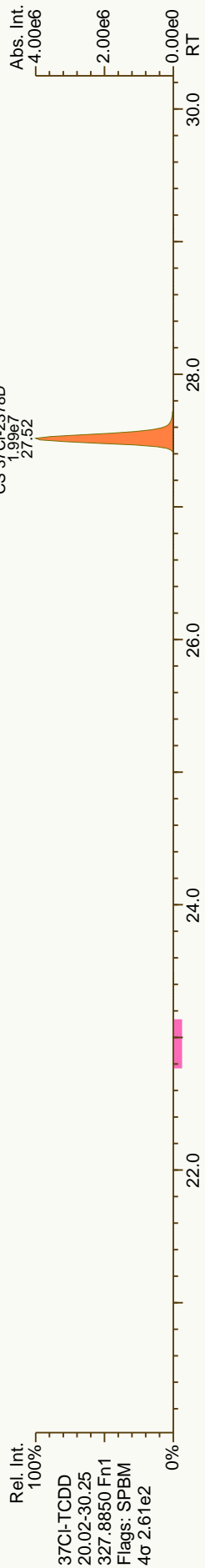


CLEANUP STANDARDS

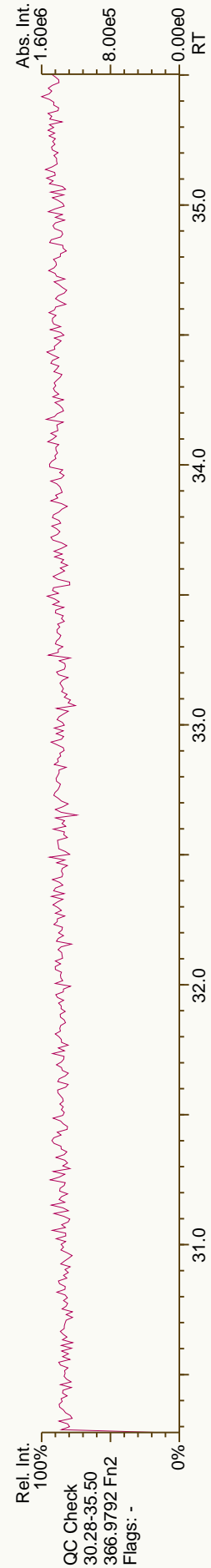
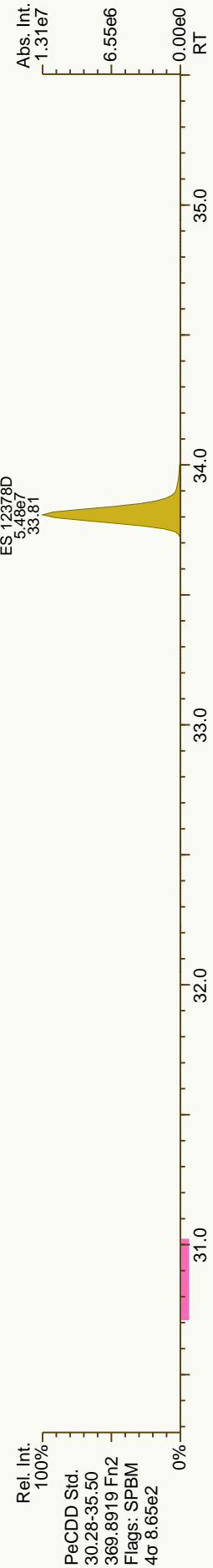
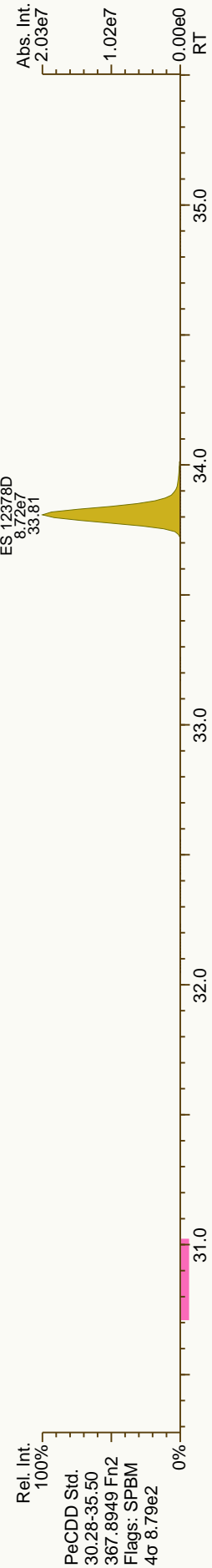
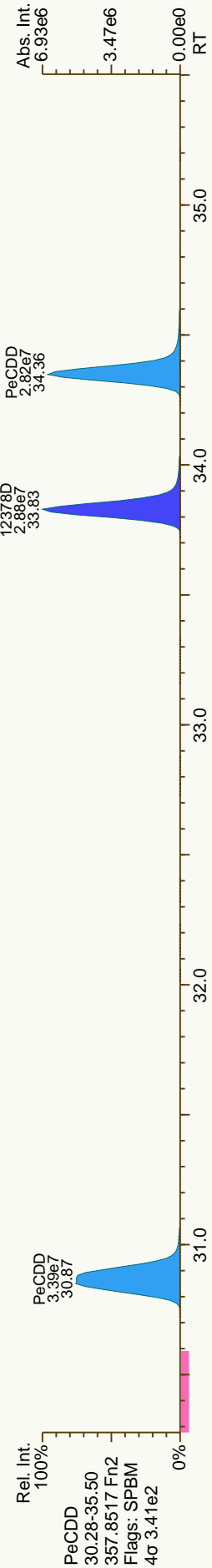

37Cl-2,3,7,8-TCDD n/a 9.95 7.9 - 12.7 Y

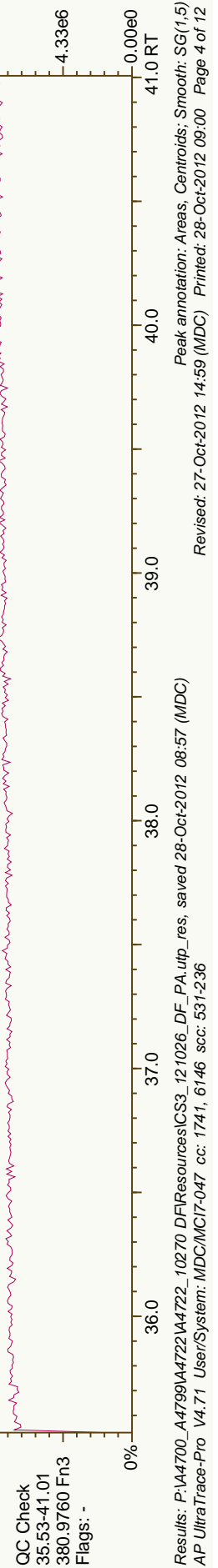
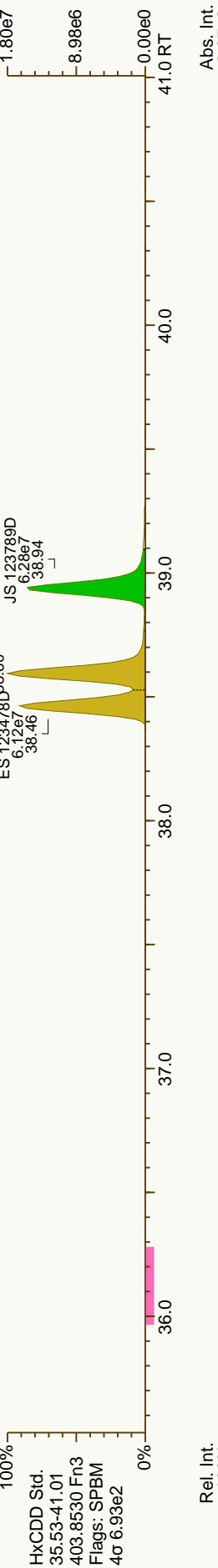
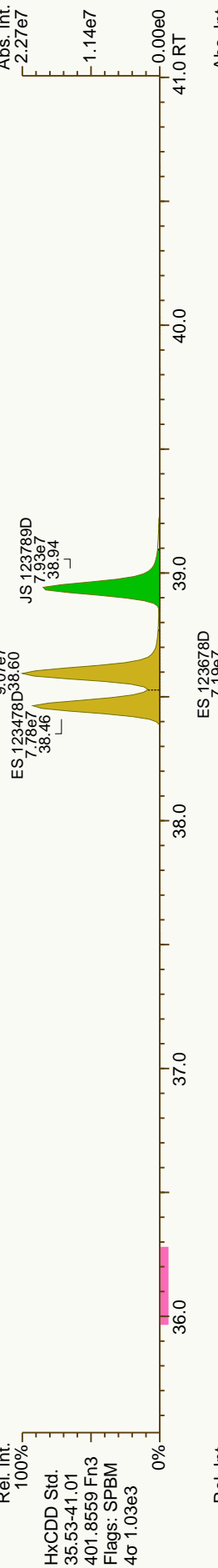
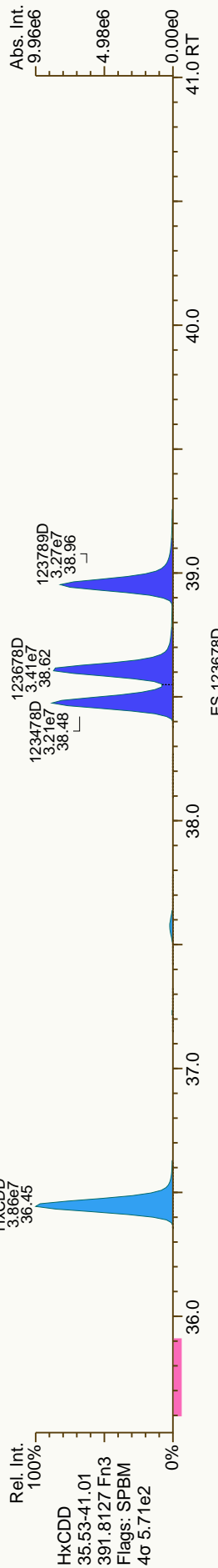
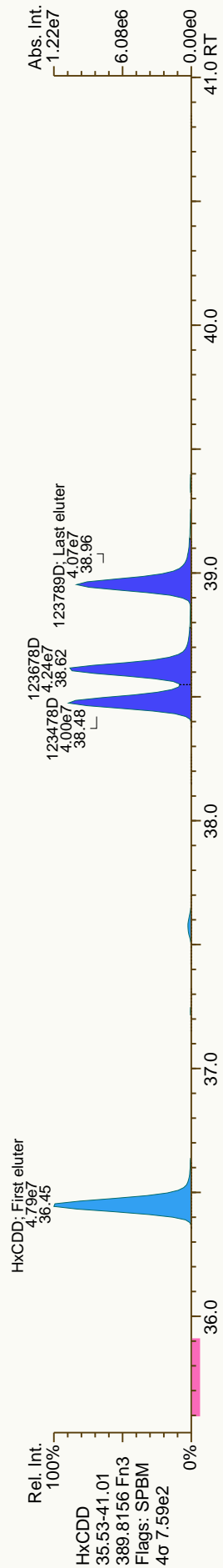
Processed: 28 Oct 2012 08:37 Analyst: MC

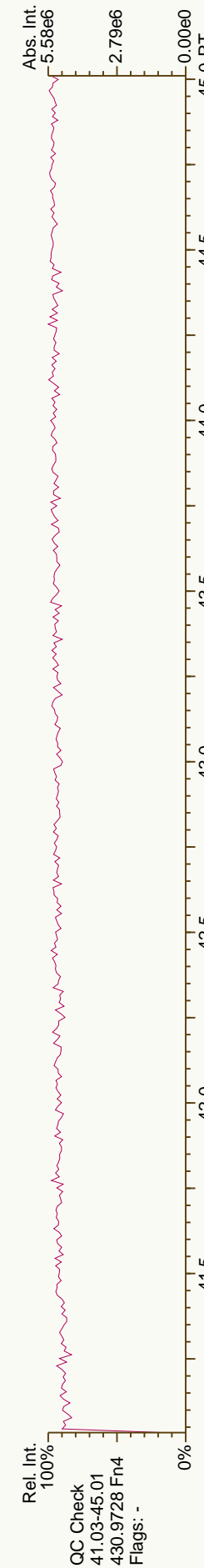
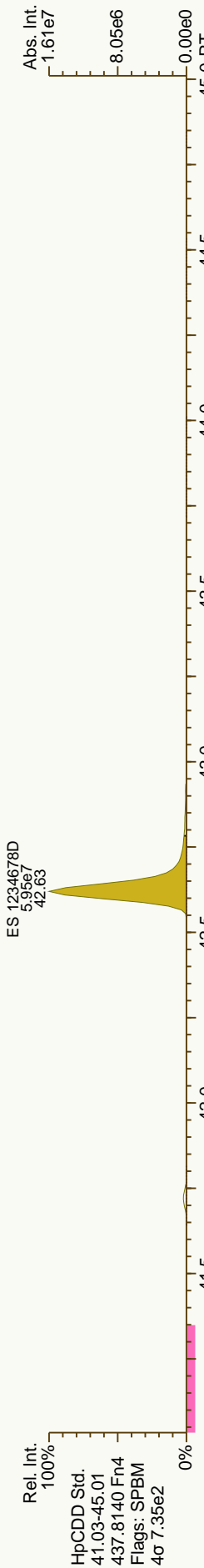
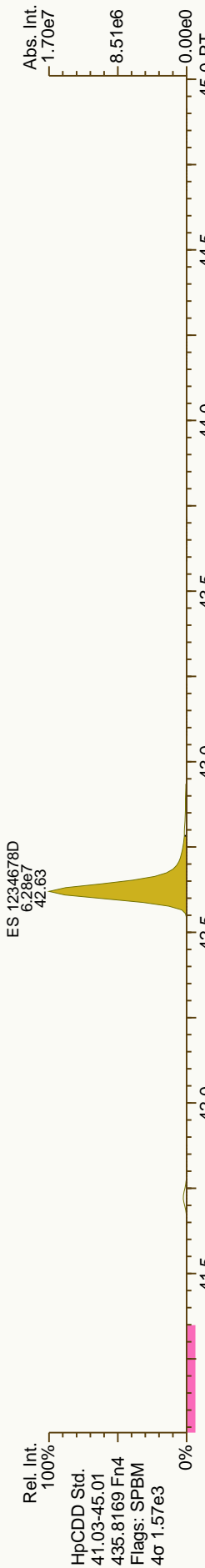
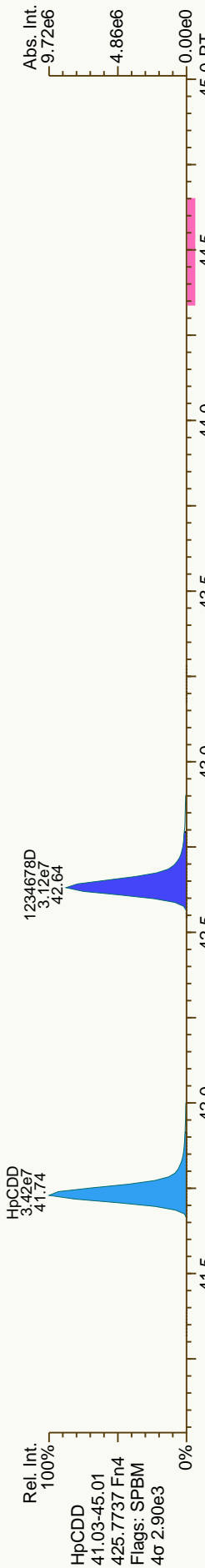
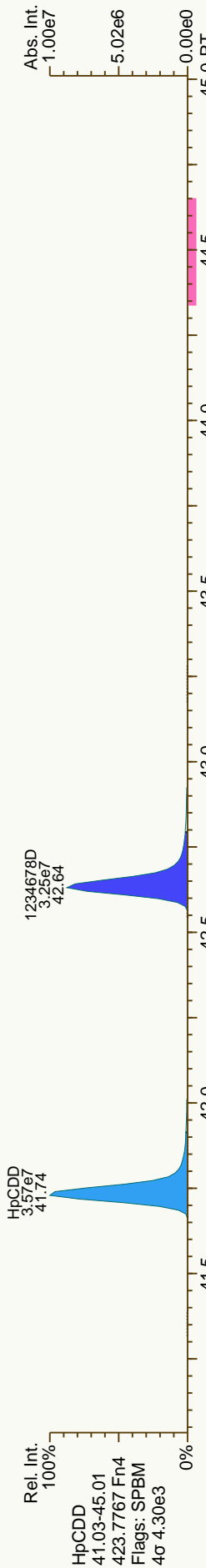



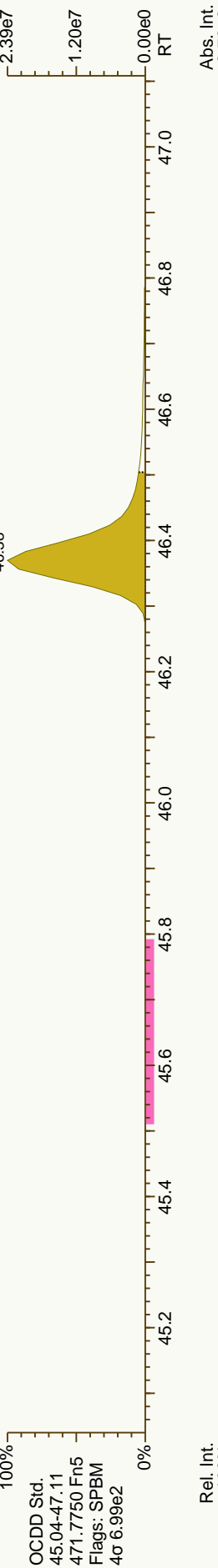
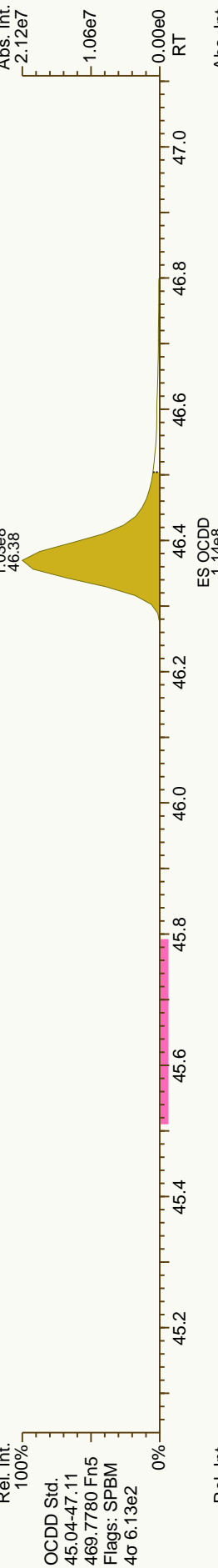
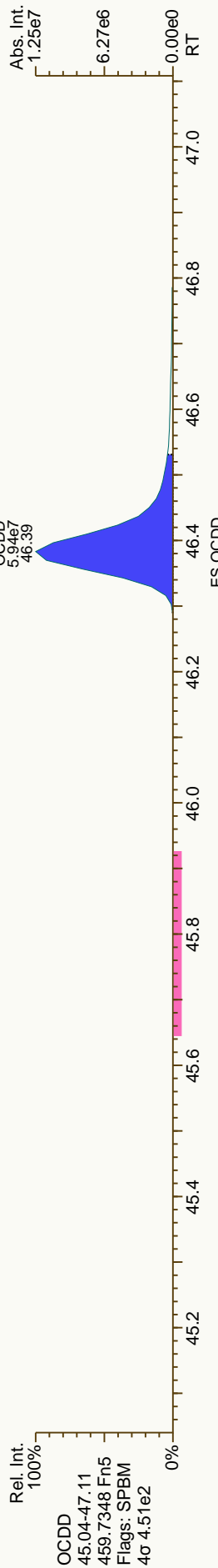



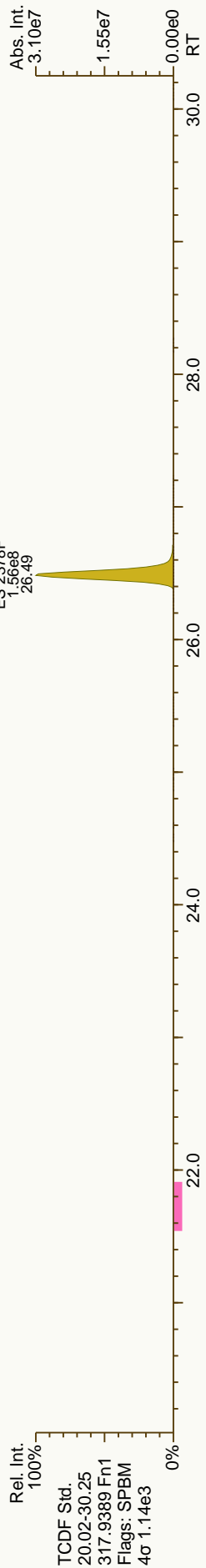
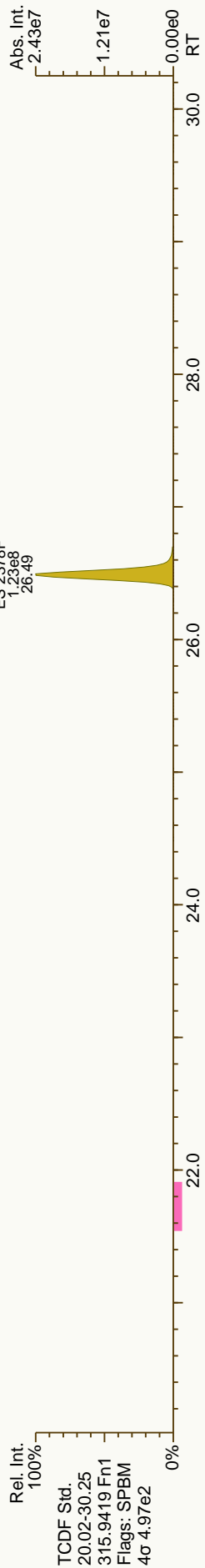
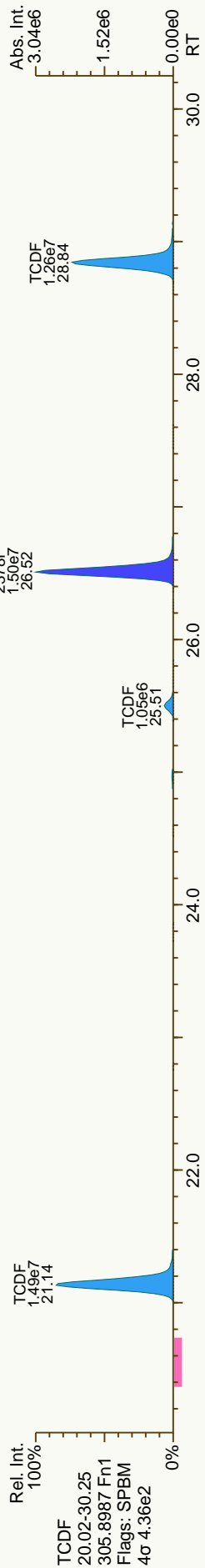



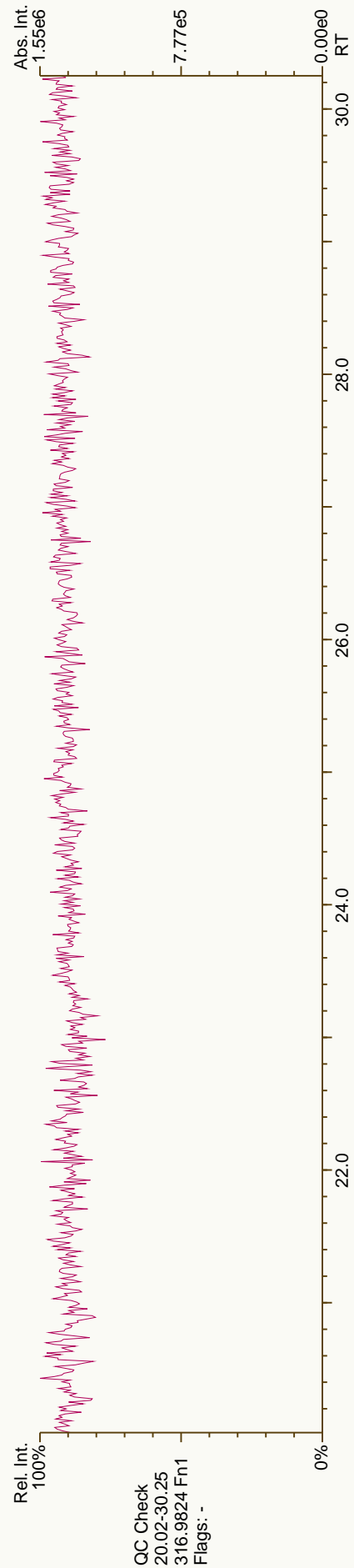




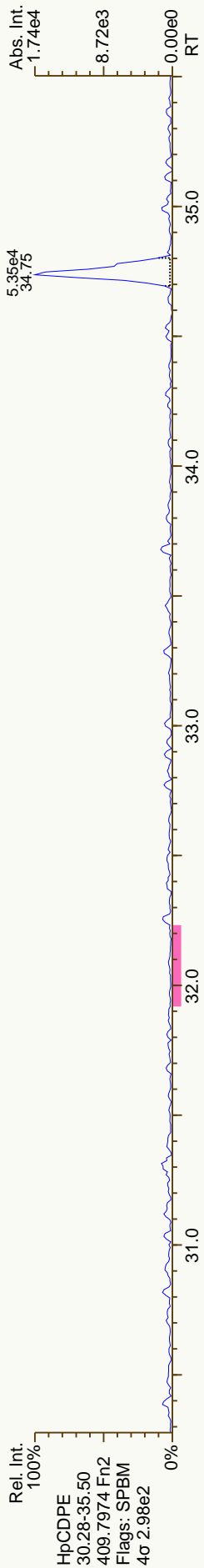
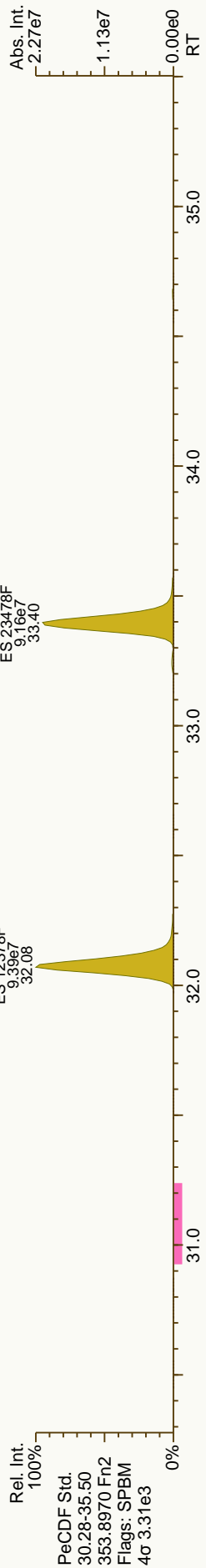
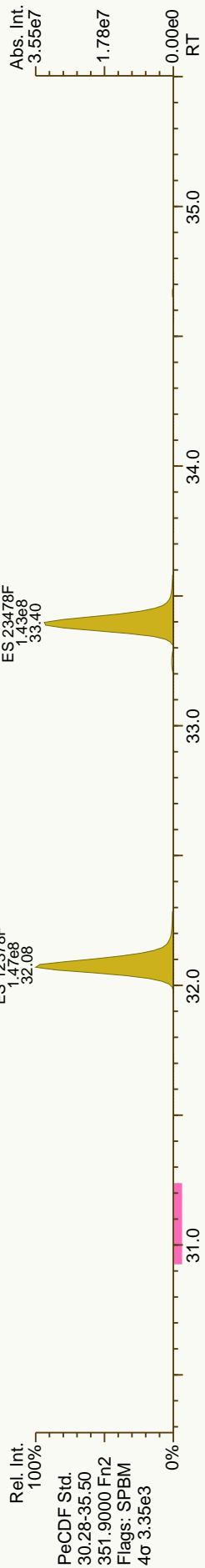
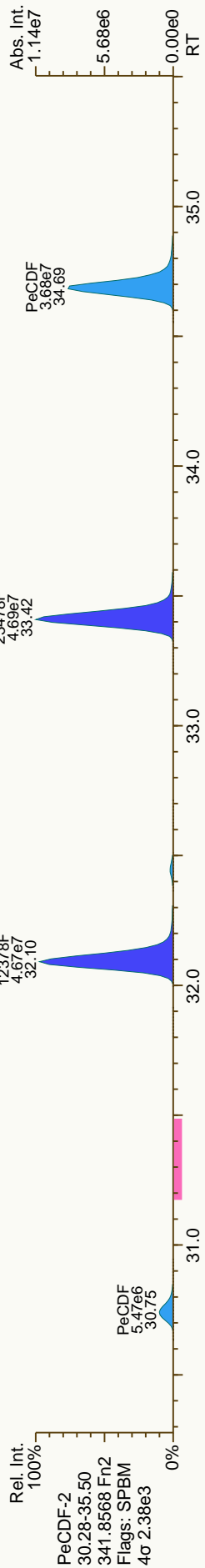
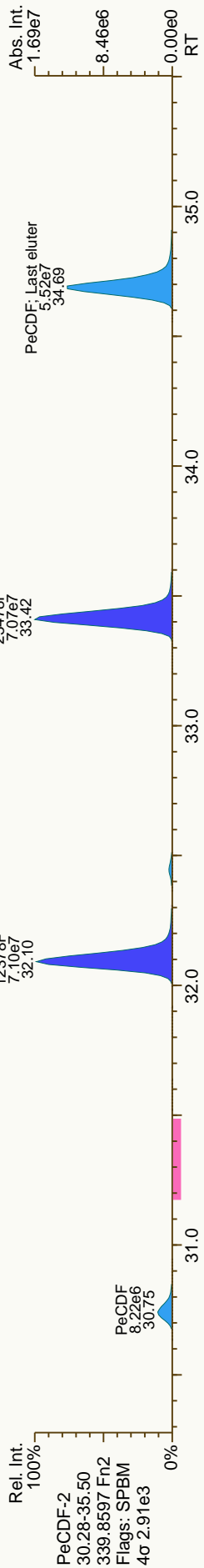


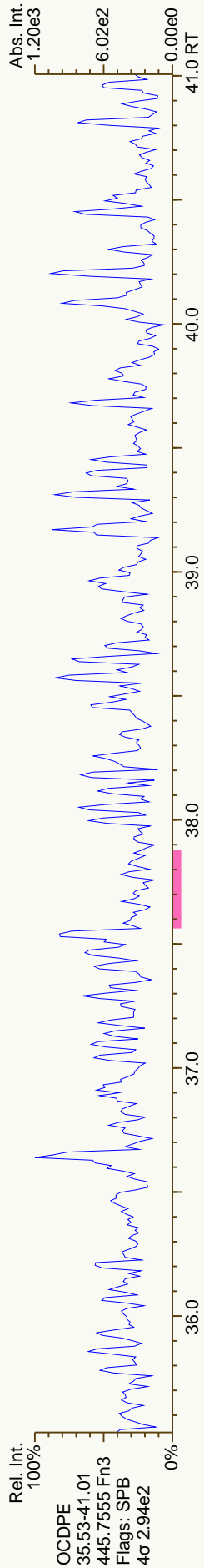
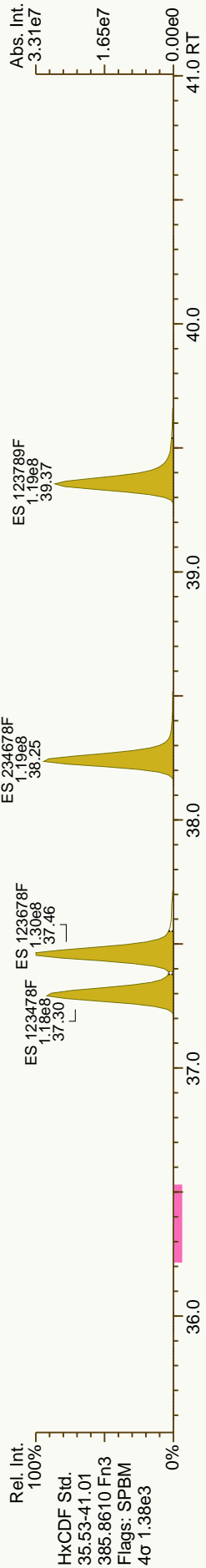
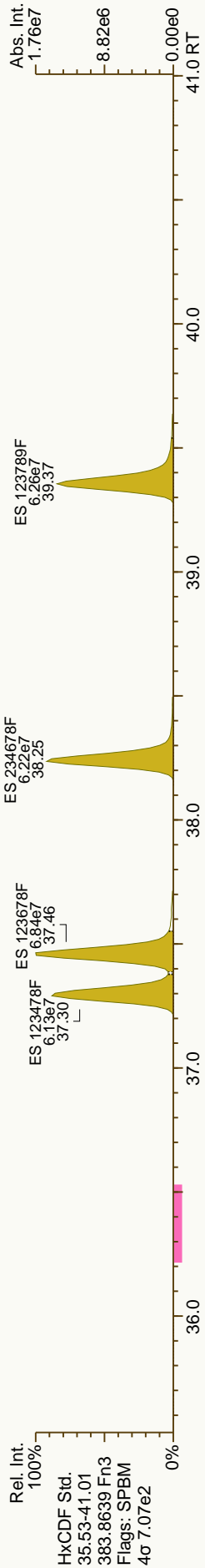
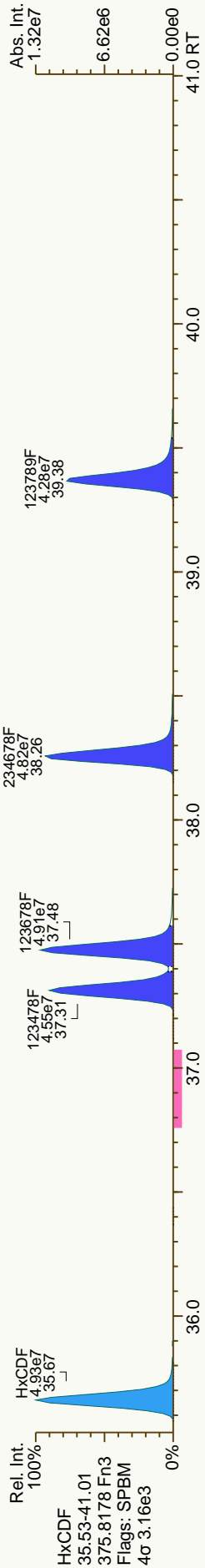
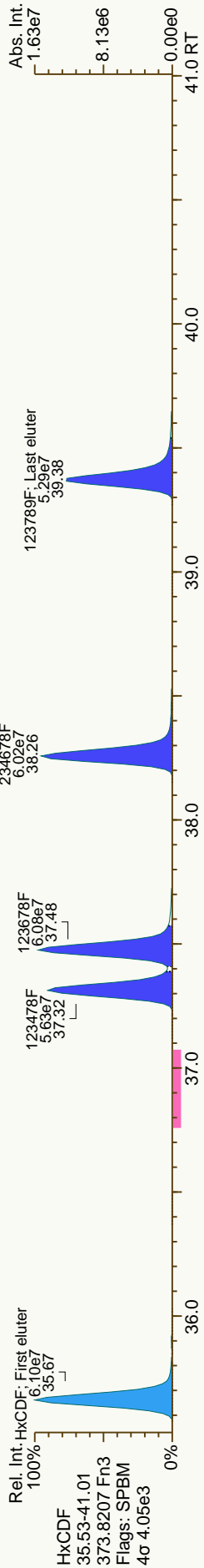


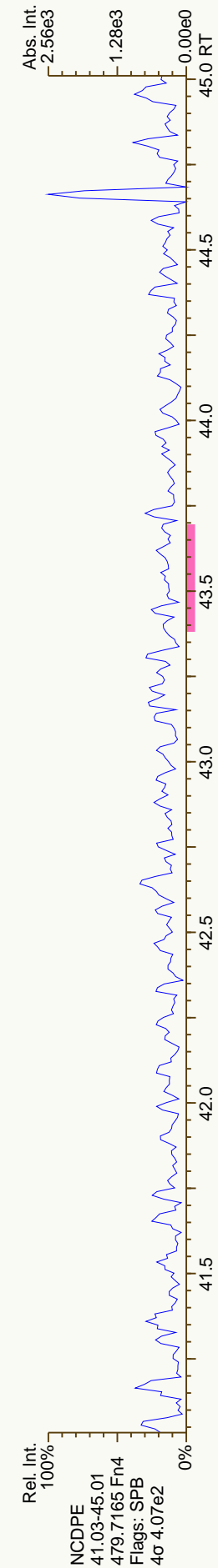
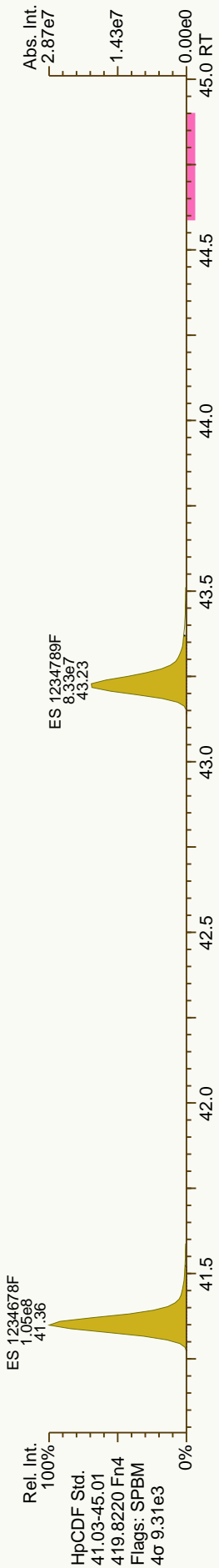
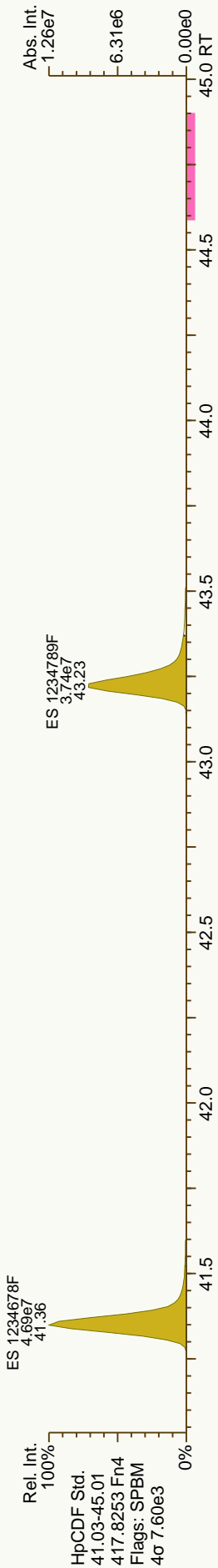
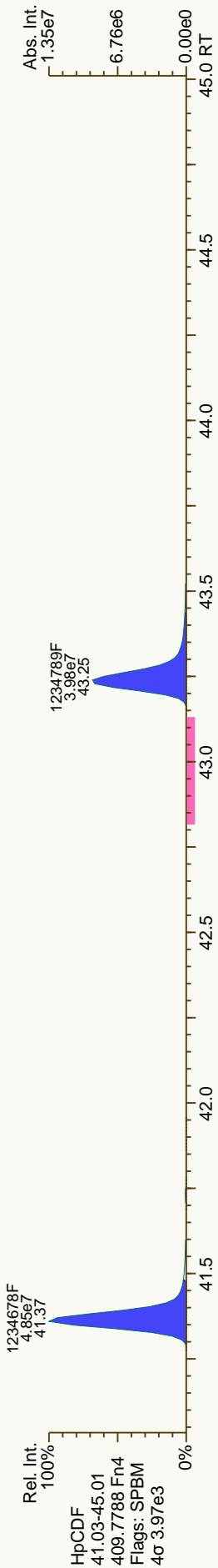
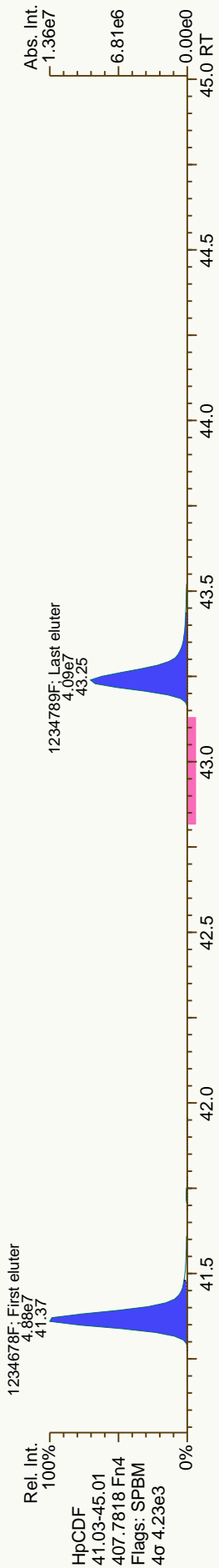


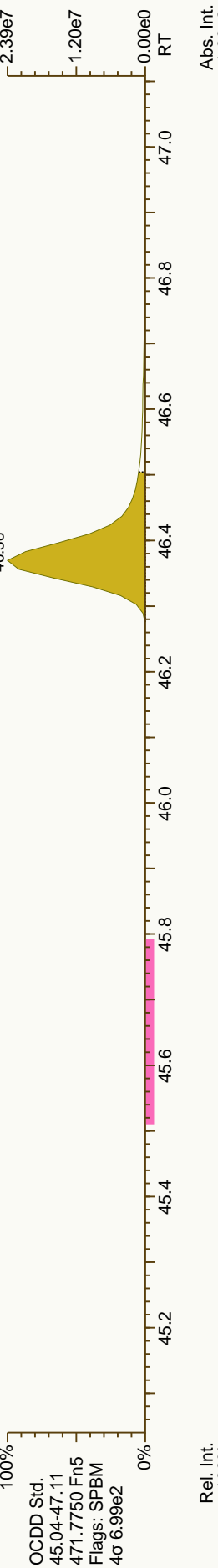
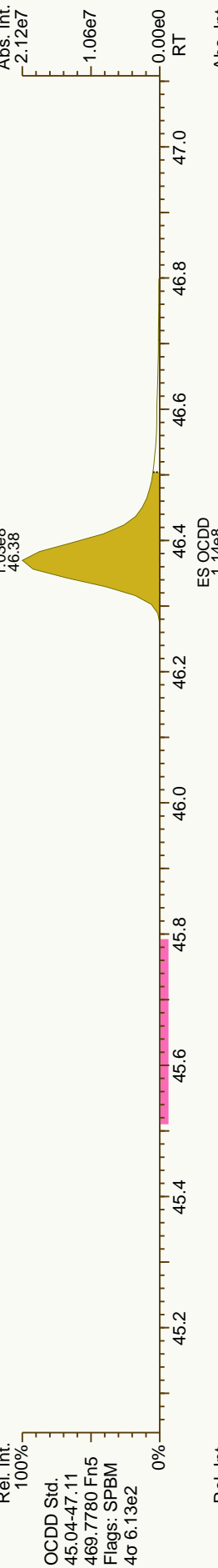
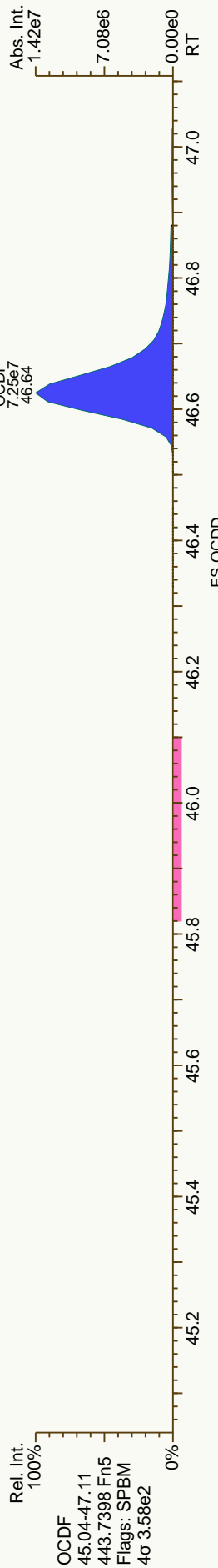
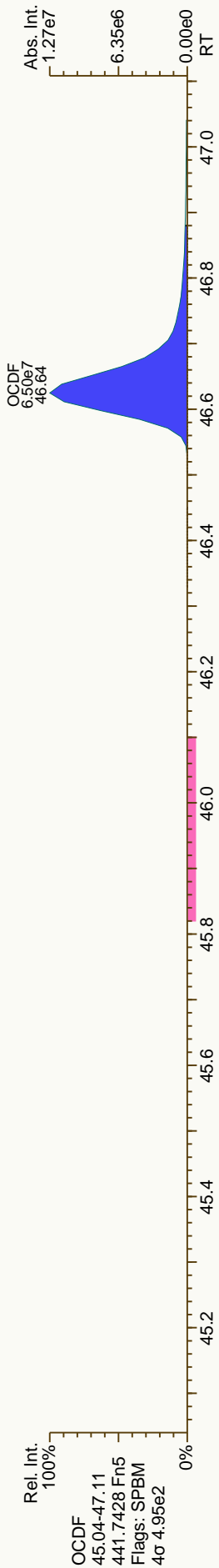


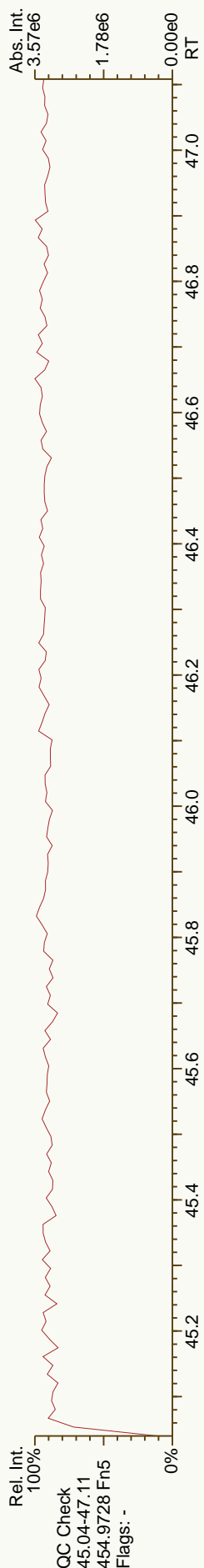
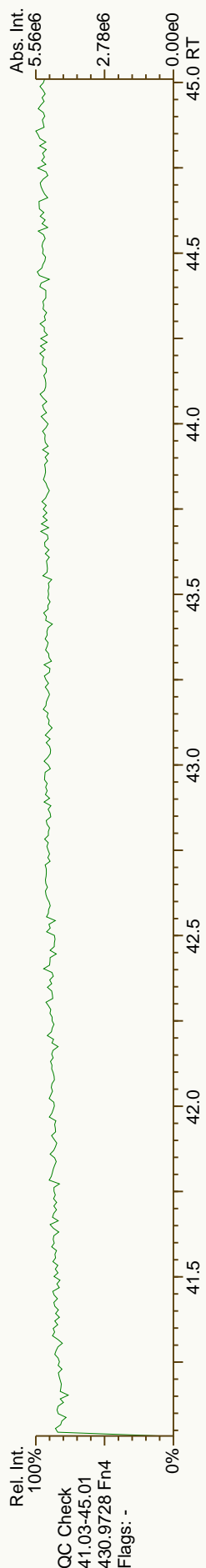
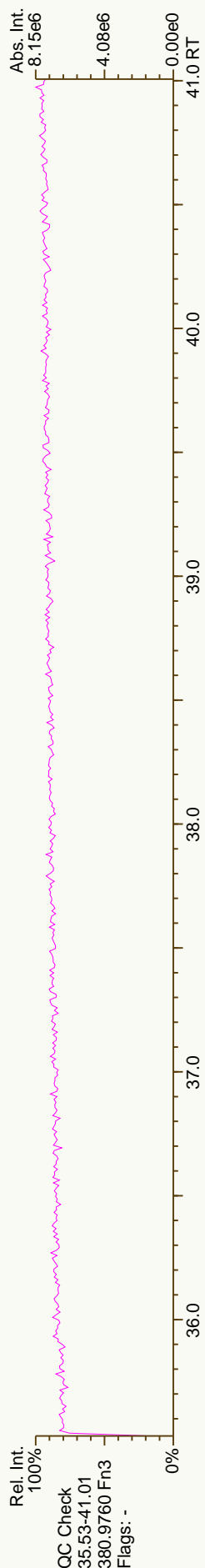
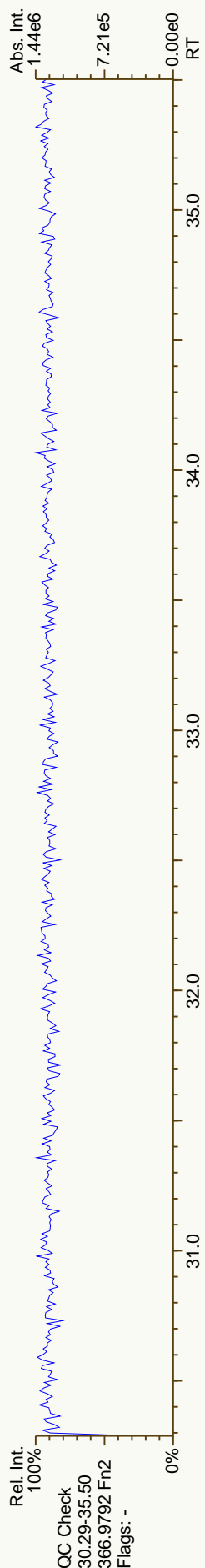
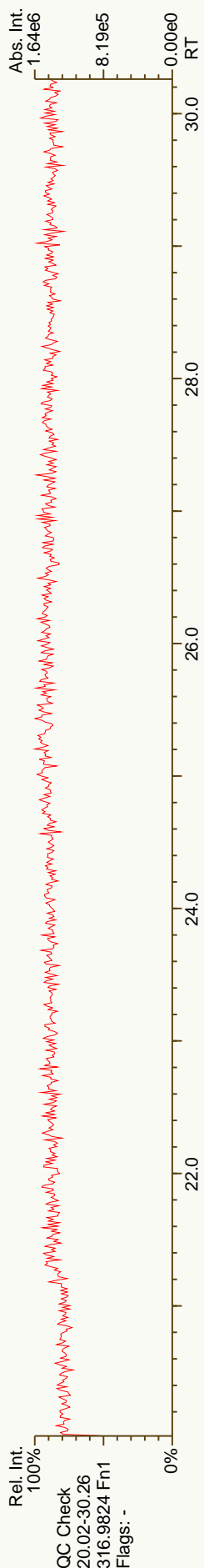


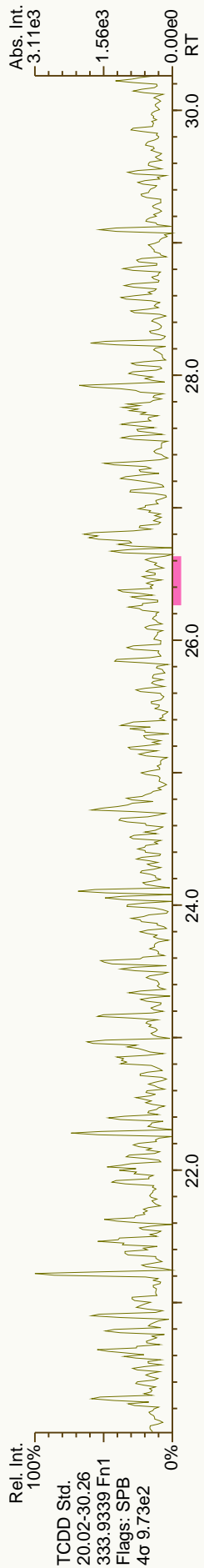
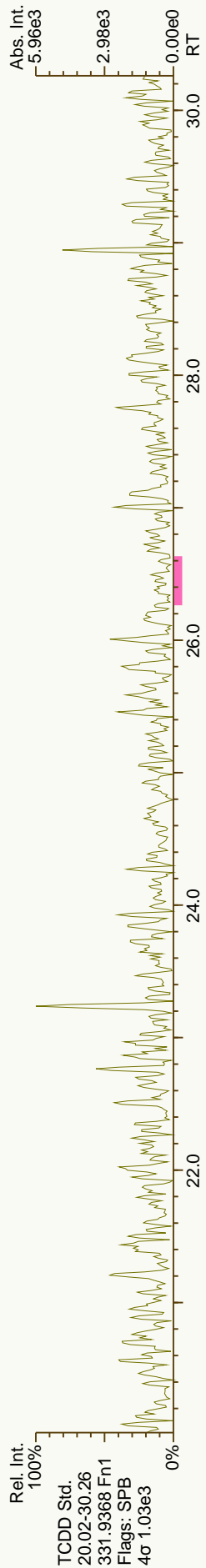
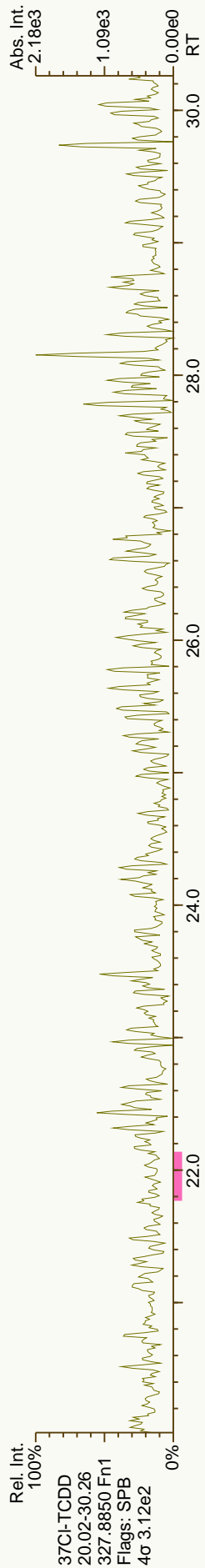
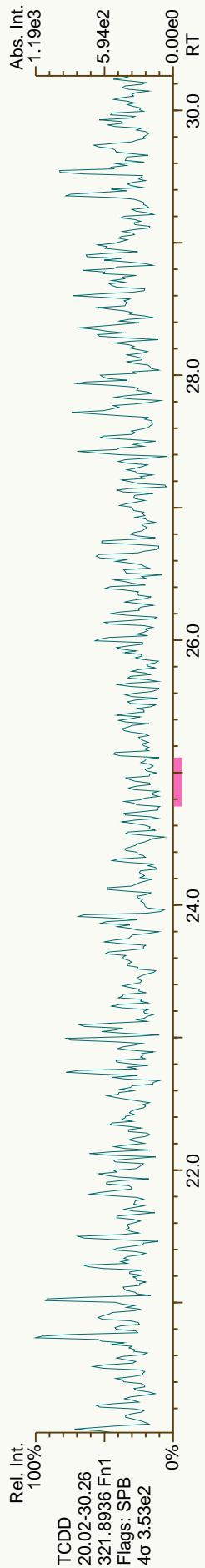
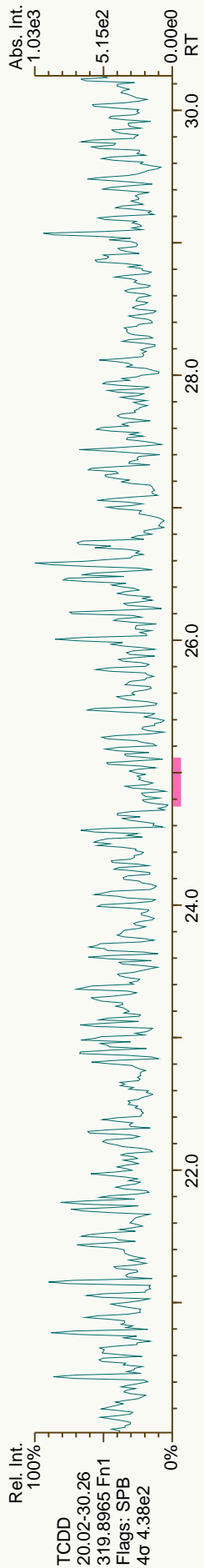


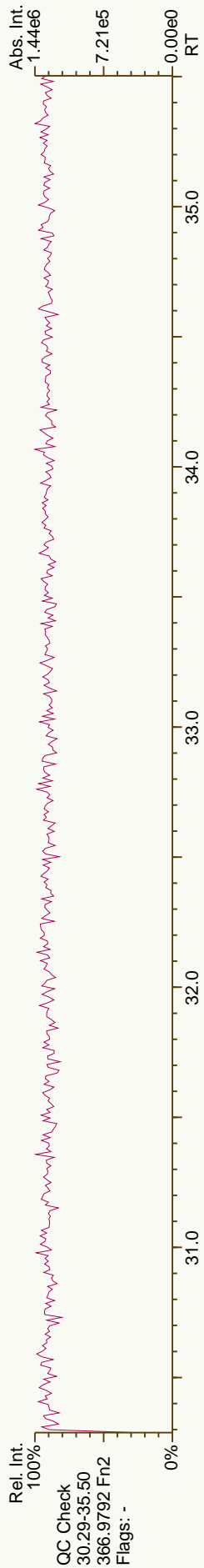
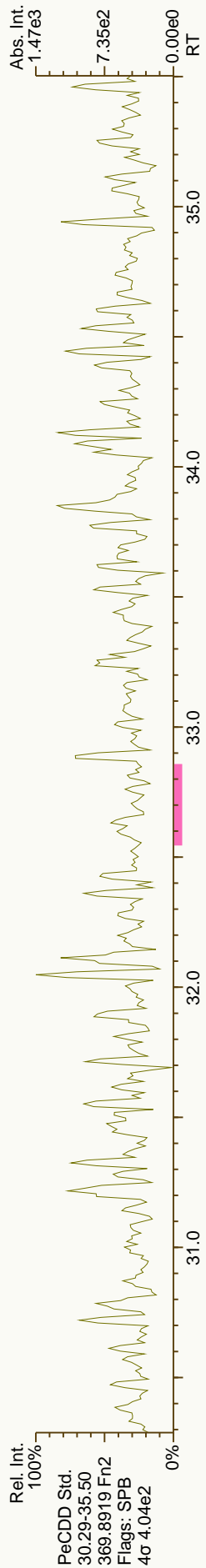
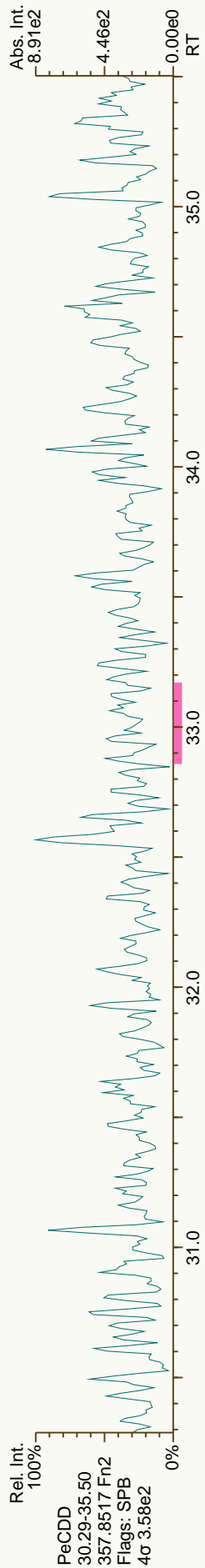
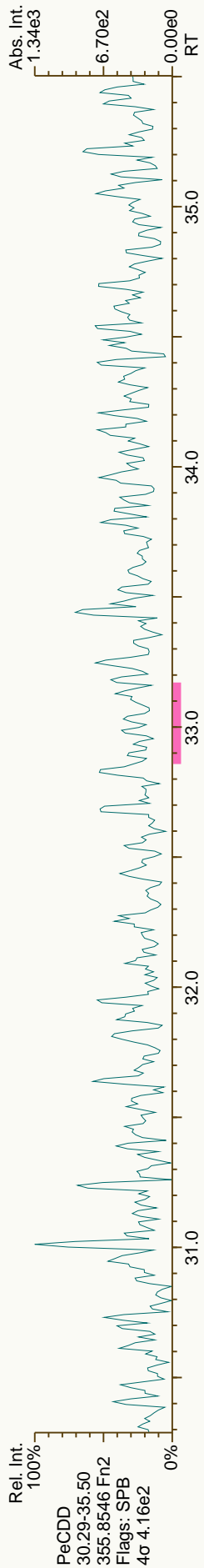


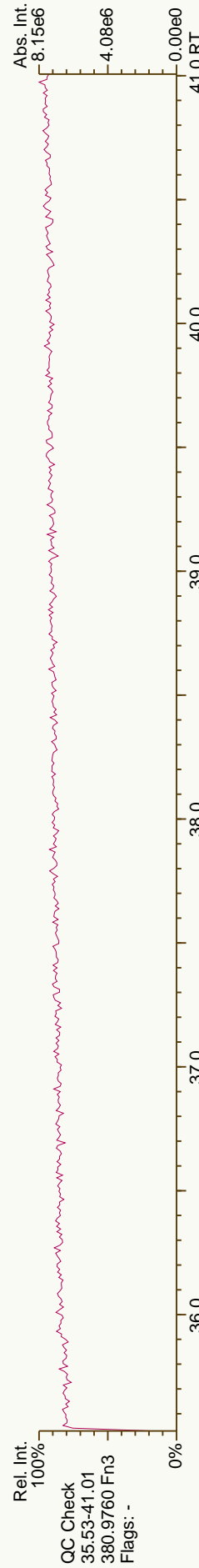
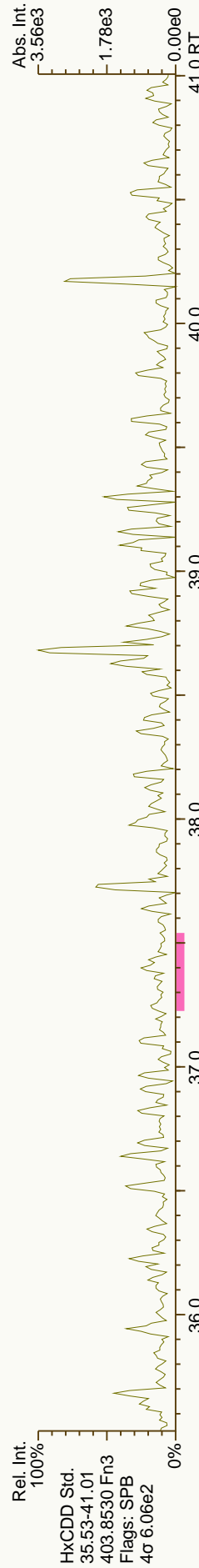
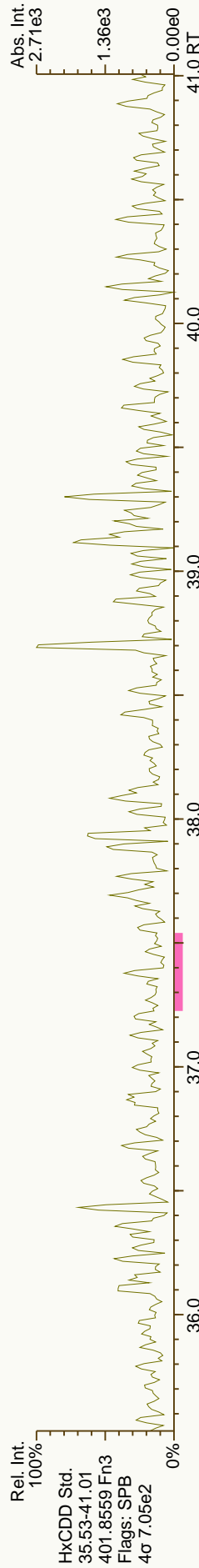
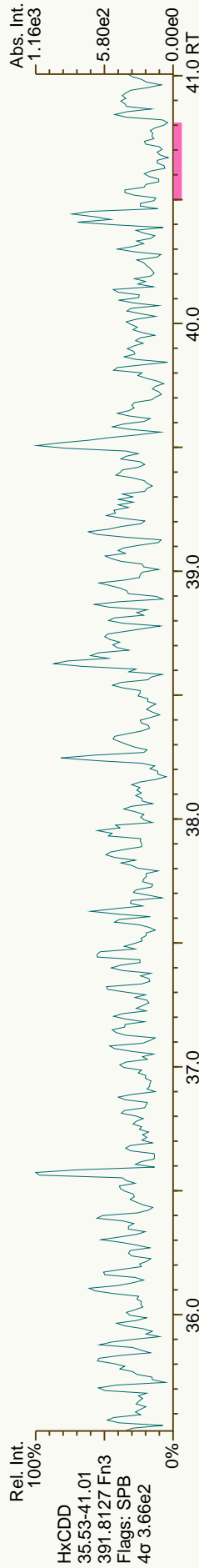
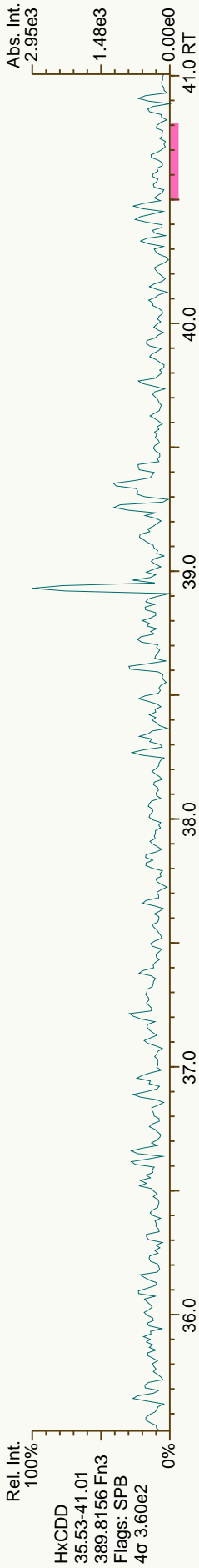


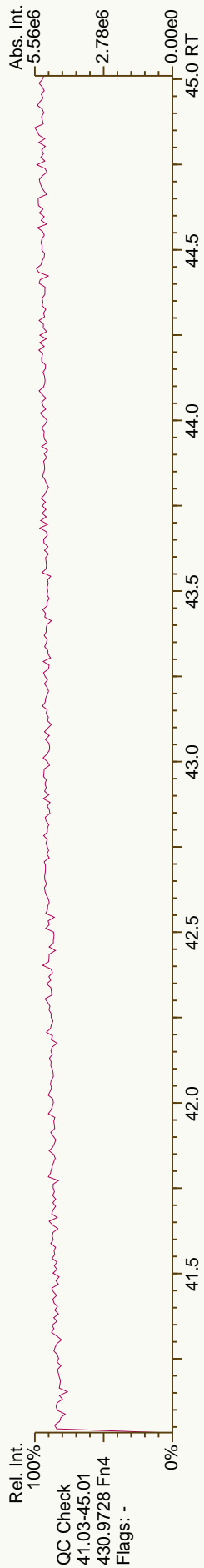
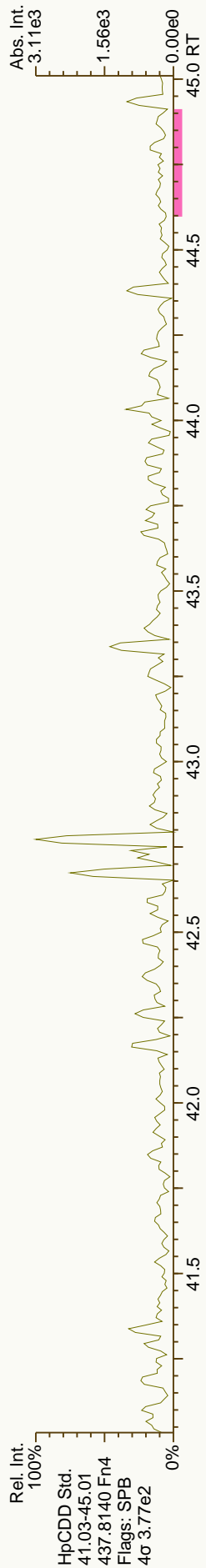
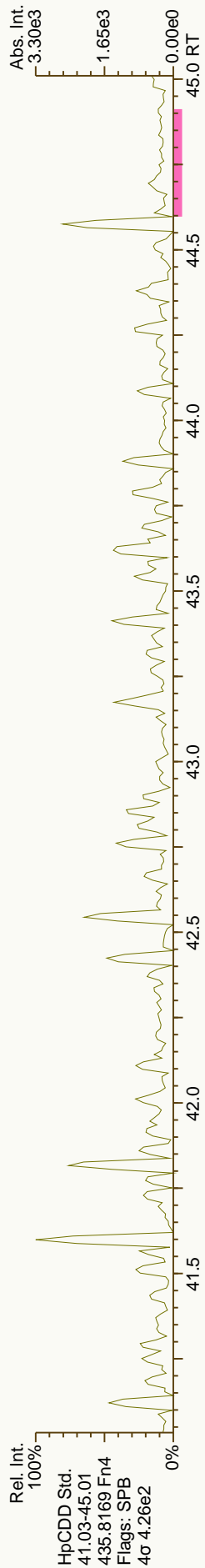
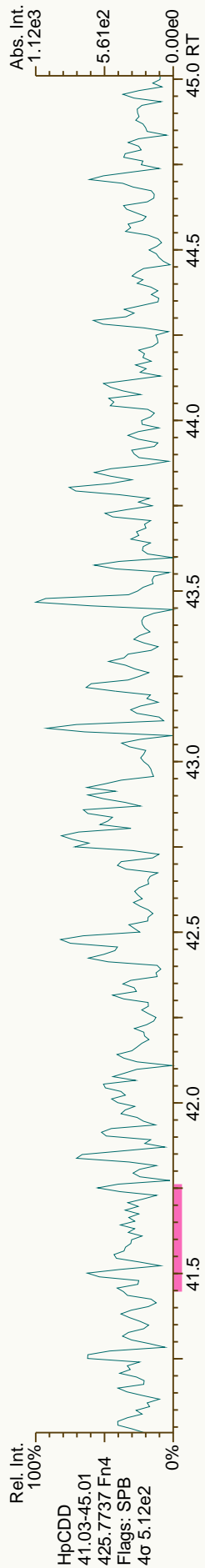
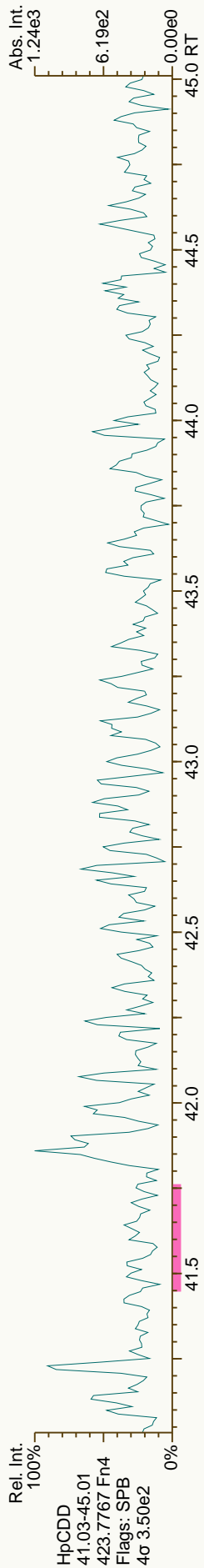


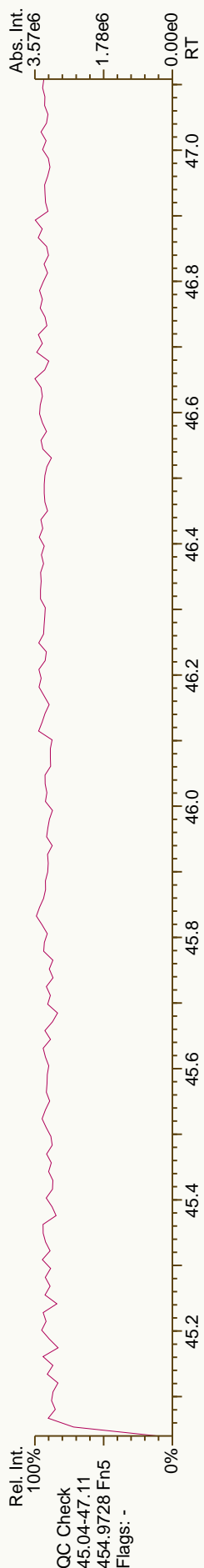
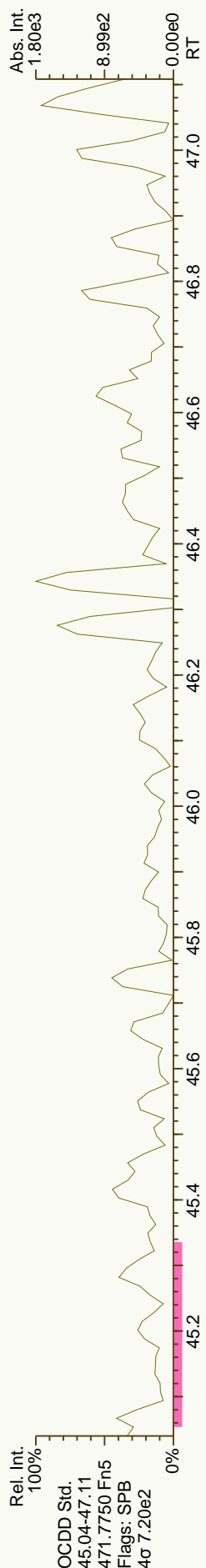
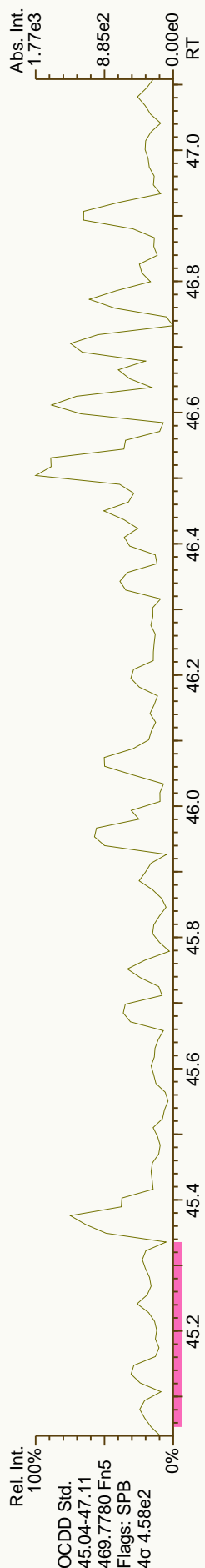
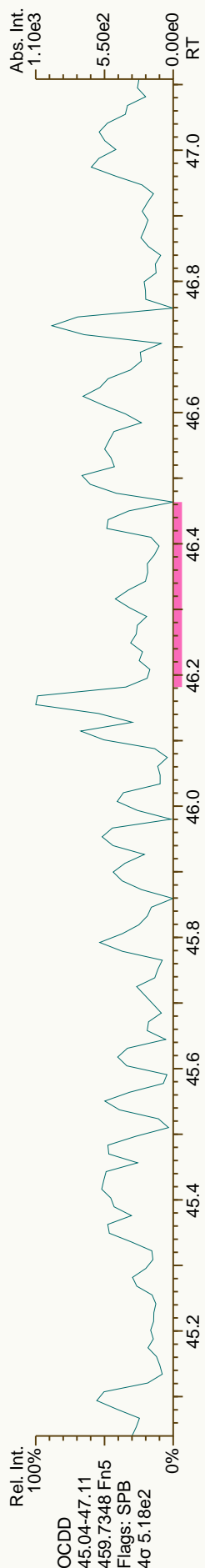
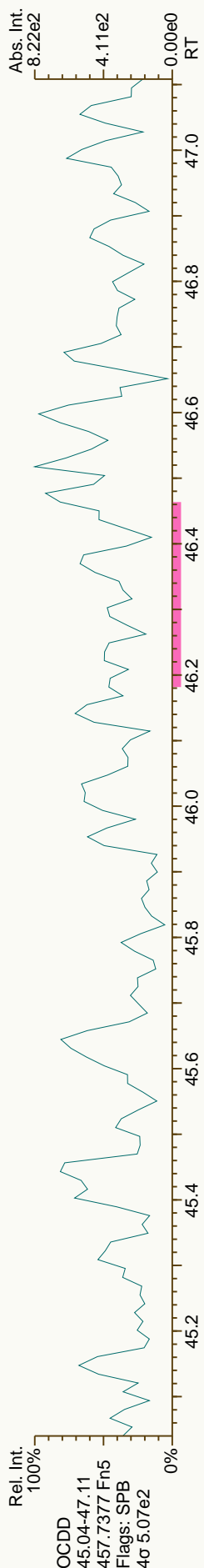


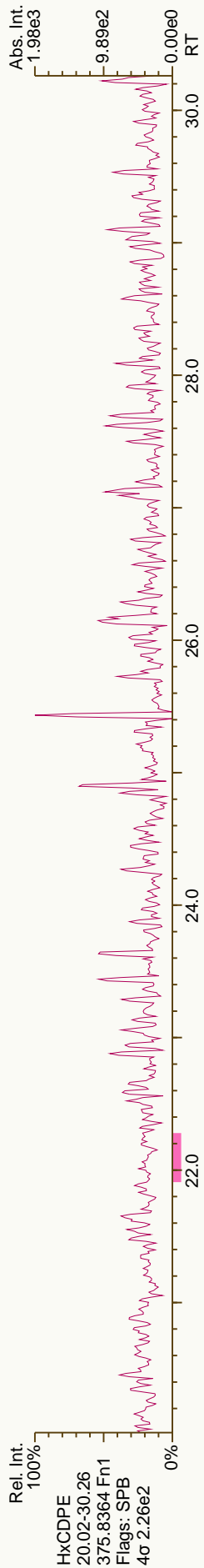
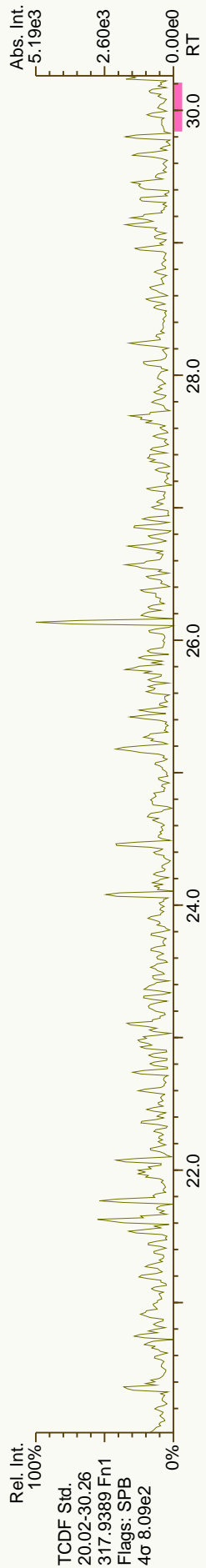
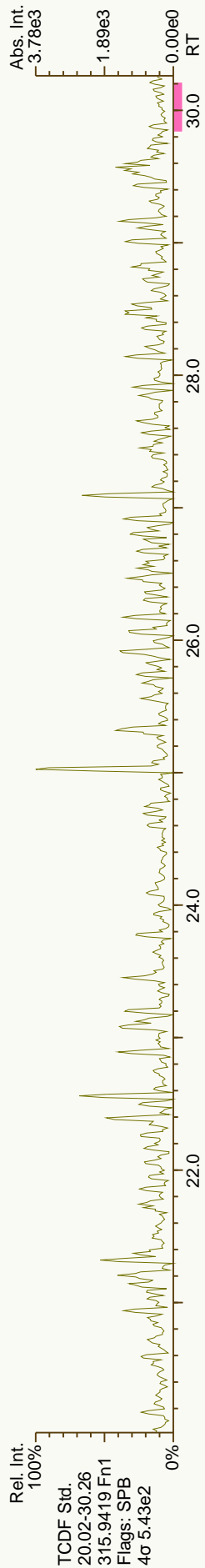
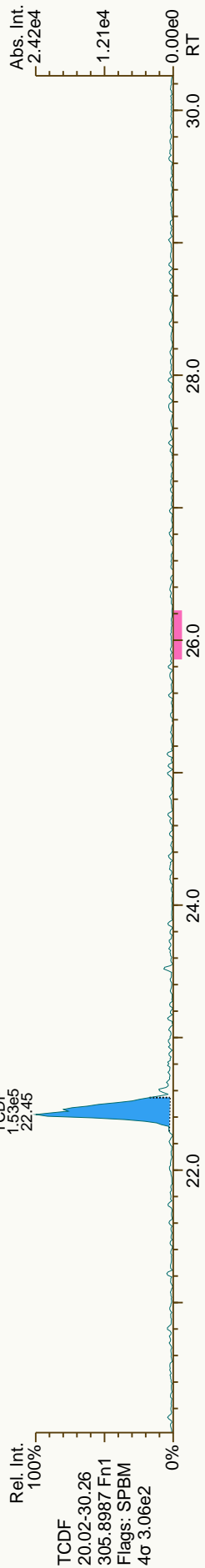



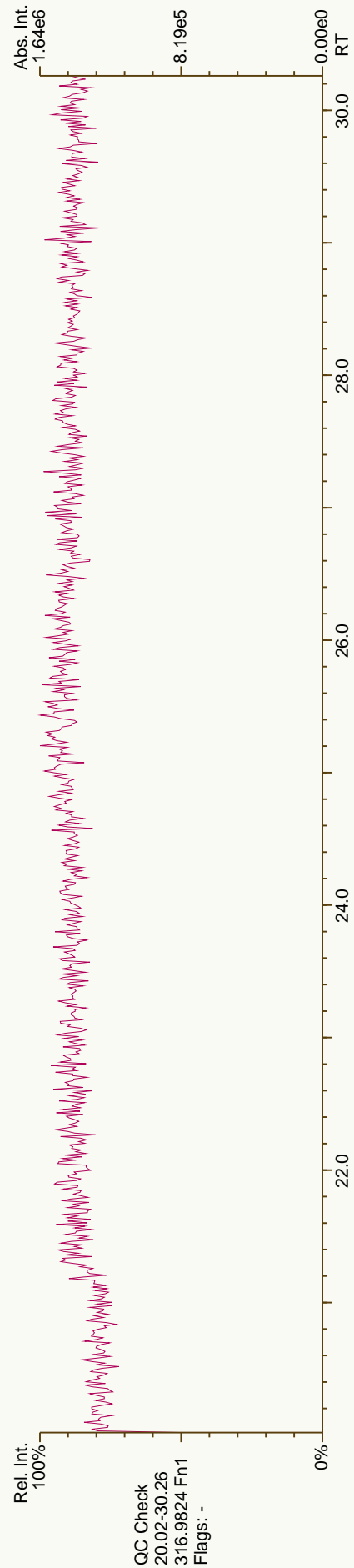
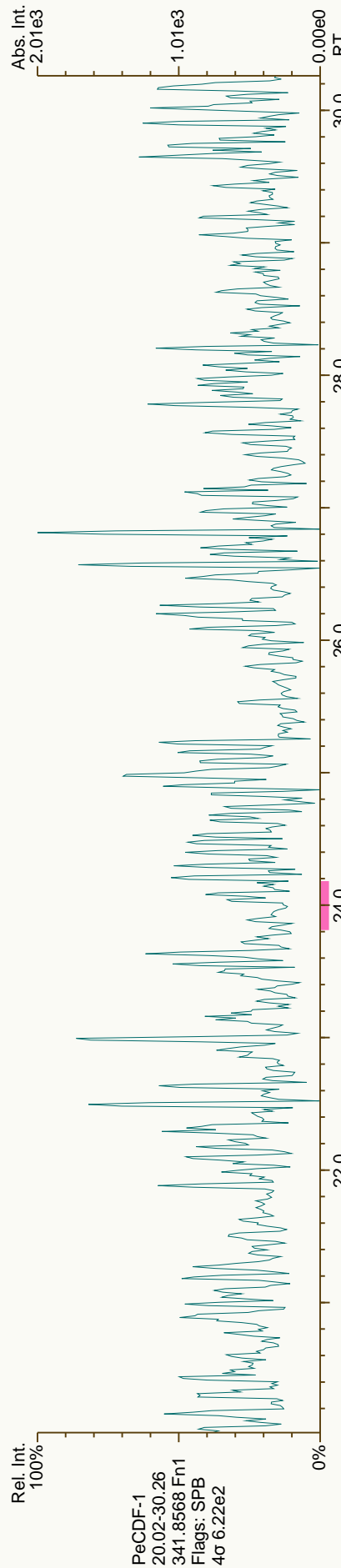
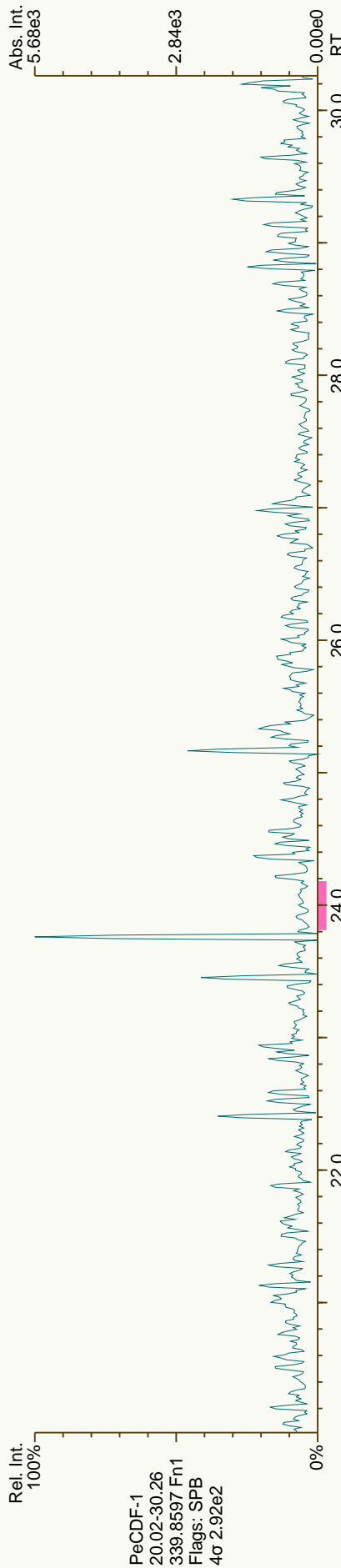


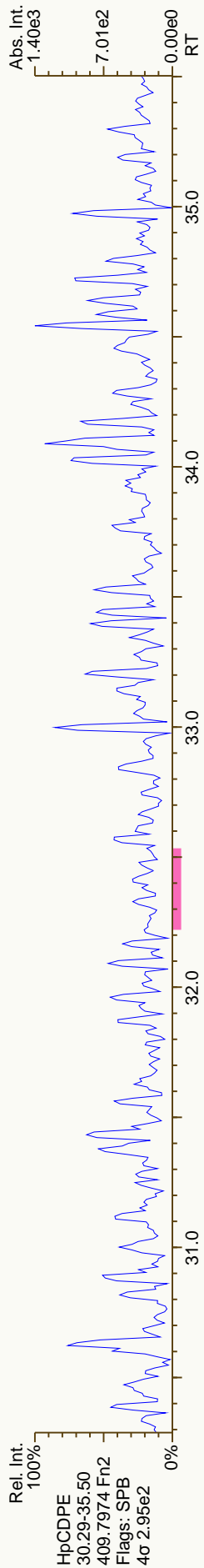
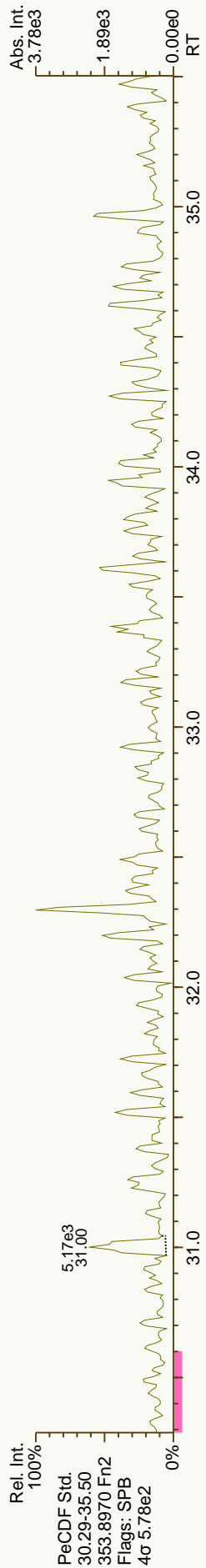
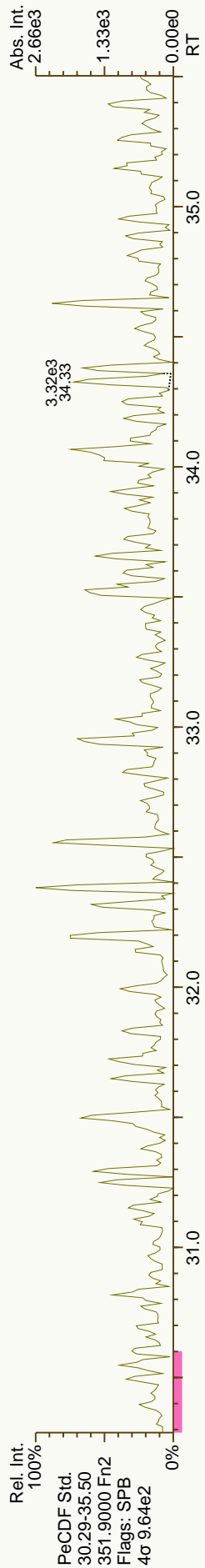
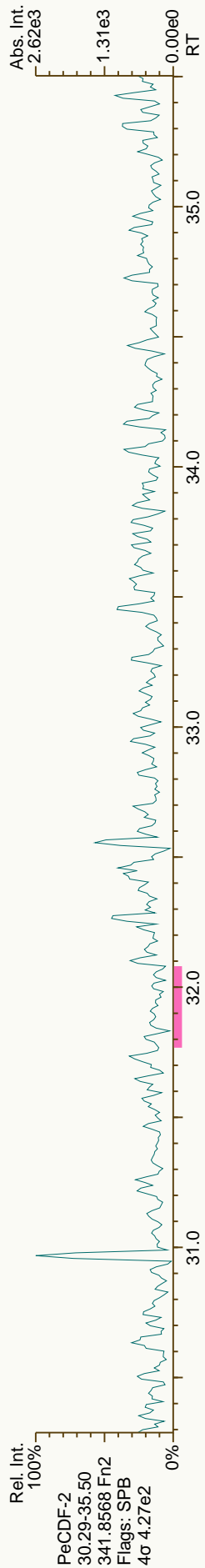
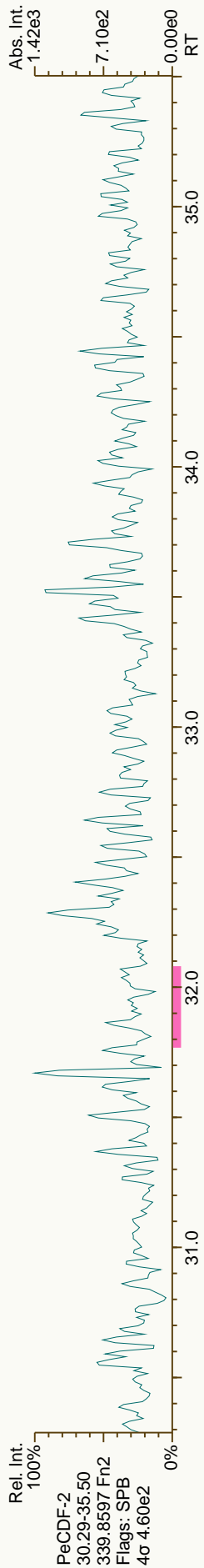


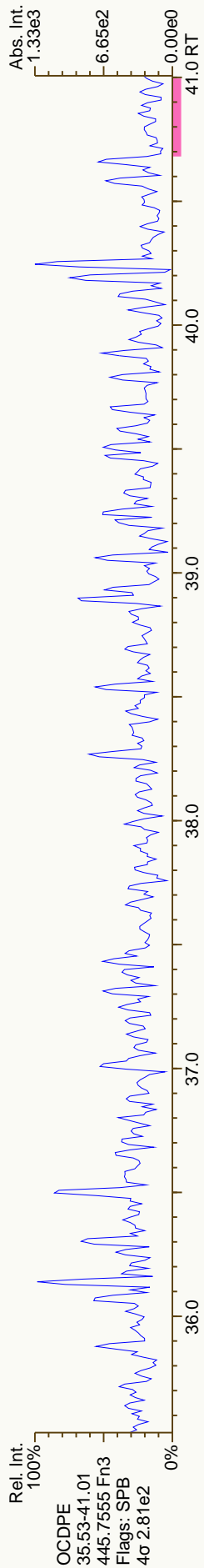
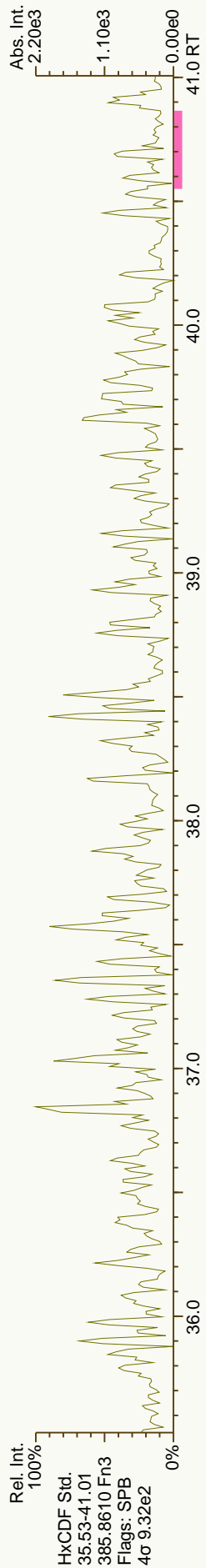
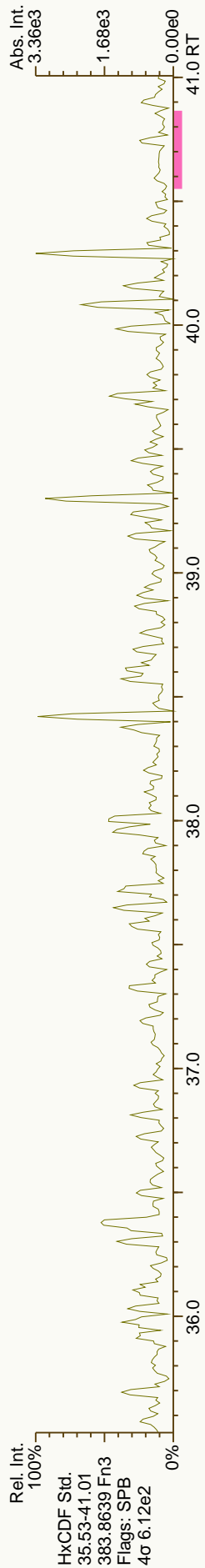
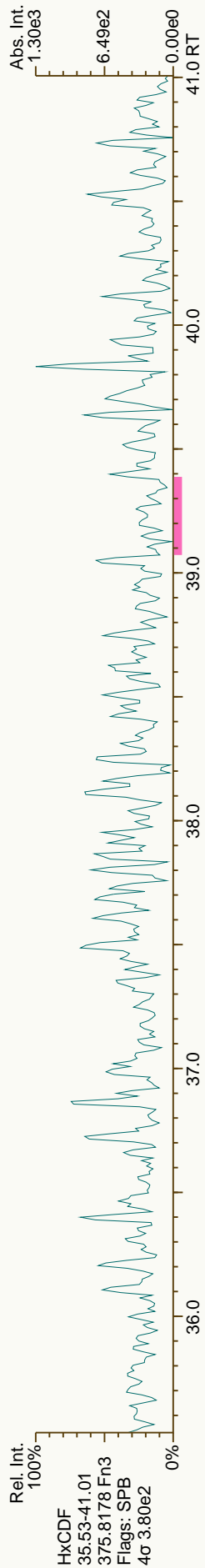
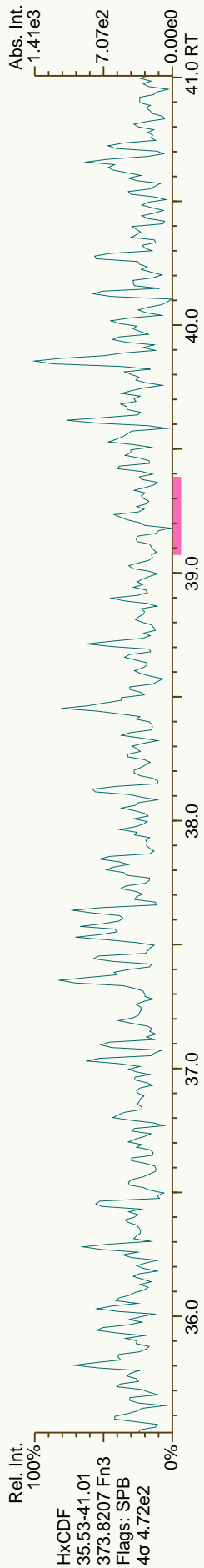


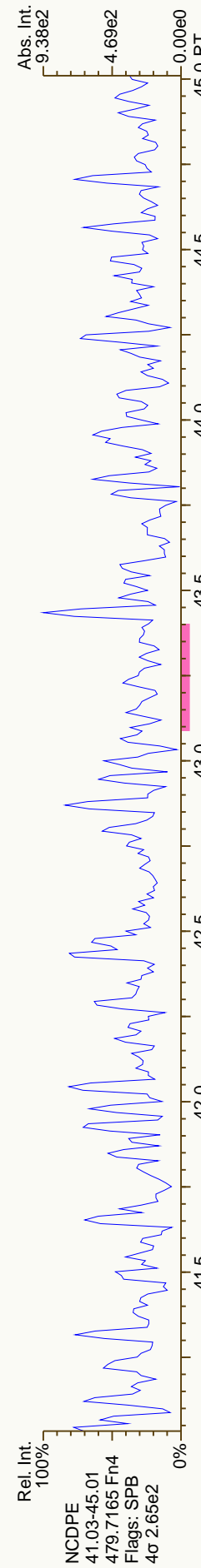
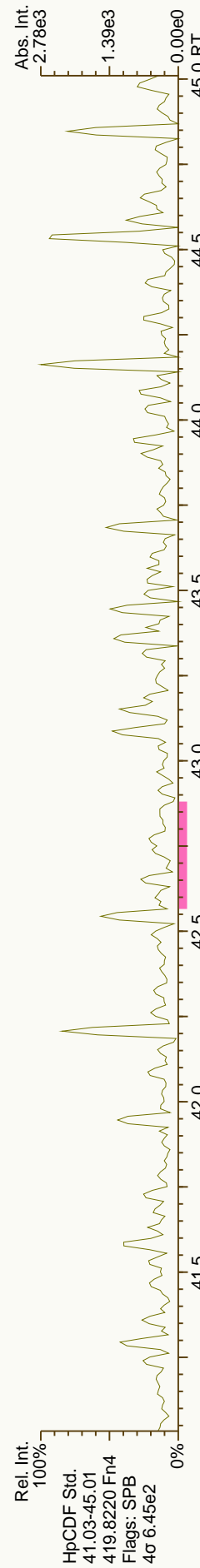
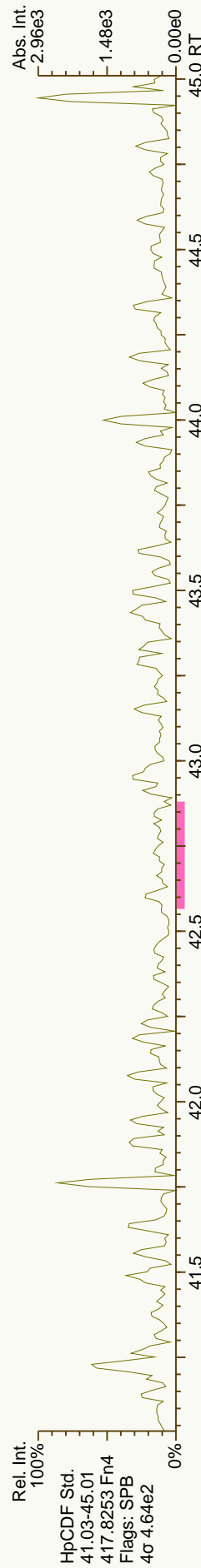
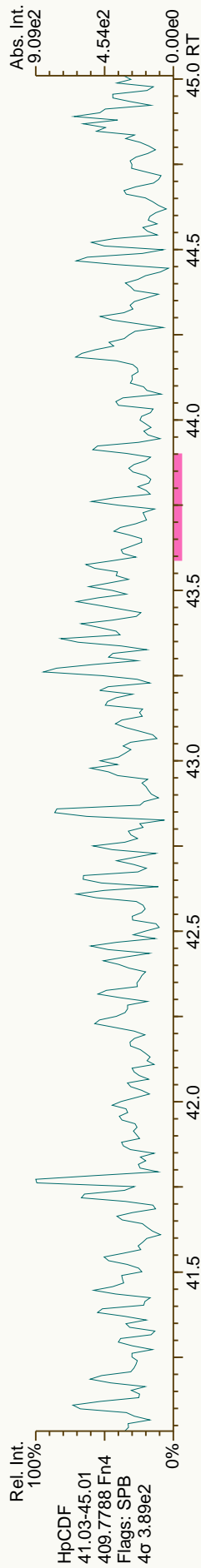
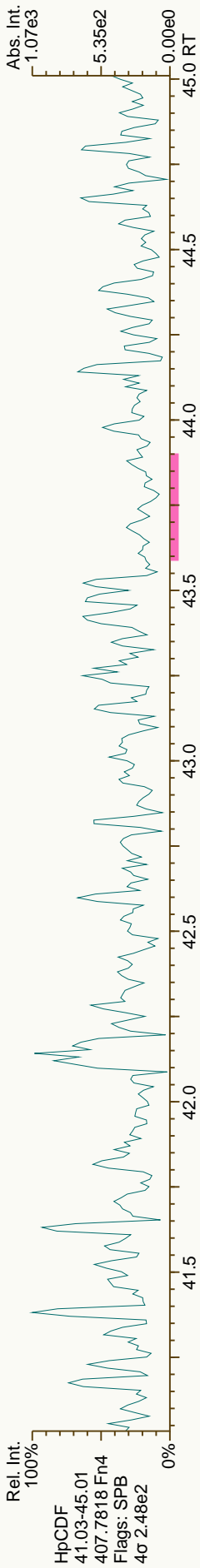


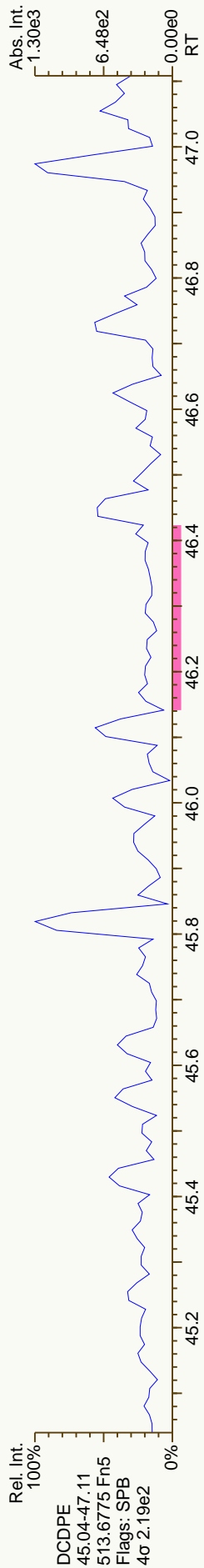
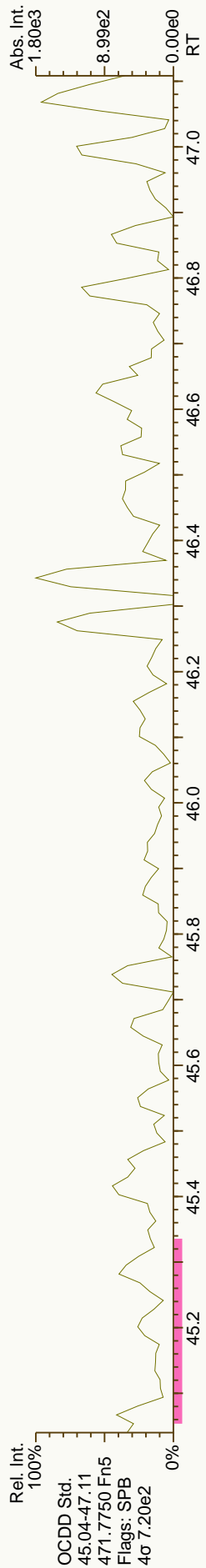
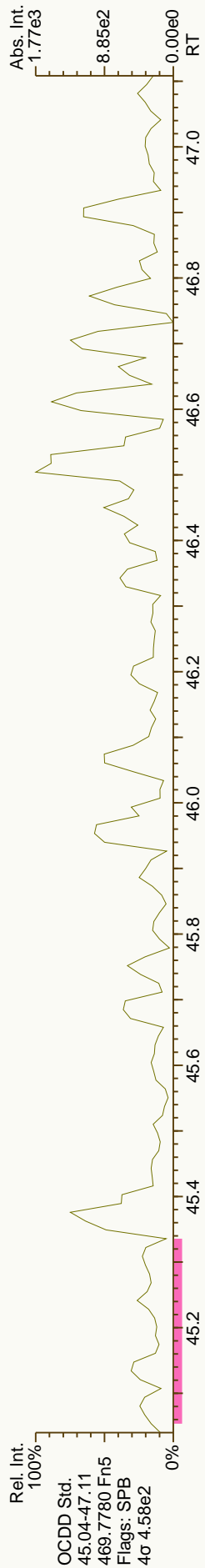
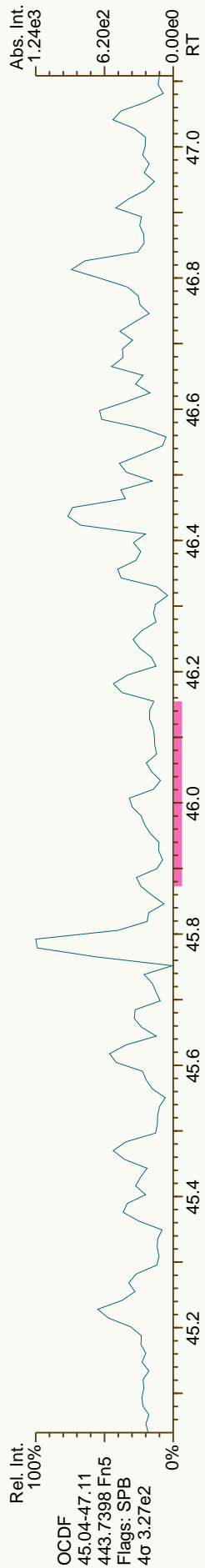
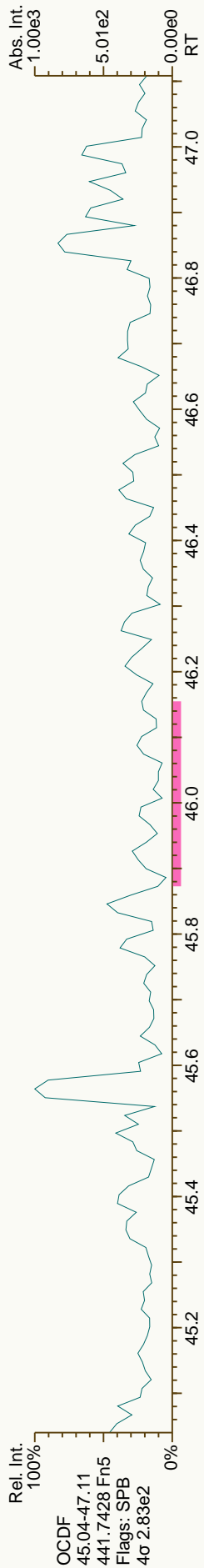


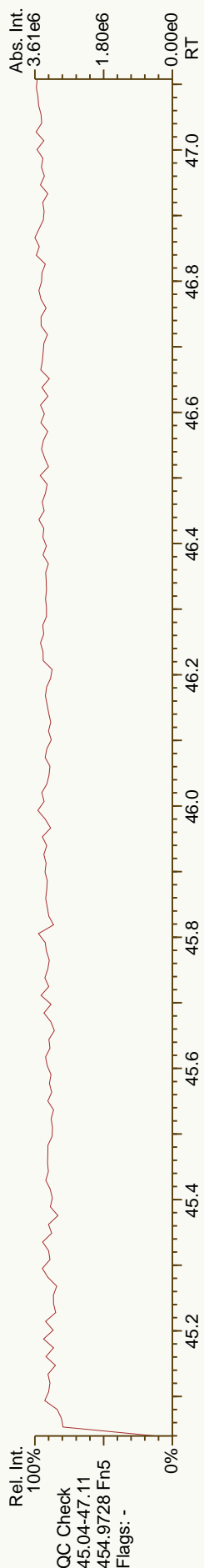
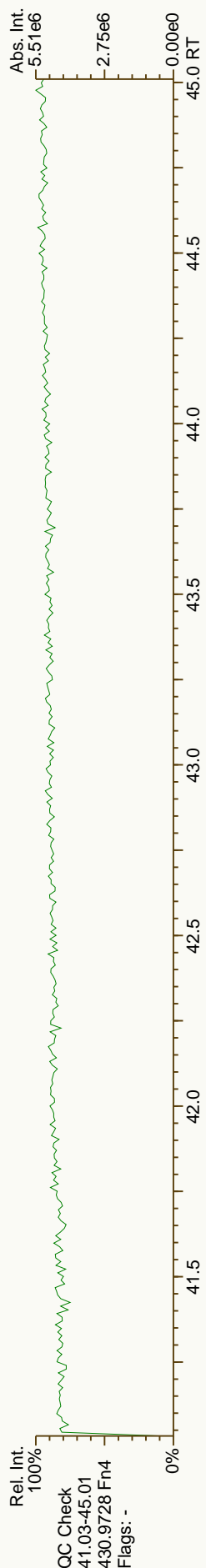
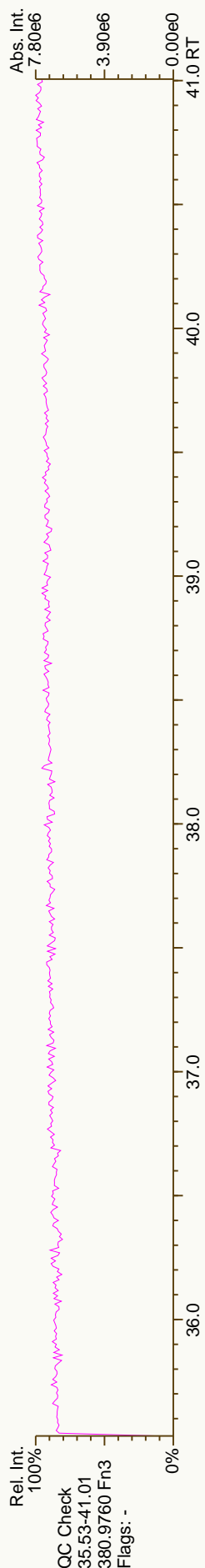
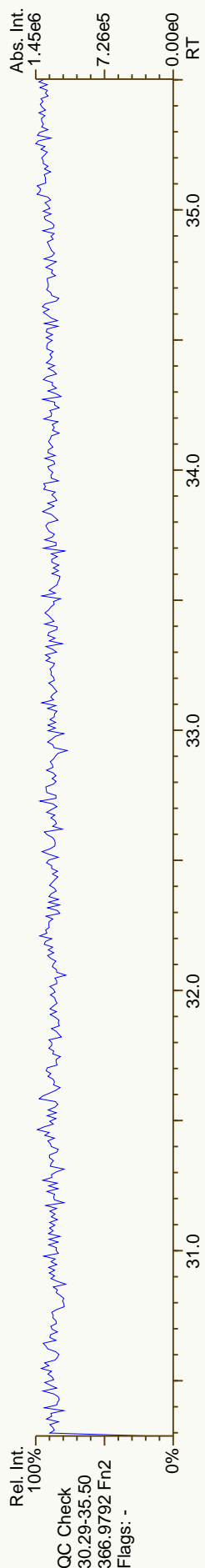
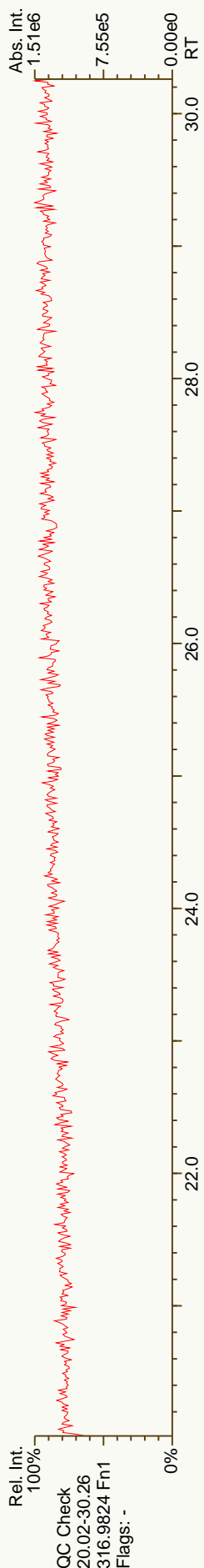


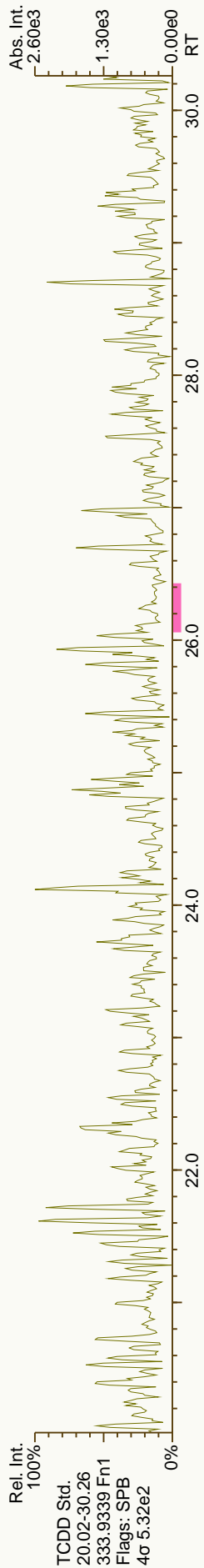
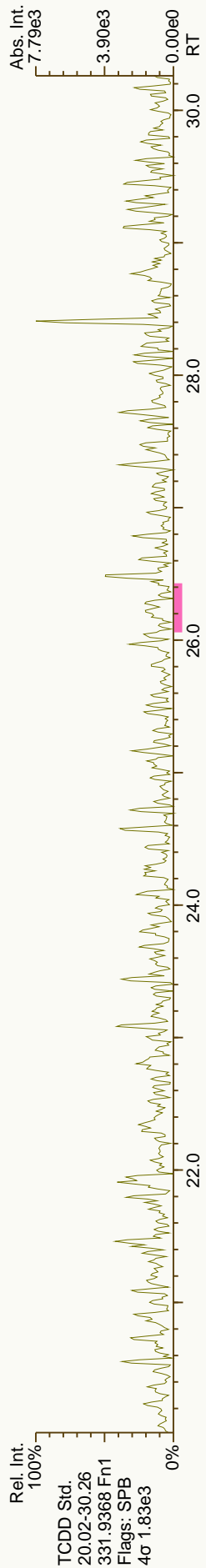
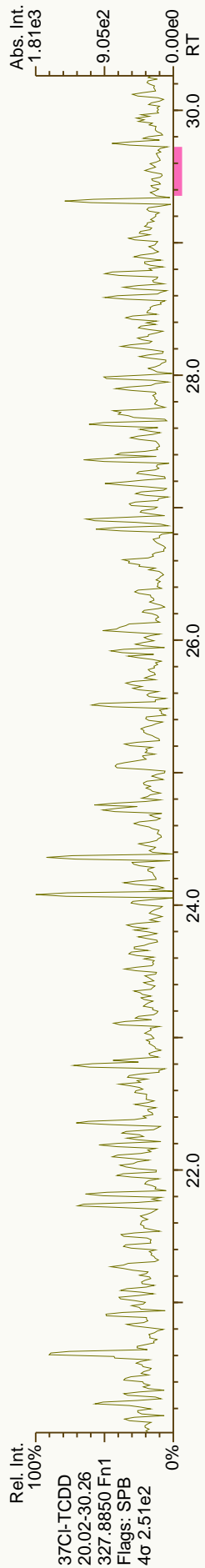
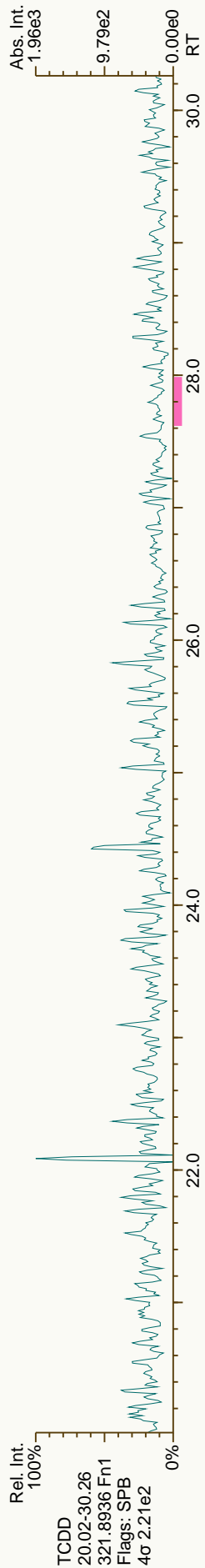
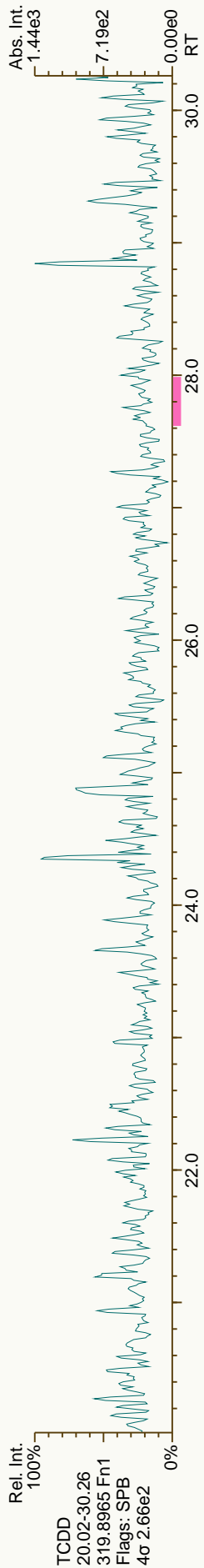


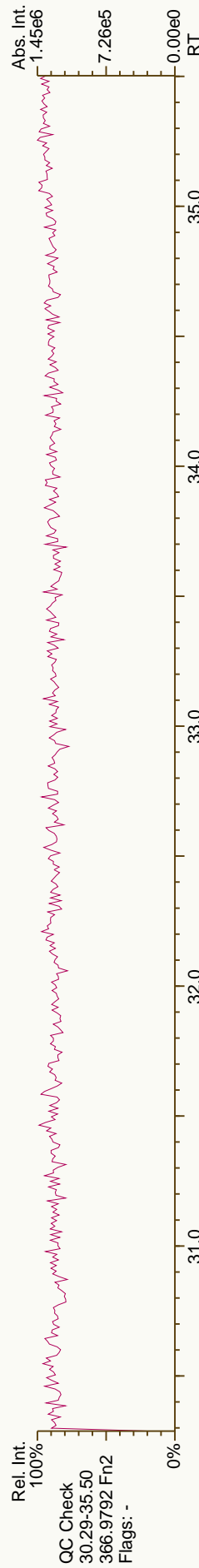
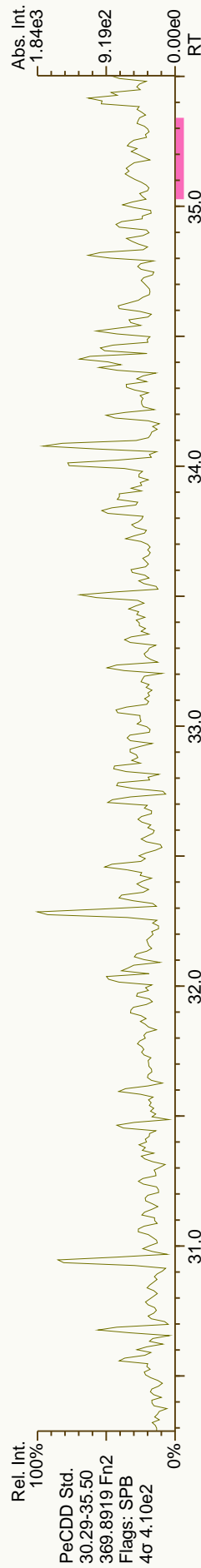
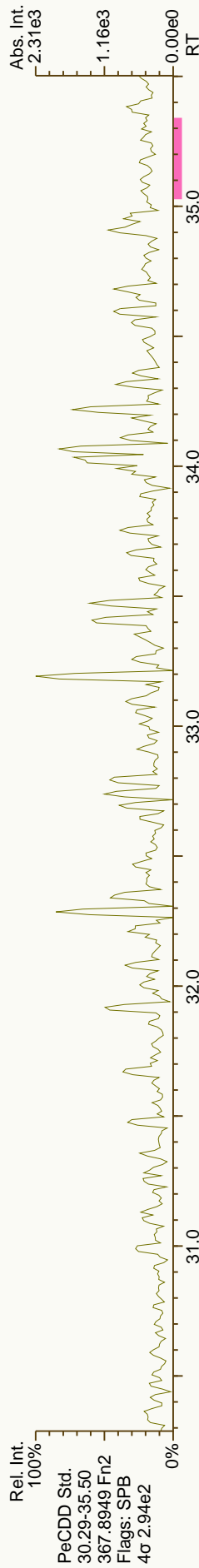
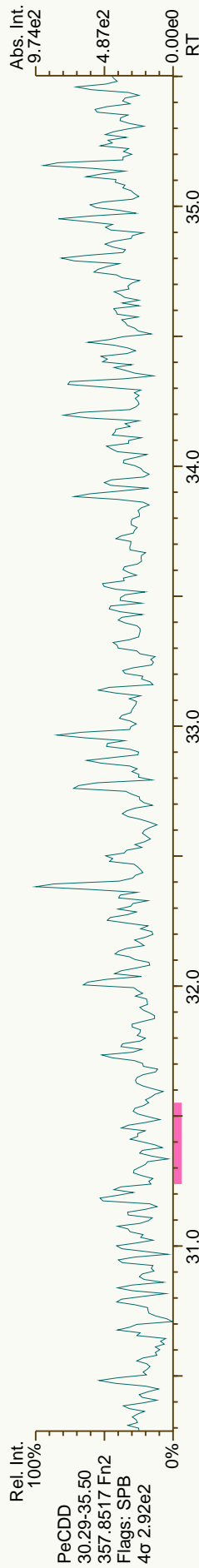
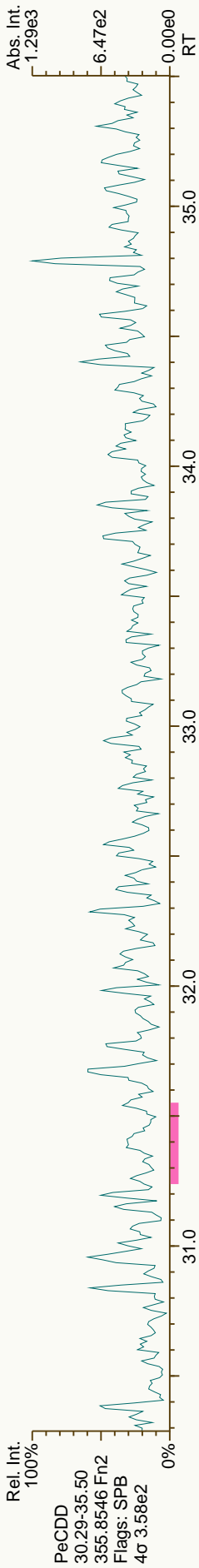


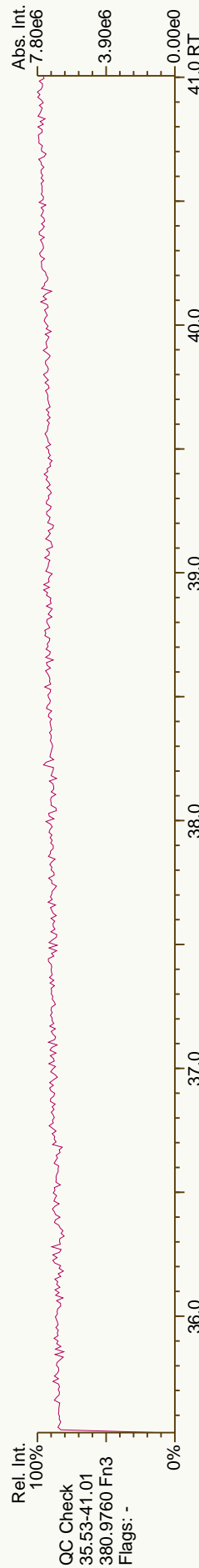
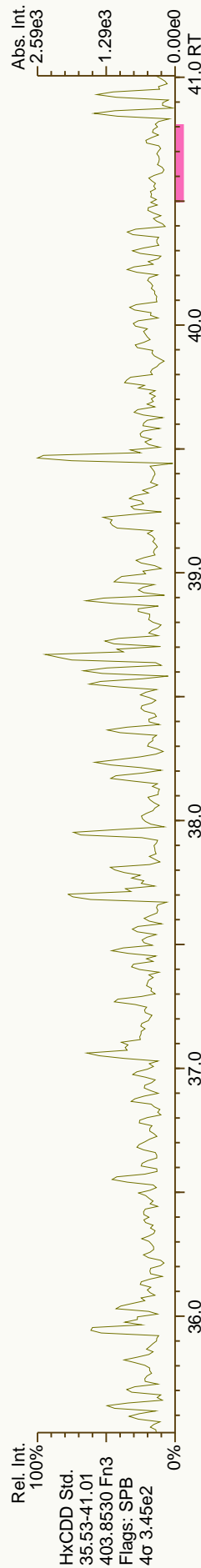
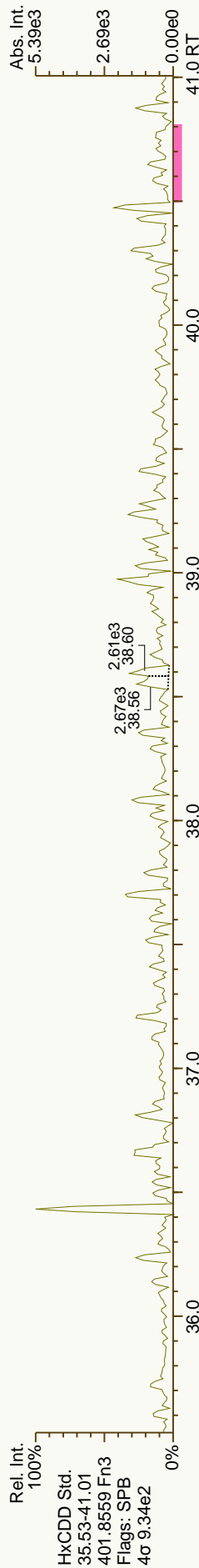
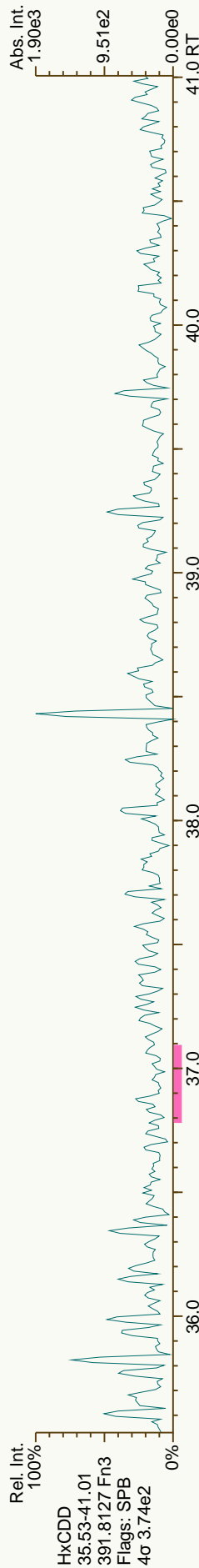
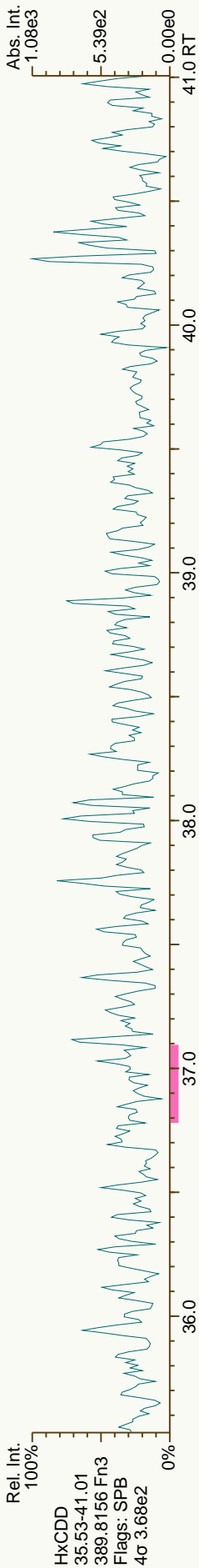


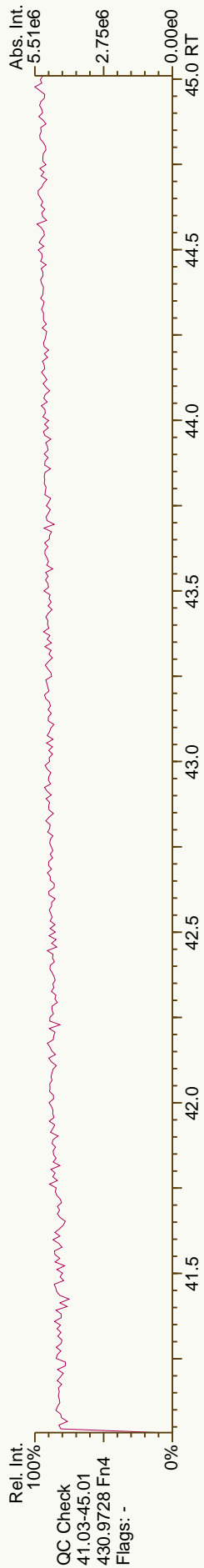
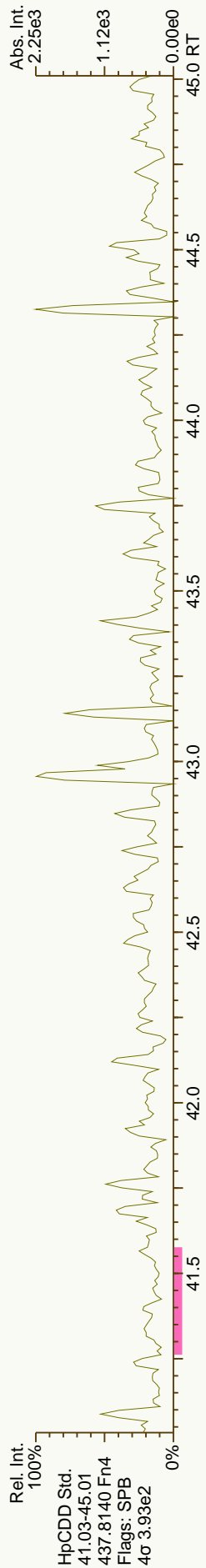
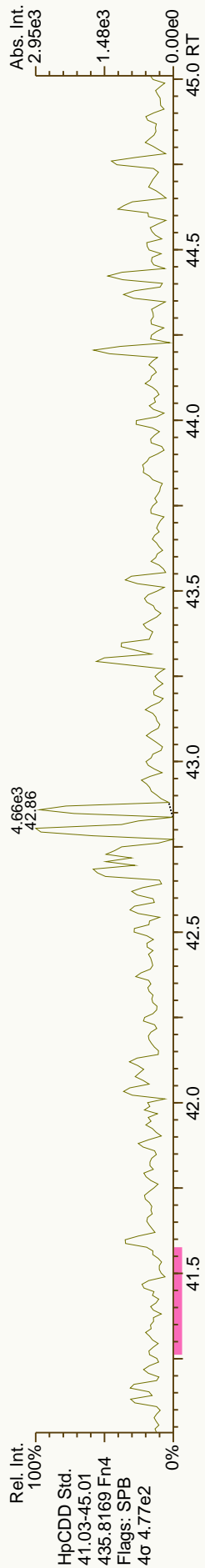
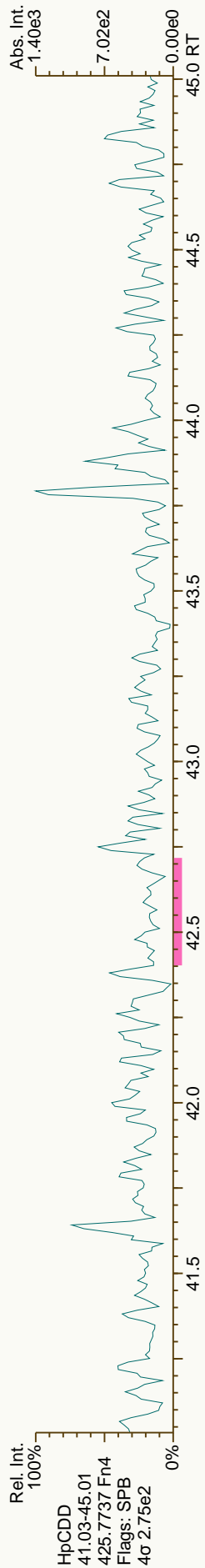
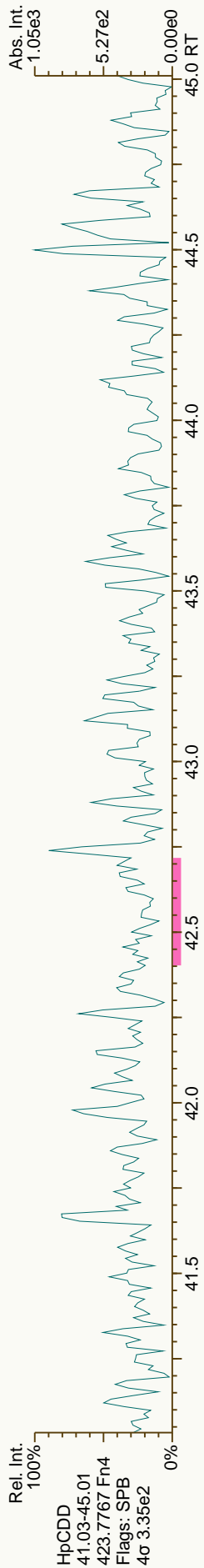


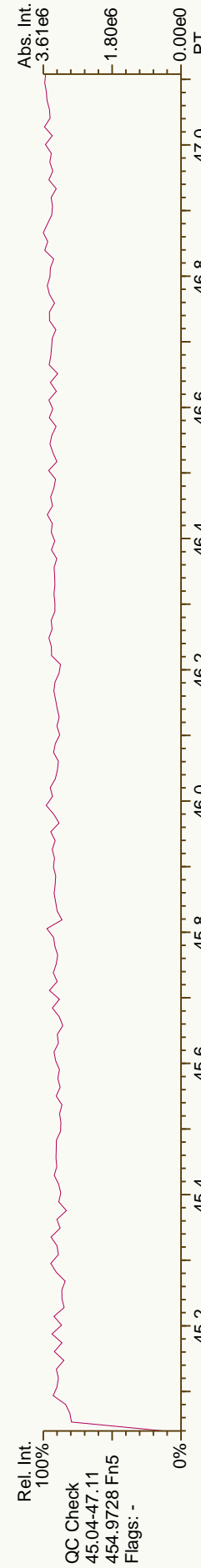
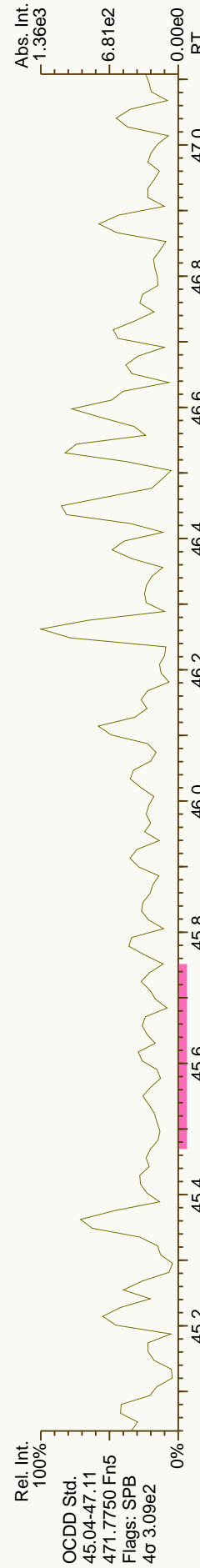
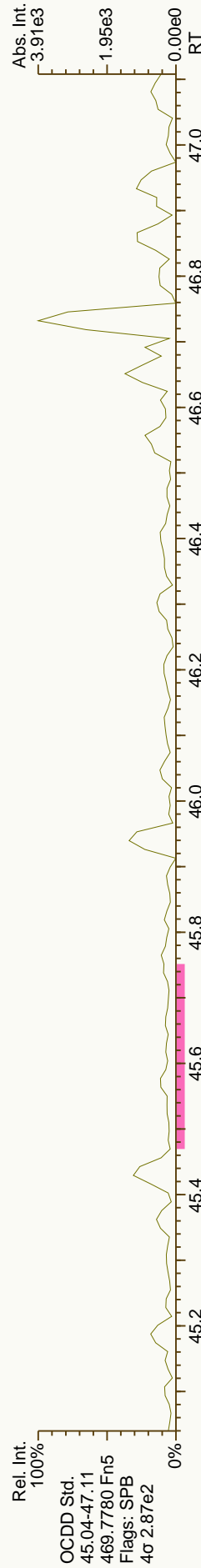
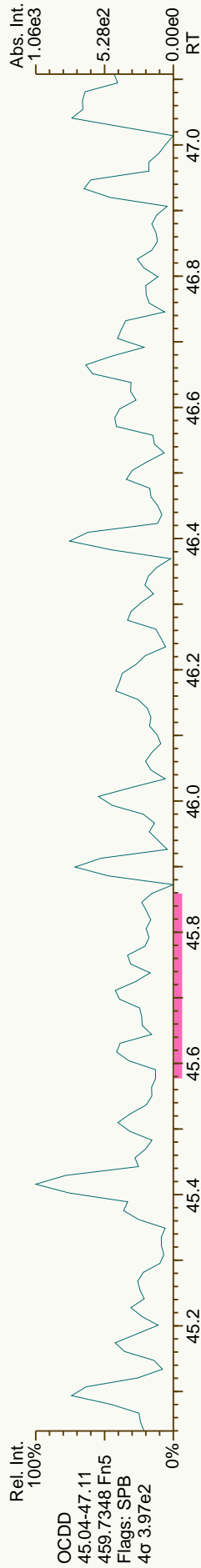
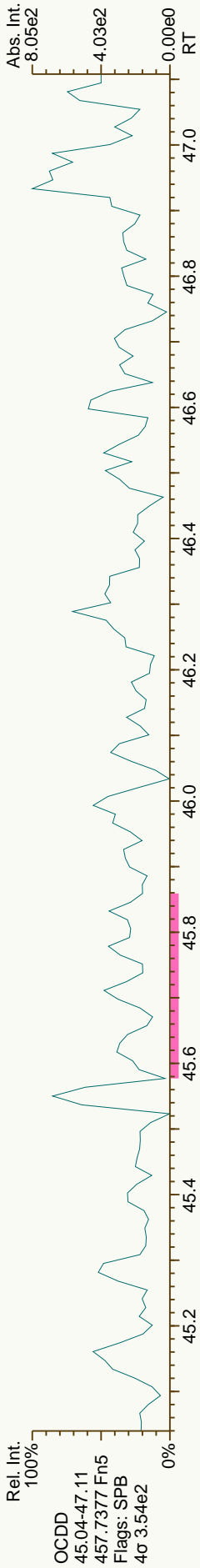


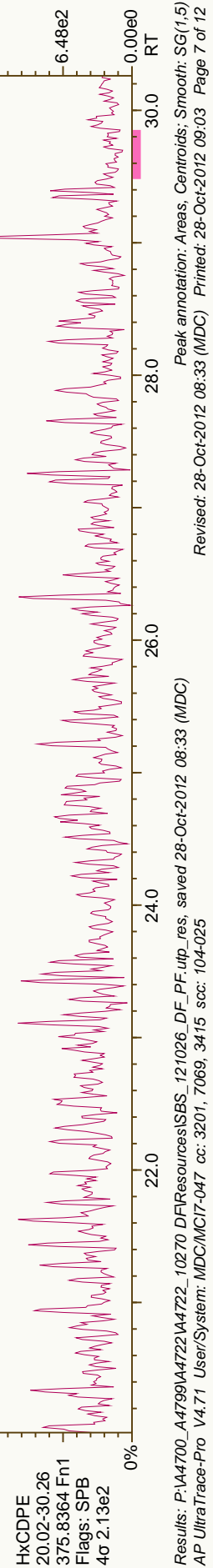
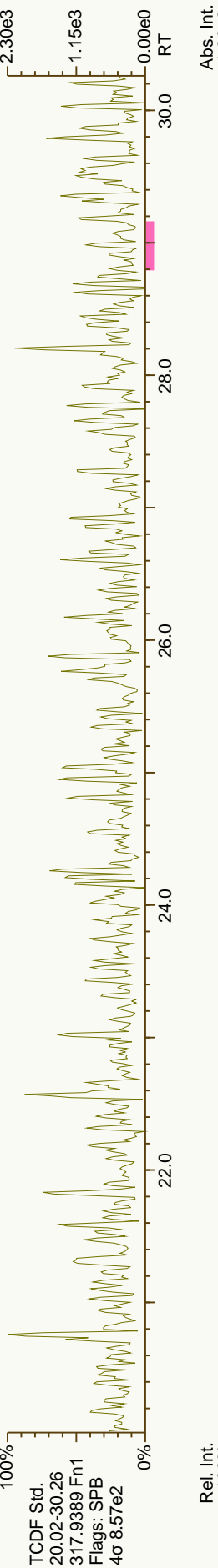
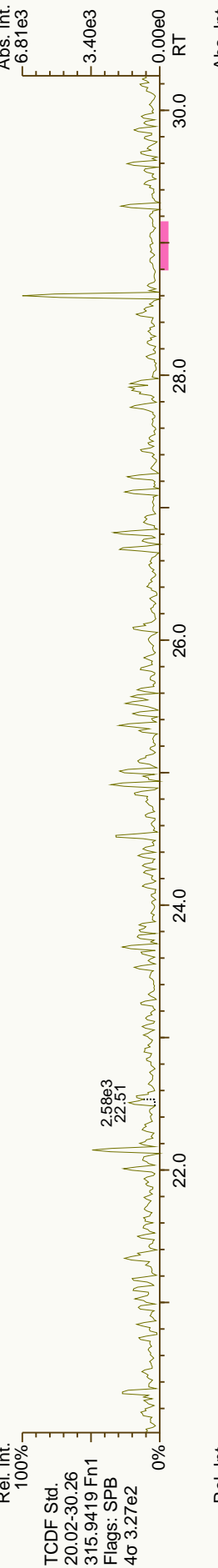
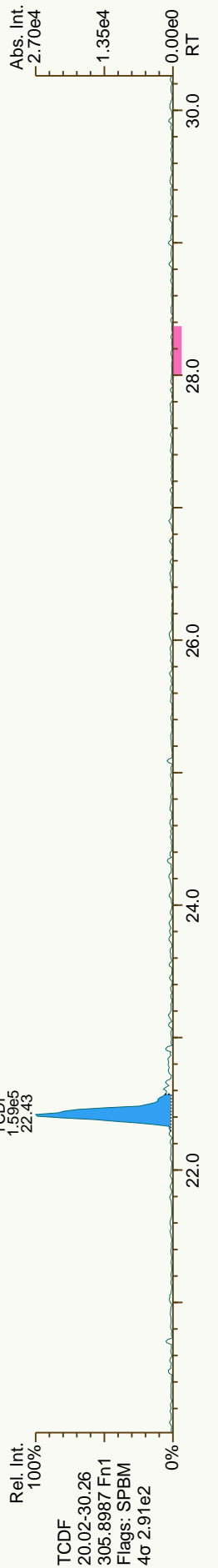
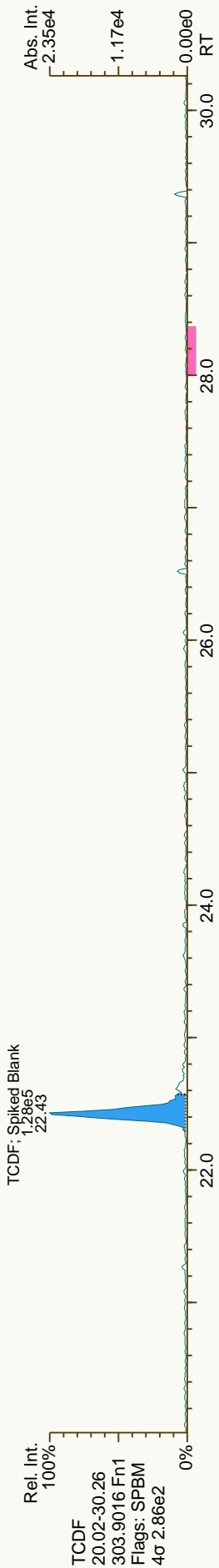


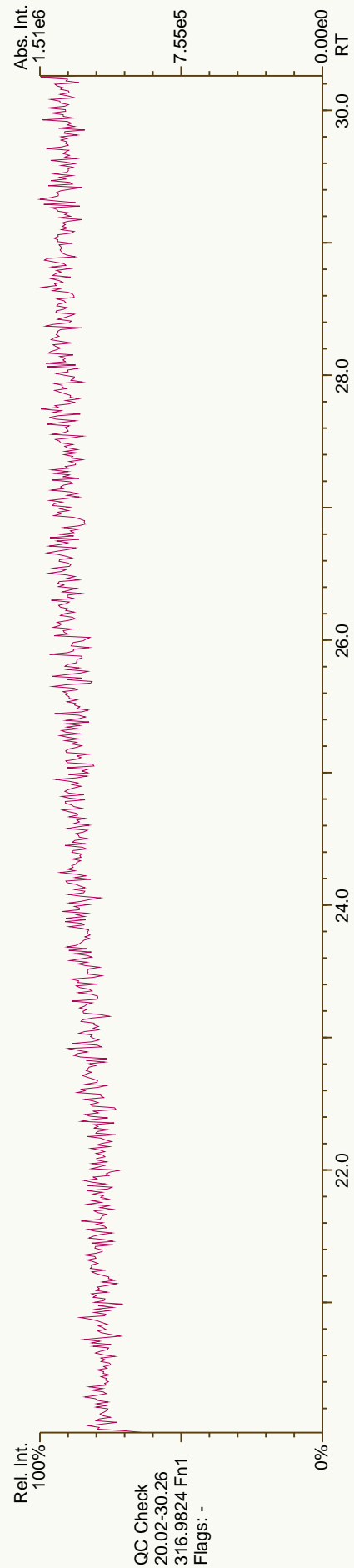
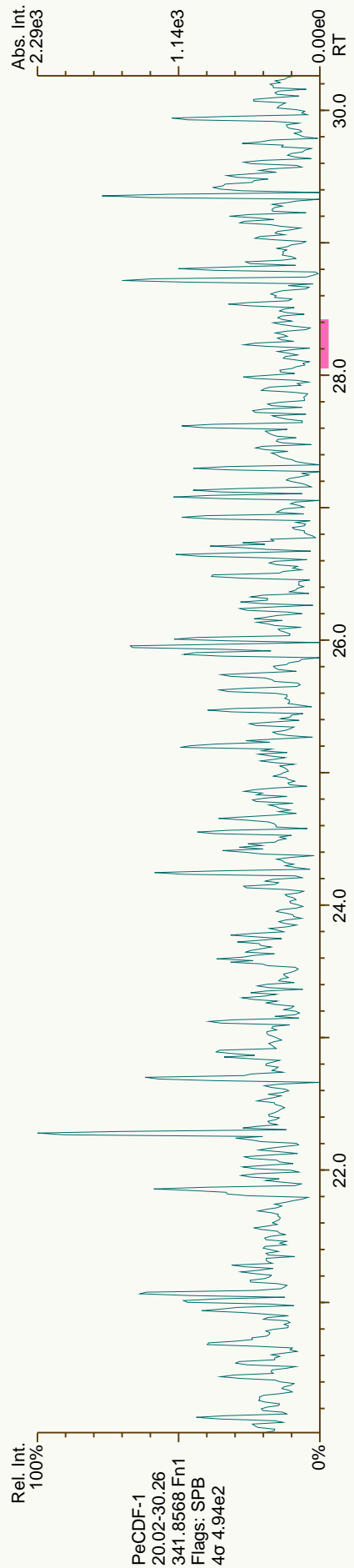
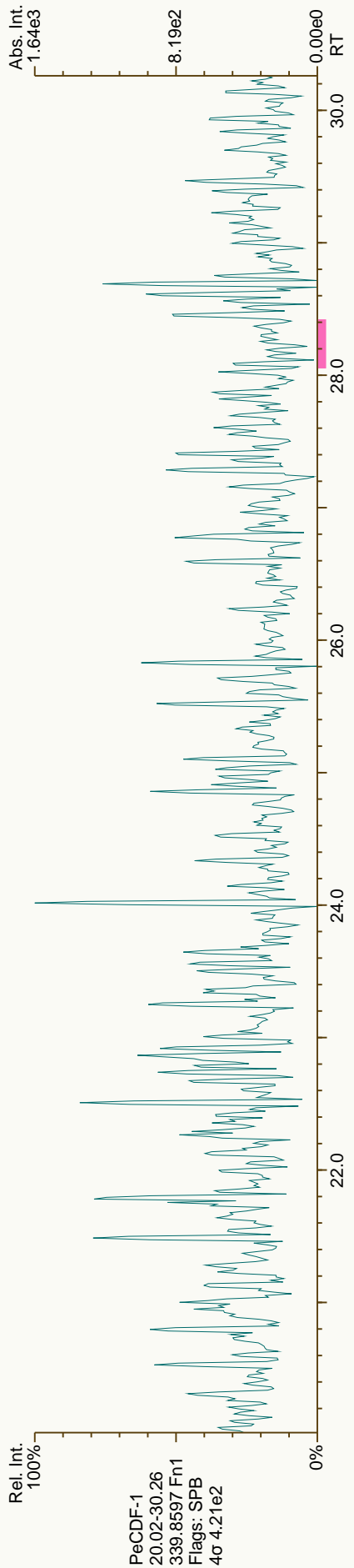


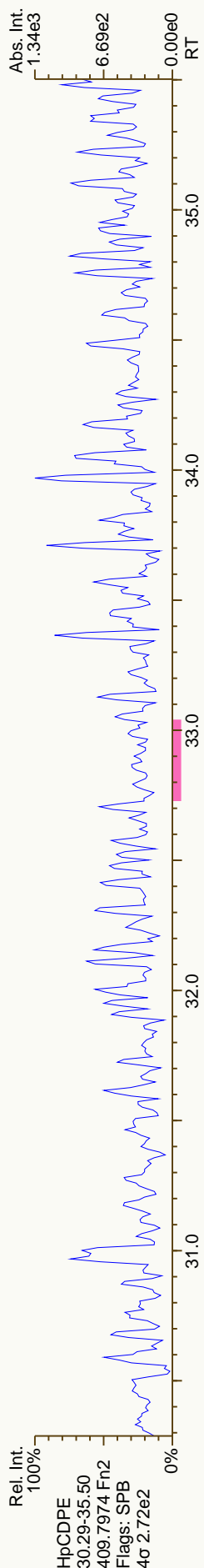
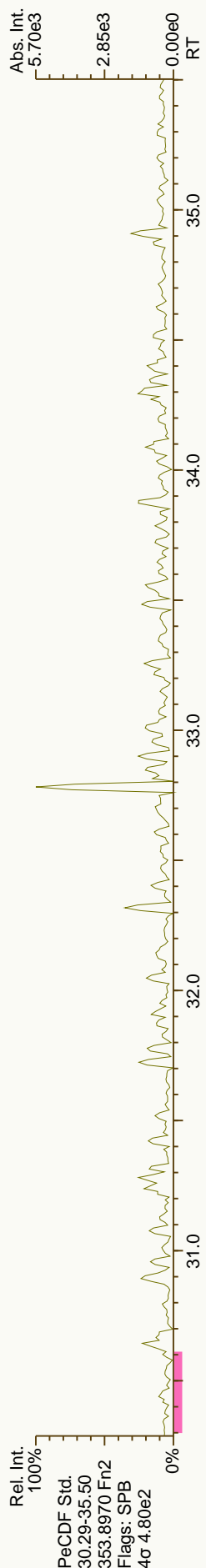
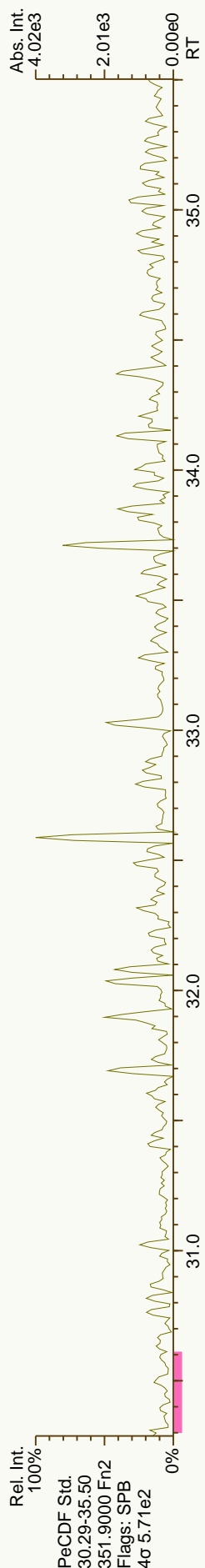
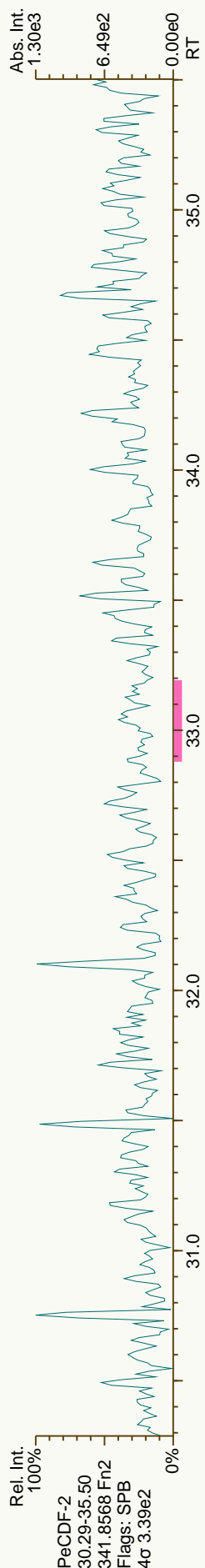
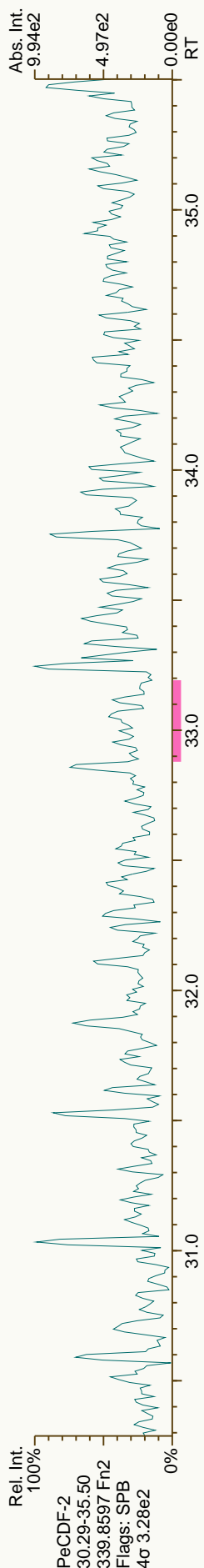


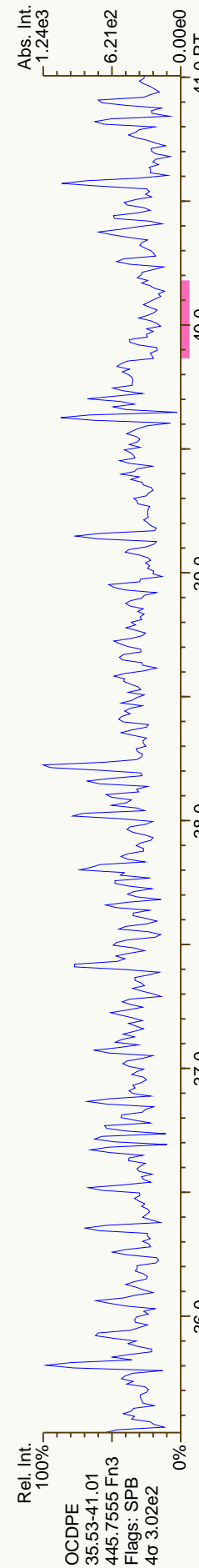
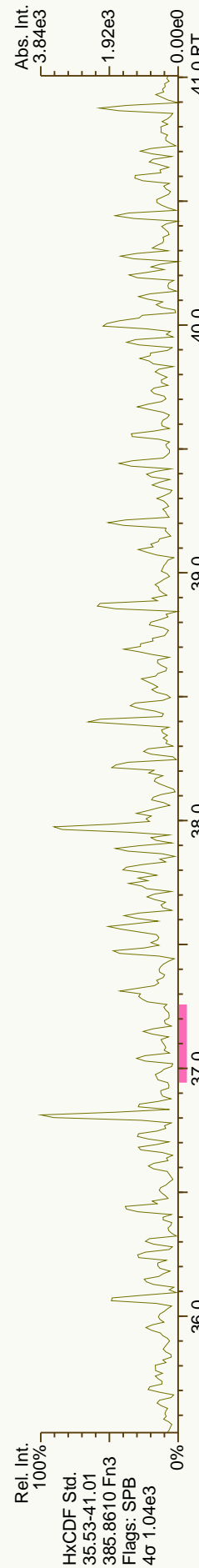
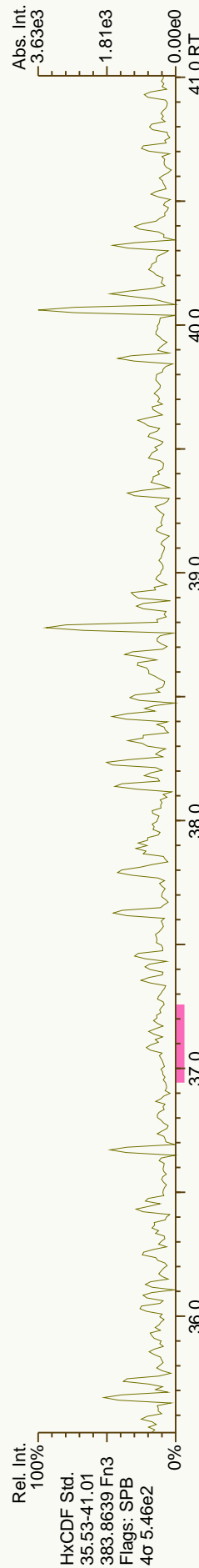
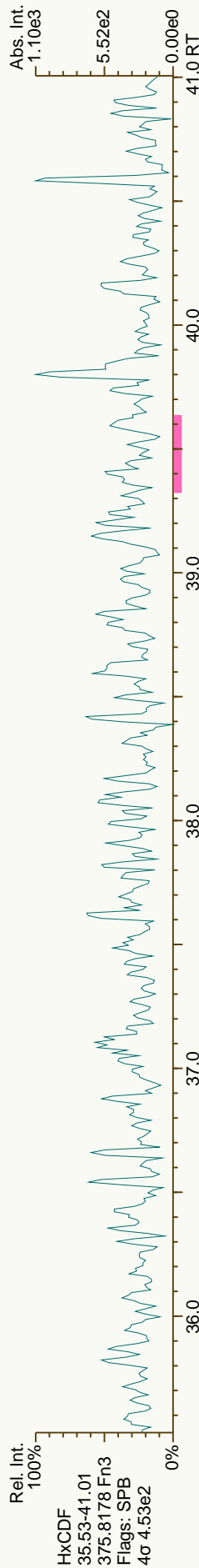
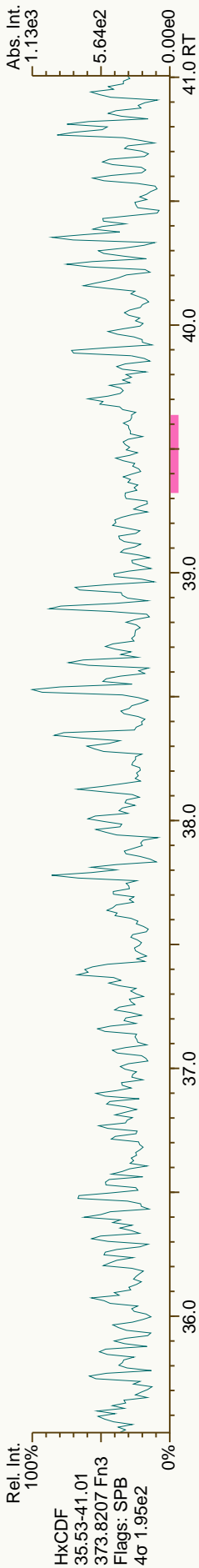


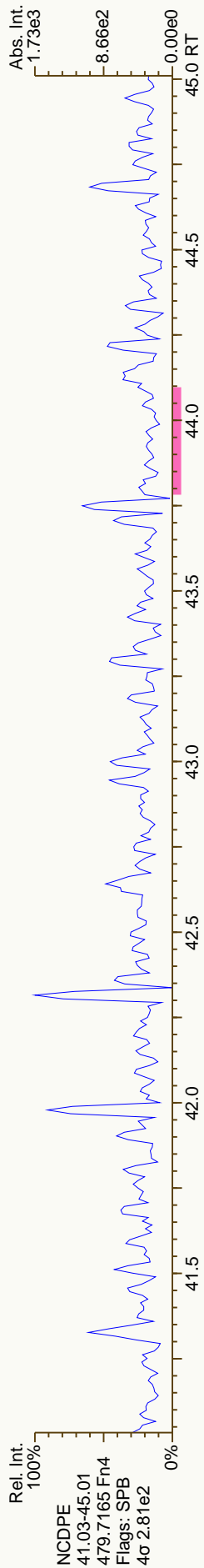
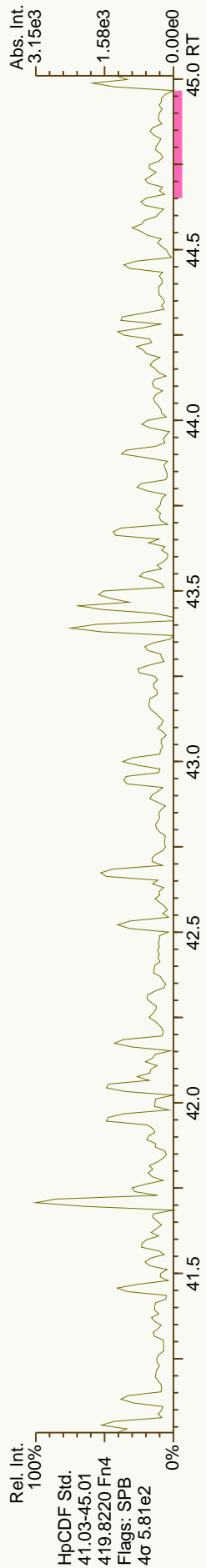
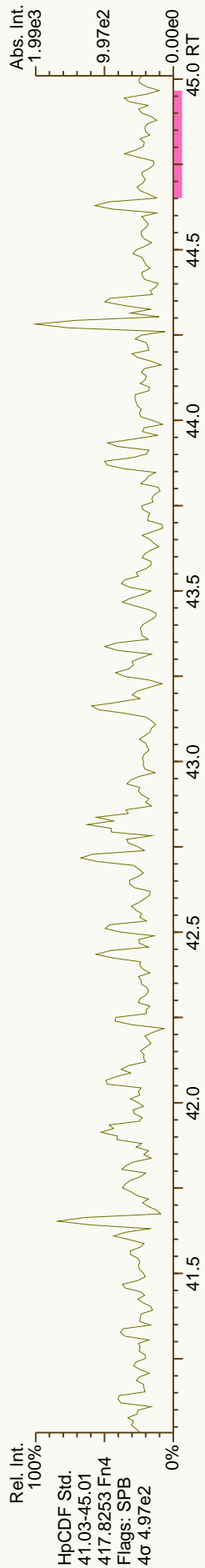
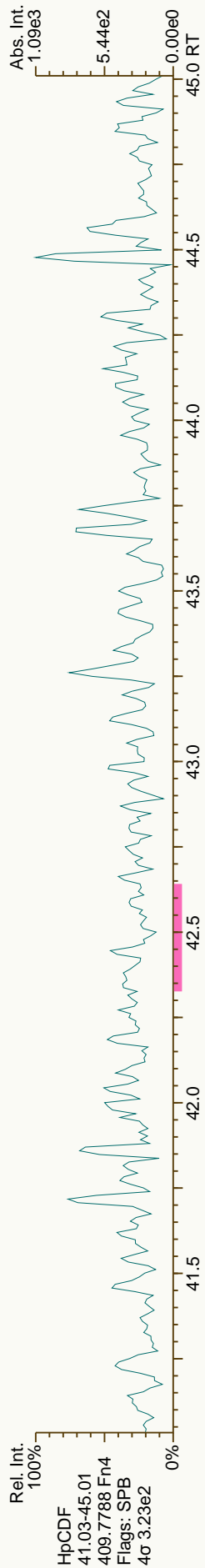
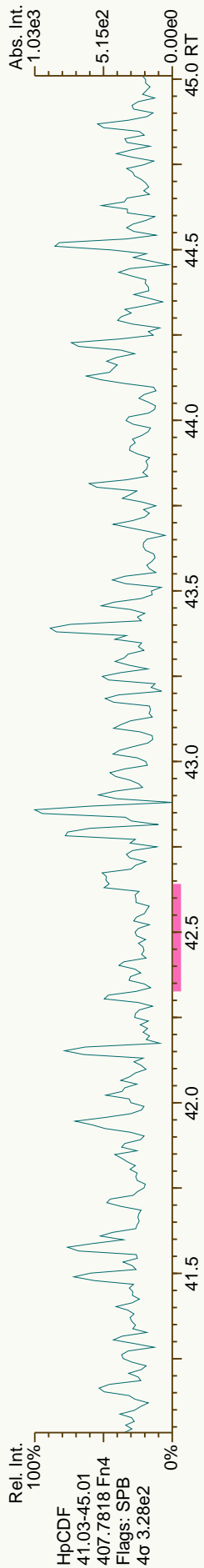


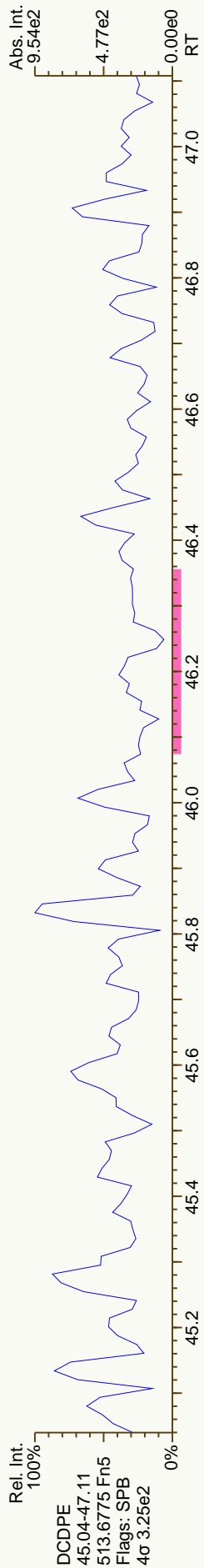
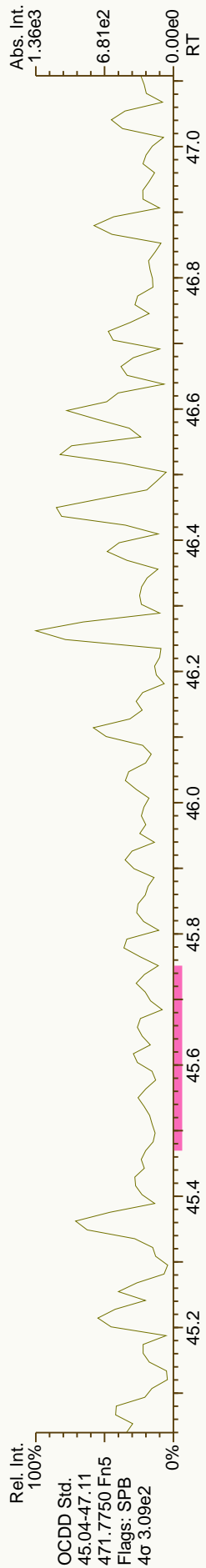
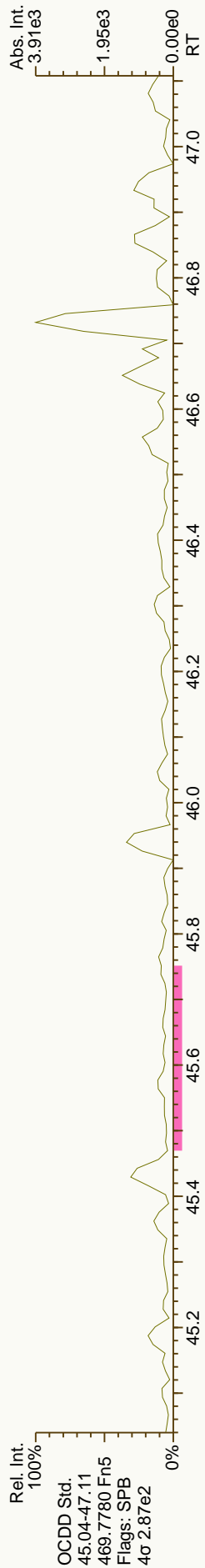
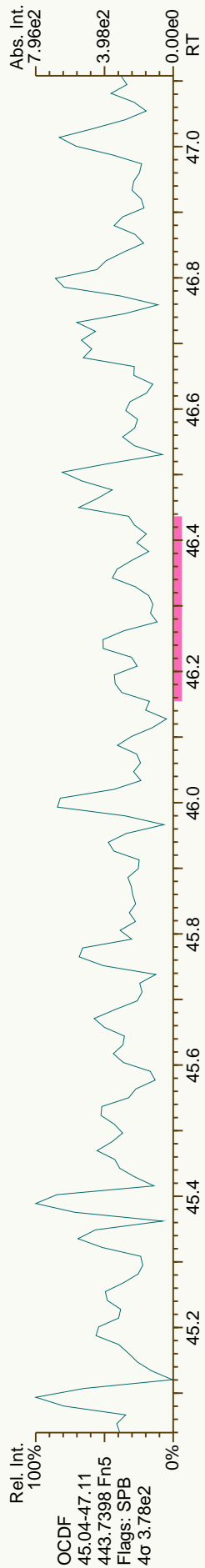
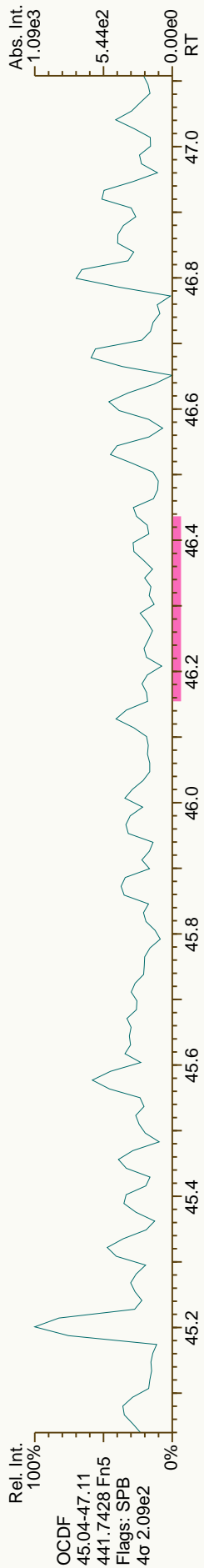


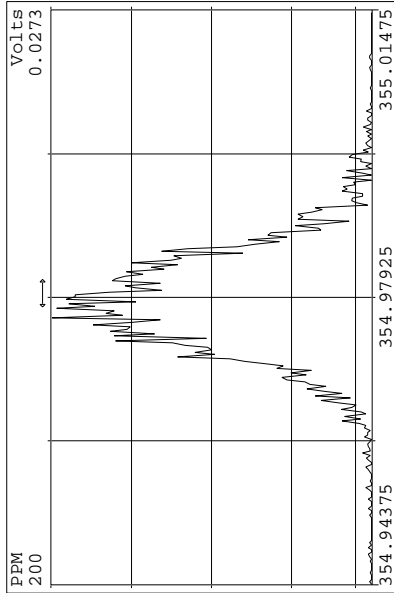
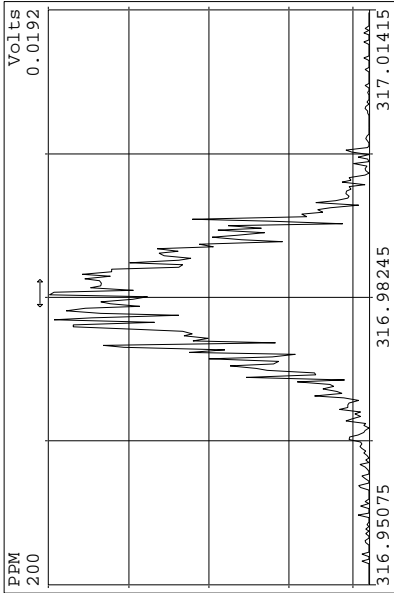
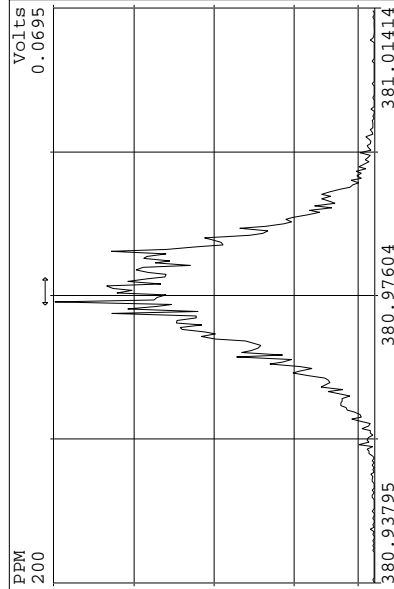
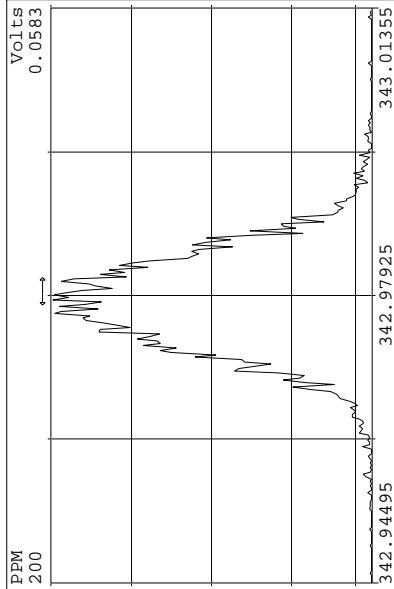
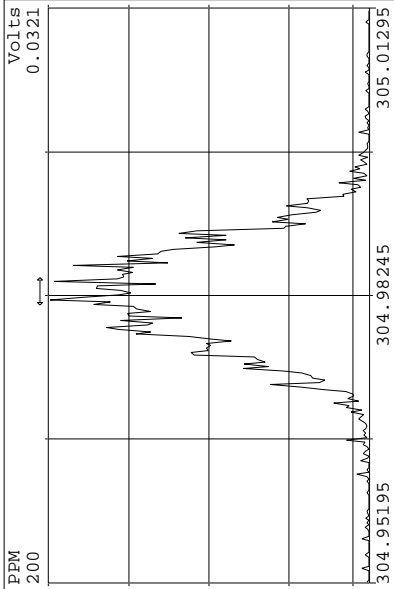
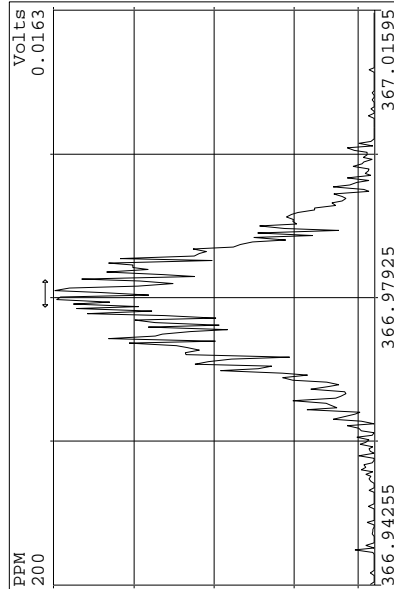
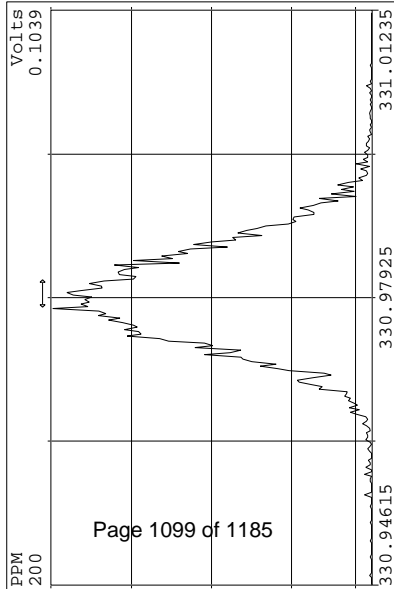
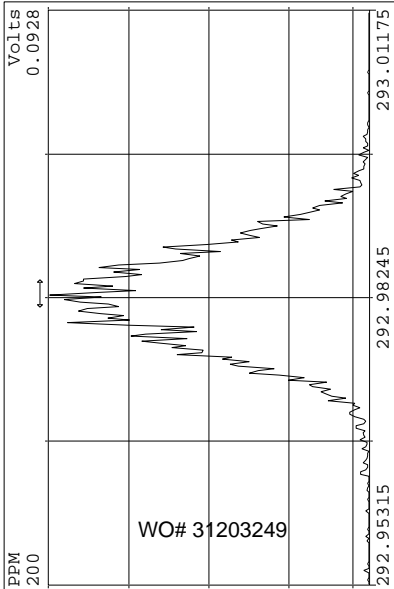



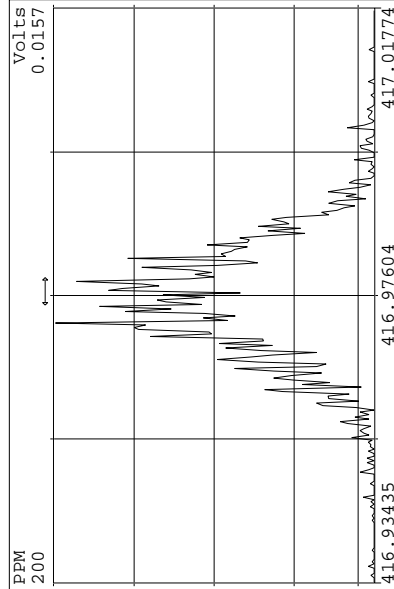
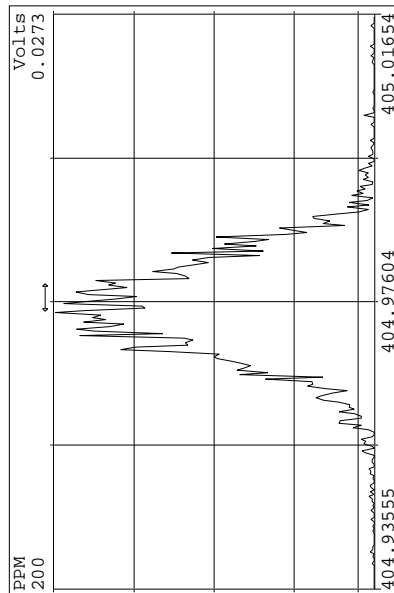
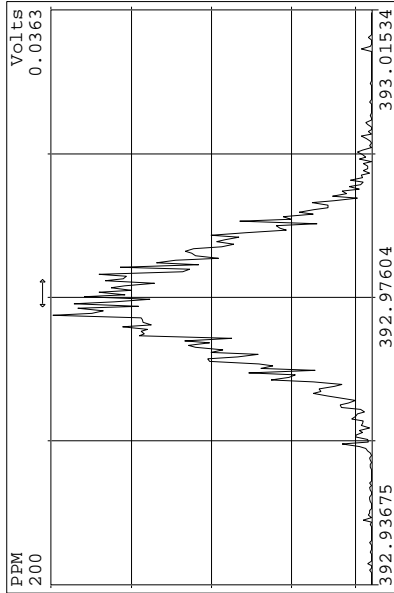
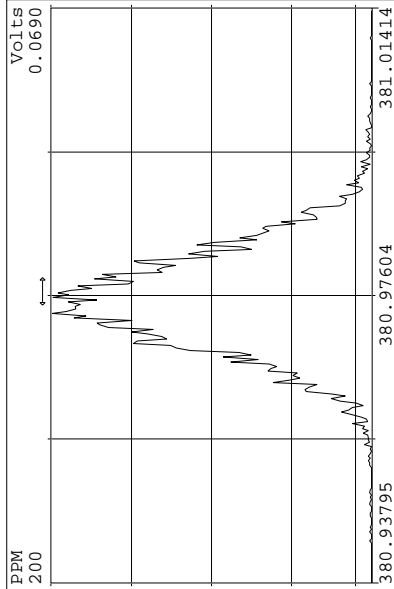
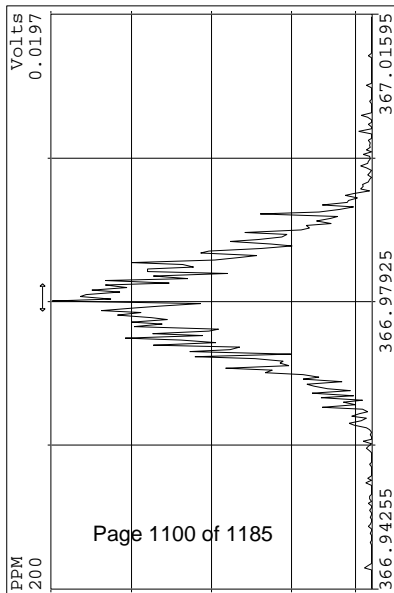
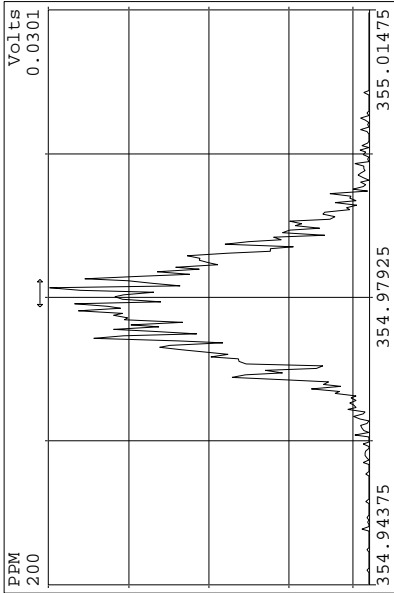
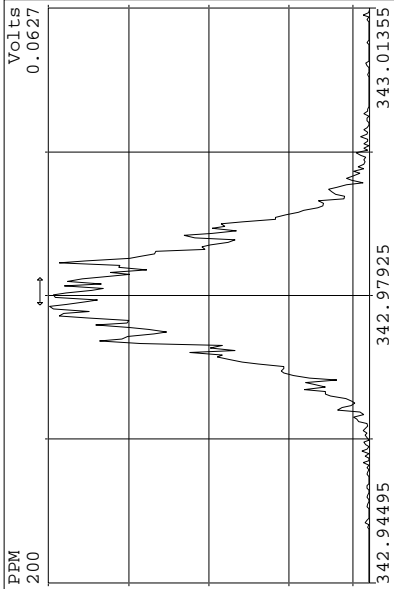
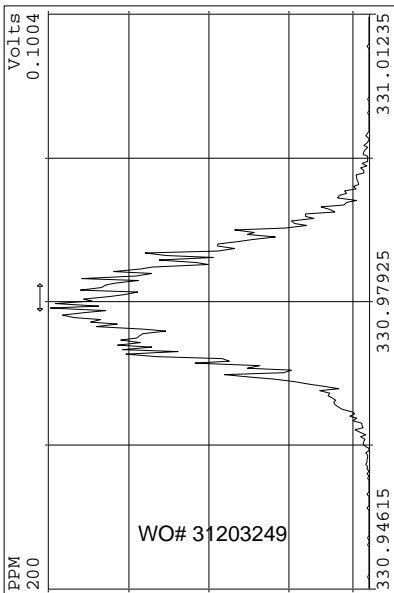


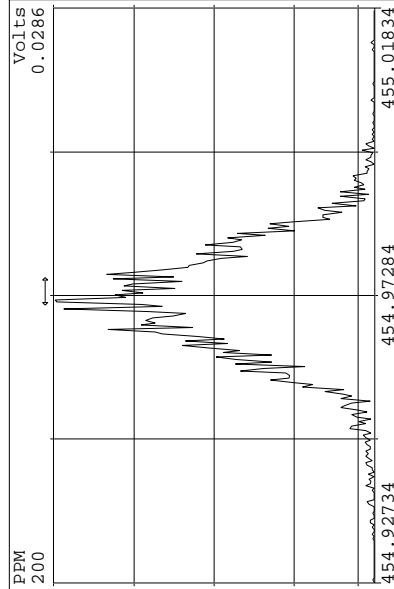
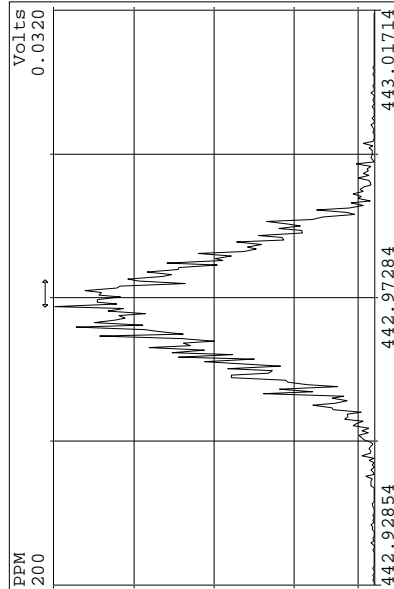
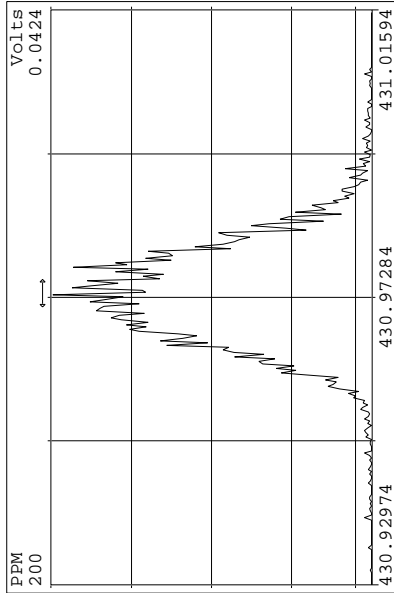
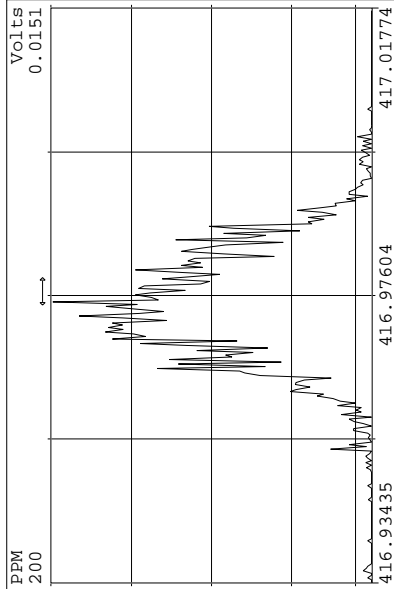
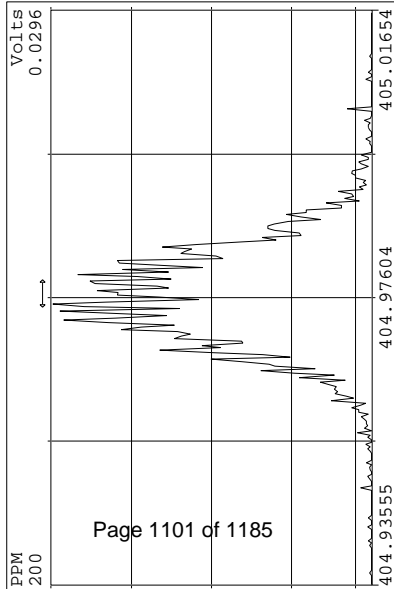
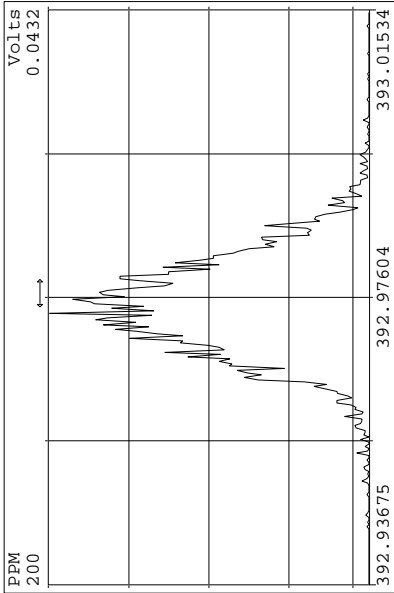
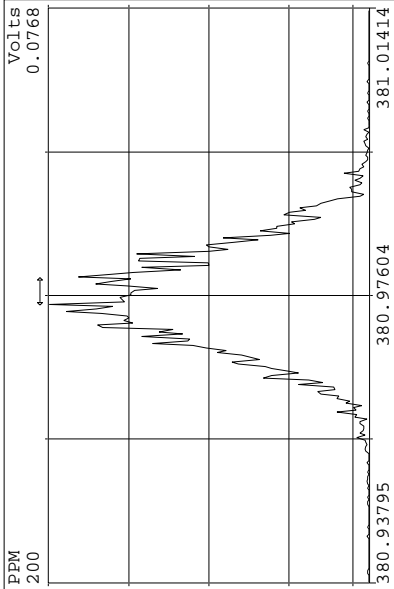
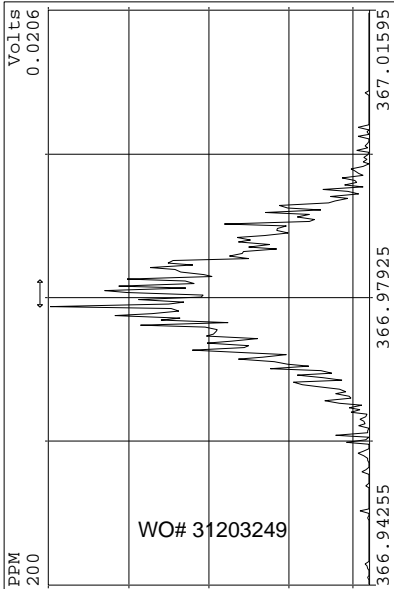


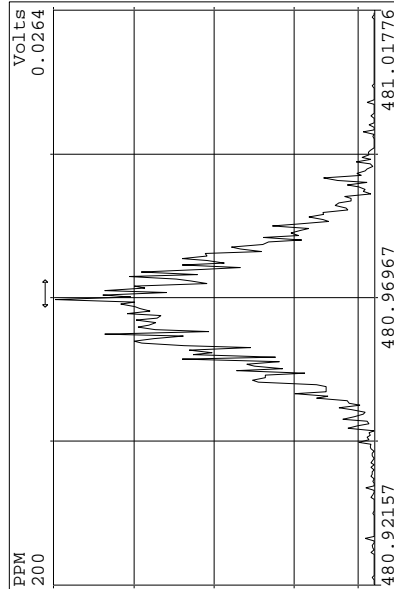
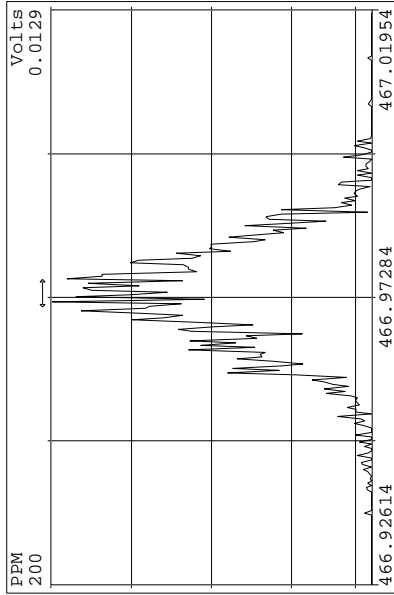
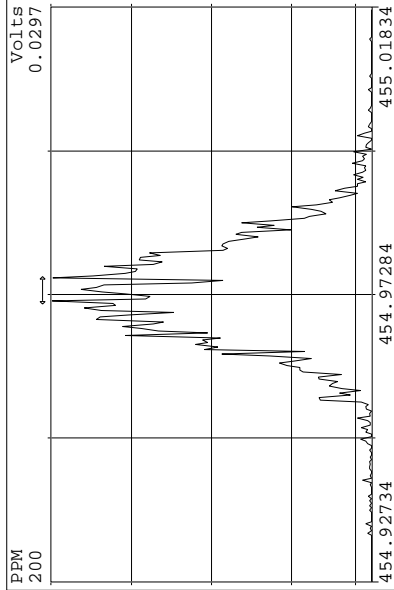
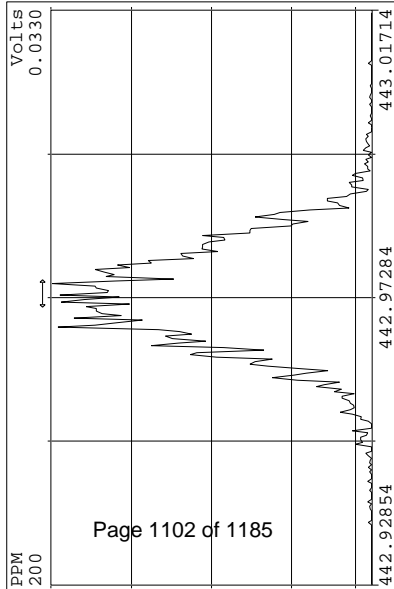
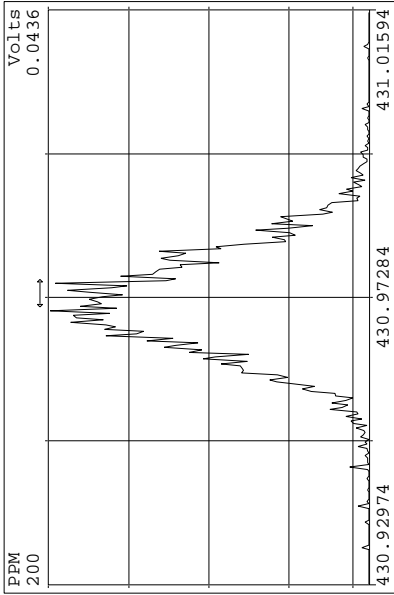
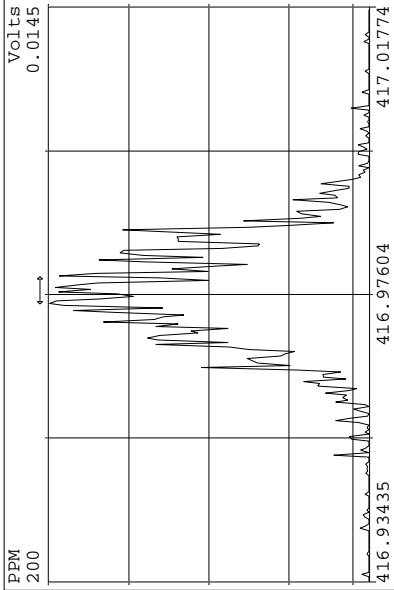
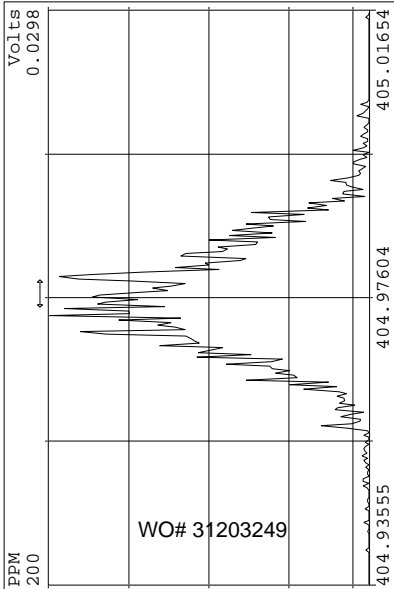


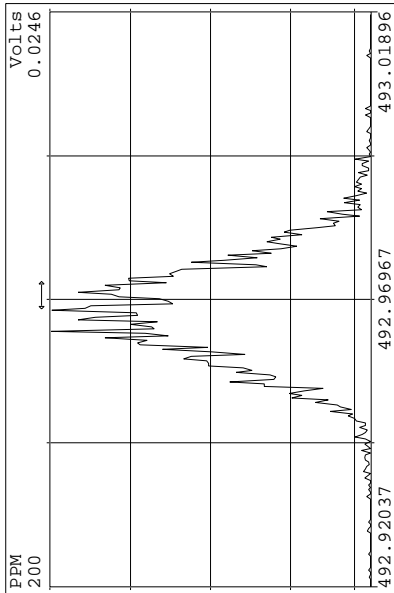
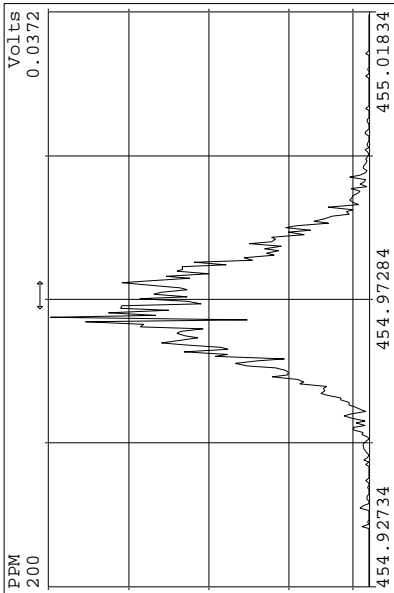
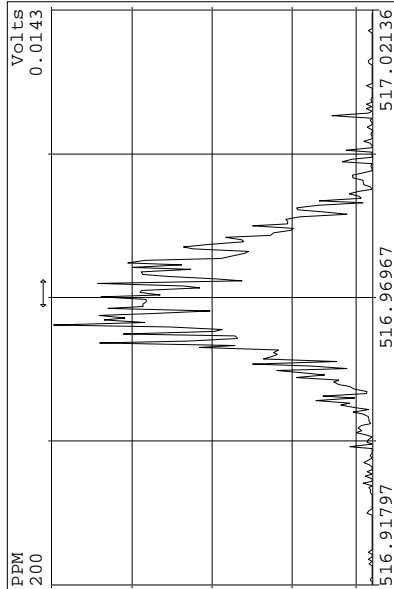
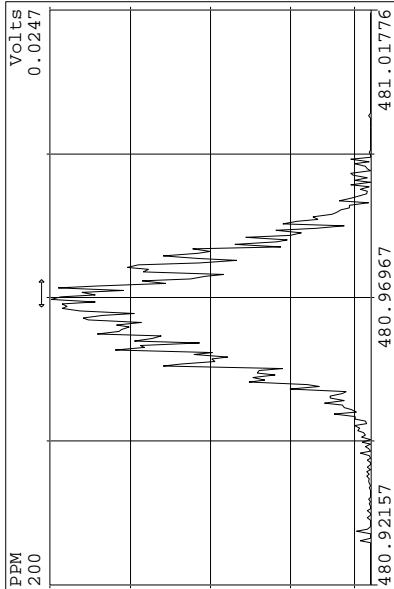
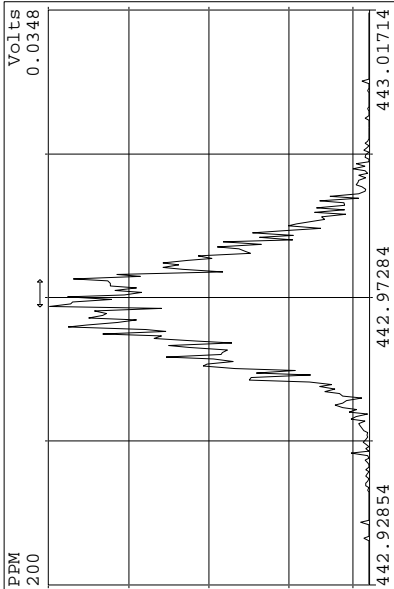
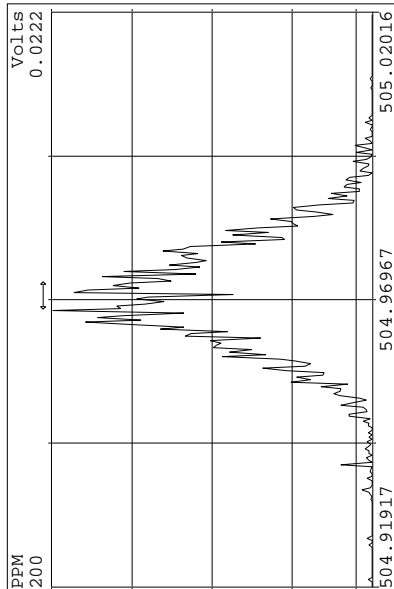
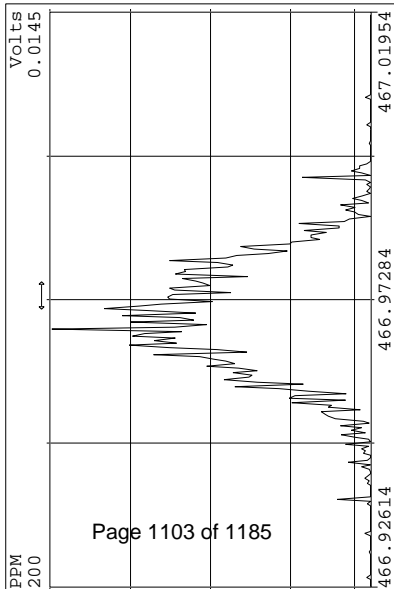
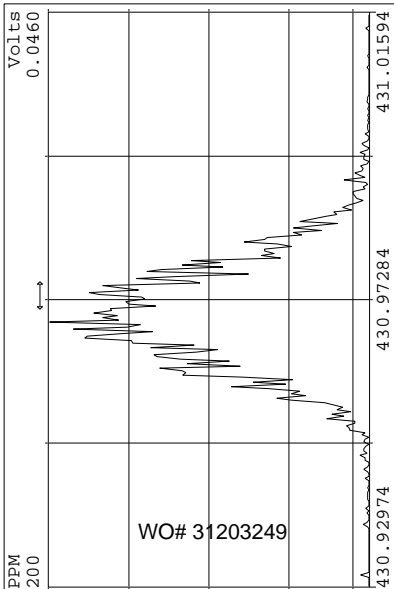


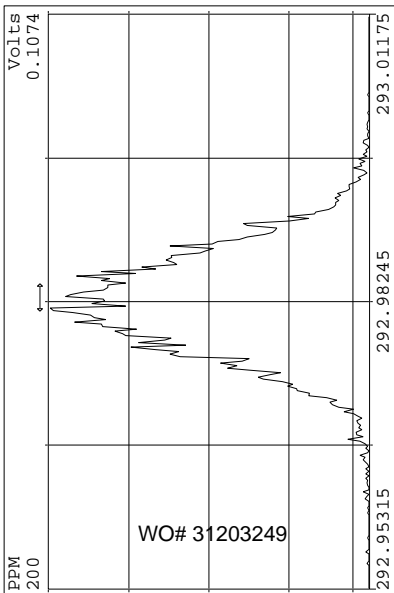




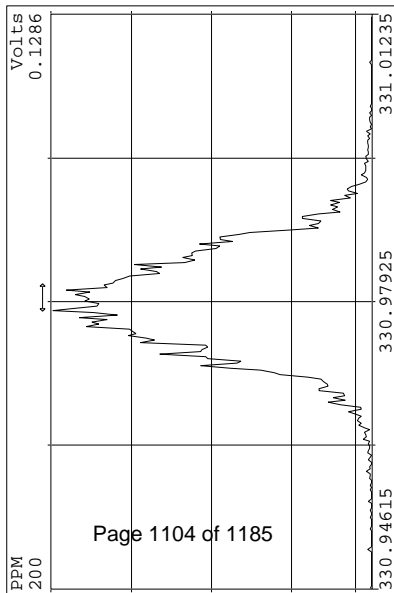




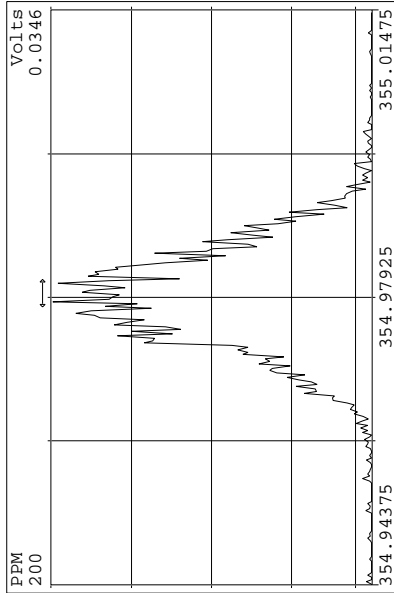
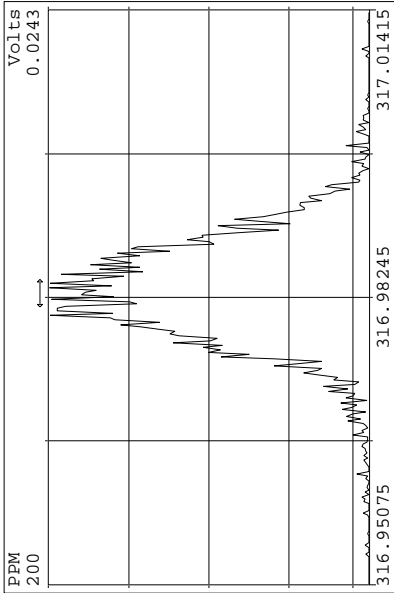
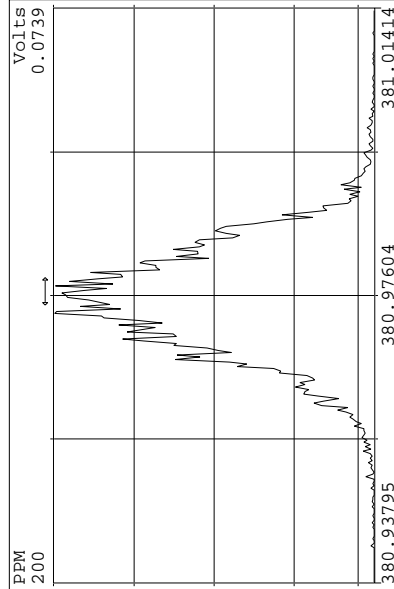
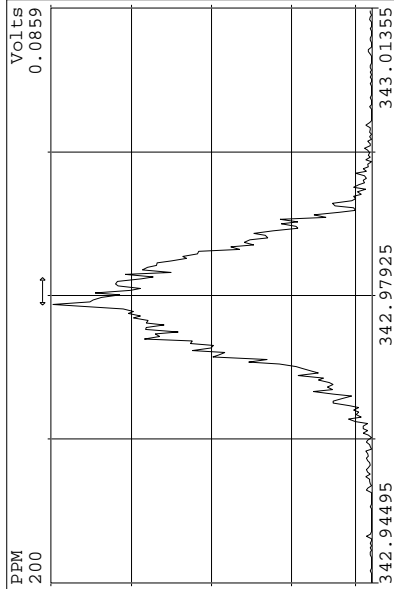
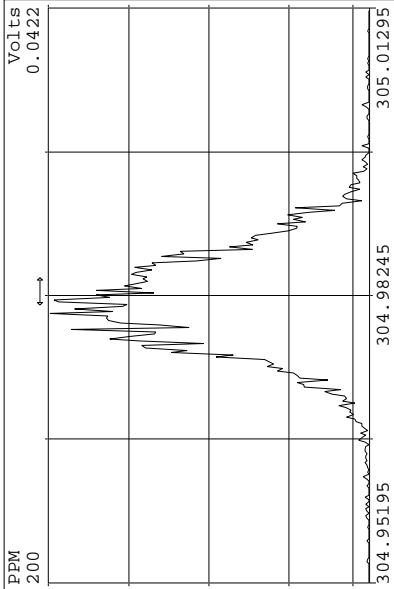


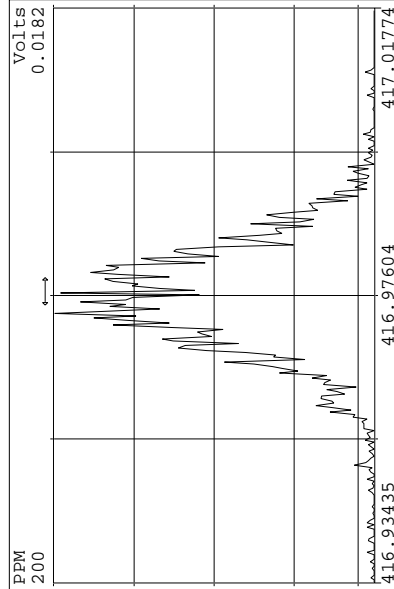
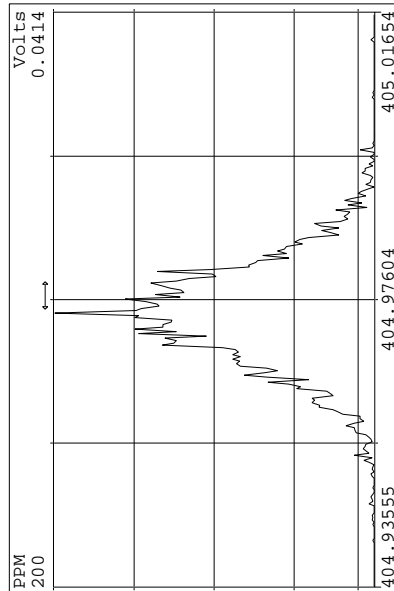
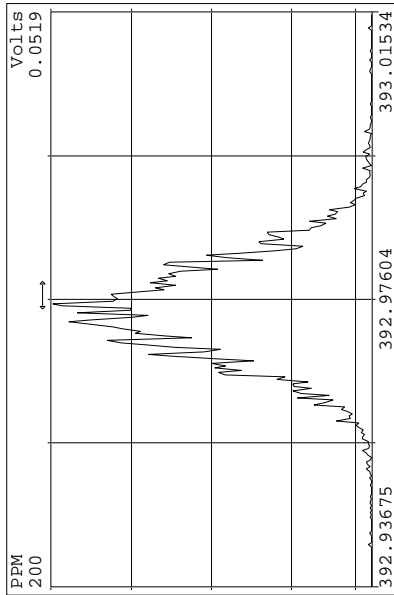
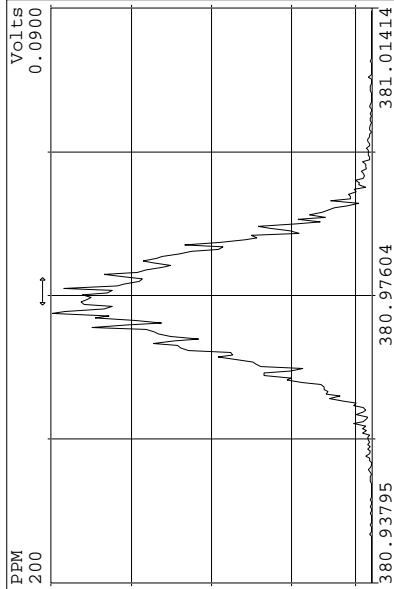
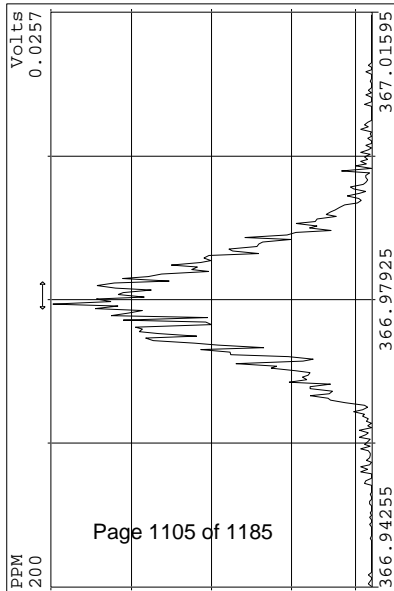
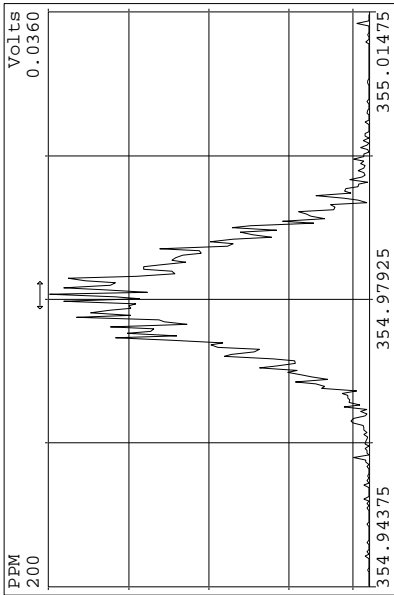
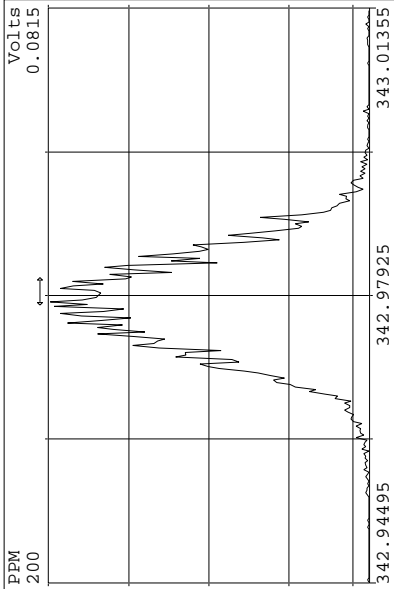
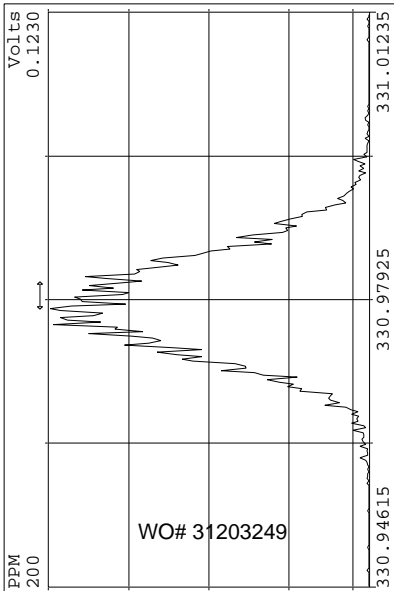


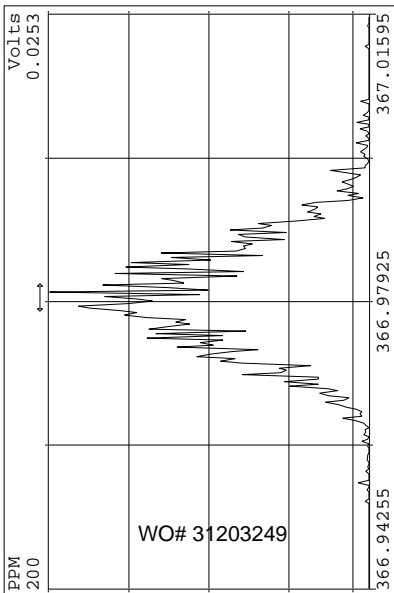
WO# 31203249



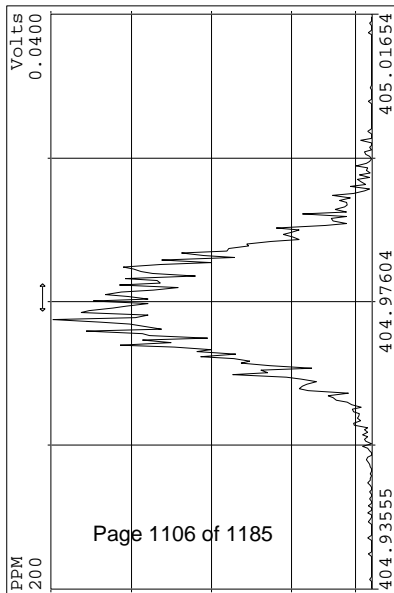
Page 1104 of 1185



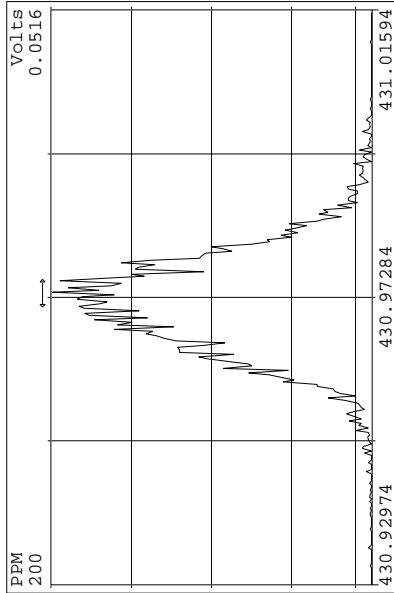
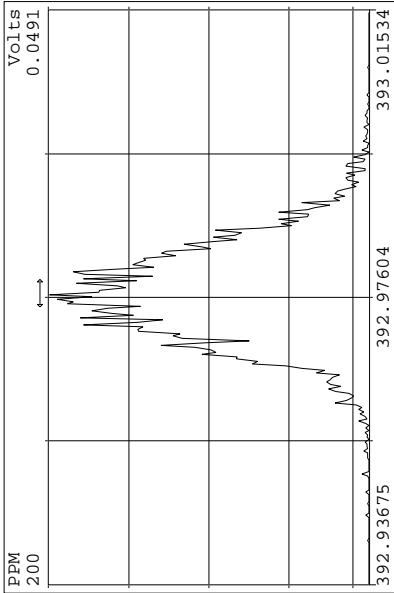
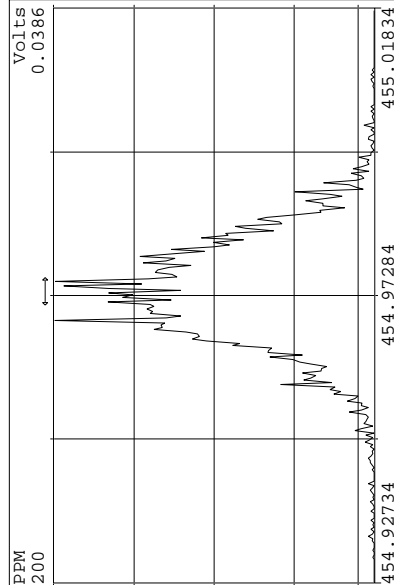
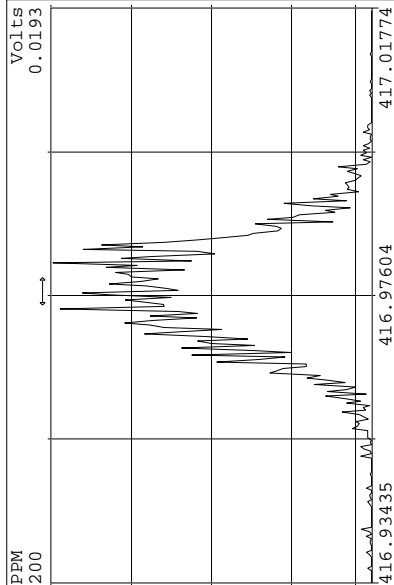
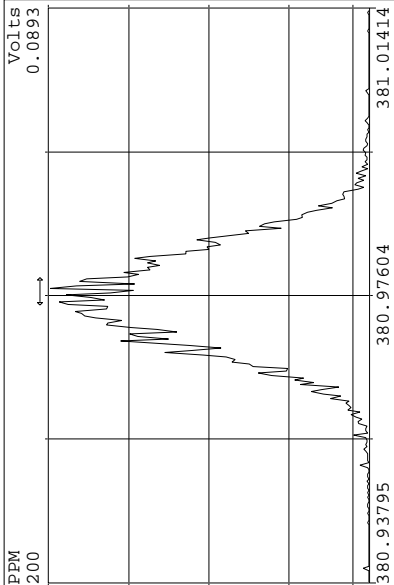


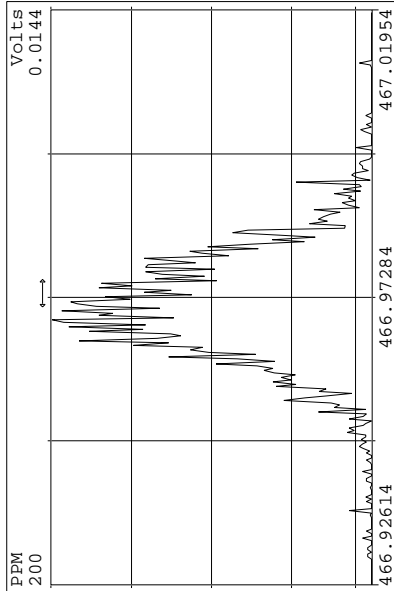
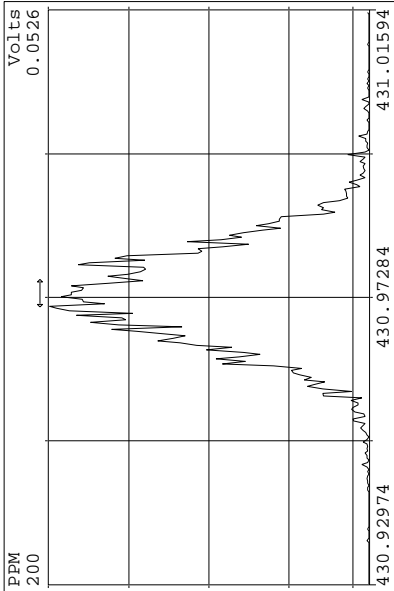
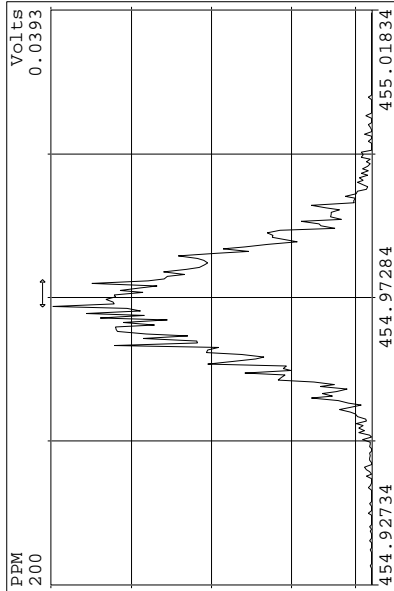
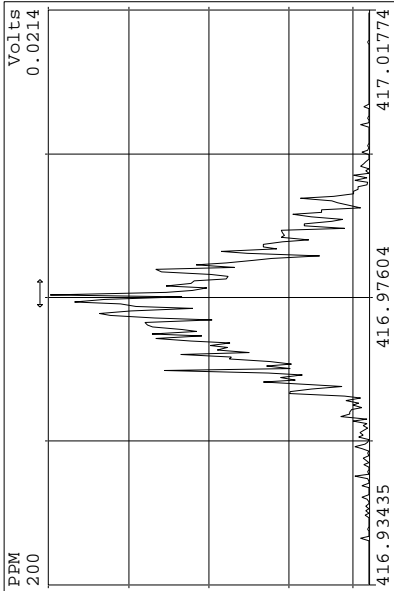
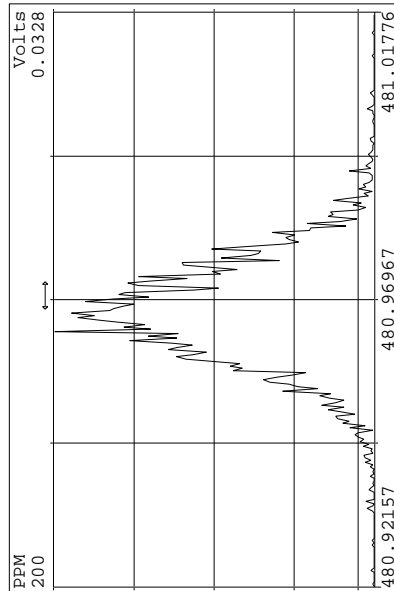
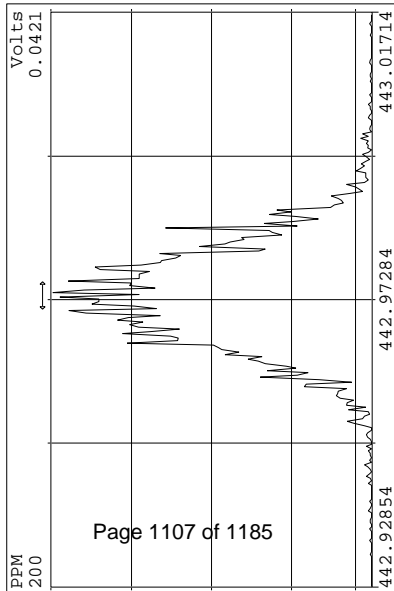
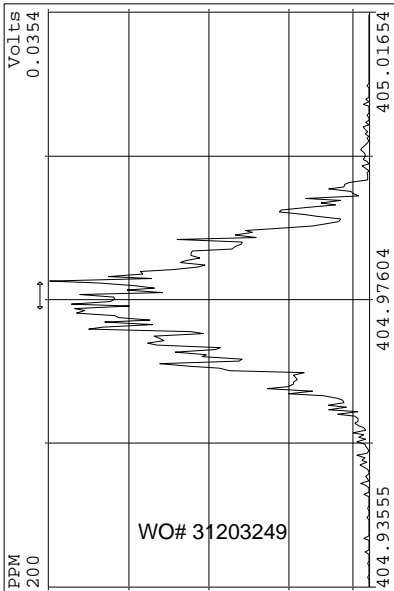


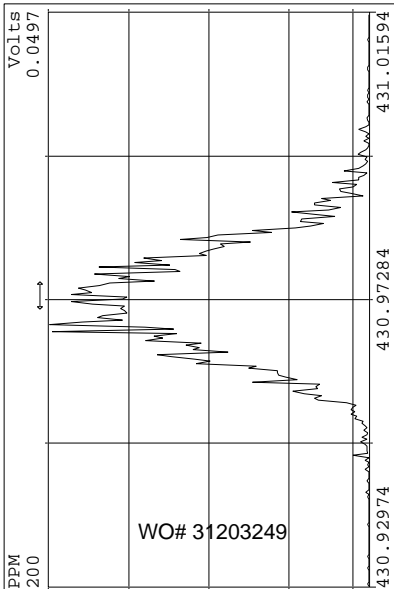
WO# 31203249



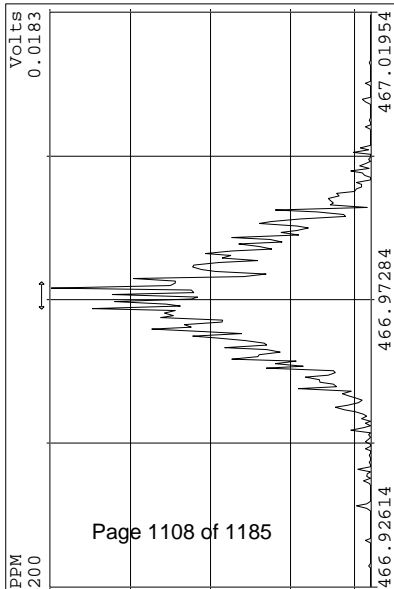
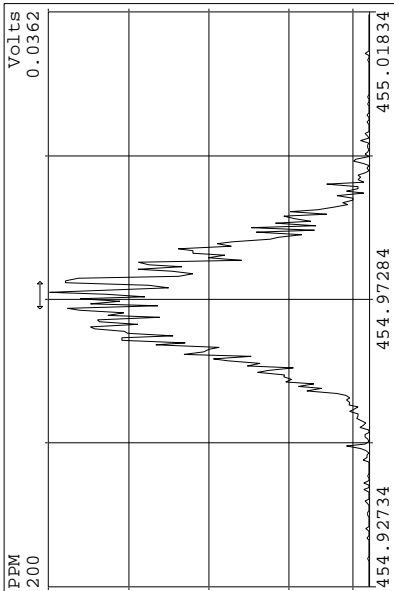
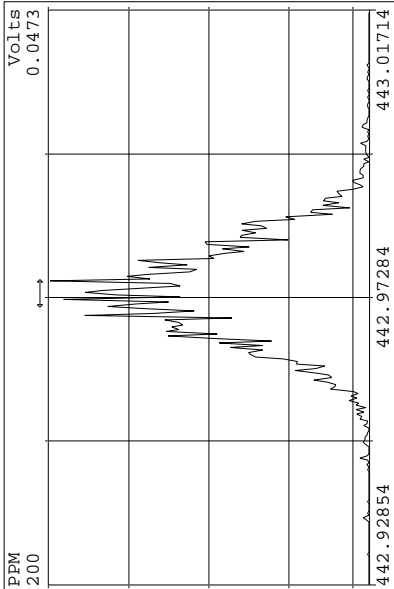
Page 1106 of 1185



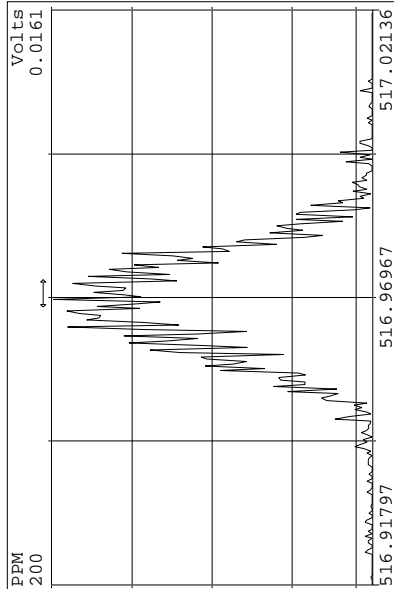
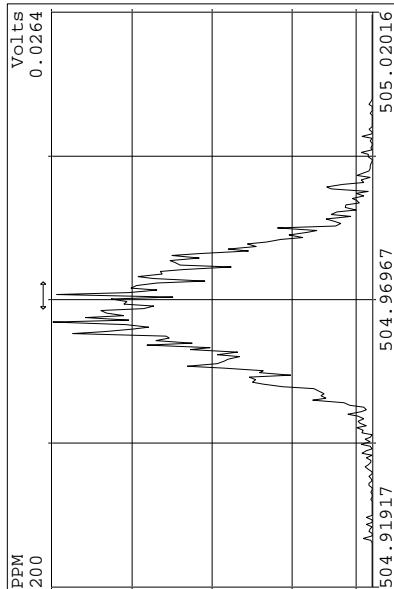
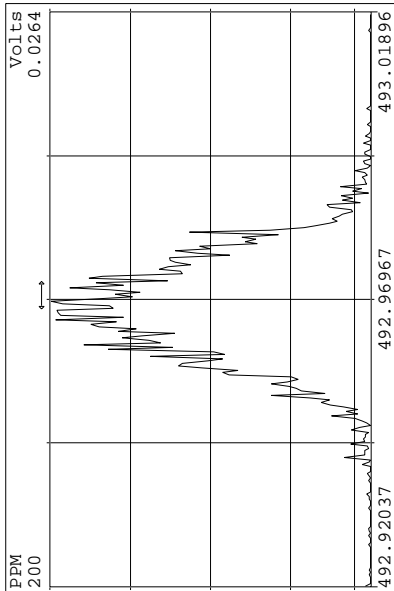
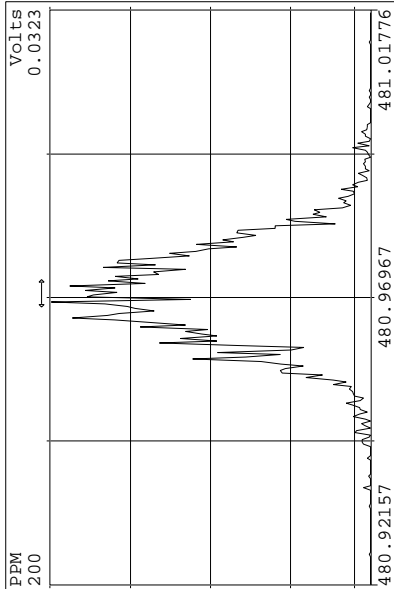




WO# 31203249



Page 1108 of 1185



SGS North America, Inc.

Instrument: HRMS3

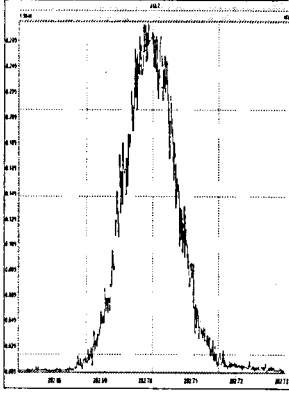
Data File	Sample ID	Analyst	Acquisition Date/Time	Inj.Vol
c31oct12b-1	VFX Retcon - <i>REJECT</i>	JHL	2012-10-31 13:48:55	1 uL
c31oct12b-2	VFX Retcon ✓ <i>PASS CONFIRM</i>	JHL	2012-10-31 14:52:07	1 uL
c31oct12b-3	Solvent Blank ✓	JHL	2012-10-31 15:26:21	1 uL
c31oct12b-4	31203249001 ✓	JHL	2012-10-31 16:08:39	1 uL
c31oct12b-5	31203249002 ✓	JHL	2012-10-31 16:42:50	1 uL
c31oct12b-6	31203249003 ✓	JHL	2012-10-31 17:17:01	1 uL
c31oct12b-7	31203249004 ✓	JHL	2012-10-31 17:51:16	1 uL
c31oct12b-8	31203249005 ✓	JHL	2012-10-31 18:25:31	1 uL
c31oct12b-9	31203249006 ✓	JHL	2012-10-31 18:59:44	1 uL
c31oct12b-10	31203249007 ✓	JHL	2012-10-31 19:33:58	1 uL
c31oct12b-11	31203249008 ✓	JHL	2012-10-31 20:08:09	1 uL
c31oct12b-12	31203249009 ✓	JHL	2012-10-31 20:42:19	1 uL
c31oct12b-13	31203249010 ✓	JHL	2012-10-31 21:16:33	1 uL
c31oct12b-14	31203249011 ✓	JHL	2012-10-31 21:50:46	1 uL
c31oct12b-15	31203249012 ✓	JHL	2012-10-31 22:24:59	1 uL
c31oct12b-16	31203259008 ✓	JHL	2012-10-31 22:59:12	1 uL
c31oct12b-17	VFX Retcon - <i>PASS CONFIRM</i>	JHL	2012-10-31 23:33:25	1 uL
c31oct12b-18	Solvent Blank	JHL	2012-11-01 00:15:25	1 uL

*PRINTED
At 11/1/12*

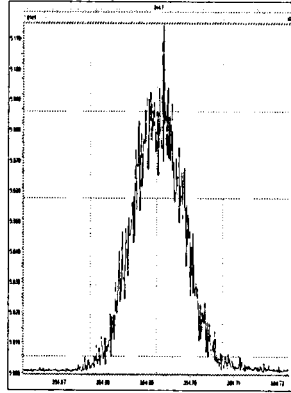
Rev mmt 11/1/12

Printed: Wednesday, October 31, 2012 13:48:47 Eastern Daylight Time

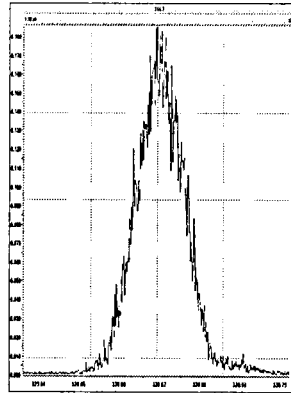
M 292.9824 R 11554



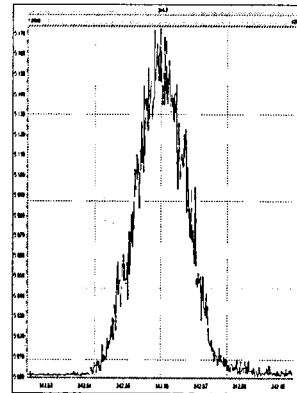
M 304.9824 R 12237



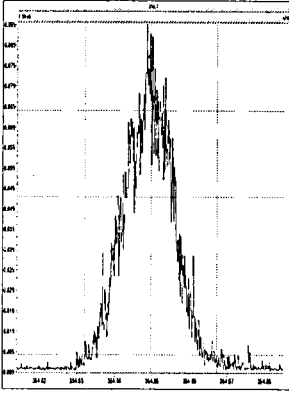
M 330.9792 R 12537



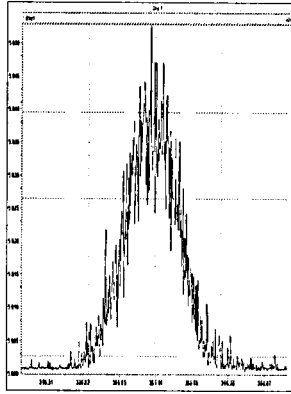
M 342.9792 R 11574



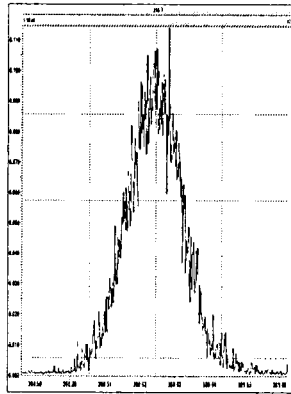
M 354.9792 R 11893



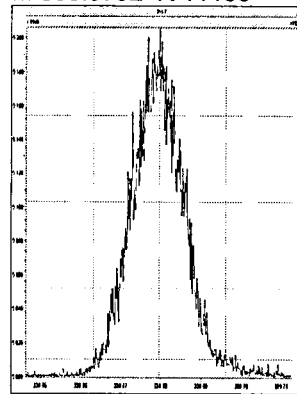
M 366.9792 R 11114



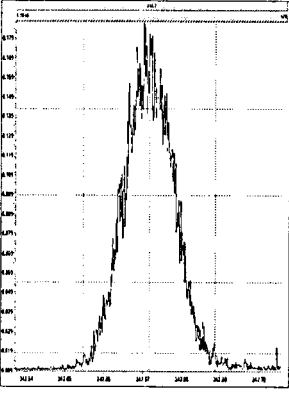
M 380.9760 R 10445



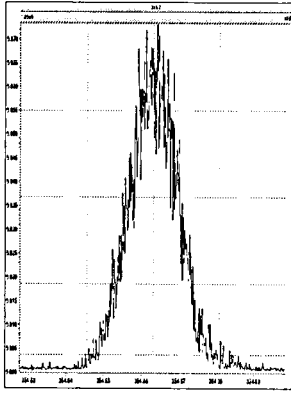
M 330.9792 R 11186



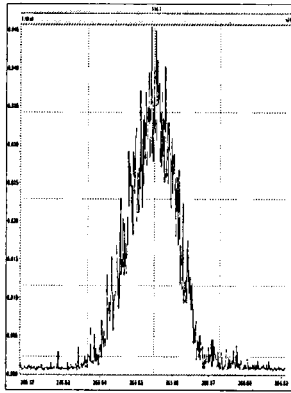
M 342.9792 R 11860



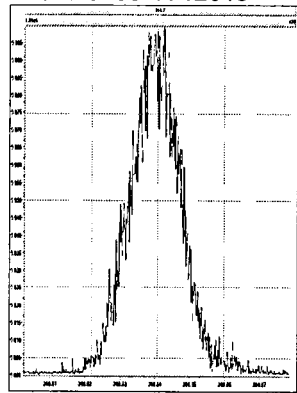
M 354.9792 R 12195



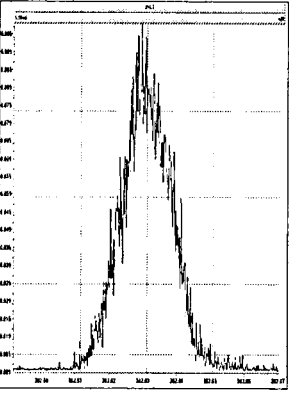
M 366.9792 R 12956



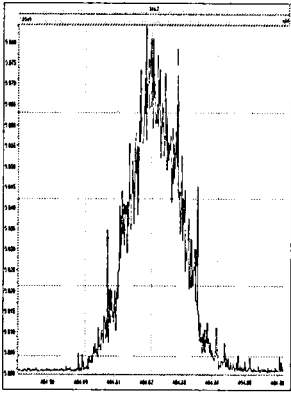
M 380.9760 R 12019



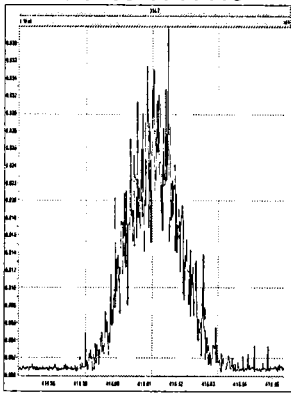
M 392.9760 R 12140



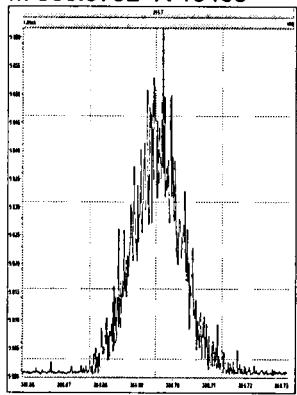
M 404.9760 R 11646



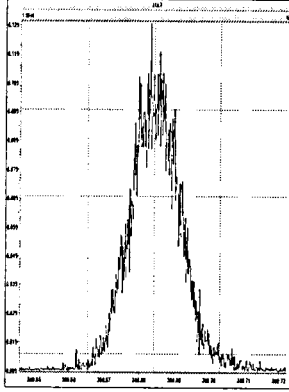
M 416.9760 R 11416



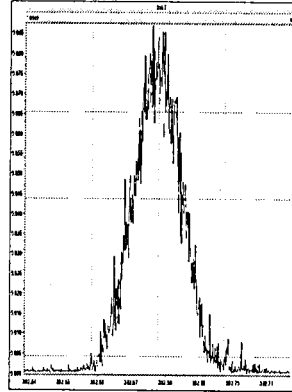
M 366.9792 R 13485



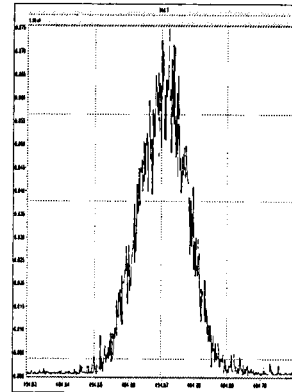
M 380.9760 R 11416



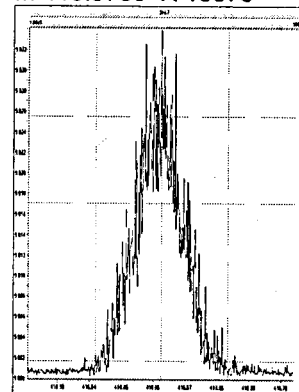
M 392.9760 R 12853



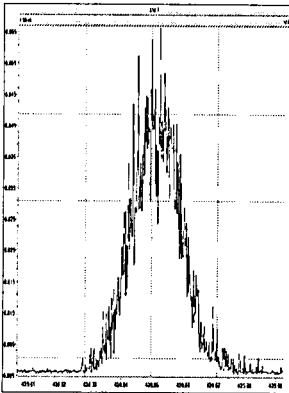
M 404.9760 R 12687



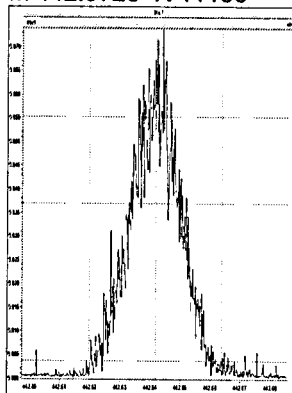
M 416.9760 R 13378



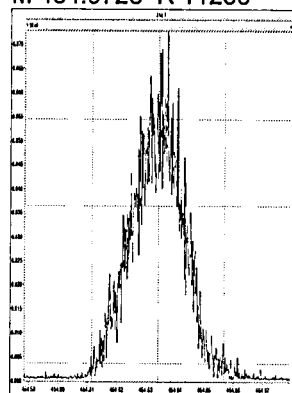
M 430.9728 R 11749



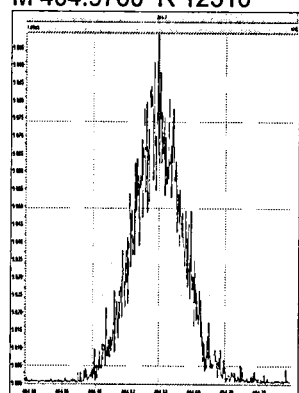
M 442.9728 R 11186



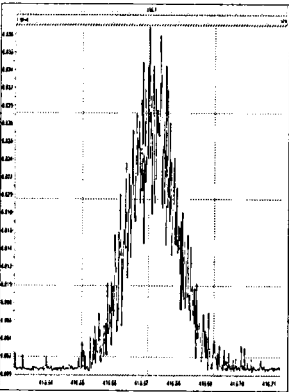
M 454.9728 R 11236



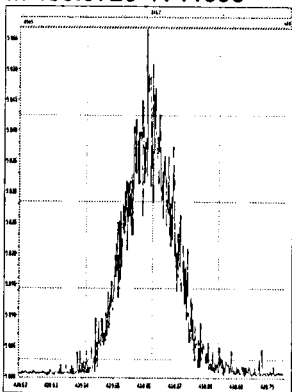
M 404.9760 R 12510



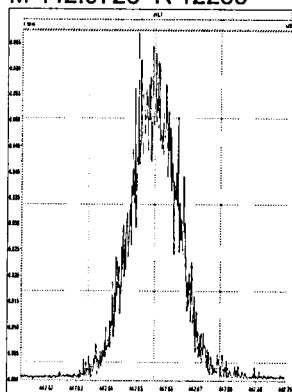
M 416.9760 R 13592



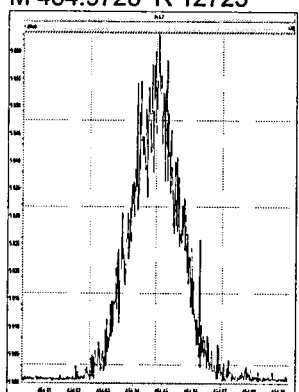
M 430.9728 R 11995



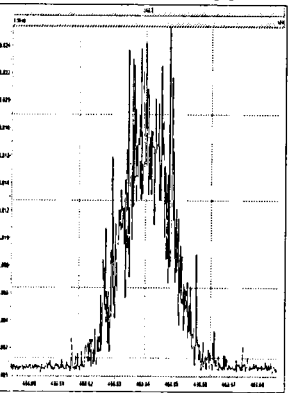
M 442.9728 R 12285



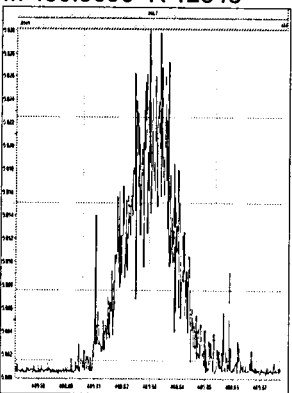
M 454.9728 R 12723



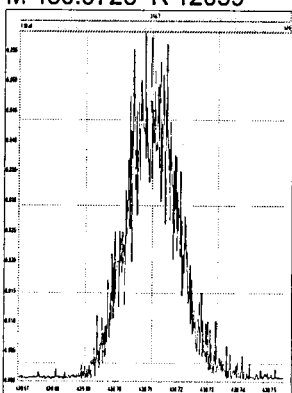
M 466.9728 R 13236



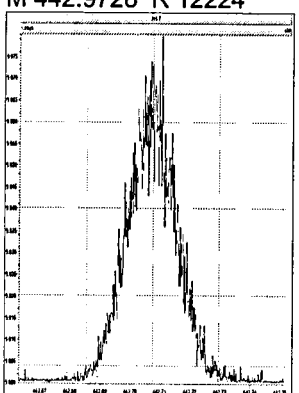
M 480.9696 R 12348



M 430.9728 R 12059

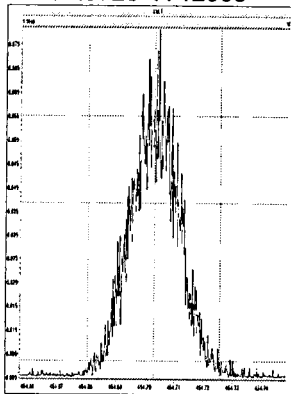


M 442.9728 R 12224

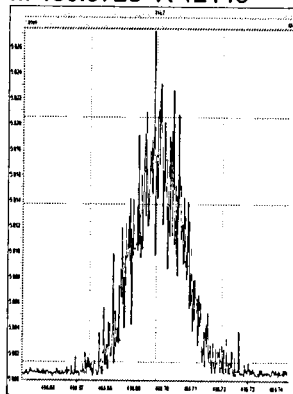


Printed: Wednesday, October 31, 2012 13:48:47 Eastern Daylight Time

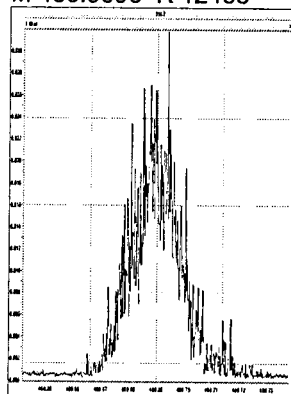
M 454.9728 R 12563



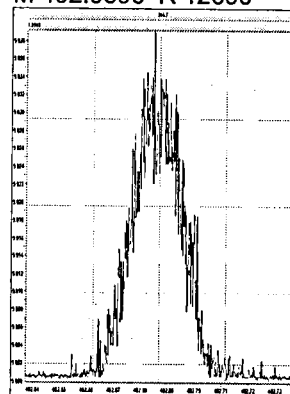
M 466.9728 R 12143



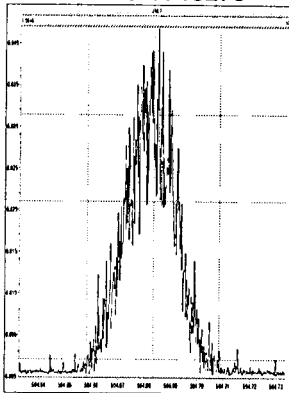
M 480.9696 R 12468



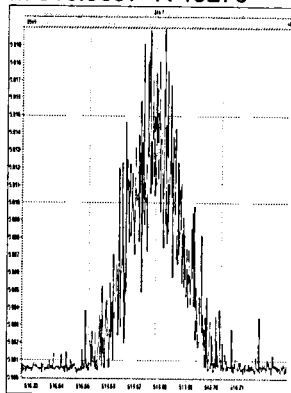
M 492.9696 R 12690



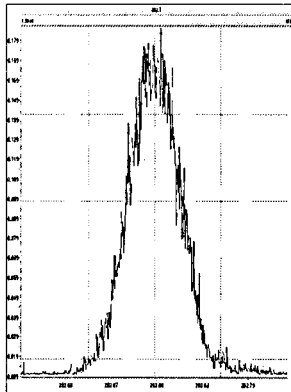
M 504.9696 R 13273



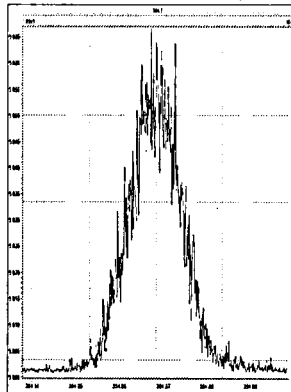
M 516.9697 R 13276



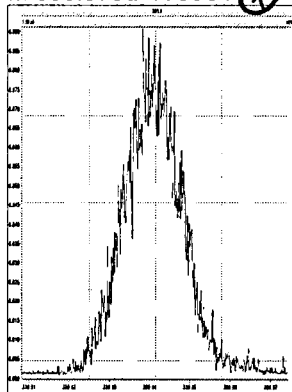
M 292.9824 R 11340



M 304.9824 R 11861

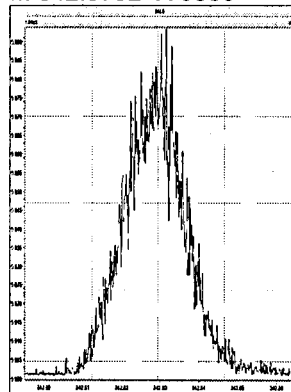


M 330.9792 R 9984

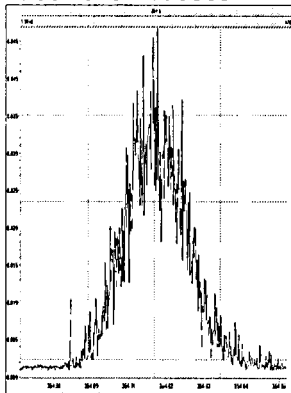


SEE ANALYST NOTE *

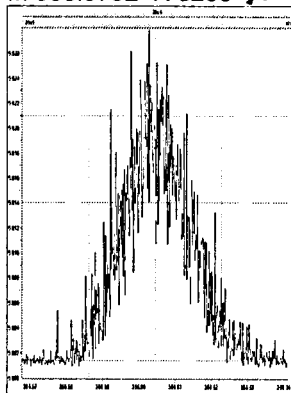
M 342.9792 R 9536 *



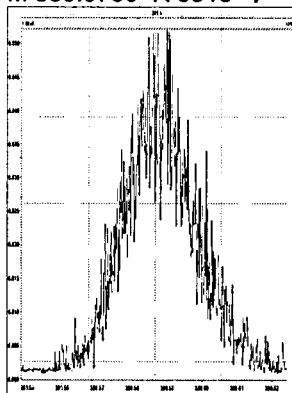
M 354.9792 R 9065 *



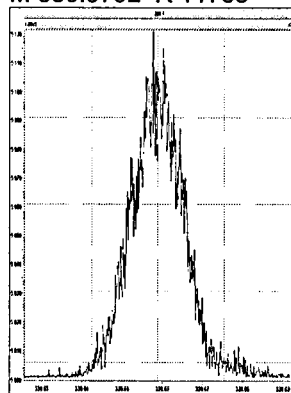
M 366.9792 R 3255 *



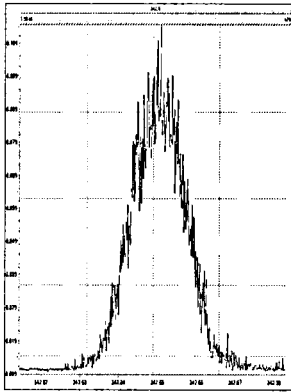
M 380.9760 R 8318 *



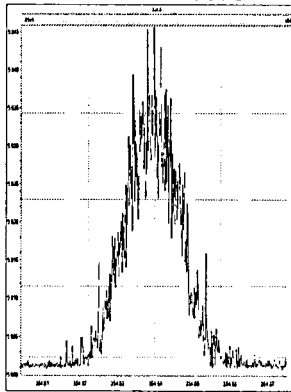
M 330.9792 R 11788



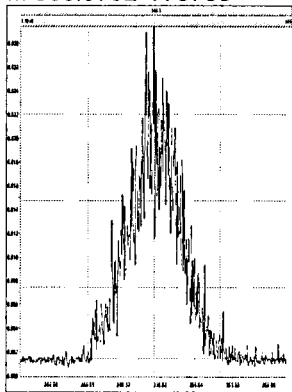
M 342.9792 R 10730



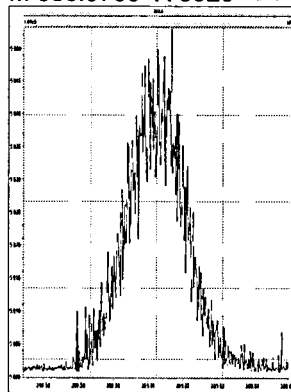
M 354.9792 R 10578



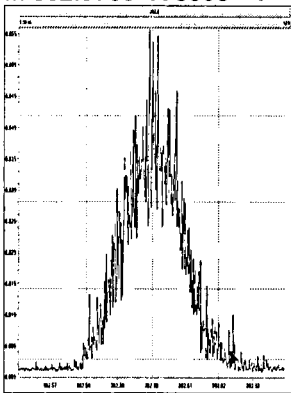
M 366.9792 R 3753 *



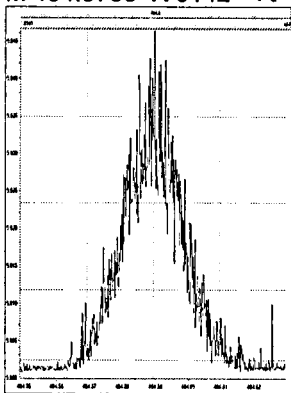
M 380.9760 R 9920 *



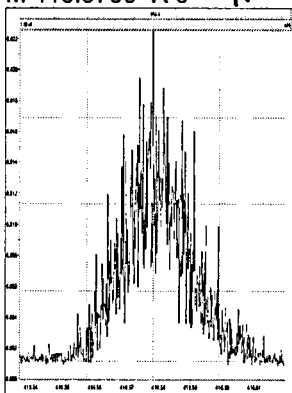
M 392.9760 R 8998 *



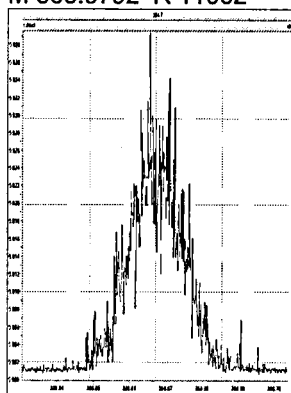
M 404.9760 R 9142 *



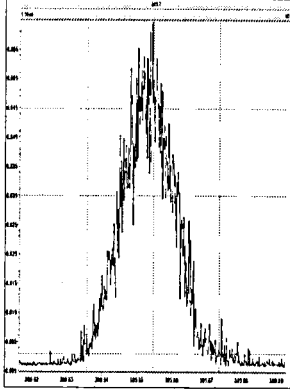
M 416.9760 R 0 *



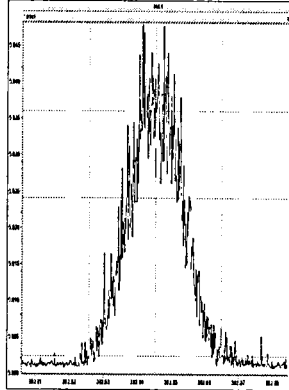
M 366.9792 R 11062



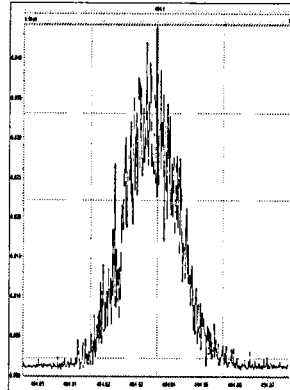
M 380.9760 R 11399



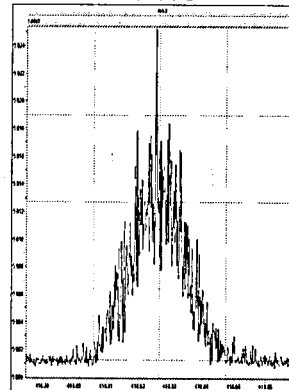
M 392.9760 R 10288



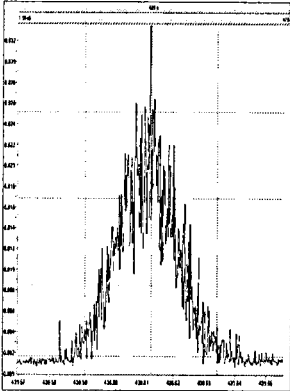
M 404.9760 R 10167



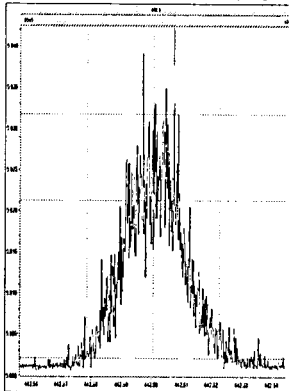
M 416.9760 R 0 *



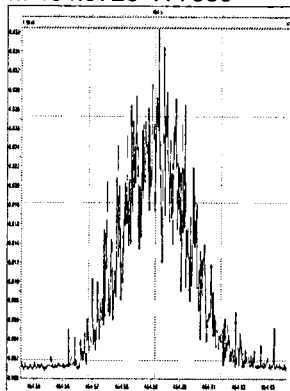
M 430.9728 R 4646 *



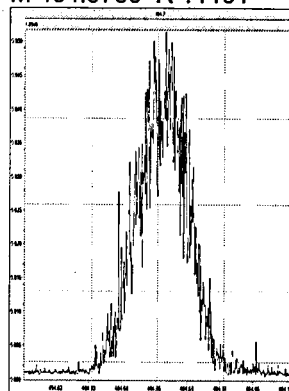
M 442.9728 R 10080 *



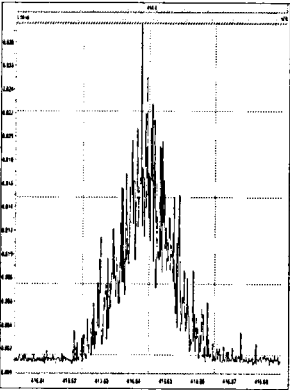
M 454.9728 R 7350



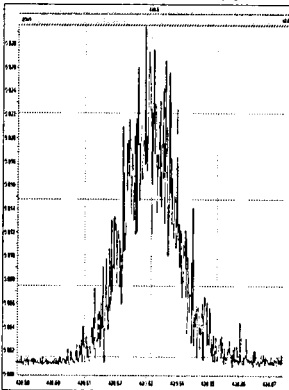
M 404.9760 R 11101



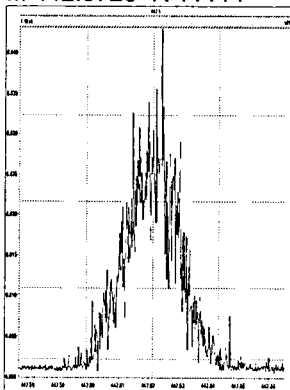
M 416.9760 R 11868



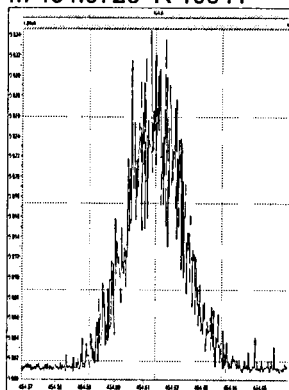
M 430.9728 R 13369



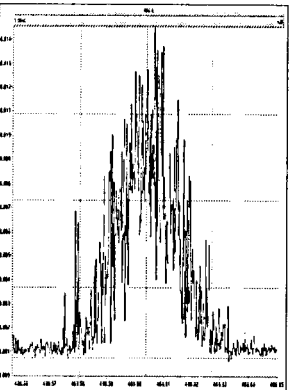
M 442.9728 R 11114



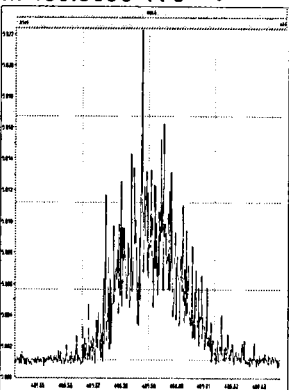
M 454.9728 R 10941



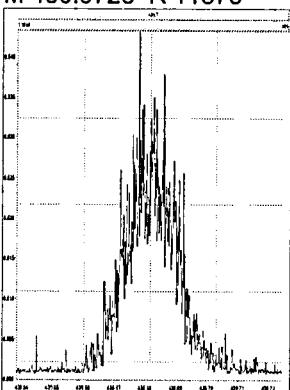
M 466.9728 R 0 *



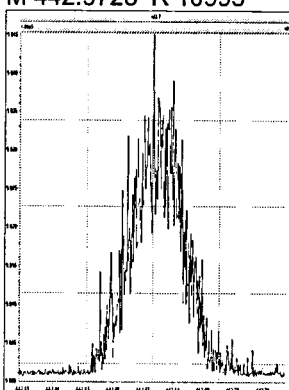
M 480.9696 R 0 *



M 430.9728 R 11876

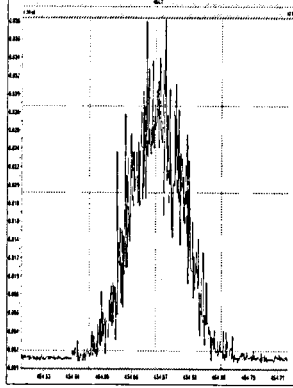


M 442.9728 R 10995

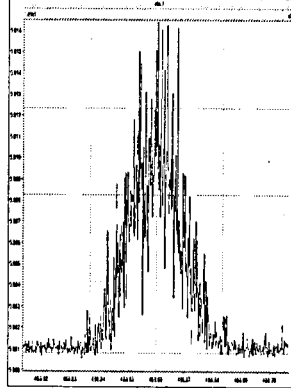


Printed: Thursday, November 01, 2012 00:15:23 Eastern Daylight Time

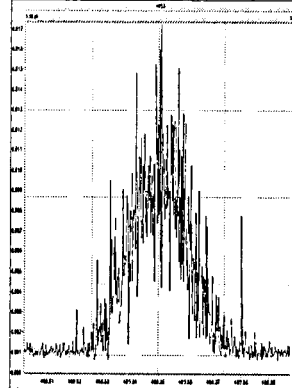
M 454.9728 R 11548



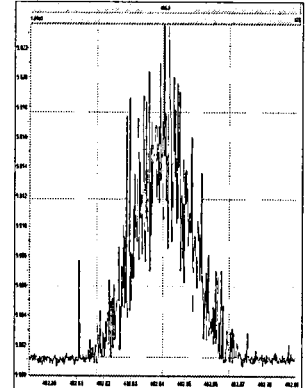
M 466.9728 R 0



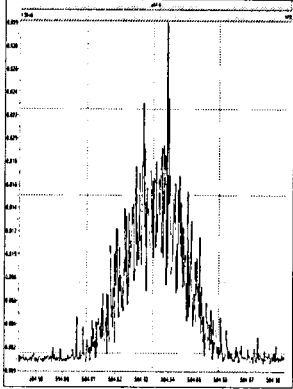
M 480.9696 R 3551



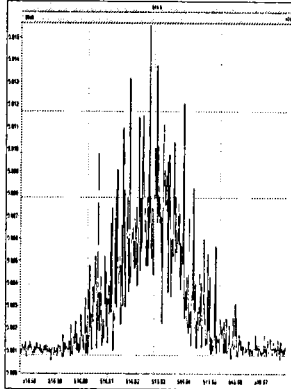
M 492.9696 R 8411



M 504.9696 R 9828



M 516.9697 R 0



* NOT USED IN
CONFIRMATION ANALYSIS *
-Hc 11/1/12

⊗ Analyst Note ⊗

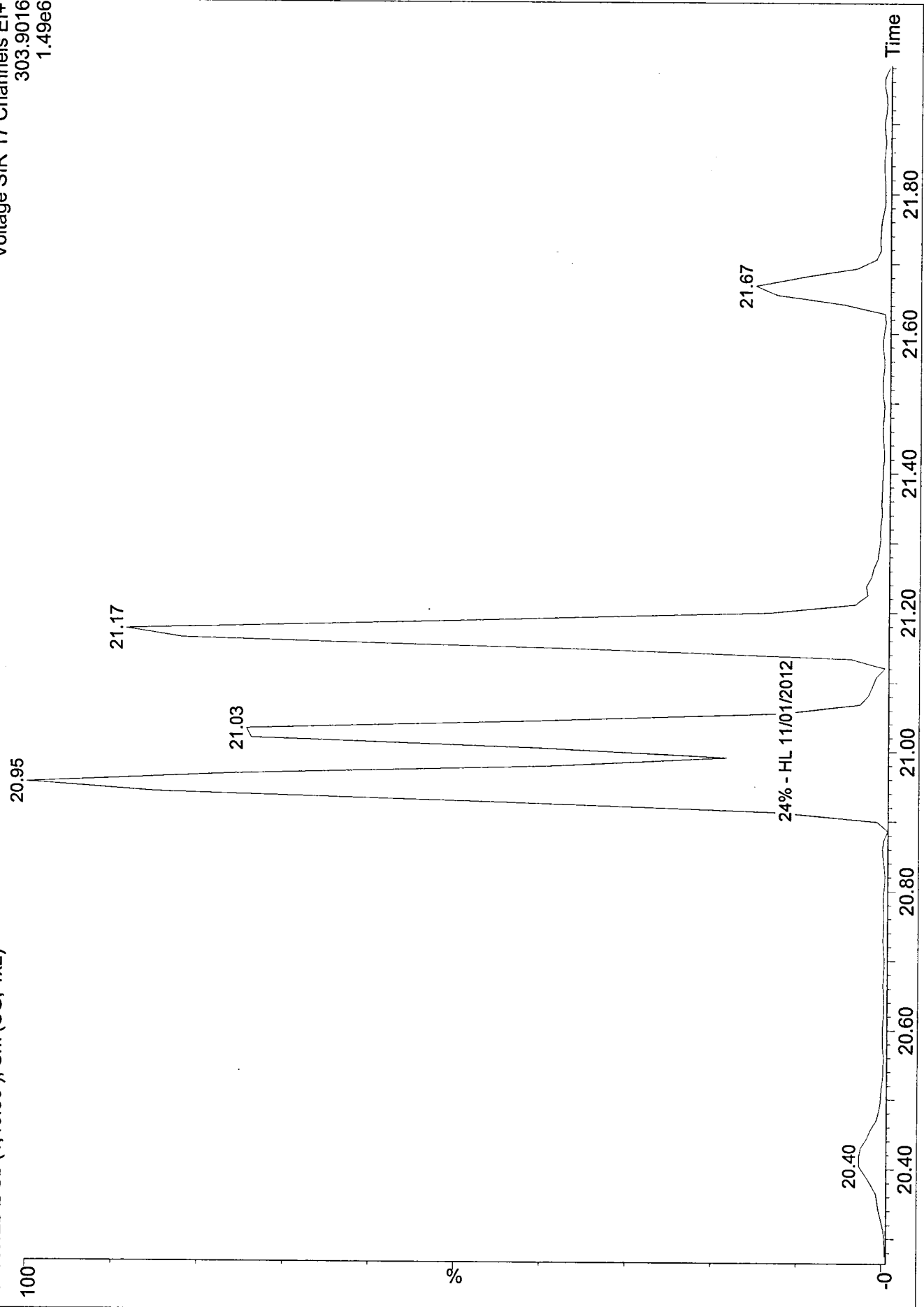
Ending resolution plot shows function 1 mass 330.9792 slightly outside of 10,000. The analyte mass for 2378-TCDF

Confirmation analysis is 304.9824 which maintained mass resolution of greater than 10,000 throughout the sequence. Samples show

no evidence of mass breakthrough, indicating that the apparent lower resolution did not impact any data and was likely due to a

low level of PFK. There is no adverse impact to data quality due to this anomaly. -
HL 11/01/2012

Sample ID: VFX Retcon
c31oct12b-2 Sb (1,40.00); Sm (SG, 1x2)
Acq: 31-Oct-2012 14:52:07
Exp:Dx_VF-XMS_Confirm
Inst: HRMS3
Voltage SIR 17 Channels EI+
303.9016
1.49e6



Dataset: C:\MassLynx\Default.pro\Concals\Confirms\c31oct12b-Confirms.qld
 Last Altered: Thursday, 11/1/2012 11:26:18 AM Eastern Daylight Time
 Printed: Thursday, 11/1/2012 11:28:21 AM Eastern Daylight Time

Method: C:\MassLynx\Default.PRO\MethDB\VF\Xms-TCDF_Smooth.mdb 31 Oct 2012 16:33:04
 Calibration: C:\MassLynx\Default.PRO\CurveDB\VF\Xms-100212a_Confirm-TD.cdb 31 Oct 2012 15:37:39

Name: c31oct12b-2
 Date: 31-Oct-2012
 Time: 14:52:07
 ID: VFX Retcon
 Instrument:
 User: JHL

2378-TCDF
 (11700) (1.218)
 (960000) (1.218)
 9.553 25/10/12 ✓
 Rev. map 11/1/12

Name	Response	IonArea	Ion2Area	RA	RAFail?	RT	pg/μL	%Dev	RRF	lcal	RRF	EDL	SN1	Height1	Noise1	SN2	Height2	Noise2	M
1 2378-TCDF	1.117e5	5.048e4	6.124e4	0.82	NO	21.03	9.5543	-4.5	1.164	1.218	0.036	565.4	1.115e6	1973	763.7	1.391e6	1821	db	
20 ES:13C-2378-TCDF	9.600e5	4.215e5	5.385e5	0.78	NO	21.02	101.0027	1.0	1.672	1.655	0.081	2492.8	9.618e6	3858	3658.0	1.230e7	3363	bb	
30 JS:13C-1234-TCDD	5.743e5	2.588e5	3.155e5	0.82	NO	20.96	100.0000	-0.0	1.000	1.000	0.131	1678.1	6.070e6	3617	2172.0	7.427e6	3419	bb	
41 Tetrafurans		3.291e5					63.0611		1.218	0.036			6.747e6	1973					
50 F1 Lock Mass															95075				

Quantify Sample Report MassLynx 4.1



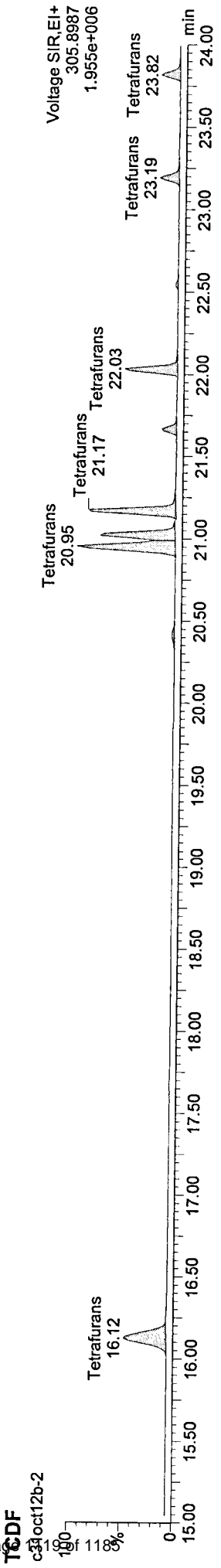
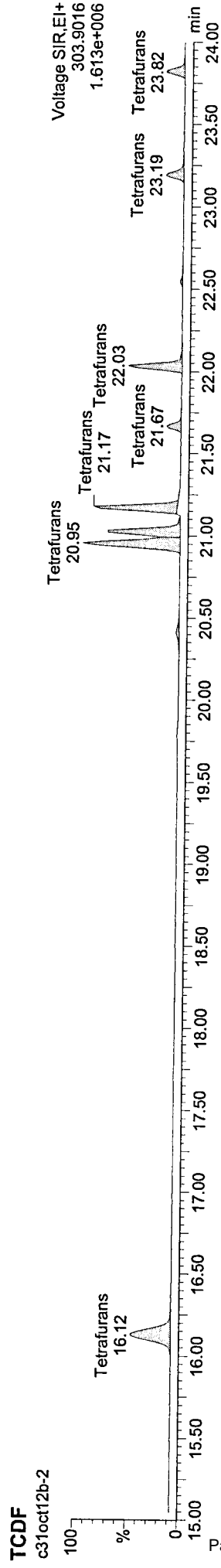
CF CCAL Summary

Dataset: C:\MassLynx\Default.pro\Concals\Confirms\c31oct12b-Confirms.qld

Last Altered: Thursday, 11/1/2012 11:26:18 AM Eastern Daylight Time
Printed: Thursday, 11/1/2012 11:28:21 AM Eastern Daylight Time

Method: C:\MassLynx\Default.PRO\MethDB\VF\Xms-TCDF_Smooth.mdb 31 Oct 2012 16:33:04
Calibration: C:\MassLynx\Default.PRO\CurveDB\VF\Xms-100212a_Confirm-TD.cdb 31 Oct 2012 15:37:39

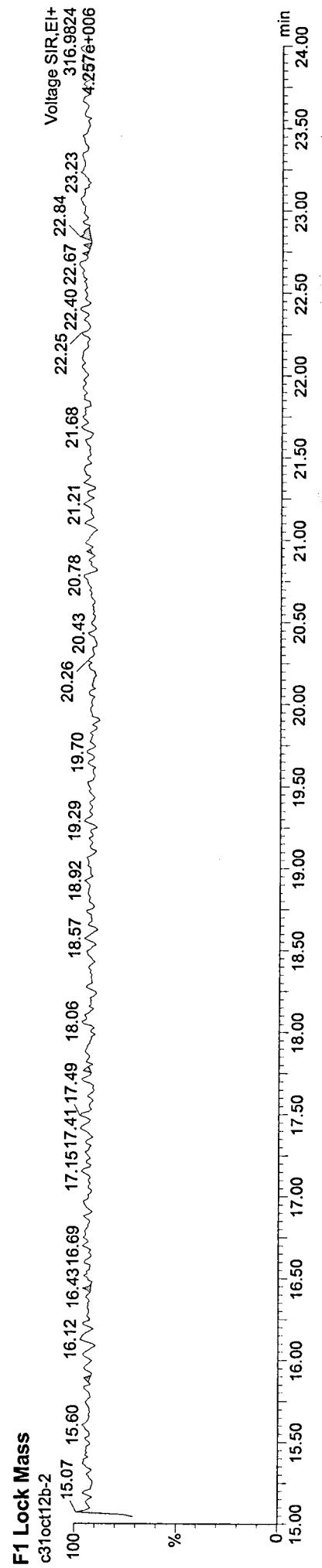
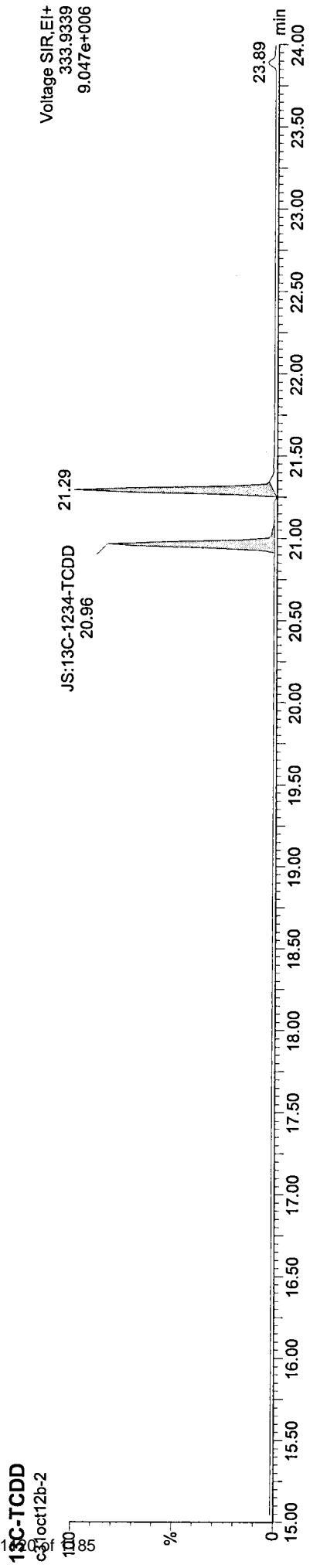
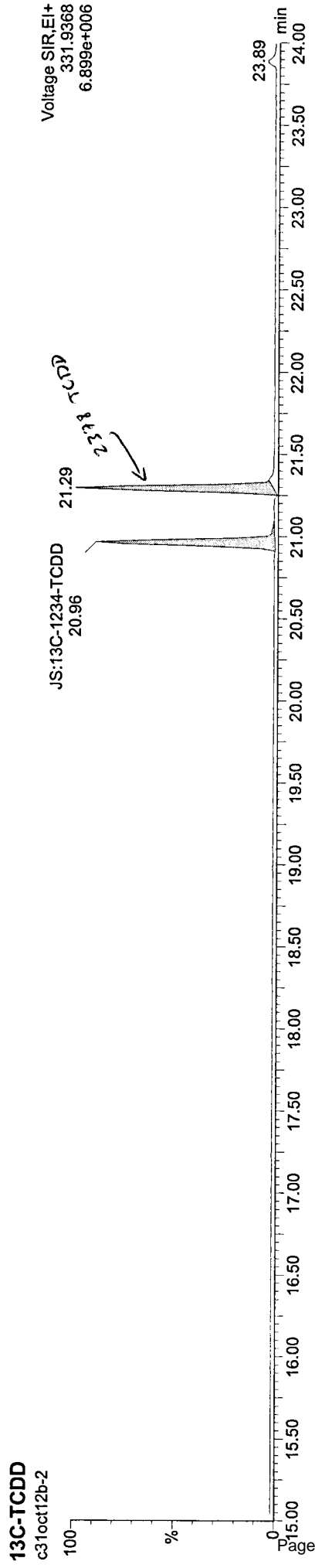
Name: c31oct12b-2, ID: VFX Retcon, User: JHL, Instrument:



Dataset: C:\MassLynx\Default.pro\Concals\Confirms\c31oct12b-Confirms.qld

Last Altered: Thursday, 11/1/2012 11:26:18 AM Eastern Daylight Time
Printed: Thursday, 11/1/2012 11:28:21 AM Eastern Daylight Time

Name: c31oct12b-2, ID: VFX Retcon, User: JHL, Instrument:



Dataset: C:\MassLynx\Default.pro\Concals\Confirms\c31oct12b-Confirms.qld

Last Altered: Thursday, 11/1/2012 11:26:18 AM Eastern Daylight Time
 Printed: Thursday, 11/1/2012 11:28:20 AM Eastern Daylight Time

#31203249

Method: C:\MassLynx\Default.PRO\MethDB\VF\Xms-TCDF_Smooth.mdb 31 Oct 2012 16:33:04
 Calibration: C:\MassLynx\Default.PRO\CurveDB\VF\Xms-100212a_Confirm-TD.cdb 31 Oct 2012 15:37:39

Name: c31oct12b-17
 Date: 31-Oct-2012
 Time: 23:33:25
 ID: VFX Retcon
 Instrument:
 User: JHL

Name	Response	Ion1Area	Ion2Area	RA	RAFail?	RT	pg/ul	%Dev	RRF	lcal	RRF	EDL	SN1	Height1	Noise1	SN2	Height2	Noise2	M
1	2378-TCDF	7.859e4	3.507e4	4.352e4	0.81	NO 21.00	10.0107	0.1	1.219	1.218	0.059	373.9	7.796e5	2085	448.2	9.370e5	2091	db	
2	ES:13C-2378-TCDF	6.445e5	2.800e5	3.646e5	0.77	NO 20.99	115.5002	15.5	1.912	1.655	0.149	1635.2	6.318e6	3864	2190.9	8.093e6	3694	bb	
3	JS:13C-1234-TCDD	3.372e5	1.503e5	1.869e5	0.80	NO 20.94	100.0000	0.0	1.000	1.000	0.241	922.5	3.409e6	3695	1153.3	4.223e6	3662	bb	
4	Tetrafurans		2.135e5				61.8226		1.218	0.059		4.383e6		2085					
5	F1 Lock Mass													79147					


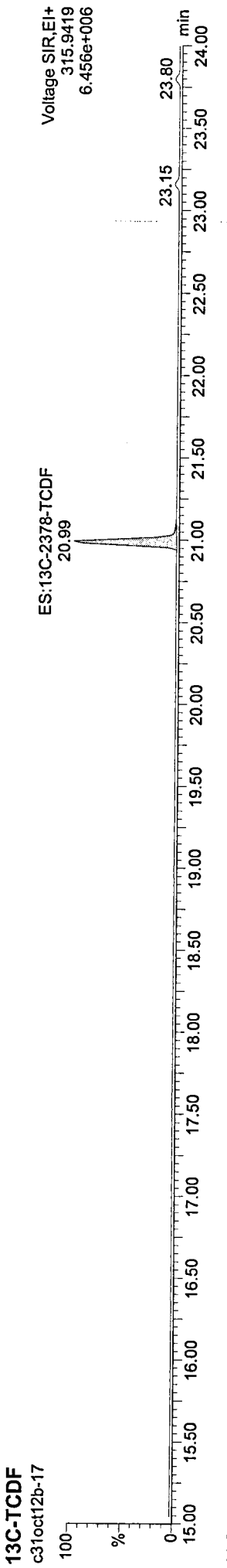
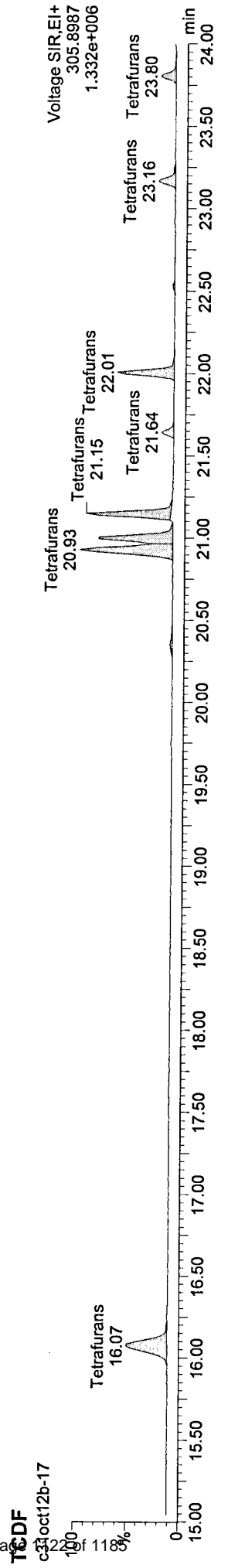
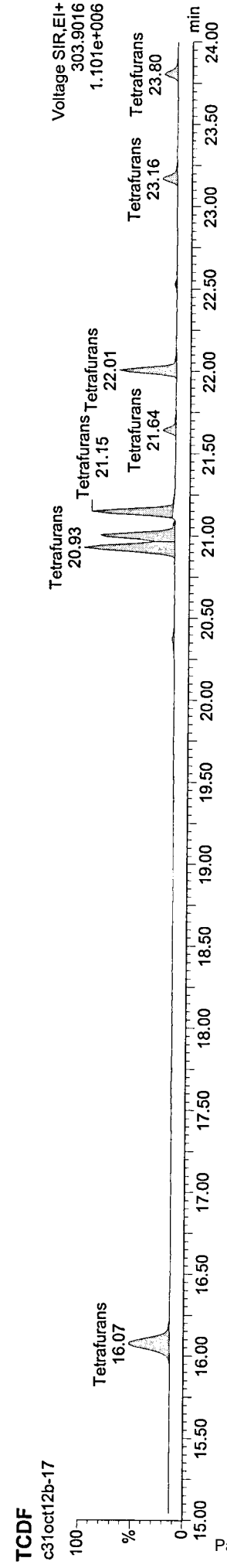
1185

Quantify Sample Report
CF CCAL Summary ###
MassLynx 4.1

Dataset: C:\MassLynx\Default.pro\Concals\Confirms\c31oct12b-Confirms.qld
Last Altered: Thursday, 11/1/2012 11:26:18 AM Eastern Daylight Time
Printed: Thursday, 11/1/2012 11:28:20 AM Eastern Daylight Time

Method: C:\MassLynx\Default.PRO\MethDB\VF\Xms-TCDF_Smooth.mdb 31 Oct 2012 16:33:04
Calibration: C:\MassLynx\Default.PRO\CurveDB\VF\Xms-100212a_Confirm-TD.cdb 31 Oct 2012 15:37:39

Name: c31oct12b-17, ID: VFX Retcon, User: JHL, Instrument:



Quantify Sample Report
CF CCAL Summary ###
MassLynx 4.1

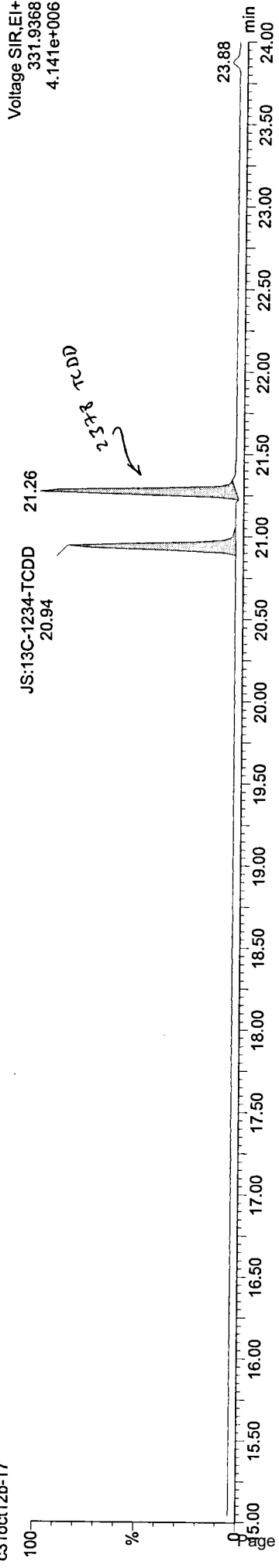
Dataset: C:\MassLynx\Default.pro\Concals\Confirms\c31oct12b-Confirms.qld

Last Altered: Thursday, 11/1/2012 11:26:18 AM Eastern Daylight Time
Printed: Thursday, 11/1/2012 11:28:20 AM Eastern Daylight Time

312032


Name: c31oct12b-17, ID: VFX Retcon, User: JHL, Instrument:

13C-TCDD
c31oct12b-17



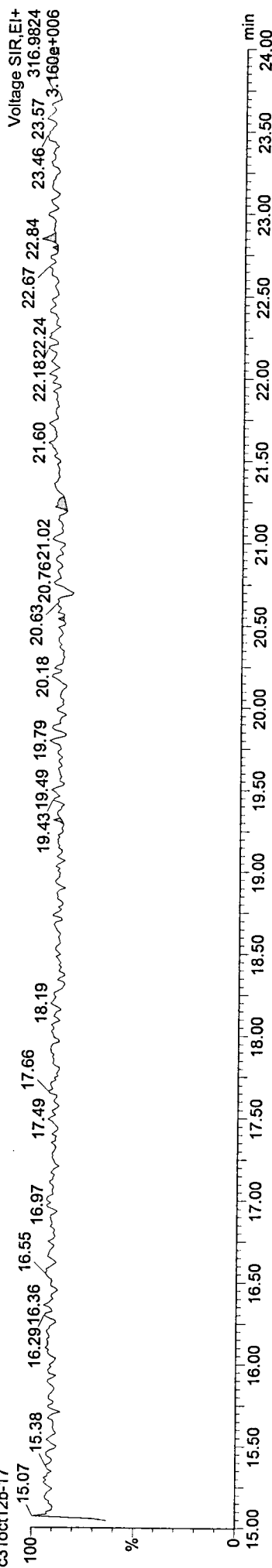
Voltage SIR, EI+
331.9368
4.141e+006

13C-TCDD
c31oct12b-17



Voltage SIR, EI+
333.9339
4.796e+006


F1 Lock Mass
c31oct12b-17



Voltage SIR, EI+
333.9339
4.796e+006

SGS Analytical Perspectives — Run Log Project: A4722_10216_PCB

Instrument: MM7 (AutoSpec-Premier)		MS Experiment: pcb-2012-01		GC Program: pcb90_a					
#	Datfile	Vial#	Lab ID	Wt/Vol	Client/Sample ID	Analyst(s)	Checkcode	Acq Date	Acq Time
1	121017X01	Tray1:06CS3_121017_PCB_XA		1.00	RETCON S40-92	LKB	438-687	17-Oct-2012	13:06:55
2	121017X02	Tray1:19OPR1_10216_PCB		1.00	0_10216_OPR001	LKB	448-081	17-Oct-2012	14:09:18
3	121017X03	Tray1:02SBS_121017_PCB_XA		1.00	SIL 9-41-1	LKB	703-565	17-Oct-2012	15:01:27
4	121017X04	Tray1:20MB1_10216_PCB_SDS		10.01	Method Blank	LKB	099-446	17-Oct-2012	15:55:33
5	121017X05	Tray1:21A4722_10216_PCB_001		10.02	JW-EA09-SS35-120507	LKB	954-588	17-Oct-2012	16:49:33
6	121017X06	Tray1:22A4722_10216_PCB_002		10.01	JW-EA09-SS34-120507	LKB	250-043	17-Oct-2012	17:43:36
7	121017X07	Tray1:23A4722_10216_PCB_004		10.05	JW-EA09-SS36-120507	LKB	806-115	17-Oct-2012	18:37:39
8	121017X08	Tray1:24A4722_10216_PCB_008		10.04	JW-EA09-SS33-120507	LKB	475-721	17-Oct-2012	19:31:42

 = manual calculation

REVIEWED
By Laura Boivin at 11:18 am, Oct 19, 2012

REVIEWED
By Michael Flournoy at 2:53 pm, 11/2/12

PCB QC Summary **SGS Analytical Perspectives** **Processed: 18-Oct-2012 14:57**

Lab ID: CS3_121017_PCB_XA
 Acquired: 17-OCT-2012 13:06
 Datafile: 121017X01

ICAL: MM7_PCB_07132012_25JUL12

Name	RT	Response	RA	ICAL	RRF	Dev'n
PCB-77 33'44'-TeCB	30.16	3.40E+07	0.79 Y	1.13	1.10	-3.3%
PCB-81 344'5'-TeCB	29.69	3.26E+07	0.78 Y	1.13	1.09	-3.0%
PCB-105 233'44'-PeCB	33.09	2.69E+07	0.61 Y	1.09	1.09	-0.5%
PCB-114 2344'5'-PeCB	32.56	2.92E+07	0.61 Y	1.16	1.18	2.0%
PCB-118 23'44'5'-PeCB	32.12	2.88E+07	0.62 Y	1.11	1.11	0.5%
PCB-123 2'344'5'-PeCB	31.84	2.98E+07	0.61 Y	1.19	1.22	2.7%
PCB-126 33'44'5'-PeCB	35.69	2.63E+07	0.62 Y	1.06	1.06	-0.5%
PCB-156/157 233'44'5'/233'44'5'	38.21	5.09E+07	1.23 Y	1.11	1.04	-5.7%
PCB-167 23'44'55'-HxCB	37.25	2.67E+07	1.22 Y	1.14	1.08	-4.6%
PCB-169 33'44'55'-HxCB	40.92	2.40E+07	1.24 Y	1.11	1.04	-6.0%
PCB-189 233'44'55'-HpCB	43.03	2.48E+07	1.04 Y	1.06	1.05	-0.2%
PCB-209 DeCB	47.98	1.76E+07	1.18 Y	1.07	1.11	3.6%
ES PCB-1	10.44	9.60E+07	3.15 Y	1.08	1.02	-5.4%
ES PCB-3	12.46	9.71E+07	3.20 Y	1.08	1.04	-4.4%
ES PCB-4	12.67	5.00E+07	1.57 Y	0.49	0.53	9.3%
ES PCB-15	17.92	9.60E+07	1.57 Y	1.11	1.02	-7.8%
ES PCB-19	15.46	4.87E+07	1.05 Y	0.55	0.52	-6.3%
ES PCB-37	23.96	7.38E+07	1.10 Y	1.64	1.56	-4.4%
ES PCB-54	18.15	5.08E+07	0.78 Y	0.94	1.08	14.5%
ES PCB-77	30.14	6.21E+07	0.79 Y	1.35	1.31	-2.4%
ES PCB-81	29.67	5.97E+07	0.81 Y	1.29	1.26	-1.7%
ES PCB-104	22.91	4.94E+07	1.57 Y	0.99	1.20	20.4%
ES PCB-105	33.07	4.95E+07	1.61 Y	1.23	1.20	-2.8%
ES PCB-114	32.54	4.94E+07	1.64 Y	1.25	1.20	-4.2%
ES PCB-118	32.10	5.18E+07	1.63 Y	1.28	1.26	-2.0%
ES PCB-123	31.82	4.87E+07	1.61 Y	1.22	1.18	-3.1%
ES PCB-126	35.67	4.97E+07	1.60 Y	1.20	1.20	0.4%
ES PCB-153	-	-	-	-	-	-
ES PCB-155	27.74	5.62E+07	1.27 Y	1.50	1.51	1.2%
ES PCB-156/157	38.19	9.75E+07	1.31 Y	1.45	1.31	-9.7%
ES PCB-167	37.23	4.92E+07	1.29 Y	1.49	1.33	-11.3%
ES PCB-169	40.90	4.60E+07	1.28 Y	1.40	1.24	-11.9%
ES PCB-170	-	-	-	-	-	-
ES PCB-180	-	-	-	-	-	-
ES PCB-188	32.54	4.63E+07	1.06 Y	1.18	1.25	5.9%
ES PCB-189	43.01	4.71E+07	1.05 Y	1.49	1.55	4.2%
ES PCB-202	37.03	4.27E+07	0.91 Y	1.14	1.15	1.2%
ES PCB-205	45.16	3.87E+07	0.90 Y	1.20	1.27	6.0%
ES PCB-206	46.61	2.89E+07	0.78 Y	0.87	0.95	9.5%
ES PCB-208	42.61	4.09E+07	0.80 Y	1.19	1.35	13.3%
ES PCB-209	47.96	3.16E+07	1.19 Y	1.00	1.04	4.0%

Lab ID: CS3_121017_PCB_XA ICAL: MM7_PCB_07132012_25JUL12
 Acquired: 17-OCT-2012 13:06
 Datafile: 121017X01

Name	RT	Response	RA	ICAL	RRF	Dev'n
SS PCB-28	20.54	8.17E+07	1.06 Y	1.07	1.11	3.0%
SS PCB-111	30.19	5.24E+07	1.61 Y	1.01	1.07	6.8%
SS PCB-178	35.09	2.98E+07	1.06 Y	0.63	0.64	2.5%
CS PCB-28	20.54	8.17E+07	1.06 Y	1.76	1.73	-1.5%
CS PCB-111	30.19	5.24E+07	1.61 Y	1.23	1.27	3.5%
CS PCB-178	35.09	2.98E+07	1.06 Y	0.74	0.80	8.6%
JS PCB-9	14.47	9.38E+07	1.59 Y	-	-	-
JS PCB-52	22.10	4.72E+07	0.79 Y	-	-	-
JS PCB-101	27.92	4.13E+07	1.65 Y	-	-	-
JS PCB-138	34.70	3.71E+07	1.28 Y	-	-	-
JS PCB-194	44.76	3.04E+07	0.90 Y	-	-	-
PCB-1 2-MoCB	10.45	4.85E+07	3.20 Y	1.03	1.01	-2.0%
PCB-3 4-MoCB	12.47	4.85E+07	3.21 Y	1.04	1.00	-4.2%
PCB-4 22-DiCB	12.68	2.62E+07	1.57 Y	1.17	1.05	-10.5%
PCB-15 44'-DiCB	17.94	4.97E+07	1.57 Y	1.08	1.04	-4.1%
PCB-19 22'6-TrCB	15.47	2.50E+07	1.09 Y	1.09	1.03	-6.0%
PCB-37 344'-TrCB	23.98	3.97E+07	1.04 Y	1.10	1.08	-2.5%
PCB-54 22'66'-TeCB	18.17	2.84E+07	0.79 Y	1.21	1.12	-7.6%
PCB-104 22'466'-PeCB	22.93	2.74E+07	0.63 Y	1.25	1.11	-11.5%
PCB-155 22'44'66'-HxCB	27.76	2.94E+07	1.27 Y	1.09	1.05	-4.1%
PCB-188 22'34'566'-HpCB	32.56	2.31E+07	1.06 Y	1.03	1.00	-3.7%
PCB-202 22'33'55'66'-OcCB	37.05	1.88E+07	0.89 Y	0.91	0.88	-3.8%
PCB-205 233'44'55'6'-OcCB	45.18	1.99E+07	0.92 Y	1.09	1.03	-5.4%
PCB-208 22'33'455'66'-NoCB	42.63	1.85E+07	0.77 Y	1.02	0.90	-11.1%
PCB-206 22'33'44'55'6'-NoCB	46.63	1.31E+07	0.76 Y	0.98	0.91	-7.2%

PCB QC Summary - Ax2 Detail

Processed: 18-Oct-2012 14:57

Lab ID: CS3_121017_PCB_XA
 Acquired: 17-OCT-2012 13:06
 Datafile: 121017X01

ICAL: MM7_PCB_07132012_25JUL12

Name	RT	Response	RA	RRF
PCB-1 2-MoCB	10.45	4.85E+07	3.20 Y	-
PCB-2 3-MoCB	12.31	4.83E+07	3.23 Y	1.00
PCB-3 4-MoCB	12.47	4.85E+07	3.21 Y	-
PCB-4 22-DiCB	12.68	2.62E+07	1.57 Y	-
PCB-10 26-DiCB	12.85	4.11E+07	1.57 Y	1.64
PCB-9 25-DiCB	14.48	4.44E+07	1.57 Y	0.92
PCB-7 24-DiCB	14.63	5.04E+07	1.57 Y	1.05
PCB-6 23-DiCB	14.84	4.73E+07	1.57 Y	0.99
PCB-5 23-DiCB	15.11	4.72E+07	1.58 Y	0.98
PCB-8 24-DiCB	15.22	4.89E+07	1.56 Y	1.02
PCB-14 35-DiCB	16.67	5.62E+07	1.58 Y	1.17
PCB-11 33-DiCB	17.40	4.78E+07	1.61 Y	1.00
PCB-13/12 34-/34-DiCB	17.67	9.75E+07	1.59 Y	1.02
PCB-15 44-DiCB	17.94	4.97E+07	1.57 Y	1.02
PCB-19 22'6-TrCB	15.47	2.50E+07	1.09 Y	-
PCB-30/18 246-/22'5-TrCB	17.12	6.75E+07	1.08 Y	1.39
PCB-17 22'4-TrCB	17.49	2.87E+07	1.10 Y	1.18
PCB-27 23'6-TrCB	17.67	3.91E+07	1.10 Y	1.61
PCB-24 236-TrCB	17.80	3.83E+07	1.08 Y	1.57
PCB-16 22'3-TrCB	17.88	2.09E+07	1.12 Y	0.86
PCB-32 24'6-TrCB	18.34	4.10E+07	1.09 Y	1.68
PCB-34 2'35-TrCB	19.44	3.90E+07	1.05 Y	1.06
PCB-23 235-TrCB	19.58	4.11E+07	1.04 Y	1.11
PCB-26/29 23'5-/24'5-TrCB	19.85	8.34E+07	1.05 Y	1.13
PCB-25 23'4-TrCB	20.04	4.14E+07	1.04 Y	1.12
PCB-31 24'5-TrCB	20.30	4.33E+07	1.03 Y	1.17
PCB-28/20 244-/233'-TrCB	20.57	8.14E+07	1.04 Y	1.10
PCB-21/33 234-/2'34-TrCB	20.73	8.28E+07	1.04 Y	1.12
PCB-22 234'-TrCB	21.09	3.88E+07	1.04 Y	1.05
PCB-36 33'5-TrCB	22.44	4.20E+07	1.05 Y	1.14
PCB-39 34'5-TrCB	22.75	4.42E+07	1.05 Y	1.20
PCB-38 34'5-TrCB	23.24	3.83E+07	1.06 Y	1.04
PCB-35 33'4-TrCB	23.63	3.90E+07	1.04 Y	1.06
PCB-37 344'-TrCB	23.98	3.97E+07	1.04 Y	-
PCB-54 22'66'-TeCB	18.17	2.84E+07	0.79 Y	-
PCB-50/53 22'46-/22'56'TeCB	20.07	4.91E+07	0.80 Y	0.82
PCB-45 22'36'-TeCB	20.62	2.15E+07	0.78 Y	0.72
PCB-51 22'46'-TeCB	20.70	2.40E+07	0.80 Y	0.80
PCB-46 22'36'-TeCB	20.88	1.97E+07	0.81 Y	0.66
PCB-52 22'55'-TeCB	22.12	2.34E+07	0.79 Y	0.78
PCB-73 23'56'TeCB	22.24	3.29E+07	0.79 Y	1.10

Lab ID: - Ax2 Detail

Lab ID:	CS3_121017_PCB_XA	ICAL: MM7_PCB_07132012_25JUL12		
Acquired:	17-OCT-2012 13:06			
Datafile:	121017X01			
Name	RT	Response	RA	RRF
PCB-43 22'35'-TeCB	22.33	1.89E+07	0.82 Y	0.63
PCB-69/49 23'46'-/22'45'TeCB	22.52	5.82E+07	0.80 Y	0.98
PCB-48 22'45'-TeCB	22.78	2.40E+07	0.81 Y	0.80
PCB-44/47/65 22'35'-/22'44'-	22.99	7.62E+07	0.80 Y	0.85
PCB-59/62/75 23'36'-/23'46'-/24	23.26	9.76E+07	0.80 Y	1.09
PCB-42 22'34'-TeCB	23.41	2.28E+07	0.79 Y	0.76
PCB-41 22'34'-TeCB	23.72	1.86E+07	0.79 Y	0.62
PCB-71/40 23'46'/22'33'-TeCB	23.82	5.03E+07	0.80 Y	0.84
PCB-64 23'46'-TeCB	24.02	3.49E+07	0.79 Y	1.17
PCB-72 23'55'-TeCB	24.75	3.45E+07	0.79 Y	1.16
PCB-68 23'45'-TeCB	25.00	3.75E+07	0.78 Y	1.26
PCB-57 23'35'-TeCB	25.35	3.45E+07	0.78 Y	1.16
PCB-58 23'35'-TeCB	25.54	3.46E+07	0.78 Y	1.16
PCB-67 23'45'-TeCB	25.69	3.56E+07	0.78 Y	1.19
PCB-63 23'45'-TeCB	25.92	3.80E+07	0.78 Y	1.27
PCB-61/70/74/76 23'45'-/23'4'5	26.19	1.40E+08	0.79 Y	1.17
PCB-66 23'44'-TeCB	26.47	3.33E+07	0.78 Y	1.11
PCB-55 23'34'-TeCB	26.60	3.33E+07	0.76 Y	1.12
PCB-56 23'34'-TeCB	27.03	3.22E+07	0.77 Y	1.08
PCB-60 23'44'-TeCB	27.21	3.35E+07	0.78 Y	1.12
PCB-80 33'55'-TeCB	27.58	3.85E+07	0.78 Y	1.29
PCB-79 33'45'-TeCB	28.86	3.65E+07	0.78 Y	1.22
PCB-78 33'45'-TeCB	29.32	3.09E+07	0.79 Y	1.04
PCB-104 22'466'-PeCB	22.93	2.74E+07	0.63 Y	-
PCB-96 22'366'-PeCB	23.22	2.35E+07	0.63 Y	0.95
PCB-103 22'45'6'-PeCB	24.90	2.29E+07	0.61 Y	0.94
PCB-94 22'356'-PeCB	25.07	1.98E+07	0.62 Y	0.81
PCB-95 22'35'6'-PeCB	25.44	2.10E+07	0.62 Y	0.86
PCB-100/93 22'44'6'-/22'356-P	25.65	4.37E+07	0.61 Y	0.90
PCB-102 22'456'-PeCB	25.75	2.16E+07	0.61 Y	0.89
PCB-98 22'3'46'-PeCB	25.82	2.03E+07	0.62 Y	0.83
PCB-88 22'3'46'-PeCB	26.11	2.01E+07	0.62 Y	0.83
PCB-91 22'3'46'-PeCB	26.18	2.23E+07	0.62 Y	0.92
PCB-84 22'3'36'-PeCB	26.35	1.76E+07	0.61 Y	0.72
PCB-89 22'3'46'-PeCB	26.76	1.92E+07	0.62 Y	0.79
PCB-121 23'45'6'-PeCB	27.14	2.91E+07	0.61 Y	1.20
PCB-92 22'355'-PeCB	27.45	2.00E+07	0.62 Y	0.82
PCB-113/90/101 233'5'6'-/22'3	27.92	7.08E+07	0.62 Y	0.97
PCB-83 22'33'5'-PeCB	28.33	1.65E+07	0.60 Y	0.68
				-5.2%

Lab ID: - Ax2 Detail


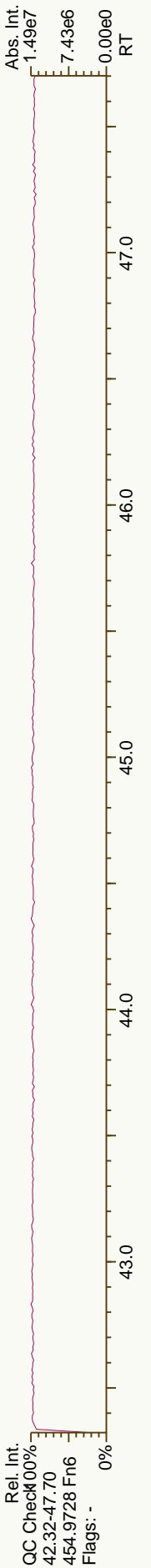
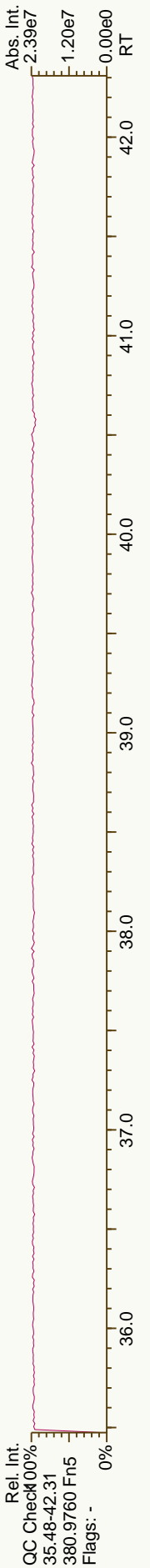
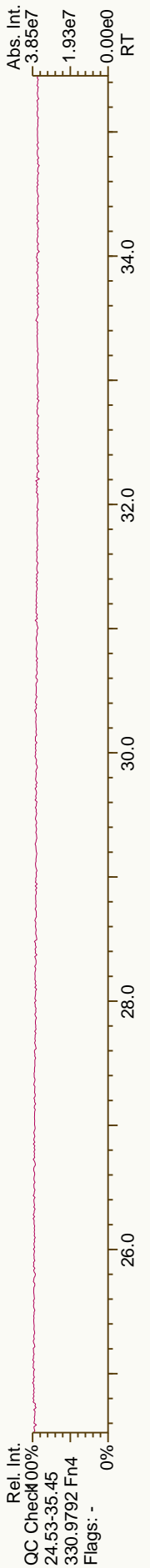
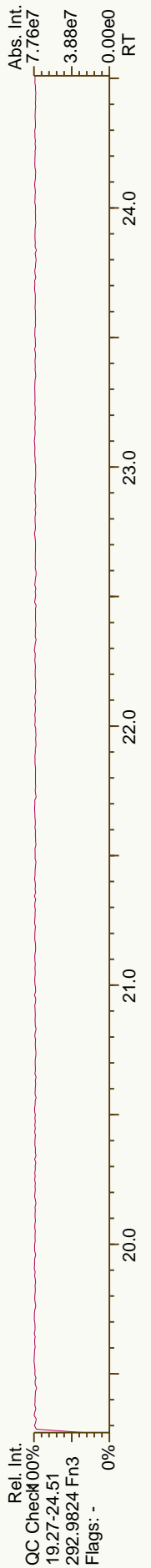
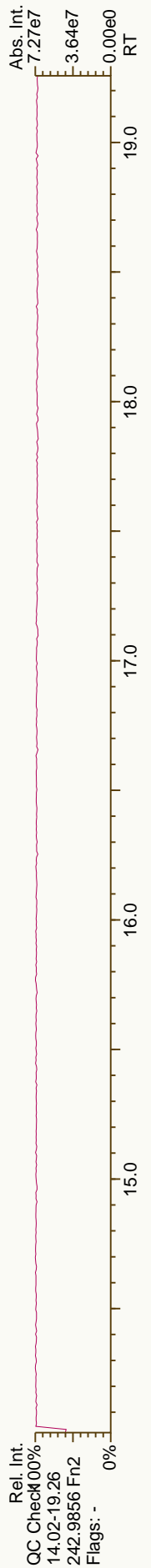
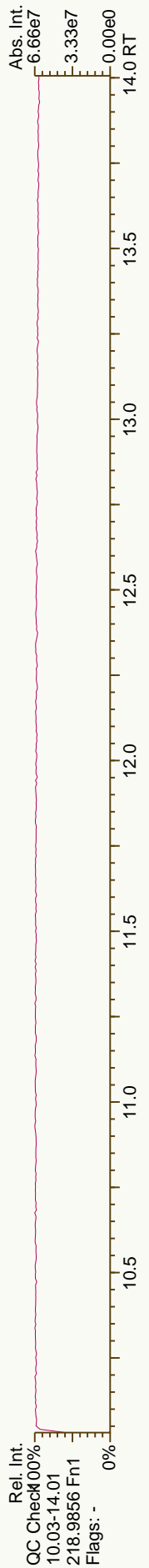
Lab ID: CS3_121017_PCB_XA
 Acquired: 17-OCT-2012 13:06
 Datafile: 121017X01
 ICAL: MM7_PCB_07132012_25JUL12

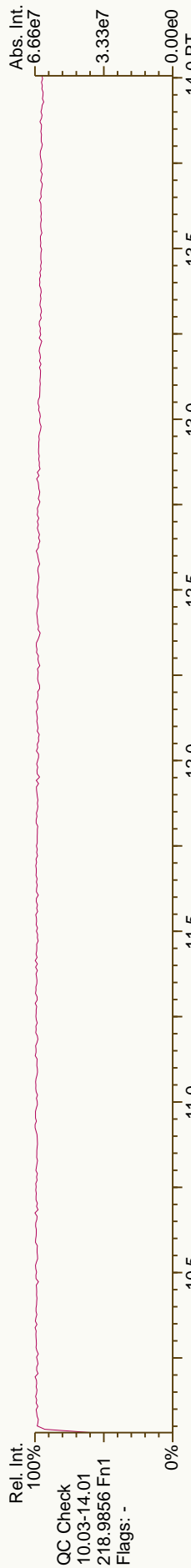

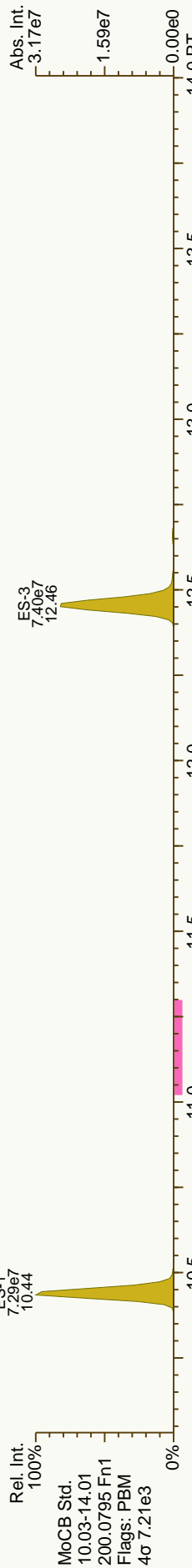
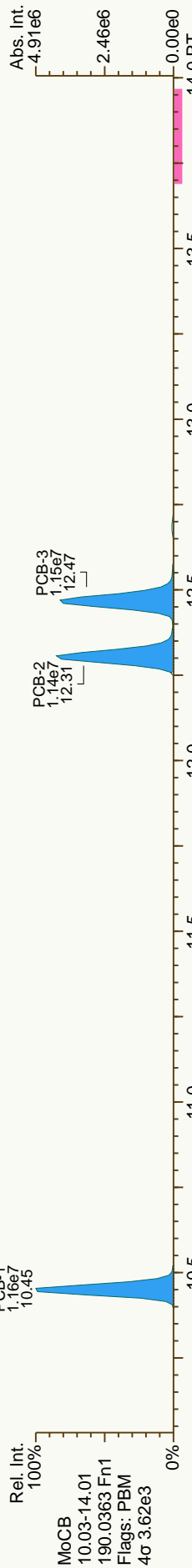
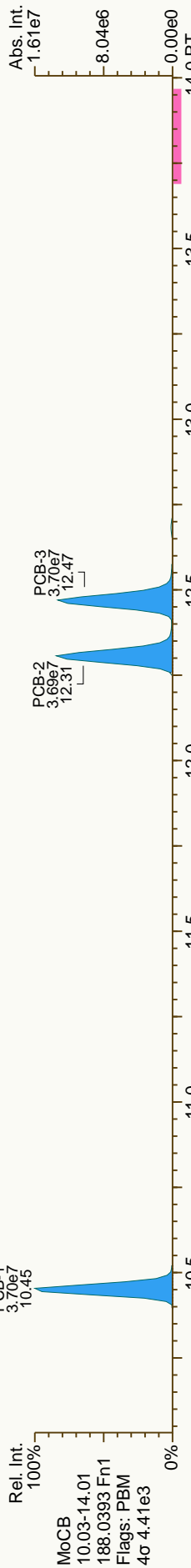
Name	RT	Response	RA	RRF
PCB-99 22'44'5"-PeCB	28.43	2.34E+07	0.62 Y	0.96
PCB-112 233'56"-PeCB	28.53	2.78E+07	0.63 Y	1.14
PCB-109/119/86/97/125...-PeCB	28.86	1.43E+08	0.62 Y	0.98
PCB-117 234'56"-PeCB	29.38	2.17E+07	0.61 Y	0.89
PCB-116/85 234'56"/22'344'-Pe	29.46	5.19E+07	0.61 Y	1.06
PCB-110 233'4'6"-PeCB	29.58	2.46E+07	0.61 Y	1.01
PCB-115 2344'6"-PeCB	29.67	2.99E+07	0.63 Y	1.23
PCB-82 22'33'4"-PeCB	29.85	1.71E+07	0.61 Y	0.70
PCB-111 233'55"-PeCB	30.21	2.87E+07	0.62 Y	1.18
PCB-120 23'455"-PeCB	30.60	2.83E+07	0.61 Y	1.16
PCB-108/124 ...-PeCB	31.54	5.33E+07	0.62 Y	1.09
PCB-107 233'4'5"-PeCB	31.74	2.83E+07	0.62 Y	1.16
PCB-106 233'45"-PeCB	31.94	2.53E+07	0.63 Y	1.04
PCB-122 2'33'45"-PeCB	32.39	2.49E+07	0.62 Y	1.01
PCB-127 33'455"-PeCB	34.35	2.64E+07	0.62 Y	1.07
PCB-155 22'44'66"-HxCB	27.76	2.94E+07	1.27 Y	-
PCB-152 22'3566"-HxCB	27.90	2.66E+07	1.28 Y	0.95
PCB-150 22'34'66"-HxCB	28.05	2.76E+07	1.28 Y	0.98
PCB-136 22'33'66"-HxCB	28.33	2.52E+07	1.27 Y	0.90
PCB-145 22'34'66"-HxCB	28.60	2.58E+07	1.27 Y	0.92
PCB-148 22'34'56"-HxCB	29.89	1.94E+07	1.26 Y	0.69
PCB-151/135 22'355'6"/22'33'	30.39	3.79E+07	1.24 Y	0.67
PCB-154 22'44'5'6"-HxCB	30.60	2.18E+07	1.25 Y	0.78
PCB-144 22'34'5'6"-HxCB	30.85	1.96E+07	1.27 Y	0.70
PCB-147/149 22'34'56"/22'34'	31.15	3.94E+07	1.26 Y	0.70
PCB-134 22'33'56"-HxCB	31.31	1.53E+07	1.27 Y	0.54
PCB-143 22'34'56"-HxCB	31.39	1.92E+07	1.27 Y	0.68
PCB-139/140 22'344'6"/22'344'	31.65	3.99E+07	1.27 Y	0.71
PCB-131 22'33'46"-HxCB	31.81	1.69E+07	1.23 Y	0.60
PCB-142 22'34'56"-HxCB	31.95	1.70E+07	1.27 Y	0.61
PCB-132 22'33'46"-HxCB	32.19	1.76E+07	1.28 Y	0.63
PCB-133 22'33'55"-HxCB	32.63	1.80E+07	1.25 Y	0.64
PCB-165 233'55'6"-HxCB	32.97	2.27E+07	1.27 Y	0.81
PCB-146 22'34'55"-HxCB	33.18	2.03E+07	1.26 Y	0.72
PCB-161 233'45'6"-HxCB	33.29	2.49E+07	1.26 Y	0.89
PCB-153/168 22'44'55"/23'44'	33.71	4.86E+07	1.27 Y	0.86
PCB-141 22'34'55"-HxCB	33.84	1.88E+07	1.28 Y	0.67
PCB-130 22'33'45"-HxCB	34.18	1.65E+07	1.24 Y	0.59
PCB-137 22'344'5"-HxCB	34.37	1.85E+07	1.27 Y	0.66
PCB-164 233'4'5'6"-HxCB	34.46	2.68E+07	1.27 Y	0.95
PCB-163/138/129 233'4'56"/22'	34.74	6.13E+07	1.28 Y	0.73
				10.3%
				1.2%
				3.3%
				-14.3%
				9.4%
				-1.3%
				6.2%
				1.5%
				2.1%
				0.1%
				1.9%
				1.9%
				-2.9%
				0.8%
				-3.1%
				-
				-6.5%
				-2.2%
				-6.0%
				-4.6%
				-6.7%
				-8.1%
				-6.7%
				-6.8%
				-6.7%
				-10.8%
				-6.3%
				-6.8%
				-7.0%
				-9.0%
				-7.4%
				-8.4%
				-6.6%
				-5.8%
				-7.3%
				-7.1%
				-5.6%
				-9.4%
				-17.3%
				2.1%
				-6.9%

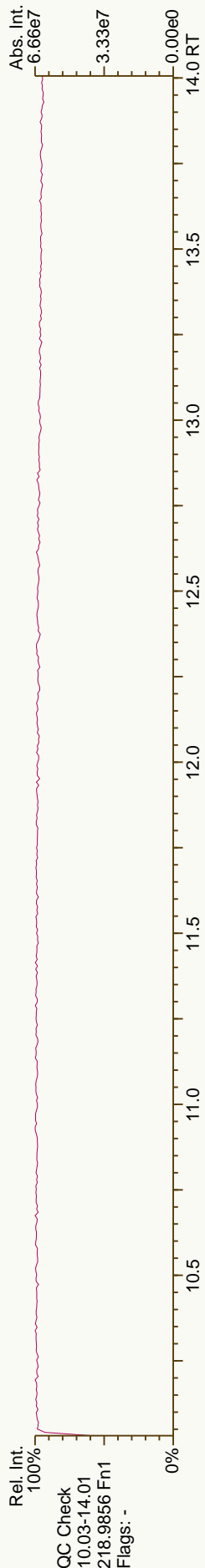
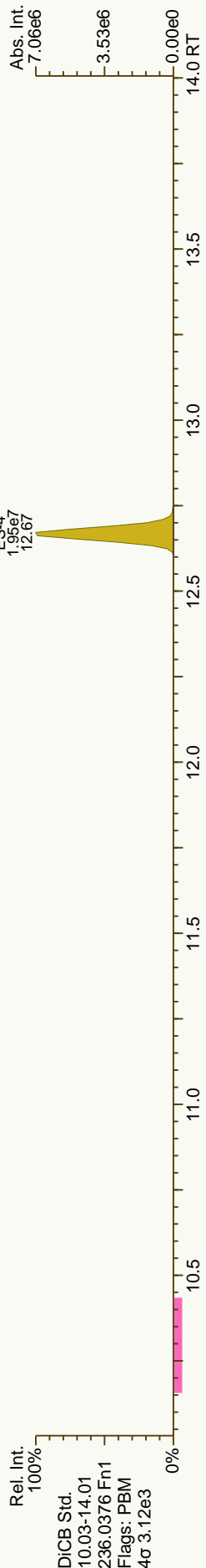
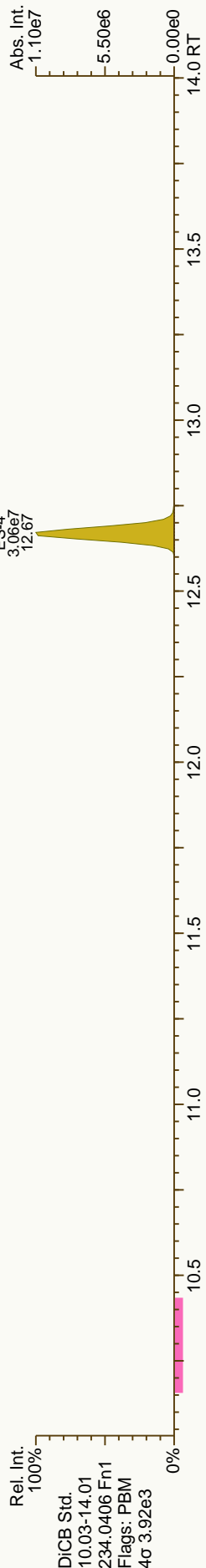
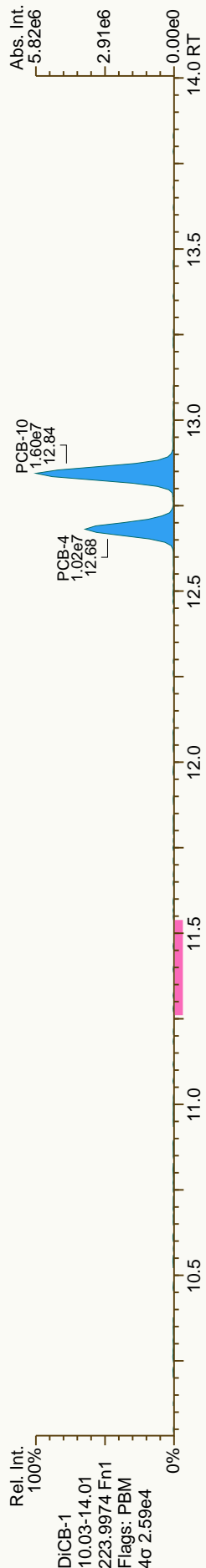
ICAL: MM7_PCB_07132012_25JUL12

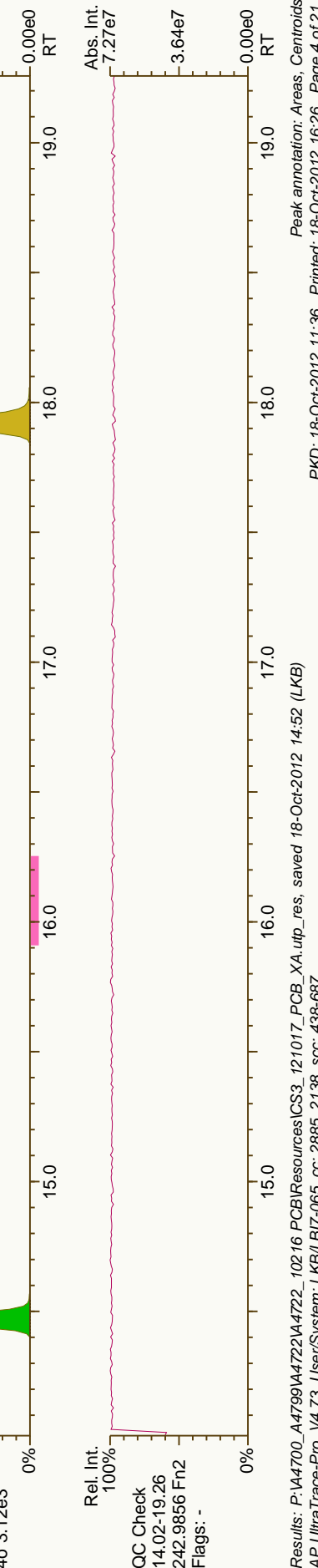
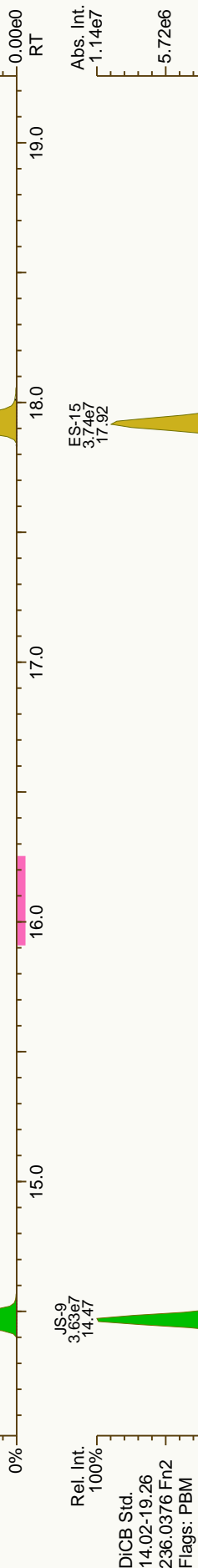
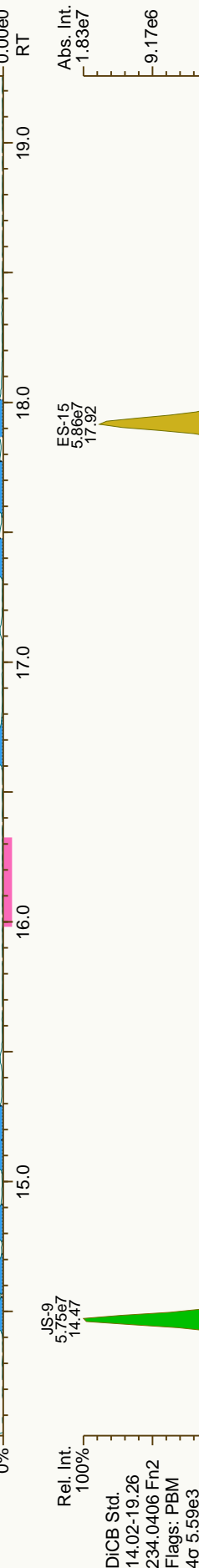
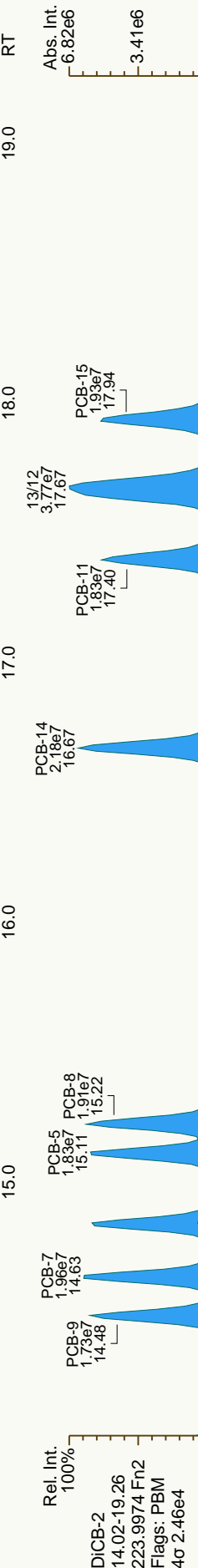
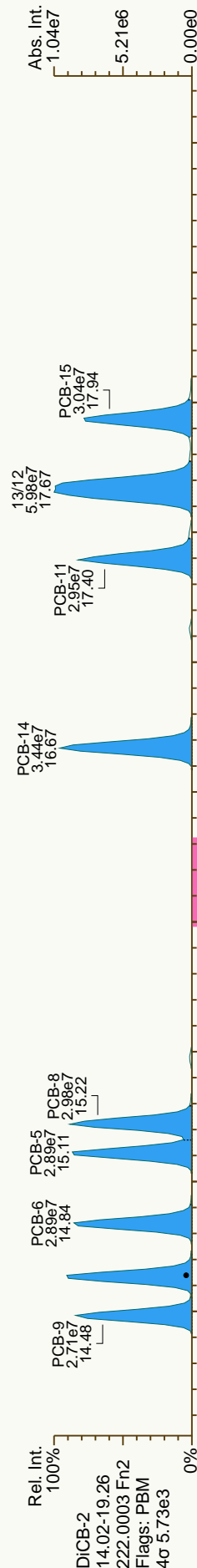
Lab ID: CS3_121017_PCB_XA
 Acquired: 17-OCT-2012 13:06
 Datafile: 121017X01

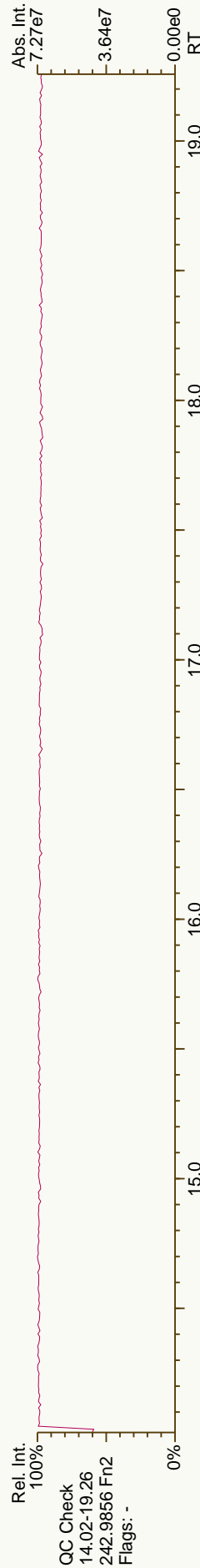

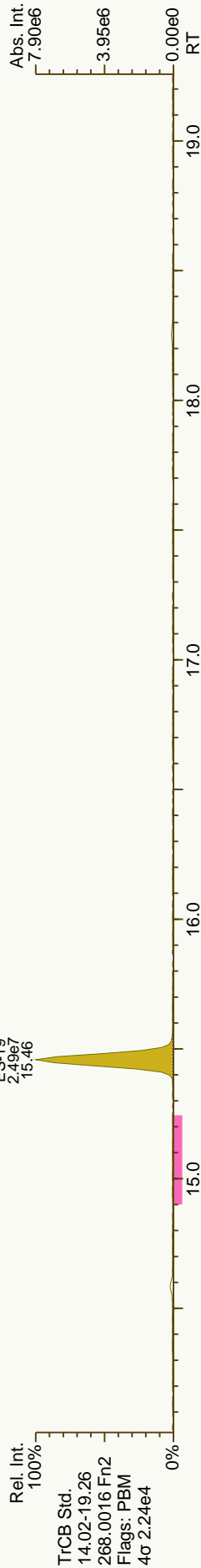


Name	RT	Response	RA	RRF
PCB-160 233'456'-HxCB	34.87	2.34E+07	1.25 Y	0.83
PCB-158 233'44'6'-HxCB	35.06	2.66E+07	1.28 Y	0.95
PCB-128/166 22'33'44'-/2344'5	35.77	4.34E+07	1.23 Y	0.88
PCB-159 233'455'-HxCB	36.62	2.51E+07	1.24 Y	1.02
PCB-162 233'4'55'-HxCB	36.85	2.60E+07	1.25 Y	1.06
PCB-188 22'34'566'-HpCB	32.56	2.31E+07	1.06 Y	-
PCB-179 22'33'566'-HpCB	32.83	2.11E+07	1.07 Y	0.91
PCB-184 22'344'66'-HpCB	33.29	2.12E+07	1.05 Y	0.91
PCB-176 22'33'466'-HpCB	33.57	2.32E+07	1.05 Y	1.00
PCB-186 22'34566'-HpCB	33.95	2.19E+07	1.06 Y	0.94
PCB-178 22'33'55'6'-HpCB	35.11	1.58E+07	1.05 Y	0.68
PCB-175 22'33'45'6'-HpCB	35.64	1.79E+07	1.05 Y	0.77
PCB-187 22'34'55'6'-HpCB	35.87	1.91E+07	1.05 Y	0.83
PCB-182 22'344'56'-HpCB	36.04	1.98E+07	1.05 Y	0.86
PCB-183 22'344'5'6'-HpCB	36.39	2.08E+07	1.04 Y	0.90
PCB-185 22'3455'6'-HpCB	36.46	1.82E+07	1.05 Y	0.79
PCB-174 22'33'456'-HpCB	36.57	1.67E+07	1.05 Y	0.72
PCB-177 22'33'4'56'-HpCB	36.94	1.61E+07	1.04 Y	0.70
PCB-181 22'344'56'-HpCB	37.28	1.87E+07	1.07 Y	0.81
PCB-171/173 22'33'44'6'-/22'3	37.45	3.28E+07	1.04 Y	0.71
PCB-172 22'33'455'-HpCB	38.83	1.66E+07	1.05 Y	0.71
PCB-192 233'455'6'-HpCB	39.07	2.19E+07	1.04 Y	0.93
PCB-180/193 22'344'55'-/233'	39.34	4.15E+07	1.04 Y	0.88
PCB-191 233'44'5'6'-HpCB	39.67	2.28E+07	1.06 Y	0.97
PCB-170 22'33'44'5'-HpCB	40.41	1.61E+07	1.05 Y	0.69
PCB-190 233'44'56'-HpCB	40.86	2.28E+07	1.05 Y	0.97
PCB-202 22'33'55'66'-OcCB	37.05	1.88E+07	0.89 Y	-
PCB-201 22'33'45'66'-OcCB	37.82	2.10E+07	0.90 Y	0.98
PCB-204 22'344'566'-OcCB	38.39	1.99E+07	0.90 Y	0.93
PCB-197 22'33'44'66'-OcCB	38.58	2.18E+07	0.90 Y	1.02
PCB-200 22'33'4566'-OcCB	38.66	1.98E+07	0.91 Y	0.93
PCB-198/199 22'33'455'6'-/22'	40.99	2.86E+07	0.91 Y	0.67
PCB-196 22'33'44'56'-OcCB	41.56	1.49E+07	0.91 Y	0.70
PCB-203 22'344'55'6'-OcCB	41.73	1.56E+07	0.92 Y	0.73
PCB-195 22'33'44'56'-OcCB	42.82	1.46E+07	0.92 Y	0.75
PCB-194 22'33'44'55'-OcCB	44.78	1.56E+07	0.91 Y	0.81
PCB-205 233'44'55'6'-OcCB	45.18	1.99E+07	0.92 Y	-
PCB-208 22'33'455'66'-NoCB	42.63	1.85E+07	0.77 Y	-
PCB-207 22'33'44'566'-NoCB	43.41	1.91E+07	0.76 Y	0.94
PCB-206 22'33'44'55'6'-NoCB	46.63	1.31E+07	0.76 Y	-

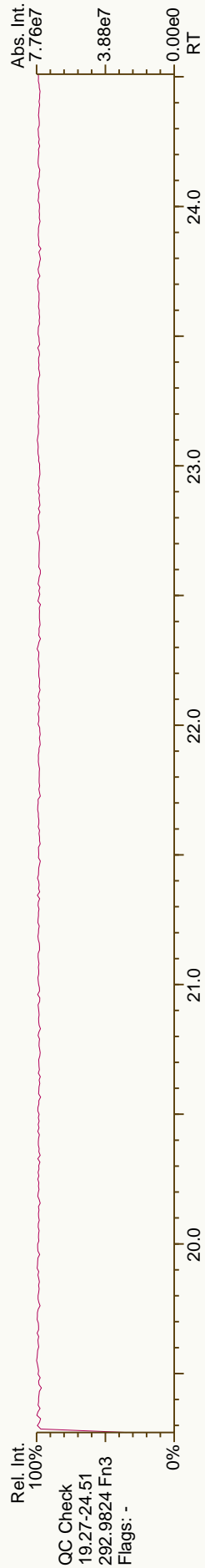

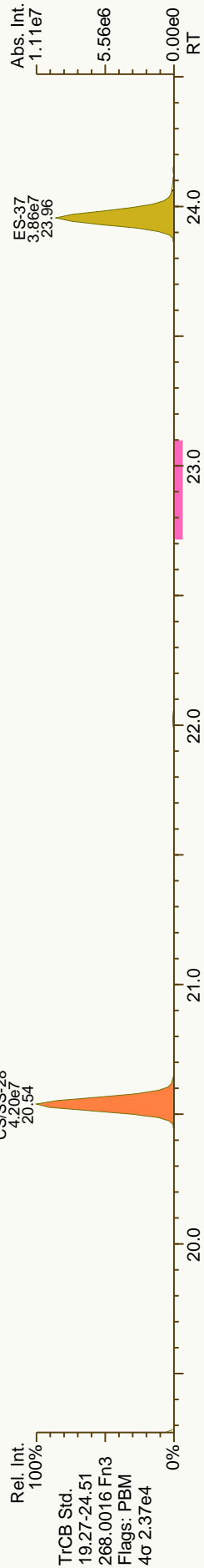
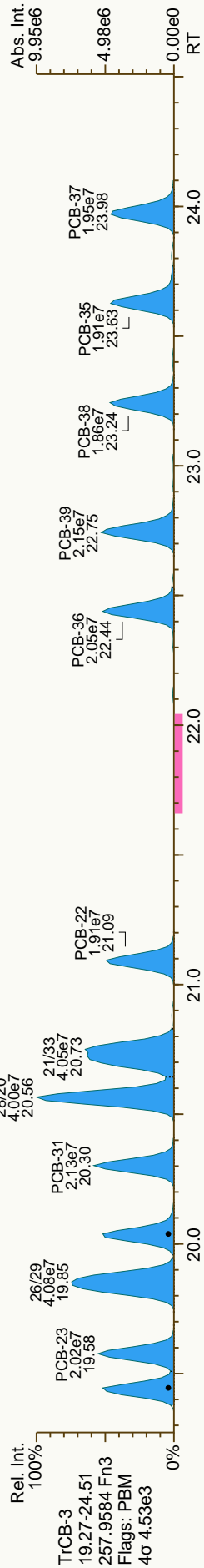
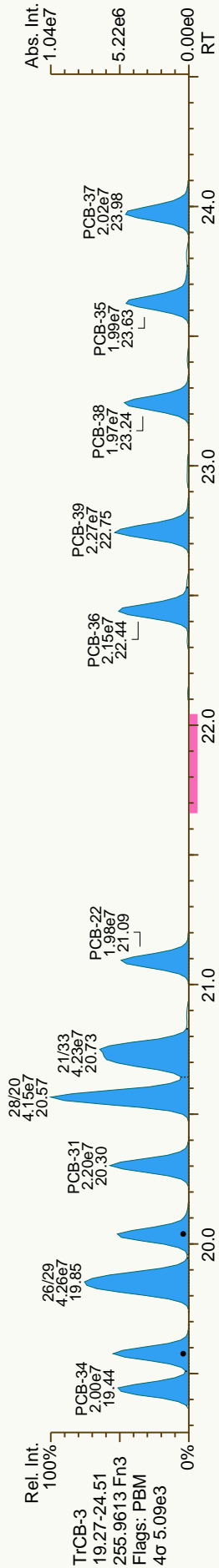


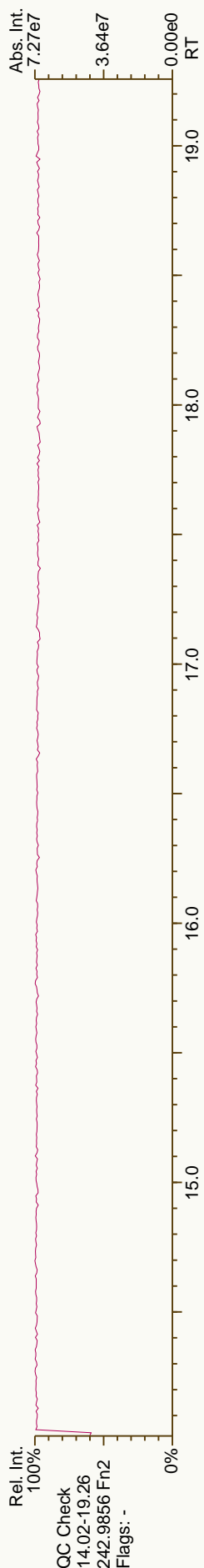
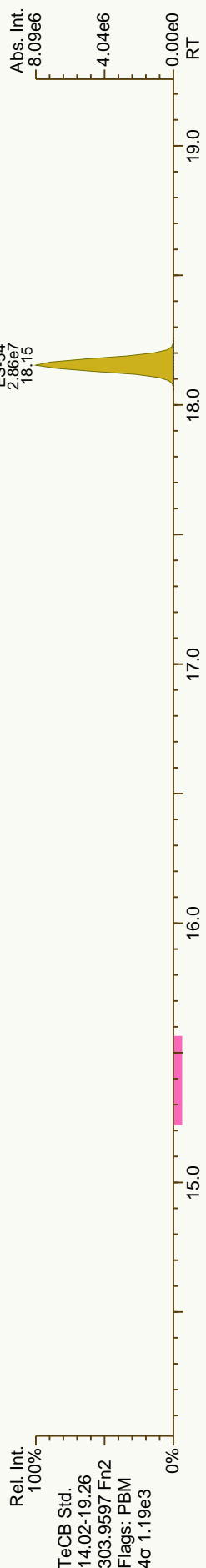
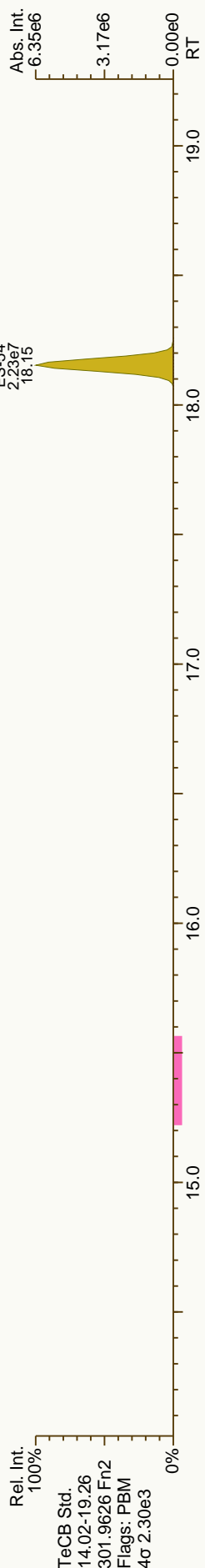
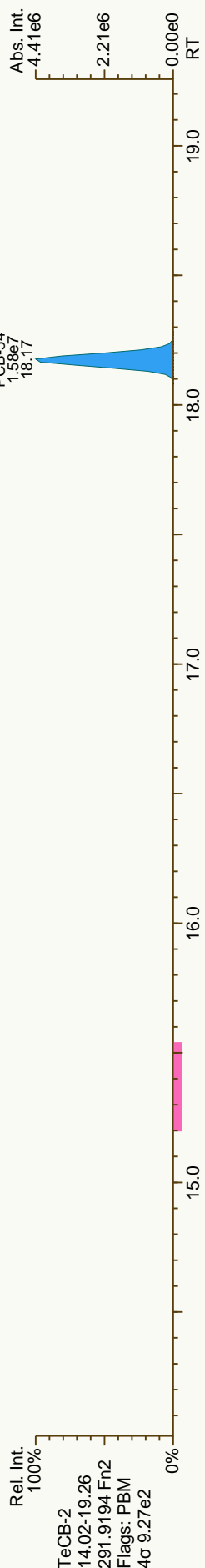
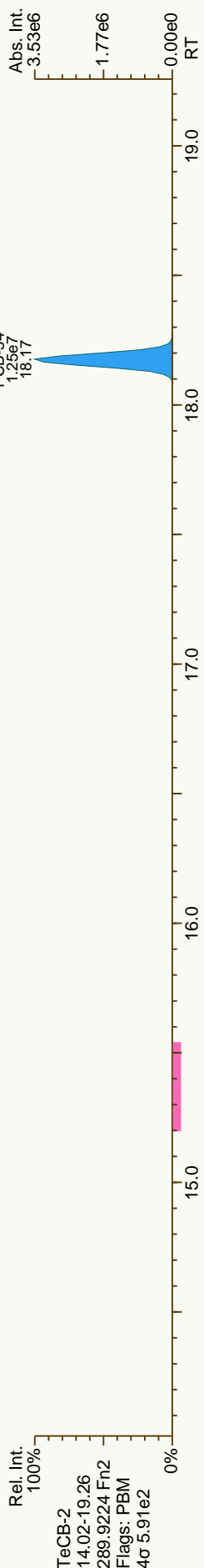


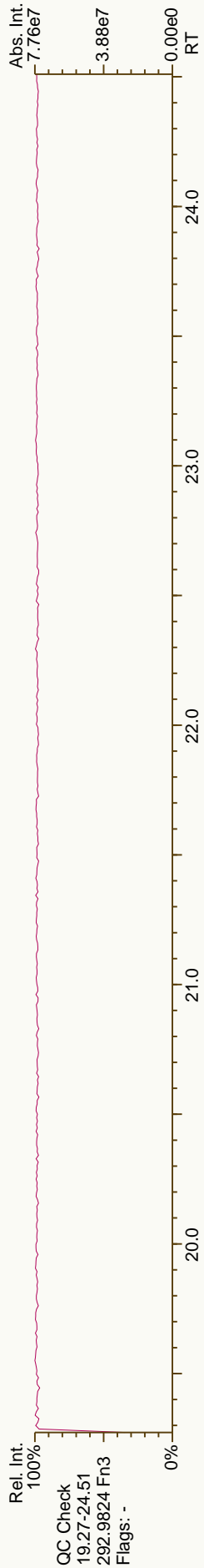
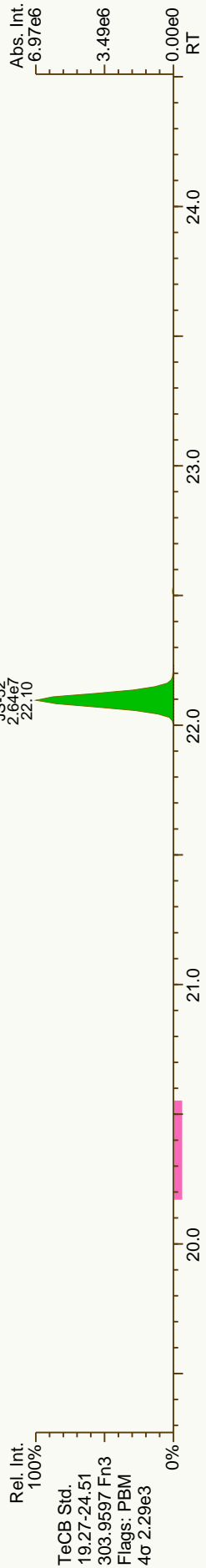
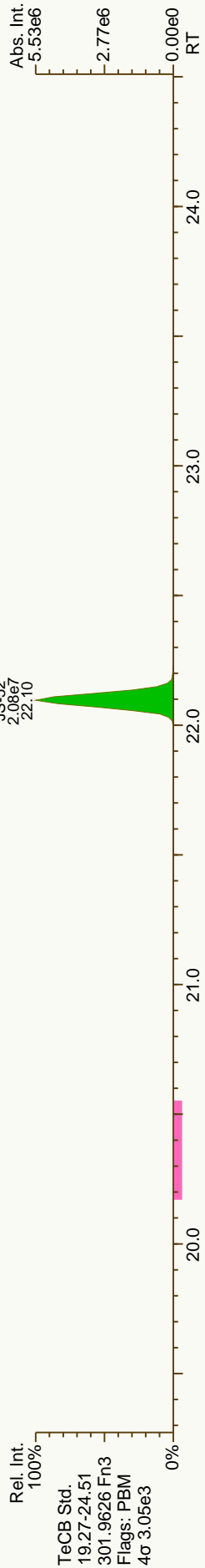
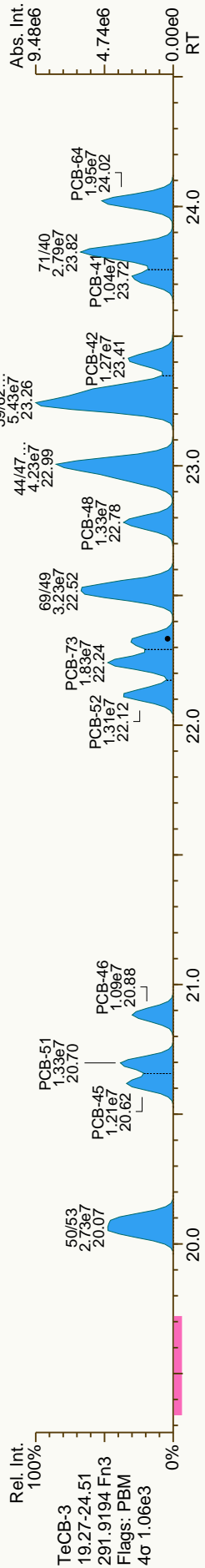
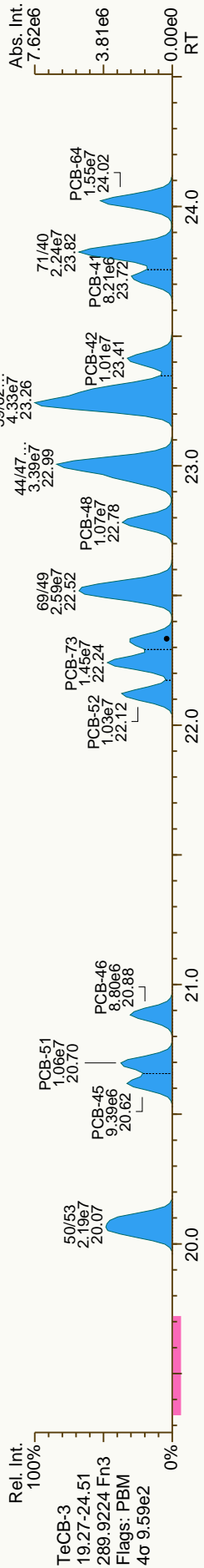


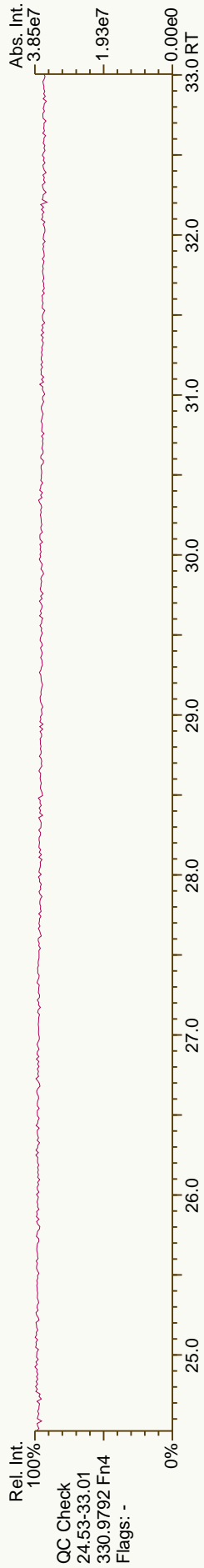
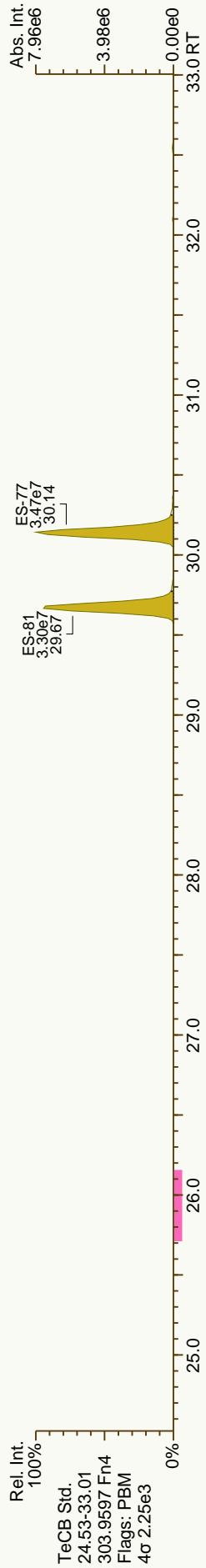
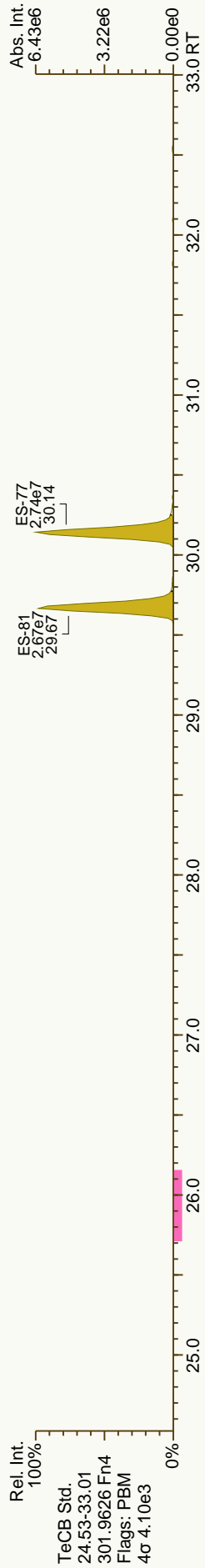
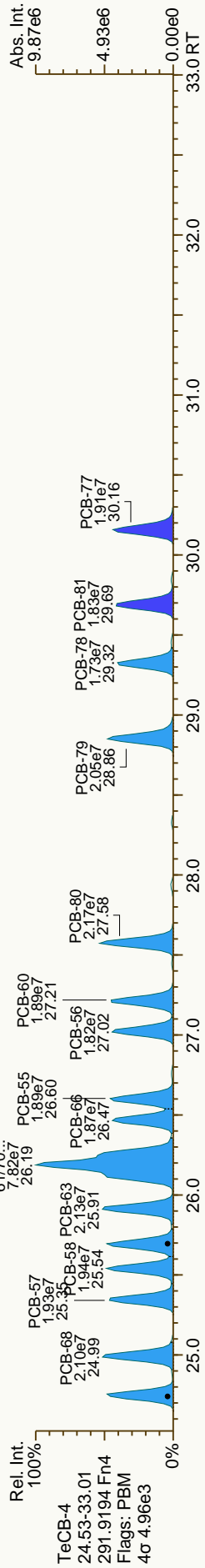
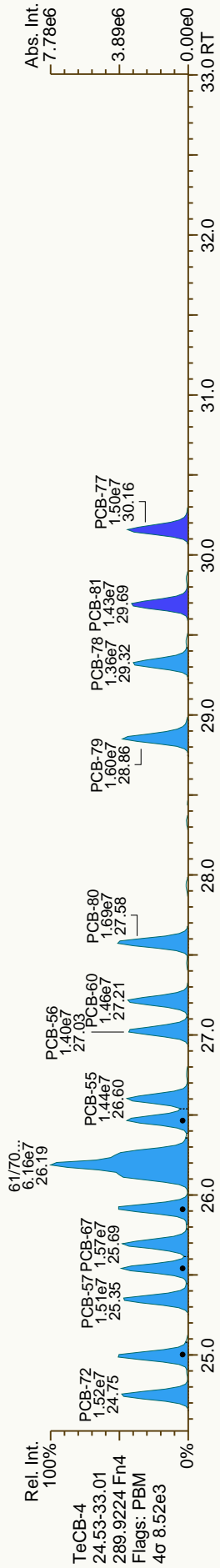


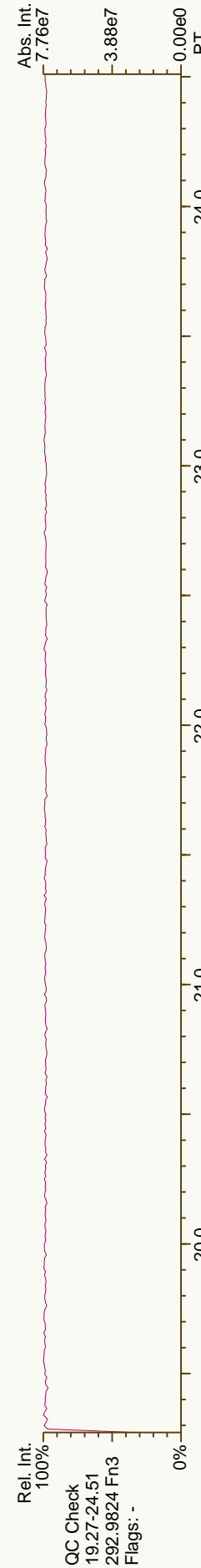
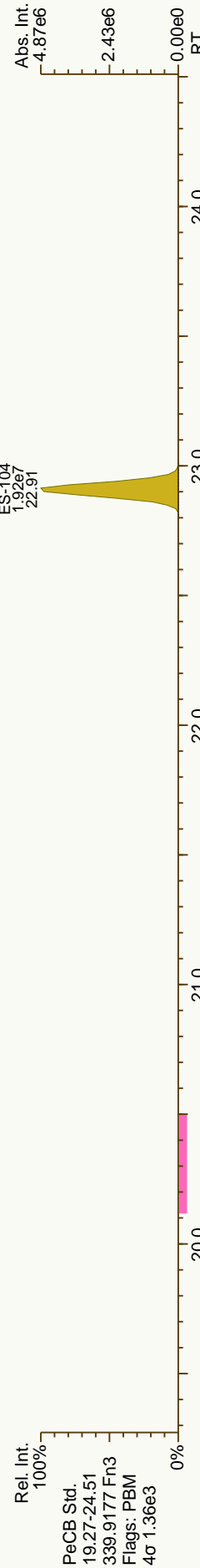
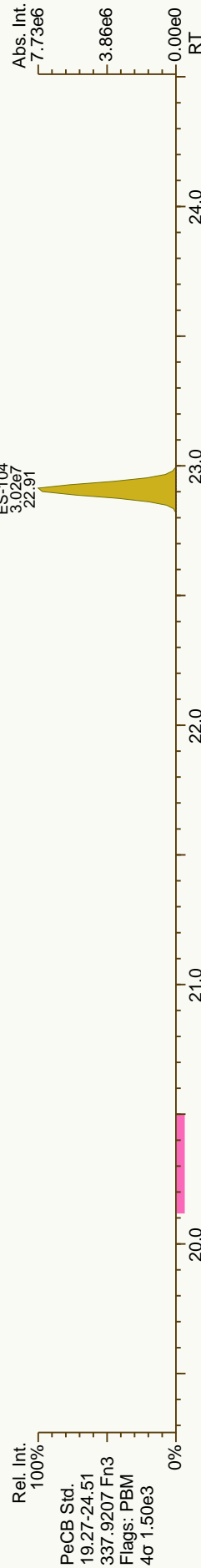
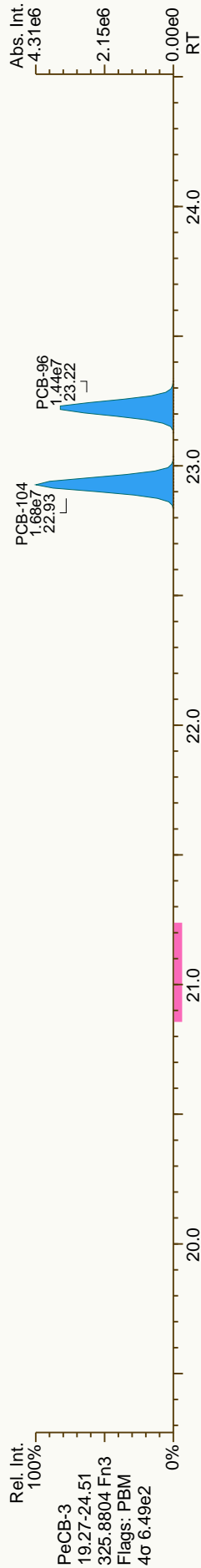
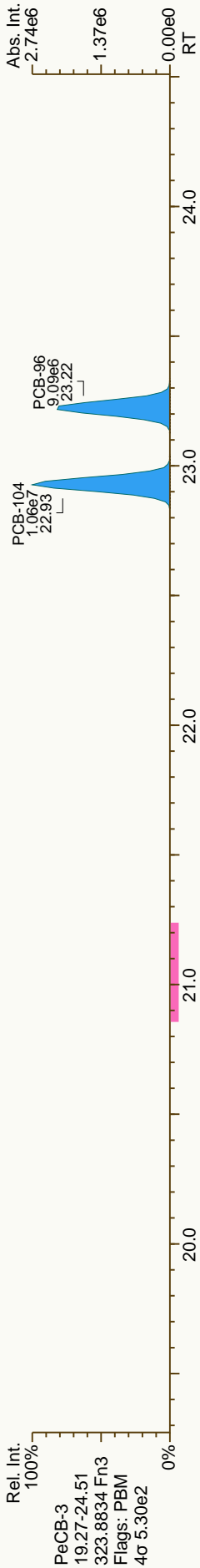


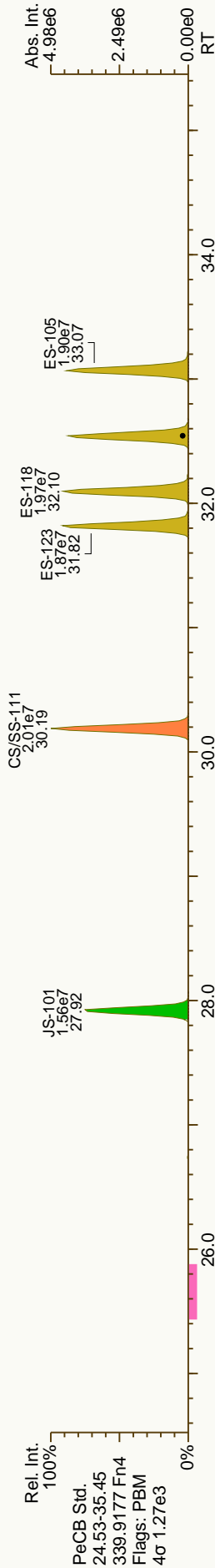
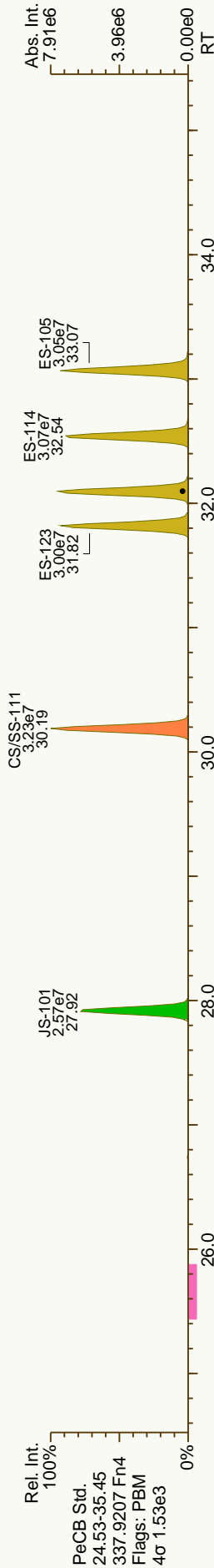

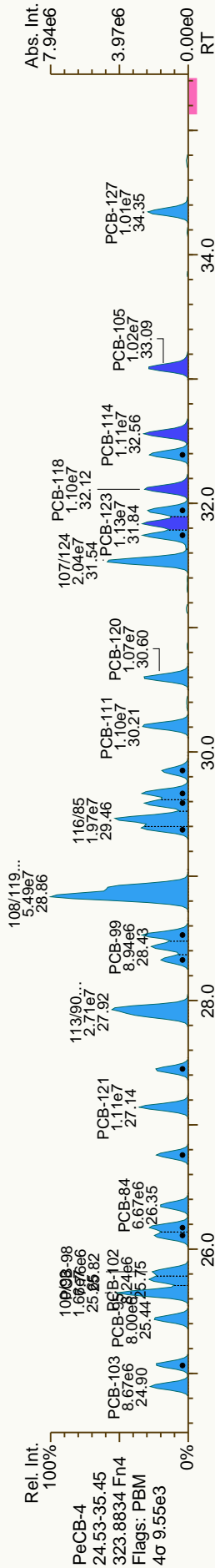


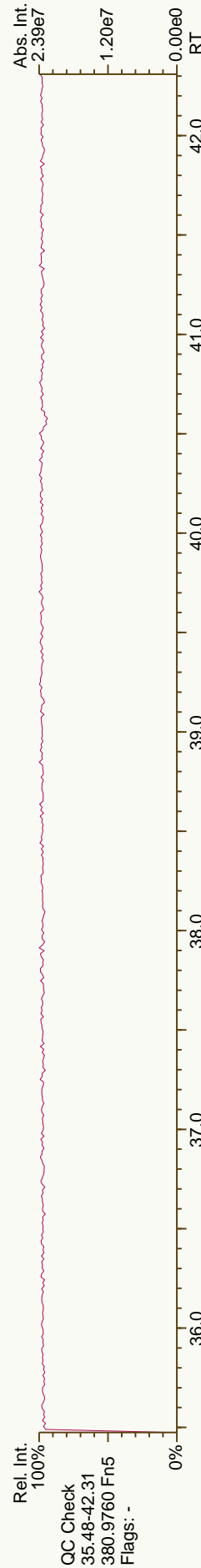
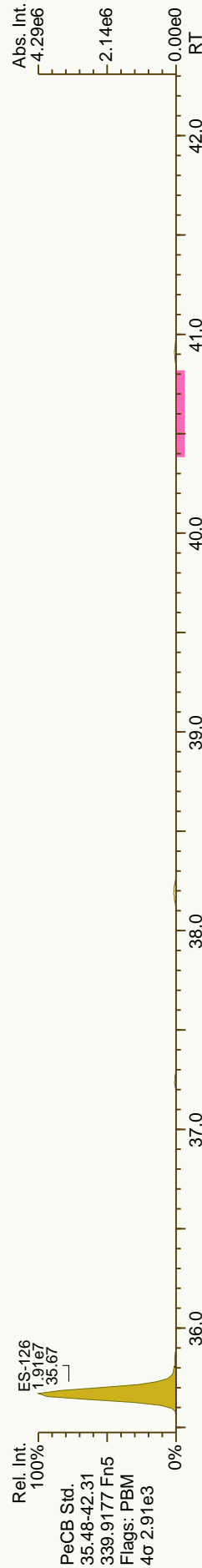
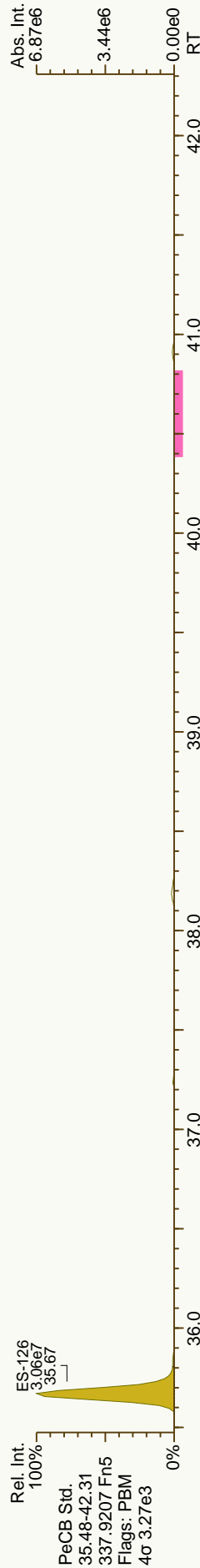
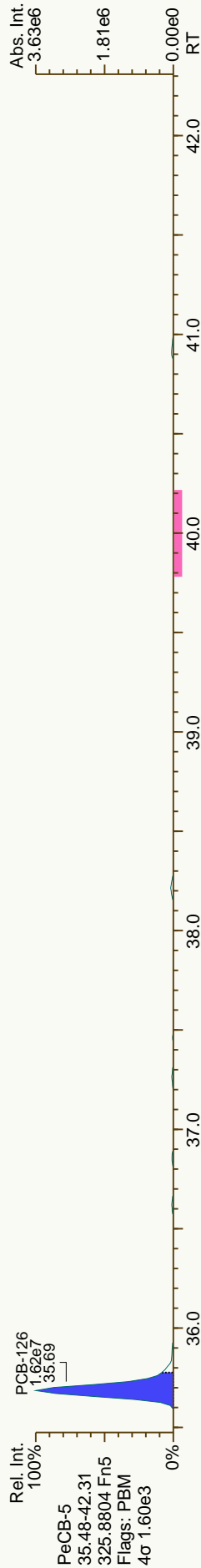
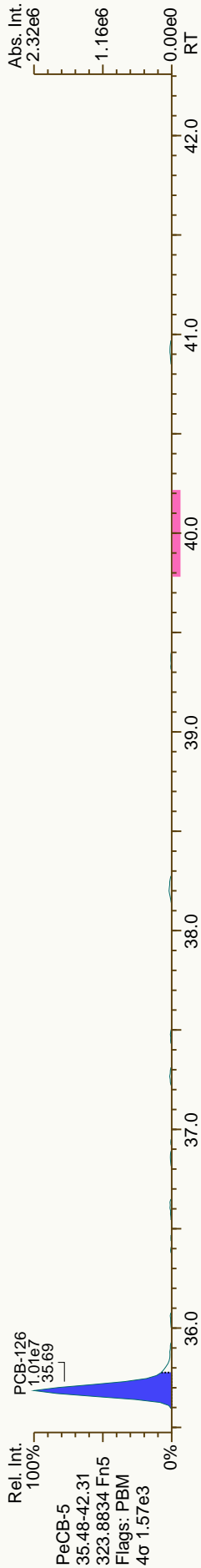


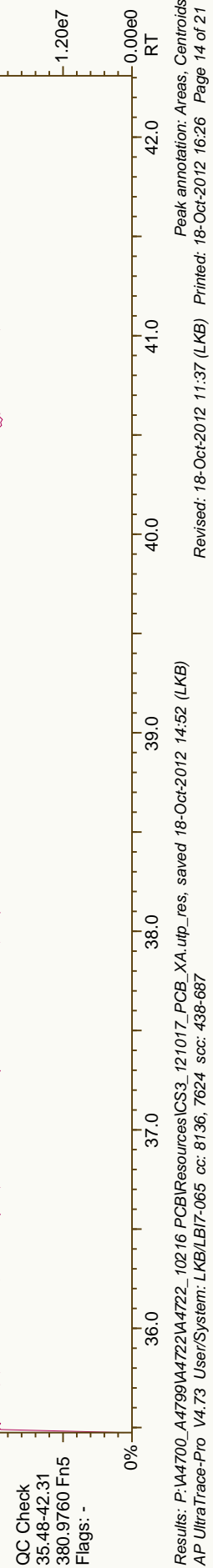
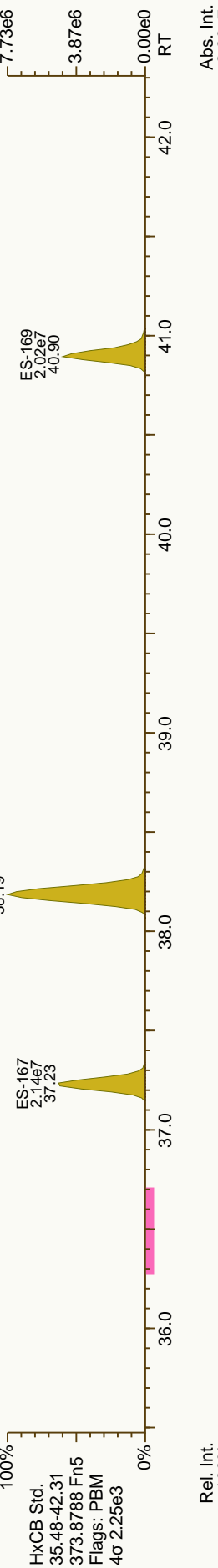
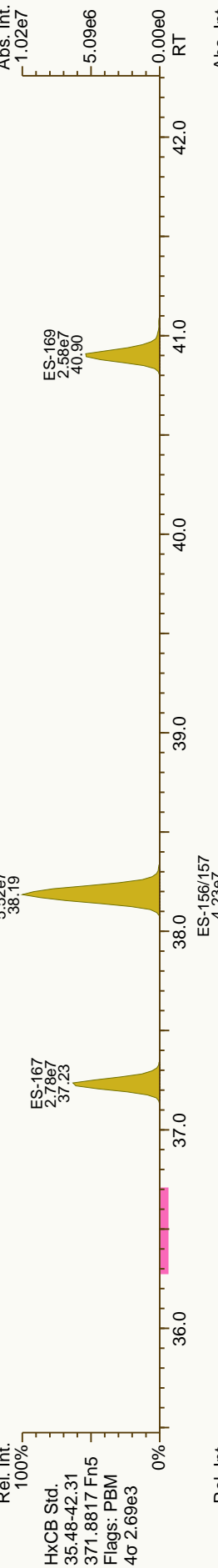
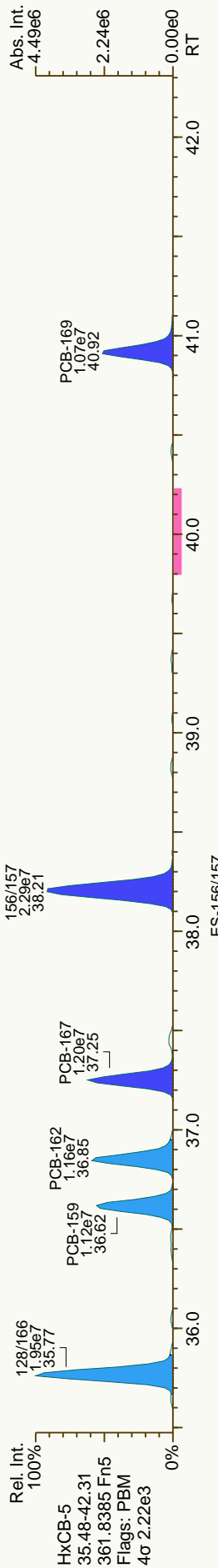
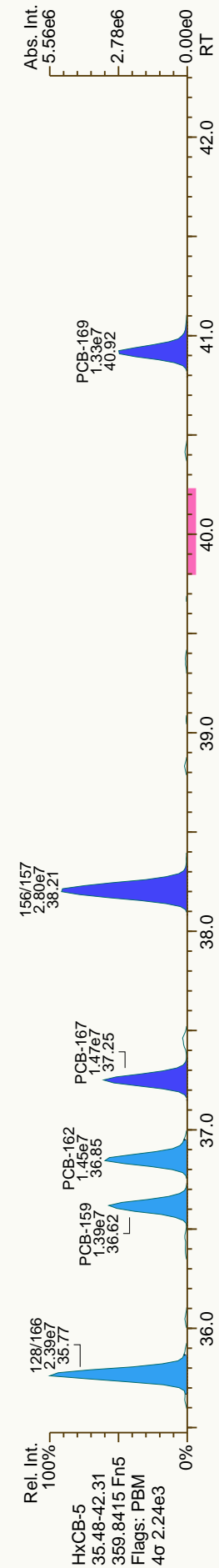


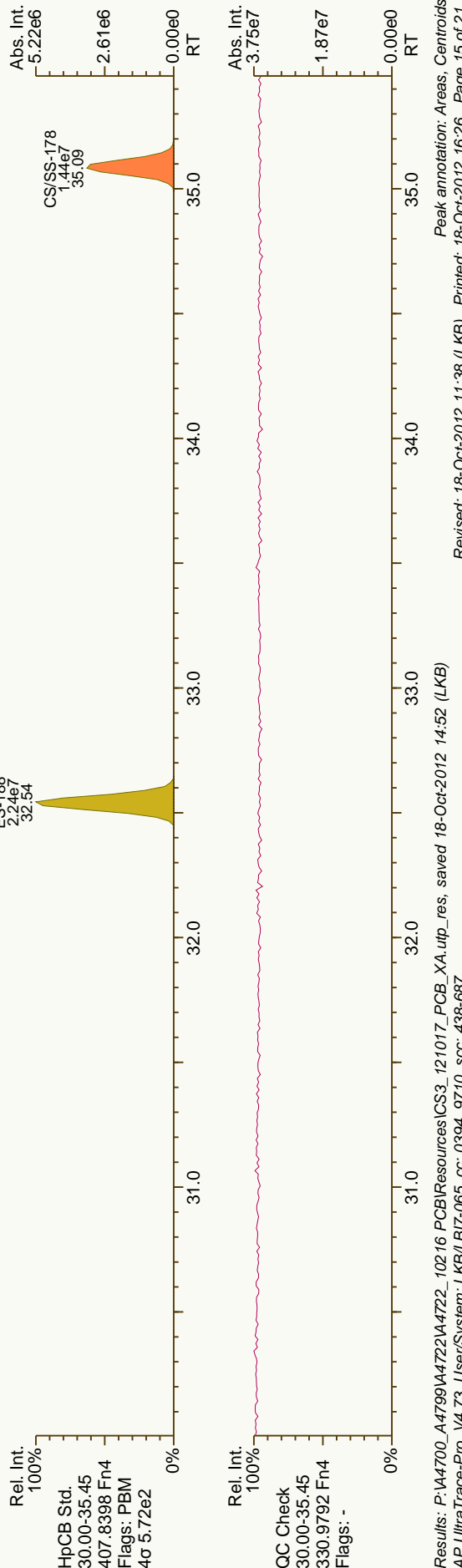
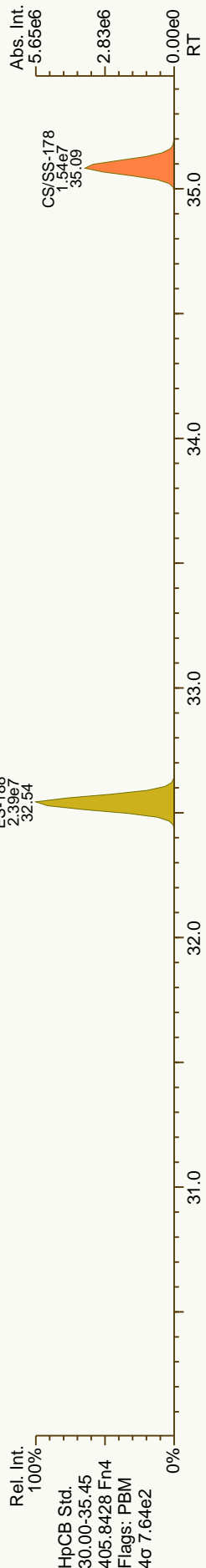
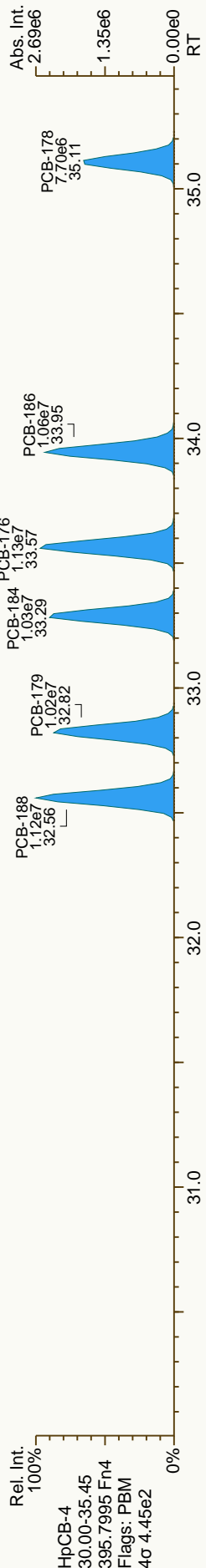
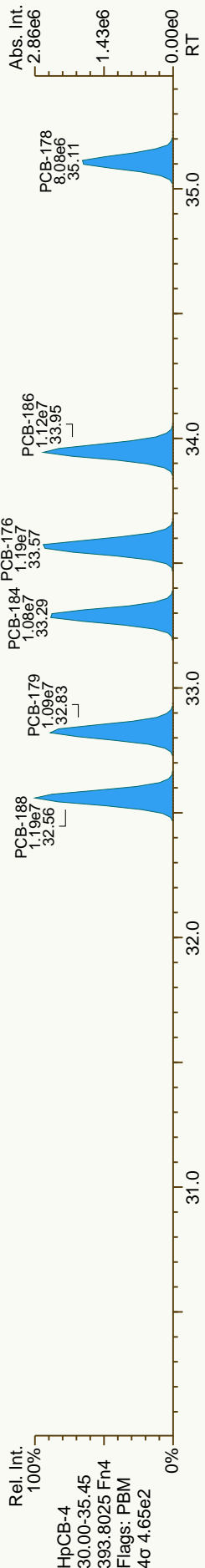


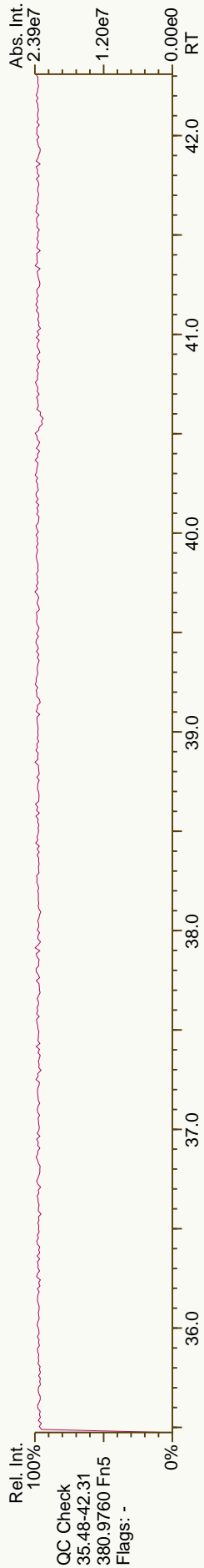
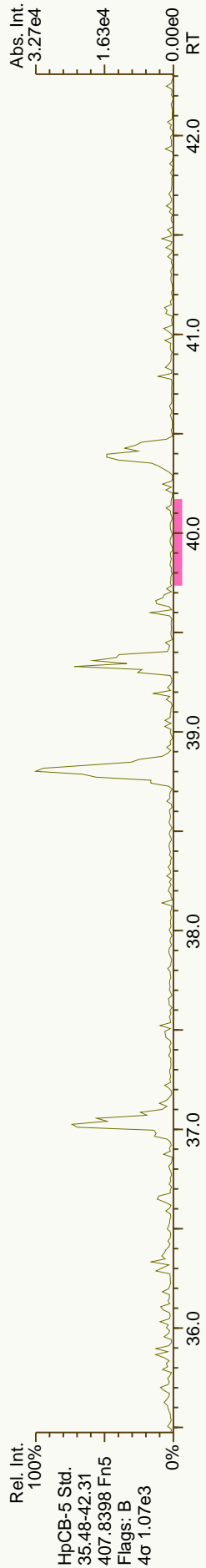
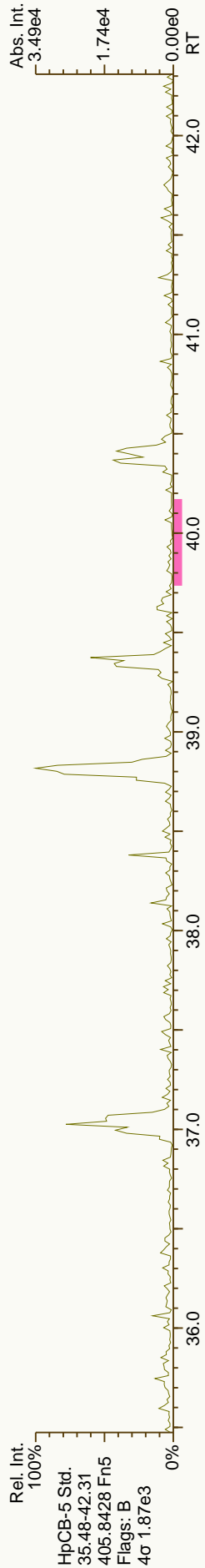
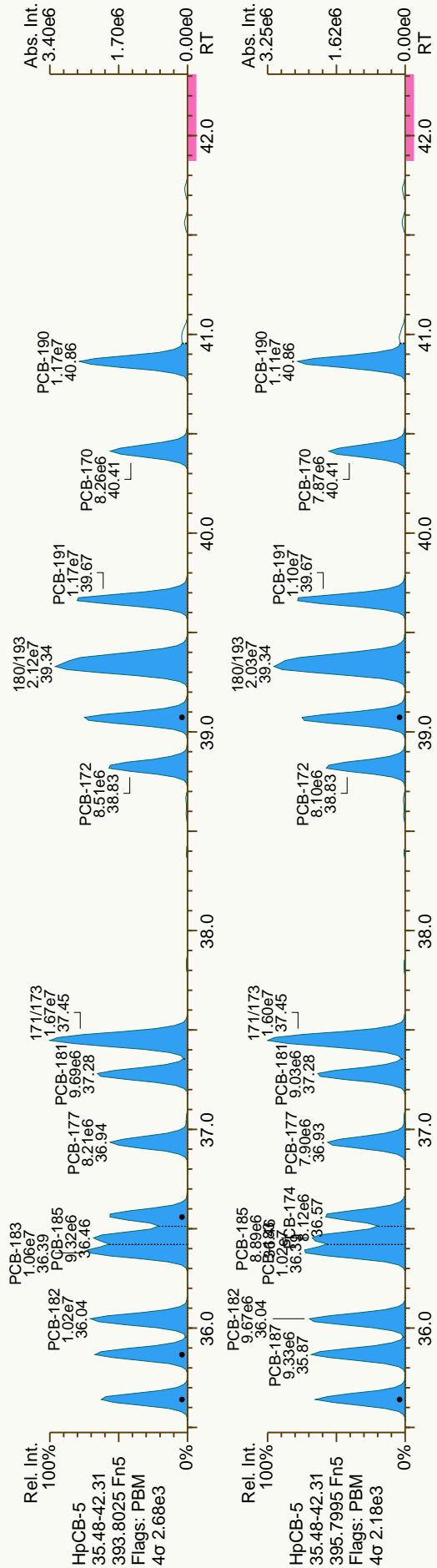


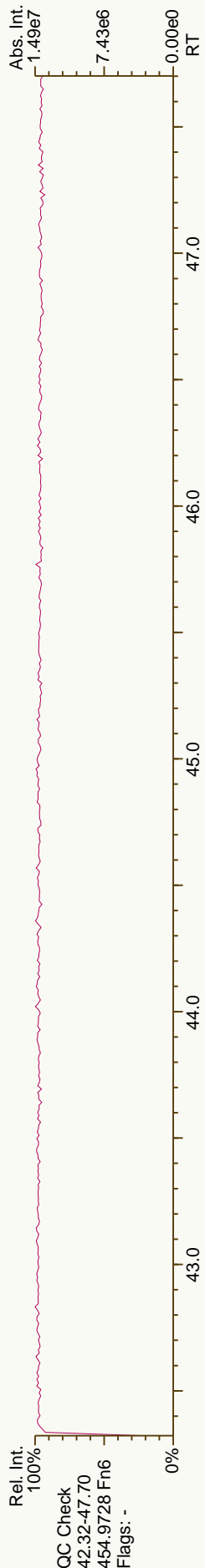
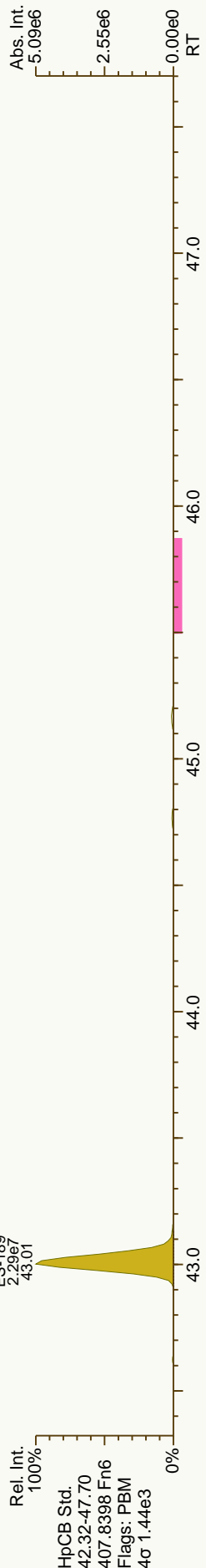

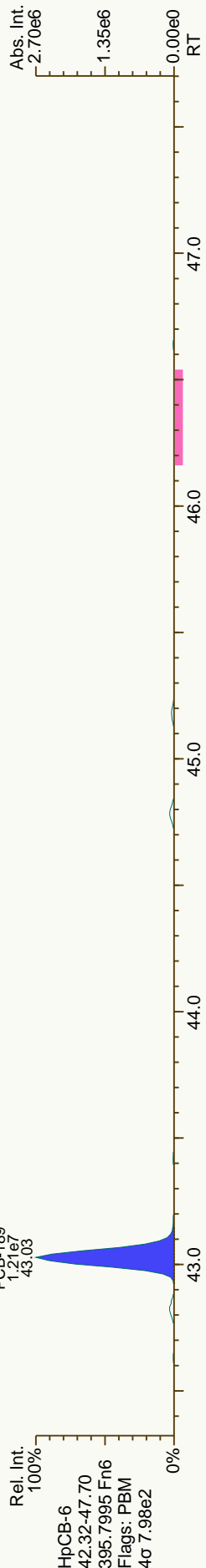
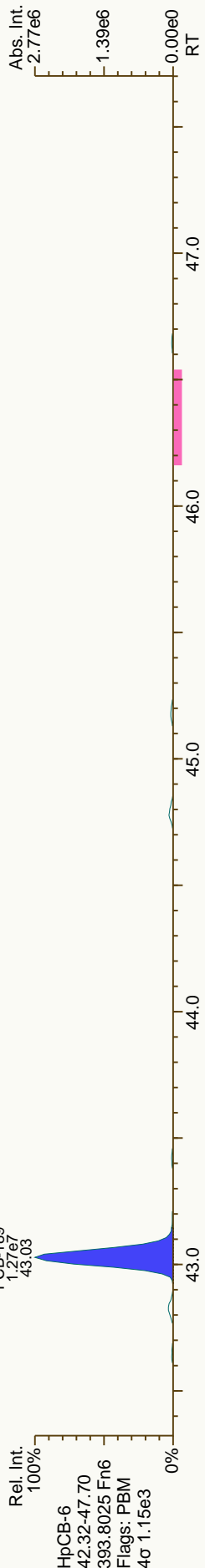


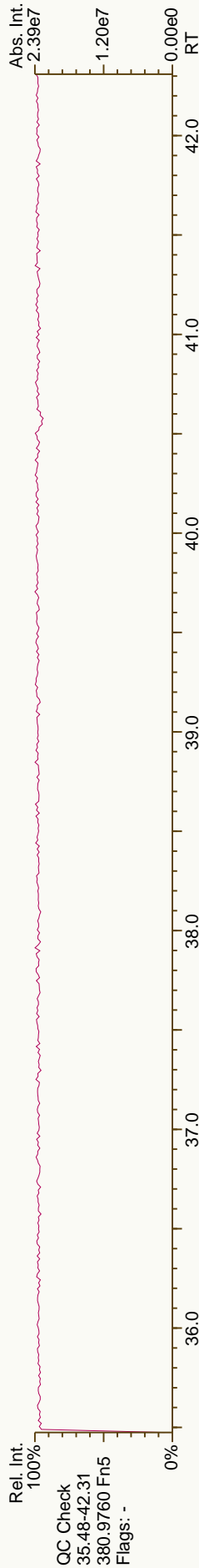
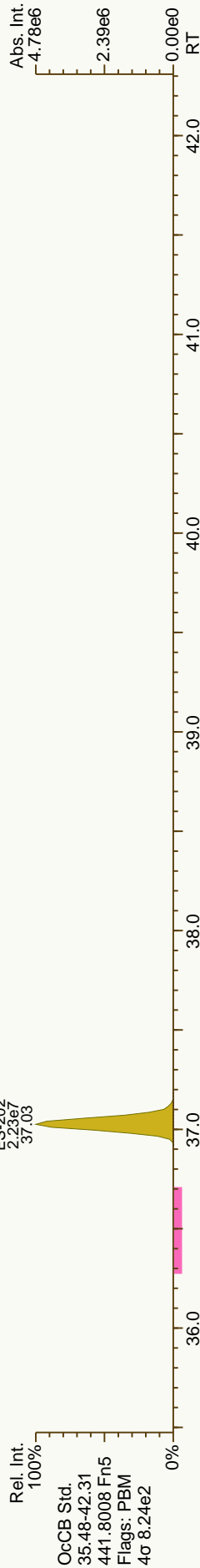
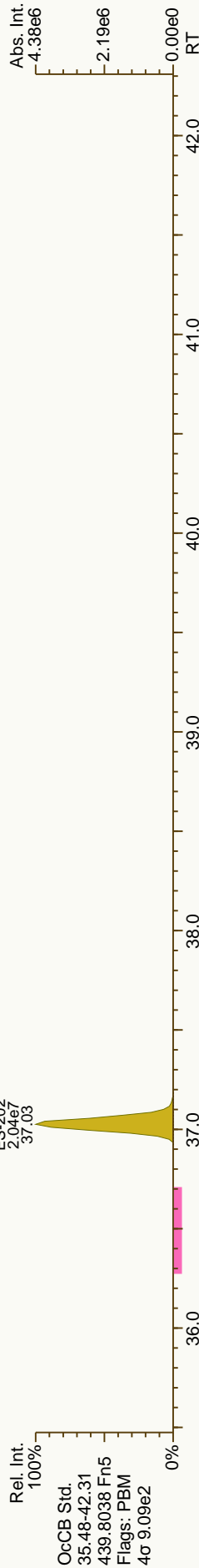
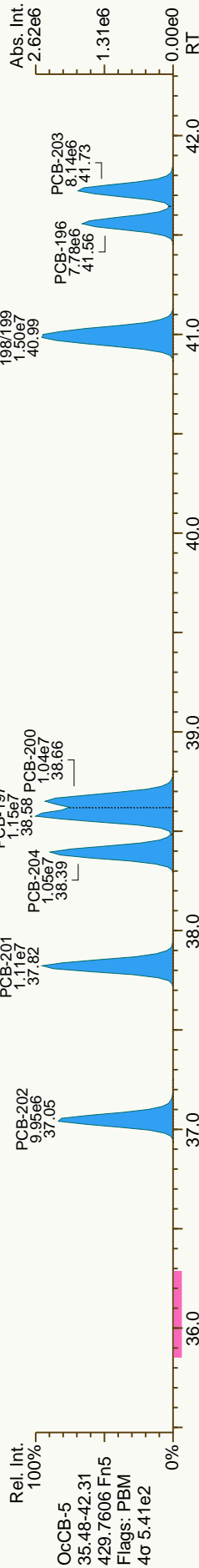
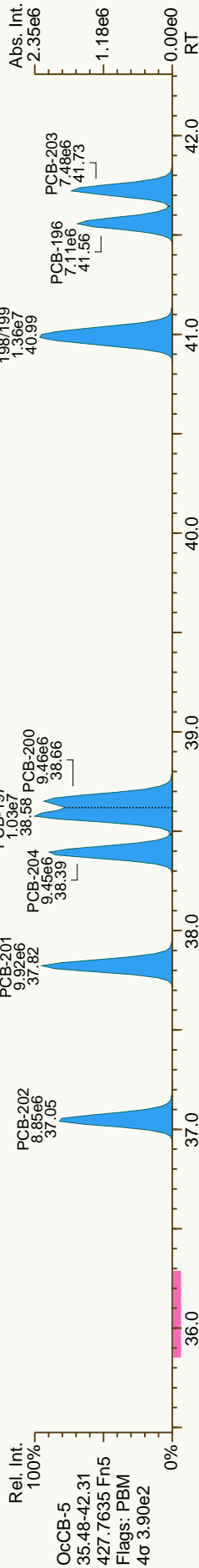



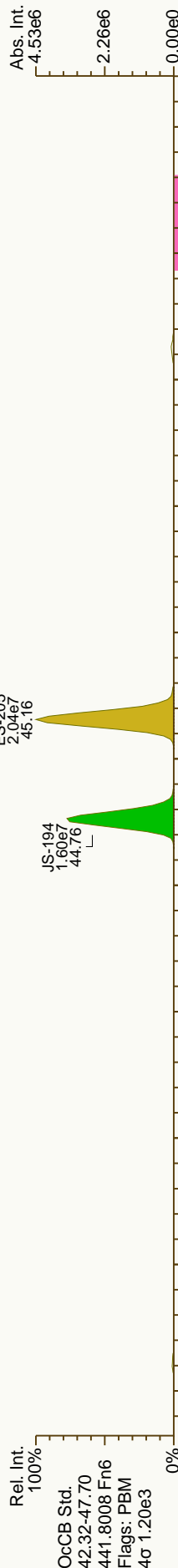
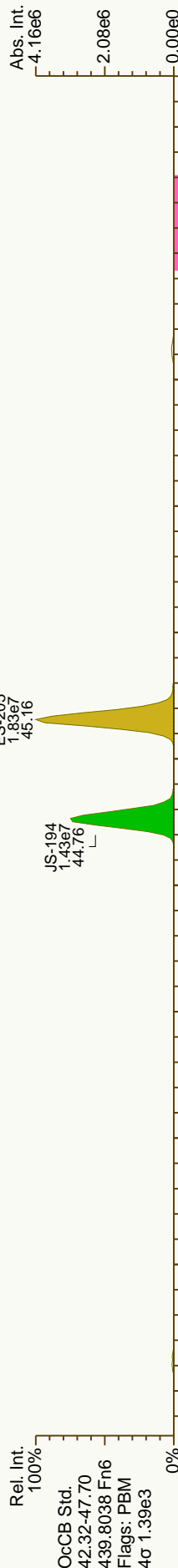
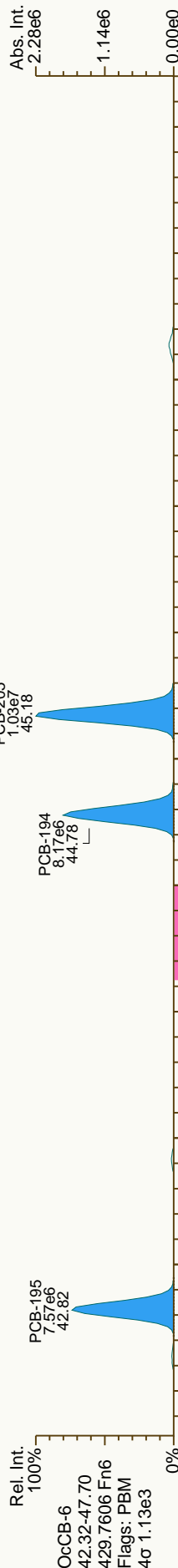
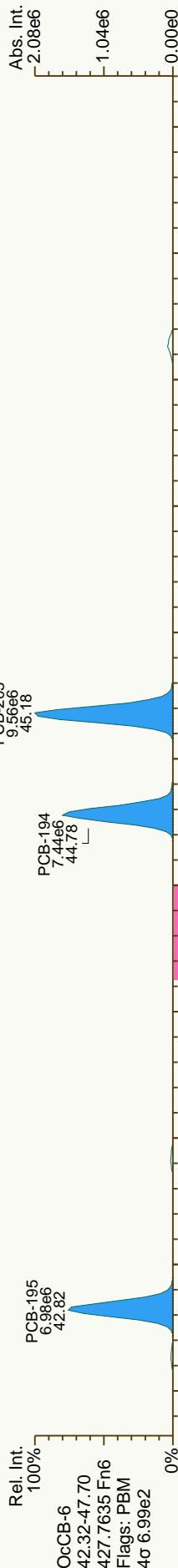


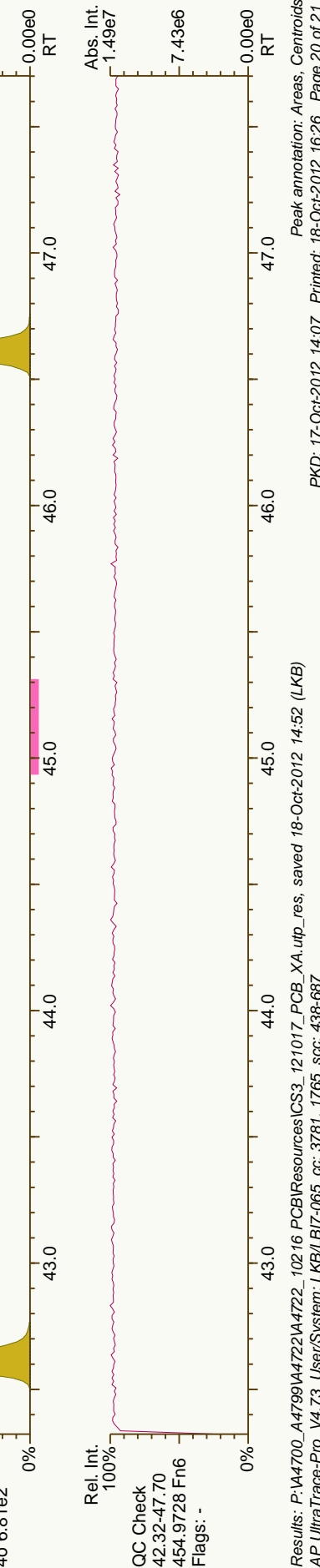
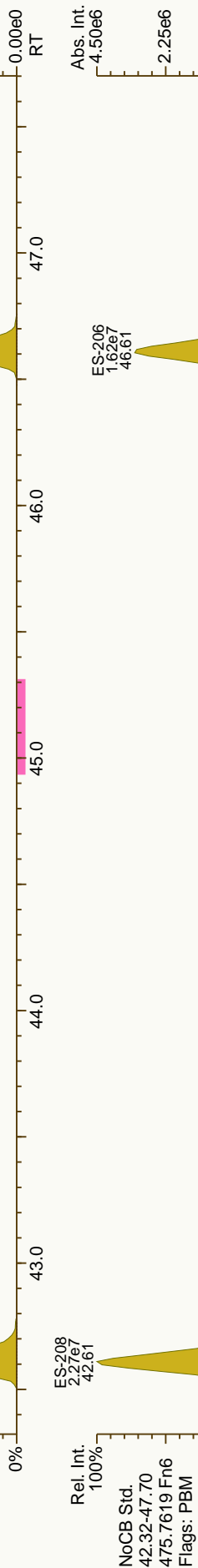
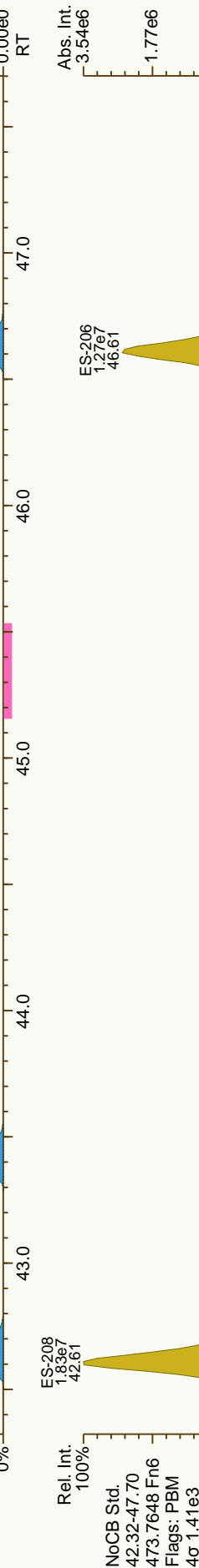
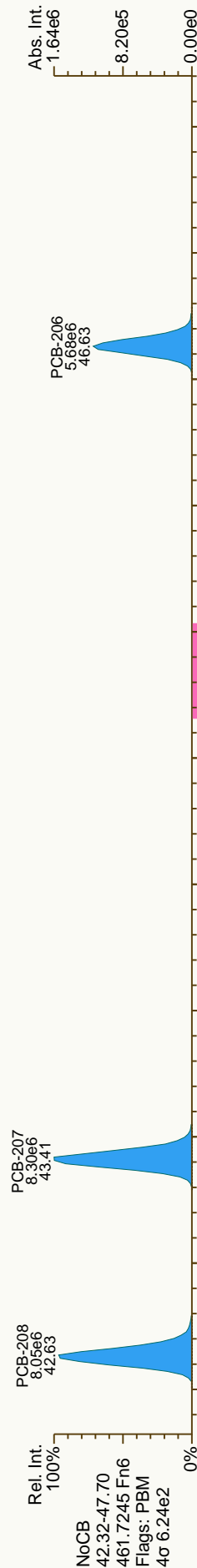













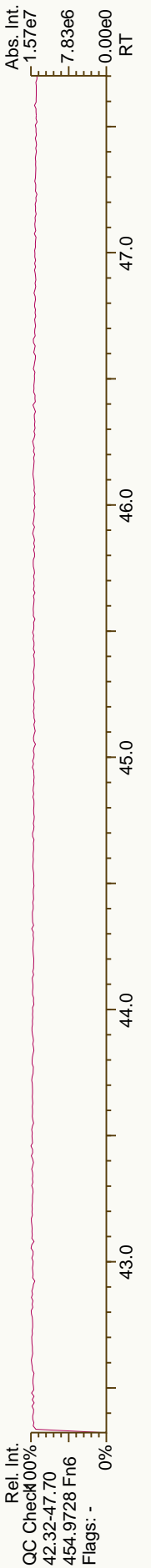
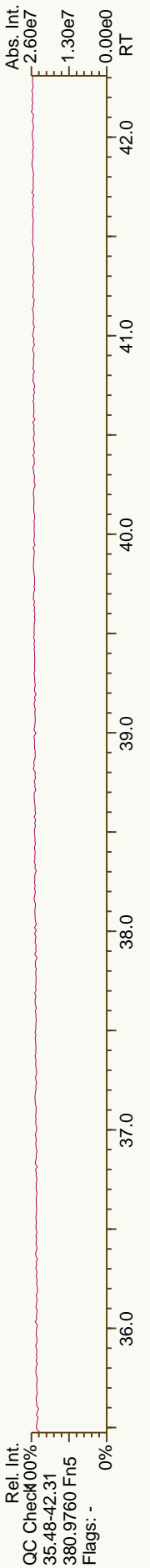
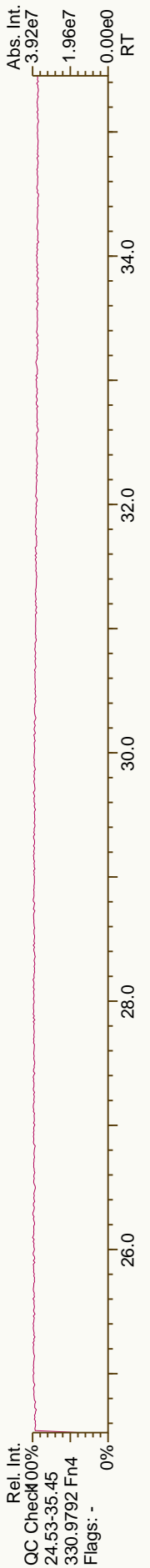
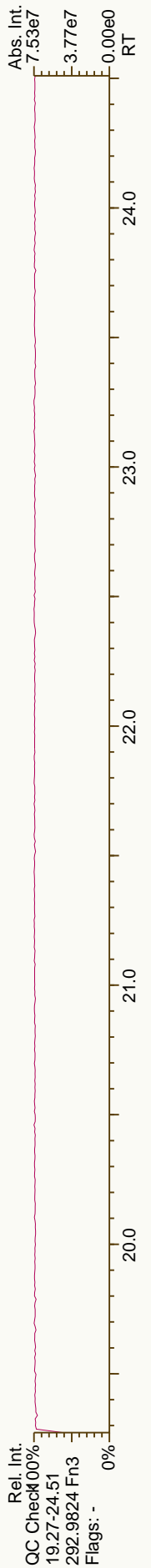
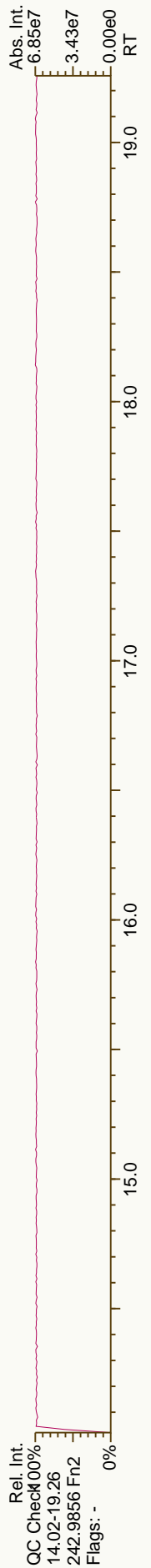
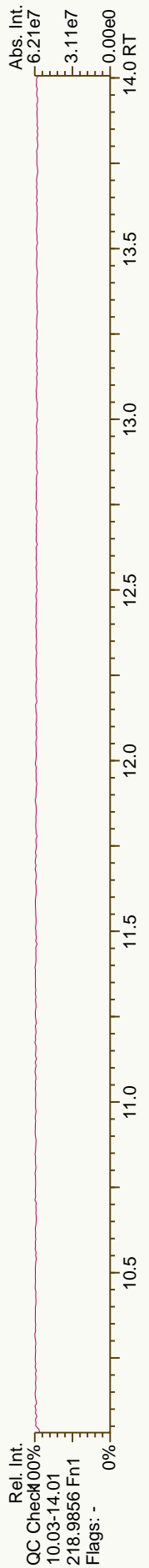


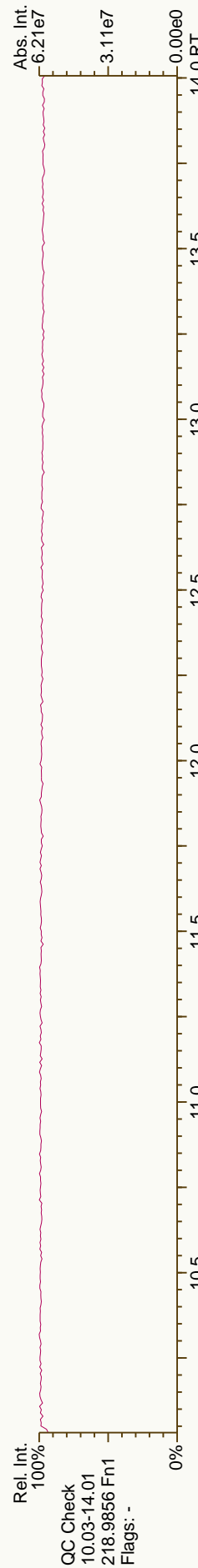
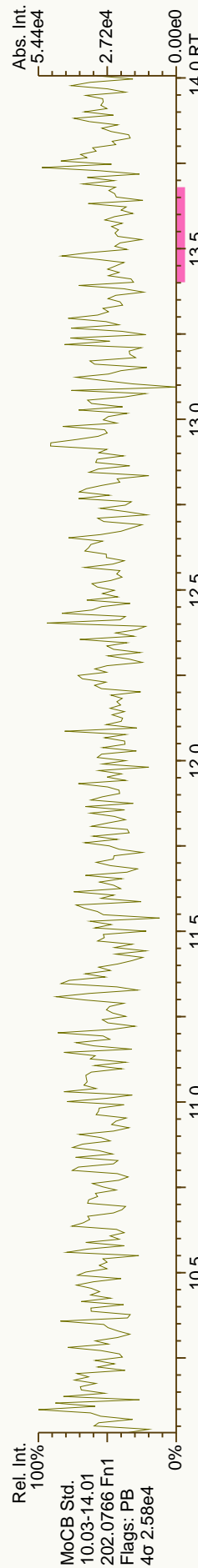
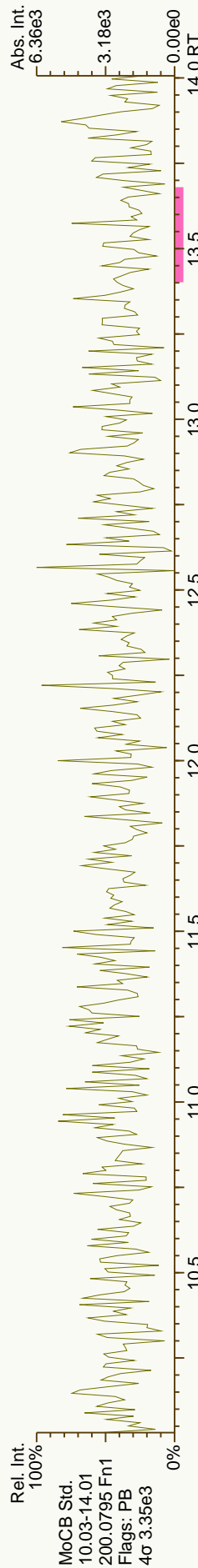
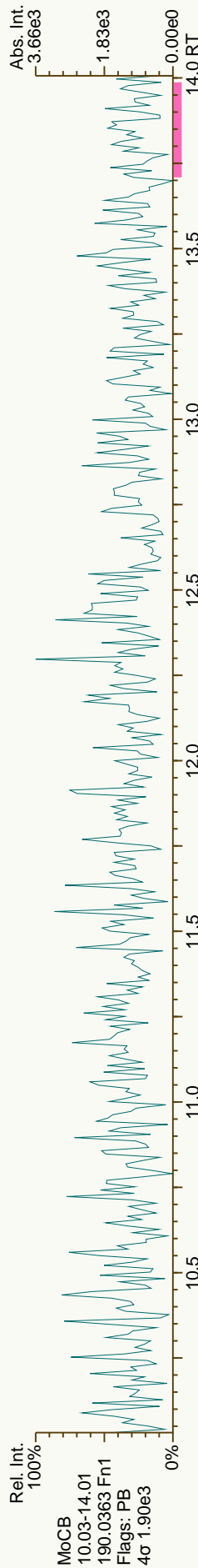
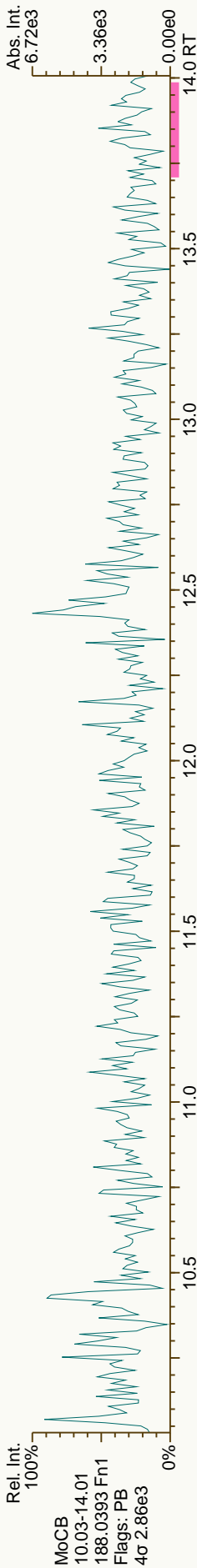



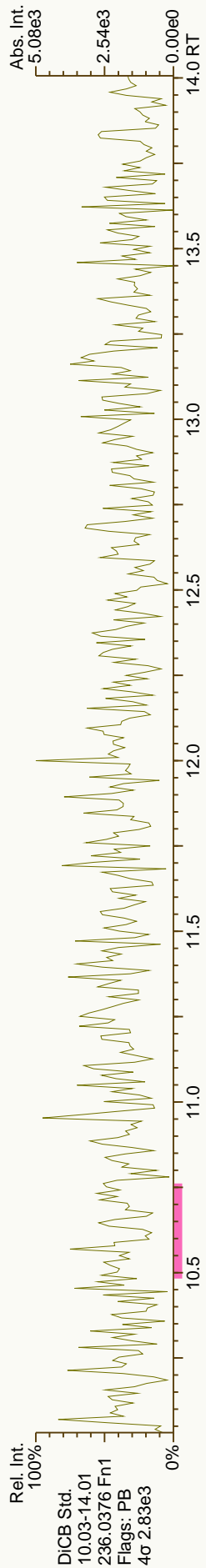
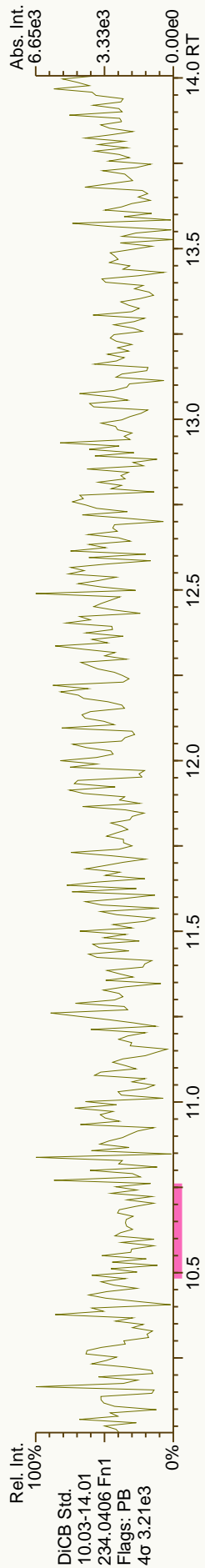
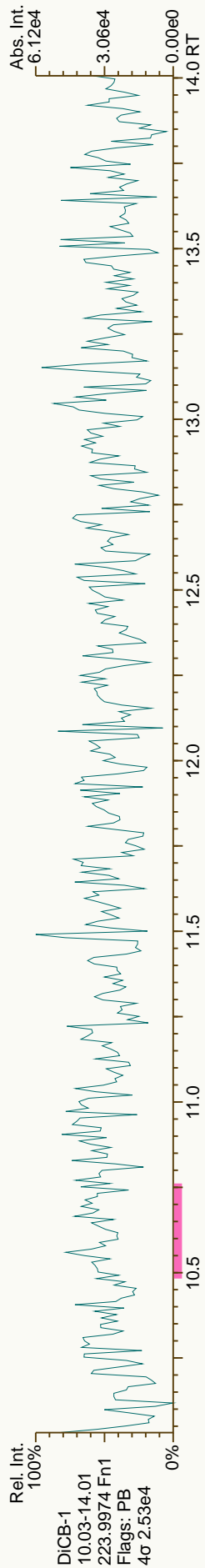
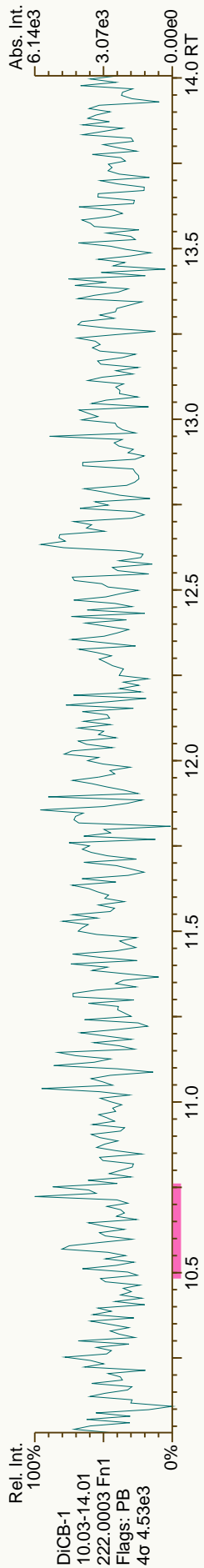
WO# 31203249

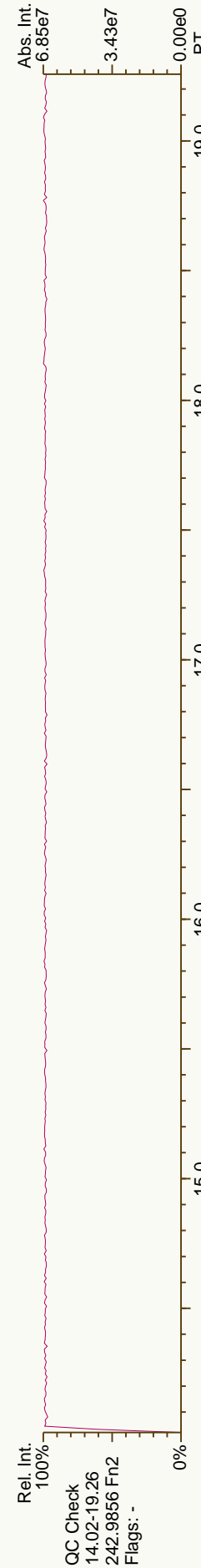
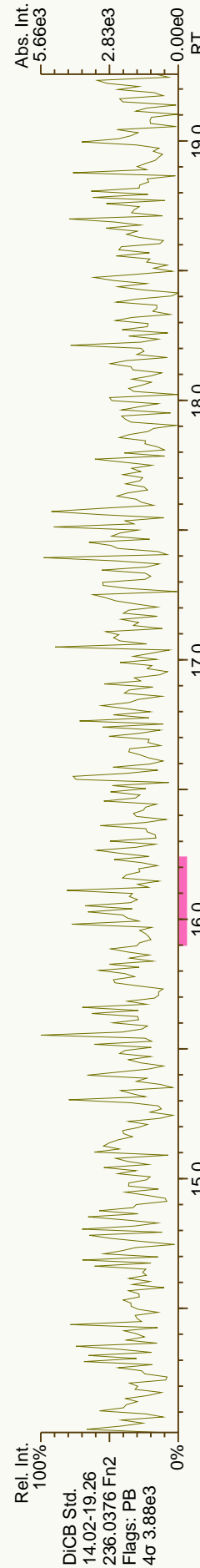
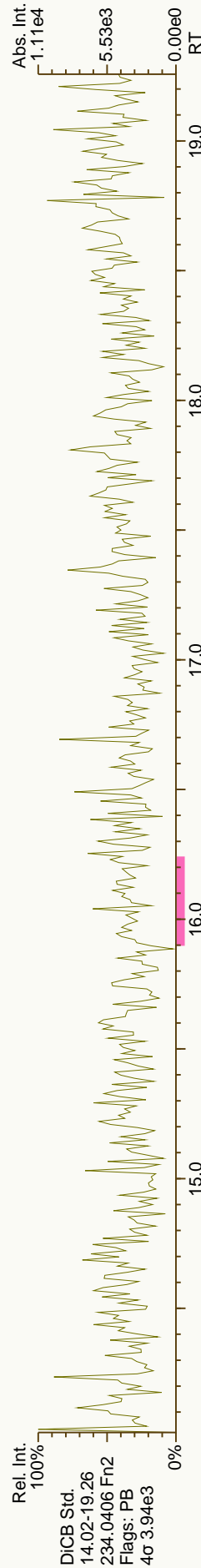
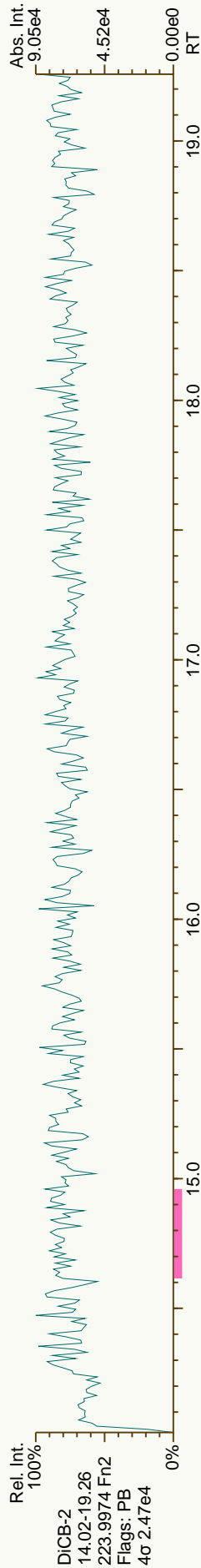
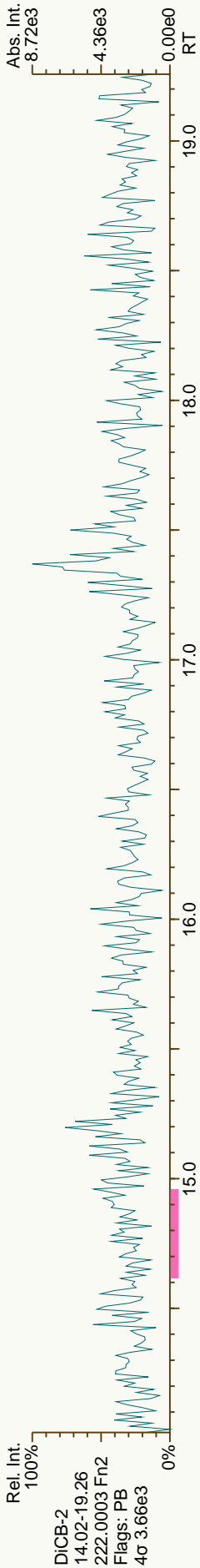


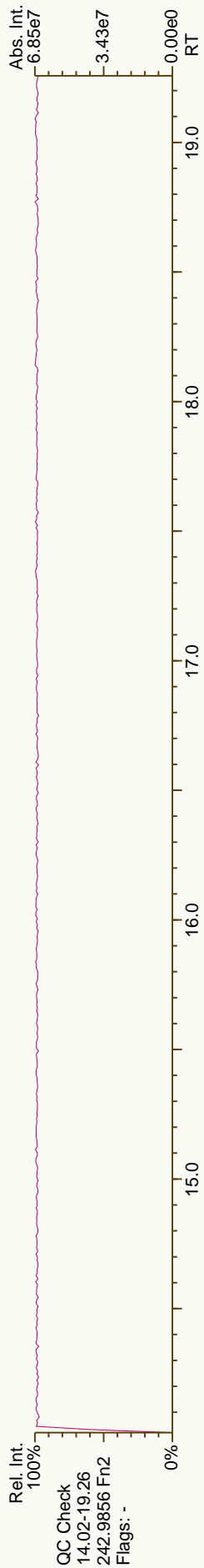
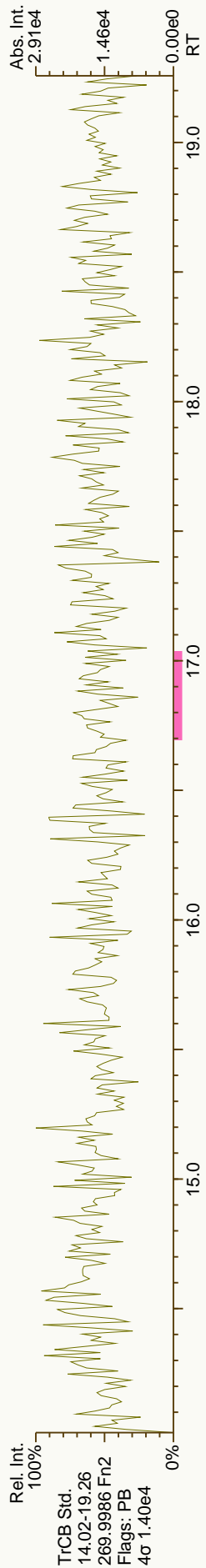
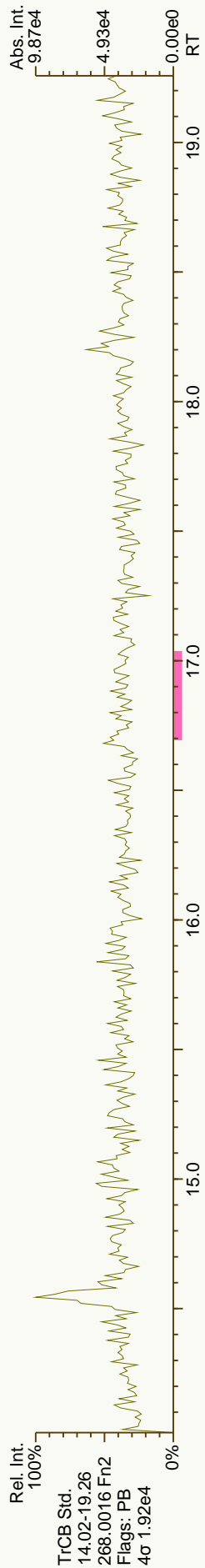
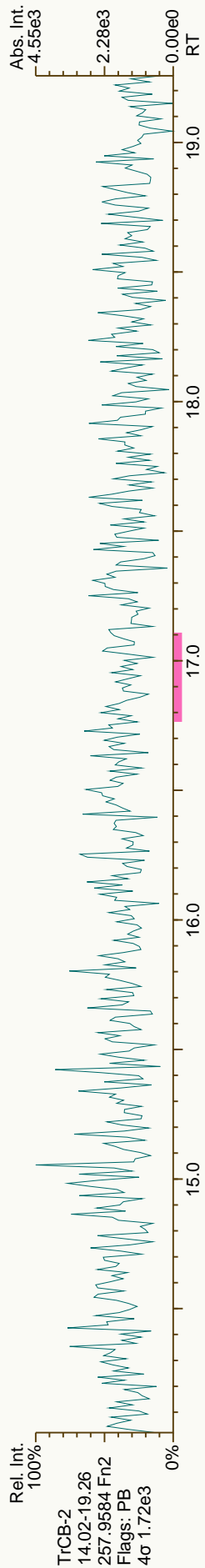
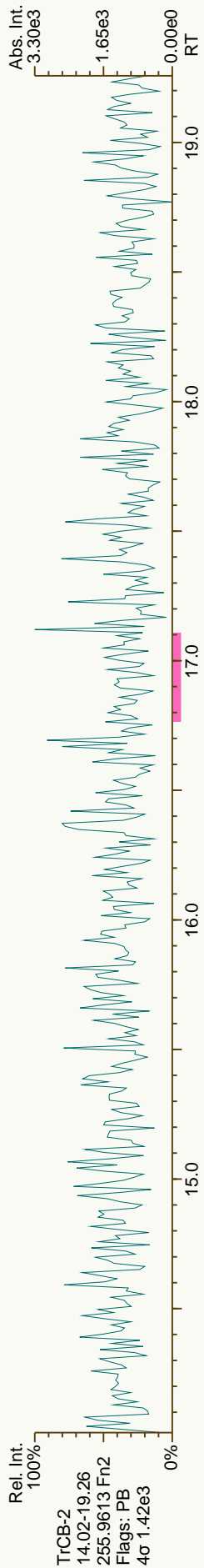
Page 1151 of 1185

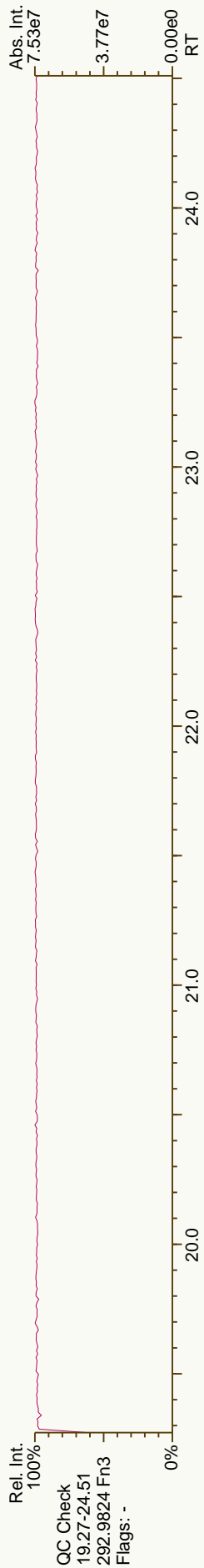
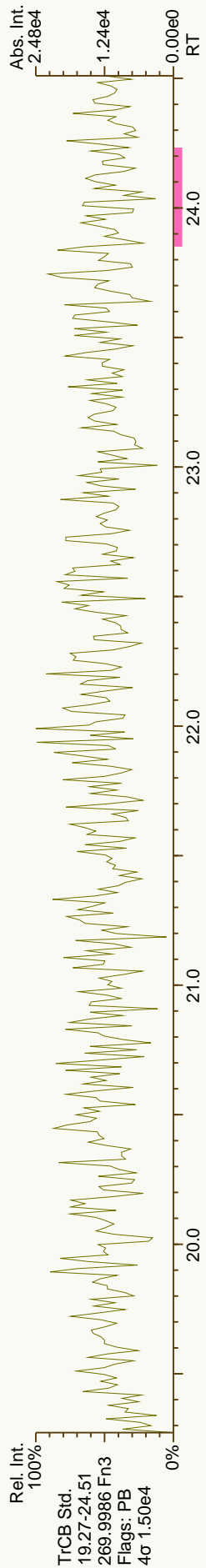
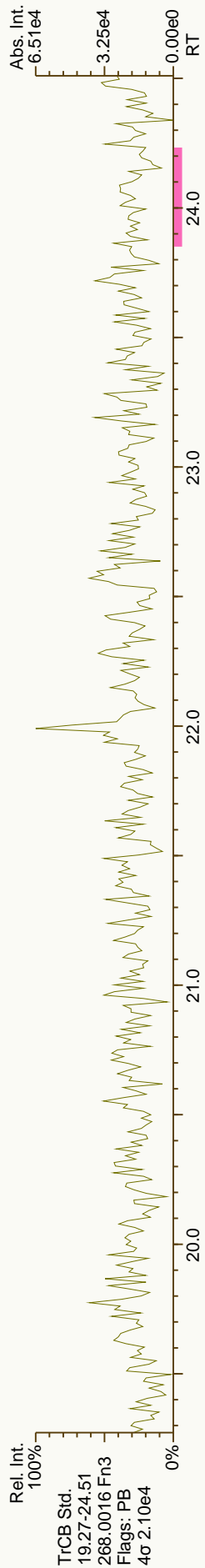
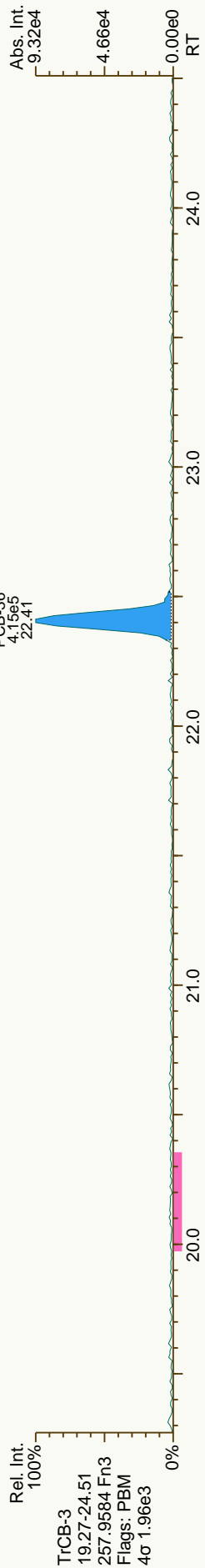
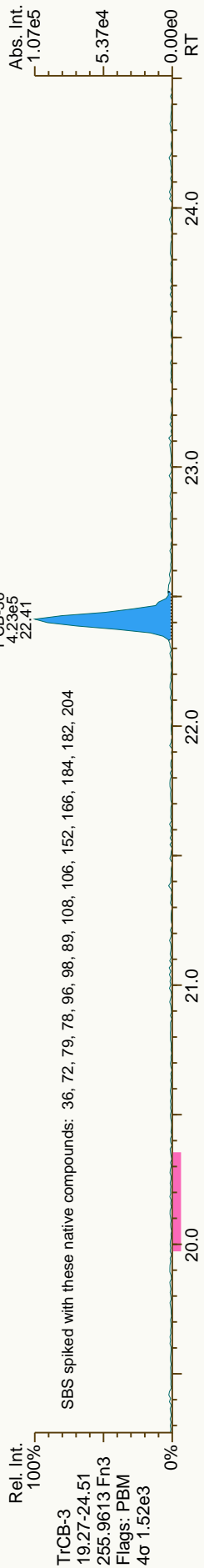


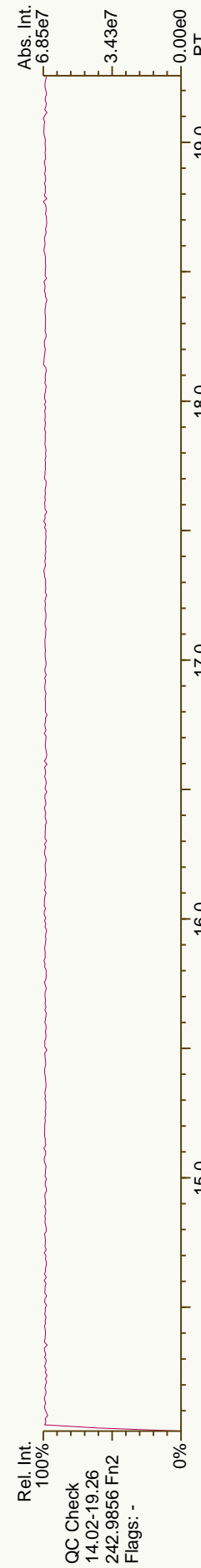
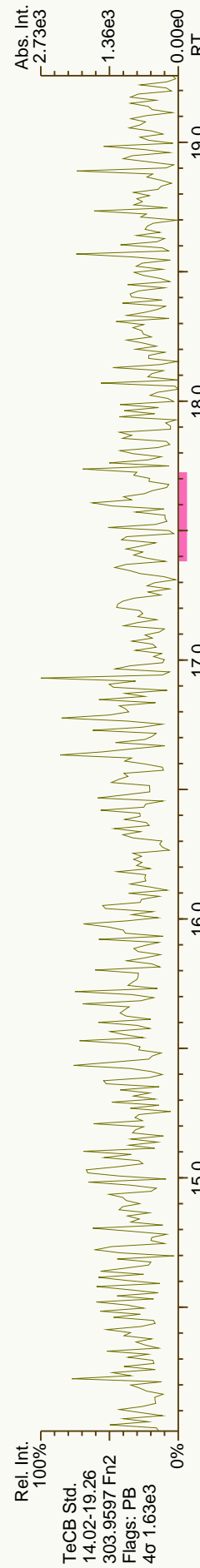
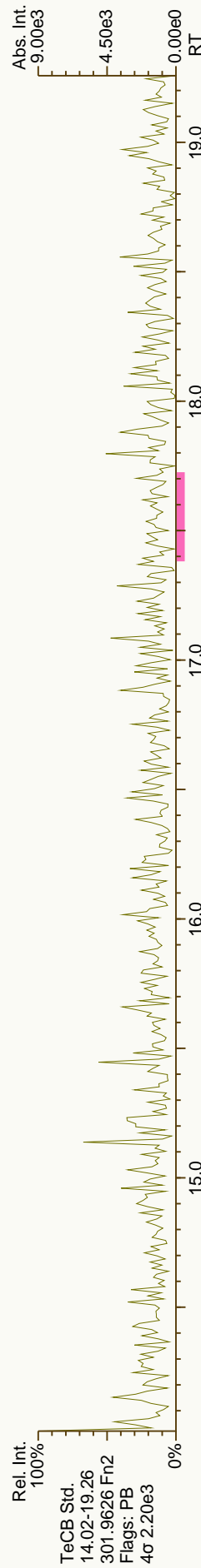
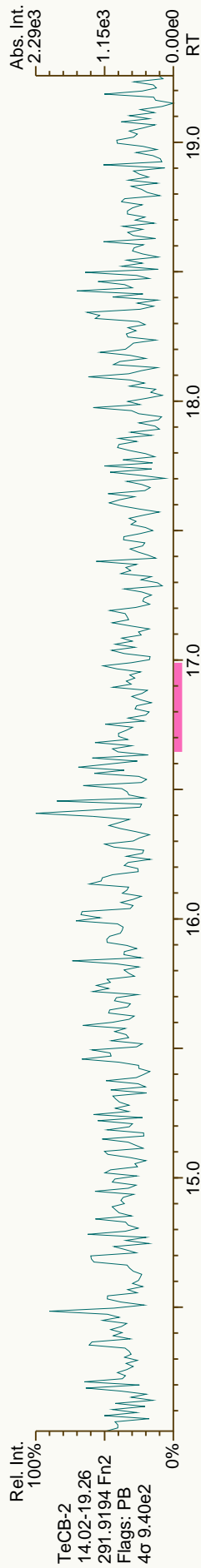
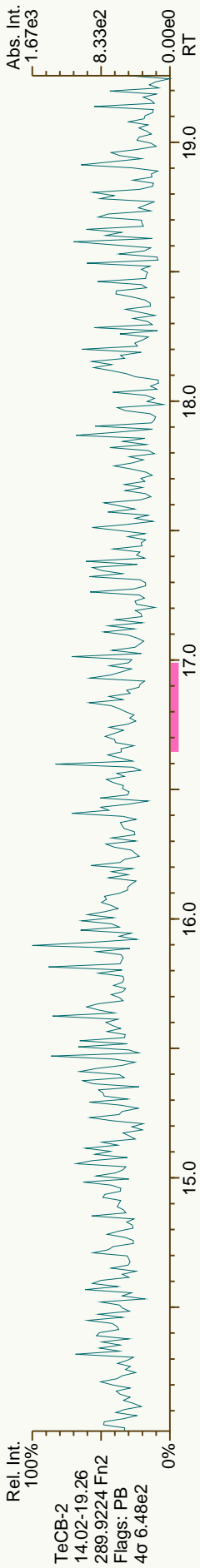


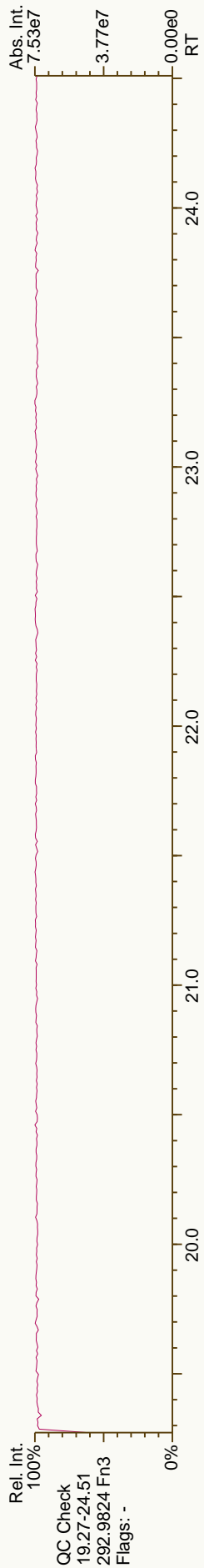
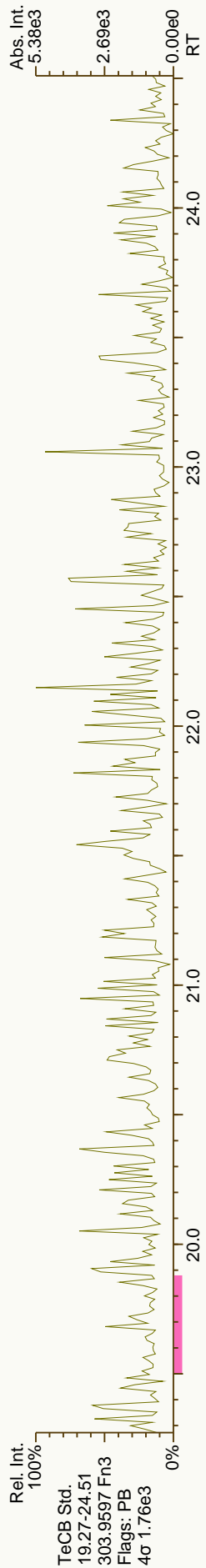
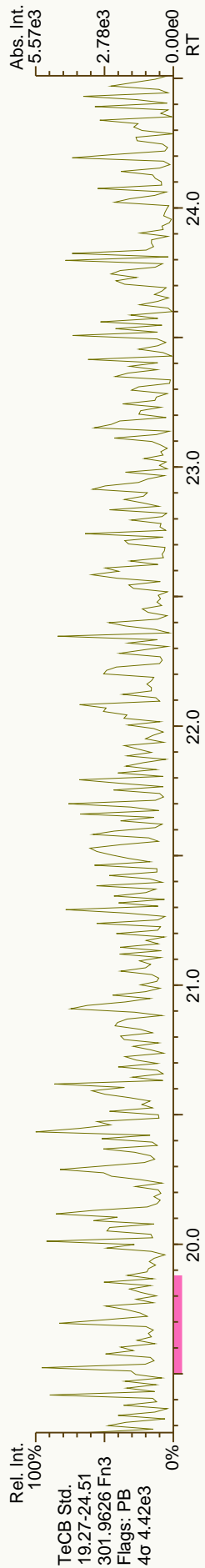
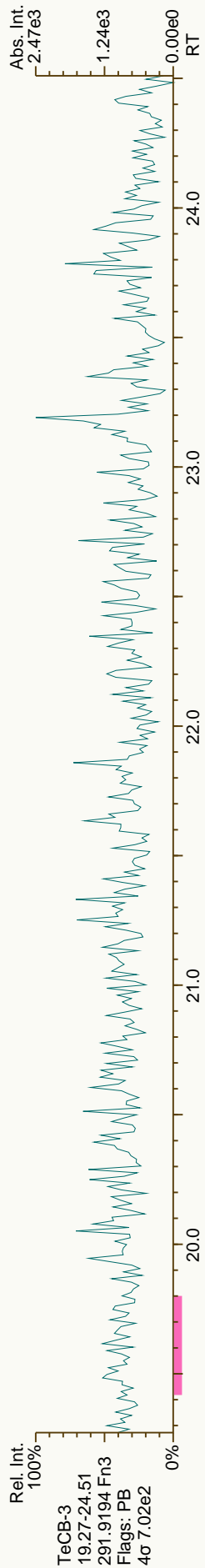
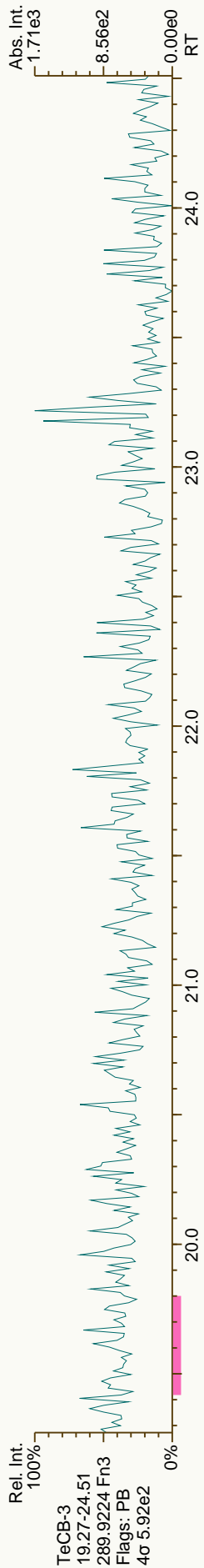


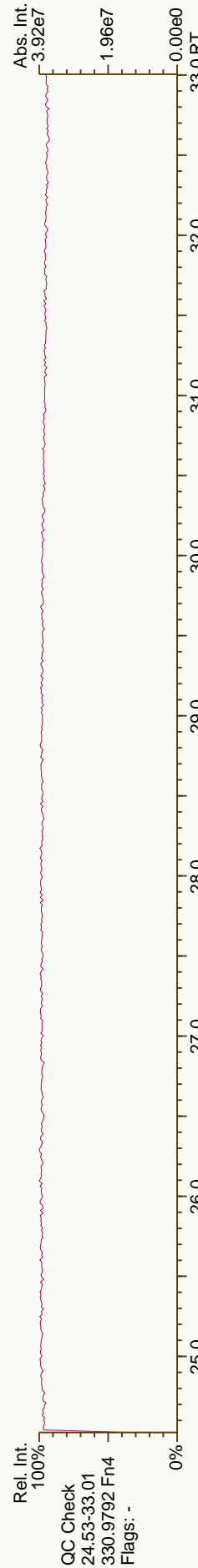
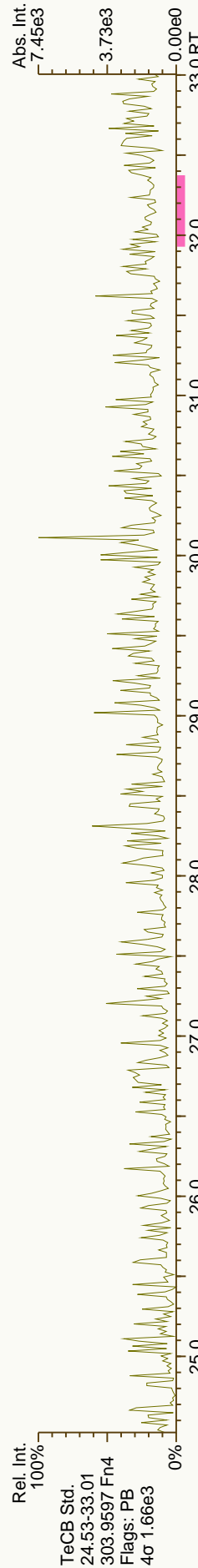
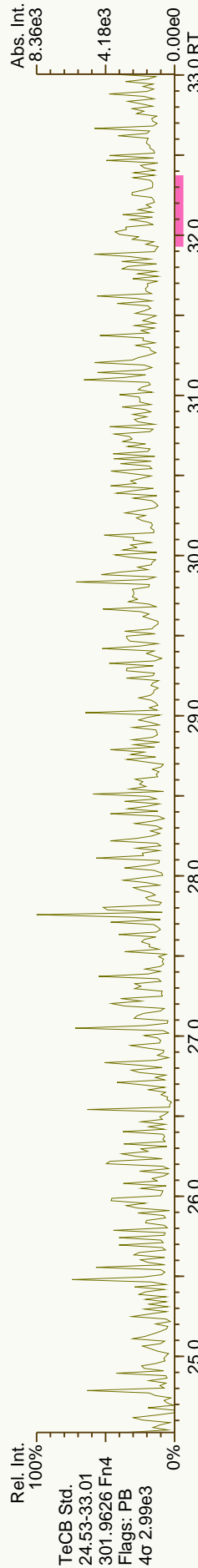
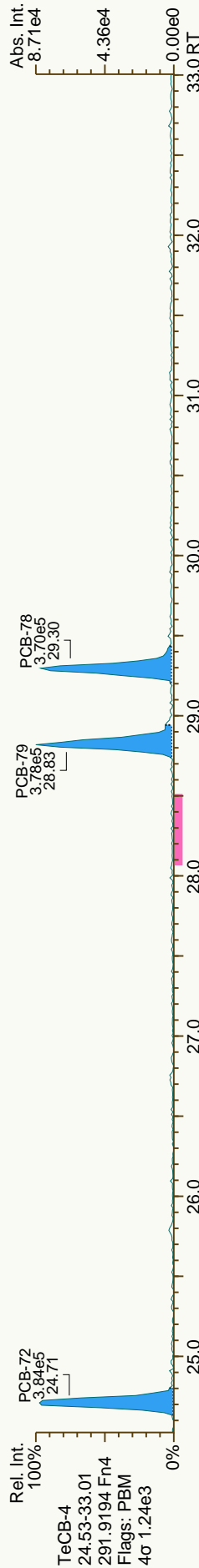
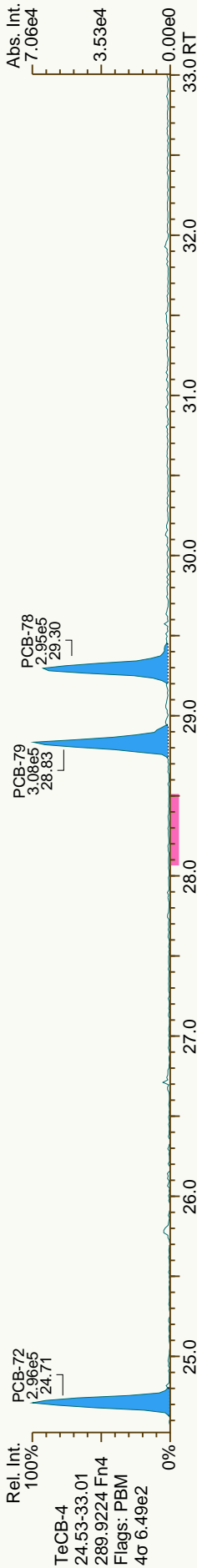



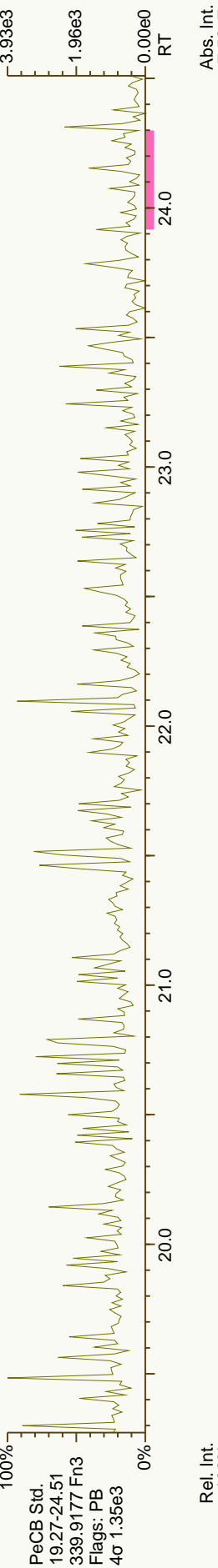
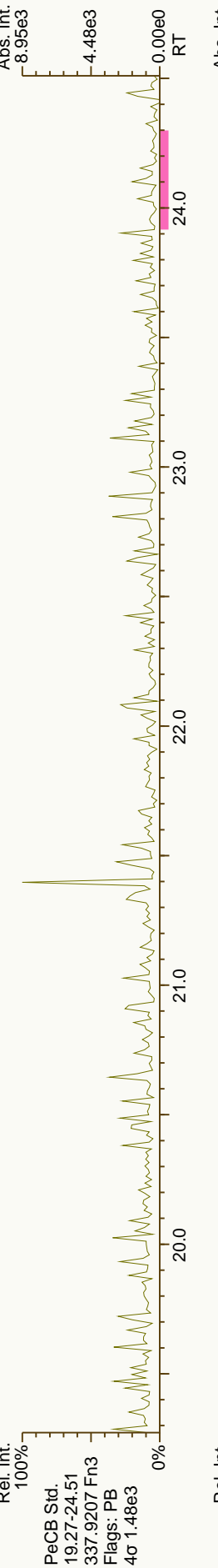
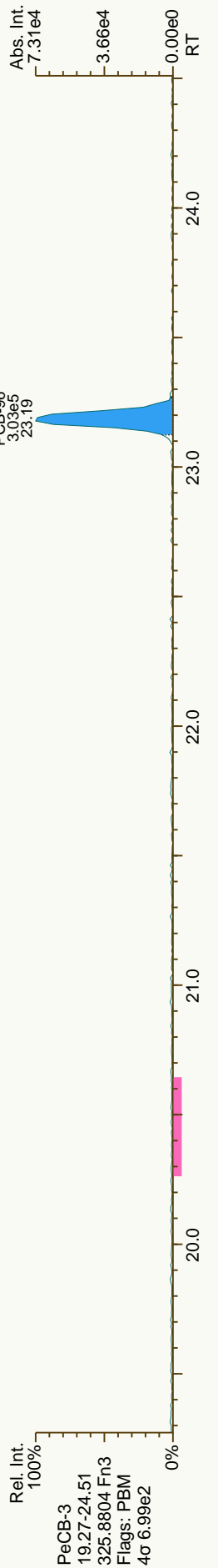
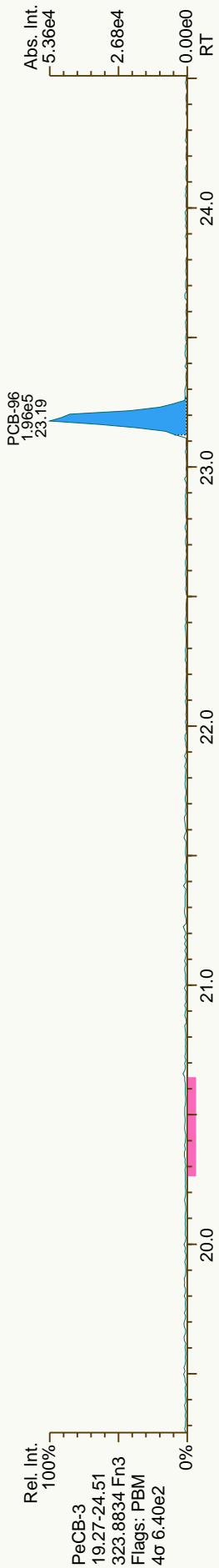


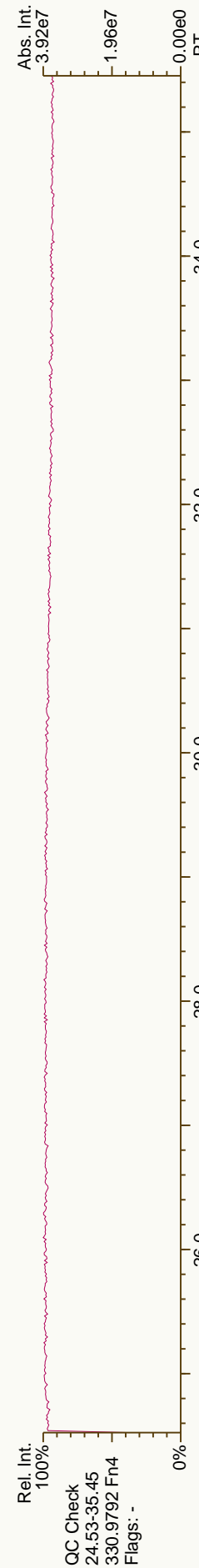
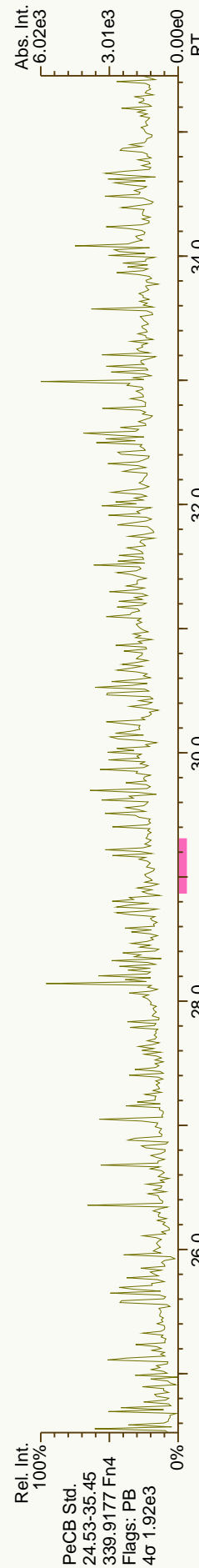
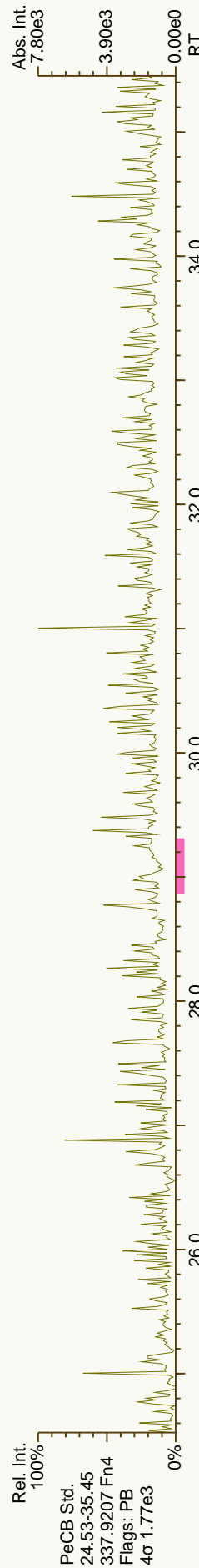
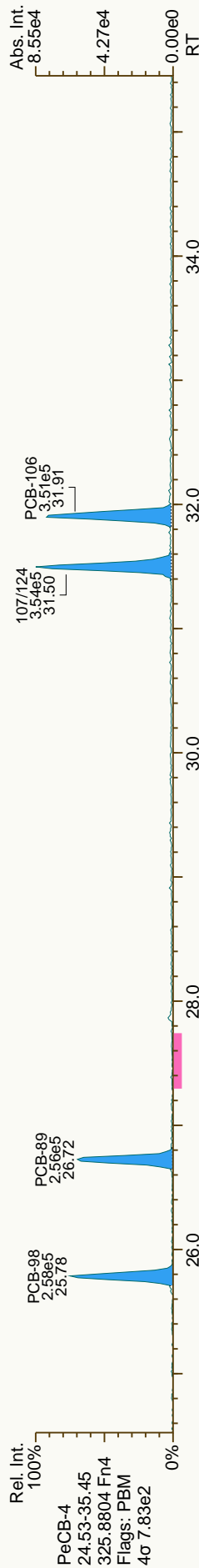
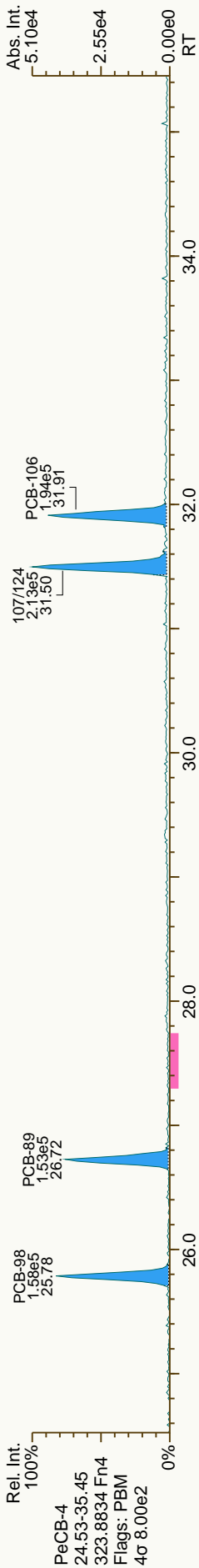


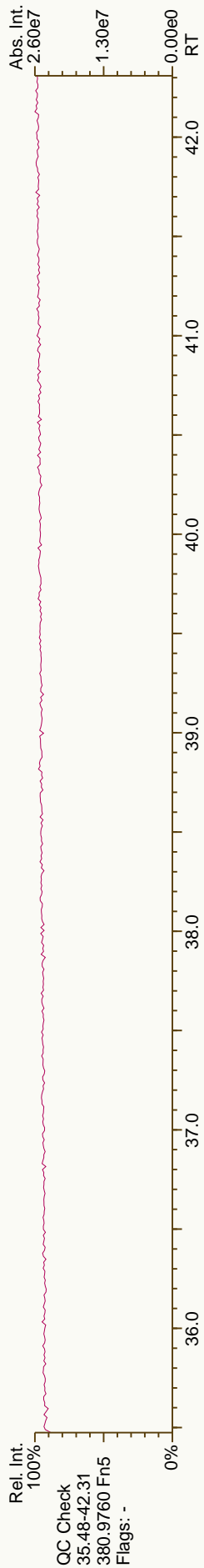
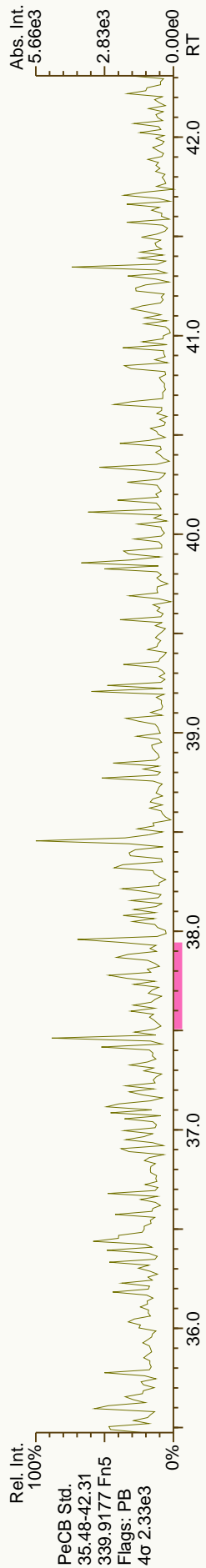
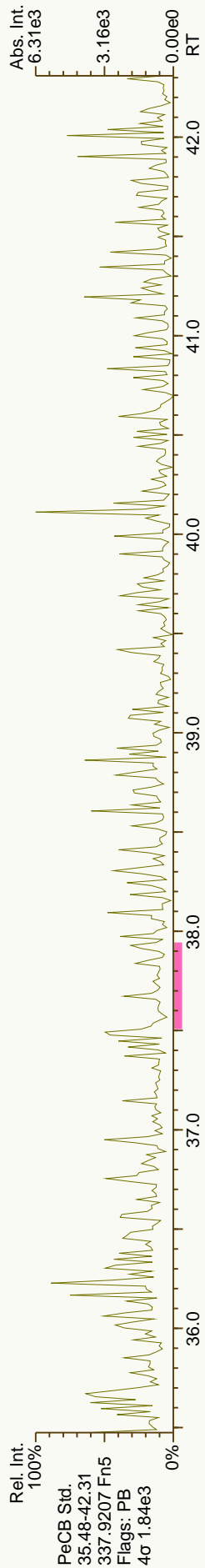
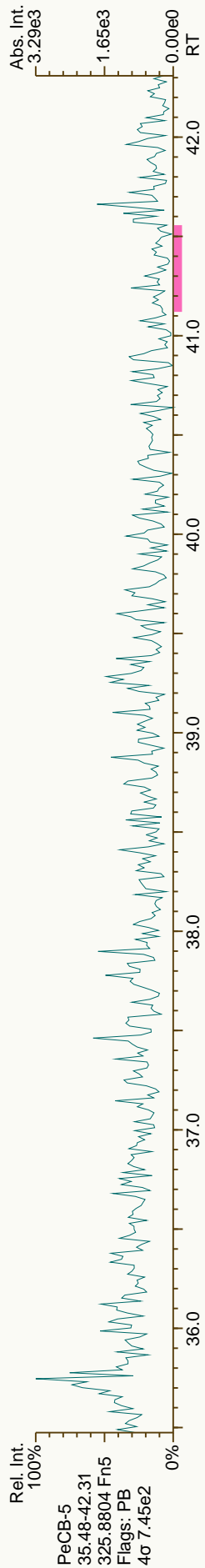
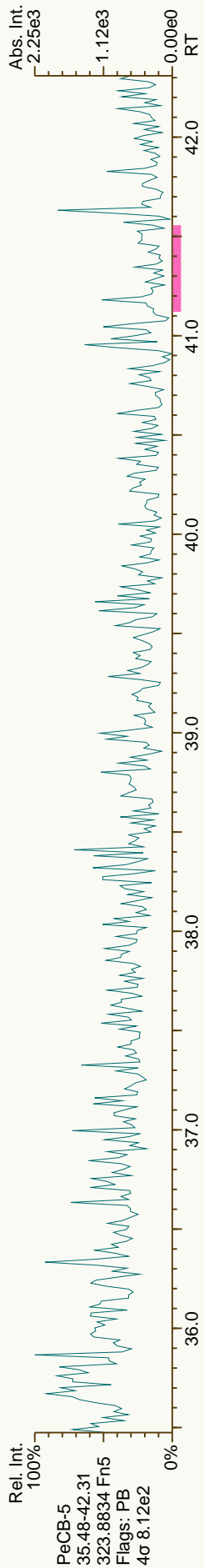


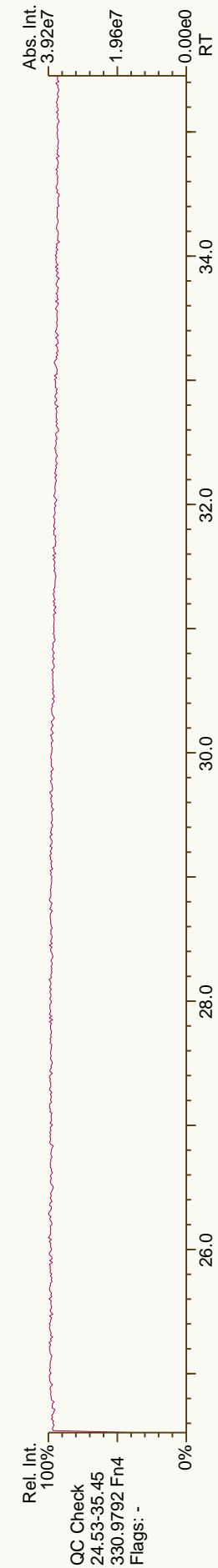
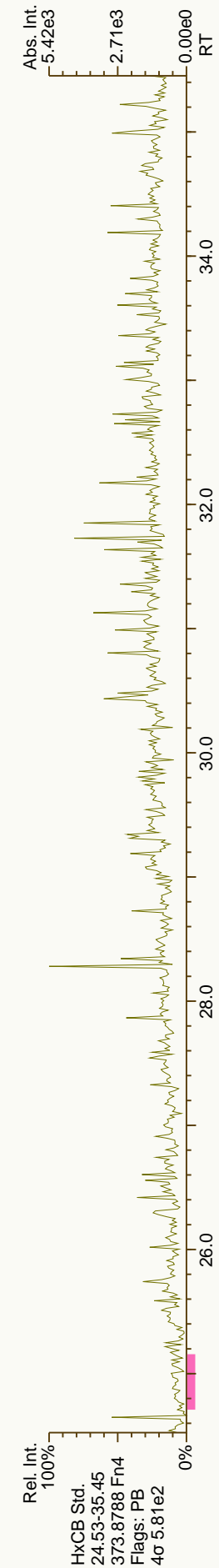
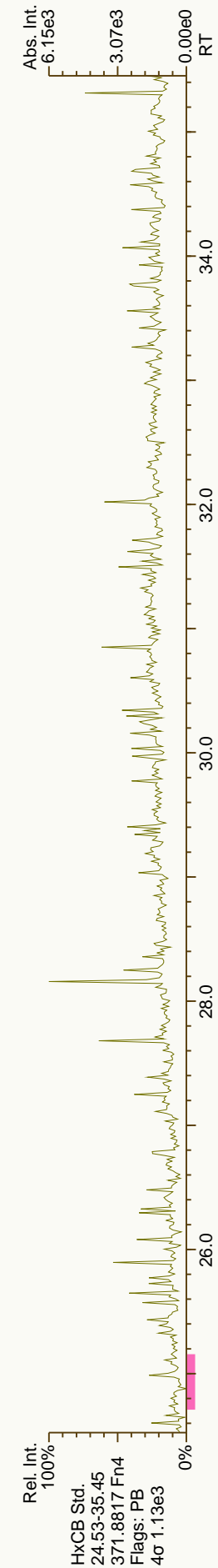
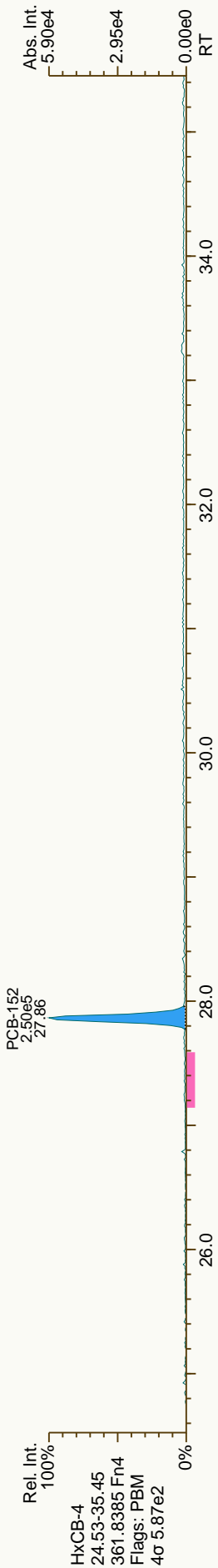
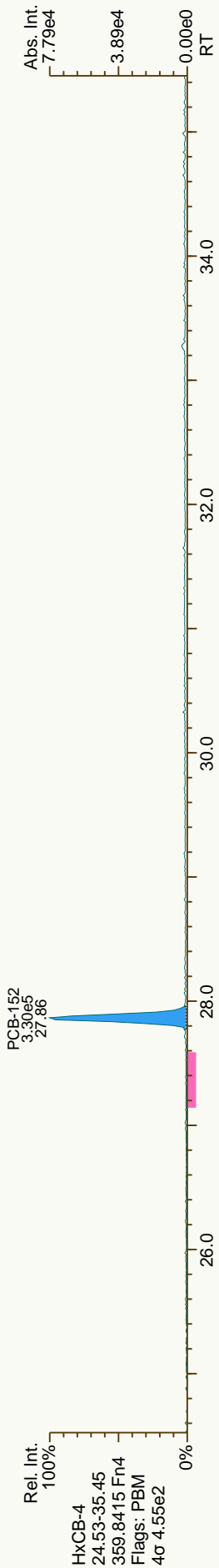


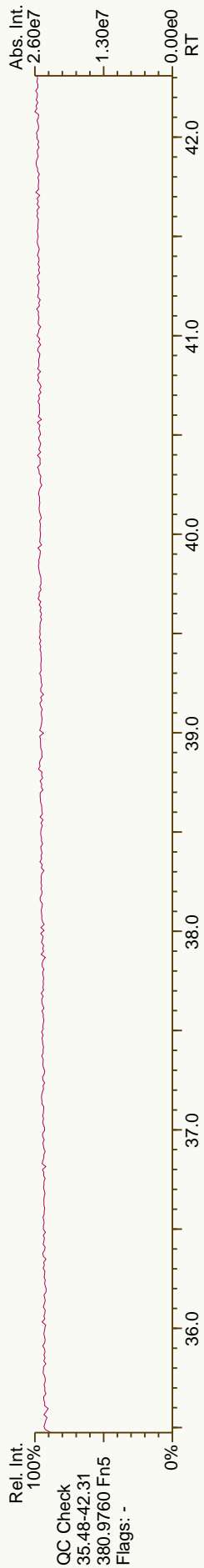
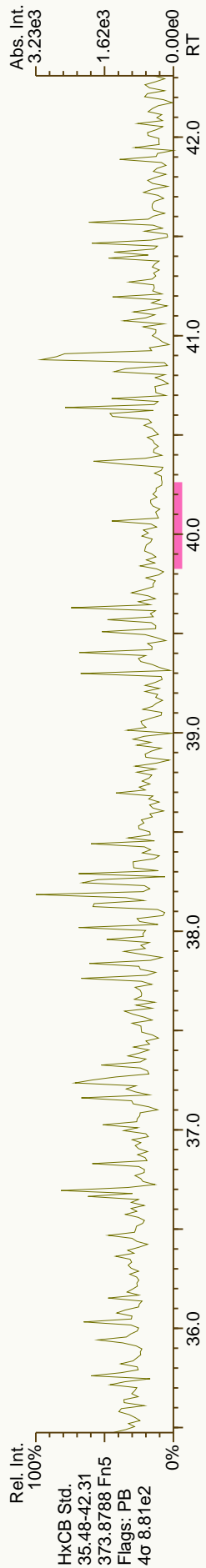
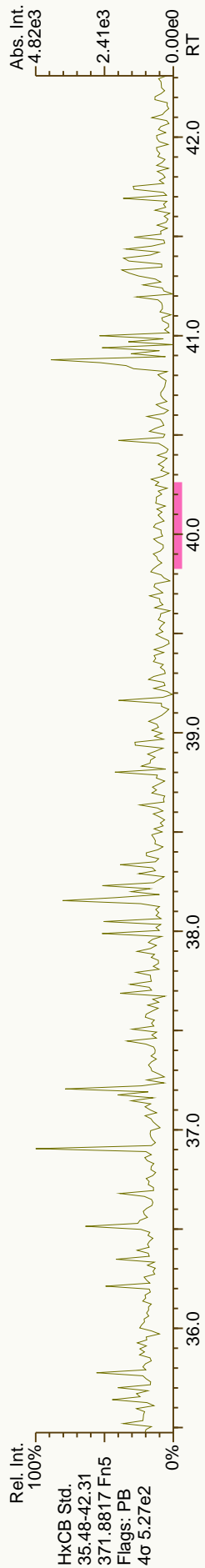
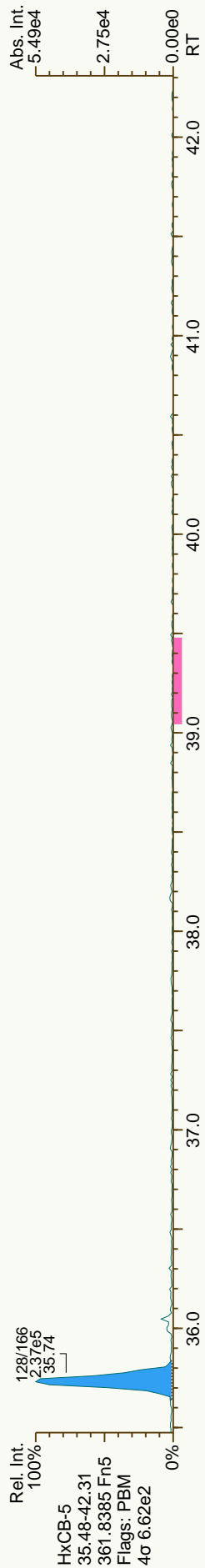
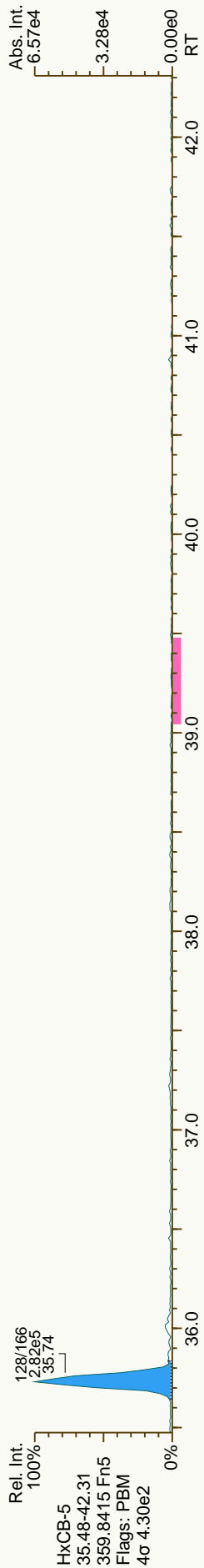



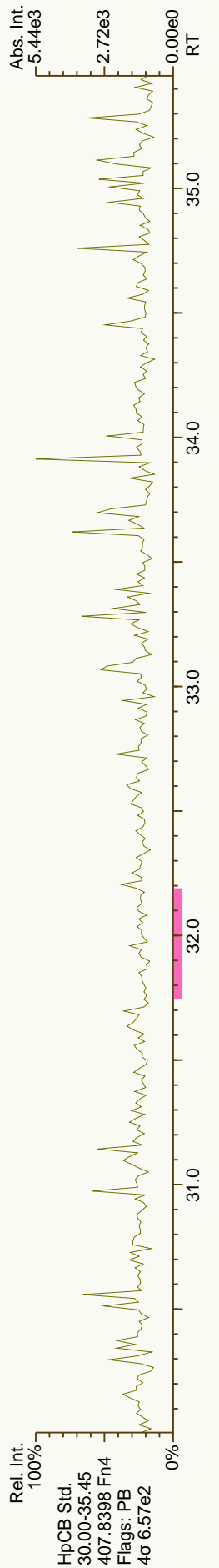
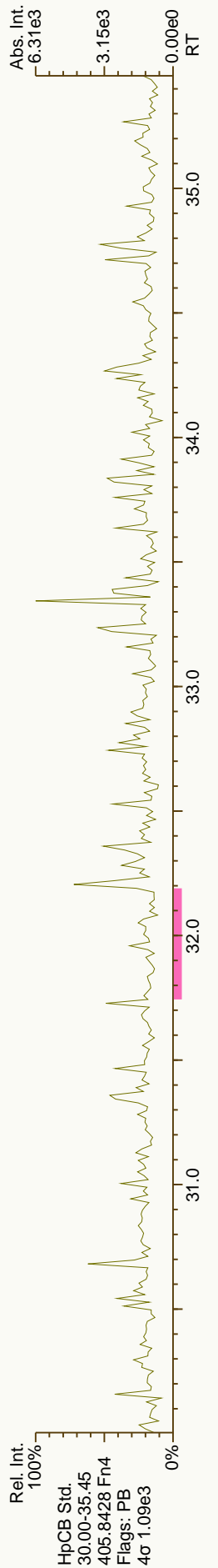
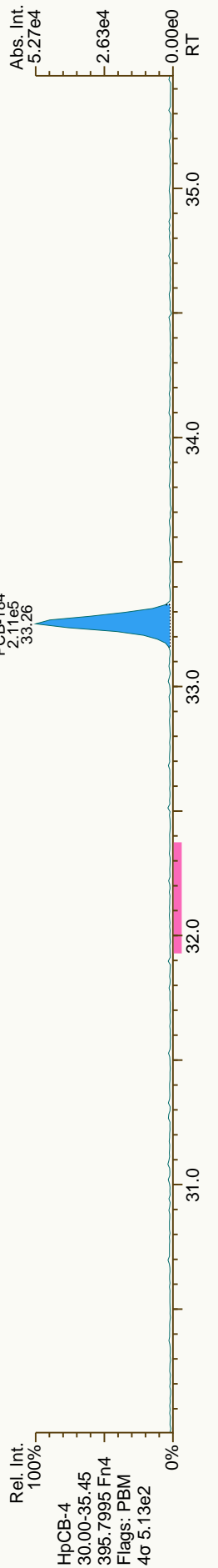
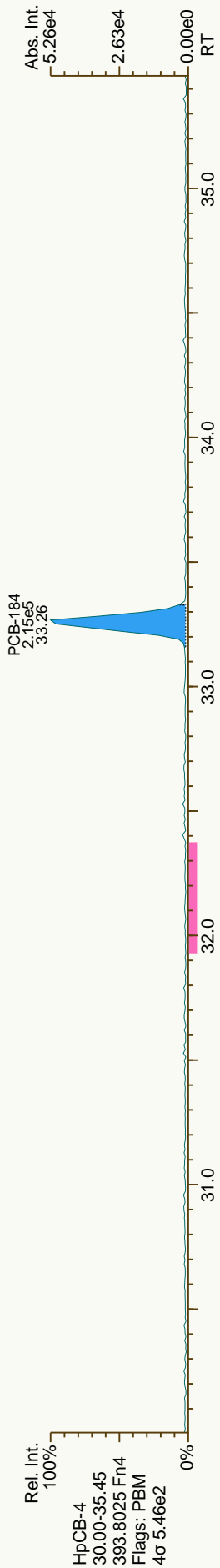


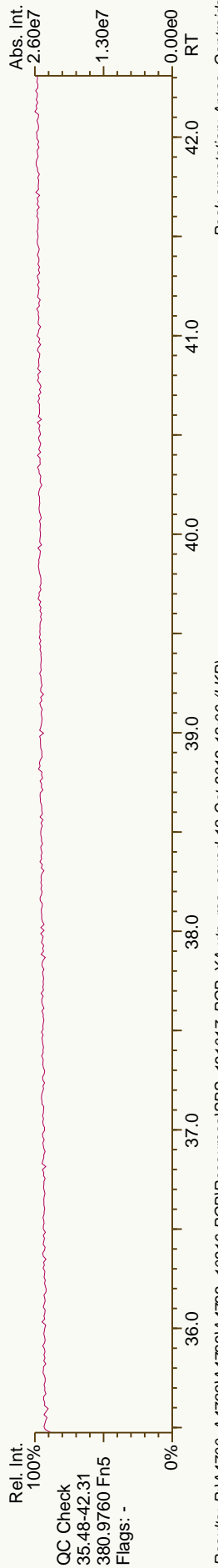
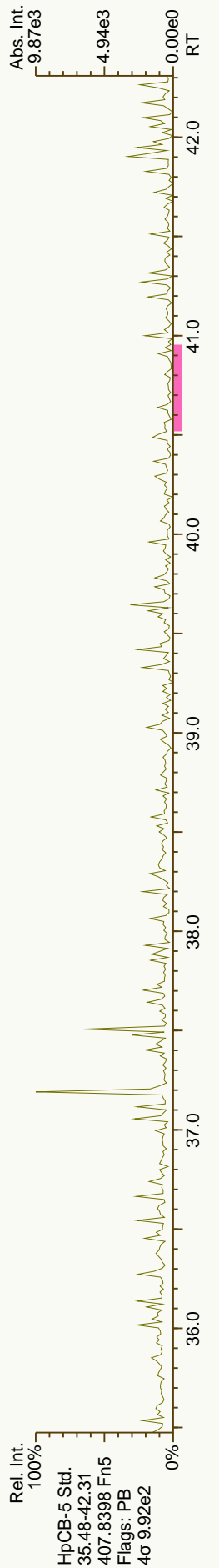
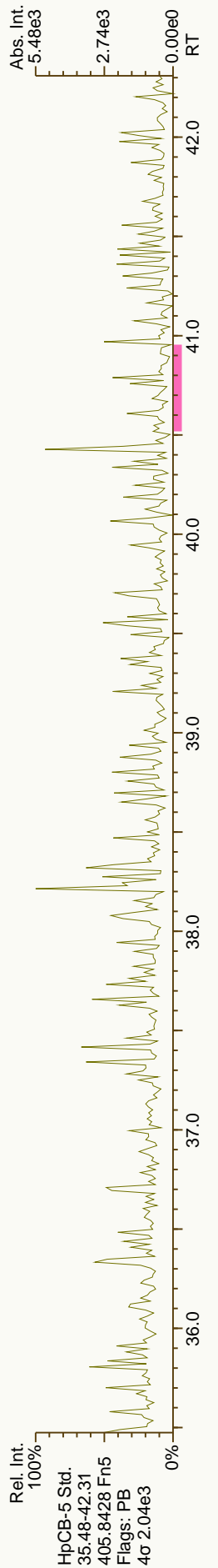
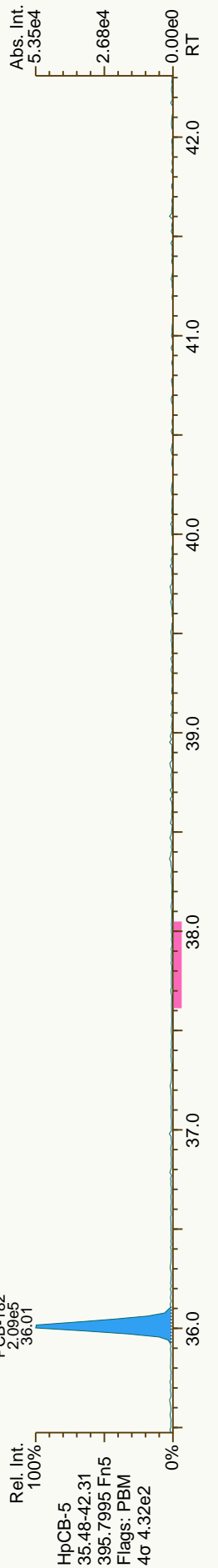
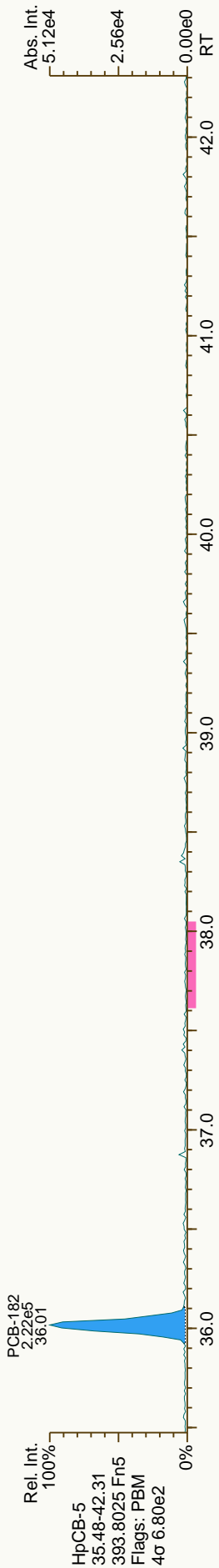


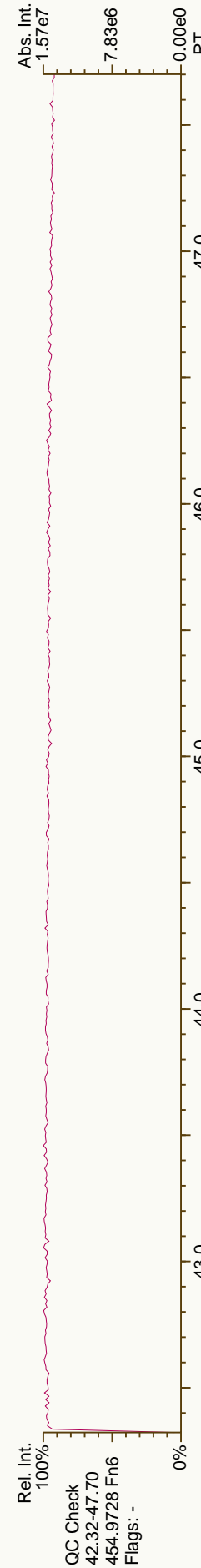
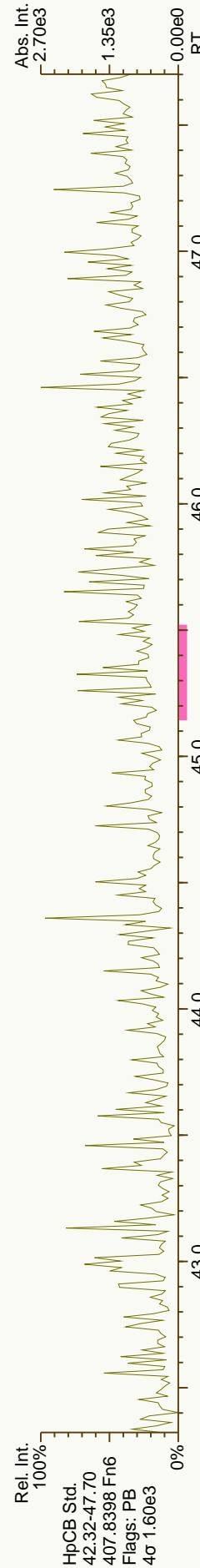
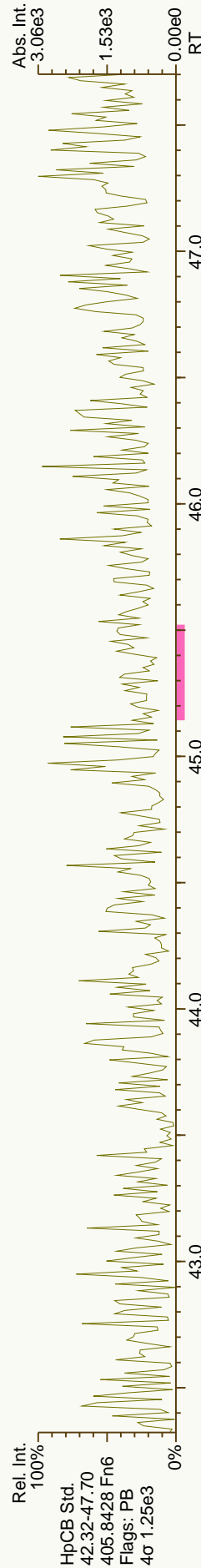
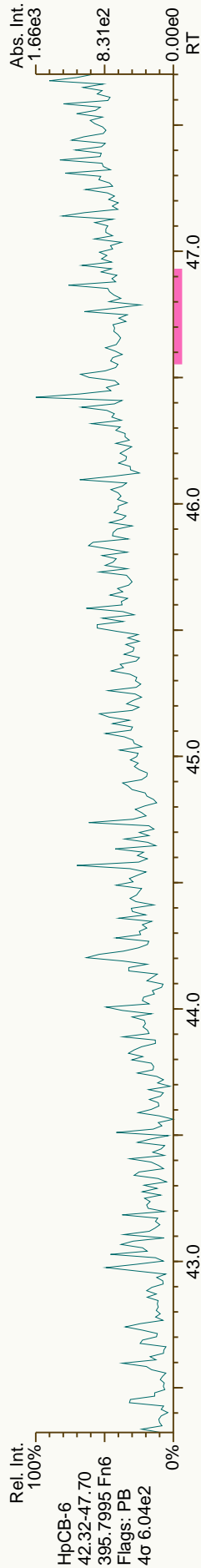
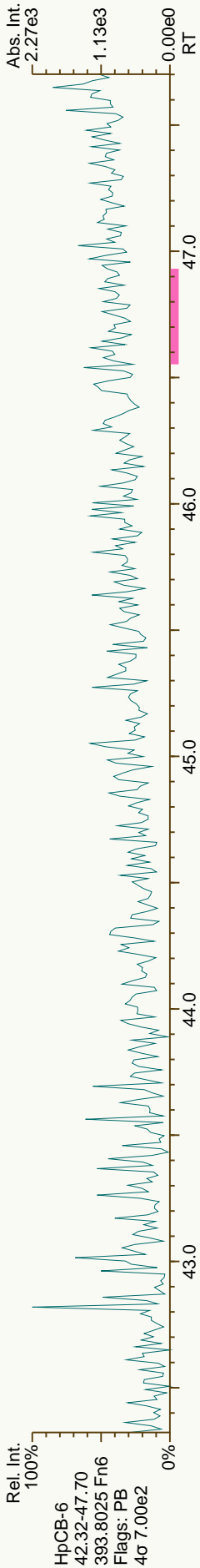


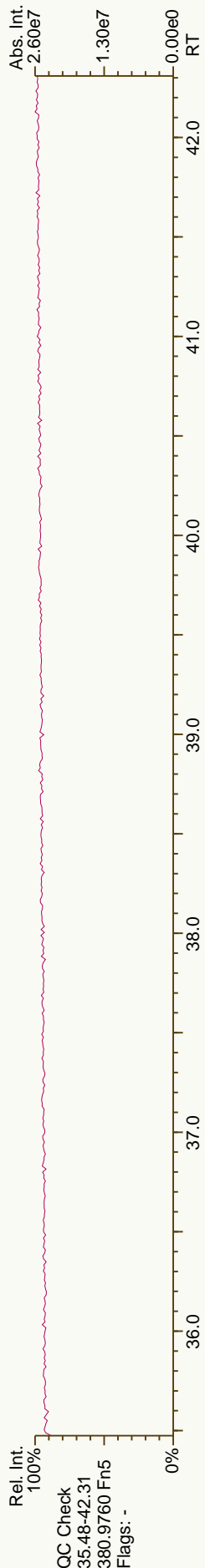
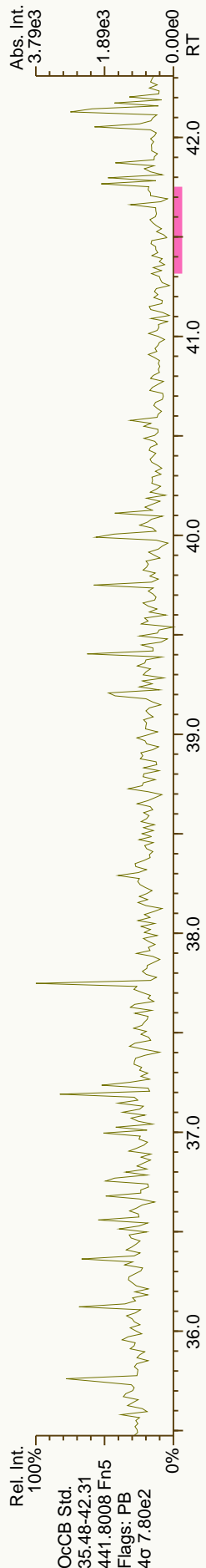
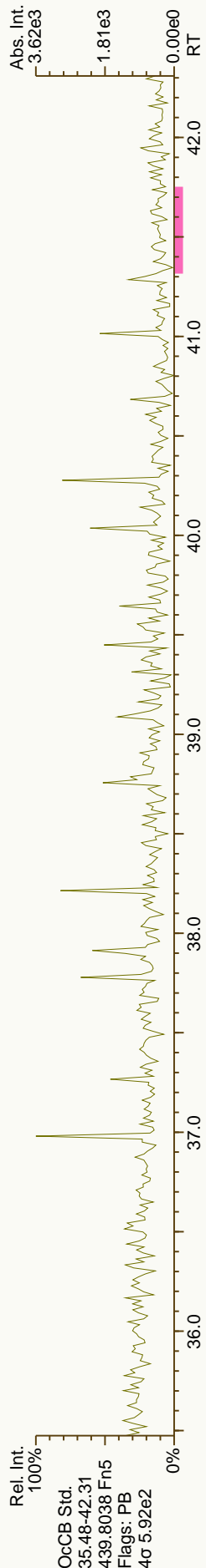
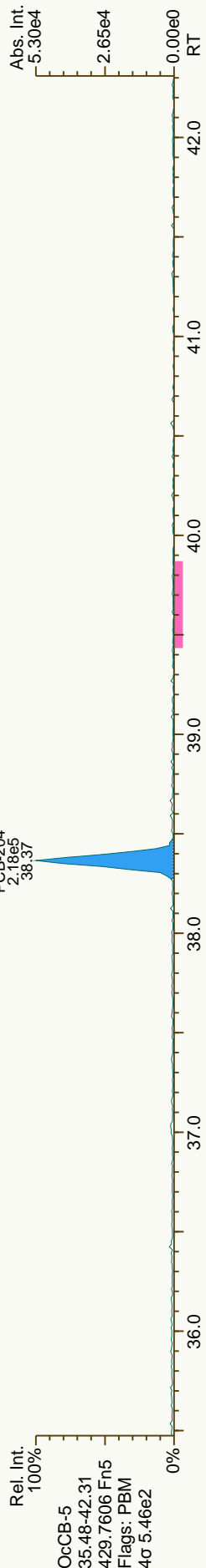
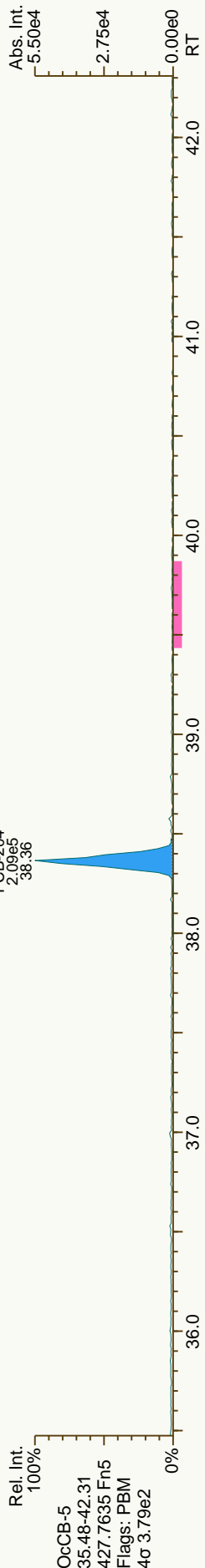


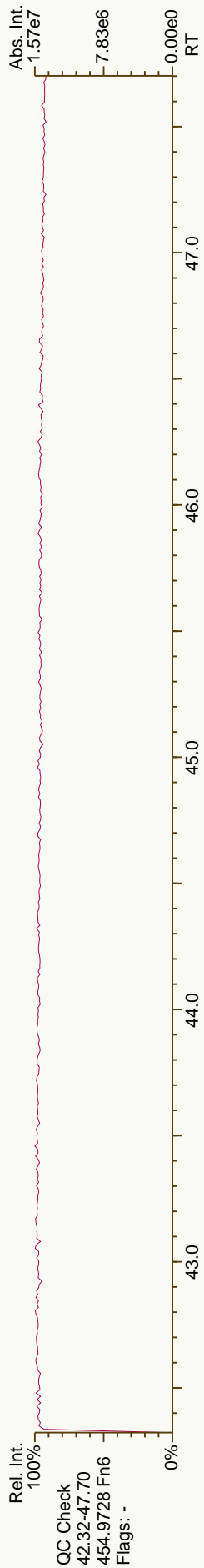
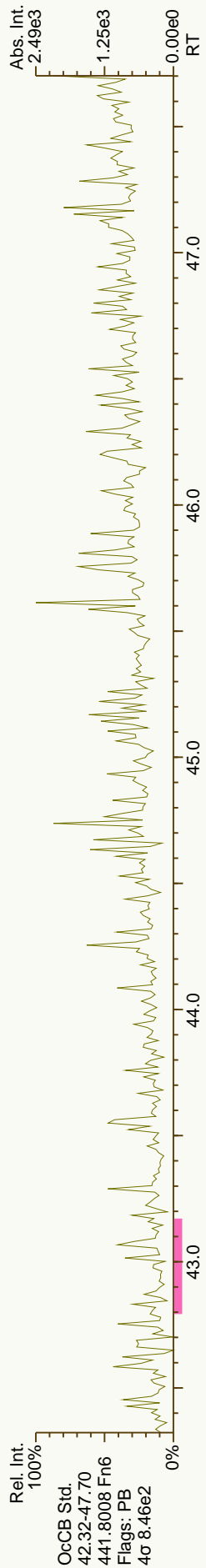
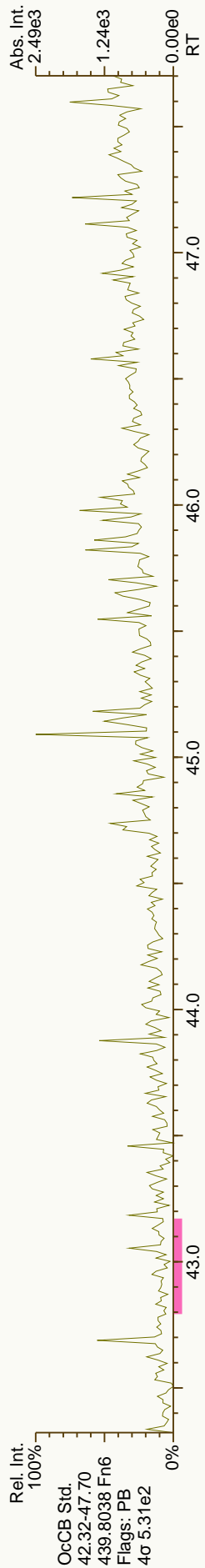
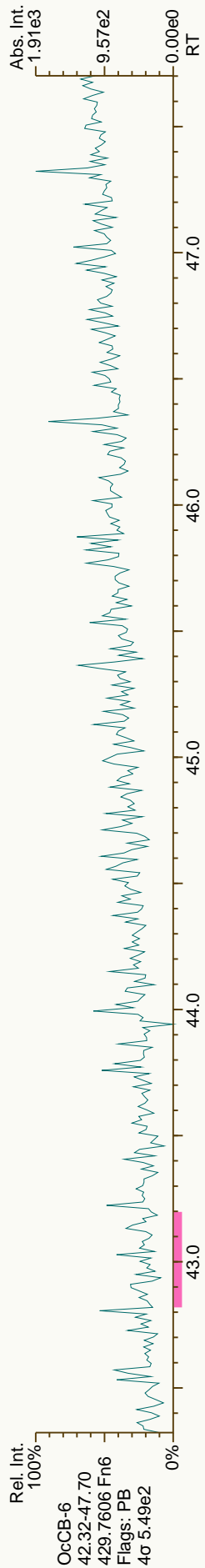
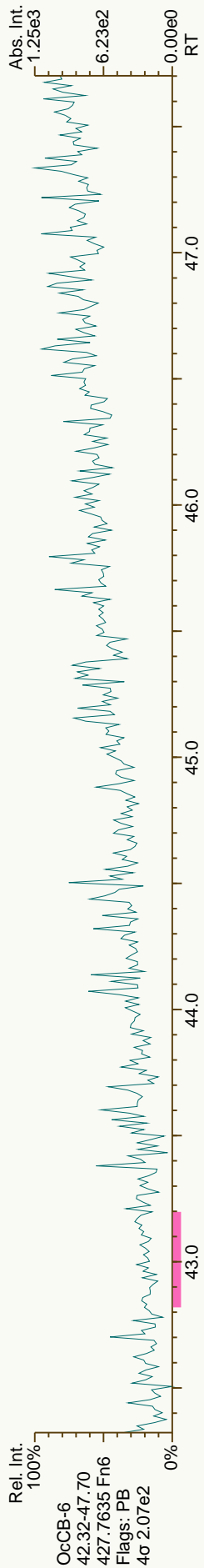


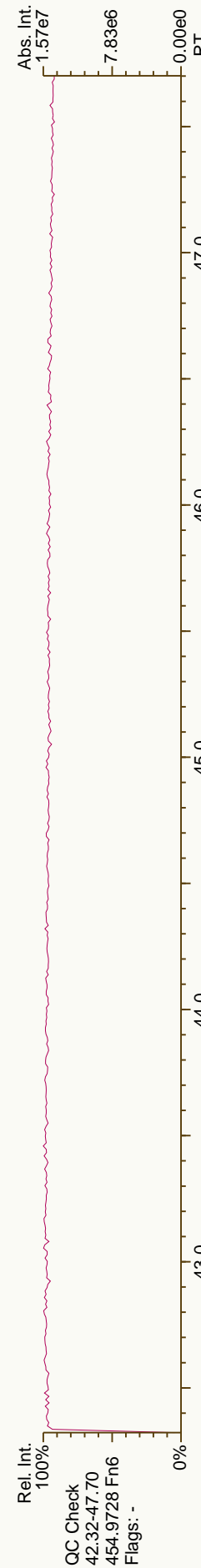
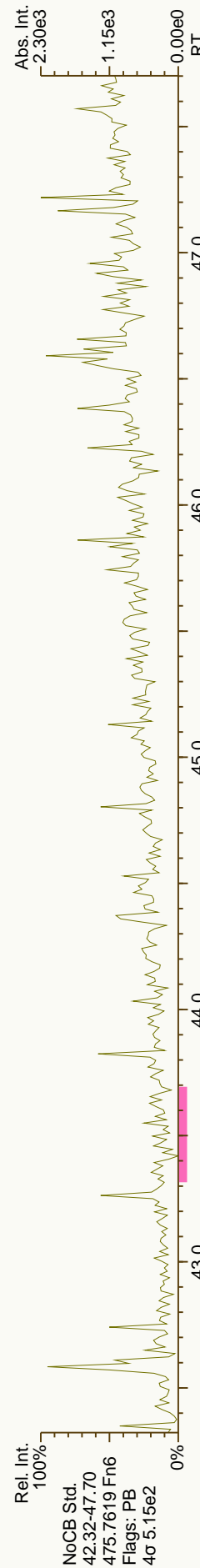
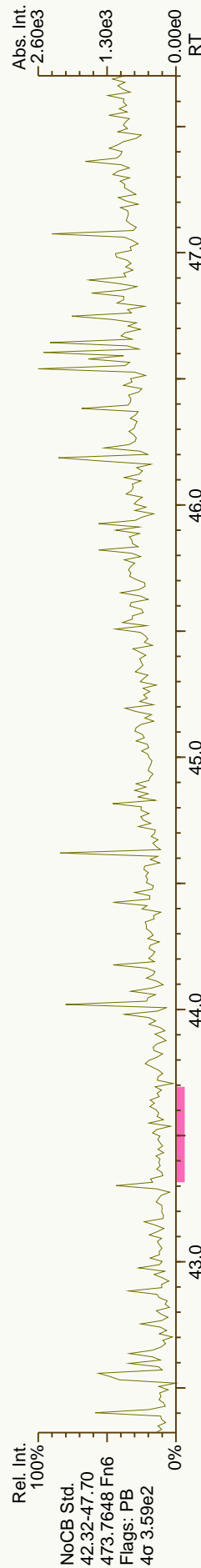
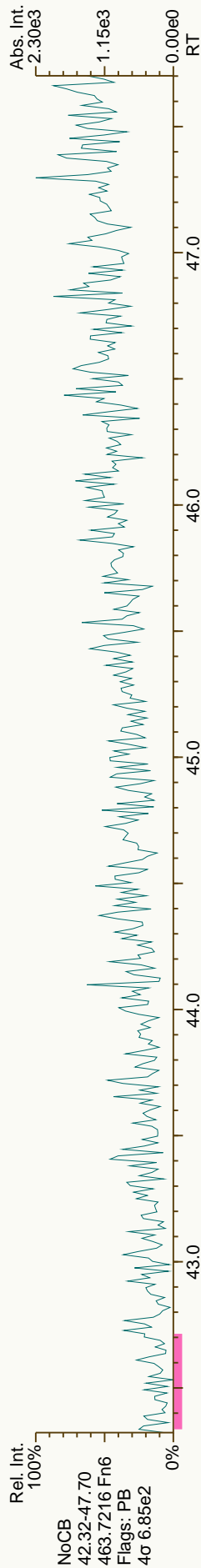
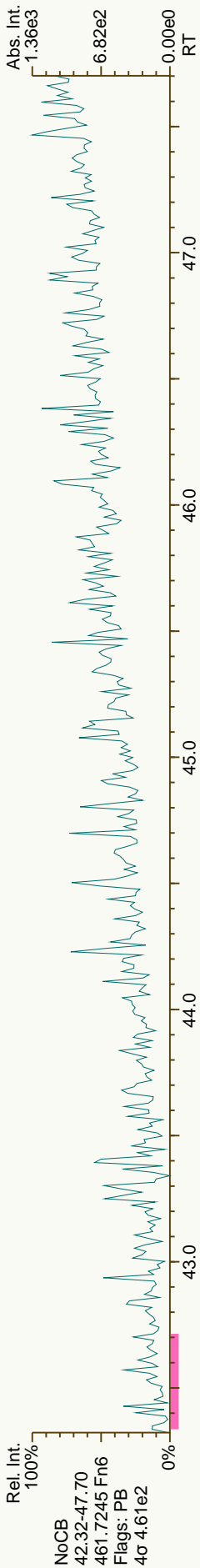


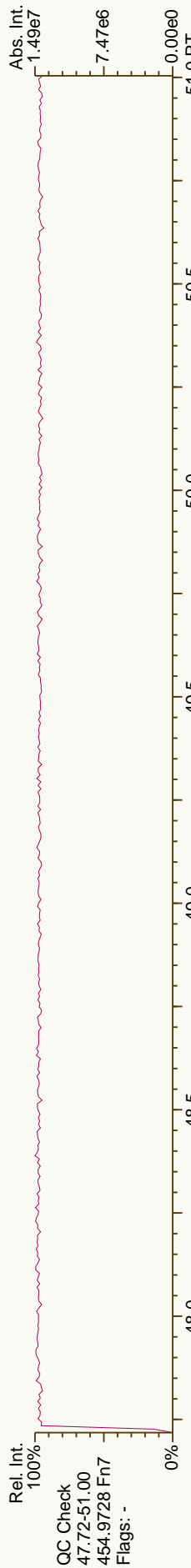
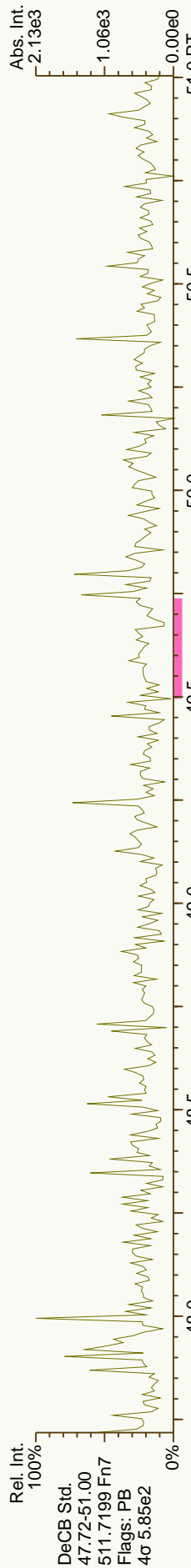
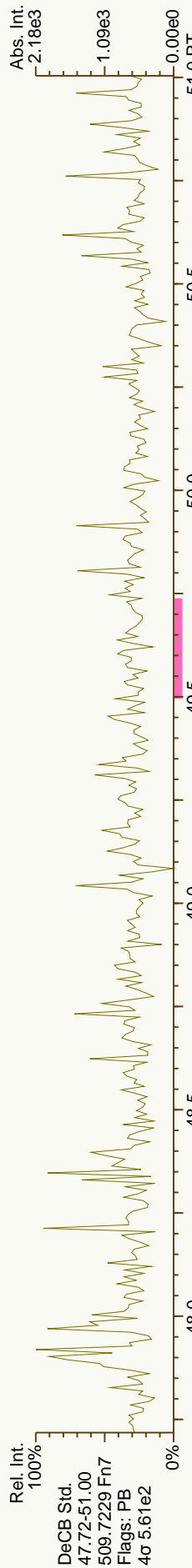
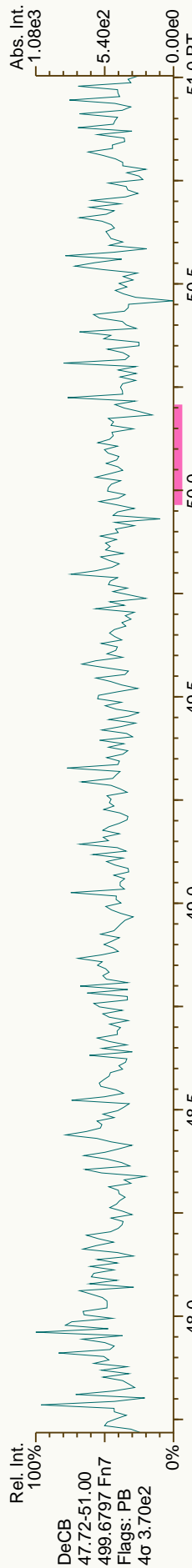
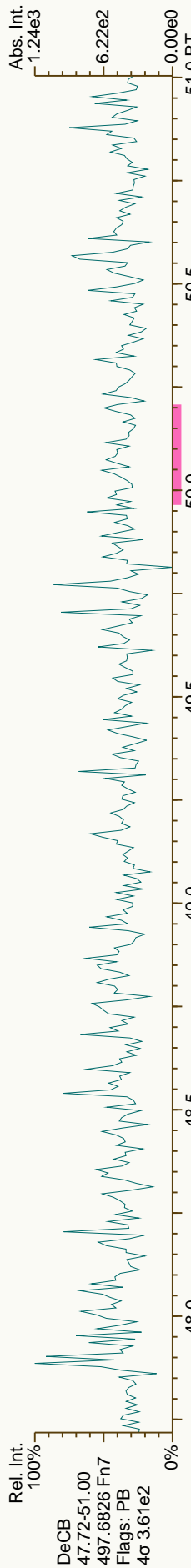










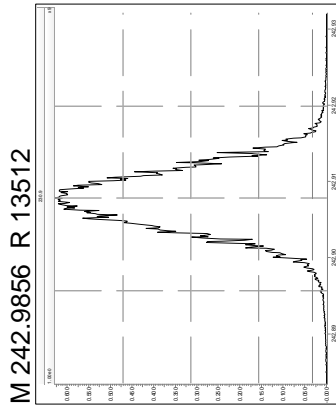
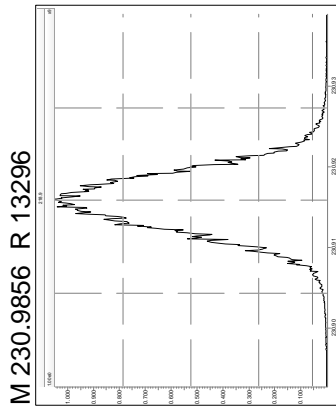
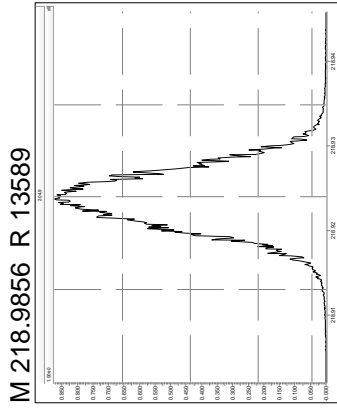
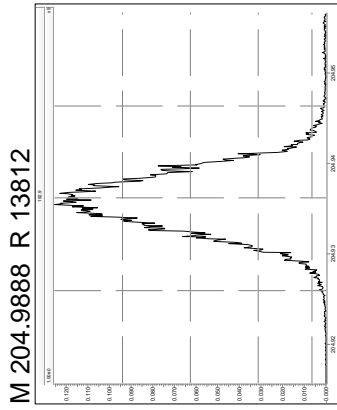
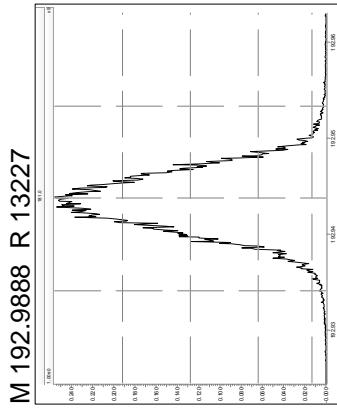
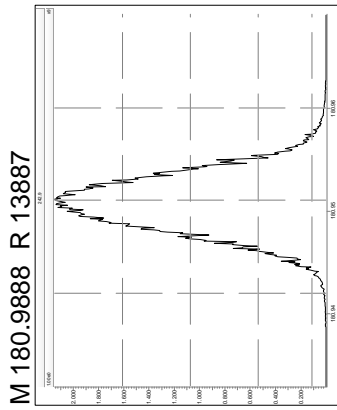


Experiment Calibration Report

MassLynx 4.1 SCN 881

File: Experiment: pcb-2012-01.exp Reference: Pfk3.ref Function: 1 @ 200 (ppm)

Printed: Wednesday, October 17, 2012 13:03:33 Eastern Daylight Time

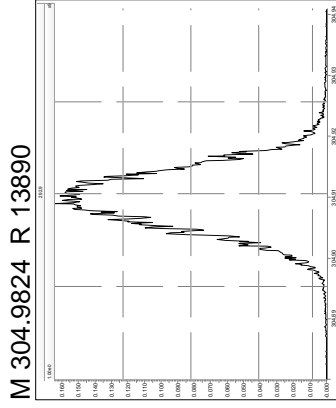
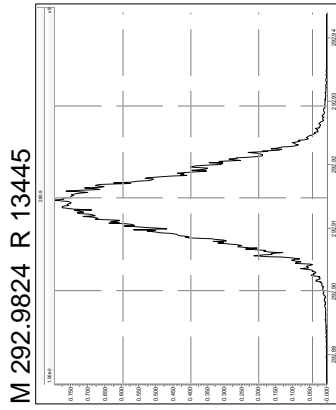
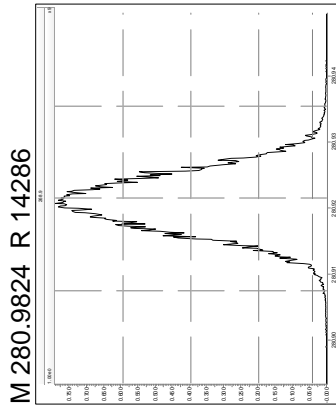
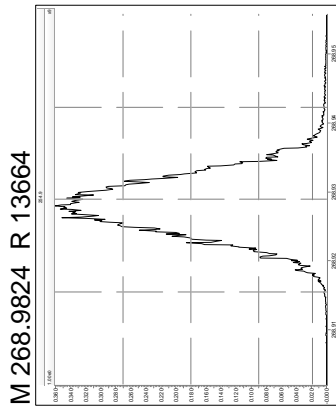
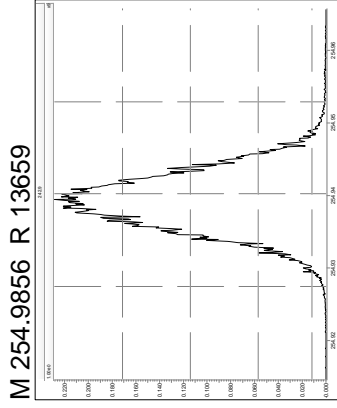
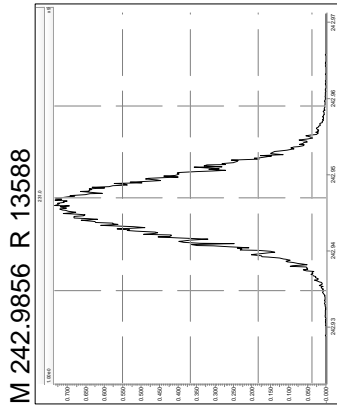
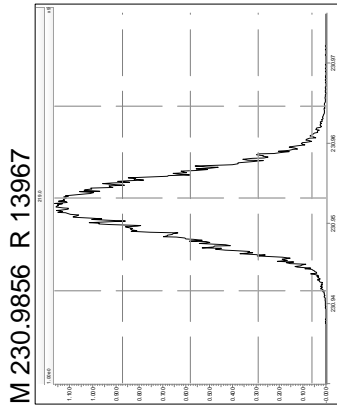
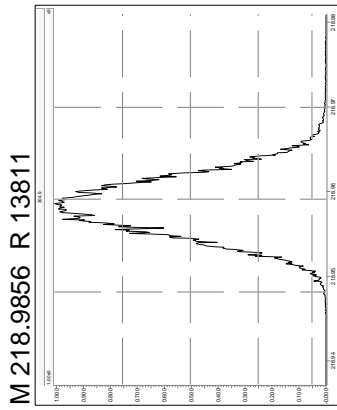


Experiment Calibration Report

MassLynx 4.1 SCN 881

File: Experiment: pcb-2012-01.exp Reference: Pfk3.ref Function: 2 @ 200 (ppm)

Printed: Wednesday, October 17, 2012 13:03:49 Eastern Daylight Time



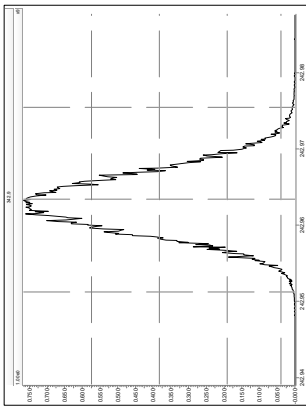
Experiment Calibration Report

MassLynx 4.1 SCN 881

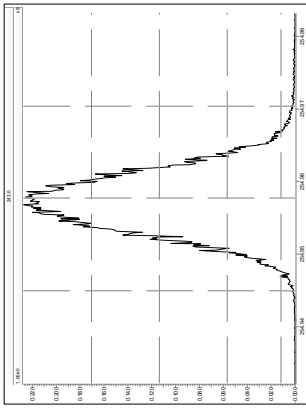
File: Experiment: pcb-2012-01.exp Reference: Pfk3.ref Function: 3 @ 200 (ppm)

Printed: Wednesday, October 17, 2012 13:04:12 Eastern Daylight Time

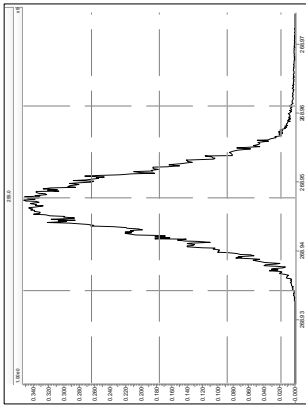
M 242.9856 R 12884



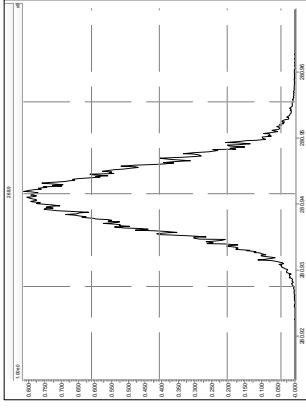
M 254.9856 R 13157



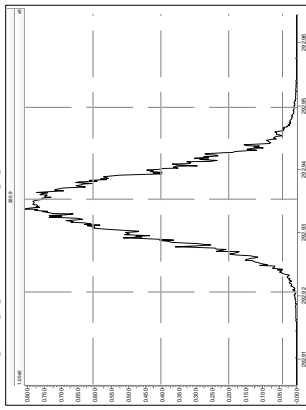
M 268.9824 R 13963



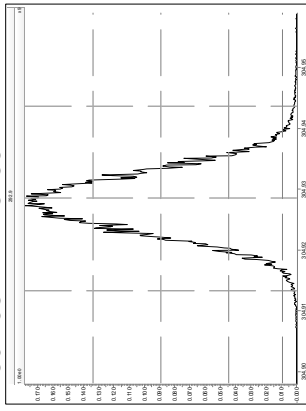
M 280.9824 R 13370



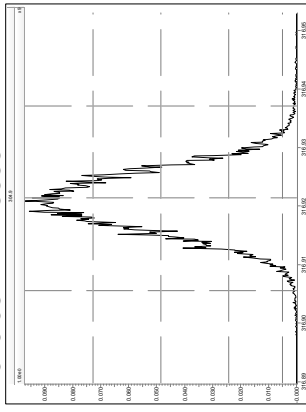
M 292.9824 R 12891



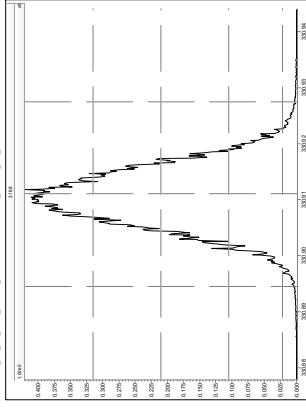
M 304.9824 R 13436



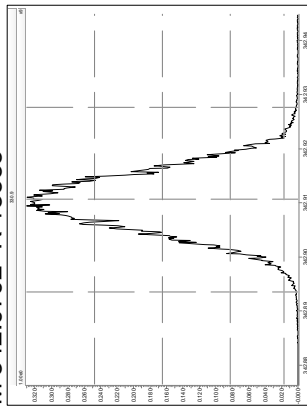
M 316.9824 R 13888



M 330.9792 R 13155



M 342.9792 R 13588



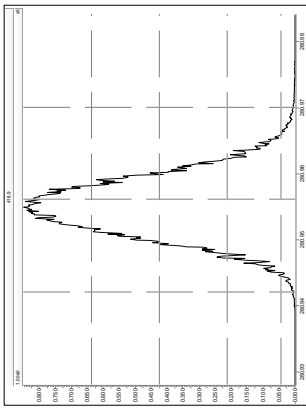
Experiment Calibration Report

MassLynx 4.1 SCN 881

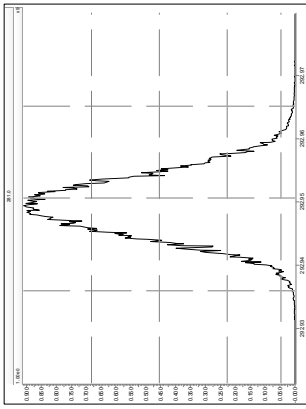
File: Experiment: pcb-2012-01.exp Reference: Pfk3.ref Function: 4 @ 200 (ppm)

Printed: Wednesday, October 17, 2012 13:04:35 Eastern Daylight Time

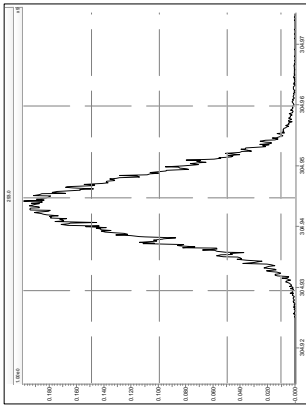
M 280.9824 R 13442



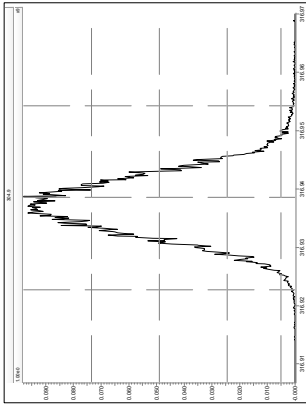
M 292.9824 R 13157



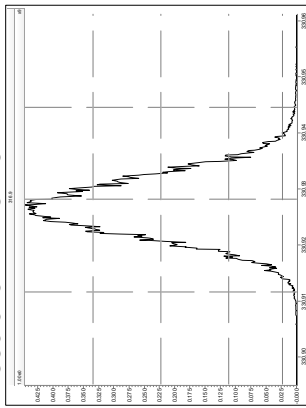
M 304.9824 R 13230



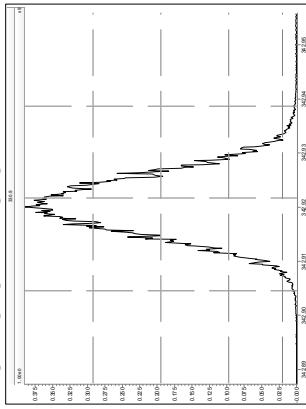
M 316.9824 R 13298



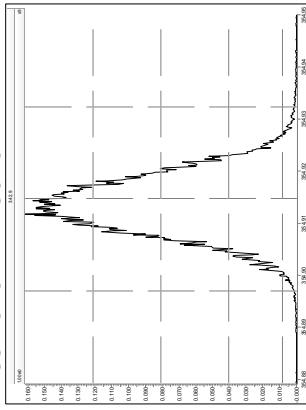
M 330.9792 R 13226



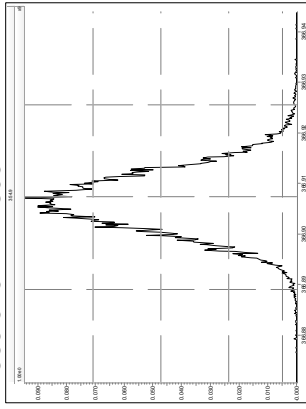
M 342.9792 R 13437



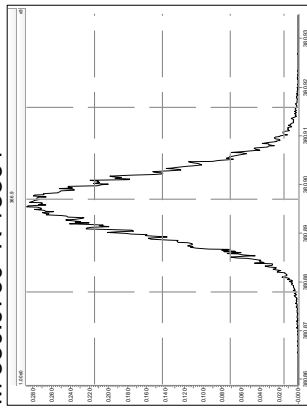
M 354.9792 R 13020



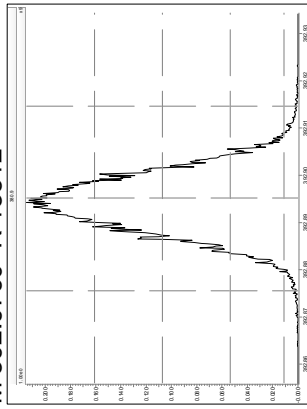
M 366.9792 R 13092



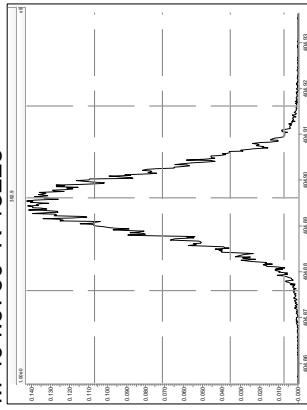
M 380.9760 R 13364



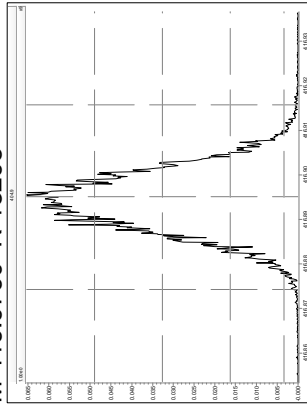
M 392.9760 R 13512



M 404.9760 R 13225



M 416.9760 R 13298

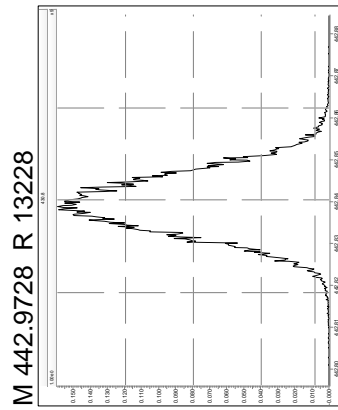
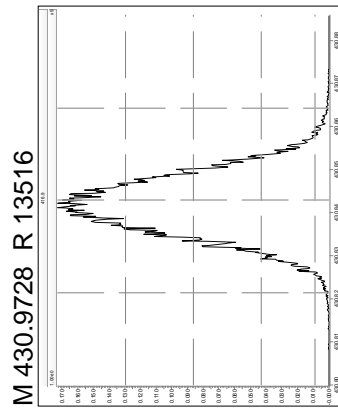
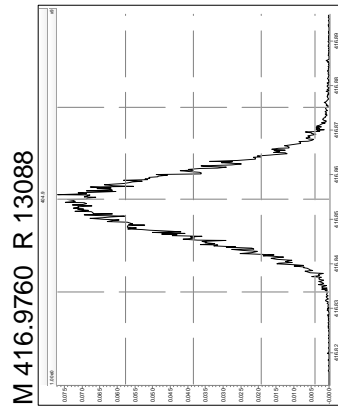
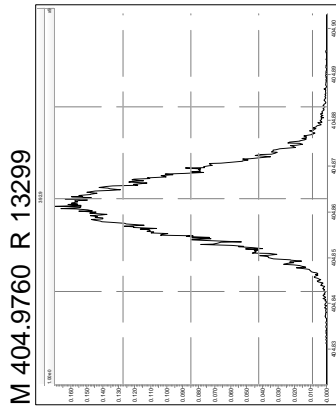
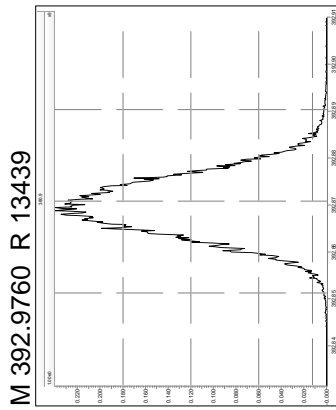
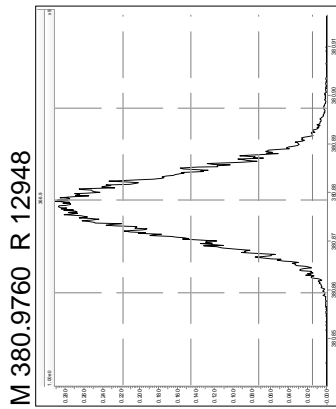
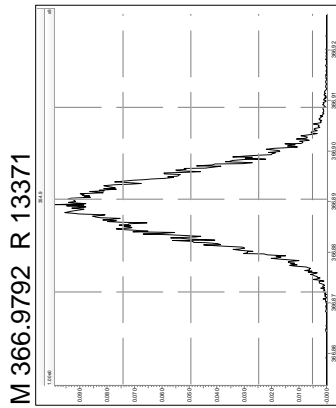
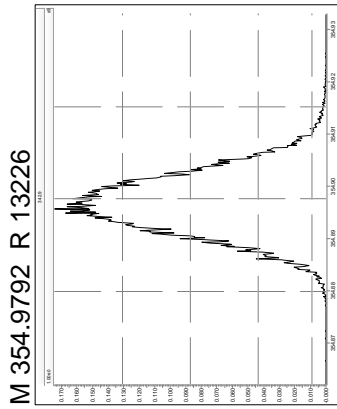
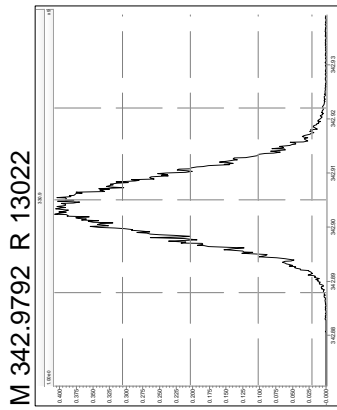
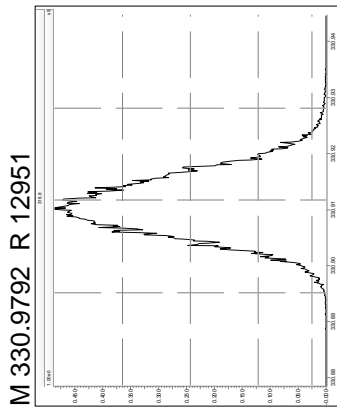
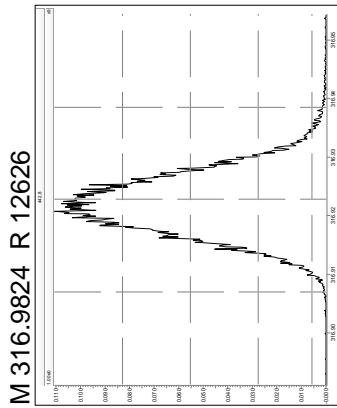


Experiment Calibration Report

MassLynx 4.1 SCN 881

File: Experiment: pcb-2012-01.exp Reference: Pfk3.ref Function: 5 @ 200 (ppm)

Printed: Wednesday, October 17, 2012 13:05:05 Eastern Daylight Time

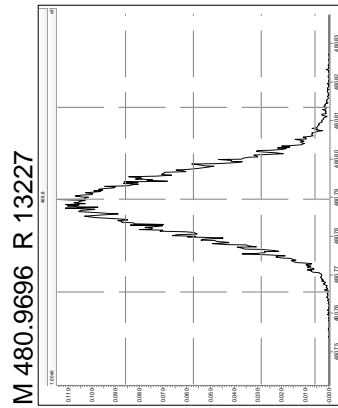
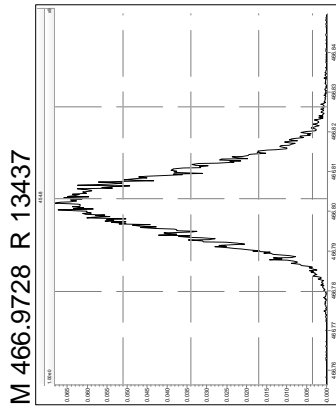
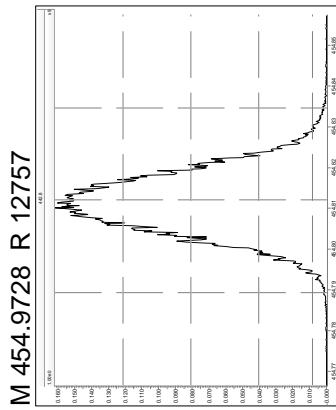
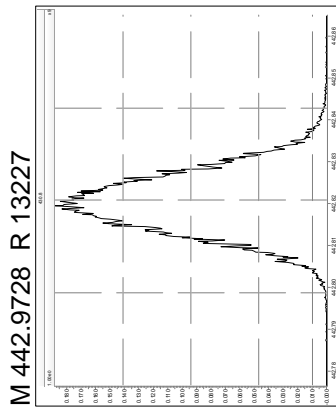
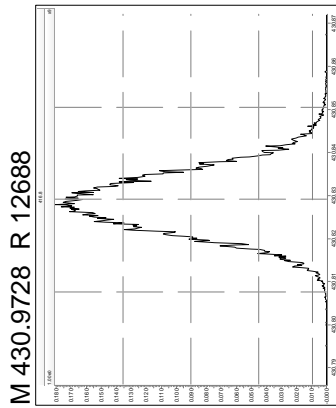
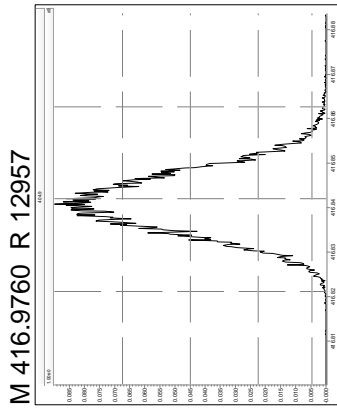
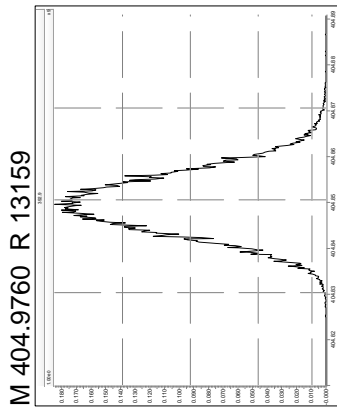
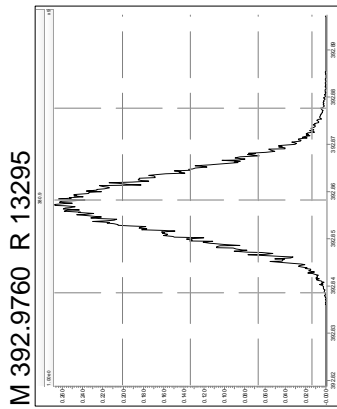
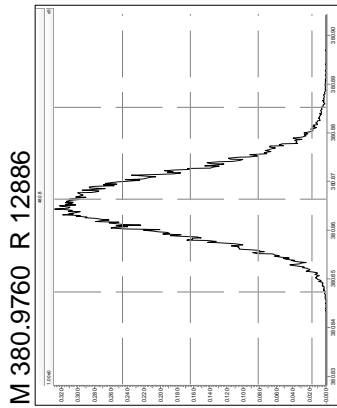


Experiment Calibration Report

MassLynx 4.1 SCN 881

File: Experiment: pcb-2012-01.exp Reference: Pfk3.ref Function: 6 @ 200 (ppm)

Printed: Wednesday, October 17, 2012 13:05:30 Eastern Daylight Time



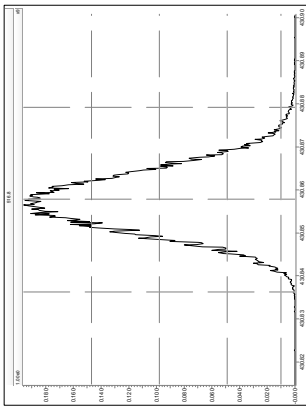
Experiment Calibration Report

MassLynx 4.1 SCN 881

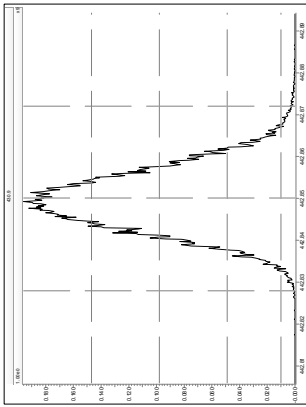
File: Experiment: pcb-2012-01.exp Reference: Pfk3.ref Function: 7 @ 200 (ppm)

Printed: Wednesday, October 17, 2012 13:05:51 Eastern Daylight Time

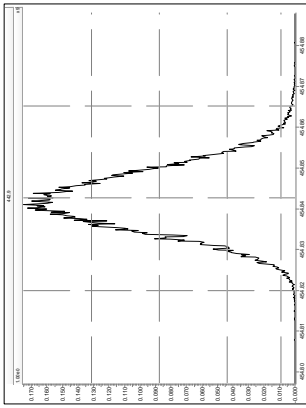
M 430.9728 R 12498



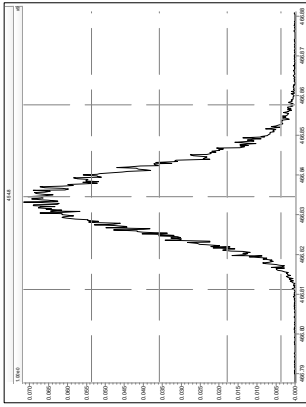
M 442.9728 R 13085



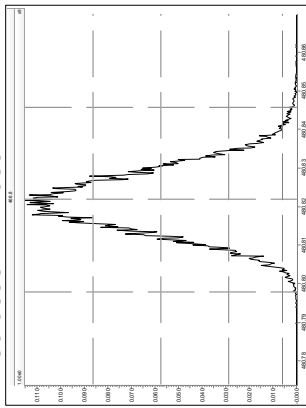
M 454.9728 R 13020



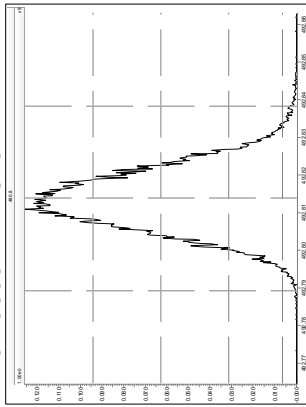
M 466.9728 R 13086



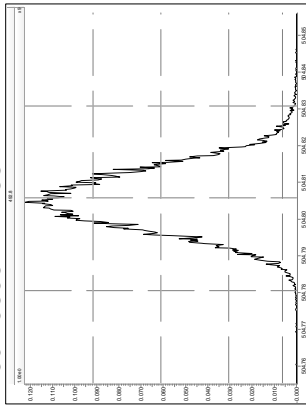
M 480.9696 R 12953



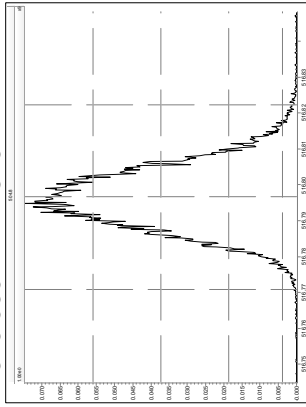
M 492.9696 R 12625



M 504.9696 R 12887

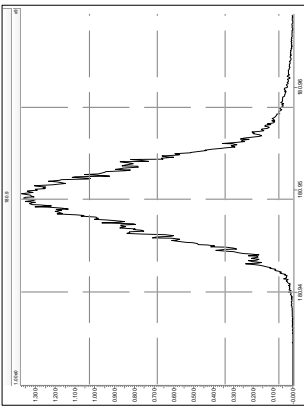


M 516.9697 R 12816

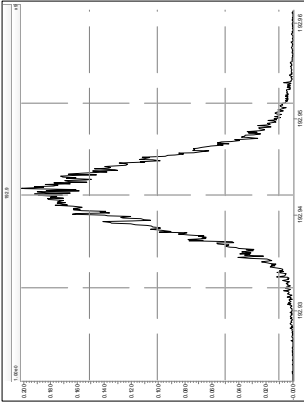


Printed: Wednesday, October 17, 2012 20:38:36 Eastern Daylight Time

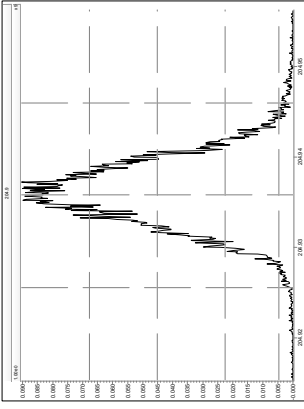
M 180.9888 R 11416



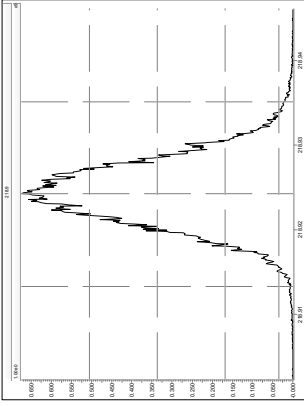
M 192.9888 R 11709



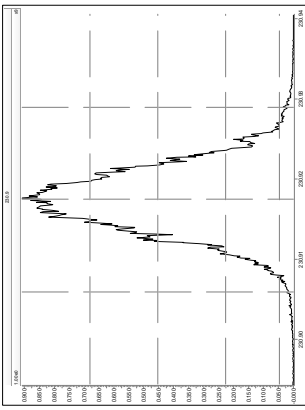
M 204.9888 R 12297



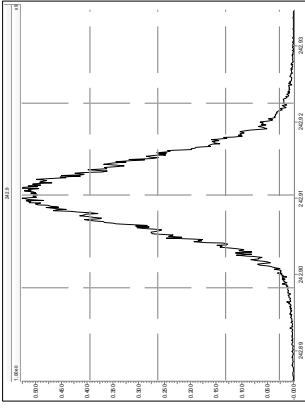
M 218.9856 R 11876



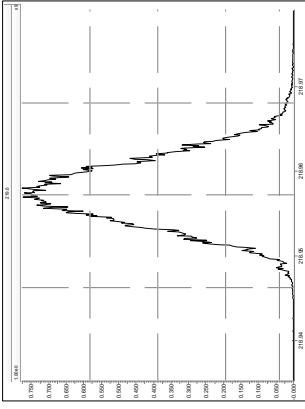
M 230.9856 R 11879



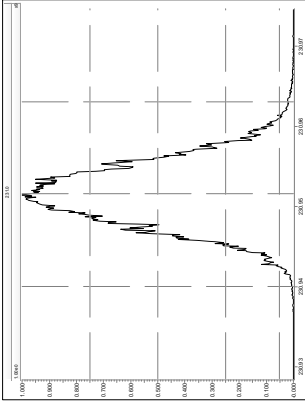
M 242.9856 R 11739



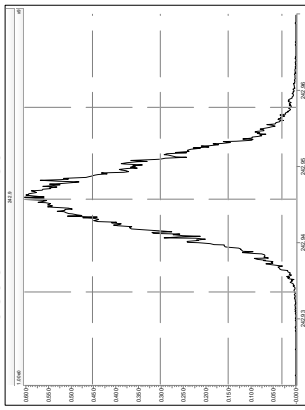
M 218.9856 R 12787



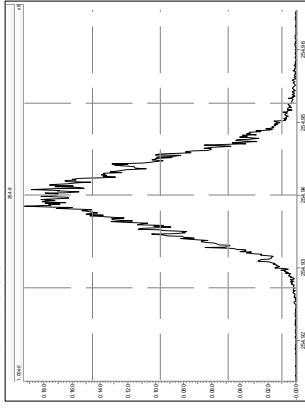
M 230.9856 R 12628



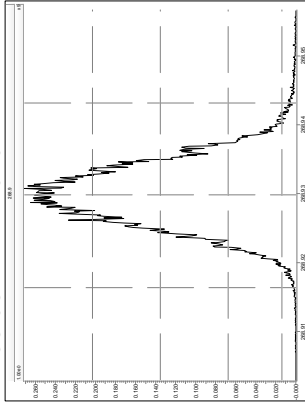
M 242.9856 R 12469



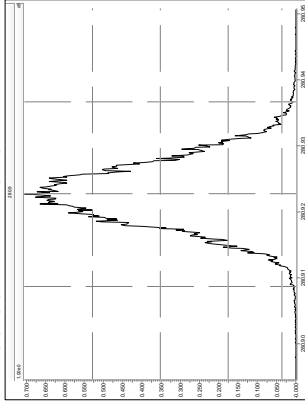
M 254.9856 R 12724



M 268.9824 R 12919

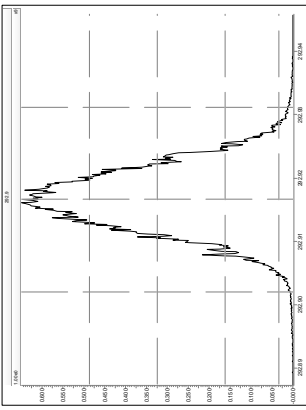


M 280.9824 R 12570

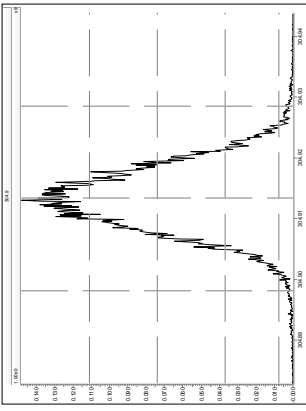


Printed: Wednesday, October 17, 2012 20:38:36 Eastern Daylight Time

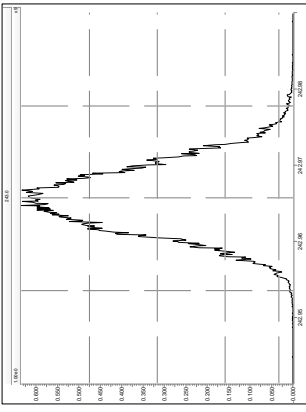
M 292.9824 R 12481



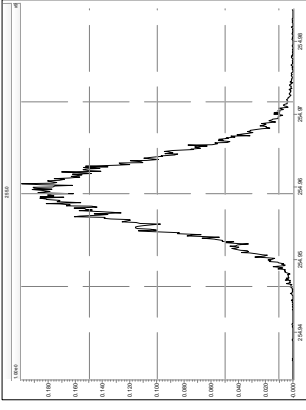
M 304.9824 R 12594



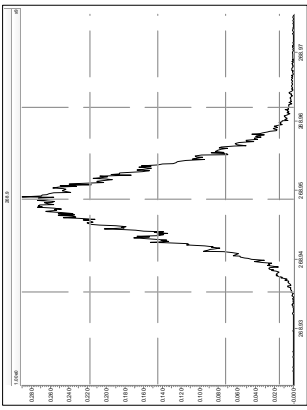
M 242.9856 R 12257



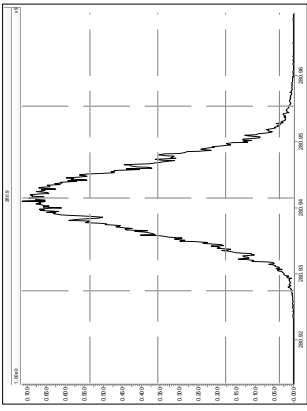
M 254.9856 R 12531



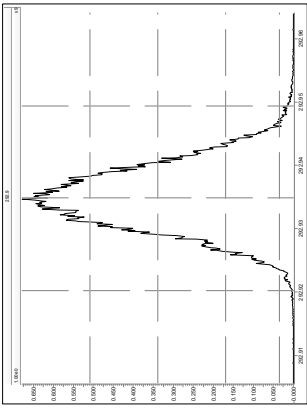
M 268.9824 R 12285



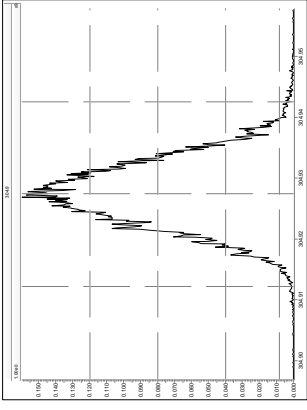
M 280.9824 R 12886



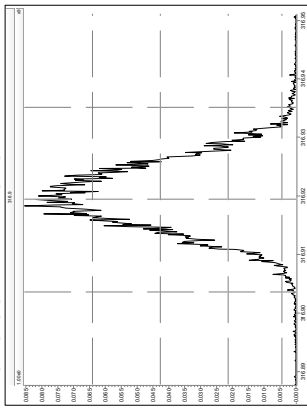
M 292.9824 R 12600



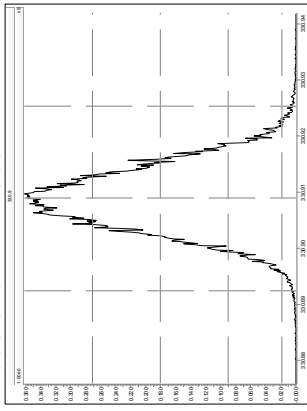
M 304.9824 R 12261



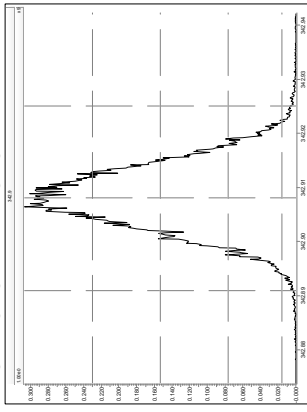
M 316.9824 R 12825



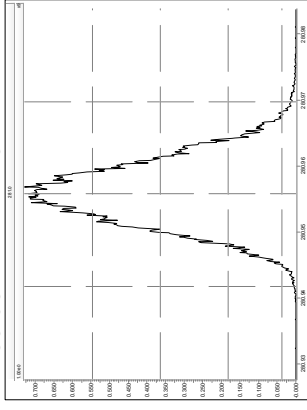
M 330.9792 R 12383



M 342.9792 R 12019

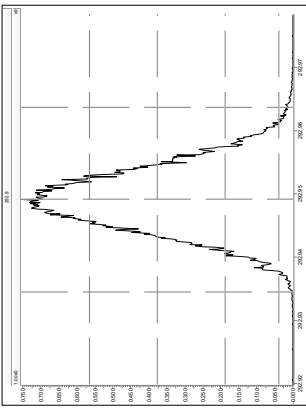


M 280.9824 R 12140

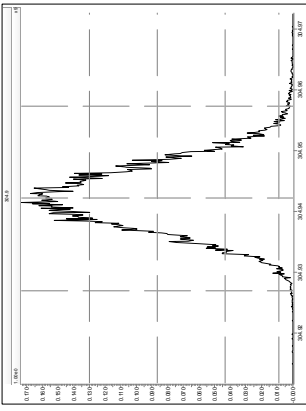


Printed: Wednesday, October 17, 2012 20:38:36 Eastern Daylight Time

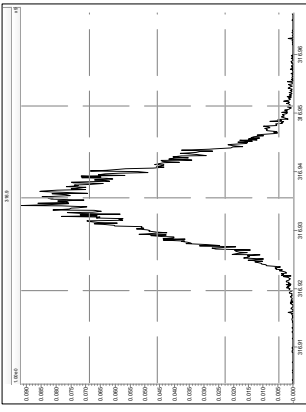
M 292.9824 R 12197



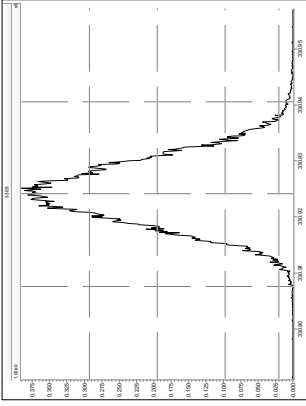
M 304.9824 R 12293



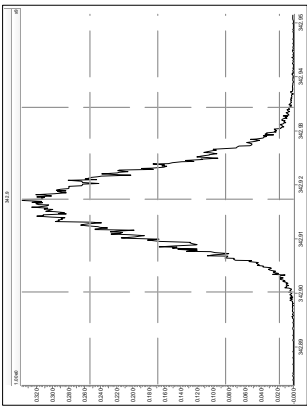
M 316.9824 R 12690



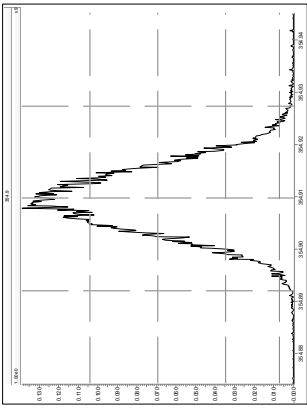
M 330.9792 R 12626



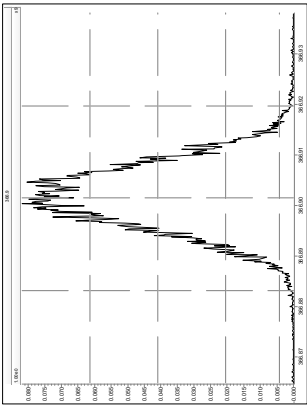
M 342.9792 R 12472



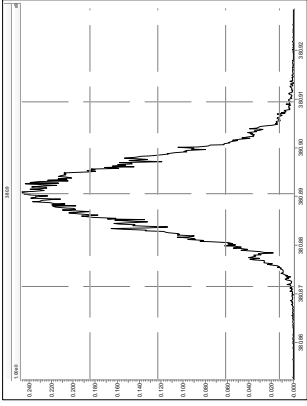
M 354.9792 R 12197



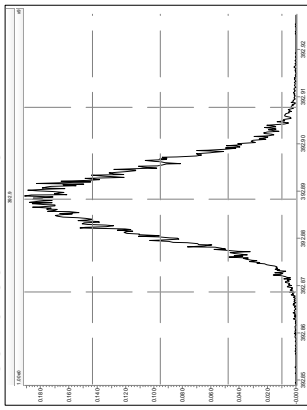
M 366.9792 R 12627



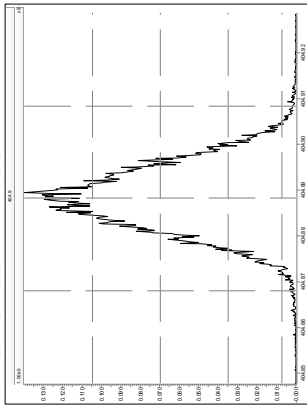
M 380.9760 R 12540



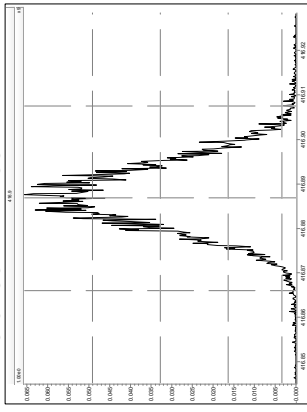
M 392.9760 R 12440



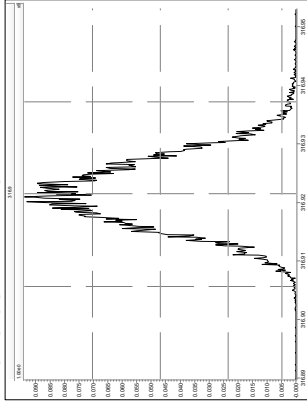
M 404.9760 R 12408



M 416.9760 R 12788

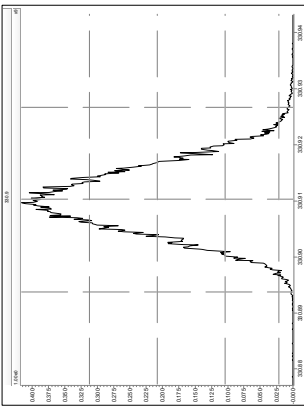


M 316.9824 R 12347

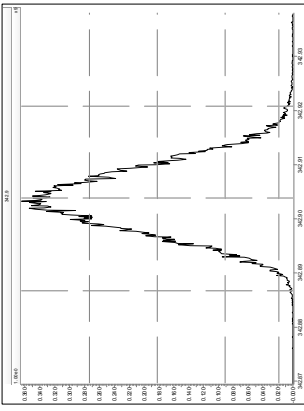


Printed: Wednesday, October 17, 2012 20:38:36 Eastern Daylight Time

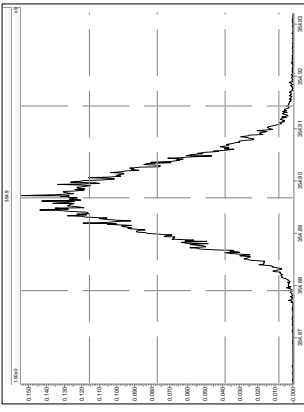
M 330.9792 R 12114



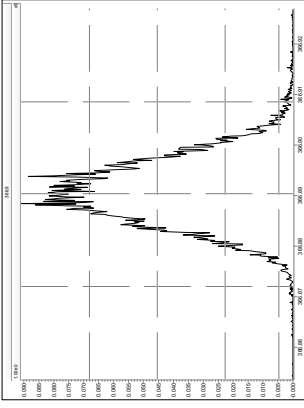
M 342.9792 R 11962



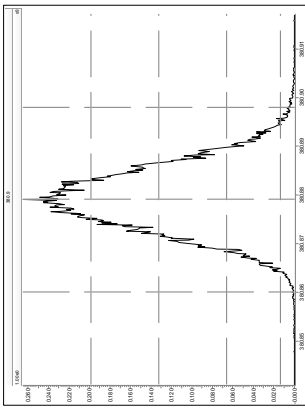
M 354.9792 R 12255



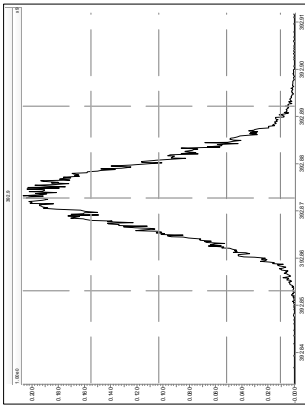
M 366.9792 R 12723



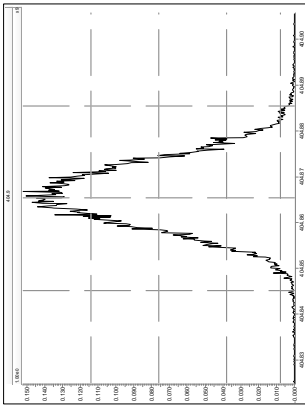
M 380.9760 R 12501



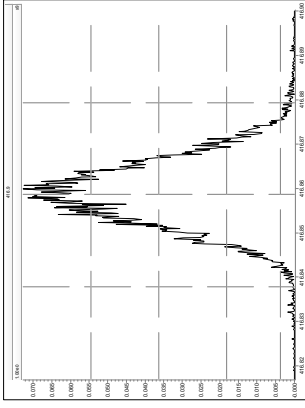
M 392.9760 R 12380



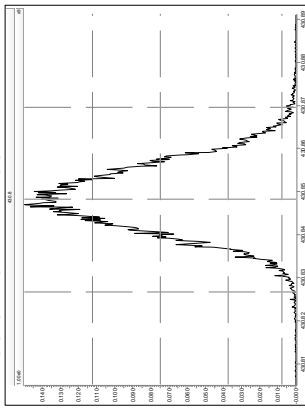
M 404.9760 R 12199



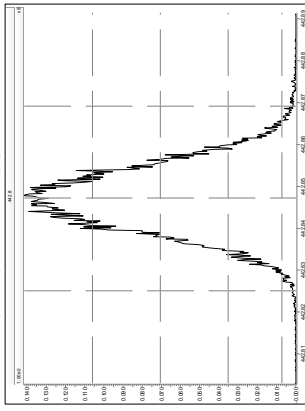
M 416.9760 R 13055



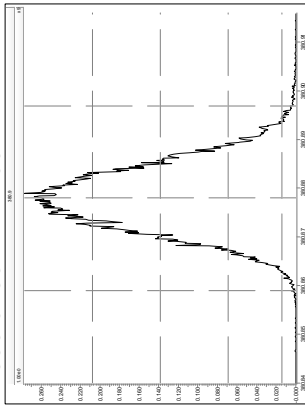
M 430.9728 R 12756



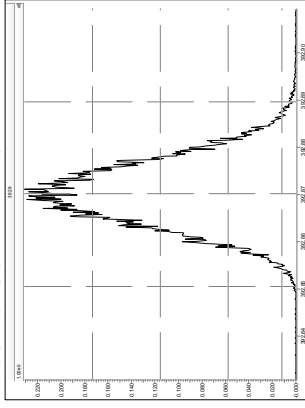
M 442.9728 R 12168



M 380.9760 R 12195

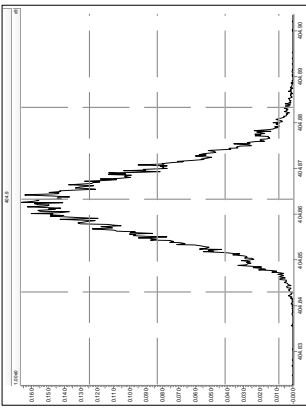


M 392.9760 R 12226

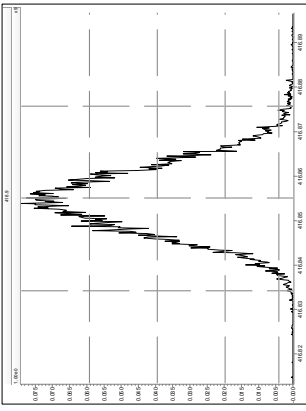


Printed: Wednesday, October 17, 2012 20:38:36 Eastern Daylight Time

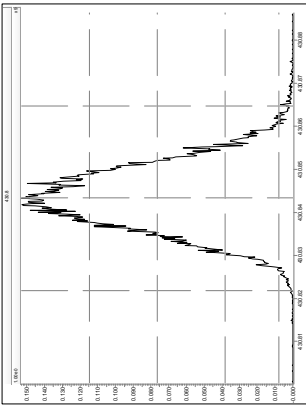
M 404.9760 R 12194



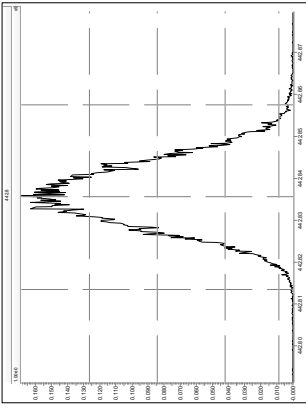
M 416.9760 R 12626



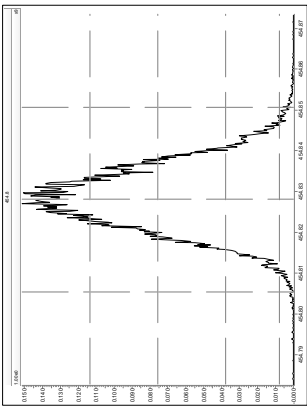
M 430.9728 R 12570



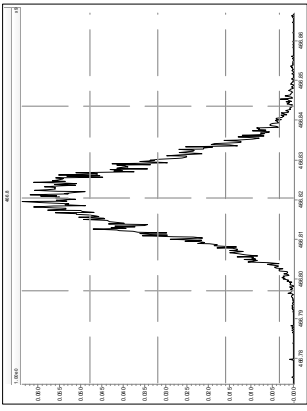
M 442.9728 R 12226



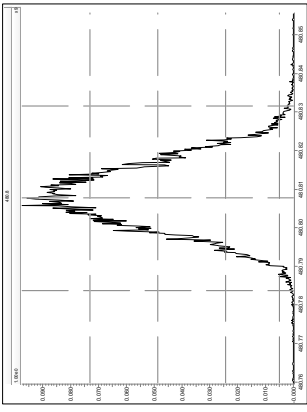
M 454.9728 R 12438



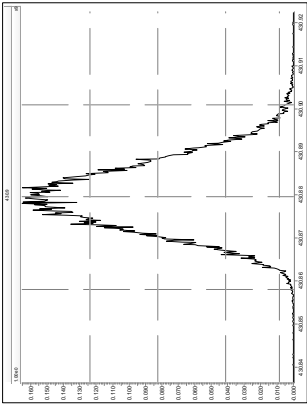
M 466.9728 R 12627



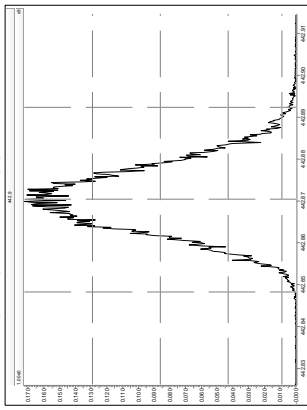
M 480.9696 R 12722



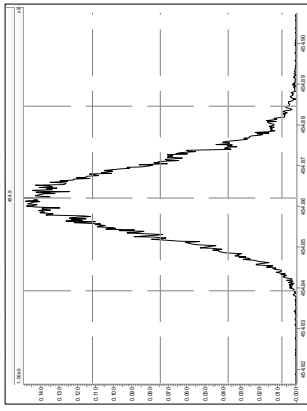
M 430.9728 R 11848



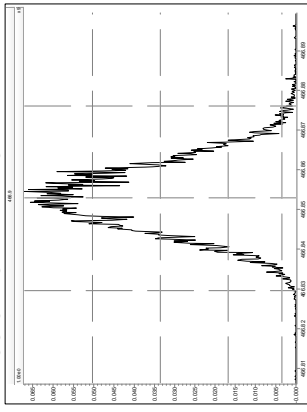
M 442.9728 R 12136



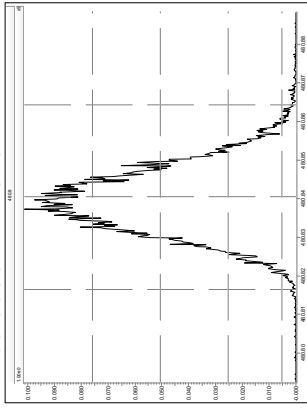
M 454.9728 R 11849



M 466.9728 R 12440

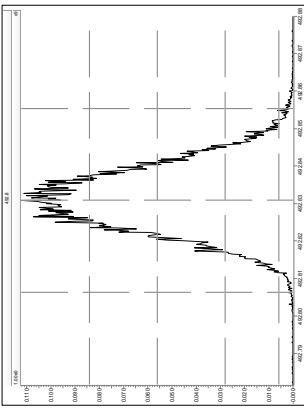


M 480.9696 R 12626

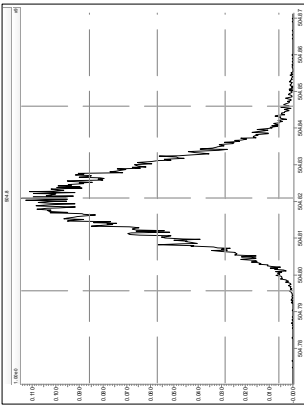


Printed: Wednesday, October 17, 2012 20:38:36 Eastern Daylight Time

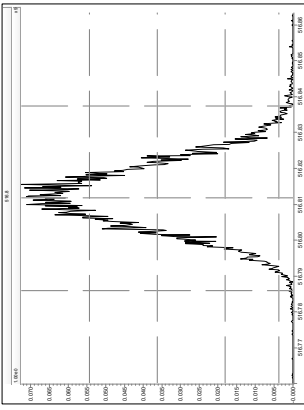
M 492.9696 R 12077



M 504.9696 R 12419



M 516.9697 R 12376



Laboratory Report of Analysis

To: Delaney Peterson
ANCHOR ENVIRONMENTAL
720 Olive Way
Suite 1900
Seattle, WA 98101
US

Report Number: **31203251**

Client Project: **Jeld-Wen Surface Sediments**

Dear Delaney Peterson,

Enclosed are the results of the analytical services performed under the referenced project for the received samples and associated QC as applicable. The samples are certified to meet the requirements of the National Environmental Laboratory Accreditation Conference Standards. Copies of this report and supporting data will be retained in our files for a period of five years in the event they are required for future reference. All results are intended to be used in their entirety and SGS is not responsible for use of less than the complete report. Any samples submitted to our laboratory will be retained for a maximum of thirty (30) days from the date of this report unless other arrangements are requested.

If there are any questions about the report or services performed during this project, please call Amy J. Boehm at (910) 350-1903. We will be happy to answer any questions or concerns which you may have.

Thank you for using SGS North America Inc. for your analytical services. We look forward to working with you again on any additional analytical needs.

Sincerely,
SGS North America Inc.



Digitally signed by: Amy Boehm
Date: 2012.11.16 14:54:11 -
04'00'

Amy J. Boehm
Project Manager
amy.boehm@sgs.com

Date

ANALYTICAL PERSPECTIVES IS NOW PART OF SGS, THE WORLD'S LEADING INSPECTION, VERIFICATION, TESTING AND CERTIFICATION COMPANY.

Laboratory Qualifiers

Report Definitions

DL	Method, Instrument, or Estimated Detection Limit per Analytical Method
CL	Control Limits for the recovery result of a parameter
LOQ	Reporting Limit
DF	Dilution Factor
RPD	Relative Percent Difference
LCS(D)	Laboratory Control Spike (Duplicate)
MS(D)	Matrix Spike (Duplicate)
MB	Method Blank

Qualifier Definitions

*	Recovery or RPD outside of control limits
B	Analyte was detected in the Lab Method Blank at a level above the LOQ
U	Undetected (Reported as ND or < DL)
V	Recovery is below quality control limit. The data has been validated based on a favorable signal-to-noise and detection limit
A	Amount detected is less than the Lower Method Calibration Limit
J	Estimated Concentration.
O	The recovery of this analyte in the OPR is above the Method QC Limits and the reported concentration in the sample may be biased high
E	Amount detected is greater than the Upper Calibration Limit
S	The amount of analyte present has saturated the detector. This situation results in an underestimation of the affected analyte(s)
Q	Indicates the presence of a quantitative interference. This situation may result in an underestimation of the affected analyte(s)
I	Indicates the presence of a qualitative interference that could cause a false positive or an overestimation of the affected analyte(s)
DPE	Indicates the presence of a peak in the polychlorinated diphenylether channel that could cause a false positive or an overestimation of the affected analyte(s)
TIC	Tentatively Identified Compound
EMPC	Estimated Maximum possible Concentration due to ion ratio failure
ND	Not Detected
K	Result is estimated due to ion ratio failure in High Resolution PCB Analysis
P	RPD > 40% between results of dual columns
D	Spike or surrogate was diluted out in order to achieve a parameter result within instrument calibration range

Samples requiring manual integrations for various congeners and/or standards are marked and dated by the analyst. A code definition is provided below:

M1 Mis-identified peak

Note Results pages that include a value for "Solids (%)" have been adjusted for moisture content.

Case Narrative**JW-EA09-SS37-120507**

The samples contained quantitative interferences due to matrix.

DPE - Indicates the presence of a peak in the polychlorinated diphenylether channel that could cause a false positive or an overestimation of the affected analyte(s)

JW-EA09-SS38-120507

The samples contained quantitative interferences due to matrix.

DPE - Indicates the presence of a peak in the polychlorinated diphenylether channel that could cause a false positive or an overestimation of the affected analyte(s)

E - Results over Calibration Range

JW-EA10-SS39-120507

DPE - Indicates the presence of a peak in the polychlorinated diphenylether channel that could cause a false positive or an overestimation of the affected analyte(s)

JW-EA10-SS40-120507

DPE - Indicates the presence of a peak in the polychlorinated diphenylether channel that could cause a false positive or an overestimation of the affected analyte(s)

JW-EA10-SS41-120507

DPE - Indicates the presence of a peak in the polychlorinated diphenylether channel that could cause a false positive or an overestimation of the affected analyte(s)

JW-EA10-SS43-120507

DPE - Indicates the presence of a peak in the polychlorinated diphenylether channel that could cause a false positive or an overestimation of the affected analyte(s)

OPR for HBN 30725 [HXX/1817]

1668: The reported recovery of 202-OcCB is above recommended QC limits. the reported results in the associated samples may be biased high.

3251
320450



Chain of Custody Record & Laboratory Analysis Request

Anchor QEA
720 Olive Way, Suite 1900
Seattle, Washington 98101
Phone 206.287.9130
Fax 206.287.9131

Turnaround Requested:

Anchor Contact:

Page 4 of 4

Lab Contact: <i>Amy Boehm</i>		Project: <i>Jeld Wen</i>		Analyses Requested							Notes/ Comments:
Lab: <i>SGS</i>		Surface Sediment		Archive	Dioxins	D/F	PCBs	D/F & PCBs			
Address: <i>SS00 Business Drive</i>		Proj. No.: <i>120909-01-01</i>									
City, etc.: <i>Wilmington NC 28405</i>		Sampler: <i>KC/NS</i>									
Phone: <i>910.350.7903</i>		Shipping Method: <i>Overnight</i>									
Fax:		AirBill #:									
Sample ID	Sample Date	Sample Time	Sample Matrix	Number of Containers							
<i>JW-EA01-SS03</i>	<i>1205 5/7/12</i>	<i>15:10</i>	<i>Sed</i>	<i>2</i>	<i>X</i>	<i>X</i>					
<i>JW-EA01-SS57</i>	<i>1205 5/7/12</i>	<i>15:22</i>	<i>Sed</i>	<i>1</i>			<i>X</i>				
<i>JW-EA01-COMP</i>	<i>1205 5/7/12</i>	<i>17:39</i>	<i>Sed</i>	<i>1</i>			<i>X</i>				
<i>20 JW-EA09-SS34</i>	<i>1205 5/7/12</i>	<i>14:11</i>	<i>Sed</i>	<i>1</i>	<i>X</i>						
<i>23 JW-EA09-SS37</i>	<i>1205 5/7/12</i>	<i>13:46</i>	<i>Sed</i>	<i>1</i>	<i>X</i>						
<i>21 JW-EA09-SS35</i>	<i>1205 5/7/12</i>	<i>13:36</i>	<i>Sed</i>	<i>1</i>	<i>X</i>						
<i>24 JW-EA09-SS38</i>	<i>1205 5/7/12</i>	<i>13:50</i>	<i>Sed</i>	<i>1</i>	<i>X</i>						
<i>19 JW-EA09-SS33</i>	<i>1205 5/7/12</i>	<i>13:24</i>	<i>Sed</i>	<i>1</i>	<i>X</i>						
<i>22 JW-EA09-SS36</i>	<i>1205 5/7/12</i>	<i>14:01</i>	<i>Sed</i>	<i>1</i>	<i>X</i>						
<i>6 JW-RB-1205</i>	<i>5/7/12</i>	<i>17:58</i>	<i>Sed</i>	<i>2</i>		<i>X</i>	<i>X</i>				
<i>JW-EA09-COMP</i>	<i>1205 5/7/12</i>	<i>18:03</i>	<i>Sed</i>	<i>1</i>			<i>X</i>	<i>X</i>			
<i>9 JW-FB-1205</i>	<i>5/7/12</i>	<i>19:00</i>		<i>1</i>			<i>X</i>				

Relinquished: (Signature)	Relinquished: (Signature)	Relinquished: (Signature)	Special Instructions/Notes	
Printed Name:	Printed Name:	Printed Name:	<i>Signature from JW-EA01-COMP-1205</i>	
Company:	Company:	Company:		
Date/Time:	Date/Time:	Date/Time:		
Received By: <i>Julie Johnson</i>	Received By:	Received By:		
Printed Name: <i>Julie Johnson</i>	Printed Name:	Printed Name:	# of Coolers: <i>2</i> Cooler <i>2, 1, 3, 2</i> Temp(s): Bottles Intact?	
Company: <i>SGS</i>	Company:	Company:		
Date/Time: <i>5/9/12 1015</i>	Date/Time:	Date/Time:		

No Seals

3251
31201450



Chain of Custody Record & Laboratory Analysis Request

Anchor QEA
720 Olive Way, Suite 1900
Seattle, Washington 98101
Phone 206.287.9130
Fax 206.287.9131

Turnaround Requested:

Anchor Contact:

Page 2 of 4

Lab Contact: <i>Amy Boehm</i>		Project: <i>Jeld Wen</i>		Analyses Requested								Notes/ Comments:
Lab: <i>SGS</i>		Surface Sediment		PCB	Archive	Dioxin	DIF & PCB					
Address: <i>5500 Business Drive</i>		Proj. No.: <i>120909-01-01</i>										
City, etc.: <i>Wilmington NC 28405</i>		Sampler: <i>KL/NS</i>										
Phone: <i>910.350.1903</i>		Shipping Method: <i>Overnight</i>										
Fax:		AirBill #:										
Sample ID	Sample Date	Sample Time	Sample Matrix	Number of Containers								
<i>25</i> JW-EA10-SS39	<i>1205 5/7/12</i>	<i>10:25</i>	<i>Sed</i>	<i>2</i>	<i>X</i>	<i>X</i>						
<i>22</i> JW-EA10-SS43	<i>1205 5/7/12</i>	<i>12:20</i>	<i>Sed</i>	<i>2</i>	<i>X</i>	<i>X</i>						
<i>32</i> JW-EA10-SS41	<i>1205 5/7/12</i>	<i>12:44</i>	<i>Sed</i>	<i>2</i>	<i>X</i>	<i>X</i>						
<i>19</i> JW-EA10-SS42	<i>1205 5/7/12</i>	<i>09:03</i>	<i>Sed</i>	<i>2</i>	<i>X</i>	<i>X</i>						
<i>26</i> JW-EA10-SS40	<i>1205 5/7/12</i>	<i>12:34</i>	<i>Sed</i>	<i>2</i>	<i>X</i>	<i>X</i>						
JW-EA10-SS90	<i>1205 5/7/12</i>	<i>12:34</i>	<i>Sed</i>	<i>1</i>	<i>X</i>							
JW-EA10-COMP	<i>1205 5/7/12</i>	<i>16:14</i>	<i>Sed</i>	<i>1</i>			<i>X</i>					
<i>14</i> JW-EA07-SS28	<i>1205 5/7/12</i>	<i>12:00</i>	<i>Sed</i>	<i>1</i>		<i>X</i>						
<i>11</i> JW-EA07-SS25	<i>1205 5/7/12</i>	<i>11:44</i>	<i>Sed</i>	<i>1</i>		<i>X</i>						
<i>13</i> JW-EA07-SS27	<i>1205 5/7/12</i>	<i>12:14</i>	<i>Sed</i>	<i>1</i>		<i>X</i>						
<i>12</i> JW-EA07-SS26	<i>1205 5/7/12</i>	<i>11:50</i>	<i>Sed</i>	<i>1</i>		<i>X</i>						
<i>→</i> JW-EA07-COMP	<i>1205 5/7/12</i>	<i>16:33</i>	<i>Sed</i>	<i>1</i>	<i>X</i>		<i>X</i>					<i>5/15/12</i>
JW-EA03-SS12	<i>1205 5/7/12</i>	<i>13:00</i>	<i>Sed</i>	<i>1</i>		<i>X</i>						
JW-EA03-SS11	<i>1205 5/7/12</i>	<i>14:00</i>	<i>Sed</i>	<i>1</i>		<i>X</i>						
JW-EA03-COMP	<i>1205 5/7/12</i>	<i>16:53</i>	<i>Sed</i>	<i>1</i>			<i>X</i>					

Relinquished: (Signature)	Relinquished: (Signature)	Relinquished: (Signature)	Special Instructions/Notes	
Printed Name:	Printed Name:	Printed Name:		
Company:	Company:	Company:		
Date/Time:	Date/Time:	Date/Time:		
Received By: <i>Julie Johnson</i>	Received By:	Received By:		
Printed Name: <i>Julie Johnson</i>	Printed Name:	Printed Name:		
Company: <i>SGS</i>	Company:	Company:	# of Coolers: <i>2</i>	Cooler <i>3, 6</i>
Date/Time: <i>5/9/12 1015</i>	Date/Time:	Date/Time:	COC Seals Intact? <i>MA</i>	Temp(s): <i>3.20</i>
				Bottles Intact?

no leaks

SGS North America Inc.

Sample Receipt Checklist (SRC)

3251

Client: Jeld Wen

Work Order No.: 31201450

- 1. Shipped
 Hand Delivered
- 2. COC Present on Receipt
 No COC
 Additional Transmittal Forms
- 3. Custody Tape on Container
 No Custody Tape
- 4. Samples Intact
 Samples Broken / Leaking
- 5. Chilled on Receipt Actual Temp.(s) in °C: 11.6, 1.3
 Ambient on Receipt
 Walk-in on Ice; Coming down to temp.
 Received Outside of Temperature Specifications
- 6. Sufficient Sample Submitted
 Insufficient Sample Submitted
- 7. Chlorine absent
 HNO3 < 2
 HCL < 2
 Additional Preservatives verified (see notes)
- 8. Received Within Holding Time
 Not Received Within Holding Time
- 9. No Discrepancies Noted
 Discrepancies Noted
 NCDENR notified of Descrepancies*
- 10. No Headspace present in VOC vials
 Headspace present in VOC vials >6mm

Comments: One cooler containing JW-EA05-SS19, SS20, SS18, SS17, COMP-120509 out of temperature protocol, all ice melted.

Did not receive JW-EA10-TISSUE-120507, JW-EA01-TISSUE-120507.

Inspected and Logged in by: JJ

Date: Mon-5/14/12 00:00

*NCDENR must be notified when collection, holding time or preservation requirements are not met.

Sample Summary

<u>Client Sample ID</u>	<u>Lab Sample ID</u>	<u>Collected</u>	<u>Received</u>	<u>Matrix</u>
JW-EA09-SS37-120507	31203251001	05/07/2012 13:46	05/09/2012 10:15	Soil-Solid as dry weight
JW-EA09-SS38-120507	31203251002	05/07/2012 13:50	05/09/2012 10:15	Soil-Solid as dry weight
JW-EA10-SS39-120507	31203251003	05/07/2012 10:25	05/09/2012 10:15	Soil-Solid as dry weight
JW-EA10-SS40-120507	31203251004	05/07/2012 12:34	05/09/2012 10:15	Soil-Solid as dry weight
JW-EA10-SS41-120507	31203251005	05/07/2012 12:44	05/09/2012 10:15	Soil-Solid as dry weight
JW-EA10-SS42-120507	31203251006	05/07/2012 09:03	05/09/2012 10:15	Soil-Solid as dry weight
JW-EA10-SS43-120507	31203251007	05/07/2012 12:20	05/09/2012 10:15	Soil-Solid as dry weight

Results of JW-EA09-SS37-120507

Client Sample ID: **JW-EA09-SS37-120507**
 Client Project ID: **Jeld-Wen Surface Sediments**
 Lab Sample ID: 31203251001-A
 Lab Project ID: 31203251

Collection Date: 05/07/2012 13:46
 Received Date: 05/09/2012 10:15
 Matrix: Soil-Solid as dry weight
 Solids (%): 72.40

Results by EPA 1613B

Parameter	Result	EMPC	Qual	DL	LOQ/CL	Units	RT	Ratio
2,3,7,8-TCDD		0.223	J	0.0280	0.495	pg/g	27.54	0.55*
1,2,3,7,8-PeCDD	0.421		J	0.0264	2.48	pg/g	33.84	1.73
1,2,3,4,7,8-HxCDD	0.644		J	0.0718	2.48	pg/g	38.48	1.36
1,2,3,6,7,8-HxCDD	2.61			0.0810	2.48	pg/g	38.62	1.23
1,2,3,7,8,9-HxCDD	1.41		J	0.0768	2.48	pg/g	38.96	1.30
1,2,3,4,6,7,8-HpCDD	34.7			0.208	2.48	pg/g	42.65	1.06
OCDD	265			0.0701	4.95	pg/g	46.39	0.90
2,3,7,8-TCDF	1.74			0.0193	0.495	pg/g	26.55	0.80
2,3,7,8-TCDF [confirm]		2.82		0.893	1.68	pg/g	21.23	1.16*
1,2,3,7,8-PeCDF	0.400		J	0.0295	2.48	pg/g	32.10	1.68
2,3,4,7,8-PeCDF	0.679		J	0.0275	2.48	pg/g	33.43	1.46
1,2,3,4,7,8-HxCDF	0.508		J	0.0350	2.48	pg/g	37.31	1.28
1,2,3,6,7,8-HxCDF	0.390		J DPE	0.0294	2.48	pg/g	37.48	1.24
2,3,4,6,7,8-HxCDF	0.554		J	0.0321	2.48	pg/g	38.26	1.17
1,2,3,7,8,9-HxCDF	ND		U	0.0492	2.48	pg/g		
1,2,3,4,6,7,8-HpCDF	8.56			0.0409	2.48	pg/g	41.37	1.02
1,2,3,4,7,8,9-HpCDF	0.513		J	0.0595	2.48	pg/g	43.25	0.97
OCDF	34.2			0.0452	4.95	pg/g	46.63	0.87
Total TCDD	16.9	17.4		0.0280	0.495	pg/g		
Total TCDF	19.2	19.4		0.0193	0.495	pg/g		
Total PeCDD	11.9	12.1		0.0264	2.48	pg/g		
Total PeCDF	7.48	8.39	DPE	0.0285	2.48	pg/g		
Total HxCDD	28.3	28.6		0.0765	2.48	pg/g		
Total HxCDF	11.3	11.4	DPE	0.0355	2.48	pg/g		
Total HpCDD	80.3			0.208	2.48	pg/g		
Total HpCDF	31.9	32.2		0.0494	2.48	pg/g		

World Health Organization Summary

	Units	ND=0	ND=1/2	ND=DL
WHO-2005 TEQ	pg/g	1.78	1.84	1.90
WHO-2005 TEQ w/EMPC	pg/g	2.28	2.28	2.29

Results of JW-EA09-SS37-120507

Client Sample ID: **JW-EA09-SS37-120507**
 Client Project ID: **Jeld-Wen Surface Sediments**
 Lab Sample ID: 31203251001-A
 Lab Project ID: 31203251

Collection Date: 05/07/2012 13:46
 Received Date: 05/09/2012 10:15
 Matrix: Soil-Solid as dry weight
 Solids (%): 72.40

Results by EPA 1613B

<u>Parameter</u>	<u>Result</u>	<u>EMPC</u>	<u>Qual</u>	<u>DL</u>	<u>LOQ/CL</u>	<u>Units</u>	<u>RT</u>	<u>Ratio</u>
Labeled Standards								
13C-2378-TCDF	82.0				24.0-169	%		
13C-2378-TCDD	88.0				25.0-164	%		
13C-12378-PeCDD	85.0				25.0-181	%		
13C-123478-HxCDD	88.0				32.0-141	%		
13C-123678-HxCDD	83.0				28.0-130	%		
13C-1234678-HpCDD	95.0				23.0-140	%		
13C-OCDD	80.0				17.0-157	%		
13C-2378-TCDF	81.0				24.0-169	%		
13C-12378-PeCDF	82.0				24.0-185	%		
13C-23478-PeCDF	83.0				21.0-178	%		
13C-123478-HxCDF	84.0				26.0-152	%		
13C-123678-HxCDF	97.0				26.0-123	%		
13C-234678-HxCDF	95.0				29.0-147	%		
13C-123789-HxCDF	85.0				28.0-136	%		
13C-1234678-HpCDF	85.0				28.0-143	%		
13C-1234789-HpCDF	92.0				26.0-138	%		
37Cl-2378-TCDD	100				35.0-197	%		

Batch Information

Analytical Batch: **HRD1905**
 Analytical Method: **EPA 1613B**
 Instrument: **APHRMS**
 Analyst: **MDC**
 Analytical Date/Time: **10/28/2012 15:42**

Prep Batch: **HXX1816**
 Prep Method: **EPA 1613 PREP S/D/T**
 Prep Date/Time: **10/16/2012 15:46**
 Prep Initial Wt./Vol.: **13.94 g**
 Prep Extract Vol: **20 uL**

Analytical Batch: **HRD1933**
 Analytical Method: **EPA 1613B**
 Instrument: **HRMS3**
 Analyst: **JHL**
 Analytical Date/Time: **11/13/2012 17:11**

Prep Batch: **HXX1816**
 Prep Method: **EPA 1613 PREP S/D/T**
 Prep Date/Time: **10/16/2012 15:46**
 Prep Initial Wt./Vol.: **13.94 g**
 Prep Extract Vol: **20 uL**

Lab ID: A4723_10237_DF_005

Client ID: JW-EA09-SS37-120507

Datafile: 121028P1-09



Acq'd: 28 Oct 2012 15:42 MDC

UTP: 29-Oct-2012 12:26 MDC

Report: 29 Oct 2012 13:43 MC

Wt/Vol: 10.09 g

J-level: 0.496 pg/g Split: 1

Std's (pg): JS: 2000 ES: 2000 CS/SS: 2000, 400 (37CI)

ICAL: 1613_SGS

Checkcode: 083-866-ZJH

Name	Act RT	QC	Pred. RRT	Act. RRT	ΔSecs	Response	Ra	OK	RRF	Conc.	Noise	DL
2378-TCDD	27.54		1.0009	1.0009	0	9.79E+04	0.55	N	1.08	0.223	1008	0.028
12378-PeCDD	33.84		1.0006	1.0005	-0.2	1.47E+05	1.73	Y	1.07	0.421	844	0.0264
123478-HxCDD	38.48		1.0004	1.0004	0	1.76E+05	1.36	Y	1.05	0.644	1866	0.0718
123678-HxCDD	38.62		1.0039	1.0039	0	7.13E+05	1.23	Y	0.98	2.61	1866	0.0811
123789-HxCDD	38.96		1.0129	1.0130	+0.2	3.83E+05	1.30	Y	1.01	1.41	1866	0.0768
1234678-HpCDD	42.65		1.0005	1.0003	-0.5	9.06E+06	1.06	Y	1.09	34.7	4843	0.208
OCDD	46.39		1.0005	1.0004	-0.3	4.68E+07	0.90	Y	1.11	265	924	0.0702
2378-TCDF	26.55		1.0009	1.0009	0	1.05E+06	0.80	Y	0.98	1.74	944	0.0193
12378-PeCDF	32.10		1.0007	1.0005	-0.4	2.12E+05	1.68	Y	0.99	0.4	1395	0.0295
23478-PeCDF	33.43		1.0006	1.0009	+0.6	3.75E+05	1.46	Y	1.02	0.68	1395	0.0275
123478-HxCDF	37.31		1.0006	1.0004	-0.4	2.04E+05	1.28	Y	1.19	0.508	1348	0.035
123678-HxCDF	37.48		1.0005	1.0005	0	1.95E+05	1.24	Y	1.16	0.39	1348	0.0294
234678-HxCDF	38.26		1.0006	1.0003	-0.7	2.62E+05	1.17	Y	1.18	0.554	1348	0.0321
123789-HxCDF	NotFnd		1.0005	-	-	-	-	-	1.09	-	1348	0.0492
1234678-HpCDF	41.37		1.0004	1.0004	0	3.27E+06	1.02	Y	1.35	8.56	1577	0.0409
1234789-HpCDF	43.25		1.0004	1.0002	-0.5	1.64E+05	0.97	Y	1.34	0.513	1577	0.0595
OCDF	46.63		1.0057	1.0056	-0.3	7.62E+06	0.87	Y	1.40	34.2	751	0.0452

Name	Act RT	Pred. RRT	Act. RRT	ΔSecs	Response	Ra	OK	RRF	Rec. %
ES 2378-TCDD	27.52	1.0281	1.0278	-0.5	8.04E+07	0.80	Y	1.04	88.4
ES 12378-PeCDD	33.82	1.2639	1.2633	-1.0	6.45E+07	1.57	Y	0.87	85.2
ES 123478-HxCDD	38.46	0.9876	0.9876	0	5.15E+07	1.28	Y	0.94	87.8
ES 123678-HxCDD	38.60	0.9910	0.9911	+0.2	5.52E+07	1.27	Y	1.06	83.3
ES 1234678-HpCDD	42.63	1.0943	1.0946	+0.7	4.75E+07	1.05	Y	0.80	95.3
ES OCDD	46.37	1.1907	1.1906	-0.2	6.33E+07	0.89	Y	0.63	80.4
ES 2378-TCDF	26.52	0.9907	0.9907	0	1.22E+08	0.80	Y	1.74	80.7
ES 12378-PeCDF	32.08	1.1992	1.1984	-1.3	1.06E+08	1.58	Y	1.49	81.7
ES 23478-PeCDF	33.40	1.2484	1.2477	-1.1	1.08E+08	1.57	Y	1.48	83.1
ES 123478-HxCDF	37.30	0.9577	0.9576	-0.2	6.68E+07	0.51	Y	1.27	84.1
ES 123678-HxCDF	37.46	0.9619	0.9619	0	8.55E+07	0.52	Y	1.41	97.1
ES 234678-HxCDF	38.25	0.9821	0.9821	0	7.99E+07	0.52	Y	1.34	95.2
ES 123789-HxCDF	39.37	1.0108	1.0109	+0.2	6.36E+07	0.52	Y	1.20	84.5
ES 1234678-HpCDF	41.36	1.0618	1.0619	+0.2	5.60E+07	0.44	Y	1.06	84.7
ES 1234789-HpCDF	43.24	1.1100	1.1102	+0.5	4.73E+07	0.45	Y	0.82	92.3

Lab ID: A4723_10237_DF_005

Acq'd: 28 Oct 2012 15:42 MDC

Wt/Vol: 10.09 g

ICAL: 1613_SGS

Client ID: JW-EA09-SS37-120507

UTP: 29-Oct-2012 12:26 MDC

J-level: 0.496 pg/g Split: 1

Checkcode: 083-866-ZJH

Datafile: 121028P1-09

Report: 29 Oct 2012 13:43 MC

Stds (pg): JS: 2000 ES: 2000 CS/SS: 2000, 400 (37Cl)

Name	Act RT	QC	Pred. RRT	Act. RRT	ΔSecs	Response	Ra	OK	RRF	Rec. %
JS 1234-TCDD	26.77		-	-	-	8.73E+07	0.79	Y	-	-
JS 123789-HxCDD	38.95		-	-	-	6.24E+07	1.26	Y	-	-
CS 37Cl-2378-TCDD	27.54		1.0291	1.0287	-0.6	2.05E+07	n/a	-	1.17	100
SS 37Cl-2378-TCDD	27.54	N/A	1.0291	1.0287	-0.6	2.05E+07	n/a	-	1.12	113

Totals	Conc	EMPC	EDL
Total TCDD	16.9	17.4	0.028
Total PeCDD	11.9	12.1	0.0264
Total HxCDD	28.3	28.6	0.0765
Total HpCDD	80.3	80.3	0.208
Total Tetra-Octa Dioxins	402	403	
Total TCDF	19.2	19.4	0.0193
Total PeCDF	7.48	8.39	0.0285
Total HxCDF	11.3	11.4	0.0355
Total HpCDF	31.9	32.2	0.0494
Total Tetra-Octa Furans	104	106	
Total Tetra-Octa Dioxins & Furans	506	509	

Lab ID: A4723_10237_DF_005

Acq'd: 28 Oct 2012 15:42 MDC

Wt/Vol: 10.09 g

ICAL: 1613_SGS

Client ID: JW-EA09-SS37-120507

UTP: 29-Oct-2012 12:26 MDC

J-level: 0.496 pg/g Split: 1

Checkcode: 083-866-ZJH

Datafile: 121028P1-09

Report: 29 Oct 2012 13:43 MC

Stds (pg): JS: 2000 ES: 2000 CS/SS: 2000, 400 (37CI)

Name	Act RT	QC	Pred. RRT	Act. RRT	ΔSecs	Response	Ra	OK	RRF	Conc.	Noise	DL
TCDD	23.43		0.8504	0.8515	+1.8	2.67E+06	0.79	Y	1.08	6.08	1008	0.028
TCDD	23.83		0.8649	0.8660	+1.8	2.13E+06	0.79	Y	1.08	4.86	1008	0.028
TCDD	24.30		0.8835	0.8831	-0.7	7.68E+04	0.81	Y	1.08	0.175	1008	0.028
TCDD	25.18		0.9152	0.9150	-0.3	3.95E+05	0.74	Y	1.08	0.899	1008	0.028
TCDD	25.45		0.9241	0.9247	+1.0	2.75E+05	0.86	Y	1.08	0.626	1008	0.028
TCDD	25.67		0.9327	0.9327	0	3.80E+05	0.83	Y	1.08	0.866	1008	0.028
TCDD	25.89		0.9408	0.9407	-0.2	7.80E+04	0.95	N	1.08	0.178	1008	0.028
TCDD	26.16		0.9512	0.9508	-0.7	3.38E+04	0.73	Y	1.08	0.0769	1008	0.028
TCDD	26.36		0.9580	0.9580	0	9.67E+04	0.79	Y	1.08	0.22	1008	0.028
TCDD	26.80		0.9736	0.9738	+0.3	7.35E+05	0.78	Y	1.08	1.67	1008	0.028
TCDD	26.92		0.9785	0.9783	-0.3	2.82E+04	0.94	N	1.08	0.0641	1008	0.028
TCDD	27.22		0.9884	0.9891	+1.2	4.73E+05	0.76	Y	1.08	1.08	1008	0.028
TCDD	27.37		0.9945	0.9946	+0.2	5.18E+04	0.74	Y	1.08	0.118	1008	0.028
2378-TCDD	27.54		1.0009	1.0009	0	9.79E+04	0.55	N	1.08	0.223	1008	0.028
TCDD	27.93		1.0147	1.0151	+0.7	9.22E+04	0.71	Y	1.08	0.21	1008	0.028
TCDD	28.09		1.0206	1.0207	+0.2	2.13E+04	0.97	N	1.08	0.0484	1008	0.028
TCDD	28.67		1.0423	1.0419	-0.7	2.41E+04	0.79	Y	1.08	0.0549	1008	0.028
PeCDD	30.88		0.9131	0.9131	0	1.14E+06	1.62	Y	1.07	3.27	844	0.0264
PeCDD	31.50		0.9319	0.9315	-0.8	9.28E+04	1.50	Y	1.07	0.266	844	0.0264
PeCDD	32.16		0.9511	0.9509	-0.4	1.11E+06	1.61	Y	1.07	3.16	844	0.0264
PeCDD	32.38		0.9576	0.9573	-0.6	1.62E+05	1.53	Y	1.07	0.463	844	0.0264
PeCDD	32.51		0.9611	0.9612	+0.2	8.42E+05	1.59	Y	1.07	2.41	844	0.0264
PeCDD	32.82		0.9703	0.9703	0	1.70E+05	1.56	Y	1.07	0.486	844	0.0264
PeCDD	33.24		0.9829	0.9829	0	4.64E+05	1.65	Y	1.07	1.33	844	0.0264
12378-PeCDD	33.84		1.0006	1.0005	-0.2	1.47E+05	1.73	Y	1.07	0.421	844	0.0264
PeCDD	33.94		1.0039	1.0036	-0.6	3.95E+04	1.53	Y	1.07	0.113	844	0.0264
PeCDD	34.36		1.0161	1.0160	-0.2	4.94E+04	1.81	N	1.07	0.141	844	0.0264
HxCDD	36.46		0.9479	0.9478	-0.2	1.69E+06	1.19	Y	1.01	6.2	1866	0.0765
HxCDD	37.24		0.9682	0.9680	-0.5	1.95E+06	1.27	Y	1.01	7.15	1866	0.0765
HxCDD	37.59		0.9771	0.9772	+0.2	2.65E+06	1.30	Y	1.01	9.7	1866	0.0765
HxCDD	37.72		0.9811	0.9807	-0.9	1.50E+05	1.37	Y	1.01	0.551	1866	0.0765
123478-HxCDD	38.48		1.0004	1.0004	0	1.76E+05	1.36	Y	1.05	0.644	1866	0.0718
123678-HxCDD	38.62		1.0039	1.0039	0	7.13E+05	1.23	Y	0.98	2.61	1866	0.0811
HxCDD	38.83		1.0097	1.0096	-0.2	1.03E+05	1.71	N	1.01	0.376	1866	0.0765
123789-HxCDD	38.96		1.0129	1.0130	+0.2	3.83E+05	1.30	Y	1.01	1.41	1866	0.0768

Lab ID: A4723_10237_DF_005

Acq'd: 28 Oct 2012 15:42 MDC

Wt/Vol: 10.09 g

ICAL: 1613_SGS

Client ID: JW-EA09-SS37-120507

UTP: 29-Oct-2012 12:26 MDC

J-level: 0.496 pg/g Split: 1

Checkcode: 083-866-ZJH

Datafile: 121028P1-09

Report: 29 Oct 2012 13:43 MC

Stds (pg): JS: 2000 ES: 2000 CS/SS: 2000, 400 (37CI)

Name	Act RT	QC	Pred. RRT	Act. RRT	ΔSecs	Response	Ra	OK	RRF	Conc.	Noise	DL
HpCDD	41.74		0.9793	0.9791	-0.5	1.19E+07	1.05	Y	1.09	45.6	4843	0.208
1234678-HpCDD	42.65		1.0005	1.0003	-0.5	9.06E+06	1.06	Y	1.09	34.7	4843	0.208
OCDD	46.39		1.0005	1.0004	-0.3	4.68E+07	0.90	Y	1.11	265	924	0.0702
OCDD-a	46.38		1.0001	1.0002	+0.3	2.68E+06	2.71	Y	1.00	16.8	918	0.0772
TCDF	21.23		0.7983	0.8004	+3.3	4.96E+05	0.68	Y	0.98	0.824	944	0.0193
TCDF	21.79		0.8218	0.8215	-0.5	3.17E+05	0.70	Y	0.98	0.525	944	0.0193
TCDF	22.45		0.8463	0.8462	-0.2	7.58E+05	0.80	Y	0.98	1.26	944	0.0193
TCDF	22.88		0.8625	0.8628	+0.5	3.53E+05	0.77	Y	0.98	0.585	944	0.0193
TCDF	23.02		0.8677	0.8678	+0.2	1.33E+06	0.74	Y	0.98	2.21	944	0.0193
TCDF	23.29		0.8787	0.8782	-0.8	2.59E+05	0.78	Y	0.98	0.429	944	0.0193
TCDF	23.44		0.8840	0.8837	-0.5	8.04E+05	0.76	Y	0.98	1.33	944	0.0193
TCDF	23.86		0.8998	0.8997	-0.2	5.56E+05	0.77	Y	0.98	0.922	944	0.0193
TCDF	24.01		0.9054	0.9051	-0.5	2.36E+05	0.76	Y	0.98	0.392	944	0.0193
TCDF	24.20		0.9125	0.9123	-0.3	4.89E+05	0.76	Y	0.98	0.811	944	0.0193
TCDF	24.61		0.9279	0.9280	+0.2	2.67E+05	0.69	Y	0.98	0.443	944	0.0193
TCDF	24.76		0.9334	0.9335	+0.2	3.33E+05	0.77	Y	0.98	0.553	944	0.0193
TCDF	24.93		0.9381	0.9401	+3.2	8.50E+05	0.73	Y	0.98	1.41	944	0.0193
TCDF	25.05		0.9439	0.9444	+0.8	5.62E+05	0.68	Y	0.98	0.933	944	0.0193
TCDF	25.55		0.9630	0.9632	+0.3	8.57E+05	0.76	Y	0.98	1.42	944	0.0193
TCDF	25.68		0.9674	0.9682	+1.3	3.98E+04	0.76	Y	0.98	0.066	944	0.0193
TCDF	25.85		0.9746	0.9746	0	3.34E+05	0.82	Y	0.98	0.554	944	0.0193
TCDF	26.06		0.9829	0.9826	-0.5	2.00E+05	0.77	Y	0.98	0.331	944	0.0193
TCDF	26.30		0.9916	0.9917	+0.2	3.11E+05	0.71	Y	0.98	0.516	944	0.0193
TCDF	26.41		0.9963	0.9958	-0.8	1.91E+05	0.67	Y	0.98	0.318	944	0.0193
2378-TCDF	26.55		1.0009	1.0009	0	1.05E+06	0.80	Y	0.98	1.74	944	0.0193
TCDF	26.97		1.0166	1.0168	+0.3	8.55E+05	0.77	Y	0.98	1.42	944	0.0193
TCDF	27.24		1.0274	1.0272	-0.3	6.50E+04	0.71	Y	0.98	0.108	944	0.0193
TCDF	27.55		1.0390	1.0388	-0.3	3.71E+04	0.66	Y	0.98	0.0616	944	0.0193
TCDF	28.85		1.0886	1.0879	-1.1	1.26E+05	1.03	N	0.98	0.209	944	0.0193
PeCDF	28.84		0.8975	0.8987	+2.3	1.48E+06	1.64	Y	1.00	2.74	1113	0.0228
PeCDF	30.62		0.9542	0.9542	0	3.24E+05	1.24	N	1.00	0.598	1395	0.0285
PeCDF	30.80		0.9587	0.9599	+2.3	9.31E+05	1.47	Y	1.00	1.72	1395	0.0285
PeCDF	30.91		0.9636	0.9633	-0.6	1.58E+05	1.47	Y	1.00	0.292	1395	0.0285
PeCDF	31.02		0.9671	0.9668	-0.6	4.77E+04	1.74	Y	1.00	0.0881	1395	0.0285
PeCDF	31.30		0.9760	0.9757	-0.6	5.66E+04	1.08	N	1.00	0.105	1395	0.0285
PeCDF	31.45		0.9810	0.9803	-1.3	3.17E+04	1.91	N	1.00	0.0585	1395	0.0285

Lab ID: A4723_10237_DF_005

Acq'd: 28 Oct 2012 15:42 MDC

Wt/Vol: 10.09 g

ICAL: 1613_SGS

Client ID: JW-EA09-SS37-120507

UTP: 29-Oct-2012 12:26 MDC

J-level: 0.496 pg/g Split: 1

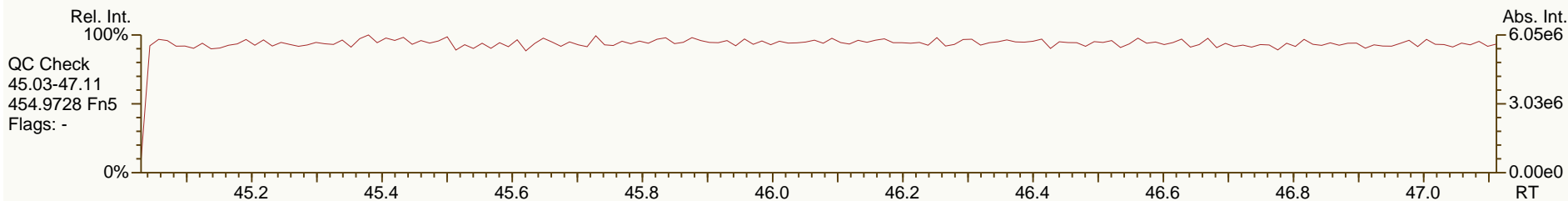
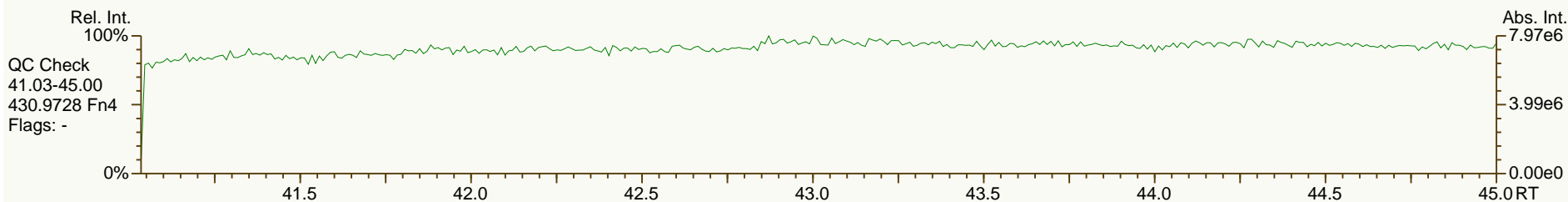
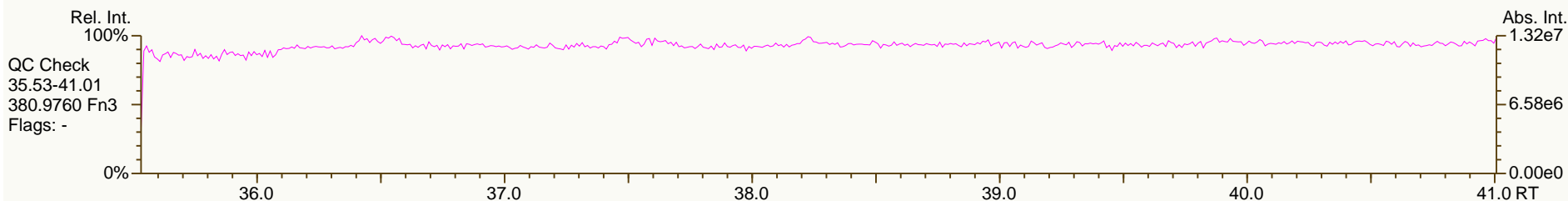
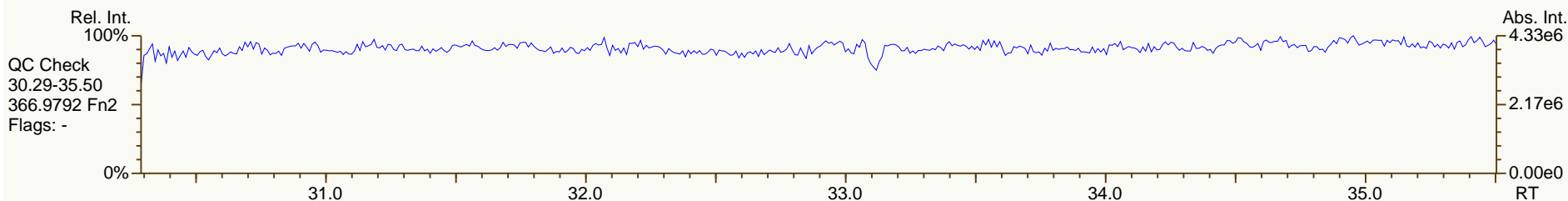
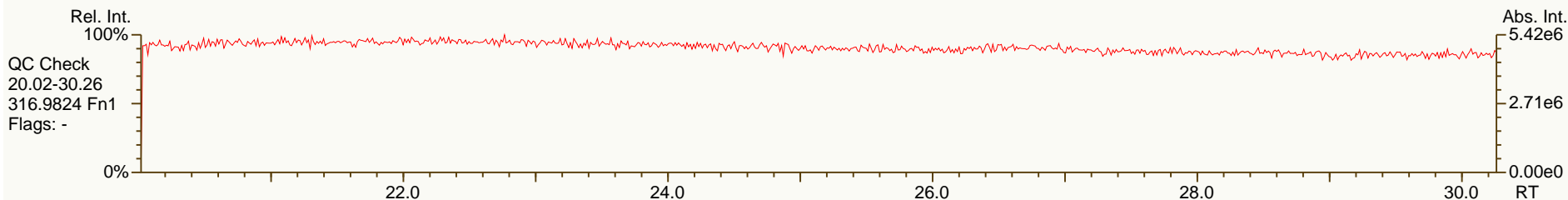
Checkcode: 083-866-ZJH

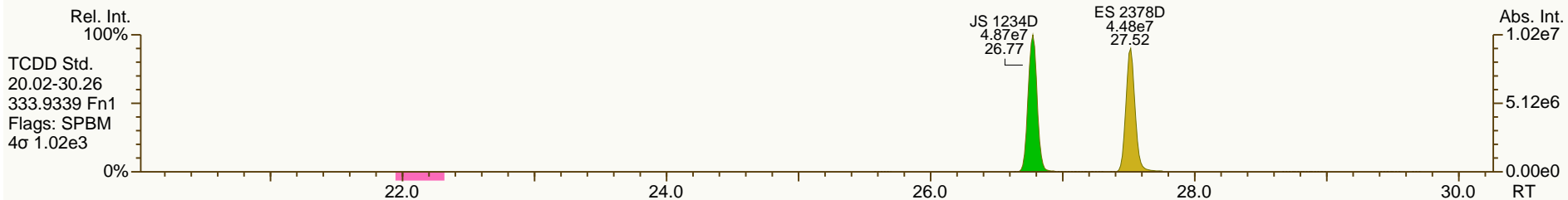
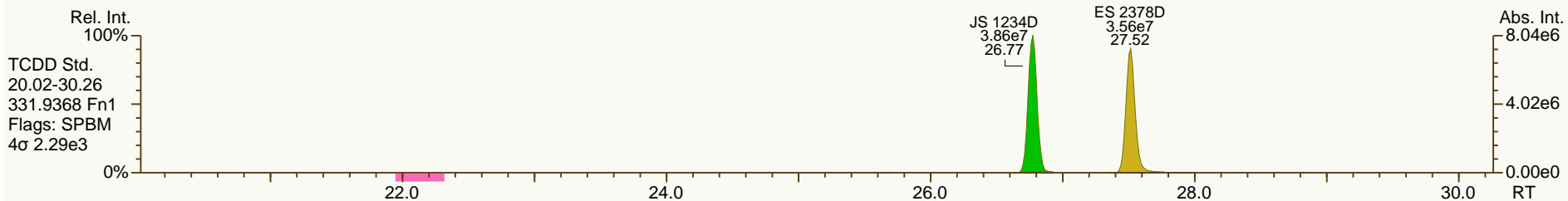
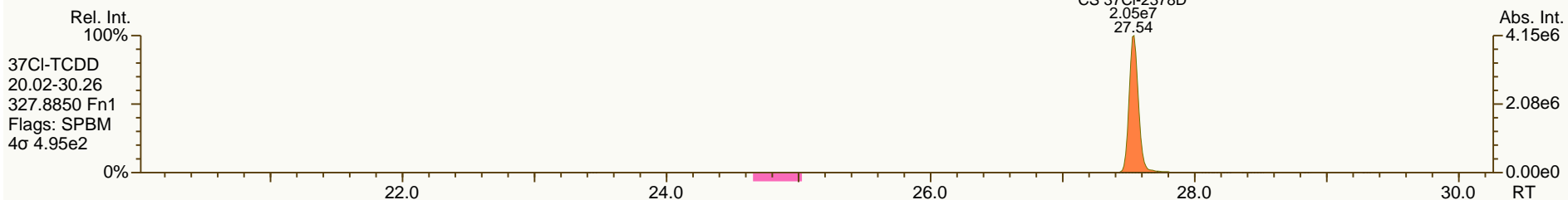
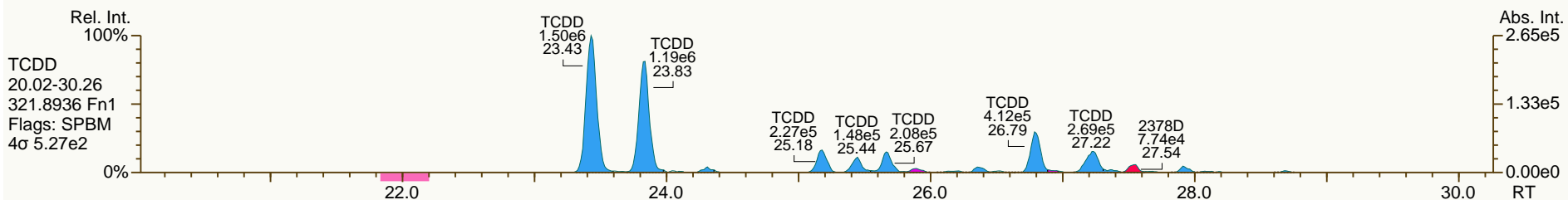
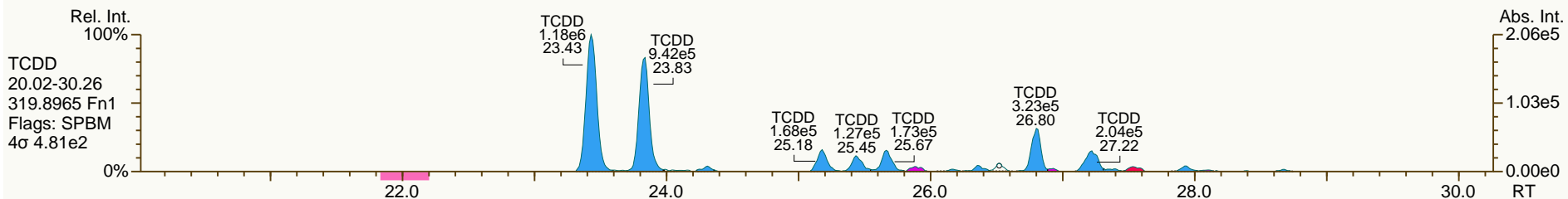
Datafile: 121028P1-09

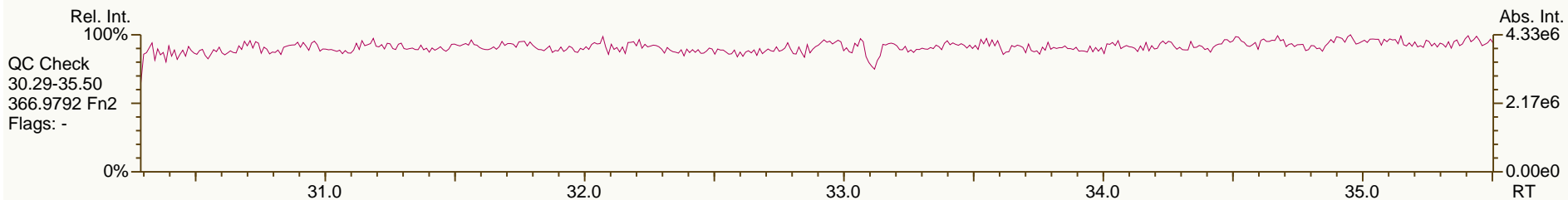
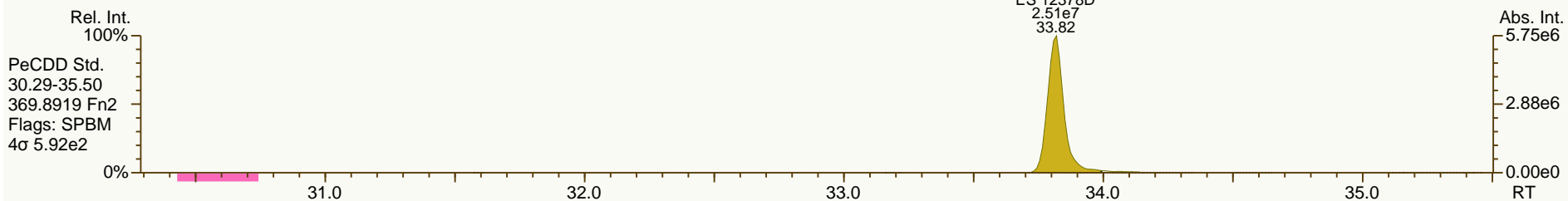
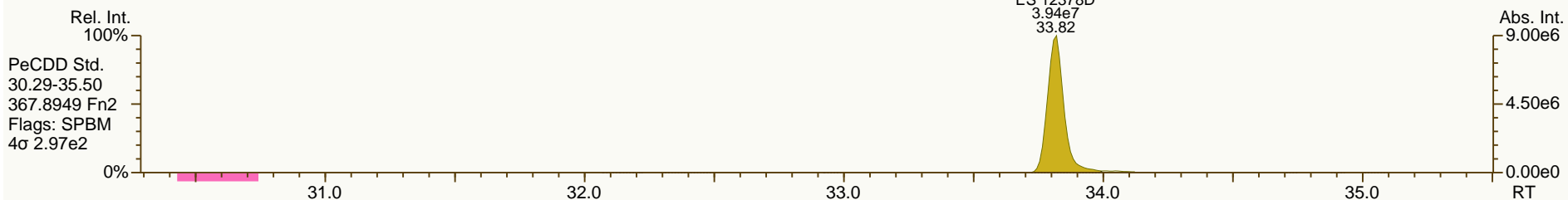
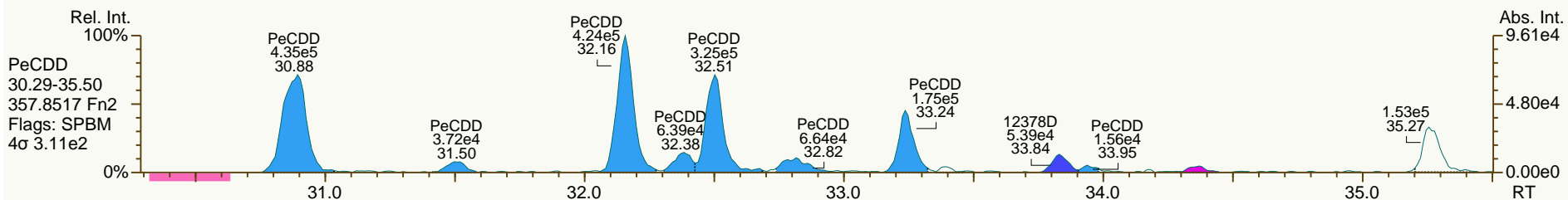
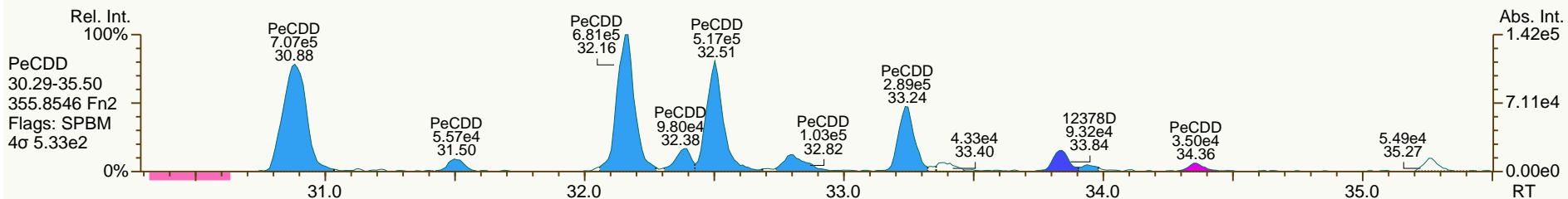
Report: 29 Oct 2012 13:43 MC

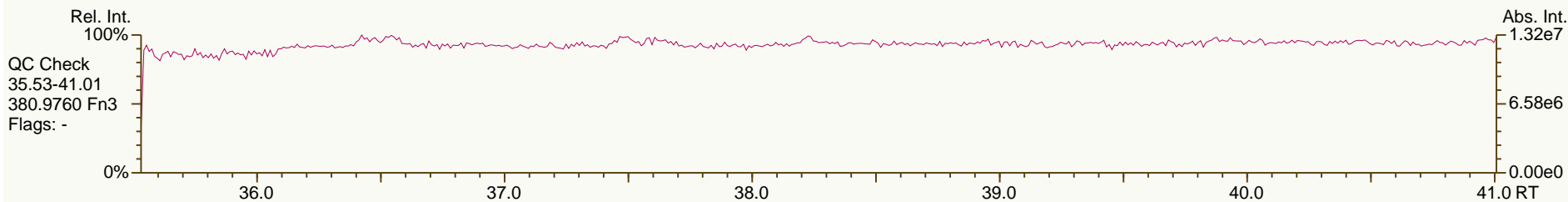
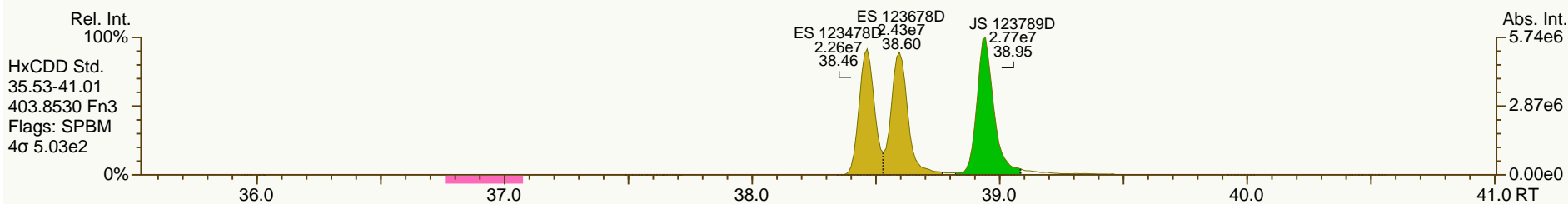
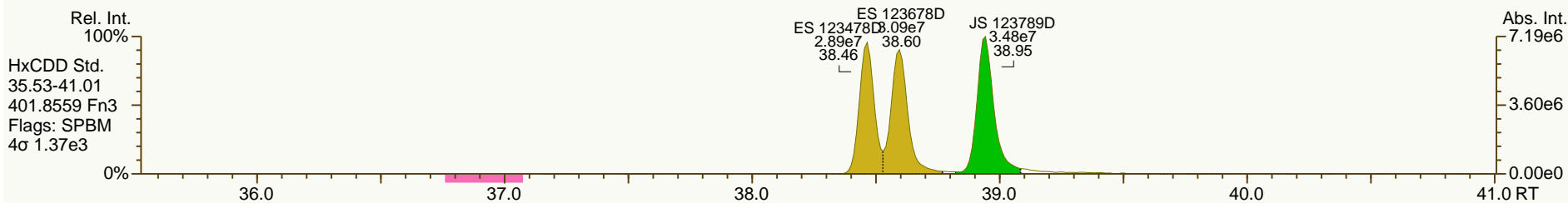
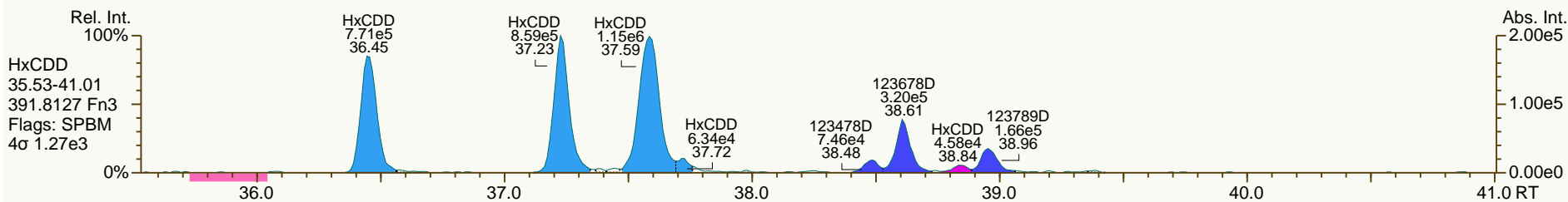
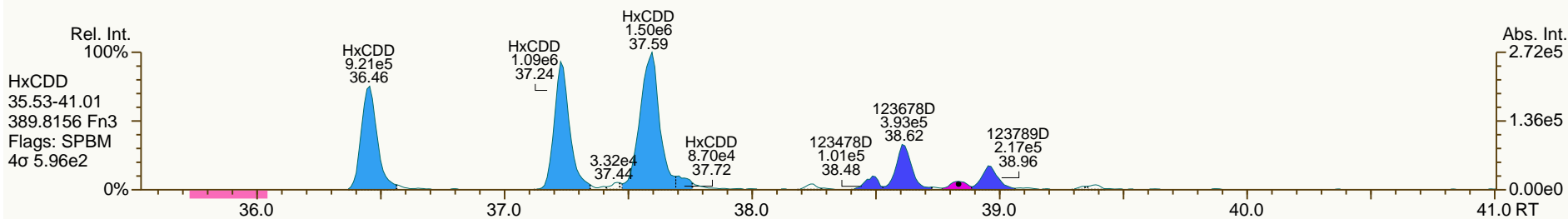
Stds (pg): JS: 2000 ES: 2000 CS/SS: 2000, 400 (37CI)

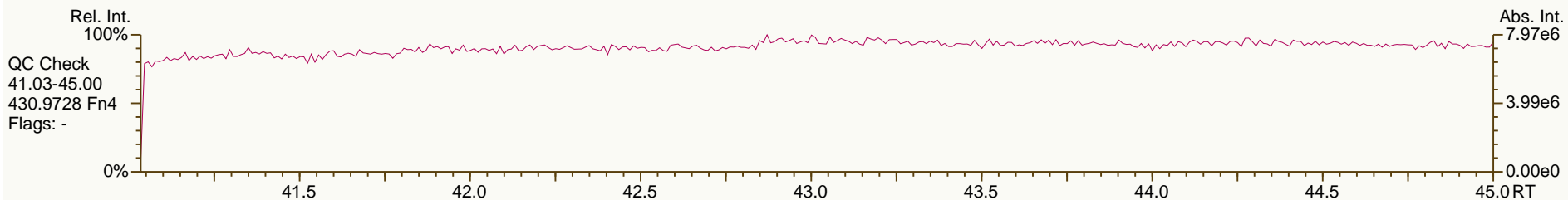
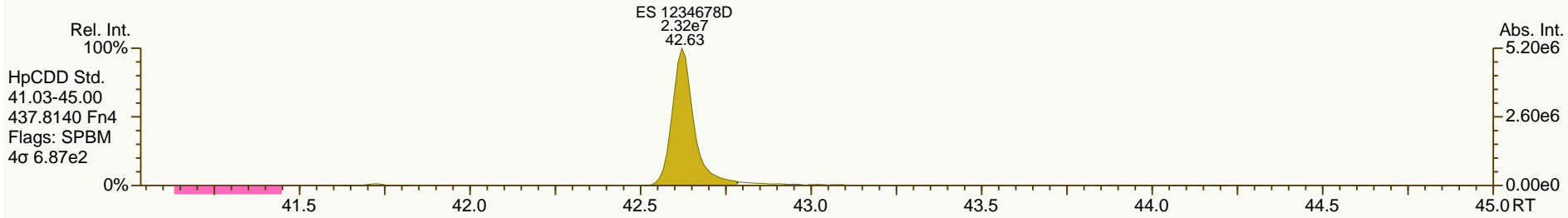
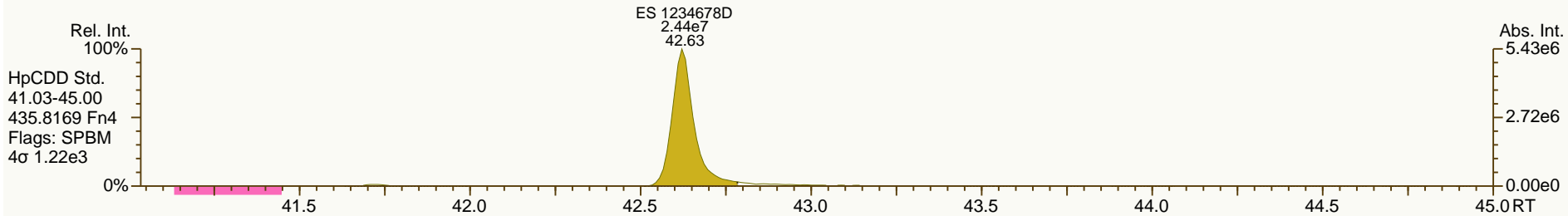
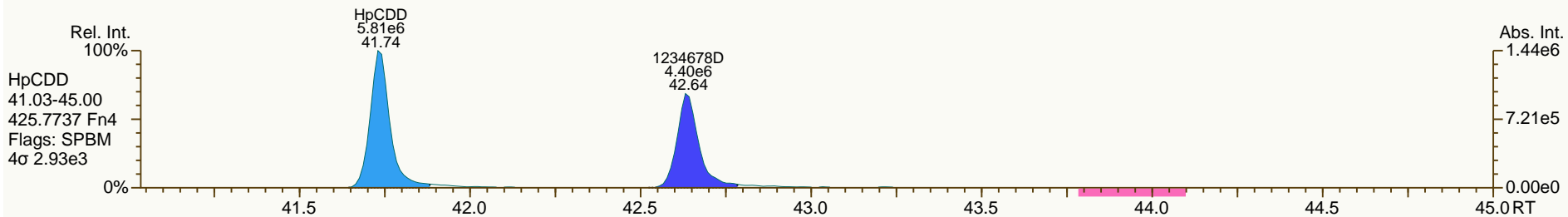
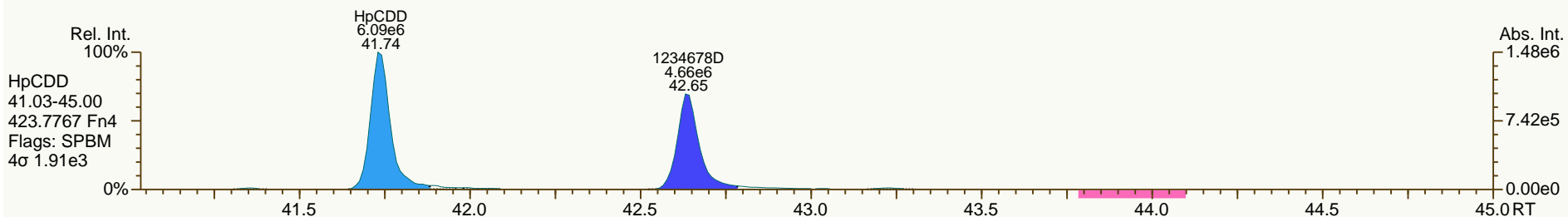
Name	Act RT	QC	Pred. RRT	Act. RRT	ΔSecs	Response	Ra	OK	RRF	Conc.	Noise	DL
PeCDF	31.58		0.9847	0.9843	-0.8	3.31E+05	1.52	Y	1.00	0.612	1395	0.0285
PeCDF	31.67		0.9870	0.9871	+0.2	6.30E+04	1.79	N	1.00	0.116	1395	0.0285
PeCDF	31.85		0.9930	0.9928	-0.4	6.19E+04	1.72	Y	1.00	0.114	1395	0.0285
12378-PeCDF	32.10		1.0007	1.0005	-0.4	2.12E+05	1.68	Y	0.99	0.4	1395	0.0295
PeCDF	32.43		1.0113	1.0108	-1.0	2.61E+05	1.60	Y	1.00	0.483	1395	0.0285
PeCDF	NotFnd		1.0169						1.00		1395	0.0285
PeCDF	33.13		0.9917	0.9918	+0.2	3.16E+04	1.46	Y	1.00	0.0584	1395	0.0285
PeCDF	33.28		0.9962	0.9963	+0.2	1.61E+05	1.42	Y	1.00	0.298	1395	0.0285
23478-PeCDF	33.43		1.0006	1.0009	+0.6	3.75E+05	1.46	Y	1.02	0.68	1395	0.0275
PeCDF	NotFnd		0.0000						1.02		0	0
PeCDF	NotFnd		1.0023						1.00		1395	0.0285
PeCDF	NotFnd		1.0120						1.00		1395	0.0285
PeCDF	34.70		1.0389	1.0387	-0.4	1.88E+04	1.13	N	1.00	0.0347	1395	0.0285
HxCDF	35.67		0.9565	0.9563	-0.4	5.02E+05	1.17	Y	1.15	1.17	1348	0.0355
HxCDF	35.90		0.9627	0.9626	-0.2	1.51E+06	1.17	Y	1.15	3.5	1348	0.0355
HxCDF	NotFnd		0.9700						1.15		1348	0.0355
HxCDF	36.42		0.9762	0.9763	+0.2	6.91E+04	1.52	N	1.15	0.161	1348	0.0355
HxCDF	36.68		0.9833	0.9835	+0.4	2.05E+06	1.26	Y	1.15	4.78	1348	0.0355
HxCDF	37.17		0.9968	0.9967	-0.2	7.75E+04	1.28	Y	1.15	0.18	1348	0.0355
123478-HxCDF	37.31		1.0006	1.0004	-0.4	2.04E+05	1.28	Y	1.19	0.508	1348	0.035
123678-HxCDF	37.48		1.0005	1.0005	0	1.95E+05	1.24	Y	1.16	0.39	1348	0.0294
HxCDF	NotFnd		1.0055						1.15		1348	0.0355
HxCDF	37.84		1.0102	1.0100	-0.4	2.68E+04	1.27	Y	1.15	0.0623	1348	0.0355
HxCDF	NotFnd		0.9933						1.15		1348	0.0355
234678-HxCDF	38.26		1.0006	1.0003	-0.7	2.62E+05	1.17	Y	1.18	0.554	1348	0.0321
HxCDF	NotFnd		0.0000						1.18		0	0
HxCDF	NotFnd		1.0009						1.15		1348	0.0355
123789-HxCDF	NotFnd		1.0005						1.09		1348	0.0492
HxCDF	NotFnd		0.0000						1.09		0	0
123489-HxCDF	39.42		1.0013	1.0012	-0.2	5.74E+04	1.33	Y	1.15	0.133	1348	0.0355
1234678-HpCDF	41.37		1.0004	1.0004	0	3.27E+06	1.02	Y	1.35	8.56	1577	0.0409
HpCDF	41.73		1.0091	1.0091	0	1.00E+05	1.30	N	1.34	0.286	1577	0.0494
HpCDF	41.92		1.0140	1.0137	-0.7	8.00E+06	1.05	Y	1.34	22.8	1577	0.0494
1234789-HpCDF	43.25		1.0004	1.0002	-0.5	1.64E+05	0.97	Y	1.34	0.513	1577	0.0595
OCDF	46.63		1.0057	1.0056	-0.3	7.62E+06	0.87	Y	1.40	34.2	751	0.0452
OCDF-a	46.62		1.0053	1.0053	0	4.51E+05	2.50	Y	1.00	2.82	770	0.0647

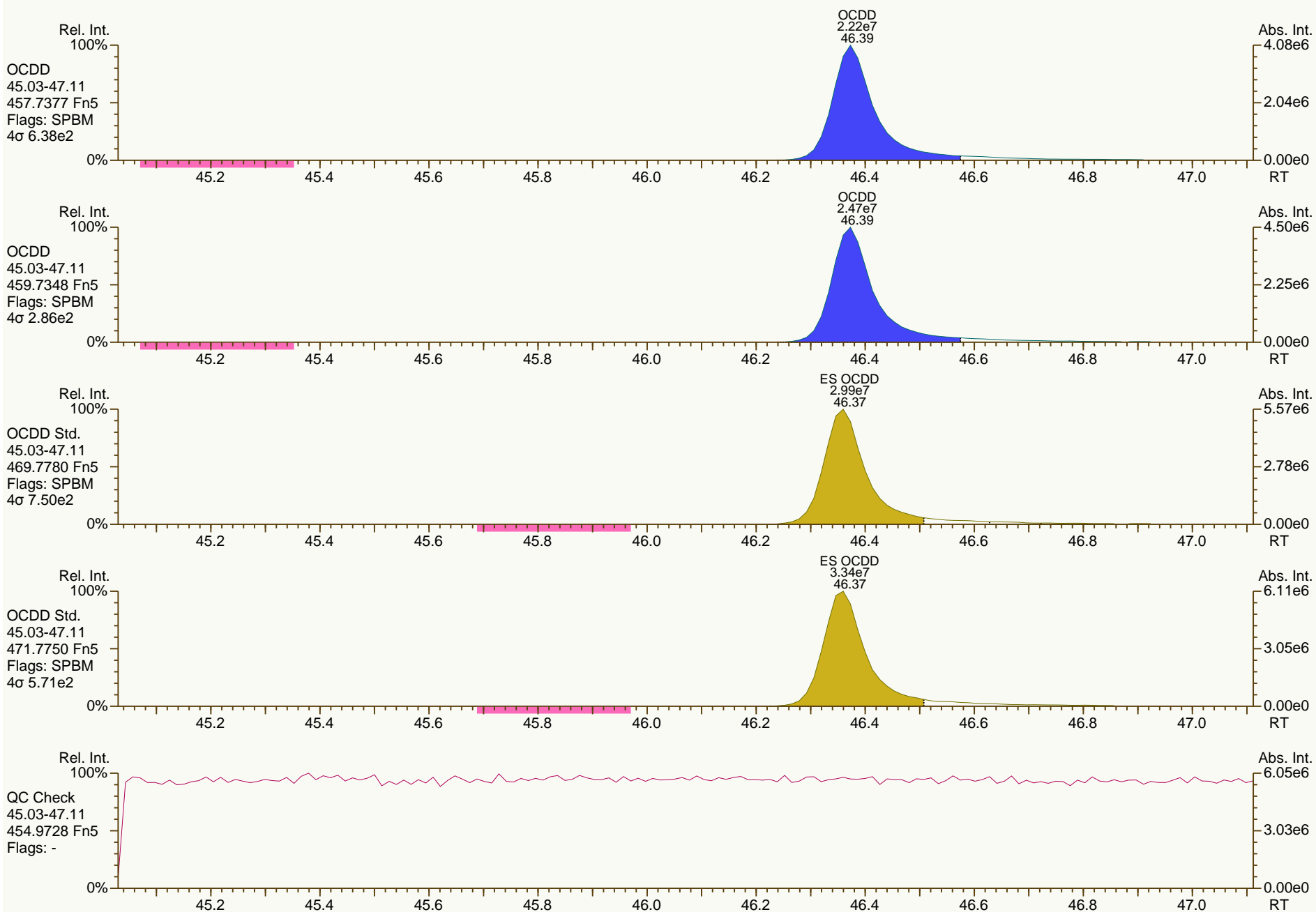


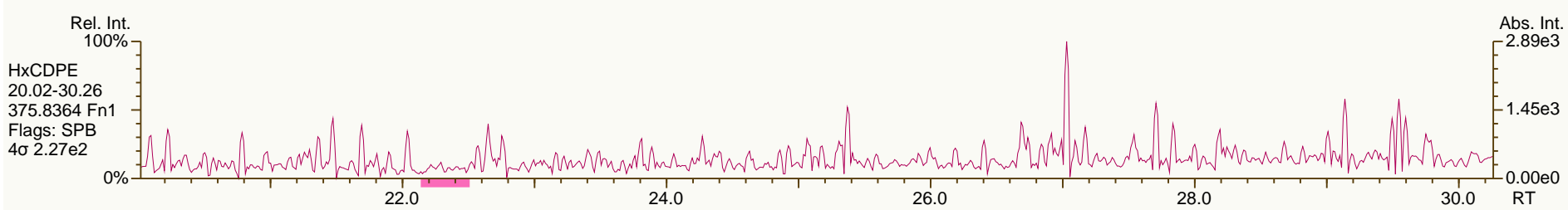
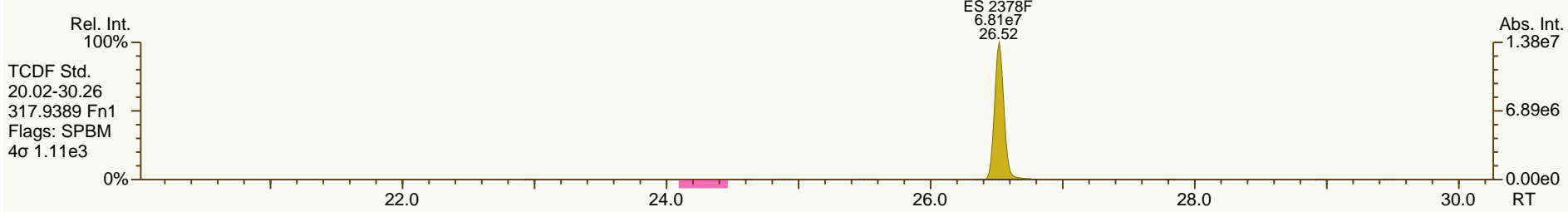
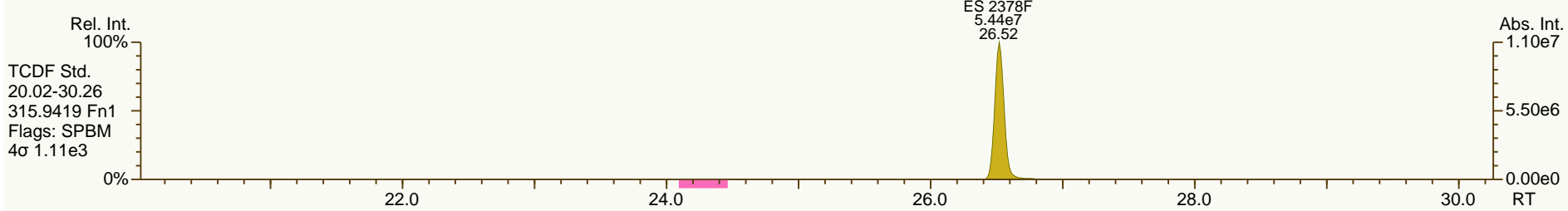
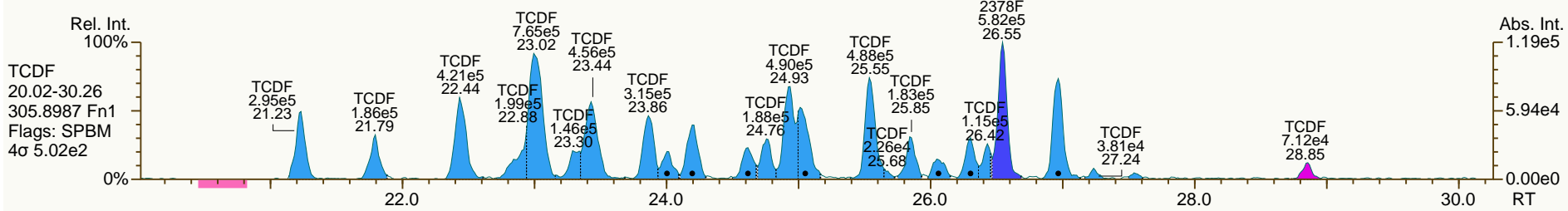
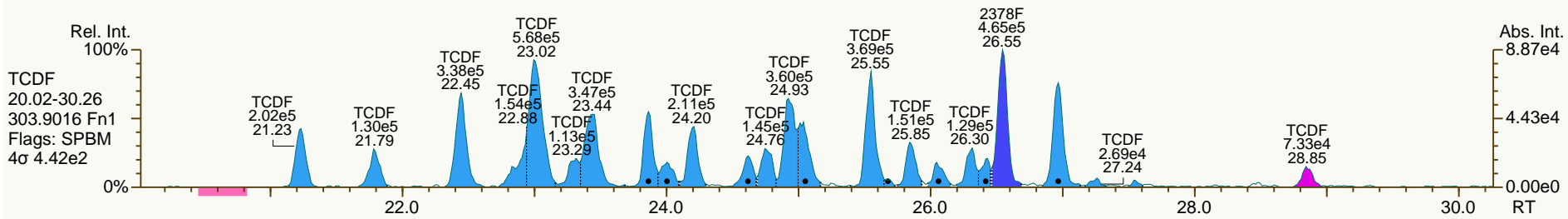


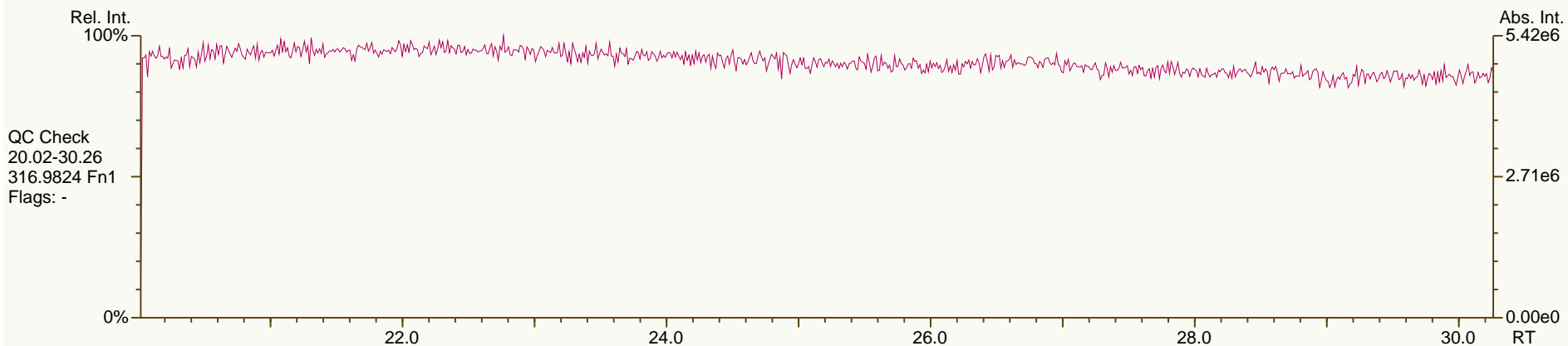
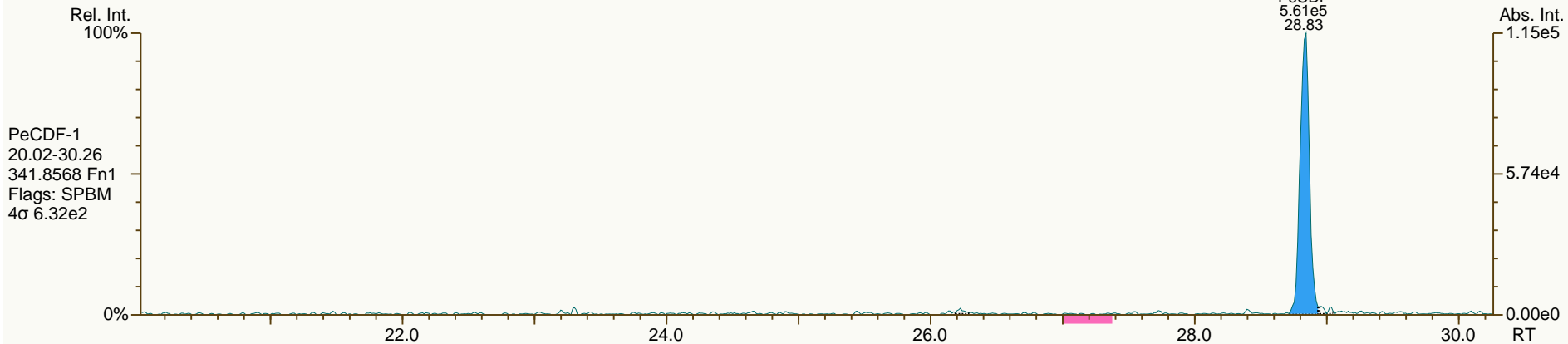
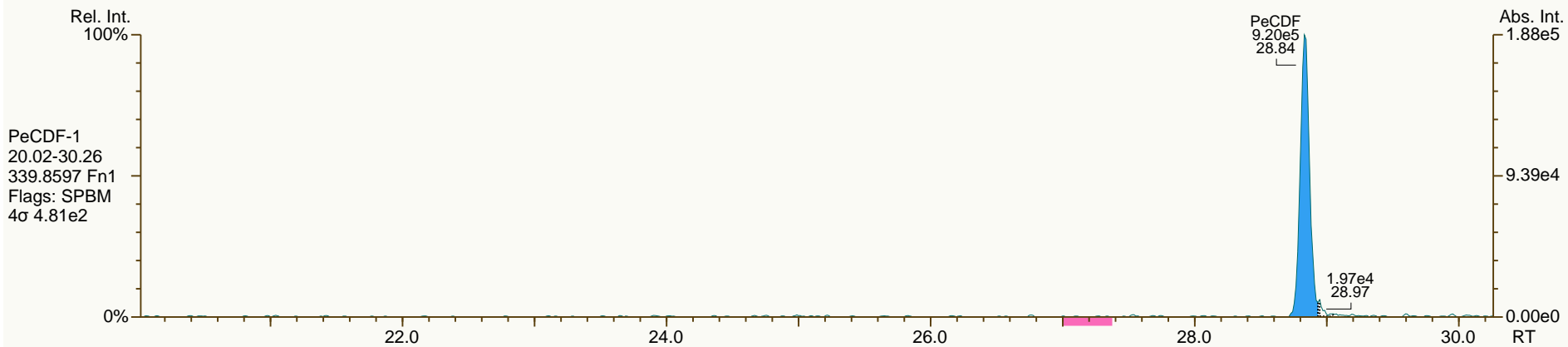


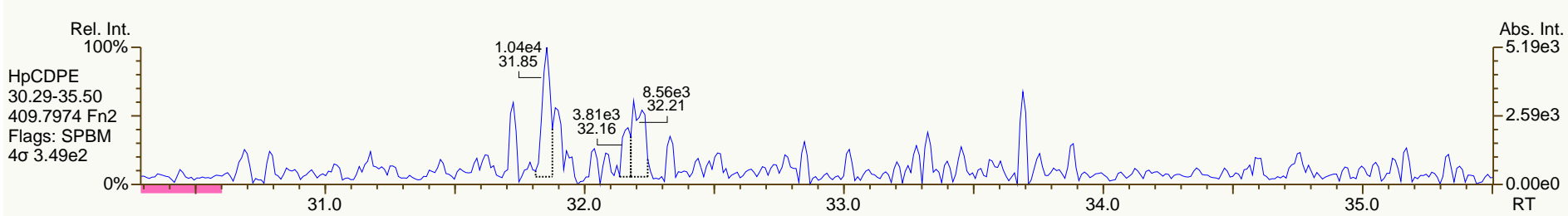
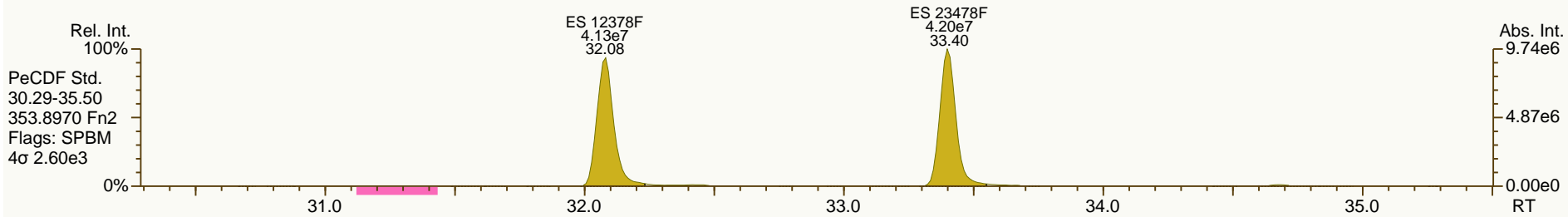
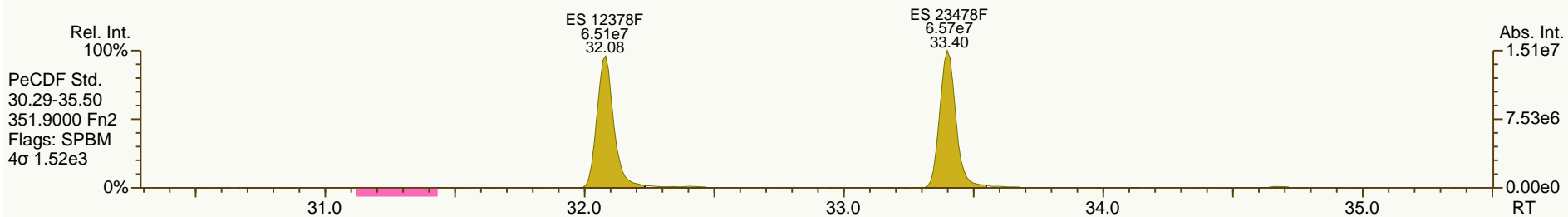
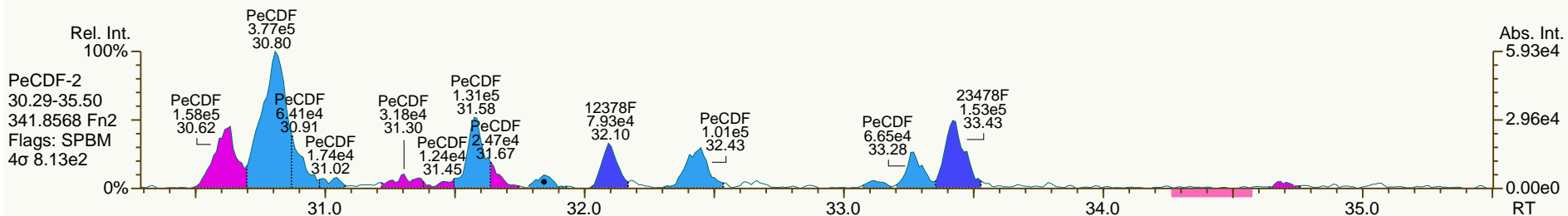
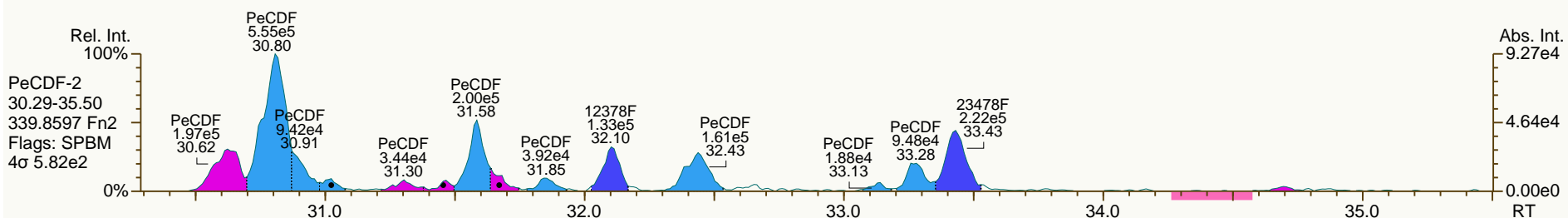


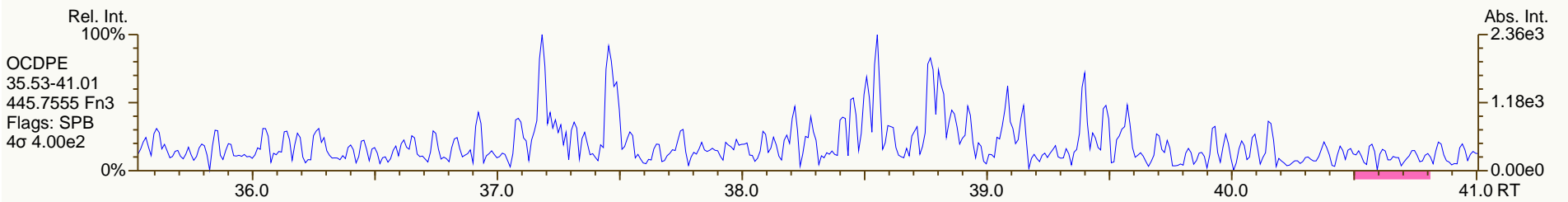
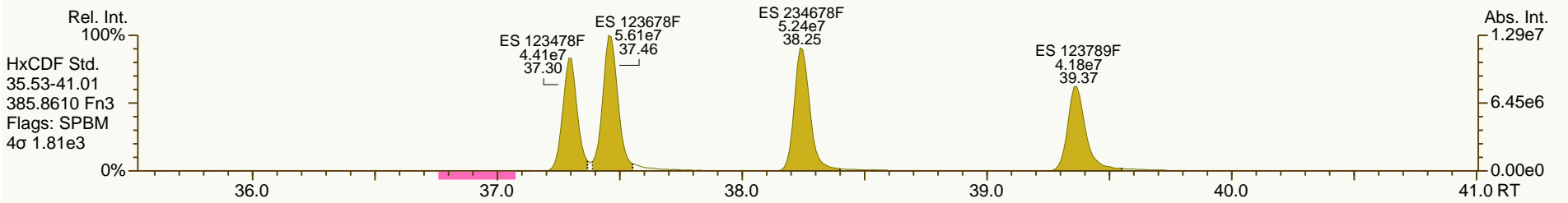
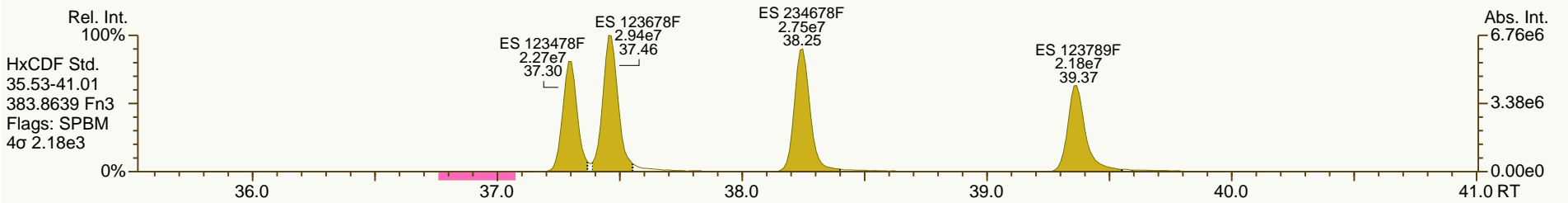
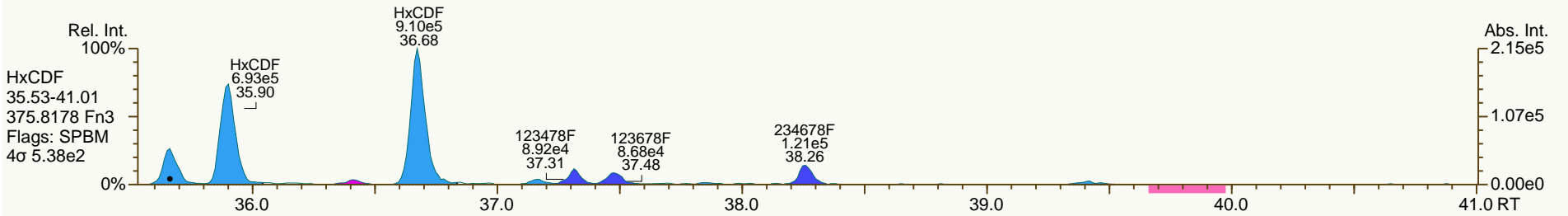
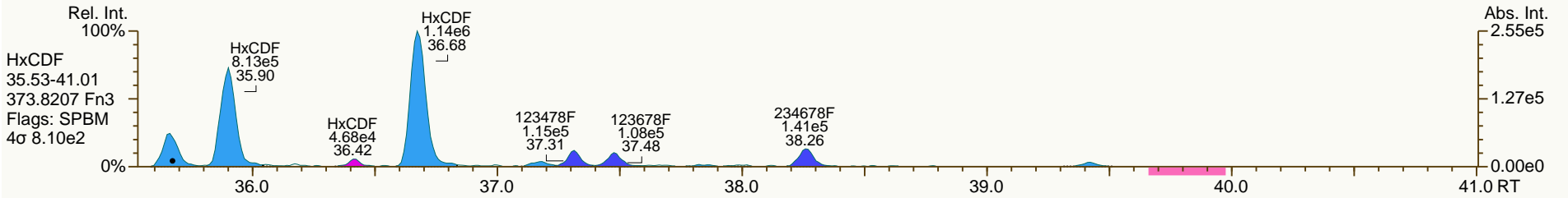


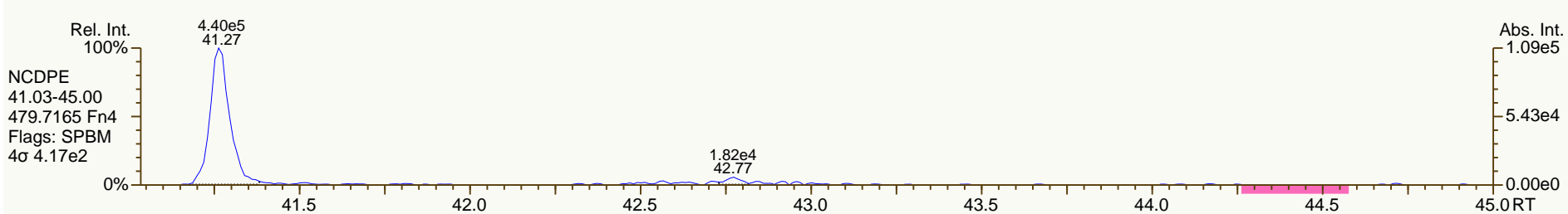
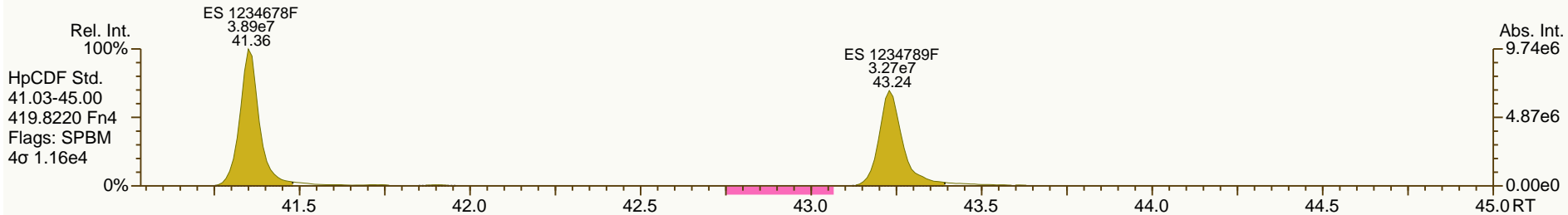
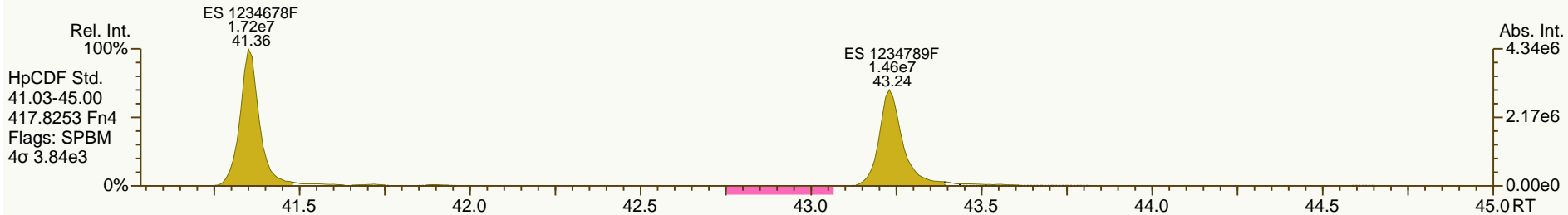
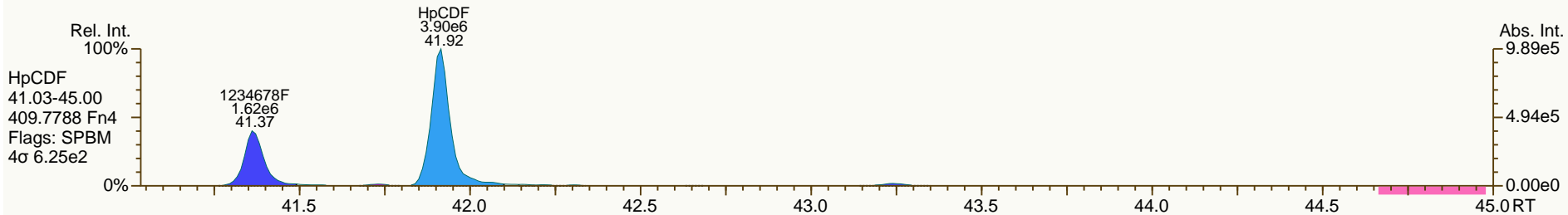
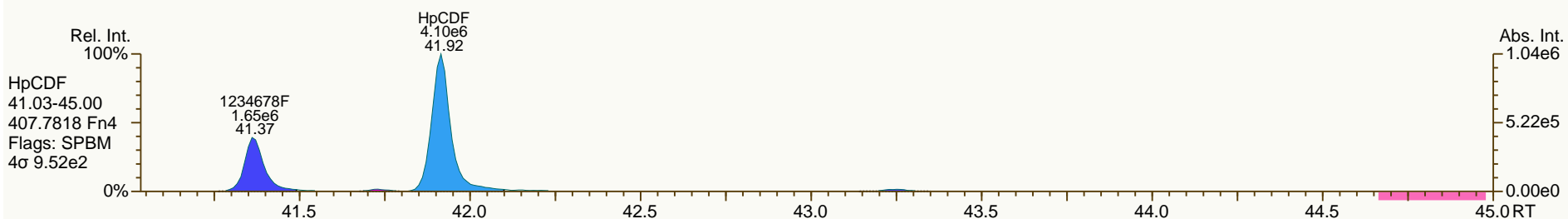


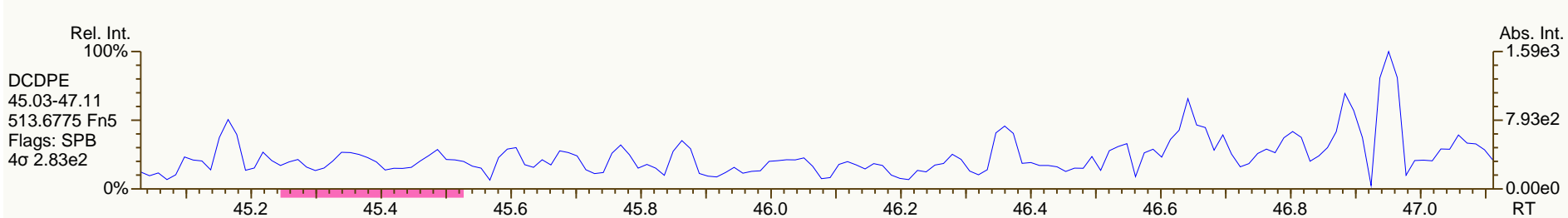
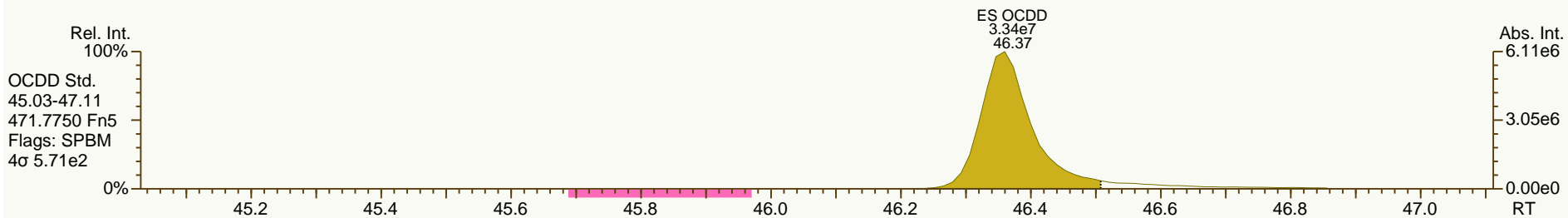
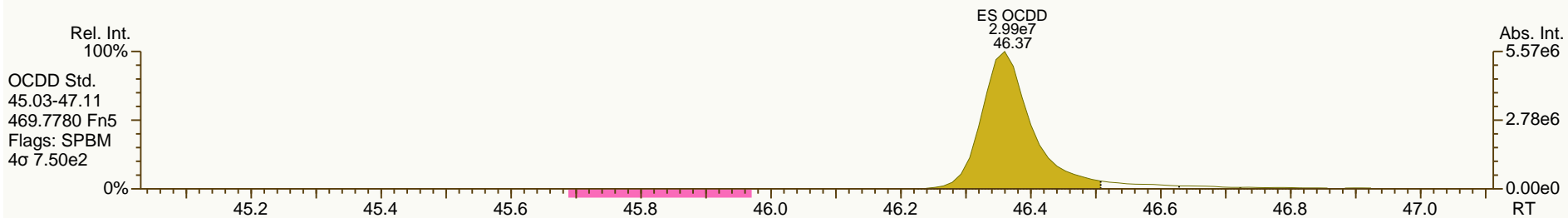
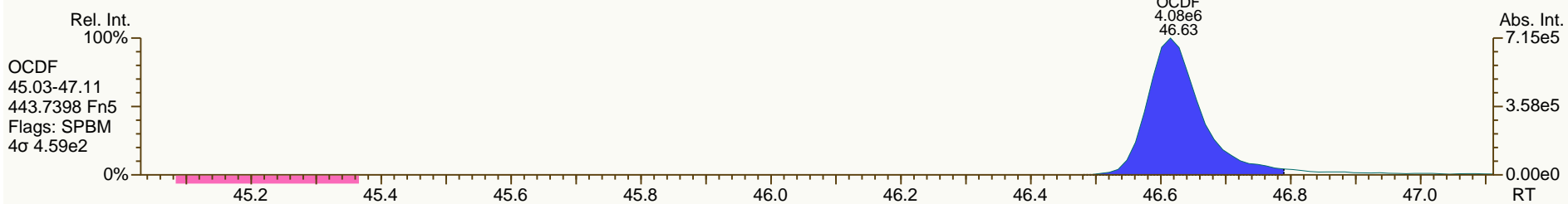
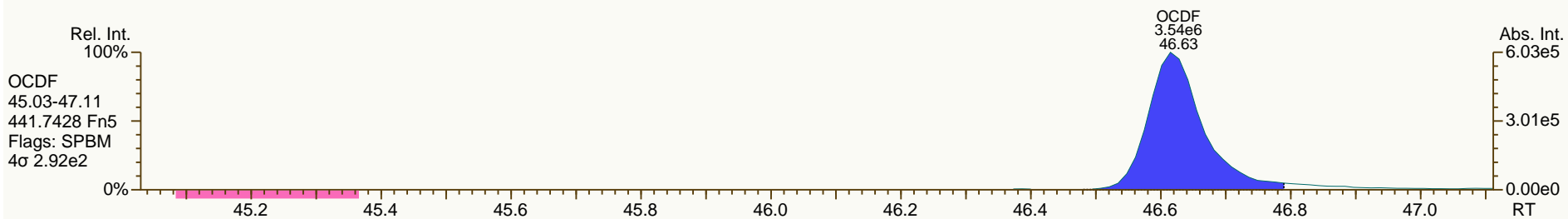












Quantify Sample Summary Report

MassLynx 4.1

Confirms Sample Summary

Dataset: C:\MassLynx\Default.pro\Results\c13nov12a-5_14.qld

Last Altered: Wednesday, 11/14/2012 10:46:12 AM Eastern Standard Time

Printed: Wednesday, 11/14/2012 10:57:45 AM Eastern Standard Time

11-14-12

Method: C:\MassLynx\Default.PRO\MethDB\VFxms-TCDF_Smooth.mdb 13 Nov 2012 08:24:11

Calibration: C:\MassLynx\Default.PRO\CurveDB\VFxms-100212a_Confirm-TD.cdb 31 Oct 2012 14:37:39

Name: c13nov12a-9

Date: 13-Nov-2012

Time: 17:11:43

ID: 31203251001

User: JHL

Submitter:

Task: HRMS3

	Name	Response	Ion1Area	Ion2Area	RA	RAFail?	MRRF	RT	Conc	EDL	SN1	SN2	M	Height1	Noise1	Height2	Noise2	Smp Size	FV
1	2378-TCDF	2.030e3	1.092e3	9.377e2	1.16	YES	1.218	21.23	2.039	0.6464	4.3	5.8	MM	7.424e3	1719	1.008e4	1722	13.94	20
2	ES:13C-2378-TCDF	1.173e5	5.142e4	6.584e4	0.78	NO	1.655	21.23	117.052	1.3179	210.6	262.4	bb	6.876e5	3264	8.834e5	3366	13.94	20
3	JS:13C-1234-TCDD	8.684e4	3.758e4	4.926e4	0.76	NO	1.000	21.13	143.472	2.2809	145.0	172.3	bb	4.718e5	3255	6.340e5	3679	13.94	20
4	Tetrafurans	-	1.249e3	-	-	-	1.218	-	2.344	0.6464	-	-	-	1.220e4	1719	-	-	13.94	20
5	F1 Lock Mass	-	-	-	-	-	-	-	-	-	-	-	-	-	91253	-	-	1.00	1

$$[TCDF] = \frac{2.030e3}{1.173e5} \left(\frac{2000pg}{13.94ug \times 0.7241} \right) \left(\frac{1}{\frac{1.718}{1.21803}} \right) = 2.82pg/g$$

11-14-12

Quantify Sample Report **MassLynx 4.1**

Confirms Sample Summary

Dataset: C:\MassLynx\Default.pro\Results\c13nov12a-5_14.qld

Last Altered: Wednesday, 11/14/2012 10:46:12 AM Eastern Standard Time

Printed: Wednesday, 11/14/2012 10:57:45 AM Eastern Standard Time

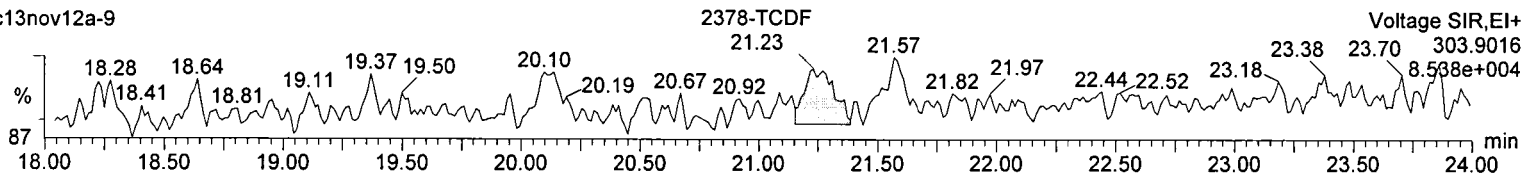
Method: C:\MassLynx\Default.PRO\MethDB\VFxms-TCDF_Smooth.mdb 13 Nov 2012 08:24:11

Calibration: C:\MassLynx\Default.PRO\CurveDB\VFxms-100212a_Confirm-TD.cdb 31 Oct 2012 14:37:39

Name: c13nov12a-9, ID: 31203251001

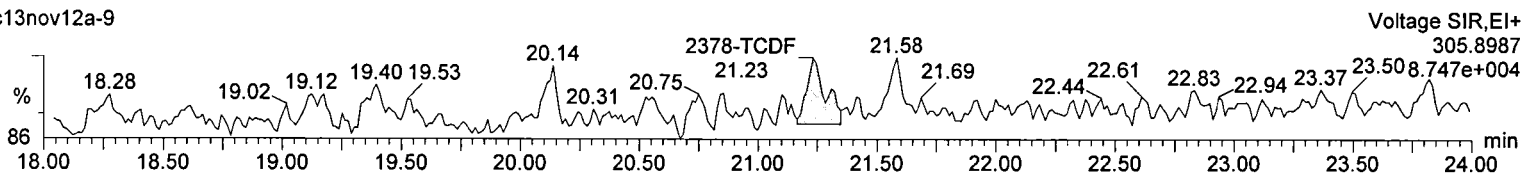
TCDF

c13nov12a-9



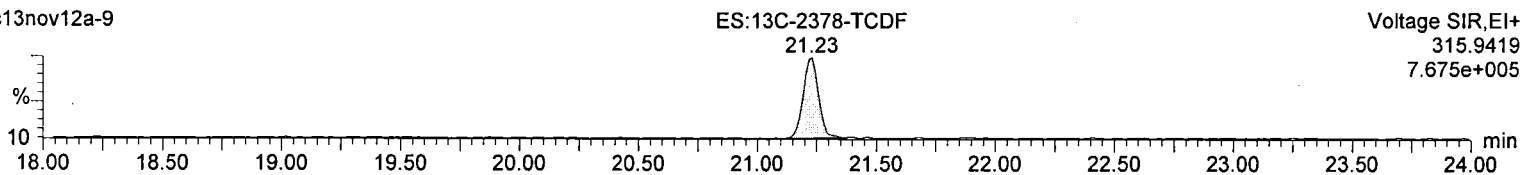
TCDF

c13nov12a-9



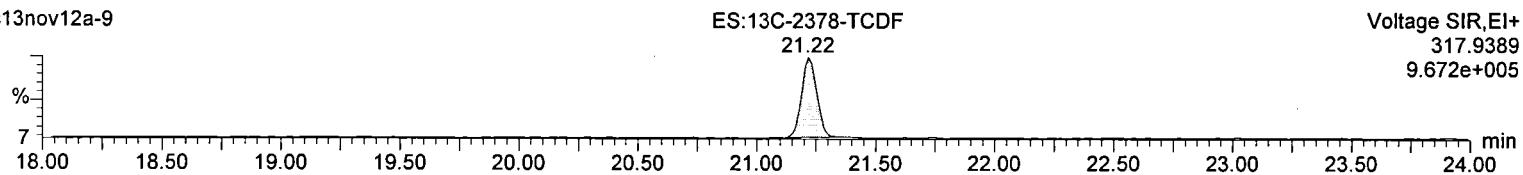
13C-TCDF

c13nov12a-9



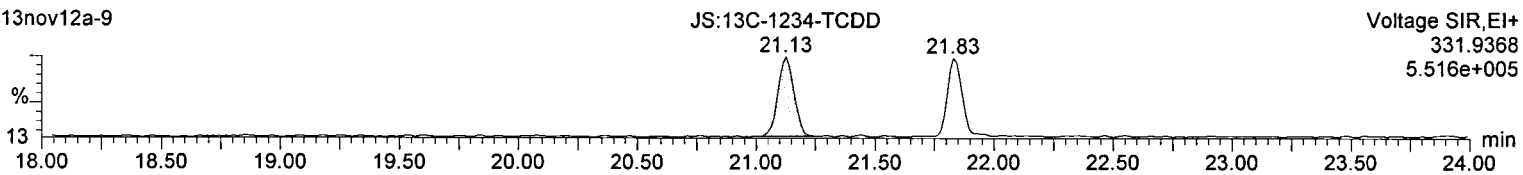
13C-TCDF

c13nov12a-9



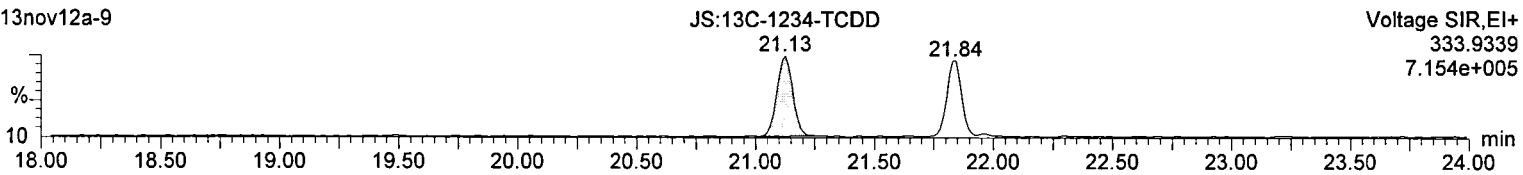
13C-TCDD

c13nov12a-9



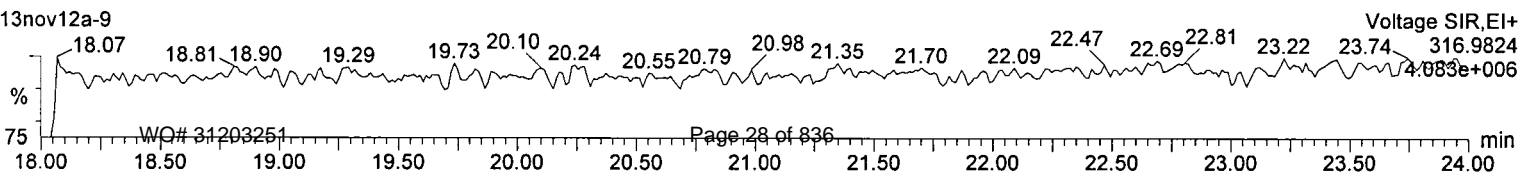
13C-TCDD

c13nov12a-9



F1 Lock Mass

c13nov12a-9



Dataset: C:\MassLynx\Default.pro\Results\c13nov12a-5_14.qld

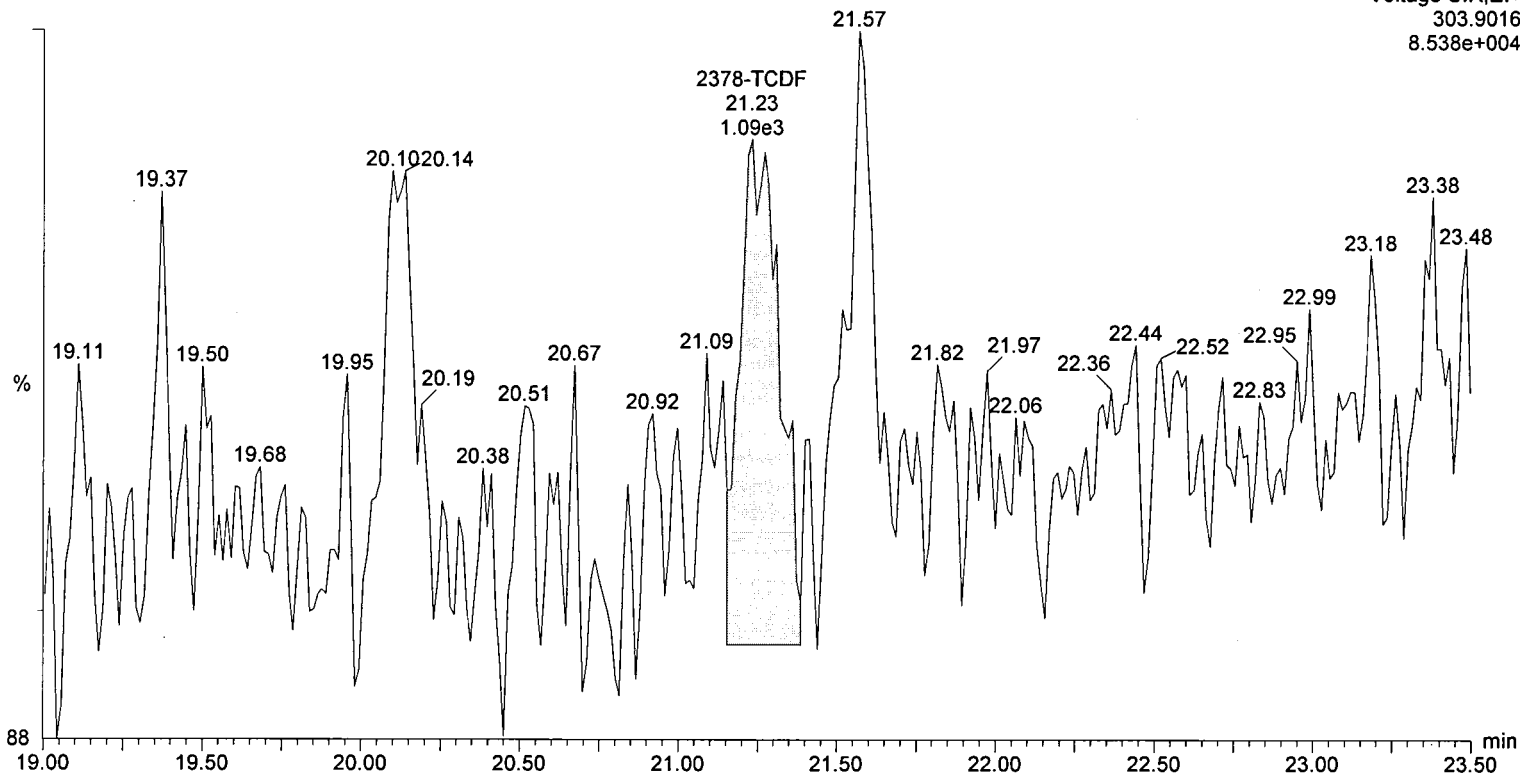
Last Altered: Wednesday, 11/14/2012 10:46:12 AM Eastern Standard Time
Printed: Wednesday, 11/14/2012 10:59:59 AM Eastern Standard Time

mm
11/14/12

Name: c13nov12a-9, ID: 31203251001

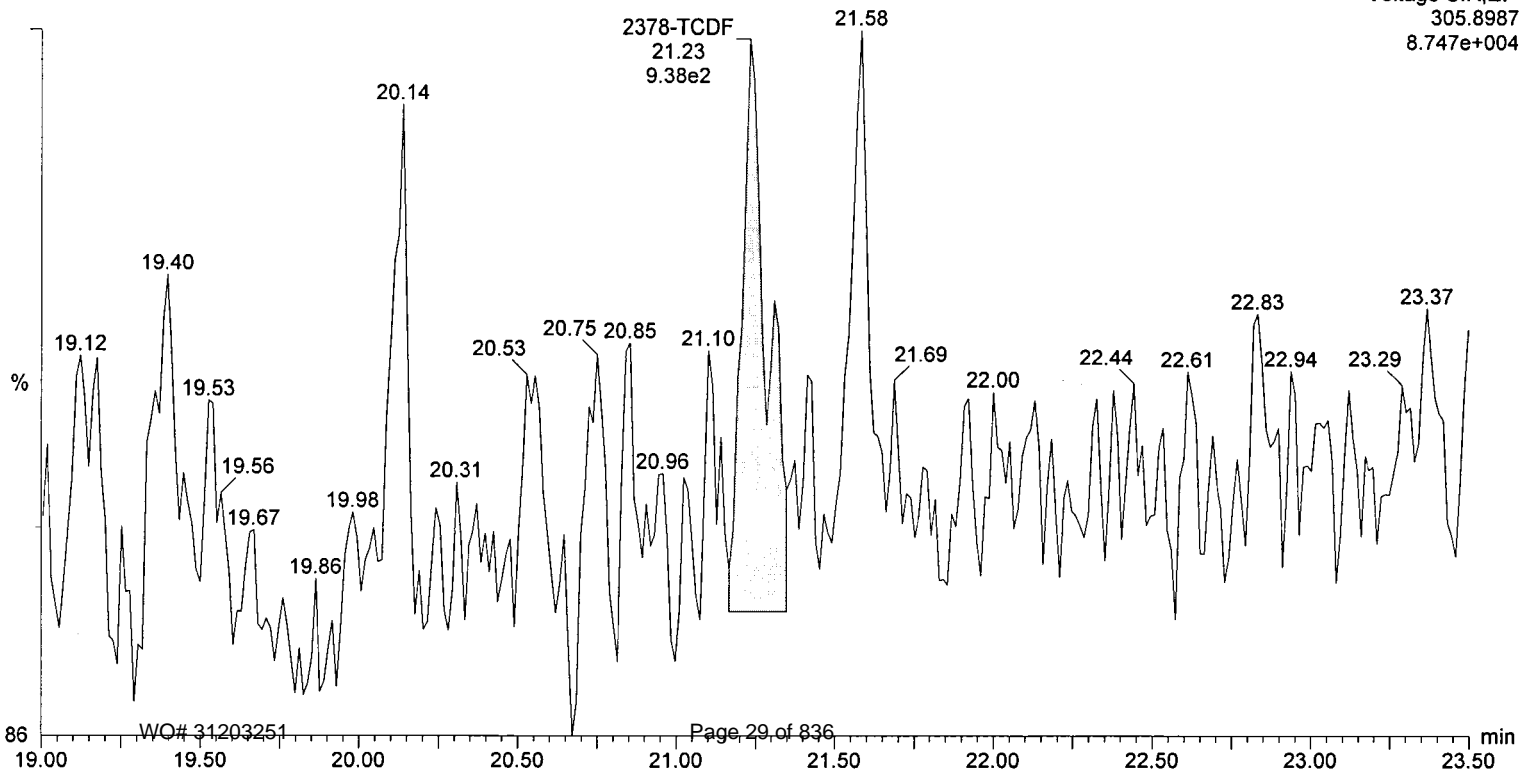
TCDF

c13nov12a-9



TCDF

c13nov12a-9



Results of JW-EA09-SS37-120507

Client Sample ID: **JW-EA09-SS37-120507**
 Client Project ID: **Jeld-Wen Surface Sediments**
 Lab Sample ID: 31203251001-A
 Lab Project ID: 31203251

Collection Date: 05/07/2012 13:46
 Received Date: 05/09/2012 10:15
 Matrix: Soil-Solid as dry weight
 Solids (%): 72.40

Results by EPA 1668B

<u>Parameter</u>	<u>Result</u>	<u>EMPC</u>	<u>Qual</u>	<u>DL</u>	<u>LOQ/CL</u>	<u>Units</u>	<u>RT</u>	<u>Ratio</u>
1-MoCB	13.7			0.0714	0.991	pg/g	10.44	3.14
2-MoCB	19.7			0.0766	0.991	pg/g	12.29	3.17
3-MoCB	15.8			0.0626	0.991	pg/g	12.45	3.20
4-DiCB	14.3			0.286	0.991	pg/g	12.66	1.55
5-DiCB	1.05			0.350	0.991	pg/g	15.08	1.54
6-DiCB	9.71			0.350	0.991	pg/g	14.81	1.52
7-DiCB	2.02			0.330	0.991	pg/g	14.61	1.48
8-DiCB	53.5			0.334	0.991	pg/g	15.19	1.54
9-DiCB	3.09			0.381	0.991	pg/g	14.45	1.46
10-DiCB	0.932		J	0.206	0.991	pg/g	12.82	1.40
11-DiCB	148			0.324	0.991	pg/g	17.37	1.54
12-DiCB C13	9.65			0.316	1.98	pg/g	17.64	1.56
14-DiCB	0.951		J	0.284	0.991	pg/g	16.64	1.46
15-DiCB	41.2			0.255	0.991	pg/g	17.91	1.57
16-TrCB	47.4			0.119	0.991	pg/g	17.84	1.07
17-TrCB	48.1			0.0898	0.991	pg/g	17.46	1.08
18-TrCB C30	103			0.0779	1.98	pg/g	17.09	1.07
19-TrCB	6.30			0.0980	0.991	pg/g	15.44	1.04
20-TrCB C28	287			0.138	1.98	pg/g	20.53	1.02
21-TrCB C33	107			0.133	1.98	pg/g	20.73	1.02
22-TrCB	82.4			0.144	0.991	pg/g	21.07	1.02
23-TrCB	0.215		J	0.143	0.991	pg/g	19.55	1.16
24-TrCB	ND		U	0.0685	0.991	pg/g		
25-TrCB	16.0			0.138	0.991	pg/g	20.01	1.02
26-TrCB C29	33.3			0.139	1.98	pg/g	19.80	1.02
27-TrCB	8.13			0.0672	0.991	pg/g	17.64	1.05
31-TrCB	227			0.132	0.991	pg/g	20.28	1.01
32-TrCB	39.3			0.0633	0.991	pg/g	18.31	1.08
34-TrCB	1.48			0.152	0.991	pg/g	19.41	0.95
35-TrCB	8.80			0.136	0.991	pg/g	23.62	1.01
36-TrCB	2.17			0.127	0.991	pg/g	22.42	1.01
37-TrCB	73.8			0.116	0.991	pg/g	23.96	1.04
38-TrCB	0.463		J	0.138	0.991	pg/g	23.23	1.18
39-TrCB	1.29			0.123	0.991	pg/g	22.75	0.99
40-TeCB C71	155			0.0815	1.98	pg/g	23.81	0.80
41-TeCB	20.5			0.0973	0.991	pg/g	23.70	0.77
42-TeCB	78.9			0.0886	0.991	pg/g	23.39	0.80
43-TeCB	9.79			0.0961	0.991	pg/g	22.30	0.79
44-TeCB C47/65	328			0.0786	2.97	pg/g	22.95	0.80
45-TeCB	32.0			0.101	0.991	pg/g	20.59	0.81
46-TeCB	11.9			0.103	0.991	pg/g	20.86	0.79
48-TeCB	51.4			0.0832	0.991	pg/g	22.76	0.80

Results of JW-EA09-SS37-120507

Client Sample ID: **JW-EA09-SS37-120507**
 Client Project ID: **Jeld-Wen Surface Sediments**
 Lab Sample ID: 31203251001-A
 Lab Project ID: 31203251

Collection Date: 05/07/2012 13:46
 Received Date: 05/09/2012 10:15
 Matrix: Soil-Solid as dry weight
 Solids (%): 72.40

Results by EPA 1668B

<u>Parameter</u>	<u>Result</u>	<u>EMPC</u>	<u>Qual</u>	<u>DL</u>	<u>LOQ/CL</u>	<u>Units</u>	<u>RT</u>	<u>Ratio</u>
49-TeCB C69	195			0.0687	1.98	pg/g	22.52	0.79
50-TeCB C53	33.5			0.0839	1.98	pg/g	20.02	0.80
51-TeCB	7.54			0.0798	0.991	pg/g	20.67	0.82
52-TeCB	469			0.0843	0.991	pg/g	22.10	0.78
54-TeCB	0.221		J	0.0556	0.991	pg/g	18.14	0.88
55-TeCB	ND		U	0.202	0.991	pg/g		
56-TeCB	170			0.204	0.991	pg/g	27.02	0.79
57-TeCB	ND		U	0.197	0.991	pg/g		
58-TeCB	1.67			0.195	0.991	pg/g	25.53	0.76
59-TeCB C62/75	22.1			0.0610	2.97	pg/g	23.23	0.79
60-TeCB	87.0			0.192	0.991	pg/g	27.21	0.76
61-TeCB C70/74/76	672			0.187	3.96	pg/g	26.20	0.78
63-TeCB	13.0			0.175	0.991	pg/g	25.91	0.78
64-TeCB	125			0.0569	0.991	pg/g	24.00	0.80
66-TeCB	391			0.195	0.991	pg/g	26.47	0.78
67-TeCB	9.81			0.186	0.991	pg/g	25.69	0.78
68-TeCB	2.87			0.173	0.991	pg/g	24.98	0.77
72-TeCB	5.23			0.198	0.991	pg/g	24.74	0.78
73-TeCB	ND		U	0.0644	0.991	pg/g		
77-TeCB	33.0			0.153	0.991	pg/g	30.15	0.79
78-TeCB	ND		U	0.196	0.991	pg/g		
79-TeCB	2.96			0.171	0.991	pg/g	28.84	0.73
80-TeCB	ND		U	0.170	0.991	pg/g		
81-TeCB	1.23			0.162	0.991	pg/g	29.68	0.81
82-PeCB	53.5			0.486	0.991	pg/g	29.83	0.63
83-PeCB	27.6			0.511	0.991	pg/g	28.31	0.62
84-PeCB	121			0.485	0.991	pg/g	26.34	0.62
85-PeCB C116	85.2			0.321	1.98	pg/g	29.44	0.62
86-PeCB C108/119/125/87/97	337			0.357	5.95	pg/g	28.88	0.62
88-PeCB	ND		U	0.531	0.991	pg/g		
89-PeCB	6.31			0.455	0.991	pg/g	26.75	0.63
90-PeCB C101/113	593			0.363	2.97	pg/g	27.93	0.62
91-PeCB	58.3			0.392	0.991	pg/g	26.17	0.61
92-PeCB	109			0.429	0.991	pg/g	27.44	0.62
93-PeCB C100	3.47			0.402	1.98	pg/g	25.62	0.63
94-PeCB	3.07			0.446	0.991	pg/g	25.05	0.64
95-PeCB	445			0.417	0.991	pg/g	25.43	0.62
96-PeCB	2.20			0.0608	0.991	pg/g	23.20	0.61
98-PeCB	ND		U	0.431	0.991	pg/g		
99-PeCB	254			0.367	0.991	pg/g	28.42	0.63
102-PeCB	23.9			0.404	0.991	pg/g	25.74	0.62
103-PeCB	5.85			0.384	0.991	pg/g	24.88	0.66

Results of **JW-EA09-SS37-120507**

Client Sample ID: **JW-EA09-SS37-120507**
 Client Project ID: **Jeld-Wen Surface Sediments**
 Lab Sample ID: 31203251001-A
 Lab Project ID: 31203251

Collection Date: 05/07/2012 13:46
 Received Date: 05/09/2012 10:15
 Matrix: Soil-Solid as dry weight
 Solids (%): 72.40

Results by **EPA 1668B**

<u>Parameter</u>	<u>Result</u>	<u>EMPC</u>	<u>Qual</u>	<u>DL</u>	<u>LOQ/CL</u>	<u>Units</u>	<u>RT</u>	<u>Ratio</u>
104-PeCB	ND		U	0.0480	0.991	pg/g		
105-PeCB	175			0.300	0.991	pg/g	33.09	0.62
106-PeCB	ND		U	0.315	0.991	pg/g		
107-PeCB C124	14.7			0.309	1.98	pg/g	31.54	0.60
109-PeCB	34.8			0.290	0.991	pg/g	31.75	0.62
111-PeCB	0.630		J	0.289	0.991	pg/g	30.21	0.55
110-PeCB	543			0.298	0.991	pg/g	29.58	0.62
112-PeCB	ND		U	0.307	0.991	pg/g		
114-PeCB	7.90			0.288	0.991	pg/g	32.56	0.61
115-PeCB	ND		U	0.319	0.991	pg/g		
117-PeCB	ND		U	0.392	0.991	pg/g		
118-PeCB	398			0.293	0.991	pg/g	32.12	0.62
120-PeCB	2.59			0.287	0.991	pg/g	30.60	0.60
121-PeCB	ND		U	0.299	0.991	pg/g		
122-PeCB	4.59			0.338	0.991	pg/g	32.39	0.62
123-PeCB	5.02			0.275	0.991	pg/g	31.85	0.62
126-PeCB	1.61			0.111	0.991	pg/g	35.69	0.56
127-PeCB	ND		U	0.302	0.991	pg/g		
128-HxCB C166	67.1			0.171	1.98	pg/g	35.78	1.24
129-HxCB C138/163	444			0.0624	2.97	pg/g	34.73	1.25
130-HxCB	28.3			0.0753	0.991	pg/g	34.18	1.25
131-HxCB	4.14			0.0734	0.991	pg/g	31.81	1.24
132-HxCB	121			0.0713	0.991	pg/g	32.18	1.25
133-HxCB	7.14			0.0687	0.991	pg/g	32.63	1.33
134-HxCB	23.9			0.0806	0.991	pg/g	31.31	1.29
135-HxCB C151	140			0.0662	1.98	pg/g	30.37	1.27
136-HxCB	51.8			0.0517	0.991	pg/g	28.32	1.28
137-HxCB	13.9			0.0691	0.991	pg/g	34.37	1.26
139-HxCB C140	5.92			0.0627	1.98	pg/g	31.65	1.19
141-HxCB	64.9			0.0653	0.991	pg/g	33.85	1.25
142-HxCB	ND		U	0.0720	0.991	pg/g		
143-HxCB	ND		U	0.0658	0.991	pg/g		
144-HxCB	18.8			0.0640	0.991	pg/g	30.84	1.25
145-HxCB	ND		U	0.0502	0.991	pg/g		
146-HxCB	62.8			0.0617	0.991	pg/g	33.17	1.27
147-HxCB C149	325			0.0642	1.98	pg/g	31.13	1.27
148-HxCB	0.711		J	0.0643	0.991	pg/g	29.88	1.10
150-HxCB	0.484		J	0.0475	0.991	pg/g	28.04	1.16
152-HxCB	0.278		J	0.0488	0.991	pg/g	27.88	1.11
153-HxCB C168	357			0.0515	1.98	pg/g	33.69	1.26
154-HxCB	4.86			0.0581	0.991	pg/g	30.59	1.25
155-HxCB	ND		U	0.0439	0.991	pg/g		

Results of **JW-EA09-SS37-120507**

Client Sample ID: **JW-EA09-SS37-120507**
 Client Project ID: **Jeld-Wen Surface Sediments**
 Lab Sample ID: 31203251001-A
 Lab Project ID: 31203251

Collection Date: 05/07/2012 13:46
 Received Date: 05/09/2012 10:15
 Matrix: Soil-Solid as dry weight
 Solids (%): 72.40

Results by **EPA 1668B**

<u>Parameter</u>	<u>Result</u>	<u>EMPC</u>	<u>Qual</u>	<u>DL</u>	<u>LOQ/CL</u>	<u>Units</u>	<u>RT</u>	<u>Ratio</u>
156-HxCB C157	44.3			0.161	1.98	pg/g	38.21	1.21
158-HxCB	41.1			0.0481	0.991	pg/g	35.06	1.27
159-HxCB	ND		U	0.145	0.991	pg/g		
160-HxCB	ND		U	0.0531	0.991	pg/g		
161-HxCB	ND		U	0.0501	0.991	pg/g		
162-HxCB	1.13			0.139	0.991	pg/g	36.86	1.26
164-HxCB	28.5			0.0530	0.991	pg/g	34.46	1.26
165-HxCB	ND		U	0.0552	0.991	pg/g		
167-HxCB	13.7			0.129	0.991	pg/g	37.27	1.24
169-HxCB	ND		U	0.165	0.991	pg/g		
170-HpCB	102			0.137	0.991	pg/g	40.43	1.06
171-HpCB C173	26.0			0.107	1.98	pg/g	37.47	1.06
172-HpCB	16.2			0.126	0.991	pg/g	38.84	1.07
174-HpCB	80.5			0.107	0.991	pg/g	36.57	1.06
175-HpCB	3.59			0.0993	0.991	pg/g	35.65	1.07
176-HpCB	9.84			0.0529	0.991	pg/g	33.56	1.08
177-HpCB	53.0			0.108	0.991	pg/g	36.94	1.03
178-HpCB	20.3			0.0775	0.991	pg/g	35.11	1.05
179-HpCB	35.9			0.0570	0.991	pg/g	32.82	1.05
180-HpCB C193	214			0.110	1.98	pg/g	39.39	1.06
181-HpCB	0.591		J	0.0938	0.991	pg/g	37.28	1.00
182-HpCB	ND		U	0.0901	0.991	pg/g		
183-HpCB	53.4			0.0875	0.991	pg/g	36.40	1.05
184-HpCB	ND		U	0.0587	0.991	pg/g		
185-HpCB	ND		U	0.0953	0.991	pg/g		
186-HpCB	ND		U	0.0564	0.991	pg/g		
187-HpCB	109			0.0930	0.991	pg/g	35.88	1.03
188-HpCB	0.156		J	0.0547	0.991	pg/g	32.56	1.06
189-HpCB	3.36			0.111	0.991	pg/g	43.06	0.98
190-HpCB	15.7			0.0952	0.991	pg/g	40.88	1.06
191-HpCB	3.94			0.0927	0.991	pg/g	39.69	1.06
192-HpCB	ND		U	0.0960	0.991	pg/g		
194-OcCB	46.0			0.214	0.991	pg/g	44.81	0.92
195-OcCB	16.2			0.230	0.991	pg/g	42.84	0.91
196-OcCB	21.6			0.148	0.991	pg/g	41.58	0.90
197-OcCB	0.896		J	0.100	0.991	pg/g	38.57	0.95
198-OcCB C199	46.4			0.151	1.98	pg/g	41.03	0.91
200-OcCB	4.19			0.110	0.991	pg/g	38.65	0.94
201-OcCB	5.51			0.104	0.991	pg/g	37.83	0.93
202-OcCB	10.5			0.116	0.991	pg/g	37.06	0.93
203-OcCB	30.5			0.140	0.991	pg/g	41.75	0.90
204-OcCB	ND		U	0.110	0.991	pg/g		

Results of JW-EA09-SS37-120507

Client Sample ID: **JW-EA09-SS37-120507**
 Client Project ID: **Jeld-Wen Surface Sediments**
 Lab Sample ID: 31203251001-A
 Lab Project ID: 31203251

Collection Date: 05/07/2012 13:46
 Received Date: 05/09/2012 10:15
 Matrix: Soil-Solid as dry weight
 Solids (%): 72.40

Results by EPA 1668B

<u>Parameter</u>	<u>Result</u>	<u>EMPC</u>	<u>Qual</u>	<u>DL</u>	<u>LOQ/CL</u>	<u>Units</u>	<u>RT</u>	<u>Ratio</u>
205-OcCB	1.77			0.157	0.991	pg/g	45.21	0.89
206-NoCB	19.5			0.136	0.991	pg/g	46.66	0.77
207-NoCB	2.84			0.108	0.991	pg/g	43.43	0.77
208-NoCB	6.30			0.0979	0.991	pg/g	42.65	0.77
209-DeCB	18.3			0.156	0.991	pg/g	48.00	1.17
Total Monochlorobiphenyls	49.3			0.0670		pg/g		
Total Dichlorobiphenyls	284			0.271		pg/g		
Total Trichlorobiphenyls	1090			0.107		pg/g		
Total Tetrachlorobiphenyls	2930			0.108		pg/g		
Total Pentachlorobiphenyls	3320			0.219		pg/g		
Total Hexachlorobiphenyls	1870			0.125		pg/g		
Total Heptachlorobiphenyls	748			0.0977		pg/g		
Total Octachlorobiphenyls	184			0.136		pg/g		
Total Nonachlorobiphenyls	28.6			0.117		pg/g		
Total Decachlorobiphenyl	18.3			0.156		pg/g		
Total PCBs	10500			0.271		pg/g		

World Health Organization Summary

	<u>Units</u>	<u>ND=0</u>	<u>ND=½</u>	<u>ND=DL</u>
WHO-2005 TEQ	pg/g	0.184	0.187	0.189
WHO-2005 TEQ w/EMPC	pg/g	0.184	0.187	0.189

Results of JW-EA09-SS37-120507

Client Sample ID: **JW-EA09-SS37-120507**
 Client Project ID: **Jeld-Wen Surface Sediments**
 Lab Sample ID: 31203251001-A
 Lab Project ID: 31203251

Collection Date: 05/07/2012 13:46
 Received Date: 05/09/2012 10:15
 Matrix: Soil-Solid as dry weight
 Solids (%): 72.40

Results by EPA 1668B

<u>Parameter</u>	<u>Result</u>	<u>EMPC</u>	<u>Qual</u>	<u>DL</u>	<u>LOQ/CL</u>	<u>Units</u>	<u>RT</u>	<u>Ratio</u>
Labeled Standards								
1L-MoCB	56.0				4.00-100	%		
3L-MoCB	74.0				11.0-106	%		
4L-DiCB	98.0				14.0-107	%		
15L-DiCB	88.0				19.0-107	%		
19L-TrCB	94.0				1.00-108	%		
37L-TrCB	85.0				25.0-123	%		
54L-TeCB	96.0				13.0-105	%		
77L-TeCB	79.0				31.0-109	%		
81L-TeCB	77.0				14.0-127	%		
104L-PeCB	101				36.0-115	%		
105L-PeCB	78.0				50.0-111	%		
114L-PeCB	78.0				41.0-121	%		
118L-PeCB	78.0				49.0-111	%		
123L-PeCB	79.0				49.0-116	%		
126L-PeCB	72.0				50.0-106	%		
155L-HxCB	99.0				25.0-124	%		
156L-HxCB C157L	81.0				40.0-120	%		
167L-HxCB	79.0				45.0-118	%		
169L-HxCB	68.0				37.0-117	%		
188L-HpCB	88.0				23.0-125	%		
189L-HpCB	92.0				47.0-116	%		
202L-OcCB	84.0				31.0-134	%		
205L-OcCB	93.0				46.0-115	%		
206L-NoCB	114				38.0-122	%		
208L-NoCB	101				31.0-126	%		
209L-DeCB	84.0				43.0-115	%		
28L-TrCB	89.0				14.0-131	%		
111L-PeCB	93.0				57.0-112	%		
178L-HpCB	95.0				57.0-125	%		

Batch Information

Analytical Batch: **HRP1312**
 Analytical Method: **EPA 1668B**
 Instrument: **APHRMS**
 Analyst: **LKB**
 Analytical Date/Time: **10/24/2012 11:56**

Prep Batch: **HXX1817**
 Prep Method: **EPA 1668B PREP S/D/T**
 Prep Date/Time: **10/16/2012 15:56**
 Prep Initial Wt./Vol.: **13.94 g**
 Prep Extract Vol: **20 uL**

Lab ID: A4723_10237_PCB_005
 Client ID: JW-EA09-SS37-120507
 Datafile: 121024X23

ACQ: 24-Oct-2012 23:56:33 LKB
 UTP: 30-Oct-2012 10:08 CEM
 RPT: 30-Oct-2012 10:39 CM

Wt/Vol: 10.09 g
 J-level: 0.991 pg/g Split: 1
 Stds (pg): JS: 2000 ES: 2000 CS/SS: 2000

ICAL: MM7_PCB_07132012_25JUL12 CS3_121024_PCB_XC
 Checkcode: 985-278-MKS
 Method HR-PCB



Name	Actual RT	QC	Pred RRT	Actual RRT	Diff Secs	Response	Ra	RRF	Conc. / Recv.	Noise / Recv. Low	DL / Recv. High
PCB-77 33'44'-TeCB	30.15		1.0006	1.0006	0	1.62E+07	0.79	1.13	33	6.91E+03	0.153
PCB-81 344'5'-TeCB	29.68		1.0006	1.0005	-0.2	5.60E+05	0.81	1.13	1.23	6.91E+03	0.162
PCB-105 233'44'-PeCB	33.09		1.0007	1.0007	0	6.04E+07	0.62	1.09	175	9.61E+03	0.3
PCB-114 2344'5'-PeCB	32.56		1.0007	1.0007	0	2.92E+06	0.61	1.16	7.9	9.61E+03	0.288
PCB-118 23'44'5'-PeCB	32.12		1.0007	1.0007	0	1.43E+08	0.62	1.11	398	9.61E+03	0.293
PCB-123 23'44'5'-PeCB	31.85		1.0006	1.0010	+0.8	1.88E+06	0.62	1.19	5.02	9.61E+03	0.275
PCB-126 33'44'5'-PeCB	35.69		1.0005	1.0003	-0.4	4.79E+05	0.56	1.06	1.61	2.89E+03	0.111
PCB-156/157 ...-HxCB	38.21	C	1.0005	1.0002	-0.7	1.44E+07	1.21	1.11	44.3	3.79E+03	0.161
PCB-167 23'44'55'-HxCB	37.27		1.0006	1.0005	-0.2	4.58E+06	1.24	1.14	13.7	3.79E+03	0.129
PCB-169 33'44'55'-HxCB	NotFnd		1.0004	-		0.00E+00		1.11	ND	3.79E+03	0.165
PCB-189 233'44'55'-HpCB	43.06		1.0004	1.0004	0	9.18E+05	0.98	1.06	3.36	2.61E+03	0.111
PCB-209 DeCB	48.00		1.0004	1.0004	0	3.11E+06	1.17	1.07	18.3	1.92E+03	0.156
ES PCB-1	10.42		0.7215	0.7219	+0.3	8.30E+07	3.22	1.08	56.2 %	25%	150%
ES PCB-3	12.44		0.8608	0.8613	+0.4	1.10E+08	3.18	1.08	74.4 %	25%	150%
ES PCB-4	12.65		0.8756	0.8757	+0.1	6.53E+07	1.59	0.49	97.9 %	25%	150%
ES PCB-15	17.89		1.2386	1.2391	+0.5	1.34E+08	1.56	1.11	88.2 %	25%	150%
ES PCB-19	15.43		1.0685	1.0683	-0.2	7.11E+07	1.06	0.55	94 %	25%	150%
ES PCB-37	23.94		1.0840	1.0845	+0.7	1.11E+08	1.08	1.64	84.6 %	25%	150%
ES PCB-54	18.12		0.8214	0.8209	-0.5	7.26E+07	0.79	0.94	96.1 %	25%	150%
ES PCB-77	30.14		1.3640	1.3651	+2.0	8.59E+07	0.79	1.35	79.3 %	25%	150%
ES PCB-81	29.67		1.3429	1.3439	+1.8	8.00E+07	0.78	1.29	77.4 %	25%	150%
ES PCB-104	22.89		0.8204	0.8201	-0.4	6.50E+07	1.62	0.99	101 %	25%	150%
ES PCB-105	33.07		1.1846	1.1850	+0.8	6.27E+07	1.60	1.23	78.4 %	25%	150%
ES PCB-114	32.54		1.1656	1.1660	+0.8	6.31E+07	1.61	1.25	78.1 %	25%	150%
ES PCB-118	32.10		1.1496	1.1501	+1.0	6.45E+07	1.61	1.28	77.6 %	25%	150%
ES PCB-123	31.82		1.1397	1.1402	+1.0	6.23E+07	1.60	1.22	78.9 %	25%	150%
ES PCB-126	35.68		1.2777	1.2786	+1.9	5.56E+07	1.59	1.20	71.6 %	25%	150%
ES PCB-153	-	-	-	-	-	-	-	-	-	-	-
ES PCB-155	27.73		0.7994	0.7990	-0.7	7.29E+07	1.31	1.50	99 %	25%	150%
ES PCB-156/157	38.20		1.1005	1.1008	+0.7	1.16E+08	1.30	1.45	81.3 %	25%	150%
ES PCB-167	37.25		1.0730	1.0733	+0.7	5.83E+07	1.30	1.49	79.2 %	25%	150%
ES PCB-169	40.93		1.1787	1.1793	+1.5	4.70E+07	1.31	1.40	67.9 %	25%	150%
ES PCB-170	-	-	-	-	-	-	-	-	-	-	-
ES PCB-180	-	-	-	-	-	-	-	-	-	-	-
ES PCB-188	32.53		0.7268	0.7263	-1.0	5.12E+07	1.09	1.18	88.3 %	25%	150%
ES PCB-189	43.04		0.9608	0.9608	0	5.12E+07	1.05	1.49	92.4 %	25%	150%
ES PCB-202	37.03		0.8272	0.8268	-0.9	4.73E+07	0.92	1.14	84.4 %	25%	150%
ES PCB-205	45.19		1.0089	1.0088	-0.3	4.17E+07	0.90	1.20	93.1 %	25%	150%
ES PCB-206	46.65		1.0413	1.0414	+0.3	3.71E+07	0.80	0.87	114 %	25%	150%
ES PCB-208	42.63		0.9520	0.9516	-1.0	4.47E+07	0.80	1.19	101 %	25%	150%
ES PCB-209	47.98		1.0714	1.0711	-0.9	3.14E+07	1.20	1.00	84.1 %	25%	150%

Name	Actual RT	QC	Pred RRT	Actual RRT	Diff Secs	Response	Ra	RRF	Conc. / Recv.	Noise / Recv. Low	DL / Recv. High
SS PCB-28	20.51		0.9294	0.9293	-0.1	1.25E+08	1.05	1.07	105 %	30%	135%
SS PCB-111	30.19	NA	1.0814	1.0817	+0.5	7.35E+07	1.59	1.01	117 %	30%	135%
SS PCB-178	35.09		1.0112	1.0112	0	3.45E+07	1.09	0.63	107 %	30%	135%
CS PCB-28	20.51		0.9294	0.9293	-0.1	1.25E+08	1.05	1.76	88.8 %	30%	135%
CS PCB-111	30.19		1.0814	1.0817	+0.5	7.35E+07	1.59	1.23	92.6 %	30%	135%
CS PCB-178	35.09		1.0112	1.0112	0	3.45E+07	1.09	0.74	94.7 %	30%	135%

JS PCB-9	14.44					1.37E+08	1.55				
JS PCB-52	22.08					8.04E+07	0.79				
JS PCB-101	27.91					6.48E+07	1.59				
JS PCB-138	34.70					4.92E+07	1.29				
JS PCB-194	44.79					3.73E+07	0.91				

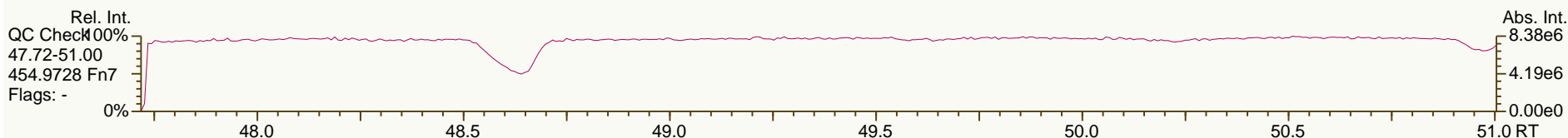
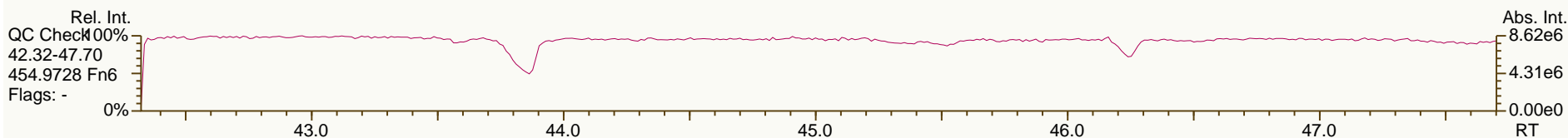
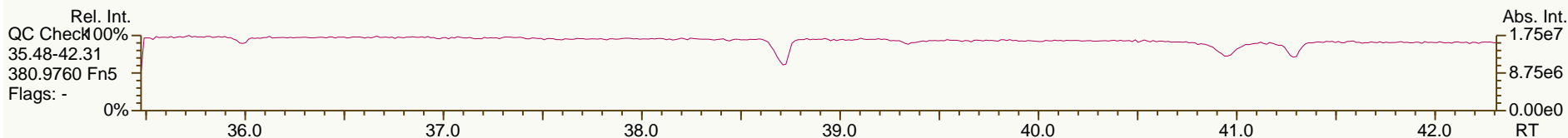
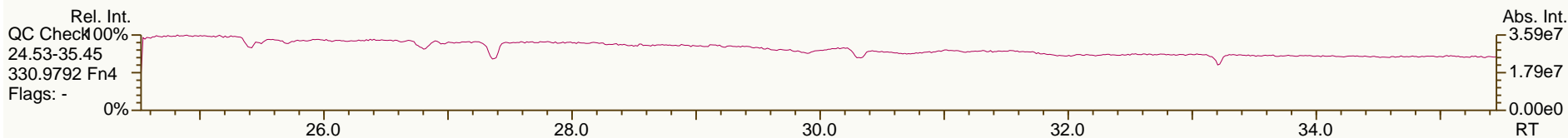
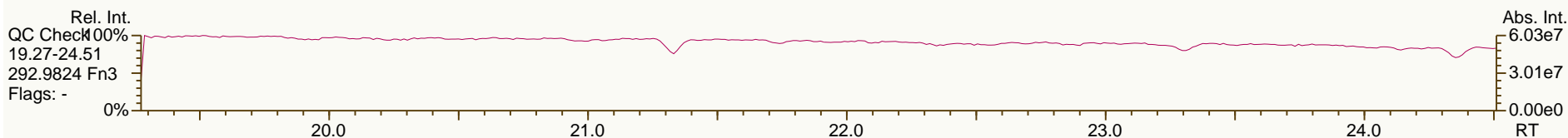
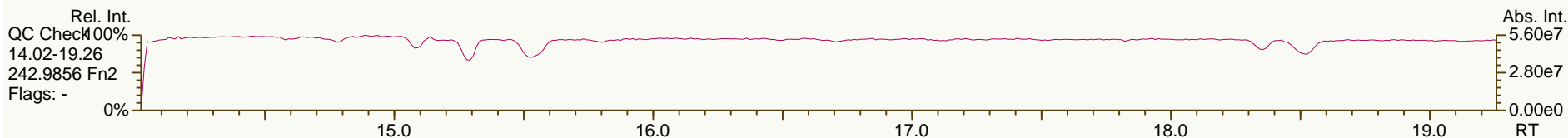
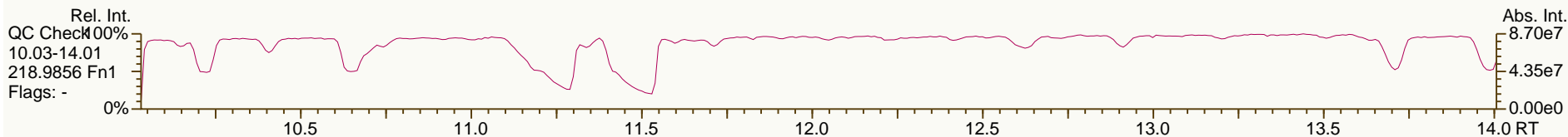
	Totals	NON-EMPC	EMPC	DL
	Mono-CBs	49.3	49.3	0.067
	Di-CBs	284	284	0.271
	Tri-CBs	1,090	1,090	0.107
	Tetra-CBs	2,930	2,930	0.108
	Penta-CBs	3,320	3,320	0.219
	Hexa-CBs	1,870	1,870	0.125
	Hepta-CBs	748	748	0.0977
	Octa-CBs	184	184	0.136
	Nona-CBs	28.6	28.6	0.117

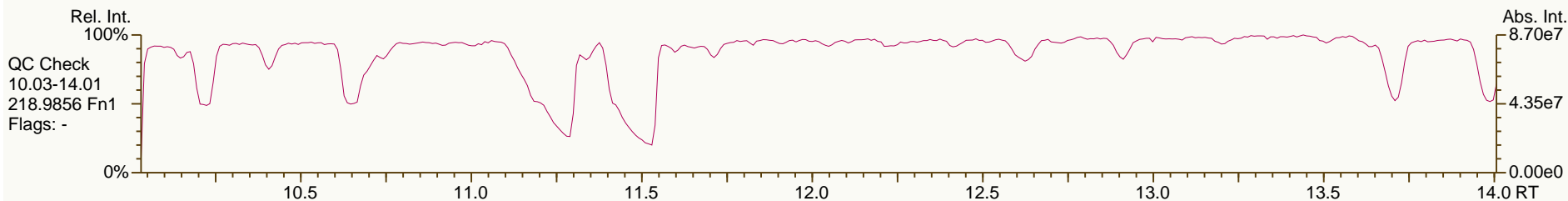
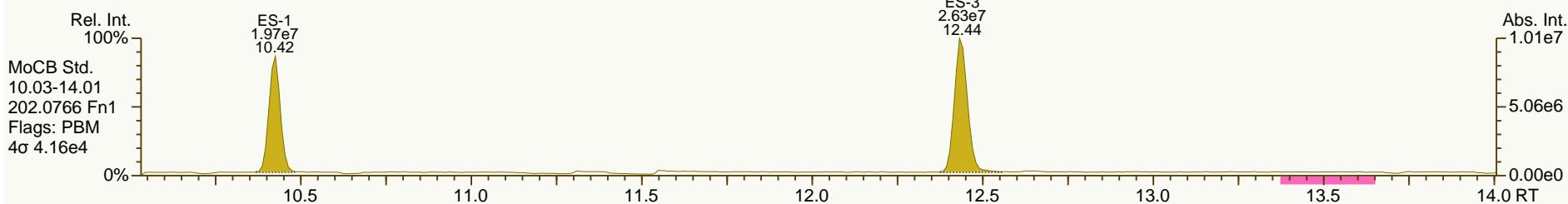
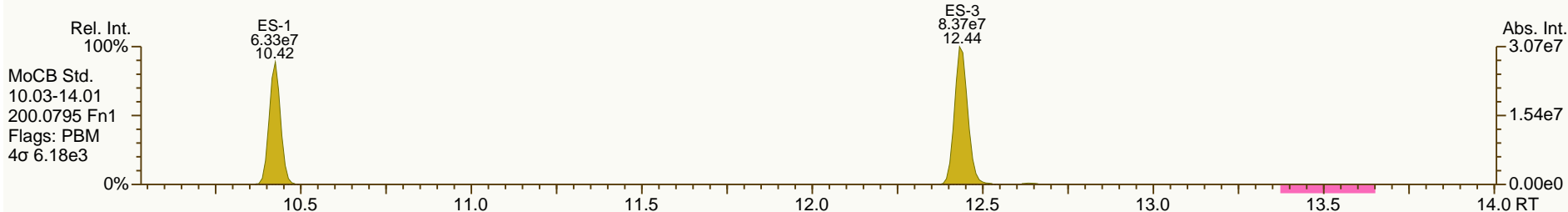
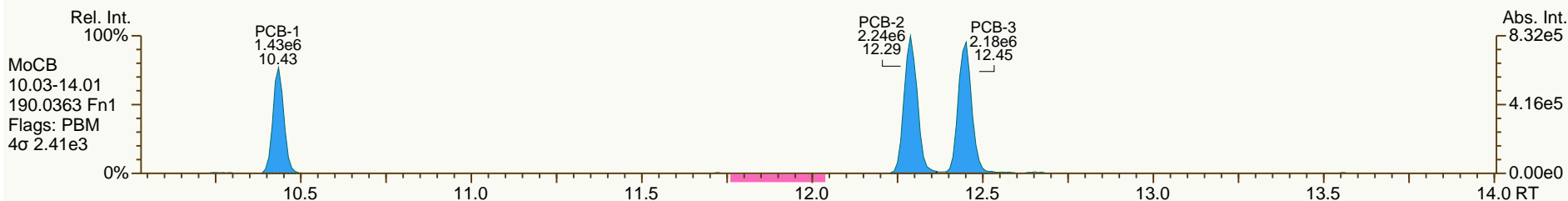
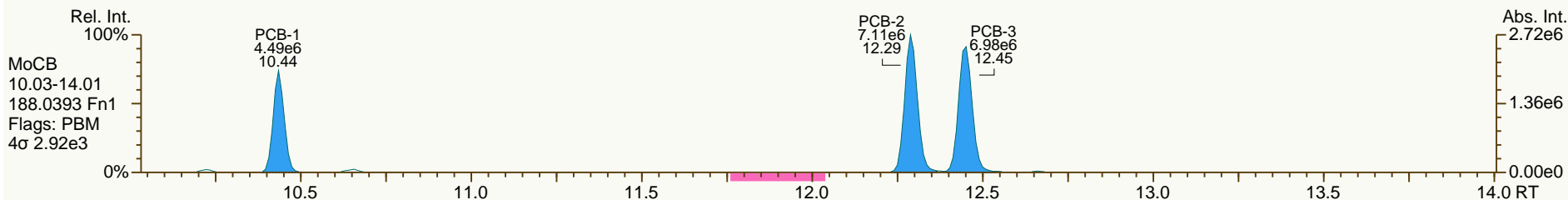
PCB-1 2-MoCB	10.44		1.0011	1.0011	0	5.92E+06	3.14	1.03	13.7	5.33E+03	0.0714
PCB-2 3-MoCB	12.29		0.9879	0.9882	+0.2	9.35E+06	3.17	0.85	19.7	5.33E+03	0.0766
PCB-3 4-MoCB	12.45		1.0010	1.0010	0	9.17E+06	3.20	1.04	15.8	5.33E+03	0.0626
PCB-4 22'-DiCB	12.66		1.0011	1.0011	0	5.49E+06	1.55	1.17	14.3	1.64E+04	0.286
PCB-10 26'-DiCB	12.82	J	1.0139	1.0137	-0.2	5.00E+05	1.40	1.63	0.932	1.64E+04	0.206
PCB-9 25'-DiCB	14.45		1.0011	1.0009	-0.2	1.51E+06	1.46	0.72	3.09	2.01E+04	0.381
PCB-7 24'-DiCB	14.61	B	1.0114	1.0114	0	1.14E+06	1.48	0.84	2.02	2.01E+04	0.33
PCB-6 23'-DiCB	14.81		1.0255	1.0254	-0.1	5.16E+06	1.52	0.79	9.71	2.01E+04	0.35
PCB-5 23'-DiCB	15.08		1.0443	1.0440	-0.3	5.56E+05	1.54	0.79	1.05	2.01E+04	0.35
PCB-8 24'-DiCB	15.19		1.0522	1.0521	-0.1	2.97E+07	1.54	0.82	53.5	2.01E+04	0.334
PCB-14 35'-DiCB	16.64	J	0.9304	0.9302	-0.2	6.22E+05	1.46	0.97	0.951	2.01E+04	0.284
PCB-11 33'-DiCB	17.37		0.9708	0.9707	-0.1	8.49E+07	1.54	0.85	148	2.01E+04	0.324
PCB-13/12 34'/34'-DiCB	17.64	C	0.9858	0.9856	-0.2	5.67E+06	1.56	0.87	9.65	2.01E+04	0.316
PCB-15 44'-DiCB	17.91		1.0008	1.0008	0	3.00E+07	1.57	1.08	41.2	2.01E+04	0.255
PCB-19 22'6-TrCB	15.44		1.0011	1.0011	0	2.47E+06	1.04	1.09	6.3	4.63E+03	0.098
PCB-30/18 246/22'5-TrCB	17.09	C	1.1076	1.1081	+0.5	5.09E+07	1.07	1.38	103	4.63E+03	0.0779
PCB-17 22'4-TrCB	17.46		1.1316	1.1318	+0.2	2.06E+07	1.08	1.19	48.1	4.63E+03	0.0898
PCB-27 23'6-TrCB	17.64		1.1433	1.1435	+0.2	4.65E+06	1.05	1.60	8.13	4.63E+03	0.0672
PCB-24 236-TrCB	NotFnd		1.1512	-		0.00E+00		1.56	ND	4.63E+03	0.0685
PCB-16 22'3-TrCB	17.84		1.1566	1.1566	0	1.53E+07	1.07	0.90	47.4	4.63E+03	0.119

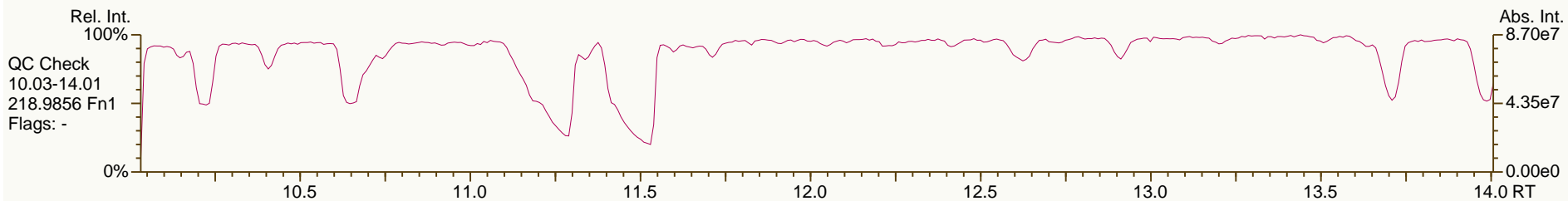
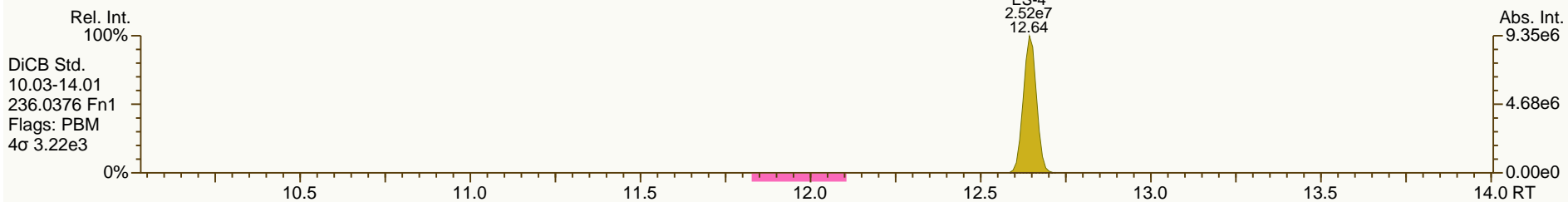
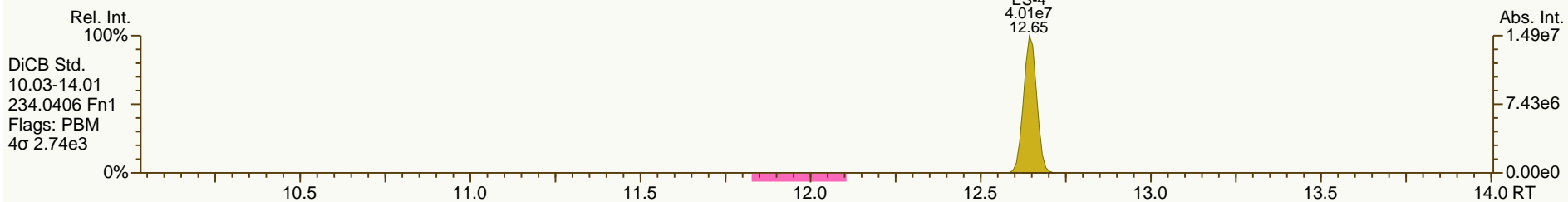
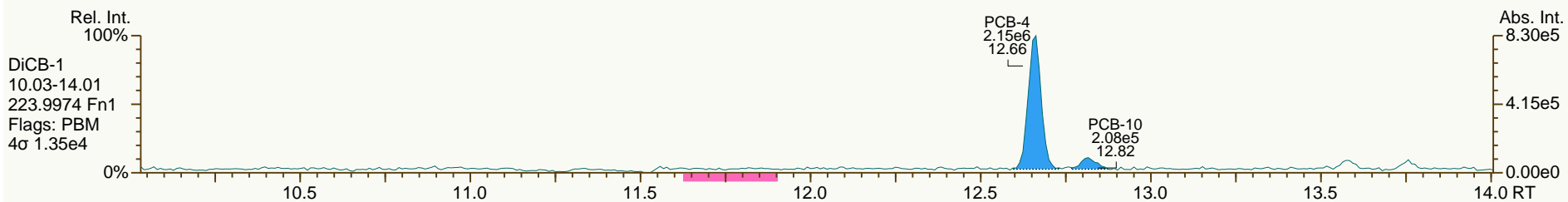
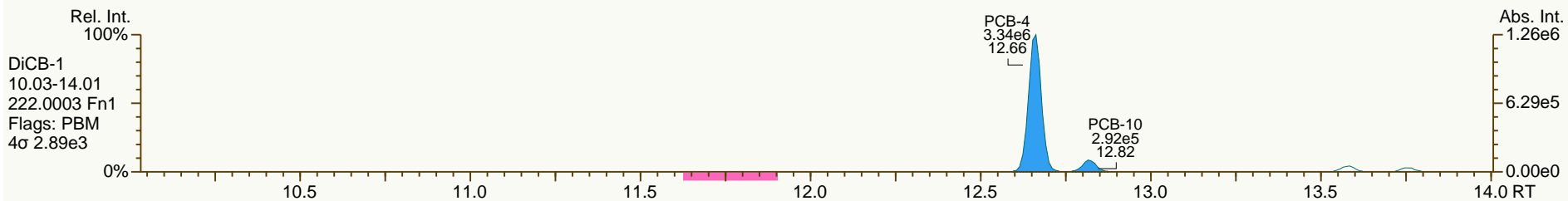
Name	Actual RT	QC	Pred RRT	Actual RRT	Diff Secs	Response	Ra	RRF	Conc. / Recv.	Noise / Recv. Low	DL / Recv. High
PCB-32 24'6-TrCB	18.31		1.1863	1.1865	+0.2	2.39E+07	1.08	1.69	39.3	4.63E+03	0.0633
PCB-34 23'5'-TrCB	19.41		0.8114	0.8109	-0.6	6.98E+05	0.95	0.84	1.48	6.94E+03	0.152
PCB-23 235-TrCB	19.55	J	0.8172	0.8166	-0.7	1.08E+05	1.16	0.90	0.215	6.94E+03	0.143
PCB-26/29 23'5'/245-TrCB	19.80	C	0.8285	0.8272	-1.5	1.71E+07	1.02	0.92	33.3	6.94E+03	0.139
PCB-25 23'4-TrCB	20.01		0.8363	0.8358	-0.6	8.30E+06	1.02	0.92	16	6.94E+03	0.138
PCB-31 24'5-TrCB	20.28		0.8474	0.8470	-0.5	1.23E+08	1.01	0.97	227	6.94E+03	0.132
PCB-28/20 244'/233'-TrCB	20.53	C	0.8584	0.8577	-0.9	1.49E+08	1.02	0.93	287	6.94E+03	0.138
PCB-21/33 234/23'4'-TrCB	20.73	C	0.8653	0.8660	+0.9	5.80E+07	1.02	0.96	107	6.94E+03	0.133
PCB-22 234'-TrCB	21.07		0.8804	0.8800	-0.5	4.11E+07	1.02	0.89	82.4	6.94E+03	0.144
PCB-36 33'5-TrCB	22.42		0.9368	0.9366	-0.3	1.23E+06	1.01	1.01	2.17	6.94E+03	0.127
PCB-39 34'5-TrCB	22.75		0.9495	0.9501	+0.8	7.52E+05	0.99	1.04	1.29	6.94E+03	0.123
PCB-38 345-TrCB	23.23	J	0.9702	0.9703	+0.1	2.40E+05	1.18	0.93	0.463	6.94E+03	0.138
PCB-35 33'4-TrCB	23.62		0.9864	0.9866	+0.3	4.64E+06	1.01	0.94	8.8	6.94E+03	0.136
PCB-37 344'-TrCB	23.96		1.0008	1.0008	0	4.57E+07	1.04	1.10	73.8	6.94E+03	0.116
PCB-54 22'66'-TeCB	18.14	J	1.0010	1.0011	+0.1	9.79E+04	0.88	1.21	0.221	2.67E+03	0.0556
PCB-50/53 22'46/22'56'-TeCB	20.02	C	0.9082	0.9068	-1.7	1.04E+07	0.80	0.77	33.5	2.45E+03	0.0839
PCB-45 22'36-TeCB	20.59		0.9329	0.9329	0	8.29E+06	0.81	0.64	32	2.45E+03	0.101
PCB-51 22'46'-TeCB	20.67		0.9364	0.9364	0	2.47E+06	0.82	0.81	7.54	2.45E+03	0.0798
PCB-46 22'36'-TeCB	20.86		0.9450	0.9448	-0.3	3.03E+06	0.79	0.63	11.9	2.45E+03	0.103
PCB-52 22'55'-TeCB	22.10		1.0010	1.0010	0	1.46E+08	0.78	0.77	469	2.45E+03	0.0843
PCB-73 23'5'6-TeCB	NotFnd		1.0066	-		0.00E+00		1.00	ND	2.45E+03	0.0644
PCB-43 22'35-TeCB	22.30		1.0103	1.0101	-0.3	2.66E+06	0.79	0.67	9.79	2.45E+03	0.0961
PCB-69/49 23'46/22'45'-TeCB	22.52	C	1.0192	1.0200	+1.1	7.43E+07	0.79	0.94	195	2.45E+03	0.0687
PCB-48 22'45-TeCB	22.76		1.0310	1.0311	+0.1	1.62E+07	0.80	0.78	51.4	2.45E+03	0.0832
PCB-44/47/65 ...-TeCB	22.95	C	1.0405	1.0395	-1.4	1.09E+08	0.80	0.82	328	2.45E+03	0.0786
PCB-59/62/75 ...-TeCB	23.23	C	1.0525	1.0523	-0.3	9.49E+06	0.79	1.06	22.1	2.45E+03	0.061
PCB-42 22'34'-TeCB	23.39		1.0594	1.0595	+0.1	2.33E+07	0.80	0.73	78.9	2.45E+03	0.0886
PCB-41 22'34-TeCB	23.70		1.0737	1.0736	-0.1	5.50E+06	0.77	0.66	20.5	2.45E+03	0.0973
PCB-71/40 23'4'6/22'33'-TeCB	23.81	C	1.0781	1.0783	+0.3	4.99E+07	0.80	0.79	155	2.45E+03	0.0815
PCB-64 234'6-TeCB	24.00		1.0870	1.0873	+0.4	5.75E+07	0.80	1.14	125	2.45E+03	0.0569
PCB-72 23'55'-TeCB	24.74		0.8340	0.8338	-0.3	1.95E+06	0.78	0.92	5.23	6.91E+03	0.198
PCB-68 23'45'-TeCB	24.98		0.8423	0.8420	-0.4	1.23E+06	0.77	1.06	2.87	6.91E+03	0.173
PCB-57 233'5-TeCB	NotFnd		0.8542	-		0.00E+00		0.93	ND	6.91E+03	0.197
PCB-58 233'5'-TeCB	25.53		0.8607	0.8607	0	6.33E+05	0.76	0.94	1.67	6.91E+03	0.195
PCB-67 23'45-TeCB	25.69		0.8659	0.8659	0	3.90E+06	0.78	0.98	9.81	6.91E+03	0.186
PCB-63 234'5-TeCB	25.91		0.8733	0.8734	+0.2	5.47E+06	0.78	1.04	13	6.91E+03	0.175
PCB-61/70/74/76 ...-TeCB	26.20	C	0.8826	0.8832	+0.9	2.65E+08	0.78	0.98	672	6.91E+03	0.187
PCB-66 23'44'-TeCB	26.47		0.8920	0.8921	+0.2	1.48E+08	0.78	0.94	391	6.91E+03	0.195
PCB-55 233'4-TeCB	NotFnd		0.8964	-		0.00E+00		0.90	ND	6.91E+03	0.202
PCB-56 233'4'-TeCB	27.02		0.9107	0.9107	0	6.16E+07	0.79	0.89	170	6.91E+03	0.204
PCB-60 2344'-TeCB	27.21		0.9170	0.9170	0	3.34E+07	0.76	0.95	87	6.91E+03	0.192
PCB-80 33'55'-TeCB	NotFnd		0.9294	-		0.00E+00		1.07	ND	6.91E+03	0.17
PCB-79 33'45'-TeCB	28.84		0.9724	0.9719	-0.9	1.28E+06	0.73	1.07	2.96	6.91E+03	0.171
PCB-78 33'45-TeCB	NotFnd		0.9882	-		0.00E+00		0.93	ND	6.91E+03	0.196
PCB-104 22'466'-PeCB	NotFnd		1.0009	-		0.00E+00		1.25	ND	1.97E+03	0.048
PCB-96 22'366'-PeCB	23.20		1.0138	1.0137	-0.1	7.14E+05	0.61	0.99	2.2	1.97E+03	0.0608
PCB-103 22'45'6-PeCB	24.88		0.8917	0.8917	0	1.57E+06	0.66	0.85	5.85	9.61E+03	0.384
PCB-94 22'356'-PeCB	25.05		0.8979	0.8978	-0.2	7.08E+05	0.64	0.73	3.07	9.61E+03	0.446

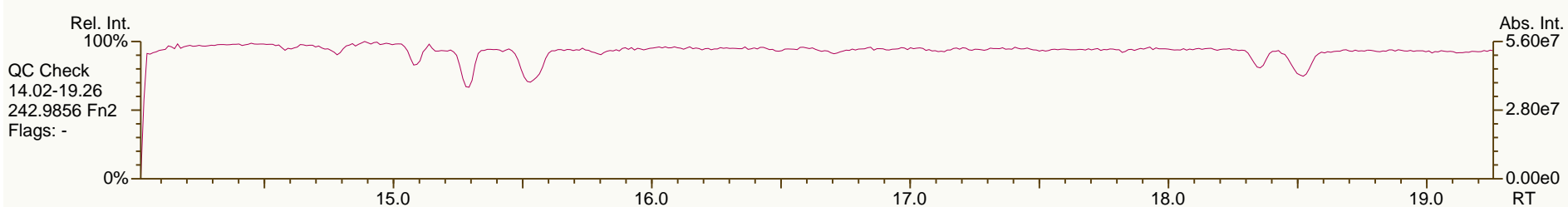
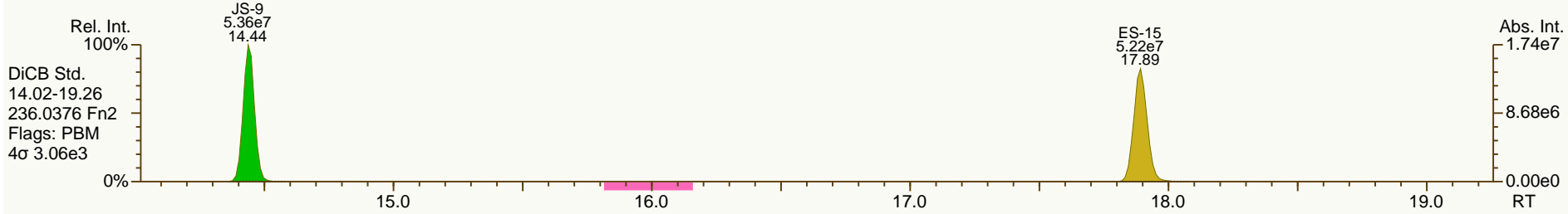
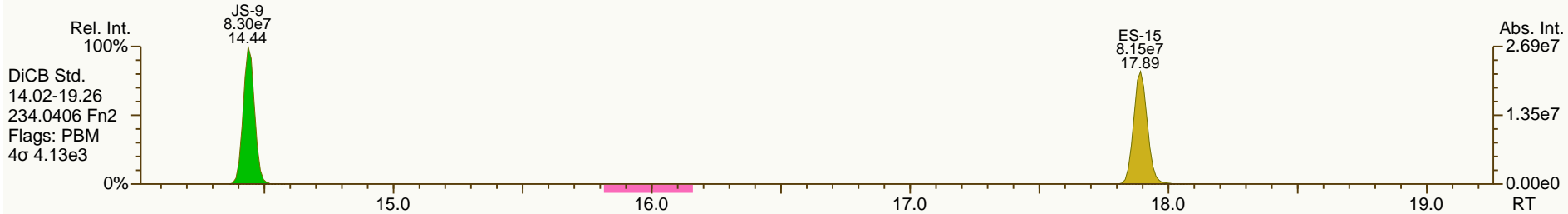
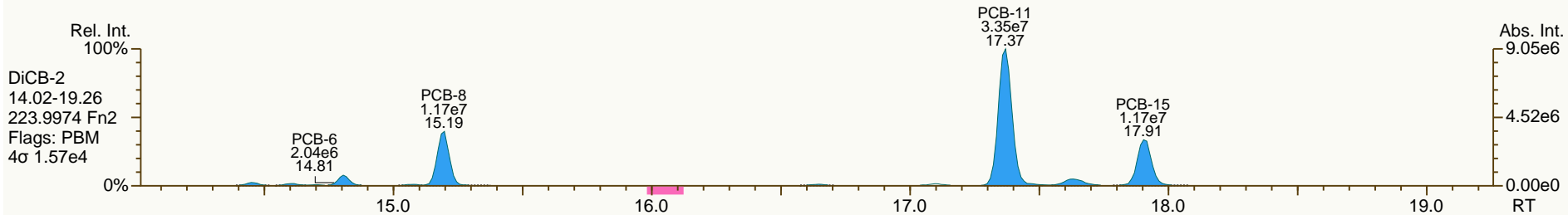
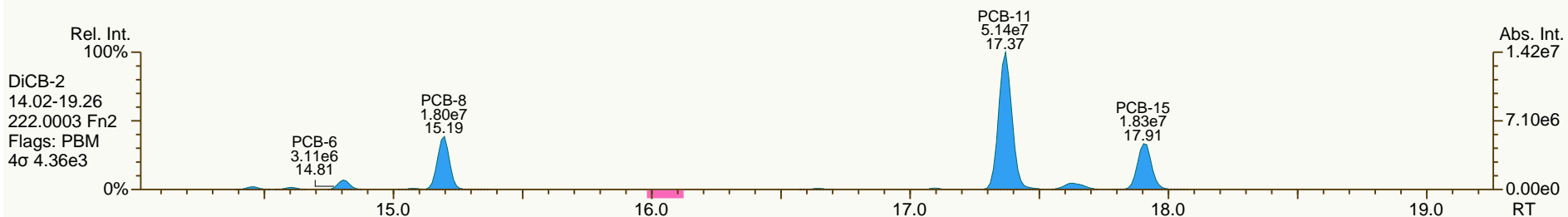
Name	Actual RT	QC	Pred RRT	Actual RRT	Diff Secs	Response	Ra	RRF	Conc. / Recv.	Noise / Recv. Low	DL / Recv. High
PCB-95 22'35'6-PeCB	25.43		0.9112	0.9112	0	1.10E+08	0.62	0.79	445	9.61E+03	0.417
PCB-100/93 22'44'6/22'356-PeCB	25.62	C	0.9186	0.9181	-0.8	8.88E+05	0.63	0.81	3.47	9.61E+03	0.402
PCB-102 22'456'-PeCB	25.74		0.9224	0.9225	+0.2	6.09E+06	0.62	0.81	23.9	9.61E+03	0.404
PCB-98 22'34'6'-PeCB	NotFnd		0.9248	-		0.00E+00		0.76	ND	9.61E+03	0.431
PCB-88 22'346-PeCB	NotFnd		0.9349	-		0.00E+00		0.62	ND	9.61E+03	0.531
PCB-91 22'34'6-PeCB	26.17		0.9374	0.9377	+0.5	1.53E+07	0.61	0.83	58.3	9.61E+03	0.392
PCB-84 22'33'6-PeCB	26.34		0.9438	0.9440	+0.3	2.56E+07	0.62	0.68	121	9.61E+03	0.485
PCB-89 22'346'-PeCB	26.75		0.9584	0.9586	+0.3	1.43E+06	0.63	0.72	6.31	9.61E+03	0.455
PCB-121 23'45'6-PeCB	NotFnd		0.9722	-		0.00E+00		1.10	ND	9.61E+03	0.299
PCB-92 22'355'-PeCB	27.44		0.9830	0.9831	+0.2	2.62E+07	0.62	0.76	109	9.61E+03	0.429
PCB-113/90/101 ...-PeCB	27.93	C	0.9999	1.0008	+1.5	1.68E+08	0.62	0.90	593	9.61E+03	0.363
PCB-83 22'33'5-PeCB	28.31		1.0147	1.0144	-0.5	5.56E+06	0.62	0.64	27.6	9.61E+03	0.511
PCB-99 22'44'5-PeCB	28.42		1.0184	1.0184	0	7.13E+07	0.63	0.89	254	9.61E+03	0.367
PCB-112 233'56-PeCB	NotFnd		1.0217	-		0.00E+00		1.06	ND	9.61E+03	0.307
PCB-108/119/86/97/125...-PeCB	28.88	C	1.0338	1.0347	+1.6	9.70E+07	0.62	0.92	337	9.61E+03	0.357
PCB-117 234'56-PeCB	NotFnd		1.0525	-		0.00E+00		0.84	ND	9.61E+03	0.392
PCB-116/85 23456/22'344'-PeCB	29.44	C	1.0552	1.0548	-0.7	2.73E+07	0.62	1.02	85.2	9.61E+03	0.321
PCB-110 233'4'6-PeCB	29.58		1.0598	1.0599	+0.2	1.88E+08	0.62	1.10	543	9.61E+03	0.298
PCB-115 2344'6-PeCB	NotFnd		1.0628	-		0.00E+00		1.02	ND	9.61E+03	0.319
PCB-82 22'33'4-PeCB	29.83		1.0691	1.0691	0	1.13E+07	0.63	0.67	53.5	9.61E+03	0.486
PCB-111 233'55'-PeCB	30.21	J	1.0821	1.0823	+0.4	2.25E+05	0.55	1.13	0.63	9.61E+03	0.289
PCB-120 23'455'-PeCB	30.60		1.0960	1.0964	+0.7	9.30E+05	0.60	1.14	2.59	9.61E+03	0.287
PCB-107/124 ...-PeCB	31.54	C	0.9911	0.9912	+0.2	4.89E+06	0.60	1.06	14.7	9.61E+03	0.309
PCB-109 233'46-PeCB	31.75		0.9975	0.9977	+0.4	1.23E+07	0.62	1.13	34.8	9.61E+03	0.29
PCB-106 233'45-PeCB	NotFnd		1.0039	-		0.00E+00		1.04	ND	9.61E+03	0.315
PCB-122 233'4'5'-PeCB	32.39		1.0093	1.0092	-0.2	1.44E+06	0.62	0.99	4.59	9.61E+03	0.338
PCB-127 33'455'-PeCB	NotFnd		1.0387	-		0.00E+00		1.09	ND	9.61E+03	0.302
PCB-155 22'44'66'-HxCB	NotFnd		1.0008	-		0.00E+00		1.09	ND	1.68E+03	0.0439
PCB-152 22'3566'-HxCB	27.88	J	1.0056	1.0053	-0.5	1.00E+05	1.11	0.98	0.278	1.68E+03	0.0488
PCB-150 22'34'66'-HxCB	28.04	J	1.0110	1.0111	+0.2	1.80E+05	1.16	1.01	0.484	1.68E+03	0.0475
PCB-136 22'33'66'-HxCB	28.32		1.0213	1.0212	-0.2	1.77E+07	1.28	0.93	51.8	1.68E+03	0.0517
PCB-145 22'3466'-HxCB	NotFnd		1.0309	-		0.00E+00		0.95	ND	1.68E+03	0.0502
PCB-148 22'34'56'-HxCB	29.88	J	1.0773	1.0775	+0.4	1.94E+05	1.10	0.74	0.711	1.68E+03	0.0643
PCB-151/135 ...-HxCB	30.37	C	1.0954	1.0953	-0.2	3.73E+07	1.27	0.72	140	1.68E+03	0.0662
PCB-154 22'44'56'-HxCB	30.59		1.1031	1.1034	+0.6	1.47E+06	1.25	0.82	4.86	1.68E+03	0.0581
PCB-144 22'345'6-HxCB	30.84		1.1121	1.1123	+0.4	5.18E+06	1.25	0.75	18.8	1.68E+03	0.064
PCB-147/149 ...-HxCB	31.13	C	1.1228	1.1228	0	8.90E+07	1.27	0.75	325	1.68E+03	0.0642
PCB-134 22'33'56-HxCB	31.31		1.1284	1.1290	+1.1	5.22E+06	1.29	0.59	23.9	1.68E+03	0.0806
PCB-143 22'3456'-HxCB	NotFnd		1.1313	-		0.00E+00		0.73	ND	1.68E+03	0.0658
PCB-139/140 ...-HxCB	31.65	C	1.1411	1.1413	+0.4	1.66E+06	1.19	0.76	5.92	1.68E+03	0.0627
PCB-131 22'33'46-HxCB	31.81		1.1468	1.1471	+0.6	9.92E+05	1.24	0.65	4.14	1.68E+03	0.0734
PCB-142 22'3456-HxCB	NotFnd		1.1516	-		0.00E+00		0.67	ND	1.68E+03	0.072
PCB-132 22'33'46'-HxCB	32.18		1.1602	1.1606	+0.8	2.98E+07	1.25	0.67	121	1.68E+03	0.0713
PCB-133 22'33'55'-HxCB	32.63		1.1763	1.1769	+1.2	1.83E+06	1.33	0.70	7.14	1.68E+03	0.0687
PCB-165 233'55'6-HxCB	NotFnd		0.9500	-		0.00E+00		0.87	ND	1.68E+03	0.0552
PCB-146 22'34'55'-HxCB	33.17		0.9560	0.9559	-0.2	1.79E+07	1.27	0.78	62.8	1.68E+03	0.0617
PCB-161 233'45'6-HxCB	NotFnd		0.9593	-		0.00E+00		0.96	ND	1.68E+03	0.0501
PCB-153/168 ...-HxCB	33.69	C	0.9715	0.9709	-1.2	1.22E+08	1.26	0.93	357	1.68E+03	0.0515

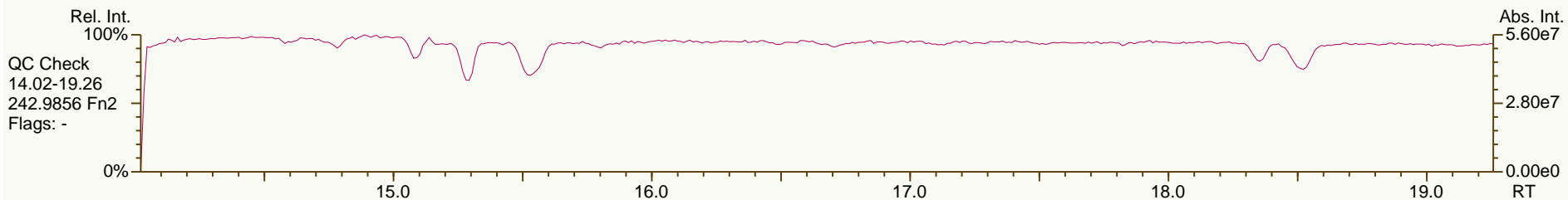
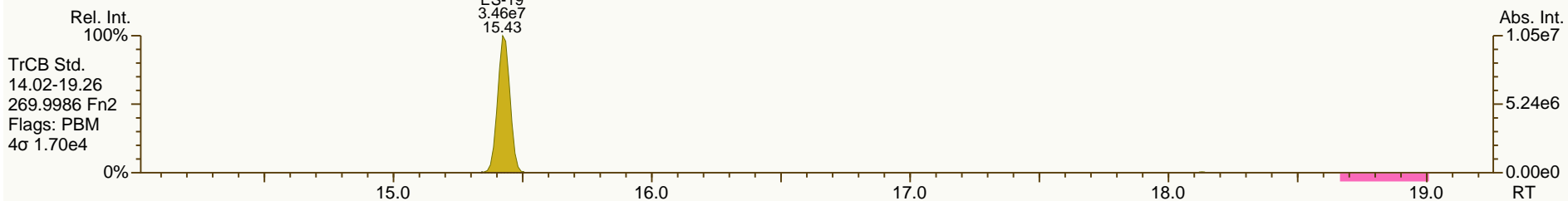
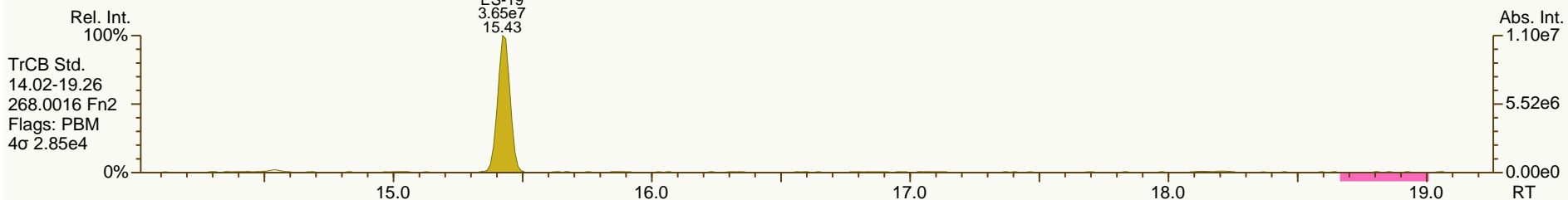
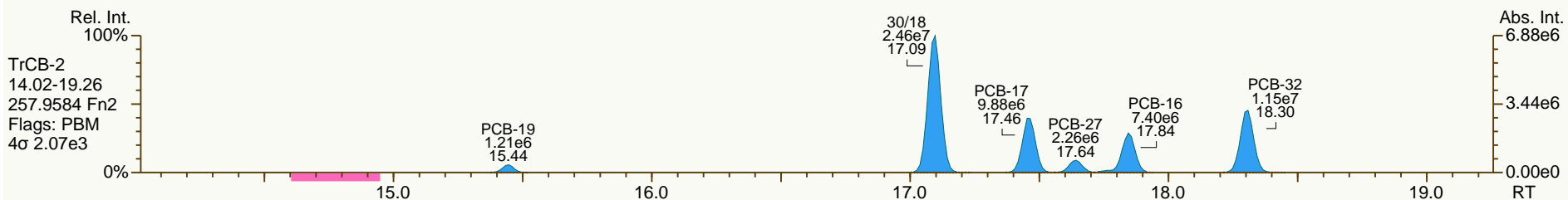
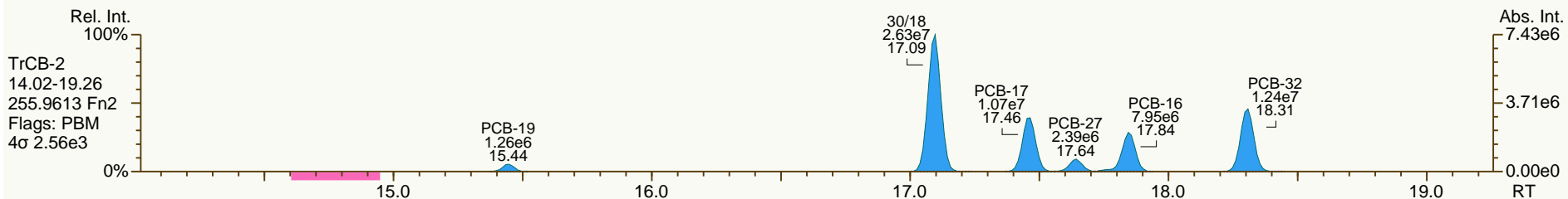
Name	Actual RT	QC	Pred RRT	Actual RRT	Diff Secs	Response	Ra	RRF	Conc. / Recv.	Noise / Recv. Low	DL / Recv. High
PCB-141 22'3455'-HxCB	33.85		0.9753	0.9753	0	1.75E+07	1.25	0.73	64.9	1.68E+03	0.0653
PCB-130 22'33'45'-HxCB	34.18		0.9850	0.9850	0	6.63E+06	1.25	0.64	28.3	1.68E+03	0.0753
PCB-137 22'344'5'-HxCB	34.37		0.9906	0.9904	-0.4	3.53E+06	1.26	0.69	13.9	1.68E+03	0.0691
PCB-164 233'4'5'6'-HxCB	34.46		0.9931	0.9930	-0.2	9.48E+06	1.26	0.90	28.5	1.68E+03	0.053
PCB-163/138/129 ...-HxCB	34.73	C	1.0012	1.0008	-0.8	1.25E+08	1.25	0.77	444	1.68E+03	0.0624
PCB-160 233'456-HxCB	NotFnd		1.0048	-		0.00E+00		0.90	ND	1.68E+03	0.0531
PCB-158 233'44'6'-HxCB	35.06		1.0103	1.0103	0	1.50E+07	1.27	0.99	41.1	1.68E+03	0.0481
PCB-128/166 ...-HxCB	35.78	C	0.9607	0.9606	-0.2	1.69E+07	1.24	0.85	67.1	3.79E+03	0.171
PCB-159 233'455'-HxCB	NotFnd		0.9835	-		0.00E+00		1.01	ND	3.79E+03	0.145
PCB-162 233'4'55'-HxCB	36.86		0.9899	0.9895	-0.9	3.49E+05	1.26	1.05	1.13	3.79E+03	0.139
PCB-188 22'34'566'-HpCB	32.56	J	1.0006	1.0007	+0.2	4.15E+04	1.06	1.03	0.156	1.33E+03	0.0547
PCB-179 22'33'566'-HpCB	32.82		1.0088	1.0087	-0.2	9.21E+06	1.05	0.99	35.9	1.33E+03	0.057
PCB-184 22'344'66'-HpCB	NotFnd		1.0231	-		0.00E+00		0.96	ND	1.33E+03	0.0587
PCB-176 22'33'466'-HpCB	33.56		1.0316	1.0317	+0.2	2.72E+06	1.08	1.07	9.84	1.33E+03	0.0529
PCB-186 22'34566'-HpCB	NotFnd		1.0433	-		0.00E+00		1.00	ND	1.33E+03	0.0564
PCB-178 22'33'55'6'-HpCB	35.11		1.0790	1.0793	+0.6	3.82E+06	1.05	0.73	20.3	1.33E+03	0.0775
PCB-175 22'33'45'6'-HpCB	35.65		1.0955	1.0957	+0.4	8.68E+05	1.07	0.94	3.59	2.19E+03	0.0993
PCB-187 22'34'55'6'-HpCB	35.88		1.1024	1.1028	+0.9	2.81E+07	1.03	1.00	109	2.19E+03	0.093
PCB-182 22'344'56'-HpCB	NotFnd		1.1077	-		0.00E+00		1.03	ND	2.19E+03	0.0901
PCB-183 22'344'5'6'-HpCB	36.40		1.1182	1.1188	+1.3	1.46E+07	1.05	1.06	53.4	2.19E+03	0.0875
PCB-185 22'3455'6'-HpCB	NotFnd		1.1205	-		0.00E+00		0.98	ND	2.19E+03	0.0953
PCB-174 22'33'456'-HpCB	36.57		1.1238	1.1241	+0.7	1.81E+07	1.06	0.87	80.5	2.19E+03	0.107
PCB-177 22'33'45'6'-HpCB	36.94		1.1351	1.1354	+0.7	1.18E+07	1.03	0.86	53	2.19E+03	0.108
PCB-181 22'344'56-HpCB	37.28	J	1.1457	1.1459	+0.4	1.51E+05	1.00	0.99	0.591	2.19E+03	0.0938
PCB-171/173 ...-HpCB	37.47	C	1.1510	1.1518	+1.8	5.86E+06	1.06	0.87	26	2.19E+03	0.107
PCB-172 22'33'455'-HpCB	38.84		0.9027	0.9025	-0.5	3.29E+06	1.07	0.79	16.2	2.19E+03	0.126
PCB-192 233'455'6'-HpCB	NotFnd		0.9084	-		0.00E+00		1.03	ND	2.19E+03	0.096
PCB-180/193 ...-HpCB	39.39	C	0.9147	0.9152	+1.2	4.99E+07	1.06	0.90	214	2.19E+03	0.11
PCB-191 233'44'5'6'-HpCB	39.69		0.9222	0.9221	-0.2	1.09E+06	1.06	1.07	3.94	2.19E+03	0.0927
PCB-170 22'33'44'5'-HpCB	40.43		0.9396	0.9394	-0.5	1.91E+07	1.06	0.72	102	2.19E+03	0.137
PCB-190 233'44'56-HpCB	40.88		0.9500	0.9498	-0.5	4.21E+06	1.06	1.04	15.7	2.19E+03	0.0952
PCB-202 22'33'55'66'-OoCB	37.06		1.0006	1.0006	0	2.30E+06	0.93	0.91	10.5	2.13E+03	0.116
PCB-201 22'33'45'66'-OoCB	37.83		1.0215	1.0215	0	1.34E+06	0.93	1.02	5.51	2.13E+03	0.104
PCB-204 22'344'566'-OoCB	NotFnd		1.0369	-		0.00E+00		0.96	ND	2.13E+03	0.11
PCB-197 22'33'44'66'-OoCB	38.57	J	1.0420	1.0415	-1.2	2.26E+05	0.95	1.06	0.896	2.13E+03	0.1
PCB-200 22'33'4566'-OoCB	38.65		1.0441	1.0437	-0.9	9.60E+05	0.94	0.96	4.19	2.13E+03	0.11
PCB-198/199 ...-OoCB	41.03	C	1.1071	1.1079	+2.0	7.72E+06	0.91	0.70	46.4	2.13E+03	0.151
PCB-196 22'33'44'56'-OoCB	41.58		1.1224	1.1227	+0.7	3.68E+06	0.90	0.71	21.6	2.13E+03	0.148
PCB-203 22'344'55'6'-OoCB	41.75		1.1270	1.1273	+0.8	5.51E+06	0.90	0.76	30.5	2.13E+03	0.14
PCB-195 22'33'44'56-OoCB	42.84		0.9483	0.9480	-0.8	2.54E+06	0.91	0.74	16.2	3.12E+03	0.23
PCB-194 22'33'44'55'-OoCB	44.81		0.9917	0.9917	0	7.74E+06	0.92	0.80	46	3.12E+03	0.214
PCB-205 233'44'55'6'-OoCB	45.21		1.0004	1.0004	0	4.05E+05	0.89	1.09	1.77	3.12E+03	0.157
PCB-208 22'33'455'66'-NoCB	42.65		1.0005	1.0005	0	1.44E+06	0.77	1.02	6.3	1.79E+03	0.0979
PCB-207 22'33'44'566'-NoCB	43.43		1.0188	1.0188	0	5.92E+05	0.77	0.92	2.84	1.79E+03	0.108
PCB-206 22'33'44'55'6'-NoCB	46.66		1.0004	1.0003	-0.3	3.56E+06	0.77	0.98	19.5	1.79E+03	0.136

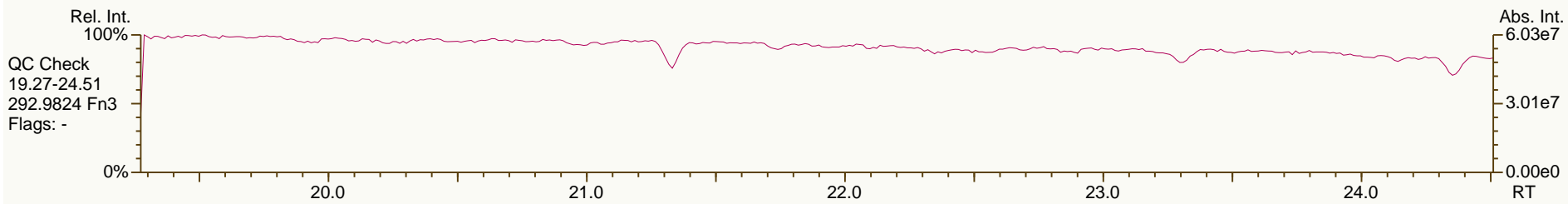
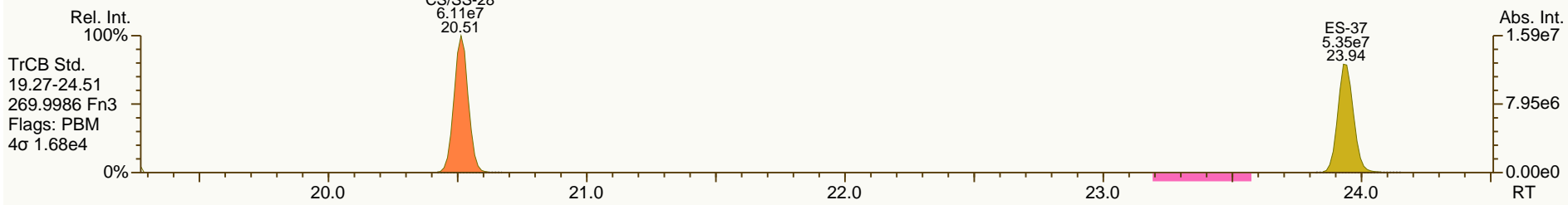
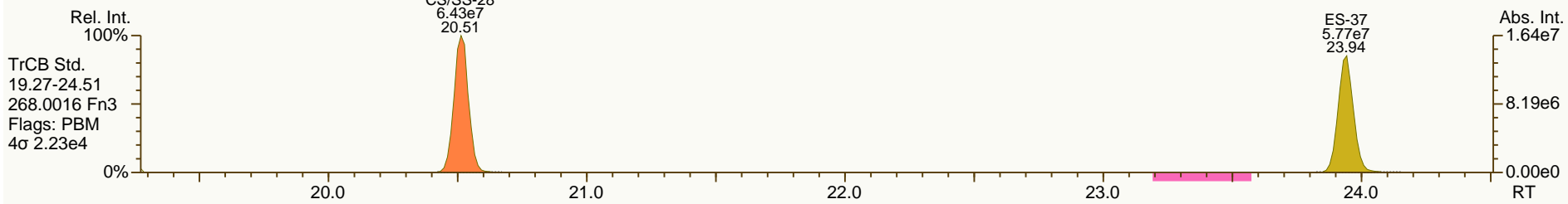
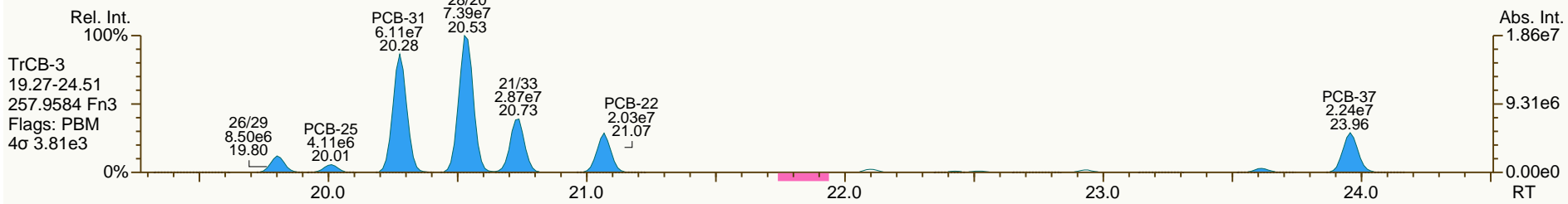
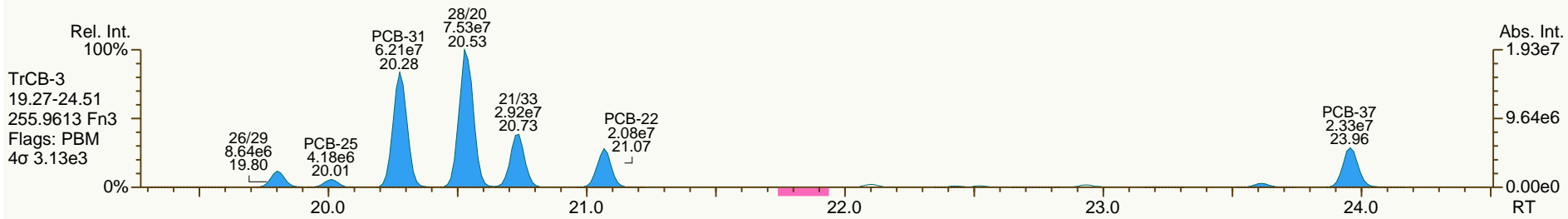


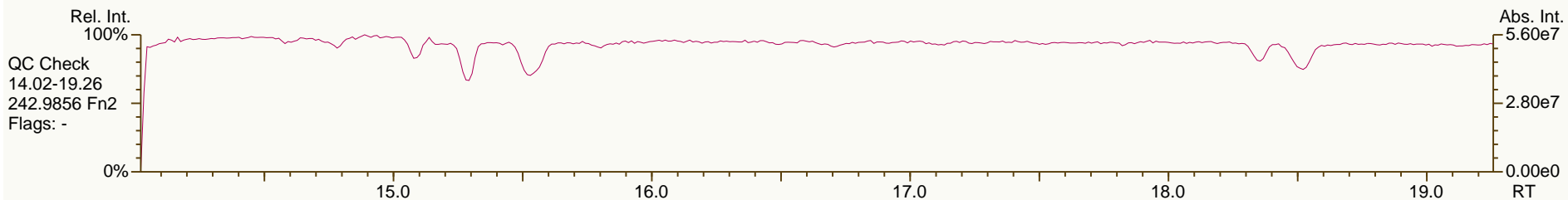
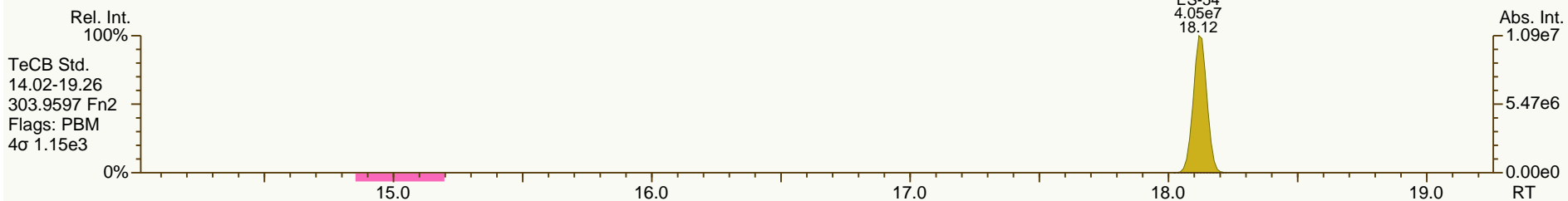
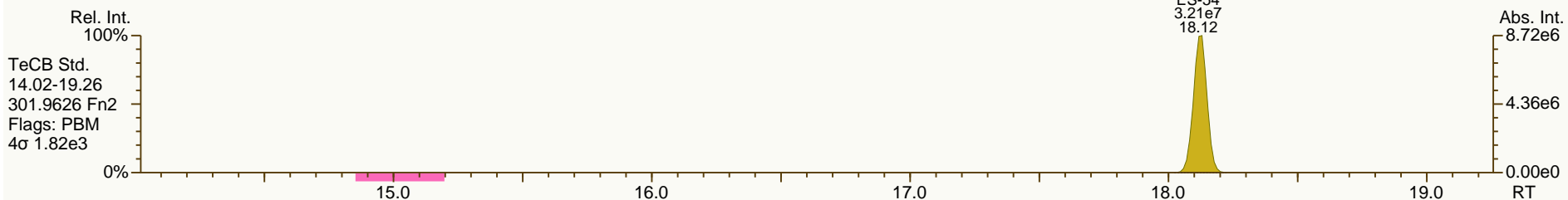
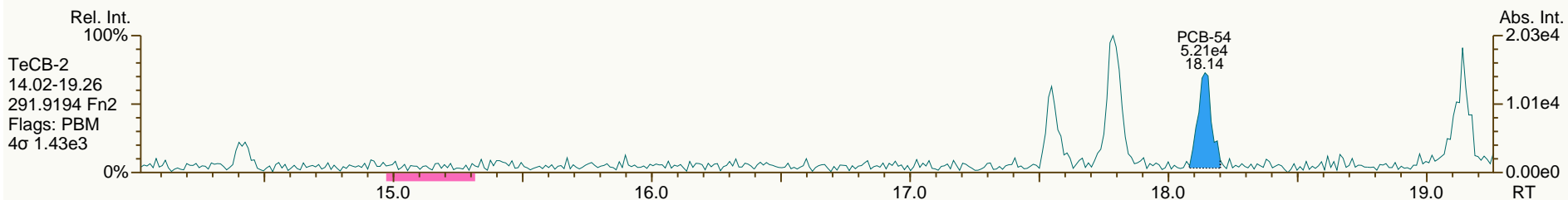
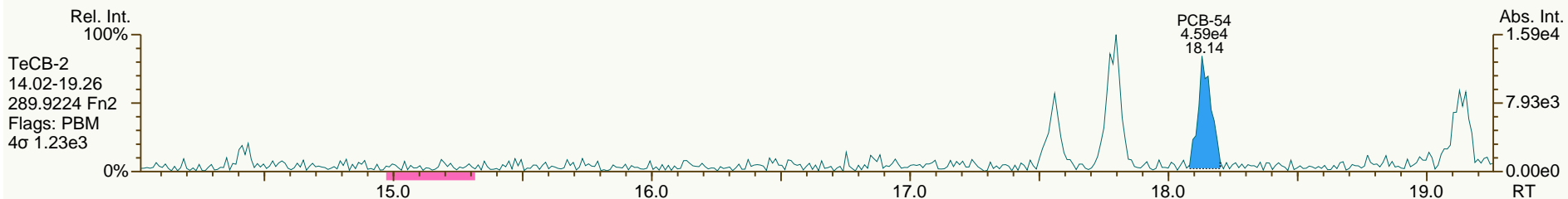


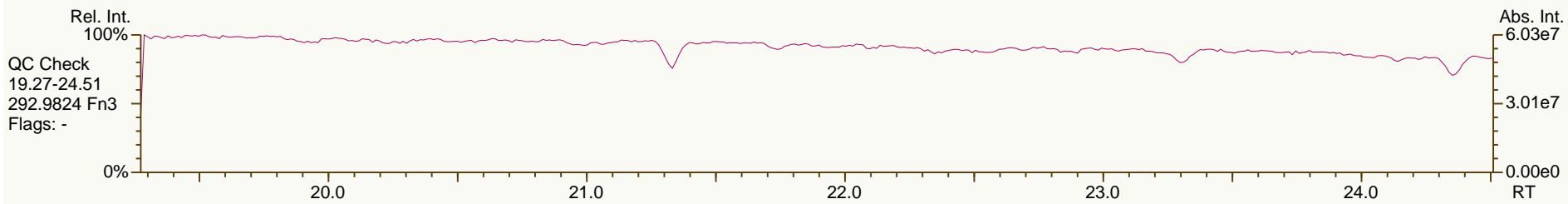
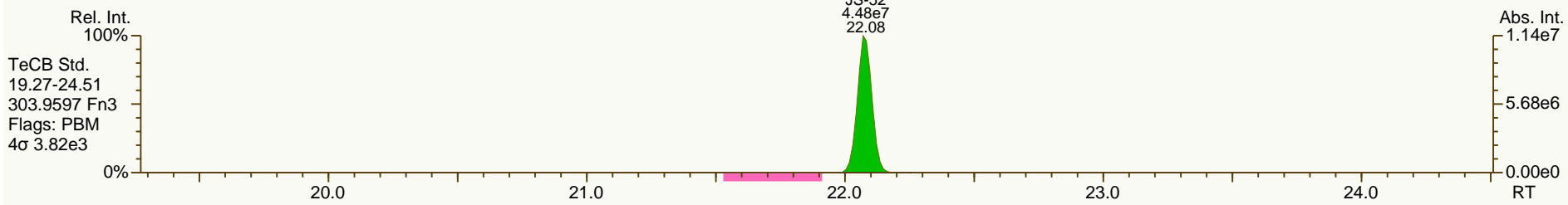
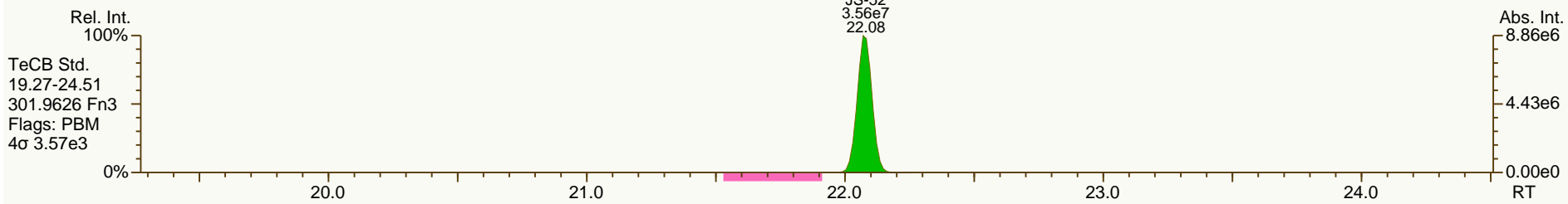
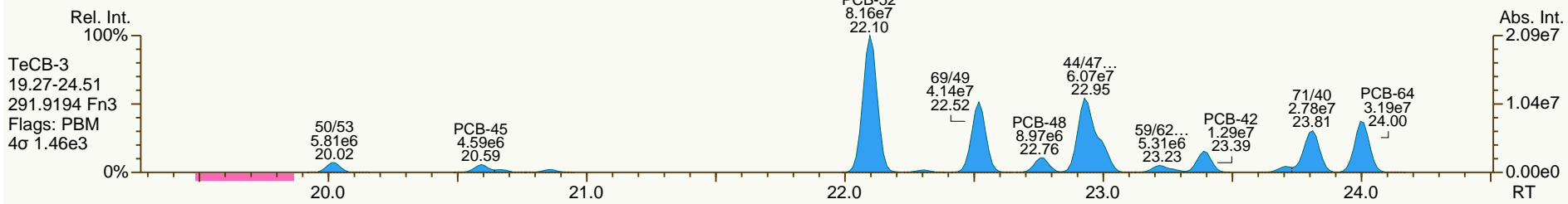
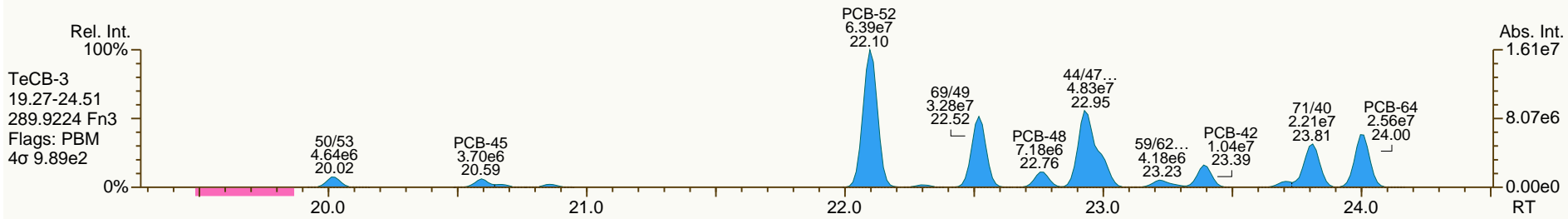


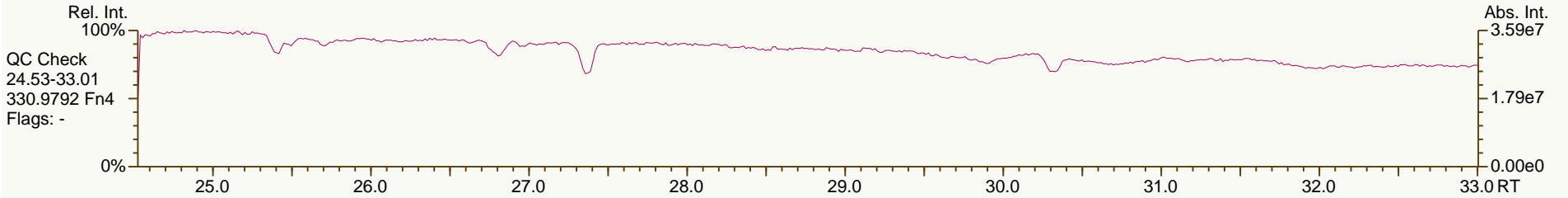
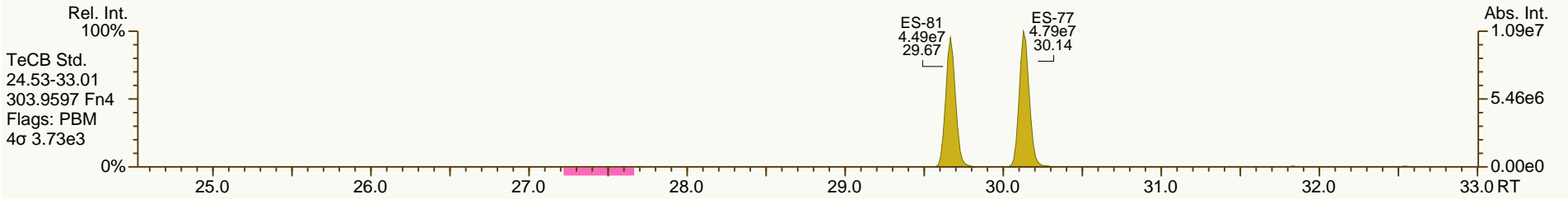
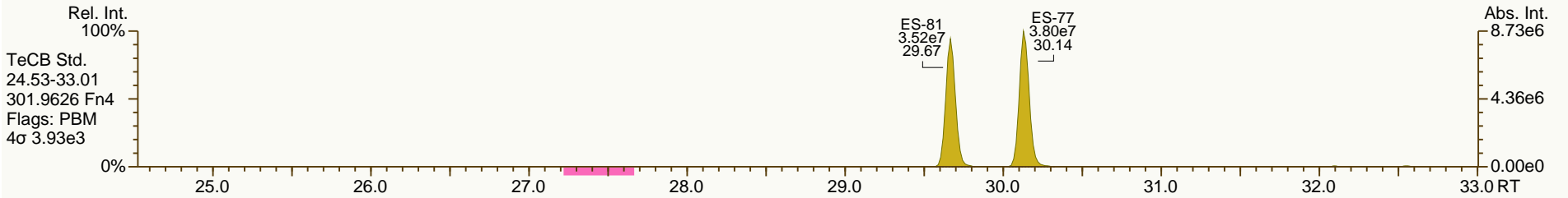
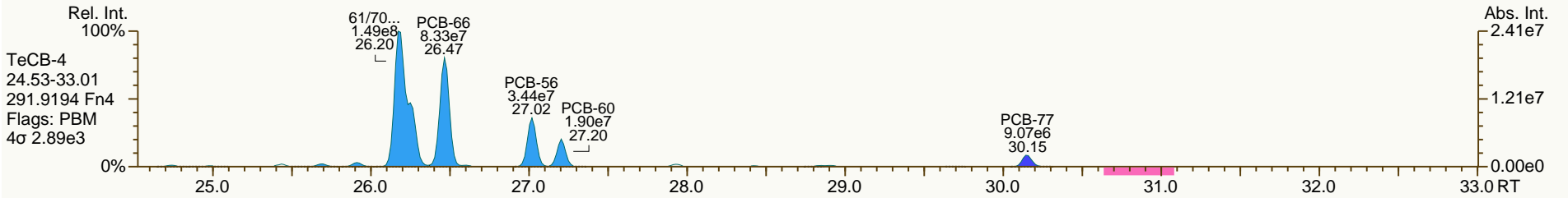
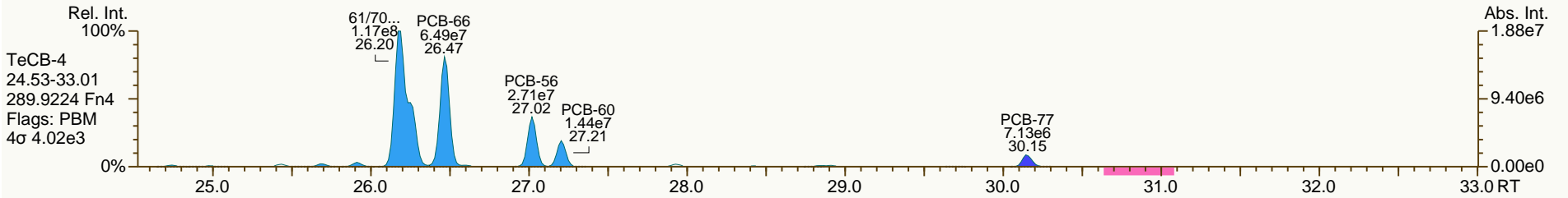


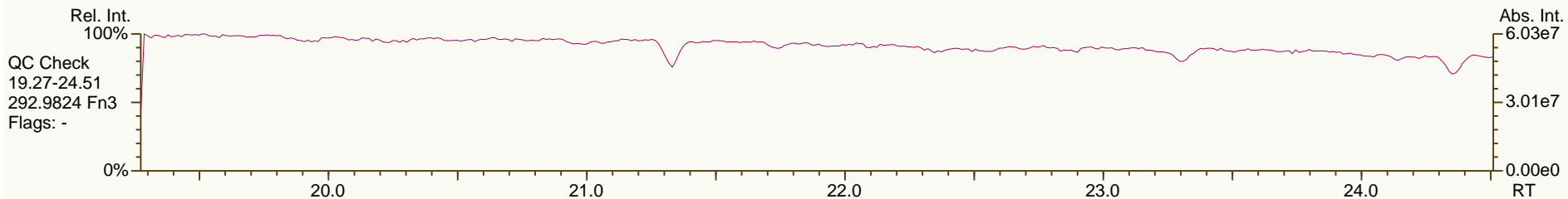
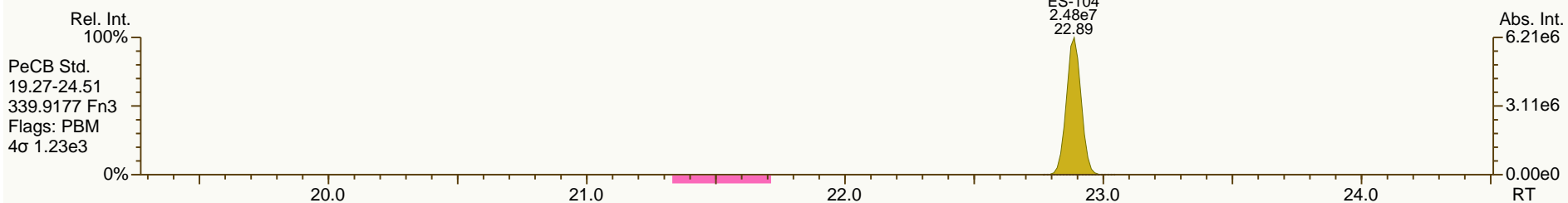
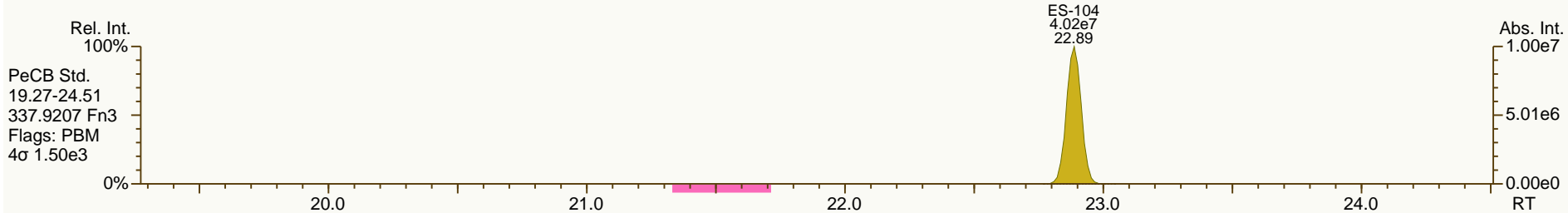
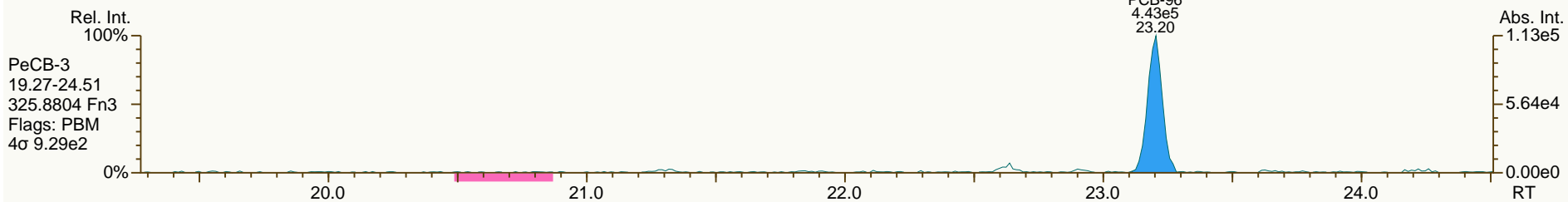
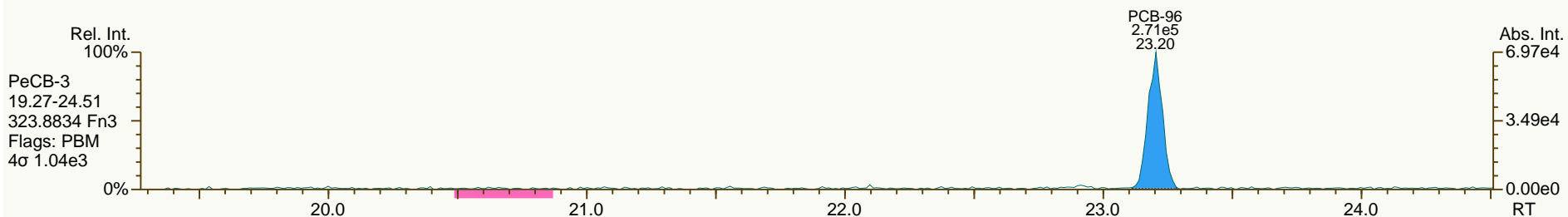


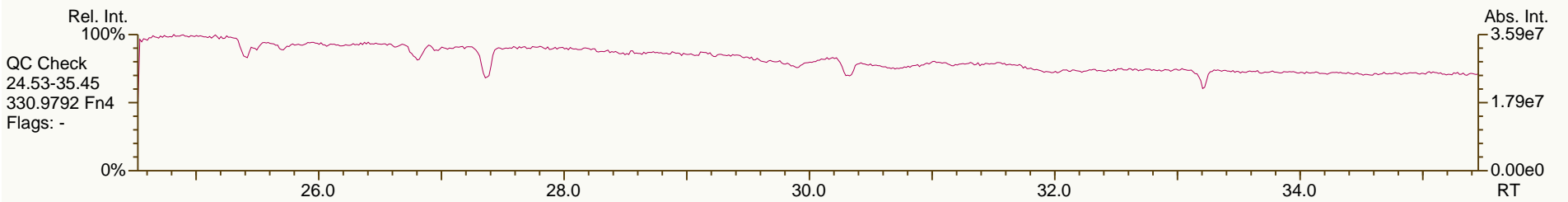
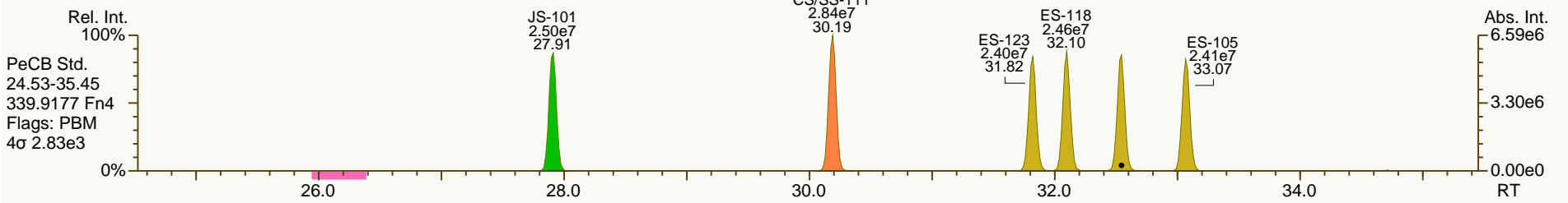
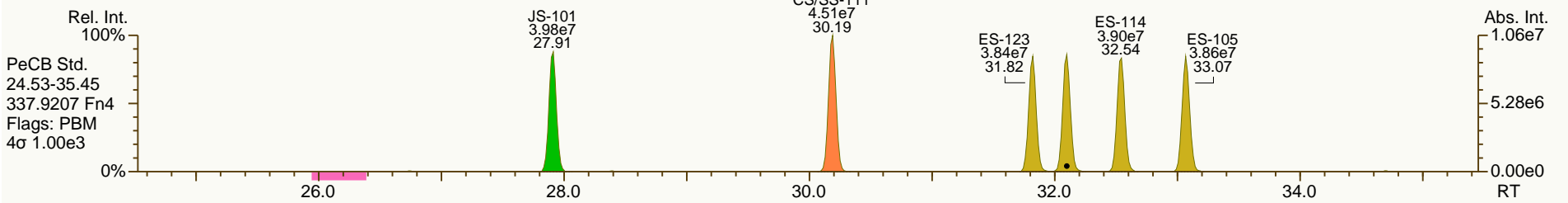
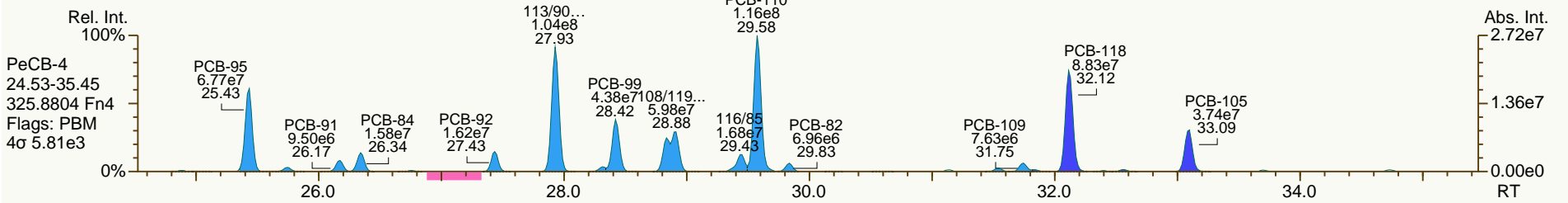
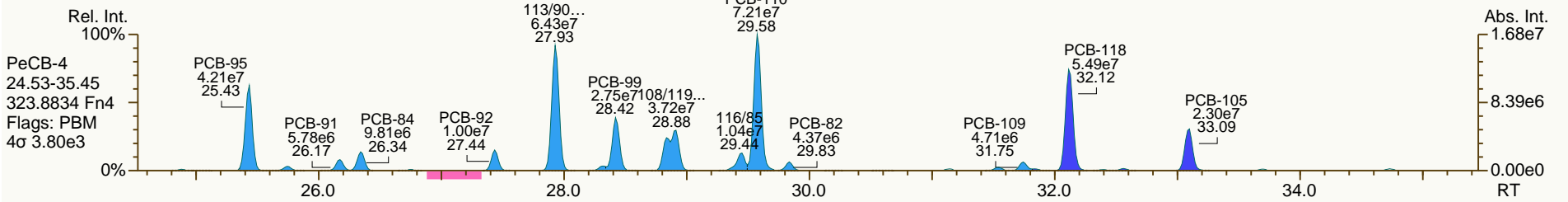


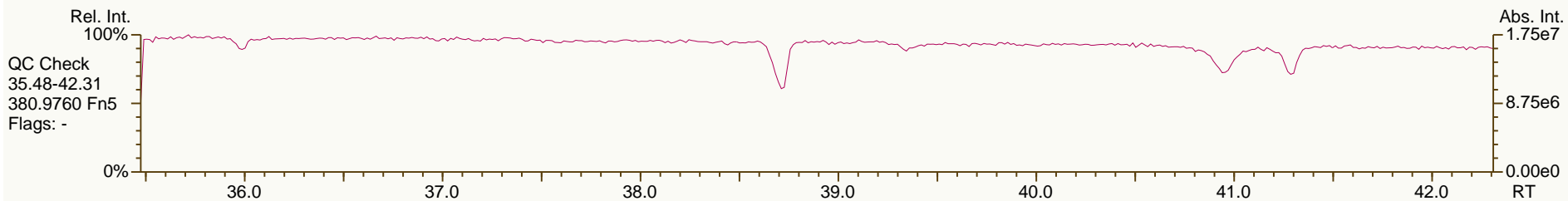
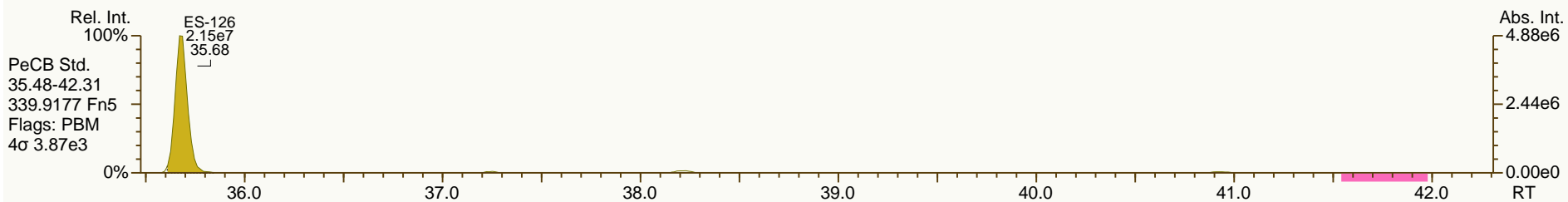
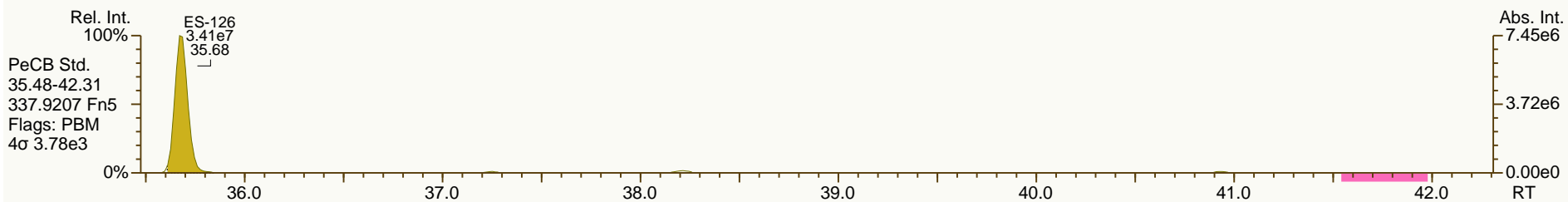
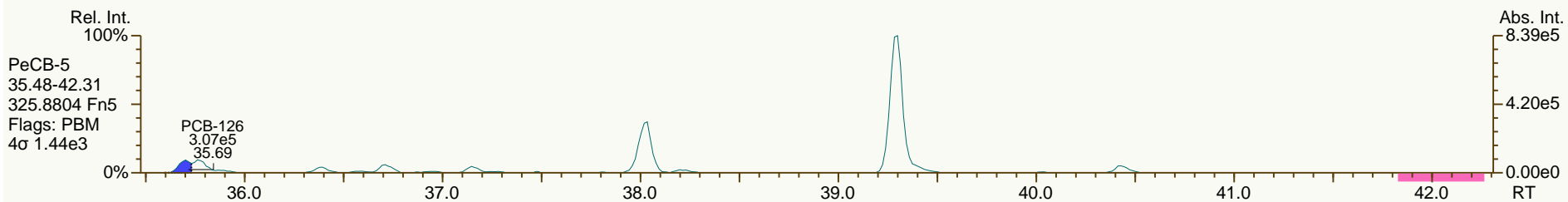
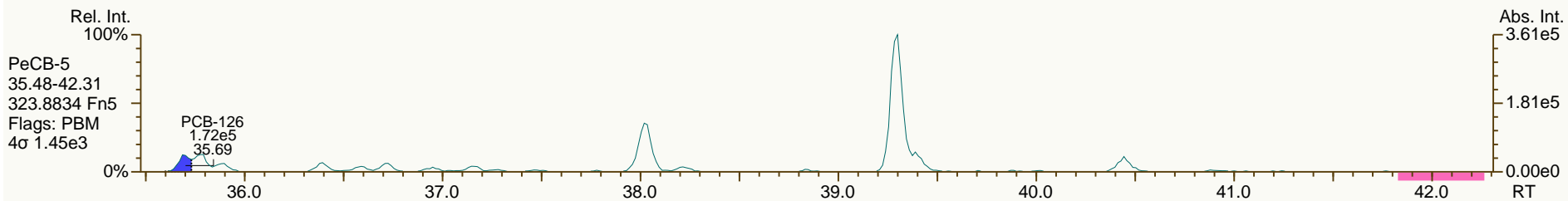


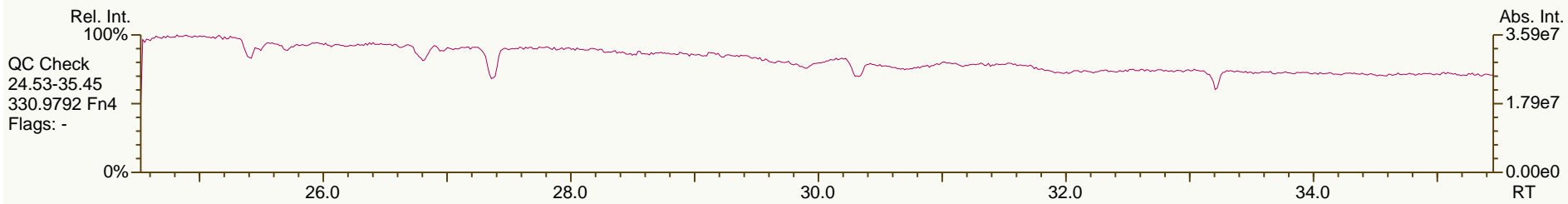
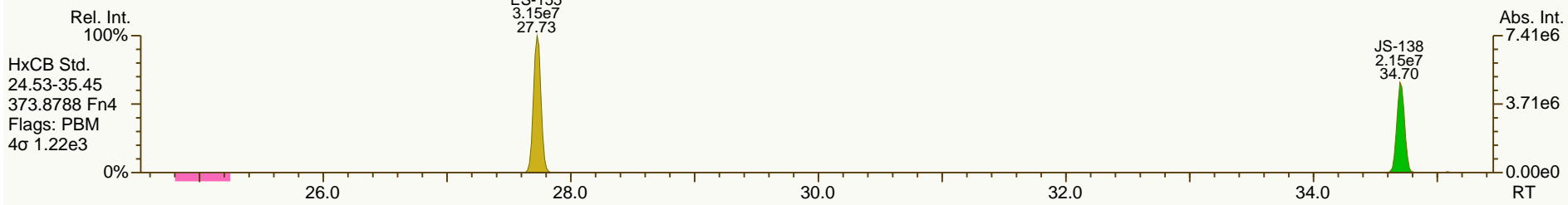
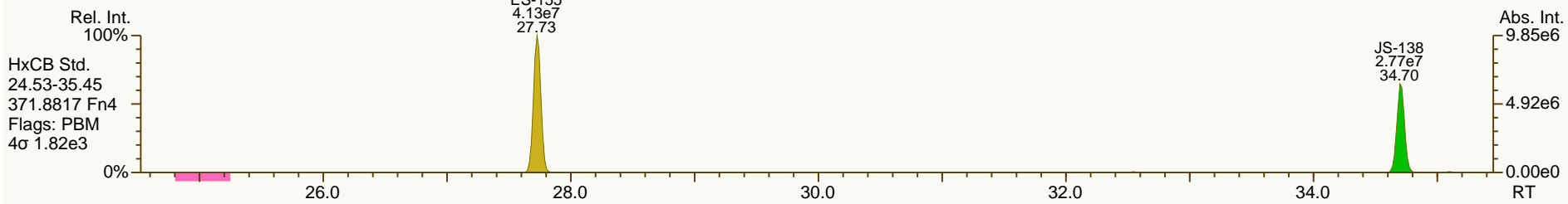
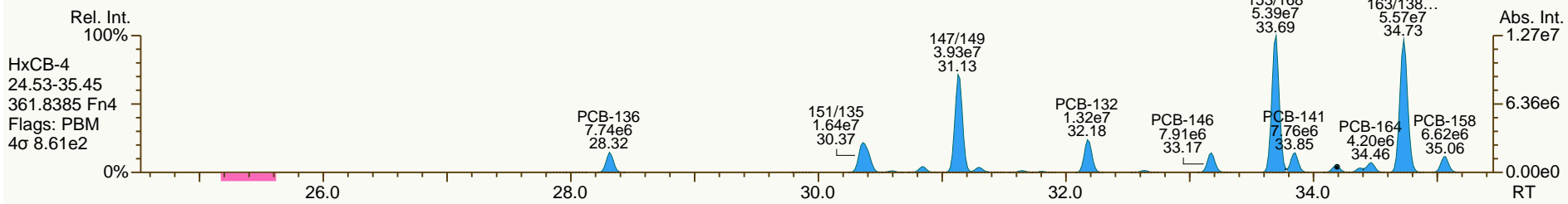
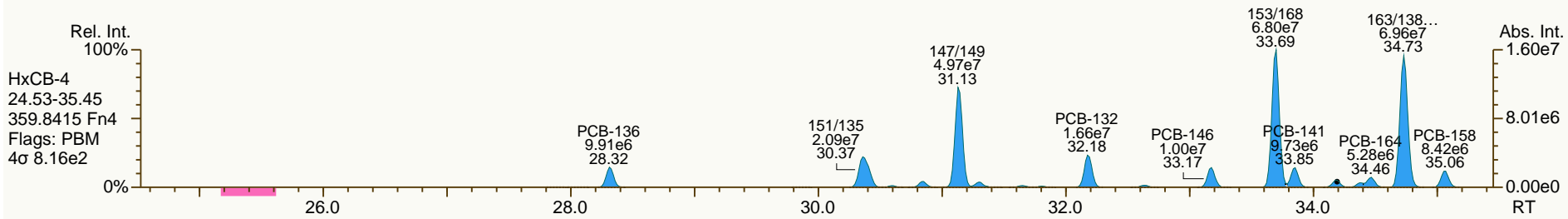


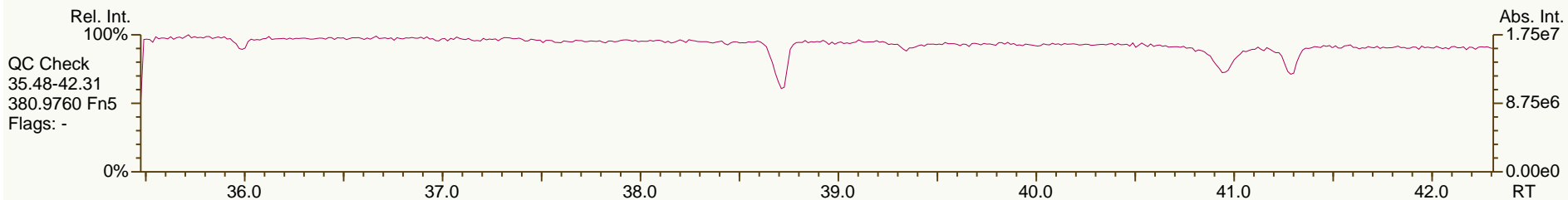
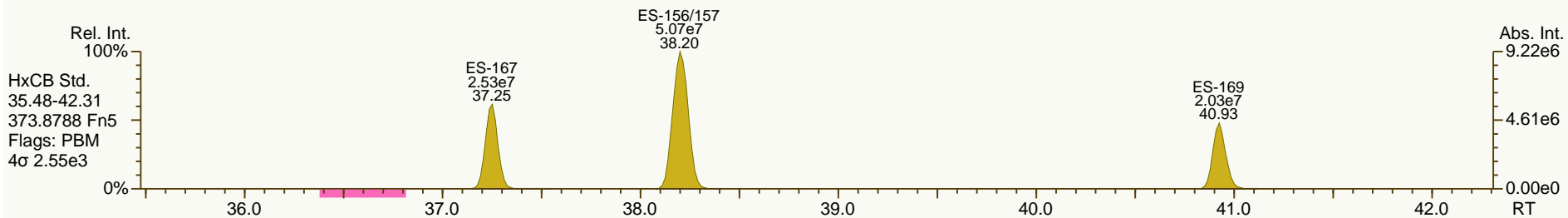
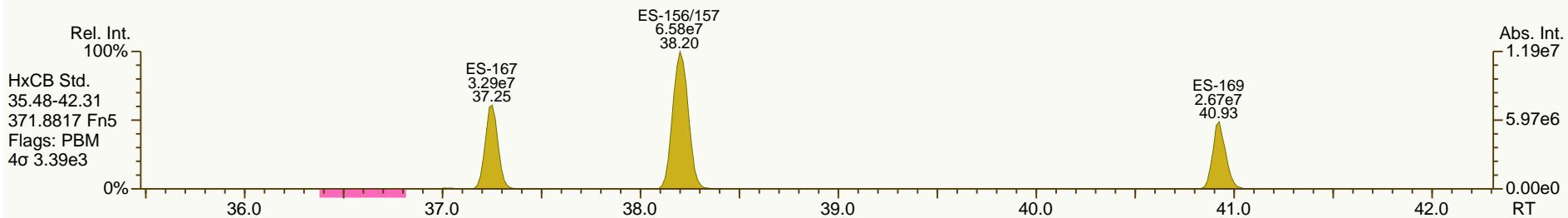
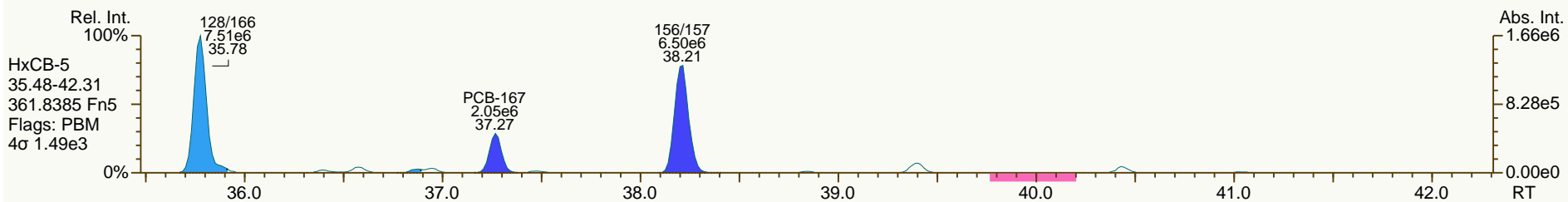
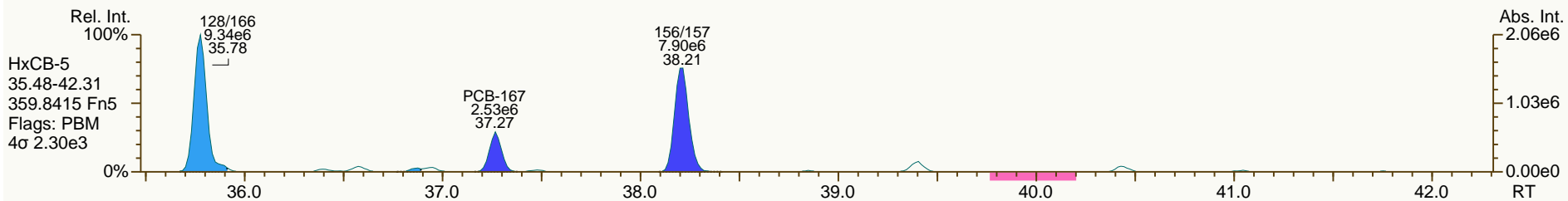


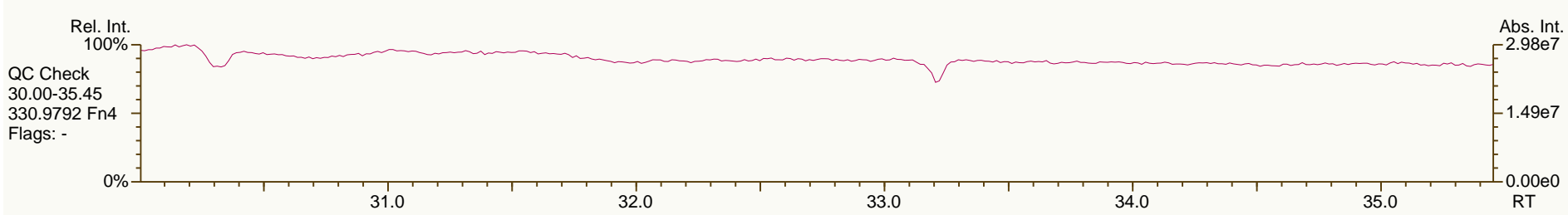
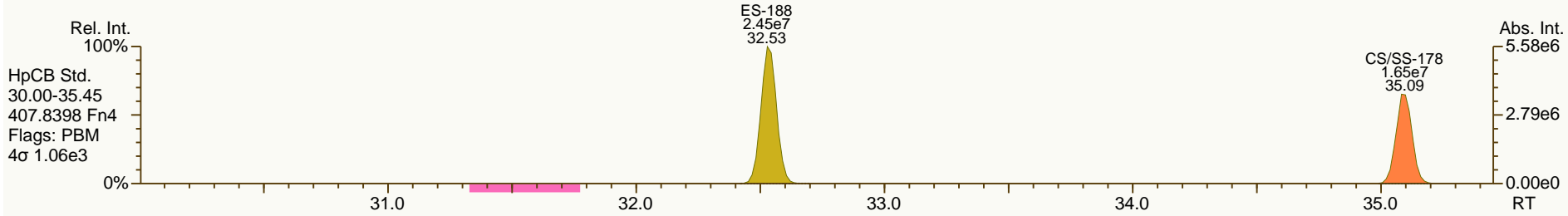
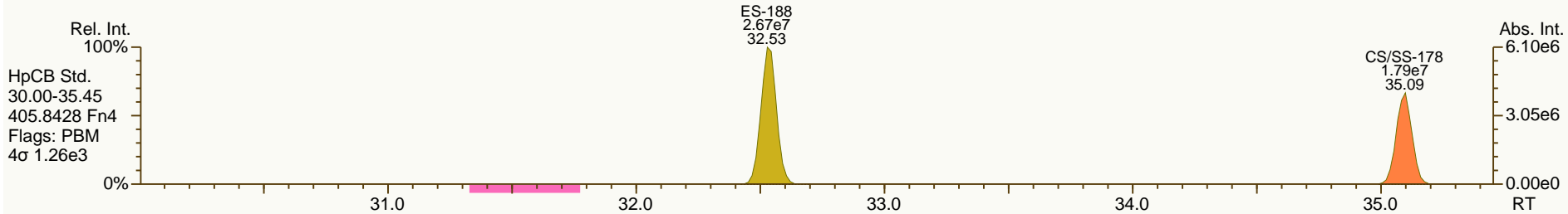
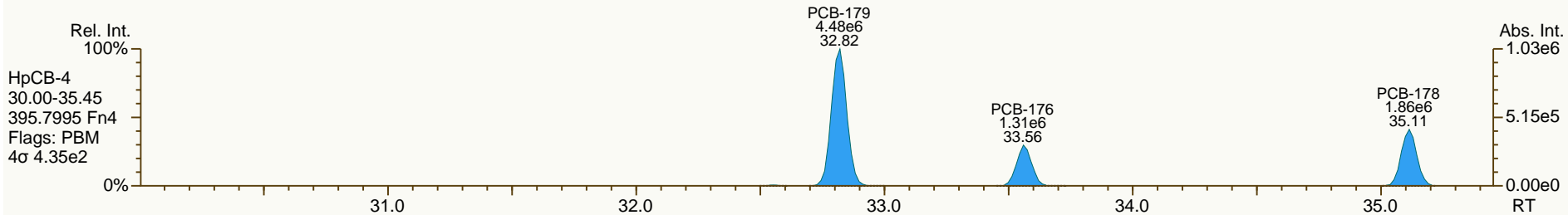
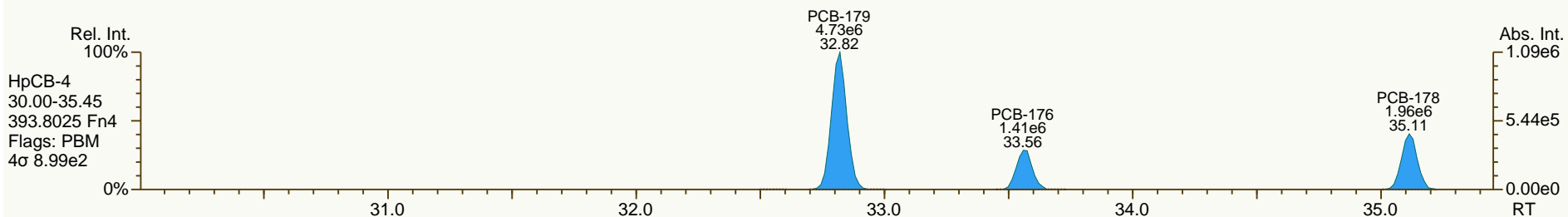


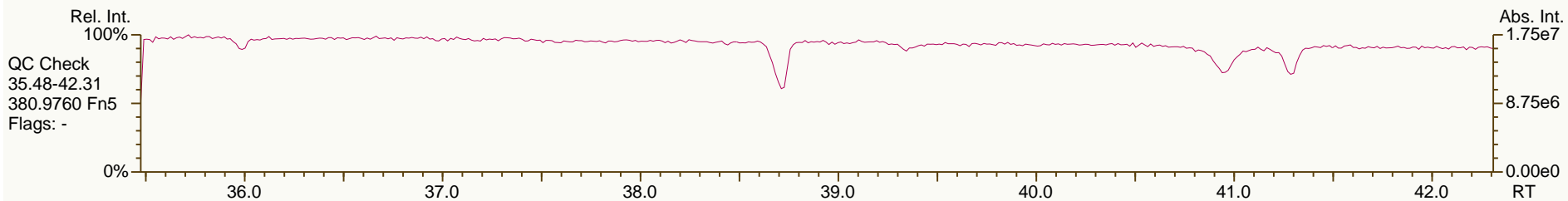
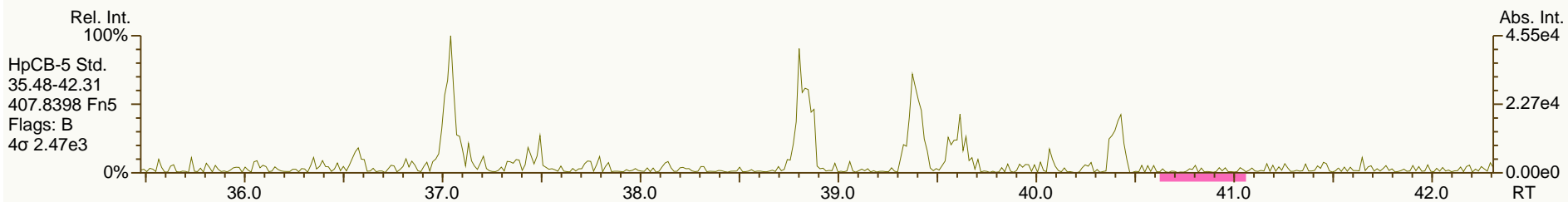
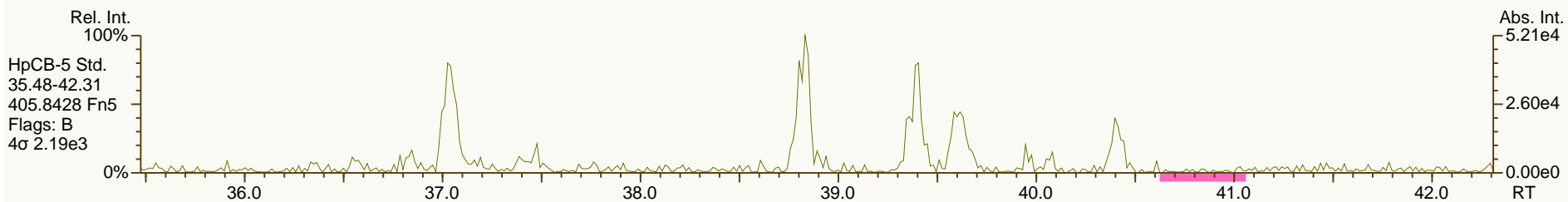
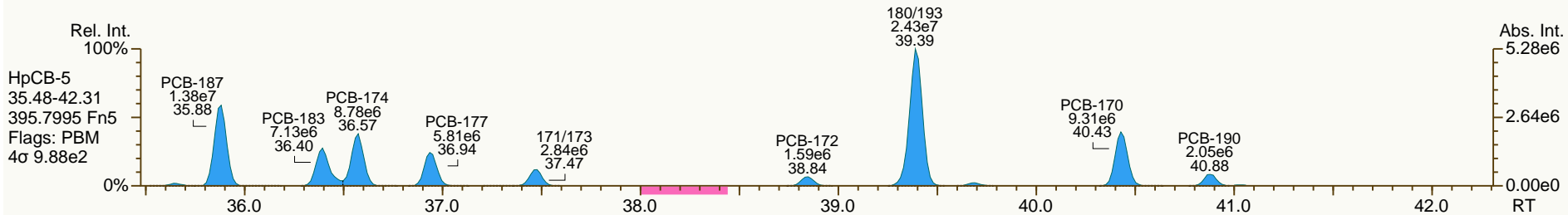
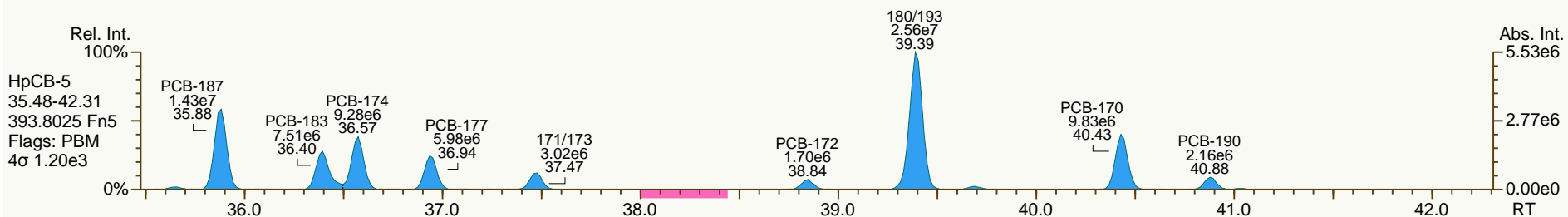


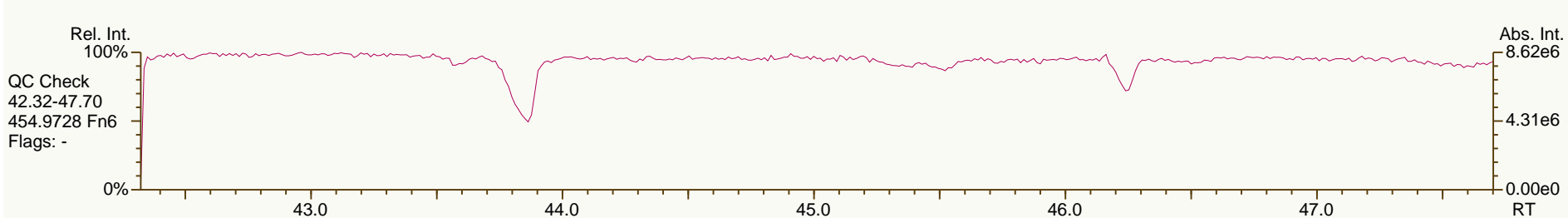
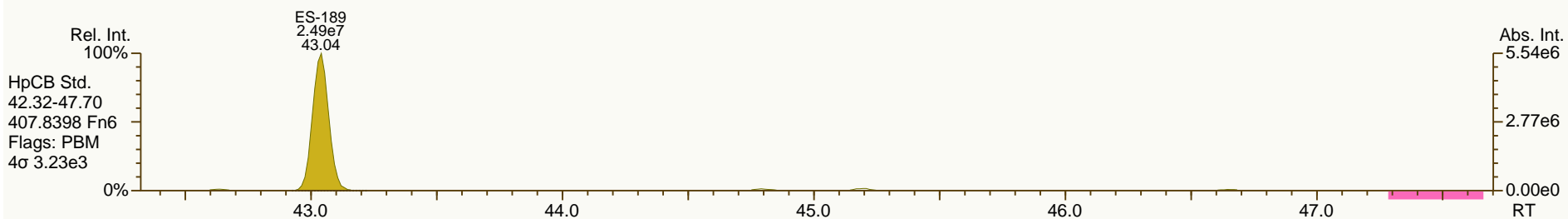
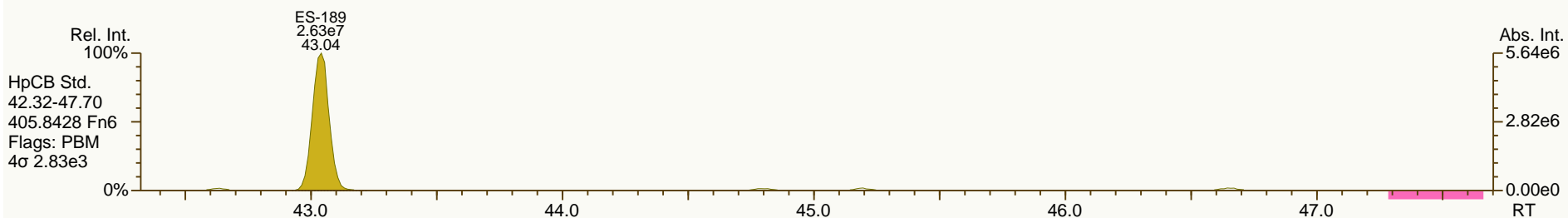
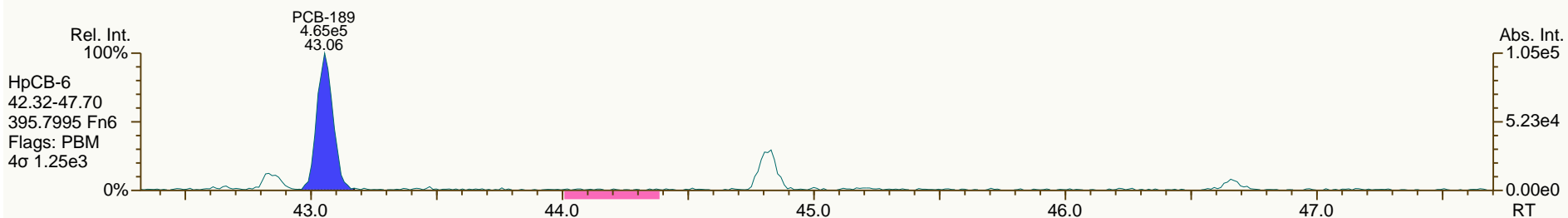
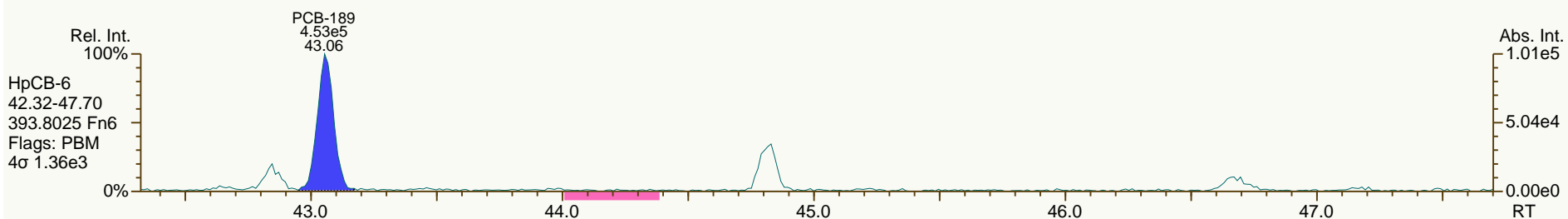


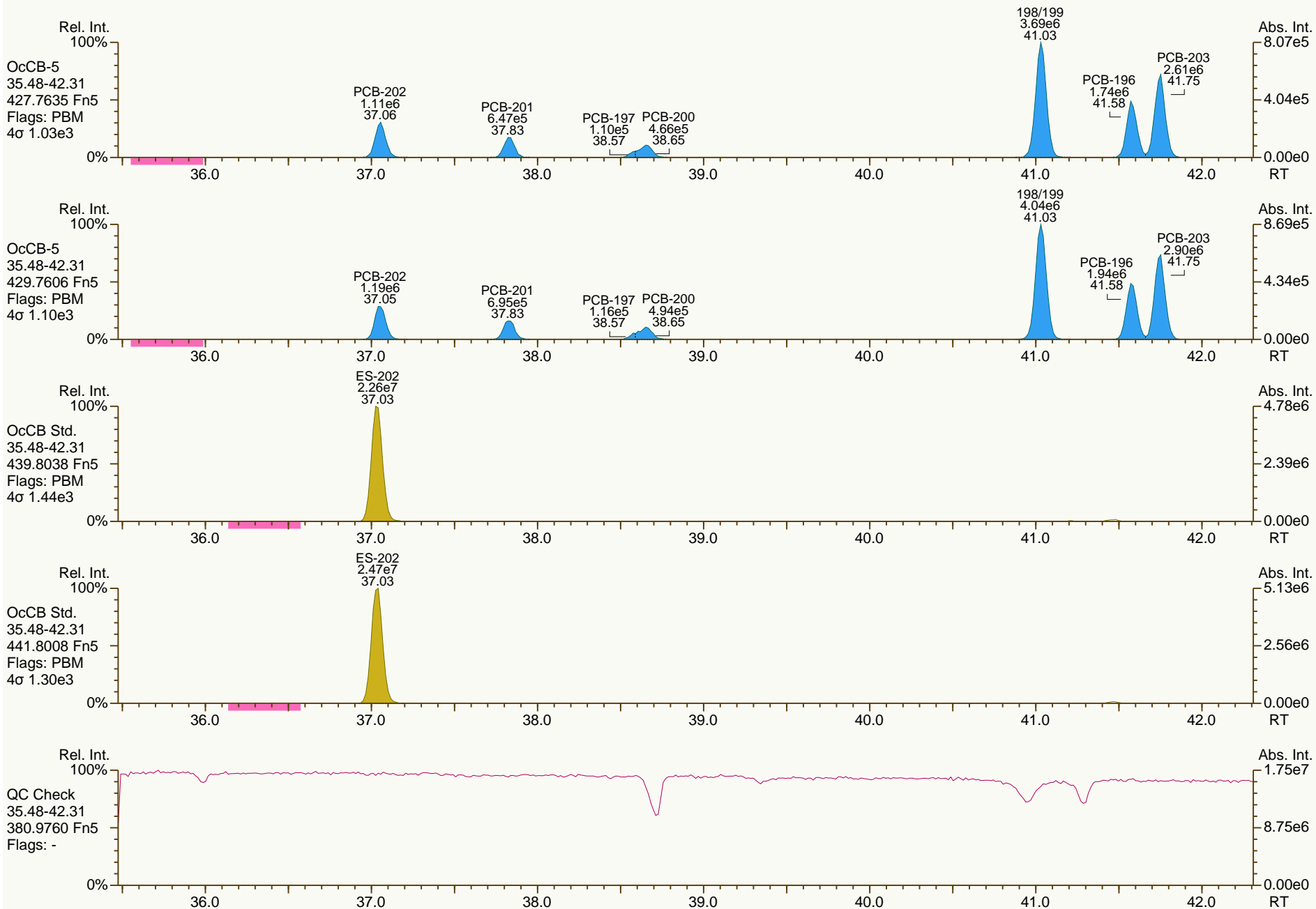


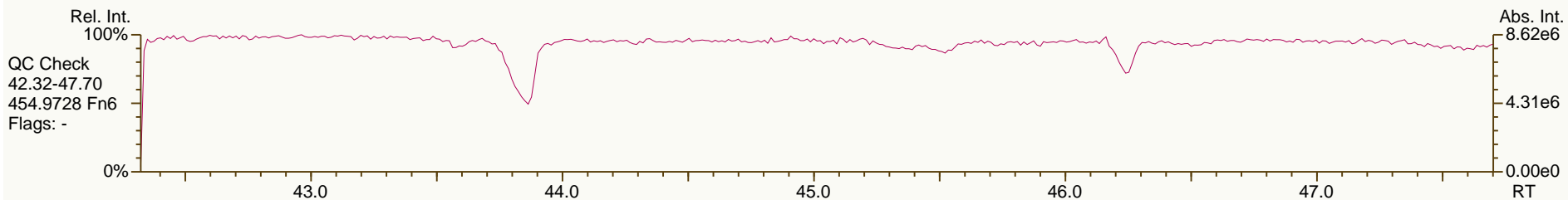
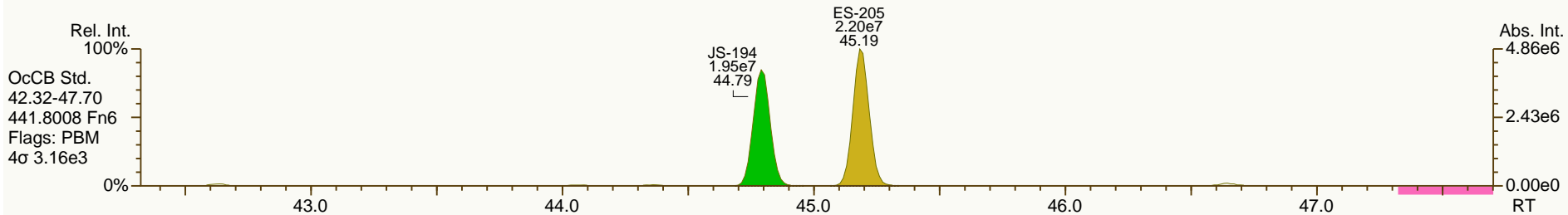
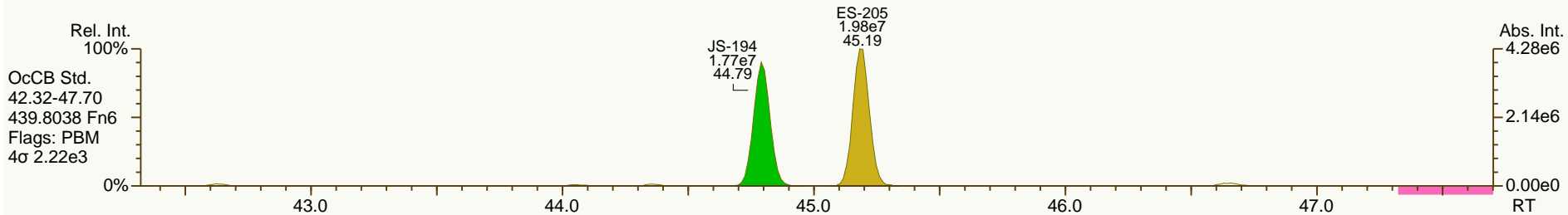
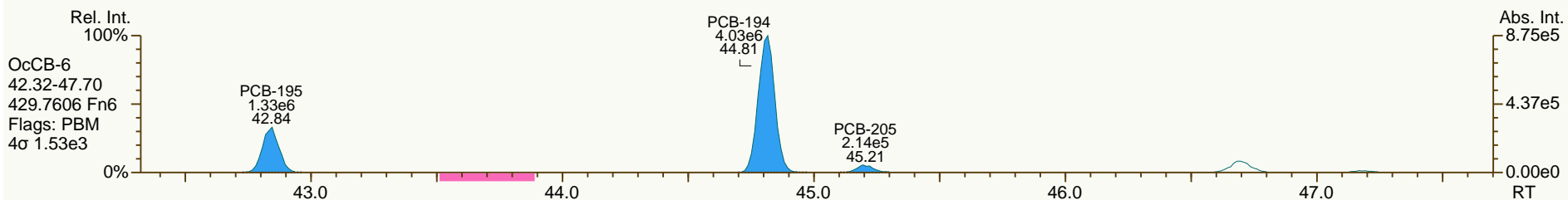
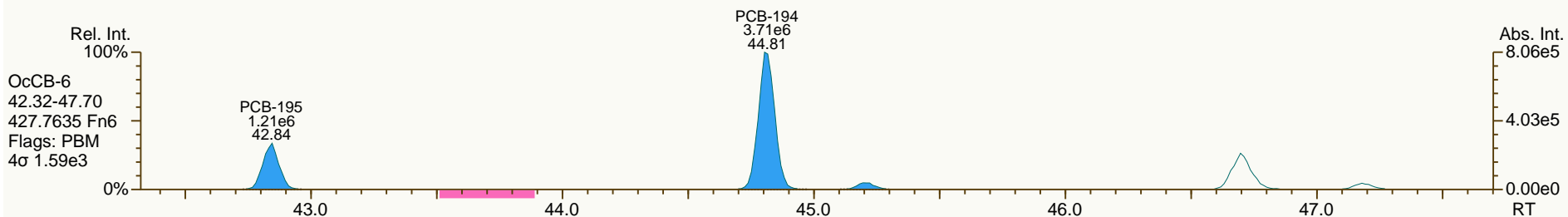


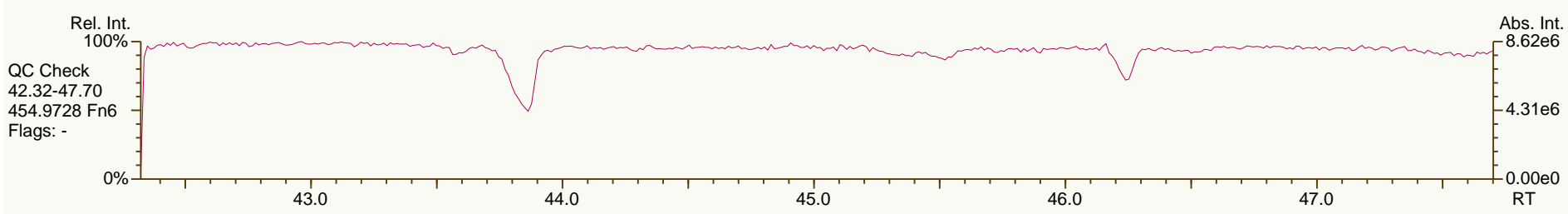
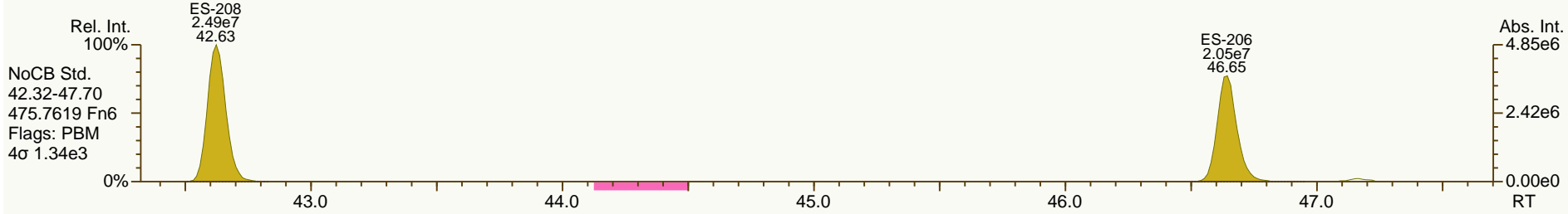
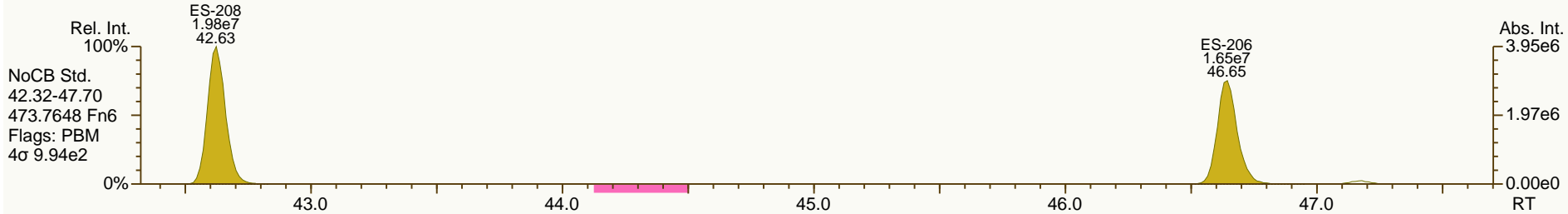
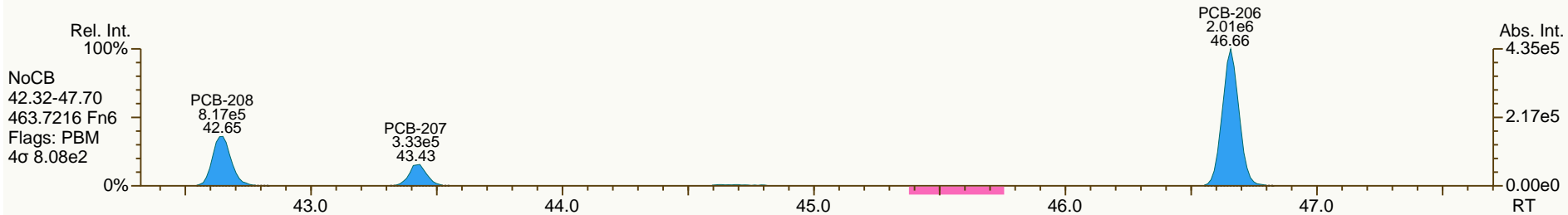
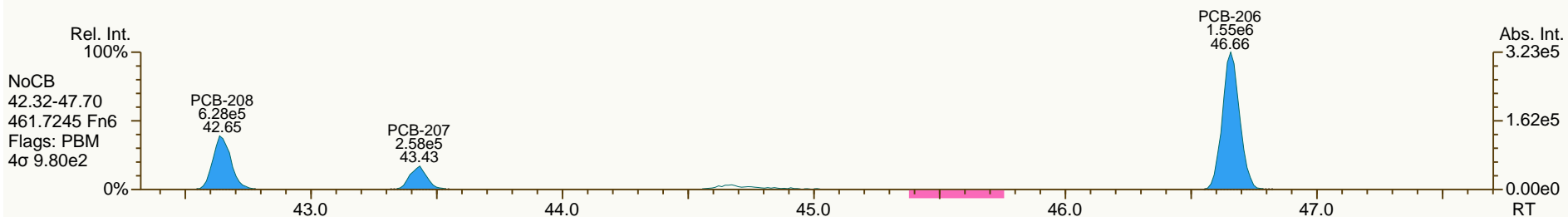


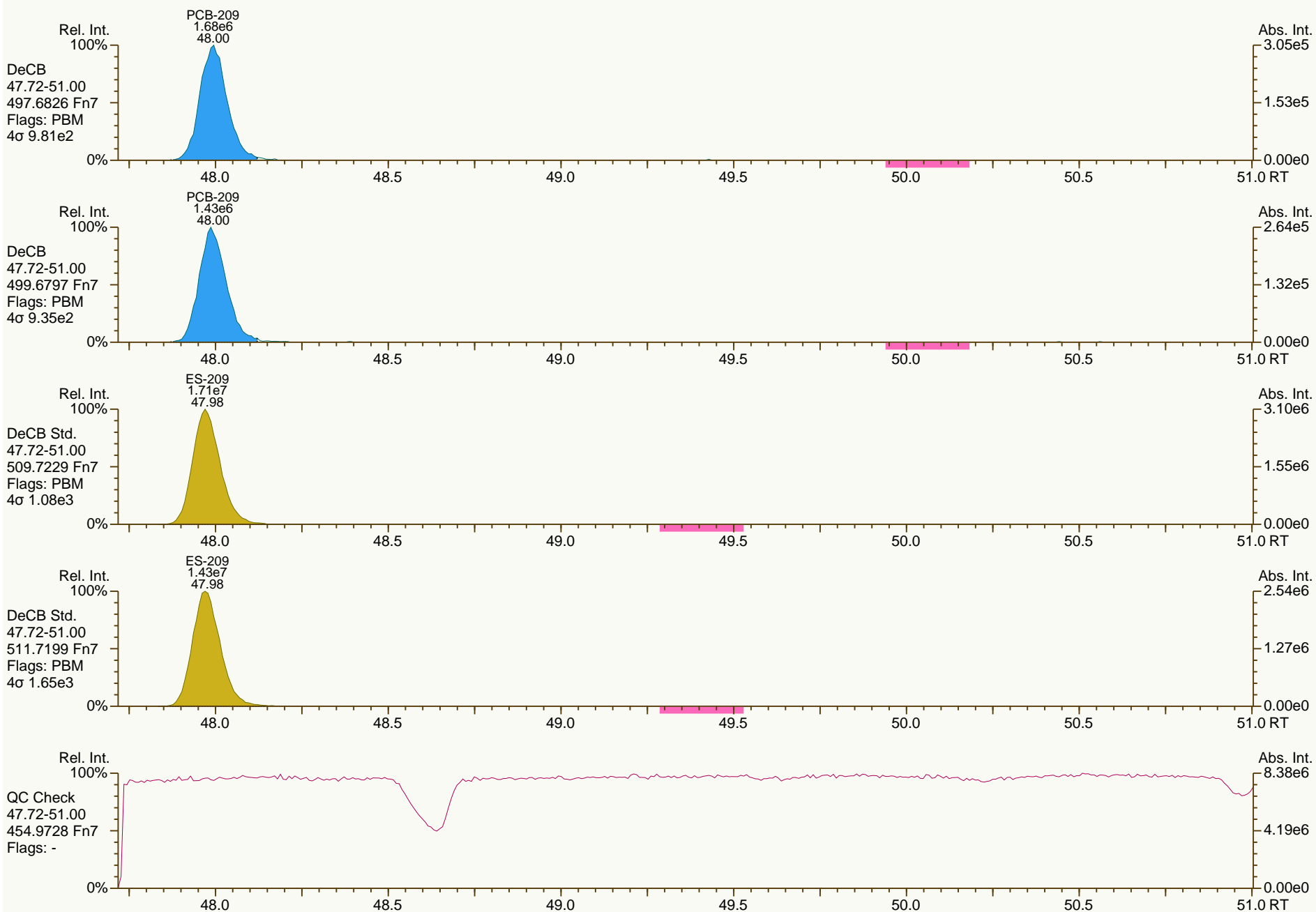












Results of JW-EA09-SS38-120507

Client Sample ID: **JW-EA09-SS38-120507**
 Client Project ID: **Jeld-Wen Surface Sediments**
 Lab Sample ID: 31203251002-A
 Lab Project ID: 31203251

Collection Date: 05/07/2012 13:50
 Received Date: 05/09/2012 10:15
 Matrix: Soil-Solid as dry weight
 Solids (%): 53.50

Results by EPA 1613B

<u>Parameter</u>	<u>Result</u>	<u>EMPC</u>	<u>Qual</u>	<u>DL</u>	<u>LOQ/CL</u>	<u>Units</u>	<u>RT</u>	<u>Ratio</u>
2,3,7,8-TCDD	1.80			0.0516	0.493	pg/g	27.54	0.80
1,2,3,7,8-PeCDD	3.13			0.0785	2.47	pg/g	33.84	1.62
1,2,3,4,7,8-HxCDD	3.98			0.142	2.47	pg/g	38.48	1.22
1,2,3,6,7,8-HxCDD	12.8			0.163	2.47	pg/g	38.62	1.22
1,2,3,7,8,9-HxCDD	7.78			0.153	2.47	pg/g	38.97	1.20
1,2,3,4,6,7,8-HpCDD	161			0.534	2.47	pg/g	42.65	1.04
OCDD	1080			0.116	4.93	pg/g	46.40	0.89
2,3,7,8-TCDF	11.2			0.0475	0.493	pg/g	26.55	0.78
2,3,7,8-TCDF [confirm]	9.89			0.819	2.28	pg/g	21.23	0.84
1,2,3,7,8-PeCDF	3.03			0.0963	2.47	pg/g	32.10	1.51
2,3,4,7,8-PeCDF	5.21			0.0884	2.47	pg/g	33.44	1.55
1,2,3,4,7,8-HxCDF	3.43			0.0961	2.47	pg/g	37.32	1.18
1,2,3,6,7,8-HxCDF	2.82		DPE	0.0815	2.47	pg/g	37.48	1.31
2,3,4,6,7,8-HxCDF	3.78			0.0876	2.47	pg/g	38.27	1.26
1,2,3,7,8,9-HxCDF	ND		U	0.139	2.47	pg/g		
1,2,3,4,6,7,8-HpCDF	36.1			0.146	2.47	pg/g	41.37	1.03
1,2,3,4,7,8,9-HpCDF	2.56			0.180	2.47	pg/g	43.26	1.02
OCDF	68.8			0.0735	4.93	pg/g	46.64	0.88
Total TCDD	163			0.0516	0.493	pg/g		
Total TCDF	139	140		0.0475	0.493	pg/g		
Total PeCDD	111			0.0785	2.47	pg/g		
Total PeCDF	67.5	69.3	DPE	0.0923	2.47	pg/g		
Total HxCDD	184	187		0.152	2.47	pg/g		
Total HxCDF	66.5	67.7	DPE	0.0981	2.47	pg/g		
Total HpCDD	369			0.534	2.47	pg/g		
Total HpCDF	106			0.161	2.47	pg/g		

World Health Organization Summary

	<u>Units</u>	<u>ND=0</u>	<u>ND=½</u>	<u>ND=DL</u>
WHO-2005 TEQ	pg/g	13.4	13.4	13.4
WHO-2005 TEQ w/EMPC	pg/g	13.4	13.4	13.4

Results of JW-EA09-SS38-120507

Client Sample ID: **JW-EA09-SS38-120507**
 Client Project ID: **Jeld-Wen Surface Sediments**
 Lab Sample ID: 31203251002-A
 Lab Project ID: 31203251

Collection Date: 05/07/2012 13:50
 Received Date: 05/09/2012 10:15
 Matrix: Soil-Solid as dry weight
 Solids (%): 53.50

Results by EPA 1613B

<u>Parameter</u>	<u>Result</u>	<u>EMPC</u>	<u>Qual</u>	<u>DL</u>	<u>LOQ/CL</u>	<u>Units</u>	<u>RT</u>	<u>Ratio</u>
Labeled Standards								
13C-2378-TCDF	89.0				24.0-169	%		
13C-2378-TCDD	96.0				25.0-164	%		
13C-12378-PeCDD	85.0				25.0-181	%		
13C-123478-HxCDD	91.0				32.0-141	%		
13C-123678-HxCDD	85.0				28.0-130	%		
13C-1234678-HpCDD	100				23.0-140	%		
13C-OCDD	89.0				17.0-157	%		
13C-2378-TCDF	87.0				24.0-169	%		
13C-12378-PeCDF	80.0				24.0-185	%		
13C-23478-PeCDF	83.0				21.0-178	%		
13C-123478-HxCDF	89.0				26.0-152	%		
13C-123678-HxCDF	99.0				26.0-123	%		
13C-234678-HxCDF	98.0				29.0-147	%		
13C-123789-HxCDF	83.0				28.0-136	%		
13C-1234678-HpCDF	87.0				28.0-143	%		
13C-1234789-HpCDF	94.0				26.0-138	%		
37Cl-2378-TCDD	107				35.0-197	%		

Batch Information

Analytical Batch: **HRD1905**
 Analytical Method: **EPA 1613B**
 Instrument: **APHRMS**
 Analyst: **MDC**
 Analytical Date/Time: **10/28/2012 14:52**

Prep Batch: **HXX1816**
 Prep Method: **EPA 1613 PREP S/D/T**
 Prep Date/Time: **10/16/2012 15:46**
 Prep Initial Wt./Vol.: **18.97 g**
 Prep Extract Vol: **20 uL**

Analytical Batch: **HRD1933**
 Analytical Method: **EPA 1613B**
 Instrument: **HRMS3**
 Analyst: **JHL**
 Analytical Date/Time: **11/13/2012 17:46**

Prep Batch: **HXX1816**
 Prep Method: **EPA 1613 PREP S/D/T**
 Prep Date/Time: **10/16/2012 15:46**
 Prep Initial Wt./Vol.: **18.97 g**
 Prep Extract Vol: **20 uL**

Lab ID: A4723_10237_DF_004

Client ID: JW-EA09-SS38-120507

Datafile: 121028P1-08



Acq'd: 28 Oct 2012 14:52 MDC

TP: 29-Oct-2012 12:22 MDC

Report: 29 Oct 2012 13:42 MC

Wt/Vol: 10.14 g

J-level: 0.493 pg/g Split: 1

Stds (pg): JS: 2000 ES: 2000 CS/SS: 2000, 400 (37CI)

ICAL: 1613_SGS

Checkcode: 539-230-DSX

Name	Act RT	QC	Pred. RRT	Act. RRT	ΔSecs	Response	Ra	OK	RRF	Conc.	Noise	DL
2378-TCDD	27.54		1.0009	1.0009	0	4.48E+05	0.80	Y	1.08	1.8	1054	0.0516
12378-PeCDD	33.84		1.0006	1.0005	-0.2	5.68E+05	1.62	Y	1.07	3.13	1227	0.0785
123478-HxCDD	38.48		1.0004	1.0004	0	5.46E+05	1.22	Y	1.05	3.97	1847	0.142
123678-HxCDD	38.62		1.0039	1.0040	+0.2	1.75E+06	1.22	Y	0.98	12.8	1847	0.163
123789-HxCDD	38.97		1.0129	1.0130	+0.2	1.06E+06	1.20	Y	1.01	7.78	1847	0.153
1234678-HpCDD	42.65		1.0005	1.0004	-0.3	2.16E+07	1.04	Y	1.09	161	6432	0.533
OCDD	46.40		1.0005	1.0004	-0.3	1.03E+08	0.89	Y	1.11	1,080	844	0.116
2378-TCDF	26.55		1.0009	1.0009	0	3.81E+06	0.78	Y	0.98	11.2	1230	0.0475
12378-PeCDF	32.10		1.0007	1.0006	-0.2	8.23E+05	1.51	Y	0.99	3.03	2357	0.0963
23478-PeCDF	33.44		1.0006	1.0010	+0.8	1.50E+06	1.55	Y	1.02	5.21	2357	0.0884
123478-HxCDF	37.32		1.0006	1.0005	-0.2	7.09E+05	1.18	Y	1.19	3.43	1880	0.0961
123678-HxCDF	37.48		1.0005	1.0005	0	7.00E+05	1.31	Y	1.16	2.82	1880	0.0815
234678-HxCDF	38.27		1.0006	1.0004	-0.5	9.05E+05	1.26	Y	1.18	3.78	1880	0.0876
123789-HxCDF	NotFnd		1.0005	-	-	-	-	-	1.09	-	1880	0.139
1234678-HpCDF	41.37		1.0004	1.0004	0	6.94E+06	1.03	Y	1.35	36.1	2451	0.145
1234789-HpCDF	43.26		1.0004	1.0004	0	4.08E+05	1.02	Y	1.34	2.56	2451	0.179
OCDF	46.64		1.0057	1.0056	-0.3	8.27E+06	0.88	Y	1.40	68.7	676	0.0735

Name	Act RT		Pred. RRT	Act. RRT	ΔSecs	Response	Ra	OK	RRF	Rec. %
ES 2378-TCDD	27.52		1.0281	1.0278	-0.5	4.55E+07	0.80	Y	1.04	96.4
ES 12378-PeCDD	33.82		1.2639	1.2631	-1.3	3.34E+07	1.55	Y	0.87	84.9
ES 123478-HxCDD	38.47		0.9876	0.9876	0	2.58E+07	1.30	Y	0.94	90.5
ES 123678-HxCDD	38.60		0.9910	0.9911	+0.2	2.74E+07	1.26	Y	1.06	85
ES 1234678-HpCDD	42.63		1.0943	1.0946	+0.7	2.43E+07	1.06	Y	0.80	100
ES OCDD	46.38		1.1907	1.1907	0	3.40E+07	0.91	Y	0.63	88.8
ES 2378-TCDF	26.53		0.9907	0.9907	0	6.86E+07	0.79	Y	1.74	87.2
ES 12378-PeCDF	32.08		1.1992	1.1982	-1.6	5.41E+07	1.62	Y	1.49	80.1
ES 23478-PeCDF	33.40		1.2484	1.2476	-1.3	5.60E+07	1.56	Y	1.48	83.4
ES 123478-HxCDF	37.30		0.9577	0.9576	-0.2	3.44E+07	0.51	Y	1.27	88.8
ES 123678-HxCDF	37.46		0.9619	0.9619	0	4.24E+07	0.52	Y	1.41	98.8
ES 234678-HxCDF	38.25		0.9821	0.9821	0	4.02E+07	0.53	Y	1.34	98.3
ES 123789-HxCDF	39.37		1.0108	1.0109	+0.2	3.05E+07	0.54	Y	1.20	83.2
ES 1234678-HpCDF	41.36		1.0618	1.0618	0	2.81E+07	0.44	Y	1.06	87.3
ES 1234789-HpCDF	43.24		1.1100	1.1102	+0.5	2.35E+07	0.44	Y	0.82	94.3

Lab ID: A4723_10237_DF_004

Acq'd: 28 Oct 2012 14:52 MDC

Wt/Vol: 10.14 g

ICAL: 1613_SGS

Client ID: JW-EA09-SS38-120507

UTP: 29-Oct-2012 12:22 MDC

J-level: 0.493 pg/g Split: 1

Checkcode: 539-230-DSX

Datafile: 121028P1-08

Report: 29 Oct 2012 13:42 MC

Stds (pg): JS: 2000 ES: 2000 CS/SS: 2000, 400 (37CI)

Name	Act RT	QC	Pred. RRT	Act. RRT	ΔSecs	Response	Ra	OK	RRF	Rec. %
JS 1234-TCDD	26.77		-	-	-	4.53E+07	0.78	Y	-	-
JS 123789-HxCDD	38.95		-	-	-	3.04E+07	1.27	Y	-	-
CS 37C1-2378-TCDD	27.54		1.0291	1.0287	-0.6	1.14E+07	n/a	-	1.17	107
SS 37C1-2378-TCDD	27.54	NA	1.0291	1.0287	-0.6	1.14E+07	n/a	-	1.12	111

Totals	Conc	EMPC	EDL
Total TCDD	163	163	0.0516
Total PeCDD	111	111	0.0785
Total HxCDD	184	186	0.152
Total HpCDD	369	369	0.533
Total Tetra-Octa Dioxins	1900	1910	
Total TCDF	139	140	0.0475
Total PeCDF	67.5	69.3	0.0922
Total HxCDF	66.4	67.6	0.098
Total HpCDF	106	106	0.161
Total Tetra-Octa Furans	448	452	
Total Tetra-Octa Dioxins & Furans	2350	2360	

Lab ID: A4723_10237_DF_004

Acq'd: 28 Oct 2012 14:52 MDC

Wt/Vol: 10.14 g

ICAL: 1613_SGS

Client ID: JW-EA09-SS38-120507

UTP: 29-Oct-2012 12:22 MDC

J-level: 0.493 pg/g Split: 1

Checkcode: 539-230-DSX

Datafile: 121028P1-08

Report: 29 Oct 2012 13:42 MC

Stds (pg): JS: 2000 ES: 2000 CS/SS: 2000, 400 (37CI)

Name	Act RT	QC	Pred. RRT	Act. RRT	ΔSecs	Response	Ra	OK	RRF	Conc.	Noise	DL
TCDD	23.43		0.8504	0.8515	+1.8	1.74E+07	0.78	Y	1.08	69.9	1054	0.0516
TCDD	23.83		0.8649	0.8661	+2.0	1.11E+07	0.78	Y	1.08	44.6	1054	0.0516
TCDD	24.31		0.8835	0.8833	-0.3	4.33E+05	0.84	Y	1.08	1.73	1054	0.0516
TCDD	25.18		0.9152	0.9152	0	9.22E+05	0.80	Y	1.08	3.69	1054	0.0516
TCDD	25.44		0.9241	0.9246	+0.8	1.60E+06	0.79	Y	1.08	6.4	1054	0.0516
TCDD	25.67		0.9327	0.9328	+0.2	2.15E+06	0.79	Y	1.08	8.6	1054	0.0516
TCDD	25.89		0.9408	0.9407	-0.2	5.03E+05	0.87	Y	1.08	2.02	1054	0.0516
TCDD	26.16		0.9512	0.9507	-0.8	1.30E+05	0.79	Y	1.08	0.521	1054	0.0516
TCDD	26.36		0.9580	0.9581	+0.2	5.66E+05	0.80	Y	1.08	2.27	1054	0.0516
TCDD	26.80		0.9736	0.9739	+0.5	2.49E+06	0.79	Y	1.08	9.97	1054	0.0516
TCDD	26.93		0.9785	0.9787	+0.3	1.46E+05	0.76	Y	1.08	0.583	1054	0.0516
TCDD	27.22		0.9884	0.9892	+1.3	2.13E+06	0.79	Y	1.08	8.52	1054	0.0516
TCDD	27.38		0.9945	0.9949	+0.7	1.90E+05	0.69	Y	1.08	0.763	1054	0.0516
2378-TCDD	27.54		1.0009	1.0009	0	4.48E+05	0.80	Y	1.08	1.8	1054	0.0516
TCDD	27.93		1.0147	1.0148	+0.2	3.28E+05	0.86	Y	1.08	1.31	1054	0.0516
TCDD	28.08		1.0206	1.0203	-0.5	7.83E+04	0.84	Y	1.08	0.313	1054	0.0516
TCDD	28.67		1.0423	1.0420	-0.5	7.58E+04	0.86	Y	1.08	0.304	1054	0.0516
PeCDD	30.88		0.9131	0.9130	-0.2	5.66E+06	1.60	Y	1.07	31.2	1227	0.0785
PeCDD	31.51		0.9319	0.9316	-0.6	2.86E+05	1.56	Y	1.07	1.58	1227	0.0785
PeCDD	32.16		0.9511	0.9509	-0.4	5.63E+06	1.60	Y	1.07	31	1227	0.0785
PeCDD	32.37		0.9576	0.9572	-0.8	6.77E+05	1.61	Y	1.07	3.73	1227	0.0785
PeCDD	32.50		0.9611	0.9610	-0.2	4.22E+06	1.54	Y	1.07	23.3	1227	0.0785
PeCDD	32.80		0.9703	0.9700	-0.6	6.39E+05	1.50	Y	1.07	3.52	1227	0.0785
PeCDD	33.24		0.9829	0.9830	+0.2	2.08E+06	1.55	Y	1.07	11.4	1227	0.0785
12378-PeCDD	33.84		1.0006	1.0005	-0.2	5.68E+05	1.62	Y	1.07	3.13	1227	0.0785
PeCDD	33.95		1.0039	1.0038	-0.2	2.00E+05	1.43	Y	1.07	1.1	1227	0.0785
PeCDD	34.36		1.0161	1.0159	-0.4	2.09E+05	1.49	Y	1.07	1.15	1227	0.0785
HxCDD	36.45		0.9479	0.9477	-0.5	4.29E+06	1.25	Y	1.01	31.4	1847	0.152
HxCDD	37.24		0.9682	0.9681	-0.2	1.01E+07	1.23	Y	1.01	74.1	1847	0.152
HxCDD	37.59		0.9771	0.9771	0	6.85E+06	1.24	Y	1.01	50.1	1847	0.152
HxCDD	37.73		0.9811	0.9810	-0.2	5.23E+05	1.15	Y	1.01	3.82	1847	0.152
123478-HxCDD	38.48		1.0004	1.0004	0	5.46E+05	1.22	Y	1.05	3.97	1847	0.142
123678-HxCDD	38.62		1.0039	1.0040	+0.2	1.75E+06	1.22	Y	0.98	12.8	1847	0.163
HxCDD	38.84		1.0097	1.0097	0	3.42E+05	1.43	N	1.01	2.5	1847	0.152
123789-HxCDD	38.97		1.0129	1.0130	+0.2	1.06E+06	1.20	Y	1.01	7.78	1847	0.153

Lab ID: A4723_10237_DF_004

Acq'd: 28 Oct 2012 14:52 MDC

Wt/Vol: 10.14 g

ICAL: 1613_SGS

Client ID: JW-EA09-SS38-120507

UTP: 29-Oct-2012 12:22 MDC

J-level: 0.493 pg/g Split: 1

Checkcode: 539-230-DSX

Datafile: 121028P1-08

Report: 29 Oct 2012 13:42 MC

Stds (pg): JS: 2000 ES: 2000 CS/SS: 2000, 400 (37CI)

Name	Act RT	QC	Pred. RRT	Act. RRT	ΔSecs	Response	Ra	OK	RRF	Conc.	Noise	DL
HpCDD	41.74		0.9793	0.9791	-0.5	2.79E+07	1.05	Y	1.09	208	6432	0.533
1234678-HpCDD	42.65		1.0005	1.0004	-0.3	2.16E+07	1.04	Y	1.09	161	6432	0.533
OCDD	46.40		1.0005	1.0004	-0.3	1.03E+08	0.89	Y	1.11	1,080	844	0.116
OCDD-a	46.39		1.0001	1.0002	+0.3	5.85E+06	2.38	Y	1.00	67.9	1107	0.168
TCDF	21.23		0.7983	0.8004	+3.3	2.02E+06	0.78	Y	0.98	5.97	1230	0.0475
TCDF	21.80		0.8218	0.8217	-0.2	1.42E+06	0.77	Y	0.98	4.19	1230	0.0475
TCDF	22.45		0.8463	0.8462	-0.2	3.24E+06	0.80	Y	0.98	9.54	1230	0.0475
TCDF	22.88		0.8625	0.8625	0	1.30E+06	0.77	Y	0.98	3.84	1230	0.0475
TCDF	23.02		0.8677	0.8677	0	5.56E+06	0.78	Y	0.98	16.4	1230	0.0475
TCDF	23.29		0.8787	0.8780	-1.1	8.68E+05	0.78	Y	0.98	2.56	1230	0.0475
TCDF	23.43		0.8840	0.8833	-1.1	3.52E+06	0.76	Y	0.98	10.4	1230	0.0475
TCDF	23.86		0.8998	0.8996	-0.3	2.42E+06	0.78	Y	0.98	7.13	1230	0.0475
TCDF	24.01		0.9054	0.9052	-0.3	1.06E+06	0.76	Y	0.98	3.11	1230	0.0475
TCDF	24.20		0.9125	0.9123	-0.3	2.04E+06	0.78	Y	0.98	6.02	1230	0.0475
TCDF	24.61		0.9279	0.9278	-0.2	9.98E+05	0.78	Y	0.98	2.94	1230	0.0475
TCDF	24.75		0.9334	0.9333	-0.2	1.59E+06	0.77	Y	0.98	4.68	1230	0.0475
TCDF	24.92		0.9381	0.9397	+2.5	3.20E+06	0.75	Y	0.98	9.42	1230	0.0475
TCDF	25.05		0.9439	0.9443	+0.6	2.35E+06	0.82	Y	0.98	6.94	1230	0.0475
TCDF	25.54		0.9630	0.9630	0	3.29E+06	0.78	Y	0.98	9.7	1230	0.0475
TCDF	25.66		0.9674	0.9674	0	1.71E+05	0.82	Y	0.98	0.504	1230	0.0475
TCDF	25.85		0.9746	0.9747	+0.2	1.24E+06	0.79	Y	0.98	3.66	1230	0.0475
TCDF	26.06		0.9829	0.9824	-0.8	7.76E+05	0.77	Y	0.98	2.29	1230	0.0475
TCDF	26.30		0.9916	0.9917	+0.2	1.29E+06	0.74	Y	0.98	3.81	1230	0.0475
TCDF	26.42		0.9963	0.9961	-0.3	8.08E+05	0.81	Y	0.98	2.38	1230	0.0475
2378-TCDF	26.55		1.0009	1.0009	0	3.81E+06	0.78	Y	0.98	11.2	1230	0.0475
TCDF	26.97		1.0166	1.0166	0	3.62E+06	0.79	Y	0.98	10.7	1230	0.0475
TCDF	27.24		1.0274	1.0268	-1.0	2.45E+05	0.85	Y	0.98	0.723	1230	0.0475
TCDF	27.55		1.0390	1.0387	-0.5	1.67E+05	0.76	Y	0.98	0.491	1230	0.0475
TCDF	28.85		1.0886	1.0876	-1.6	5.03E+05	1.02	N	0.98	1.48	1230	0.0475
PeCDF	28.83		0.8975	0.8988	+2.5	6.63E+06	1.60	Y	1.00	23.7	922	0.0361
PeCDF	30.61		0.9542	0.9542	0	1.33E+06	1.52	Y	1.00	4.75	2357	0.0922
PeCDF	30.80		0.9587	0.9599	+2.3	4.12E+06	1.47	Y	1.00	14.7	2357	0.0922
PeCDF	30.91		0.9636	0.9635	-0.2	5.56E+05	1.61	Y	1.00	1.99	2357	0.0922
PeCDF	31.01		0.9671	0.9668	-0.6	1.97E+05	1.45	Y	1.00	0.703	2357	0.0922
PeCDF	31.30		0.9760	0.9758	-0.4	2.39E+05	1.36	Y	1.00	0.854	2357	0.0922
PeCDF	31.47		0.9810	0.9811	+0.2	1.39E+05	1.28	N	1.00	0.498	2357	0.0922

Lab ID: A4723_10237_DF_004

Acq'd: 28 Oct 2012 14:52 MDC

Wt/Vol: 10.14 g

ICAL: 1613_SGS

Client ID: JW-EA09-SS38-120507

UTP: 29-Oct-2012 12:22 MDC

J-level: 0.493 pg/g Split: 1

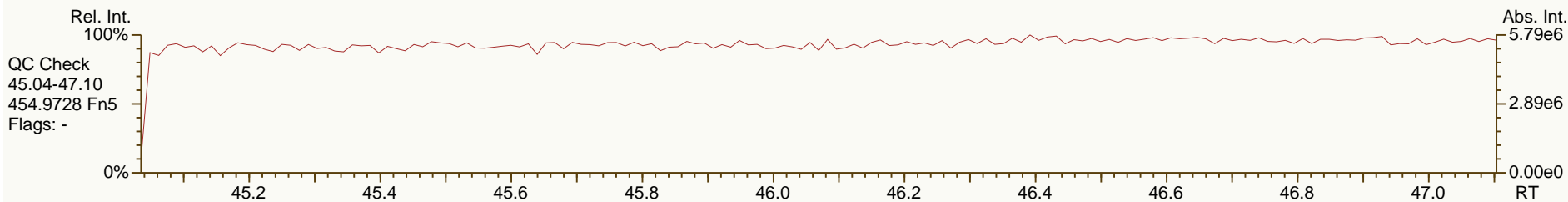
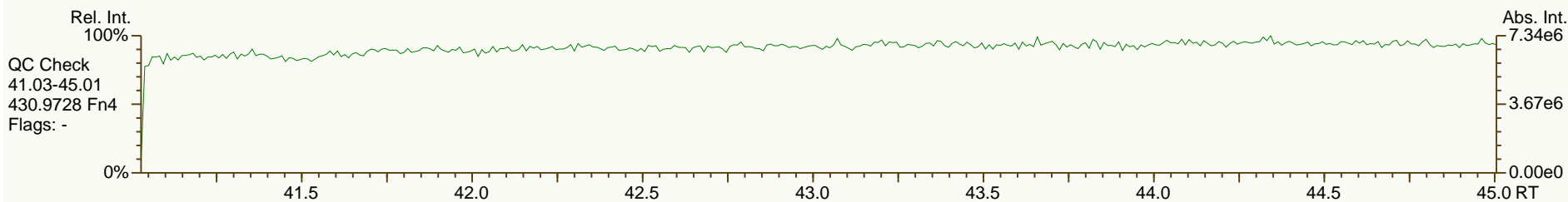
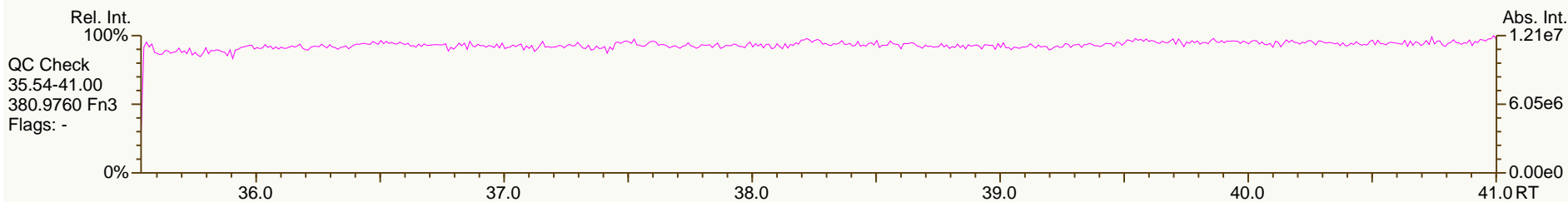
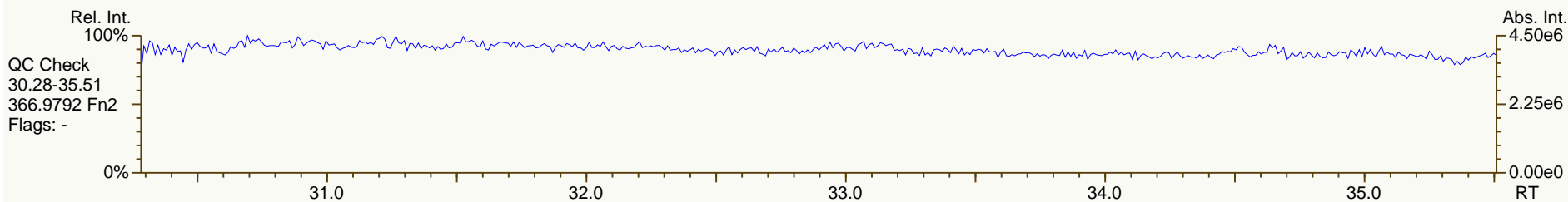
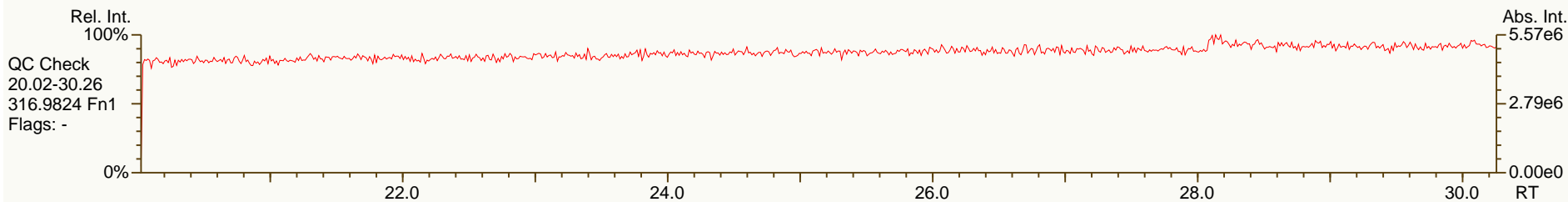
Checkcode: 539-230-DSX

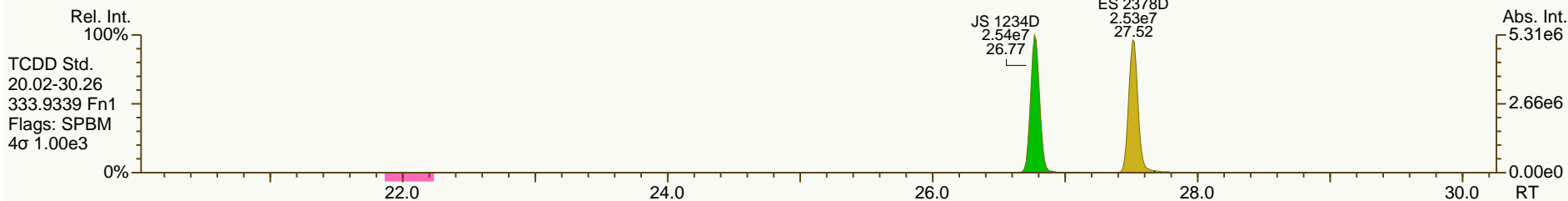
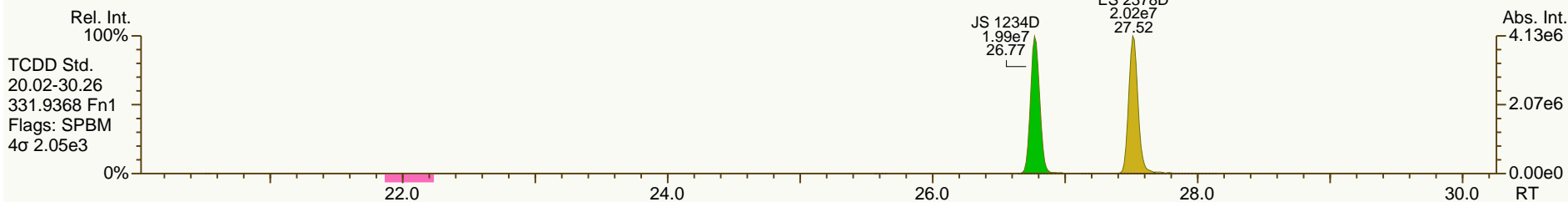
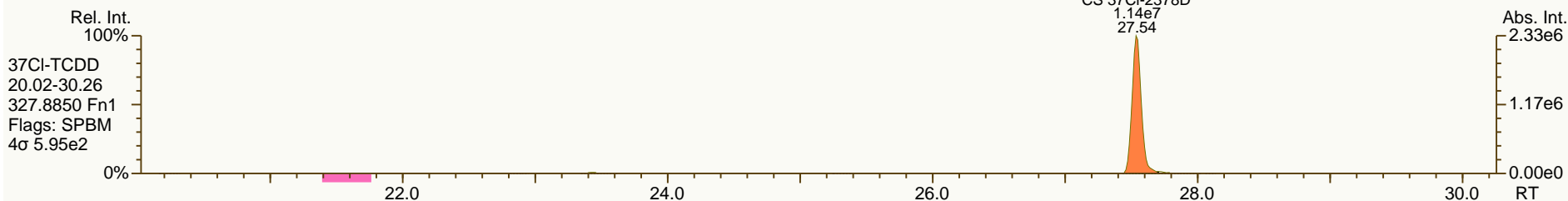
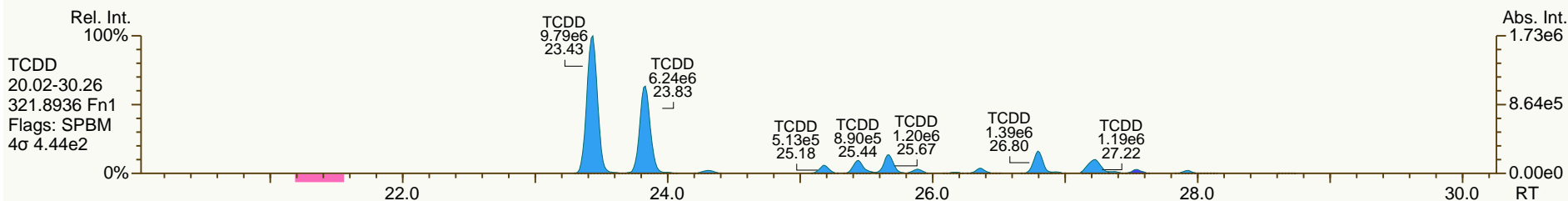
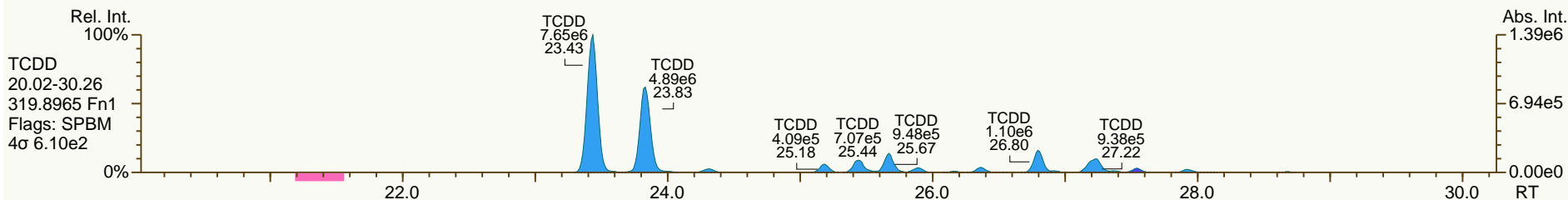
Datafile: 121028P1-08

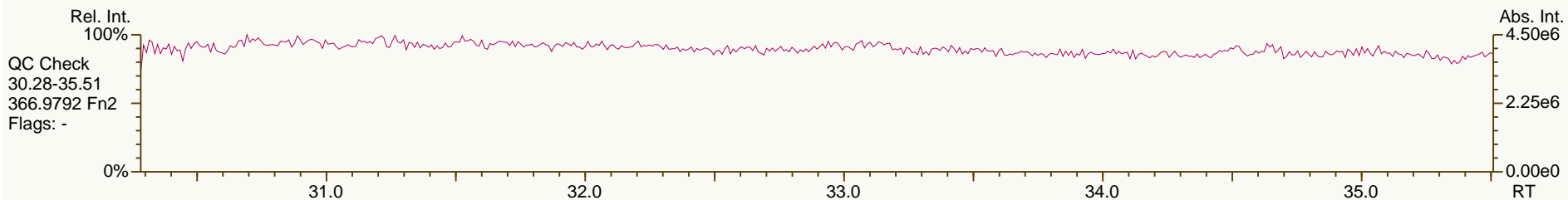
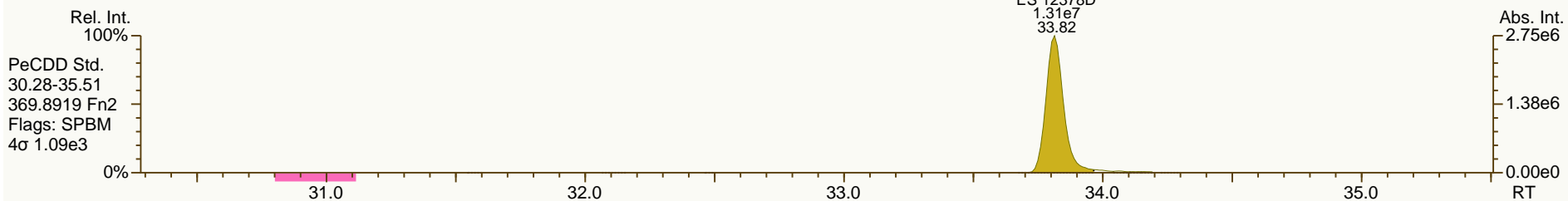
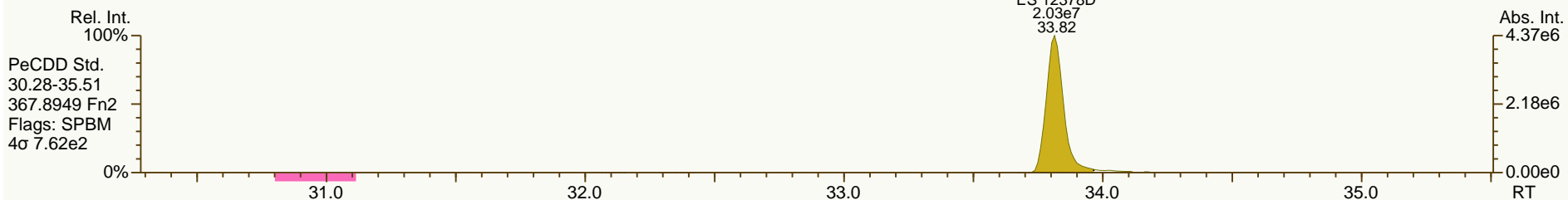
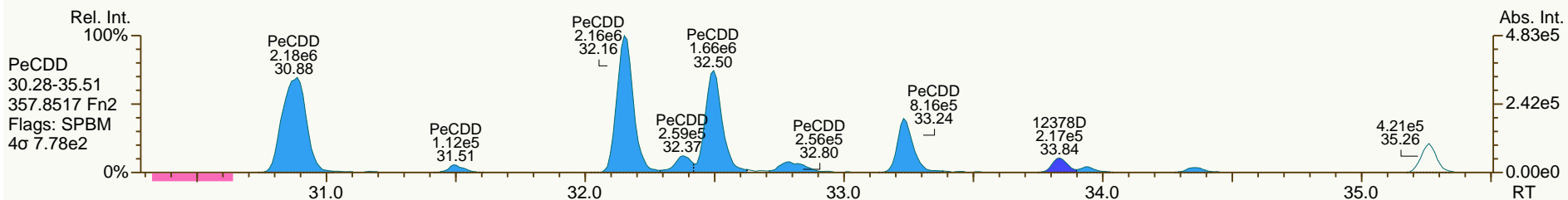
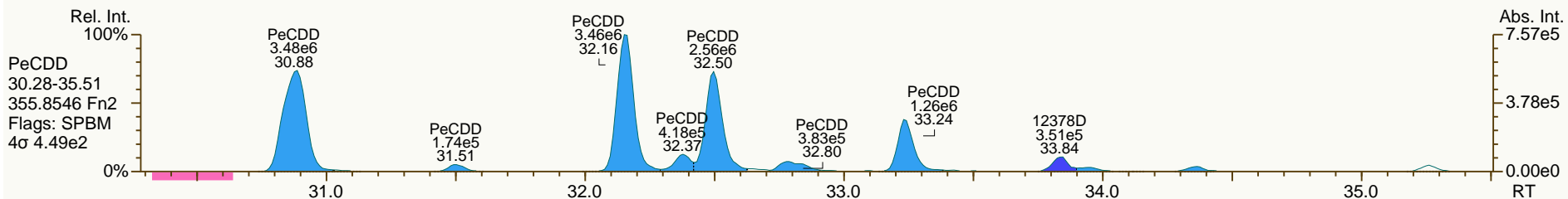
Report: 29 Oct 2012 13:42 MC

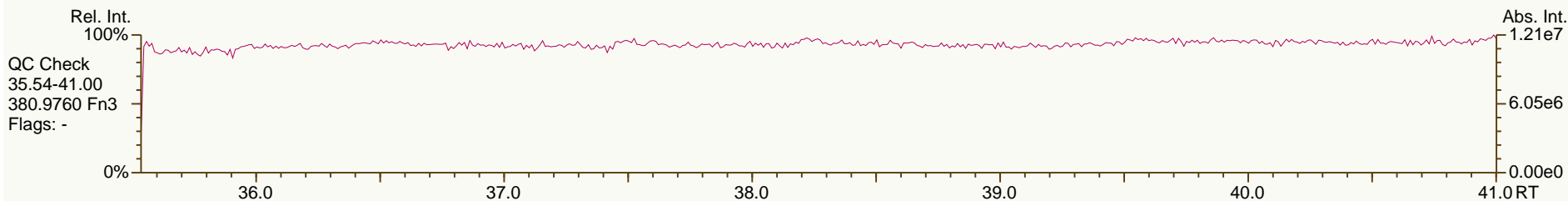
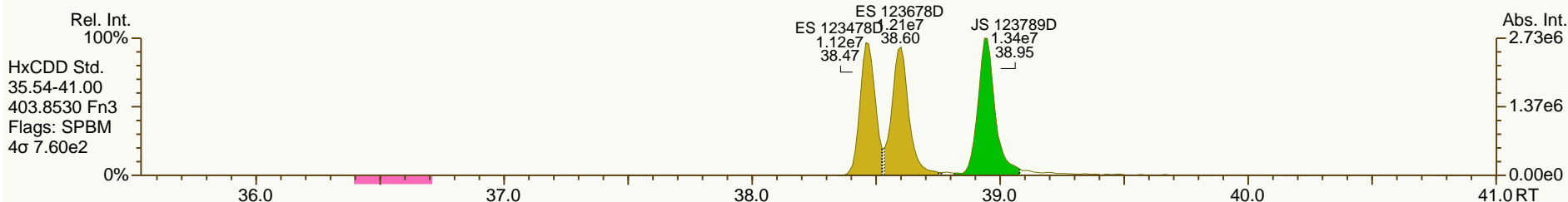
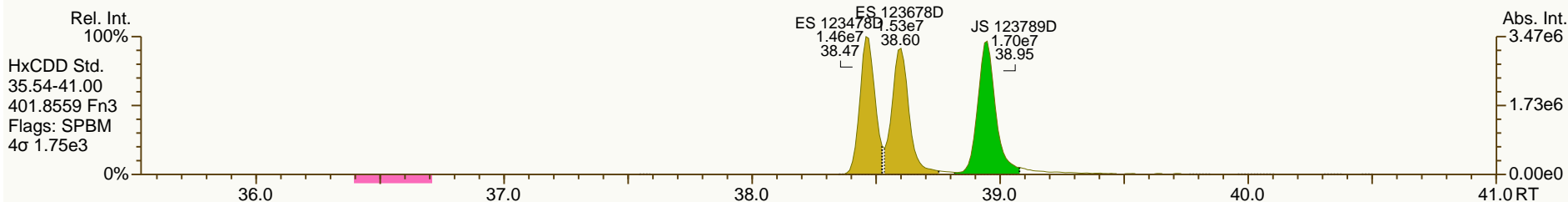
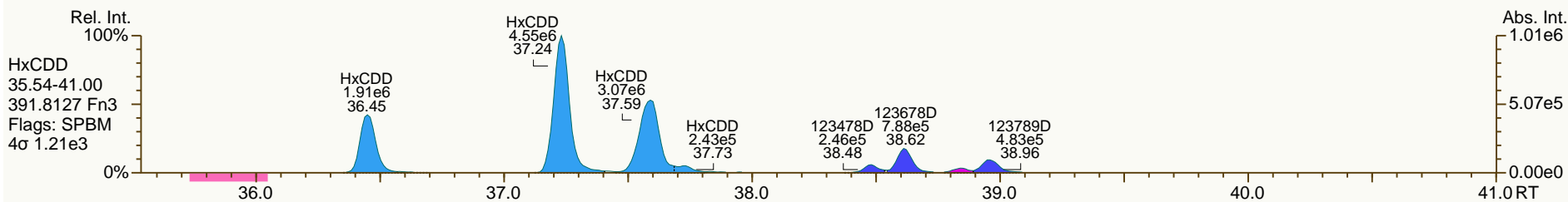
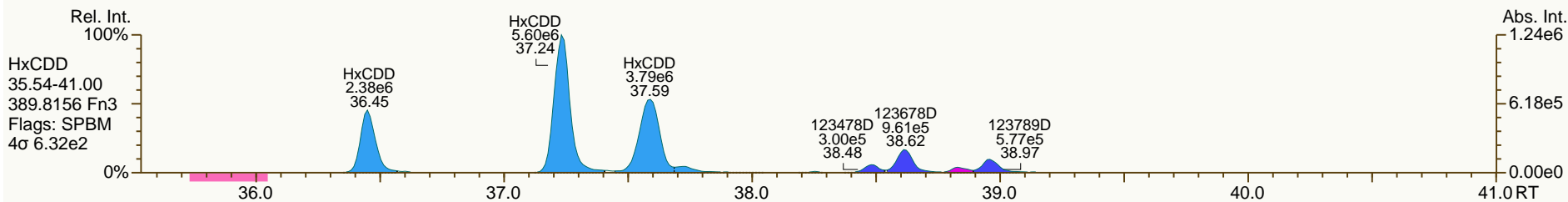
StdS (pg): JS: 2000 ES: 2000 CS/SS: 2000, 400 (37CI)

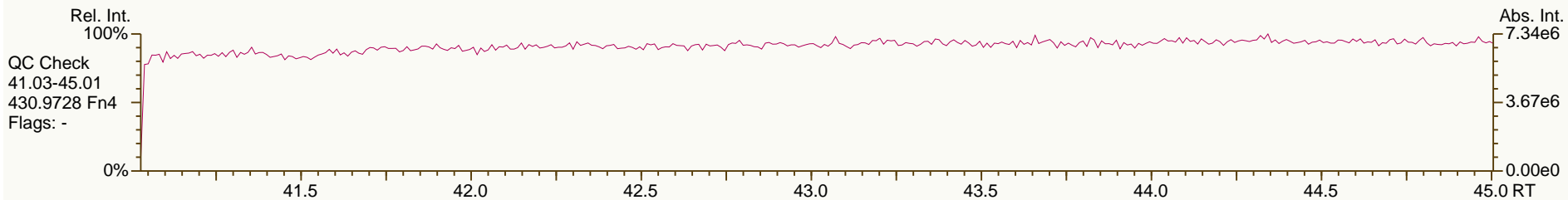
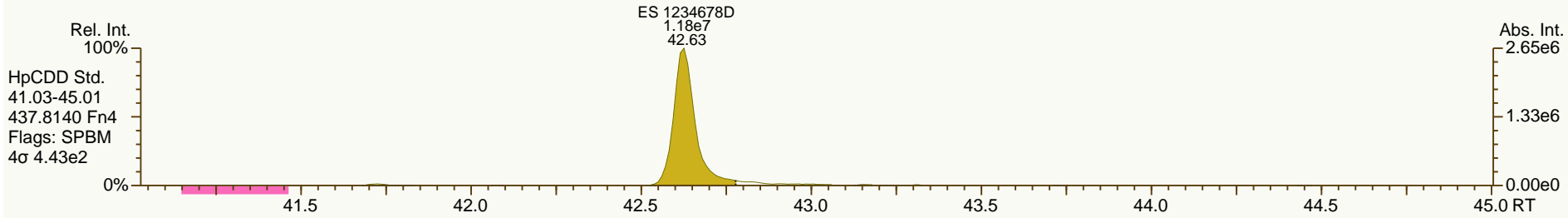
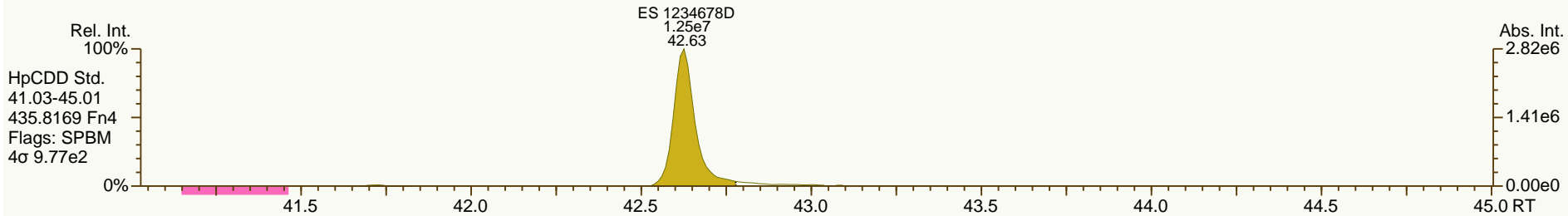
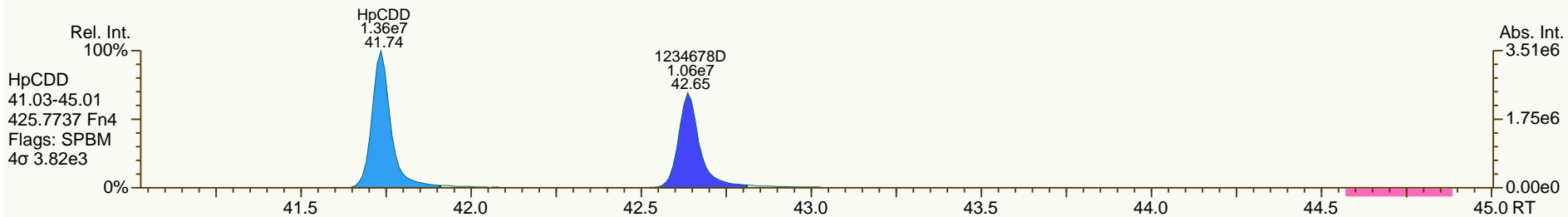
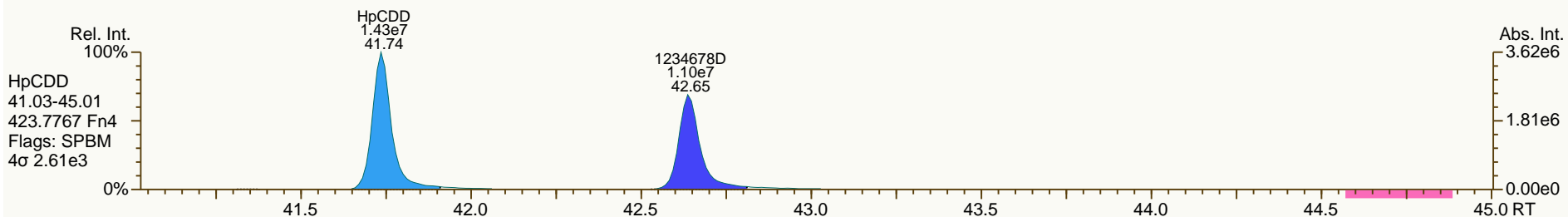
Name	Act RT	QC	Pred. RRT	Act. RRT	ΔSecs	Response	Ra	OK	RRF	Conc.	Noise	DL
PeCDF	31.58		0.9847	0.9844	-0.6	1.39E+06	1.49	Y	1.00	4.95	2357	0.0922
PeCDF	31.66		0.9870	0.9869	-0.2	2.67E+05	1.51	Y	1.00	0.955	2357	0.0922
PeCDF	31.85		0.9930	0.9929	-0.2	2.55E+05	1.31	N	1.00	0.912	2357	0.0922
12378-PeCDF	32.10		1.0007	1.0006	-0.2	8.23E+05	1.51	Y	0.99	3.03	2357	0.0963
PeCDF	32.43		1.0113	1.0107	-1.2	1.03E+06	1.52	Y	1.00	3.68	2357	0.0922
PeCDF	32.63		1.0169	1.0171	+0.4	1.04E+05	1.79	N	1.00	0.373	2357	0.0922
PeCDF	33.12		0.9917	0.9914	-0.6	1.50E+05	1.59	Y	1.00	0.535	2357	0.0922
PeCDF	33.28		0.9962	0.9961	-0.2	6.05E+05	1.39	Y	1.00	2.16	2357	0.0922
23478-PeCDF	33.44		1.0006	1.0010	+0.8	1.50E+06	1.55	Y	1.02	5.21	2357	0.0884
PeCDF	NotFnd		0.0000						1.02		0	0
PeCDF	NotFnd		1.0023						1.00		2357	0.0922
PeCDF	NotFnd		1.0120						1.00		2357	0.0922
PeCDF	34.70		1.0389	1.0387	-0.4	7.96E+04	1.58	Y	1.00	0.284	2357	0.0922
HxCDF	35.67		0.9565	0.9562	-0.7	1.56E+06	1.23	Y	1.15	7.23	1880	0.098
HxCDF	35.90		0.9627	0.9626	-0.2	4.90E+06	1.24	Y	1.15	22.8	1880	0.098
HxCDF	36.17		0.9700	0.9697	-0.7	1.16E+05	1.29	Y	1.15	0.538	1880	0.098
HxCDF	36.41		0.9762	0.9761	-0.2	2.67E+05	1.32	Y	1.15	1.24	1880	0.098
HxCDF	36.68		0.9833	0.9834	+0.2	4.87E+06	1.24	Y	1.15	22.6	1880	0.098
HxCDF	37.18		0.9968	0.9967	-0.2	2.50E+05	1.46	N	1.15	1.16	1880	0.098
123478-HxCDF	37.32		1.0006	1.0005	-0.2	7.09E+05	1.18	Y	1.19	3.43	1880	0.0961
123678-HxCDF	37.48		1.0005	1.0005	0	7.00E+05	1.31	Y	1.16	2.82	1880	0.0815
HxCDF	37.66		1.0055	1.0053	-0.4	8.82E+04	1.38	Y	1.15	0.41	1880	0.098
HxCDF	37.84		1.0102	1.0100	-0.4	1.06E+05	1.28	Y	1.15	0.493	1880	0.098
HxCDF	38.00		0.9933	0.9934	+0.2	7.66E+04	1.13	Y	1.15	0.356	1880	0.098
234678-HxCDF	38.27		1.0006	1.0004	-0.5	9.05E+05	1.26	Y	1.18	3.78	1880	0.0876
HxCDF	NotFnd		0.0000						1.18		0	0
HxCDF	NotFnd		1.0009						1.15		1880	0.098
123789-HxCDF	NotFnd		1.0005						1.09		1880	0.139
HxCDF	NotFnd		0.0000						1.09		0	0
123489-HxCDF	39.42		1.0013	1.0012	-0.2	1.62E+05	1.33	Y	1.15	0.752	1880	0.098
1234678-HpCDF	41.37		1.0004	1.0004	0	6.94E+06	1.03	Y	1.35	36.1	2451	0.145
HpCDF	41.74		1.0091	1.0091	0	2.90E+05	1.06	Y	1.34	1.65	2451	0.161
HpCDF	41.92		1.0140	1.0136	-1.0	1.16E+07	1.03	Y	1.34	66	2451	0.161
1234789-HpCDF	43.26		1.0004	1.0004	0	4.08E+05	1.02	Y	1.34	2.56	2451	0.179
OCDF	46.64		1.0057	1.0056	-0.3	8.27E+06	0.88	Y	1.40	68.7	676	0.0735
OCDF-a	46.61		1.0053	1.0049	-1.1	2.74E+05	2.12	N	1.00	3.18	807	0.122

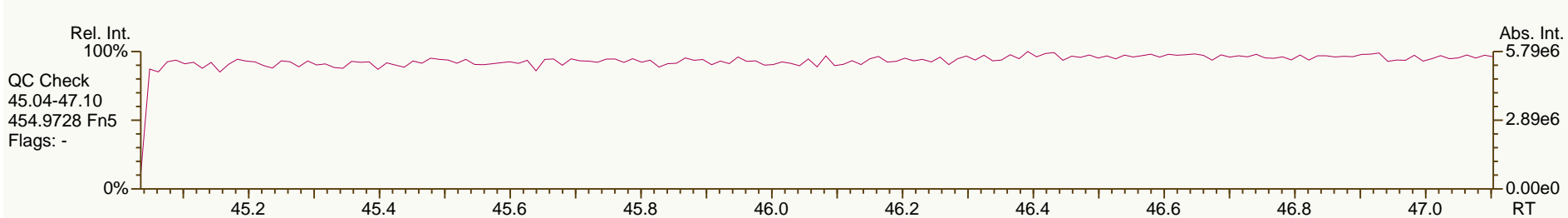
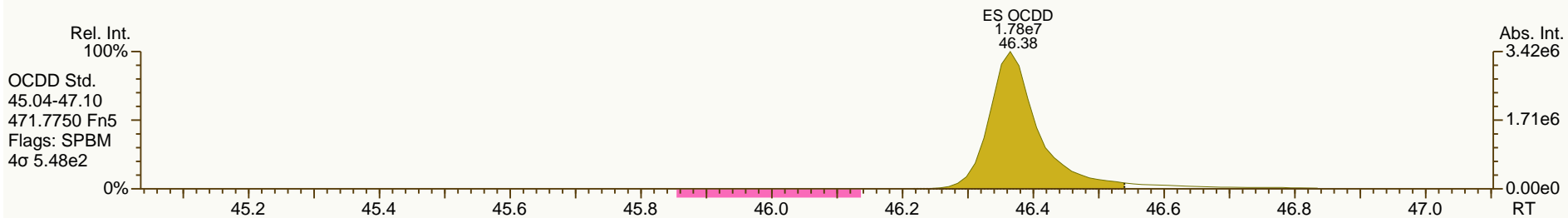
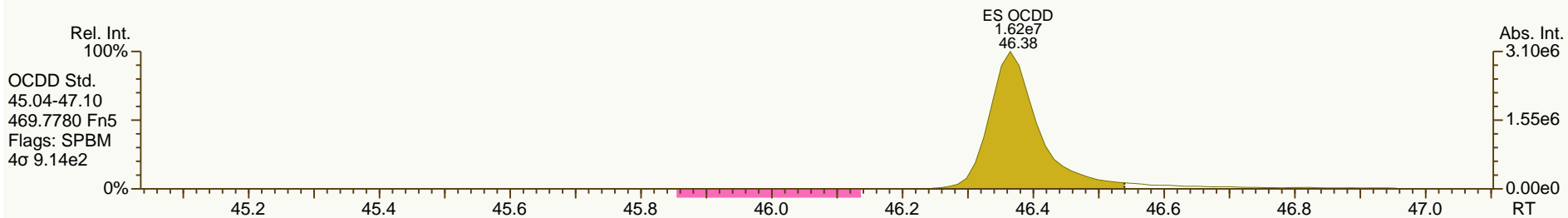
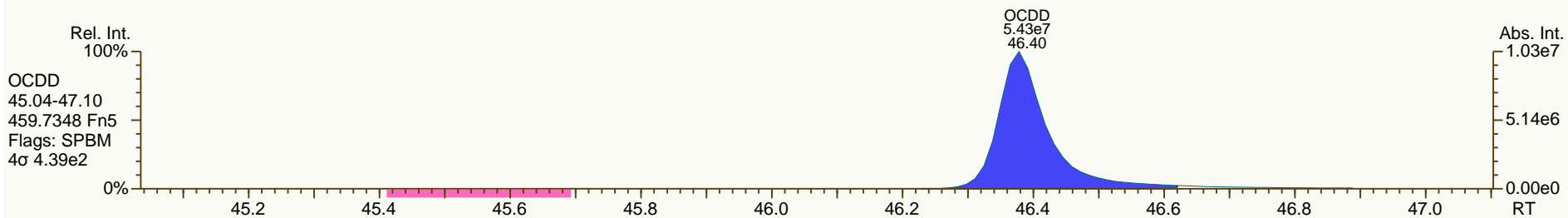
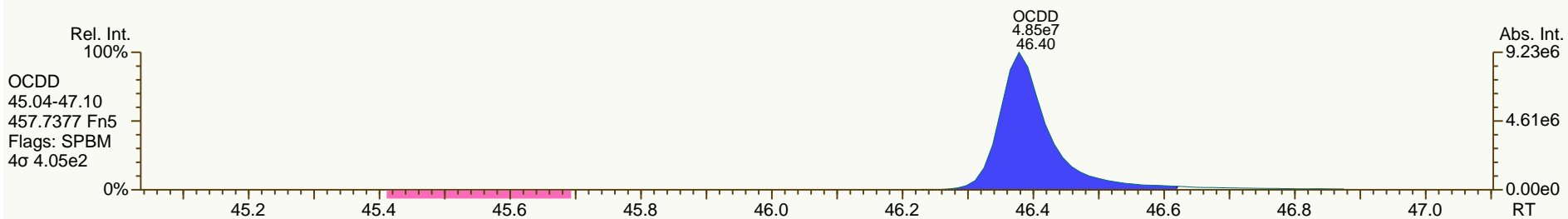


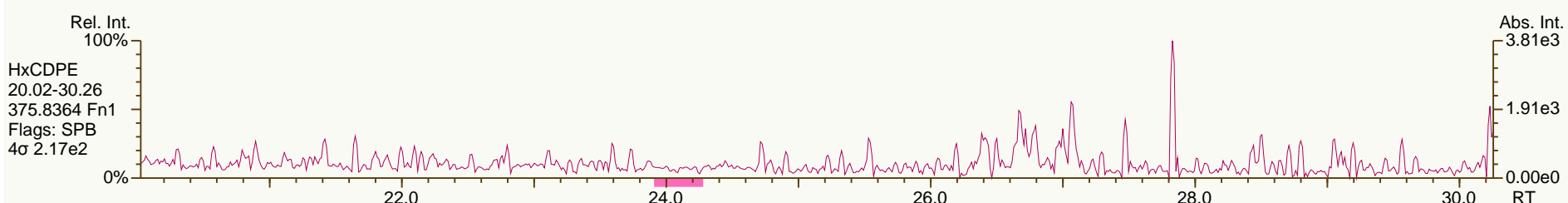
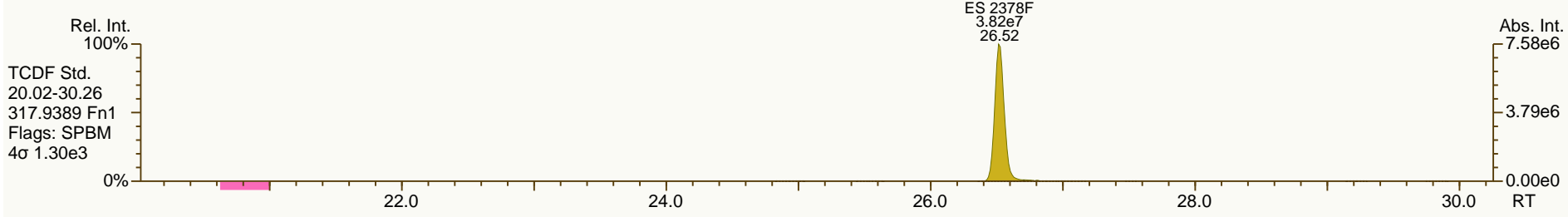
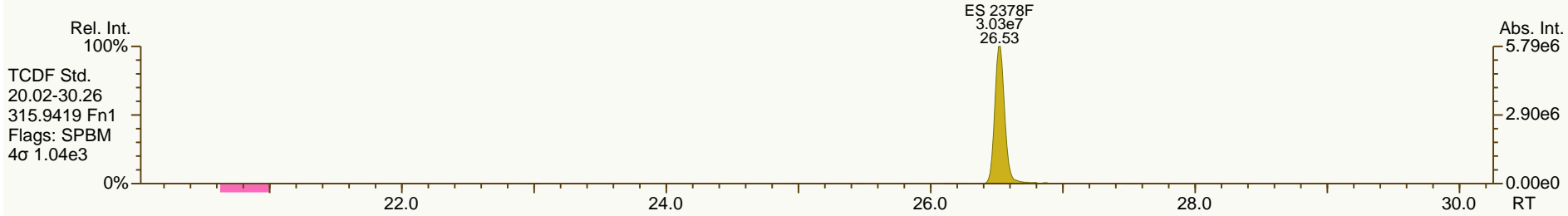
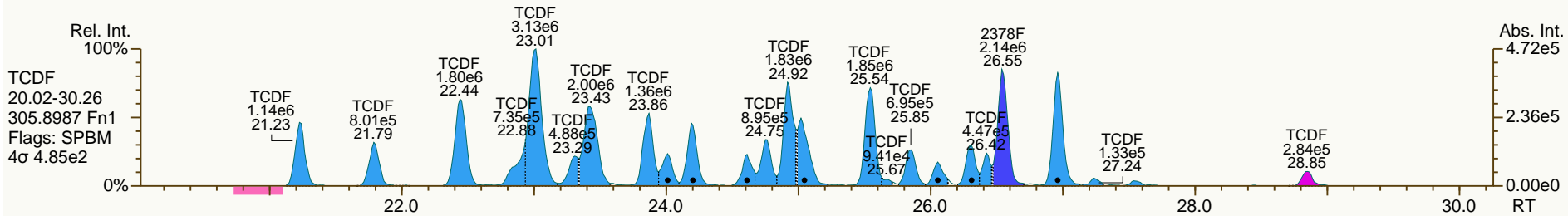
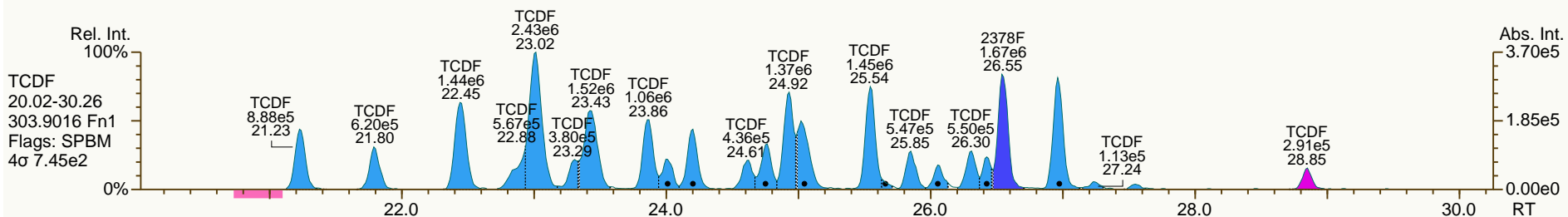


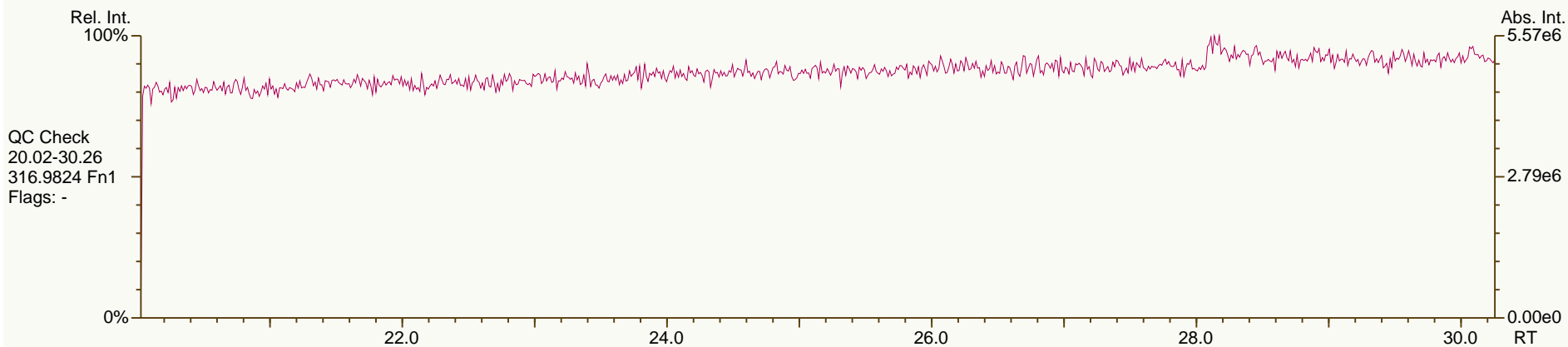
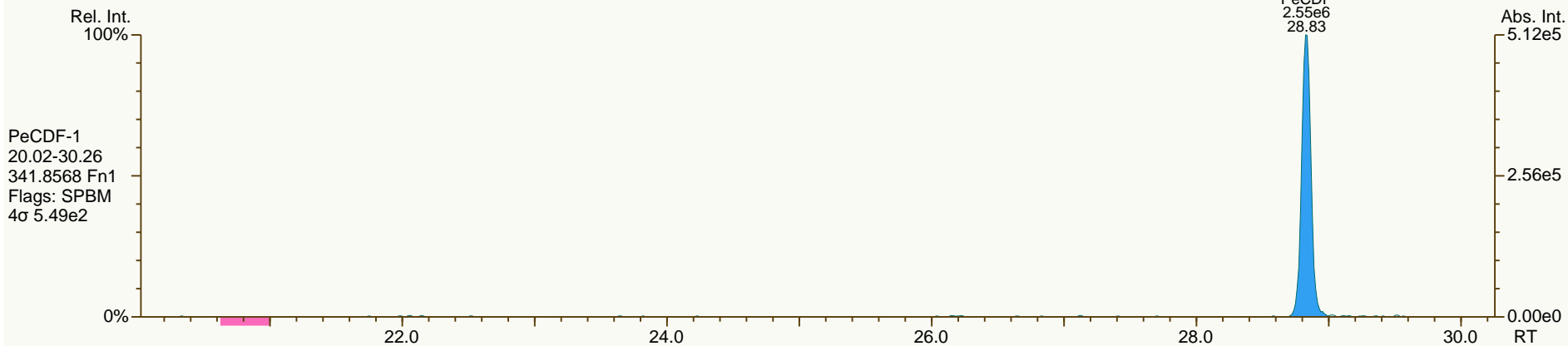
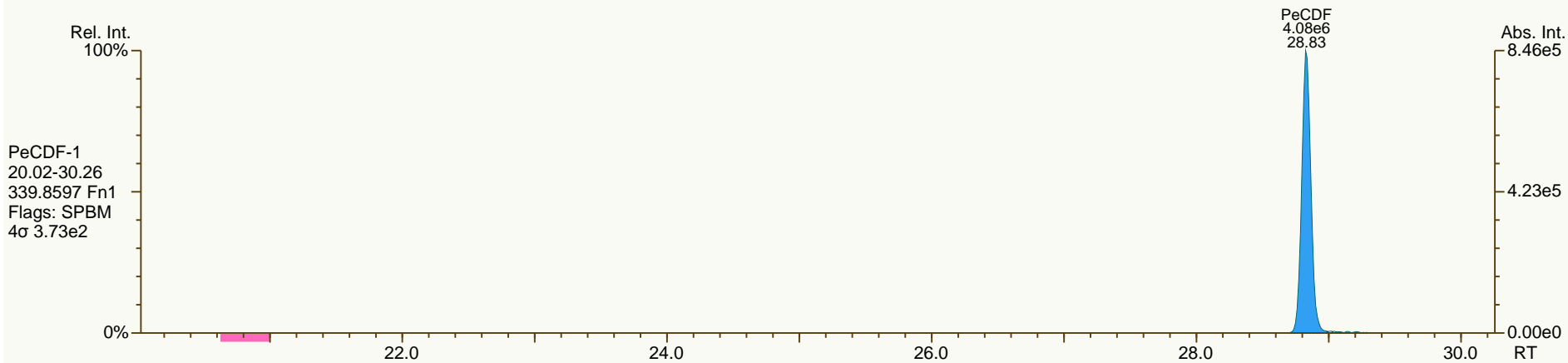


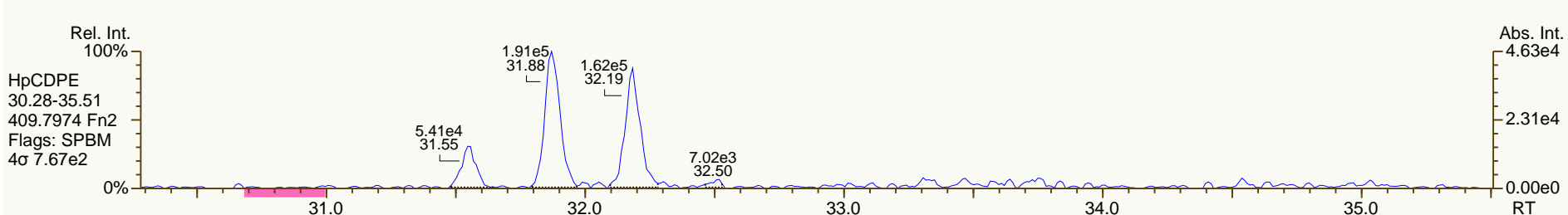
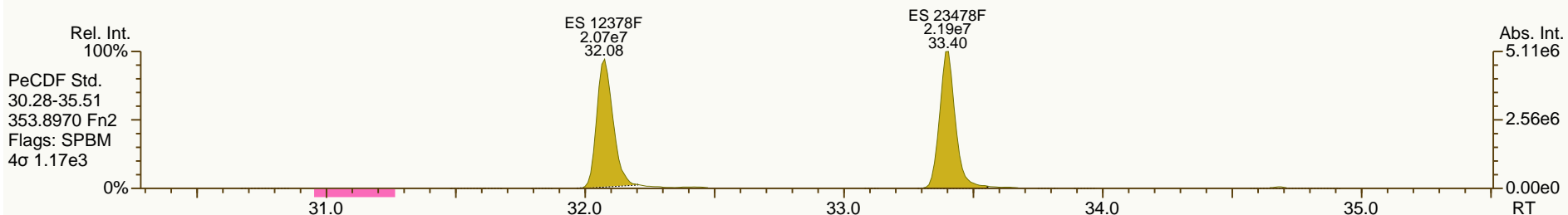
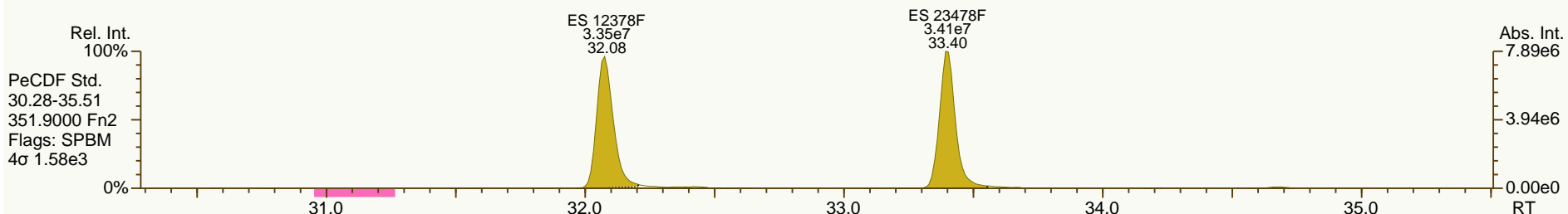
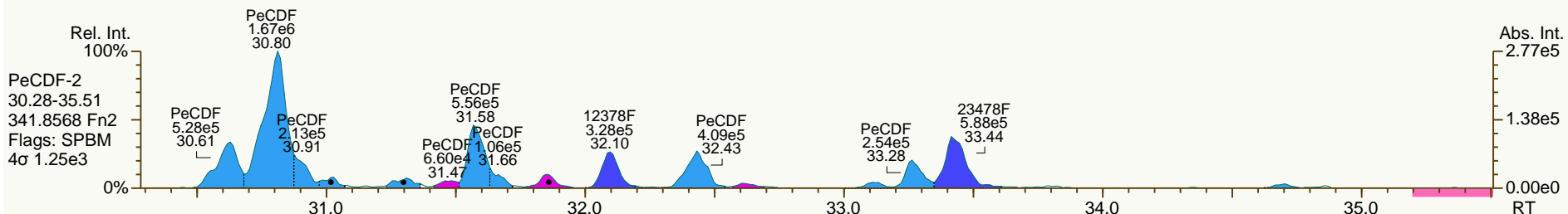
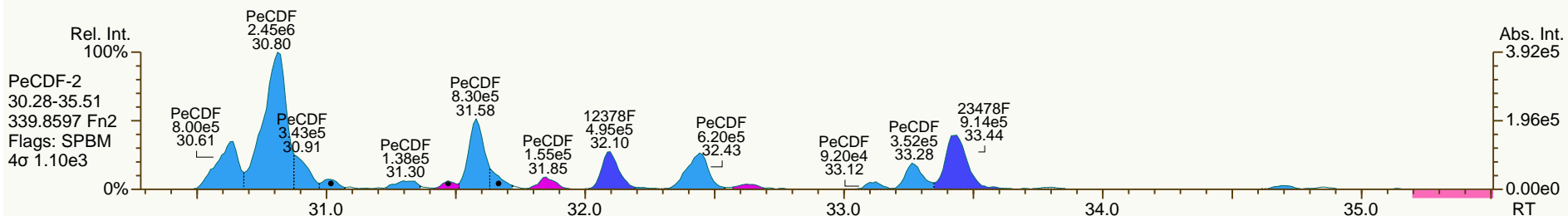


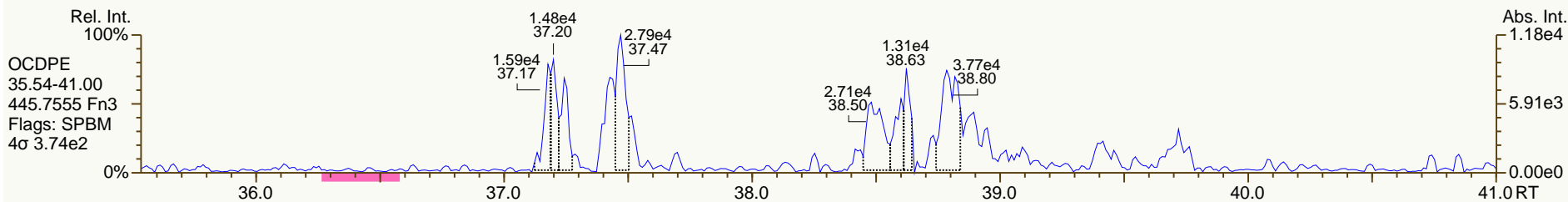
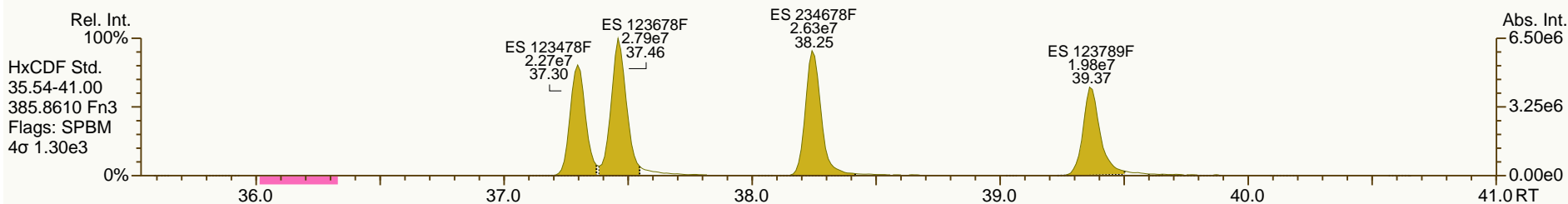
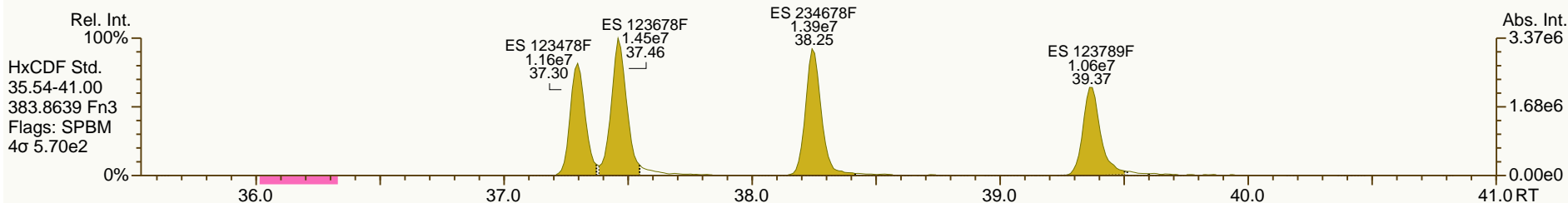
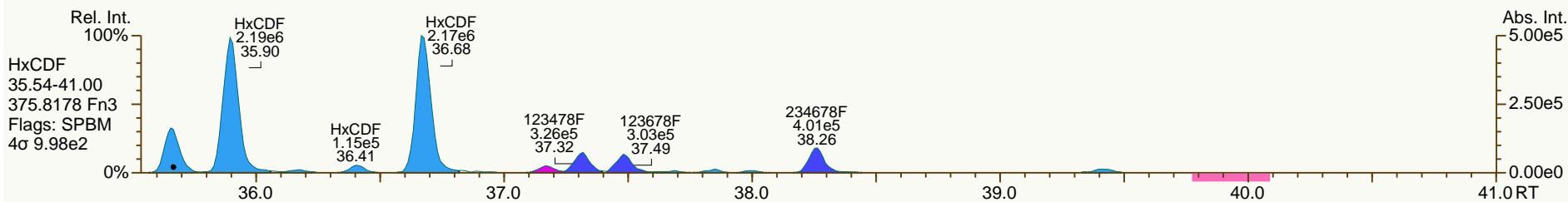
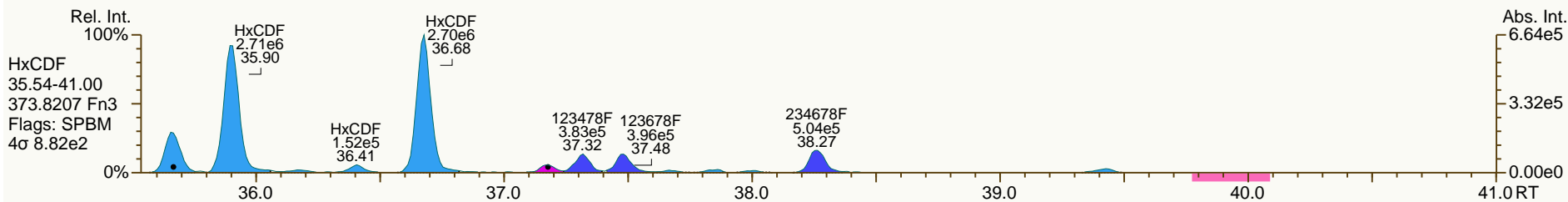


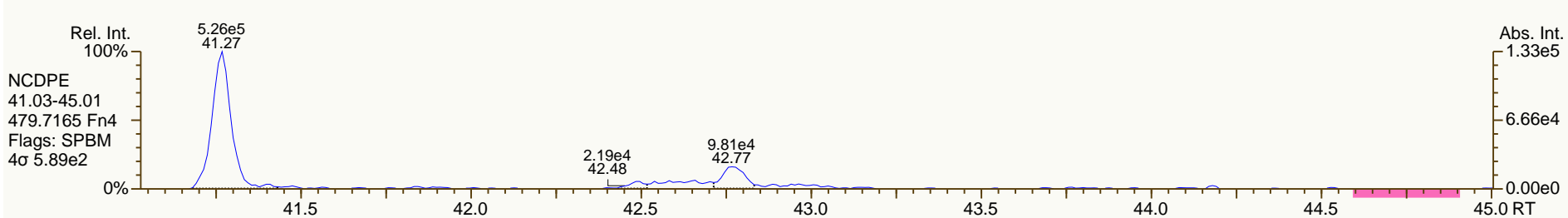
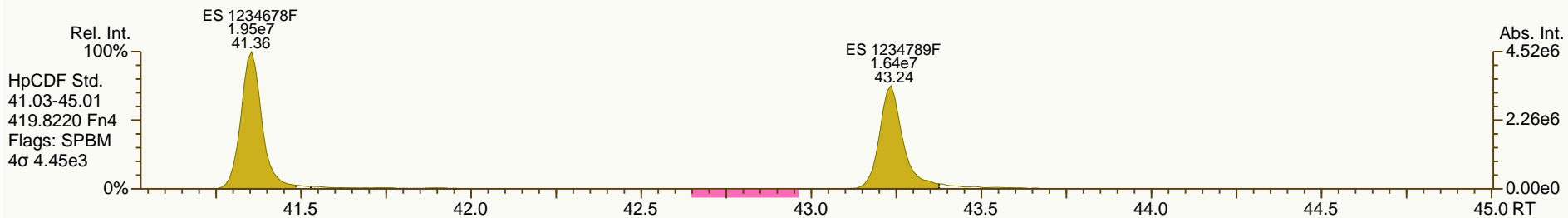
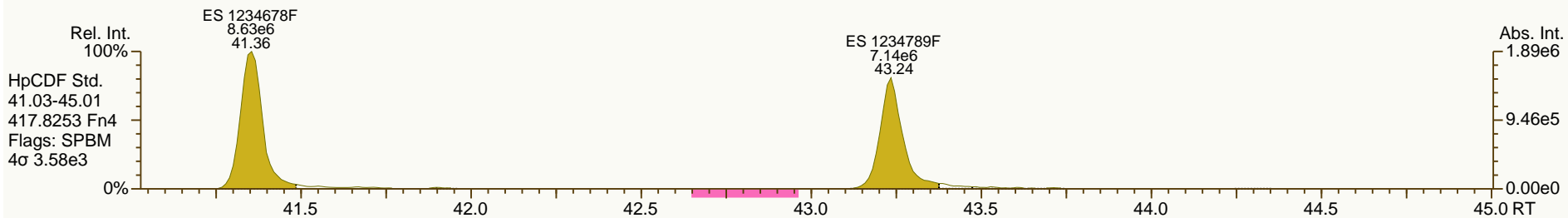
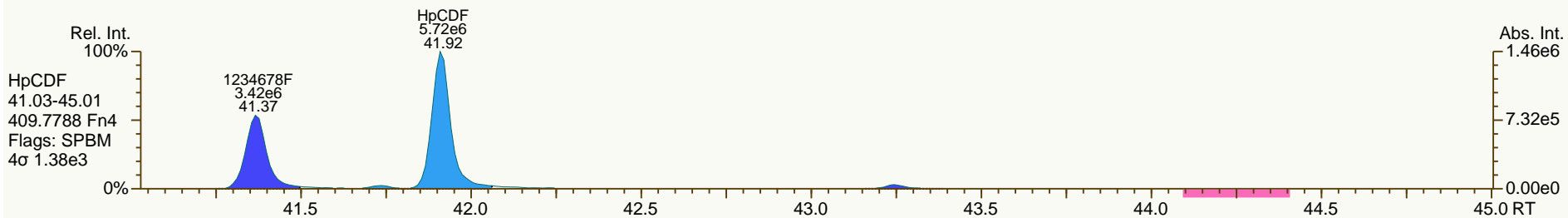
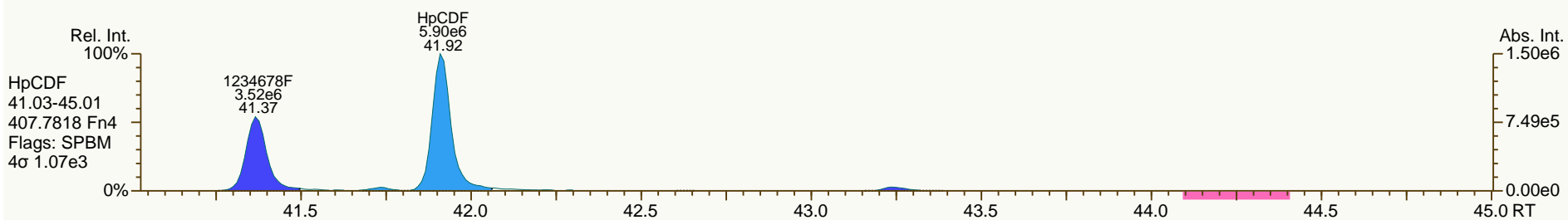


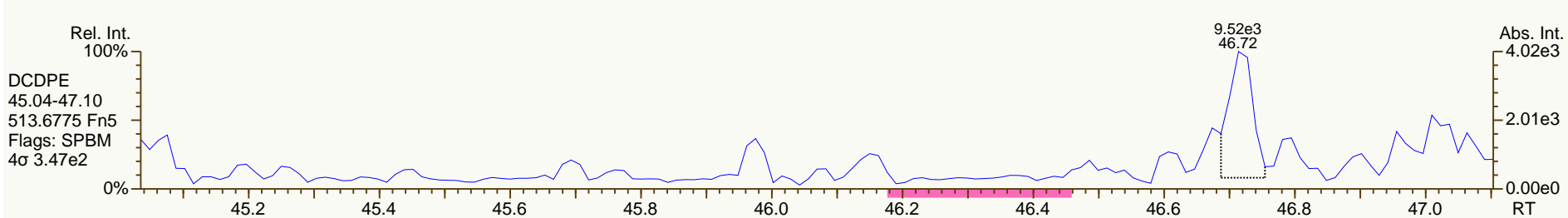
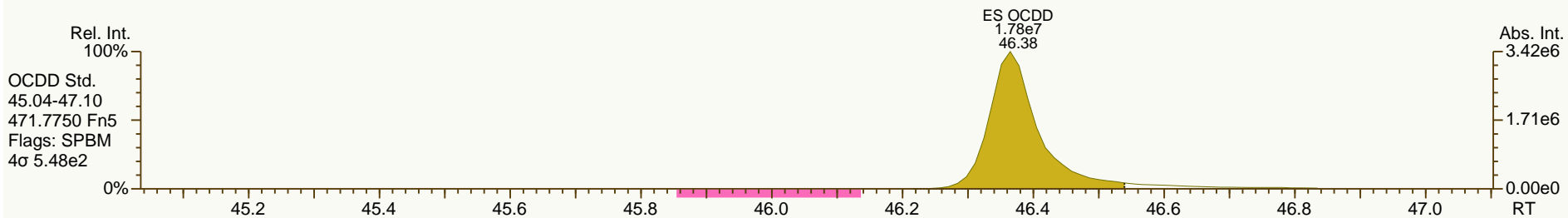
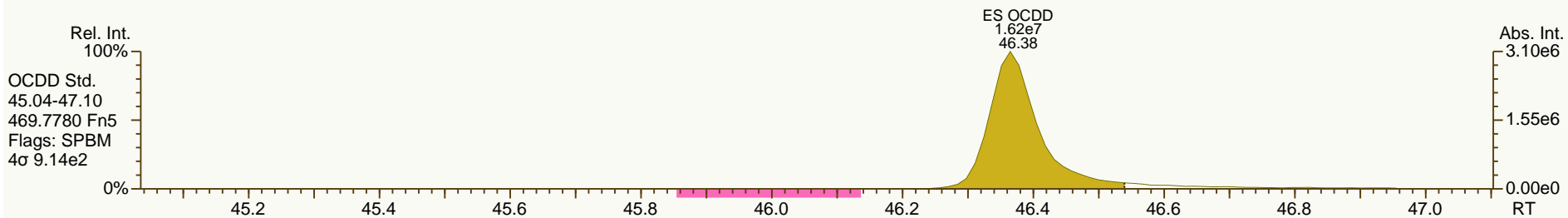
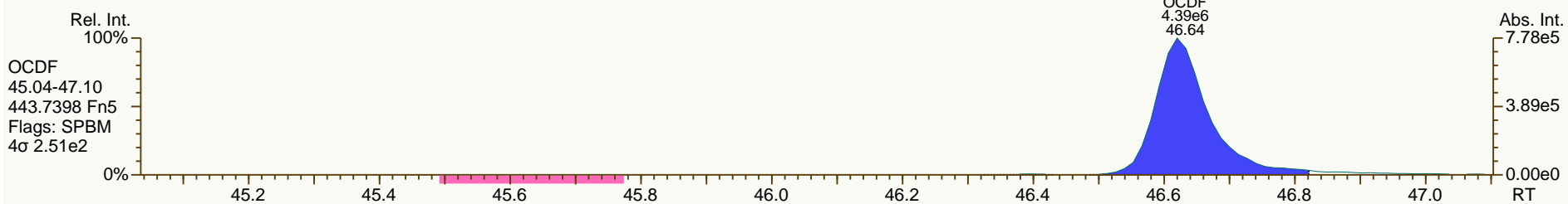
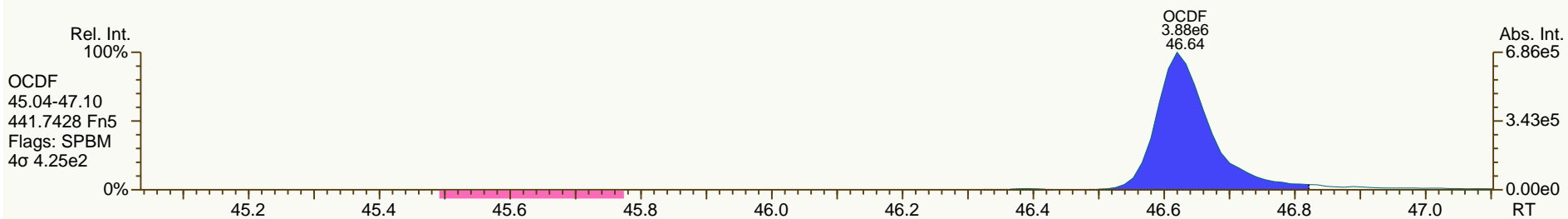












Quantify Sample Summary Report

MassLynx 4.1

Confirms Sample Summary

Dataset: C:\MassLynx\Default.pro\Results\c13nov12a-5_14.qld

Last Altered: Wednesday, 11/14/2012 10:46:12 AM Eastern Standard Time

Printed: Wednesday, 11/14/2012 10:57:48 AM Eastern Standard Time

7/11-14-12

Method: C:\MassLynx\Default.PRO\MethDB\VFXms-TCDF_Smooth.mdb 13 Nov 2012 08:24:11

Calibration: C:\MassLynx\Default.PRO\CurveDB\VFXms-100212a_Confirm-TD.cdb 31 Oct 2012 14:37:39

Name: c13nov12a-10

Date: 13-Nov-2012

Time: 17:46:53

ID: 31203251002

User: JHL

Submitter:

Task: HRMS3

	Name	Response	Ion1Area	Ion2Area	RA	RAFail?	MRRF	RT	Conc	EDL	SN1	SN2	M	Height1	Noise1	Height2	Noise2	Smp Size	FV
1	2378-TCDF	8.687e3	3.974e3	4.713e3	0.84	NO	1.218	21.23	5.289	0.4378	28.0	35.8	MM	4.995e4	1785	6.654e4	1861	18.97	20
2	ES:13C-2378-TCDF	1.422e5	6.151e4	8.065e4	0.76	NO	1.655	21.22	94.230	1.0507	213.9	263.4	bb	7.796e5	3644	1.061e6	4028	18.97	20
3	JS:13C-1234-TCDD	9.611e4	4.202e4	5.409e4	0.78	NO	1.000	21.11	105.430	1.7716	120.7	196.0	bb	5.084e5	4213	7.062e5	3604	18.97	20
4	Tetrafurans	-	2.434e4	-	-	-	1.218	-	31.572	0.4378	-	-	-	2.864e5	1785	-	-	18.97	20
5	F1 Lock Mass	-	-	-	-	-	-	-	-	-	-	-	-	-	87498	-	-	1.00	1

$$[TCDF] = \frac{8.687e3}{1.422e5} \left(\frac{200000}{18.97g \times 0.5347} \right) \left(\frac{1}{1.21803} \right) = 9.89 \mu g/g$$

7/11-14-12

Dataset: C:\MassLynx\Default.pro\Results\c13nov12a-5_14.qld

Last Altered: Wednesday, 11/14/2012 10:46:12 AM Eastern Standard Time

Printed: Wednesday, 11/14/2012 10:57:48 AM Eastern Standard Time

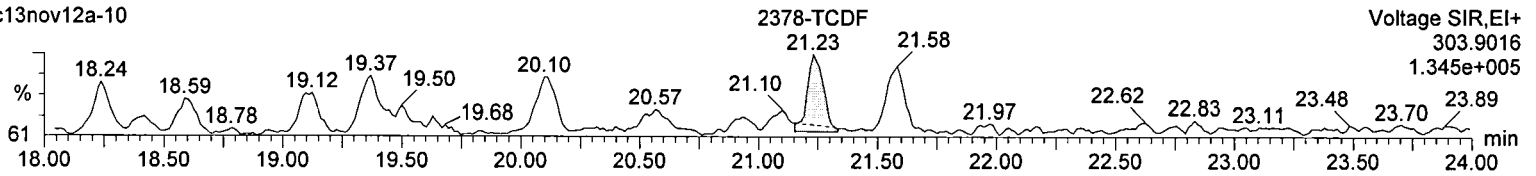
Method: C:\MassLynx\Default.PRO\MethDB\VFxms-TCDF_Smooth.mdb 13 Nov 2012 08:24:11

Calibration: C:\MassLynx\Default.PRO\CurveDB\VFxms-100212a_Confirm-TD.cdb 31 Oct 2012 14:37:39

Name: c13nov12a-10, ID: 31203251002

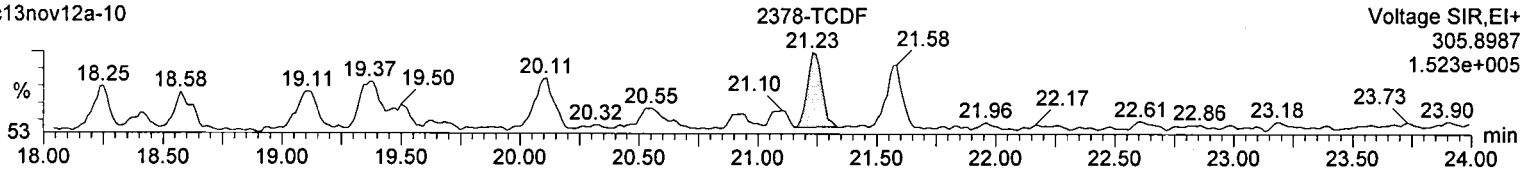
TCDF

c13nov12a-10



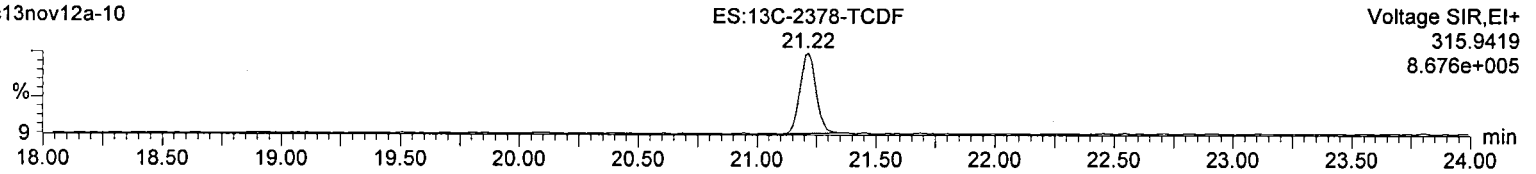
TCDF

c13nov12a-10



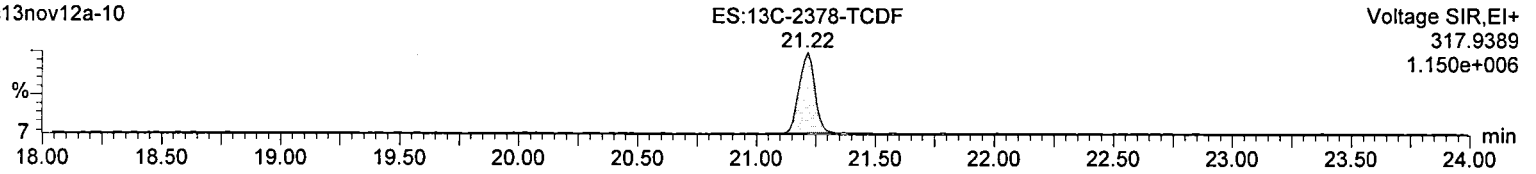
13C-TCDF

c13nov12a-10



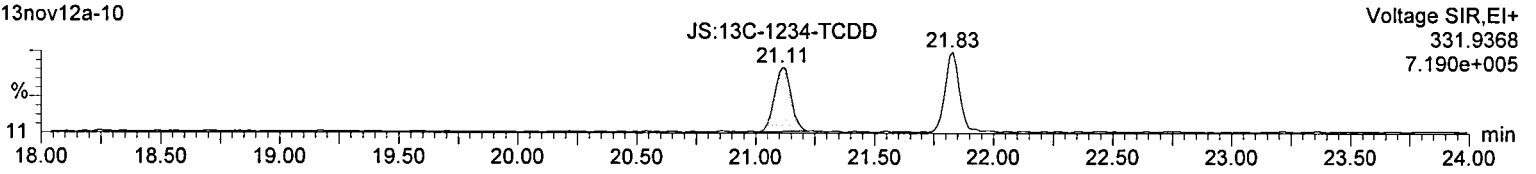
13C-TCDF

c13nov12a-10



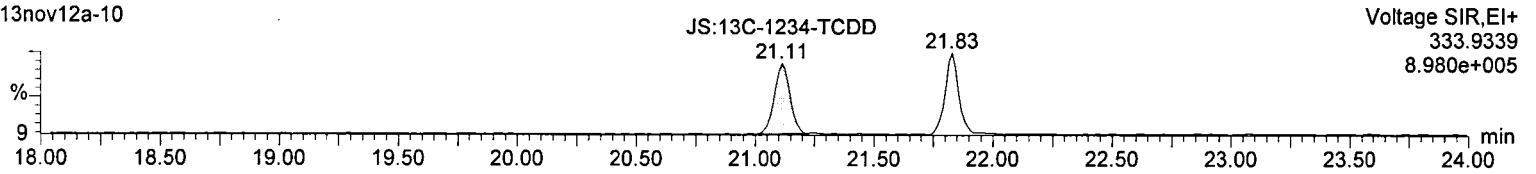
13C-TCDD

c13nov12a-10




13C-TCDD

c13nov12a-10



F1 Lock Mass

c13nov12a-10



mm
11/14/12

Dataset: C:\MassLynx\Default.pro\Results\c13nov12a-5_14.qld

Last Altered: Wednesday, 11/14/2012 10:46:12 AM Eastern Standard Time

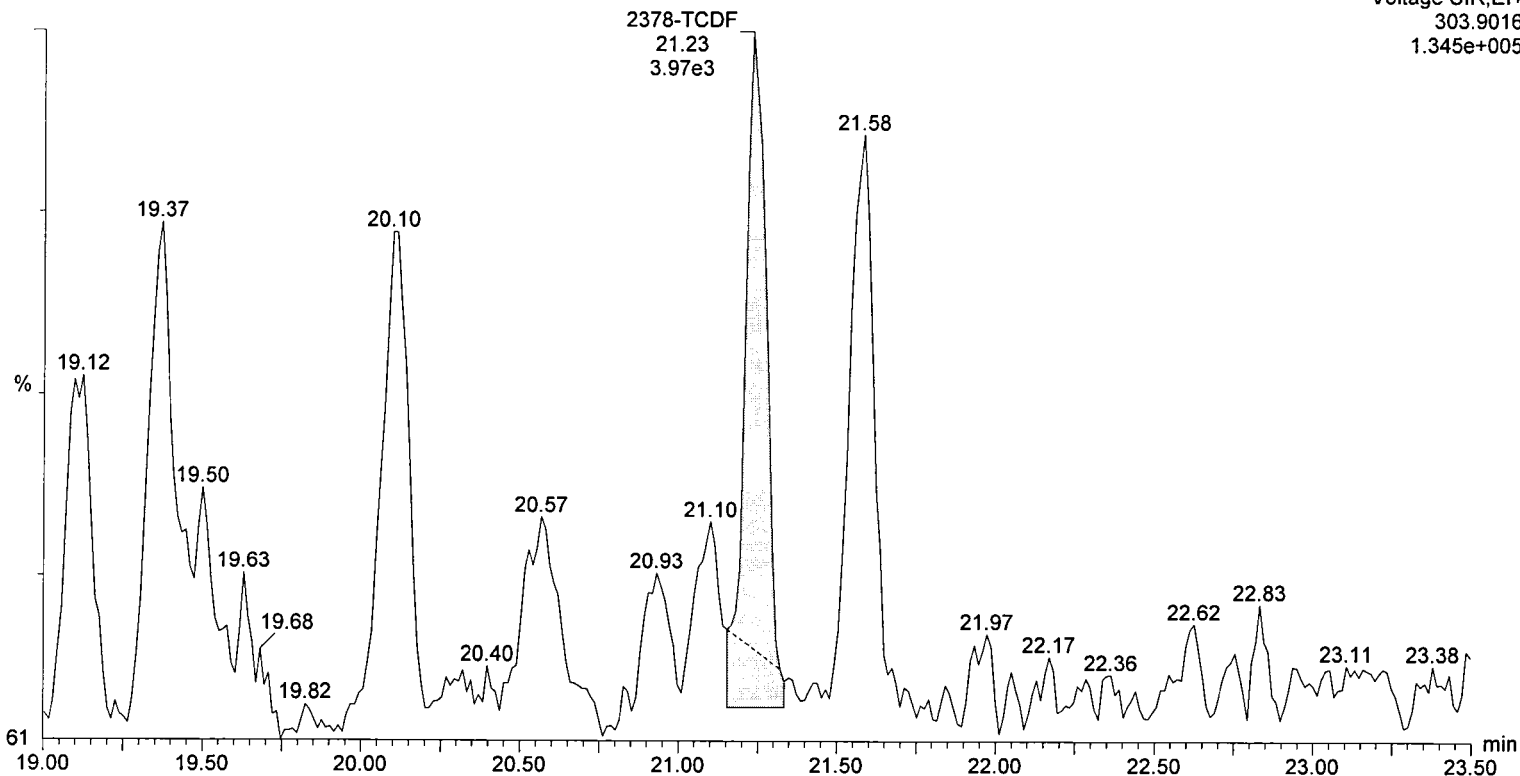
Printed: Wednesday, 11/14/2012 10:59:59 AM Eastern Standard Time

Name: c13nov12a-10, ID: 31203251002

TCDF

c13nov12a-10

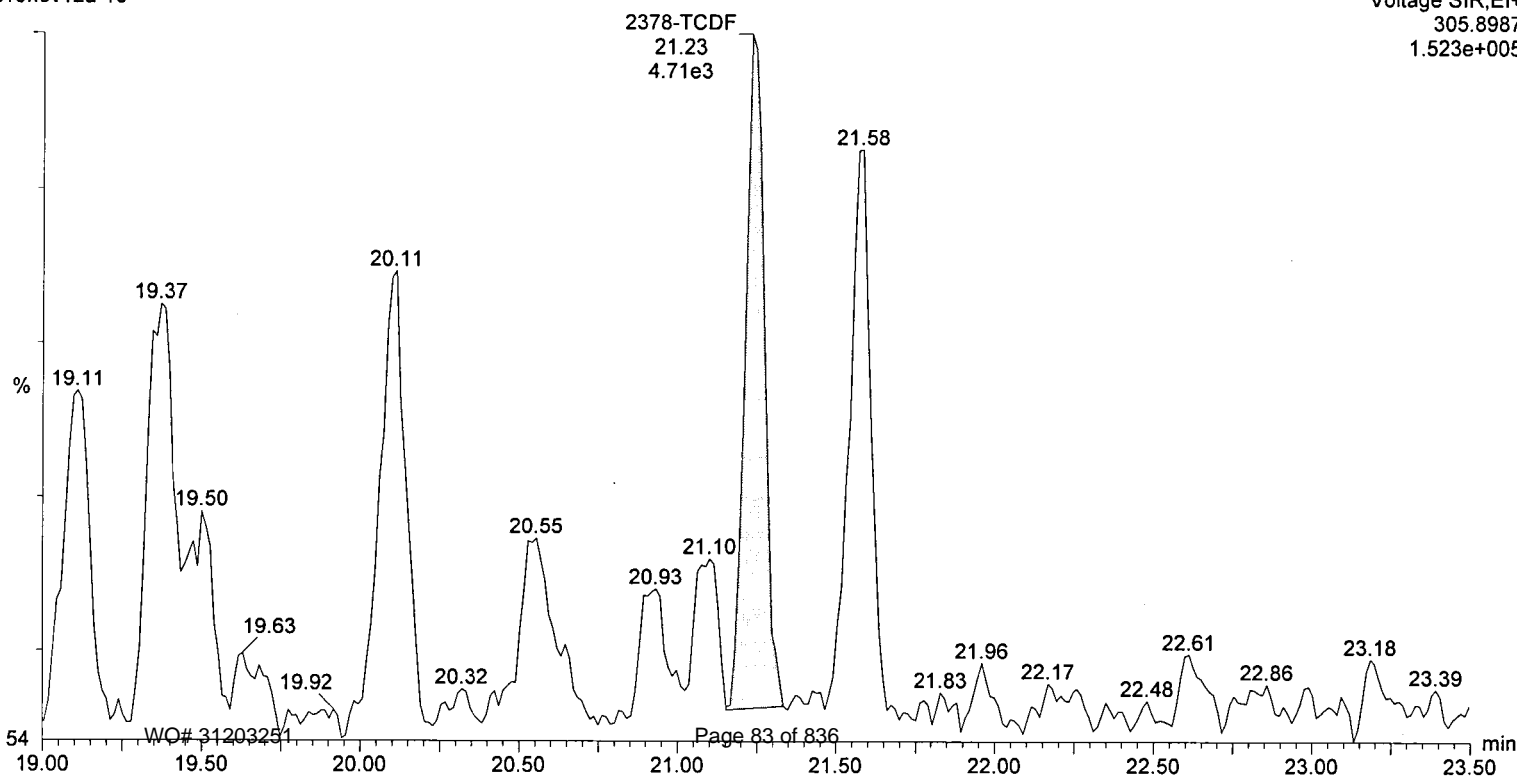
Voltage SIR,EI+
303.9016
1.345e+005



TCDF

c13nov12a-10

Voltage SIR,EI+
305.8987
1.523e+005



Results of JW-EA09-SS38-120507

Client Sample ID: **JW-EA09-SS38-120507**
 Client Project ID: **Jeld-Wen Surface Sediments**
 Lab Sample ID: 31203251002-A
 Lab Project ID: 31203251

Collection Date: 05/07/2012 13:50
 Received Date: 05/09/2012 10:15
 Matrix: Soil-Solid as dry weight
 Solids (%): 53.50

Results by EPA 1668B

<u>Parameter</u>	<u>Result</u>	<u>EMPC</u>	<u>Qual</u>	<u>DL</u>	<u>LOQ/CL</u>	<u>Units</u>	<u>RT</u>	<u>Ratio</u>
1-MoCB	123			0.109	0.986	pg/g	10.42	3.13
2-MoCB	109			0.132	0.986	pg/g	12.27	3.14
3-MoCB	118			0.108	0.986	pg/g	12.44	3.20
4-DiCB	163			0.455	0.986	pg/g	12.65	1.59
5-DiCB	7.65			0.766	0.986	pg/g	15.07	1.47
6-DiCB	113			0.765	0.986	pg/g	14.80	1.55
7-DiCB	18.9			0.721	0.986	pg/g	14.60	1.58
8-DiCB	617			0.731	0.986	pg/g	15.19	1.56
9-DiCB	30.2			0.833	0.986	pg/g	14.45	1.54
10-DiCB	8.85			0.326	0.986	pg/g	12.81	1.61
11-DiCB	2640			0.708	0.986	pg/g	17.37	1.57
12-DiCB C13	83.1			0.691	1.97	pg/g	17.63	1.56
14-DiCB	5.28			0.621	0.986	pg/g	16.64	1.64
15-DiCB	421			0.557	0.986	pg/g	17.91	1.55
16-TrCB	452			0.176	0.986	pg/g	17.85	1.08
17-TrCB	434			0.133	0.986	pg/g	17.46	1.07
18-TrCB C30	1080			0.116	1.97	pg/g	17.10	1.08
19-TrCB	79.2			0.146	0.986	pg/g	15.44	1.07
20-TrCB C28	3420			0.843	1.97	pg/g	20.55	1.03
21-TrCB C33	1270			0.811	1.97	pg/g	20.75	1.03
22-TrCB	961			0.880	0.986	pg/g	21.08	1.03
23-TrCB		1.73		0.873	0.986	pg/g	19.56	0.88*
24-TrCB	ND		U	0.102	0.986	pg/g		
25-TrCB	199			0.847	0.986	pg/g	20.02	1.03
26-TrCB C29	487			0.853	1.97	pg/g	19.81	1.03
27-TrCB	83.7			0.0997	0.986	pg/g	17.64	1.08
31-TrCB	2870			0.809	0.986	pg/g	20.29	1.04
32-TrCB	389			0.0940	0.986	pg/g	18.31	1.08
34-TrCB	19.7			0.929	0.986	pg/g	19.42	1.02
35-TrCB	97.8			0.834	0.986	pg/g	23.65	1.04
36-TrCB	33.5			0.775	0.986	pg/g	22.46	1.03
37-TrCB	821			0.708	0.986	pg/g	24.00	1.04
38-TrCB		2.87		0.845	0.986	pg/g	23.26	1.26*
39-TrCB	15.4			0.752	0.986	pg/g	22.78	1.02
40-TeCB C71	1760			0.176	1.97	pg/g	23.85	0.80
41-TeCB	252			0.210	0.986	pg/g	23.74	0.77
42-TeCB	836			0.191	0.986	pg/g	23.43	0.80
43-TeCB	113			0.207	0.986	pg/g	22.32	0.78
44-TeCB C47/65	3710			0.170	2.96	pg/g	22.98	0.80
45-TeCB	412			0.218	0.986	pg/g	20.61	0.79
46-TeCB	146			0.222	0.986	pg/g	20.87	0.79
48-TeCB	575			0.180	0.986	pg/g	22.79	0.80

Results of JW-EA09-SS38-120507

Client Sample ID: **JW-EA09-SS38-120507**
 Client Project ID: **Jeld-Wen Surface Sediments**
 Lab Sample ID: 31203251002-A
 Lab Project ID: 31203251

Collection Date: 05/07/2012 13:50
 Received Date: 05/09/2012 10:15
 Matrix: Soil-Solid as dry weight
 Solids (%): 53.50

Results by EPA 1668B

<u>Parameter</u>	<u>Result</u>	<u>EMPC</u>	<u>Qual</u>	<u>DL</u>	<u>LOQ/CL</u>	<u>Units</u>	<u>RT</u>	<u>Ratio</u>
49-TeCB C69	2130			0.148	1.97	pg/g	22.55	0.79
50-TeCB C53	398			0.181	1.97	pg/g	20.03	0.80
51-TeCB	70.7			0.172	0.986	pg/g	20.70	0.80
52-TeCB	5760		E	0.182	0.986	pg/g	22.12	0.79
54-TeCB	2.78			0.0829	0.986	pg/g	18.15	0.81
55-TeCB	ND		U	1.42	1.42	pg/g		
56-TeCB	2060			1.43	1.43	pg/g	27.11	0.79
57-TeCB	ND		U	1.38	1.38	pg/g		
58-TeCB	17.9			1.37	1.37	pg/g	25.63	0.77
59-TeCB C62/75	236			0.132	2.96	pg/g	23.27	0.80
60-TeCB	1120			1.35	1.35	pg/g	27.30	0.78
61-TeCB C70/74/76	8490			1.31	3.94	pg/g	26.30	0.78
63-TeCB	159			1.23	1.23	pg/g	26.01	0.78
64-TeCB	1440			0.123	0.986	pg/g	24.05	0.80
66-TeCB	4560		E	1.37	1.37	pg/g	26.56	0.78
67-TeCB	99.8			1.31	1.31	pg/g	25.78	0.78
68-TeCB	28.5			1.22	1.22	pg/g	25.05	0.78
72-TeCB	64.6			1.39	1.39	pg/g	24.80	0.78
73-TeCB	ND		U	0.139	0.986	pg/g		
77-TeCB	407			1.08	1.08	pg/g	30.22	0.78
78-TeCB	ND		U	1.38	1.38	pg/g		
79-TeCB	36.1			1.20	1.20	pg/g	28.92	0.76
80-TeCB	ND		U	1.20	1.20	pg/g		
81-TeCB	14.5			1.14	1.14	pg/g	29.76	0.80
82-PeCB	846			3.35	3.35	pg/g	29.91	0.62
83-PeCB	394			3.52	3.52	pg/g	28.40	0.61
84-PeCB	1620			3.34	3.34	pg/g	26.43	0.62
85-PeCB C116	ND		U	2.22	2.22	pg/g		
86-PeCB C108/119/125/87/97	4640			2.46	5.92	pg/g	28.96	0.62
88-PeCB	ND		U	3.66	3.66	pg/g		
89-PeCB	76.0			3.14	3.14	pg/g	26.83	0.61
90-PeCB C101/113	6610			2.51	2.96	pg/g	28.03	0.62
91-PeCB	765			2.71	2.71	pg/g	26.26	0.62
92-PeCB	1320			2.96	2.96	pg/g	27.54	0.62
93-PeCB C100	30.8			2.77	2.77	pg/g	25.72	0.60
94-PeCB	21.8			3.07	3.07	pg/g	25.12	0.62
95-PeCB	3720			2.87	2.87	pg/g	25.51	0.62
96-PeCB	34.2			0.0966	0.986	pg/g	23.23	0.63
98-PeCB	ND		U	2.97	2.97	pg/g		
99-PeCB	3180			2.53	2.53	pg/g	28.51	0.63
102-PeCB	163			2.78	2.78	pg/g	25.84	0.62
103-PeCB	32.6			2.64	2.64	pg/g	24.95	0.62

Results of JW-EA09-SS38-120507

Client Sample ID: **JW-EA09-SS38-120507**
 Client Project ID: **Jeld-Wen Surface Sediments**
 Lab Sample ID: 31203251002-A
 Lab Project ID: 31203251

Collection Date: 05/07/2012 13:50
 Received Date: 05/09/2012 10:15
 Matrix: Soil-Solid as dry weight
 Solids (%): 53.50

Results by EPA 1668B

<u>Parameter</u>	<u>Result</u>	<u>EMPC</u>	<u>Qual</u>	<u>DL</u>	<u>LOQ/CL</u>	<u>Units</u>	<u>RT</u>	<u>Ratio</u>
104-PeCB	0.266		J	0.0762	0.986	pg/g	22.94	0.65
105-PeCB	2910			2.08	2.08	pg/g	33.16	0.62
106-PeCB	ND		U	2.17	2.17	pg/g		
107-PeCB C124	230			2.13	2.13	pg/g	31.61	0.63
109-PeCB	579			2.00	2.00	pg/g	31.83	0.62
111-PeCB	ND		U	1.99	1.99	pg/g		
110-PeCB	7270		E	2.05	2.05	pg/g	29.65	0.62
112-PeCB	ND		U	2.12	2.12	pg/g		
114-PeCB	125			1.82	1.82	pg/g	32.63	0.62
115-PeCB	ND		U	2.20	2.20	pg/g		
117-PeCB	1540			2.70	2.70	pg/g	29.51	0.62
118-PeCB	6210		E	1.90	1.90	pg/g	32.19	0.62
120-PeCB	31.3			1.98	1.98	pg/g	30.67	0.61
121-PeCB	ND		U	2.06	2.06	pg/g		
122-PeCB	70.1			2.14	2.14	pg/g	32.46	0.61
123-PeCB	ND		U	1.90	1.90	pg/g		
126-PeCB	14.0			0.388	0.986	pg/g	35.77	0.59
127-PeCB	ND		U	2.09	2.09	pg/g		
128-HxCB C166	1070			0.786	1.97	pg/g	35.85	1.23
129-HxCB C138/163	6330			0.131	2.96	pg/g	34.81	1.27
130-HxCB	429			0.158	0.986	pg/g	34.26	1.27
131-HxCB	72.8			0.154	0.986	pg/g	31.87	1.28
132-HxCB	1780			0.150	0.986	pg/g	32.25	1.26
133-HxCB	85.0			0.144	0.986	pg/g	32.71	1.25
134-HxCB	342			0.169	0.986	pg/g	31.36	1.27
135-HxCB C151	1630			0.139	1.97	pg/g	30.44	1.27
136-HxCB	630			0.109	0.986	pg/g	28.41	1.26
137-HxCB	244			0.145	0.986	pg/g	34.45	1.25
139-HxCB C140	93.2			0.132	1.97	pg/g	31.71	1.26
141-HxCB	830			0.137	0.986	pg/g	33.92	1.26
142-HxCB	ND		U	0.151	0.986	pg/g		
143-HxCB	ND		U	0.138	0.986	pg/g		
144-HxCB	240			0.135	0.986	pg/g	30.91	1.27
145-HxCB	1.92			0.106	0.986	pg/g	28.67	1.15
146-HxCB	702			0.130	0.986	pg/g	33.25	1.26
147-HxCB C149	3970			0.135	1.97	pg/g	31.20	1.26
148-HxCB	4.40			0.135	0.986	pg/g	29.95	1.23
150-HxCB	4.37			0.0998	0.986	pg/g	28.13	1.23
152-HxCB	3.69			0.103	0.986	pg/g	27.98	1.16
153-HxCB C168	4420			0.108	1.97	pg/g	33.77	1.26
154-HxCB	44.5			0.122	0.986	pg/g	30.66	1.29
155-HxCB	ND		U	0.0924	0.986	pg/g		

Results of JW-EA09-SS38-120507

Client Sample ID: **JW-EA09-SS38-120507**
 Client Project ID: **Jeld-Wen Surface Sediments**
 Lab Sample ID: 31203251002-A
 Lab Project ID: 31203251

Collection Date: 05/07/2012 13:50
 Received Date: 05/09/2012 10:15
 Matrix: Soil-Solid as dry weight
 Solids (%): 53.50

Results by EPA 1668B

<u>Parameter</u>	<u>Result</u>	<u>EMPC</u>	<u>Qual</u>	<u>DL</u>	<u>LOQ/CL</u>	<u>Units</u>	<u>RT</u>	<u>Ratio</u>
156-HxCB C157	710			0.787	1.97	pg/g	38.29	1.23
158-HxCB	626			0.101	0.986	pg/g	35.14	1.26
159-HxCB	ND		U	0.666	0.986	pg/g		
160-HxCB	ND		U	0.112	0.986	pg/g		
161-HxCB	ND		U	0.105	0.986	pg/g		
162-HxCB	37.0			0.638	0.986	pg/g	36.99	1.22
164-HxCB	409			0.111	0.986	pg/g	34.54	1.26
165-HxCB	ND		U	0.116	0.986	pg/g		
167-HxCB	208			0.591	0.986	pg/g	37.35	1.23
169-HxCB	ND		U	0.823	0.986	pg/g		
170-HpCB	1220			0.725	0.986	pg/g	40.51	1.05
171-HpCB C173	319			0.572	1.97	pg/g	37.55	1.06
172-HpCB	193			0.665	0.986	pg/g	38.93	1.05
174-HpCB	1020			0.573	0.986	pg/g	36.64	1.05
175-HpCB	43.3			0.532	0.986	pg/g	35.73	1.04
176-HpCB	123			0.0881	0.986	pg/g	33.63	1.06
177-HpCB	609			0.578	0.986	pg/g	37.02	1.06
178-HpCB	222			0.129	0.986	pg/g	35.19	1.06
179-HpCB	457			0.0950	0.986	pg/g	32.88	1.06
180-HpCB C193	2500			0.581	1.97	pg/g	39.48	1.05
181-HpCB	9.13			0.503	0.986	pg/g	37.36	1.11
182-HpCB	5.09			0.483	0.986	pg/g	36.14	1.05
183-HpCB	616			0.469	0.986	pg/g	36.47	1.05
184-HpCB	0.821		J	0.0979	0.986	pg/g	33.35	1.15
185-HpCB	ND		U	0.511	0.986	pg/g		
186-HpCB		0.247	J	0.0940	0.986	pg/g	34.01	1.41*
187-HpCB	1210			0.498	0.986	pg/g	35.95	1.05
188-HpCB	1.19			0.0912	0.986	pg/g	32.62	1.15
189-HpCB	41.6			0.324	0.986	pg/g	43.15	1.04
190-HpCB	198			0.505	0.986	pg/g	40.97	1.06
191-HpCB	46.5			0.491	0.986	pg/g	39.77	1.04
192-HpCB	ND		U	0.509	0.986	pg/g		
194-OcCB	548			0.422	0.986	pg/g	44.92	0.92
195-OcCB	215			0.453	0.986	pg/g	42.92	0.91
196-OcCB	254			0.164	0.986	pg/g	41.66	0.92
197-OcCB	15.2			0.110	0.986	pg/g	38.65	0.93
198-OcCB C199	616			0.167	1.97	pg/g	41.11	0.89
200-OcCB	51.0			0.121	0.986	pg/g	38.73	0.89
201-OcCB	71.5			0.114	0.986	pg/g	37.91	0.90
202-OcCB	137			0.128	0.986	pg/g	37.13	0.91
203-OcCB	368			0.154	0.986	pg/g	41.83	0.92
204-OcCB	ND		U	0.122	0.986	pg/g		

Results of JW-EA09-SS38-120507

Client Sample ID: **JW-EA09-SS38-120507**
 Client Project ID: **Jeld-Wen Surface Sediments**
 Lab Sample ID: 31203251002-A
 Lab Project ID: 31203251

Collection Date: 05/07/2012 13:50
 Received Date: 05/09/2012 10:15
 Matrix: Soil-Solid as dry weight
 Solids (%): 53.50

Results by EPA 1668B

<u>Parameter</u>	<u>Result</u>	<u>EMPC</u>	<u>Qual</u>	<u>DL</u>	<u>LOQ/CL</u>	<u>Units</u>	<u>RT</u>	<u>Ratio</u>
205-OcCB	20.7			0.309	0.986	pg/g	45.32	0.91
206-NoCB	196			0.205	0.986	pg/g	46.78	0.77
207-NoCB	36.5			0.158	0.986	pg/g	43.51	0.78
208-NoCB	76.6			0.143	0.986	pg/g	42.73	0.77
209-DeCB	138			0.252	0.986	pg/g	48.11	1.19
Total Monochlorobiphenyls	350			0.108		pg/g		
Total Dichlorobiphenyls	4100			0.506		pg/g		
Total Trichlorobiphenyls	12700			0.427		pg/g		
Total Tetrachlorobiphenyls	34900			0.533		pg/g		
Total Pentachlorobiphenyls	42400			1.36		pg/g		
Total Hexachlorobiphenyls	24900			0.573		pg/g		
Total Heptachlorobiphenyls	8830			0.403		pg/g		
Total Octachlorobiphenyls	2300			0.218		pg/g		
Total Nonachlorobiphenyls	309			0.174		pg/g		
Total Decachlorobiphenyl	138			0.252		pg/g		
Total PCBs	131000			1.36		pg/g		

World Health Organization Summary

	<u>Units</u>	<u>ND=0</u>	<u>ND=½</u>	<u>ND=DL</u>
WHO-2005 TEQ	pg/g	1.75	1.76	1.78
WHO-2005 TEQ w/EMPC	pg/g	1.75	1.76	1.78

Results of JW-EA09-SS38-120507

Client Sample ID: **JW-EA09-SS38-120507**
 Client Project ID: **Jeld-Wen Surface Sediments**
 Lab Sample ID: 31203251002-A
 Lab Project ID: 31203251

Collection Date: 05/07/2012 13:50
 Received Date: 05/09/2012 10:15
 Matrix: Soil-Solid as dry weight
 Solids (%): 53.50

Results by EPA 1668B

<u>Parameter</u>	<u>Result</u>	<u>EMPC</u>	<u>Qual</u>	<u>DL</u>	<u>LOQ/CL</u>	<u>Units</u>	<u>RT</u>	<u>Ratio</u>
Labeled Standards								
1L-MoCB	69.0				4.00-100	%		
3L-MoCB	86.0				11.0-106	%		
4L-DiCB	100				14.0-107	%		
15L-DiCB	77.0				19.0-107	%		
19L-TrCB	85.0				1.00-108	%		
37L-TrCB	82.0				25.0-123	%		
54L-TeCB	104				13.0-105	%		
77L-TeCB	90.0				31.0-109	%		
81L-TeCB	88.0				14.0-127	%		
104L-PeCB	95.0				36.0-115	%		
105L-PeCB	86.0				50.0-111	%		
114L-PeCB	88.0				41.0-121	%		
118L-PeCB	90.0				49.0-111	%		
123L-PeCB	90.0				49.0-116	%		
126L-PeCB	87.0				50.0-106	%		
155L-HxCB	93.0				25.0-124	%		
156L-HxCB C157L	79.0				40.0-120	%		
167L-HxCB	82.0				45.0-118	%		
169L-HxCB	72.0				37.0-117	%		
188L-HpCB	88.0				23.0-125	%		
189L-HpCB	105				47.0-116	%		
202L-OcCB	81.0				31.0-134	%		
205L-OcCB	95.0				46.0-115	%		
206L-NoCB	137*				38.0-122	%		
208L-NoCB	107				31.0-126	%		
209L-DeCB	76.0				43.0-115	%		
28L-TrCB	94.0				14.0-131	%		
111L-PeCB	99.0				57.0-112	%		
178L-HpCB	94.0				57.0-125	%		

Batch Information

Analytical Batch: **HRP1312**
 Analytical Method: **EPA 1668B**
 Instrument: **APHRMS**
 Analyst: **LKB**
 Analytical Date/Time: **10/24/2012 11:02**

Prep Batch: **HXX1817**
 Prep Method: **EPA 1668B PREP S/D/T**
 Prep Date/Time: **10/16/2012 15:56**
 Prep Initial Wt./Vol.: **18.97 g**
 Prep Extract Vol: **20 uL**



Name	Actual RT	QC	Pred RRT	Actual RRT	Diff Secs	Response	Ra	RRF	Conc. / Recv.	Noise / Recv. Low	DL / Recv. High
PCB-77 33'44'-TeCB	30.22		1.0006	1.0006	0	8.67E+07	0.78	1.13	407	1.97E+04	1.08
PCB-81 344'5'-TeCB	29.76		1.0006	1.0005	-0.2	2.87E+06	0.80	1.13	14.5	1.97E+04	1.14
PCB-105 233'44'-PeCB	33.16		1.0007	1.0007	0	4.55E+08	0.62	1.09	2,910	2.66E+04	2.08
PCB-114 2344'5'-PeCB	32.63		1.0007	1.0007	0	2.15E+07	0.62	1.16	125	2.66E+04	1.82
PCB-118 23'44'5'-PeCB	32.19	E	1.0007	1.0007	0	1.06E+09	0.62	1.11	6,210	2.66E+04	1.9
PCB-123 23'44'5'-PeCB	NotFnd		1.0006	-		0.00E+00		1.19	ND	2.66E+04	1.9
PCB-126 33'44'5'-PeCB	35.77		1.0005	1.0000	-1.1	2.09E+06	0.59	1.06	14	4.50E+03	0.388
PCB-156/157 ...-HxCB	38.29	C	1.0005	1.0002	-0.7	1.03E+08	1.23	1.11	710	7.76E+03	0.787
PCB-167 23'44'55'-HxCB	37.35		1.0006	1.0005	-0.2	3.30E+07	1.23	1.14	208	7.76E+03	0.591
PCB-169 33'44'55'-HxCB	NotFnd		1.0004	-		0.00E+00		1.11	ND	7.76E+03	0.823
PCB-189 233'44'55'-HpCB	43.15		1.0004	1.0004	0	4.83E+06	1.04	1.06	41.6	3.19E+03	0.324
PCB-209 DeCB	48.11		1.0004	1.0004	0	7.89E+06	1.19	1.07	138	9.44E+02	0.252
ES PCB-1	10.41		0.7215	0.7214	-0.1	5.35E+07	3.19	1.08	69.1 %	25%	150%
ES PCB-3	12.42		0.8608	0.8608	0	6.68E+07	3.23	1.08	86.2 %	25%	150%
ES PCB-4	12.63		0.8756	0.8753	-0.2	3.51E+07	1.59	0.49	100 %	25%	150%
ES PCB-15	17.90		1.2386	1.2399	+1.4	6.14E+07	1.56	1.11	77.3 %	25%	150%
ES PCB-19	15.42		1.0685	1.0685	0	3.37E+07	1.06	0.55	84.9 %	25%	150%
ES PCB-37	23.98		1.0840	1.0850	+1.4	4.09E+07	1.08	1.64	82 %	25%	150%
ES PCB-54	18.13		0.8214	0.8202	-1.3	2.98E+07	0.75	0.94	104 %	25%	150%
ES PCB-77	30.21		1.3640	1.3666	+4.7	3.70E+07	0.79	1.35	90.1 %	25%	150%
ES PCB-81	29.74		1.3429	1.3458	+5.2	3.47E+07	0.80	1.29	88.4 %	25%	150%
ES PCB-104	22.92		0.8204	0.8182	-3.0	2.51E+07	1.62	0.99	95.3 %	25%	150%
ES PCB-105	33.14		1.1846	1.1831	-3.0	2.81E+07	1.65	1.23	86 %	25%	150%
ES PCB-114	32.61		1.1656	1.1642	-2.7	2.92E+07	1.57	1.25	88.2 %	25%	150%
ES PCB-118	32.17		1.1496	1.1485	-2.1	3.05E+07	1.62	1.28	89.8 %	25%	150%
ES PCB-123	31.89		1.1397	1.1385	-2.3	2.91E+07	1.64	1.22	90.2 %	25%	150%
ES PCB-126	35.76		1.2777	1.2768	-1.9	2.77E+07	1.61	1.20	87.1 %	25%	150%
ES PCB-153	-	-	-	-	-	-	-	-	-	-	-
ES PCB-155	27.83		0.7994	0.8001	+1.2	3.13E+07	1.31	1.50	93.1 %	25%	150%
ES PCB-156/157	38.28		1.1005	1.1007	+0.5	5.16E+07	1.31	1.45	78.9 %	25%	150%
ES PCB-167	37.33		1.0730	1.0733	+0.7	2.75E+07	1.32	1.49	81.9 %	25%	150%
ES PCB-169	41.02		1.1787	1.1794	+1.7	2.26E+07	1.27	1.40	71.7 %	25%	150%
ES PCB-170	-	-	-	-	-	-	-	-	-	-	-
ES PCB-180	-	-	-	-	-	-	-	-	-	-	-
ES PCB-188	32.60		0.7268	0.7261	-1.4	2.32E+07	1.08	1.18	87.6 %	25%	150%
ES PCB-189	43.14		0.9608	0.9607	-0.3	2.17E+07	1.06	1.49	105 %	25%	150%
ES PCB-202	37.11		0.8272	0.8265	-1.6	2.07E+07	0.90	1.14	81.2 %	25%	150%
ES PCB-205	45.30		1.0089	1.0089	0	1.59E+07	0.90	1.20	95.3 %	25%	150%
ES PCB-206	46.77		1.0413	1.0418	+1.4	1.65E+07	0.81	0.87	137 %	25%	150%
ES PCB-208	42.71		0.9520	0.9512	-2.1	1.77E+07	0.80	1.19	107 %	25%	150%
ES PCB-209	48.09		1.0714	1.0711	-0.9	1.05E+07	1.20	1.00	75.7 %	25%	150%

Name	Actual RT	QC	Pred RRT	Actual RRT	Diff Secs	Response	Ra	RRF	Conc. / Recv.	Noise / Recv. Low	DL / Recv. High
SS PCB-28	20.53		0.9294	0.9288	-0.7	5.02E+07	1.07	1.07	114 %	30%	135%
SS PCB-111	30.26	NA	1.0814	1.0803	-2.0	3.23E+07	1.60	1.01	110 %	30%	135%
SS PCB-178	35.17		1.0112	1.0111	-0.2	1.57E+07	1.08	0.63	108 %	30%	135%
CS PCB-28	20.53		0.9294	0.9288	-0.7	5.02E+07	1.07	1.76	93.7 %	30%	135%
CS PCB-111	30.26		1.0814	1.0803	-2.0	3.23E+07	1.60	1.23	99.3 %	30%	135%
CS PCB-178	35.17		1.0112	1.0111	-0.2	1.57E+07	1.08	0.74	94.4 %	30%	135%

JS PCB-9	14.43					7.16E+07	1.56				
JS PCB-52	22.10					3.05E+07	0.79				
JS PCB-101	28.01					2.65E+07	1.54				
JS PCB-138	34.78					2.25E+07	1.32				
JS PCB-194	44.90					1.39E+07	0.89				

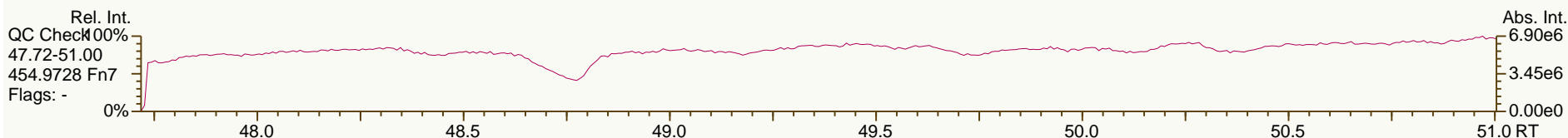
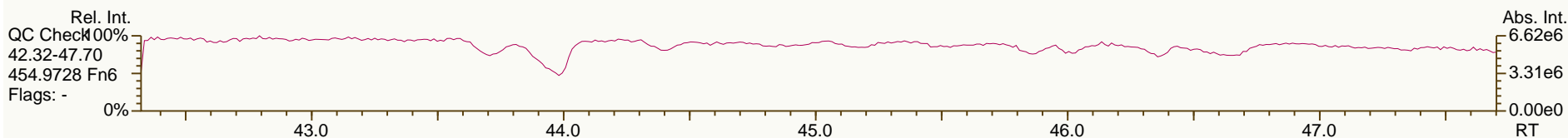
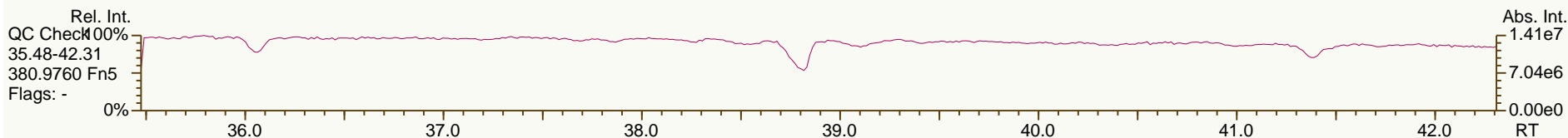
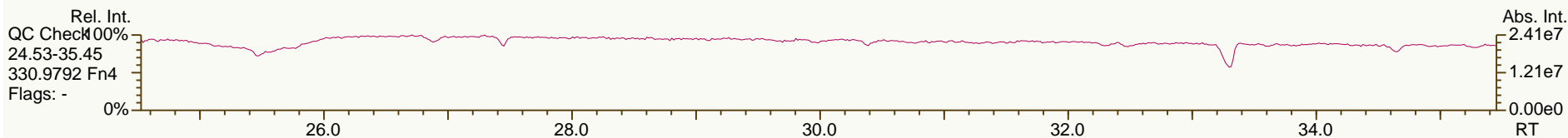
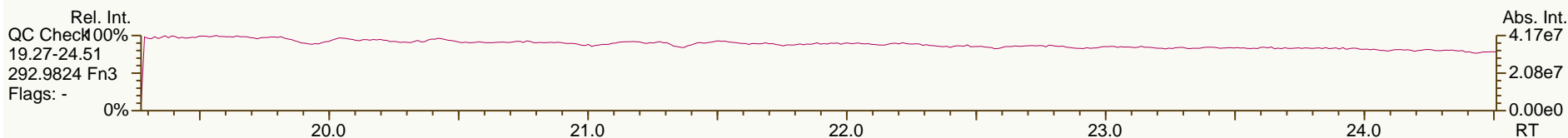
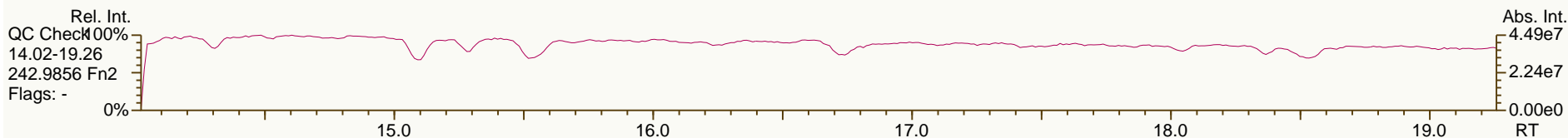
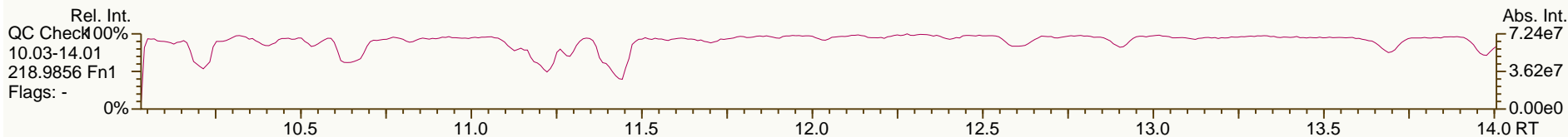
	Totals	NON-EMPC	EMPC	DL
	Mono-CBs	350	350	0.108
	Di-CBs	4,100	4,100	0.506
	Tri-CBs	12,700	12,700	0.427
	Tetra-CBs	34,900	34,900	0.533
	Penta-CBs	42,400	42,400	1.36
	Hexa-CBs	24,900	24,900	0.573
	Hepta-CBs	8,830	8,830	0.403
	Octa-CBs	2,300	2,300	0.218
	Nona-CBs	309	309	0.174

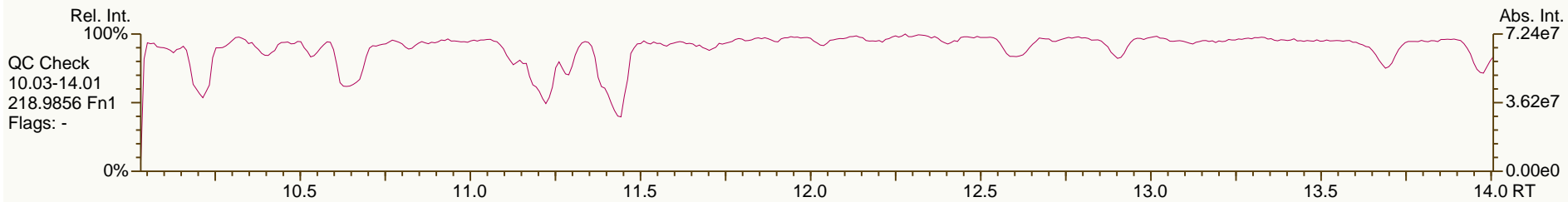
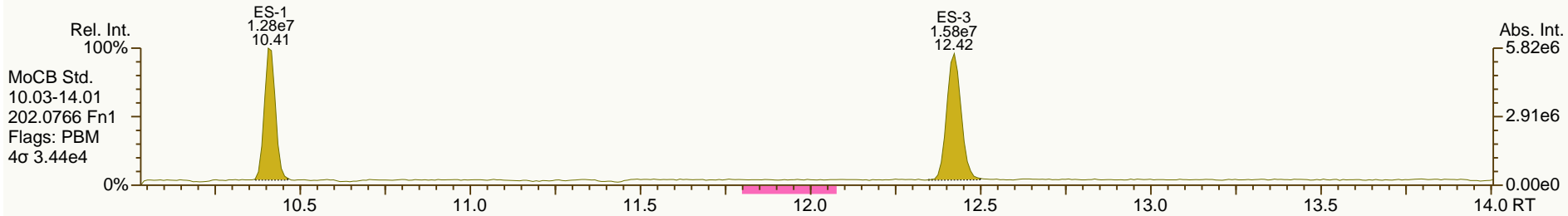
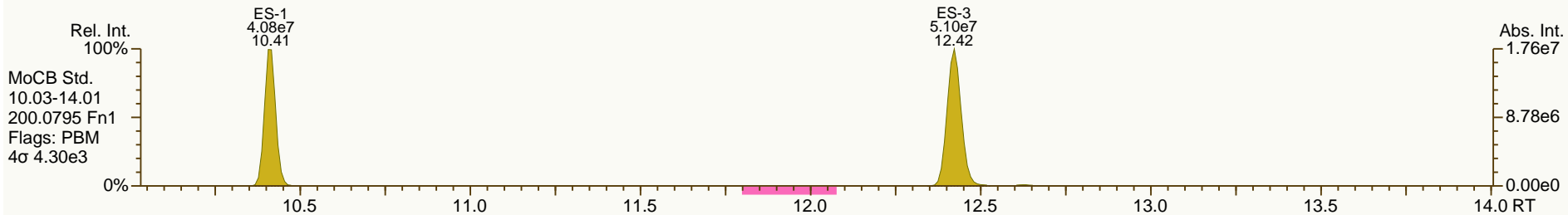
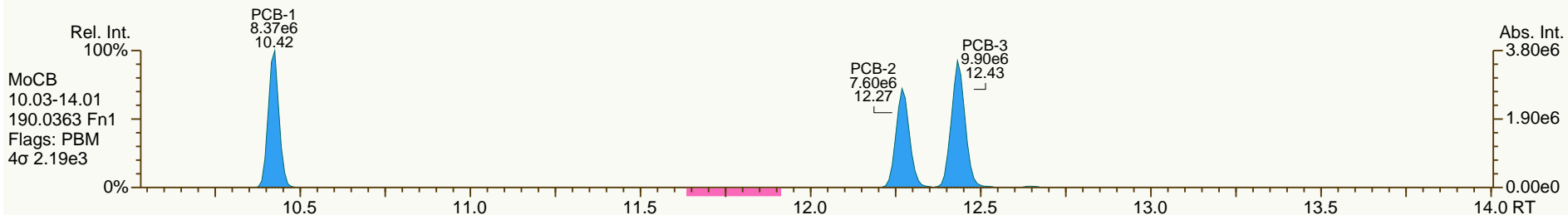
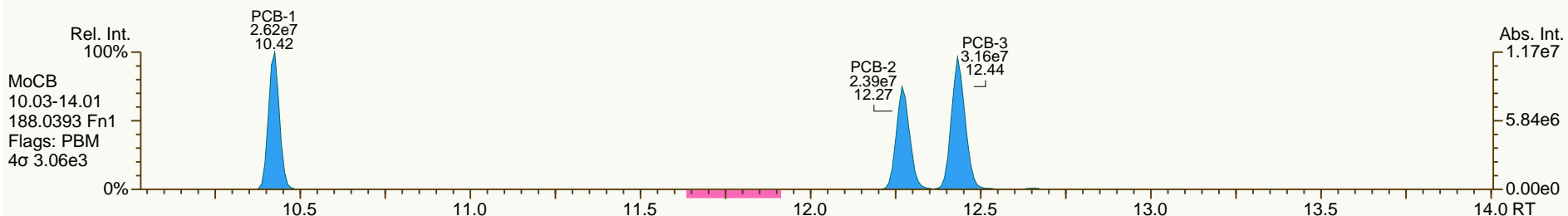
PCB-1 2-MoCB	10.42		1.0011	1.0011	0	3.46E+07	3.13	1.03	123	5.24E+03	0.109
PCB-2 3-MoCB	12.27		0.9879	0.9879	0	3.15E+07	3.14	0.85	109	5.24E+03	0.132
PCB-3 4-MoCB	12.44		1.0010	1.0010	0	4.15E+07	3.20	1.04	118	5.24E+03	0.108
PCB-4 22'-DiCB	12.65		1.0011	1.0011	0	3.39E+07	1.59	1.17	163	1.30E+04	0.455
PCB-10 26'-DiCB	12.81		1.0139	1.0138	-0.1	2.56E+06	1.61	1.63	8.85	1.30E+04	0.326
PCB-9 25'-DiCB	14.45		1.0011	1.0010	-0.1	6.79E+06	1.54	0.72	30.2	1.96E+04	0.833
PCB-7 24'-DiCB	14.60		1.0114	1.0114	0	4.91E+06	1.58	0.84	18.9	1.96E+04	0.721
PCB-6 23'-DiCB	14.80		1.0255	1.0255	0	2.77E+07	1.55	0.79	113	1.96E+04	0.765
PCB-5 23'-DiCB	15.07		1.0443	1.0440	-0.3	1.87E+06	1.47	0.79	7.65	1.96E+04	0.766
PCB-8 24'-DiCB	15.19		1.0522	1.0523	+0.1	1.58E+08	1.56	0.82	617	1.96E+04	0.731
PCB-14 35'-DiCB	16.64		0.9304	0.9299	-0.5	1.60E+06	1.64	0.97	5.28	1.96E+04	0.621
PCB-11 33'-DiCB	17.37		0.9708	0.9706	-0.2	6.98E+08	1.57	0.85	2,640	1.96E+04	0.708
PCB-13/12 34'/34'-DiCB	17.63	C	0.9858	0.9853	-0.5	2.26E+07	1.56	0.87	83.1	1.96E+04	0.691
PCB-15 44'-DiCB	17.91		1.0008	1.0008	0	1.42E+08	1.55	1.08	421	1.96E+04	0.557
PCB-19 22'6-TrCB	15.44		1.0011	1.0011	0	1.48E+07	1.07	1.09	79.2	3.19E+03	0.146
PCB-30/18 246/22'5-TrCB	17.10	C	1.1076	1.1085	+0.9	2.53E+08	1.08	1.38	1,080	3.19E+03	0.116
PCB-17 22'4-TrCB	17.46		1.1316	1.1324	+0.8	8.84E+07	1.07	1.19	434	3.19E+03	0.133
PCB-27 23'6-TrCB	17.64		1.1433	1.1441	+0.8	2.28E+07	1.08	1.60	83.7	3.19E+03	0.0997
PCB-24 236-TrCB	NotFnd		1.1512	-		0.00E+00		1.56	ND	3.19E+03	0.102
PCB-16 22'3-TrCB	17.85		1.1566	1.1571	+0.5	6.96E+07	1.08	0.90	452	3.19E+03	0.176

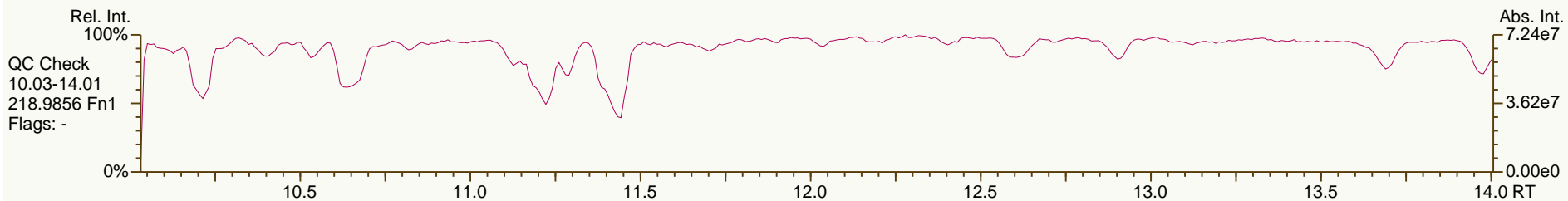
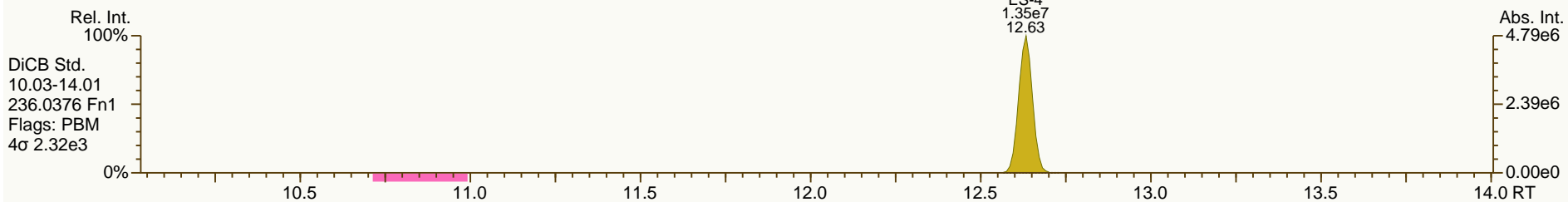
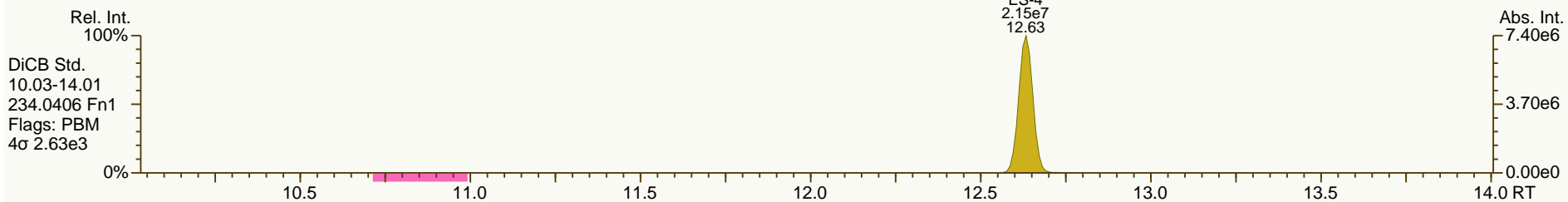
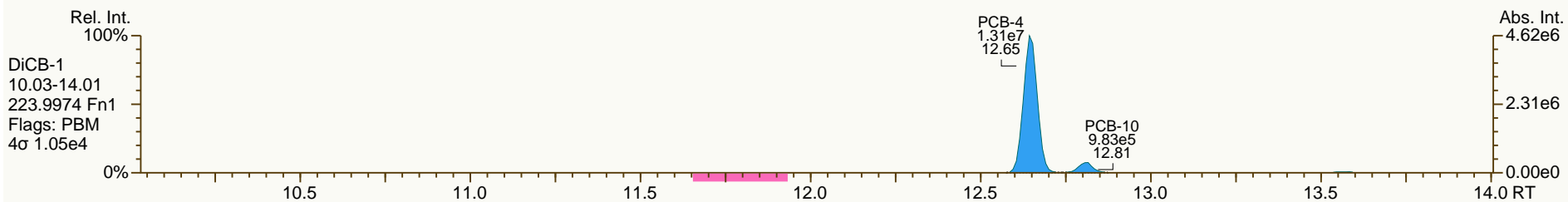
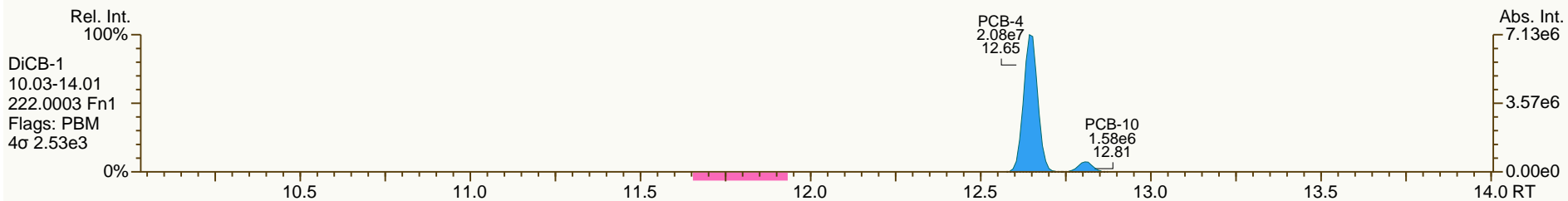
Name	Actual RT	QC	Pred RRT	Actual RRT	Diff Secs	Response	Ra	RRF	Conc. / Recv.	Noise / Recv. Low	DL / Recv. High
PCB-32 24'6-TrCB	18.31		1.1863	1.1873	+1.1	1.12E+08	1.08	1.69	389	3.19E+03	0.094
PCB-34 23'5'-TrCB	19.42		0.8114	0.8100	-1.6	3.43E+06	1.02	0.84	19.7	1.47E+04	0.929
PCB-23 235-TrCB	19.56	EMPC	0.8172	0.8157	-1.8	3.22E+05	0.88	0.90	1.73	1.47E+04	0.873
PCB-26/29 23'5'/245-TrCB	19.81	C	0.8285	0.8263	-2.6	9.26E+07	1.03	0.92	487	1.47E+04	0.853
PCB-25 23'4-TrCB	20.02		0.8363	0.8349	-1.7	3.81E+07	1.03	0.92	199	1.47E+04	0.847
PCB-31 24'5-TrCB	20.29		0.8474	0.8462	-1.5	5.76E+08	1.04	0.97	2,870	1.47E+04	0.809
PCB-28/20 244'/233'-TrCB	20.55	C	0.8584	0.8569	-1.8	6.59E+08	1.03	0.93	3,420	1.47E+04	0.843
PCB-21/33 234/23'4'-TrCB	20.75	C	0.8653	0.8652	-0.1	2.53E+08	1.03	0.96	1,270	1.47E+04	0.811
PCB-22 234'-TrCB	21.08		0.8804	0.8792	-1.5	1.77E+08	1.03	0.89	961	1.47E+04	0.88
PCB-36 33'5-TrCB	22.46		0.9368	0.9364	-0.5	7.01E+06	1.03	1.01	33.5	1.47E+04	0.775
PCB-39 34'5-TrCB	22.78		0.9495	0.9499	+0.5	3.32E+06	1.02	1.04	15.4	1.47E+04	0.752
PCB-38 345-TrCB	23.26	EMPC	0.9702	0.9701	-0.1	5.51E+05	1.26	0.93	2.87	1.47E+04	0.845
PCB-35 33'4-TrCB	23.65		0.9864	0.9864	0	1.90E+07	1.04	0.94	97.8	1.47E+04	0.834
PCB-37 344'-TrCB	24.00		1.0008	1.0008	0	1.88E+08	1.04	1.10	821	1.47E+04	0.708
PCB-54 22'66'-TeCB	18.15		1.0010	1.0010	0	5.07E+05	0.81	1.21	2.78	1.55E+03	0.0829
PCB-50/53 22'46/22'56'-TeCB	20.03	C	0.9082	0.9063	-2.3	5.41E+07	0.80	0.77	398	2.14E+03	0.181
PCB-45 22'36-TeCB	20.61		0.9329	0.9325	-0.5	4.66E+07	0.79	0.64	412	2.14E+03	0.218
PCB-51 22'46'-TeCB	20.70		0.9364	0.9363	-0.1	1.01E+07	0.80	0.81	70.7	2.14E+03	0.172
PCB-46 22'36'-TeCB	20.87		0.9450	0.9444	-0.8	1.62E+07	0.79	0.63	146	2.14E+03	0.222
PCB-52 22'55'-TeCB	22.12	E	1.0010	1.0010	0	7.80E+08	0.79	0.77	5,760	2.14E+03	0.182
PCB-73 23'5'6-TeCB	NotFnd		1.0066	-		0.00E+00		1.00	ND	2.14E+03	0.139
PCB-43 22'35-TeCB	22.32		1.0103	1.0101	-0.3	1.34E+07	0.78	0.67	113	2.14E+03	0.207
PCB-69/49 23'46/22'45'-TeCB	22.55	C	1.0192	1.0202	+1.4	3.54E+08	0.79	0.94	2,130	2.14E+03	0.148
PCB-48 22'45-TeCB	22.79		1.0310	1.0313	+0.4	7.87E+07	0.80	0.78	575	2.14E+03	0.18
PCB-44/47/65 ...-TeCB	22.98	C	1.0405	1.0396	-1.2	5.38E+08	0.80	0.82	3,710	2.14E+03	0.17
PCB-59/62/75 ...-TeCB	23.27	C	1.0525	1.0527	+0.3	4.41E+07	0.80	1.06	236	2.14E+03	0.132
PCB-42 22'34'-TeCB	23.43		1.0594	1.0599	+0.7	1.08E+08	0.80	0.73	836	2.14E+03	0.191
PCB-41 22'34-TeCB	23.74		1.0737	1.0741	+0.6	2.95E+07	0.77	0.66	252	2.14E+03	0.21
PCB-71/40 23'4'6/22'33'-TeCB	23.85	C	1.0781	1.0789	+1.1	2.46E+08	0.80	0.79	1,760	2.14E+03	0.176
PCB-64 234'6-TeCB	24.05		1.0870	1.0879	+1.3	2.88E+08	0.80	1.14	1,440	2.14E+03	0.123
PCB-72 23'55'-TeCB	24.80		0.8340	0.8339	-0.1	1.05E+07	0.78	0.92	64.6	1.97E+04	1.39
PCB-68 23'45'-TeCB	25.05		0.8423	0.8423	0	5.30E+06	0.78	1.06	28.5	1.97E+04	1.22
PCB-57 233'5-TeCB	NotFnd		0.8542	-		0.00E+00		0.93	ND	1.97E+04	1.38
PCB-58 233'5'-TeCB	25.63		0.8607	0.8617	+1.5	2.95E+06	0.77	0.94	17.9	1.97E+04	1.37
PCB-67 23'45-TeCB	25.78		0.8659	0.8668	+1.4	1.73E+07	0.78	0.98	99.8	1.97E+04	1.31
PCB-63 234'5-TeCB	26.01		0.8733	0.8744	+1.7	2.93E+07	0.78	1.04	159	1.97E+04	1.23
PCB-61/70/74/76 ...-TeCB	26.30	C	0.8826	0.8842	+2.5	1.46E+09	0.78	0.98	8,490	1.97E+04	1.31
PCB-66 23'44'-TeCB	26.56	E	0.8920	0.8928	+1.3	7.52E+08	0.78	0.94	4,560	1.97E+04	1.37
PCB-55 233'4-TeCB	NotFnd		0.8964	-		0.00E+00		0.90	ND	1.97E+04	1.42
PCB-56 233'4'-TeCB	27.11		0.9107	0.9114	+1.1	3.24E+08	0.79	0.89	2,060	1.97E+04	1.43
PCB-60 2344'-TeCB	27.30		0.9170	0.9177	+1.1	1.88E+08	0.78	0.95	1,120	1.97E+04	1.35
PCB-80 33'55'-TeCB	NotFnd		0.9294	-		0.00E+00		1.07	ND	1.97E+04	1.2
PCB-79 33'45'-TeCB	28.92		0.9724	0.9721	-0.5	6.79E+06	0.76	1.07	36.1	1.97E+04	1.2
PCB-78 33'45-TeCB	NotFnd		0.9882	-		0.00E+00		0.93	ND	1.97E+04	1.38
PCB-104 22'466'-PeCB	22.94	J	1.0009	1.0011	+0.3	4.25E+04	0.65	1.25	0.266	1.18E+03	0.0762
PCB-96 22'366'-PeCB	23.23		1.0138	1.0137	-0.1	4.31E+06	0.63	0.99	34.2	1.18E+03	0.0966
PCB-103 22'45'6-PeCB	24.95		0.8917	0.8906	-1.6	4.10E+06	0.62	0.85	32.6	2.66E+04	2.64
PCB-94 22'356'-PeCB	25.12		0.8979	0.8968	-1.7	2.37E+06	0.62	0.73	21.8	2.66E+04	3.07

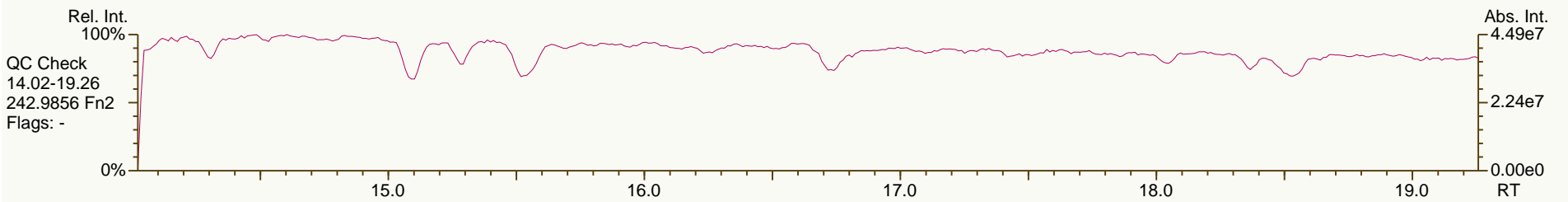
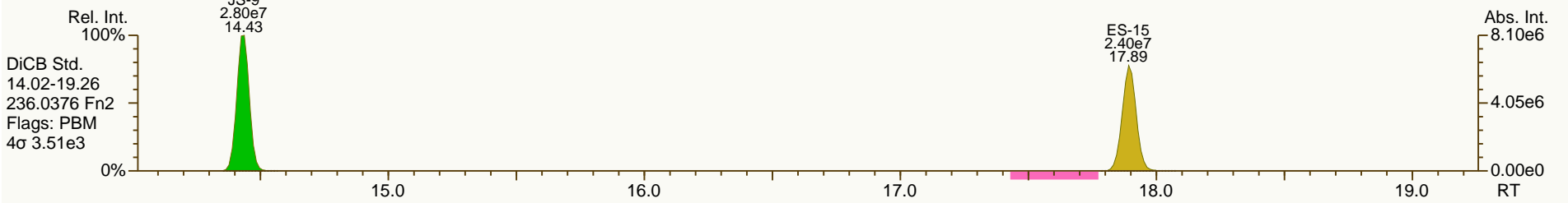
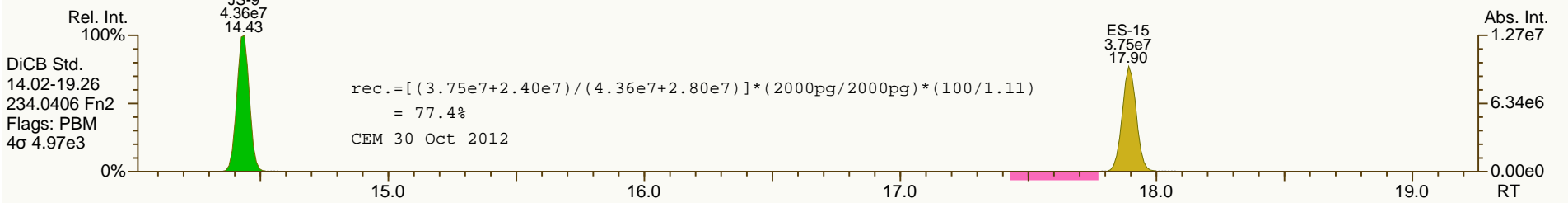
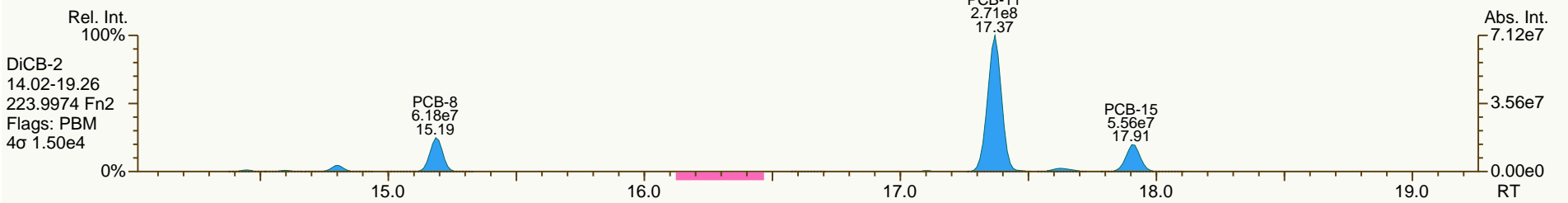
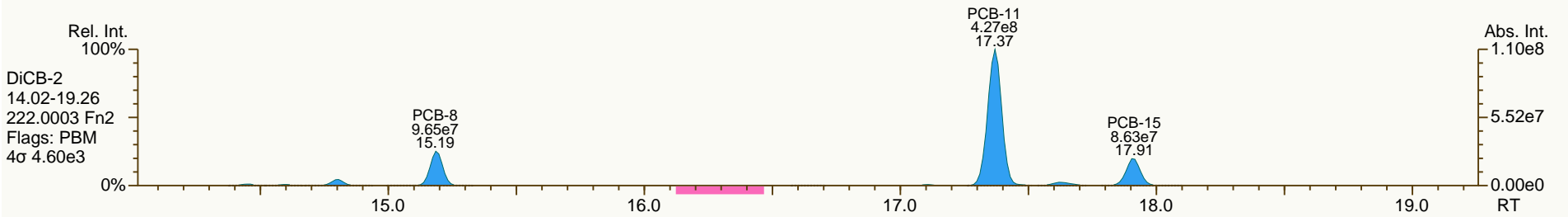
Name	Actual RT	QC	Pred RRT	Actual RRT	Diff Secs	Response	Ra	RRF	Conc. / Recv.	Noise / Recv. Low	DL / Recv. High
PCB-95 22'35'6-PeCB	25.51		0.9112	0.9107	-0.8	4.32E+08	0.62	0.79	3,720	2.66E+04	2.87
PCB-100/93 22'44'6/22'356-PeCB	25.72	C	0.9186	0.9180	-0.9	3.71E+06	0.60	0.81	30.8	2.66E+04	2.77
PCB-102 22'456'-PeCB	25.84		0.9224	0.9223	-0.2	1.95E+07	0.62	0.81	163	2.66E+04	2.78
PCB-98 22'34'6'-PeCB	NotFnd		0.9248	-		0.00E+00		0.76	ND	2.66E+04	2.97
PCB-88 22'346-PeCB	NotFnd		0.9349	-		0.00E+00		0.62	ND	2.66E+04	3.66
PCB-91 22'34'6-PeCB	26.26		0.9374	0.9375	+0.2	9.42E+07	0.62	0.83	765	2.66E+04	2.71
PCB-84 22'33'6-PeCB	26.43		0.9438	0.9434	-0.6	1.61E+08	0.62	0.68	1,620	2.66E+04	3.34
PCB-89 22'346'-PeCB	26.83		0.9584	0.9579	-0.8	8.07E+06	0.61	0.72	76	2.66E+04	3.14
PCB-121 23'45'6-PeCB	NotFnd		0.9722	-		0.00E+00		1.10	ND	2.66E+04	2.06
PCB-92 22'355'-PeCB	27.54		0.9830	0.9831	+0.2	1.48E+08	0.62	0.76	1,320	2.66E+04	2.96
PCB-113/90/101 ...-PeCB	28.03	C	0.9999	1.0008	+1.5	8.79E+08	0.62	0.90	6,610	2.66E+04	2.51
PCB-83 22'33'5-PeCB	28.40		1.0147	1.0140	-1.2	3.73E+07	0.61	0.64	394	2.66E+04	3.52
PCB-99 22'44'5-PeCB	28.51		1.0184	1.0179	-0.9	4.19E+08	0.63	0.89	3,180	2.66E+04	2.53
PCB-112 233'56-PeCB	NotFnd		1.0217	-		0.00E+00		1.06	ND	2.66E+04	2.12
PCB-108/119/86/97/125...-PeCB	28.96	C	1.0338	1.0338	0	6.29E+08	0.62	0.92	4,640	2.66E+04	2.46
PCB-117 234'56-PeCB	29.51		1.0525	1.0536	+1.9	1.90E+08	0.62	0.84	1,540	2.66E+04	2.7
PCB-116/85 23456/22'344'-PeCB	NotFnd	C	1.0552	-		0.00E+00		1.02	ND	2.66E+04	2.22
PCB-110 233'4'6-PeCB	29.65	E	1.0598	1.0585	-2.3	1.18E+09	0.62	1.10	7,270	2.66E+04	2.05
PCB-115 2344'6-PeCB	NotFnd		1.0628	-		0.00E+00		1.02	ND	2.66E+04	2.2
PCB-82 22'33'4-PeCB	29.91		1.0691	1.0676	-2.7	8.42E+07	0.62	0.67	846	2.66E+04	3.35
PCB-111 233'55'-PeCB	NotFnd		1.0821	-		0.00E+00		1.13	ND	2.66E+04	1.99
PCB-120 23'455'-PeCB	30.67		1.0960	1.0949	-2.0	5.28E+06	0.61	1.14	31.3	2.66E+04	1.98
PCB-107/124 ...-PeCB	31.61	C	0.9911	0.9912	+0.2	3.60E+07	0.63	1.06	230	2.66E+04	2.13
PCB-109 233'46-PeCB	31.83		0.9975	0.9982	+1.3	9.64E+07	0.62	1.13	579	2.66E+04	2
PCB-106 233'45-PeCB	NotFnd		1.0039	-		0.00E+00		1.04	ND	2.66E+04	2.17
PCB-122 233'4'5'-PeCB	32.46		1.0093	1.0091	-0.4	1.03E+07	0.61	0.99	70.1	2.66E+04	2.14
PCB-127 33'455'-PeCB	NotFnd		1.0387	-		0.00E+00		1.09	ND	2.66E+04	2.09
PCB-155 22'44'66'-HxCB	NotFnd		1.0008	-		0.00E+00		1.09	ND	1.39E+03	0.0924
PCB-152 22'3566'-HxCB	27.98		1.0056	1.0054	-0.3	5.74E+05	1.16	0.98	3.69	1.39E+03	0.103
PCB-150 22'34'66'-HxCB	28.13		1.0110	1.0108	-0.3	7.00E+05	1.23	1.01	4.37	1.39E+03	0.0998
PCB-136 22'33'66'-HxCB	28.41		1.0213	1.0208	-0.9	9.26E+07	1.26	0.93	630	1.39E+03	0.109
PCB-145 22'3466'-HxCB	28.67		1.0309	1.0302	-1.2	2.91E+05	1.15	0.95	1.92	1.39E+03	0.106
PCB-148 22'34'56'-HxCB	29.95		1.0773	1.0762	-2.0	5.19E+05	1.23	0.74	4.4	1.39E+03	0.135
PCB-151/135 ...-HxCB	30.44	C	1.0954	1.0939	-2.7	1.87E+08	1.27	0.72	1,630	1.39E+03	0.139
PCB-154 22'44'56'-HxCB	30.66		1.1031	1.1018	-2.4	5.82E+06	1.29	0.82	44.5	1.39E+03	0.122
PCB-144 22'345'6-HxCB	30.91		1.1121	1.1107	-2.6	2.84E+07	1.27	0.75	240	1.39E+03	0.135
PCB-147/149 ...-HxCB	31.20	C	1.1228	1.1211	-3.2	4.69E+08	1.26	0.75	3,970	1.39E+03	0.135
PCB-134 22'33'56-HxCB	31.36		1.1284	1.1271	-2.4	3.23E+07	1.27	0.59	342	1.39E+03	0.169
PCB-143 22'3456'-HxCB	NotFnd		1.1313	-		0.00E+00		0.73	ND	1.39E+03	0.138
PCB-139/140 ...-HxCB	31.71	C	1.1411	1.1394	-3.2	1.13E+07	1.26	0.76	93.2	1.39E+03	0.132
PCB-131 22'33'46-HxCB	31.87		1.1468	1.1453	-2.9	7.53E+06	1.28	0.65	72.8	1.39E+03	0.154
PCB-142 22'3456-HxCB	NotFnd		1.1516	-		0.00E+00		0.67	ND	1.39E+03	0.151
PCB-132 22'33'46'-HxCB	32.25		1.1602	1.1588	-2.7	1.89E+08	1.26	0.67	1,780	1.39E+03	0.15
PCB-133 22'33'55'-HxCB	32.71		1.1763	1.1753	-2.0	9.40E+06	1.25	0.70	85	1.39E+03	0.144
PCB-165 233'55'6-HxCB	NotFnd		0.9500	-		0.00E+00		0.87	ND	1.39E+03	0.116
PCB-146 22'34'55'-HxCB	33.25		0.9560	0.9558	-0.4	8.64E+07	1.26	0.78	702	1.39E+03	0.13
PCB-161 233'45'6-HxCB	NotFnd		0.9593	-		0.00E+00		0.96	ND	1.39E+03	0.105
PCB-153/168 ...-HxCB	33.77	C	0.9715	0.9709	-1.2	6.52E+08	1.26	0.93	4,420	1.39E+03	0.108

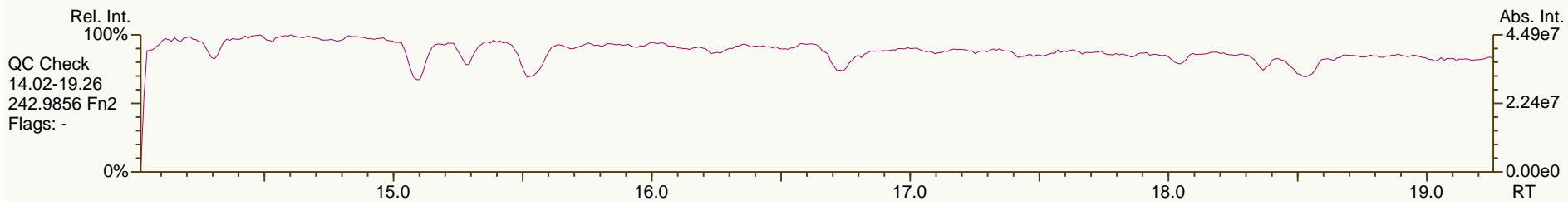
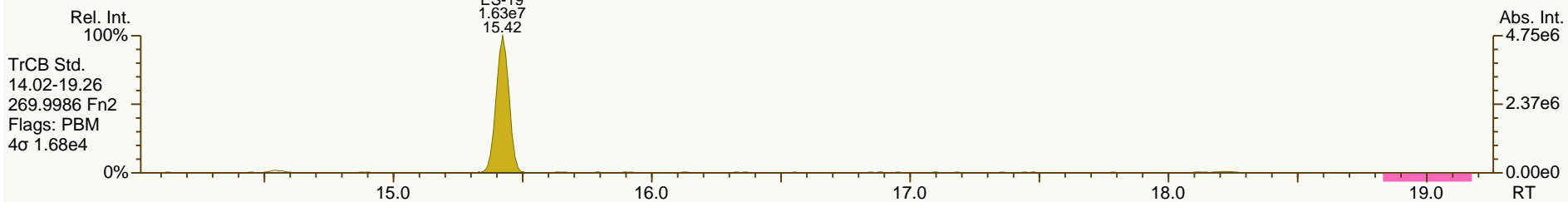
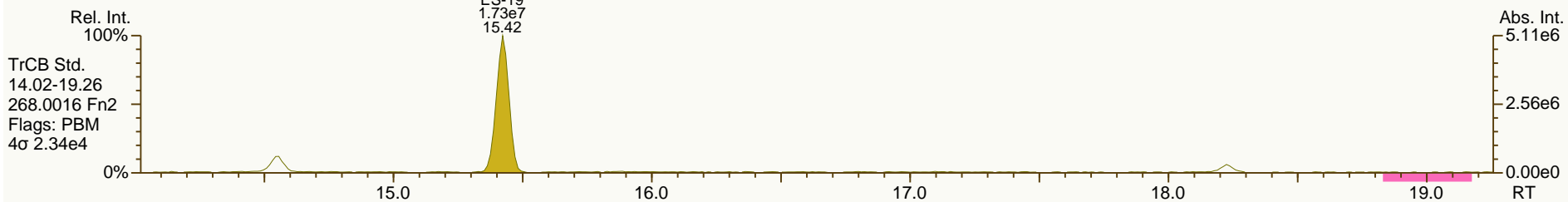
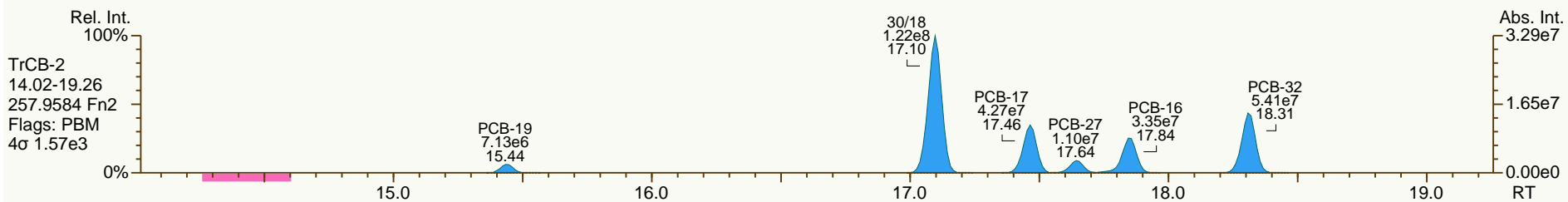
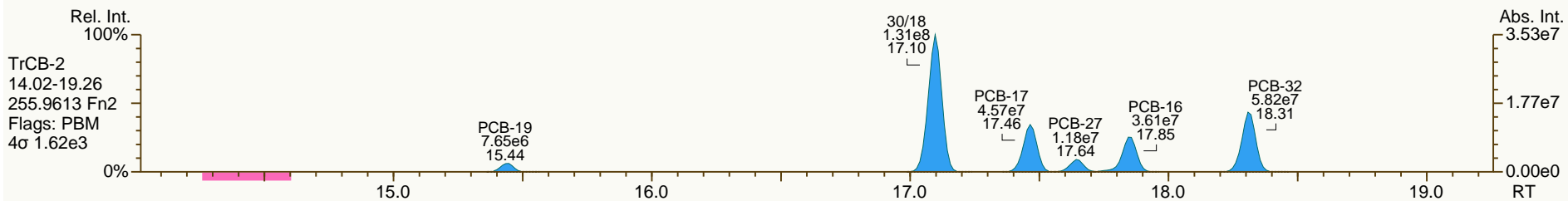
Name	Actual RT	QC	Pred RRT	Actual RRT	Diff Secs	Response	Ra	RRF	Conc. / Recv.	Noise / Recv. Low	DL / Recv. High
PCB-141 22'3455'-HxCB	33.92		0.9753	0.9753	0	9.65E+07	1.26	0.73	830	1.39E+03	0.137
PCB-130 22'33'45'-HxCB	34.26		0.9850	0.9850	0	4.33E+07	1.27	0.64	429	1.39E+03	0.158
PCB-137 22'344'5'-HxCB	34.45		0.9906	0.9904	-0.4	2.68E+07	1.25	0.69	244	1.39E+03	0.145
PCB-164 233'4'5'6'-HxCB	34.54		0.9931	0.9930	-0.2	5.87E+07	1.26	0.90	409	1.39E+03	0.111
PCB-163/138/129 ...-HxCB	34.81	C	1.0012	1.0008	-0.8	7.70E+08	1.27	0.77	6,330	1.39E+03	0.131
PCB-160 233'456'-HxCB	NotFnd		1.0048	-		0.00E+00		0.90	ND	1.39E+03	0.112
PCB-158 233'44'6'-HxCB	35.14		1.0103	1.0103	0	9.87E+07	1.26	0.99	626	1.39E+03	0.101
PCB-128/166 ...-HxCB	35.85	C	0.9607	0.9604	-0.6	1.28E+08	1.23	0.85	1,070	7.76E+03	0.786
PCB-159 233'455'-HxCB	NotFnd		0.9835	-		0.00E+00		1.01	ND	7.76E+03	0.666
PCB-162 233'4'55'-HxCB	36.99		0.9899	0.9908	+2.0	5.43E+06	1.22	1.05	37	7.76E+03	0.638
PCB-188 22'34'566'-HpCB	32.62		1.0006	1.0006	0	1.45E+05	1.15	1.03	1.19	9.26E+02	0.0912
PCB-179 22'33'566'-HpCB	32.88		1.0088	1.0086	-0.4	5.33E+07	1.06	0.99	457	9.26E+02	0.095
PCB-184 22'344'66'-HpCB	33.35	J	1.0231	1.0231	0	9.29E+04	1.15	0.96	0.821	9.26E+02	0.0979
PCB-176 22'33'466'-HpCB	33.63		1.0316	1.0317	+0.2	1.54E+07	1.06	1.07	123	9.26E+02	0.0881
PCB-186 22'34566'-HpCB	34.01	J EMPC	1.0433	1.0433	0	2.91E+04	1.41	1.00	0.247	9.26E+02	0.094
PCB-178 22'33'55'6'-HpCB	35.19		1.0790	1.0795	+1.1	1.90E+07	1.06	0.73	222	9.26E+02	0.129
PCB-175 22'33'45'6'-HpCB	35.73		1.0955	1.0959	+0.9	4.76E+06	1.04	0.94	43.3	4.89E+03	0.532
PCB-187 22'34'55'6'-HpCB	35.95		1.1024	1.1029	+1.1	1.42E+08	1.05	1.00	1,210	4.89E+03	0.498
PCB-182 22'344'56'-HpCB	36.14		1.1077	1.1086	+2.0	6.17E+05	1.05	1.03	5.09	4.89E+03	0.483
PCB-183 22'344'5'6'-HpCB	36.47		1.1182	1.1188	+1.3	7.68E+07	1.05	1.06	616	4.89E+03	0.469
PCB-185 22'3455'6'-HpCB	NotFnd		1.1205	-		0.00E+00		0.98	ND	4.89E+03	0.511
PCB-174 22'33'456'-HpCB	36.64		1.1238	1.1240	+0.4	1.04E+08	1.05	0.87	1,020	4.89E+03	0.573
PCB-177 22'33'45'6'-HpCB	37.02		1.1351	1.1354	+0.7	6.17E+07	1.06	0.86	609	4.89E+03	0.578
PCB-181 22'344'56'-HpCB	37.36		1.1457	1.1460	+0.7	1.06E+06	1.11	0.99	9.13	4.89E+03	0.503
PCB-171/173 ...-HpCB	37.55	C	1.1510	1.1517	+1.6	3.26E+07	1.06	0.87	319	4.89E+03	0.572
PCB-172 22'33'455'-HpCB	38.93		0.9027	0.9024	-0.7	1.67E+07	1.05	0.79	193	4.89E+03	0.665
PCB-192 233'455'6'-HpCB	NotFnd		0.9084	-		0.00E+00		1.03	ND	4.89E+03	0.509
PCB-180/193 ...-HpCB	39.48	C	0.9147	0.9152	+1.2	2.48E+08	1.05	0.90	2,500	4.89E+03	0.581
PCB-191 233'44'5'6'-HpCB	39.77		0.9222	0.9219	-0.7	5.45E+06	1.04	1.07	46.5	4.89E+03	0.491
PCB-170 22'33'44'5'-HpCB	40.51		0.9396	0.9392	-1.0	9.69E+07	1.05	0.72	1,220	4.89E+03	0.725
PCB-190 233'44'56'-HpCB	40.97		0.9500	0.9497	-0.7	2.26E+07	1.06	1.04	198	4.89E+03	0.505
PCB-202 22'33'55'66'-OoCB	37.13		1.0006	1.0006	0	1.32E+07	0.91	0.91	137	9.58E+02	0.128
PCB-201 22'33'45'66'-OoCB	37.91		1.0215	1.0215	0	7.69E+06	0.90	1.02	71.5	9.58E+02	0.114
PCB-204 22'344'566'-OoCB	NotFnd		1.0369	-		0.00E+00		0.96	ND	9.58E+02	0.122
PCB-197 22'33'44'66'-OoCB	38.65		1.0420	1.0417	-0.7	1.69E+06	0.93	1.06	15.2	9.58E+02	0.11
PCB-200 22'33'4566'-OoCB	38.73		1.0441	1.0438	-0.7	5.15E+06	0.89	0.96	51	9.58E+02	0.121
PCB-198/199 ...-OoCB	41.11	C	1.1071	1.1079	+2.0	4.53E+07	0.89	0.70	616	9.58E+02	0.167
PCB-196 22'33'44'56'-OoCB	41.66		1.1224	1.1227	+0.7	1.91E+07	0.92	0.71	254	9.58E+02	0.164
PCB-203 22'344'55'6'-OoCB	41.83		1.1270	1.1273	+0.8	2.93E+07	0.92	0.76	368	9.58E+02	0.154
PCB-195 22'33'44'56'-OoCB	42.92		0.9483	0.9476	-1.8	1.29E+07	0.91	0.74	215	2.16E+03	0.453
PCB-194 22'33'44'55'-OoCB	44.92		0.9917	0.9916	-0.3	3.52E+07	0.92	0.80	548	2.16E+03	0.422
PCB-205 233'44'55'6'-OoCB	45.32		1.0004	1.0004	0	1.81E+06	0.91	1.09	20.7	2.16E+03	0.309
PCB-208 22'33'455'66'-NoCB	42.73		1.0005	1.0005	0	7.00E+06	0.77	1.02	76.6	9.61E+02	0.143
PCB-207 22'33'44'566'-NoCB	43.51		1.0188	1.0188	0	3.03E+06	0.78	0.92	36.5	9.61E+02	0.158
PCB-206 22'33'44'55'6'-NoCB	46.78		1.0004	1.0000	-1.1	1.60E+07	0.77	0.98	196	9.61E+02	0.205

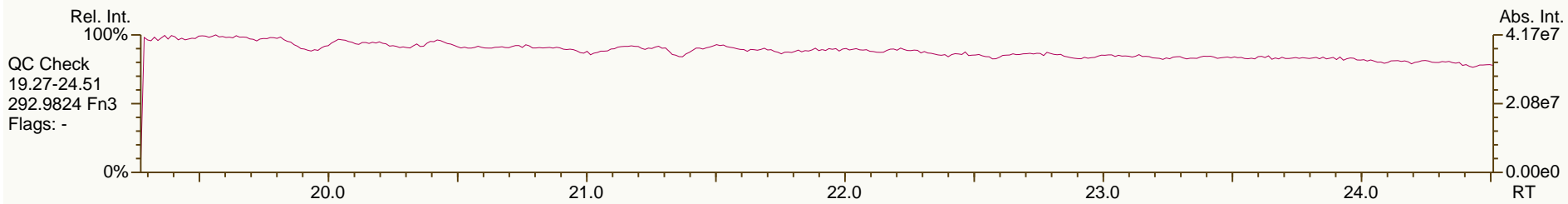
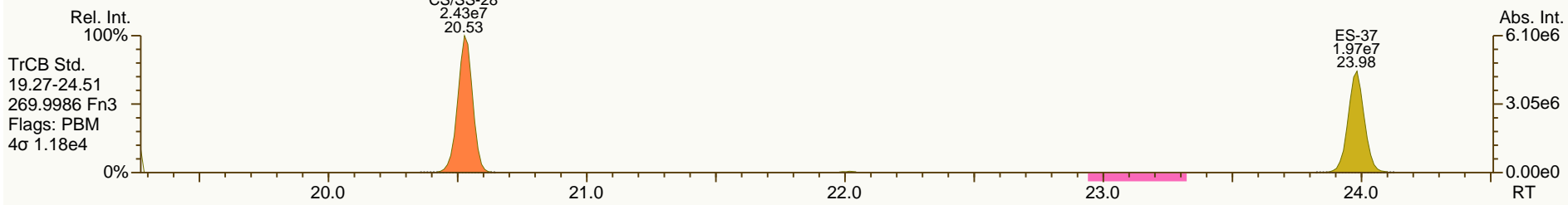
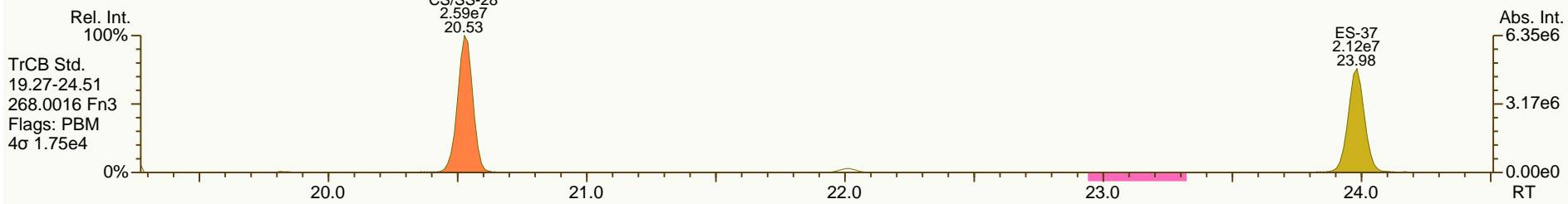
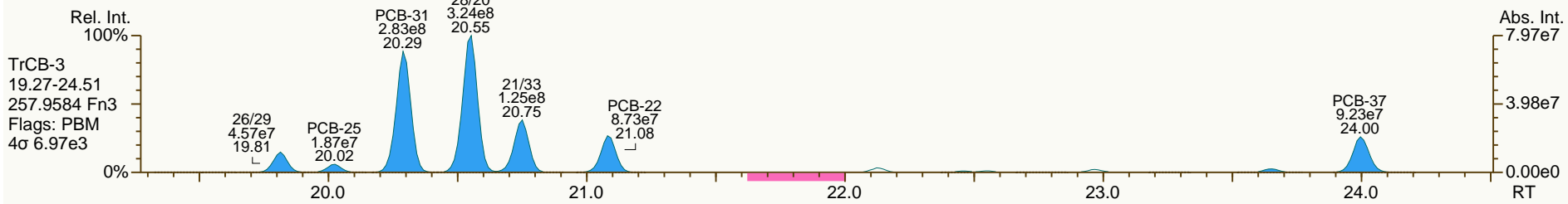
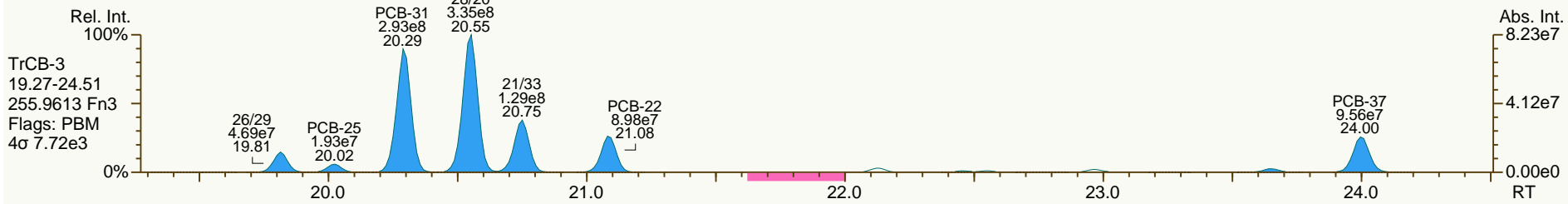


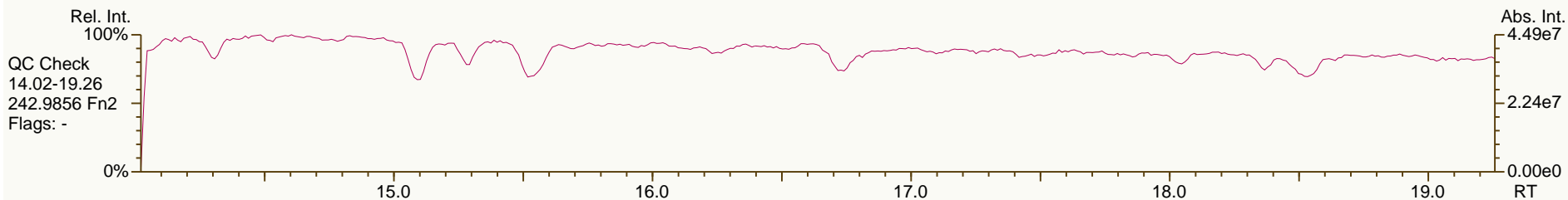
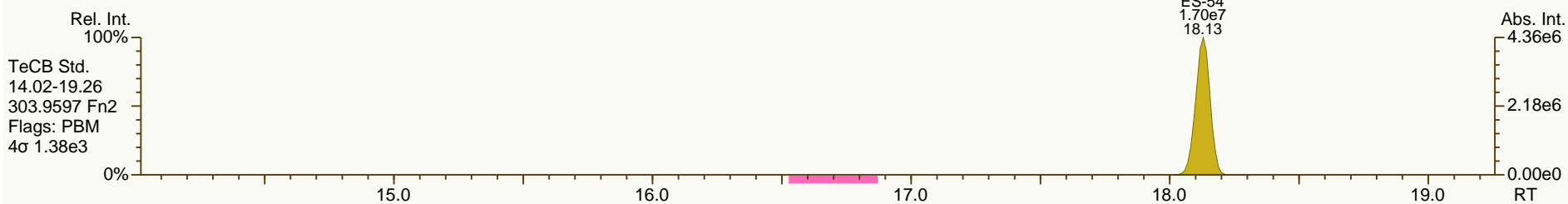
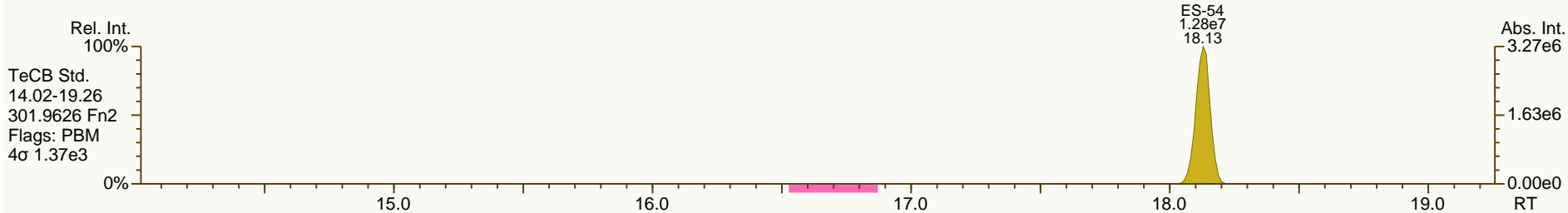
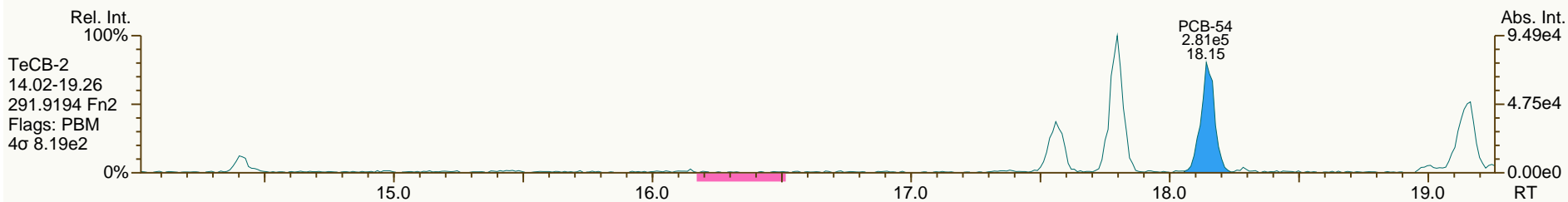
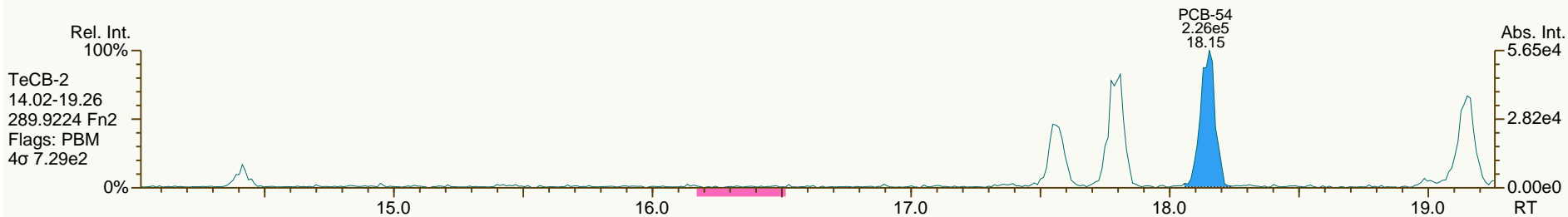


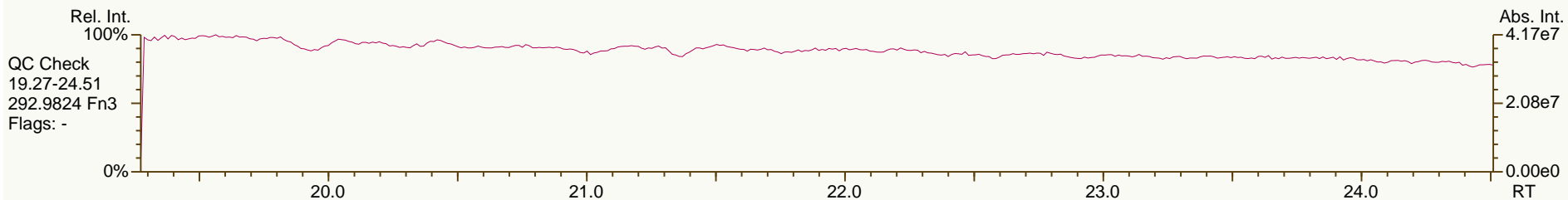
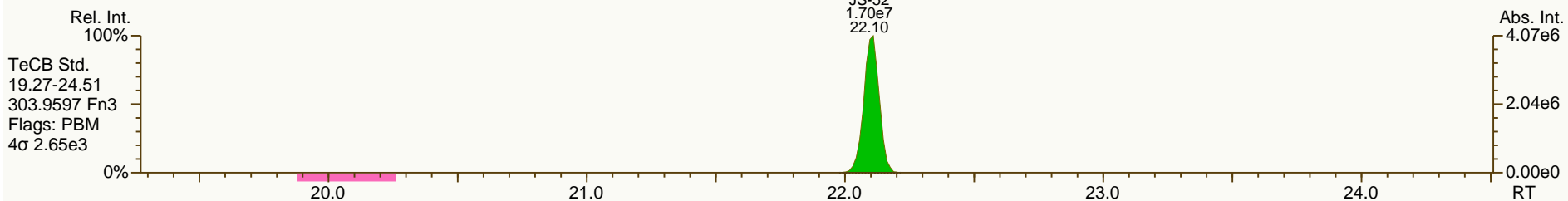
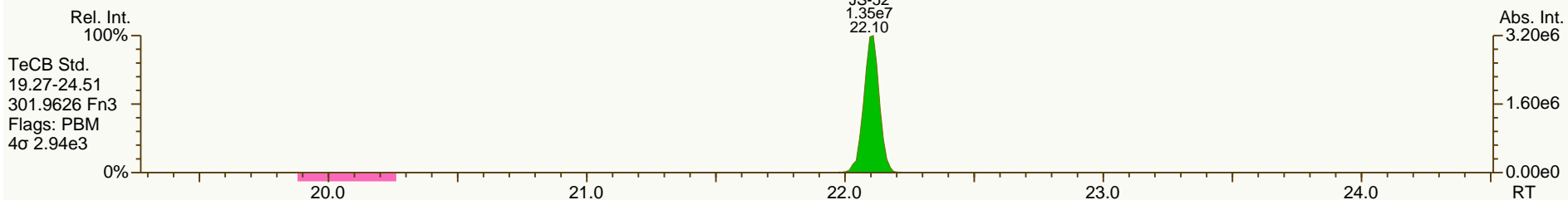
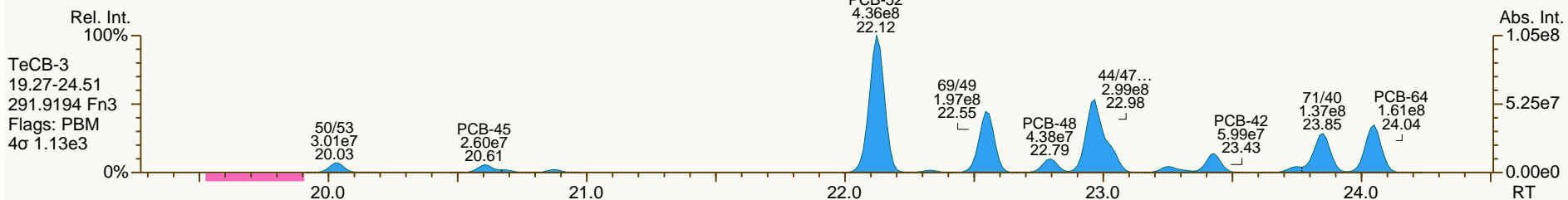
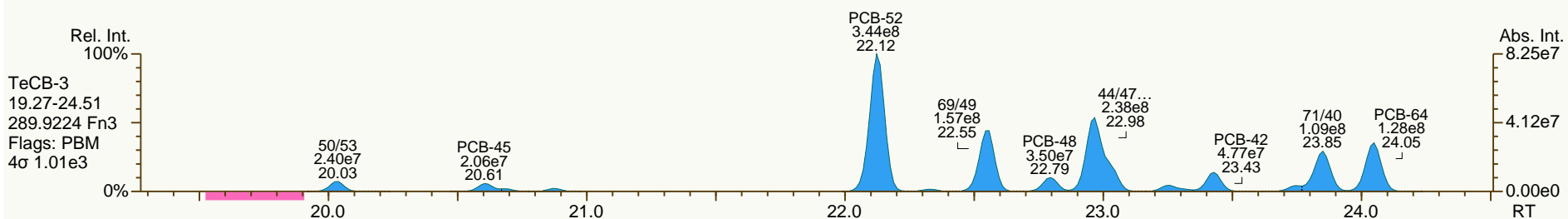


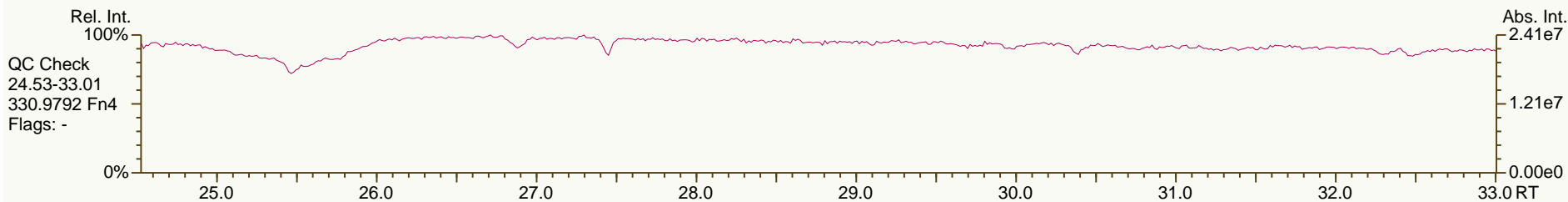
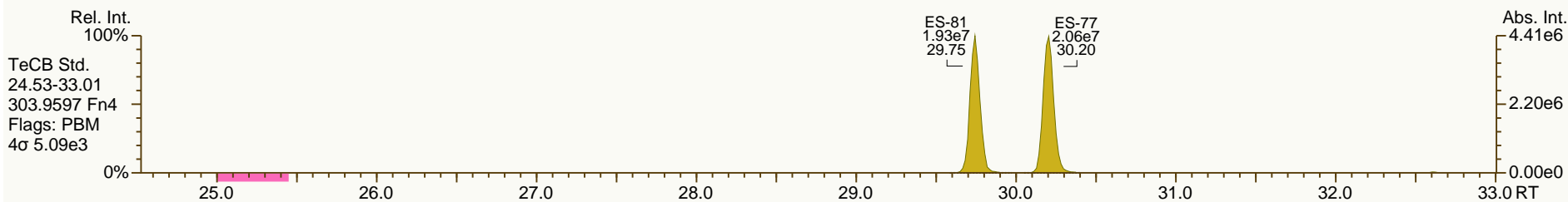
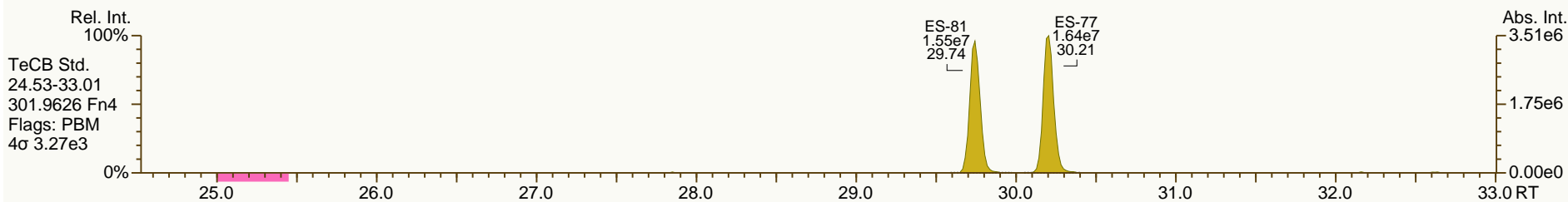
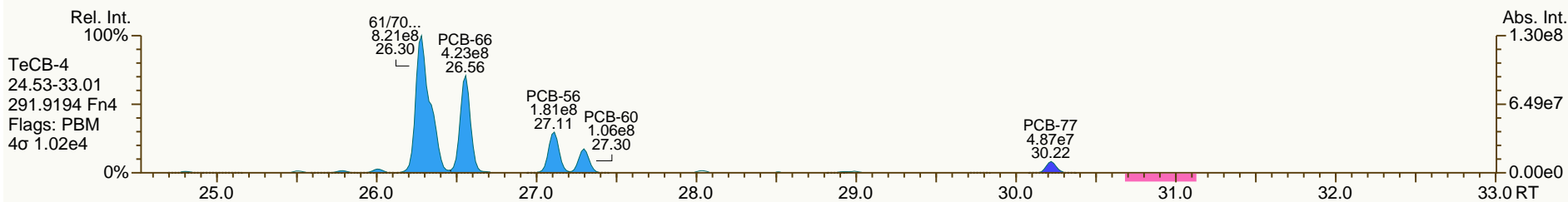
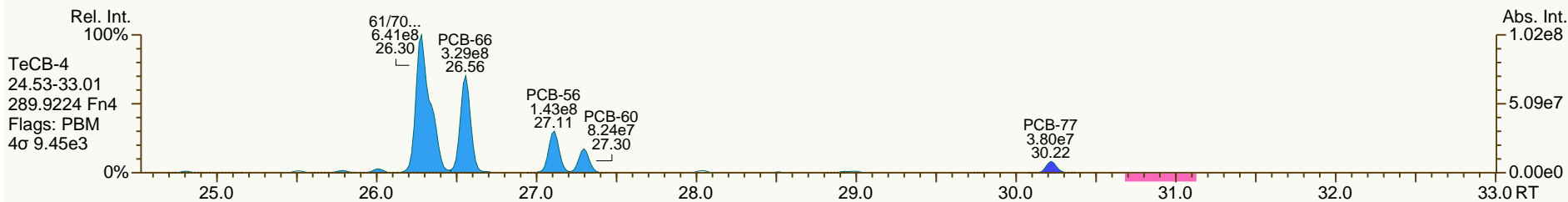


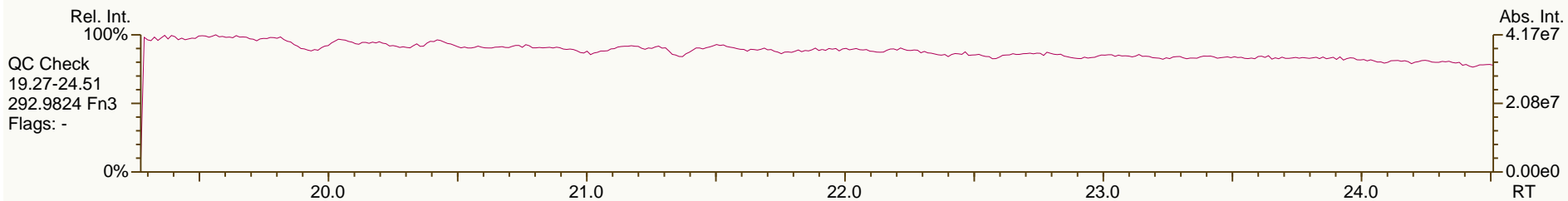
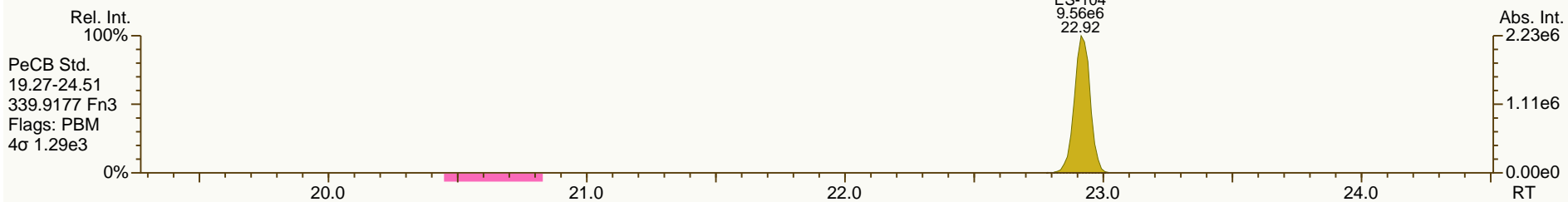
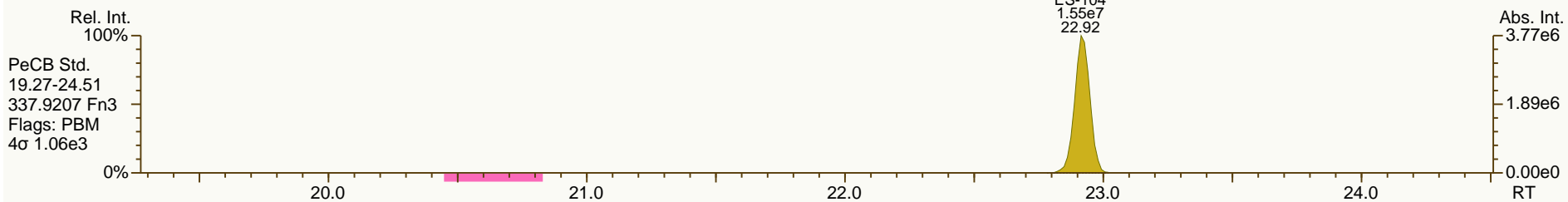
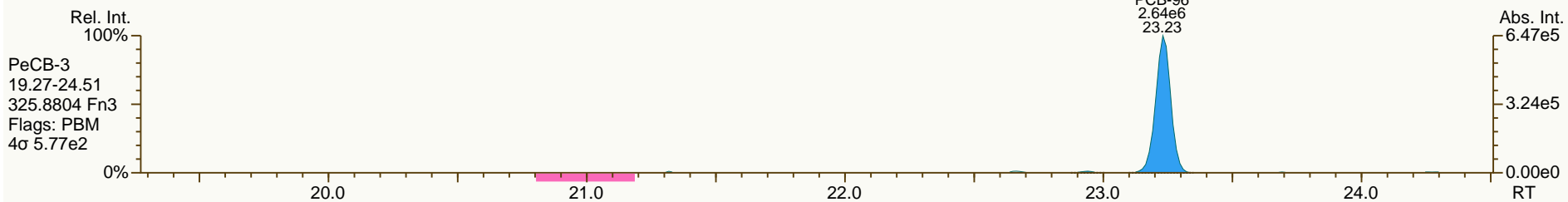
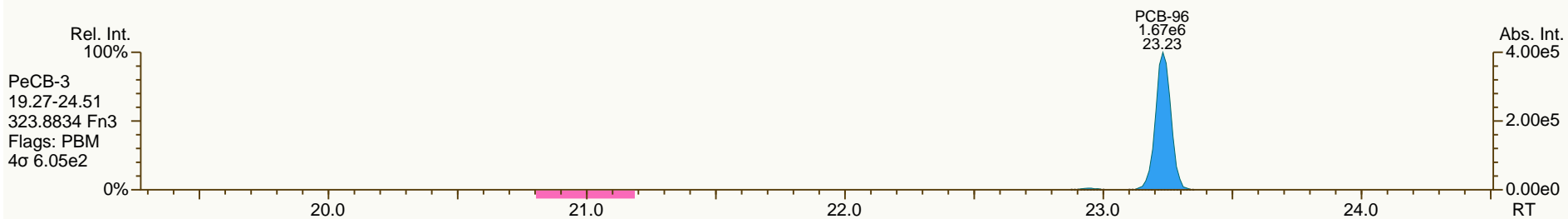


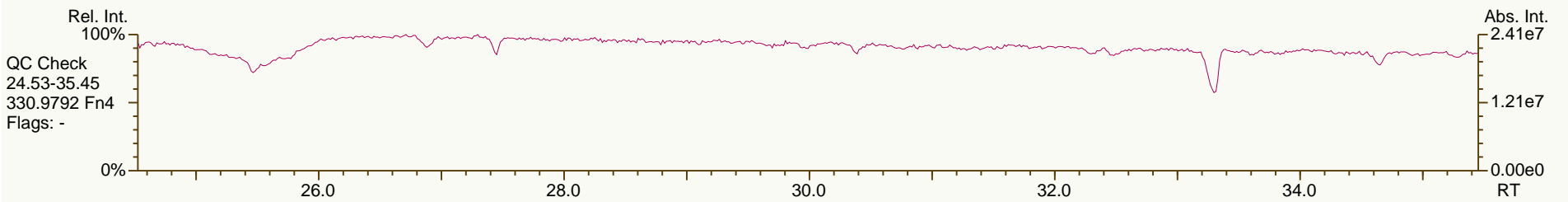
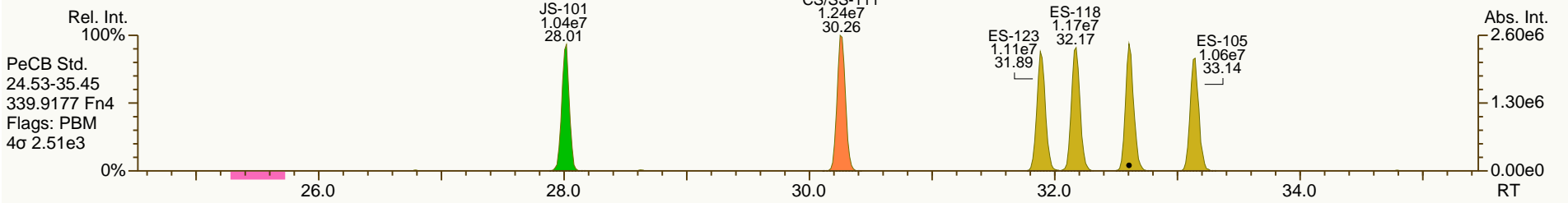
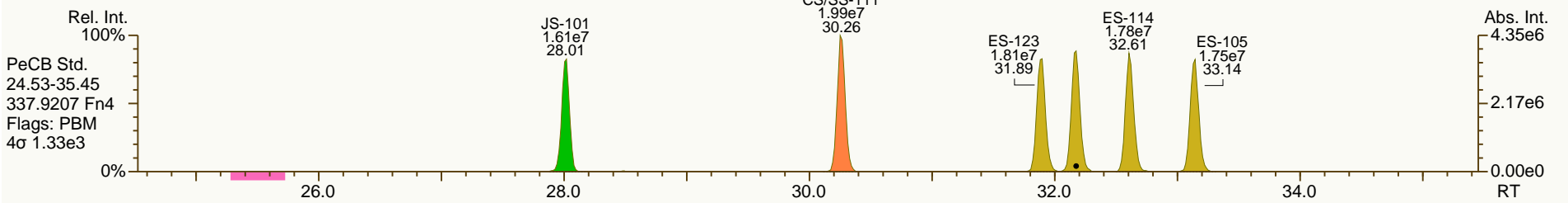
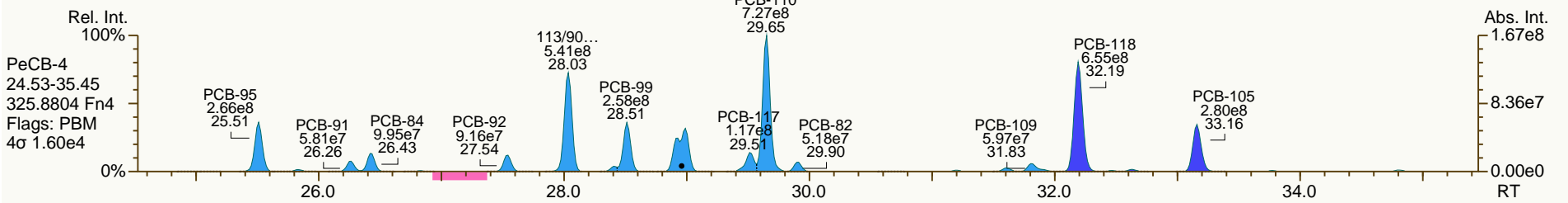
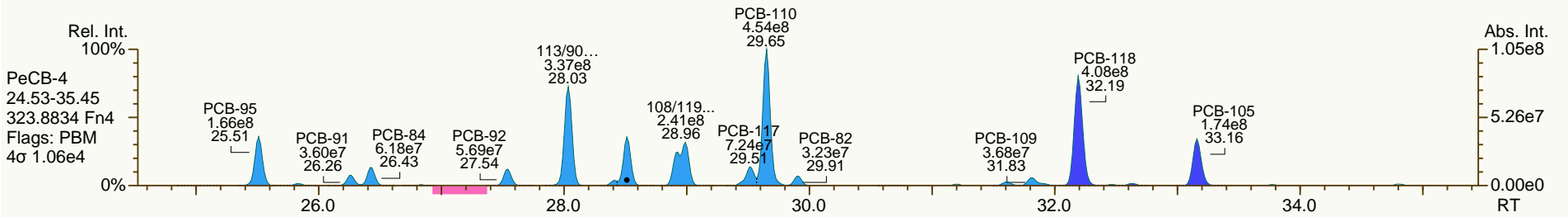


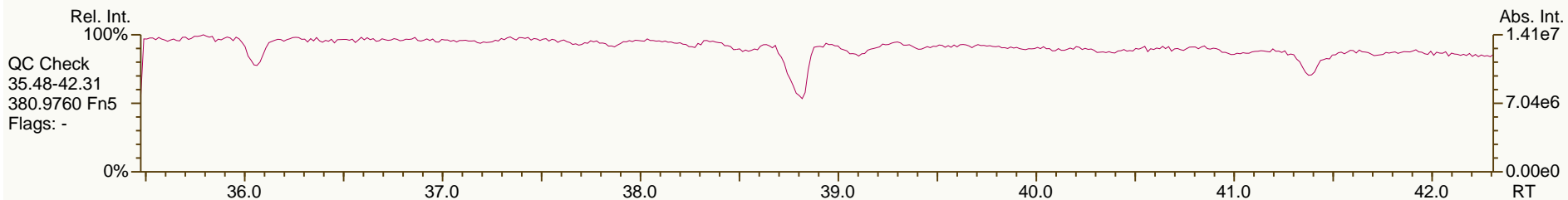
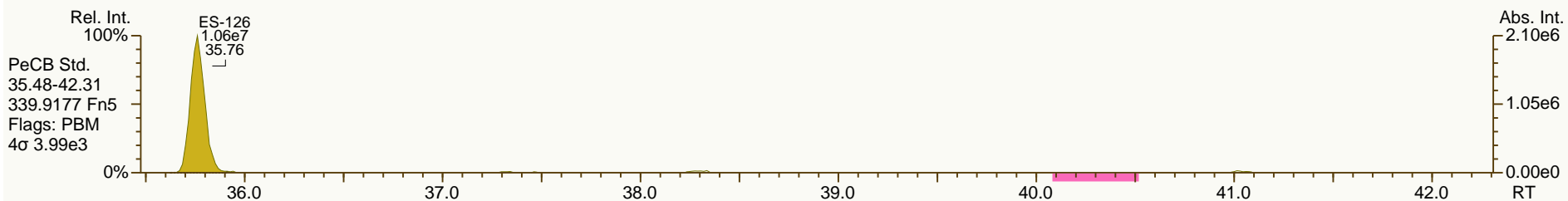
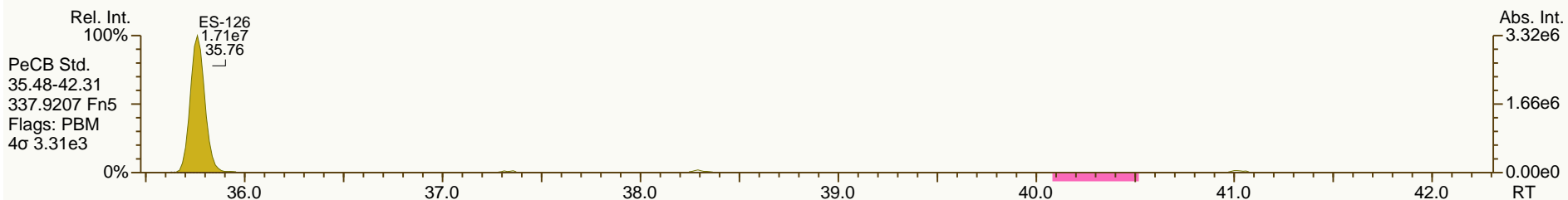
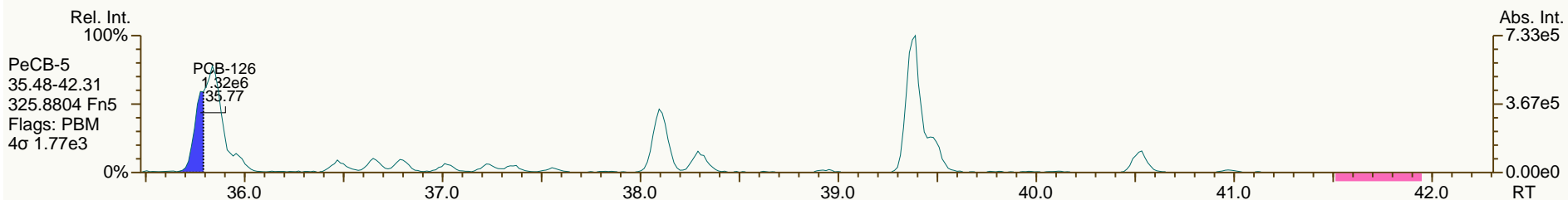
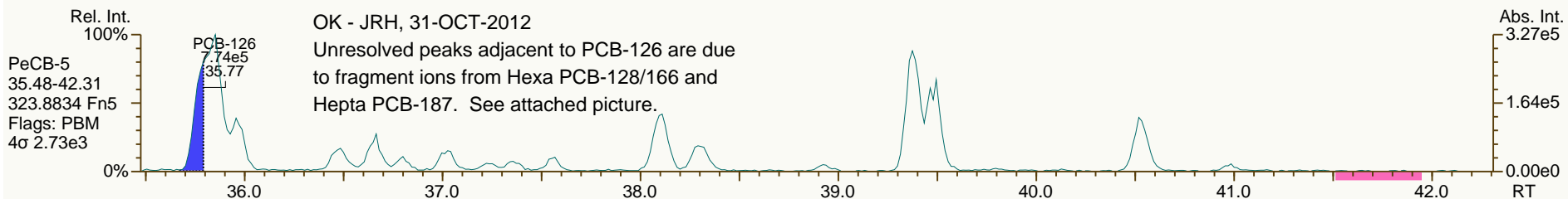


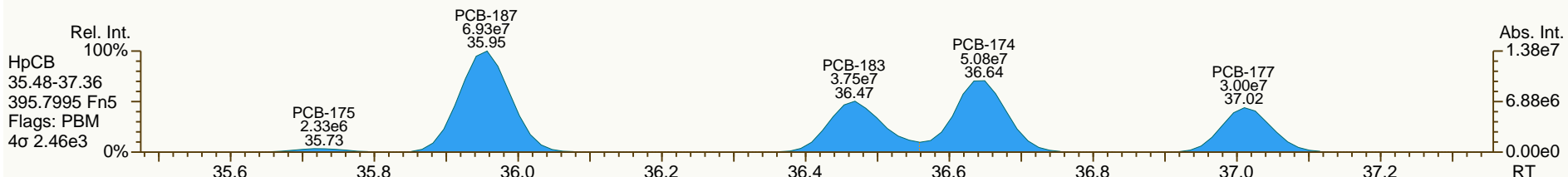
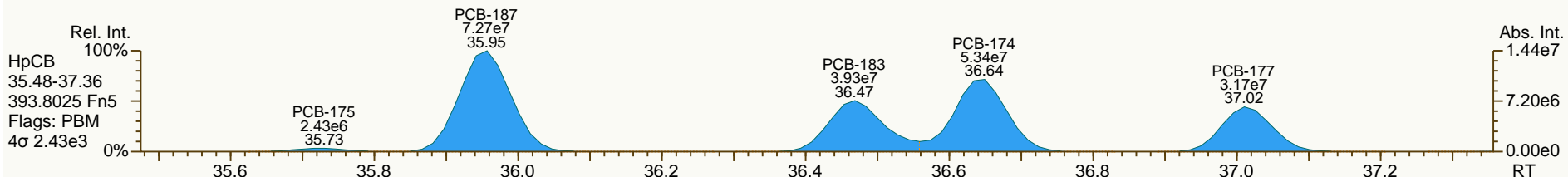
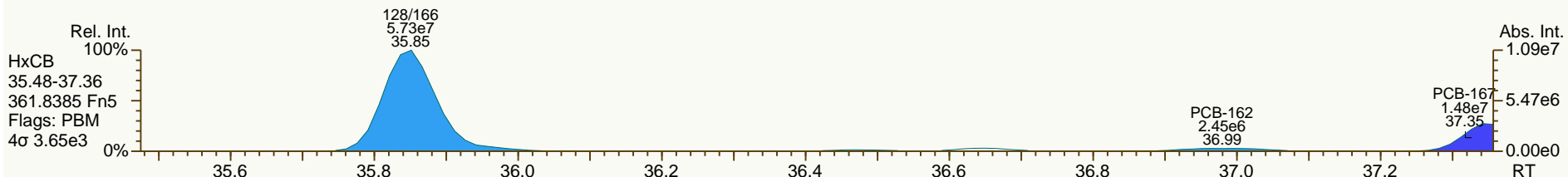
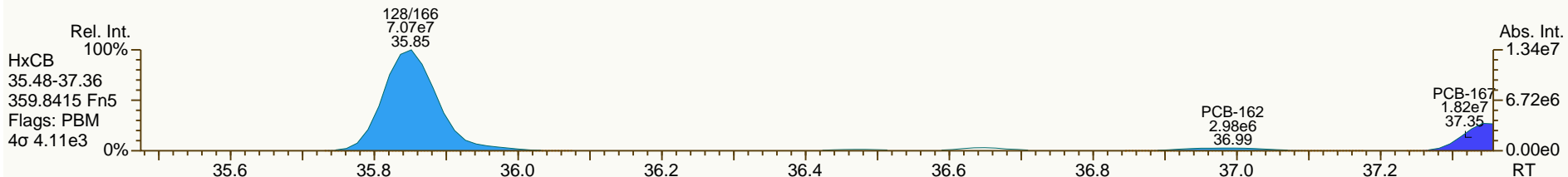
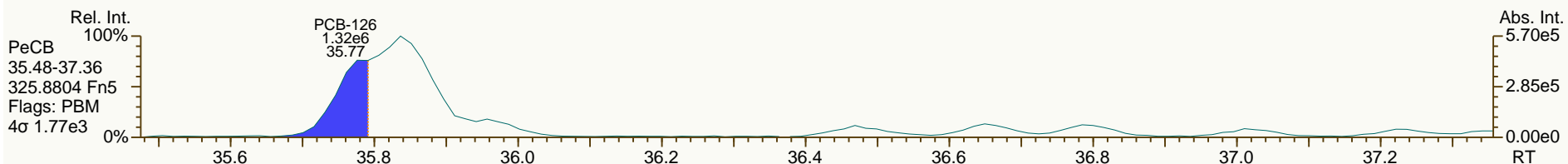
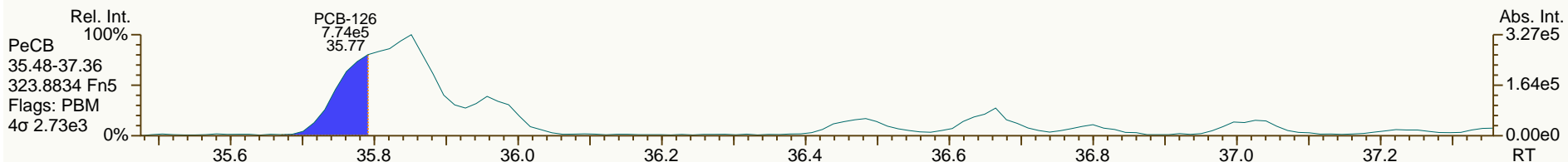








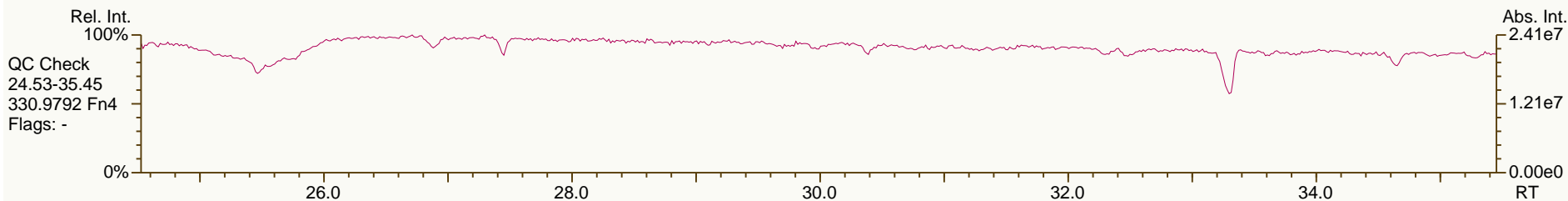
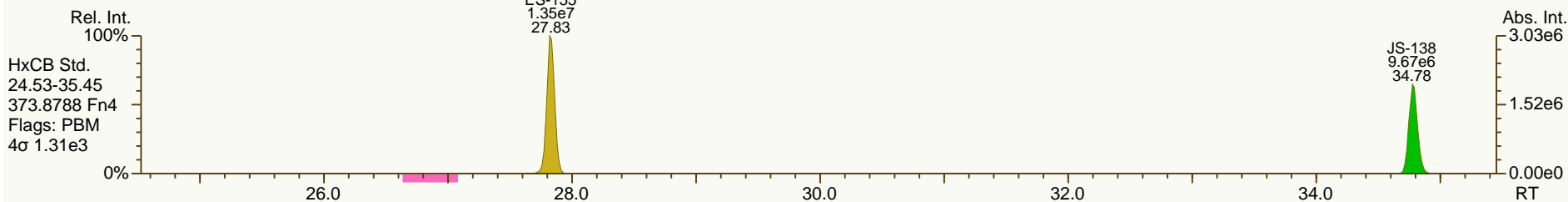
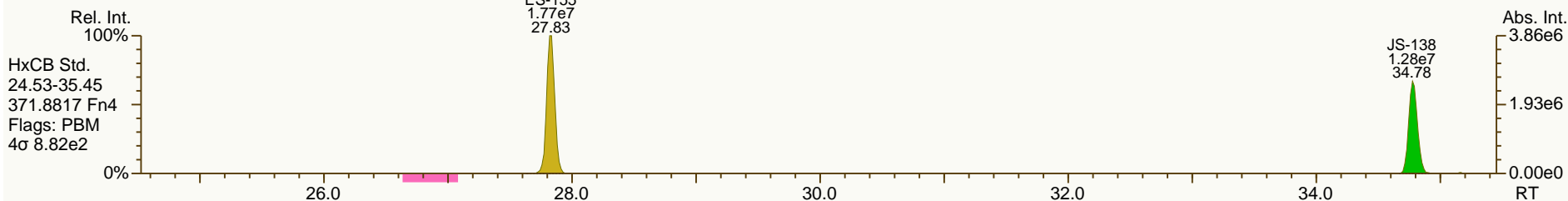
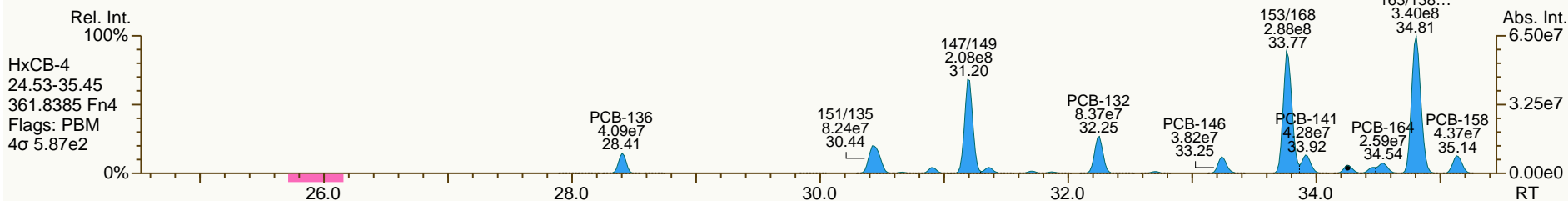
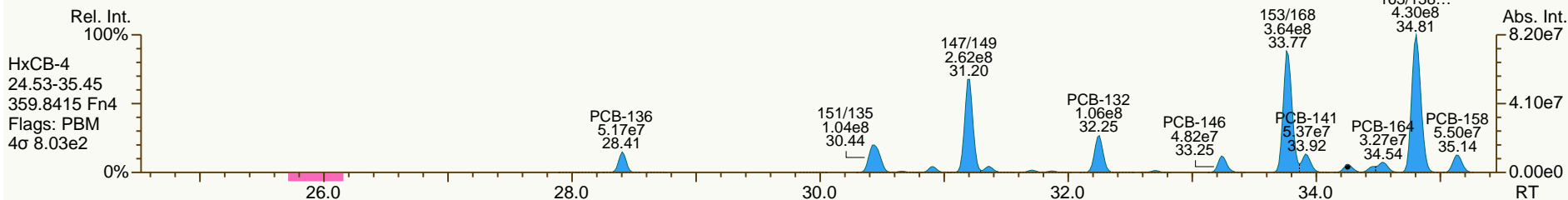


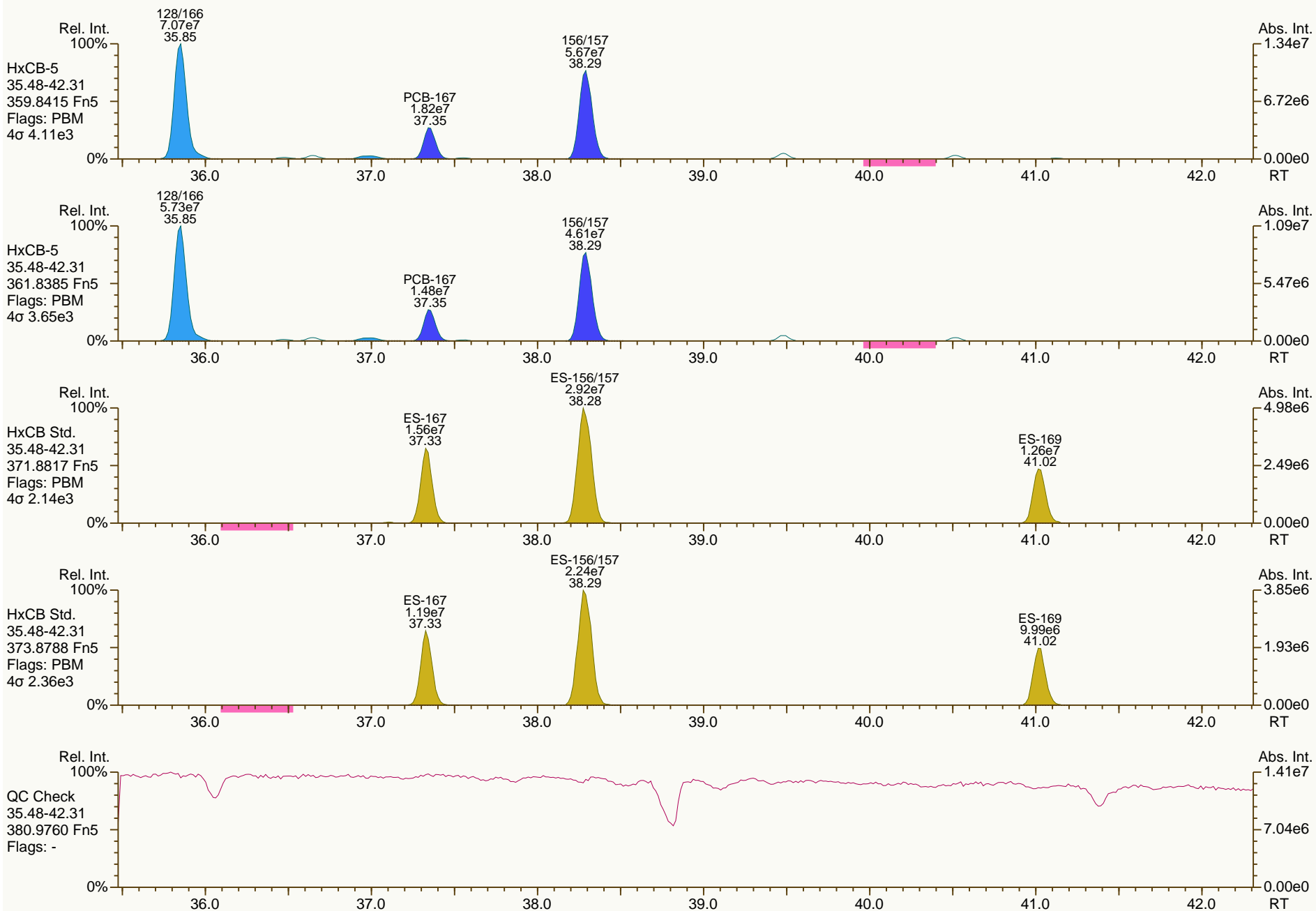


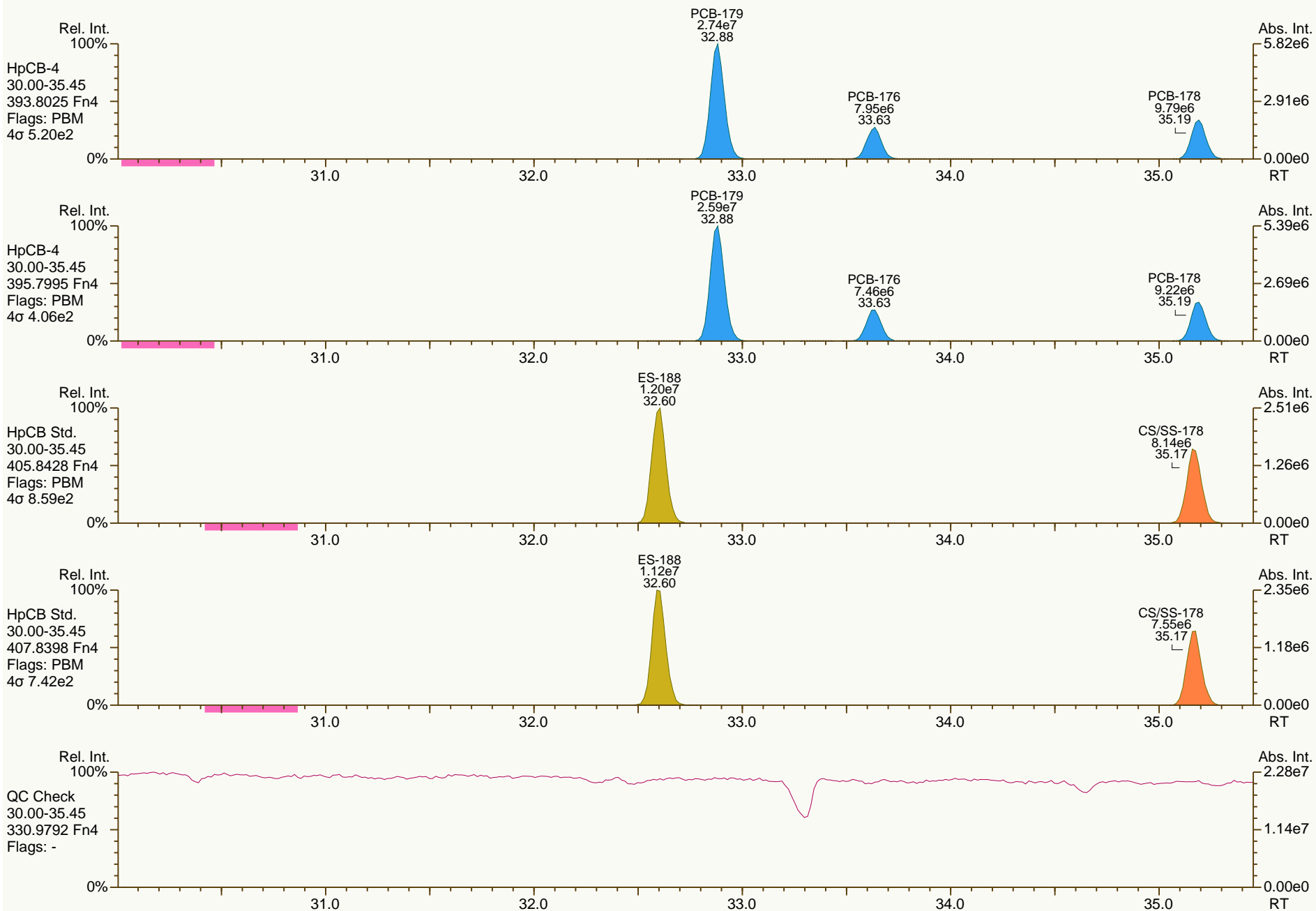
SGS-AP ID: A4723_10237_PCB_004
Instr: AutoSpec-Premier MM7

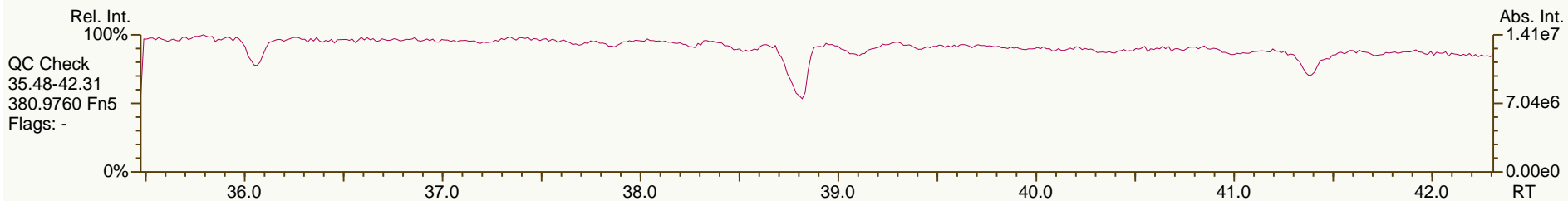
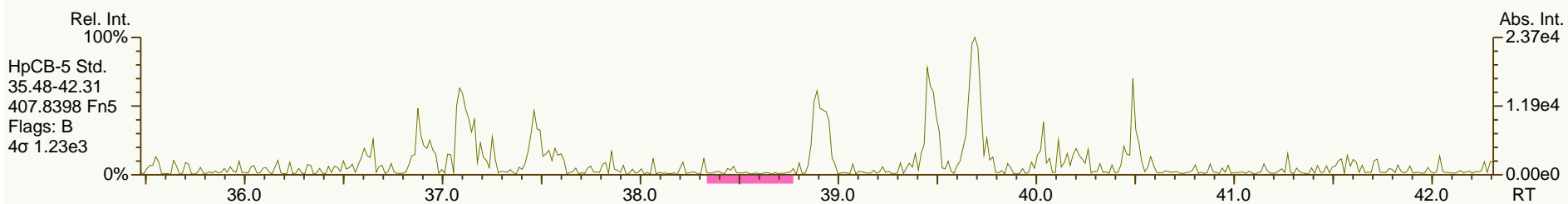
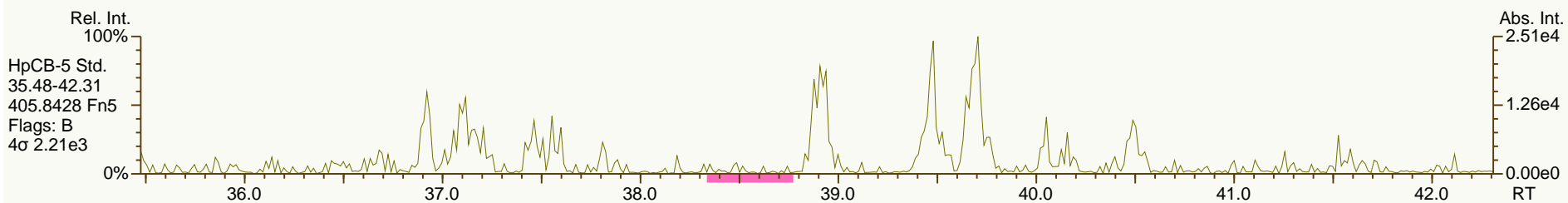
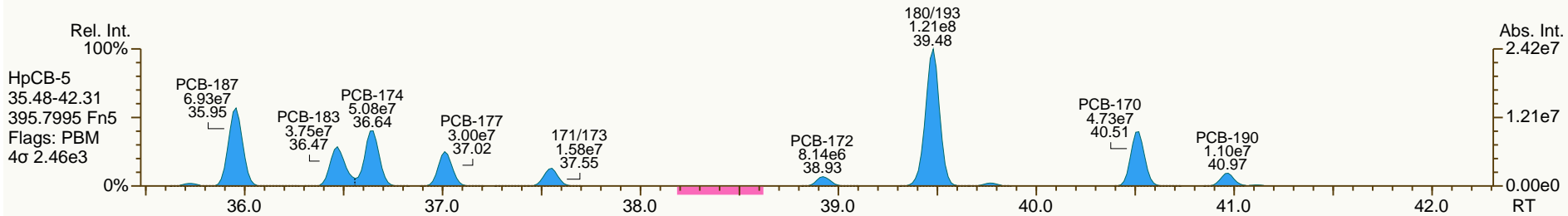
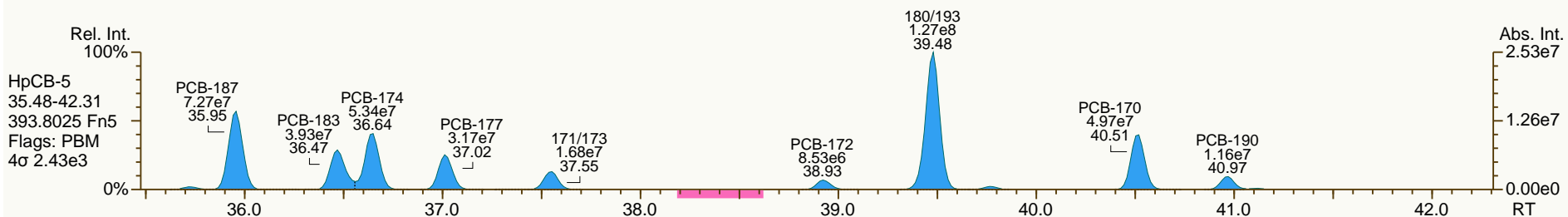
Sample ID: JW-EA09-SS38-120507
VSIR EI+: pcb-2012-01 GC: pcb90_a Vial: 31

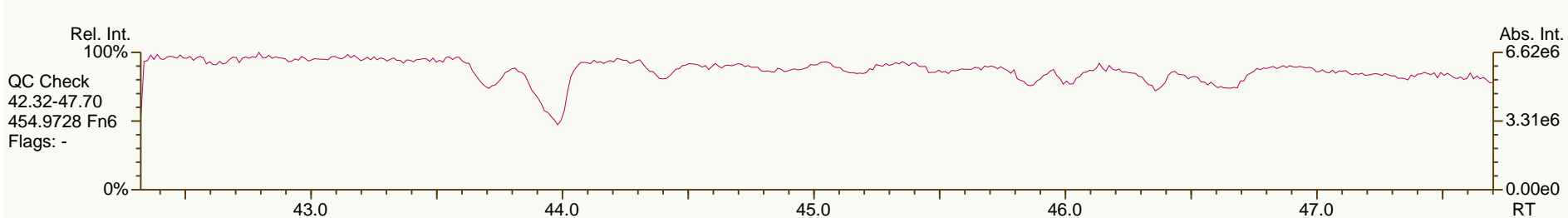
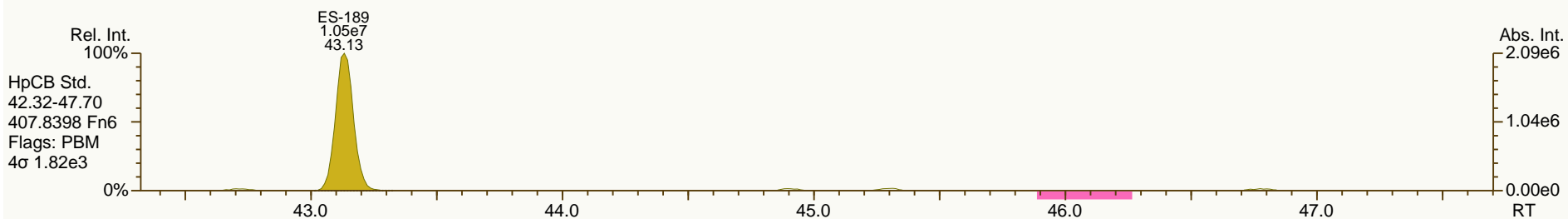
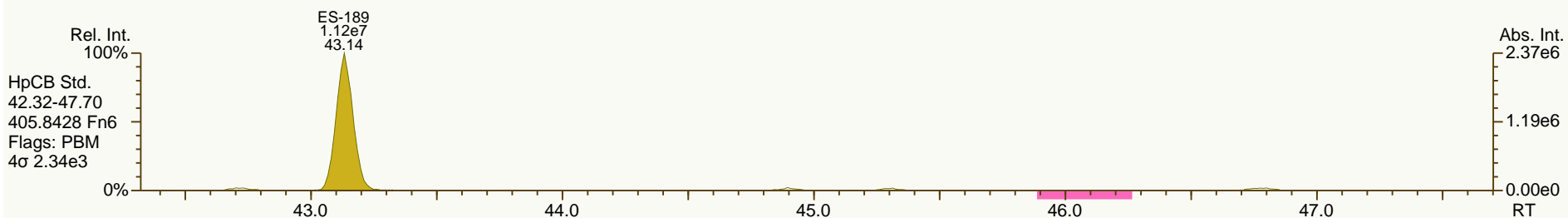
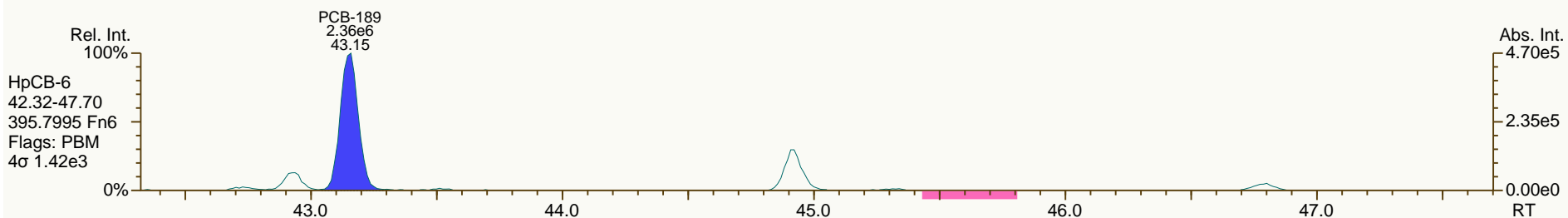
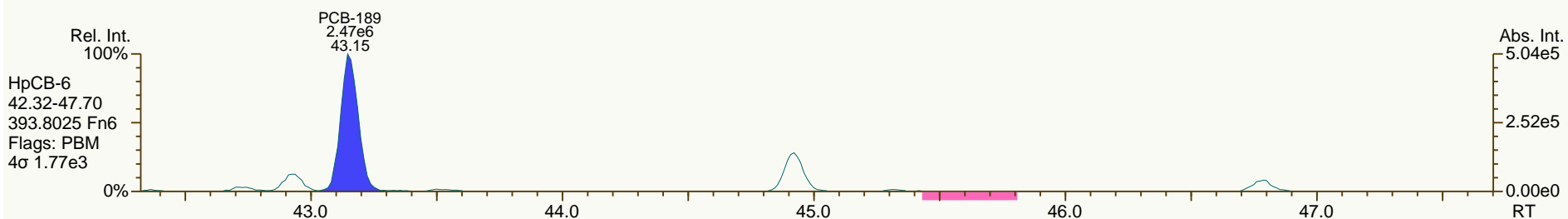
Acq: 24-Oct-2012 23:02:30
User: LKB Datafile: 121024X22

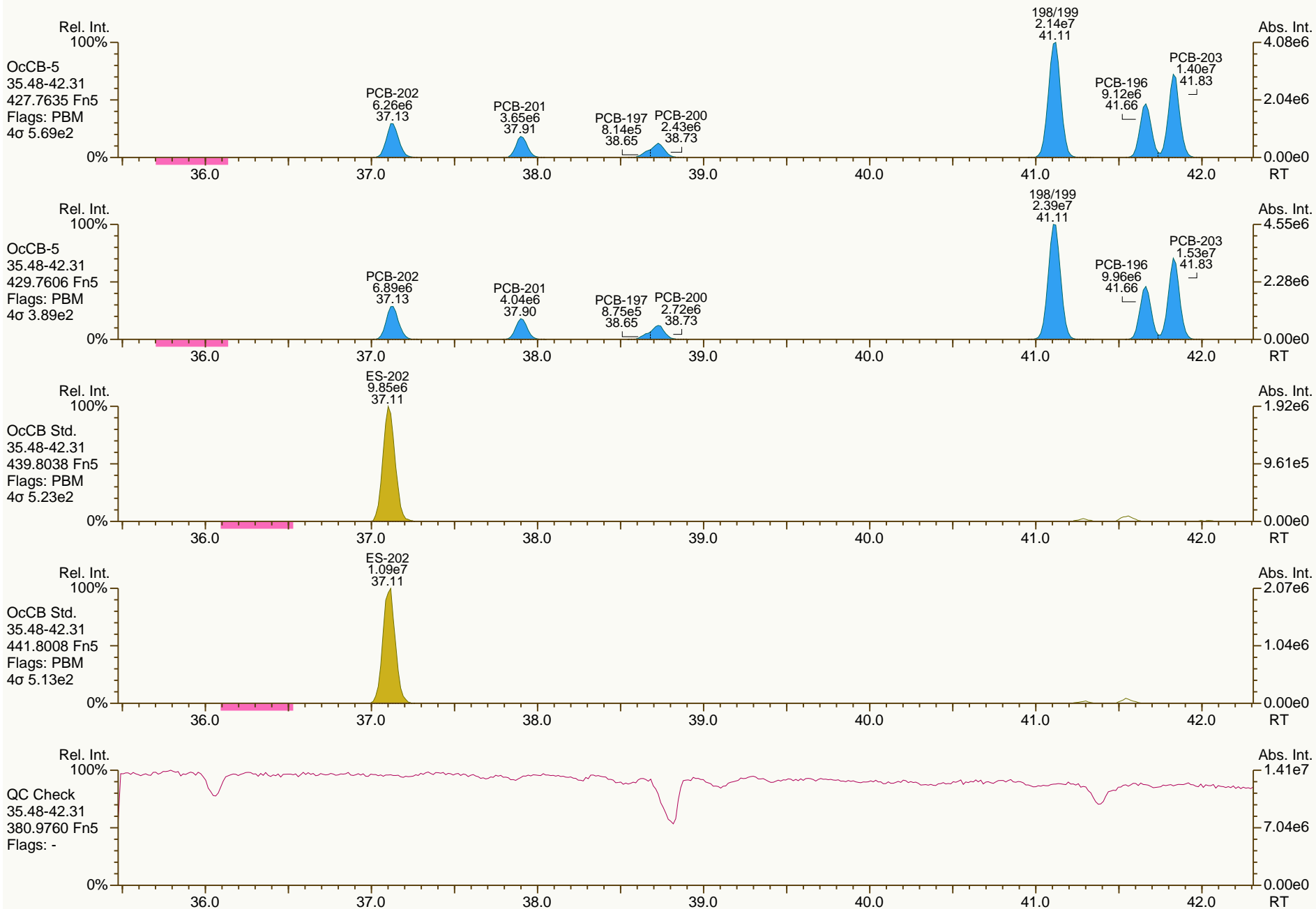


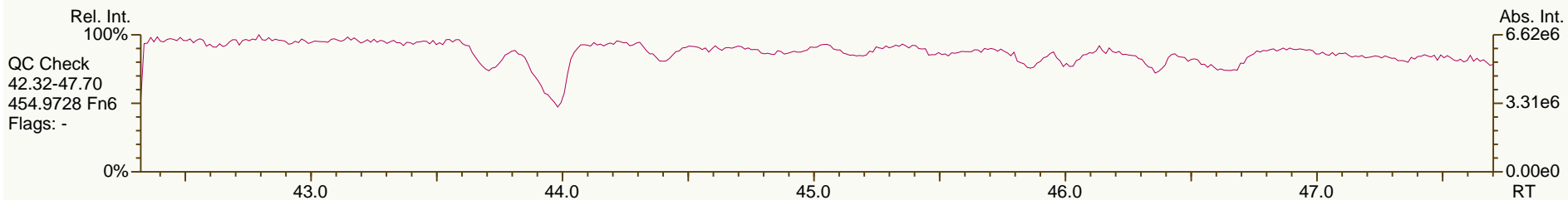
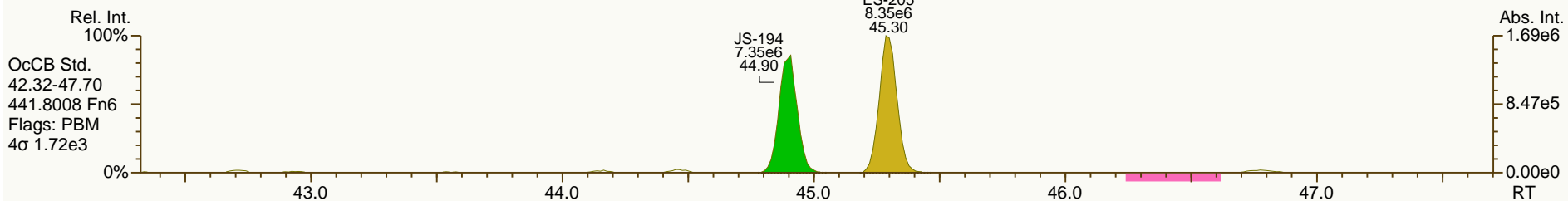
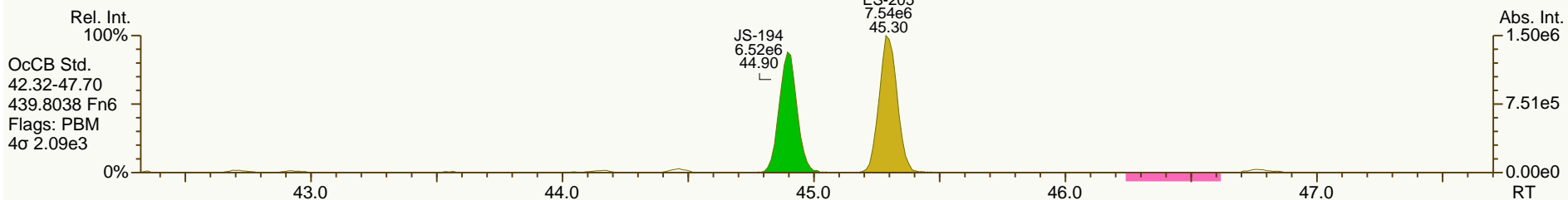
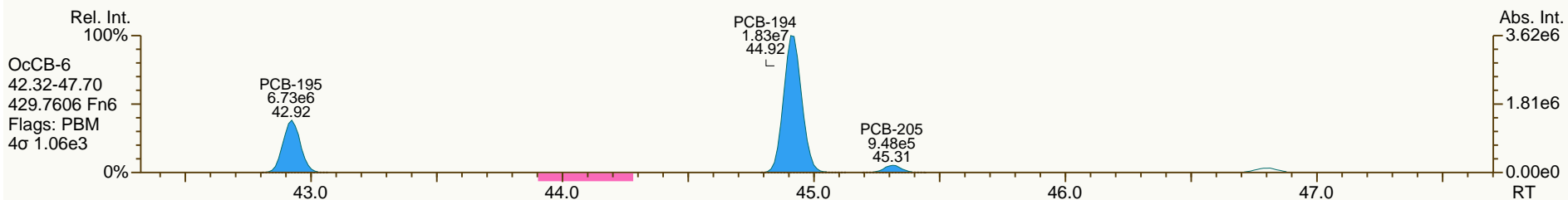
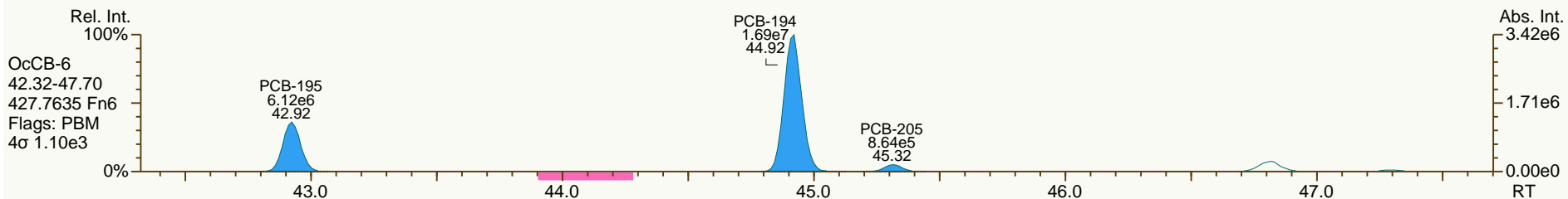


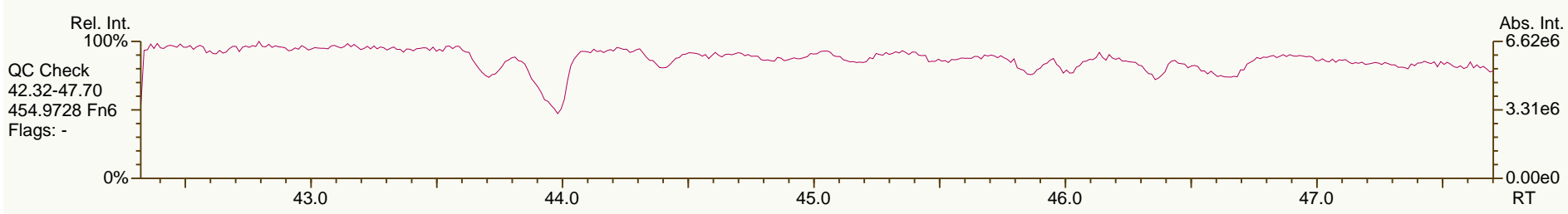
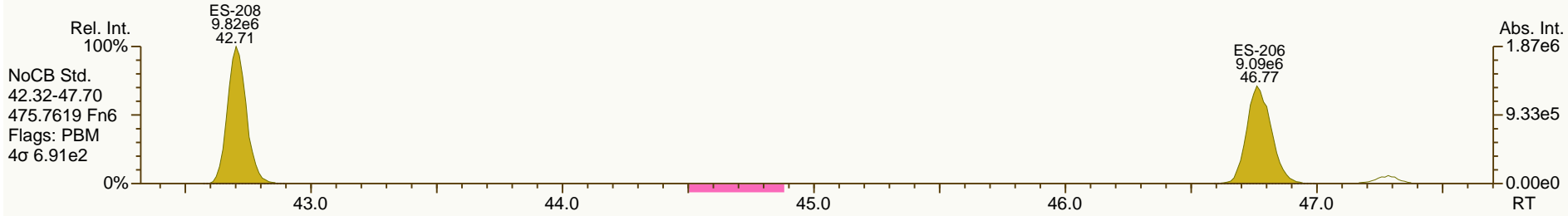
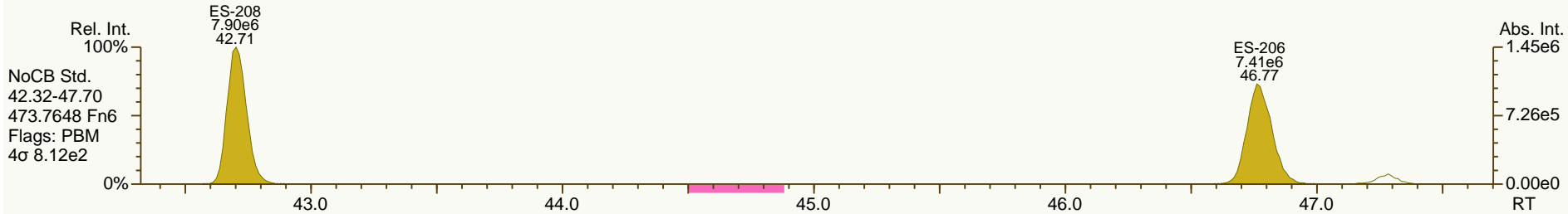
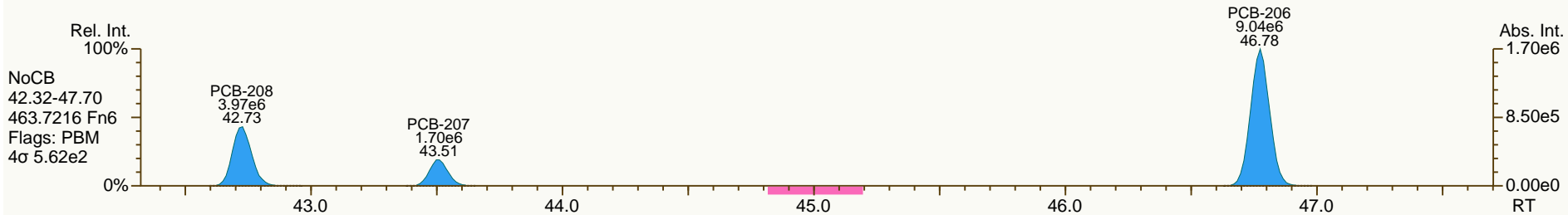
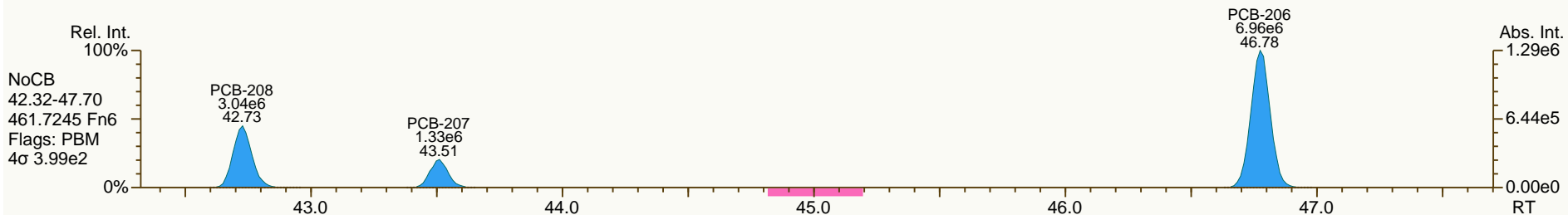


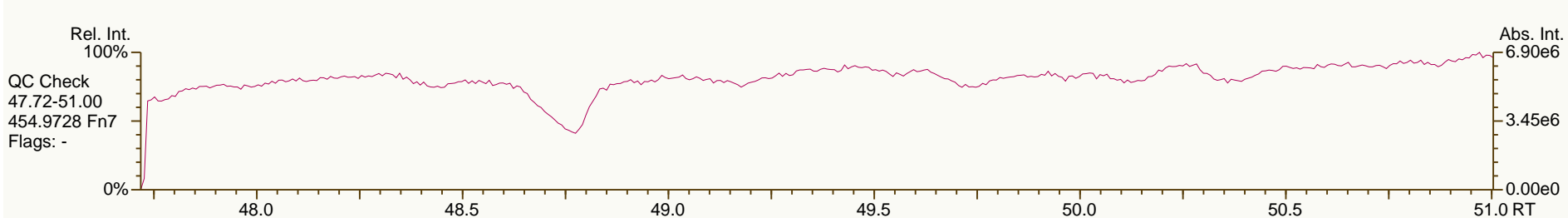
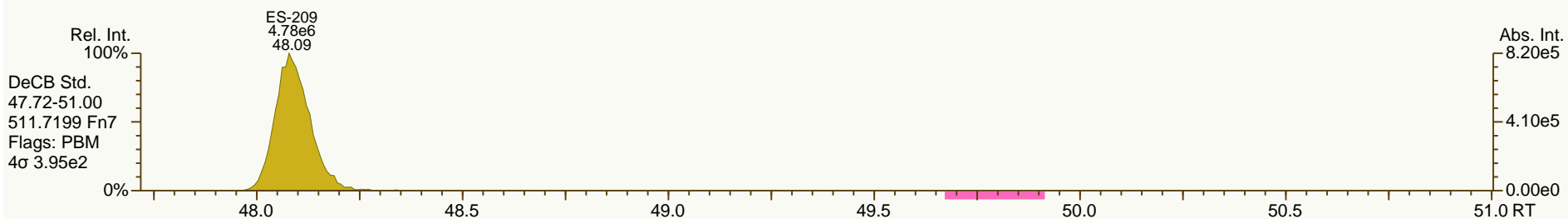
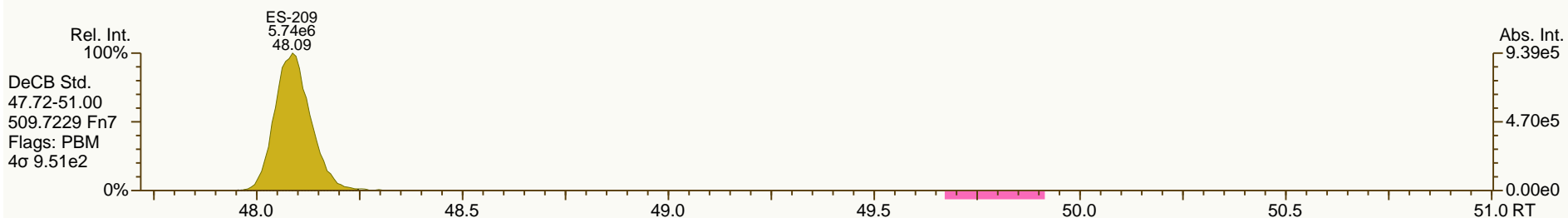
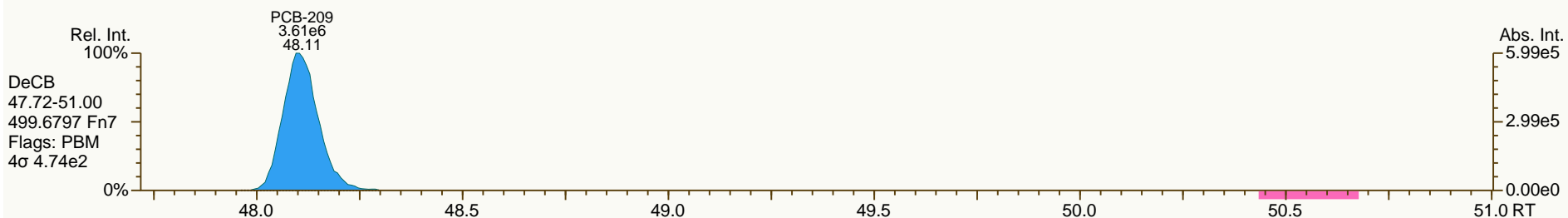
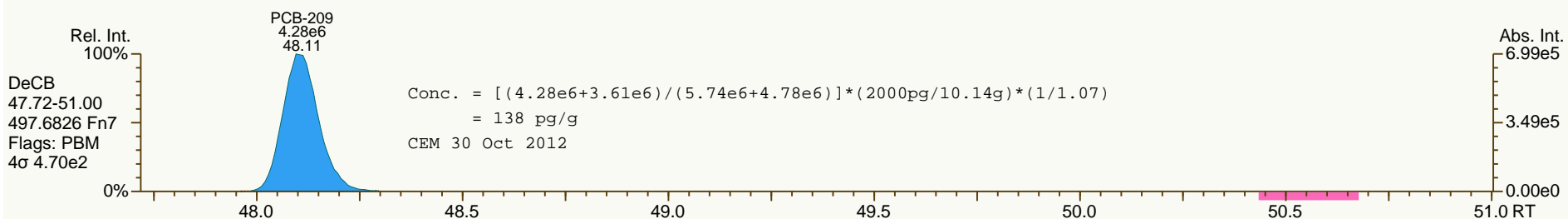












Results of JW-EA10-SS39-120507

Client Sample ID: **JW-EA10-SS39-120507**
 Client Project ID: **Jeld-Wen Surface Sediments**
 Lab Sample ID: 31203251003-A
 Lab Project ID: 31203251

Collection Date: 05/07/2012 10:25
 Received Date: 05/09/2012 10:15
 Matrix: Soil-Solid as dry weight
 Solids (%): 60.70

Results by EPA 1613B

<u>Parameter</u>	<u>Result</u>	<u>EMPC</u>	<u>Qual</u>	<u>DL</u>	<u>LOQ/CL</u>	<u>Units</u>	<u>RT</u>	<u>Ratio</u>
2,3,7,8-TCDD		0.648		0.0616	0.496	pg/g	27.55	0.66*
1,2,3,7,8-PeCDD	1.52		J	0.0763	2.48	pg/g	33.85	1.53
1,2,3,4,7,8-HxCDD	2.32		J	0.168	2.48	pg/g	38.49	1.29
1,2,3,6,7,8-HxCDD	8.16			0.188	2.48	pg/g	38.62	1.25
1,2,3,7,8,9-HxCDD		4.04		0.179	2.48	pg/g	38.97	1.43*
1,2,3,4,6,7,8-HpCDD	85.7			0.431	2.48	pg/g	42.65	1.04
OCDD	622			0.198	4.96	pg/g	46.40	0.90
2,3,7,8-TCDF	4.51			0.0627	0.496	pg/g	26.55	0.76
2,3,7,8-TCDF [confirm]	4.01			0.790	2.01	pg/g	21.26	0.76
1,2,3,7,8-PeCDF	1.28		J	0.0782	2.48	pg/g	32.11	1.47
2,3,4,7,8-PeCDF	2.28		J	0.0823	2.48	pg/g	33.44	1.51
1,2,3,4,7,8-HxCDF	1.92		J	0.0844	2.48	pg/g	37.33	1.21
1,2,3,6,7,8-HxCDF	1.42		J DPE	0.0703	2.48	pg/g	37.49	1.23
2,3,4,6,7,8-HxCDF	1.82		J	0.0758	2.48	pg/g	38.27	1.25
1,2,3,7,8,9-HxCDF	ND		U	0.115	2.48	pg/g		
1,2,3,4,6,7,8-HpCDF	17.8			0.141	2.48	pg/g	41.38	0.97
1,2,3,4,7,8,9-HpCDF	1.18		J	0.190	2.48	pg/g	43.26	1.01
OCDF	27.3			0.114	4.96	pg/g	46.63	0.89
Total TCDD	209	211		0.0616	0.496	pg/g		
Total TCDF	54.3	56.9		0.0627	0.496	pg/g		
Total PeCDD	106			0.0763	2.48	pg/g		
Total PeCDF	27.8	29.0	DPE	0.0801	2.48	pg/g		
Total HxCDD	111	115		0.178	2.48	pg/g		
Total HxCDF	30.4	31.5	DPE	0.0845	2.48	pg/g		
Total HpCDD	222			0.431	2.48	pg/g		
Total HpCDF	51.9			0.164	2.48	pg/g		

World Health Organization Summary

	<u>Units</u>	<u>ND=0</u>	<u>ND=½</u>	<u>ND=DL</u>
WHO-2005 TEQ	pg/g	5.45	5.49	5.54
WHO-2005 TEQ w/EMPC	pg/g	6.50	6.51	6.51

Results of JW-EA10-SS39-120507

Client Sample ID: **JW-EA10-SS39-120507**
 Client Project ID: **Jeld-Wen Surface Sediments**
 Lab Sample ID: 31203251003-A
 Lab Project ID: 31203251

Collection Date: 05/07/2012 10:25
 Received Date: 05/09/2012 10:15
 Matrix: Soil-Solid as dry weight
 Solids (%): 60.70

Results by EPA 1613B

<u>Parameter</u>	<u>Result</u>	<u>EMPC</u>	<u>Qual</u>	<u>DL</u>	<u>LOQ/CL</u>	<u>Units</u>	<u>RT</u>	<u>Ratio</u>
Labeled Standards								
13C-2378-TCDF	73.0				24.0-169	%		
13C-2378-TCDD	76.0				25.0-164	%		
13C-12378-PeCDD	69.0				25.0-181	%		
13C-123478-HxCDD	82.0				32.0-141	%		
13C-123678-HxCDD	72.0				28.0-130	%		
13C-1234678-HpCDD	86.0				23.0-140	%		
13C-OCDD	69.0				17.0-157	%		
13C-2378-TCDF	72.0				24.0-169	%		
13C-12378-PeCDF	66.0				24.0-185	%		
13C-23478-PeCDF	61.0				21.0-178	%		
13C-123478-HxCDF	72.0				26.0-152	%		
13C-123678-HxCDF	81.0				26.0-123	%		
13C-234678-HxCDF	80.0				29.0-147	%		
13C-123789-HxCDF	72.0				28.0-136	%		
13C-1234678-HpCDF	68.0				28.0-143	%		
13C-1234789-HpCDF	77.0				26.0-138	%		
37Cl-2378-TCDD	91.0				35.0-197	%		

Batch Information

Analytical Batch: **HRD1905**
 Analytical Method: **EPA 1613B**
 Instrument: **APHRMS**
 Analyst: **MDC**
 Analytical Date/Time: **10/28/2012 14:01**

Prep Batch: **HXX1816**
 Prep Method: **EPA 1613 PREP S/D/T**
 Prep Date/Time: **10/16/2012 15:46**
 Prep Initial Wt./Vol.: **16.6 g**
 Prep Extract Vol: **20 uL**

Analytical Batch: **HRD1933**
 Analytical Method: **EPA 1613B**
 Instrument: **HRMS3**
 Analyst: **JHL**
 Analytical Date/Time: **11/13/2012 15:56**

Prep Batch: **HXX1816**
 Prep Method: **EPA 1613 PREP S/D/T**
 Prep Date/Time: **10/16/2012 15:46**
 Prep Initial Wt./Vol.: **16.6 g**
 Prep Extract Vol: **20 uL**

Lab ID: A4723_10237_DF_003

Client ID: JW-EA10-SS39-120507

Datafile: 121028P1-07



Acq'd: 28 Oct 2012 14:01 MDC

UTP: 29-Oct-2012 12:25 MDC

Report: 29 Oct 2012 13:42 MC

Wt/Vol: 10.08 g

J-level: 0.496 pg/g Split: 1

Stds (pg): JS: 2000 ES: 2000 CS/SS: 2000, 400 (37CI)

ICAL: 1613_SGS

Checkcode: 079-876-JHK

Name	Act RT	QC	Pred. RRT	Act. RRT	ΔSecs	Response	Ra	OK	RRF	Conc.	Noise	DL
2378-TCDD	27.55		1.0009	1.0008	-0.2	1.06E+05	0.66	N	1.08	0.648	817	0.0616
12378-PeCDD	33.85		1.0006	1.0005	-0.2	1.88E+05	1.53	Y	1.07	1.52	836	0.0763
123478-HxCDD	38.49		1.0004	1.0004	0	2.54E+05	1.29	Y	1.05	2.32	1734	0.168
123678-HxCDD	38.62		1.0039	1.0039	0	8.30E+05	1.25	Y	0.98	8.16	1734	0.188
123789-HxCDD	38.97		1.0129	1.0129	0	4.24E+05	1.43	N	1.01	4.04	1734	0.179
1234678-HpCDD	42.65		1.0005	1.0003	-0.5	8.66E+06	1.04	Y	1.09	85.7	3915	0.431
OCDD	46.40		1.0005	1.0005	0	4.05E+07	0.90	Y	1.11	622	957	0.199
2378-TCDF	26.55		1.0009	1.0008	-0.2	1.06E+06	0.76	Y	0.98	4.51	1142	0.0627
12378-PeCDF	32.11		1.0007	1.0006	-0.2	2.37E+05	1.47	Y	0.99	1.28	1257	0.0783
23478-PeCDF	33.44		1.0006	1.0007	+0.2	3.98E+05	1.51	Y	1.02	2.28	1257	0.0823
123478-HxCDF	37.33		1.0006	1.0005	-0.2	2.82E+05	1.21	Y	1.19	1.92	1195	0.0844
123678-HxCDF	37.49		1.0005	1.0005	0	2.54E+05	1.23	Y	1.16	1.42	1195	0.0703
234678-HxCDF	38.27		1.0006	1.0003	-0.7	3.12E+05	1.25	Y	1.18	1.83	1195	0.0758
123789-HxCDF	NotFnd		1.0005	-	-	-	-	-	1.09	-	1195	0.115
1234678-HpCDF	41.38		1.0004	1.0004	0	2.36E+06	0.97	Y	1.35	17.8	1820	0.141
1234789-HpCDF	43.26		1.0004	1.0002	-0.5	1.35E+05	1.01	Y	1.34	1.18	1820	0.19
OCDF	46.63		1.0057	1.0055	-0.6	2.24E+06	0.89	Y	1.40	27.3	691	0.114

Name	Act RT	Pred. RRT	Act. RRT	ΔSecs	Response	Ra	OK	RRF	Rec. %
ES 2378-TCDD	27.53	1.0281	1.0280	-0.2	3.00E+07	0.81	Y	1.04	75.7
ES 12378-PeCDD	33.83	1.2639	1.2634	-0.8	2.28E+07	1.57	Y	0.87	69.1
ES 123478-HxCDD	38.48	0.9876	0.9876	0	2.07E+07	1.27	Y	0.94	82
ES 123678-HxCDD	38.61	0.9910	0.9910	0	2.05E+07	1.30	Y	1.06	71.9
ES 1234678-HpCDD	42.64	1.0943	1.0946	+0.7	1.84E+07	1.06	Y	0.80	85.7
ES OCDD	46.38	1.1907	1.1905	-0.5	2.33E+07	0.90	Y	0.63	68.8
ES 2378-TCDF	26.53	0.9907	0.9908	+0.2	4.77E+07	0.81	Y	1.74	72.1
ES 12378-PeCDF	32.09	1.1992	1.1985	-1.1	3.73E+07	1.58	Y	1.49	65.6
ES 23478-PeCDF	33.41	1.2484	1.2478	-1.0	3.42E+07	1.57	Y	1.48	60.6
ES 123478-HxCDF	37.31	0.9577	0.9577	0	2.46E+07	0.53	Y	1.27	71.8
ES 123678-HxCDF	37.47	0.9619	0.9619	0	3.06E+07	0.52	Y	1.41	80.7
ES 234678-HxCDF	38.26	0.9821	0.9821	0	2.89E+07	0.52	Y	1.34	79.8
ES 123789-HxCDF	39.38	1.0108	1.0110	+0.5	2.35E+07	0.52	Y	1.20	72.4
ES 1234678-HpCDF	41.36	1.0618	1.0618	0	1.95E+07	0.44	Y	1.06	68.5
ES 1234789-HpCDF	43.25	1.1100	1.1102	+0.5	1.70E+07	0.44	Y	0.82	77.1

Lab ID: A4723_10237_DF_003

Acq'd: 28 Oct 2012 14:01 MDC

Wt/Vol: 10.08 g

ICAL: 1613_SGS

Client ID: JW-EA10-SS39-120507

UTP: 29-Oct-2012 12:25 MDC

J-level: 0.496 pg/g Split: 1

Checkcode: 079-876-JHK

Datafile: 121028P1-07

Report: 29 Oct 2012 13:42 MC

Stds (pg): JS: 2000 ES: 2000 CS/SS: 2000, 400 (37CI)

Name	Act RT	QC	Pred. RRT	Act. RRT	ΔSecs	Response	Ra	OK	RRF	Rec. %
JS 1234-TCDD	26.78		-	-	-	3.81E+07	0.79	Y	-	-
JS 123789-HxCDD	38.96		-	-	-	2.69E+07	1.28	Y	-	-
CS 37C1-2378-TCDD	27.55		1.0291	1.0289	-0.3	8.12E+06	n/a	-	1.17	91
SS 37C1-2378-TCDD	27.55	NA	1.0291	1.0289	-0.3	8.12E+06	n/a	-	1.12	120

Totals	Conc	EMPC	EDL
Total TCDD	209	211	0.0616
Total PeCDD	106	106	0.0763
Total HxCDD	111	115	0.178
Total HpCDD	222	222	0.431
Total Tetra-Octa Dioxins	1270	1280	
Total TCDF	54.4	56.9	0.0627
Total PeCDF	27.8	29	0.0802
Total HxCDF	30.4	31.5	0.0845
Total HpCDF	51.9	51.9	0.164
Total Tetra-Octa Furans	192	197	
Total Tetra-Octa Dioxins & Furans	1460	1470	

Lab ID: A4723_10237_DF_003

Acq'd: 28 Oct 2012 14:01 MDC

Wt/Vol: 10.08 g

ICAL: 1613_SGS

Client ID: JW-EA10-SS39-120507

UTP: 29-Oct-2012 12:25 MDC

J-level: 0.496 pg/g Split: 1

Checkcode: 079-876-JHK

Datafile: 121028P1-07

Report: 29 Oct 2012 13:42 MC

Stds (pg): JS: 2000 ES: 2000 CS/SS: 2000, 400 (37CI)

Name	Act RT	QC	Pred. RRT	Act. RRT	ΔSecs	Response	Ra	OK	RRF	Conc.	Noise	DL
TCDD	23.43		0.8504	0.8511	+1.2	1.66E+07	0.78	Y	1.08	102	817	0.0616
TCDD	23.83		0.8649	0.8657	+1.3	1.27E+07	0.78	Y	1.08	77.3	817	0.0616
TCDD	24.31		0.8835	0.8830	-0.8	1.67E+05	0.81	Y	1.08	1.02	817	0.0616
TCDD	25.18		0.9152	0.9148	-0.7	4.34E+05	0.79	Y	1.08	2.65	817	0.0616
TCDD	25.45		0.9241	0.9245	+0.7	5.12E+05	0.83	Y	1.08	3.12	817	0.0616
TCDD	25.67		0.9327	0.9327	0	7.82E+05	0.75	Y	1.08	4.77	817	0.0616
TCDD	25.89		0.9408	0.9407	-0.2	1.54E+05	0.75	Y	1.08	0.939	817	0.0616
TCDD	26.17		0.9512	0.9508	-0.7	3.71E+04	1.08	N	1.08	0.226	817	0.0616
TCDD	26.37		0.9580	0.9579	-0.2	1.53E+05	0.91	N	1.08	0.933	817	0.0616
TCDD	26.80		0.9736	0.9737	+0.2	1.85E+06	0.78	Y	1.08	11.3	817	0.0616
TCDD	26.93		0.9785	0.9784	-0.2	7.71E+04	0.86	Y	1.08	0.471	817	0.0616
TCDD	27.23		0.9884	0.9891	+1.2	8.59E+05	0.77	Y	1.08	5.24	817	0.0616
TCDD	27.38		0.9945	0.9948	+0.5	6.36E+04	0.77	Y	1.08	0.388	817	0.0616
2378-TCDD	27.55		1.0009	1.0008	-0.2	1.06E+05	0.66	N	1.08	0.648	817	0.0616
TCDD	27.93		1.0147	1.0147	0	8.91E+04	0.75	Y	1.08	0.544	817	0.0616
TCDD	NotFnd		1.0206						1.08		817	0.0616
TCDD	NotFnd		1.0423						1.08		817	0.0616
PeCDD	30.88		0.9131	0.9129	-0.4	3.73E+06	1.58	Y	1.07	30.2	836	0.0763
PeCDD	31.52		0.9319	0.9316	-0.6	1.11E+05	1.57	Y	1.07	0.902	836	0.0763
PeCDD	32.17		0.9511	0.9509	-0.4	4.19E+06	1.59	Y	1.07	33.9	836	0.0763
PeCDD	32.38		0.9576	0.9571	-1.0	2.11E+05	1.65	Y	1.07	1.71	836	0.0763
PeCDD	32.51		0.9611	0.9610	-0.2	3.04E+06	1.50	Y	1.07	24.6	836	0.0763
PeCDD	32.81		0.9703	0.9698	-1.0	2.34E+05	1.44	Y	1.07	1.89	836	0.0763
PeCDD	33.25		0.9829	0.9830	+0.2	1.28E+06	1.61	Y	1.07	10.4	836	0.0763
12378-PeCDD	33.85		1.0006	1.0005	-0.2	1.88E+05	1.53	Y	1.07	1.52	836	0.0763
PeCDD	33.97		1.0039	1.0040	+0.2	7.29E+04	1.52	Y	1.07	0.59	836	0.0763
PeCDD	34.38		1.0161	1.0163	+0.4	6.90E+04	1.33	Y	1.07	0.559	836	0.0763
HxCDD	36.47		0.9479	0.9477	-0.5	1.96E+06	1.22	Y	1.01	18.6	1734	0.178
HxCDD	37.24		0.9682	0.9680	-0.5	4.88E+06	1.26	Y	1.01	46.3	1734	0.178
HxCDD	37.59		0.9771	0.9771	0	3.27E+06	1.26	Y	1.01	31.1	1734	0.178
HxCDD	37.73		0.9811	0.9806	-1.2	2.90E+05	1.33	Y	1.01	2.75	1734	0.178
123478-HxCDD	38.49		1.0004	1.0004	0	2.54E+05	1.29	Y	1.05	2.32	1734	0.168
123678-HxCDD	38.62		1.0039	1.0039	0	8.30E+05	1.25	Y	0.98	8.16	1734	0.188
HxCDD	38.84		1.0097	1.0095	-0.5	1.75E+05	1.24	Y	1.01	1.66	1734	0.178
123789-HxCDD	38.97		1.0129	1.0129	0	4.24E+05	1.43	N	1.01	4.04	1734	0.179

Lab ID: A4723_10237_DF_003

Acq'd: 28 Oct 2012 14:01 MDC

Wt/Vol: 10.08 g

ICAL: 1613_SGS

Client ID: JW-EA10-SS39-120507

UTP: 29-Oct-2012 12:25 MDC

J-level: 0.496 pg/g Split: 1

Checkcode: 079-876-JHK

Datafile: 121028P1-07

Report: 29 Oct 2012 13:42 MC

Stds (pg): JS: 2000 ES: 2000 CS/SS: 2000, 400 (37CI)

Name	Act RT	QC	Pred. RRT	Act. RRT	ΔSecs	Response	Ra	OK	RRF	Conc.	Noise	DL
HpCDD	41.75		0.9793	0.9791	-0.5	1.37E+07	1.05	Y	1.09	136	3915	0.431
1234678-HpCDD	42.65		1.0005	1.0003	-0.5	8.66E+06	1.04	Y	1.09	85.7	3915	0.431
OCDD	46.40		1.0005	1.0005	0	4.05E+07	0.90	Y	1.11	622	957	0.199
OCDD-a	46.39		1.0001	1.0003	+0.6	2.28E+06	2.46	Y	1.00	38.8	1259	0.289
TCDF	21.22		0.7983	0.7998	+2.4	5.94E+05	0.86	Y	0.98	2.53	1142	0.0627
TCDF	21.78		0.8218	0.8209	-1.4	3.51E+05	0.78	Y	0.98	1.5	1142	0.0627
TCDF	22.44		0.8463	0.8457	-1.0	9.28E+05	0.78	Y	0.98	3.96	1142	0.0627
TCDF	22.88		0.8625	0.8622	-0.5	3.44E+05	0.65	N	0.98	1.47	1142	0.0627
TCDF	23.01		0.8677	0.8674	-0.5	1.52E+06	0.76	Y	0.98	6.5	1142	0.0627
TCDF	23.28		0.8787	0.8774	-2.1	1.95E+05	0.75	Y	0.98	0.832	1142	0.0627
TCDF	23.42		0.8840	0.8828	-1.9	1.05E+06	0.81	Y	0.98	4.49	1142	0.0627
TCDF	23.86		0.8998	0.8992	-1.0	6.31E+05	0.77	Y	0.98	2.69	1142	0.0627
TCDF	24.00		0.9054	0.9046	-1.3	2.95E+05	0.75	Y	0.98	1.26	1142	0.0627
TCDF	24.20		0.9125	0.9120	-0.8	5.91E+05	0.77	Y	0.98	2.52	1142	0.0627
TCDF	24.60		0.9279	0.9273	-1.0	3.11E+05	0.81	Y	0.98	1.33	1142	0.0627
TCDF	24.75		0.9334	0.9330	-0.6	4.44E+05	0.82	Y	0.98	1.9	1142	0.0627
TCDF	24.93		0.9381	0.9395	+2.2	8.14E+05	0.76	Y	0.98	3.47	1142	0.0627
TCDF	25.04		0.9439	0.9438	-0.2	7.67E+05	0.78	Y	0.98	3.27	1142	0.0627
TCDF	25.55		0.9630	0.9630	0	9.01E+05	0.77	Y	0.98	3.84	1142	0.0627
TCDF	25.67		0.9674	0.9674	0	8.67E+04	0.80	Y	0.98	0.369	1142	0.0627
TCDF	25.85		0.9746	0.9745	-0.2	3.68E+05	0.72	Y	0.98	1.57	1142	0.0627
TCDF	26.07		0.9829	0.9826	-0.5	2.39E+05	0.76	Y	0.98	1.02	1142	0.0627
TCDF	26.31		0.9916	0.9915	-0.2	3.60E+05	0.76	Y	0.98	1.54	1142	0.0627
TCDF	26.43		0.9963	0.9960	-0.5	2.46E+05	0.69	Y	0.98	1.05	1142	0.0627
2378-TCDF	26.55		1.0009	1.0008	-0.2	1.06E+06	0.76	Y	0.98	4.51	1142	0.0627
TCDF	26.97		1.0166	1.0167	+0.2	9.90E+05	0.75	Y	0.98	4.22	1142	0.0627
TCDF	27.25		1.0274	1.0271	-0.5	6.66E+04	0.98	N	0.98	0.284	1142	0.0627
TCDF	27.55		1.0390	1.0386	-0.6	4.15E+04	0.61	N	0.98	0.177	1142	0.0627
TCDF	28.86		1.0886	1.0878	-1.3	1.41E+05	0.93	N	0.98	0.6	1142	0.0627
PeCDF	28.85		0.8975	0.8988	+2.5	1.78E+06	1.64	Y	1.00	9.88	1325	0.0845
PeCDF	30.62		0.9542	0.9542	0	4.34E+05	1.44	Y	1.00	2.41	1257	0.0802
PeCDF	30.81		0.9587	0.9599	+2.3	9.67E+05	1.44	Y	1.00	5.36	1257	0.0802
PeCDF	30.92		0.9636	0.9633	-0.6	1.57E+05	1.44	Y	1.00	0.872	1257	0.0802
PeCDF	31.03		0.9671	0.9667	-0.8	5.55E+04	1.70	Y	1.00	0.307	1257	0.0802
PeCDF	31.31		0.9760	0.9755	-1.0	8.03E+04	1.59	Y	1.00	0.445	1257	0.0802
PeCDF	31.47		0.9810	0.9807	-0.6	3.42E+04	1.05	N	1.00	0.189	1257	0.0802

Lab ID: A4723_10237_DF_003

Acq'd: 28 Oct 2012 14:01 MDC

Wt/Vol: 10.08 g

ICAL: 1613_SGS

Client ID: JW-EA10-SS39-120507

UTP: 29-Oct-2012 12:25 MDC

J-level: 0.496 pg/g Split: 1

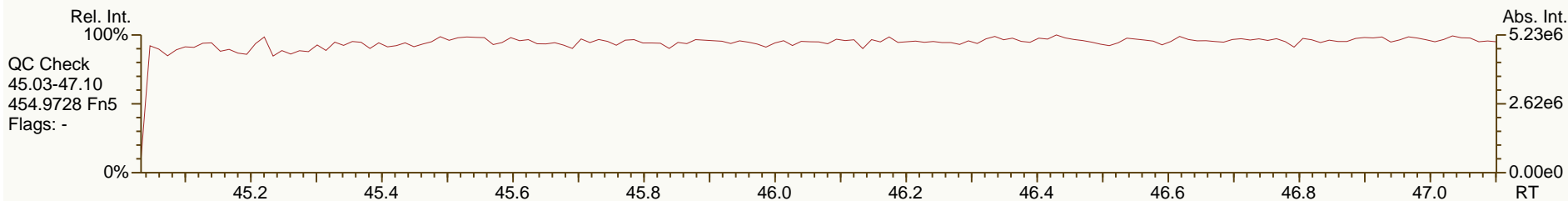
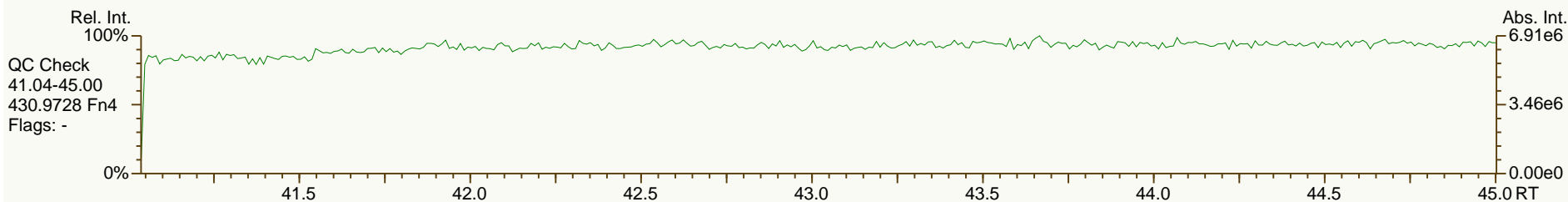
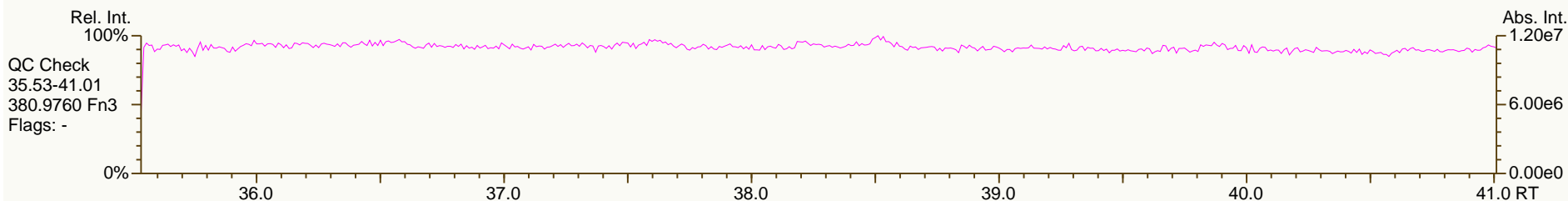
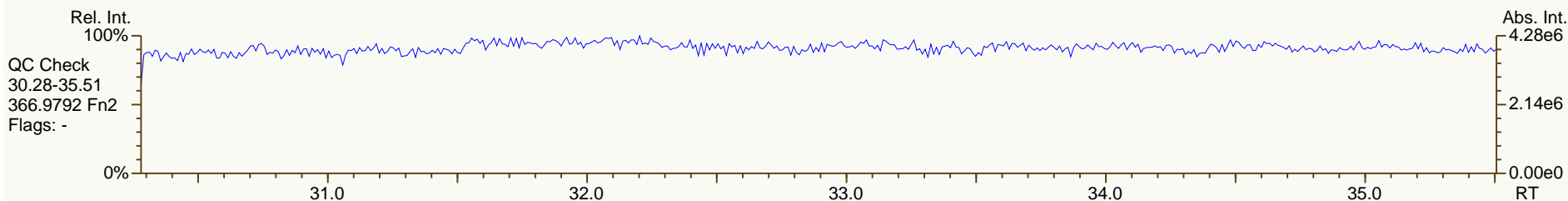
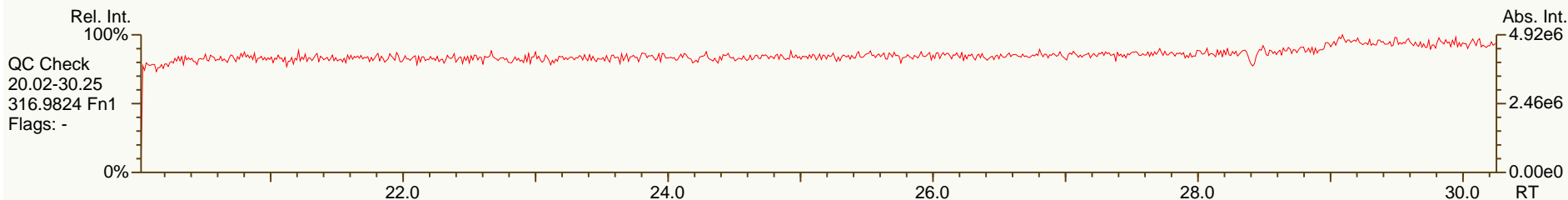
Checkcode: 079-876-JHK

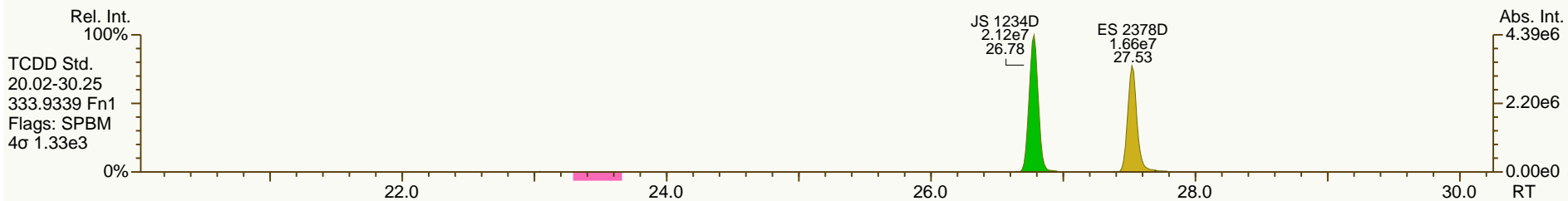
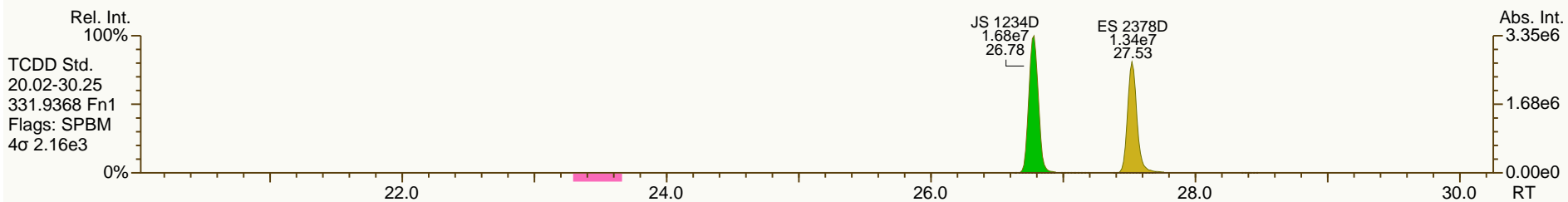
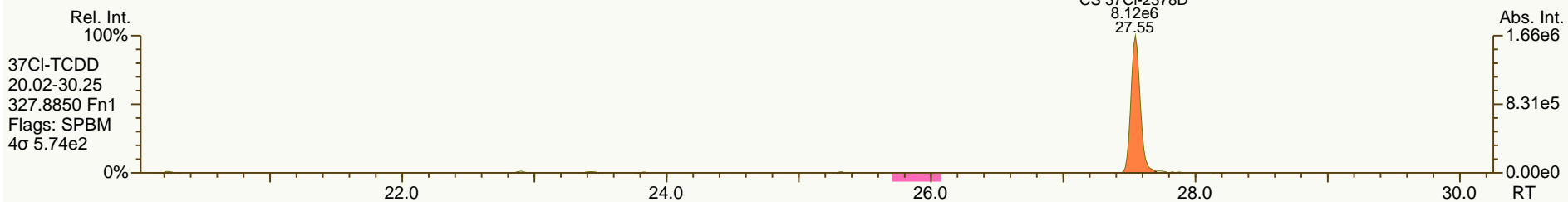
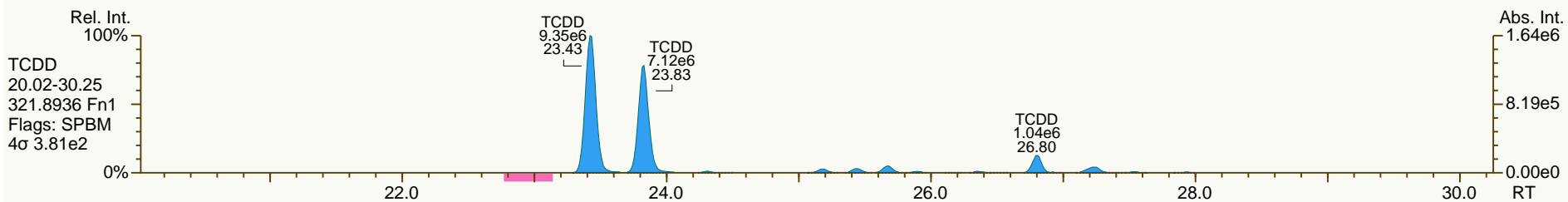
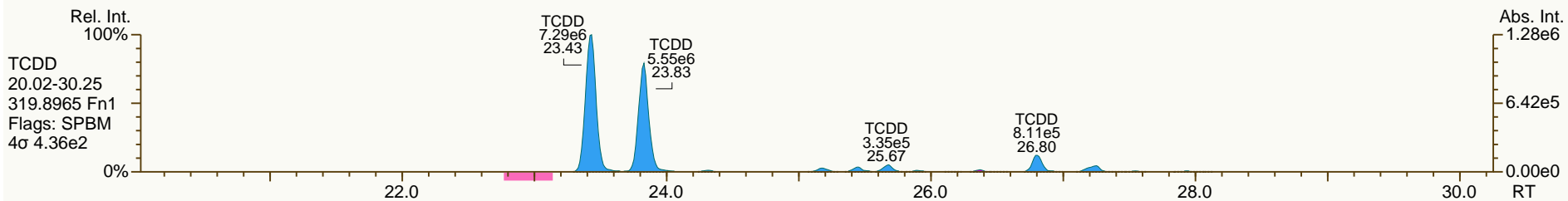
Datafile: 121028P1-07

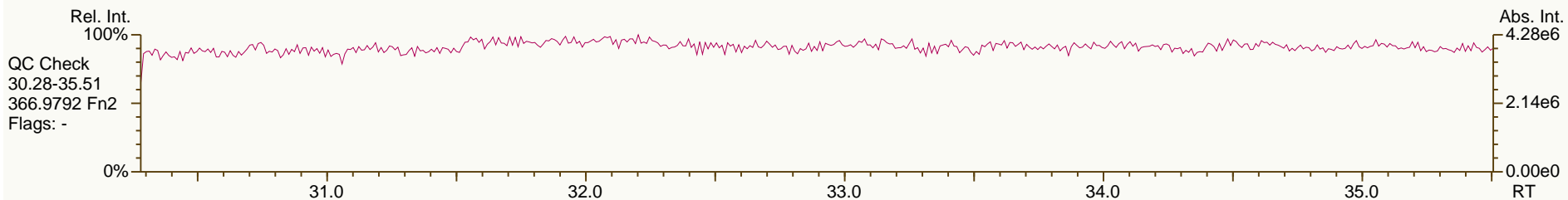
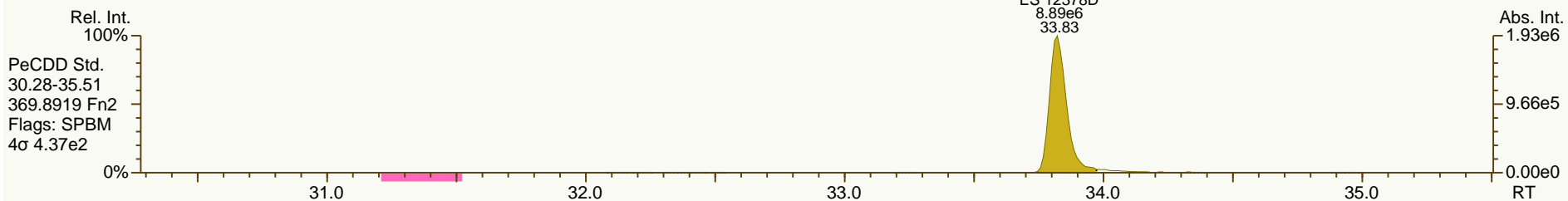
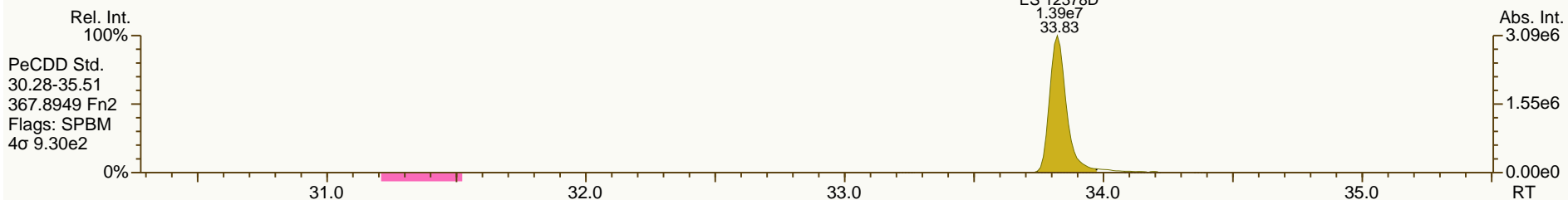
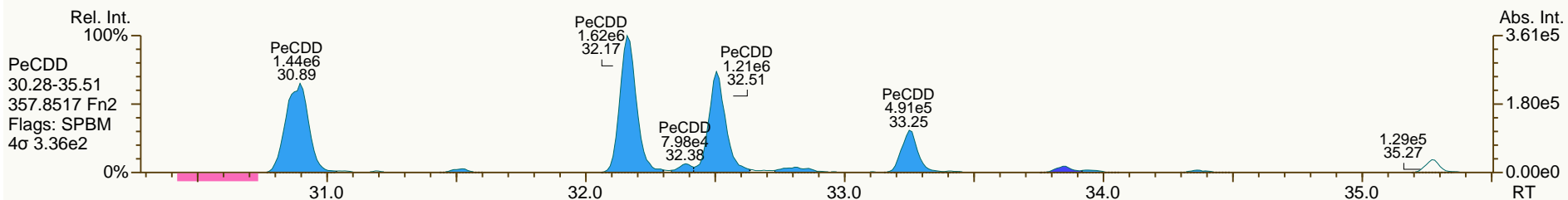
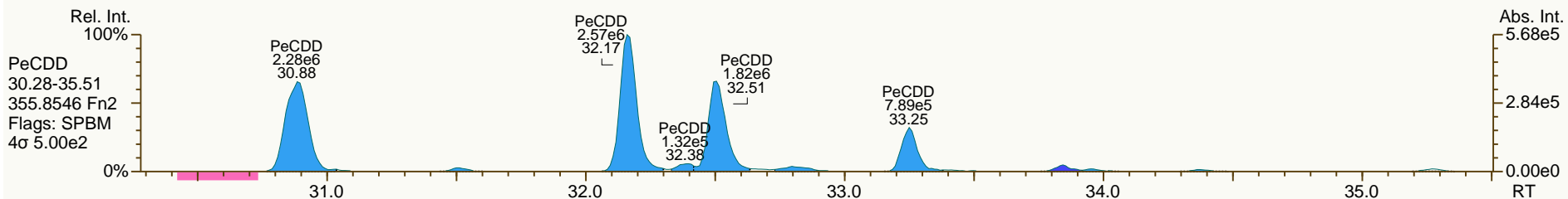
Report: 29 Oct 2012 13:42 MC

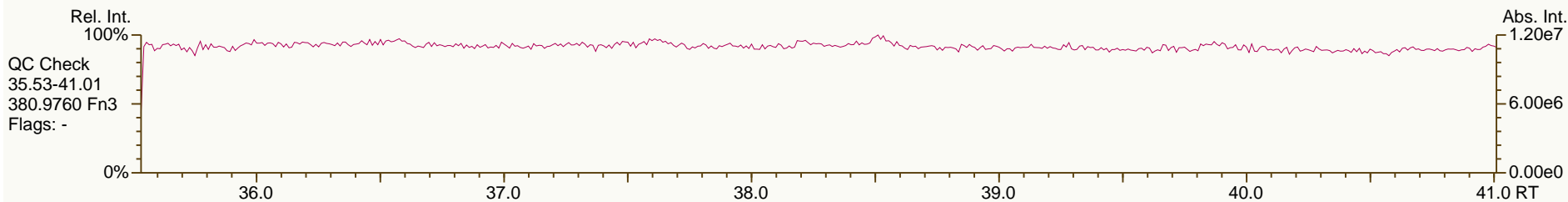
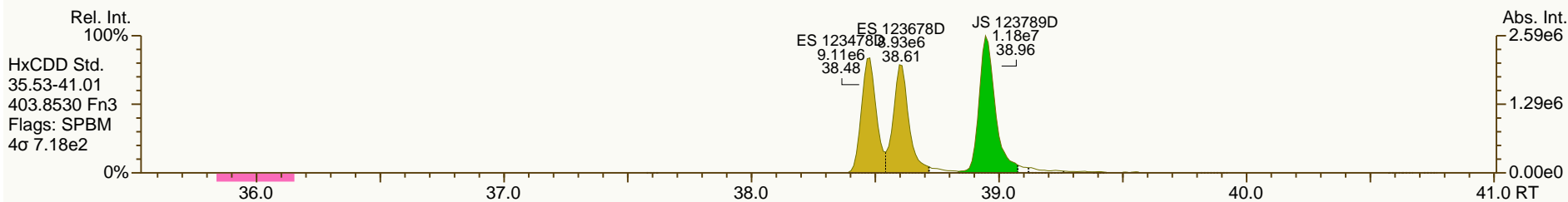
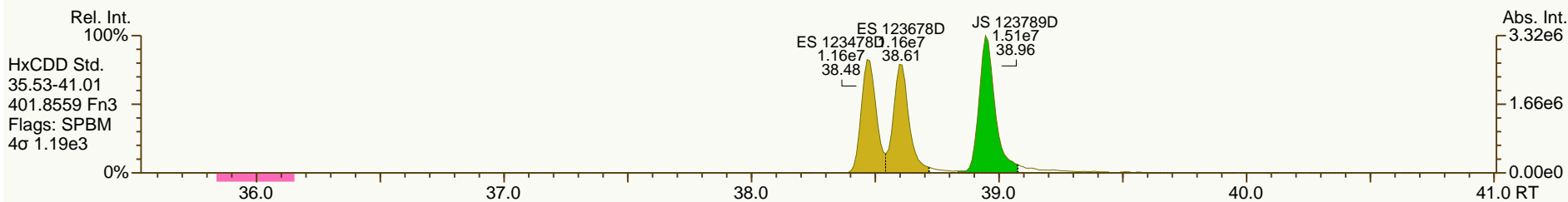
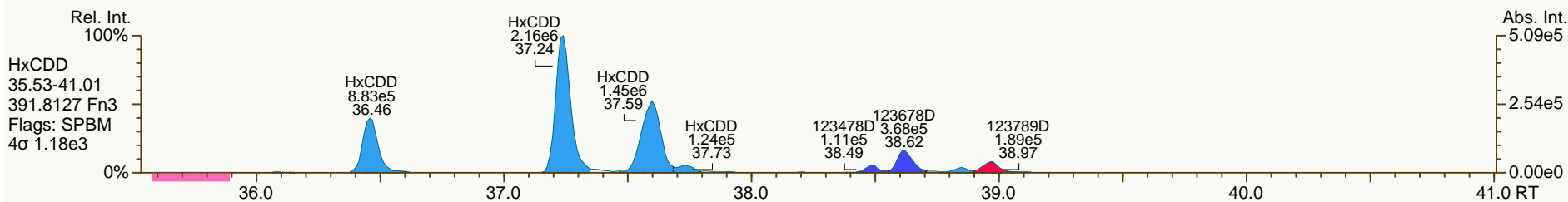
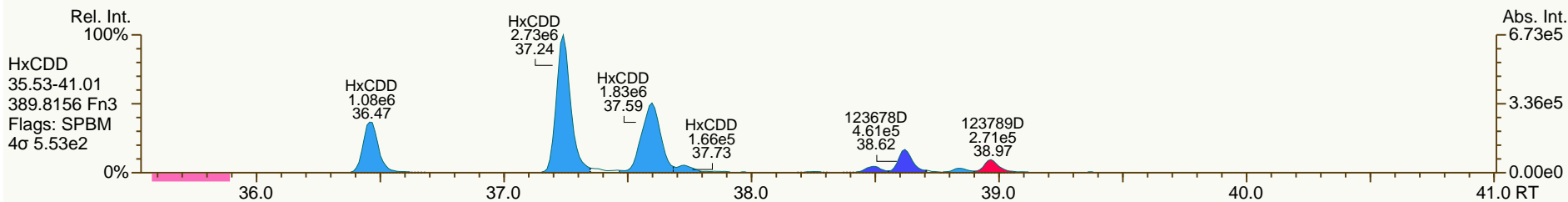
StdS (pg): JS: 2000 ES: 2000 CS/SS: 2000, 400 (37CI)

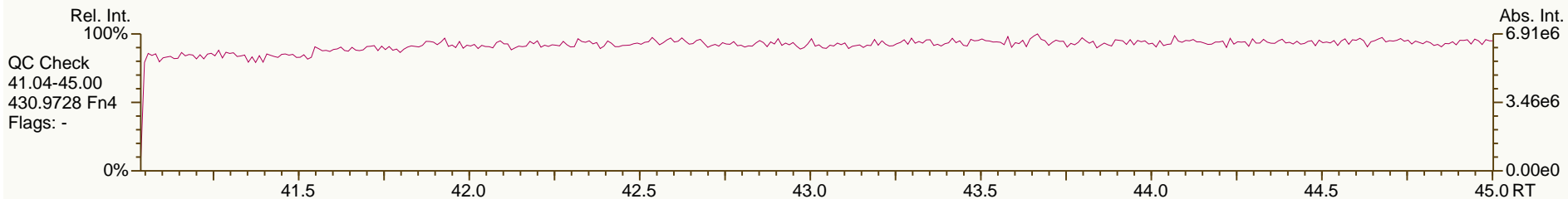
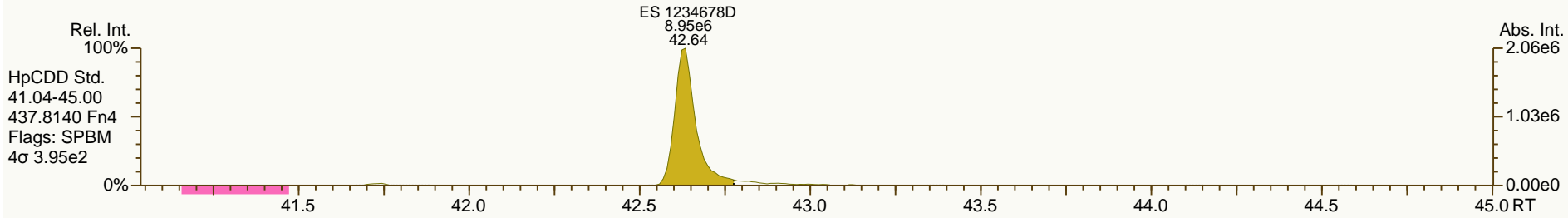
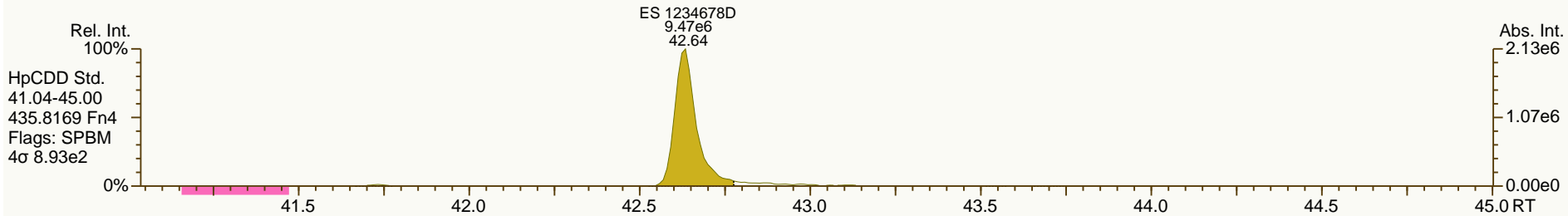
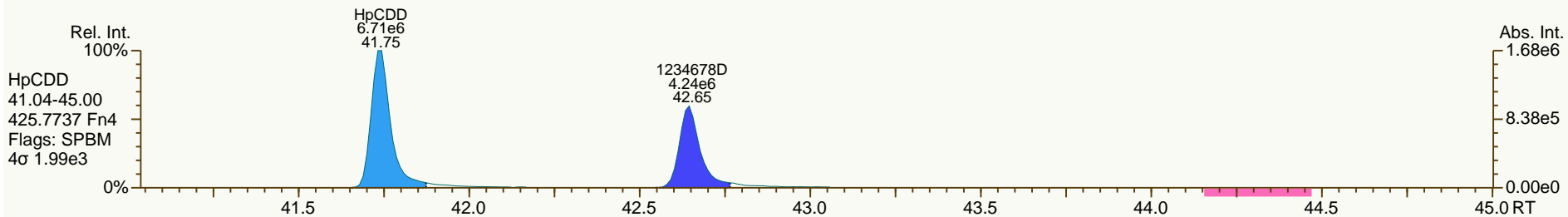
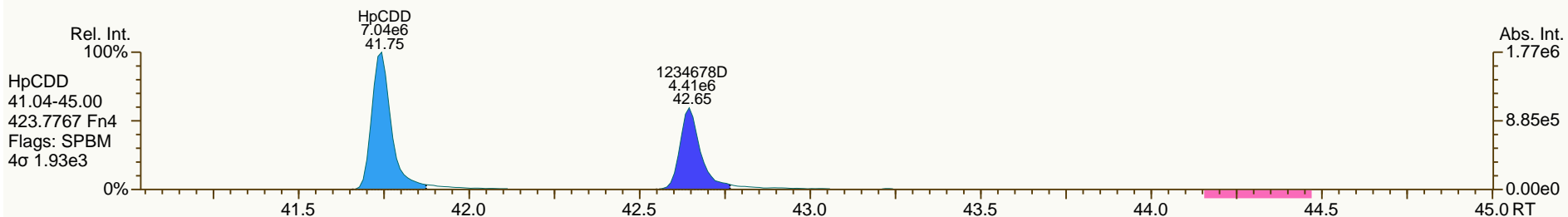
Name	Act RT	QC	Pred. RRT	Act. RRT	ΔSecs	Response	Ra	OK	RRF	Conc.	Noise	DL
PeCDF	31.59		0.9847	0.9843	-0.8	3.38E+05	1.53	Y	1.00	1.87	1257	0.0802
PeCDF	31.67		0.9870	0.9868	-0.4	7.22E+04	1.07	N	1.00	0.4	1257	0.0802
PeCDF	31.86		0.9930	0.9927	-0.6	7.51E+04	1.26	N	1.00	0.416	1257	0.0802
12378-PeCDF	32.11		1.0007	1.0006	-0.2	2.37E+05	1.47	Y	0.99	1.28	1257	0.0783
PeCDF	32.44		1.0113	1.0109	-0.8	3.13E+05	1.36	Y	1.00	1.73	1257	0.0802
PeCDF	32.62		1.0169	1.0164	-1.0	3.38E+04	1.54	Y	1.00	0.187	1257	0.0802
PeCDF	33.13		0.9917	0.9913	-0.8	3.96E+04	1.75	Y	1.00	0.22	1257	0.0802
PeCDF	33.28		0.9962	0.9959	-0.6	1.81E+05	1.51	Y	1.00	1	1257	0.0802
23478-PeCDF	33.44		1.0006	1.0007	+0.2	3.98E+05	1.51	Y	1.02	2.28	1257	0.0823
PeCDF	NotFnd		0.0000						1.02		0	0
PeCDF	NotFnd		1.0023						1.00		1257	0.0802
PeCDF	NotFnd		1.0120						1.00		1257	0.0802
PeCDF	34.70		1.0389	1.0385	-0.8	2.44E+04	1.19	N	1.00	0.135	1257	0.0802
HxCDF	35.67		0.9565	0.9562	-0.7	5.39E+05	1.21	Y	1.15	3.45	1195	0.0845
HxCDF	35.91		0.9627	0.9626	-0.2	1.66E+06	1.16	Y	1.15	10.6	1195	0.0845
HxCDF	36.18		0.9700	0.9699	-0.2	4.03E+04	1.41	Y	1.15	0.258	1195	0.0845
HxCDF	36.42		0.9762	0.9761	-0.2	7.36E+04	1.01	N	1.15	0.472	1195	0.0845
HxCDF	36.69		0.9833	0.9833	0	1.61E+06	1.19	Y	1.15	10.3	1195	0.0845
HxCDF	37.18		0.9968	0.9966	-0.4	9.29E+04	1.54	N	1.15	0.595	1195	0.0845
123478-HxCDF	37.33		1.0006	1.0005	-0.2	2.82E+05	1.21	Y	1.19	1.92	1195	0.0844
123678-HxCDF	37.49		1.0005	1.0005	0	2.54E+05	1.23	Y	1.16	1.42	1195	0.0703
HxCDF	NotFnd		1.0055						1.15		1195	0.0845
HxCDF	37.84		1.0102	1.0098	-0.9	2.99E+04	1.18	Y	1.15	0.191	1195	0.0845
HxCDF	NotFnd		0.9933						1.15		1195	0.0845
234678-HxCDF	38.27		1.0006	1.0003	-0.7	3.12E+05	1.25	Y	1.18	1.83	1195	0.0758
HxCDF	NotFnd		0.0000						1.18		0	0
HxCDF	NotFnd		1.0009						1.15		1195	0.0845
123789-HxCDF	NotFnd		1.0005						1.09		1195	0.115
HxCDF	NotFnd		0.0000						1.09		0	0
123489-HxCDF	39.43		1.0013	1.0012	-0.2	6.46E+04	1.32	Y	1.15	0.414	1195	0.0845
1234678-HpCDF	41.38		1.0004	1.0004	0	2.36E+06	0.97	Y	1.35	17.8	1820	0.141
HpCDF	41.73		1.0091	1.0089	-0.5	1.12E+05	1.06	Y	1.34	0.907	1820	0.164
HpCDF	41.93		1.0140	1.0136	-1.0	3.96E+06	1.04	Y	1.34	32	1820	0.164
1234789-HpCDF	43.26		1.0004	1.0002	-0.5	1.35E+05	1.01	Y	1.34	1.18	1820	0.19
OCDF	46.63		1.0057	1.0055	-0.6	2.24E+06	0.89	Y	1.40	27.3	691	0.114
OCDF-a	46.62		1.0053	1.0053	0	1.12E+05	2.74	Y	1.00	1.91	636	0.146

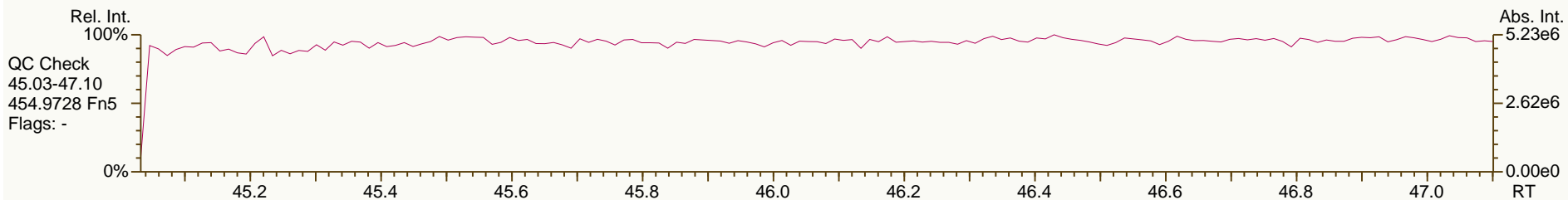
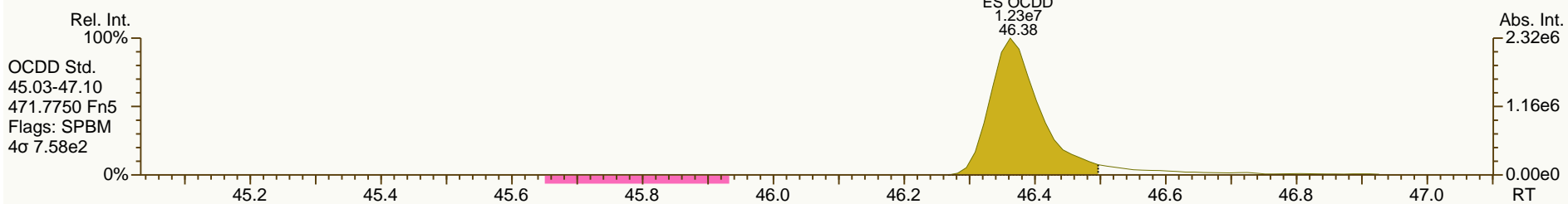
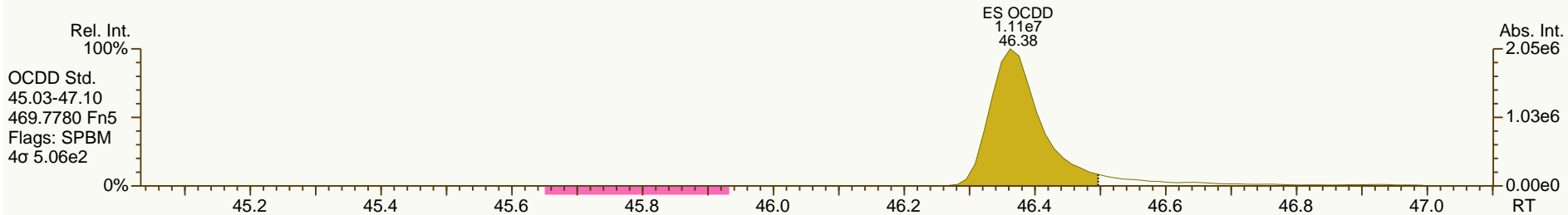
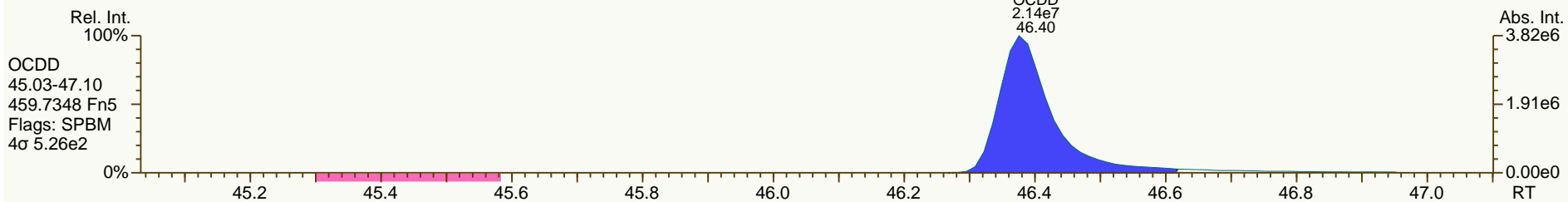
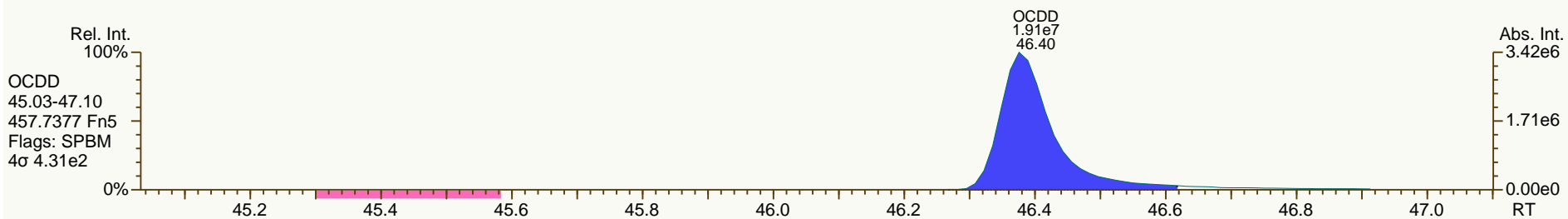


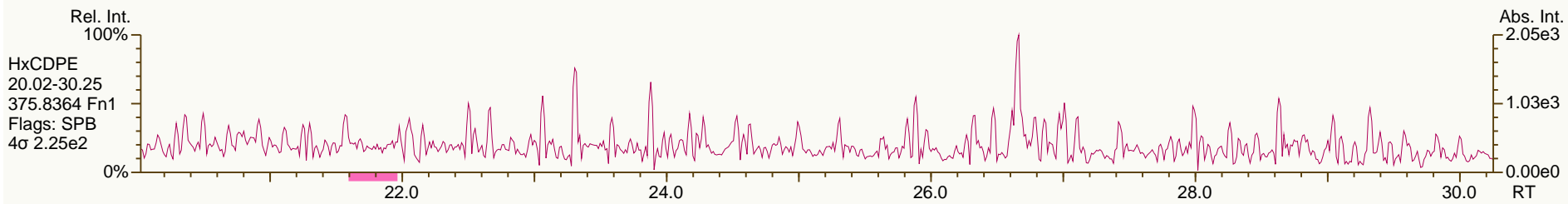
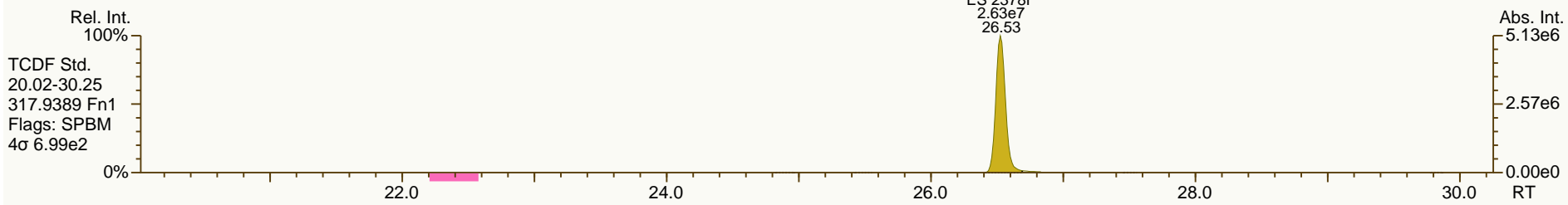
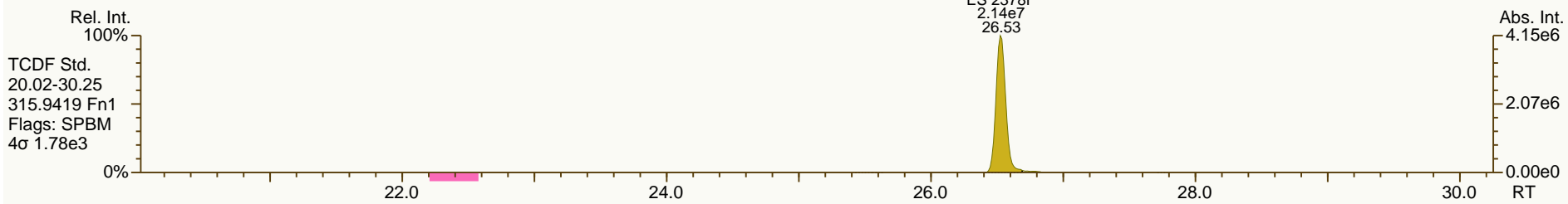
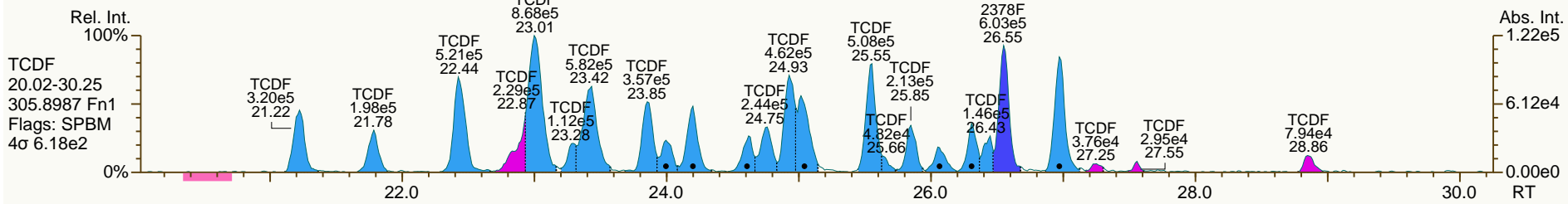
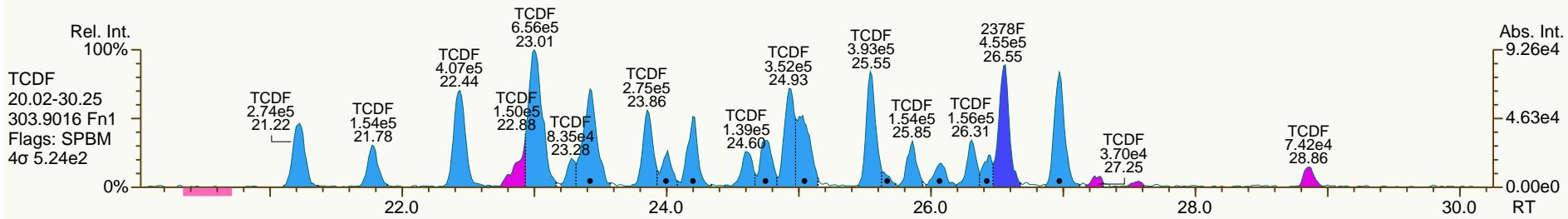


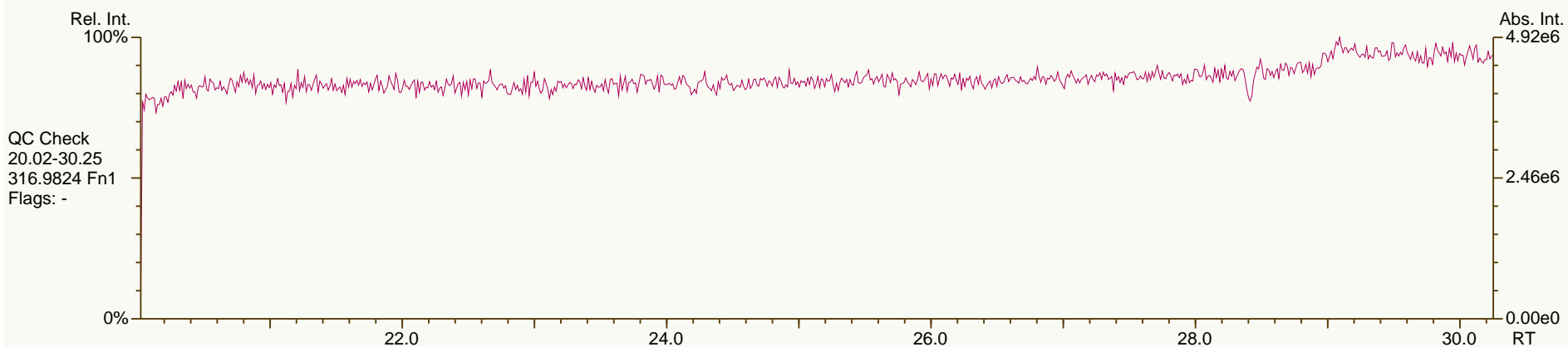
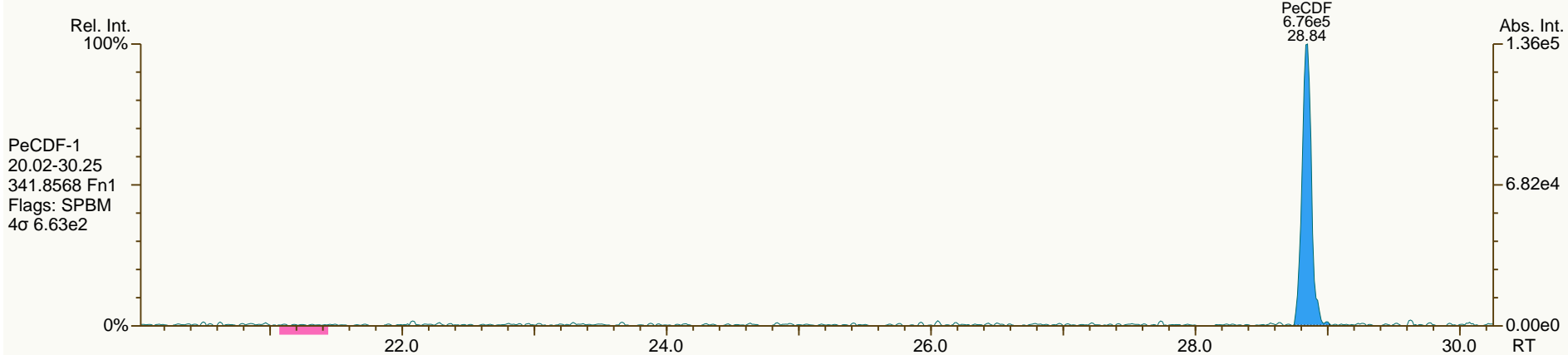
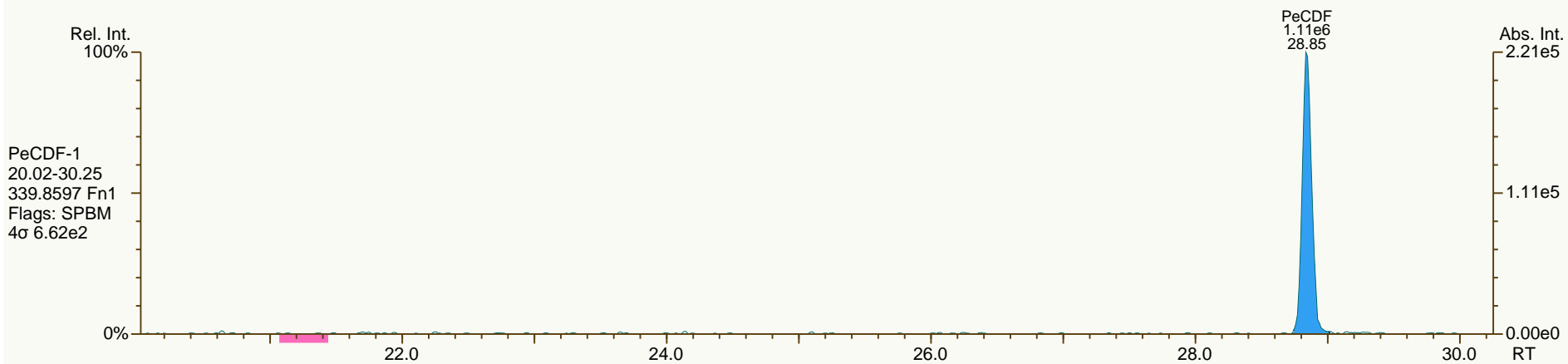


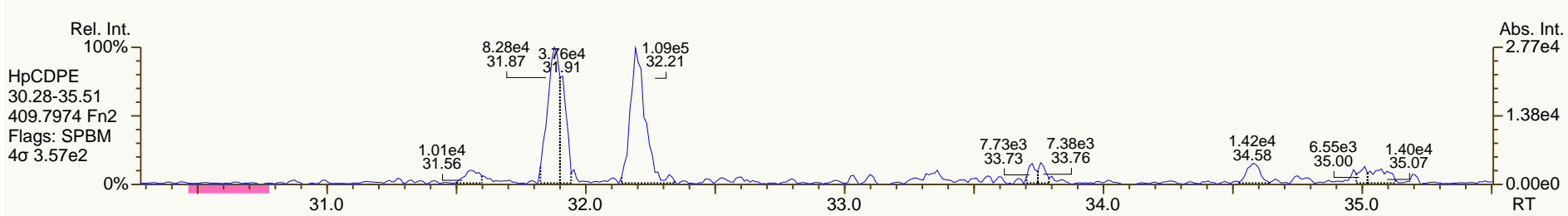
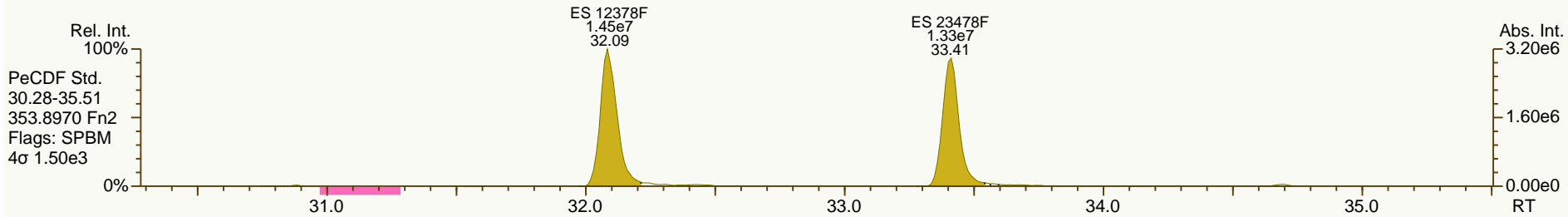
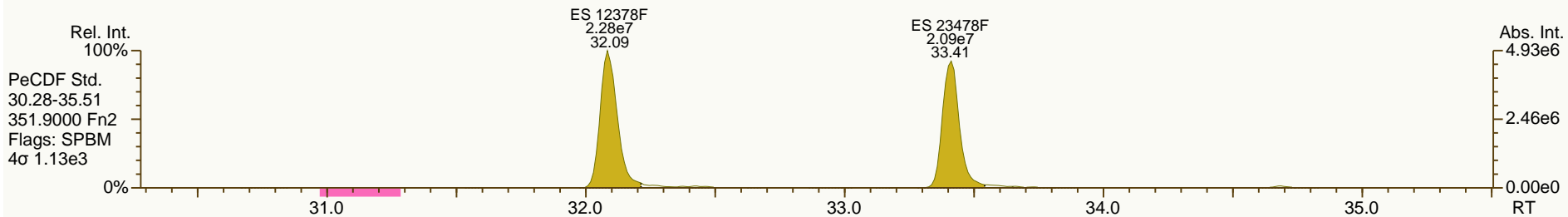
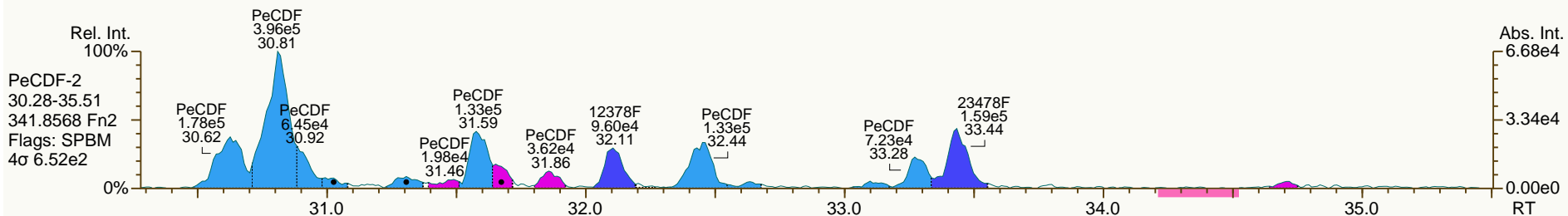
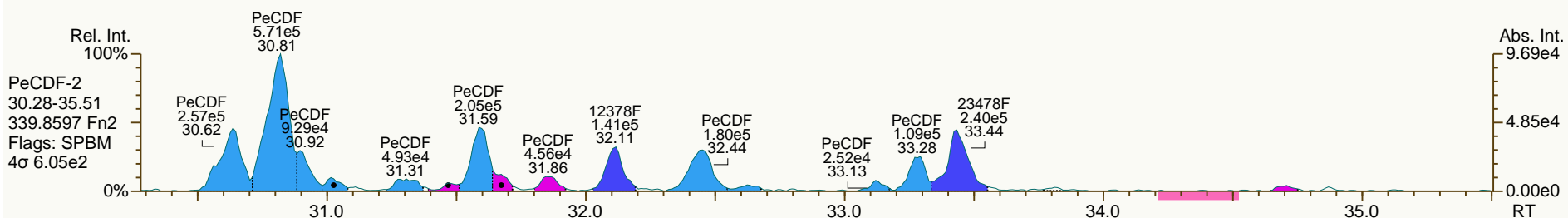


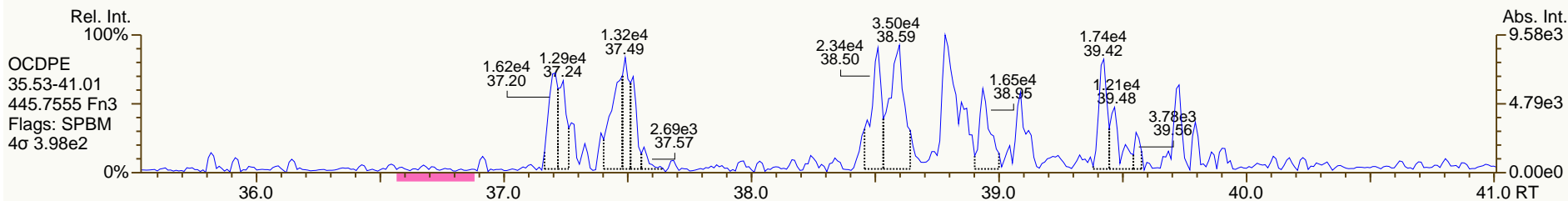
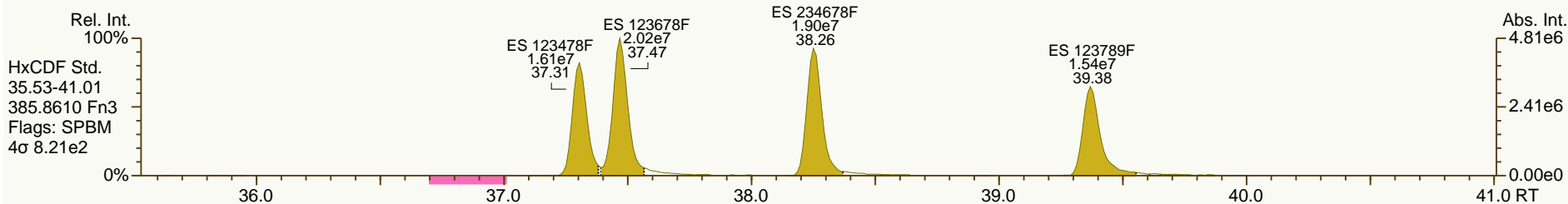
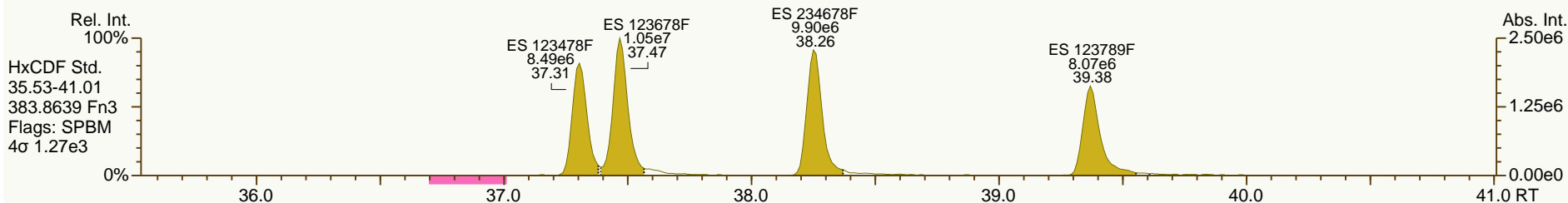
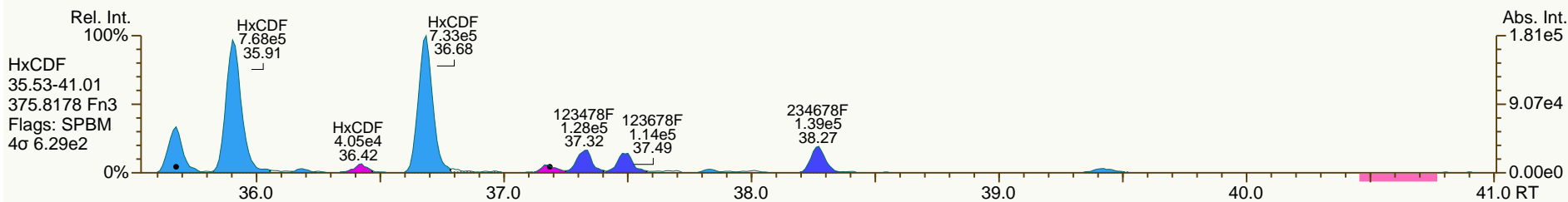
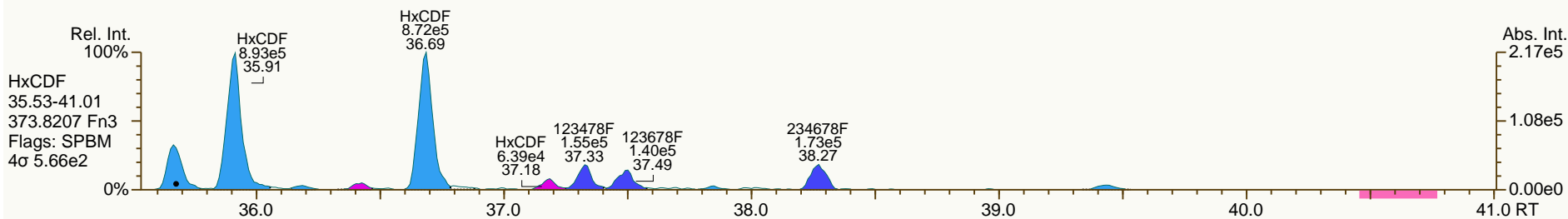


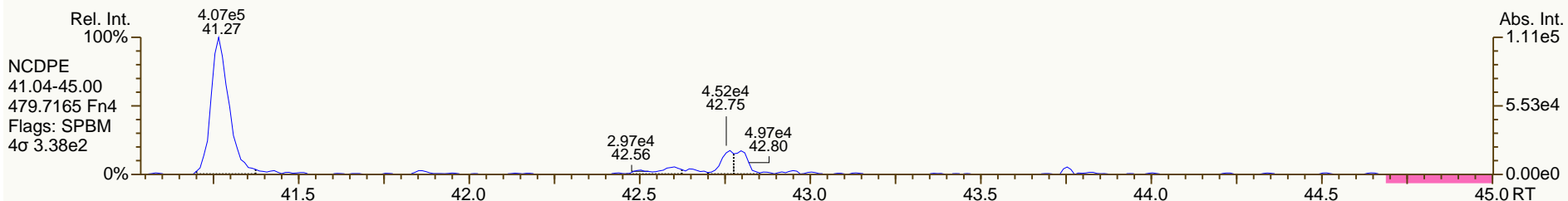
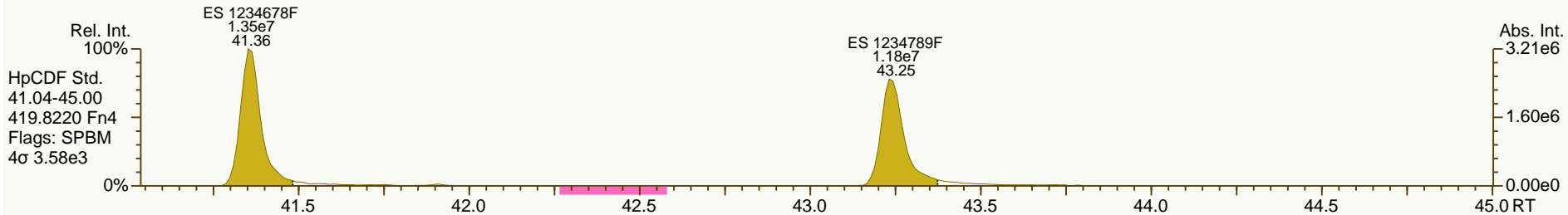
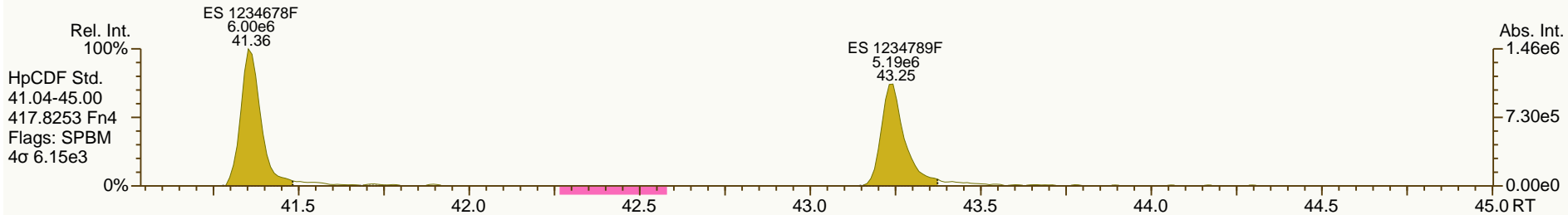
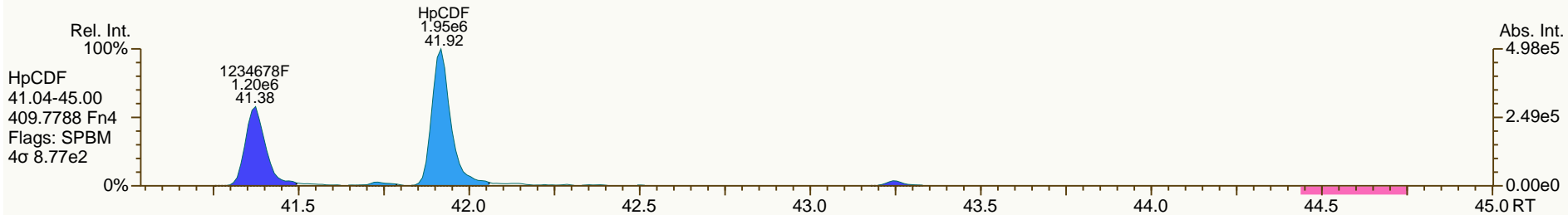
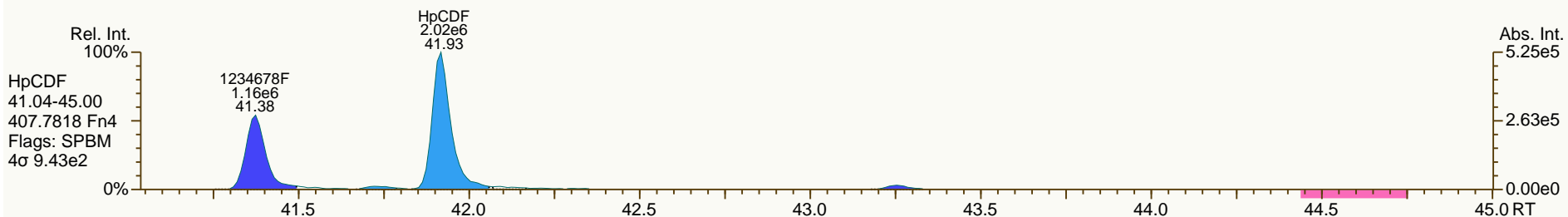


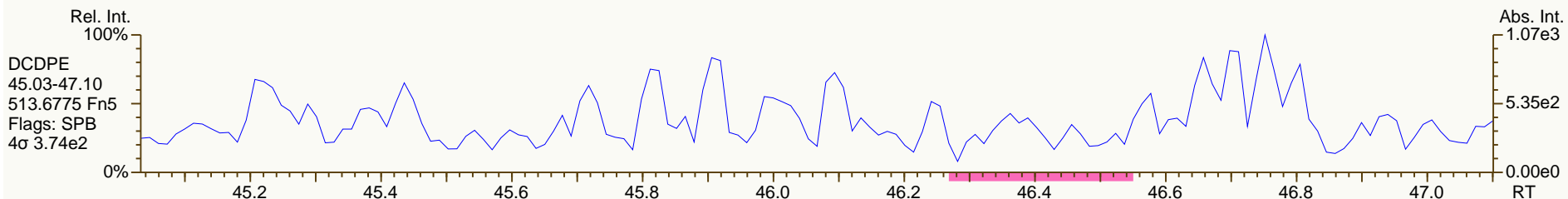
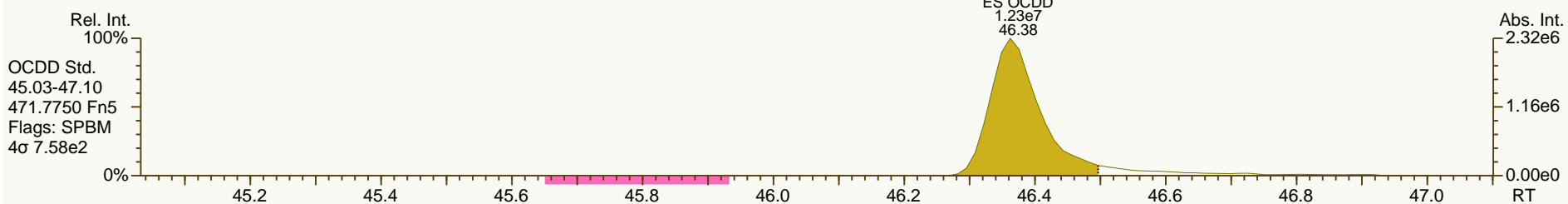
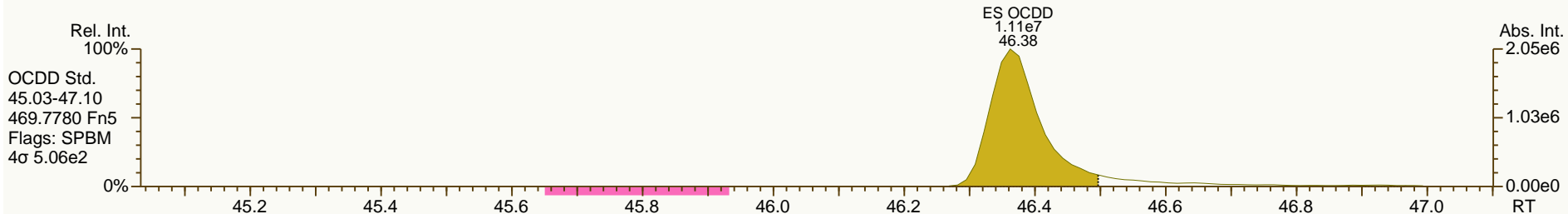
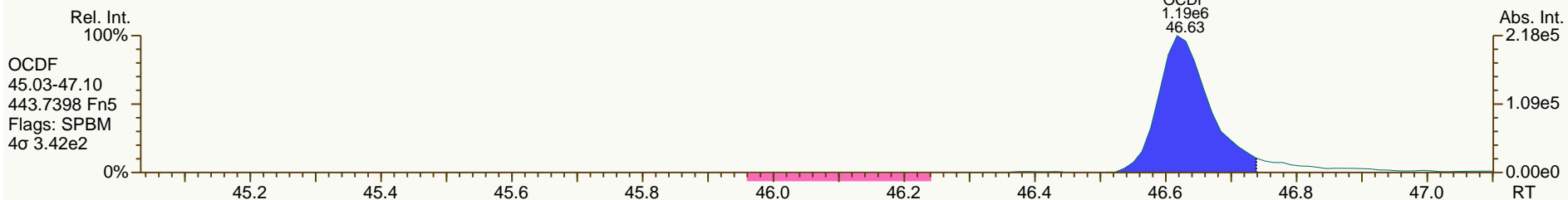
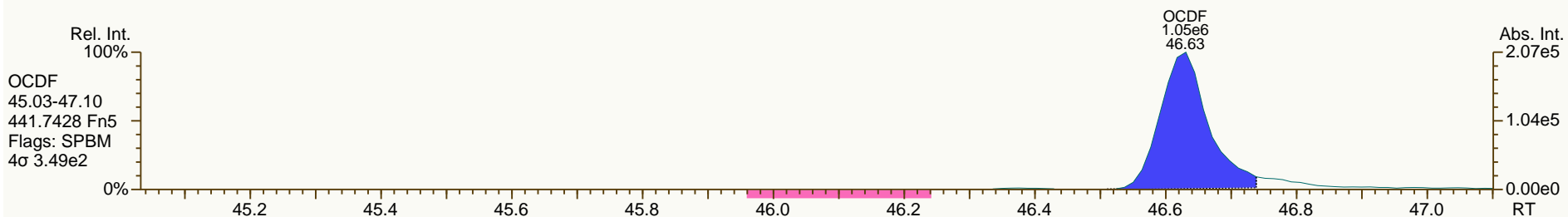












Quantify Sample Summary Report

MassLynx 4.1

Confirms Sample Summary

Dataset: C:\MassLynx\Default.pro\Results\c13nov12a-5_14.qld

Last Altered: Wednesday, 11/14/2012 10:46:12 AM Eastern Standard Time

Printed: Wednesday, 11/14/2012 10:57:40 AM Eastern Standard Time

TM 11-14-12

Method: C:\MassLynx\Default.PRO\MethDB\VFxms-TCDF_Smooth.mdb 13 Nov 2012 08:24:11

Calibration: C:\MassLynx\Default.PRO\CurveDB\VFxms-100212a_Confirm-TD.cdb 31 Oct 2012 14:37:39

Name: c13nov12a-5

Date: 13-Nov-2012

Time: 15:56:06

ID: 31203251003

User: JHL

Submitter:

Task: HRMS3

	Name	Response	Ion1Area	Ion2Area	RA	RAFail?	MRRF	RT	Conc	EDL	SN1	SN2	M	Height1	Noise1	Height2	Noise2	Smp Size	FV
1	2378-TCDF	3.440e3	1.487e3	1.953e3	0.76	NO	1.218	21.26	2.433	0.4797	12.2	15.5	MM	2.158e4	1764	2.700e4	1740	16.60	20
2	ES:13C-2378-TCDF	1.399e5	6.039e4	7.947e4	0.76	NO	1.655	21.26	87.612	0.7846	220.2	345.5	bb	7.798e5	3541	1.036e6	3000	16.60	20
3	JS:13C-1234-TCDD	1.162e5	5.127e4	6.494e4	0.79	NO	1.000	21.15	120.482	1.2038	220.4	274.9	bb	6.694e5	3037	8.319e5	3026	16.60	20
4	Tetrafurans	-	2.515e3	-	-	-	1.218	-	4.352	0.4797	-	-	-	3.781e4	1764	-	-	16.60	20
5	F1 Lock Mass	-	-	-	-	-	-	-	-	-	-	-	-	-	99927	-	-	1.00	1

$$[TCDF] = \frac{3.440e3}{1.399e5} \left(\frac{2000pg}{16.60g \times 0.6071} \right) \left(\frac{1}{1.21803} \right) = 4.01pg/g$$

TM 11-14-12

Quantify Sample Report MassLynx 4.1

Confirms Sample Summary

Dataset: C:\MassLynx\Default.pro\Results\c13nov12a-5_14.qld

Last Altered: Wednesday, 11/14/2012 10:46:12 AM Eastern Standard Time

Printed: Wednesday, 11/14/2012 10:57:40 AM Eastern Standard Time

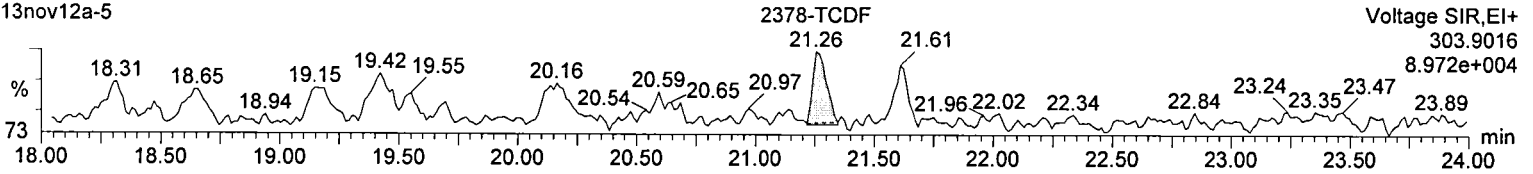
Method: C:\MassLynx\Default.PRO\MethDB\VFxms-TCDF_Smooth.mdb 13 Nov 2012 08:24:11

Calibration: C:\MassLynx\Default.PRO\CurveDB\VFxms-100212a_Confirm-TD.cdb 31 Oct 2012 14:37:39

Name: c13nov12a-5, ID: 31203251003

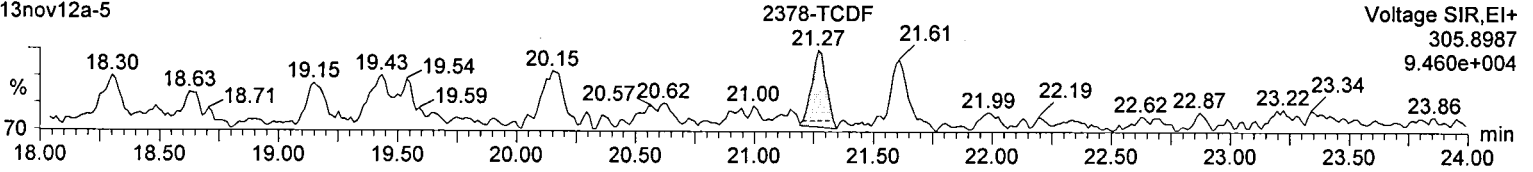
TCDF

c13nov12a-5



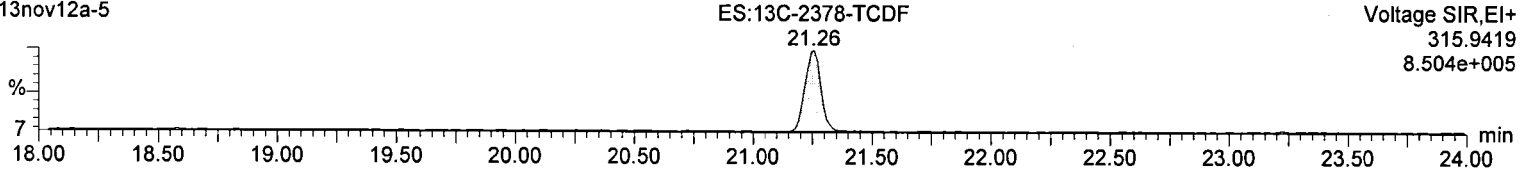
TCDF

c13nov12a-5



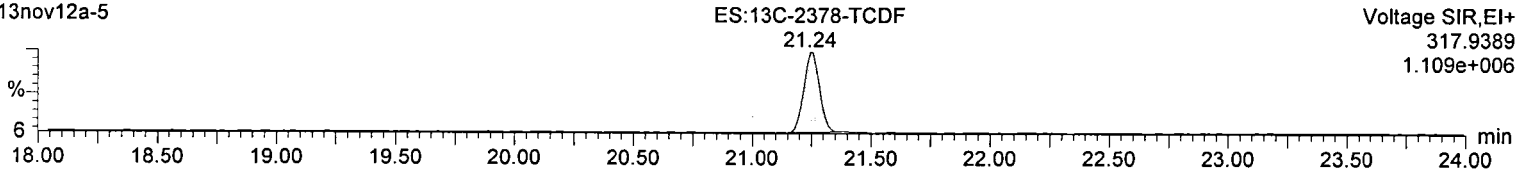
13C-TCDF

c13nov12a-5



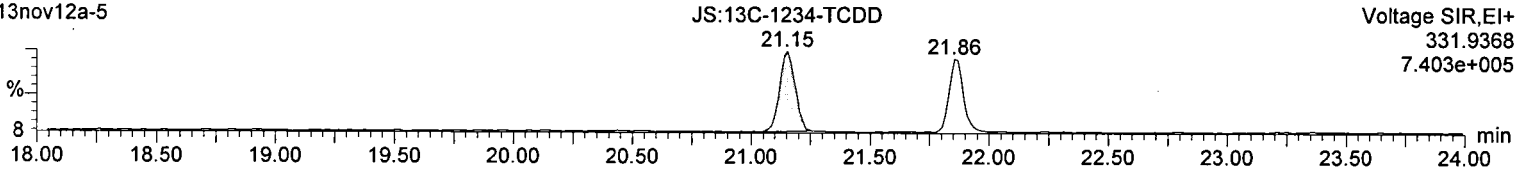
13C-TCDF

c13nov12a-5



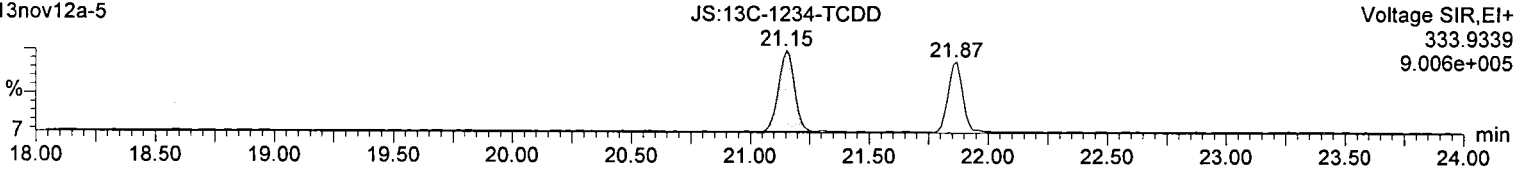
13C-TCDD

c13nov12a-5




13C-TCDD

c13nov12a-5



F1 Lock Mass

c13nov12a-5



Dataset: C:\MassLynx\Default.pro\Results\c13nov12a-5_14.qld

Last Altered: Wednesday, 11/14/2012 10:46:12 AM Eastern Standard Time
Printed: Wednesday, 11/14/2012 10:59:59 AM Eastern Standard Time

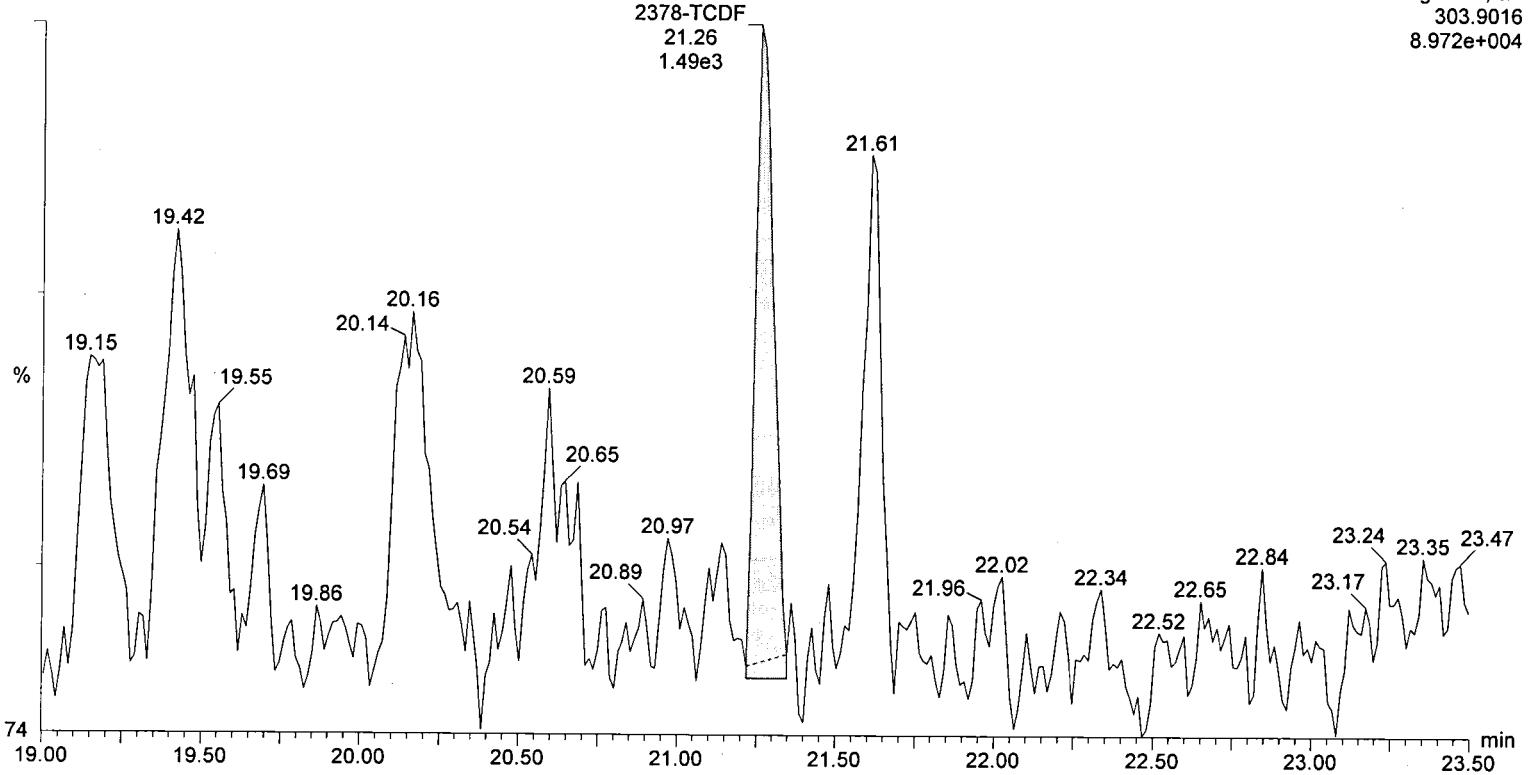
m3
11/14/12

Name: c13nov12a-5, ID: 31203251003

TCDF

c13nov12a-5

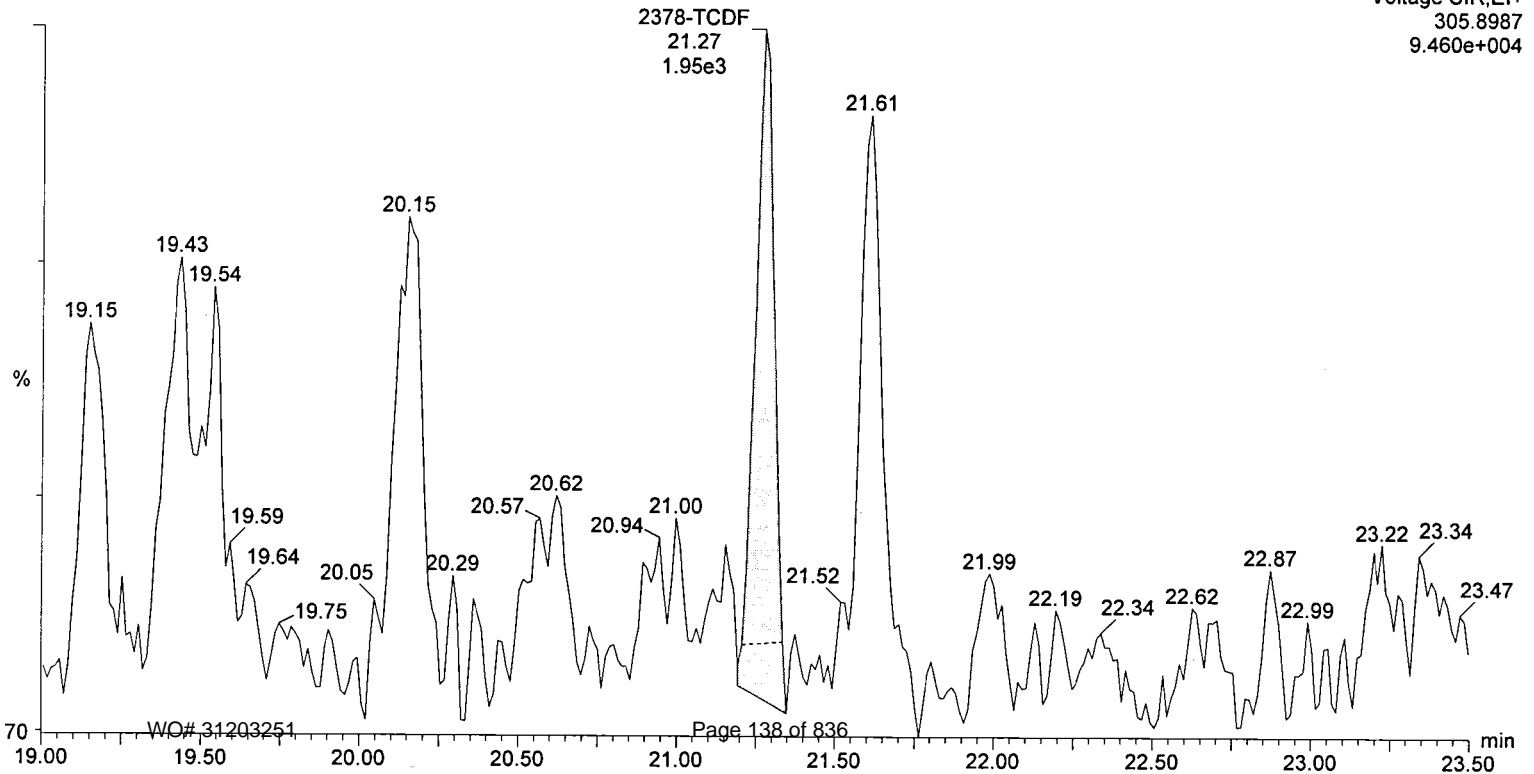
Voltage SIR,EI+
303.9016
8.972e+004



TCDF

c13nov12a-5

Voltage SIR,EI+
305.8987
9.460e+004



Results of JW-EA10-SS40-120507

Client Sample ID: **JW-EA10-SS40-120507**
 Client Project ID: **Jeld-Wen Surface Sediments**
 Lab Sample ID: 31203251004-A
 Lab Project ID: 31203251

Collection Date: 05/07/2012 12:34
 Received Date: 05/09/2012 10:15
 Matrix: Soil-Solid as dry weight
 Solids (%): 59.70

Results by EPA 1613B

Parameter	Result	EMPC	Qual	DL	LOQ/CL	Units	RT	Ratio
2,3,7,8-TCDD	0.879			0.115	0.494	pg/g	27.54	0.75
1,2,3,7,8-PeCDD	1.90		J	0.143	2.47	pg/g	33.85	1.64
1,2,3,4,7,8-HxCDD	2.81			0.217	2.47	pg/g	38.50	1.12
1,2,3,6,7,8-HxCDD	9.92			0.234	2.47	pg/g	38.63	1.39
1,2,3,7,8,9-HxCDD	5.18			0.227	2.47	pg/g	38.98	1.30
1,2,3,4,6,7,8-HpCDD	112			0.741	2.47	pg/g	42.66	1.05
OCDD	781			0.321	4.94	pg/g	46.41	0.90
2,3,7,8-TCDF	6.73			0.0979	0.494	pg/g	26.55	0.80
2,3,7,8-TCDF [confirm]		5.23		0.372	2.04	pg/g	21.24	0.90*
1,2,3,7,8-PeCDF	1.63		J	0.109	2.47	pg/g	32.12	1.58
2,3,4,7,8-PeCDF	2.79			0.0925	2.47	pg/g	33.45	1.36
1,2,3,4,7,8-HxCDF	2.47			0.110	2.47	pg/g	37.33	1.33
1,2,3,6,7,8-HxCDF	1.74		J	0.0929	2.47	pg/g	37.49	1.16
2,3,4,6,7,8-HxCDF	2.43		J	0.101	2.47	pg/g	38.27	1.39
1,2,3,7,8,9-HxCDF	ND		U	0.163	2.47	pg/g		
1,2,3,4,6,7,8-HpCDF	22.3			0.190	2.47	pg/g	41.38	1.06
1,2,3,4,7,8,9-HpCDF	1.22		J	0.282	2.47	pg/g	43.26	0.97
OCDF	36.4			0.228	4.94	pg/g	46.65	0.91
Total TCDD	80.0	81.1		0.115	0.494	pg/g		
Total TCDF	73.8	74.5		0.0979	0.494	pg/g		
Total PeCDD	58.9	59.5		0.143	2.47	pg/g		
Total PeCDF	33.2	34.4	DPE	0.100	2.47	pg/g		
Total HxCDD	132			0.226	2.47	pg/g		
Total HxCDF	43.6	43.8		0.113	2.47	pg/g		
Total HpCDD	267			0.741	2.47	pg/g		
Total HpCDF	61.7			0.231	2.47	pg/g		

World Health Organization Summary

	Units	ND=0	ND=½	ND=DL
WHO-2005 TEQ	pg/g	7.72	7.75	7.77
WHO-2005 TEQ w/EMPC	pg/g	8.24	8.25	8.26

Results of JW-EA10-SS40-120507

Client Sample ID: **JW-EA10-SS40-120507**
 Client Project ID: **Jeld-Wen Surface Sediments**
 Lab Sample ID: 31203251004-A
 Lab Project ID: 31203251

Collection Date: 05/07/2012 12:34
 Received Date: 05/09/2012 10:15
 Matrix: Soil-Solid as dry weight
 Solids (%): 59.70

Results by EPA 1613B

<u>Parameter</u>	<u>Result</u>	<u>EMPC</u>	<u>Qual</u>	<u>DL</u>	<u>LOQ/CL</u>	<u>Units</u>	<u>RT</u>	<u>Ratio</u>
Labeled Standards								
13C-2378-TCDF	83.0				24.0-169	%		
13C-2378-TCDD	83.0				25.0-164	%		
13C-12378-PeCDD	81.0				25.0-181	%		
13C-123478-HxCDD	87.0				32.0-141	%		
13C-123678-HxCDD	83.0				28.0-130	%		
13C-1234678-HpCDD	90.0				23.0-140	%		
13C-OCDD	72.0				17.0-157	%		
13C-2378-TCDF	80.0				24.0-169	%		
13C-12378-PeCDF	78.0				24.0-185	%		
13C-23478-PeCDF	84.0				21.0-178	%		
13C-123478-HxCDF	87.0				26.0-152	%		
13C-123678-HxCDF	101				26.0-123	%		
13C-234678-HxCDF	95.0				29.0-147	%		
13C-123789-HxCDF	78.0				28.0-136	%		
13C-1234678-HpCDF	82.0				28.0-143	%		
13C-1234789-HpCDF	85.0				26.0-138	%		
37Cl-2378-TCDD	97.0				35.0-197	%		

Batch Information

Analytical Batch: **HRD1905**
 Analytical Method: **EPA 1613B**
 Instrument: **APHRMS**
 Analyst: **MDC**
 Analytical Date/Time: **10/28/2012 13:09**

Prep Batch: **HXX1816**
 Prep Method: **EPA 1613 PREP S/D/T**
 Prep Date/Time: **10/16/2012 15:46**
 Prep Initial Wt./Vol.: **16.93 g**
 Prep Extract Vol: **20 uL**

Analytical Batch: **HRD1933**
 Analytical Method: **EPA 1613B**
 Instrument: **HRMS3**
 Analyst: **JHL**
 Analytical Date/Time: **11/13/2012 15:07**

Prep Batch: **HXX1816**
 Prep Method: **EPA 1613 PREP S/D/T**
 Prep Date/Time: **10/16/2012 15:46**
 Prep Initial Wt./Vol.: **16.93 g**
 Prep Extract Vol: **20 uL**

Lab ID: A4723_10237_DF_002



Acq'd: 28 Oct 2012 13:09 MDC

Wt/Vol: 10.11 g

ICAL: 1613_SGS

Client ID: JW-EA10-SS40-120507

UTP: 29-Oct-2012 12:24 MDC

J-level: 0.495 pg/g Split: 1

Checkcode: 352-196-TPL

Datafile: 121028P1-06

Report: 29 Oct 2012 13:42 MC

Std (pg): JS: 2000 ES: 2000 CS/SS: 2000, 400 (37CI)

Name	Act RT	QC	Pred. RRT	Act. RRT	ΔSecs	Response	Ra	OK	RRF	Conc.	Noise	DL
2378-TCDD	27.54		1.0009	1.0007	-0.3	9.16E+04	0.75	Y	1.08	0.88	900	0.115
12378-PeCDD	33.85		1.0006	1.0006	0	1.59E+05	1.64	Y	1.07	1.9	1056	0.143
123478-HxCDD	38.50		1.0004	1.0005	+0.2	1.74E+05	1.12	Y	1.05	2.81	1290	0.217
123678-HxCDD	38.63		1.0039	1.0039	0	6.22E+05	1.39	Y	0.98	9.92	1290	0.235
123789-HxCDD	38.98		1.0129	1.0129	0	3.21E+05	1.30	Y	1.01	5.19	1290	0.227
1234678-HpCDD	42.66		1.0005	1.0004	-0.3	6.38E+06	1.05	Y	1.09	112	3772	0.742
OCDD	46.41		1.0005	1.0004	-0.3	2.86E+07	0.90	Y	1.11	782	796	0.321
2378-TCDF	26.55		1.0009	1.0009	0	1.01E+06	0.80	Y	0.98	6.73	1084	0.098
12378-PeCDF	32.12		1.0007	1.0005	-0.4	2.08E+05	1.58	Y	0.99	1.63	1157	0.109
23478-PeCDF	33.45		1.0006	1.0010	+0.8	3.90E+05	1.36	Y	1.02	2.79	1157	0.0925
123478-HxCDF	37.33		1.0006	1.0005	-0.2	2.36E+05	1.33	Y	1.19	2.47	1038	0.11
123678-HxCDF	37.49		1.0005	1.0004	-0.2	2.08E+05	1.16	Y	1.16	1.74	1038	0.0929
234678-HxCDF	38.27		1.0006	1.0003	-0.7	2.63E+05	1.39	Y	1.18	2.43	1038	0.101
123789-HxCDF	NotFnd		1.0005	-	-	-	-	-	1.09	-	1038	0.163
1234678-HpCDF	41.38		1.0004	1.0003	-0.2	1.89E+06	1.06	Y	1.35	22.3	1552	0.19
1234789-HpCDF	43.26		1.0004	1.0000	-1.0	8.24E+04	0.97	Y	1.34	1.23	1552	0.282
OCDF	46.65		1.0057	1.0055	-0.6	1.68E+06	0.91	Y	1.40	36.4	714	0.229

Name	Act RT	Pred. RRT	Act. RRT	ΔSecs	Response	Ra	OK	RRF	Rec. %
ES 2378-TCDD	27.52	1.0281	1.0282	+0.2	1.90E+07	0.81	Y	1.04	83.4
ES 12378-PeCDD	33.83	1.2639	1.2640	+0.2	1.54E+07	1.57	Y	0.87	81.1
ES 123478-HxCDD	38.48	0.9876	0.9875	-0.2	1.17E+07	1.25	Y	0.94	86.5
ES 123678-HxCDD	38.61	0.9910	0.9909	-0.2	1.26E+07	1.30	Y	1.06	83
ES 1234678-HpCDD	42.64	1.0943	1.0944	+0.2	1.04E+07	1.06	Y	0.80	90.5
ES OCDD	46.39	1.1907	1.1906	-0.2	1.31E+07	0.90	Y	0.63	72.5
ES 2378-TCDF	26.52	0.9907	0.9909	+0.3	3.05E+07	0.80	Y	1.74	80.1
ES 12378-PeCDF	32.10	1.1992	1.1992	0	2.56E+07	1.55	Y	1.49	78.4
ES 23478-PeCDF	33.42	1.2484	1.2485	+0.2	2.72E+07	1.57	Y	1.48	84
ES 123478-HxCDF	37.31	0.9577	0.9576	-0.2	1.59E+07	0.53	Y	1.27	87.4
ES 123678-HxCDF	37.48	0.9619	0.9618	-0.2	2.05E+07	0.52	Y	1.41	101
ES 234678-HxCDF	38.26	0.9821	0.9820	-0.2	1.82E+07	0.54	Y	1.34	94.6
ES 123789-HxCDF	39.38	1.0108	1.0107	-0.2	1.35E+07	0.54	Y	1.20	78.3
ES 1234678-HpCDF	41.37	1.0618	1.0617	-0.2	1.24E+07	0.45	Y	1.06	81.6
ES 1234789-HpCDF	43.26	1.1100	1.1102	+0.5	9.96E+06	0.44	Y	0.82	84.6

Lab ID: A4723_10237_DF_002

Acq'd: 28 Oct 2012 13:09 MDC

Wt/Vol: 10.11 g

ICAL: 1613_SGS

Client ID: JW-EA10-SS40-120507

UTP: 29-Oct-2012 12:24 MDC

J-level: 0.495 pg/g Split: 1

Checkcode: 352-196-TPL

Datafile: 121028P1-06

Report: 29 Oct 2012 13:42 MC

Stds (pg): JS: 2000 ES: 2000 CS/SS: 2000, 400 (37Cl)

Name	Act RT	QC	Pred. RRT	Act. RRT	ΔSecs	Response	Ra	OK	RRF	Rec. %
JS 1234-TCDD	26.77		-	-	-	2.19E+07	0.82	Y	-	-
JS 123789-HxCDD	38.96		-	-	-	1.43E+07	1.27	Y	-	-
CS 37Cl-2378-TCDD	27.55		1.0291	1.0292	+0.2	4.99E+06	n/a	-	1.17	97.3
SS 37Cl-2378-TCDD	27.55	NA	1.0291	1.0292	+0.2	4.99E+06	n/a	-	1.12	117

Totals	Conc	EMPC	EDL
Total TCDD	80	81.2	0.115
Total PeCDD	59	59.5	0.143
Total HxCDD	132	132	0.226
Total HpCDD	267	267	0.742
Total Tetra-Octa Dioxins	1320	1320	
Total TCDF	73.9	74.6	0.098
Total PeCDF	33.2	34.5	0.1
Total HxCDF	43.6	43.9	0.113
Total HpCDF	61.8	61.8	0.231
Total Tetra-Octa Furans	249	251	
Total Tetra-Octa Dioxins & Furans	1570	1570	

Lab ID: A4723_10237_DF_002

Acq'd: 28 Oct 2012 13:09 MDC

Wt/Vol: 10.11 g

ICAL: 1613_SGS

Client ID: JW-EA10-SS40-120507

UTP: 29-Oct-2012 12:24 MDC

J-level: 0.495 pg/g Split: 1

Checkcode: 352-196-TPL

Datafile: 121028P1-06

Report: 29 Oct 2012 13:42 MC

StdS (pg): JS: 2000 ES: 2000 CS/SS: 2000, 400 (37CI)

Name	Act RT	QC	Pred. RRT	Act. RRT	ΔSecs	Response	Ra	OK	RRF	Conc.	Noise	DL
TCDD	23.40		0.8504	0.8504	0	2.98E+06	0.77	Y	1.08	28.6	900	0.115
TCDD	23.80		0.8649	0.8649	0	2.33E+06	0.80	Y	1.08	22.4	900	0.115
TCDD	24.29		0.8835	0.8826	-1.5	7.40E+04	0.97	N	1.08	0.711	900	0.115
TCDD	25.16		0.9152	0.9143	-1.5	3.23E+05	0.78	Y	1.08	3.1	900	0.115
TCDD	25.44		0.9241	0.9242	+0.2	3.53E+05	0.87	Y	1.08	3.39	900	0.115
TCDD	25.66		0.9327	0.9324	-0.5	4.94E+05	0.72	Y	1.08	4.74	900	0.115
TCDD	25.87		0.9408	0.9401	-1.2	1.24E+05	0.87	Y	1.08	1.19	900	0.115
TCDD	26.16		0.9512	0.9504	-1.3	3.37E+04	0.79	Y	1.08	0.323	900	0.115
TCDD	26.36		0.9580	0.9579	-0.2	1.17E+05	0.67	Y	1.08	1.13	900	0.115
TCDD	26.80		0.9736	0.9737	+0.2	8.48E+05	0.75	Y	1.08	8.15	900	0.115
TCDD	NotFnd		0.9785						1.08		900	0.115
TCDD	27.22		0.9884	0.9890	+1.0	5.61E+05	0.78	Y	1.08	5.39	900	0.115
TCDD	27.37		0.9945	0.9946	+0.2	4.65E+04	0.63	N	1.08	0.447	900	0.115
2378-TCDD	27.54		1.0009	1.0007	-0.3	9.16E+04	0.75	Y	1.08	0.88	900	0.115
TCDD	27.93		1.0147	1.0149	+0.3	7.81E+04	0.72	Y	1.08	0.75	900	0.115
TCDD	NotFnd		1.0206						1.08		900	0.115
TCDD	NotFnd		1.0423						1.08		900	0.115
PeCDD	30.89		0.9131	0.9130	-0.2	1.25E+06	1.55	Y	1.07	15	1056	0.143
PeCDD	31.52		0.9319	0.9315	-0.8	8.57E+04	1.77	Y	1.07	1.03	1056	0.143
PeCDD	32.17		0.9511	0.9509	-0.4	1.35E+06	1.65	Y	1.07	16.1	1056	0.143
PeCDD	32.39		0.9576	0.9573	-0.6	1.65E+05	1.38	Y	1.07	1.98	1056	0.143
PeCDD	32.52		0.9611	0.9610	-0.2	1.09E+06	1.48	Y	1.07	13	1056	0.143
PeCDD	32.82		0.9703	0.9699	-0.8	1.83E+05	1.51	Y	1.07	2.19	1056	0.143
PeCDD	33.26		0.9829	0.9829	0	5.82E+05	1.55	Y	1.07	6.97	1056	0.143
12378-PeCDD	33.85		1.0006	1.0006	0	1.59E+05	1.64	Y	1.07	1.9	1056	0.143
PeCDD	33.97		1.0039	1.0040	+0.2	6.33E+04	1.47	Y	1.07	0.758	1056	0.143
PeCDD	34.38		1.0161	1.0160	-0.2	4.79E+04	2.04	N	1.07	0.573	1056	0.143
HxCDD	36.47		0.9479	0.9478	-0.2	1.68E+06	1.23	Y	1.01	27	1290	0.226
HxCDD	37.24		0.9682	0.9679	-0.7	2.49E+06	1.25	Y	1.01	39.9	1290	0.226
HxCDD	37.60		0.9771	0.9771	0	2.44E+06	1.29	Y	1.01	39.1	1290	0.226
HxCDD	37.74		0.9811	0.9810	-0.2	3.91E+05	1.27	Y	1.01	6.28	1290	0.226
123478-HxCDD	38.50		1.0004	1.0005	+0.2	1.74E+05	1.12	Y	1.05	2.81	1290	0.217
123678-HxCDD	38.63		1.0039	1.0039	0	6.22E+05	1.39	Y	0.98	9.92	1290	0.235
HxCDD	38.85		1.0097	1.0096	-0.2	1.04E+05	1.30	Y	1.01	1.67	1290	0.226
123789-HxCDD	38.98		1.0129	1.0129	0	3.21E+05	1.30	Y	1.01	5.19	1290	0.227

Lab ID: A4723_10237_DF_002

Acq'd: 28 Oct 2012 13:09 MDC

Wt/Vol: 10.11 g

ICAL: 1613_SGS

Client ID: JW-EA10-SS40-120507

UTP: 29-Oct-2012 12:24 MDC

J-level: 0.495 pg/g Split: 1

Checkcode: 352-196-TPL

Datafile: 121028P1-06

Report: 29 Oct 2012 13:42 MC

StdS (pg): JS: 2000 ES: 2000 CS/SS: 2000, 400 (37CI)

Name	Act RT	QC	Pred. RRT	Act. RRT	ΔSecs	Response	Ra	OK	RRF	Conc.	Noise	DL
HpCDD	41.75		0.9793	0.9791	-0.5	8.85E+06	1.05	Y	1.09	155	3772	0.742
1234678-HpCDD	42.66		1.0005	1.0004	-0.3	6.38E+06	1.05	Y	1.09	112	3772	0.742
OCDD	46.41		1.0005	1.0004	-0.3	2.86E+07	0.90	Y	1.11	782	796	0.321
OCDD-a	46.40		1.0001	1.0001	0	1.73E+06	2.26	Y	1.00	52.3	1075	0.48
TCDF	21.19		0.7983	0.7989	+1.0	4.78E+05	0.82	Y	0.98	3.18	1084	0.098
TCDF	21.75		0.8218	0.8200	-2.9	3.06E+05	0.77	Y	0.98	2.04	1084	0.098
TCDF	22.42		0.8463	0.8451	-1.9	7.82E+05	0.79	Y	0.98	5.2	1084	0.098
TCDF	22.85		0.8625	0.8613	-1.9	3.26E+05	0.66	Y	0.98	2.17	1084	0.098
TCDF	22.99		0.8677	0.8667	-1.6	1.26E+06	0.80	Y	0.98	8.38	1084	0.098
TCDF	23.27		0.8787	0.8772	-2.4	2.53E+05	0.76	Y	0.98	1.68	1084	0.098
TCDF	23.41		0.8840	0.8824	-2.5	8.02E+05	0.78	Y	0.98	5.34	1084	0.098
TCDF	23.84		0.8998	0.8987	-1.8	5.37E+05	0.80	Y	0.98	3.57	1084	0.098
TCDF	23.98		0.9054	0.9042	-1.9	2.77E+05	0.82	Y	0.98	1.84	1084	0.098
TCDF	24.18		0.9125	0.9116	-1.4	4.85E+05	0.79	Y	0.98	3.23	1084	0.098
TCDF	24.60		0.9279	0.9272	-1.1	2.40E+05	0.82	Y	0.98	1.6	1084	0.098
TCDF	24.74		0.9334	0.9327	-1.1	3.41E+05	0.70	Y	0.98	2.27	1084	0.098
TCDF	24.91		0.9381	0.9391	+1.6	6.15E+05	0.76	Y	0.98	4.09	1084	0.098
TCDF	25.03		0.9439	0.9435	-0.6	6.30E+05	0.81	Y	0.98	4.2	1084	0.098
TCDF	25.54		0.9630	0.9627	-0.5	7.88E+05	0.84	Y	0.98	5.25	1084	0.098
TCDF	25.66		0.9674	0.9674	0	4.67E+04	0.72	Y	0.98	0.311	1084	0.098
TCDF	25.84		0.9746	0.9742	-0.6	2.81E+05	0.77	Y	0.98	1.87	1084	0.098
TCDF	26.06		0.9829	0.9826	-0.5	2.12E+05	0.78	Y	0.98	1.41	1084	0.098
TCDF	26.30		0.9916	0.9914	-0.3	2.91E+05	0.72	Y	0.98	1.94	1084	0.098
TCDF	26.41		0.9963	0.9958	-0.8	2.22E+05	0.74	Y	0.98	1.48	1084	0.098
2378-TCDF	26.55		1.0009	1.0009	0	1.01E+06	0.80	Y	0.98	6.73	1084	0.098
TCDF	26.97		1.0166	1.0167	+0.2	8.33E+05	0.79	Y	0.98	5.54	1084	0.098
TCDF	27.25		1.0274	1.0272	-0.3	4.36E+04	0.76	Y	0.98	0.29	1084	0.098
TCDF	27.55		1.0390	1.0387	-0.5	4.29E+04	0.79	Y	0.98	0.286	1084	0.098
TCDF	28.87		1.0886	1.0882	-0.6	1.06E+05	1.22	N	0.98	0.709	1084	0.098
PeCDF	28.84		0.8975	0.8985	+1.9	1.61E+06	1.54	Y	1.00	12	1154	0.1
PeCDF	30.62		0.9542	0.9540	-0.4	3.32E+05	1.69	Y	1.00	2.48	1157	0.1
PeCDF	30.80		0.9587	0.9596	+1.7	8.42E+05	1.50	Y	1.00	6.29	1157	0.1
PeCDF	30.91		0.9636	0.9629	-1.3	1.64E+05	1.40	Y	1.00	1.23	1157	0.1
PeCDF	31.01		0.9671	0.9661	-1.9	6.42E+04	1.53	Y	1.00	0.48	1157	0.1
PeCDF	31.32		0.9760	0.9756	-0.8	7.35E+04	1.42	Y	1.00	0.549	1157	0.1
PeCDF	31.46		0.9810	0.9802	-1.5	2.85E+04	1.23	N	1.00	0.213	1157	0.1

Lab ID: A4723_10237_DF_002

Acq'd: 28 Oct 2012 13:09 MDC

Wt/Vol: 10.11 g

ICAL: 1613_SGS

Client ID: JW-EA10-SS40-120507

UTP: 29-Oct-2012 12:24 MDC

J-level: 0.495 pg/g Split: 1

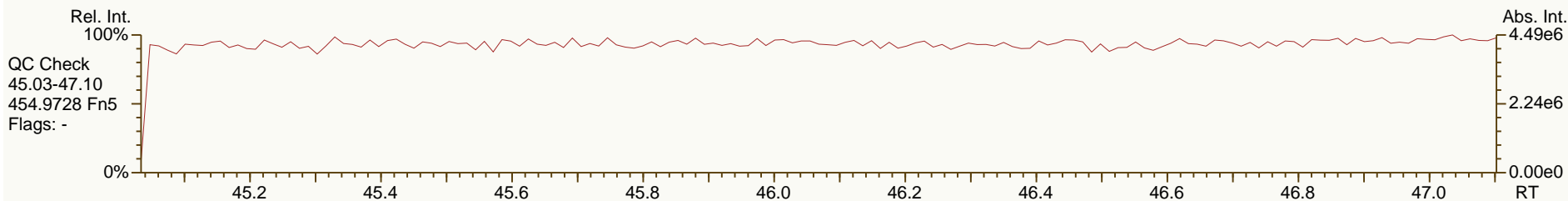
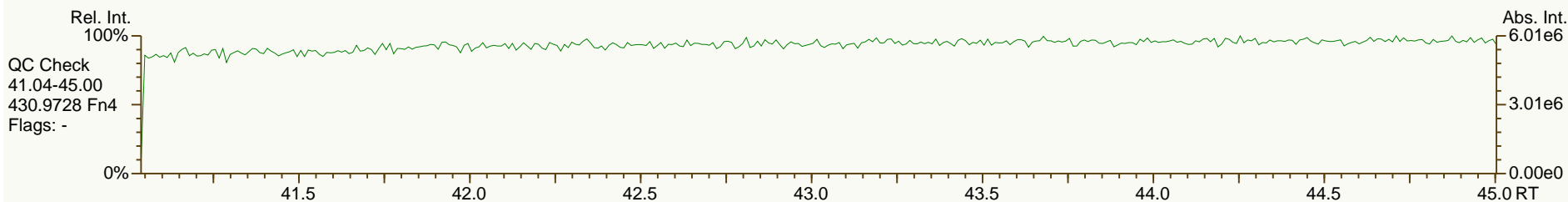
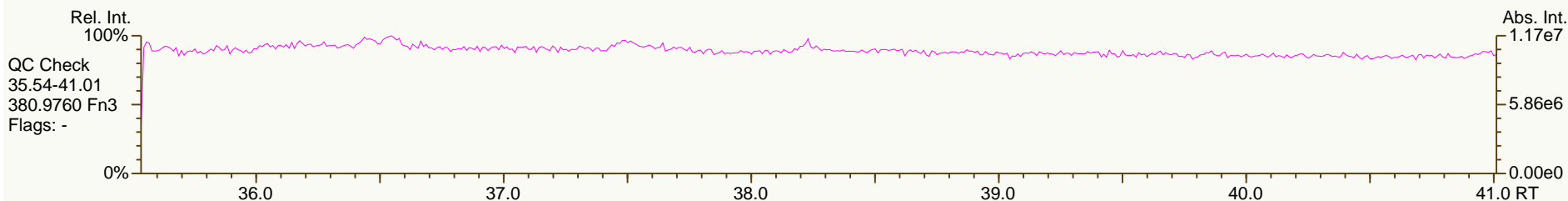
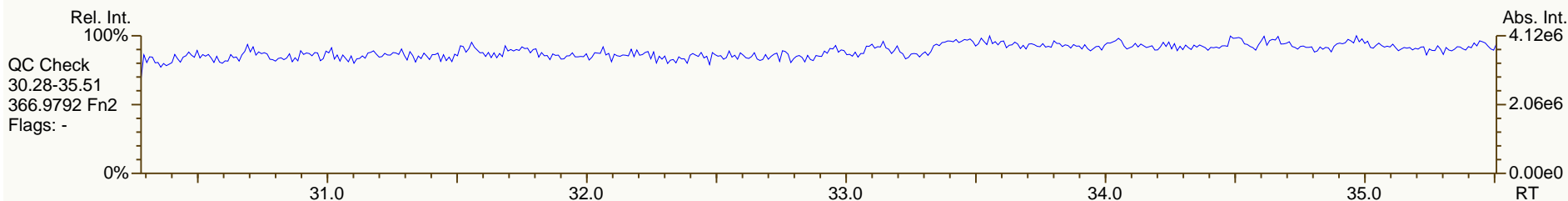
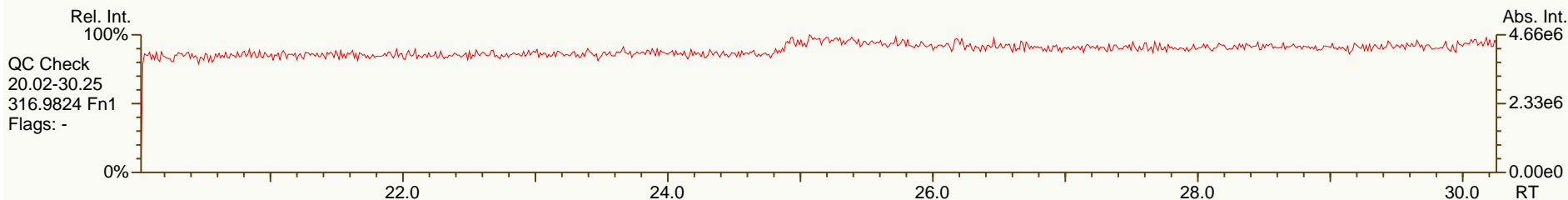
Checkcode: 352-196-TPL

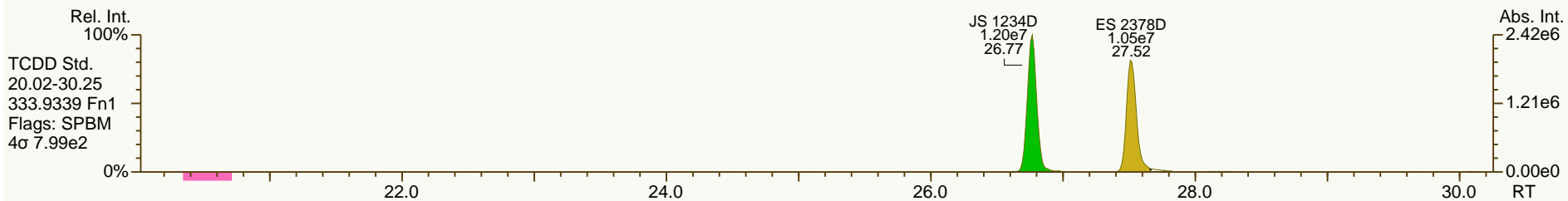
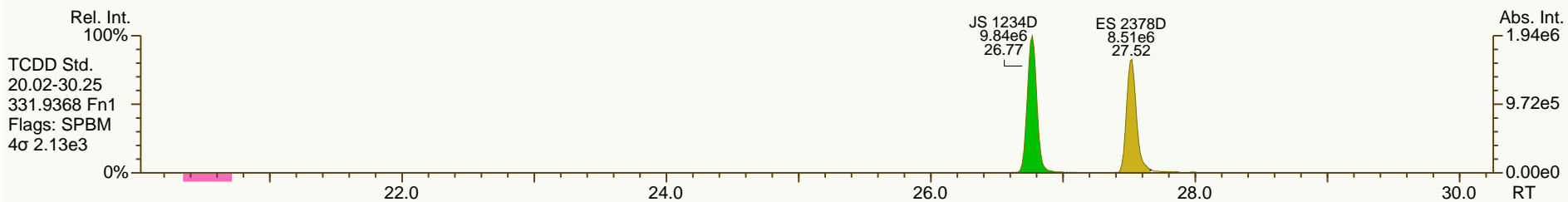
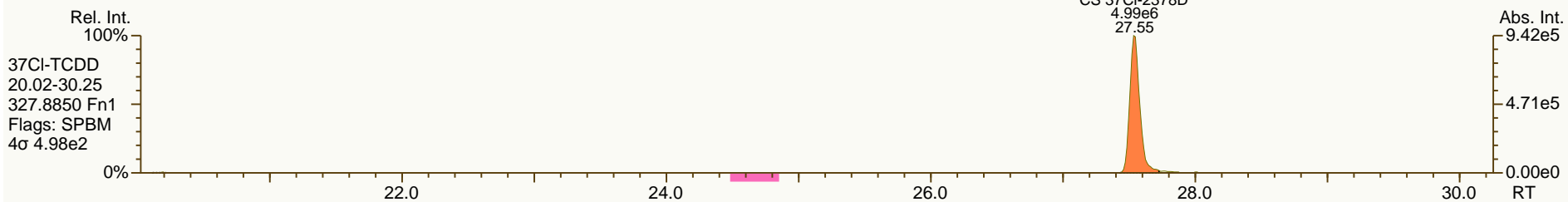
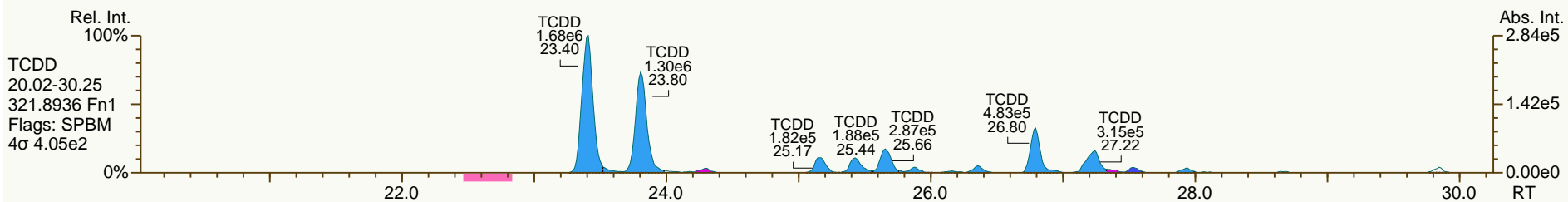
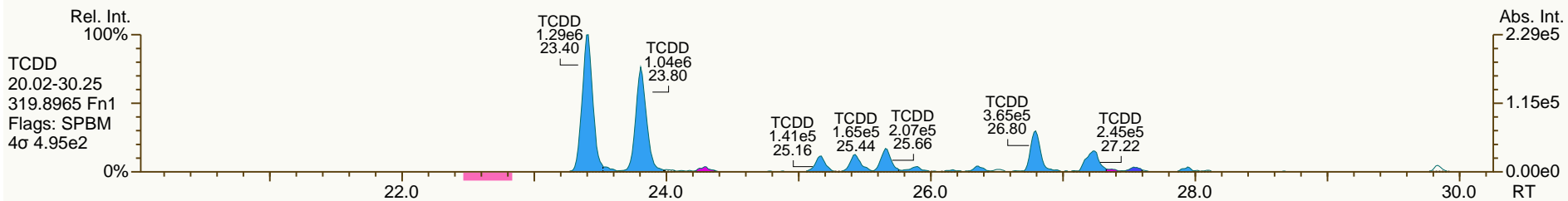
Datafile: 121028P1-06

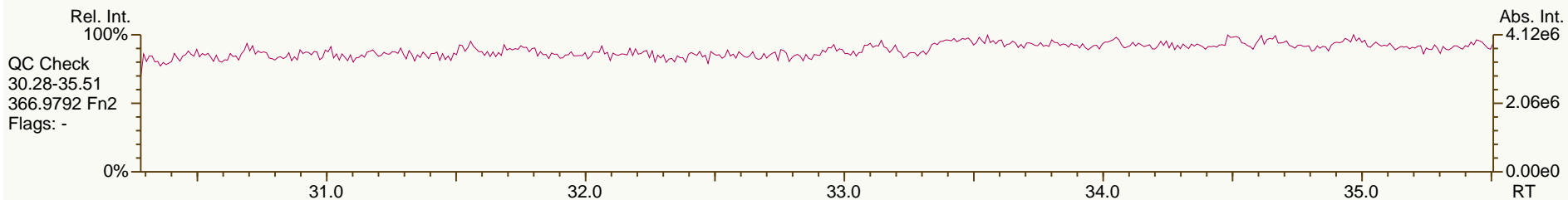
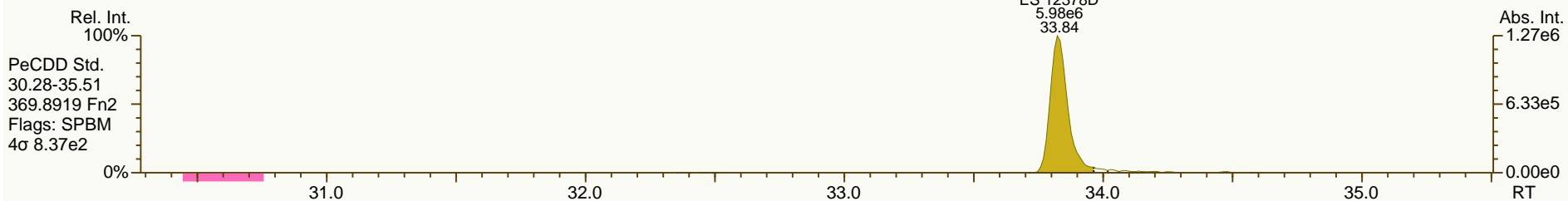
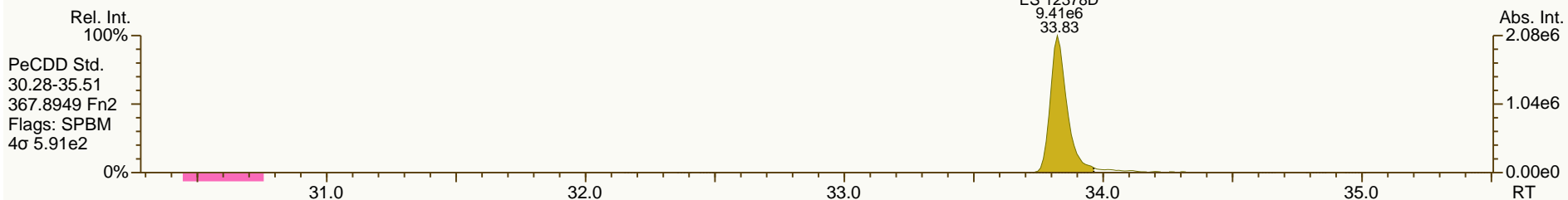
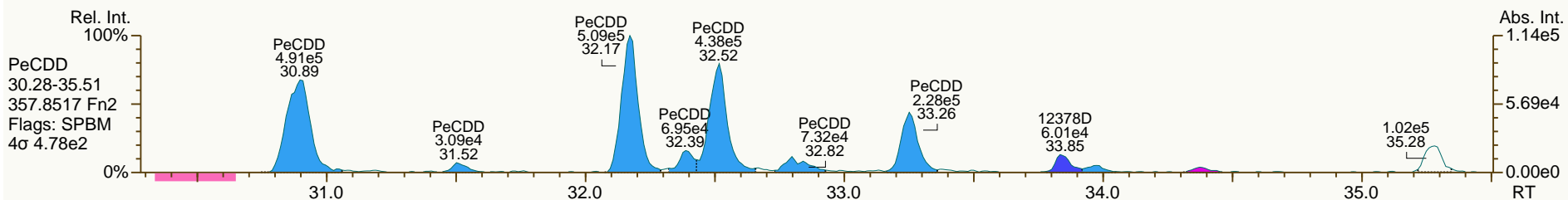
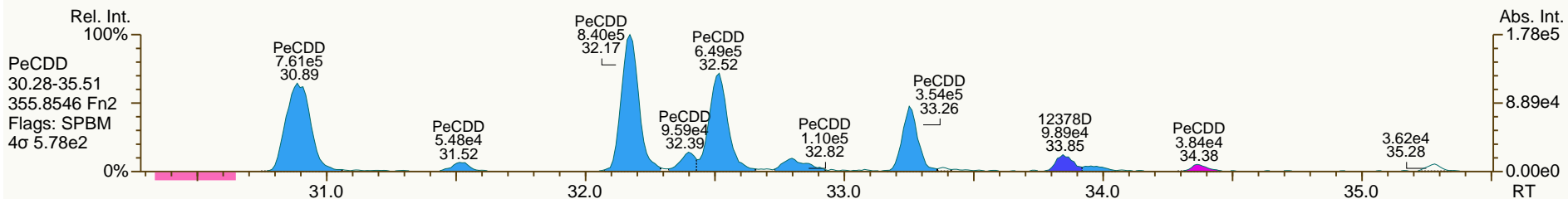
Report: 29 Oct 2012 13:42 MC

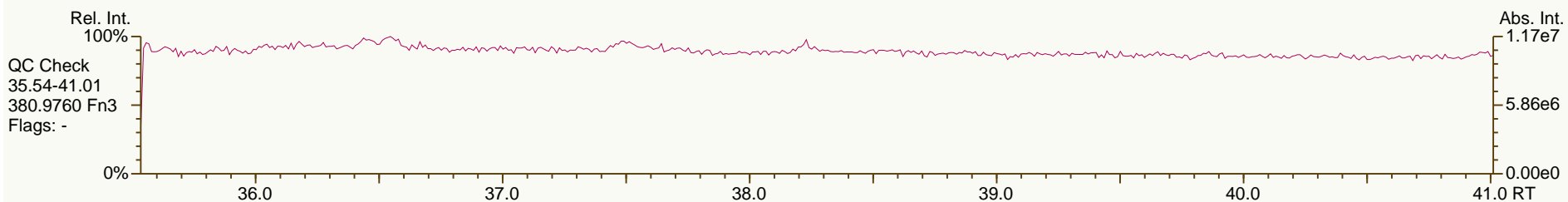
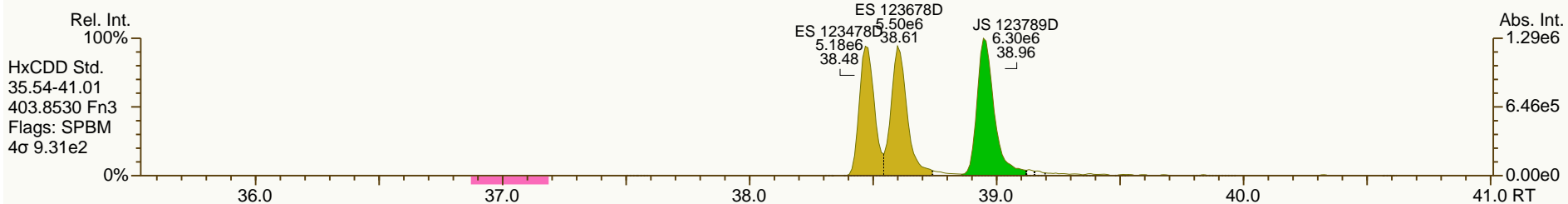
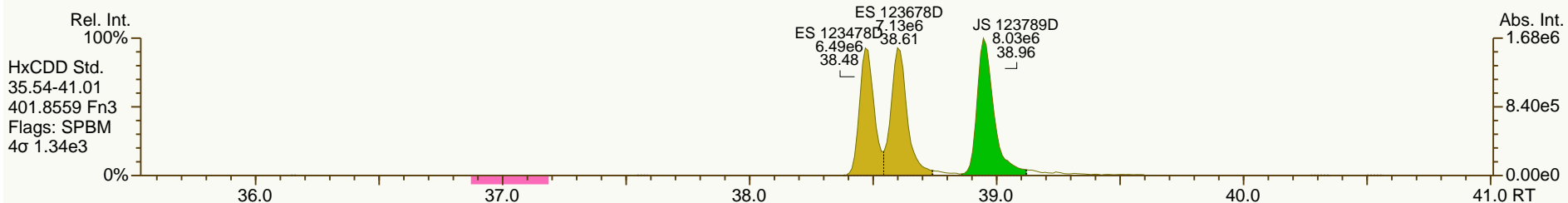
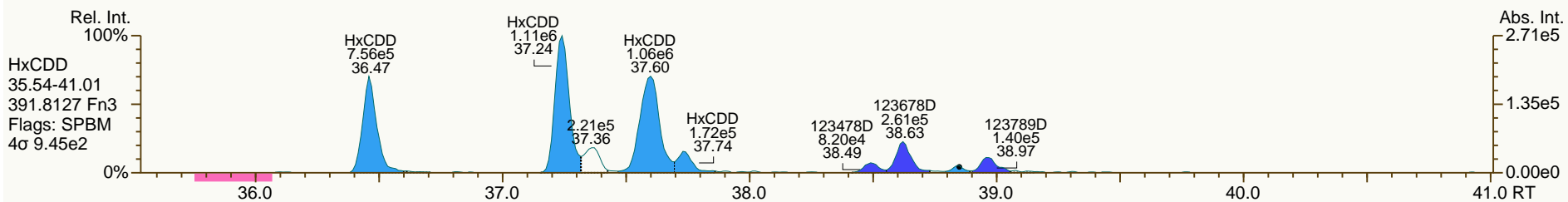
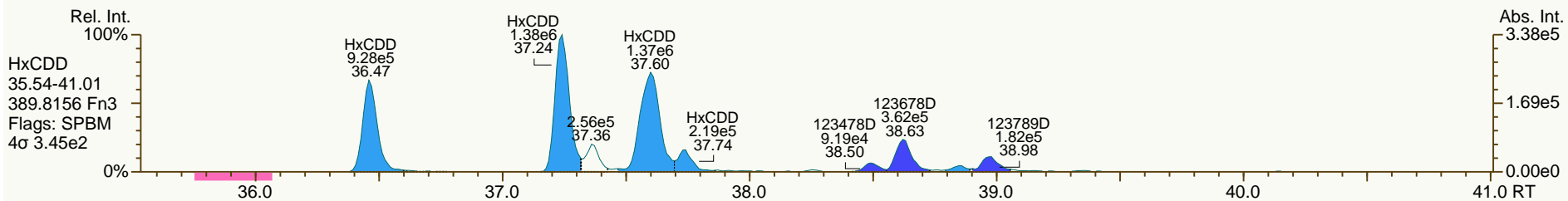
Stds (pg): JS: 2000 ES: 2000 CS/SS: 2000, 400 (37CI)

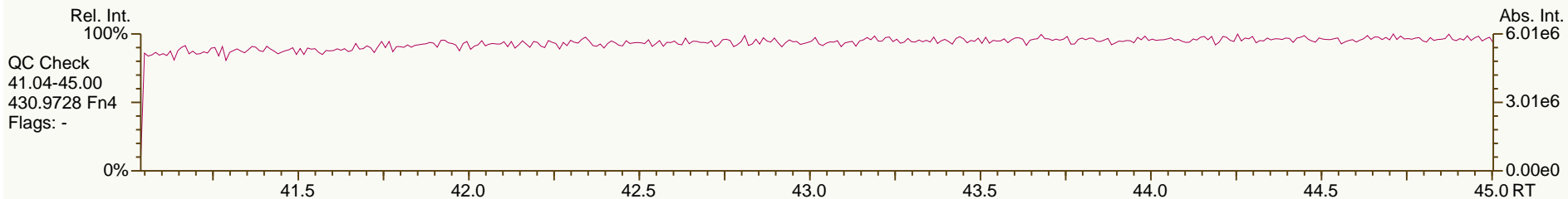
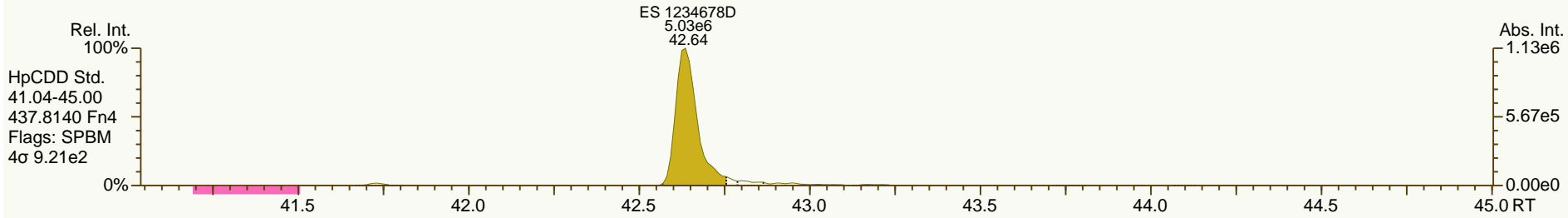
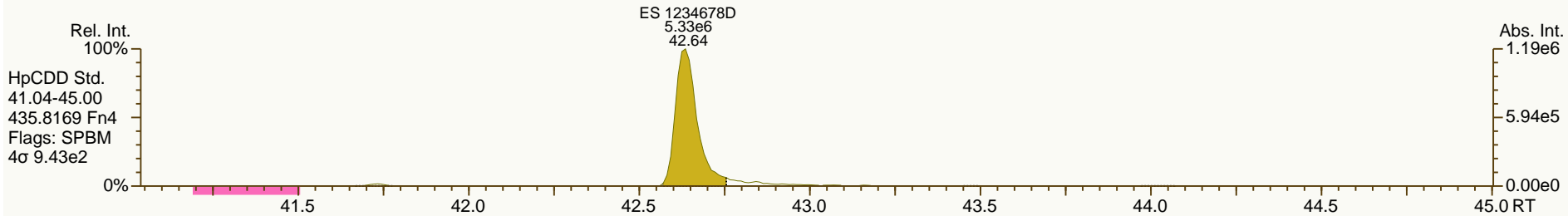
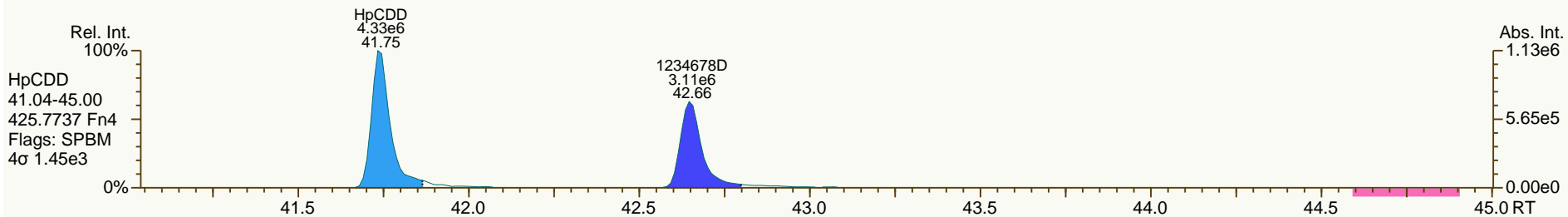
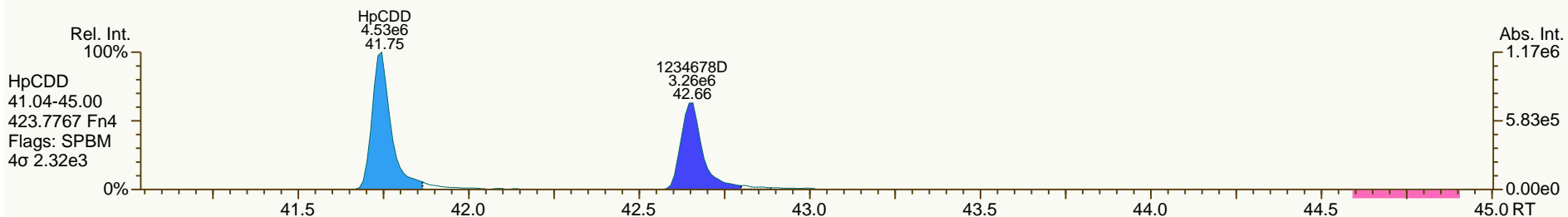
Name	Act RT	QC	Pred. RRT	Act. RRT	ΔSecs	Response	Ra	OK	RRF	Conc.	Noise	DL
PeCDF	31.59		0.9847	0.9841	-1.2	3.36E+05	1.40	Y	1.00	2.51	1157	0.1
PeCDF	31.67		0.9870	0.9867	-0.6	7.38E+04	1.29	N	1.00	0.551	1157	0.1
PeCDF	31.87		0.9930	0.9927	-0.6	6.18E+04	1.81	N	1.00	0.462	1157	0.1
12378-PeCDF	32.12		1.0007	1.0005	-0.4	2.08E+05	1.58	Y	0.99	1.63	1157	0.109
PeCDF	32.44		1.0113	1.0107	-1.2	2.56E+05	1.44	Y	1.00	1.91	1157	0.1
PeCDF	NotFnd		1.0169						1.00		1157	0.1
PeCDF	33.13		0.9917	0.9915	-0.4	3.30E+04	1.39	Y	1.00	0.247	1157	0.1
PeCDF	33.29		0.9962	0.9962	0	1.51E+05	1.34	Y	1.00	1.13	1157	0.1
23478-PeCDF	33.45		1.0006	1.0010	+0.8	3.90E+05	1.36	Y	1.02	2.79	1157	0.0925
PeCDF	NotFnd		0.0000						1.02		0	0
PeCDF	NotFnd		1.0023						1.00		1157	0.1
PeCDF	NotFnd		1.0120						1.00		1157	0.1
PeCDF	NotFnd		1.0389						1.00		1157	0.1
HxCDF	35.68		0.9565	0.9562	-0.7	4.87E+05	1.22	Y	1.15	4.91	1038	0.113
HxCDF	35.91		0.9627	0.9625	-0.4	1.49E+06	1.26	Y	1.15	15	1038	0.113
HxCDF	36.18		0.9700	0.9696	-0.9	2.10E+04	1.79	N	1.15	0.212	1038	0.113
HxCDF	36.42		0.9762	0.9761	-0.2	7.09E+04	1.17	Y	1.15	0.715	1038	0.113
HxCDF	36.69		0.9833	0.9834	+0.2	1.50E+06	1.24	Y	1.15	15.1	1038	0.113
HxCDF	37.18		0.9968	0.9966	-0.4	6.46E+04	1.39	Y	1.15	0.651	1038	0.113
123478-HxCDF	37.33		1.0006	1.0005	-0.2	2.36E+05	1.33	Y	1.19	2.47	1038	0.11
123678-HxCDF	37.49		1.0005	1.0004	-0.2	2.08E+05	1.16	Y	1.16	1.74	1038	0.0929
HxCDF	NotFnd		1.0055						1.15		1038	0.113
HxCDF	37.85		1.0102	1.0100	-0.4	2.24E+04	1.30	Y	1.15	0.225	1038	0.113
HxCDF	NotFnd		0.9933						1.15		1038	0.113
234678-HxCDF	38.27		1.0006	1.0003	-0.7	2.63E+05	1.39	Y	1.18	2.43	1038	0.101
HxCDF	NotFnd		0.0000						1.18		0	0
HxCDF	NotFnd		1.0009						1.15		1038	0.113
123789-HxCDF	NotFnd		1.0005						1.09		1038	0.163
HxCDF	NotFnd		0.0000						1.09		0	0
123489-HxCDF	39.44		1.0013	1.0014	+0.2	3.89E+04	1.16	Y	1.15	0.392	1038	0.113
1234678-HpCDF	41.38		1.0004	1.0003	-0.2	1.89E+06	1.06	Y	1.35	22.3	1552	0.19
HpCDF	41.74		1.0091	1.0091	0	6.74E+04	1.06	Y	1.34	0.888	1552	0.231
HpCDF	41.93		1.0140	1.0136	-1.0	2.83E+06	1.05	Y	1.34	37.3	1552	0.231
1234789-HpCDF	43.26		1.0004	1.0000	-1.0	8.24E+04	0.97	Y	1.34	1.23	1552	0.282
OCDF	46.65		1.0057	1.0055	-0.6	1.68E+06	0.91	Y	1.40	36.4	714	0.229
OCDF-a	NotFnd		1.0053						1.00		1055	0.471

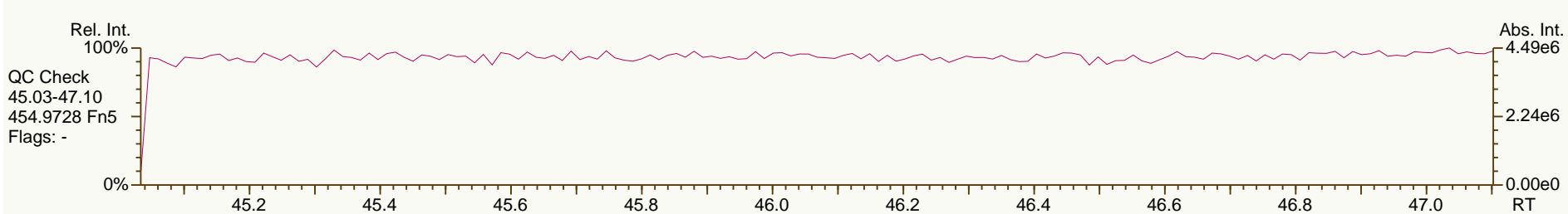
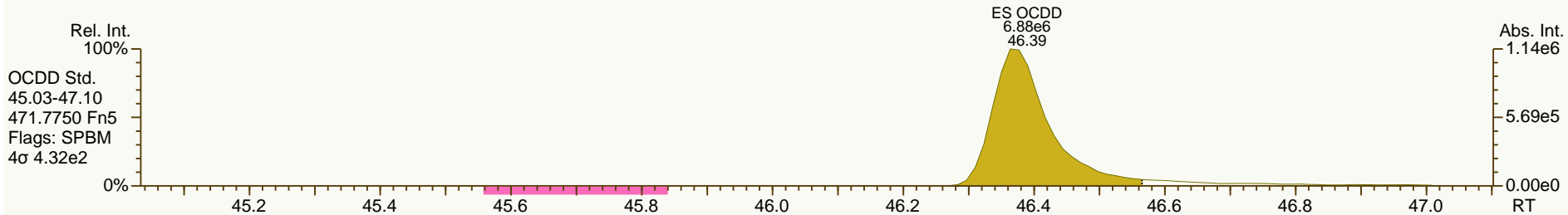
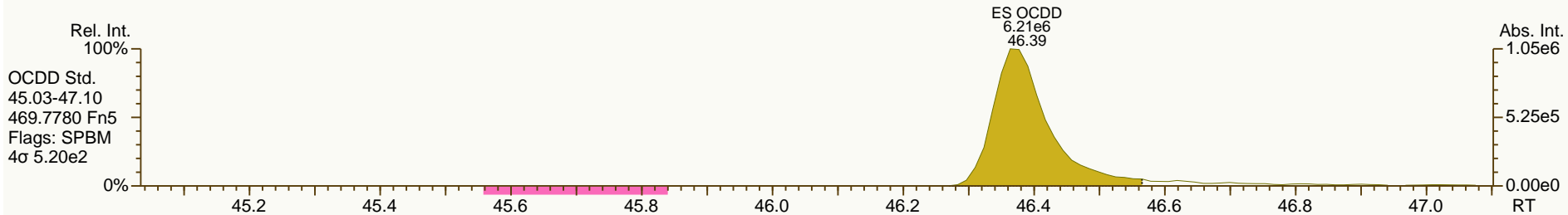
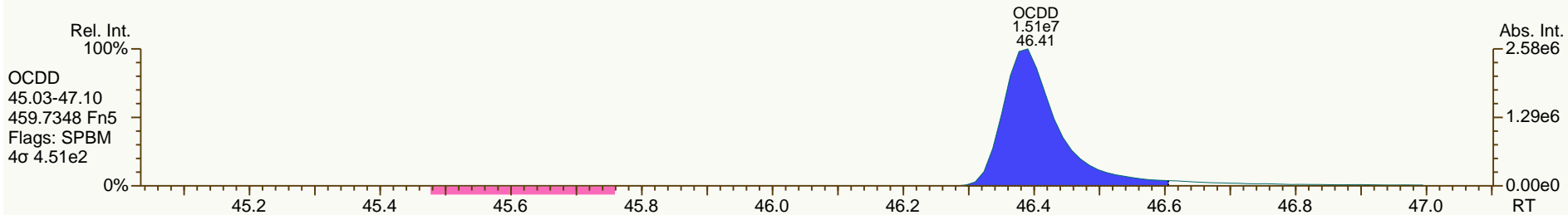
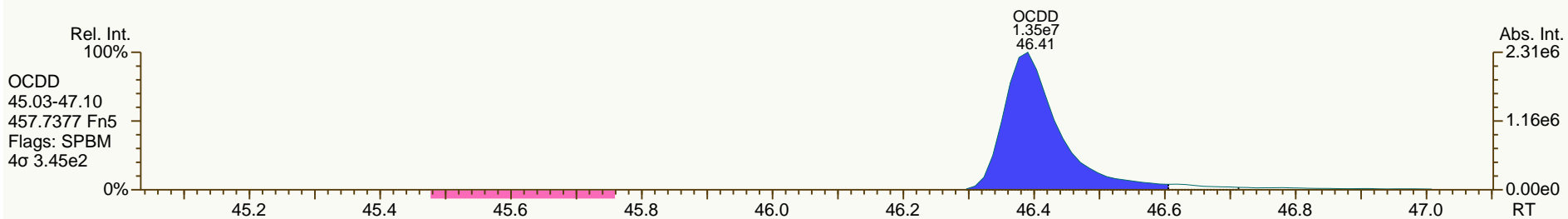


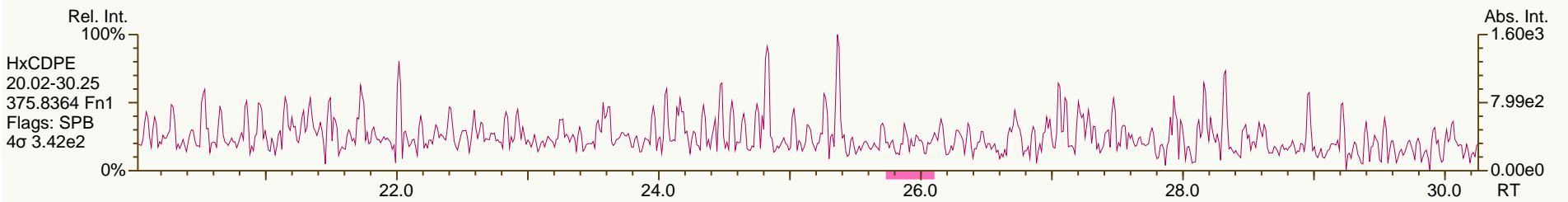
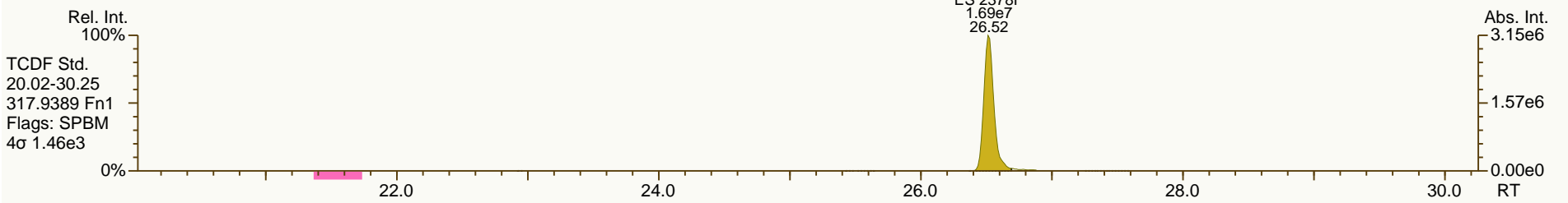
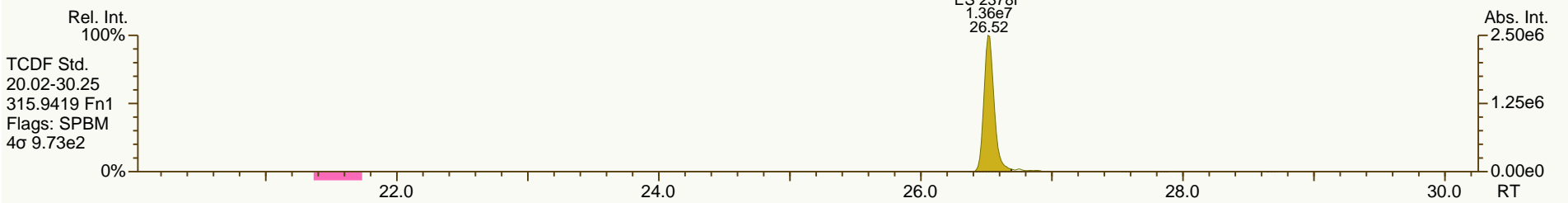
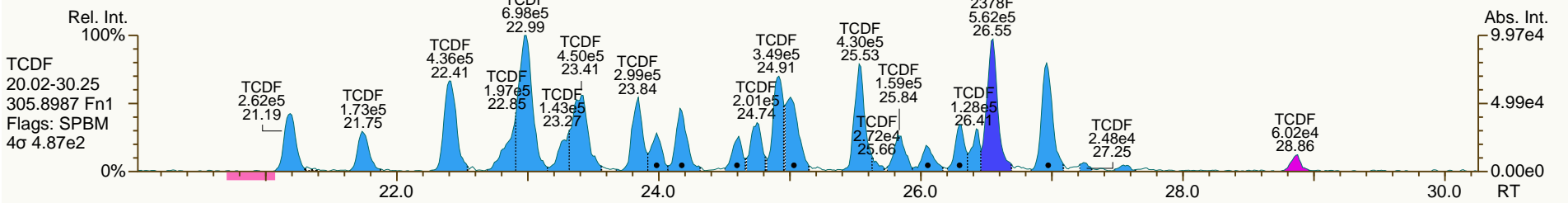
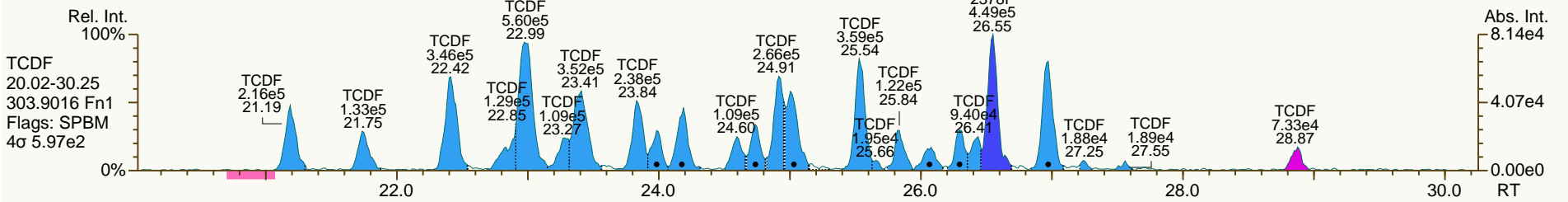








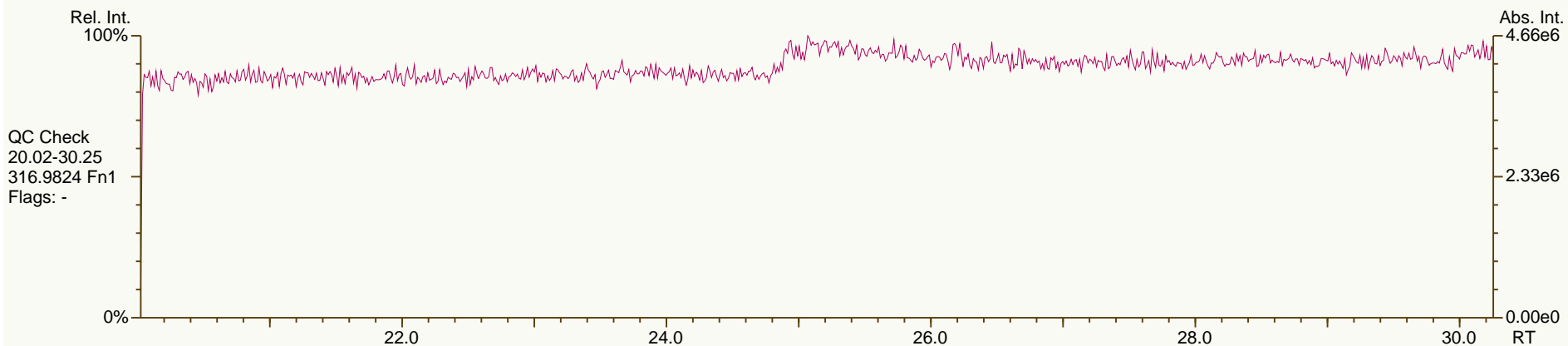
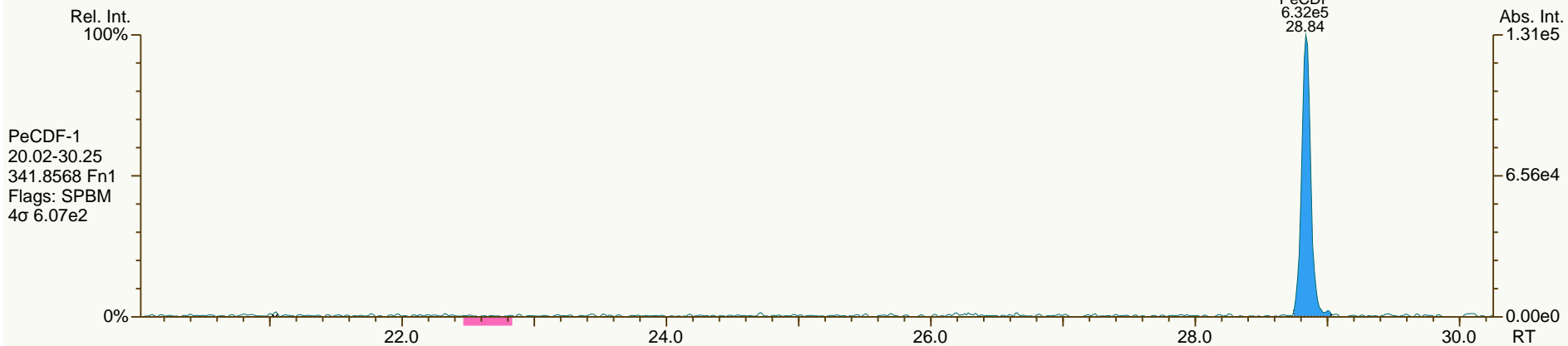
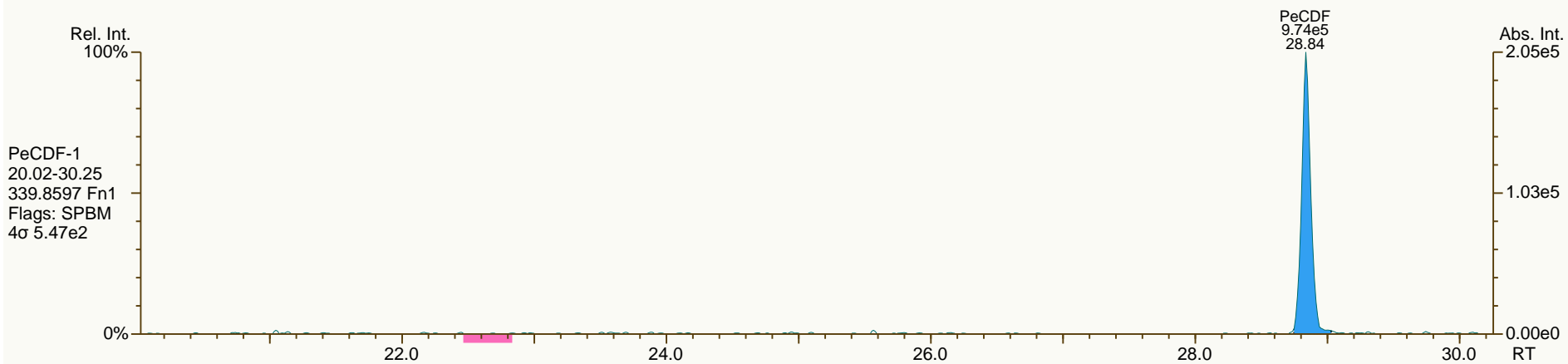


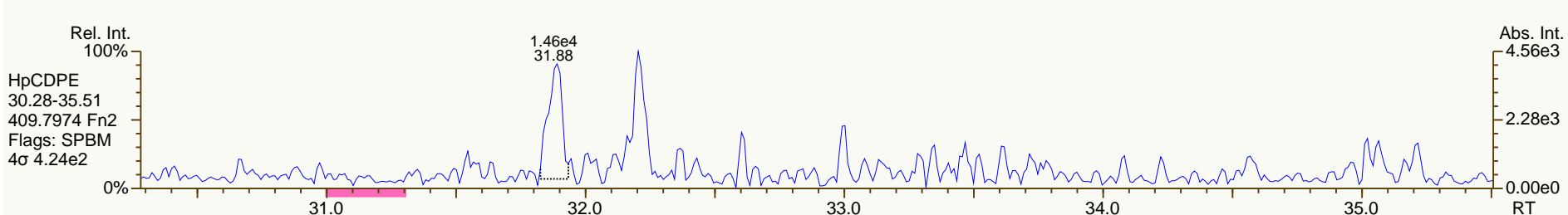
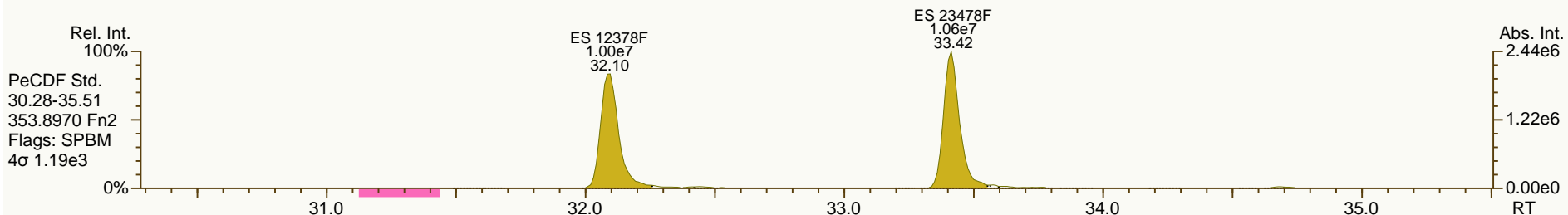
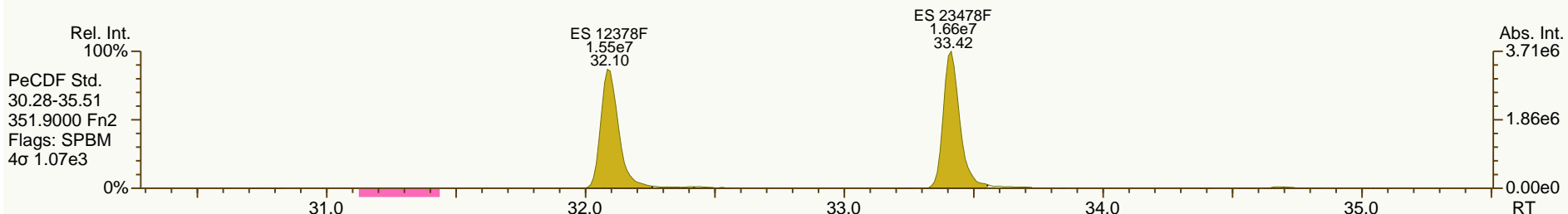
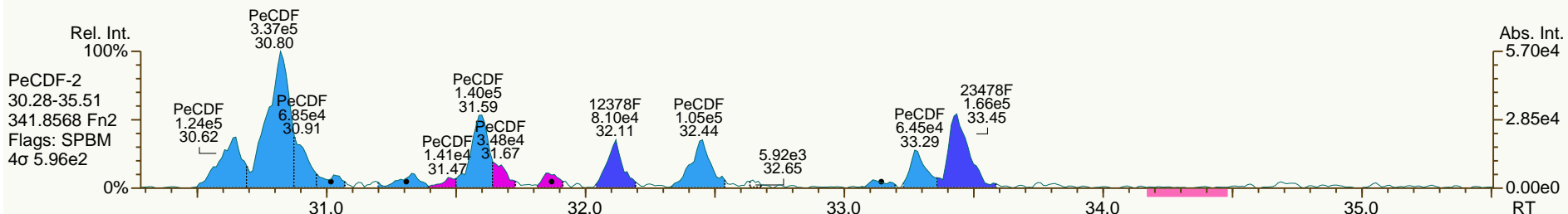
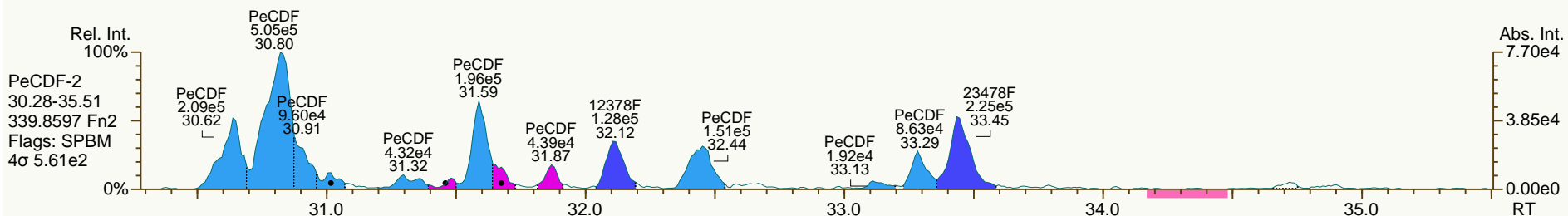


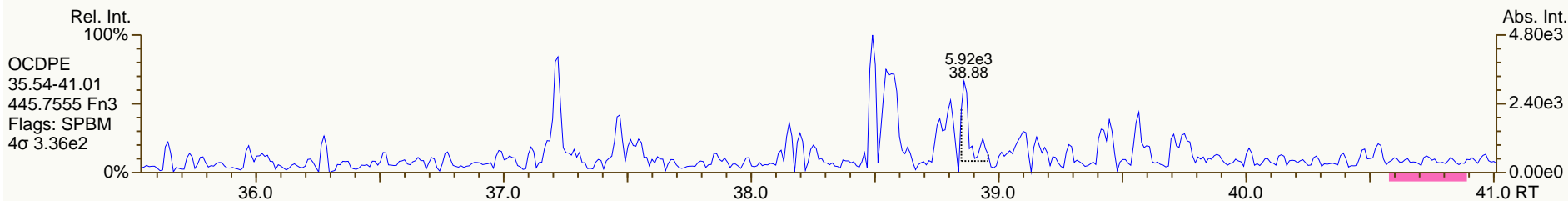
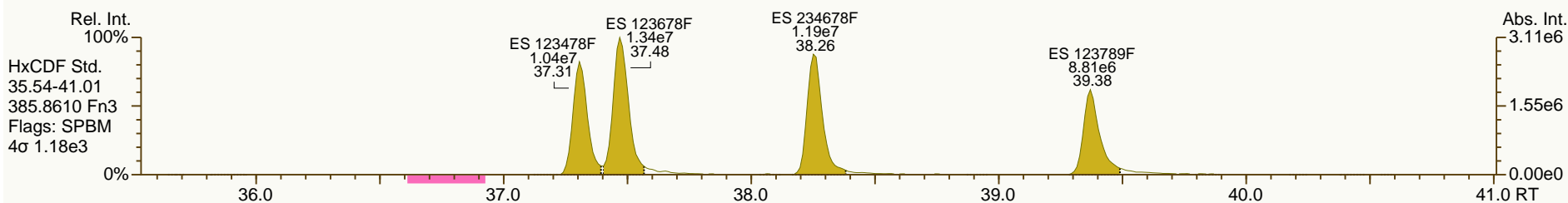
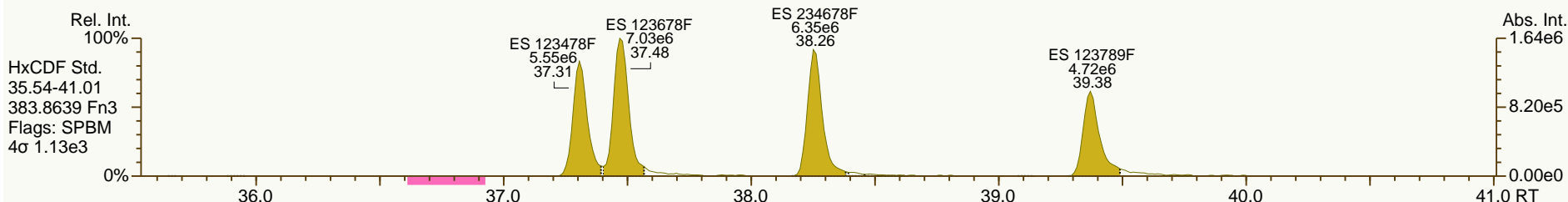
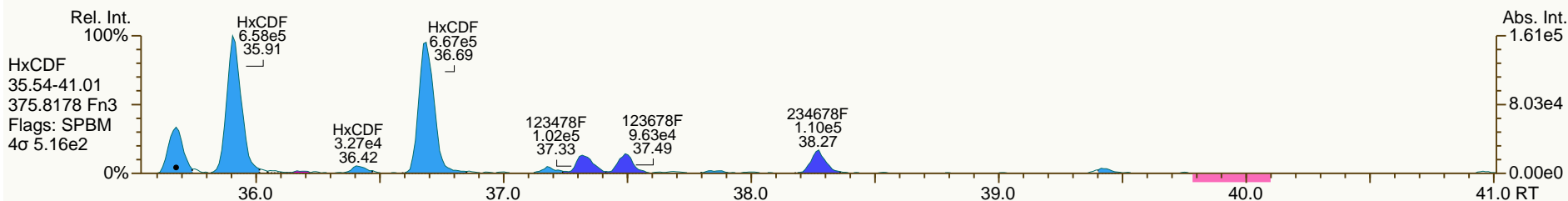
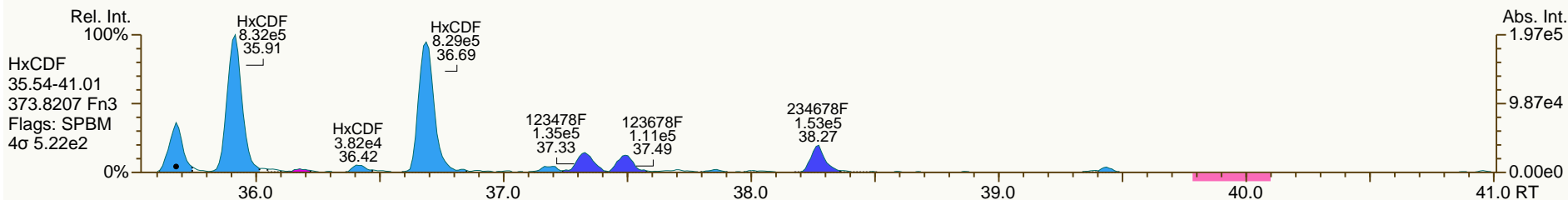
SGS-AP ID: A4723_10237_DF_002
Instr: AutoSpec-Ultima MM1

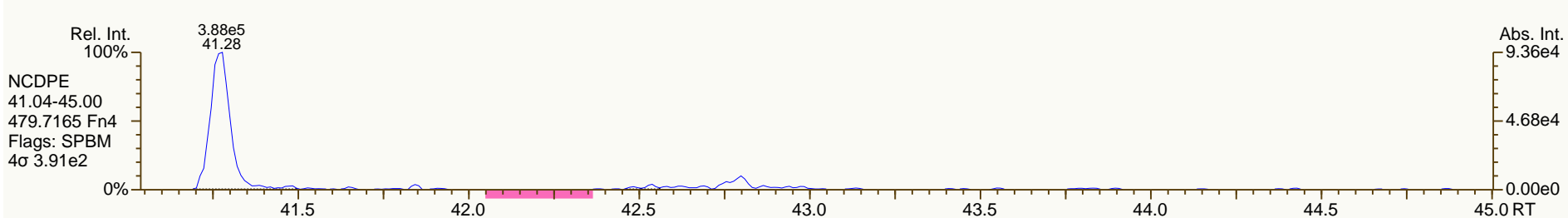
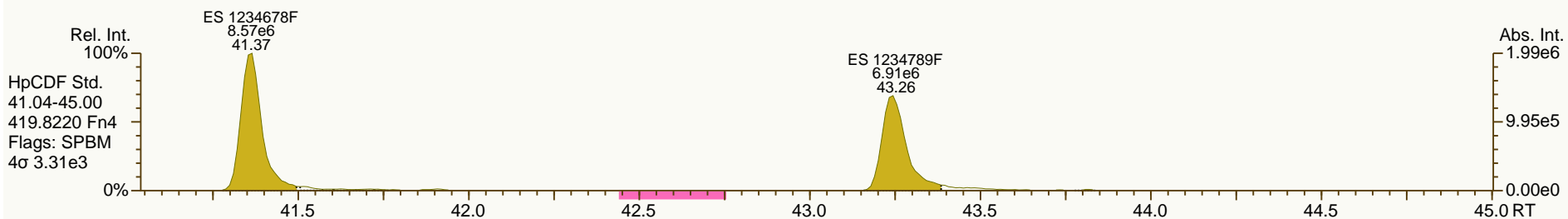
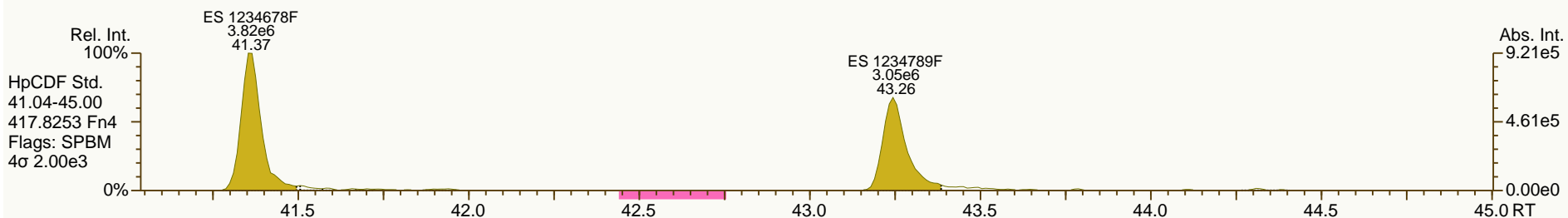
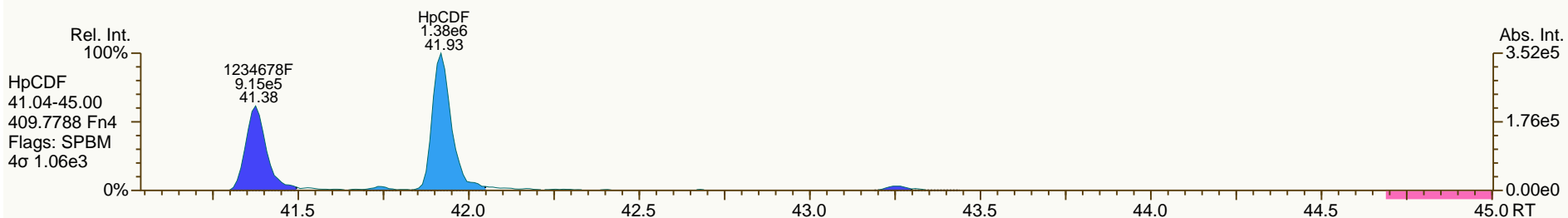
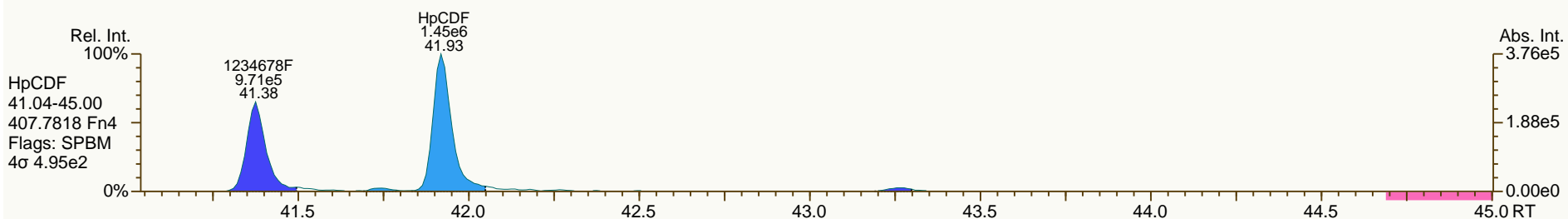
Sample ID: JW-EA10-SS40-120507
SIR EI+: DF_CL4-8 GC: DB5MS_60M Vial: 79

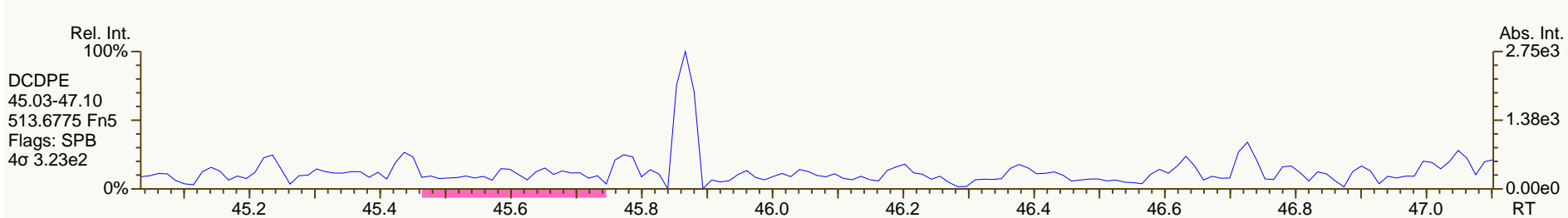
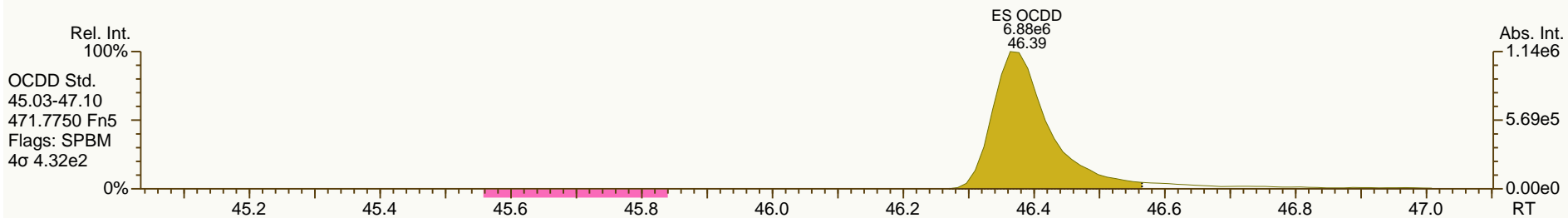
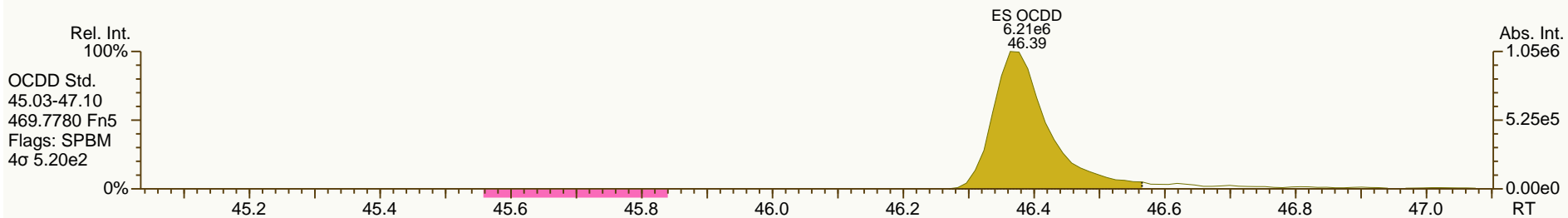
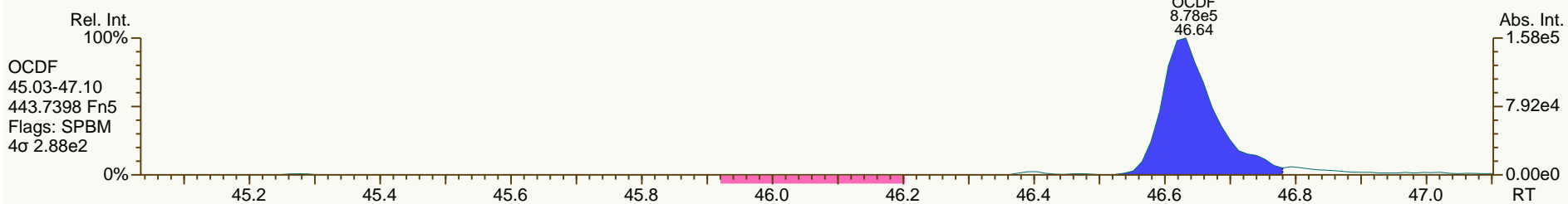
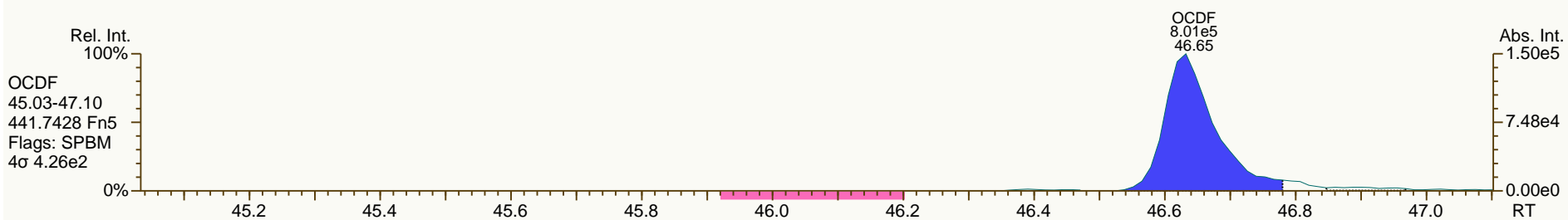
Acq: 28-OCT-2012 13:09:59
User: MDC Datafile: 121028P1-06











Quantify Sample Summary Report

MassLynx 4.1

Confirms Sample Summary

Dataset: C:\MassLynx\Default.pro\Results\c13nov12a-5_14.qld

Last Altered: Wednesday, 11/14/2012 10:46:12 AM Eastern Standard Time

Printed: Wednesday, 11/14/2012 10:57:37 AM Eastern Standard Time

Tm 11-14-12

Method: C:\MassLynx\Default.PRO\MethDB\VFxms-TCDF_Smooth.mdb 13 Nov 2012 08:24:11

Calibration: C:\MassLynx\Default.PRO\CurveDB\VFxms-100212a_Confirm-TD.cdb 31 Oct 2012 14:37:39

Name: c13nov12a-6 ✓

Date: 13-Nov-2012 ✓

Time: 15:07:29 ✓

ID: 31203251004 ✓

User: JHL

Submitter:

Task: HRMS3

	Name	Response	Ion1Area	Ion2Area	RA	RAFail?	MRRF	RT	Conc	EDL	SN1	SN2	M	Height1	Noise1	Height2	Noise2	Smp Size	FV
1	2378-TCDF	8.843e3	4.186e3	4.657e3	0.90	YES	1.218	21.24 ✓	3.124	0.2225	34.6	36.5	MM	5.388e4	1558	6.261e4	1716	16.93	20
2	ES:13C-2378-TCDF	2.746e5	1.221e5	1.525e5	0.80	NO	1.655	21.22 ✓	98.305	0.4691	476.1	634.4	bb	1.586e6	3332	2.045e6	3223	16.93	20
3	JS:13C-1234-TCDD	1.994e5	8.607e4	1.133e5	0.76	NO	1.000	21.11 ✓	118.133	0.8007	305.9	452.3	bb	1.077e6	3519	1.466e6	3241	16.93	20
4	Tetrafurans	-	2.729e4	-	-	-	1.218	-	20.327	0.2225	-	-	-	3.536e5	1558	-	-	16.93	20
5	F1 Lock Mass	-	-	-	-	-	-	-	-	-	-	-	-	-	112113	-	-	1.00	1

$$[TCDF] = \frac{8.843e3}{2.746e5} \left(\frac{2000 \mu g}{16.93g \times 0.5974} \right) \left(\frac{1}{1.21803} \right) = 5.23 \mu g/g$$

Tm 11-14-12

Dataset: C:\MassLynx\Default.pro\Results\c13nov12a-5_14.qld

Last Altered: Wednesday, 11/14/2012 10:46:12 AM Eastern Standard Time

Printed: Wednesday, 11/14/2012 10:57:37 AM Eastern Standard Time

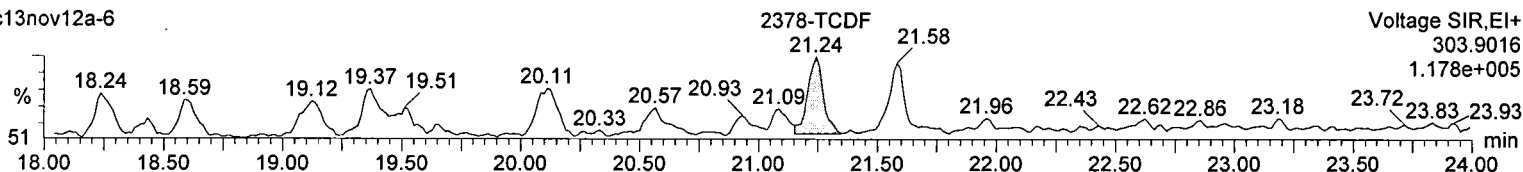
Method: C:\MassLynx\Default.PRO\MethDB\VFxms-TCDF_Smooth.mdb 13 Nov 2012 08:24:11

Calibration: C:\MassLynx\Default.PRO\CurveDB\VFxms-100212a_Confirm-TD.cdb 31 Oct 2012 14:37:39

Name: c13nov12a-6, ID: 31203251004

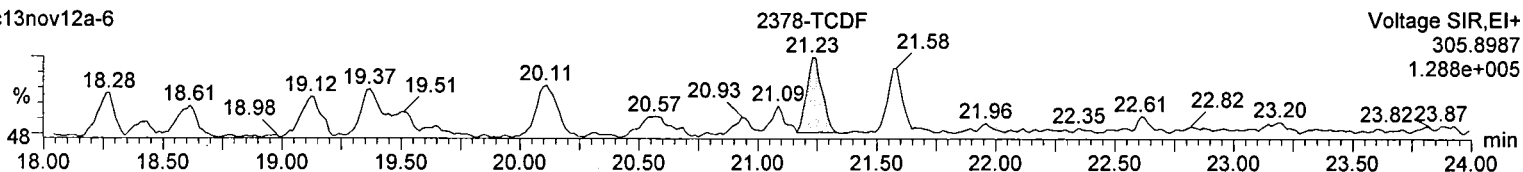
TCDF

c13nov12a-6



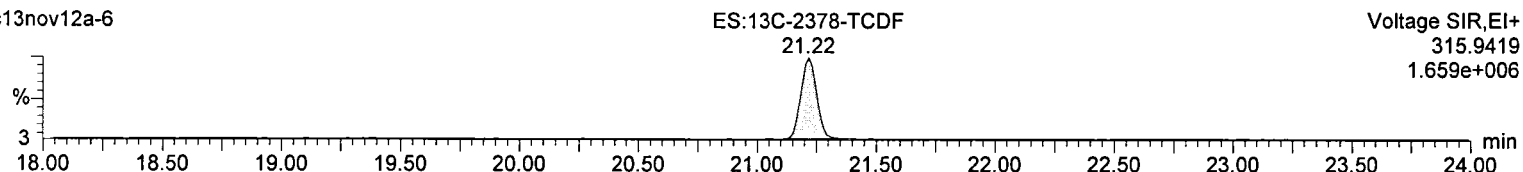
TCDF

c13nov12a-6



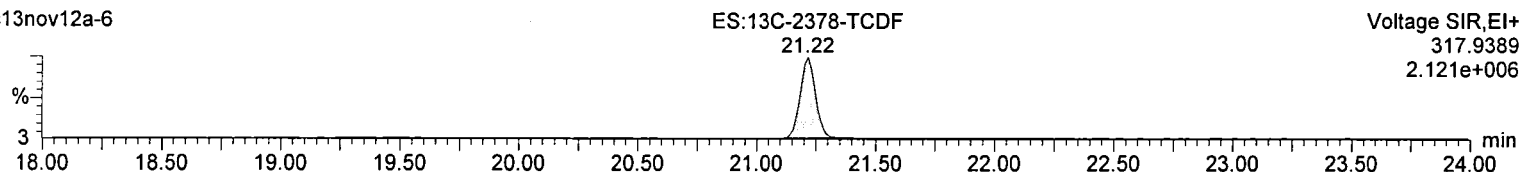
13C-TCDF

c13nov12a-6



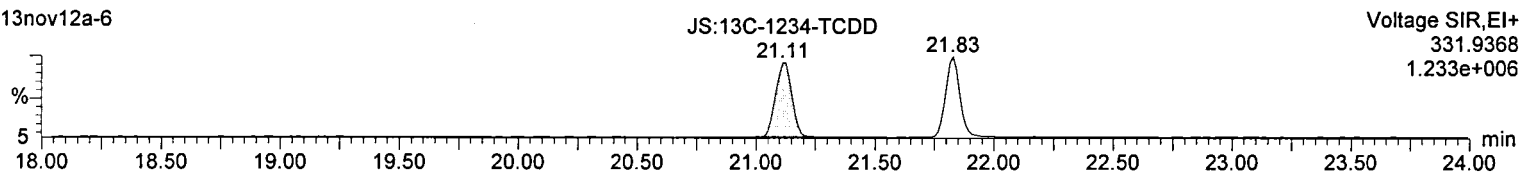
13C-TCDF

c13nov12a-6



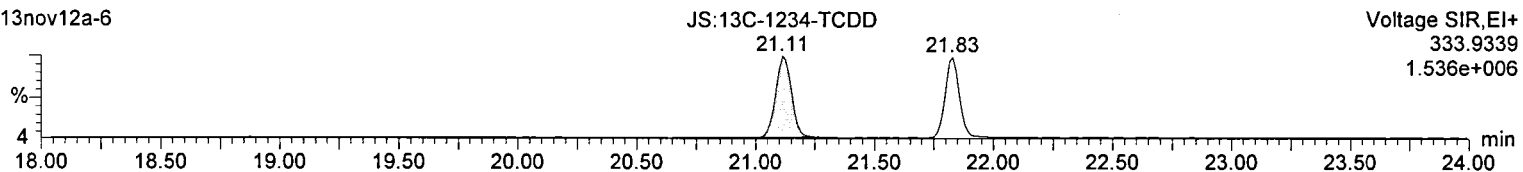
13C-TCDD

c13nov12a-6




13C-TCDD

c13nov12a-6



F1 Lock Mass

c13nov12a-6



Quantify Sample Report
Manual Integration

MassLynx 4.1

Dataset: C:\MassLynx\Default.pro\Results\c13nov12a-5_14.qld

Last Altered: Wednesday, 11/14/2012 10:46:12 AM Eastern Standard Time
Printed: Wednesday, 11/14/2012 10:59:59 AM Eastern Standard Time

*MM
PK 11/14/12*

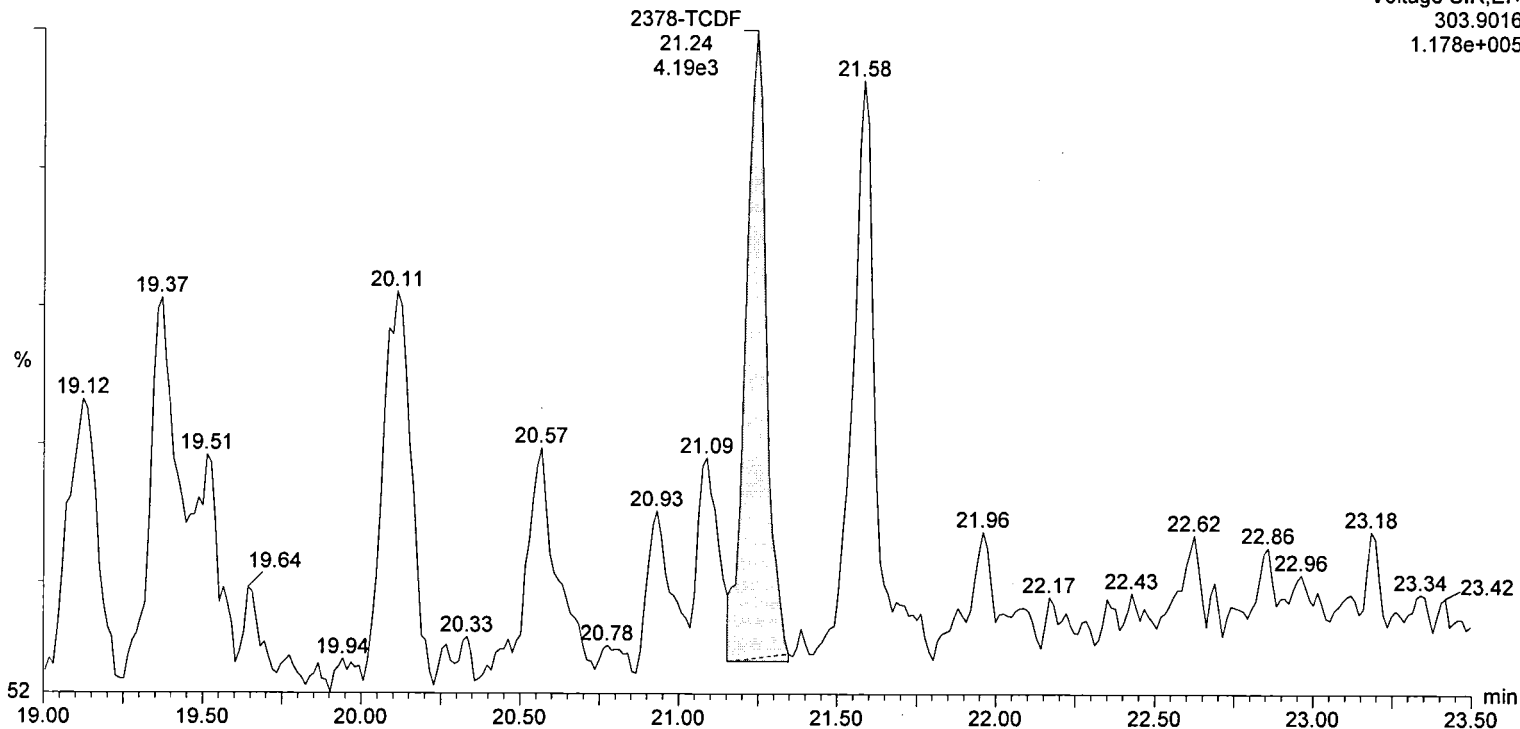
Method: C:\MassLynx\Default.PRO\MethDB\VFxms-TCDF_Smooth.mdb 13 Nov 2012 08:24:11
Calibration: C:\MassLynx\Default.PRO\CurveDB\VFxms-100212a_Confirm-TD.cdb 31 Oct 2012 14:37:39

Name: c13nov12a-6, ID: 31203251004

TCDF

c13nov12a-6

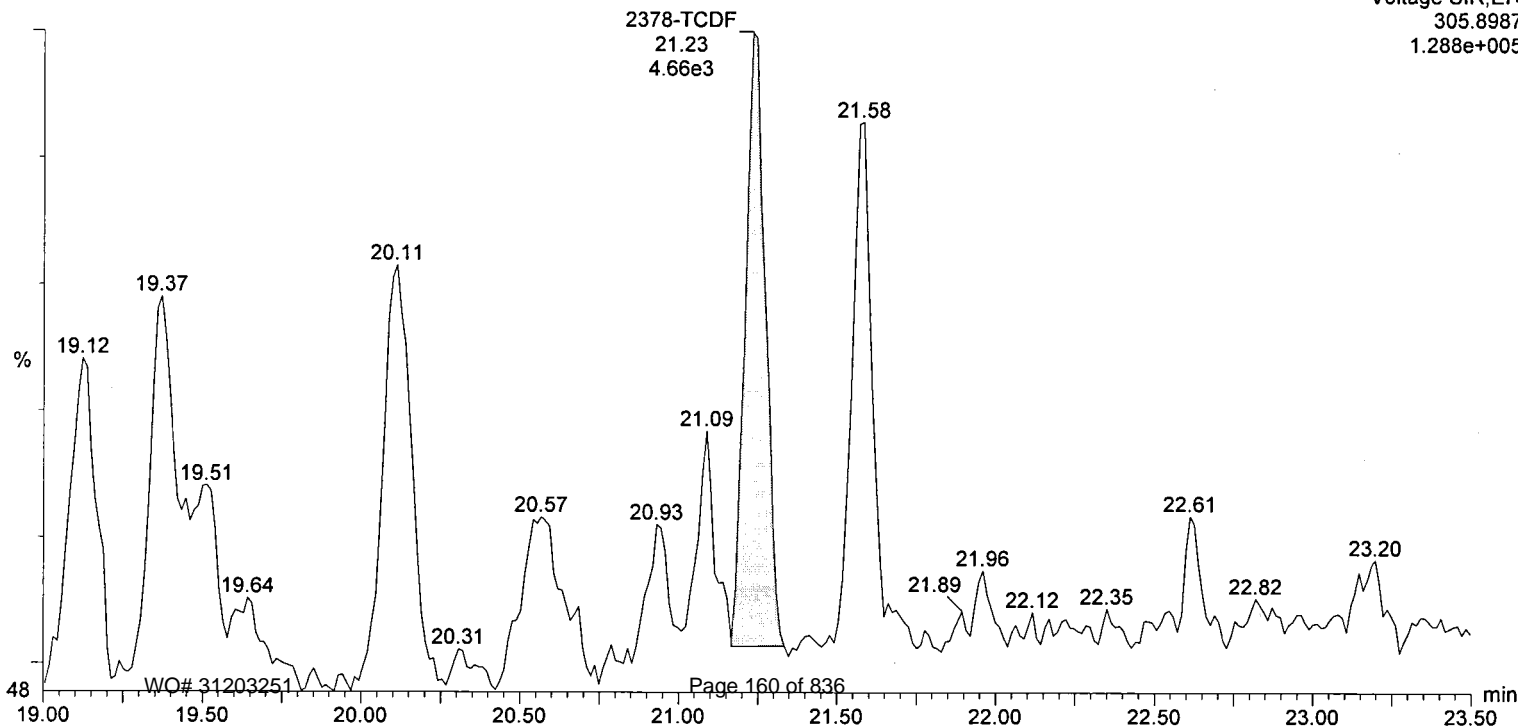
Voltage SIR,EI+
303.9016
1.178e+005



TCDF

c13nov12a-6

Voltage SIR,EI+
305.8987
1.288e+005



Results of JW-EA10-SS41-120507

Client Sample ID: **JW-EA10-SS41-120507**
 Client Project ID: **Jeld-Wen Surface Sediments**
 Lab Sample ID: 31203251005-A
 Lab Project ID: 31203251

Collection Date: 05/07/2012 12:44
 Received Date: 05/09/2012 10:15
 Matrix: Soil-Solid as dry weight
 Solids (%): 64.70

Results by EPA 1613B

<u>Parameter</u>	<u>Result</u>	<u>EMPC</u>	<u>Qual</u>	<u>DL</u>	<u>LOQ/CL</u>	<u>Units</u>	<u>RT</u>	<u>Ratio</u>
2,3,7,8-TCDD	0.785			0.0600	0.491	pg/g	27.53	0.70
1,2,3,7,8-PeCDD	1.48		J	0.0983	2.46	pg/g	33.83	1.51
1,2,3,4,7,8-HxCDD	2.21		J	0.212	2.46	pg/g	38.47	1.22
1,2,3,6,7,8-HxCDD	9.33			0.229	2.46	pg/g	38.61	1.23
1,2,3,7,8,9-HxCDD	5.20			0.222	2.46	pg/g	38.95	1.22
1,2,3,4,6,7,8-HpCDD	117			0.583	2.46	pg/g	42.64	1.04
OCDD	1020			0.147	4.91	pg/g	46.40	0.90
2,3,7,8-TCDF	4.79			0.0538	0.491	pg/g	26.54	0.83
2,3,7,8-TCDF [confirm]	4.04			0.344	1.88	pg/g	21.26	0.86
1,2,3,7,8-PeCDF	1.90		J	0.0838	2.46	pg/g	32.10	1.43
2,3,4,7,8-PeCDF	2.68			0.0732	2.46	pg/g	33.43	1.49
1,2,3,4,7,8-HxCDF	2.45		J	0.0756	2.46	pg/g	37.31	1.35
1,2,3,6,7,8-HxCDF	1.58		J DPE	0.0645	2.46	pg/g	37.47	1.18
2,3,4,6,7,8-HxCDF	2.30		J	0.0686	2.46	pg/g	38.25	1.28
1,2,3,7,8,9-HxCDF	ND		U	0.112	2.46	pg/g		
1,2,3,4,6,7,8-HpCDF	20.9			0.143	2.46	pg/g	41.36	1.04
1,2,3,4,7,8,9-HpCDF	1.38		J	0.200	2.46	pg/g	43.25	1.07
OCDF	36.3			0.148	4.91	pg/g	46.63	0.87
Total TCDD	53.2	54.0		0.0600	0.491	pg/g		
Total TCDF	57.5	58.1		0.0538	0.491	pg/g		
Total PeCDD	46.7			0.0983	2.46	pg/g		
Total PeCDF	33.0	34.0	DPE	0.0782	2.46	pg/g		
Total HxCDD	120			0.221	2.46	pg/g		
Total HxCDF	43.6	43.8	DPE	0.0780	2.46	pg/g		
Total HpCDD	266			0.583	2.46	pg/g		
Total HpCDF	61.0			0.169	2.46	pg/g		

World Health Organization Summary

	<u>Units</u>	<u>ND=0</u>	<u>ND=½</u>	<u>ND=DL</u>
WHO-2005 TEQ	pg/g	7.55	7.55	7.56
WHO-2005 TEQ w/EMPC	pg/g	7.55	7.55	7.56

Results of JW-EA10-SS41-120507

Client Sample ID: **JW-EA10-SS41-120507**
 Client Project ID: **Jeld-Wen Surface Sediments**
 Lab Sample ID: 31203251005-A
 Lab Project ID: 31203251

Collection Date: 05/07/2012 12:44
 Received Date: 05/09/2012 10:15
 Matrix: Soil-Solid as dry weight
 Solids (%): 64.70

Results by EPA 1613B

<u>Parameter</u>	<u>Result</u>	<u>EMPC</u>	<u>Qual</u>	<u>DL</u>	<u>LOQ/CL</u>	<u>Units</u>	<u>RT</u>	<u>Ratio</u>
Labeled Standards								
13C-2378-TCDF	89.0				24.0-169	%		
13C-2378-TCDD	93.0				25.0-164	%		
13C-12378-PeCDD	83.0				25.0-181	%		
13C-123478-HxCDD	84.0				32.0-141	%		
13C-123678-HxCDD	81.0				28.0-130	%		
13C-1234678-HpCDD	99.0				23.0-140	%		
13C-OCDD	88.0				17.0-157	%		
13C-2378-TCDF	88.0				24.0-169	%		
13C-12378-PeCDF	74.0				24.0-185	%		
13C-23478-PeCDF	82.0				21.0-178	%		
13C-123478-HxCDF	84.0				26.0-152	%		
13C-123678-HxCDF	96.0				26.0-123	%		
13C-234678-HxCDF	94.0				29.0-147	%		
13C-123789-HxCDF	82.0				28.0-136	%		
13C-1234678-HpCDF	85.0				28.0-143	%		
13C-1234789-HpCDF	94.0				26.0-138	%		
37Cl-2378-TCDD	110				35.0-197	%		

Batch Information

Analytical Batch: **HRD1905**
 Analytical Method: **EPA 1613B**
 Instrument: **APHRMS**
 Analyst: **MDC**
 Analytical Date/Time: **10/28/2012 12:18**

Prep Batch: **HXX1816**
 Prep Method: **EPA 1613 PREP S/D/T**
 Prep Date/Time: **10/16/2012 15:46**
 Prep Initial Wt./Vol.: **15.74 g**
 Prep Extract Vol: **20 uL**

Analytical Batch: **HRD1933**
 Analytical Method: **EPA 1613B**
 Instrument: **HRMS3**
 Analyst: **JHL**
 Analytical Date/Time: **11/13/2012 16:36**

Prep Batch: **HXX1816**
 Prep Method: **EPA 1613 PREP S/D/T**
 Prep Date/Time: **10/16/2012 15:46**
 Prep Initial Wt./Vol.: **15.74 g**
 Prep Extract Vol: **20 uL**

Lab ID: A4723_10237_DF_001

Client ID: JW-EA10-SS41-120507

Datafile: 121028P1-05



Acq'd: 28 Oct 2012 12:18 MDC

UTP: 29-Oct-2012 12:23 MDC

Report: 29 Oct 2012 13:42 MC

Wt/Vol: 10.18 g

J-level: 0.491 pg/g Split: 1

Std (pg): JS: 2000 ES: 2000 CS/SS: 2000, 400 (37CI)

ICAL: 1613_SGS

Checkcode: 590-183-ZYS

Name	Act RT	QC	Pred. RRT	Act. RRT	ΔSecs	Response	Ra	OK	RRF	Conc.	Noise	DL
2378-TCDD	27.53		1.0009	1.0007	-0.3	1.49E+05	0.70	Y	1.08	0.785	974	0.06
12378-PeCDD	33.83		1.0006	1.0005	-0.2	2.08E+05	1.51	Y	1.07	1.48	1220	0.0983
123478-HxCDD	38.47		1.0004	1.0004	0	2.34E+05	1.22	Y	1.05	2.21	1978	0.212
123678-HxCDD	38.61		1.0039	1.0039	0	1.02E+06	1.23	Y	0.98	9.33	1978	0.229
123789-HxCDD	38.95		1.0129	1.0128	-0.2	5.55E+05	1.22	Y	1.01	5.2	1978	0.222
1234678-HpCDD	42.64		1.0005	1.0004	-0.3	1.30E+07	1.04	Y	1.09	117	5195	0.583
OCDD	46.40		1.0005	1.0004	-0.3	8.03E+07	0.90	Y	1.11	1,020	775	0.147
2378-TCDF	26.54		1.0009	1.0009	0	1.30E+06	0.83	Y	0.98	4.79	1163	0.0538
12378-PeCDF	32.10		1.0007	1.0006	-0.2	3.77E+05	1.43	Y	0.99	1.9	1485	0.0838
23478-PeCDF	33.43		1.0006	1.0008	+0.4	5.99E+05	1.49	Y	1.02	2.68	1485	0.0732
123478-HxCDF	37.31		1.0006	1.0005	-0.2	3.98E+05	1.35	Y	1.19	2.45	1094	0.0756
123678-HxCDF	37.47		1.0005	1.0005	0	3.17E+05	1.18	Y	1.16	1.58	1094	0.0645
234678-HxCDF	38.25		1.0006	1.0003	-0.7	4.37E+05	1.28	Y	1.18	2.3	1094	0.0686
123789-HxCDF	NotFnd		1.0005	-	-	-	-	-	1.09	-	1094	0.112
1234678-HpCDF	41.36		1.0004	1.0003	-0.2	3.27E+06	1.04	Y	1.35	20.9	1908	0.143
1234789-HpCDF	43.25		1.0004	1.0004	0	1.83E+05	1.07	Y	1.34	1.38	1908	0.2
OCDF	46.63		1.0057	1.0055	-0.6	3.59E+06	0.87	Y	1.40	36.3	982	0.148

Name	Act RT	Pred. RRT	Act. RRT	ΔSecs	Response	Ra	OK	RRF	Rec. %
ES 2378-TCDD	27.51	1.0281	1.0278	-0.5	3.45E+07	0.81	Y	1.04	92.6
ES 12378-PeCDD	33.81	1.2639	1.2632	-1.1	2.57E+07	1.61	Y	0.87	82.9
ES 123478-HxCDD	38.46	0.9876	0.9876	0	1.98E+07	1.30	Y	0.94	83.6
ES 123678-HxCDD	38.59	0.9910	0.9910	0	2.18E+07	1.29	Y	1.06	81.3
ES 1234678-HpCDD	42.62	1.0943	1.0946	+0.7	2.00E+07	1.07	Y	0.80	99.4
ES OCDD	46.38	1.1907	1.1910	+0.7	2.78E+07	0.91	Y	0.63	87.6
ES 2378-TCDF	26.52	0.9907	0.9907	0	5.47E+07	0.80	Y	1.74	88
ES 12378-PeCDF	32.08	1.1992	1.1984	-1.3	3.95E+07	1.54	Y	1.49	74
ES 23478-PeCDF	33.40	1.2484	1.2478	-1.0	4.32E+07	1.57	Y	1.48	81.5
ES 123478-HxCDF	37.29	0.9577	0.9576	-0.2	2.68E+07	0.54	Y	1.27	83.5
ES 123678-HxCDF	37.46	0.9619	0.9619	0	3.41E+07	0.52	Y	1.41	95.7
ES 234678-HxCDF	38.24	0.9821	0.9821	0	3.17E+07	0.52	Y	1.34	93.6
ES 123789-HxCDF	39.36	1.0108	1.0109	+0.2	2.50E+07	0.53	Y	1.20	82.3
ES 1234678-HpCDF	41.34	1.0618	1.0618	0	2.27E+07	0.45	Y	1.06	85.1
ES 1234789-HpCDF	43.24	1.1100	1.1104	+0.9	1.94E+07	0.45	Y	0.82	93.8

Lab ID: A4723_10237_DF_001

Acq'd: 28 Oct 2012 12:18 MDC

Wt/Vol: 10.18 g

ICAL: 1613_SGS

Client ID: JW-EA10-SS41-120507

UTP: 29-Oct-2012 12:23 MDC

J-level: 0.491 pg/g Split: 1

Checkcode: 590-183-ZYS

Datafile: 121028P1-05

Report: 29 Oct 2012 13:42 MC

Stds (pg): JS: 2000 ES: 2000 CS/SS: 2000, 400 (37Cl)

Name	Act RT	QC	Pred. RRT	Act. RRT	ΔSecs	Response	Ra	OK	RRF	Rec. %
JS 1234-TCDD	26.77		-	-	-	3.58E+07	0.81	Y	-	-
JS 123789-HxCDD	38.94		-	-	-	2.52E+07	1.25	Y	-	-
CS 37Cl-2378-TCDD	27.54		1.0291	1.0288	-0.5	9.22E+06	n/a	-	1.17	110
SS 37Cl-2378-TCDD	27.54	NA	1.0291	1.0288	-0.5	9.22E+06	n/a	-	1.12	119

Totals	Conc	EMPC	EDL
Total TCDD	53.2	54	0.06
Total PeCDD	46.7	46.7	0.0983
Total HxCDD	120	120	0.221
Total HpCDD	266	266	0.583
Total Tetra-Octa Dioxins	1510	1510	
Total TCDF	57.5	58.1	0.0538
Total PeCDF	33	34	0.0782
Total HxCDF	43.6	43.8	0.078
Total HpCDF	61	61	0.169
Total Tetra-Octa Furans	231	233	
Total Tetra-Octa Dioxins & Furans	1740	1740	

Lab ID: A4723_10237_DF_001

Acq'd: 28 Oct 2012 12:18 MDC

Wt/Vol: 10.18 g

ICAL: 1613_SGS

Client ID: JW-EA10-SS41-120507

UTP: 29-Oct-2012 12:23 MDC

J-level: 0.491 pg/g Split: 1

Checkcode: 590-183-ZYS

Datafile: 121028P1-05

Report: 29 Oct 2012 13:42 MC

StdS (pg): JS: 2000 ES: 2000 CS/SS: 2000, 400 (37CI)

Name	Act RT	QC	Pred. RRT	Act. RRT	ΔSecs	Response	Ra	OK	RRF	Conc.	Noise	DL
TCDD	23.43		0.8504	0.8514	+1.7	3.98E+06	0.79	Y	1.08	20.9	974	0.06
TCDD	23.82		0.8649	0.8659	+1.7	2.63E+06	0.79	Y	1.08	13.8	974	0.06
TCDD	24.30		0.8835	0.8832	-0.5	1.02E+05	0.89	N	1.08	0.537	974	0.06
TCDD	25.18		0.9152	0.9150	-0.3	4.61E+05	0.82	Y	1.08	2.42	974	0.06
TCDD	25.44		0.9241	0.9246	+0.8	4.27E+05	0.76	Y	1.08	2.25	974	0.06
TCDD	25.66		0.9327	0.9327	0	5.02E+05	0.79	Y	1.08	2.63	974	0.06
TCDD	25.88		0.9408	0.9408	0	1.40E+05	0.87	Y	1.08	0.735	974	0.06
TCDD	26.16		0.9512	0.9507	-0.8	4.44E+04	0.92	N	1.08	0.233	974	0.06
TCDD	26.36		0.9580	0.9583	+0.5	1.54E+05	0.82	Y	1.08	0.811	974	0.06
TCDD	26.79		0.9736	0.9737	+0.2	7.83E+05	0.77	Y	1.08	4.12	974	0.06
TCDD	NotFnd		0.9785						1.08		974	0.06
TCDD	27.21		0.9884	0.9891	+1.2	6.91E+05	0.75	Y	1.08	3.63	974	0.06
TCDD	27.34		0.9945	0.9939	-1.0	9.03E+04	0.74	Y	1.08	0.474	974	0.06
2378-TCDD	27.53		1.0009	1.0007	-0.3	1.49E+05	0.70	Y	1.08	0.785	974	0.06
TCDD	27.92		1.0147	1.0146	-0.2	1.22E+05	0.75	Y	1.08	0.641	974	0.06
TCDD	NotFnd		1.0206						1.08		974	0.06
TCDD	NotFnd		1.0423						1.08		974	0.06
PeCDD	30.87		0.9131	0.9130	-0.2	1.78E+06	1.55	Y	1.07	12.6	1220	0.0983
PeCDD	31.50		0.9319	0.9314	-1.0	1.13E+05	1.45	Y	1.07	0.807	1220	0.0983
PeCDD	32.16		0.9511	0.9509	-0.4	1.72E+06	1.58	Y	1.07	12.3	1220	0.0983
PeCDD	32.37		0.9576	0.9573	-0.6	2.25E+05	1.36	Y	1.07	1.6	1220	0.0983
PeCDD	32.50		0.9611	0.9611	0	1.32E+06	1.49	Y	1.07	9.42	1220	0.0983
PeCDD	32.80		0.9703	0.9700	-0.6	2.52E+05	1.61	Y	1.07	1.79	1220	0.0983
PeCDD	33.24		0.9829	0.9830	+0.2	7.98E+05	1.63	Y	1.07	5.68	1220	0.0983
12378-PeCDD	33.83		1.0006	1.0005	-0.2	2.08E+05	1.51	Y	1.07	1.48	1220	0.0983
PeCDD	33.95		1.0039	1.0040	+0.2	7.03E+04	1.60	Y	1.07	0.5	1220	0.0983
PeCDD	34.35		1.0161	1.0160	-0.2	6.91E+04	1.44	Y	1.07	0.491	1220	0.0983
HxCDD	36.45		0.9479	0.9478	-0.2	2.46E+06	1.27	Y	1.01	23	1978	0.221
HxCDD	37.23		0.9682	0.9681	-0.2	4.55E+06	1.22	Y	1.01	42.4	1978	0.221
HxCDD	37.58		0.9771	0.9771	0	3.60E+06	1.24	Y	1.01	33.5	1978	0.221
HxCDD	37.71		0.9811	0.9807	-0.9	3.05E+05	1.33	Y	1.01	2.84	1978	0.221
123478-HxCDD	38.47		1.0004	1.0004	0	2.34E+05	1.22	Y	1.05	2.21	1978	0.212
123678-HxCDD	38.61		1.0039	1.0039	0	1.02E+06	1.23	Y	0.98	9.33	1978	0.229
HxCDD	38.82		1.0097	1.0095	-0.5	1.39E+05	1.24	Y	1.01	1.3	1978	0.221
123789-HxCDD	38.95		1.0129	1.0128	-0.2	5.55E+05	1.22	Y	1.01	5.2	1978	0.222

Lab ID: A4723_10237_DF_001

Acq'd: 28 Oct 2012 12:18 MDC

Wt/Vol: 10.18 g

ICAL: 1613_SGS

Client ID: JW-EA10-SS41-120507

UTP: 29-Oct-2012 12:23 MDC

J-level: 0.491 pg/g Split: 1

Checkcode: 590-183-ZYS

Datafile: 121028P1-05

Report: 29 Oct 2012 13:42 MC

Stds (pg): JS: 2000 ES: 2000 CS/SS: 2000, 400 (37CI)

Name	Act RT	QC	Pred. RRT	Act. RRT	ΔSecs	Response	Ra	OK	RRF	Conc.	Noise	DL
HpCDD	41.73		0.9793	0.9791	-0.5	1.65E+07	1.05	Y	1.09	149	5195	0.583
1234678-HpCDD	42.64		1.0005	1.0004	-0.3	1.30E+07	1.04	Y	1.09	117	5195	0.583
OCDD	46.40		1.0005	1.0004	-0.3	8.03E+07	0.90	Y	1.11	1,020	775	0.147
OCDD-a	46.38		1.0001	1.0001	0	4.48E+06	2.61	Y	1.00	63.2	943	0.198
TCDF	21.22		0.7983	0.8003	+3.2	6.33E+05	0.76	Y	0.98	2.33	1163	0.0538
TCDF	21.78		0.8218	0.8214	-0.6	3.65E+05	0.86	Y	0.98	1.34	1163	0.0538
TCDF	22.44		0.8463	0.8460	-0.5	9.56E+05	0.82	Y	0.98	3.52	1163	0.0538
TCDF	22.84		0.8625	0.8611	-2.2	2.52E+05	0.70	Y	0.98	0.926	1163	0.0538
TCDF	23.00		0.8677	0.8674	-0.5	2.14E+06	0.75	Y	0.98	7.89	1163	0.0538
TCDF	23.29		0.8787	0.8781	-1.0	3.02E+05	0.81	Y	0.98	1.11	1163	0.0538
TCDF	23.42		0.8840	0.8833	-1.1	1.14E+06	0.73	Y	0.98	4.2	1163	0.0538
TCDF	23.85		0.8998	0.8993	-0.8	7.51E+05	0.80	Y	0.98	2.76	1163	0.0538
TCDF	24.01		0.9054	0.9053	-0.2	3.32E+05	0.74	Y	0.98	1.22	1163	0.0538
TCDF	24.19		0.9125	0.9122	-0.5	6.29E+05	0.76	Y	0.98	2.31	1163	0.0538
TCDF	24.60		0.9279	0.9278	-0.2	4.25E+05	0.78	Y	0.98	1.56	1163	0.0538
TCDF	24.75		0.9334	0.9333	-0.2	4.87E+05	0.76	Y	0.98	1.79	1163	0.0538
TCDF	24.92		0.9381	0.9395	+2.2	9.51E+05	0.77	Y	0.98	3.5	1163	0.0538
TCDF	25.04		0.9439	0.9442	+0.5	8.56E+05	0.81	Y	0.98	3.15	1163	0.0538
TCDF	25.54		0.9630	0.9629	-0.2	1.14E+06	0.81	Y	0.98	4.21	1163	0.0538
TCDF	25.65		0.9674	0.9674	0	1.02E+05	0.69	Y	0.98	0.376	1163	0.0538
TCDF	25.84		0.9746	0.9743	-0.5	4.87E+05	0.78	Y	0.98	1.79	1163	0.0538
TCDF	26.06		0.9829	0.9825	-0.6	2.99E+05	0.81	Y	0.98	1.1	1163	0.0538
TCDF	26.30		0.9916	0.9916	0	4.42E+05	0.81	Y	0.98	1.63	1163	0.0538
TCDF	26.42		0.9963	0.9963	0	2.72E+05	0.72	Y	0.98	1	1163	0.0538
2378-TCDF	26.54		1.0009	1.0009	0	1.30E+06	0.83	Y	0.98	4.79	1163	0.0538
TCDF	26.96		1.0166	1.0166	0	1.19E+06	0.74	Y	0.98	4.38	1163	0.0538
TCDF	27.23		1.0274	1.0268	-1.0	1.09E+05	0.76	Y	0.98	0.401	1163	0.0538
TCDF	27.54		1.0390	1.0386	-0.6	6.43E+04	0.78	Y	0.98	0.237	1163	0.0538
TCDF	28.85		1.0886	1.0877	-1.4	1.60E+05	0.93	N	0.98	0.59	1163	0.0538
PeCDF	28.83		0.8975	0.8987	+2.3	2.43E+06	1.57	Y	1.00	11.5	1280	0.0674
PeCDF	30.60		0.9542	0.9540	-0.4	5.19E+05	1.42	Y	1.00	2.46	1485	0.0782
PeCDF	30.79		0.9587	0.9598	+2.1	1.48E+06	1.47	Y	1.00	7	1485	0.0782
PeCDF	30.91		0.9636	0.9634	-0.4	1.79E+05	1.50	Y	1.00	0.846	1485	0.0782
PeCDF	31.01		0.9671	0.9667	-0.8	9.17E+04	1.47	Y	1.00	0.434	1485	0.0782
PeCDF	31.29		0.9760	0.9754	-1.2	9.18E+04	1.26	N	1.00	0.435	1485	0.0782
PeCDF	31.46		0.9810	0.9807	-0.6	4.96E+04	1.42	Y	1.00	0.235	1485	0.0782

Lab ID: A4723_10237_DF_001

Acq'd: 28 Oct 2012 12:18 MDC

Wt/Vol: 10.18 g

ICAL: 1613_SGS

Client ID: JW-EA10-SS41-120507

UTP: 29-Oct-2012 12:23 MDC

J-level: 0.491 pg/g Split: 1

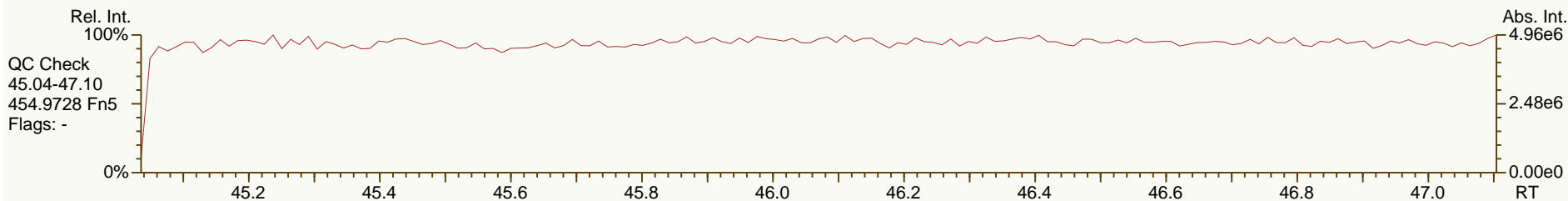
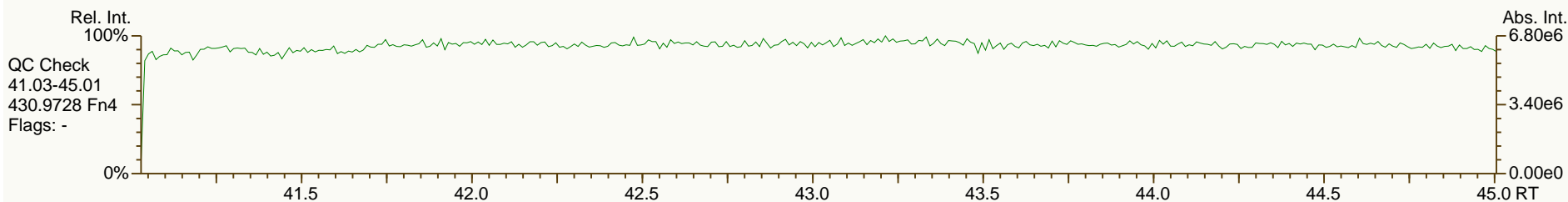
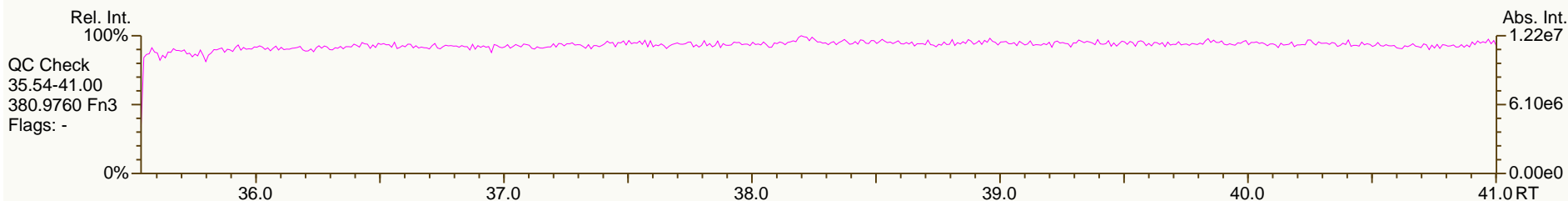
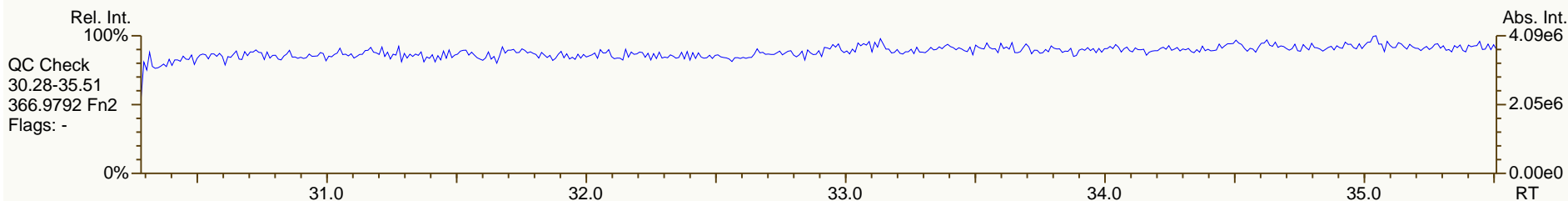
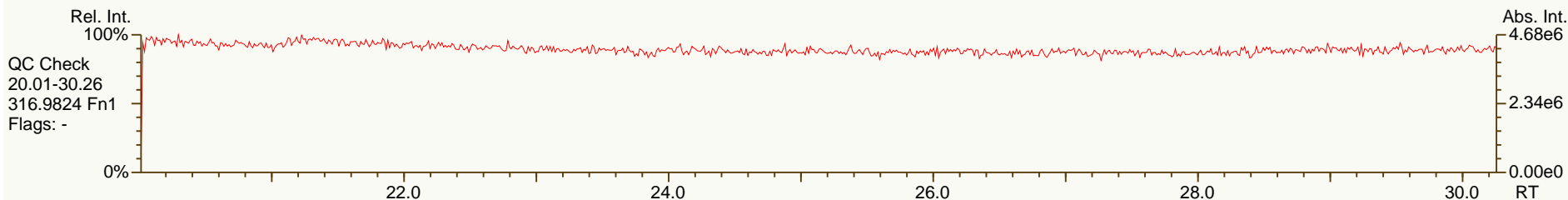
Checkcode: 590-183-ZYS

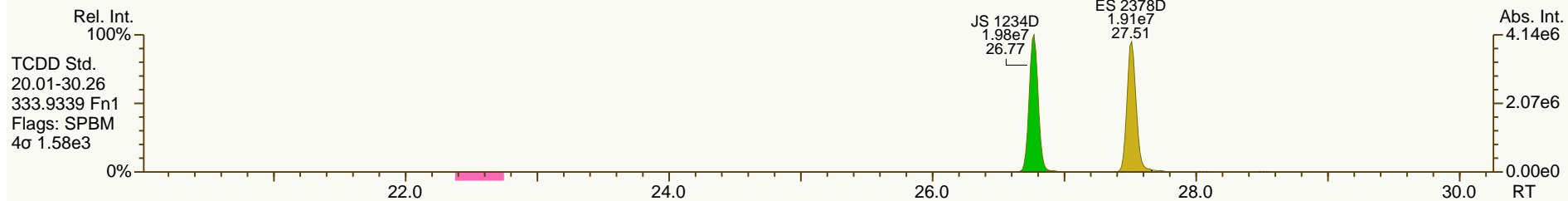
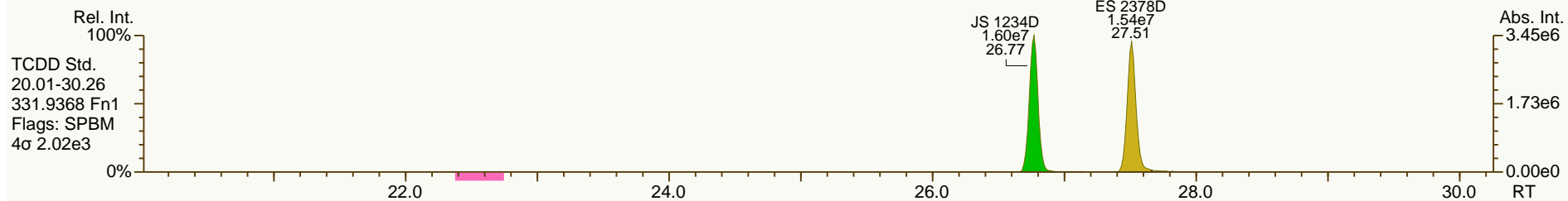
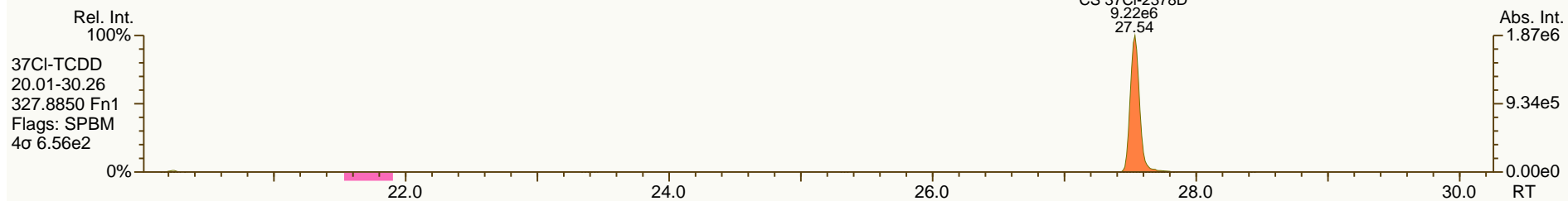
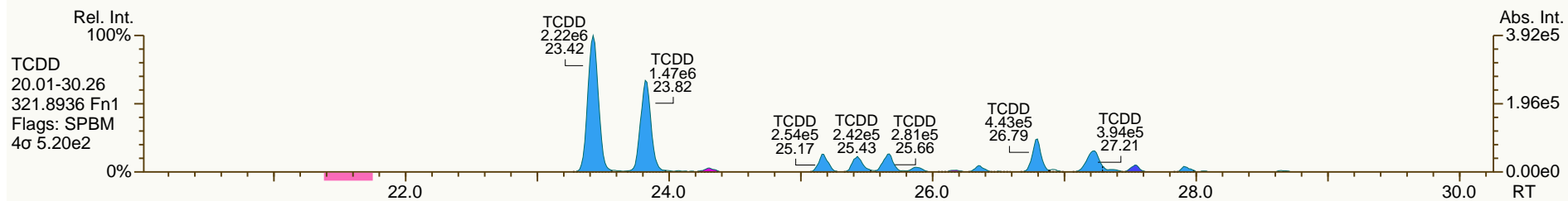
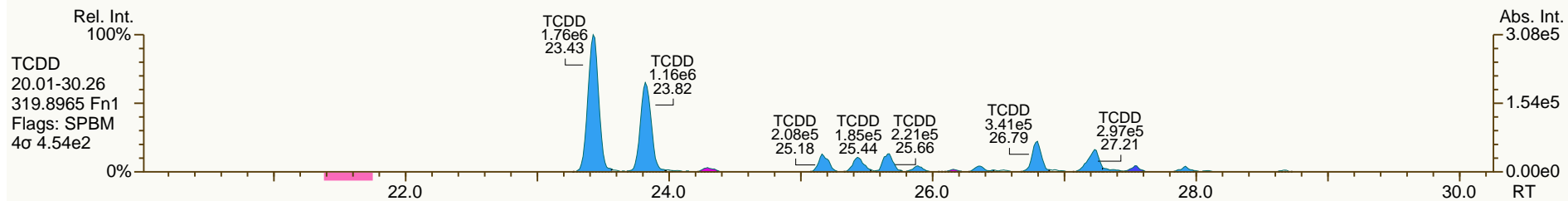
Datafile: 121028P1-05

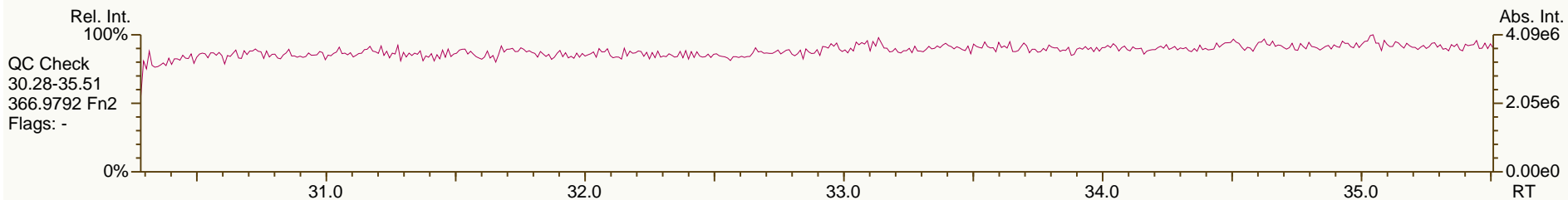
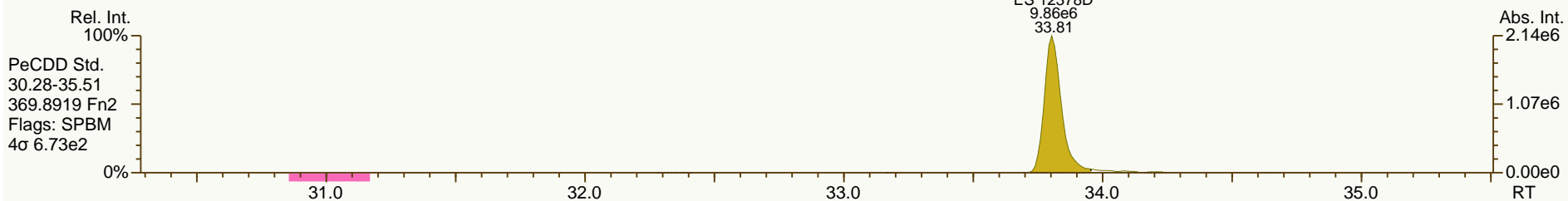
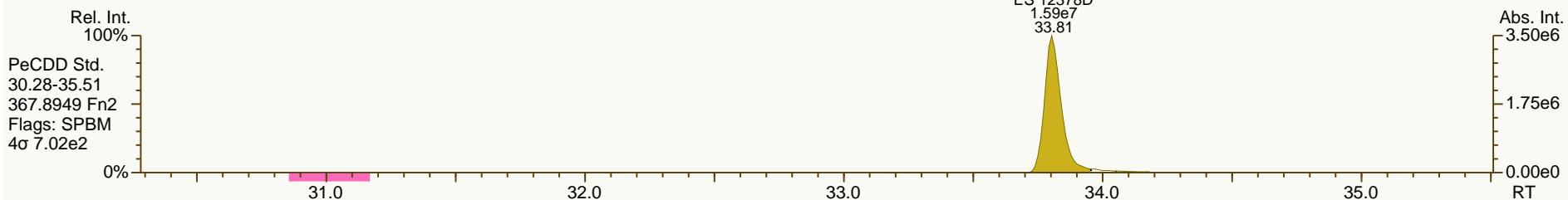
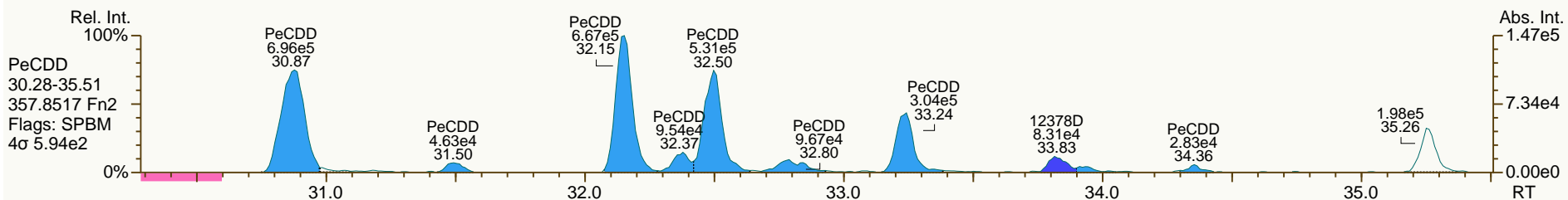
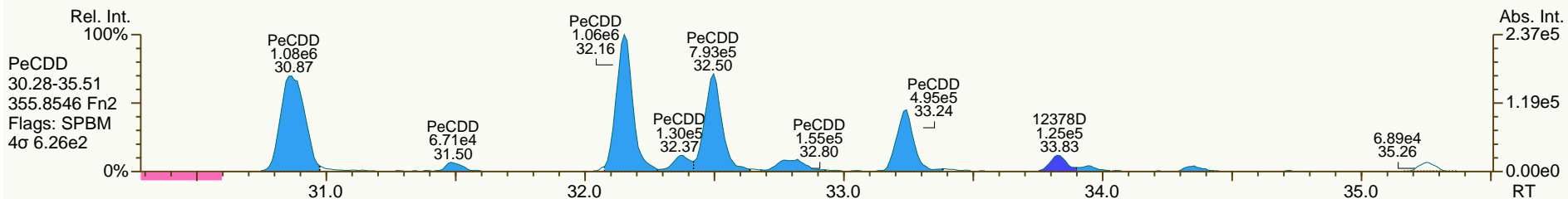
Report: 29 Oct 2012 13:42 MC

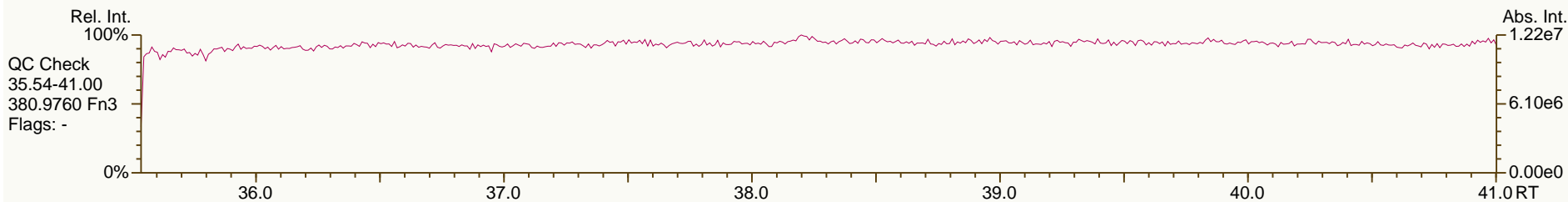
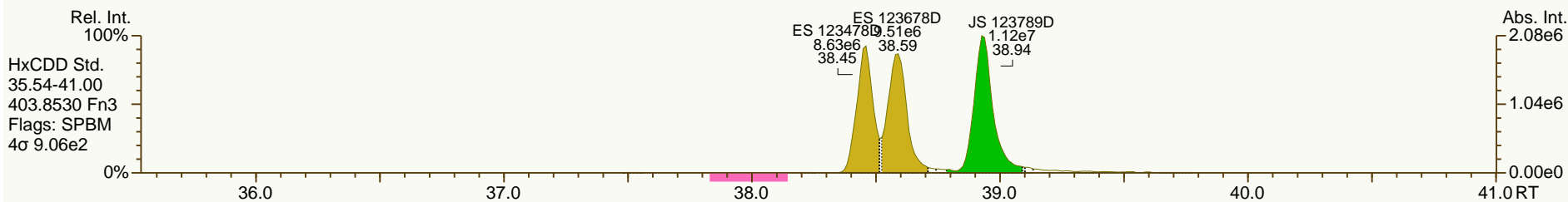
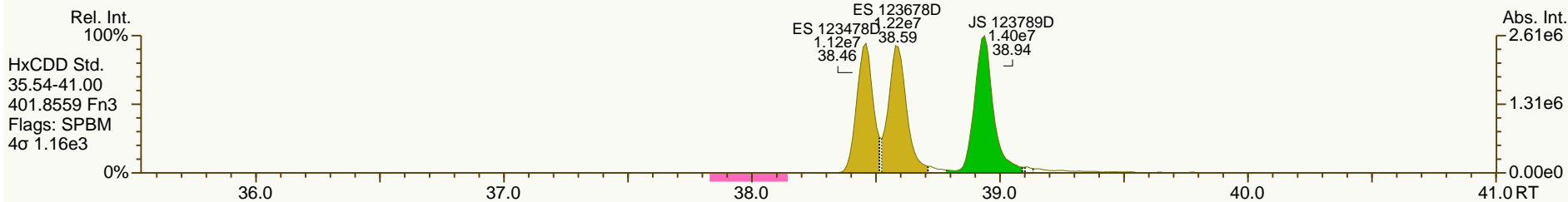
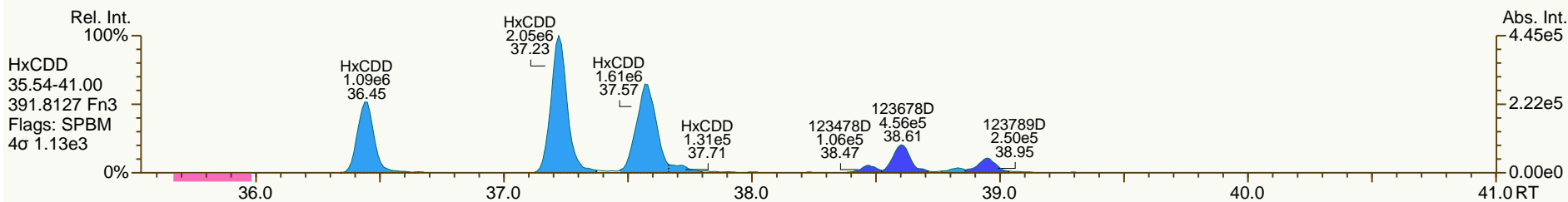
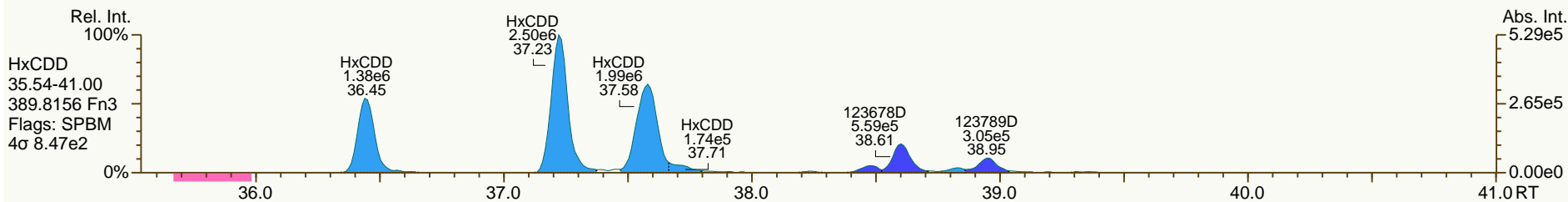
StdS (pg): JS: 2000 ES: 2000 CS/SS: 2000, 400 (37CI)

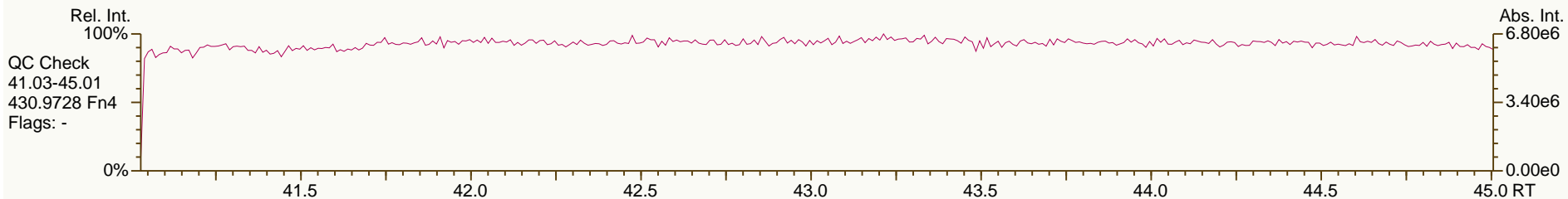
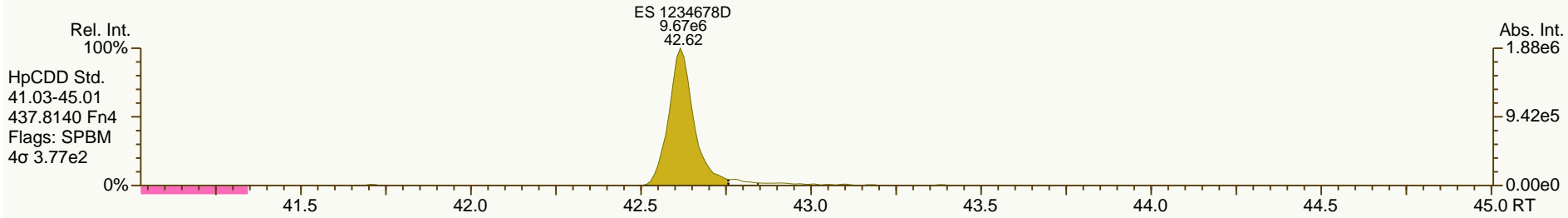
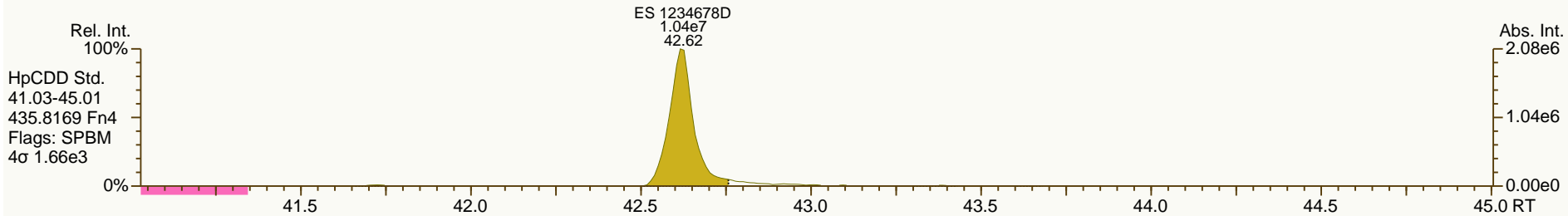
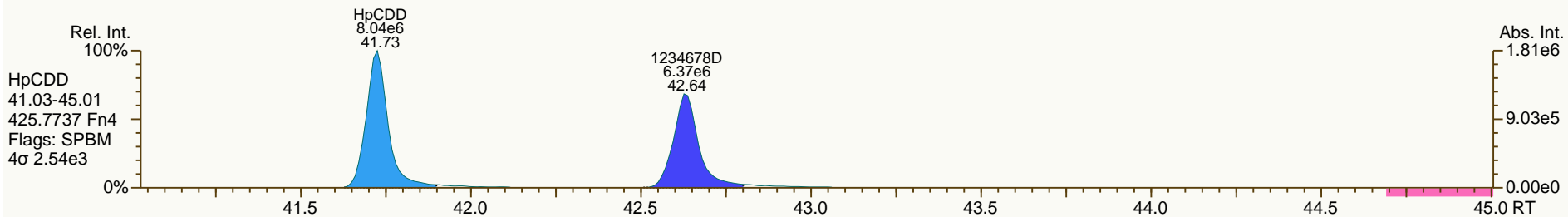
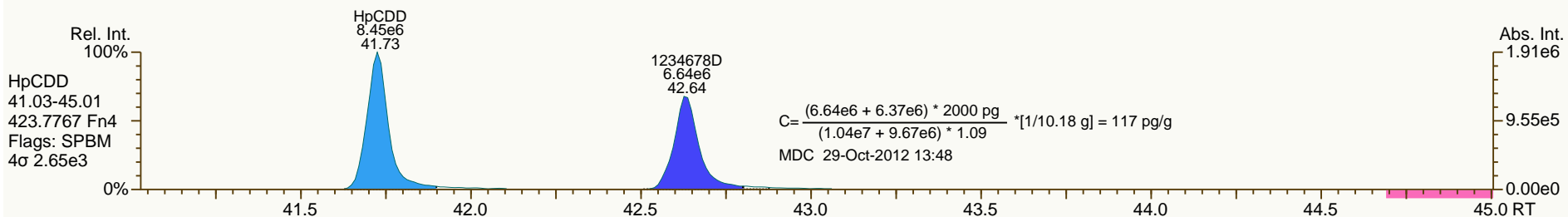
Name	Act RT	QC	Pred. RRT	Act. RRT	ΔSecs	Response	Ra	OK	RRF	Conc.	Noise	DL
PeCDF	31.58		0.9847	0.9844	-0.6	4.13E+05	1.55	Y	1.00	1.96	1485	0.0782
PeCDF	31.67		0.9870	0.9873	+0.6	7.88E+04	1.41	Y	1.00	0.374	1485	0.0782
PeCDF	31.85		0.9930	0.9927	-0.6	9.73E+04	1.26	N	1.00	0.461	1485	0.0782
12378-PeCDF	32.10		1.0007	1.0006	-0.2	3.77E+05	1.43	Y	0.99	1.9	1485	0.0838
PeCDF	32.43		1.0113	1.0109	-0.8	4.17E+05	1.53	Y	1.00	1.97	1485	0.0782
PeCDF	32.63		1.0169	1.0171	+0.4	4.19E+04	1.76	Y	1.00	0.199	1485	0.0782
PeCDF	33.11		0.9917	0.9912	-1.0	6.12E+04	1.67	Y	1.00	0.29	1485	0.0782
PeCDF	33.27		0.9962	0.9962	0	2.28E+05	1.47	Y	1.00	1.08	1485	0.0782
23478-PeCDF	33.43		1.0006	1.0008	+0.4	5.99E+05	1.49	Y	1.02	2.68	1485	0.0732
PeCDF	NotFnd		0.0000						1.02		0	0
PeCDF	NotFnd		1.0023						1.00		1485	0.0782
PeCDF	NotFnd		1.0120						1.00		1485	0.0782
PeCDF	34.69		1.0389	1.0387	-0.4	2.86E+04	1.18	N	1.00	0.136	1485	0.0782
HxCDF	35.66		0.9565	0.9562	-0.7	8.29E+05	1.20	Y	1.15	4.81	1094	0.078
HxCDF	35.90		0.9627	0.9626	-0.2	2.48E+06	1.24	Y	1.15	14.4	1094	0.078
HxCDF	36.16		0.9700	0.9697	-0.7	5.07E+04	1.07	Y	1.15	0.294	1094	0.078
HxCDF	36.40		0.9762	0.9762	0	1.38E+05	1.14	Y	1.15	0.799	1094	0.078
HxCDF	36.67		0.9833	0.9833	0	2.66E+06	1.22	Y	1.15	15.4	1094	0.078
HxCDF	37.16		0.9968	0.9965	-0.7	1.10E+05	1.25	Y	1.15	0.64	1094	0.078
123478-HxCDF	37.31		1.0006	1.0005	-0.2	3.98E+05	1.35	Y	1.19	2.45	1094	0.0756
123678-HxCDF	37.47		1.0005	1.0005	0	3.17E+05	1.18	Y	1.16	1.58	1094	0.0645
HxCDF	NotFnd		1.0055						1.15		1094	0.078
HxCDF	37.84		1.0102	1.0101	-0.2	3.81E+04	1.16	Y	1.15	0.221	1094	0.078
HxCDF	37.97		0.9933	0.9929	-0.9	3.11E+04	0.87	N	1.15	0.181	1094	0.078
234678-HxCDF	38.25		1.0006	1.0003	-0.7	4.37E+05	1.28	Y	1.18	2.3	1094	0.0686
HxCDF	NotFnd		0.0000						1.18		0	0
HxCDF	NotFnd		1.0009						1.15		1094	0.078
123789-HxCDF	NotFnd		1.0005						1.09		1094	0.112
HxCDF	NotFnd		0.0000						1.09		0	0
123489-HxCDF	39.40		1.0013	1.0010	-0.7	1.11E+05	1.23	Y	1.15	0.642	1094	0.078
1234678-HpCDF	41.36		1.0004	1.0003	-0.2	3.27E+06	1.04	Y	1.35	20.9	1908	0.143
HpCDF	41.72		1.0091	1.0092	+0.2	1.20E+05	1.03	Y	1.34	0.835	1908	0.169
HpCDF	41.91		1.0140	1.0136	-1.0	5.46E+06	1.02	Y	1.34	37.9	1908	0.169
1234789-HpCDF	43.25		1.0004	1.0004	0	1.83E+05	1.07	Y	1.34	1.38	1908	0.2
OCDF	46.63		1.0057	1.0055	-0.6	3.59E+06	0.87	Y	1.40	36.3	982	0.148
OCDF-a	46.62		1.0053	1.0052	-0.3	2.08E+05	1.90	N	1.00	2.93	582	0.122

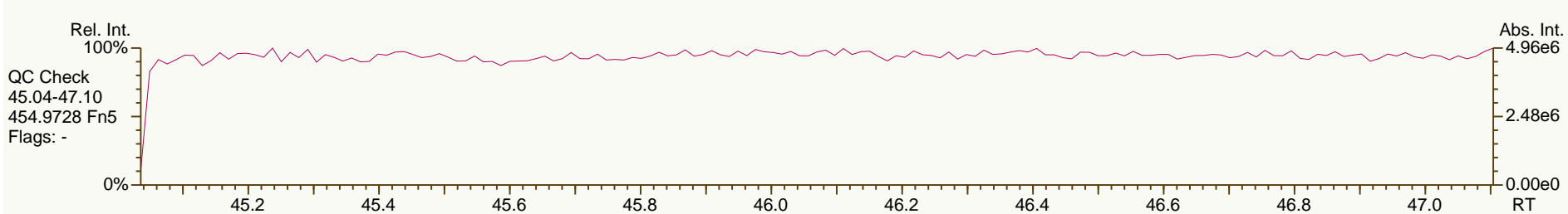
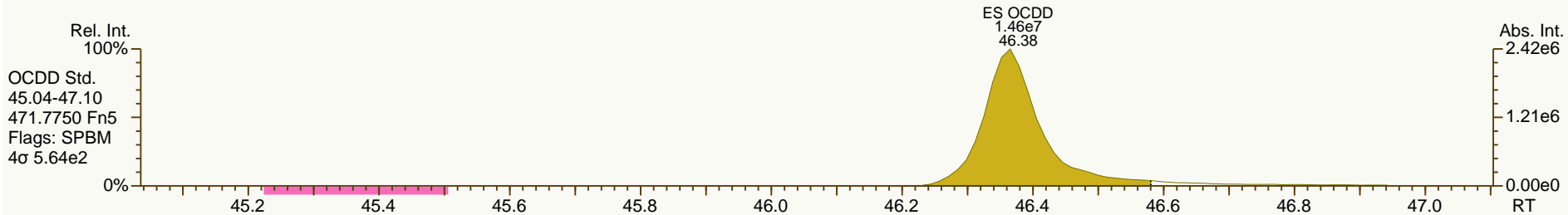
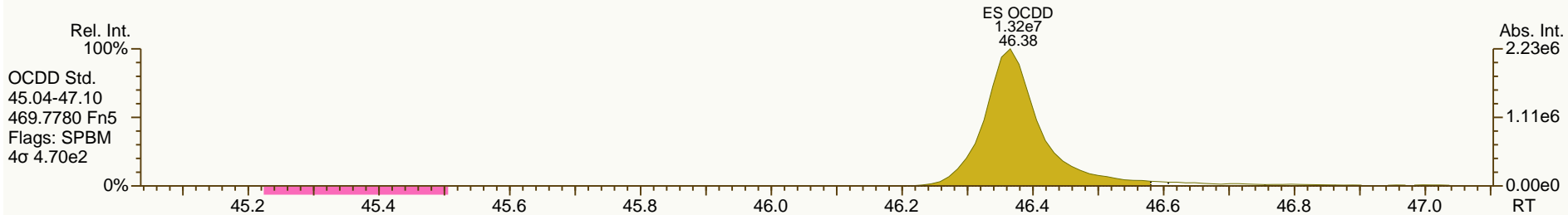
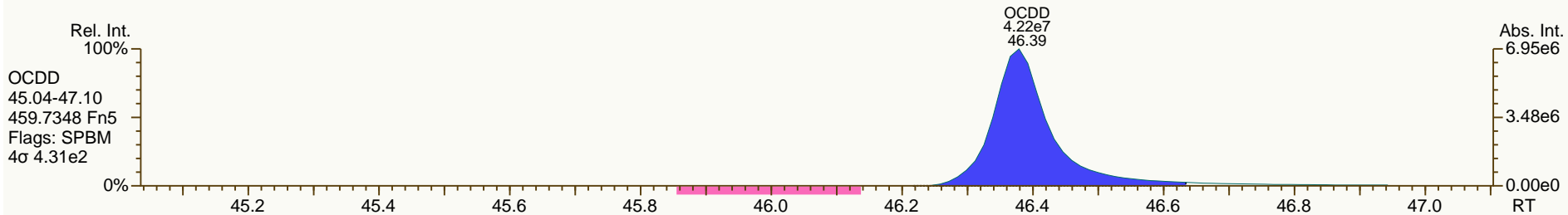
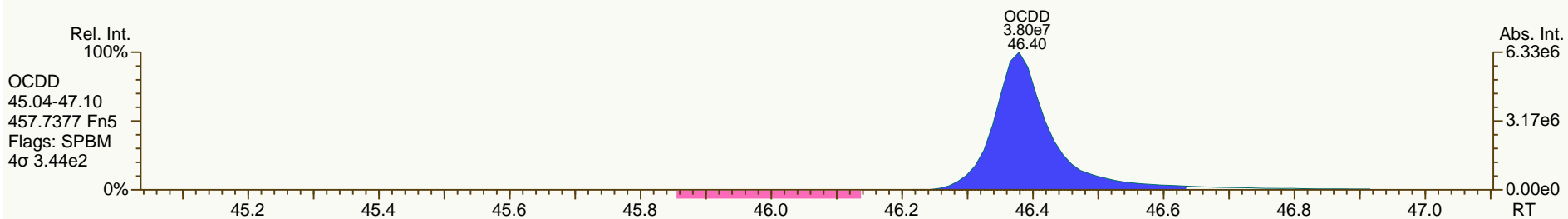


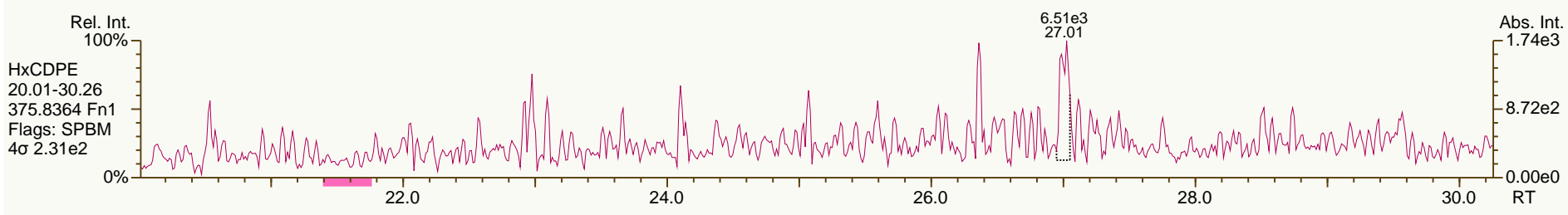
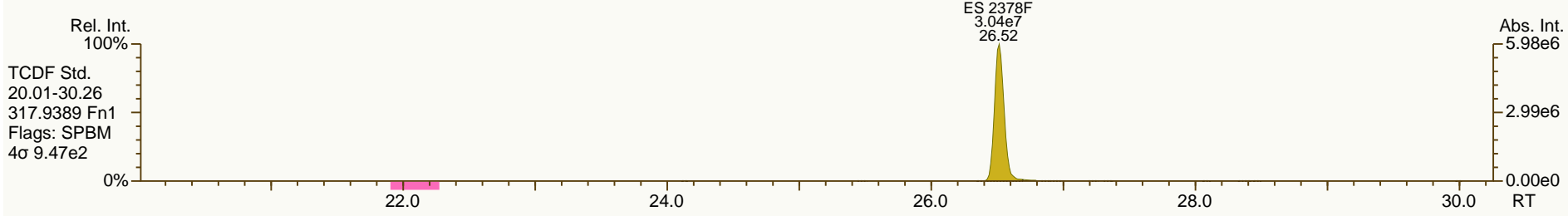
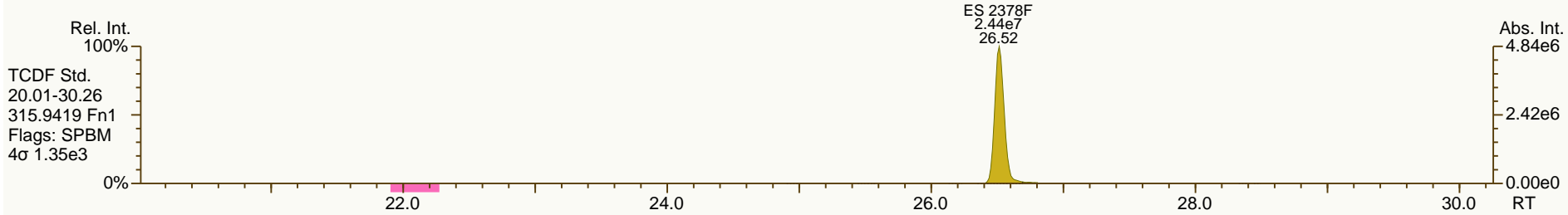
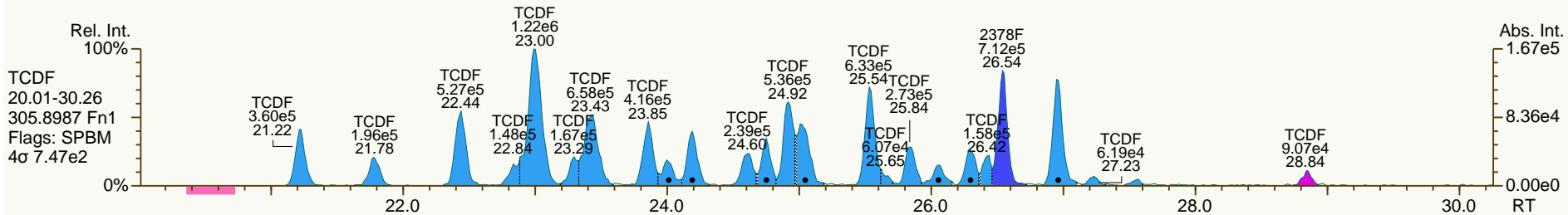
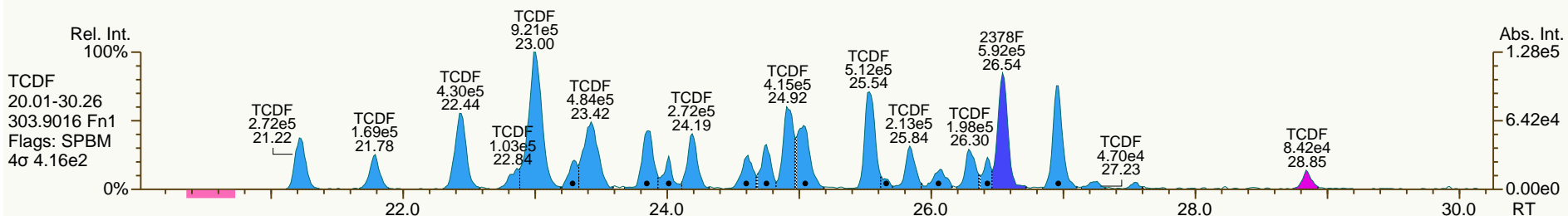


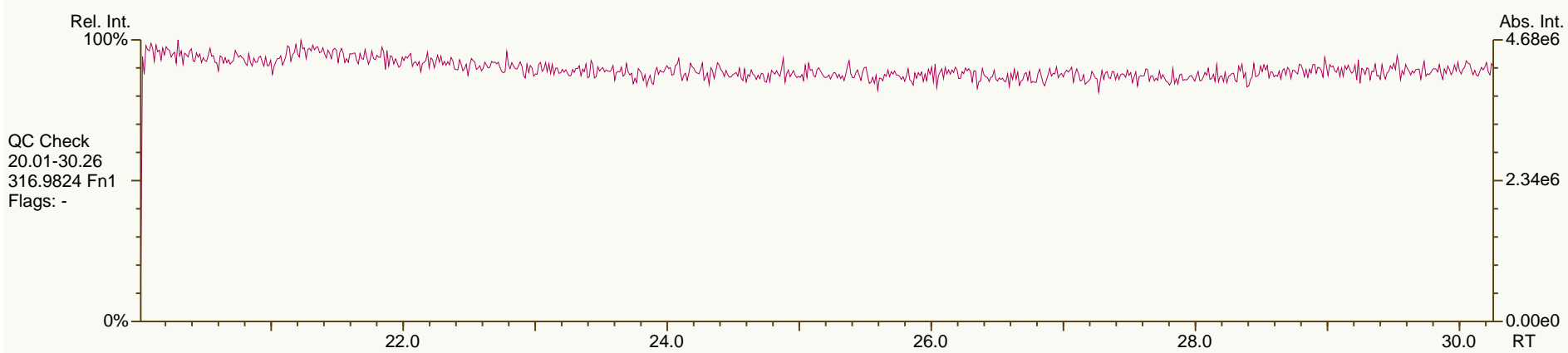
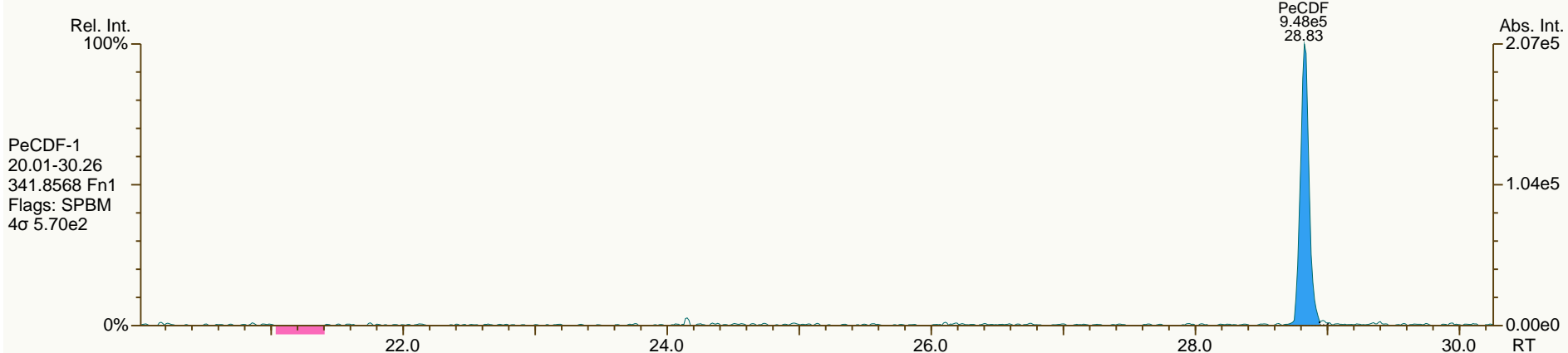
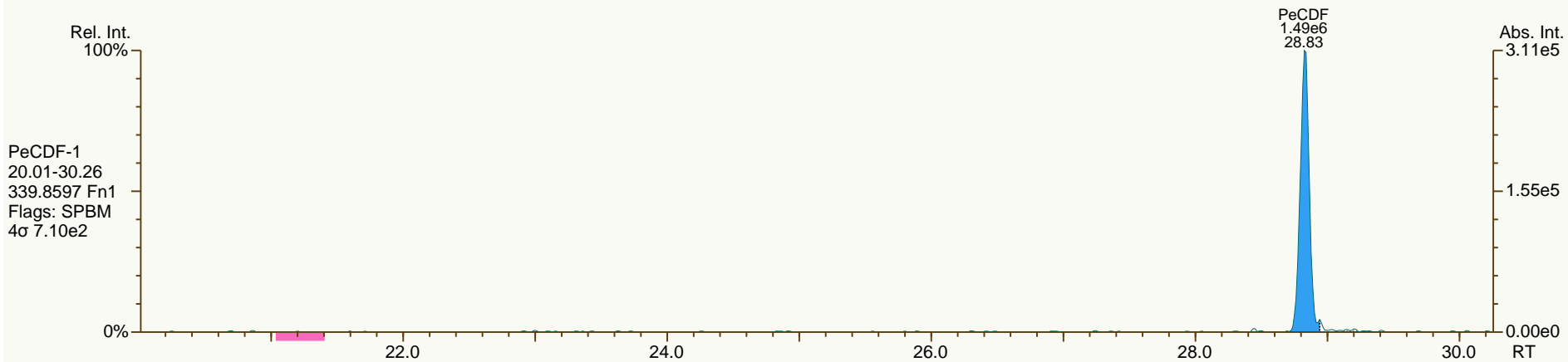


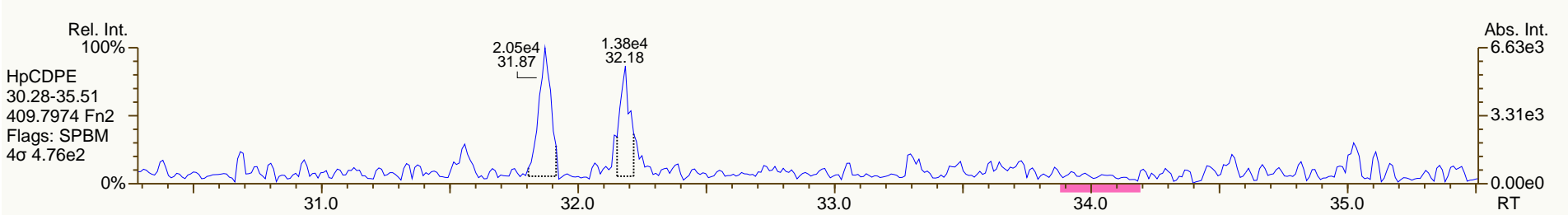
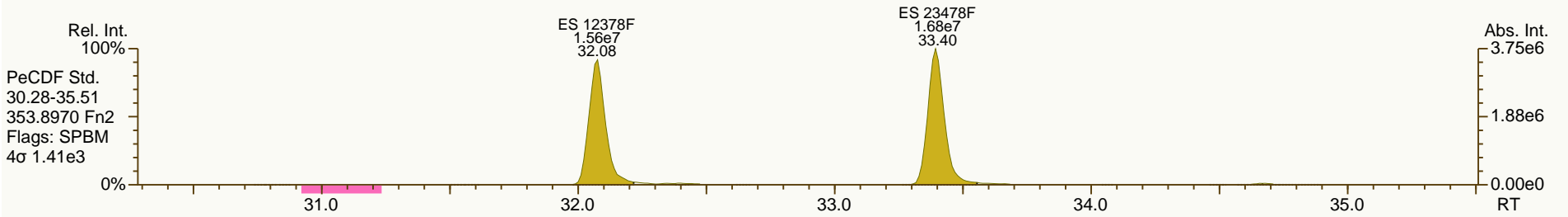
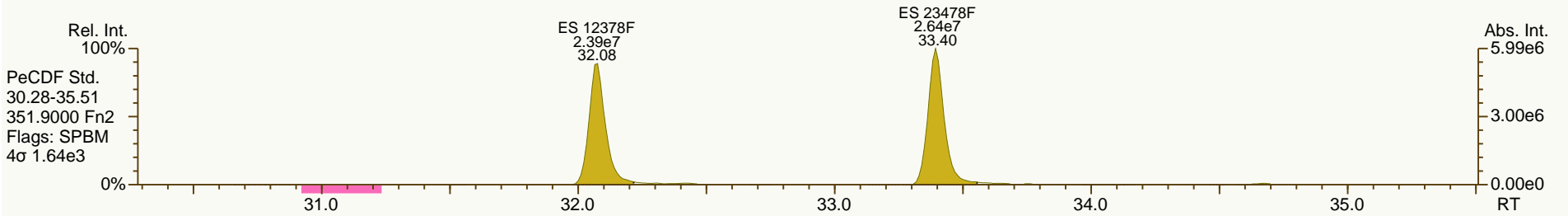
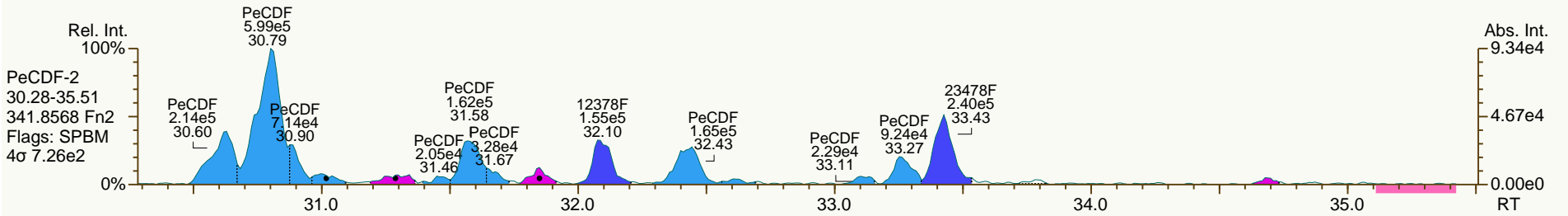
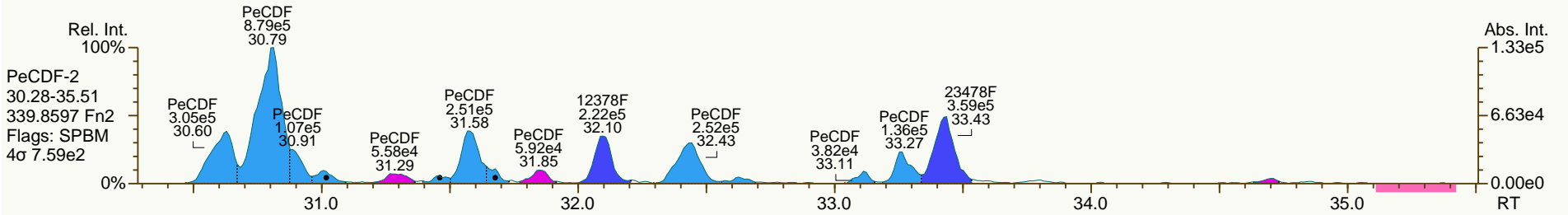


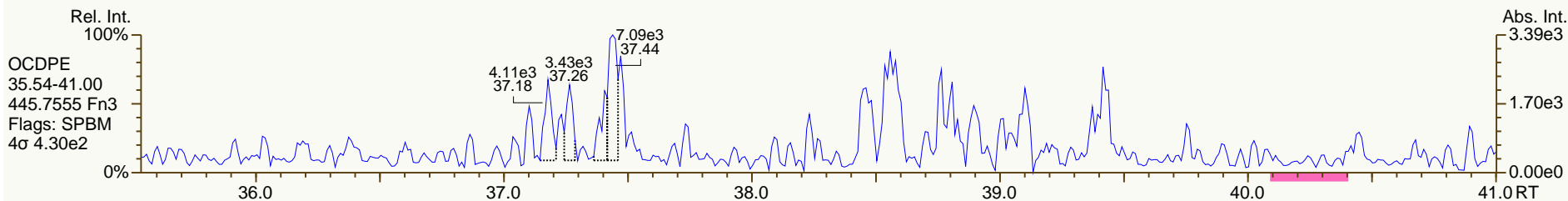
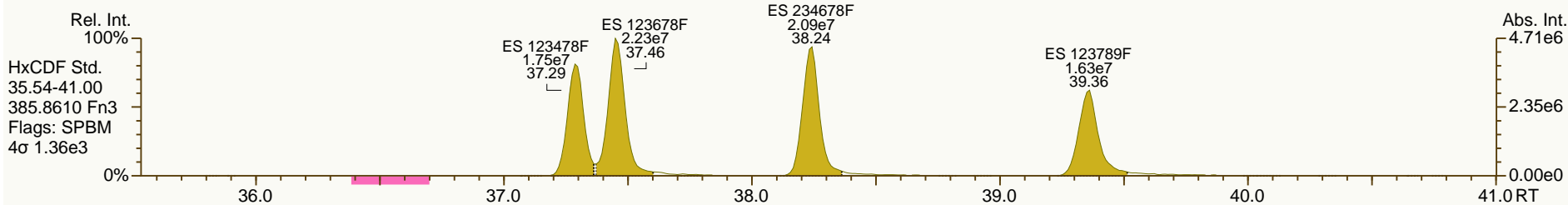
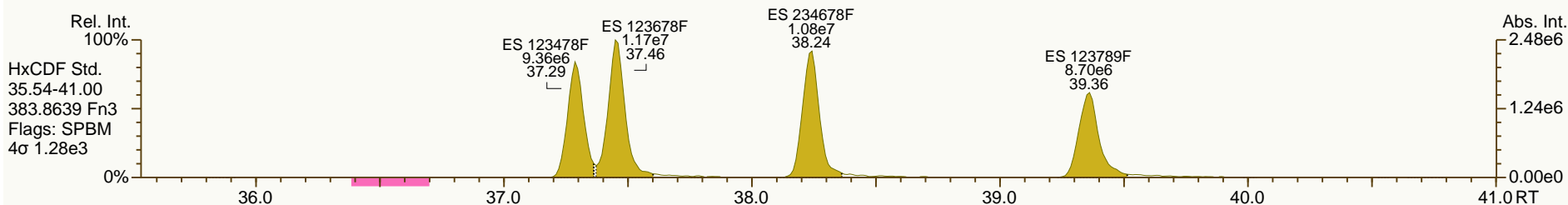
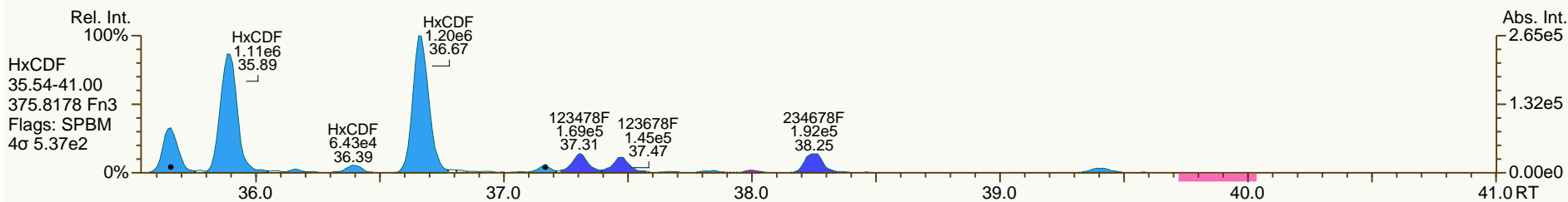
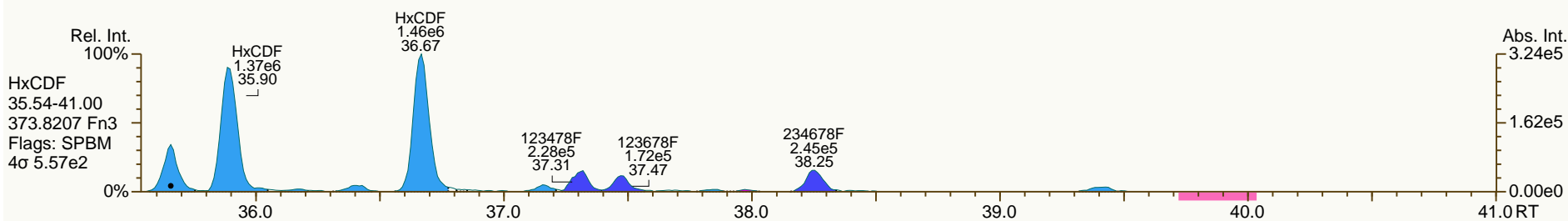


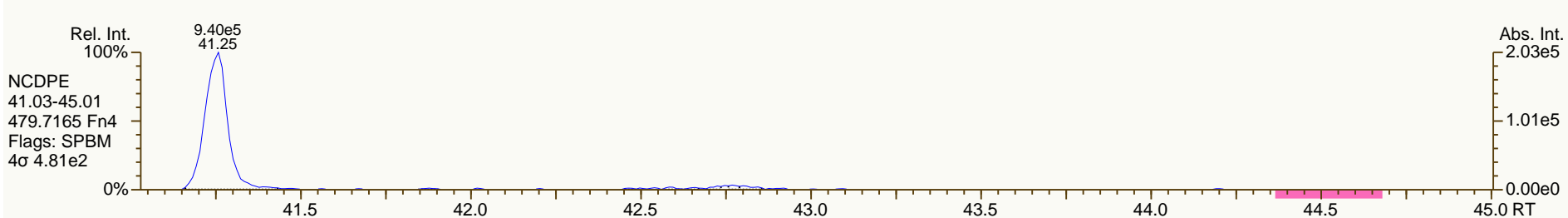
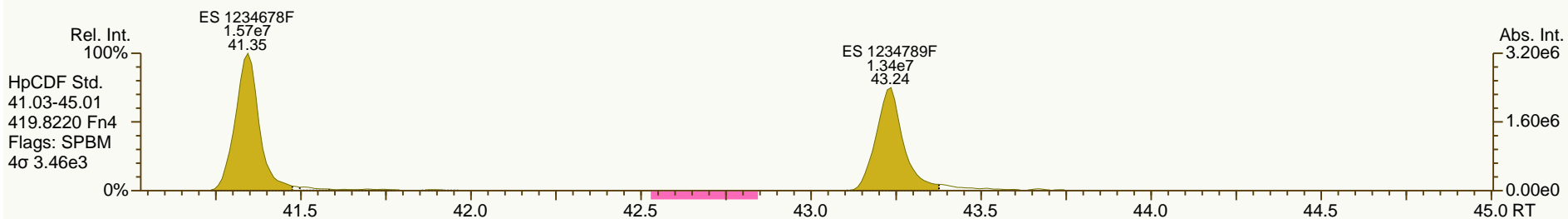
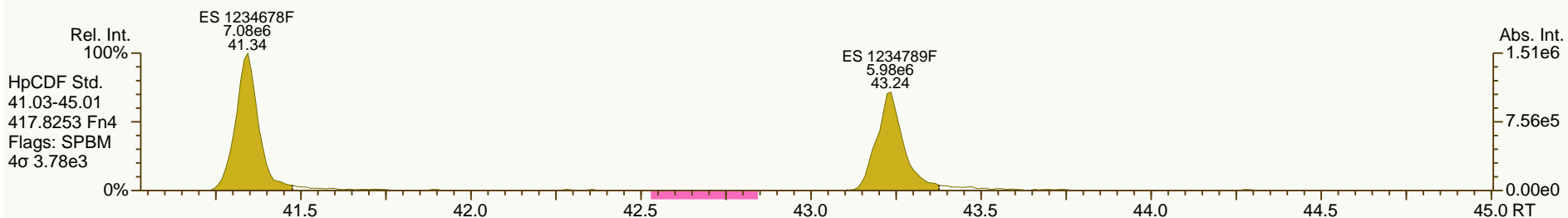
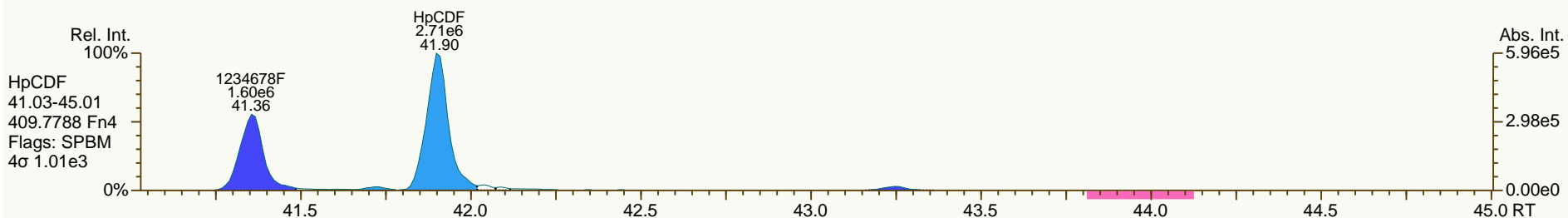
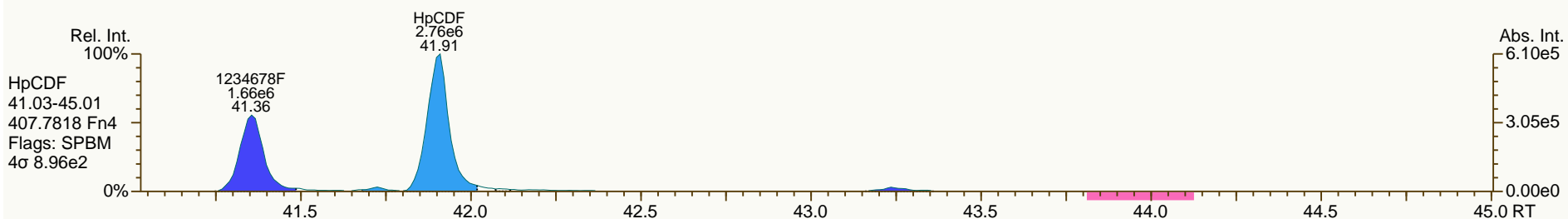


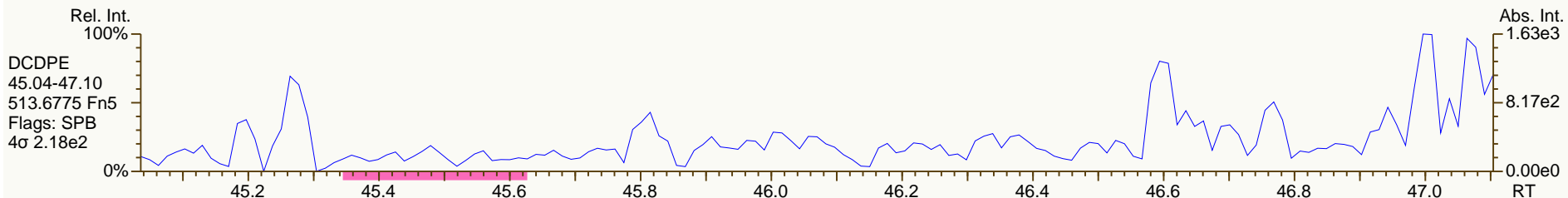
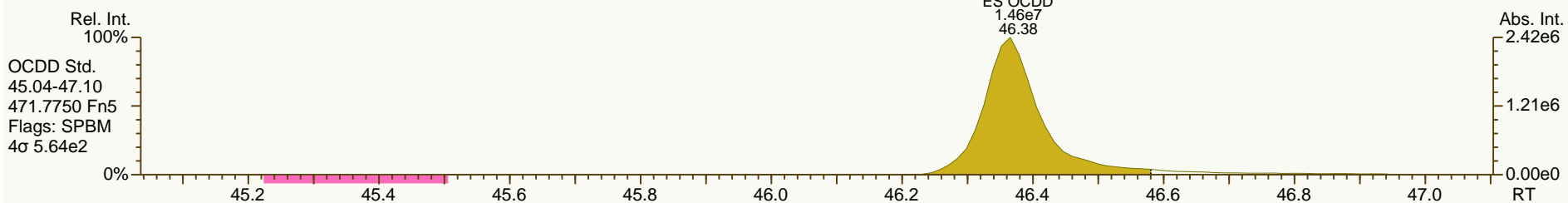
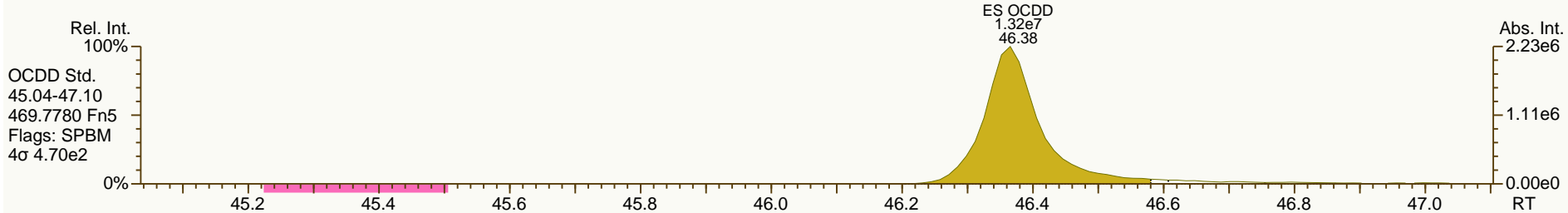
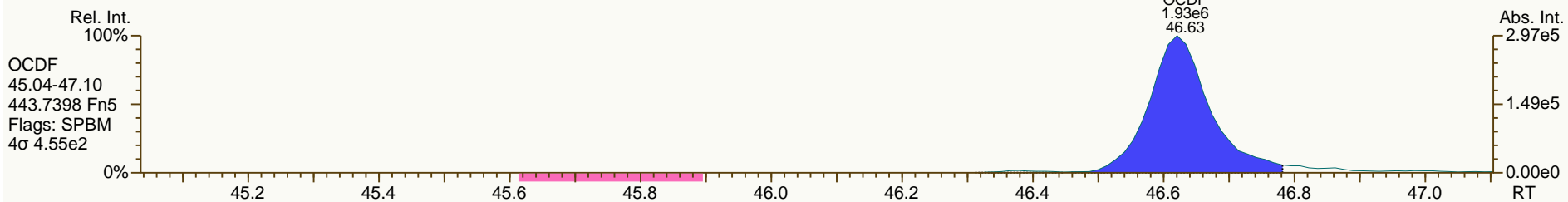
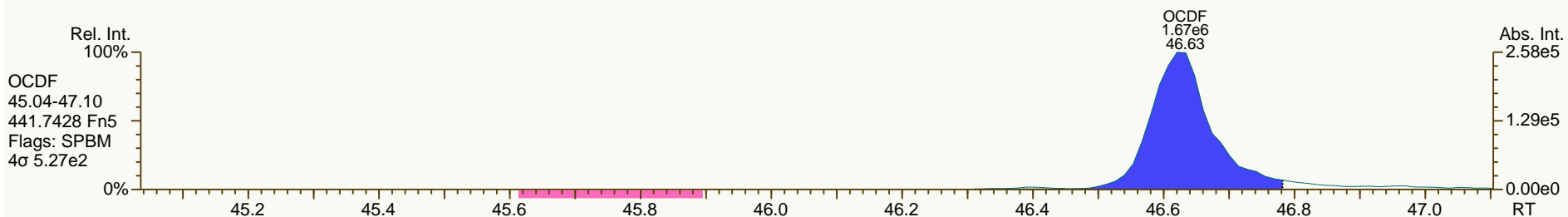












Quantify Sample Summary Report

MassLynx 4.1

Confirms Sample Summary

Dataset: C:\MassLynx\Default.pro\Results\c13nov12a-5_14.qld

Last Altered: Wednesday, 11/14/2012 10:46:12 AM Eastern Standard Time

Printed: Wednesday, 11/14/2012 10:57:43 AM Eastern Standard Time

TM 11-14-12

Method: C:\MassLynx\Default.PRO\MethDB\VF\Xms-TCDF_Smooth.mdb 13 Nov 2012 08:24:11

Calibration: C:\MassLynx\Default.PRO\CurveDB\VF\Xms-100212a_Confirm-TD.cdb 31 Oct 2012 14:37:39

Name: c13nov12a-8

Date: 13-Nov-2012

Time: 16:36:32

ID: 31203251005

User: JHL

Submitter:

Task: HRMS3

	Name	Response	Ion1Area	Ion2Area	RA	RAFail?	MRRF	RT	Conc	EDL	SN1	SN2	M	Height1	Noise1	Height2	Noise2	Smp Size	FV
1	2378-TCDF	9.761e3	4.513e3	5.249e3	0.86	NO	1.218	21.26	2.614	0.2223	29.9	30.0	MM	5.970e4	2000	6.765e4	2258	15.74	20
2	ES:13C-2378-TCDF	3.896e5	1.707e5	2.189e5	0.78	NO	1.655	21.23	113.008	0.4285	590.9	730.8	bb	2.188e6	3703	2.719e6	3720	15.74	20
3	JS:13C-1234-TCDD	2.647e5	1.121e5	1.526e5	0.73	NO	1.000	21.13	127.065	0.7837	344.8	469.2	bb	1.409e6	4086	1.932e6	4118	15.74	20
4	Tetrafurans	-	2.931e4	-	-	-	1.218	-	17.143	0.2223	-	-	-	3.504e5	2000	-	-	15.74	20
5	F1 Lock Mass	-	-	-	-	-	-	-	-	-	-	-	-	-	99627	-	-	1.00	1

$$[TCDF] = \frac{9.761e3}{3.896e5} \left(\frac{2000 \mu g}{15.74 g \times 0.647} \right) \left(\frac{1}{1.21803} \right) = 4.04 \mu g/g$$

TM 11-14-12

Quantify Sample Report **MassLynx 4.1**

Confirms Sample Summary

Dataset: C:\MassLynx\Default.pro\Results\c13nov12a-5_14.qld

Last Altered: Wednesday, 11/14/2012 10:46:12 AM Eastern Standard Time

Printed: Wednesday, 11/14/2012 10:57:43 AM Eastern Standard Time

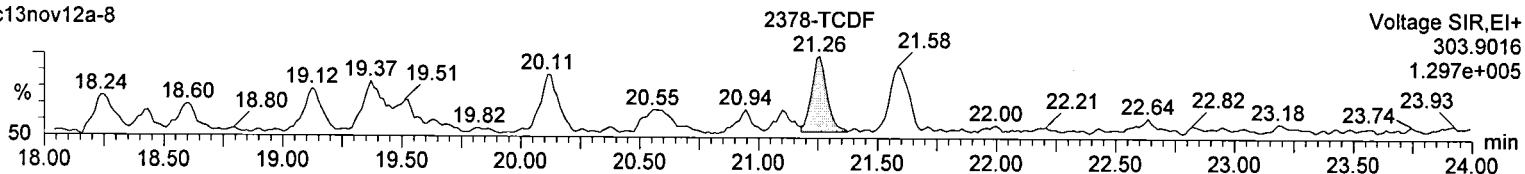
Method: C:\MassLynx\Default.PRO\MethDB\VFxms-TCDF_Smooth.mdb 13 Nov 2012 08:24:11

Calibration: C:\MassLynx\Default.PRO\CurveDB\VFxms-100212a_Confirm-TD.cdb 31 Oct 2012 14:37:39

Name: c13nov12a-8, ID: 31203251005

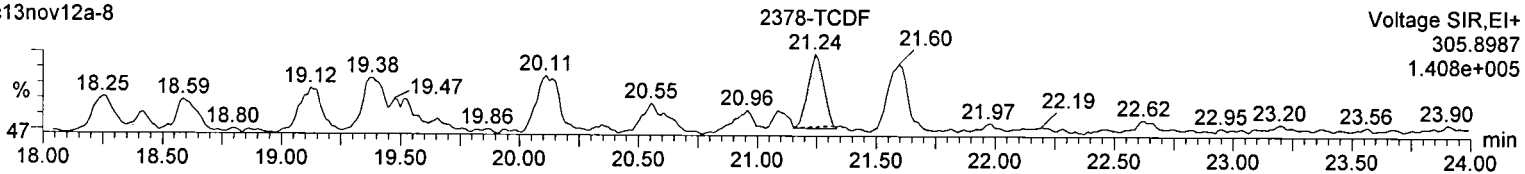
TCDF

c13nov12a-8



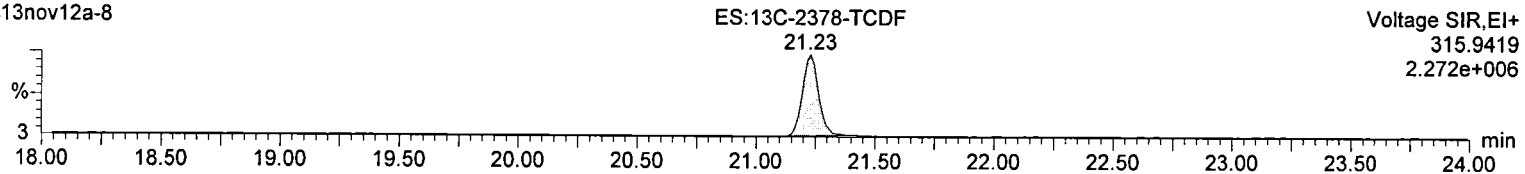
TCDF

c13nov12a-8



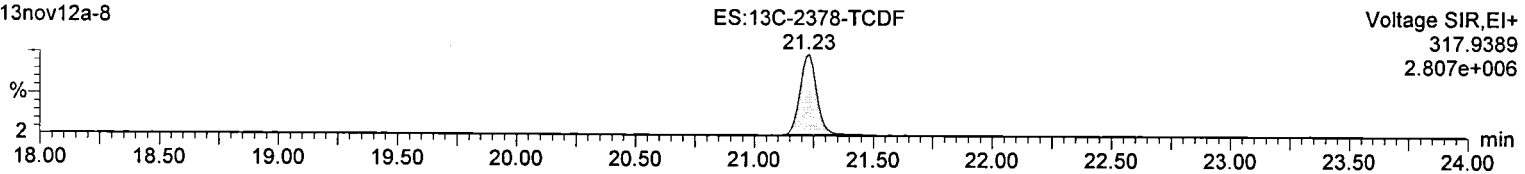
13C-TCDF

c13nov12a-8



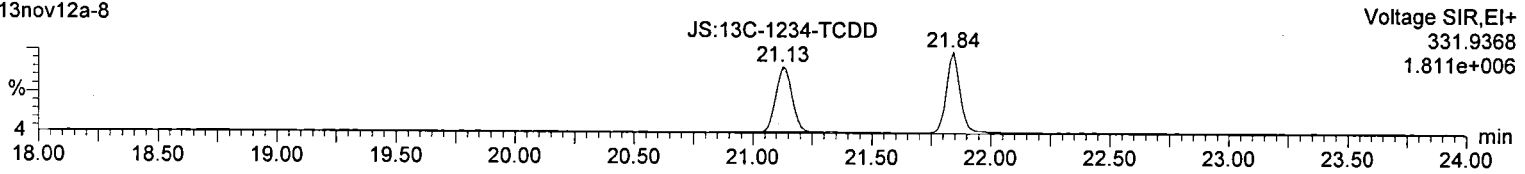
13C-TCDF

c13nov12a-8



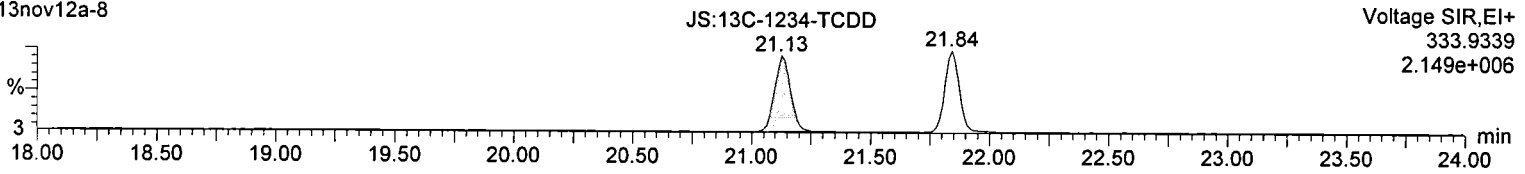
13C-TCDD

c13nov12a-8




13C-TCDD

c13nov12a-8



F1 Lock Mass

c13nov12a-8



Dataset: C:\MassLynx\Default.pro\Results\c13nov12a-5_14.qld

Last Altered: Wednesday, 11/14/2012 10:46:12 AM Eastern Standard Time

Printed: Wednesday, 11/14/2012 10:59:59 AM Eastern Standard Time

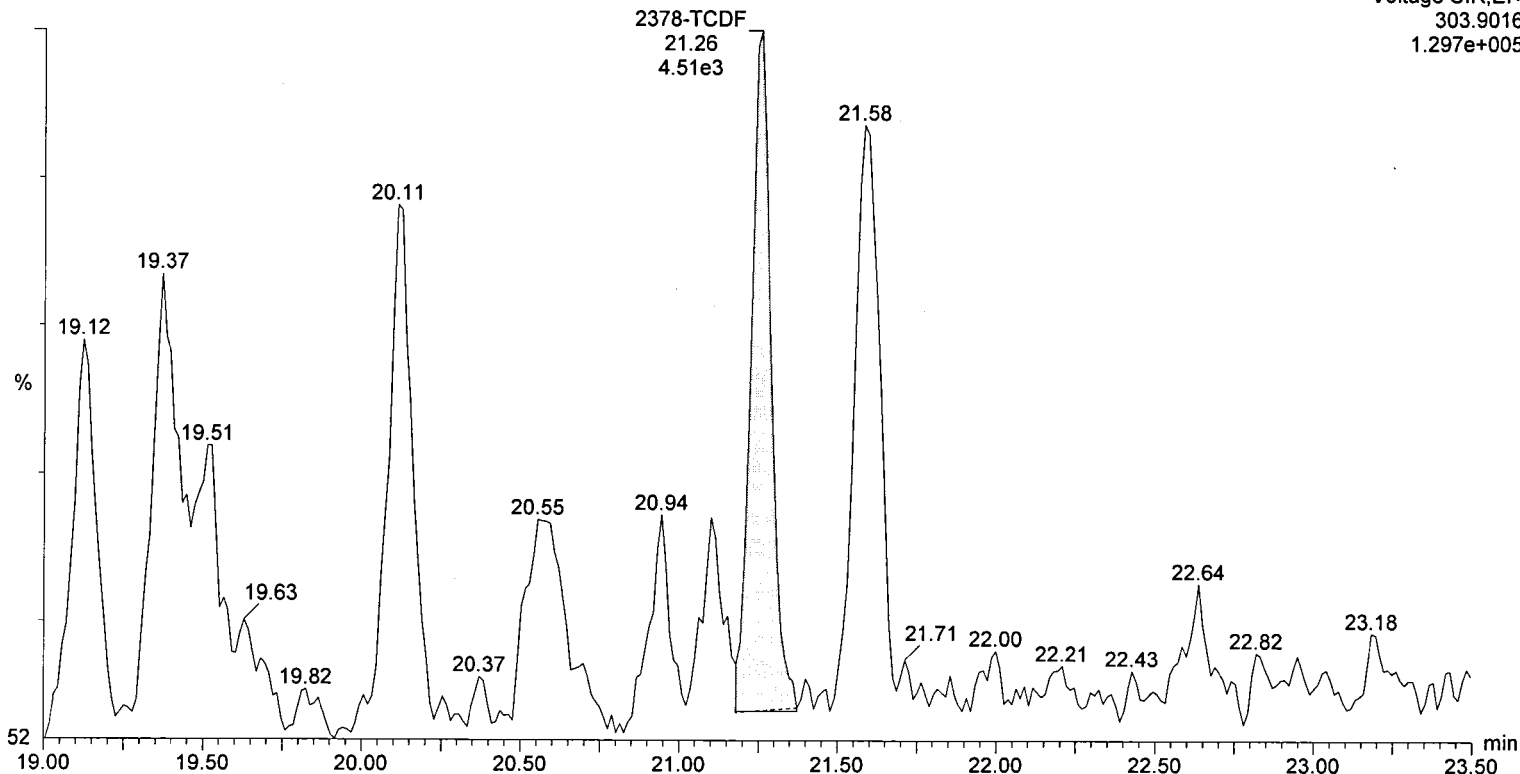
ms
ll 11/14/12

Name: c13nov12a-8, ID: 31203251005

TCDF

c13nov12a-8

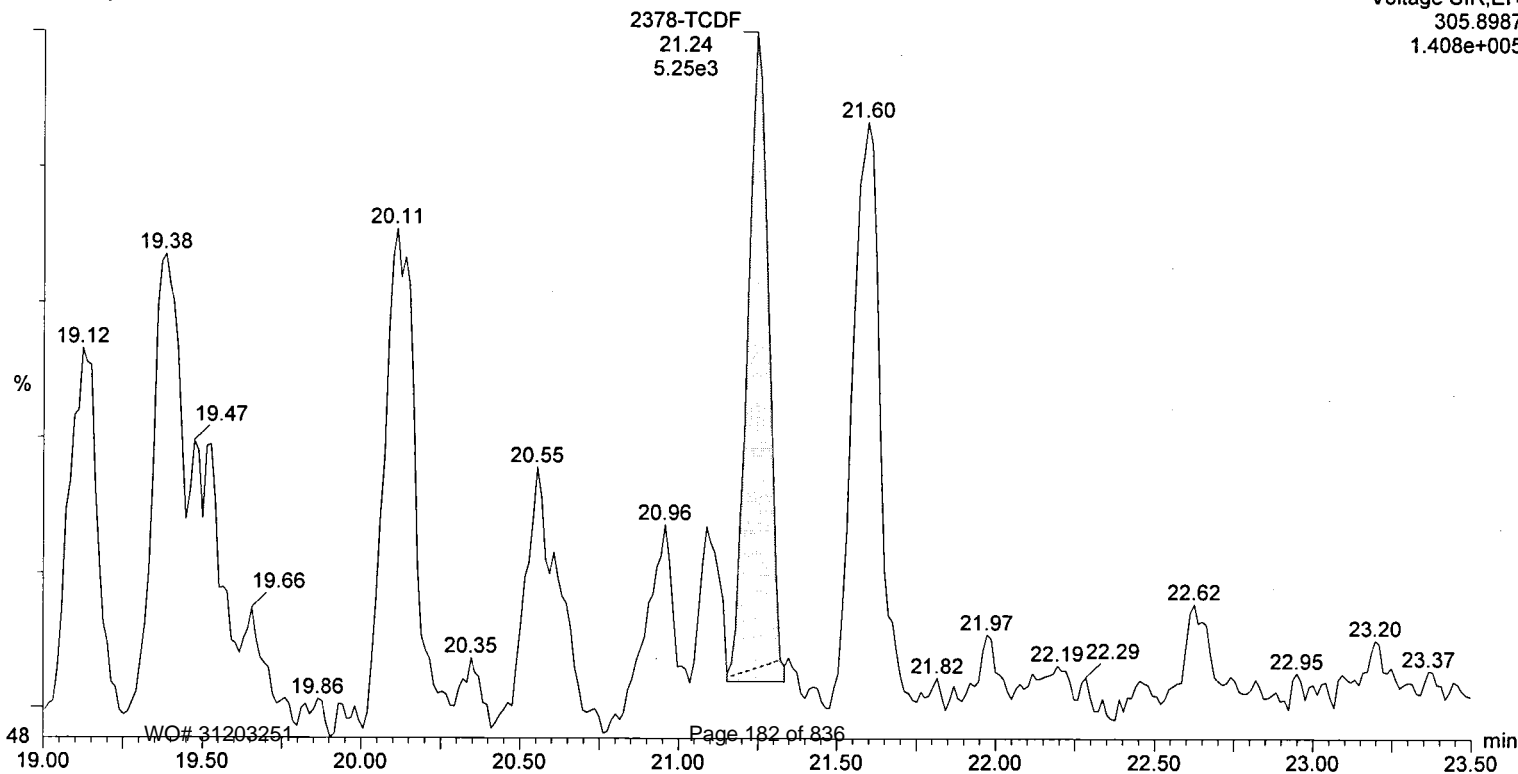
Voltage SIR,EI+
303.9016
1.297e+005



TCDF

c13nov12a-8

Voltage SIR,EI+
305.8987
1.408e+005



Results of JW-EA10-SS42-120507

Client Sample ID: **JW-EA10-SS42-120507**
 Client Project ID: **Jeld-Wen Surface Sediments**
 Lab Sample ID: 31203251006-A
 Lab Project ID: 31203251

Collection Date: 05/07/2012 09:03
 Received Date: 05/09/2012 10:15
 Matrix: Soil-Solid as dry weight
 Solids (%): 58.80

Results by EPA 1613B

<u>Parameter</u>	<u>Result</u>	<u>EMPC</u>	<u>Qual</u>	<u>DL</u>	<u>LOQ/CL</u>	<u>Units</u>	<u>RT</u>	<u>Ratio</u>
2,3,7,8-TCDD	0.531			0.0863	0.491	pg/g	27.55	0.84
1,2,3,7,8-PeCDD	1.16		J	0.104	2.46	pg/g	33.85	1.52
1,2,3,4,7,8-HxCDD	1.85		J	0.209	2.46	pg/g	38.50	1.13
1,2,3,6,7,8-HxCDD	6.87			0.215	2.46	pg/g	38.63	1.23
1,2,3,7,8,9-HxCDD	4.01			0.213	2.46	pg/g	38.97	1.25
1,2,3,4,6,7,8-HpCDD	89.4			0.509	2.46	pg/g	42.66	1.03
OCDD	848			0.248	4.91	pg/g	46.41	0.90
2,3,7,8-TCDF	3.45			0.0589	0.491	pg/g	26.55	0.79
2,3,7,8-TCDF [confirm]	2.94			0.362	2.07	pg/g	21.23	0.88
1,2,3,7,8-PeCDF	0.949		J	0.0960	2.46	pg/g	32.11	1.49
2,3,4,7,8-PeCDF	1.87		J	0.0959	2.46	pg/g	33.45	1.48
1,2,3,4,7,8-HxCDF	1.81		J	0.105	2.46	pg/g	37.33	1.28
1,2,3,6,7,8-HxCDF	1.41		J	0.0973	2.46	pg/g	37.49	1.31
2,3,4,6,7,8-HxCDF	1.57		J	0.0974	2.46	pg/g	38.28	1.27
1,2,3,7,8,9-HxCDF	ND		U	0.160	2.46	pg/g		
1,2,3,4,6,7,8-HpCDF	17.3			0.127	2.46	pg/g	41.38	0.99
1,2,3,4,7,8,9-HpCDF	1.00		J	0.183	2.46	pg/g	43.26	1.12
OCDF	34.8			0.135	4.91	pg/g	46.65	0.89
Total TCDD	44.5	45.3		0.0863	0.491	pg/g		
Total TCDF	40.9	41.9		0.0589	0.491	pg/g		
Total PeCDD	36.1			0.104	2.46	pg/g		
Total PeCDF	20.6	22.6		0.0959	2.46	pg/g		
Total HxCDD	82.5	83.6		0.212	2.46	pg/g		
Total HxCDF	30.4			0.112	2.46	pg/g		
Total HpCDD	206			0.509	2.46	pg/g		
Total HpCDF	52.5			0.152	2.46	pg/g		

World Health Organization Summary

	<u>Units</u>	<u>ND=0</u>	<u>ND=1/2</u>	<u>ND=DL</u>
WHO-2005 TEQ	pg/g	5.67	5.68	5.68
WHO-2005 TEQ w/EMPC	pg/g	5.67	5.68	5.68

Results of JW-EA10-SS42-120507

Client Sample ID: **JW-EA10-SS42-120507**
 Client Project ID: **Jeld-Wen Surface Sediments**
 Lab Sample ID: 31203251006-A
 Lab Project ID: 31203251

Collection Date: 05/07/2012 09:03
 Received Date: 05/09/2012 10:15
 Matrix: Soil-Solid as dry weight
 Solids (%): 58.80

Results by EPA 1613B

<u>Parameter</u>	<u>Result</u>	<u>EMPC</u>	<u>Qual</u>	<u>DL</u>	<u>LOQ/CL</u>	<u>Units</u>	<u>RT</u>	<u>Ratio</u>
Labeled Standards								
13C-2378-TCDF	92.0				24.0-169	%		
13C-2378-TCDD	87.0				25.0-164	%		
13C-12378-PeCDD	75.0				25.0-181	%		
13C-123478-HxCDD	86.0				32.0-141	%		
13C-123678-HxCDD	82.0				28.0-130	%		
13C-1234678-HpCDD	95.0				23.0-140	%		
13C-OCDD	81.0				17.0-157	%		
13C-2378-TCDF	83.0				24.0-169	%		
13C-12378-PeCDF	67.0				24.0-185	%		
13C-23478-PeCDF	66.0				21.0-178	%		
13C-123478-HxCDF	83.0				26.0-152	%		
13C-123678-HxCDF	92.0				26.0-123	%		
13C-234678-HxCDF	90.0				29.0-147	%		
13C-123789-HxCDF	81.0				28.0-136	%		
13C-1234678-HpCDF	81.0				28.0-143	%		
13C-1234789-HpCDF	87.0				26.0-138	%		
37Cl-2378-TCDD	97.0				35.0-197	%		

Batch Information

Analytical Batch: **HRD1905**
 Analytical Method: **EPA 1613B**
 Instrument: **APHRMS**
 Analyst: **MDC**
 Analytical Date/Time: **10/28/2012 16:34**

Prep Batch: **HXX1816**
 Prep Method: **EPA 1613 PREP S/D/T**
 Prep Date/Time: **10/16/2012 15:46**
 Prep Initial Wt./Vol.: **17.34 g**
 Prep Extract Vol: **20 uL**

Analytical Batch: **HRD1933**
 Analytical Method: **EPA 1613B**
 Instrument: **HRMS3**
 Analyst: **JHL**
 Analytical Date/Time: **11/13/2012 18:22**

Prep Batch: **HXX1816**
 Prep Method: **EPA 1613 PREP S/D/T**
 Prep Date/Time: **10/16/2012 15:46**
 Prep Initial Wt./Vol.: **17.34 g**
 Prep Extract Vol: **20 uL**

Lab ID: A4723_10237_DF_006

Client ID: JW-EA10-SS42-120507

Datafile: 121028P1-10

REVIEWED

By Tamara Morgan at 2:41 pm, 10/31/12

Acq'd: 28 Oct 2012 16:34 MDC

UTP: 29-Oct-2012 12:27 MDC

Report: 29 Oct 2012 13:43 MC

Wt/Vol: 10.19 g

J-level: 0.491 pg/g Split: 1

Stds (pg): JS: 2000 ES: 2000 CS/SS: 2000, 400 (37CI)

ICAL: 1613_SGS

Checkcode: 561-234-SHH

Name	Act RT	QC	Pred. RRT	Act. RRT	ΔSecs	Response	Ra	OK	RRF	Conc.	Noise	DL
2378-TCDD	27.55		1.0009	1.0008	-0.2	8.78E+04	0.84	Y	1.08	0.531	1151	0.0863
12378-PeCDD	33.85		1.0006	1.0004	-0.4	1.38E+05	1.52	Y	1.07	1.16	1027	0.104
123478-HxCDD	38.50		1.0004	1.0004	0	1.71E+05	1.13	Y	1.05	1.85	1752	0.209
123678-HxCDD	38.63		1.0039	1.0039	0	6.37E+05	1.23	Y	0.98	6.87	1752	0.214
123789-HxCDD	38.97		1.0129	1.0128	-0.2	3.70E+05	1.25	Y	1.01	4.01	1752	0.213
1234678-HpCDD	42.66		1.0005	1.0004	-0.3	8.01E+06	1.03	Y	1.09	89.3	4179	0.509
OCDD	46.41		1.0005	1.0005	0	5.23E+07	0.90	Y	1.11	847	1033	0.248
2378-TCDF	26.55		1.0009	1.0009	0	8.15E+05	0.79	Y	0.98	3.45	1045	0.0588
12378-PeCDF	32.11		1.0007	1.0005	-0.4	1.59E+05	1.49	Y	0.99	0.949	1387	0.0959
23478-PeCDF	33.45		1.0006	1.0009	+0.6	3.13E+05	1.48	Y	1.02	1.87	1387	0.0958
123478-HxCDF	37.33		1.0006	1.0004	-0.4	2.48E+05	1.28	Y	1.19	1.8	1416	0.105
123678-HxCDF	37.49		1.0005	1.0005	0	2.29E+05	1.31	Y	1.16	1.41	1416	0.0972
234678-HxCDF	38.28		1.0006	1.0003	-0.7	2.44E+05	1.27	Y	1.18	1.57	1416	0.0973
123789-HxCDF	NotFnd		1.0005	-	-	-	-	-	1.09	-	1416	0.16
1234678-HpCDF	41.38		1.0004	1.0003	-0.2	2.18E+06	0.99	Y	1.35	17.3	1602	0.127
1234789-HpCDF	43.26		1.0004	1.0002	-0.5	1.04E+05	1.12	Y	1.34	0.999	1602	0.183
OCDF	46.65		1.0057	1.0057	0	2.71E+06	0.89	Y	1.40	34.8	706	0.134

Name	Act RT	Pred. RRT	Act. RRT	ΔSecs	Response	Ra	OK	RRF	Rec. %
ES 2378-TCDD	27.52	1.0281	1.0280	-0.2	3.00E+07	0.79	Y	1.04	86.8
ES 12378-PeCDD	33.83	1.2639	1.2636	-0.5	2.17E+07	1.58	Y	0.87	75.4
ES 123478-HxCDD	38.48	0.9876	0.9876	0	1.73E+07	1.28	Y	0.94	86
ES 123678-HxCDD	38.61	0.9910	0.9910	0	1.85E+07	1.30	Y	1.06	81.6
ES 1234678-HpCDD	42.64	1.0943	1.0945	+0.5	1.62E+07	1.06	Y	0.80	94.6
ES OCDD	46.39	1.1907	1.1907	0	2.19E+07	0.91	Y	0.63	81.1
ES 2378-TCDF	26.53	0.9907	0.9908	+0.2	4.76E+07	0.79	Y	1.74	82.7
ES 12378-PeCDF	32.10	1.1992	1.1988	-0.6	3.33E+07	1.53	Y	1.49	67.3
ES 23478-PeCDF	33.42	1.2484	1.2480	-0.6	3.24E+07	1.53	Y	1.48	65.9
ES 123478-HxCDF	37.31	0.9577	0.9577	0	2.27E+07	0.52	Y	1.27	83.3
ES 123678-HxCDF	37.47	0.9619	0.9619	0	2.76E+07	0.53	Y	1.41	91.4
ES 234678-HxCDF	38.26	0.9821	0.9821	0	2.59E+07	0.53	Y	1.34	90
ES 123789-HxCDF	39.39	1.0108	1.0110	+0.5	2.08E+07	0.53	Y	1.20	80.6
ES 1234678-HpCDF	41.37	1.0618	1.0618	0	1.83E+07	0.46	Y	1.06	80.8
ES 1234789-HpCDF	43.25	1.1100	1.1101	+0.2	1.52E+07	0.44	Y	0.82	86.7

Lab ID: A4723_10237_DF_006

Acq'd: 28 Oct 2012 16:34 MDC

Wt/Vol: 10.19 g

ICAL: 1613_SGS

Client ID: JW-EA10-SS42-120507

UTP: 29-Oct-2012 12:27 MDC

J-level: 0.491 pg/g Split: 1

Checkcode: 561-234-SHH

Datafile: 121028P1-10

Report: 29 Oct 2012 13:43 MC

Stds (pg): JS: 2000 ES: 2000 CS/SS: 2000, 400 (37Cl)

Name	Act RT	QC	Pred. RRT	Act. RRT	ΔSecs	Response	Ra	OK	RRF	Rec. %
JS 1234-TCDD	26.77		-	-	-	3.31E+07	0.79	Y	-	-
JS 123789-HxCDD	38.96		-	-	-	2.14E+07	1.27	Y	-	-
CS 37Cl-2378-TCDD	27.55		1.0291	1.0289	-0.3	7.56E+06	n/a	-	1.17	97.4
SS 37Cl-2378-TCDD	27.55	NA	1.0291	1.0289	-0.3	7.56E+06	n/a	-	1.12	112

Totals	Conc	EMPC	EDL
Total TCDD	44.4	45.2	0.0863
Total PeCDD	36.1	36.1	0.104
Total HxCDD	82.5	83.5	0.212
Total HpCDD	206	206	0.509
Total Tetra-Octa Dioxins	1220	1220	
Total TCDF	40.8	41.8	0.0588
Total PeCDF	20.6	22.6	0.0958
Total HxCDF	30.4	30.4	0.112
Total HpCDF	52.4	52.4	0.152
Total Tetra-Octa Furans	179	182	
Total Tetra-Octa Dioxins & Furans	1390	1400	

Lab ID: A4723_10237_DF_006

Acq'd: 28 Oct 2012 16:34 MDC

Wt/Vol: 10.19 g

ICAL: 1613_SGS

Client ID: JW-EA10-SS42-120507

UTP: 29-Oct-2012 12:27 MDC

J-level: 0.491 pg/g Split: 1

Checkcode: 561-234-SHH

Datafile: 121028P1-10

Report: 29 Oct 2012 13:43 MC

StdS (pg): JS: 2000 ES: 2000 CS/SS: 2000, 400 (37CI)

Name	Act RT	QC	Pred. RRT	Act. RRT	ΔSecs	Response	Ra	OK	RRF	Conc.	Noise	DL
TCDD	23.42		0.8504	0.8511	+1.2	2.72E+06	0.77	Y	1.08	16.5	1151	0.0863
TCDD	23.83		0.8649	0.8658	+1.5	1.90E+06	0.83	Y	1.08	11.5	1151	0.0863
TCDD	24.30		0.8835	0.8827	-1.3	7.62E+04	0.67	Y	1.08	0.46	1151	0.0863
TCDD	25.18		0.9152	0.9147	-0.8	5.54E+05	0.78	Y	1.08	3.35	1151	0.0863
TCDD	25.45		0.9241	0.9247	+1.0	3.28E+05	0.83	Y	1.08	1.98	1151	0.0863
TCDD	25.68		0.9327	0.9328	+0.2	3.64E+05	0.78	Y	1.08	2.2	1151	0.0863
TCDD	25.88		0.9408	0.9403	-0.8	9.92E+04	0.80	Y	1.08	0.6	1151	0.0863
TCDD	26.17		0.9512	0.9506	-1.0	3.41E+04	0.79	Y	1.08	0.206	1151	0.0863
TCDD	26.36		0.9580	0.9578	-0.3	9.23E+04	0.73	Y	1.08	0.558	1151	0.0863
TCDD	26.79		0.9736	0.9735	-0.2	6.37E+05	0.79	Y	1.08	3.85	1151	0.0863
TCDD	26.92		0.9785	0.9782	-0.5	3.53E+04	0.96	N	1.08	0.213	1151	0.0863
TCDD	27.23		0.9884	0.9893	+1.5	4.56E+05	0.85	Y	1.08	2.76	1151	0.0863
TCDD	27.37		0.9945	0.9945	0	3.98E+04	1.27	N	1.08	0.24	1151	0.0863
2378-TCDD	27.55		1.0009	1.0008	-0.2	8.78E+04	0.84	Y	1.08	0.531	1151	0.0863
TCDD	27.94		1.0147	1.0152	+0.8	6.00E+04	1.05	N	1.08	0.363	1151	0.0863
TCDD	NotFnd		1.0206						1.08		1151	0.0863
TCDD	NotFnd		1.0423						1.08		1151	0.0863
PeCDD	30.89		0.9131	0.9130	-0.2	1.02E+06	1.57	Y	1.07	8.59	1027	0.104
PeCDD	31.51		0.9319	0.9314	-1.0	8.34E+04	1.36	Y	1.07	0.704	1027	0.104
PeCDD	32.17		0.9511	0.9508	-0.6	1.19E+06	1.51	Y	1.07	10.1	1027	0.104
PeCDD	32.38		0.9576	0.9572	-0.8	1.60E+05	1.58	Y	1.07	1.35	1027	0.104
PeCDD	32.52		0.9611	0.9611	0	1.02E+06	1.63	Y	1.07	8.58	1027	0.104
PeCDD	32.82		0.9703	0.9700	-0.6	1.75E+05	1.60	Y	1.07	1.48	1027	0.104
PeCDD	33.25		0.9829	0.9829	0	3.92E+05	1.38	Y	1.07	3.31	1027	0.104
12378-PeCDD	33.85		1.0006	1.0004	-0.4	1.38E+05	1.52	Y	1.07	1.16	1027	0.104
PeCDD	33.95		1.0039	1.0035	-0.8	4.88E+04	1.65	Y	1.07	0.411	1027	0.104
PeCDD	34.38		1.0161	1.0161	0	4.87E+04	1.40	Y	1.07	0.411	1027	0.104
HxCDD	36.46		0.9479	0.9477	-0.5	1.45E+06	1.26	Y	1.01	15.7	1752	0.212
HxCDD	37.25		0.9682	0.9680	-0.5	2.55E+06	1.22	Y	1.01	27.5	1752	0.212
HxCDD	37.60		0.9771	0.9772	+0.2	2.27E+06	1.24	Y	1.01	24.5	1752	0.212
HxCDD	37.74		0.9811	0.9809	-0.5	1.89E+05	1.34	Y	1.01	2.04	1752	0.212
123478-HxCDD	38.50		1.0004	1.0004	0	1.71E+05	1.13	Y	1.05	1.85	1752	0.209
123678-HxCDD	38.63		1.0039	1.0039	0	6.37E+05	1.23	Y	0.98	6.87	1752	0.214
HxCDD	38.85		1.0097	1.0097	0	9.57E+04	1.51	N	1.01	1.03	1752	0.212
123789-HxCDD	38.97		1.0129	1.0128	-0.2	3.70E+05	1.25	Y	1.01	4.01	1752	0.213

Lab ID: A4723_10237_DF_006

Acq'd: 28 Oct 2012 16:34 MDC

Wt/Vol: 10.19 g

ICAL: 1613_SGS

Client ID: JW-EA10-SS42-120507

UTP: 29-Oct-2012 12:27 MDC

J-level: 0.491 pg/g Split: 1

Checkcode: 561-234-SHH

Datafile: 121028P1-10

Report: 29 Oct 2012 13:43 MC

Stds (pg): JS: 2000 ES: 2000 CS/SS: 2000, 400 (37CI)

Name	Act RT	QC	Pred. RRT	Act. RRT	ΔSecs	Response	Ra	OK	RRF	Conc.	Noise	DL
HpCDD	41.75		0.9793	0.9791	-0.5	1.04E+07	1.02	Y	1.09	116	4179	0.509
1234678-HpCDD	42.66		1.0005	1.0004	-0.3	8.01E+06	1.03	Y	1.09	89.3	4179	0.509
OCDD	46.41		1.0005	1.0005	0	5.23E+07	0.90	Y	1.11	847	1033	0.248
OCDD-a	46.39		1.0001	1.0000	-0.3	2.75E+06	2.57	Y	1.00	49.4	408	0.108
TCDF	21.21		0.7983	0.7997	+2.2	4.31E+05	0.74	Y	0.98	1.82	1045	0.0588
TCDF	21.78		0.8218	0.8209	-1.4	2.65E+05	0.71	Y	0.98	1.12	1045	0.0588
TCDF	22.44		0.8463	0.8457	-1.0	6.15E+05	0.75	Y	0.98	2.6	1045	0.0588
TCDF	22.86		0.8625	0.8617	-1.3	2.59E+05	0.81	Y	0.98	1.09	1045	0.0588
TCDF	23.01		0.8677	0.8674	-0.5	1.17E+06	0.74	Y	0.98	4.95	1045	0.0588
TCDF	23.28		0.8787	0.8776	-1.8	2.17E+05	0.76	Y	0.98	0.918	1045	0.0588
TCDF	23.43		0.8840	0.8831	-1.4	7.35E+05	0.80	Y	0.98	3.11	1045	0.0588
TCDF	23.85		0.8998	0.8992	-1.0	4.58E+05	0.81	Y	0.98	1.94	1045	0.0588
TCDF	24.00		0.9054	0.9046	-1.3	2.25E+05	0.70	Y	0.98	0.95	1045	0.0588
TCDF	24.19		0.9125	0.9118	-1.1	4.28E+05	0.77	Y	0.98	1.81	1045	0.0588
TCDF	24.60		0.9279	0.9275	-0.6	2.21E+05	0.71	Y	0.98	0.934	1045	0.0588
TCDF	24.76		0.9334	0.9333	-0.2	3.69E+05	0.76	Y	0.98	1.56	1045	0.0588
TCDF	24.93		0.9381	0.9396	+2.4	5.78E+05	0.81	Y	0.98	2.44	1045	0.0588
TCDF	25.04		0.9439	0.9439	0	5.56E+05	0.80	Y	0.98	2.35	1045	0.0588
TCDF	25.54		0.9630	0.9629	-0.2	6.22E+05	0.76	Y	0.98	2.63	1045	0.0588
TCDF	25.66		0.9674	0.9673	-0.2	8.67E+04	0.67	Y	0.98	0.367	1045	0.0588
TCDF	25.85		0.9746	0.9744	-0.3	2.50E+05	0.78	Y	0.98	1.06	1045	0.0588
TCDF	26.07		0.9829	0.9827	-0.3	1.90E+05	0.91	N	0.98	0.802	1045	0.0588
TCDF	26.30		0.9916	0.9914	-0.3	2.80E+05	0.83	Y	0.98	1.18	1045	0.0588
TCDF	26.42		0.9963	0.9959	-0.6	2.17E+05	0.84	Y	0.98	0.915	1045	0.0588
2378-TCDF	26.55		1.0009	1.0009	0	8.15E+05	0.79	Y	0.98	3.45	1045	0.0588
TCDF	26.97		1.0166	1.0167	+0.2	7.52E+05	0.81	Y	0.98	3.18	1045	0.0588
TCDF	27.26		1.0274	1.0275	+0.2	5.09E+04	0.92	N	0.98	0.215	1045	0.0588
TCDF	NotFnd		1.0390						0.98		1045	0.0588
TCDF	28.86		1.0886	1.0879	-1.1	1.08E+05	0.76	Y	0.98	0.456	1045	0.0588
PeCDF	28.84		0.8975	0.8986	+2.1	1.35E+06	1.56	Y	1.00	8.08	1102	0.0761
PeCDF	30.61		0.9542	0.9539	-0.6	2.65E+05	1.37	Y	1.00	1.58	1387	0.0958
PeCDF	30.80		0.9587	0.9595	+1.5	6.53E+05	1.49	Y	1.00	3.9	1387	0.0958
PeCDF	30.88		0.9636	0.9622	-2.7	1.82E+05	1.57	Y	1.00	1.09	1387	0.0958
PeCDF	31.00		0.9671	0.9658	-2.5	5.52E+04	2.07	N	1.00	0.329	1387	0.0958
PeCDF	31.30		0.9760	0.9753	-1.3	5.20E+04	1.06	N	1.00	0.31	1387	0.0958
PeCDF	31.48		0.9810	0.9807	-0.6	2.39E+04	1.16	N	1.00	0.142	1387	0.0958

Lab ID: A4723_10237_DF_006

Acq'd: 28 Oct 2012 16:34 MDC

Wt/Vol: 10.19 g

ICAL: 1613_SGS

Client ID: JW-EA10-SS42-120507

UTP: 29-Oct-2012 12:27 MDC

J-level: 0.491 pg/g Split: 1

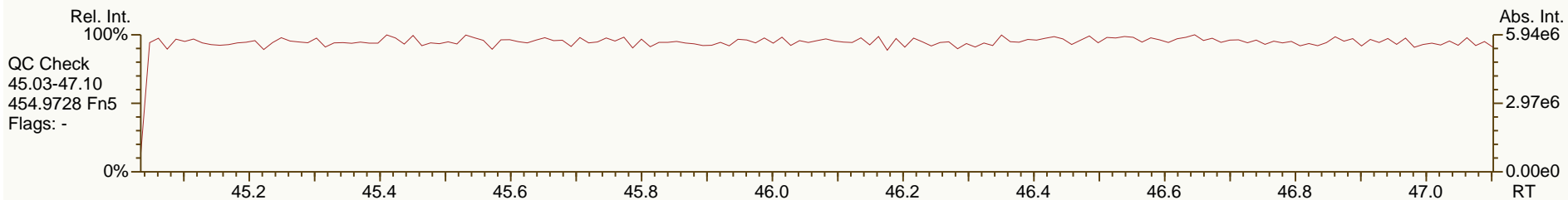
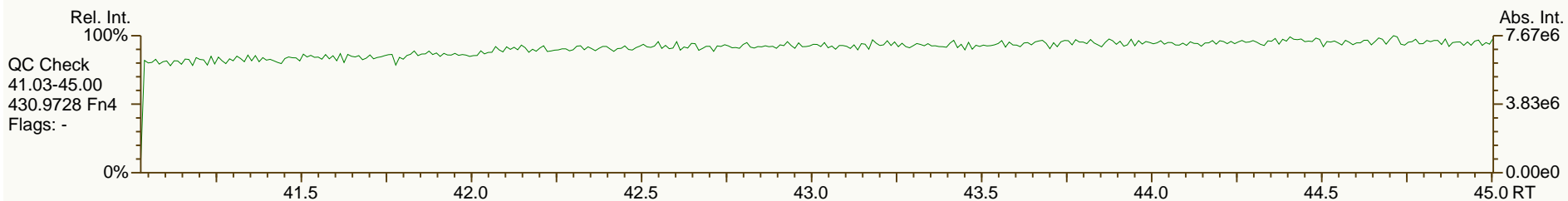
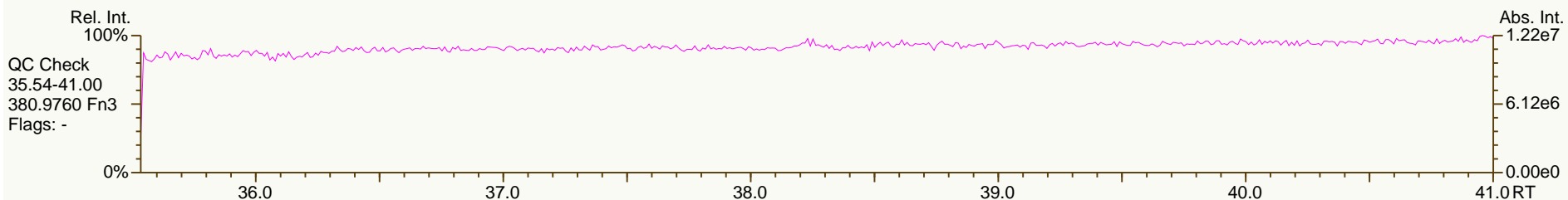
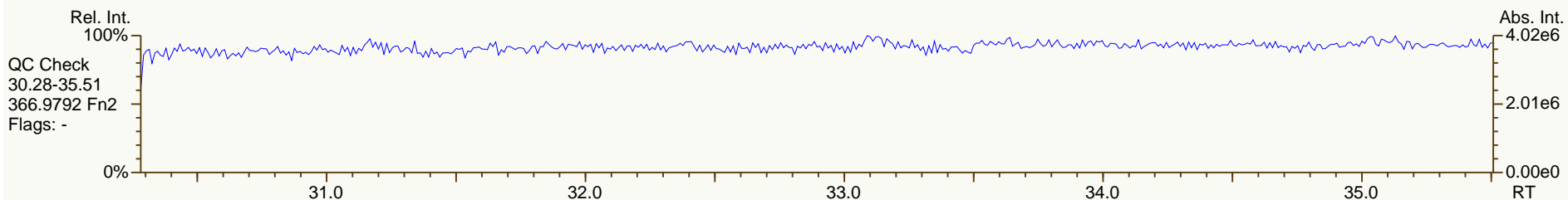
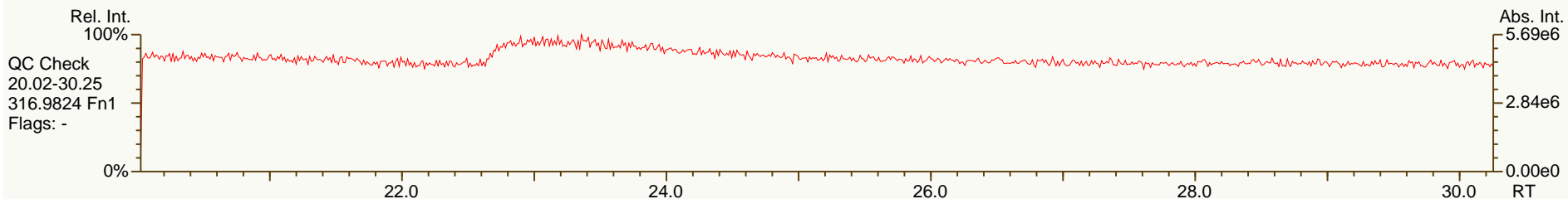
Checkcode: 561-234-SHH

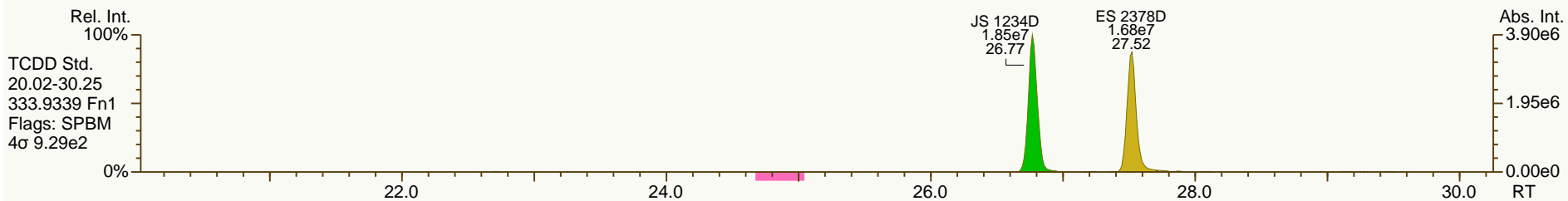
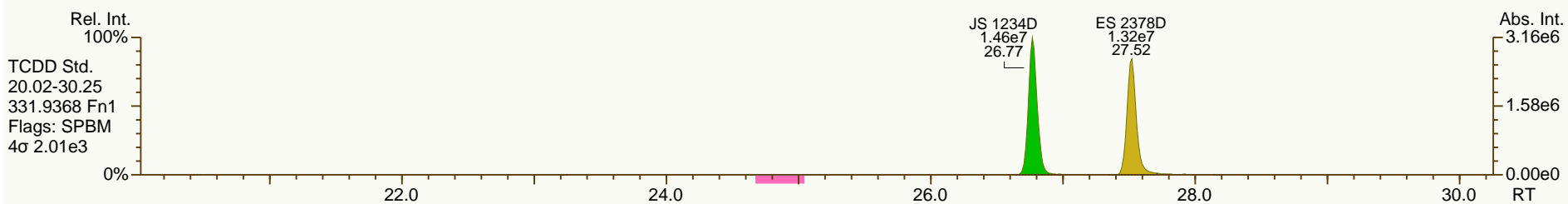
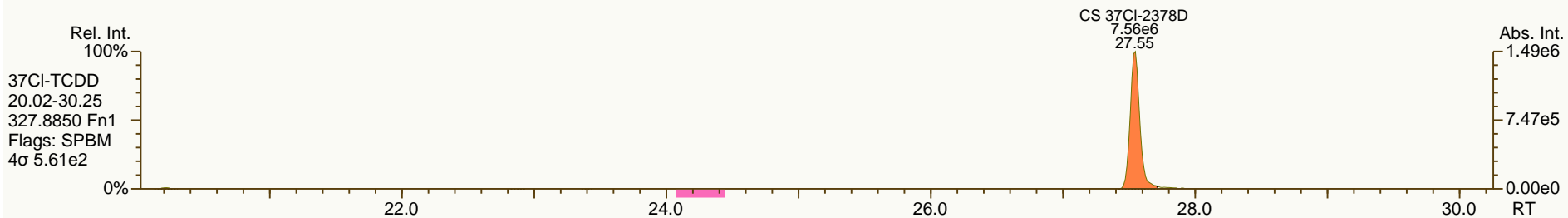
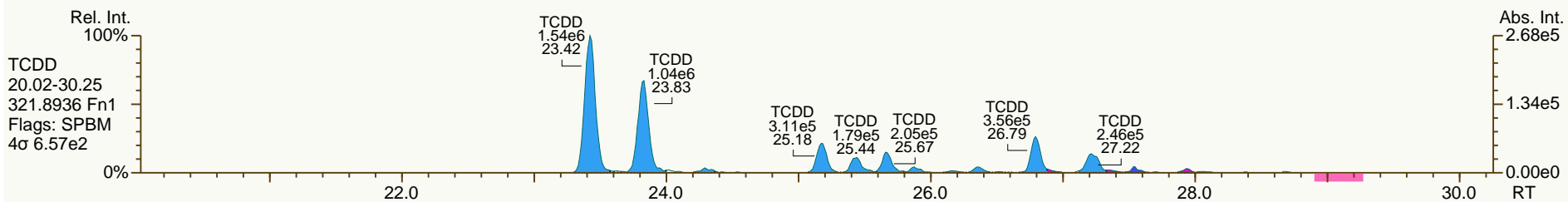
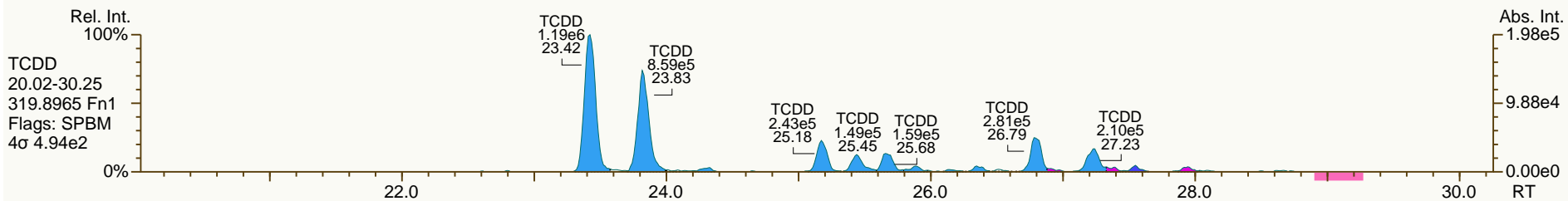
Datafile: 121028P1-10

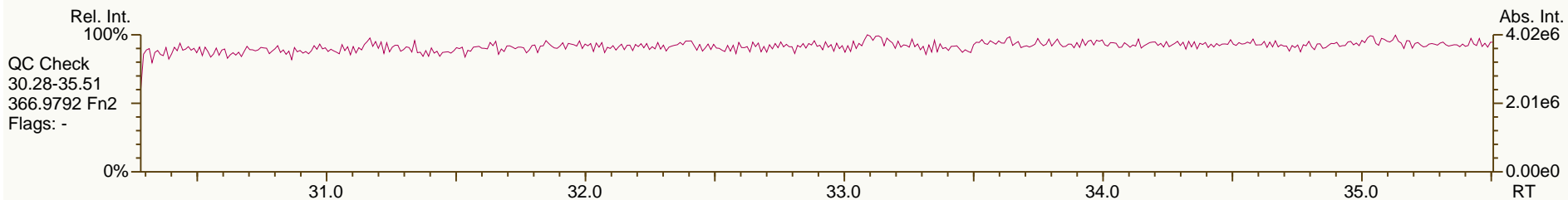
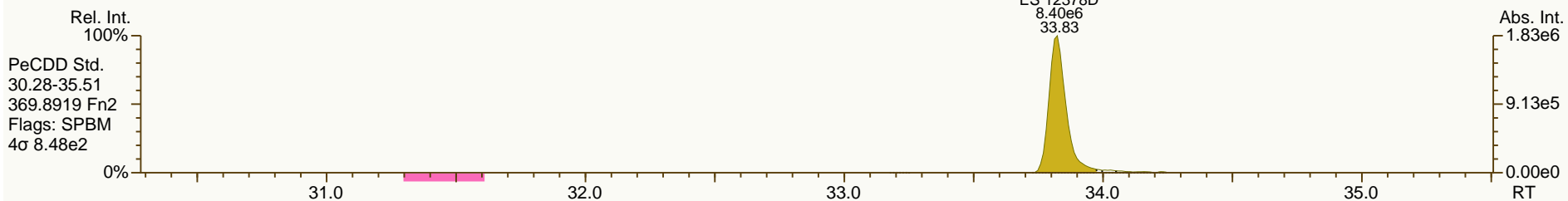
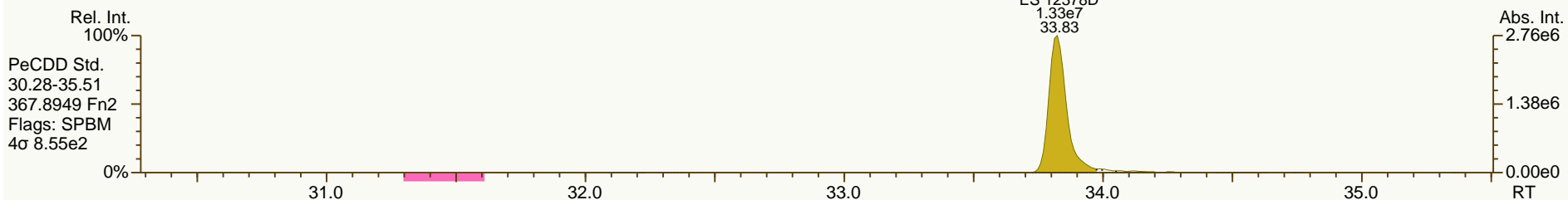
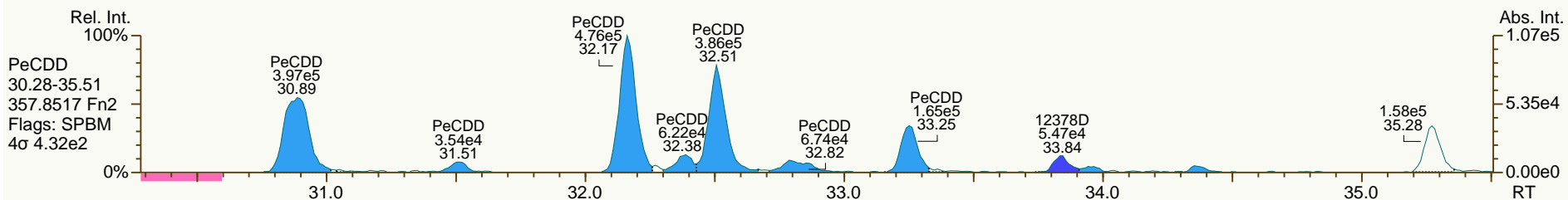
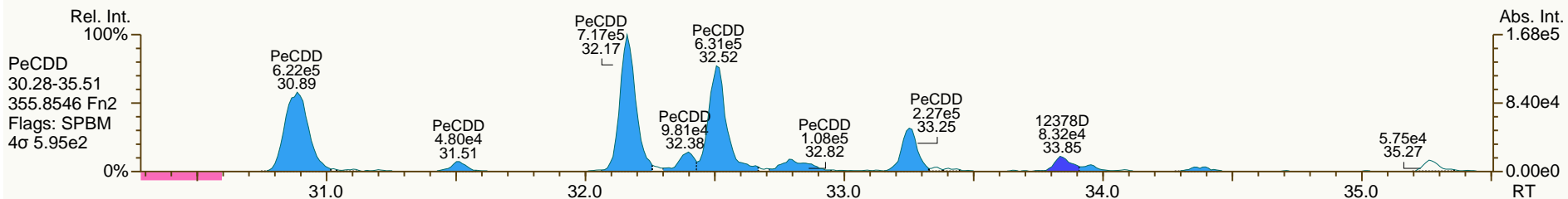
Report: 29 Oct 2012 13:43 MC

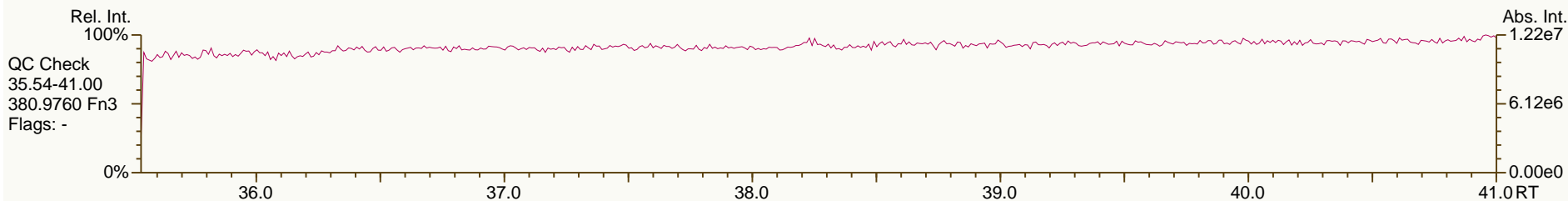
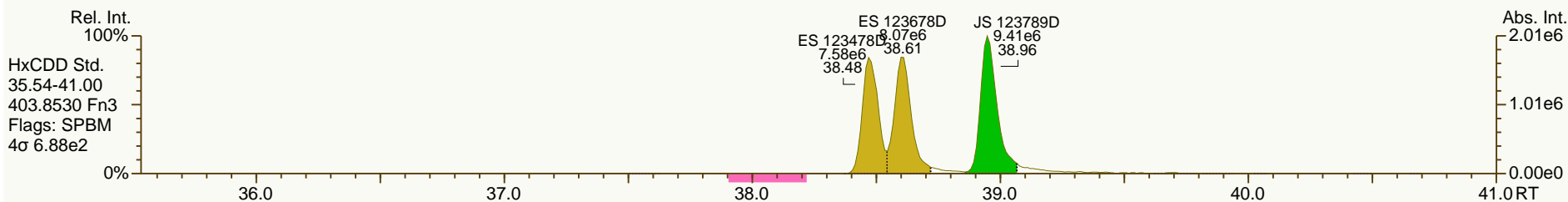
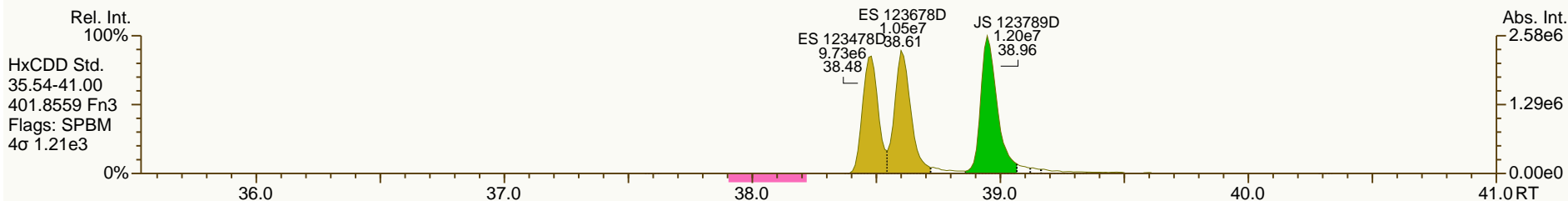
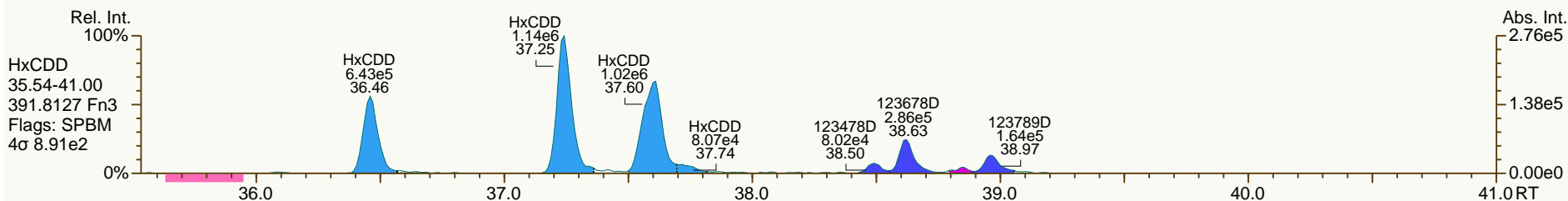
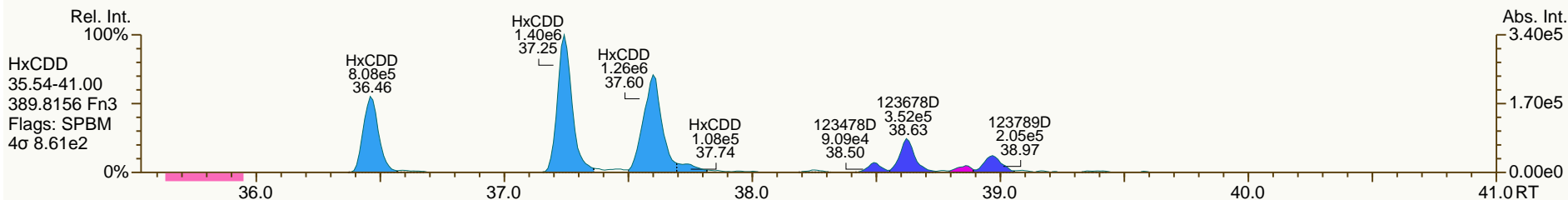
Stds (pg): JS: 2000 ES: 2000 CS/SS: 2000, 400 (37CI)

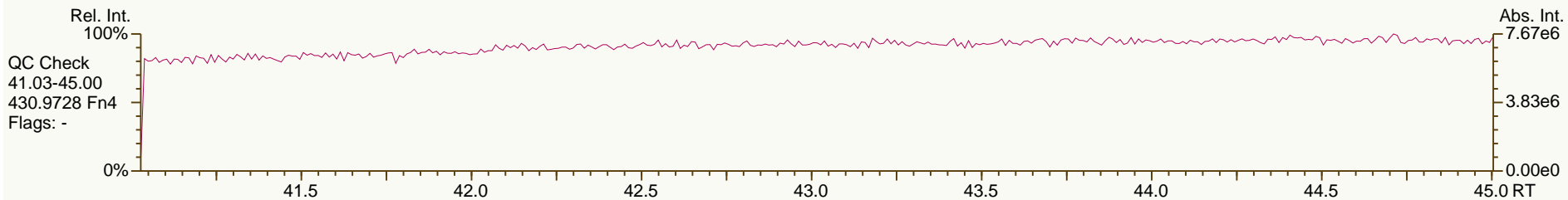
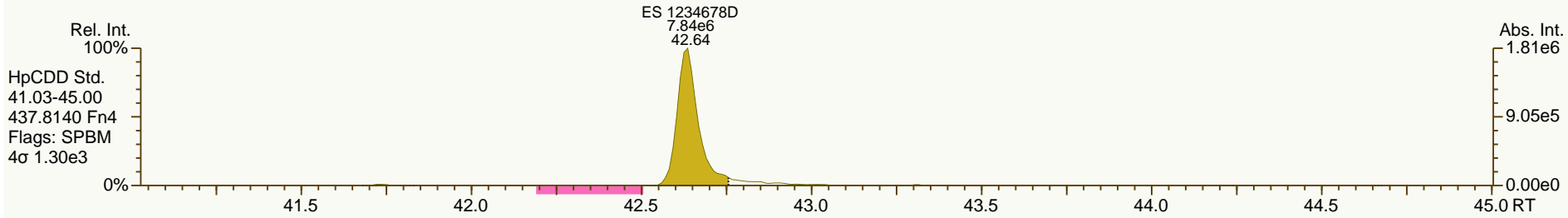
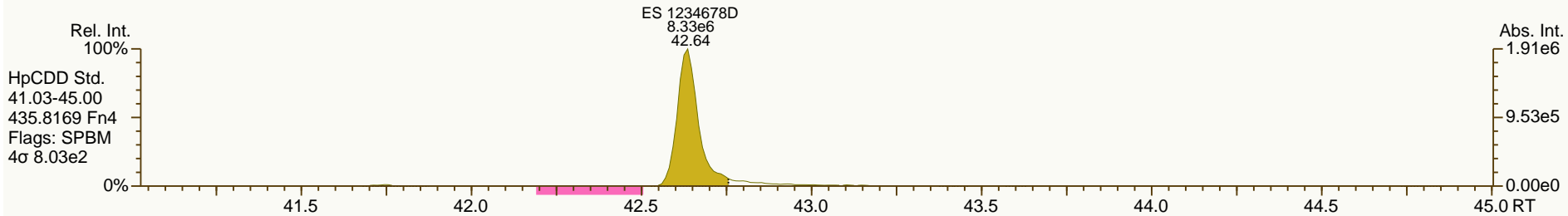
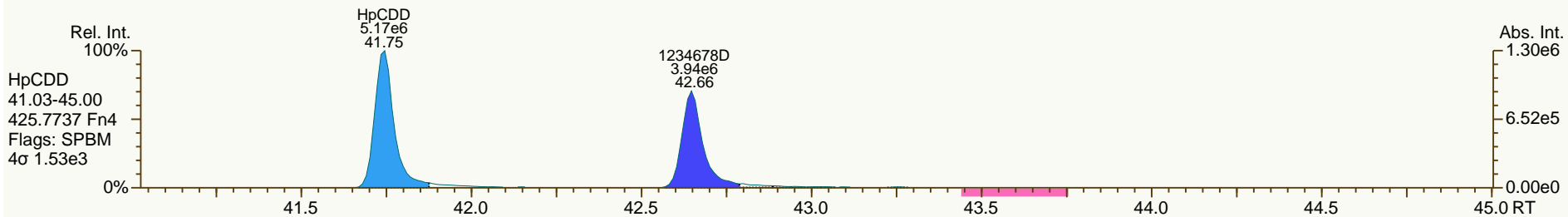
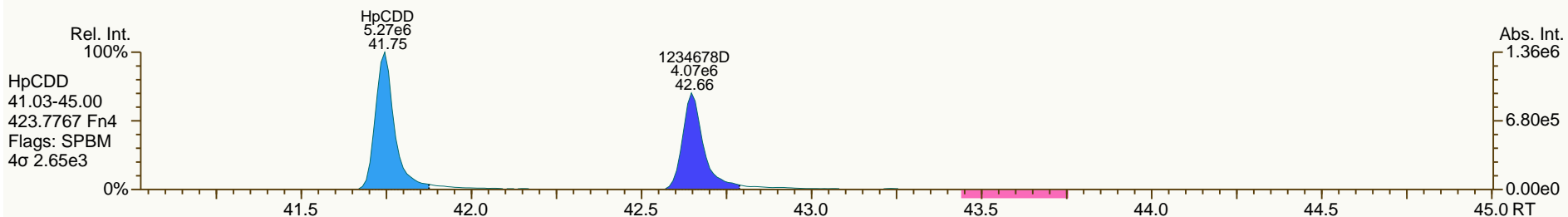
Name	Act RT	QC	Pred. RRT	Act. RRT	ΔSecs	Response	Ra	OK	RRF	Conc.	Noise	DL
PeCDF	31.59		0.9847	0.9842	-1.0	2.44E+05	1.52	Y	1.00	1.45	1387	0.0958
PeCDF	31.68		0.9870	0.9871	+0.2	7.20E+04	1.64	Y	1.00	0.43	1387	0.0958
PeCDF	31.87		0.9930	0.9929	-0.2	6.67E+04	1.46	Y	1.00	0.398	1387	0.0958
12378-PeCDF	32.11		1.0007	1.0005	-0.4	1.59E+05	1.49	Y	0.99	0.949	1387	0.0959
PeCDF	32.44		1.0113	1.0108	-1.0	2.03E+05	1.28	N	1.00	1.21	1387	0.0958
PeCDF	NotFnd		1.0169						1.00		1387	0.0958
PeCDF	33.12		0.9917	0.9912	-1.0	3.15E+04	1.61	Y	1.00	0.188	1387	0.0958
PeCDF	33.29		0.9962	0.9962	0	1.14E+05	1.32	Y	1.00	0.678	1387	0.0958
23478-PeCDF	33.45		1.0006	1.0009	+0.6	3.13E+05	1.48	Y	1.02	1.87	1387	0.0958
PeCDF	NotFnd		0.0000						1.02		0	0
PeCDF	NotFnd		1.0023						1.00		1387	0.0958
PeCDF	NotFnd		1.0120						1.00		1387	0.0958
PeCDF	NotFnd		1.0389						1.00		1387	0.0958
HxCDF	35.68		0.9565	0.9562	-0.7	4.43E+05	1.29	Y	1.15	3.11	1416	0.112
HxCDF	35.91		0.9627	0.9626	-0.2	1.44E+06	1.26	Y	1.15	10.1	1416	0.112
HxCDF	NotFnd		0.9700						1.15		1416	0.112
HxCDF	36.42		0.9762	0.9762	0	5.93E+04	1.41	Y	1.15	0.416	1416	0.112
HxCDF	36.69		0.9833	0.9834	+0.2	1.49E+06	1.22	Y	1.15	10.4	1416	0.112
HxCDF	37.18		0.9968	0.9965	-0.7	8.36E+04	1.36	Y	1.15	0.587	1416	0.112
123478-HxCDF	37.33		1.0006	1.0004	-0.4	2.48E+05	1.28	Y	1.19	1.8	1416	0.105
123678-HxCDF	37.49		1.0005	1.0005	0	2.29E+05	1.31	Y	1.16	1.41	1416	0.0972
HxCDF	NotFnd		1.0055						1.15		1416	0.112
HxCDF	37.83		1.0102	1.0095	-1.6	2.36E+04	1.08	Y	1.15	0.166	1416	0.112
HxCDF	37.98		0.9933	0.9927	-1.4	3.43E+04	1.42	Y	1.15	0.241	1416	0.112
234678-HxCDF	38.28		1.0006	1.0003	-0.7	2.44E+05	1.27	Y	1.18	1.57	1416	0.0973
HxCDF	NotFnd		0.0000						1.18		0	0
HxCDF	NotFnd		1.0009						1.15		1416	0.112
123789-HxCDF	NotFnd		1.0005						1.09		1416	0.16
HxCDF	NotFnd		0.0000						1.09		0	0
123489-HxCDF	39.43		1.0013	1.0011	-0.5	7.06E+04	1.20	Y	1.15	0.496	1416	0.112
1234678-HpCDF	41.38		1.0004	1.0003	-0.2	2.18E+06	0.99	Y	1.35	17.3	1602	0.127
HpCDF	41.75		1.0091	1.0092	+0.2	9.15E+04	1.08	Y	1.34	0.796	1602	0.152
HpCDF	41.93		1.0140	1.0136	-1.0	3.83E+06	1.02	Y	1.34	33.3	1602	0.152
1234789-HpCDF	43.26		1.0004	1.0002	-0.5	1.04E+05	1.12	Y	1.34	0.999	1602	0.183
OCDF	46.65		1.0057	1.0057	0	2.71E+06	0.89	Y	1.40	34.8	706	0.134
OCDF-a	46.62		1.0053	1.0050	-0.8	1.39E+05	2.14	Y	1.00	2.49	1128	0.3

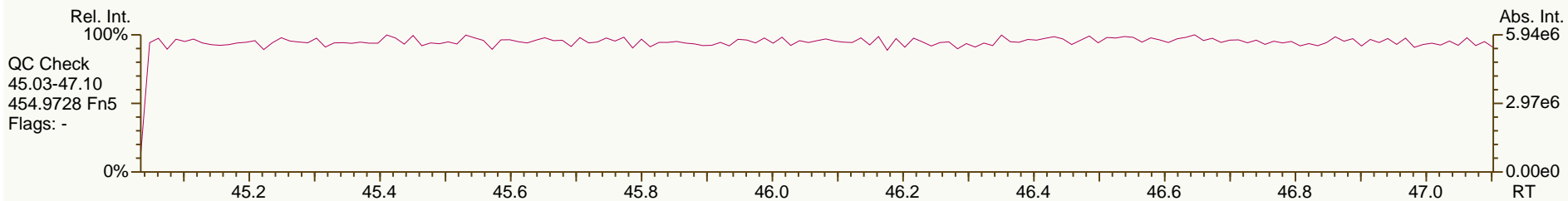
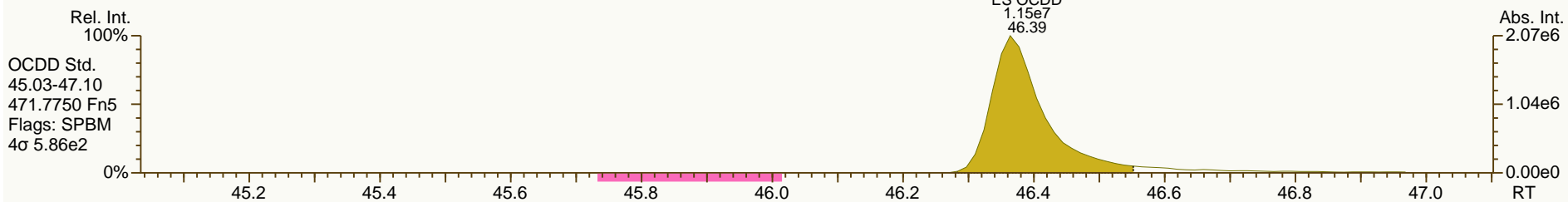
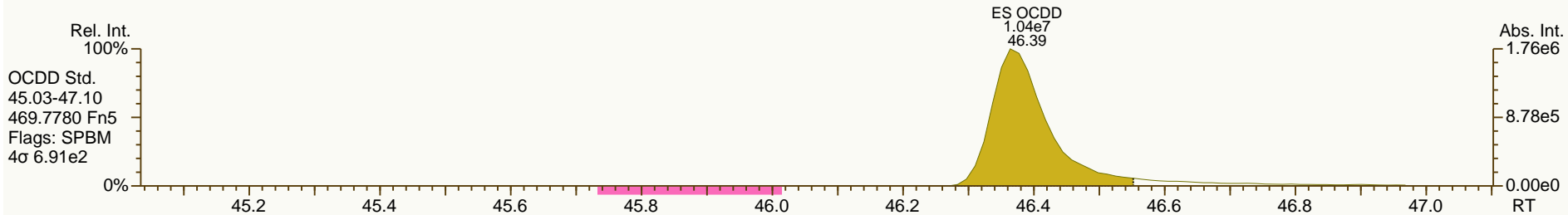
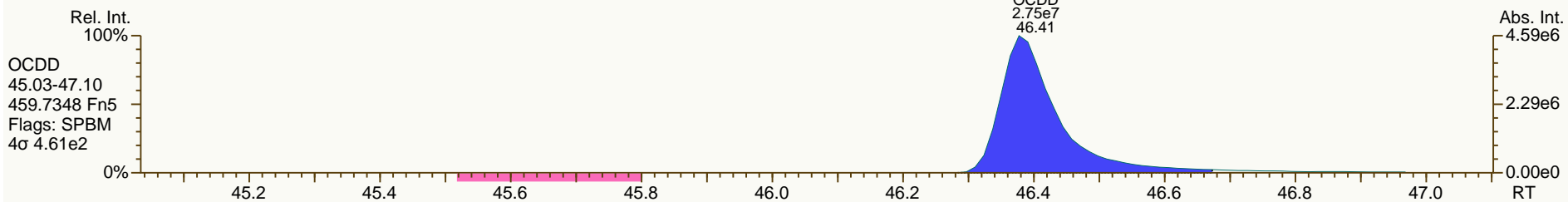
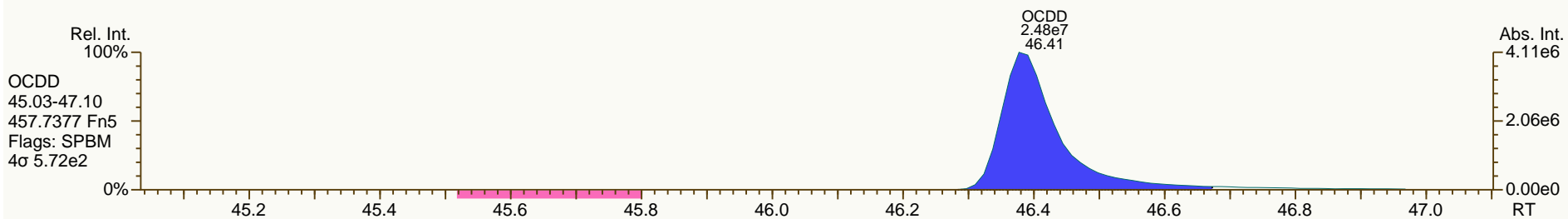


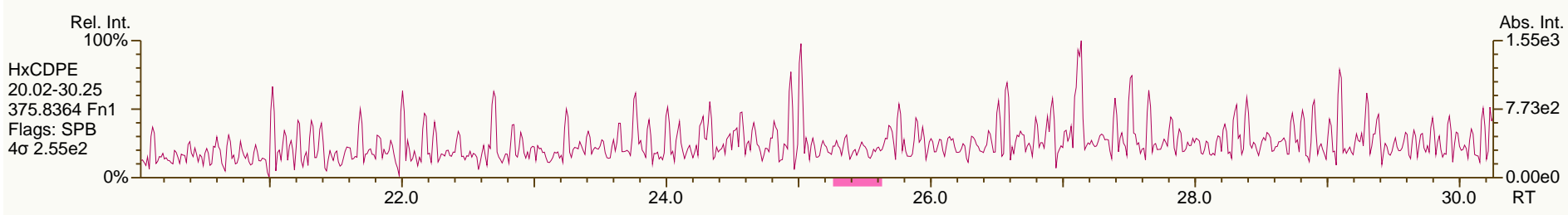
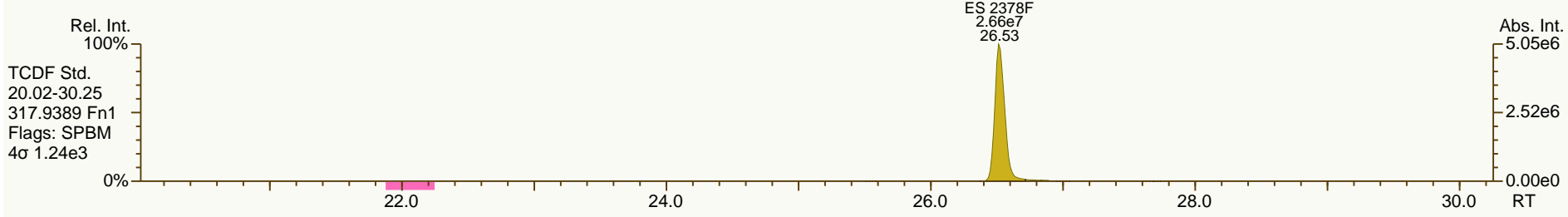
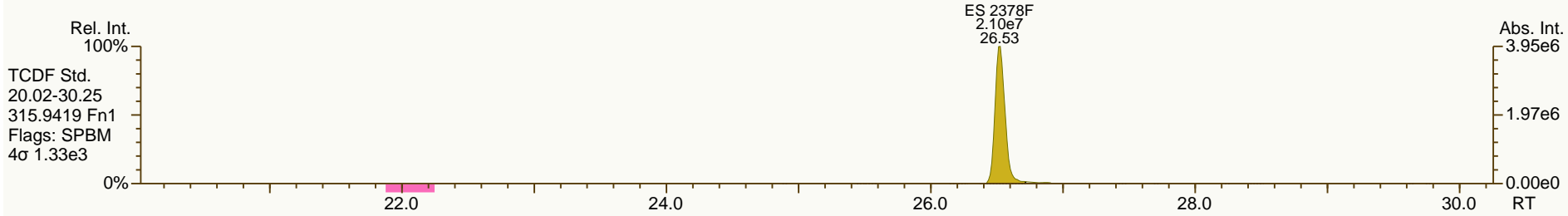
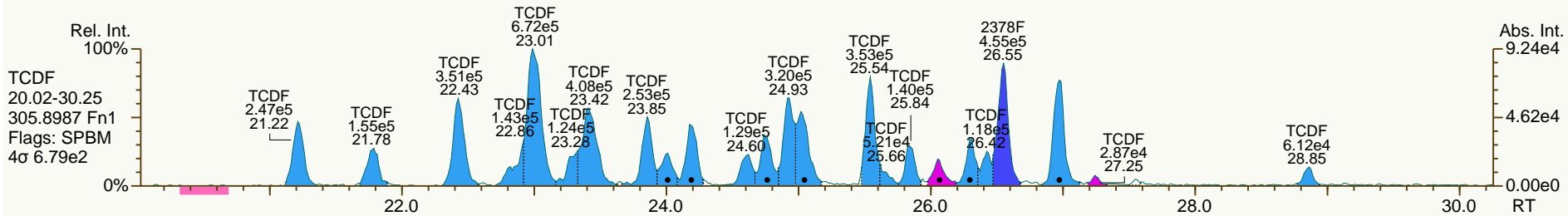
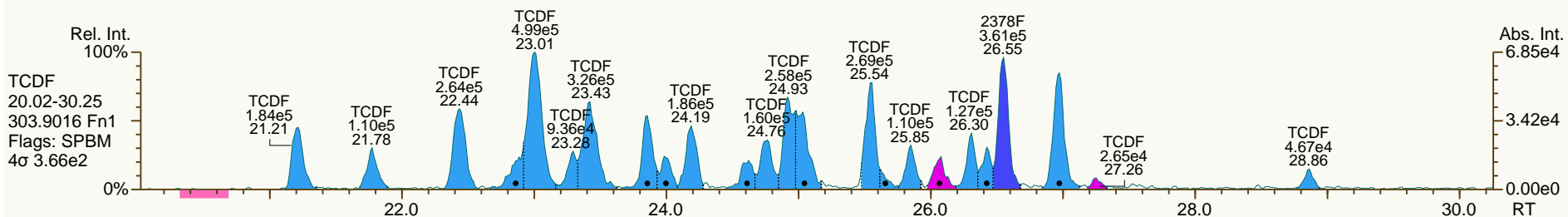


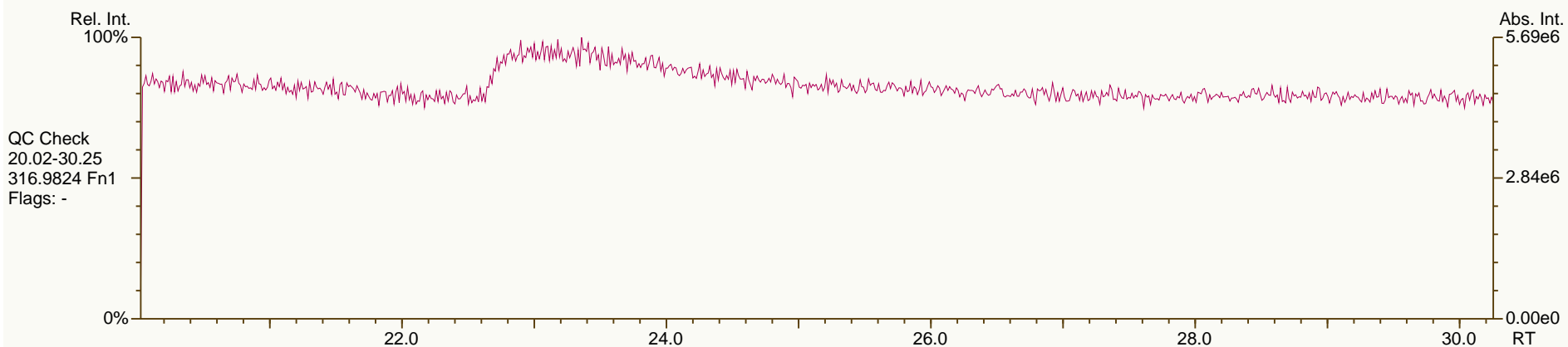
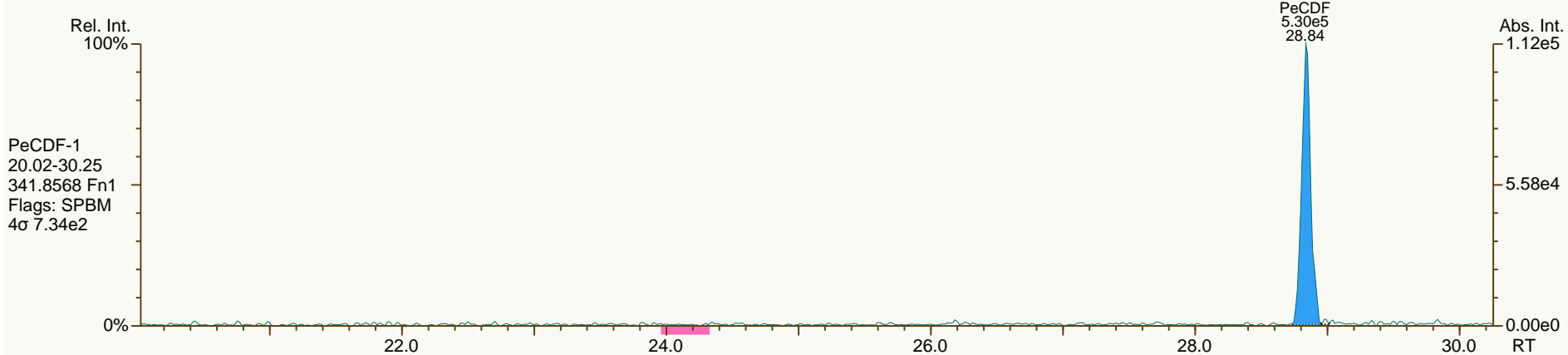
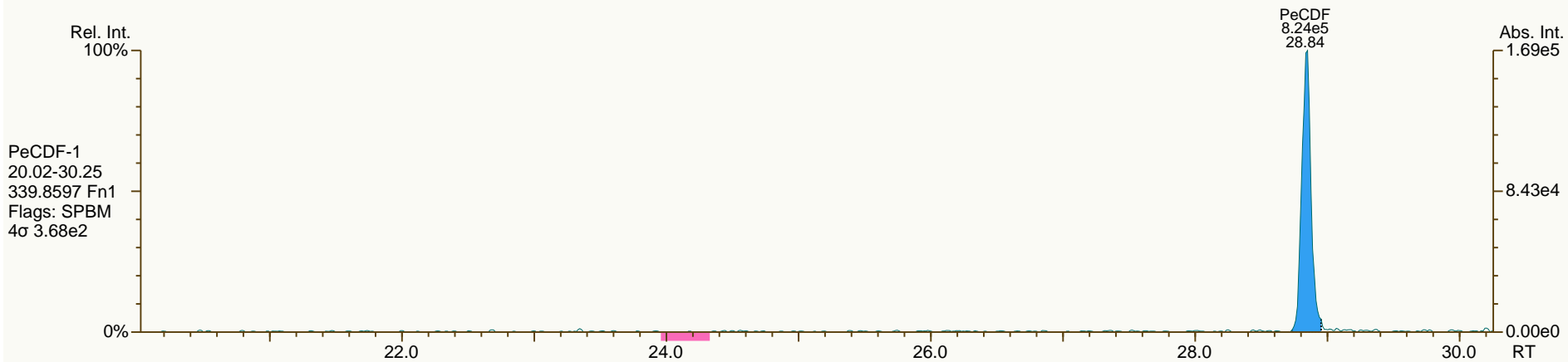


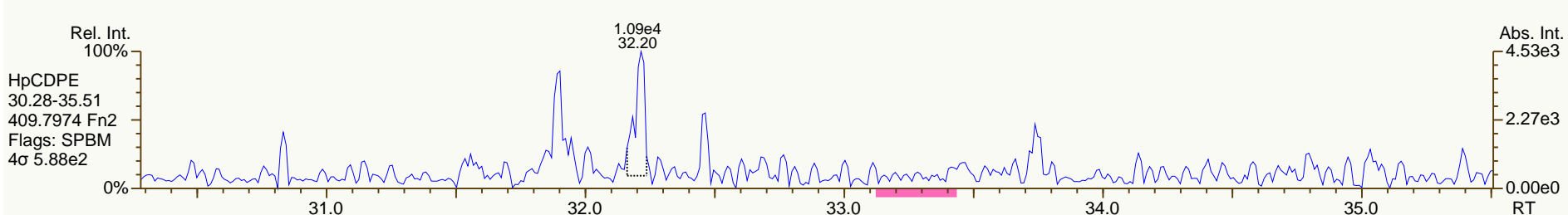
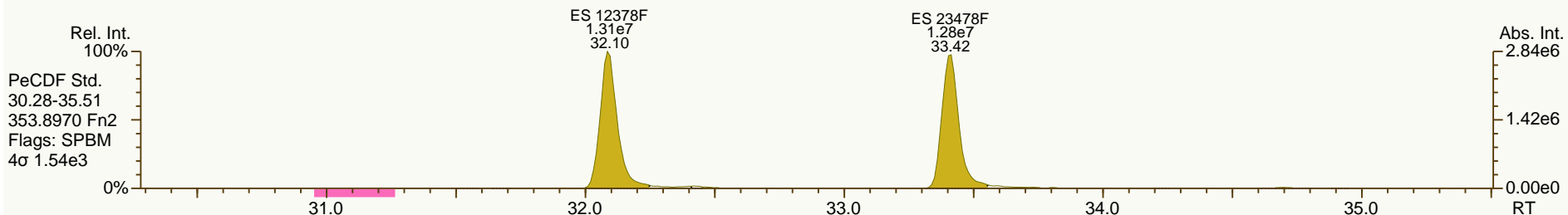
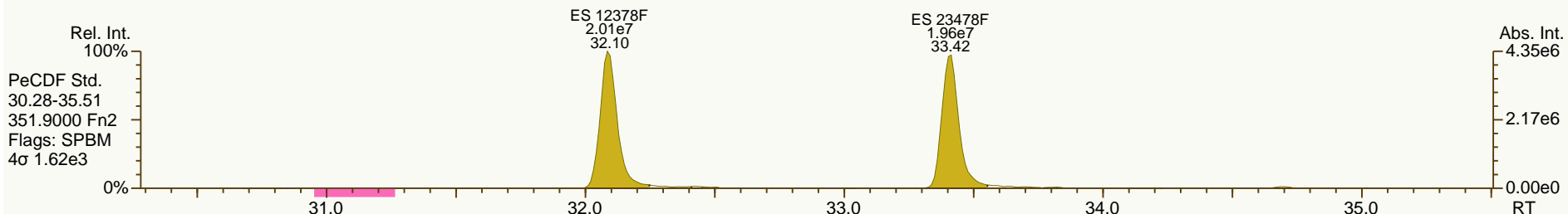
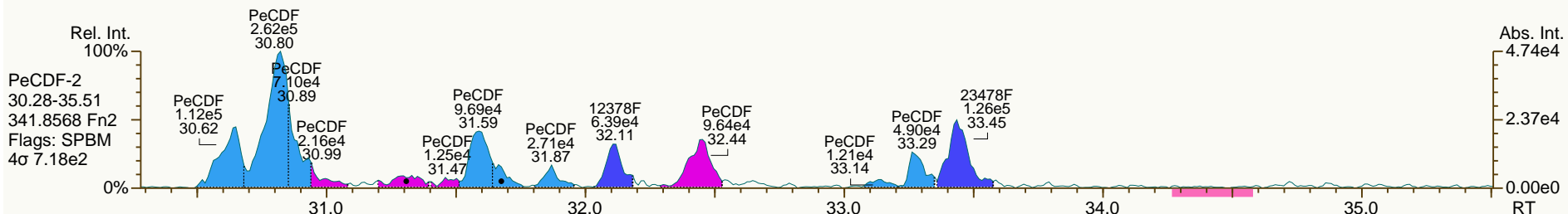
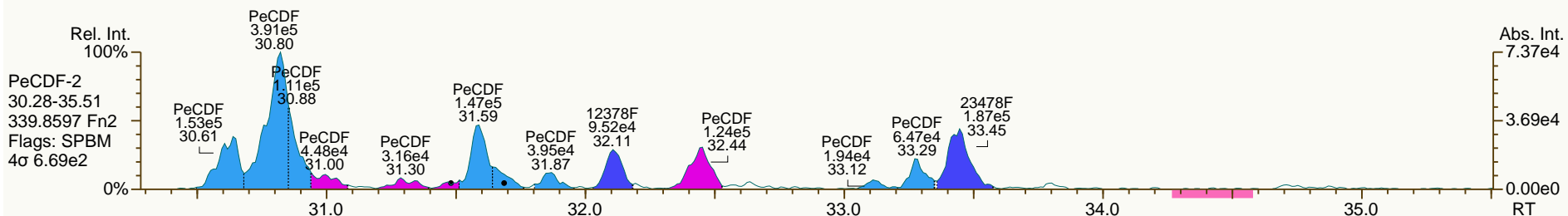


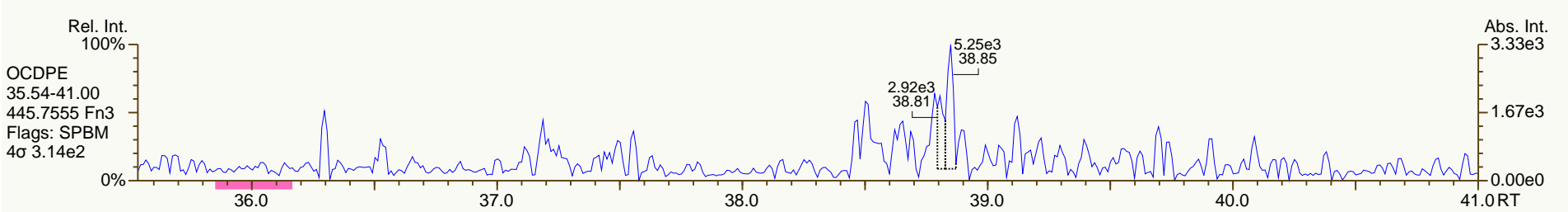
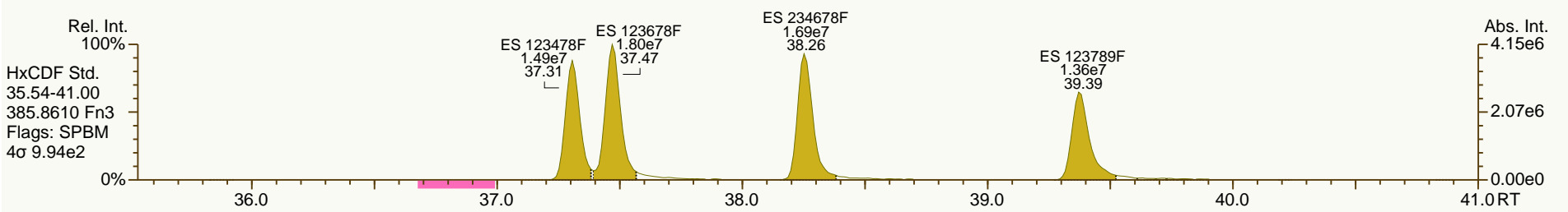
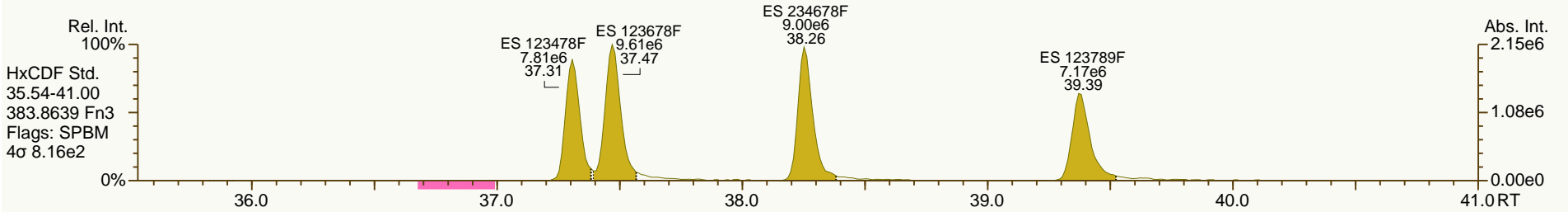
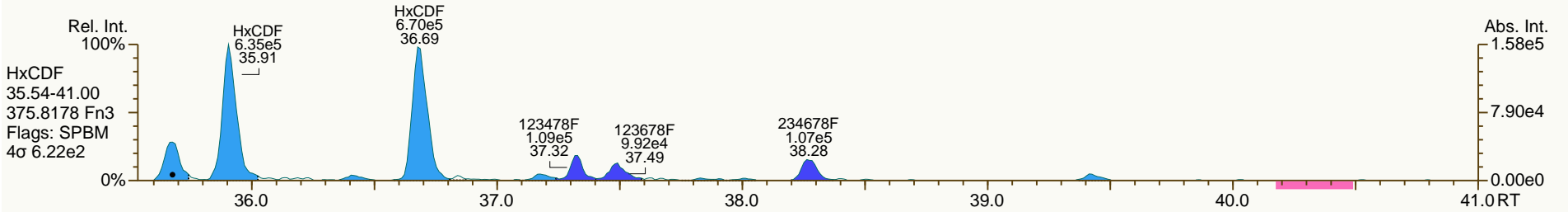
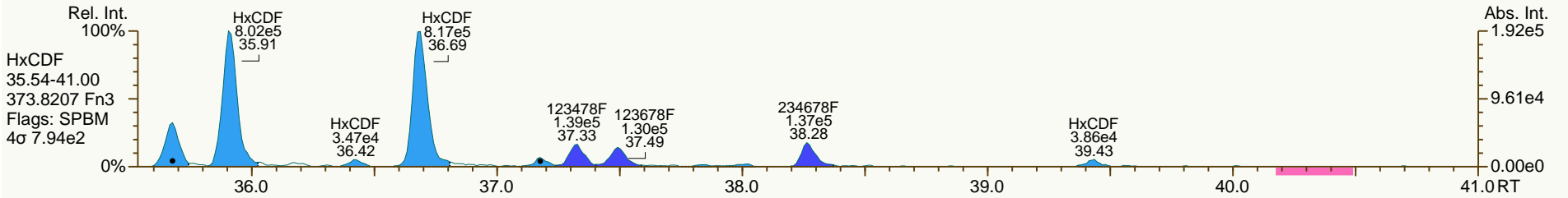


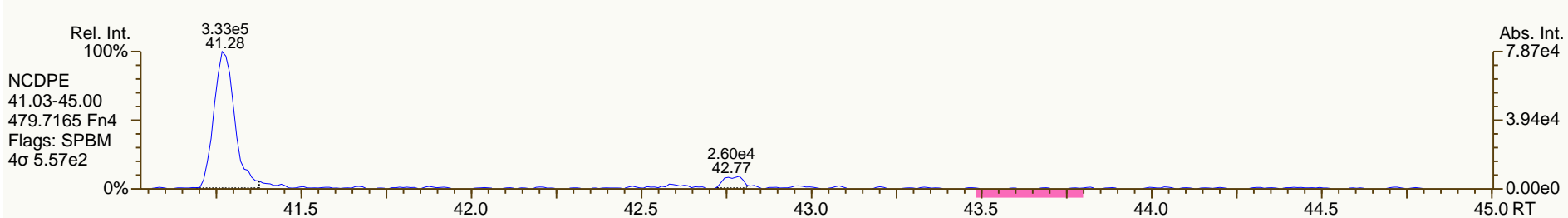
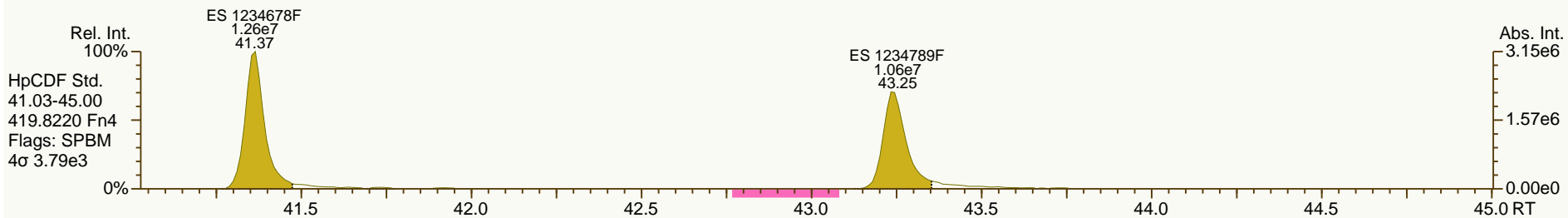
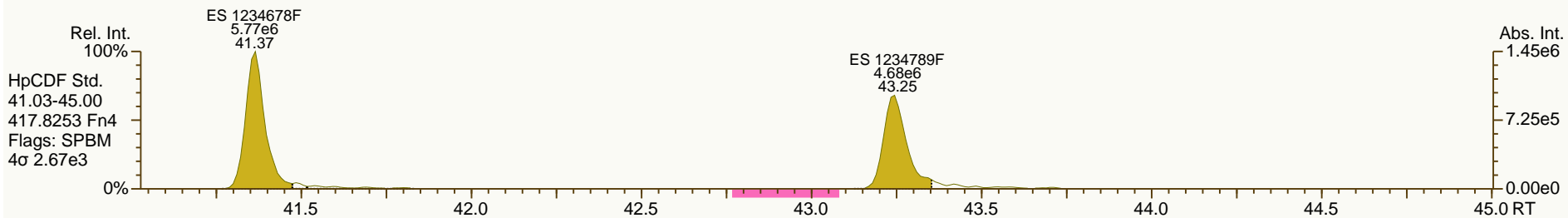
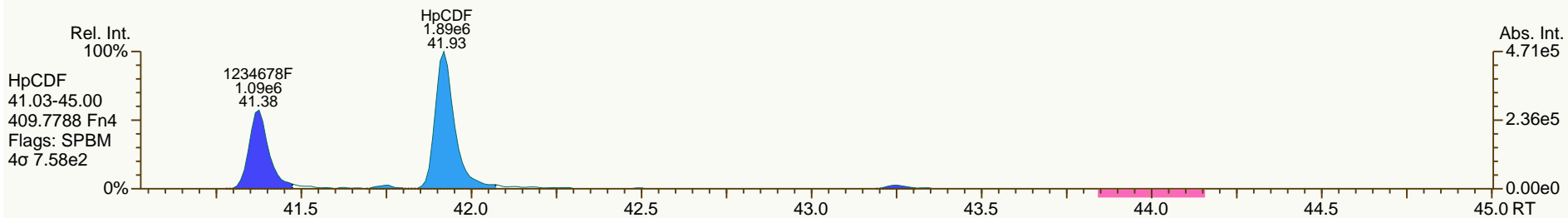
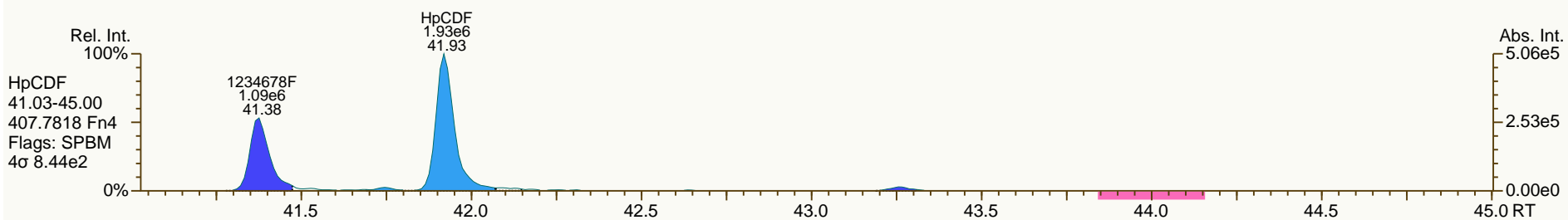


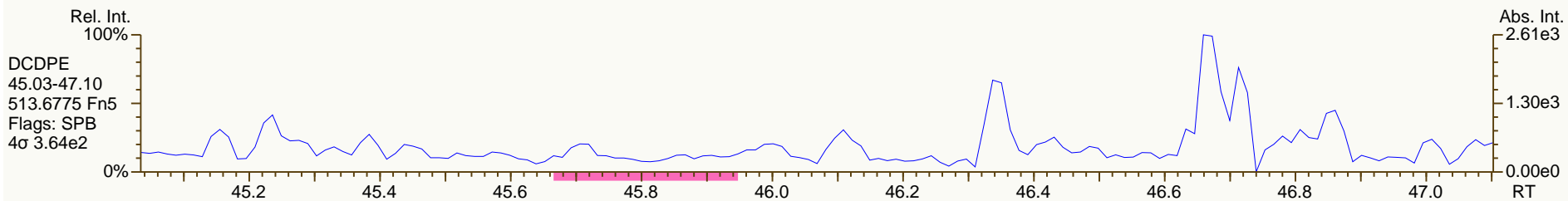
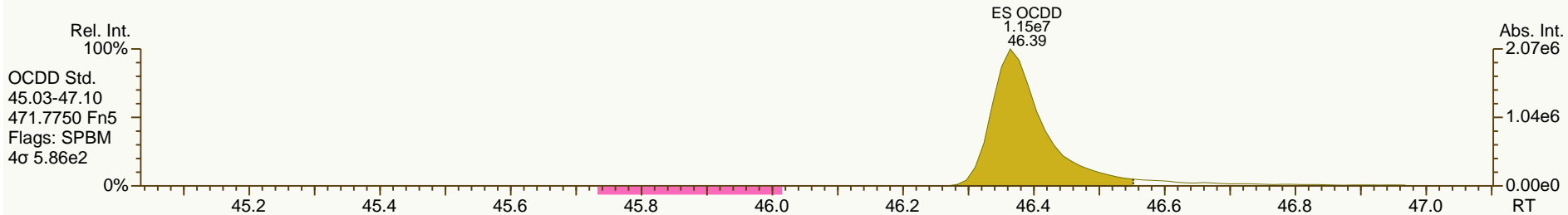
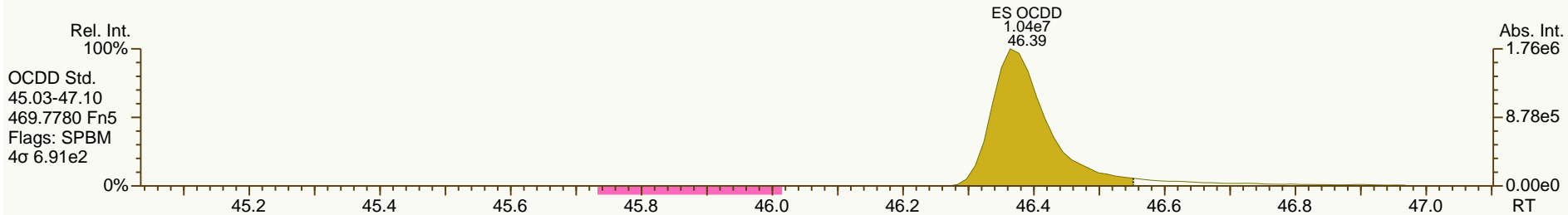
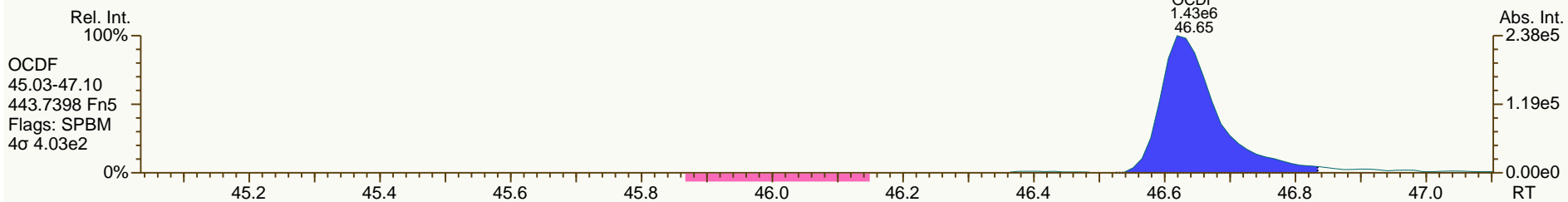
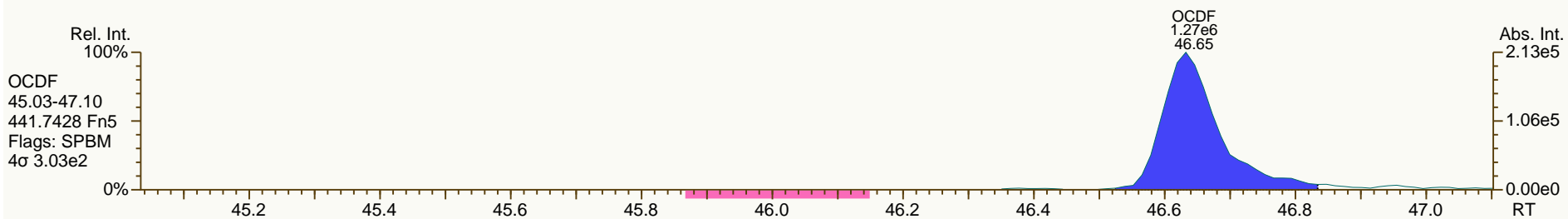












Quantify Sample Summary Report

MassLynx 4.1

Confirms Sample Summary

Dataset: C:\MassLynx\Default.pro\Results\c13nov12a-5_14.qld

Last Altered: Wednesday, 11/14/2012 10:46:12 AM Eastern Standard Time

Printed: Wednesday, 11/14/2012 10:57:51 AM Eastern Standard Time

TM 11-14-12

Method: C:\MassLynx\Default.PRO\MethDB\VFXms-TCDF_Smooth.mdb 13 Nov 2012 08:24:11

Calibration: C:\MassLynx\Default.PRO\CurveDB\VFXms-100212a_Confirm-TD.cdb 31 Oct 2012 14:37:39

Name: c13nov12a-11

Date: 13-Nov-2012

Time: 18:22:05

ID: 31203251006

User: JHL

Submitter:

Task: HRMS3

	Name	Response	Ion1Area	Ion2Area	RA	RAFail?	MRRF	RT	Conc	EDL	SN1	SN2	M	Height1	Noise1	Height2	Noise2	Smp Size	FV
1	2378-TCDF	5.260e3	2.457e3	2.804e3	0.88	NO	1.218	21.23	1.726	0.2125	20.6	20.1	MM	3.174e4	1543	3.625e4	1799	17.34	20
2	ES:13C-2378-TCDF	2.885e5	1.279e5	1.606e5	0.80	NO	1.655	21.22	105.796	0.5163	517.0	535.2	bb	1.651e6	3193	2.073e6	3873	17.34	20
3	JS:13C-1234-TCDD	1.901e5	8.412e4	1.060e5	0.79	NO	1.000	21.11	115.340	0.8762	277.5	395.0	bb	1.055e6	3803	1.360e6	3443	17.34	20
4	Tetrafurans	-	7.249e3	-	-	-	1.218	-	5.606	0.2125	-	-	-	9.129e4	1543	-	-	17.34	20
5	F1 Lock Mass	-	-	-	-	-	-	-	-	-	-	-	-	-	90079	-	-	1.00	1

$$[TCDF] = \frac{5.260e3}{2.885e5} \left(\frac{2022pg}{17.34g \times 0.5875} \right) \left(\frac{1}{1.21803} \right) = 2.94pg/g$$

TM 11-14-12

Quantify Sample Report MassLynx 4.1

Confirms Sample Summary

Dataset: C:\MassLynx\Default.pro\Results\c13nov12a-5_14.qld

Last Altered: Wednesday, 11/14/2012 10:46:12 AM Eastern Standard Time

Printed: Wednesday, 11/14/2012 10:57:51 AM Eastern Standard Time

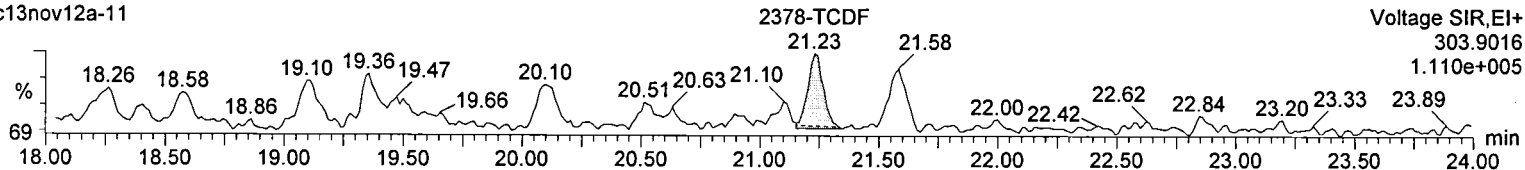
Method: C:\MassLynx\Default.PRO\MethDB\VFxms-TCDF_Smooth.mdb 13 Nov 2012 08:24:11

Calibration: C:\MassLynx\Default.PRO\CurveDB\VFxms-100212a_Confirm-TD.cdb 31 Oct 2012 14:37:39

Name: c13nov12a-11, ID: 31203251006

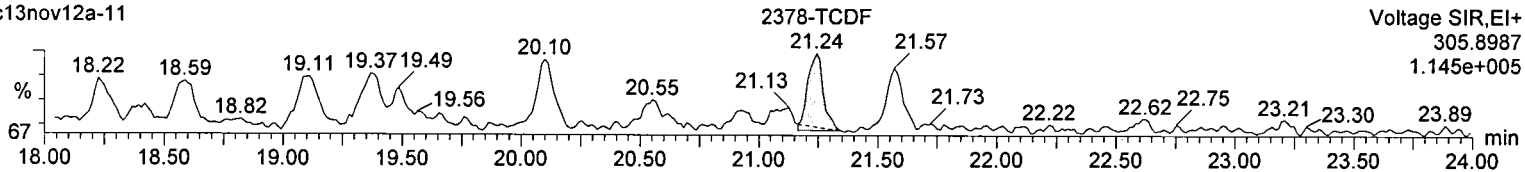
TCDF

c13nov12a-11



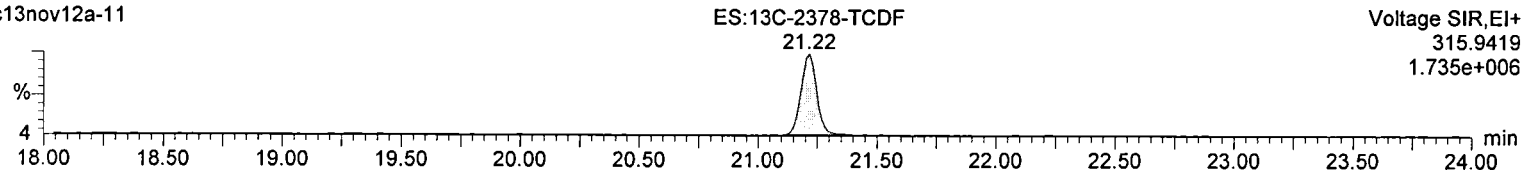
TCDF

c13nov12a-11



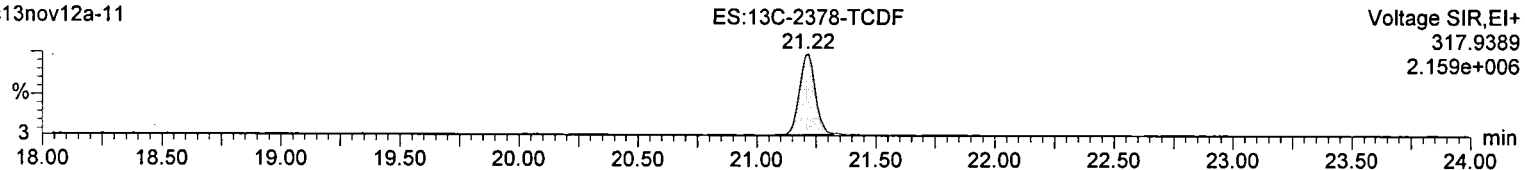
13C-TCDF

c13nov12a-11



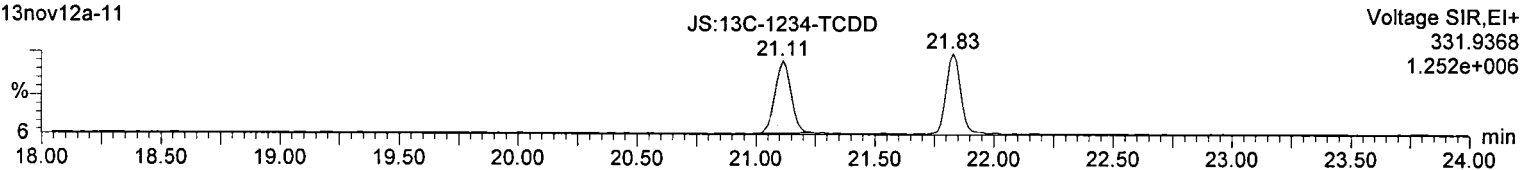
13C-TCDF

c13nov12a-11



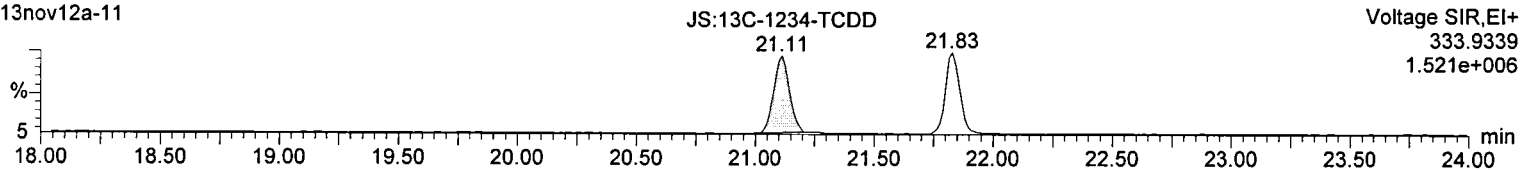
13C-TCDD

c13nov12a-11




13C-TCDD

c13nov12a-11



F1 Lock Mass

c13nov12a-11



mm
14 11/14/12

Dataset: C:\MassLynx\Default.pro\Results\c13nov12a-5_14.qld

Last Altered: Wednesday, 11/14/2012 10:46:12 AM Eastern Standard Time

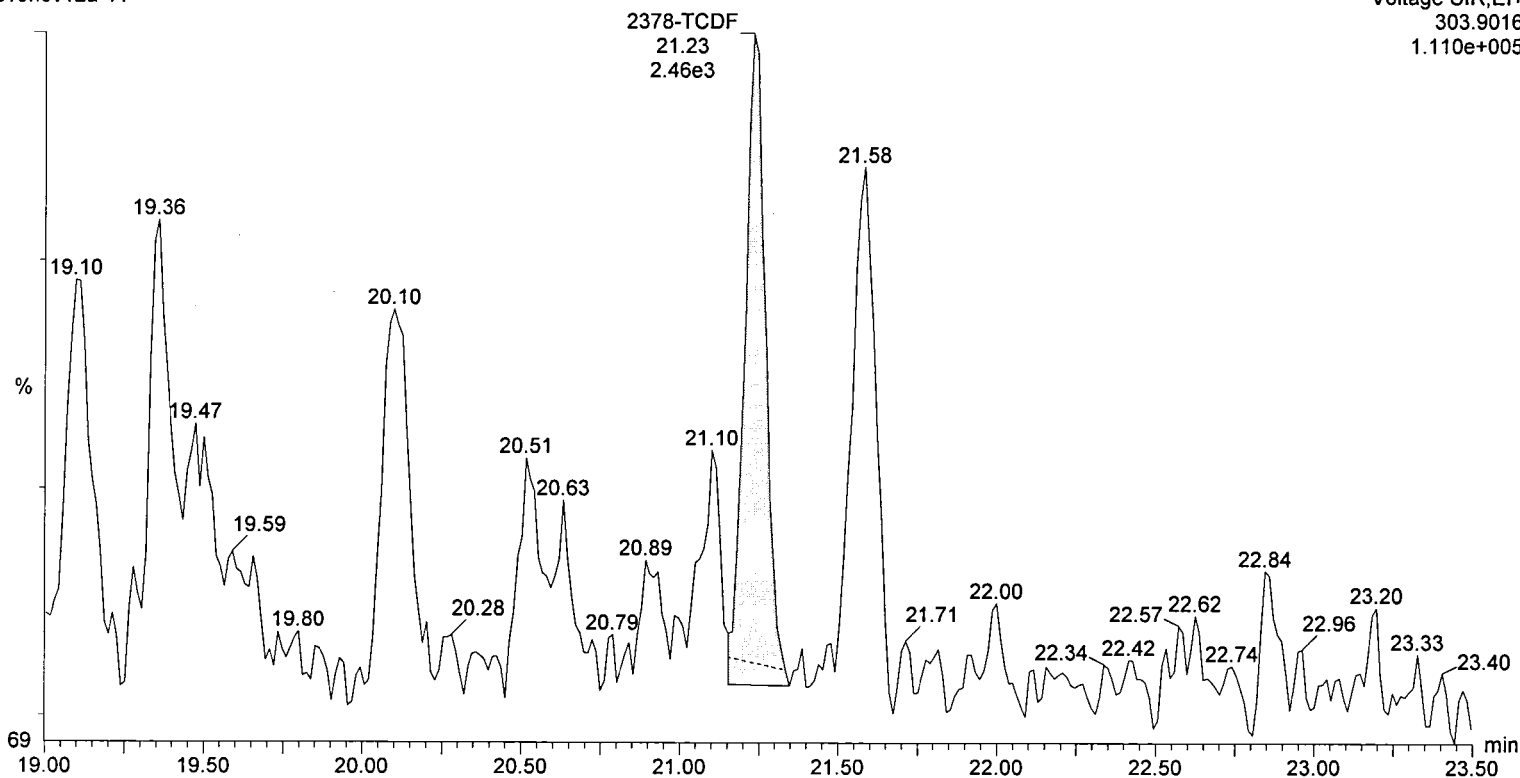
Printed: Wednesday, 11/14/2012 10:59:59 AM Eastern Standard Time

Name: c13nov12a-11, ID: 31203251006

TCDF

c13nov12a-11

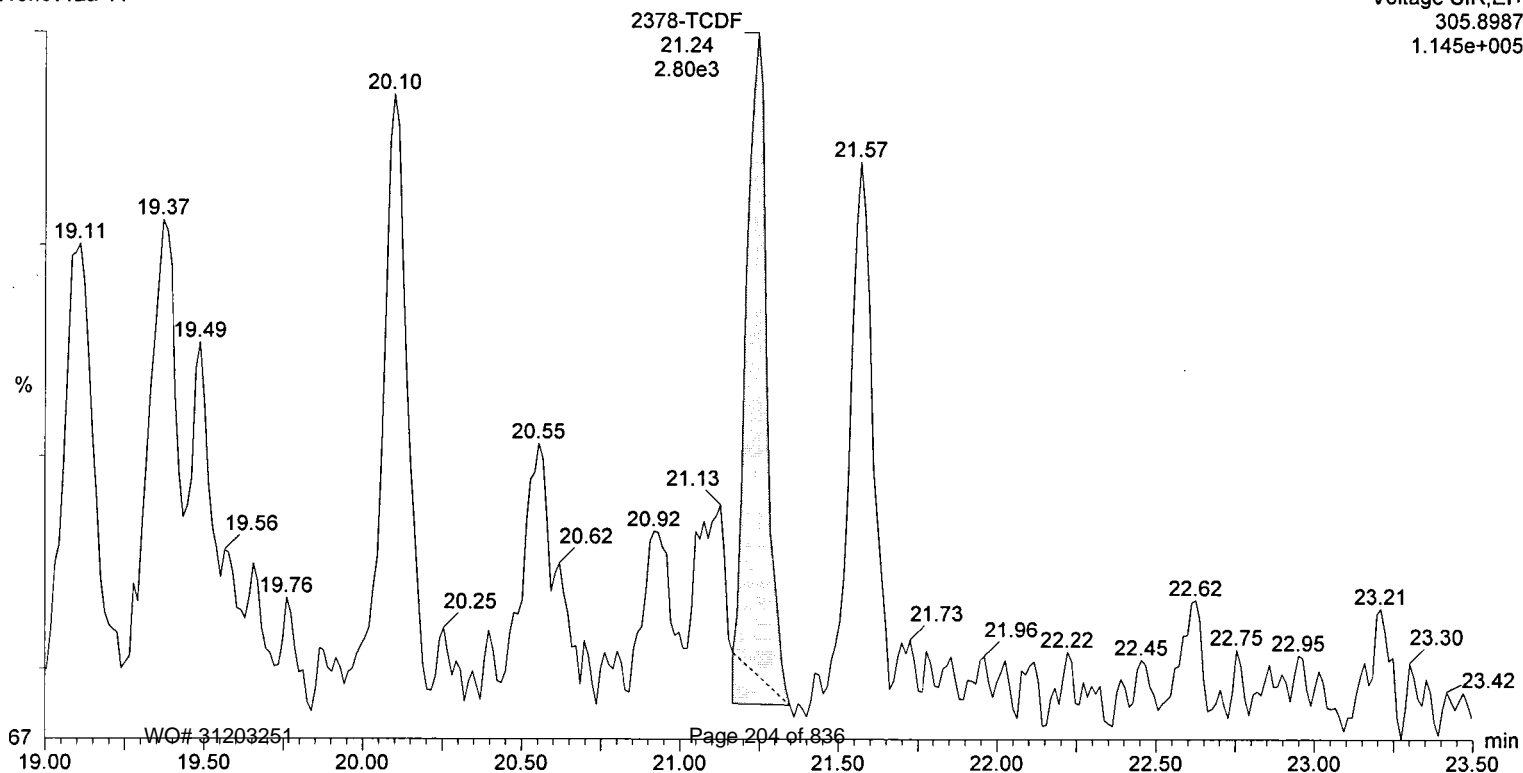
Voltage SIR,EI+
303.9016
1.110e+005



TCDF

c13nov12a-11

Voltage SIR,EI+
305.8987
1.145e+005



Results of JW-EA10-SS43-120507

Client Sample ID: **JW-EA10-SS43-120507**
 Client Project ID: **Jeld-Wen Surface Sediments**
 Lab Sample ID: 31203251007-A
 Lab Project ID: 31203251

Collection Date: 05/07/2012 12:20
 Received Date: 05/09/2012 10:15
 Matrix: Soil-Solid as dry weight
 Solids (%): 56.00

Results by EPA 1613B

<u>Parameter</u>	<u>Result</u>	<u>EMPC</u>	<u>Qual</u>	<u>DL</u>	<u>LOQ/CL</u>	<u>Units</u>	<u>RT</u>	<u>Ratio</u>
2,3,7,8-TCDD	0.628			0.0319	0.497	pg/g	27.54	0.73
1,2,3,7,8-PeCDD	1.15		J	0.0735	2.49	pg/g	33.84	1.56
1,2,3,4,7,8-HxCDD	1.92		J	0.132	2.49	pg/g	38.48	1.35
1,2,3,6,7,8-HxCDD	7.50			0.140	2.49	pg/g	38.62	1.20
1,2,3,7,8,9-HxCDD	4.18			0.137	2.49	pg/g	38.96	1.20
1,2,3,4,6,7,8-HpCDD	86.8			0.394	2.49	pg/g	42.65	1.03
OCDD	697			0.128	4.97	pg/g	46.40	0.90
2,3,7,8-TCDF	3.97			0.0417	0.497	pg/g	26.55	0.76
2,3,7,8-TCDF [confirm]		4.05		0.734	2.17	pg/g	21.24	1.15*
1,2,3,7,8-PeCDF	1.22		J	0.0654	2.49	pg/g	32.11	1.49
2,3,4,7,8-PeCDF	2.04		J	0.0609	2.49	pg/g	33.43	1.58
1,2,3,4,7,8-HxCDF	1.95		J	0.0659	2.49	pg/g	37.32	1.28
1,2,3,6,7,8-HxCDF	1.39		J DPE	0.0622	2.49	pg/g	37.48	1.28
2,3,4,6,7,8-HxCDF	1.67		J	0.0634	2.49	pg/g	38.27	1.18
1,2,3,7,8,9-HxCDF	ND		U	0.0973	2.49	pg/g		
1,2,3,4,6,7,8-HpCDF	18.4			0.116	2.49	pg/g	41.37	1.08
1,2,3,4,7,8,9-HpCDF		1.10	J	0.160	2.49	pg/g	43.25	1.21*
OCDF	33.6			0.0734	4.97	pg/g	46.63	0.90
Total TCDD	45.1	45.2		0.0319	0.497	pg/g		
Total TCDF	46.9	47.5		0.0417	0.497	pg/g		
Total PeCDD	31.6	32.4		0.0735	2.49	pg/g		
Total PeCDF	25.0		DPE	0.0631	2.49	pg/g		
Total HxCDD	93.2			0.136	2.49	pg/g		
Total HxCDF	30.9	31.1	DPE	0.0707	2.49	pg/g		
Total HpCDD	209			0.394	2.49	pg/g		
Total HpCDF	53.4	54.5		0.136	2.49	pg/g		

World Health Organization Summary

	<u>Units</u>	<u>ND=0</u>	<u>ND=½</u>	<u>ND=DL</u>
WHO-2005 TEQ	pg/g	5.56	5.60	5.64
WHO-2005 TEQ w/EMPC	pg/g	5.97	5.98	5.98

Results of JW-EA10-SS43-120507

Client Sample ID: **JW-EA10-SS43-120507**
 Client Project ID: **Jeld-Wen Surface Sediments**
 Lab Sample ID: 31203251007-A
 Lab Project ID: 31203251

Collection Date: 05/07/2012 12:20
 Received Date: 05/09/2012 10:15
 Matrix: Soil-Solid as dry weight
 Solids (%): 56.00

Results by EPA 1613B

<u>Parameter</u>	<u>Result</u>	<u>EMPC</u>	<u>Qual</u>	<u>DL</u>	<u>LOQ/CL</u>	<u>Units</u>	<u>RT</u>	<u>Ratio</u>
Labeled Standards								
13C-2378-TCDF	90.0				24.0-169	%		
13C-2378-TCDD	91.0				25.0-164	%		
13C-12378-PeCDD	87.0				25.0-181	%		
13C-123478-HxCDD	87.0				32.0-141	%		
13C-123678-HxCDD	84.0				28.0-130	%		
13C-1234678-HpCDD	112				23.0-140	%		
13C-OCDD	87.0				17.0-157	%		
13C-2378-TCDF	87.0				24.0-169	%		
13C-12378-PeCDF	75.0				24.0-185	%		
13C-23478-PeCDF	78.0				21.0-178	%		
13C-123478-HxCDF	90.0				26.0-152	%		
13C-123678-HxCDF	94.0				26.0-123	%		
13C-234678-HxCDF	97.0				29.0-147	%		
13C-123789-HxCDF	86.0				28.0-136	%		
13C-1234678-HpCDF	89.0				28.0-143	%		
13C-1234789-HpCDF	97.0				26.0-138	%		
37Cl-2378-TCDD	103				35.0-197	%		

Batch Information

Analytical Batch: **HRD1905**
 Analytical Method: **EPA 1613B**
 Instrument: **APHRMS**
 Analyst: **MDC**
 Analytical Date/Time: **10/28/2012 17:25**

Prep Batch: **HXX1816**
 Prep Method: **EPA 1613 PREP S/D/T**
 Prep Date/Time: **10/16/2012 15:46**
 Prep Initial Wt./Vol.: **17.94 g**
 Prep Extract Vol: **20 uL**

Analytical Batch: **HRD1933**
 Analytical Method: **EPA 1613B**
 Instrument: **HRMS3**
 Analyst: **JHL**
 Analytical Date/Time: **11/13/2012 18:58**

Prep Batch: **HXX1816**
 Prep Method: **EPA 1613 PREP S/D/T**
 Prep Date/Time: **10/16/2012 15:46**
 Prep Initial Wt./Vol.: **17.94 g**
 Prep Extract Vol: **20 uL**

Lab ID: A4723_10237_DF_007

Client ID: JW-EA10-SS43-120507

Datafile: 121028P1-11



Acq'd: 28 Oct 2012 17:25 MDC

UTP: 29-Oct-2012 13:40 MDC

Report: 29 Oct 2012 13:43 MC

Wt/Vol: 10.05 g

J-level: 0.498 pg/g Split: 1

Std (pg): JS: 2000 ES: 2000 CS/SS: 2000, 400 (37CI)

ICAL: 1613_SGS

Checkcode: 272-397-SFR

Name	Act RT	QC	Pred. RRT	Act. RRT	ΔSecs	Response	Ra	OK	RRF	Conc.	Noise	DL
2378-TCDD	27.54		1.0009	1.0008	-0.2	1.63E+05	0.73	Y	1.08	0.628	692	0.0319
12378-PeCDD	33.84		1.0006	1.0005	-0.2	2.33E+05	1.56	Y	1.07	1.15	1293	0.0736
123478-HxCDD	38.48		1.0004	1.0004	0	2.89E+05	1.35	Y	1.05	1.92	1894	0.132
123678-HxCDD	38.62		1.0039	1.0040	+0.2	1.16E+06	1.20	Y	0.98	7.5	1894	0.14
123789-HxCDD	38.96		1.0129	1.0129	0	6.34E+05	1.20	Y	1.01	4.18	1894	0.137
1234678-HpCDD	42.65		1.0005	1.0003	-0.5	1.49E+07	1.03	Y	1.09	86.8	5838	0.394
OCDD	46.40		1.0005	1.0004	-0.3	7.47E+07	0.90	Y	1.11	697	964	0.128
2378-TCDF	26.55		1.0009	1.0010	+0.2	1.48E+06	0.76	Y	0.98	3.97	1175	0.0417
12378-PeCDF	32.11		1.0007	1.0006	-0.2	3.41E+05	1.49	Y	0.99	1.22	1596	0.0655
23478-PeCDF	33.43		1.0006	1.0008	+0.4	6.10E+05	1.58	Y	1.02	2.05	1596	0.0609
123478-HxCDF	37.32		1.0006	1.0004	-0.4	4.66E+05	1.28	Y	1.19	1.95	1504	0.0659
123678-HxCDF	37.48		1.0005	1.0006	+0.2	3.78E+05	1.28	Y	1.16	1.39	1504	0.0622
234678-HxCDF	38.27		1.0006	1.0004	-0.5	4.49E+05	1.18	Y	1.18	1.67	1504	0.0634
123789-HxCDF	NotFnd		1.0005	-	-	-	-	-	1.09	-	1504	0.0973
1234678-HpCDF	41.37		1.0004	1.0003	-0.2	4.15E+06	1.08	Y	1.35	18.4	2378	0.116
1234789-HpCDF	43.25		1.0004	1.0001	-0.8	2.07E+05	1.21	N	1.34	1.1	2378	0.16
OCDF	46.63		1.0057	1.0055	-0.6	4.54E+06	0.90	Y	1.40	33.6	694	0.0734

Name	Act RT		Pred. RRT	Act. RRT	ΔSecs	Response	Ra	OK	RRF	Rec. %
ES 2378-TCDD	27.52		1.0281	1.0279	-0.3	4.77E+07	0.81	Y	1.04	91.1
ES 12378-PeCDD	33.82		1.2639	1.2634	-0.8	3.77E+07	1.60	Y	0.87	86.6
ES 123478-HxCDD	38.47		0.9876	0.9876	0	2.86E+07	1.32	Y	0.94	86.6
ES 123678-HxCDD	38.60		0.9910	0.9910	0	3.12E+07	1.29	Y	1.06	83.9
ES 1234678-HpCDD	42.63		1.0943	1.0946	+0.7	3.14E+07	1.05	Y	0.80	112
ES OCDD	46.38		1.1907	1.1907	0	3.85E+07	0.91	Y	0.63	87.1
ES 2378-TCDF	26.52		0.9907	0.9907	0	7.60E+07	0.80	Y	1.74	87.1
ES 12378-PeCDF	32.09		1.1992	1.1986	-1.0	5.63E+07	1.56	Y	1.49	75.2
ES 23478-PeCDF	33.41		1.2484	1.2479	-0.8	5.84E+07	1.56	Y	1.48	78.5
ES 123478-HxCDF	37.30		0.9577	0.9576	-0.2	4.00E+07	0.52	Y	1.27	89.7
ES 123678-HxCDF	37.46		0.9619	0.9618	-0.2	4.68E+07	0.53	Y	1.41	94.4
ES 234678-HxCDF	38.25		0.9821	0.9820	-0.2	4.56E+07	0.53	Y	1.34	96.8
ES 123789-HxCDF	39.38		1.0108	1.0109	+0.2	3.63E+07	0.53	Y	1.20	86
ES 1234678-HpCDF	41.36		1.0618	1.0619	+0.2	3.33E+07	0.44	Y	1.06	89.5
ES 1234789-HpCDF	43.24		1.1100	1.1101	+0.2	2.81E+07	0.45	Y	0.82	97.4

Lab ID: A4723_10237_DF_007

Acq'd: 28 Oct 2012 17:25 MDC

Wt/Vol: 10.05 g

ICAL: 1613_SGS

Client ID: JW-EA10-SS43-120507

UTP: 29-Oct-2012 13:40 MDC

J-level: 0.498 pg/g Split: 1

Checkcode: 272-397-SFR

Datafile: 121028P1-11

Report: 29 Oct 2012 13:43 MC

Stds (pg): JS: 2000 ES: 2000 CS/SS: 2000, 400 (37CI)

Name	Act RT	QC	Pred. RRT	Act. RRT	ΔSecs	Response	Ra	OK	RRF	Rec. %
JS 1234-TCDD	26.77		-	-	-	5.02E+07	0.79	Y	-	-
JS 123789-HxCDD	38.95		-	-	-	3.51E+07	1.26	Y	-	-
CS 37C1-2378-TCDD	27.54		1.0291	1.0288	-0.5	1.21E+07	n/a	-	1.17	103
SS 37C1-2378-TCDD	27.54	NA	1.0291	1.0288	-0.5	1.21E+07	n/a	-	1.12	113

Totals	Conc	EMPC	EDL
Total TCDD	45.1	45.2	0.0319
Total PeCDD	31.6	32.4	0.0736
Total HxCDD	93.2	93.2	0.136
Total HpCDD	209	209	0.394
Total Tetra-Octa Dioxins	1080	1080	
Total TCDF	46.9	47.6	0.0417
Total PeCDF	25	25	0.0631
Total HxCDF	30.9	31.1	0.0707
Total HpCDF	53.4	54.5	0.136
Total Tetra-Octa Furans	190	192	
Total Tetra-Octa Dioxins & Furans	1270	1270	

Lab ID: A4723_10237_DF_007

Acq'd: 28 Oct 2012 17:25 MDC

Wt/Vol: 10.05 g

ICAL: 1613_SGS

Client ID: JW-EA10-SS43-120507

UTP: 29-Oct-2012 13:40 MDC

J-level: 0.498 pg/g Split: 1

Checkcode: 272-397-SFR

Datafile: 121028P1-11

Report: 29 Oct 2012 13:43 MC

Stds (pg): JS: 2000 ES: 2000 CS/SS: 2000, 400 (37CI)

Name	Act RT	QC	Pred. RRT	Act. RRT	ΔSecs	Response	Ra	OK	RRF	Conc.	Noise	DL
TCDD	23.42		0.8504	0.8513	+1.5	4.27E+06	0.78	Y	1.08	16.5	692	0.0319
TCDD	23.83		0.8649	0.8659	+1.7	2.78E+06	0.79	Y	1.08	10.7	692	0.0319
TCDD	24.30		0.8835	0.8833	-0.3	1.64E+05	0.76	Y	1.08	0.632	692	0.0319
TCDD	25.18		0.9152	0.9150	-0.3	8.06E+05	0.81	Y	1.08	3.11	692	0.0319
TCDD	25.44		0.9241	0.9246	+0.8	4.97E+05	0.78	Y	1.08	1.92	692	0.0319
TCDD	25.66		0.9327	0.9327	0	6.05E+05	0.79	Y	1.08	2.33	692	0.0319
TCDD	25.88		0.9408	0.9407	-0.2	1.72E+05	0.75	Y	1.08	0.664	692	0.0319
TCDD	26.16		0.9512	0.9508	-0.7	4.85E+04	0.81	Y	1.08	0.187	692	0.0319
TCDD	26.36		0.9580	0.9578	-0.3	2.00E+05	0.81	Y	1.08	0.771	692	0.0319
TCDD	26.79		0.9736	0.9737	+0.2	9.50E+05	0.81	Y	1.08	3.66	692	0.0319
TCDD	26.94		0.9785	0.9789	+0.7	5.35E+04	0.75	Y	1.08	0.206	692	0.0319
TCDD	27.22		0.9884	0.9892	+1.3	7.62E+05	0.73	Y	1.08	2.94	692	0.0319
TCDD	27.37		0.9945	0.9948	+0.5	6.99E+04	0.75	Y	1.08	0.269	692	0.0319
2378-TCDD	27.54		1.0009	1.0008	-0.2	1.63E+05	0.73	Y	1.08	0.628	692	0.0319
TCDD	27.92		1.0147	1.0146	-0.2	1.13E+05	0.77	Y	1.08	0.434	692	0.0319
TCDD	28.06		1.0206	1.0198	-1.3	2.30E+04	1.00	N	1.08	0.0886	692	0.0319
TCDD	28.66		1.0423	1.0415	-1.3	4.44E+04	0.84	Y	1.08	0.171	692	0.0319
PeCDD	30.88		0.9131	0.9130	-0.2	1.68E+06	1.56	Y	1.07	8.25	1293	0.0736
PeCDD	31.51		0.9319	0.9316	-0.6	1.55E+05	1.34	Y	1.07	0.763	1293	0.0736
PeCDD	32.16		0.9511	0.9509	-0.4	1.77E+06	1.51	Y	1.07	8.72	1293	0.0736
PeCDD	32.38		0.9576	0.9574	-0.4	2.86E+05	1.43	Y	1.07	1.41	1293	0.0736
PeCDD	32.50		0.9611	0.9611	0	1.30E+06	1.64	Y	1.07	6.41	1293	0.0736
PeCDD	32.80		0.9703	0.9699	-0.8	2.99E+05	1.41	Y	1.07	1.47	1293	0.0736
PeCDD	33.24		0.9829	0.9830	+0.2	7.01E+05	1.65	Y	1.07	3.45	1293	0.0736
12378-PeCDD	33.84		1.0006	1.0005	-0.2	2.33E+05	1.56	Y	1.07	1.15	1293	0.0736
PeCDD	33.95		1.0039	1.0038	-0.2	7.43E+04	1.88	N	1.07	0.365	1293	0.0736
PeCDD	34.36		1.0161	1.0160	-0.2	8.33E+04	1.81	N	1.07	0.41	1293	0.0736
HxCDD	36.46		0.9479	0.9478	-0.2	2.80E+06	1.24	Y	1.01	18.4	1894	0.136
HxCDD	37.24		0.9682	0.9680	-0.5	4.31E+06	1.25	Y	1.01	28.3	1894	0.136
HxCDD	37.59		0.9771	0.9772	+0.2	4.49E+06	1.29	Y	1.01	29.5	1894	0.136
HxCDD	37.73		0.9811	0.9809	-0.5	3.24E+05	1.28	Y	1.01	2.13	1894	0.136
123478-HxCDD	38.48		1.0004	1.0004	0	2.89E+05	1.35	Y	1.05	1.92	1894	0.132
123678-HxCDD	38.62		1.0039	1.0040	+0.2	1.16E+06	1.20	Y	0.98	7.5	1894	0.14
HxCDD	38.83		1.0097	1.0095	-0.5	2.03E+05	1.25	Y	1.01	1.33	1894	0.136
123789-HxCDD	38.96		1.0129	1.0129	0	6.34E+05	1.20	Y	1.01	4.18	1894	0.137

Lab ID: A4723_10237_DF_007

Acq'd: 28 Oct 2012 17:25 MDC

Wt/Vol: 10.05 g

ICAL: 1613_SGS

Client ID: JW-EA10-SS43-120507

UTP: 29-Oct-2012 13:40 MDC

J-level: 0.498 pg/g Split: 1

Checkcode: 272-397-SFR

Datafile: 121028P1-11

Report: 29 Oct 2012 13:43 MC

Stds (pg): JS: 2000 ES: 2000 CS/SS: 2000, 400 (37CI)

Name	Act RT	QC	Pred. RRT	Act. RRT	ΔSecs	Response	Ra	OK	RRF	Conc.	Noise	DL
HpCDD	41.74		0.9793	0.9791	-0.5	2.11E+07	1.05	Y	1.09	123	5838	0.394
1234678-HpCDD	42.65		1.0005	1.0003	-0.5	1.49E+07	1.03	Y	1.09	86.8	5838	0.394
OCDD	46.40		1.0005	1.0004	-0.3	7.47E+07	0.90	Y	1.11	697	964	0.128
OCDD-a	46.39		1.0001	1.0002	+0.3	4.29E+06	2.60	Y	1.00	44.3	840	0.124
TCDF	21.22		0.7983	0.8000	+2.7	7.38E+05	0.77	Y	0.98	1.98	1175	0.0417
TCDF	21.78		0.8218	0.8212	-1.0	5.19E+05	0.77	Y	0.98	1.39	1175	0.0417
TCDF	22.43		0.8463	0.8458	-0.8	1.22E+06	0.81	Y	0.98	3.28	1175	0.0417
TCDF	22.85		0.8625	0.8614	-1.8	3.57E+05	0.76	Y	0.98	0.957	1175	0.0417
TCDF	23.00		0.8677	0.8672	-0.8	2.14E+06	0.81	Y	0.98	5.74	1175	0.0417
TCDF	23.28		0.8787	0.8776	-1.8	3.12E+05	0.70	Y	0.98	0.838	1175	0.0417
TCDF	23.42		0.8840	0.8830	-1.6	1.30E+06	0.80	Y	0.98	3.48	1175	0.0417
TCDF	23.86		0.8998	0.8995	-0.5	8.19E+05	0.83	Y	0.98	2.2	1175	0.0417
TCDF	24.00		0.9054	0.9051	-0.5	3.74E+05	0.75	Y	0.98	1	1175	0.0417
TCDF	24.19		0.9125	0.9121	-0.6	8.01E+05	0.80	Y	0.98	2.15	1175	0.0417
TCDF	24.61		0.9279	0.9281	+0.3	4.24E+05	0.73	Y	0.98	1.14	1175	0.0417
TCDF	24.75		0.9334	0.9333	-0.2	5.64E+05	0.81	Y	0.98	1.51	1175	0.0417
TCDF	24.92		0.9381	0.9395	+2.2	1.07E+06	0.80	Y	0.98	2.87	1175	0.0417
TCDF	25.03		0.9439	0.9438	-0.2	1.05E+06	0.76	Y	0.98	2.82	1175	0.0417
TCDF	25.54		0.9630	0.9632	+0.3	1.27E+06	0.78	Y	0.98	3.42	1175	0.0417
TCDF	NotFnd		0.9674						0.98		1175	0.0417
TCDF	25.84		0.9746	0.9745	-0.2	4.80E+05	0.74	Y	0.98	1.29	1175	0.0417
TCDF	26.06		0.9829	0.9827	-0.3	3.00E+05	0.79	Y	0.98	0.804	1175	0.0417
TCDF	26.30		0.9916	0.9916	0	4.76E+05	0.81	Y	0.98	1.28	1175	0.0417
TCDF	26.42		0.9963	0.9961	-0.3	3.58E+05	0.76	Y	0.98	0.96	1175	0.0417
2378-TCDF	26.55		1.0009	1.0010	+0.2	1.48E+06	0.76	Y	0.98	3.97	1175	0.0417
TCDF	26.96		1.0166	1.0167	+0.2	1.32E+06	0.76	Y	0.98	3.55	1175	0.0417
TCDF	27.25		1.0274	1.0275	+0.2	1.03E+05	0.78	Y	0.98	0.277	1175	0.0417
TCDF	27.54		1.0390	1.0384	-1.0	4.23E+04	0.62	N	0.98	0.114	1175	0.0417
TCDF	28.85		1.0886	1.0877	-1.4	1.99E+05	0.90	N	0.98	0.533	1175	0.0417
PeCDF	28.84		0.8975	0.8987	+2.3	2.37E+06	1.53	Y	1.00	8.19	1281	0.0507
PeCDF	30.62		0.9542	0.9542	0	5.41E+05	1.43	Y	1.00	1.87	1596	0.0631
PeCDF	30.80		0.9587	0.9599	+2.3	1.39E+06	1.43	Y	1.00	4.82	1596	0.0631
PeCDF	30.91		0.9636	0.9633	-0.6	2.07E+05	1.35	Y	1.00	0.716	1596	0.0631
PeCDF	31.01		0.9671	0.9666	-1.0	9.18E+04	1.55	Y	1.00	0.317	1596	0.0631
PeCDF	31.31		0.9760	0.9759	-0.2	1.09E+05	1.42	Y	1.00	0.379	1596	0.0631
PeCDF	31.46		0.9810	0.9806	-0.8	4.76E+04	1.45	Y	1.00	0.165	1596	0.0631

Lab ID: A4723_10237_DF_007

Acq'd: 28 Oct 2012 17:25 MDC

Wt/Vol: 10.05 g

ICAL: 1613_SGS

Client ID: JW-EA10-SS43-120507

UTP: 29-Oct-2012 13:40 MDC

J-level: 0.498 pg/g Split: 1

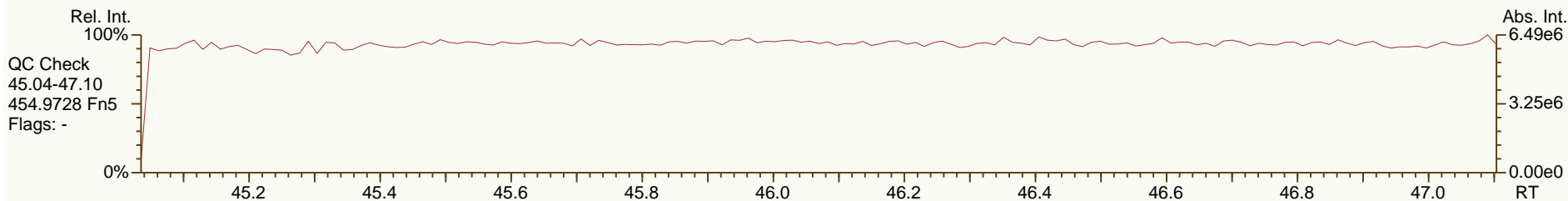
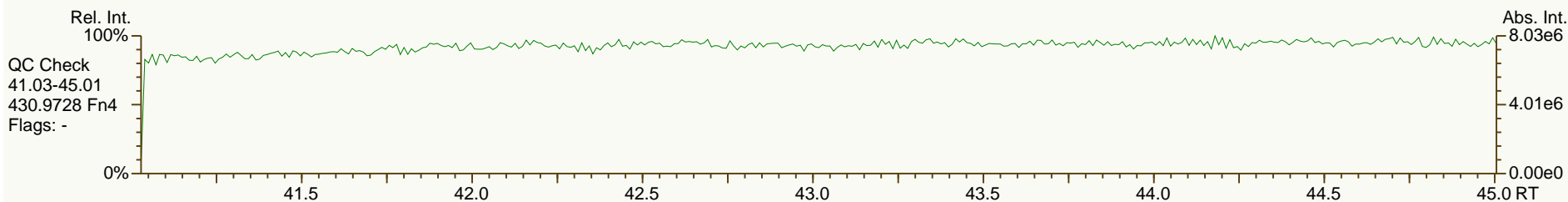
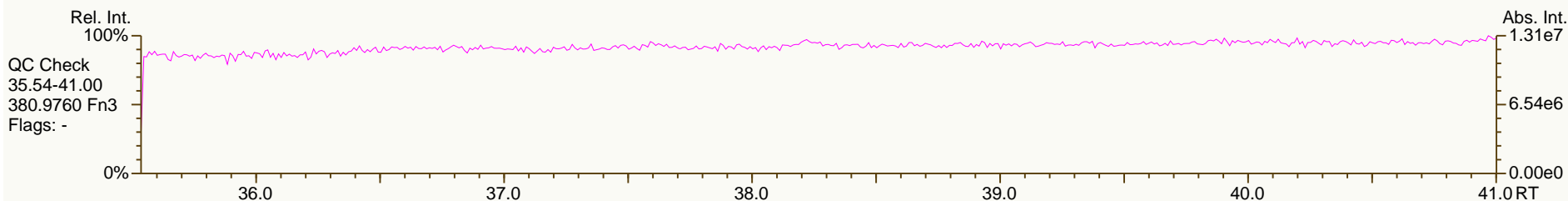
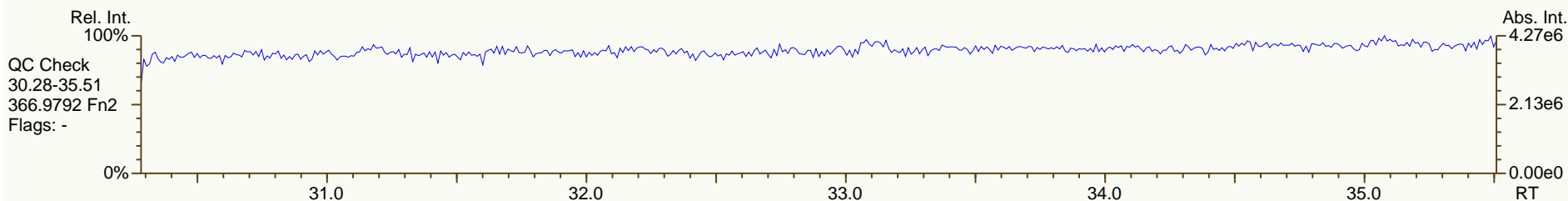
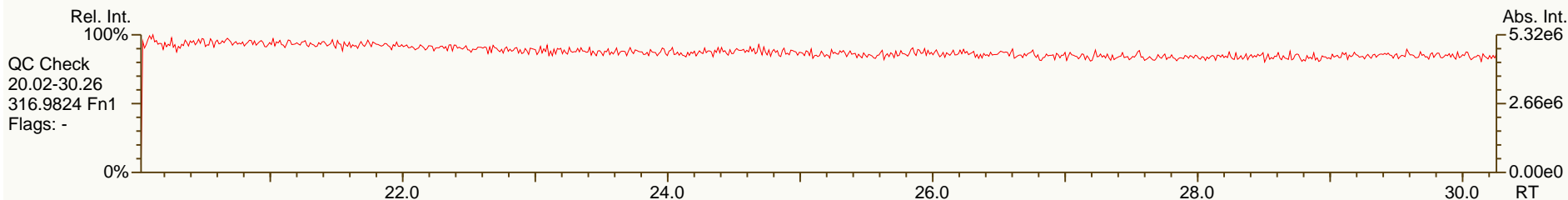
Checkcode: 272-397-SFR

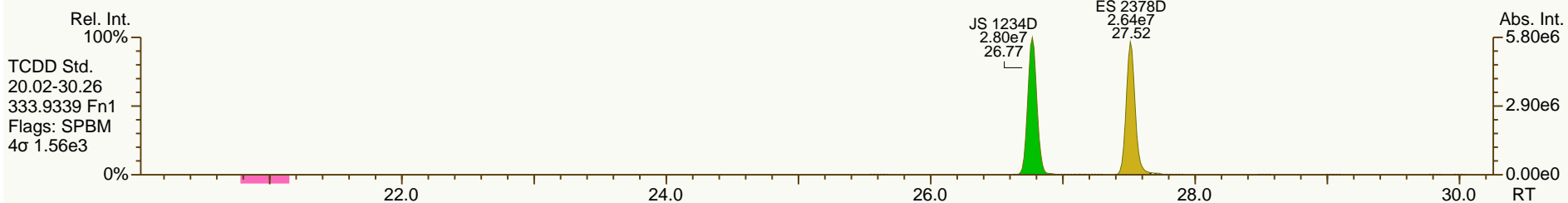
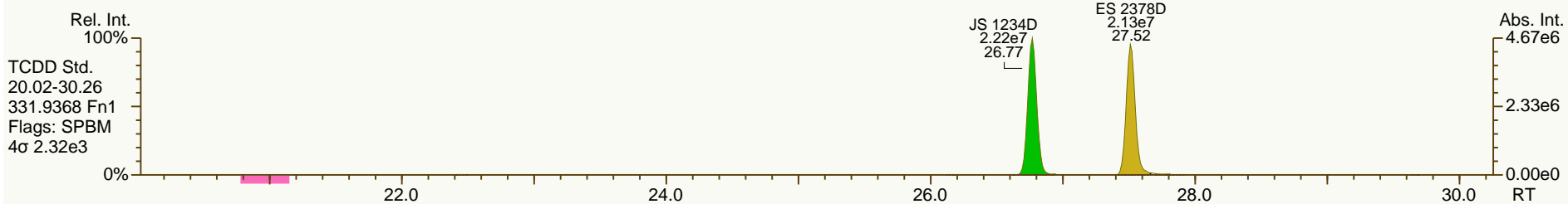
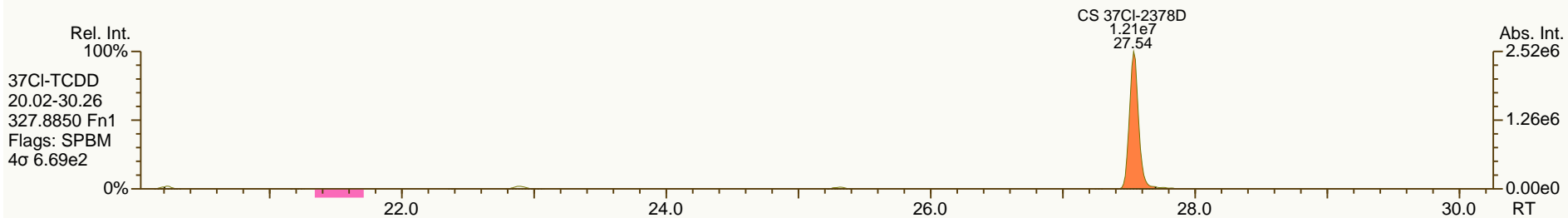
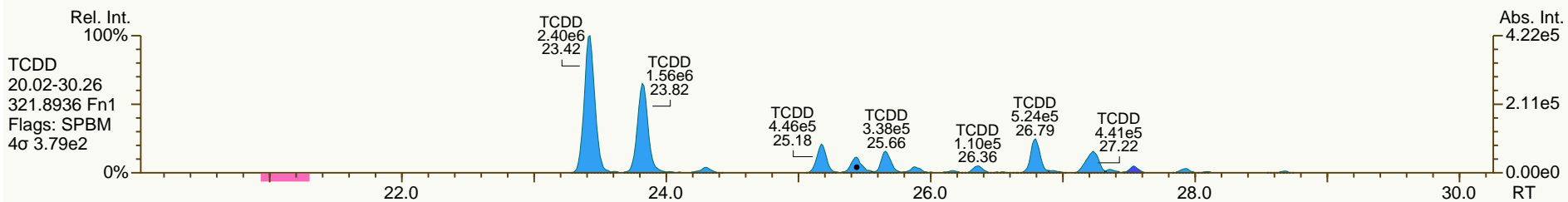
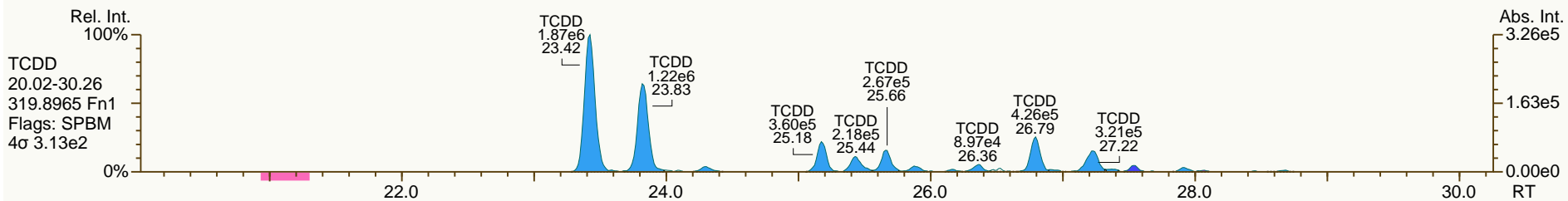
Datafile: 121028P1-11

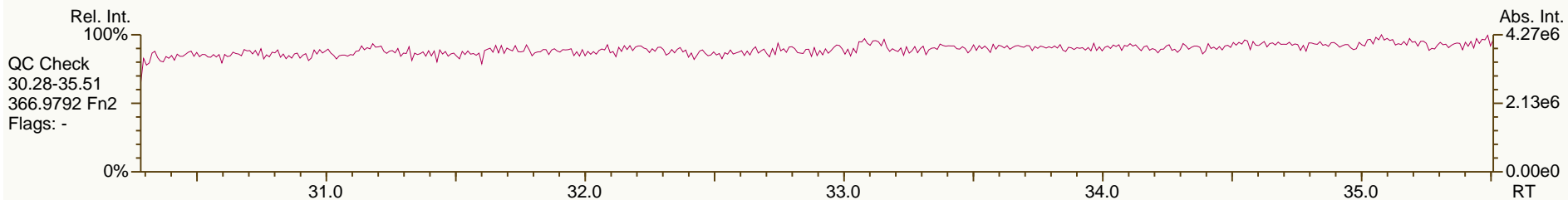
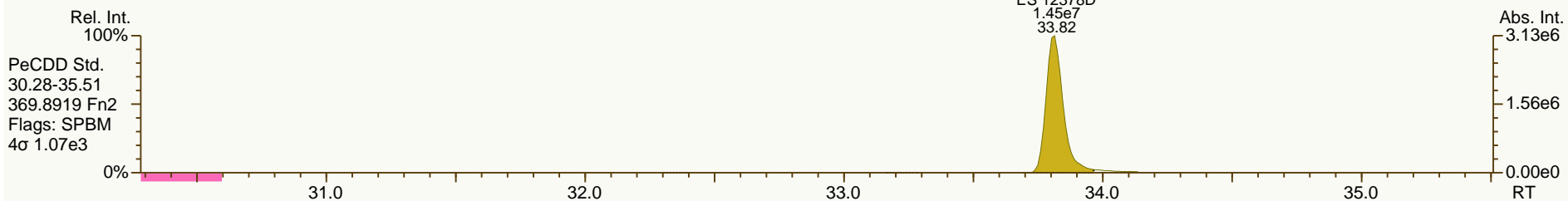
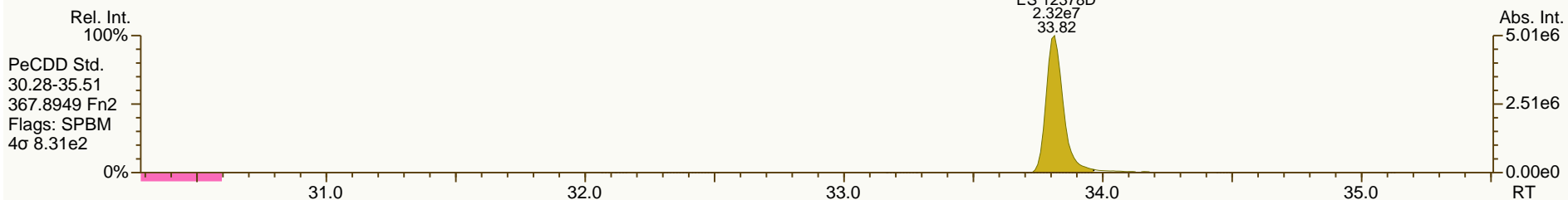
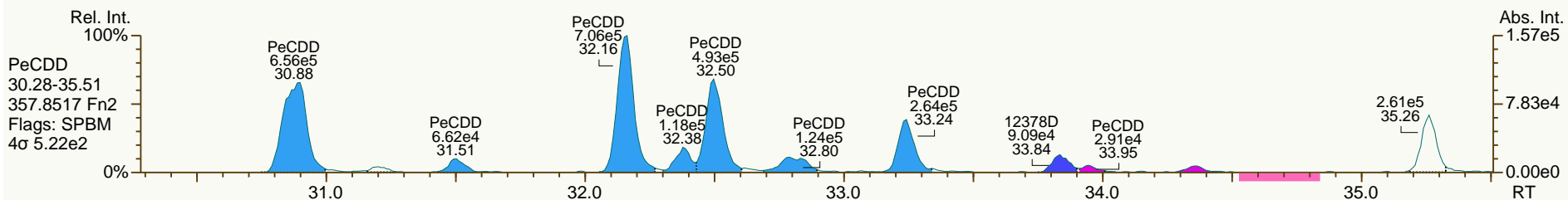
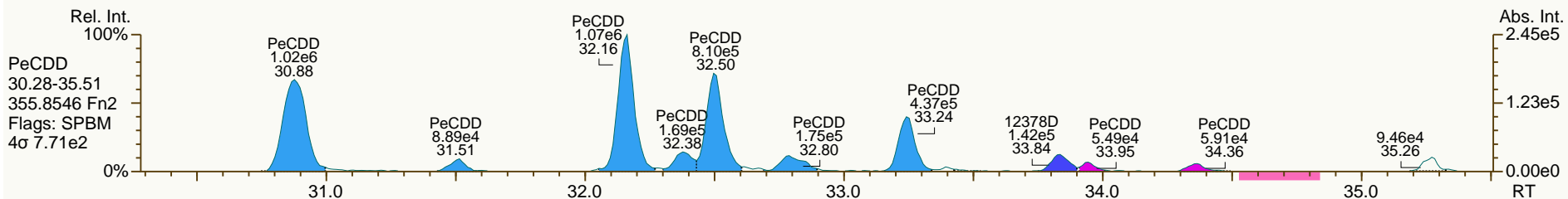
Report: 29 Oct 2012 13:43 MC

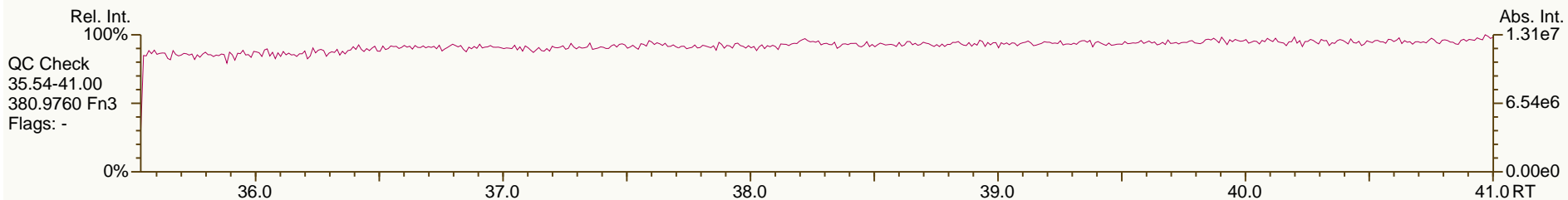
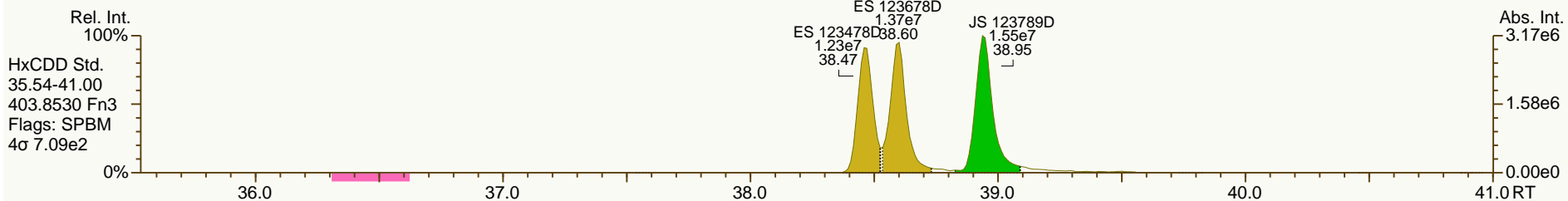
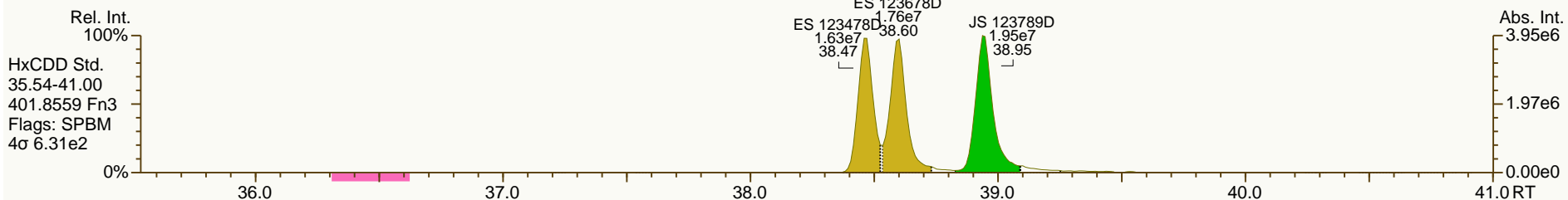
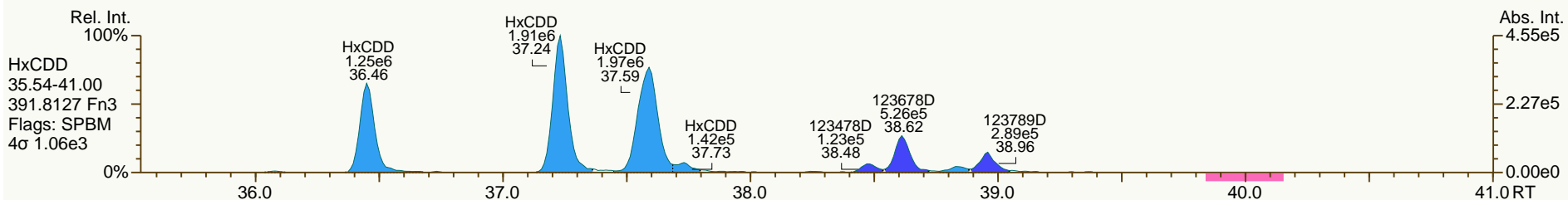
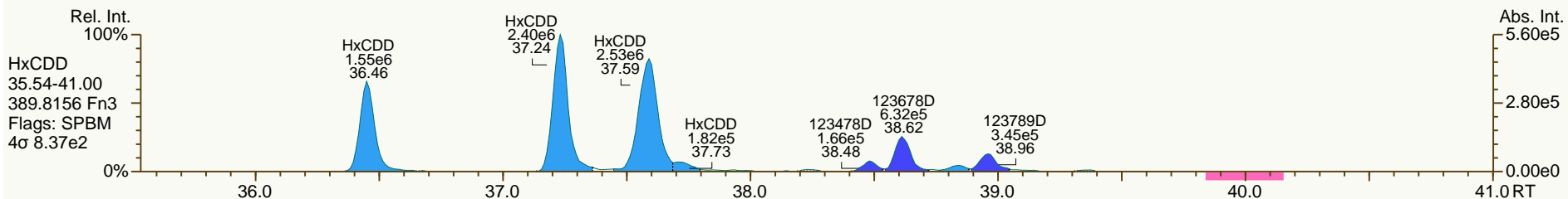
StdS (pg): JS: 2000 ES: 2000 CS/SS: 2000, 400 (37CI)

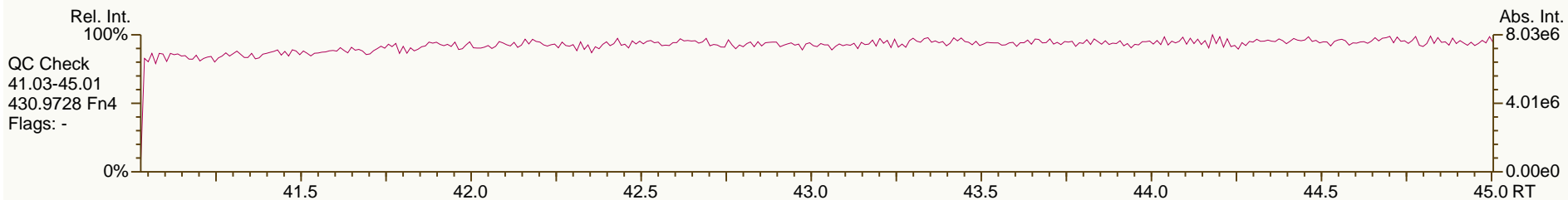
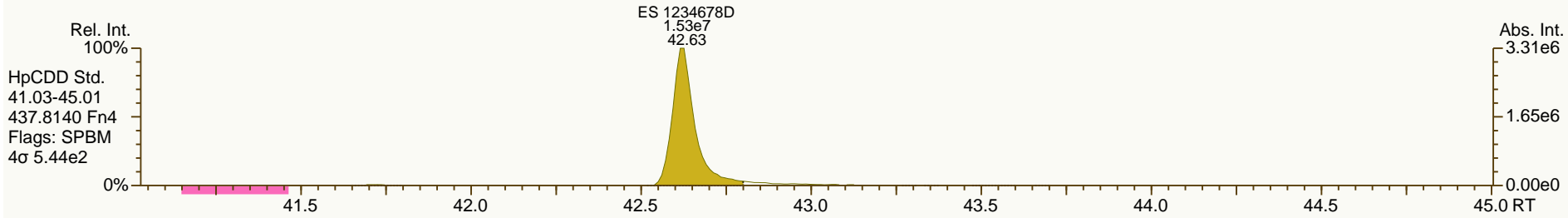
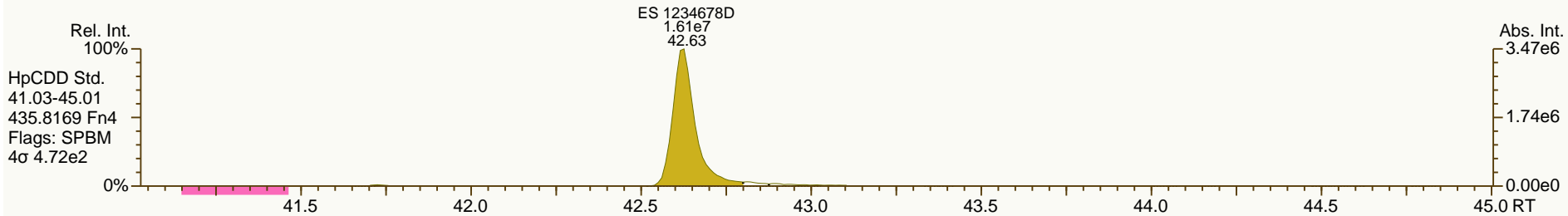
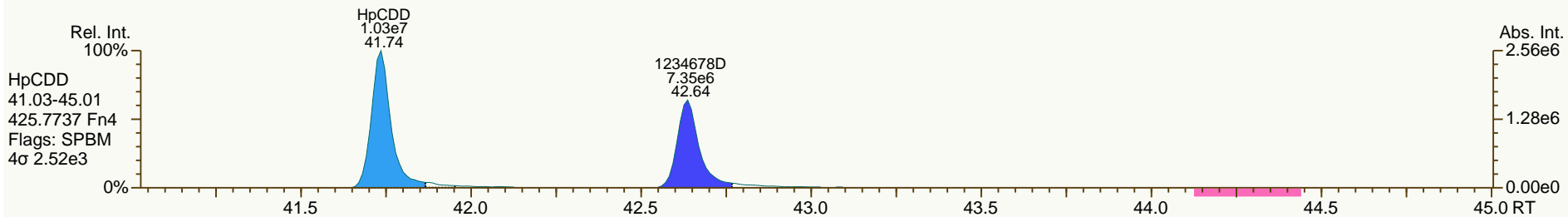
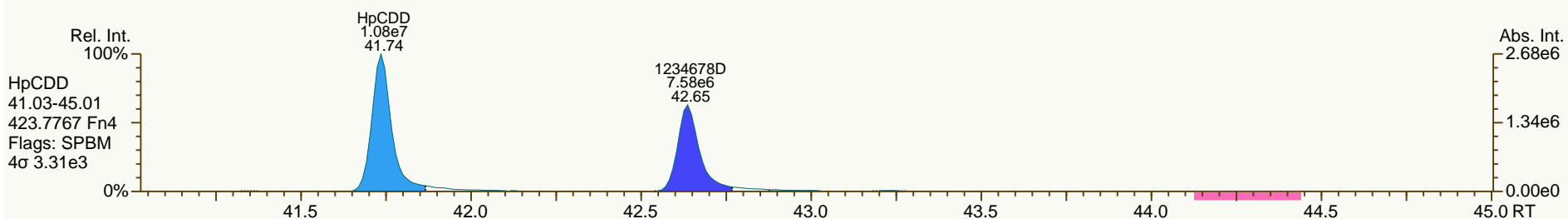
Name	Act RT	QC	Pred. RRT	Act. RRT	ΔSecs	Response	Ra	OK	RRF	Conc.	Noise	DL
PeCDF	31.59		0.9847	0.9845	-0.4	5.14E+05	1.60	Y	1.00	1.78	1596	0.0631
PeCDF	31.68		0.9870	0.9873	+0.6	8.27E+04	1.48	Y	1.00	0.286	1596	0.0631
PeCDF	31.85		0.9930	0.9927	-0.6	1.13E+05	1.53	Y	1.00	0.392	1596	0.0631
12378-PeCDF	32.11		1.0007	1.0006	-0.2	3.41E+05	1.49	Y	0.99	1.22	1596	0.0655
PeCDF	32.44		1.0113	1.0109	-0.8	4.37E+05	1.42	Y	1.00	1.51	1596	0.0631
PeCDF	32.62		1.0169	1.0165	-0.8	4.39E+04	1.60	Y	1.00	0.152	1596	0.0631
PeCDF	33.12		0.9917	0.9915	-0.4	5.48E+04	1.43	Y	1.00	0.19	1596	0.0631
PeCDF	33.27		0.9962	0.9961	-0.2	2.55E+05	1.45	Y	1.00	0.883	1596	0.0631
23478-PeCDF	33.43		1.0006	1.0008	+0.4	6.10E+05	1.58	Y	1.02	2.05	1596	0.0609
PeCDF	NotFnd		0.0000						1.02		0	0
PeCDF	NotFnd		1.0023						1.00		1596	0.0631
PeCDF	NotFnd		1.0120						1.00		1596	0.0631
PeCDF	34.70		1.0389	1.0386	-0.6	2.77E+04	1.38	Y	1.00	0.0959	1596	0.0631
HxCDF	35.66		0.9565	0.9562	-0.7	8.25E+05	1.25	Y	1.15	3.38	1504	0.0707
HxCDF	35.90		0.9627	0.9625	-0.4	2.56E+06	1.27	Y	1.15	10.5	1504	0.0707
HxCDF	36.17		0.9700	0.9698	-0.4	5.88E+04	1.12	Y	1.15	0.241	1504	0.0707
HxCDF	36.41		0.9762	0.9762	0	1.28E+05	1.18	Y	1.15	0.525	1504	0.0707
HxCDF	36.68		0.9833	0.9835	+0.4	2.48E+06	1.22	Y	1.15	10.1	1504	0.0707
HxCDF	37.17		0.9968	0.9966	-0.4	1.46E+05	1.25	Y	1.15	0.6	1504	0.0707
123478-HxCDF	37.32		1.0006	1.0004	-0.4	4.66E+05	1.28	Y	1.19	1.95	1504	0.0659
123678-HxCDF	37.48		1.0005	1.0006	+0.2	3.78E+05	1.28	Y	1.16	1.39	1504	0.0622
HxCDF	NotFnd		1.0055						1.15		1504	0.0707
HxCDF	37.83		1.0102	1.0098	-0.9	4.30E+04	1.36	Y	1.15	0.176	1504	0.0707
HxCDF	37.99		0.9933	0.9931	-0.5	4.25E+04	1.45	N	1.15	0.174	1504	0.0707
234678-HxCDF	38.27		1.0006	1.0004	-0.5	4.49E+05	1.18	Y	1.18	1.67	1504	0.0634
HxCDF	NotFnd		0.0000						1.18		0	0
HxCDF	NotFnd		1.0009						1.15		1504	0.0707
123789-HxCDF	NotFnd		1.0005						1.09		1504	0.0973
HxCDF	NotFnd		0.0000						1.09		0	0
123489-HxCDF	39.42		1.0013	1.0011	-0.5	9.25E+04	1.08	Y	1.15	0.379	1504	0.0707
1234678-HpCDF	41.37		1.0004	1.0003	-0.2	4.15E+06	1.08	Y	1.35	18.4	2378	0.116
HpCDF	41.72		1.0091	1.0088	-0.7	1.68E+05	1.09	Y	1.34	0.811	2378	0.136
HpCDF	41.92		1.0140	1.0135	-1.2	7.07E+06	1.02	Y	1.34	34.2	2378	0.136
1234789-HpCDF	43.25		1.0004	1.0001	-0.8	2.07E+05	1.21	N	1.34	1.1	2378	0.16
OCDF	46.63		1.0057	1.0055	-0.6	4.54E+06	0.90	Y	1.40	33.6	694	0.0734
OCDF-a	46.62		1.0053	1.0053	0	2.78E+05	2.18	Y	1.00	2.87	1101	0.162

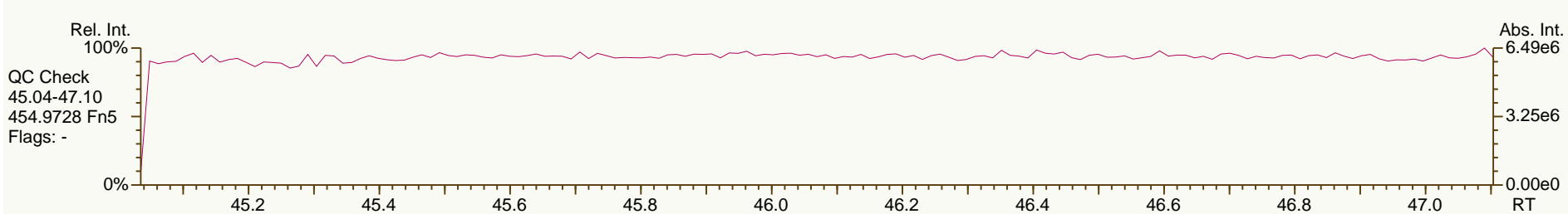
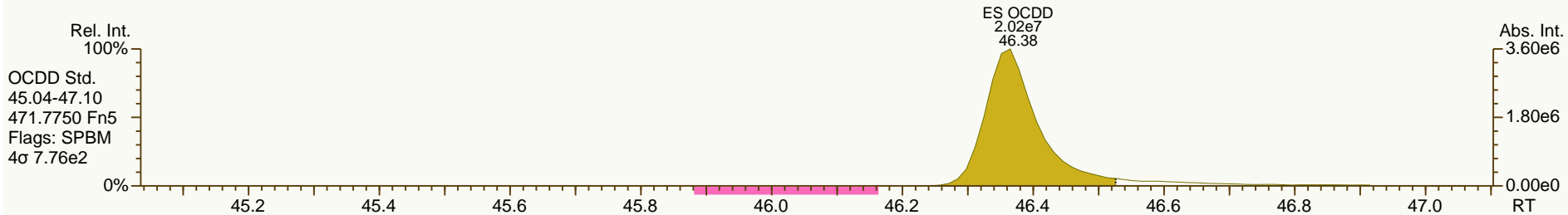
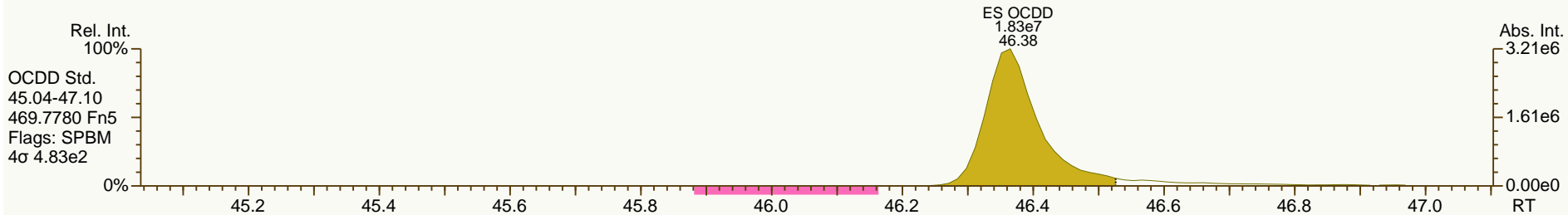
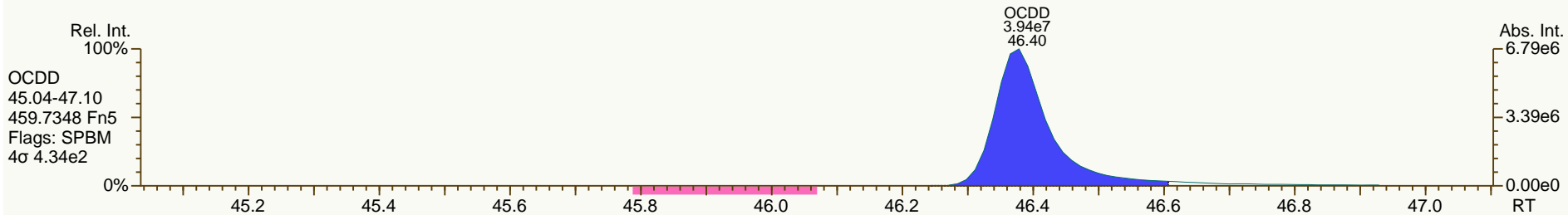
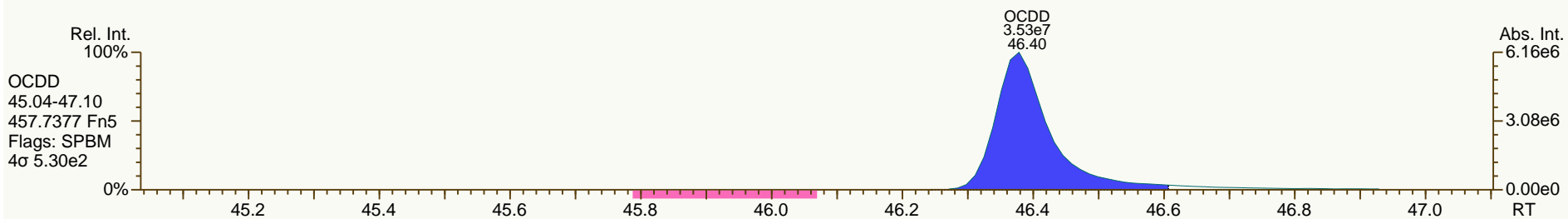


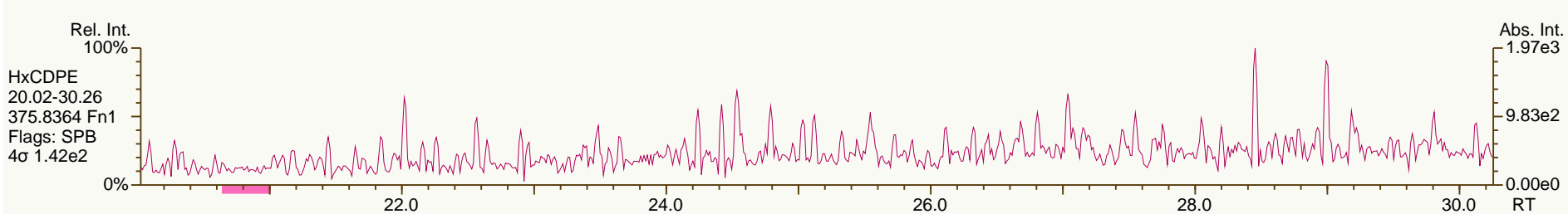
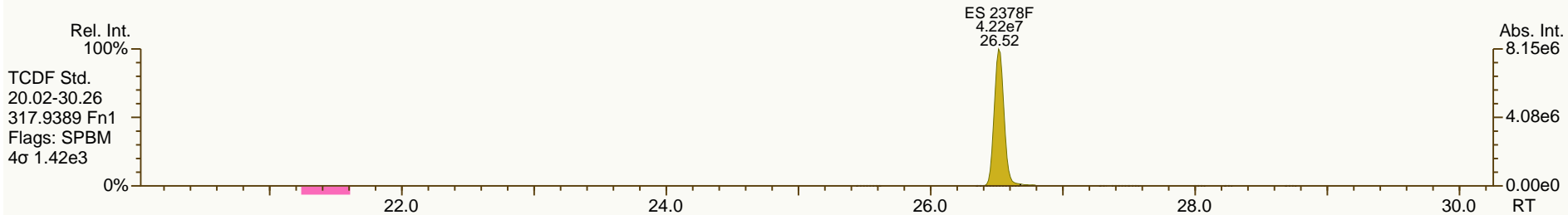
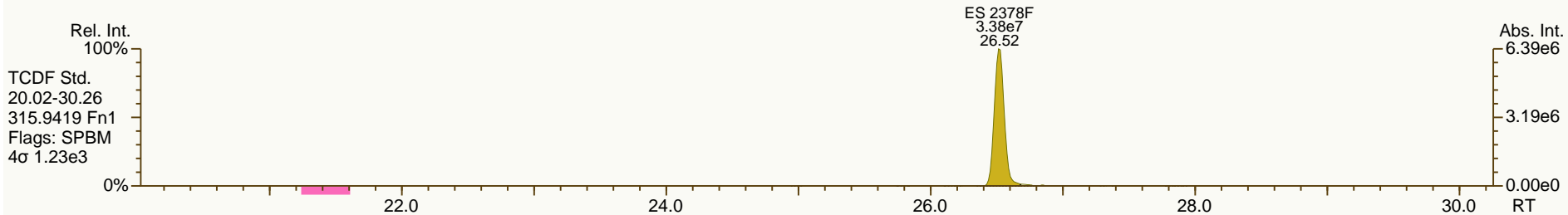
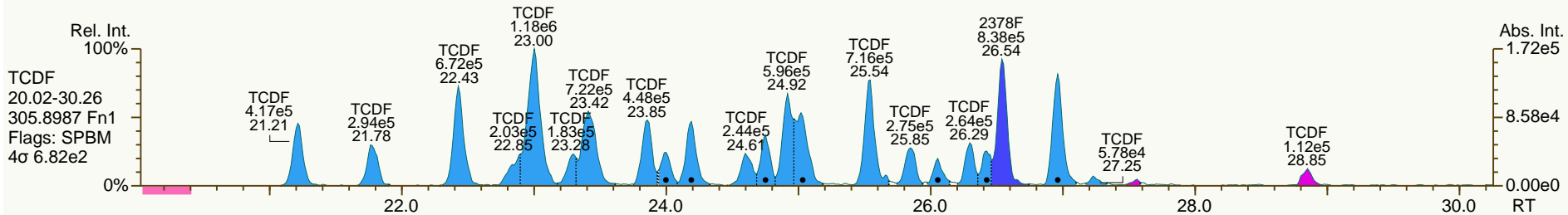
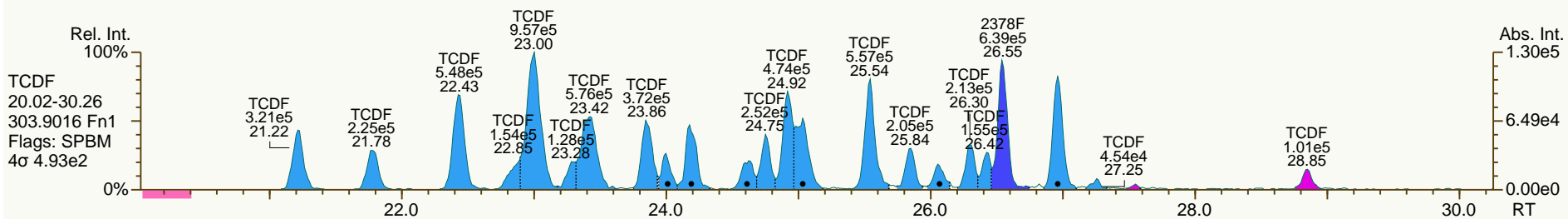


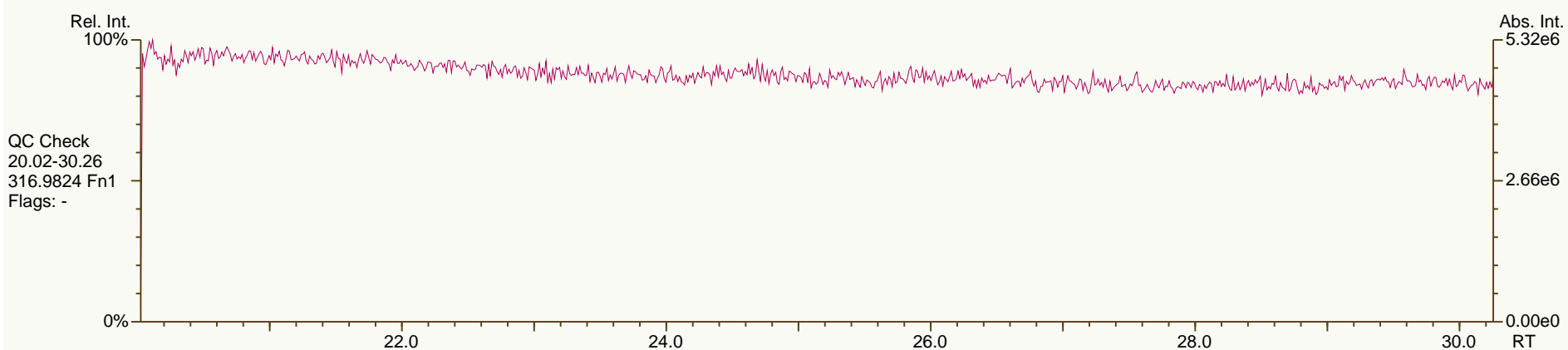
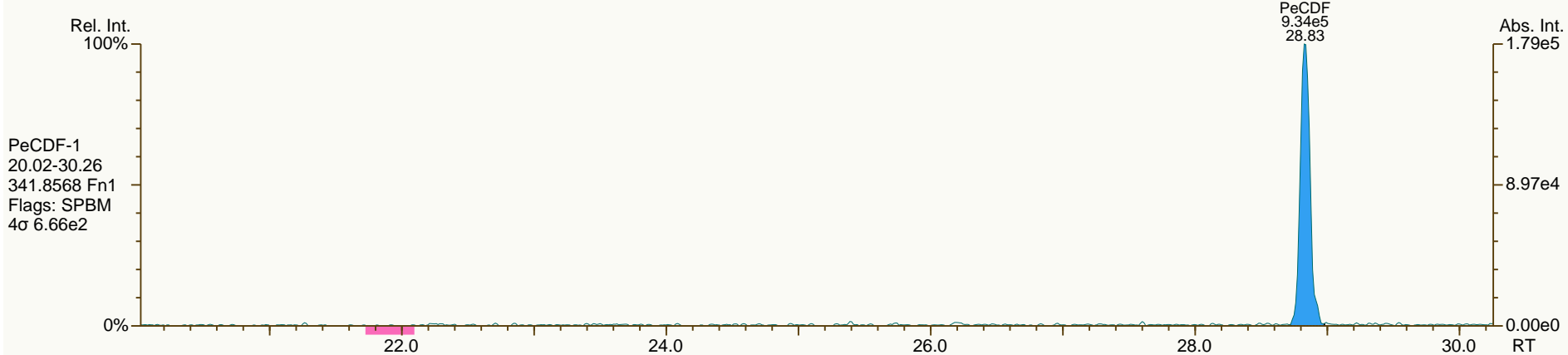
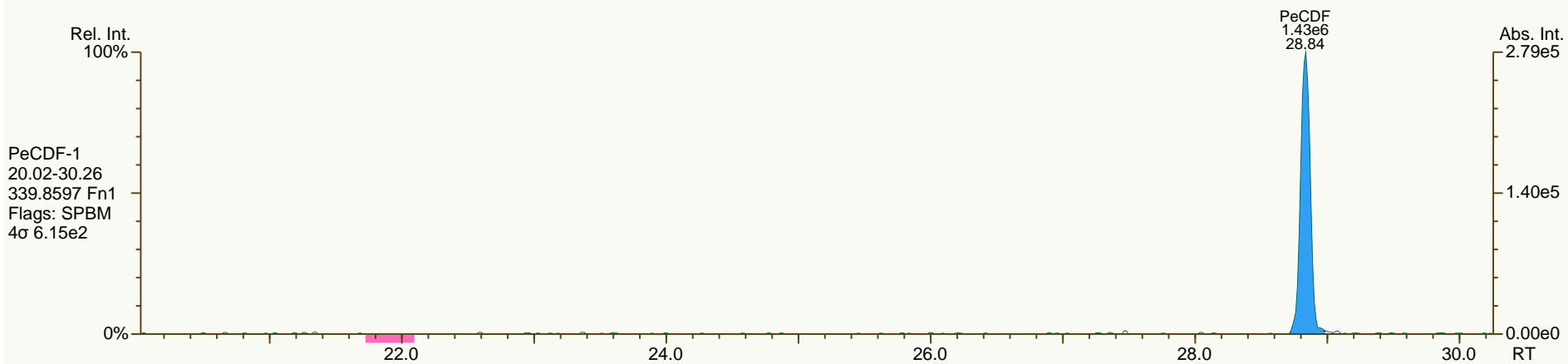


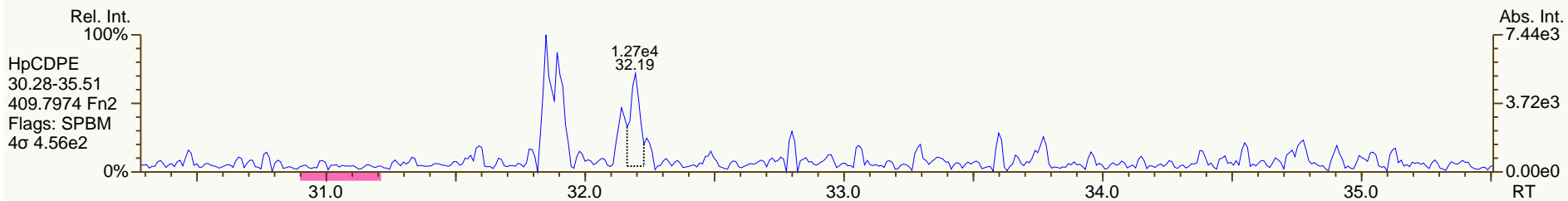
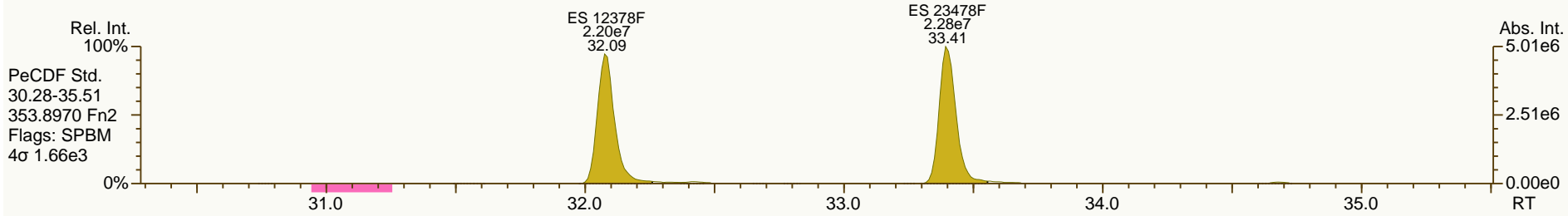
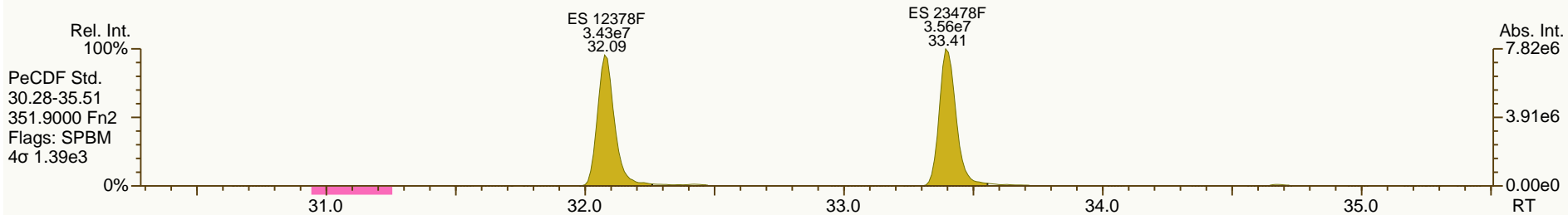
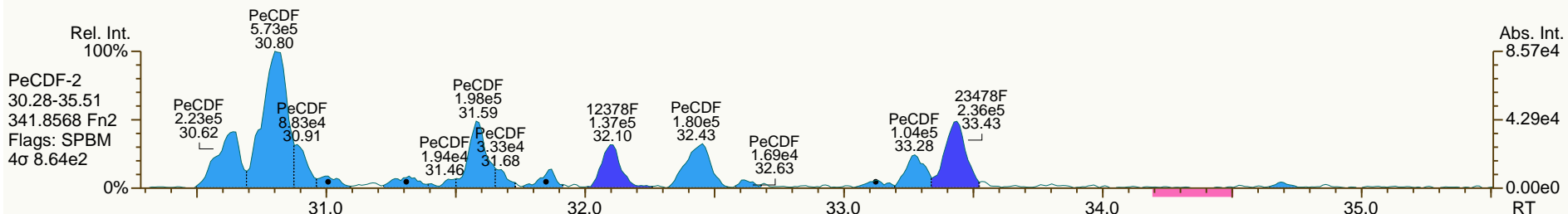
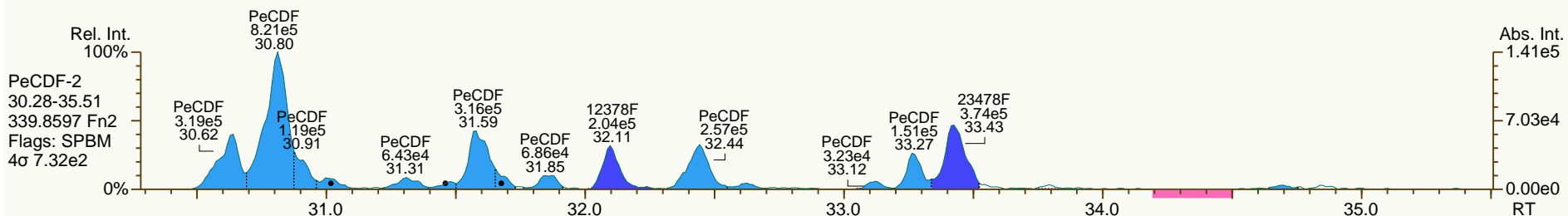


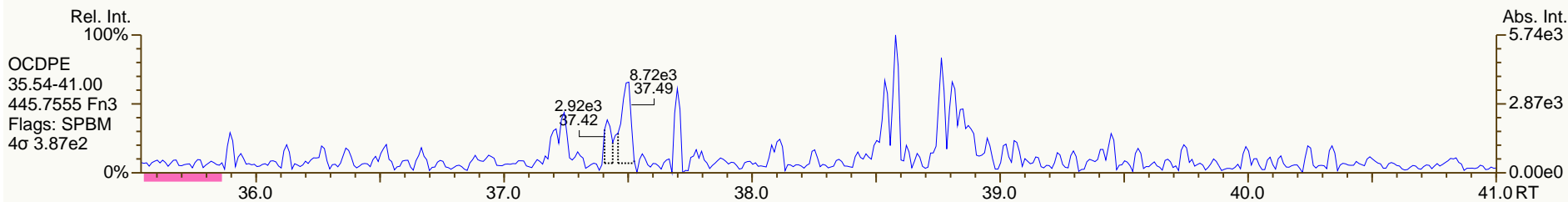
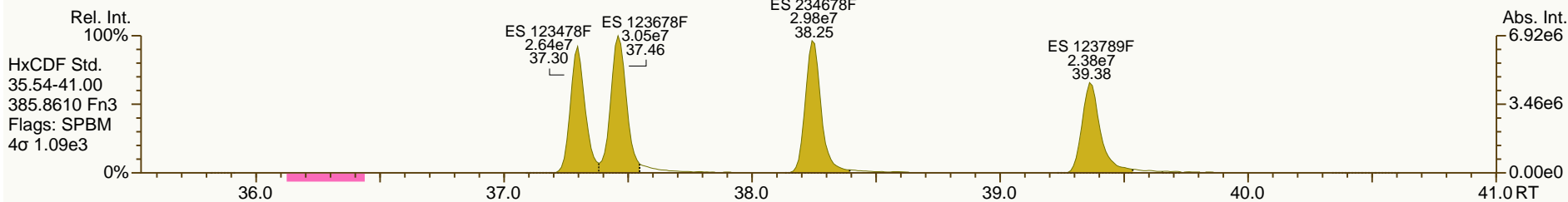
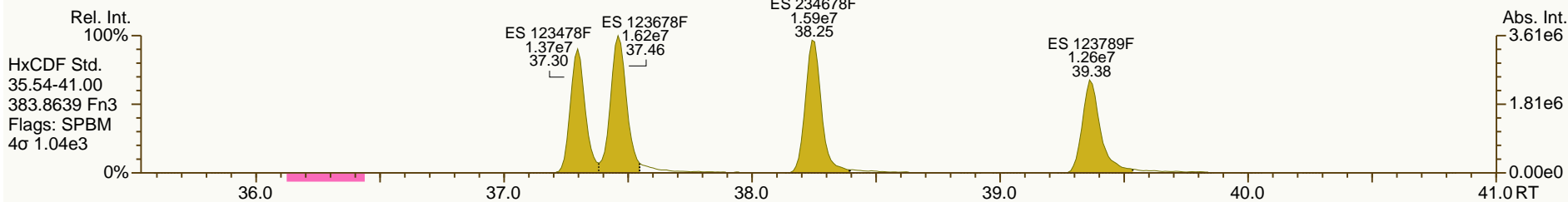
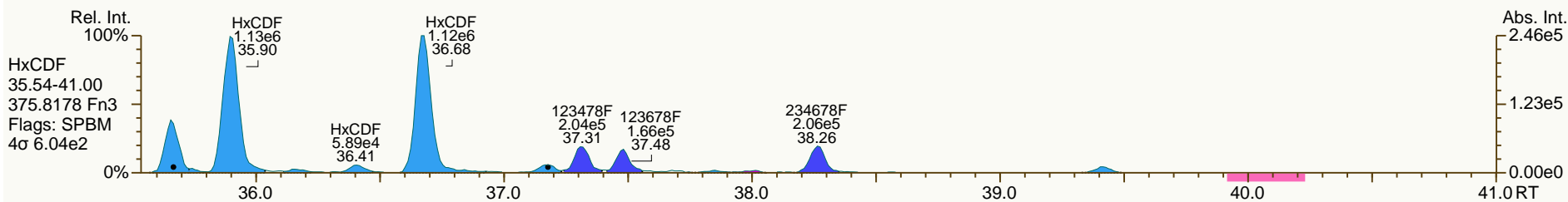
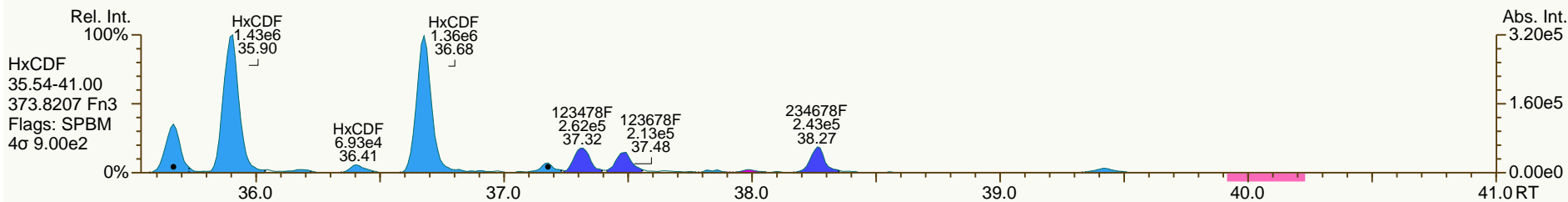


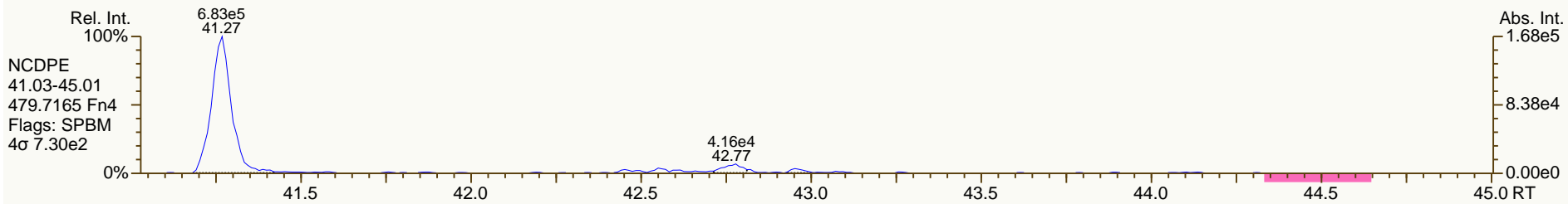
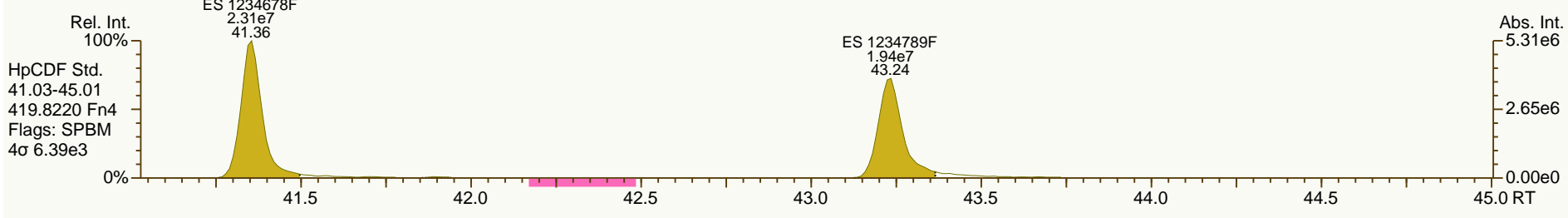
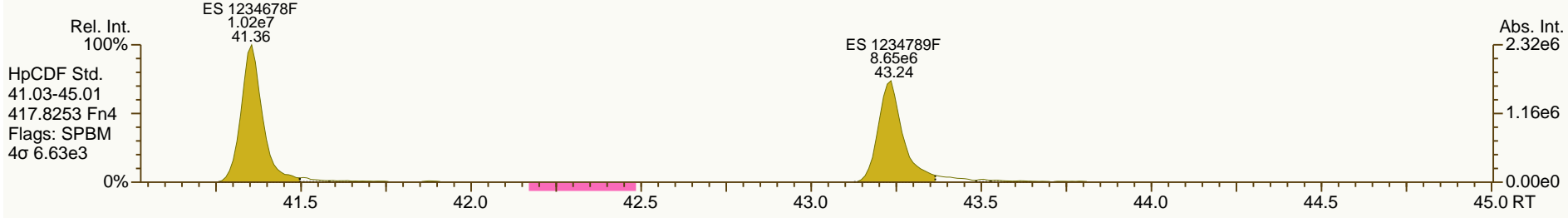
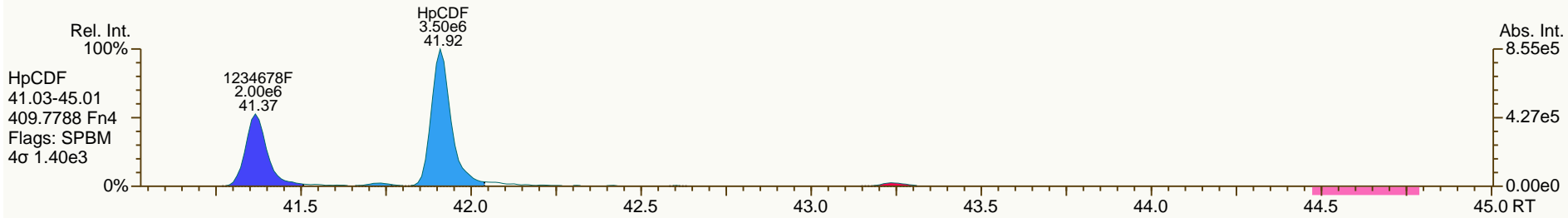
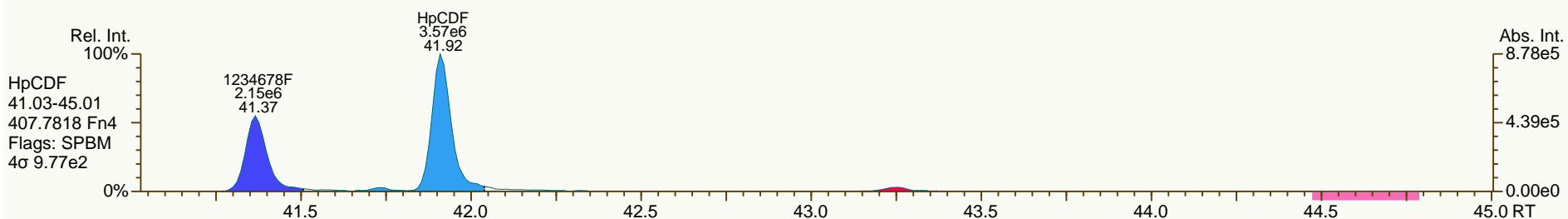


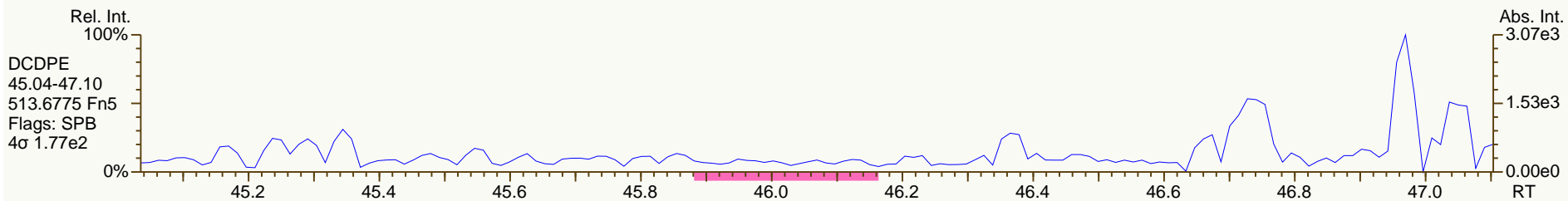
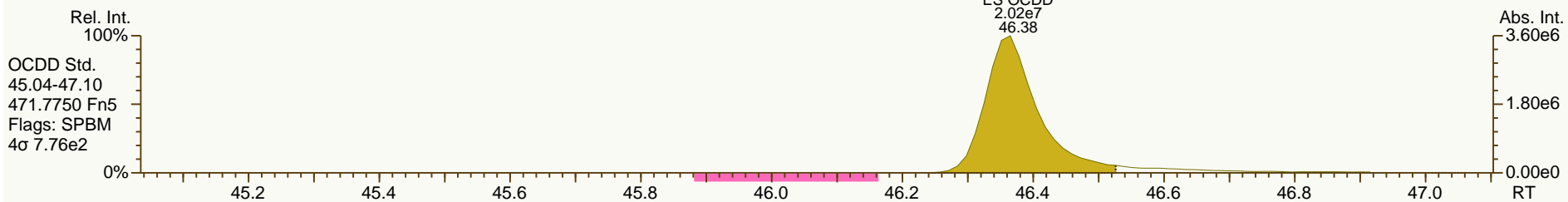
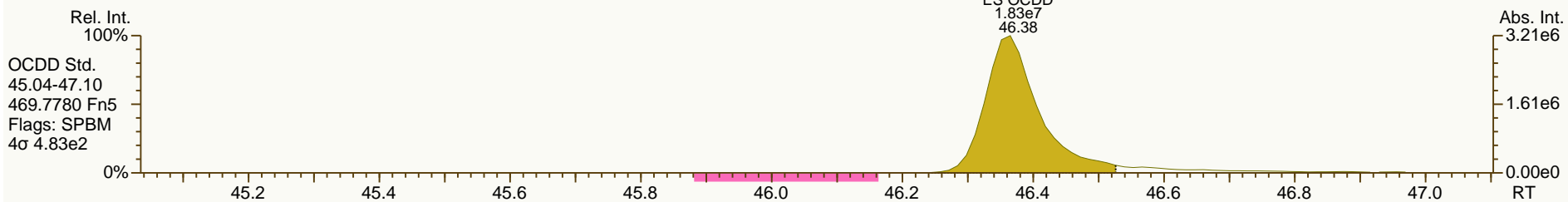
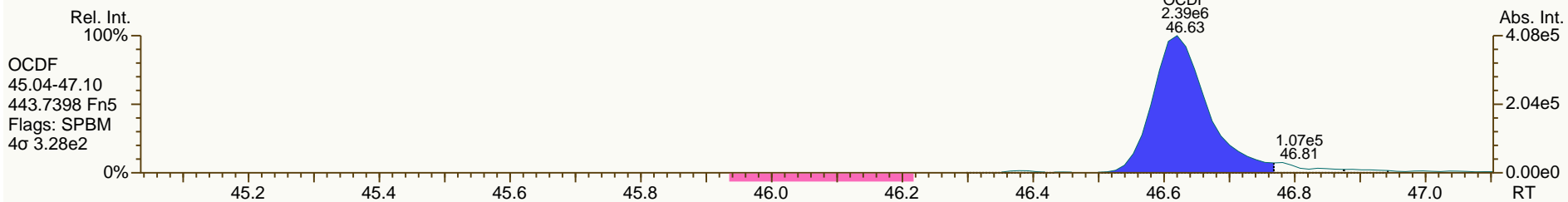
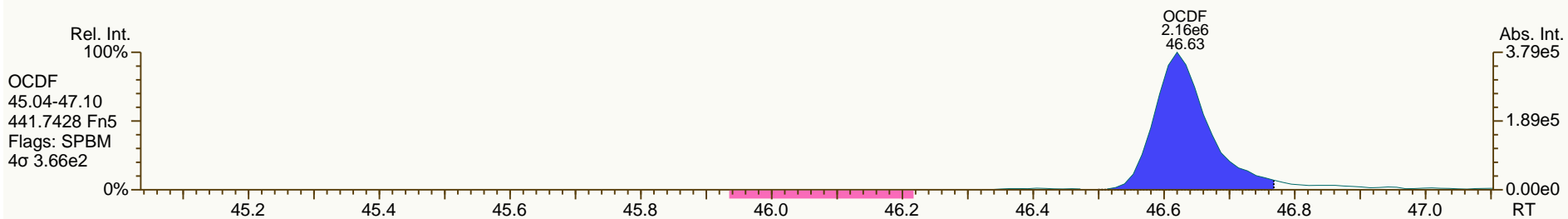












Quantify Sample Summary Report

MassLynx 4.1

Confirms Sample Summary

Dataset: C:\MassLynx\Default.pro\Results\c13nov12a-5_14.qld

Last Altered: Wednesday, 11/14/2012 10:46:12 AM Eastern Standard Time

Printed: Wednesday, 11/14/2012 10:57:53 AM Eastern Standard Time

7m 11-14-12

Method: C:\MassLynx\Default.PRO\MethDB\VFxms-TCDF_Smooth.mdb 13 Nov 2012 08:24:11

Calibration: C:\MassLynx\Default.PRO\CurveDB\VFxms-100212a_Confirm-TD.cdb 31 Oct 2012 14:37:39

Name: c13nov12a-12 ✓

Date: 13-Nov-2012

Time: 18:58:55 ✓

ID: 31203251007 ✓

User: JHL

Submitter:

Task: HRMS3

	Name	Response	Ion1Area	Ion2Area	RA	RAFail?	MRRF	RT	Conc	EDL	SN1	SN2	M	Height1	Noise1	Height2	Noise2	Smp Size	FV
1	2378-TCDF	4.198e3	2.246e3	1.952e3	1.15	YES	1.218	21.24 ✓	2.271	0.4111	13.8	13.6	MM	2.870e4	2079	2.473e4	1818	17.94	20
2	ES:13C-2378-TCDF	1.692e5	7.533e4	9.386e4	0.80	NO	1.655	21.23 ✓	100.703	0.8091	266.2	362.3	bb	9.658e5	3629	1.244e6	3432	17.94	20
3	JS:13C-1234-TCDD	1.132e5	5.136e4	6.181e4	0.83	NO	1.000	21.14 ✓	111.483	1.3870	184.0	207.7	bb	6.670e5	3625	7.662e5	3689	17.94	20
4	Tetrafurans	-	3.339e3	-	-	-	1.218	-	3.752	0.4111	-	-	-	4.617e4	2079	-	-	17.94	20
5	F1 Lock Mass	-	-	-	-	-	-	-	-	-	-	-	-	-	80657	-	-	1.00	1

$$[TCDF] = \frac{4.198e3}{1.692e5} \left(\frac{200000}{17.94g \times 0.5601} \right) \left(\frac{1}{1.21803} \right) = 4.05 \text{ pg/g}$$

7m 11-14-12

Quantify Sample Report **MassLynx 4.1**

Confirms Sample Summary

Dataset: C:\MassLynx\Default.pro\Results\c13nov12a-5_14.qld

Last Altered: Wednesday, 11/14/2012 10:46:12 AM Eastern Standard Time

Printed: Wednesday, 11/14/2012 10:57:53 AM Eastern Standard Time

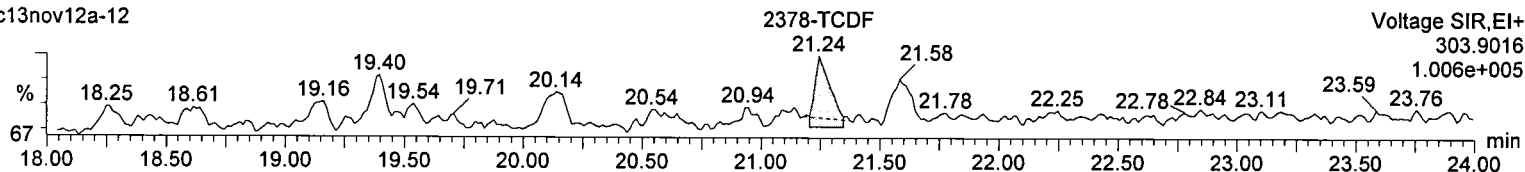
Method: C:\MassLynx\Default.PRO\MethDB\VFxms-TCDF_Smooth.mdb 13 Nov 2012 08:24:11

Calibration: C:\MassLynx\Default.PRO\CurveDB\VFxms-100212a_Confirm-TD.cdb 31 Oct 2012 14:37:39

Name: c13nov12a-12, ID: 31203251007

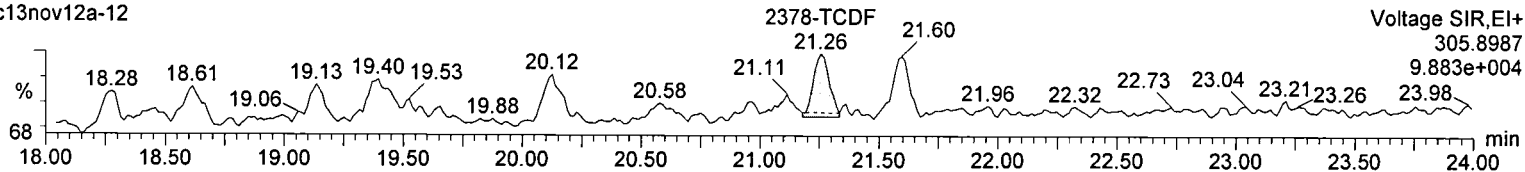
TCDF

c13nov12a-12



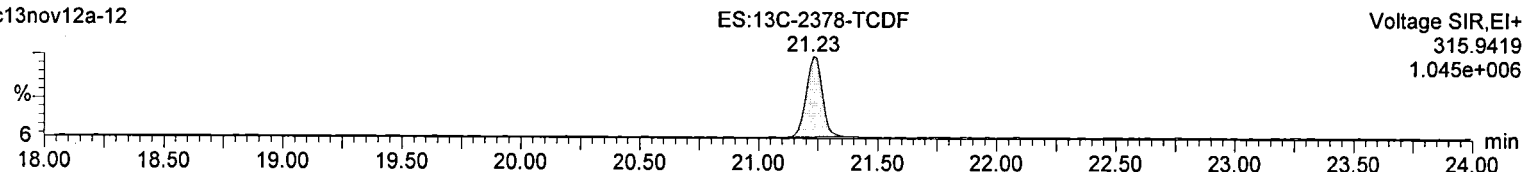
TCDF

c13nov12a-12



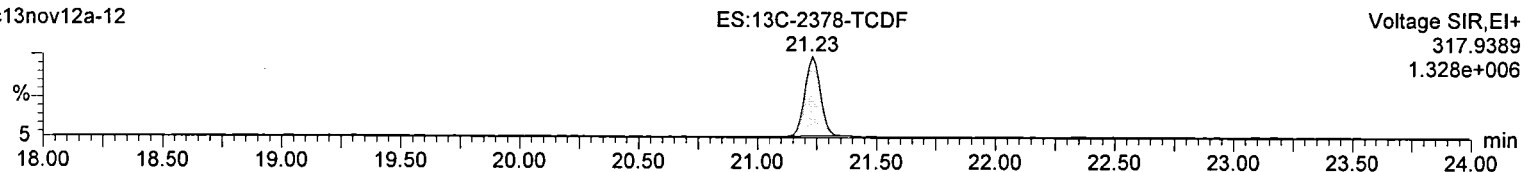
13C-TCDF

c13nov12a-12



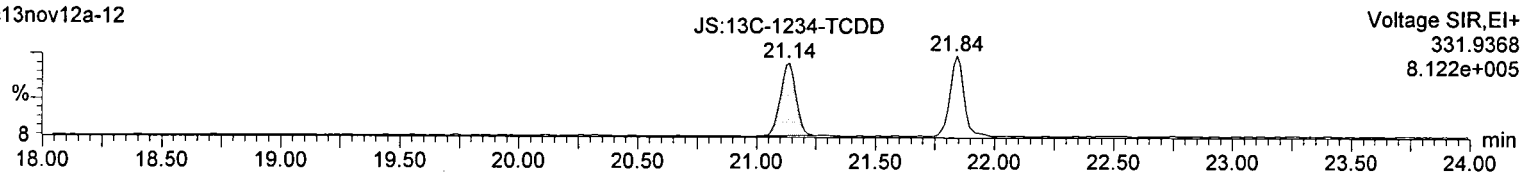
13C-TCDF

c13nov12a-12



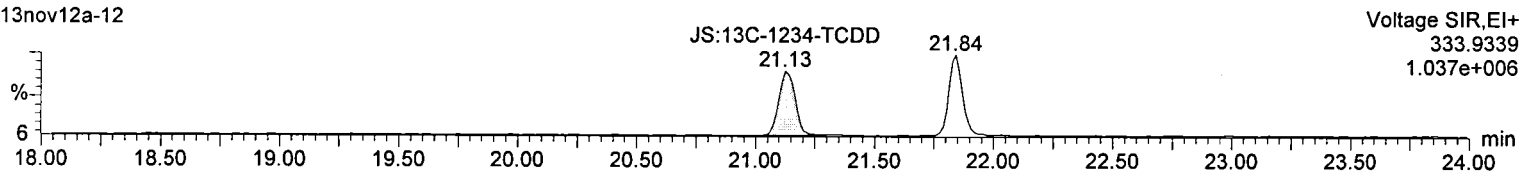
13C-TCDD

c13nov12a-12




13C-TCDD

c13nov12a-12



F1 Lock Mass

c13nov12a-12



Dataset: C:\MassLynx\Default.pro\Results\c13nov12a-5_14.qld

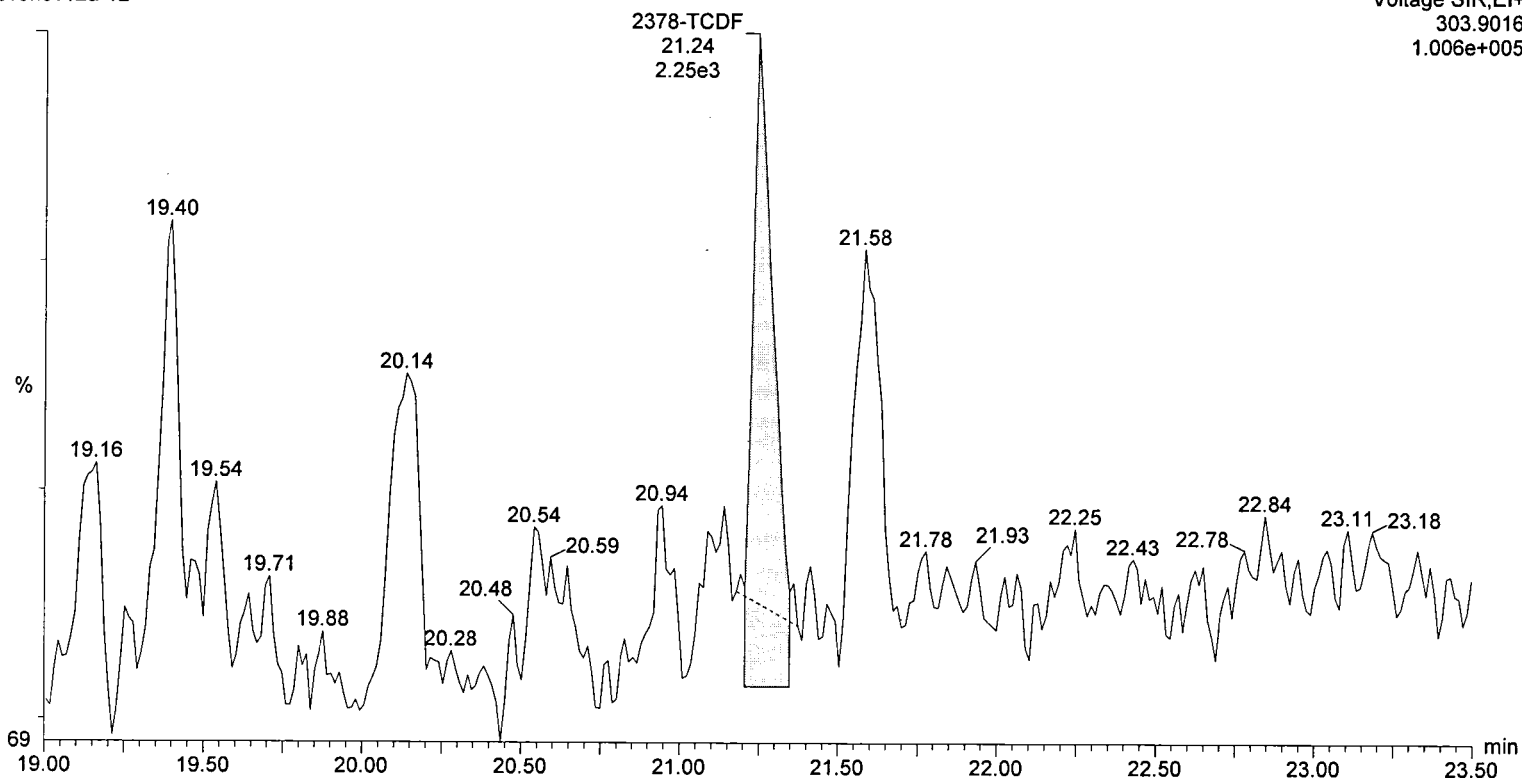
Last Altered: Wednesday, 11/14/2012 10:46:12 AM Eastern Standard Time
Printed: Wednesday, 11/14/2012 10:59:59 AM Eastern Standard Time

*nm
for 11/14/12*

Name: c13nov12a-12, ID: 31203251007

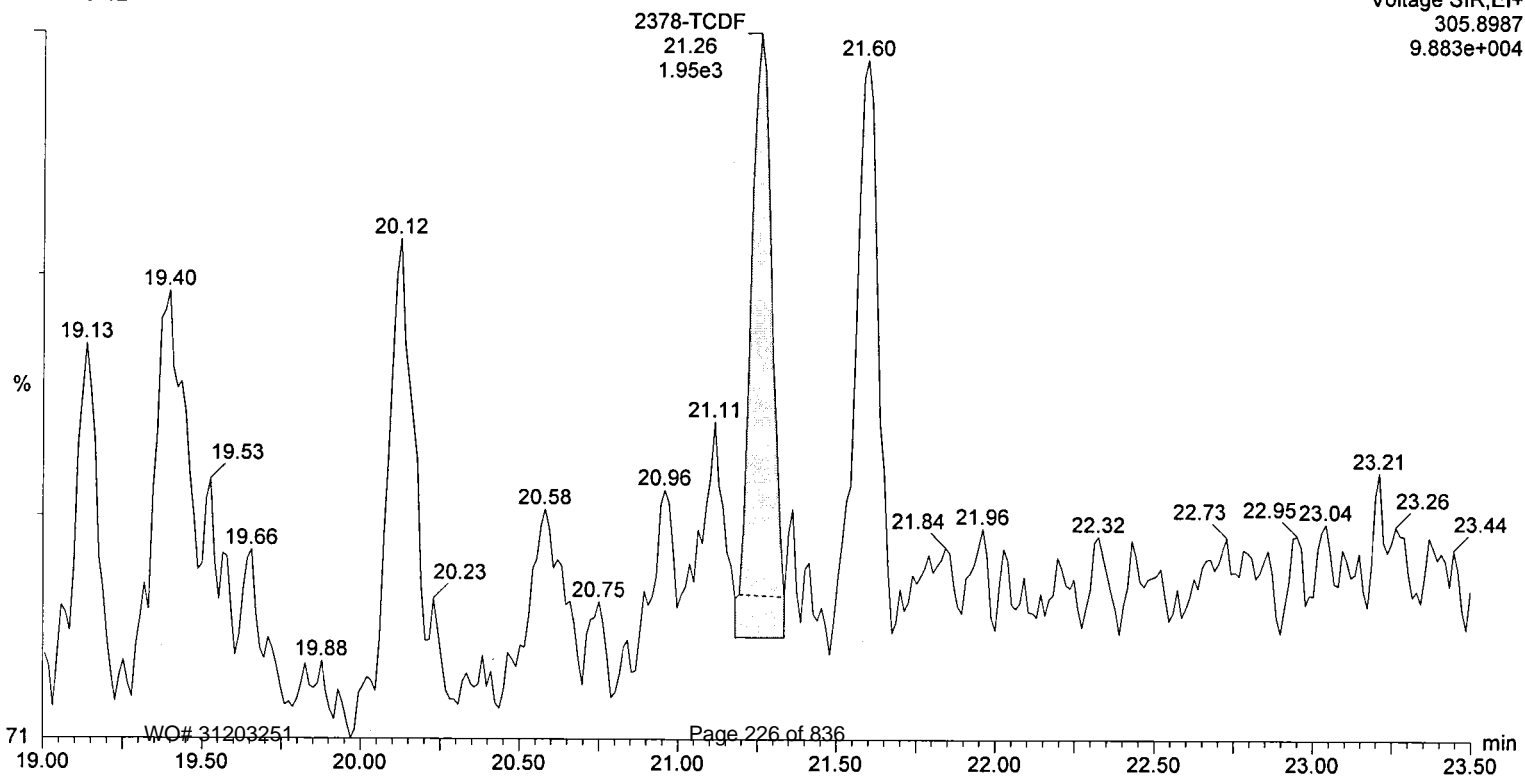
TCDF

c13nov12a-12



TCDF

c13nov12a-12



Batch Summary

Analytical Method: EPA 1613B

Prep Method: EPA 1613 PREP S/D/T

Prep Batch: HXX1816

Prep Date: 10/16/2012 15:46

<u>Client Sample ID</u>	<u>Lab Sample ID</u>	<u>Analysis Date</u>	<u>Analytical Batch</u>	<u>Instrument</u>	<u>Analyst</u>
OPR for HBN 30723 [HXX/1816]	95872	10/28/2012 09:45	HRD1905	APHRMS	MDC
LMB for HBN 30723 [HXX/1816]	95871	10/28/2012 11:27	HRD1905	APHRMS	MDC
JW-EA10-SS41-120507	31203251005	10/28/2012 12:18	HRD1905	APHRMS	MDC
JW-EA10-SS40-120507	31203251004	10/28/2012 13:09	HRD1905	APHRMS	MDC
JW-EA10-SS39-120507	31203251003	10/28/2012 14:01	HRD1905	APHRMS	MDC
JW-EA09-SS38-120507	31203251002	10/28/2012 14:52	HRD1905	APHRMS	MDC
JW-EA09-SS37-120507	31203251001	10/28/2012 15:42	HRD1905	APHRMS	MDC
JW-EA10-SS42-120507	31203251006	10/28/2012 16:34	HRD1905	APHRMS	MDC
JW-EA10-SS43-120507	31203251007	10/28/2012 17:25	HRD1905	APHRMS	MDC
JW-EA10-SS40-120507	31203251004	11/13/2012 15:07	HRD1933	HRMS3	JHL
JW-EA10-SS39-120507	31203251003	11/13/2012 15:56	HRD1933	HRMS3	JHL
JW-EA10-SS41-120507	31203251005	11/13/2012 16:36	HRD1933	HRMS3	JHL
JW-EA09-SS37-120507	31203251001	11/13/2012 17:11	HRD1933	HRMS3	JHL
JW-EA09-SS38-120507	31203251002	11/13/2012 17:46	HRD1933	HRMS3	JHL
JW-EA10-SS42-120507	31203251006	11/13/2012 18:22	HRD1933	HRMS3	JHL
JW-EA10-SS43-120507	31203251007	11/13/2012 18:58	HRD1933	HRMS3	JHL

Method Blank Summary

Blank ID: LMB for HBN 30723 [HXX/1816]

Matrix: Soil-Solid as dry weight

Blank Lab ID: 95871

QC for Samples:

31203251001, 31203251002, 31203251003, 31203251004, 31203251005, 31203251006, 31203251007

Results by EPA 1613B

Parameter	Result	EMPC	Qual	DL	LOQ/CL	Units	RT	Ratio
2,3,7,8-TCDD	ND		U	0.0440	0.500	pg/g		
1,2,3,7,8-PeCDD	ND		U	0.0488	2.50	pg/g		
1,2,3,4,7,8-HxCDD	ND		U	0.0501	2.50	pg/g		
1,2,3,6,7,8-HxCDD	ND		U	0.0576	2.50	pg/g		
1,2,3,7,8,9-HxCDD	ND		U	0.0541	2.50	pg/g		
1,2,3,4,6,7,8-HpCDD	ND		U	0.0730	2.50	pg/g		
OCDD	ND		U	0.179	5.00	pg/g		
2,3,7,8-TCDF	ND		U	0.0361	0.500	pg/g		
1,2,3,7,8-PeCDF	ND		U	0.0540	2.50	pg/g		
2,3,4,7,8-PeCDF	ND		U	0.0494	2.50	pg/g		
1,2,3,4,7,8-HxCDF	ND		U	0.0468	2.50	pg/g		
1,2,3,6,7,8-HxCDF	ND		U	0.0419	2.50	pg/g		
2,3,4,6,7,8-HxCDF	ND		U	0.0404	2.50	pg/g		
1,2,3,7,8,9-HxCDF	ND		U	0.0613	2.50	pg/g		
1,2,3,4,6,7,8-HpCDF	ND		U	0.0488	2.50	pg/g		
1,2,3,4,7,8,9-HpCDF	ND		U	0.0639	2.50	pg/g		
OCDF	ND		U	0.0845	5.00	pg/g		
Total TCDD	ND		U	0.0440	0.500	pg/g		
Total TCDF	ND		U	0.0361	0.500	pg/g		
Total PeCDD	ND		U	0.0488	2.50	pg/g		
Total PeCDF	ND		U	0.0516	2.50	pg/g		
Total HxCDD	ND		U	0.0539	2.50	pg/g		
Total HxCDF	ND		U	0.0467	2.50	pg/g		
Total HpCDD	ND	0.0801	J	0.0730	2.50	pg/g		
Total HpCDF	ND		U	0.0557	2.50	pg/g		

Labeled Standards

13C-2378-TCDD	80.0				25.0-164	%		
13C-12378-PeCDD	72.0				25.0-181	%		
13C-123478-HxCDD	90.0				32.0-141	%		
13C-123678-HxCDD	84.0				28.0-130	%		
13C-1234678-HpCDD	91.0				23.0-140	%		
13C-OCDD	77.0				17.0-157	%		
13C-2378-TCDF	75.0				24.0-169	%		
13C-12378-PeCDF	69.0				24.0-185	%		
13C-23478-PeCDF	69.0				21.0-178	%		
13C-123478-HxCDF	78.0				26.0-152	%		
13C-123678-HxCDF	87.0				26.0-123	%		
13C-234678-HxCDF	89.0				29.0-147	%		
13C-123789-HxCDF	79.0				28.0-136	%		

Method Blank Summary

Blank ID: LMB for HBN 30723 [HXX/1816]

Matrix: Soil-Solid as dry weight

Blank Lab ID: 95871

QC for Samples:

31203251001, 31203251002, 31203251003, 31203251004, 31203251005, 31203251006, 31203251007

Results by EPA 1613B

<u>Parameter</u>	<u>Result</u>	<u>EMPC</u>	<u>Qual</u>	<u>DL</u>	<u>LOQ/CL</u>	<u>Units</u>	<u>RT</u>	<u>Ratio</u>
13C-1234678-HpCDF	78.0				28.0-143	%		
13C-1234789-HpCDF	86.0				26.0-138	%		
37Cl-2378-TCDD	97.0				35.0-197	%		

Batch Information

Analytical Batch: **HRD1905**

Prep Batch: **HXX1816**

Analytical Method: **EPA 1613B**

Prep Method: **EPA 1613 PREP S/D/T**

Instrument: **APHRMS**

Prep Date/Time: **10/16/2012 15:46**

Analyst: **MDC**

Prep Initial Wt./Vol.: **10 g**

Analytical Date/Time: **10/28/2012 11:27**

Prep Extract Vol: **20 uL**

Lab ID: MB1_10237_DF_SDS

Client ID: MB1_10237_DF_SDS

Datafile: 121028P1-04



Acq'd: 28 Oct 2012 11:27 MDC

UTP: 29-Oct-2012 13:41 MDC

Report: 29 Oct 2012 13:42 MC

Wt/Vol: 10.00 g

J-level: 0.5 pg/g Split: 1

Stds (pg): JS: 2000 ES: 2000 CS/SS: 2000, 400 (37CI)

ICAL: 1613_SGS

Checkcode: 818-981-LYC

Name	Act RT	QC	Pred. RRT	Act. RRT	ΔSecs	Response	Ra	OK	RRF	Conc.	Noise	DL
2378-TCDD	NotFnd		1.0009	-		-	-	-	1.08	-	857	0.044
12378-PeCDD	NotFnd		1.0006	-		-	-	-	1.07	-	739	0.0488
123478-HxCDD	NotFnd		1.0004	-		-	-	-	1.05	-	691	0.0501
123678-HxCDD	NotFnd		1.0039	-		-	-	-	0.98	-	691	0.0576
123789-HxCDD	NotFnd		1.0129	-		-	-	-	1.01	-	691	0.0541
1234678-HpCDD	NotFnd		1.0005	-		-	-	-	1.09	-	824	0.073
OCDD	NotFnd		1.0005	-		-	-	-	1.11	-	1112	0.179
2378-TCDF	NotFnd		1.0009	-		-	-	-	0.98	-	969	0.0361
12378-PeCDF	NotFnd		1.0007	-		-	-	-	0.99	-	1235	0.054
23478-PeCDF	NotFnd		1.0006	-		-	-	-	1.02	-	1235	0.0494
123478-HxCDF	NotFnd		1.0006	-		-	-	-	1.19	-	871	0.0468
123678-HxCDF	NotFnd		1.0005	-		-	-	-	1.16	-	871	0.0419
234678-HxCDF	NotFnd		1.0006	-		-	-	-	1.18	-	871	0.0404
123789-HxCDF	NotFnd		1.0005	-		-	-	-	1.09	-	871	0.0613
1234678-HpCDF	NotFnd		1.0004	-		-	-	-	1.35	-	763	0.0488
1234789-HpCDF	NotFnd		1.0004	-		-	-	-	1.34	-	763	0.0639
OCDF	NotFnd		1.0057	-		-	-	-	1.40	-	662	0.0845

Name	Act RT	Pred. RRT	Act. RRT	ΔSecs	Response	Ra	OK	RRF	Rec. %
ES 2378-TCDD	27.52	1.0281	1.0279	-0.3	4.33E+07	0.80	Y	1.04	79.8
ES 12378-PeCDD	33.82	1.2639	1.2632	-1.1	3.24E+07	1.58	Y	0.87	71.8
ES 123478-HxCDD	38.46	0.9876	0.9877	+0.2	2.98E+07	1.28	Y	0.94	90
ES 123678-HxCDD	38.59	0.9910	0.9911	+0.2	3.12E+07	1.28	Y	1.06	83.5
ES 1234678-HpCDD	42.62	1.0943	1.0945	+0.5	2.54E+07	1.06	Y	0.80	90.6
ES OCDD	46.37	1.1907	1.1906	-0.2	3.42E+07	0.90	Y	0.63	77
ES 2378-TCDF	26.52	0.9907	0.9908	+0.2	6.79E+07	0.80	Y	1.74	75
ES 12378-PeCDF	32.08	1.1992	1.1985	-1.1	5.34E+07	1.58	Y	1.49	68.6
ES 23478-PeCDF	33.40	1.2484	1.2477	-1.1	5.29E+07	1.57	Y	1.48	68.5
ES 123478-HxCDF	37.29	0.9577	0.9577	0	3.47E+07	0.51	Y	1.27	77.6
ES 123678-HxCDF	37.46	0.9619	0.9620	+0.2	4.34E+07	0.52	Y	1.41	87.5
ES 234678-HxCDF	38.24	0.9821	0.9821	0	4.19E+07	0.51	Y	1.34	88.5
ES 123789-HxCDF	39.36	1.0108	1.0108	0	3.35E+07	0.52	Y	1.20	79.1
ES 1234678-HpCDF	41.35	1.0618	1.0619	+0.2	2.90E+07	0.46	Y	1.06	77.9
ES 1234789-HpCDF	43.23	1.1100	1.1102	+0.5	2.49E+07	0.45	Y	0.82	86.1

Lab ID: MB1_10237_DF_SDS
 Client ID: MB1_10237_DF_SDS
 Datafile: 121028P1-04

Acq'd: 28 Oct 2012 11:27 MDC
 UTP: 29-Oct-2012 13:41 MDC
 Report: 29 Oct 2012 13:42 MC

Wt/Vol: 10.00 g
 J-level: 0.5 pg/g Split: 1
 Stds (pg): JS: 2000 ES: 2000 CS/SS: 2000, 400 (37Cl)
 ICAL: 1613_SGS
 Checkcode: 818-981-LYC

Name	Act RT	QC	Pred. RRT	Act. RRT	ΔSecs	Response	Ra	OK	RRF	Rec. %
JS 1234-TCDD	26.77		-	-	-	5.21E+07	0.79	Y	-	-
JS 123789-HxCDD	38.94		-	-	-	3.52E+07	1.28	Y	-	-
CS 37Cl-2378-TCDD	27.54		1.0291	1.0288	-0.5	1.19E+07	n/a	-	1.17	97.5
SS 37Cl-2378-TCDD	27.54	NA	1.0291	1.0288	-0.5	1.19E+07	n/a	-	1.12	122

Totals	Conc	EMPC	EDL
Total TCDD	0	0	0.044
Total PeCDD	0	0	0.0488
Total HxCDD	0	0	0.0539
Total HpCDD	0	0.0801	0.073
Total Tetra-Octa Dioxins	0	0.0801	
Total TCDF	0	0	0.0361
Total PeCDF	0	0	0.0516
Total HxCDF	0	0	0.0467
Total HpCDF	0	0	0.0557
Total Tetra-Octa Furans	0	0	
Total Tetra-Octa Dioxins & Furans	0	0.0801	

Lab ID: MB1_10237_DF_SDS

Acq'd: 28 Oct 2012 11:27 MDC

Wt/Vol: 10.00 g

ICAL: 1613_SGS

Client ID: MB1_10237_DF_SDS

UTP: 29-Oct-2012 13:41 MDC

J-level: 0.5 pg/g Split: 1

Checkcode: 818-981-LYC

Datafile: 121028P1-04

Report: 29 Oct 2012 13:42 MC

Stds (pg): JS: 2000 ES: 2000 CS/SS: 2000, 400 (37CI)

Name	Act RT	QC	Pred. RRT	Act. RRT	ΔSecs	Response	Ra	OK	RRF	Conc.	Noise	DL
TCDD	NotFnd		0.8504						1.08		857	0.044
TCDD	NotFnd		0.8649						1.08		857	0.044
TCDD	NotFnd		0.8835						1.08		857	0.044
TCDD	NotFnd		0.9152						1.08		857	0.044
TCDD	NotFnd		0.9241						1.08		857	0.044
TCDD	NotFnd		0.9327						1.08		857	0.044
TCDD	NotFnd		0.9408						1.08		857	0.044
TCDD	NotFnd		0.9512						1.08		857	0.044
TCDD	NotFnd		0.9580						1.08		857	0.044
TCDD	NotFnd		0.9736						1.08		857	0.044
TCDD	NotFnd		0.9785						1.08		857	0.044
TCDD	NotFnd		0.9884						1.08		857	0.044
TCDD	NotFnd		0.9945						1.08		857	0.044
2378-TCDD	NotFnd		1.0009						1.08		857	0.044
TCDD	NotFnd		1.0147						1.08		857	0.044
TCDD	NotFnd		1.0206						1.08		857	0.044
TCDD	NotFnd		1.0423						1.08		857	0.044
PeCDD	NotFnd		0.9131						1.07		739	0.0488
PeCDD	NotFnd		0.9319						1.07		739	0.0488
PeCDD	NotFnd		0.9511						1.07		739	0.0488
PeCDD	NotFnd		0.9576						1.07		739	0.0488
PeCDD	NotFnd		0.9611						1.07		739	0.0488
PeCDD	NotFnd		0.9703						1.07		739	0.0488
PeCDD	NotFnd		0.9829						1.07		739	0.0488
12378-PeCDD	NotFnd		1.0006						1.07		739	0.0488
PeCDD	NotFnd		1.0039						1.07		739	0.0488
PeCDD	NotFnd		1.0161						1.07		739	0.0488
HxCDD	NotFnd		0.9479						1.01		691	0.0539
HxCDD	NotFnd		0.9682						1.01		691	0.0539
HxCDD	NotFnd		0.9771						1.01		691	0.0539
HxCDD	NotFnd		0.9811						1.01		691	0.0539
123478-HxCDD	NotFnd		1.0004						1.05		691	0.0501
123678-HxCDD	NotFnd		1.0039						0.98		691	0.0576
HxCDD	NotFnd		1.0097						1.01		691	0.0539
123789-HxCDD	NotFnd		1.0129						1.01		691	0.0541

Lab ID: MB1_10237_DF_SDS

Acq'd: 28 Oct 2012 11:27 MDC

Wt/Vol: 10.00 g

ICAL: 1613_SGS

Client ID: MB1_10237_DF_SDS

UTP: 29-Oct-2012 13:41 MDC

J-level: 0.5 pg/g Split: 1

Checkcode: 818-981-LYC

Datafile: 121028P1-04

Report: 29 Oct 2012 13:42 MC

StdS (pg): JS: 2000 ES: 2000 CS/SS: 2000, 400 (37CI)

Name	Act RT	QC	Pred. RRT	Act. RRT	ΔSecs	Response	Ra	OK	RRF	Conc.	Noise	DL
HpCDD	41.72		0.9793	0.9788	-1.3	1.11E+04	0.63	N	1.09	0.0801	824	0.073
1234678-HpCDD	NotFnd		1.0005						1.09		824	0.073
OCDD	NotFnd		1.0005						1.11		1112	0.179
OCDD-a	NotFnd		1.0001						1.00		1159	0.206
TCDF	NotFnd		0.7983						0.98		969	0.0361
TCDF	NotFnd		0.8218						0.98		969	0.0361
TCDF	NotFnd		0.8463						0.98		969	0.0361
TCDF	NotFnd		0.8625						0.98		969	0.0361
TCDF	NotFnd		0.8677						0.98		969	0.0361
TCDF	NotFnd		0.8787						0.98		969	0.0361
TCDF	NotFnd		0.8840						0.98		969	0.0361
TCDF	NotFnd		0.8998						0.98		969	0.0361
TCDF	NotFnd		0.9054						0.98		969	0.0361
TCDF	NotFnd		0.9125						0.98		969	0.0361
TCDF	NotFnd		0.9279						0.98		969	0.0361
TCDF	NotFnd		0.9334						0.98		969	0.0361
TCDF	NotFnd		0.9381						0.98		969	0.0361
TCDF	NotFnd		0.9439						0.98		969	0.0361
TCDF	NotFnd		0.9630						0.98		969	0.0361
TCDF	NotFnd		0.9674						0.98		969	0.0361
TCDF	NotFnd		0.9746						0.98		969	0.0361
TCDF	NotFnd		0.9829						0.98		969	0.0361
TCDF	NotFnd		0.9916						0.98		969	0.0361
TCDF	NotFnd		0.9963						0.98		969	0.0361
2378-TCDF	NotFnd		1.0009						0.98		969	0.0361
TCDF	NotFnd		1.0166						0.98		969	0.0361
TCDF	NotFnd		1.0274						0.98		969	0.0361
TCDF	NotFnd		1.0390						0.98		969	0.0361
TCDF	NotFnd		1.0886						0.98		969	0.0361
PeCDF	NotFnd		0.8975						1.00		1225	0.0512
PeCDF	NotFnd		0.9542						1.00		1235	0.0516
PeCDF	NotFnd		0.9587						1.00		1235	0.0516
PeCDF	NotFnd		0.9636						1.00		1235	0.0516
PeCDF	NotFnd		0.9671						1.00		1235	0.0516
PeCDF	NotFnd		0.9760						1.00		1235	0.0516
PeCDF	NotFnd		0.9810						1.00		1235	0.0516

Lab ID: MB1_10237_DF_SDS

Acq'd: 28 Oct 2012 11:27 MDC

Wt/Vol: 10.00 g

ICAL: 1613_SGS

Client ID: MB1_10237_DF_SDS

UTP: 29-Oct-2012 13:41 MDC

J-level: 0.5 pg/g Split: 1

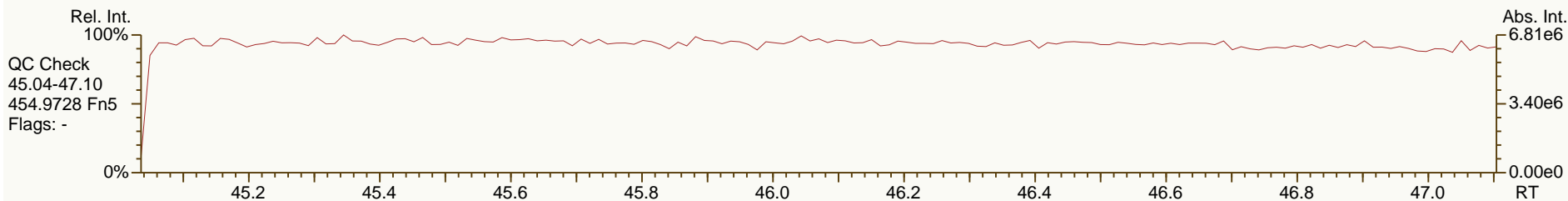
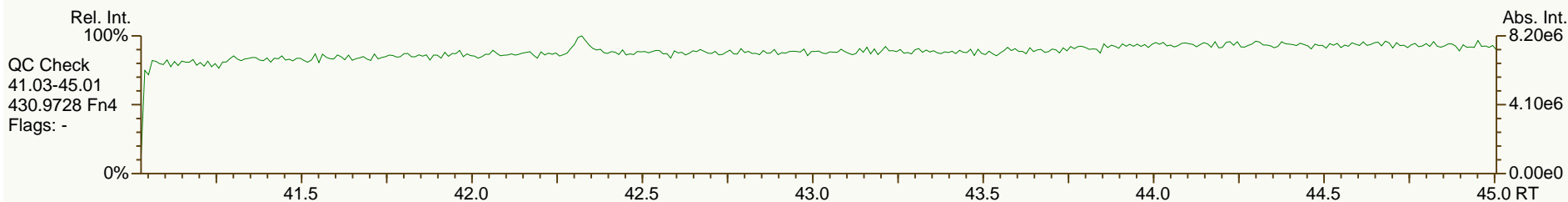
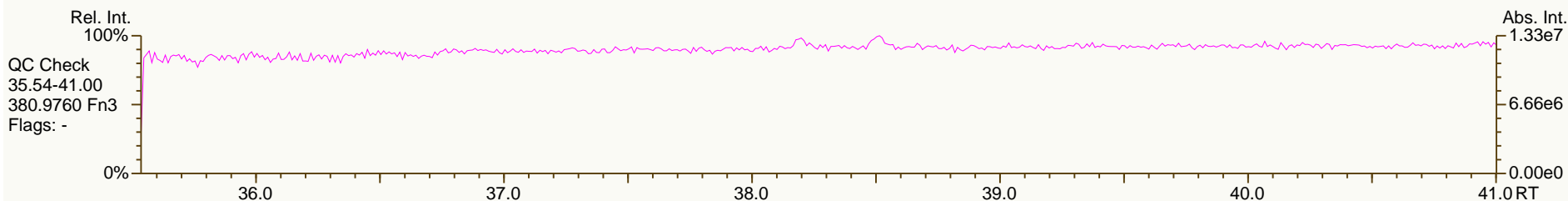
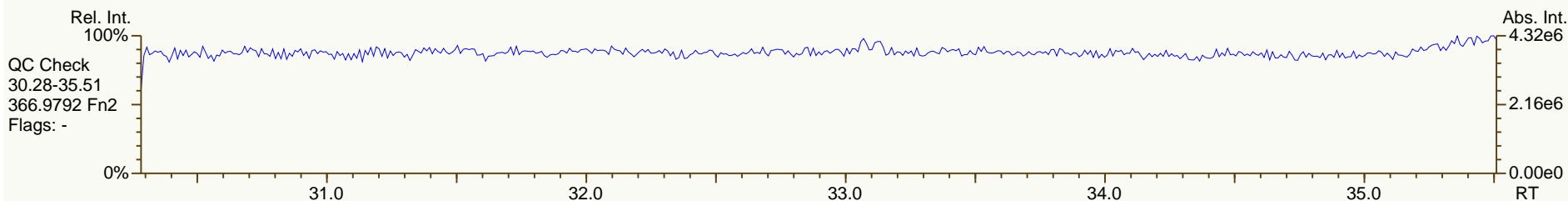
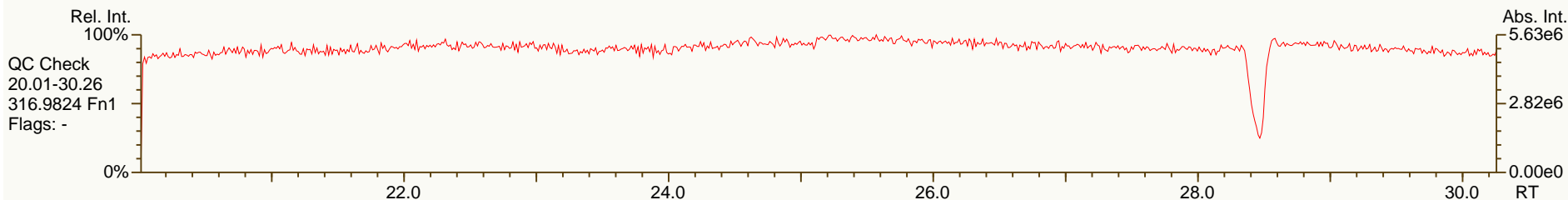
Checkcode: 818-981-LYC

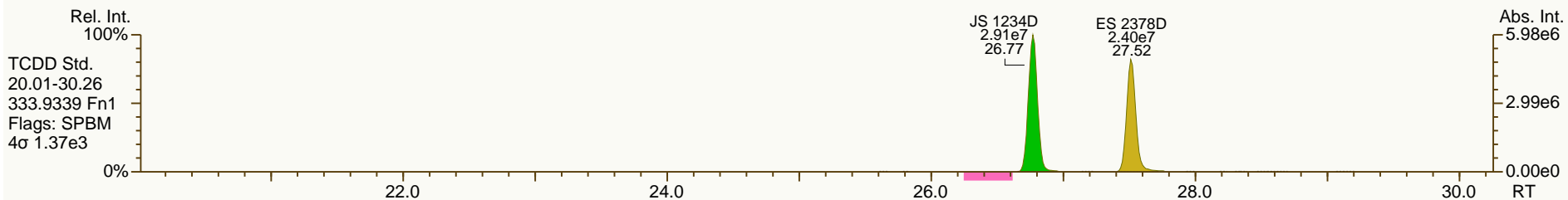
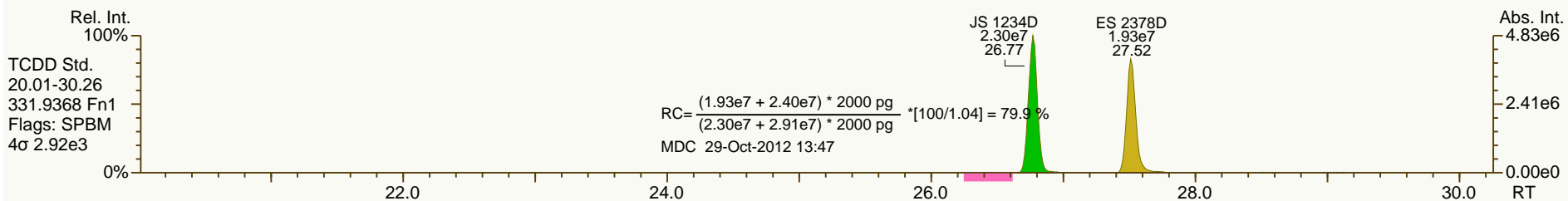
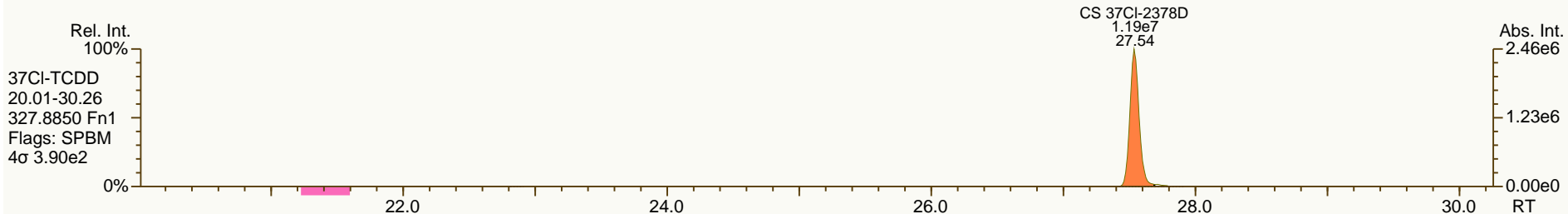
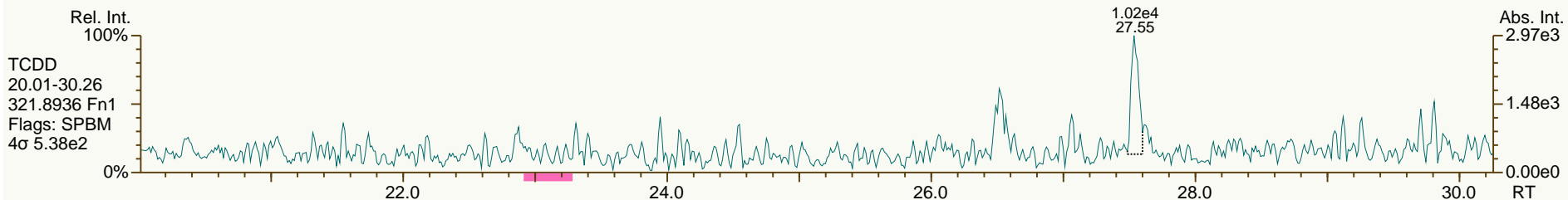
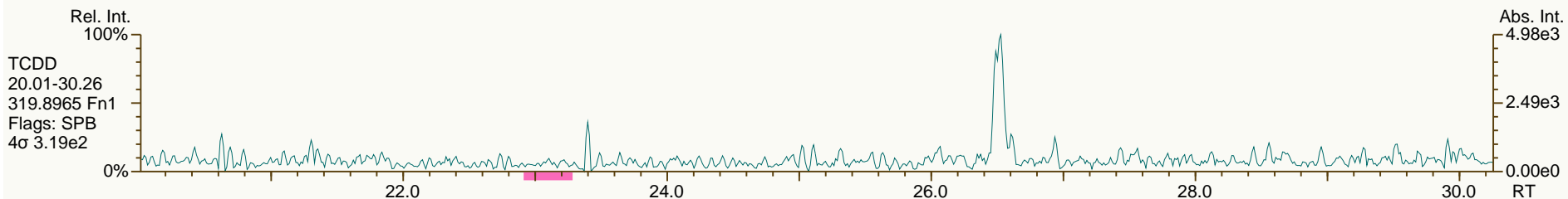
Datafile: 121028P1-04

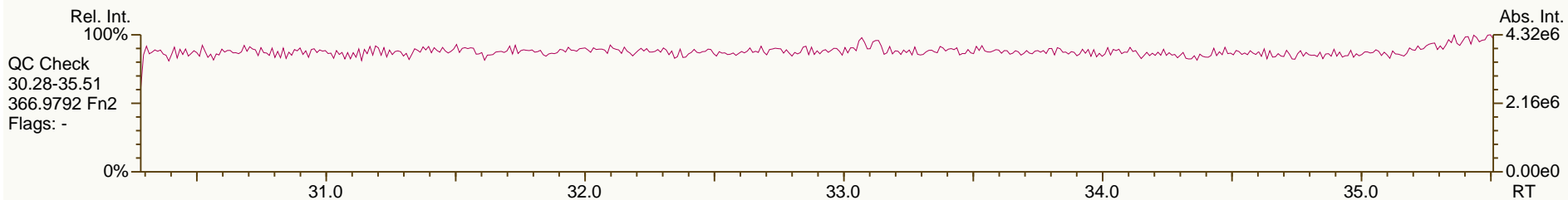
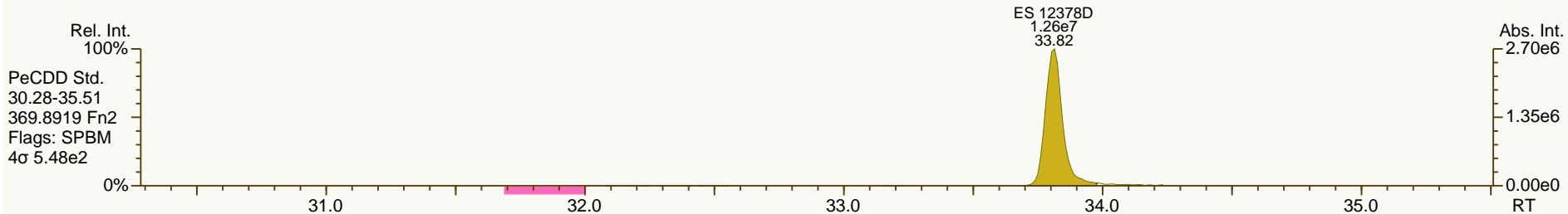
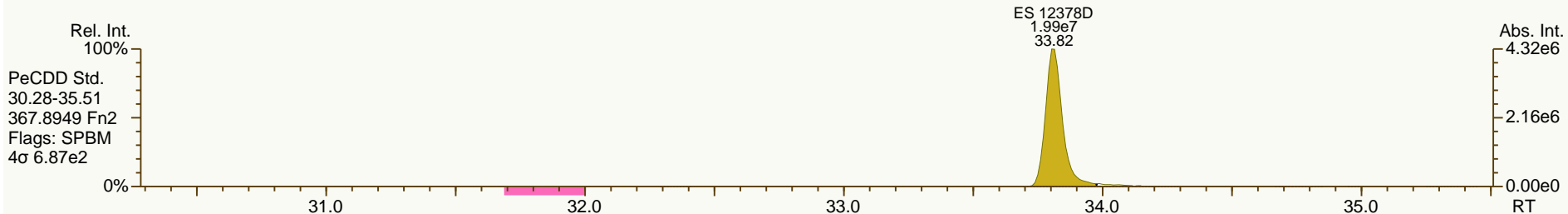
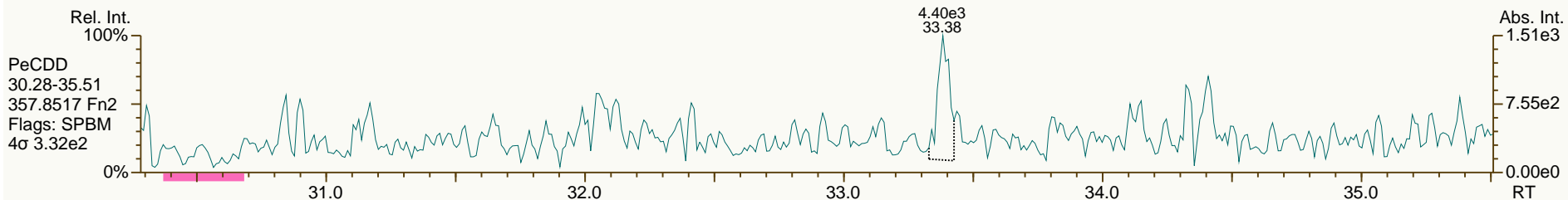
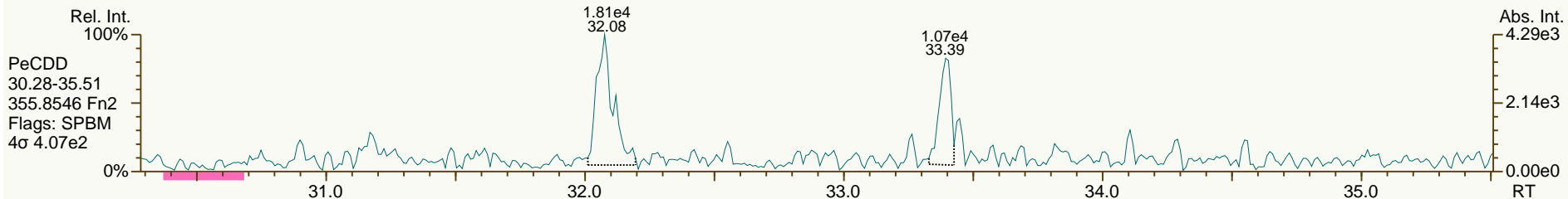
Report: 29 Oct 2012 13:42 MC

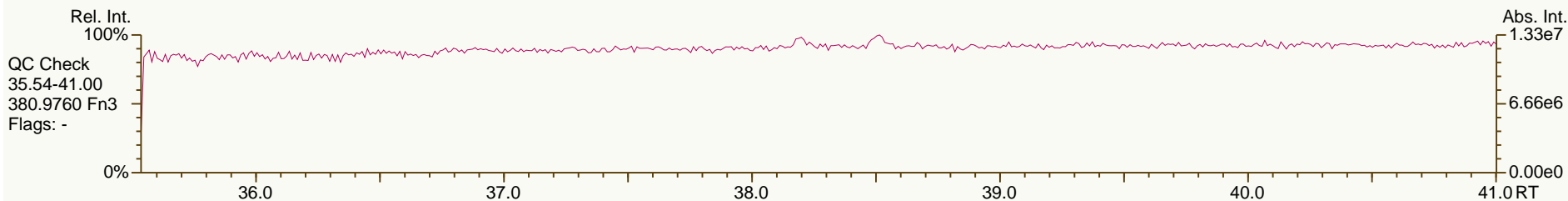
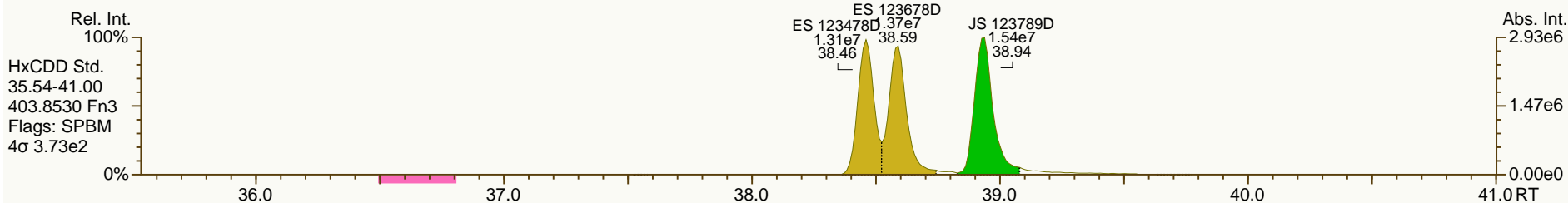
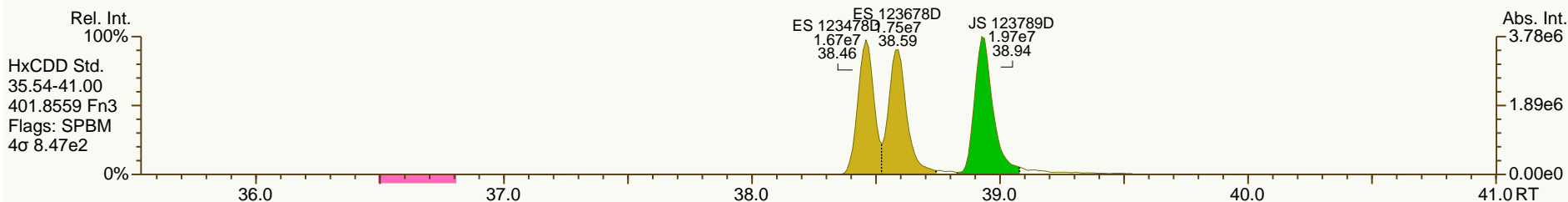
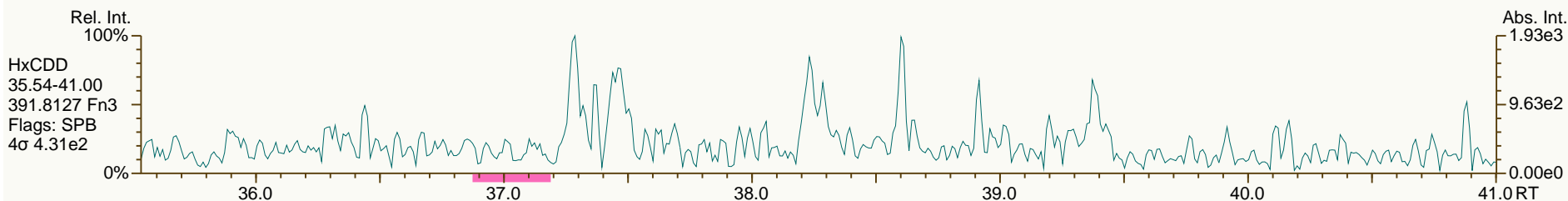
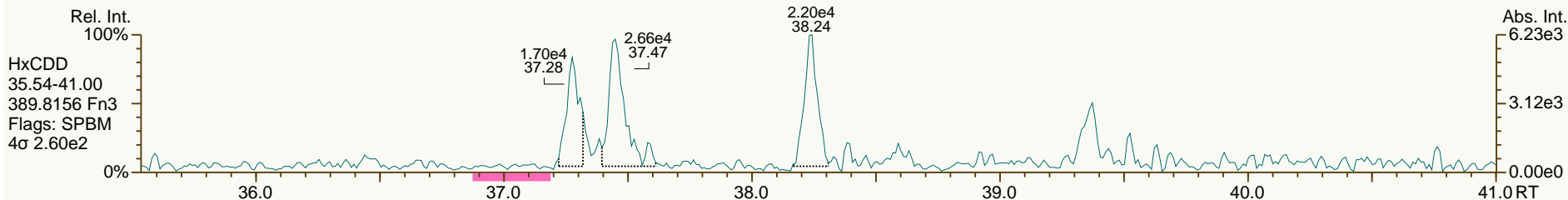
Stds (pg): JS: 2000 ES: 2000 CS/SS: 2000, 400 (37CI)

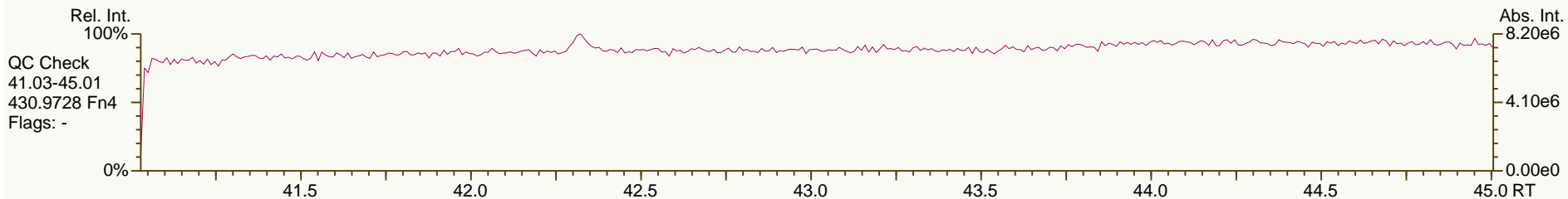
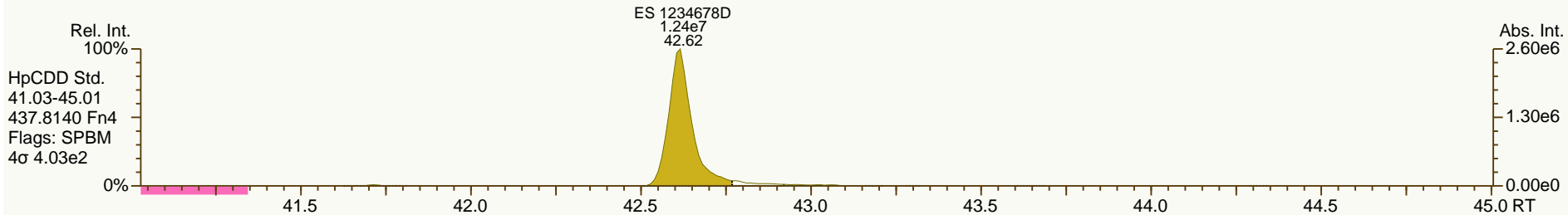
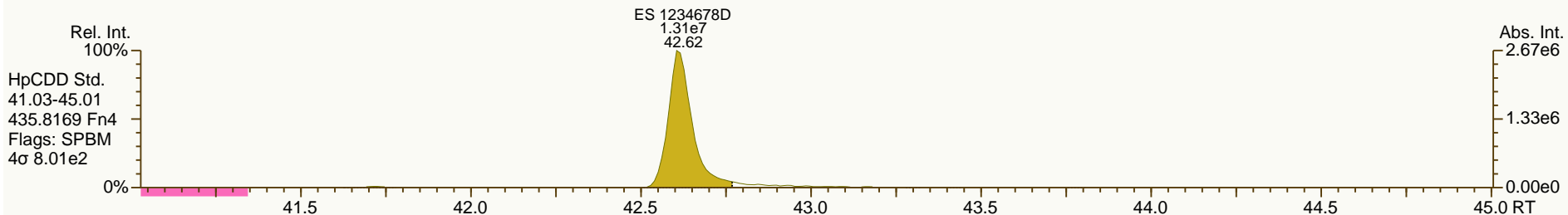
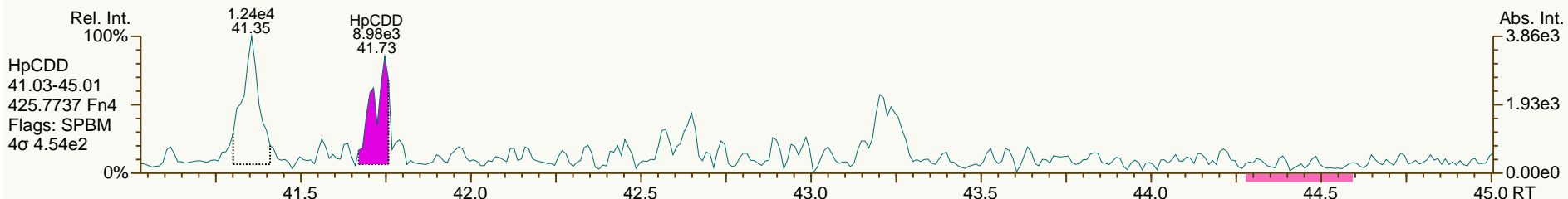
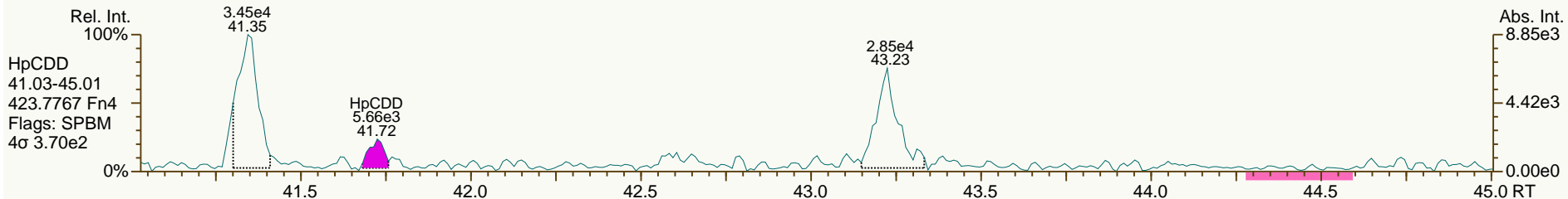
Name	Act RT	QC	Pred. RRT	Act. RRT	ΔSecs	Response	Ra	OK	RRF	Conc.	Noise	DL
PeCDF	NotFnd		0.9847						1.00		1235	0.0516
PeCDF	NotFnd		0.9870						1.00		1235	0.0516
PeCDF	NotFnd		0.9930						1.00		1235	0.0516
12378-PeCDF	NotFnd		1.0007						0.99		1235	0.054
PeCDF	NotFnd		1.0113						1.00		1235	0.0516
PeCDF	NotFnd		1.0169						1.00		1235	0.0516
PeCDF	NotFnd		0.9917						1.00		1235	0.0516
PeCDF	NotFnd		0.9962						1.00		1235	0.0516
23478-PeCDF	NotFnd		1.0006						1.02		1235	0.0494
PeCDF	NotFnd		0.0000						1.02		0	0
PeCDF	NotFnd		1.0023						1.00		1235	0.0516
PeCDF	NotFnd		1.0120						1.00		1235	0.0516
PeCDF	NotFnd		1.0389						1.00		1235	0.0516
HxCDF	NotFnd		0.9565						1.15		871	0.0467
HxCDF	NotFnd		0.9627						1.15		871	0.0467
HxCDF	NotFnd		0.9700						1.15		871	0.0467
HxCDF	NotFnd		0.9762						1.15		871	0.0467
HxCDF	NotFnd		0.9833						1.15		871	0.0467
HxCDF	NotFnd		0.9968						1.15		871	0.0467
123478-HxCDF	NotFnd		1.0006						1.19		871	0.0468
123678-HxCDF	NotFnd		1.0005						1.16		871	0.0419
HxCDF	NotFnd		1.0055						1.15		871	0.0467
HxCDF	NotFnd		1.0102						1.15		871	0.0467
HxCDF	NotFnd		0.9933						1.15		871	0.0467
234678-HxCDF	NotFnd		1.0006						1.18		871	0.0404
HxCDF	NotFnd		0.0000						1.18		0	0
HxCDF	NotFnd		1.0009						1.15		871	0.0467
123789-HxCDF	NotFnd		1.0005						1.09		871	0.0613
HxCDF	NotFnd		0.0000						1.09		0	0
123489-HxCDF	NotFnd		1.0013						1.15		871	0.0467
1234678-HpCDF	NotFnd		1.0004						1.35		763	0.0488
HpCDF	NotFnd		1.0091						1.34		763	0.0557
HpCDF	NotFnd		1.0140						1.34		763	0.0557
1234789-HpCDF	NotFnd		1.0004						1.34		763	0.0639
OCDF	NotFnd		1.0057						1.40		662	0.0845
OCDF-a	NotFnd		1.0053						1.00		811	0.144

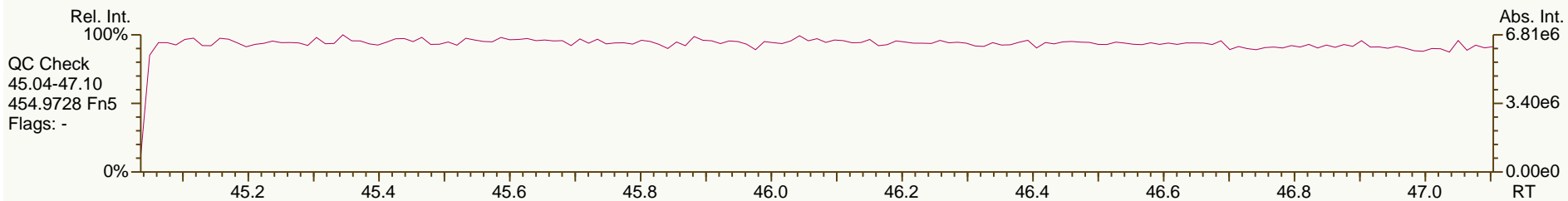
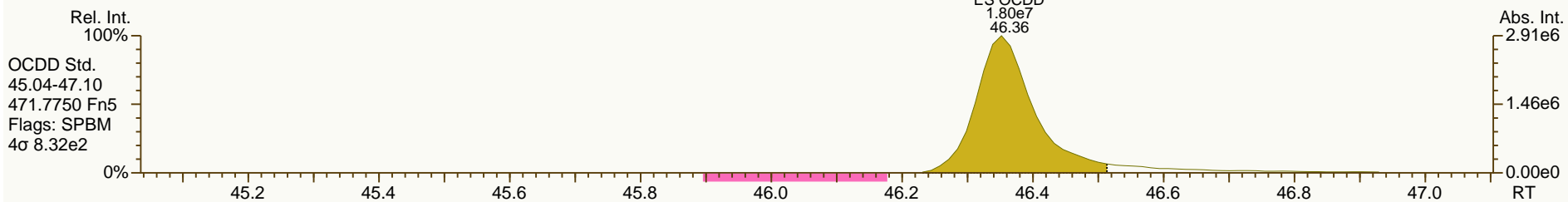
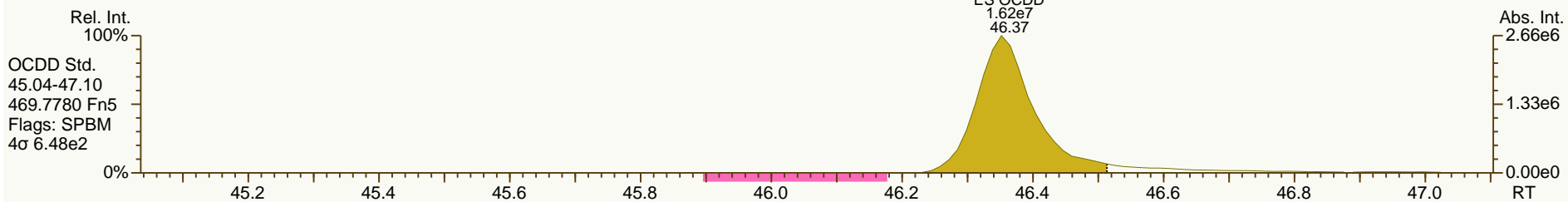
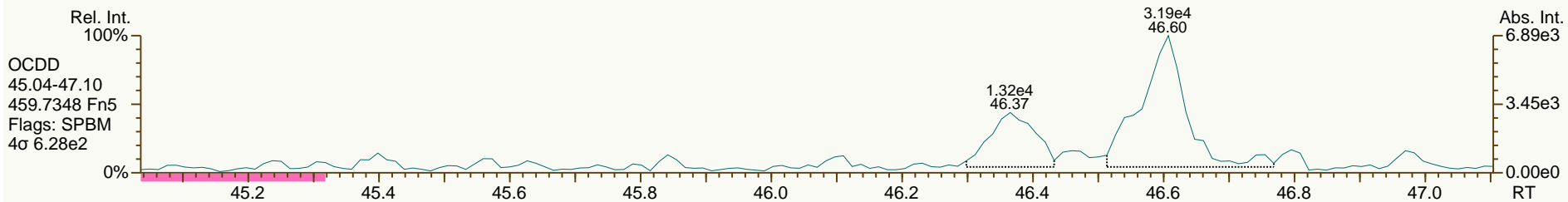
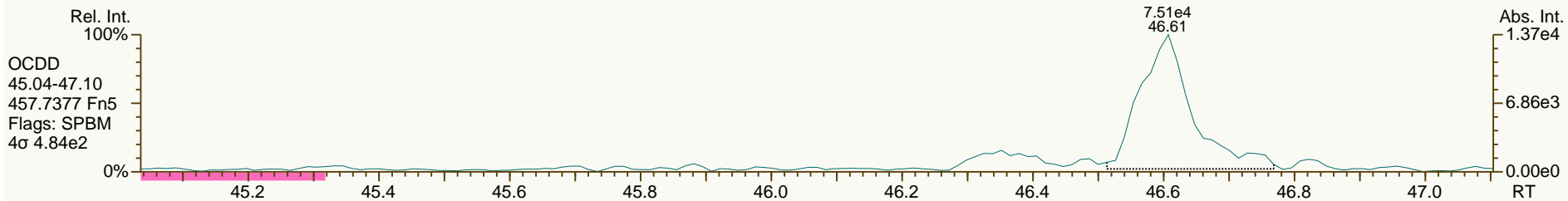


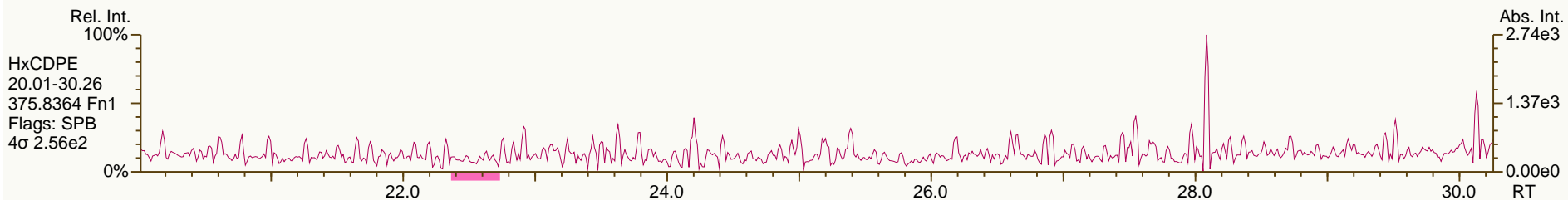
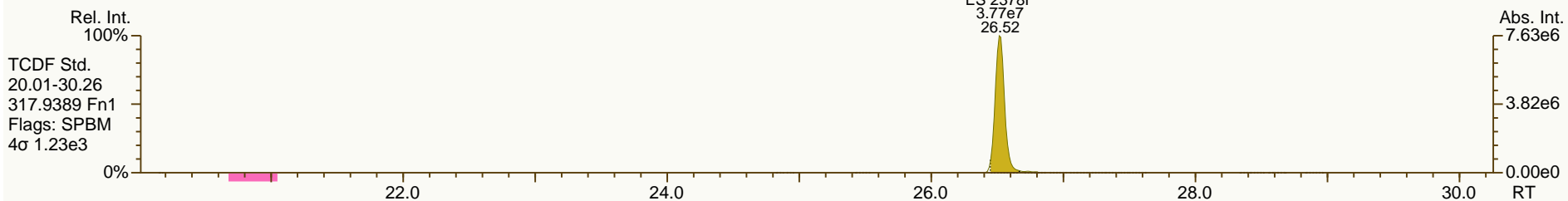
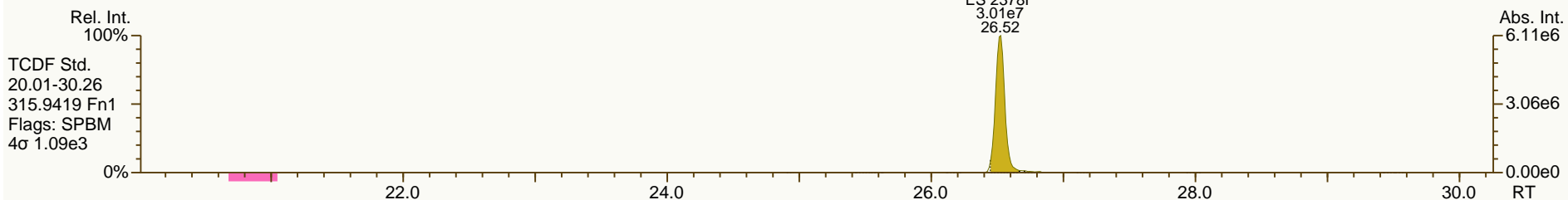
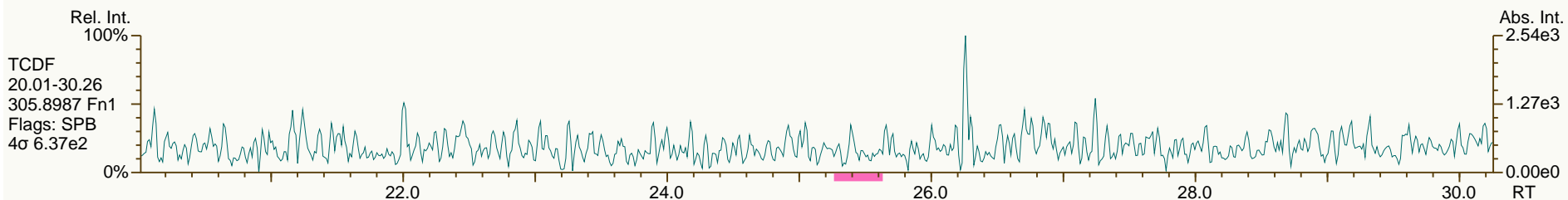
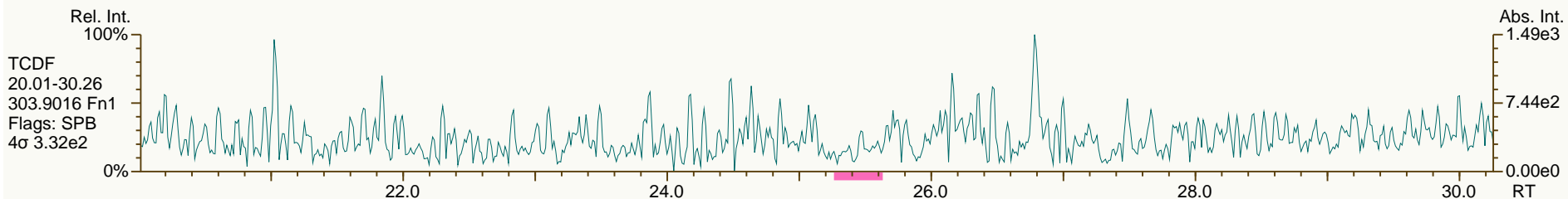


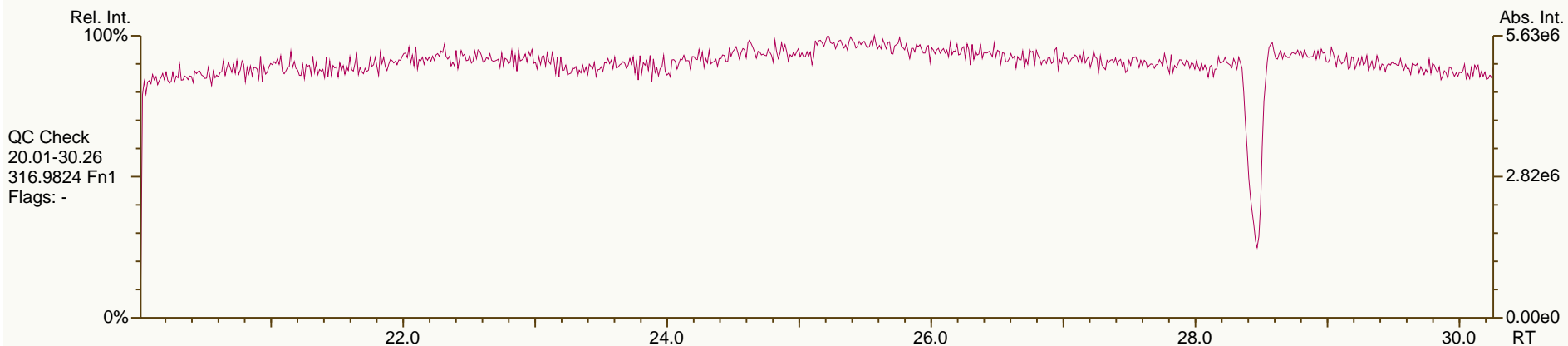
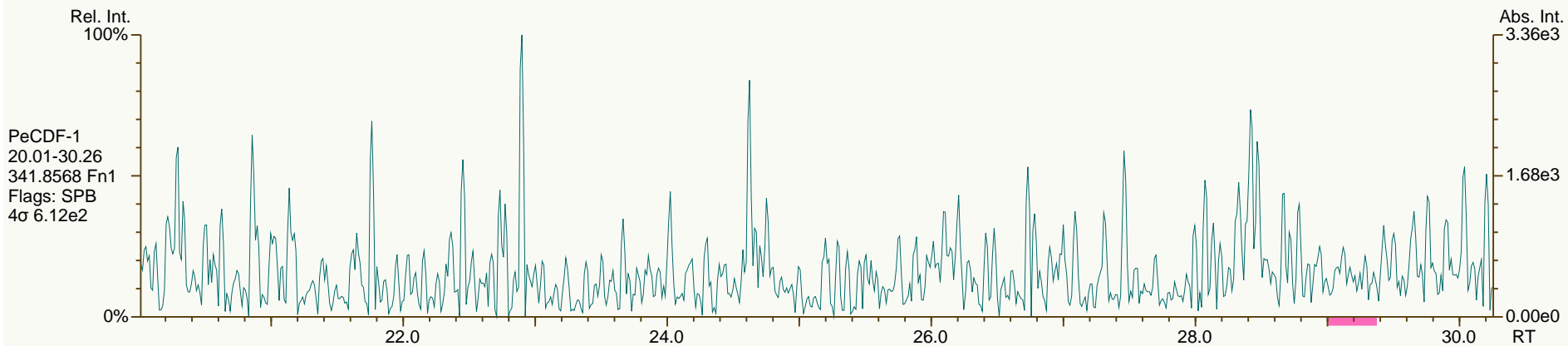
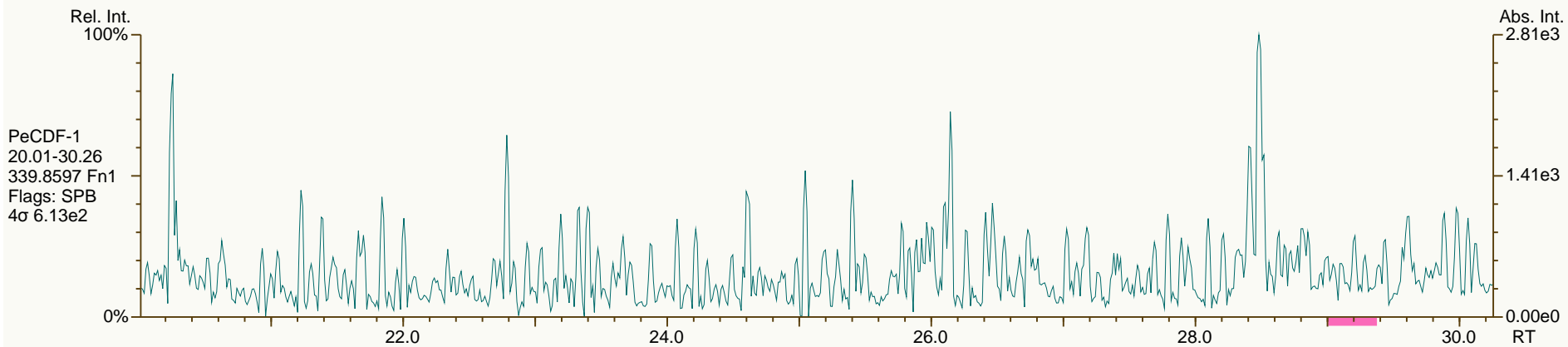


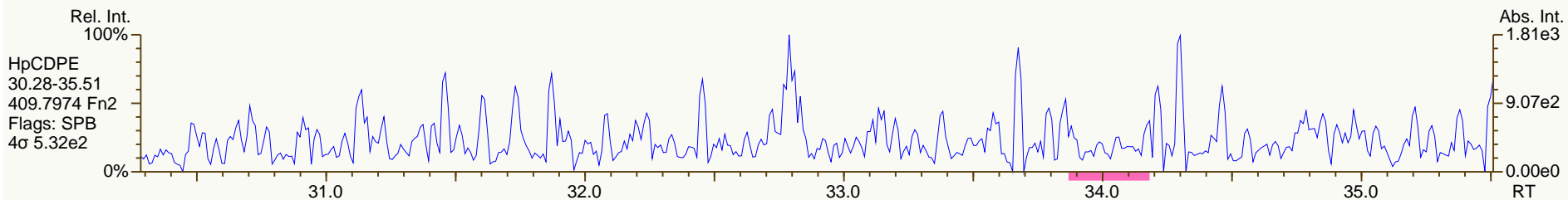
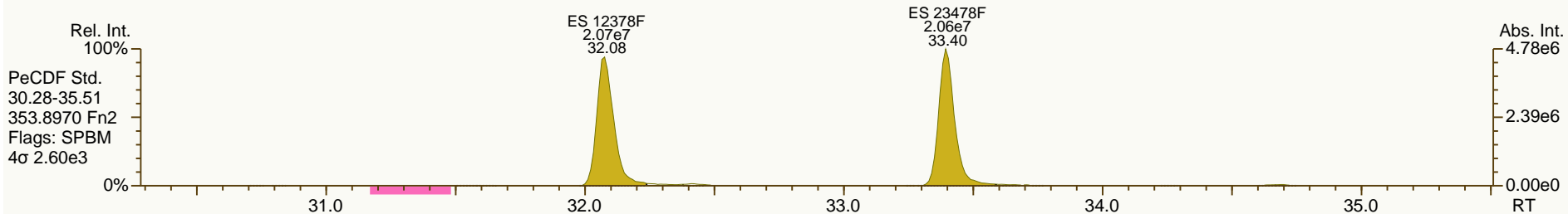
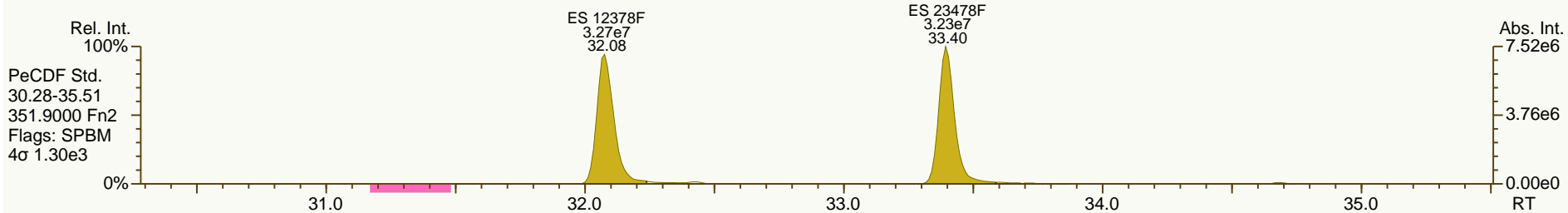
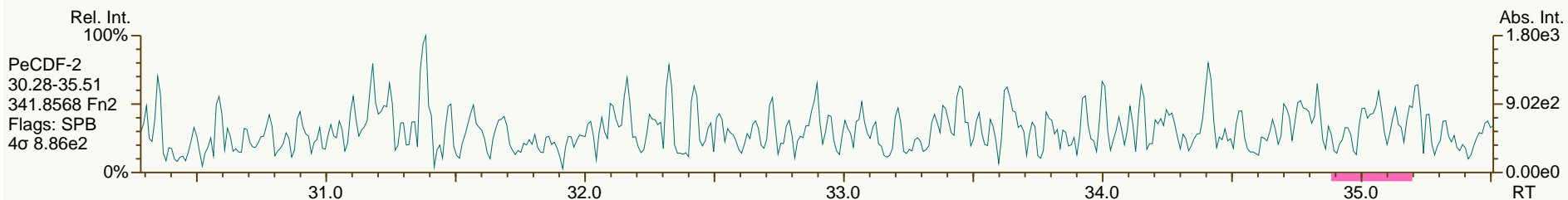
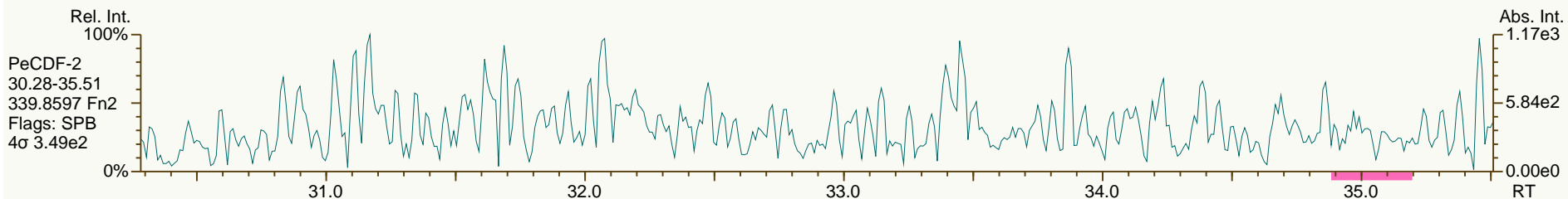


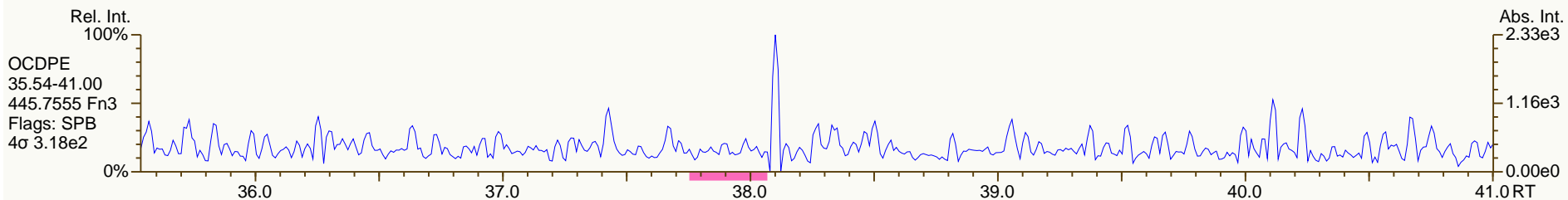
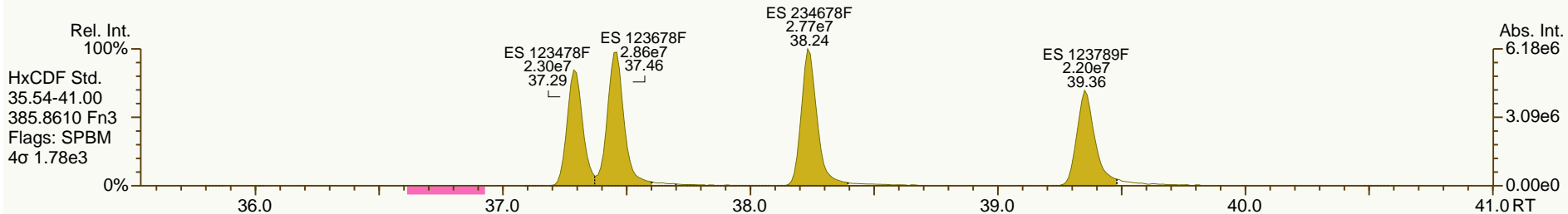
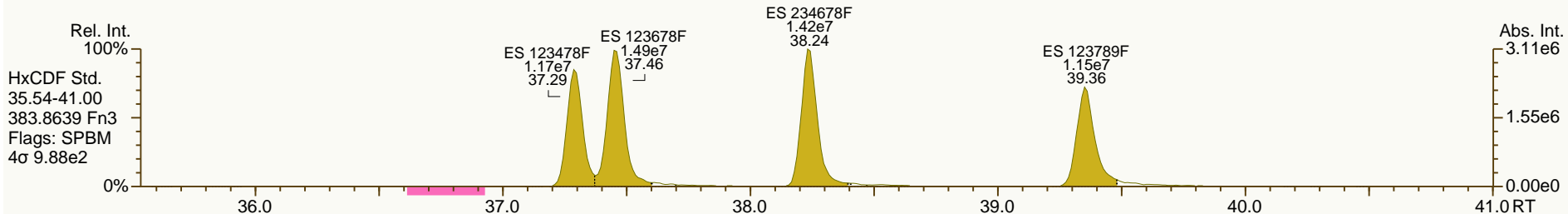
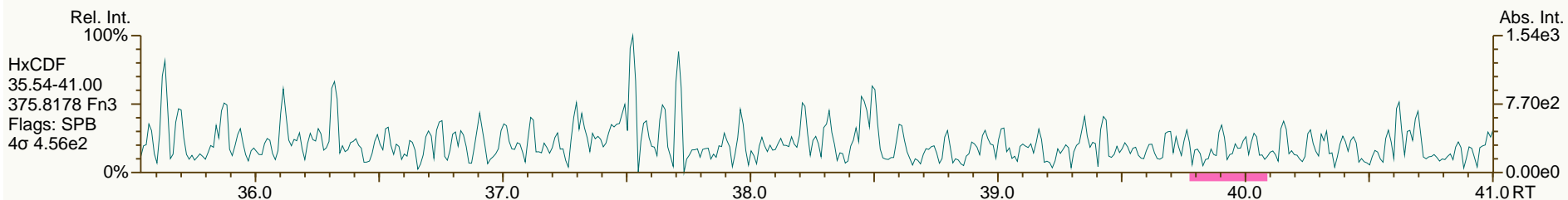
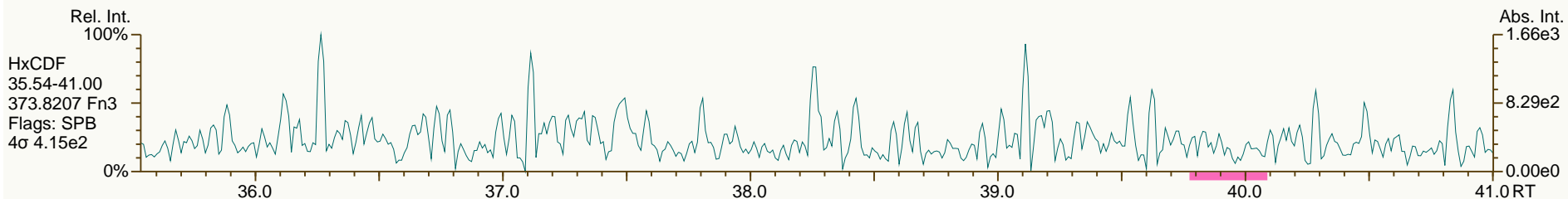


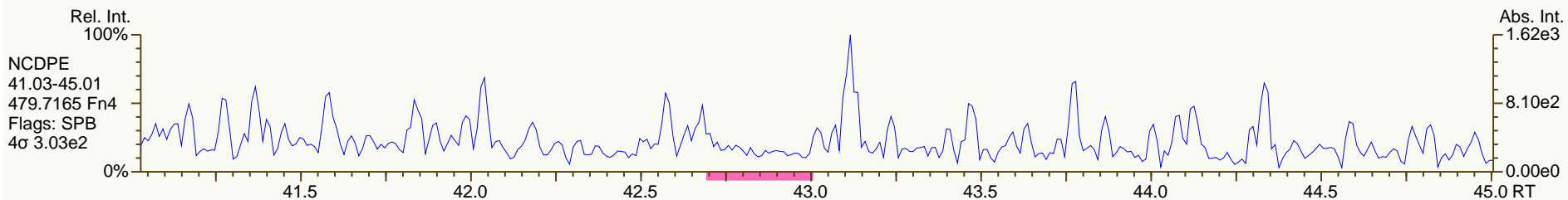
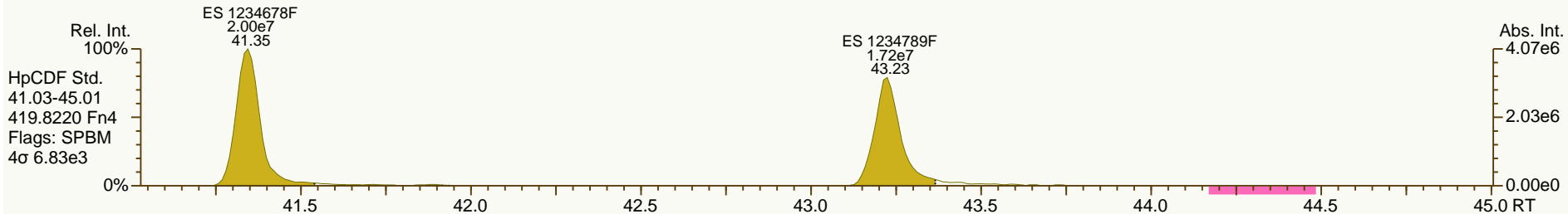
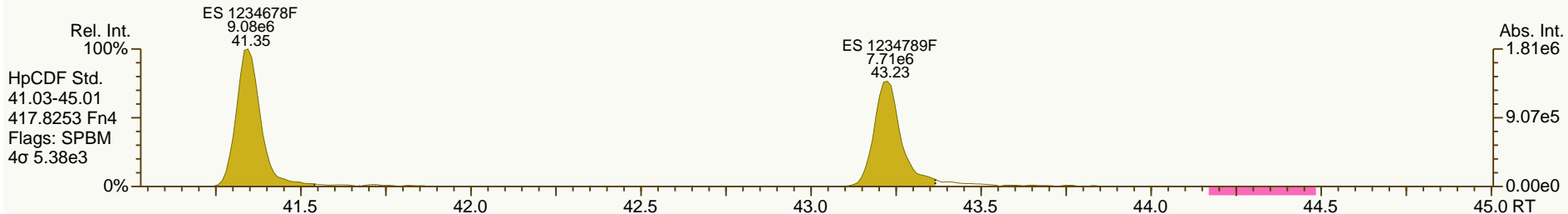
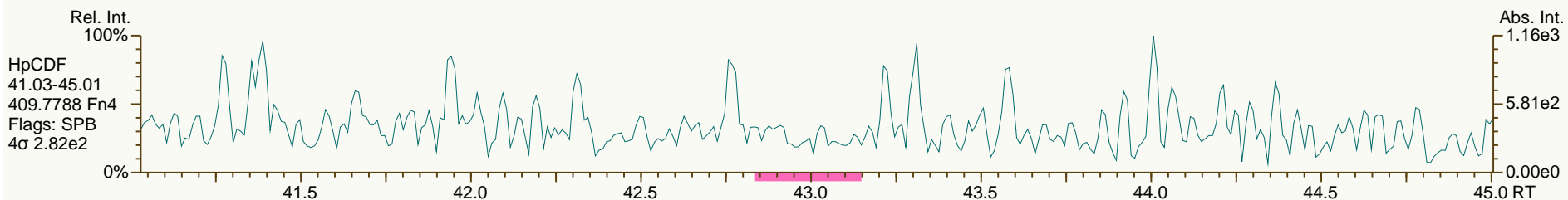
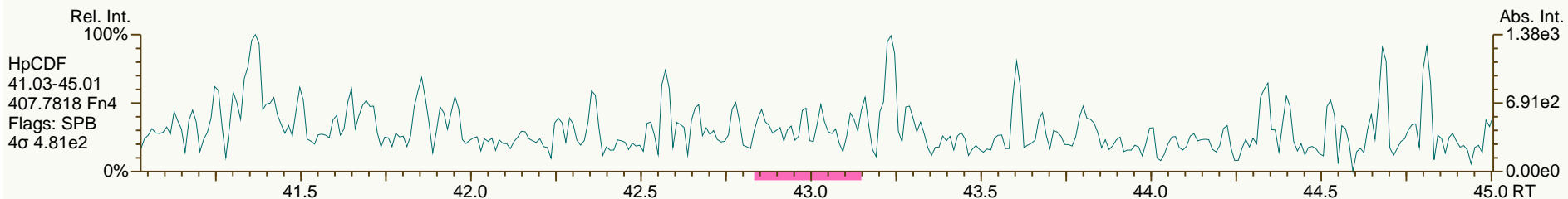


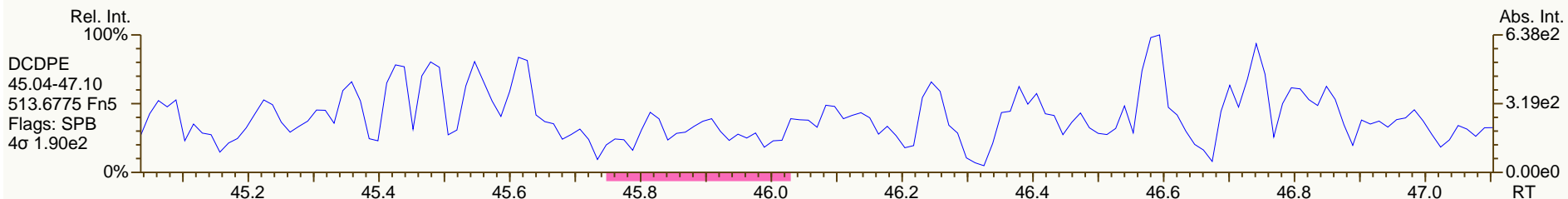
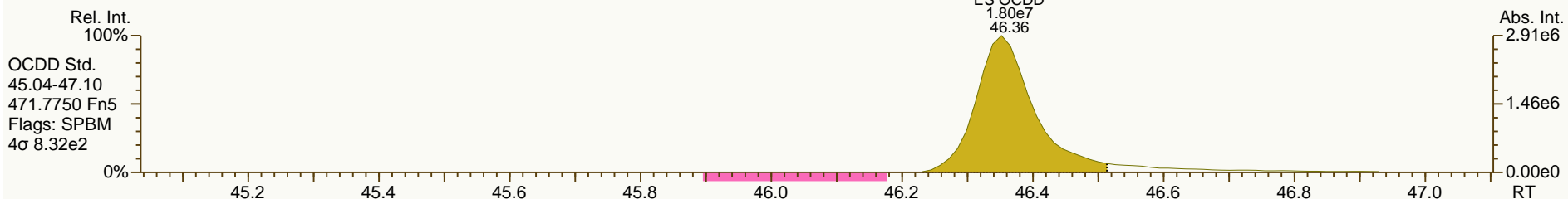
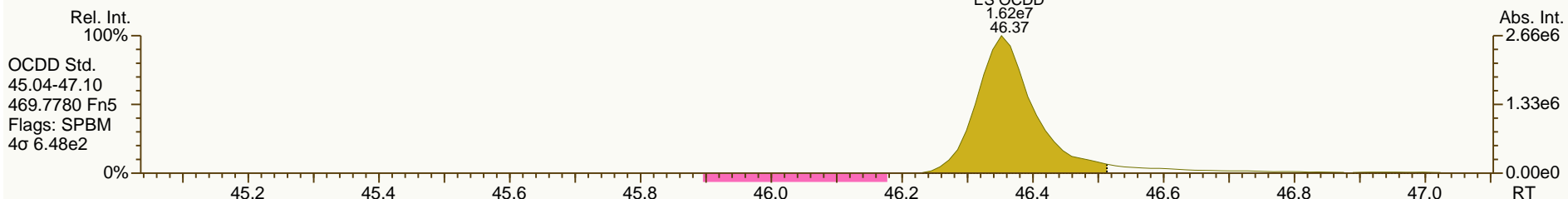
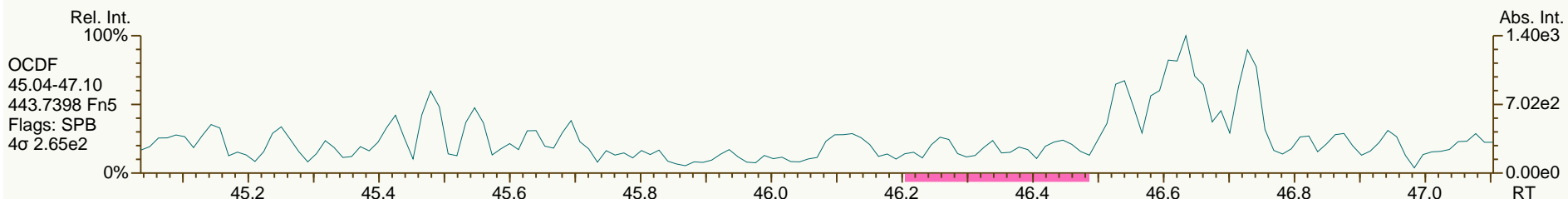
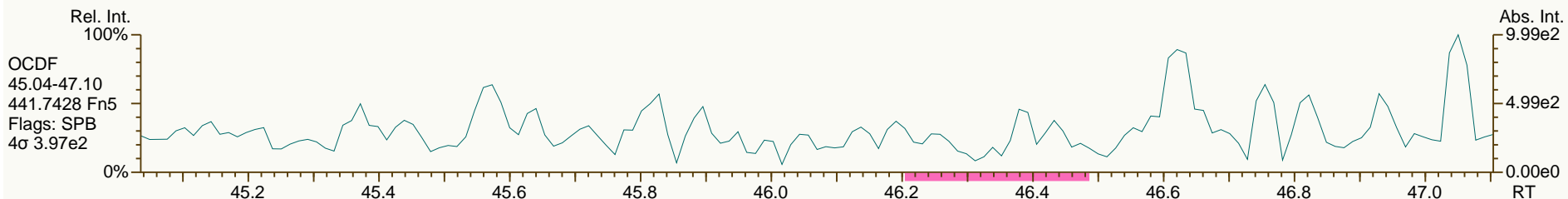












Blank Spike Summary

Blank Spike ID: OPR for HBN 30723 [HXX/1816]
 Blank Spike Lab ID: 95872
 Date Analyzed: 10/28/2012 09:45

Matrix: Soil-Solid as dry weight

QC for Samples: 31203251001, 31203251002, 31203251003, 31203251004, 31203251005, 31203251006,
 31203251007

Results by EPA 1613B

Parameter	Blank Spike (pg/g)			CL
	Spike	Result	Rec (%)	
2,3,7,8-TCDD	20.0	23.0	115	67.0-158
1,2,3,7,8-PeCDD	100	96.7	97	70.0-142
1,2,3,4,7,8-HxCDD	100	114	114	70.0-164
1,2,3,6,7,8-HxCDD	100	119	119	76.0-134
1,2,3,7,8,9-HxCDD	100	115	115	64.0-162
1,2,3,4,6,7,8-HpCDD	100	109	109	70.0-140
OCDD	200	226	113	78.0-144
2,3,7,8-TCDF	20.0	23.1	115	75.0-158
1,2,3,7,8-PeCDF	100	116	116	80.0-134
2,3,4,7,8-PeCDF	100	110	110	68.0-160
1,2,3,4,7,8-HxCDF	100	120	120	72.0-134
1,2,3,6,7,8-HxCDF	100	115	115	84.0-130
2,3,4,6,7,8-HxCDF	100	108	108	70.0-156
1,2,3,7,8,9-HxCDF	100	120	120	78.0-130
1,2,3,4,6,7,8-HpCDF	100	114	114	82.0-122
1,2,3,4,7,8,9-HpCDF	100	113	113	78.0-138
OCDF	200	240	120	63.0-170

Labeled Standards

13C-2378-TCDD	81	25.0-164
13C-12378-PeCDD	78	25.0-181
13C-123478-HxCDD	81	32.0-141
13C-123678-HxCDD	76	28.0-130
13C-1234678-HpCDD	74	23.0-140
13C-OCDD	63	17.0-157
13C-2378-TCDF	78	24.0-169
13C-12378-PeCDF	76	24.0-185
13C-23478-PeCDF	76	21.0-178
13C-123478-HxCDF	71	26.0-152
13C-123678-HxCDF	82	26.0-123
13C-234678-HxCDF	83	29.0-147
13C-123789-HxCDF	71	28.0-136
13C-1234678-HpCDF	65	28.0-143
13C-1234789-HpCDF	69	26.0-138
37Cl-2378-TCDD	107	35.0-197

Blank Spike Summary

Blank Spike ID: OPR for HBN 30723 [HXX/1816]
 Blank Spike Lab ID: 95872
 Date Analyzed: 10/28/2012 09:45

Matrix: Soil-Solid as dry weight

QC for Samples: 31203251001, 31203251002, 31203251003, 31203251004, 31203251005, 31203251006,
 31203251007

Results by EPA 1613B

Blank Spike (%)

<u>Parameter</u>	<u>Spike</u>	<u>Result</u>	<u>Rec (%)</u>	<u>CL</u>
------------------	--------------	---------------	----------------	-----------

Batch Information

Analytical Batch: **HRD1905**
 Analytical Method: **EPA 1613B**
 Instrument: **APHRMS**
 Analyst: **MDC**

Prep Batch: **HXX1816**
 Prep Method: **EPA 1613 PREP S/D/T**
 Prep Date/Time: **10/16/2012 15:46**
 Spike Init Wt./Vol.: **10 g** Extract Vol: **20 uL**

Lab ID: OPR1_10237_DF
 Client ID: 0_10237_OPR001
 Datafile: 121028P1-02



Acq'd: 28 Oct 2012 09:45 MDC
 UTP: 29-Oct-2012 13:40 MDC
 Report: 29 Oct 2012 13:41 MC

Wt/Vol: 10.00 g
 J-level: 0.5 pg/g Split: 1
 Stds (pg): JS: 2000 ES: 2000 CS/SS: 2000, 400 (37CI)
 ICAL: 1613_SGS
 Checkcode: 524-362-NLB

Name	Act RT	QC	Pred. RRT	Act. RRT	ΔSecs	Response	Ra	OK	RRF	Conc.	Noise	DL
2378-TCDD	27.55		1.0009	1.0010	+0.2	3.34E+06	0.78	Y	1.08	23	969	0.0837
12378-PeCDD	33.85		1.0006	1.0006	0	1.12E+07	1.58	Y	1.07	96.7	990	0.0929
123478-HxCDD	38.49		1.0004	1.0004	0	1.12E+07	1.23	Y	1.05	114	998	0.108
123678-HxCDD	38.62		1.0039	1.0039	0	1.17E+07	1.27	Y	0.98	119	998	0.117
123789-HxCDD	38.97		1.0129	1.0130	+0.2	1.12E+07	1.23	Y	1.01	115	998	0.113
1234678-HpCDD	42.65		1.0005	1.0004	-0.3	8.70E+06	1.04	Y	1.09	109	1642	0.239
OCDD	46.40		1.0005	1.0004	-0.3	1.23E+07	0.90	Y	1.11	226	971	0.253

2378-TCDF	26.55		1.0009	1.0010	+0.2	4.87E+06	0.77	Y	0.98	23.1	928	0.0581
12378-PeCDF	32.11		1.0007	1.0006	-0.2	2.09E+07	1.50	Y	0.99	116	2250	0.141
23478-PeCDF	33.43		1.0006	1.0006	0	2.00E+07	1.51	Y	1.02	110	2250	0.136
123478-HxCDF	37.32		1.0006	1.0005	-0.2	1.60E+07	1.23	Y	1.19	120	999	0.0792
123678-HxCDF	37.49		1.0005	1.0005	0	1.89E+07	1.26	Y	1.16	115	999	0.0621
234678-HxCDF	38.27		1.0006	1.0005	-0.2	1.74E+07	1.24	Y	1.18	108	999	0.0669
123789-HxCDF	39.40		1.0005	1.0005	0	1.38E+07	1.25	Y	1.09	120	999	0.11
1234678-HpCDF	41.38		1.0004	1.0004	0	1.32E+07	1.03	Y	1.35	114	2760	0.252
1234789-HpCDF	43.26		1.0004	1.0003	-0.3	1.05E+07	1.04	Y	1.34	113	2760	0.334
OCDF	46.65		1.0057	1.0056	-0.3	1.66E+07	0.92	Y	1.40	240	813	0.168

Name	Act RT		Pred. RRT	Act. RRT	ΔSecs	Response	Ra	OK	RRF	Rec. %
ES 2378-TCDD	27.52		1.0281	1.0280	-0.2	2.69E+07	0.80	Y	1.04	81.2
ES 12378-PeCDD	33.82		1.2639	1.2635	-0.6	2.15E+07	1.56	Y	0.87	78.1
ES 123478-HxCDD	38.47		0.9876	0.9876	0	1.87E+07	1.30	Y	0.94	80.6
ES 123678-HxCDD	38.61		0.9910	0.9910	0	2.00E+07	1.26	Y	1.06	76.3
ES 1234678-HpCDD	42.64		1.0943	1.0945	+0.5	1.46E+07	1.04	Y	0.80	74.1
ES OCDD	46.39		1.1907	1.1907	0	1.97E+07	0.91	Y	0.63	63.4

ES 2378-TCDF	26.52		0.9907	0.9908	+0.2	4.33E+07	0.81	Y	1.74	78.3
ES 12378-PeCDF	32.09		1.1992	1.1987	-0.8	3.63E+07	1.55	Y	1.49	76.5
ES 23478-PeCDF	33.41		1.2484	1.2480	-0.6	3.59E+07	1.56	Y	1.48	76.2
ES 123478-HxCDF	37.30		0.9577	0.9575	-0.5	2.25E+07	0.52	Y	1.27	71.4
ES 123678-HxCDF	37.47		0.9619	0.9618	-0.2	2.85E+07	0.53	Y	1.41	81.7
ES 234678-HxCDF	38.26		0.9821	0.9820	-0.2	2.75E+07	0.52	Y	1.34	82.7
ES 123789-HxCDF	39.38		1.0108	1.0109	+0.2	2.12E+07	0.53	Y	1.20	71.3
ES 1234678-HpCDF	41.37		1.0618	1.0618	0	1.71E+07	0.46	Y	1.06	65.3
ES 1234789-HpCDF	43.25		1.1100	1.1101	+0.2	1.39E+07	0.44	Y	0.82	68.7

Lab ID: OPR1_10237_DF
 Client ID: 0_10237_OPR001
 Datafile: 121028P1-02

Acq'd: 28 Oct 2012 09:45 MDC
 UTP: 29-Oct-2012 13:40 MDC
 Report: 29 Oct 2012 13:41 MC

Wt/Vol: 10.00 g
 J-level: 0.5 pg/g Split: 1
 Stds (pg): JS: 2000 ES: 2000 CS/SS: 2000, 400 (37CI)
 ICAL: 1613_SGS
 Checkcode: 524-362-NLB

Name	Act RT	QC	Pred. RRT	Act. RRT	ΔSecs	Response	Ra	OK	RRF	Rec. %
JS 1234-TCDD	26.77		-	-	-	3.18E+07	0.80	Y	-	-
JS 123789-HxCDD	38.96		-	-	-	2.47E+07	1.27	Y	-	-
CS 37C1-2378-TCDD	27.55		1.0291	1.0290	-0.2	7.96E+06	n/a	-	1.17	107
SS 37C1-2378-TCDD	27.55	NA	1.0291	1.0290	-0.2	7.96E+06	n/a	-	1.12	132

Totals	Conc	EMPC	EDL
Total TCDD	23	23	0.0837
Total PeCDD	96.8	96.8	0.0929
Total HxCDD	348	348	0.113
Total HpCDD	111	111	0.239
Total Tetra-Octa Dioxins	805	805	
Total TCDF	23.1	23.2	0.0581
Total PeCDF	227	227	0.138
Total HxCDF	463	463	0.0772
Total HpCDF	229	229	0.289
Total Tetra-Octa Furans	1180	1180	
Total Tetra-Octa Dioxins & Furans	1990	1990	

Lab ID: OPR1_10237_DF
 Client ID: 0_10237_OPR001
 Datafile: 121028P1-02

Acq'd: 28 Oct 2012 09:45 MDC
 UTP: 29-Oct-2012 13:40 MDC
 Report: 29 Oct 2012 13:41 MC

Wt/Vol: 10.00 g
 J-level: 0.5 pg/g Split: 1
 Stds (pg): JS: 2000 ES: 2000 CS/SS: 2000, 400 (37CI)
 ICAL: 1613_SGS
 Checkcode: 524-362-NLB

Name	Act RT	QC	Pred. RRT	Act. RRT	ΔSecs	Response	Ra	OK	RRF	Conc.	Noise	DL
TCDD	NotFnd		0.8504						1.08		969	0.0837
TCDD	NotFnd		0.8649						1.08		969	0.0837
TCDD	NotFnd		0.8835						1.08		969	0.0837
TCDD	NotFnd		0.9152						1.08		969	0.0837
TCDD	NotFnd		0.9241						1.08		969	0.0837
TCDD	NotFnd		0.9327						1.08		969	0.0837
TCDD	NotFnd		0.9408						1.08		969	0.0837
TCDD	NotFnd		0.9512						1.08		969	0.0837
TCDD	NotFnd		0.9580						1.08		969	0.0837
TCDD	NotFnd		0.9736						1.08		969	0.0837
TCDD	NotFnd		0.9785						1.08		969	0.0837
TCDD	NotFnd		0.9884						1.08		969	0.0837
TCDD	NotFnd		0.9945						1.08		969	0.0837
2378-TCDD	27.55		1.0009	1.0010	+0.2	3.34E+06	0.78	Y	1.08	23	969	0.0837
TCDD	NotFnd		1.0147						1.08		969	0.0837
TCDD	NotFnd		1.0206						1.08		969	0.0837
TCDD	NotFnd		1.0423						1.08		969	0.0837
PeCDD	NotFnd		0.9131						1.07		990	0.0929
PeCDD	NotFnd		0.9319						1.07		990	0.0929
PeCDD	NotFnd		0.9511						1.07		990	0.0929
PeCDD	32.40		0.9576	0.9577	+0.2	1.85E+04	1.60	Y	1.07	0.161	990	0.0929
PeCDD	NotFnd		0.9611						1.07		990	0.0929
PeCDD	NotFnd		0.9703						1.07		990	0.0929
PeCDD	NotFnd		0.9829						1.07		990	0.0929
12378-PeCDD	33.85		1.0006	1.0006	0	1.12E+07	1.58	Y	1.07	96.7	990	0.0929
PeCDD	NotFnd		1.0039						1.07		990	0.0929
PeCDD	NotFnd		1.0161						1.07		990	0.0929
HxCDD	NotFnd		0.9479						1.01		998	0.113
HxCDD	NotFnd		0.9682						1.01		998	0.113
HxCDD	NotFnd		0.9771						1.01		998	0.113
HxCDD	NotFnd		0.9811						1.01		998	0.113
123478-HxCDD	38.49		1.0004	1.0004	0	1.12E+07	1.23	Y	1.05	114	998	0.108
123678-HxCDD	38.62		1.0039	1.0039	0	1.17E+07	1.27	Y	0.98	119	998	0.117
HxCDD	NotFnd		1.0097						1.01		998	0.113
123789-HxCDD	38.97		1.0129	1.0130	+0.2	1.12E+07	1.23	Y	1.01	115	998	0.113

Lab ID: OPR1_10237_DF

Acq'd: 28 Oct 2012 09:45 MDC

Wt/Vol: 10.00 g

ICAL: 1613_SGS

Client ID: 0_10237_OPR001

UTP: 29-Oct-2012 13:40 MDC

J-level: 0.5 pg/g Split: 1

Checkcode: 524-362-NLB

Datafile: 121028P1-02

Report: 29 Oct 2012 13:41 MC

Std (pg): JS: 2000 ES: 2000 CS/SS: 2000, 400 (37CI)

Name	Act RT	QC	Pred. RRT	Act. RRT	ΔSecs	Response	Ra	OK	RRF	Conc.	Noise	DL
HpCDD	41.75		0.9793	0.9791	-0.5	1.17E+05	1.07	Y	1.09	1.47	1642	0.239
1234678-HpCDD	42.65		1.0005	1.0004	-0.3	8.70E+06	1.04	Y	1.09	109	1642	0.239
OCDD	46.40		1.0005	1.0004	-0.3	1.23E+07	0.90	Y	1.11	226	971	0.253
OCDD-a	46.39		1.0001	1.0000	-0.3	7.04E+05	2.47	Y	1.00	14.3	589	0.17
TCDF	NotFnd		0.7983						0.98		928	0.0581
TCDF	NotFnd		0.8218						0.98		928	0.0581
TCDF	NotFnd		0.8463						0.98		928	0.0581
TCDF	NotFnd		0.8625						0.98		928	0.0581
TCDF	NotFnd		0.8677						0.98		928	0.0581
TCDF	NotFnd		0.8787						0.98		928	0.0581
TCDF	NotFnd		0.8840						0.98		928	0.0581
TCDF	NotFnd		0.8998						0.98		928	0.0581
TCDF	NotFnd		0.9054						0.98		928	0.0581
TCDF	NotFnd		0.9125						0.98		928	0.0581
TCDF	NotFnd		0.9279						0.98		928	0.0581
TCDF	NotFnd		0.9334						0.98		928	0.0581
TCDF	NotFnd		0.9381						0.98		928	0.0581
TCDF	NotFnd		0.9439						0.98		928	0.0581
TCDF	25.52		0.9630	0.9621	-1.4	2.46E+04	0.64	N	0.98	0.117	928	0.0581
TCDF	NotFnd		0.9674						0.98		928	0.0581
TCDF	NotFnd		0.9746						0.98		928	0.0581
TCDF	NotFnd		0.9829						0.98		928	0.0581
TCDF	NotFnd		0.9916						0.98		928	0.0581
TCDF	NotFnd		0.9963						0.98		928	0.0581
2378-TCDF	26.55		1.0009	1.0010	+0.2	4.87E+06	0.77	Y	0.98	23.1	928	0.0581
TCDF	NotFnd		1.0166						0.98		928	0.0581
TCDF	NotFnd		1.0274						0.98		928	0.0581
TCDF	NotFnd		1.0390						0.98		928	0.0581
TCDF	NotFnd		1.0886						0.98		928	0.0581
PeCDF	NotFnd		0.8975						1.00		804	0.0494
PeCDF	NotFnd		0.9542						1.00		2250	0.138
PeCDF	NotFnd		0.9587						1.00		2250	0.138
PeCDF	NotFnd		0.9636						1.00		2250	0.138
PeCDF	NotFnd		0.9671						1.00		2250	0.138
PeCDF	NotFnd		0.9760						1.00		2250	0.138
PeCDF	NotFnd		0.9810						1.00		2250	0.138

Lab ID: OPR1_10237_DF

Acq'd: 28 Oct 2012 09:45 MDC

Wt/Vol: 10.00 g

ICAL: 1613_SGS

Client ID: 0_10237_OPR001

UTP: 29-Oct-2012 13:40 MDC

J-level: 0.5 pg/g Split: 1

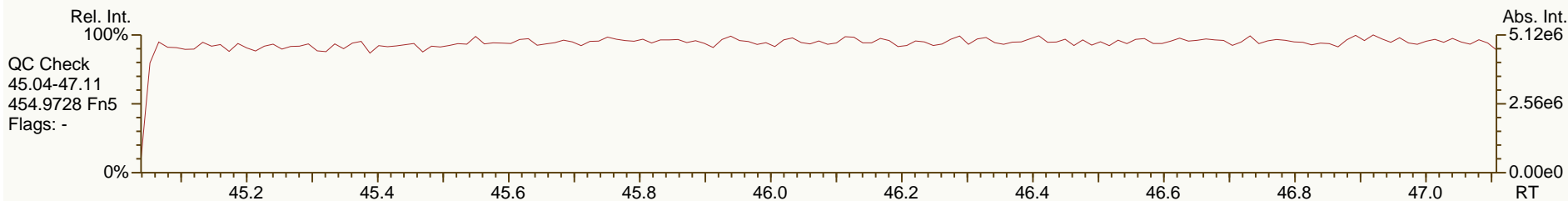
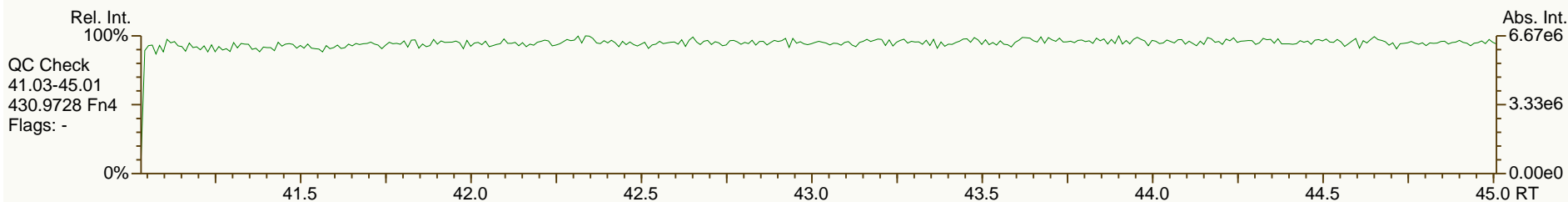
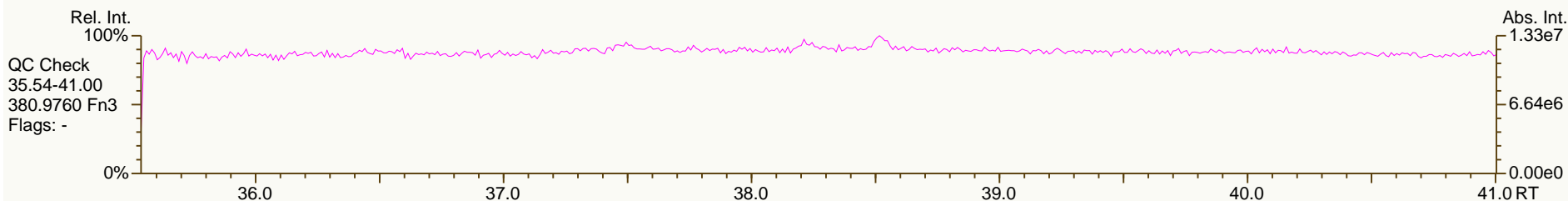
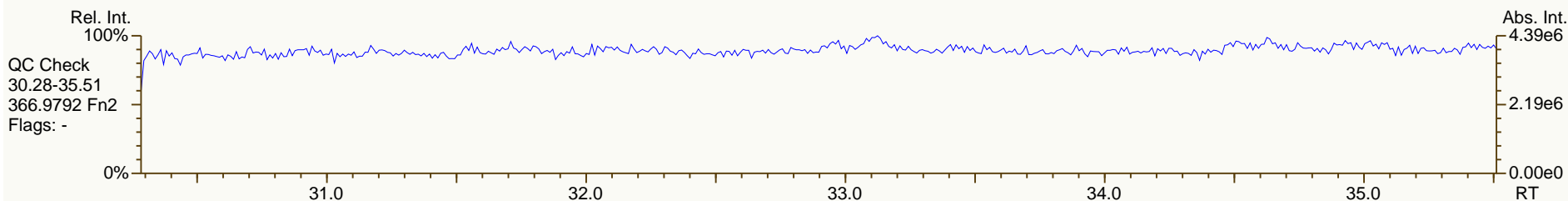
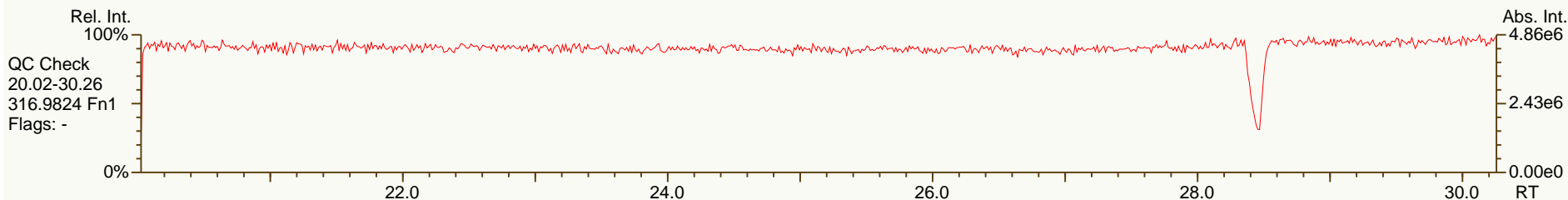
Checkcode: 524-362-NLB

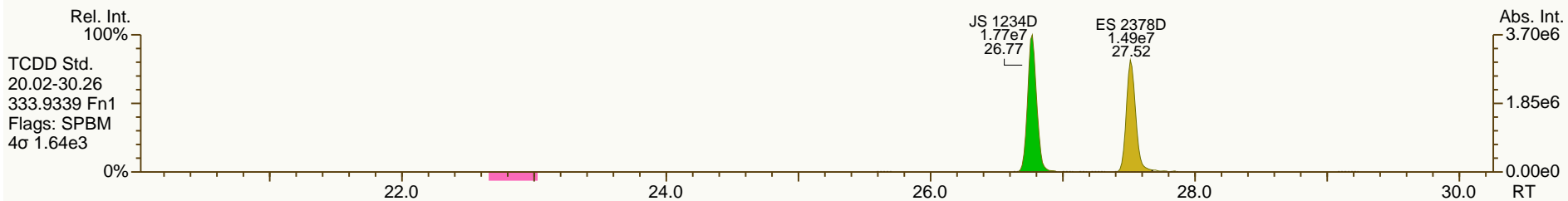
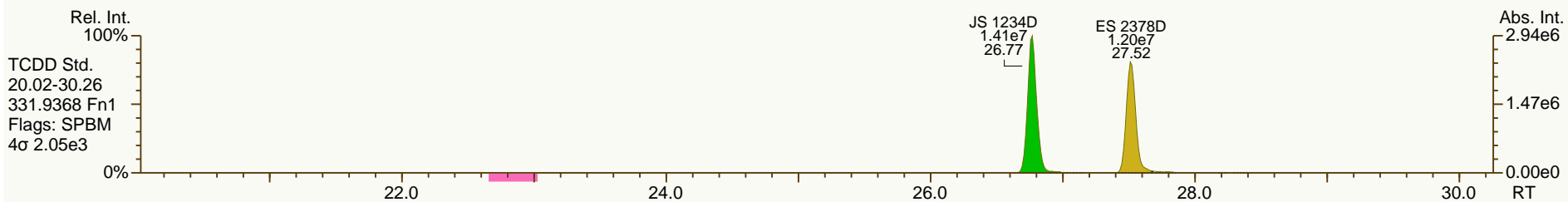
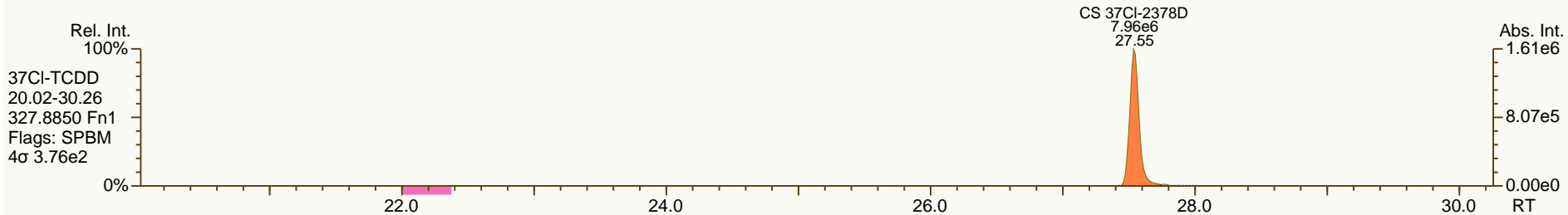
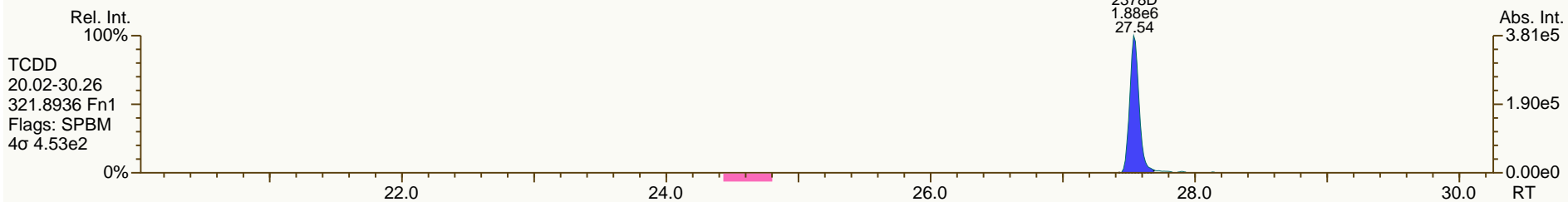
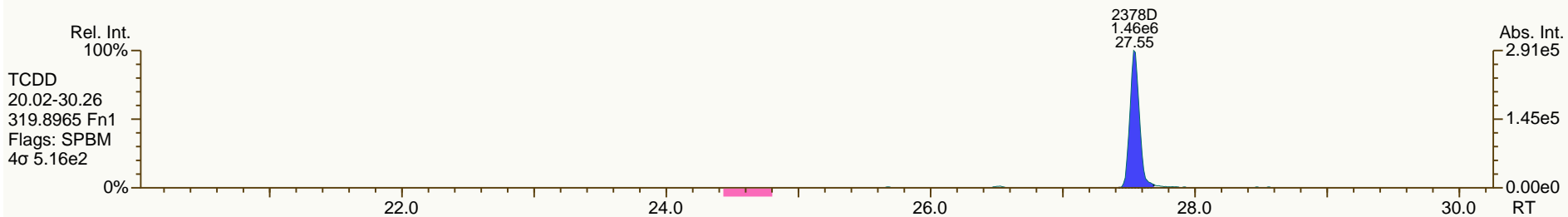
Datafile: 121028P1-02

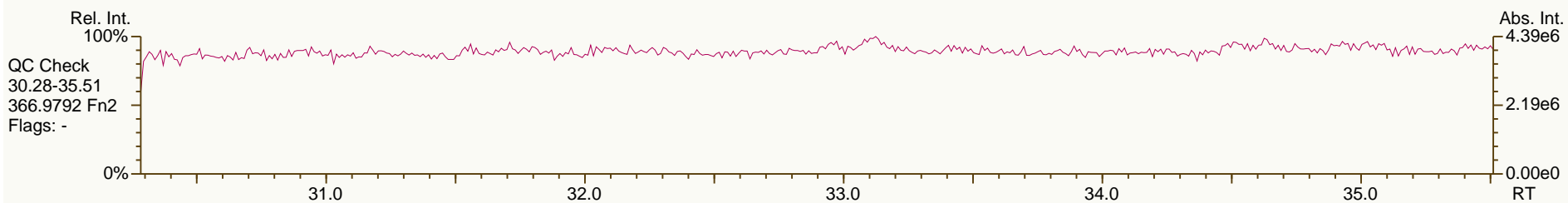
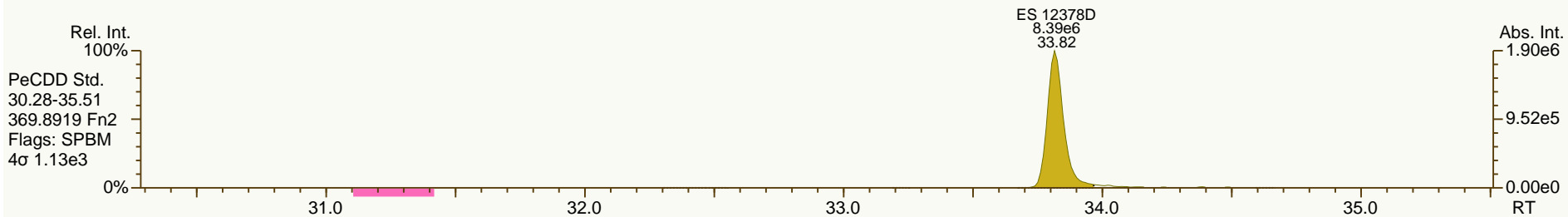
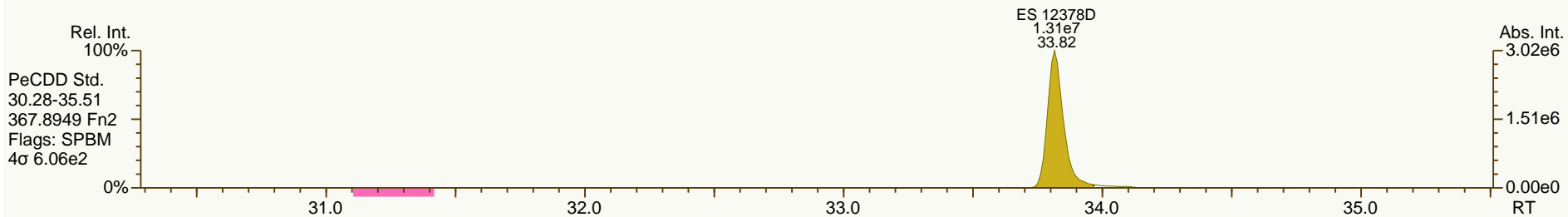
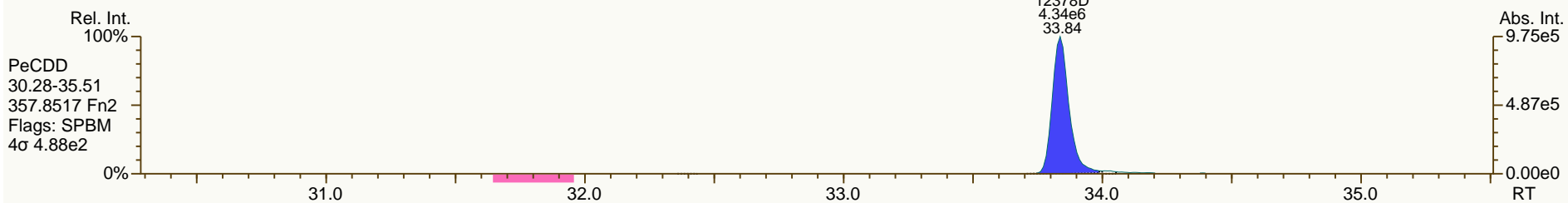
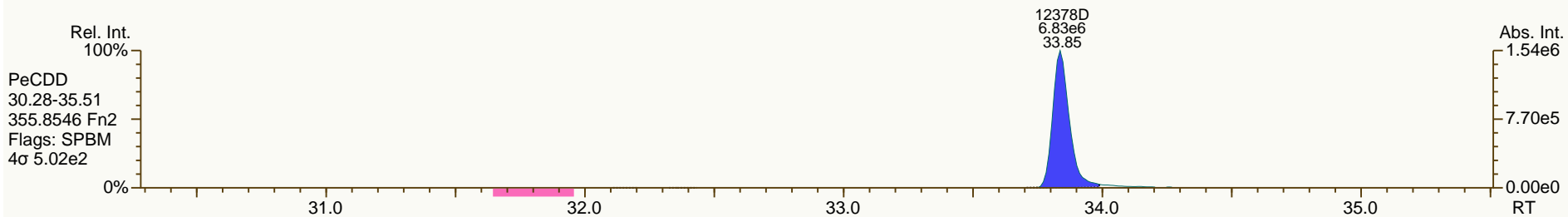
Report: 29 Oct 2012 13:41 MC

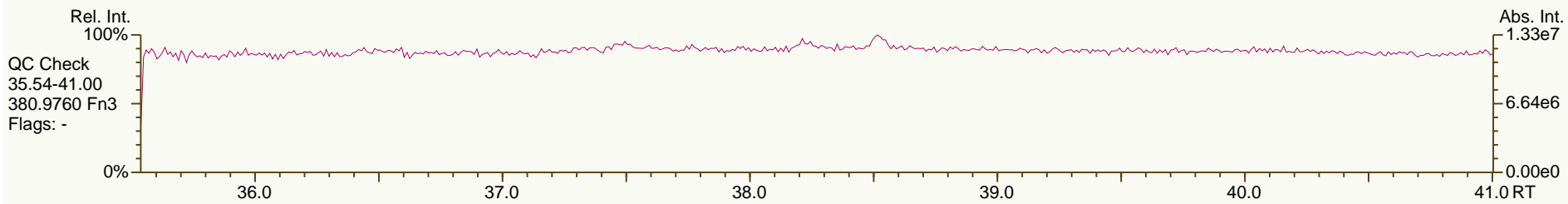
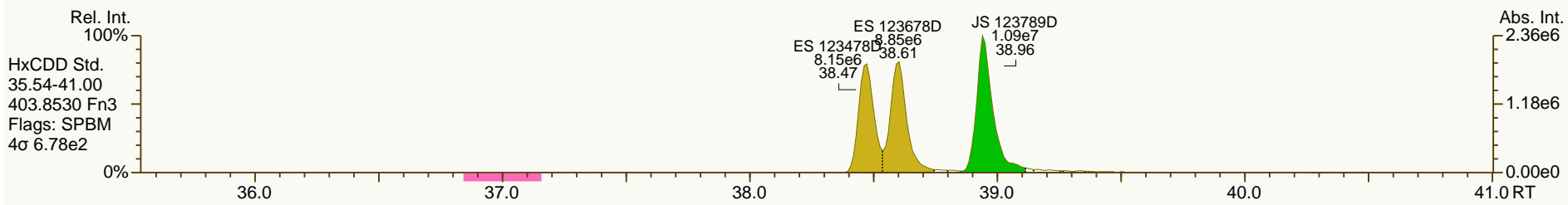
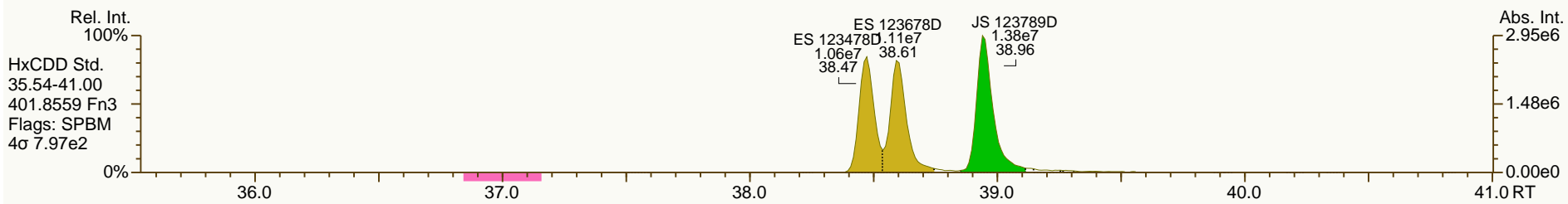
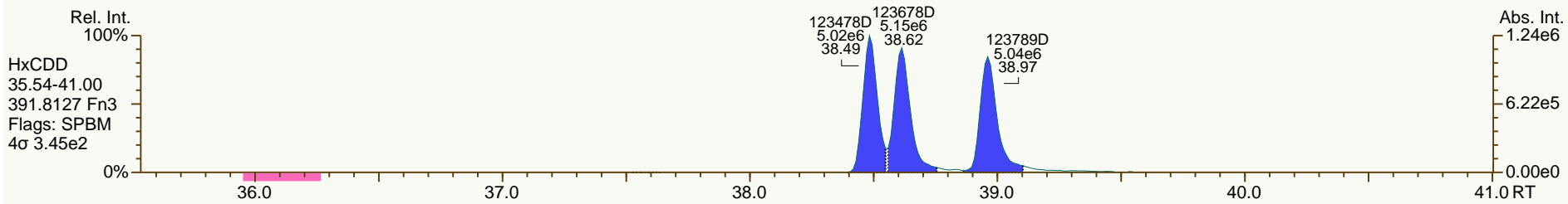
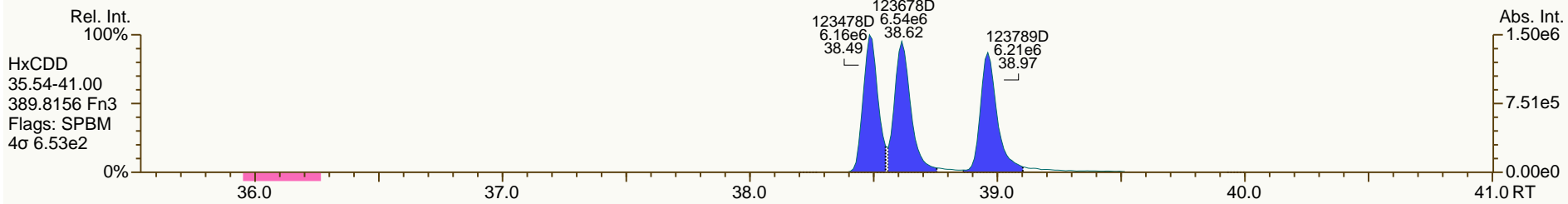
Stds (pg): JS: 2000 ES: 2000 CS/SS: 2000, 400 (37CI)

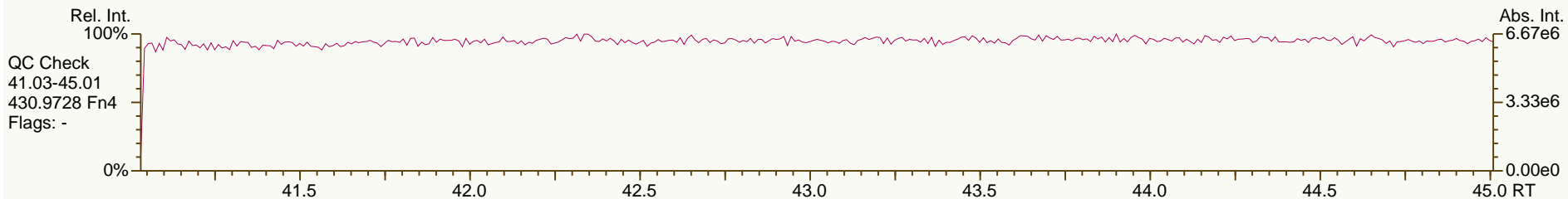
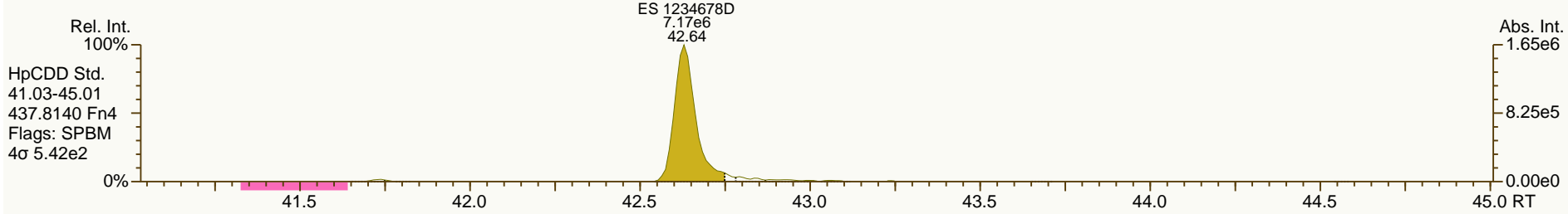
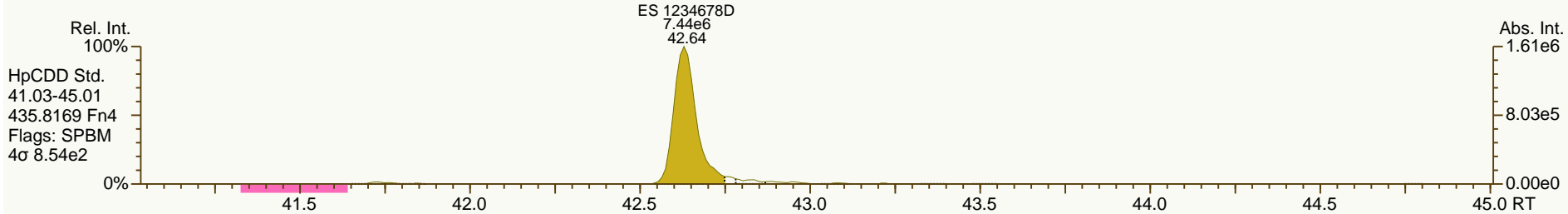
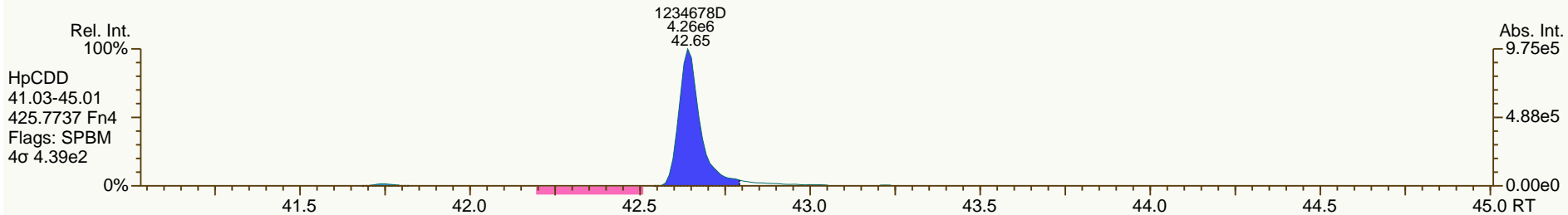
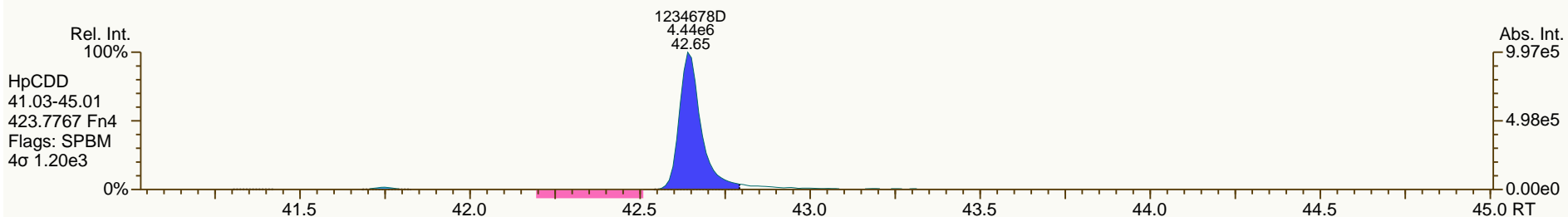
Name	Act RT	QC	Pred. RRT	Act. RRT	ΔSecs	Response	Ra	OK	RRF	Conc.	Noise	DL
PeCDF	31.57		0.9847	0.9839	-1.5	6.07E+04	1.54	Y	1.00	0.336	2250	0.138
PeCDF	NotFnd		0.9870						1.00		2250	0.138
PeCDF	31.86		0.9930	0.9927	-0.6	5.51E+04	1.31	N	1.00	0.304	2250	0.138
12378-PeCDF	32.11		1.0007	1.0006	-0.2	2.09E+07	1.50	Y	0.99	116	2250	0.141
PeCDF	NotFnd		1.0113						1.00		2250	0.138
PeCDF	NotFnd		1.0169						1.00		2250	0.138
PeCDF	NotFnd		0.9917						1.00		2250	0.138
PeCDF	33.26		0.9962	0.9956	-1.2	9.14E+04	1.61	Y	1.00	0.505	2250	0.138
23478-PeCDF	33.43		1.0006	1.0006	0	2.00E+07	1.51	Y	1.02	110	2250	0.136
PeCDF	NotFnd		0.0000						1.02		0	0
PeCDF	NotFnd		1.0023						1.00		2250	0.138
PeCDF	NotFnd		1.0120						1.00		2250	0.138
PeCDF	NotFnd		1.0389						1.00		2250	0.138
HxCDF	35.67		0.9565	0.9563	-0.4	4.47E+04	1.14	Y	1.15	0.312	999	0.0772
HxCDF	35.91		0.9627	0.9627	0	6.12E+04	1.30	Y	1.15	0.427	999	0.0772
HxCDF	NotFnd		0.9700						1.15		999	0.0772
HxCDF	NotFnd		0.9762						1.15		999	0.0772
HxCDF	NotFnd		0.9833						1.15		999	0.0772
HxCDF	37.18		0.9968	0.9966	-0.4	2.77E+04	1.43	N	1.15	0.193	999	0.0772
123478-HxCDF	37.32		1.0006	1.0005	-0.2	1.60E+07	1.23	Y	1.19	120	999	0.0792
123678-HxCDF	37.49		1.0005	1.0005	0	1.89E+07	1.26	Y	1.16	115	999	0.0621
HxCDF	NotFnd		1.0055						1.15		999	0.0772
HxCDF	NotFnd		1.0102						1.15		999	0.0772
HxCDF	NotFnd		0.9933						1.15		999	0.0772
234678-HxCDF	38.27		1.0006	1.0005	-0.2	1.74E+07	1.24	Y	1.18	108	999	0.0669
HxCDF	NotFnd		0.0000						1.18		0	0
HxCDF	NotFnd		1.0009						1.15		999	0.0772
123789-HxCDF	39.40		1.0005	1.0005	0	1.38E+07	1.25	Y	1.09	120	999	0.11
HxCDF	NotFnd		0.0000						1.09		0	0
123489-HxCDF	NotFnd		1.0013						1.15		999	0.0772
1234678-HpCDF	41.38		1.0004	1.0004	0	1.32E+07	1.03	Y	1.35	114	2760	0.252
HpCDF	41.75		1.0091	1.0093	+0.5	7.64E+04	1.10	Y	1.34	0.734	2760	0.289
HpCDF	41.92		1.0140	1.0135	-1.2	1.17E+05	1.10	Y	1.34	1.13	2760	0.289
1234789-HpCDF	43.26		1.0004	1.0003	-0.3	1.05E+07	1.04	Y	1.34	113	2760	0.334
OCDF	46.65		1.0057	1.0056	-0.3	1.66E+07	0.92	Y	1.40	240	813	0.168
OCDF-a	46.64		1.0053	1.0054	+0.3	8.49E+05	1.90	N	1.00	17.2	747	0.215

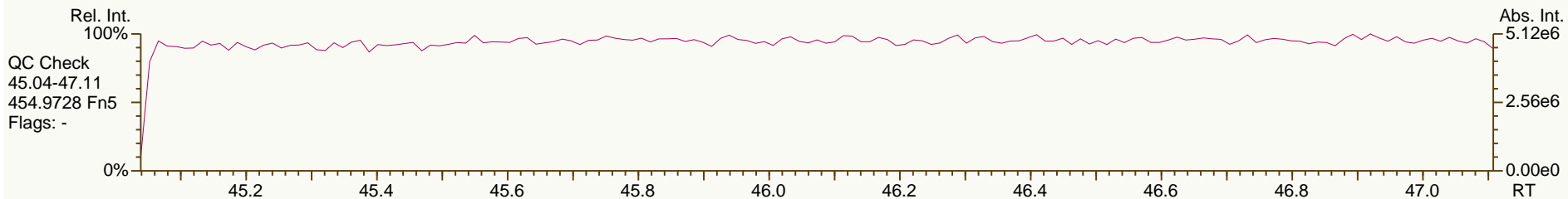
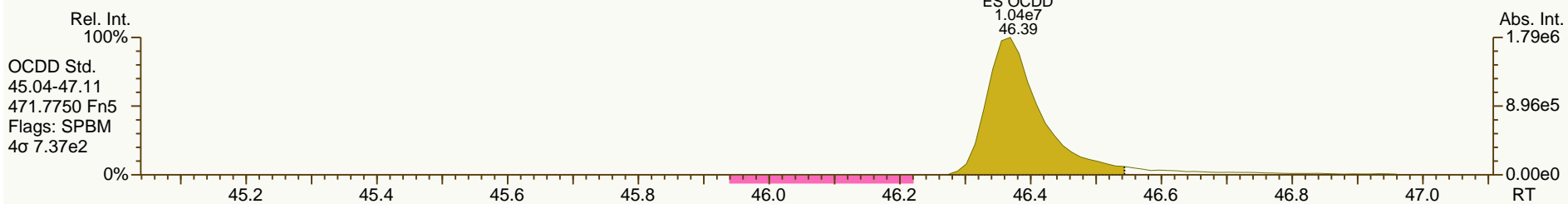
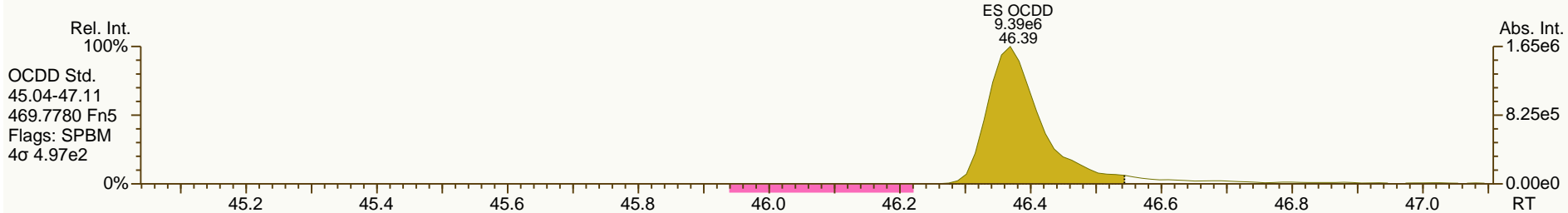
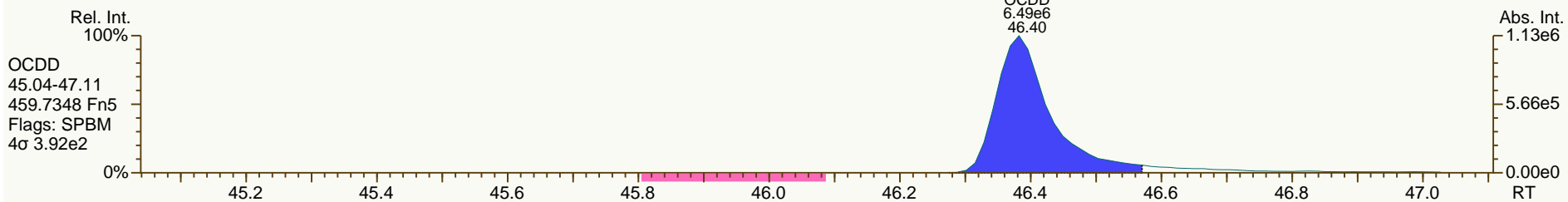
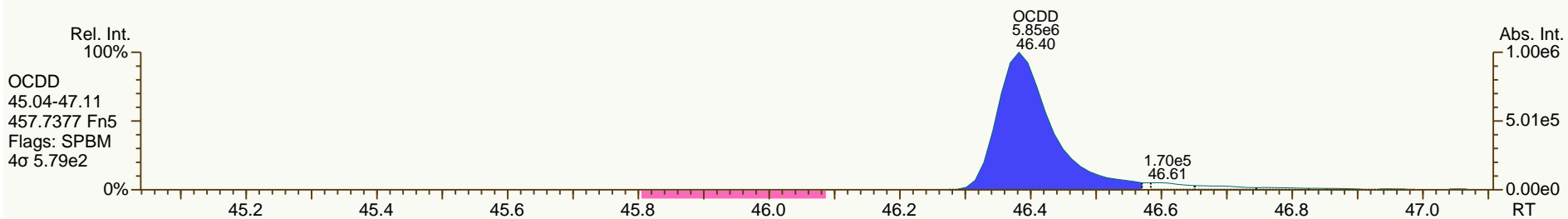


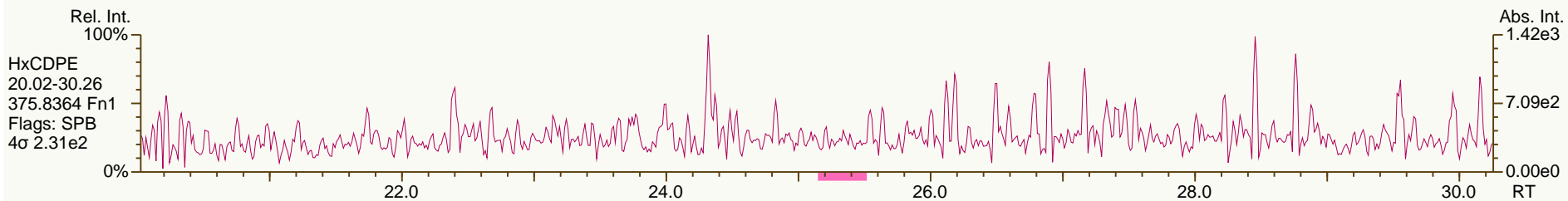
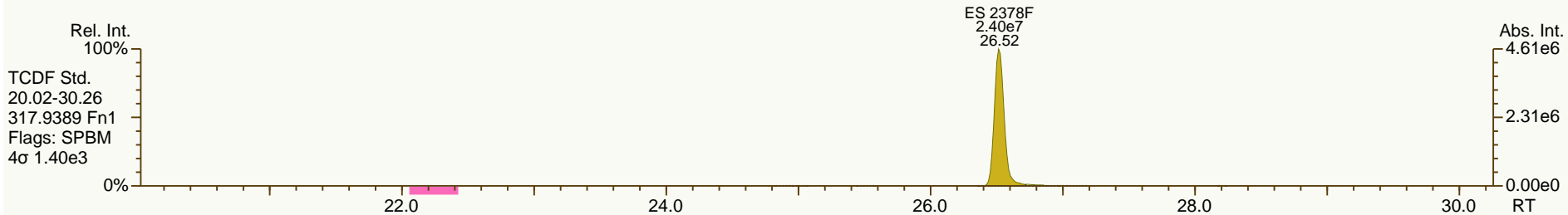
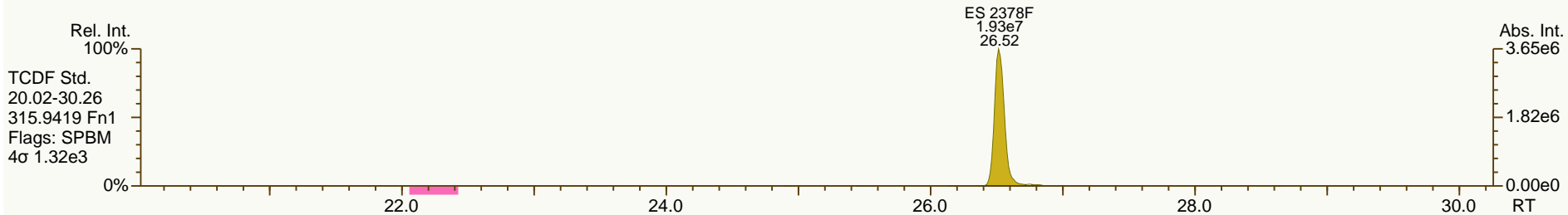
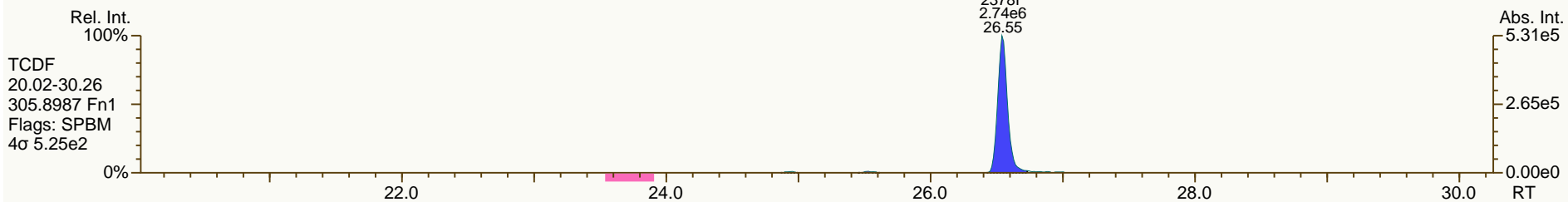
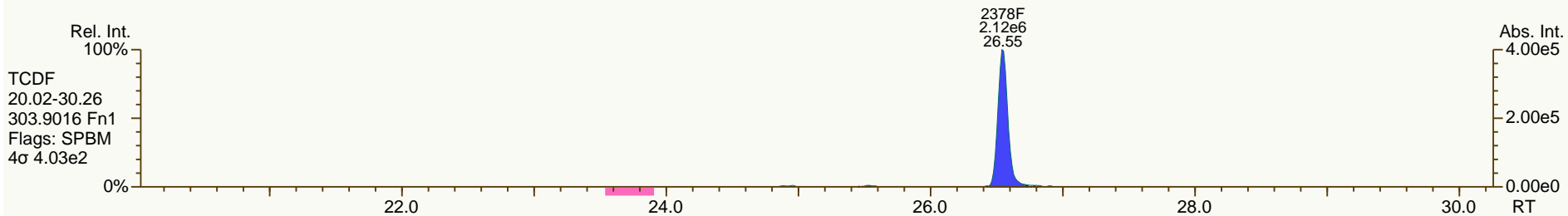


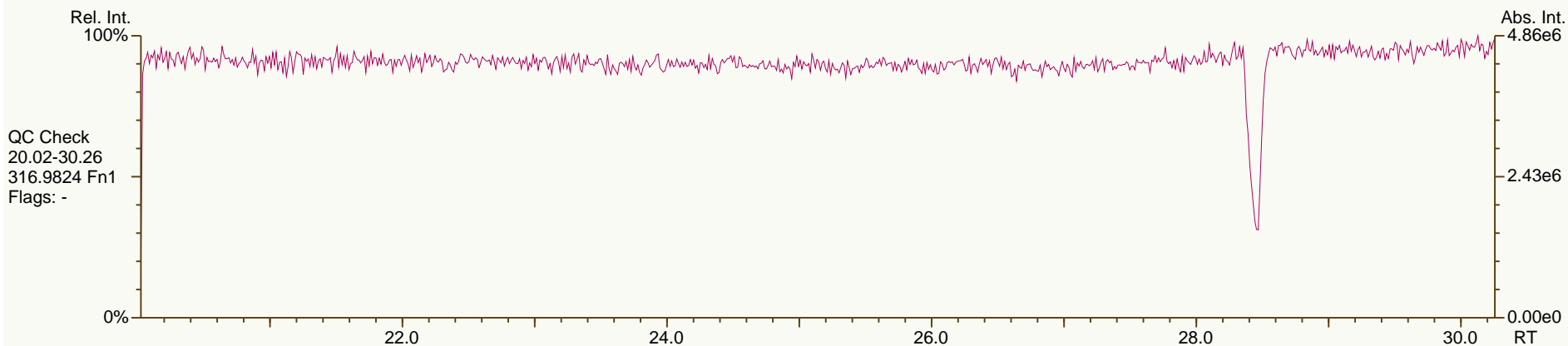
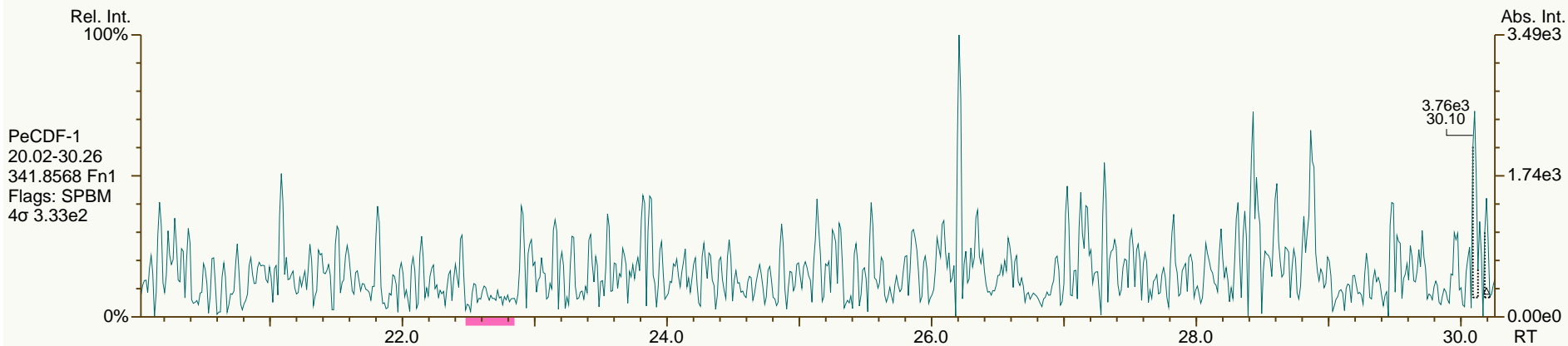
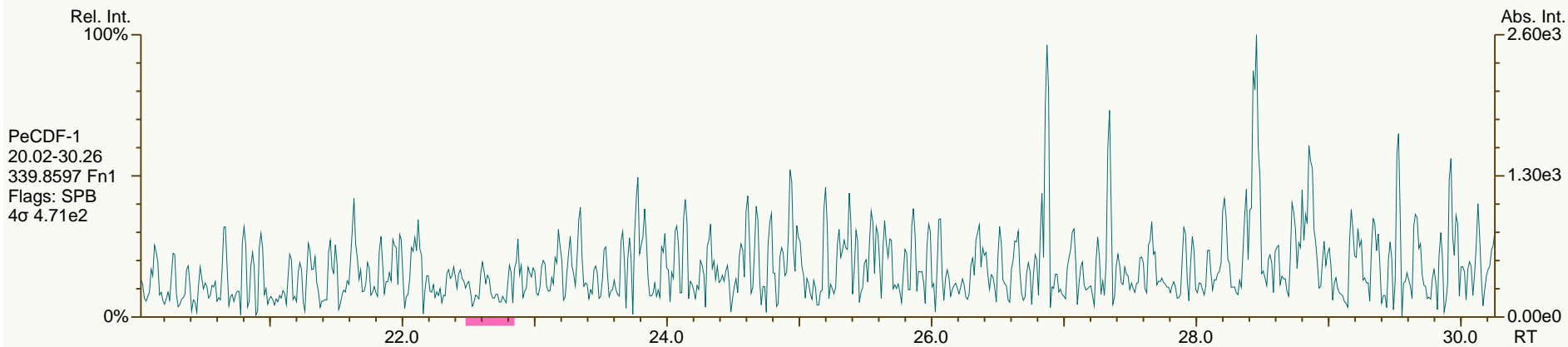


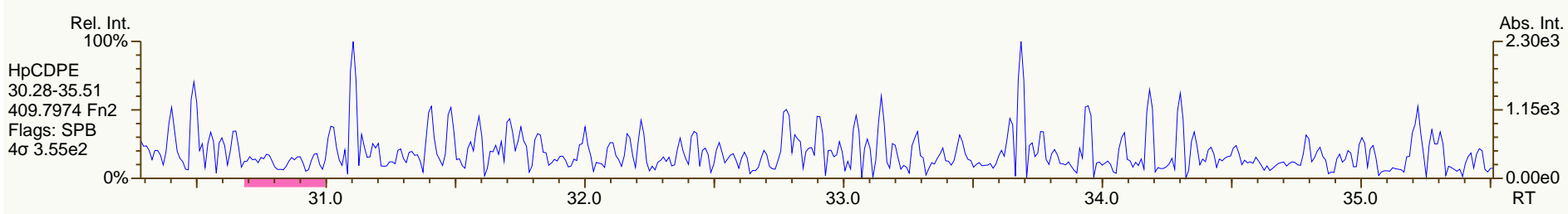
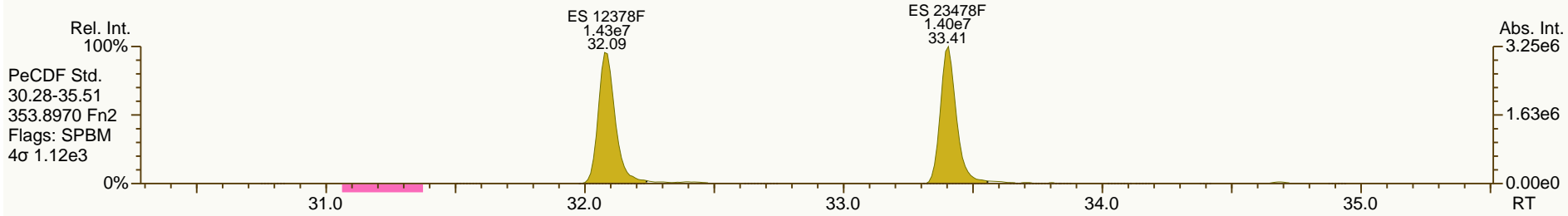
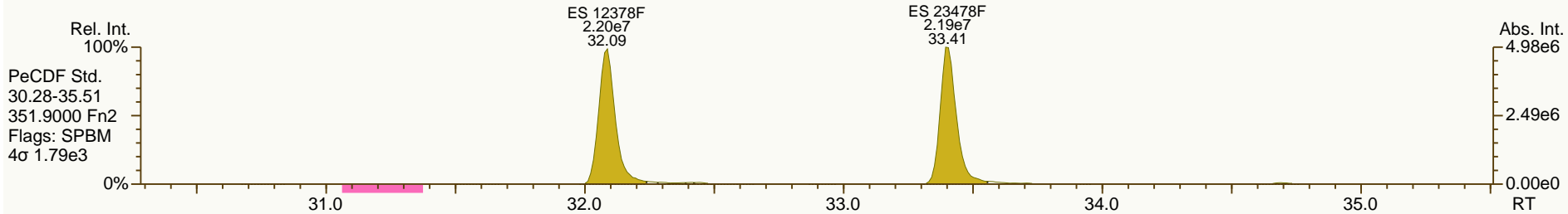
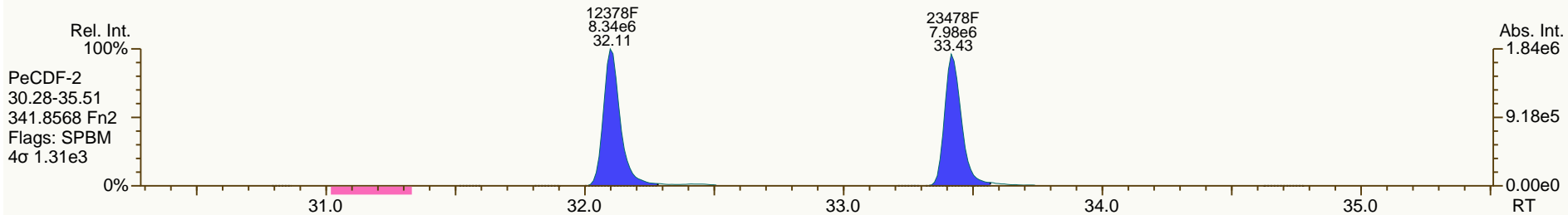
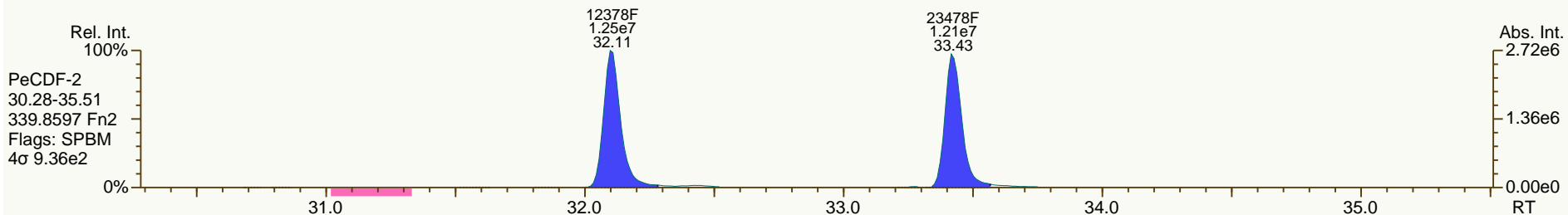


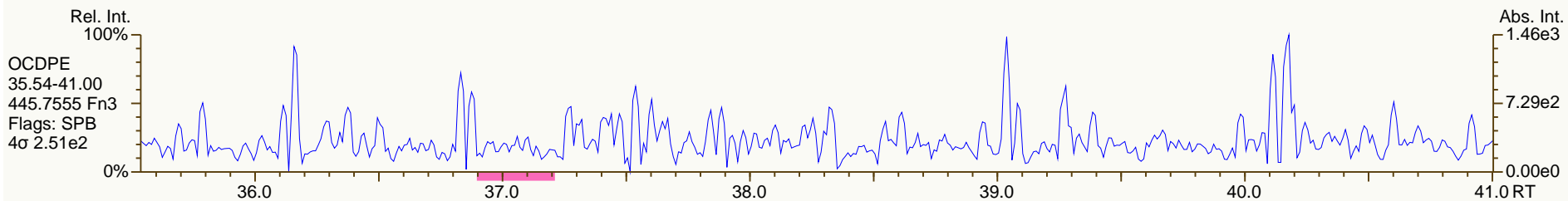
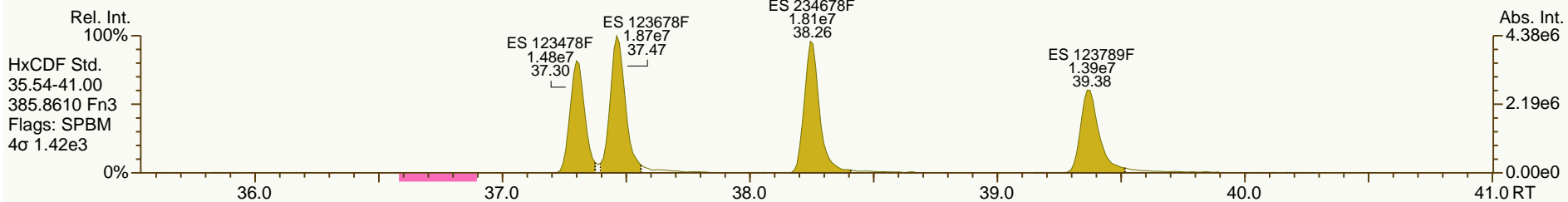
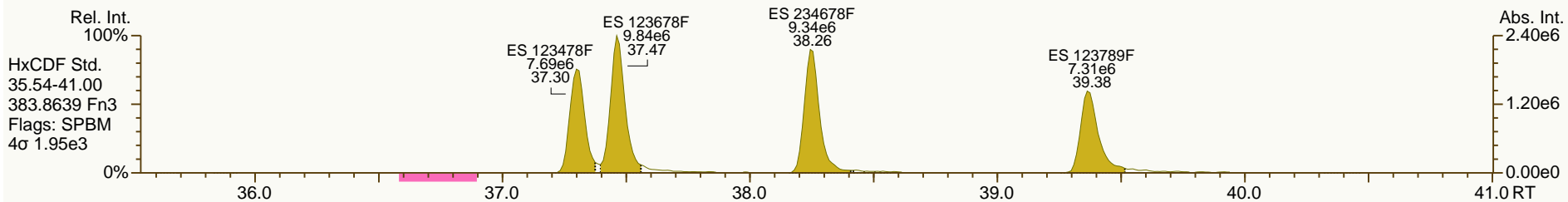
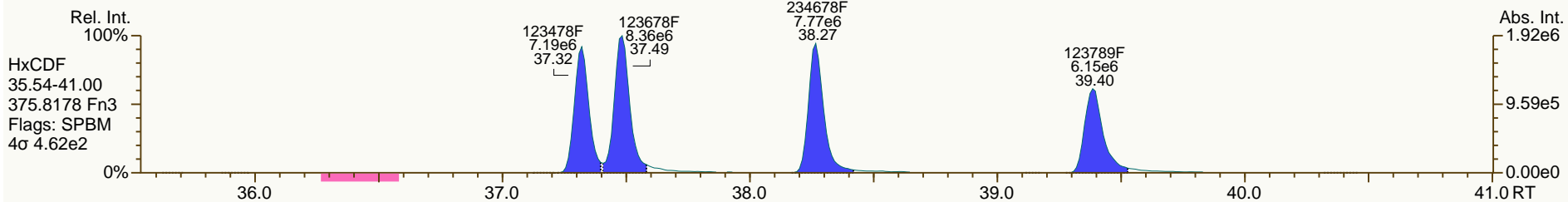
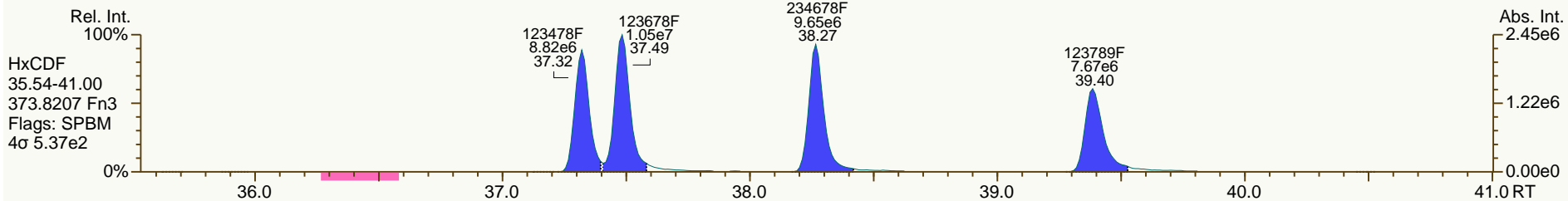


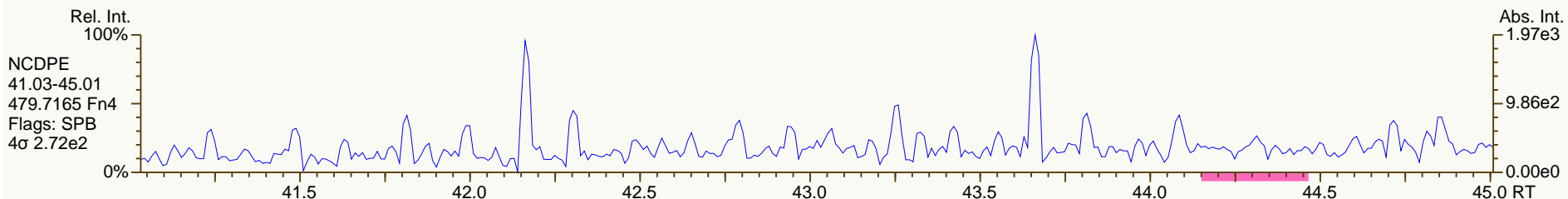
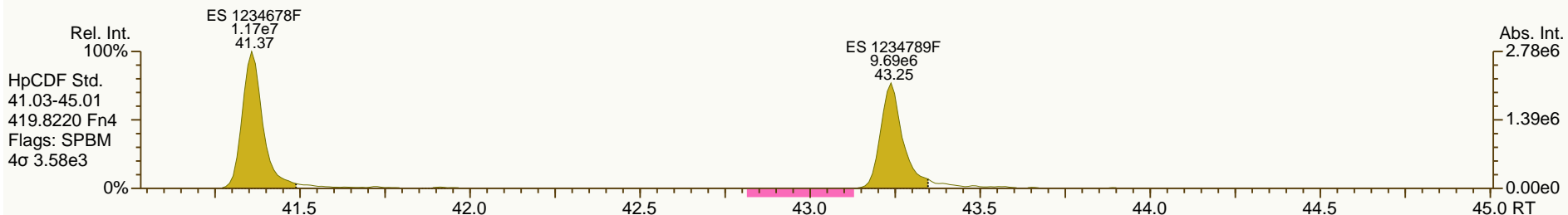
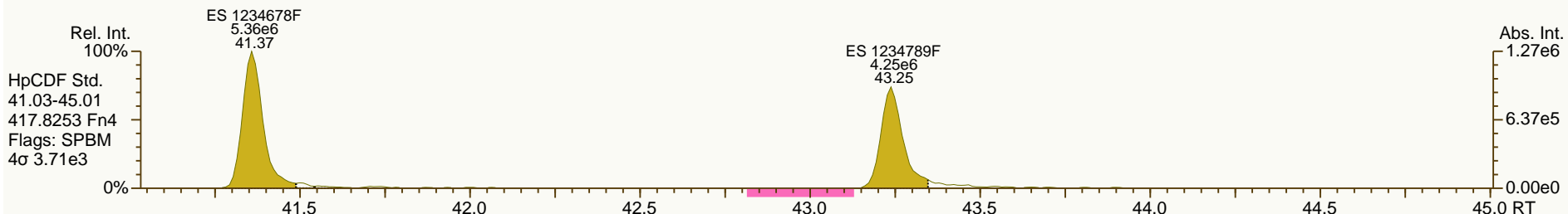
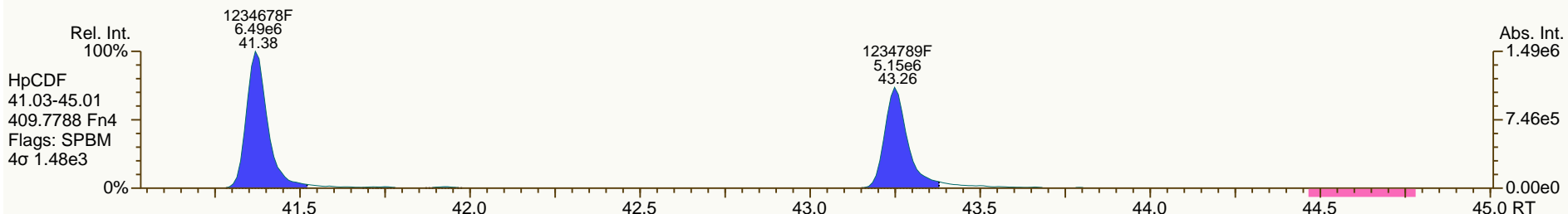
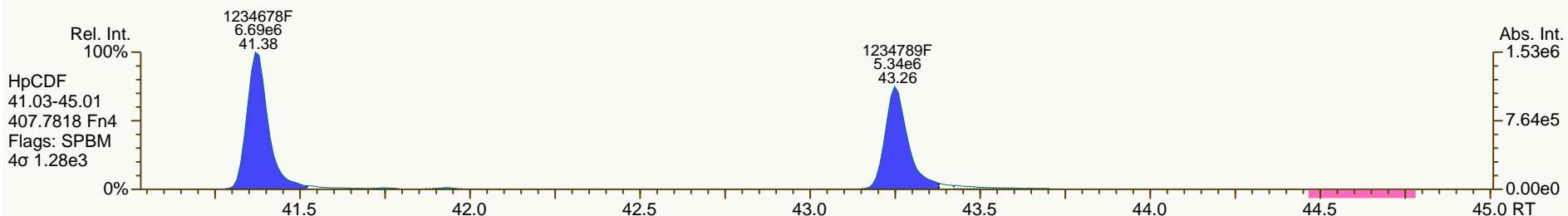


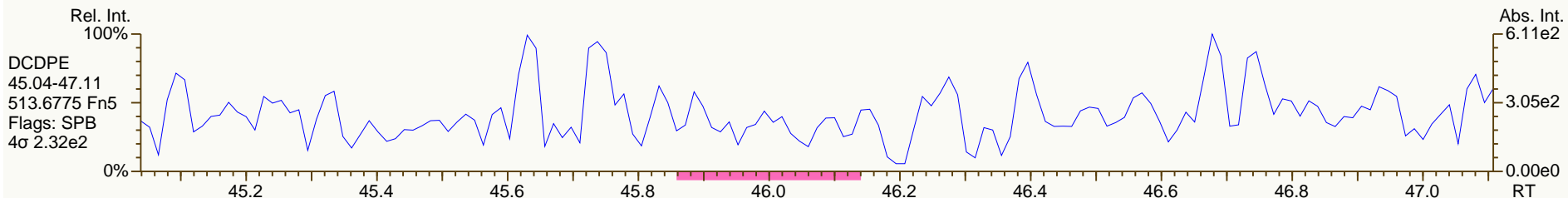
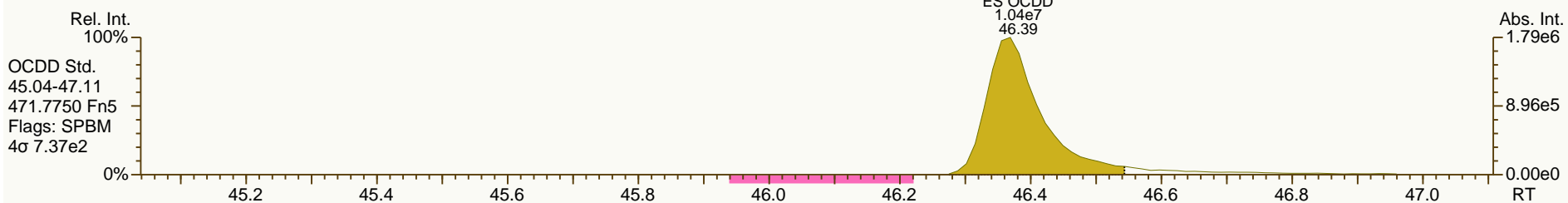
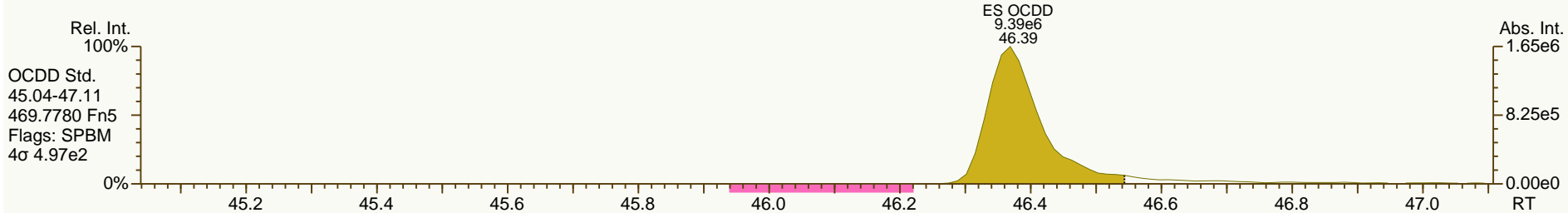
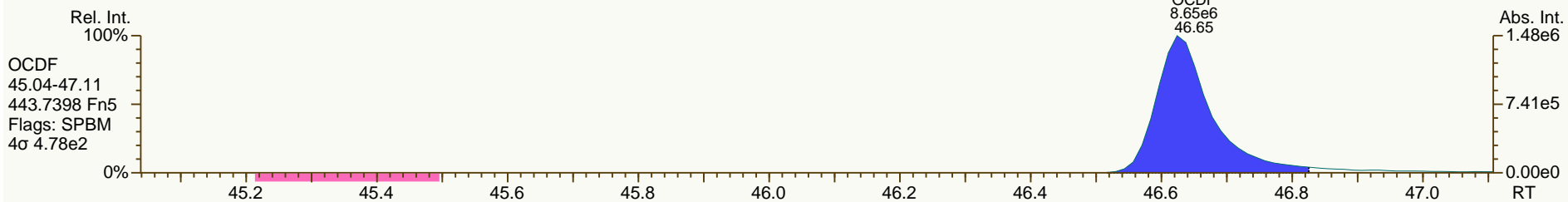
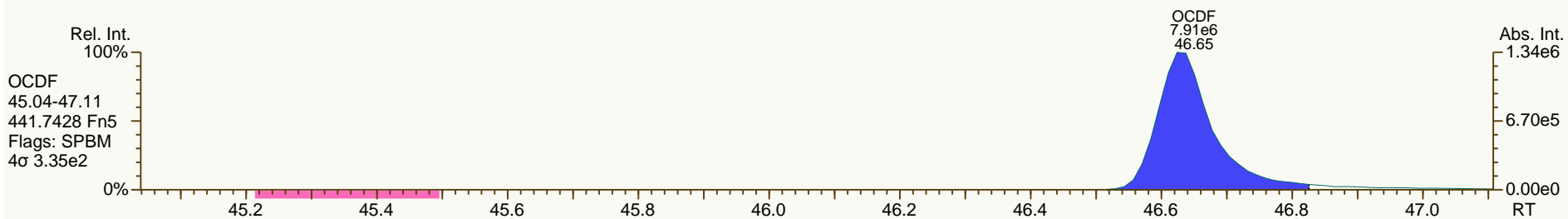












Batch Summary

Analytical Method: EPA 1668B

Prep Method: EPA 1668B PREP S/D/T

Prep Batch: HXX1817

Prep Date: 10/16/2012 15:56

<u>Client Sample ID</u>	<u>Lab Sample ID</u>	<u>Analysis Date</u>	<u>Analytical Batch</u>	<u>Instrument</u>	<u>Analyst</u>
OPR for HBN 30725 [HXX/1817]	95876	10/24/2012 08:20	HRP1312	APHRMS	LKB
MB for HBN 30725 [HXX/1817]	95875	10/24/2012 10:08	HRP1312	APHRMS	LKB
JW-EA09-SS38-120507	31203251002	10/24/2012 11:02	HRP1312	APHRMS	LKB
JW-EA09-SS37-120507	31203251001	10/24/2012 11:56	HRP1312	APHRMS	LKB

Method Blank Summary

Blank ID: MB for HBN 30725 [HXX/1817]
 Blank Lab ID: 95875
 QC for Samples:
 31203251001, 31203251002

Matrix: Soil-Solid as dry weight

Results by EPA 1668B

<u>Parameter</u>	<u>Result</u>	<u>EMPC</u>	<u>Qual</u>	<u>DL</u>	<u>LOQ/CL</u>	<u>Units</u>	<u>RT</u>	<u>Ratio</u>
1-MoCB	0.227		J	0.103	1.00	pg/g	10.42	3.07
2-MoCB	0.214		J	0.150	1.00	pg/g	12.27	3.24
3-MoCB		0.153	J	0.122	1.00	pg/g	12.43	2.39*
4-DiCB	ND		U	0.547	1.00	pg/g		
5-DiCB	ND		U	0.794	1.00	pg/g		
6-DiCB	ND		U	0.793	1.00	pg/g		
7-DiCB	0.455		J	0.349	1.00	pg/g	14.69	
8-DiCB	0.376		J	0.354	1.00	pg/g	15.18	
9-DiCB	ND		U	0.863	1.00	pg/g		
10-DiCB	ND		U	0.393	1.00	pg/g		
11-DiCB	4.63			0.734	1.00	pg/g	17.36	1.54
12-DiCB C13	ND		U	0.716	2.00	pg/g		
14-DiCB	ND		U	0.643	1.00	pg/g		
15-DiCB	ND		U	0.577	1.00	pg/g		
16-TrCB	ND		U	0.216	1.00	pg/g		
17-TrCB	ND		U	0.163	1.00	pg/g		
18-TrCB C30	0.320		J	0.142	2.00	pg/g	17.07	1.08
19-TrCB	ND		U	0.178	1.00	pg/g		
20-TrCB C28	0.444		J	0.181	2.00	pg/g	20.50	1.15
21-TrCB C33		0.203	J	0.175	2.00	pg/g	20.70	1.24*
22-TrCB	ND		U	0.189	1.00	pg/g		
23-TrCB	ND		U	0.188	1.00	pg/g		
24-TrCB	ND		U	0.124	1.00	pg/g		
25-TrCB	ND		U	0.182	1.00	pg/g		
26-TrCB C29	ND		U	0.184	2.00	pg/g		
27-TrCB	ND		U	0.122	1.00	pg/g		
31-TrCB	0.357		J	0.174	1.00	pg/g	20.25	1.02
32-TrCB	ND		U	0.115	1.00	pg/g		
34-TrCB	ND		U	0.200	1.00	pg/g		
35-TrCB	ND		U	0.179	1.00	pg/g		
36-TrCB	ND		U	0.167	1.00	pg/g		
37-TrCB	ND		U	0.152	1.00	pg/g		
38-TrCB	ND		U	0.182	1.00	pg/g		
39-TrCB	ND		U	0.162	1.00	pg/g		
40-TeCB C71	ND		U	0.142	2.00	pg/g		
41-TeCB	ND		U	0.170	1.00	pg/g		
42-TeCB	ND		U	0.155	1.00	pg/g		
43-TeCB	ND		U	0.168	1.00	pg/g		
44-TeCB C47/65	0.458		J	0.137	3.00	pg/g	22.92	0.80
45-TeCB	ND		U	0.176	1.00	pg/g		

Method Blank Summary

Blank ID: MB for HBN 30725 [HXX/1817]
 Blank Lab ID: 95875
 QC for Samples:
 31203251001, 31203251002

Matrix: Soil-Solid as dry weight

Results by EPA 1668B

<u>Parameter</u>	<u>Result</u>	<u>EMPC</u>	<u>Qual</u>	<u>DL</u>	<u>LOQ/CL</u>	<u>Units</u>	<u>RT</u>	<u>Ratio</u>
46-TeCB	ND		U	0.180	1.00	pg/g		
48-TeCB	ND		U	0.145	1.00	pg/g		
49-TeCB C69	0.258		J	0.120	2.00	pg/g	22.48	0.83
50-TeCB C53	ND		U	0.147	2.00	pg/g		
51-TeCB	ND		U	0.140	1.00	pg/g		
52-TeCB	0.681		J	0.147	1.00	pg/g	22.06	0.83
54-TeCB	ND		U	0.104	1.00	pg/g		
55-TeCB	ND		U	0.127	1.00	pg/g		
56-TeCB		0.180	J	0.129	1.00	pg/g	26.99	0.63*
57-TeCB	ND		U	0.124	1.00	pg/g		
58-TeCB	ND		U	0.123	1.00	pg/g		
59-TeCB C62/75	ND		U	0.107	3.00	pg/g		
60-TeCB	ND		U	0.121	1.00	pg/g		
61-TeCB C70/74/76	0.665		J	0.118	4.00	pg/g	26.16	0.81
63-TeCB	ND		U	0.110	1.00	pg/g		
64-TeCB	ND		U	0.0996	1.00	pg/g		
66-TeCB	0.283		J	0.123	1.00	pg/g	26.42	0.72
67-TeCB	ND		U	0.117	1.00	pg/g		
68-TeCB	ND		U	0.109	1.00	pg/g		
72-TeCB	ND		U	0.125	1.00	pg/g		
73-TeCB	ND		U	0.113	1.00	pg/g		
77-TeCB	ND		U	0.0997	1.00	pg/g		
78-TeCB	ND		U	0.123	1.00	pg/g		
79-TeCB	ND		U	0.108	1.00	pg/g		
80-TeCB	ND		U	0.107	1.00	pg/g		
81-TeCB	ND		U	0.102	1.00	pg/g		
82-PeCB	ND		U	0.199	1.00	pg/g		
83-PeCB	ND		U	0.209	1.00	pg/g		
84-PeCB	ND		U	0.198	1.00	pg/g		
85-PeCB C116	ND		U	0.131	2.00	pg/g		
86-PeCB C108/119/125/87/97	0.802		J	0.146	6.00	pg/g	28.84	0.58
88-PeCB	ND		U	0.217	1.00	pg/g		
89-PeCB	ND		U	0.186	1.00	pg/g		
90-PeCB C101/113	1.14		J	0.148	3.00	pg/g	27.89	0.63
91-PeCB	ND		U	0.160	1.00	pg/g		
92-PeCB		0.196	J	0.175	1.00	pg/g	27.39	0.82*
93-PeCB C100	ND		U	0.164	2.00	pg/g		
94-PeCB	ND		U	0.182	1.00	pg/g		
95-PeCB	0.803		J	0.170	1.00	pg/g	25.39	0.61
96-PeCB	ND		U	0.128	1.00	pg/g		

Method Blank Summary

Blank ID: MB for HBN 30725 [HXX/1817]
 Blank Lab ID: 95875
 QC for Samples:
 31203251001, 31203251002

Matrix: Soil-Solid as dry weight

Results by EPA 1668B

<u>Parameter</u>	<u>Result</u>	<u>EMPC</u>	<u>Qual</u>	<u>DL</u>	<u>LOQ/CL</u>	<u>Units</u>	<u>RT</u>	<u>Ratio</u>
98-PeCB	ND		U	0.176	1.00	pg/g		
99-PeCB	0.425		J	0.150	1.00	pg/g	28.37	0.68
102-PeCB	ND		U	0.165	1.00	pg/g		
103-PeCB	ND		U	0.157	1.00	pg/g		
104-PeCB	ND		U	0.101	1.00	pg/g		
105-PeCB	0.480		J	0.114	1.00	pg/g	33.04	0.65
106-PeCB	ND		U	0.129	1.00	pg/g		
107-PeCB C124	ND		U	0.126	2.00	pg/g		
109-PeCB	ND		U	0.118	1.00	pg/g		
111-PeCB	ND		U	0.118	1.00	pg/g		
110-PeCB	1.05			0.122	1.00	pg/g	29.53	0.71
112-PeCB	ND		U	0.126	1.00	pg/g		
114-PeCB	ND		U	0.108	1.00	pg/g		
115-PeCB	ND		U	0.130	1.00	pg/g		
117-PeCB	ND		U	0.160	1.00	pg/g		
118-PeCB	0.999		J	0.107	1.00	pg/g	32.07	0.69
120-PeCB	ND		U	0.117	1.00	pg/g		
121-PeCB	ND		U	0.122	1.00	pg/g		
122-PeCB	ND		U	0.127	1.00	pg/g		
123-PeCB	ND		U	0.112	1.00	pg/g		
126-PeCB	ND		U	0.113	1.00	pg/g		
127-PeCB	ND		U	0.114	1.00	pg/g		
128-HxCB C166	0.196		J	0.118	2.00	pg/g	35.73	1.07
129-HxCB C138/163	2.10		J	0.131	3.00	pg/g	34.67	1.14
130-HxCB	ND		U	0.158	1.00	pg/g		
131-HxCB	ND		U	0.154	1.00	pg/g		
132-HxCB	0.668		J	0.150	1.00	pg/g	32.13	1.35
133-HxCB	ND		U	0.144	1.00	pg/g		
134-HxCB	ND		U	0.169	1.00	pg/g		
135-HxCB C151	0.627		J	0.139	2.00	pg/g	30.32	1.23
136-HxCB	0.222		J	0.108	1.00	pg/g	28.28	1.17
137-HxCB	ND		U	0.145	1.00	pg/g		
139-HxCB C140	ND		U	0.132	2.00	pg/g		
141-HxCB	0.494		J	0.137	1.00	pg/g	33.78	1.37
142-HxCB	ND		U	0.151	1.00	pg/g		
143-HxCB	ND		U	0.138	1.00	pg/g		
144-HxCB	ND		U	0.134	1.00	pg/g		
145-HxCB	ND		U	0.105	1.00	pg/g		
146-HxCB	ND		U	0.130	1.00	pg/g		
147-HxCB C149	1.53		J	0.135	2.00	pg/g	31.09	1.39

Method Blank Summary

Blank ID: MB for HBN 30725 [HXX/1817]
 Blank Lab ID: 95875
 QC for Samples:
 31203251001, 31203251002

Matrix: Soil-Solid as dry weight

Results by EPA 1668B

Parameter	Result	EMPC	Qual	DL	LOQ/CL	Units	RT	Ratio
148-HxCB	ND		U	0.135	1.00	pg/g		
150-HxCB	ND		U	0.0997	1.00	pg/g		
152-HxCB	ND		U	0.103	1.00	pg/g		
153-HxCB C168	1.73		J	0.108	2.00	pg/g	33.64	1.27
154-HxCB	ND		U	0.122	1.00	pg/g		
155-HxCB	ND		U	0.0922	1.00	pg/g		
156-HxCB C157	0.216		J	0.116	2.00	pg/g	38.14	1.21
158-HxCB	0.210		J	0.101	1.00	pg/g	35.00	1.14
159-HxCB	ND		U	0.100	1.00	pg/g		
160-HxCB	ND		U	0.111	1.00	pg/g		
161-HxCB	ND		U	0.105	1.00	pg/g		
162-HxCB	ND		U	0.0958	1.00	pg/g		
164-HxCB	ND		U	0.111	1.00	pg/g		
165-HxCB	ND		U	0.116	1.00	pg/g		
167-HxCB	ND		U	0.0888	1.00	pg/g		
169-HxCB	ND		U	0.101	1.00	pg/g		
170-HpCB	0.727		J	0.197	1.00	pg/g	40.36	0.92
171-HpCB C173	ND		U	0.197	2.00	pg/g		
172-HpCB	ND		U	0.181	1.00	pg/g		
174-HpCB	0.963		J	0.198	1.00	pg/g	36.51	1.07
175-HpCB	ND		U	0.184	1.00	pg/g		
176-HpCB	ND		U	0.0957	1.00	pg/g		
177-HpCB	0.425		J	0.200	1.00	pg/g	36.88	1.13
178-HpCB	ND		U	0.140	1.00	pg/g		
179-HpCB	0.281		J	0.103	1.00	pg/g	32.77	1.12
180-HpCB C193	1.59		J	0.158	2.00	pg/g	39.32	1.11
181-HpCB	ND		U	0.174	1.00	pg/g		
182-HpCB	ND		U	0.167	1.00	pg/g		
183-HpCB	0.444		J	0.162	1.00	pg/g	36.34	1.17
184-HpCB	ND		U	0.106	1.00	pg/g		
185-HpCB	ND		U	0.176	1.00	pg/g		
186-HpCB	ND		U	0.102	1.00	pg/g		
187-HpCB	0.918		J	0.172	1.00	pg/g	35.82	1.07
188-HpCB	ND		U	0.0990	1.00	pg/g		
189-HpCB	ND		U	0.124	1.00	pg/g		
190-HpCB	ND		U	0.137	1.00	pg/g		
191-HpCB	ND		U	0.134	1.00	pg/g		
192-HpCB	ND		U	0.139	1.00	pg/g		
194-OcCB	0.463		J	0.122	1.00	pg/g	44.72	0.95
195-OcCB	0.181		J	0.131	1.00	pg/g	42.77	0.83

Method Blank Summary

Blank ID: MB for HBN 30725 [HXX/1817]
 Blank Lab ID: 95875
 QC for Samples:
 31203251001, 31203251002

Matrix: Soil-Solid as dry weight

Results by EPA 1668B

<u>Parameter</u>	<u>Result</u>	<u>EMPC</u>	<u>Qual</u>	<u>DL</u>	<u>LOQ/CL</u>	<u>Units</u>	<u>RT</u>	<u>Ratio</u>
196-OcCB	ND		U	0.149	1.00	pg/g		
197-OcCB	ND		U	0.101	1.00	pg/g		
198-OcCB C199	ND		U	0.152	2.00	pg/g		
200-OcCB	ND		U	0.111	1.00	pg/g		
201-OcCB	ND		U	0.104	1.00	pg/g		
202-OcCB	ND		U	0.116	1.00	pg/g		
203-OcCB	ND		U	0.141	1.00	pg/g		
204-OcCB	ND		U	0.111	1.00	pg/g		
205-OcCB	ND		U	0.0898	1.00	pg/g		
206-NoCB	ND		U	0.177	1.00	pg/g		
207-NoCB	ND		U	0.150	1.00	pg/g		
208-NoCB	ND		U	0.136	1.00	pg/g		
209-DeCB	ND		U	0.184	1.00	pg/g		
Total Monochlorobiphenyls	0.593			0.113		pg/g		
Total Dichlorobiphenyls	5.46			0.562		pg/g		
Total Trichlorobiphenyls	1.32			0.165		pg/g		
Total Tetrachlorobiphenyls	2.52			0.120		pg/g		
Total Pentachlorobiphenyls	5.90			0.109		pg/g		
Total Hexachlorobiphenyls	7.99			0.0993		pg/g		
Total Heptachlorobiphenyls	5.35			0.147		pg/g		
Total Octachlorobiphenyls	0.644			0.103		pg/g		
Total Nonachlorobiphenyls	ND		U	0.156		pg/g		
Total Decachlorobiphenyl	ND		U	0.184		pg/g		
Total PCBs	29.8			0.562		pg/g		

Labeled Standards

1L-MoCB	70.0				4.00-100	%		
3L-MoCB	78.0				11.0-106	%		
4L-DiCB	112*				14.0-107	%		
15L-DiCB	77.0				19.0-107	%		
19L-TrCB	90.0				1.00-108	%		
37L-TrCB	73.0				25.0-123	%		
54L-TeCB	86.0				13.0-105	%		
77L-TeCB	80.0				31.0-109	%		
81L-TeCB	81.0				14.0-127	%		
104L-PeCB	84.0				36.0-115	%		
105L-PeCB	87.0				50.0-111	%		
114L-PeCB	84.0				41.0-121	%		
118L-PeCB	83.0				49.0-111	%		
123L-PeCB	83.0				49.0-116	%		

Method Blank Summary

Blank ID: MB for HBN 30725 [HXX/1817]
 Blank Lab ID: 95875
 QC for Samples:
 31203251001, 31203251002

Matrix: Soil-Solid as dry weight

Results by EPA 1668B

<u>Parameter</u>	<u>Result</u>	<u>EMPC</u>	<u>Qual</u>	<u>DL</u>	<u>LOQ/CL</u>	<u>Units</u>	<u>RT</u>	<u>Ratio</u>
126L-PeCB	79.0				50.0-106	%		
155L-HxCB	77.0				25.0-124	%		
156L-HxCB C157L	82.0				40.0-120	%		
167L-HxCB	81.0				45.0-118	%		
169L-HxCB	80.0				37.0-117	%		
188L-HpCB	70.0				23.0-125	%		
189L-HpCB	80.0				47.0-116	%		
202L-OcCB	73.0				31.0-134	%		
205L-OcCB	90.0				46.0-115	%		
206L-NoCB	94.0				38.0-122	%		
208L-NoCB	90.0				31.0-126	%		
209L-DeCB	85.0				43.0-115	%		
28L-TrCB	85.0				14.0-131	%		
111L-PeCB	98.0				57.0-112	%		
178L-HpCB	84.0				57.0-125	%		

Batch Information

Analytical Batch: **HRP1312**
 Analytical Method: **EPA 1668B**
 Instrument: **APHRMS**
 Analyst: **LKB**
 Analytical Date/Time: **10/24/2012 10:08**

Prep Batch: **HXX1817**
 Prep Method: **EPA 1668B PREP S/D/T**
 Prep Date/Time: **10/16/2012 15:56**
 Prep Initial Wt./Vol.: **10 g**
 Prep Extract Vol: **20 uL**



Name	Actual	QC	Pred RRT	Actual RRT	Diff Secs	Response	Ra	RRF	Conc. / Recv.	Noise / Recv. Low	DL / Recv. High
PCB-77 33'44'-TeCB	NotFnd		1.0006	-		0.00E+00		1.13	ND	1.46E+03	0.0997
PCB-81 344'5'-TeCB	NotFnd		1.0006	-		0.00E+00		1.13	ND	1.46E+03	0.102
PCB-105 233'44'-PeCB	33.04	J	1.0007	1.0006	-0.2	7.06E+04	0.65	1.09	0.48	1.48E+03	0.114
PCB-114 2344'5'-PeCB	NotFnd		1.0007	-		0.00E+00		1.16	ND	1.48E+03	0.108
PCB-118 23'44'5'-PeCB	32.07	J	1.0007	1.0008	+0.2	1.48E+05	0.69	1.11	0.999	1.48E+03	0.107
PCB-123 23'44'5'-PeCB	NotFnd		1.0006	-		0.00E+00		1.19	ND	1.48E+03	0.112
PCB-126 33'44'5'-PeCB	NotFnd		1.0005	-		0.00E+00		1.06	ND	1.27E+03	0.113
PCB-156/157 ...-HxCB	38.14	J C	1.0005	1.0002	-0.7	3.18E+04	1.21	1.11	0.216	1.25E+03	0.116
PCB-167 23'44'55'-HxCB	NotFnd		1.0006	-		0.00E+00		1.14	ND	1.25E+03	0.0888
PCB-169 33'44'55'-HxCB	NotFnd		1.0004	-		0.00E+00		1.11	ND	1.25E+03	0.101
PCB-189 233'44'55'-HpCB	NotFnd		1.0004	-		0.00E+00		1.06	ND	1.32E+03	0.124
PCB-209 DeCB	NotFnd		1.0004	-		0.00E+00		1.07	ND	1.17E+03	0.184
ES PCB-1	10.41		0.7215	0.7216	+0.1	3.55E+07	3.13	1.08	70.4 %	25%	150%
ES PCB-3	12.42		0.8608	0.8612	+0.3	3.93E+07	3.21	1.08	77.9 %	25%	150%
ES PCB-4	12.63		0.8756	0.8754	-0.2	2.55E+07	1.62	0.49	112 %	25%	150%
ES PCB-15	17.88		1.2386	1.2396	+1.1	3.97E+07	1.57	1.11	76.6 %	25%	150%
ES PCB-19	15.41		1.0685	1.0683	-0.2	2.32E+07	1.06	0.55	89.9 %	25%	150%
ES PCB-37	23.91		1.0840	1.0847	+1.0	3.27E+07	1.07	1.64	73.3 %	25%	150%
ES PCB-54	18.10		0.8214	0.8212	-0.2	2.21E+07	0.78	0.94	86.4 %	25%	150%
ES PCB-77	30.09		1.3640	1.3651	+2.0	2.95E+07	0.79	1.35	80.3 %	25%	150%
ES PCB-81	29.62		1.3429	1.3438	+1.6	2.83E+07	0.78	1.29	80.6 %	25%	150%
ES PCB-104	22.85		0.8204	0.8201	-0.4	2.08E+07	1.59	0.99	83.7 %	25%	150%
ES PCB-105	33.02		1.1846	1.1849	+0.6	2.69E+07	1.61	1.23	87.2 %	25%	150%
ES PCB-114	32.49		1.1656	1.1659	+0.6	2.63E+07	1.63	1.25	84.2 %	25%	150%
ES PCB-118	32.04		1.1496	1.1499	+0.6	2.67E+07	1.62	1.28	83.4 %	25%	150%
ES PCB-123	31.77		1.1397	1.1400	+0.6	2.53E+07	1.59	1.22	82.9 %	25%	150%
ES PCB-126	35.62		1.2777	1.2783	+1.3	2.35E+07	1.59	1.20	78.5 %	25%	150%
ES PCB-153	-	-	-	-	-	-	-	-	-	-	-
ES PCB-155	27.69		0.7994	0.7991	-0.5	2.56E+07	1.30	1.50	76.8 %	25%	150%
ES PCB-156/157	38.14		1.1005	1.1007	+0.5	5.31E+07	1.34	1.45	81.8 %	25%	150%
ES PCB-167	37.18		1.0730	1.0731	+0.2	2.68E+07	1.34	1.49	80.6 %	25%	150%
ES PCB-169	40.85		1.1787	1.1791	+1.0	2.51E+07	1.31	1.40	80.2 %	25%	150%
ES PCB-170	-	-	-	-	-	-	-	-	-	-	-
ES PCB-180	-	-	-	-	-	-	-	-	-	-	-
ES PCB-188	32.48		0.7268	0.7266	-0.4	1.85E+07	1.12	1.18	70.4 %	25%	150%
ES PCB-189	42.96		0.9608	0.9608	0	2.34E+07	1.06	1.49	79.9 %	25%	150%
ES PCB-202	36.97		0.8272	0.8270	-0.4	1.86E+07	0.93	1.14	73.3 %	25%	150%
ES PCB-205	45.10		1.0089	1.0089	0	2.13E+07	0.89	1.20	90 %	25%	150%
ES PCB-206	46.55		1.0413	1.0413	0	1.61E+07	0.80	0.87	94.2 %	25%	150%
ES PCB-208	42.56		0.9520	0.9519	-0.3	2.11E+07	0.80	1.19	90.3 %	25%	150%
ES PCB-209	47.90		1.0714	1.0713	-0.3	1.68E+07	1.20	1.00	85.1 %	25%	150%

Name	Actual RT	QC	Pred RRT	Actual RRT	Diff Secs	Response	Ra	RRF	Conc. / Recv.	Noise / Recv. Low	DL / Recv. High
SS PCB-28	20.49		0.9294	0.9294	0	4.05E+07	1.05	1.07	115 %	30%	135%
SS PCB-111	30.14	NA	1.0814	1.0815	+0.2	3.01E+07	1.66	1.01	119 %	30%	135%
SS PCB-178	35.03		1.0112	1.0112	0	1.39E+07	1.07	0.63	119 %	30%	135%
CS PCB-28	20.49		0.9294	0.9294	0	4.05E+07	1.05	1.76	84.5 %	30%	135%
CS PCB-111	30.14		1.0814	1.0815	+0.2	3.01E+07	1.66	1.23	98.4 %	30%	135%
CS PCB-178	35.03		1.0112	1.0112	0	1.39E+07	1.07	0.74	84.1 %	30%	135%

JS PCB-9	14.42					4.67E+07	1.55				
JS PCB-52	22.05					2.73E+07	0.81				
JS PCB-101	27.86					2.50E+07	1.59				
JS PCB-138	34.65					2.23E+07	1.27				
JS PCB-194	44.71					1.97E+07	0.91				

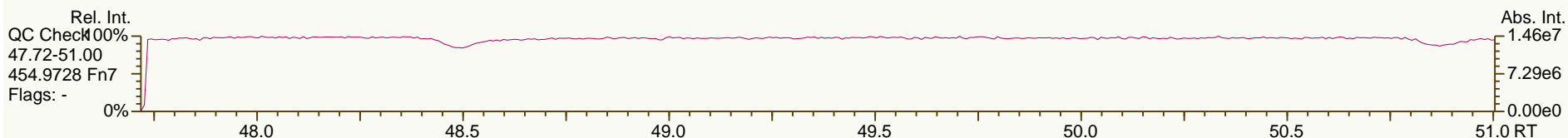
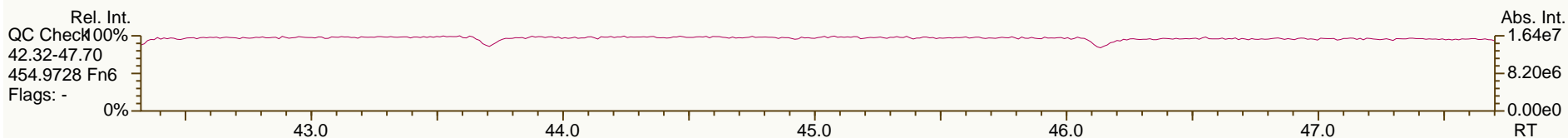
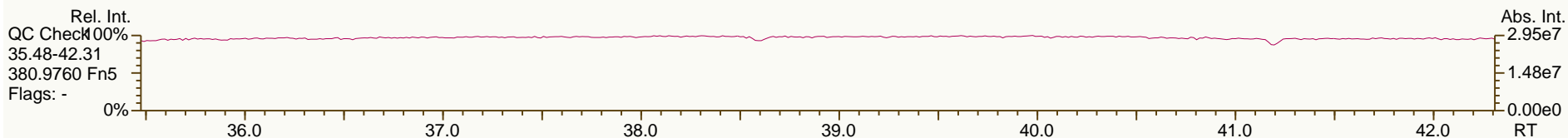
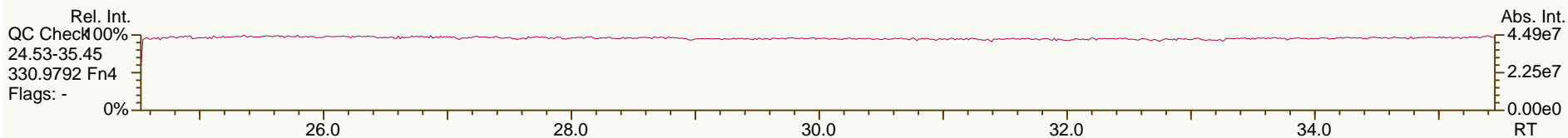
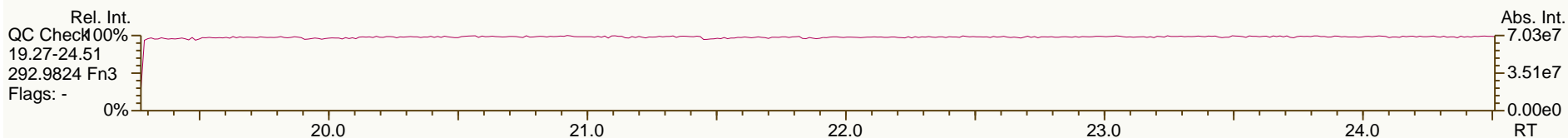
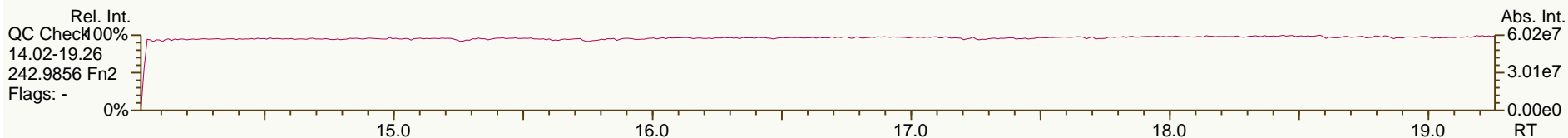
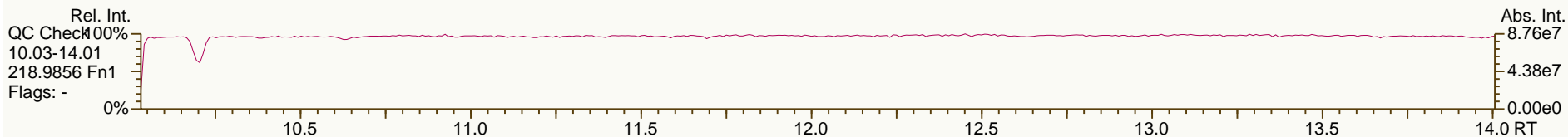
	Totals	NON-EMPC	EMPC	DL
	Mono-CBs	0.44	0.593	0.113
	Di-CBs	5.46	5.46	0.562
	Tri-CBs	1.12	1.32	0.165
	Tetra-CBs	2.34	2.52	0.12
	Penta-CBs	5.7	5.9	0.109
	Hexa-CBs	7.99	7.99	0.0993
	Hepta-CBs	5.35	5.35	0.147
	Octa-CBs	0.644	0.644	0.103
	Nona-CBs	0	0	0.156

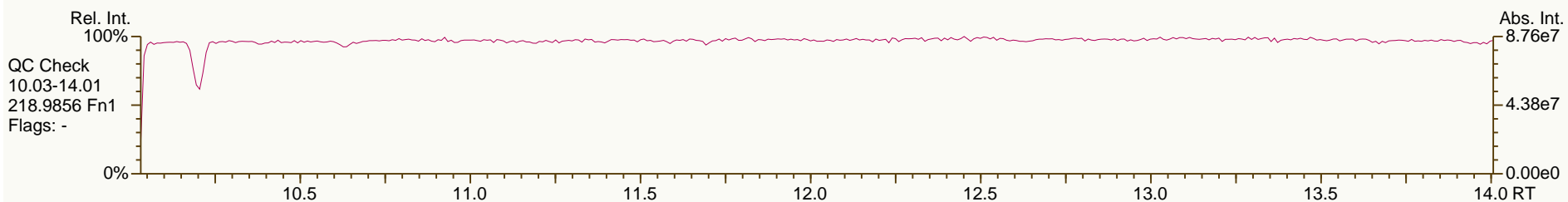
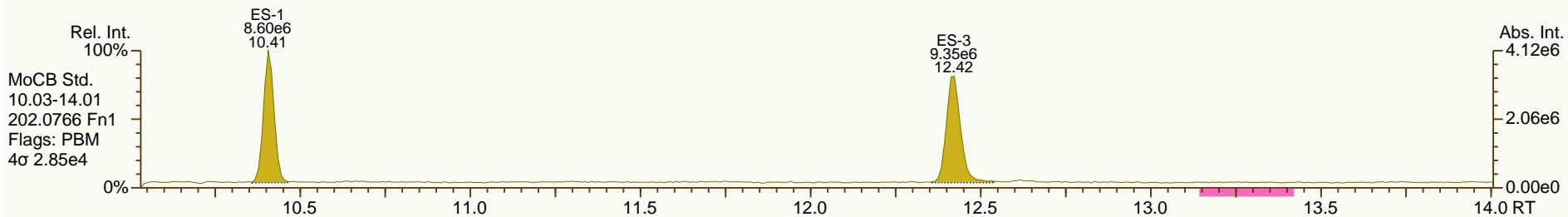
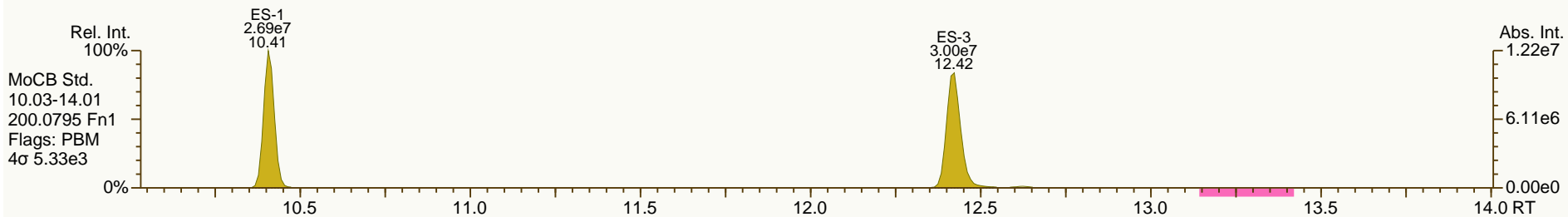
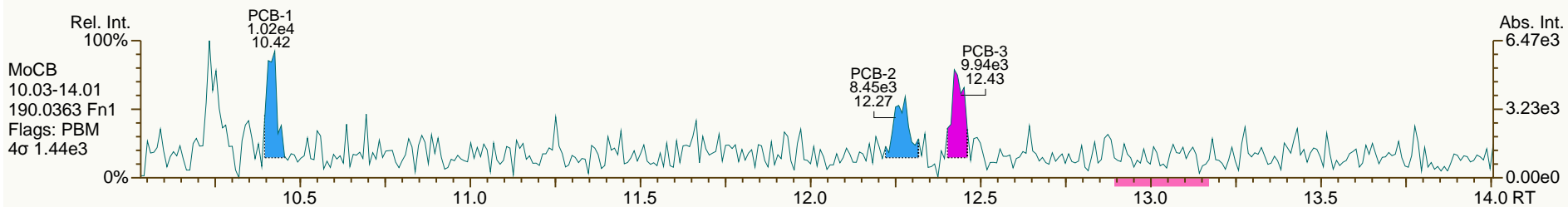
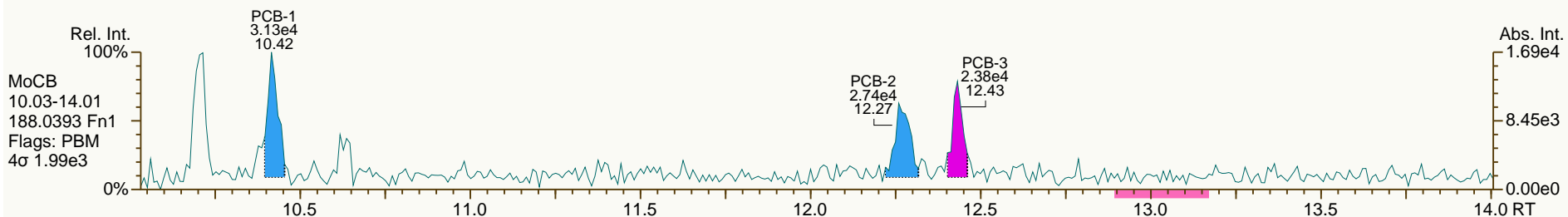
PCB-1 2-MoCB	10.42	J	1.0011	1.0012	+0.1	4.15E+04	3.07	1.03	0.227	3.43E+03	0.103
PCB-2 3-MoCB	12.27	J	0.9879	0.9878	-0.1	3.59E+04	3.24	0.85	0.214	3.43E+03	0.15
PCB-3 4-MoCB	12.43	J EMPC	1.0010	1.0008	-0.1	3.13E+04	2.39	1.04	0.153	3.43E+03	0.122
PCB-4 22'-DiCB	NotFnd		1.0011	-		0.00E+00		1.17	ND	1.15E+04	0.547
PCB-10 26'-DiCB	NotFnd		1.0139	-		0.00E+00		1.63	ND	1.15E+04	0.393
PCB-9 25'-DiCB	NotFnd		1.0011	-		0.00E+00		0.72	ND	1.25E+04	0.863
PCB-7 24'-DiCB	14.69	J	1.0114	1.0181	+5.9	7.53E+04	SI	0.84	0.455	5.84E+03	0.349
PCB-6 23'-DiCB	NotFnd		1.0255	-		0.00E+00		0.79	ND	1.25E+04	0.793
PCB-5 23'-DiCB	NotFnd		1.0443	-		0.00E+00		0.79	ND	1.25E+04	0.794
PCB-8 24'-DiCB	15.18	J	1.0522	1.0522	0	6.15E+04	SI	0.82	0.376	5.84E+03	0.354
PCB-14 35'-DiCB	NotFnd		0.9304	-		0.00E+00		0.97	ND	1.25E+04	0.643
PCB-11 33'-DiCB	17.36		0.9708	0.9707	-0.1	7.82E+05	1.54	0.85	4.63	1.25E+04	0.734
PCB-13/12 34'/34'-DiCB	NotFnd	C	0.9858	-		0.00E+00		0.87	ND	1.25E+04	0.716
PCB-15 44'-DiCB	NotFnd		1.0008	-		0.00E+00		1.08	ND	1.25E+04	0.577
PCB-19 22'6-TrCB	NotFnd		1.0011	-		0.00E+00		1.09	ND	2.82E+03	0.178
PCB-30/18 246/22'5-TrCB	17.07	J C	1.1076	1.1081	+0.5	5.11E+04	1.08	1.38	0.32	2.82E+03	0.142
PCB-17 22'4-TrCB	NotFnd		1.1316	-		0.00E+00		1.19	ND	2.82E+03	0.163
PCB-27 23'6-TrCB	NotFnd		1.1433	-		0.00E+00		1.60	ND	2.82E+03	0.122
PCB-24 236-TrCB	NotFnd		1.1512	-		0.00E+00		1.56	ND	2.82E+03	0.124
PCB-16 22'3-TrCB	NotFnd		1.1566	-		0.00E+00		0.90	ND	2.82E+03	0.216

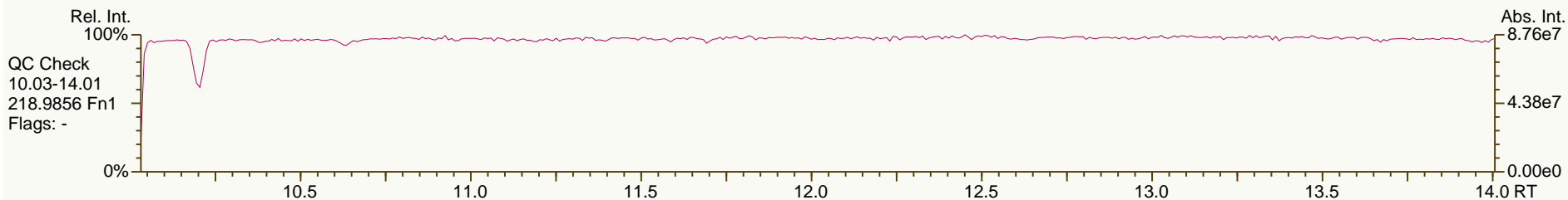
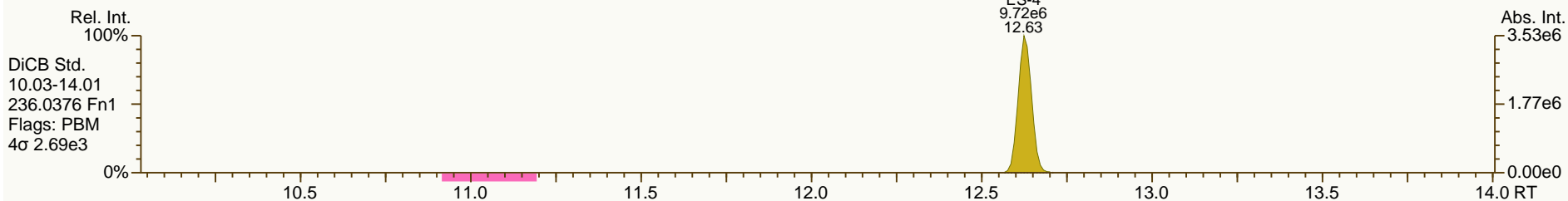
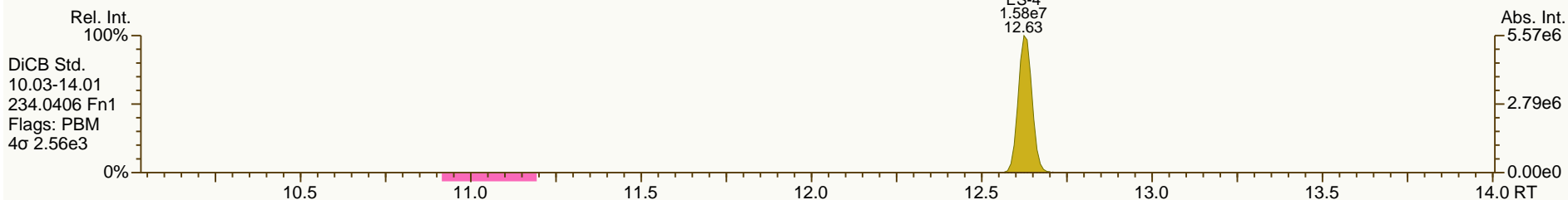
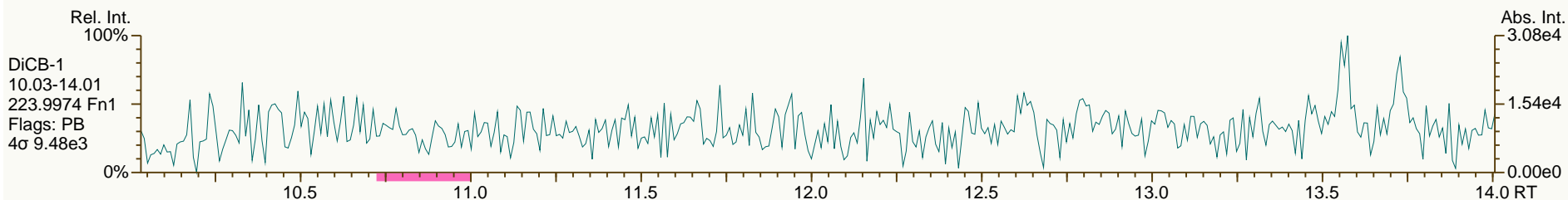
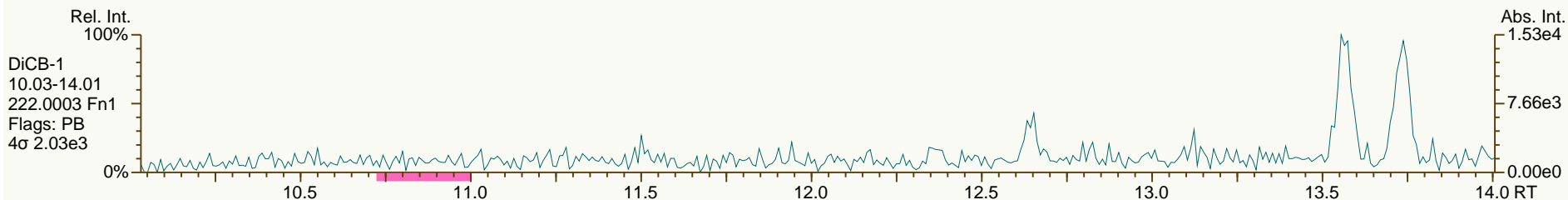
Name	Actual RT	QC	Pred RRT	Actual RRT	Diff Secs	Response	Ra	RRF	Conc. / Recv.	Noise / Recv. Low	DL / Recv. High
PCB-32 24'6-TrCB	NotFnd		1.1863	-		0.00E+00		1.69	ND	2.82E+03	0.115
PCB-34 23'5'-TrCB	NotFnd		0.8114	-		0.00E+00		0.84	ND	2.49E+03	0.2
PCB-23 235-TrCB	NotFnd		0.8172	-		0.00E+00		0.90	ND	2.49E+03	0.188
PCB-26/29 23'5'/245-TrCB	NotFnd	C	0.8285	-		0.00E+00		0.92	ND	2.49E+03	0.184
PCB-25 23'4-TrCB	NotFnd		0.8363	-		0.00E+00		0.92	ND	2.49E+03	0.182
PCB-31 24'5-TrCB	20.25	J	0.8474	0.8467	-0.9	5.64E+04	1.02	0.97	0.357	2.49E+03	0.174
PCB-28/20 244'/233'-TrCB	20.50	J C	0.8584	0.8574	-1.2	6.73E+04	1.15	0.93	0.444	2.49E+03	0.181
PCB-21/33 234/23'4'-TrCB	20.70	J EMPC C	0.8653	0.8656	+0.4	3.20E+04	1.24	0.96	0.203	2.49E+03	0.175
PCB-22 234'-TrCB	NotFnd		0.8804	-		0.00E+00		0.89	ND	2.49E+03	0.189
PCB-36 33'5-TrCB	NotFnd		0.9368	-		0.00E+00		1.01	ND	2.49E+03	0.167
PCB-39 34'5-TrCB	NotFnd		0.9495	-		0.00E+00		1.04	ND	2.49E+03	0.162
PCB-38 345-TrCB	NotFnd		0.9702	-		0.00E+00		0.93	ND	2.49E+03	0.182
PCB-35 33'4-TrCB	NotFnd		0.9864	-		0.00E+00		0.94	ND	2.49E+03	0.179
PCB-37 344'-TrCB	NotFnd		1.0008	-		0.00E+00		1.10	ND	2.49E+03	0.152
PCB-54 22'66'-TeCB	NotFnd		1.0010	-		0.00E+00		1.21	ND	1.53E+03	0.104
PCB-50/53 22'46/22'56'-TeCB	NotFnd	C	0.9082	-		0.00E+00		0.77	ND	1.43E+03	0.147
PCB-45 22'36-TeCB	NotFnd		0.9329	-		0.00E+00		0.64	ND	1.43E+03	0.176
PCB-51 22'46'-TeCB	NotFnd		0.9364	-		0.00E+00		0.81	ND	1.43E+03	0.14
PCB-46 22'36'-TeCB	NotFnd		0.9450	-		0.00E+00		0.63	ND	1.43E+03	0.18
PCB-52 22'55'-TeCB	22.06	J	1.0010	1.0009	-0.1	7.39E+04	0.83	0.77	0.681	1.43E+03	0.147
PCB-73 23'5'6-TeCB	NotFnd		1.0066	-		0.00E+00		1.00	ND	1.43E+03	0.113
PCB-43 22'35-TeCB	NotFnd		1.0103	-		0.00E+00		0.67	ND	1.43E+03	0.168
PCB-69/49 23'46/22'45'-TeCB	22.48	J C	1.0192	1.0199	+0.9	3.44E+04	0.83	0.94	0.258	1.43E+03	0.12
PCB-48 22'45-TeCB	NotFnd		1.0310	-		0.00E+00		0.78	ND	1.43E+03	0.145
PCB-44/47/65 ...-TeCB	22.92	J C	1.0405	1.0395	-1.4	5.33E+04	0.80	0.82	0.458	1.43E+03	0.137
PCB-59/62/75 ...-TeCB	NotFnd	C	1.0525	-		0.00E+00		1.06	ND	1.43E+03	0.107
PCB-42 22'34'-TeCB	NotFnd		1.0594	-		0.00E+00		0.73	ND	1.43E+03	0.155
PCB-41 22'34-TeCB	NotFnd		1.0737	-		0.00E+00		0.66	ND	1.43E+03	0.17
PCB-71/40 23'4'6/22'33'-TeCB	NotFnd	C	1.0781	-		0.00E+00		0.79	ND	1.43E+03	0.142
PCB-64 234'6-TeCB	NotFnd		1.0870	-		0.00E+00		1.14	ND	1.43E+03	0.0996
PCB-72 23'55'-TeCB	NotFnd		0.8340	-		0.00E+00		0.92	ND	1.46E+03	0.125
PCB-68 23'45'-TeCB	NotFnd		0.8423	-		0.00E+00		1.06	ND	1.46E+03	0.109
PCB-57 233'5-TeCB	NotFnd		0.8542	-		0.00E+00		0.93	ND	1.46E+03	0.124
PCB-58 233'5'-TeCB	NotFnd		0.8607	-		0.00E+00		0.94	ND	1.46E+03	0.123
PCB-67 23'45-TeCB	NotFnd		0.8659	-		0.00E+00		0.98	ND	1.46E+03	0.117
PCB-63 234'5-TeCB	NotFnd		0.8733	-		0.00E+00		1.04	ND	1.46E+03	0.11
PCB-61/70/74/76 ...-TeCB	26.16	J C	0.8826	0.8829	+0.5	9.19E+04	0.81	0.98	0.665	1.46E+03	0.118
PCB-66 23'44'-TeCB	26.42	J	0.8920	0.8917	-0.5	3.75E+04	0.72	0.94	0.283	1.46E+03	0.123
PCB-55 233'4-TeCB	NotFnd		0.8964	-		0.00E+00		0.90	ND	1.46E+03	0.127
PCB-56 233'4'-TeCB	26.99	J EMPC	0.9107	0.9111	+0.6	2.27E+04	0.63	0.89	0.18	1.46E+03	0.129
PCB-60 2344'-TeCB	NotFnd		0.9170	-		0.00E+00		0.95	ND	1.46E+03	0.121
PCB-80 33'55'-TeCB	NotFnd		0.9294	-		0.00E+00		1.07	ND	1.46E+03	0.107
PCB-79 33'45'-TeCB	NotFnd		0.9724	-		0.00E+00		1.07	ND	1.46E+03	0.108
PCB-78 33'45-TeCB	NotFnd		0.9882	-		0.00E+00		0.93	ND	1.46E+03	0.123
PCB-104 22'466'-PeCB	NotFnd		1.0009	-		0.00E+00		1.25	ND	1.33E+03	0.101
PCB-96 22'366'-PeCB	NotFnd		1.0138	-		0.00E+00		0.99	ND	1.33E+03	0.128
PCB-103 22'45'6-PeCB	NotFnd		0.8917	-		0.00E+00		0.85	ND	1.48E+03	0.157
PCB-94 22'356'-PeCB	NotFnd		0.8979	-		0.00E+00		0.73	ND	1.48E+03	0.182

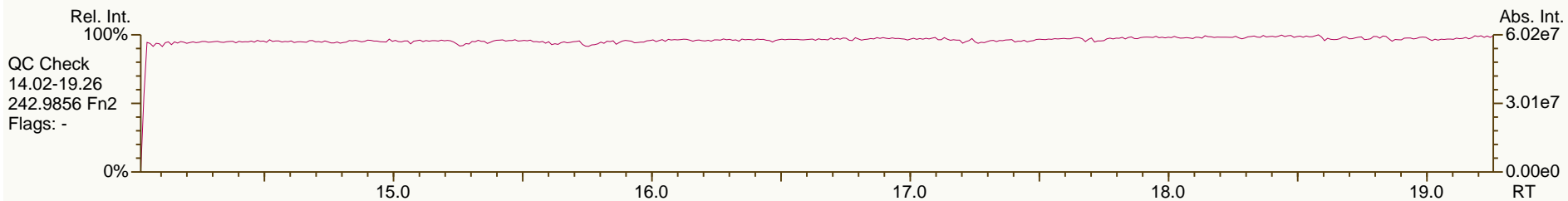
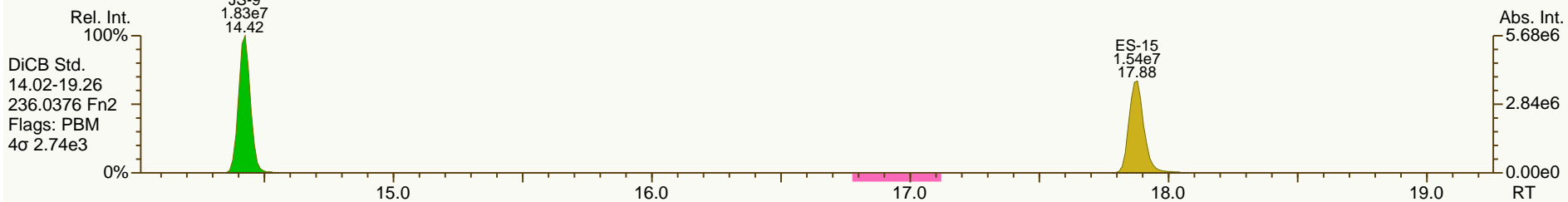
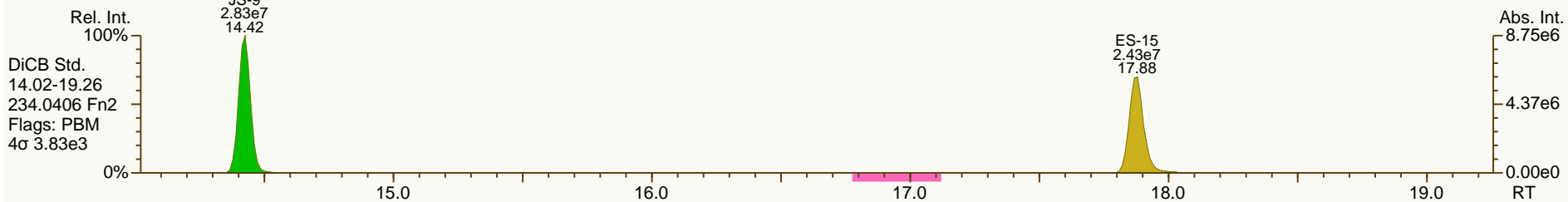
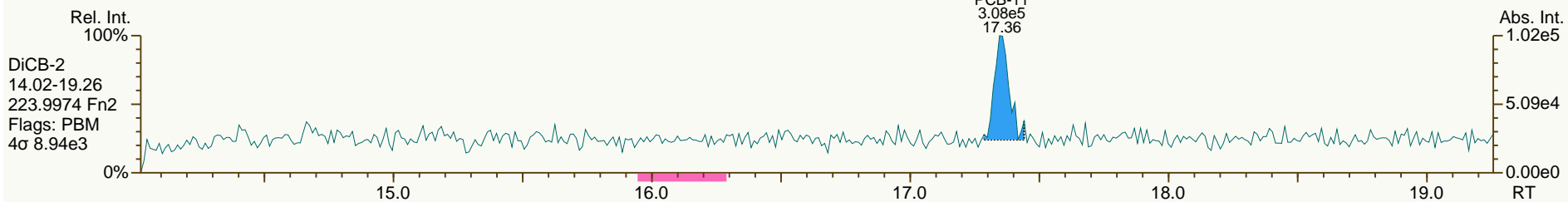
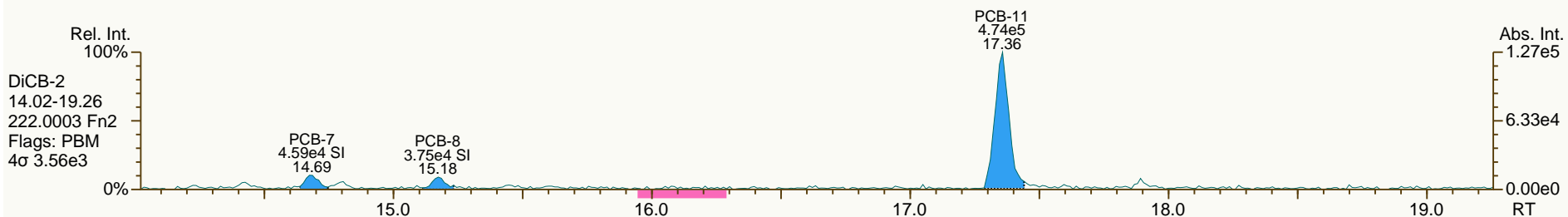
Name	Actual RT	QC	Pred RRT	Actual RRT	Diff Secs	Response	Ra	RRF	Conc. / Recv.	Noise / Recv. Low	DL / Recv. High
PCB-95 22'35'6-PeCB	25.39	J	0.9112	0.9111	-0.2	7.96E+04	0.61	0.79	0.803	1.48E+03	0.17
PCB-100/93 22'44'6/22'356-PeCB	NotFnd	C	0.9186	-		0.00E+00		0.81	ND	1.48E+03	0.164
PCB-102 22'456'-PeCB	NotFnd		0.9224	-		0.00E+00		0.81	ND	1.48E+03	0.165
PCB-98 22'34'6'-PeCB	NotFnd		0.9248	-		0.00E+00		0.76	ND	1.48E+03	0.176
PCB-88 22'346-PeCB	NotFnd		0.9349	-		0.00E+00		0.62	ND	1.48E+03	0.217
PCB-91 22'34'6-PeCB	NotFnd		0.9374	-		0.00E+00		0.83	ND	1.48E+03	0.16
PCB-84 22'33'6-PeCB	NotFnd		0.9438	-		0.00E+00		0.68	ND	1.48E+03	0.198
PCB-89 22'346'-PeCB	NotFnd		0.9584	-		0.00E+00		0.72	ND	1.48E+03	0.186
PCB-121 23'45'6-PeCB	NotFnd		0.9722	-		0.00E+00		1.10	ND	1.48E+03	0.122
PCB-92 22'355'-PeCB	27.39	J EMPC	0.9830	0.9828	-0.3	1.89E+04	0.82	0.76	0.196	1.48E+03	0.175
PCB-113/90/101 ...-PeCB	27.89	J C	0.9999	1.0008	+1.5	1.30E+05	0.63	0.90	1.14	1.48E+03	0.148
PCB-83 22'33'5-PeCB	NotFnd		1.0147	-		0.00E+00		0.64	ND	1.48E+03	0.209
PCB-99 22'44'5-PeCB	28.37	J	1.0184	1.0183	-0.2	4.79E+04	0.68	0.89	0.425	1.48E+03	0.15
PCB-112 233'56-PeCB	NotFnd		1.0217	-		0.00E+00		1.06	ND	1.48E+03	0.126
PCB-108/119/86/97/125...-PeCB	28.84	J C	1.0338	1.0348	+1.7	9.28E+04	0.58	0.92	0.802	1.48E+03	0.146
PCB-117 234'56-PeCB	NotFnd		1.0525	-		0.00E+00		0.84	ND	1.48E+03	0.16
PCB-116/85 23456/22'344'-PeCB	NotFnd	C	1.0552	-		0.00E+00		1.02	ND	1.48E+03	0.131
PCB-110 233'4'6-PeCB	29.53		1.0598	1.0599	+0.2	1.46E+05	0.71	1.10	1.05	1.48E+03	0.122
PCB-115 2344'6-PeCB	NotFnd		1.0628	-		0.00E+00		1.02	ND	1.48E+03	0.13
PCB-82 22'33'4-PeCB	NotFnd		1.0691	-		0.00E+00		0.67	ND	1.48E+03	0.199
PCB-111 233'55'-PeCB	NotFnd		1.0821	-		0.00E+00		1.13	ND	1.48E+03	0.118
PCB-120 23'455'-PeCB	NotFnd		1.0960	-		0.00E+00		1.14	ND	1.48E+03	0.117
PCB-107/124 ...-PeCB	NotFnd	C	0.9911	-		0.00E+00		1.06	ND	1.48E+03	0.126
PCB-109 233'46-PeCB	NotFnd		0.9975	-		0.00E+00		1.13	ND	1.48E+03	0.118
PCB-106 233'45-PeCB	NotFnd		1.0039	-		0.00E+00		1.04	ND	1.48E+03	0.129
PCB-122 233'4'5'-PeCB	NotFnd		1.0093	-		0.00E+00		0.99	ND	1.48E+03	0.127
PCB-127 33'455'-PeCB	NotFnd		1.0387	-		0.00E+00		1.09	ND	1.48E+03	0.114
PCB-155 22'44'66'-HxCB	NotFnd		1.0008	-		0.00E+00		1.09	ND	1.18E+03	0.0922
PCB-152 22'3566'-HxCB	NotFnd		1.0056	-		0.00E+00		0.98	ND	1.18E+03	0.103
PCB-150 22'34'66'-HxCB	NotFnd		1.0110	-		0.00E+00		1.01	ND	1.18E+03	0.0997
PCB-136 22'33'66'-HxCB	28.28	J	1.0213	1.0213	0	2.64E+04	1.17	0.93	0.222	1.18E+03	0.108
PCB-145 22'3466'-HxCB	NotFnd		1.0309	-		0.00E+00		0.95	ND	1.18E+03	0.105
PCB-148 22'34'56'-HxCB	NotFnd		1.0773	-		0.00E+00		0.74	ND	1.18E+03	0.135
PCB-151/135 ...-HxCB	30.32	J C	1.0954	1.0950	-0.7	5.81E+04	1.23	0.72	0.627	1.18E+03	0.139
PCB-154 22'44'56'-HxCB	NotFnd		1.1031	-		0.00E+00		0.82	ND	1.18E+03	0.122
PCB-144 22'345'6-HxCB	NotFnd		1.1121	-		0.00E+00		0.75	ND	1.18E+03	0.134
PCB-147/149 ...-HxCB	31.09	J C	1.1228	1.1228	0	1.46E+05	1.39	0.75	1.53	1.18E+03	0.135
PCB-134 22'33'56-HxCB	NotFnd		1.1284	-		0.00E+00		0.59	ND	1.18E+03	0.169
PCB-143 22'3456'-HxCB	NotFnd		1.1313	-		0.00E+00		0.73	ND	1.18E+03	0.138
PCB-139/140 ...-HxCB	NotFnd	C	1.1411	-		0.00E+00		0.76	ND	1.18E+03	0.132
PCB-131 22'33'46-HxCB	NotFnd		1.1468	-		0.00E+00		0.65	ND	1.18E+03	0.154
PCB-142 22'3456-HxCB	NotFnd		1.1516	-		0.00E+00		0.67	ND	1.18E+03	0.151
PCB-132 22'33'46'-HxCB	32.13	J	1.1602	1.1603	+0.2	5.75E+04	1.35	0.67	0.668	1.18E+03	0.15
PCB-133 22'33'55'-HxCB	NotFnd		1.1763	-		0.00E+00		0.70	ND	1.18E+03	0.144
PCB-165 233'55'6-HxCB	NotFnd		0.9500	-		0.00E+00		0.87	ND	1.18E+03	0.116
PCB-146 22'34'55'-HxCB	NotFnd		0.9560	-		0.00E+00		0.78	ND	1.18E+03	0.13
PCB-161 233'45'6-HxCB	NotFnd		0.9593	-		0.00E+00		0.96	ND	1.18E+03	0.105
PCB-153/168 ...-HxCB	33.64	J C	0.9715	0.9709	-1.2	2.06E+05	1.27	0.93	1.73	1.18E+03	0.108

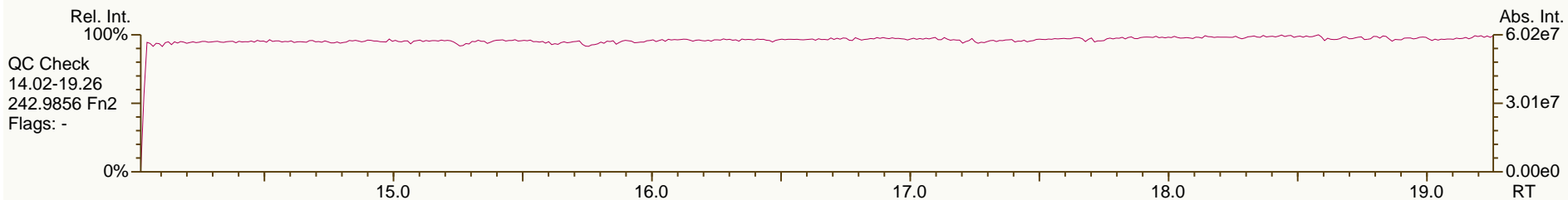
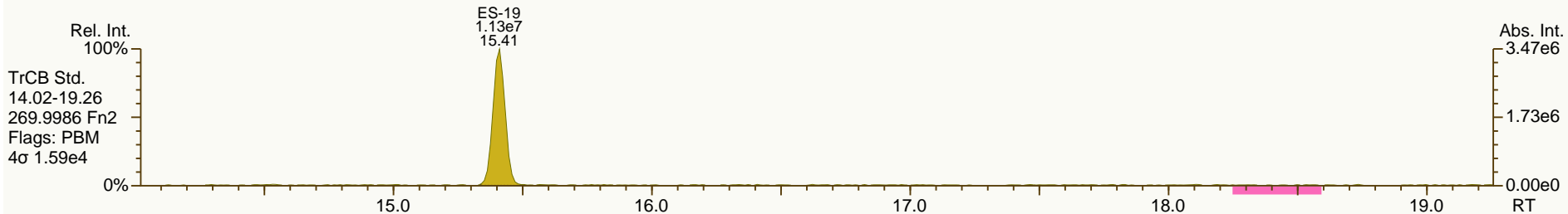
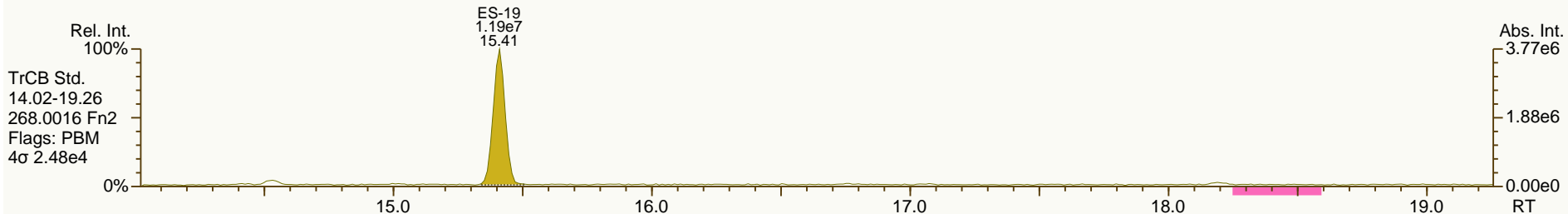
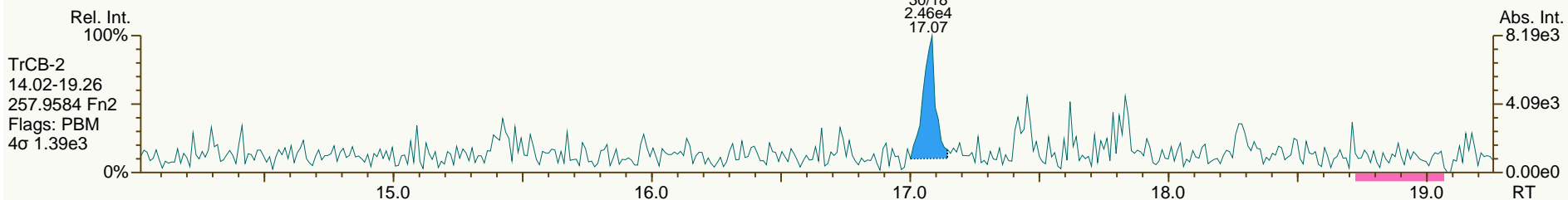
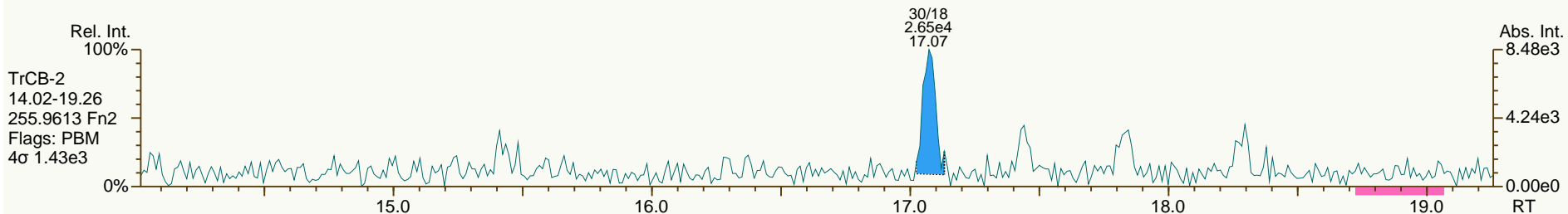
Name	Actual RT	QC	Pred RRT	Actual RRT	Diff Secs	Response	Ra	RRF	Conc. / Recv.	Noise / Recv. Low	DL / Recv. High
PCB-141 22'3455'-HxCB	33.78	J	0.9753	0.9751	-0.4	4.64E+04	1.37	0.73	0.494	1.18E+03	0.137
PCB-130 22'33'45'-HxCB	NotFnd		0.9850	-		0.00E+00		0.64	ND	1.18E+03	0.158
PCB-137 22'344'5-HxCB	NotFnd		0.9906	-		0.00E+00		0.69	ND	1.18E+03	0.145
PCB-164 233'4'5'6-HxCB	NotFnd		0.9931	-		0.00E+00		0.90	ND	1.18E+03	0.111
PCB-163/138/129 ...-HxCB	34.67	J C	1.0012	1.0007	-1.0	2.06E+05	1.14	0.77	2.1	1.18E+03	0.131
PCB-160 233'456-HxCB	NotFnd		1.0048	-		0.00E+00		0.90	ND	1.18E+03	0.111
PCB-158 233'44'6-HxCB	35.00	J	1.0103	1.0103	0	2.67E+04	1.14	0.99	0.21	1.18E+03	0.101
PCB-128/166 ...-HxCB	35.73	J C	0.9607	0.9609	+0.4	2.24E+04	1.07	0.85	0.196	1.25E+03	0.118
PCB-159 233'455'-HxCB	NotFnd		0.9835	-		0.00E+00		1.01	ND	1.25E+03	0.1
PCB-162 233'4'55'-HxCB	NotFnd		0.9899	-		0.00E+00		1.05	ND	1.25E+03	0.0958
PCB-188 22'34'566'-HpCB	NotFnd		1.0006	-		0.00E+00		1.03	ND	8.55E+02	0.099
PCB-179 22'33'566'-HpCB	32.77	J	1.0088	1.0089	+0.2	2.58E+04	1.12	0.99	0.281	8.55E+02	0.103
PCB-184 22'344'66'-HpCB	NotFnd		1.0231	-		0.00E+00		0.96	ND	8.55E+02	0.106
PCB-176 22'33'466'-HpCB	NotFnd		1.0316	-		0.00E+00		1.07	ND	8.55E+02	0.0957
PCB-186 22'34566'-HpCB	NotFnd		1.0433	-		0.00E+00		1.00	ND	8.55E+02	0.102
PCB-178 22'33'55'6-HpCB	NotFnd		1.0790	-		0.00E+00		0.73	ND	8.55E+02	0.14
PCB-175 22'33'45'6-HpCB	NotFnd		1.0955	-		0.00E+00		0.94	ND	1.44E+03	0.184
PCB-187 22'34'55'6-HpCB	35.82	J	1.1024	1.1027	+0.6	8.48E+04	1.07	1.00	0.918	1.44E+03	0.172
PCB-182 22'344'56'-HpCB	NotFnd		1.1077	-		0.00E+00		1.03	ND	1.44E+03	0.167
PCB-183 22'344'5'6-HpCB	36.34	J	1.1182	1.1187	+1.1	4.36E+04	1.17	1.06	0.444	1.44E+03	0.162
PCB-185 22'3455'6-HpCB	NotFnd		1.1205	-		0.00E+00		0.98	ND	1.44E+03	0.176
PCB-174 22'33'456'-HpCB	36.51	J	1.1238	1.1241	+0.7	7.73E+04	1.07	0.87	0.963	1.44E+03	0.198
PCB-177 22'33'45'6'-HpCB	36.88	J	1.1351	1.1352	+0.2	3.39E+04	1.13	0.86	0.425	1.44E+03	0.2
PCB-181 22'344'56-HpCB	NotFnd		1.1457	-		0.00E+00		0.99	ND	1.44E+03	0.174
PCB-171/173 ...-HpCB	NotFnd	C	1.1510	-		0.00E+00		0.87	ND	1.44E+03	0.197
PCB-172 22'33'455'-HpCB	NotFnd		0.9027	-		0.00E+00		0.79	ND	1.44E+03	0.181
PCB-192 233'455'6-HpCB	NotFnd		0.9084	-		0.00E+00		1.03	ND	1.44E+03	0.139
PCB-180/193 ...-HpCB	39.32	J C	0.9147	0.9153	+1.4	1.68E+05	1.11	0.90	1.59	1.44E+03	0.158
PCB-191 233'44'5'6-HpCB	NotFnd		0.9222	-		0.00E+00		1.07	ND	1.44E+03	0.134
PCB-170 22'33'44'5-HpCB	40.36	J	0.9396	0.9395	-0.2	6.14E+04	0.92	0.72	0.727	1.44E+03	0.197
PCB-190 233'44'56-HpCB	NotFnd		0.9500	-		0.00E+00		1.04	ND	1.44E+03	0.137
PCB-202 22'33'55'66'-OoCB	NotFnd		1.0006	-		0.00E+00		0.91	ND	8.27E+02	0.116
PCB-201 22'33'45'66'-OoCB	NotFnd		1.0215	-		0.00E+00		1.02	ND	8.27E+02	0.104
PCB-204 22'344'566'-OoCB	NotFnd		1.0369	-		0.00E+00		0.96	ND	8.27E+02	0.111
PCB-197 22'33'44'66'-OoCB	NotFnd		1.0420	-		0.00E+00		1.06	ND	8.27E+02	0.101
PCB-200 22'33'4566'-OoCB	NotFnd		1.0441	-		0.00E+00		0.96	ND	8.27E+02	0.111
PCB-198/199 ...-OoCB	NotFnd	C	1.1071	-		0.00E+00		0.70	ND	8.27E+02	0.152
PCB-196 22'33'44'56'-OoCB	NotFnd		1.1224	-		0.00E+00		0.71	ND	8.27E+02	0.149
PCB-203 22'344'55'6-OoCB	NotFnd		1.1270	-		0.00E+00		0.76	ND	8.27E+02	0.141
PCB-195 22'33'44'56-OoCB	42.77	J	0.9483	0.9483	0	1.43E+04	0.83	0.74	0.181	9.34E+02	0.131
PCB-194 22'33'44'55'-OoCB	44.72	J	0.9917	0.9915	-0.5	3.93E+04	0.95	0.80	0.463	9.34E+02	0.122
PCB-205 233'44'55'6-OoCB	NotFnd		1.0004	-		0.00E+00		1.09	ND	9.34E+02	0.0898
PCB-208 22'33'455'66'-NoCB	NotFnd		1.0005	-		0.00E+00		1.02	ND	1.14E+03	0.136
PCB-207 22'33'44'566'-NoCB	NotFnd		1.0188	-		0.00E+00		0.92	ND	1.14E+03	0.15
PCB-206 22'33'44'55'6-NoCB	NotFnd		1.0004	-		0.00E+00		0.98	ND	1.14E+03	0.177

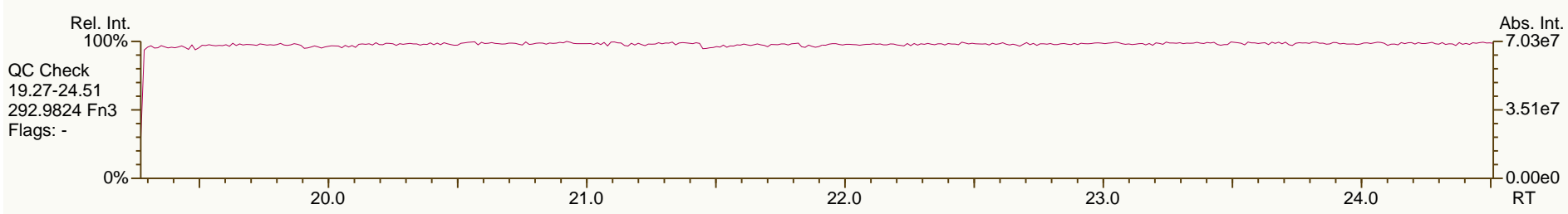
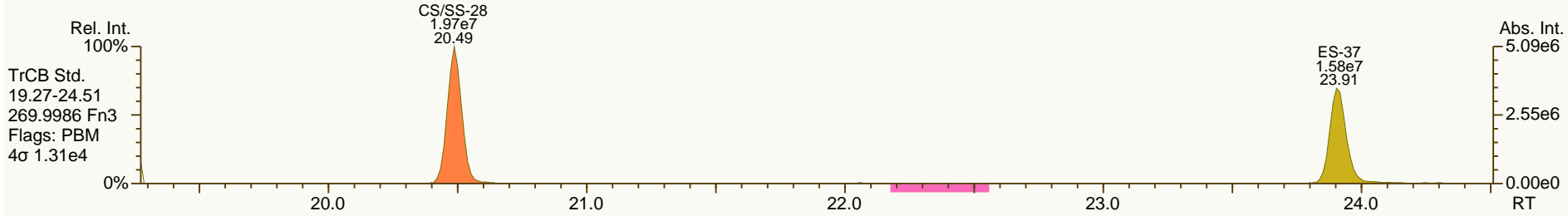
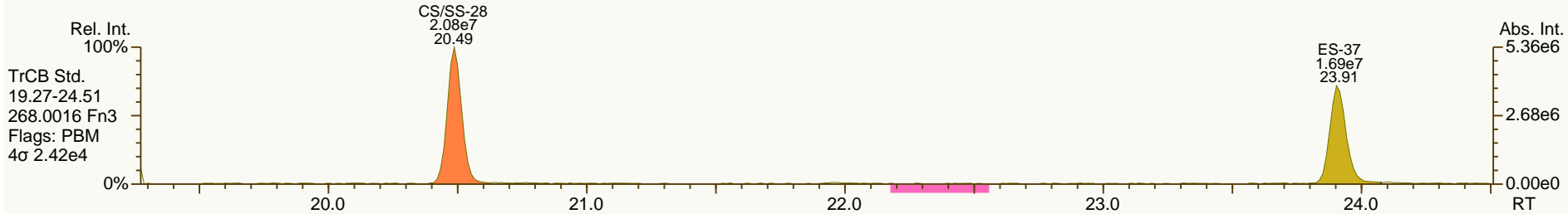
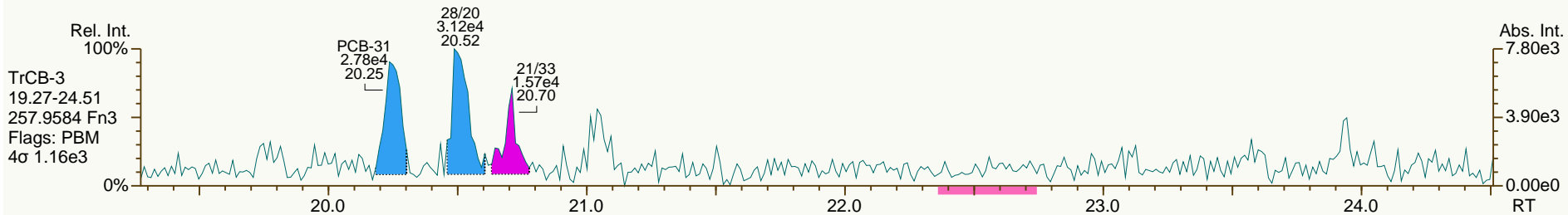
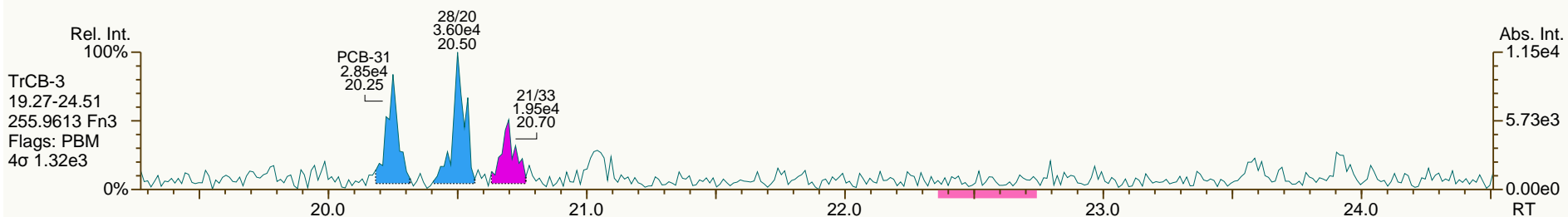


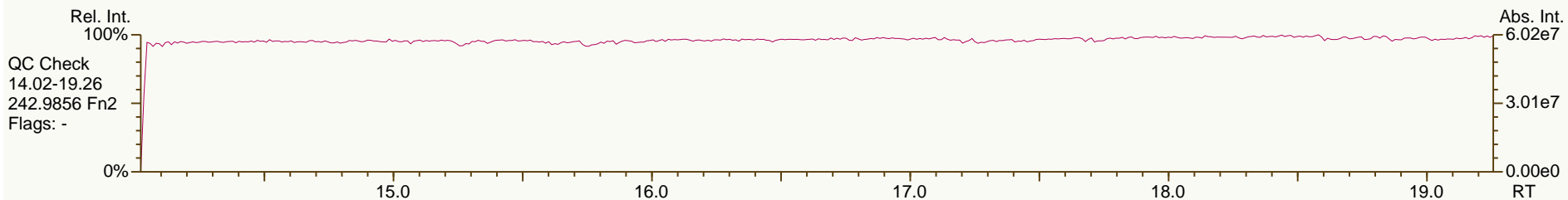
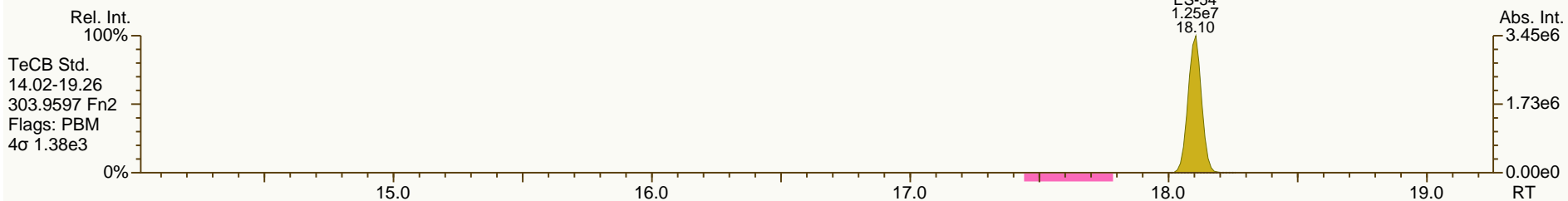
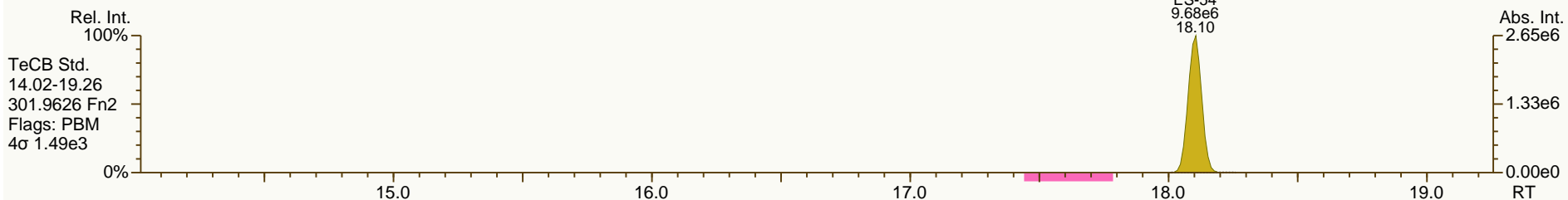
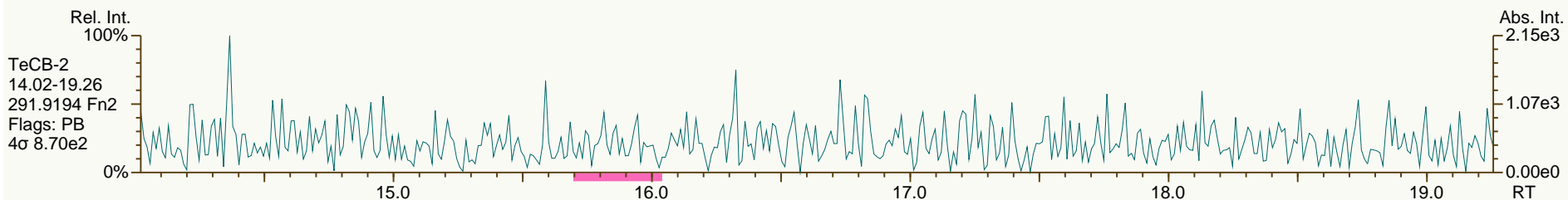
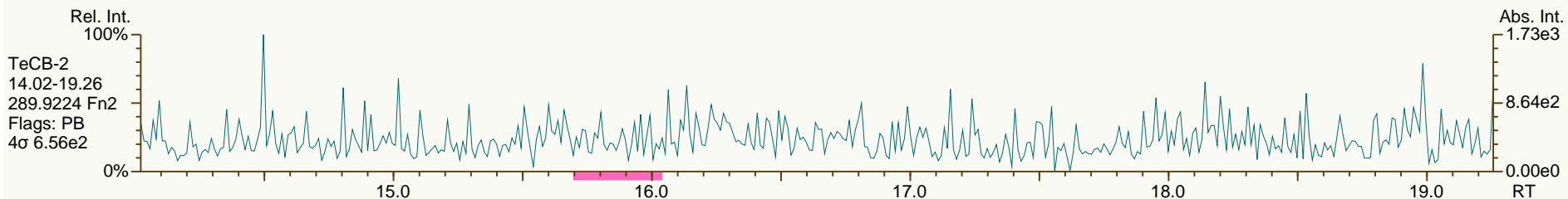


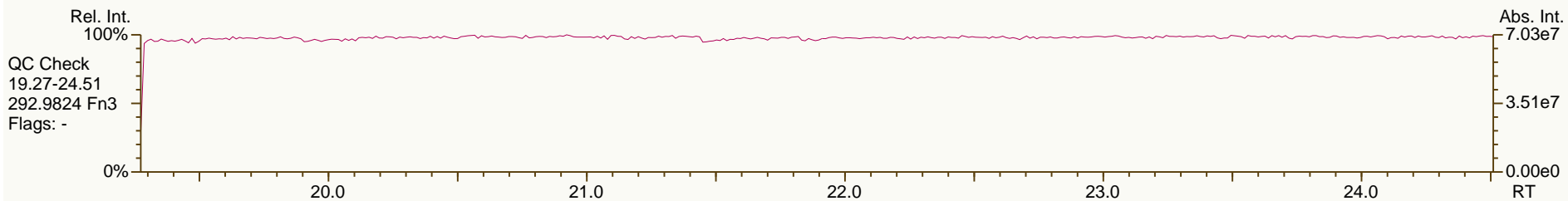
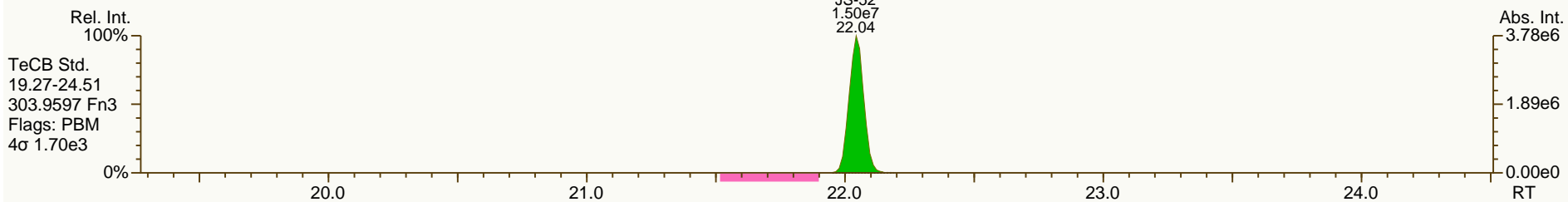
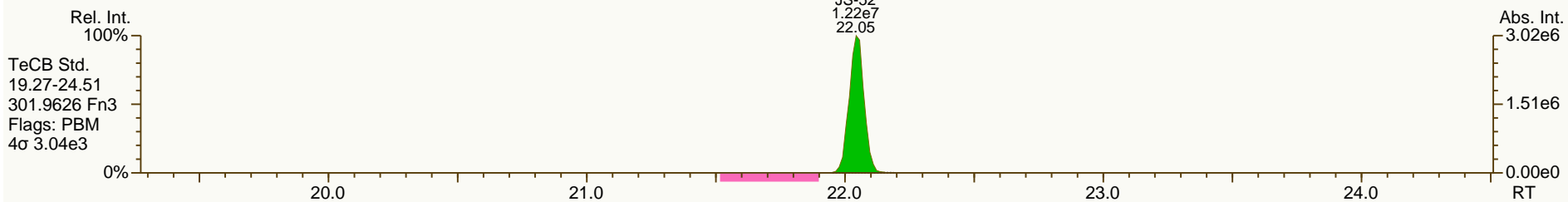
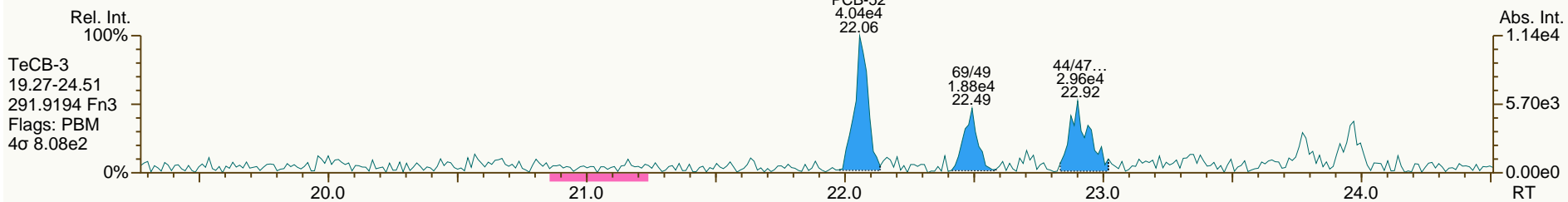
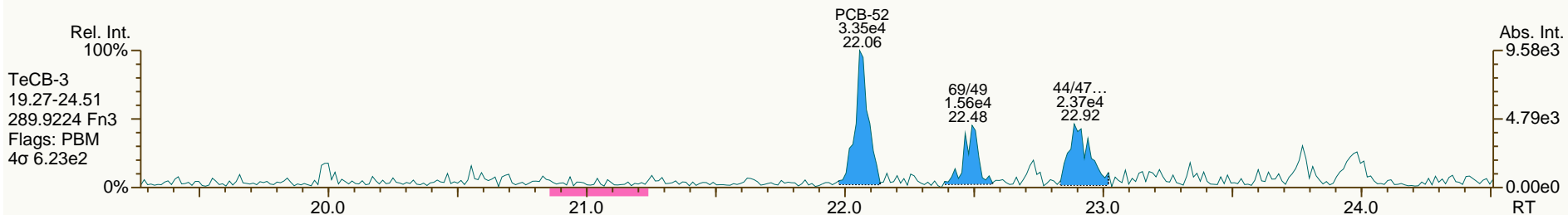


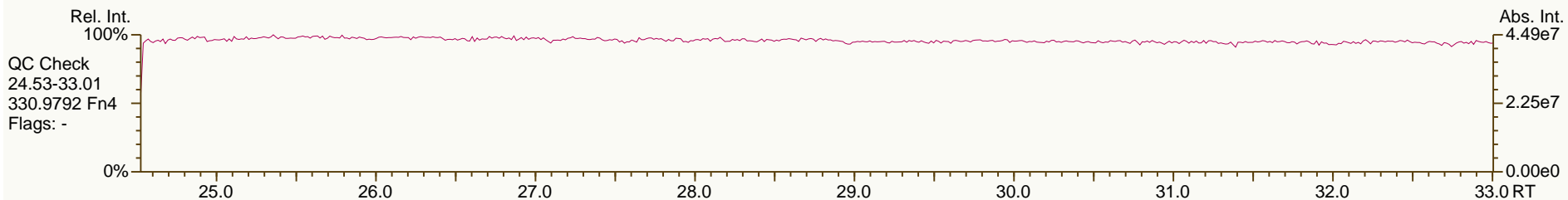
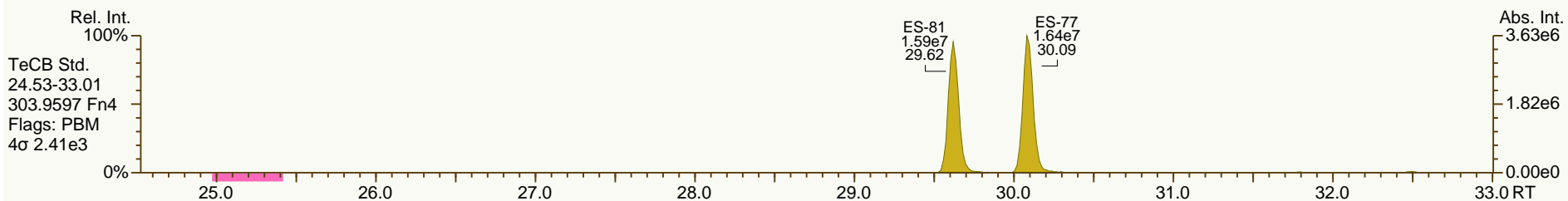
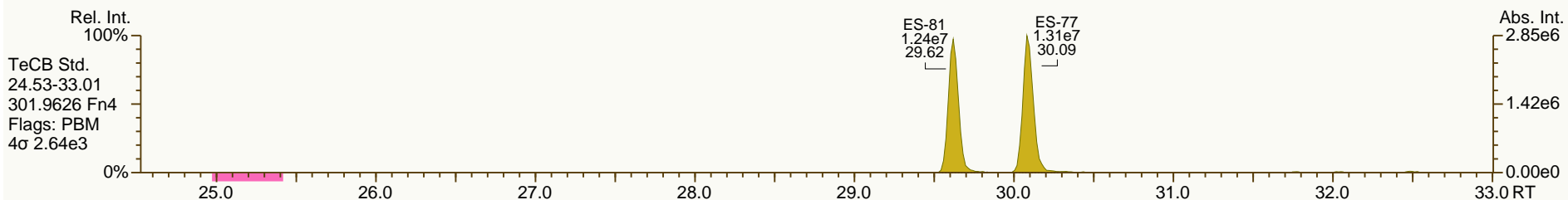
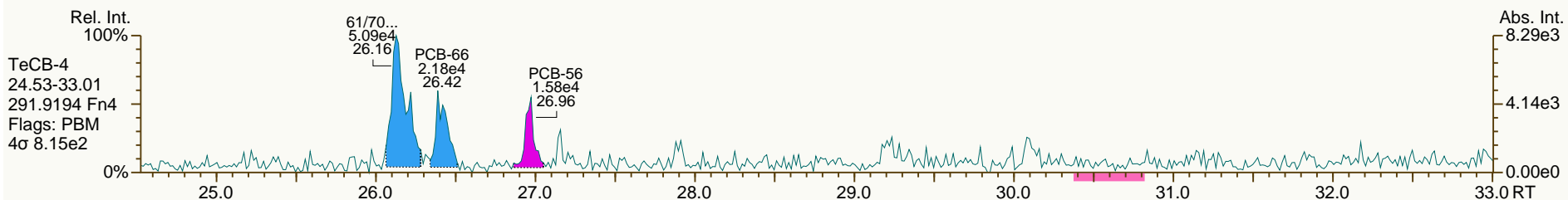
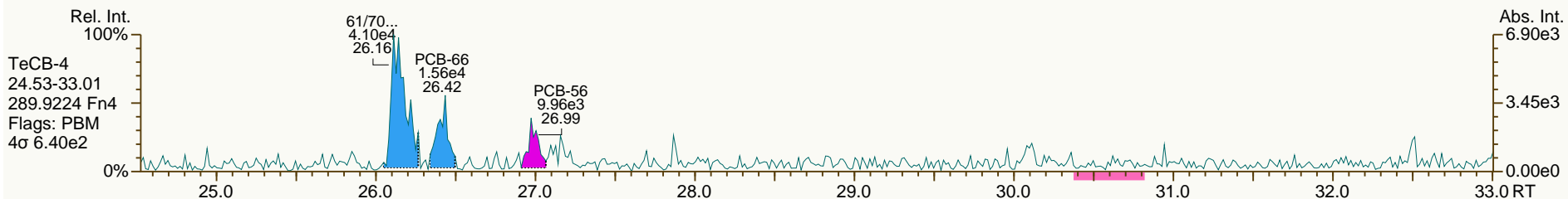




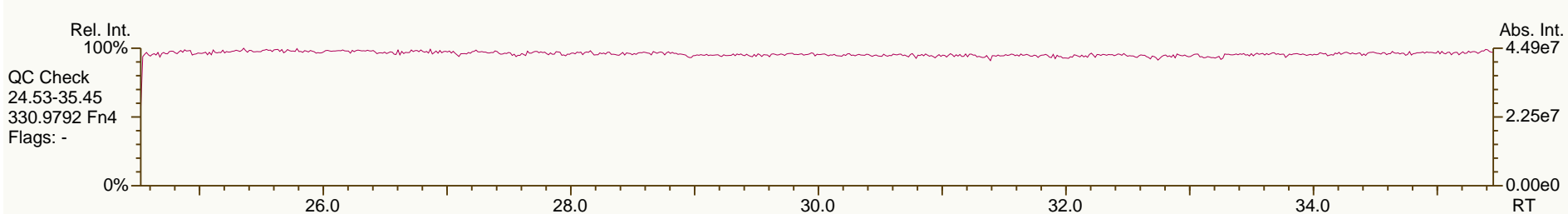
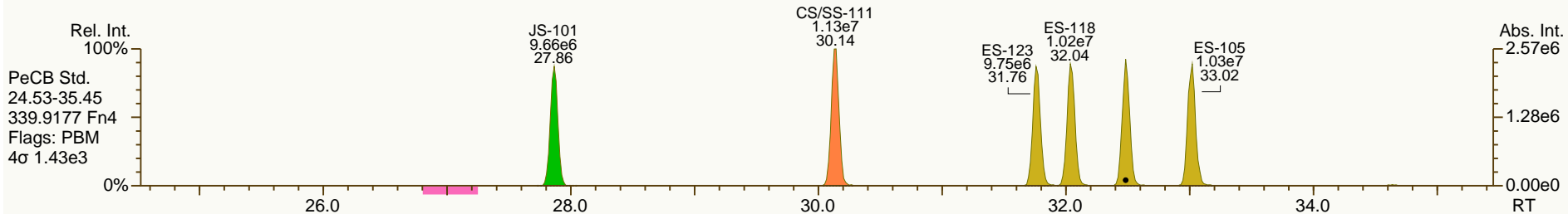
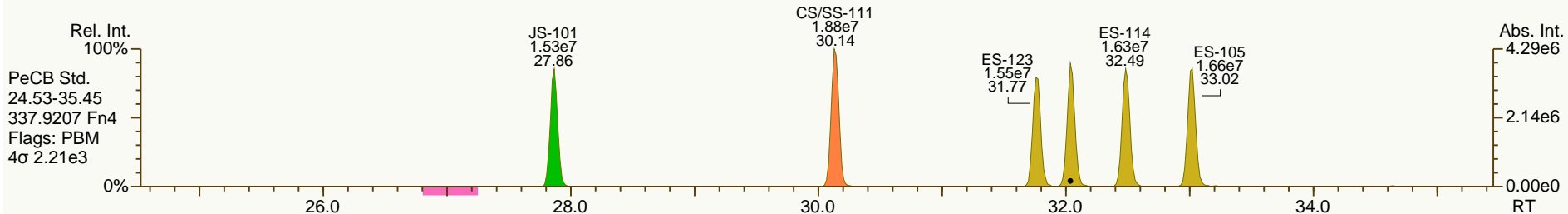
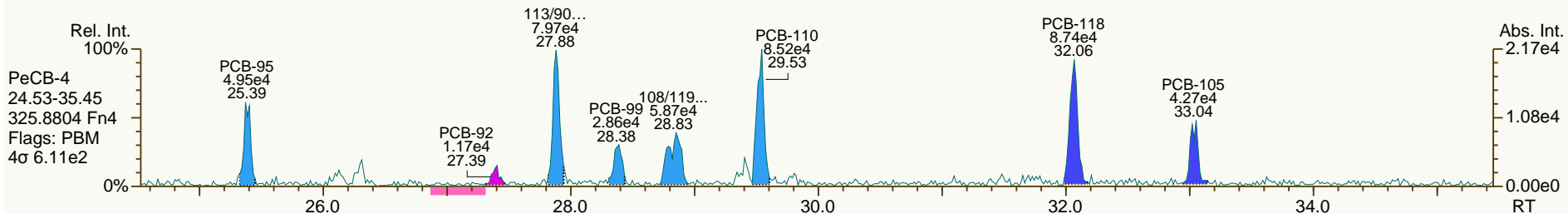
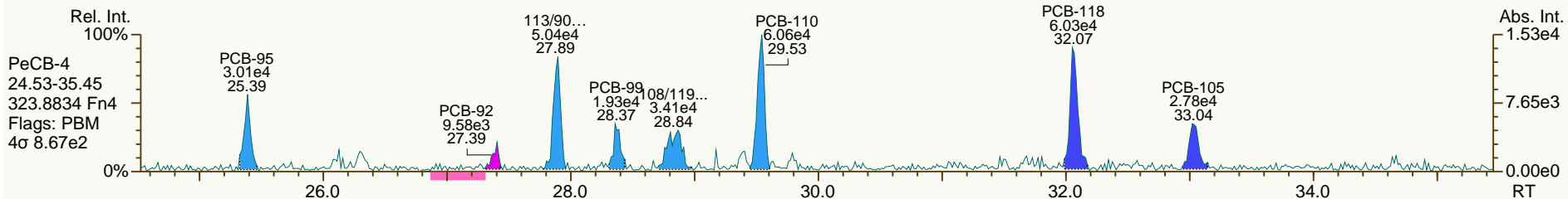


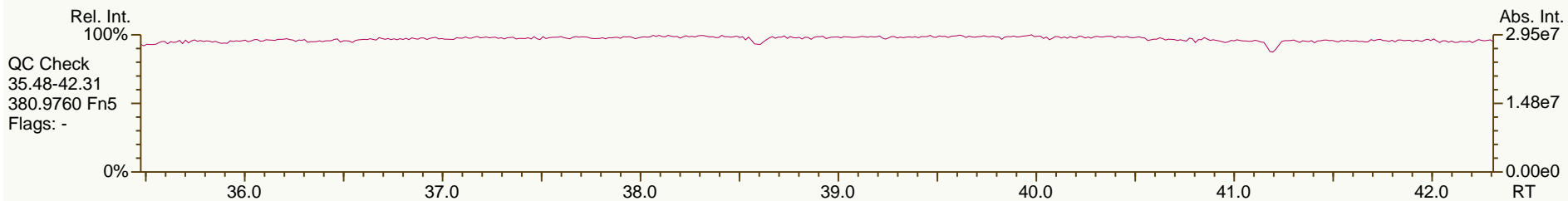
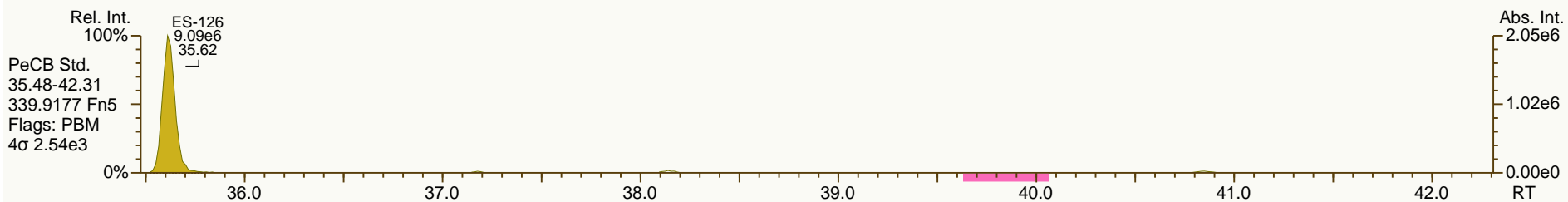
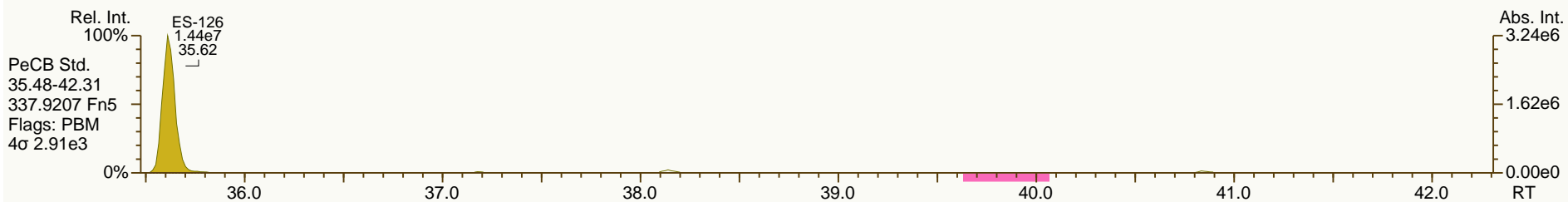
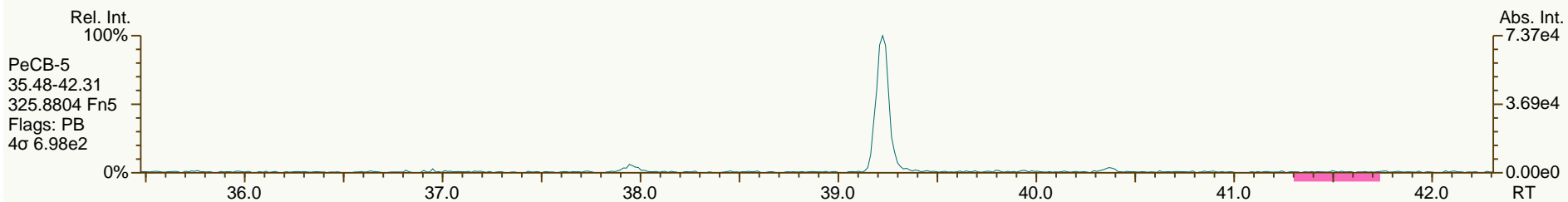
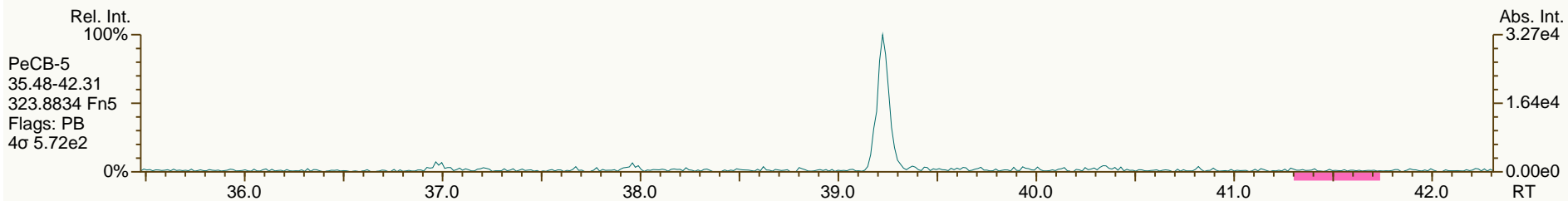


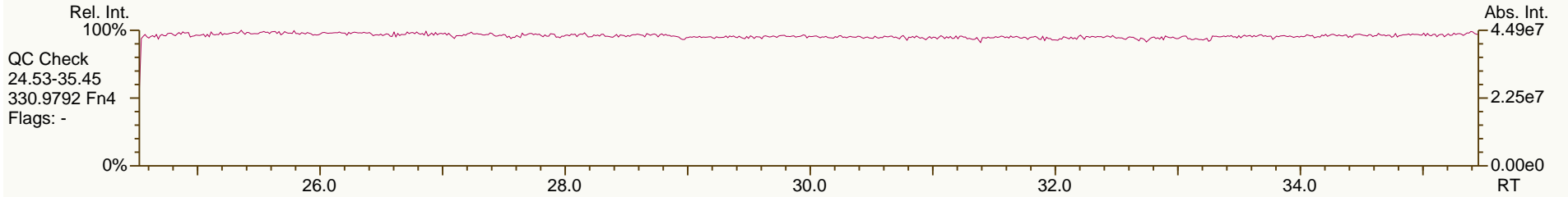
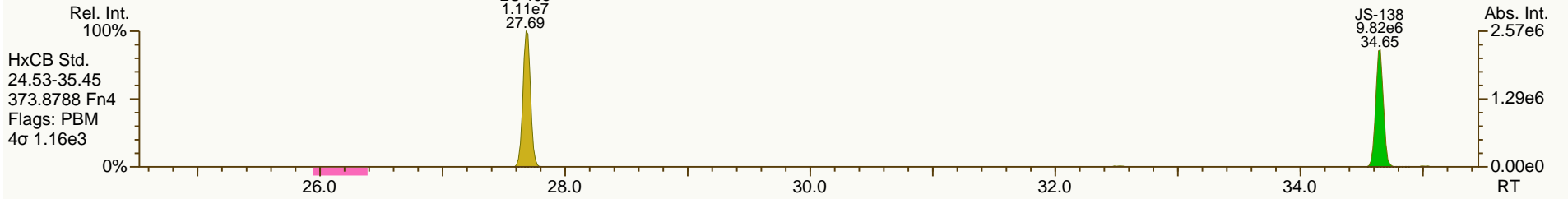
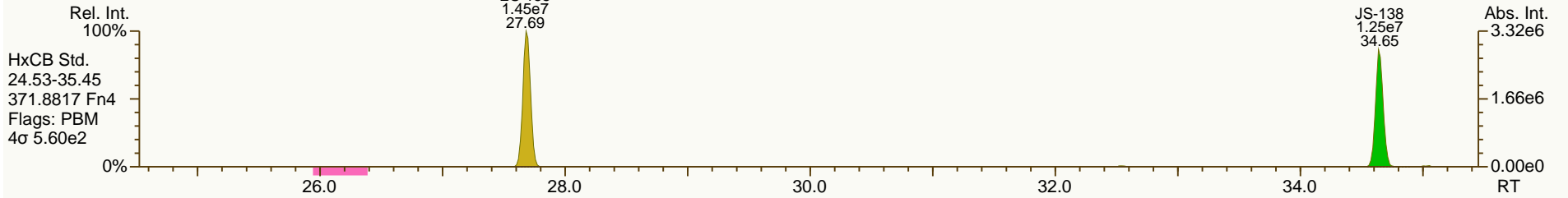
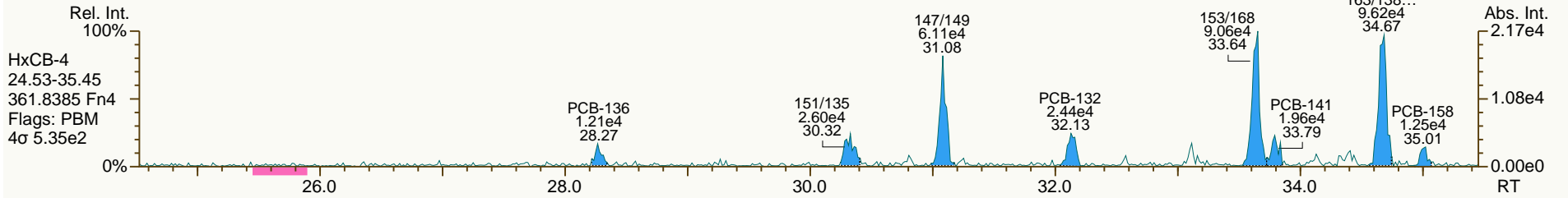
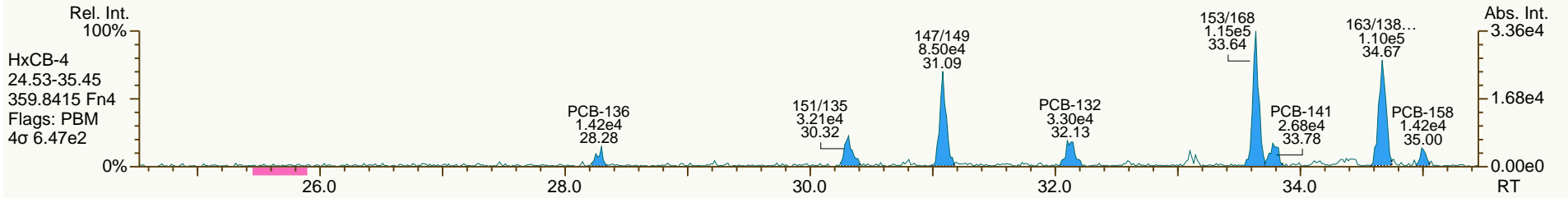


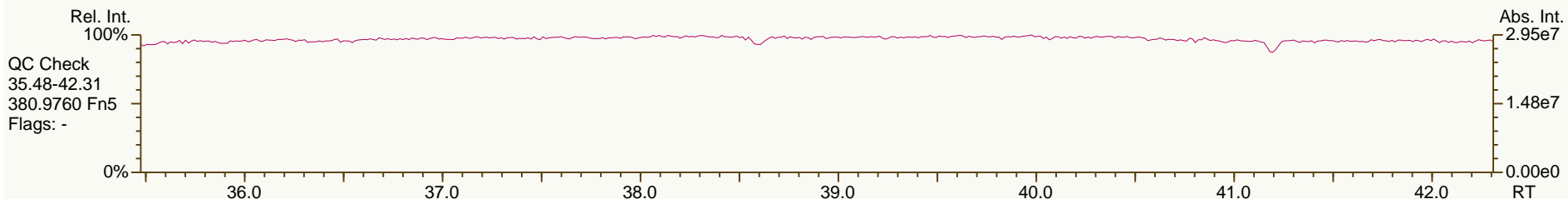
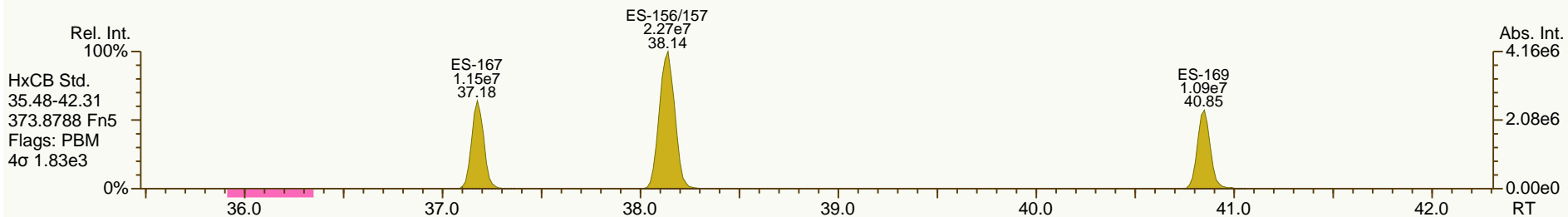
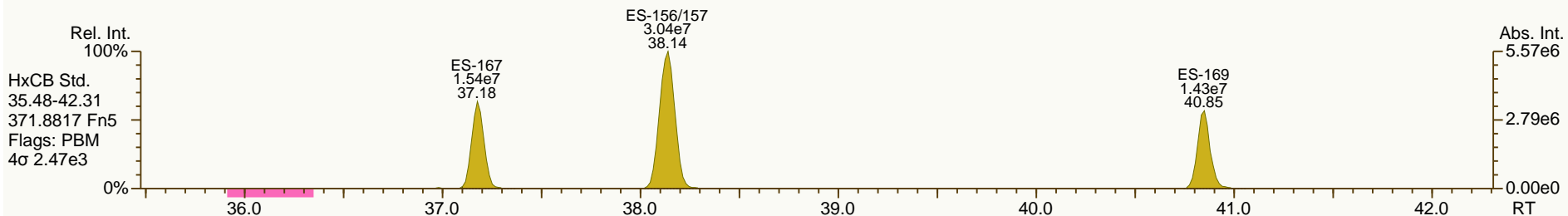
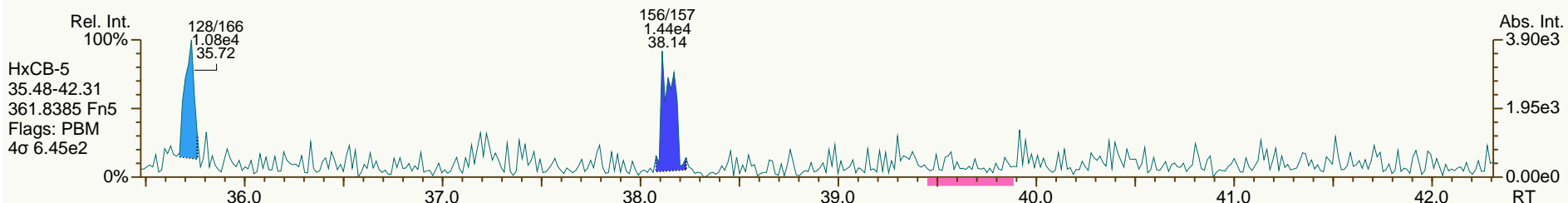
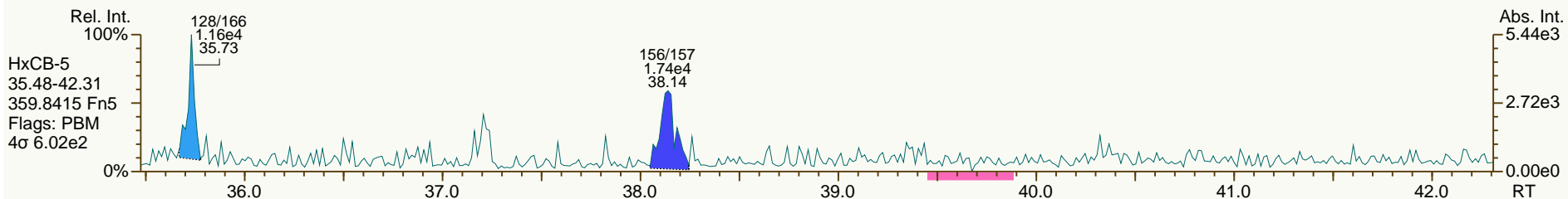


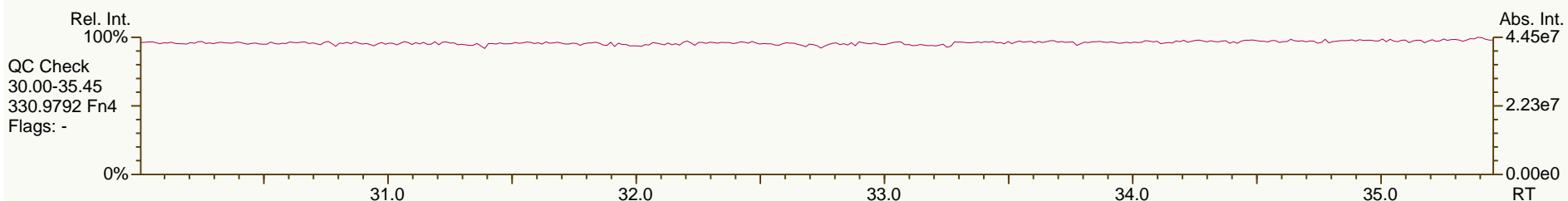
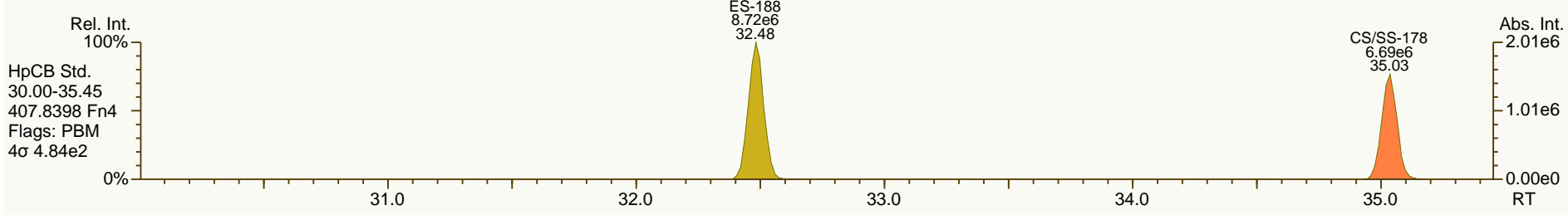
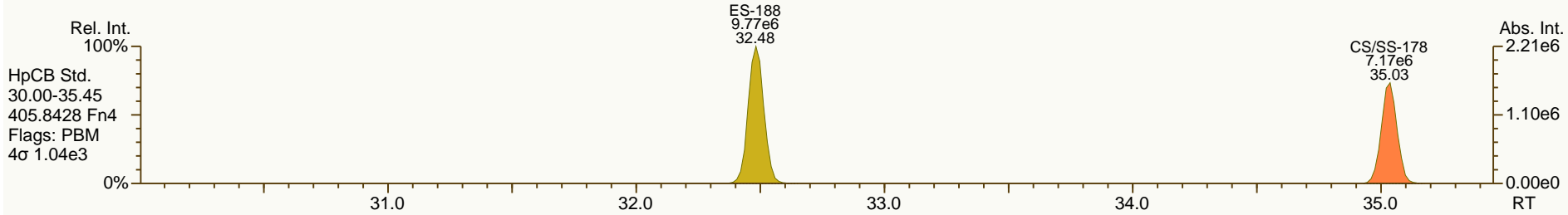
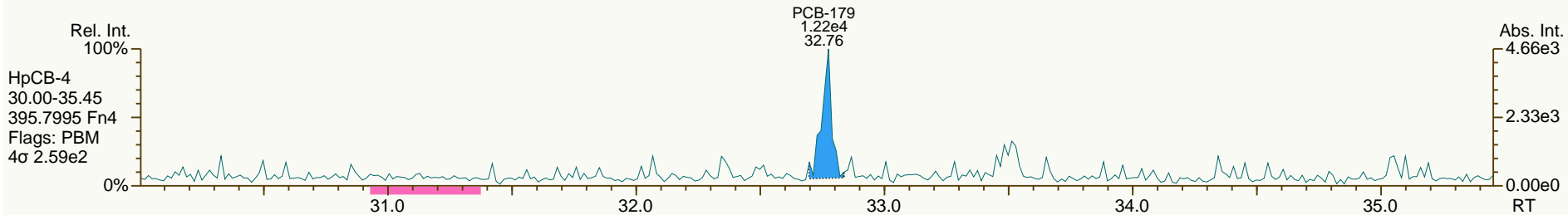
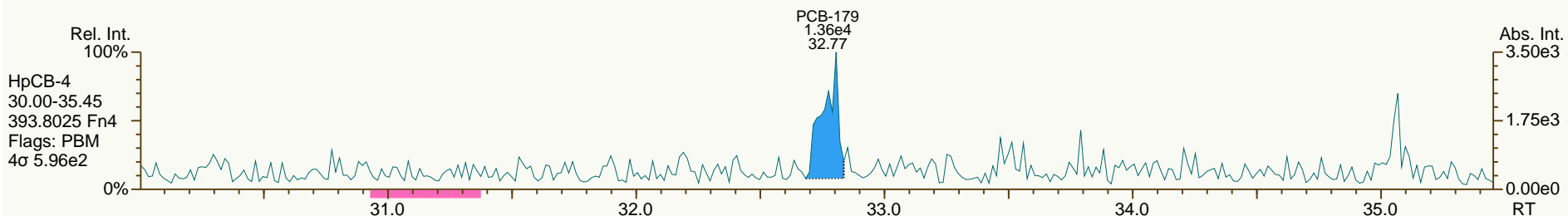


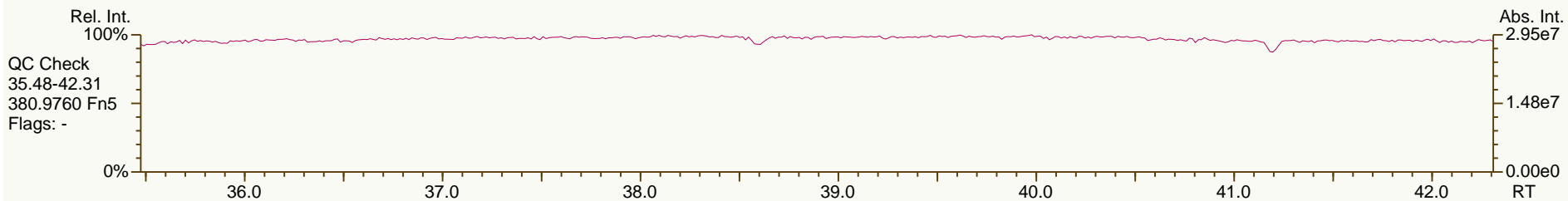
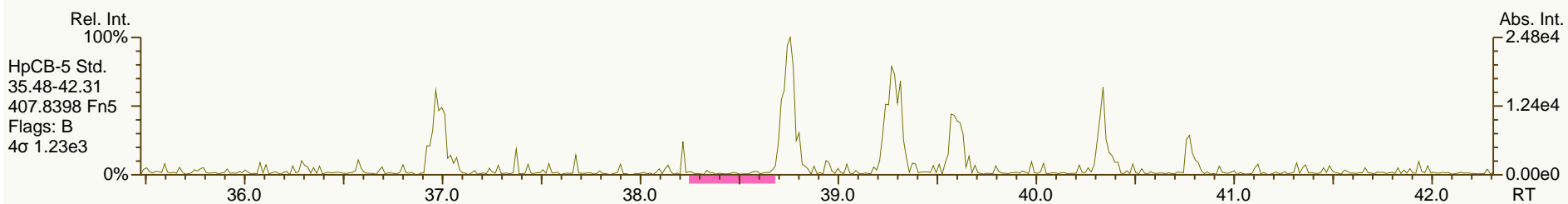
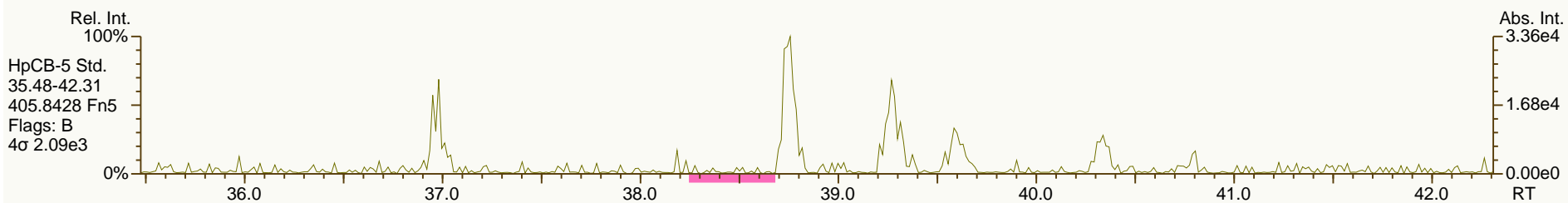
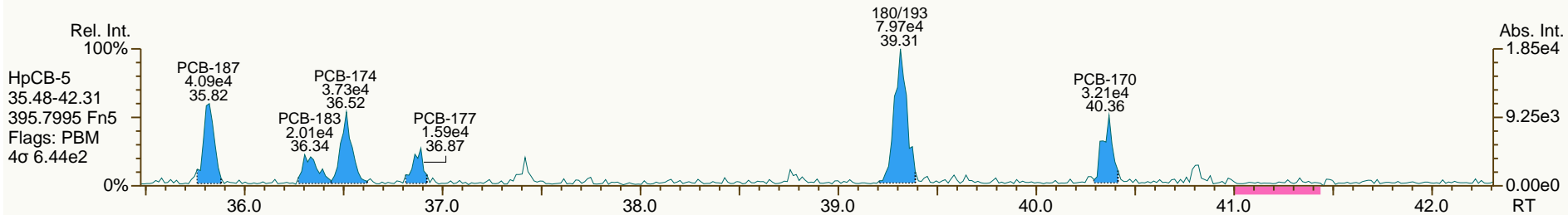
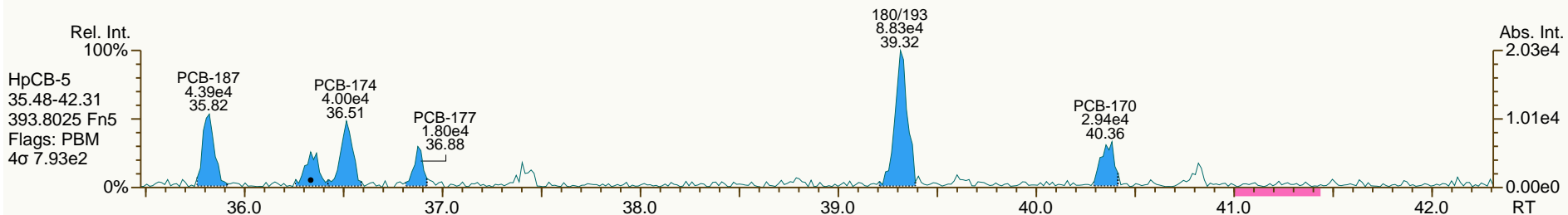


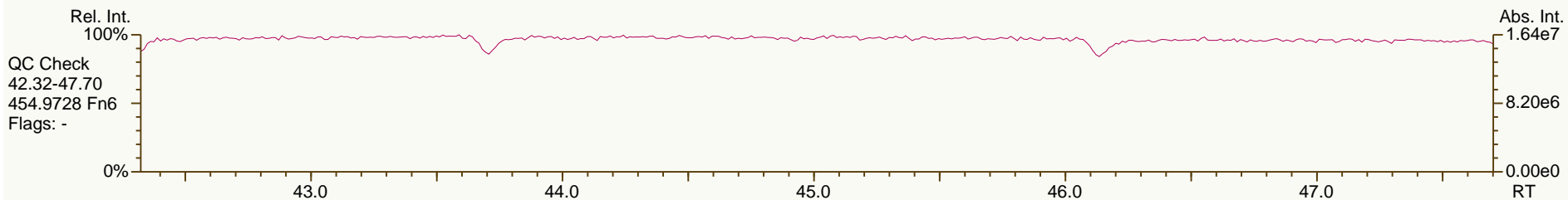
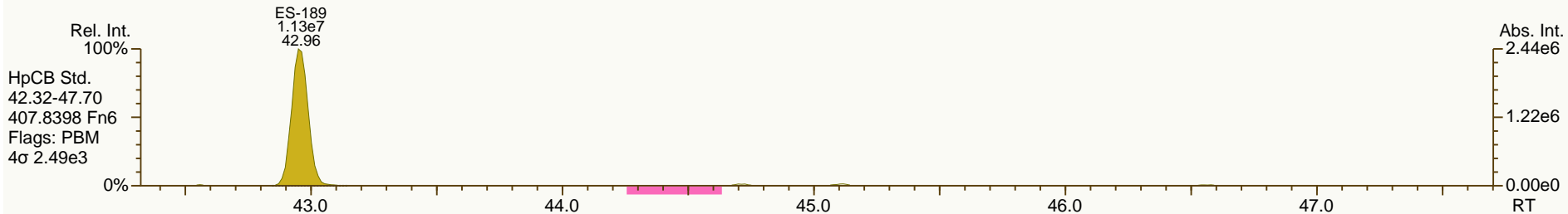
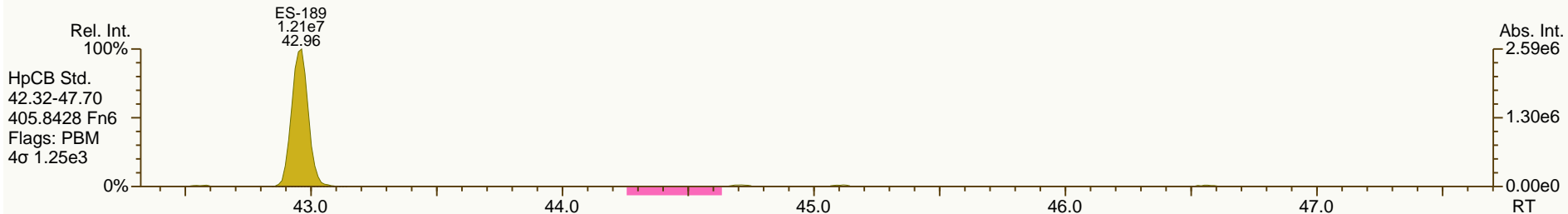
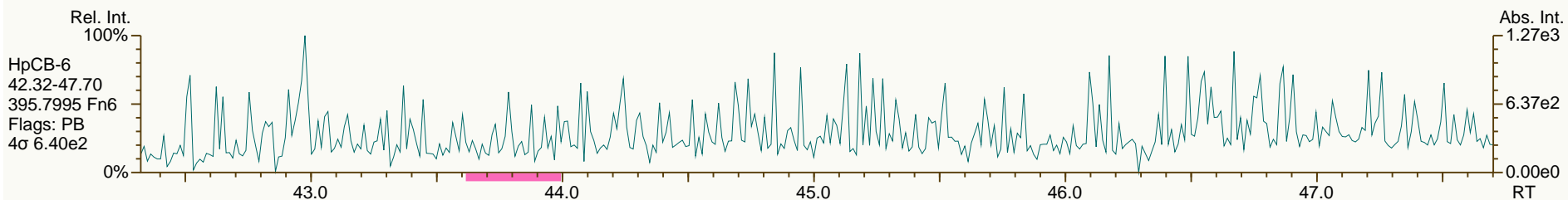
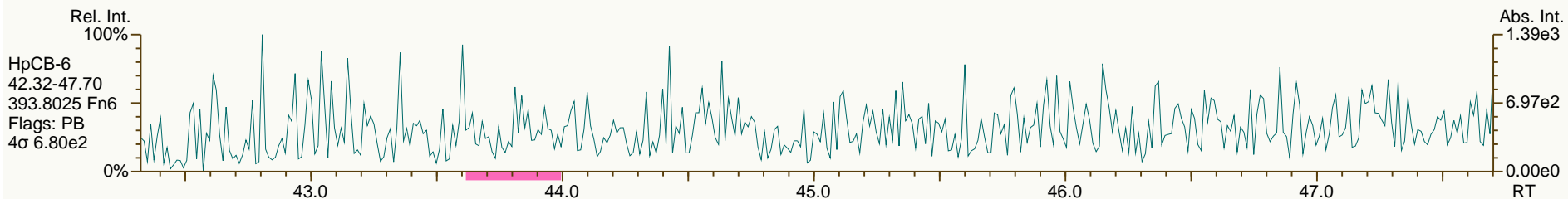


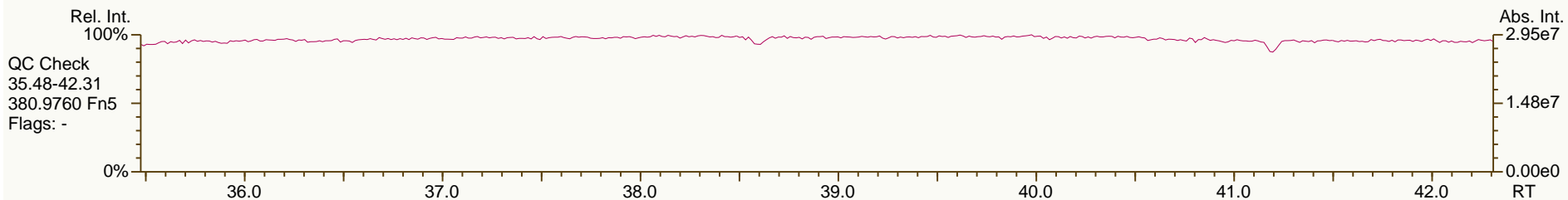
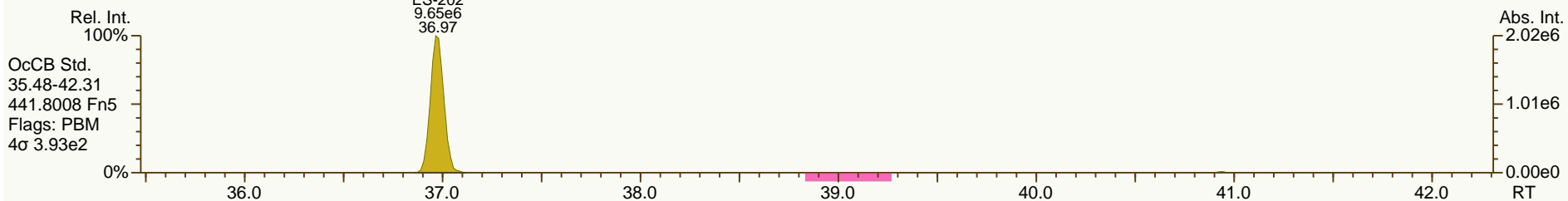
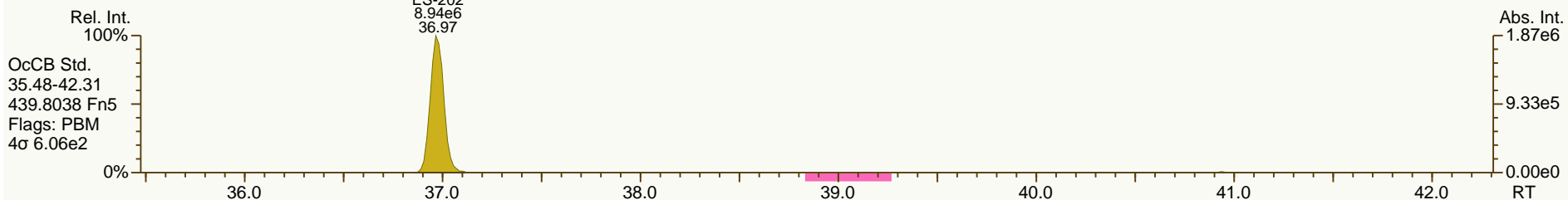
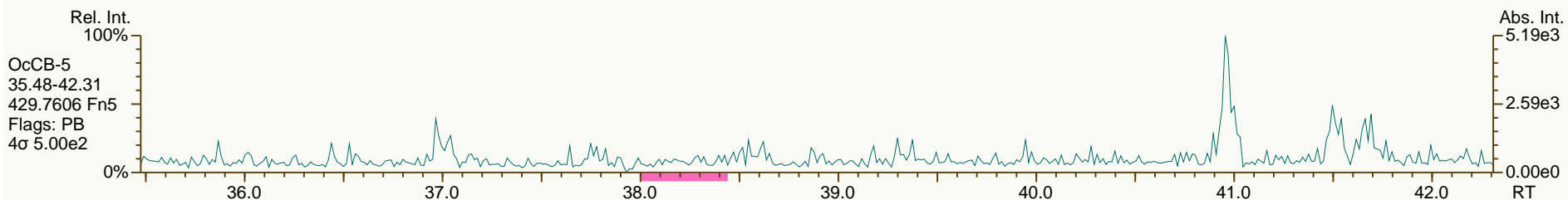
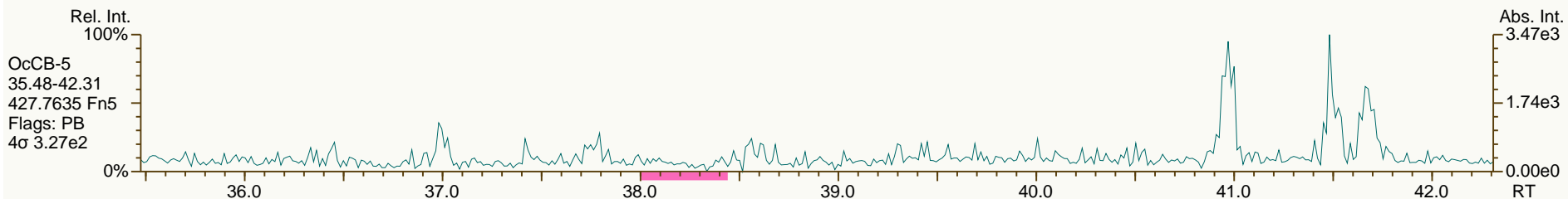


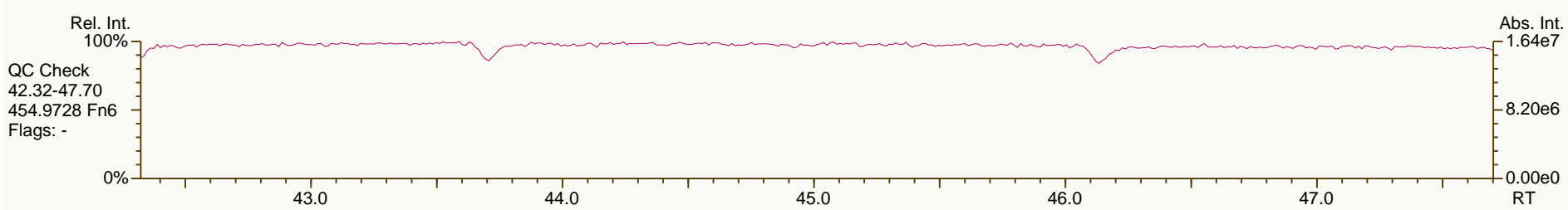
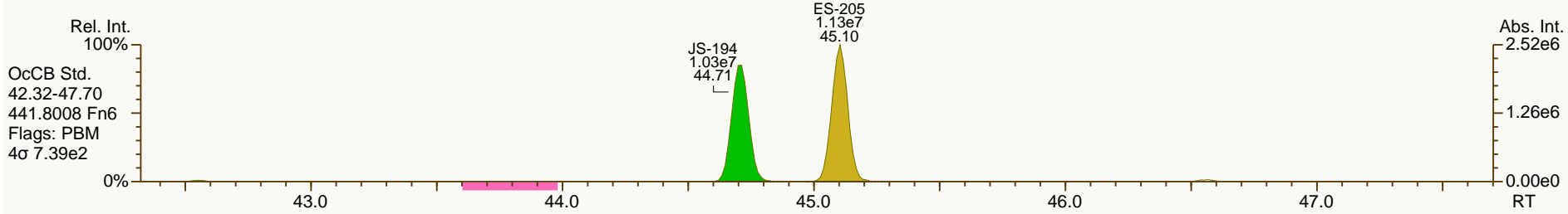
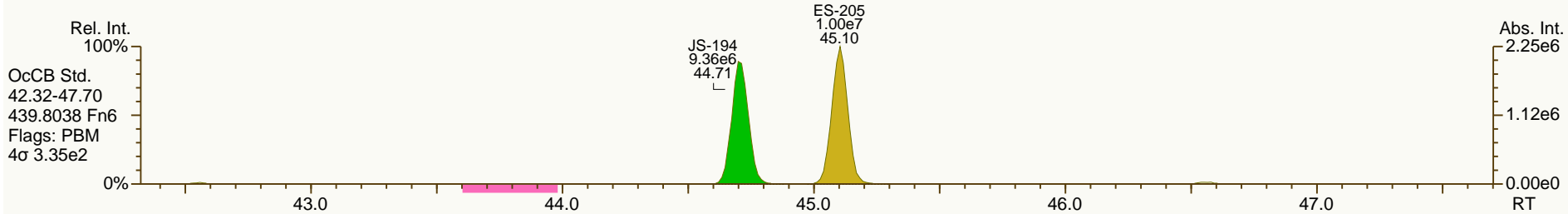
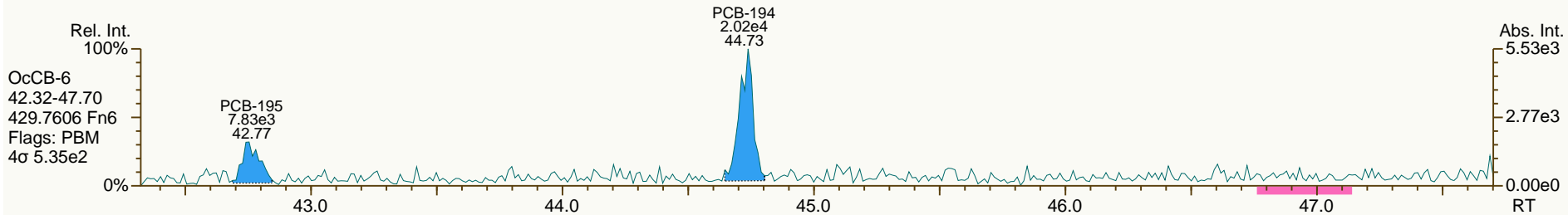
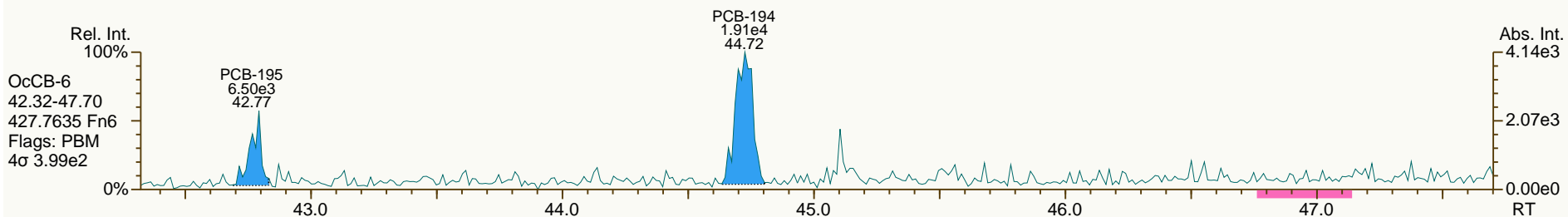


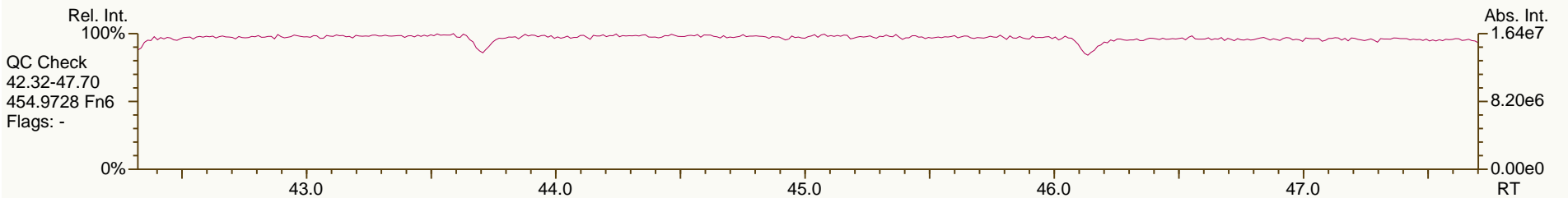
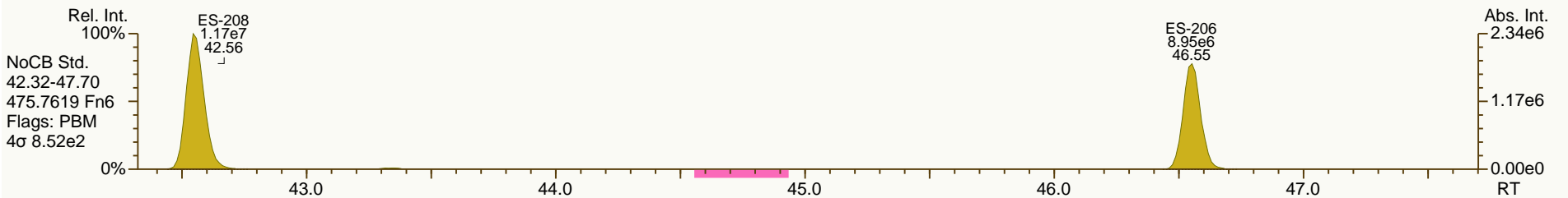
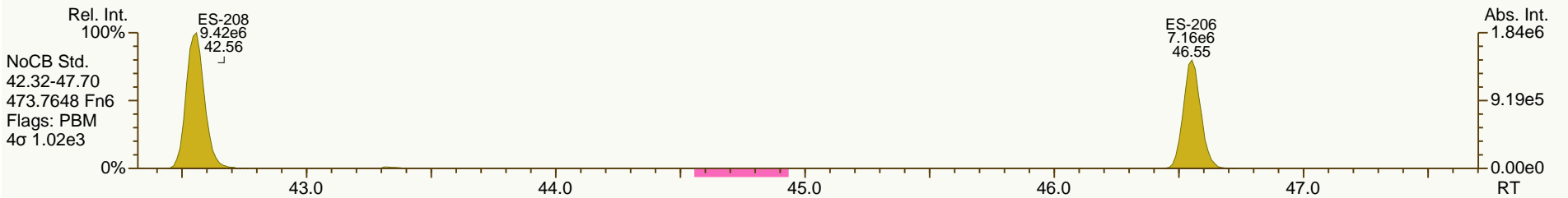
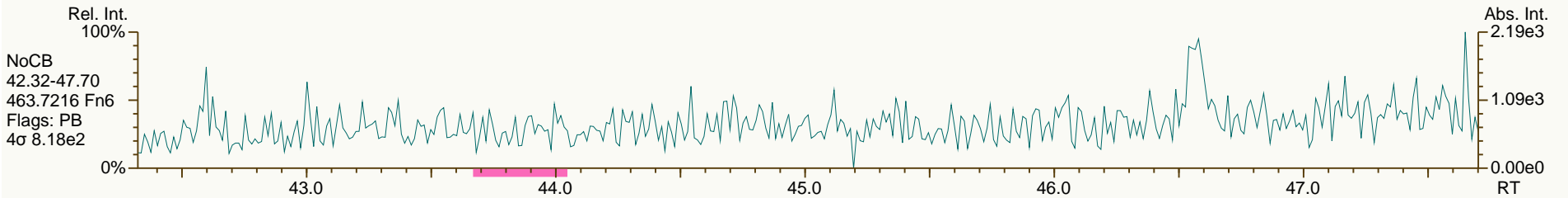
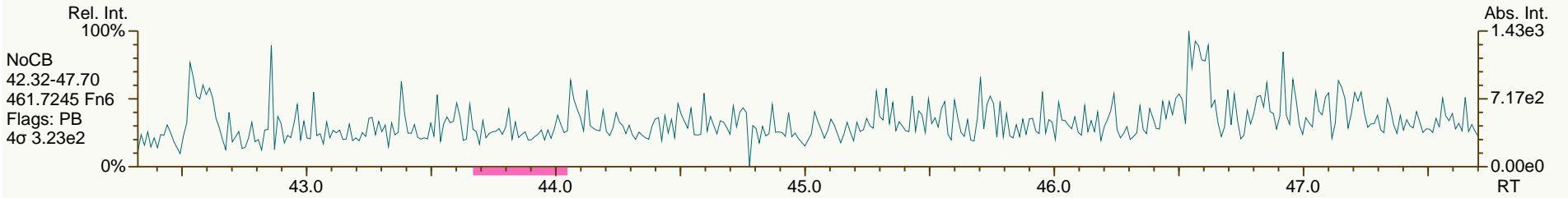


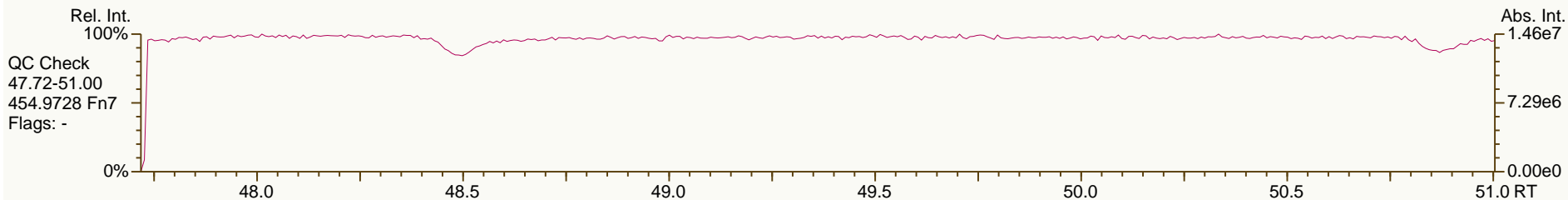
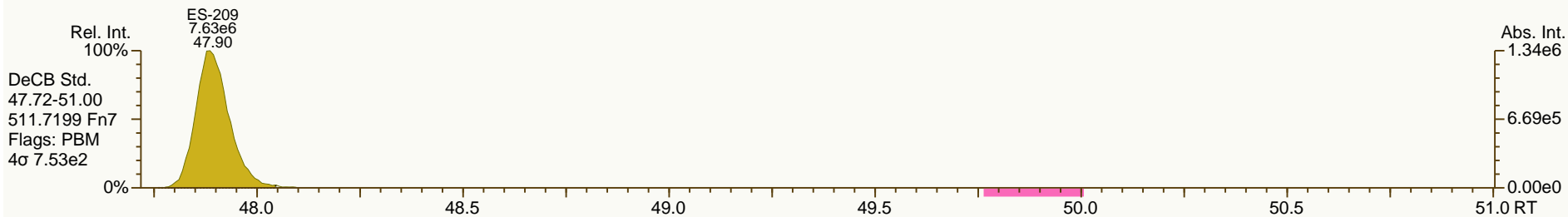
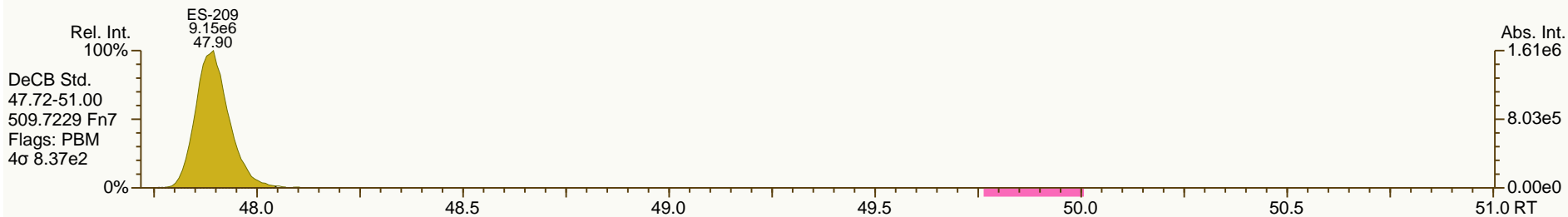
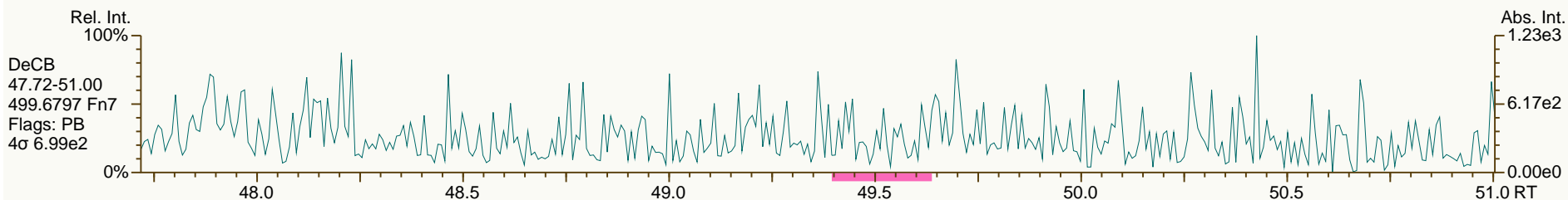
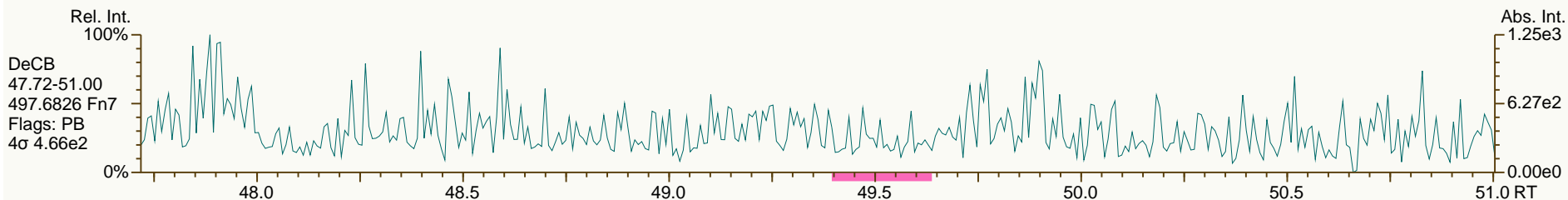












Blank Spike Summary

Blank Spike ID: OPR for HBN 30725 [HXX/1817]
 Blank Spike Lab ID: 95876
 Date Analyzed: 10/24/2012 08:20

Matrix: Soil-Solid as dry weight

QC for Samples: 31203251001, 31203251002

Results by EPA 1668B

Parameter	Blank Spike (pg/g)			CL
	Spike	Result	Rec (%)	
1-MoCB	50.0	43.2	86	71.0-132
3-MoCB	50.0	42.8	86	72.0-123
4-DiCB	50.0	49.8	100	73.0-114
15-DiCB	50.0	41.0	82	76.0-116
19-TrCB	50.0	47.4	95	79.0-109
37-TrCB	50.0	44.0	88	64.0-122
54-TeCB	50.0	52.8	106	76.0-114
77-TeCB	50.0	40.8	82	71.0-116
81-TeCB	50.0	43.8	88	70.0-116
104-PeCB	50.0	44.8	90	74.0-117
105-PeCB	50.0	47.0	94	73.0-117
114-PeCB	50.0	44.8	90	74.0-113
118-PeCB	50.0	49.4	99	81.0-112
123-PeCB	50.0	45.0	90	74.0-109
126-PeCB	50.0	43.4	87	74.0-113
155-HxCB	50.0	48.4	97	79.0-112
156-HxCB C157	100	89.0	89	78.0-117
167-HxCB	50.0	43.6	87	78.0-117
169-HxCB	50.0	43.4	87	79.0-107
188-HpCB	50.0	51.8	104	73.0-108
189-HpCB	50.0	43.6	87	81.0-113
202-OcCB	50.0	58.4	117*	77.0-114
205-OcCB	50.0	47.2	94	74.0-112
206-NoCB	50.0	51.0	102	79.0-115
208-NoCB	50.0	46.4	93	76.0-115
209-DeCB	50.0	54.4	109	77.0-116

Labeled Standards

1L-MoCB	69	4.00-100
3L-MoCB	76	11.0-106
4L-DiCB	100	14.0-107
15L-DiCB	78	19.0-107
19L-TrCB	88	1.00-108
37L-TrCB	70	25.0-123
54L-TeCB	80	13.0-105

Blank Spike Summary

Blank Spike ID: OPR for HBN 30725 [HXX/1817]
 Blank Spike Lab ID: 95876
 Date Analyzed: 10/24/2012 08:20

Matrix: Soil-Solid as dry weight

QC for Samples: 31203251001, 31203251002

Results by EPA 1668B

Parameter	Blank Spike (%)		CL
	Spike	Result	
77L-TeCB		82	31.0-109
81L-TeCB		79	14.0-127
104L-PeCB		79	36.0-115
105L-PeCB		84	50.0-111
114L-PeCB		83	41.0-121
118L-PeCB		83	49.0-111
123L-PeCB		83	49.0-116
126L-PeCB		75	50.0-106
155L-HxCB		72	25.0-124
156L-HxCB C157L		79	40.0-120
167L-HxCB		77	45.0-118
169L-HxCB		79	37.0-117
188L-HpCB		68	23.0-125
189L-HpCB		79	47.0-116
202L-OcCB		70	31.0-134
205L-OcCB		86	46.0-115
206L-NoCB		88	38.0-122
208L-NoCB		85	31.0-126
209L-DeCB		80	43.0-115
28L-TrCB		84	14.0-131
111L-PeCB		107	57.0-112
178L-HpCB		88	57.0-125

Batch Information

Analytical Batch: HRP1312
 Analytical Method: EPA 1668B
 Instrument: APHRMS
 Analyst: LKB

Prep Batch: HXX1817
 Prep Method: EPA 1668B PREP S/D/T
 Prep Date/Time: 10/16/2012 15:56
 Spike Init Wt./Vol.: 10 g Extract Vol: 20 uL

Lab ID: OPR1_10237_PCB

Client ID: 0_10237_OPR001

Datafile: 121024X19

REVIEWED

By Tamara Morgan at 10:49 am, 10/31/12

ACQ: 24-Oct-2012 20:20:20 LKB

JTP: 30-Oct-2012 09:34 CEM

RPT: 30-Oct-2012 10:37 CM

Wt/Vol: 1 µL

J-level: 10 pg/µL Split: 1

Stds (pg): JS: 100 ES: 100 CS/SS: 100

ICAL: MM7_PCB_07132012_25JUL12 CS3_121024_PCB_XC

Checkcode: 021-361-SFZ

Method HR-PCB

Name	Actual RT	QC	Pred RRT	Actual RRT	Diff Secs	Response	Ra	RRF	Conc. / Recv.	Noise / Recv. Low	DL / Recv. High
PCB-77 33'44'-TeCB	30.11		1.0006	1.0006	0	8.42E+06	0.76	1.13	20.4	2.55E+03	0.072
PCB-81 344'5'-TeCB	29.64		1.0006	1.0006	0	8.30E+06	0.74	1.13	21.9	2.55E+03	0.0741
PCB-105 233'44'-PeCB	33.04		1.0007	1.0007	0	8.18E+06	0.62	1.09	23.5	1.79E+03	0.0567
PCB-114 2344'5'-PeCB	32.51		1.0007	1.0007	0	8.17E+06	0.61	1.16	22.4	1.79E+03	0.0553
PCB-118 23'44'5'-PeCB	32.07		1.0007	1.0007	0	8.87E+06	0.61	1.11	24.7	1.79E+03	0.0559
PCB-123 23'44'5'-PeCB	31.79		1.0006	1.0007	+0.2	8.28E+06	0.61	1.19	22.5	1.79E+03	0.054
PCB-126 33'44'5'-PeCB	35.64		1.0005	1.0005	0	6.30E+06	0.62	1.06	21.7	1.95E+03	0.0799
PCB-156/157 ...-HxCB	38.16	C	1.0005	1.0005	0	1.59E+07	1.24	1.11	44.5	2.19E+03	0.0847
PCB-167 23'44'55'-HxCB	37.20		1.0006	1.0005	-0.2	7.94E+06	1.23	1.14	21.8	2.19E+03	0.0668
PCB-169 33'44'55'-HxCB	40.87		1.0004	1.0004	0	7.51E+06	1.24	1.11	21.7	2.19E+03	0.0704
PCB-189 233'44'55'-HpCB	42.98		1.0004	1.0005	+0.3	6.38E+06	1.04	1.06	21.8	1.61E+03	0.061
PCB-209 DeCB	47.91		1.0004	1.0004	0	5.48E+06	1.20	1.07	27.2	1.70E+03	0.119
ES PCB-1	10.41		0.7215	0.7215	0	4.00E+07	3.16	1.08	69.4 %	30%	140%
ES PCB-3	12.42		0.8608	0.8611	+0.2	4.39E+07	3.22	1.08	76.2 %	30%	140%
ES PCB-4	12.63		0.8756	0.8754	-0.2	2.58E+07	1.62	0.49	99.5 %	30%	140%
ES PCB-15	17.88		1.2386	1.2394	+0.9	4.58E+07	1.56	1.11	77.6 %	30%	140%
ES PCB-19	15.41		1.0685	1.0683	-0.2	2.58E+07	1.05	0.55	87.5 %	30%	140%
ES PCB-37	23.91		1.0840	1.0846	+0.9	3.79E+07	1.06	1.64	70.2 %	30%	140%
ES PCB-54	18.11		0.8214	0.8212	-0.2	2.47E+07	0.78	0.94	79.8 %	30%	140%
ES PCB-77	30.09		1.3640	1.3649	+1.6	3.64E+07	0.78	1.35	82 %	30%	140%
ES PCB-81	29.63		1.3429	1.3437	+1.4	3.35E+07	0.78	1.29	79.1 %	30%	140%
ES PCB-104	22.86		0.8204	0.8201	-0.4	2.40E+07	1.56	0.99	79.1 %	30%	140%
ES PCB-105	33.02		1.1846	1.1848	+0.4	3.18E+07	1.64	1.23	84.4 %	30%	140%
ES PCB-114	32.49		1.1656	1.1658	+0.4	3.14E+07	1.68	1.25	82.6 %	30%	140%
ES PCB-118	32.04		1.1496	1.1498	+0.4	3.25E+07	1.61	1.28	83 %	30%	140%
ES PCB-123	31.77		1.1397	1.1399	+0.4	3.10E+07	1.59	1.22	83.4 %	30%	140%
ES PCB-126	35.62		1.2777	1.2782	+1.1	2.73E+07	1.58	1.20	74.8 %	30%	140%
ES PCB-153	-	-	-	-	-	-	-	-	-	-	-
ES PCB-155	27.69		0.7994	0.7992	-0.3	3.01E+07	1.27	1.50	72 %	30%	140%
ES PCB-156/157	38.14		1.1005	1.1007	+0.5	6.44E+07	1.31	1.45	79.2 %	30%	140%
ES PCB-167	37.18		1.0730	1.0731	+0.2	3.20E+07	1.29	1.49	76.7 %	30%	140%
ES PCB-169	40.85		1.1787	1.1790	+0.7	3.11E+07	1.29	1.40	79.3 %	30%	140%
ES PCB-170	-	-	-	-	-	-	-	-	-	-	-
ES PCB-180	-	-	-	-	-	-	-	-	-	-	-
ES PCB-188	32.49		0.7268	0.7266	-0.4	2.22E+07	1.09	1.18	67.5 %	30%	140%
ES PCB-189	42.96		0.9608	0.9608	0	2.78E+07	1.06	1.49	79.2 %	30%	140%
ES PCB-202	36.97		0.8272	0.8270	-0.4	2.23E+07	0.92	1.14	70.1 %	30%	140%
ES PCB-205	45.10		1.0089	1.0088	-0.3	2.44E+07	0.91	1.20	86.3 %	30%	140%
ES PCB-206	46.55		1.0413	1.0413	0	1.80E+07	0.79	0.87	87.7 %	30%	140%
ES PCB-208	42.56		0.9520	0.9519	-0.3	2.37E+07	0.79	1.19	84.6 %	30%	140%
ES PCB-209	47.89		1.0714	1.0713	-0.3	1.88E+07	1.20	1.00	79.6 %	30%	140%

Name	Actual RT	QC	Pred RRT	Actual RRT	Diff Secs	Response	Ra	RRF	Conc. / Recv.	Noise / Recv. Low	DL / Recv. High
SS PCB-28	20.49		0.9294	0.9294	0	4.87E+07	1.04	1.07	120 %	40%	125%
SS PCB-111	30.14	NA	1.0814	1.0815	+0.2	3.99E+07	1.64	1.01	128 %	40%	125%
SS PCB-178	35.04	V	1.0112	1.0112	0	1.83E+07	1.12	0.63	131 %	40%	125%
CS PCB-28	20.49		0.9294	0.9294	0	4.87E+07	1.04	1.76	84 %	40%	125%
CS PCB-111	30.14		1.0814	1.0815	+0.2	3.99E+07	1.64	1.23	107 %	40%	125%
CS PCB-178	35.04		1.0112	1.0112	0	1.83E+07	1.12	0.74	88.4 %	40%	125%

JS PCB-9	14.43					5.32E+07	1.55				
JS PCB-52	22.05					3.30E+07	0.79				
JS PCB-101	27.87					3.05E+07	1.61				
JS PCB-138	34.65					2.79E+07	1.30				
JS PCB-194	44.71					2.36E+07	0.93				

	Totals	NON-EMPC	EMPC	DL
	Mono-CBs	43.1	43.1	0.0602
	Di-CBs	48	48	0.283
	Tri-CBs	45.9	45.9	0.0831
	Tetra-CBs	68.7	68.7	0.0732
	Penta-CBs	137	137	0.0587
	Hexa-CBs	112	112	0.0672
	Hepta-CBs	47.6	47.6	0.0695
	Octa-CBs	52.7	52.7	0.0582
	Nona-CBs	48.7	48.7	0.0892

PCB-1 2-MoCB	10.42		1.0011	1.0011	0	8.93E+06	3.20	1.03	21.6	4.14E+03	0.0554
PCB-2 3-MoCB	NotFnd		0.9879	-		0.00E+00		0.85	ND	4.14E+03	0.0794
PCB-3 4-MoCB	12.44		1.0010	1.0010	0	9.82E+06	3.10	1.04	21.4	4.14E+03	0.065
PCB-4 22'-DiCB	12.64		1.0011	1.0011	0	7.51E+06	1.57	1.17	24.9	1.16E+04	0.267
PCB-10 26-DiCB	NotFnd		1.0139	-		0.00E+00		1.63	ND	1.16E+04	0.192
PCB-9 25-DiCB	NotFnd		1.0011	-		0.00E+00		0.72	ND	1.53E+04	0.447
PCB-7 24-DiCB	NotFnd		1.0114	-		0.00E+00		0.84	ND	1.53E+04	0.388
PCB-6 23'-DiCB	NotFnd		1.0255	-		0.00E+00		0.79	ND	1.53E+04	0.411
PCB-5 23-DiCB	NotFnd		1.0443	-		0.00E+00		0.79	ND	1.53E+04	0.412
PCB-8 24'-DiCB	NotFnd		1.0522	-		0.00E+00		0.82	ND	1.53E+04	0.393
PCB-14 35-DiCB	NotFnd		0.9304	-		0.00E+00		0.97	ND	1.53E+04	0.334
PCB-11 33'-DiCB	17.36	J	0.9708	0.9708	0	1.03E+06	1.42	0.85	2.65	1.53E+04	0.38
PCB-13/12 34'/34-DiCB	NotFnd	C	0.9858	-		0.00E+00		0.87	ND	1.53E+04	0.371
PCB-15 44'-DiCB	17.90		1.0008	1.0009	+0.1	1.01E+07	1.52	1.08	20.5	1.53E+04	0.299
PCB-19 22'6-TrCB	15.43		1.0011	1.0011	0	6.68E+06	1.09	1.09	23.7	2.82E+03	0.0811
PCB-30/18 246/22'5-TrCB	17.08	J C	1.1076	1.1080	+0.4	6.76E+04	1.10	1.38	0.191	2.82E+03	0.0645
PCB-17 22'4-TrCB	NotFnd		1.1316	-		0.00E+00		1.19	ND	2.82E+03	0.0743
PCB-27 23'6-TrCB	NotFnd		1.1433	-		0.00E+00		1.60	ND	2.82E+03	0.0556
PCB-24 236-TrCB	NotFnd		1.1512	-		0.00E+00		1.56	ND	2.82E+03	0.0567
PCB-16 22'3-TrCB	NotFnd		1.1566	-		0.00E+00		0.90	ND	2.82E+03	0.0982

Name	Actual RT	QC	Pred RRT	Actual RRT	Diff Secs	Response	Ra	RRF	Conc. / Recv.	Noise / Recv. Low	DL / Recv. High
PCB-32 24'6-TrCB	NotFnd		1.1863	-		0.00E+00		1.69	ND	2.82E+03	0.0524
PCB-34 23'5'-TrCB	NotFnd		0.8114	-		0.00E+00		0.84	ND	3.16E+03	0.112
PCB-23 235-TrCB	NotFnd		0.8172	-		0.00E+00		0.90	ND	3.16E+03	0.105
PCB-26/29 23'5'/245-TrCB	NotFnd	C	0.8285	-		0.00E+00		0.92	ND	3.16E+03	0.102
PCB-25 23'4-TrCB	NotFnd		0.8363	-		0.00E+00		0.92	ND	3.16E+03	0.102
PCB-31 24'5-TrCB	NotFnd		0.8474	-		0.00E+00		0.97	ND	3.16E+03	0.0972
PCB-28/20 244'/233'-TrCB	NotFnd	C	0.8584	-		0.00E+00		0.93	ND	3.16E+03	0.101
PCB-21/33 234/23'4'-TrCB	NotFnd	C	0.8653	-		0.00E+00		0.96	ND	3.16E+03	0.0973
PCB-22 234'-TrCB	NotFnd		0.8804	-		0.00E+00		0.89	ND	3.16E+03	0.106
PCB-36 33'5-TrCB	NotFnd		0.9368	-		0.00E+00		1.01	ND	3.16E+03	0.093
PCB-39 34'5-TrCB	NotFnd		0.9495	-		0.00E+00		1.04	ND	3.16E+03	0.0903
PCB-38 345-TrCB	NotFnd		0.9702	-		0.00E+00		0.93	ND	3.16E+03	0.101
PCB-35 33'4-TrCB	NotFnd		0.9864	-		0.00E+00		0.94	ND	3.16E+03	0.1
PCB-37 344'-TrCB	23.93		1.0008	1.0007	-0.1	9.21E+06	0.99	1.10	22	3.16E+03	0.085
PCB-54 22'66'-TeCB	18.12		1.0010	1.0010	0	7.88E+06	0.81	1.21	26.4	1.81E+03	0.0543
PCB-50/53 22'46/22'56'-TeCB	NotFnd	C	0.9082	-		0.00E+00		0.77	ND	1.95E+03	0.0828
PCB-45 22'36-TeCB	NotFnd		0.9329	-		0.00E+00		0.64	ND	1.95E+03	0.0994
PCB-51 22'46'-TeCB	NotFnd		0.9364	-		0.00E+00		0.81	ND	1.95E+03	0.0787
PCB-46 22'36'-TeCB	NotFnd		0.9450	-		0.00E+00		0.63	ND	1.95E+03	0.101
PCB-52 22'55'-TeCB	NotFnd		1.0010	-		0.00E+00		0.77	ND	1.95E+03	0.0831
PCB-73 23'5'6-TeCB	NotFnd		1.0066	-		0.00E+00		1.00	ND	1.95E+03	0.0636
PCB-43 22'35-TeCB	NotFnd		1.0103	-		0.00E+00		0.67	ND	1.95E+03	0.0948
PCB-69/49 23'46/22'45'-TeCB	NotFnd	C	1.0192	-		0.00E+00		0.94	ND	1.95E+03	0.0677
PCB-48 22'45-TeCB	NotFnd		1.0310	-		0.00E+00		0.78	ND	1.95E+03	0.082
PCB-44/47/65 ...-TeCB	NotFnd	C	1.0405	-		0.00E+00		0.82	ND	1.95E+03	0.0775
PCB-59/62/75 ...-TeCB	NotFnd	C	1.0525	-		0.00E+00		1.06	ND	1.95E+03	0.0601
PCB-42 22'34'-TeCB	NotFnd		1.0594	-		0.00E+00		0.73	ND	1.95E+03	0.0873
PCB-41 22'34-TeCB	NotFnd		1.0737	-		0.00E+00		0.66	ND	1.95E+03	0.096
PCB-71/40 23'4'6/22'33'-TeCB	NotFnd	C	1.0781	-		0.00E+00		0.79	ND	1.95E+03	0.0803
PCB-64 234'6-TeCB	NotFnd		1.0870	-		0.00E+00		1.14	ND	1.95E+03	0.0562
PCB-72 23'55'-TeCB	NotFnd		0.8340	-		0.00E+00		0.92	ND	2.55E+03	0.0904
PCB-68 23'45'-TeCB	NotFnd		0.8423	-		0.00E+00		1.06	ND	2.55E+03	0.079
PCB-57 233'5-TeCB	NotFnd		0.8542	-		0.00E+00		0.93	ND	2.55E+03	0.09
PCB-58 233'5'-TeCB	NotFnd		0.8607	-		0.00E+00		0.94	ND	2.55E+03	0.0892
PCB-67 23'45-TeCB	NotFnd		0.8659	-		0.00E+00		0.98	ND	2.55E+03	0.0849
PCB-63 234'5-TeCB	NotFnd		0.8733	-		0.00E+00		1.04	ND	2.55E+03	0.08
PCB-61/70/74/76 ...-TeCB	NotFnd	C	0.8826	-		0.00E+00		0.98	ND	2.55E+03	0.0854
PCB-66 23'44'-TeCB	NotFnd		0.8920	-		0.00E+00		0.94	ND	2.55E+03	0.089
PCB-55 233'4-TeCB	NotFnd		0.8964	-		0.00E+00		0.90	ND	2.55E+03	0.0924
PCB-56 233'4'-TeCB	NotFnd		0.9107	-		0.00E+00		0.89	ND	2.55E+03	0.0933
PCB-60 2344'-TeCB	NotFnd		0.9170	-		0.00E+00		0.95	ND	2.55E+03	0.0878
PCB-80 33'55'-TeCB	NotFnd		0.9294	-		0.00E+00		1.07	ND	2.55E+03	0.0778
PCB-79 33'45'-TeCB	NotFnd		0.9724	-		0.00E+00		1.07	ND	2.55E+03	0.0781
PCB-78 33'45-TeCB	NotFnd		0.9882	-		0.00E+00		0.93	ND	2.55E+03	0.0895
PCB-104 22'466'-PeCB	22.88		1.0009	1.0010	+0.1	6.72E+06	0.64	1.25	22.4	1.53E+03	0.0501
PCB-96 22'366'-PeCB	NotFnd		1.0138	-		0.00E+00		0.99	ND	1.53E+03	0.0634
PCB-103 22'45'6-PeCB	NotFnd		0.8917	-		0.00E+00		0.85	ND	1.79E+03	0.0752
PCB-94 22'356'-PeCB	NotFnd		0.8979	-		0.00E+00		0.73	ND	1.79E+03	0.0874

Name	Actual RT	QC	Pred RRT	Actual RRT	Diff Secs	Response	Ra	RRF	Conc. / Recv.	Noise / Recv. Low	DL / Recv. High
PCB-95 22'35'6-PeCB	NotFnd		0.9112	-		0.00E+00		0.79	ND	1.79E+03	0.0817
PCB-100/93 22'44'6/22'356-PeCB	NotFnd	C	0.9186	-		0.00E+00		0.81	ND	1.79E+03	0.0788
PCB-102 22'456'-PeCB	NotFnd		0.9224	-		0.00E+00		0.81	ND	1.79E+03	0.0791
PCB-98 22'34'6'-PeCB	NotFnd		0.9248	-		0.00E+00		0.76	ND	1.79E+03	0.0844
PCB-88 22'346-PeCB	NotFnd		0.9349	-		0.00E+00		0.62	ND	1.79E+03	0.104
PCB-91 22'34'6-PeCB	NotFnd		0.9374	-		0.00E+00		0.83	ND	1.79E+03	0.0769
PCB-84 22'33'6-PeCB	NotFnd		0.9438	-		0.00E+00		0.68	ND	1.79E+03	0.095
PCB-89 22'346'-PeCB	NotFnd		0.9584	-		0.00E+00		0.72	ND	1.79E+03	0.0893
PCB-121 23'45'6-PeCB	NotFnd		0.9722	-		0.00E+00		1.10	ND	1.79E+03	0.0585
PCB-92 22'355'-PeCB	NotFnd		0.9830	-		0.00E+00		0.76	ND	1.79E+03	0.084
PCB-113/90/101 ...-PeCB	NotFnd	C	0.9999	-		0.00E+00		0.90	ND	1.79E+03	0.0713
PCB-83 22'33'5-PeCB	NotFnd		1.0147	-		0.00E+00		0.64	ND	1.79E+03	0.1
PCB-99 22'44'5-PeCB	NotFnd		1.0184	-		0.00E+00		0.89	ND	1.79E+03	0.0719
PCB-112 233'56-PeCB	NotFnd		1.0217	-		0.00E+00		1.06	ND	1.79E+03	0.0603
PCB-108/119/86/97/125...-PeCB	NotFnd	C	1.0338	-		0.00E+00		0.92	ND	1.79E+03	0.07
PCB-117 234'56-PeCB	NotFnd		1.0525	-		0.00E+00		0.84	ND	1.79E+03	0.0768
PCB-116/85 23456/22'344'-PeCB	NotFnd	C	1.0552	-		0.00E+00		1.02	ND	1.79E+03	0.063
PCB-110 233'4'6-PeCB	NotFnd		1.0598	-		0.00E+00		1.10	ND	1.79E+03	0.0583
PCB-115 2344'6-PeCB	NotFnd		1.0628	-		0.00E+00		1.02	ND	1.79E+03	0.0626
PCB-82 22'33'4-PeCB	NotFnd		1.0691	-		0.00E+00		0.67	ND	1.79E+03	0.0953
PCB-111 233'55'-PeCB	NotFnd		1.0821	-		0.00E+00		1.13	ND	1.79E+03	0.0566
PCB-120 23'455'-PeCB	NotFnd		1.0960	-		0.00E+00		1.14	ND	1.79E+03	0.0562
PCB-107/124 ...-PeCB	NotFnd	C	0.9911	-		0.00E+00		1.06	ND	1.79E+03	0.0606
PCB-109 233'46-PeCB	NotFnd		0.9975	-		0.00E+00		1.13	ND	1.79E+03	0.0568
PCB-106 233'45-PeCB	NotFnd		1.0039	-		0.00E+00		1.04	ND	1.79E+03	0.0617
PCB-122 233'4'5'-PeCB	NotFnd		1.0093	-		0.00E+00		0.99	ND	1.79E+03	0.065
PCB-127 33'455'-PeCB	NotFnd		1.0387	-		0.00E+00		1.09	ND	1.79E+03	0.0571
PCB-155 22'44'66'-HxCB	27.71		1.0008	1.0008	0	7.95E+06	1.26	1.09	24.2	1.44E+03	0.047
PCB-152 22'3566'-HxCB	NotFnd		1.0056	-		0.00E+00		0.98	ND	1.44E+03	0.0523
PCB-150 22'34'66'-HxCB	NotFnd		1.0110	-		0.00E+00		1.01	ND	1.44E+03	0.0508
PCB-136 22'33'66'-HxCB	NotFnd		1.0213	-		0.00E+00		0.93	ND	1.44E+03	0.0553
PCB-145 22'3466'-HxCB	NotFnd		1.0309	-		0.00E+00		0.95	ND	1.44E+03	0.0537
PCB-148 22'34'56'-HxCB	NotFnd		1.0773	-		0.00E+00		0.74	ND	1.44E+03	0.0689
PCB-151/135 ...-HxCB	NotFnd	C	1.0954	-		0.00E+00		0.72	ND	1.44E+03	0.0709
PCB-154 22'44'56'-HxCB	NotFnd		1.1031	-		0.00E+00		0.82	ND	1.44E+03	0.0622
PCB-144 22'345'6-HxCB	NotFnd		1.1121	-		0.00E+00		0.75	ND	1.44E+03	0.0685
PCB-147/149 ...-HxCB	NotFnd	C	1.1228	-		0.00E+00		0.75	ND	1.44E+03	0.0687
PCB-134 22'33'56-HxCB	NotFnd		1.1284	-		0.00E+00		0.59	ND	1.44E+03	0.0863
PCB-143 22'3456'-HxCB	NotFnd		1.1313	-		0.00E+00		0.73	ND	1.44E+03	0.0704
PCB-139/140 ...-HxCB	NotFnd	C	1.1411	-		0.00E+00		0.76	ND	1.44E+03	0.0671
PCB-131 22'33'46-HxCB	NotFnd		1.1468	-		0.00E+00		0.65	ND	1.44E+03	0.0786
PCB-142 22'3456-HxCB	NotFnd		1.1516	-		0.00E+00		0.67	ND	1.44E+03	0.077
PCB-132 22'33'46'-HxCB	NotFnd		1.1602	-		0.00E+00		0.67	ND	1.44E+03	0.0763
PCB-133 22'33'55'-HxCB	NotFnd		1.1763	-		0.00E+00		0.70	ND	1.44E+03	0.0735
PCB-165 233'55'6-HxCB	NotFnd		0.9500	-		0.00E+00		0.87	ND	1.44E+03	0.0591
PCB-146 22'34'55'-HxCB	NotFnd		0.9560	-		0.00E+00		0.78	ND	1.44E+03	0.0661
PCB-161 233'45'6-HxCB	NotFnd		0.9593	-		0.00E+00		0.96	ND	1.44E+03	0.0537
PCB-153/168 ...-HxCB	NotFnd	C	0.9715	-		0.00E+00		0.93	ND	1.44E+03	0.0551

Name	Actual RT	QC	Pred RRT	Actual RRT	Diff Secs	Response	Ra	RRF	Conc. / Recv.	Noise / Recv. Low	DL / Recv. High
PCB-141 22'3455'-HxCB	NotFnd		0.9753	-		0.00E+00		0.73	ND	1.44E+03	0.0699
PCB-130 22'33'45'-HxCB	NotFnd		0.9850	-		0.00E+00		0.64	ND	1.44E+03	0.0806
PCB-137 22'344'5'-HxCB	NotFnd		0.9906	-		0.00E+00		0.69	ND	1.44E+03	0.074
PCB-164 233'4'5'6'-HxCB	NotFnd		0.9931	-		0.00E+00		0.90	ND	1.44E+03	0.0567
PCB-163/138/129 ...-HxCB	NotFnd	C	1.0012	-		0.00E+00		0.77	ND	1.44E+03	0.0668
PCB-160 233'456'-HxCB	NotFnd		1.0048	-		0.00E+00		0.90	ND	1.44E+03	0.0568
PCB-158 233'44'6'-HxCB	NotFnd		1.0103	-		0.00E+00		0.99	ND	1.44E+03	0.0515
PCB-128/166 ...-HxCB	NotFnd	C	0.9607	-		0.00E+00		0.85	ND	2.19E+03	0.0889
PCB-159 233'455'-HxCB	NotFnd		0.9835	-		0.00E+00		1.01	ND	2.19E+03	0.0753
PCB-162 233'4'55'-HxCB	NotFnd		0.9899	-		0.00E+00		1.05	ND	2.19E+03	0.0721
PCB-188 22'34'566'-HpCB	32.51		1.0006	1.0007	+0.2	5.94E+06	1.05	1.03	25.9	1.12E+03	0.0534
PCB-179 22'33'566'-HpCB	NotFnd		1.0088	-		0.00E+00		0.99	ND	1.12E+03	0.0556
PCB-184 22'344'66'-HpCB	NotFnd		1.0231	-		0.00E+00		0.96	ND	1.12E+03	0.0573
PCB-176 22'33'466'-HpCB	NotFnd		1.0316	-		0.00E+00		1.07	ND	1.12E+03	0.0516
PCB-186 22'34566'-HpCB	NotFnd		1.0433	-		0.00E+00		1.00	ND	1.12E+03	0.0551
PCB-178 22'33'55'6'-HpCB	NotFnd		1.0790	-		0.00E+00		0.73	ND	1.12E+03	0.0757
PCB-175 22'33'45'6'-HpCB	NotFnd		1.0955	-		0.00E+00		0.94	ND	1.58E+03	0.0831
PCB-187 22'34'55'6'-HpCB	NotFnd		1.1024	-		0.00E+00		1.00	ND	1.58E+03	0.0778
PCB-182 22'344'56'-HpCB	NotFnd		1.1077	-		0.00E+00		1.03	ND	1.58E+03	0.0754
PCB-183 22'344'5'6'-HpCB	NotFnd		1.1182	-		0.00E+00		1.06	ND	1.58E+03	0.0732
PCB-185 22'3455'6'-HpCB	NotFnd		1.1205	-		0.00E+00		0.98	ND	1.58E+03	0.0797
PCB-174 22'33'456'-HpCB	NotFnd		1.1238	-		0.00E+00		0.87	ND	1.58E+03	0.0895
PCB-177 22'33'45'6'-HpCB	NotFnd		1.1351	-		0.00E+00		0.86	ND	1.58E+03	0.0903
PCB-181 22'344'56'-HpCB	NotFnd		1.1457	-		0.00E+00		0.99	ND	1.58E+03	0.0785
PCB-171/173 ...-HpCB	NotFnd	C	1.1510	-		0.00E+00		0.87	ND	1.58E+03	0.0892
PCB-172 22'33'455'-HpCB	NotFnd		0.9027	-		0.00E+00		0.79	ND	1.58E+03	0.0804
PCB-192 233'455'6'-HpCB	NotFnd		0.9084	-		0.00E+00		1.03	ND	1.58E+03	0.0615
PCB-180/193 ...-HpCB	NotFnd	C	0.9147	-		0.00E+00		0.90	ND	1.58E+03	0.0702
PCB-191 233'44'5'6'-HpCB	NotFnd		0.9222	-		0.00E+00		1.07	ND	1.58E+03	0.0594
PCB-170 22'33'44'5'-HpCB	NotFnd		0.9396	-		0.00E+00		0.72	ND	1.58E+03	0.0876
PCB-190 233'44'56'-HpCB	NotFnd		0.9500	-		0.00E+00		1.04	ND	1.58E+03	0.061
PCB-202 22'33'55'66'-OoCB	37.00		1.0006	1.0006	0	5.94E+06	0.89	0.91	29.2	1.01E+03	0.0591
PCB-201 22'33'45'66'-OoCB	NotFnd		1.0215	-		0.00E+00		1.02	ND	1.01E+03	0.0529
PCB-204 22'344'566'-OoCB	NotFnd		1.0369	-		0.00E+00		0.96	ND	1.01E+03	0.0563
PCB-197 22'33'44'66'-OoCB	NotFnd		1.0420	-		0.00E+00		1.06	ND	1.01E+03	0.0512
PCB-200 22'33'4566'-OoCB	NotFnd		1.0441	-		0.00E+00		0.96	ND	1.01E+03	0.0563
PCB-198/199 ...-OoCB	NotFnd	C	1.1071	-		0.00E+00		0.70	ND	1.01E+03	0.0774
PCB-196 22'33'44'56'-OoCB	NotFnd		1.1224	-		0.00E+00		0.71	ND	1.01E+03	0.0758
PCB-203 22'344'55'6'-OoCB	NotFnd		1.1270	-		0.00E+00		0.76	ND	1.01E+03	0.0713
PCB-195 22'33'44'56'-OoCB	NotFnd		0.9483	-		0.00E+00		0.74	ND	1.37E+03	0.084
PCB-194 22'33'44'55'-OoCB	NotFnd		0.9917	-		0.00E+00		0.80	ND	1.37E+03	0.0782
PCB-205 233'44'55'6'-OoCB	45.12		1.0004	1.0004	0	6.28E+06	0.93	1.09	23.6	1.37E+03	0.0574
PCB-208 22'33'455'66'-NoCB	42.58		1.0005	1.0005	0	5.61E+06	0.76	1.02	23.2	1.48E+03	0.0789
PCB-207 22'33'44'566'-NoCB	NotFnd		1.0188	-		0.00E+00		0.92	ND	1.48E+03	0.0869
PCB-206 22'33'44'55'6'-NoCB	46.57		1.0004	1.0004	0	4.47E+06	0.78	0.98	25.5	1.48E+03	0.0995

METHOD HR-PCB

PCB ONGOING PRECISION AND RECOVERY (OPR)

FORM 8A

Lab Name: SGS Analytical Perspectives
 Initial Calibration: ICAL: MM7_PCB_07132012_25JUL12
 Instrument ID: MM9 GC Column ID:
 VER Data Filename: 121024X19 Analysis Date: 24-OCT-2012 20:20:20
 Lab ID: OPR1_10237_PCB

NATIVE ANALYTES	SPIKE CONC.	RECOVERY	RANGE (%)			OK
PCB-1 2-MoCB	25	86.6	50	-	150	Y
PCB-3 4-MoCB	25	85.6	50	-	150	Y
PCB-4 22'-DiCB	25	99.4	50	-	150	Y
PCB-15 44'-DiCB	25	81.8	50	-	150	Y
PCB-19 22'6-TrCB	25	94.7	50	-	150	Y
PCB-37 344'-TrCB	25	88.1	50	-	150	Y
PCB-54 22'66'-TeCB	25	105	50	-	150	Y
PCB-77 33'44'-TeCB	25	81.6	50	-	150	Y
PCB-81 344'5-TeCB	25	87.8	50	-	150	Y
PCB-104 22'466'-PeCB	25	89.4	50	-	150	Y
PCB-105 233'44'-PeCB	25	94.1	50	-	150	Y
PCB-114 2344'5-PeCB	25	89.6	50	-	150	Y
PCB-118 23'44'5-PeCB	25	98.8	50	-	150	Y
PCB-123 23'44'5'-PeCB	25	89.9	50	-	150	Y
PCB-126 33'44'5-PeCB	25	86.8	50	-	150	Y
PCB-155 22'44'66'-HxCB	25	96.9	50	-	150	Y
PCB-156/157 ...-HxCB	50	89	50	-	150	Y
PCB-167 23'44'55'-HxCB	25	87.3	50	-	150	Y
PCB-169 33'44'55'-HxCB	25	86.9	50	-	150	Y
PCB-188 22'34'566'-HpCB	25	103	50	-	150	Y
PCB-189 233'44'55'-HpCB	25	87	50	-	150	Y
PCB-202 22'33'55'66'-OxCB	25	117	50	-	150	Y
PCB-205 233'44'55'6-OxCB	25	94.3	50	-	150	Y
PCB-206 22'33'44'55'6-NoCB	25	102	50	-	150	Y
PCB-208 22'33'455'66'-NoCB	25	93	50	-	150	Y
PCB-209 DeCB	25	109	50	-	150	Y

Contract-required recovery limits for OPR as specified in Table 6,
 Method 1668A.

Processed: 30 Oct 2012 10:37 Analyst: CM

METHOD HR-PCB

PCB ONGOING PRECISION AND RECOVERY (OPR)

FORM 8B

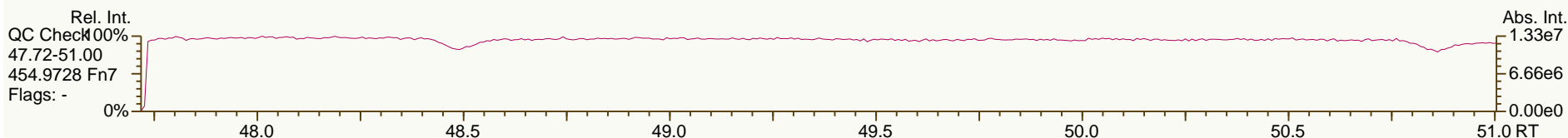
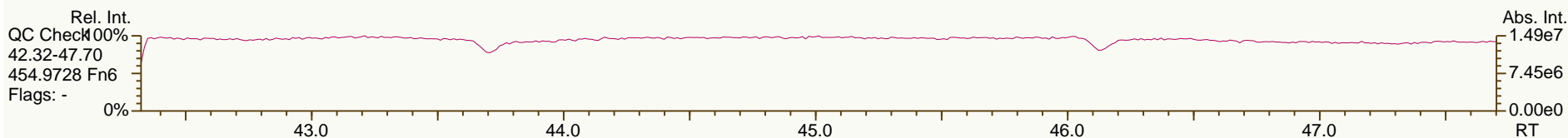
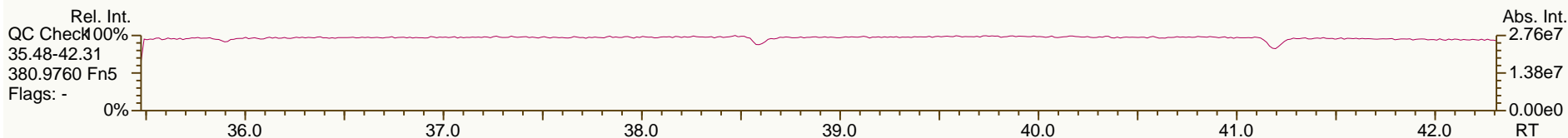
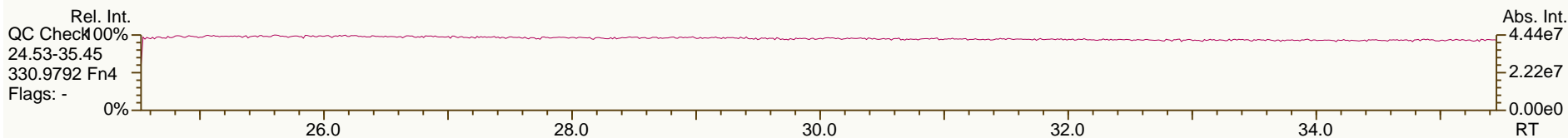
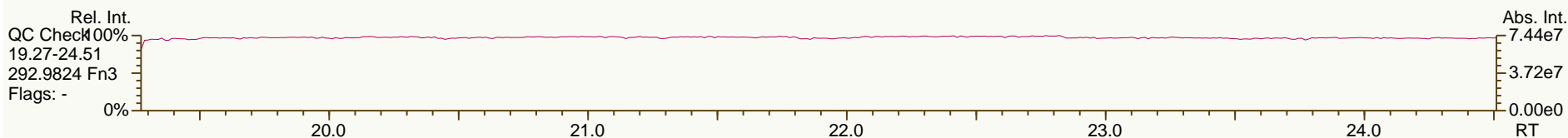
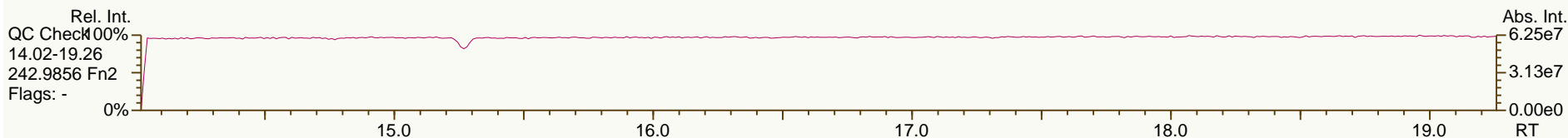
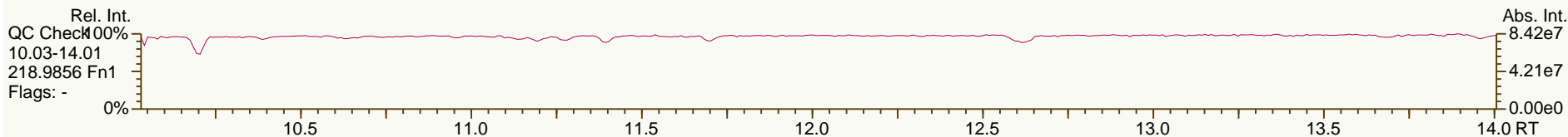
Lab Name: SGS Analytical Perspectives
 Initial Calibration: ICAL: MM7_PCB_07132012_25JUL12
 Instrument ID: MM9 GC Column ID:
 VER Data Filename: 121024X19 Analysis Date: 24-OCT-2012 20:20:20
 Lab ID: OPR1_10237_PCB

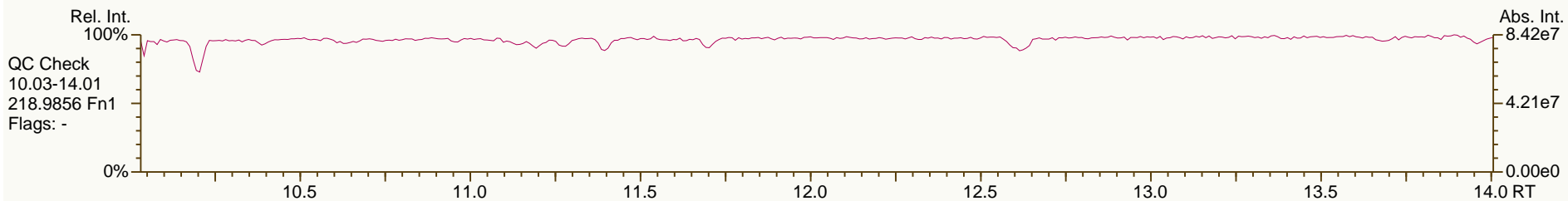
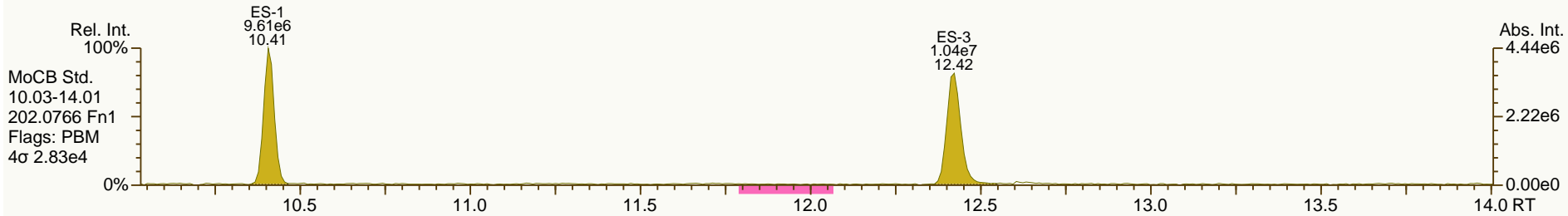
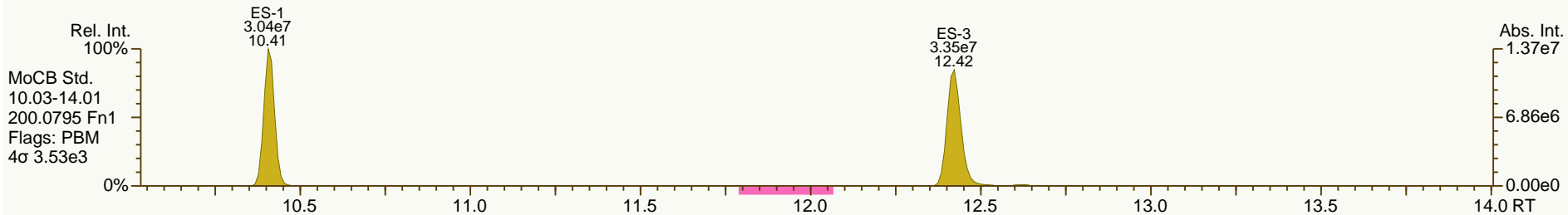
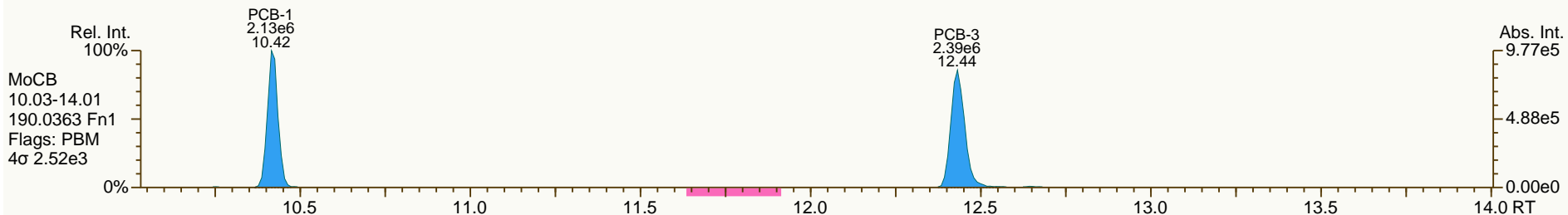
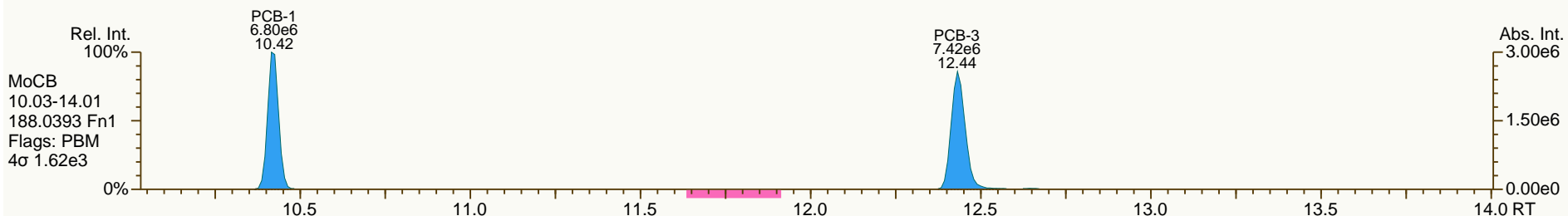
LABELLED STANDARDS	SPIKE CONC.	RECOVERY	RANGE (%)			OK
ES PCB-1	100	69.4	30	-	140	Y
ES PCB-3	100	76.2	30	-	140	Y
ES PCB-4	100	99.5	30	-	140	Y
ES PCB-15	100	77.6	30	-	140	Y
ES PCB-19	100	87.5	30	-	140	Y
ES PCB-37	100	70.2	30	-	140	Y
ES PCB-54	100	79.8	30	-	140	Y
ES PCB-77	100	82	30	-	140	Y
ES PCB-81	100	79.1	30	-	140	Y
ES PCB-104	100	79.1	30	-	140	Y
ES PCB-105	100	84.4	30	-	140	Y
ES PCB-114	100	82.6	30	-	140	Y
ES PCB-118	100	83	30	-	140	Y
ES PCB-123	100	83.4	30	-	140	Y
ES PCB-126	100	74.8	30	-	140	Y
ES PCB-153	100	-	30	-	140	-
ES PCB-155	100	72	30	-	140	Y
ES PCB-156/157	200	79.2	30	-	140	Y
ES PCB-167	100	76.7	30	-	140	Y
ES PCB-169	100	79.3	30	-	140	Y
ES PCB-170	100	-	30	-	140	-
ES PCB-180	100	-	30	-	140	-
ES PCB-188	100	67.5	30	-	140	Y
ES PCB-189	100	79.2	30	-	140	Y
ES PCB-202	100	70.1	30	-	140	Y
ES PCB-205	100	86.3	30	-	140	Y
ES PCB-206	100	87.7	30	-	140	Y
ES PCB-208	100	84.6	30	-	140	Y
ES PCB-209	100	79.6	30	-	140	Y

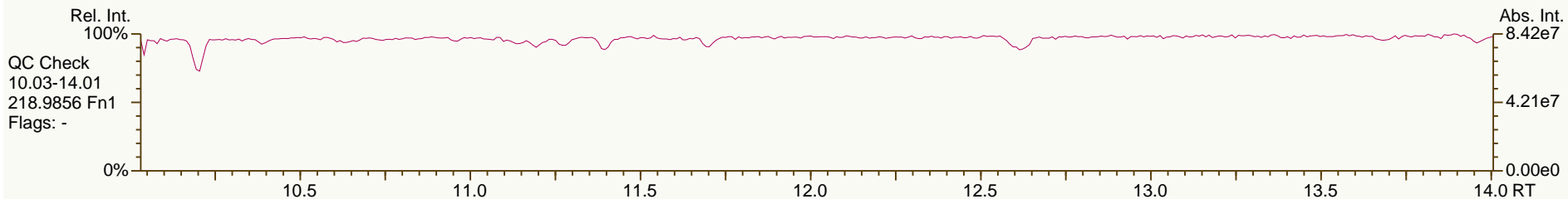
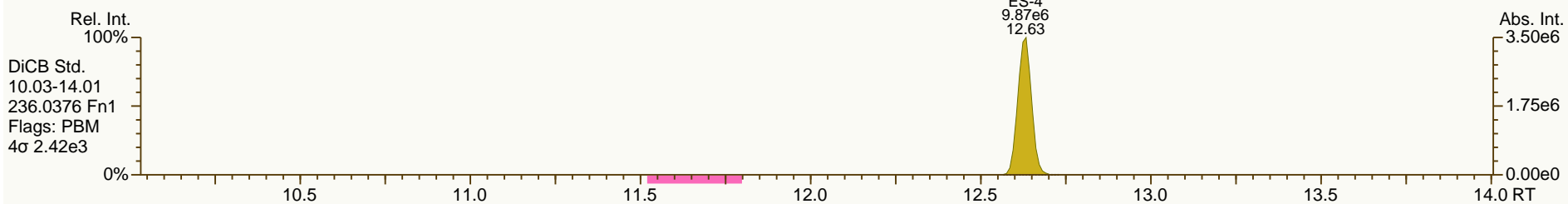
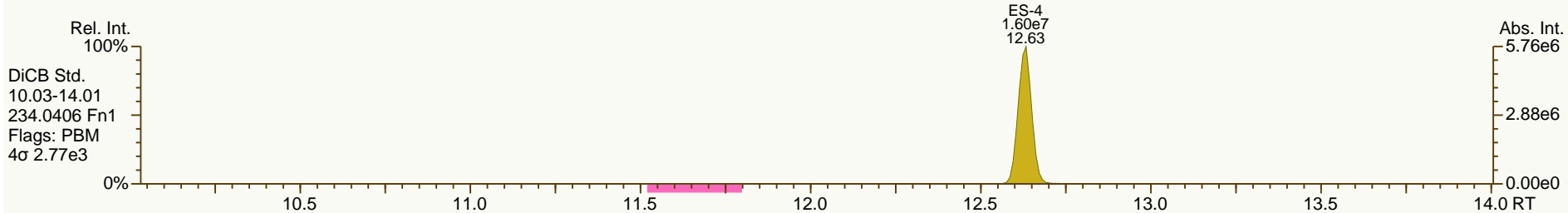
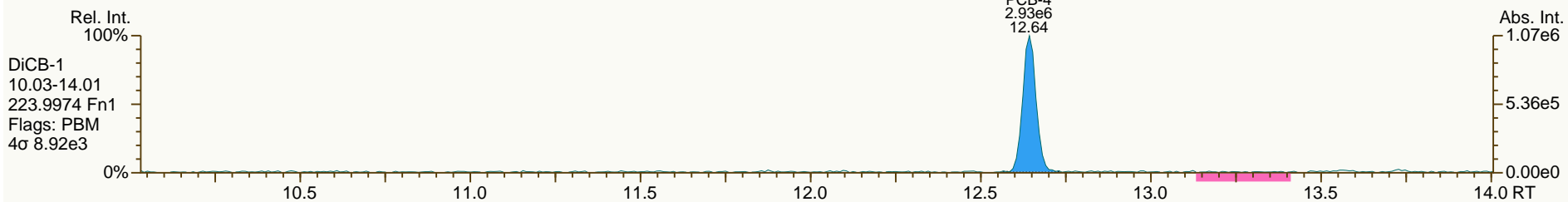
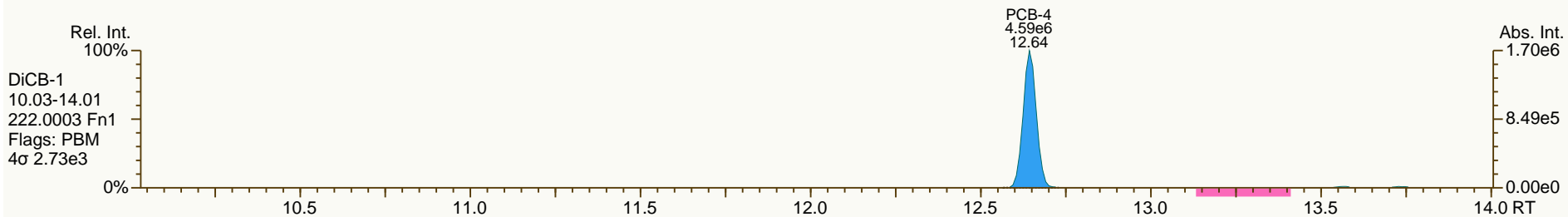
CLEANUP STANDARDS

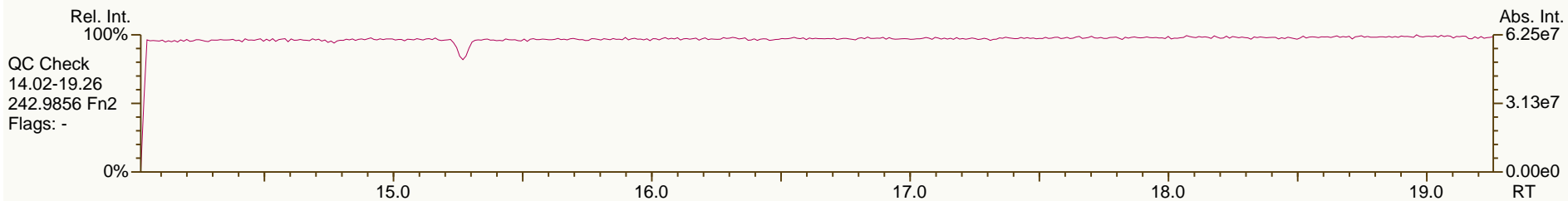
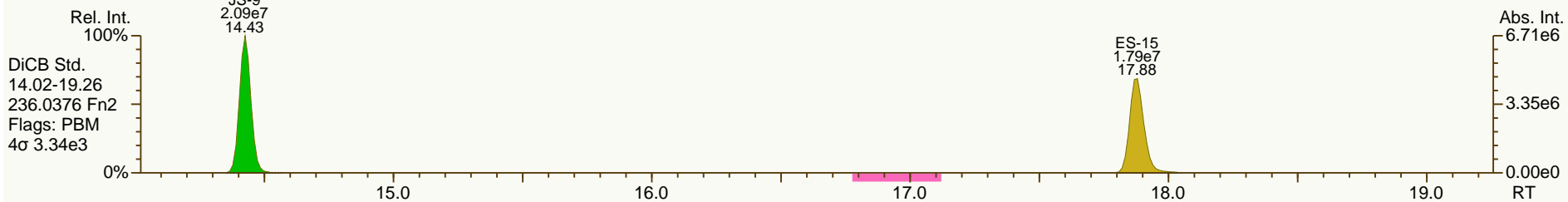
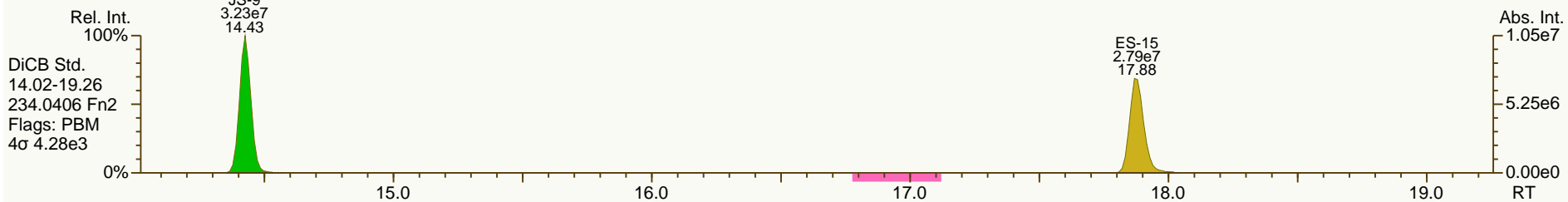
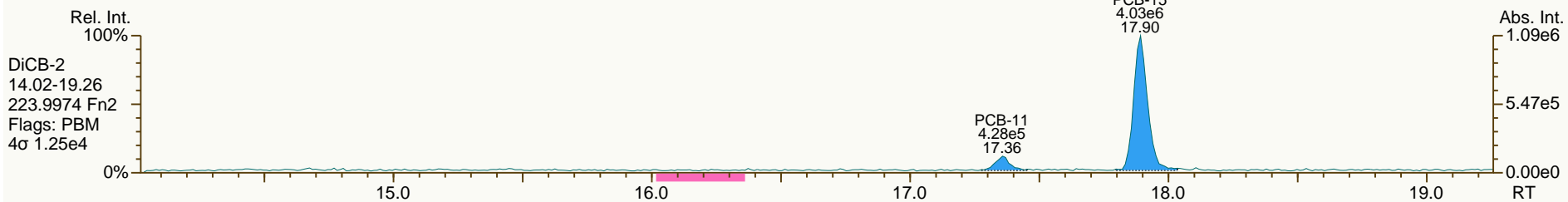
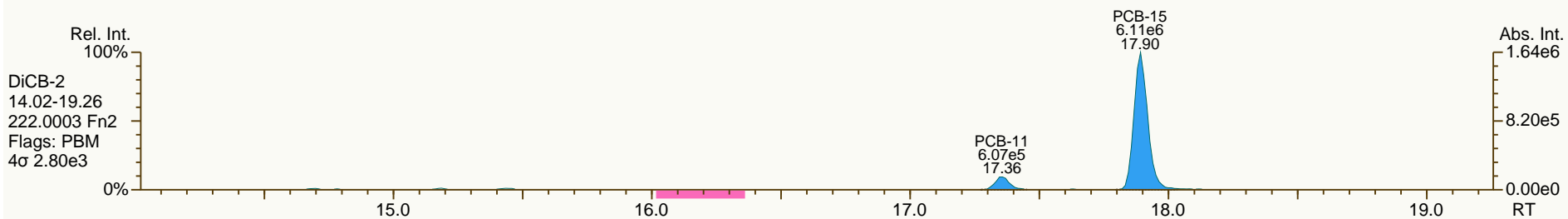
CS PCB-28	100	84	40	-	125	Y
CS PCB-111	100	107	40	-	125	Y
CS PCB-178	100	88.4	40	-	125	Y

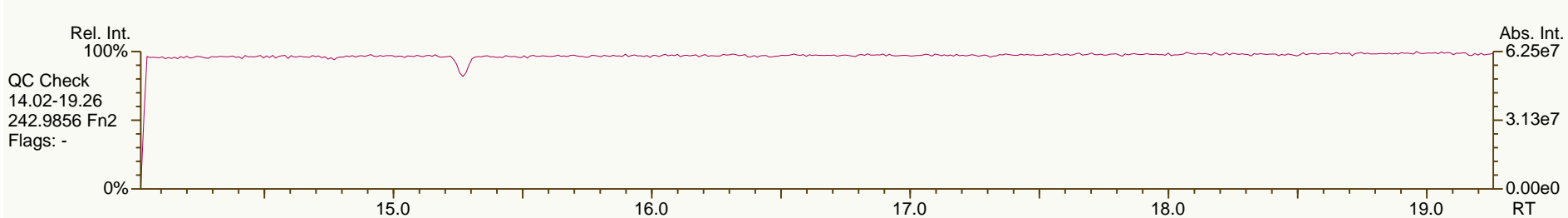
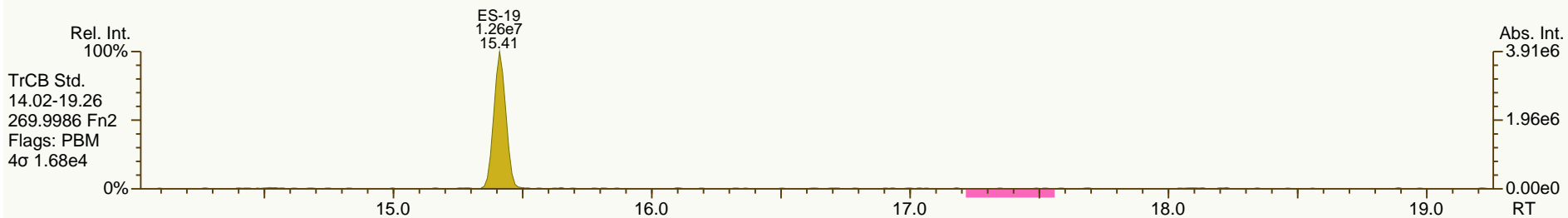
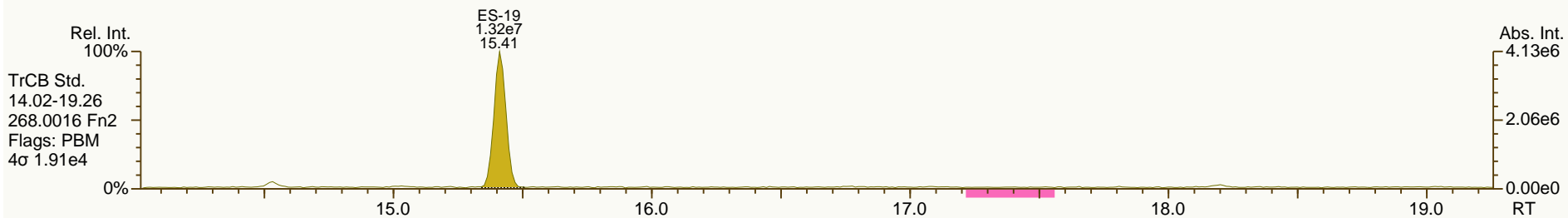
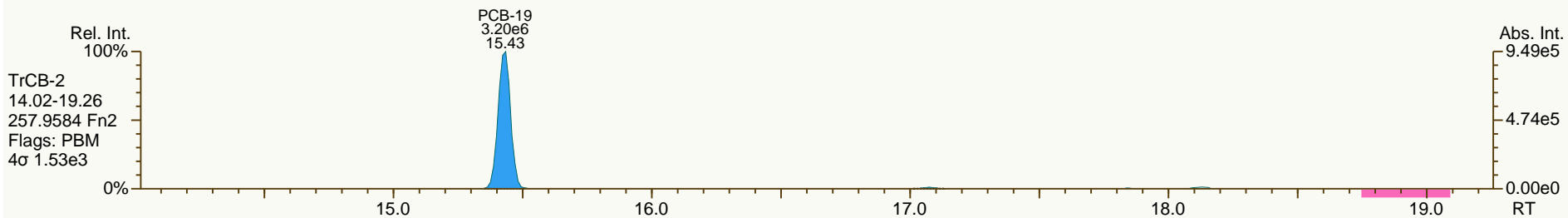
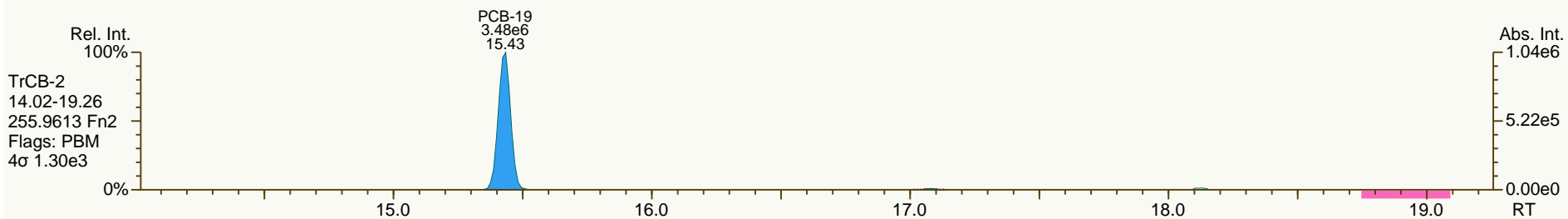
Processed: 30 Oct 2012 10:37 Analyst: CM







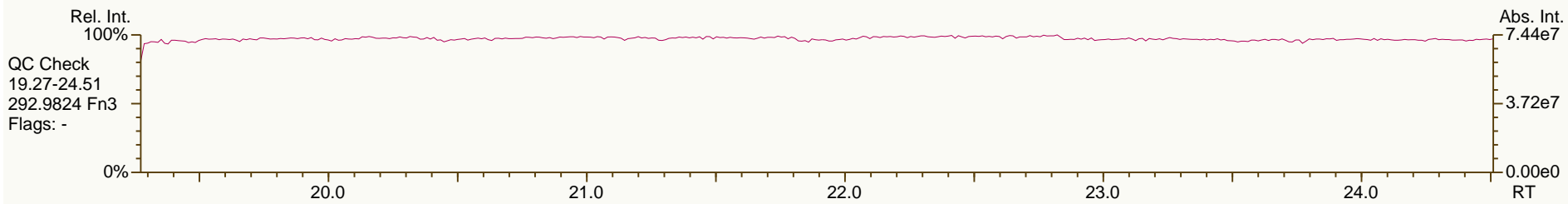
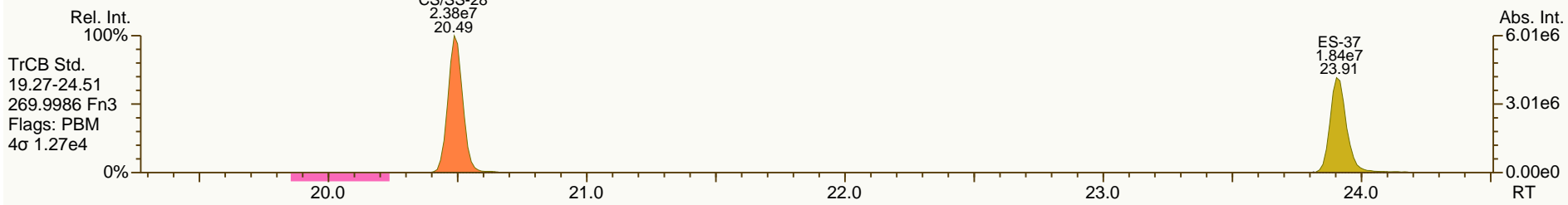
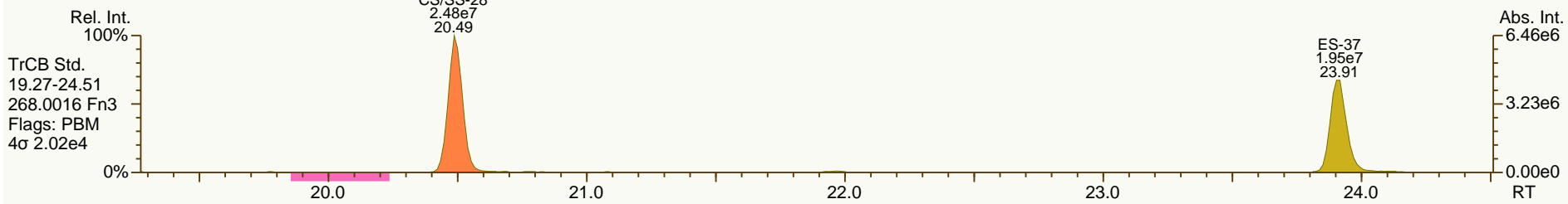
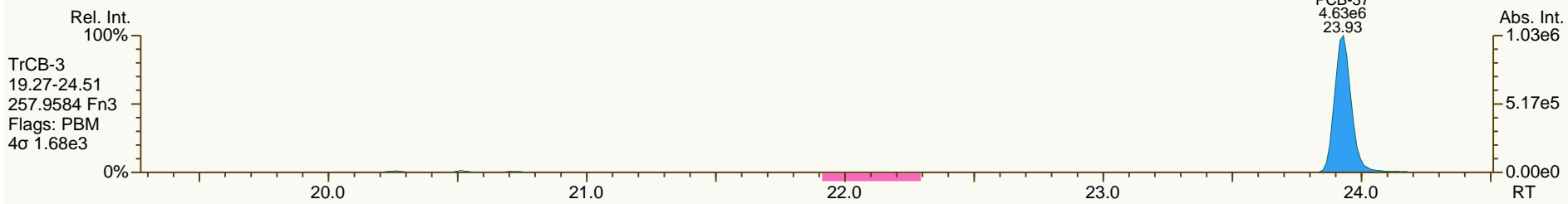
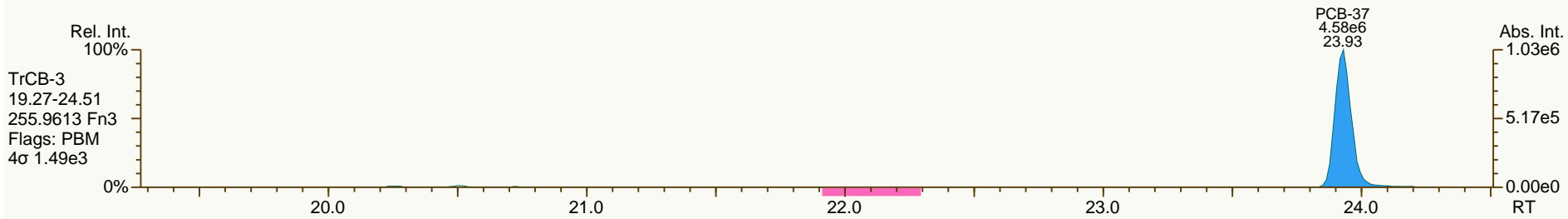


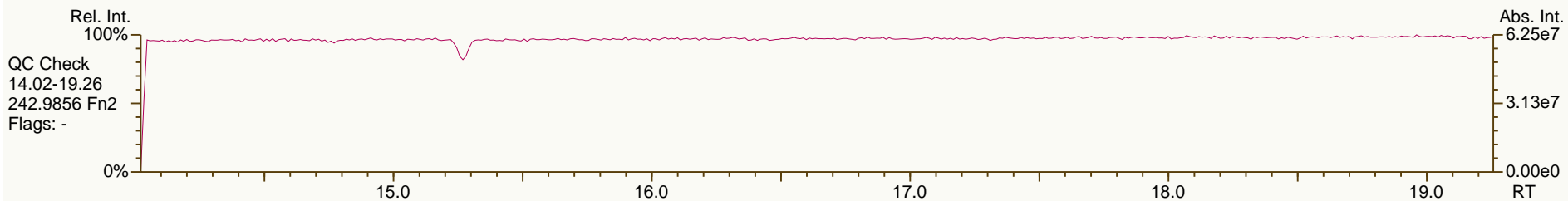
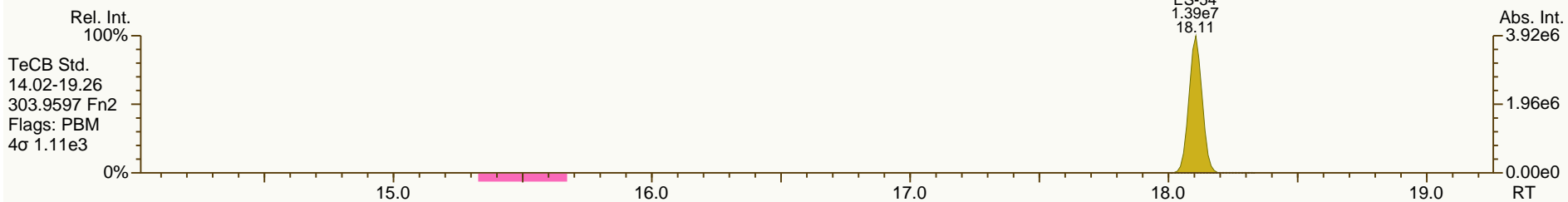
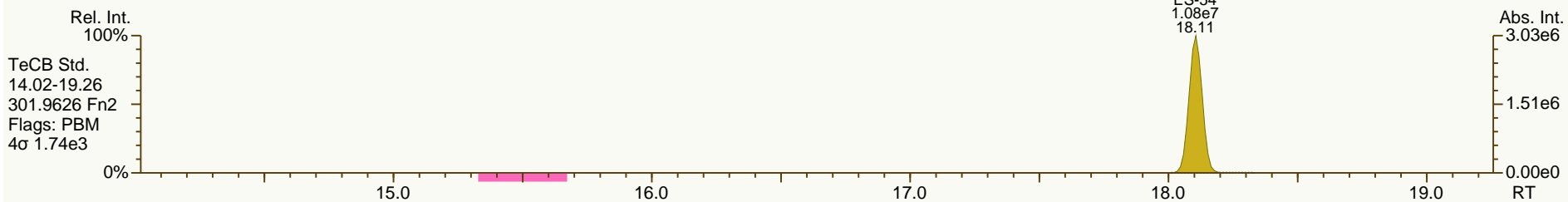
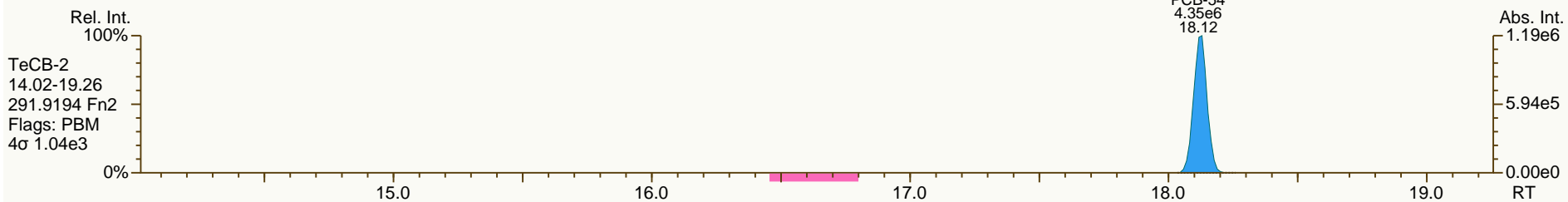
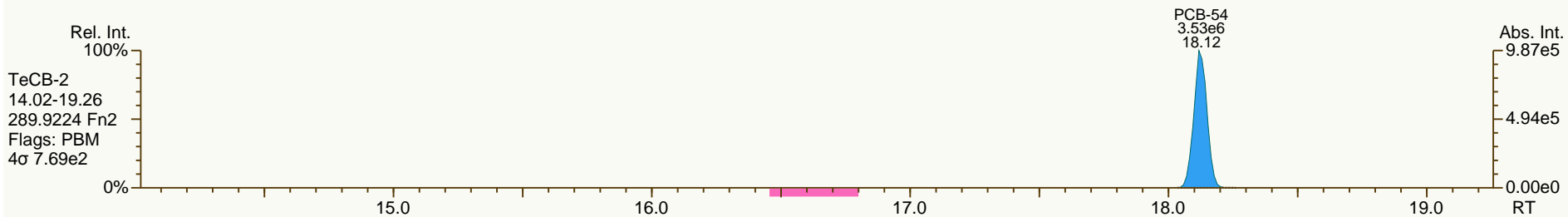


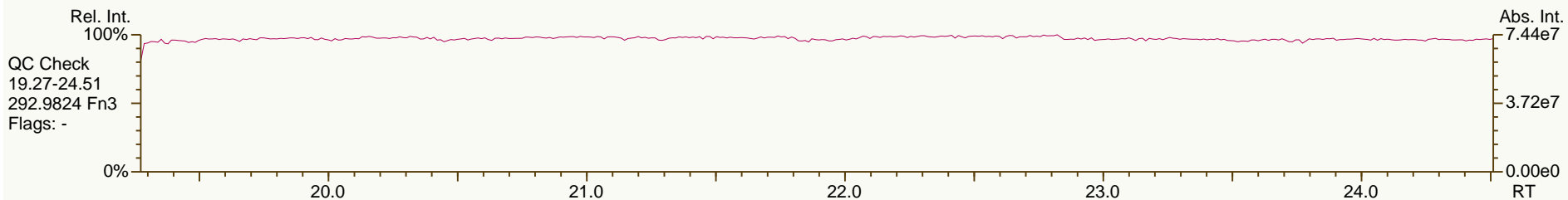
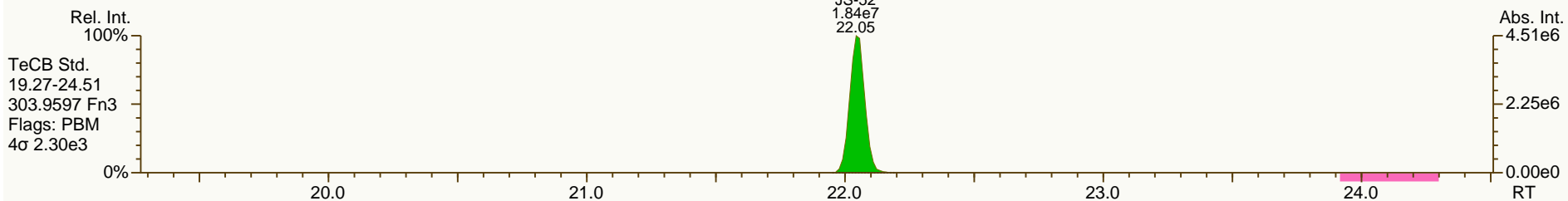
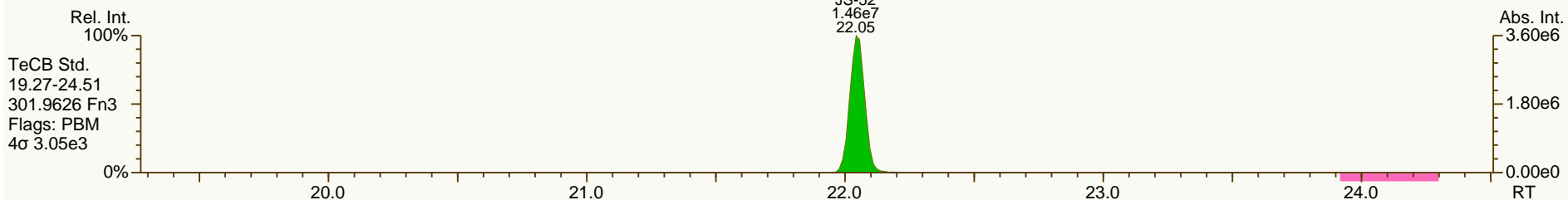
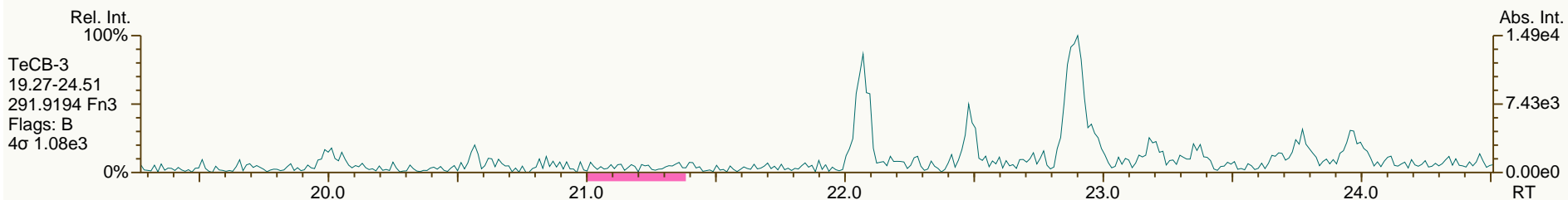
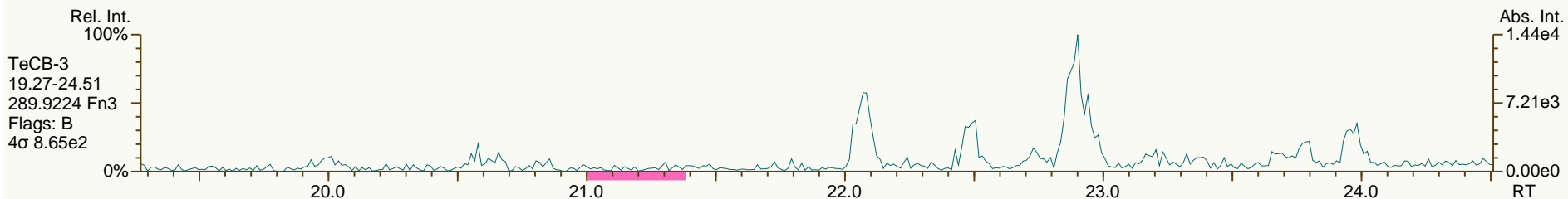
SGS-AP ID: OPR1_10237_PCB
Instr: AutoSpec-Premier MM7

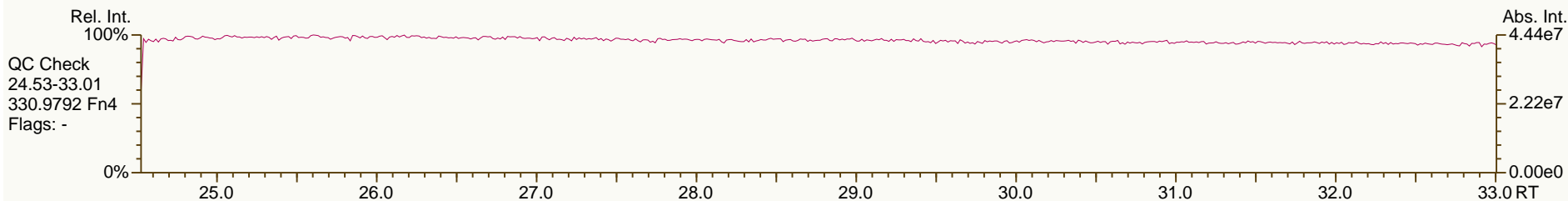
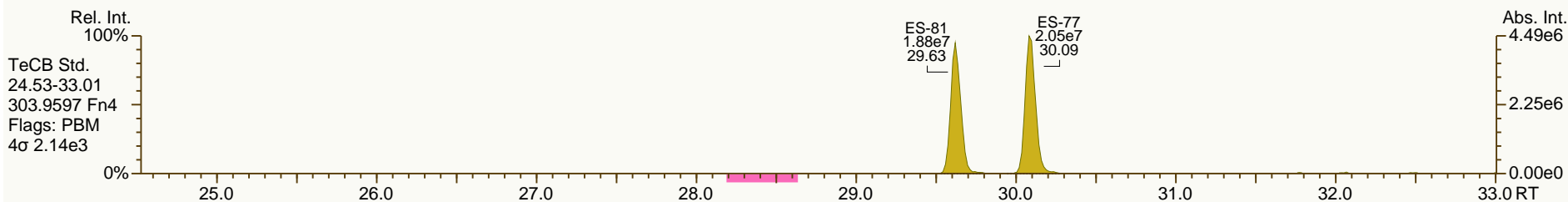
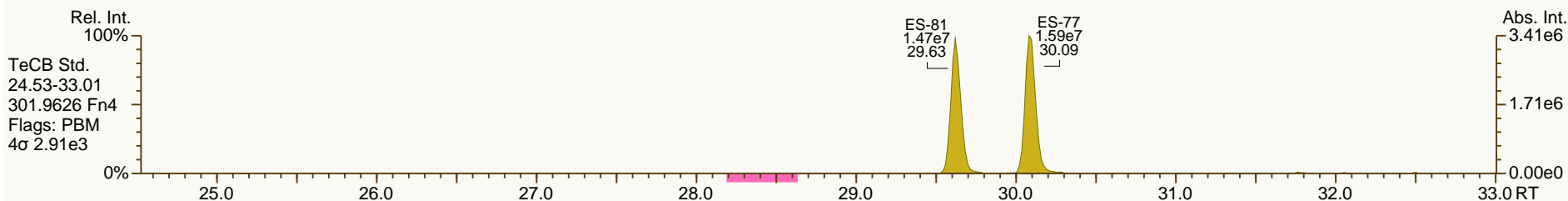
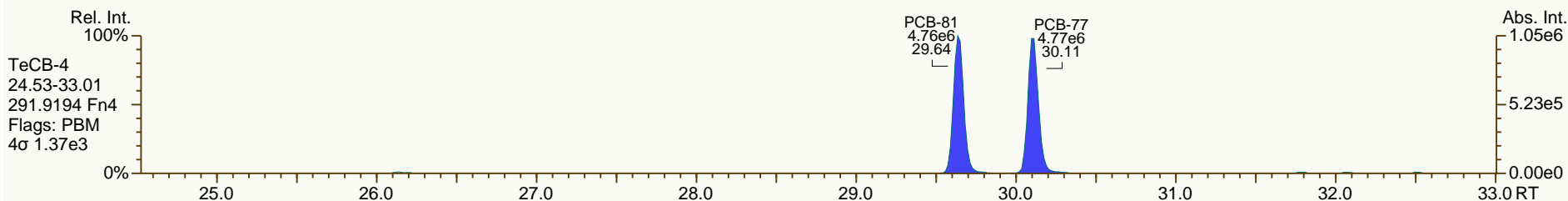
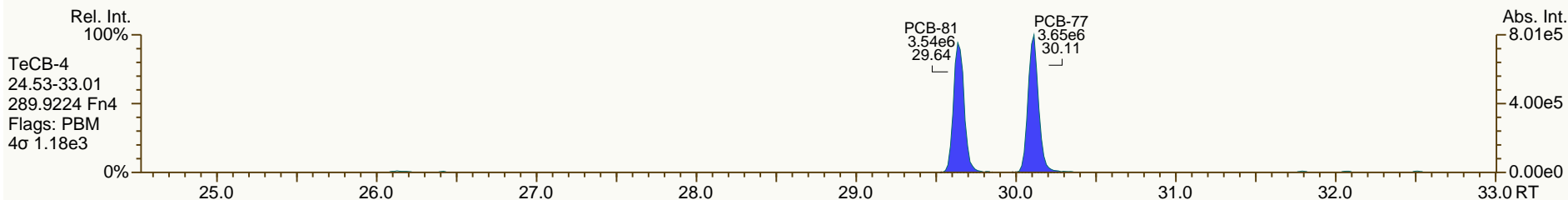
Sample ID: 0_10237_OPR001
VSIR EI+: pcb-2012-01 GC: pcb90_a Vial: 29

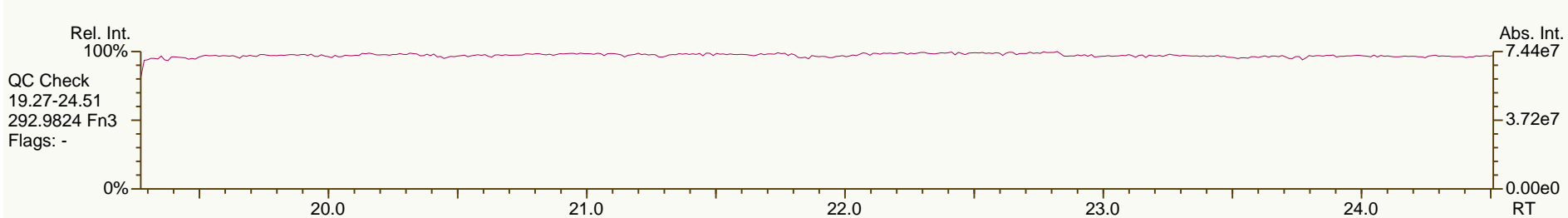
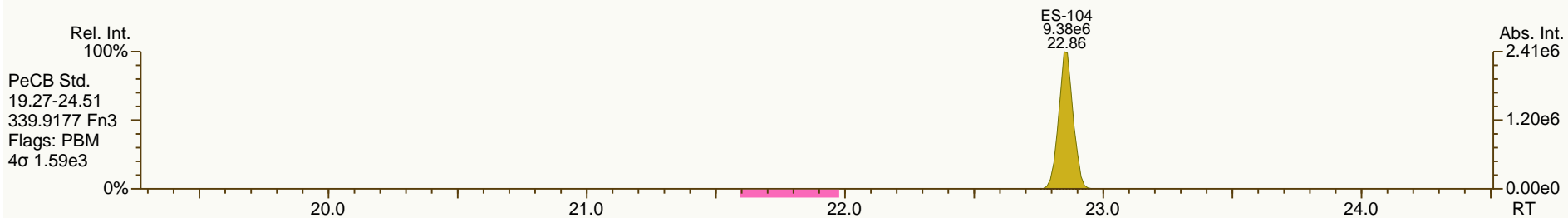
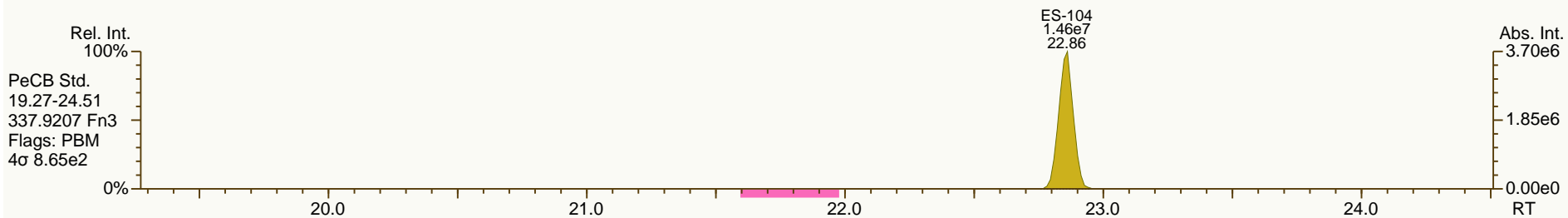
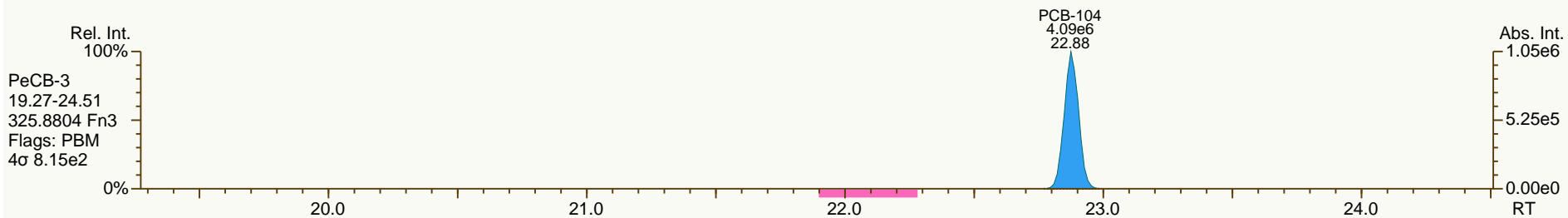
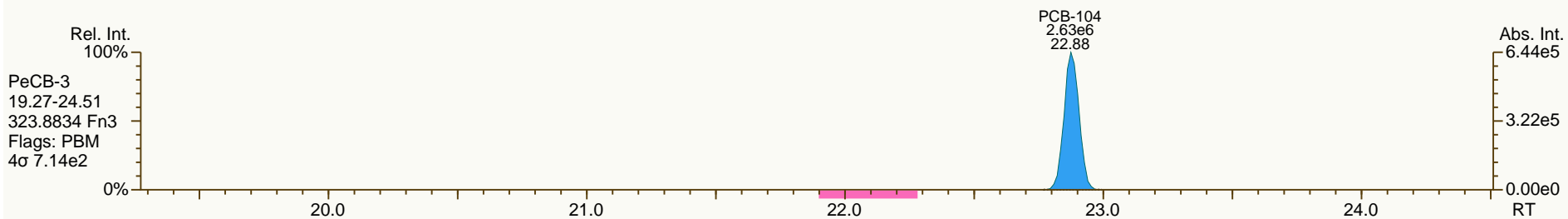
Acq: 24-Oct-2012 20:20:20
User: LKB Datafile: 121024X19

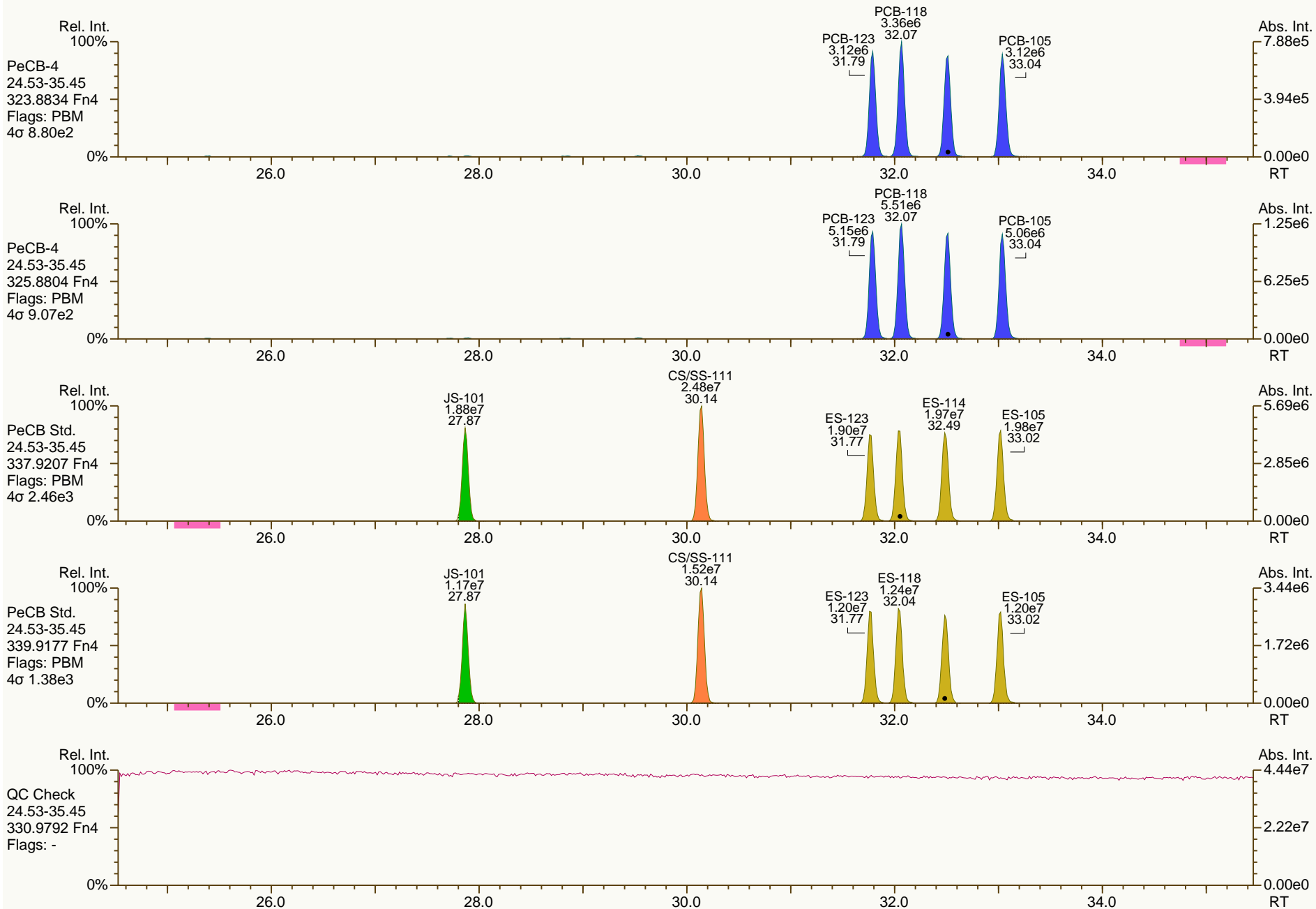


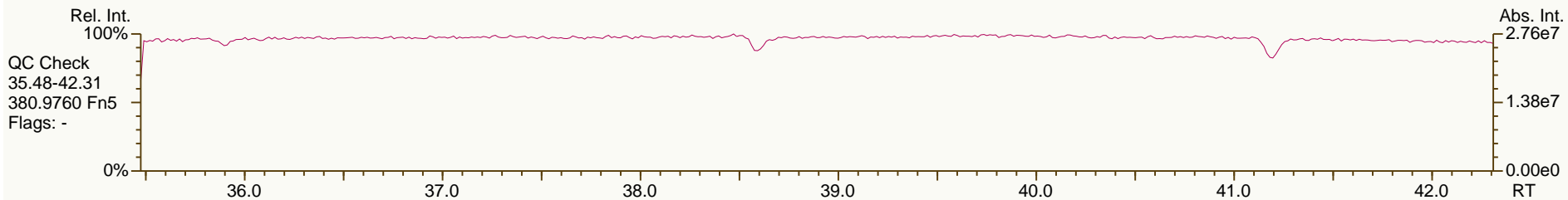
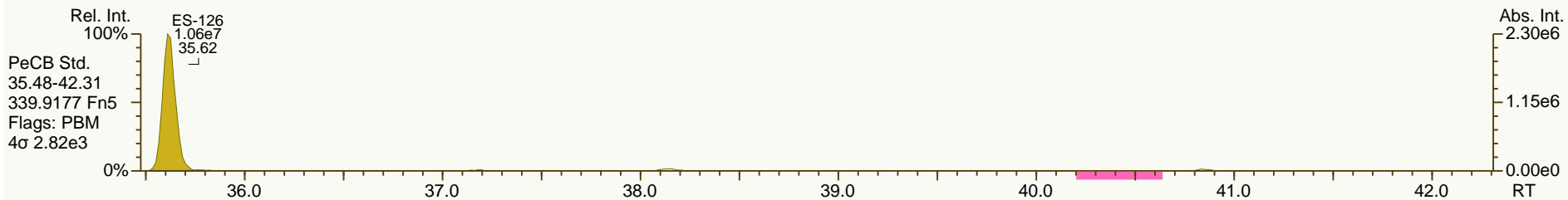
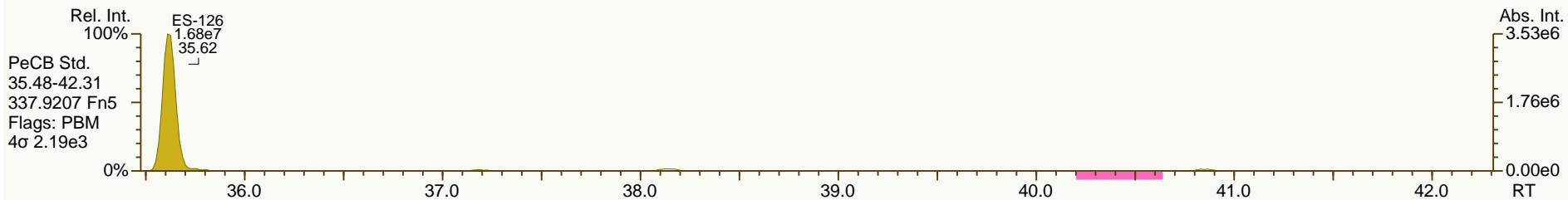
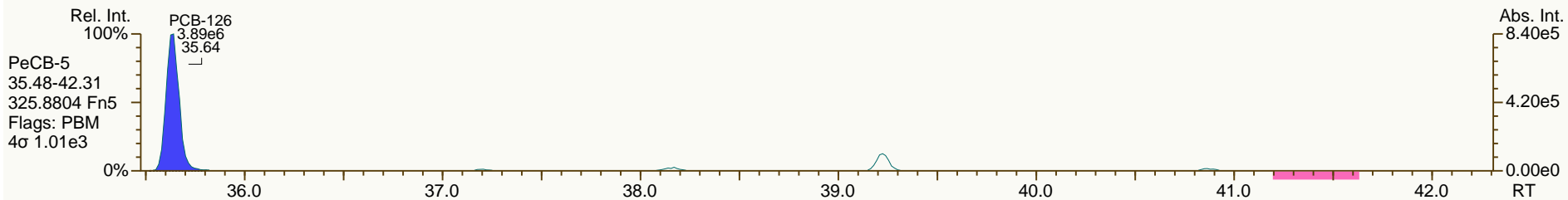
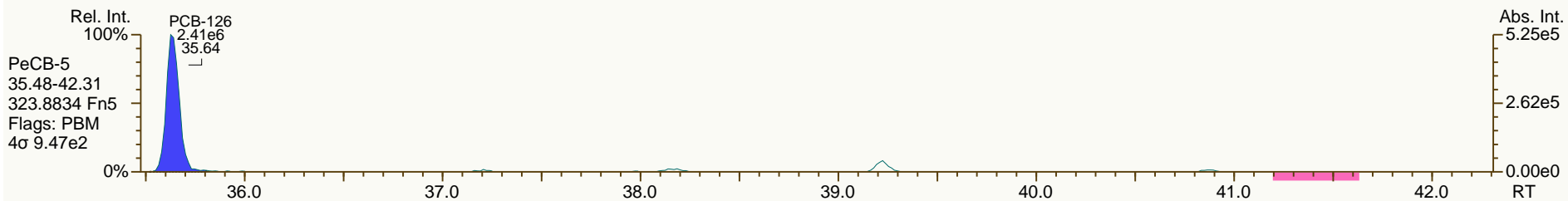


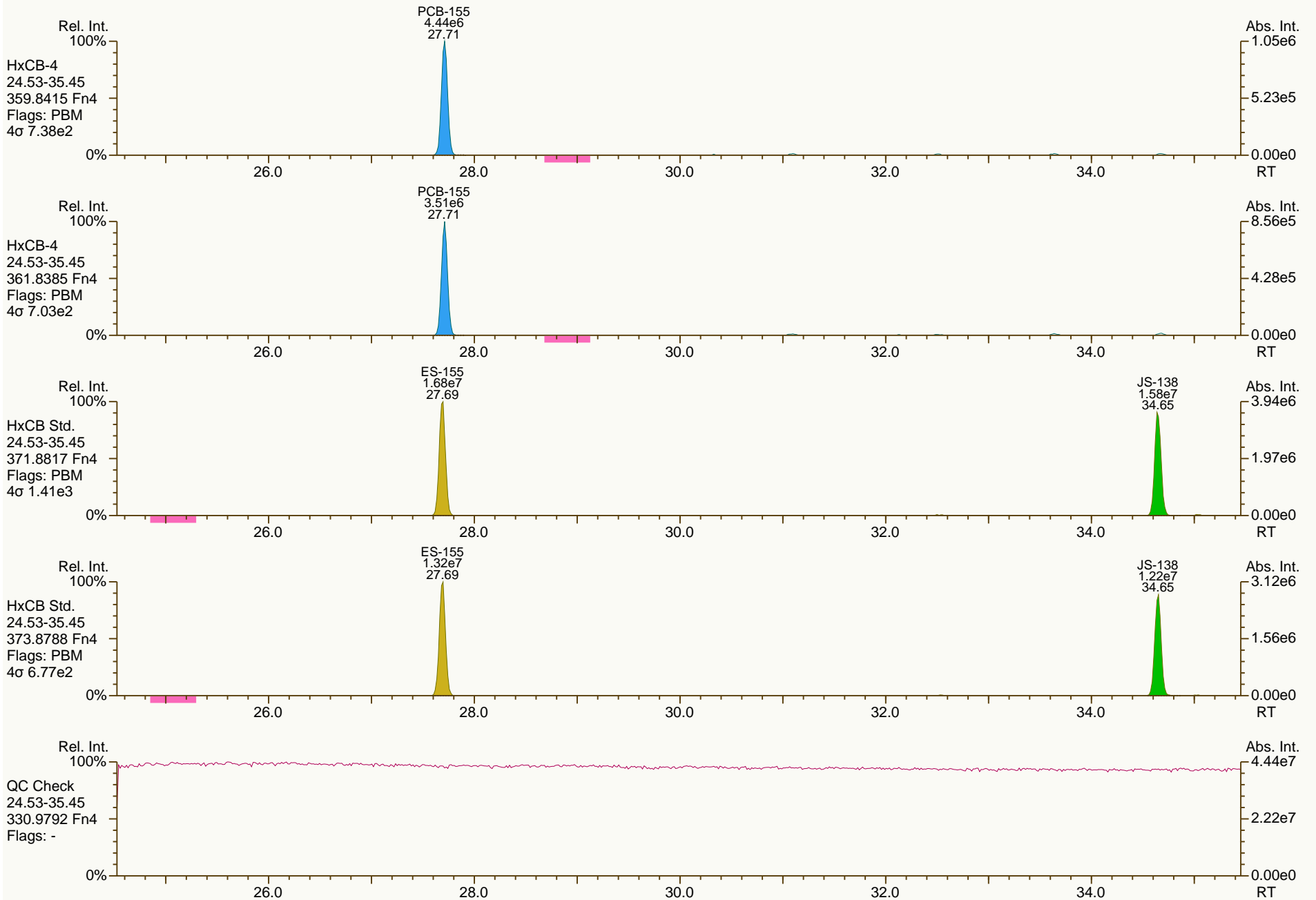


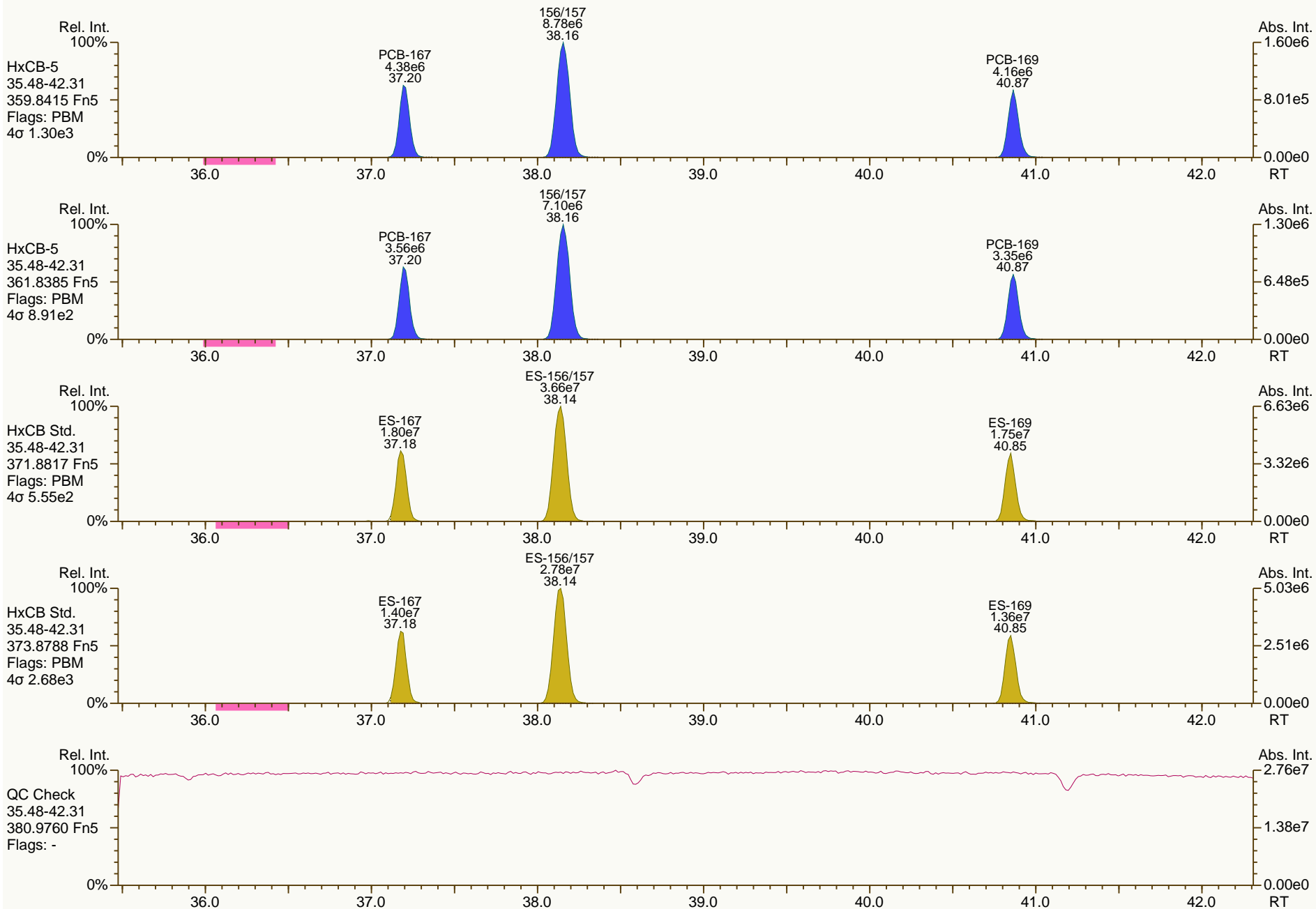


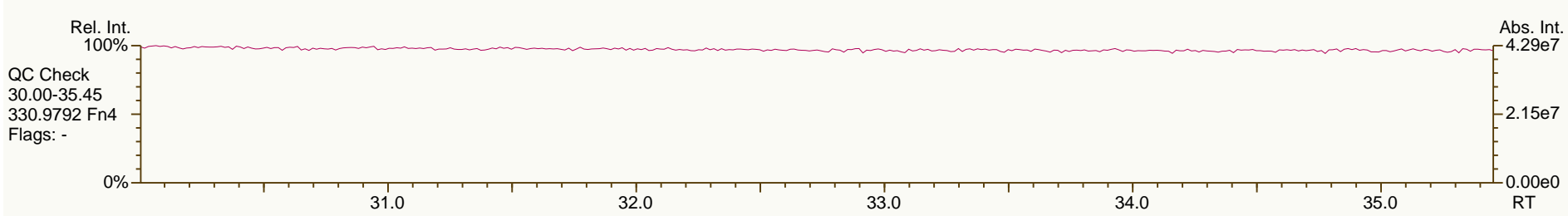
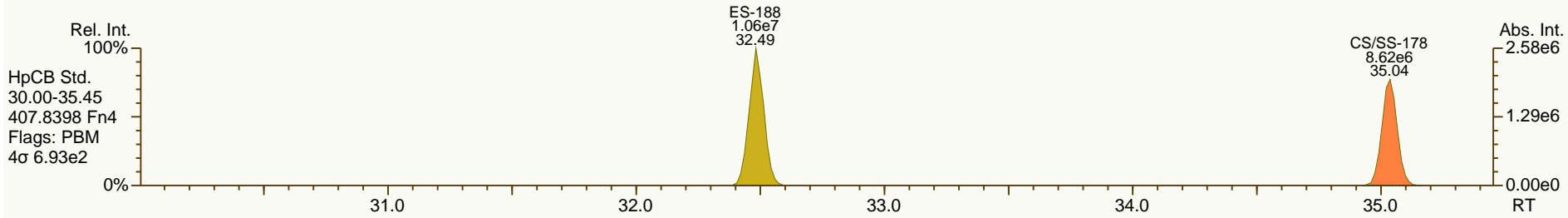
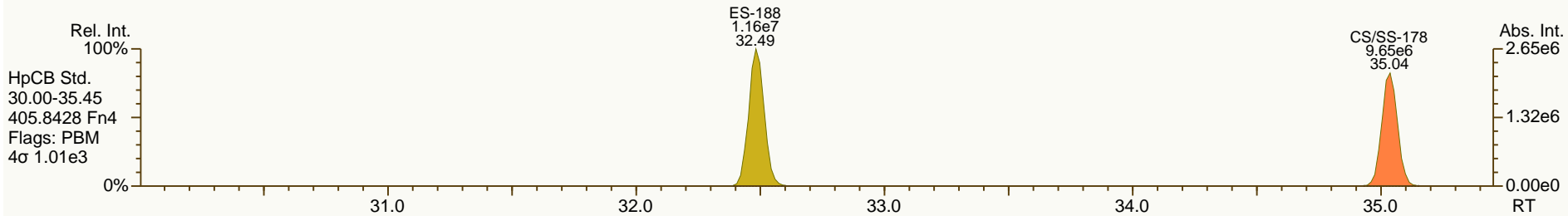
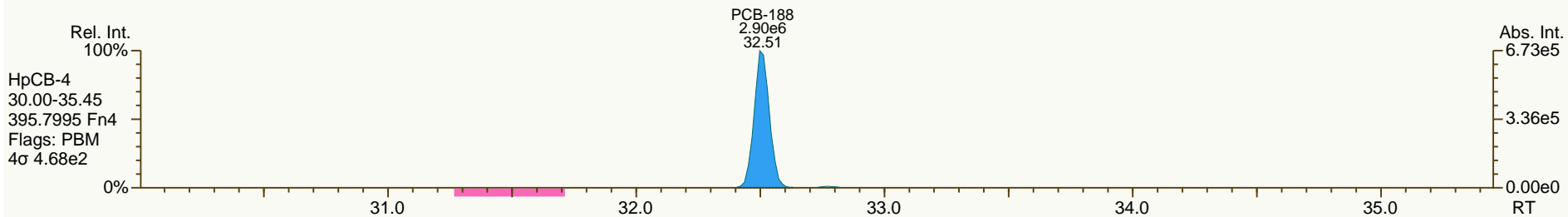
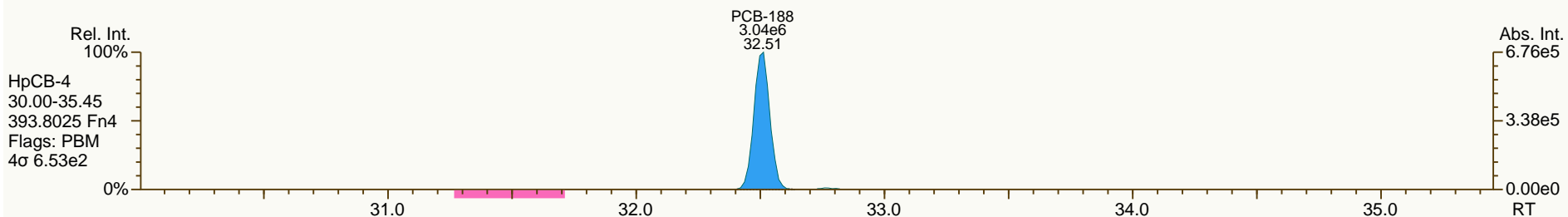


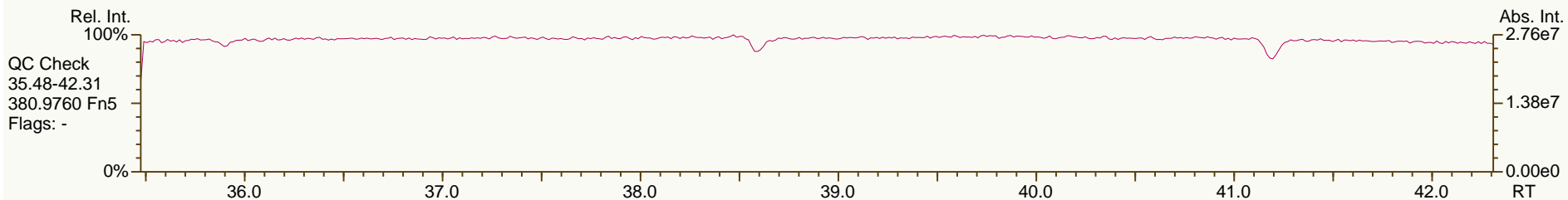
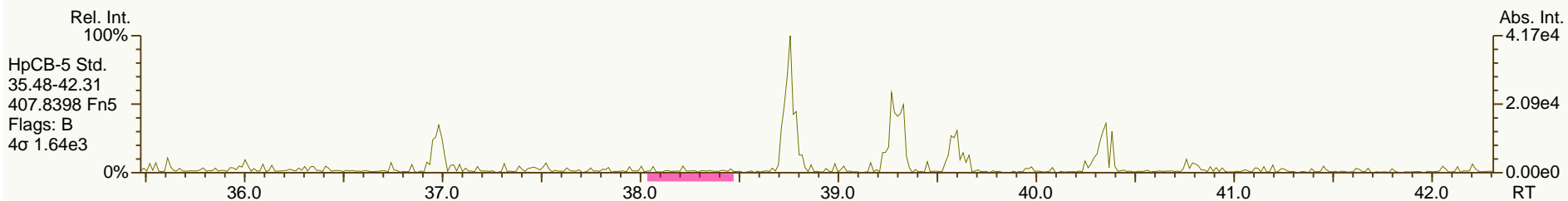
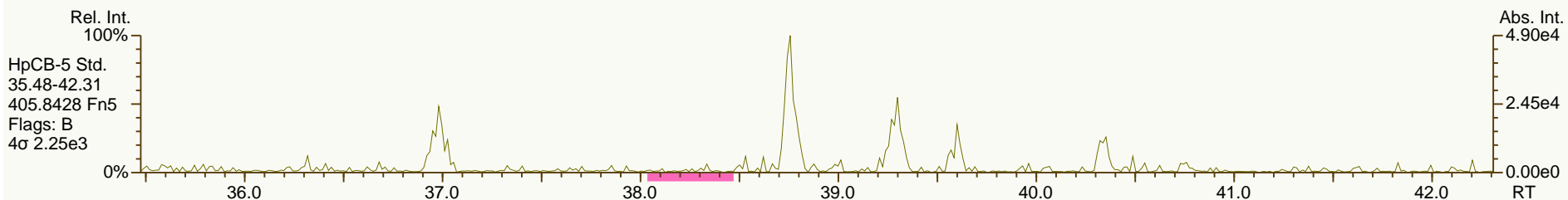
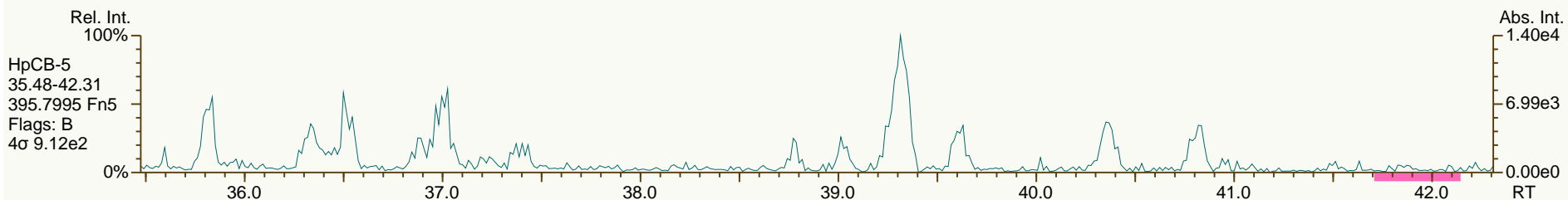
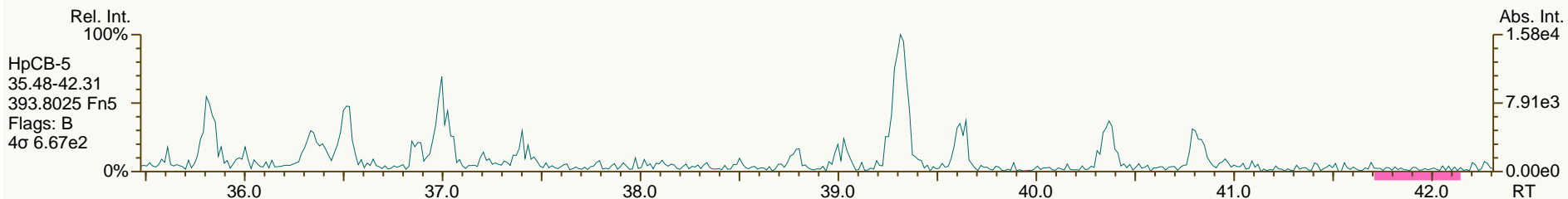


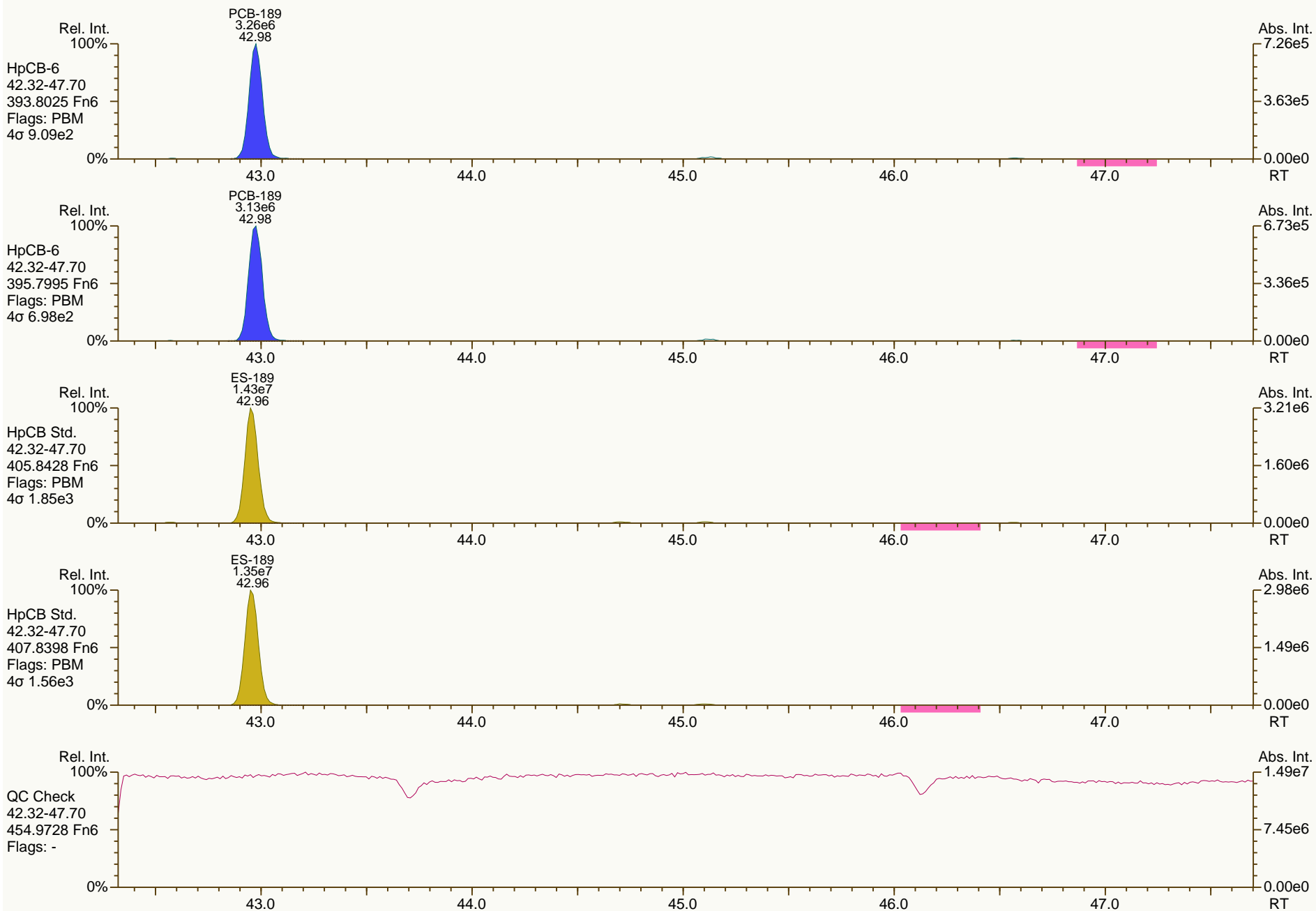


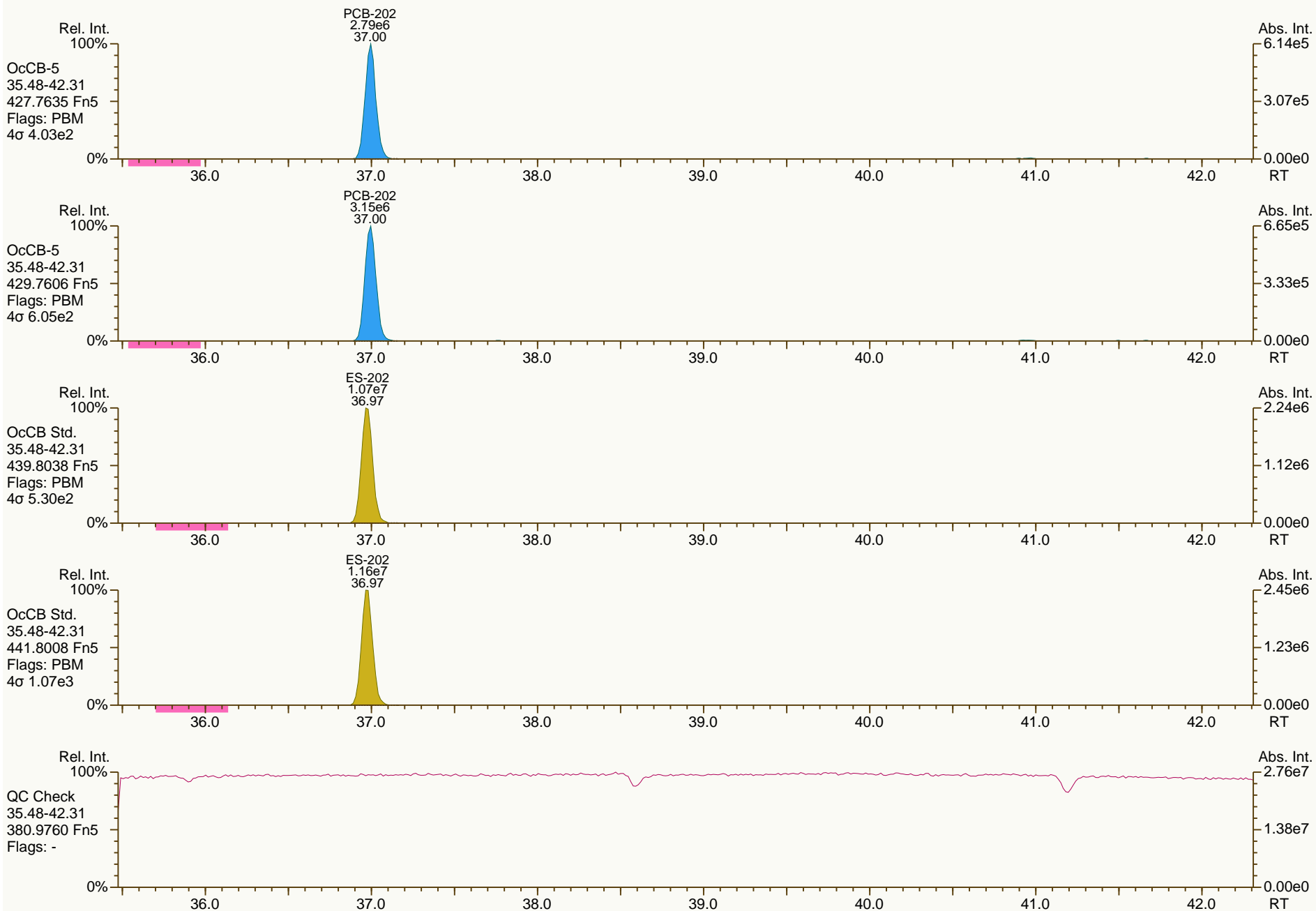


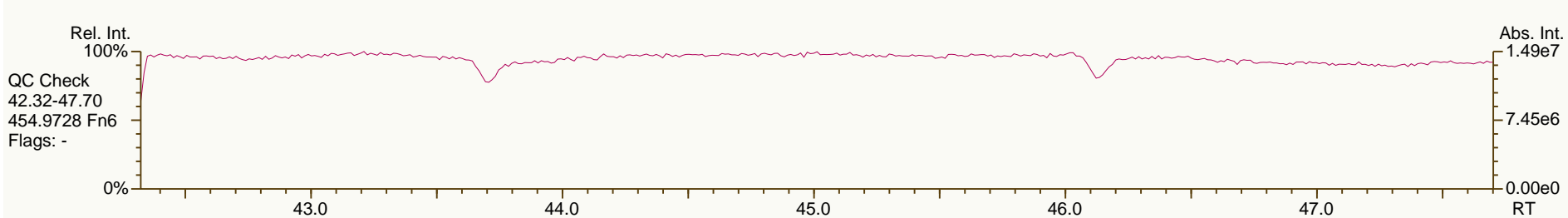
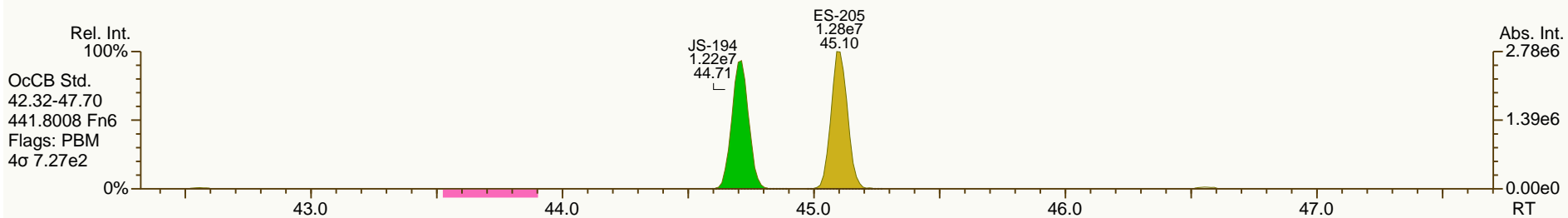
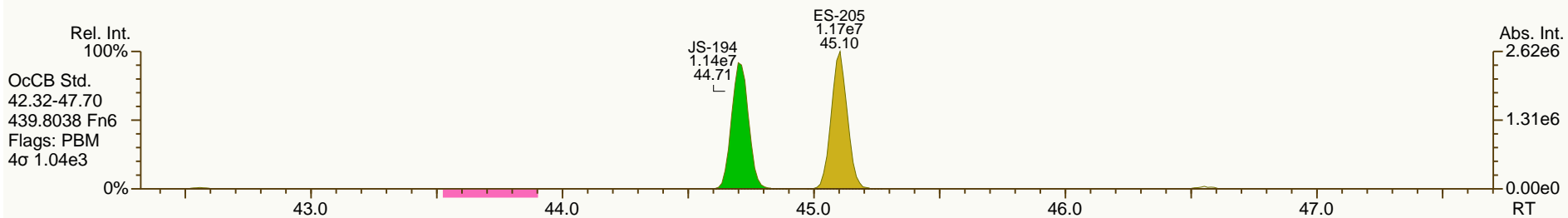
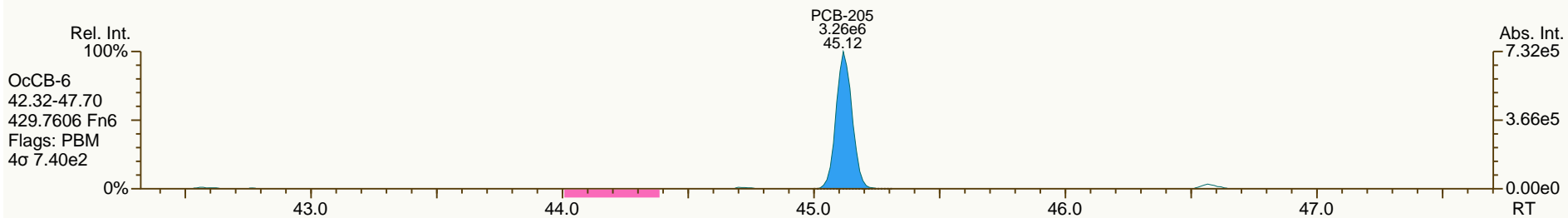
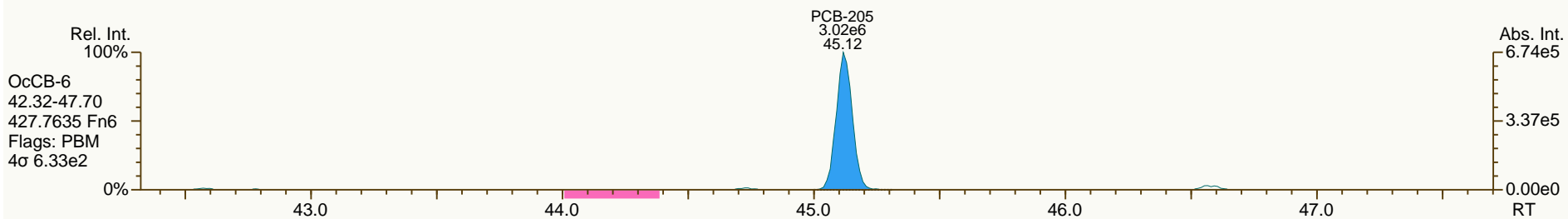


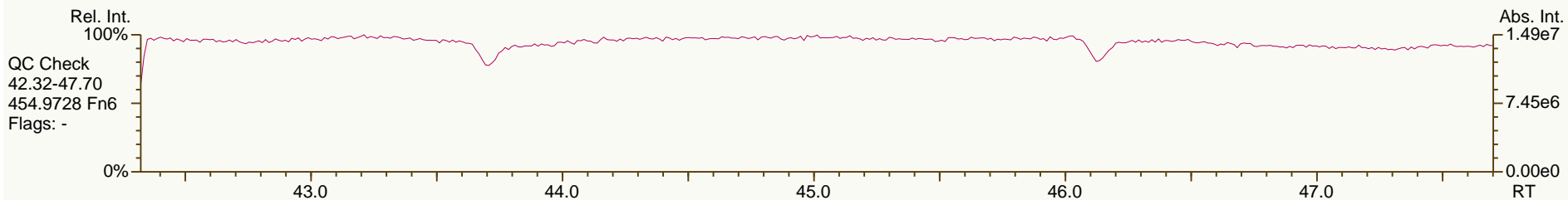
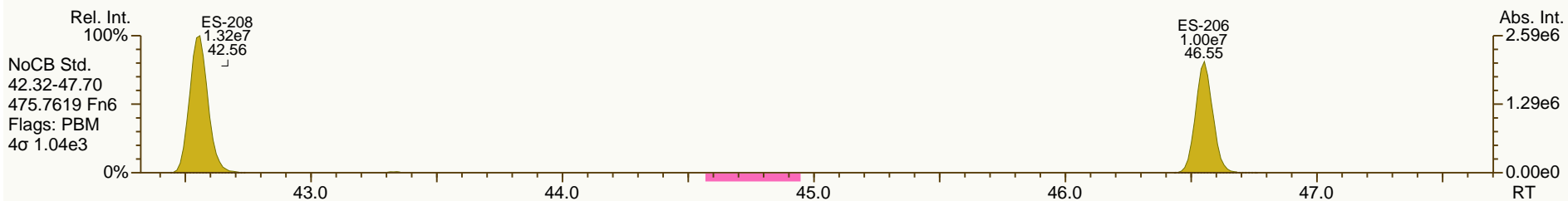
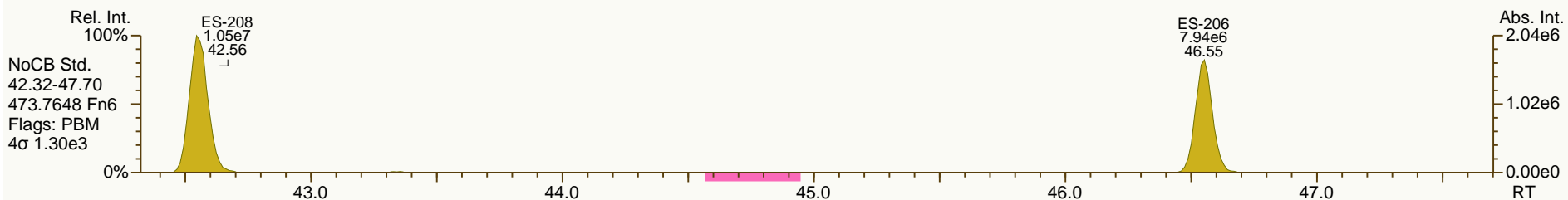
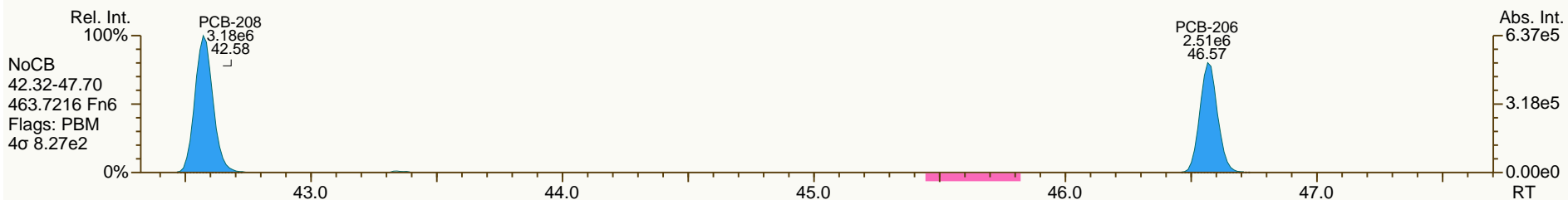
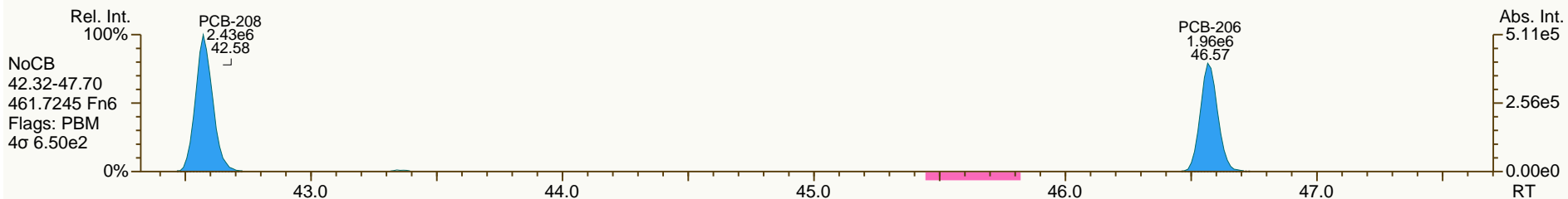


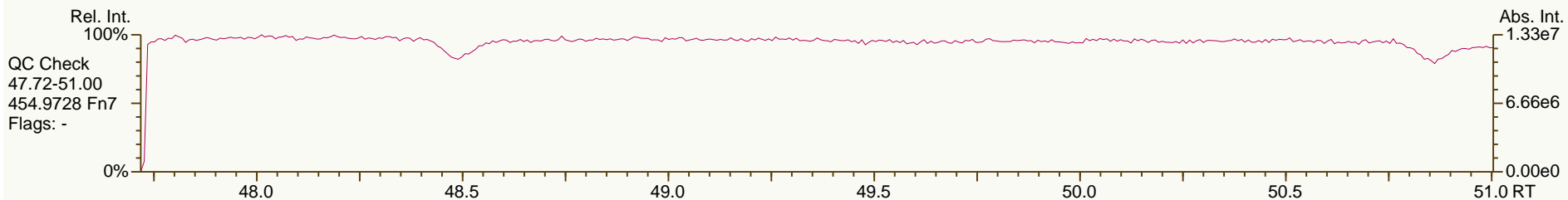
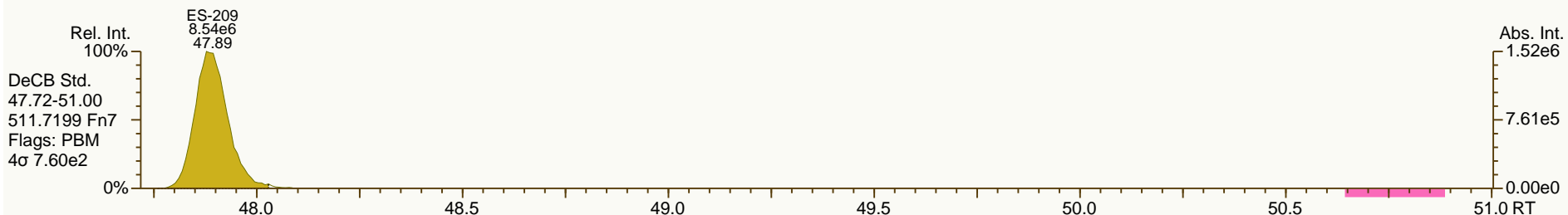
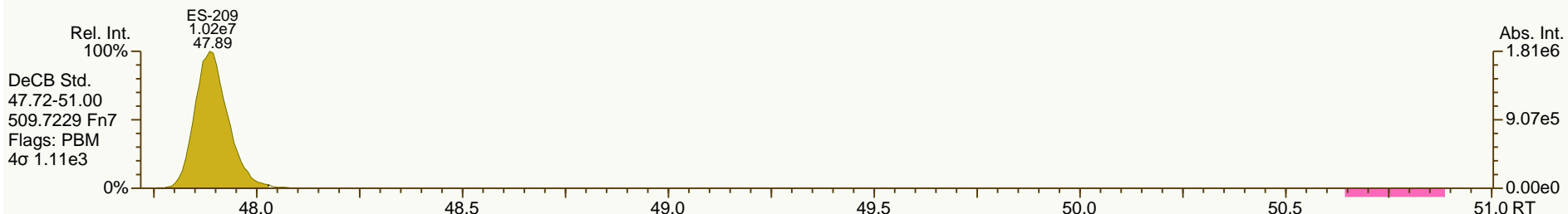
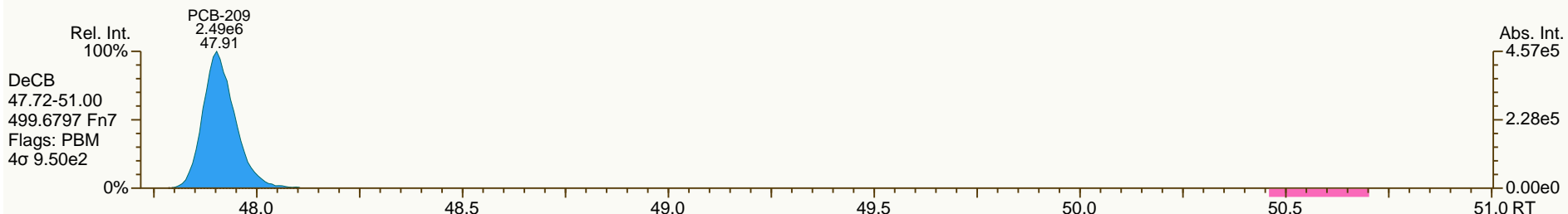
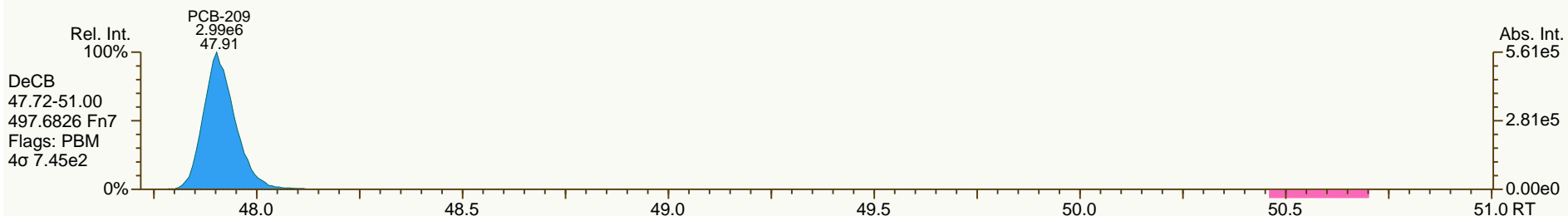












HXX 1816/1817



Project Initiation Form

Project Number: A4723

Initiation Date: 09-Oct-12

Client Name: JELDWENOR

Sample Matrix: Soil

Analysis Method: 1613 PCDD/F /1668

TAT: 15 days

Project Manager: Amy

Special Instructions

7 samples M1613, 2 samples for 1668A

5500 spikes, OPR

%solids, report on dry-weight basis

report, INV via Horizon

Y85 For PCB/PF

Reporting Instructions

7 samples M1613, 2 samples for 1668A

5500 spikes, OPR

%solids, report on dry-weight basis

report, INV via Horizon

PM Initials: aboehm Date: 09-Oct-2012

SGS ANALYTICAL PERSPECTIVES		1613 PCDD/F				Solids				
Project #	A4723	Batch #	10237	Extract Init/Date:	10/16/12	ASECS Init/Date:	10-19-12	Transfer Init/Date:	10-22-12	
AP Sample ID	Client Sample ID	Extract WT (g)	SDS #	RV		(Td)	ASECS #	Observations		
				Initials	#					
A4723_10237_001	JW-EA10-SS41-120507	5 15.74	5	mm	1	mm	7	moist dk brn mud		
A4723_10237_002	JW-EA10-SS40-120507	H 16.93	6	mm	4	mm	8	moist dk brn mud		
A4723_10237_003	JW-EA10-SS39-120507	S 16.60	7	mm	1	mm	16	moist dk brn mud		
A4723_10237_004	JW-EA09-SS38-120507	N 18.97	3	mm	3	mm	15	moist dk brn mud		
A4723_10237_005	JW-EA09-SS37-120507	1 13.94	4	mm	2	mm	14	moist dk brn mud		
A4723_10237_006	JW-EA10-SS42-120507	V 17.34	8	mm	4	mm	13	moist dk brn mud		
A4723_10237_007	JW-EA10-SS43-120507	X 17.94	9	mm	1	mm	12	moist dk brn mud		
MB1_10237	Method Blank	10.04	1	mm	3	mm	5	hydromatrix 10082012		
OPR1_10237	0_10237_OPR001	10.02	2	mm	2	mm	6	hydromatrix 10082012		
					10/18/12		10-19-12			
Special Instructions				Cycle Time			Supply IDs			
7 samples M1613, 2 samples for 1668A 5500 spikes, OPR %solids, report on dry-weight basis report, INV via Horizon <i>nominal wt of 10g used for processing samples TM103018</i>				Hex Start 5:15 pm Stop _____ Tol Start 5:15 pm Stop 11:00 am			Toluene <u>DH016</u> Acid Silica <u>10152012</u> CH ₂ CL ₂ <u>DH320</u> Base Silica <u>10082012</u> Sand _____ HydroMatrix <u>10082012</u> Florisil <u>10162012</u> Tetradecane <u>10252011</u> Hexane <u>DG914</u> AgNO ₃ H ₂ SO ₄ <u>10162012</u> Silica <u>09282012</u> Na ₂ SO ₄ K Silicate <u>10082012</u>			

TRANSFER: 10/22/12
 RECEIVED: [Signature]
 JVI 2008 AT 02

SGS ANALYTICAL PERSPECTIVES		1613 PCDD/F				Solids	
Project #		A4723		Batch #		10237	
SPIKE PROFILE PCDD/Fs							
Analyte	Spike Compounds	Spiked Amount	Spiked Volume	Solution Conc.	Split Factor	Final Volume	Final Solvent
PCDD/F	ES	2 ng	200 uL	10 pg/uL	1	20 uL	Td
	AS/CS	2 ng	200 uL	10 pg/uL	1	20 uL	Td
	Ax BCS3	0.2 ng	200 uL	1 pg/uL	1	20 uL	Td
	JS	2 ng	200 uL	10 pg/uL	1	20 uL	Td
	Td Batch CS3		20 uL			20 uL	Td
Spiker Initials/Date: <i>WJS 10/16/12</i> <i>WJS 10/16/12</i> <i>JAK 10/19/12</i>							
AP Sample ID	Client Sample ID	PCDD/F ES	PCDD/F Mx	PCDD/F CS	PCDD/F JS	Amount:	Amount:
		Amount: <i>40 uL</i>	Amount: <i>40 uL</i>	Amount: <i>40 uL</i>	Amount: <i>20 uL</i>	Observer Initials	Observer Initials
A4723_10237_001	JW-EA10-SS41-120507	<i>mn1</i>	<i>—</i>	<i>mn1</i>	<i>VS</i>		
A4723_10237_002	JW-EA10-SS40-120507	<i>mn1</i>	<i>—</i>	<i>mn1</i>	<i>VS</i>		
A4723_10237_003	JW-EA10-SS39-120507	<i>mn1</i>	<i>—</i>	<i>mn1</i>	<i>VS</i>		
A4723_10237_004	JW-EA09-SS38-120507	<i>mn1</i>	<i>—</i>	<i>mn1</i>	<i>VS</i>		
A4723_10237_005	JW-EA09-SS37-120507	<i>mn1</i>	<i>—</i>	<i>mn1</i>	<i>VS</i>		
A4723_10237_006	JW-EA10-SS42-120507	<i>mn1</i>	<i>—</i>	<i>mn1</i>	<i>VS</i>		
A4723_10237_007	JW-EA10-SS43-120507	<i>mn1</i>	<i>—</i>	<i>mn1</i>	<i>VS</i>		
MB1_10237	Method Blank	<i>mn1</i>	<i>—</i>	<i>mn1</i>	<i>VS</i>		
OPR1_10237	0_10237_OPR001	<i>mn1</i>	<i>mn1</i>	<i>mn1</i>	<i>VS</i>		
		<i>10-16-12</i>	<i>10-16-12</i>	<i>10-19-12</i>	<i>10-22-12</i>		
Standard Information							
Std. Type		PCDD/F ES	PCDD/F Mx	PCDD/F CS	PCDD/F JS		
Spike ID		<i>540-91</i>	<i>540-86</i>	<i>540-85</i>	<i>540-96</i>		
SIL #		<i>—</i>	<i>—</i>	<i>—</i>	<i>—</i>		
Concentration		<i>0.05</i>	<i>0.005</i>	<i>0.01</i>	<i>0.1</i>		
Units		ng/μL	ng/μL	ng/μL	ng/μL		
Exp. Date		<i>10/2/13</i>	<i>10/2/13</i>	<i>9-20-13</i>	<i>10-17-13</i>		
Spike amount (μL)		40	40	40	20		

SGS ANALYTICAL PERSPECTIVES		1668 PCB			Solids		
Project # A4723		Batch # 10237		SPIKE PROFILE PCBs			
Analyte	Spike Compounds	Spiked Amount	Spiked Volume	Solution Conc.	Split Factor	Final Volume	Final Solvent
PCB	ES	2 ng	20 uL	100 pg/uL	1	20 uL	Nonane
	CS	2 ng	20 uL	100 pg/uL	1	20 uL	Nonane
	JS	2 ng	10 uL	200 pg/uL	1	20 uL	Nonane
	AAP68A Batch CS3	1 ng	20 uL	50 pg/uL	1	20 uL	Nonane
	AAP68A	1 ng	20 uL	50 pg/uL	1	20 uL	Nonane
Spiker Initials/Date: <i>WSS 10/16/12</i> <i>WSS 10/16/12</i> <i>JLK 10/19/12</i> <i>MMA 10-22-12</i>							
AP Sample ID	Client Sample ID	PCB ES	PCB Mx	PCB CS	PCB JS		
		Amount: <i>40µL</i>	Amount: <i>50µL</i>	Amount: <i>40µL</i>	Amount: <i>20µL</i>	Amount:	
		Observer Initials	Observer Initials	Observer Initials	Observer Initials	Observer Initials	
A4723_10237_004	JW-EA09-SS38-120507	<i>nnl</i>	<i>---</i>	<i>nnl</i>	<i>VS</i>		
A4723_10237_005	JW-EA09-SS37-120507	<i>nnl</i>	<i>---</i>	<i>nnl</i>	<i>VS</i>		
MB1_10237	Method Blank	<i>nnl</i>	<i>---</i>	<i>nnl</i>	<i>VS</i>		
OPR1_10237	0_10237_OPR001	<i>nnl</i>	<i>nnl</i>	<i>nnl</i>	<i>VS</i>		
		<i>10-16-12</i>	<i>16-16-12</i>	<i>10-19-12</i>	<i>10-22-12</i>		
Standard Information							
Std. Type		PCB ES	PCB Mx	PCB CS	PCB JS		
Spike ID		<i>S40-93</i>	<i>S40-52B</i>	<i>S40-74</i>	<i>S40-95</i>		
SIL #		<i>---</i>	<i>---</i>	<i>---</i>	<i>---</i>		
Concentration		<i>0.05</i>	<i>0.01</i>	<i>0.05</i>	<i>0.1</i>		
Units		ng/µL	ng/µL	ng/µL	ng/µL		
Exp. Date		<i>10/15/13</i>	<i>6/26/13</i>	<i>10-17-13</i>	<i>10-17-13</i>		
Spike amount (µL)		40	50	40	20		



1613 PCDD/F

Solid

Project # A4723 Batch # 10237

Inter-Department Communication Sheet

TD visually confirmed prior to JS spike. JS spiked directly into TD. wss 10/22/12

D/F JS shaken to homogenize prior to spiking. wss 10/22/12

Special Instructions

7 samples M1613, 2 samples for 1668A

5500 spikes, OPR

%solids, report on dry-weight basis

% Solids

ANALYTICAL PERSPECTIVES

Project: 4723

Chemist: wss

Batch #: _____

Date: 10/9/12

Procedure:

Tare Balance.

Add boat and weigh. Record "Boat Wt."

Add the sample (2-10 g) to the boat and record "Wet Wt. + Boat Wt." (total).

Dry in oven overnight @ 107° C.

Tare Balance

Return dish to topper and record "Residue + Boat Wt."

AP Sample ID	Boat Wt.	Wet Wt. + Boat Wt.	Chem/Date	Residue + Boat Wt.	Chem/Date	log et. Comments
001 A	1.34	7.32	wss	5.14 3.12	VS	} 15.46
B	1.34	5.56	wss	4.10 3.70	VS	
C	1.34	4.21	wss	3.21 2.49	VS	
002 A	1.34	4.16	wss	3.04 3.10	VS	} 16.74
B	1.34	4.19	wss	3.02 3.87	VS	
C	1.35	5.20	wss	3.66	VS	
003 A	1.34	4.04	wss	2.97	VS	} 16.47
B	1.35	3.77	wss	2.80	VS	
C	1.35	4.94	wss	3.57	VS	
004 A	1.35	^{TE WTS 10/9/12} 3.96 3.93	wss	2.74	VS	} 18.70
B	1.34	4.09	wss	2.80	VS	
C	1.36	4.41	wss	2.99	VS	
005 A	1.32	5.78	wss	4.60	VS	} 13.81
B	1.31	6.22	wss	4.84	VS	
C	1.32	4.76	wss	3.79	VS	
006 A	1.31	5.32	wss	3.65 2.73	VS	} 17.02
B	1.31	6.70	wss	4.52	VS	
C	1.31	4.36	wss	3.09	VS	

Analytical Perspectives - Injection Log

Run file: 121028p1
 MS Method: DF_CL4-8B

GC Column: DB5
 GC Method: DB5MS_60M

Data file S#	Vial#	Lab ID	Sample ID (Chrom. Text)	Analyst	Acq date	Acq time
121028P1	1	8 ✓ CS3_121027_DF_PA	CS3_121027_DF_PA S40-67B 1	MDC		
121028P1	2	77 ✓ OPR1_10237_DF	OPR1_10237_DF	MDC		
121028P1	3	15 ✓ SBS_121028_DF_PA	SBS_121028_DF_PA solvent blank 1	MDC		
121028P1	4	76 ✓ MB1_10237_DF_SDS	MB1_10237_DF_SDS	MDC		
121028P1	5	78 ✓ A4723_10237_DF_001	A4723_10237_DF_001 JW-EA10-SS41-120507	MDC	10.18	
121028P1	6	79 ✓ A4723_10237_DF_002	A4723_10237_DF_002 JW-EA10-SS40-120507	MDC	10.11	
121028P1	7	80 ✓ A4723_10237_DF_003	A4723_10237_DF_003 JW-EA10-SS39-120507	MDC	10.08	
121028P1	8	81 ✓ A4723_10237_DF_004	A4723_10237_DF_004 JW-EA09-SS38-120507	MDC	10.14	
121028P1	9	82 ✓ A4723_10237_DF_005	A4723_10237_DF_005 JW-EA09-SS37-120507	MDC	10.09	
121028P1	10	83 ✓ A4723_10237_DF_006	A4723_10237_DF_006 JW-EA10-SS42-120507	MDC	10.19	
121028P1	11	84 ✓ A4723_10237_DF_007	A4723_10237_DF_007 JW-EA10-SS43-120507	MDC	10.05	
121028P1	12	15 ✓ SBS_121028_DF_PB	SBS_121028_DF_PB solvent blank 1	MDC		
121028P1	13	8 ✓ CS3_121027_DF_PB	CS3_121027_DF_PB S40-67B 1	MDC		

OK HS 29 Oct 12

Sample List Report

MassLynx 4.1 SCN 881

Sample List: C:\MassLynx\Default.pro\Sampledb\mm7-12-10-24b-pcb.SPL
 Last Modified: Wednesday, October 24, 2012 16:23:47 Eastern Daylight Time
 Printed: Wednesday, October 24, 2012 16:24:15 Eastern Daylight Time

Page 1 of 3

Page Position (1, 1)

File Name	Lab ID	Sample ID	MS File	Inlet File	Vial #	User	Task (=Expt.)	Conditions (=GC prog)	Inj. Vol.
1 121024X18	CS3_121024_PCB_XC	RETCON S40-92	pcb-2012-01	pcb90_a	Tray1:06	LKB	pcb-2012-01	pcb90_a	1.000000
2 121024X19	OPR1_10237_PCB	0_10237_OPR001	pcb-2012-01	pcb90_a	Tray1:29	LKB	pcb-2012-01	pcb90_a	1.000000
3 121024X20	SBS_121024_PCB_XY	SIL 9-41-1	pcb-2012-01	pcb90_a	Tray1:02	LKB	pcb-2012-01	pcb90_a	1.000000
4 121024X21	MB1_10237_PCB_SDS	Method Blank	pcb-2012-01	pcb90_a	Tray1:30	LKB	pcb-2012-01	pcb90_a	1.000000
5 121024X22	A4723_10237_PCB_004	JW-EA09-SS38-120507	pcb-2012-01	pcb90_a	Tray1:31	LKB	pcb-2012-01	pcb90_a	1.000000
6 121024X23	A4723_10237_PCB_005	JW-EA09-SS37-120507	pcb-2012-01	pcb90_a	Tray1:32	LKB	pcb-2012-01	pcb90_a	1.000000
7 121024X24	SBS_121024_PCB_XJK	SIL 9-41-1	pcb-2012-01	pcb90_a	Tray1:02	LKB	pcb-2012-01	pcb90_a	1.000000
8 121024X25	SBS_121024_PCB_XKL	SIL 9-41-1	pcb-2012-01	pcb90_a	Tray1:02	LKB	pcb-2012-01	pcb90_a	1.000000

DEE 25-OCT-2012 JKB

OP 24 Oct 12

Dioxin/Furan ICAL Summary

SGS Analytical Perspectives

Processed: 24 Oct 2012 09:54

ICAL: 1613_SGS

Data Acquired: 01-Aug-2012

120801P2-01 120801P2-02 120801P2-03 120801P2-04 120801P2-05 120801P2-06

Name	Mean	% RSD	0.25 CS0	0.5 CS1	2.0 CS2	10 CS3	40 CS4	200 CS5
2378-TCDD	1.08	3.9%	1.02	1.08	1.06	1.07	1.12	1.14
12378-PeCDD	1.07	1.6%	1.08	1.05	1.07	1.07	1.09	1.09
123478-HxCDD	1.05	2.0%	1.05	1.01	1.04	1.05	1.07	1.07
123678-HxCDD	0.98	2.4%	1.01	0.96	0.96	0.97	0.99	1.01
123789-HxCDD	1.01	1.7%	1.01	1.01	0.99	0.99	1.01	1.04
1234678-HpCDD	1.09	2.8%	1.05	1.07	1.08	1.08	1.11	1.14
OCDD	1.11	2.5%	1.08	1.10	1.12	1.08	1.13	1.14
2378-TCDF	0.98	1.9%	0.96	0.99	0.95	1.00	0.97	0.98
12378-PeCDF	0.99	2.1%	0.96	0.97	0.98	1.00	1.00	1.02
23478-PeCDF	1.02	3.4%	0.96	1.01	1.01	1.03	1.03	1.06
123478-HxCDF	1.19	1.9%	1.17	1.16	1.20	1.19	1.20	1.22
123678-HxCDF	1.16	1.9%	1.14	1.13	1.16	1.14	1.17	1.19
234678-HxCDF	1.18	3.3%	1.15	1.14	1.15	1.25	1.17	1.19
123789-HxCDF	1.09	1.9%	1.08	1.06	1.09	1.08	1.09	1.12
1234678-HpCDF	1.35	2.7%	1.30	1.30	1.36	1.37	1.38	1.39
1234789-HpCDF	1.34	3.3%	1.30	1.28	1.33	1.34	1.39	1.38
OCDF	1.40	6.9%	1.30	1.34	1.35	1.36	1.49	1.54
ES 2378-TCDD	1.04	2.2%	1.03	1.03	1.04	1.04	1.04	1.09
ES 12378-PeCDD	0.87	5.6%	0.83	0.85	0.86	0.82	0.89	0.95
ES 123478-HxCDD	0.94	1.5%	0.93	0.93	0.93	0.95	0.95	0.96
ES 123678-HxCDD	1.06	1.9%	1.06	1.06	1.05	1.10	1.07	1.04
ES 1234678-HpCDD	0.80	2.7%	0.82	0.81	0.77	0.77	0.80	0.82
ES OCDD	0.63	8.0%	0.61	0.62	0.57	0.61	0.65	0.72
ES 2378-TCDF	1.74	2.8%	1.73	1.74	1.77	1.65	1.74	1.80
ES 12378-PeCDF	1.49	4.8%	1.44	1.47	1.50	1.41	1.53	1.61
ES 23478-PeCDF	1.48	4.8%	1.42	1.47	1.47	1.41	1.52	1.60
ES 123478-HxCDF	1.27	2.1%	1.30	1.30	1.24	1.28	1.28	1.24
ES 123678-HxCDF	1.41	3.0%	1.41	1.48	1.36	1.43	1.41	1.38
ES 234678-HxCDF	1.34	2.7%	1.38	1.38	1.35	1.29	1.35	1.32
ES 123789-HxCDF	1.20	1.9%	1.23	1.19	1.18	1.18	1.22	1.22
ES 1234678-HpCDF	1.06	2.1%	1.06	1.07	1.03	1.04	1.06	1.10
ES 1234789-HpCDF	0.82	3.9%	0.82	0.83	0.80	0.79	0.82	0.88

Dioxin/Furan ICAL Summary

SGS Analytical Perspectives

Processed: 24 Oct 2012 09:54

ICAL: 1613_SGS

Data Acquired: 18-Jun-2009

Name	Mean	% RSD	120801P2-01	120801P2-02	120801P2-03	120801P2-04	120801P2-05	120801P2-06
			0.25 CS0	0.5 CS1	2.0 CS2	10 CS3	40 CS4	200 CS5
CS 37C1-2378-TCDD	1.17	4.8%	1.11	1.17	1.14	1.15	1.19	1.27
SS 37C1-2378-TCDD	1.12	3.0%	1.08	1.14	1.10	1.11	1.15	1.17
Totals								
Total TCDD	1.08	3.9%	1.02	1.08	1.06	1.07	1.12	1.14
Total PeCDD	1.07	1.6%	1.08	1.05	1.07	1.07	1.09	1.09
Total HxCDD	1.01	1.7%	1.02	0.99	1.00	1.01	1.02	1.04
Total HpCDD	1.09	2.8%	1.05	1.07	1.08	1.08	1.11	1.14
Total TCDF	0.98	1.9%	0.96	0.99	0.95	1.00	0.97	0.98
Total PeCDF	1.00	2.7%	0.96	0.99	1.00	1.01	1.02	1.04
Total HxCDF	1.15	1.8%	1.14	1.12	1.15	1.16	1.16	1.18
Total HpCDF	1.34	2.9%	1.30	1.29	1.34	1.36	1.38	1.38

Instrument: MM1 (AutoSpec-Ultima)

MS Experiment: DF_CL4-8B

GC Program: DB5MS_60M

#	Datafile	Vial#	Lab ID	Wt/Vol	Client/Sample ID	Analyst(s)	Checkcode	Acq Date	Acq Time
1	120801P2-01	31	1613_CS_0,5	1.00	1613_CS_0,5	MDC	627-866	01-AUG-2012	10:27:13
2	120801P2-02	32	1613_CS1	1.00	1613_CS1	MDC	432-273	01-AUG-2012	11:17:24
3	120801P2-03	33	1613_CS2	1.00	1613_CS2	MDC	440-192	01-AUG-2012	12:07:35
4	120801P2-04	34	1613_CS3	1.00	1613_CS3	MDC	279-058	01-AUG-2012	12:57:42
5	120801P2-05	35	1613_CS4	1.00	1613_CS4	MDC	262-366	01-AUG-2012	13:47:53
6	120801P2-06	36	1613_CS5	1.00	1613_CS5	MDC	188-721	01-AUG-2012	14:38:05

REVIEWED

By Michael D H Chu at 4:47 pm, Aug 01, 2012

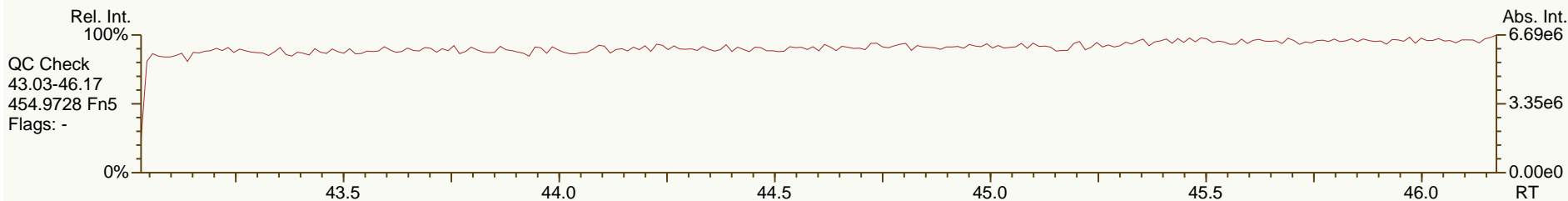
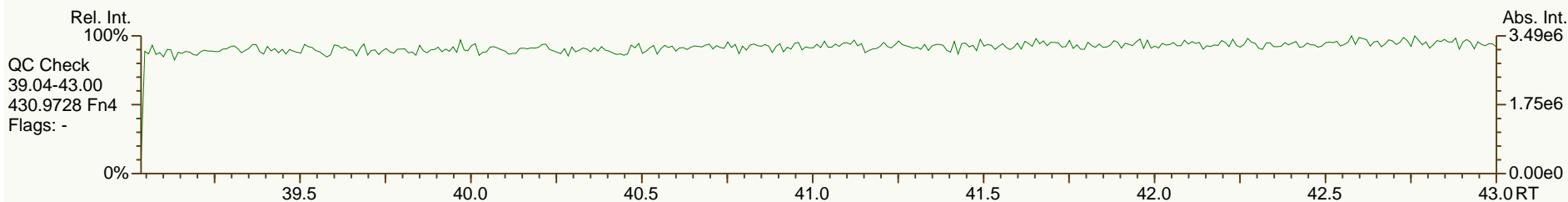
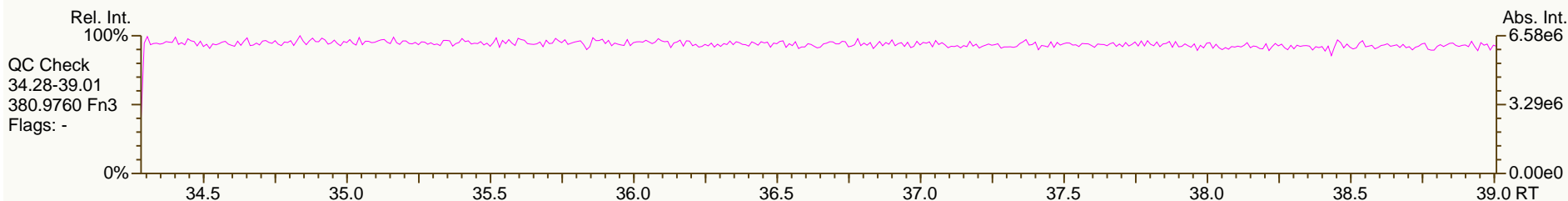
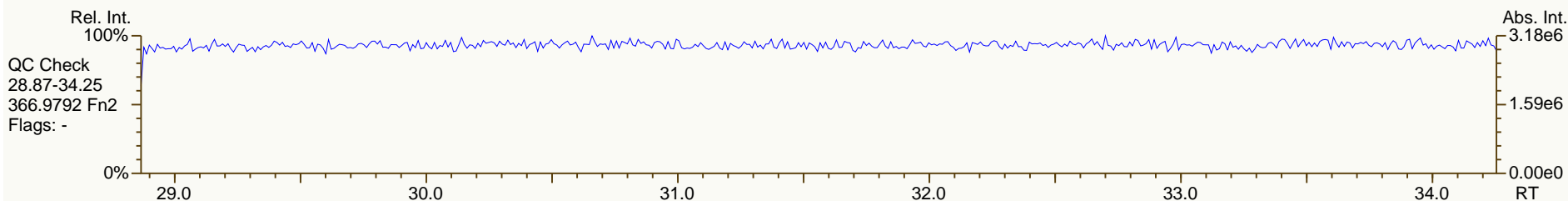
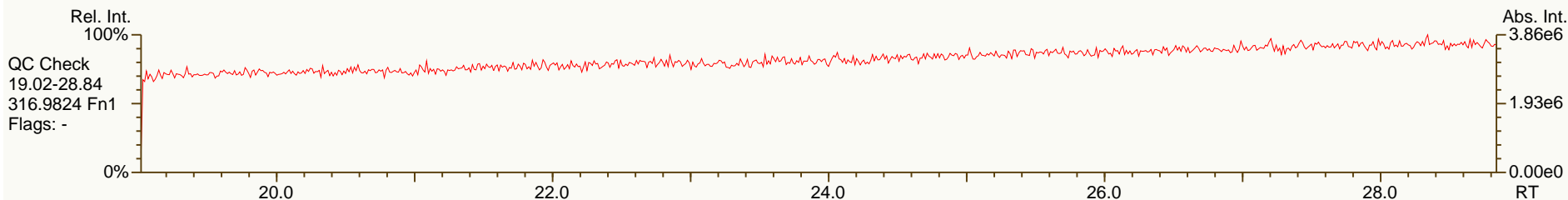
APPROVED

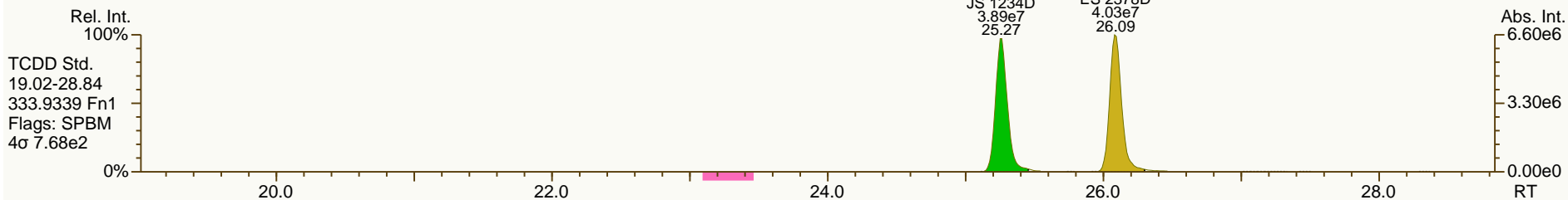
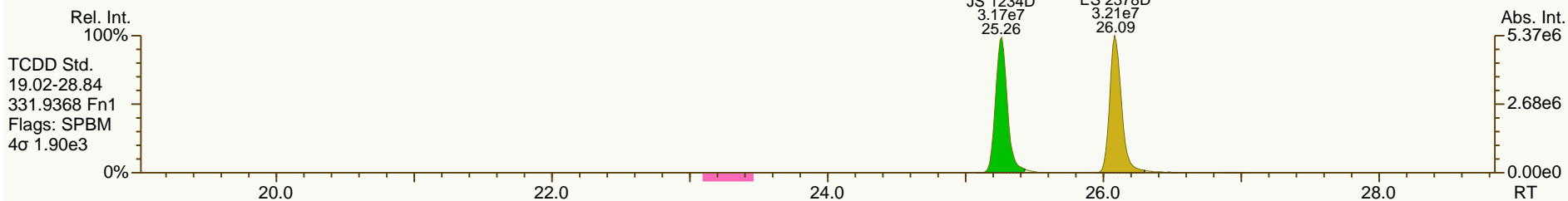
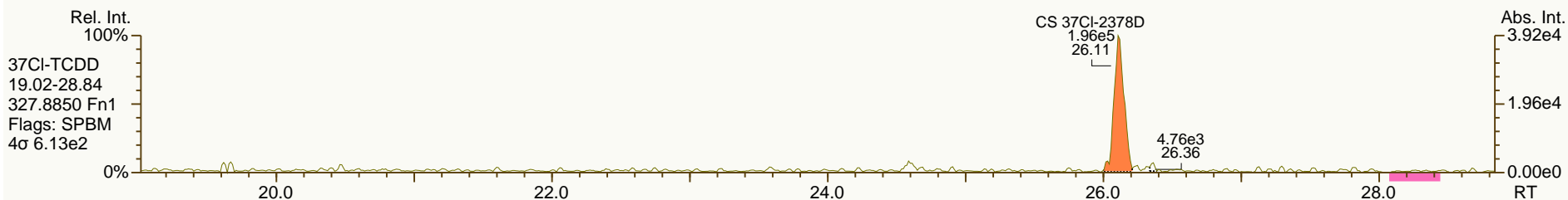
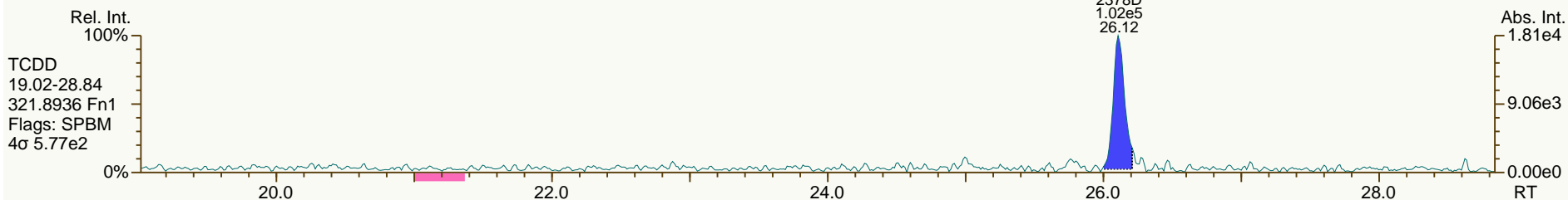
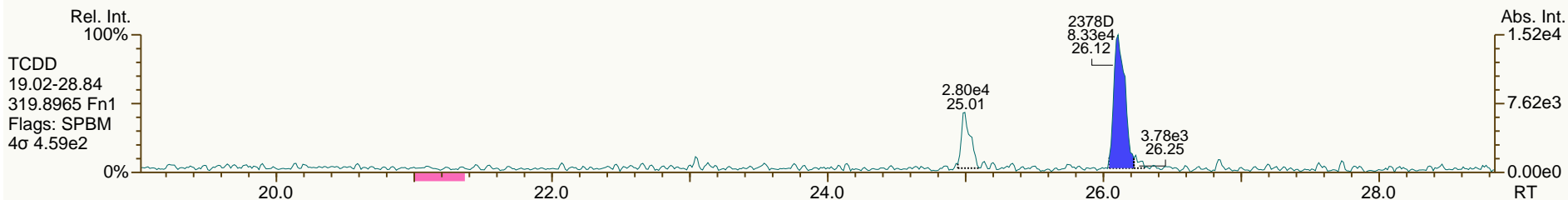
By Jeremy Kadylak at 2:22 pm, Oct 22, 2012

Dioxin/Furan QC Summary		Acq'd: 01 Aug 2012 10:27 MDC			ICAL: 1613_SGS		
Lab ID: 1613_CS 0.5		UTP: 01-Aug-2012 13:03 MDC			Checkcode: 627-866-FSN		
Sample ID: 1613_CS 0.5		Report: 16 Oct 2012 09:39 MC			Datafile: 120801P2-01		
Name	RT	Response	RA	OK	Ref. RRFs	Calc. RRFs	Dev'n
2378-TCDD	26.12	1.85E+05	0.82	Y	1.08	1.02	-5%
12378-PeCDD	32.76	7.98E+05	1.54	Y	1.07	1.08	1%
123478-HxCDD	37.53	7.23E+05	1.29	Y	1.05	1.05	0%
123678-HxCDD	37.66	7.87E+05	1.31	Y	0.98	1.01	3%
123789-HxCDD	38.01	7.44E+05	1.24	Y	1.01	1.01	0%
1234678-HpCDD	41.84	6.33E+05	1.13	Y	1.09	1.05	-3%
OCDD	45.40	9.72E+05	0.92	Y	1.11	1.08	-3%
2378-TCDF	25.04	2.93E+05	0.77	Y	0.98	0.96	-1%
12378-PeCDF	30.94	1.22E+06	1.54	Y	0.99	0.96	-3%
23478-PeCDF	32.33	1.20E+06	1.49	Y	1.02	0.96	-6%
123478-HxCDF	36.32	1.11E+06	1.23	Y	1.19	1.17	-2%
123678-HxCDF	36.49	1.19E+06	1.22	Y	1.16	1.14	-1%
234678-HxCDF	37.31	1.17E+06	1.26	Y	1.18	1.15	-2%
123789-HxCDF	38.44	9.81E+05	1.24	Y	1.09	1.08	0%
1234678-HpCDF	40.41	1.02E+06	1.00	Y	1.35	1.30	-3%
1234789-HpCDF	42.42	7.86E+05	0.98	Y	1.34	1.30	-3%
OCDF	45.63	1.17E+06	0.86	Y	1.40	1.30	-7%
ES 2378-TCDD	26.09	7.24E+07	0.80	Y	1.04	1.03	-2%
ES 12378-PeCDD	32.73	5.89E+07	1.61	Y	0.87	0.83	-4%
ES 123478-HxCDD	37.51	5.51E+07	1.28	Y	0.94	0.93	-1%
ES 123678-HxCDD	37.64	6.23E+07	1.25	Y	1.06	1.06	0%
ES 1234678-HpCDD	41.83	4.82E+07	1.06	Y	0.80	0.82	2%
ES OCDD	45.38	7.21E+07	0.93	Y	0.63	0.61	-3%
ES 2378-TCDF	25.02	1.22E+08	0.79	Y	1.74	1.73	-1%
ES 12378-PeCDF	30.92	1.02E+08	1.64	Y	1.49	1.44	-4%
ES 23478-PeCDF	32.31	1.01E+08	1.56	Y	1.48	1.42	-4%
ES 123478-HxCDF	36.30	7.64E+07	0.53	Y	1.27	1.30	2%
ES 123678-HxCDF	36.47	8.34E+07	0.53	Y	1.41	1.41	0%
ES 234678-HxCDF	37.29	8.15E+07	0.53	Y	1.34	1.38	3%
ES 123789-HxCDF	38.43	7.24E+07	0.53	Y	1.20	1.23	2%
ES 1234678-HpCDF	40.40	6.27E+07	0.45	Y	1.06	1.06	0%
ES 1234789-HpCDF	42.41	4.84E+07	0.46	Y	0.82	0.82	0%

Dioxin/Furan QC Summary	Acq'd: 01 Aug 2012 10:27 MDC	ICAL: 1613_SGS
Lab ID: 1613_CS 0.5	UTP: 01-Aug-2012 13:03 MDC	Checkcode: 627-866
Sample ID: 1613_CS 0.5	Report: 16 Oct 2012 09:39 MC	Datafile: 120801P2-01

Name	RT	Response	RA	OK	Ref. RRFs	Calc. RRFs	Dev'n
JS 1234-TCDD	25.26	7.06E+07	0.82	Y	-	-	-
JS 123789-HxCDD	37.99	5.89E+07	1.30	Y	-	-	-
CS 37C1-2378-TCDD	26.11	1.96E+05	n/a	-	1.17	1.11	-5%
SS 37C1-2378-TCDD	26.11	1.96E+05	n/a	-	1.12	1.08	-4%

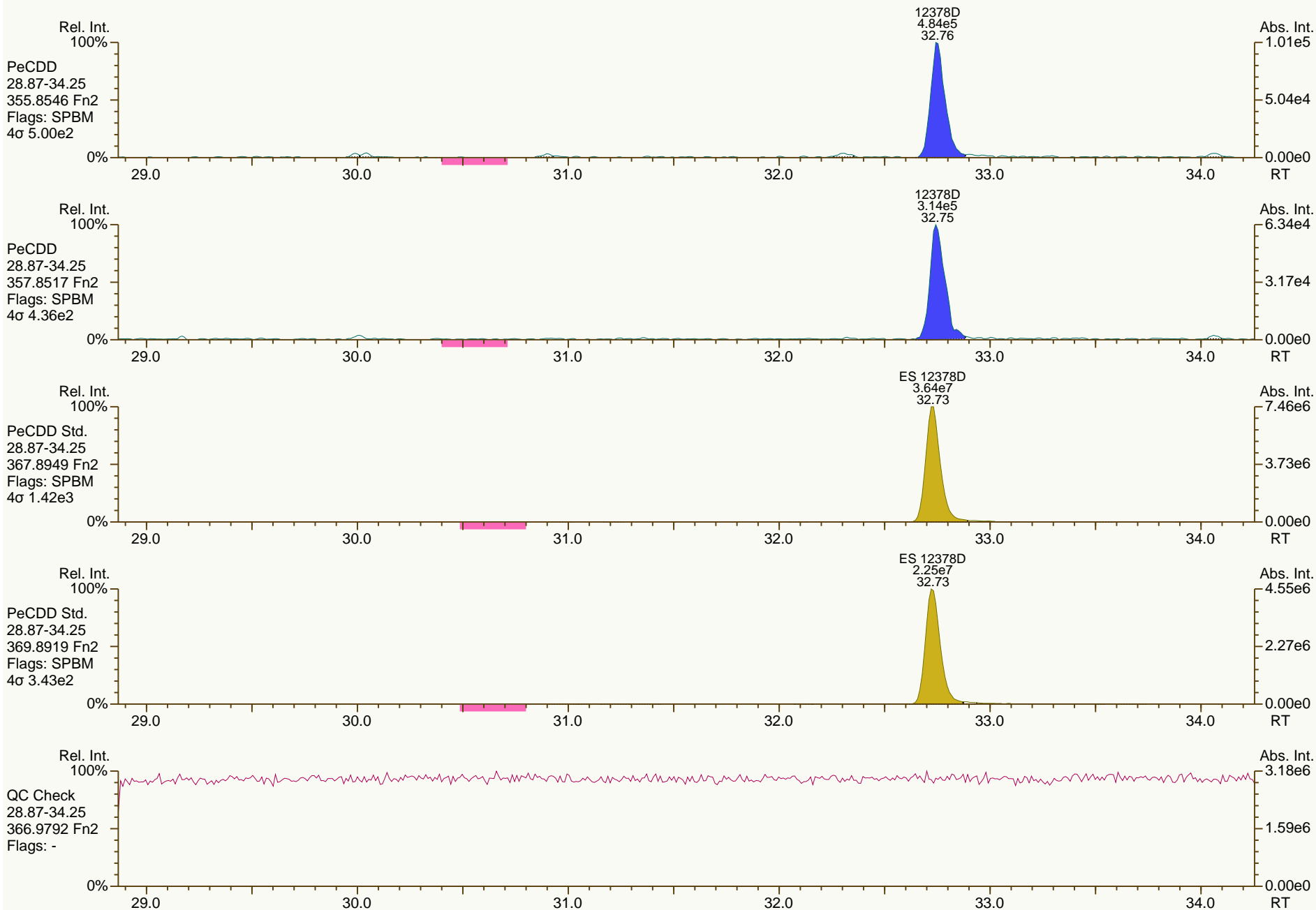


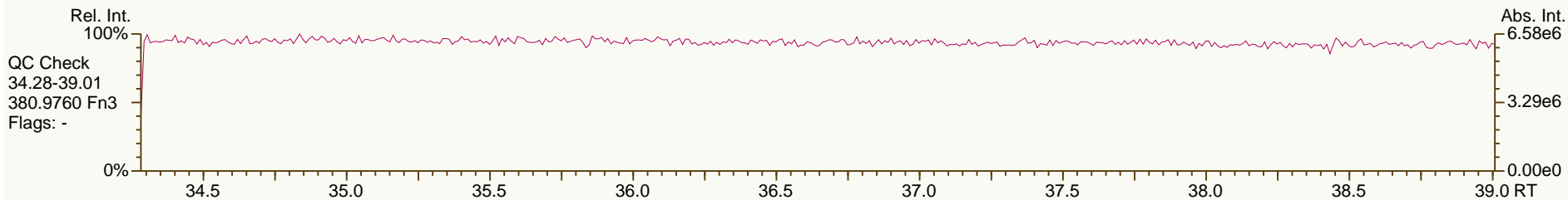
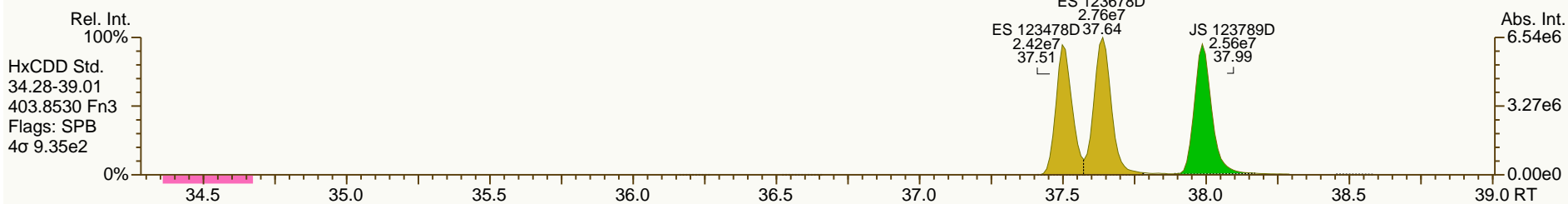
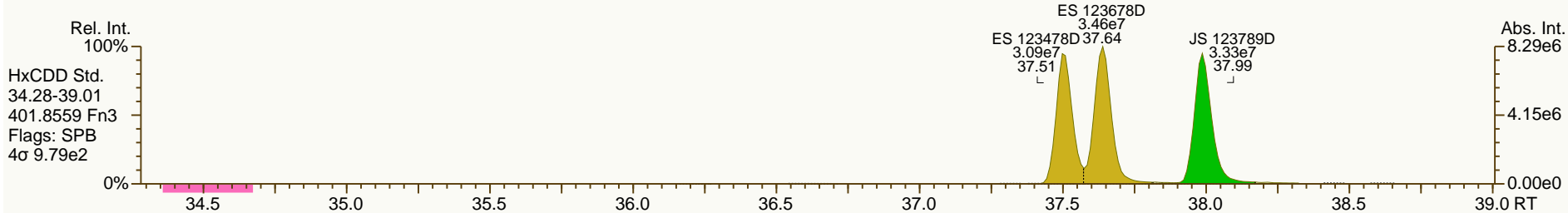
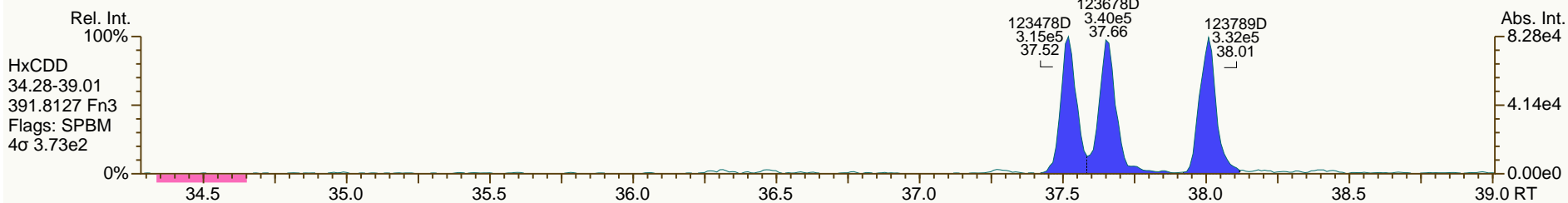
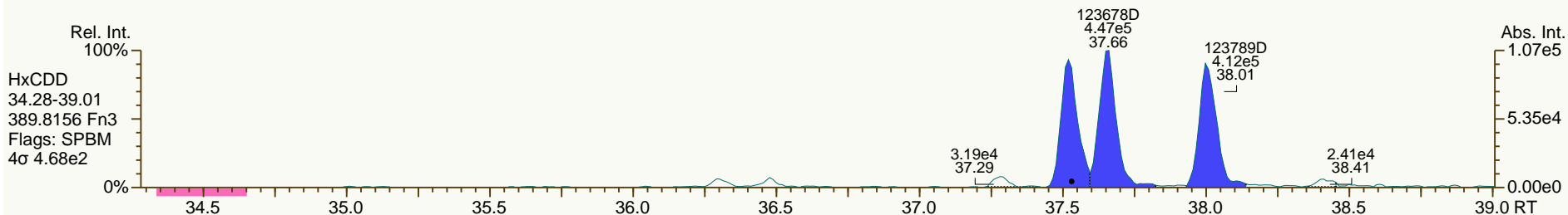


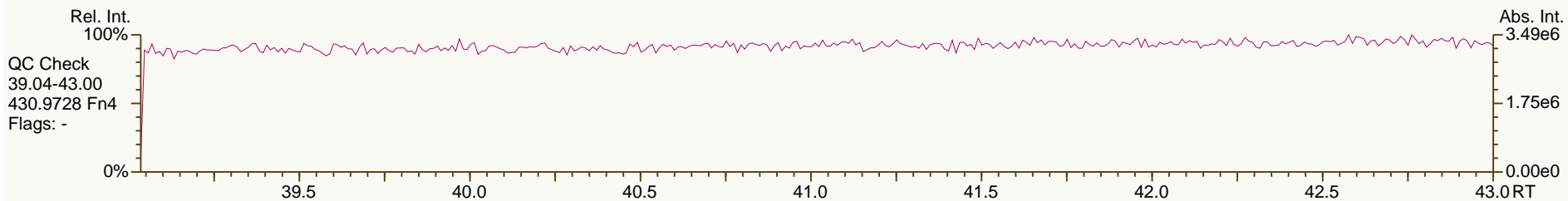
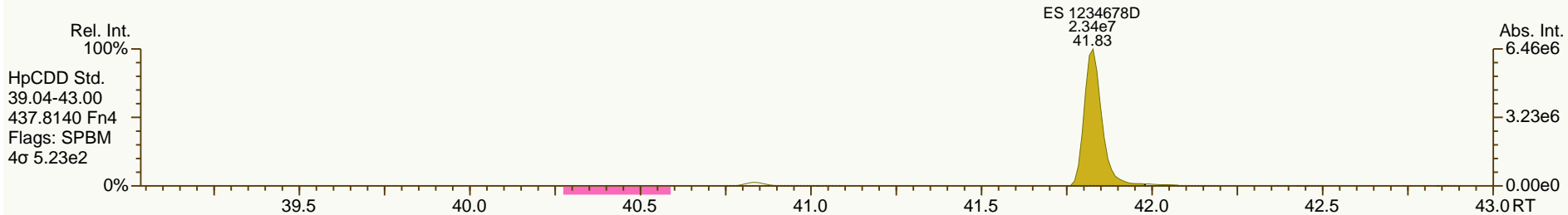
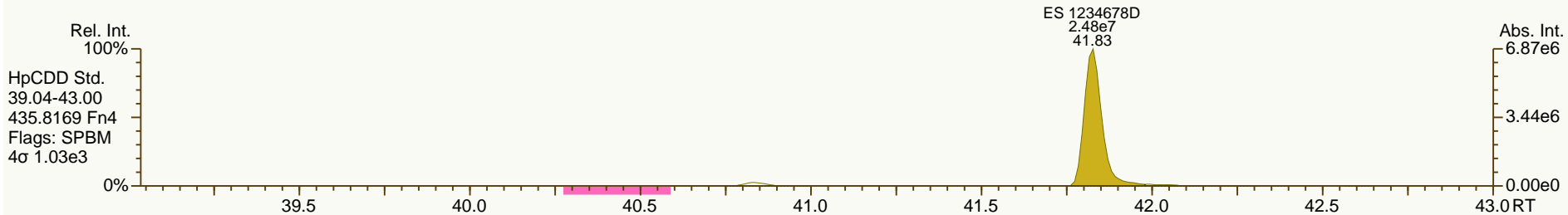
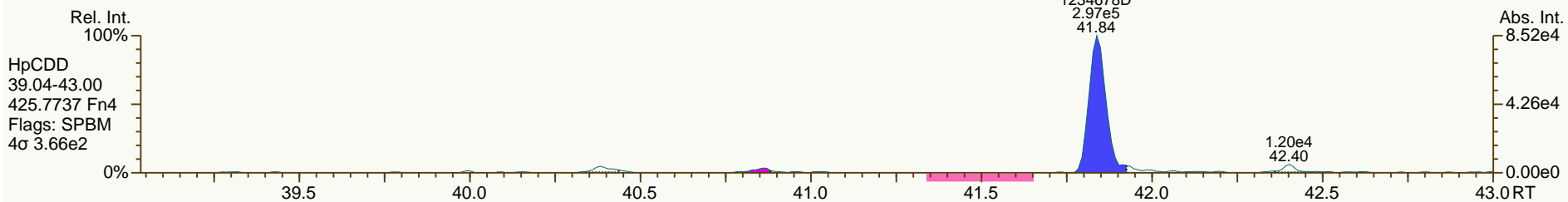
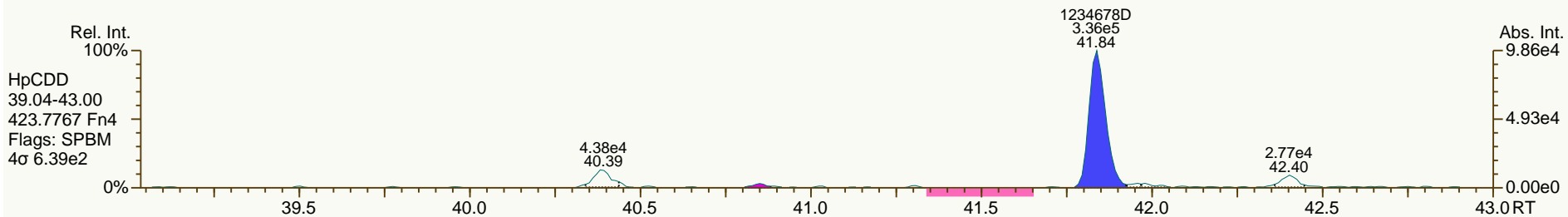
SGS-AP ID: 1613_CS_0,5
Instr: AutoSpec-Ultima MM1

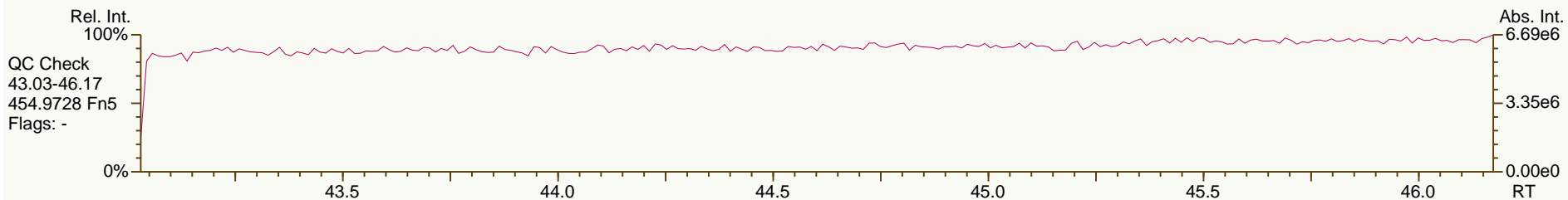
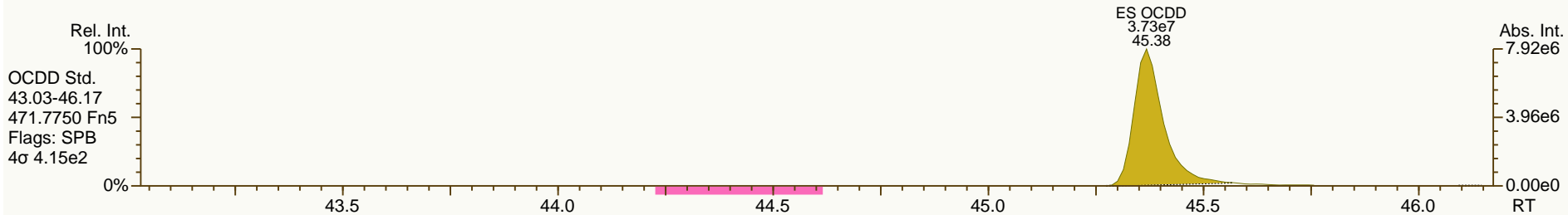
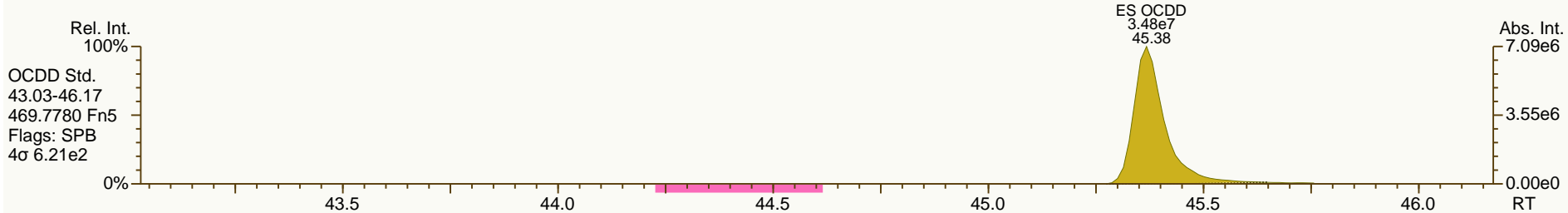
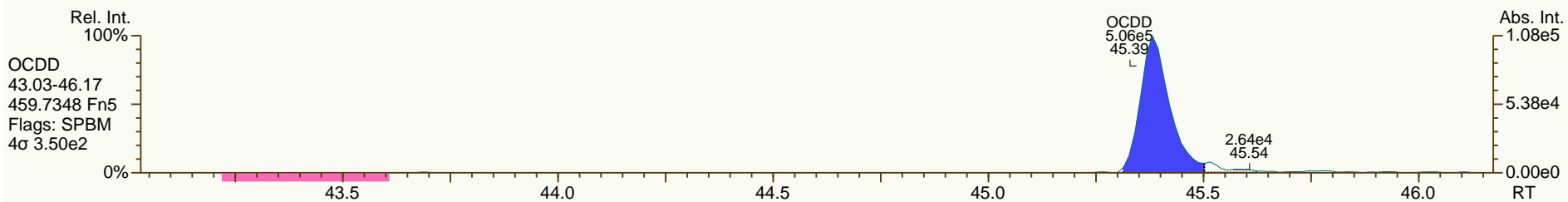
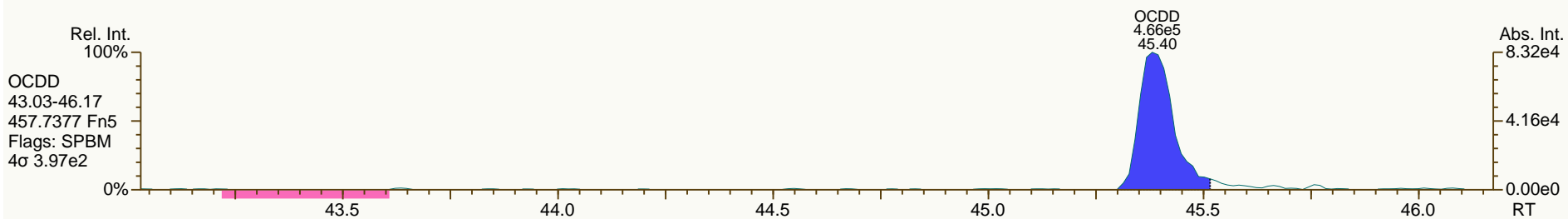
Sample ID: 1613_CS_0,5
SIR EI+: DF_CL4-8 GC: DB5MS_60M Vial: 31

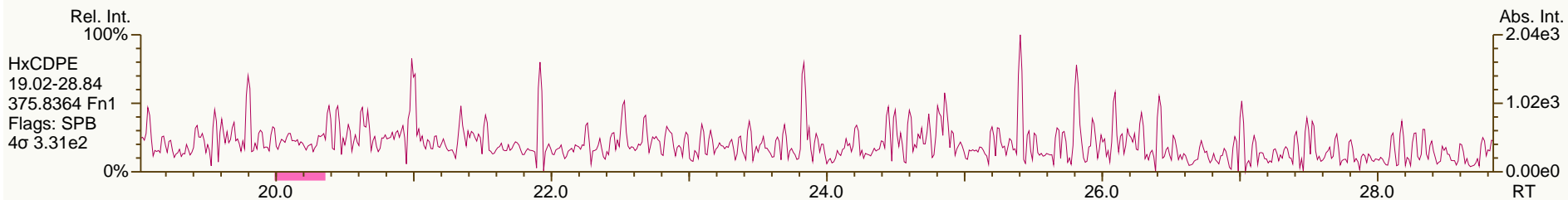
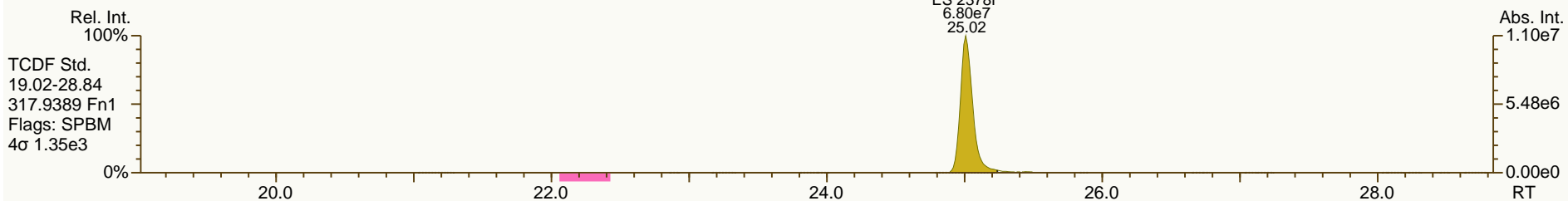
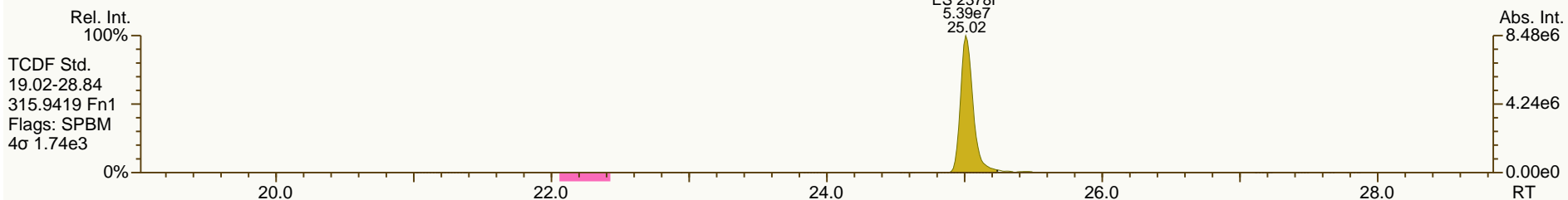
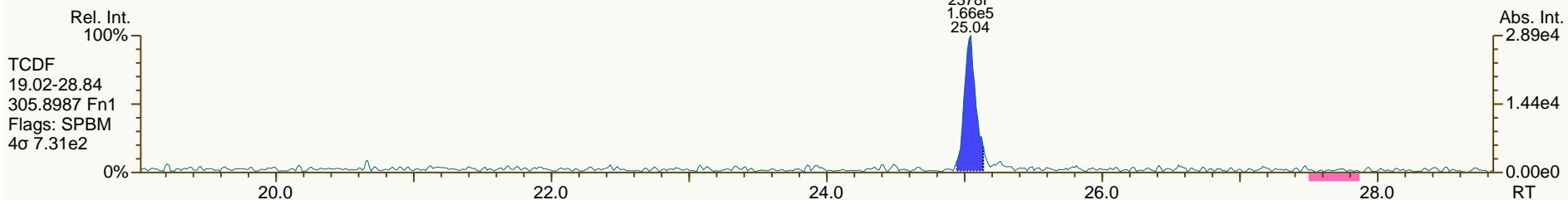
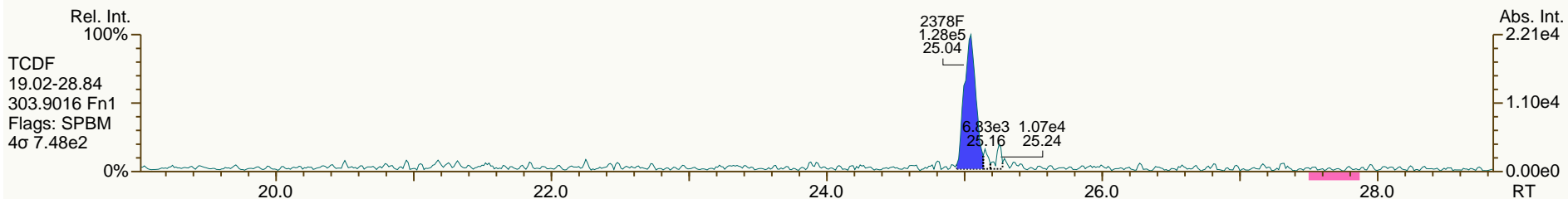
Acq: 01-AUG-2012 10:27:13
User: MDC Datafile: 120801P2-01

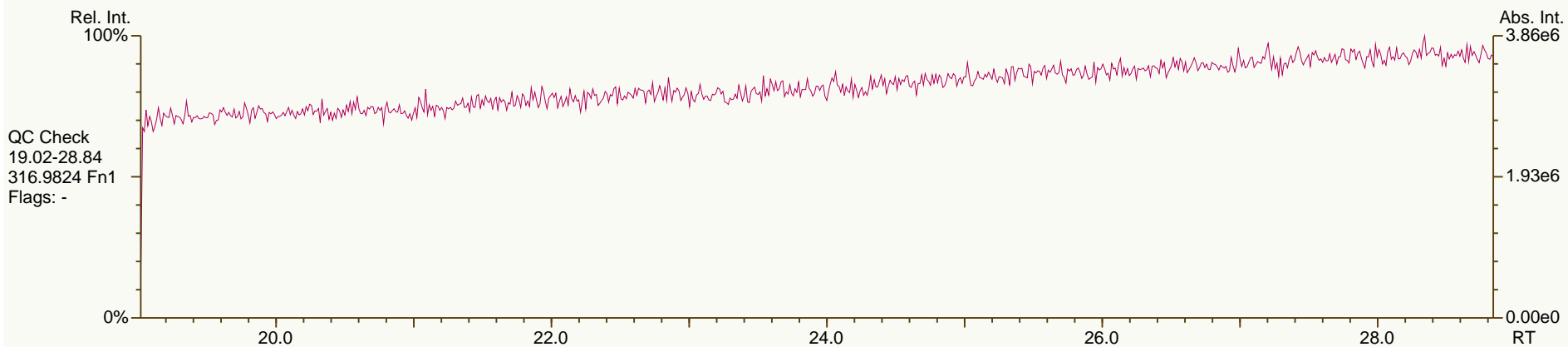
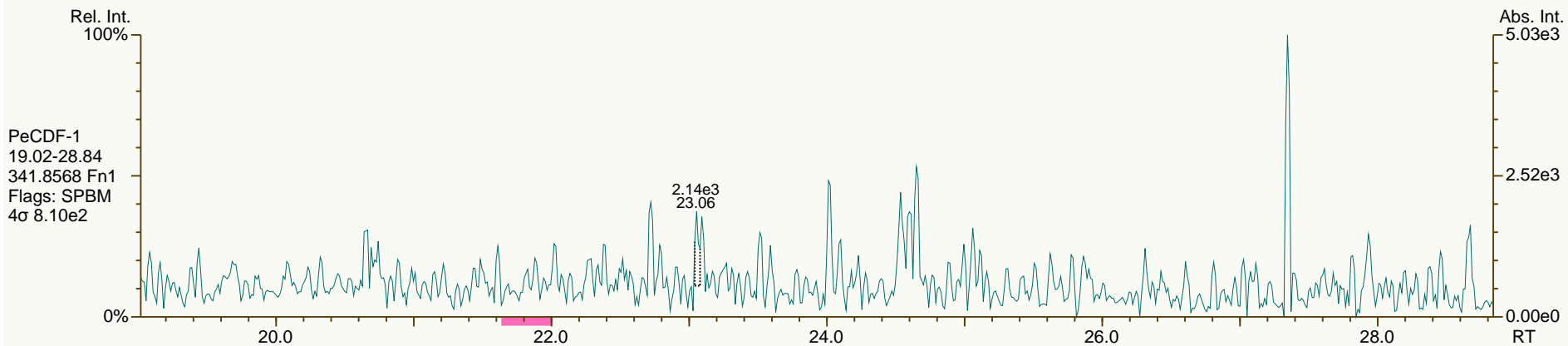
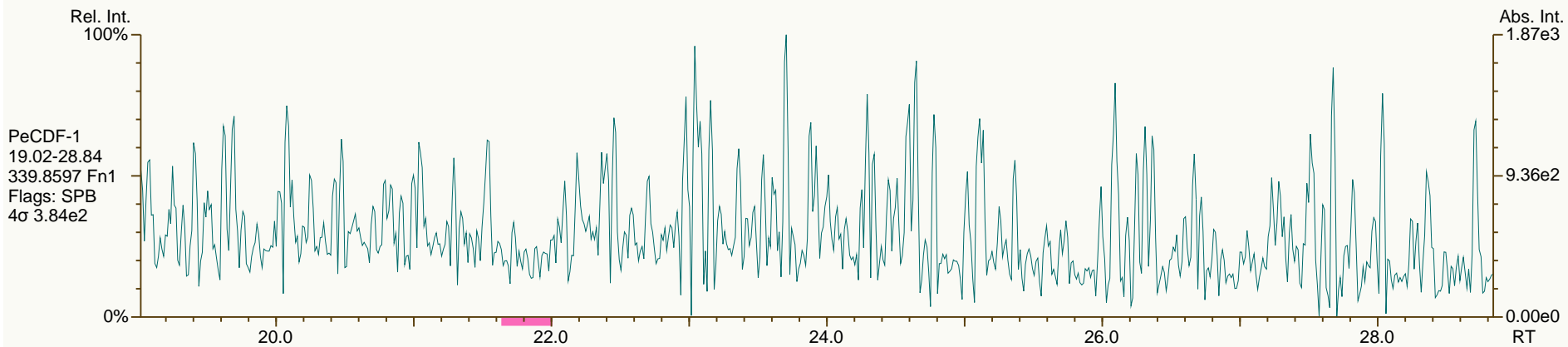


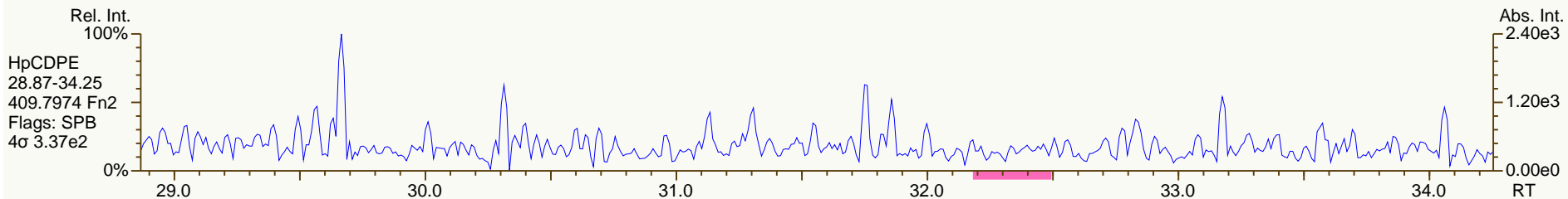
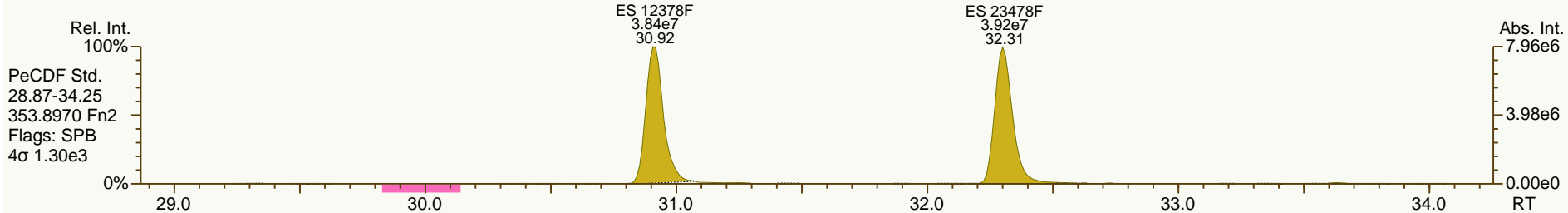
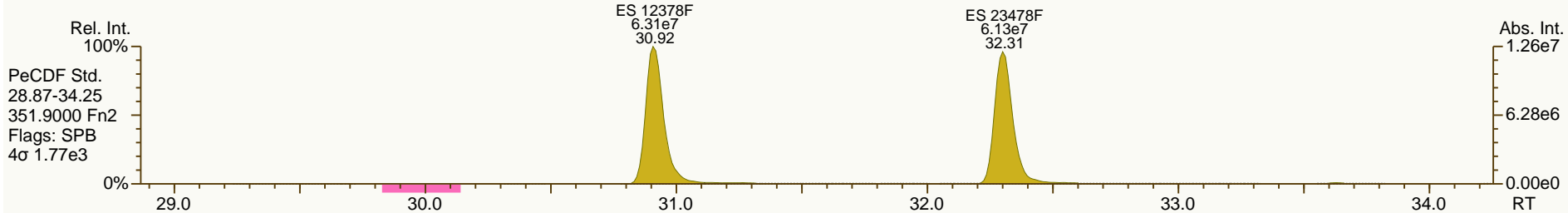
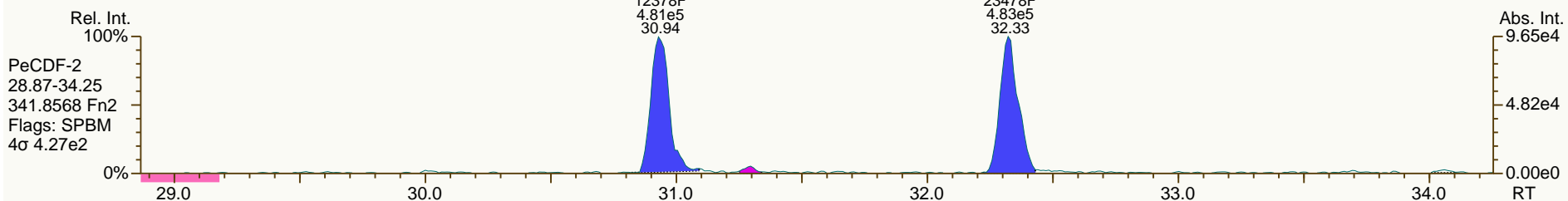
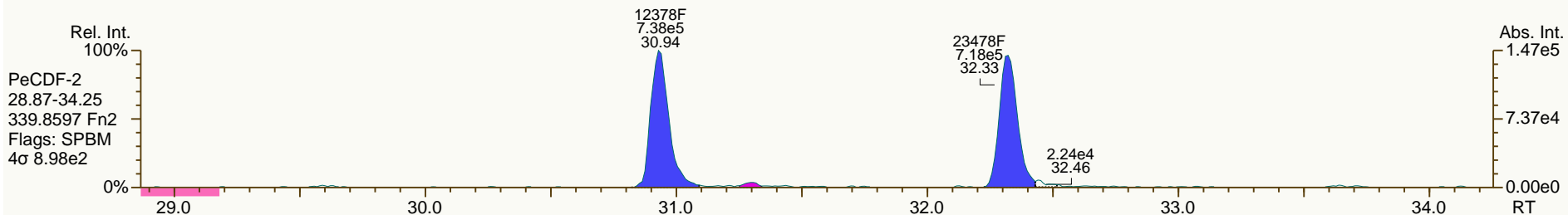


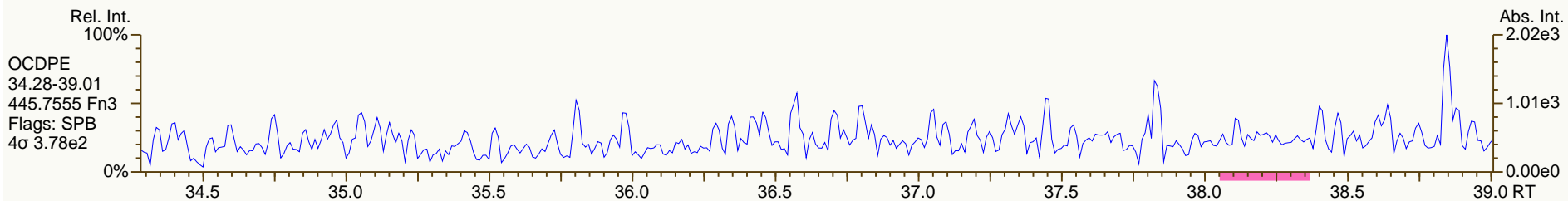
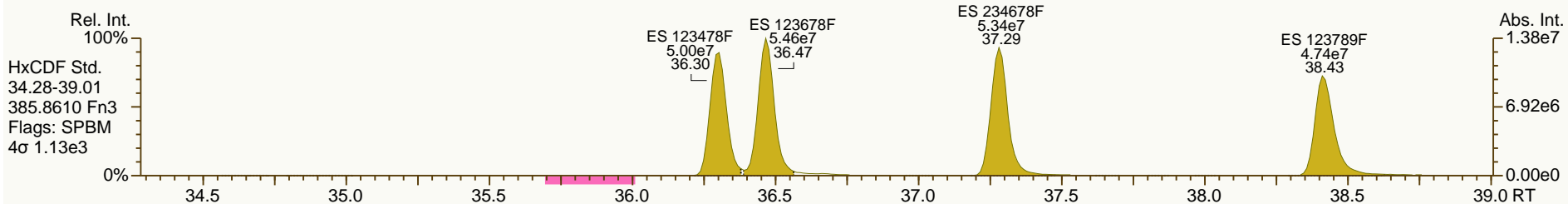
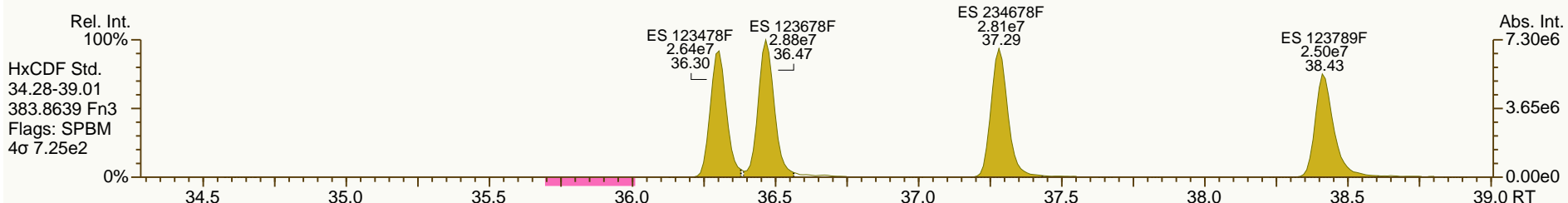
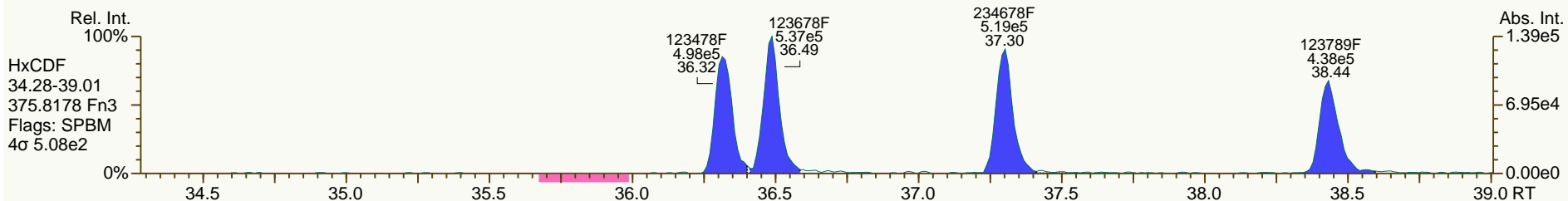
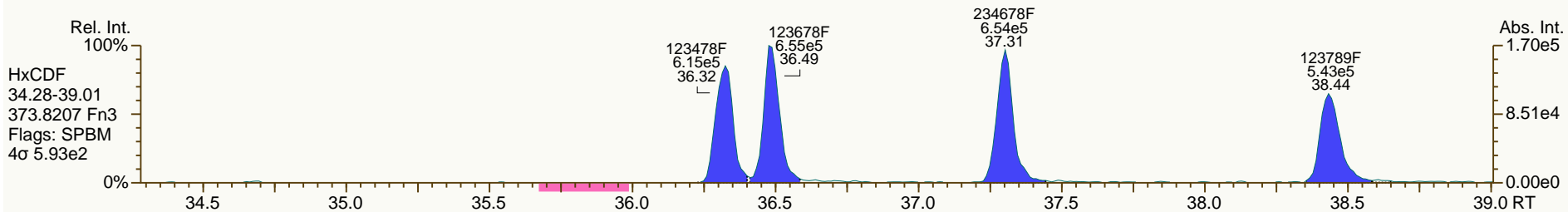








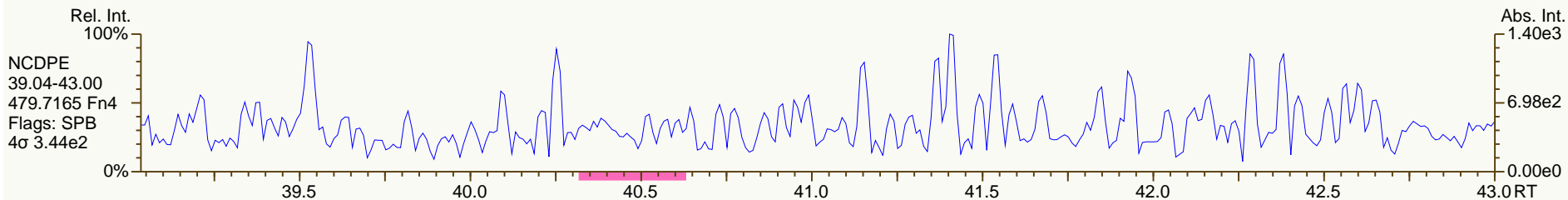
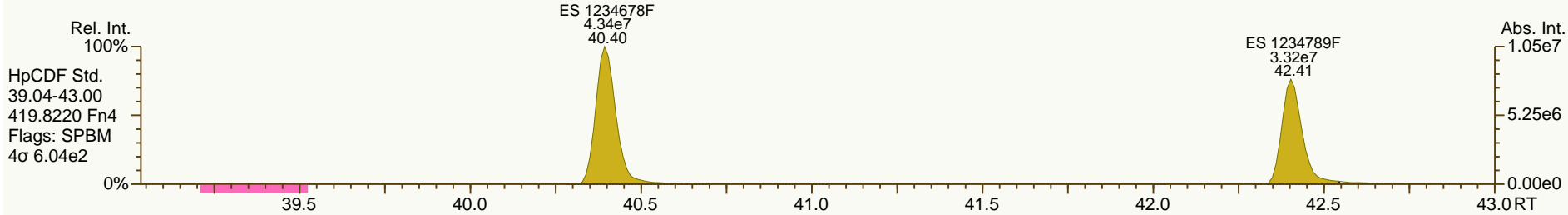
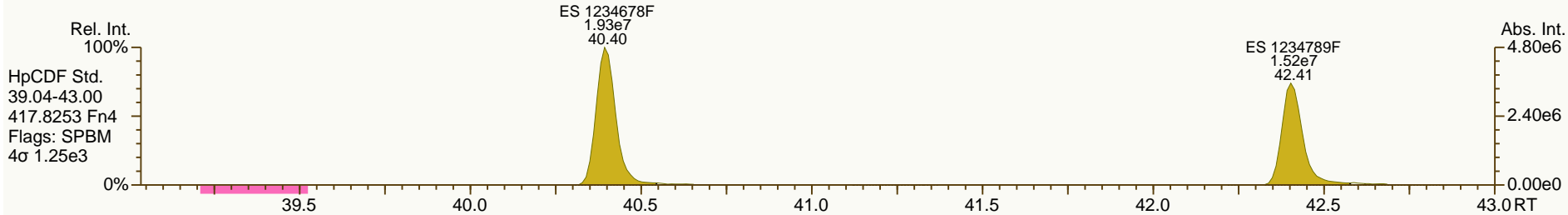
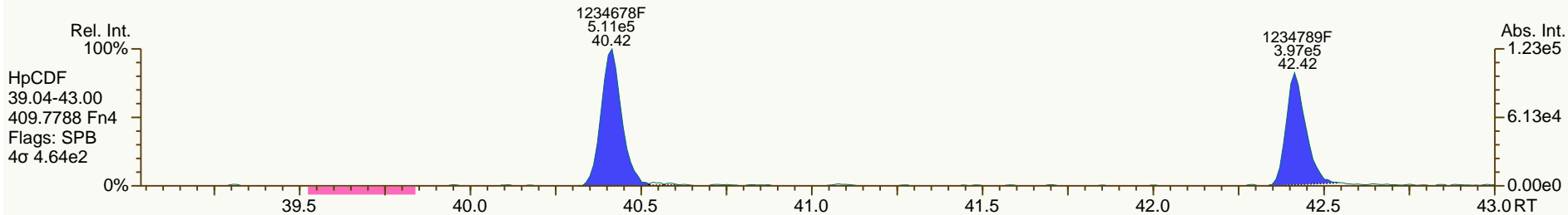
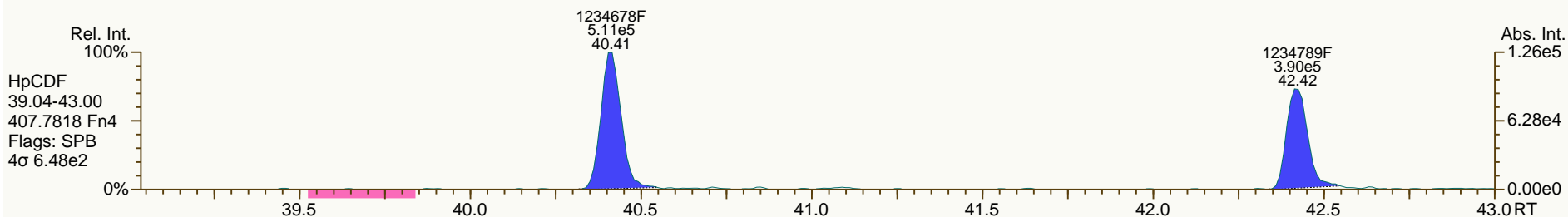


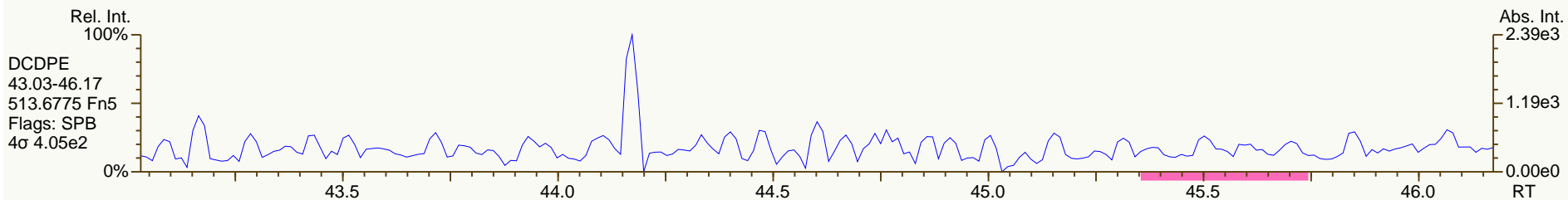
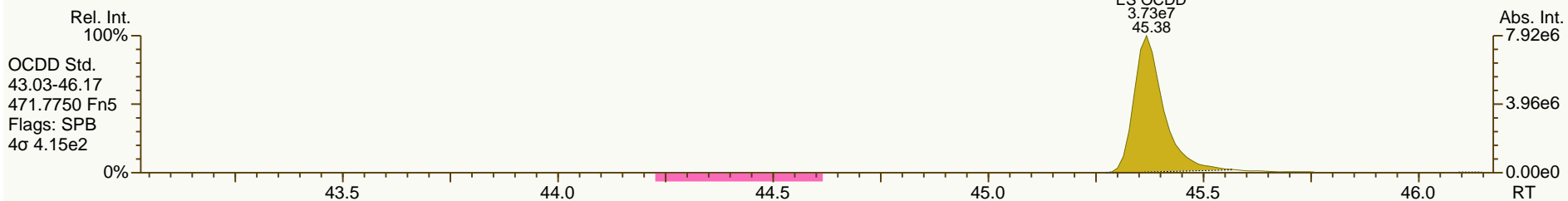
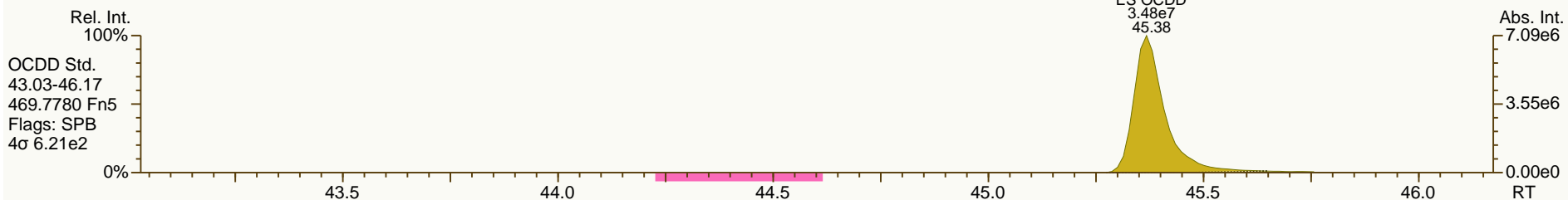
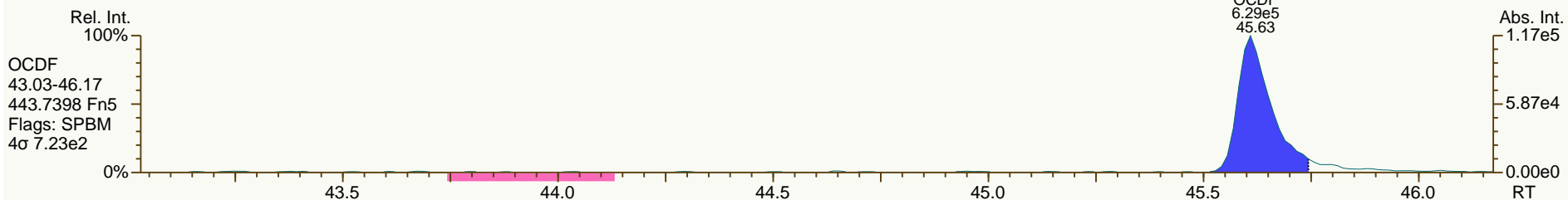
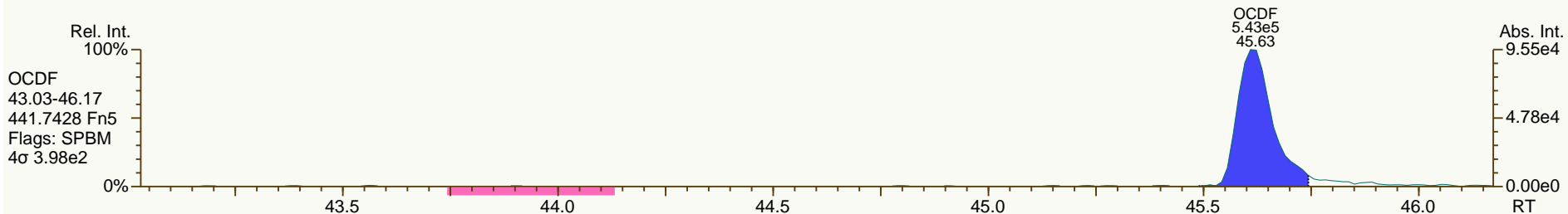


SGS-AP ID: 1613_CS_0,5
Instr: AutoSpec-Ultima MM1

Sample ID: 1613_CS_0,5
SIR EI+: DF_CL4-8 GC: DB5MS_60M Vial: 31

Acq: 01-AUG-2012 10:27:13
User: MDC Datafile: 120801P2-01

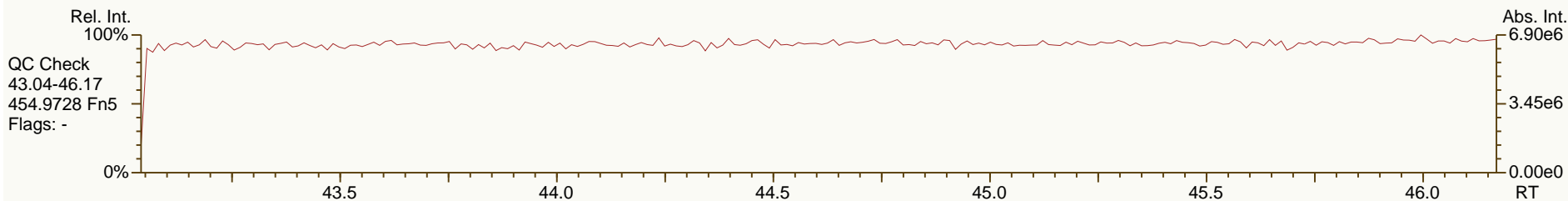
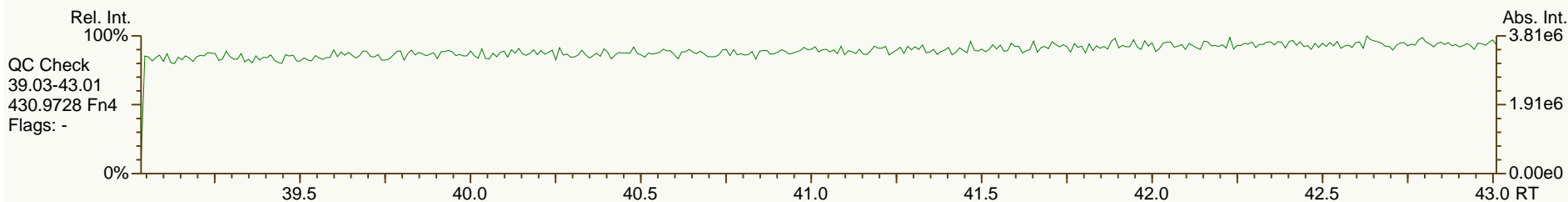
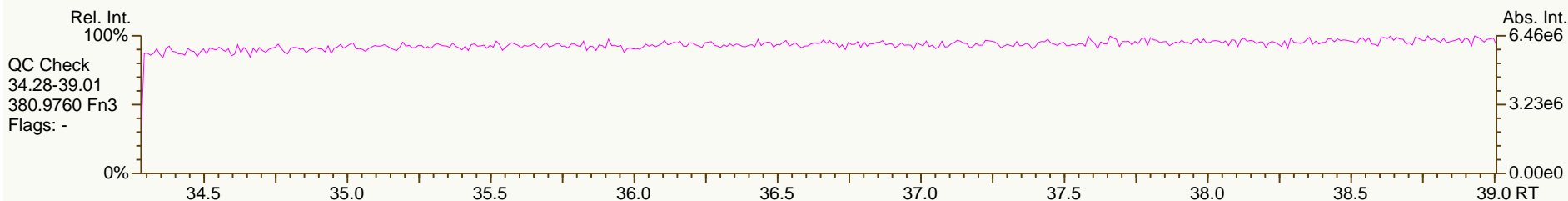
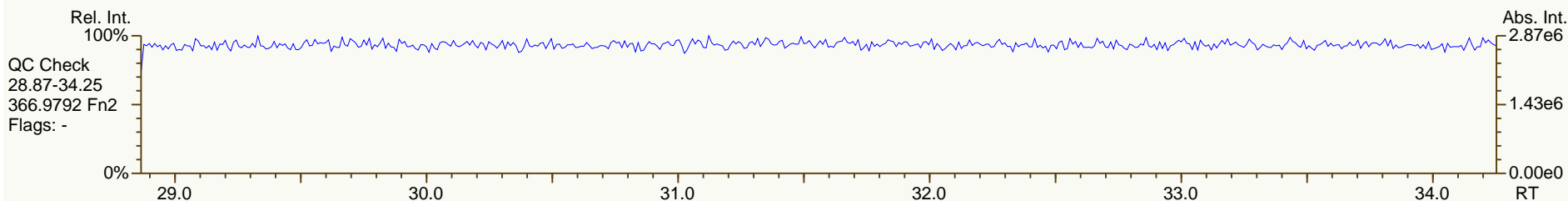
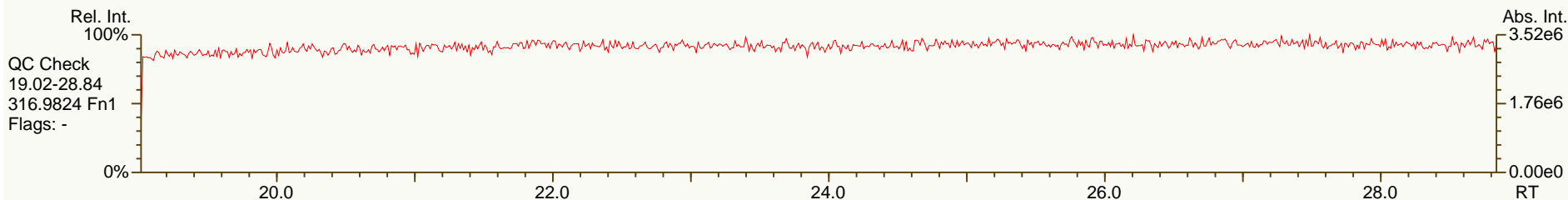


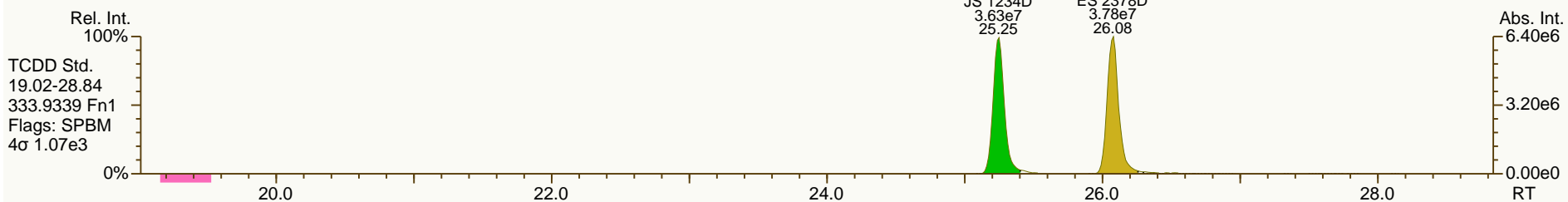
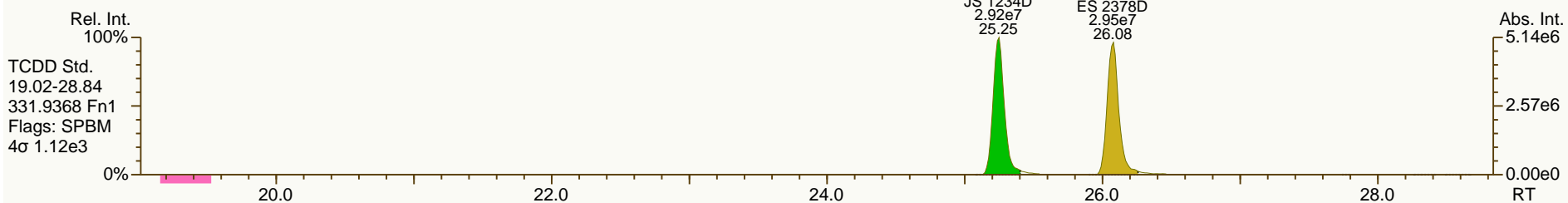
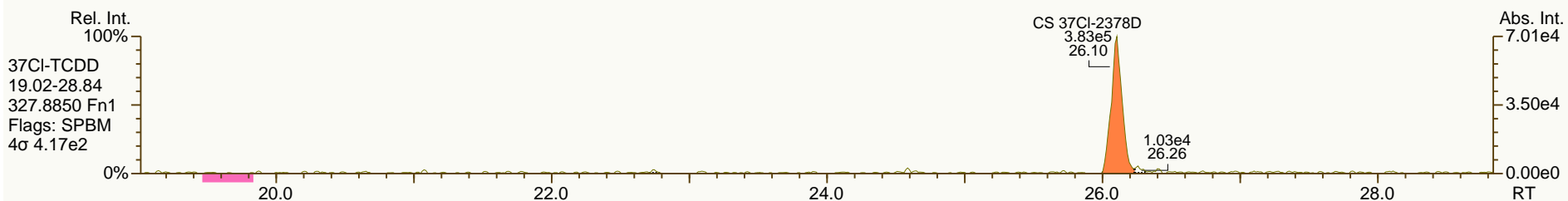
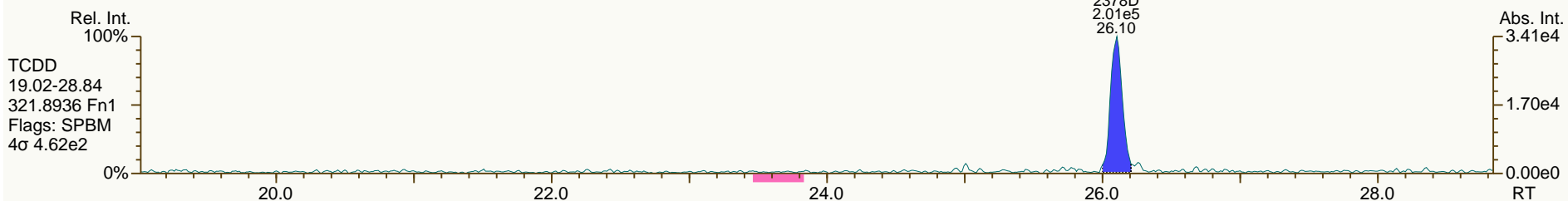
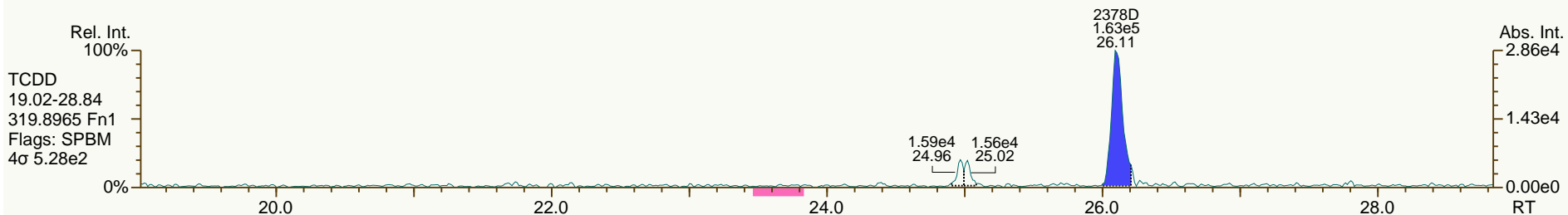


Dioxin/Furan QC Summary		Acq'd: 01 Aug 2012 11:17 MDC			ICAL: 1613_SGS		
Lab ID: 1613_CS1		UTP: 01-Aug-2012 13:03 MDC			Checkcode: 432-273-LKR		
Sample ID: 1613_CS1		Report: 16 Oct 2012 09:39 MC			Datafile: 120801P2-02		
Name	RT	Response	RA	OK	Ref. RRFs	Calc. RRFs	Dev'n
2378-TCDD	26.11	3.64E+05	0.81	Y	1.08	1.08	0%
12378-PeCDD	32.75	1.46E+06	1.51	Y	1.07	1.05	-2%
123478-HxCDD	37.51	1.30E+06	1.24	Y	1.05	1.01	-3%
123678-HxCDD	37.65	1.40E+06	1.29	Y	0.98	0.96	-3%
123789-HxCDD	38.00	1.39E+06	1.30	Y	1.01	1.01	0%
1234678-HpCDD	41.83	1.19E+06	1.08	Y	1.09	1.07	-1%
OCDD	45.39	1.88E+06	0.93	Y	1.11	1.10	-1%
2378-TCDF	25.03	5.68E+05	0.82	Y	0.98	0.99	2%
12378-PeCDF	30.93	2.34E+06	1.62	Y	0.99	0.97	-2%
23478-PeCDF	32.32	2.42E+06	1.55	Y	1.02	1.01	-1%
123478-HxCDF	36.31	2.08E+06	1.24	Y	1.19	1.16	-3%
123678-HxCDF	36.48	2.29E+06	1.24	Y	1.16	1.13	-3%
234678-HxCDF	37.29	2.16E+06	1.26	Y	1.18	1.14	-3%
123789-HxCDF	38.43	1.74E+06	1.27	Y	1.09	1.06	-3%
1234678-HpCDF	40.40	1.92E+06	1.07	Y	1.35	1.30	-3%
1234789-HpCDF	42.41	1.46E+06	1.06	Y	1.34	1.28	-4%
OCDF	45.62	2.29E+06	0.91	Y	1.40	1.34	-4%
ES 2378-TCDD	26.08	6.73E+07	0.78	Y	1.04	1.03	-1%
ES 12378-PeCDD	32.73	5.57E+07	1.59	Y	0.87	0.85	-2%
ES 123478-HxCDD	37.49	5.11E+07	1.28	Y	0.94	0.93	-1%
ES 123678-HxCDD	37.63	5.85E+07	1.26	Y	1.06	1.06	0%
ES 1234678-HpCDD	41.82	4.45E+07	1.06	Y	0.80	0.81	1%
ES OCDD	45.38	6.85E+07	0.90	Y	0.63	0.62	-1%
ES 2378-TCDF	25.01	1.14E+08	0.79	Y	1.74	1.74	0%
ES 12378-PeCDF	30.91	9.65E+07	1.60	Y	1.49	1.47	-1%
ES 23478-PeCDF	32.30	9.60E+07	1.58	Y	1.48	1.47	-1%
ES 123478-HxCDF	36.29	7.18E+07	0.52	Y	1.27	1.30	2%
ES 123678-HxCDF	36.46	8.14E+07	0.53	Y	1.41	1.48	5%
ES 234678-HxCDF	37.27	7.60E+07	0.53	Y	1.34	1.38	3%
ES 123789-HxCDF	38.42	6.56E+07	0.53	Y	1.20	1.19	-1%
ES 1234678-HpCDF	40.39	5.87E+07	0.46	Y	1.06	1.07	1%
ES 1234789-HpCDF	42.40	4.55E+07	0.46	Y	0.82	0.83	1%

Dioxin/Furan QC Summary	Acq'd: 01 Aug 2012 11:17 MDC	ICAL: 1613_SGS
Lab ID: 1613_CS1	UTP: 01-Aug-2012 13:03 MDC	Checkcode: 432-273
Sample ID: 1613_CS1	Report: 16 Oct 2012 09:39 MC	Datafile: 120801P2-02

Name	RT	Response	RA	OK	Ref. RRFs	Calc. RRFs	Dev'n
JS 1234-TCDD	25.25	6.55E+07	0.81	Y	-	-	-
JS 123789-HxCDD	37.98	5.51E+07	1.26	Y	-	-	-
CS 37C1-2378-TCDD	26.10	3.83E+05	n/a	-	1.17	1.17	0%
SS 37C1-2378-TCDD	26.10	3.83E+05	n/a	-	1.12	1.14	1%



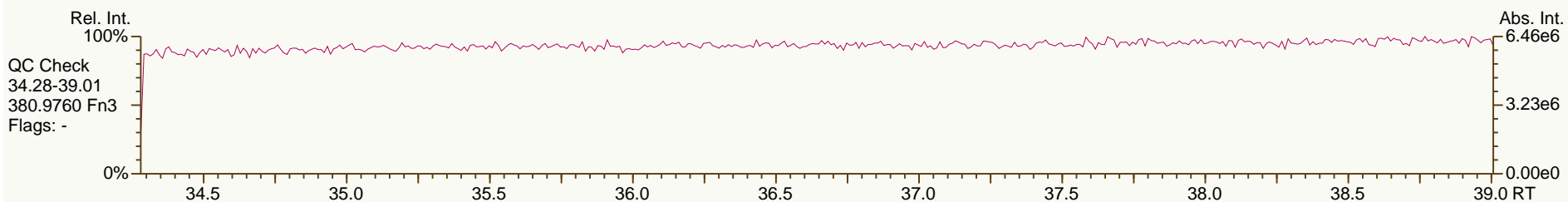
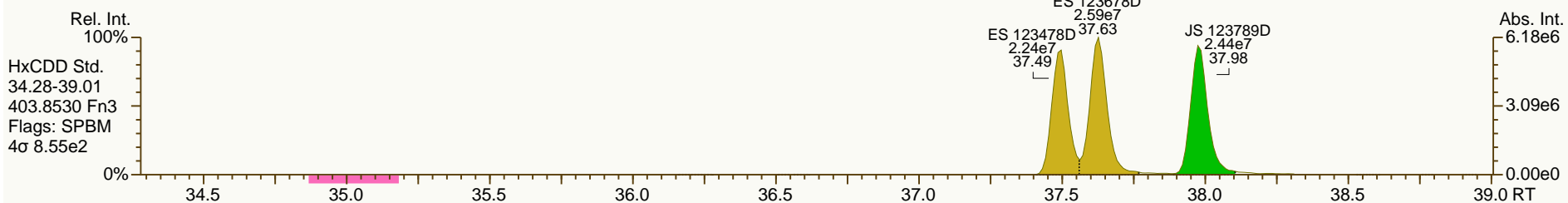
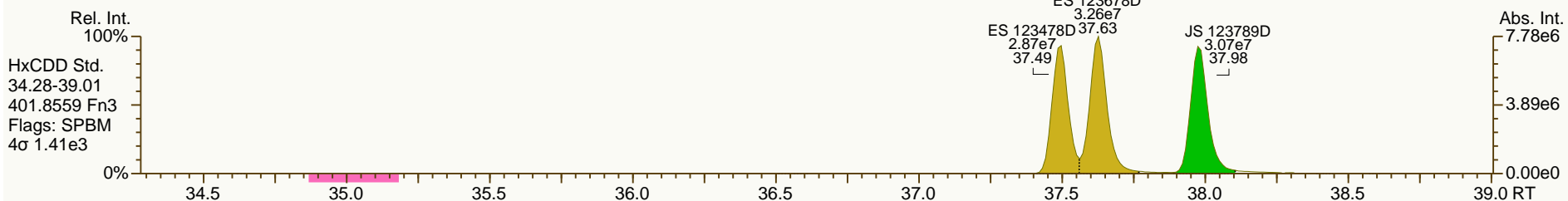
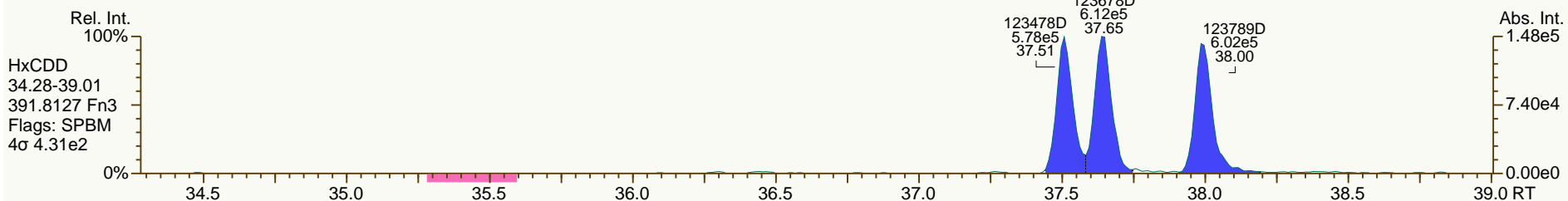
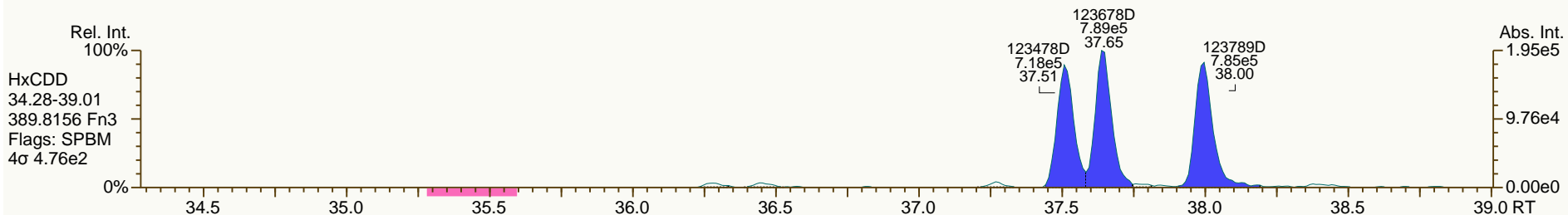


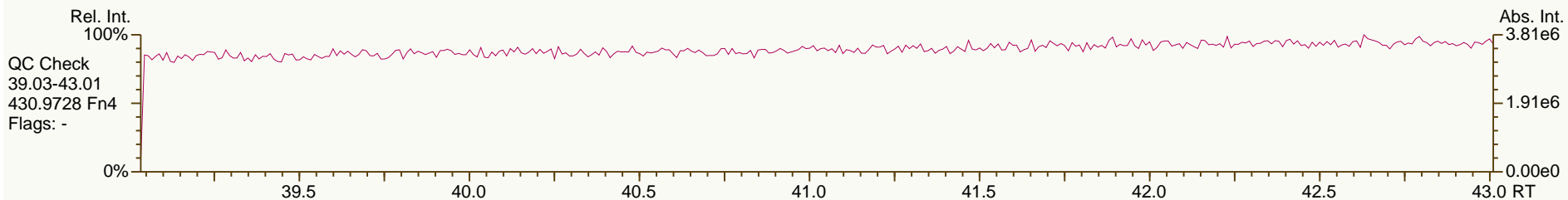
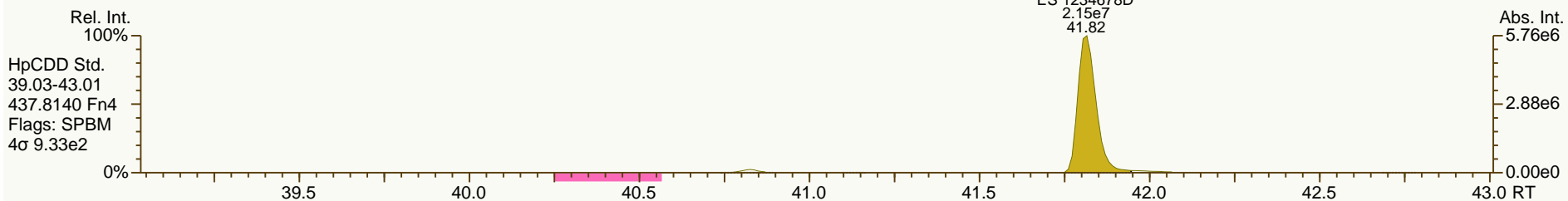
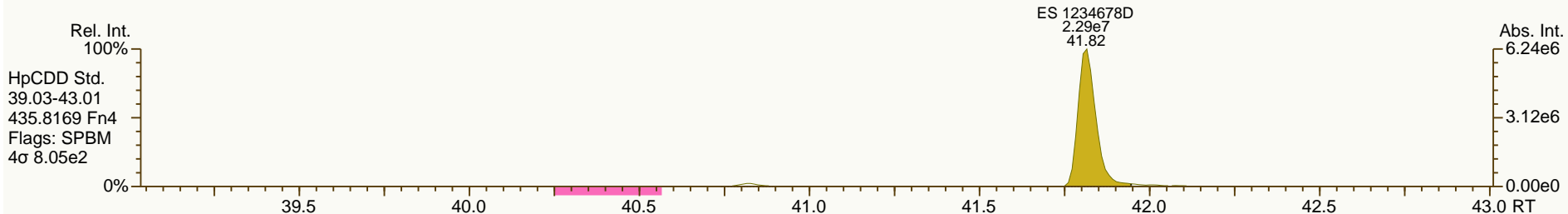
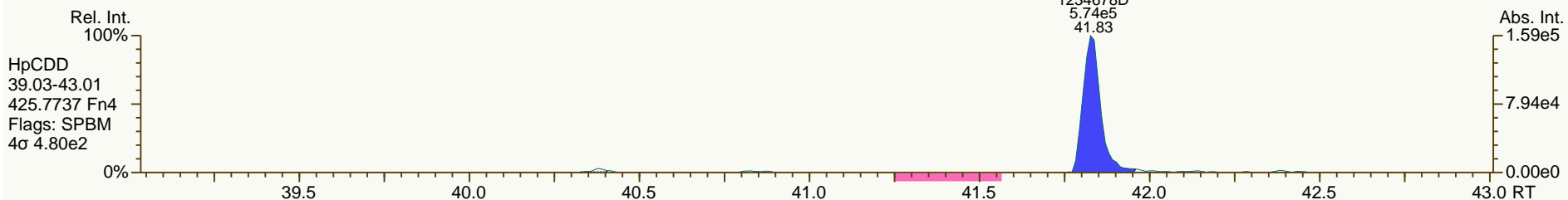
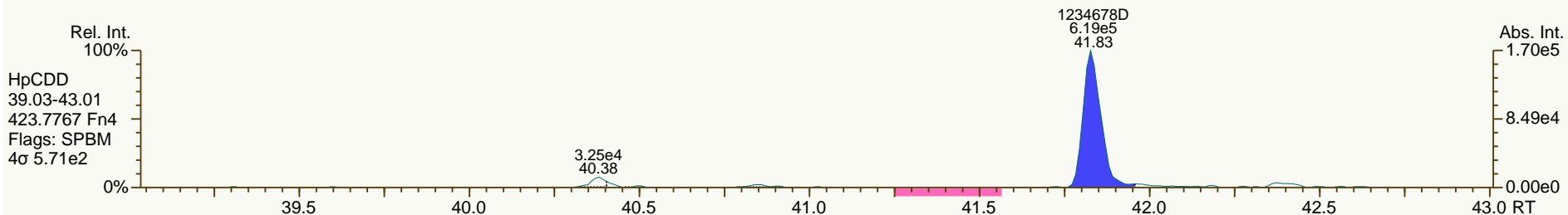
SGS-AP ID: 1613_CS1
Instr: AutoSpec-Ultima MM1

Sample ID: 1613_CS1
SIR EI+: DF_CL4-8 GC: DB5MS_60M Vial: 32

Acq: 01-AUG-2012 11:17:24
User: MDC Datafile: 120801P2-02



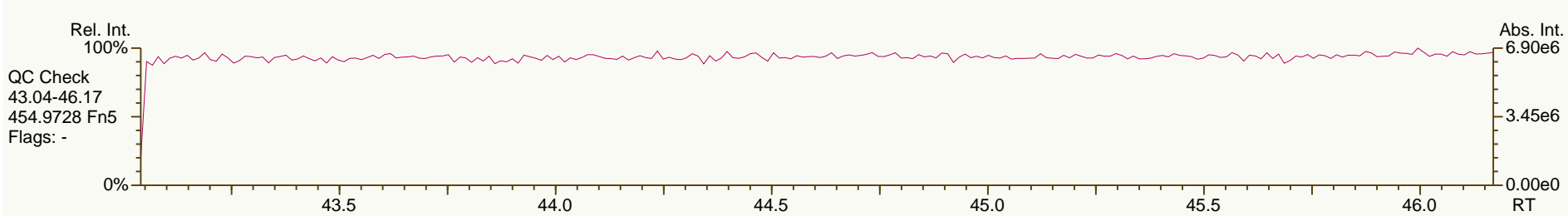
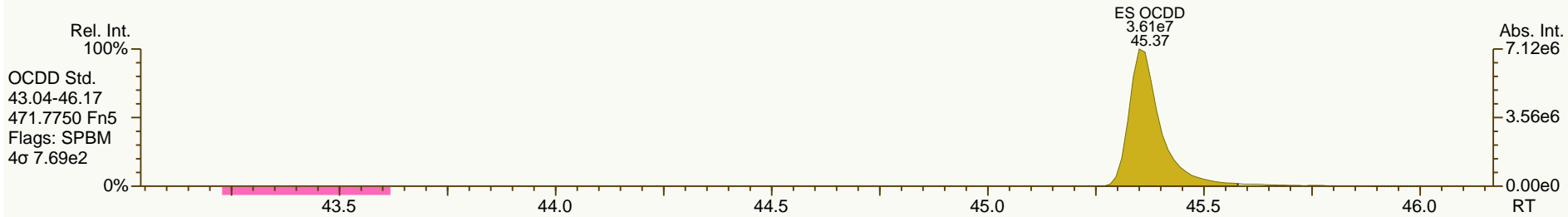
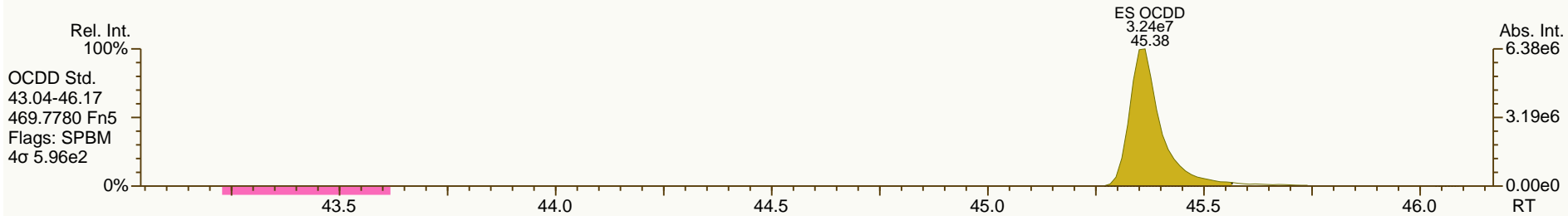
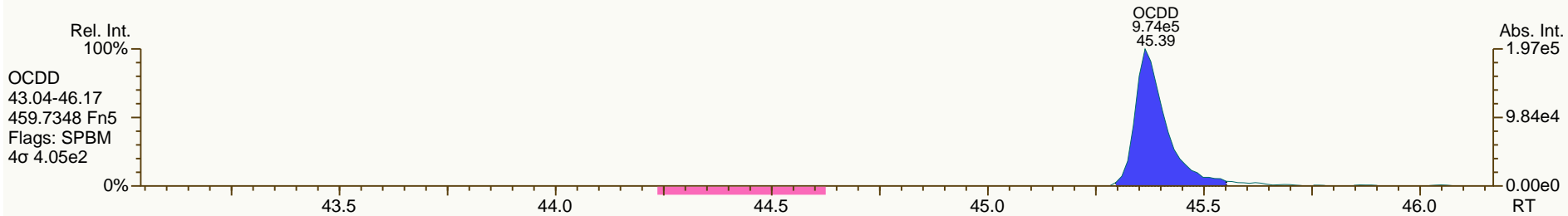
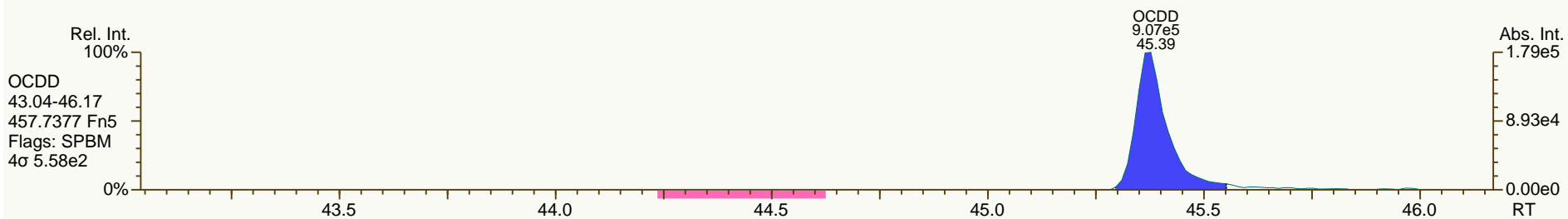


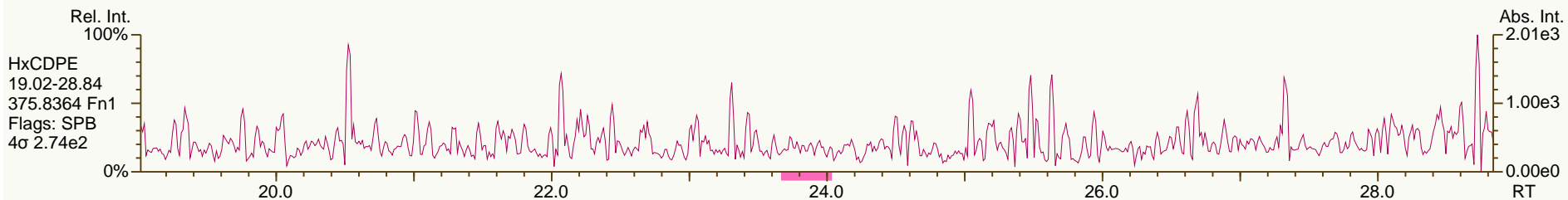
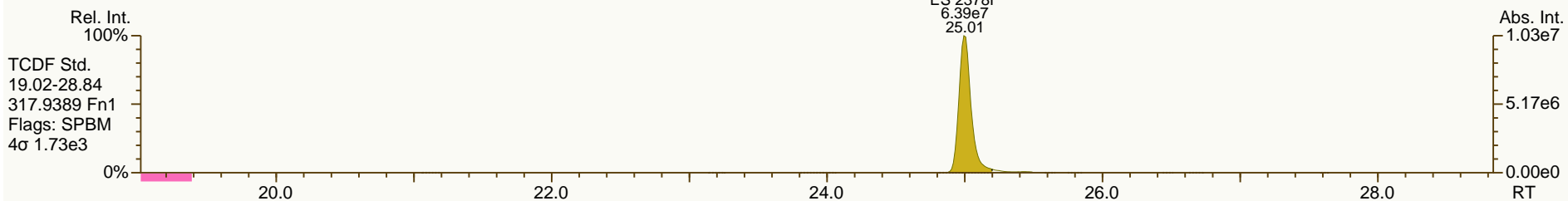
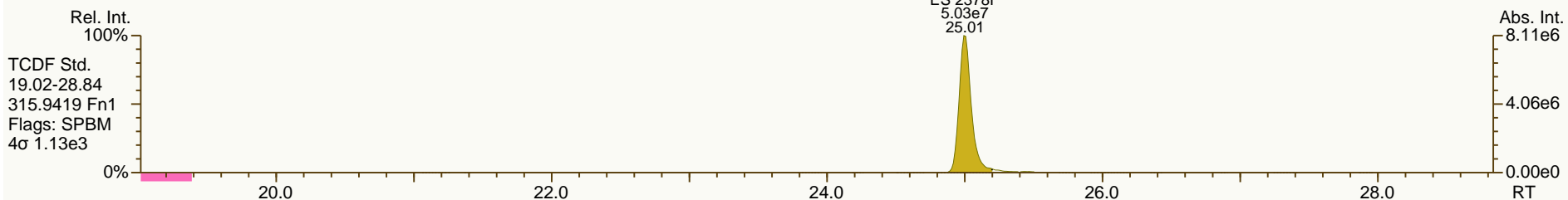
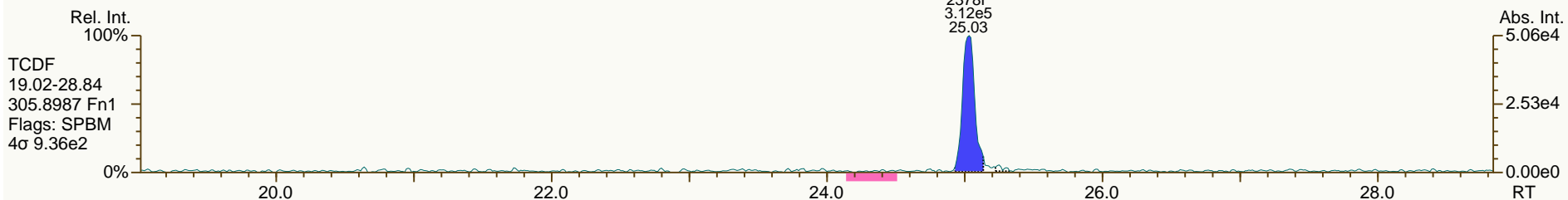
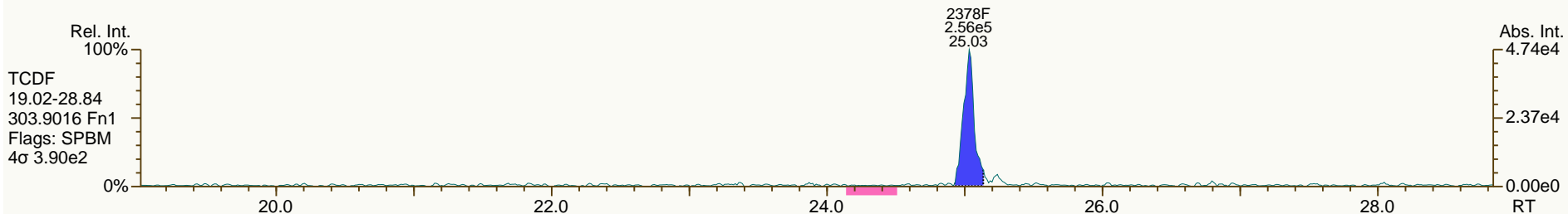


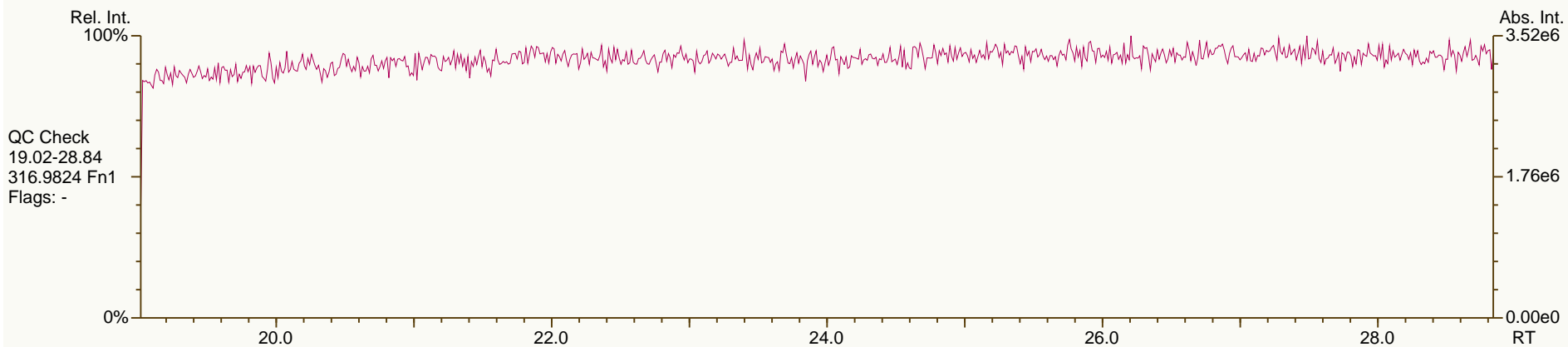
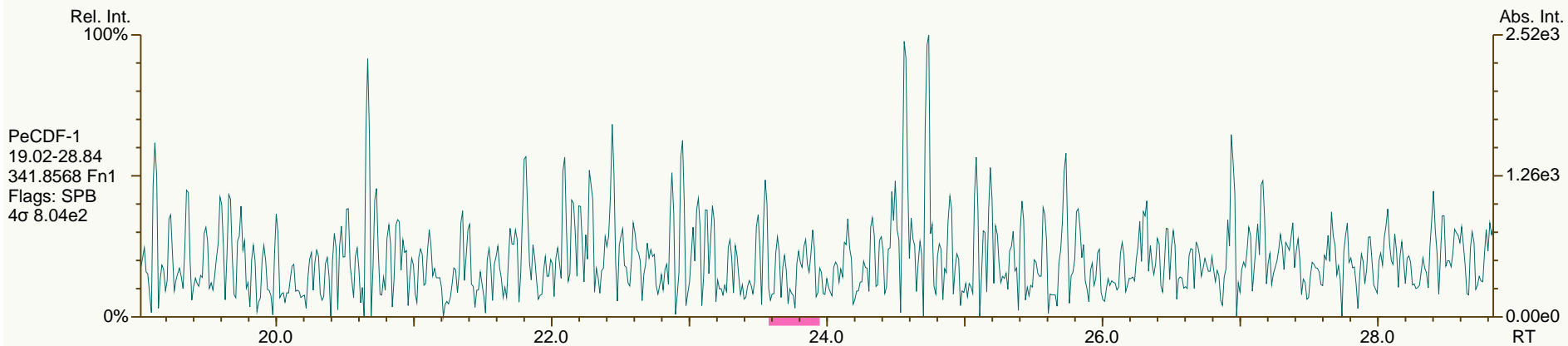
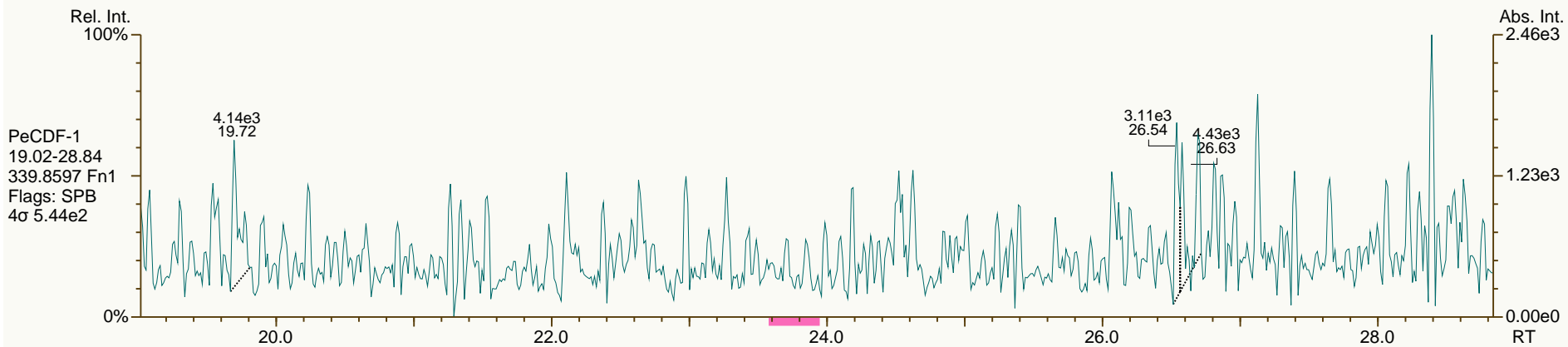
SGS-AP ID: 1613_CS1
Instr: AutoSpec-Ultima MM1

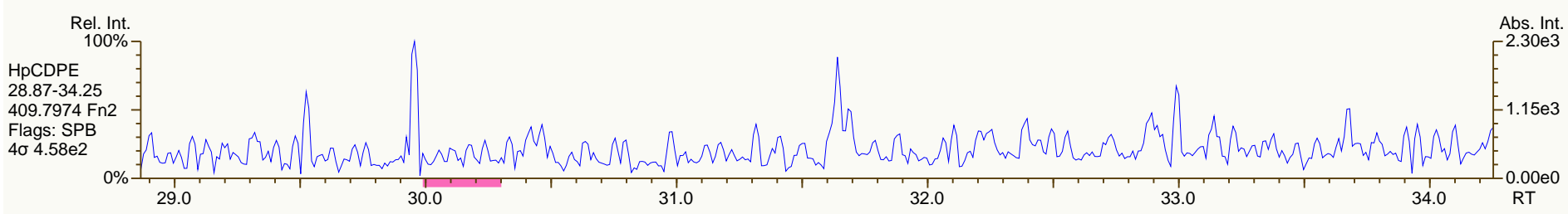
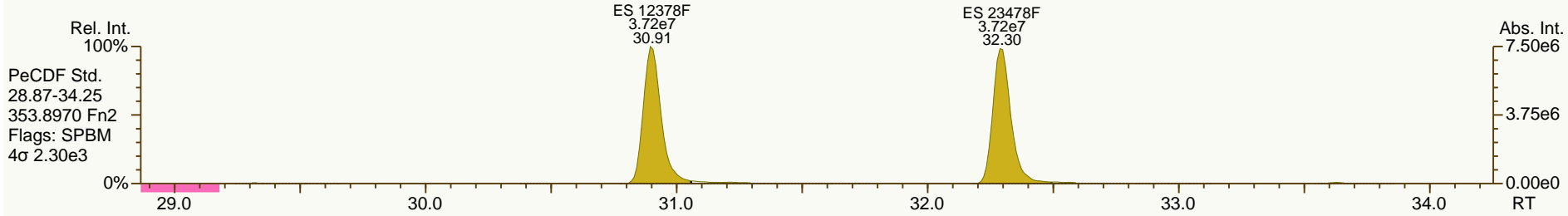
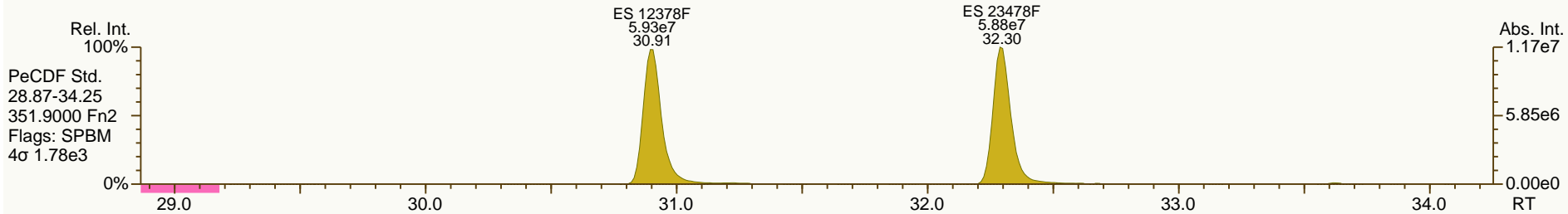
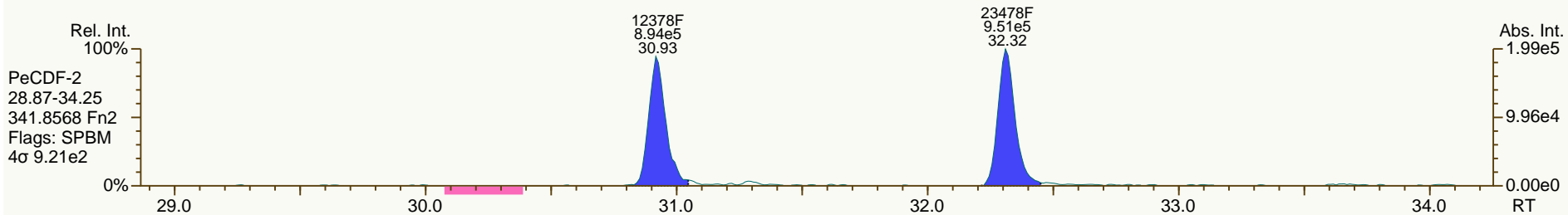
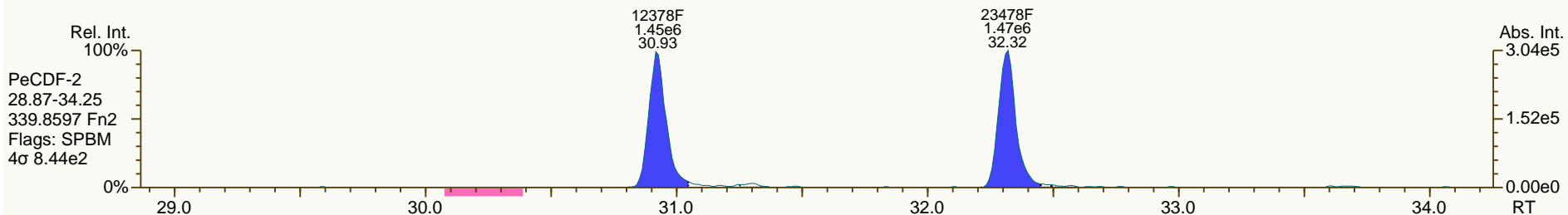
Sample ID: 1613_CS1
SIR EI+: DF_CL4-8 GC: DB5MS_60M Vial: 32

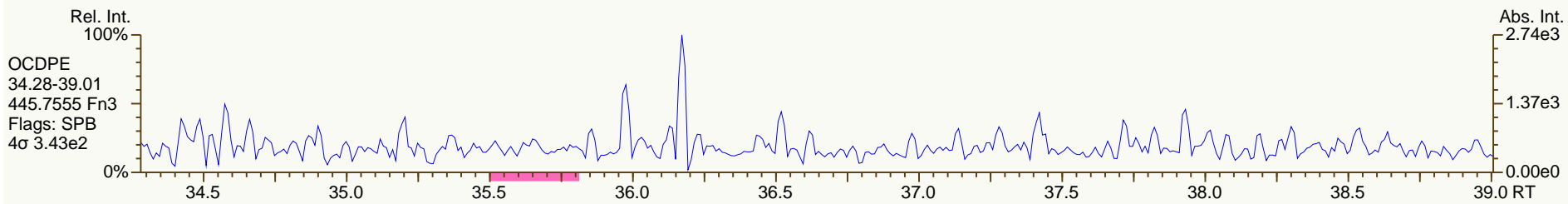
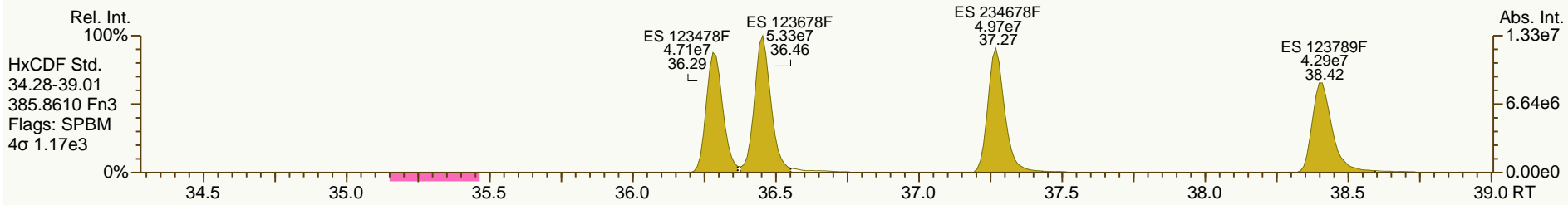
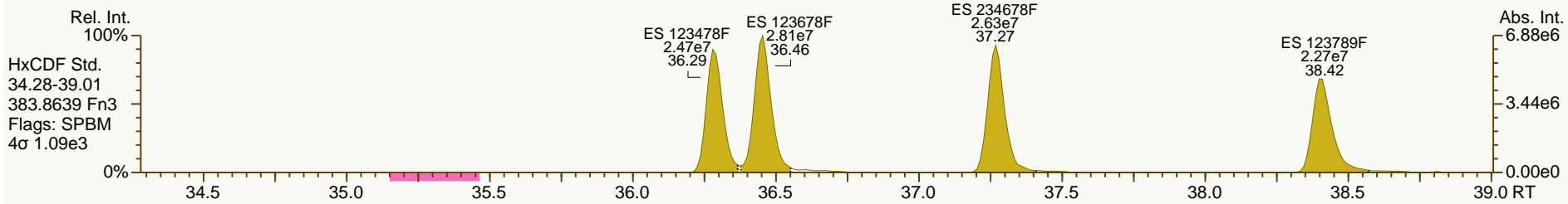
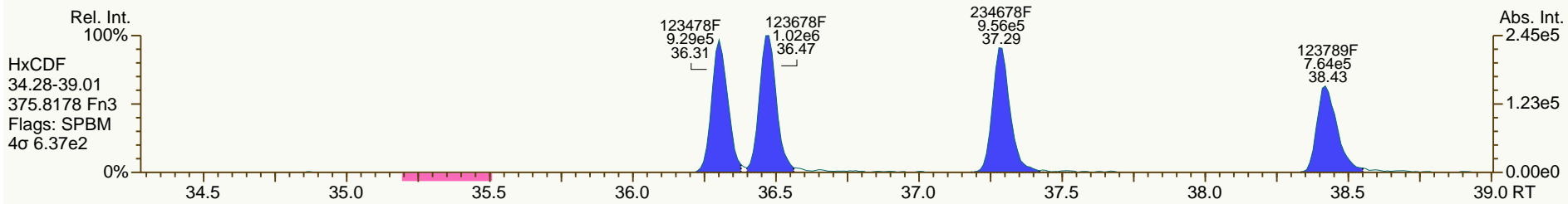
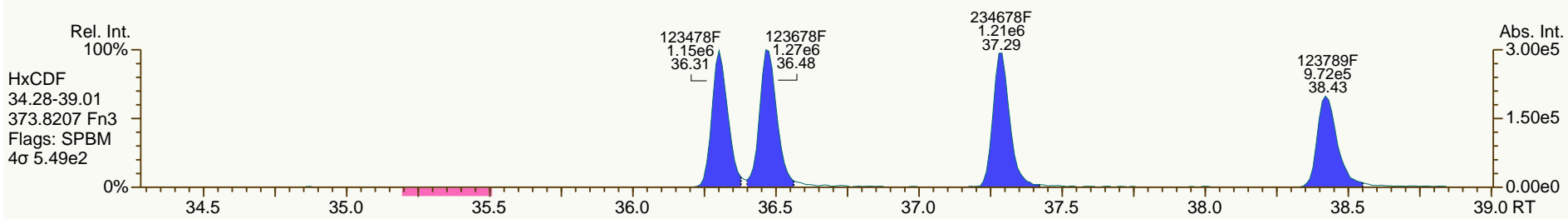
Acq: 01-AUG-2012 11:17:24
User: MDC Datafile: 120801P2-02









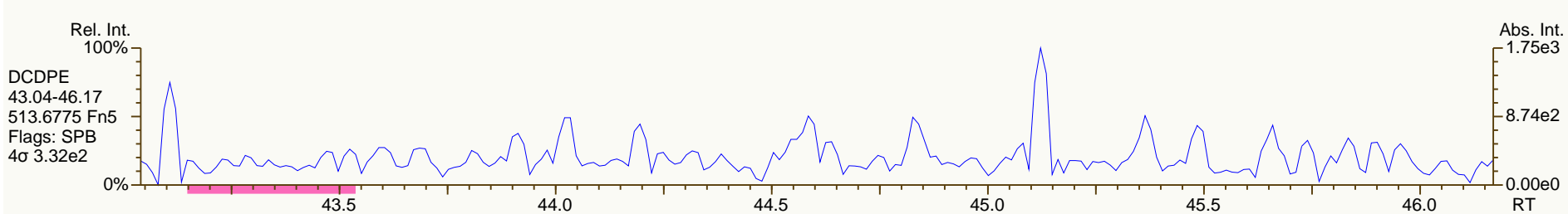
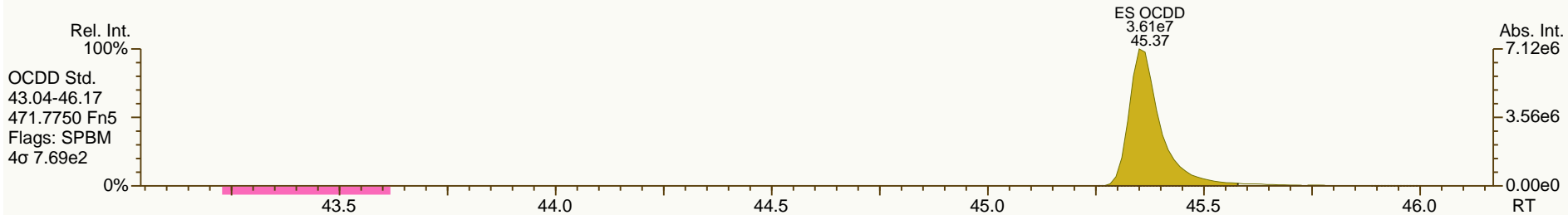
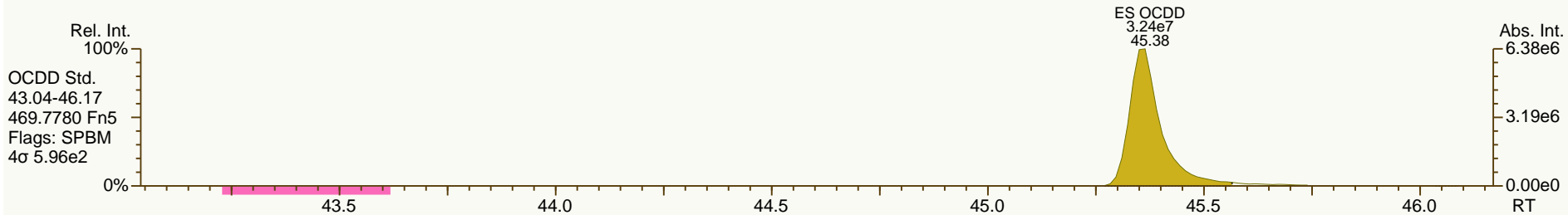
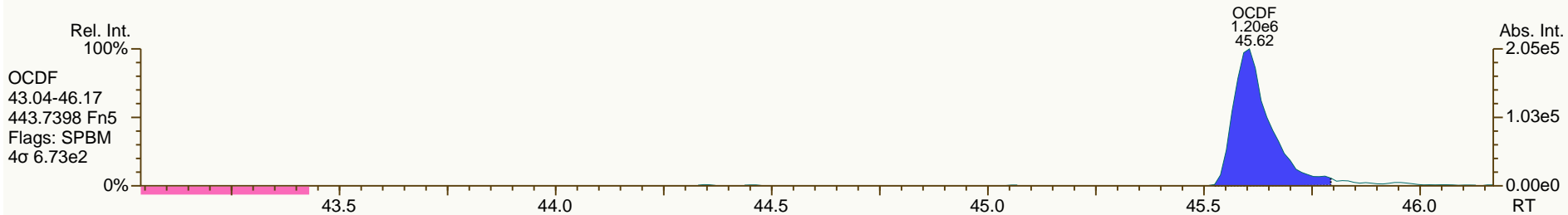
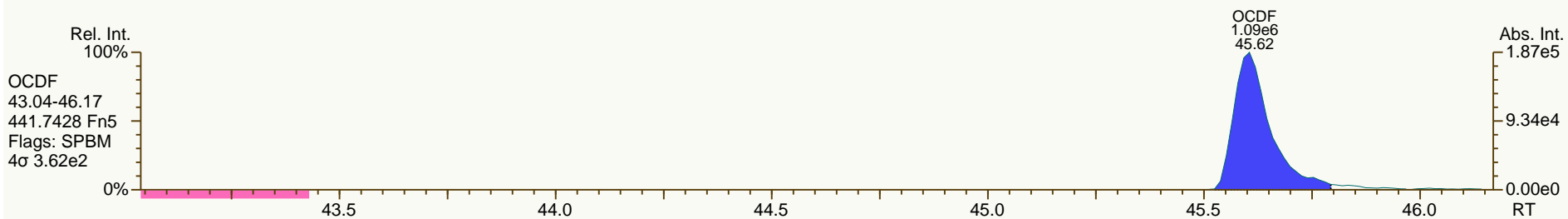




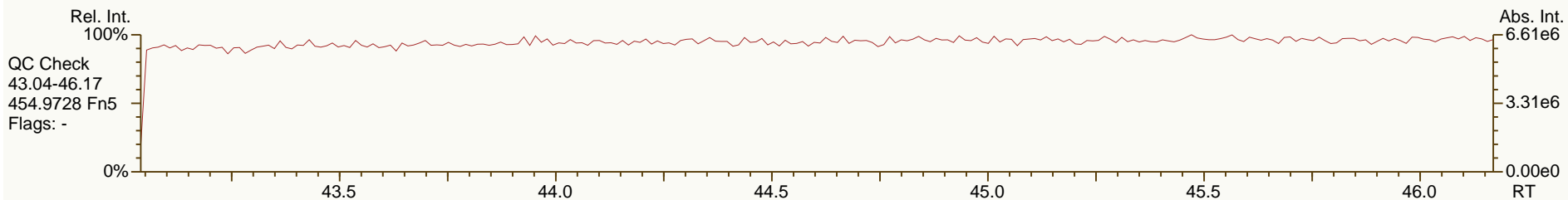
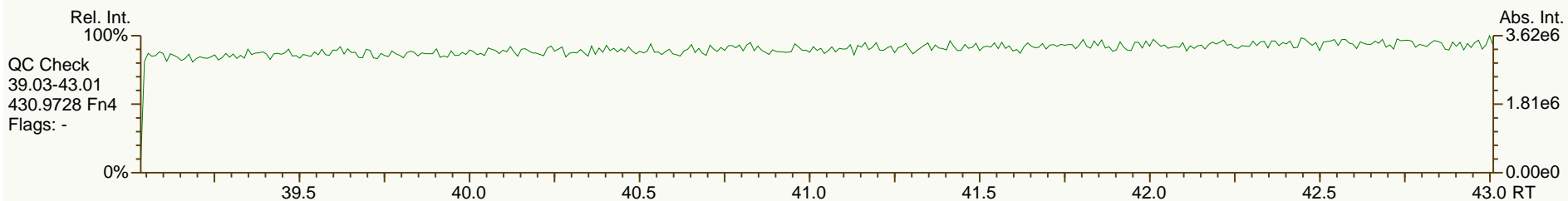
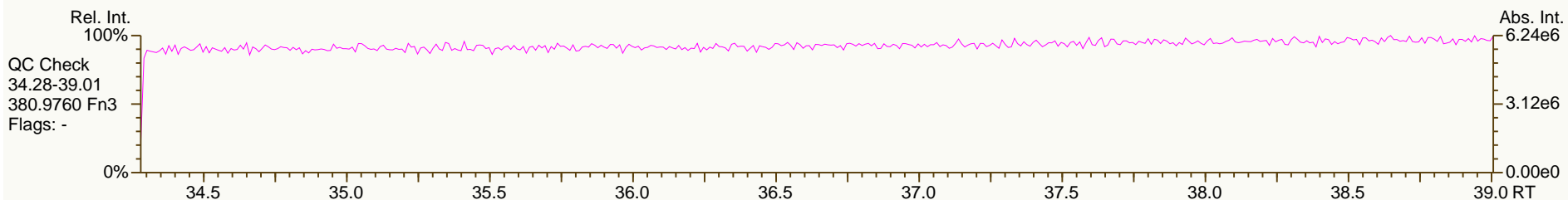
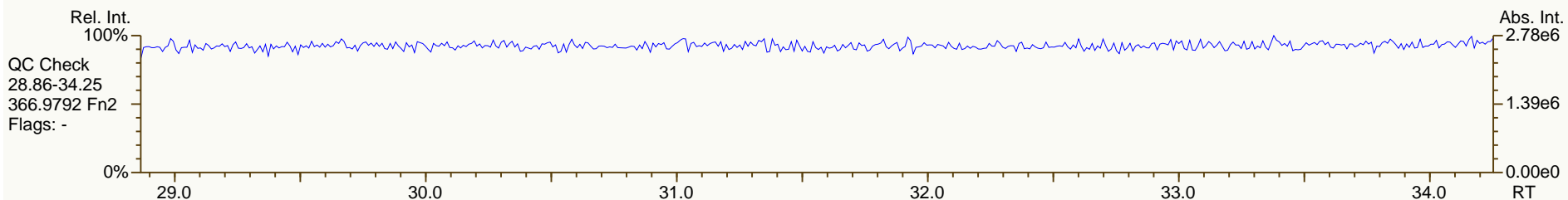
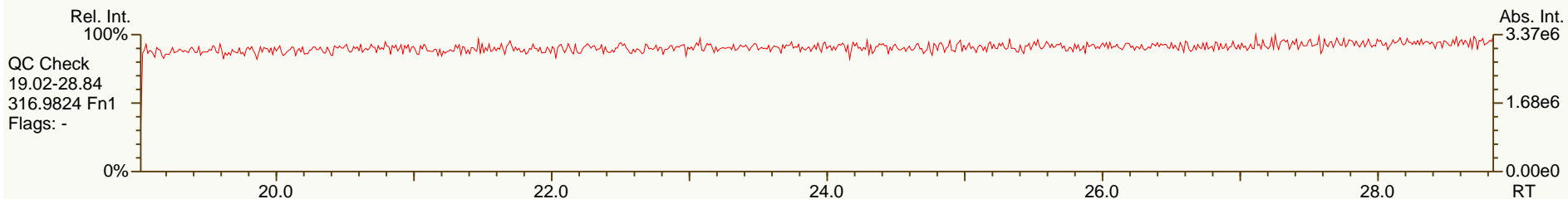
SGS-AP ID: 1613_CS1
Instr: AutoSpec-Ultima MM1

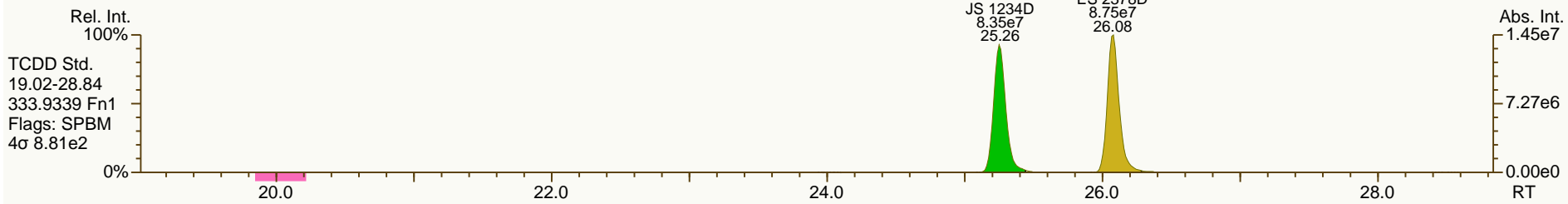
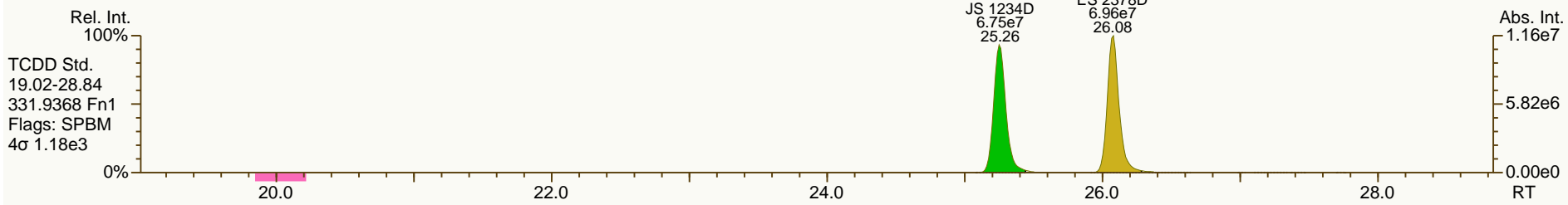
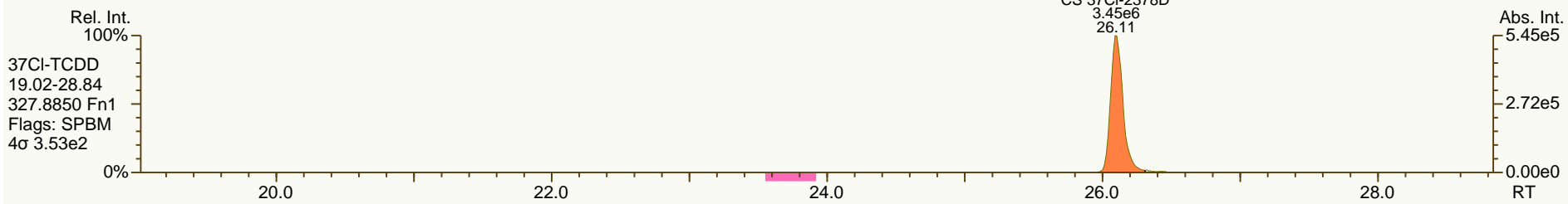
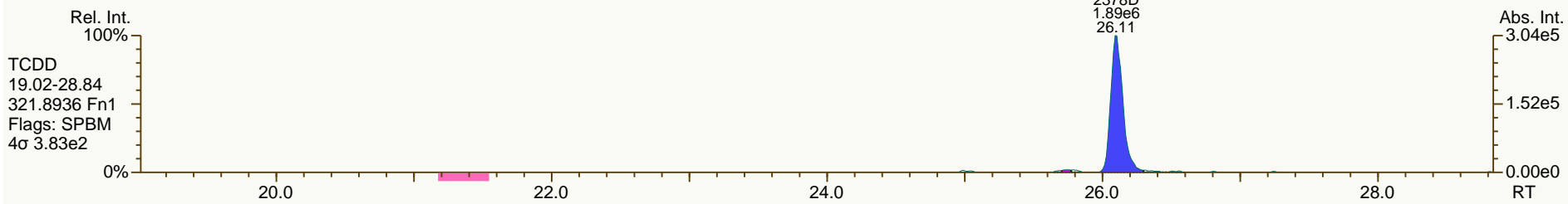
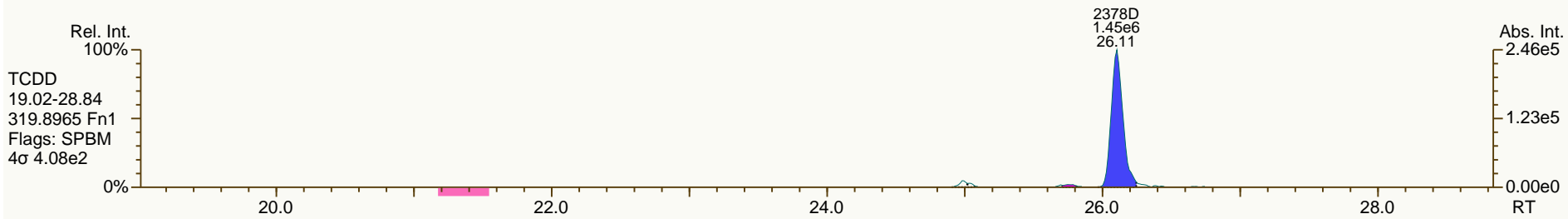
Sample ID: 1613_CS1
SIR EI+: DF_CL4-8 GC: DB5MS_60M Vial: 32

Acq: 01-AUG-2012 11:17:24
User: MDC Datafile: 120801P2-02



Dioxin/Furan QC Summary		Acq'd: 01 Aug 2012 12:07 MDC			ICAL: 1613_SGS		
Lab ID: 1613_CS2		UTP: 01-Aug-2012 13:03 MDC			Checkcode: 440-192-YFH		
Sample ID: 1613_CS2		Report: 16 Oct 2012 09:39 MC			Datafile: 120801P2-03		
Name	RT	Response	RA	OK	Ref. RRFs	Calc. RRFs	Dev'n
2378-TCDD	26.11	3.34E+06	0.77	Y	1.08	1.06	-2%
12378-PeCDD	32.74	1.38E+07	1.57	Y	1.07	1.07	-1%
123478-HxCDD	37.51	1.24E+07	1.28	Y	1.05	1.04	-1%
123678-HxCDD	37.64	1.31E+07	1.25	Y	0.98	0.96	-2%
123789-HxCDD	37.99	1.27E+07	1.26	Y	1.01	0.99	-2%
1234678-HpCDD	41.82	1.08E+07	1.07	Y	1.09	1.08	-1%
OCDD	45.37	1.64E+07	0.90	Y	1.11	1.12	1%
2378-TCDF	25.04	5.06E+06	0.79	Y	0.98	0.95	-3%
12378-PeCDF	30.93	2.22E+07	1.57	Y	0.99	0.98	0%
23478-PeCDF	32.31	2.25E+07	1.57	Y	1.02	1.01	0%
123478-HxCDF	36.30	1.93E+07	1.25	Y	1.19	1.20	1%
123678-HxCDF	36.47	2.05E+07	1.24	Y	1.16	1.16	1%
234678-HxCDF	37.28	2.01E+07	1.25	Y	1.18	1.15	-2%
123789-HxCDF	38.42	1.66E+07	1.26	Y	1.09	1.09	0%
1234678-HpCDF	40.39	1.82E+07	1.04	Y	1.35	1.36	1%
1234789-HpCDF	42.40	1.37E+07	1.03	Y	1.34	1.33	-1%
OCDF	45.60	1.98E+07	0.91	Y	1.40	1.35	-3%
ES 2378-TCDD	26.08	1.57E+08	0.80	Y	1.04	1.04	0%
ES 12378-PeCDD	32.72	1.29E+08	1.61	Y	0.87	0.86	-1%
ES 123478-HxCDD	37.49	1.20E+08	1.26	Y	0.94	0.93	-2%
ES 123678-HxCDD	37.62	1.36E+08	1.26	Y	1.06	1.05	-1%
ES 1234678-HpCDD	41.81	9.95E+07	1.07	Y	0.80	0.77	-4%
ES OCDD	45.36	1.47E+08	0.91	Y	0.63	0.57	-10%
ES 2378-TCDF	25.01	2.66E+08	0.80	Y	1.74	1.77	2%
ES 12378-PeCDF	30.91	2.26E+08	1.58	Y	1.49	1.50	0%
ES 23478-PeCDF	32.29	2.23E+08	1.59	Y	1.48	1.47	-1%
ES 123478-HxCDF	36.28	1.60E+08	0.53	Y	1.27	1.24	-3%
ES 123678-HxCDF	36.45	1.76E+08	0.54	Y	1.41	1.36	-4%
ES 234678-HxCDF	37.26	1.75E+08	0.53	Y	1.34	1.35	0%
ES 123789-HxCDF	38.40	1.53E+08	0.53	Y	1.20	1.18	-2%
ES 1234678-HpCDF	40.38	1.34E+08	0.45	Y	1.06	1.03	-2%
ES 1234789-HpCDF	42.38	1.03E+08	0.45	Y	0.82	0.80	-3%

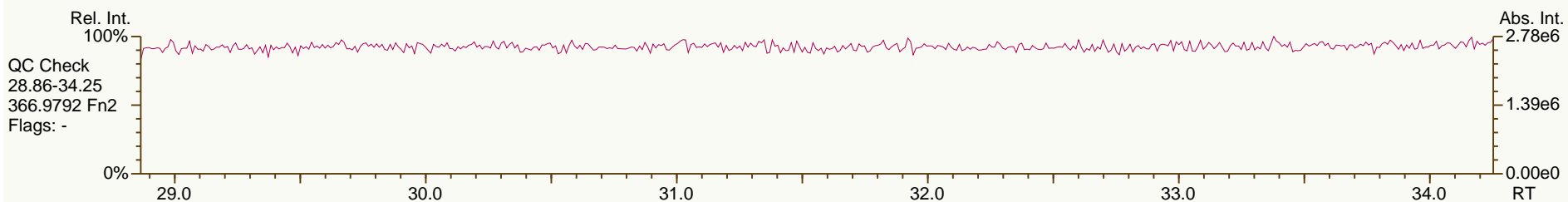
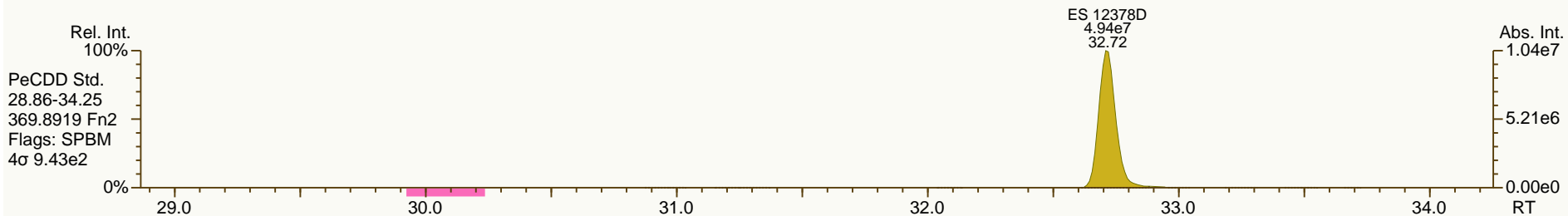
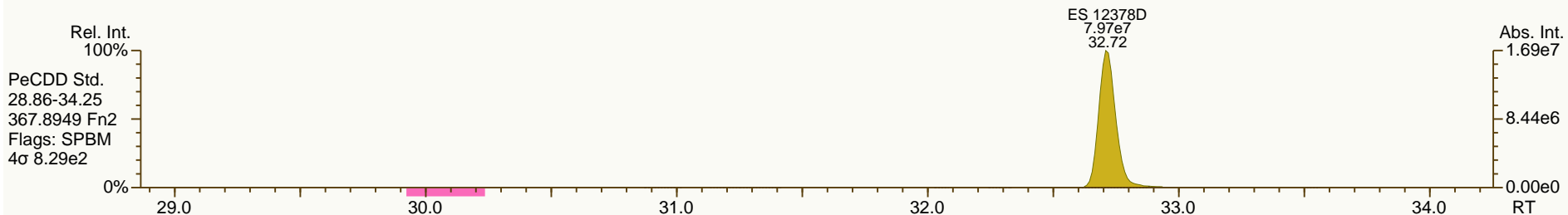
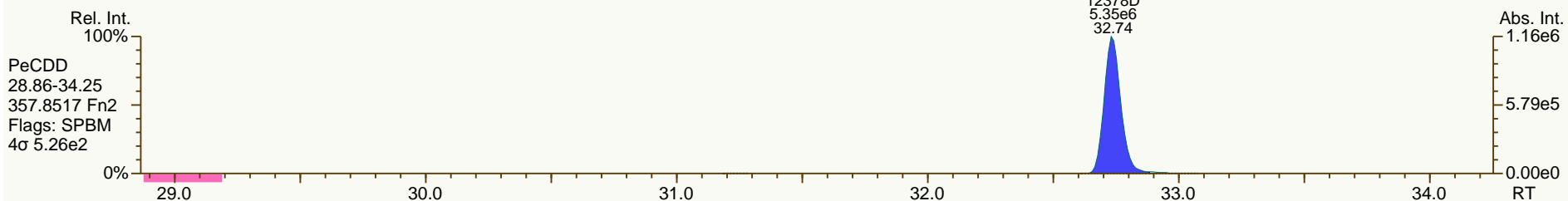
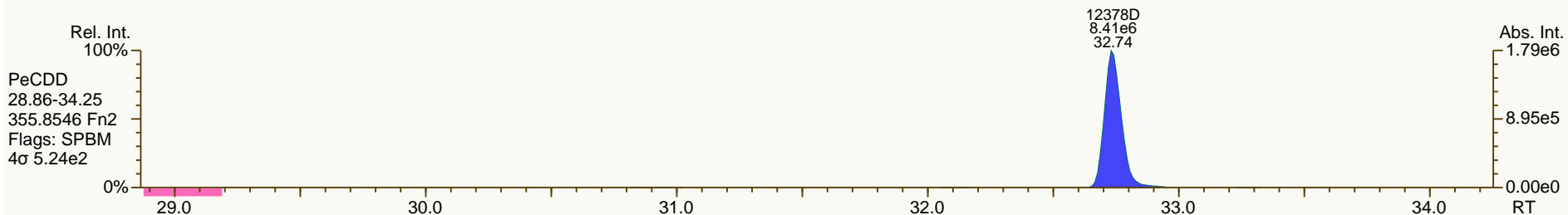




SGS-AP ID: 1613_CS2
Instr: AutoSpec-Ultima MM1

Sample ID: 1613_CS2
SIR EI+: DF_CL4-8 GC: DB5MS_60M Vial: 33

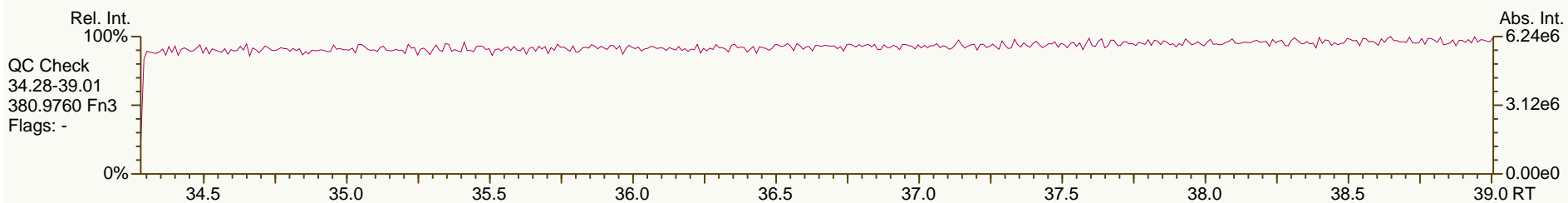
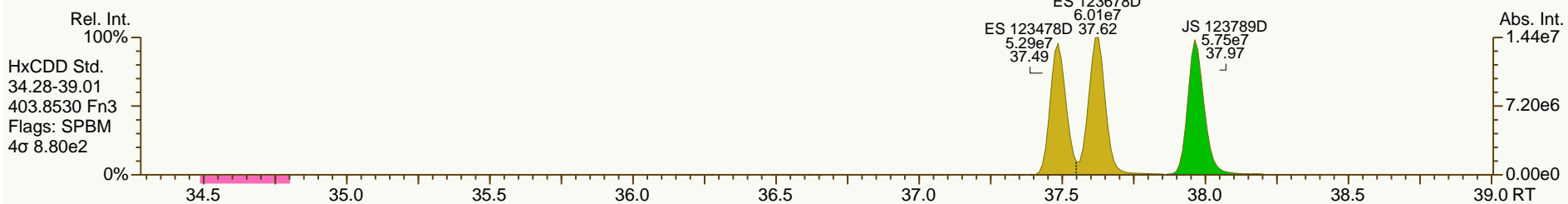
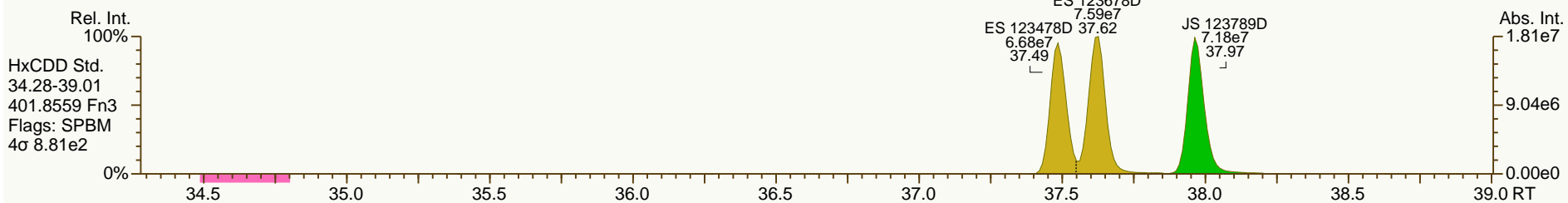
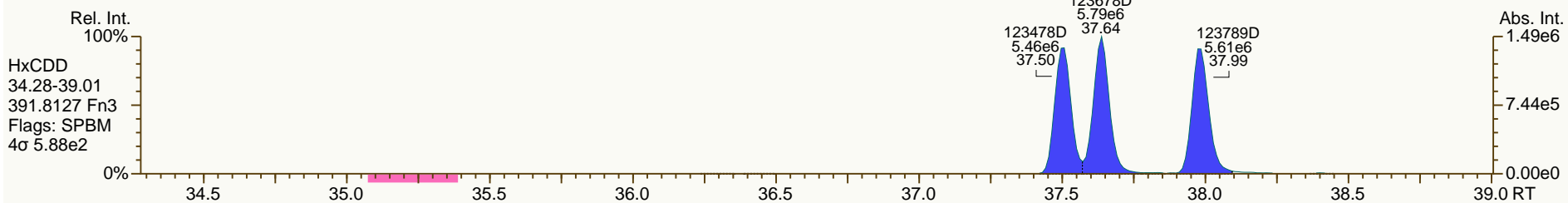
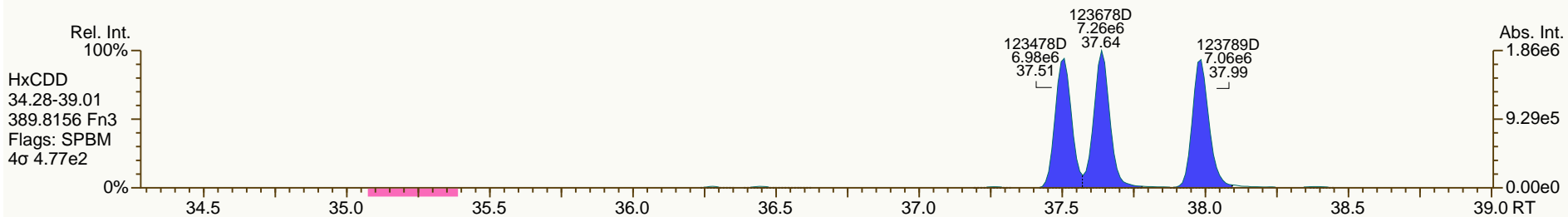
Acq: 01-AUG-2012 12:07:35
User: MDC Datafile: 120801P2-03

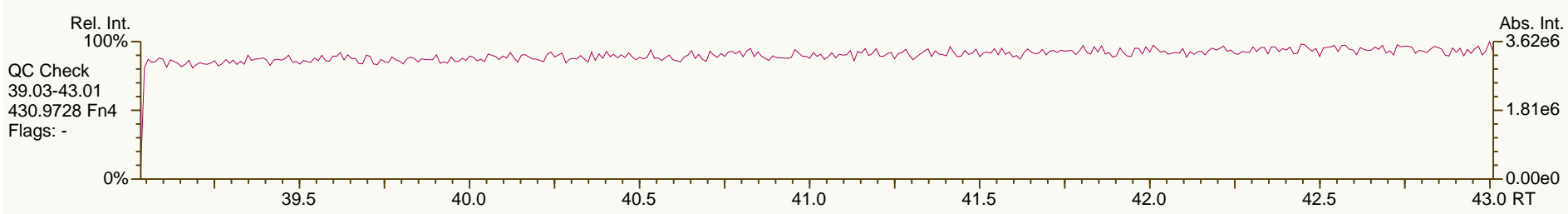
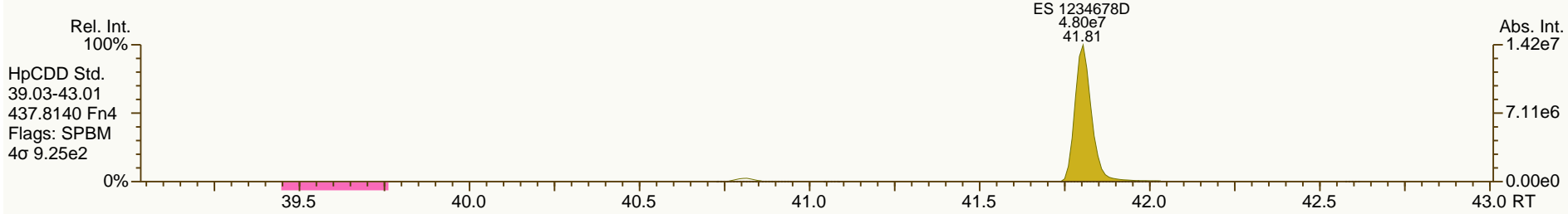
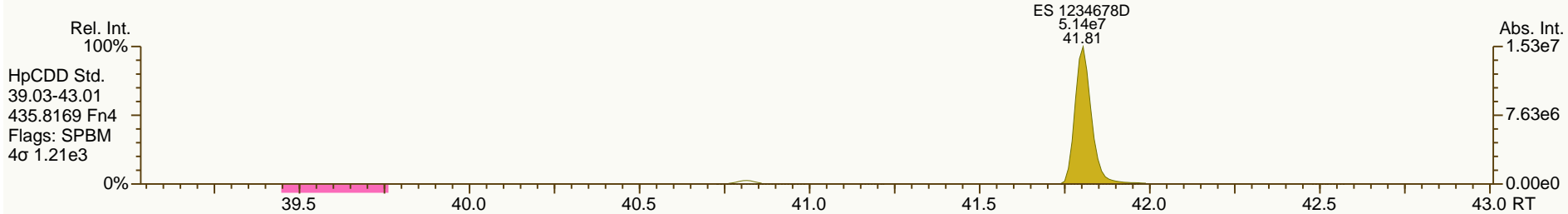
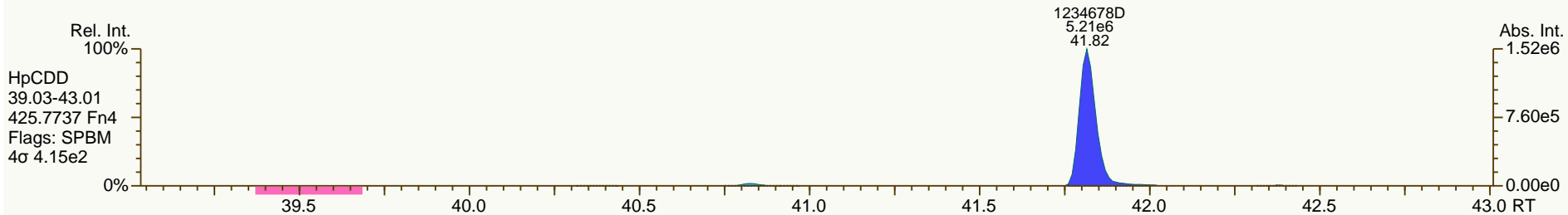
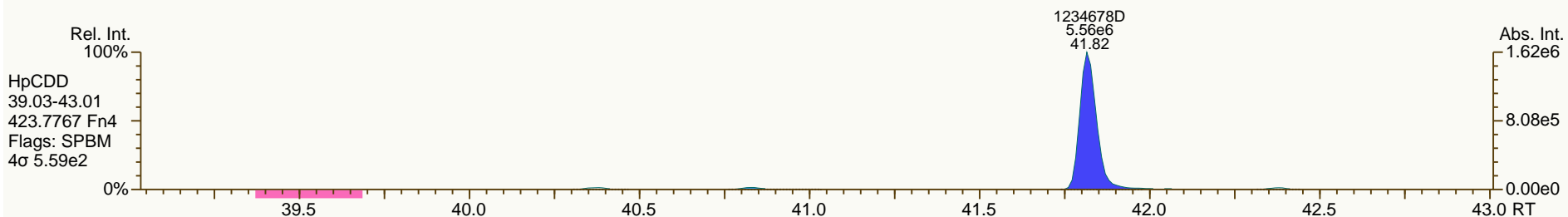


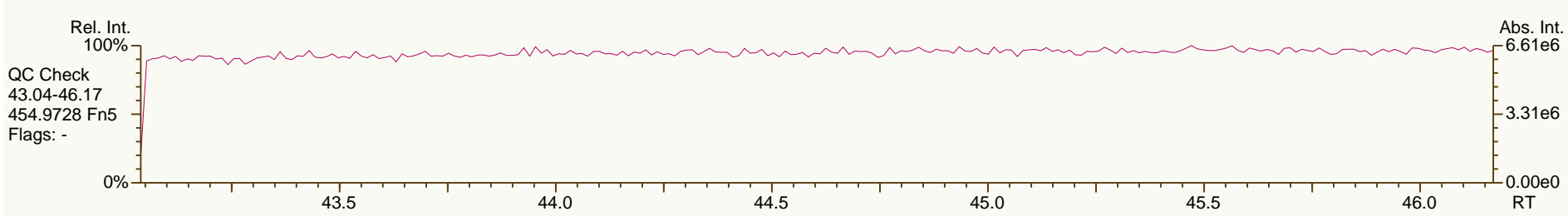
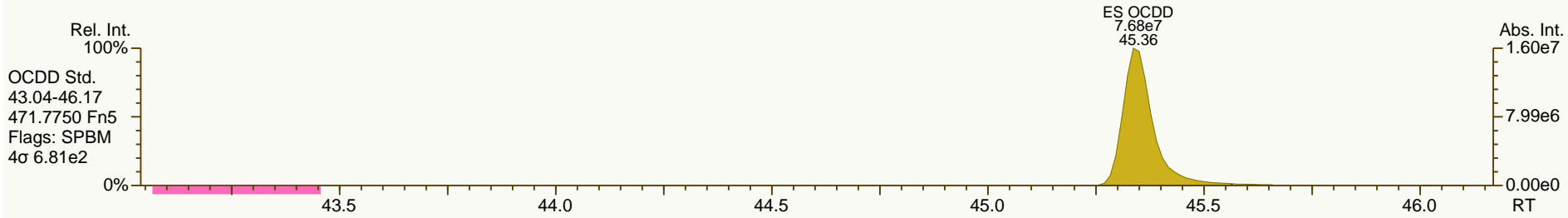
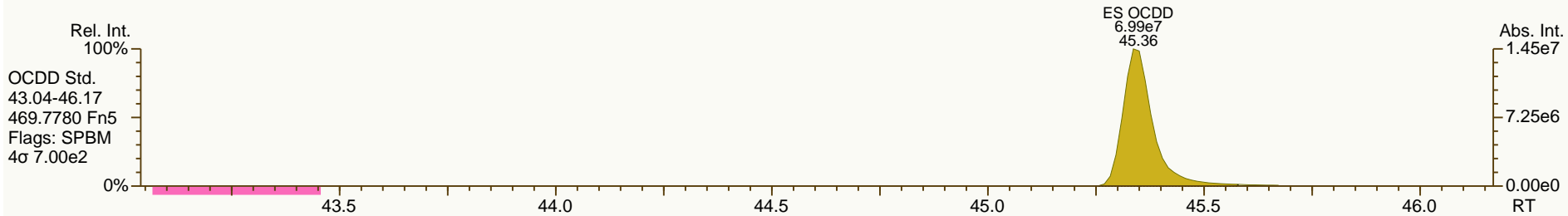
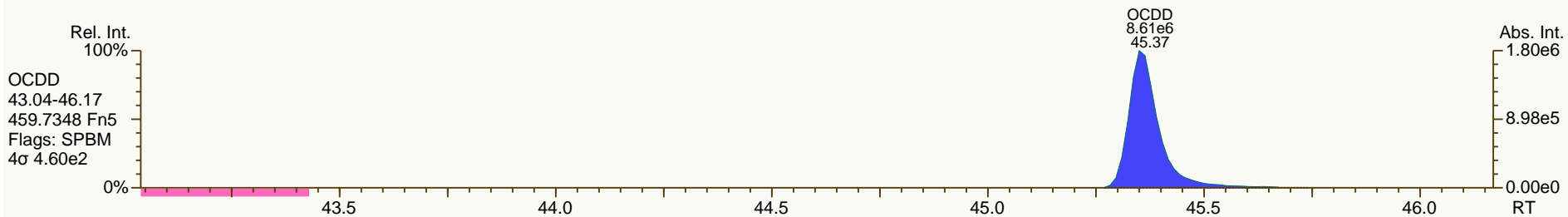
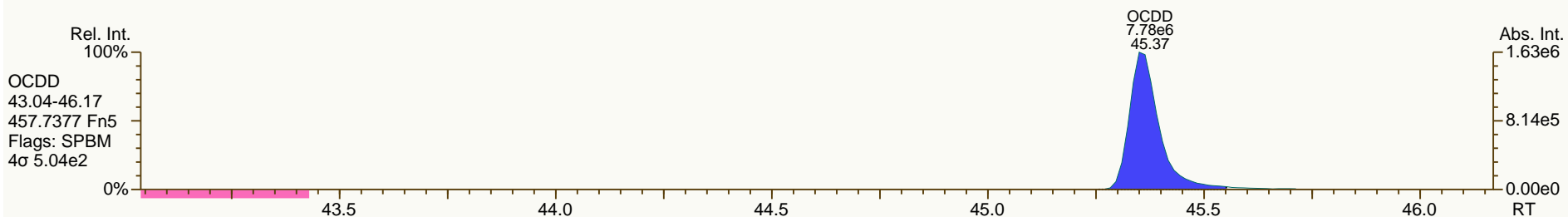
SGS-AP ID: 1613_CS2
Instr: AutoSpec-Ultima MM1

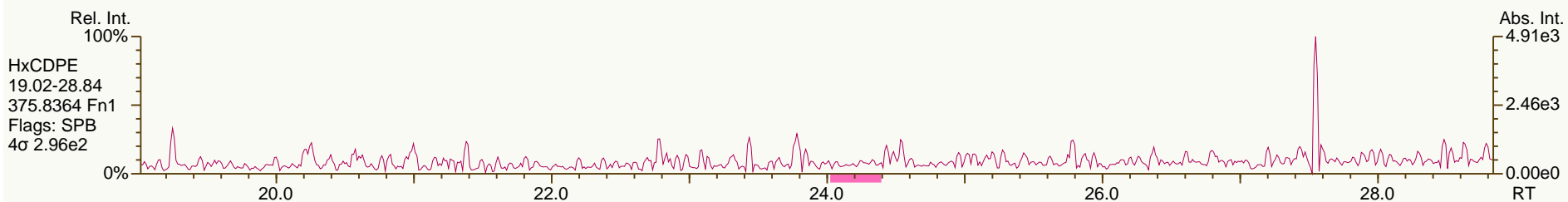
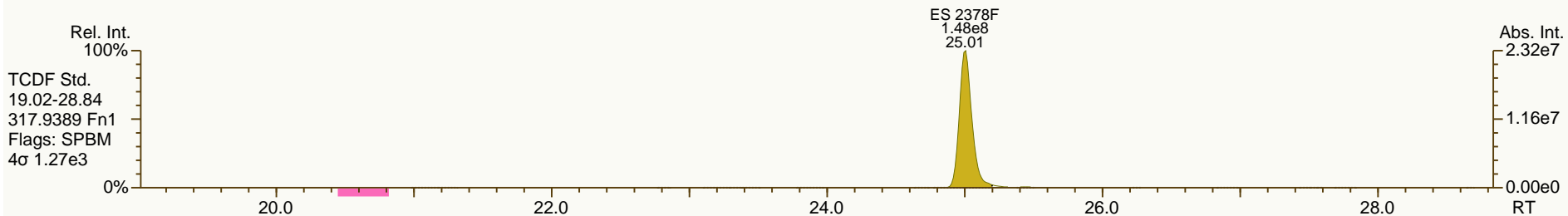
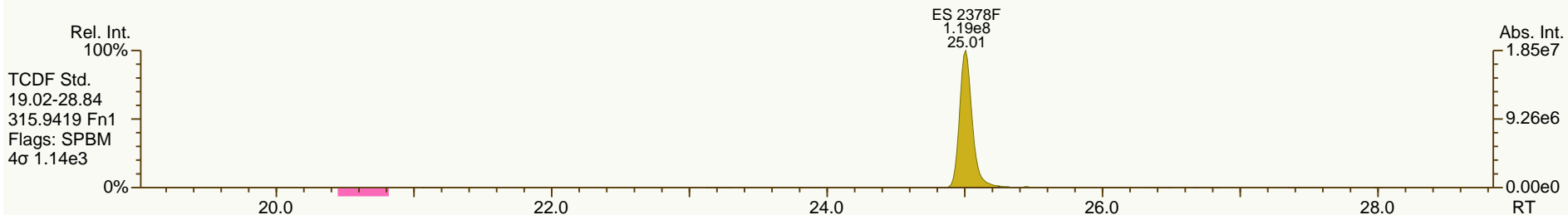
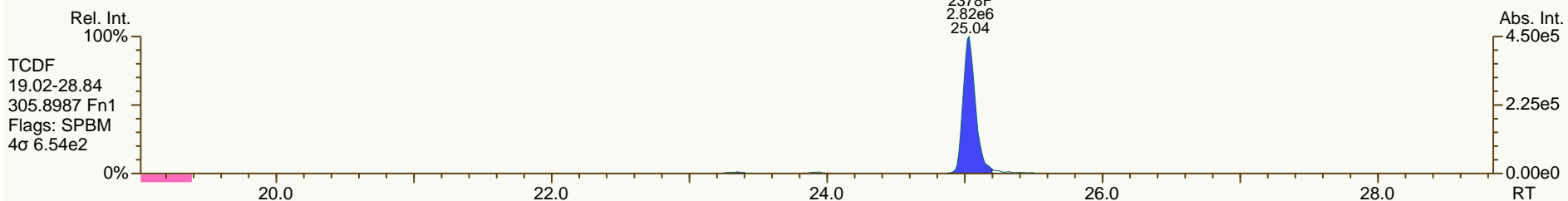
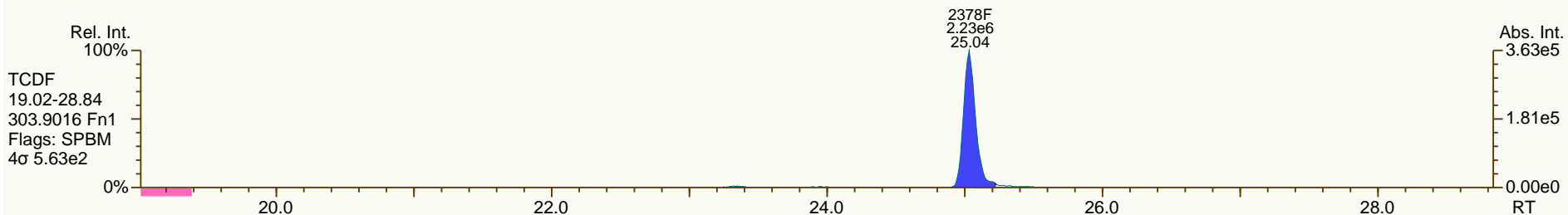
Sample ID: 1613_CS2
SIR EI+: DF_CL4-8 GC: DB5MS_60M Vial: 33

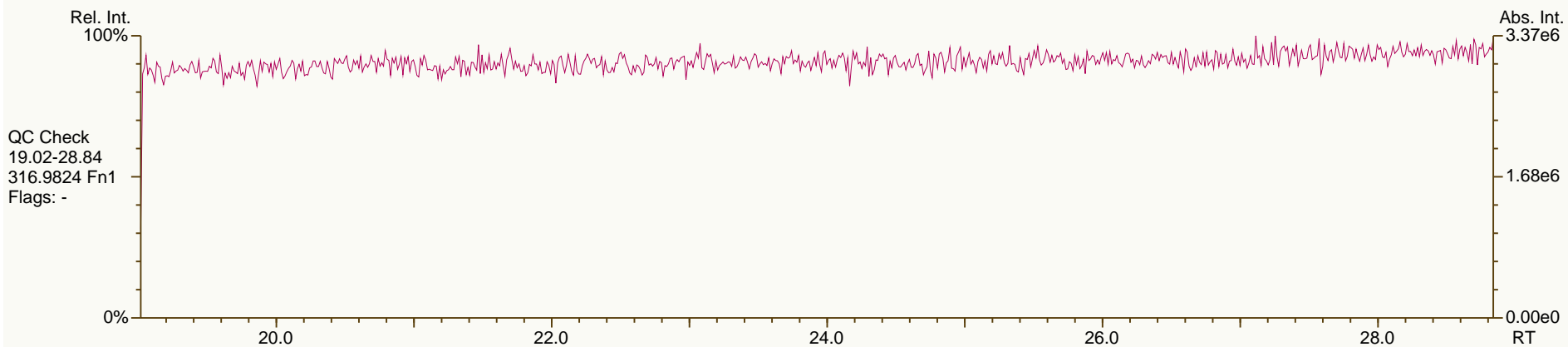
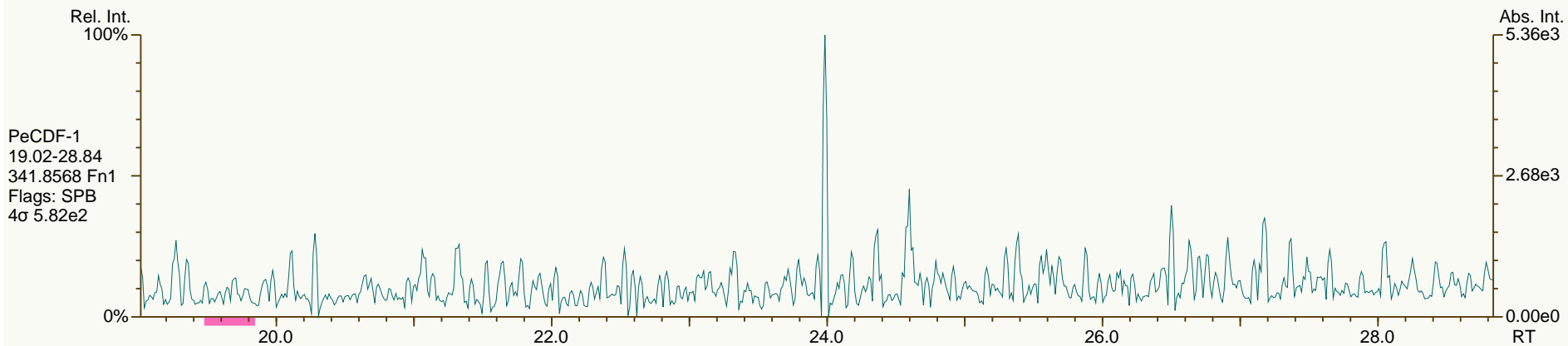
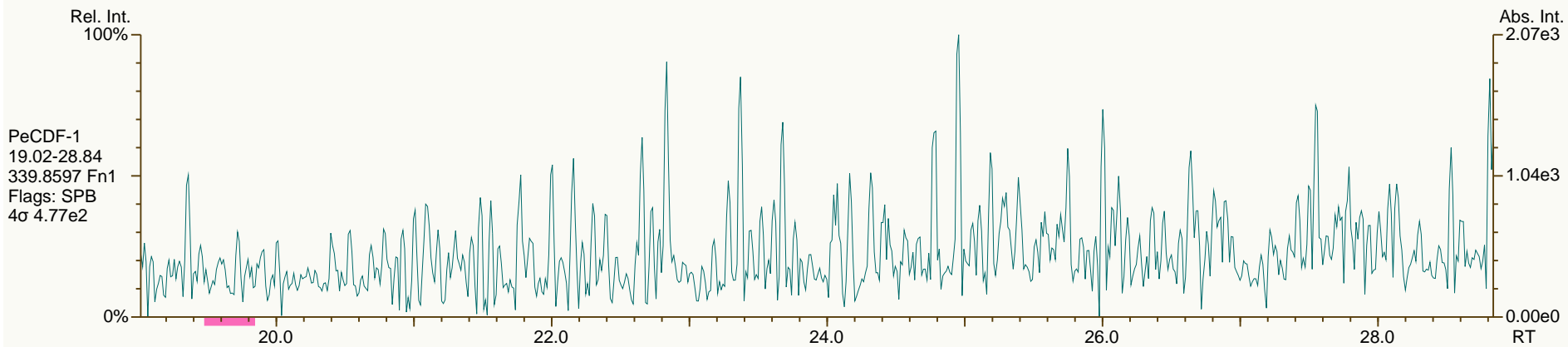
Acq: 01-AUG-2012 12:07:35
User: MDC Datafile: 120801P2-03

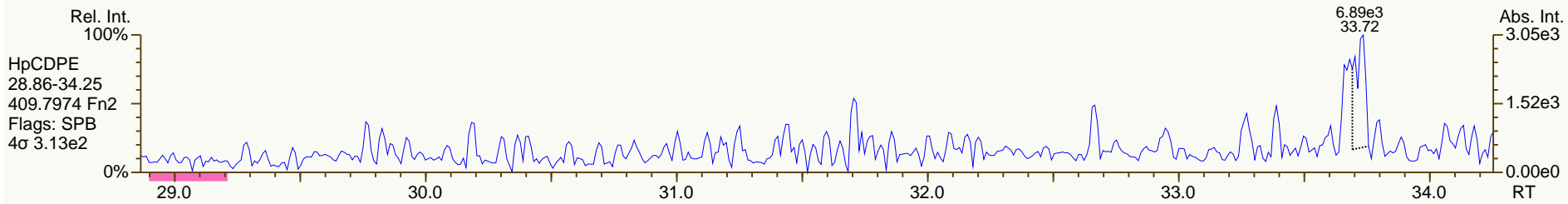
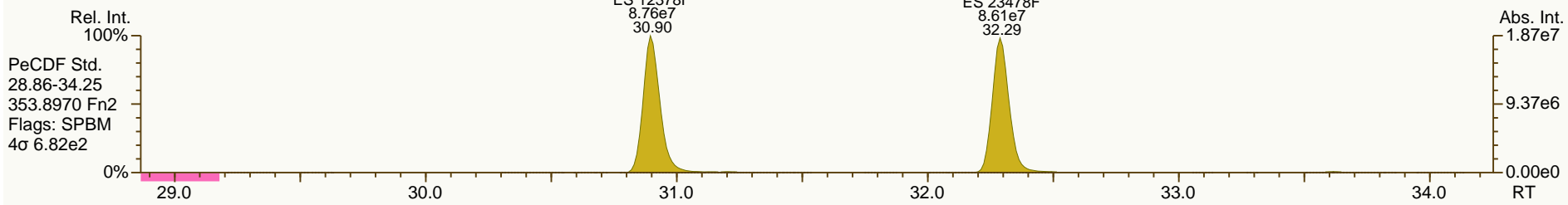
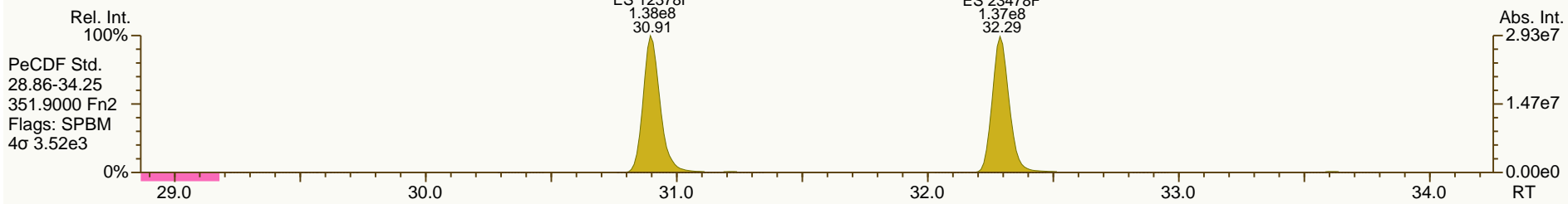
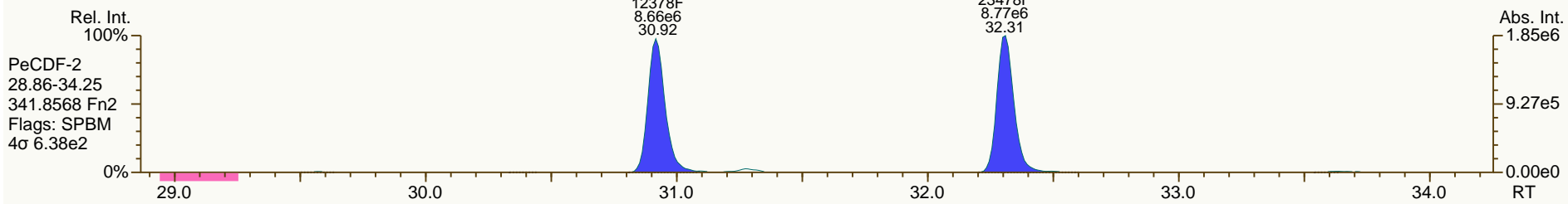
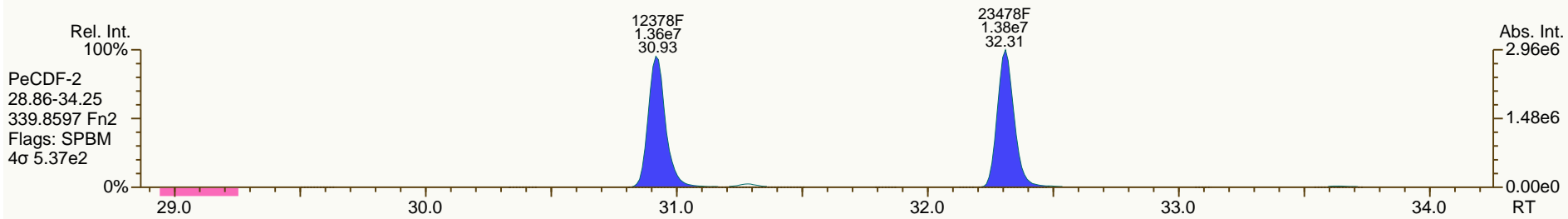


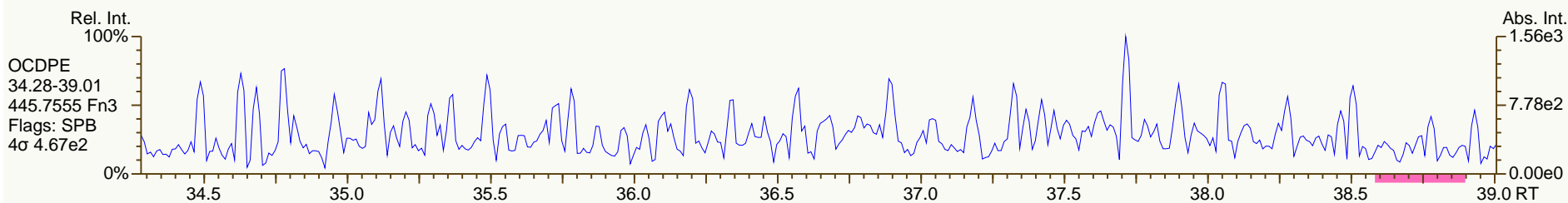
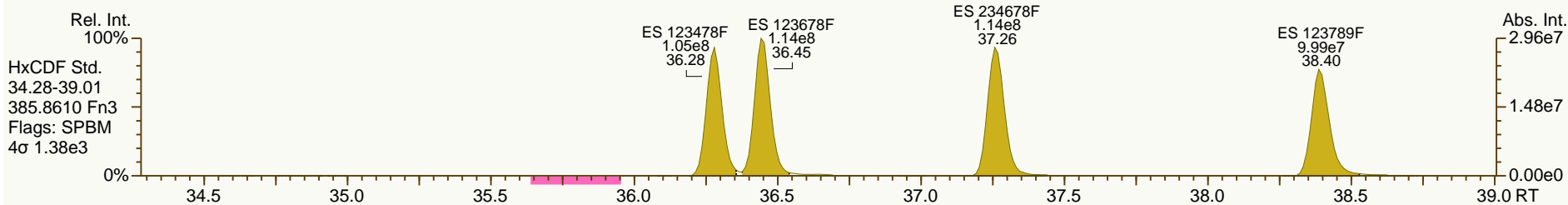
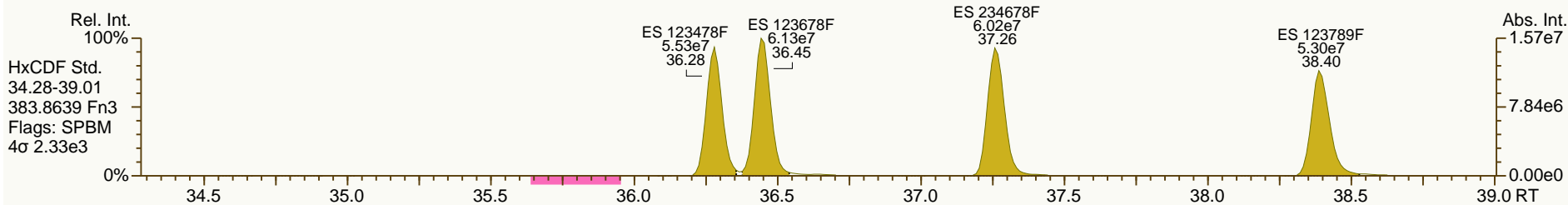
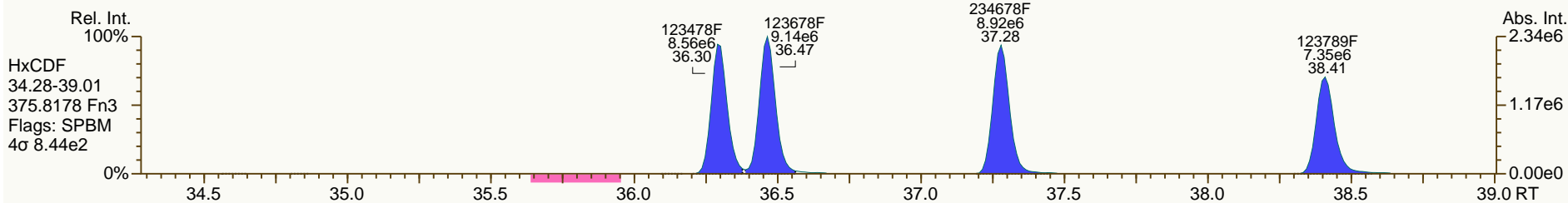
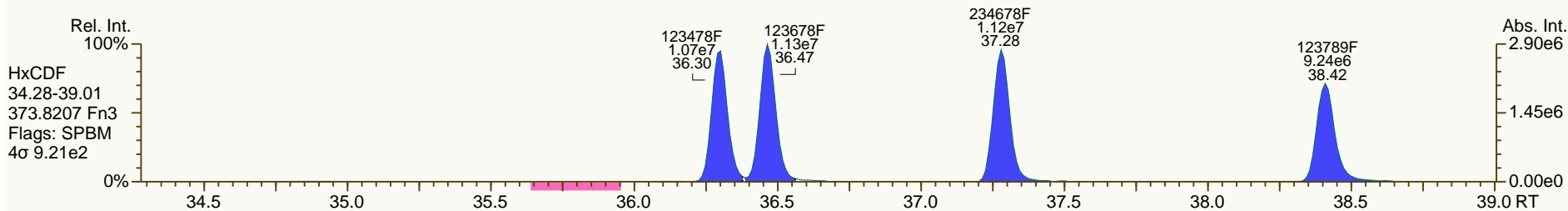


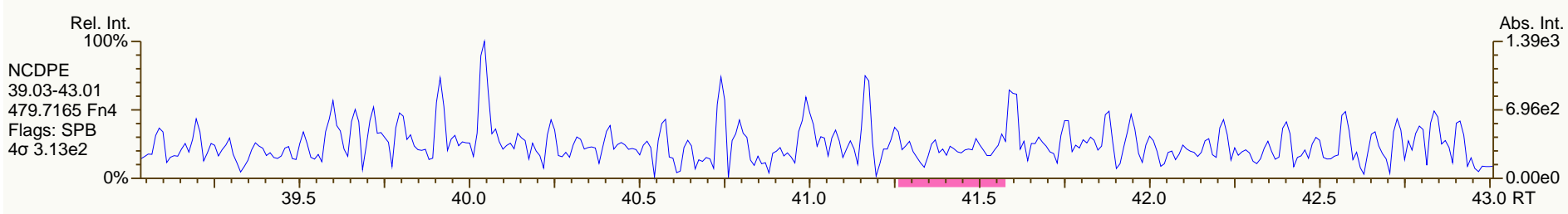
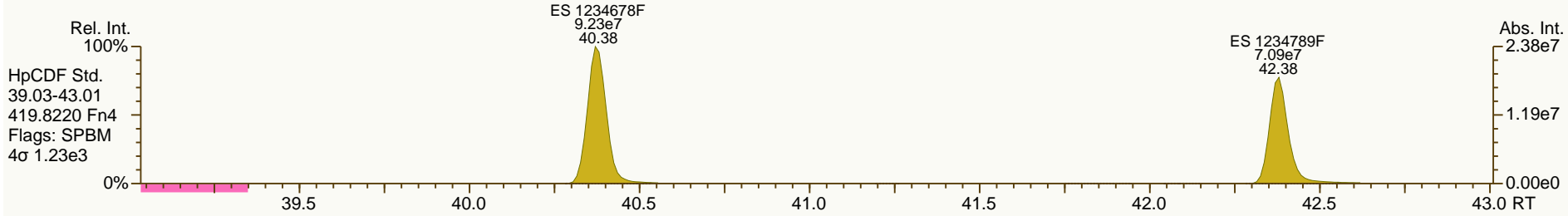
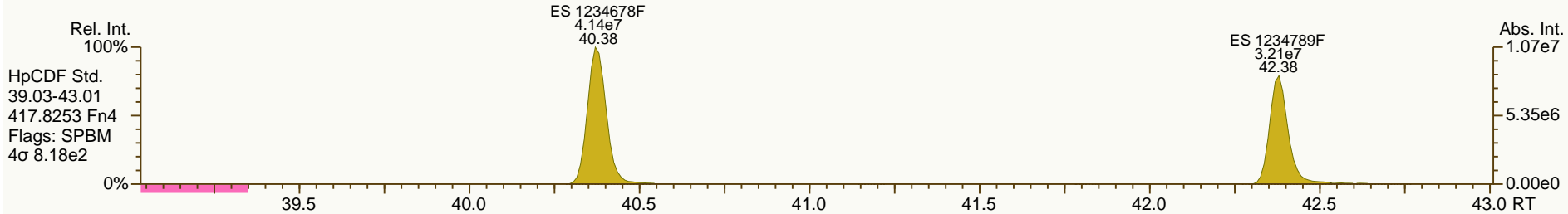
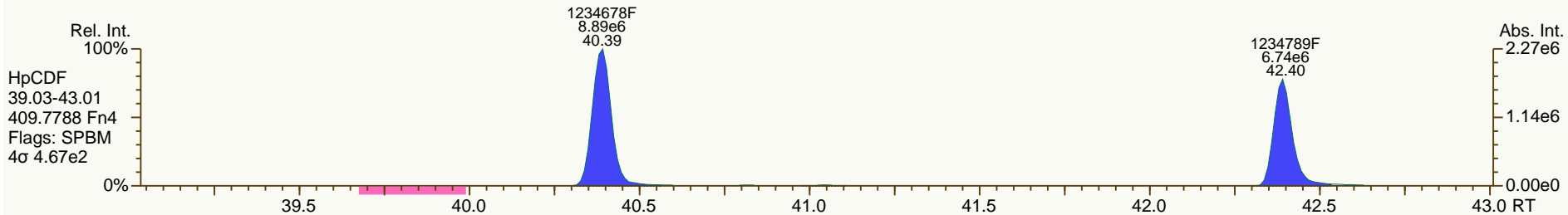
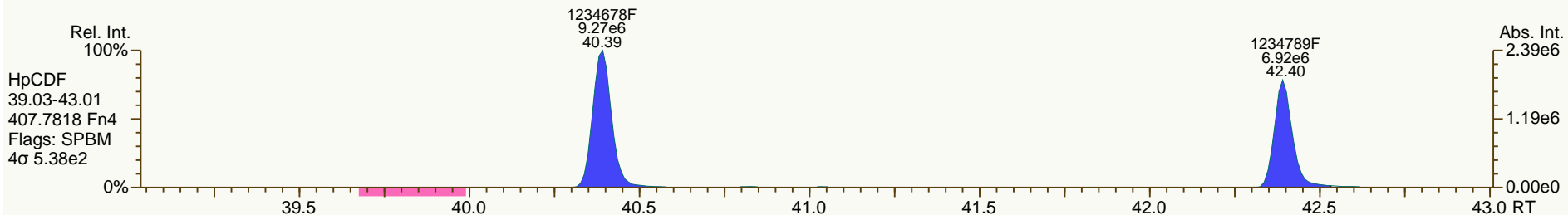


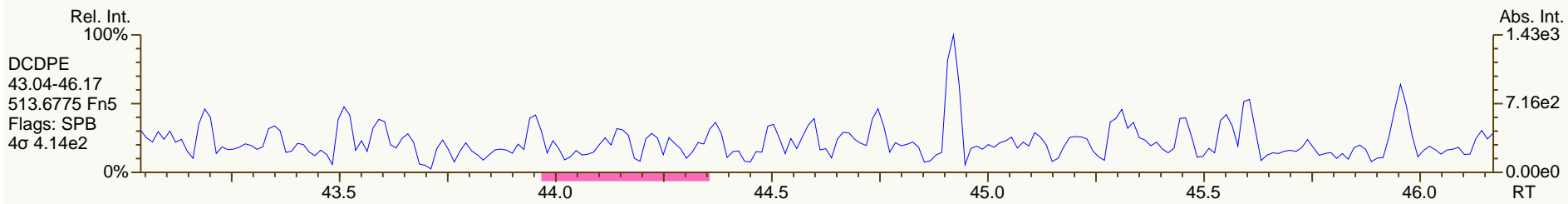
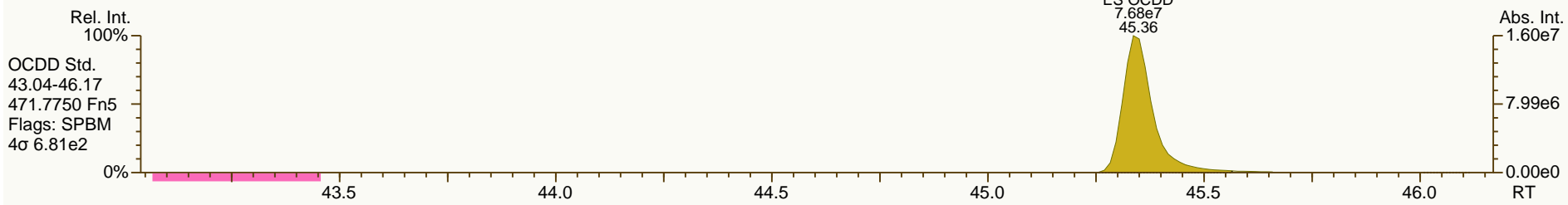
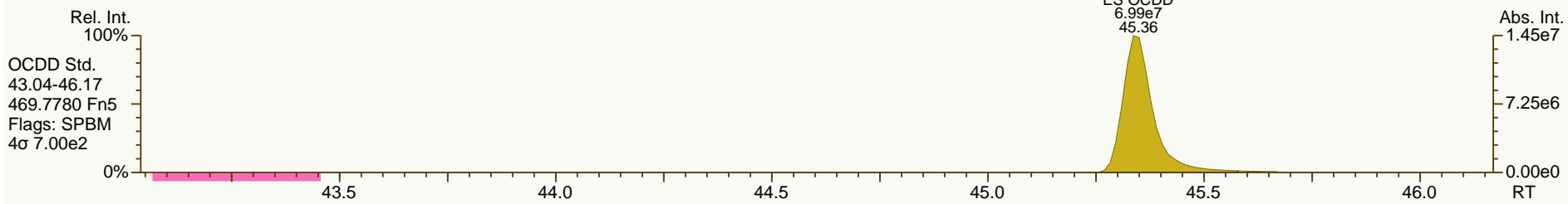
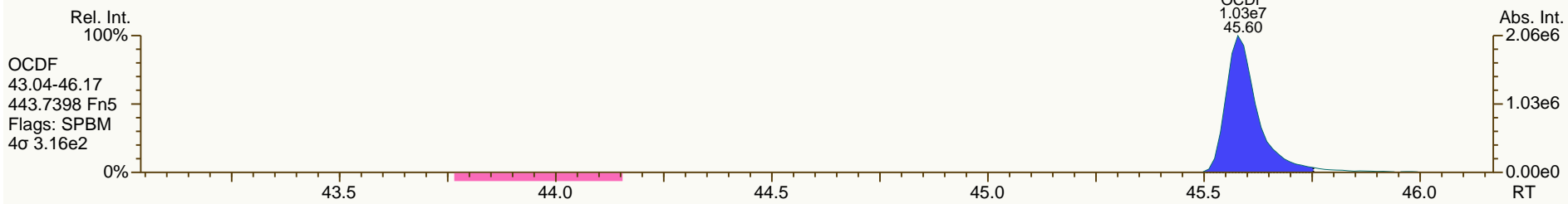
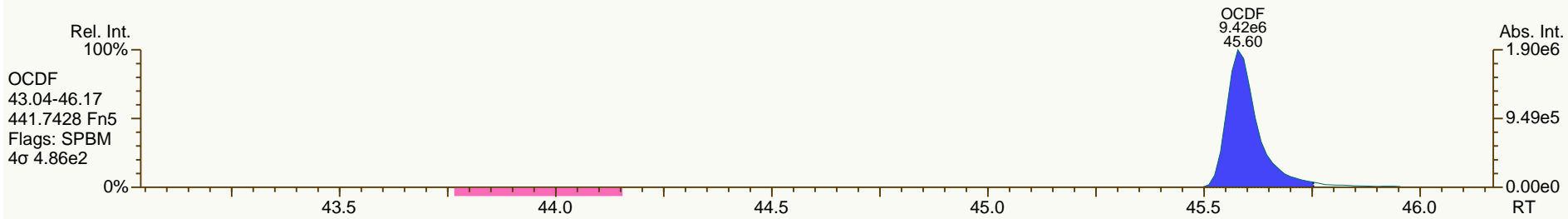








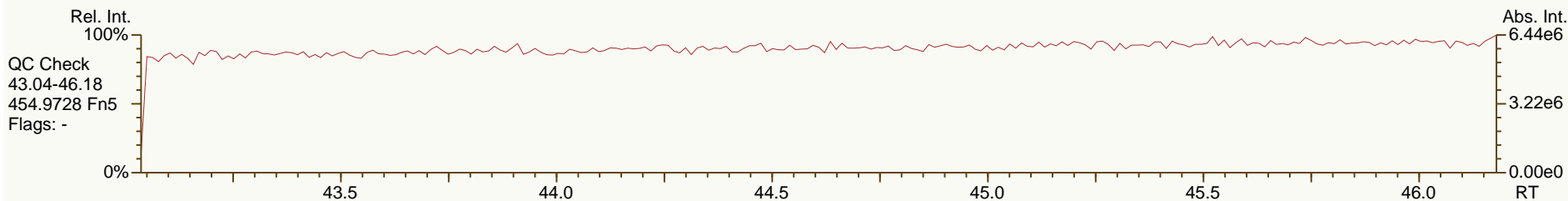
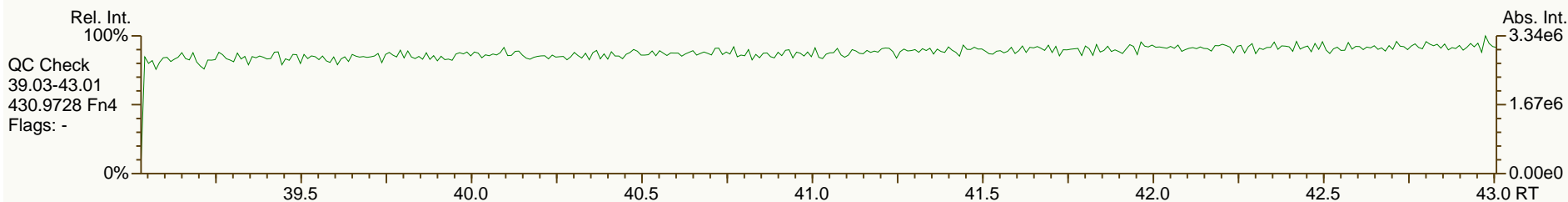
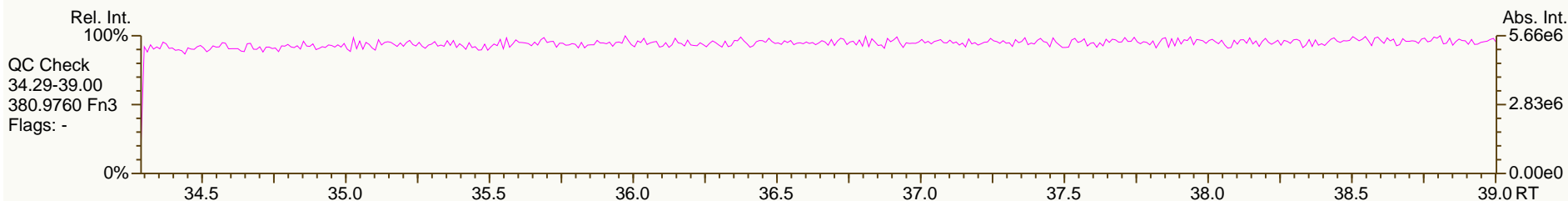
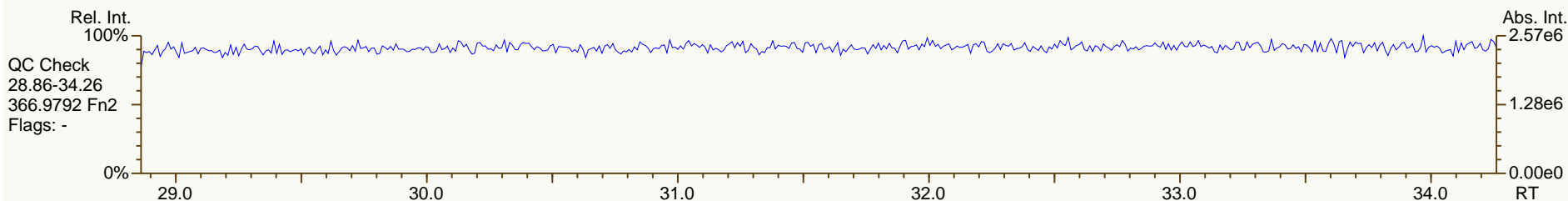
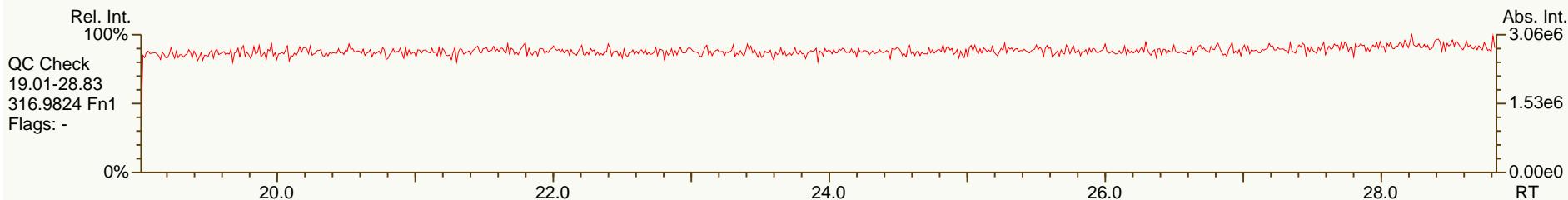


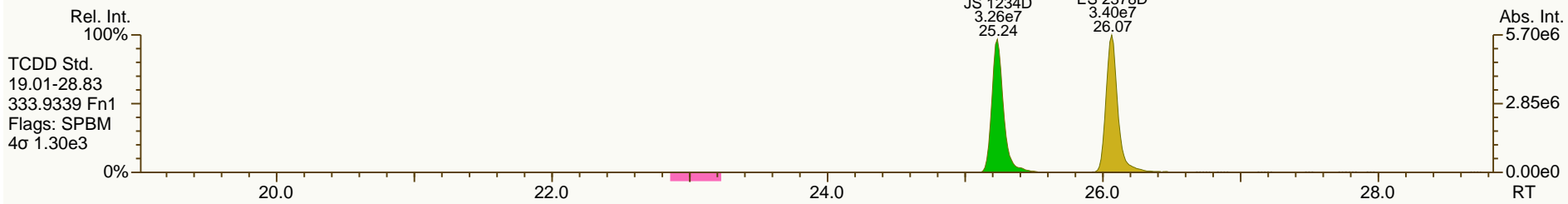
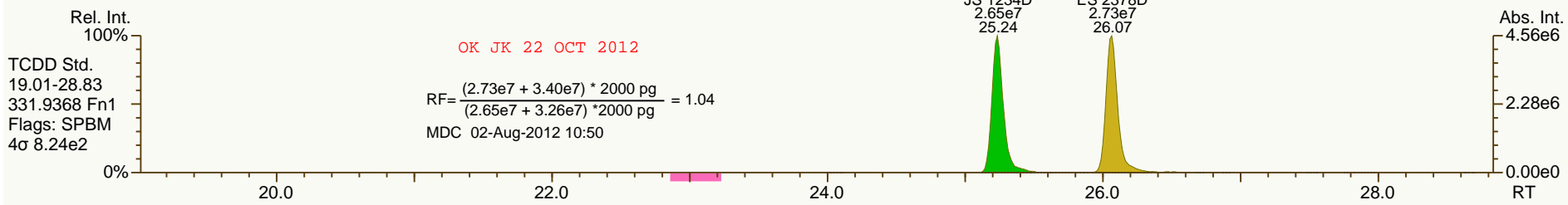
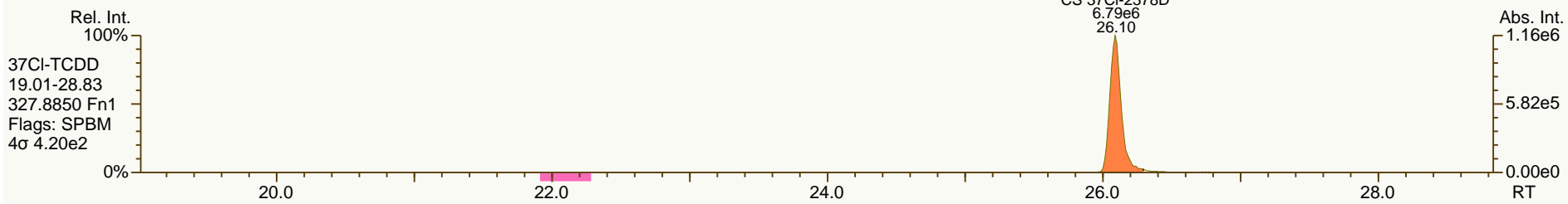
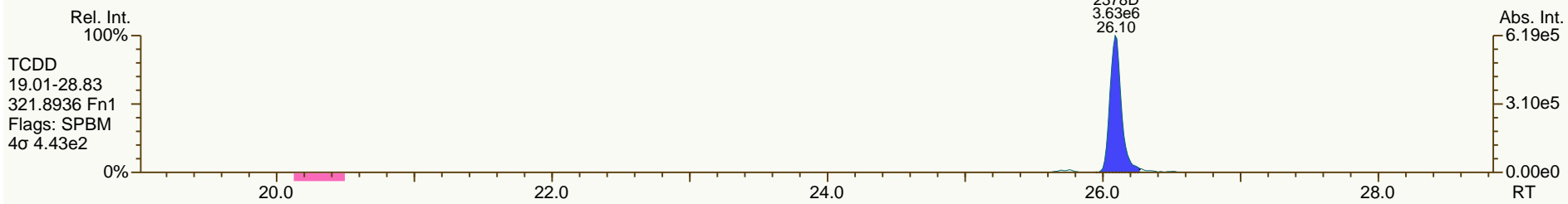
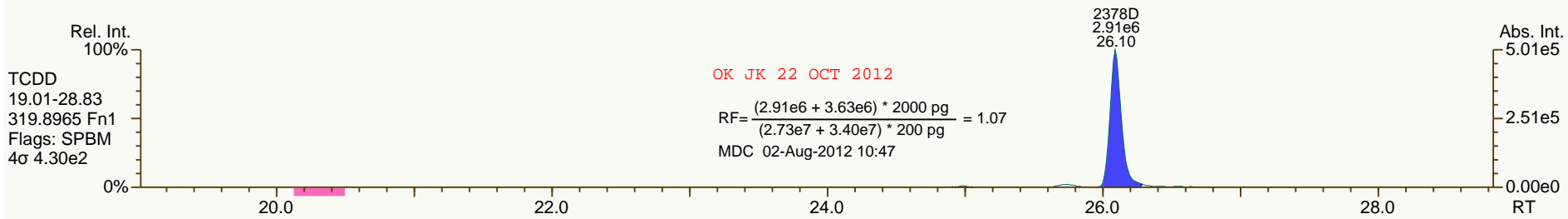


Dioxin/Furan QC Summary		Acq'd: 01 Aug 2012 12:57 MDC			ICAL: 1613_SGS		
Lab ID: 1613_CS3		UTP: 01-Aug-2012 13:57 MDC			Checkcode: 279-058-LGJ		
Sample ID: 1613_CS3		Report: 16 Oct 2012 09:39 MC			Datafile: 120801P2-04		
Name	RT	Response	RA	OK	Ref. RRFs	Calc. RRFs	Dev'n
2378-TCDD	26.10	6.54E+06	0.80	Y	1.08	1.07	-2%
12378-PeCDD	32.74	2.58E+07	1.58	Y	1.07	1.07	-1%
123478-HxCDD	37.50	2.36E+07	1.26	Y	1.05	1.05	0%
123678-HxCDD	37.64	2.52E+07	1.24	Y	0.98	0.97	-1%
123789-HxCDD	37.99	2.40E+07	1.27	Y	1.01	0.99	-2%
1234678-HpCDD	41.82	1.97E+07	1.05	Y	1.09	1.08	-1%
OCDD	45.37	3.11E+07	0.90	Y	1.11	1.08	-3%
2378-TCDF	25.03	9.73E+06	0.81	Y	0.98	1.00	2%
12378-PeCDF	30.92	4.15E+07	1.59	Y	0.99	1.00	1%
23478-PeCDF	32.31	4.28E+07	1.58	Y	1.02	1.03	1%
123478-HxCDF	36.30	3.60E+07	1.25	Y	1.19	1.19	0%
123678-HxCDF	36.46	3.89E+07	1.26	Y	1.16	1.14	-1%
234678-HxCDF	37.28	3.79E+07	1.25	Y	1.18	1.25	6%
123789-HxCDF	38.42	3.02E+07	1.28	Y	1.09	1.08	-1%
1234678-HpCDF	40.39	3.37E+07	1.04	Y	1.35	1.37	2%
1234789-HpCDF	42.40	2.50E+07	1.04	Y	1.34	1.34	1%
OCDF	45.60	3.92E+07	0.89	Y	1.40	1.36	-3%
ES 2378-TCDD	26.07	6.13E+07	0.80	Y	1.04	1.04	0%
ES 12378-PeCDD	32.72	4.85E+07	1.58	Y	0.87	0.82	-5%
ES 123478-HxCDD	37.48	4.48E+07	1.30	Y	0.94	0.95	1%
ES 123678-HxCDD	37.62	5.18E+07	1.26	Y	1.06	1.10	3%
ES 1234678-HpCDD	41.81	3.67E+07	1.04	Y	0.80	0.77	-3%
ES OCDD	45.36	5.79E+07	0.91	Y	0.63	0.61	-3%
ES 2378-TCDF	25.00	9.75E+07	0.79	Y	1.74	1.65	-5%
ES 12378-PeCDF	30.90	8.32E+07	1.61	Y	1.49	1.41	-6%
ES 23478-PeCDF	32.29	8.30E+07	1.58	Y	1.48	1.41	-5%
ES 123478-HxCDF	36.28	6.08E+07	0.52	Y	1.27	1.28	1%
ES 123678-HxCDF	36.45	6.79E+07	0.53	Y	1.41	1.43	2%
ES 234678-HxCDF	37.26	6.08E+07	0.53	Y	1.34	1.29	-4%
ES 123789-HxCDF	38.40	5.59E+07	0.53	Y	1.20	1.18	-2%
ES 1234678-HpCDF	40.37	4.92E+07	0.44	Y	1.06	1.04	-2%
ES 1234789-HpCDF	42.39	3.72E+07	0.46	Y	0.82	0.79	-4%

Dioxin/Furan QC Summary	Acq'd: 01 Aug 2012 12:57 MDC	ICAL: 1613_SGS
Lab ID: 1613_CS3	UTP: 01-Aug-2012 13:57 MDC	Checkcode: 279-058
Sample ID: 1613_CS3	Report: 16 Oct 2012 09:39 MC	Datafile: 120801P2-04

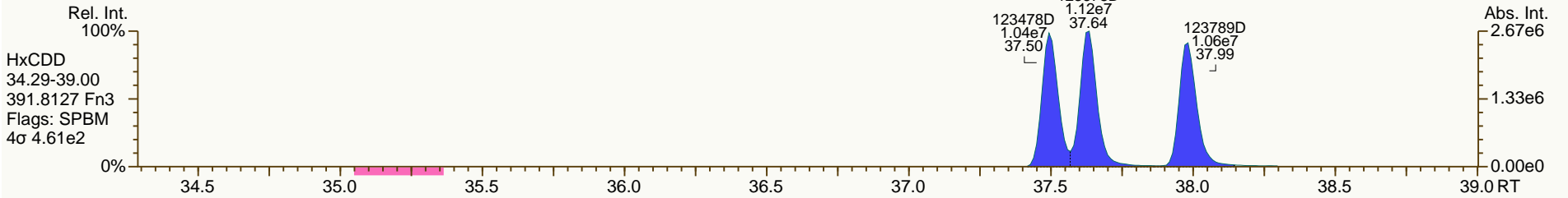
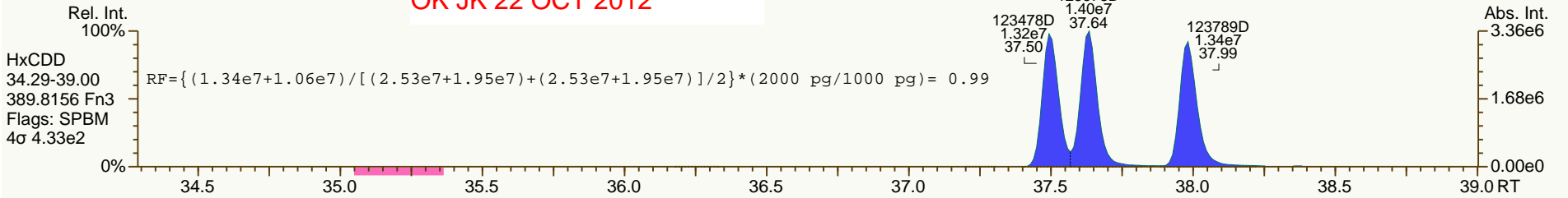
Name	RT	Response	RA	OK	Ref. RRFs	Calc. RRFs	Dev'n
JS 1234-TCDD	25.24	5.90E+07	0.81	Y	-	-	-
JS 123789-HxCDD	37.97	4.73E+07	1.28	Y	-	-	-
CS 37C1-2378-TCDD	26.10	6.79E+06	n/a	-	1.17	1.15	-2%
SS 37C1-2378-TCDD	26.10	6.79E+06	n/a	-	1.12	1.11	-2%



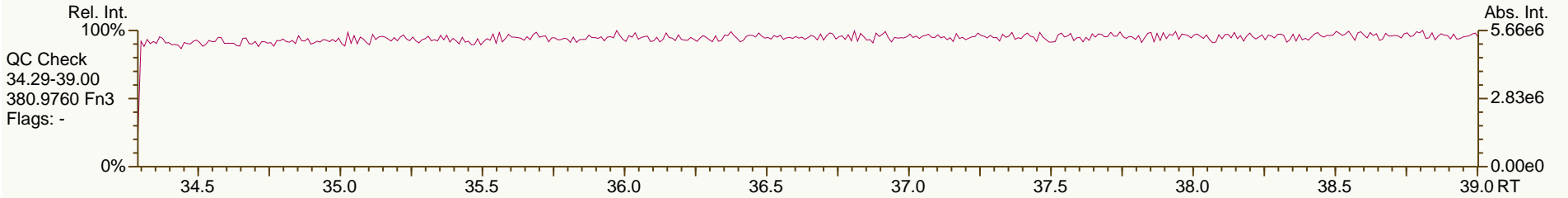
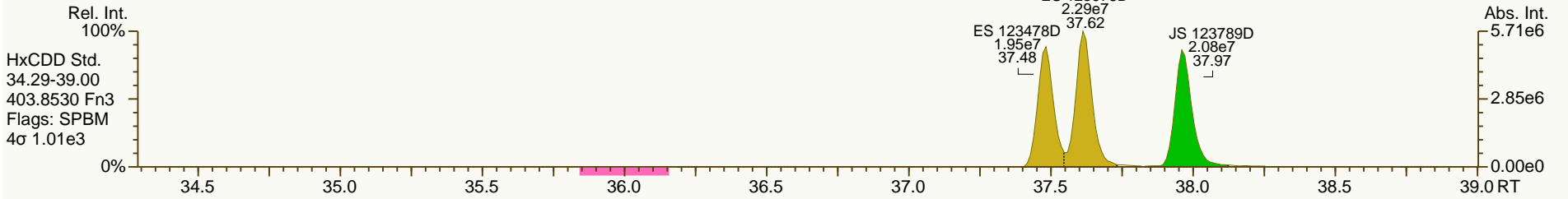
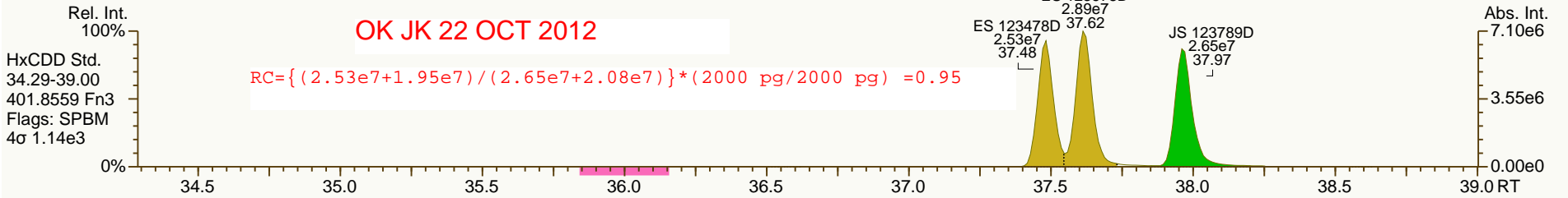


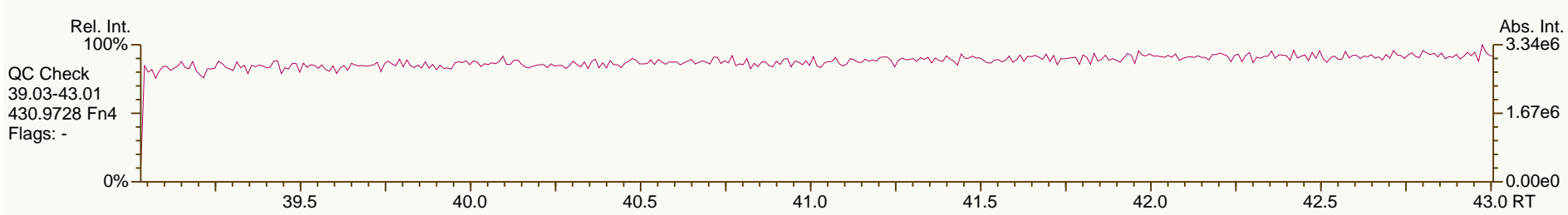
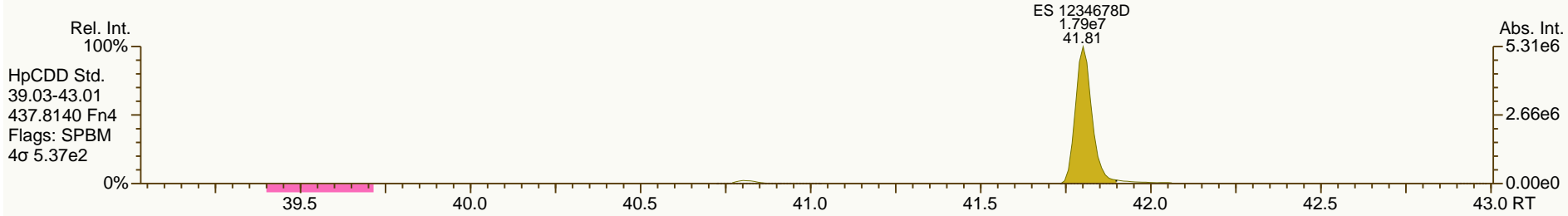
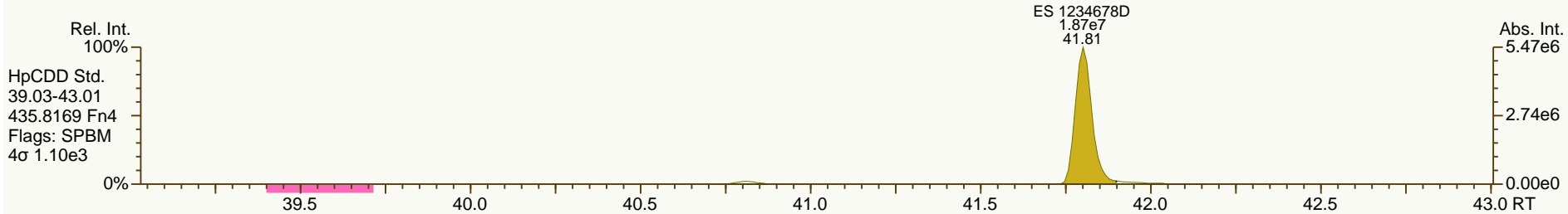
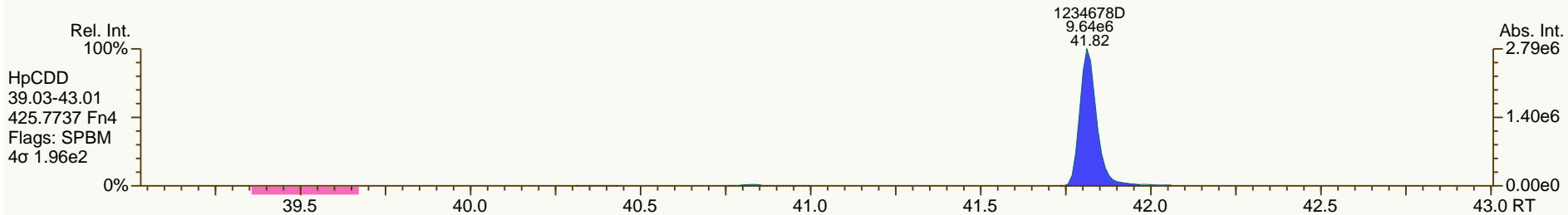
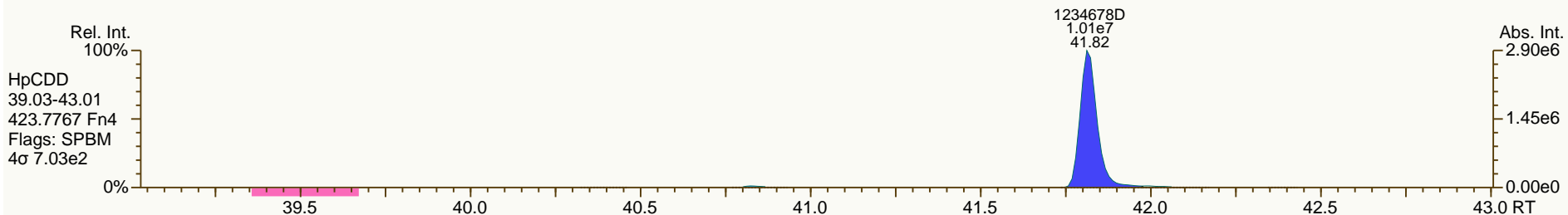


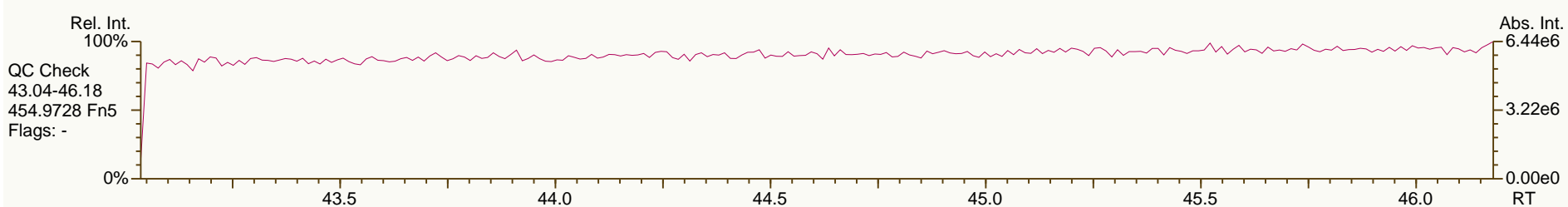
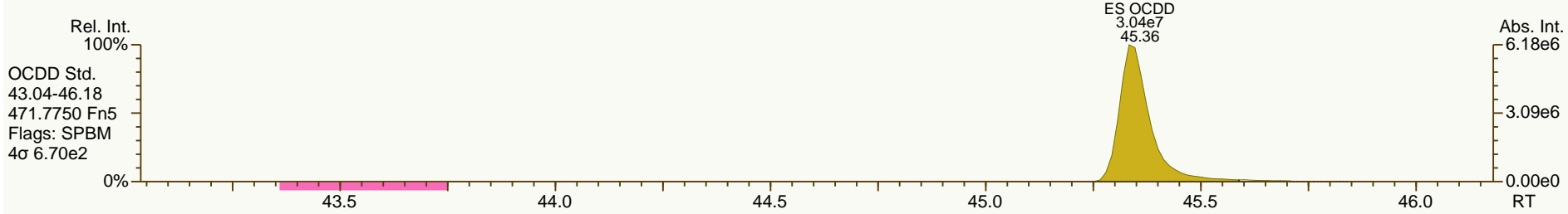
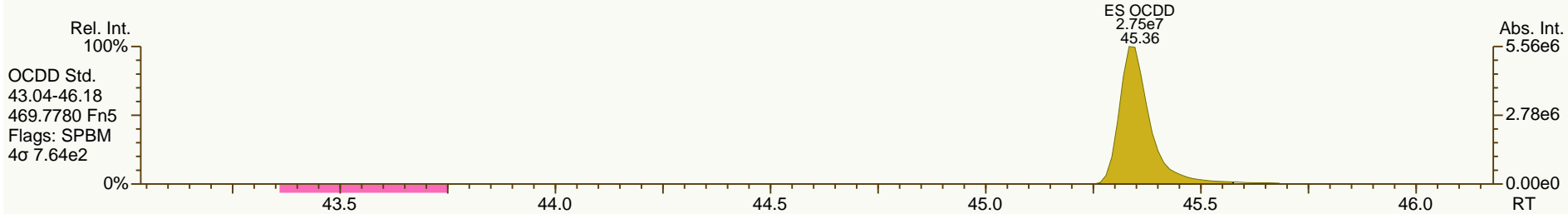
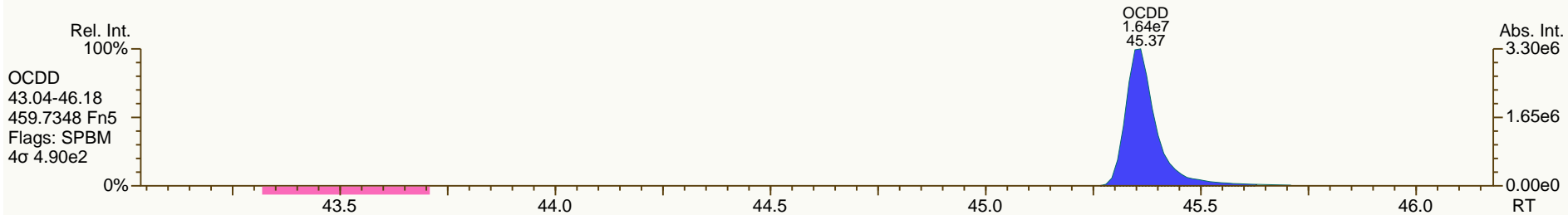
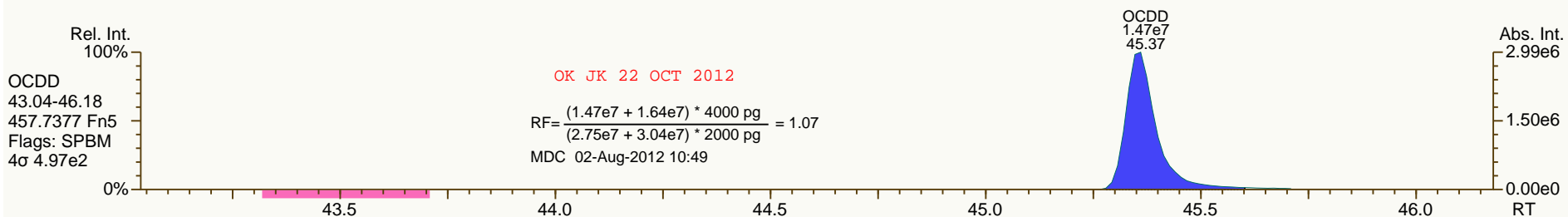
OK JK 22 OCT 2012

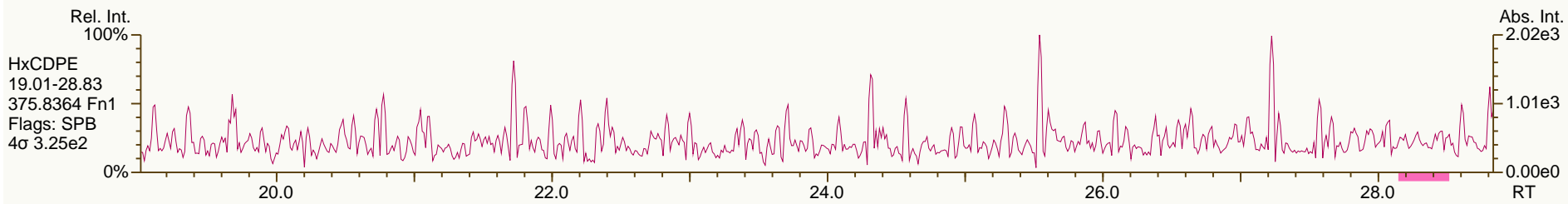
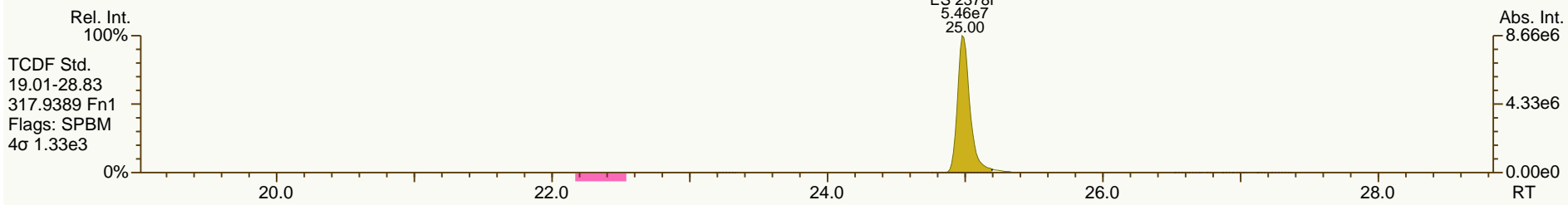
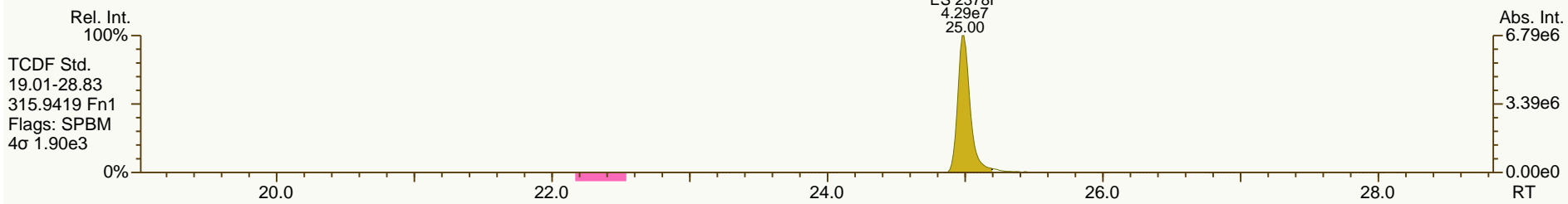
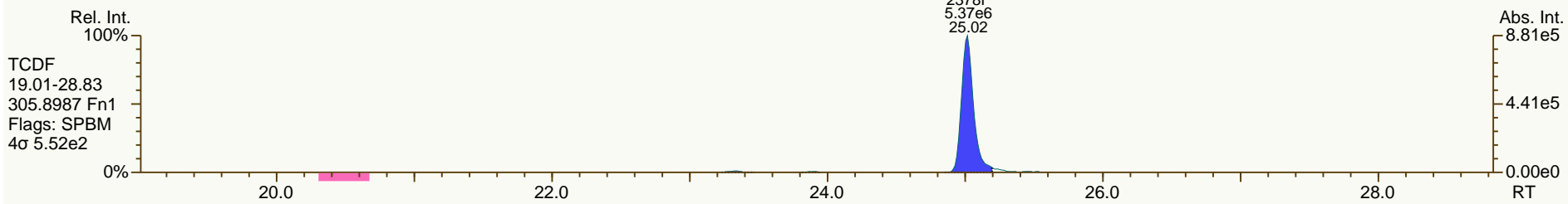
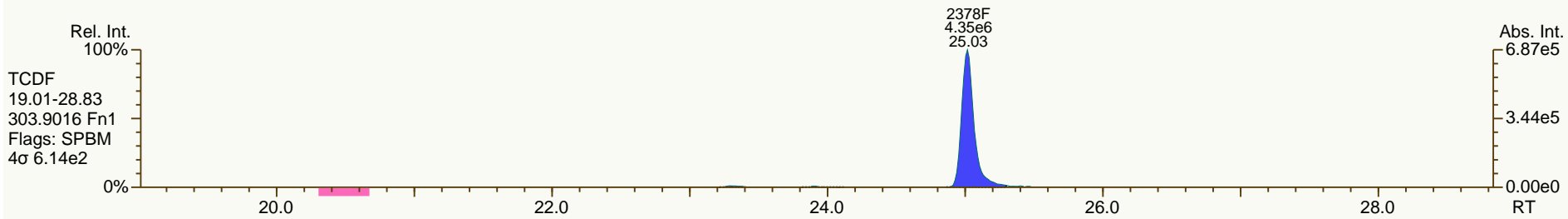


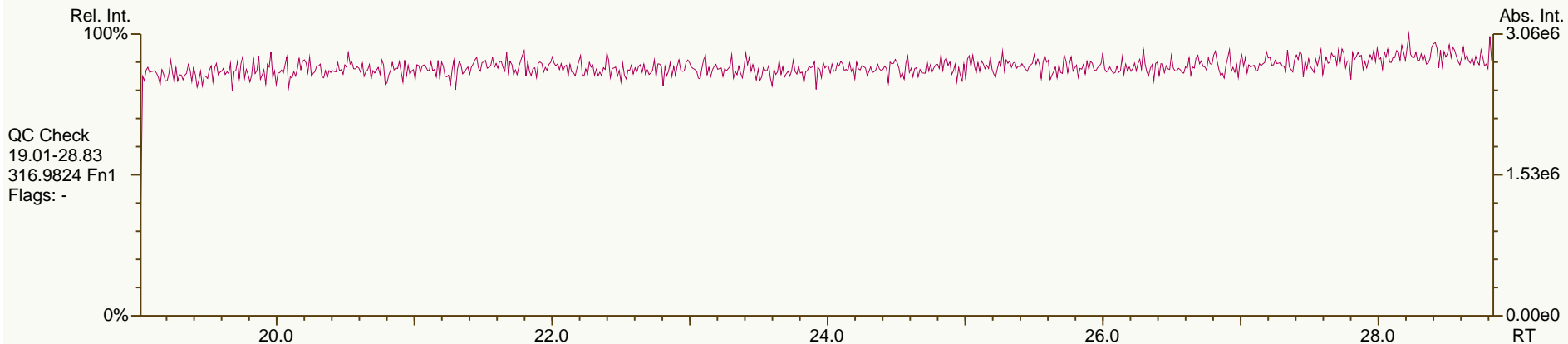
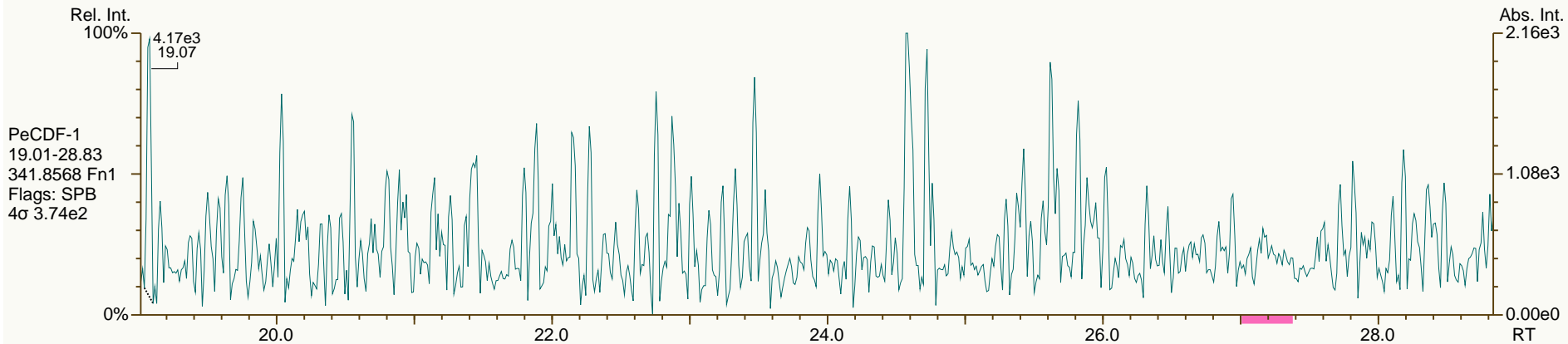
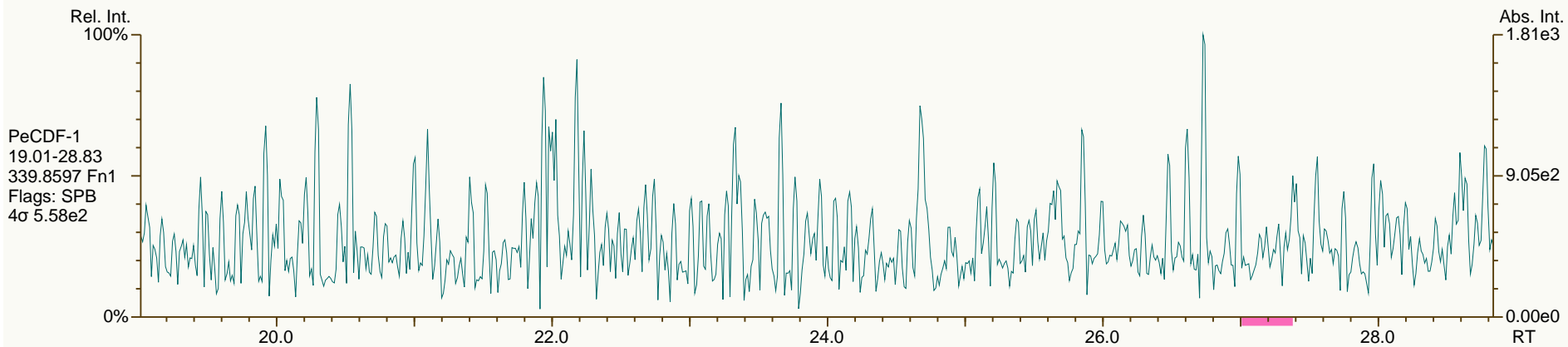
OK JK 22 OCT 2012

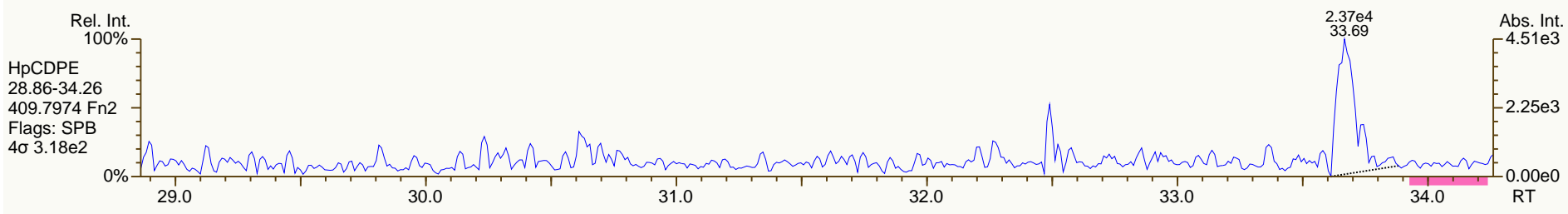
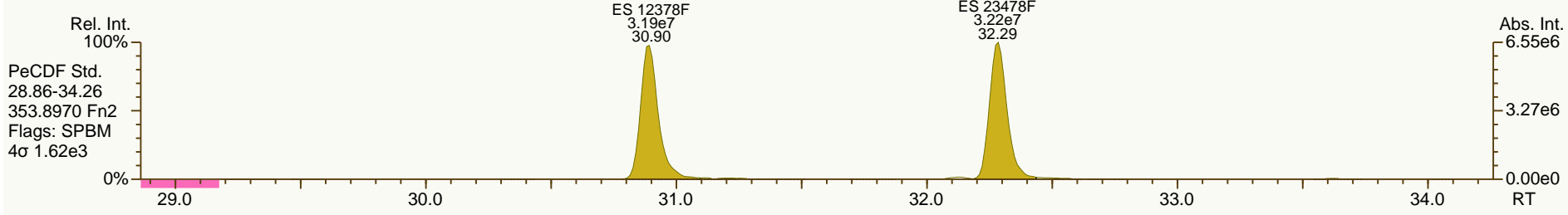
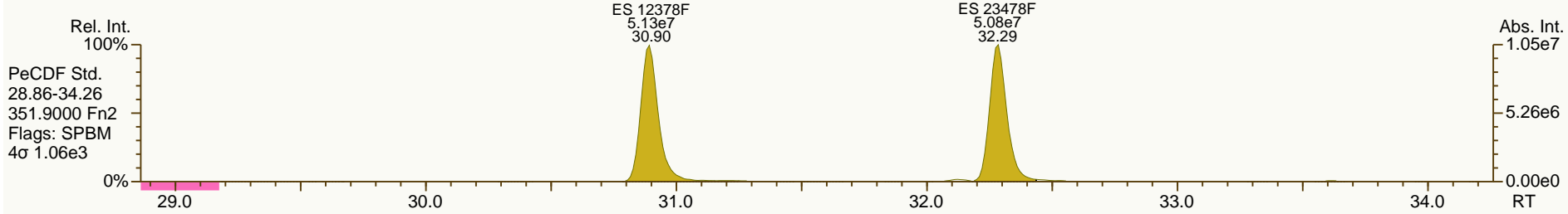
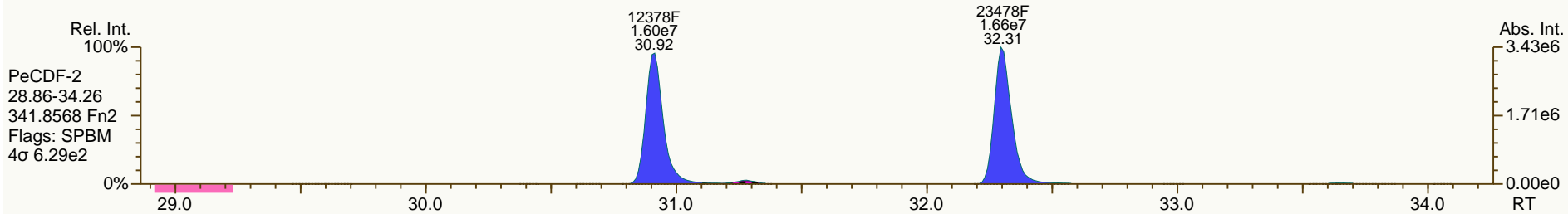
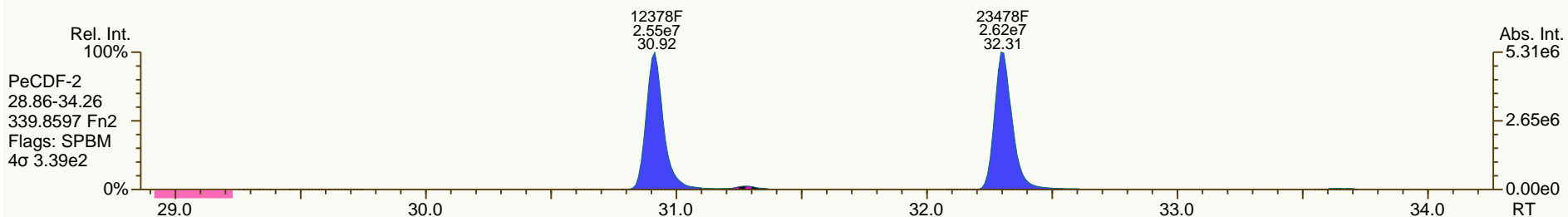


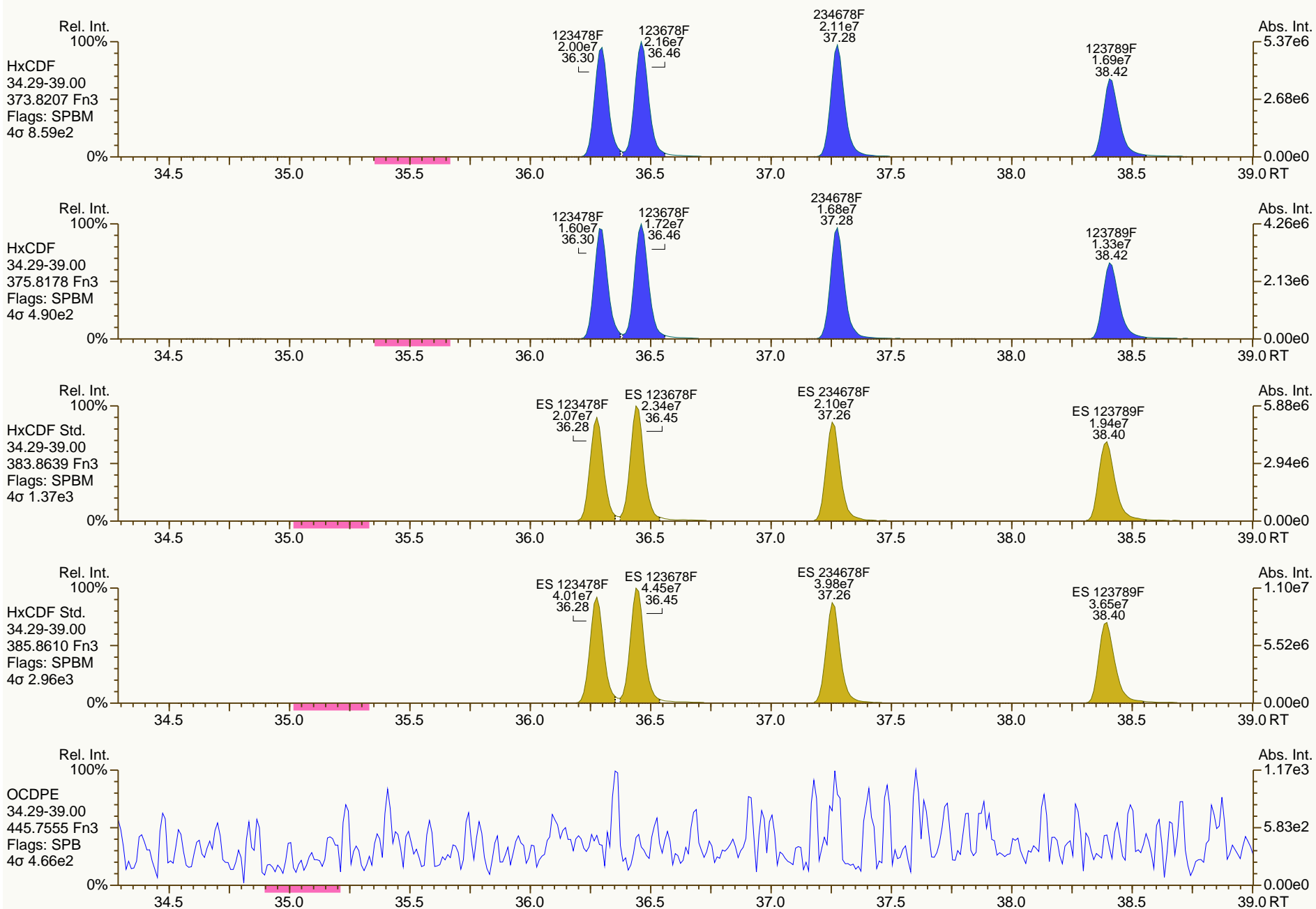












SGS-AP ID: 1613_CS3
Instr: AutoSpec-Ultima MM1

Sample ID: 1613_CS3
SIR EI+: DF_CL4-8 GC: DB5MS_60M Vial: 34

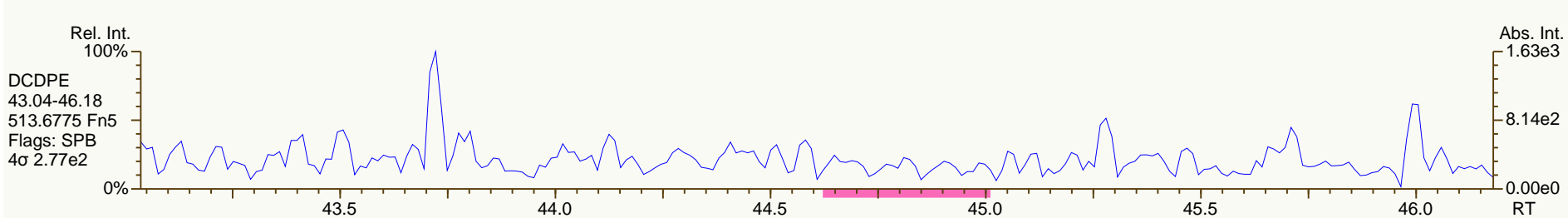
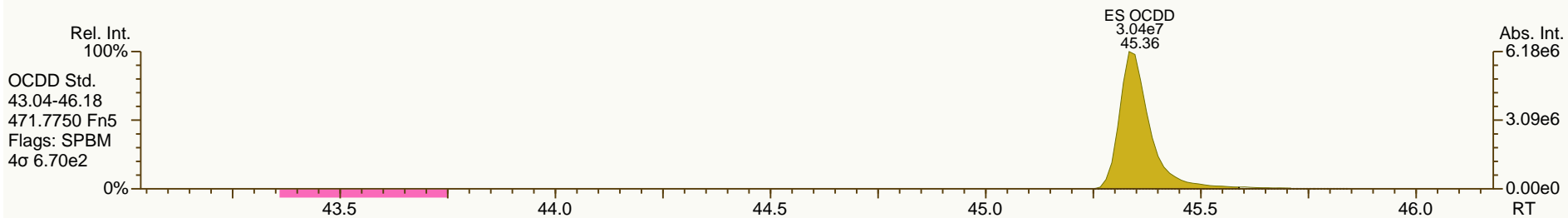
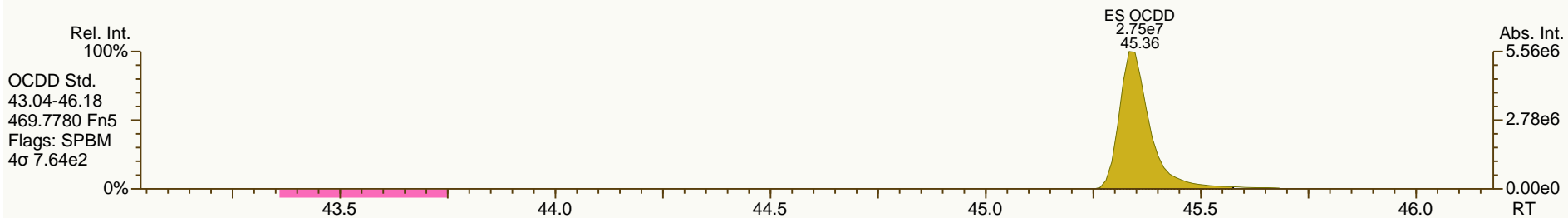
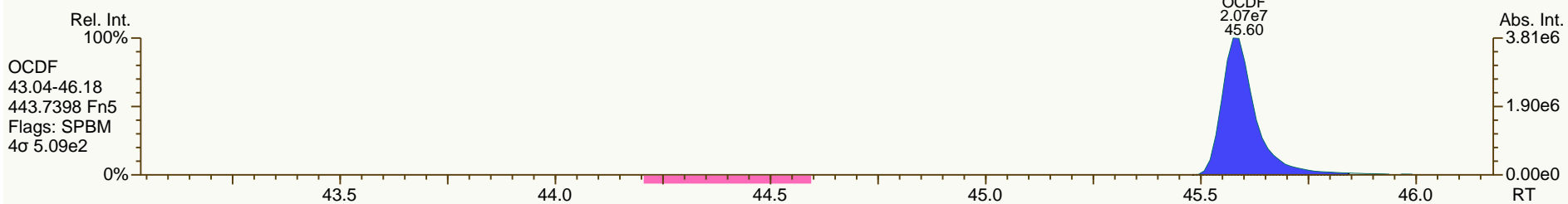
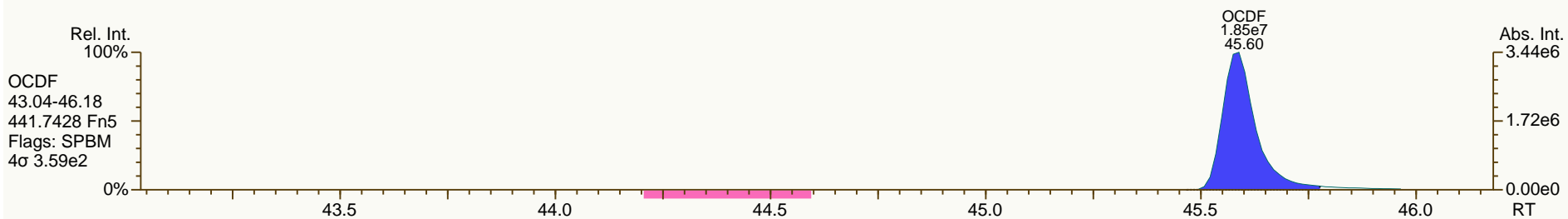
Acq: 01-AUG-2012 12:57:42
User: MDC Datafile: 120801P2-04



Results: T:\UltraTracePro\CAL_results\MM1_DF_1613_SGS_31JUL2012\1613_CS3.utp_res, saved 02-Aug-2012 10:51 (MDC)

AP UltraTrace-Pro V4.7 User/System: MDC/MCI7-047 cc: 4063, 9328, 2874 scc: 220-016

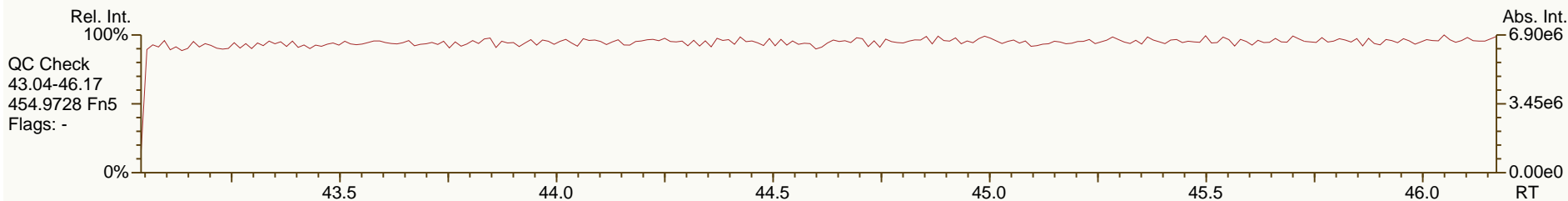
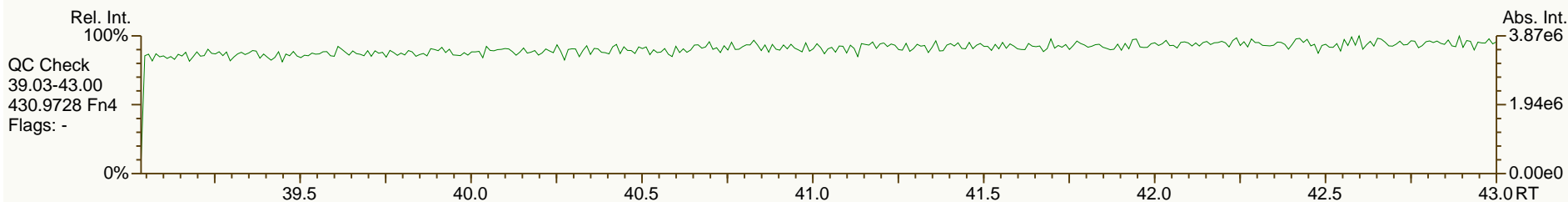
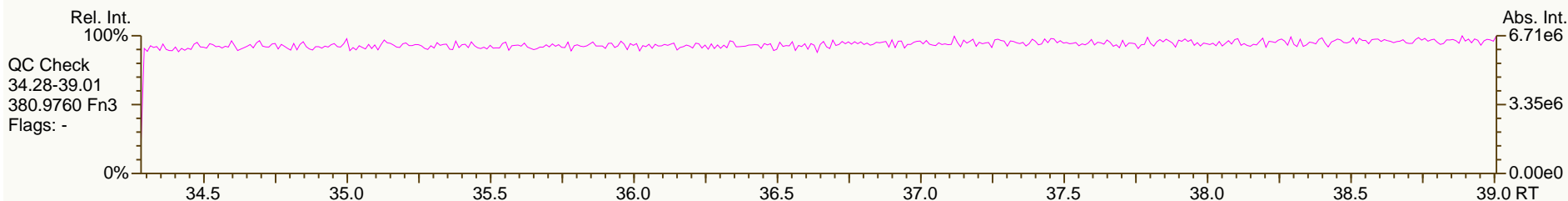
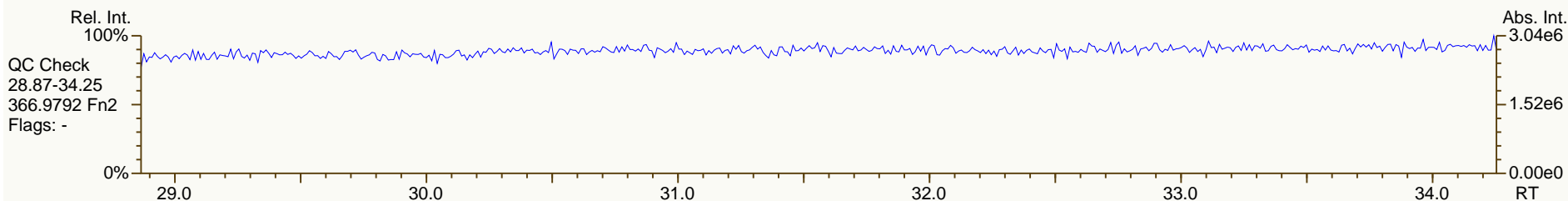
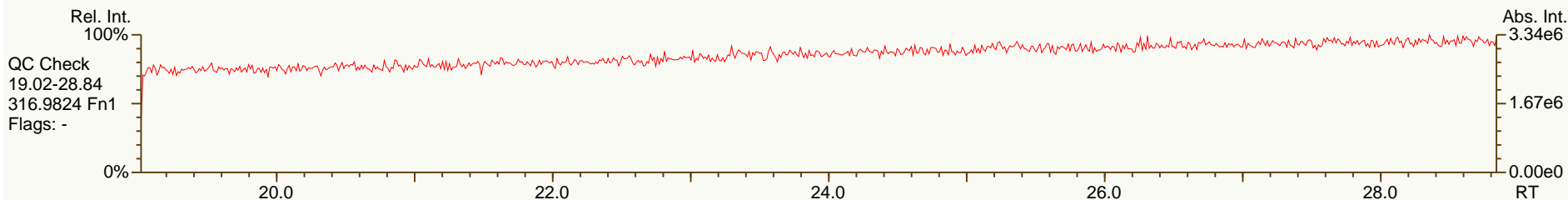
Peak annotation: Areas, Centroids; Smooth: SG(1,5)
Revised: 01-Aug-2012 13:57 (MDC) Printed: 02-Aug-2012 10:52 Page 11 of 12

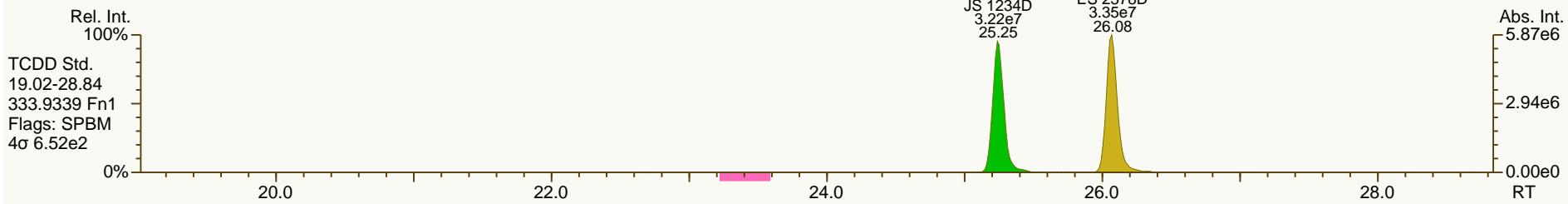
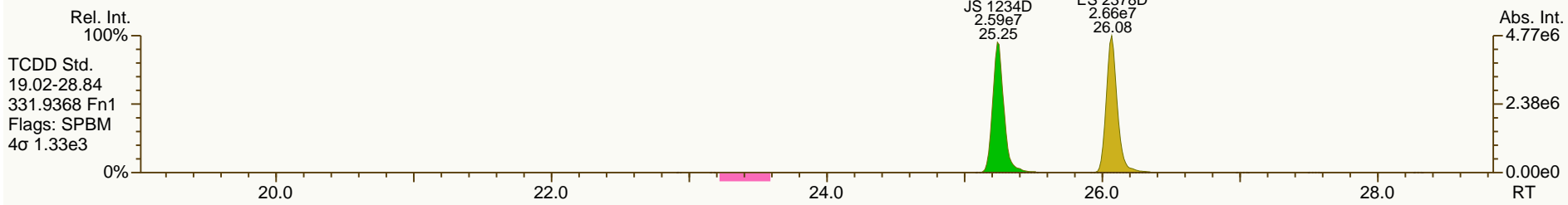
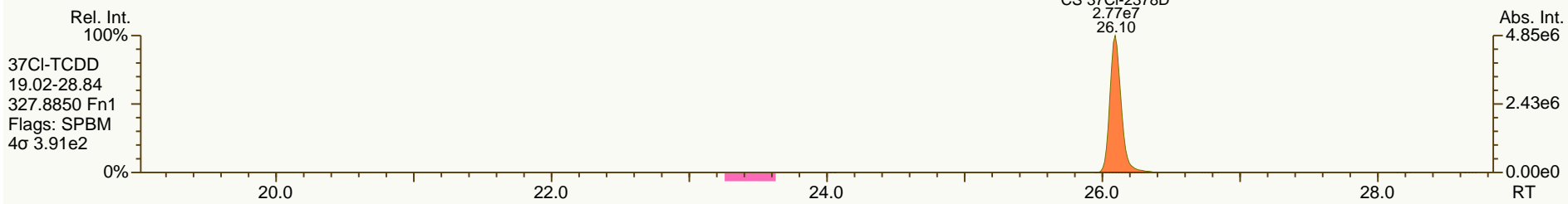
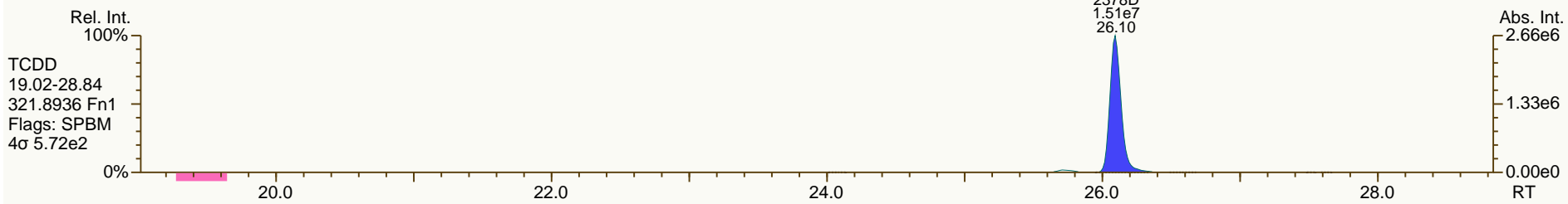
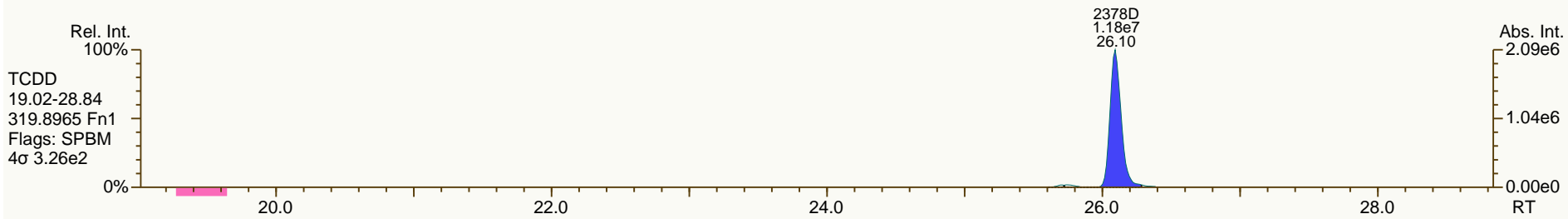


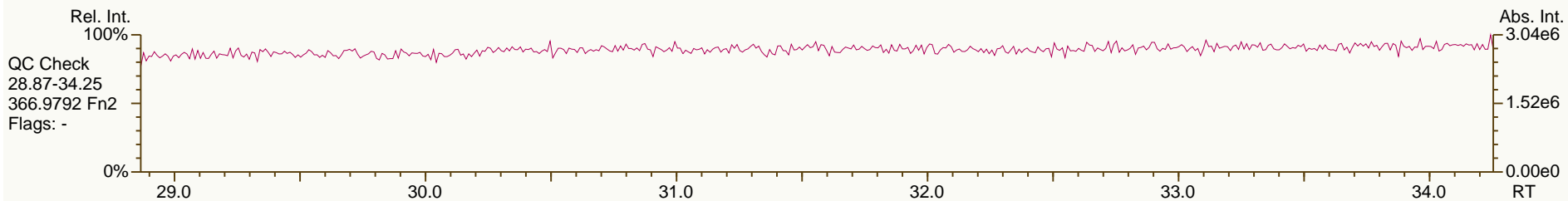
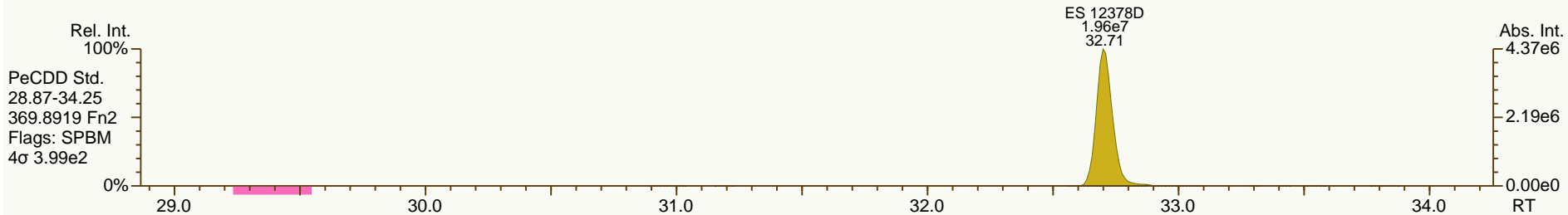
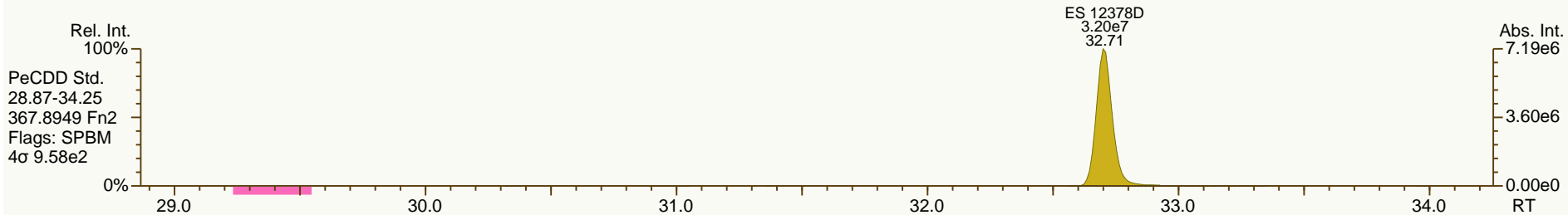
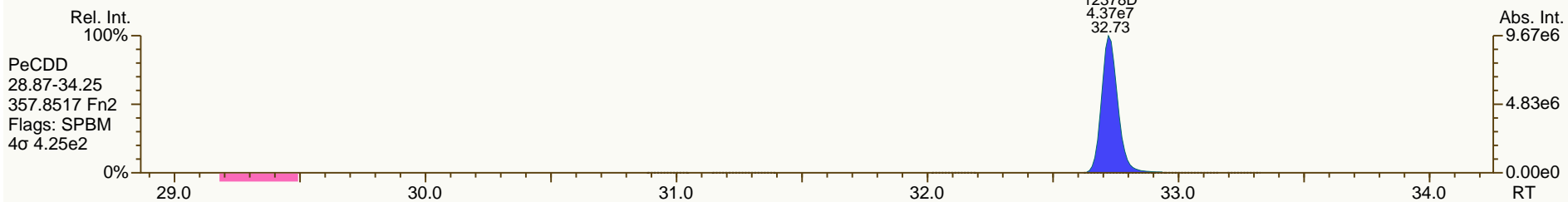
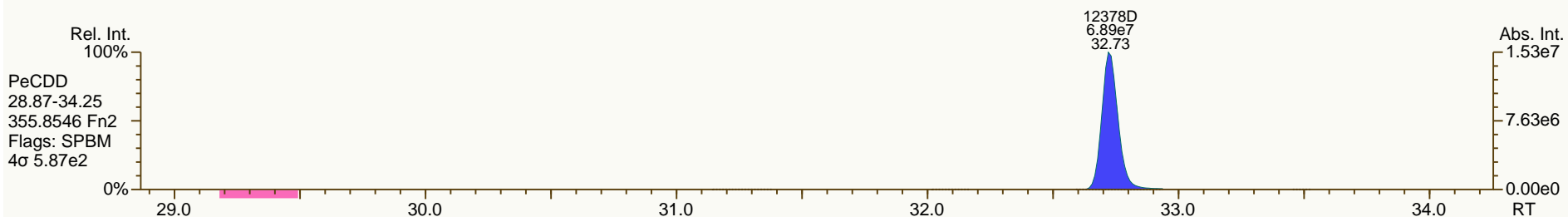
Dioxin/Furan QC Summary		Acq'd: 01 Aug 2012 13:47 MDC			ICAL: 1613_SGS		
Lab ID: 1613_CS4		UTP: 01-Aug-2012 14:45 MDC			Checkcode: 262-366-GHT		
Sample ID: 1613_CS4		Report: 16 Oct 2012 09:39 MC			Datafile: 120801P2-05		
Name	RT	Response	RA	OK	Ref. RRFs	Calc. RRFs	Dev'n
2378-TCDD	26.10	2.69E+07	0.78	Y	1.08	1.12	3%
12378-PeCDD	32.73	1.13E+08	1.58	Y	1.07	1.09	1%
123478-HxCDD	37.49	1.05E+08	1.26	Y	1.05	1.07	2%
123678-HxCDD	37.63	1.09E+08	1.26	Y	0.98	0.99	0%
123789-HxCDD	37.98	1.06E+08	1.25	Y	1.01	1.01	0%
1234678-HpCDD	41.81	9.24E+07	1.06	Y	1.09	1.11	2%
OCDD	45.35	1.54E+08	0.91	Y	1.11	1.13	2%
2378-TCDF	25.03	3.92E+07	0.78	Y	0.98	0.97	-1%
12378-PeCDF	30.91	1.78E+08	1.56	Y	0.99	1.00	1%
23478-PeCDF	32.30	1.83E+08	1.58	Y	1.02	1.03	2%
123478-HxCDF	36.29	1.59E+08	1.24	Y	1.19	1.20	1%
123678-HxCDF	36.46	1.71E+08	1.26	Y	1.16	1.17	1%
234678-HxCDF	37.27	1.65E+08	1.25	Y	1.18	1.17	0%
123789-HxCDF	38.41	1.39E+08	1.26	Y	1.09	1.09	0%
1234678-HpCDF	40.38	1.51E+08	1.04	Y	1.35	1.38	2%
1234789-HpCDF	42.38	1.18E+08	1.03	Y	1.34	1.39	4%
OCDF	45.57	2.03E+08	0.91	Y	1.40	1.49	7%
ES 2378-TCDD	26.08	6.02E+07	0.79	Y	1.04	1.04	-1%
ES 12378-PeCDD	32.71	5.17E+07	1.63	Y	0.87	0.89	3%
ES 123478-HxCDD	37.48	4.92E+07	1.29	Y	0.94	0.95	1%
ES 123678-HxCDD	37.61	5.55E+07	1.24	Y	1.06	1.07	1%
ES 1234678-HpCDD	41.80	4.17E+07	1.06	Y	0.80	0.80	0%
ES OCDD	45.33	6.78E+07	0.90	Y	0.63	0.65	3%
ES 2378-TCDF	25.00	1.01E+08	0.77	Y	1.74	1.74	0%
ES 12378-PeCDF	30.89	8.88E+07	1.58	Y	1.49	1.53	2%
ES 23478-PeCDF	32.28	8.86E+07	1.60	Y	1.48	1.52	3%
ES 123478-HxCDF	36.27	6.63E+07	0.52	Y	1.27	1.28	0%
ES 123678-HxCDF	36.44	7.32E+07	0.52	Y	1.41	1.41	0%
ES 234678-HxCDF	37.25	7.01E+07	0.52	Y	1.34	1.35	0%
ES 123789-HxCDF	38.39	6.37E+07	0.53	Y	1.20	1.22	2%
ES 1234678-HpCDF	40.37	5.50E+07	0.45	Y	1.06	1.06	0%
ES 1234789-HpCDF	42.37	4.25E+07	0.45	Y	0.82	0.82	0%

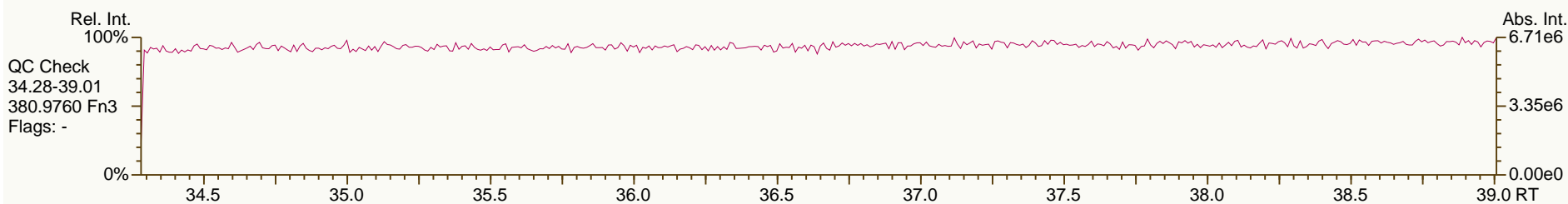
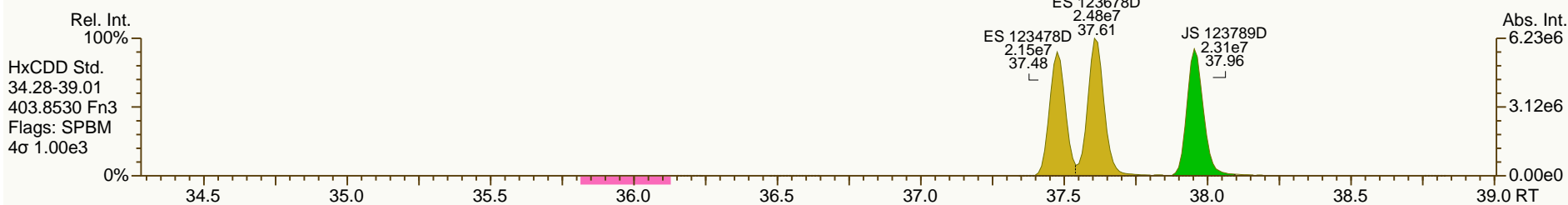
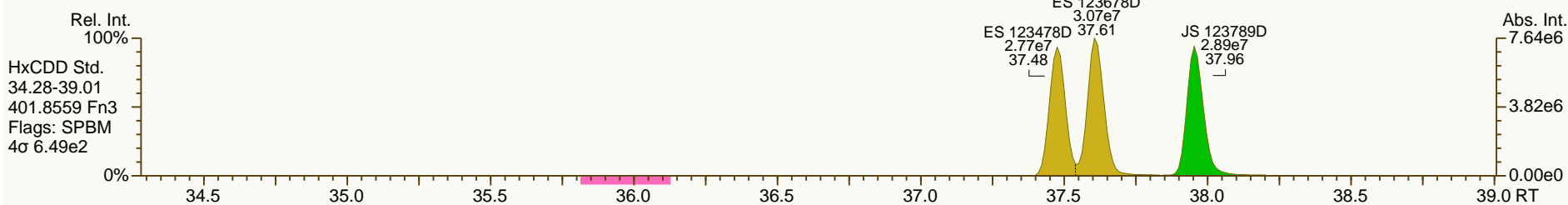
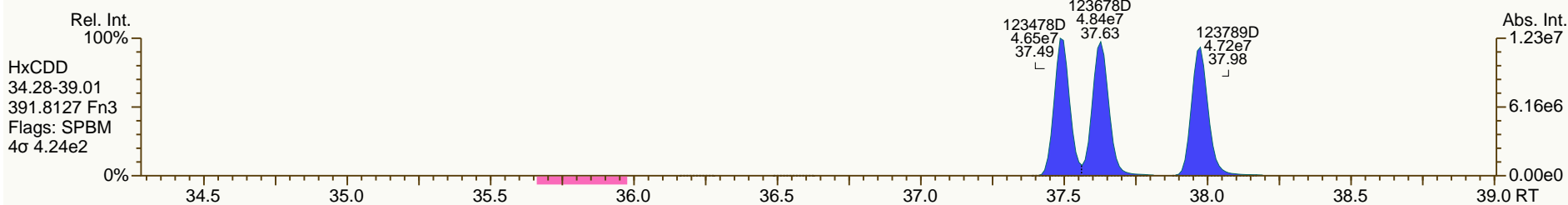
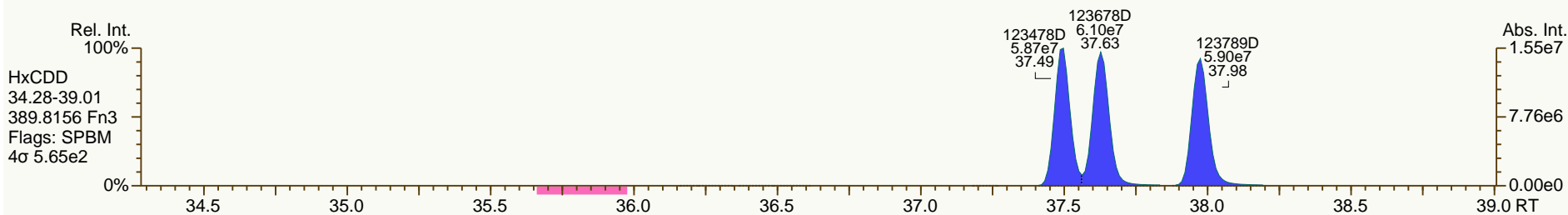
Dioxin/Furan QC Summary	Acq'd: 01 Aug 2012 13:47 MDC	ICAL: 1613_SGS
Lab ID: 1613_CS4	UTP: 01-Aug-2012 14:45 MDC	Checkcode: 262-366
Sample ID: 1613_CS4	Report: 16 Oct 2012 09:39 MC	Datafile: 120801P2-05

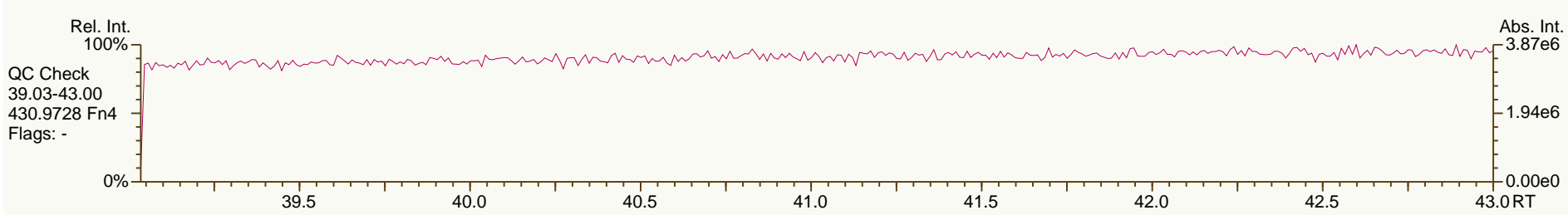
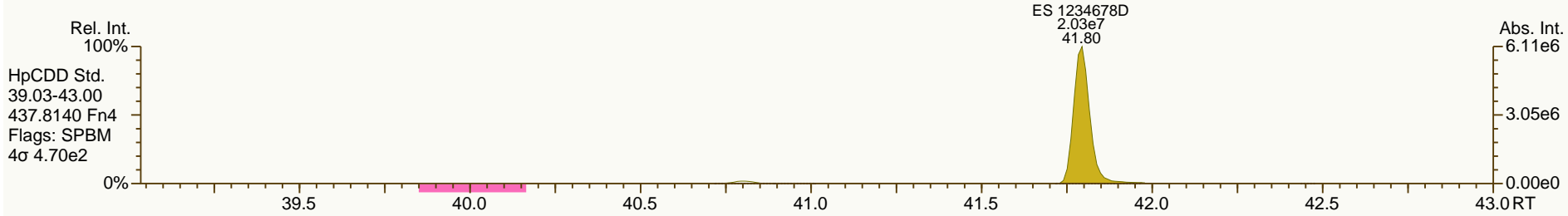
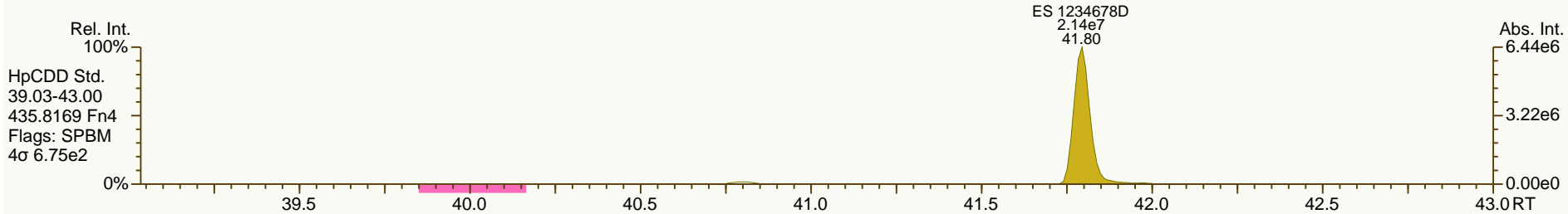
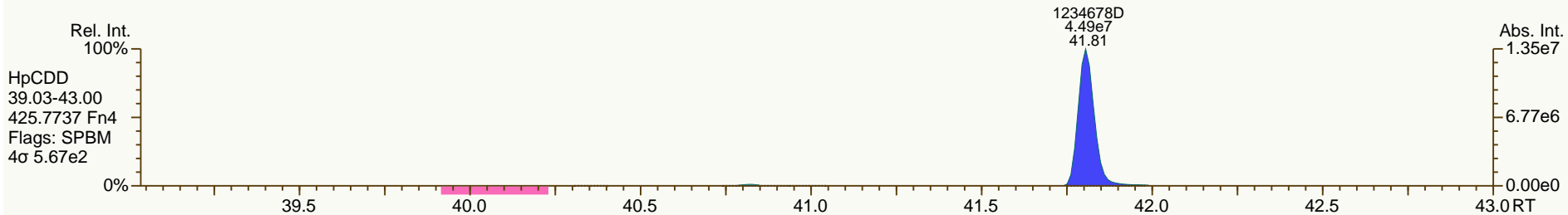
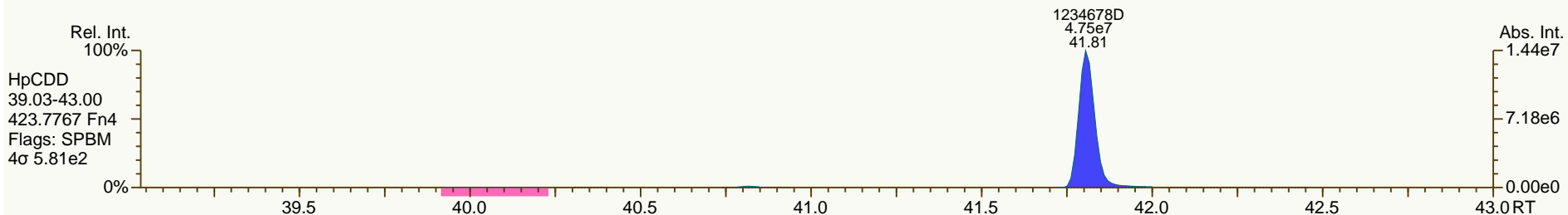
Name	RT	Response	RA	OK	Ref. RRFs	Calc. RRFs	Dev'n
JS 1234-TCDD	25.25	5.81E+07	0.80	Y	-	-	-
JS 123789-HxCDD	37.96	5.20E+07	1.25	Y	-	-	-
CS 37C1-2378-TCDD	26.10	2.77E+07	n/a	-	1.17	1.19	2%
SS 37C1-2378-TCDD	26.10	2.77E+07	n/a	-	1.12	1.15	2%

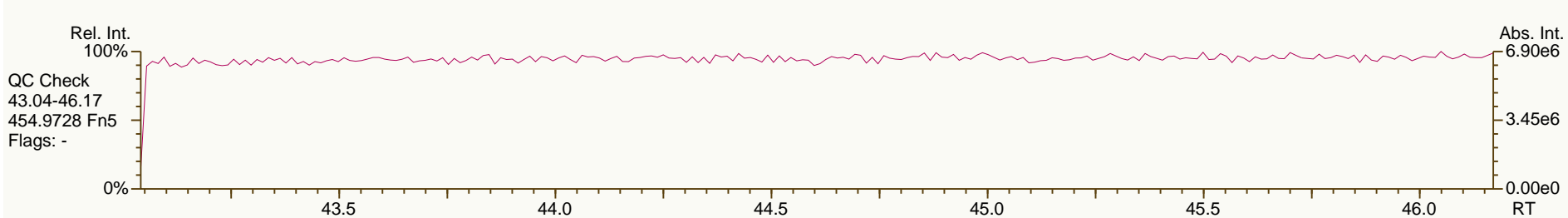
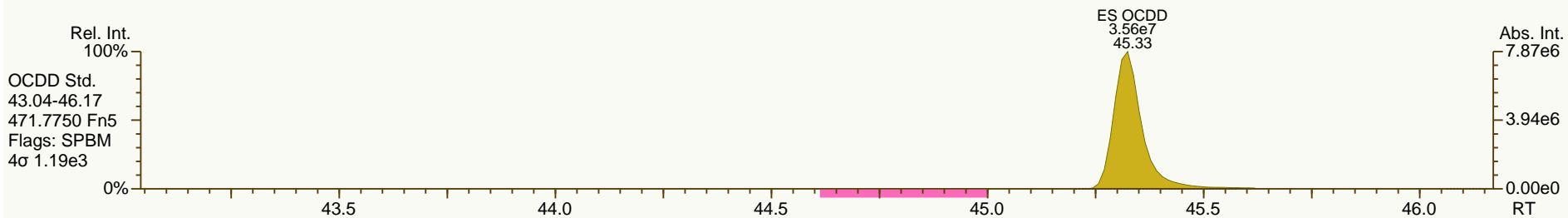
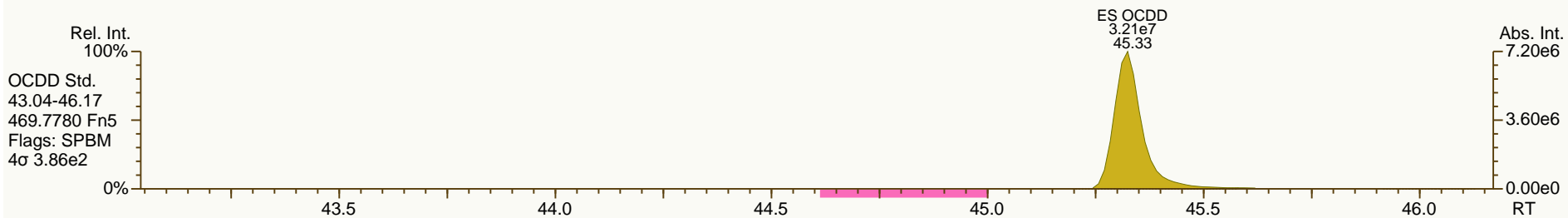
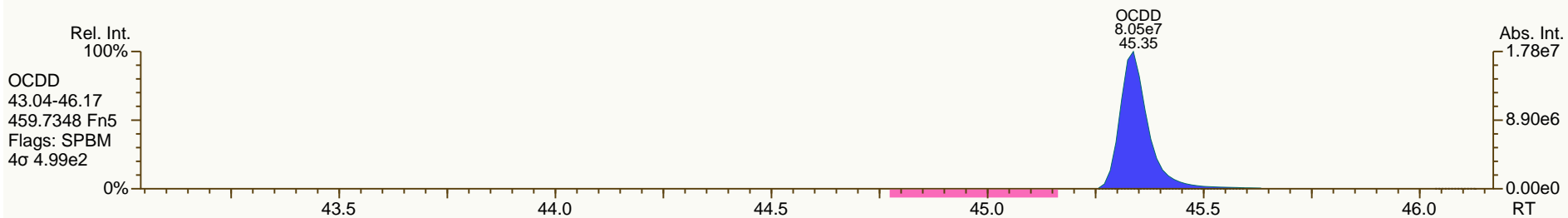
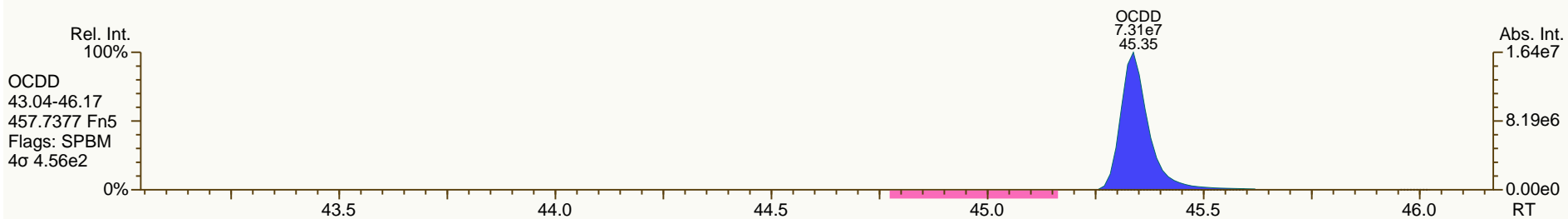


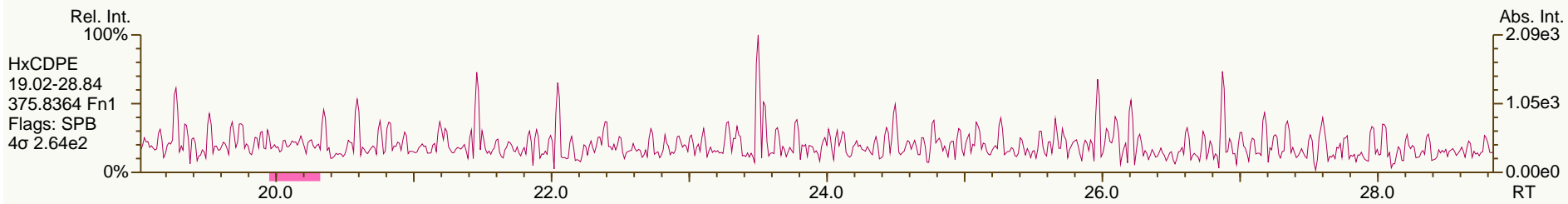
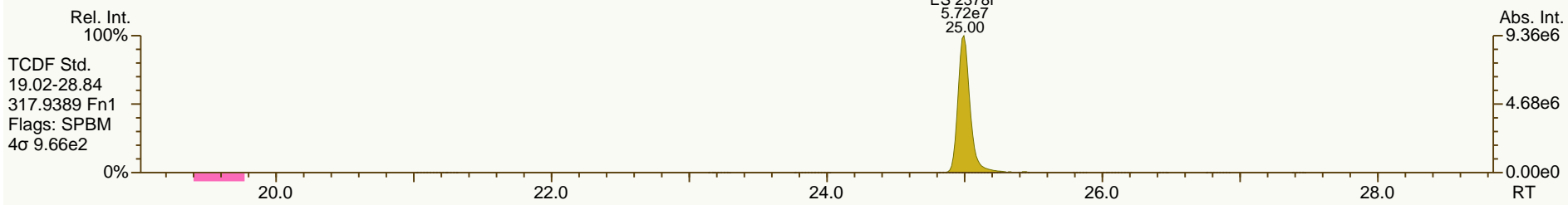
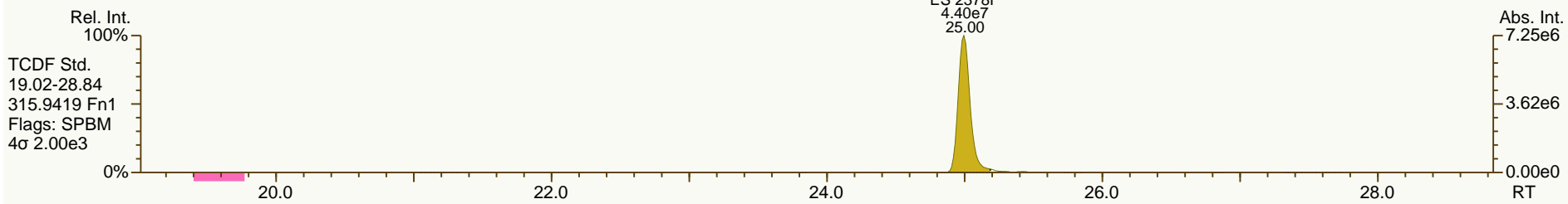
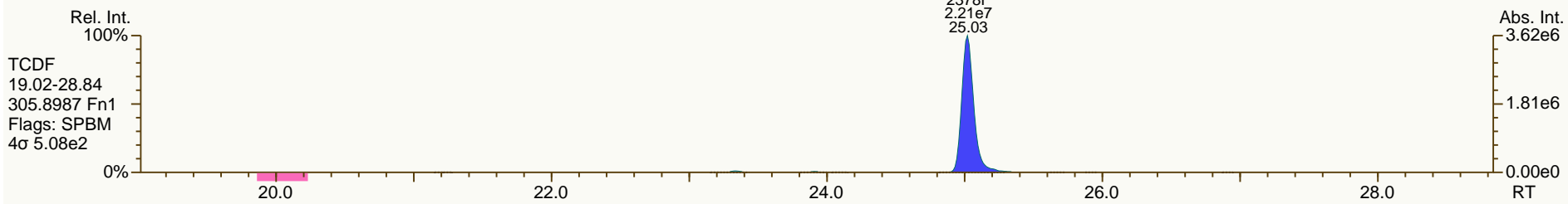
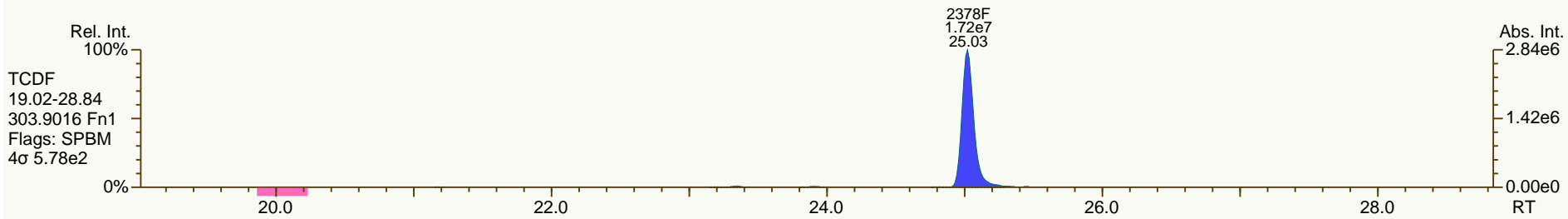


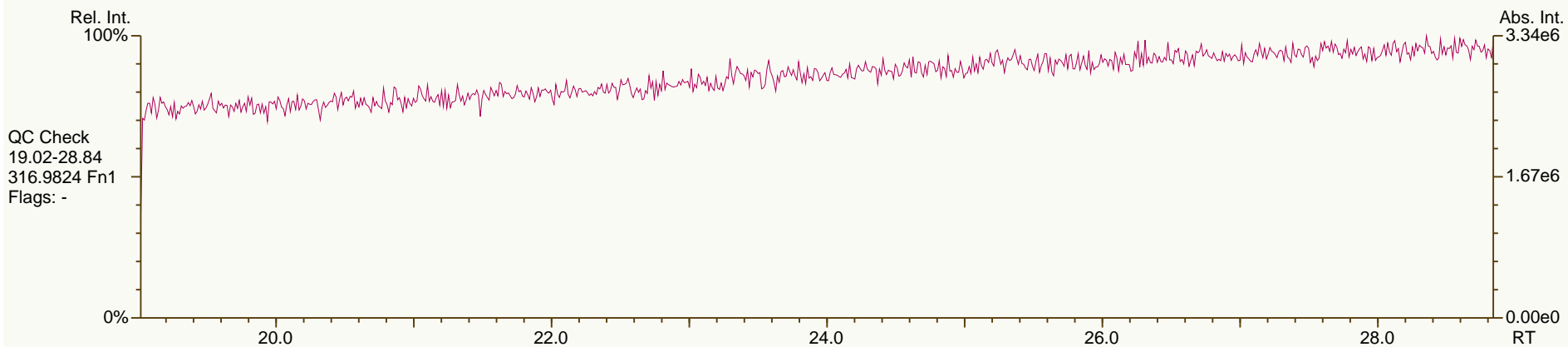
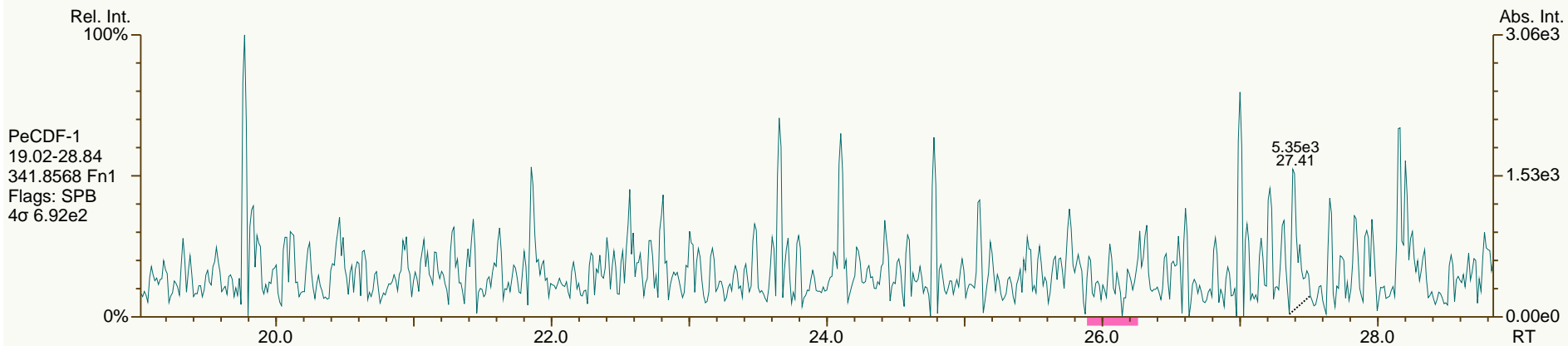
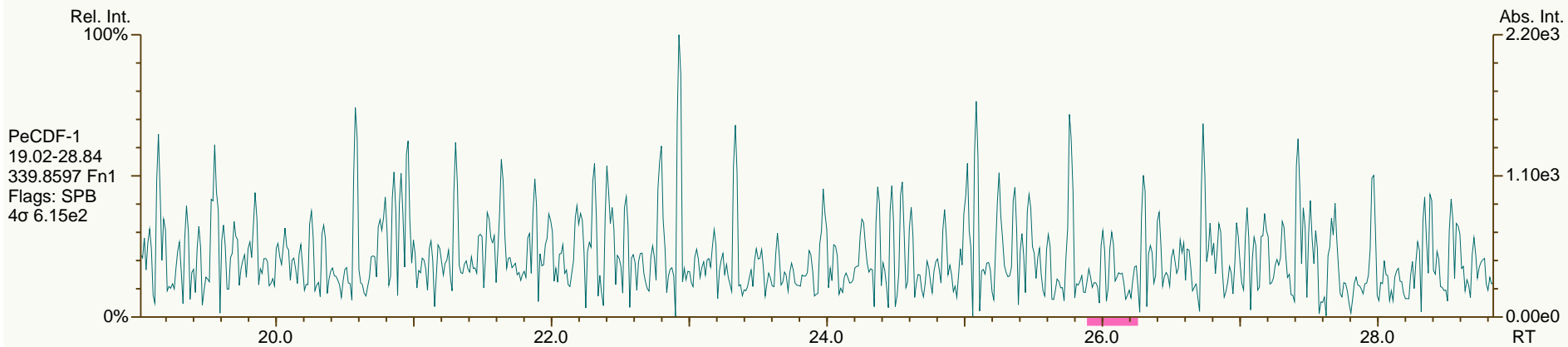


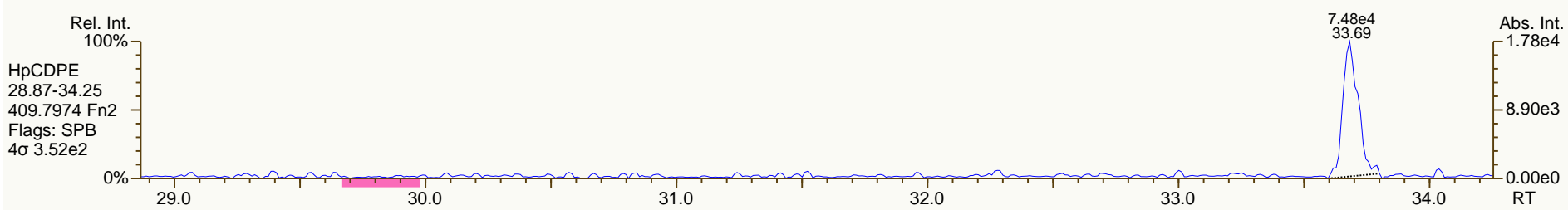
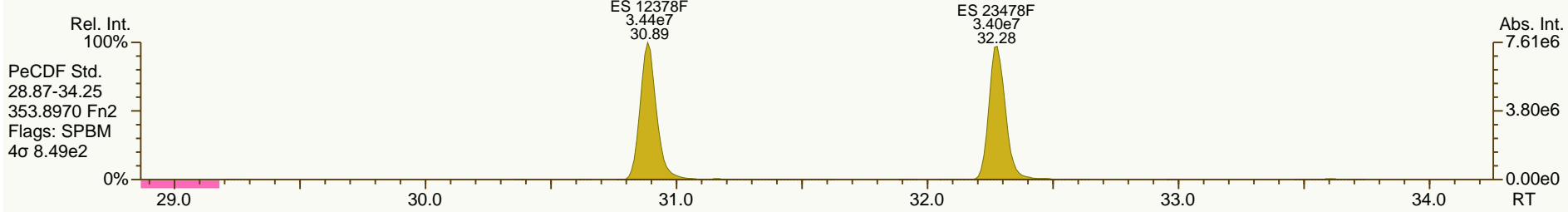
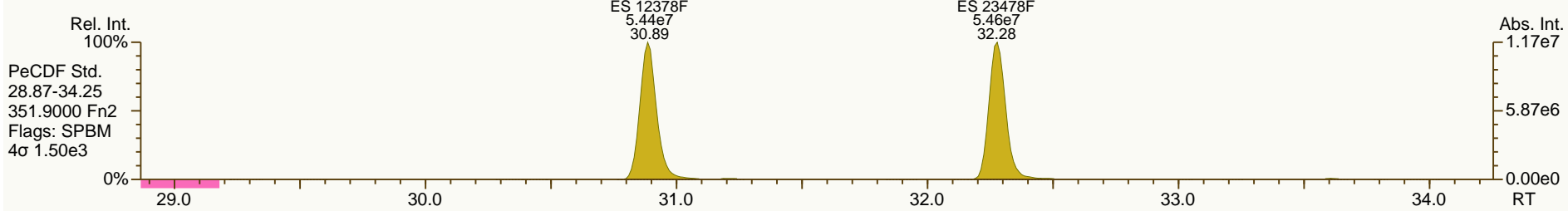
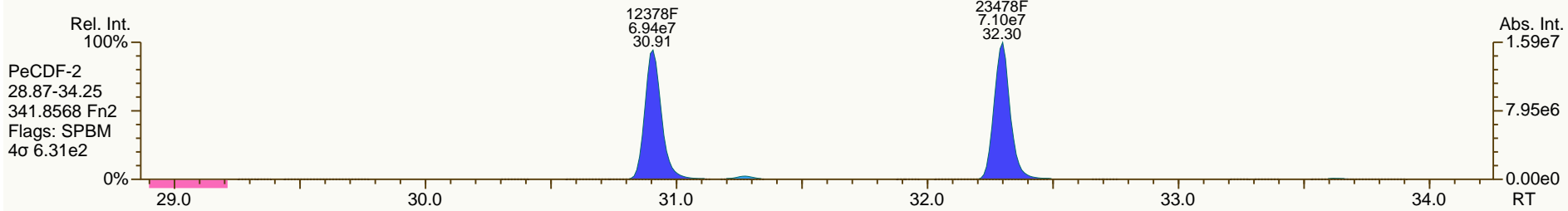
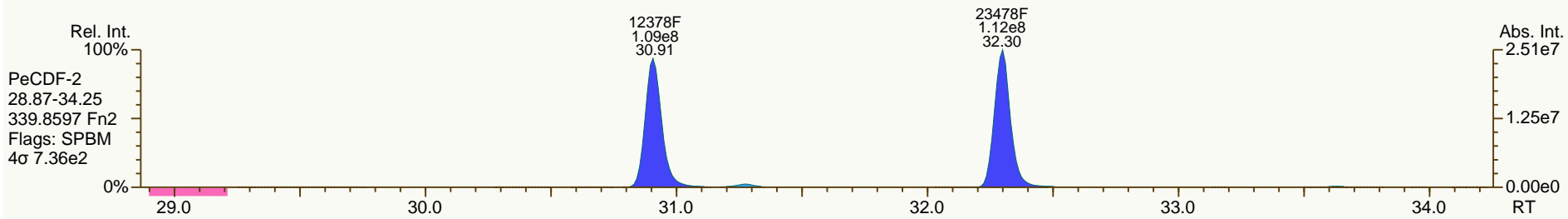


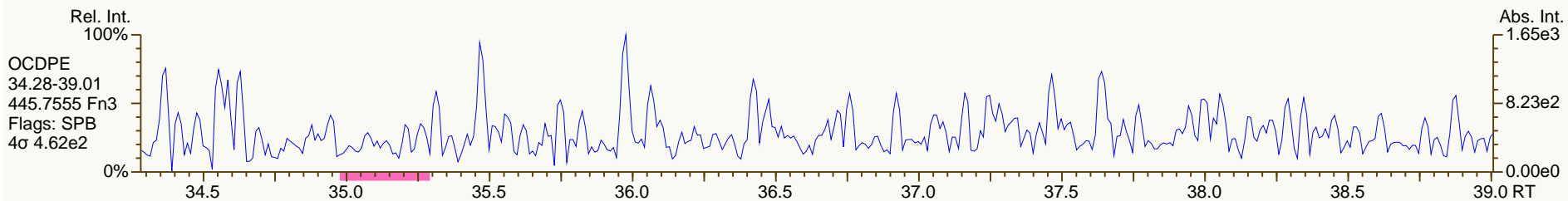
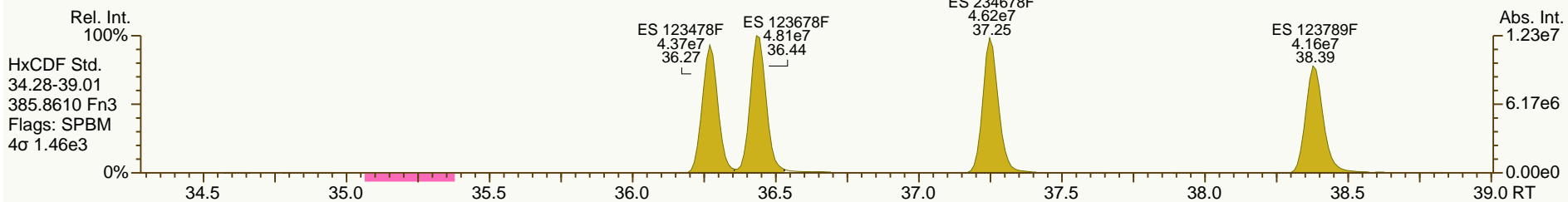
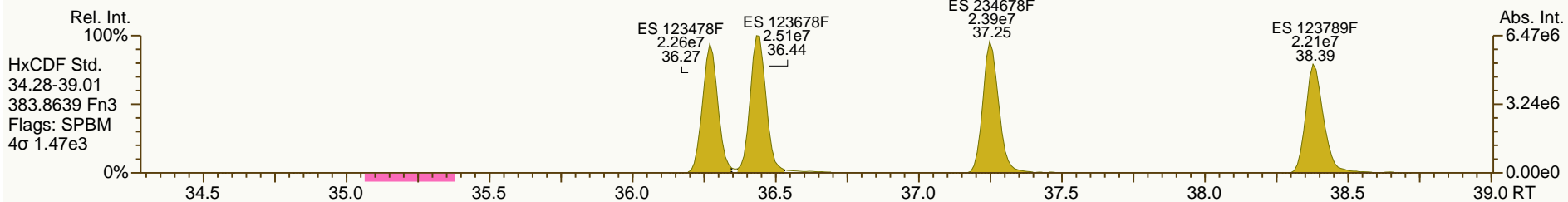
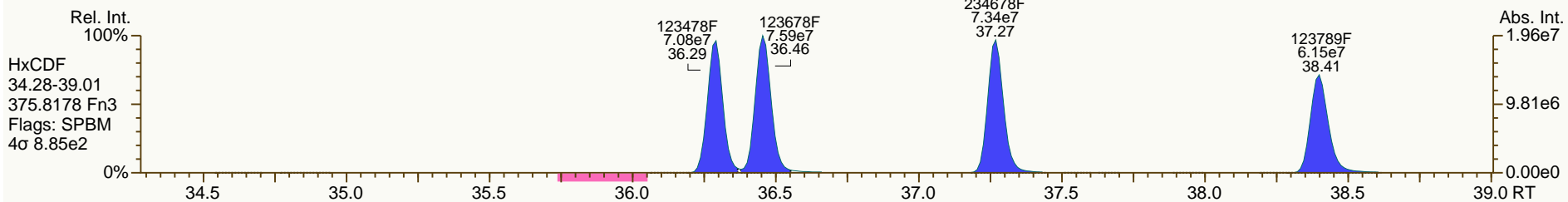
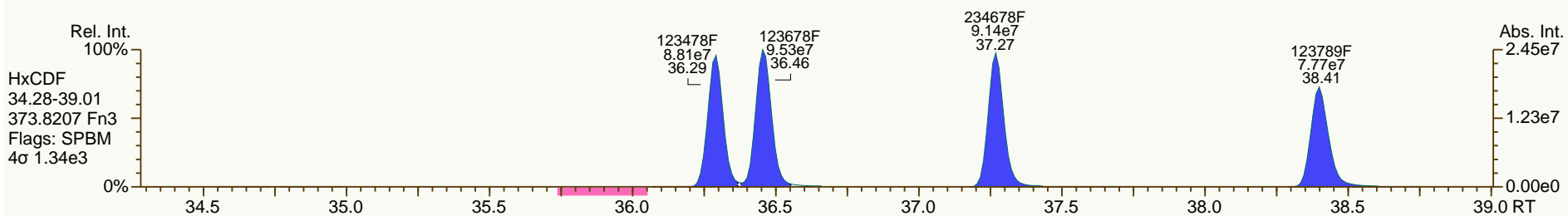










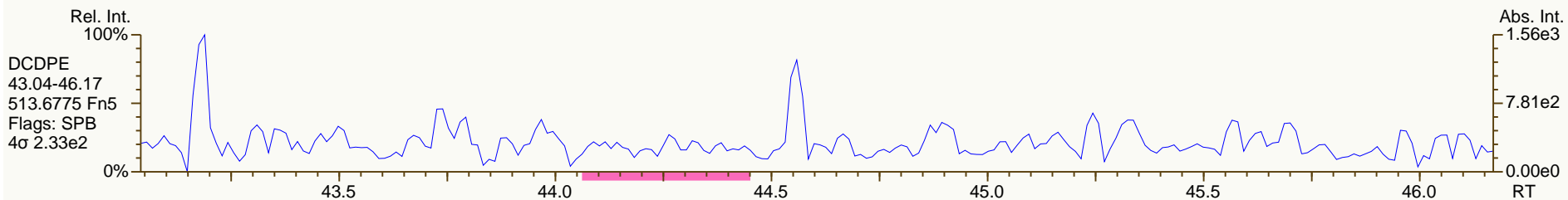
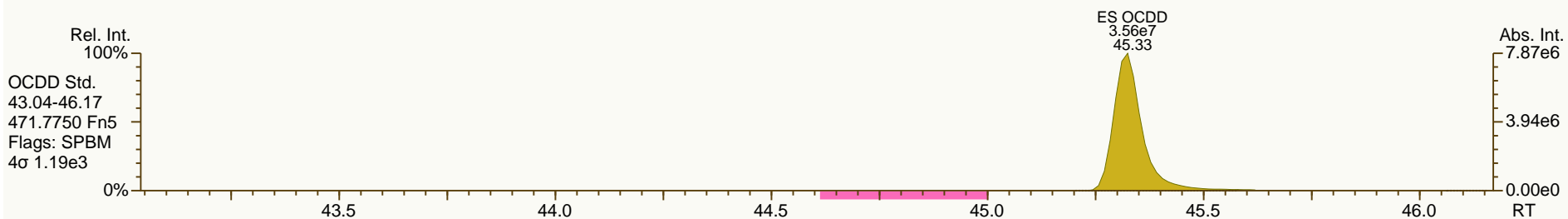
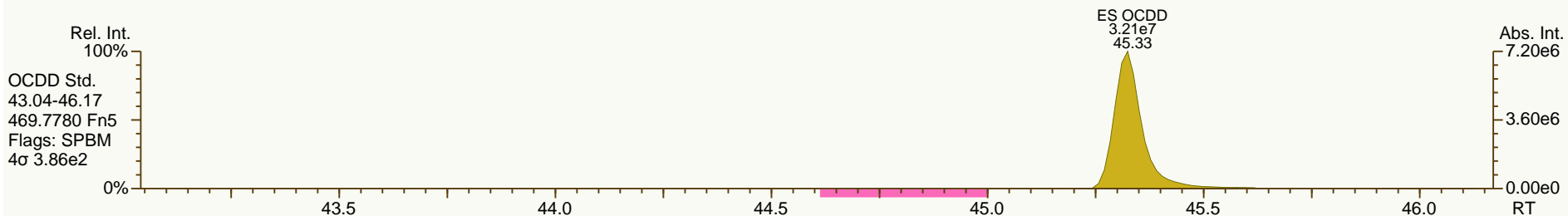
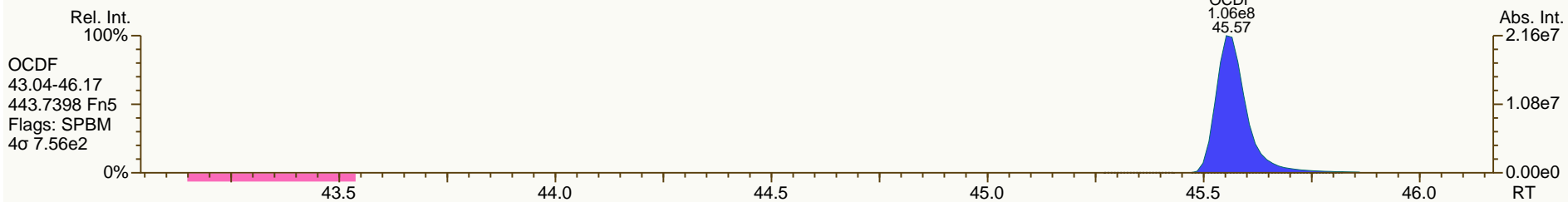
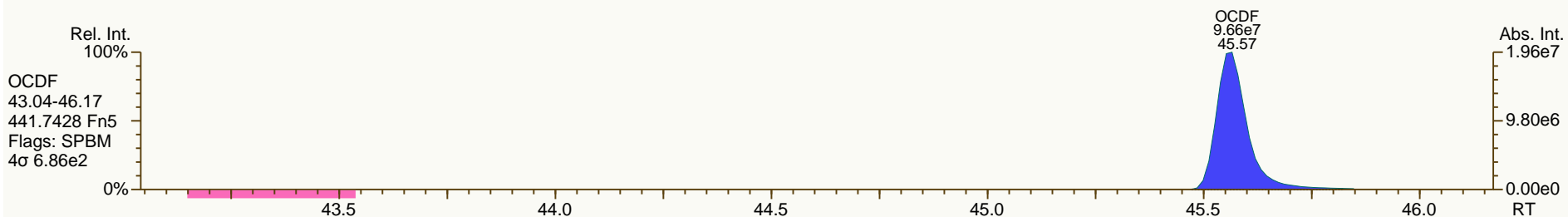


SGS-AP ID: 1613_CS4
Instr: AutoSpec-Ultima MM1

Sample ID: 1613_CS4
SIR EI+: DF_CL4-8 GC: DB5MS_60M Vial: 35

Acq: 01-AUG-2012 13:47:53
User: MDC Datafile: 120801P2-05

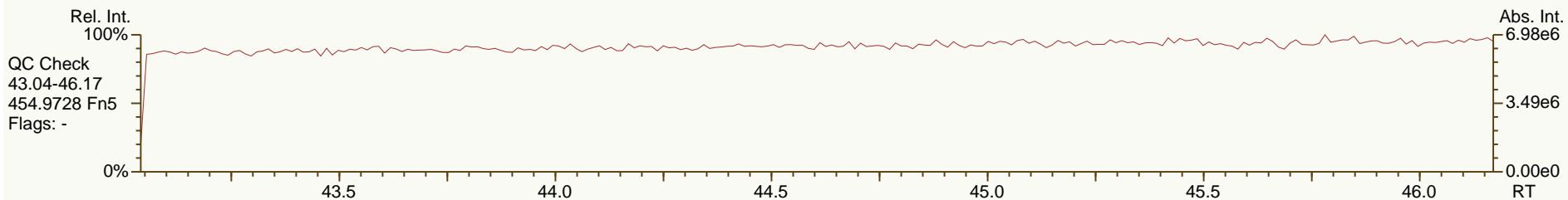
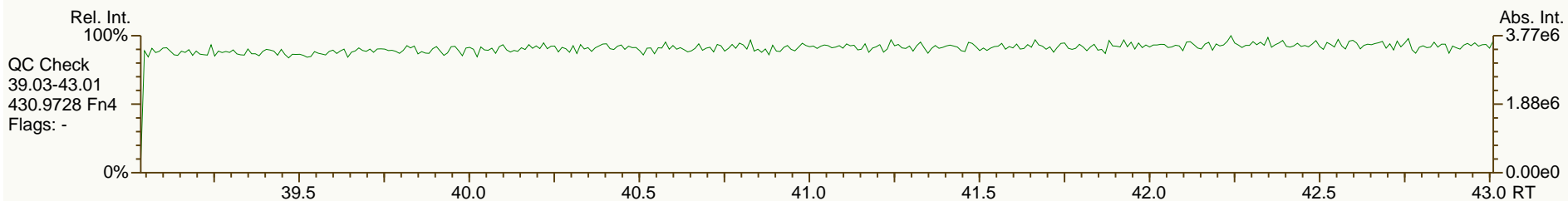
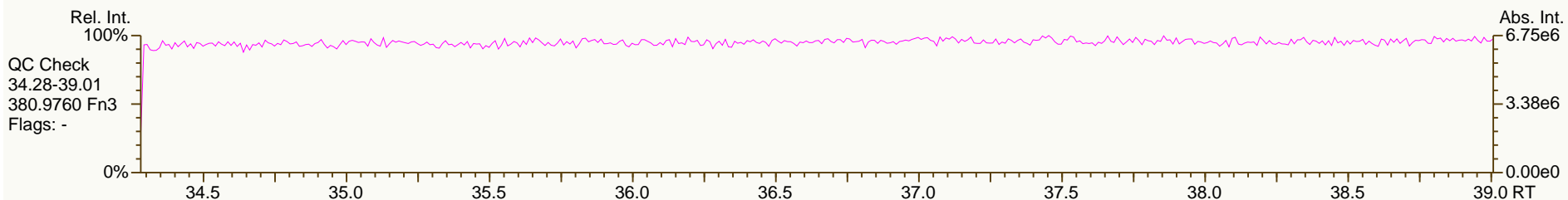
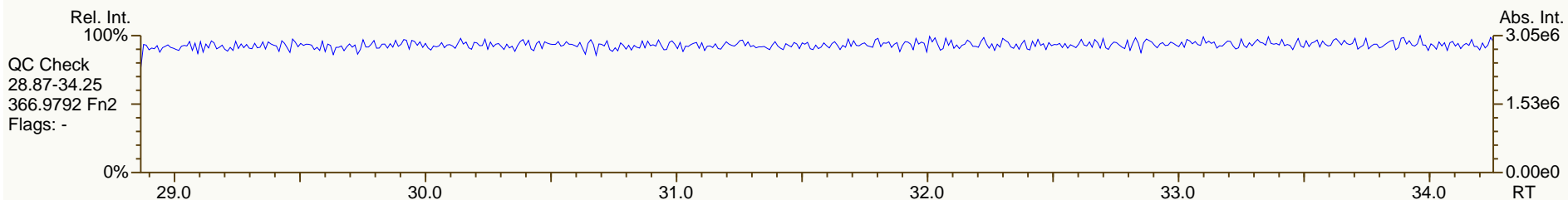
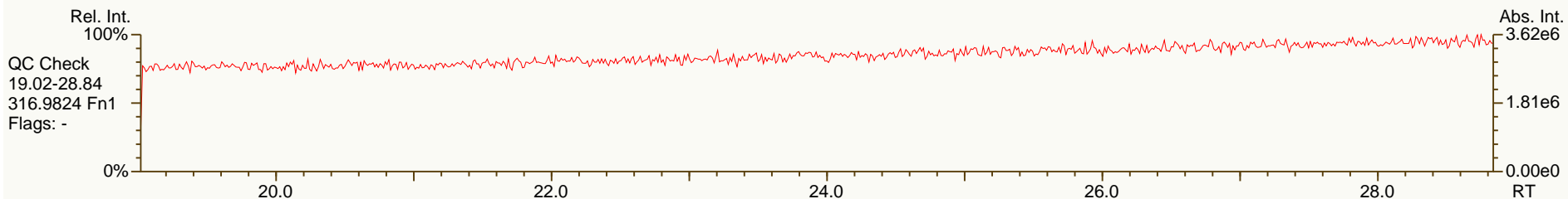


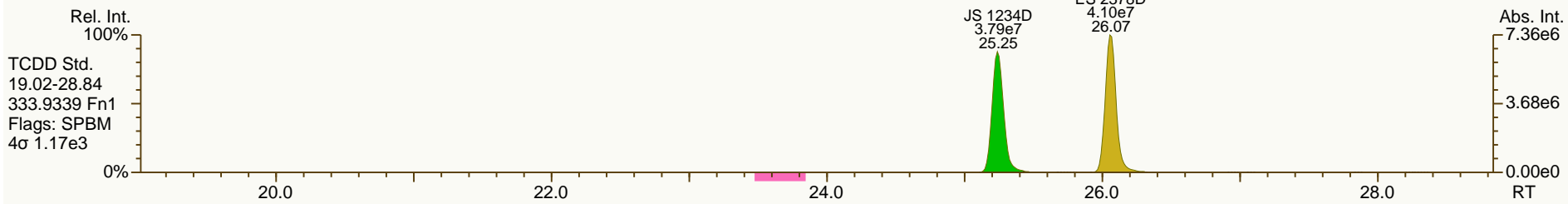
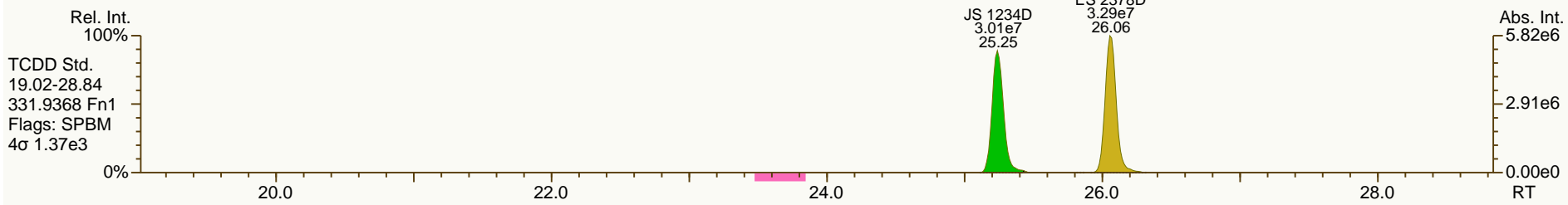
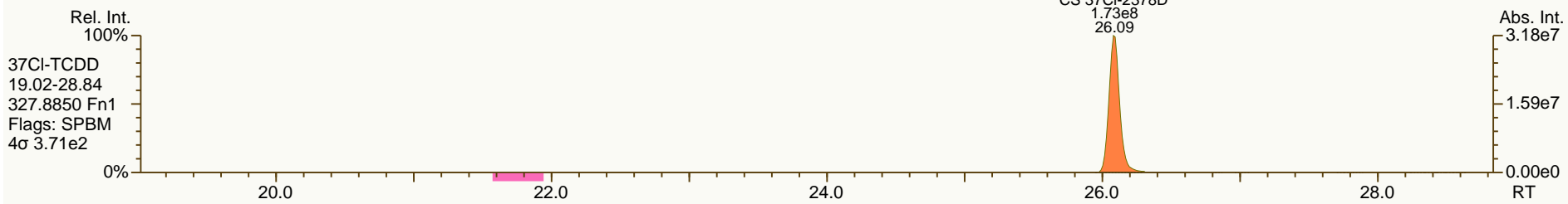
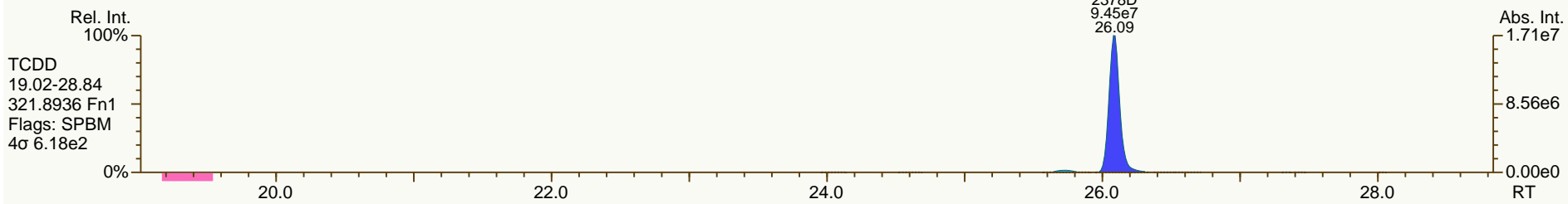
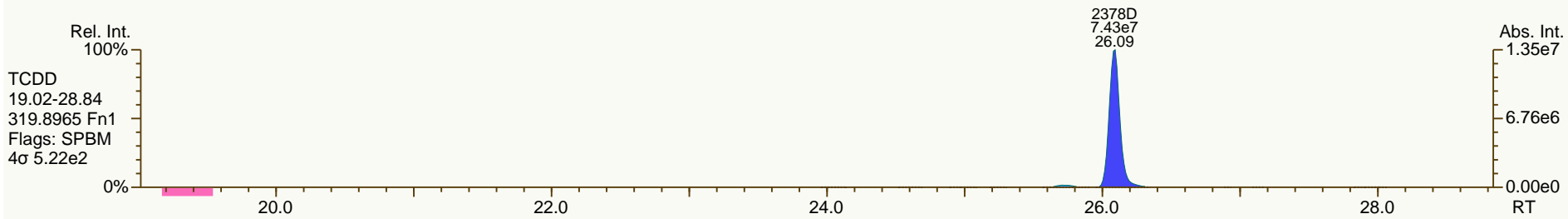


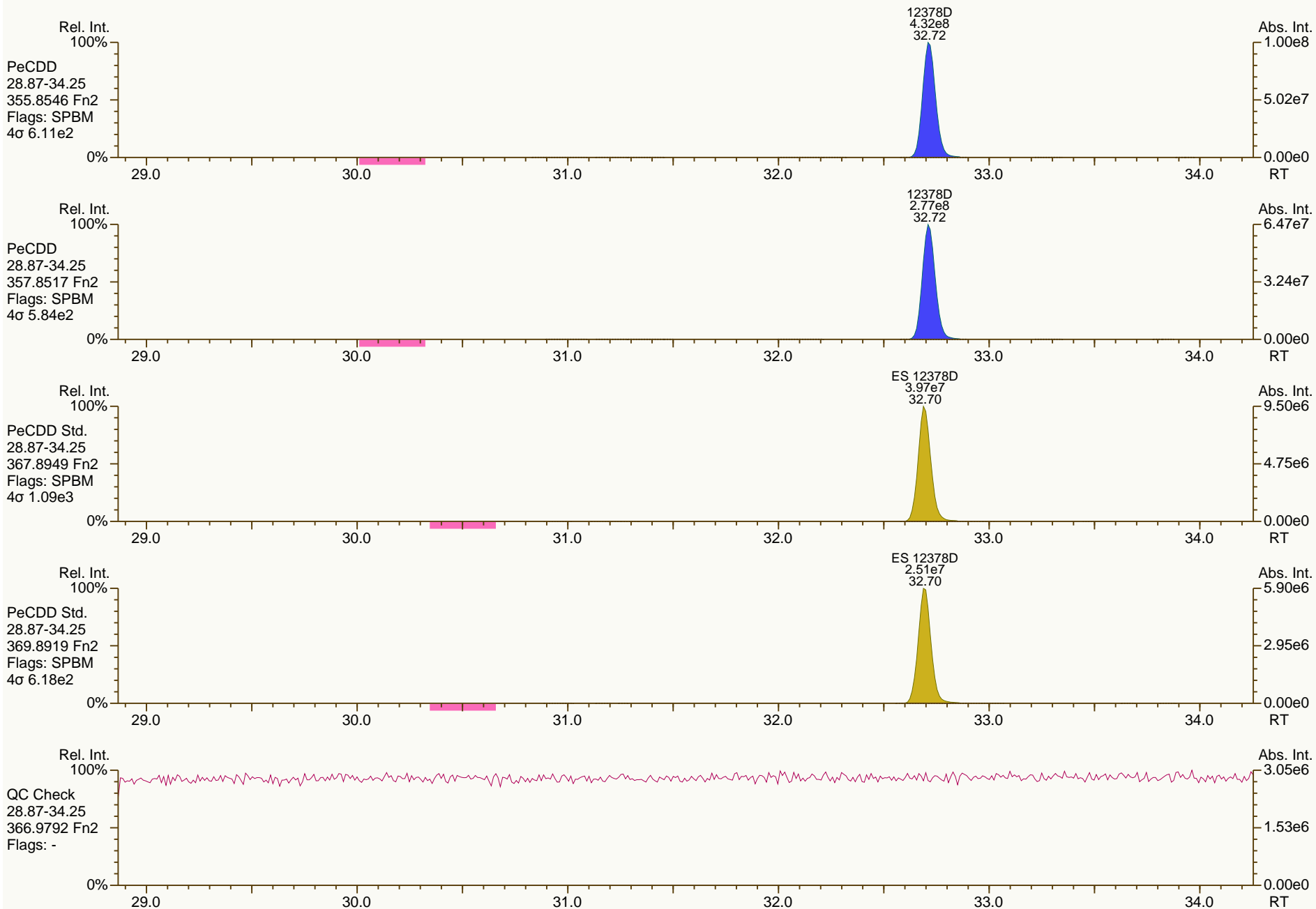
Dioxin/Furan QC Summary		Acq'd: 01 Aug 2012 14:38 MDC			ICAL: 1613_SGS		
Lab ID: 1613_CS5		UTP: 01-Aug-2012 15:36 MDC			Checkcode: 188-721-YQG		
Sample ID: 1613_CS5		Report: 16 Oct 2012 09:39 MC			Datafile: 120801P2-06		
Name	RT	Response	RA	OK	Ref. RRFs	Calc. RRFs	Dev'n
2378-TCDD	26.09	1.69E+08	0.79	Y	1.08	1.14	5%
12378-PeCDD	32.72	7.09E+08	1.56	Y	1.07	1.09	2%
123478-HxCDD	37.48	6.81E+08	1.26	Y	1.05	1.07	2%
123678-HxCDD	37.62	6.93E+08	1.25	Y	0.98	1.01	3%
123789-HxCDD	37.96	6.85E+08	1.25	Y	1.01	1.04	3%
1234678-HpCDD	41.80	6.19E+08	1.05	Y	1.09	1.14	4%
OCDD	45.33	1.08E+09	0.90	Y	1.11	1.14	3%
2378-TCDF	25.02	2.40E+08	0.79	Y	0.98	0.98	1%
12378-PeCDF	30.90	1.12E+09	1.58	Y	0.99	1.02	3%
23478-PeCDF	32.29	1.15E+09	1.58	Y	1.02	1.06	4%
123478-HxCDF	36.28	1.00E+09	1.25	Y	1.19	1.22	3%
123678-HxCDF	36.45	1.08E+09	1.25	Y	1.16	1.19	3%
234678-HxCDF	37.26	1.04E+09	1.25	Y	1.18	1.19	1%
123789-HxCDF	38.39	9.09E+08	1.25	Y	1.09	1.12	3%
1234678-HpCDF	40.37	1.01E+09	1.03	Y	1.35	1.39	3%
1234789-HpCDF	42.37	8.03E+08	1.04	Y	1.34	1.38	3%
OCDF	45.55	1.46E+09	0.91	Y	1.40	1.54	10%
ES 2378-TCDD	26.06	7.39E+07	0.80	Y	1.04	1.09	4%
ES 12378-PeCDD	32.70	6.49E+07	1.58	Y	0.87	0.95	10%
ES 123478-HxCDD	37.47	6.36E+07	1.27	Y	0.94	0.96	2%
ES 123678-HxCDD	37.60	6.86E+07	1.28	Y	1.06	1.04	-2%
ES 1234678-HpCDD	41.78	5.44E+07	1.06	Y	0.80	0.82	3%
ES OCDD	45.32	9.50E+07	0.90	Y	0.63	0.72	14%
ES 2378-TCDF	24.99	1.22E+08	0.79	Y	1.74	1.80	3%
ES 12378-PeCDF	30.88	1.10E+08	1.59	Y	1.49	1.61	8%
ES 23478-PeCDF	32.27	1.09E+08	1.59	Y	1.48	1.60	8%
ES 123478-HxCDF	36.26	8.23E+07	0.52	Y	1.27	1.24	-2%
ES 123678-HxCDF	36.43	9.12E+07	0.53	Y	1.41	1.38	-2%
ES 234678-HxCDF	37.24	8.73E+07	0.52	Y	1.34	1.32	-2%
ES 123789-HxCDF	38.37	8.09E+07	0.52	Y	1.20	1.22	1%
ES 1234678-HpCDF	40.35	7.25E+07	0.46	Y	1.06	1.10	3%
ES 1234789-HpCDF	42.35	5.81E+07	0.45	Y	0.82	0.88	7%

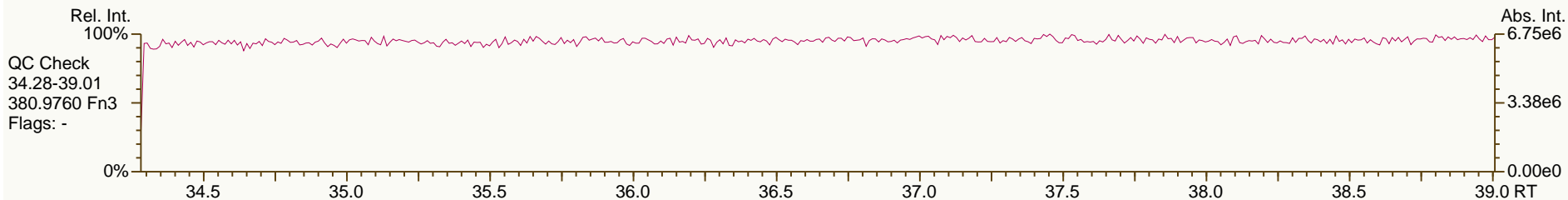
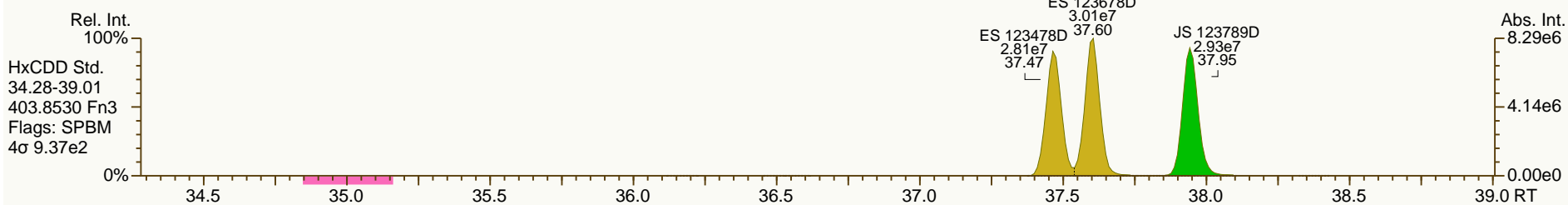
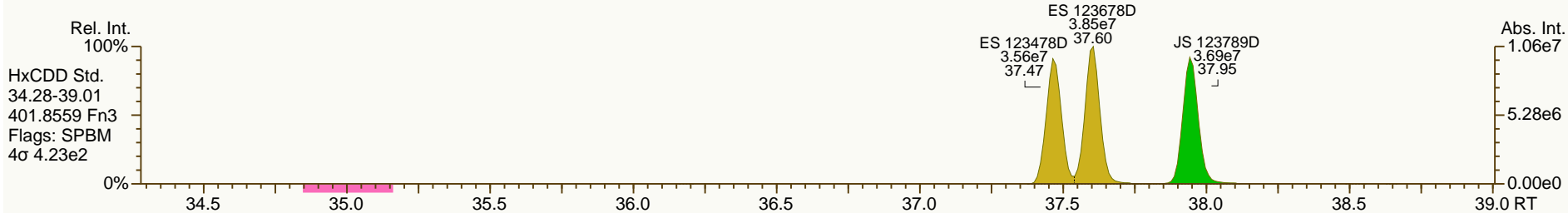
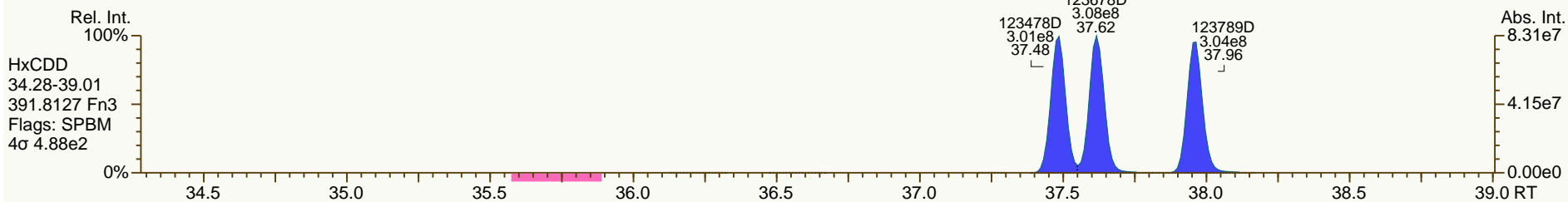
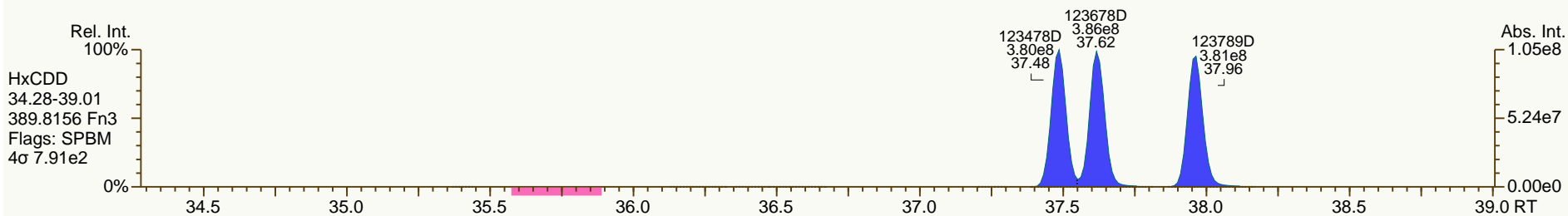
Dioxin/Furan QC Summary	Acq'd: 01 Aug 2012 14:38 MDC	ICAL: 1613_SGS
Lab ID: 1613_CS5	UTP: 01-Aug-2012 15:36 MDC	Checkcode: 188-721
Sample ID: 1613_CS5	Report: 16 Oct 2012 09:39 MC	Datafile: 120801P2-06

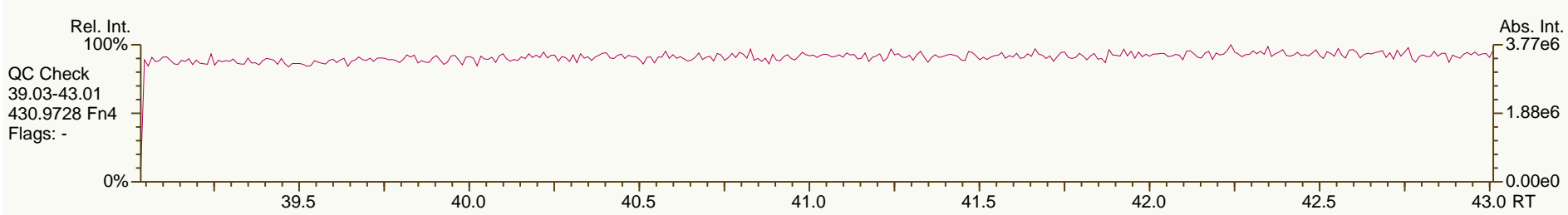
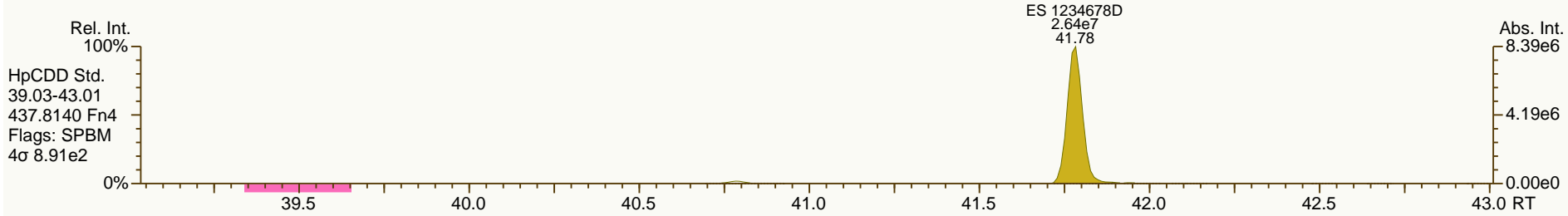
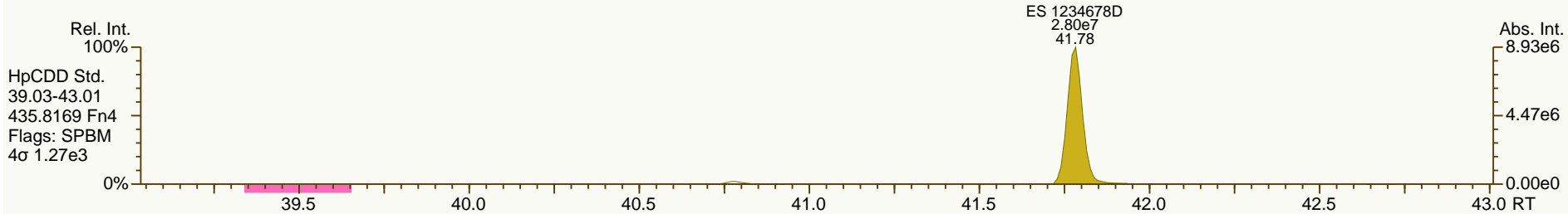
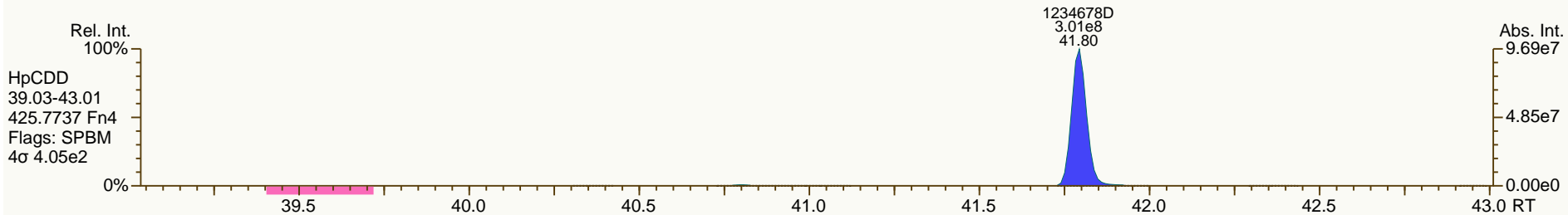
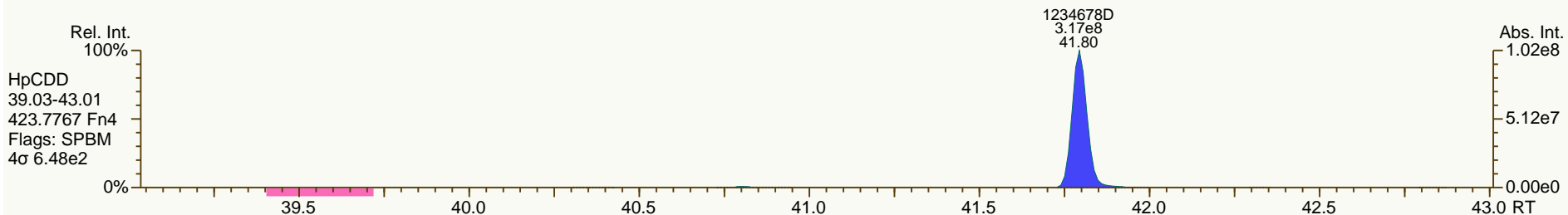
Name	RT	Response	RA	OK	Ref. RRFs	Calc. RRFs	Dev'n
JS 1234-TCDD	25.25	6.80E+07	0.80	Y	-	-	-
JS 123789-HxCDD	37.95	6.62E+07	1.26	Y	-	-	-
CS 37C1-2378-TCDD	26.09	1.73E+08	n/a	-	1.17	1.27	8%
SS 37C1-2378-TCDD	26.09	1.73E+08	n/a	-	1.12	1.17	4%

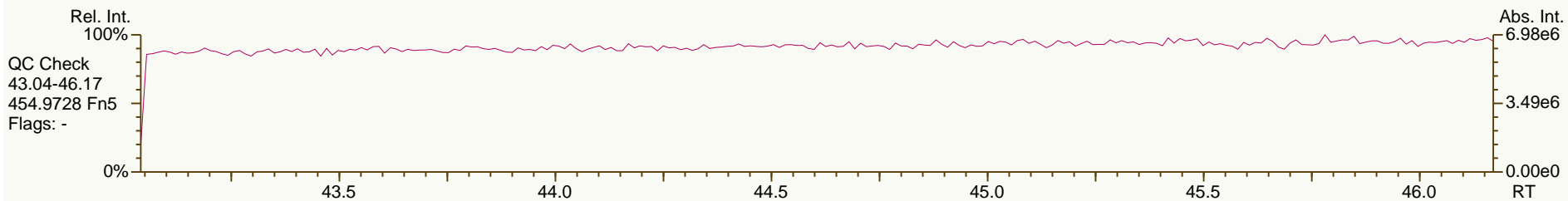
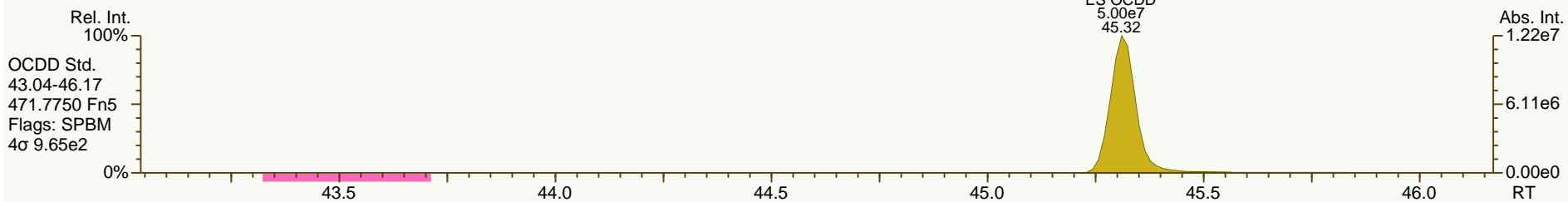
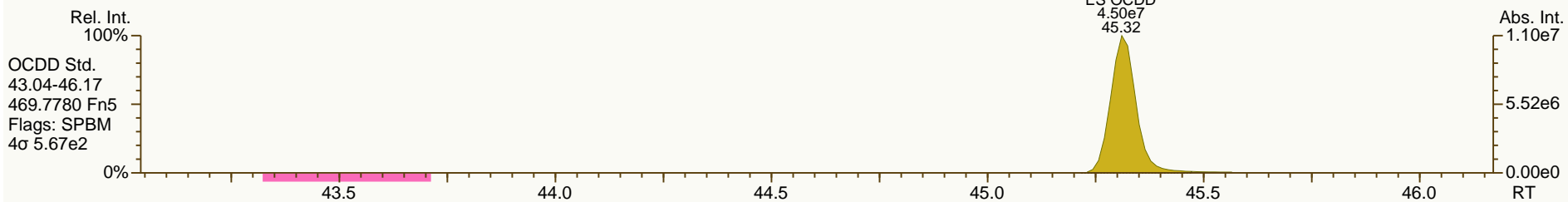
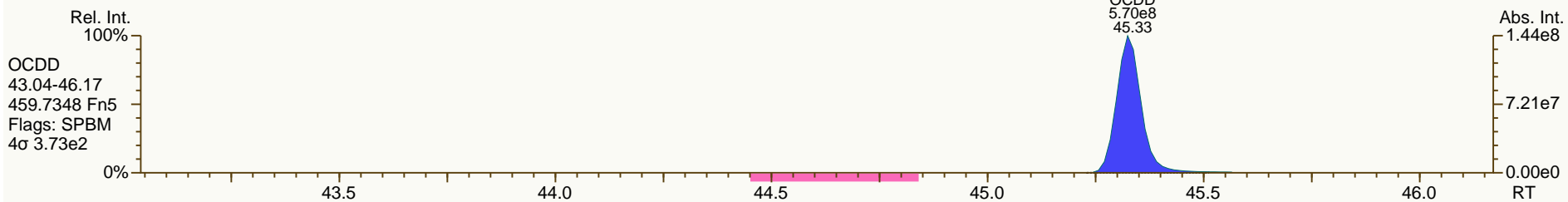
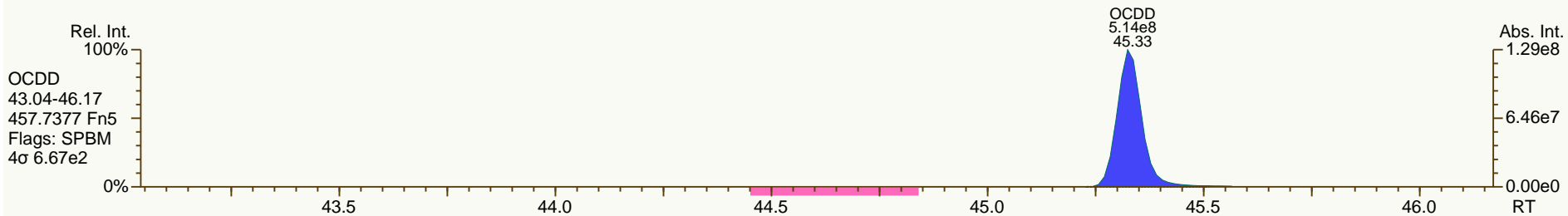


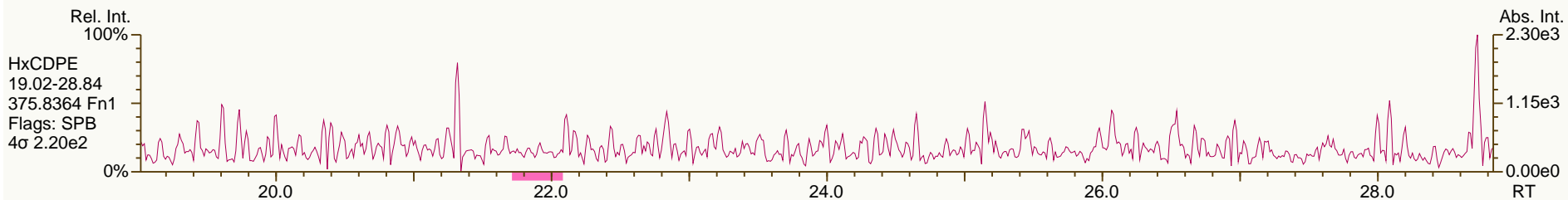
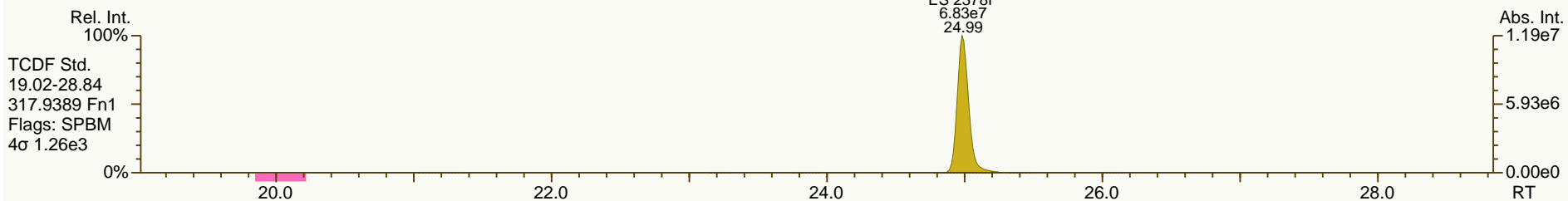
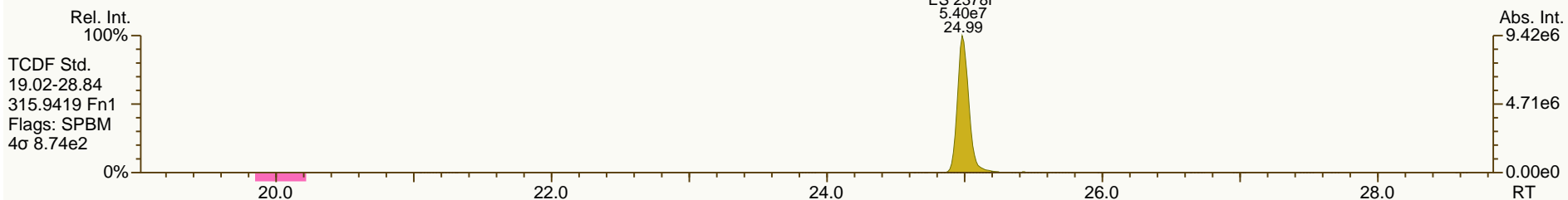
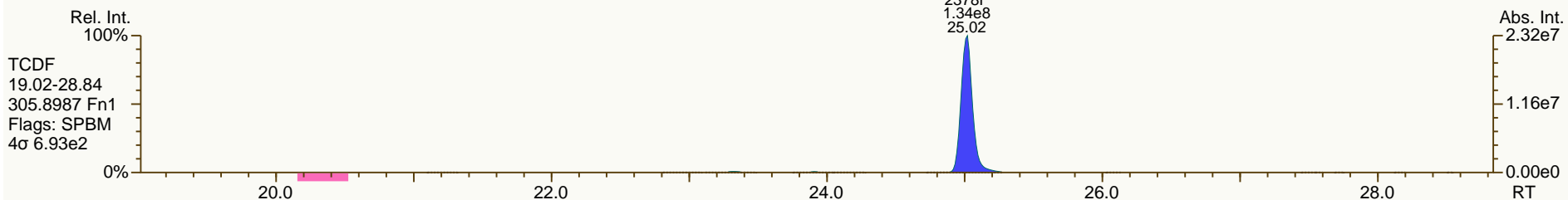
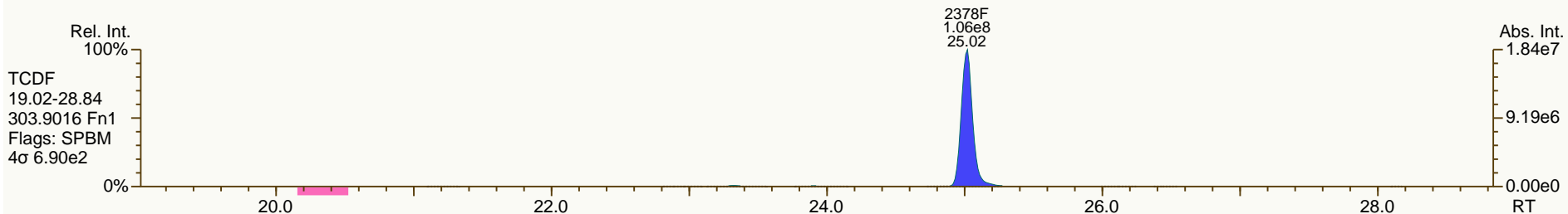


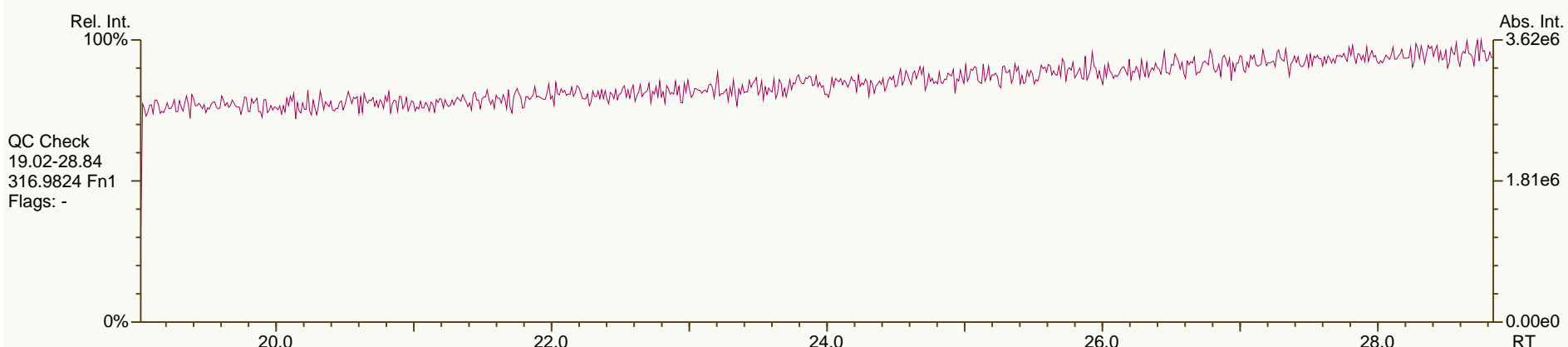
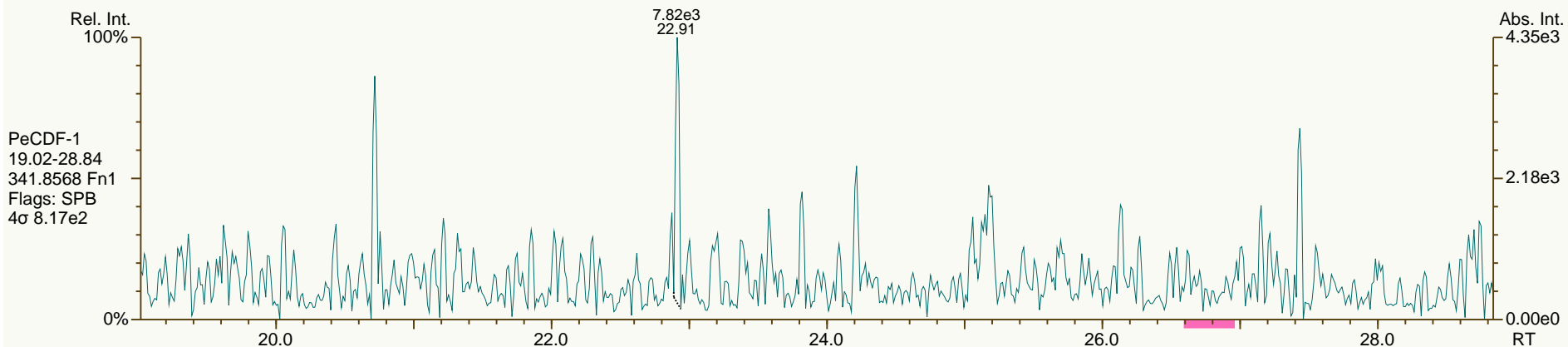
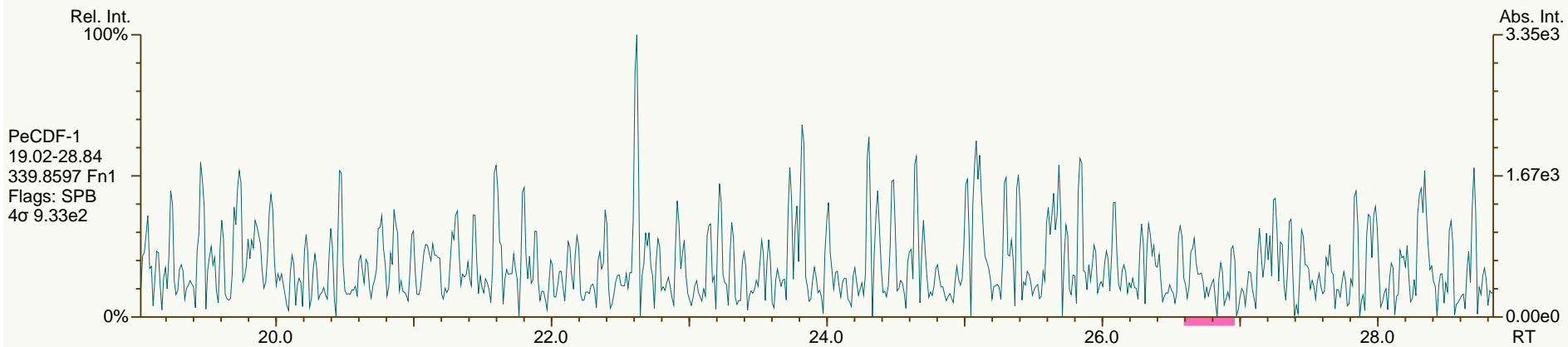


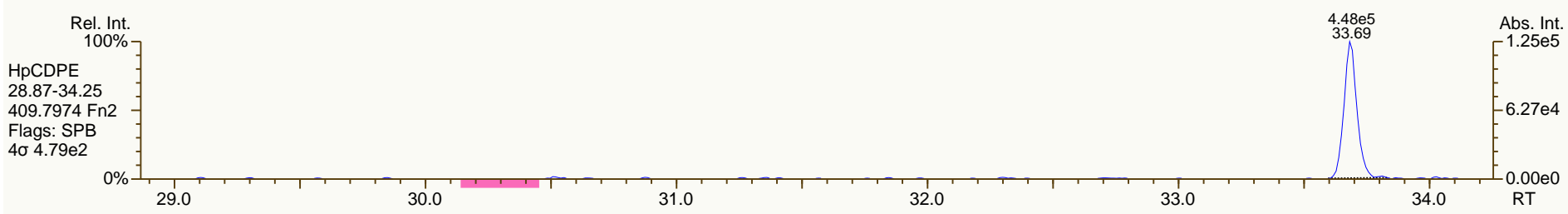
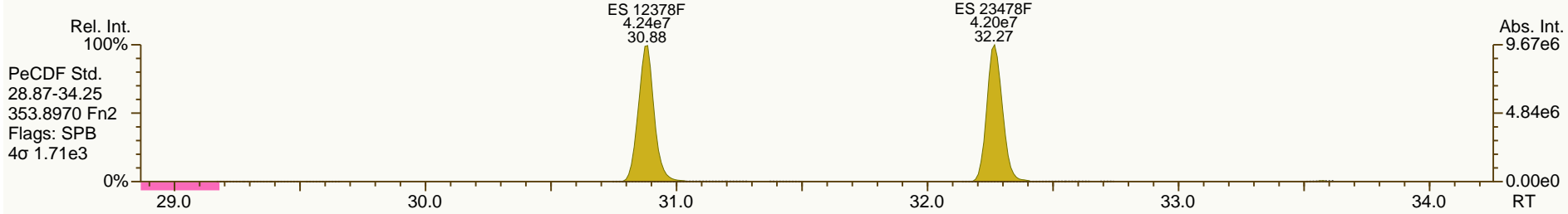
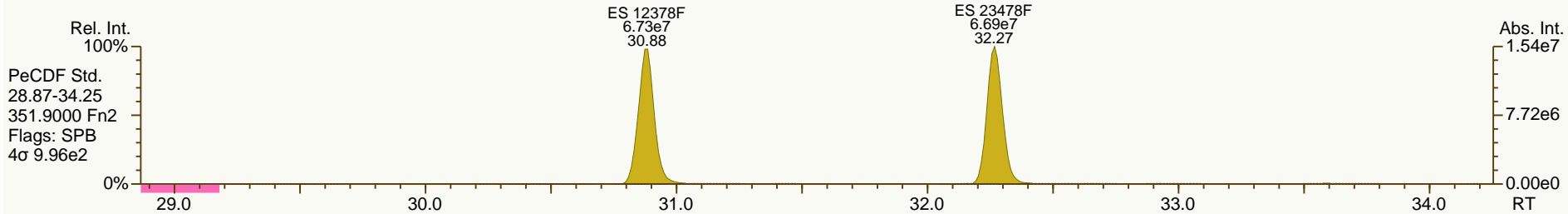
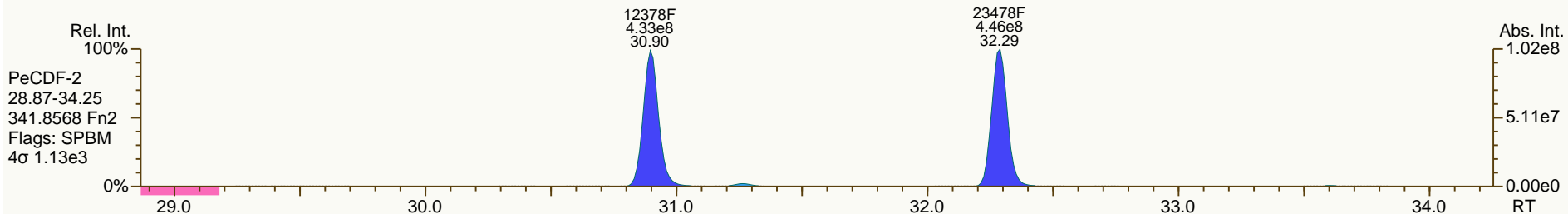
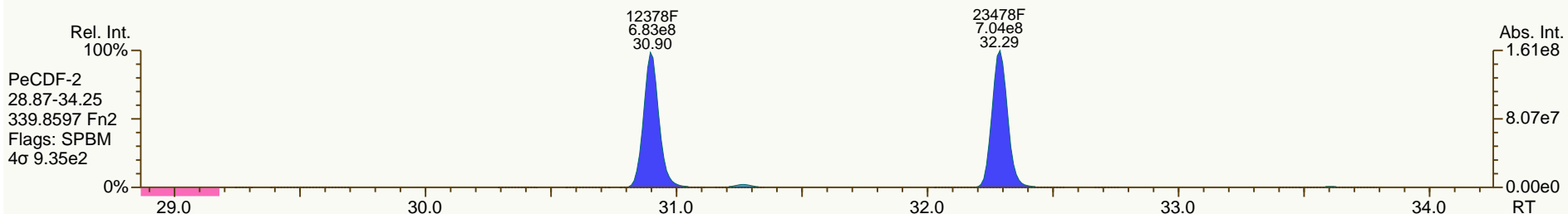


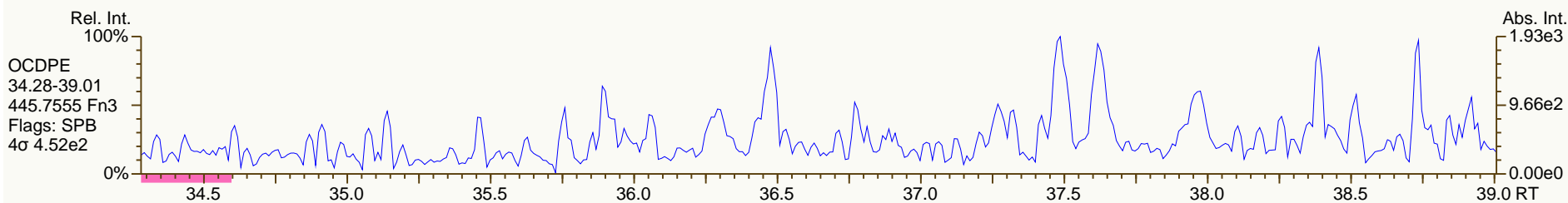
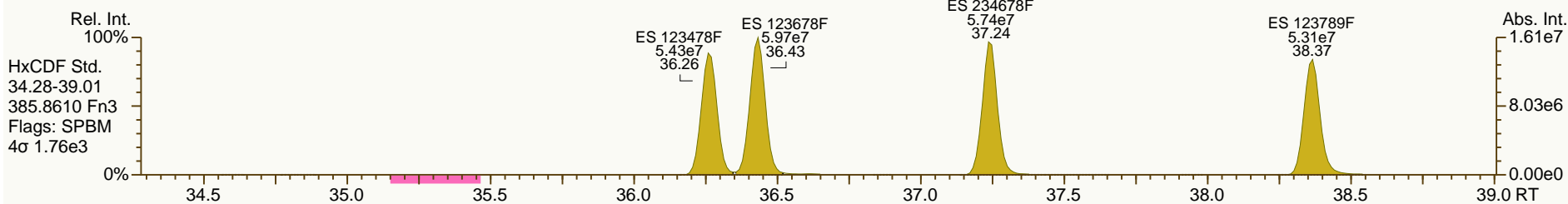
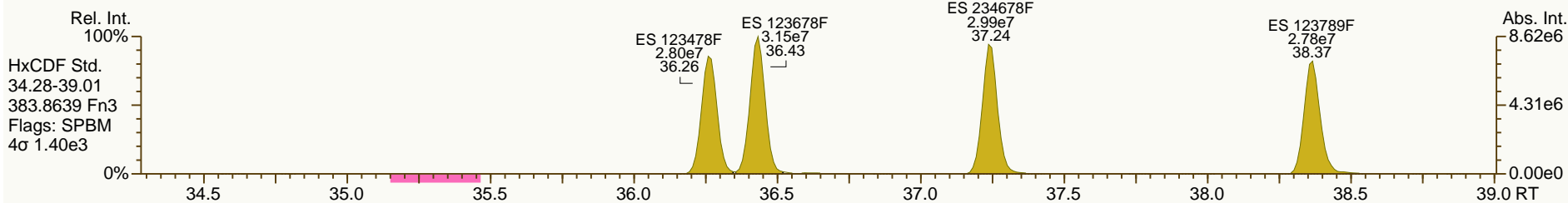
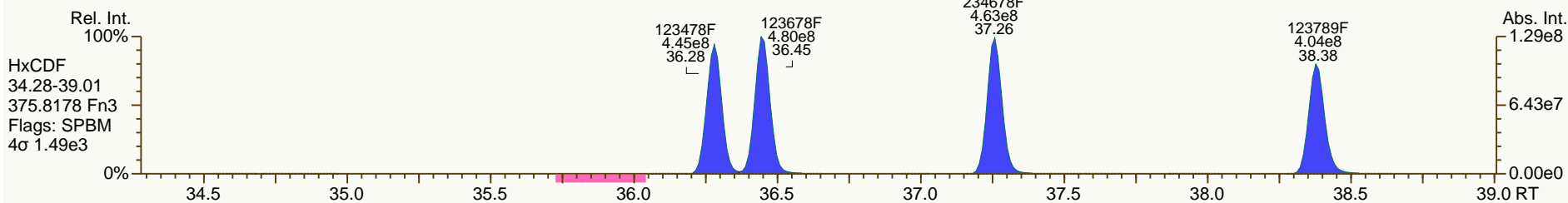
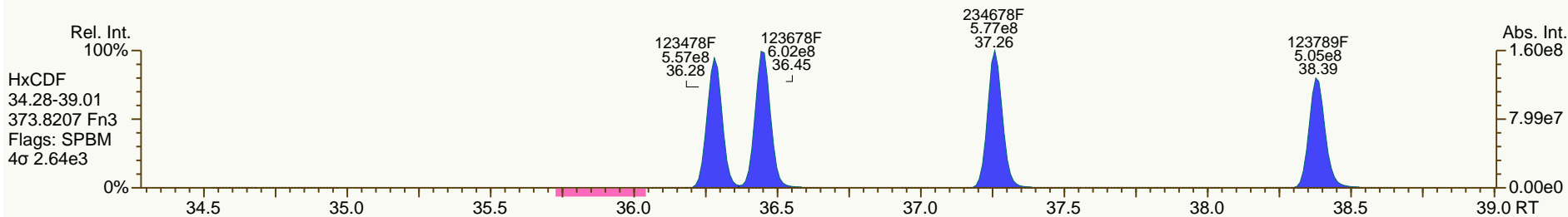


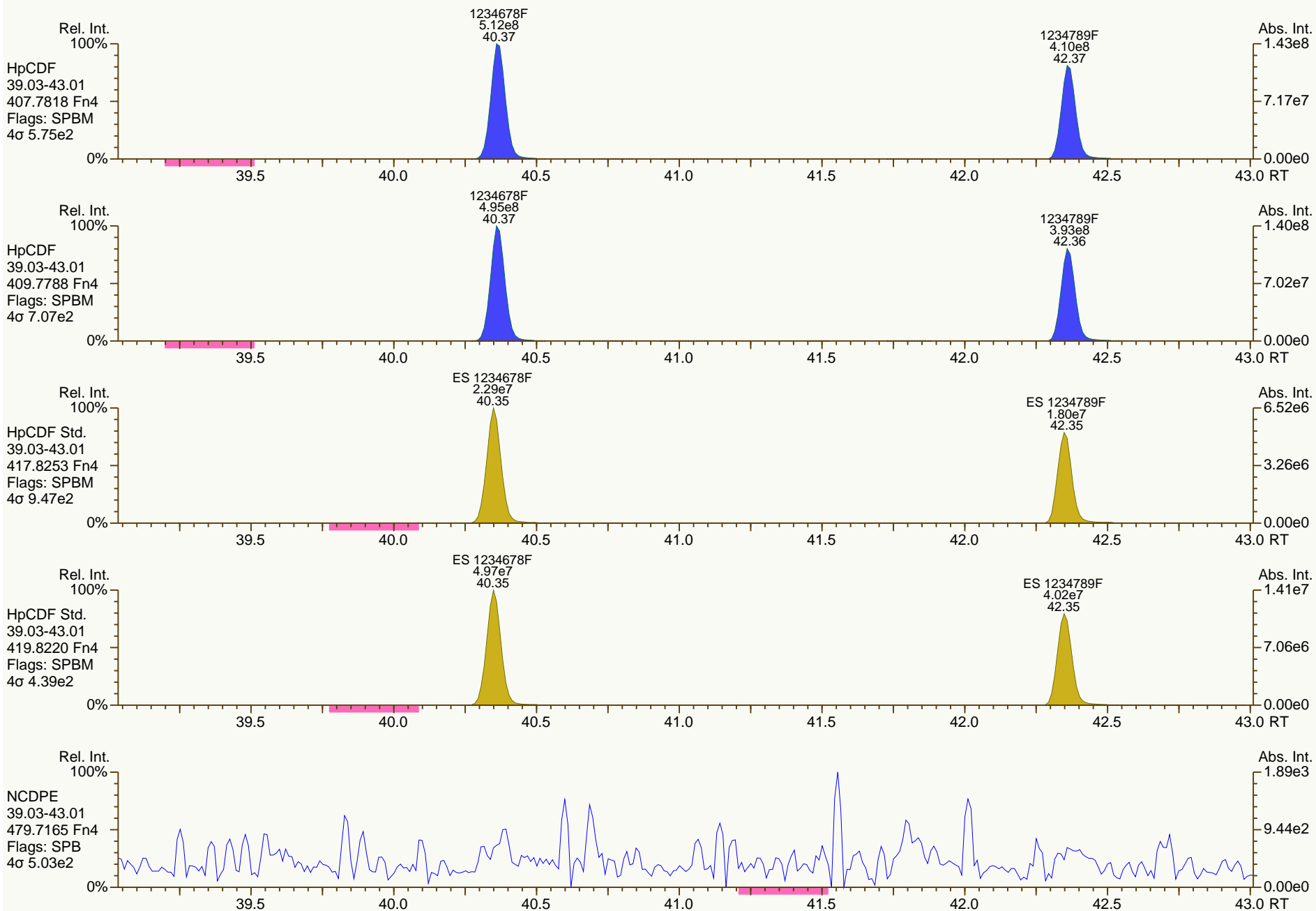


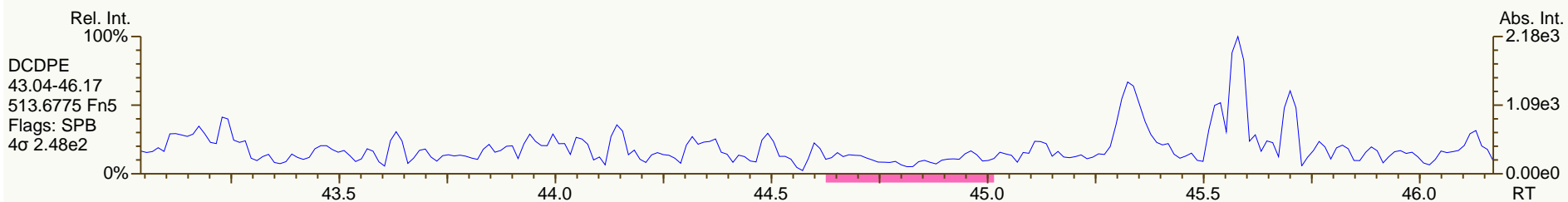
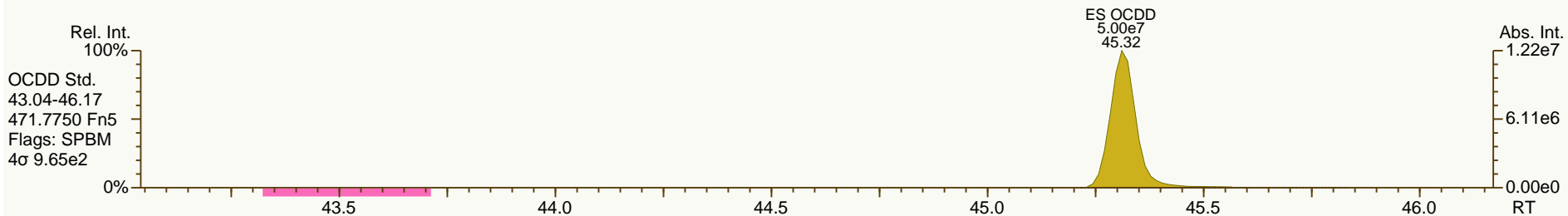
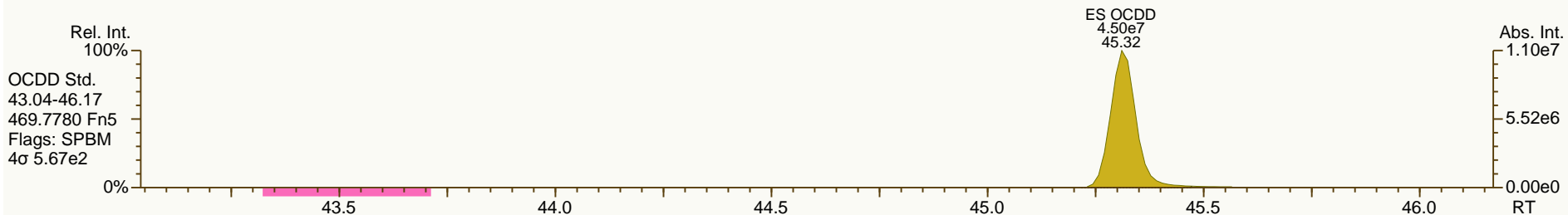
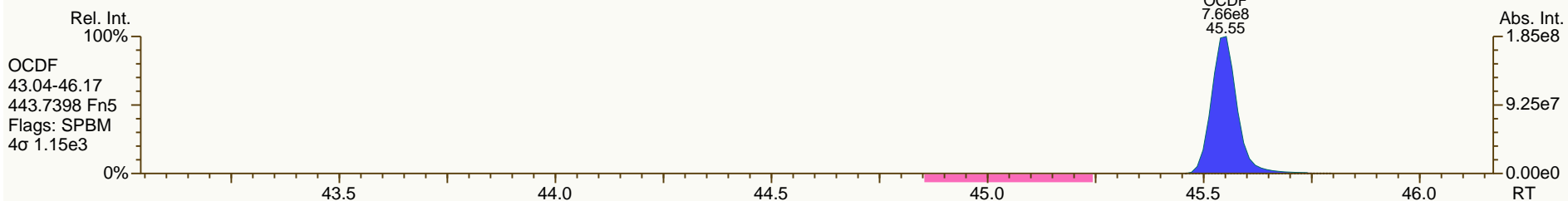
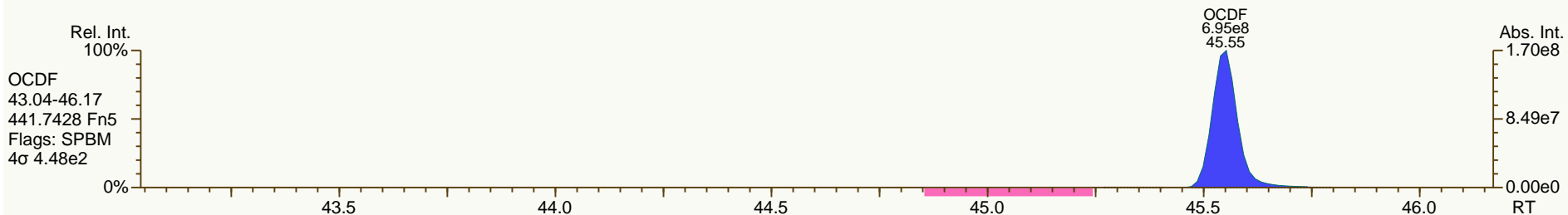


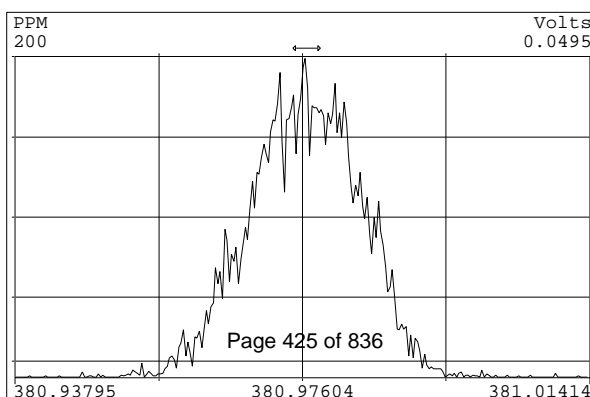
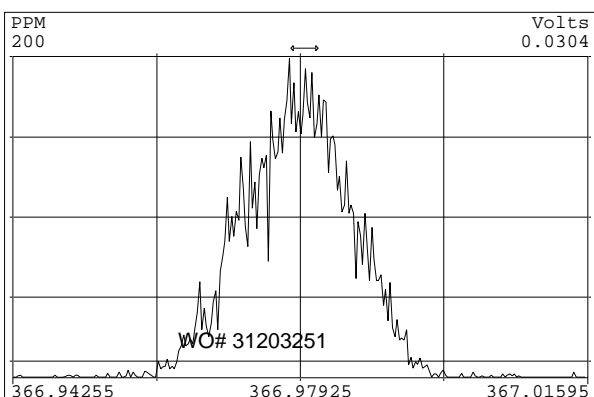
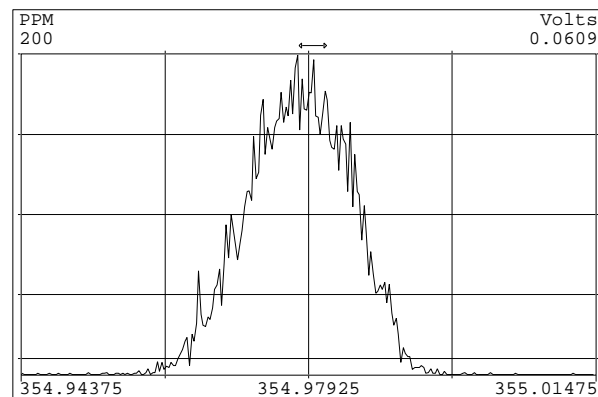
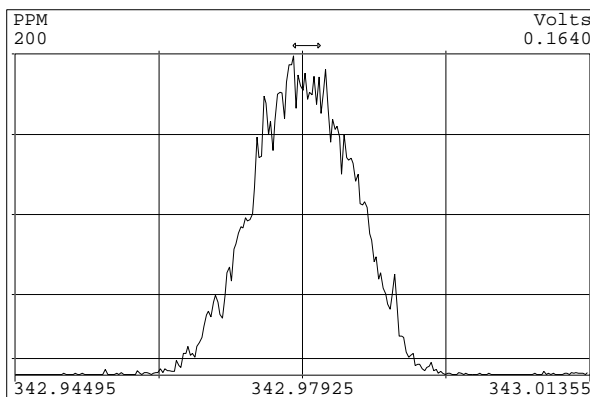
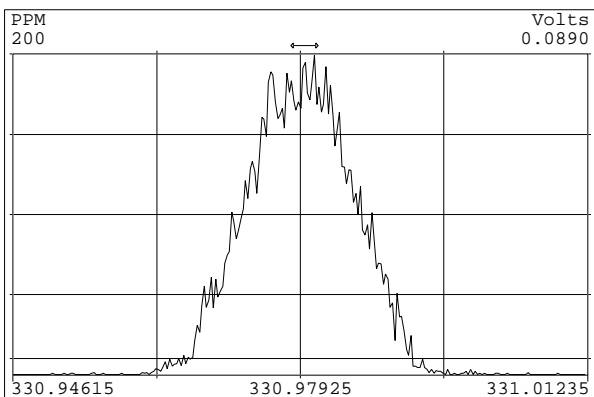
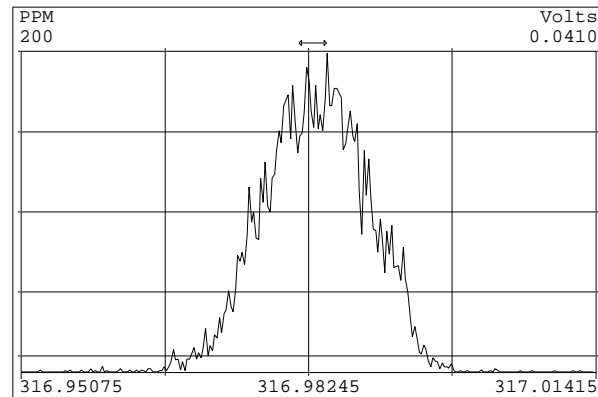
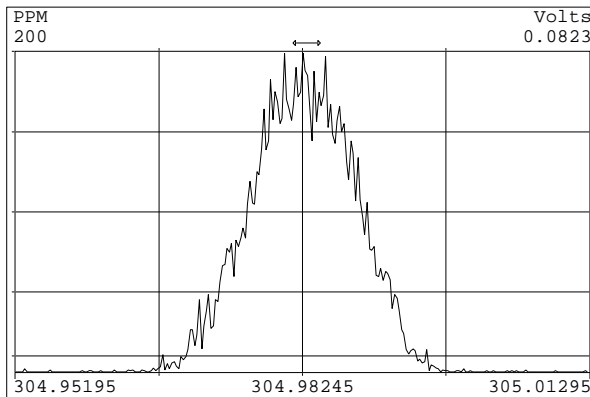
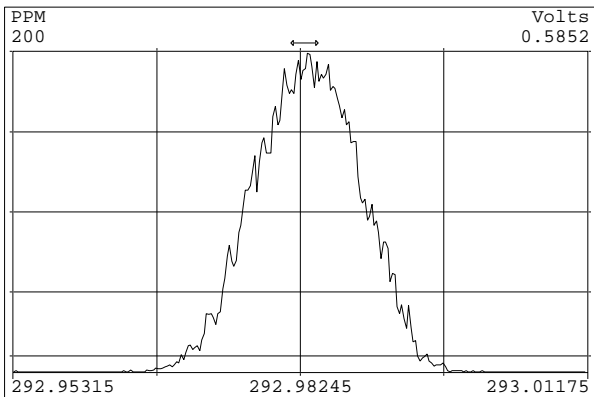


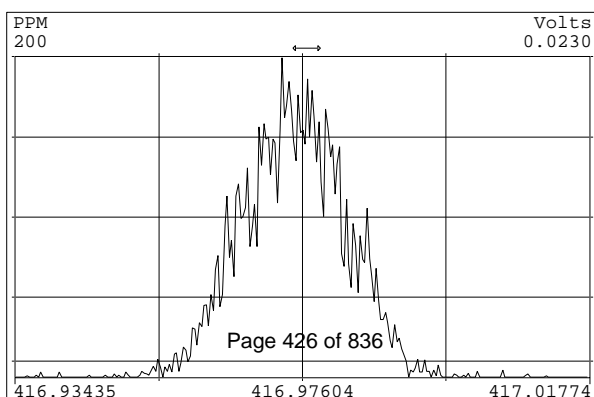
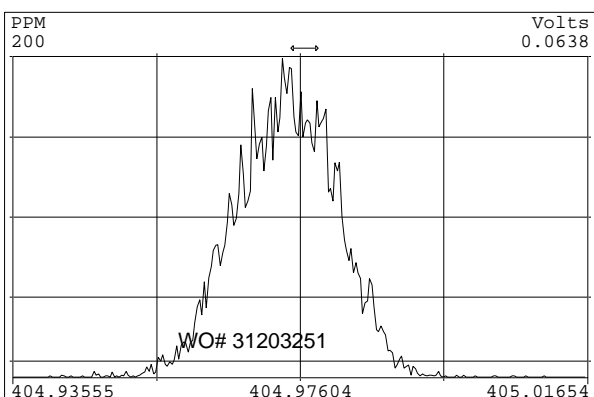
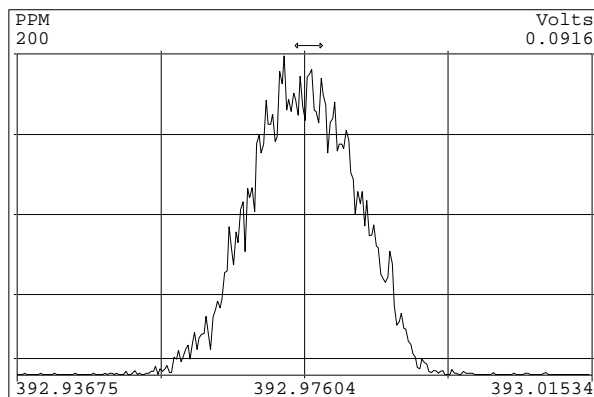
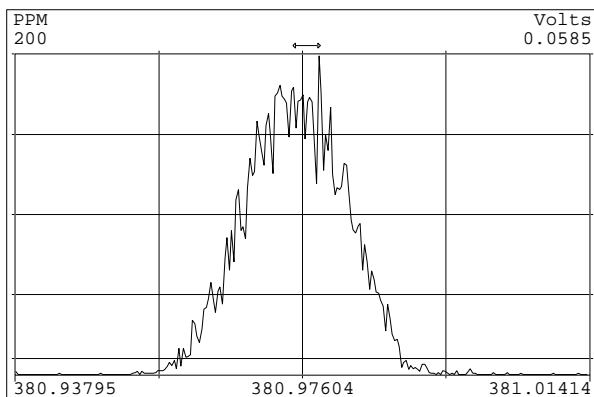
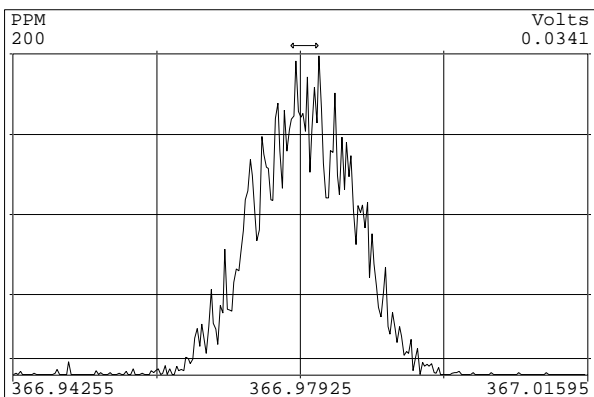
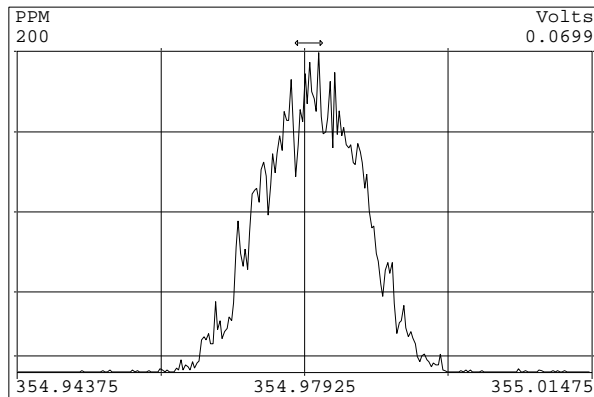
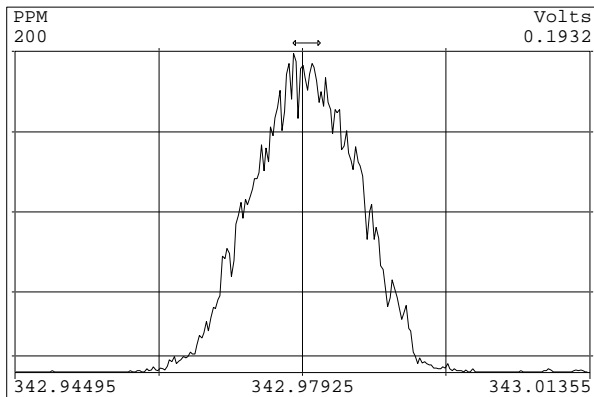
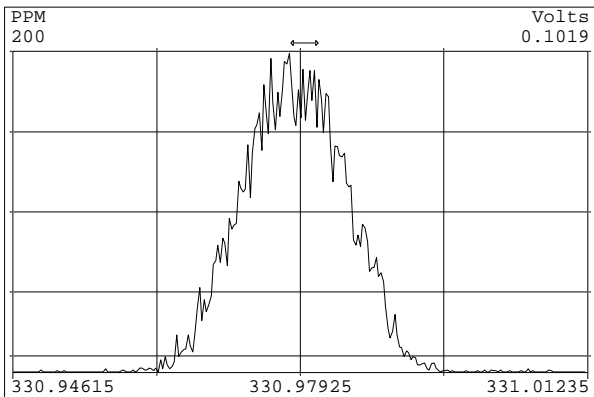


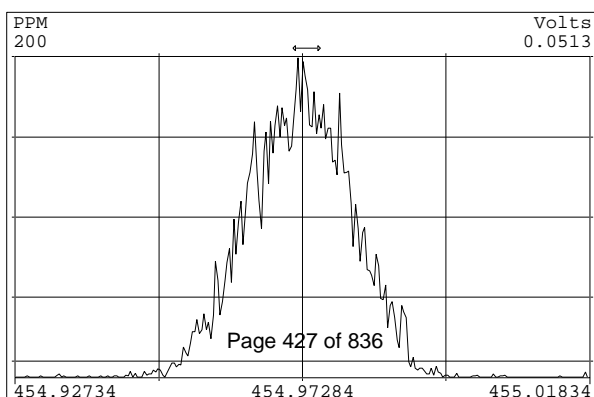
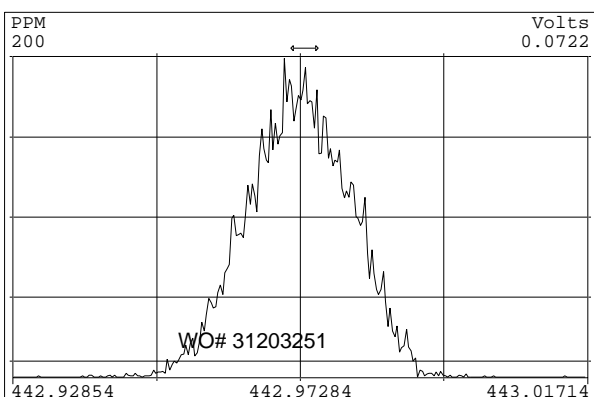
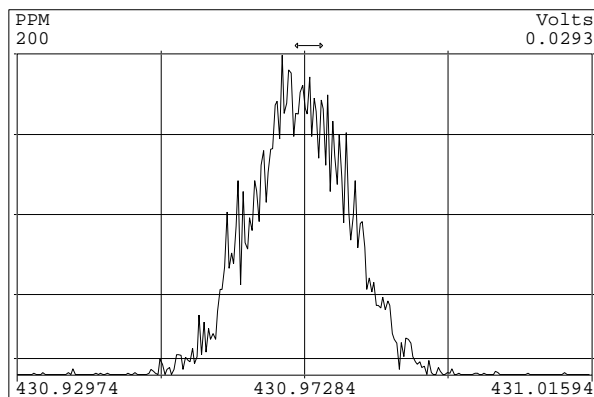
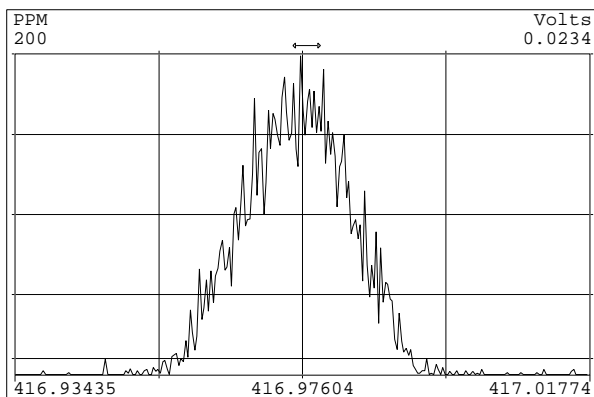
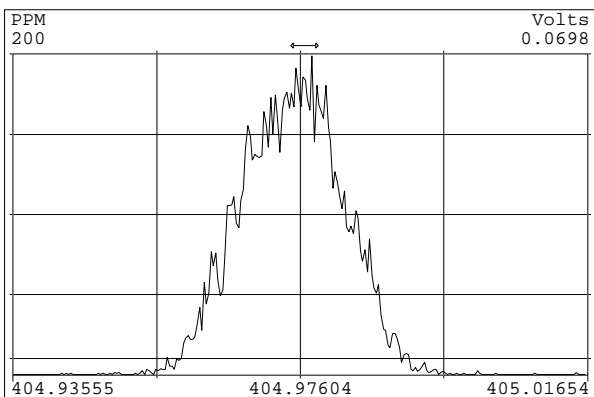
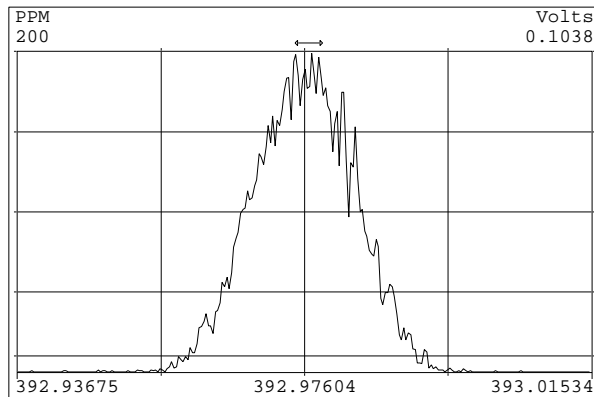
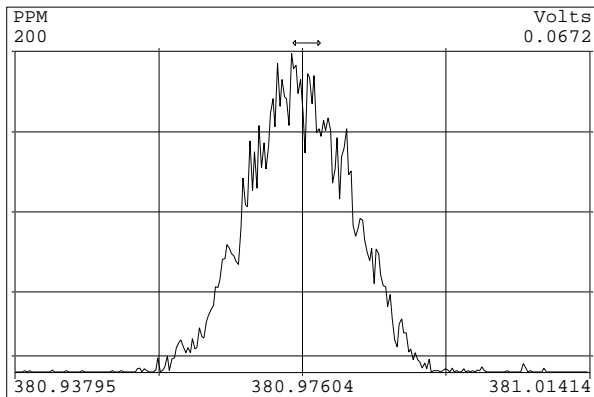
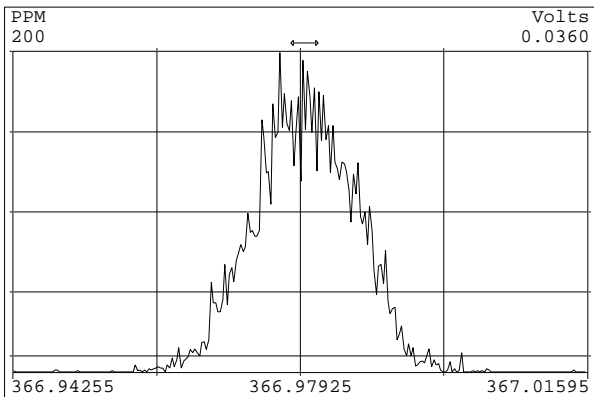


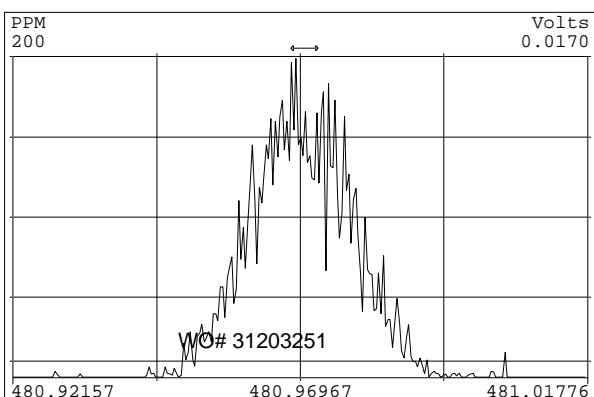
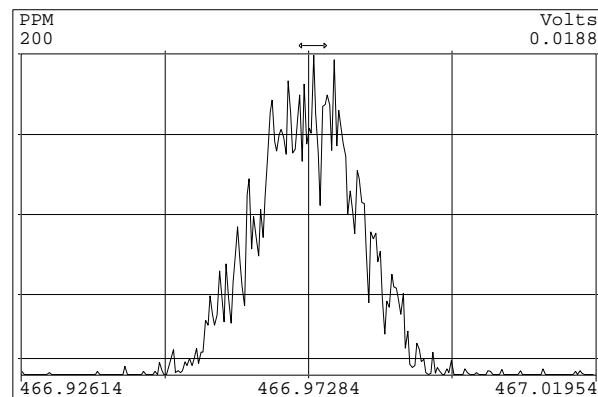
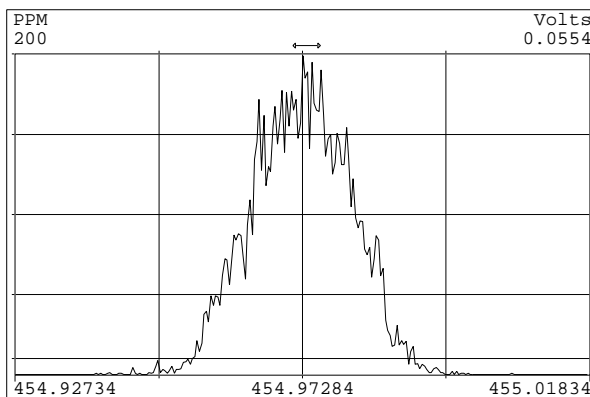
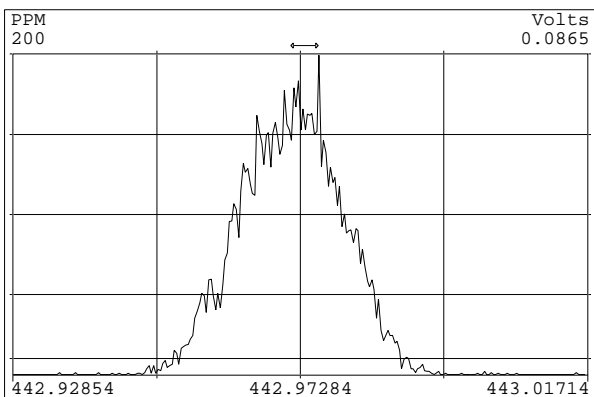
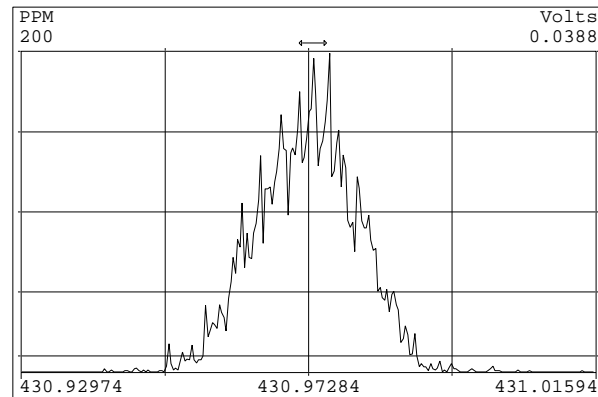
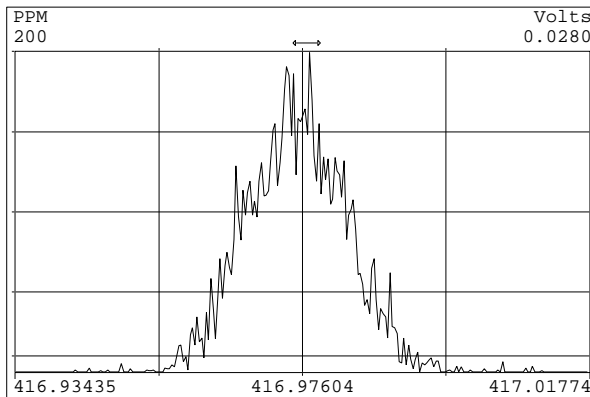
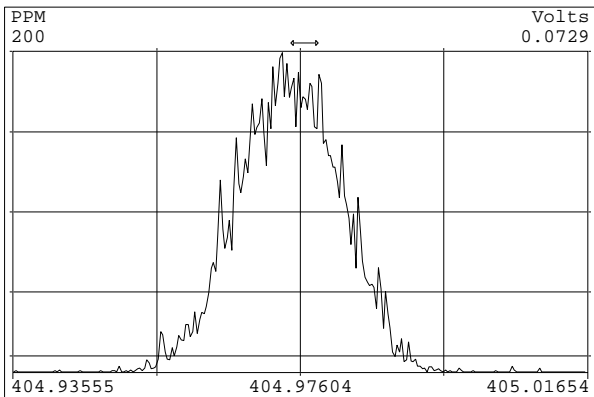


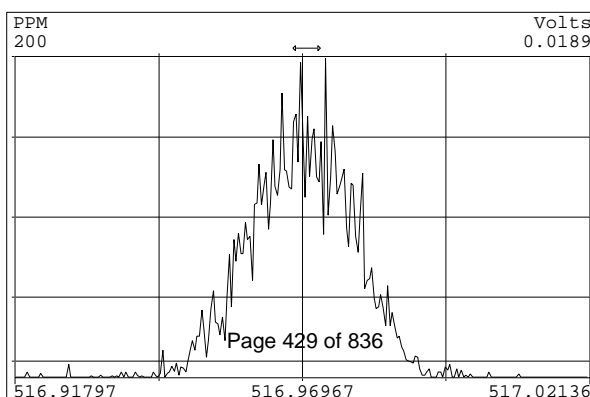
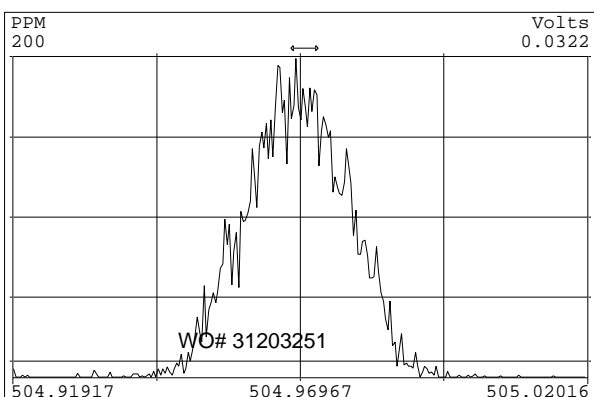
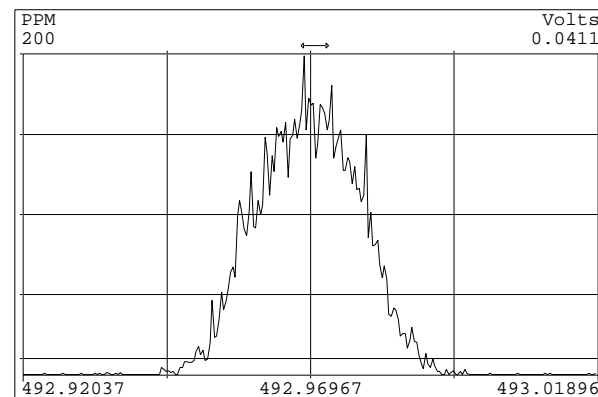
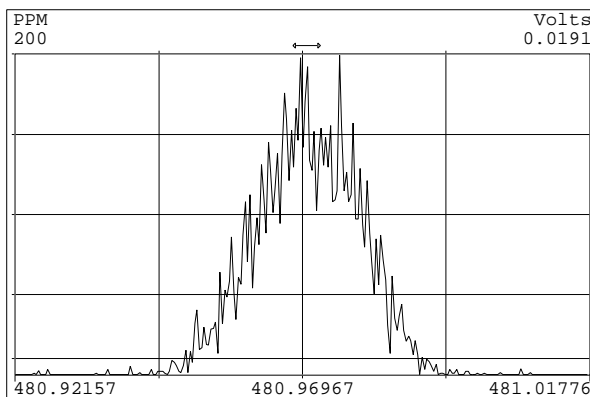
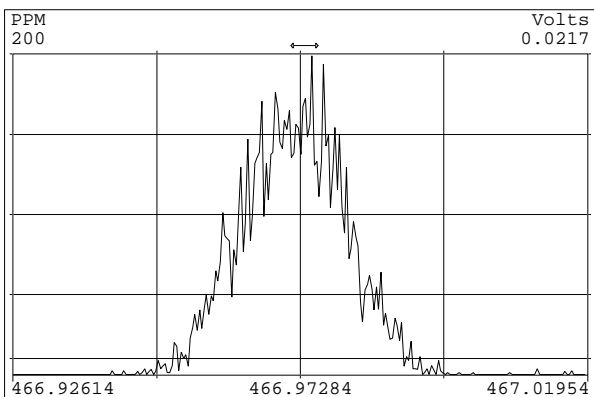
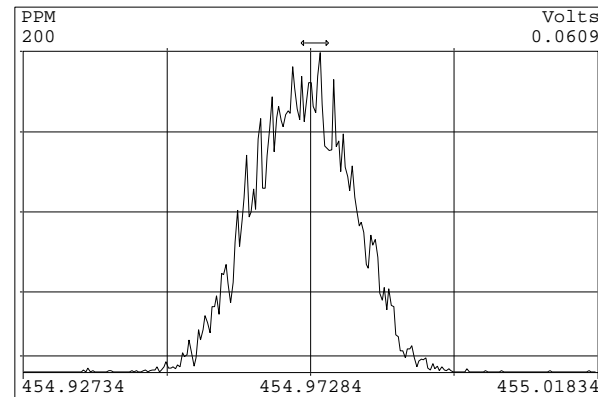
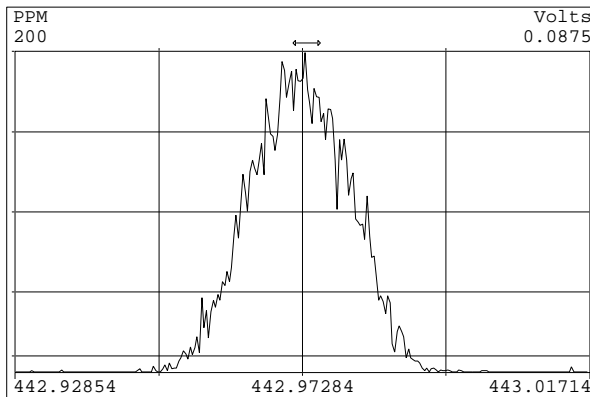
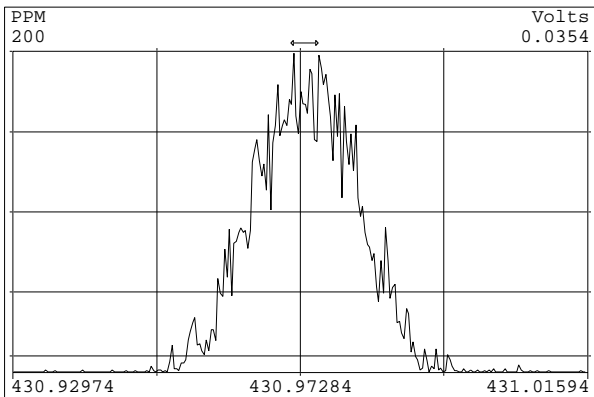


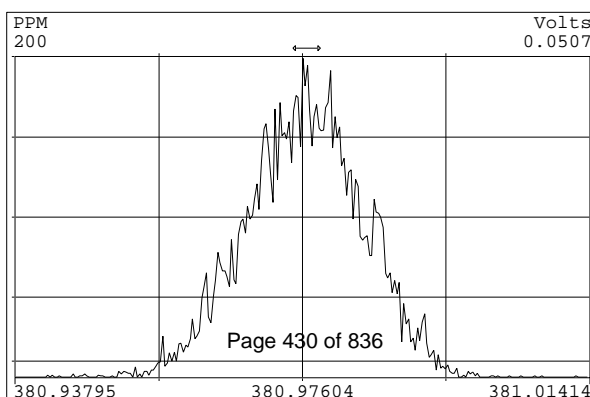
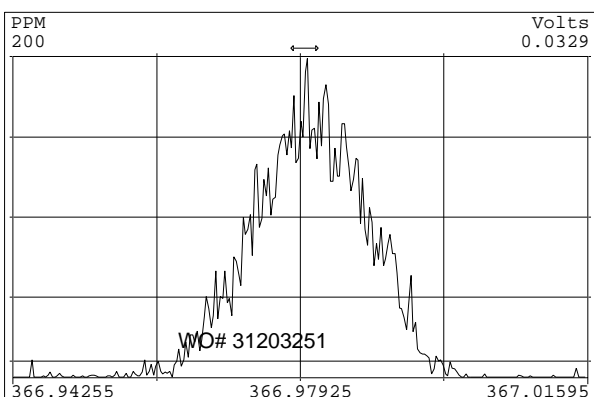
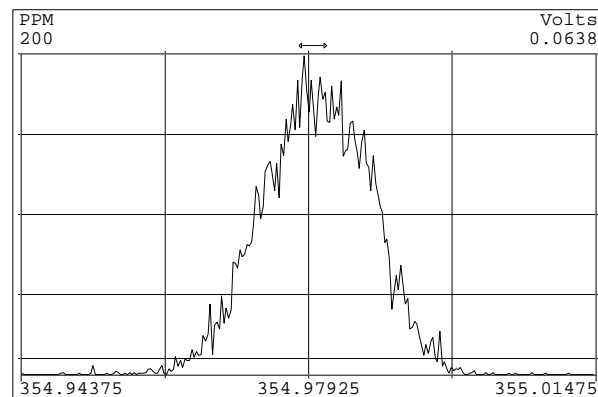
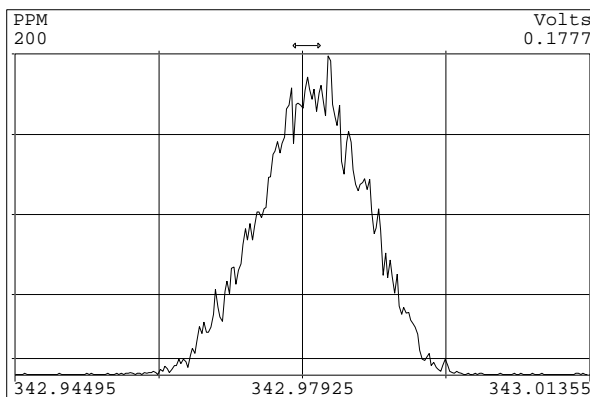
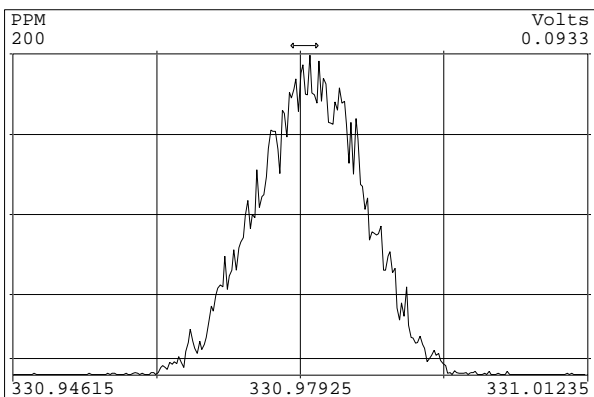
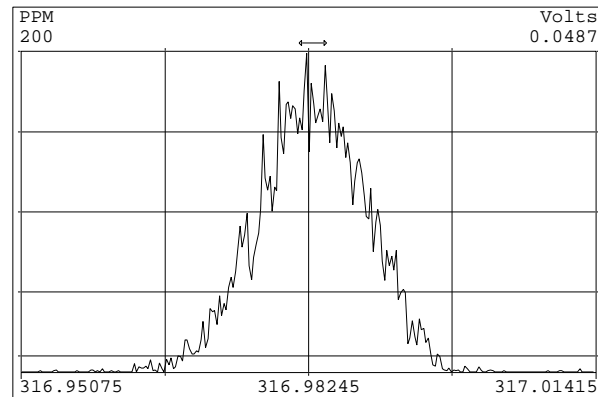
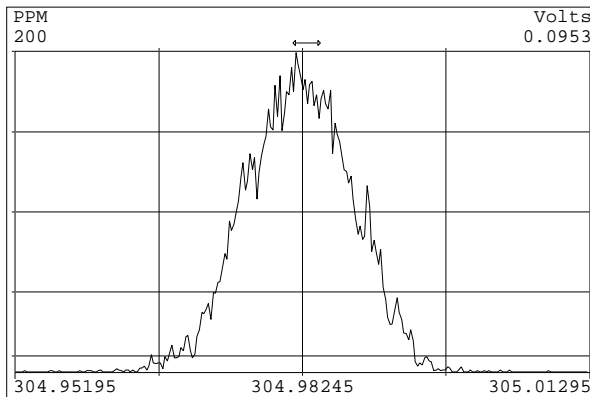
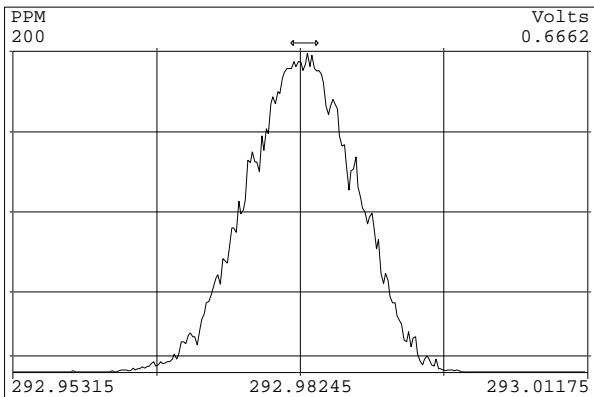


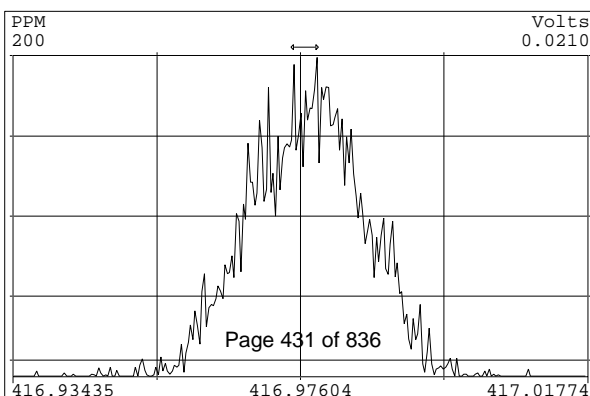
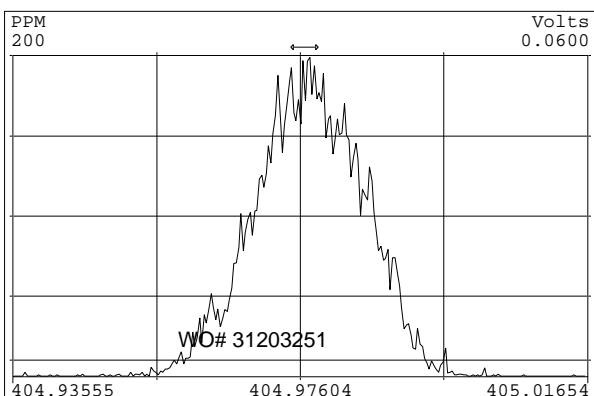
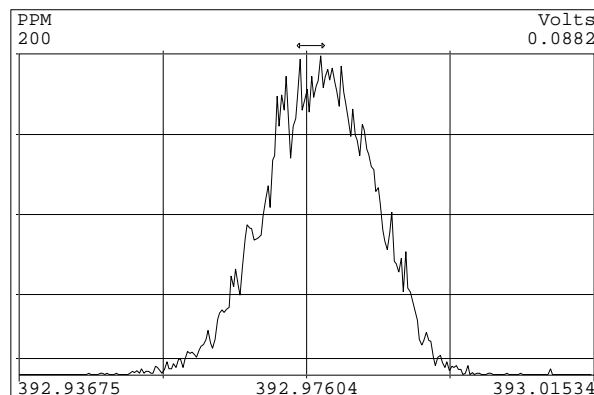
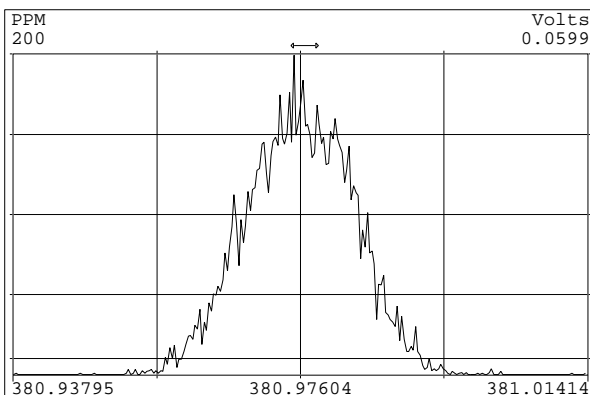
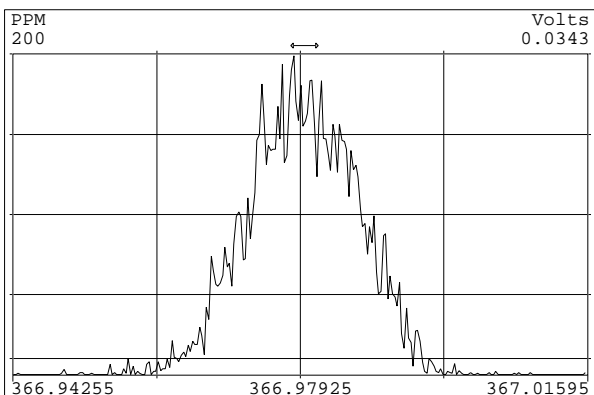
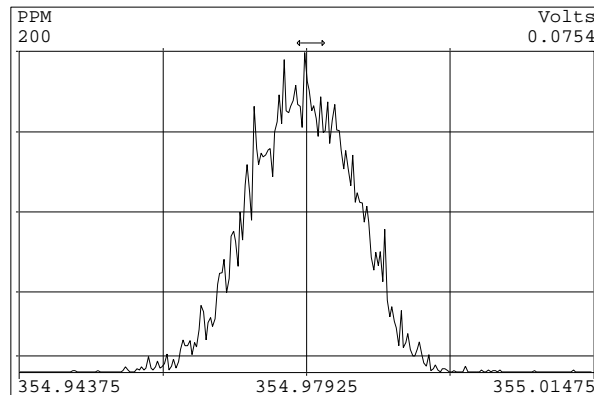
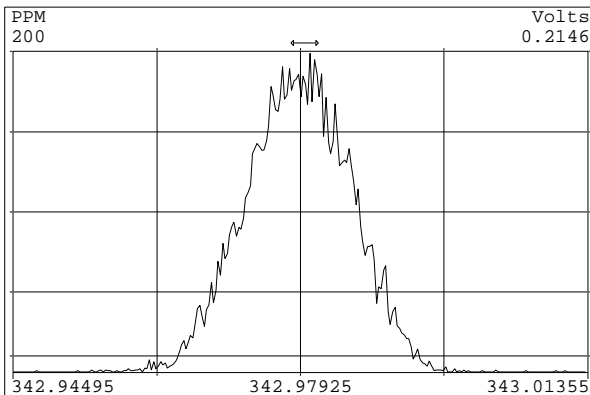
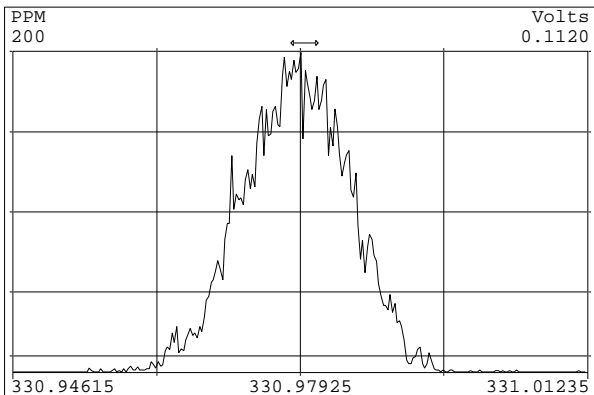


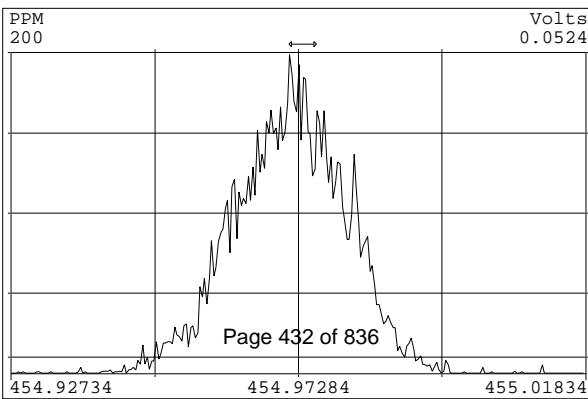
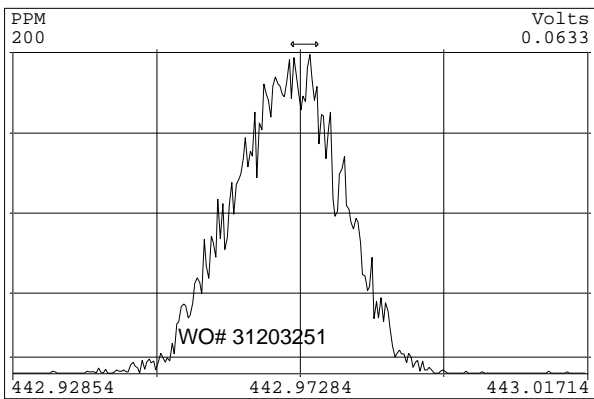
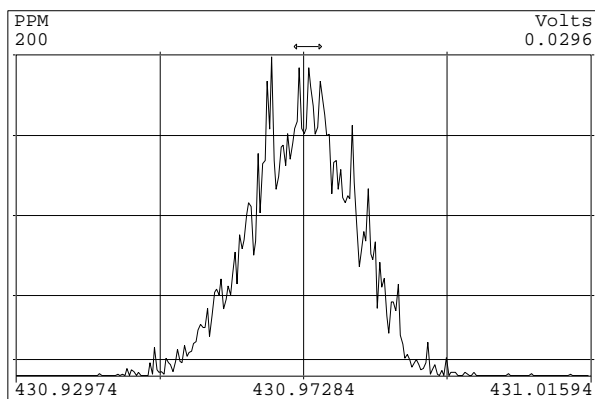
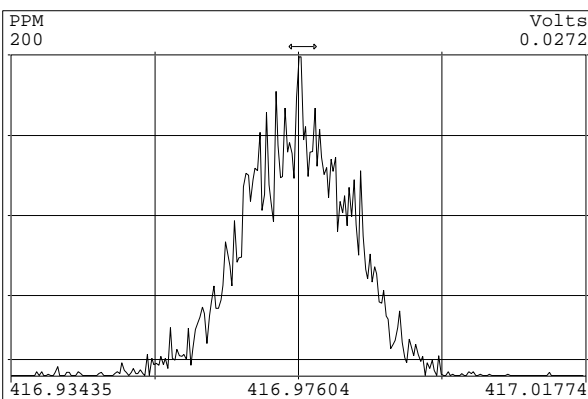
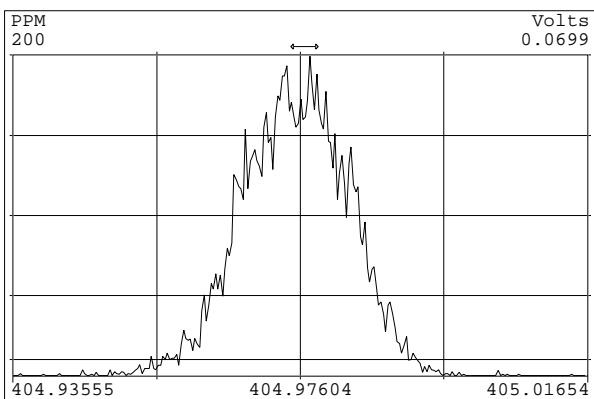
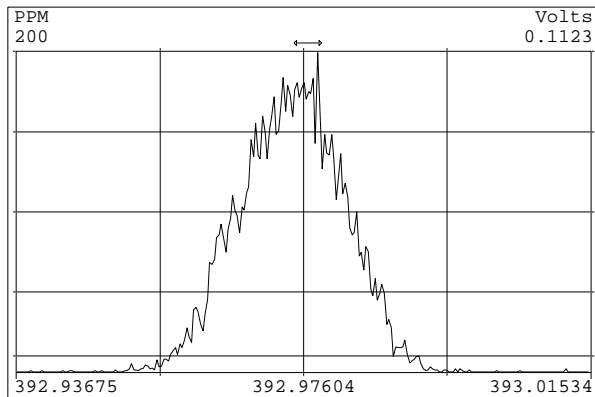
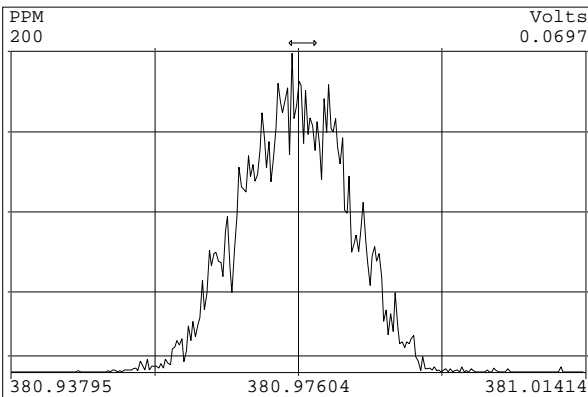
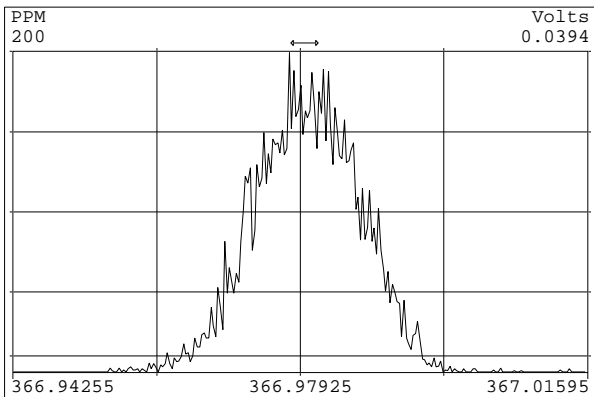


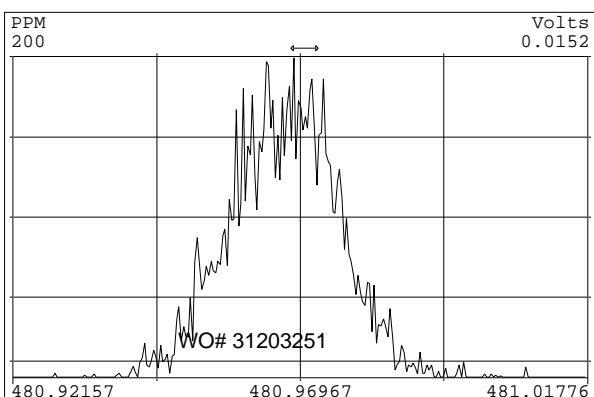
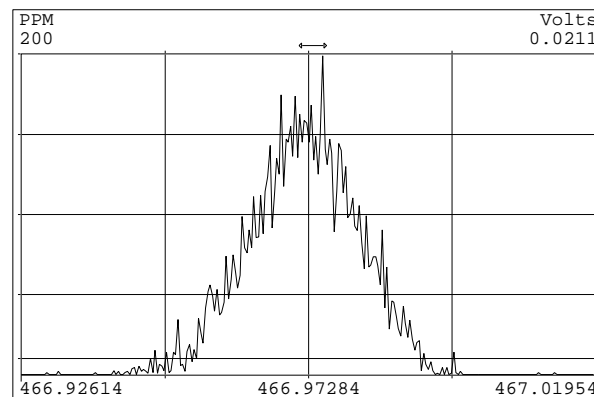
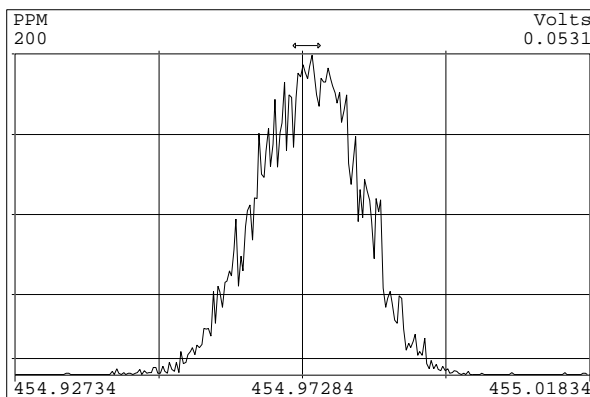
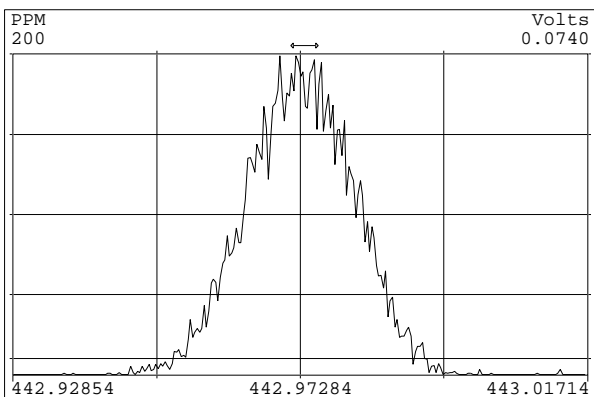
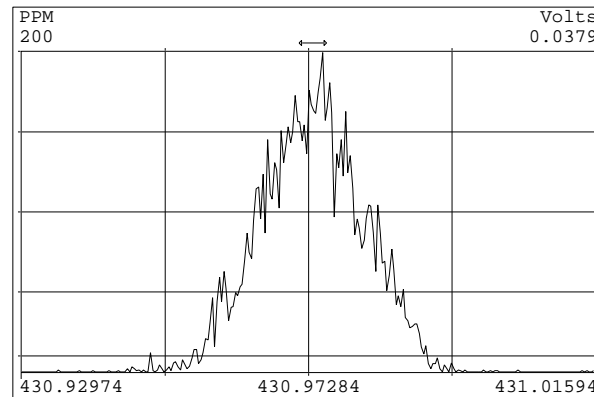
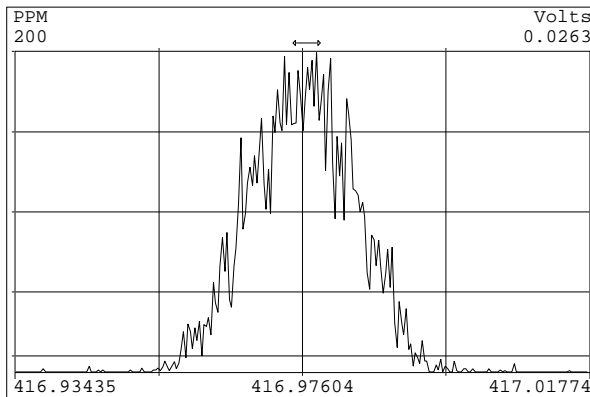
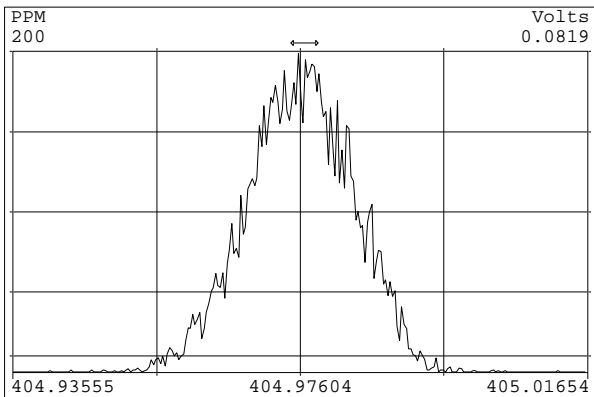


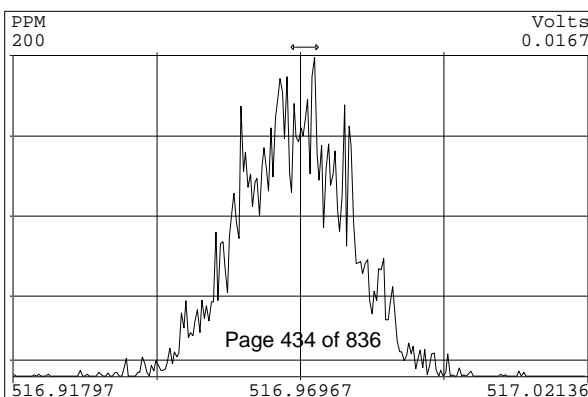
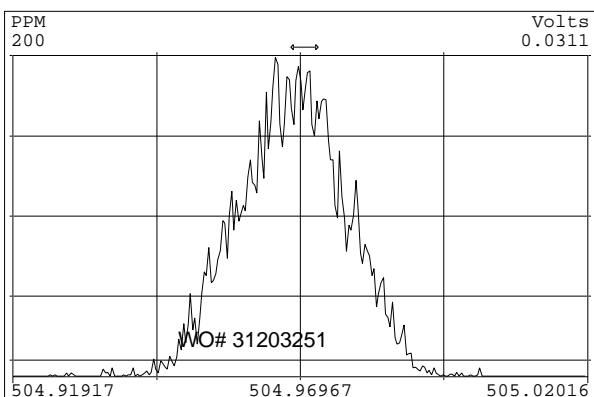
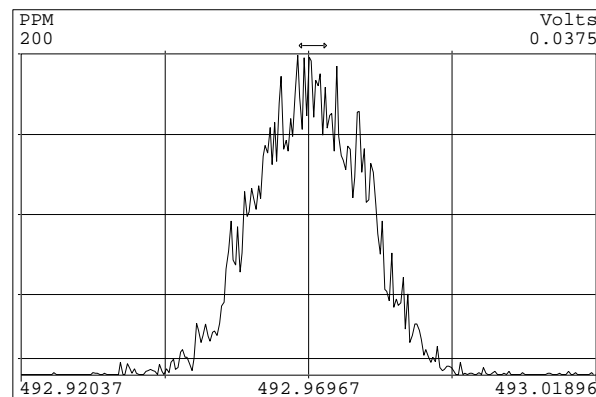
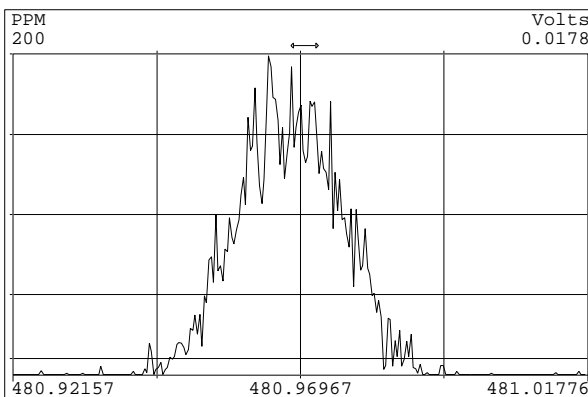
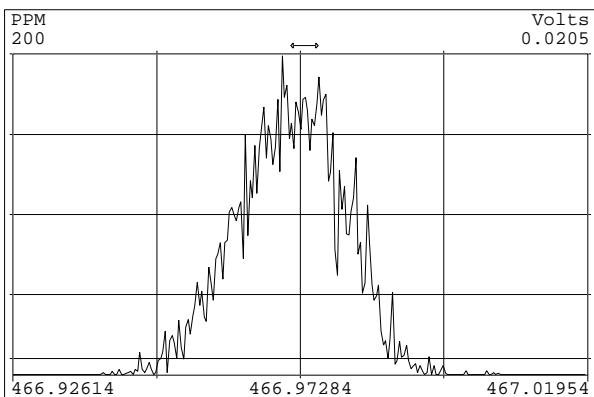
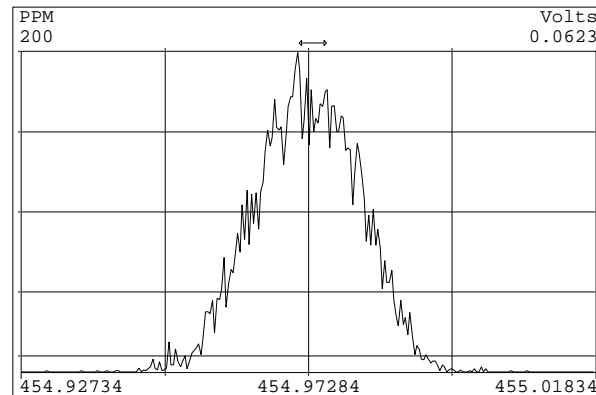
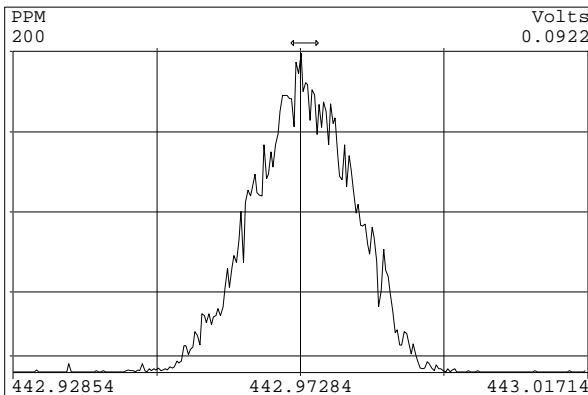
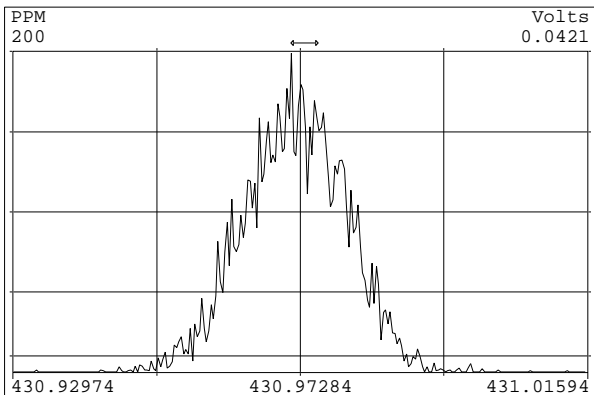












VFXMS-100212a-confirm

Sample List Report

MassLynx 4.1

Sample List: C:\MassLynx\Default.pro\Sampledb\c02oct12a_Curve.SPL
Last Modified: Thursday, November 01, 2012 11:51:09 Eastern Daylight Time
Printed: Thursday, November 01, 2012 11:51:18 Eastern Daylight Time

Page 1 of 3

Page Position (1, 1)

File Name	Bottle	HRD(Batch)	Lab Sample ID	Customer Sample ID	Method	Sample Type
1 c02oct12a-1	Tray01:2	---	Solvent Blank	---	---	Analyte
2 c02oct12a-4	Tray01:5	---	CS0	---	---	Standard
3 c02oct12a-5	Tray01:6	---	CS1	---	---	Standard
4 c02oct12a-6	Tray01:7	---	CS2	---	---	Standard
5 c02oct12a-7	Tray01:8	---	CS3	---	---	Standard
6 c02oct12a-8	Tray01:9	---	CS4	---	---	Standard
7 c02oct12a-9	Tray01:10	---	CS5	---	---	Standard
8 c02oct12a-10	Tray01:11	---	CS6	---	---	Standard

Rev. mm 11/1/12

Sample List Report

MassLynx 4.1

Sample List: C:\MassLynx\Default.pro\Sampledb\c02oct12a_Curve.SPL
Last Modified: Thursday, November 01, 2012 11:51:09 Eastern Daylight Time
Printed: Thursday, November 01, 2012 11:51:18 Eastern Daylight Time

Page 2 of 3

Page Position (2, 1)

MS File	Inlet File	Experiment	Conditions	Process	Process Options
Dx_VF-XMS_Tetradecane_AP	Dx_VF-XMS	Dx_VF-XMS_Tetradecane_AP	Dx_VF-XMS	ResolutionCheck	c:\res_dbdiox.dat
Dx_VF-XMS_Tetradecane_AP	Dx_VF-XMS	Dx_VF-XMS_Tetradecane_AP	Dx_VF-XMS	---	---
Dx_VF-XMS_Tetradecane_AP	Dx_VF-XMS	Dx_VF-XMS_Tetradecane_AP	Dx_VF-XMS	---	---
Dx_VF-XMS_Tetradecane_AP	Dx_VF-XMS	Dx_VF-XMS_Tetradecane_AP	Dx_VF-XMS	---	---
Dx_VF-XMS_Tetradecane_AP	Dx_VF-XMS	Dx_VF-XMS_Tetradecane_AP	Dx_VF-XMS	---	---
Dx_VF-XMS_Tetradecane_AP	Dx_VF-XMS	Dx_VF-XMS_Tetradecane_AP	Dx_VF-XMS	---	---
Dx_VF-XMS_Tetradecane_AP	Dx_VF-XMS	Dx_VF-XMS_Tetradecane_AP	Dx_VF-XMS	---	---
Dx_VF-XMS_Tetradecane_AP	Dx_VF-XMS	Dx_VF-XMS_Tetradecane_AP	Dx_VF-XMS	---	---

Sample List Report**MassLynx 4.1**Sample List: C:\MassLynx\Default.pro\Sampledb\c02oct12a_Curve.SPL
Last Modified: Thursday, November 01, 2012 11:51:09 Eastern Daylight Time
Printed: Thursday, November 01, 2012 11:51:18 Eastern Daylight Time

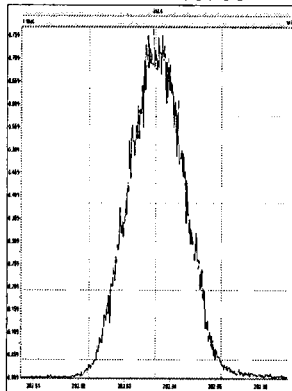
Page 3 of 3

Page Position (3, 1)

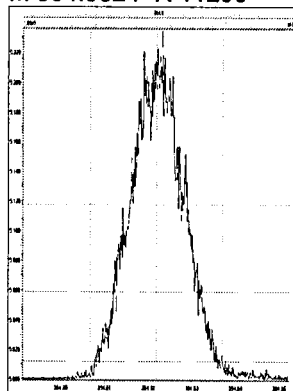
Ax Conc.	ES Conc.	CS Conc.	JS Conc.	User	Instrument
.25	100	100	100	JHL	HRMS3
.25	100	100	100	JHL	HRMS3
.5	100	100	100	JHL	HRMS3
2	100	100	100	JHL	HRMS3
10	100	100	100	JHL	HRMS3
40	100	100	100	JHL	HRMS3
200	100	100	100	JHL	HRMS3
500	100	100	100	JHL	HRMS3

Printed: Tuesday, October 02, 2012 10:36:18 Eastern Daylight Time

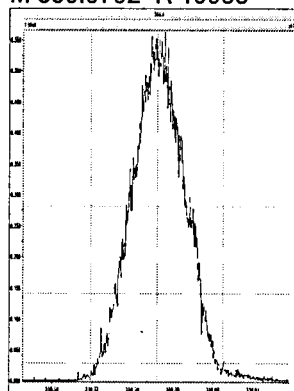
M 292.9824 R 10756



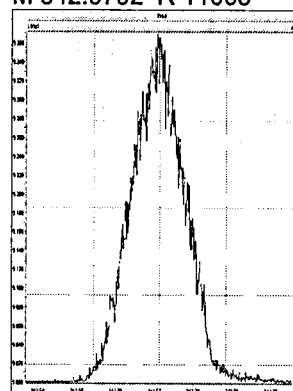
M 304.9824 R 11290



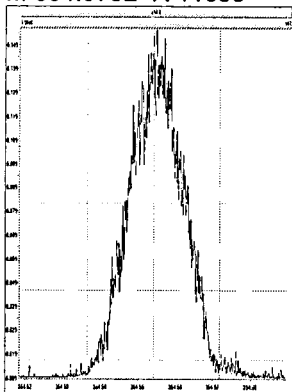
M 330.9792 R 10988



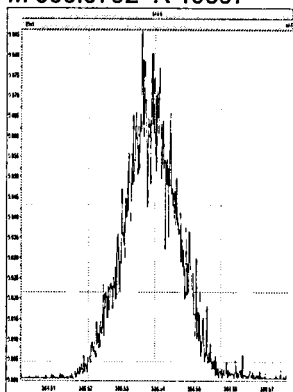
M 342.9792 R 11063



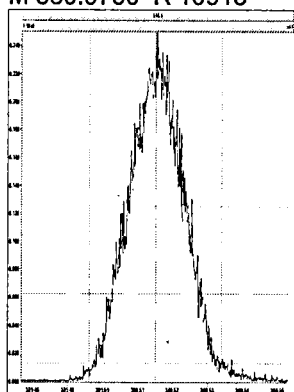
M 354.9792 R 11633



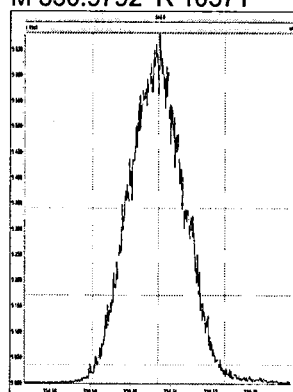
M 366.9792 R 10897



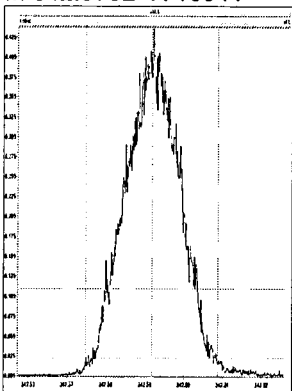
M 380.9760 R 10918



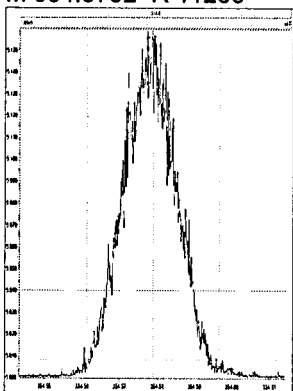
M 330.9792 R 10571



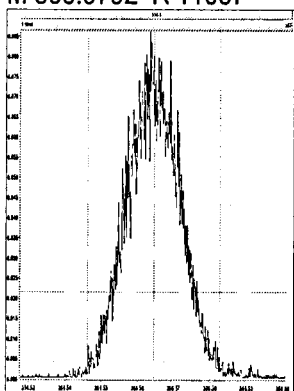
M 342.9792 R 10941



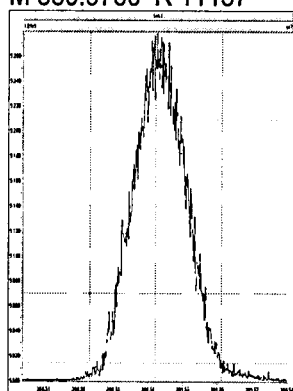
M 354.9792 R 11286



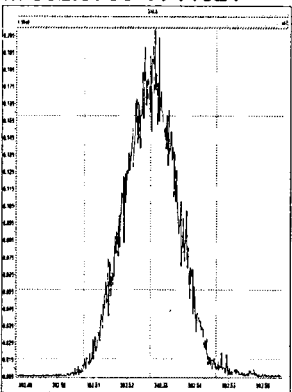
M 366.9792 R 11067



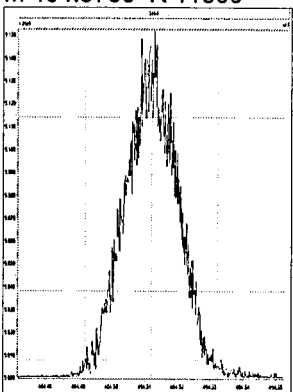
M 380.9760 R 11137



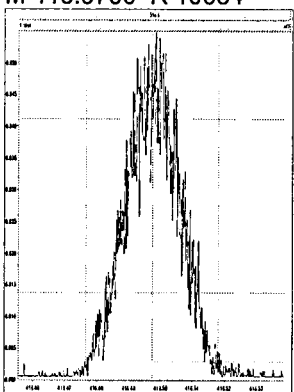
M 392.9760 R 11521



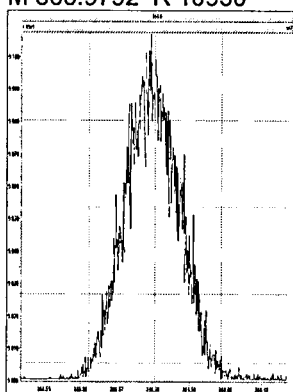
M 404.9760 R 11560



M 416.9760 R 10684

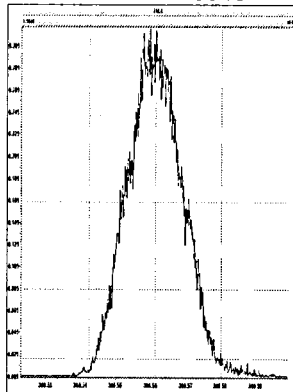


M 366.9792 R 10930

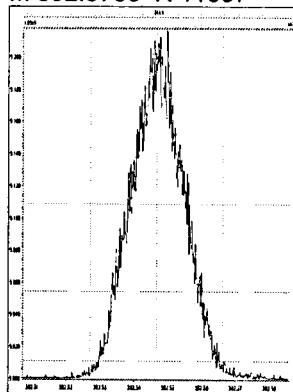


Printed: Tuesday, October 02, 2012 10:36:18 Eastern Daylight Time

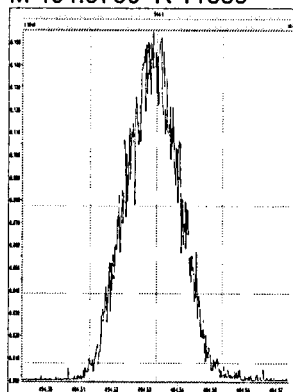
M 380.9760 R 10940



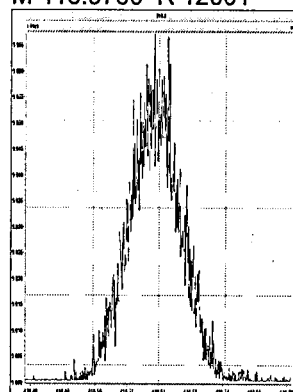
M 392.9760 R 11337



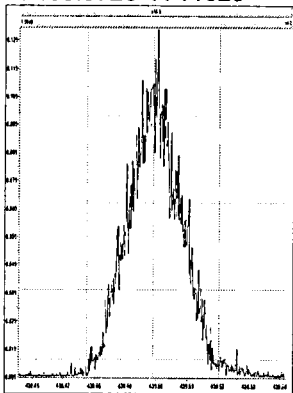
M 404.9760 R 11389



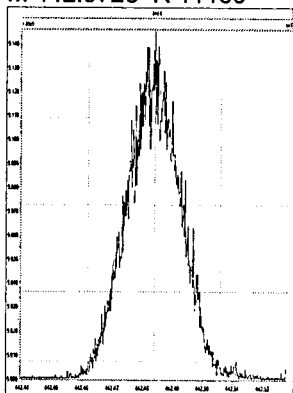
M 416.9760 R 12001



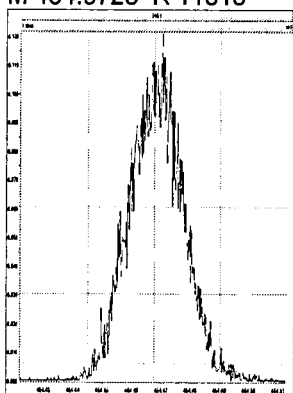
M 430.9728 R 11629



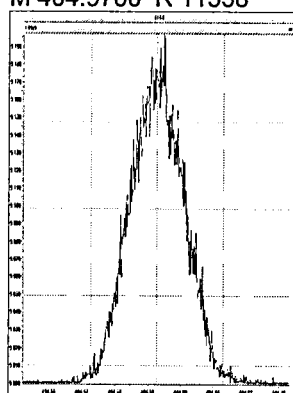
M 442.9728 R 11160



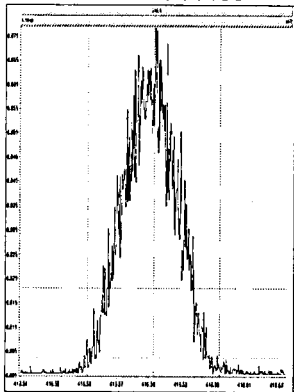
M 454.9728 R 11315



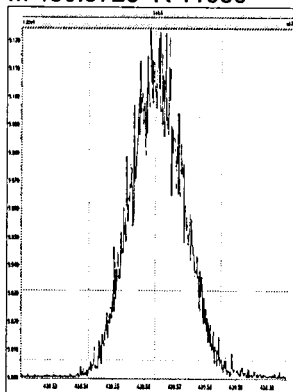
M 404.9760 R 11338



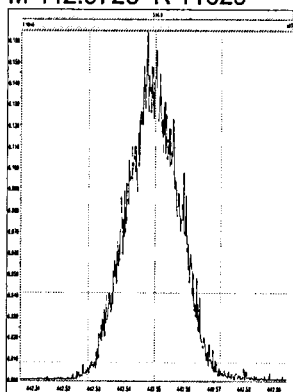
M 416.9760 R 11499



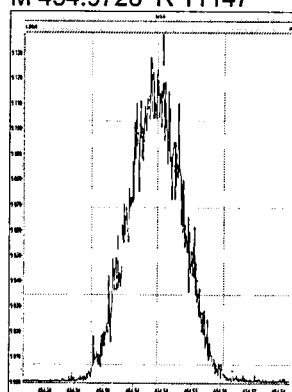
M 430.9728 R 11086



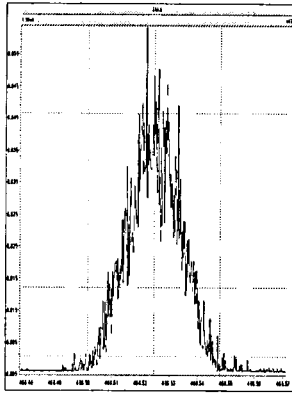
M 442.9728 R 11629



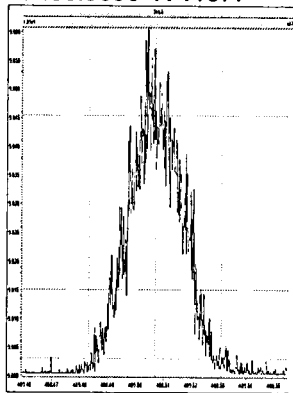
M 454.9728 R 11147



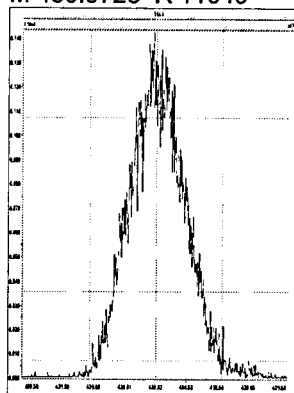
M 466.9728 R 11820



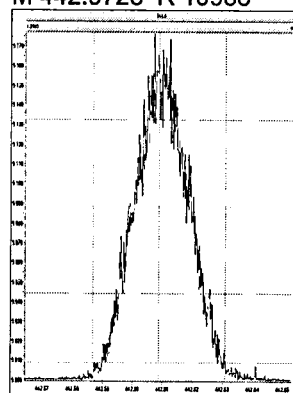
M 480.9696 R 11677



M 430.9728 R 11049

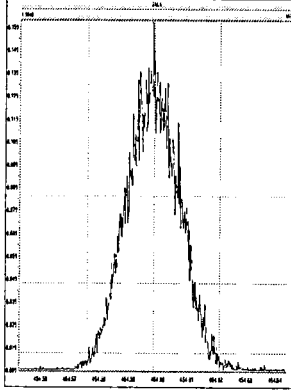


M 442.9728 R 10988

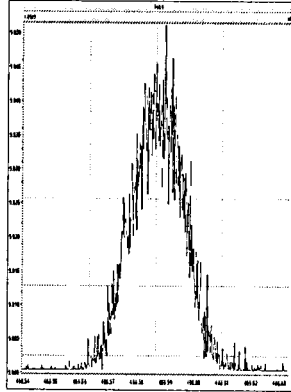


Printed: Tuesday, October 02, 2012 10:36:18 Eastern Daylight Time

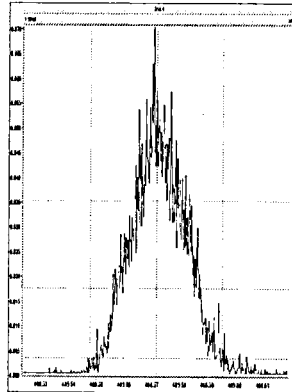
M 454.9728 R 11550



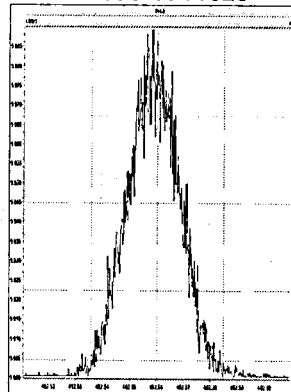
M 466.9728 R 11709



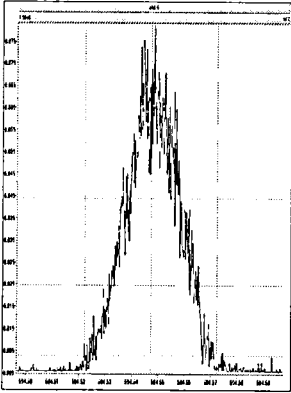
M 480.9696 R 11218



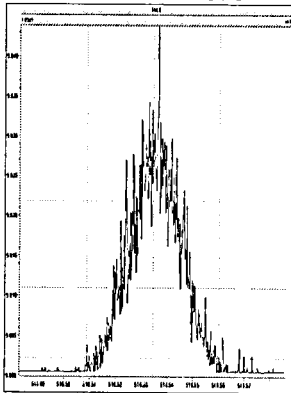
M 492.9696 R 11628



M 504.9696 R 11937



M 516.9697 R 12376

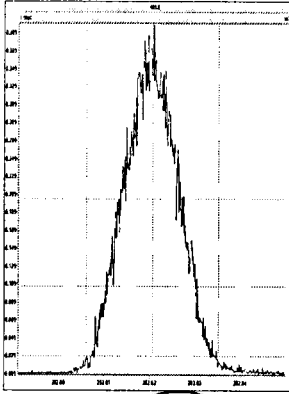


Resolution Check Report

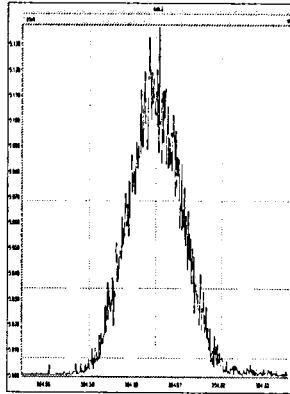
MassLynx 4.1

Printed: Tuesday, October 02, 2012 17:15:01 Eastern Daylight Time

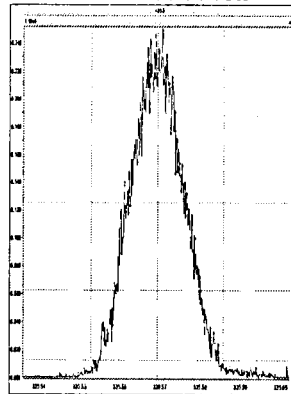
M 292.9824 R 10825



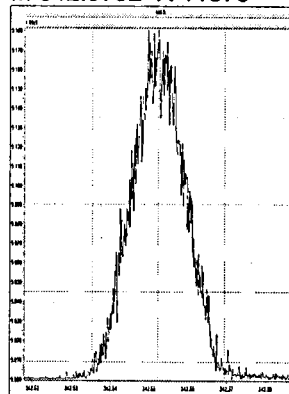
M 304.9824 R 11112



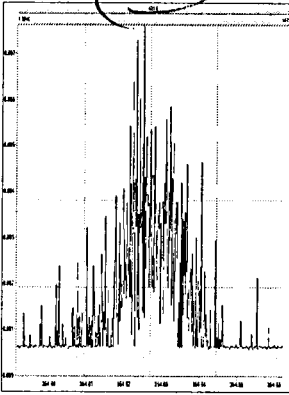
M 330.9792 R 11402



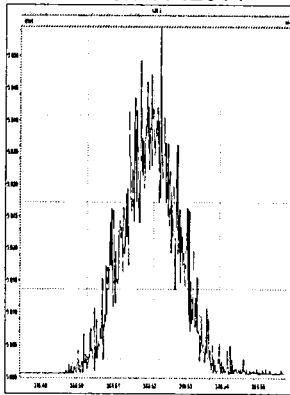
M 342.9792 R 11576



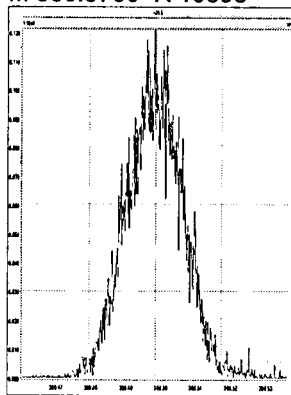
M 354.9792 R 0



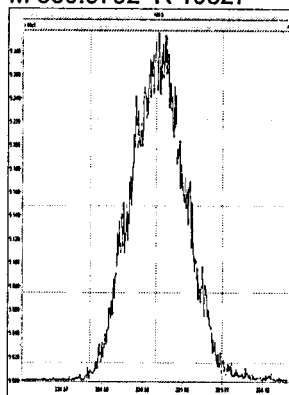
M 366.9792 R 12014



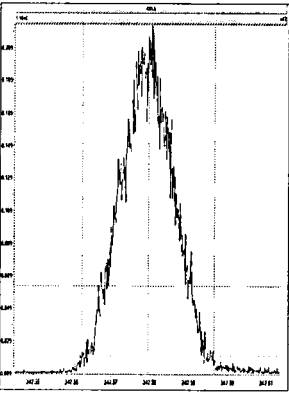
M 380.9760 R 10893



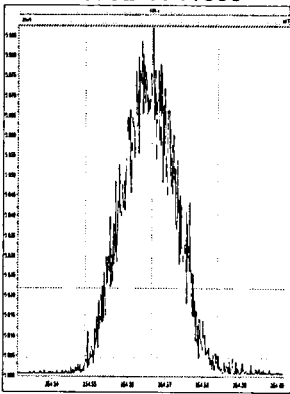
M 330.9792 R 10827



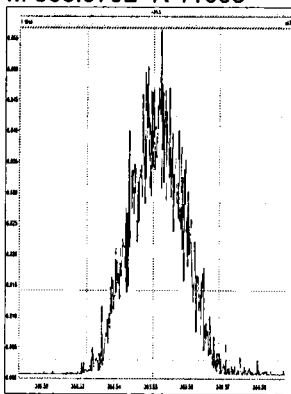
M 342.9792 R 11214



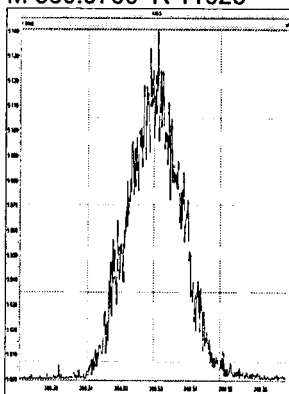
M 354.9792 R 11659



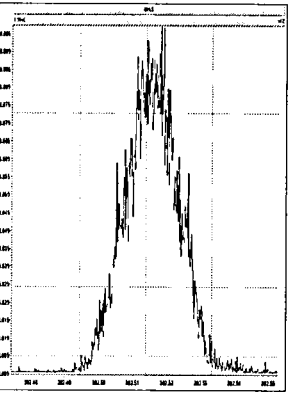
M 366.9792 R 11655



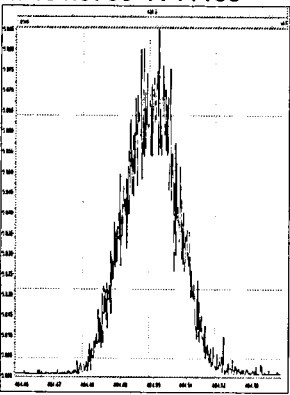
M 380.9760 R 11026



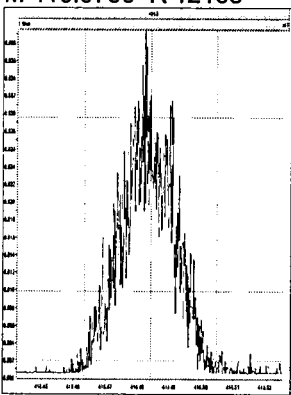
M 392.9760 R 11601



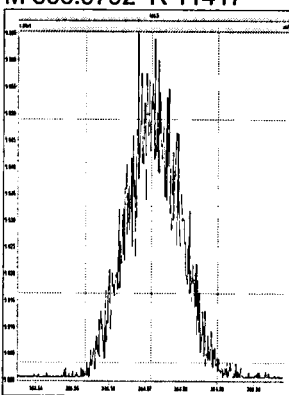
M 404.9760 R 11186



M 416.9760 R 12168

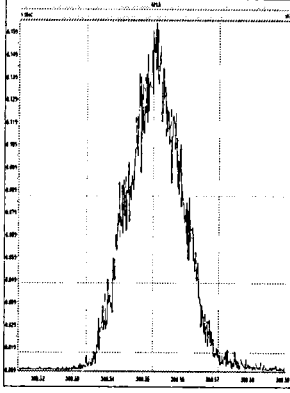


M 366.9792 R 11417

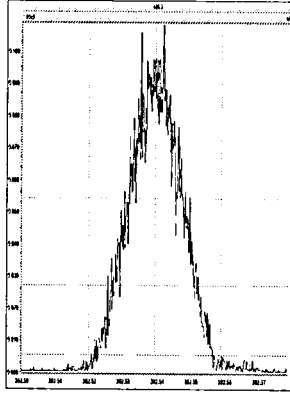


Printed: Tuesday, October 02, 2012 17:15:01 Eastern Daylight Time

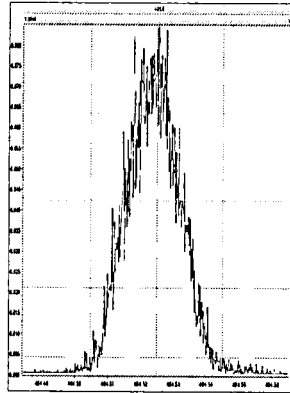
M 380.9760 R 11338



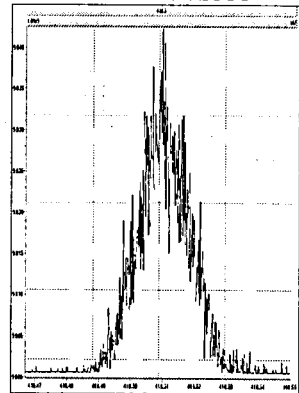
M 392.9760 R 11921



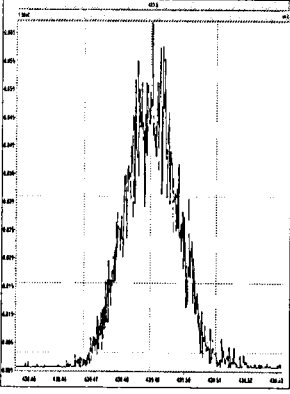
M 404.9760 R 11499



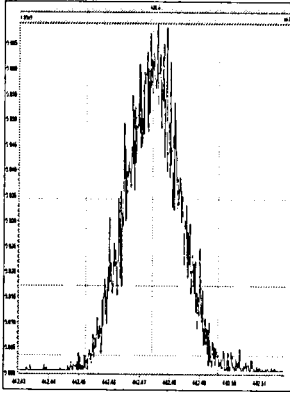
M 416.9760 R 12533



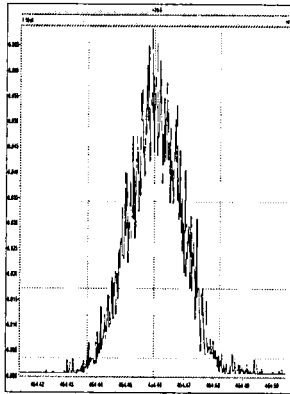
M 430.9728 R 12048



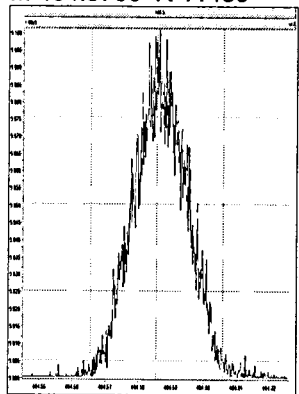
M 442.9728 R 11576



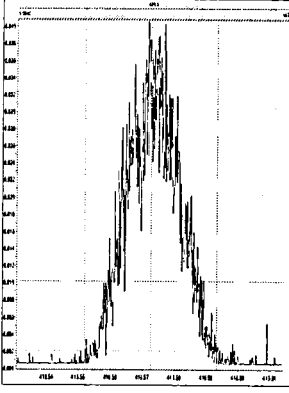
M 454.9728 R 11957



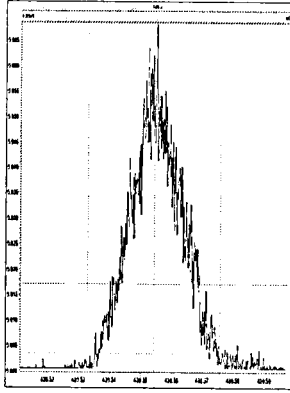
M 404.9760 R 11430



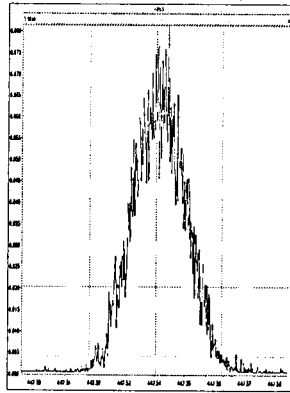
M 416.9760 R 11476



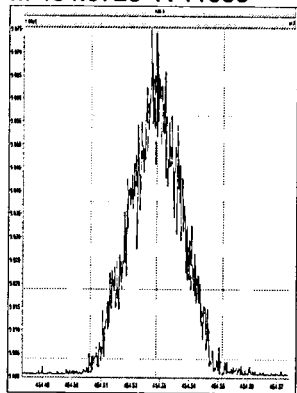
M 430.9728 R 11536



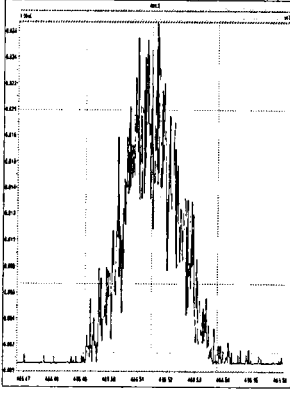
M 442.9728 R 11628



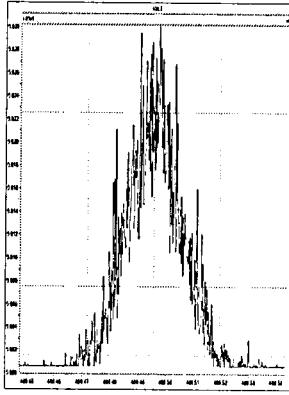
M 454.9728 R 11585



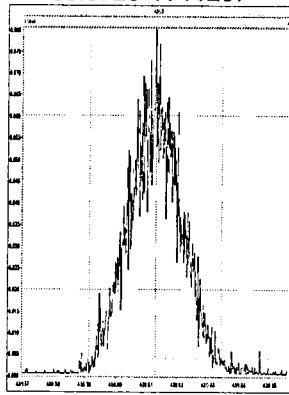
M 466.9728 R 11860



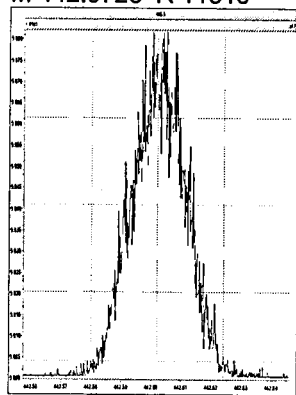
M 480.9696 R 11421



M 430.9728 R 11237

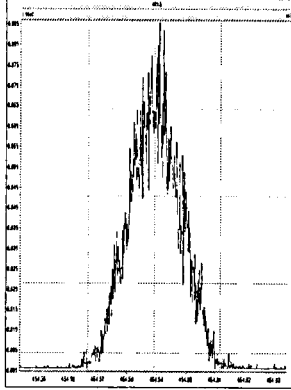


M 442.9728 R 11516

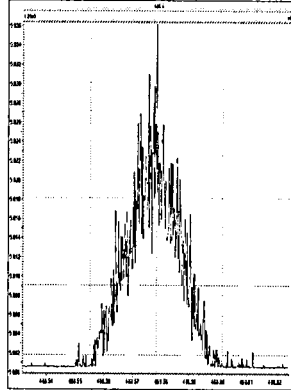


Printed: Tuesday, October 02, 2012 17:15:01 Eastern Daylight Time

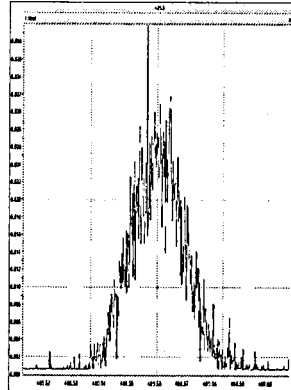
M 454.9728 R 11908



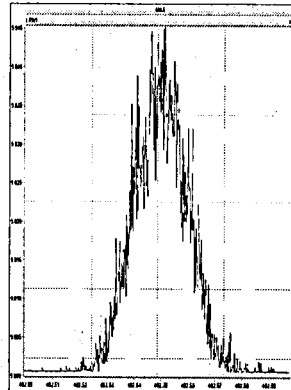
M 466.9728 R 12081



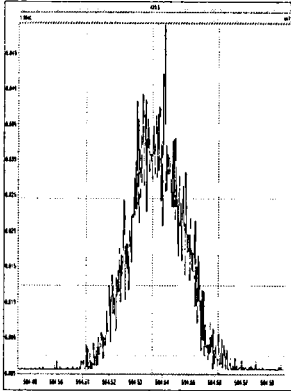
M 480.9696 R 11794



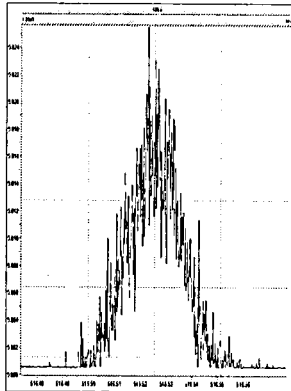
M 492.9696 R 11657



M 504.9696 R 11520

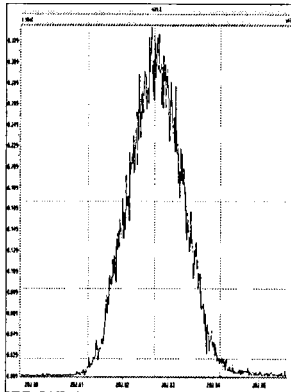


M 516.9697 R 12782

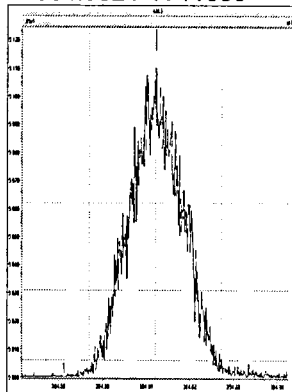


Printed: Tuesday, October 02, 2012 18:55:32 Eastern Daylight Time

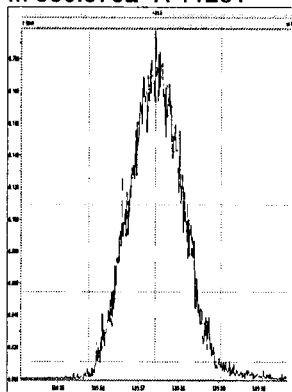
M 292.9824 R 10946



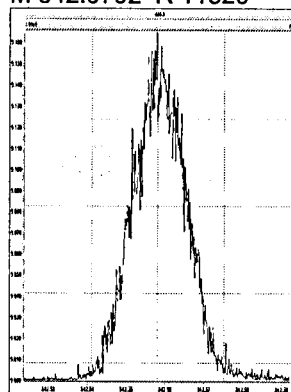
M 304.9824 R 11550



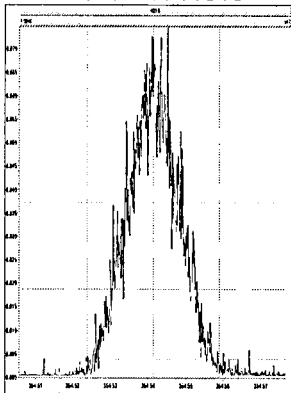
M 330.9792 R 11261



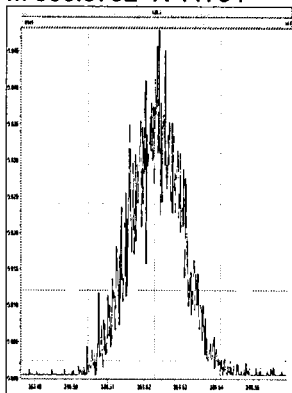
M 342.9792 R 11320



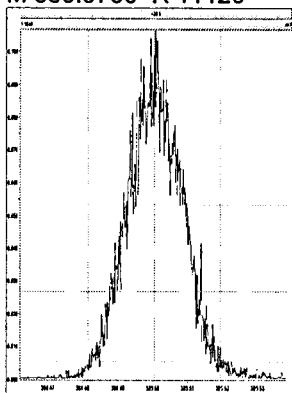
M 354.9792 R 11818



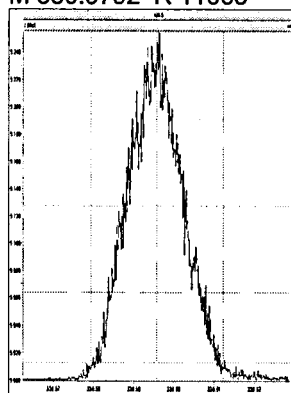
M 366.9792 R 11794



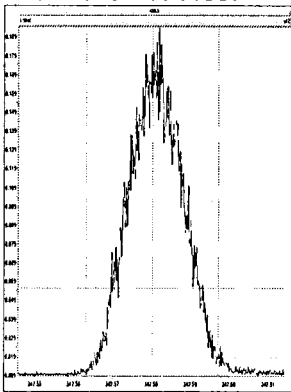
M 380.9760 R 11120



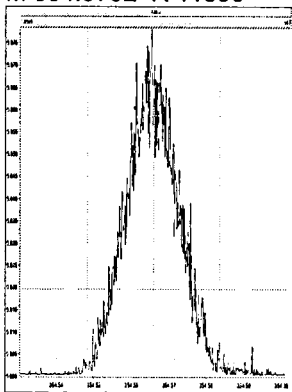
M 330.9792 R 11065



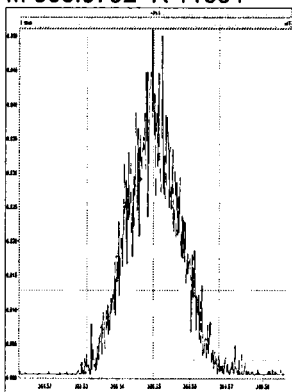
M 342.9792 R 11557



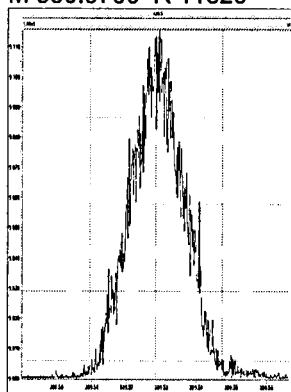
M 354.9792 R 11390



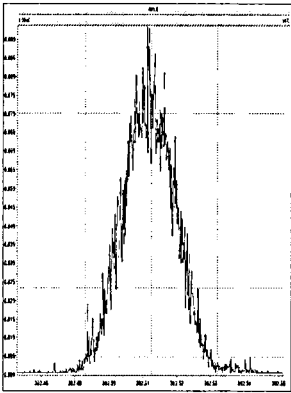
M 366.9792 R 11834



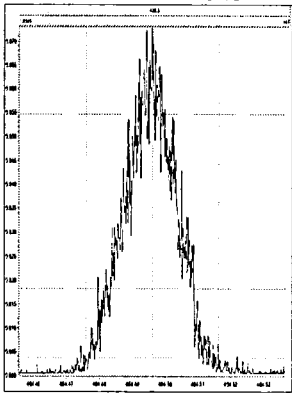
M 380.9760 R 11820



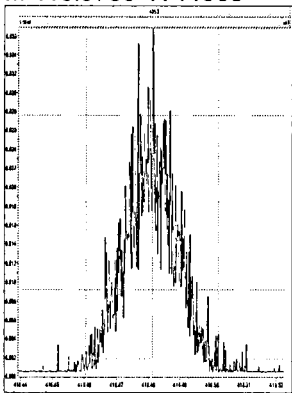
M 392.9760 R 11737



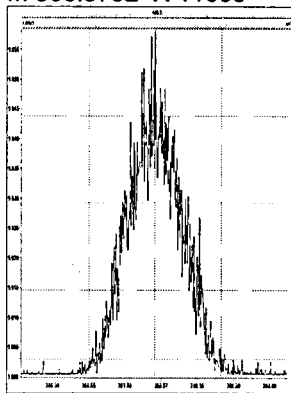
M 404.9760 R 11628



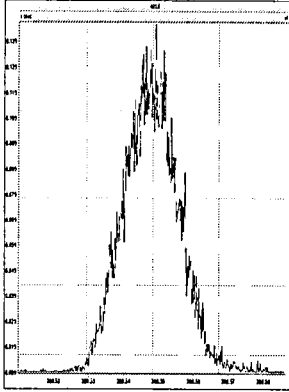
M 416.9760 R 11963



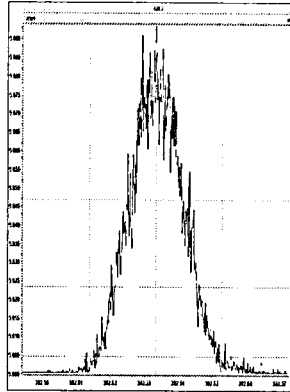
M 366.9792 R 11608



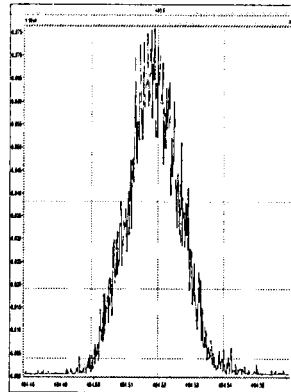
M 380.9760 R 11087



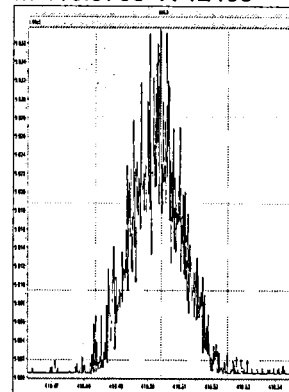
M 392.9760 R 11161



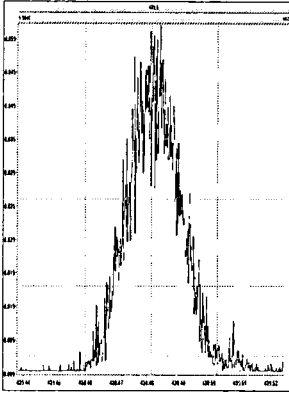
M 404.9760 R 11286



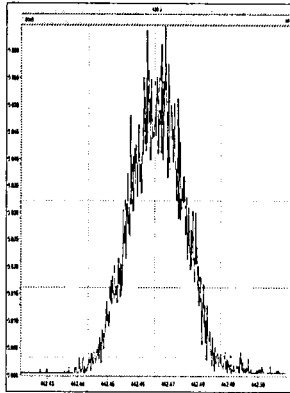
M 416.9760 R 12486



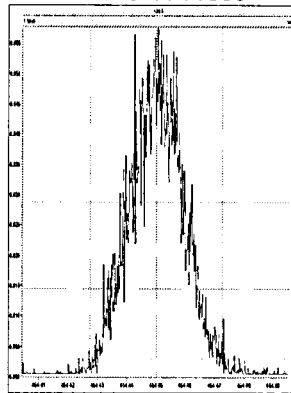
M 430.9728 R 12191



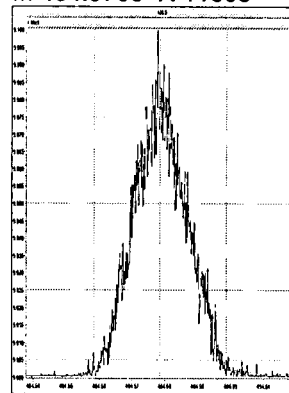
M 442.9728 R 11540



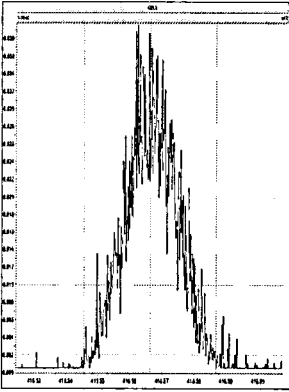
M 454.9728 R 11039



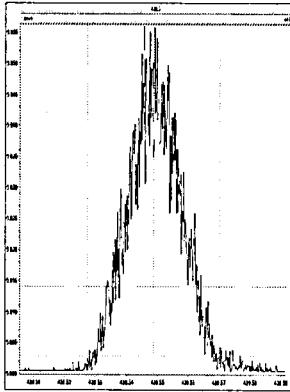
M 404.9760 R 11608



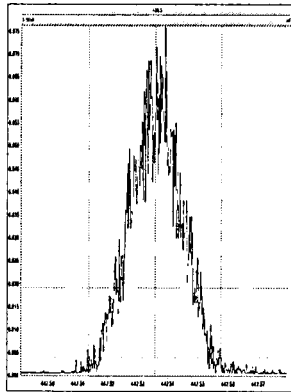
M 416.9760 R 11665



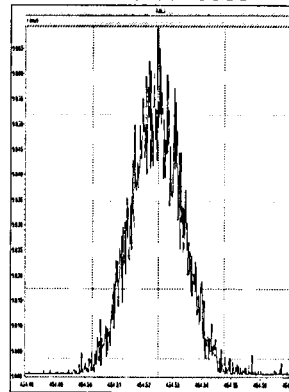
M 430.9728 R 11594



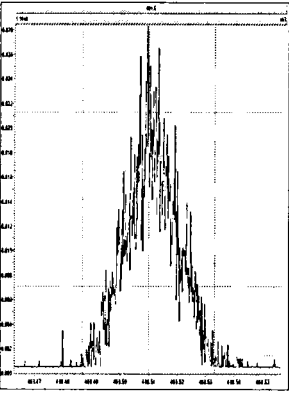
M 442.9728 R 12109



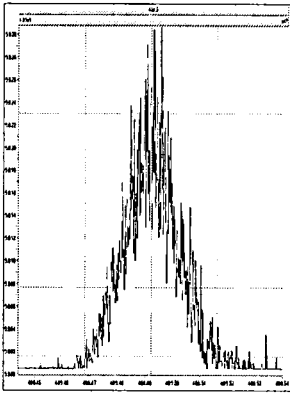
M 454.9728 R 10933



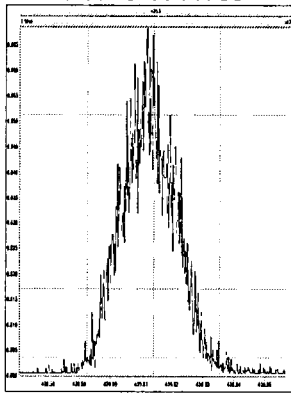
M 466.9728 R 12559



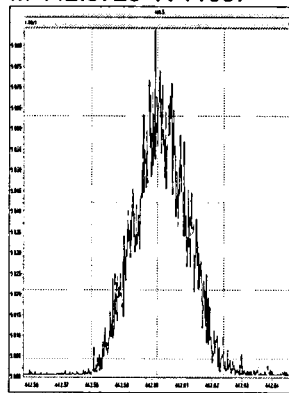
M 480.9696 R 11932



M 430.9728 R 11739

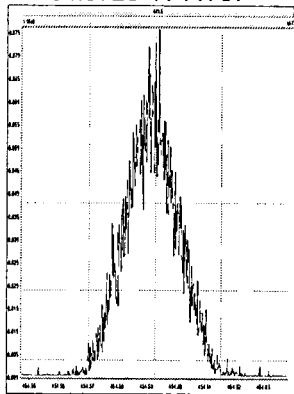


M 442.9728 R 11657

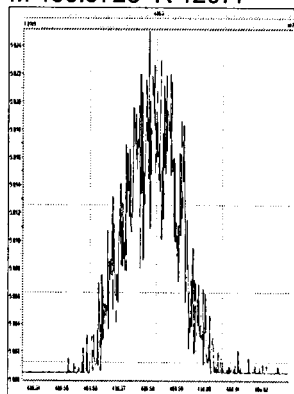


Printed: Tuesday, October 02, 2012 18:55:32 Eastern Daylight Time

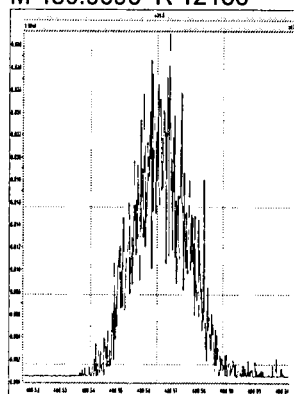
M 454.9728 R 11787



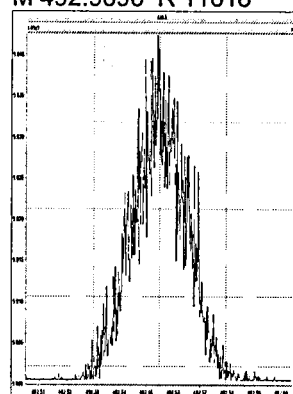
M 466.9728 R 12077



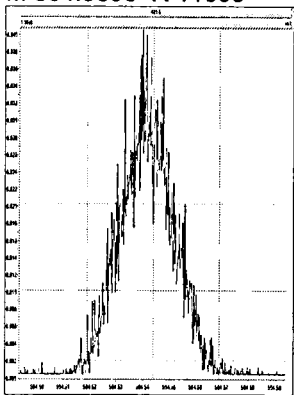
M 480.9696 R 12136



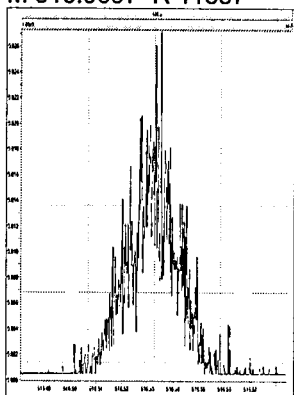
M 492.9696 R 11618



M 504.9696 R 11603



M 516.9697 R 11857



Quantify Compound Summary Report MassLynx 4.1

CF ICAL Summary

Dataset: C:\MassLynx\Default.pro\Curvedb\c02oct12a_Confirm-TD.qld

Last Altered: Wednesday, October 31, 2012 15:37:41 Eastern Daylight Time

Printed: Wednesday, October 31, 2012 15:40:28 Eastern Daylight Time

Method: Untitled 21 Aug 2012 13:21:20**Calibration: C:\MassLynx\Default.pro\Curvedb\VFxms-100212a_Confirm-TD.cdb 31 Oct 2012 15:37:39****Compound name: 2378-TCDF**

Response Factor: 1.21803 ✓

RRF SD: 0.0732841, Relative SD: 6.01663

Response type: Internal Std (Ref 2), Area * (IS Conc. / IS Area)

Curve type: RF

Filename	Sample ID	Response	Ion1Area	Ion2Area	RA	RAFail?	RT	pg/uL	RRF	Height1	Noise1	SN1	Height2	Noise2	SN2	Acq.Date	Acq.Time	M
c02oct12a-4	CS0	2.784e3	1.226e3	1.558e3	0.79	NO	21.54	0.250	1.323	1.835e4	471	39.0	2.472e4	603	41.0	02-Oct-12	10:36:23	bb
c02oct12a-5	CS1	5.249e3	2.312e3	2.937e3	0.79	NO	21.52	0.500	1.268	3.227e4	419	76.9	4.846e4	630	76.9	02-Oct-12	11:22:39	bb
c02oct12a-6	CS2	2.115e4	9.292e3	1.186e4	0.78	NO	21.54	2.000	1.287	1.327e5	417	318.1	1.665e5	545	305.4	02-Oct-12	12:09:00	bd
c02oct12a-7	CS3	9.967e4	4.469e4	5.498e4	0.81	NO	21.54	10.000	1.193	6.433e5	476	1352.0	7.712e5	594	1299.1	02-Oct-12	12:55:31	bb
c02oct12a-8	CS4	3.844e5	1.712e5	2.131e5	0.80	NO	21.55	40.000	1.147	2.481e6	577	4296.6	3.066e6	728	4212.6	02-Oct-12	13:41:53	bb
c02oct12a-9	CS5	2.042e6	9.053e5	1.137e6	0.80	NO	21.54	200.000	1.143	1.351e7	770	1754...	1.692e7	1045	1618...	02-Oct-12	14:28:18	bb
c02oct12a-10	CS6	4.888e6	2.162e6	2.726e6	0.79	NO	21.54	500.000	1.166	3.129e7	1050	2980...	3.929e7	1284	3060...	02-Oct-12	15:14:38	bb

Compound name: ES:13C-2378-TCDF

Response Factor: 1.65503 ✓

RRF SD: 0.0497135, Relative SD: 3.00379

Response type: Internal Std (Ref 3), Area * (IS Conc. / IS Area)

Curve type: RF

Filename	Sample ID	Response	Ion1Area	Ion2Area	RA	RAFail?	RT	pg/uL	RRF	Height1	Noise1	SN1	Height2	Noise2	SN2	Acq.Date	Acq.Time	M
c02oct12a-4	CS0	8.420e5	3.738e5	4.682e5	0.80	NO	21.52	100.000	1.621	5.271e6	2436	2163.7	6.638e6	3358	1976.8	02-Oct-12	10:36:23	bb
c02oct12a-5	CS1	8.277e5	3.626e5	4.650e5	0.78	NO	21.51	100.000	1.618	5.207e6	2355	2210.9	6.749e6	1942	3475.6	02-Oct-12	11:22:39	bb
c02oct12a-6	CS2	8.220e5	3.677e5	4.542e5	0.81	NO	21.51	100.000	1.619	5.251e6	1942	2703.3	6.465e6	1567	4126.0	02-Oct-12	12:09:00	bb
c02oct12a-7	CS3	8.353e5	3.704e5	4.649e5	0.80	NO	21.52	100.000	1.695	5.265e6	2327	2262.0	6.662e6	1889	3526.9	02-Oct-12	12:55:31	bb
c02oct12a-8	CS4	8.378e5	3.697e5	4.681e5	0.79	NO	21.52	100.000	1.623	5.464e6	2110	2589.7	6.857e6	1637	4189.4	02-Oct-12	13:41:53	bb
c02oct12a-9	CS5	8.936e5	3.866e5	5.070e5	0.76	NO	21.51	100.000	1.664	5.535e6	2486	2226.7	7.447e6	1640	4540.7	02-Oct-12	14:28:18	bb
c02oct12a-10	CS6	8.385e5	3.667e5	4.718e5	0.78	NO	21.51	100.000	1.746	5.275e6	2077	2540.5	6.852e6	2098	3265.4	02-Oct-12	15:14:38	bb

Quantify Compound Summary Report MassLynx 4.1

CF ICAL Summary

Dataset: C:\MassLynx\Default.pro\Curvedblc02oct12a_Confirm-TD.qld

Last Altered: Wednesday, October 31, 2012 15:37:41 Eastern Daylight Time

Printed: Wednesday, October 31, 2012 15:40:28 Eastern Daylight Time

Compound name: JS:13C-1234-TCDD

Response Factor: 1

RRF SD: 1.6342e-016, Relative SD: 1.6342e-014

Response type: Internal Std (Ref 3), Area * (IS Conc. / IS Area)

Curve type: RF

Filename	Sample ID	Response	Ion1Area	Ion2Area	RA	RAFail?	RT	pg/uL	RRF	Height1	Noise1	SN1	Height2	Noise2	SN2	Acq.Date	Acq.Time	M
c02oct12a-4	CS0	5.194e5	2.259e5	2.935e5	0.77	NO	21.43	100.000	1.000	3.185e6	3234	984.6	4.255e6	3549	1198.9	02-Oct-12	10:36:23	bb
c02oct12a-5	CS1	5.116e5	2.345e5	2.772e5	0.85	NO	21.42	100.000	1.000	3.251e6	2080	1563.2	3.858e6	1231	3133.7	02-Oct-12	11:22:39	bb
c02oct12a-6	CS2	5.078e5	2.288e5	2.790e5	0.82	NO	21.42	100.000	1.000	3.161e6	2413	1309.6	3.911e6	1317	2968.3	02-Oct-12	12:09:00	bb
c02oct12a-7	CS3	4.929e5	2.216e5	2.713e5	0.82	NO	21.43	100.000	1.000	3.172e6	2257	1405.4	3.736e6	961	3889.1	02-Oct-12	12:55:31	bb
c02oct12a-8	CS4	5.163e5	2.317e5	2.846e5	0.81	NO	21.43	100.000	1.000	3.206e6	2287	1402.1	4.040e6	1300	3107.4	02-Oct-12	13:41:53	bb
c02oct12a-9	CS5	5.369e5	2.415e5	2.954e5	0.82	NO	21.42	100.000	1.000	3.490e6	2280	1530.4	4.164e6	1465	2843.0	02-Oct-12	14:28:18	bb
c02oct12a-10	CS6	4.803e5	2.108e5	2.694e5	0.78	NO	21.42	100.000	1.000	2.938e6	1584	1854.1	3.852e6	1122	3433.2	02-Oct-12	15:14:38	bb

Compound name: Tetrafurans

Response Factor: 1.21803 ✓

RRF SD: 0.0732841, Relative SD: 6.01663

Response type: Internal Std (Ref 2), Area * (IS Conc. / IS Area)

Curve type: RF

Filename	Sample ID	Response	Ion1Area	Ion2Area	RA	RAFail?	RT	pg/uL	RRF	Height1	Noise1	SN1	Height2	Noise2	SN2	Acq.Date	Acq.Time	M
c02oct12a-4	CS0		1.324e3					0.250		2.058e4	471					02-Oct-12	10:36:23	
c02oct12a-5	CS1		2.312e3					0.500		3.227e4	419					02-Oct-12	11:22:39	
c02oct12a-6	CS2		9.475e3					2.000		1.374e5	417					02-Oct-12	12:09:00	
c02oct12a-7	CS3		4.526e4					10.000		6.540e5	476					02-Oct-12	12:55:31	
c02oct12a-8	CS4		1.712e5					40.000		2.481e6	577					02-Oct-12	13:41:53	
c02oct12a-9	CS5		9.053e5					200.000		1.351e7	770					02-Oct-12	14:28:18	
c02oct12a-10	CS6		2.162e6					500.000		3.129e7	1050					02-Oct-12	15:14:38	

Dataset: C:\MassLynx\Default.pro\Curvedb\c02oct12a_Confirm-TD.qld

Last Altered: Wednesday, October 31, 2012 15:37:41 Eastern Daylight Time

Printed: Wednesday, October 31, 2012 15:40:28 Eastern Daylight Time

Method: Untitled 21 Aug 2012 13:21:20

Calibration: C:\MassLynx\Default.pro\Curvedb\VFxms-100212a_Confirm-TD.cdb 31 Oct 2012 15:37:39

Name: c02oct12a-4

ID: CS0

Date: 02-Oct-2012

Time: 10:36:23

Submitter:

Task: HRMS3

$$\frac{2378 \text{ TCDF RRF}}{(2784)(100)} = 1.323 \checkmark$$

$$\frac{(842000)(0.25)}{(842000)(0.25)} = 1.323 \checkmark$$
 Rev. mat 11/1/12

	Name	Response	Ion1Area	Ion2Area	RA	RAFail?	RT	RRF	Ical RRF	%RSD	Height1	Noise1	Height2	Noise2	SN1	SN2	M
1	2378-TCDF	2.784e3	1.226e3	1.558e3	0.79	NO	21.54	1.323	1.218	6.0	1.835e4	470.6	2.472e4	602.9	39.0	41.0	bb
2	ES:13C-2378-TCDF	8.420e5	3.738e5	4.682e5	0.80	NO	21.52	1.621	1.655	3.0	5.271e6	2436.1	6.638e6	3358.1	2163.7	1976.8	bb
3	JS:13C-1234-TCDD	5.194e5	2.259e5	2.935e5	0.77	NO	21.43	1.000	1.000	0.0	3.185e6	3234.4	4.255e6	3549.2	984.6	1198.9	bb
4	Tetrafurans		1.324e3						1.218	6.0	2.058e4	470.6					
5	F1 Lock Mass																

Dataset: C:\MassLynx\Default.pro\Curvedb\c02oct12a_Confirm-TD.qld

Last Altered: Wednesday, October 31, 2012 15:37:41 Eastern Daylight Time
Printed: Wednesday, October 31, 2012 15:40:28 Eastern Daylight Time

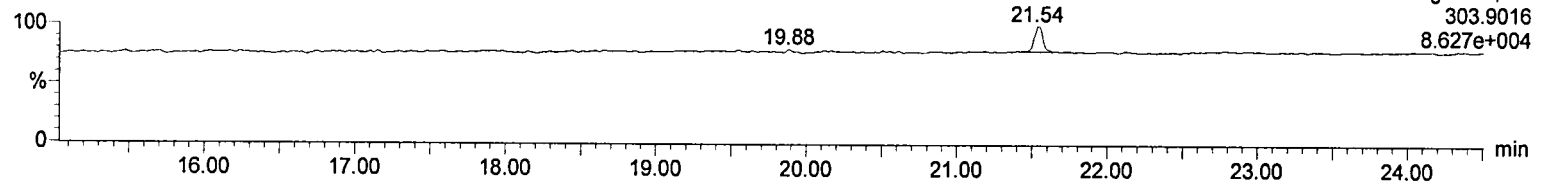
Method: Untitled 21 Aug 2012 13:21:20

Calibration: C:\MassLynx\Default.pro\Curvedb\VFXms-100212a_Confirm-TD.cdb 31 Oct 2012 15:37:39

Name: c02oct12a-4, ID: CS0, Date: 02-Oct-2012, Time: 10:36:23, Submitter: , Task: HRMS3

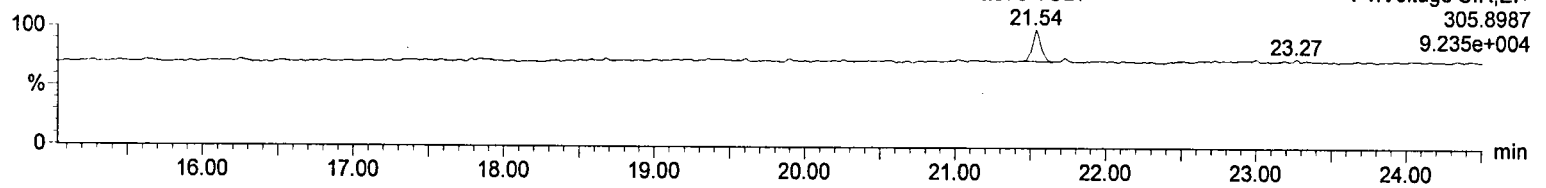
2378-TCDF

c02oct12a-4



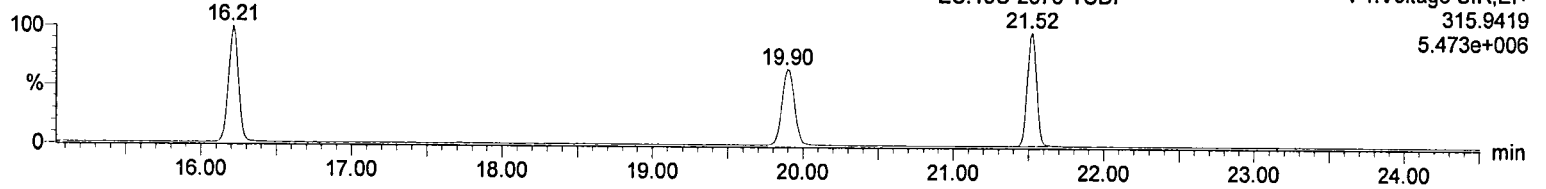
2378-TCDF

c02oct12a-4



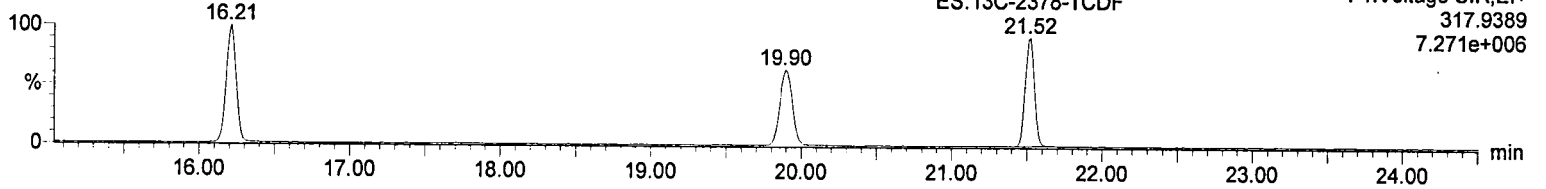
ES:13C-2378-TCDF

c02oct12a-4



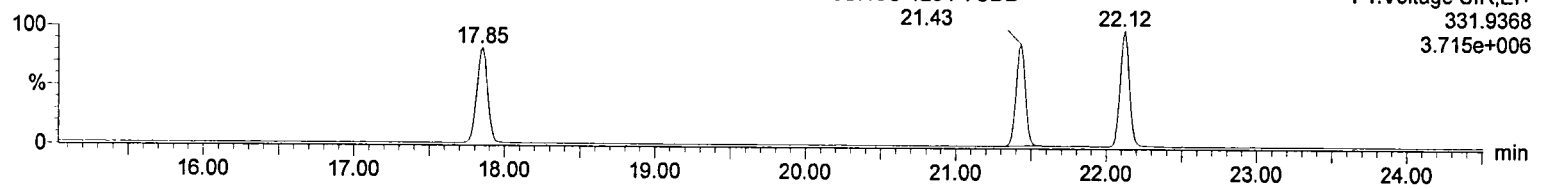
ES:13C-2378-TCDF

c02oct12a-4




JS:13C-1234-TCDD

c02oct12a-4



JS:13C-1234-TCDD

c02oct12a-4



Dataset: C:\MassLynx\Default.pro\Curvedb\c02oct12a_Confirm-TD.qld

Last Altered: Wednesday, October 31, 2012 15:37:41 Eastern Daylight Time

Printed: Wednesday, October 31, 2012 15:40:28 Eastern Daylight Time

Name: c02oct12a-5

ID: CS1

Date: 02-Oct-2012

Time: 11:22:39

Submitter:

Task: HRMS3

13C-2377-TCDF RRF
 $\frac{(827700)(100)}{(511600)(100)} = 1.618$

Lu mtr 11/1/12

	Name	Response	Ion1Area	Ion2Area	RA	RAFail?	RT	RRF	Ical RRF	%RSD	Height1	Noise1	Height2	Noise2	SN1	SN2	M
1	2378-TCDF	5.249e3	2.312e3	2.937e3	0.79	NO	21.52	1.268	1.218	6.0	3.227e4	419.3	4.846e4	629.9	76.9	76.9	bb
2	ES:13C-2378-TCDF	8.277e5	3.626e5	4.650e5	0.78	NO	21.51	1.618	1.655	3.0	5.207e6	2355.1	6.749e6	1941.7	2210.9	3475.6	bb
3	JS:13C-1234-TCDD	5.116e5	2.345e5	2.772e5	0.85	NO	21.42	1.000	1.000	0.0	3.251e6	2079.6	3.858e6	1231.1	1563.2	3133.7	bb
4	Tetrafurans		2.312e3						1.218	6.0	3.227e4	419.3					
5	F1 Lock Mass																

Dataset: C:\MassLynx\Default.pro\Curvedb\c02oct12a_Confirm-TD.qld

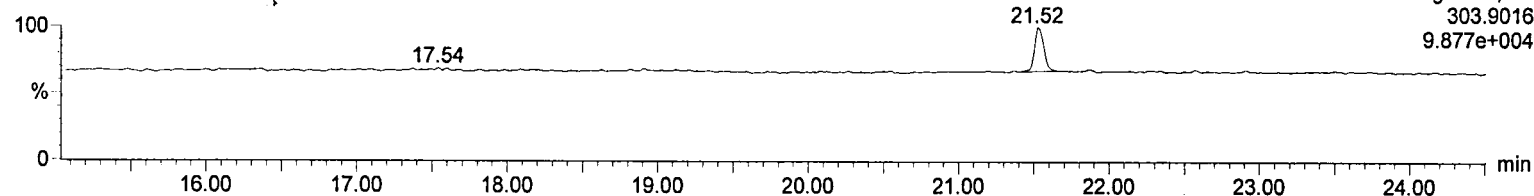
Last Altered: Wednesday, October 31, 2012 15:37:41 Eastern Daylight Time

Printed: Wednesday, October 31, 2012 15:40:28 Eastern Daylight Time

Name: c02oct12a-5, ID: CS1, Date: 02-Oct-2012, Time: 11:22:39, Submitter: , Task: HRMS3

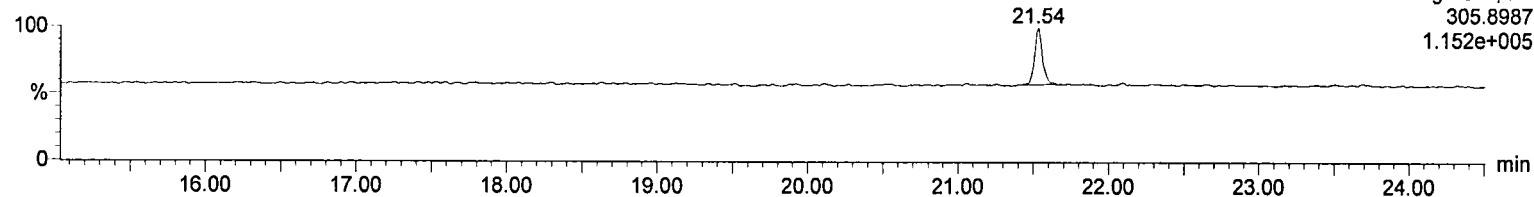
2378-TCDF

c02oct12a-5



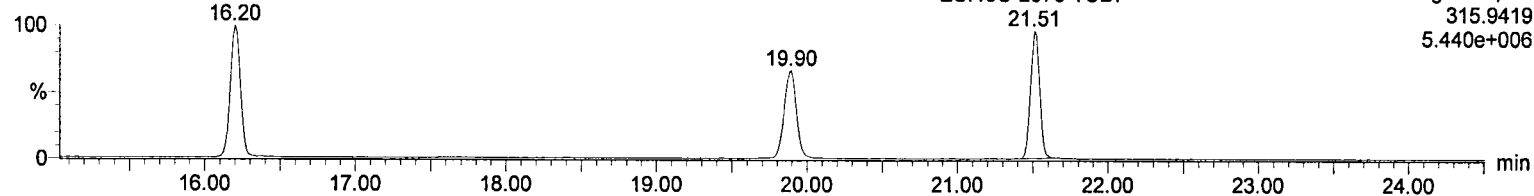
2378-TCDF

c02oct12a-5



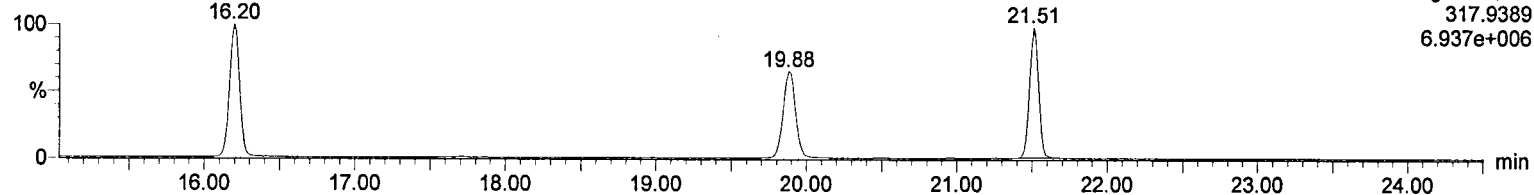
ES:13C-2378-TCDF

c02oct12a-5



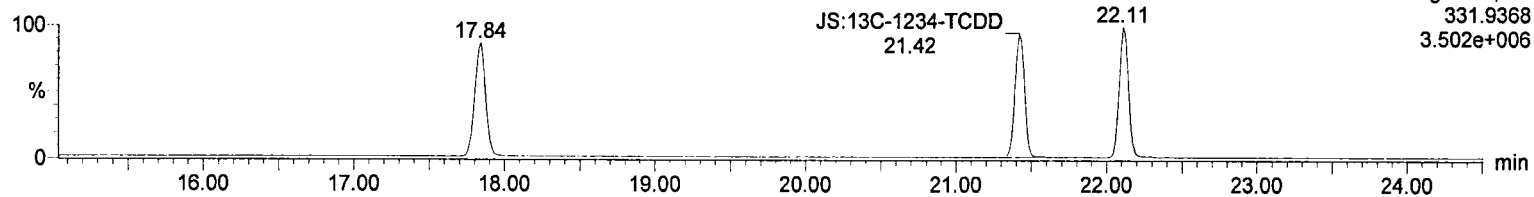
ES:13C-2378-TCDF

c02oct12a-5




JS:13C-1234-TCDD

c02oct12a-5



JS:13C-1234-TCDD

c02oct12a-5



Dataset: C:\MassLynx\Default.pro\Curvedb\c02oct12a_Confirm-TD.qld

Last Altered: Wednesday, October 31, 2012 15:37:41 Eastern Daylight Time

Printed: Wednesday, October 31, 2012 15:40:28 Eastern Daylight Time

Name: c02oct12a-6

ID: CS2

Date: 02-Oct-2012

Time: 12:09:00

Submitter:

Task: HRMS3

*2378-TCDF RRF
(21150)(100)
(822000)(2) = 1.28 b*

Rec. mnt 11/1/12

	Name	Response	Ion1Area	Ion2Area	RA	RAFail?	RT	RRF	Ical RRF	%RSD	Height1	Noise1	Height2	Noise2	SN1	SN2	M
1	2378-TCDF	2.115e4	9.292e3	1.186e4	0.78	NO	21.54	1.287	1.218	6.0	1.327e5	417.0	1.665e5	545.1	318.1	305.4	bd
2	ES:13C-2378-TCDF	8.220e5	3.677e5	4.542e5	0.81	NO	21.51	1.619	1.655	3.0	5.251e6	1942.3	6.465e6	1567.0	2703.3	4126.0	bb
3	JS:13C-1234-TCDD	5.078e5	2.288e5	2.790e5	0.82	NO	21.42	1.000	1.000	0.0	3.161e6	2413.3	3.911e6	1317.4	1309.6	2968.3	bb
4	Tetrafurans		9.475e3						1.218	6.0	1.374e5	417.0					
5	F1 Lock Mass																

Dataset: C:\MassLynx\Default.pro\Curvedb\c02oct12a_Confirm-TD.qld

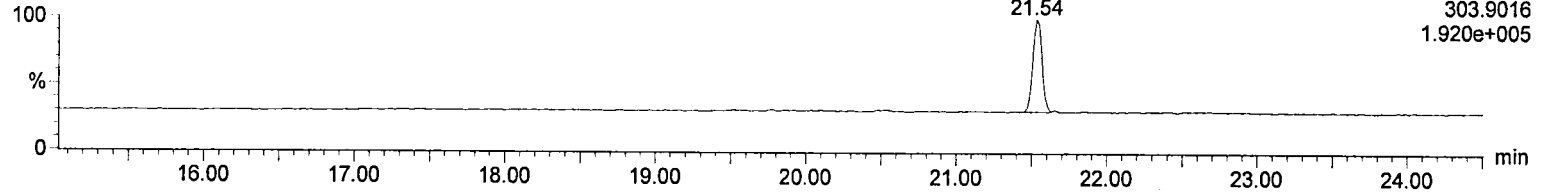
Last Altered: Wednesday, October 31, 2012 15:37:41 Eastern Daylight Time

Printed: Wednesday, October 31, 2012 15:40:28 Eastern Daylight Time

Name: c02oct12a-6, ID: CS2, Date: 02-Oct-2012, Time: 12:09:00, Submitter: , Task: HRMS3

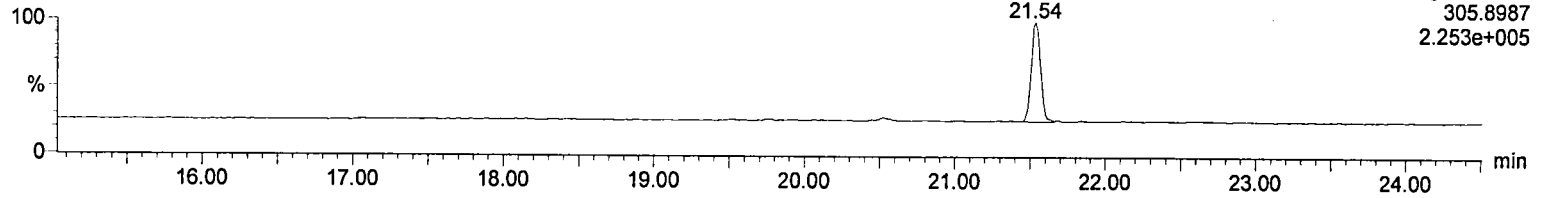
2378-TCDF

c02oct12a-6



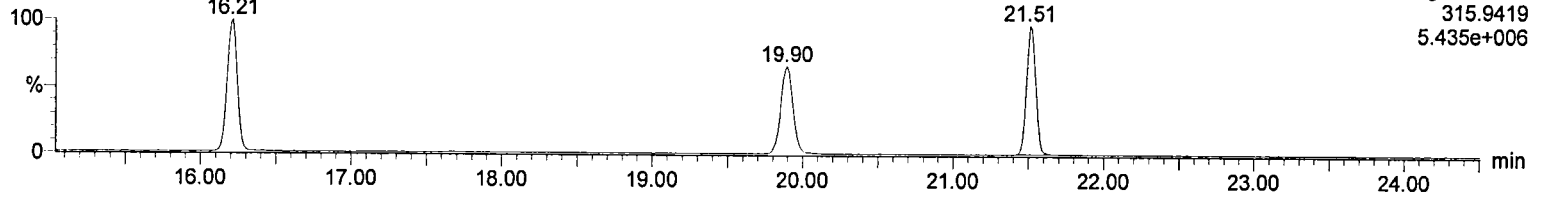
2378-TCDF

c02oct12a-6



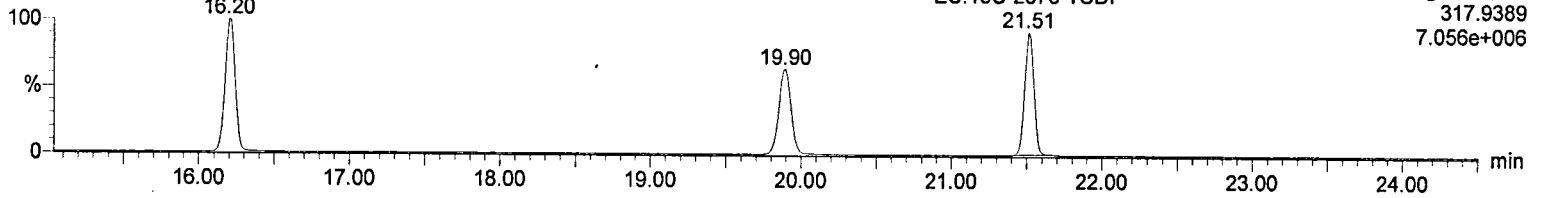
ES:13C-2378-TCDF

c02oct12a-6



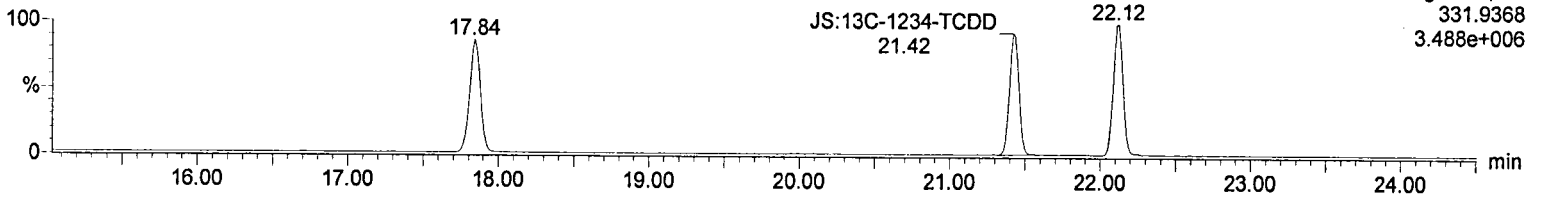
ES:13C-2378-TCDF

c02oct12a-6




JS:13C-1234-TCDD

c02oct12a-6



JS:13C-1234-TCDD

c02oct12a-6



Dataset: C:\MassLynx\Default.pro\Curvedb\c02oct12a_Confirm-TD.qld

Last Altered: Wednesday, October 31, 2012 15:37:41 Eastern Daylight Time

Printed: Wednesday, October 31, 2012 15:40:28 Eastern Daylight Time

Name: c02oct12a-7

ID: CS3

Date: 02-Oct-2012

Time: 12:55:31

Submitter:

Task: HRMS3

2378 TCDF RRF

$$\frac{(99670)(100)}{(835340)(10)} = 1.193 \checkmark$$

per. msc 1/1/12

Name	Response	Ion1Area	Ion2Area	RA	RAFail?	RT	RRF	Ical RRF	%RSD	Height1	Noise1	Height2	Noise2	SN1	SN2	M
1 2378-TCDF	9.967e4	4.469e4	5.498e4	0.81	NO	21.54	1.193	1.218	6.0	6.433e5	475.8	7.712e5	593.6	1352.0	1299.1	bb
2 ES:13C-2378-TCDF	8.353e5	3.704e5	4.649e5	0.80	NO	21.52	1.695	1.655	3.0	5.265e6	2327.4	6.662e6	1888.8	2262.0	3526.9	bb
3 JS:13C-1234-TCDD	4.929e5	2.216e5	2.713e5	0.82	NO	21.43	1.000	1.000	0.0	3.172e6	2257.2	3.736e6	960.7	1405.4	3889.1	bb
4 Tetrafurans		4.526e4						1.218	6.0	6.540e5	475.8					
5 F1 Lock Mass																

Dataset: C:\MassLynx\Default.pro\Curvedb\c02oct12a_Confirm-TD.qld

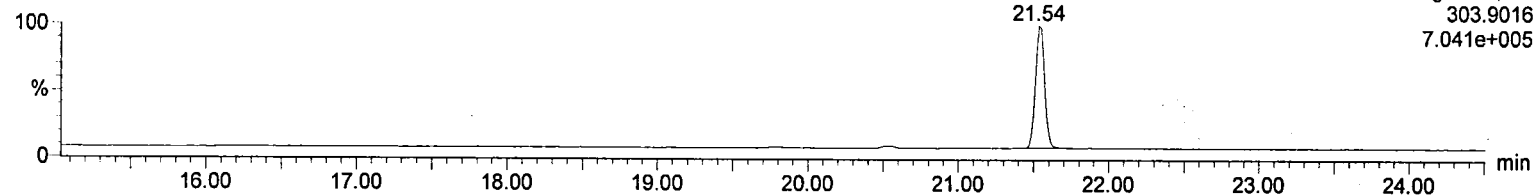
Last Altered: Wednesday, October 31, 2012 15:37:41 Eastern Daylight Time

Printed: Wednesday, October 31, 2012 15:40:28 Eastern Daylight Time

Name: c02oct12a-7, ID: CS3, Date: 02-Oct-2012, Time: 12:55:31, Submitter: , Task: HRMS3

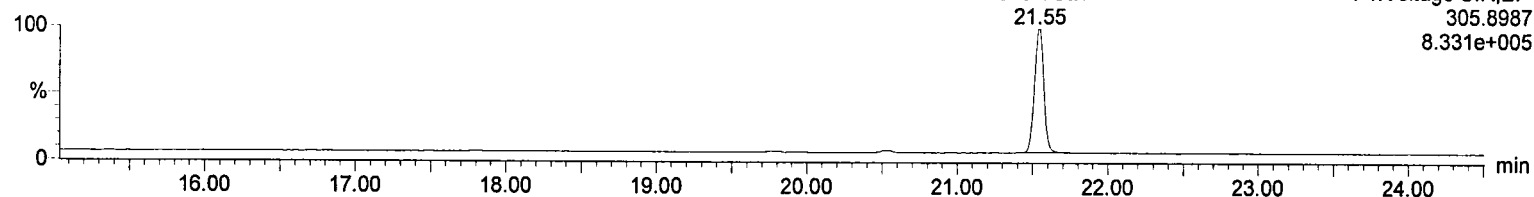
2378-TCDF

c02oct12a-7



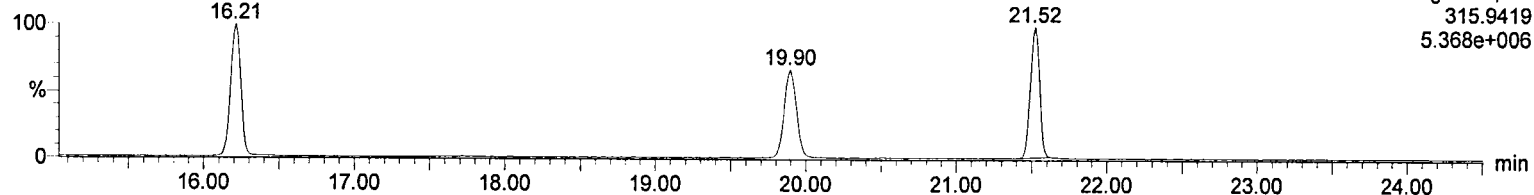
2378-TCDF

c02oct12a-7



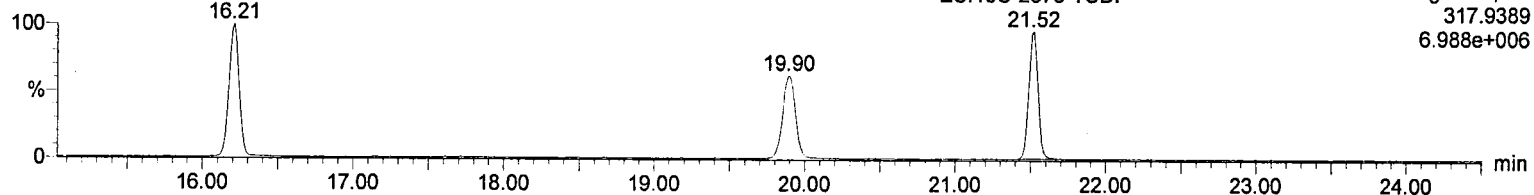
ES:13C-2378-TCDF

c02oct12a-7



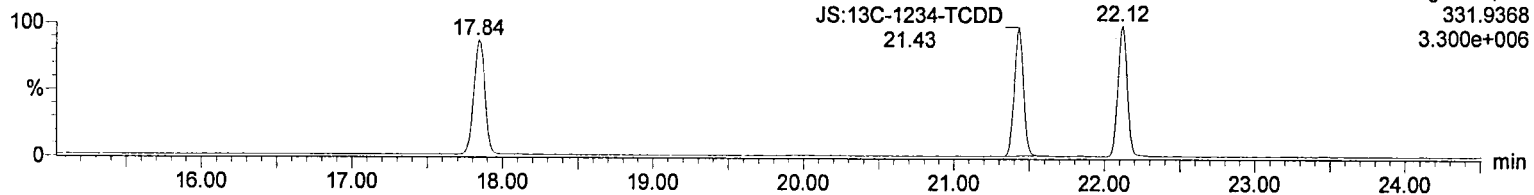
ES:13C-2378-TCDF

c02oct12a-7




JS:13C-1234-TCDD

c02oct12a-7



JS:13C-1234-TCDD

c02oct12a-7



Dataset: C:\MassLynx\Default.pro\Curvedb\c02oct12a_Confirm-TD.qld

Last Altered: Wednesday, October 31, 2012 15:37:41 Eastern Daylight Time

Printed: Wednesday, October 31, 2012 15:40:28 Eastern Daylight Time

Name: c02oct12a-8

ID: CS4

Date: 02-Oct-2012

Time: 13:41:53

Submitter:

Task: HRMS3

*13C-2378-TCDF RRF
 $\frac{(837800)(100)}{(516300)(100)} = 1.623$*

rev. msc 11/1/12

	Name	Response	Ion1Area	Ion2Area	RA	RAFail?	RT	RRF	Ical RRF	%RSD	Height1	Noise1	Height2	Noise2	SN1	SN2	M
1	2378-TCDF	3.844e5	1.712e5	2.131e5	0.80	NO	21.55	1.147	1.218	6.0	2.481e6	577.4	3.066e6	727.9	4296.6	4212.6	bb
2	ES:13C-2378-TCDF	8.378e5	3.697e5	4.681e5	0.79	NO	21.52	1.623	1.655	3.0	5.464e6	2109.8	6.857e6	1636.8	2589.7	4189.4	bb
3	JS:13C-1234-TCDD	5.163e5	2.317e5	2.846e5	0.81	NO	21.43	1.000	1.000	0.0	3.206e6	2287.0	4.040e6	1300.1	1402.1	3107.4	bb
4	Tetrafurans		1.712e5						1.218	6.0	2.481e6	577.4					
5	F1 Lock Mass																

Dataset: C:\MassLynx\Default.pro\Curvedblc02oct12a_Confirm-TD.qld

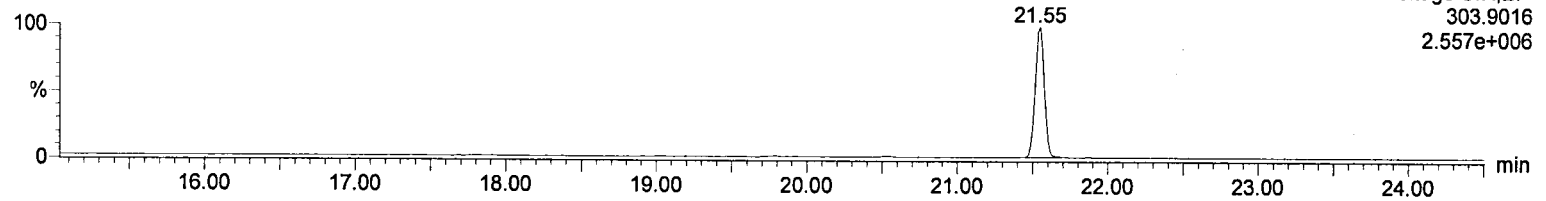
Last Altered: Wednesday, October 31, 2012 15:37:41 Eastern Daylight Time

Printed: Wednesday, October 31, 2012 15:40:28 Eastern Daylight Time

Name: c02oct12a-8, ID: CS4, Date: 02-Oct-2012, Time: 13:41:53, Submitter: , Task: HRMS3

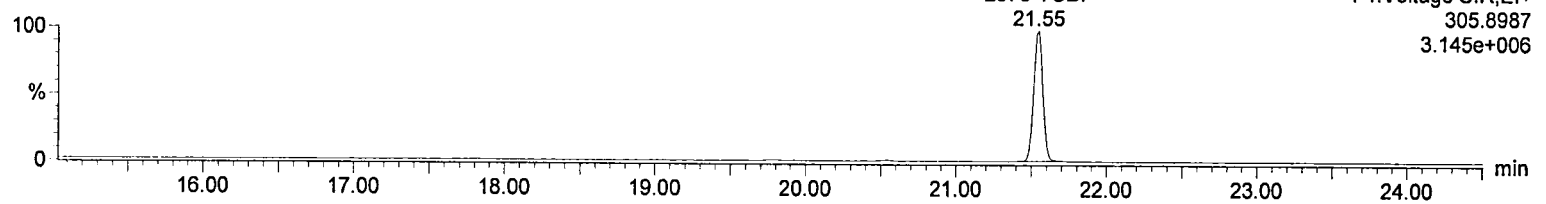
2378-TCDF

c02oct12a-8



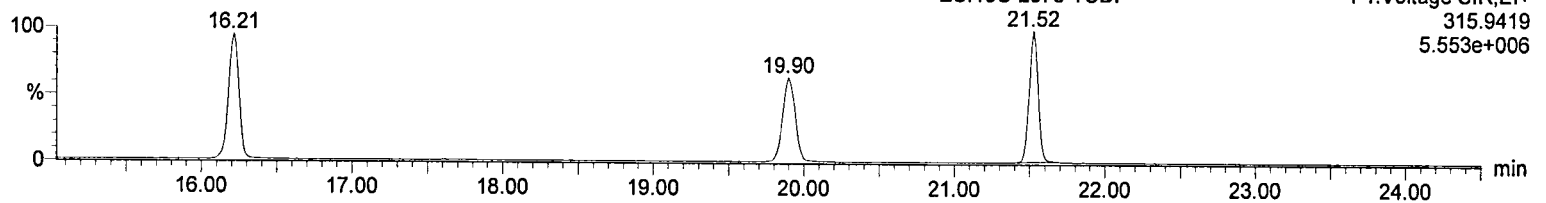
2378-TCDF

c02oct12a-8



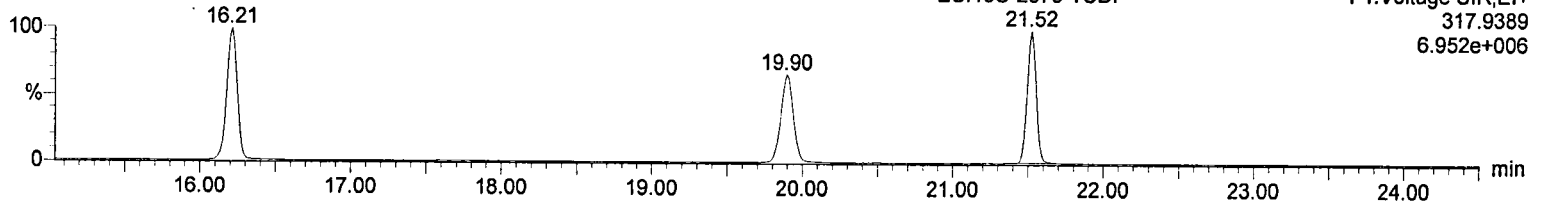
ES:13C-2378-TCDF

c02oct12a-8



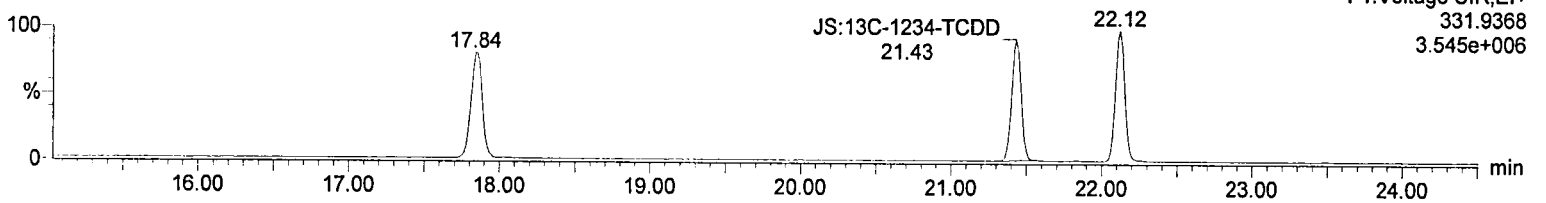
ES:13C-2378-TCDF

c02oct12a-8




JS:13C-1234-TCDD

c02oct12a-8



JS:13C-1234-TCDD

c02oct12a-8



Dataset: C:\MassLynx\Default.pro\Curvedblc02oct12a_Confirm-TD.qld

Last Altered: Wednesday, October 31, 2012 15:37:41 Eastern Daylight Time

Printed: Wednesday, October 31, 2012 15:40:28 Eastern Daylight Time

Name: c02oct12a-9

ID: CS5

Date: 02-Oct-2012

Time: 14:28:18

Submitter:

Task: HRMS3

$$\frac{2378\text{-TCDF RRF}}{\frac{(204200)(100)}{(893600)(100)}} = 1.143 \checkmark$$

rev. mm 11/1/12

	Name	Response	Ion1Area	Ion2Area	RA	RAFail?	RT	RRF	Ical RRF	%RSD	Height1	Noise1	Height2	Noise2	SN1	SN2	M
1	2378-TCDF	2.042e6	9.053e5	1.137e6	0.80	NO	21.54	1.143	1.218	6.0	1.351e7	770.4	1.692e7	1045.2	17543.2	16184.1	bb
2	ES:13C-2378-TCDF	8.936e5	3.866e5	5.070e5	0.76	NO	21.51	1.664	1.655	3.0	5.535e6	2485.9	7.447e6	1640.0	2226.7	4540.7	bb
3	JS:13C-1234-TCDD	5.369e5	2.415e5	2.954e5	0.82	NO	21.42	1.000	1.000	0.0	3.490e6	2280.5	4.164e6	1464.7	1530.4	2843.0	bb
4	Tetrafurans		9.053e5						1.218	6.0	1.351e7	770.4					
5	F1 Lock Mass																

Quantify Sample Report MassLynx 4.1
CF ICAL Summary

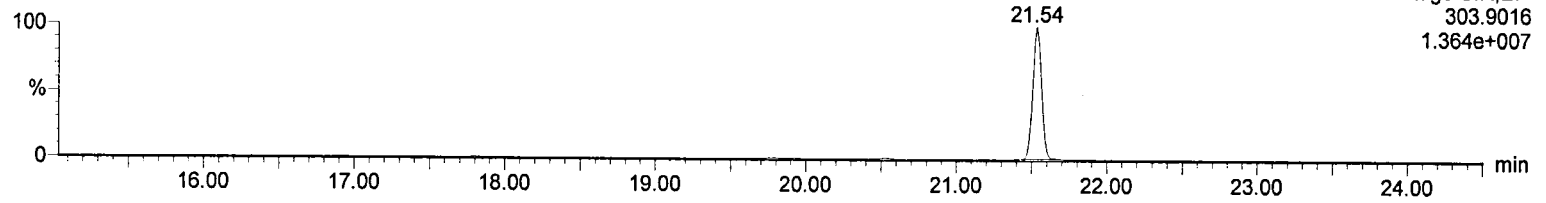
Dataset: C:\MassLynx\Default.pro\Curvedb\c02oct12a_Confirm-TD.qld

Last Altered: Wednesday, October 31, 2012 15:37:41 Eastern Daylight Time
Printed: Wednesday, October 31, 2012 15:40:28 Eastern Daylight Time

Name: c02oct12a-9, ID: CS5, Date: 02-Oct-2012, Time: 14:28:18, Submitter: , Task: HRMS3

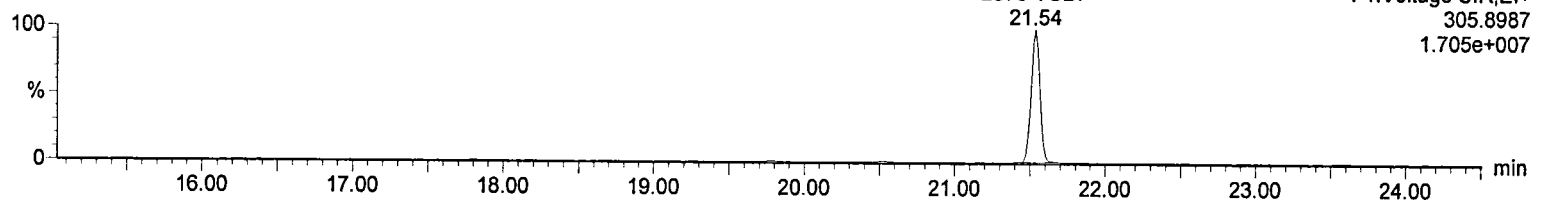
2378-TCDF

c02oct12a-9



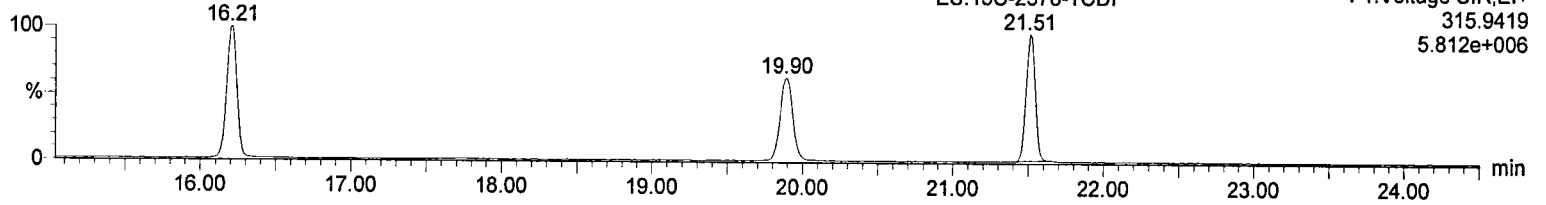
2378-TCDF

c02oct12a-9



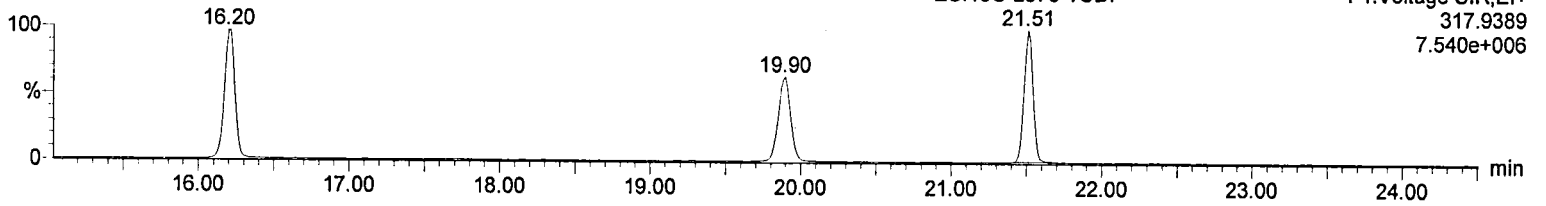
ES:13C-2378-TCDF

c02oct12a-9



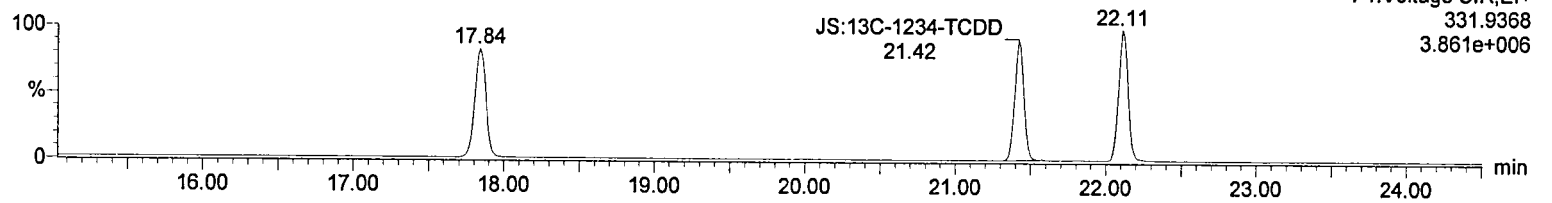
ES:13C-2378-TCDF

c02oct12a-9




JS:13C-1234-TCDD

c02oct12a-9



JS:13C-1234-TCDD

c02oct12a-9



Dataset: C:\MassLynx\Default.pro\Curvedb\c02oct12a_Confirm-TD.qld

Last Altered: Wednesday, October 31, 2012 15:37:41 Eastern Daylight Time

Printed: Wednesday, October 31, 2012 15:40:28 Eastern Daylight Time

Name: c02oct12a-10

ID: CS6

Date: 02-Oct-2012

Time: 15:14:38

Submitter:

Task: HRMS3

*2378-TCDF RRF
 $\frac{(4888000)(100)}{(838500)(500)} = 1.166$ ✓*

rev. mat 11/1/12

	Name	Response	Ion1Area	Ion2Area	RA	RAFail?	RT	RRF	Ical RRF	%RSD	Height1	Noise1	Height2	Noise2	SN1	SN2	M
1	2378-TCDF	4.888e6	2.162e6	2.726e6	0.79	NO	21.54	1.166	1.218	6.0	3.129e7	1049.7	3.929e7	1283.8	29809.3	30607.7	bb
2	ES:13C-2378-TCDF	8.385e5	3.667e5	4.718e5	0.78	NO	21.51	1.746	1.655	3.0	5.275e6	2076.5	6.852e6	2098.4	2540.5	3265.4	bb
3	JS:13C-1234-TCDD	4.803e5	2.108e5	2.694e5	0.78	NO	21.42	1.000	1.000	0.0	2.938e6	1584.4	3.852e6	1121.9	1854.1	3433.2	bb
4	Tetrafurans		2.162e6						1.218	6.0	3.129e7	1049.7					
5	F1 Lock Mass																

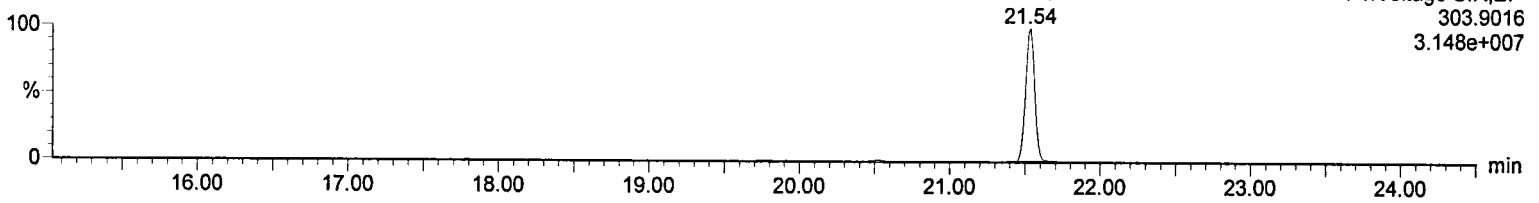
Dataset: C:\MassLynx\Default.pro\Curvedb\c02oct12a_Confirm-TD.qld

Last Altered: Wednesday, October 31, 2012 15:37:41 Eastern Daylight Time

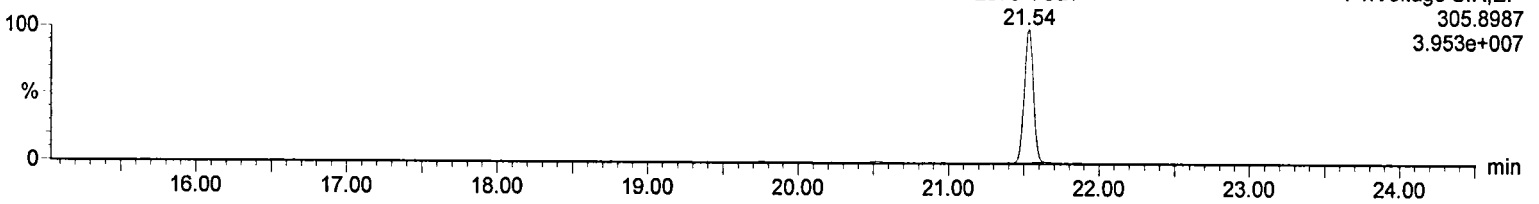
Printed: Wednesday, October 31, 2012 15:40:28 Eastern Daylight Time

Name: c02oct12a-10, ID: CS6, Date: 02-Oct-2012, Time: 15:14:38, Submitter: , Task: HRMS3

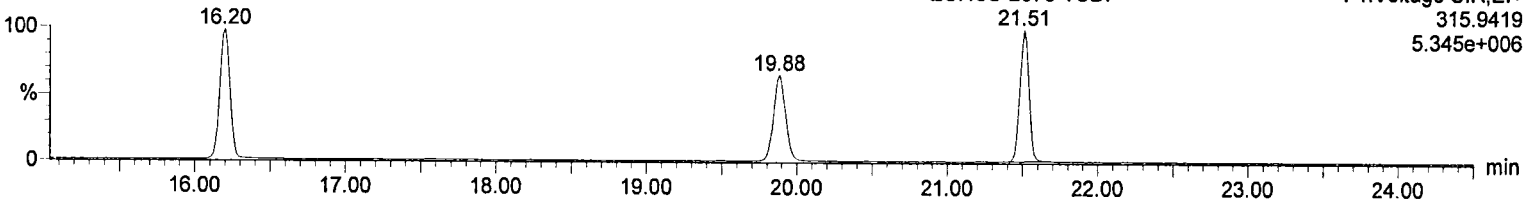
2378-TCDF
c02oct12a-10



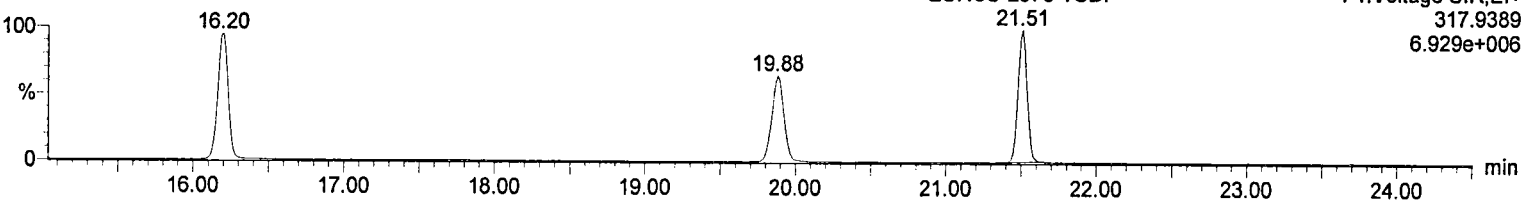
2378-TCDF
c02oct12a-10



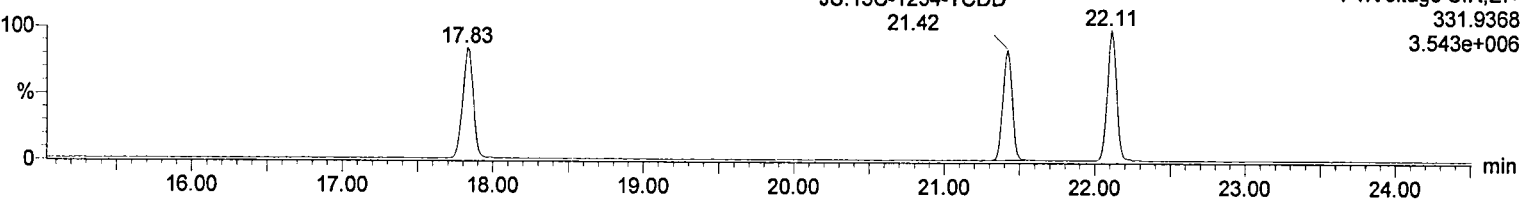
ES:13C-2378-TCDF
c02oct12a-10




ES:13C-2378-TCDF
c02oct12a-10



JS:13C-1234-TCDD
c02oct12a-10



JS:13C-1234-TCDD
c02oct12a-10



PCB ICAL Summary

SGS Analytical Perspectives

Printed: 28 Jul 2012 10:09

ICAL: MM7_PCB_07132012_25JUL12

Acquired: 26 Jul 2012

Date Processed: 27 Jul 2012 17:07

Name	Mean	% RSD	120725X15	120725X15	120725X16	120725X17	120725X18	120725X19
			0.5	1	5	50	400	2000
			CS0	CS1	CS2	CS3	CS4	CS5
PCB-77 33'44'-TeCB	1.13	4.9%	1.12 ✓	1.06	1.09	1.16	1.20	1.18
PCB-81 344'5'-TeCB	1.13	5.9%	1.09	1.03	1.09	1.17	1.20	1.18
PCB-105 233'44'-PeCB	1.09	5.3%	1.07	1.01 ✓	1.06	1.14	1.16	1.13
PCB-114 2344'5'-PeCB	1.16	5.1%	1.10	1.10 ✓	1.13	1.22	1.22	1.20
PCB-118 23'44'5'-PeCB	1.11	4.7%	1.13	1.05	1.03	1.13	1.17	1.12
PCB-123 2'344'5'-PeCB	1.19	4.4%	1.18	1.12	1.19 ✓	1.16	1.26	1.23
PCB-126 33'44'5'-PeCB	1.06	5.0%	1.04	0.98	1.04 ✓	1.08 ✓	1.11	1.12
PCB-156/157 233'44'5'/233'44'5'	1.11	3.2%	1.09	1.07	1.07	1.13 ✓	1.16	1.12
PCB-167 23'44'55'-HxCB	1.14	4.5%	1.08	1.07	1.11	1.18	1.19 ✓	1.17
PCB-169 33'44'55'-HxCB	1.11	4.1%	1.07	1.05	1.10	1.15	1.16 ✓	1.14
PCB-189 233'44'55'-HpCB	1.06	4.3%	1.03	1.00	1.02	1.08	1.11	1.10 ✓
PCB-209 DeCB	1.07	2.5%	1.10	1.06	1.03	1.09	1.10	1.07 ✓
ES PCB-1	1.08	1.0%	1.09	1.09	1.07	1.08	1.06	1.09
ES PCB-3	1.08	1.1%	1.08	1.09	1.07	1.08	1.07	1.10
ES PCB-4	0.49	0.9%	0.49	0.49	0.49	0.49	0.48	0.49
ES PCB-15	1.11	1.1%	1.10	1.11	1.10	1.11	1.13	1.12
ES PCB-19	0.55	1.3%	0.56	0.56	0.56	0.56	0.55	0.54
ES PCB-37	1.64	1.3%	1.63	1.62	1.62	1.63	1.65	1.67
ES PCB-54	0.94	2.0%	0.94 ✓	0.95	0.97	0.94	0.91	0.93
ES PCB-77	1.35	1.1%	1.34 ✓	1.35	1.35	1.33	1.37	1.34
ES PCB-81	1.29	1.3%	1.27	1.29	1.28	1.27	1.32	1.29
ES PCB-104	0.99	1.1%	0.98	1.01	1.00	0.99	0.98	1.00
ES PCB-105	1.23	1.0%	1.23	1.25 ✓	1.24	1.22	1.23	1.23
ES PCB-114	1.25	1.4%	1.25	1.26 ✓	1.26	1.23	1.26	1.22
ES PCB-118	1.28	0.6%	1.28	1.29	1.29	1.27	1.28	1.28
ES PCB-123	1.22	1.3%	1.21	1.24	1.21	1.20	1.24	1.22
ES PCB-126	1.20	0.7%	1.21	1.19	1.20 ✓	1.19	1.20	1.21
ES PCB-153	1.14	1.0%	1.14	1.15	1.15	1.14	1.12	1.15
ES PCB-155	1.50	1.3%	1.49	1.49	1.50	1.53 ✓	1.46	1.50
ES PCB-156/157	1.45	1.2%	1.48	1.45	1.44	1.45 ✓	1.44	1.48
ES PCB-167	1.49	1.2%	1.52	1.50	1.48	1.48	1.48 ✓	1.50
ES PCB-169	1.40	1.2%	1.42	1.40	1.38	1.39	1.41 ✓	1.42
ES PCB-170	1.00	0.8%	1.01	0.99	0.99	1.01	1.01	1.00
ES PCB-180	1.16	1.6%	1.15	1.14	1.14	1.18	1.16	1.18
ES PCB-188	1.18	0.9%	1.19	1.17	1.17	1.19	1.17	1.18
ES PCB-189	1.49	1.6%	1.48	1.46	1.46	1.50	1.50	1.52
ES PCB-202	1.14	0.7%	1.15	1.14	1.13	1.13	1.13	1.14
ES PCB-205	1.20	0.9%	1.20	1.19	1.19	1.20	1.21	1.22
ES PCB-206	0.87	1.1%	0.88	0.85	0.86	0.87	0.88	0.87

CS0 PCB-1 near saturation. Approved by Yves Tondeur, +0.8% Dev., Peak shape of native mirrors ES, RES = 4.9%

APPROVED
By Bryan Vining at 1:32 pm, Jul 31, 2012

PCB ICAL Summary

SGS Analytical Perspectives

Printed: 28 Jul 2012 10:09

ICAL: MM7_PCB_07132012_25JUL12

Acquired: 26 Jul 2012

Name	Mean	% RSD	120725X15	120725X15	120725X16	120725X17	120725X18	120725X19
			0.5	1	5	50	400	2000
			CS0	CS1	CS2	CS3	CS4	CS5
ES PCB-208	1.19	0.9%	1.19	1.17	1.18	1.20	1.20	1.19
ES PCB-209	1.00	0.8%	1.01	0.99	1.00	1.01	1.01	1.00
SS PCB-28	1.07	0.9%	1.07	1.09	1.08	1.08	1.07	1.06
SS PCB-111	1.01	0.9%	1.01	0.99	1.01	1.00	1.00	1.01
SS PCB-178	0.63	1.3%	0.62	0.63	0.64	0.62	0.63	0.63
CS PCB-28	1.76	0.6%	1.74	1.76	1.75	1.76	1.77	1.77
CS PCB-111	1.23	0.8%	1.22	1.23	1.23	1.21	1.23	1.23
CS PCB-178	0.74	0.8%	0.73	0.74	0.75	0.74	0.73	0.74
PCB-1 2-MoCB	1.03	7.6%	0.93	0.95	1.01	1.08	1.12	1.10
PCB-3 4-MoCB	1.04	7.6%	0.95	0.96	1.01	1.09	1.12	1.13
PCB-4 22'-DiCB	1.17	5.4%	1.12	1.09	1.13	1.22	1.24	1.21
PCB-15 44'-DiCB	1.08	4.1%	1.03	1.05	1.04	1.10	1.14	1.12
PCB-19 22'6'-TrCB	1.09	5.8%	1.06	1.01	1.04	1.14	1.17	1.14
PCB-37 344'-TrCB	1.10	3.7%	1.10	1.05	1.06	1.14	1.15	1.12
PCB-54 22'66'-TeCB	1.21	6.2%	1.13	1.13	1.17	1.27	1.30	1.25
PCB-104 22'466'-PeCB	1.25	4.7%	1.25	1.15	1.23	1.32	1.31	1.27
PCB-153 22'44'55' -HxCB	1.22	5.7%	1.21	1.13	1.15	1.28	1.30	1.25
PCB-155 22'44'66'-HxCB	1.09	4.7%	1.03	1.06	1.04	1.13	1.15	1.13
PCB-170 22'33'44'5'-HpCB	1.07	5.7%	1.03	0.99	1.04	1.12	1.13	1.13
PCB-180 22'344'55'-HpCB	1.16	5.1%	1.14	1.06	1.14	1.19	1.22	1.20
PCB-188 22'34'566'-HpCB	1.03	6.0%	0.93	0.99	1.02	1.08	1.10	1.07
PCB-202 22'33'55'66'-OcCB	0.91	4.7%	0.90	0.85	0.89	0.95	0.96	0.94
PCB-205 233'44'55'6'-OcCB	1.09	4.2%	1.09	1.02	1.04	1.11	1.14	1.12
PCB-208 22'33'455'66'-NoCB	1.02	5.3%	0.97	0.96	0.98	1.06	1.08	1.06
PCB-206 22'33'44'55'6'-NoCB	0.98	5.5%	0.95	0.90	0.95	1.01	1.04	1.02

PCB ICAL Summary - Ax2 Detail

SGS Analytical Perspectives

Printed: 28 Jul 2012 10:09

ICAL: MM7_PCB_07132012_25JUL12

Acquired: 26 Jul 2012

Name	Mean	% RSD	0.5	1	5	50	400	2000
			CS0	CS1	CS2	CS3	CS4	CS5
PCB-1 2-MoCB	1.03	7.6%	0.93	0.95	1.01	1.08	1.12	1.10
PCB-2 3-MoCB	1.04	8.7%	0.94	0.93	1.02	1.09	1.14	1.13
PCB-3 4-MoCB	1.04	7.6%	0.95	0.96	1.01	1.09	1.12	1.13
PCB-4 22'-DiCB	1.17	5.4%	1.12	1.09	1.13	1.22	1.24	1.21
PCB-10 26'-DiCB	1.83	5.6%	1.82	1.66	1.79	1.91	1.93	1.89
PCB-9 25'-DiCB	0.89	6.8%	0.81	0.84	0.88	0.95	0.95	0.95
PCB-7 24'-DiCB	1.02	6.7%	0.92	0.97	1.01	1.08	1.08	1.08
PCB-6 23'-DiCB	0.95	7.7%	0.86	0.87	0.93	1.01	1.01	1.01
PCB-5 23'-DiCB	0.97	5.9%	0.93	0.89	0.94	1.03	1.02	1.02
PCB-8 24'-DiCB	0.98	7.5%	0.88	0.91	0.98	1.04	1.05	1.04
PCB-14 35'-DiCB	1.16	6.1%	1.07	1.09	1.13	1.21	1.23	1.22
PCB-11 33'-DiCB	1.00	7.8%	0.88	0.95	0.98	1.05	1.07	1.07
PCB-13/12 34'-/34'-DiCB	1.02	6.5%	0.96	0.93	0.99	1.07	1.09	1.07
PCB-15 44'-DiCB	1.08	4.1%	1.03	1.05	1.04	1.10	1.14	1.12
PCB-19 22'6'-TrCB	1.09	5.8%	1.06	1.01	1.04	1.14	1.17	1.14
PCB-30/18 246-/22'5'-TrCB	1.46	6.7%	1.35	1.35	1.43	1.53	1.58	1.52
PCB-17 22'4'-TrCB	1.25	7.6%	1.14	1.16	1.20	1.32	1.36	1.33
PCB-27 23'6'-TrCB	1.69	6.2%	1.64	1.57	1.60	1.75	1.84	1.75
PCB-24 236'-TrCB	1.63	5.7%	1.55	1.51	1.61	1.68	1.72	1.74
PCB-16 22'3'-TrCB	0.95	9.5%	0.90	0.85	0.89	1.03	1.08	0.98
PCB-32 24'6'-TrCB	1.79	5.7%	1.70	1.67	1.72	1.86	1.91	1.87
PCB-34 2'35'-TrCB	1.05	5.4%	1.01	0.96	1.03	1.10	1.10	1.08
PCB-23 235'-TrCB	1.06	5.5%	1.00	0.99	1.03	1.11	1.11	1.10
PCB-26/29 23'5'-/245'-TrCB	1.09	4.8%	1.03	1.02	1.07	1.14	1.14	1.11
PCB-25 23'4'-TrCB	1.07	5.5%	1.03	1.00	1.04	1.14	1.14	1.10
PCB-31 24'5'-TrCB	1.11	5.6%	1.05	1.04	1.08	1.17	1.17	1.16
PCB-28/20 244'-/233'-TrCB	1.07	4.5%	1.03	1.01	1.04	1.12	1.12	1.09
PCB-21/33 234'-/2'34'-TrCB	1.09	5.2%	1.06	1.02	1.06	1.15	1.16	1.11
PCB-22 234'-TrCB	1.02	4.8%	0.97	0.96	0.98	1.07	1.07	1.05
PCB-36 33'5'-TrCB	1.13	4.3%	1.09	1.08	1.08	1.17	1.18	1.16
PCB-39 34'5'-TrCB	1.17	5.5%	1.10	1.09	1.14	1.22	1.24	1.21
PCB-38 345'-TrCB	1.03	5.9%	1.00	0.96	1.02	1.09	1.12	1.02
PCB-35 33'4'-TrCB	1.04	4.3%	1.03	0.98	1.00	1.07	1.09	1.07
PCB-37 344'-TrCB	1.10	3.7%	1.10	1.05	1.06	1.14	1.15	1.12
PCB-54 22'66'-TeCB	1.21	6.2%	1.13	1.13	1.17	1.27	1.30	1.25
PCB-50/53 22'46'-/22'56'-TeCB	0.86	5.4%	0.80	0.82	0.83	0.91	0.89	0.89
PCB-45 22'36'-TeCB	0.73	11.3%	0.64	0.64	0.70	0.79	0.77	0.84
PCB-51 22'46'-TeCB	0.88	4.5%	0.87	0.84	0.87	0.92	0.93	0.84
PCB-46 22'36'-TeCB	0.70	6.2%	0.64	0.66	0.67	0.74	0.73	0.73
PCB-52 22'55'-TeCB	0.84	4.7%	0.81	0.79	0.83	0.89	0.87	0.87

PCB-73 23'5'6TeCB	1.09	6.3%	1.06	1.04	1.00	1.14	1.11	1.19
PCB-43 22'35'-TeCB	0.72	7.1%	0.68	0.65	0.73	0.78	0.78	0.72
PCB-69/49 23'46-/22'45'TeCB	1.01	6.0%	0.95	0.94	0.99	1.08	1.06	1.06
PCB-48 22'45'-TeCB	0.85	5.7%	0.82	0.79	0.82	0.90	0.89	0.89
PCB-44/47/65 22'35'-/22'44'-	0.89	5.9%	0.85	0.82	0.87	0.95	0.94	0.92
PCB-59/62/75 233'6-/2346-/24	1.14	6.2%	1.08	1.05	1.13	1.22	1.22	1.14
PCB-42 22'34'-TeCB	0.77	6.6%	0.70	0.72	0.76	0.82	0.81	0.82
PCB-41 22'34'-TeCB	0.73	5.7%	0.75	0.70	0.66	0.75	0.73	0.78
PCB-71/40 23'4'6/22'33'-TeCB	0.87	6.0%	0.83	0.79	0.85	0.92	0.92	0.88
PCB-64 234'6'-TeCB	1.24	4.3%	1.20	1.17	1.20	1.29	1.28	1.27
PCB-72 23'55'-TeCB	1.14	6.7%	1.07	1.06	1.09	1.21	1.21	1.22
PCB-68 23'45'-TeCB	1.21	7.0%	1.14	1.10	1.16	1.27	1.29	1.30
PCB-57 233'5'-TeCB	1.11	6.3%	1.07	1.01	1.05	1.18	1.16	1.16
PCB-58 233'5'-TeCB	1.10	7.4%	1.01	1.01	1.07	1.17	1.17	1.18
PCB-67 23'45'-TeCB	1.16	5.4%	1.09	1.10	1.12	1.21	1.23	1.20
PCB-63 234'5'-TeCB	1.22	6.7%	1.13	1.13	1.17	1.29	1.29	1.29
PCB-61/70/74/76 2345-/23'4'5	1.13	6.7%	1.05	1.04	1.11	1.20	1.21	1.18
PCB-66 23'44'-TeCB	1.08	5.8%	1.03	0.99	1.04	1.13	1.13	1.13
PCB-55 233'4'-TeCB	1.10	6.1%	1.02	1.03	1.06	1.15	1.16	1.16
PCB-56 233'4'-TeCB	1.06	6.5%	1.01	0.97	1.00	1.12	1.12	1.12
PCB-60 2344'-TeCB	1.11	6.5%	1.06	1.02	1.06	1.16	1.18	1.18
PCB-80 33'55'-TeCB	1.25	6.6%	1.16	1.16	1.22	1.32	1.33	1.33
PCB-79 33'45'-TeCB	1.23	7.2%	1.15	1.16	1.16	1.31	1.36	1.26
PCB-78 33'45'-TeCB	1.08	5.3%	1.06	1.01	1.02	1.12	1.14	1.13
PCB-104 22'466'-PeCB	1.25	4.7%	1.25	1.15	1.23	1.32	1.31	1.27
PCB-96 22'366'-PeCB	1.08	4.8%	1.04	1.04	1.04	1.14	1.14	1.06
PCB-103 22'45'6'-PeCB	0.90	5.0%	0.87	0.85	0.86	0.95	0.93	0.95
PCB-94 22'356'-PeCB	0.78	6.6%	0.73	0.72	0.74	0.83	0.81	0.83
PCB-95 22'35'6'-PeCB	0.83	7.3%	0.77	0.74	0.82	0.88	0.86	0.88
PCB-100/93 22'44'6-/22'356-P	0.84	5.7%	0.80	0.78	0.84	0.92	0.86	0.87
PCB-102 22'456'-PeCB	0.90	8.4%	0.98	0.79	0.85	0.93	0.98	0.88
PCB-98 22'3'46'-PeCB	0.77	12.7%	0.59	0.78	0.76	0.82	0.80	0.88
PCB-88 22'346'-PeCB	0.79	6.5%	0.84	0.71	0.77	0.84	0.83	0.77
PCB-91 22'34'6'-PeCB	0.88	8.8%	0.76	0.84	0.86	0.93	0.92	0.97
PCB-84 22'33'6'-PeCB	0.71	6.1%	0.67	0.65	0.69	0.75	0.74	0.75
PCB-89 22'346'-PeCB	0.76	5.5%	0.72	0.71	0.75	0.81	0.79	0.80
PCB-121 23'45'6'-PeCB	1.14	5.1%	1.10	1.07	1.11	1.20	1.18	1.20
PCB-92 22'355'-PeCB	0.80	5.9%	0.75	0.74	0.78	0.85	0.84	0.84
PCB-113/90/101 233'5'6-/22'3	0.93	4.5%	0.90	0.88	0.92	0.99	0.97	0.95
PCB-83 22'33'5'-PeCB	0.71	4.1%	0.69	0.68	0.71	0.76	0.71	0.74
PCB-99 22'44'5'-PeCB	0.87	8.4%	0.85	0.75	0.85	0.92	0.96	0.90
PCB-112 233'56'-PeCB	1.13	3.6%	1.08	1.11	1.08	1.16	1.13	1.19
PCB-108/119/86/97/125/87 233	0.95	4.6%	0.92	0.88	0.94	1.00	0.99	0.95
PCB-117 234'56'-PeCB	1.04	5.1%	1.10	1.09	0.98	1.04	1.06	0.97
PCB-116/85 23456-/22'344'-Pe	0.97	7.9%	0.90	0.86	0.97	1.03	1.02	1.05
PCB-110 233'4'6'-PeCB	1.02	5.9%	1.01	0.92	1.01	1.07	1.08	1.05
PCB-115 2344'6'-PeCB	1.16	4.0%	1.17	1.11	1.10	1.19	1.17	1.21

PCB-82 22'33'4'-PeCB	0.69	5.6%	0.65	0.65	0.67	0.72	0.73	0.73
PCB-111 233'55'-PeCB	1.15	5.4%	1.08	1.08	1.13	1.21	1.21	1.22
PCB-120 23'455'-PeCB	1.16	4.9%	1.11	1.08	1.15	1.20	1.21	1.21
PCB-107/124 233'4'5'-/2'3455'	1.07	5.5%	1.02	1.00	1.06	1.13	1.12	1.12
PCB-109 233'46'-PeCB	1.14	6.6%	1.11	1.08	1.04	1.23	1.19	1.20
PCB-106 233'45'-PeCB	1.07	6.1%	1.04	0.97	1.08	1.14	1.13	1.07
PCB-122 2'33'45'-PeCB	1.00	4.8%	0.94	0.98	0.96	1.04	1.04	1.05
PCB-127 33'455'-PeCB	1.10	5.0%	1.04	1.04	1.07	1.14	1.17	1.13
PCB-155 22'44'66'-HxCB	1.09	4.7%	1.03	1.06	1.04	1.13	1.15	1.13
PCB-152 22'3566'-HxCB	1.01	5.2%	0.98	0.94	0.98	1.05	1.08	1.05
PCB-150 22'34'66'-HxCB	1.00	8.2%	0.90	0.92	0.98	1.07	1.09	1.07
PCB-136 22'33'66'-HxCB	0.95	5.5%	0.89	0.90	0.92	0.99	1.01	1.00
PCB-145 22'3466'HxCB	0.96	6.9%	0.86	0.91	0.94	1.00	1.03	1.02
PCB-148 22'34'56'-HxCB	0.97	7.6%	0.91	0.88	0.92	1.02	1.05	1.04
PCB-151/135 22'355'6'-/22'33'	0.96	5.1%	0.93	0.91	0.92	1.00	1.02	1.00
PCB-154 22'44'5'6'-HxCB	1.09	5.8%	1.03	1.02	1.06	1.14	1.16	1.14
PCB-144 22'345'6'-HxCB	0.98	6.3%	0.94	0.90	0.95	1.03	1.04	1.04
PCB-147/149 22'34'56'-/22'34'	0.99	5.9%	0.94	0.91	0.95	1.03	1.05	1.03
PCB-134 22'33'56'-HxCB	0.80	5.7%	0.74	0.83	0.76	0.82	0.86	0.80
PCB-143 22'3456'-HxCB	0.95	9.3%	1.01	0.80	0.90	0.99	1.00	1.03
PCB-139/140 22'344'6'-/22'344'	1.00	6.3%	0.94	0.92	0.97	1.05	1.07	1.05
PCB-131 22'33'46'-HxCB	0.85	7.1%	0.77	0.79	0.83	0.89	0.92	0.89
PCB-142 22'3456'-HxCB	0.87	6.1%	0.83	0.81	0.84	0.91	0.93	0.92
PCB-132 22'33'46'-HxCB	0.89	6.5%	0.86	0.80	0.86	0.93	0.95	0.93
PCB-133 22'33'55'-HxCB	0.91	7.2%	0.83	0.87	0.88	0.96	0.99	0.97
PCB-165 233'55'6'-HxCB	1.13	6.0%	1.07	1.06	1.08	1.18	1.21	1.19
PCB-146 22'34'55'-HxCB	1.01	5.9%	1.01	0.92	0.95	1.03	1.06	1.07
PCB-161 233'45'6'-HxCB	1.25	6.3%	1.17	1.18	1.20	1.33	1.35	1.28
PCB-153/168 22'44'55'-/23'44'	1.22	5.7%	1.21	1.13	1.15	1.28	1.30	1.25
PCB-141 22'3455'-HxCB	0.93	5.6%	0.89	0.86	0.89	0.96	0.98	0.98
PCB-130 22'33'45'-HxCB	0.85	5.1%	0.85	0.78	0.81	0.87	0.89	0.88
PCB-137 22'344'5'-HxCB	1.04	5.8%	0.95	1.01	1.05	1.11	1.03	1.10
PCB-164 233'4'5'6'-HxCB	1.22	7.7%	1.19	1.16	1.12	1.23	1.38	1.26
PCB-163/138/129 233'4'56'-/22'	1.02	5.4%	0.98	0.96	1.00	1.07	1.10	1.04
PCB-160 233'456'-HxCB	1.21	4.4%	1.20	1.17	1.13	1.24	1.26	1.26
PCB-158 233'44'6'-HxCB	1.34	4.3%	1.29	1.27	1.30	1.38	1.41	1.38
PCB-128/166 22'33'44'-/2344'5	0.90	4.4%	0.86	0.86	0.87	0.93	0.94	0.93
PCB-159 233'455'-HxCB	1.06	5.4%	1.03	0.99	1.02	1.11	1.13	1.11
PCB-162 233'4'55'-HxCB	1.08	5.5%	1.05	0.98	1.05	1.12	1.14	1.12
PCB-188 22'34'566'-HpCB	1.03	6.0%	0.93	0.99	1.02	1.08	1.10	1.07
PCB-179 22'33'566'-HpCB	0.97	4.7%	0.92	0.91	0.94	1.01	1.02	1.00
PCB-184 22'344'66'-HpCB	0.93	5.9%	0.87	0.88	0.90	0.97	1.00	0.97
PCB-176 22'33'466'-HpCB	1.05	5.3%	0.98	0.99	1.04	1.09	1.10	1.09
PCB-186 22'34566'-HpCB	0.98	5.1%	0.93	0.92	0.97	1.02	1.03	1.02
PCB-178 22'33'55'6'-HpCB	0.74	3.9%	0.71	0.70	0.72	0.75	0.77	0.76
PCB-175 22'33'45'6'-HpCB	1.01	7.2%	0.93	0.92	0.99	1.06	1.08	1.07
PCB-187 22'34'55'6'-HpCB	1.06	6.6%	0.97	0.99	1.06	1.12	1.13	1.11

PCB-182	22'344'56'-HpCB	1.11	3.6%	1.07	1.09	1.07	1.14	1.15	1.14
PCB-183	22'344'5'6'-HpCB	1.13	9.3%	0.99	1.03	1.15	1.19	1.26	1.18
PCB-185	22'3455'6'-HpCB	1.02	3.7%	1.00	1.01	0.96	1.04	1.03	1.07
PCB-174	22'33'456'-HpCB	0.93	3.6%	0.89	0.90	0.91	0.95	0.96	0.96
PCB-177	22'33'4'56'-HpCB	0.91	5.5%	0.85	0.85	0.89	0.94	0.96	0.95
PCB-181	22'344'56'-HpCB	1.06	3.7%	1.05	1.02	1.02	1.08	1.11	1.10
PCB-171/173	22'33'44'6'-/22'3	0.93	4.2%	0.90	0.87	0.90	0.95	0.97	0.96
PCB-172	22'33'455'-HpCB	0.95	3.9%	0.94	0.91	0.92	0.97	1.00	0.98
PCB-192	233'455'6'-HpCB	1.24	4.6%	1.22	1.15	1.21	1.27	1.30	1.29
PCB-180/193	22'344'55'-/233'	1.16	5.1%	1.14	1.06	1.14	1.19	1.22	1.20
PCB-191	233'44'5'6'-HpCB	1.30	4.1%	1.33	1.22	1.25	1.32	1.36	1.34
PCB-170	22'33'44'5'-HpCB	1.07	5.7%	1.03	0.99	1.04	1.12	1.13	1.13
PCB-190	233'44'56'-HpCB	1.45	5.6%	1.36	1.37	1.41	1.49	1.54	1.54
PCB-202	22'33'55'66'-OcCB	0.91	4.7%	0.90	0.85	0.89	0.95	0.96	0.94
PCB-201	22'33'45'66'-OcCB	1.02	4.5%	0.97	0.97	1.00	1.06	1.07	1.05
PCB-204	22'344'566'-OcCB	0.98	4.6%	1.01	0.90	0.95	1.00	1.01	0.99
PCB-197	22'33'44'66'-OcCB	1.06	2.7%	1.06	1.07	1.03	1.06	1.12	1.05
PCB-200	22'33'4566'-OcCB	0.96	8.8%	0.93	0.81	0.95	1.03	1.01	1.03
PCB-198/199	22'33'455'6'-/22'	0.72	4.6%	0.71	0.67	0.69	0.74	0.76	0.73
PCB-196	22'33'44'56'-OcCB	0.73	6.5%	0.66	0.69	0.72	0.76	0.79	0.76
PCB-203	22'344'55'6'-OcCB	0.76	5.9%	0.72	0.72	0.74	0.80	0.82	0.80
PCB-195	22'33'44'56'-OcCB	0.80	6.2%	0.78	0.73	0.76	0.84	0.85	0.84
PCB-194	22'33'44'55'-OcCB	0.87	3.4%	0.86	0.84	0.84	0.90	0.91	0.89
PCB-205	233'44'55'6'-OcCB	1.09	4.2%	1.09	1.02	1.04	1.11	1.14	1.12
PCB-208	22'33'455'66'-NoCB	1.02	5.3%	0.97	0.96	0.98	1.06	1.08	1.06
PCB-207	22'33'44'566'-NoCB	1.06	5.4%	1.00	1.00	1.02	1.10	1.12	1.10
PCB-206	22'33'44'55'6'-NoCB	0.98	5.5%	0.95	0.90	0.95	1.01	1.04	1.02

1668A/B ICALS										
Ax	RSD	Mean	sd	MM4_PCB_01102012_25JUL12	MM4_PCB_07132012_25JUL12	RSD	Mean	sd	PD from Mean	
77	7.6	1.04	0.08	1.11	1.13	1.2	1.12	0.01	0.9%	
81	9.8	1.09	0.11	1.13	1.13	0.0	1.13	0.00	0.0%	
105	8.6	0.98	0.08	1.11	1.09	0.8	1.10	0.01	-0.6%	
114	8.5	0.97	0.08	1.18	1.16	1.0	1.17	0.01	-0.7%	
118	7.2	0.98	0.07	1.11	1.11	0.4	1.11	0.00	-0.3%	
123	6.4	0.97	0.06	1.08	1.19	6.7	1.13	0.08	4.7%	
126	8.2	0.98	0.08	1.07	1.06	0.3	1.06	0.00	-0.2%	
156/157	4.6	0.97	0.05	1.09	1.11	1.0	1.10	0.01	0.7%	
167	5.2	0.96	0.05	1.14	1.14	0.5	1.14	0.01	-0.4%	
169	4.6	0.93	0.04	1.09	1.11	1.1	1.10	0.01	0.8%	
189	9.8	0.93	0.09	1.07	1.06	0.8	1.06	0.01	-0.6%	
1	10.9	1.18	0.13	1.02	1.03	0.7	1.03	0.01	0.5%	
3	9.5	1.18	0.11	0.98	1.04	4.7	1.01	0.05	3.3%	
4	10.4	0.97	0.10	1.11	1.17	3.6	1.14	0.04	2.5%	
15	7.2	0.99	0.07	0.99	1.08	6.4	1.03	0.07	4.5%	
19	5.3	1.04	0.06	1.10	1.09	0.7	1.10	0.01	-0.5%	
37	8.1	1.05	0.08	1.00	1.10	7.0	1.05	0.07	4.9%	
54	9.1	1.02	0.09	1.18	1.21	1.7	1.19	0.02	1.2%	
104	9.0	1.00	0.09	1.11	1.25	8.4	1.18	0.10	5.9%	
153				1.19	1.22					
155	5.1	1.02	0.05	1.08	1.09	0.6	1.09	0.01	0.4%	
170				1.06	1.07					
180				1.08	1.16					
188	6.5	1.06	0.07	1.03	1.03	0.1	1.03	0.00	0.1%	
202	7.6	0.87	0.07	0.93	0.91	0.8	0.92	0.01	-0.6%	
205	5.8	1.02	0.06	1.07	1.09	1.0	1.08	0.01	0.7%	
208	4.5	0.94	0.04	1.02	1.02	0.1	1.02	0.00	-0.1%	
206	7.1	0.98	0.07	0.99	0.98	1.0	0.99	0.01	-0.7%	
209	6.4	0.94	0.06	1.07	1.07	0.2	1.07	0.00	#REF!	
ES						#DIV/0!	#DIV/0!	#DIV/0!	#DIV/0!	
1	10.8	0.98	0.11	1.08	1.08	#DIV/0!	#DIV/0!	#DIV/0!	#DIV/0!	
3	10.3	0.98	0.10	1.14	1.08					
4	8.3	0.71	0.06	0.50	0.49					
15	6.3	1.05	0.07	1.18	1.11	4.4	1.15	0.05	-3.1%	
19	8.4	0.58	0.05	0.53	0.55	2.7	0.54	0.01	1.9%	
37	7.8	1.40	0.11	1.64	1.64	0.2	1.64	0.00	-0.2%	
54	13.1	1.35	0.18	0.87	0.94	5.7	0.90	0.05	4.0%	
77	7.9	1.20	0.10	1.26	1.35	4.5	1.31	0.06	3.2%	
81	7.0	1.17	0.08	1.20	1.29	5.1	1.24	0.06	3.6%	
104	12.1	1.48	0.18	1.08	0.99	6.2	1.04	0.06	-4.3%	
105	5.1	1.18	0.06	1.22	1.23	1.0	1.23	0.01	0.7%	
114	4.2	1.23	0.05	1.24	1.25	0.2	1.25	0.00	0.1%	
118	5.2	1.24	0.07	1.28	1.28	0.3	1.28	0.00	0.2%	
123	5.4	1.20	0.06	1.35	1.22	7.4	1.29	0.09	-5.2%	
126	8.5	1.29	0.11	1.22	1.20	1.2	1.21	0.01	-0.8%	
153				1.10	1.14					
155	5.0	1.51	0.08	1.41	1.50	4.0	1.45	0.06	2.9%	
156/157	15.9	1.15	0.18	1.41	1.45	2.4	1.43	0.03	1.7%	
167	14.1	1.18	0.17	1.43	1.49	3.3	1.46	0.05	2.4%	
169	19.8	1.10	0.22	1.37	1.40	1.8	1.39	0.03	1.3%	
170				1.04	1.00					
180				1.28	1.16					
188	12.9	1.39	0.18	1.12	1.18	3.5	1.15	0.04	2.5%	
189	9.1	1.70	0.15	1.53	1.49	1.9	1.51	0.03	-1.4%	
202	9.7	1.32	0.13	1.07	1.14	4.6	1.10	0.05	3.2%	

205	4.3	1.26	0.05	1.26	1.20	3.1	1.23	0.04	-2.2%
206	7.4	0.94	0.07	0.90	0.87	2.4	0.89	0.02	-1.7%
208	8.5	1.31	0.11	1.22	1.19	1.8	1.21	0.02	-1.2%
209	6.3	1.21	0.08	1.06	1.00	4.1	1.03	0.04	-2.9%
SS						#DIV/0!	#DIV/0!	#DIV/0!	#DIV/0!
28	7.1	1.11	0.08	0.98	1.07	6.5	1.03	0.07	4.6%
111	6.3	1.07	0.07	0.90	1.01	7.8	0.95	0.07	5.5%
178	4.6	0.68	0.03	0.62	0.63	0.9	0.62	0.01	0.6%

Additional Ax						RSD	Mean	sd	PD from Historical Mean
PCB-1 2-MoCB	1.02	1.03				0.7	1.03	0.01	0.5%
PCB-2 3-MoCB	0.97	1.04				4.7	1.01	0.05	3.4%
PCB-3 4-MoCB	0.98	1.04				4.7	1.01	0.05	3.3%
PCB-4 22'-DiCB	1.11	1.17				3.6	1.14	0.04	2.5%
PCB-10 26-DiCB	1.71	1.83				4.8	1.77	0.08	3.4%
PCB-9 25-DiCB	0.83	0.89				5.6	0.86	0.05	4.0%
PCB-7 24-DiCB	0.95	1.02				5.4	0.99	0.05	3.8%
PCB-6 23'-DiCB	0.89	0.95				4.3	0.92	0.04	3.0%
PCB-5 23-DiCB	0.89	0.97				5.9	0.93	0.06	4.2%
PCB-8 24'-DiCB	0.93	0.98				4.0	0.96	0.04	2.8%
PCB-14 35-DiCB	1.07	1.16				5.5	1.11	0.06	3.9%
PCB-11 33'-DiCB	0.94	1.00				4.6	0.97	0.04	3.3%
PCB-13/12 34'-/34-DiCB	0.95	1.02				4.9	0.98	0.05	3.5%
PCB-15 44'-DiCB	0.99	1.08				6.4	1.03	0.07	4.5%
PCB-19 22'6-TrCB	1.10	1.09				0.7	1.10	0.01	-0.5%
PCB-30/18 246-/22'5-TrCB	1.48	1.46				1.1	1.47	0.02	-0.8%
PCB-17 22'4-TrCB	1.28	1.25				1.7	1.27	0.02	-1.2%
PCB-27 23'6-TrCB	1.70	1.69				0.3	1.70	0.01	-0.2%
PCB-24 236-TrCB	1.63	1.63				0.2	1.63	0.00	0.2%
PCB-16 22'3-TrCB	0.97	0.95				1.3	0.96	0.01	-0.9%
PCB-32 24'6-TrCB	1.81	1.79				0.9	1.80	0.02	-0.7%
PCB-34 2'35-TrCB	0.98	1.05				5.1	1.01	0.05	3.6%
PCB-23 235-TrCB	0.98	1.06				5.3	1.02	0.05	3.7%
PCB-26/29 23'5-/24'5-TrCB	1.00	1.09				5.6	1.04	0.06	4.0%
PCB-25 23'4-TrCB	0.99	1.07				5.9	1.03	0.06	4.1%
PCB-31 24'5-TrCB	1.03	1.11				5.2	1.07	0.06	3.7%
PCB-28/20 244'-/23'3-TrCB	0.98	1.07				5.7	1.03	0.06	4.1%
PCB-21/33 234'-/2'34-TrCB	1.01	1.09				5.5	1.05	0.06	3.9%
PCB-22 234'-TrCB	0.93	1.02				6.0	0.97	0.06	4.3%
PCB-36 33'5-TrCB	1.03	1.13				6.5	1.08	0.07	4.6%
PCB-39 34'5-TrCB	1.10	1.17				4.0	1.13	0.05	2.8%
PCB-38 345-TrCB	0.95	1.03				5.7	0.99	0.06	4.1%
PCB-35 33'4-TrCB	0.96	1.04				6.0	1.00	0.06	4.2%
PCB-37 344'-TrCB	1.00	1.10				7.0	1.05	0.07	4.9%
PCB-54 22'66'-TeCB	1.18	1.21				1.7	1.19	0.02	1.2%
PCB-50/53 22'46-/22'56'-TeCB	0.85	0.86				0.8	0.85	0.01	0.6%
PCB-45 22'36'-TeCB	0.75	0.73				1.7	0.74	0.01	-1.2%
PCB-51 22'46'-TeCB	0.85	0.88				2.7	0.86	0.02	1.9%
PCB-46 22'36'-TeCB	0.68	0.70				1.2	0.69	0.01	0.9%
PCB-52 22'55'-TeCB	0.82	0.84				2.0	0.83	0.02	1.4%
PCB-73 23'5'6TeCB	1.10	1.09				0.6	1.09	0.01	-0.4%
PCB-43 22'35'-TeCB	0.66	0.72				7.0	0.69	0.05	4.9%
PCB-69/49 23'46-/22'45'-TeCB	1.00	1.01				0.8	1.01	0.01	0.6%
PCB-48 22'45'-TeCB	0.83	0.85				1.5	0.84	0.01	1.1%
PCB-44/47/65 22'35'-/22'44'-	0.88	0.89				0.5	0.89	0.00	0.4%
PCB-59/62/75 23'3'6-/23'46-/24	1.12	1.14				1.1	1.13	0.01	0.8%
PCB-42 22'34'-TeCB	0.77	0.77				0.1	0.77	0.00	0.1%
PCB-41 22'34'-TeCB	0.72	0.73				1.0	0.72	0.01	0.7%

PCB-71/40 23'4'6/22'33'-TeCB	0.85	0.87	1.2	0.86	0.01	0.9%
PCB-64 23'4'-TeCB	1.21	1.24	1.6	1.22	0.02	1.1%
PCB-72 23'55'-TeCB	1.13	1.14	0.7	1.14	0.01	0.5%
PCB-68 23'45'-TeCB	1.21	1.21	0.1	1.21	0.00	-0.1%
PCB-57 23'35'-TeCB	1.10	1.11	0.1	1.10	0.00	0.0%
PCB-58 23'35'-TeCB	1.11	1.10	0.7	1.11	0.01	-0.5%
PCB-67 23'45'-TeCB	1.15	1.16	0.7	1.15	0.01	0.5%
PCB-63 23'45'-TeCB	1.22	1.22	0.4	1.22	0.01	-0.3%
PCB-61/70/74/76 23'45'-/23'4'5'	1.13	1.13	0.1	1.13	0.00	-0.1%
PCB-66 23'44'-TeCB	1.06	1.08	0.7	1.07	0.01	0.5%
PCB-55 23'3'4'-TeCB	1.09	1.10	0.6	1.09	0.01	0.4%
PCB-56 23'3'4'-TeCB	1.05	1.06	0.1	1.05	0.00	0.1%
PCB-60 23'44'-TeCB	1.12	1.11	0.4	1.11	0.00	-0.2%
PCB-80 33'55'-TeCB	1.26	1.25	0.2	1.25	0.00	-0.2%
PCB-79 33'45'-TeCB	1.26	1.23	1.4	1.25	0.02	-1.0%
PCB-78 33'45'-TeCB	1.09	1.08	0.5	1.08	0.01	-0.4%
PCB-104 22'466'-PeCB	1.11	1.25	8.4	1.18	0.10	5.9%
PCB-96 22'366'-PeCB	0.98	1.08	6.6	1.03	0.07	4.7%
PCB-103 22'45'6'-PeCB	0.80	0.90	8.1	0.85	0.07	5.7%
PCB-94 22'356'-PeCB	0.70	0.78	7.3	0.74	0.05	5.2%
PCB-95 22'35'6'-PeCB	0.75	0.83	7.1	0.79	0.06	5.1%
PCB-100/93 22'44'6'-/22'356'-P	0.76	0.84	7.1	0.80	0.06	5.0%
PCB-102 22'456'-PeCB	0.82	0.90	6.6	0.86	0.06	4.7%
PCB-98 22'3'46'-PeCB	0.69	0.77	7.8	0.73	0.06	5.5%
PCB-88 22'346'-PeCB	0.67	0.79	11.7	0.73	0.09	8.3%
PCB-91 22'34'6'-PeCB	0.84	0.88	3.2	0.86	0.03	2.3%
PCB-84 22'33'6'-PeCB	0.65	0.71	6.7	0.68	0.05	4.7%
PCB-89 22'346'-PeCB	0.68	0.76	7.7	0.72	0.06	5.5%
PCB-121 23'45'6'-PeCB	1.02	1.14	8.0	1.08	0.09	5.6%
PCB-92 22'355'-PeCB	0.73	0.80	6.4	0.77	0.05	4.5%
PCB-113/90/101 23'3'5'6'-/22'3'	0.85	0.93	6.5	0.89	0.06	4.6%
PCB-83 22'33'5'-PeCB	0.63	0.71	8.3	0.67	0.06	5.9%
PCB-99 22'44'5'-PeCB	0.82	0.87	4.5	0.84	0.04	3.2%
PCB-112 23'3'56'-PeCB	1.01	1.13	7.6	1.07	0.08	5.4%
PCB-108/119/86/97/125/87 233	0.87	0.95	6.5	0.91	0.06	4.6%
PCB-117 23'4'56'-PeCB	0.96	1.04	5.9	1.00	0.06	4.2%
PCB-116/85 23'456'-/22'344'-Pe	0.87	0.97	8.1	0.92	0.07	5.7%
PCB-110 23'3'4'6'-PeCB	0.95	1.02	5.4	0.98	0.05	3.8%
PCB-115 23'44'6'-PeCB	1.02	1.16	8.7	1.09	0.09	6.1%
PCB-82 22'33'4'-PeCB	0.63	0.69	6.5	0.66	0.04	4.6%
PCB-111 23'3'55'-PeCB	1.05	1.15	7.0	1.10	0.08	4.9%
PCB-120 23'455'-PeCB	1.05	1.16	6.7	1.11	0.07	4.8%
PCB-107/124 23'3'4'5'-/2'3455'	0.99	1.07	6.1	1.03	0.06	4.3%
PCB-109 23'3'46'-PeCB	1.05	1.14	5.7	1.10	0.06	4.0%
PCB-106 22'33'45'-PeCB	0.98	1.07	5.9	1.03	0.06	4.2%
PCB-122 2'33'45'-PeCB	1.01	1.00	0.8	1.01	0.01	-0.6%
PCB-127 33'455'-PeCB	1.12	1.10	1.3	1.11	0.01	-0.9%
PCB-155 22'44'66'-HxCB	1.08	1.09	0.6	1.09	0.01	0.4%
PCB-152 22'3566'-HxCB	1.00	1.01	0.7	1.01	0.01	0.5%
PCB-150 22'34'66'-HxCB	1.03	1.00	2.0	1.02	0.02	-1.4%
PCB-136 22'33'66'-HxCB	0.95	0.95	0.3	0.95	0.00	0.2%
PCB-145 22'3466'HxCB	0.98	0.96	1.0	0.97	0.01	-0.7%
PCB-148 22'34'56'-HxCB	0.96	0.97	1.0	0.96	0.01	0.7%
PCB-151/135 22'355'6'-/22'33'	0.94	0.96	1.8	0.95	0.02	1.3%
PCB-154 22'44'5'6'-HxCB	1.05	1.09	2.7	1.07	0.03	1.9%
PCB-144 22'345'6'-HxCB	0.96	0.98	1.3	0.97	0.01	0.9%
PCB-147/149 22'34'56'-/22'34'	0.96	0.99	1.6	0.97	0.02	1.1%
PCB-134 22'33'56'-HxCB	0.78	0.80	1.6	0.79	0.01	1.1%
PCB-143 22'3456'-HxCB	0.92	0.95	2.6	0.94	0.02	1.8%
PCB-139/140 22'344'6'-/22'344'	0.99	1.00	0.9	0.99	0.01	0.6%
PCB-131 22'33'46'-HxCB	0.84	0.85	1.0	0.84	0.01	0.7%
PCB-142 22'3456'-HxCB	0.86	0.87	1.0	0.87	0.01	0.7%
PCB-132 22'33'46'-HxCB	0.87	0.89	1.4	0.88	0.01	1.0%
PCB-133 22'33'55'-HxCB	0.92	0.91	0.7	0.92	0.01	-0.5%

PCB-165 233'55'6"-HxCB	1.12	1.13	0.8	1.13	0.01	0.6%
PCB-146 22'34'55"-HxCB	0.99	1.01	1.5	1.00	0.01	1.1%
PCB-161 233'45'6"-HxCB	1.24	1.25	0.5	1.25	0.01	0.4%
PCB-153/168 22'44'55"-/23'44'	1.19	1.22	1.8	1.20	0.02	1.3%
PCB-141 22'34'55"-HxCB	0.92	0.93	0.5	0.92	0.00	0.4%
PCB-130 22'33'45"-HxCB	0.82	0.85	2.0	0.84	0.02	1.4%
PCB-137 22'344'5"-HxCB	1.00	1.04	2.9	1.02	0.03	2.1%
PCB-164 233'4'5'6"-HxCB	1.21	1.22	0.8	1.22	0.01	0.6%
PCB-163/138/129 233'4'56"-/22'	1.01	1.02	1.0	1.02	0.01	0.7%
PCB-160 233'456"-HxCB	1.18	1.21	1.7	1.19	0.02	1.2%
PCB-158 233'44'6"-HxCB	1.30	1.34	2.1	1.32	0.03	1.5%
PCB-128/166 22'33'44"-/2344'5	0.91	0.90	1.1	0.91	0.01	-0.8%
PCB-159 233'455"-HxCB	1.07	1.06	0.8	1.07	0.01	-0.5%
PCB-162 233'4'55"-HxCB	1.09	1.08	1.2	1.08	0.01	-0.8%
PCB-188 22'34'566"-HpCB	1.03	1.03	0.1	1.03	0.00	0.1%
PCB-179 22'33'566"-HpCB	0.95	0.97	1.6	0.96	0.02	1.2%
PCB-184 22'344'66"-HpCB	0.94	0.93	0.9	0.94	0.01	-0.6%
PCB-176 22'33'466"-HpCB	1.05	1.05	0.3	1.05	0.00	-0.2%
PCB-186 22'34566"-HpCB	0.98	0.98	0.1	0.98	0.00	0.1%
PCB-178 22'33'55'6"-HpCB	0.73	0.74	0.2	0.73	0.00	0.2%
PCB-175 22'33'45'6"-HpCB	0.95	1.01	4.2	0.98	0.04	3.0%
PCB-187 22'34'55'6"-HpCB	0.99	1.06	5.1	1.03	0.05	3.6%
PCB-182 22'344'56"-HpCB	1.02	1.11	6.0	1.07	0.06	4.2%
PCB-183 22'344'5'6"-HpCB	1.06	1.13	4.9	1.10	0.05	3.5%
PCB-185 22'3455'6"-HpCB	0.95	1.02	5.1	0.98	0.05	3.6%
PCB-174 22'33'456"-HpCB	0.83	0.93	7.8	0.88	0.07	5.5%
PCB-177 22'33'4'56"-HpCB	0.85	0.91	4.6	0.88	0.04	3.3%
PCB-181 22'344'56"-HpCB	0.98	1.06	5.4	1.02	0.06	3.8%
PCB-171/173 22'33'44'6"-/22'3	0.85	0.93	6.1	0.89	0.05	4.3%
PCB-172 22'33'455"-HpCB	0.88	0.95	6.0	0.92	0.05	4.2%
PCB-192 233'455'6"-HpCB	1.12	1.24	7.1	1.18	0.08	5.0%
PCB-180/193 22'344'55"-/233'	1.08	1.16	5.1	1.12	0.06	3.6%
PCB-191 233'44'5'6"-HpCB	1.20	1.30	5.9	1.25	0.07	4.2%
PCB-170 22'33'44'5"-HpCB	1.06	1.07	1.1	1.07	0.01	0.8%
PCB-190 233'44'56"-HpCB	1.42	1.45	1.7	1.43	0.02	1.2%
PCB-202 22'33'55'66"-OcCB	0.93	0.91	0.8	0.92	0.01	-0.6%
PCB-201 22'33'45'66"-OcCB	1.04	1.02	1.2	1.03	0.01	-0.9%
PCB-204 22'344'566"-OcCB	0.99	0.98	1.0	0.98	0.01	-0.7%
PCB-197 22'33'44'66"-OcCB	1.03	1.06	2.0	1.05	0.02	1.4%
PCB-200 22'33'4566"-OcCB	1.02	0.96	4.1	0.99	0.04	-2.9%
PCB-198/199 22'33'455'6"-/22'	0.74	0.72	2.1	0.73	0.01	-1.5%
PCB-196 22'33'44'56"-OcCB	0.77	0.73	3.7	0.75	0.03	-2.6%
PCB-203 22'344'55'6"-OcCB	0.80	0.76	3.0	0.78	0.02	-2.1%
PCB-195 22'33'44'56"-OcCB	0.79	0.80	0.8	0.80	0.01	0.6%
PCB-194 22'33'44'55"-OcCB	0.87	0.87	0.4	0.87	0.00	0.2%
PCB-205 233'44'55'6"-OcCB	1.07	1.09	1.0	1.08	0.01	0.7%
PCB-208 22'33'455'66"-NoCB	1.02	1.02	0.1	1.02	0.00	-0.1%
PCB-207 22'33'44'566"-NoCB	1.07	1.06	0.7	1.06	0.01	-0.5%
PCB-206 22'33'44'55'6"-NoCB	0.99	0.98	0.7	0.99	0.01	-0.5%

Instrument: MM7 (AutoSpec-Premier)

MS Experiment: pcb-2012-01

GC Program: pcb90_a

#	Datafile	Vial#	Lab ID	Wt/Vol	Client/Sample ID	Analyst(s)	Checkcode	Acq Date	Acq Time
15	120725X15	Tray1:50	CS0_120725_PCB_XC	0.03	SIL 12-65-6	LKB	094-961	26-Jul-2012	02:56:49
16	120725X16	Tray1:51	CS1_120725_PCB_XB	0.03	SIL 12-65-5	LKB	824-792	26-Jul-2012	03:50:43
17	120725X17	Tray1:52	CS2_120725_PCB_XB	0.03	SIL 12-65-4	LKB	175-178	26-Jul-2012	04:44:38
18	120725X18	Tray1:53	CS3_120725_PCB_XB	0.03	SIL 12-65-3	LKB	426-138	26-Jul-2012	05:38:32
19	120725X19	Tray1:54	CS4_120725_PCB_XB	0.03	SIL 12-65-2	LKB	276-589	26-Jul-2012	06:32:28
20	120725X20	Tray1:55	CS5_120725_PCB_XB	0.03	SIL 12-65-1	LKB	951-239	26-Jul-2012	07:26:23
21	120725X21	Tray1:02	SBS_120725_PCB_XH	0.03	SIL 9-41-1	LKB	476-201	26-Jul-2012	08:33:09
22	120725X22	Tray1:02	SBS_120725_PCB_XI	0.03	SIL 9-41-1	LKB	961-294	26-Jul-2012	09:25:22

REVIEWED*By Laura Boivin at 11:26 am, Jul 28, 2012*

PCB QC Summary

SGS Analytical Perspectives

Printed: 28-Jul-2012 10:10

Lab ID: CS0_120725_PCB_XC
 Acquired: 26-JUL-2012 02:56
 Datafile: 120725X15

ICAL: MM7_PCB_07132012_25JUL12

Name	RT	Response	RA	ICAL	RRF	Dev'n
PCB-77 33'44'-TeCB	30.54	4.40E+05	0.84 Y	1.13	1.12	-1.0%
PCB-81 344'5'-TeCB	30.07	4.09E+05	0.74 Y	1.13	1.09	-3.0%
PCB-105 233'44'-PeCB	33.49	3.57E+05	0.63 Y	1.09	1.07	-2.0%
PCB-114 2344'5'-PeCB	32.96	3.71E+05	0.58 Y	1.16	1.10	-5.3%
PCB-118 23'44'5'-PeCB	32.51	3.93E+05	0.61 Y	1.11	1.13	2.3%
PCB-123 2'344'5'-PeCB	32.23	3.85E+05	0.61 Y	1.19	1.18	-0.6%
PCB-126 33'44'5'-PeCB	36.08	3.40E+05	0.62 Y	1.06	1.04	-1.9%
PCB-156/157 233'44'5'/233'44'5'	38.61	7.14E+05	1.28 Y	1.11	1.09	-2.0%
PCB-167 23'44'55'-HxCB	37.65	3.68E+05	1.22 Y	1.14	1.08	-4.5%
PCB-169 33'44'55'-HxCB	41.31	3.38E+05	1.15 Y	1.11	1.07	-4.1%
PCB-189 233'44'55'-HpCB	43.43	3.13E+05	1.11 Y	1.06	1.03	-2.6%
PCB-209 DeCB	48.38	2.29E+05	1.17 Y	1.07	1.10	2.3%
ES PCB-1	10.64	1.17E+08	3.14 Y	1.08	1.09	0.4%
ES PCB-3	12.70	1.16E+08	3.23 Y	1.08	1.08	-0.7%
ES PCB-4	12.92	5.31E+07	1.59 Y	0.49	0.49	0.6%
ES PCB-15	18.24	1.19E+08	1.59 Y	1.11	1.10	-0.6%
ES PCB-19	15.75	6.04E+07	1.05 Y	0.55	0.56	0.7%
ES PCB-37	24.32	9.54E+07	1.06 Y	1.64	1.63	-0.6%
ES PCB-54	18.49	5.54E+07	0.77 Y	0.94	0.94	0.4%
ES PCB-77	30.52	7.84E+07	0.80 Y	1.35	1.34	-0.9%
ES PCB-81	30.05	7.47E+07	0.79 Y	1.29	1.27	-1.1%
ES PCB-104	23.28	5.31E+07	1.58 Y	0.99	0.98	-1.1%
ES PCB-105	33.46	6.66E+07	1.64 Y	1.23	1.23	-0.1%
ES PCB-114	32.93	6.76E+07	1.62 Y	1.25	1.25	0.2%
ES PCB-118	32.49	6.94E+07	1.61 Y	1.28	1.28	0.2%
ES PCB-123	32.21	6.52E+07	1.58 Y	1.22	1.21	-1.0%
ES PCB-126	36.06	6.53E+07	1.59 Y	1.20	1.21	0.7%
ES PCB-153	34.06	5.07E+07	1.30 Y	1.14	1.14	-0.2%
ES PCB-155	28.13	6.64E+07	1.26 Y	1.50	1.49	-0.2%
ES PCB-156/157	38.59	1.32E+08	1.29 Y	1.45	1.48	1.6%
ES PCB-167	37.63	6.78E+07	1.27 Y	1.49	1.52	1.9%
ES PCB-169	41.29	6.34E+07	1.28 Y	1.40	1.42	1.3%
ES PCB-170	40.80	4.16E+07	1.06 Y	1.00	1.01	0.9%
ES PCB-180	39.76	4.71E+07	1.05 Y	1.16	1.15	-1.1%
ES PCB-188	32.94	5.30E+07	1.07 Y	1.18	1.19	1.0%
ES PCB-189	43.41	6.08E+07	1.04 Y	1.49	1.48	-0.6%
ES PCB-202	37.43	5.12E+07	0.90 Y	1.14	1.15	1.1%
ES PCB-205	45.56	4.94E+07	0.89 Y	1.20	1.20	-0.1%
ES PCB-206	47.01	3.61E+07	0.79 Y	0.87	0.88	1.0%
ES PCB-208	43.02	4.91E+07	0.79 Y	1.19	1.19	0.3%
ES PCB-209	48.36	4.17E+07	1.19 Y	1.00	1.01	1.0%

PCB QC Summary

SGS Analytical Perspectives

Printed: 28-Jul-2012 10:10

Lab ID: CS0_120725_PCB_XC
 Acquired: 26-JUL-2012 02:56
 Datafile: 120725X15

ICAL: MM7_PCB_07132012_25JUL12

Name	RT	Response	RA	ICAL	RRF	Dev'n
SS PCB-28	20.88	1.02E+08	1.06 Y	1.07	1.07	-0.3%
SS PCB-111	30.57	6.61E+07	1.60 Y	1.01	1.01	0.9%
SS PCB-178	35.49	3.27E+07	1.06 Y	0.63	0.62	-1.8%
CS PCB-28	20.88	1.02E+08	1.06 Y	1.76	1.74	-1.0%
CS PCB-111	30.57	6.61E+07	1.60 Y	1.23	1.22	-0.1%
CS PCB-178	35.49	3.27E+07	1.06 Y	0.74	0.73	-0.8%
JS PCB-9	14.74	1.08E+08	1.60 Y	-	-	-
JS PCB-52	22.45	5.87E+07	0.79 Y	-	-	-
JS PCB-101	28.30	5.40E+07	1.59 Y	-	-	-
JS PCB-138	35.10	4.45E+07	1.27 Y	-	-	-
JS PCB-194	45.16	4.11E+07	0.91 Y	-	-	-
PCB-1 2-MoCB	10.65	5.46E+05	3.25 Y	1.03	0.93	-9.9%
PCB-3 4-MoCB	12.71	5.56E+05	2.99 Y	1.04	0.95	-8.5%
PCB-4 22'-DiCB	12.93	2.97E+05	0.00 S	1.17	1.12	-4.4%
PCB-15 44'-DiCB	18.25	6.16E+05	1.51 Y	1.08	1.03	-4.6%
PCB-19 22'6'-TrCB	15.77	3.20E+05	1.01 Y	1.09	1.06	-3.2%
PCB-37 344'-TrCB	24.34	5.24E+05	1.03 Y	1.10	1.10	-0.5%
PCB-54 22'66'-TeCB	18.50	3.13E+05	0.83 Y	1.21	1.13	-6.5%
PCB-104 22'466'-PeCB	23.30	3.32E+05	0.63 Y	1.25	1.25	-0.4%
PCB-153 22'44'55' -HxCB	34.11	6.14E+05	1.27 Y	1.22	1.21	-0.6%
PCB-155 22'44'66'-HxCB	28.15	3.43E+05	1.29 Y	1.09	1.03	-5.4%
PCB-170 22'33'44'5'-HpCB	40.82	2.15E+05	0.99 Y	1.07	1.03	-3.7%
PCB-180 22'344'55'-HpCB	39.75	5.38E+05	1.02 Y	1.16	1.14	-1.4%
PCB-188 22'34'566'-HpCB	32.96	2.48E+05	1.05 Y	1.03	0.93	-9.6%
PCB-202 22'33'55'66'-OcCB	37.45	2.31E+05	0.91 Y	0.91	0.90	-1.2%
PCB-205 233'44'55'6'-OcCB	45.58	2.69E+05	0.88 Y	1.09	1.09	0.2%
PCB-208 22'33'455'66'-NoCB	43.04	2.38E+05	0.77 Y	1.02	0.97	-4.5%
PCB-206 22'33'44'55'6'-NoCB	47.03	1.71E+05	0.79 Y	0.98	0.95	-2.9%

PCB QC Summary - Ax2 Detail

Printed: 28-Jul-2012 10:10

Lab ID: CS0_120725_PCB_XC
 Acquired: 26-JUL-2012 02:56
 Datafile: 120725X15

ICAL: MM7_PCB_07132012_25JUL12

Name	RT	Response	RA	ICAL	RRF	Dev'n
PCB-1 2-MoCB	10.65	5.46E+05	3.25 Y	1.03	0.93	-9.9%
PCB-2 3-MoCB	12.54	5.48E+05	3.16 Y	1.04	0.94	-9.6%
PCB-3 4-MoCB	12.71	5.56E+05	2.99 Y	1.04	0.95	-8.5%
PCB-4 22'-DiCB	12.93	2.97E+05	0.00 S	1.17	1.12	-4.4%
PCB-10 26-DiCB	13.10	4.83E+05	0.00 S	1.83	1.82	-0.9%
PCB-9 25-DiCB	14.76	4.85E+05	1.49 Y	0.89	0.81	-9.3%
PCB-7 24-DiCB	14.91	5.52E+05	1.64 Y	1.02	0.92	-9.8%
PCB-6 23'-DiCB	15.12	5.14E+05	1.60 Y	0.95	0.86	-9.3%
PCB-5 23-DiCB	15.40	5.58E+05	1.39 Y	0.97	0.93	-3.9%
PCB-8 24'-DiCB	15.51	5.26E+05	1.64 Y	0.98	0.88	-10.3%
PCB-14 35-DiCB	16.98	6.40E+05	1.64 Y	1.16	1.07	-7.4%
PCB-11 33'-DiCB	17.71	5.23E+05	1.67 Y	1.00	0.88	-12.3%
PCB-13/12 34'-/34-DiCB	17.98	1.14E+06	1.52 Y	1.02	0.96	-5.9%
PCB-15 44'-DiCB	18.25	6.16E+05	1.51 Y	1.08	1.03	-4.6%
PCB-19 22'6-TrCB	15.77	3.20E+05	1.01 Y	1.09	1.06	-3.2%
PCB-30/18 246-/22'5-TrCB	17.43	8.15E+05	1.05 Y	1.46	1.35	-7.5%
PCB-17 22'4-TrCB	17.81	3.45E+05	1.13 Y	1.25	1.14	-8.8%
PCB-27 23'6-TrCB	17.99	4.96E+05	1.12 Y	1.69	1.64	-2.9%
PCB-24 236-TrCB	18.12	4.67E+05	1.08 Y	1.63	1.55	-5.5%
PCB-16 22'3-TrCB	18.20	2.70E+05	1.04 Y	0.95	0.90	-6.2%
PCB-32 24'6-TrCB	18.66	5.12E+05	1.06 Y	1.79	1.70	-5.1%
PCB-34 2'35-TrCB	19.77	4.82E+05	0.93 Y	1.05	1.01	-3.6%
PCB-23 235-TrCB	19.91	4.78E+05	1.09 Y	1.06	1.00	-5.3%
PCB-26/29 23'5-/245-TrCB	20.19	9.87E+05	1.01 Y	1.09	1.03	-4.8%
PCB-25 23'4-TrCB	20.37	4.91E+05	0.98 Y	1.07	1.03	-4.2%
PCB-31 24'5-TrCB	20.64	4.99E+05	1.05 Y	1.11	1.05	-5.9%
PCB-28/20 244'-/233'-TrCB	20.91	9.80E+05	1.07 Y	1.07	1.03	-3.9%
PCB-21/33 234-/2'34-TrCB	21.08	1.01E+06	1.02 Y	1.09	1.06	-2.8%
PCB-22 234'-TrCB	21.44	4.65E+05	1.01 Y	1.02	0.97	-4.1%
PCB-36 33'5-TrCB	22.80	5.20E+05	1.00 Y	1.13	1.09	-3.4%
PCB-39 34'5-TrCB	23.10	5.24E+05	0.96 Y	1.17	1.10	-5.7%
PCB-38 345-TrCB	23.60	4.75E+05	1.06 Y	1.03	1.00	-3.6%
PCB-35 33'4-TrCB	23.99	4.90E+05	1.02 Y	1.04	1.03	-1.2%
PCB-37 344'-TrCB	24.34	5.24E+05	1.03 Y	1.10	1.10	-0.5%
PCB-54 22'66'-TeCB	18.50	3.13E+05	0.83 Y	1.21	1.13	-6.5%
PCB-50/53 22'46-/22'56'TeCB	20.42	5.97E+05	0.79 Y	0.86	0.80	-6.7%
PCB-45 22'36'-TeCB	20.97	2.41E+05	0.77 Y	0.73	0.64	-11.8%
PCB-51 22'46'-TeCB	21.04	3.24E+05	0.81 Y	0.88	0.87	-1.5%
PCB-46 22'36'-TeCB	21.24	2.40E+05	0.80 Y	0.70	0.64	-7.5%
PCB-52 22'55'-TeCB	22.47	3.04E+05	0.85 Y	0.84	0.81	-3.6%
PCB-73 23'5'6TeCB	22.60	3.96E+05	0.76 Y	1.09	1.06	-2.8%
PCB-43 22'35'-TeCB	22.68	2.53E+05	0.83 Y	0.72	0.68	-6.3%
PCB-69/49 23'46-/22'45'TeCB	22.88	7.07E+05	0.83 Y	1.01	0.95	-6.6%

PCB QC Summary - Ax2 Detail

Printed: 28-Jul-2012 10:10

Lab ID: CS0_120725_PCB_XC
 Acquired: 26-JUL-2012 02:56
 Datafile: 120725X15

ICAL: MM7_PCB_07132012_25JUL12

Name	RT	Response	RA	ICAL	RRF	Dev'n
PCB-48 22'45'-TeCB	23.14	3.06E+05	0.80 Y	0.85	0.82	-3.9%
PCB-44/47/65 22'35'-/22'44'-	23.36	9.57E+05	0.78 Y	0.89	0.85	-4.1%
PCB-59/62/75 233'6-/2346-/24	23.62	1.21E+06	0.81 Y	1.14	1.08	-5.2%
PCB-42 22'34'-TeCB	23.78	2.63E+05	0.83 Y	0.77	0.70	-8.9%
PCB-41 22'34'-TeCB	24.10	2.78E+05	0.78 Y	0.73	0.75	2.5%
PCB-71/40 23'4'6/22'33'-TeCB	24.19	6.22E+05	0.79 Y	0.87	0.83	-3.9%
PCB-64 234'6'-TeCB	24.39	4.50E+05	0.75 Y	1.24	1.20	-2.6%
PCB-72 23'55'-TeCB	25.11	4.01E+05	0.79 Y	1.14	1.07	-6.1%
PCB-68 23'45'-TeCB	25.36	4.27E+05	0.85 Y	1.21	1.14	-5.6%
PCB-57 233'5'-TeCB	25.72	4.00E+05	0.81 Y	1.11	1.07	-3.3%
PCB-58 233'5'-TeCB	25.92	3.76E+05	0.80 Y	1.10	1.01	-8.5%
PCB-67 23'45'-TeCB	26.07	4.09E+05	0.83 Y	1.16	1.09	-5.8%
PCB-63 234'5'-TeCB	26.29	4.21E+05	0.75 Y	1.22	1.13	-7.4%
PCB-61/70/74/76 2345-/23'4'5	26.57	1.57E+06	0.78 Y	1.13	1.05	-7.2%
PCB-66 23'44'-TeCB	26.85	3.86E+05	0.83 Y	1.08	1.03	-4.0%
PCB-55 233'4'-TeCB	26.98	3.82E+05	0.78 Y	1.10	1.02	-6.9%
PCB-56 233'4'-TeCB	27.41	3.76E+05	0.83 Y	1.06	1.01	-4.7%
PCB-60 2344'-TeCB	27.59	3.95E+05	0.80 Y	1.11	1.06	-4.8%
PCB-80 33'55'-TeCB	27.95	4.34E+05	0.85 Y	1.25	1.16	-7.4%
PCB-79 33'45'-TeCB	29.23	4.30E+05	0.80 Y	1.23	1.15	-6.7%
PCB-78 33'45'-TeCB	29.70	3.97E+05	0.74 Y	1.08	1.06	-1.6%
PCB-104 22'466'-PeCB	23.30	3.32E+05	0.63 Y	1.25	1.25	-0.4%
PCB-96 22'366'-PeCB	23.60	2.76E+05	0.65 Y	1.08	1.04	-3.4%
PCB-103 22'45'6'-PeCB	25.27	2.84E+05	0.58 Y	0.90	0.87	-3.3%
PCB-94 22'356'-PeCB	25.45	2.38E+05	0.55 Y	0.78	0.73	-5.8%
PCB-95 22'35'6'-PeCB	25.82	2.51E+05	0.67 Y	0.83	0.77	-6.9%
PCB-100/93 22'44'6-/22'356-P	26.03	5.21E+05	0.62 Y	0.84	0.80	-5.2%
PCB-102 22'456'-PeCB	26.14	3.18E+05	0.57 Y	0.90	0.98	8.5%
PCB-98 22'3'46'-PeCB	26.21	1.93E+05	0.61 Y	0.77	0.59	-23.2%
PCB-88 22'346'-PeCB	26.49	2.74E+05	0.68 Y	0.79	0.84	5.8%
PCB-91 22'34'6'-PeCB	26.56	2.46E+05	0.57 Y	0.88	0.76	-14.0%
PCB-84 22'33'6'-PeCB	26.74	2.19E+05	0.67 Y	0.71	0.67	-5.3%
PCB-89 22'346'-PeCB	27.15	2.33E+05	0.58 Y	0.76	0.72	-6.0%
PCB-121 23'45'6'-PeCB	27.52	3.57E+05	0.61 Y	1.14	1.10	-4.2%
PCB-92 22'355'-PeCB	27.82	2.46E+05	0.62 Y	0.80	0.75	-5.8%
PCB-113/90/101 233'5'6-/22'3	28.30	8.78E+05	0.65 Y	0.93	0.90	-4.0%
PCB-83 22'33'5'-PeCB	28.72	2.23E+05	0.62 Y	0.71	0.69	-3.8%
PCB-99 22'44'5'-PeCB	28.82	2.76E+05	0.55 Y	0.87	0.85	-2.7%
PCB-112 233'56'-PeCB	28.91	3.53E+05	0.62 Y	1.13	1.08	-3.8%
PCB-108/119/86/97/125/87 233	29.25	1.81E+06	0.65 Y	0.95	0.92	-2.6%
PCB-117 234'56'-PeCB	29.78	3.57E+05	0.60 Y	1.04	1.10	5.4%
PCB-116/85 23456-/22'344'-Pe	29.85	5.87E+05	0.60 Y	0.97	0.90	-7.4%
PCB-110 233'4'6'-PeCB	29.97	3.28E+05	0.61 Y	1.02	1.01	-1.4%

PCB QC Summary - Ax2 Detail

Printed: 28-Jul-2012 10:10

Lab ID: CS0_120725_PCB_XC
 Acquired: 26-JUL-2012 02:56
 Datafile: 120725X15

ICAL: MM7_PCB_07132012_25JUL12

Name	RT	Response	RA	ICAL	RRF	Dev'n
PCB-115 2344'6-PeCB	30.06	3.81E+05	0.58 Y	1.16	1.17	1.0%
PCB-82 22'33'4-PeCB	30.24	2.13E+05	0.58 Y	0.69	0.65	-5.3%
PCB-111 233'55'-PeCB	30.59	3.53E+05	0.61 Y	1.15	1.08	-6.1%
PCB-120 23'455'-PeCB	30.98	3.61E+05	0.65 Y	1.16	1.11	-4.5%
PCB-107/124 233'4'5'-/2'3455'	31.92	6.64E+05	0.62 Y	1.07	1.02	-5.2%
PCB-109 233'46-PeCB	32.13	3.63E+05	0.67 Y	1.14	1.11	-2.5%
PCB-106 233'45-PeCB	32.34	3.38E+05	0.59 Y	1.07	1.04	-3.2%
PCB-122 2'33'45-PeCB	32.79	3.17E+05	0.61 Y	1.00	0.94	-6.2%
PCB-127 33'455'-PeCB	34.73	3.47E+05	0.59 Y	1.10	1.04	-5.4%
PCB-155 22'44'66'-HxCB	28.15	3.43E+05	1.29 Y	1.09	1.03	-5.4%
PCB-152 22'3566'-HxCB	28.29	3.24E+05	1.38 Y	1.01	0.98	-3.5%
PCB-150 22'34'66'-HxCB	28.44	2.98E+05	1.43 Y	1.00	0.90	-10.6%
PCB-136 22'33'66'-HxCB	28.73	2.97E+05	1.28 Y	0.95	0.89	-6.1%
PCB-145 22'3466'HxCB	28.99	2.86E+05	1.34 Y	0.96	0.86	-10.5%
PCB-148 22'34'56'-HxCB	30.28	2.31E+05	1.31 Y	0.97	0.91	-5.9%
PCB-151/135 22'355'6-/22'33'	30.78	4.71E+05	1.35 Y	0.96	0.93	-3.6%
PCB-154 22'44'5'6-HxCB	30.99	2.60E+05	1.25 Y	1.09	1.03	-5.8%
PCB-144 22'345'6-HxCB	31.25	2.39E+05	1.31 Y	0.98	0.94	-4.0%
PCB-147/149 22'34'56-/22'34'	31.54	4.78E+05	1.23 Y	0.99	0.94	-4.2%
PCB-134 22'33'56-HxCB	31.70	1.87E+05	1.22 Y	0.80	0.74	-7.6%
PCB-143 22'3456'-HxCB	31.78	2.57E+05	1.25 Y	0.95	1.01	6.1%
PCB-139/140 22'344'6-/22'344'	32.05	4.78E+05	1.29 Y	1.00	0.94	-5.6%
PCB-131 22'33'46-HxCB	32.21	1.96E+05	1.27 Y	0.85	0.77	-9.2%
PCB-142 22'3456-HxCB	32.34	2.10E+05	1.32 Y	0.87	0.83	-5.3%
PCB-132 22'33'46'-HxCB	32.59	2.19E+05	1.39 Y	0.89	0.86	-2.8%
PCB-133 22'33'55'-HxCB	33.02	2.09E+05	1.37 Y	0.91	0.83	-9.7%
PCB-165 233'55'6-HxCB	33.36	2.71E+05	1.23 Y	1.13	1.07	-5.7%
PCB-146 22'34'55'-HxCB	33.57	2.56E+05	1.31 Y	1.01	1.01	0.4%
PCB-161 233'45'6-HxCB	33.68	2.98E+05	1.18 Y	1.25	1.17	-6.3%
PCB-153/168 22'44'55'-/23'44'	34.11	6.14E+05	1.27 Y	1.22	1.21	-0.6%
PCB-141 22'3455'-HxCB	34.24	2.25E+05	1.29 Y	0.93	0.89	-4.1%
PCB-130 22'33'45'-HxCB	34.58	2.15E+05	1.27 Y	0.85	0.85	0.0%
PCB-137 22'344'5-HxCB	34.77	2.40E+05	1.22 Y	1.04	0.95	-9.1%
PCB-164 233'4'5'6-HxCB	34.86	3.03E+05	1.16 Y	1.22	1.19	-2.4%
PCB-163/138/129 233'4'56-/22'	35.14	7.45E+05	1.17 Y	1.02	0.98	-4.3%
PCB-160 233'456-HxCB	35.27	3.03E+05	1.28 Y	1.21	1.20	-1.0%
PCB-158 233'44'6-HxCB	35.46	3.27E+05	1.31 Y	1.34	1.29	-3.4%
PCB-128/166 22'33'44'-/2344'5	36.17	5.81E+05	1.25 Y	0.90	0.86	-4.6%
PCB-159 233'455'-HxCB	37.01	3.50E+05	1.21 Y	1.06	1.03	-2.8%
PCB-162 233'4'55'-HxCB	37.25	3.55E+05	1.25 Y	1.08	1.05	-2.6%
PCB-188 22'34'566'-HpCB	32.96	2.48E+05	1.05 Y	1.03	0.93	-9.6%
PCB-179 22'33'566'-HpCB	33.22	2.45E+05	1.04 Y	0.97	0.92	-4.5%
PCB-184 22'344'66'-HpCB	33.69	2.30E+05	0.99 Y	0.93	0.87	-6.9%

PCB QC Summary - Ax2 Detail

Printed: 28-Jul-2012 10:10

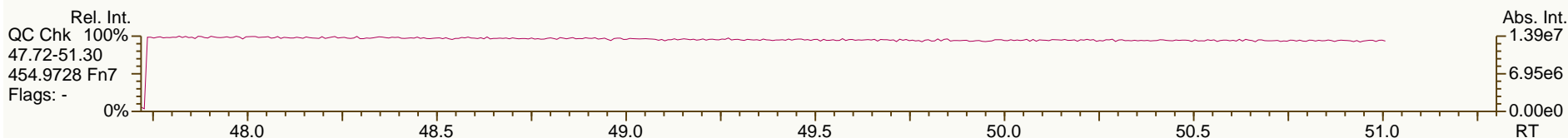
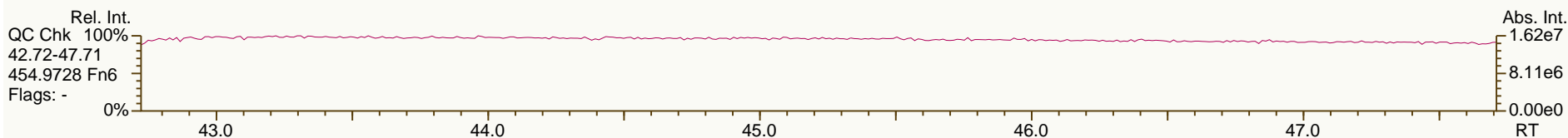
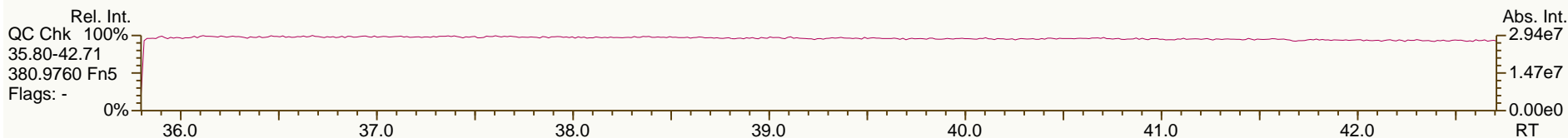
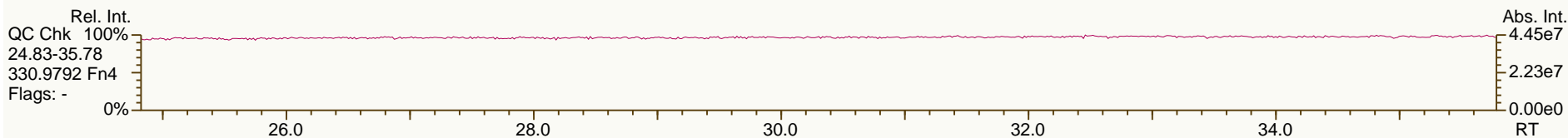
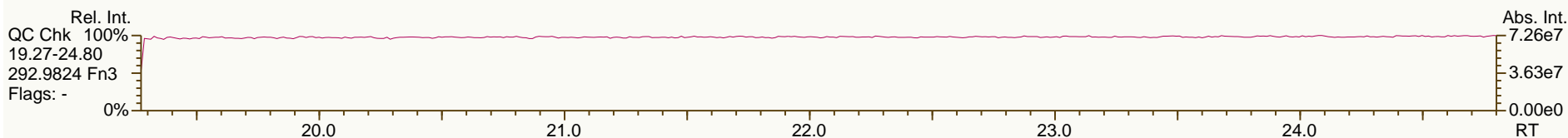
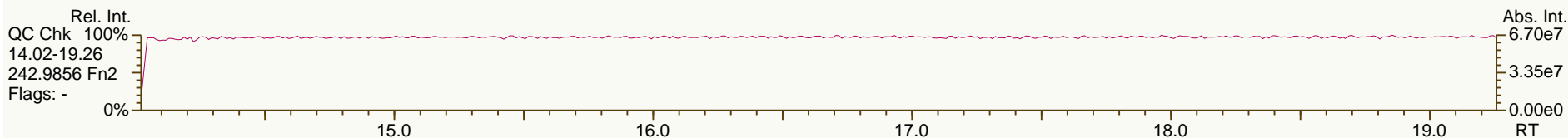
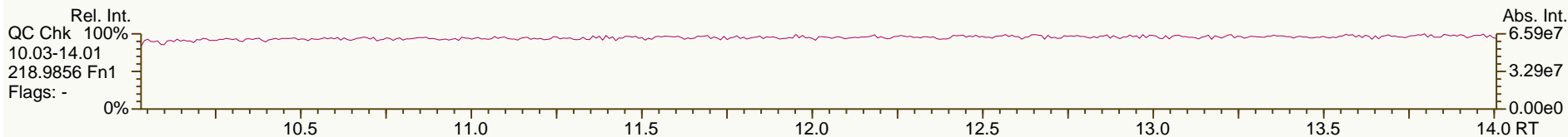
Lab ID: CS0_120725_PCB_XC

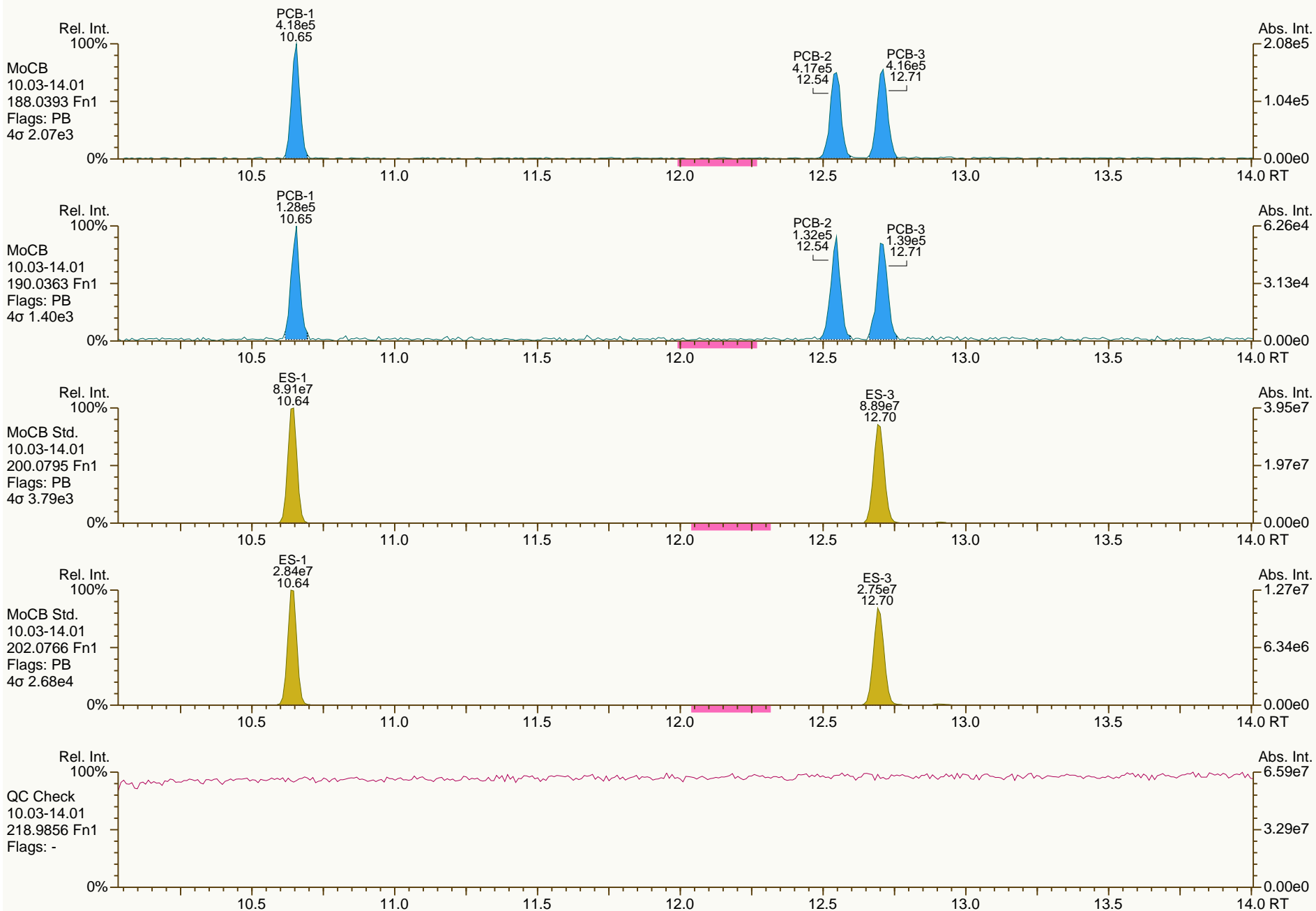
ICAL: MM7_PCB_07132012_25JUL12

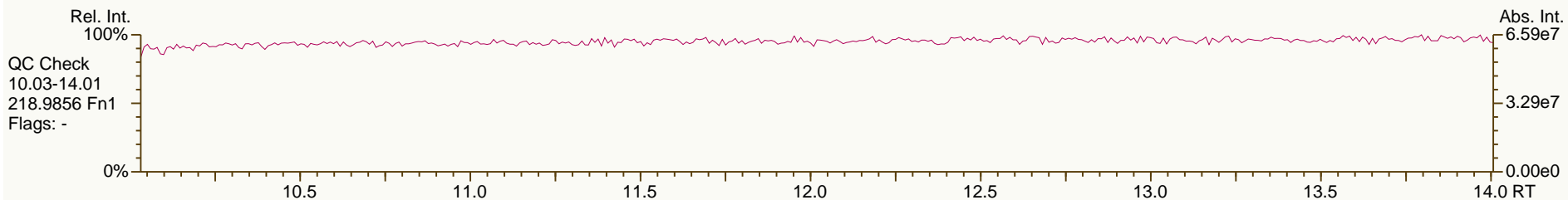
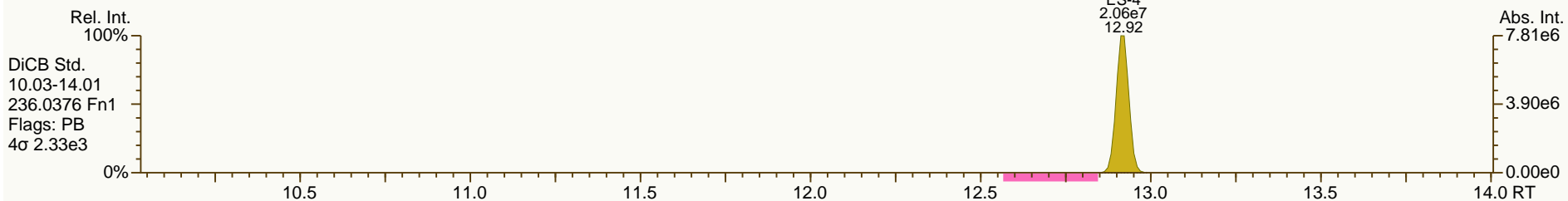
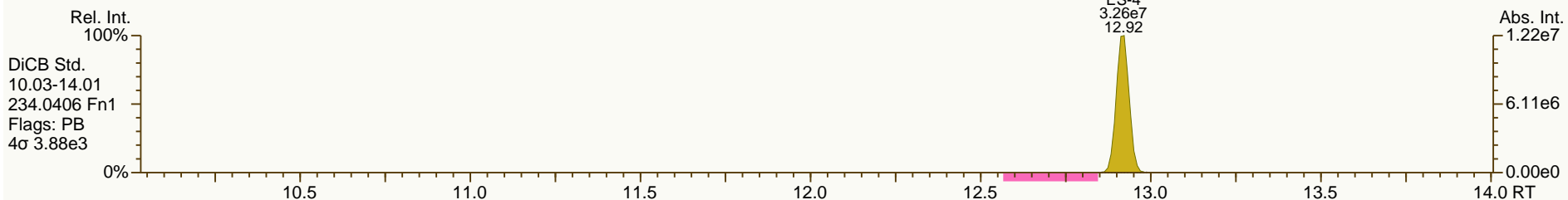
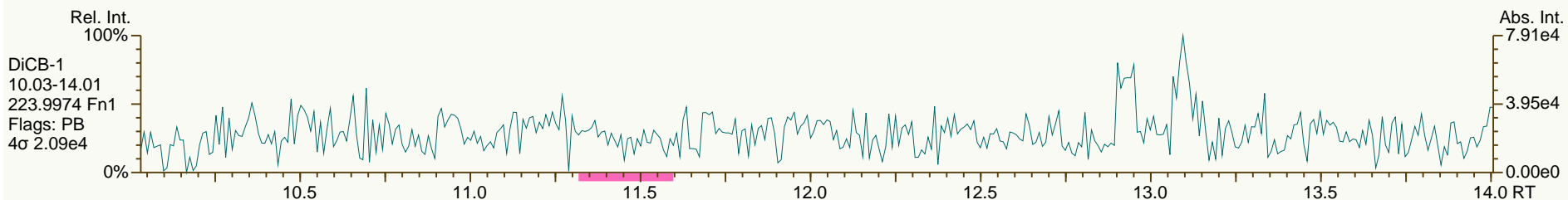
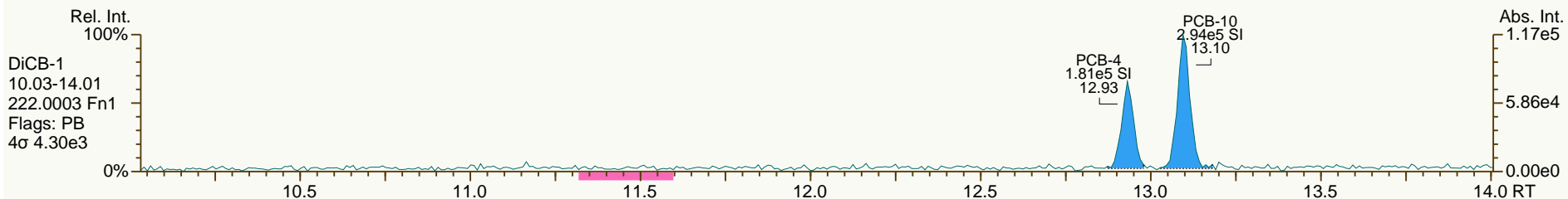
Acquired: 26-JUL-2012 02:56

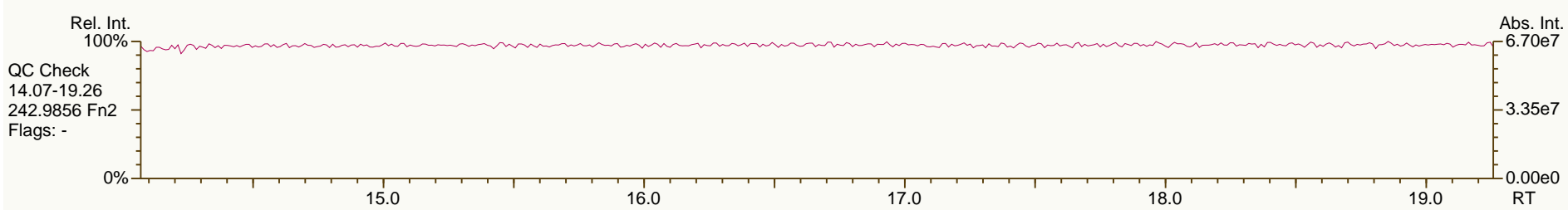
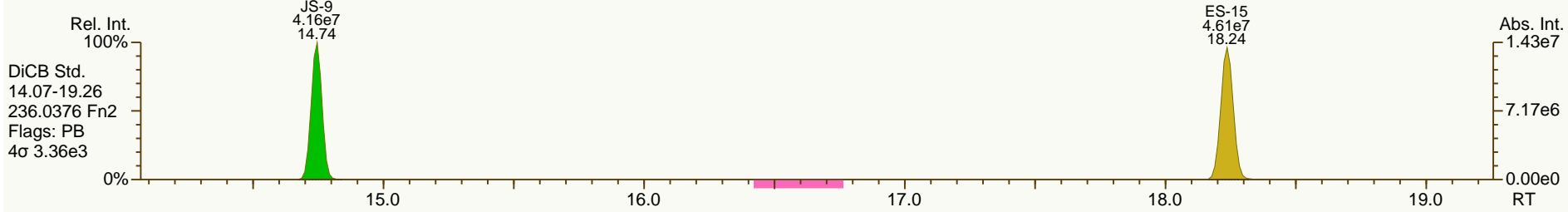
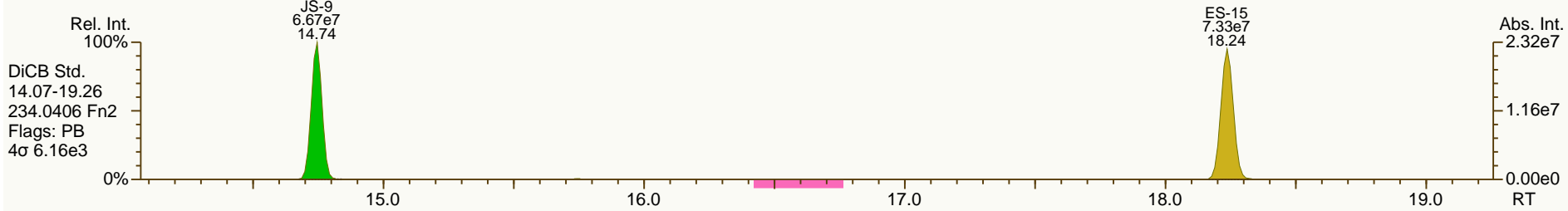
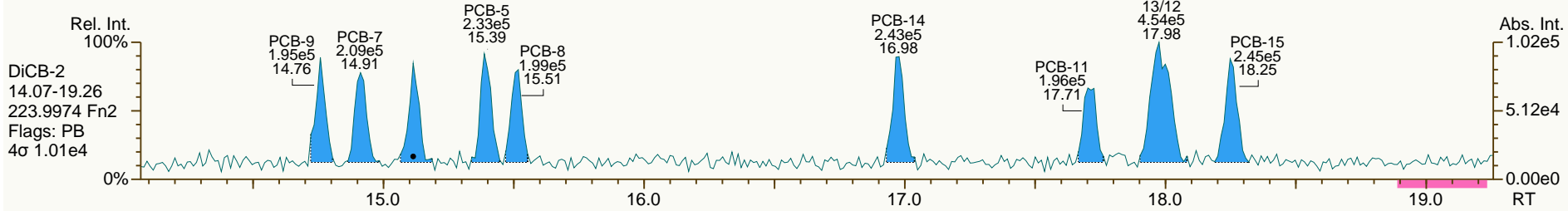
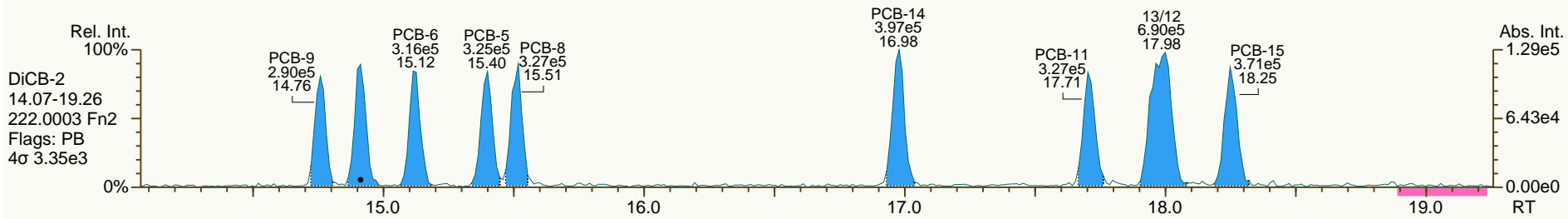
Datafile: 120725X15

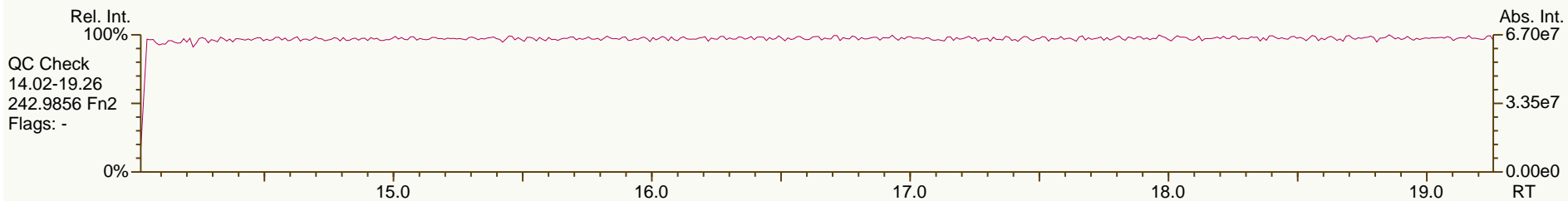
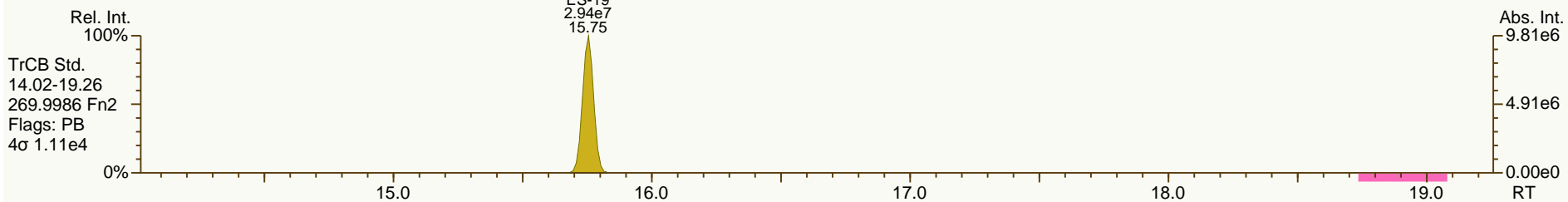
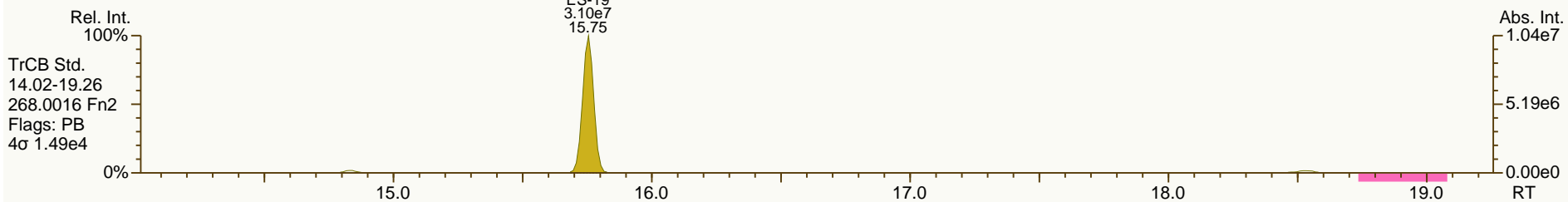
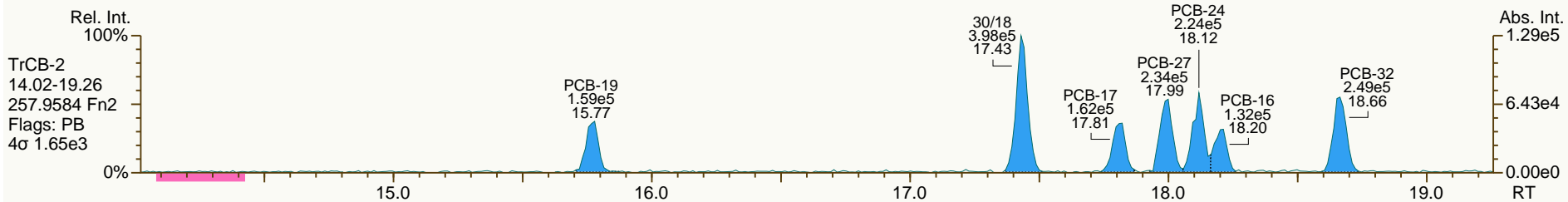
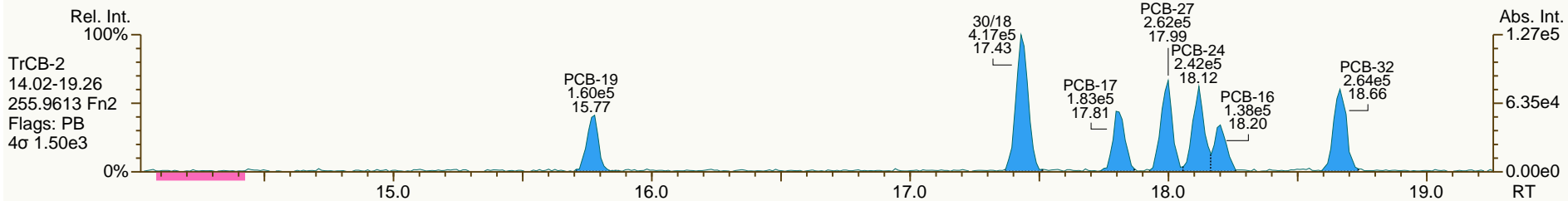
Name	RT	Response	RA	ICAL	RRF	Dev'n
PCB-176 22'33'466'-HpCB	33.97	2.59E+05	1.07 Y	1.05	0.98	-6.9%
PCB-186 22'34566'-HpCB	34.35	2.47E+05	1.17 Y	0.98	0.93	-5.0%
PCB-178 22'33'55'6'-HpCB	35.51	1.89E+05	0.96 Y	0.74	0.71	-3.1%
PCB-175 22'33'45'6'-HpCB	36.05	2.19E+05	0.93 Y	1.01	0.93	-7.9%
PCB-187 22'34'55'6'-HpCB	36.27	2.28E+05	1.11 Y	1.06	0.97	-9.0%
PCB-182 22'344'56'-HpCB	36.45	2.51E+05	0.94 Y	1.11	1.07	-4.0%
PCB-183 22'344'5'6'-HpCB	36.79	2.32E+05	0.93 Y	1.13	0.99	-12.9%
PCB-185 22'3455'6'-HpCB	36.86	2.34E+05	1.12 Y	1.02	1.00	-2.3%
PCB-174 22'33'456'-HpCB	36.97	2.09E+05	1.22 N	0.93	0.89	-4.2%
PCB-177 22'33'4'56'-HpCB	37.34	2.01E+05	1.01 Y	0.91	0.85	-5.9%
PCB-181 22'344'56'-HpCB	37.68	2.47E+05	1.02 Y	1.06	1.05	-1.1%
PCB-171/173 22'33'44'6'-/22'3	37.86	4.26E+05	1.10 Y	0.93	0.90	-2.5%
PCB-172 22'33'455'-HpCB	39.23	2.22E+05	1.00 Y	0.95	0.94	-1.3%
PCB-192 233'455'6'-HpCB	39.47	2.87E+05	1.06 Y	1.24	1.22	-1.7%
PCB-180/193 22'344'55'-/233'	39.75	5.38E+05	1.02 Y	1.16	1.14	-1.4%
PCB-191 233'44'5'6'-HpCB	40.07	3.12E+05	0.97 Y	1.30	1.33	1.7%
PCB-170 22'33'44'5'-HpCB	40.82	2.15E+05	0.99 Y	1.07	1.03	-3.7%
PCB-190 233'44'56'-HpCB	41.27	2.83E+05	1.05 Y	1.45	1.36	-6.2%
PCB-202 22'33'55'66'-OcCB	37.45	2.31E+05	0.91 Y	0.91	0.90	-1.2%
PCB-201 22'33'45'66'-OcCB	38.23	2.49E+05	0.94 Y	1.02	0.97	-4.5%
PCB-204 22'344'566'-OcCB	38.80	2.58E+05	0.91 Y	0.98	1.01	3.2%
PCB-197 22'33'44'66'-OcCB	38.99	2.71E+05	0.76 Y	1.06	1.06	-0.5%
PCB-200 22'33'4566'-OcCB	39.07	2.37E+05	0.89 Y	0.96	0.93	-3.4%
PCB-198/199 22'33'455'6'-/22'	41.40	3.63E+05	0.93 Y	0.72	0.71	-0.8%
PCB-196 22'33'44'56'-OcCB	41.97	1.69E+05	0.95 Y	0.73	0.66	-9.7%
PCB-203 22'344'55'6'-OcCB	42.13	1.84E+05	0.93 Y	0.76	0.72	-6.0%
PCB-195 22'33'44'56'-OcCB	43.23	1.93E+05	1.01 Y	0.80	0.78	-2.2%
PCB-194 22'33'44'55'-OcCB	45.18	2.13E+05	1.00 Y	0.87	0.86	-1.6%
PCB-205 233'44'55'6'-OcCB	45.58	2.69E+05	0.88 Y	1.09	1.09	0.2%
PCB-208 22'33'455'66'-NoCB	43.04	2.38E+05	0.77 Y	1.02	0.97	-4.5%
PCB-207 22'33'44'566'-NoCB	43.82	2.45E+05	0.80 Y	1.06	1.00	-5.7%
PCB-206 22'33'44'55'6'-NoCB	47.03	1.71E+05	0.79 Y	0.98	0.95	-2.9%

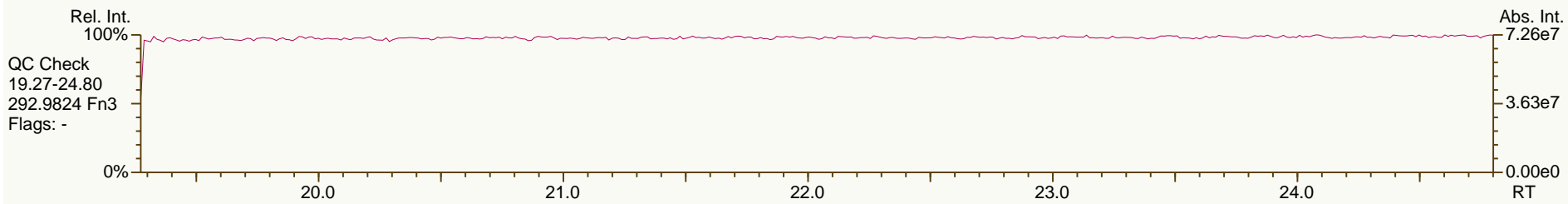
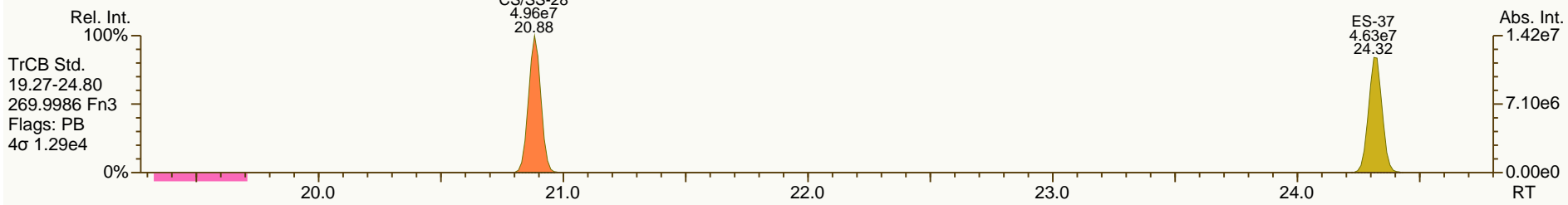
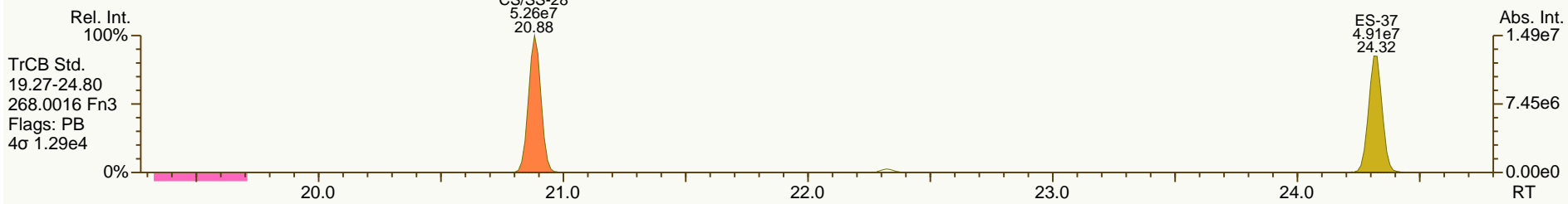
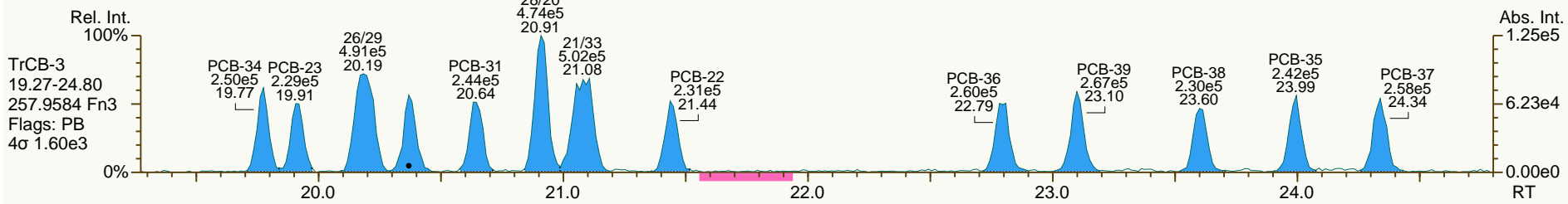
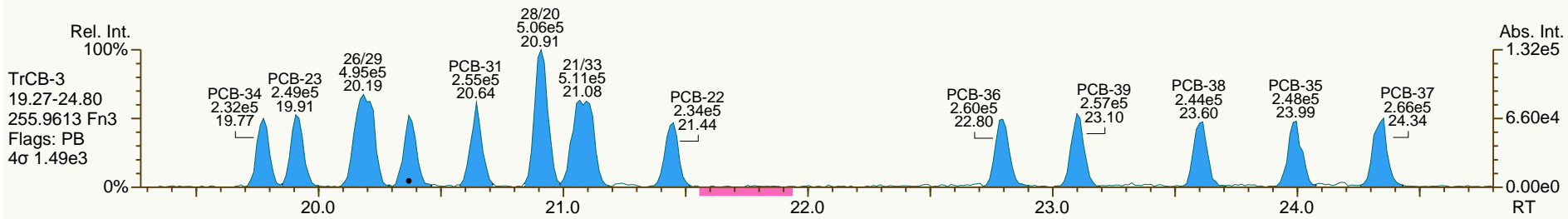


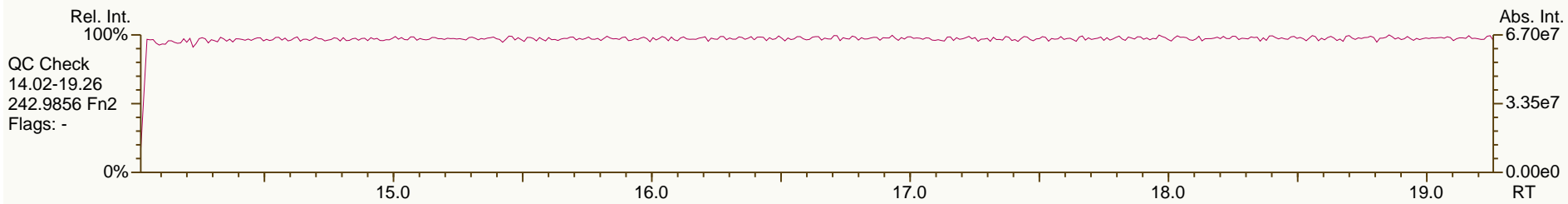
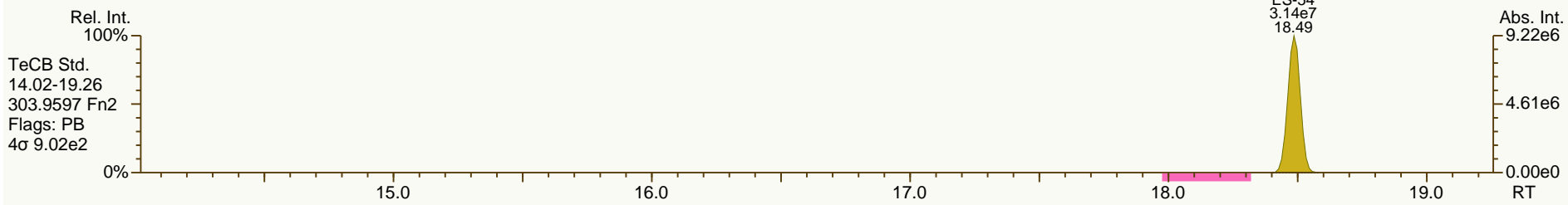
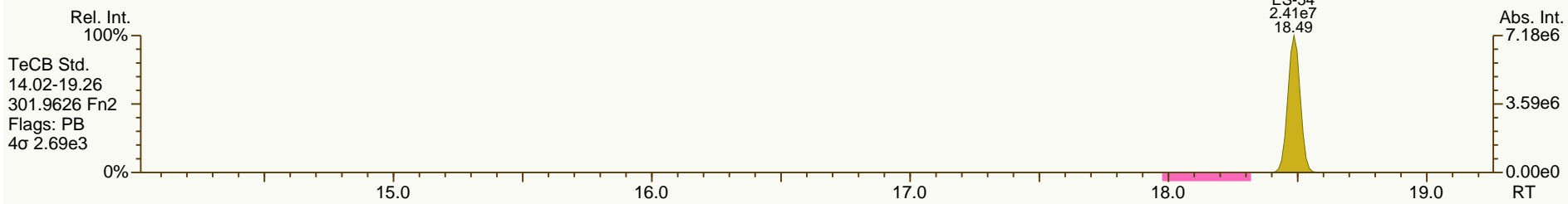
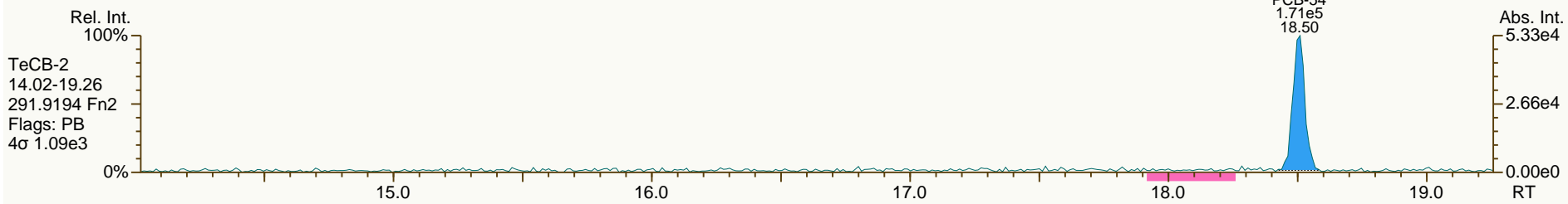
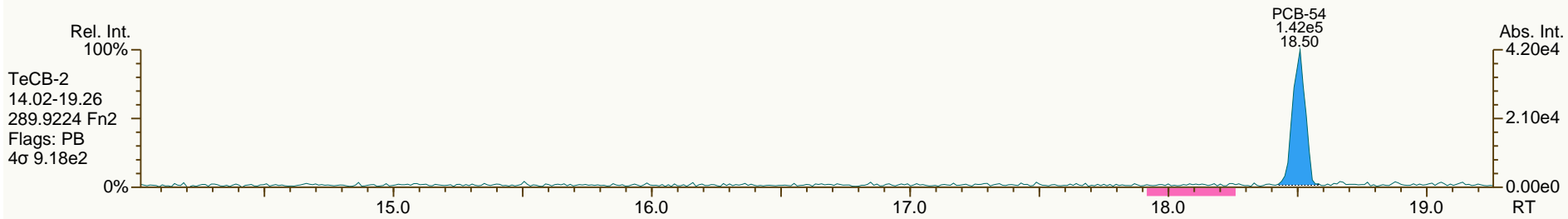


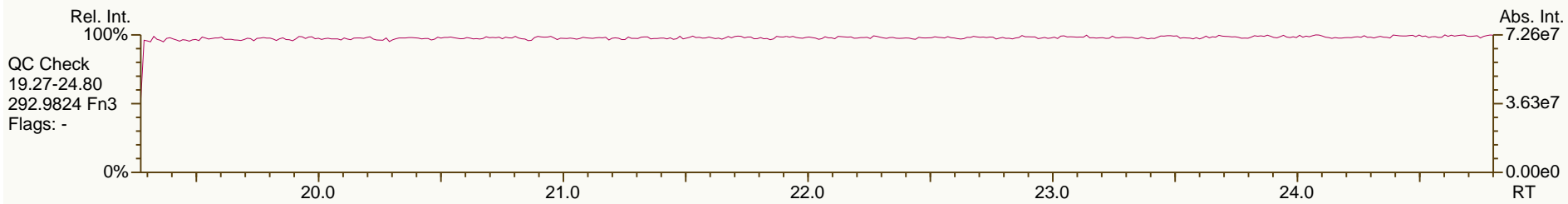
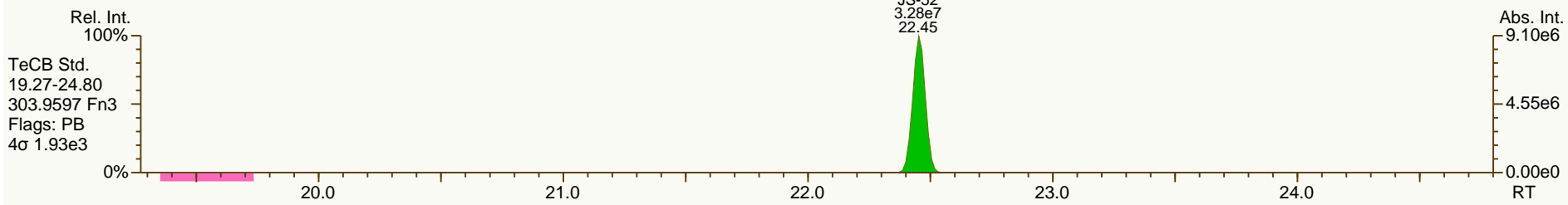
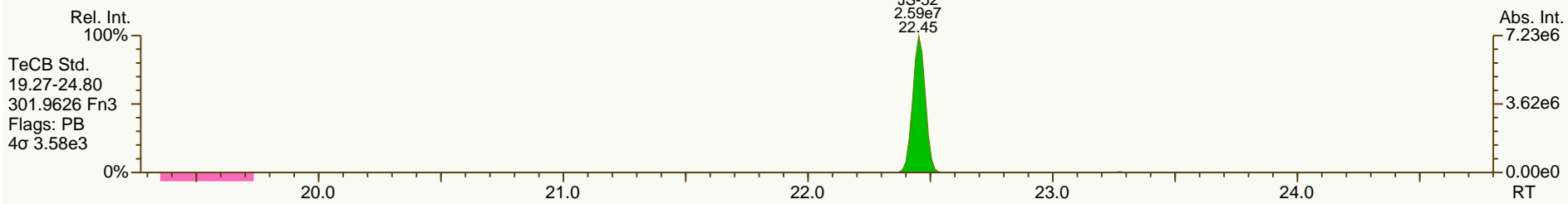
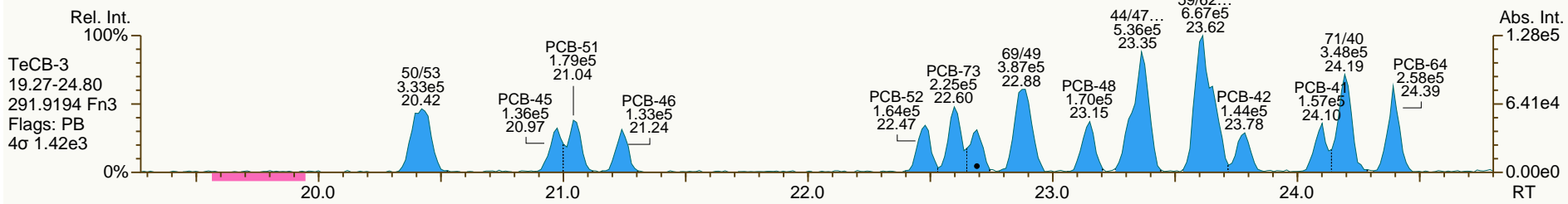
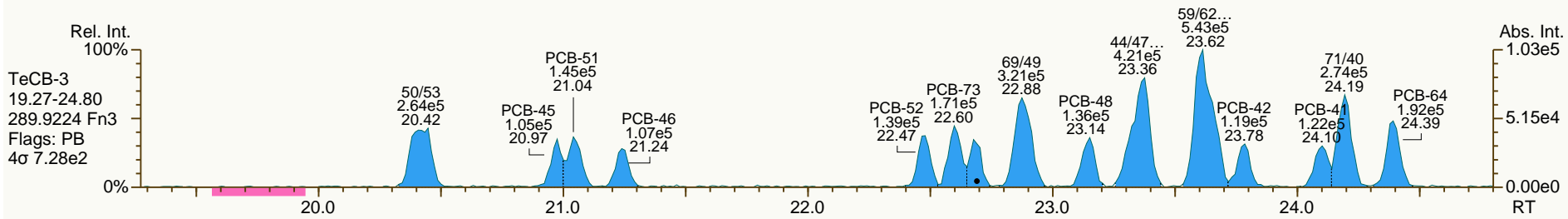


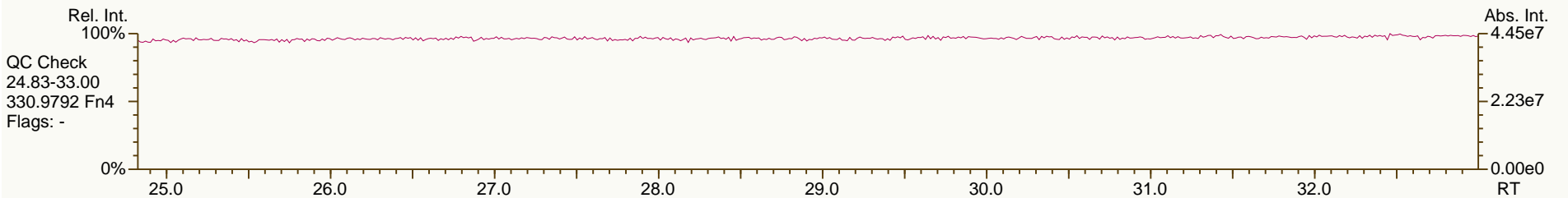
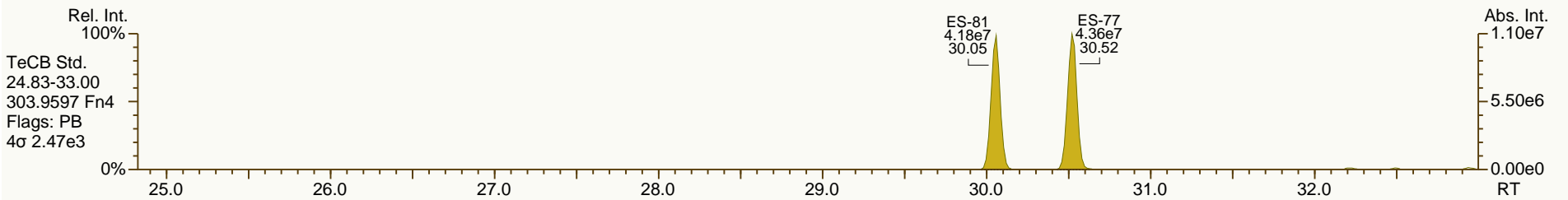
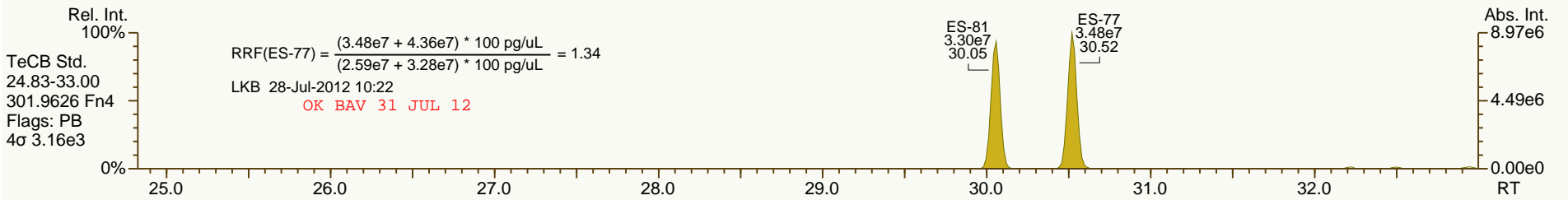
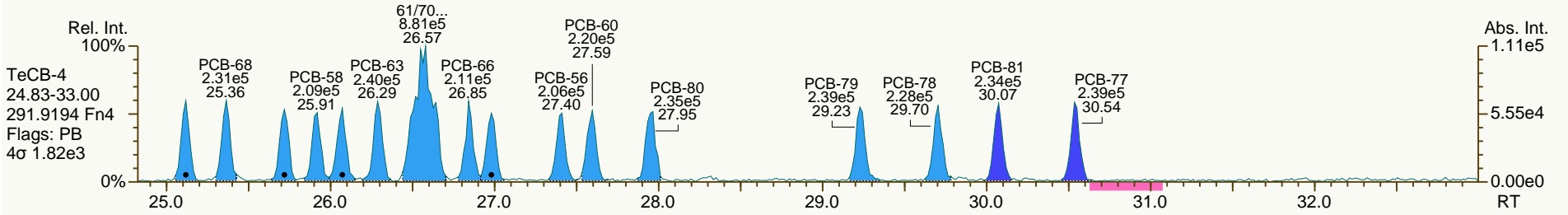
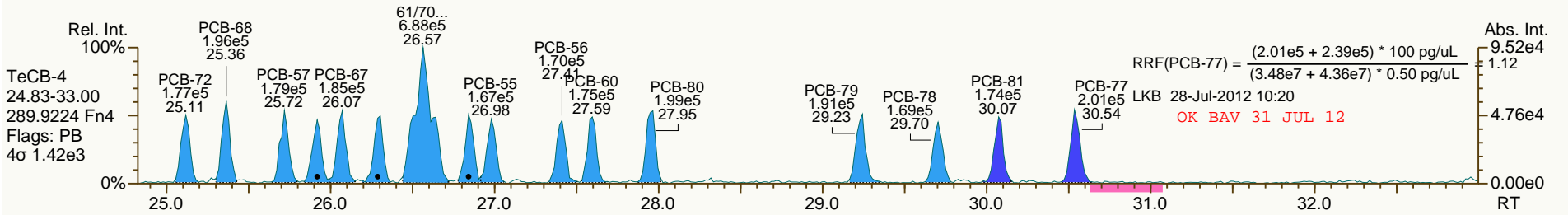


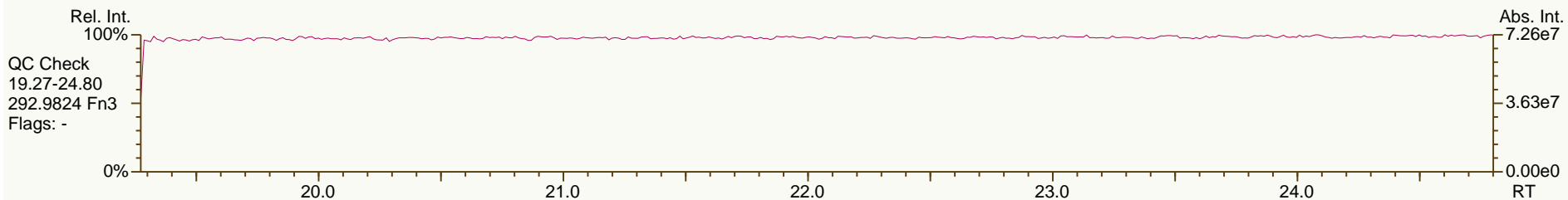
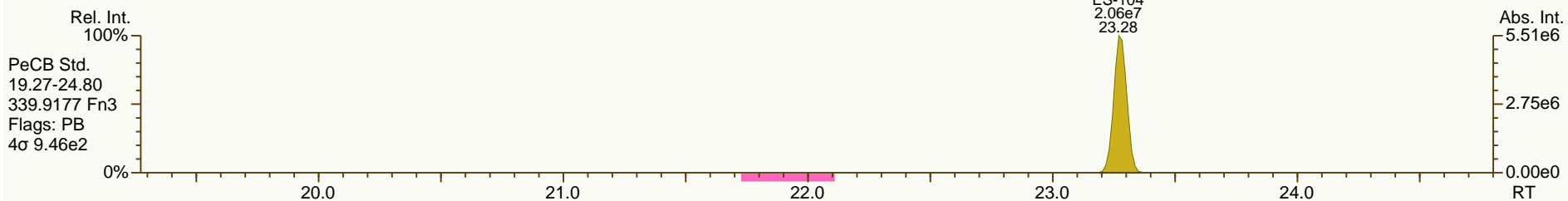
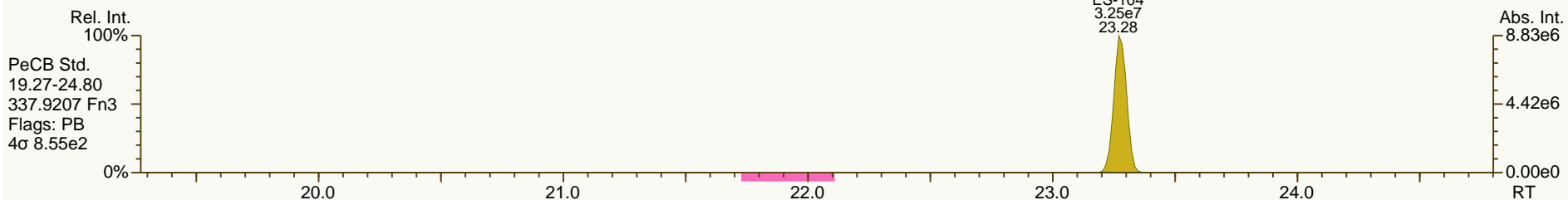
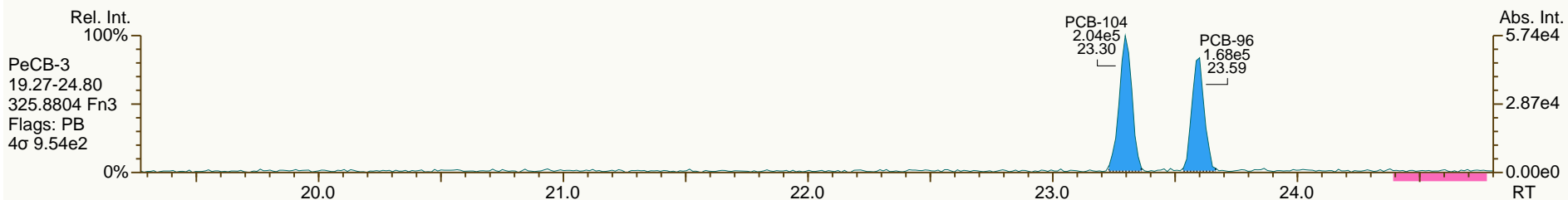
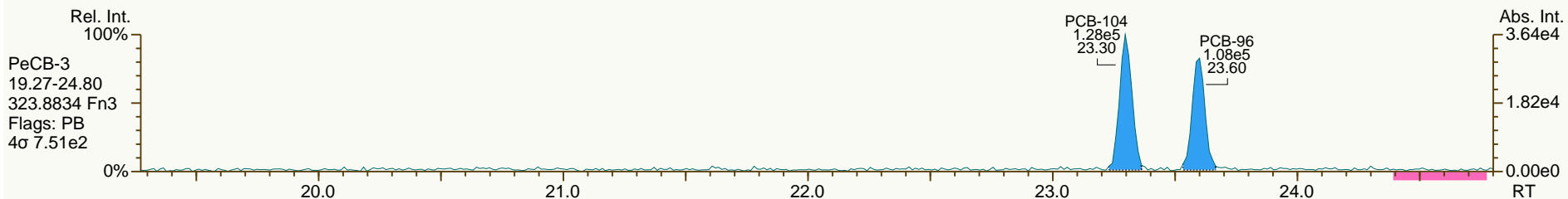


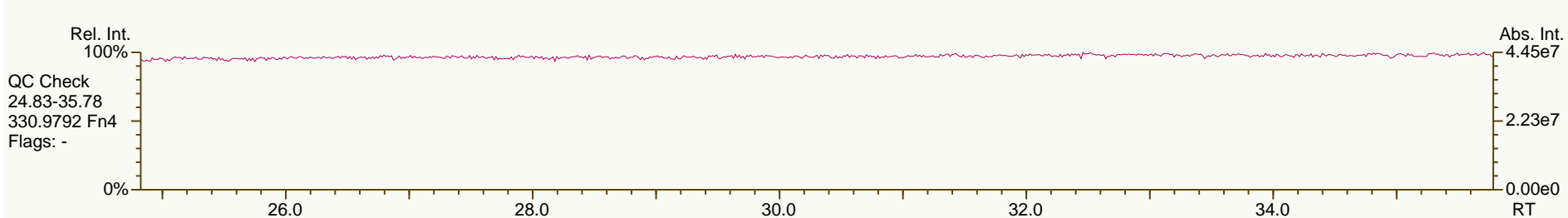
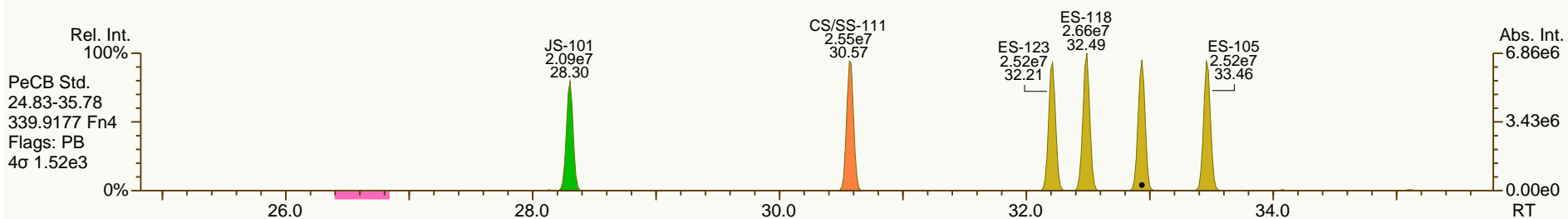
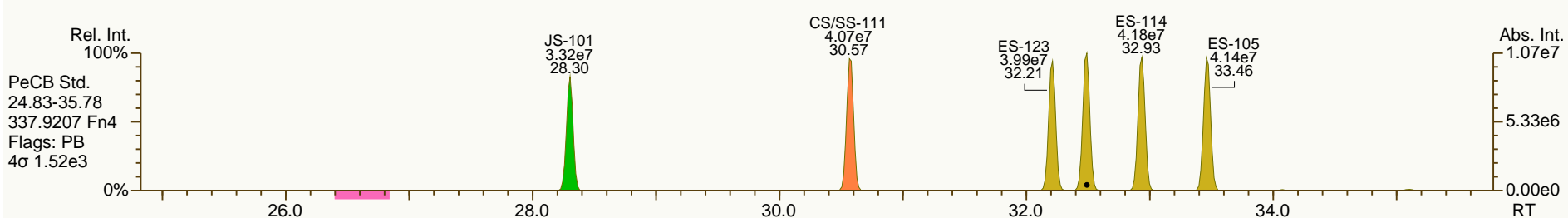
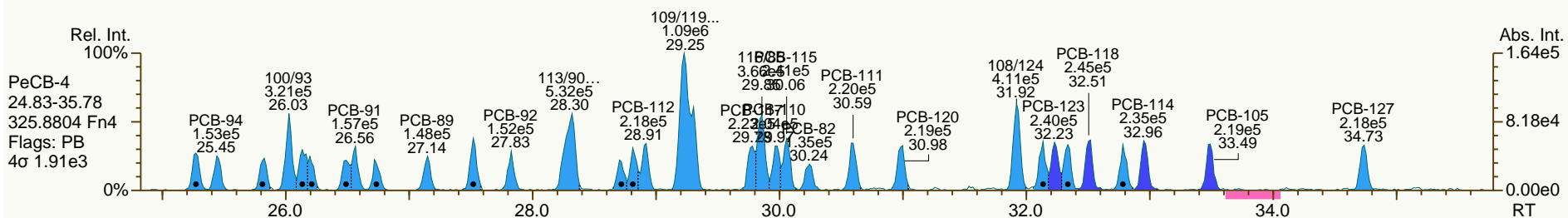
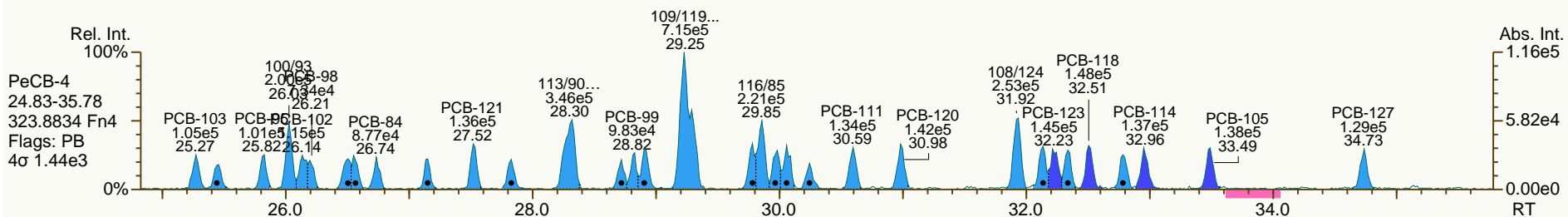


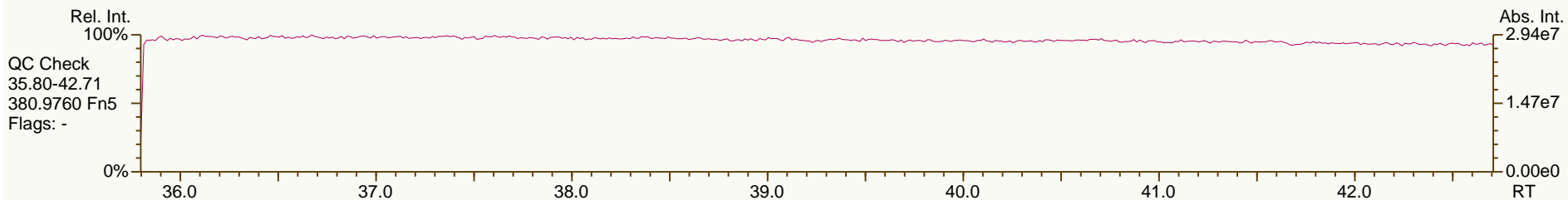
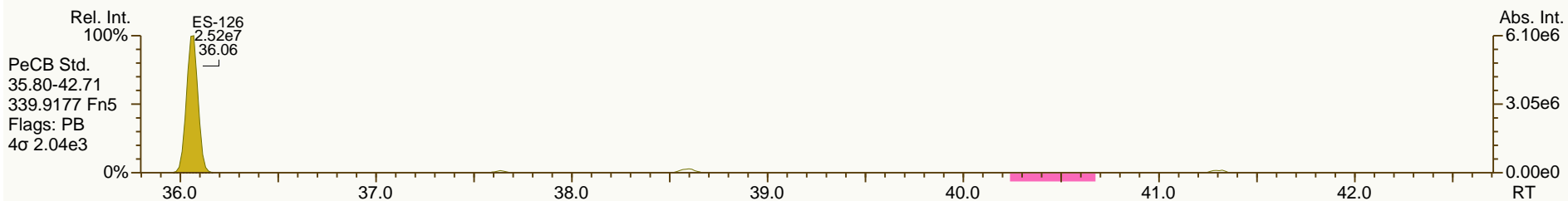
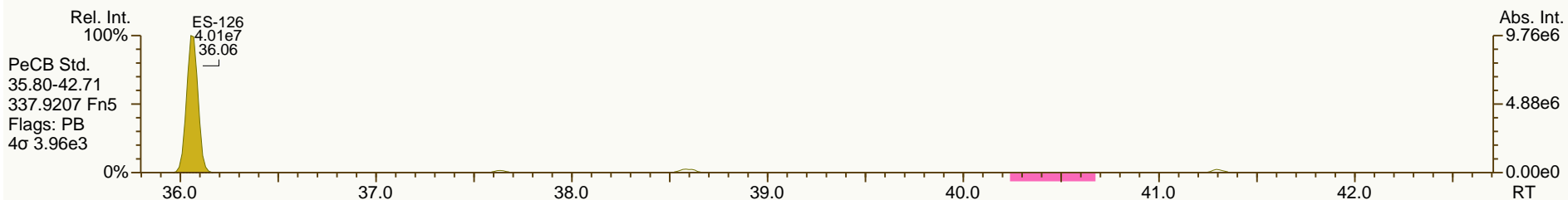
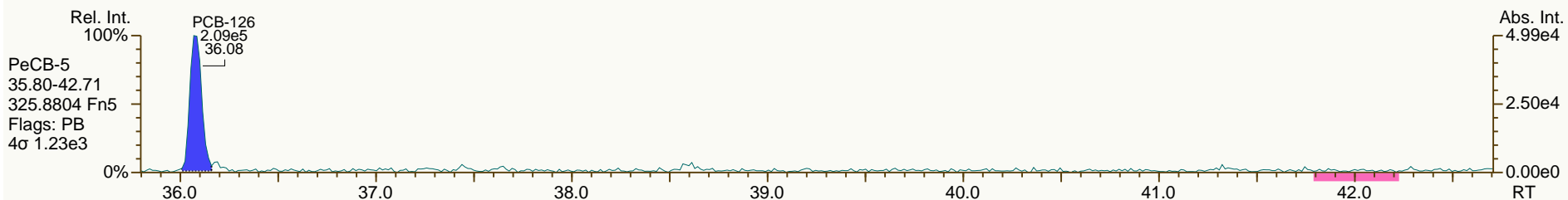
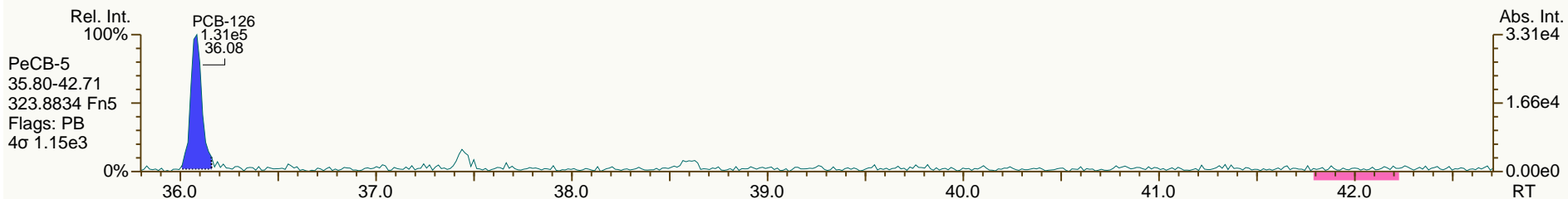


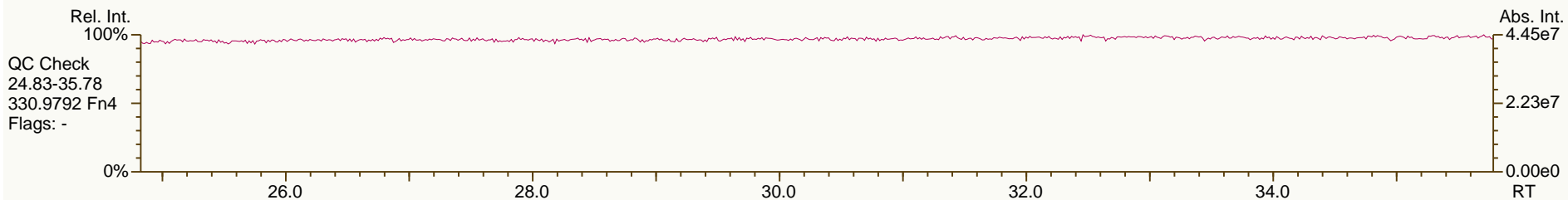
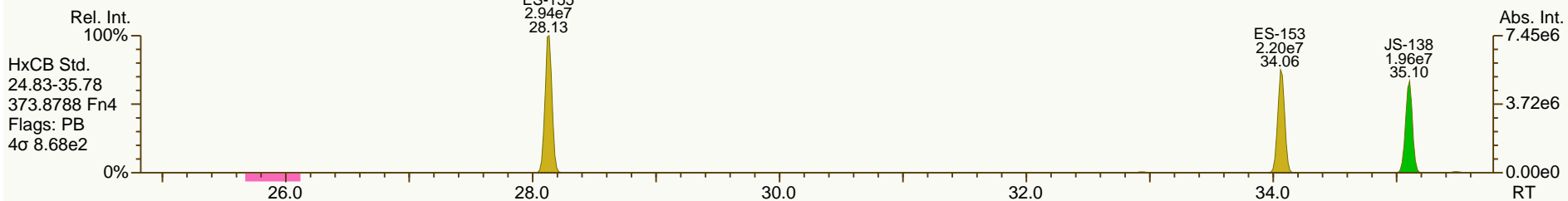
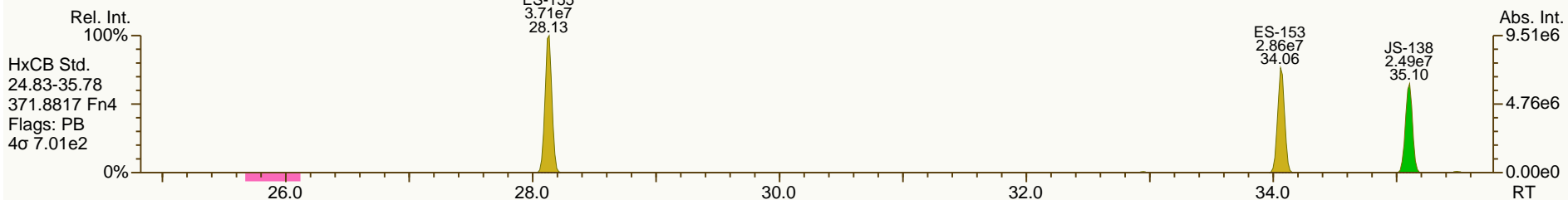
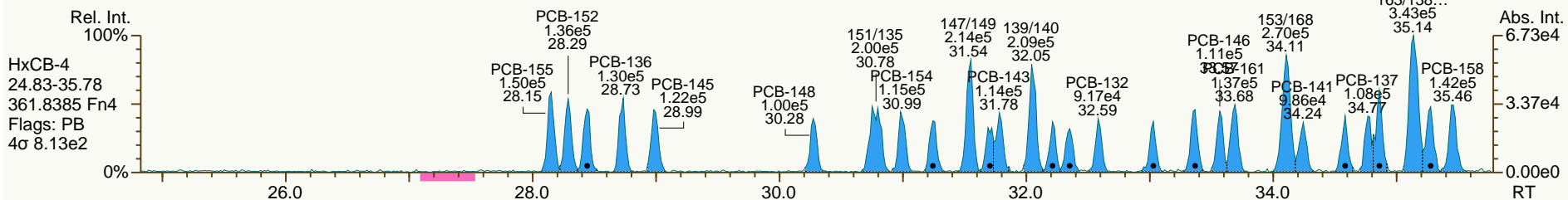
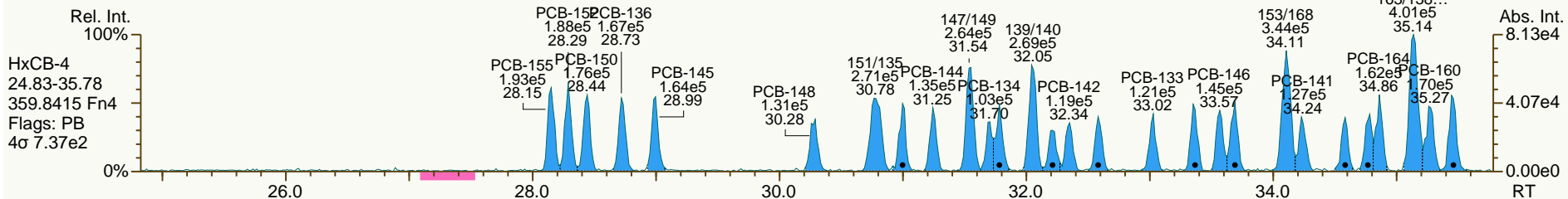


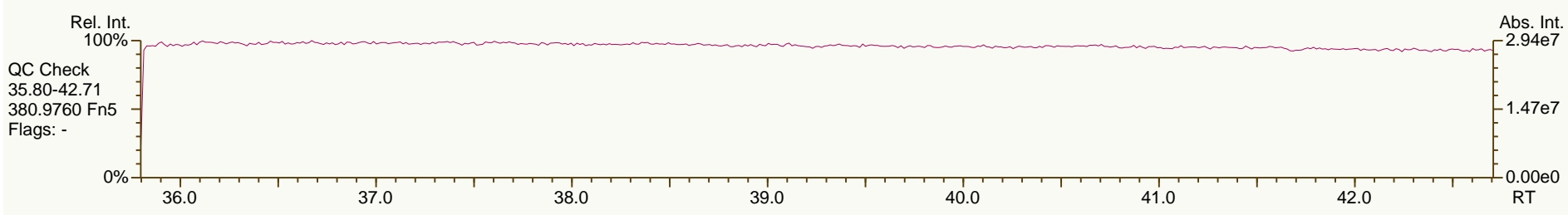
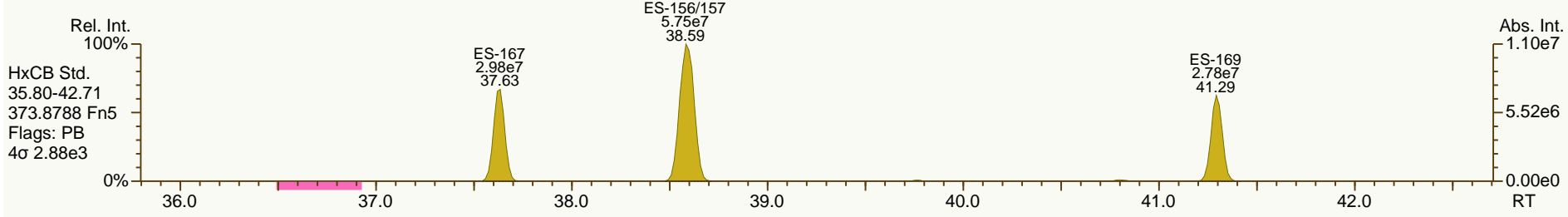
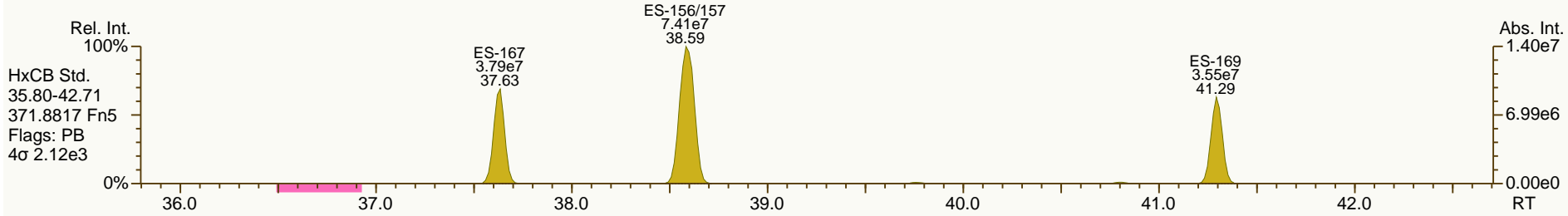
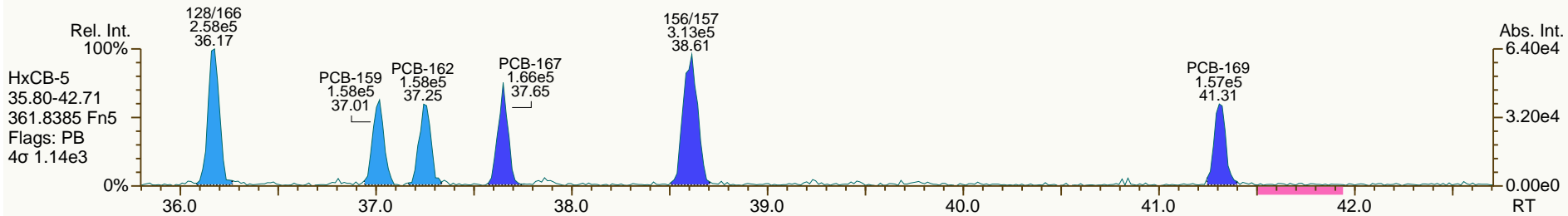
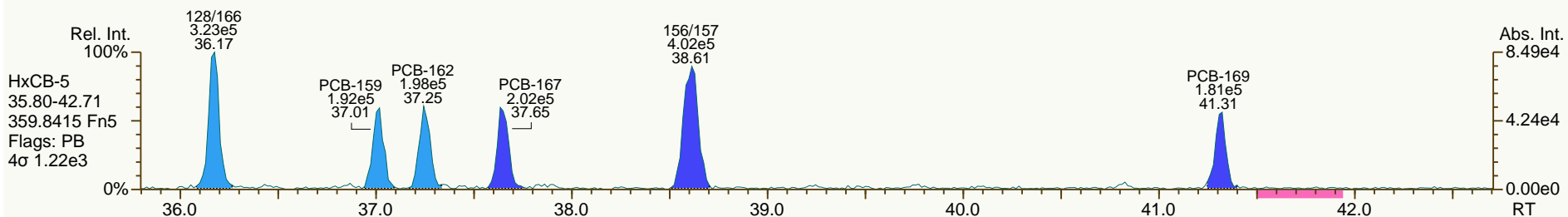


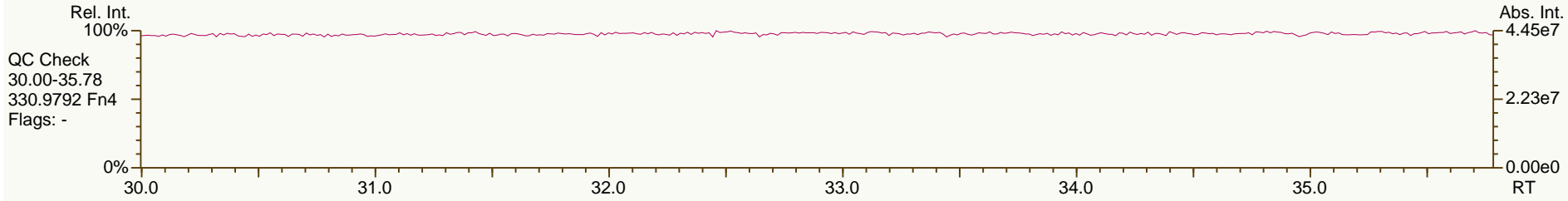
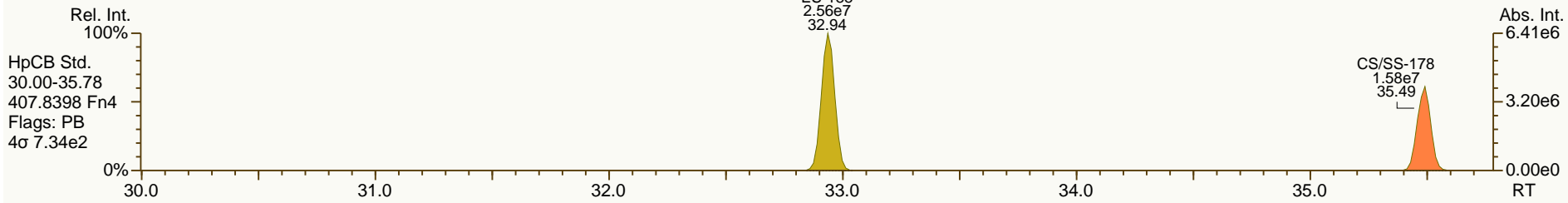
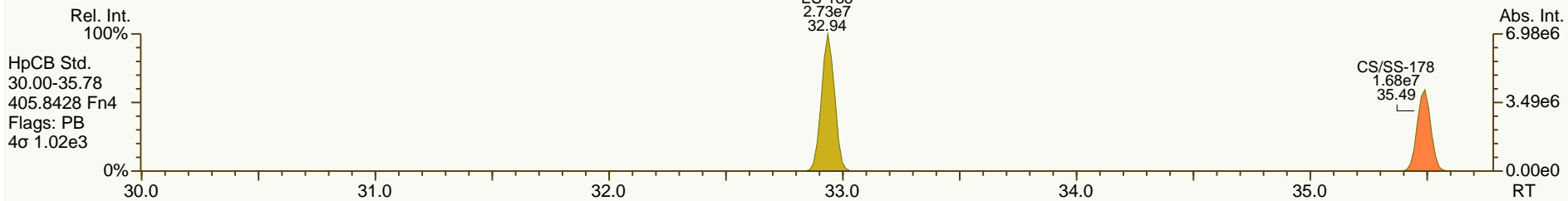
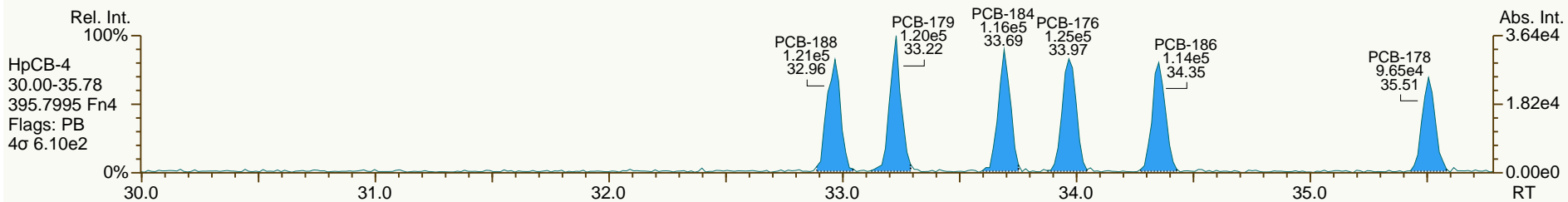
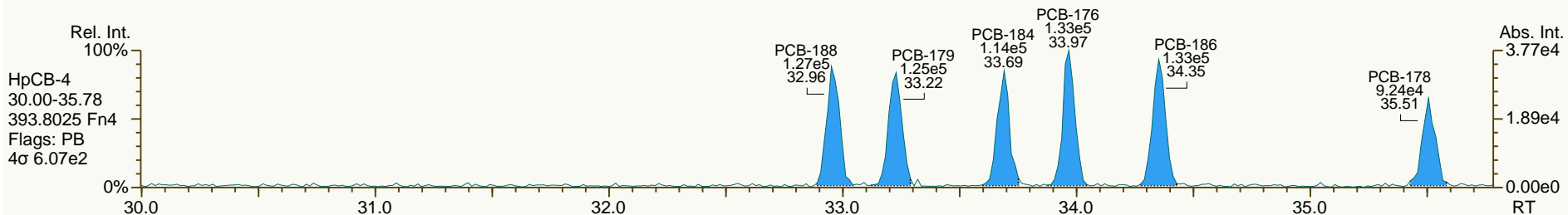


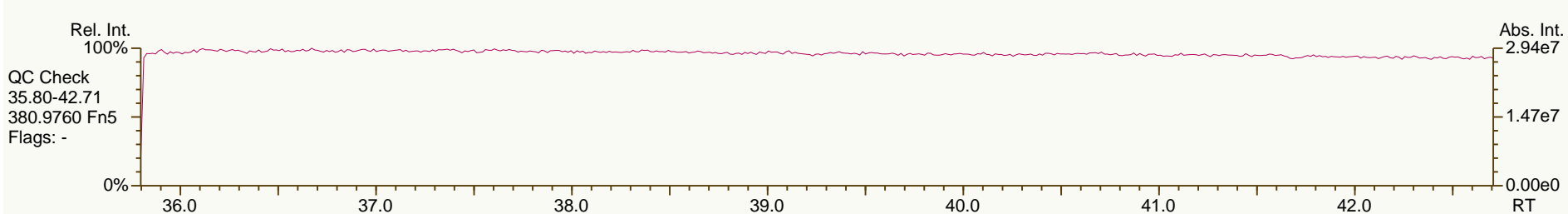
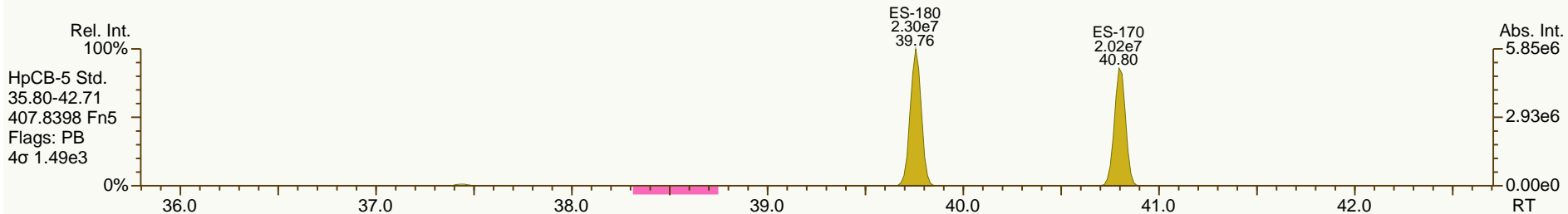
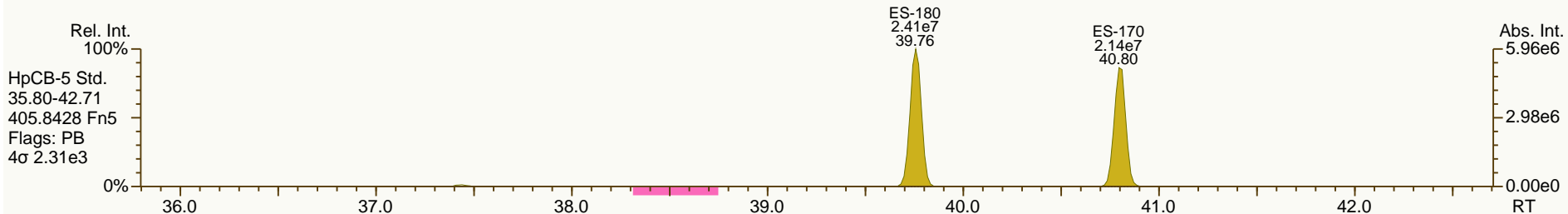
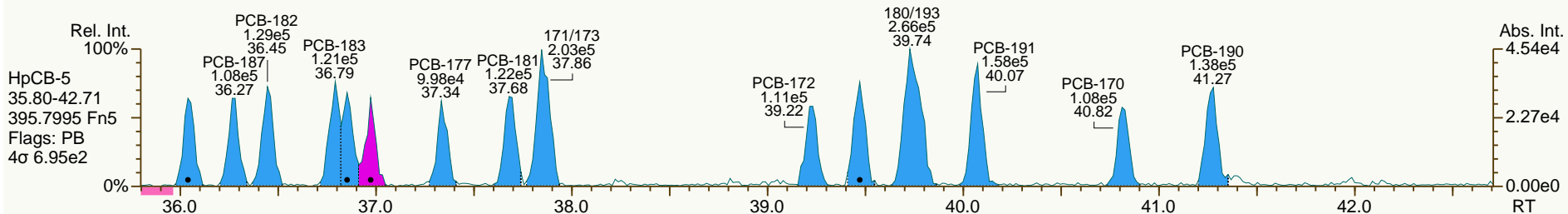
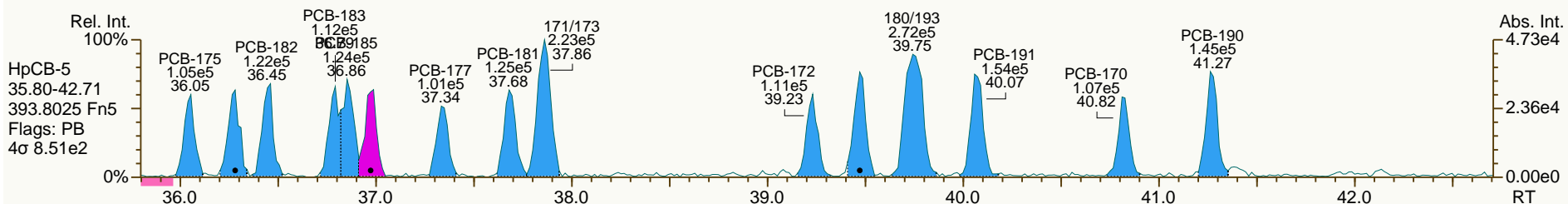


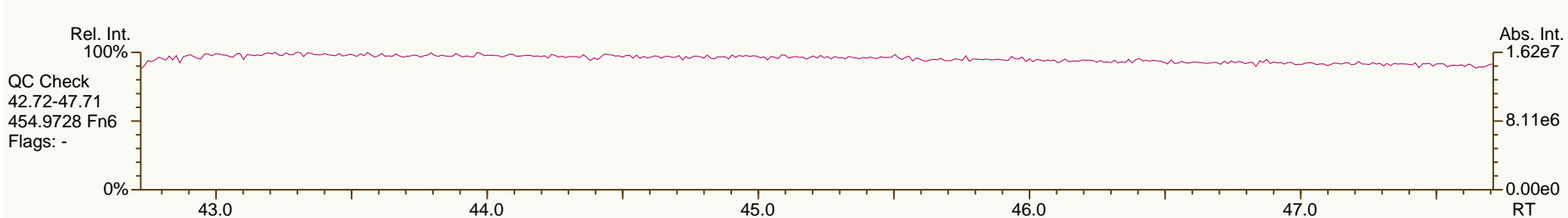
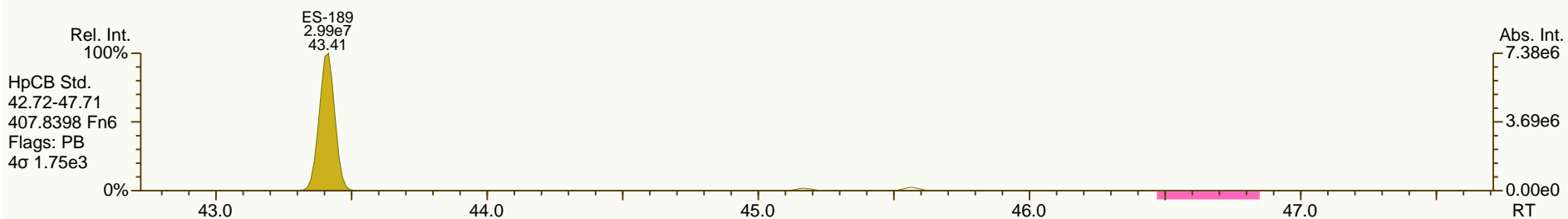
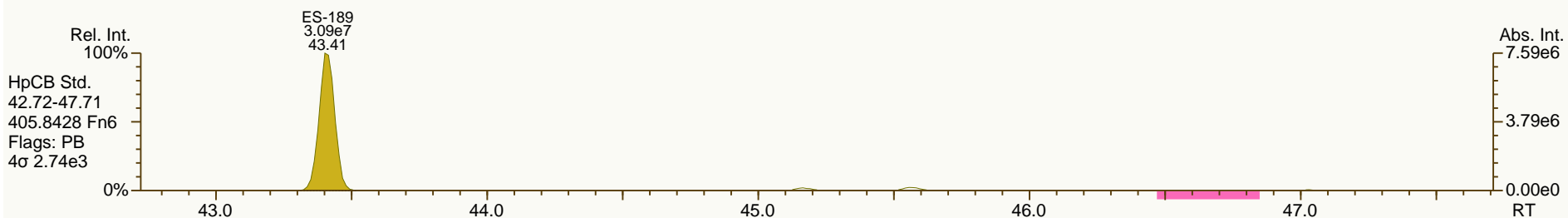
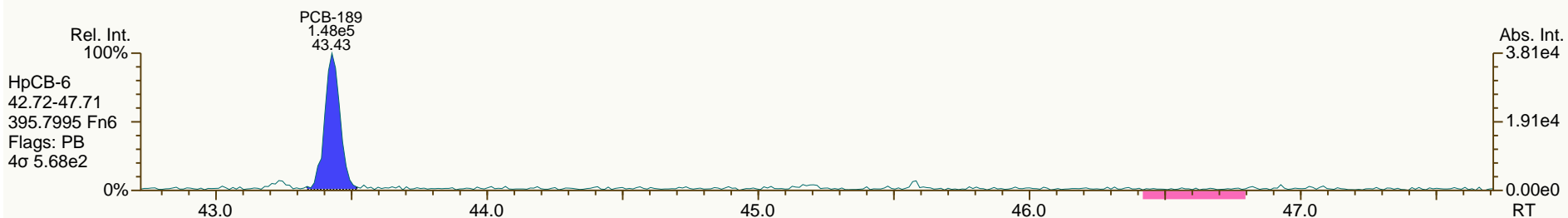
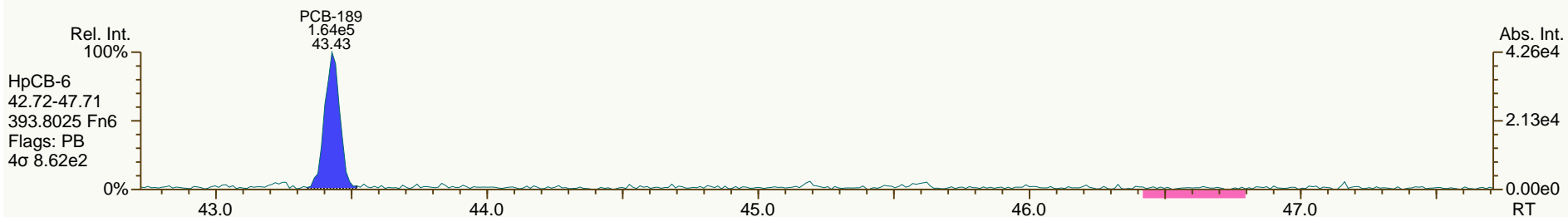


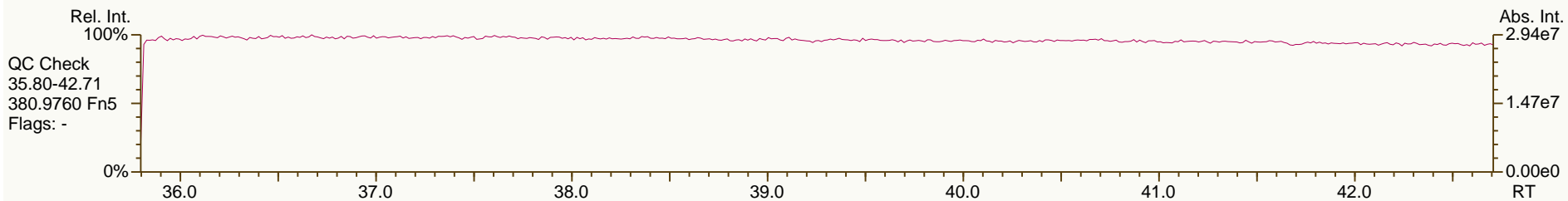
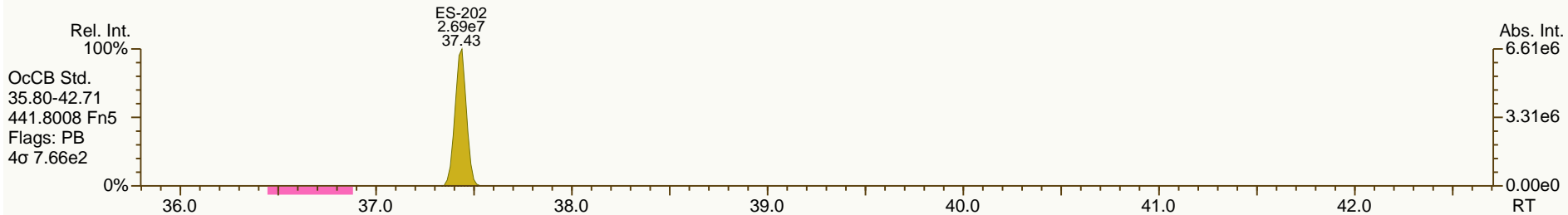
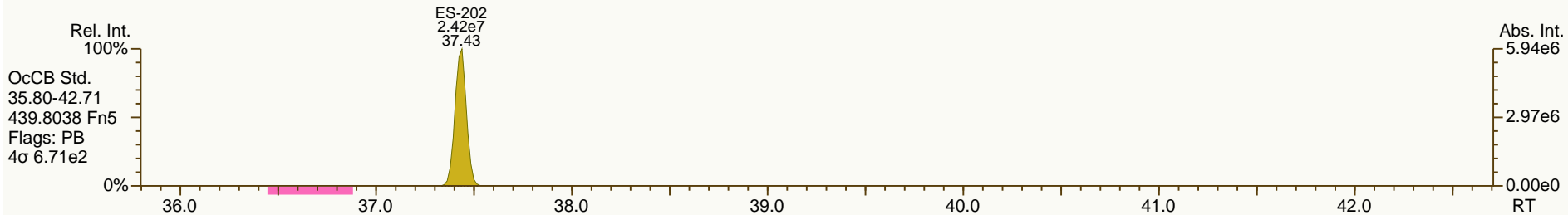
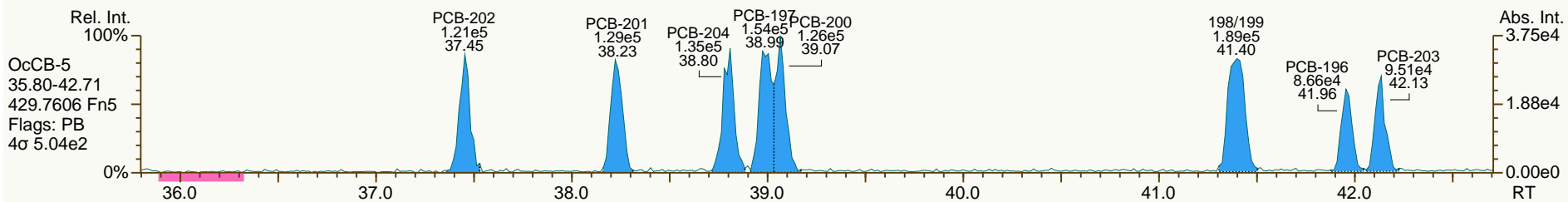
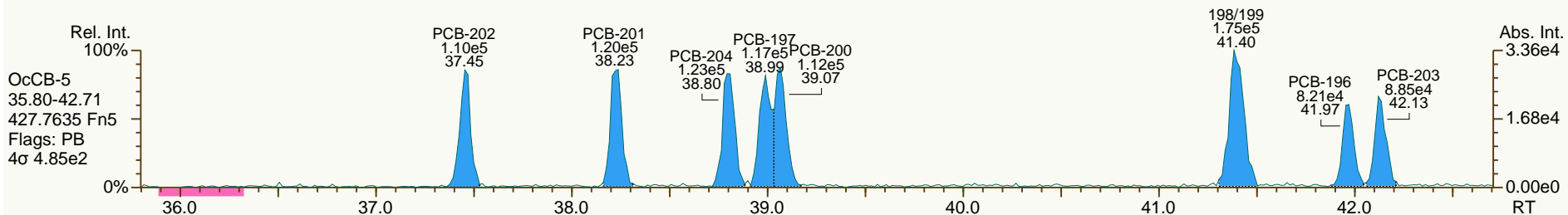


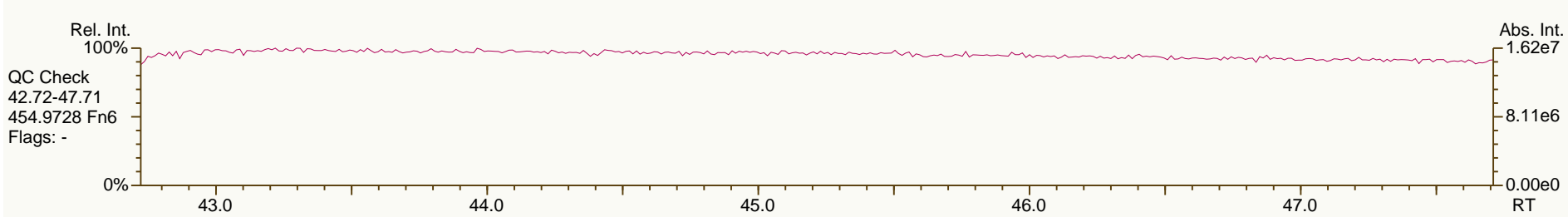
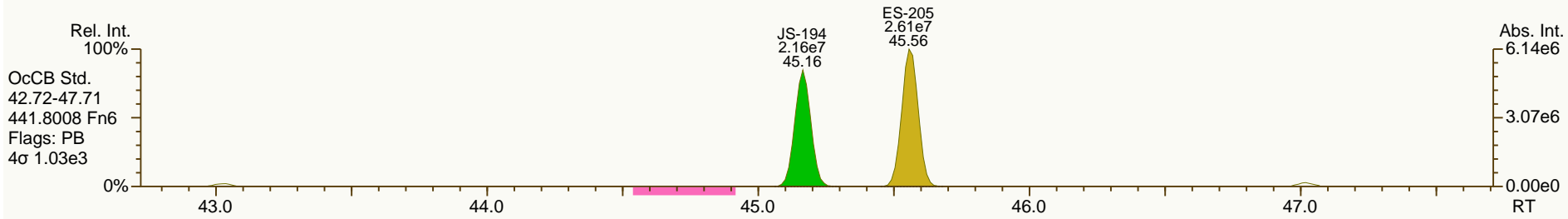
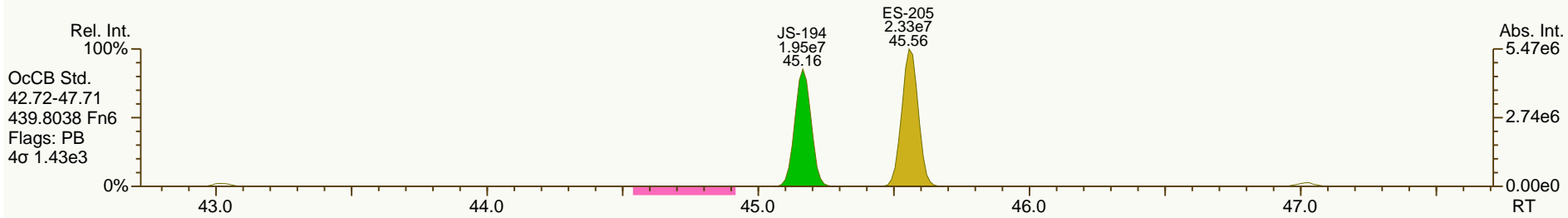
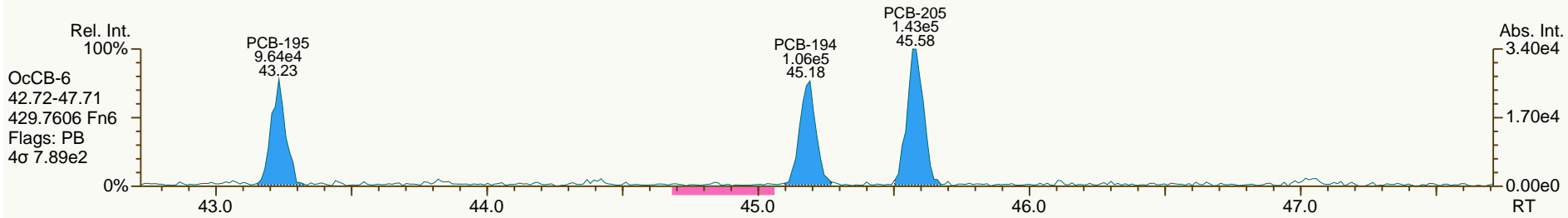
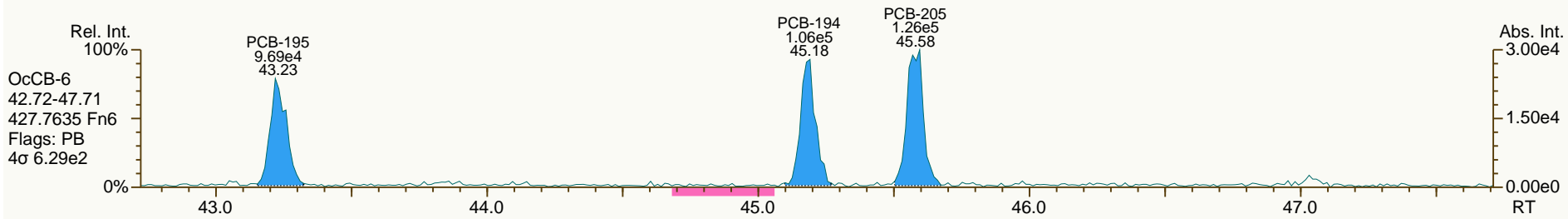


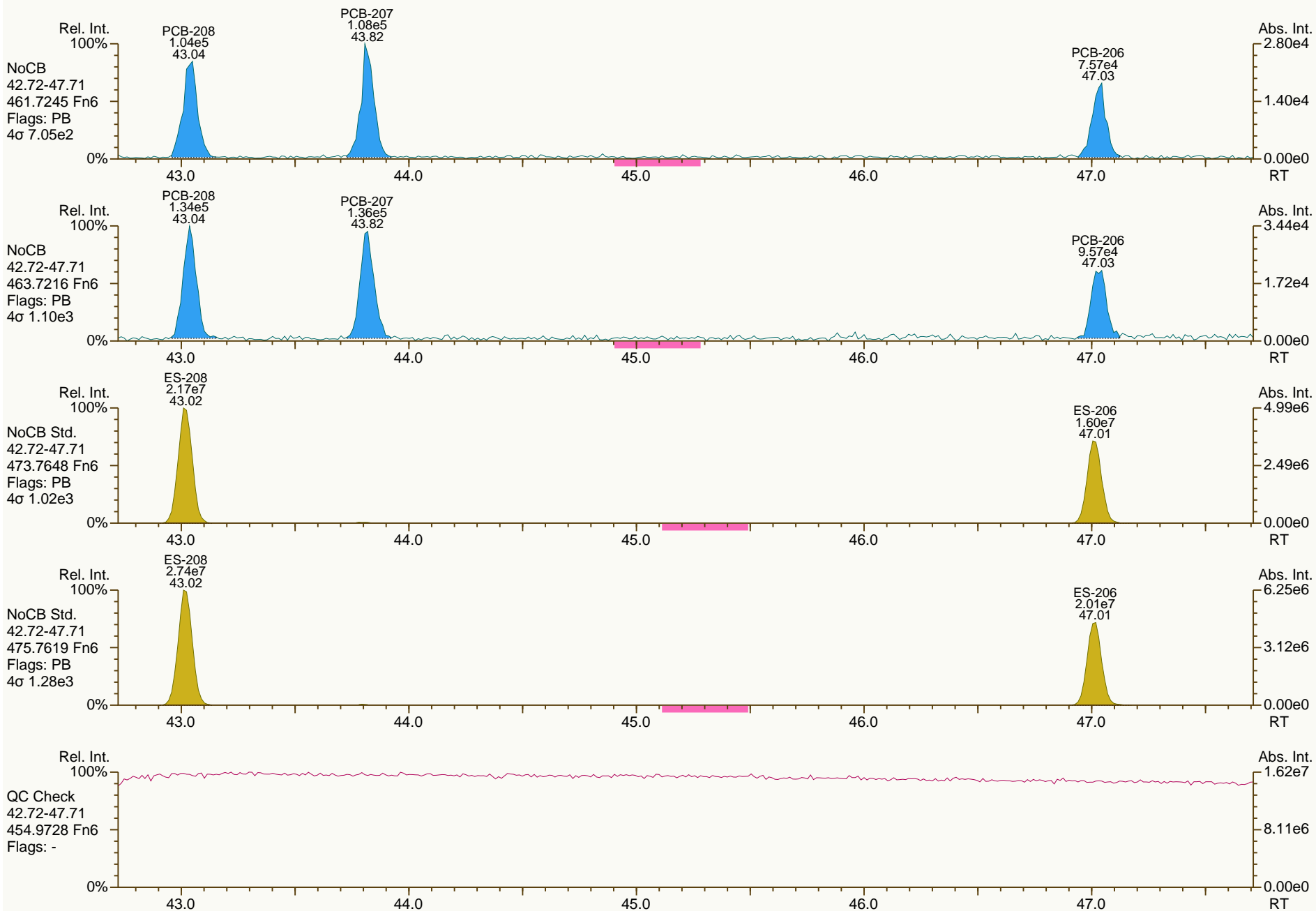


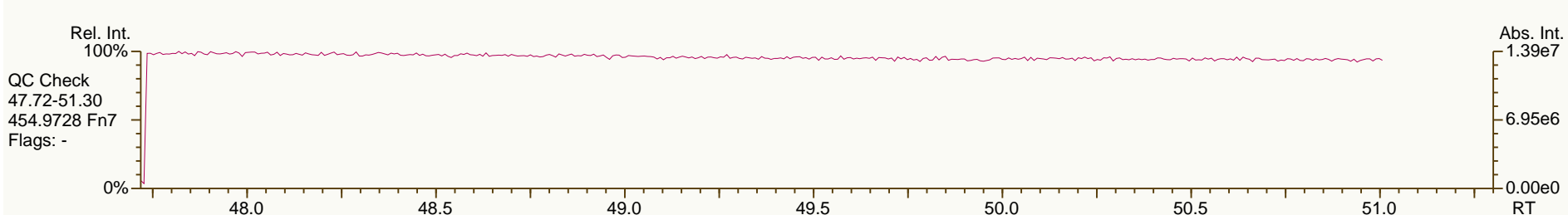
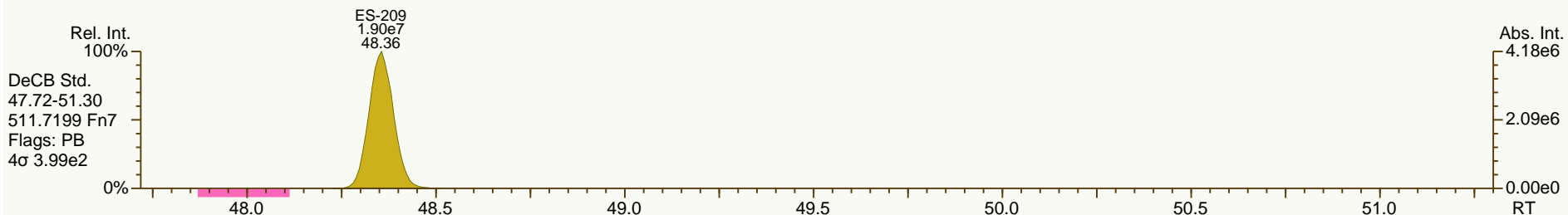
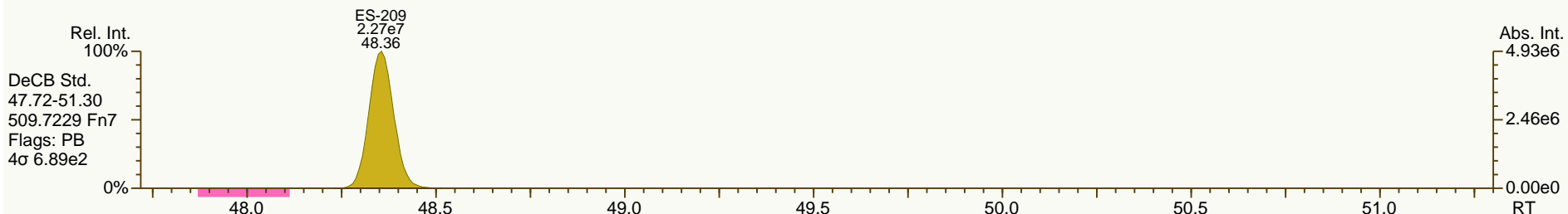
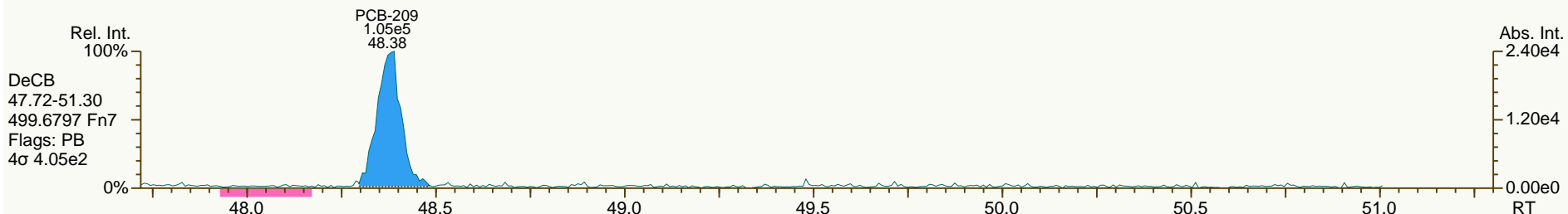
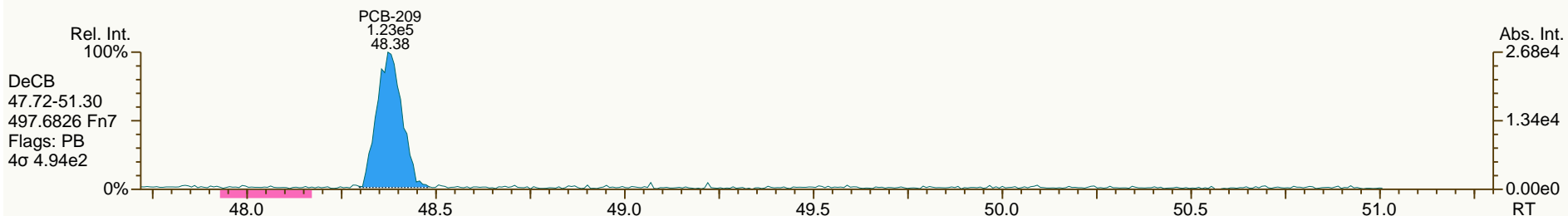












PCB QC Summary

SGS Analytical Perspectives

Printed: 28-Jul-2012 10:12

Lab ID: CS1_120725_PCB_XB
 Acquired: 26-JUL-2012 03:50
 Datafile: 120725X16

ICAL: MM7_PCB_07132012_25JUL12

Name	RT	Response	RA	ICAL	RRF	Dev'n
PCB-77 33'44'-TeCB	30.54	8.27E+05	0.81 Y	1.13	1.06	-6.8%
PCB-81 344'5'-TeCB	30.07	7.70E+05	0.76 Y	1.13	1.03	-8.6%
PCB-105 233'44'-PeCB	33.49	6.67E+05	0.63 Y	1.09	1.01	-8.1%
PCB-114 2344'5'-PeCB	32.96	7.33E+05	0.62 Y	1.16	1.10	-5.6%
PCB-118 23'44'5'-PeCB	32.51	7.22E+05	0.63 Y	1.11	1.05	-4.7%
PCB-123 2'344'5'-PeCB	32.23	7.33E+05	0.62 Y	1.19	1.12	-6.0%
PCB-126 33'44'5'-PeCB	36.08	6.20E+05	0.60 Y	1.06	0.98	-7.7%
PCB-156/157 233'44'5'/233'44'5'	38.61	1.37E+06	1.22 Y	1.11	1.07	-3.1%
PCB-167 23'44'55'-HxCB	37.65	7.15E+05	1.16 Y	1.14	1.07	-5.4%
PCB-169 33'44'55'-HxCB	41.31	6.50E+05	1.24 Y	1.11	1.05	-5.4%
PCB-189 233'44'55'-HpCB	43.42	5.97E+05	1.08 Y	1.06	1.00	-5.3%
PCB-209 DeCB	48.37	4.29E+05	1.17 Y	1.07	1.06	-1.3%
ES PCB-1	10.64	1.16E+08	3.19 Y	1.08	1.09	1.0%
ES PCB-3	12.70	1.17E+08	3.25 Y	1.08	1.09	1.1%
ES PCB-4	12.92	5.24E+07	1.62 Y	0.49	0.49	0.7%
ES PCB-15	18.24	1.18E+08	1.59 Y	1.11	1.11	-0.3%
ES PCB-19	15.75	5.95E+07	1.05 Y	0.55	0.56	0.8%
ES PCB-37	24.32	9.40E+07	1.06 Y	1.64	1.62	-1.2%
ES PCB-54	18.49	5.51E+07	0.76 Y	0.94	0.95	0.8%
ES PCB-77	30.52	7.83E+07	0.78 Y	1.35	1.35	0.0%
ES PCB-81	30.05	7.48E+07	0.79 Y	1.29	1.29	-0.1%
ES PCB-104	23.28	5.35E+07	1.57 Y	0.99	1.01	1.5%
ES PCB-105	33.46	6.63E+07	1.62 Y	1.23	1.25	1.3%
ES PCB-114	32.93	6.70E+07	1.60 Y	1.25	1.26	1.1%
ES PCB-118	32.49	6.85E+07	1.62 Y	1.28	1.29	0.7%
ES PCB-123	32.21	6.57E+07	1.60 Y	1.22	1.24	1.6%
ES PCB-126	36.06	6.33E+07	1.55 Y	1.20	1.19	-0.6%
ES PCB-153	34.06	5.10E+07	1.28 Y	1.14	1.15	1.0%
ES PCB-155	28.13	6.59E+07	1.30 Y	1.50	1.49	-0.3%
ES PCB-156/157	38.59	1.28E+08	1.28 Y	1.45	1.45	-0.5%
ES PCB-167	37.63	6.65E+07	1.28 Y	1.49	1.50	0.7%
ES PCB-169	41.29	6.18E+07	1.28 Y	1.40	1.40	-0.5%
ES PCB-170	40.80	4.04E+07	1.06 Y	1.00	0.99	-1.1%
ES PCB-180	39.76	4.65E+07	1.06 Y	1.16	1.14	-1.7%
ES PCB-188	32.94	5.19E+07	1.07 Y	1.18	1.17	-0.3%
ES PCB-189	43.41	5.97E+07	1.04 Y	1.49	1.46	-1.6%
ES PCB-202	37.43	5.04E+07	0.89 Y	1.14	1.14	0.3%
ES PCB-205	45.56	4.86E+07	0.90 Y	1.20	1.19	-0.9%
ES PCB-206	47.01	3.49E+07	0.78 Y	0.87	0.85	-1.7%
ES PCB-208	43.01	4.79E+07	0.80 Y	1.19	1.17	-1.4%
ES PCB-209	48.35	4.05E+07	1.18 Y	1.00	0.99	-1.0%

PCB QC Summary

SGS Analytical Perspectives

Printed: 28-Jul-2012 10:12

Lab ID: CS1_120725_PCB_XB
 Acquired: 26-JUL-2012 03:50
 Datafile: 120725X16

ICAL: MM7_PCB_07132012_25JUL12

Name	RT	Response	RA	ICAL	RRF	Dev'n
SS PCB-28	20.88	1.02E+08	1.06 Y	1.07	1.09	1.3%
SS PCB-111	30.57	6.52E+07	1.59 Y	1.01	0.99	-1.2%
SS PCB-178	35.49	3.28E+07	1.07 Y	0.63	0.63	0.5%
CS PCB-28	20.88	1.02E+08	1.06 Y	1.76	1.76	0.1%
CS PCB-111	30.57	6.52E+07	1.59 Y	1.23	1.23	0.3%
CS PCB-178	35.49	3.28E+07	1.07 Y	0.74	0.74	0.2%
JS PCB-9	14.74	1.07E+08	1.59 Y	-	-	-
JS PCB-52	22.45	5.82E+07	0.79 Y	-	-	-
JS PCB-101	28.30	5.31E+07	1.57 Y	-	-	-
JS PCB-138	35.10	4.42E+07	1.29 Y	-	-	-
JS PCB-194	45.16	4.08E+07	0.92 Y	-	-	-
PCB-1 2-MoCB	10.65	1.11E+06	3.37 Y	1.03	0.95	-7.7%
PCB-3 4-MoCB	12.71	1.12E+06	3.18 Y	1.04	0.96	-7.9%
PCB-4 22'-DiCB	12.93	5.71E+05	0.00 S	1.17	1.09	-6.7%
PCB-15 44'-DiCB	18.25	1.24E+06	1.58 Y	1.08	1.05	-2.6%
PCB-19 22'6'-TrCB	15.77	6.03E+05	1.08 Y	1.09	1.01	-7.2%
PCB-37 344'-TrCB	24.34	9.91E+05	1.03 Y	1.10	1.05	-4.5%
PCB-54 22'66'-TeCB	18.51	6.22E+05	0.82 Y	1.21	1.13	-6.6%
PCB-104 22'466'-PeCB	23.30	6.18E+05	0.67 Y	1.25	1.15	-8.0%
PCB-153 22'44'55' -HxCB	34.11	1.15E+06	1.29 Y	1.22	1.13	-7.3%
PCB-155 22'44'66'-HxCB	28.15	6.98E+05	1.23 Y	1.09	1.06	-2.9%
PCB-170 22'33'44'5'-HpCB	40.82	3.98E+05	1.08 Y	1.07	0.99	-8.2%
PCB-180 22'344'55'-HpCB	39.74	9.84E+05	1.05 Y	1.16	1.06	-8.6%
PCB-188 22'34'566'-HpCB	32.96	5.17E+05	1.08 Y	1.03	0.99	-3.8%
PCB-202 22'33'55'66'-OcCB	37.45	4.27E+05	0.84 Y	0.91	0.85	-7.5%
PCB-205 233'44'55'6'-OcCB	45.58	4.98E+05	0.88 Y	1.09	1.02	-6.0%
PCB-208 22'33'455'66'-NoCB	43.04	4.58E+05	0.80 Y	1.02	0.96	-6.0%
PCB-206 22'33'44'55'6'-NoCB	47.03	3.13E+05	0.74 Y	0.98	0.90	-8.3%

PCB QC Summary - Ax2 Detail

Printed: 28-Jul-2012 10:12

Lab ID: CS1_120725_PCB_XB
 Acquired: 26-JUL-2012 03:50
 Datafile: 120725X16

ICAL: MM7_PCB_07132012_25JUL12

Name	RT	Response	RA	ICAL	RRF	Dev'n
PCB-1 2-MoCB	10.65	1.11E+06	3.37 Y	1.03	0.95	-7.7%
PCB-2 3-MoCB	12.54	1.09E+06	3.11 Y	1.04	0.93	-10.5%
PCB-3 4-MoCB	12.71	1.12E+06	3.18 Y	1.04	0.96	-7.9%
PCB-4 22'-DiCB	12.93	5.71E+05	0.00 S	1.17	1.09	-6.7%
PCB-10 26-DiCB	13.10	8.68E+05	1.66 Y	1.83	1.66	-9.5%
PCB-9 25-DiCB	14.76	9.88E+05	1.58 Y	0.89	0.84	-6.4%
PCB-7 24-DiCB	14.91	1.14E+06	1.45 Y	1.02	0.97	-5.2%
PCB-6 23'-DiCB	15.12	1.02E+06	1.62 Y	0.95	0.87	-8.5%
PCB-5 23-DiCB	15.40	1.05E+06	1.58 Y	0.97	0.89	-8.3%
PCB-8 24'-DiCB	15.51	1.07E+06	1.55 Y	0.98	0.91	-7.9%
PCB-14 35-DiCB	16.98	1.28E+06	1.65 Y	1.16	1.09	-6.1%
PCB-11 33'-DiCB	17.71	1.12E+06	1.57 Y	1.00	0.95	-4.7%
PCB-13/12 34'-/34-DiCB	17.98	2.20E+06	1.58 Y	1.02	0.93	-8.2%
PCB-15 44'-DiCB	18.25	1.24E+06	1.58 Y	1.08	1.05	-2.6%
PCB-19 22'6-TrCB	15.77	6.03E+05	1.08 Y	1.09	1.01	-7.2%
PCB-30/18 246-/22'5-TrCB	17.43	1.61E+06	1.13 Y	1.46	1.35	-7.3%
PCB-17 22'4-TrCB	17.81	6.92E+05	1.12 Y	1.25	1.16	-7.0%
PCB-27 23'6-TrCB	17.99	9.34E+05	1.10 Y	1.69	1.57	-7.2%
PCB-24 236-TrCB	18.12	9.00E+05	1.03 Y	1.63	1.51	-7.4%
PCB-16 22'3-TrCB	18.20	5.04E+05	1.13 Y	0.95	0.85	-11.1%
PCB-32 24'6-TrCB	18.66	9.95E+05	1.03 Y	1.79	1.67	-6.4%
PCB-34 2'35-TrCB	19.77	9.06E+05	1.07 Y	1.05	0.96	-8.0%
PCB-23 235-TrCB	19.91	9.26E+05	1.03 Y	1.06	0.99	-6.8%
PCB-26/29 23'5-/245-TrCB	20.19	1.92E+06	1.04 Y	1.09	1.02	-6.1%
PCB-25 23'4-TrCB	20.37	9.37E+05	1.10 Y	1.07	1.00	-7.2%
PCB-31 24'5-TrCB	20.64	9.80E+05	1.09 Y	1.11	1.04	-6.1%
PCB-28/20 244'-/233'-TrCB	20.91	1.90E+06	1.04 Y	1.07	1.01	-5.5%
PCB-21/33 234-/2'34-TrCB	21.08	1.91E+06	1.08 Y	1.09	1.02	-7.0%
PCB-22 234'-TrCB	21.44	9.06E+05	1.05 Y	1.02	0.96	-5.1%
PCB-36 33'5-TrCB	22.79	1.02E+06	1.01 Y	1.13	1.08	-3.8%
PCB-39 34'5-TrCB	23.10	1.03E+06	1.00 Y	1.17	1.09	-6.3%
PCB-38 345-TrCB	23.60	8.98E+05	1.05 Y	1.03	0.96	-7.4%
PCB-35 33'4-TrCB	23.99	9.20E+05	1.04 Y	1.04	0.98	-5.9%
PCB-37 344'-TrCB	24.34	9.91E+05	1.03 Y	1.10	1.05	-4.5%
PCB-54 22'66'-TeCB	18.51	6.22E+05	0.82 Y	1.21	1.13	-6.6%
PCB-50/53 22'46-/22'56'TeCB	20.42	1.22E+06	0.78 Y	0.86	0.82	-4.4%
PCB-45 22'36'-TeCB	20.97	4.79E+05	0.80 Y	0.73	0.64	-12.4%
PCB-51 22'46'-TeCB	21.04	6.28E+05	0.80 Y	0.88	0.84	-4.5%
PCB-46 22'36'-TeCB	21.24	4.90E+05	0.84 Y	0.70	0.66	-5.8%
PCB-52 22'55'-TeCB	22.48	5.89E+05	0.79 Y	0.84	0.79	-6.5%
PCB-73 23'5'6TeCB	22.60	7.75E+05	0.78 Y	1.09	1.04	-5.0%
PCB-43 22'35'-TeCB	22.69	4.90E+05	0.82 Y	0.72	0.65	-9.5%
PCB-69/49 23'46-/22'45'TeCB	22.88	1.41E+06	0.82 Y	1.01	0.94	-6.8%

PCB QC Summary - Ax2 Detail

Printed: 28-Jul-2012 10:12

Lab ID: CS1_120725_PCB_XB
 Acquired: 26-JUL-2012 03:50
 Datafile: 120725X16

ICAL: MM7_PCB_07132012_25JUL12

Name	RT	Response	RA	ICAL	RRF	Dev'n
PCB-48 22'45'-TeCB	23.15	5.88E+05	0.77 Y	0.85	0.79	-7.6%
PCB-44/47/65 22'35'-/22'44'-	23.35	1.83E+06	0.79 Y	0.89	0.82	-8.2%
PCB-59/62/75 233'6-/2346-/24	23.62	2.35E+06	0.80 Y	1.14	1.05	-8.1%
PCB-42 22'34'-TeCB	23.78	5.42E+05	0.79 Y	0.77	0.72	-6.1%
PCB-41 22'34'-TeCB	24.10	5.22E+05	0.77 Y	0.73	0.70	-4.0%
PCB-71/40 23'4'6/22'33'-TeCB	24.19	1.18E+06	0.80 Y	0.87	0.79	-8.8%
PCB-64 234'6'-TeCB	24.39	8.72E+05	0.78 Y	1.24	1.17	-5.7%
PCB-72 23'55'-TeCB	25.12	7.90E+05	0.75 Y	1.14	1.06	-7.6%
PCB-68 23'45'-TeCB	25.36	8.26E+05	0.79 Y	1.21	1.10	-8.7%
PCB-57 233'5'-TeCB	25.72	7.56E+05	0.74 Y	1.11	1.01	-8.6%
PCB-58 233'5'-TeCB	25.91	7.56E+05	0.78 Y	1.10	1.01	-8.1%
PCB-67 23'45'-TeCB	26.07	8.25E+05	0.83 Y	1.16	1.10	-5.0%
PCB-63 234'5'-TeCB	26.29	8.45E+05	0.76 Y	1.22	1.13	-7.1%
PCB-61/70/74/76 2345-/23'4'5	26.57	3.11E+06	0.79 Y	1.13	1.04	-8.2%
PCB-66 23'44'-TeCB	26.85	7.41E+05	0.82 Y	1.08	0.99	-7.8%
PCB-55 233'4'-TeCB	26.98	7.70E+05	0.74 Y	1.10	1.03	-6.2%
PCB-56 233'4'-TeCB	27.40	7.27E+05	0.74 Y	1.06	0.97	-8.0%
PCB-60 2344'-TeCB	27.59	7.66E+05	0.74 Y	1.11	1.02	-7.9%
PCB-80 33'55'-TeCB	27.95	8.69E+05	0.77 Y	1.25	1.16	-7.3%
PCB-79 33'45'-TeCB	29.23	8.68E+05	0.81 Y	1.23	1.16	-5.9%
PCB-78 33'45'-TeCB	29.70	7.54E+05	0.72 Y	1.08	1.01	-6.7%
PCB-104 22'466'-PeCB	23.30	6.18E+05	0.67 Y	1.25	1.15	-8.0%
PCB-96 22'366'-PeCB	23.60	5.55E+05	0.66 Y	1.08	1.04	-3.6%
PCB-103 22'45'6'-PeCB	25.27	5.59E+05	0.64 Y	0.90	0.85	-5.6%
PCB-94 22'356'-PeCB	25.45	4.73E+05	0.62 Y	0.78	0.72	-7.2%
PCB-95 22'35'6'-PeCB	25.82	4.87E+05	0.62 Y	0.83	0.74	-10.3%
PCB-100/93 22'44'6-/22'356-P	26.03	1.03E+06	0.61 Y	0.84	0.78	-7.0%
PCB-102 22'456'-PeCB	26.13	5.18E+05	0.58 Y	0.90	0.79	-12.4%
PCB-98 22'3'46'-PeCB	26.20	5.12E+05	0.59 Y	0.77	0.78	0.9%
PCB-88 22'346'-PeCB	26.49	4.69E+05	0.65 Y	0.79	0.71	-10.0%
PCB-91 22'34'6'-PeCB	26.56	5.55E+05	0.63 Y	0.88	0.84	-4.0%
PCB-84 22'33'6'-PeCB	26.74	4.30E+05	0.60 Y	0.71	0.65	-7.9%
PCB-89 22'346'-PeCB	27.14	4.69E+05	0.64 Y	0.76	0.71	-6.1%
PCB-121 23'45'6'-PeCB	27.52	7.02E+05	0.66 Y	1.14	1.07	-6.5%
PCB-92 22'355'-PeCB	27.83	4.88E+05	0.63 Y	0.80	0.74	-7.0%
PCB-113/90/101 233'5'6-/22'3	28.30	1.74E+06	0.63 Y	0.93	0.88	-5.6%
PCB-83 22'33'5'-PeCB	28.71	4.47E+05	0.59 Y	0.71	0.68	-4.6%
PCB-99 22'44'5'-PeCB	28.82	4.93E+05	0.65 Y	0.87	0.75	-13.9%
PCB-112 233'56'-PeCB	28.91	7.32E+05	0.58 Y	1.13	1.11	-1.0%
PCB-108/119/86/97/125/87 233	29.25	3.48E+06	0.61 Y	0.95	0.88	-6.9%
PCB-117 234'56'-PeCB	29.78	7.14E+05	0.58 Y	1.04	1.09	4.6%
PCB-116/85 23456-/22'344'-Pe	29.85	1.13E+06	0.63 Y	0.97	0.86	-11.2%
PCB-110 233'4'6'-PeCB	29.97	6.02E+05	0.60 Y	1.02	0.92	-10.4%

PCB QC Summary - Ax2 Detail

Printed: 28-Jul-2012 10:12

Lab ID: CS1_120725_PCB_XB
 Acquired: 26-JUL-2012 03:50
 Datafile: 120725X16

ICAL: MM7_PCB_07132012_25JUL12

Name	RT	Response	RA	ICAL	RRF	Dev'n
PCB-115 2344'6-PeCB	30.06	7.27E+05	0.57 Y	1.16	1.11	-4.4%
PCB-82 22'33'4-PeCB	30.24	4.25E+05	0.61 Y	0.69	0.65	-6.3%
PCB-111 233'55'-PeCB	30.59	7.11E+05	0.61 Y	1.15	1.08	-6.2%
PCB-120 23'455'-PeCB	30.98	7.11E+05	0.59 Y	1.16	1.08	-6.7%
PCB-107/124 233'4'5'-/2'3455'	31.92	1.31E+06	0.60 Y	1.07	1.00	-7.3%
PCB-109 233'46-PeCB	32.13	7.10E+05	0.61 Y	1.14	1.08	-5.3%
PCB-106 233'45-PeCB	32.33	6.34E+05	0.64 Y	1.07	0.97	-9.8%
PCB-122 2'33'45-PeCB	32.79	6.54E+05	0.62 Y	1.00	0.98	-2.4%
PCB-127 33'455'-PeCB	34.73	6.91E+05	0.59 Y	1.10	1.04	-5.2%
PCB-155 22'44'66'-HxCB	28.15	6.98E+05	1.23 Y	1.09	1.06	-2.9%
PCB-152 22'3566'-HxCB	28.29	6.22E+05	1.37 Y	1.01	0.94	-6.8%
PCB-150 22'34'66'-HxCB	28.44	6.07E+05	1.27 Y	1.00	0.92	-8.4%
PCB-136 22'33'66'-HxCB	28.72	5.96E+05	1.28 Y	0.95	0.90	-5.1%
PCB-145 22'3466'HxCB	28.99	6.02E+05	1.30 Y	0.96	0.91	-5.1%
PCB-148 22'34'56'-HxCB	30.28	4.49E+05	1.27 Y	0.97	0.88	-9.2%
PCB-151/135 22'355'6-/22'33'	30.78	9.24E+05	1.29 Y	0.96	0.91	-5.9%
PCB-154 22'44'5'6-HxCB	30.99	5.18E+05	1.28 Y	1.09	1.02	-6.7%
PCB-144 22'345'6-HxCB	31.24	4.58E+05	1.23 Y	0.98	0.90	-8.6%
PCB-147/149 22'34'56-/22'34'	31.54	9.24E+05	1.24 Y	0.99	0.91	-8.0%
PCB-134 22'33'56-HxCB	31.71	4.24E+05	1.30 Y	0.80	0.83	3.8%
PCB-143 22'3456'-HxCB	31.79	4.08E+05	1.31 Y	0.95	0.80	-16.2%
PCB-139/140 22'344'6-/22'344'	32.05	9.39E+05	1.25 Y	1.00	0.92	-7.8%
PCB-131 22'33'46-HxCB	32.21	4.05E+05	1.29 Y	0.85	0.79	-6.5%
PCB-142 22'3456-HxCB	32.35	4.13E+05	1.35 Y	0.87	0.81	-7.2%
PCB-132 22'33'46'-HxCB	32.58	4.09E+05	1.21 Y	0.89	0.80	-9.7%
PCB-133 22'33'55'-HxCB	33.02	4.41E+05	1.33 Y	0.91	0.87	-5.3%
PCB-165 233'55'6-HxCB	33.36	5.42E+05	1.34 Y	1.13	1.06	-6.2%
PCB-146 22'34'55'-HxCB	33.57	4.70E+05	1.32 Y	1.01	0.92	-8.3%
PCB-161 233'45'6-HxCB	33.68	6.01E+05	1.19 Y	1.25	1.18	-5.9%
PCB-153/168 22'44'55'-/23'44'	34.11	1.15E+06	1.29 Y	1.22	1.13	-7.3%
PCB-141 22'3455'-HxCB	34.24	4.40E+05	1.19 Y	0.93	0.86	-6.9%
PCB-130 22'33'45'-HxCB	34.58	3.98E+05	1.17 Y	0.85	0.78	-7.9%
PCB-137 22'344'5-HxCB	34.77	5.17E+05	1.12 Y	1.04	1.01	-2.7%
PCB-164 233'4'5'6-HxCB	34.86	5.92E+05	1.18 Y	1.22	1.16	-5.1%
PCB-163/138/129 233'4'56-/22'	35.14	1.46E+06	1.31 Y	1.02	0.96	-6.4%
PCB-160 233'456-HxCB	35.27	5.94E+05	1.22 Y	1.21	1.17	-3.5%
PCB-158 233'44'6-HxCB	35.45	6.47E+05	1.37 Y	1.34	1.27	-5.1%
PCB-128/166 22'33'44'-/2344'5	36.17	1.14E+06	1.26 Y	0.90	0.86	-4.2%
PCB-159 233'455'-HxCB	37.01	6.56E+05	1.26 Y	1.06	0.99	-7.2%
PCB-162 233'4'55'-HxCB	37.25	6.53E+05	1.22 Y	1.08	0.98	-8.7%
PCB-188 22'34'566'-HpCB	32.96	5.17E+05	1.08 Y	1.03	0.99	-3.8%
PCB-179 22'33'566'-HpCB	33.23	4.75E+05	1.13 Y	0.97	0.91	-5.5%
PCB-184 22'344'66'-HpCB	33.69	4.58E+05	0.97 Y	0.93	0.88	-5.5%

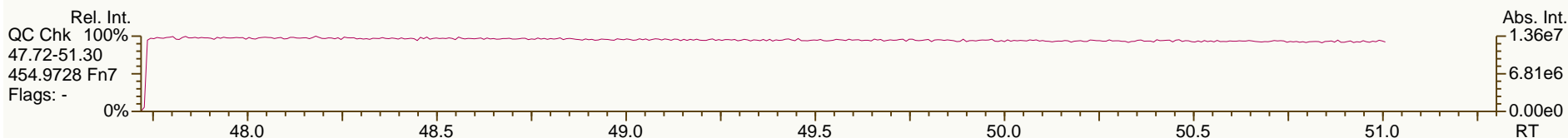
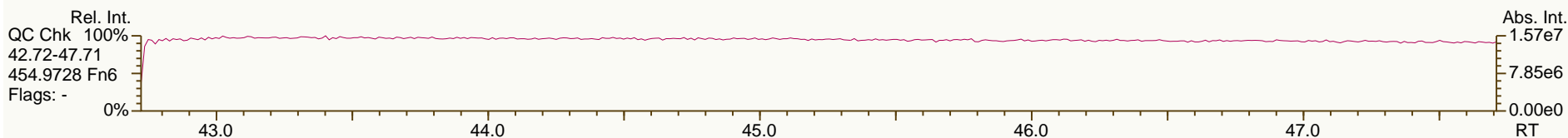
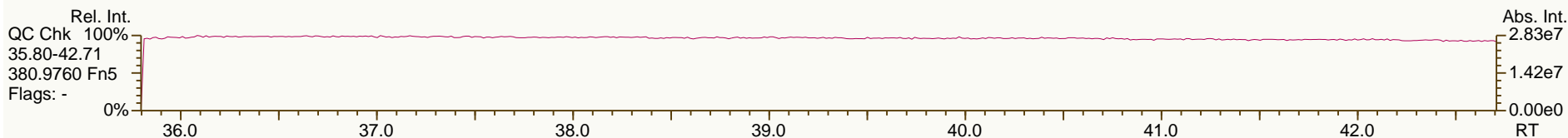
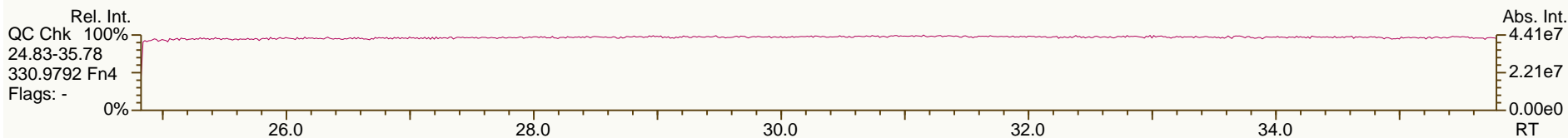
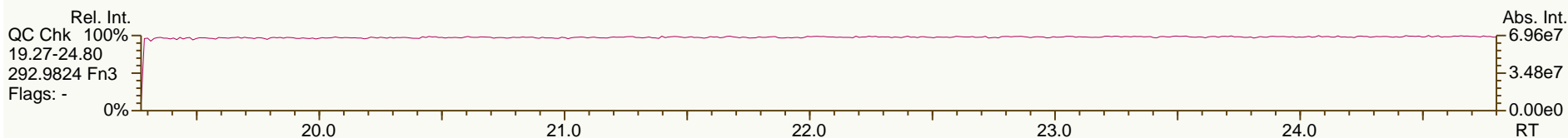
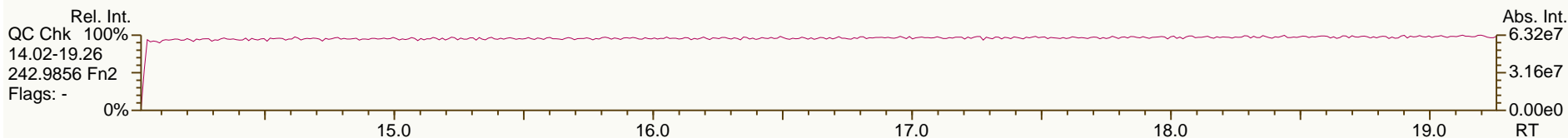
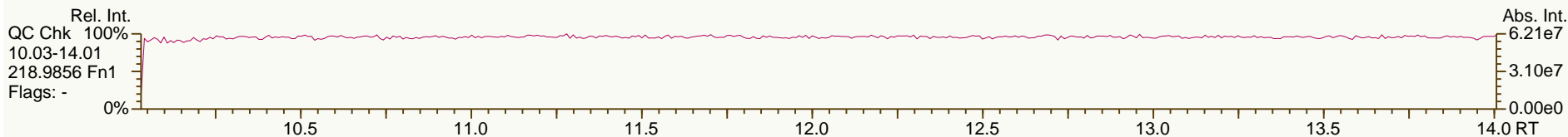
PCB QC Summary - Ax2 Detail

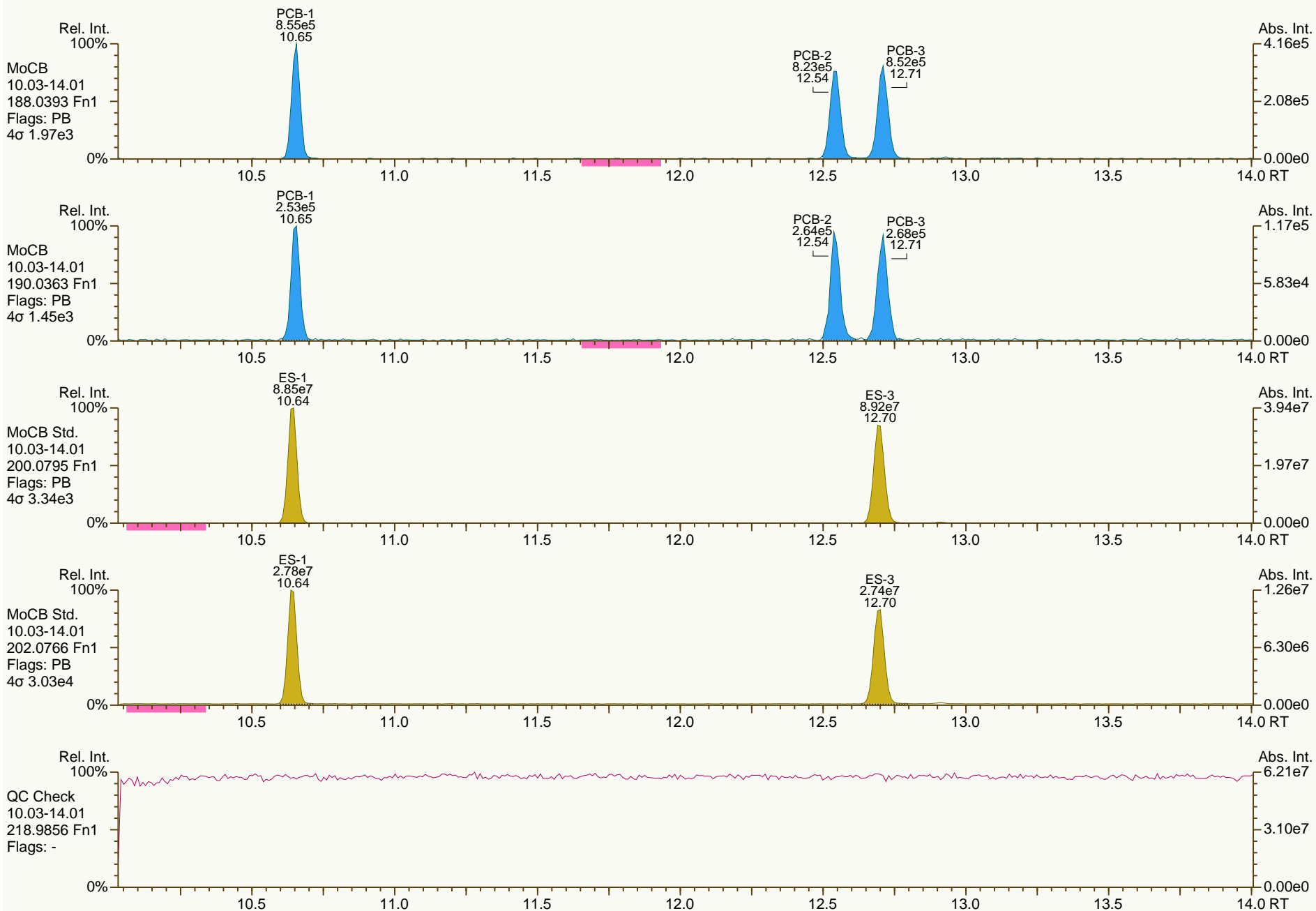
Printed: 28-Jul-2012 10:12

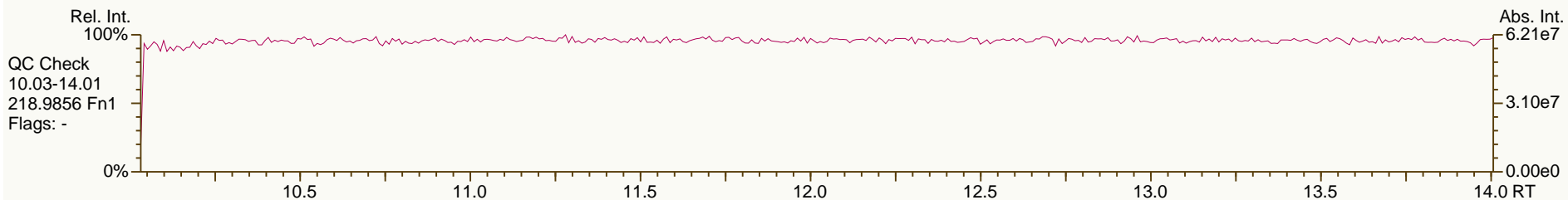
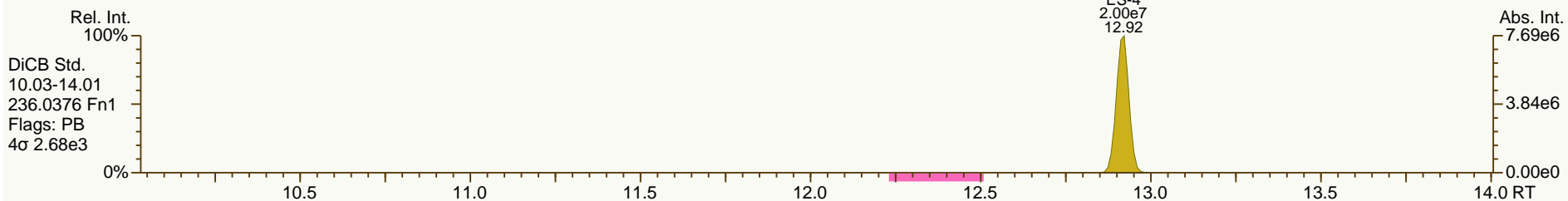
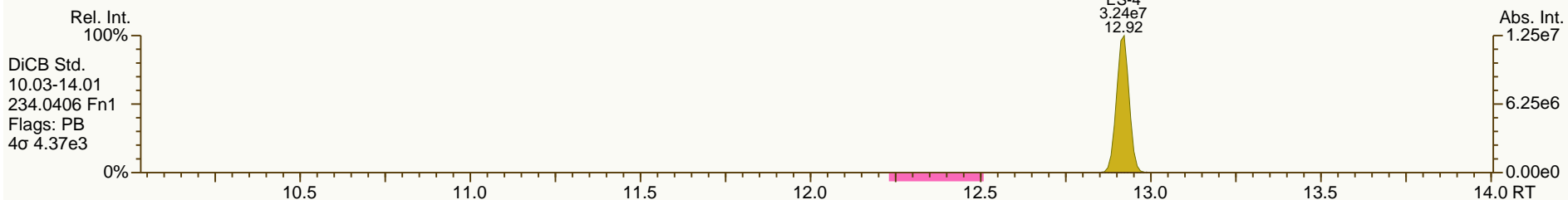
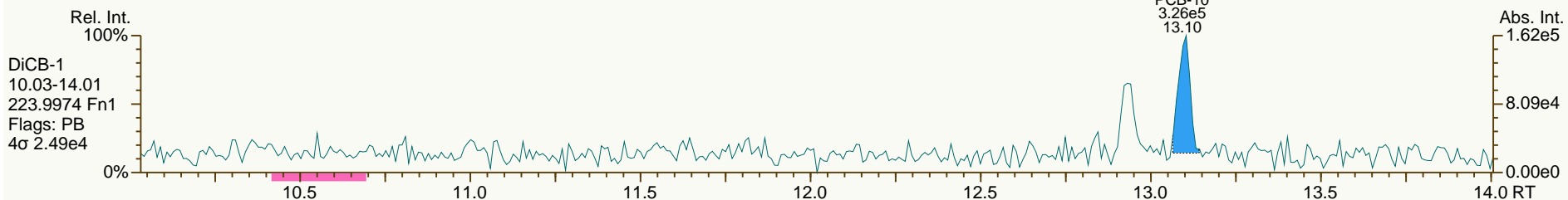
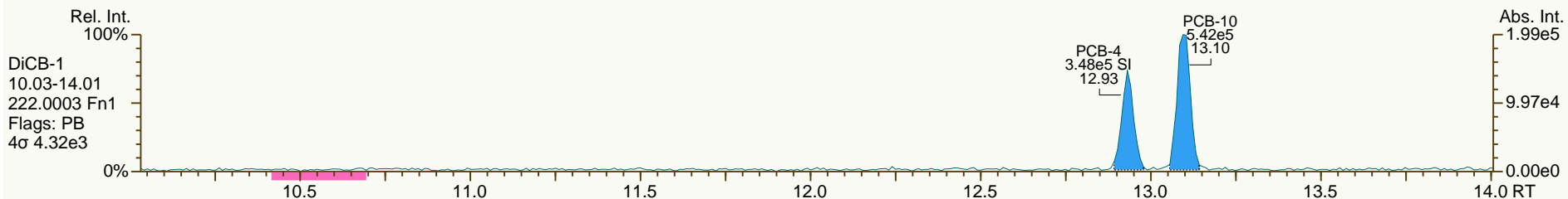
Lab ID: CS1_120725_PCB_XB
 Acquired: 26-JUL-2012 03:50
 Datafile: 120725X16

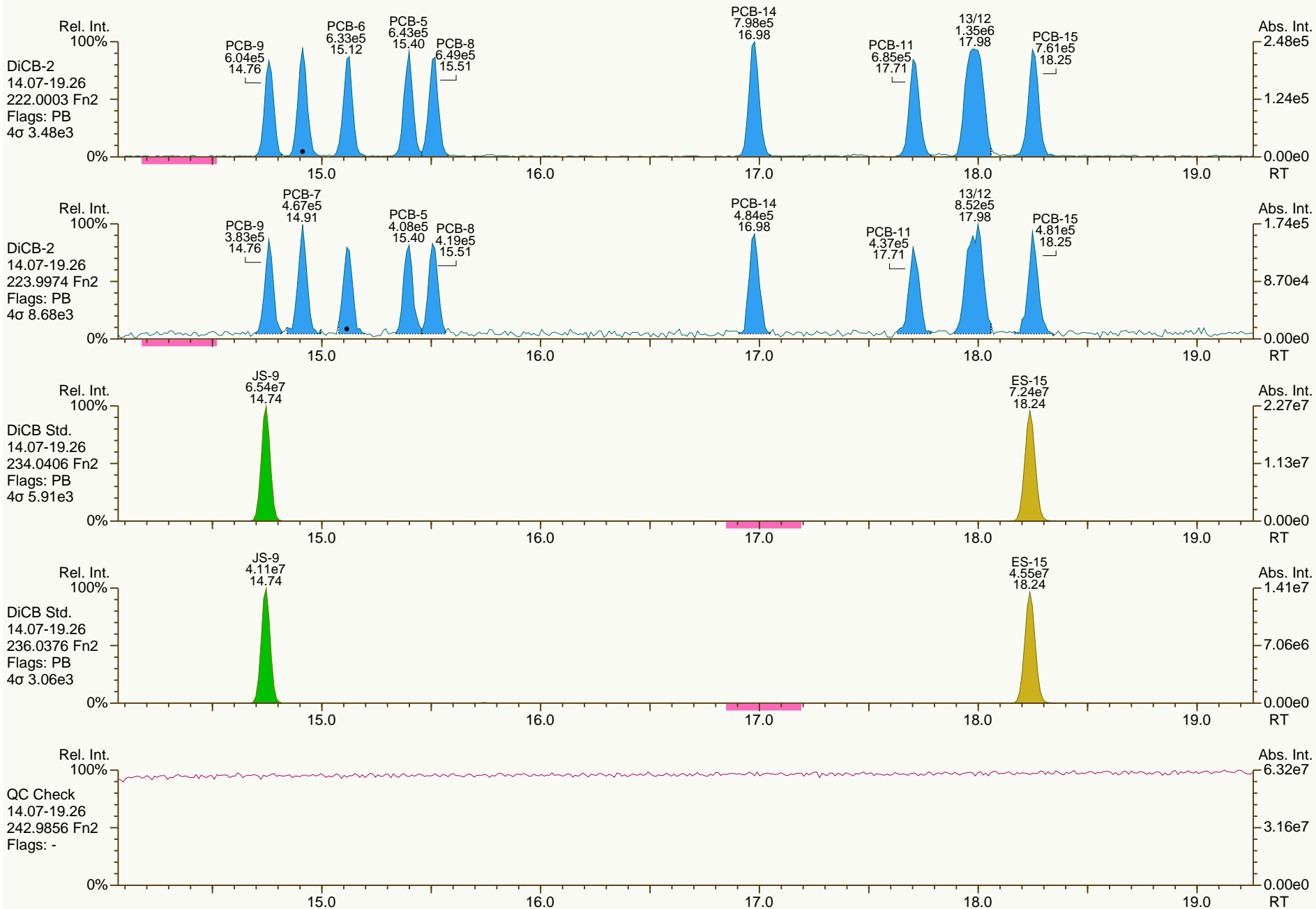
ICAL: MM7_PCB_07132012_25JUL12

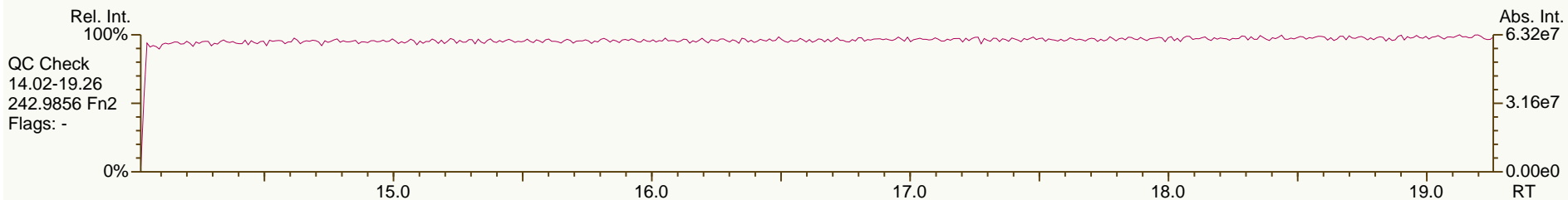
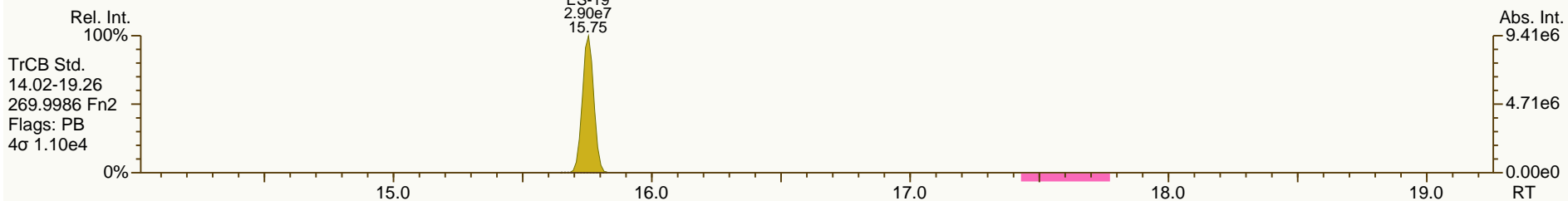
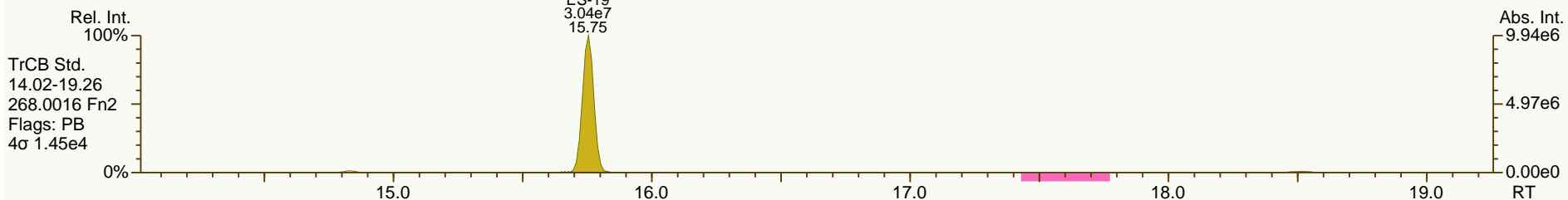
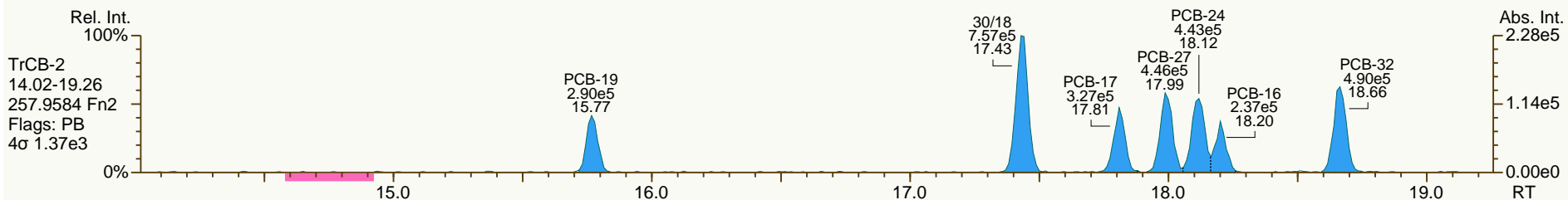
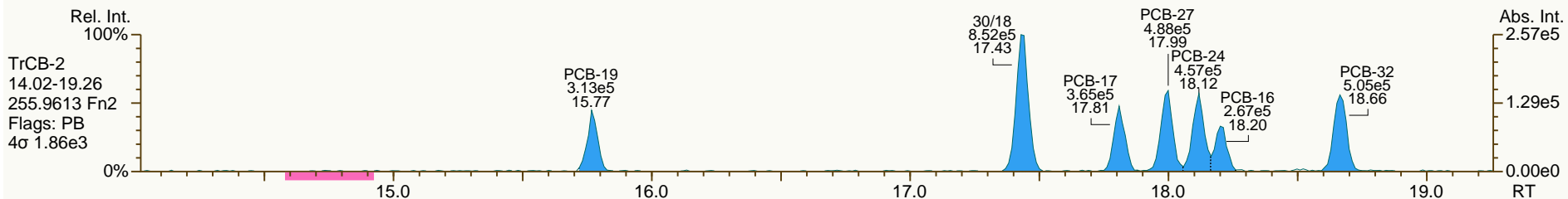
Name	RT	Response	RA	ICAL	RRF	Dev'n
PCB-176 22'33'466'-HpCB	33.97	5.13E+05	1.05 Y	1.05	0.99	-5.7%
PCB-186 22'34566'-HpCB	34.35	4.76E+05	1.12 Y	0.98	0.92	-6.6%
PCB-178 22'33'55'6'-HpCB	35.51	3.64E+05	1.17 Y	0.74	0.70	-4.7%
PCB-175 22'33'45'6'-HpCB	36.04	4.27E+05	1.00 Y	1.01	0.92	-8.8%
PCB-187 22'34'55'6'-HpCB	36.27	4.59E+05	1.10 Y	1.06	0.99	-6.9%
PCB-182 22'344'56'-HpCB	36.45	5.07E+05	0.98 Y	1.11	1.09	-1.7%
PCB-183 22'344'5'6'-HpCB	36.78	4.76E+05	1.01 Y	1.13	1.03	-9.5%
PCB-185 22'3455'6'-HpCB	36.86	4.69E+05	1.04 Y	1.02	1.01	-0.8%
PCB-174 22'33'456'-HpCB	36.97	4.17E+05	1.00 Y	0.93	0.90	-3.1%
PCB-177 22'33'4'56'-HpCB	37.34	3.93E+05	1.08 Y	0.91	0.85	-6.5%
PCB-181 22'344'56'-HpCB	37.68	4.75E+05	1.08 Y	1.06	1.02	-3.8%
PCB-171/173 22'33'44'6'-/22'3	37.86	8.13E+05	1.11 Y	0.93	0.87	-5.7%
PCB-172 22'33'455'-HpCB	39.23	4.21E+05	1.04 Y	0.95	0.91	-5.0%
PCB-192 233'455'6'-HpCB	39.47	5.36E+05	1.10 Y	1.24	1.15	-7.0%
PCB-180/193 22'344'55'-/233'	39.74	9.84E+05	1.05 Y	1.16	1.06	-8.6%
PCB-191 233'44'5'6'-HpCB	40.07	5.67E+05	1.14 Y	1.30	1.22	-6.3%
PCB-170 22'33'44'5'-HpCB	40.82	3.98E+05	1.08 Y	1.07	0.99	-8.2%
PCB-190 233'44'56'-HpCB	41.26	5.55E+05	1.06 Y	1.45	1.37	-5.4%
PCB-202 22'33'55'66'-OcCB	37.45	4.27E+05	0.84 Y	0.91	0.85	-7.5%
PCB-201 22'33'45'66'-OcCB	38.23	4.87E+05	0.88 Y	1.02	0.97	-5.4%
PCB-204 22'344'566'-OcCB	38.80	4.51E+05	0.97 Y	0.98	0.90	-8.3%
PCB-197 22'33'44'66'-OcCB	38.99	5.40E+05	0.94 Y	1.06	1.07	0.6%
PCB-200 22'33'4566'-OcCB	39.07	4.09E+05	0.98 Y	0.96	0.81	-15.6%
PCB-198/199 22'33'455'6'-/22'	41.39	6.71E+05	0.90 Y	0.72	0.67	-7.0%
PCB-196 22'33'44'56'-OcCB	41.96	3.50E+05	0.92 Y	0.73	0.69	-5.0%
PCB-203 22'344'55'6'-OcCB	42.13	3.62E+05	0.90 Y	0.76	0.72	-6.1%
PCB-195 22'33'44'56'-OcCB	43.23	3.54E+05	0.94 Y	0.80	0.73	-9.0%
PCB-194 22'33'44'55'-OcCB	45.18	4.10E+05	0.94 Y	0.87	0.84	-3.6%
PCB-205 233'44'55'6'-OcCB	45.58	4.98E+05	0.88 Y	1.09	1.02	-6.0%
PCB-208 22'33'455'66'-NoCB	43.04	4.58E+05	0.80 Y	1.02	0.96	-6.0%
PCB-207 22'33'44'566'-NoCB	43.82	4.79E+05	0.79 Y	1.06	1.00	-5.3%
PCB-206 22'33'44'55'6'-NoCB	47.03	3.13E+05	0.74 Y	0.98	0.90	-8.3%

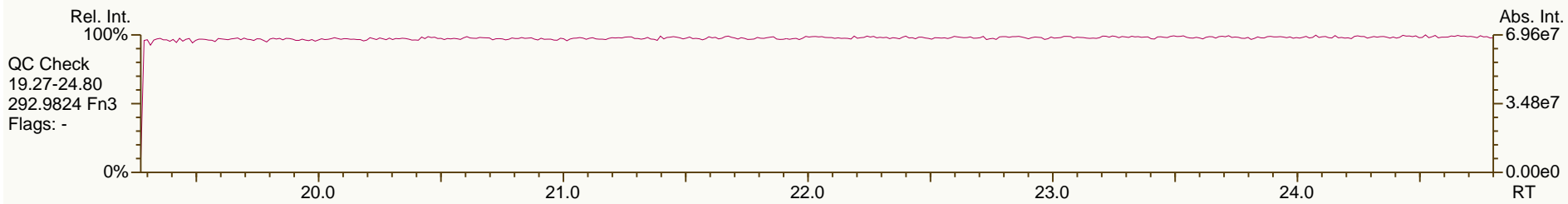
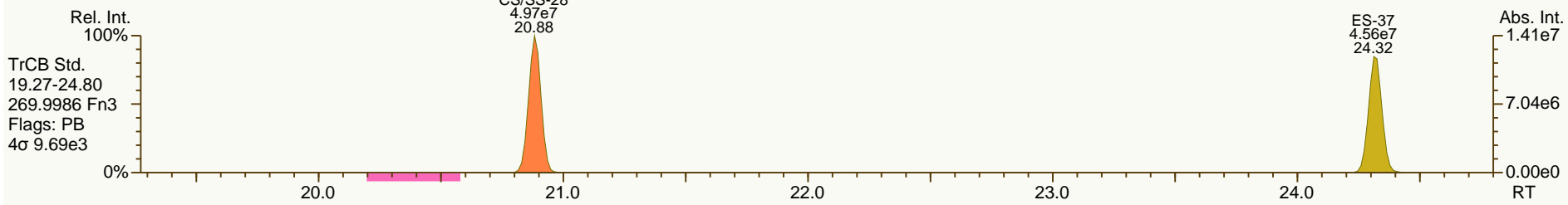
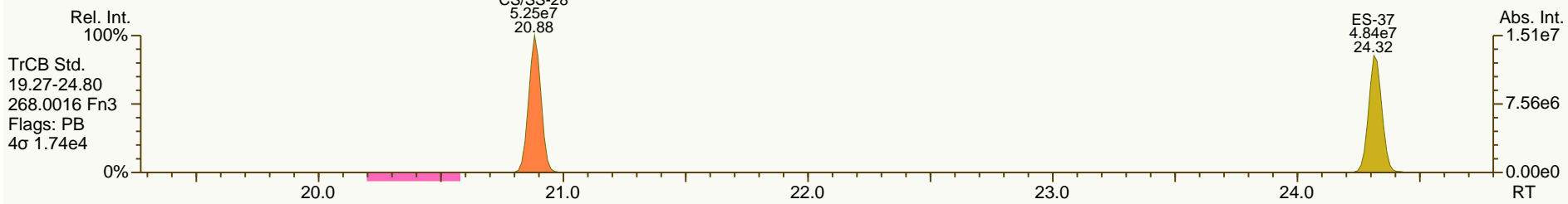
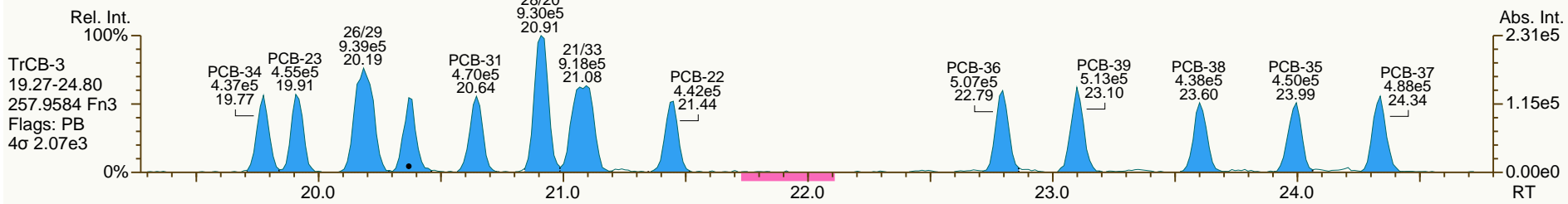
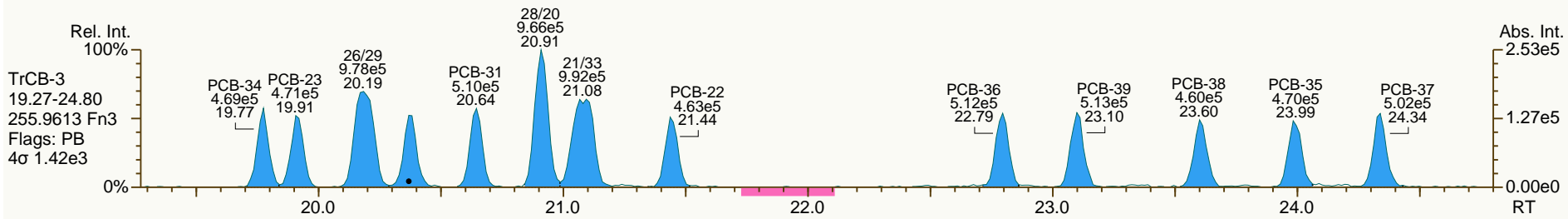


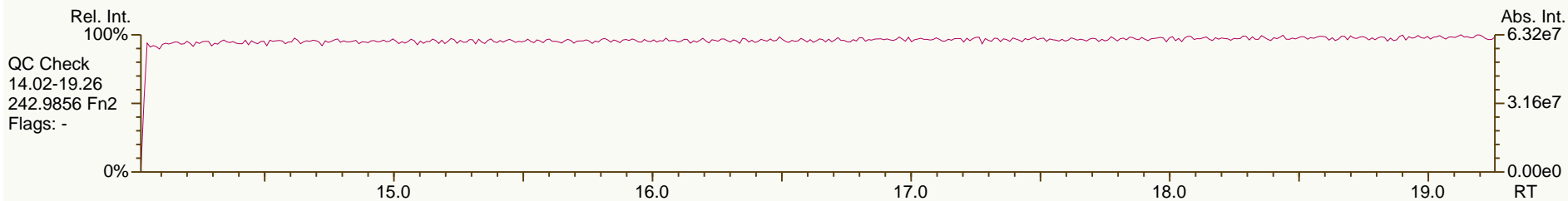
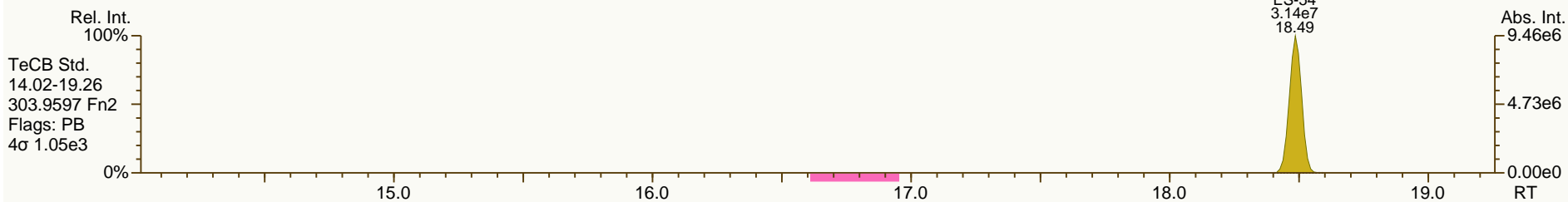
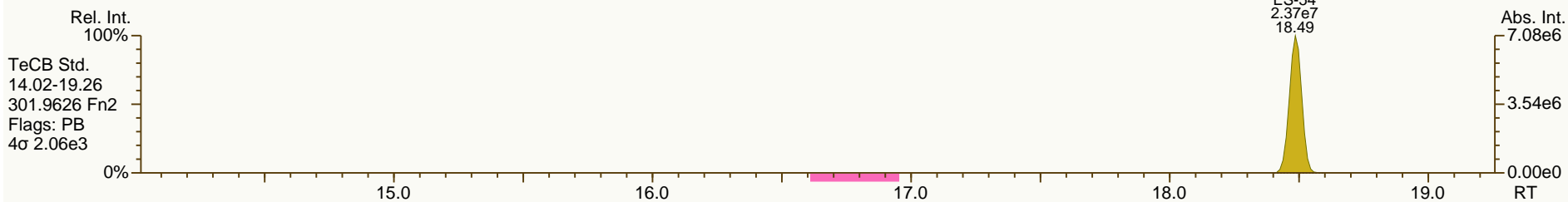
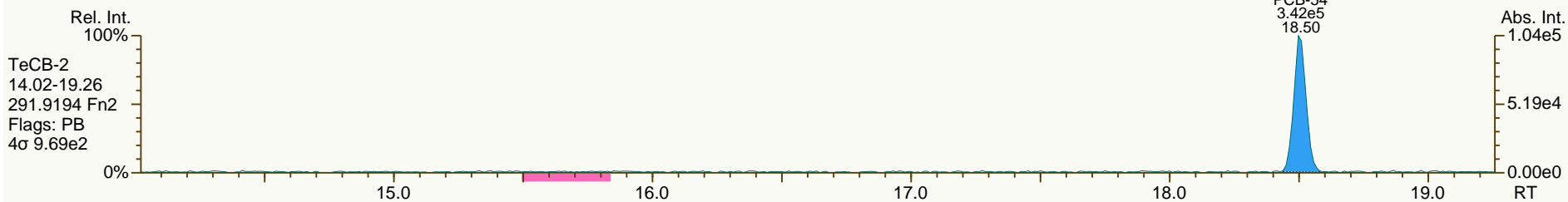
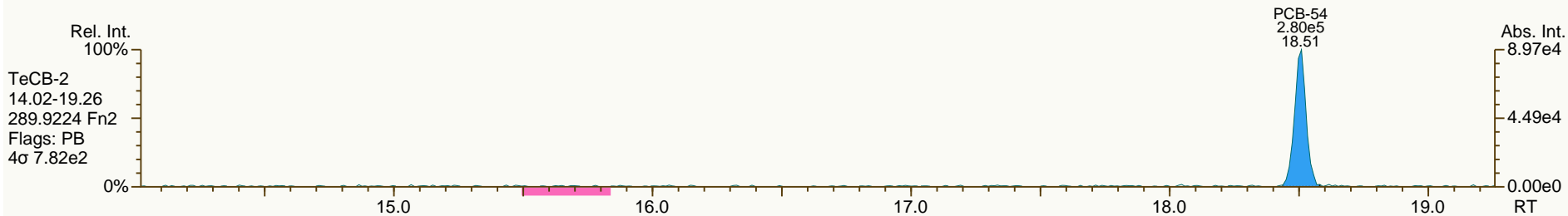


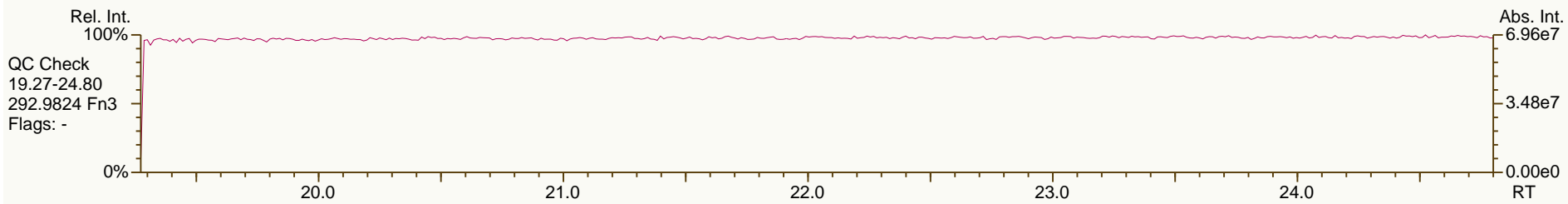
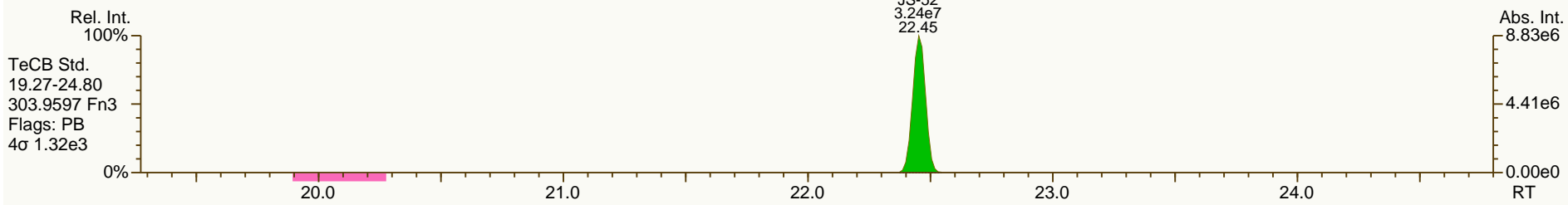
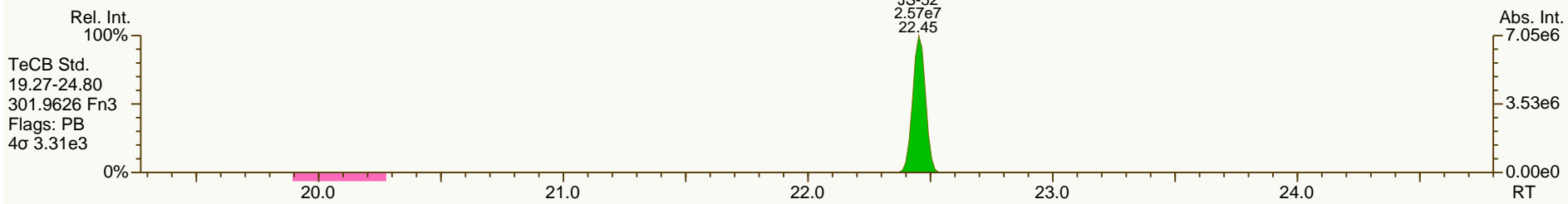
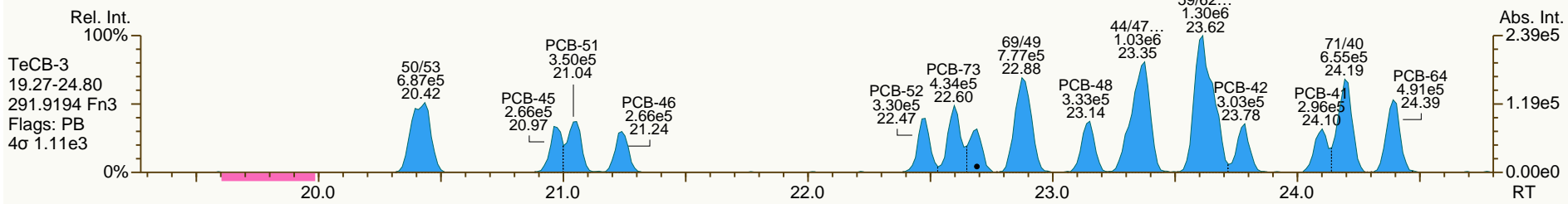
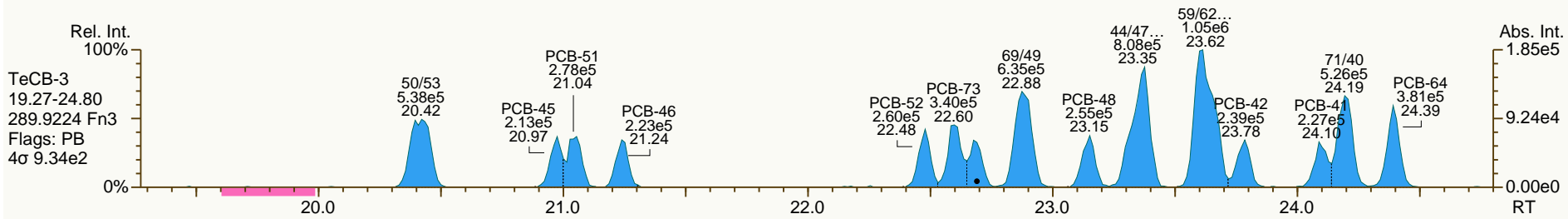


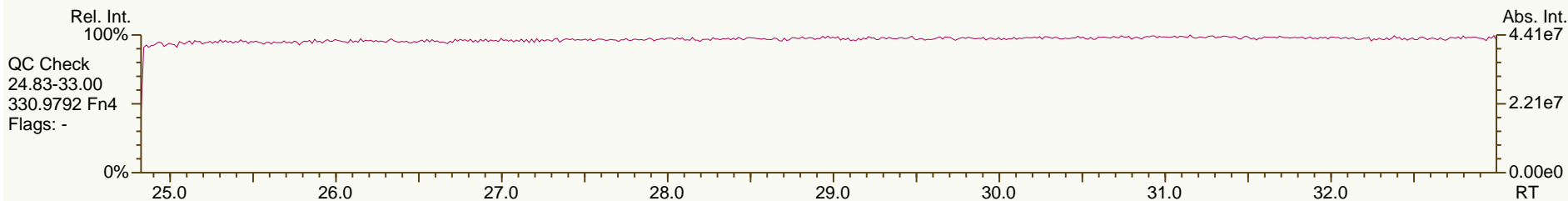
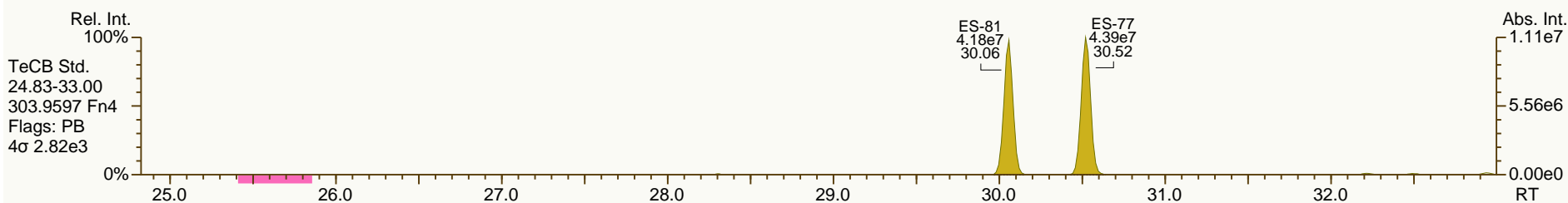
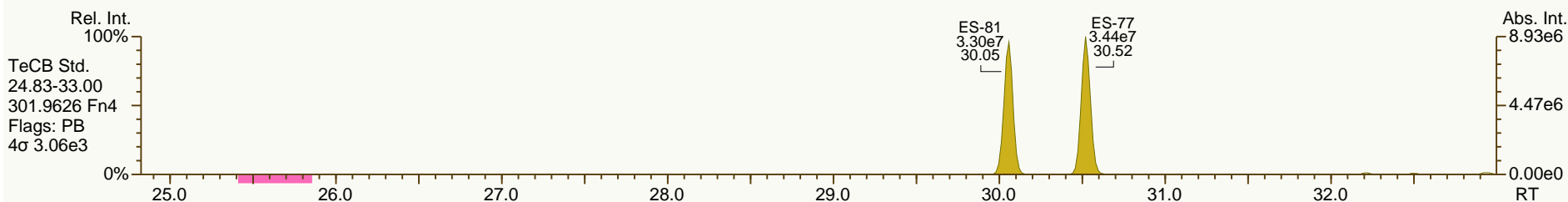
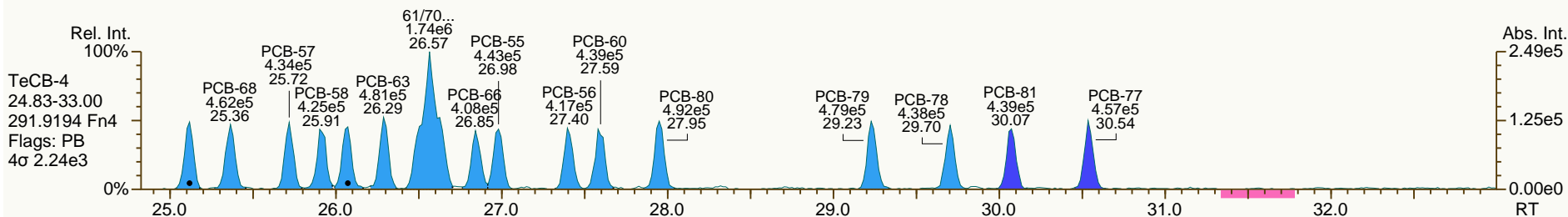
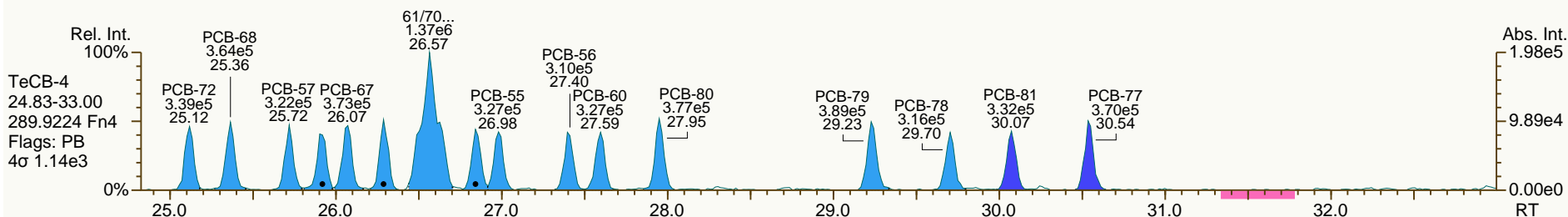


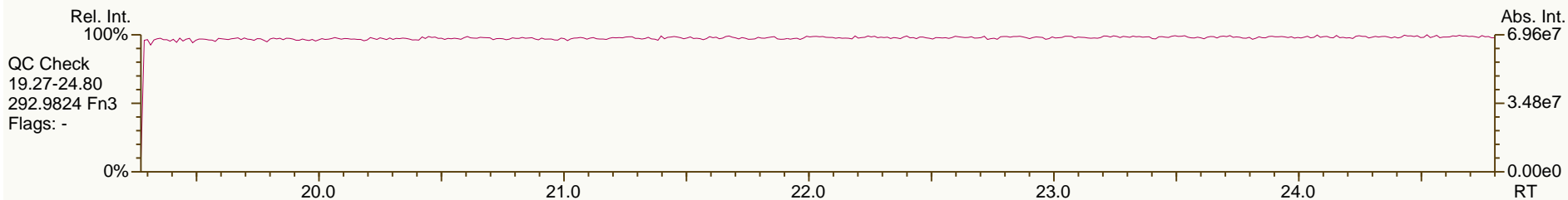
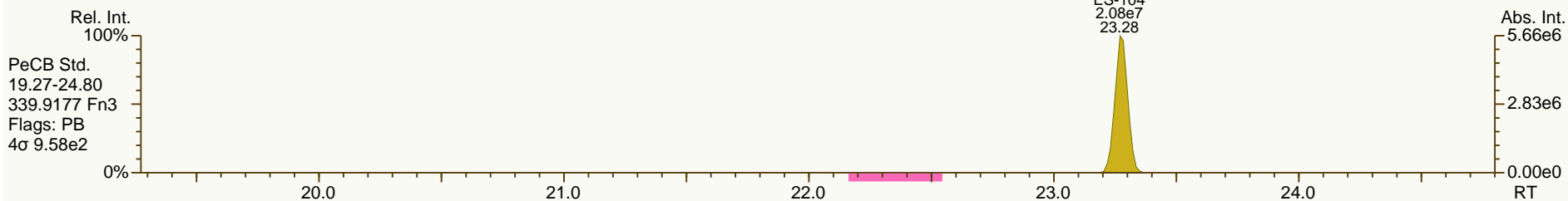
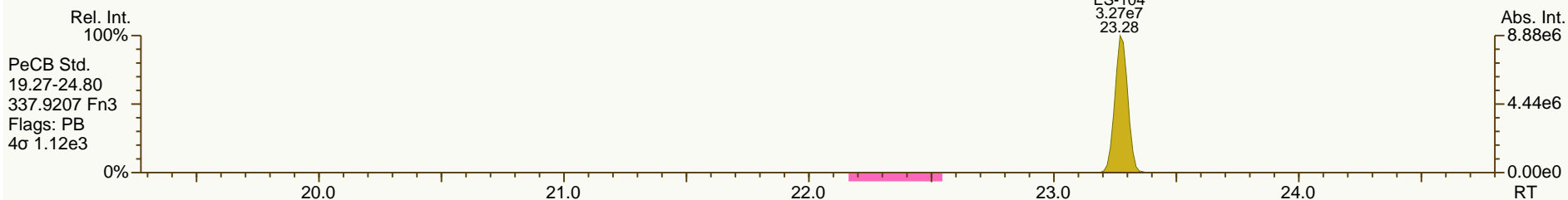
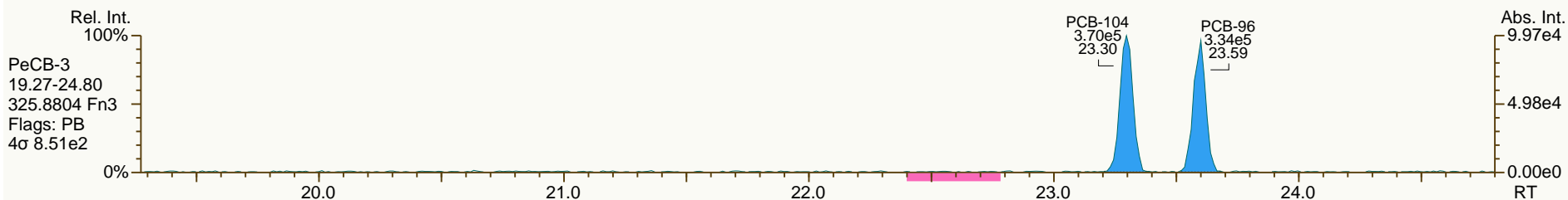
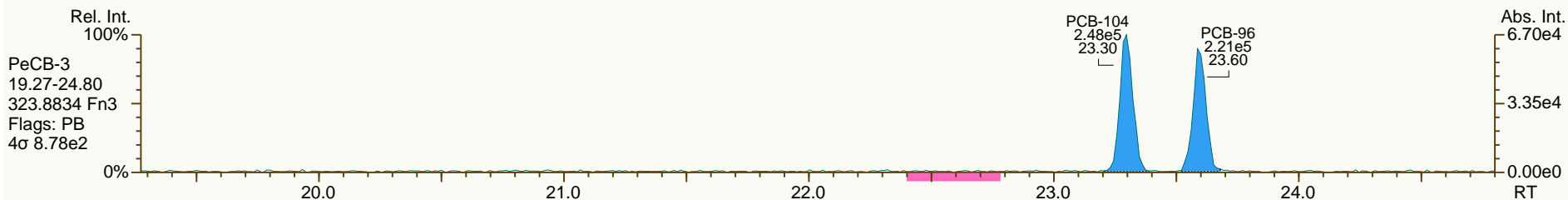


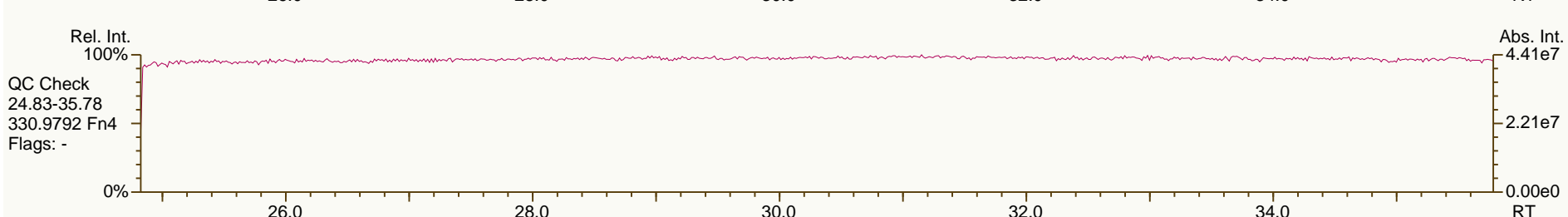
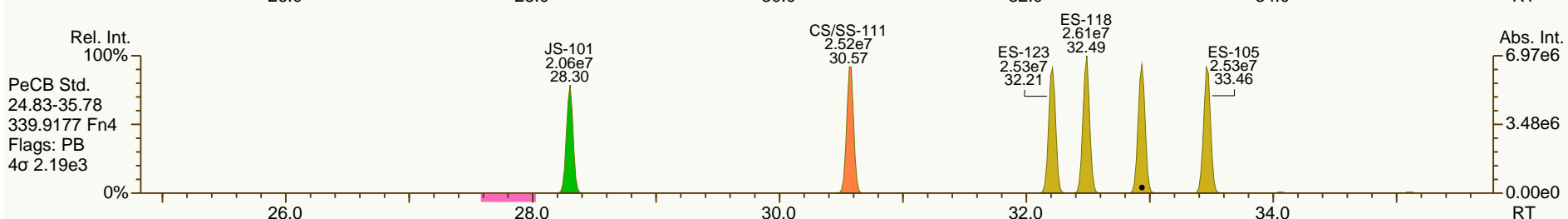
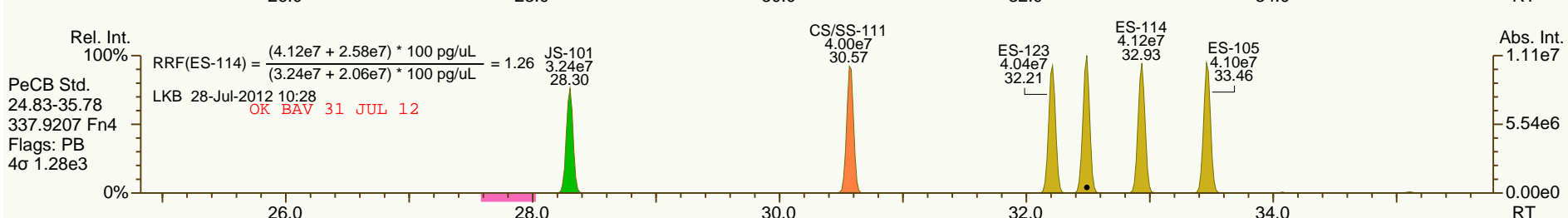
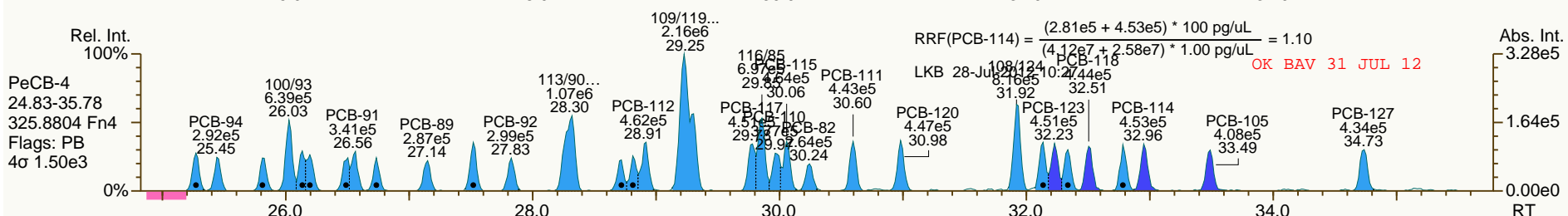
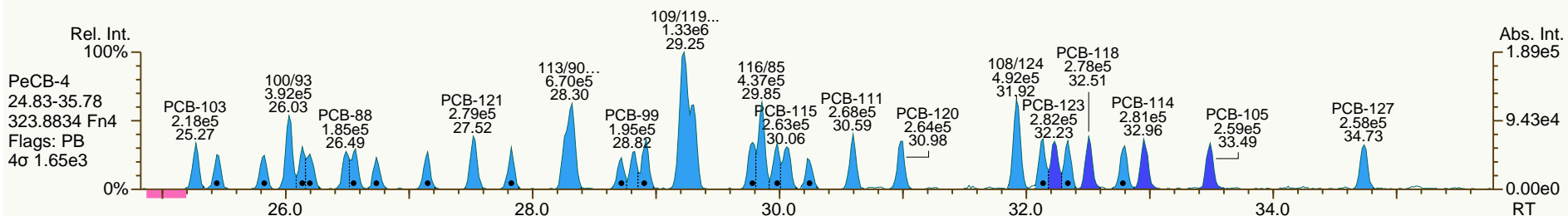


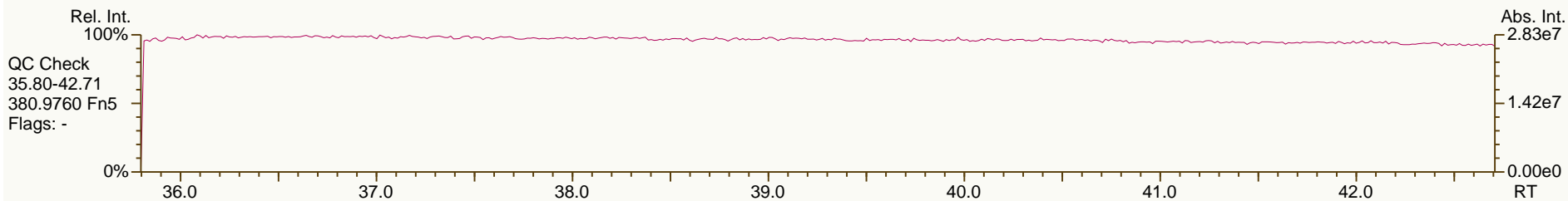
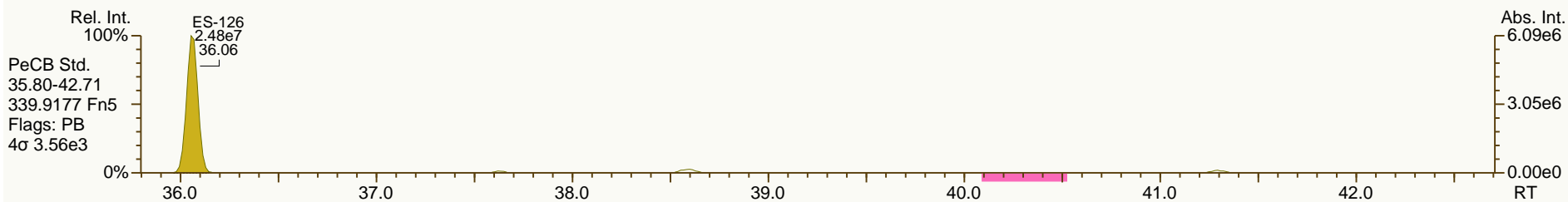
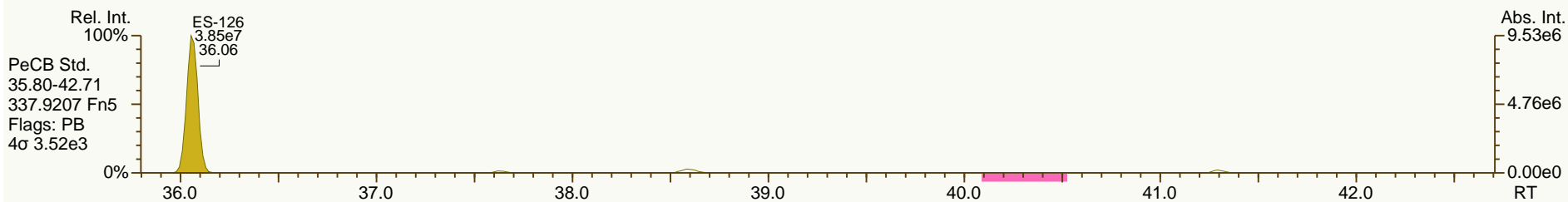
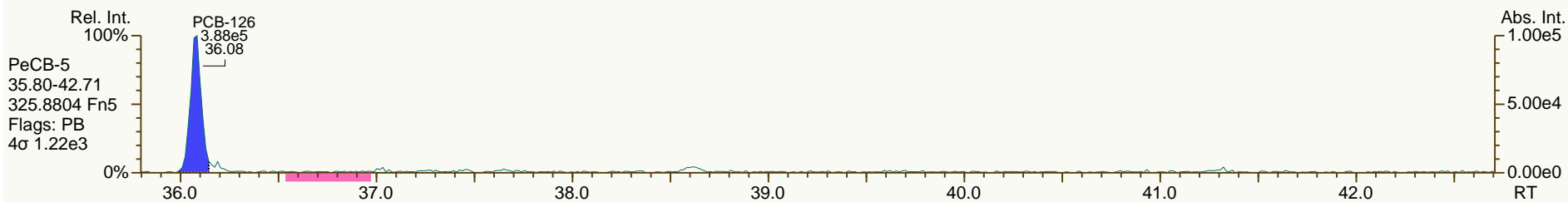
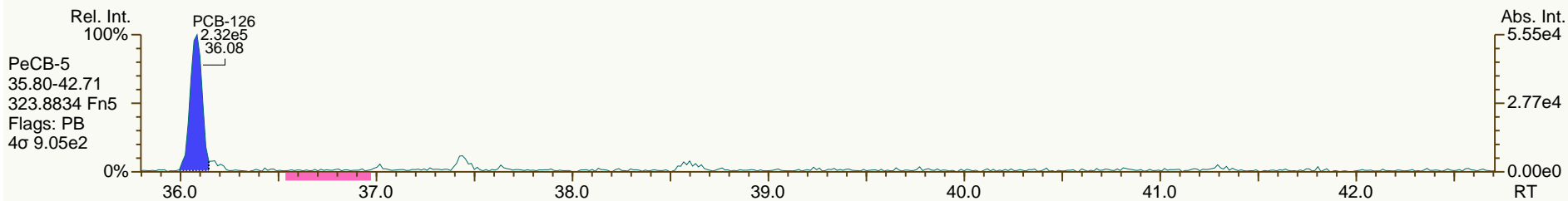


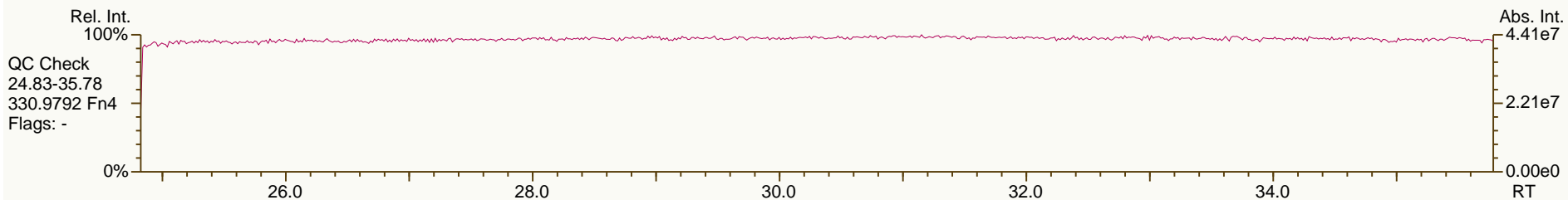
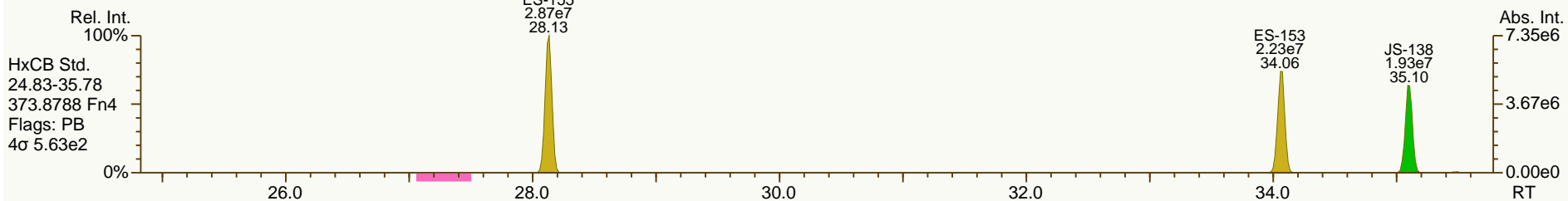
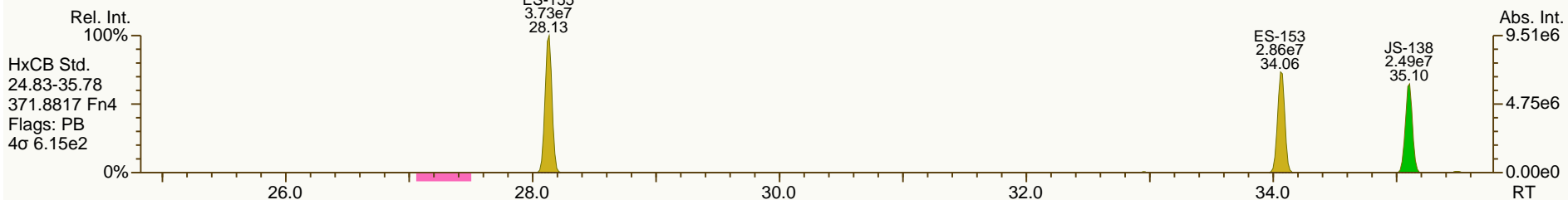
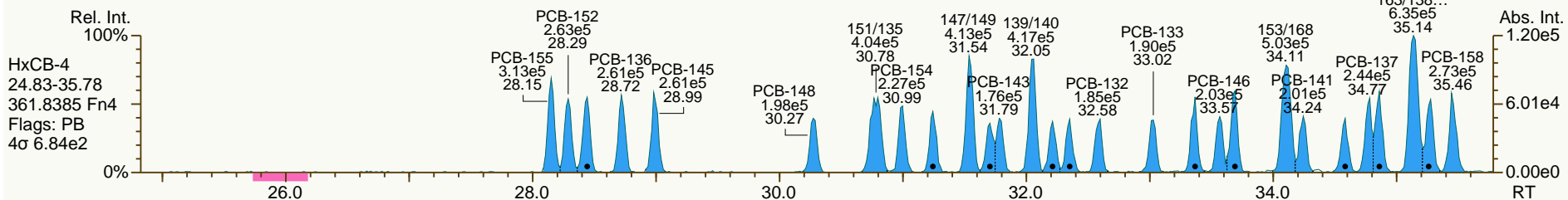
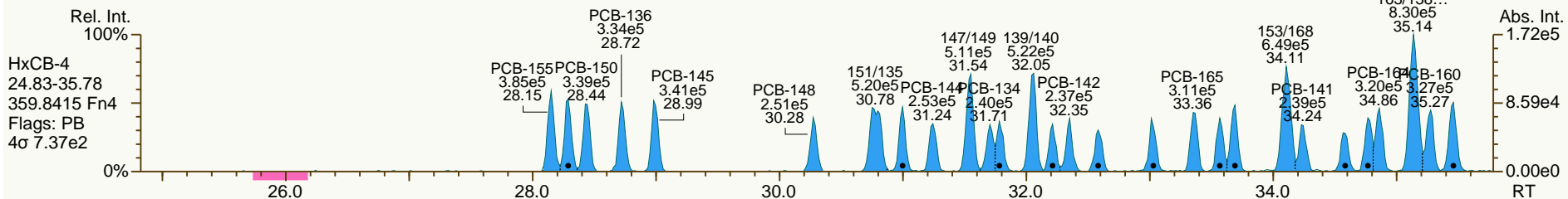


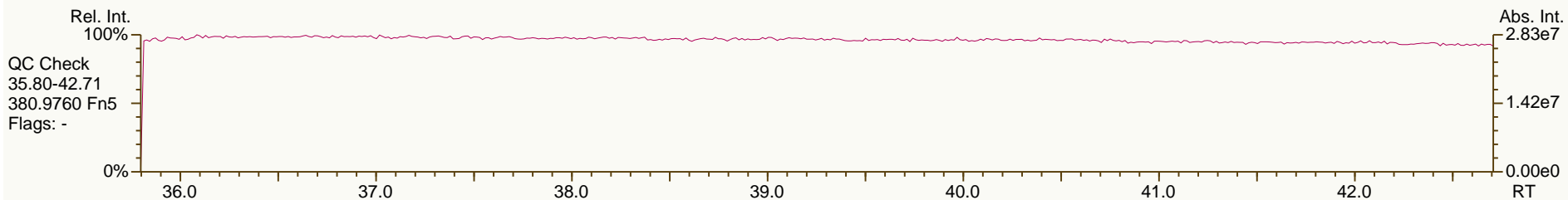
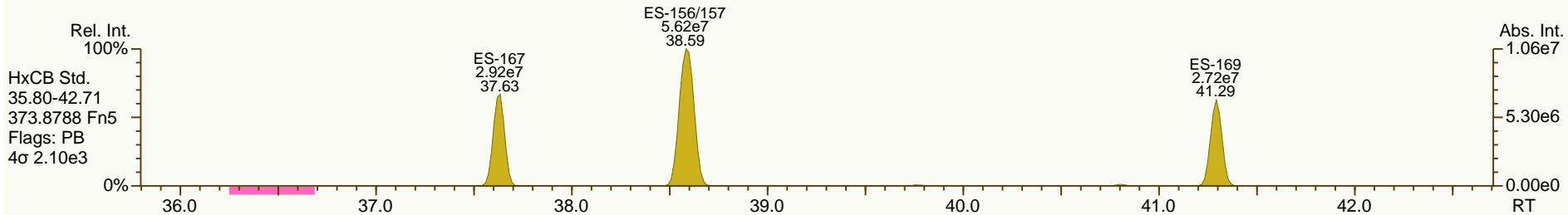
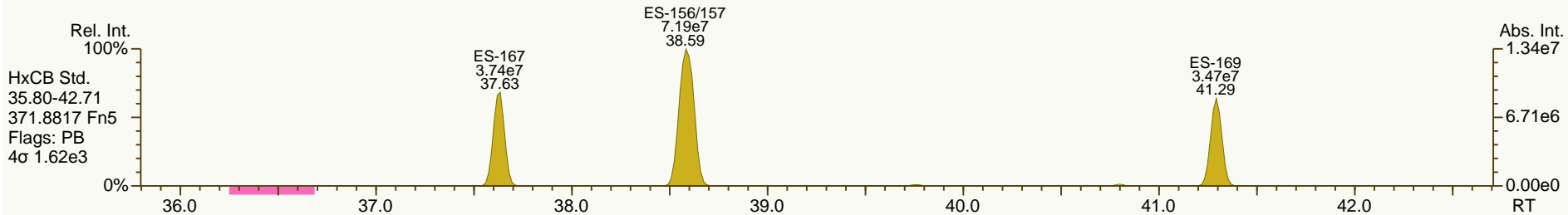
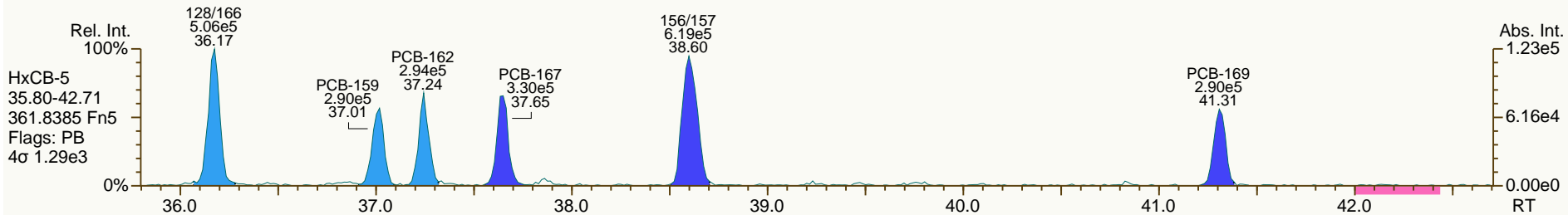
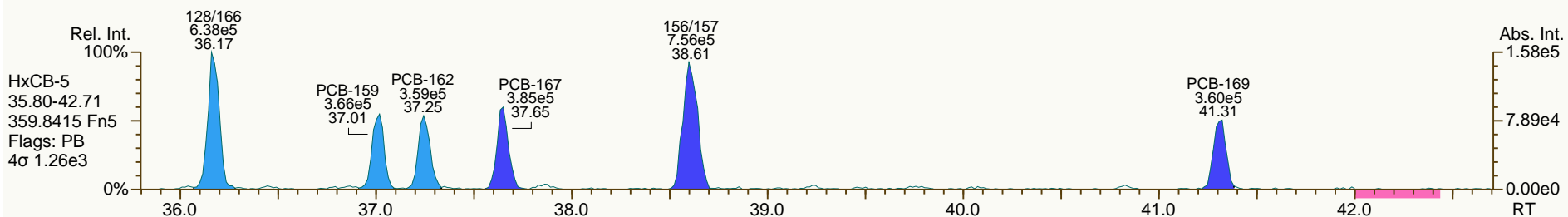


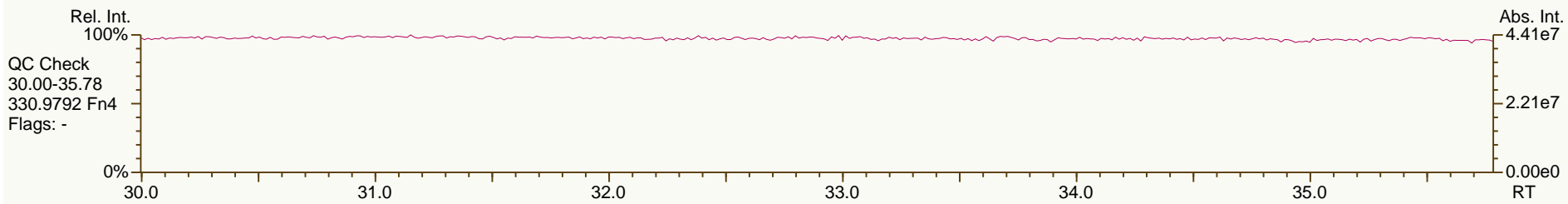
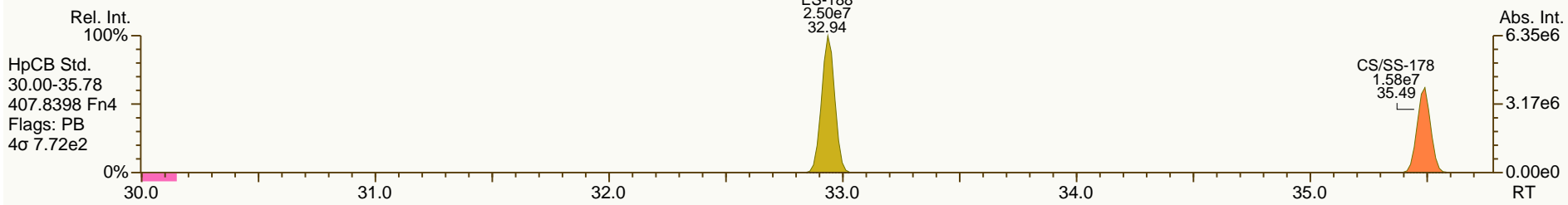
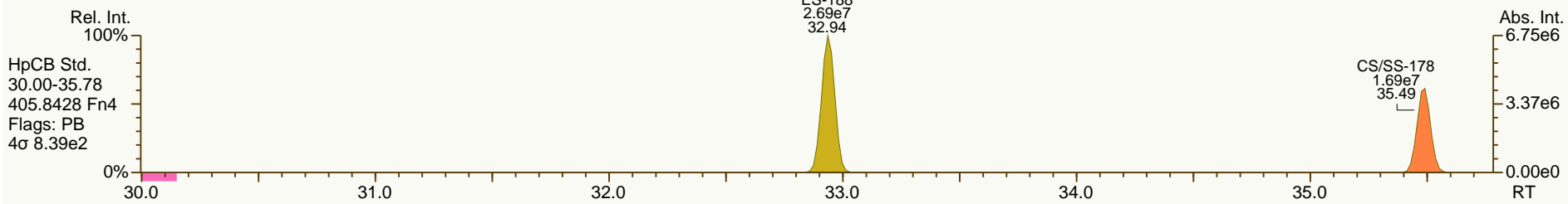
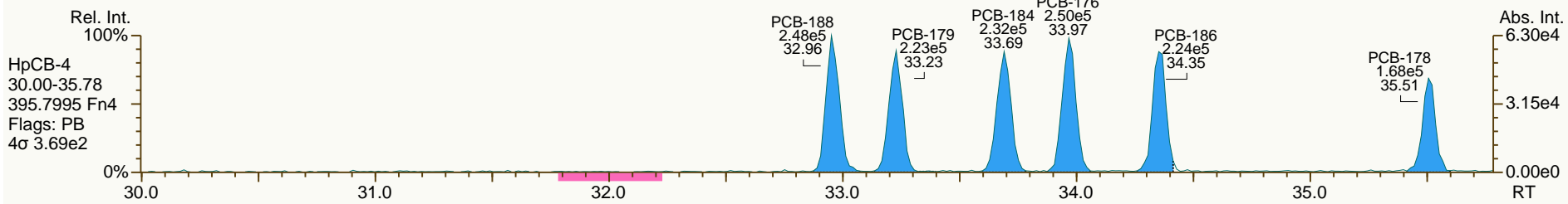
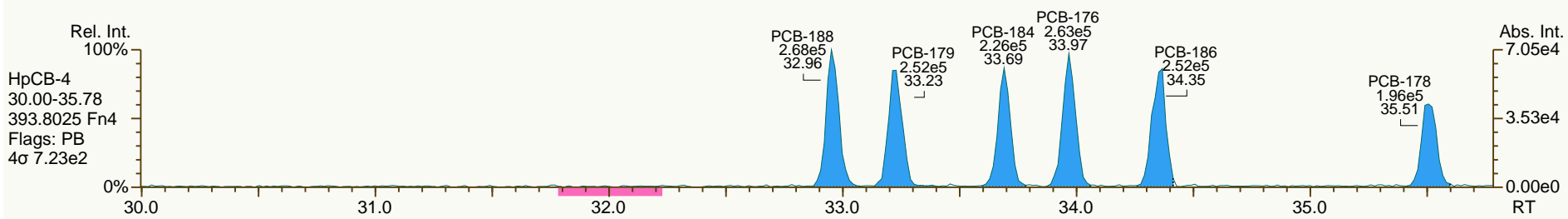


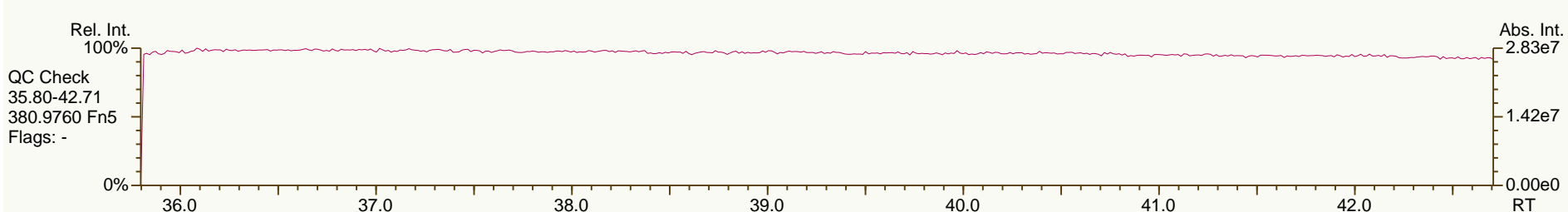
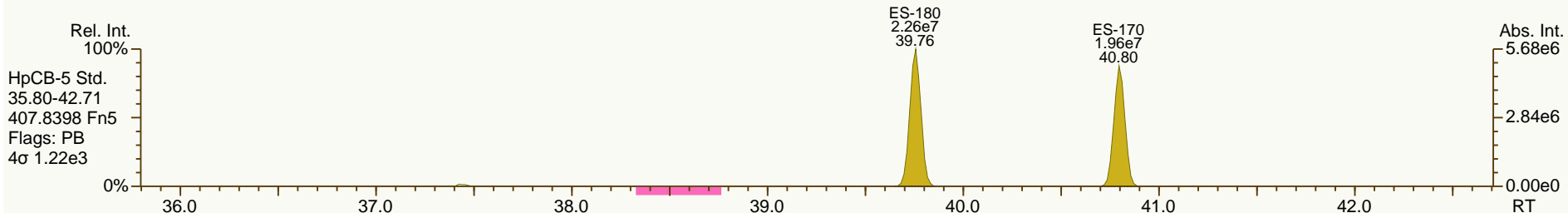
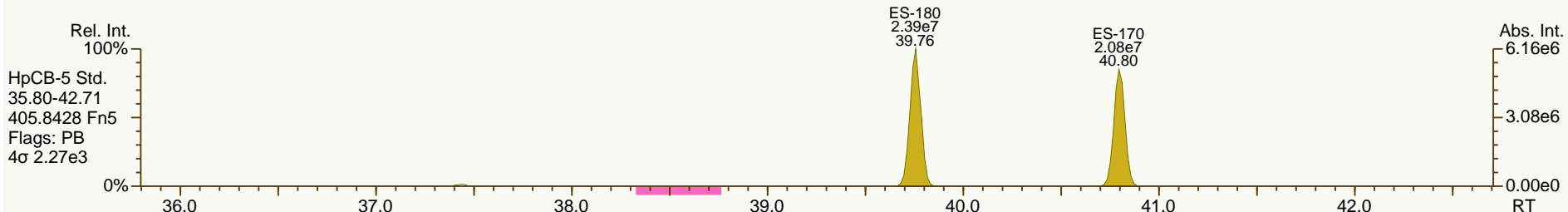
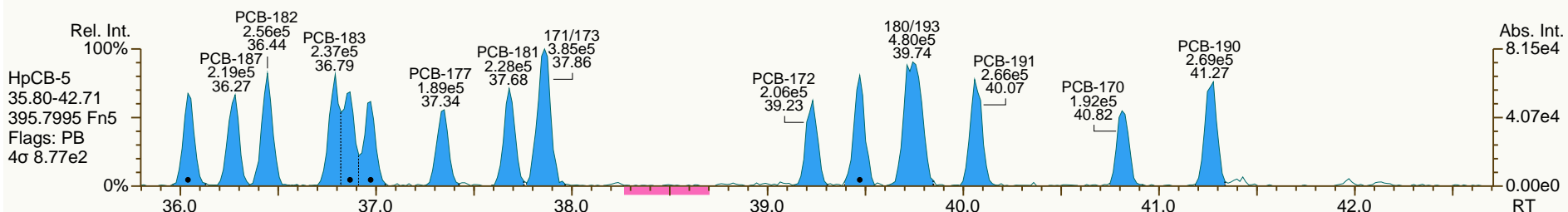
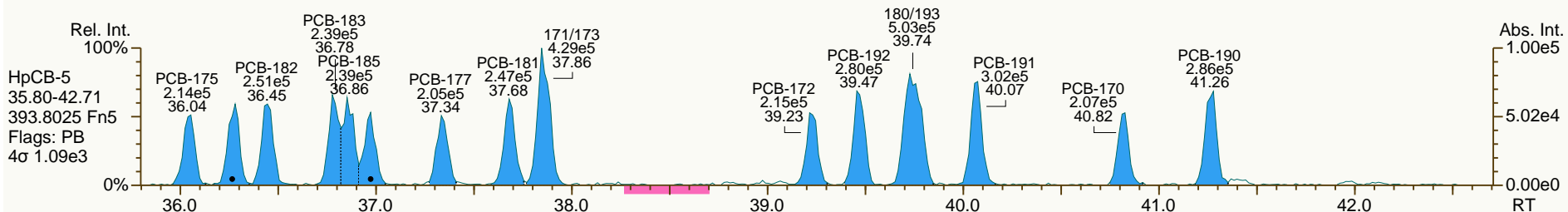


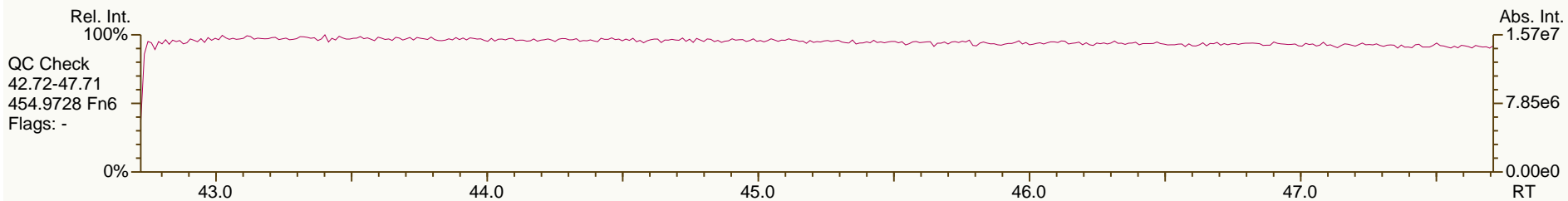
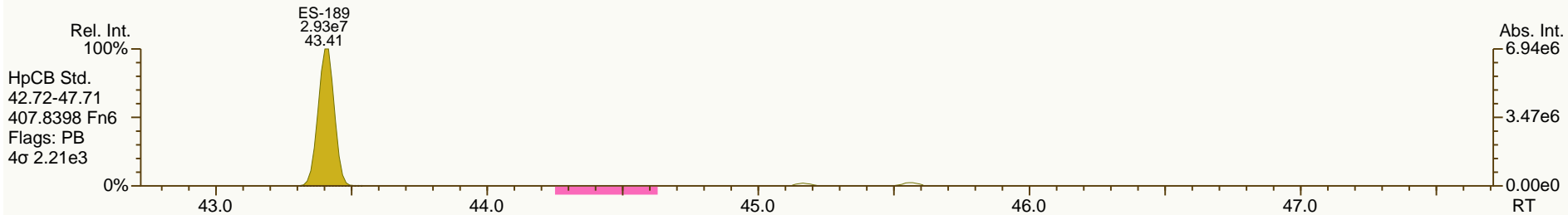
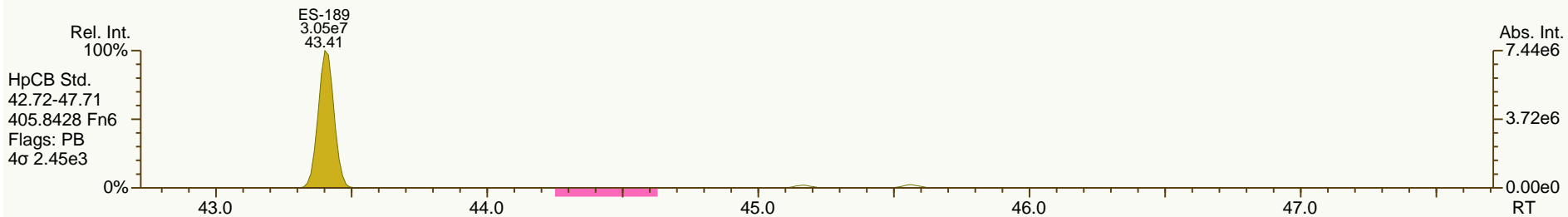
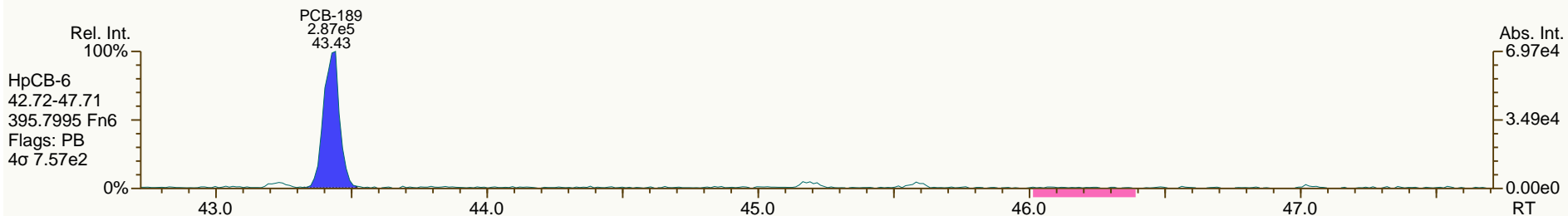
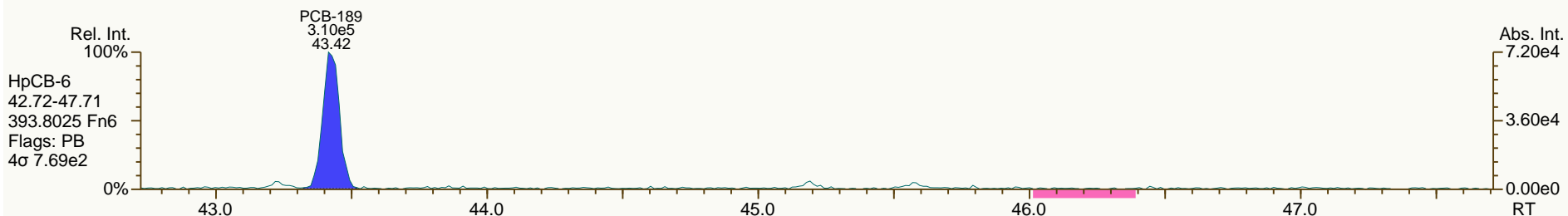


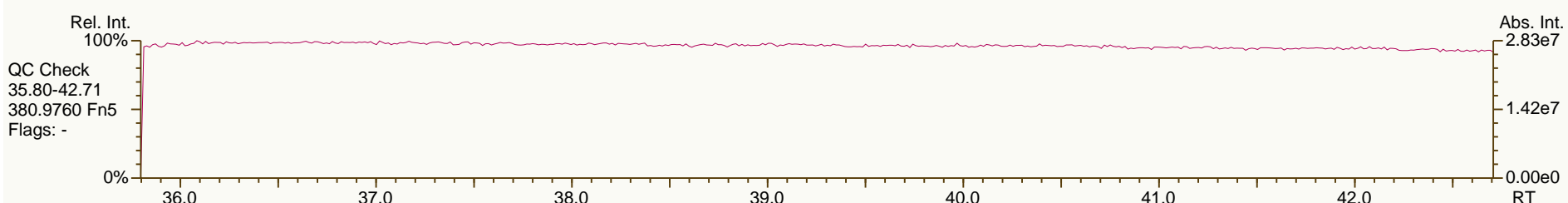
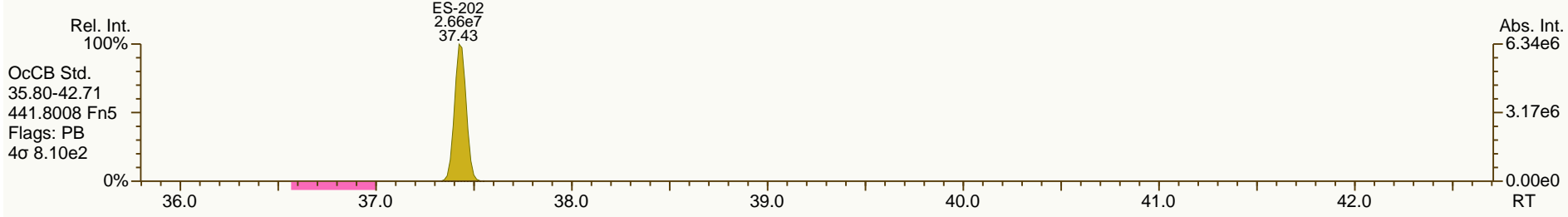
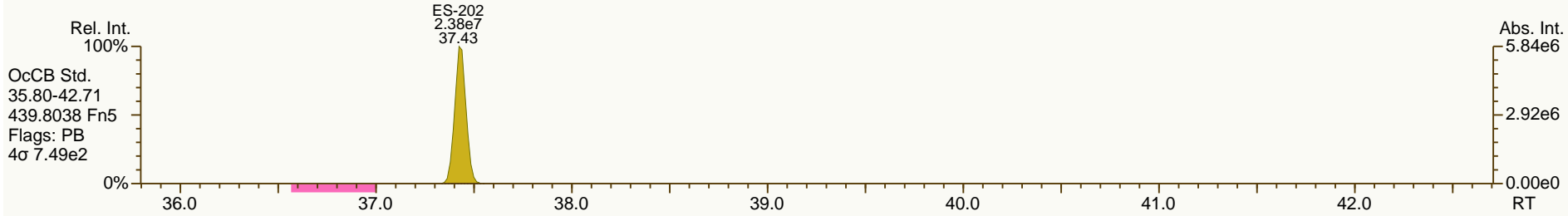
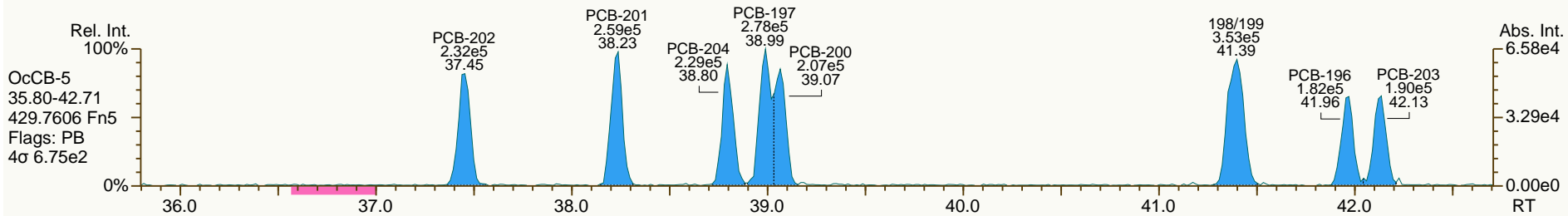
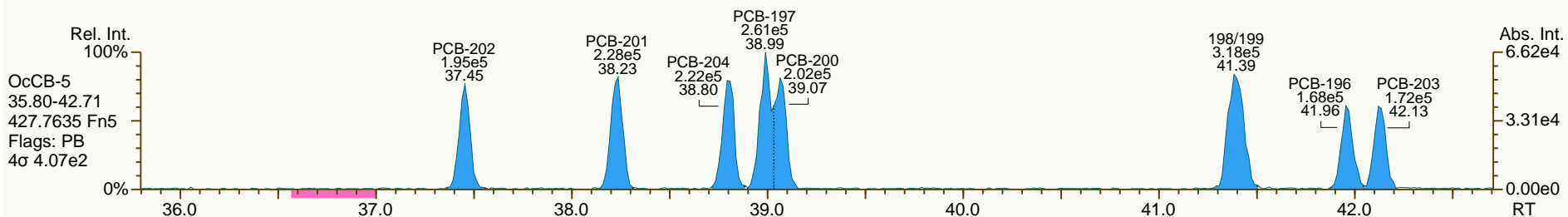


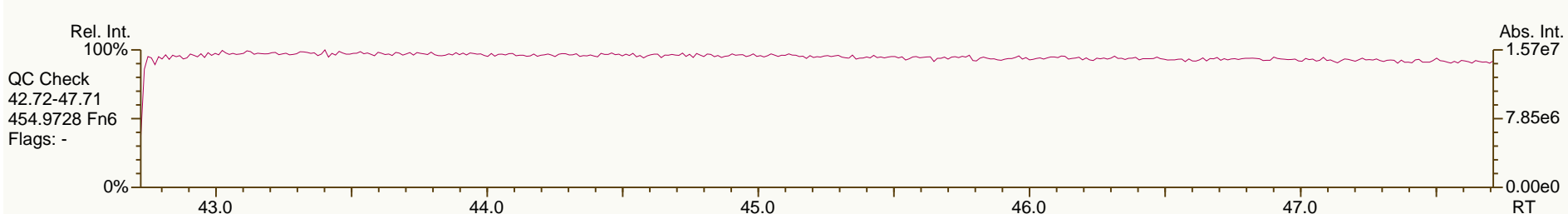
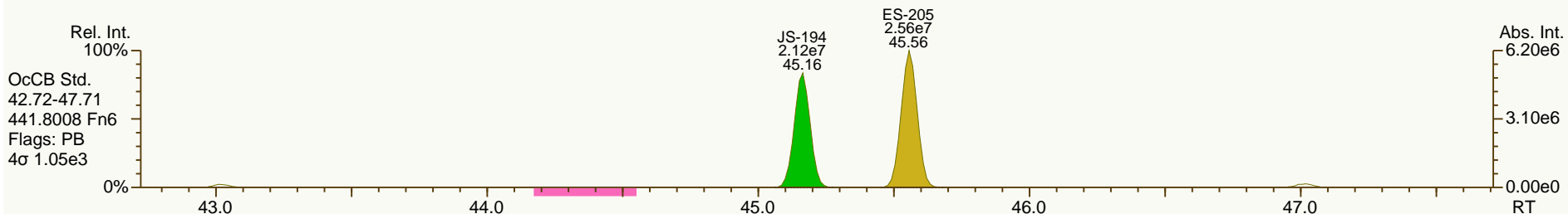
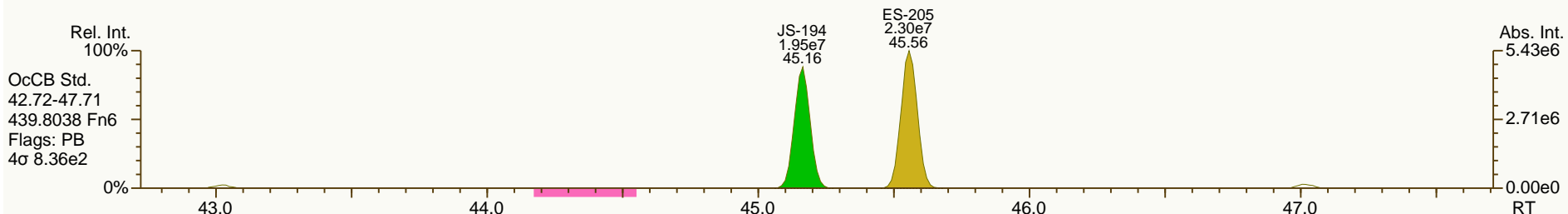
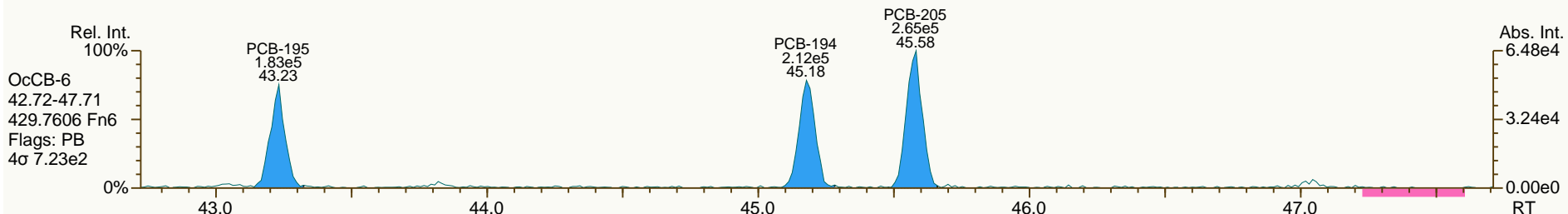
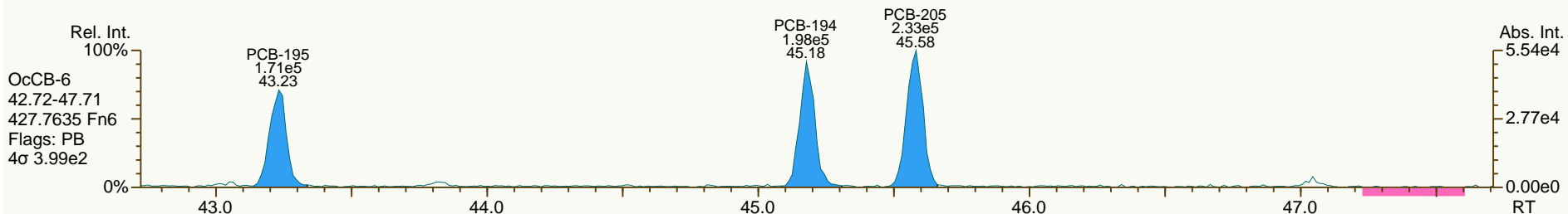




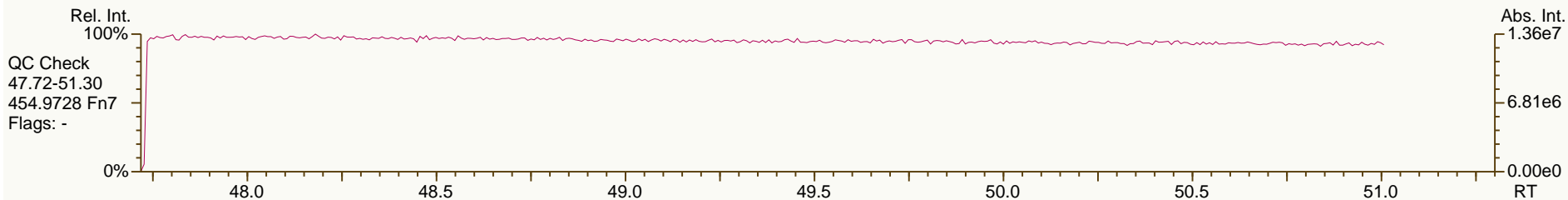
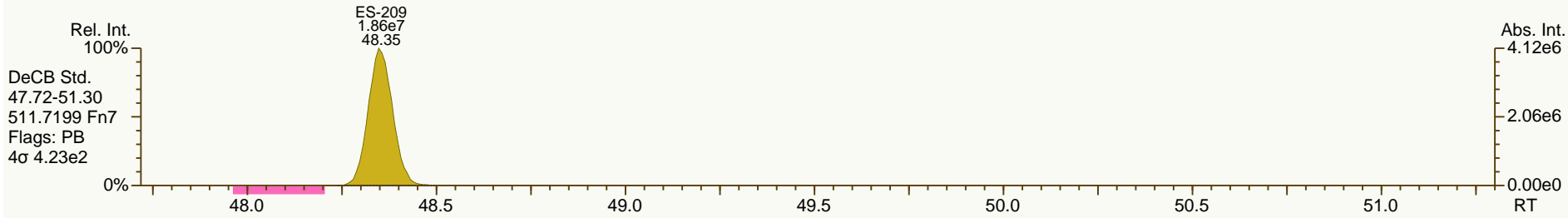
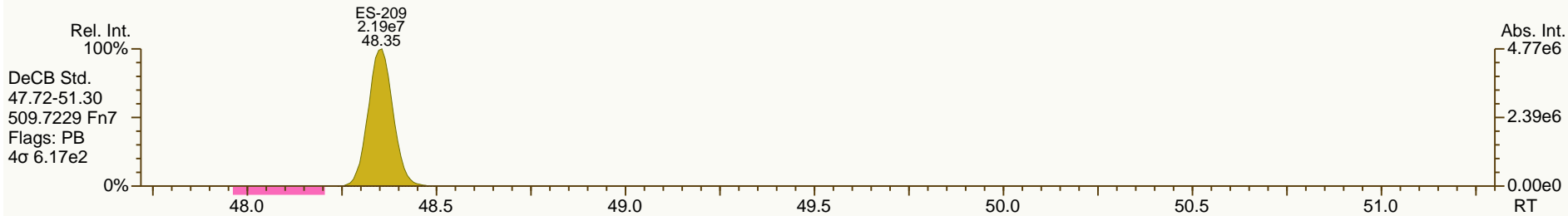
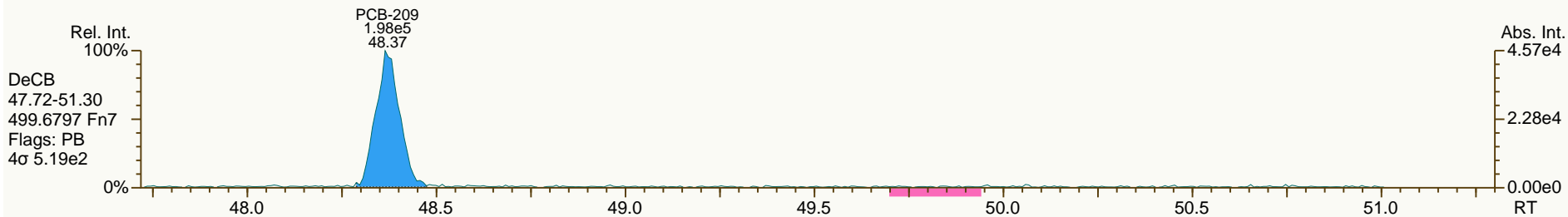
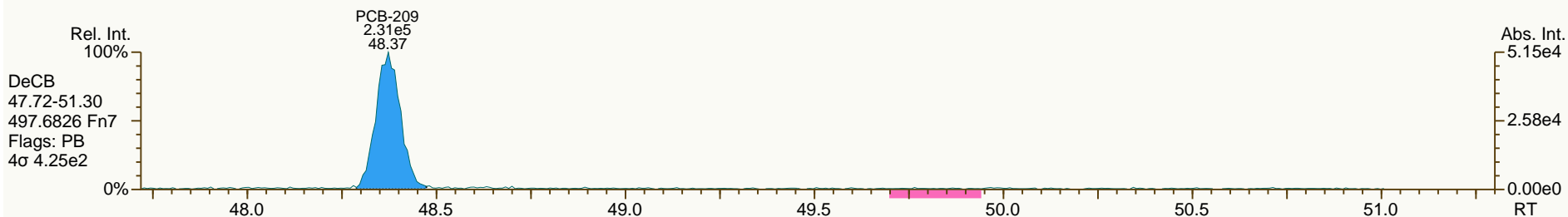












PCB QC Summary

SGS Analytical Perspectives

Printed: 28-Jul-2012 10:13

Lab ID: CS2_120725_PCB_XB
 Acquired: 26-JUL-2012 04:44
 Datafile: 120725X17

ICAL: MM7_PCB_07132012_25JUL12

Name	RT	Response	RA	ICAL	RRF	Dev'n
PCB-77 33'44'-TeCB	30.55	4.14E+06	0.79 Y	1.13	1.09	-4.2%
PCB-81 344'5'-TeCB	30.08	3.94E+06	0.78 Y	1.13	1.09	-3.5%
PCB-105 233'44'-PeCB	33.50	3.47E+06	0.61 Y	1.09	1.06	-3.1%
PCB-114 2344'5'-PeCB	32.97	3.76E+06	0.61 Y	1.16	1.13	-2.5%
PCB-118 23'44'5'-PeCB	32.52	3.50E+06	0.62 Y	1.11	1.03	-6.6%
PCB-123 2'344'5'-PeCB	32.24	3.79E+06	0.61 Y	1.19	1.19	-0.1%
PCB-126 33'44'5'-PeCB	36.09	3.28E+06	0.64 Y	1.06	1.04	-2.3%
PCB-156/157 233'44'5'/233'44'5'	38.61	6.77E+06	1.26 Y	1.11	1.07	-3.0%
PCB-167 23'44'55'-HxCB	37.66	3.61E+06	1.27 Y	1.14	1.11	-2.0%
PCB-169 33'44'55'-HxCB	41.32	3.32E+06	1.26 Y	1.11	1.10	-1.0%
PCB-189 233'44'55'-HpCB	43.44	2.96E+06	1.10 Y	1.06	1.02	-3.5%
PCB-209 DeCB	48.38	2.04E+06	1.17 Y	1.07	1.03	-4.2%
ES PCB-1	10.65	1.12E+08	3.14 Y	1.08	1.07	-0.6%
ES PCB-3	12.71	1.12E+08	3.20 Y	1.08	1.07	-1.1%
ES PCB-4	12.93	5.11E+07	1.58 Y	0.49	0.49	0.5%
ES PCB-15	18.25	1.14E+08	1.58 Y	1.11	1.10	-1.3%
ES PCB-19	15.76	5.84E+07	1.07 Y	0.55	0.56	1.2%
ES PCB-37	24.33	9.15E+07	1.06 Y	1.64	1.62	-0.9%
ES PCB-54	18.50	5.45E+07	0.77 Y	0.94	0.97	2.7%
ES PCB-77	30.53	7.63E+07	0.79 Y	1.35	1.35	0.4%
ES PCB-81	30.06	7.24E+07	0.79 Y	1.29	1.28	-0.3%
ES PCB-104	23.29	5.25E+07	1.56 Y	0.99	1.00	0.5%
ES PCB-105	33.47	6.54E+07	1.59 Y	1.23	1.24	0.8%
ES PCB-114	32.94	6.65E+07	1.60 Y	1.25	1.26	1.3%
ES PCB-118	32.49	6.77E+07	1.61 Y	1.28	1.29	0.4%
ES PCB-123	32.22	6.38E+07	1.58 Y	1.22	1.21	-0.4%
ES PCB-126	36.07	6.33E+07	1.61 Y	1.20	1.20	0.3%
ES PCB-153	34.07	5.02E+07	1.26 Y	1.14	1.15	0.5%
ES PCB-155	28.14	6.54E+07	1.29 Y	1.50	1.50	0.0%
ES PCB-156/157	38.60	1.26E+08	1.28 Y	1.45	1.44	-0.9%
ES PCB-167	37.64	6.48E+07	1.26 Y	1.49	1.48	-0.8%
ES PCB-169	41.30	6.05E+07	1.26 Y	1.40	1.38	-1.6%
ES PCB-170	40.81	3.95E+07	1.05 Y	1.00	0.99	-0.8%
ES PCB-180	39.76	4.54E+07	1.06 Y	1.16	1.14	-1.3%
ES PCB-188	32.95	5.11E+07	1.07 Y	1.18	1.17	-0.8%
ES PCB-189	43.42	5.81E+07	1.02 Y	1.49	1.46	-1.7%
ES PCB-202	37.44	4.95E+07	0.90 Y	1.14	1.13	-0.4%
ES PCB-205	45.57	4.72E+07	0.90 Y	1.20	1.19	-1.0%
ES PCB-206	47.02	3.42E+07	0.79 Y	0.87	0.86	-0.9%
ES PCB-208	43.02	4.70E+07	0.80 Y	1.19	1.18	-0.6%
ES PCB-209	48.36	3.96E+07	1.19 Y	1.00	1.00	-0.5%

PCB QC Summary

SGS Analytical Perspectives

Printed: 28-Jul-2012 10:13

Lab ID: CS2_120725_PCB_XB
 Acquired: 26-JUL-2012 04:44
 Datafile: 120725X17

ICAL: MM7_PCB_07132012_25JUL12

Name	RT	Response	RA	ICAL	RRF	Dev'n
SS PCB-28	20.89	9.87E+07	1.05 Y	1.07	1.08	0.4%
SS PCB-111	30.58	6.46E+07	1.61 Y	1.01	1.01	0.6%
SS PCB-178	35.50	3.27E+07	1.07 Y	0.63	0.64	1.9%
CS PCB-28	20.89	9.87E+07	1.05 Y	1.76	1.75	-0.5%
CS PCB-111	30.58	6.46E+07	1.61 Y	1.23	1.23	0.2%
CS PCB-178	35.50	3.27E+07	1.07 Y	0.74	0.75	1.1%
JS PCB-9	14.75	1.04E+08	1.58 Y	-	-	-
JS PCB-52	22.46	5.64E+07	0.80 Y	-	-	-
JS PCB-101	28.31	5.26E+07	1.57 Y	-	-	-
JS PCB-138	35.11	4.37E+07	1.27 Y	-	-	-
JS PCB-194	45.17	3.97E+07	0.91 Y	-	-	-
PCB-1 2-MoCB	10.66	5.68E+06	3.23 Y	1.03	1.01	-1.7%
PCB-3 4-MoCB	12.72	5.62E+06	3.25 Y	1.04	1.01	-3.4%
PCB-4 22'-DiCB	12.94	2.89E+06	1.56 Y	1.17	1.13	-3.3%
PCB-15 44'-DiCB	18.26	5.95E+06	1.63 Y	1.08	1.04	-3.7%
PCB-19 22'6'-TrCB	15.78	3.04E+06	1.06 Y	1.09	1.04	-4.9%
PCB-37 344'-TrCB	24.35	4.85E+06	1.05 Y	1.10	1.06	-4.1%
PCB-54 22'66'-TeCB	18.52	3.18E+06	0.78 Y	1.21	1.17	-3.4%
PCB-104 22'466'-PeCB	23.31	3.23E+06	0.63 Y	1.25	1.23	-1.9%
PCB-153 22'44'55'-HxCB	34.12	5.75E+06	1.25 Y	1.22	1.15	-6.0%
PCB-155 22'44'66'-HxCB	28.16	3.41E+06	1.29 Y	1.09	1.04	-4.4%
PCB-170 22'33'44'5'-HpCB	40.83	2.06E+06	1.09 Y	1.07	1.04	-2.8%
PCB-180 22'344'55'-HpCB	39.75	5.17E+06	1.04 Y	1.16	1.14	-1.6%
PCB-188 22'34'566'-HpCB	32.97	2.62E+06	1.10 Y	1.03	1.02	-0.9%
PCB-202 22'33'55'66'-OcCB	37.46	2.20E+06	0.92 Y	0.91	0.89	-2.7%
PCB-205 233'44'55'6'-OcCB	45.59	2.46E+06	0.91 Y	1.09	1.04	-4.2%
PCB-208 22'33'455'66'-NoCB	43.05	2.30E+06	0.75 Y	1.02	0.98	-3.8%
PCB-206 22'33'44'55'6'-NoCB	47.04	1.63E+06	0.75 Y	0.98	0.95	-2.8%

PCB QC Summary - Ax2 Detail

Printed: 28-Jul-2012 10:13

Lab ID: CS2_120725_PCB_XB
 Acquired: 26-JUL-2012 04:44
 Datafile: 120725X17

ICAL: MM7_PCB_07132012_25JUL12

Name	RT	Response	RA	ICAL	RRF	Dev'n
PCB-1 2-MoCB	10.66	5.68E+06	3.23 Y	1.03	1.01	-1.7%
PCB-2 3-MoCB	12.55	5.71E+06	3.28 Y	1.04	1.02	-1.8%
PCB-3 4-MoCB	12.72	5.62E+06	3.25 Y	1.04	1.01	-3.4%
PCB-4 22'-DiCB	12.94	2.89E+06	1.56 Y	1.17	1.13	-3.3%
PCB-10 26-DiCB	13.11	4.57E+06	1.56 Y	1.83	1.79	-2.5%
PCB-9 25-DiCB	14.77	5.02E+06	1.62 Y	0.89	0.88	-1.7%
PCB-7 24-DiCB	14.92	5.75E+06	1.59 Y	1.02	1.01	-1.8%
PCB-6 23'-DiCB	15.13	5.30E+06	1.65 Y	0.95	0.93	-2.2%
PCB-5 23-DiCB	15.41	5.38E+06	1.62 Y	0.97	0.94	-3.2%
PCB-8 24'-DiCB	15.52	5.61E+06	1.62 Y	0.98	0.98	-0.1%
PCB-14 35-DiCB	16.99	6.45E+06	1.64 Y	1.16	1.13	-2.4%
PCB-11 33'-DiCB	17.72	5.59E+06	1.59 Y	1.00	0.98	-2.0%
PCB-13/12 34'-/34-DiCB	17.99	1.13E+07	1.57 Y	1.02	0.99	-2.9%
PCB-15 44'-DiCB	18.26	5.95E+06	1.63 Y	1.08	1.04	-3.7%
PCB-19 22'6-TrCB	15.78	3.04E+06	1.06 Y	1.09	1.04	-4.9%
PCB-30/18 246-/22'5-TrCB	17.44	8.35E+06	1.09 Y	1.46	1.43	-2.1%
PCB-17 22'4-TrCB	17.82	3.50E+06	1.09 Y	1.25	1.20	-4.3%
PCB-27 23'6-TrCB	18.00	4.67E+06	1.09 Y	1.69	1.60	-5.5%
PCB-24 236-TrCB	18.13	4.70E+06	1.09 Y	1.63	1.61	-1.5%
PCB-16 22'3-TrCB	18.21	2.60E+06	1.07 Y	0.95	0.89	-6.6%
PCB-32 24'6-TrCB	18.67	5.03E+06	1.06 Y	1.79	1.72	-3.7%
PCB-34 2'35-TrCB	19.78	4.70E+06	1.07 Y	1.05	1.03	-1.9%
PCB-23 235-TrCB	19.92	4.72E+06	1.02 Y	1.06	1.03	-2.5%
PCB-26/29 23'5-/245-TrCB	20.20	9.79E+06	1.05 Y	1.09	1.07	-1.4%
PCB-25 23'4-TrCB	20.38	4.78E+06	1.05 Y	1.07	1.04	-2.8%
PCB-31 24'5-TrCB	20.65	4.93E+06	1.03 Y	1.11	1.08	-3.0%
PCB-28/20 244'-/233'-TrCB	20.92	9.53E+06	1.05 Y	1.07	1.04	-2.4%
PCB-21/33 234-/2'34-TrCB	21.09	9.67E+06	1.03 Y	1.09	1.06	-3.2%
PCB-22 234'-TrCB	21.45	4.48E+06	1.05 Y	1.02	0.98	-3.6%
PCB-36 33'5-TrCB	22.80	4.93E+06	1.05 Y	1.13	1.08	-4.3%
PCB-39 34'5-TrCB	23.11	5.20E+06	1.08 Y	1.17	1.14	-2.5%
PCB-38 345-TrCB	23.61	4.65E+06	1.04 Y	1.03	1.02	-1.5%
PCB-35 33'4-TrCB	24.00	4.58E+06	1.02 Y	1.04	1.00	-3.7%
PCB-37 344'-TrCB	24.35	4.85E+06	1.05 Y	1.10	1.06	-4.1%
PCB-54 22'66'-TeCB	18.52	3.18E+06	0.78 Y	1.21	1.17	-3.4%
PCB-50/53 22'46-/22'56'TeCB	20.43	5.99E+06	0.79 Y	0.86	0.83	-3.3%
PCB-45 22'36'-TeCB	20.98	2.52E+06	0.77 Y	0.73	0.70	-4.5%
PCB-51 22'46'-TeCB	21.05	3.15E+06	0.78 Y	0.88	0.87	-1.0%
PCB-46 22'36'-TeCB	21.25	2.43E+06	0.78 Y	0.70	0.67	-3.3%
PCB-52 22'55'-TeCB	22.49	2.99E+06	0.80 Y	0.84	0.83	-1.9%
PCB-73 23'5'6TeCB	22.61	3.63E+06	0.78 Y	1.09	1.00	-7.8%
PCB-43 22'35'-TeCB	22.69	2.63E+06	0.80 Y	0.72	0.73	0.6%
PCB-69/49 23'46-/22'45'TeCB	22.89	7.17E+06	0.79 Y	1.01	0.99	-2.2%

PCB QC Summary - Ax2 Detail

Printed: 28-Jul-2012 10:13

Lab ID: CS2_120725_PCB_XB
 Acquired: 26-JUL-2012 04:44
 Datafile: 120725X17

ICAL: MM7_PCB_07132012_25JUL12

Name	RT	Response	RA	ICAL	RRF	Dev'n
PCB-48 22'45'-TeCB	23.16	2.96E+06	0.79 Y	0.85	0.82	-3.7%
PCB-44/47/65 22'35'-/22'44'-	23.37	9.40E+06	0.79 Y	0.89	0.87	-2.7%
PCB-59/62/75 233'6-/2346-/24	23.63	1.22E+07	0.79 Y	1.14	1.13	-1.0%
PCB-42 22'34'-TeCB	23.79	2.74E+06	0.79 Y	0.77	0.76	-2.0%
PCB-41 22'34'-TeCB	24.10	2.40E+06	0.80 Y	0.73	0.66	-8.7%
PCB-71/40 23'4'6/22'33'-TeCB	24.20	6.18E+06	0.80 Y	0.87	0.85	-1.3%
PCB-64 234'6'-TeCB	24.40	4.34E+06	0.78 Y	1.24	1.20	-3.0%
PCB-72 23'55'-TeCB	25.13	3.96E+06	0.80 Y	1.14	1.09	-4.3%
PCB-68 23'45'-TeCB	25.37	4.20E+06	0.77 Y	1.21	1.16	-4.1%
PCB-57 233'5'-TeCB	25.73	3.81E+06	0.79 Y	1.11	1.05	-4.8%
PCB-58 233'5'-TeCB	25.92	3.87E+06	0.78 Y	1.10	1.07	-2.8%
PCB-67 23'45'-TeCB	26.08	4.04E+06	0.78 Y	1.16	1.12	-3.8%
PCB-63 234'5'-TeCB	26.30	4.24E+06	0.80 Y	1.22	1.17	-3.6%
PCB-61/70/74/76 2345-/23'4'5	26.58	1.61E+07	0.78 Y	1.13	1.11	-1.7%
PCB-66 23'44'-TeCB	26.86	3.76E+06	0.78 Y	1.08	1.04	-3.5%
PCB-55 233'4'-TeCB	26.99	3.84E+06	0.78 Y	1.10	1.06	-3.3%
PCB-56 233'4'-TeCB	27.42	3.63E+06	0.76 Y	1.06	1.00	-5.0%
PCB-60 2344'-TeCB	27.60	3.83E+06	0.78 Y	1.11	1.06	-4.7%
PCB-80 33'55'-TeCB	27.96	4.40E+06	0.75 Y	1.25	1.22	-2.9%
PCB-79 33'45'-TeCB	29.24	4.20E+06	0.77 Y	1.23	1.16	-5.9%
PCB-78 33'45'-TeCB	29.71	3.70E+06	0.78 Y	1.08	1.02	-5.3%
PCB-104 22'466'-PeCB	23.31	3.23E+06	0.63 Y	1.25	1.23	-1.9%
PCB-96 22'366'-PeCB	23.61	2.72E+06	0.62 Y	1.08	1.04	-3.5%
PCB-103 22'45'6'-PeCB	25.28	2.75E+06	0.64 Y	0.90	0.86	-4.4%
PCB-94 22'356'-PeCB	25.46	2.36E+06	0.62 Y	0.78	0.74	-4.8%
PCB-95 22'35'6'-PeCB	25.83	2.61E+06	0.62 Y	0.83	0.82	-1.0%
PCB-100/93 22'44'6-/22'356-P	26.04	5.34E+06	0.62 Y	0.84	0.84	-0.8%
PCB-102 22'456'-PeCB	26.15	2.71E+06	0.61 Y	0.90	0.85	-5.7%
PCB-98 22'3'46'-PeCB	26.21	2.41E+06	0.62 Y	0.77	0.76	-2.2%
PCB-88 22'346'-PeCB	26.50	2.46E+06	0.59 Y	0.79	0.77	-2.9%
PCB-91 22'34'6'-PeCB	26.57	2.73E+06	0.62 Y	0.88	0.86	-2.8%
PCB-84 22'33'6'-PeCB	26.75	2.20E+06	0.60 Y	0.71	0.69	-2.9%
PCB-89 22'346'-PeCB	27.15	2.38E+06	0.63 Y	0.76	0.75	-2.1%
PCB-121 23'45'6'-PeCB	27.53	3.55E+06	0.60 Y	1.14	1.11	-2.9%
PCB-92 22'355'-PeCB	27.83	2.48E+06	0.60 Y	0.80	0.78	-2.8%
PCB-113/90/101 233'5'6-/22'3	28.31	8.79E+06	0.60 Y	0.93	0.92	-1.8%
PCB-83 22'33'5'-PeCB	28.73	2.26E+06	0.63 Y	0.71	0.71	-0.4%
PCB-99 22'44'5'-PeCB	28.83	2.72E+06	0.61 Y	0.87	0.85	-2.3%
PCB-112 233'56'-PeCB	28.92	3.46E+06	0.64 Y	1.13	1.08	-3.8%
PCB-108/119/86/97/125/87 233	29.26	1.81E+07	0.61 Y	0.95	0.94	-0.5%
PCB-117 234'56'-PeCB	29.78	3.13E+06	0.62 Y	1.04	0.98	-5.6%
PCB-116/85 23456-/22'344'-Pe	29.86	6.16E+06	0.62 Y	0.97	0.97	-0.8%
PCB-110 233'4'6'-PeCB	29.99	3.21E+06	0.63 Y	1.02	1.01	-1.5%

PCB QC Summary - Ax2 Detail

Printed: 28-Jul-2012 10:13

Lab ID: CS2_120725_PCB_XB
 Acquired: 26-JUL-2012 04:44
 Datafile: 120725X17

ICAL: MM7_PCB_07132012_25JUL12

Name	RT	Response	RA	ICAL	RRF	Dev'n
PCB-115 2344'6-PeCB	30.07	3.50E+06	0.62 Y	1.16	1.10	-5.3%
PCB-82 22'33'4-PeCB	30.25	2.13E+06	0.63 Y	0.69	0.67	-3.4%
PCB-111 233'55'-PeCB	30.60	3.61E+06	0.62 Y	1.15	1.13	-2.0%
PCB-120 23'455'-PeCB	30.99	3.66E+06	0.61 Y	1.16	1.15	-1.2%
PCB-107/124 233'4'5'-/2'3455'	31.93	6.75E+06	0.62 Y	1.07	1.06	-1.6%
PCB-109 233'46-PeCB	32.14	3.32E+06	0.61 Y	1.14	1.04	-8.9%
PCB-106 233'45-PeCB	32.34	3.43E+06	0.62 Y	1.07	1.08	0.5%
PCB-122 2'33'45-PeCB	32.80	3.19E+06	0.61 Y	1.00	0.96	-4.2%
PCB-127 33'455'-PeCB	34.74	3.51E+06	0.61 Y	1.10	1.07	-2.4%
PCB-155 22'44'66'-HxCB	28.16	3.41E+06	1.29 Y	1.09	1.04	-4.4%
PCB-152 22'3566'-HxCB	28.30	3.21E+06	1.28 Y	1.01	0.98	-3.1%
PCB-150 22'34'66'-HxCB	28.45	3.21E+06	1.25 Y	1.00	0.98	-2.2%
PCB-136 22'33'66'-HxCB	28.73	3.01E+06	1.22 Y	0.95	0.92	-3.5%
PCB-145 22'3466'HxCB	29.00	3.09E+06	1.27 Y	0.96	0.94	-1.8%
PCB-148 22'34'56'-HxCB	30.29	2.30E+06	1.26 Y	0.97	0.92	-5.4%
PCB-151/135 22'355'6-/22'33'	30.79	4.63E+06	1.23 Y	0.96	0.92	-4.1%
PCB-154 22'44'5'6-HxCB	31.00	2.65E+06	1.31 Y	1.09	1.06	-2.9%
PCB-144 22'345'6-HxCB	31.25	2.37E+06	1.29 Y	0.98	0.95	-3.8%
PCB-147/149 22'34'56-/22'34'	31.55	4.78E+06	1.28 Y	0.99	0.95	-3.3%
PCB-134 22'33'56-HxCB	31.71	1.90E+06	1.24 Y	0.80	0.76	-5.6%
PCB-143 22'3456'-HxCB	31.79	2.25E+06	1.26 Y	0.95	0.90	-6.0%
PCB-139/140 22'344'6-/22'344'	32.06	4.86E+06	1.25 Y	1.00	0.97	-3.1%
PCB-131 22'33'46-HxCB	32.22	2.08E+06	1.32 Y	0.85	0.83	-2.6%
PCB-142 22'3456-HxCB	32.36	2.11E+06	1.30 Y	0.87	0.84	-3.7%
PCB-132 22'33'46'-HxCB	32.60	2.15E+06	1.26 Y	0.89	0.86	-3.8%
PCB-133 22'33'55'-HxCB	33.03	2.21E+06	1.25 Y	0.91	0.88	-3.6%
PCB-165 233'55'6-HxCB	33.37	2.72E+06	1.27 Y	1.13	1.08	-4.3%
PCB-146 22'34'55'-HxCB	33.58	2.38E+06	1.23 Y	1.01	0.95	-5.8%
PCB-161 233'45'6-HxCB	33.69	3.02E+06	1.26 Y	1.25	1.20	-3.9%
PCB-153/168 22'44'55'-/23'44'	34.12	5.75E+06	1.25 Y	1.22	1.15	-6.0%
PCB-141 22'3455'-HxCB	34.25	2.23E+06	1.26 Y	0.93	0.89	-4.1%
PCB-130 22'33'45'-HxCB	34.59	2.04E+06	1.30 Y	0.85	0.81	-4.0%
PCB-137 22'344'5-HxCB	34.78	2.64E+06	1.31 Y	1.04	1.05	1.0%
PCB-164 233'4'5'6-HxCB	34.87	2.80E+06	1.27 Y	1.22	1.12	-8.9%
PCB-163/138/129 233'4'56-/22'	35.15	7.49E+06	1.28 Y	1.02	1.00	-2.8%
PCB-160 233'456-HxCB	35.28	2.83E+06	1.29 Y	1.21	1.13	-6.6%
PCB-158 233'44'6-HxCB	35.46	3.25E+06	1.26 Y	1.34	1.30	-3.0%
PCB-128/166 22'33'44'-/2344'5	36.18	5.65E+06	1.27 Y	0.90	0.87	-2.9%
PCB-159 233'455'-HxCB	37.02	3.30E+06	1.23 Y	1.06	1.02	-4.1%
PCB-162 233'4'55'-HxCB	37.26	3.40E+06	1.24 Y	1.08	1.05	-2.4%
PCB-188 22'34'566'-HpCB	32.97	2.62E+06	1.10 Y	1.03	1.02	-0.9%
PCB-179 22'33'566'-HpCB	33.23	2.41E+06	1.06 Y	0.97	0.94	-2.5%
PCB-184 22'344'66'-HpCB	33.70	2.30E+06	1.03 Y	0.93	0.90	-3.4%

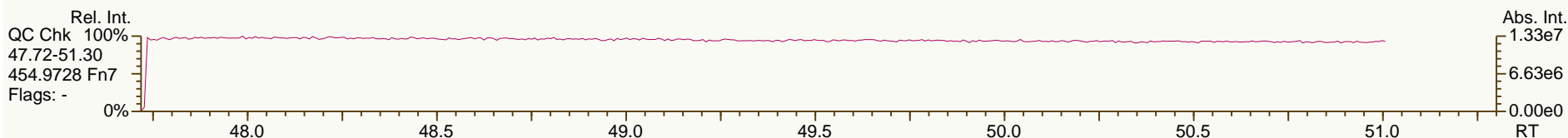
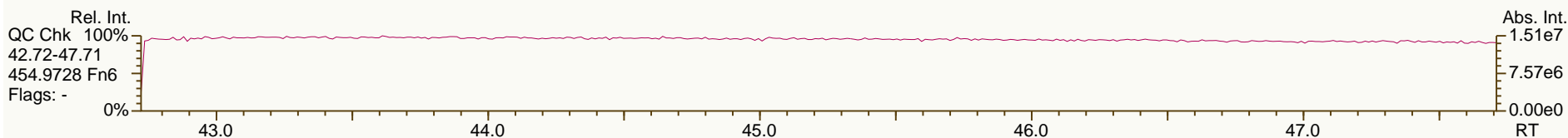
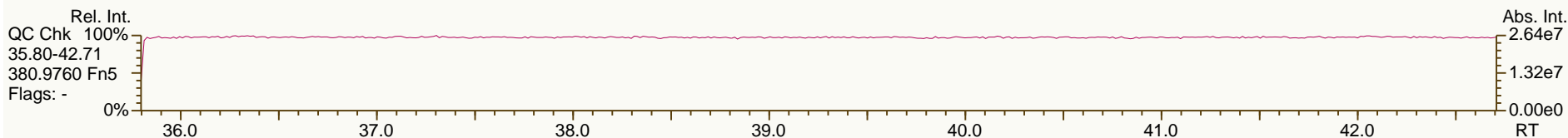
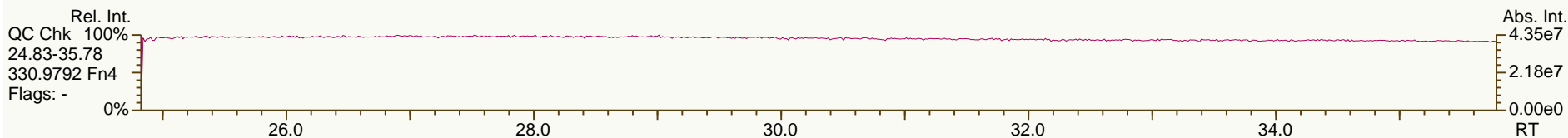
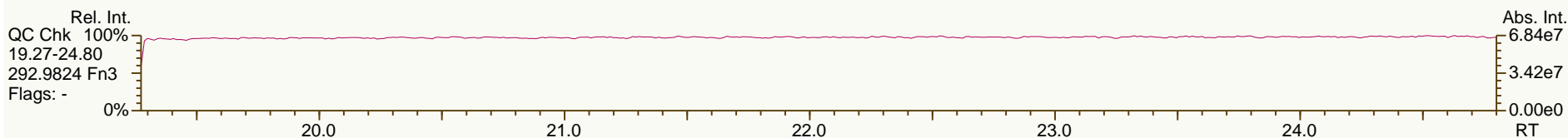
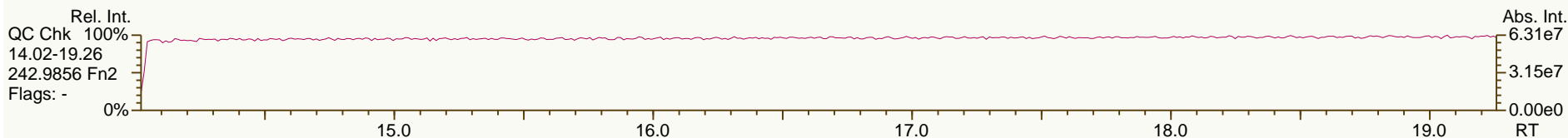
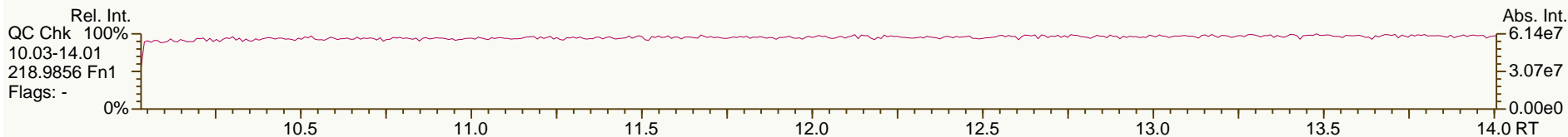
PCB QC Summary - Ax2 Detail

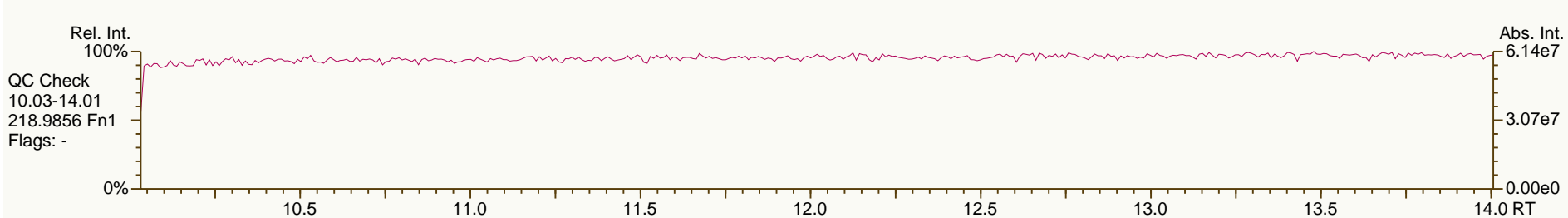
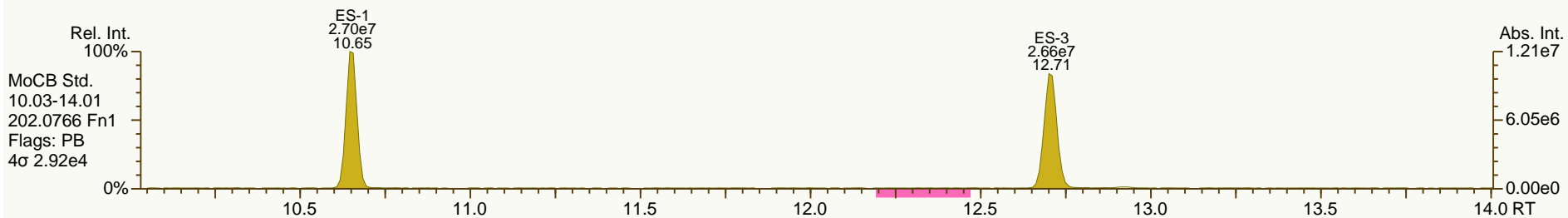
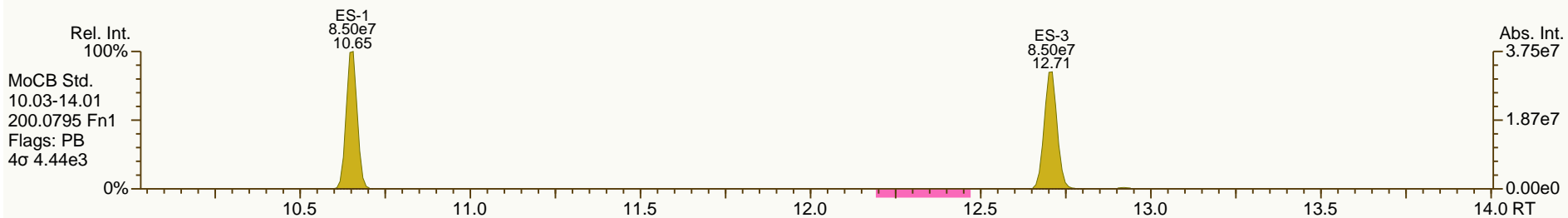
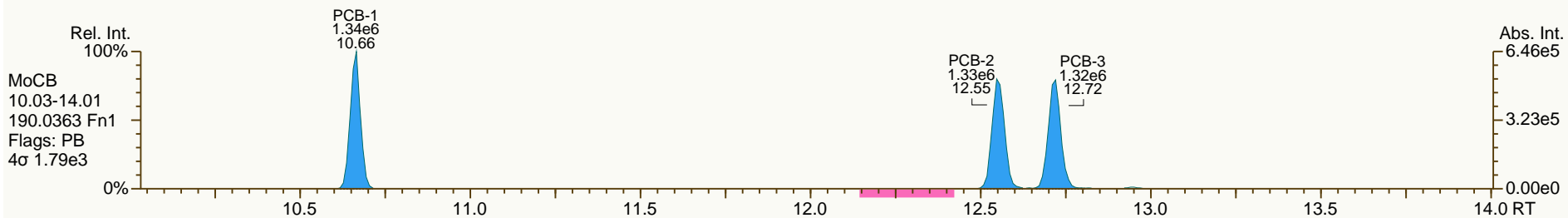
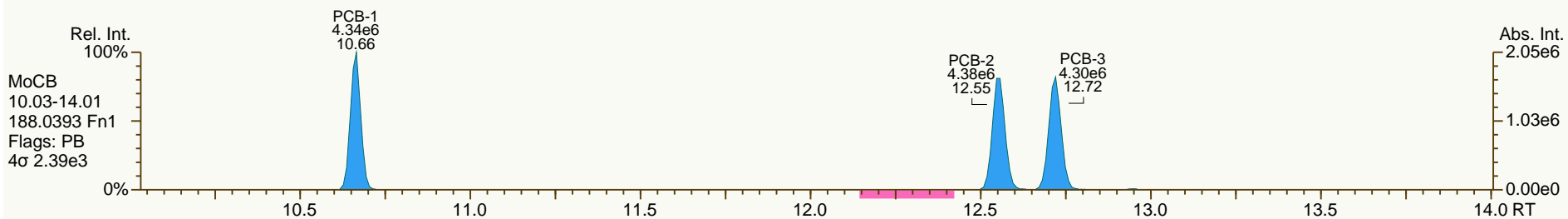
Printed: 28-Jul-2012 10:13

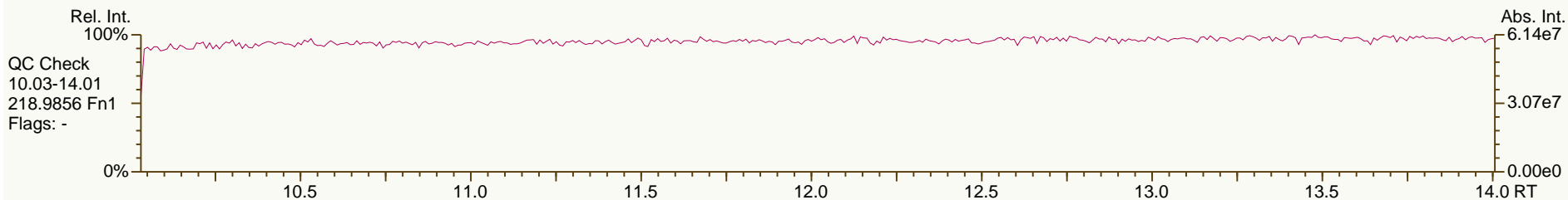
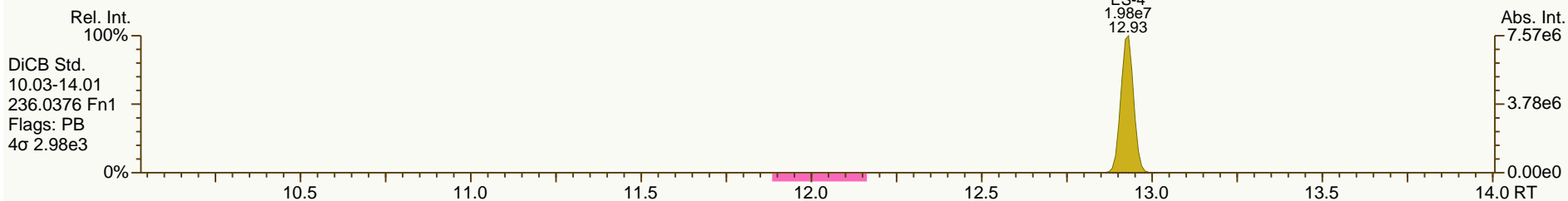
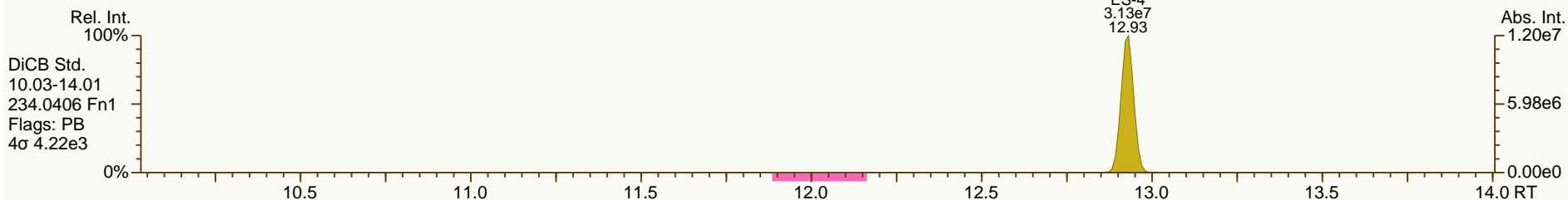
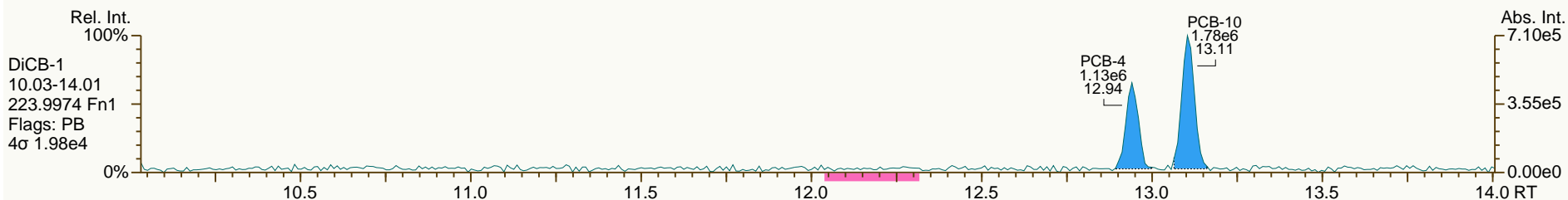
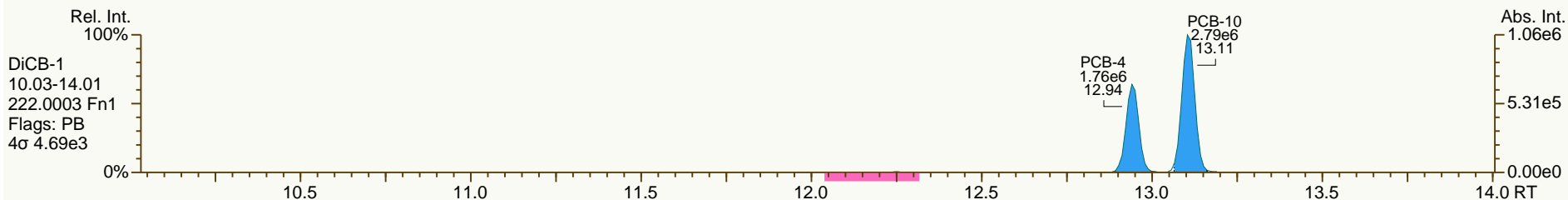
Lab ID: CS2_120725_PCB_XB
 Acquired: 26-JUL-2012 04:44
 Datafile: 120725X17

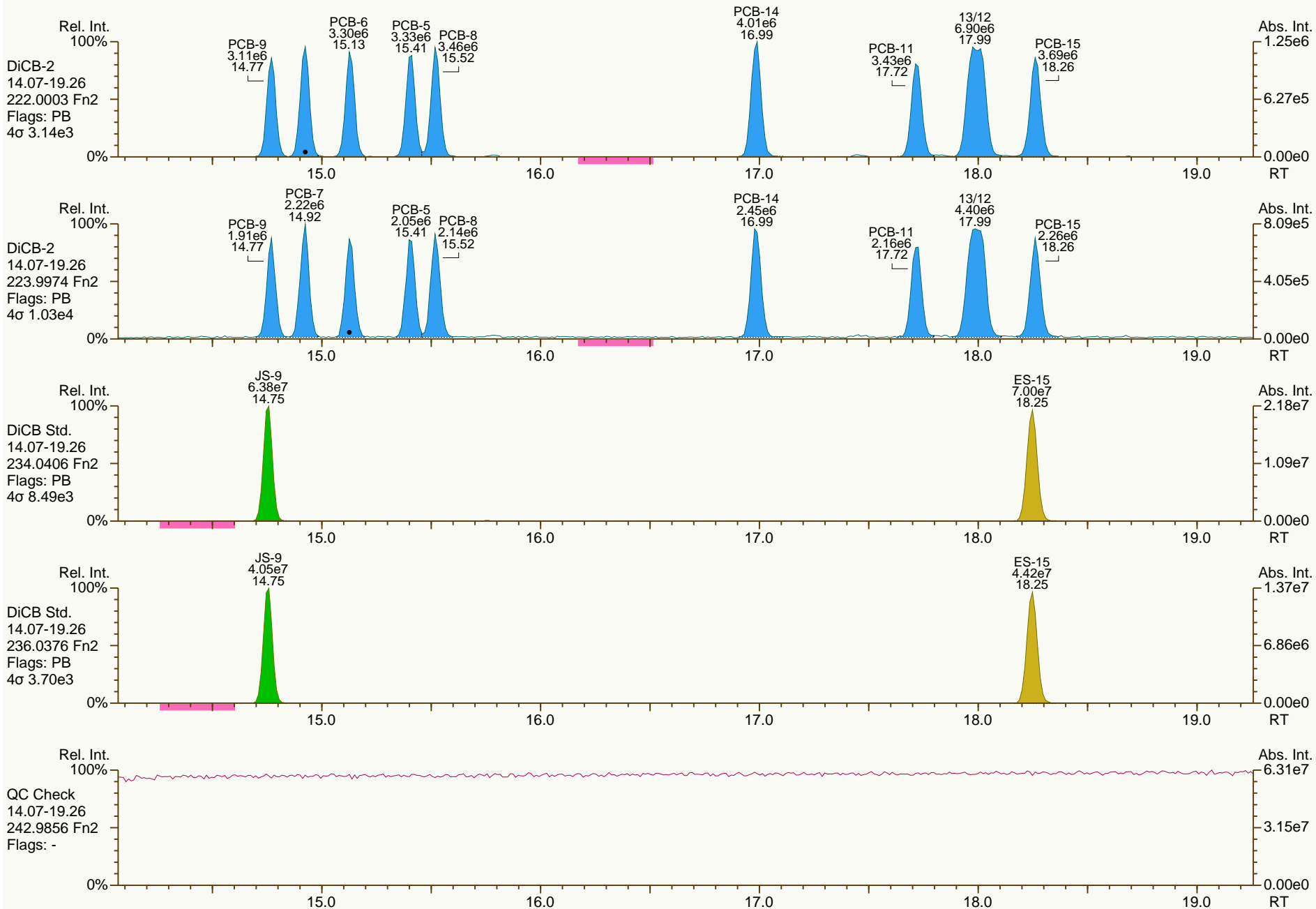
ICAL: MM7_PCB_07132012_25JUL12

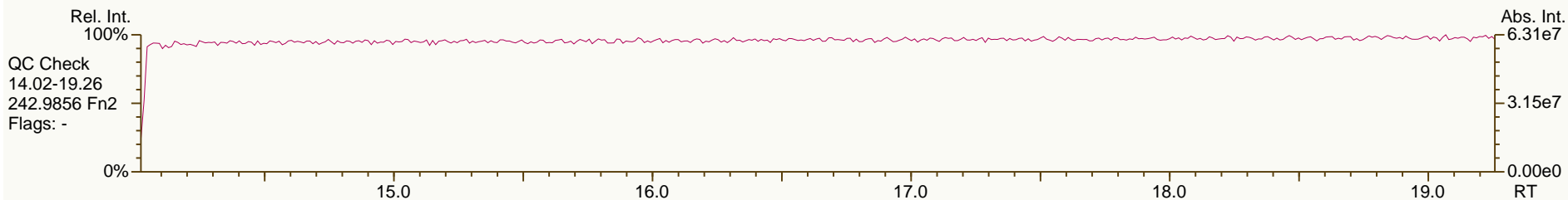
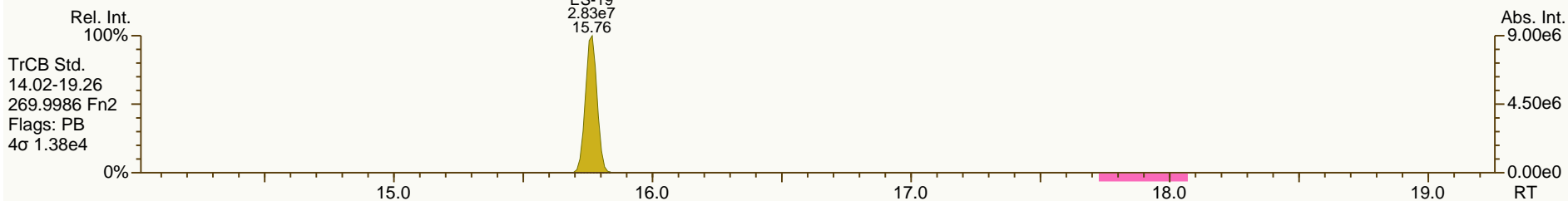
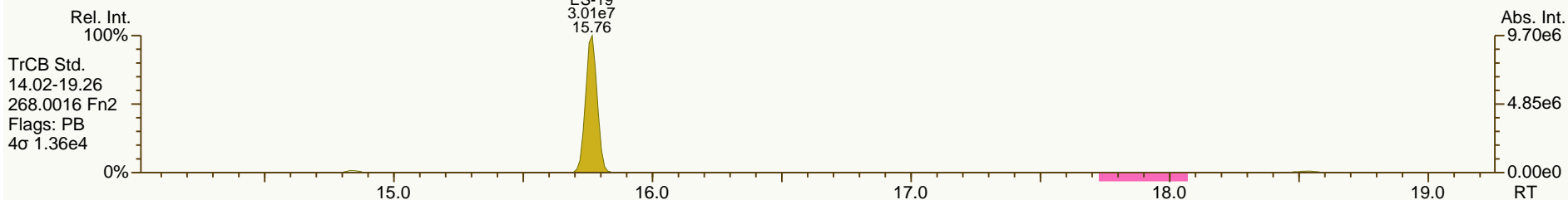
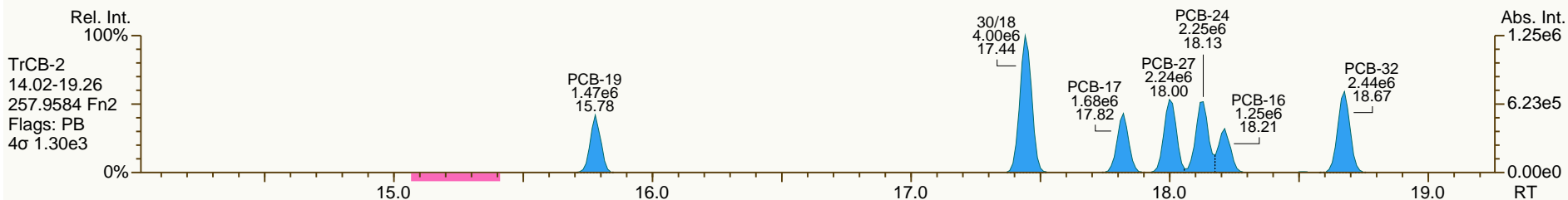
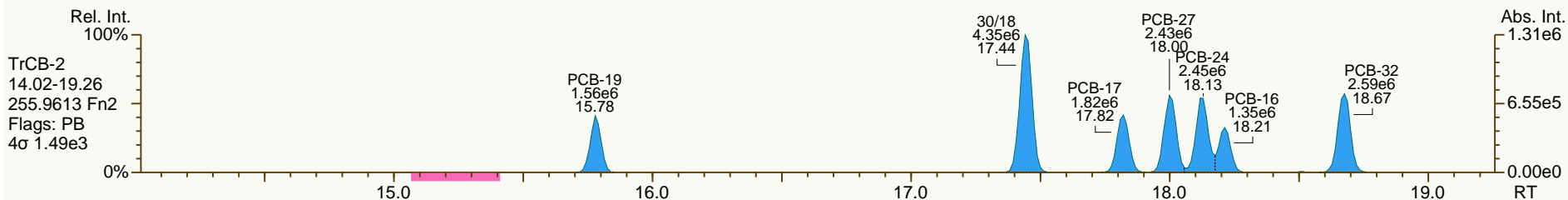
Name	RT	Response	RA	ICAL	RRF	Dev'n
PCB-176 22'33'466'-HpCB	33.98	2.66E+06	1.09 Y	1.05	1.04	-0.7%
PCB-186 22'34566'-HpCB	34.36	2.47E+06	1.07 Y	0.98	0.97	-1.6%
PCB-178 22'33'55'6'-HpCB	35.52	1.83E+06	1.09 Y	0.74	0.72	-2.4%
PCB-175 22'33'45'6'-HpCB	36.05	2.25E+06	1.09 Y	1.01	0.99	-1.7%
PCB-187 22'34'55'6'-HpCB	36.28	2.40E+06	1.02 Y	1.06	1.06	-0.4%
PCB-182 22'344'56'-HpCB	36.45	2.42E+06	1.07 Y	1.11	1.07	-3.8%
PCB-183 22'344'5'6'-HpCB	36.80	2.61E+06	1.06 Y	1.13	1.15	1.7%
PCB-185 22'3455'6'-HpCB	36.87	2.18E+06	1.09 Y	1.02	0.96	-5.5%
PCB-174 22'33'456'-HpCB	36.98	2.06E+06	1.07 Y	0.93	0.91	-2.2%
PCB-177 22'33'4'56'-HpCB	37.35	2.01E+06	1.02 Y	0.91	0.89	-2.0%
PCB-181 22'344'56'-HpCB	37.69	2.30E+06	1.06 Y	1.06	1.02	-4.4%
PCB-171/173 22'33'44'6'-/22'3	37.87	4.10E+06	1.04 Y	0.93	0.90	-2.6%
PCB-172 22'33'455'-HpCB	39.23	2.09E+06	1.09 Y	0.95	0.92	-3.5%
PCB-192 233'455'6'-HpCB	39.48	2.74E+06	1.07 Y	1.24	1.21	-2.7%
PCB-180/193 22'344'55'-/233'	39.75	5.17E+06	1.04 Y	1.16	1.14	-1.6%
PCB-191 233'44'5'6'-HpCB	40.08	2.85E+06	1.05 Y	1.30	1.25	-3.7%
PCB-170 22'33'44'5'-HpCB	40.83	2.06E+06	1.09 Y	1.07	1.04	-2.8%
PCB-190 233'44'56'-HpCB	41.27	2.77E+06	1.06 Y	1.45	1.41	-3.1%
PCB-202 22'33'55'66'-OcCB	37.46	2.20E+06	0.92 Y	0.91	0.89	-2.7%
PCB-201 22'33'45'66'-OcCB	38.24	2.49E+06	0.92 Y	1.02	1.00	-1.7%
PCB-204 22'344'566'-OcCB	38.81	2.36E+06	0.89 Y	0.98	0.95	-2.4%
PCB-197 22'33'44'66'-OcCB	38.99	2.55E+06	0.94 Y	1.06	1.03	-3.2%
PCB-200 22'33'4566'-OcCB	39.07	2.36E+06	0.93 Y	0.96	0.95	-1.0%
PCB-198/199 22'33'455'6'-/22'	41.40	3.43E+06	0.91 Y	0.72	0.69	-3.3%
PCB-196 22'33'44'56'-OcCB	41.97	1.79E+06	0.87 Y	0.73	0.72	-1.1%
PCB-203 22'344'55'6'-OcCB	42.14	1.82E+06	0.92 Y	0.76	0.74	-3.6%
PCB-195 22'33'44'56'-OcCB	43.24	1.80E+06	0.88 Y	0.80	0.76	-4.7%
PCB-194 22'33'44'55'-OcCB	45.19	1.99E+06	0.92 Y	0.87	0.84	-3.7%
PCB-205 233'44'55'6'-OcCB	45.59	2.46E+06	0.91 Y	1.09	1.04	-4.2%
PCB-208 22'33'455'66'-NoCB	43.05	2.30E+06	0.75 Y	1.02	0.98	-3.8%
PCB-207 22'33'44'566'-NoCB	43.83	2.40E+06	0.77 Y	1.06	1.02	-3.4%
PCB-206 22'33'44'55'6'-NoCB	47.04	1.63E+06	0.75 Y	0.98	0.95	-2.8%

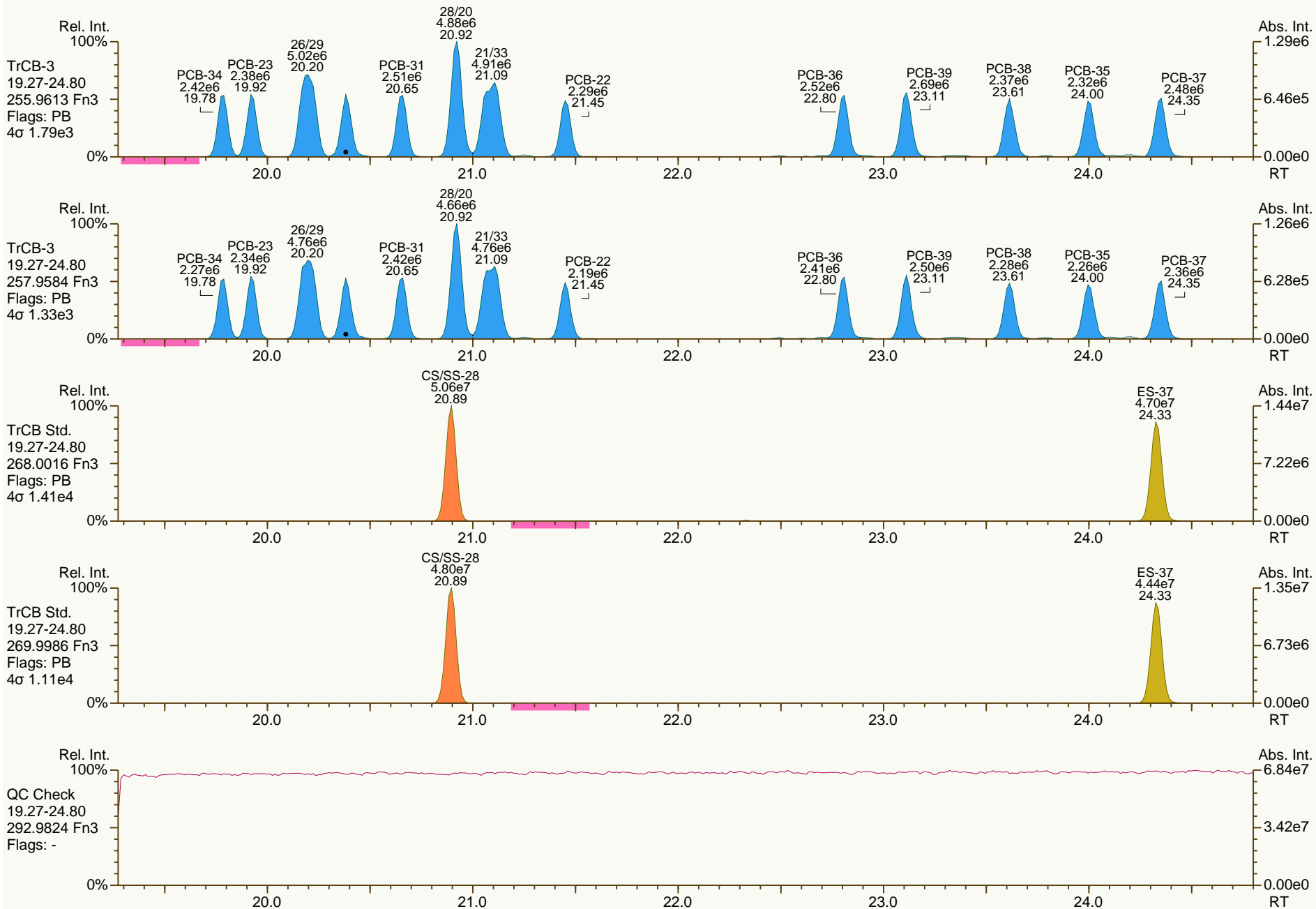


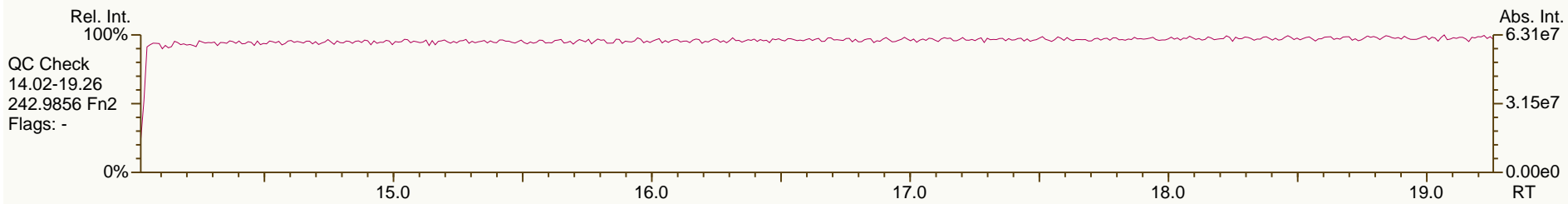
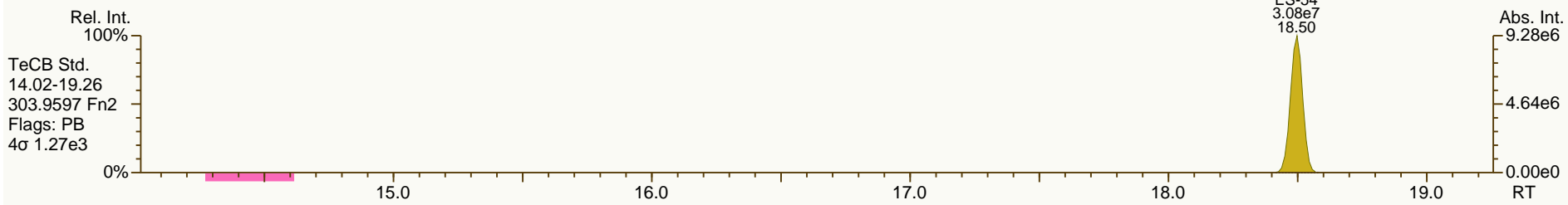
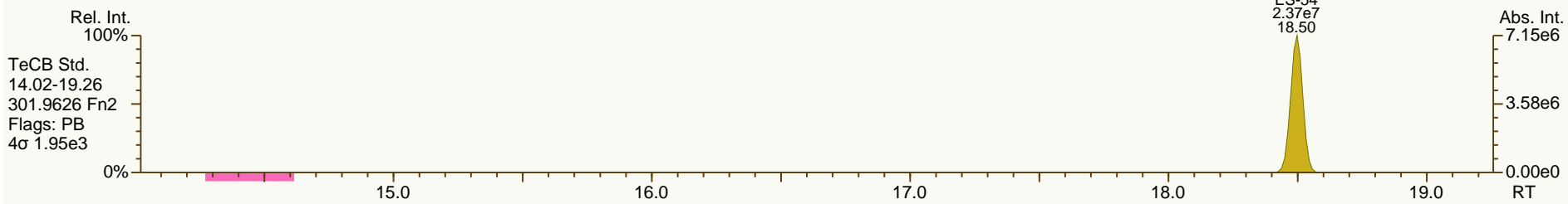
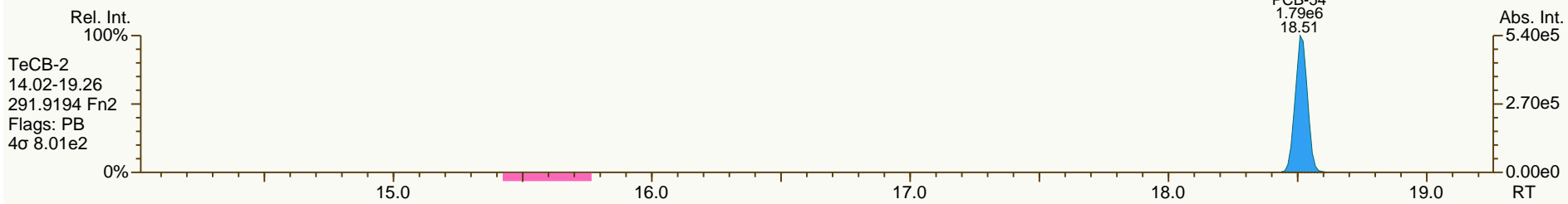
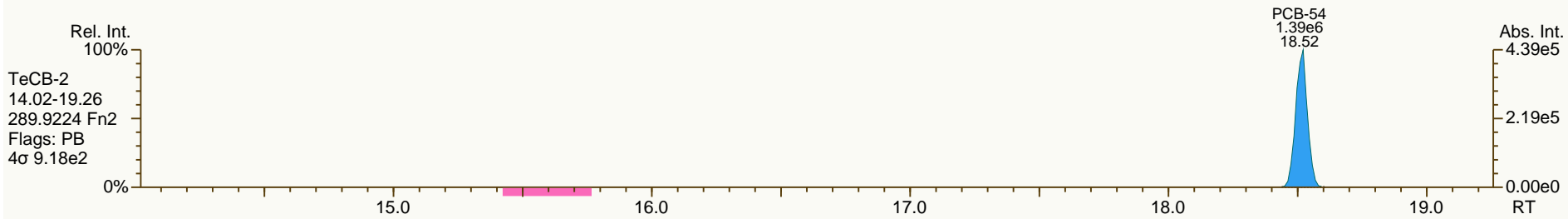


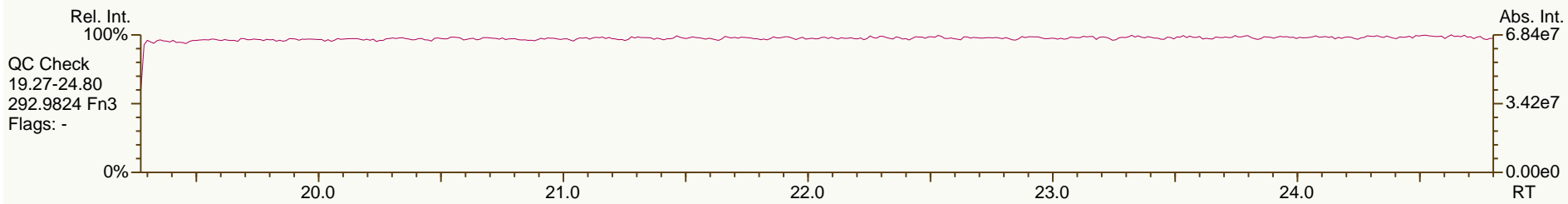
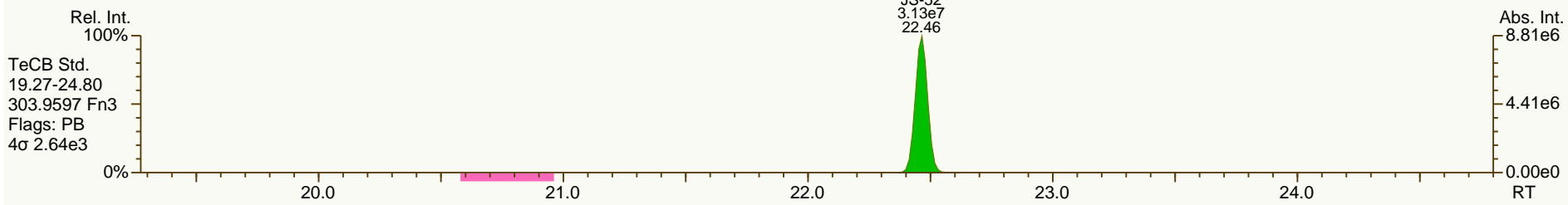
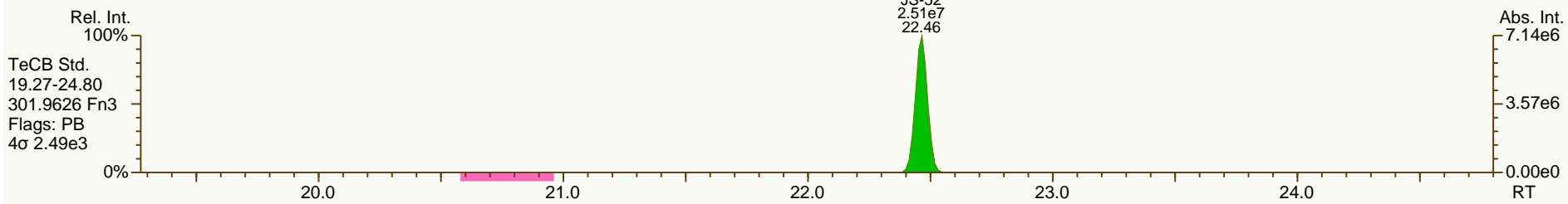
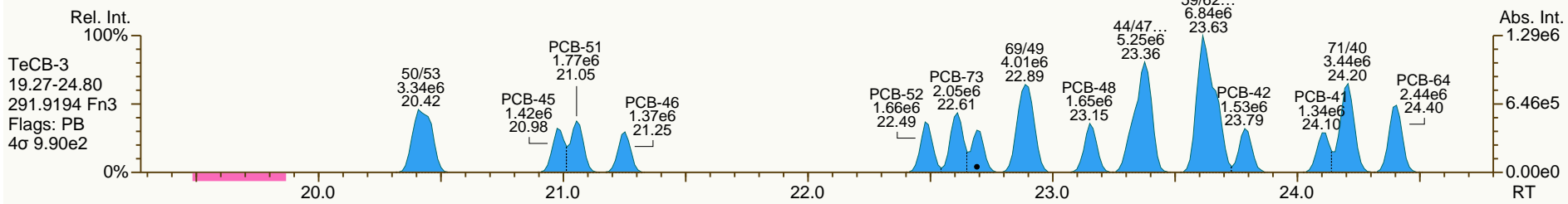
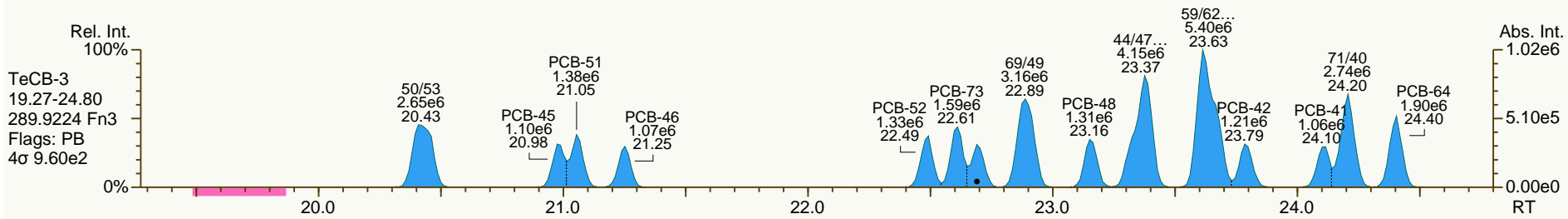


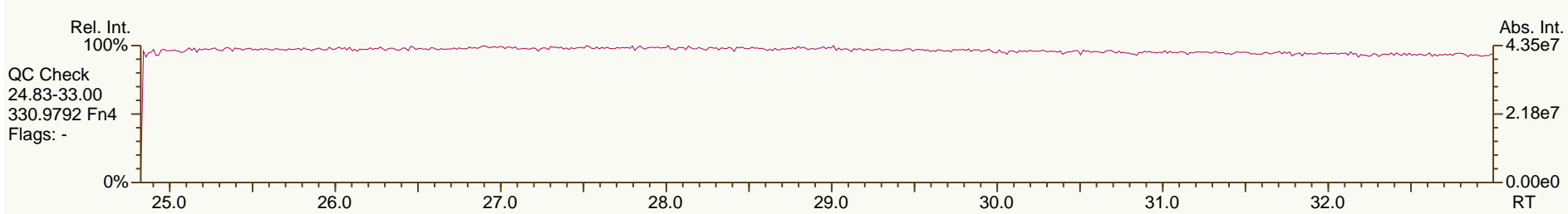
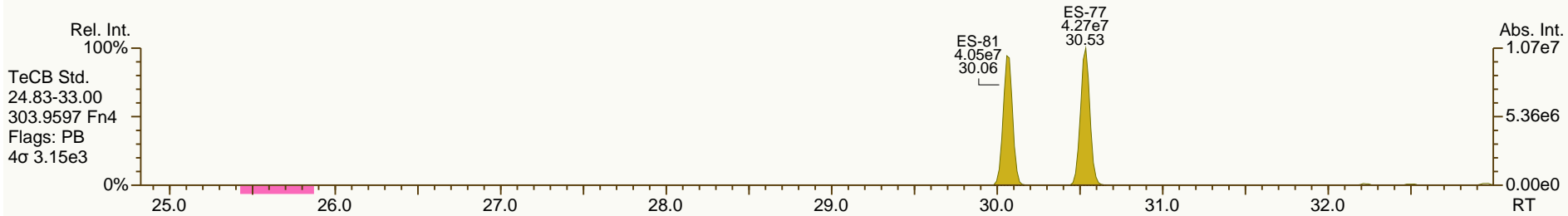
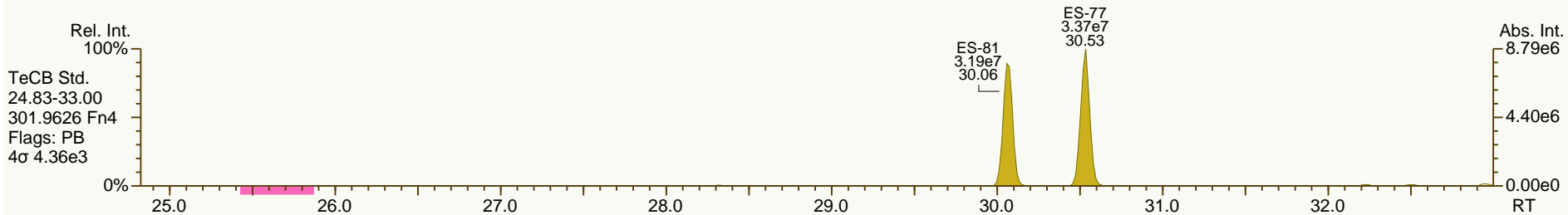
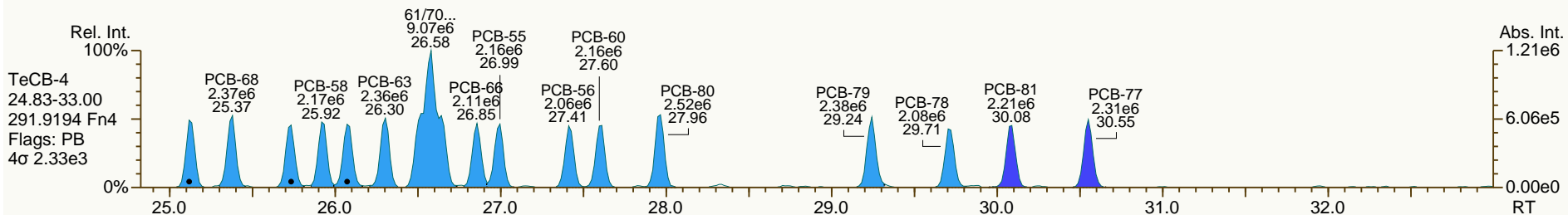
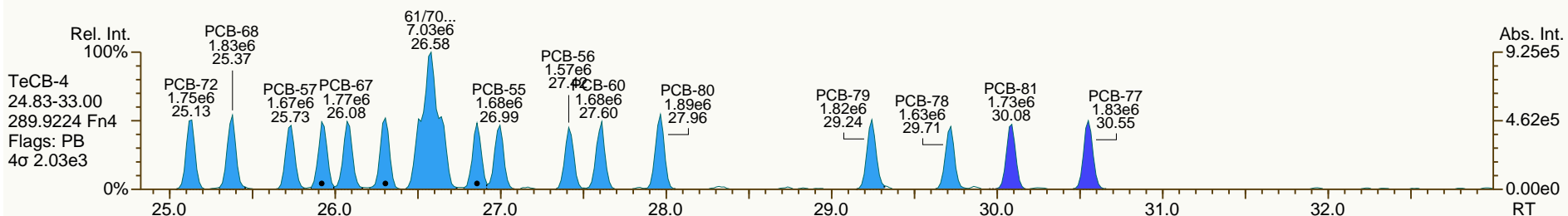


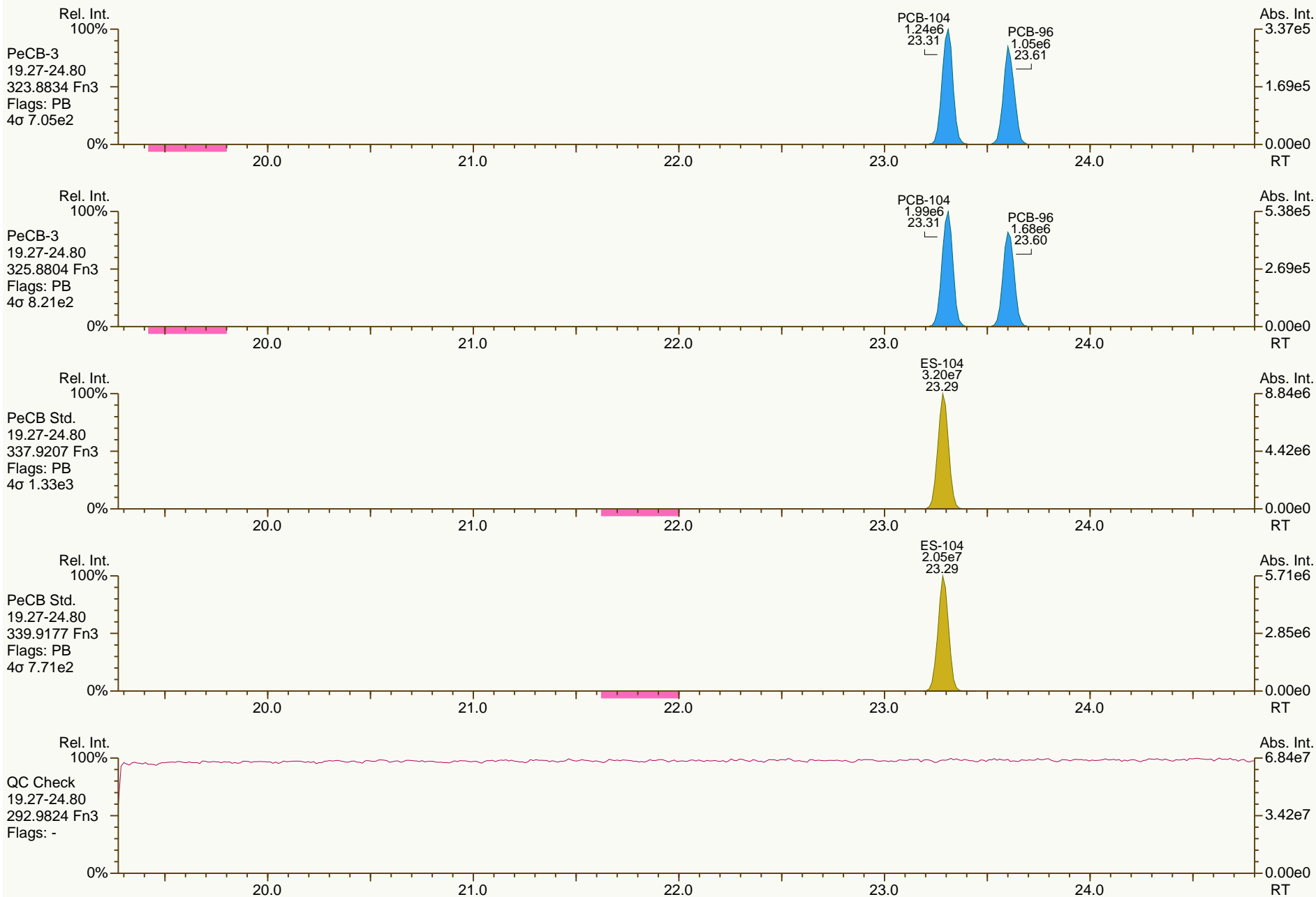


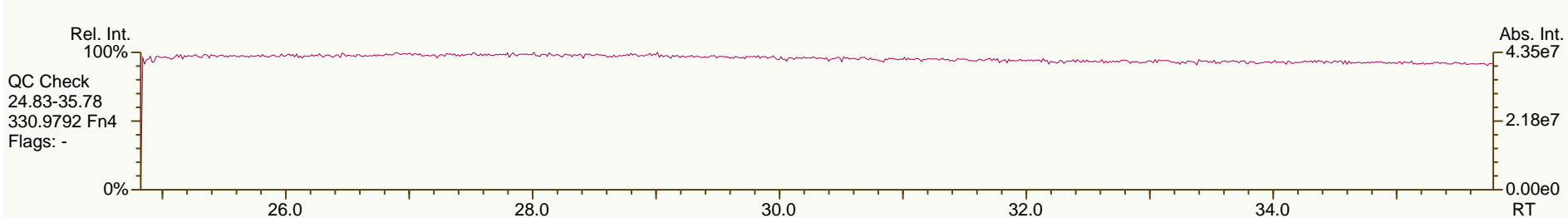
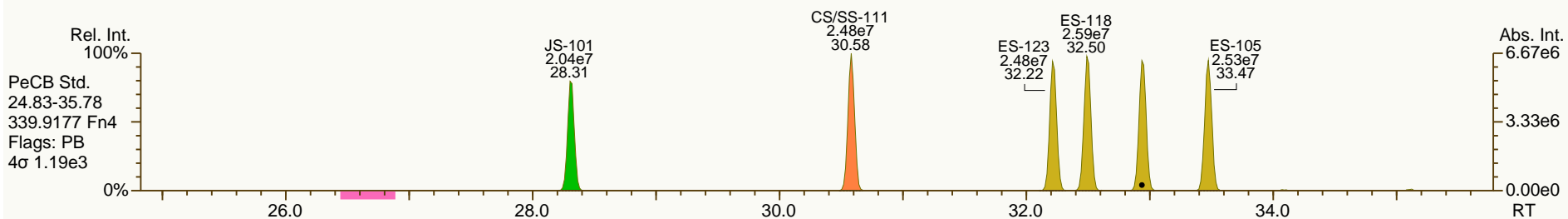
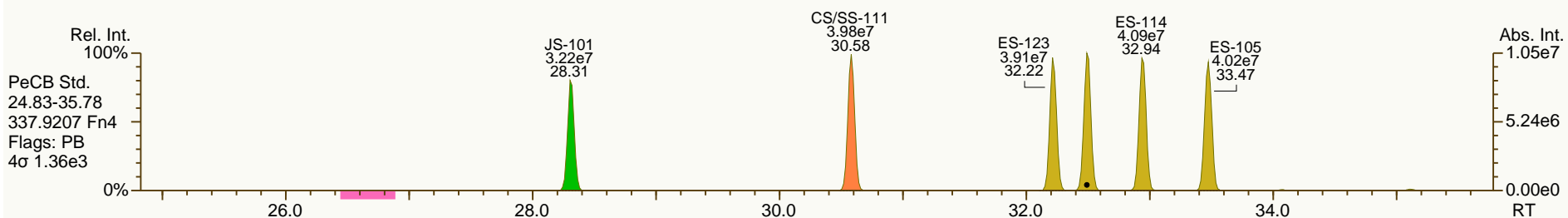
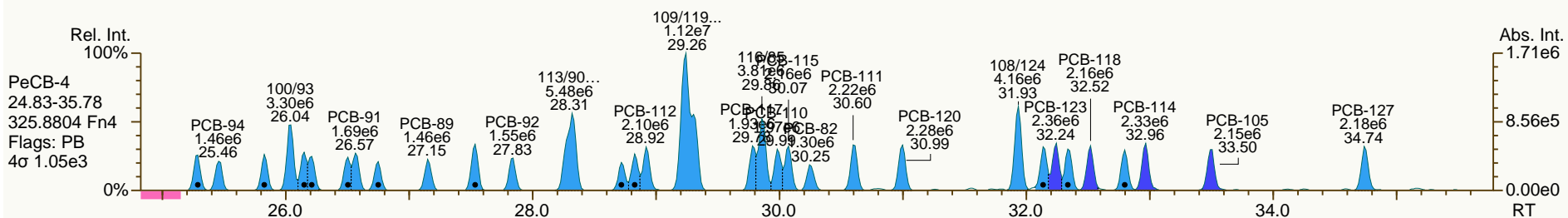
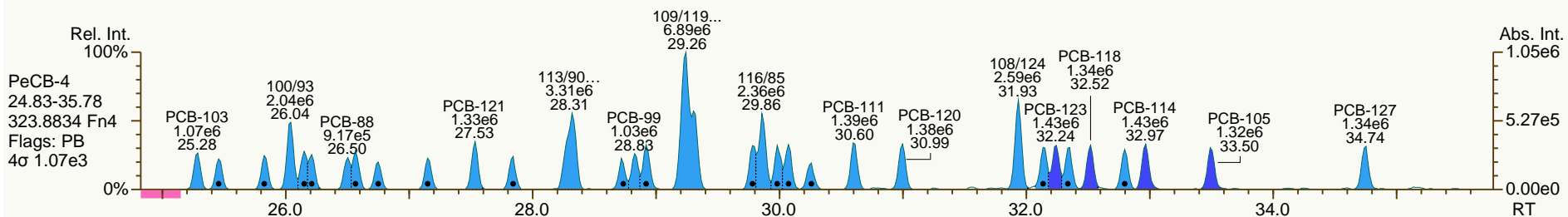


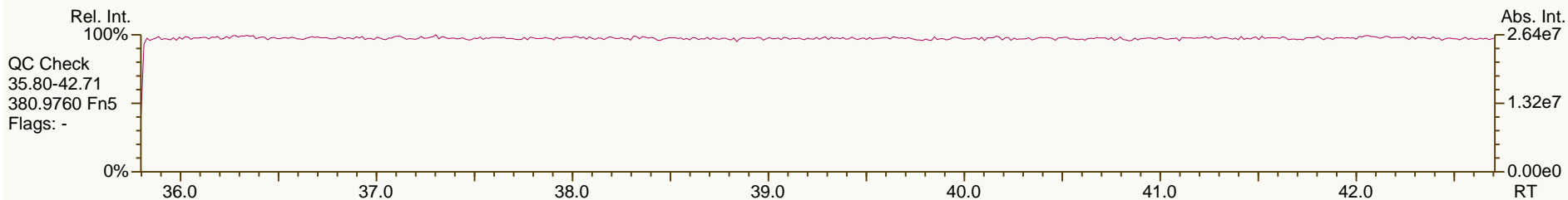
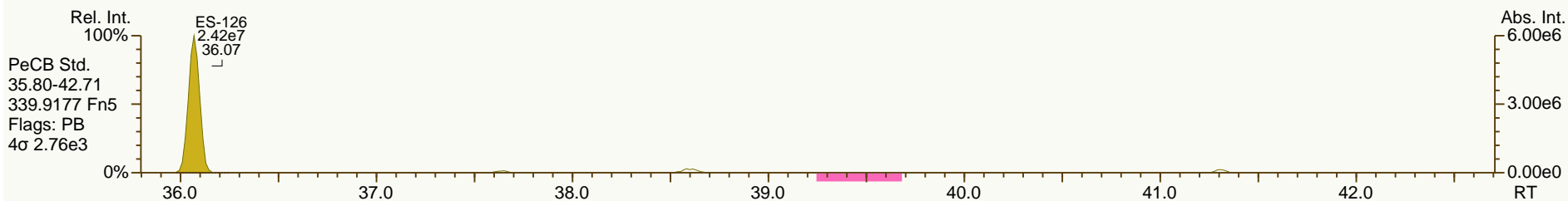
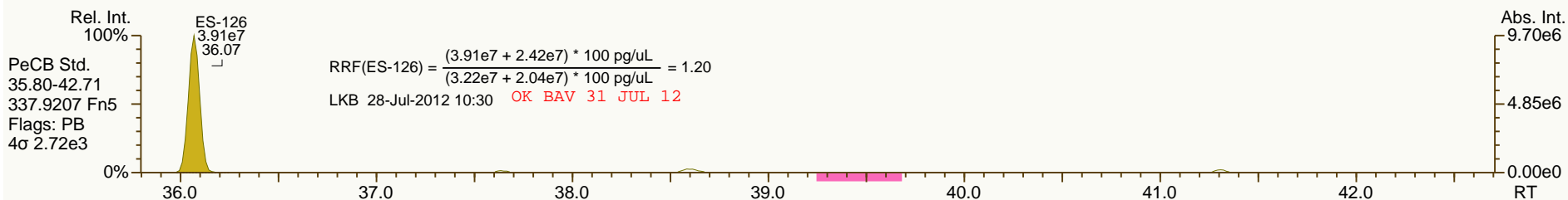
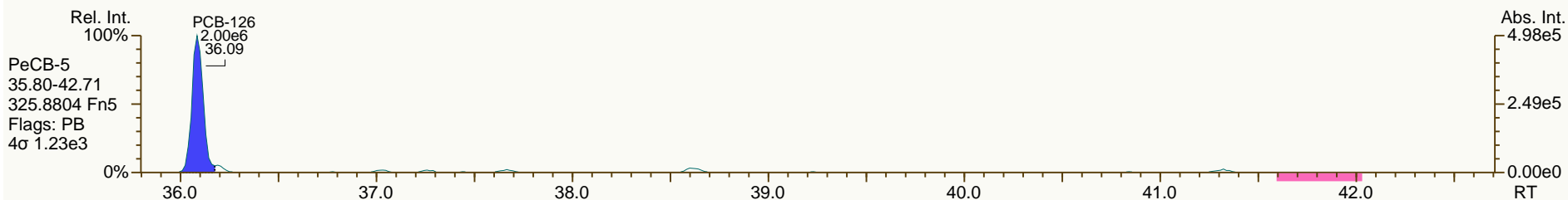
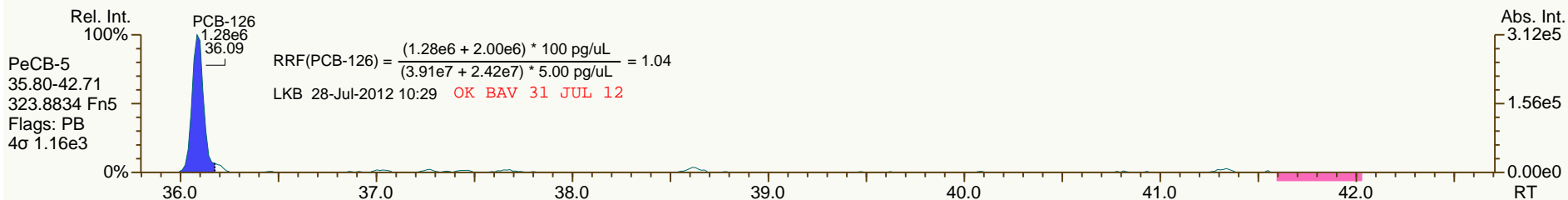


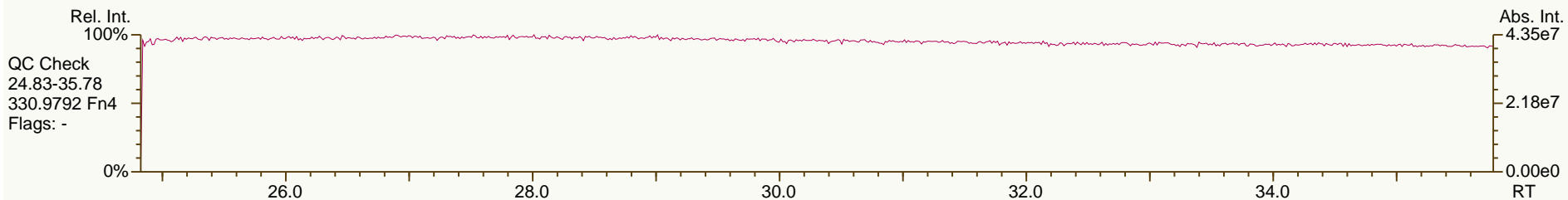
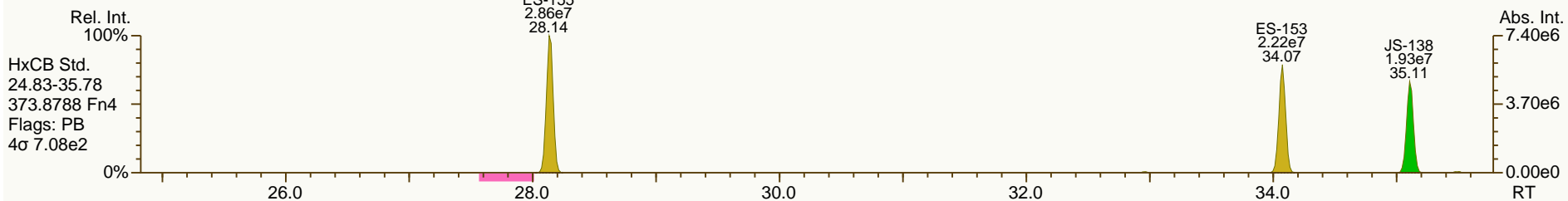
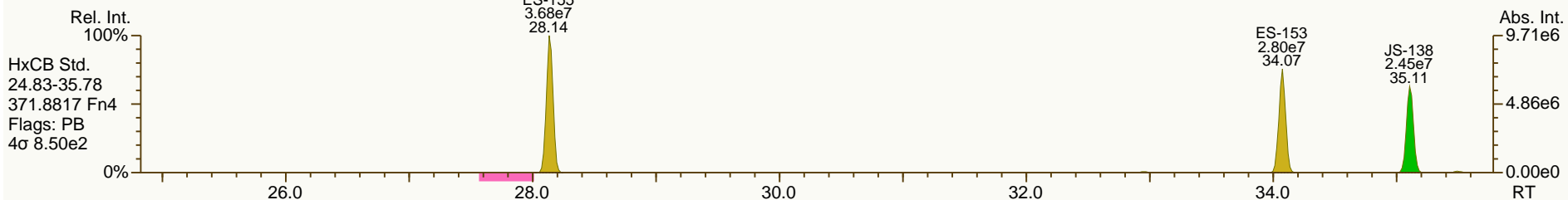
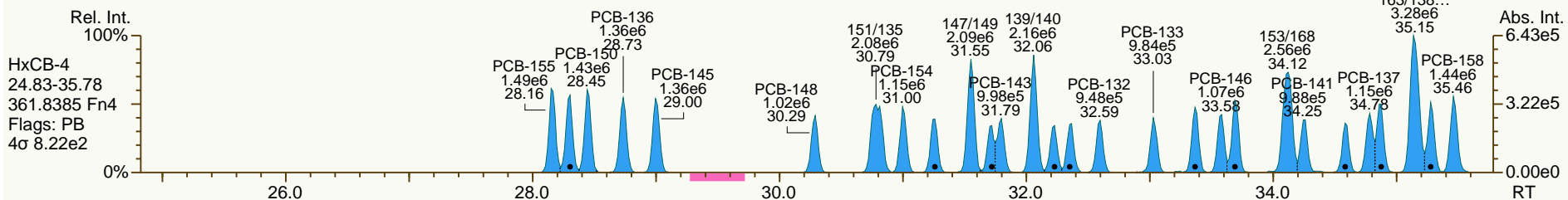
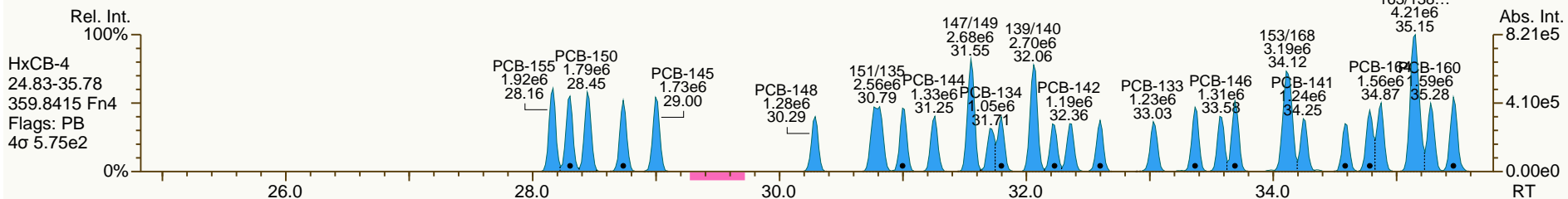


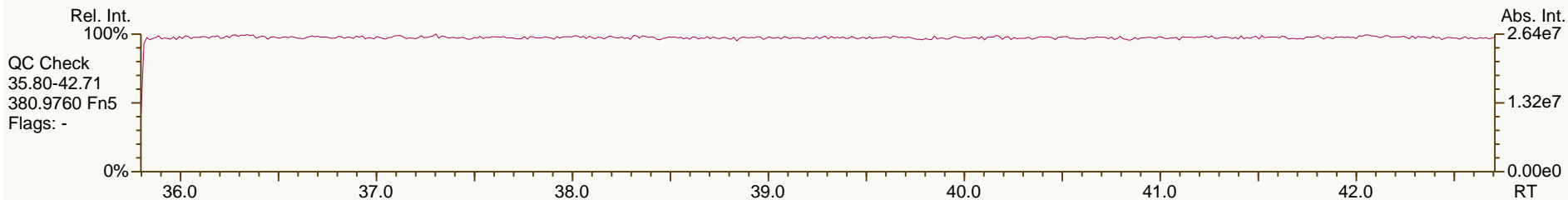
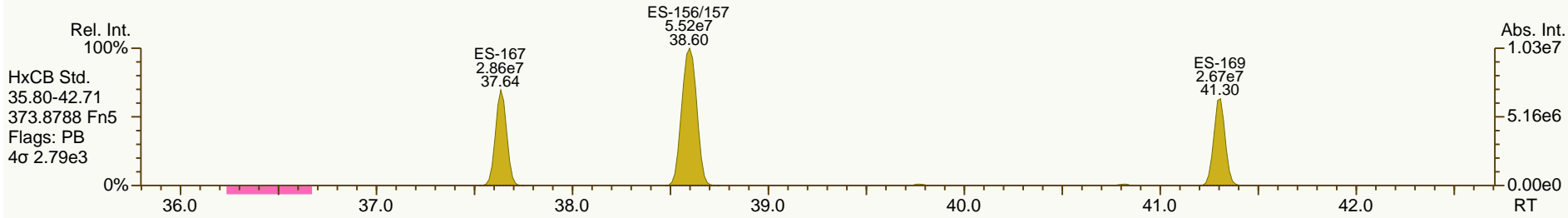
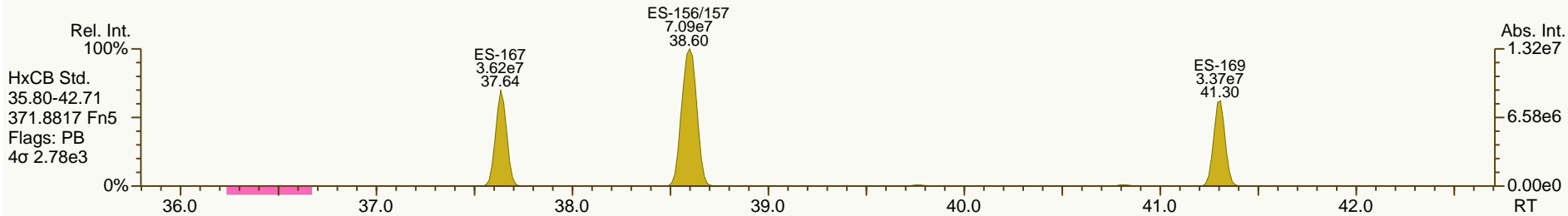
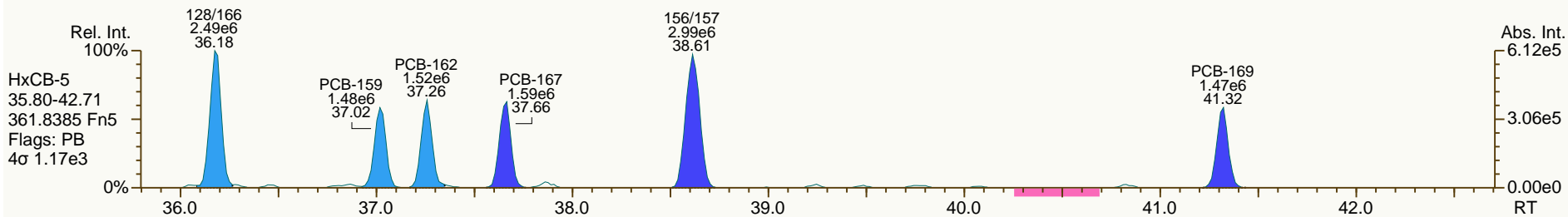
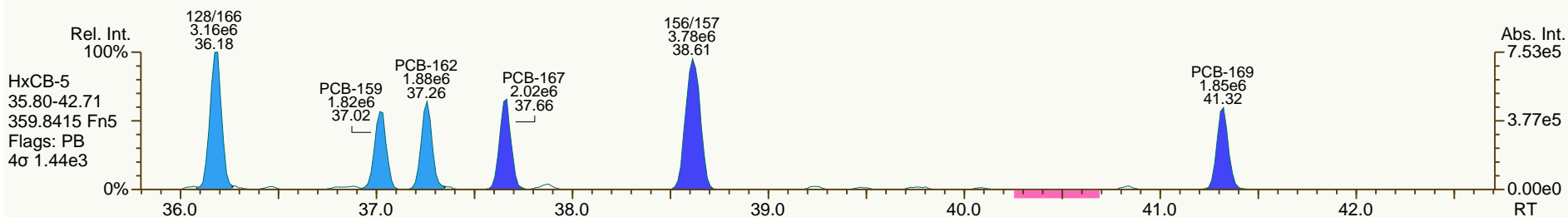


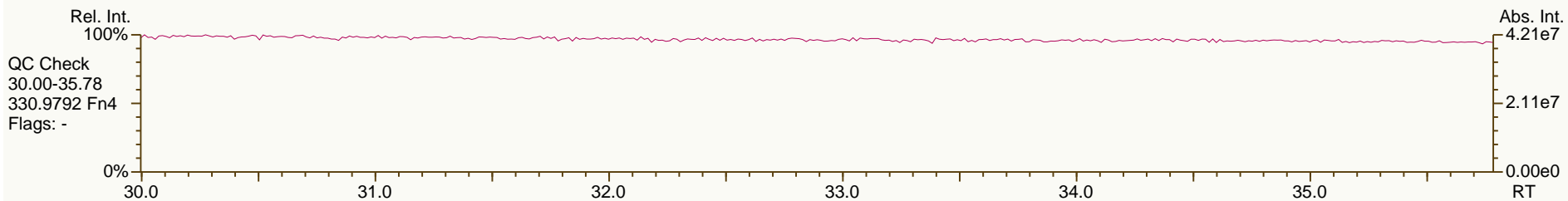
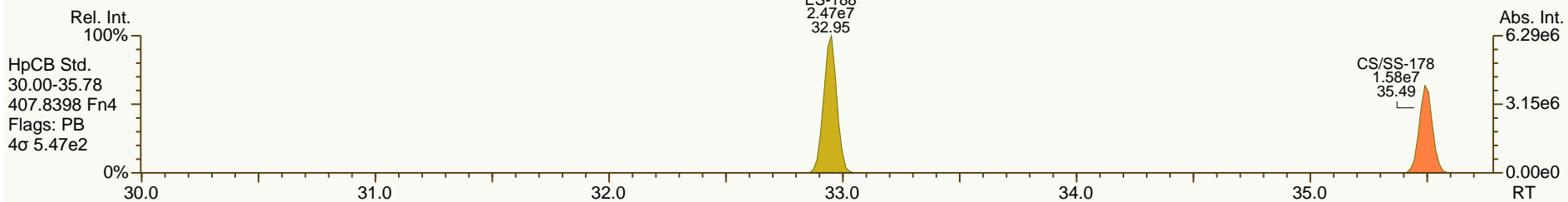
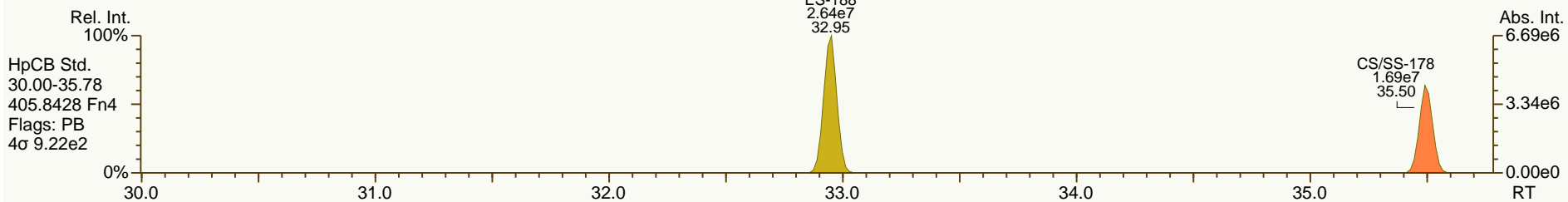
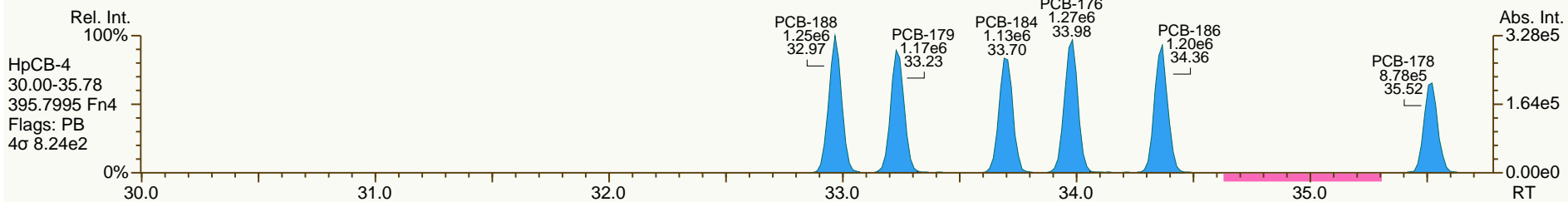
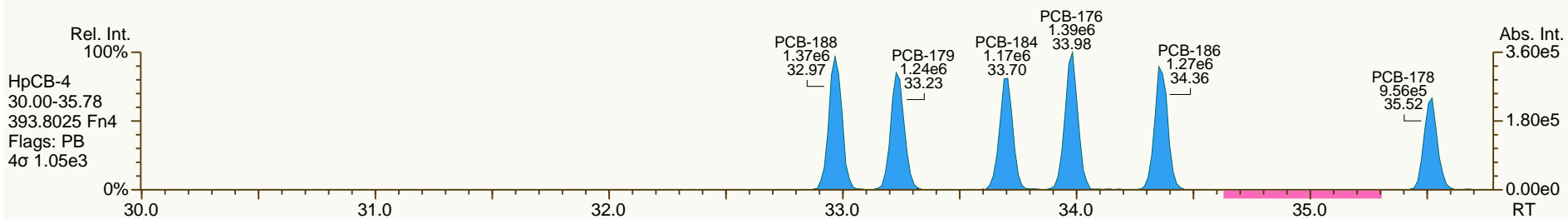


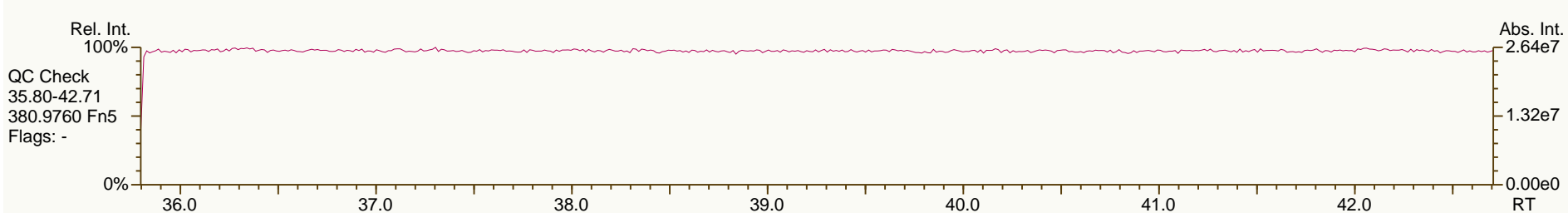
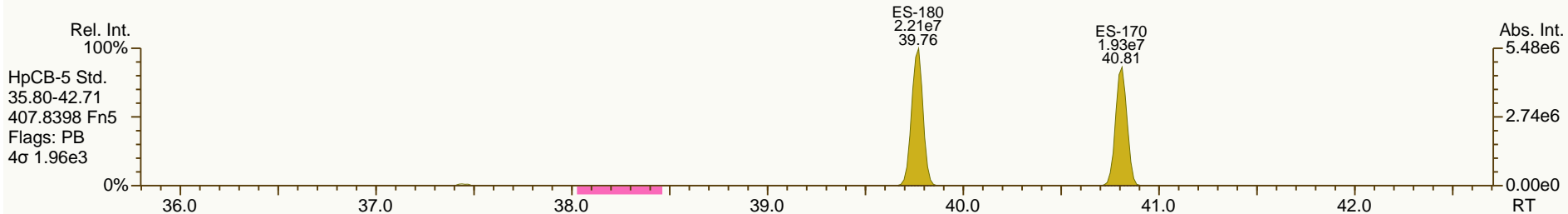
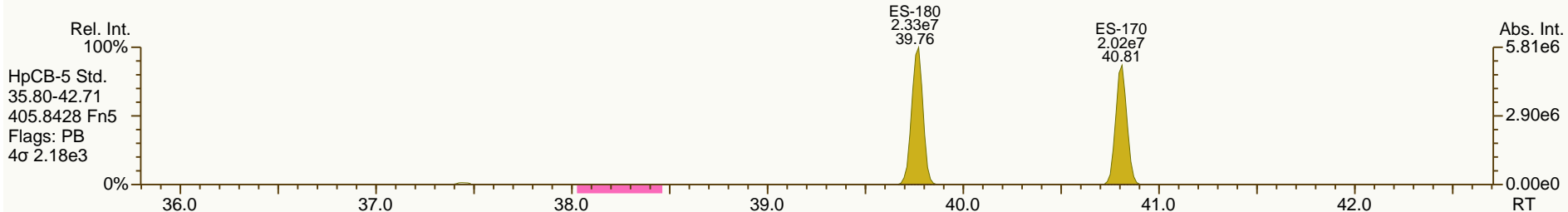
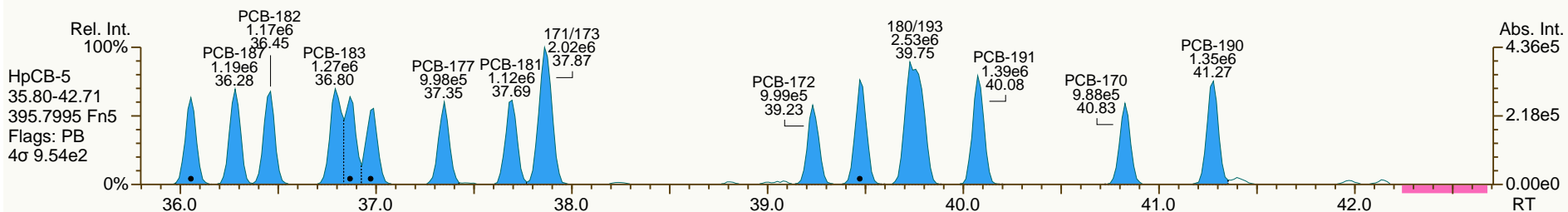
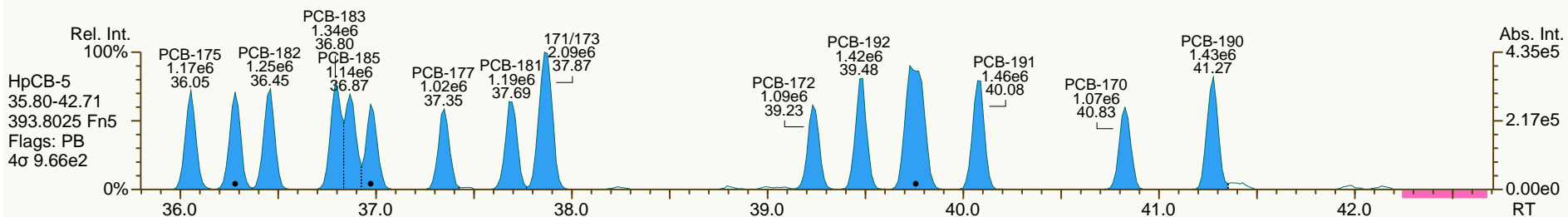


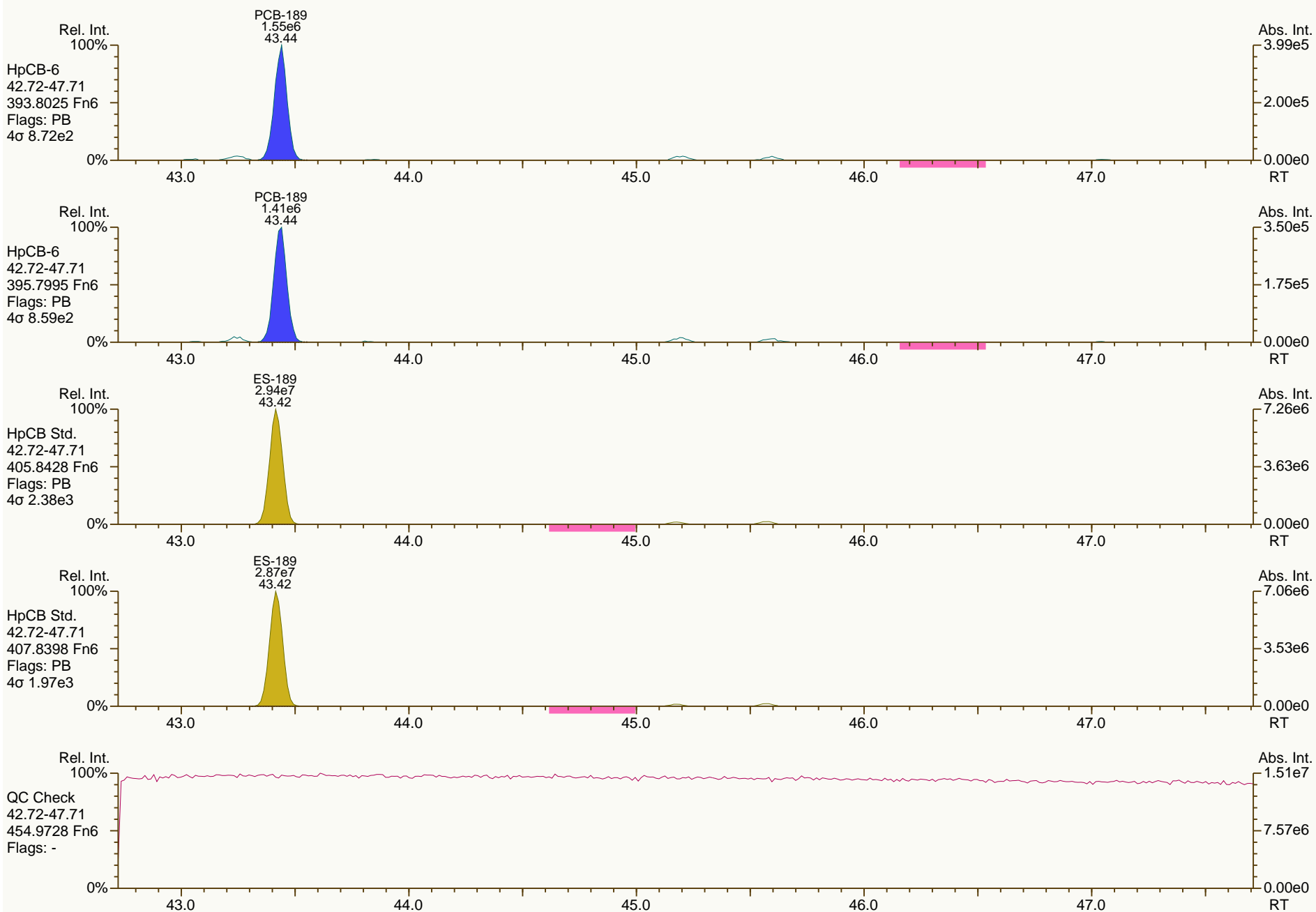


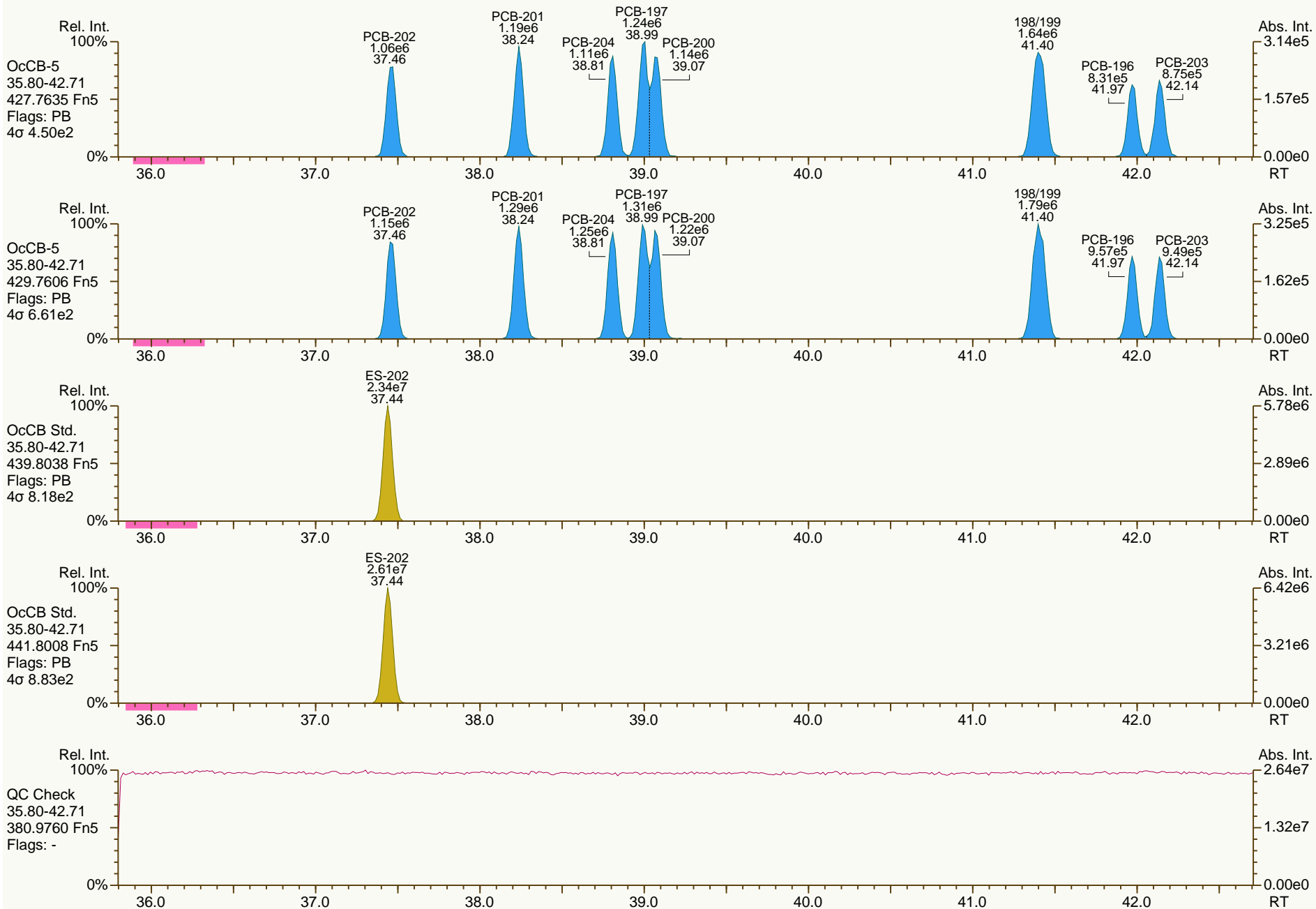


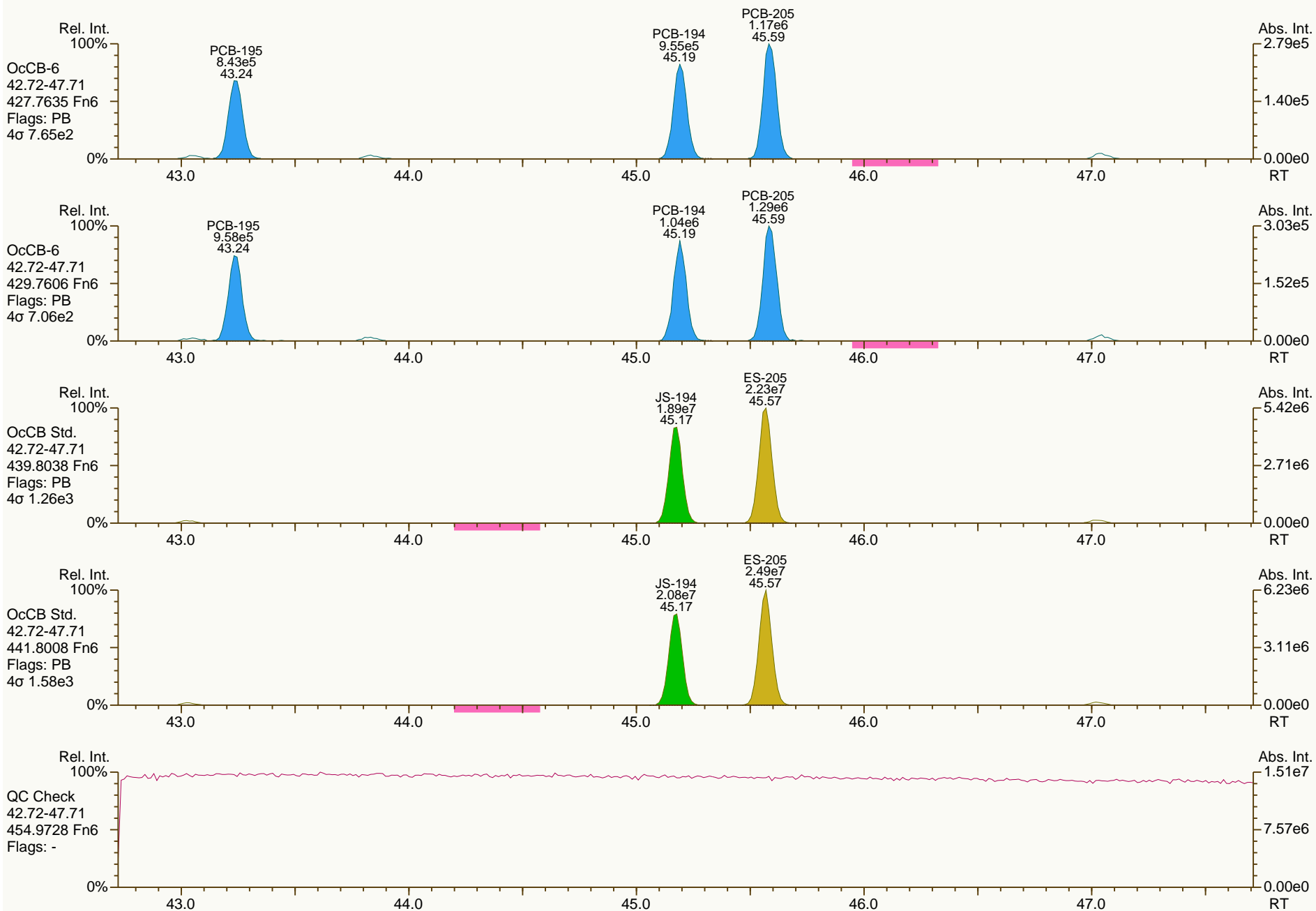




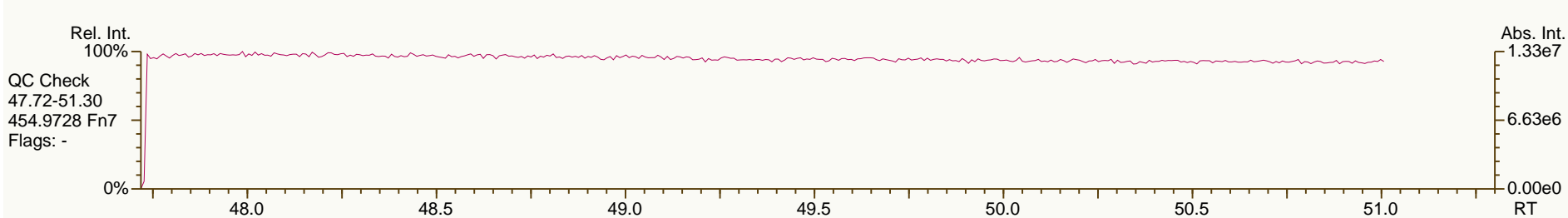
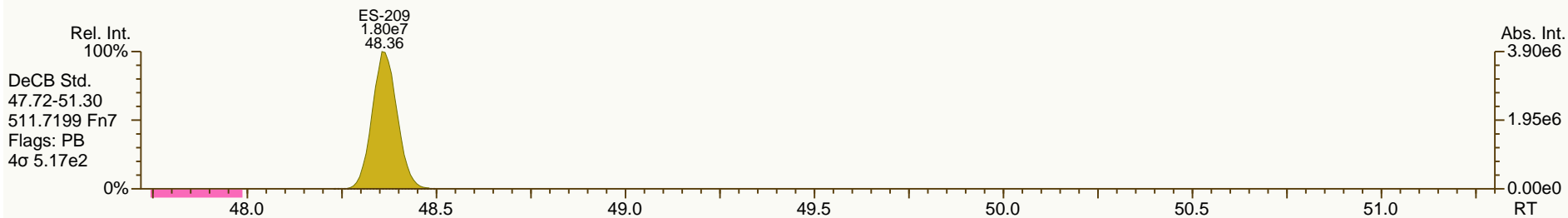
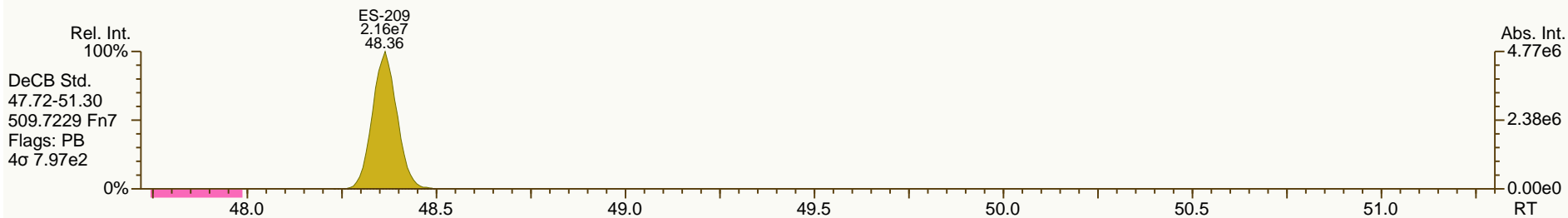
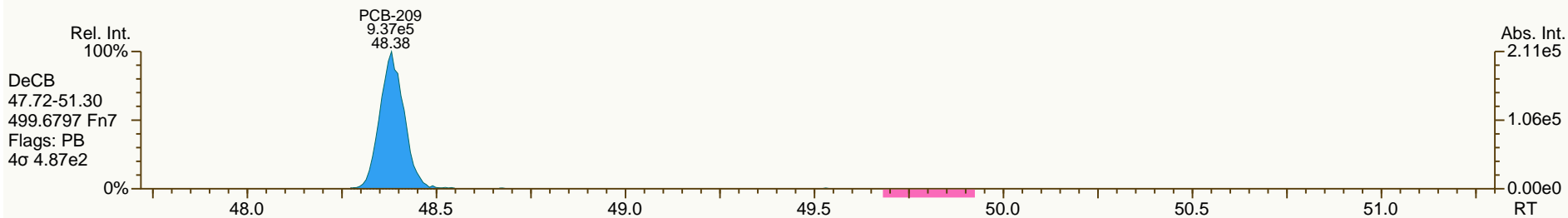
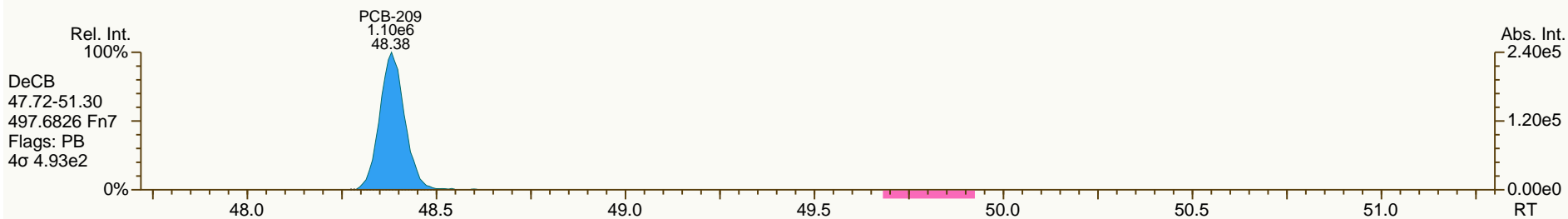












PCB QC Summary

SGS Analytical Perspectives

Printed: 28-Jul-2012 10:13

Lab ID: CS3_120725_PCB_XB
 Acquired: 26-JUL-2012 05:38
 Datafile: 120725X18

ICAL: MM7_PCB_07132012_25JUL12

Name	RT	Response	RA	ICAL	RRF	Dev'n
PCB-77 33'44'-TeCB	30.54	4.63E+07	0.78 Y	1.13	1.16	2.5%
PCB-81 344'5'-TeCB	30.07	4.46E+07	0.77 Y	1.13	1.17	3.8%
PCB-105 233'44'-PeCB	33.48	3.82E+07	0.62 Y	1.09	1.14	4.0%
PCB-114 2344'5'-PeCB	32.95	4.13E+07	0.62 Y	1.16	1.22	4.9%
PCB-118 23'44'5'-PeCB	32.50	3.95E+07	0.62 Y	1.11	1.13	1.9%
PCB-123 2'344'5'-PeCB	32.23	3.83E+07	0.62 Y	1.19	1.16	-2.8%
PCB-126 33'44'5'-PeCB	36.07	3.52E+07	0.62 Y	1.06	1.08	1.4%
PCB-156/157 233'44'5'/233'44'5'	38.60	7.30E+07	1.25 Y	1.11	1.13	2.5%
PCB-167 23'44'55'-HxCB	37.64	3.89E+07	1.25 Y	1.14	1.18	4.2%
PCB-169 33'44'55'-HxCB	41.31	3.54E+07	1.25 Y	1.11	1.15	3.2%
PCB-189 233'44'55'-HpCB	43.42	3.22E+07	1.05 Y	1.06	1.08	2.5%
PCB-209 DeCB	48.37	2.17E+07	1.19 Y	1.07	1.09	1.3%
ES PCB-1	10.64	1.20E+08	3.16 Y	1.08	1.08	0.1%
ES PCB-3	12.69	1.20E+08	3.25 Y	1.08	1.08	0.1%
ES PCB-4	12.91	5.40E+07	1.61 Y	0.49	0.49	0.2%
ES PCB-15	18.23	1.22E+08	1.59 Y	1.11	1.11	-0.4%
ES PCB-19	15.75	6.15E+07	1.05 Y	0.55	0.56	0.5%
ES PCB-37	24.31	9.76E+07	1.07 Y	1.64	1.63	-0.4%
ES PCB-54	18.48	5.65E+07	0.77 Y	0.94	0.94	0.3%
ES PCB-77	30.52	7.97E+07	0.80 Y	1.35	1.33	-1.2%
ES PCB-81	30.05	7.63E+07	0.79 Y	1.29	1.27	-1.1%
ES PCB-104	23.27	5.46E+07	1.56 Y	0.99	0.99	-0.5%
ES PCB-105	33.46	6.72E+07	1.62 Y	1.23	1.22	-1.4%
ES PCB-114	32.93	6.79E+07	1.60 Y	1.25	1.23	-1.4%
ES PCB-118	32.48	7.00E+07	1.61 Y	1.28	1.27	-1.1%
ES PCB-123	32.20	6.64E+07	1.62 Y	1.22	1.20	-1.4%
ES PCB-126	36.06	6.54E+07	1.58 Y	1.20	1.19	-1.2%
ES PCB-153	34.06	5.09E+07	1.27 Y	1.14	1.14	0.3%
ES PCB-155	28.12	6.79E+07	1.28 Y	1.50	1.53	2.1%
ES PCB-156/157	38.58	1.29E+08	1.26 Y	1.45	1.45	-0.6%
ES PCB-167	37.62	6.58E+07	1.27 Y	1.49	1.48	-1.0%
ES PCB-169	41.29	6.18E+07	1.26 Y	1.40	1.39	-1.0%
ES PCB-170	40.79	4.01E+07	1.06 Y	1.00	1.01	0.8%
ES PCB-180	39.75	4.70E+07	1.06 Y	1.16	1.18	2.0%
ES PCB-188	32.93	5.30E+07	1.07 Y	1.18	1.19	1.1%
ES PCB-189	43.40	5.95E+07	1.06 Y	1.49	1.50	0.7%
ES PCB-202	37.43	5.04E+07	0.91 Y	1.14	1.13	-0.4%
ES PCB-205	45.55	4.77E+07	0.90 Y	1.20	1.20	-0.2%
ES PCB-206	47.01	3.46E+07	0.78 Y	0.87	0.87	0.2%
ES PCB-208	43.01	4.78E+07	0.80 Y	1.19	1.20	1.1%
ES PCB-209	48.35	4.00E+07	1.19 Y	1.00	1.01	0.4%

PCB QC Summary

SGS Analytical Perspectives

Printed: 28-Jul-2012 10:13

Lab ID: CS3_120725_PCB_XB
 Acquired: 26-JUL-2012 05:38
 Datafile: 120725X18

ICAL: MM7_PCB_07132012_25JUL12

Name	RT	Response	RA	ICAL	RRF	Dev'n
SS PCB-28	20.88	1.05E+08	1.06 Y	1.07	1.08	0.5%
SS PCB-111	30.57	6.66E+07	1.59 Y	1.01	1.00	-0.1%
SS PCB-178	35.48	3.28E+07	1.04 Y	0.63	0.62	-1.3%
CS PCB-28	20.88	1.05E+08	1.06 Y	1.76	1.76	0.2%
CS PCB-111	30.57	6.66E+07	1.59 Y	1.23	1.21	-1.5%
CS PCB-178	35.48	3.28E+07	1.04 Y	0.74	0.74	-0.2%
JS PCB-9	14.74	1.10E+08	1.58 Y	-	-	-
JS PCB-52	22.45	5.99E+07	0.82 Y	-	-	-
JS PCB-101	28.30	5.52E+07	1.58 Y	-	-	-
JS PCB-138	35.09	4.45E+07	1.27 Y	-	-	-
JS PCB-194	45.16	3.97E+07	0.90 Y	-	-	-
PCB-1 2-MoCB	10.65	6.48E+07	3.19 Y	1.03	1.08	5.0%
PCB-3 4-MoCB	12.70	6.51E+07	3.18 Y	1.04	1.09	4.3%
PCB-4 22'-DiCB	12.93	3.30E+07	1.62 Y	1.17	1.22	4.3%
PCB-15 44'-DiCB	18.25	6.74E+07	1.58 Y	1.08	1.10	2.1%
PCB-19 22'6'-TrCB	15.76	3.50E+07	1.07 Y	1.09	1.14	4.3%
PCB-37 344'-TrCB	24.33	5.55E+07	1.04 Y	1.10	1.14	2.9%
PCB-54 22'66'-TeCB	18.50	3.58E+07	0.79 Y	1.21	1.27	4.8%
PCB-104 22'466'-PeCB	23.29	3.59E+07	0.63 Y	1.25	1.32	5.0%
PCB-153 22'44'55' -HxCB	34.10	6.50E+07	1.27 Y	1.22	1.28	4.7%
PCB-155 22'44'66'-HxCB	28.14	3.83E+07	1.27 Y	1.09	1.13	3.3%
PCB-170 22'33'44'5'-HpCB	40.81	2.24E+07	1.03 Y	1.07	1.12	4.0%
PCB-180 22'344'55'-HpCB	39.74	5.59E+07	1.05 Y	1.16	1.19	2.8%
PCB-188 22'34'566'-HpCB	32.95	2.85E+07	1.06 Y	1.03	1.08	4.1%
PCB-202 22'33'55'66'-OcCB	37.45	2.39E+07	0.90 Y	0.91	0.95	3.9%
PCB-205 233'44'55'6'-OcCB	45.57	2.66E+07	0.89 Y	1.09	1.11	2.4%
PCB-208 22'33'455'66'-NoCB	43.03	2.52E+07	0.78 Y	1.02	1.06	3.8%
PCB-206 22'33'44'55'6'-NoCB	47.03	1.75E+07	0.77 Y	0.98	1.01	3.6%

PCB QC Summary - Ax2 Detail

Printed: 28-Jul-2012 10:13

Lab ID: CS3_120725_PCB_XB
 Acquired: 26-JUL-2012 05:38
 Datafile: 120725X18

ICAL: MM7_PCB_07132012_25JUL12

Name	RT	Response	RA	ICAL	RRF	Dev'n
PCB-1 2-MoCB	10.65	6.48E+07	3.19 Y	1.03	1.08	5.0%
PCB-2 3-MoCB	12.54	6.51E+07	3.23 Y	1.04	1.09	4.4%
PCB-3 4-MoCB	12.70	6.51E+07	3.18 Y	1.04	1.09	4.3%
PCB-4 22'-DiCB	12.93	3.30E+07	1.62 Y	1.17	1.22	4.3%
PCB-10 26-DiCB	13.09	5.16E+07	1.60 Y	1.83	1.91	4.4%
PCB-9 25-DiCB	14.75	5.79E+07	1.60 Y	0.89	0.95	6.0%
PCB-7 24-DiCB	14.91	6.59E+07	1.60 Y	1.02	1.08	5.3%
PCB-6 23'-DiCB	15.11	6.19E+07	1.61 Y	0.95	1.01	6.9%
PCB-5 23-DiCB	15.39	6.27E+07	1.58 Y	0.97	1.03	5.6%
PCB-8 24'-DiCB	15.50	6.34E+07	1.58 Y	0.98	1.04	5.6%
PCB-14 35-DiCB	16.97	7.41E+07	1.58 Y	1.16	1.21	4.8%
PCB-11 33'-DiCB	17.70	6.40E+07	1.59 Y	1.00	1.05	5.0%
PCB-13/12 34'-/34-DiCB	17.98	1.31E+08	1.58 Y	1.02	1.07	5.1%
PCB-15 44'-DiCB	18.25	6.74E+07	1.58 Y	1.08	1.10	2.1%
PCB-19 22'6-TrCB	15.76	3.50E+07	1.07 Y	1.09	1.14	4.3%
PCB-30/18 246-/22'5-TrCB	17.43	9.40E+07	1.07 Y	1.46	1.53	4.7%
PCB-17 22'4-TrCB	17.80	4.05E+07	1.07 Y	1.25	1.32	5.3%
PCB-27 23'6-TrCB	17.99	5.38E+07	1.06 Y	1.69	1.75	3.4%
PCB-24 236-TrCB	18.11	5.16E+07	1.06 Y	1.63	1.68	2.8%
PCB-16 22'3-TrCB	18.19	3.16E+07	1.07 Y	0.95	1.03	7.9%
PCB-32 24'6-TrCB	18.66	5.72E+07	1.06 Y	1.79	1.86	4.1%
PCB-34 2'35-TrCB	19.77	5.37E+07	1.04 Y	1.05	1.10	5.1%
PCB-23 235-TrCB	19.91	5.44E+07	1.04 Y	1.06	1.11	5.4%
PCB-26/29 23'5-/245-TrCB	20.18	1.11E+08	1.04 Y	1.09	1.14	4.8%
PCB-25 23'4-TrCB	20.37	5.54E+07	1.04 Y	1.07	1.14	5.6%
PCB-31 24'5-TrCB	20.64	5.71E+07	1.05 Y	1.11	1.17	5.3%
PCB-28/20 244'-/233'-TrCB	20.90	1.09E+08	1.04 Y	1.07	1.12	4.5%
PCB-21/33 234-/2'34-TrCB	21.07	1.12E+08	1.04 Y	1.09	1.15	5.0%
PCB-22 234'-TrCB	21.44	5.20E+07	1.05 Y	1.02	1.07	5.0%
PCB-36 33'5-TrCB	22.79	5.71E+07	1.05 Y	1.13	1.17	3.7%
PCB-39 34'5-TrCB	23.10	5.96E+07	1.04 Y	1.17	1.22	4.8%
PCB-38 345-TrCB	23.60	5.33E+07	1.05 Y	1.03	1.09	5.8%
PCB-35 33'4-TrCB	23.98	5.24E+07	1.03 Y	1.04	1.07	3.3%
PCB-37 344'-TrCB	24.33	5.55E+07	1.04 Y	1.10	1.14	2.9%
PCB-54 22'66'-TeCB	18.50	3.58E+07	0.79 Y	1.21	1.27	4.8%
PCB-50/53 22'46-/22'56'TeCB	20.41	6.93E+07	0.79 Y	0.86	0.91	6.1%
PCB-45 22'36'-TeCB	20.97	3.01E+07	0.79 Y	0.73	0.79	7.9%
PCB-51 22'46'-TeCB	21.04	3.52E+07	0.80 Y	0.88	0.92	5.1%
PCB-46 22'36'-TeCB	21.23	2.82E+07	0.78 Y	0.70	0.74	6.5%
PCB-52 22'55'-TeCB	22.47	3.39E+07	0.78 Y	0.84	0.89	5.6%
PCB-73 23'5'6TeCB	22.59	4.36E+07	0.79 Y	1.09	1.14	4.8%
PCB-43 22'35'-TeCB	22.68	2.98E+07	0.79 Y	0.72	0.78	8.0%
PCB-69/49 23'46-/22'45'TeCB	22.87	8.21E+07	0.79 Y	1.01	1.08	6.2%

PCB QC Summary - Ax2 Detail

Printed: 28-Jul-2012 10:13

Lab ID: CS3_120725_PCB_XB
 Acquired: 26-JUL-2012 05:38
 Datafile: 120725X18

ICAL: MM7_PCB_07132012_25JUL12

Name	RT	Response	RA	ICAL	RRF	Dev'n
PCB-48 22'45'-TeCB	23.14	3.42E+07	0.79 Y	0.85	0.90	5.4%
PCB-44/47/65 22'35'-/22'44'-	23.35	1.08E+08	0.79 Y	0.89	0.95	6.4%
PCB-59/62/75 233'6-/2346-/24	23.62	1.40E+08	0.80 Y	1.14	1.22	7.3%
PCB-42 22'34'-TeCB	23.77	3.12E+07	0.79 Y	0.77	0.82	5.9%
PCB-41 22'34'-TeCB	24.09	2.84E+07	0.79 Y	0.73	0.75	2.6%
PCB-71/40 23'4'6/22'33'-TeCB	24.19	7.05E+07	0.79 Y	0.87	0.92	6.7%
PCB-64 234'6'-TeCB	24.39	4.94E+07	0.79 Y	1.24	1.29	4.7%
PCB-72 23'55'-TeCB	25.11	4.61E+07	0.78 Y	1.14	1.21	5.7%
PCB-68 23'45'-TeCB	25.36	4.83E+07	0.79 Y	1.21	1.27	4.6%
PCB-57 233'5'-TeCB	25.71	4.48E+07	0.79 Y	1.11	1.18	6.4%
PCB-58 233'5'-TeCB	25.91	4.45E+07	0.79 Y	1.10	1.17	6.1%
PCB-67 23'45'-TeCB	26.06	4.63E+07	0.77 Y	1.16	1.21	4.5%
PCB-63 234'5'-TeCB	26.28	4.93E+07	0.78 Y	1.22	1.29	6.4%
PCB-61/70/74/76 2345-/23'4'5	26.56	1.83E+08	0.78 Y	1.13	1.20	5.9%
PCB-66 23'44'-TeCB	26.84	4.32E+07	0.78 Y	1.08	1.13	5.4%
PCB-55 233'4'-TeCB	26.97	4.39E+07	0.78 Y	1.10	1.15	5.0%
PCB-56 233'4'-TeCB	27.40	4.26E+07	0.78 Y	1.06	1.12	5.8%
PCB-60 2344'-TeCB	27.59	4.44E+07	0.78 Y	1.11	1.16	4.7%
PCB-80 33'55'-TeCB	27.94	5.03E+07	0.79 Y	1.25	1.32	5.3%
PCB-79 33'45'-TeCB	29.23	5.00E+07	0.78 Y	1.23	1.31	6.3%
PCB-78 33'45'-TeCB	29.70	4.27E+07	0.78 Y	1.08	1.12	3.7%
PCB-104 22'466'-PeCB	23.29	3.59E+07	0.63 Y	1.25	1.32	5.0%
PCB-96 22'366'-PeCB	23.59	3.10E+07	0.64 Y	1.08	1.14	5.7%
PCB-103 22'45'6'-PeCB	25.27	3.14E+07	0.63 Y	0.90	0.95	5.0%
PCB-94 22'356'-PeCB	25.44	2.75E+07	0.62 Y	0.78	0.83	6.8%
PCB-95 22'35'6'-PeCB	25.81	2.93E+07	0.62 Y	0.83	0.88	7.1%
PCB-100/93 22'44'6-/22'356-P	26.02	6.08E+07	0.62 Y	0.84	0.92	8.6%
PCB-102 22'456'-PeCB	26.13	3.09E+07	0.62 Y	0.90	0.93	3.4%
PCB-98 22'3'46'-PeCB	26.19	2.73E+07	0.62 Y	0.77	0.82	6.4%
PCB-88 22'346'-PeCB	26.48	2.77E+07	0.61 Y	0.79	0.84	5.4%
PCB-91 22'34'6'-PeCB	26.55	3.08E+07	0.63 Y	0.88	0.93	5.4%
PCB-84 22'33'6'-PeCB	26.73	2.50E+07	0.63 Y	0.71	0.75	6.3%
PCB-89 22'346'-PeCB	27.14	2.67E+07	0.62 Y	0.76	0.81	5.9%
PCB-121 23'45'6'-PeCB	27.52	3.99E+07	0.62 Y	1.14	1.20	5.1%
PCB-92 22'355'-PeCB	27.82	2.81E+07	0.62 Y	0.80	0.85	5.7%
PCB-113/90/101 233'5'6-/22'3	28.29	9.82E+07	0.62 Y	0.93	0.99	5.5%
PCB-83 22'33'5'-PeCB	28.71	2.51E+07	0.61 Y	0.71	0.76	6.1%
PCB-99 22'44'5'-PeCB	28.81	3.04E+07	0.62 Y	0.87	0.92	5.0%
PCB-112 233'56'-PeCB	28.91	3.83E+07	0.63 Y	1.13	1.16	2.6%
PCB-108/119/86/97/125/87 233	29.24	1.99E+08	0.62 Y	0.95	1.00	5.5%
PCB-117 234'56'-PeCB	29.77	3.45E+07	0.62 Y	1.04	1.04	0.1%
PCB-116/85 23456-/22'344'-Pe	29.85	6.84E+07	0.63 Y	0.97	1.03	6.0%
PCB-110 233'4'6'-PeCB	29.97	3.56E+07	0.62 Y	1.02	1.07	4.9%

PCB QC Summary - Ax2 Detail

Printed: 28-Jul-2012 10:13

Lab ID: CS3_120725_PCB_XB
 Acquired: 26-JUL-2012 05:38
 Datafile: 120725X18

ICAL: MM7_PCB_07132012_25JUL12

Name	RT	Response	RA	ICAL	RRF	Dev'n
PCB-115 2344'6-PeCB	30.05	3.95E+07	0.63 Y	1.16	1.19	2.8%
PCB-82 22'33'4-PeCB	30.24	2.40E+07	0.62 Y	0.69	0.72	4.9%
PCB-111 233'55'-PeCB	30.59	4.00E+07	0.62 Y	1.15	1.21	4.5%
PCB-120 23'455'-PeCB	30.98	4.00E+07	0.62 Y	1.16	1.20	3.8%
PCB-107/124 233'4'5'-/2'3455'	31.92	7.50E+07	0.62 Y	1.07	1.13	5.3%
PCB-109 233'46-PeCB	32.13	4.08E+07	0.62 Y	1.14	1.23	7.6%
PCB-106 233'45-PeCB	32.33	3.79E+07	0.62 Y	1.07	1.14	6.7%
PCB-122 2'33'45-PeCB	32.78	3.53E+07	0.62 Y	1.00	1.04	3.8%
PCB-127 33'455'-PeCB	34.73	3.83E+07	0.63 Y	1.10	1.14	3.7%
PCB-155 22'44'66'-HxCB	28.14	3.83E+07	1.27 Y	1.09	1.13	3.3%
PCB-152 22'3566'-HxCB	28.28	3.56E+07	1.25 Y	1.01	1.05	3.4%
PCB-150 22'34'66'-HxCB	28.43	3.62E+07	1.26 Y	1.00	1.07	6.1%
PCB-136 22'33'66'-HxCB	28.72	3.36E+07	1.29 Y	0.95	0.99	3.7%
PCB-145 22'3466'HxCB	28.99	3.41E+07	1.28 Y	0.96	1.00	4.4%
PCB-148 22'34'56'-HxCB	30.27	2.59E+07	1.26 Y	0.97	1.02	5.0%
PCB-151/135 22'355'6-/22'33'	30.77	5.08E+07	1.26 Y	0.96	1.00	3.6%
PCB-154 22'44'5'6-HxCB	30.99	2.89E+07	1.24 Y	1.09	1.14	4.3%
PCB-144 22'345'6-HxCB	31.24	2.61E+07	1.29 Y	0.98	1.03	4.6%
PCB-147/149 22'34'56-/22'34'	31.54	5.27E+07	1.27 Y	0.99	1.03	5.0%
PCB-134 22'33'56-HxCB	31.70	2.09E+07	1.26 Y	0.80	0.82	2.8%
PCB-143 22'3456'-HxCB	31.78	2.52E+07	1.27 Y	0.95	0.99	3.6%
PCB-139/140 22'344'6-/22'344'	32.05	5.33E+07	1.27 Y	1.00	1.05	4.8%
PCB-131 22'33'46-HxCB	32.21	2.26E+07	1.27 Y	0.85	0.89	4.7%
PCB-142 22'3456-HxCB	32.34	2.31E+07	1.28 Y	0.87	0.91	3.8%
PCB-132 22'33'46'-HxCB	32.58	2.37E+07	1.26 Y	0.89	0.93	4.7%
PCB-133 22'33'55'-HxCB	33.02	2.44E+07	1.25 Y	0.91	0.96	4.9%
PCB-165 233'55'6-HxCB	33.35	3.01E+07	1.27 Y	1.13	1.18	4.4%
PCB-146 22'34'55'-HxCB	33.56	2.62E+07	1.23 Y	1.01	1.03	2.1%
PCB-161 233'45'6-HxCB	33.68	3.40E+07	1.30 Y	1.25	1.33	6.5%
PCB-153/168 22'44'55'-/23'44'	34.10	6.50E+07	1.27 Y	1.22	1.28	4.7%
PCB-141 22'3455'-HxCB	34.24	2.45E+07	1.26 Y	0.93	0.96	3.9%
PCB-130 22'33'45'-HxCB	34.57	2.22E+07	1.25 Y	0.85	0.87	2.9%
PCB-137 22'344'5-HxCB	34.77	2.82E+07	1.26 Y	1.04	1.11	6.4%
PCB-164 233'4'5'6-HxCB	34.85	3.12E+07	1.27 Y	1.22	1.23	0.4%
PCB-163/138/129 233'4'56-/22'	35.14	8.17E+07	1.27 Y	1.02	1.07	4.6%
PCB-160 233'456-HxCB	35.26	3.15E+07	1.26 Y	1.21	1.24	2.6%
PCB-158 233'44'6-HxCB	35.45	3.50E+07	1.27 Y	1.34	1.38	3.0%
PCB-128/166 22'33'44'-/2344'5	36.17	6.11E+07	1.26 Y	0.90	0.93	3.4%
PCB-159 233'455'-HxCB	37.01	3.64E+07	1.25 Y	1.06	1.11	4.1%
PCB-162 233'4'55'-HxCB	37.24	3.67E+07	1.24 Y	1.08	1.12	3.9%
PCB-188 22'34'566'-HpCB	32.95	2.85E+07	1.06 Y	1.03	1.08	4.1%
PCB-179 22'33'566'-HpCB	33.22	2.67E+07	1.05 Y	0.97	1.01	4.1%
PCB-184 22'344'66'-HpCB	33.68	2.58E+07	1.05 Y	0.93	0.97	4.5%

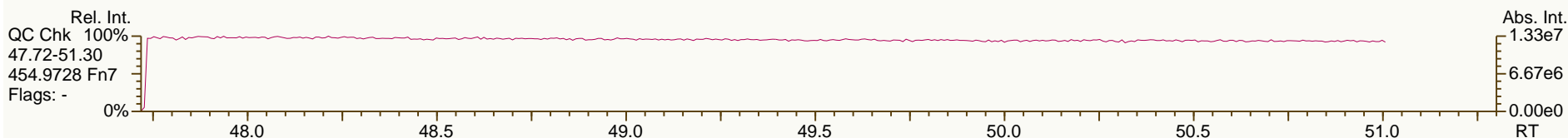
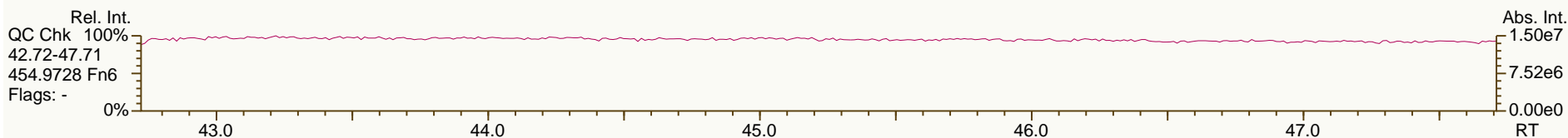
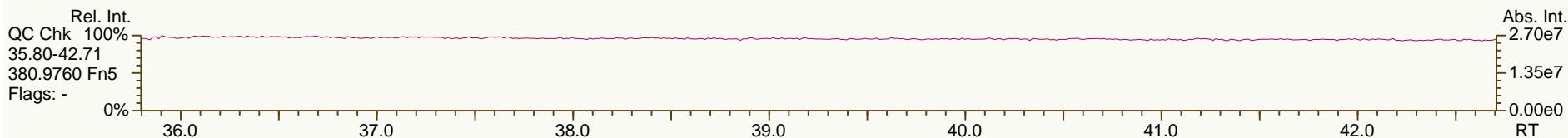
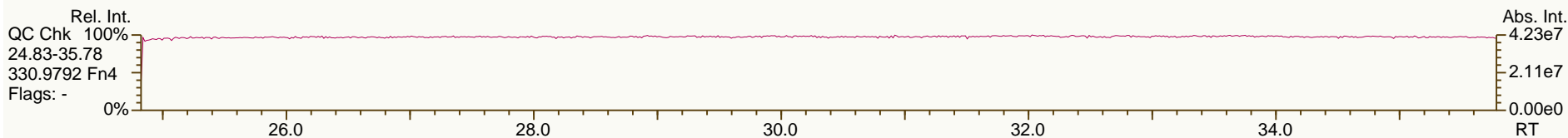
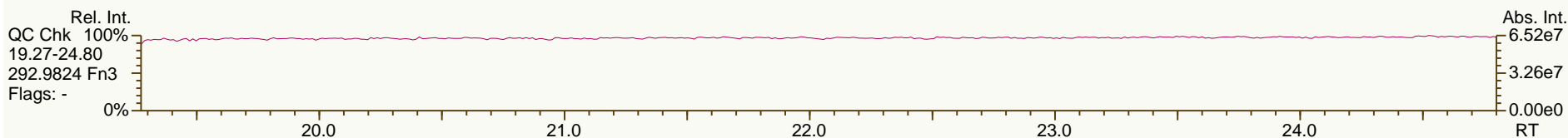
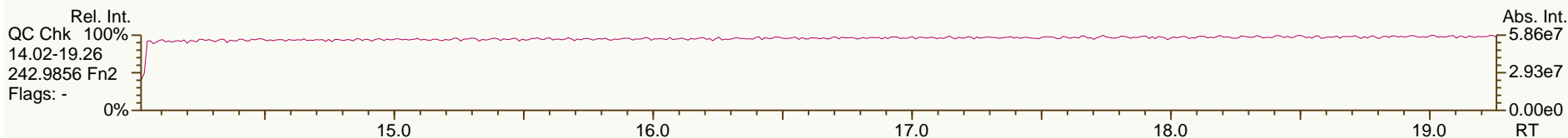
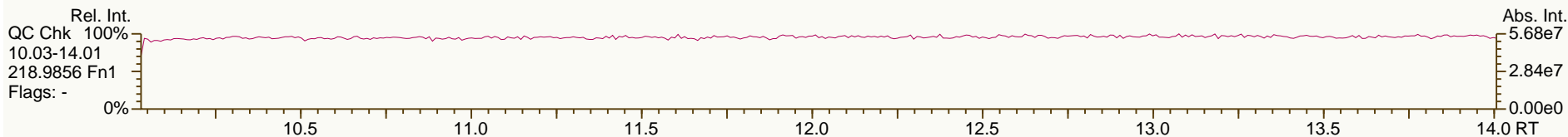
PCB QC Summary - Ax2 Detail

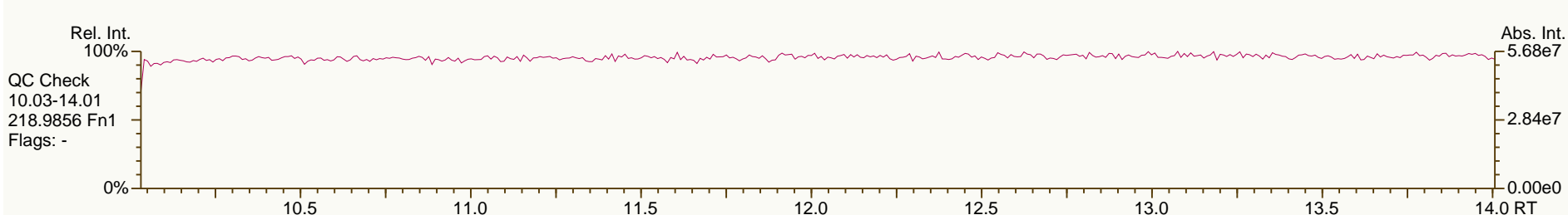
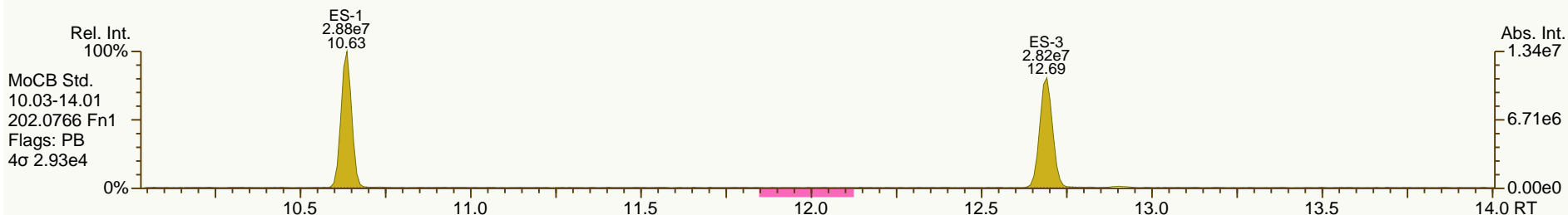
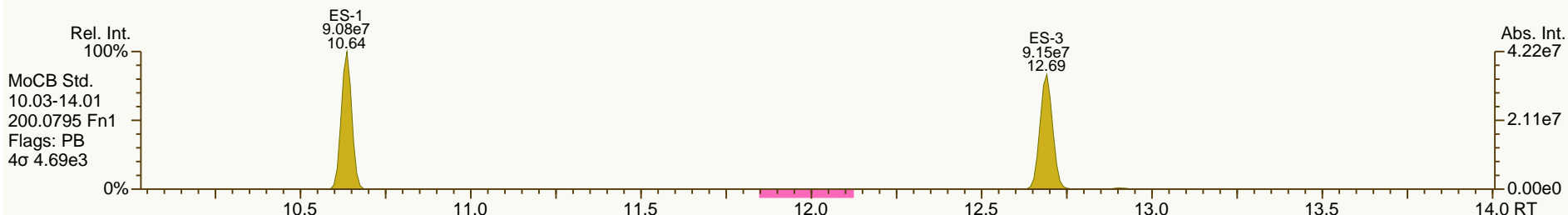
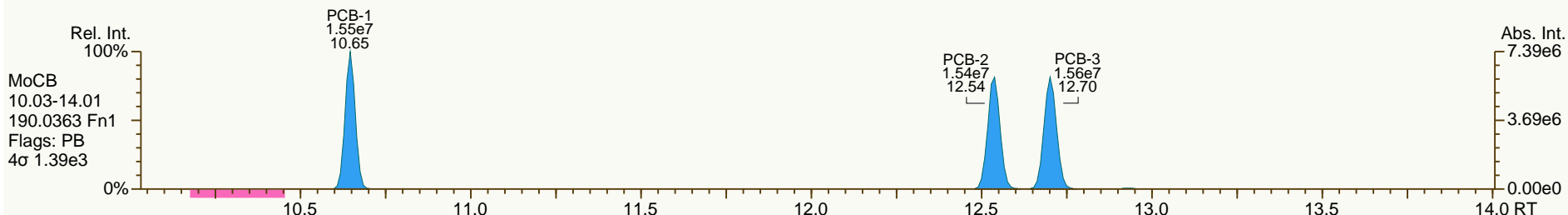
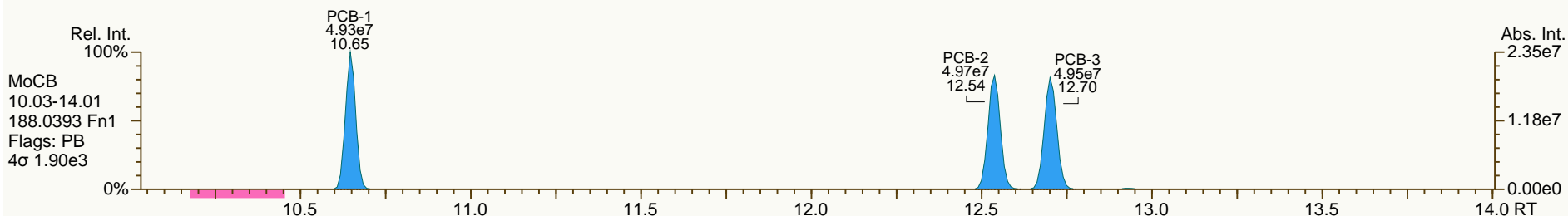
Printed: 28-Jul-2012 10:13

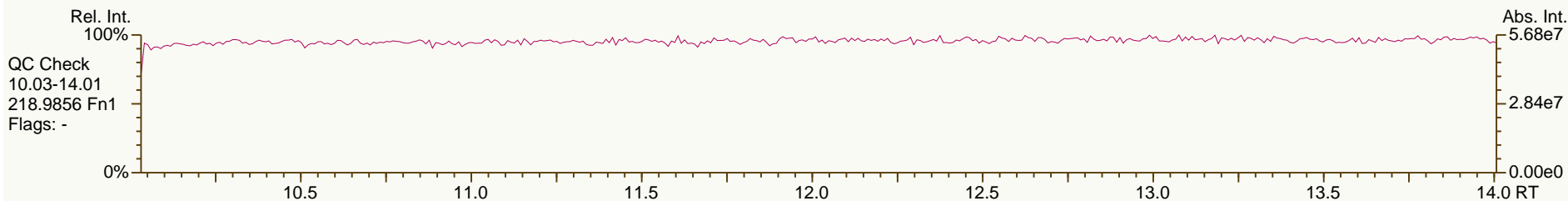
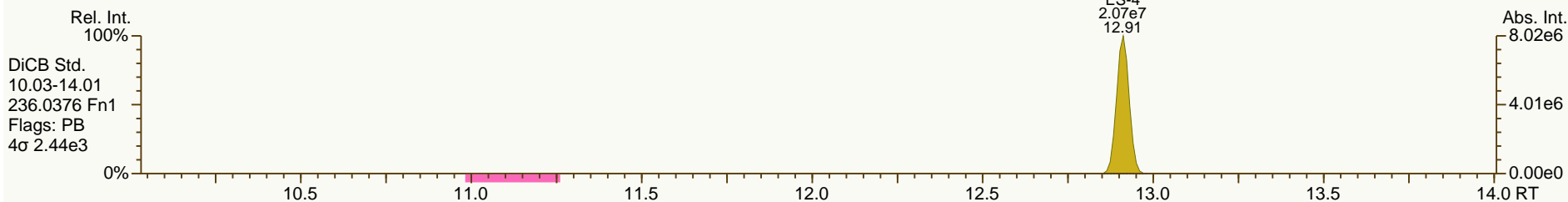
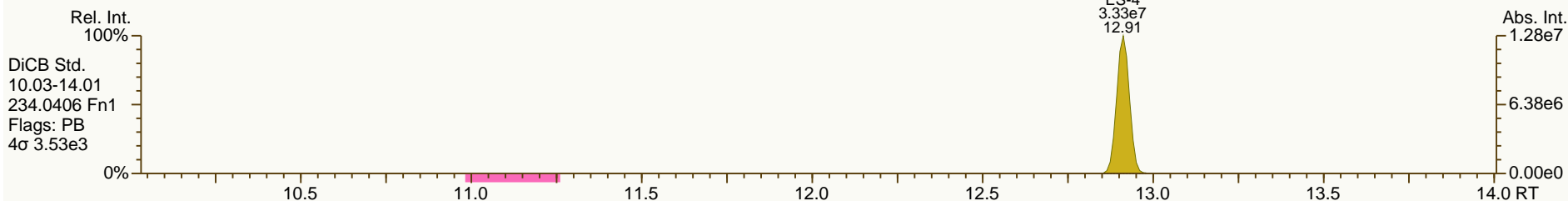
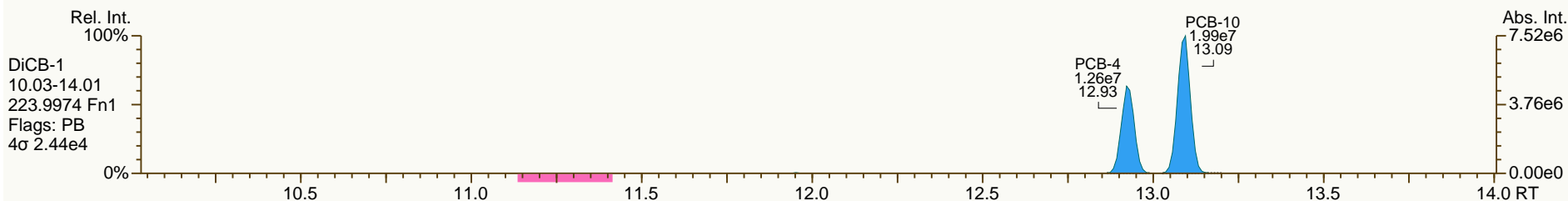
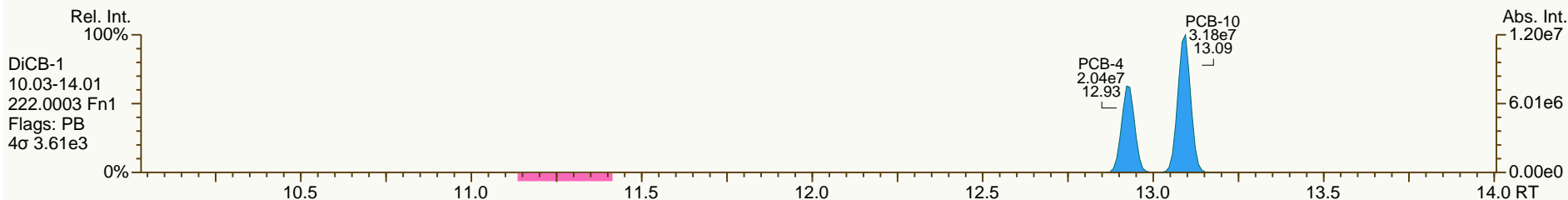
Lab ID: CS3_120725_PCB_XB
 Acquired: 26-JUL-2012 05:38
 Datafile: 120725X18

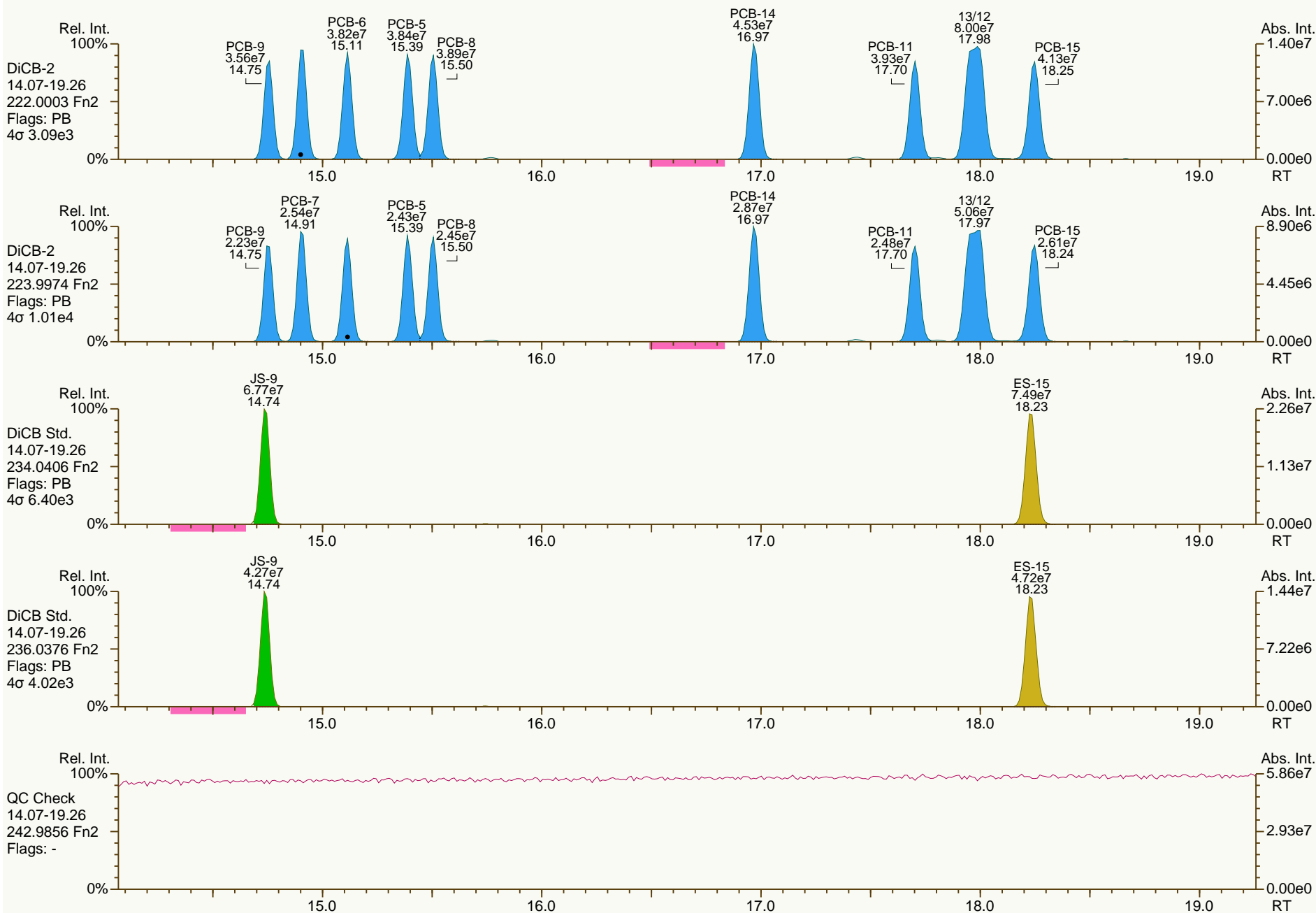
ICAL: MM7_PCB_07132012_25JUL12

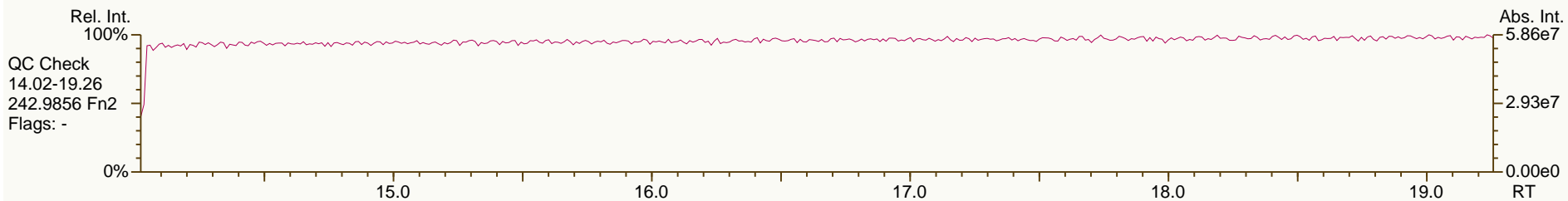
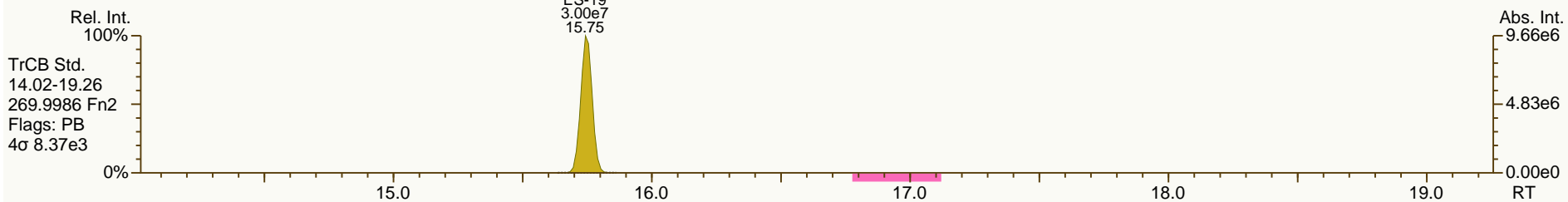
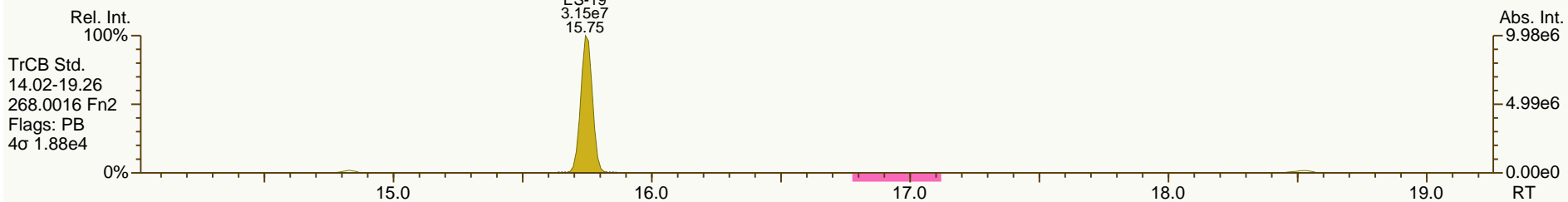
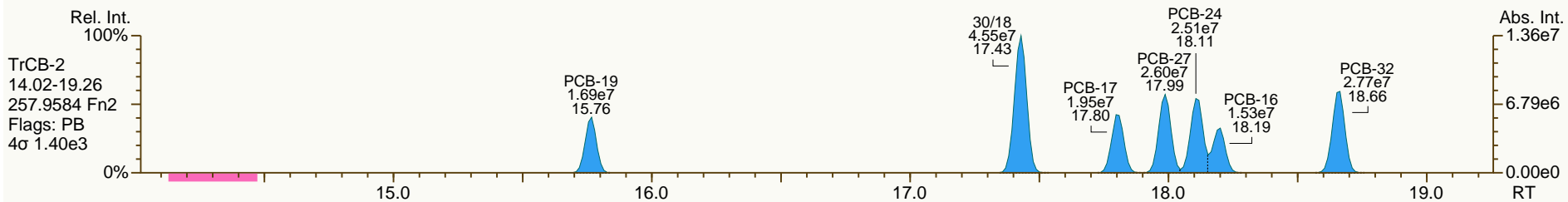
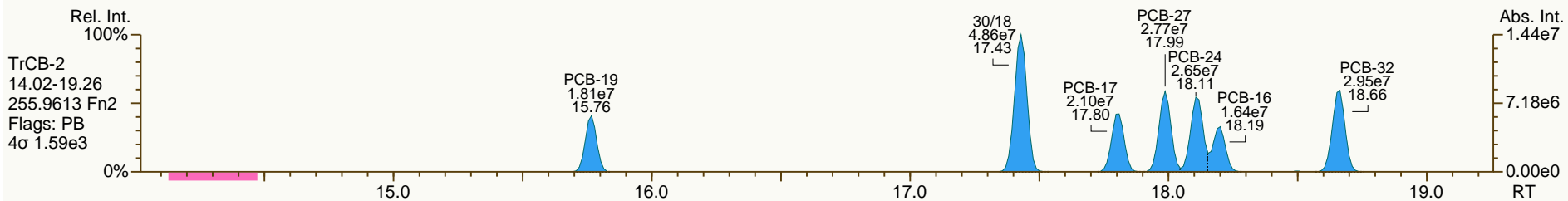
Name	RT	Response	RA	ICAL	RRF	Dev'n
PCB-176 22'33'466'-HpCB	33.96	2.89E+07	1.07 Y	1.05	1.09	4.0%
PCB-186 22'34566'-HpCB	34.35	2.69E+07	1.05 Y	0.98	1.02	3.6%
PCB-178 22'33'55'6'-HpCB	35.50	1.99E+07	1.06 Y	0.74	0.75	2.3%
PCB-175 22'33'45'6'-HpCB	36.04	2.50E+07	1.07 Y	1.01	1.06	5.6%
PCB-187 22'34'55'6'-HpCB	36.27	2.62E+07	1.07 Y	1.06	1.12	5.0%
PCB-182 22'344'56'-HpCB	36.44	2.67E+07	1.05 Y	1.11	1.14	2.4%
PCB-183 22'344'5'6'-HpCB	36.78	2.80E+07	1.04 Y	1.13	1.19	5.4%
PCB-185 22'3455'6'-HpCB	36.86	2.44E+07	1.06 Y	1.02	1.04	2.1%
PCB-174 22'33'456'-HpCB	36.96	2.22E+07	1.06 Y	0.93	0.95	2.2%
PCB-177 22'33'4'56'-HpCB	37.33	2.20E+07	1.06 Y	0.91	0.94	3.6%
PCB-181 22'344'56'-HpCB	37.68	2.53E+07	1.04 Y	1.06	1.08	1.4%
PCB-171/173 22'33'44'6'-/22'3	37.85	4.48E+07	1.05 Y	0.93	0.95	2.7%
PCB-172 22'33'455'-HpCB	39.22	2.28E+07	1.06 Y	0.95	0.97	1.9%
PCB-192 233'455'6'-HpCB	39.46	2.98E+07	1.07 Y	1.24	1.27	2.3%
PCB-180/193 22'344'55'-/233'	39.74	5.59E+07	1.05 Y	1.16	1.19	2.8%
PCB-191 233'44'5'6'-HpCB	40.06	3.10E+07	1.05 Y	1.30	1.32	1.4%
PCB-170 22'33'44'5'-HpCB	40.81	2.24E+07	1.03 Y	1.07	1.12	4.0%
PCB-190 233'44'56'-HpCB	41.26	2.99E+07	1.05 Y	1.45	1.49	2.6%
PCB-202 22'33'55'66'-OcCB	37.45	2.39E+07	0.90 Y	0.91	0.95	3.9%
PCB-201 22'33'45'66'-OcCB	38.22	2.68E+07	0.89 Y	1.02	1.06	4.0%
PCB-204 22'344'566'-OcCB	38.79	2.52E+07	0.91 Y	0.98	1.00	2.7%
PCB-197 22'33'44'66'-OcCB	38.98	2.68E+07	0.91 Y	1.06	1.06	-0.1%
PCB-200 22'33'4566'-OcCB	39.06	2.60E+07	0.92 Y	0.96	1.03	7.6%
PCB-198/199 22'33'455'6'-/22'	41.39	3.72E+07	0.90 Y	0.72	0.74	3.1%
PCB-196 22'33'44'56'-OcCB	41.96	1.92E+07	0.91 Y	0.73	0.76	4.3%
PCB-203 22'344'55'6'-OcCB	42.13	2.02E+07	0.90 Y	0.76	0.80	4.9%
PCB-195 22'33'44'56'-OcCB	43.23	2.00E+07	0.89 Y	0.80	0.84	5.0%
PCB-194 22'33'44'55'-OcCB	45.18	2.15E+07	0.89 Y	0.87	0.90	3.0%
PCB-205 233'44'55'6'-OcCB	45.57	2.66E+07	0.89 Y	1.09	1.11	2.4%
PCB-208 22'33'455'66'-NoCB	43.03	2.52E+07	0.78 Y	1.02	1.06	3.8%
PCB-207 22'33'44'566'-NoCB	43.81	2.64E+07	0.78 Y	1.06	1.10	4.3%
PCB-206 22'33'44'55'6'-NoCB	47.03	1.75E+07	0.77 Y	0.98	1.01	3.6%

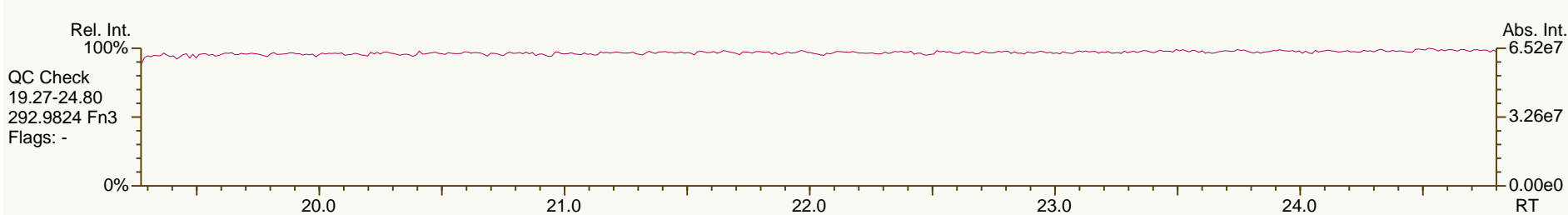
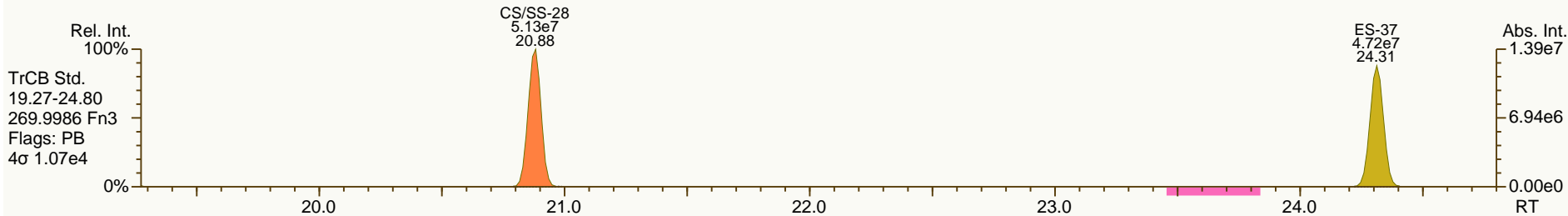
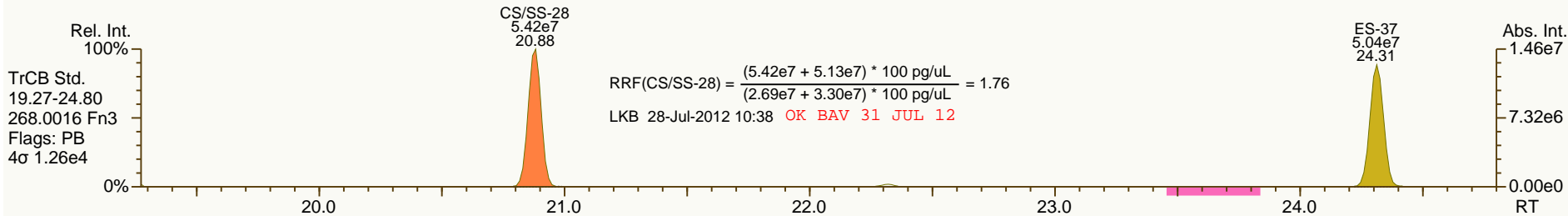
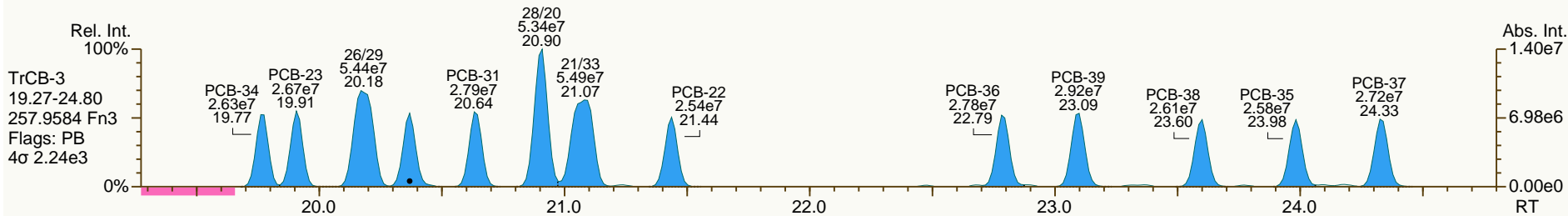
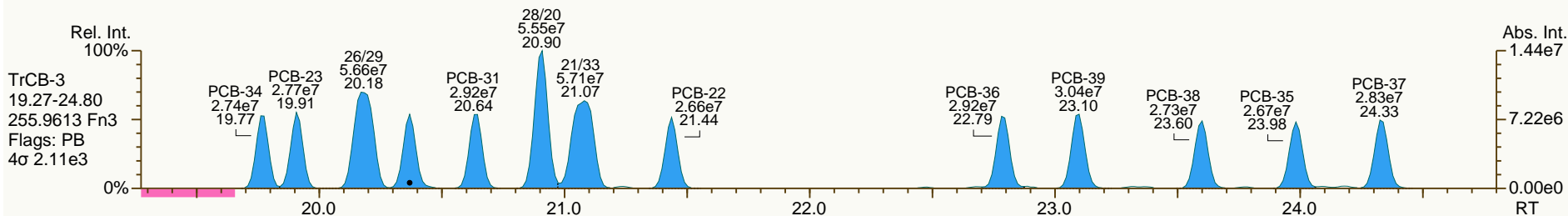


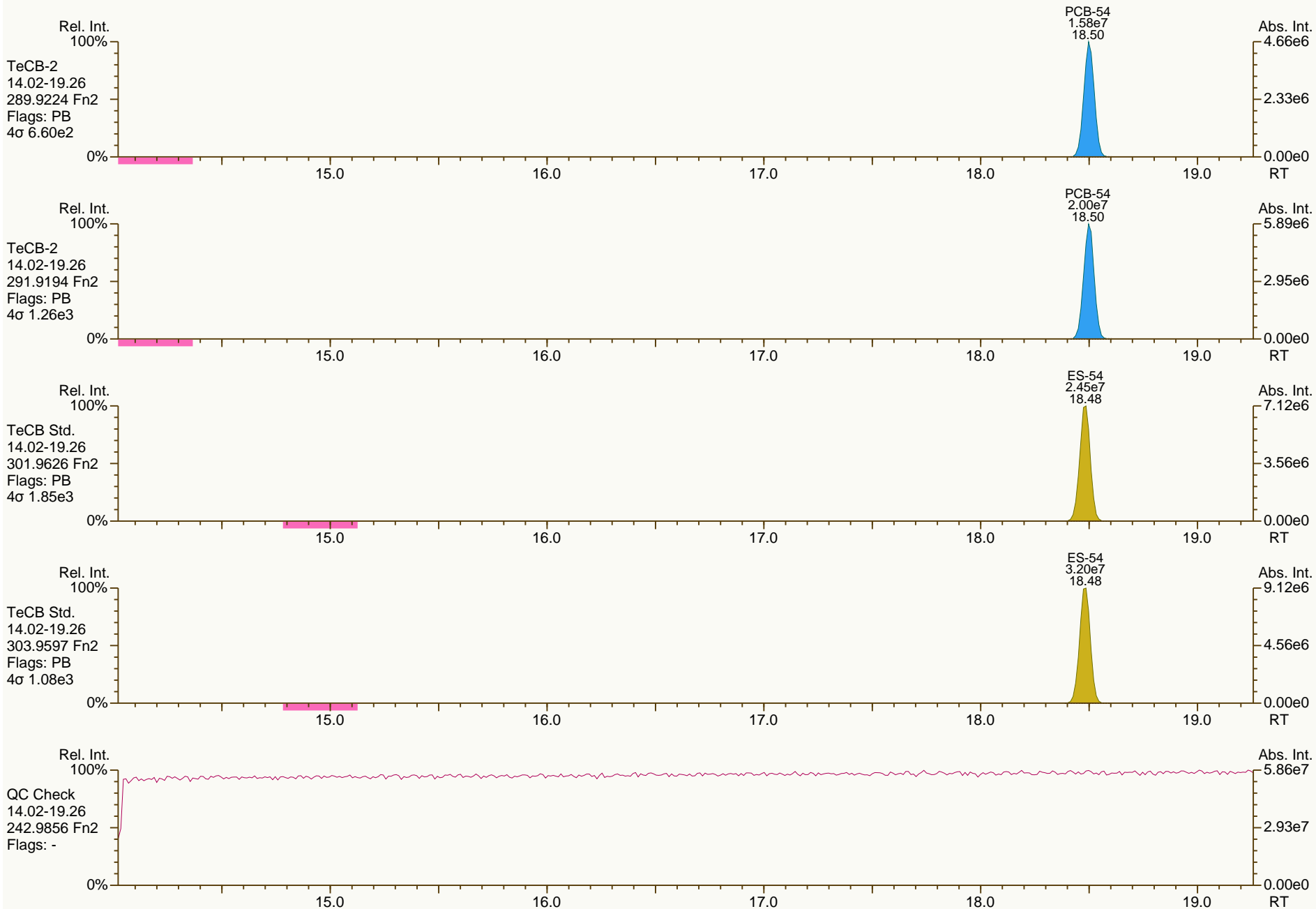


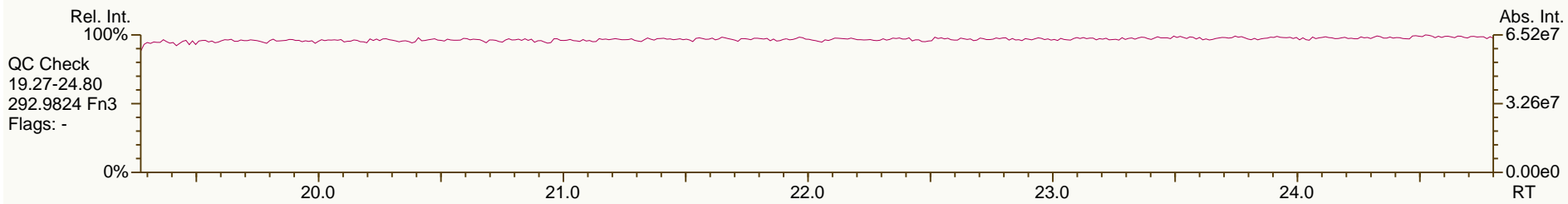
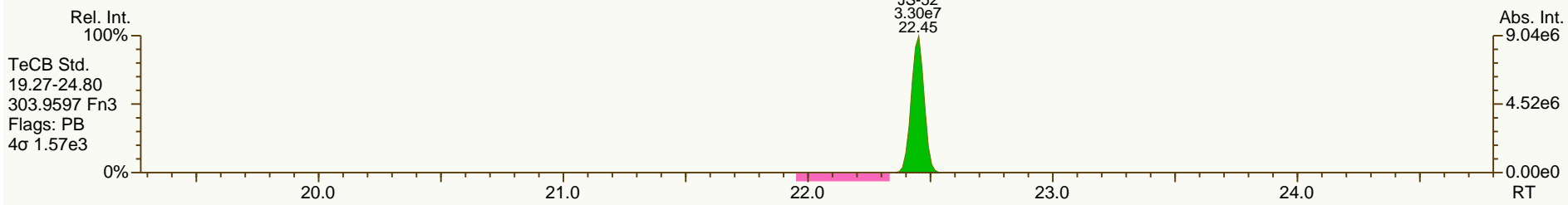
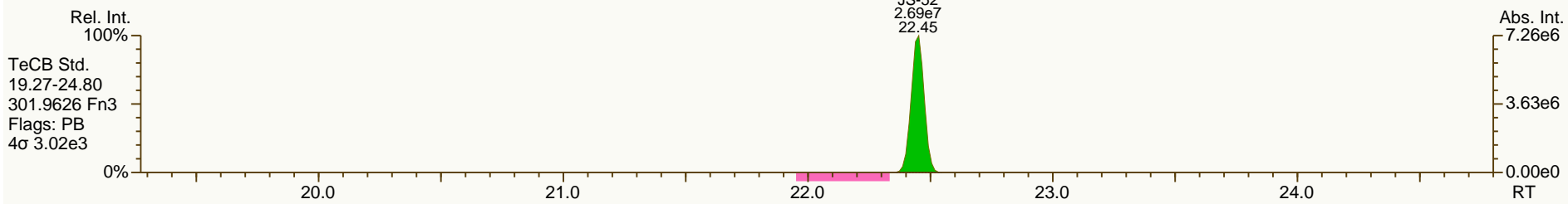
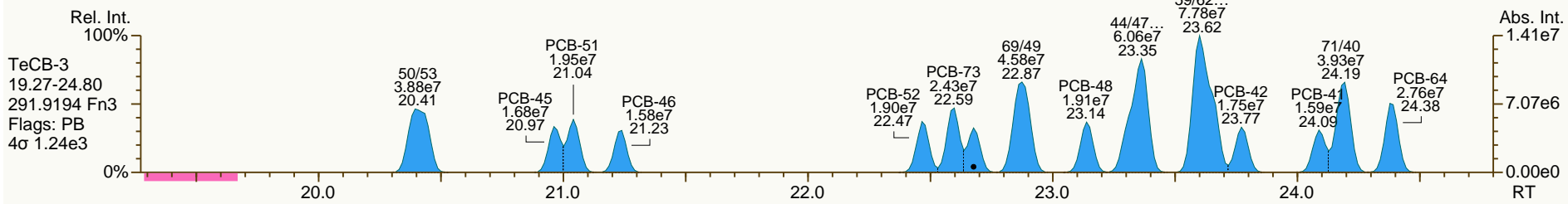
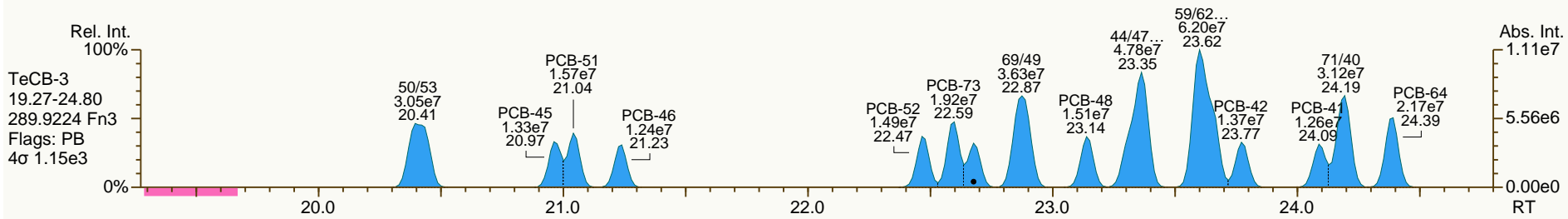


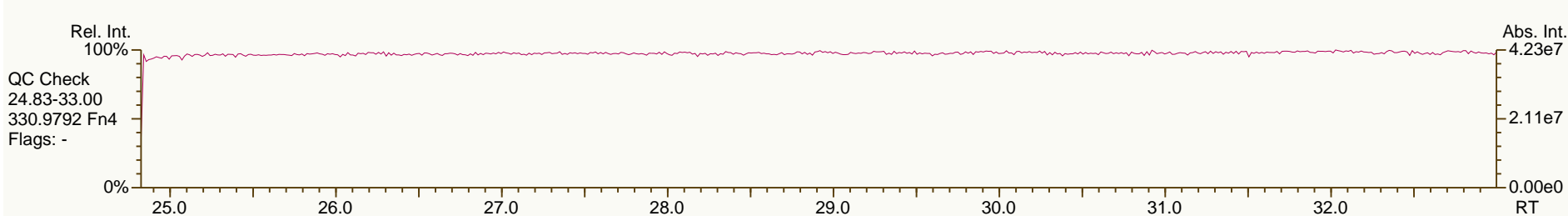
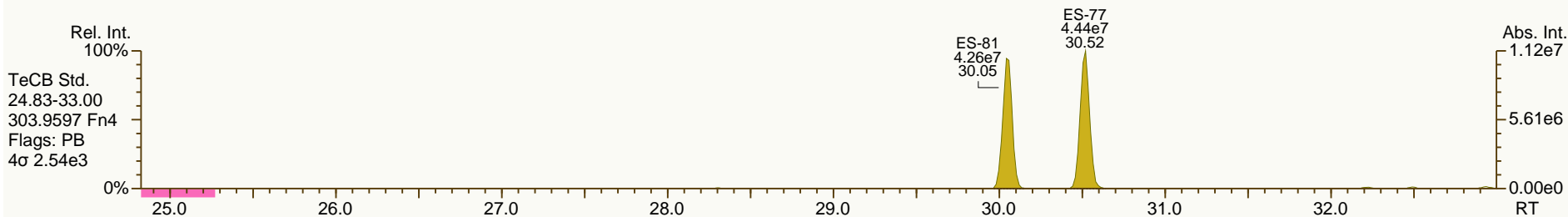
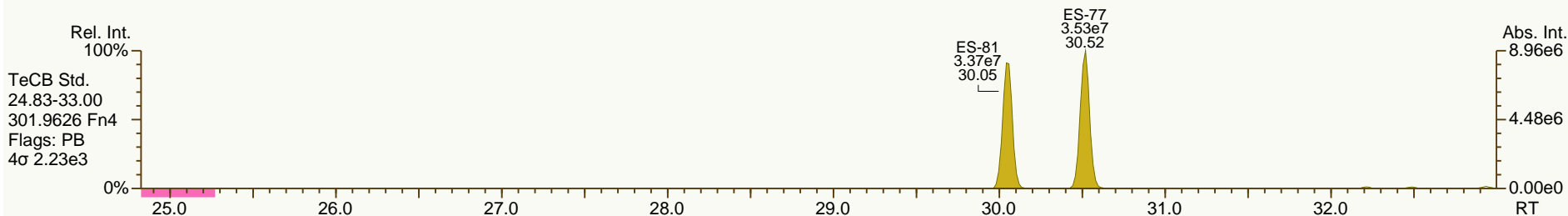
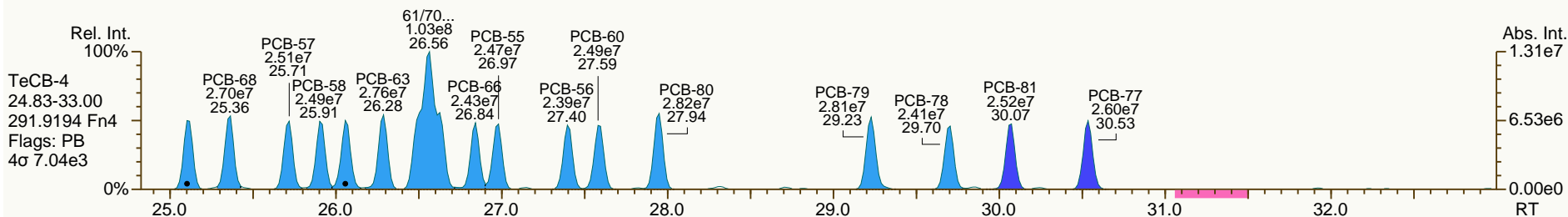
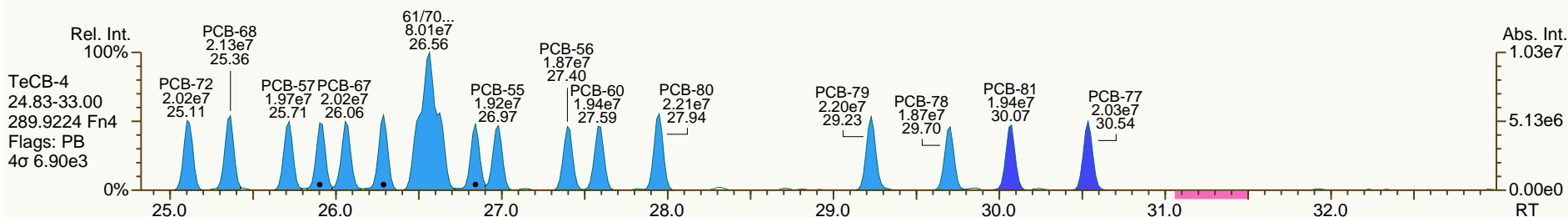


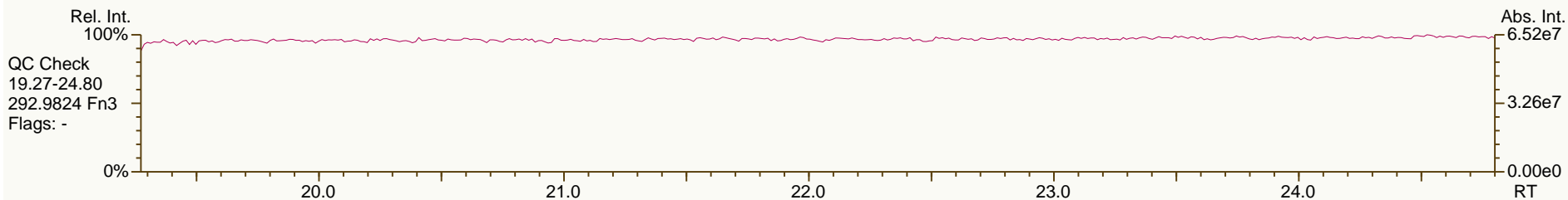
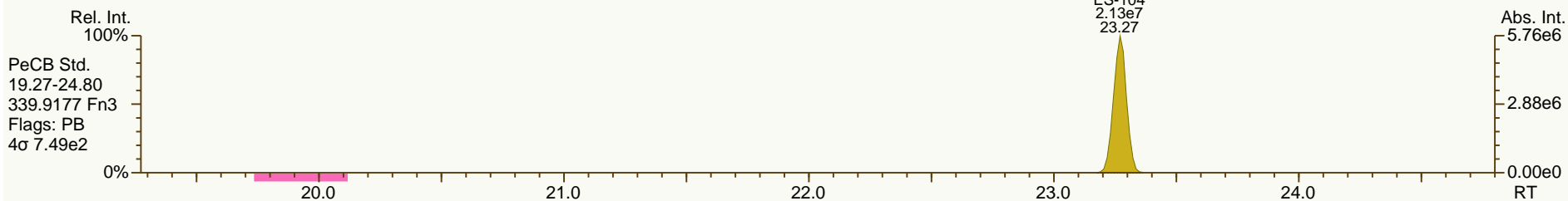
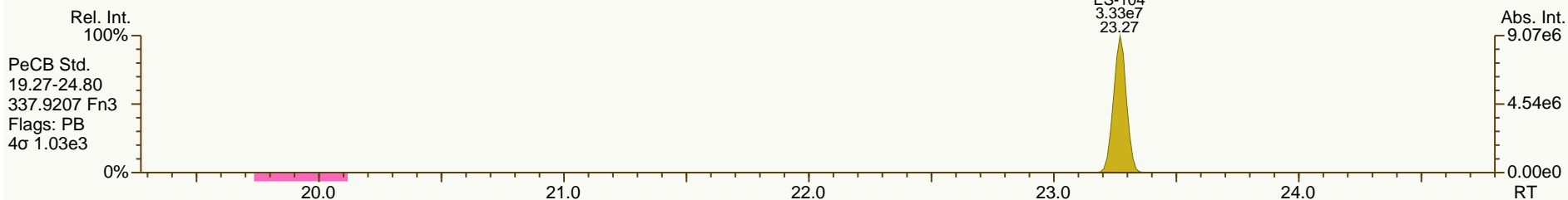
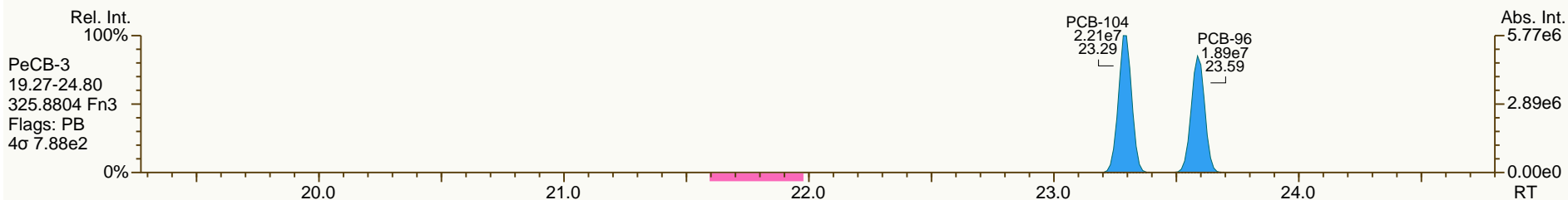
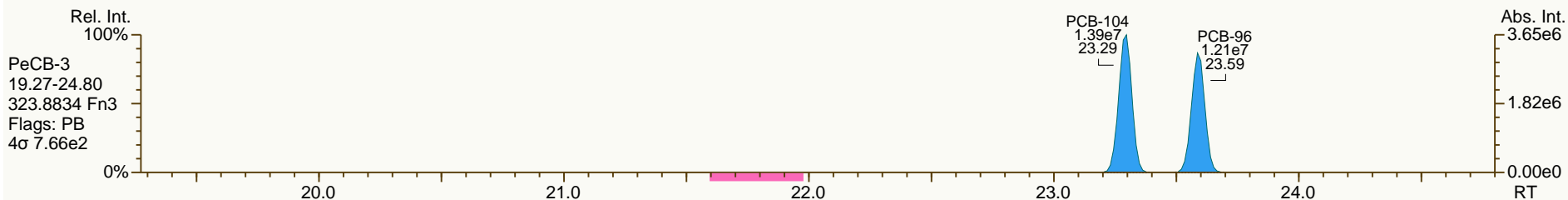


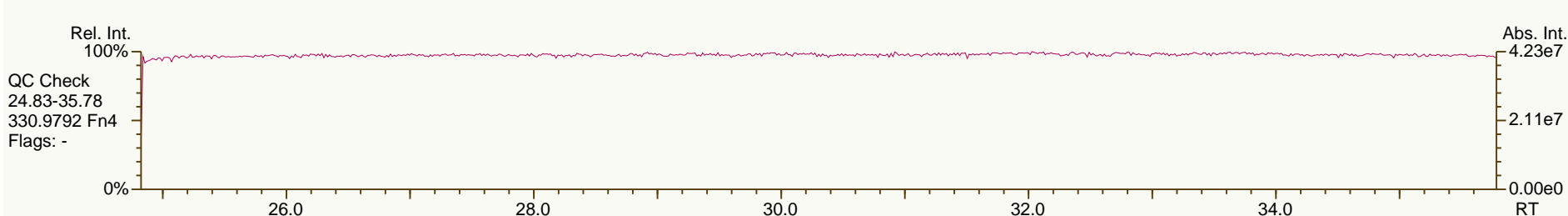
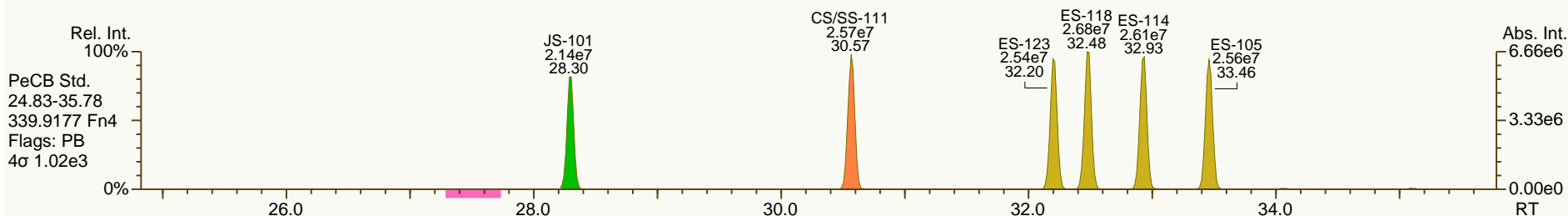
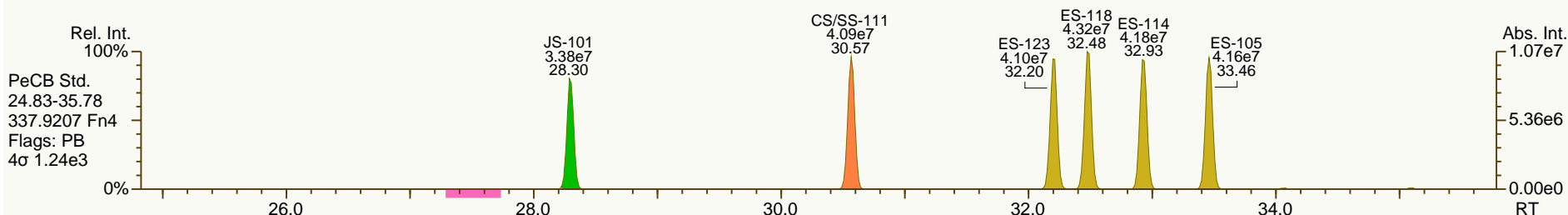
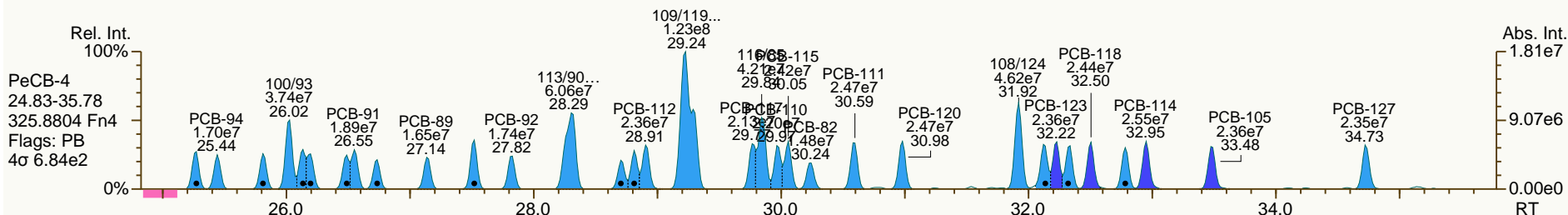
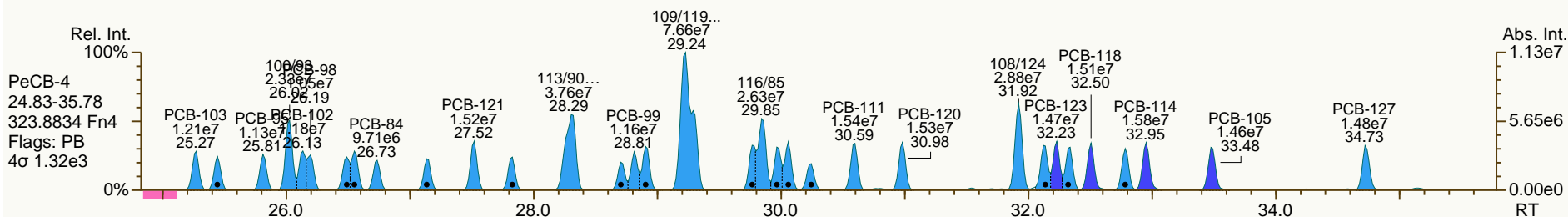


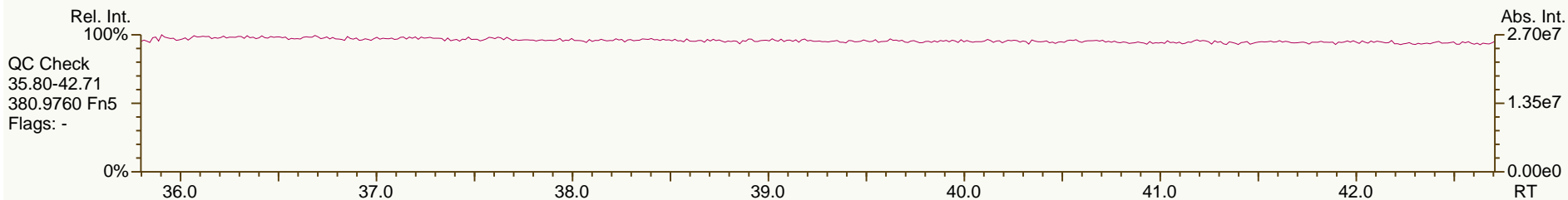
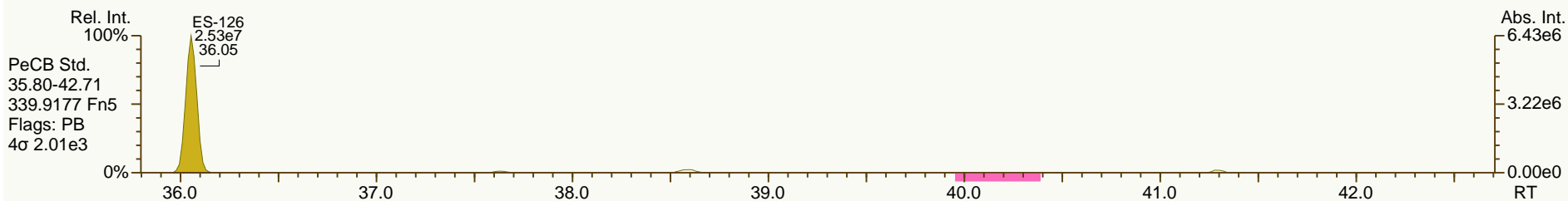
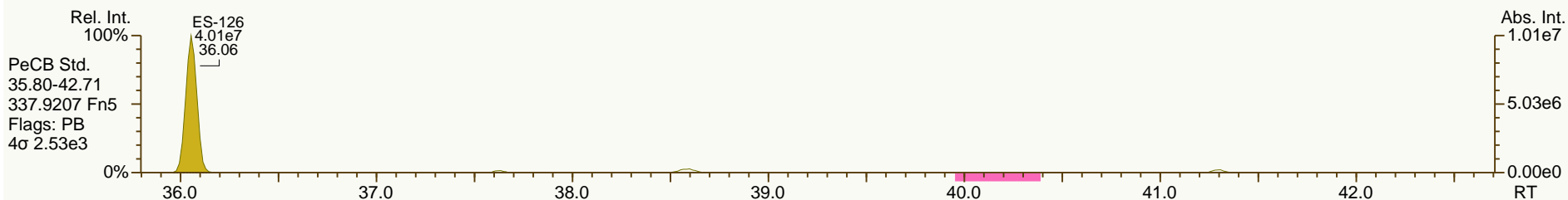
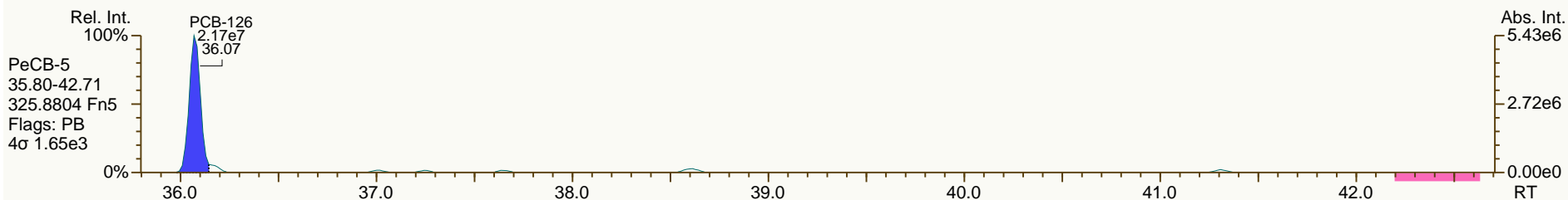
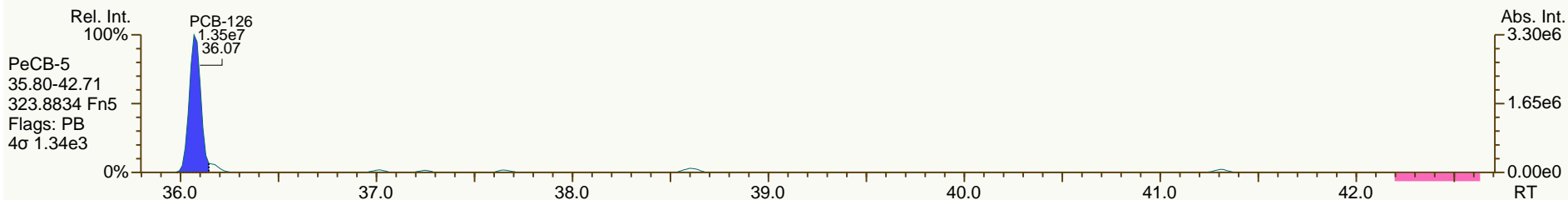


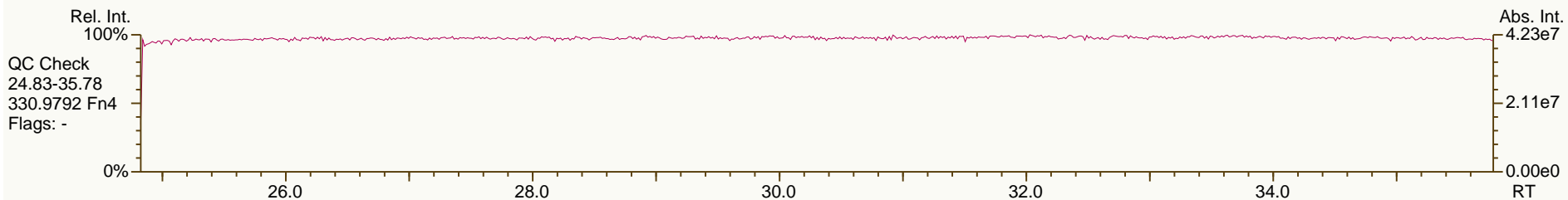
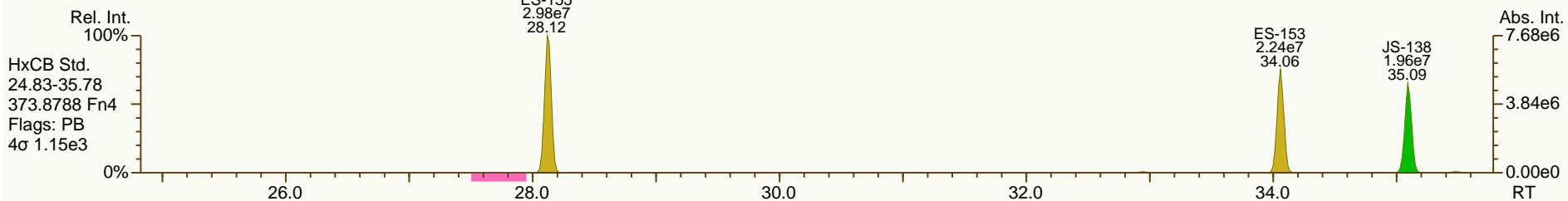
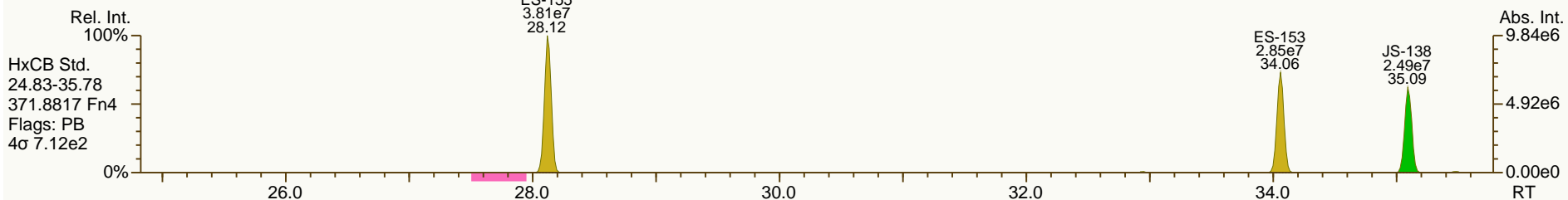
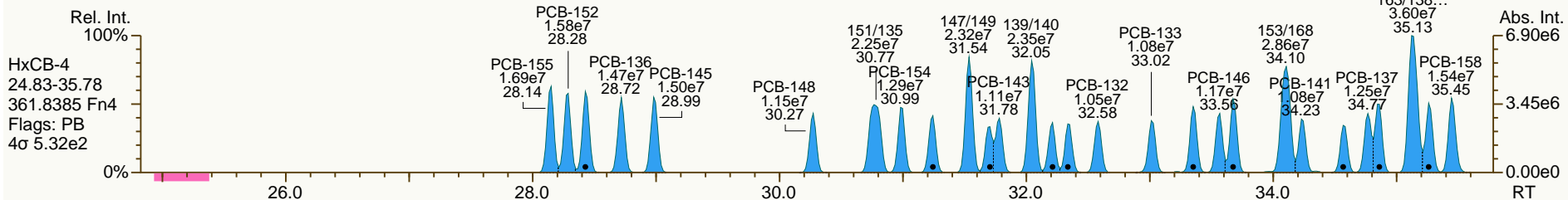
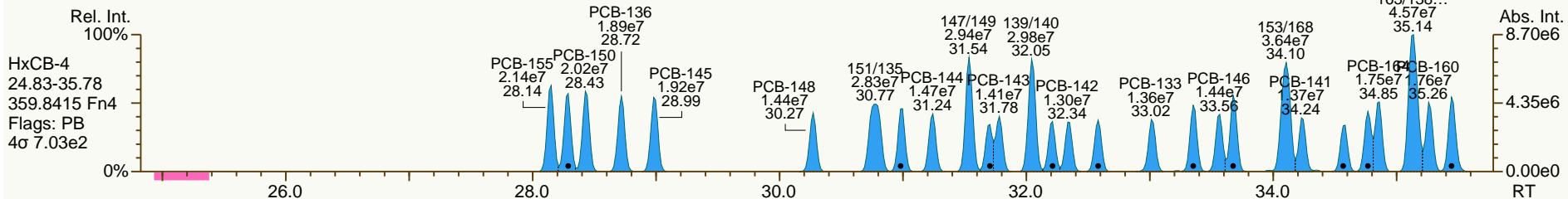


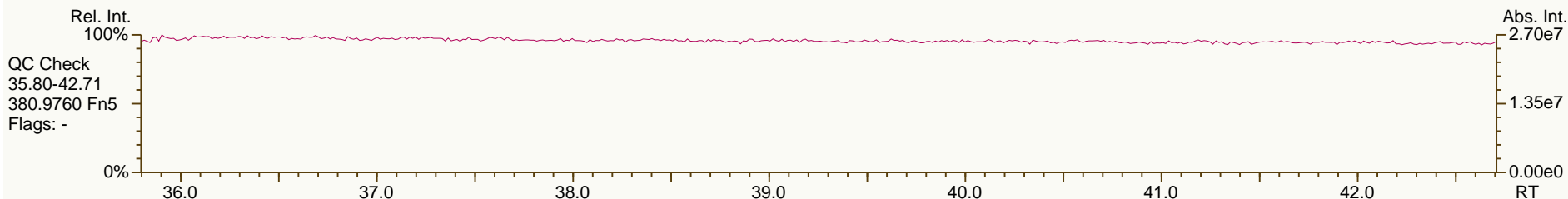
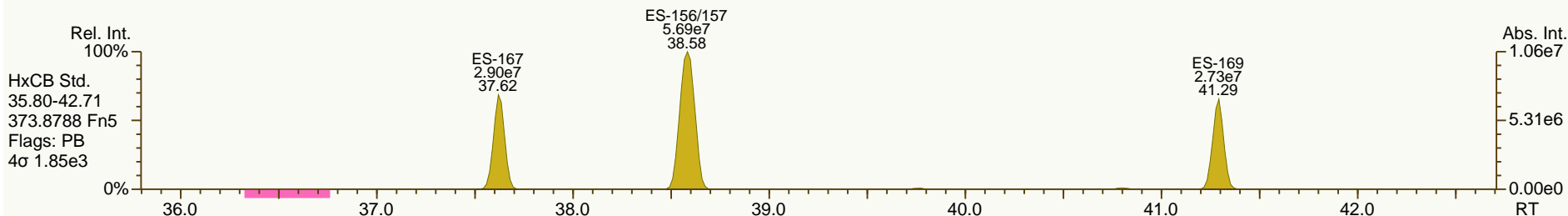
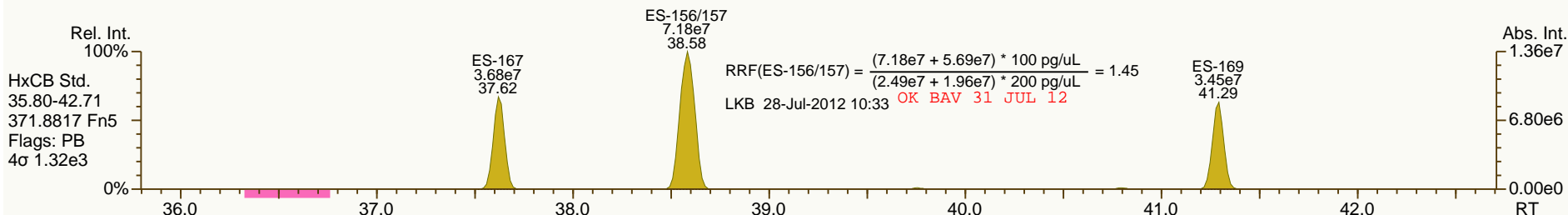
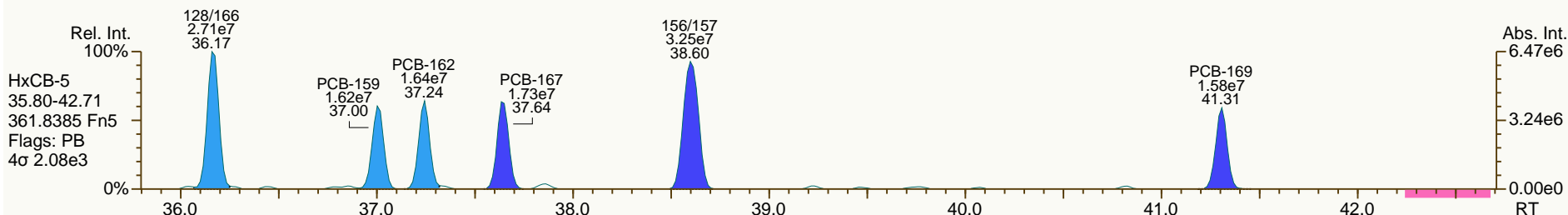
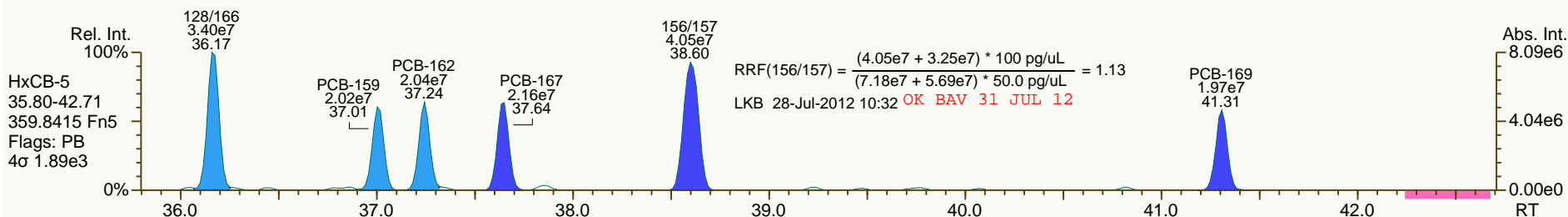


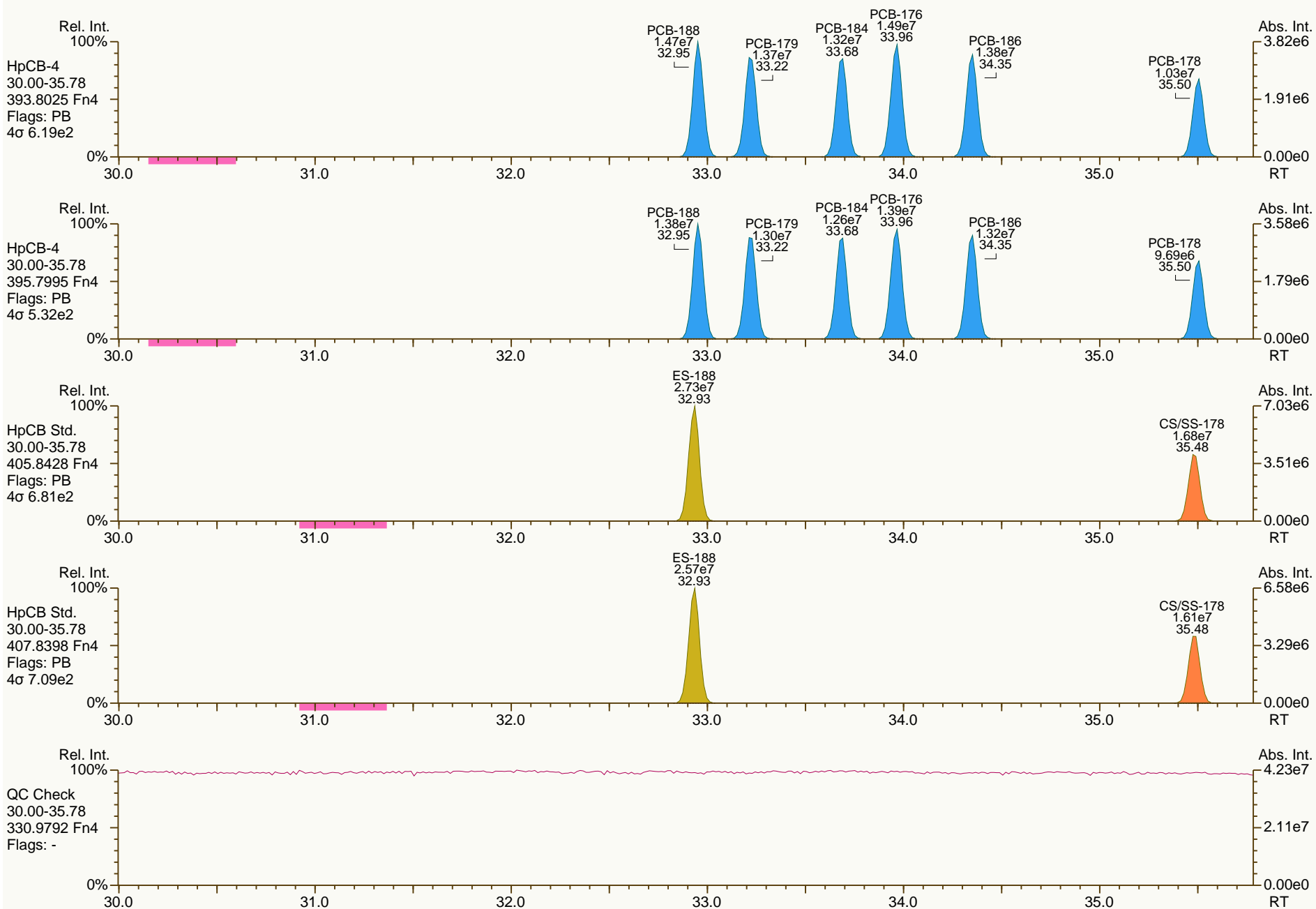


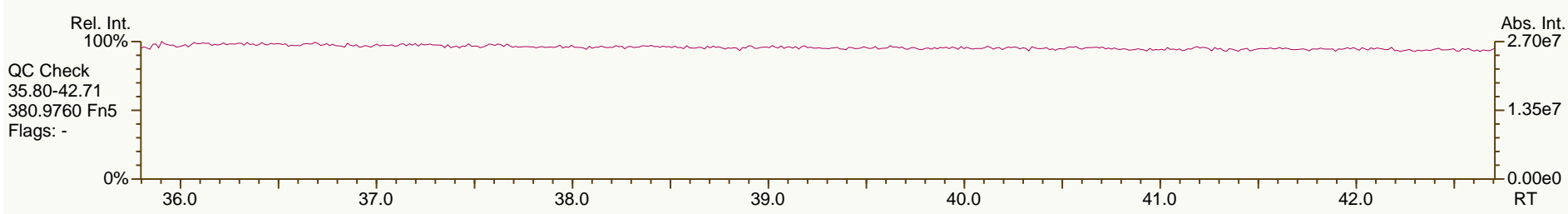
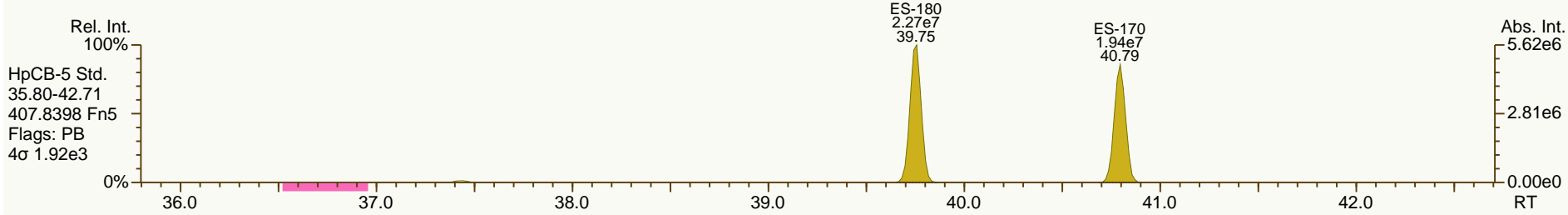
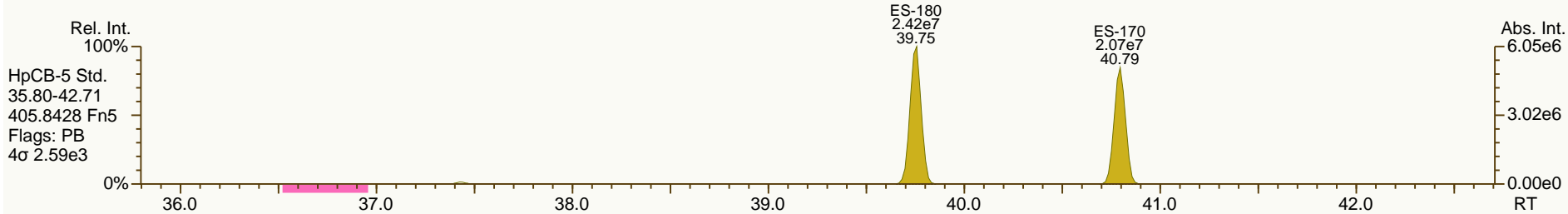
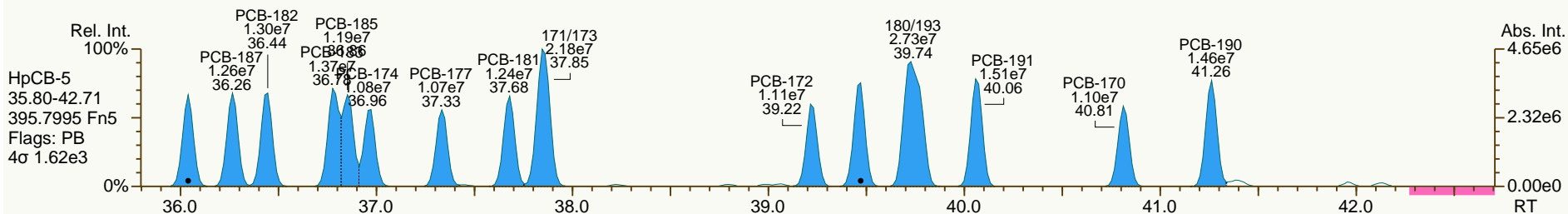
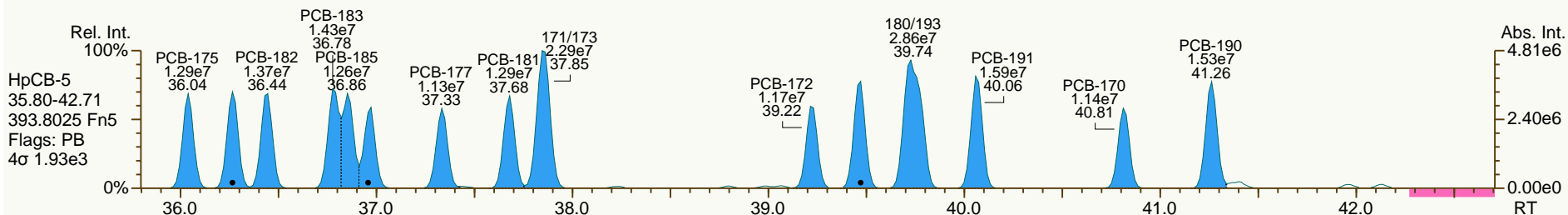


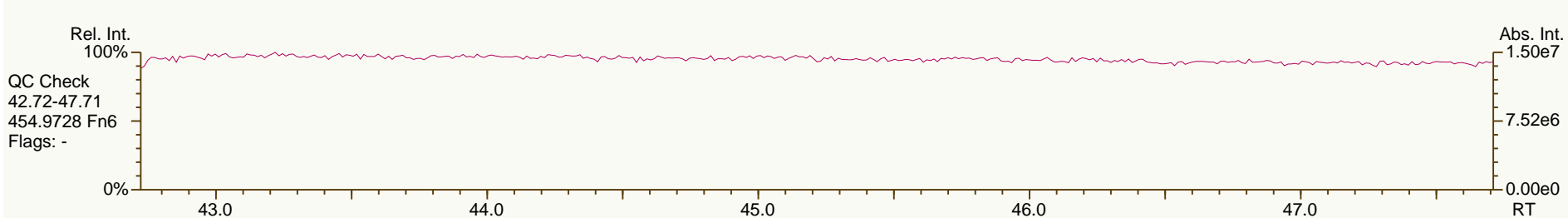
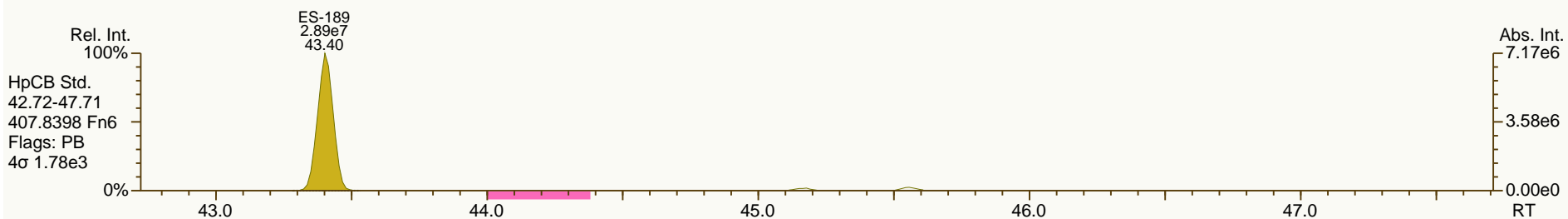
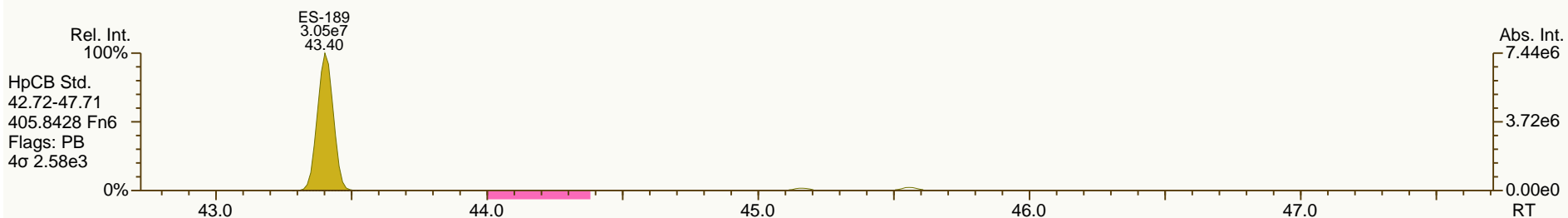
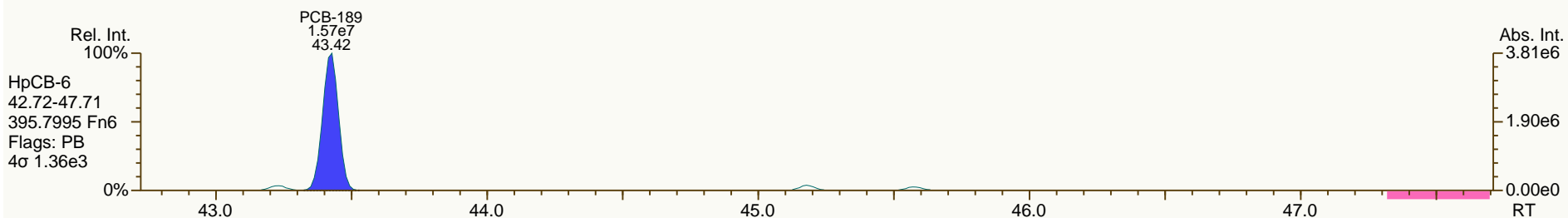
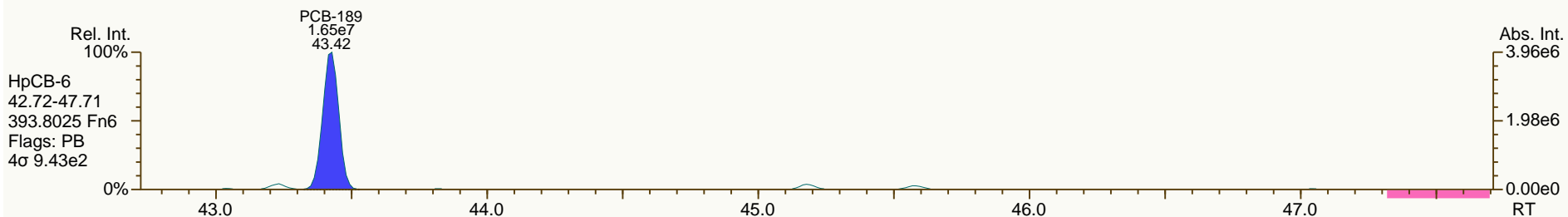


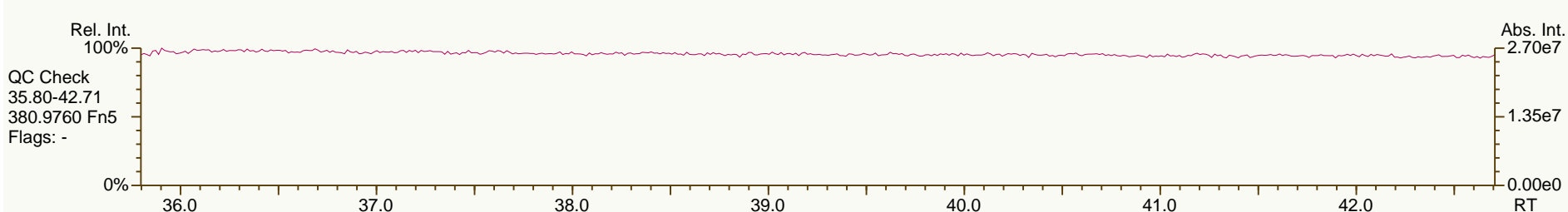
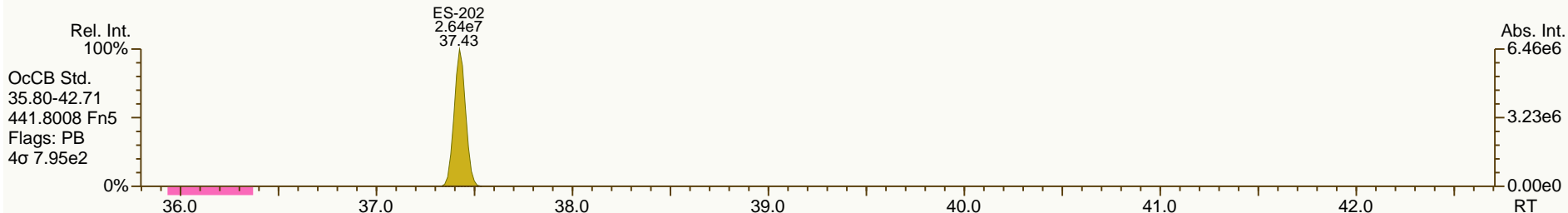
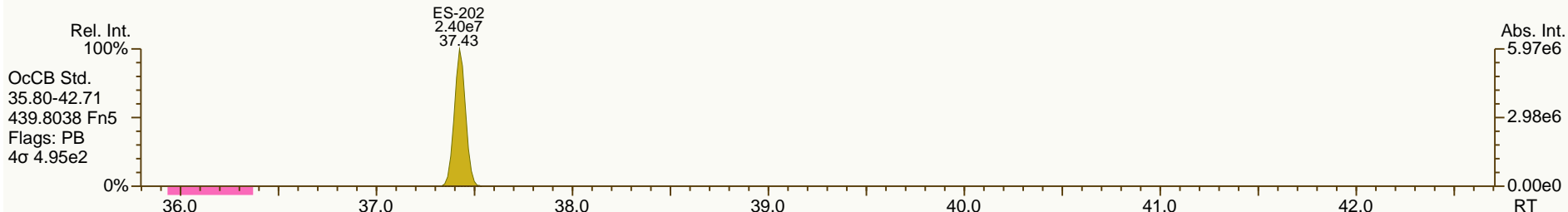
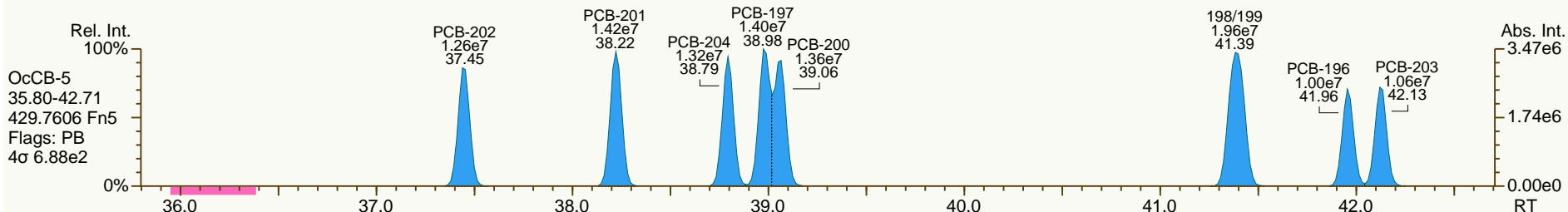
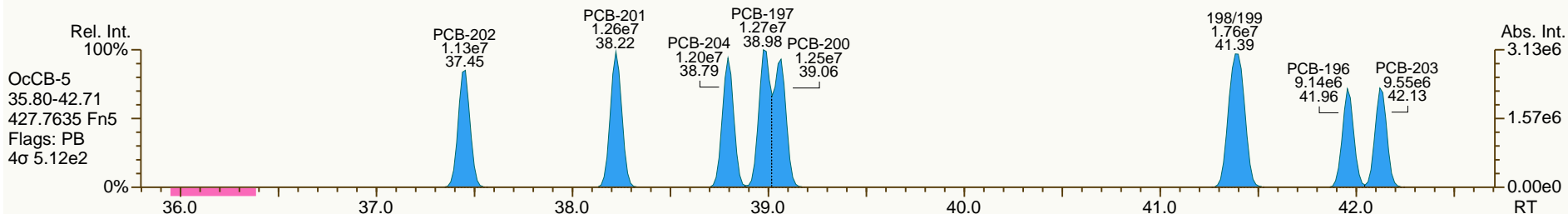


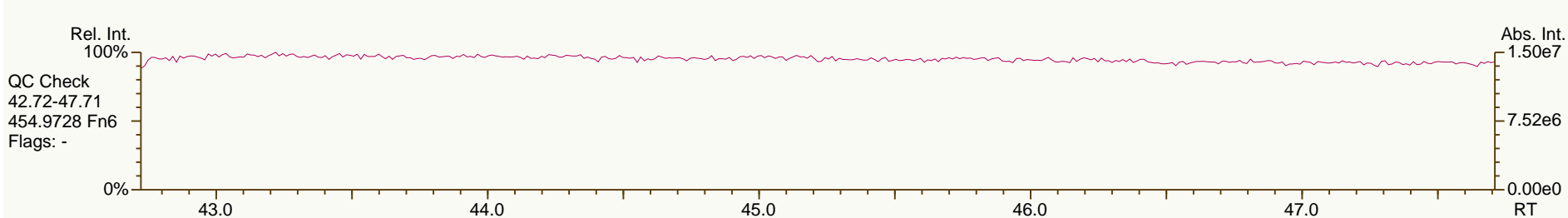
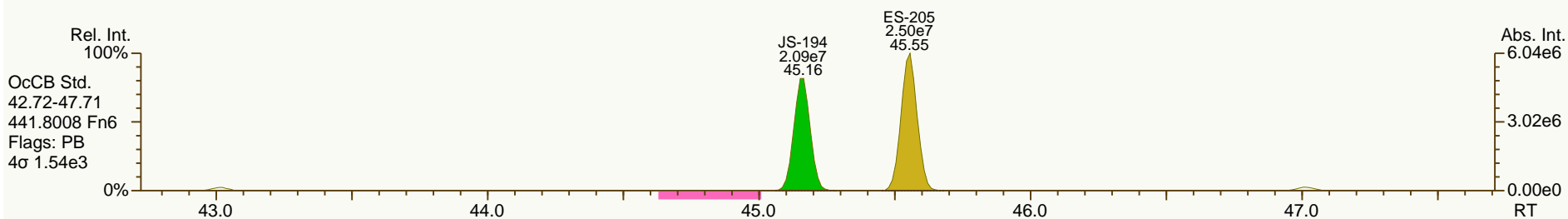
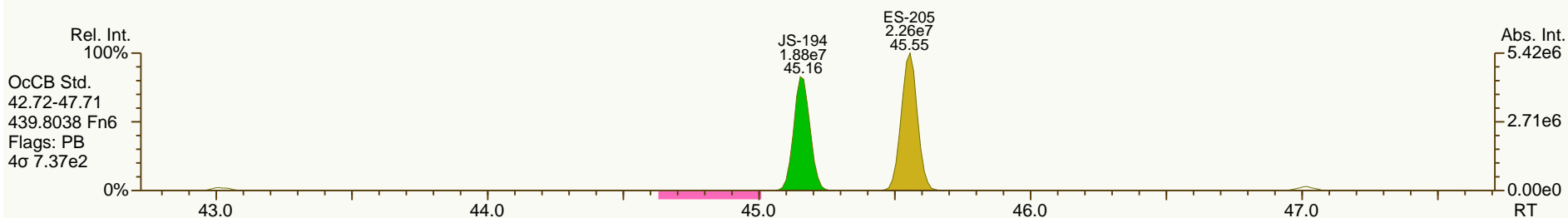
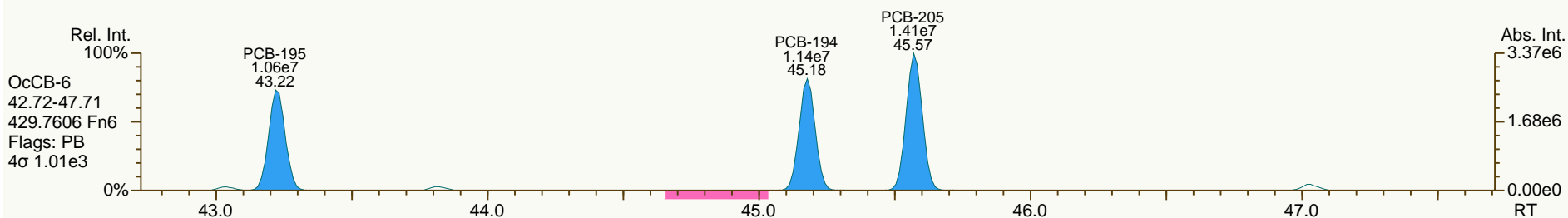
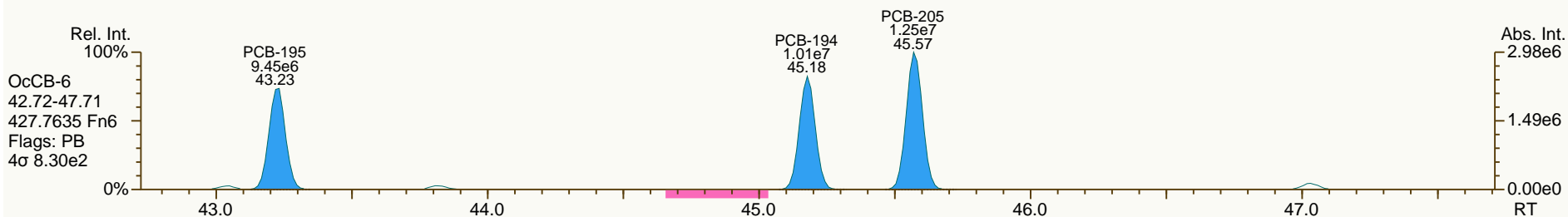




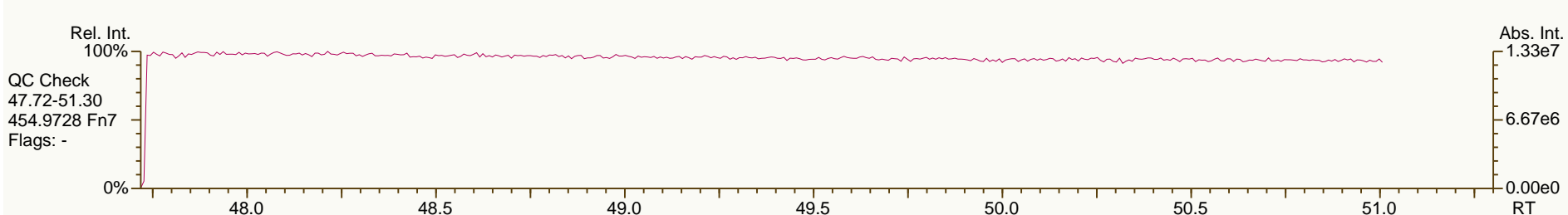
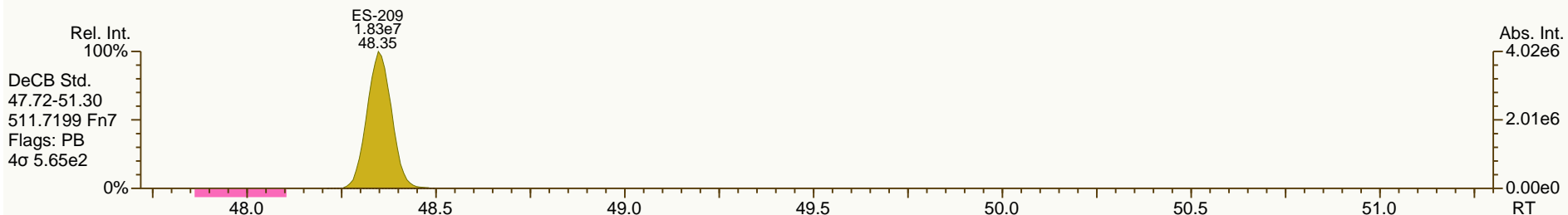
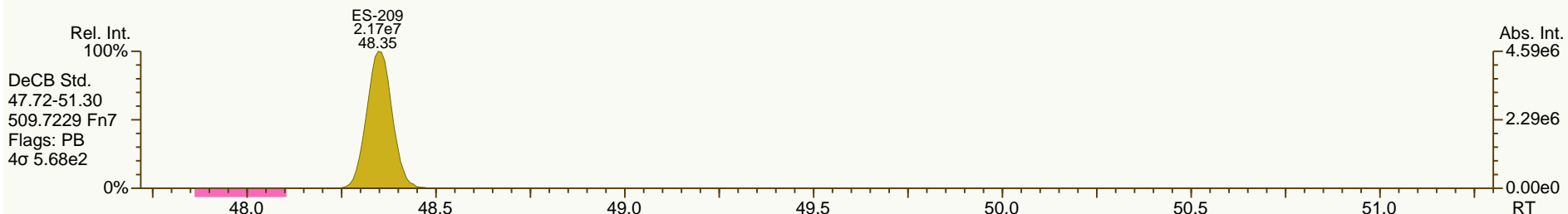
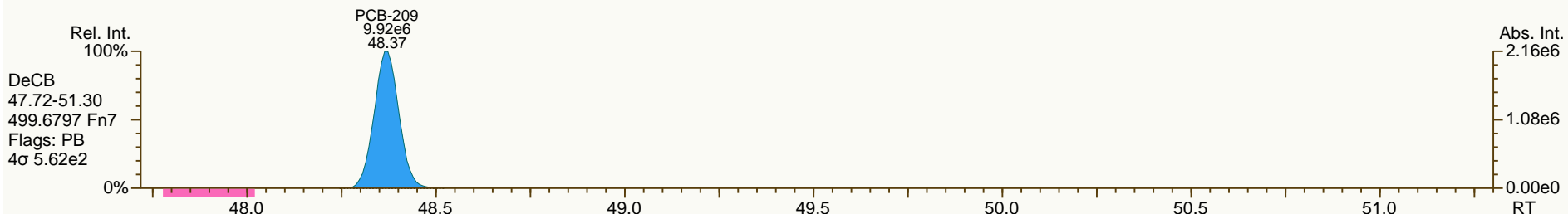
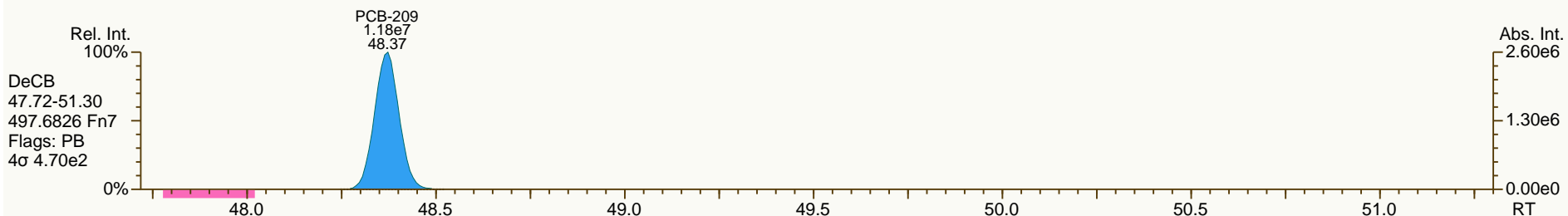












PCB QC Summary

SGS Analytical Perspectives

Printed: 28-Jul-2012 10:14

Lab ID: CS4_120725_PCB_XB
 Acquired: 26-JUL-2012 06:32
 Datafile: 120725X19

ICAL: MM7_PCB_07132012_25JUL12

Name	RT	Response	RA	ICAL	RRF	Dev'n
PCB-77 33'44'-TeCB	30.55	4.04E+08	0.79 Y	1.13	1.20	5.6%
PCB-81 344'5'-TeCB	30.08	3.90E+08	0.77 Y	1.13	1.20	6.8%
PCB-105 233'44'-PeCB	33.50	3.31E+08	0.62 Y	1.09	1.16	6.2%
PCB-114 2344'5'-PeCB	32.96	3.56E+08	0.63 Y	1.16	1.22	5.3%
PCB-118 23'44'5'-PeCB	32.52	3.48E+08	0.63 Y	1.11	1.17	5.8%
PCB-123 2'344'5'-PeCB	32.24	3.62E+08	0.63 Y	1.19	1.26	6.2%
PCB-126 33'44'5'-PeCB	36.09	3.10E+08	0.63 Y	1.06	1.11	4.7%
PCB-156/157 233'44'5'/233'44'5'	38.61	6.44E+08	1.25 Y	1.11	1.16	4.6%
PCB-167 23'44'55'-HxCB	37.65	3.40E+08	1.24 Y	1.14	1.19	4.9%
PCB-169 33'44'55'-HxCB	41.32	3.17E+08	1.26 Y	1.11	1.16	4.6%
PCB-189 233'44'55'-HpCB	43.43	2.89E+08	1.05 Y	1.06	1.11	5.2%
PCB-209 DeCB	48.38	1.92E+08	1.18 Y	1.07	1.10	2.2%
ES PCB-1	10.65	1.18E+08	3.19 Y	1.08	1.06	-1.7%
ES PCB-3	12.70	1.20E+08	3.24 Y	1.08	1.07	-0.9%
ES PCB-4	12.93	5.34E+07	1.62 Y	0.49	0.48	-1.8%
ES PCB-15	18.24	1.26E+08	1.57 Y	1.11	1.13	1.8%
ES PCB-19	15.76	6.09E+07	1.07 Y	0.55	0.55	-1.3%
ES PCB-37	24.33	1.01E+08	1.06 Y	1.64	1.65	0.9%
ES PCB-54	18.49	5.58E+07	0.77 Y	0.94	0.91	-3.4%
ES PCB-77	30.53	8.44E+07	0.78 Y	1.35	1.37	2.0%
ES PCB-81	30.06	8.10E+07	0.79 Y	1.29	1.32	2.5%
ES PCB-104	23.29	5.68E+07	1.54 Y	0.99	0.98	-1.2%
ES PCB-105	33.47	7.12E+07	1.58 Y	1.23	1.23	-0.4%
ES PCB-114	32.94	7.28E+07	1.61 Y	1.25	1.26	0.8%
ES PCB-118	32.49	7.43E+07	1.60 Y	1.28	1.28	0.1%
ES PCB-123	32.22	7.17E+07	1.60 Y	1.22	1.24	1.5%
ES PCB-126	36.07	6.96E+07	1.58 Y	1.20	1.20	0.2%
ES PCB-153	34.07	5.40E+07	1.29 Y	1.14	1.12	-2.0%
ES PCB-155	28.14	7.08E+07	1.27 Y	1.50	1.46	-2.1%
ES PCB-156/157	38.59	1.39E+08	1.28 Y	1.45	1.44	-1.1%
ES PCB-167	37.63	7.14E+07	1.27 Y	1.49	1.48	-1.0%
ES PCB-169	41.30	6.83E+07	1.27 Y	1.40	1.41	0.6%
ES PCB-170	40.80	4.36E+07	1.06 Y	1.00	1.01	0.4%
ES PCB-180	39.76	5.04E+07	1.07 Y	1.16	1.16	0.3%
ES PCB-188	32.94	5.63E+07	1.07 Y	1.18	1.17	-1.0%
ES PCB-189	43.42	6.51E+07	1.03 Y	1.49	1.50	1.0%
ES PCB-202	37.44	5.45E+07	0.90 Y	1.14	1.13	-0.7%
ES PCB-205	45.56	5.25E+07	0.90 Y	1.20	1.21	0.7%
ES PCB-206	47.02	3.81E+07	0.79 Y	0.87	0.88	1.0%
ES PCB-208	43.02	5.18E+07	0.79 Y	1.19	1.20	0.4%
ES PCB-209	48.36	4.37E+07	1.20 Y	1.00	1.01	0.5%

PCB QC Summary

SGS Analytical Perspectives

Printed: 28-Jul-2012 10:14

Lab ID: CS4_120725_PCB_XB
 Acquired: 26-JUL-2012 06:32
 Datafile: 120725X19

ICAL: MM7_PCB_07132012_25JUL12

Name	RT	Response	RA	ICAL	RRF	Dev'n
SS PCB-28	20.89	1.08E+08	1.06 Y	1.07	1.07	-0.5%
SS PCB-111	30.58	7.13E+07	1.59 Y	1.01	1.00	-1.0%
SS PCB-178	35.49	3.54E+07	1.06 Y	0.63	0.63	0.0%
CS PCB-28	20.89	1.08E+08	1.06 Y	1.76	1.77	0.5%
CS PCB-111	30.58	7.13E+07	1.59 Y	1.23	1.23	0.5%
CS PCB-178	35.49	3.54E+07	1.06 Y	0.74	0.73	-1.1%
JS PCB-9	14.75	1.11E+08	1.58 Y	-	-	-
JS PCB-52	22.46	6.14E+07	0.80 Y	-	-	-
JS PCB-101	28.31	5.79E+07	1.61 Y	-	-	-
JS PCB-138	35.11	4.83E+07	1.28 Y	-	-	-
JS PCB-194	45.17	4.34E+07	0.91 Y	-	-	-
PCB-1 2-MoCB	10.66	5.29E+08	3.21 Y	1.03	1.12	8.1%
PCB-3 4-MoCB	12.72	5.38E+08	3.18 Y	1.04	1.12	7.7%
PCB-4 22'-DiCB	12.94	2.66E+08	1.60 Y	1.17	1.24	6.2%
PCB-15 44'-DiCB	18.26	5.72E+08	1.58 Y	1.08	1.14	5.0%
PCB-19 22'6'-TrCB	15.78	2.85E+08	1.06 Y	1.09	1.17	6.8%
PCB-37 344'-TrCB	24.35	4.68E+08	1.05 Y	1.10	1.15	4.4%
PCB-54 22'66'-TeCB	18.51	2.91E+08	0.79 Y	1.21	1.30	7.8%
PCB-104 22'466'-PeCB	23.31	2.98E+08	0.63 Y	1.25	1.31	4.5%
PCB-153 22'44'55' -HxCB	34.12	5.61E+08	1.27 Y	1.22	1.30	6.5%
PCB-155 22'44'66'-HxCB	28.16	3.26E+08	1.27 Y	1.09	1.15	5.6%
PCB-170 22'33'44'5'-HpCB	40.82	1.97E+08	1.05 Y	1.07	1.13	5.3%
PCB-180 22'344'55'-HpCB	39.75	4.93E+08	1.06 Y	1.16	1.22	5.5%
PCB-188 22'34'566'-HpCB	32.97	2.48E+08	1.05 Y	1.03	1.10	6.3%
PCB-202 22'33'55'66'-OcCB	37.46	2.09E+08	0.90 Y	0.91	0.96	4.8%
PCB-205 233'44'55'6'-OcCB	45.58	2.39E+08	0.90 Y	1.09	1.14	4.7%
PCB-208 22'33'455'66'-NoCB	43.04	2.24E+08	0.78 Y	1.02	1.08	6.2%
PCB-206 22'33'44'55'6'-NoCB	47.04	1.58E+08	0.78 Y	0.98	1.04	6.1%

PCB QC Summary - Ax2 Detail

Printed: 28-Jul-2012 10:14

Lab ID: CS4_120725_PCB_XB
 Acquired: 26-JUL-2012 06:32
 Datafile: 120725X19

ICAL: MM7_PCB_07132012_25JUL12

Name	RT	Response	RA	ICAL	RRF	Dev'n
PCB-1 2-MoCB	10.66	5.29E+08	3.21 Y	1.03	1.12	8.1%
PCB-2 3-MoCB	12.55	5.43E+08	3.21 Y	1.04	1.14	8.9%
PCB-3 4-MoCB	12.72	5.38E+08	3.18 Y	1.04	1.12	7.7%
PCB-4 22'-DiCB	12.94	2.66E+08	1.60 Y	1.17	1.24	6.2%
PCB-10 26-DiCB	13.11	4.13E+08	1.61 Y	1.83	1.93	5.5%
PCB-9 25-DiCB	14.77	4.76E+08	1.58 Y	0.89	0.95	5.6%
PCB-7 24-DiCB	14.92	5.47E+08	1.60 Y	1.02	1.08	5.9%
PCB-6 23'-DiCB	15.13	5.09E+08	1.59 Y	0.95	1.01	6.5%
PCB-5 23-DiCB	15.40	5.14E+08	1.59 Y	0.97	1.02	4.8%
PCB-8 24'-DiCB	15.52	5.29E+08	1.58 Y	0.98	1.05	6.8%
PCB-14 35-DiCB	16.98	6.18E+08	1.59 Y	1.16	1.23	5.8%
PCB-11 33'-DiCB	17.71	5.37E+08	1.60 Y	1.00	1.07	6.7%
PCB-13/12 34'-/34-DiCB	17.99	1.10E+09	1.59 Y	1.02	1.09	7.0%
PCB-15 44'-DiCB	18.26	5.72E+08	1.58 Y	1.08	1.14	5.0%
PCB-19 22'6-TrCB	15.78	2.85E+08	1.06 Y	1.09	1.17	6.8%
PCB-30/18 246-/22'5-TrCB	17.44	7.70E+08	1.06 Y	1.46	1.58	8.2%
PCB-17 22'4-TrCB	17.82	3.31E+08	1.06 Y	1.25	1.36	8.5%
PCB-27 23'6-TrCB	18.00	4.49E+08	1.06 Y	1.69	1.84	9.0%
PCB-24 236-TrCB	18.12	4.19E+08	1.06 Y	1.63	1.72	5.1%
PCB-16 22'3-TrCB	18.21	2.64E+08	1.06 Y	0.95	1.08	13.4%
PCB-32 24'6-TrCB	18.67	4.65E+08	1.06 Y	1.79	1.91	6.7%
PCB-34 2'35-TrCB	19.78	4.47E+08	1.05 Y	1.05	1.10	5.2%
PCB-23 235-TrCB	19.92	4.52E+08	1.04 Y	1.06	1.11	5.4%
PCB-26/29 23'5-/245-TrCB	20.19	9.23E+08	1.05 Y	1.09	1.14	4.9%
PCB-25 23'4-TrCB	20.38	4.61E+08	1.05 Y	1.07	1.14	5.9%
PCB-31 24'5-TrCB	20.65	4.76E+08	1.04 Y	1.11	1.17	5.7%
PCB-28/20 244'-/233'-TrCB	20.92	9.09E+08	1.04 Y	1.07	1.12	5.0%
PCB-21/33 234-/2'34-TrCB	21.09	9.43E+08	1.05 Y	1.09	1.16	6.4%
PCB-22 234'-TrCB	21.45	4.32E+08	1.04 Y	1.02	1.07	4.9%
PCB-36 33'5-TrCB	22.80	4.80E+08	1.05 Y	1.13	1.18	5.0%
PCB-39 34'5-TrCB	23.11	5.02E+08	1.04 Y	1.17	1.24	6.3%
PCB-38 345-TrCB	23.61	4.53E+08	1.04 Y	1.03	1.12	8.1%
PCB-35 33'4-TrCB	24.00	4.42E+08	1.05 Y	1.04	1.09	4.9%
PCB-37 344'-TrCB	24.35	4.68E+08	1.05 Y	1.10	1.15	4.4%
PCB-54 22'66'-TeCB	18.51	2.91E+08	0.79 Y	1.21	1.30	7.8%
PCB-50/53 22'46-/22'56'TeCB	20.42	5.79E+08	0.79 Y	0.86	0.89	4.3%
PCB-45 22'36'-TeCB	20.98	2.51E+08	0.78 Y	0.73	0.77	5.8%
PCB-51 22'46'-TeCB	21.05	3.01E+08	0.80 Y	0.88	0.93	5.8%
PCB-46 22'36'-TeCB	21.25	2.37E+08	0.79 Y	0.70	0.73	5.4%
PCB-52 22'55'-TeCB	22.48	2.81E+08	0.79 Y	0.84	0.87	3.0%
PCB-73 23'5'6TeCB	22.61	3.60E+08	0.79 Y	1.09	1.11	1.9%
PCB-43 22'35'-TeCB	22.69	2.52E+08	0.80 Y	0.72	0.78	7.4%
PCB-69/49 23'46-/22'45'TeCB	22.89	6.89E+08	0.79 Y	1.01	1.06	5.0%

PCB QC Summary - Ax2 Detail

Printed: 28-Jul-2012 10:14

Lab ID: CS4_120725_PCB_XB
 Acquired: 26-JUL-2012 06:32
 Datafile: 120725X19

ICAL: MM7_PCB_07132012_25JUL12

Name	RT	Response	RA	ICAL	RRF	Dev'n
PCB-48 22'45'-TeCB	23.15	2.89E+08	0.79 Y	0.85	0.89	5.0%
PCB-44/47/65 22'35'-/22'44'-	23.36	9.15E+08	0.79 Y	0.89	0.94	5.7%
PCB-59/62/75 233'6-/2346-/24	23.63	1.18E+09	0.79 Y	1.14	1.22	6.7%
PCB-42 22'34'-TeCB	23.79	2.64E+08	0.80 Y	0.77	0.81	5.5%
PCB-41 22'34'-TeCB	24.10	2.36E+08	0.78 Y	0.73	0.73	0.2%
PCB-71/40 23'4'6/22'33'-TeCB	24.20	5.96E+08	0.79 Y	0.87	0.92	6.2%
PCB-64 234'6'-TeCB	24.40	4.16E+08	0.79 Y	1.24	1.28	3.8%
PCB-72 23'55'-TeCB	25.12	3.93E+08	0.79 Y	1.14	1.21	6.0%
PCB-68 23'45'-TeCB	25.37	4.18E+08	0.79 Y	1.21	1.29	6.6%
PCB-57 233'5'-TeCB	25.73	3.76E+08	0.78 Y	1.11	1.16	5.1%
PCB-58 233'5'-TeCB	25.92	3.78E+08	0.79 Y	1.10	1.17	6.1%
PCB-67 23'45'-TeCB	26.07	4.00E+08	0.78 Y	1.16	1.23	6.4%
PCB-63 234'5'-TeCB	26.30	4.17E+08	0.78 Y	1.22	1.29	6.0%
PCB-61/70/74/76 2345-/23'4'5	26.58	1.57E+09	0.78 Y	1.13	1.21	7.3%
PCB-66 23'44'-TeCB	26.85	3.66E+08	0.78 Y	1.08	1.13	5.1%
PCB-55 233'4'-TeCB	26.99	3.77E+08	0.78 Y	1.10	1.16	6.0%
PCB-56 233'4'-TeCB	27.41	3.62E+08	0.78 Y	1.06	1.12	5.9%
PCB-60 2344'-TeCB	27.60	3.84E+08	0.79 Y	1.11	1.18	6.6%
PCB-80 33'55'-TeCB	27.96	4.32E+08	0.79 Y	1.25	1.33	6.4%
PCB-79 33'45'-TeCB	29.24	4.39E+08	0.78 Y	1.23	1.36	9.9%
PCB-78 33'45'-TeCB	29.71	3.70E+08	0.77 Y	1.08	1.14	5.7%
PCB-104 22'466'-PeCB	23.31	2.98E+08	0.63 Y	1.25	1.31	4.5%
PCB-96 22'366'-PeCB	23.60	2.60E+08	0.63 Y	1.08	1.14	6.5%
PCB-103 22'45'6'-PeCB	25.28	2.65E+08	0.63 Y	0.90	0.93	2.7%
PCB-94 22'356'-PeCB	25.46	2.32E+08	0.62 Y	0.78	0.81	4.2%
PCB-95 22'35'6'-PeCB	25.83	2.47E+08	0.63 Y	0.83	0.86	4.4%
PCB-100/93 22'44'6-/22'356-P	26.04	4.92E+08	0.63 Y	0.84	0.86	1.7%
PCB-102 22'456'-PeCB	26.14	2.81E+08	0.63 Y	0.90	0.98	8.9%
PCB-98 22'3'46'-PeCB	26.21	2.30E+08	0.63 Y	0.77	0.80	3.9%
PCB-88 22'346'-PeCB	26.50	2.39E+08	0.63 Y	0.79	0.83	5.2%
PCB-91 22'34'6'-PeCB	26.57	2.64E+08	0.63 Y	0.88	0.92	4.7%
PCB-84 22'33'6'-PeCB	26.74	2.13E+08	0.62 Y	0.71	0.74	4.5%
PCB-89 22'346'-PeCB	27.15	2.26E+08	0.63 Y	0.76	0.79	3.6%
PCB-121 23'45'6'-PeCB	27.53	3.39E+08	0.63 Y	1.14	1.18	3.3%
PCB-92 22'355'-PeCB	27.83	2.39E+08	0.63 Y	0.80	0.84	4.4%
PCB-113/90/101 233'5'6-/22'3	28.31	8.36E+08	0.63 Y	0.93	0.97	4.0%
PCB-83 22'33'5'-PeCB	28.72	2.03E+08	0.62 Y	0.71	0.71	-0.5%
PCB-99 22'44'5'-PeCB	28.83	2.76E+08	0.63 Y	0.87	0.96	10.6%
PCB-112 233'56'-PeCB	28.92	3.25E+08	0.63 Y	1.13	1.13	0.7%
PCB-108/119/86/97/125/87 233	29.26	1.71E+09	0.63 Y	0.95	0.99	4.5%
PCB-117 234'56'-PeCB	29.78	3.04E+08	0.62 Y	1.04	1.06	2.2%
PCB-116/85 23456-/22'344'-Pe	29.86	5.85E+08	0.63 Y	0.97	1.02	5.0%
PCB-110 233'4'6'-PeCB	29.99	3.09E+08	0.63 Y	1.02	1.08	5.5%

PCB QC Summary - Ax2 Detail

Printed: 28-Jul-2012 10:14

Lab ID: CS4_120725_PCB_XB
 Acquired: 26-JUL-2012 06:32
 Datafile: 120725X19

ICAL: MM7_PCB_07132012_25JUL12

Name	RT	Response	RA	ICAL	RRF	Dev'n
PCB-115 2344'6-PeCB	30.07	3.35E+08	0.63 Y	1.16	1.17	1.0%
PCB-82 22'33'4-PeCB	30.25	2.08E+08	0.63 Y	0.69	0.73	5.1%
PCB-111 233'55'-PeCB	30.60	3.45E+08	0.63 Y	1.15	1.21	4.4%
PCB-120 23'455'-PeCB	30.99	3.48E+08	0.63 Y	1.16	1.21	4.6%
PCB-107/124 233'4'5'-/2'3455'	31.93	6.43E+08	0.63 Y	1.07	1.12	4.4%
PCB-109 233'46-PeCB	32.13	3.41E+08	0.63 Y	1.14	1.19	4.3%
PCB-106 233'45-PeCB	32.34	3.24E+08	0.63 Y	1.07	1.13	5.7%
PCB-122 2'33'45-PeCB	32.79	3.03E+08	0.63 Y	1.00	1.04	3.9%
PCB-127 33'455'-PeCB	34.74	3.33E+08	0.63 Y	1.10	1.17	6.4%
PCB-155 22'44'66'-HxCB	28.16	3.26E+08	1.27 Y	1.09	1.15	5.6%
PCB-152 22'3566'-HxCB	28.30	3.05E+08	1.26 Y	1.01	1.08	6.5%
PCB-150 22'34'66'-HxCB	28.45	3.08E+08	1.27 Y	1.00	1.09	8.2%
PCB-136 22'33'66'-HxCB	28.73	2.87E+08	1.26 Y	0.95	1.01	6.3%
PCB-145 22'3466'HxCB	29.00	2.91E+08	1.25 Y	0.96	1.03	6.7%
PCB-148 22'34'56'-HxCB	30.28	2.27E+08	1.27 Y	0.97	1.05	8.2%
PCB-151/135 22'355'6-/22'33'	30.79	4.40E+08	1.26 Y	0.96	1.02	5.6%
PCB-154 22'44'5'6-HxCB	31.00	2.51E+08	1.25 Y	1.09	1.16	6.5%
PCB-144 22'345'6-HxCB	31.25	2.25E+08	1.26 Y	0.98	1.04	6.0%
PCB-147/149 22'34'56-/22'34'	31.55	4.53E+08	1.26 Y	0.99	1.05	6.4%
PCB-134 22'33'56-HxCB	31.71	1.85E+08	1.26 Y	0.80	0.86	7.0%
PCB-143 22'3456'-HxCB	31.79	2.15E+08	1.27 Y	0.95	1.00	4.4%
PCB-139/140 22'344'6-/22'344'	32.06	4.63E+08	1.26 Y	1.00	1.07	7.2%
PCB-131 22'33'46-HxCB	32.22	1.99E+08	1.26 Y	0.85	0.92	8.5%
PCB-142 22'3456-HxCB	32.36	2.02E+08	1.27 Y	0.87	0.93	7.0%
PCB-132 22'33'46'-HxCB	32.59	2.05E+08	1.26 Y	0.89	0.95	6.8%
PCB-133 22'33'55'-HxCB	33.03	2.13E+08	1.27 Y	0.91	0.99	8.0%
PCB-165 233'55'6-HxCB	33.37	2.61E+08	1.25 Y	1.13	1.21	6.6%
PCB-146 22'34'55'-HxCB	33.57	2.29E+08	1.26 Y	1.01	1.06	5.1%
PCB-161 233'45'6-HxCB	33.69	2.92E+08	1.27 Y	1.25	1.35	7.8%
PCB-153/168 22'44'55'-/23'44'	34.12	5.61E+08	1.27 Y	1.22	1.30	6.5%
PCB-141 22'3455'-HxCB	34.25	2.12E+08	1.27 Y	0.93	0.98	5.7%
PCB-130 22'33'45'-HxCB	34.59	1.93E+08	1.26 Y	0.85	0.89	5.6%
PCB-137 22'344'5-HxCB	34.78	2.23E+08	1.25 Y	1.04	1.03	-1.2%
PCB-164 233'4'5'6-HxCB	34.86	2.99E+08	1.27 Y	1.22	1.38	13.2%
PCB-163/138/129 233'4'56-/22'	35.15	7.12E+08	1.26 Y	1.02	1.10	7.3%
PCB-160 233'456-HxCB	35.28	2.72E+08	1.27 Y	1.21	1.26	4.2%
PCB-158 233'44'6-HxCB	35.46	3.05E+08	1.26 Y	1.34	1.41	5.5%
PCB-128/166 22'33'44'-/2344'5	36.18	5.38E+08	1.25 Y	0.90	0.94	4.8%
PCB-159 233'455'-HxCB	37.02	3.22E+08	1.25 Y	1.06	1.13	5.9%
PCB-162 233'4'55'-HxCB	37.25	3.25E+08	1.25 Y	1.08	1.14	5.7%
PCB-188 22'34'566'-HpCB	32.97	2.48E+08	1.05 Y	1.03	1.10	6.3%
PCB-179 22'33'566'-HpCB	33.23	2.29E+08	1.06 Y	0.97	1.02	5.0%
PCB-184 22'344'66'-HpCB	33.70	2.25E+08	1.05 Y	0.93	1.00	7.0%

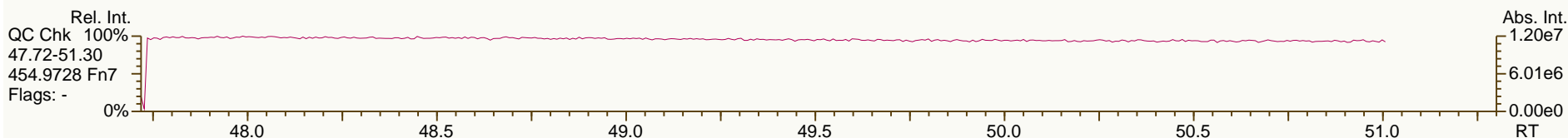
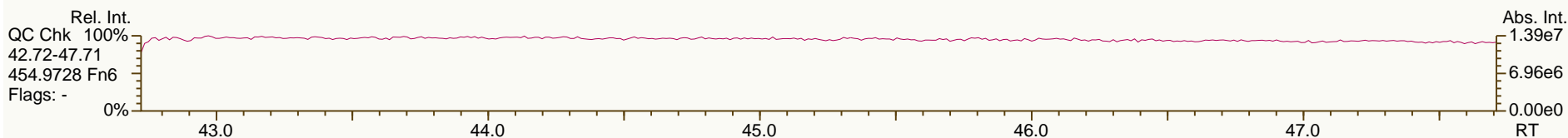
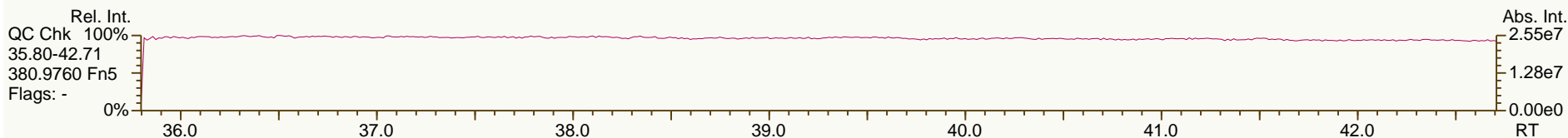
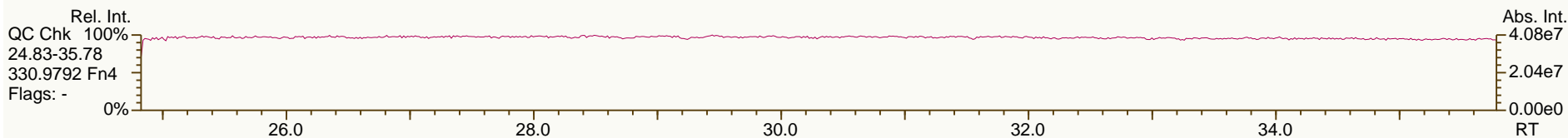
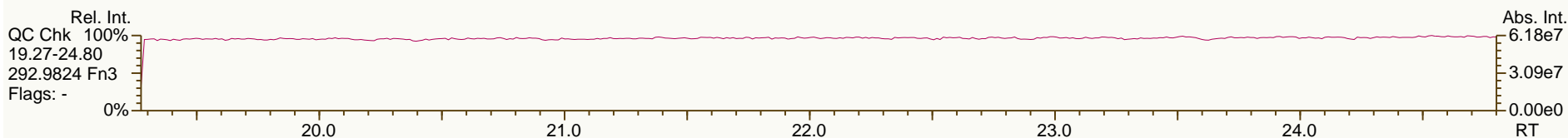
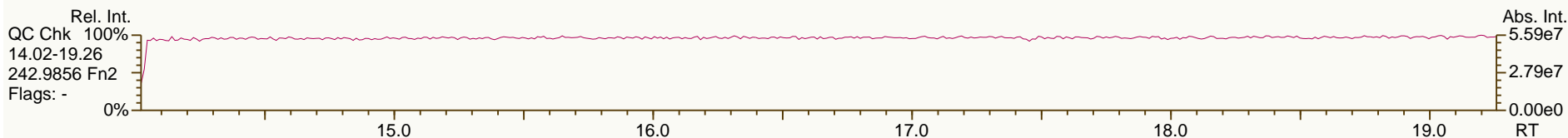
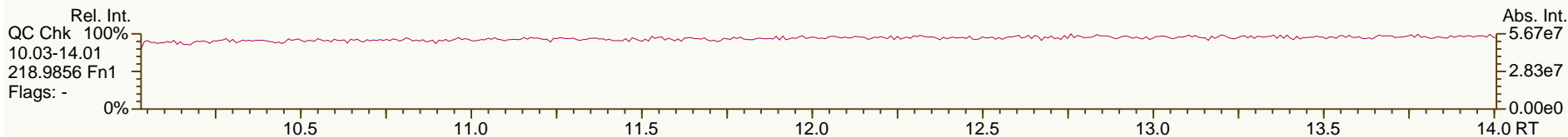
PCB QC Summary - Ax2 Detail

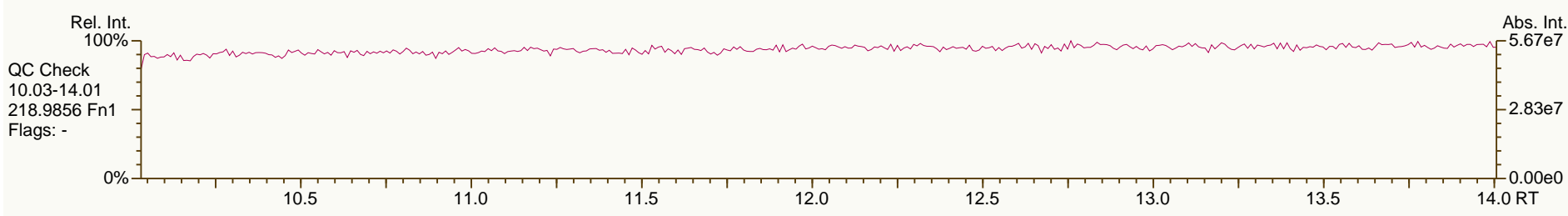
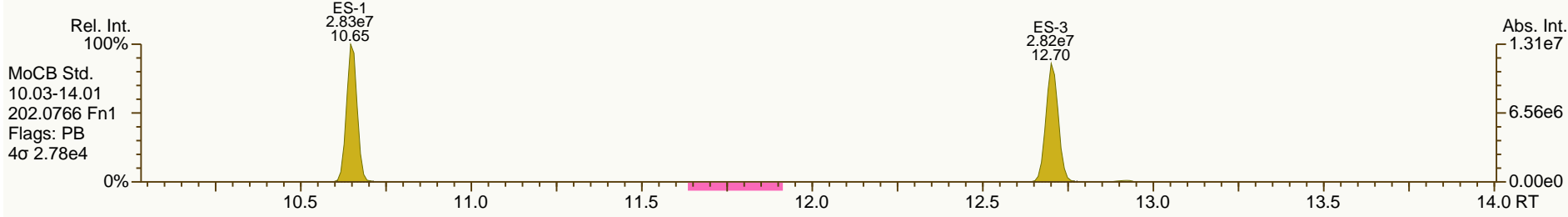
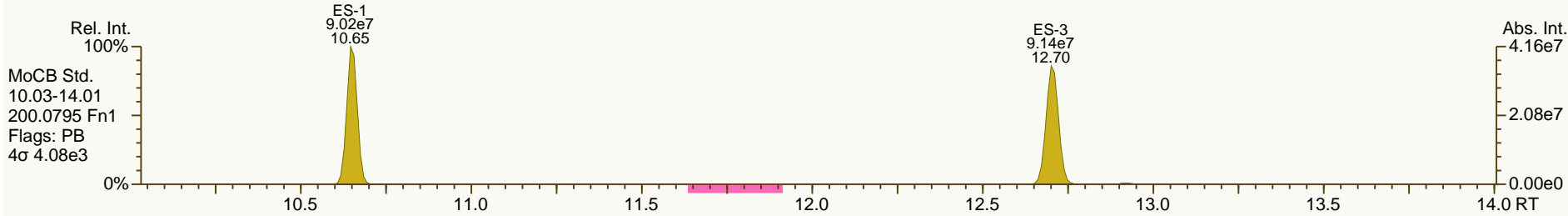
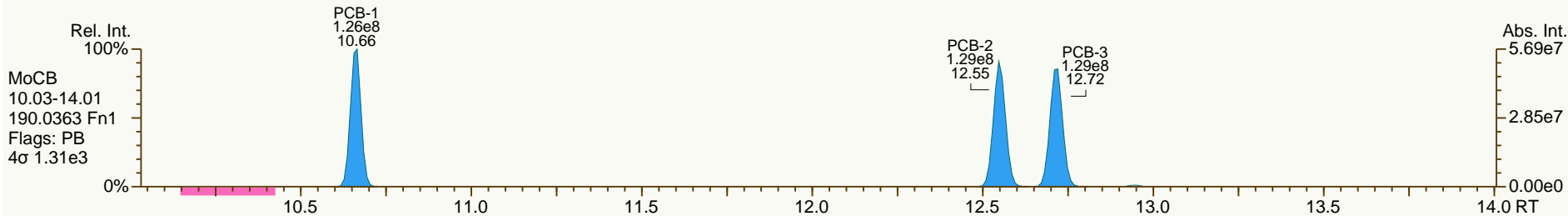
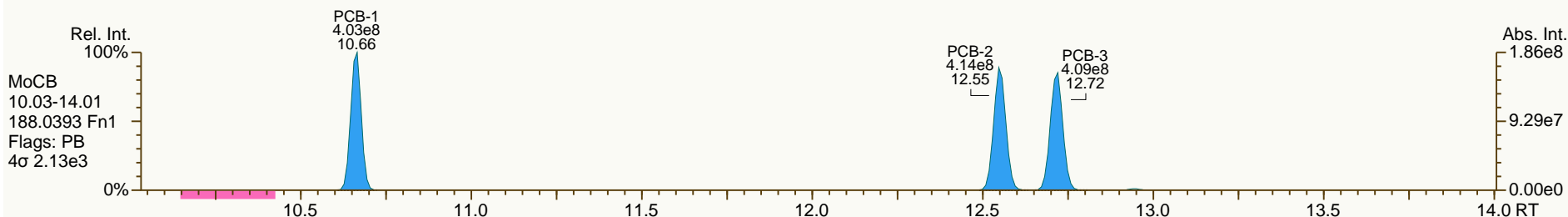
Printed: 28-Jul-2012 10:14

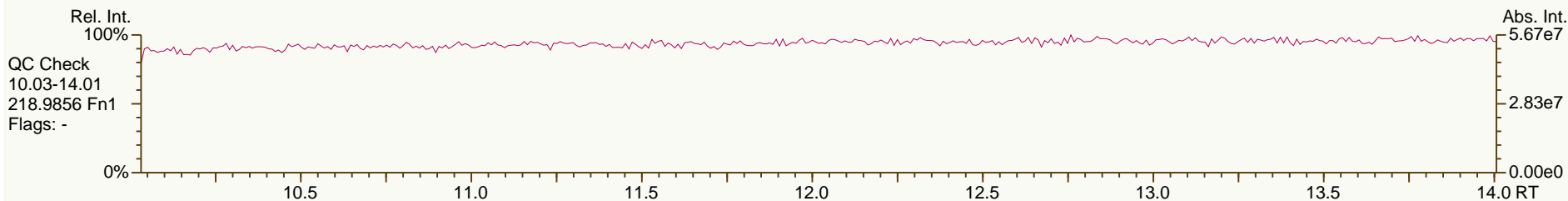
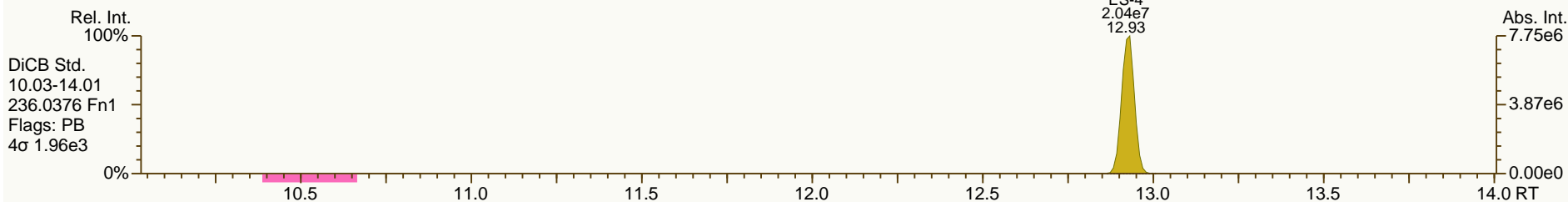
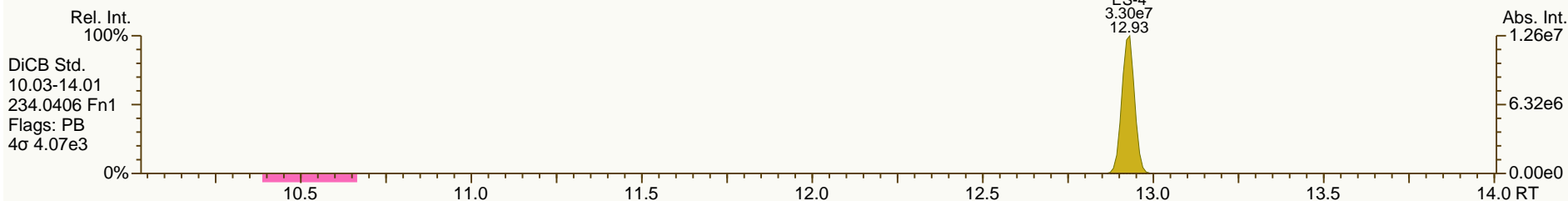
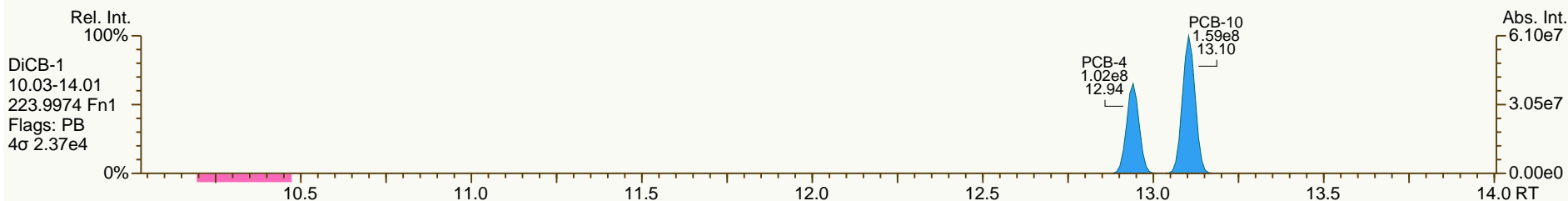
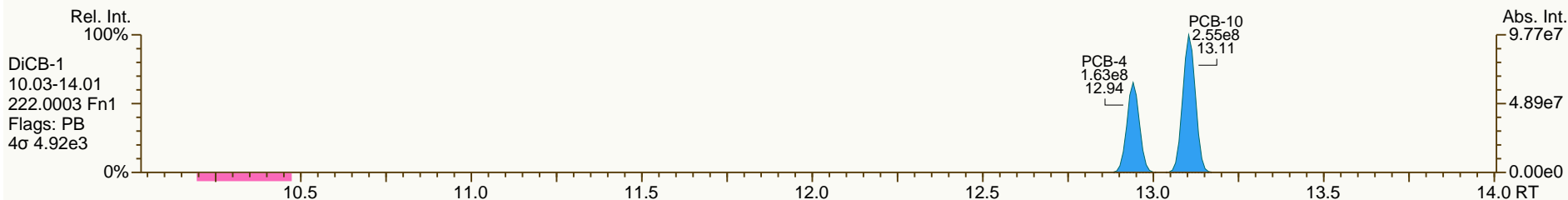
Lab ID: CS4_120725_PCB_XB
 Acquired: 26-JUL-2012 06:32
 Datafile: 120725X19

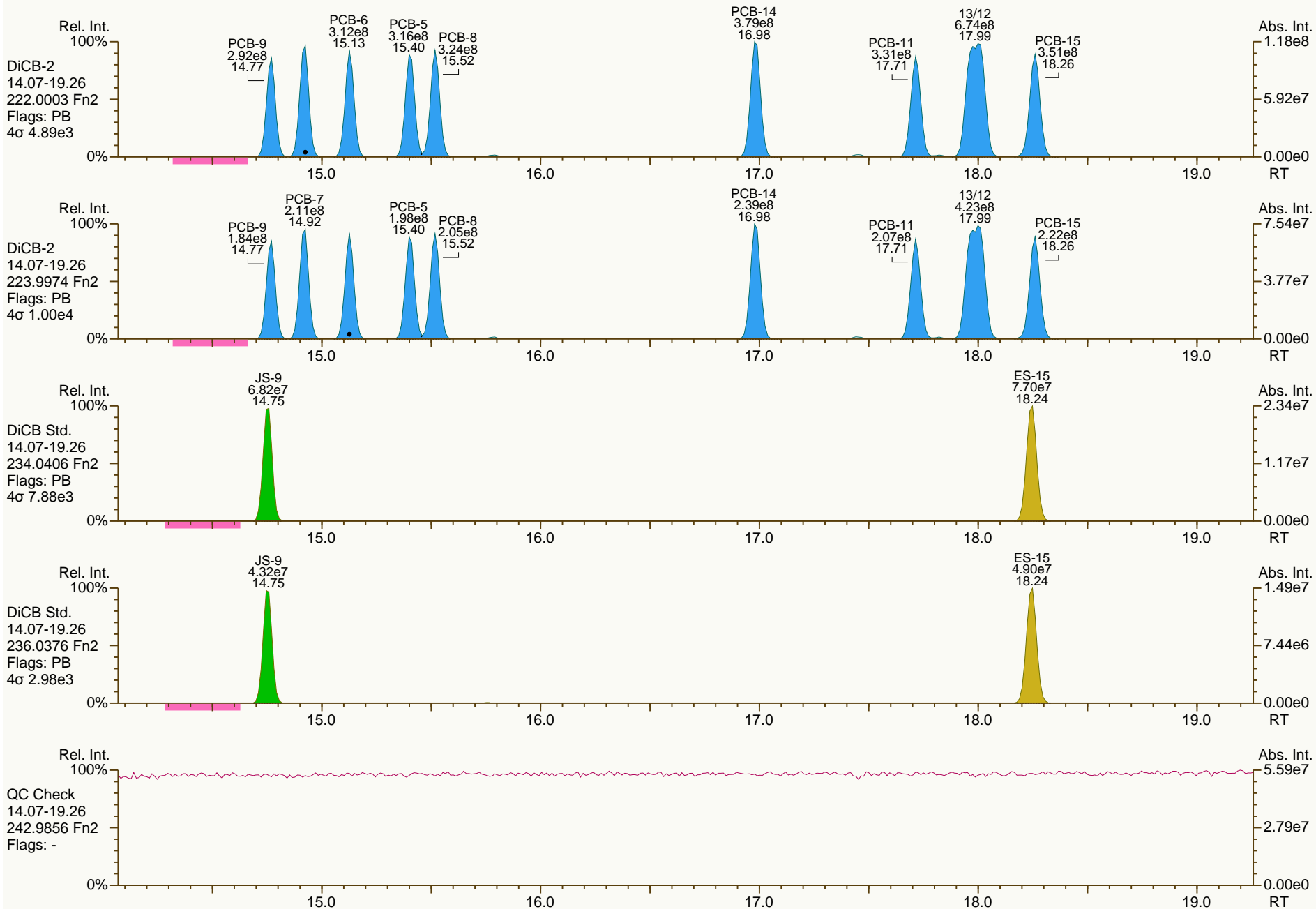
ICAL: MM7_PCB_07132012_25JUL12

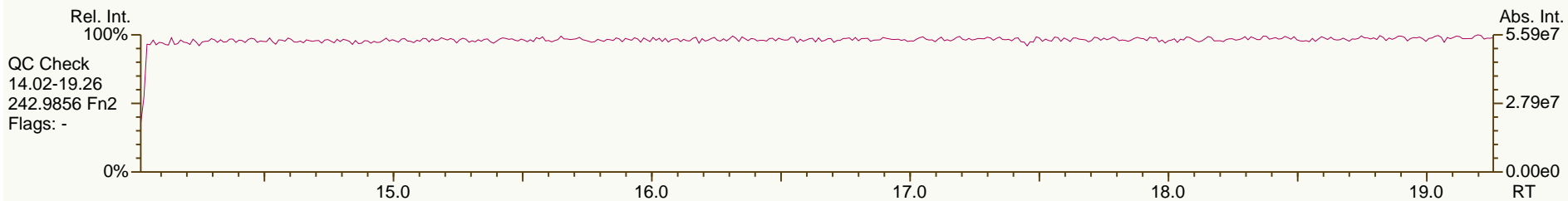
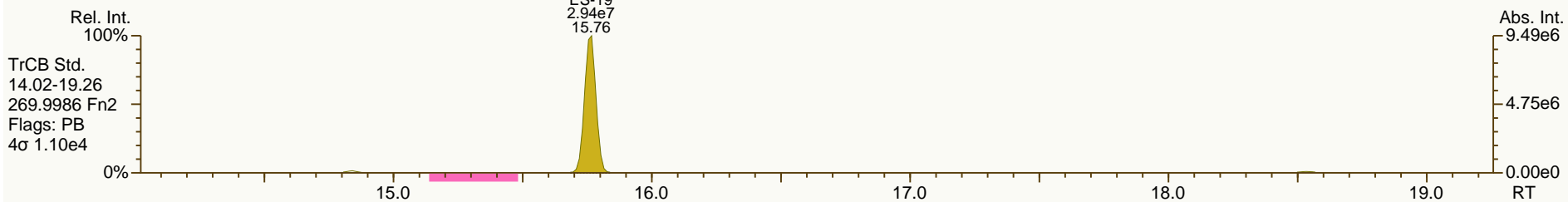
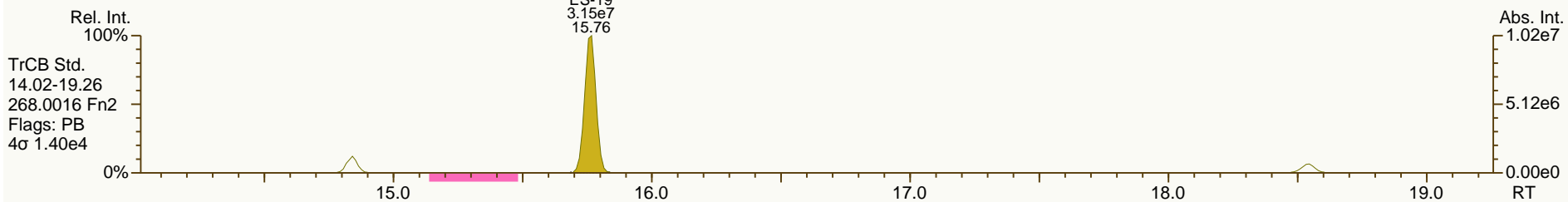
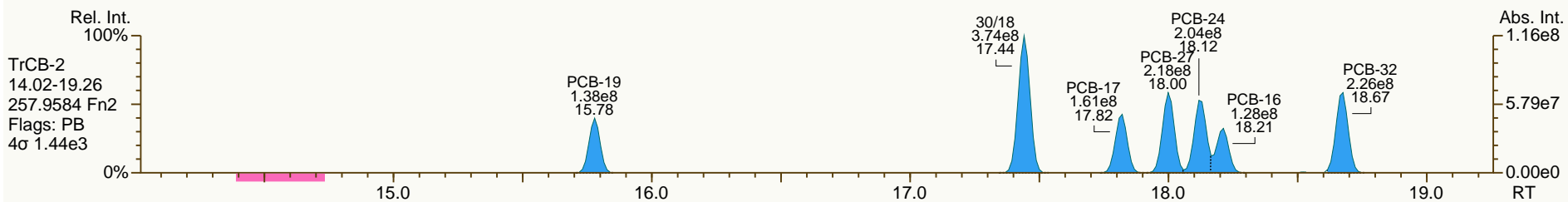
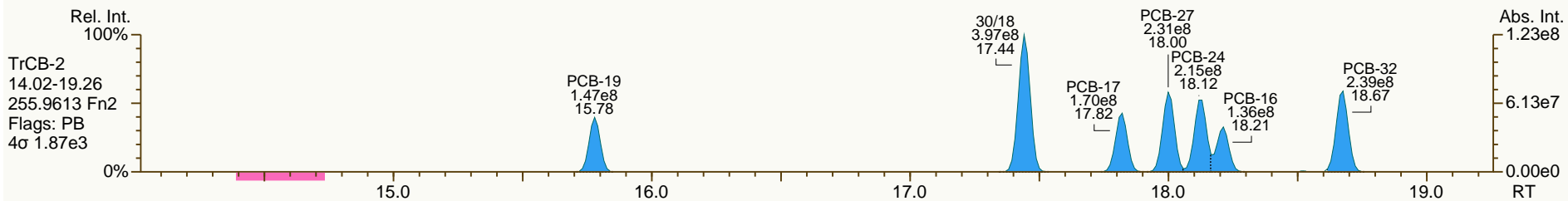
Name	RT	Response	RA	ICAL	RRF	Dev'n
PCB-176 22'33'466'-HpCB	33.98	2.48E+08	1.05 Y	1.05	1.10	5.1%
PCB-186 22'34566'-HpCB	34.36	2.33E+08	1.05 Y	0.98	1.03	5.4%
PCB-178 22'33'55'6'-HpCB	35.51	1.74E+08	1.06 Y	0.74	0.77	4.8%
PCB-175 22'33'45'6'-HpCB	36.05	2.17E+08	1.06 Y	1.01	1.08	6.8%
PCB-187 22'34'55'6'-HpCB	36.28	2.28E+08	1.05 Y	1.06	1.13	6.4%
PCB-182 22'344'56'-HpCB	36.45	2.33E+08	1.05 Y	1.11	1.15	3.9%
PCB-183 22'344'5'6'-HpCB	36.80	2.54E+08	1.05 Y	1.13	1.26	11.0%
PCB-185 22'3455'6'-HpCB	36.87	2.08E+08	1.06 Y	1.02	1.03	1.3%
PCB-174 22'33'456'-HpCB	36.98	1.93E+08	1.06 Y	0.93	0.96	3.3%
PCB-177 22'33'4'56'-HpCB	37.35	1.93E+08	1.05 Y	0.91	0.96	5.8%
PCB-181 22'344'56'-HpCB	37.69	2.24E+08	1.05 Y	1.06	1.11	4.4%
PCB-171/173 22'33'44'6'-/22'3	37.86	3.92E+08	1.05 Y	0.93	0.97	4.8%
PCB-172 22'33'455'-HpCB	39.23	2.02E+08	1.05 Y	0.95	1.00	4.8%
PCB-192 233'455'6'-HpCB	39.48	2.62E+08	1.05 Y	1.24	1.30	4.8%
PCB-180/193 22'344'55'-/233'	39.75	4.93E+08	1.06 Y	1.16	1.22	5.5%
PCB-191 233'44'5'6'-HpCB	40.07	2.73E+08	1.05 Y	1.30	1.36	4.1%
PCB-170 22'33'44'5'-HpCB	40.82	1.97E+08	1.05 Y	1.07	1.13	5.3%
PCB-190 233'44'56'-HpCB	41.27	2.68E+08	1.05 Y	1.45	1.54	6.1%
PCB-202 22'33'55'66'-OcCB	37.46	2.09E+08	0.90 Y	0.91	0.96	4.8%
PCB-201 22'33'45'66'-OcCB	38.23	2.34E+08	0.90 Y	1.02	1.07	5.1%
PCB-204 22'344'566'-OcCB	38.81	2.20E+08	0.91 Y	0.98	1.01	3.5%
PCB-197 22'33'44'66'-OcCB	38.99	2.43E+08	0.89 Y	1.06	1.12	4.9%
PCB-200 22'33'4566'-OcCB	39.07	2.20E+08	0.90 Y	0.96	1.01	5.2%
PCB-198/199 22'33'455'6'-/22'	41.40	3.30E+08	0.90 Y	0.72	0.76	5.6%
PCB-196 22'33'44'56'-OcCB	41.97	1.71E+08	0.90 Y	0.73	0.79	7.5%
PCB-203 22'344'55'6'-OcCB	42.14	1.78E+08	0.91 Y	0.76	0.82	6.7%
PCB-195 22'33'44'56'-OcCB	43.24	1.78E+08	0.89 Y	0.80	0.85	6.2%
PCB-194 22'33'44'55'-OcCB	45.19	1.91E+08	0.90 Y	0.87	0.91	4.1%
PCB-205 233'44'55'6'-OcCB	45.58	2.39E+08	0.90 Y	1.09	1.14	4.7%
PCB-208 22'33'455'66'-NoCB	43.04	2.24E+08	0.78 Y	1.02	1.08	6.2%
PCB-207 22'33'44'566'-NoCB	43.82	2.33E+08	0.78 Y	1.06	1.12	6.3%
PCB-206 22'33'44'55'6'-NoCB	47.04	1.58E+08	0.78 Y	0.98	1.04	6.1%

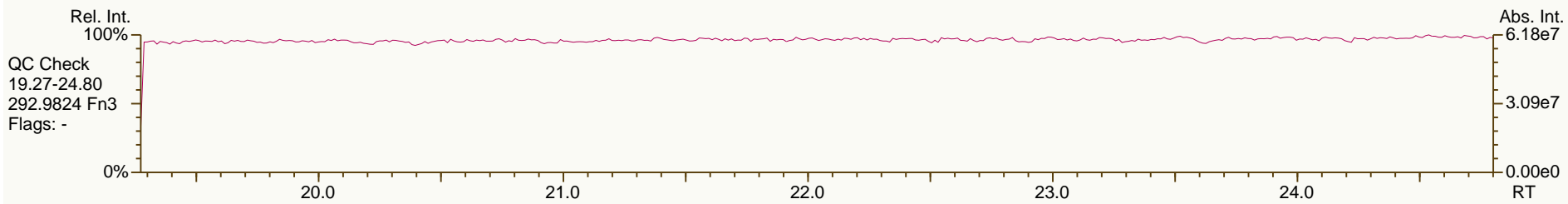
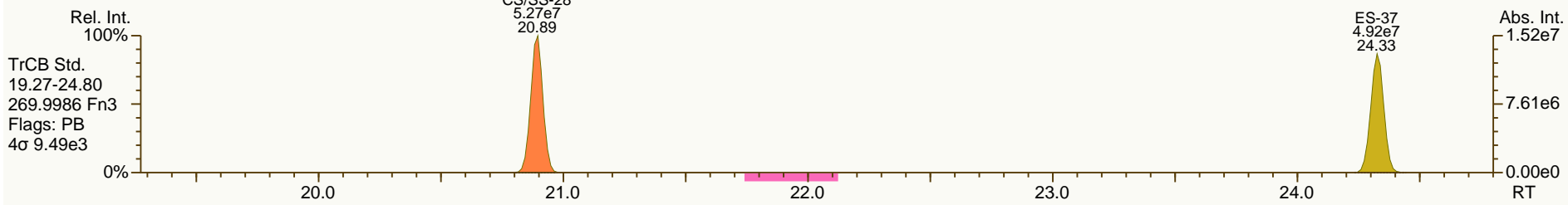
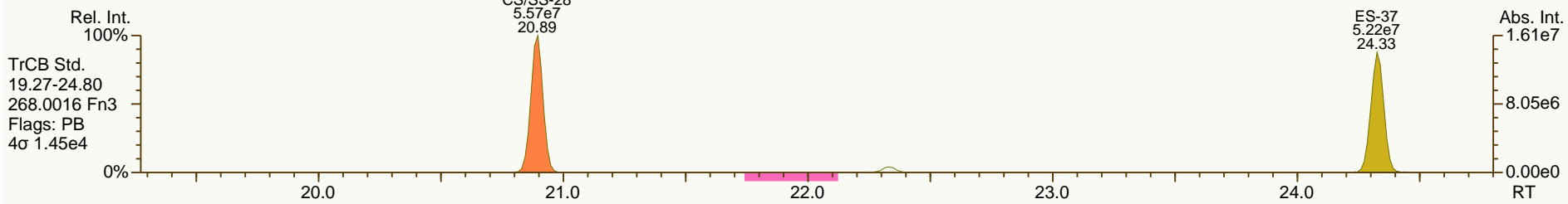
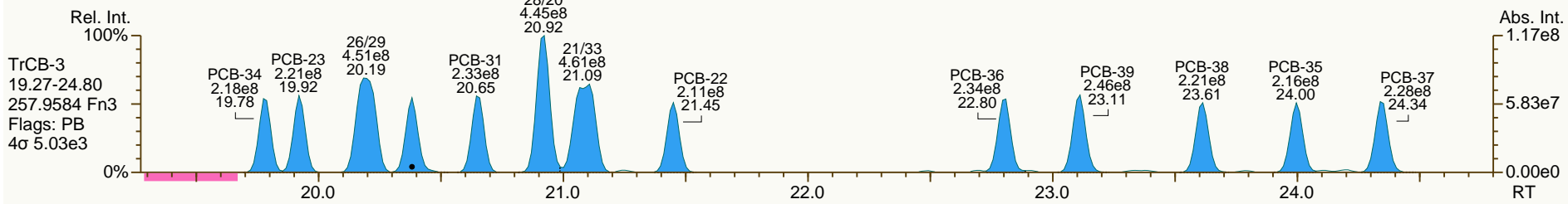
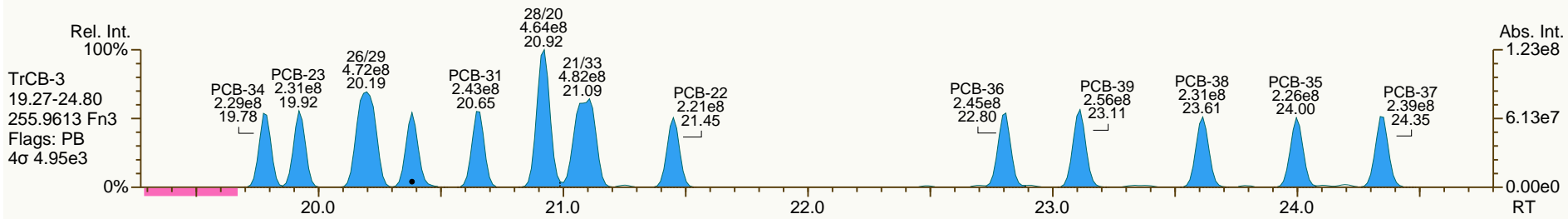


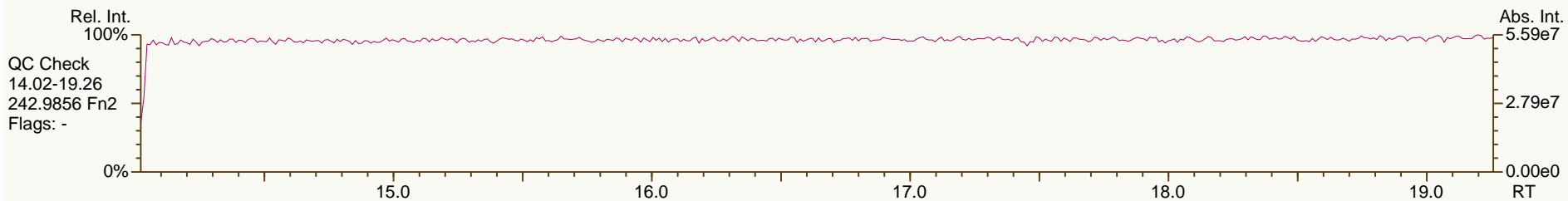
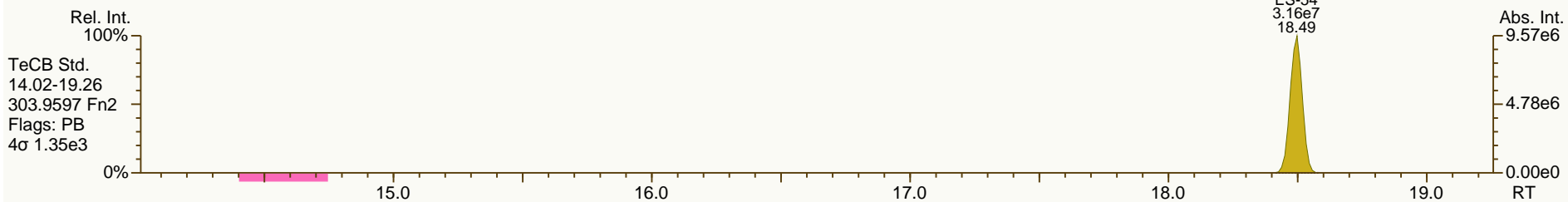
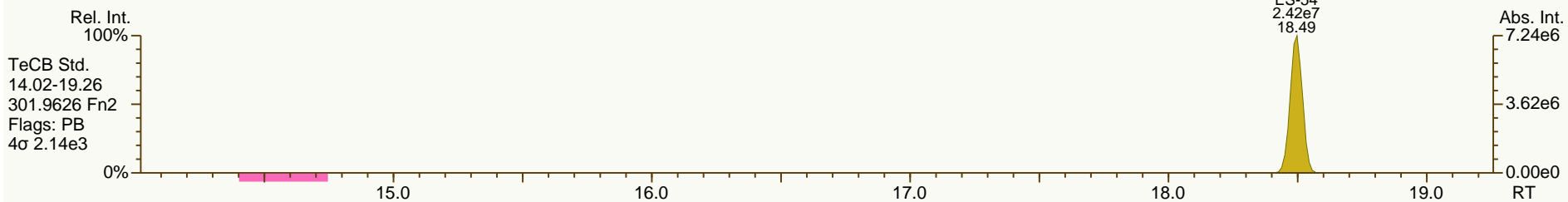
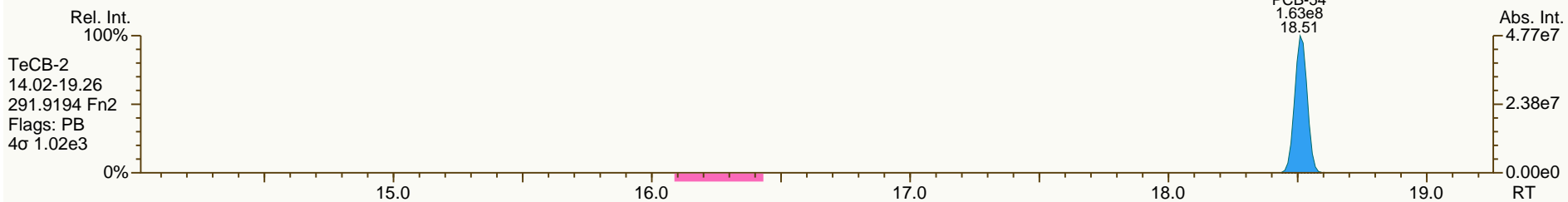
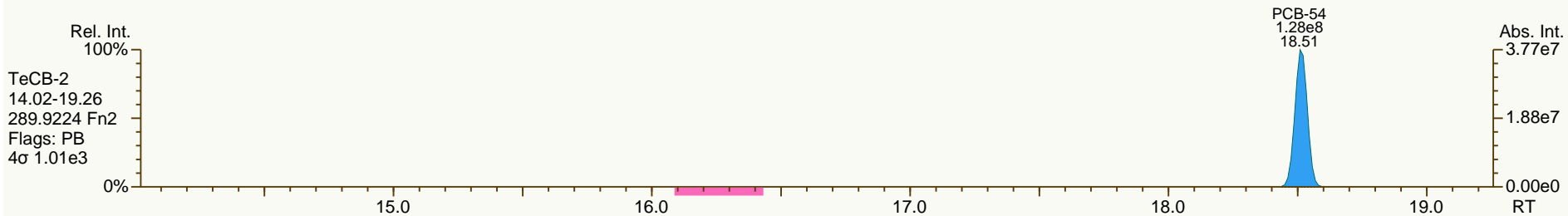


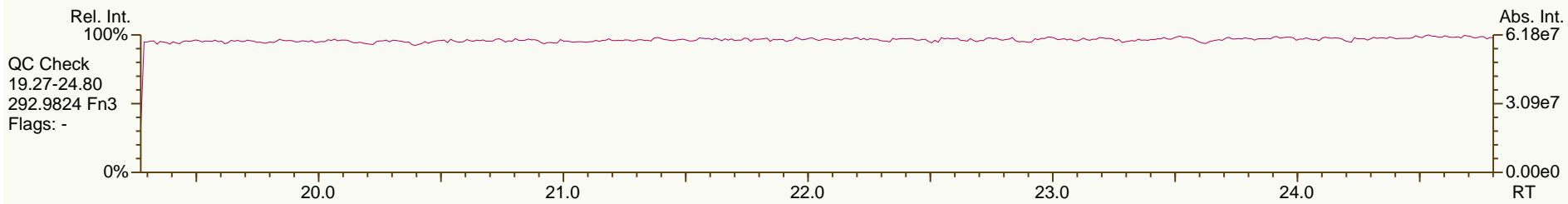
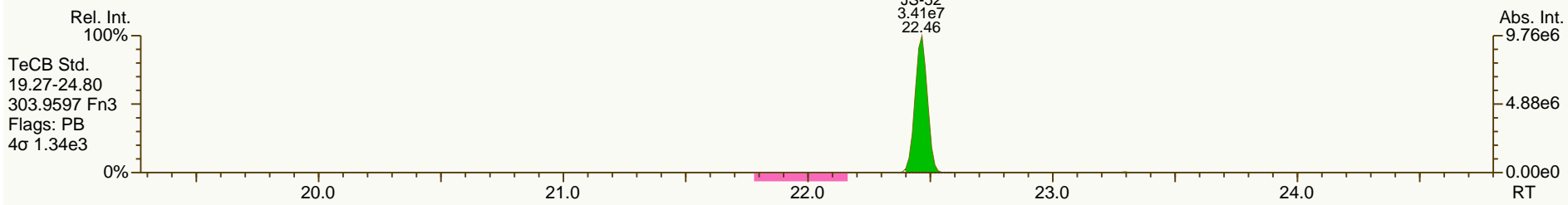
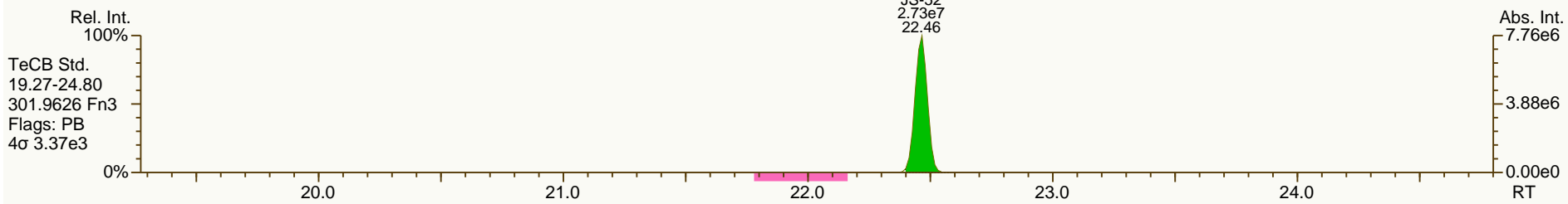
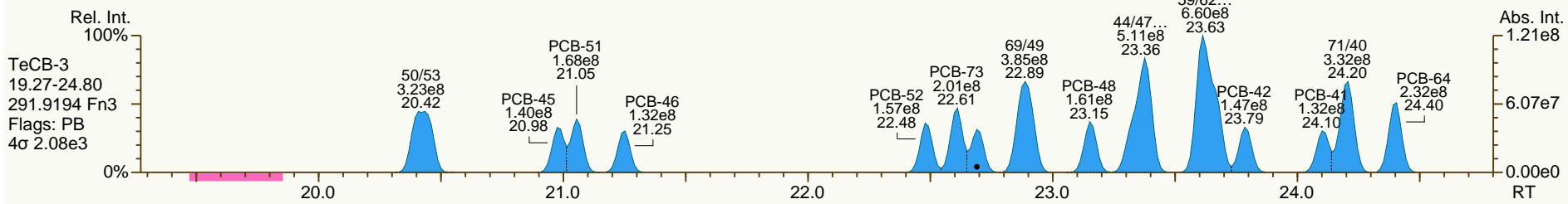
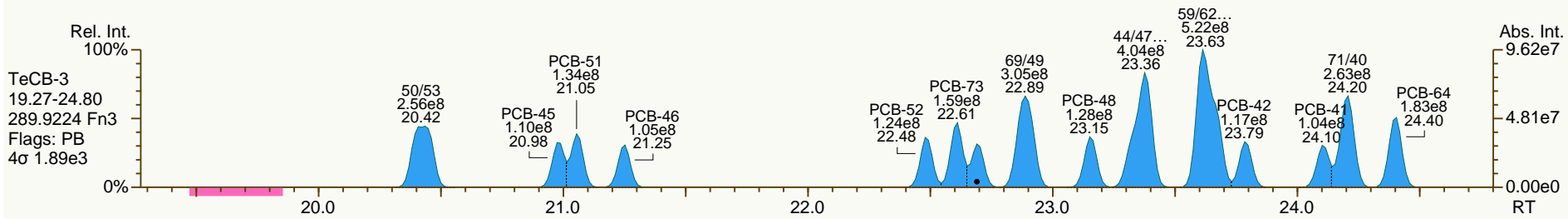


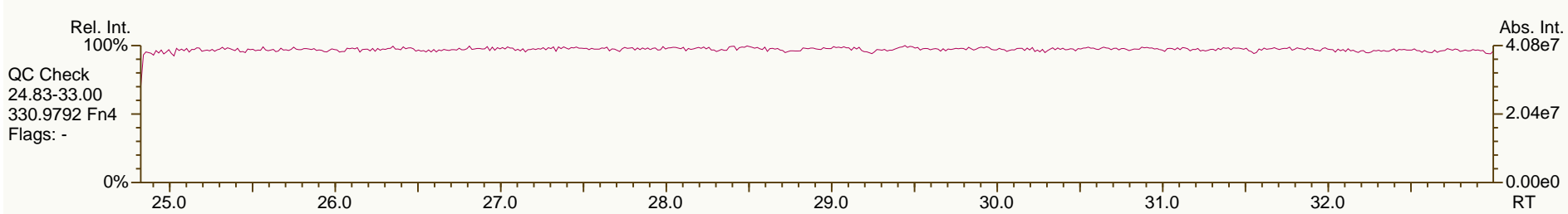
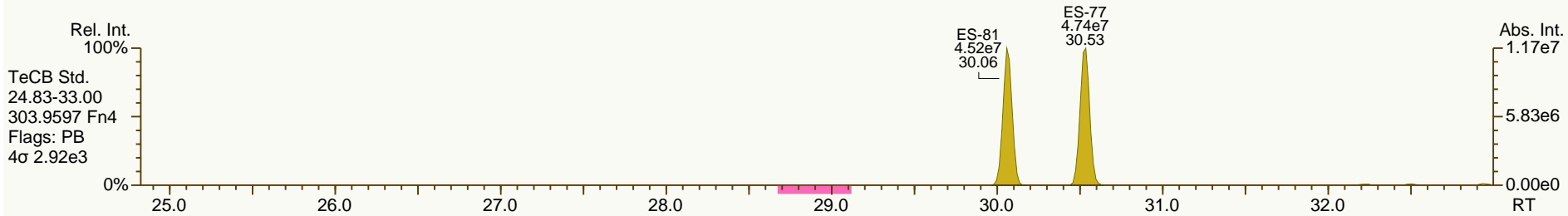
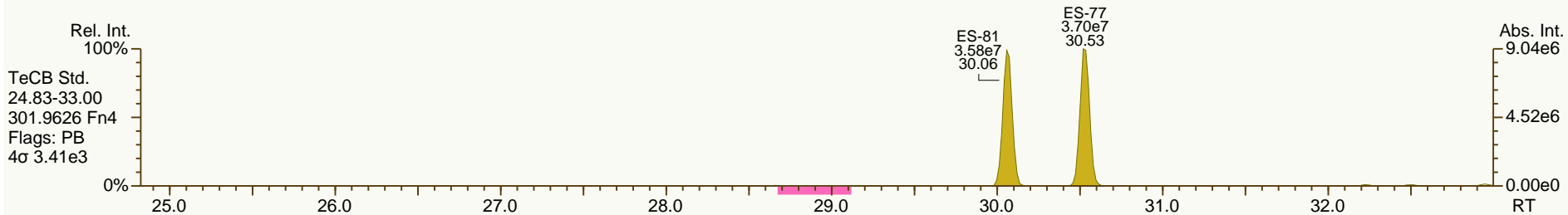
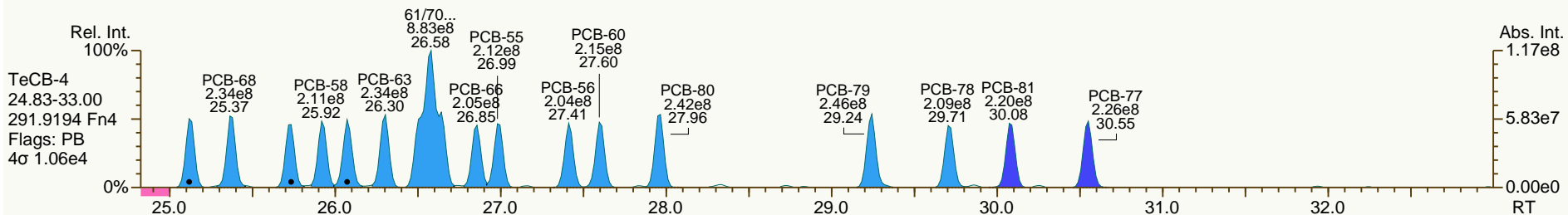
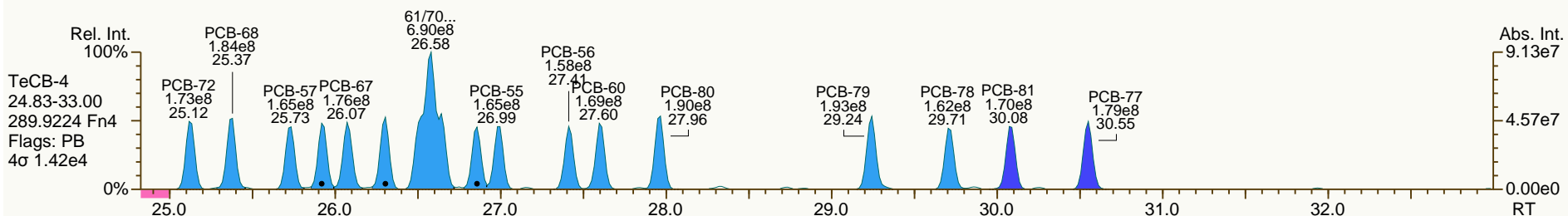


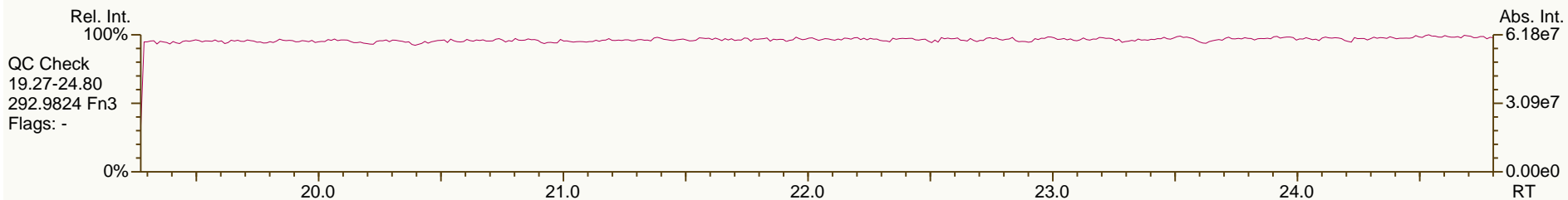
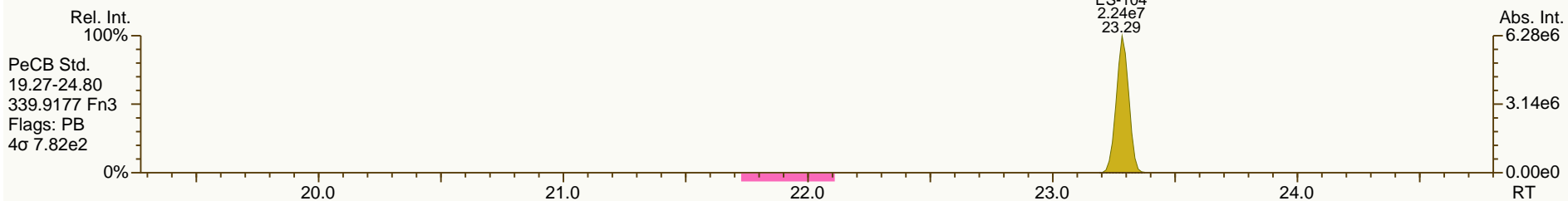
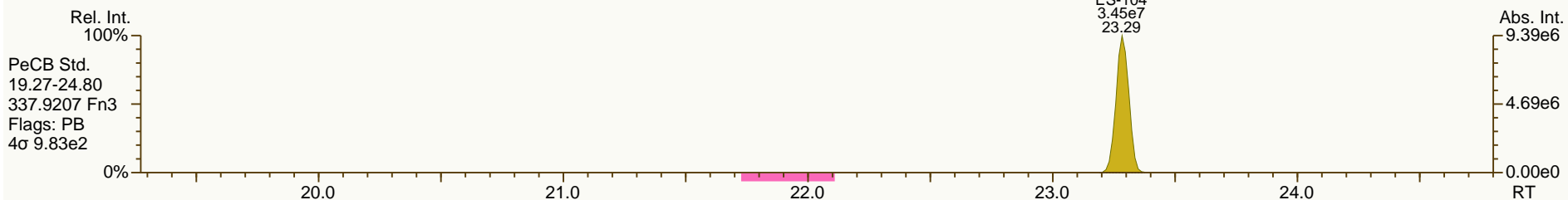
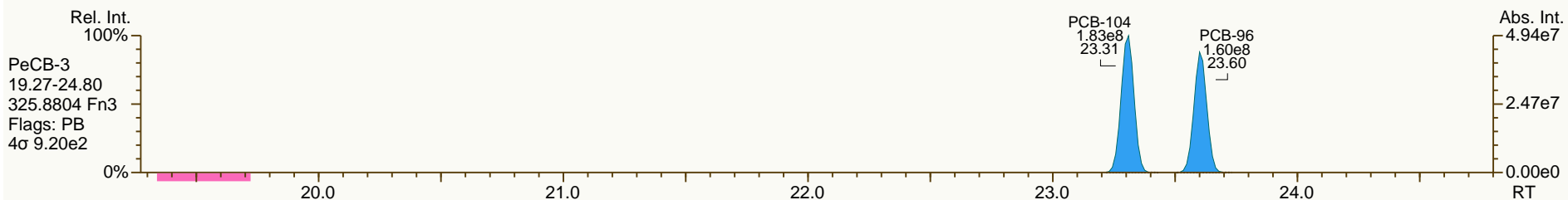
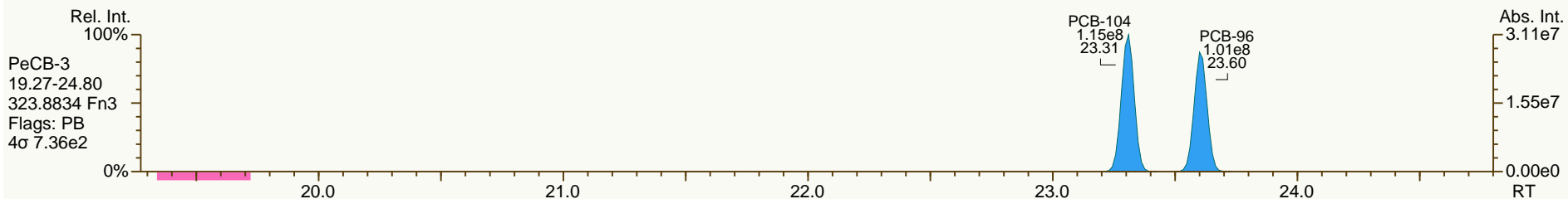


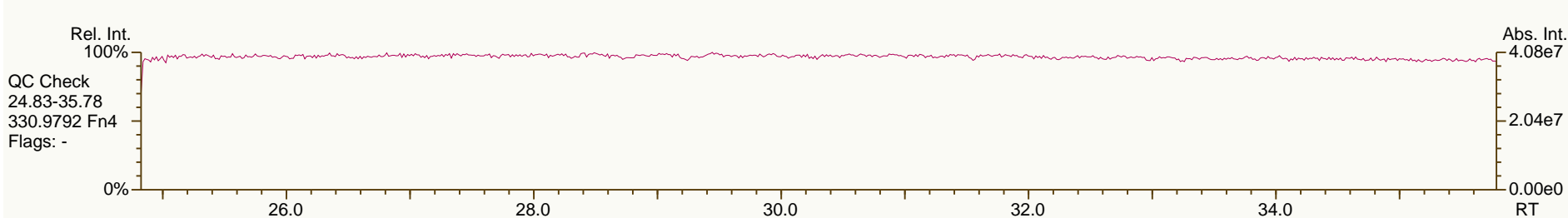
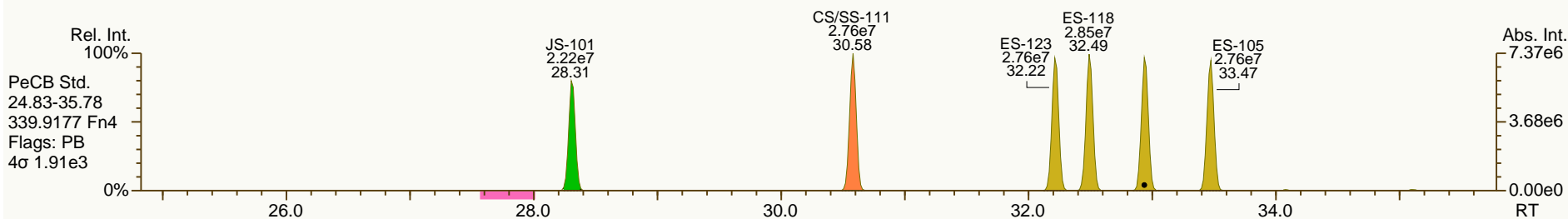
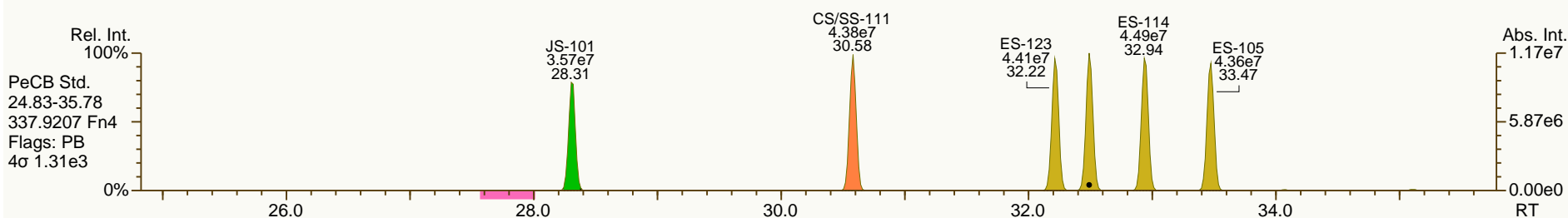
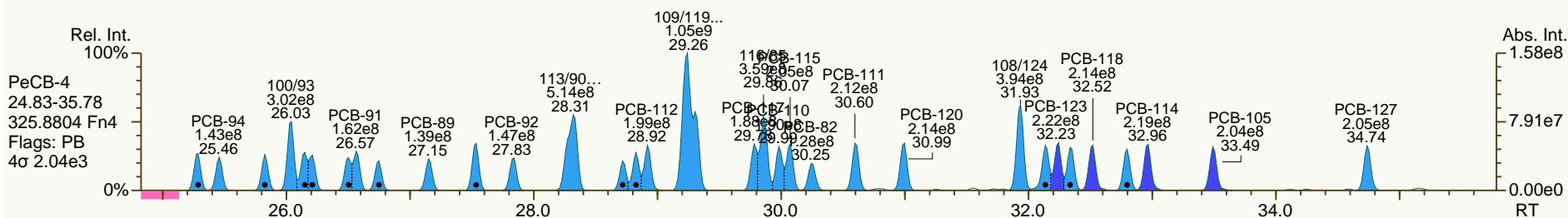
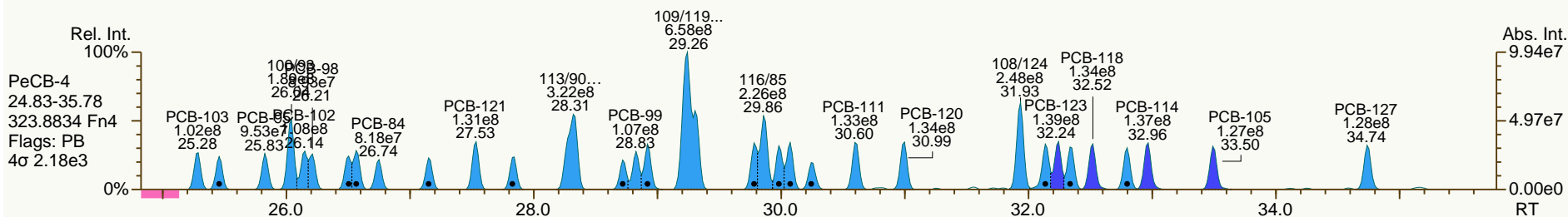


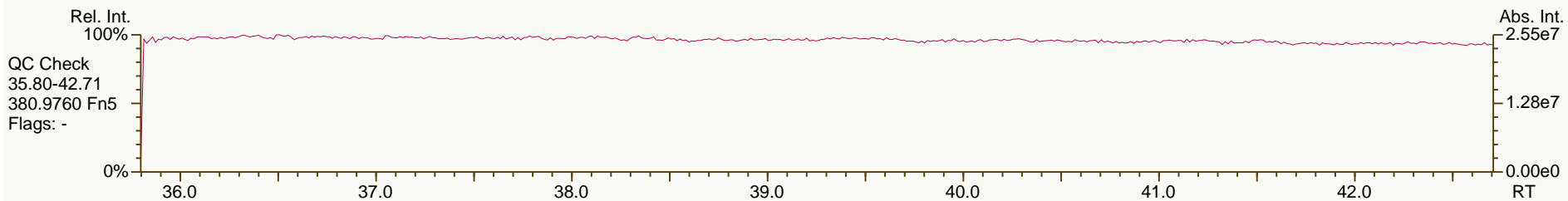
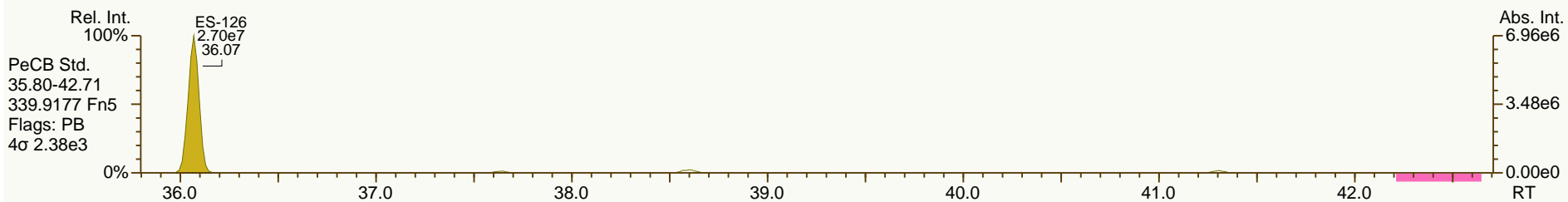
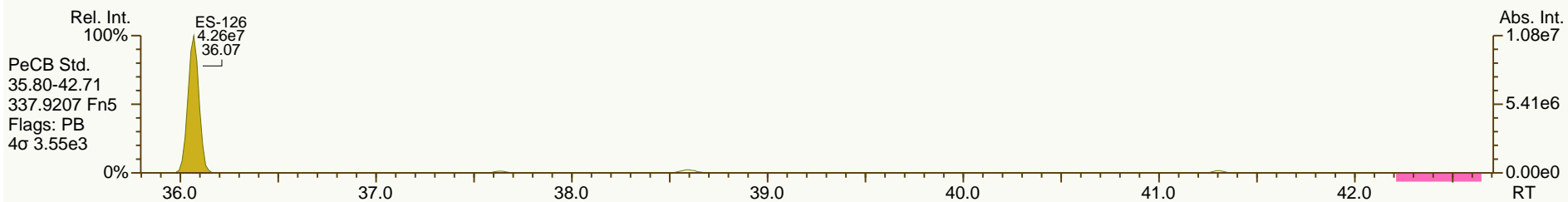
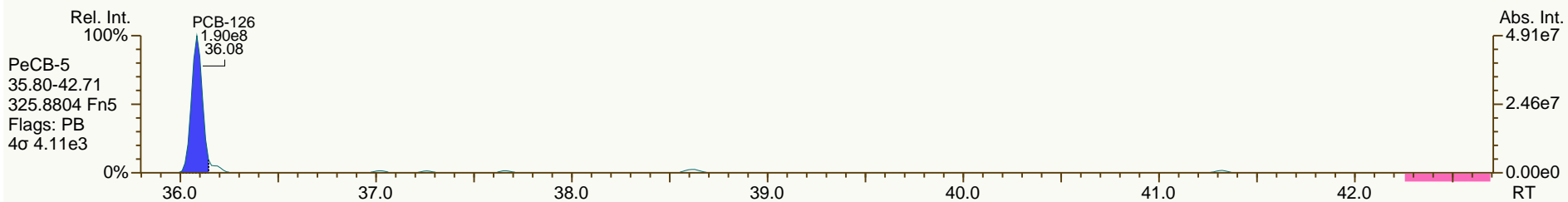
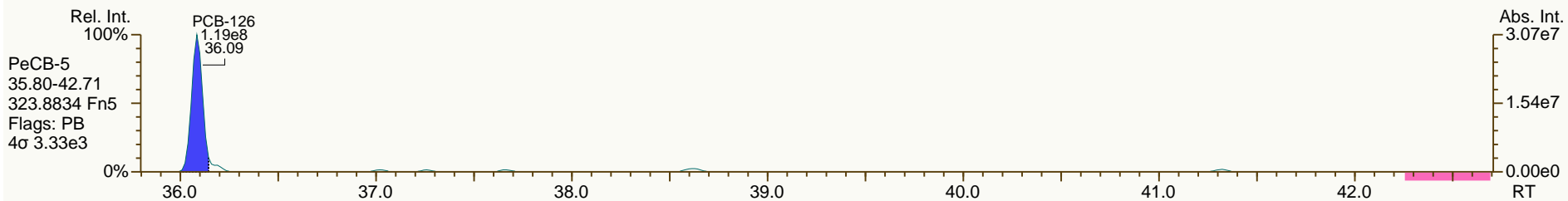


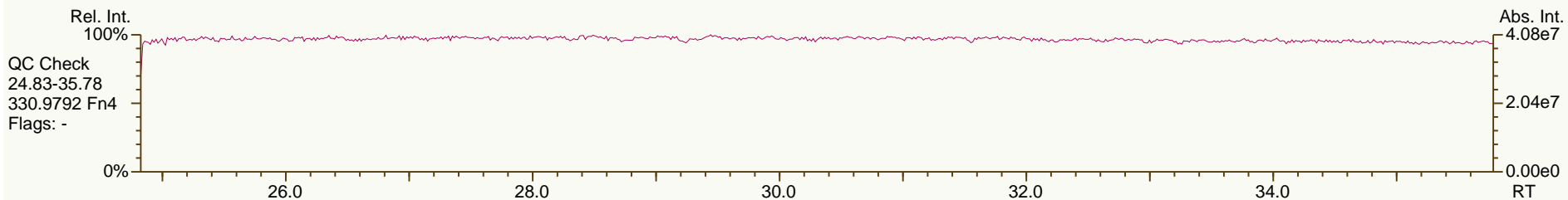
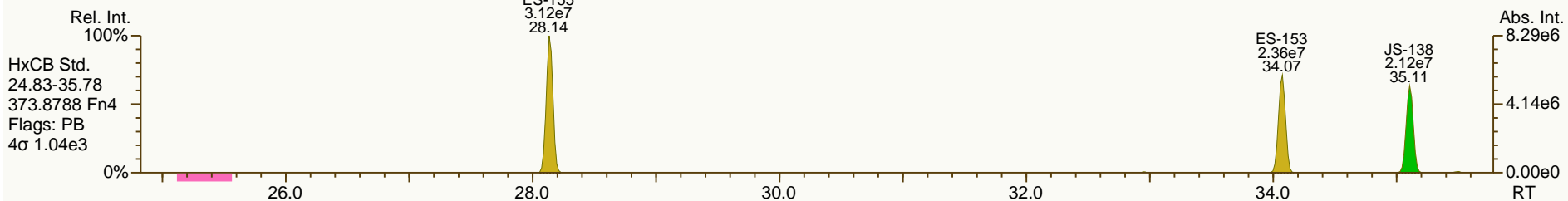
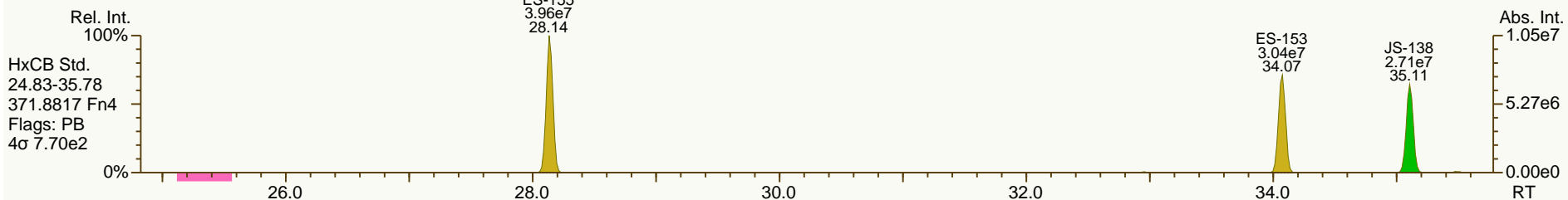
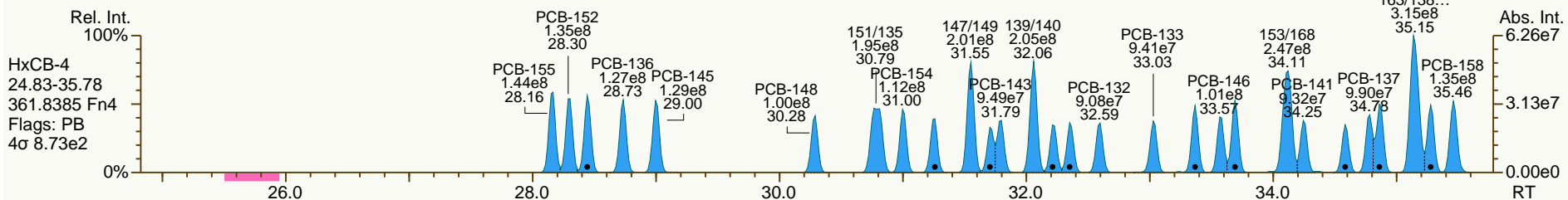
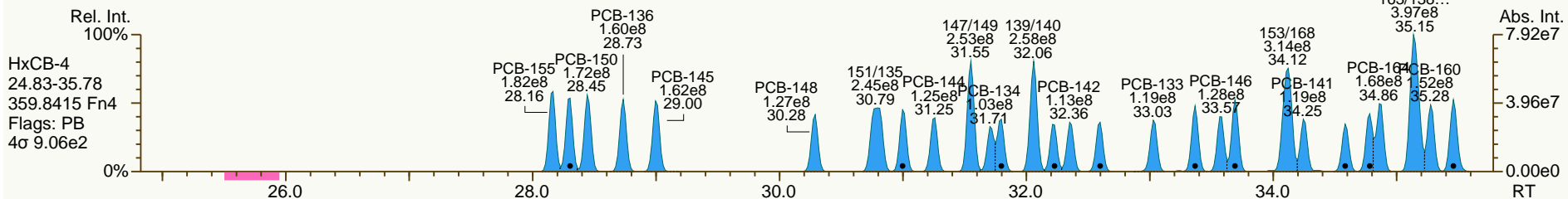


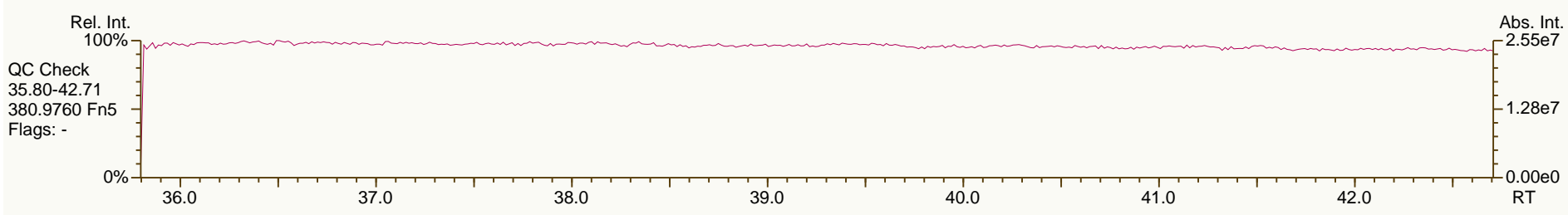
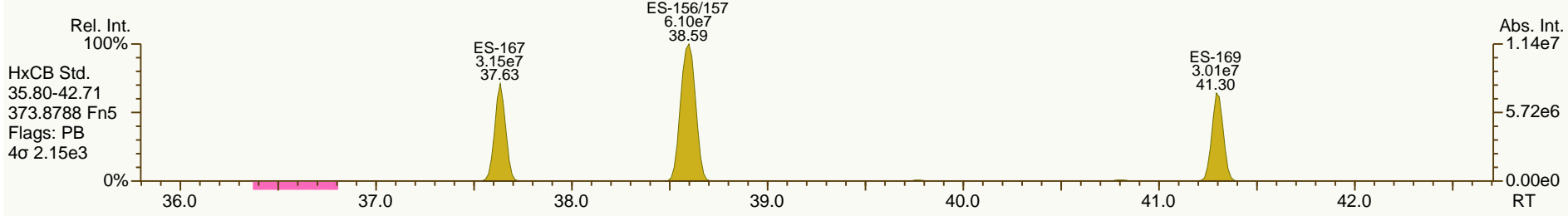
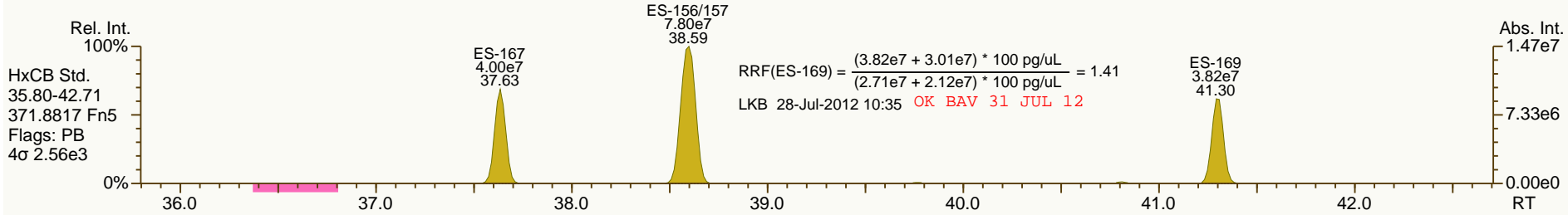
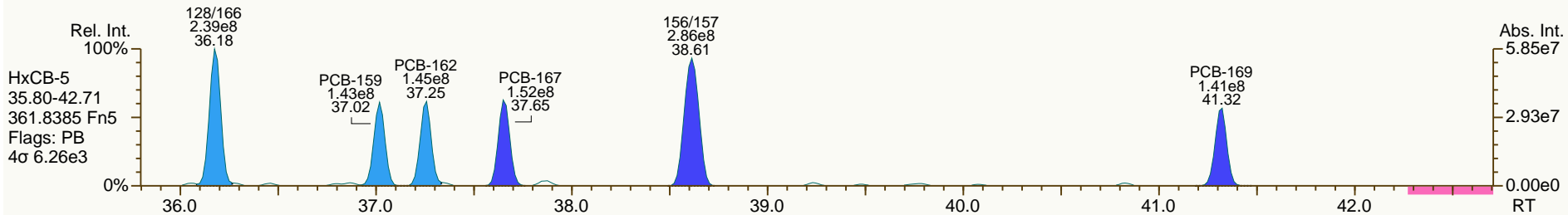
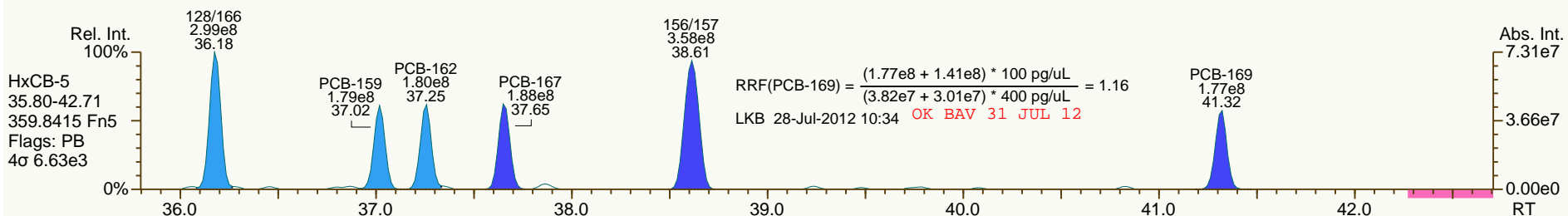


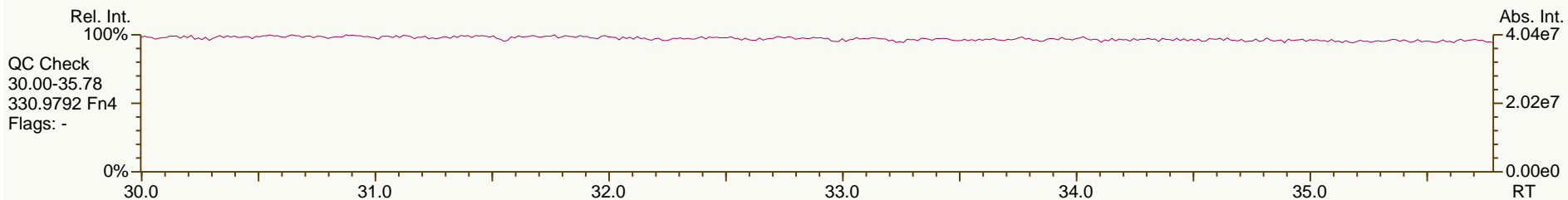
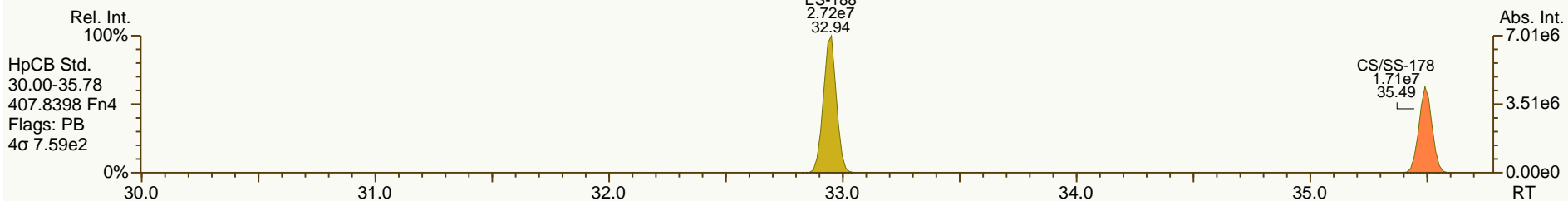
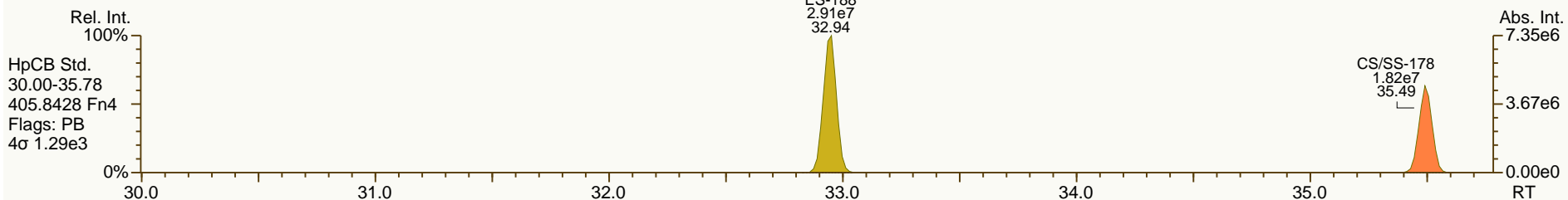
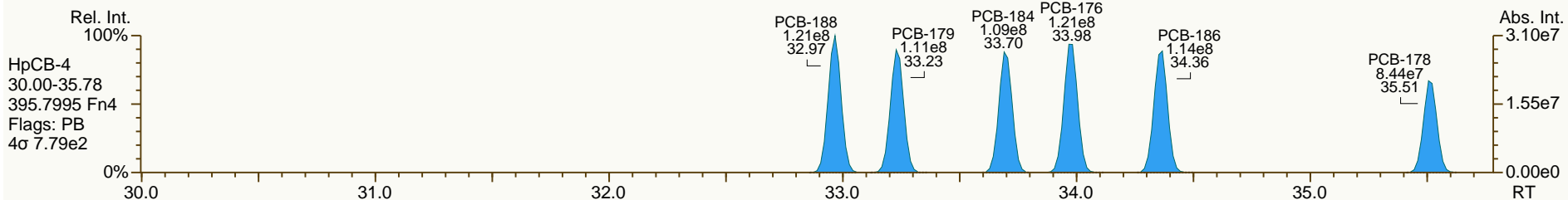
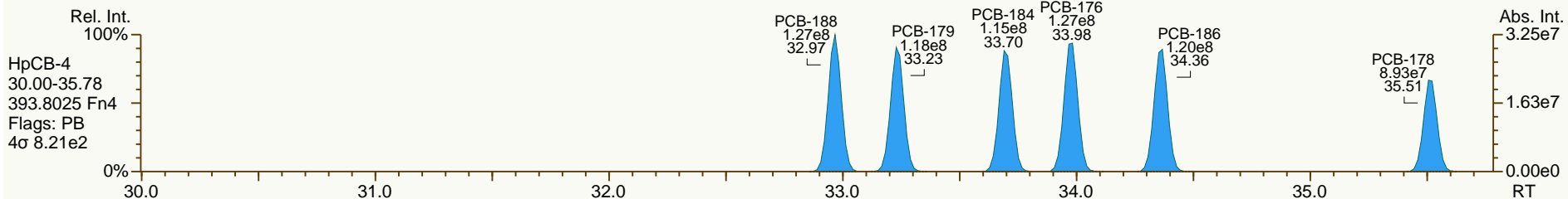


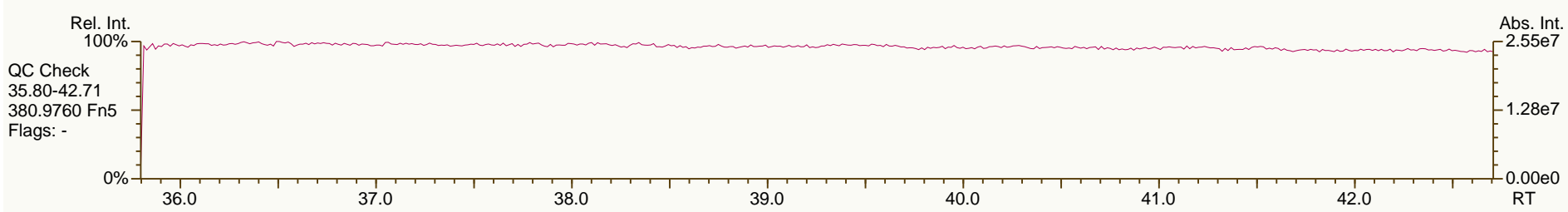
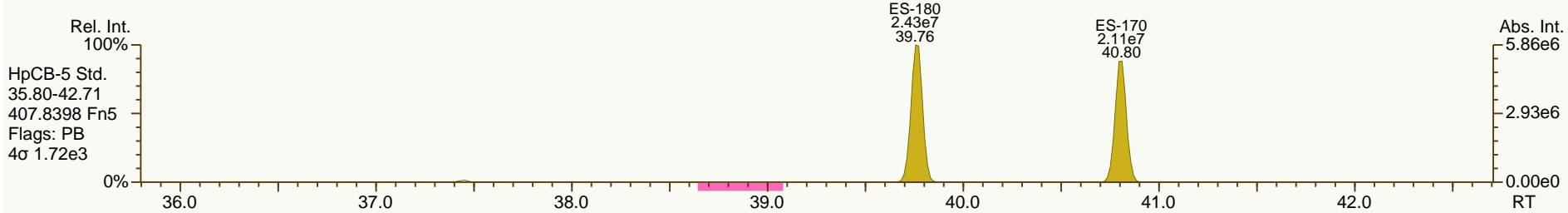
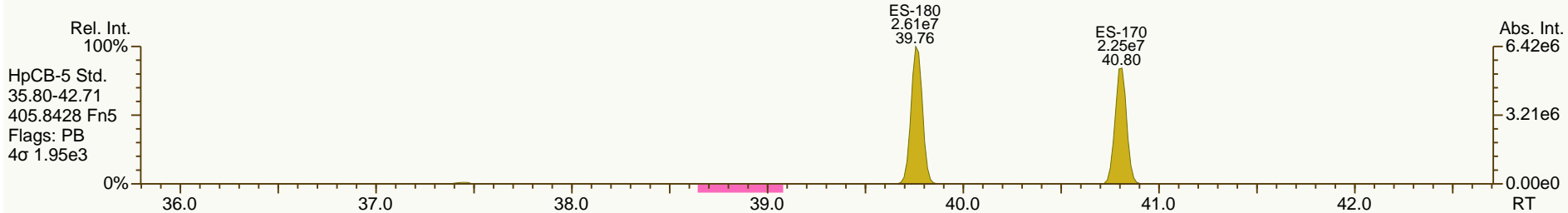
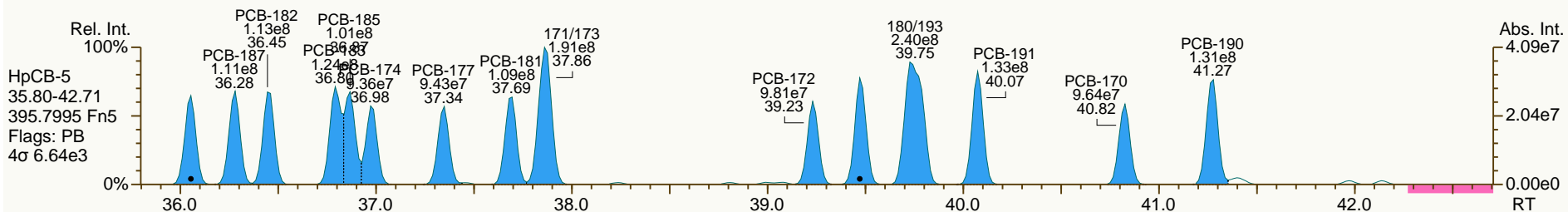
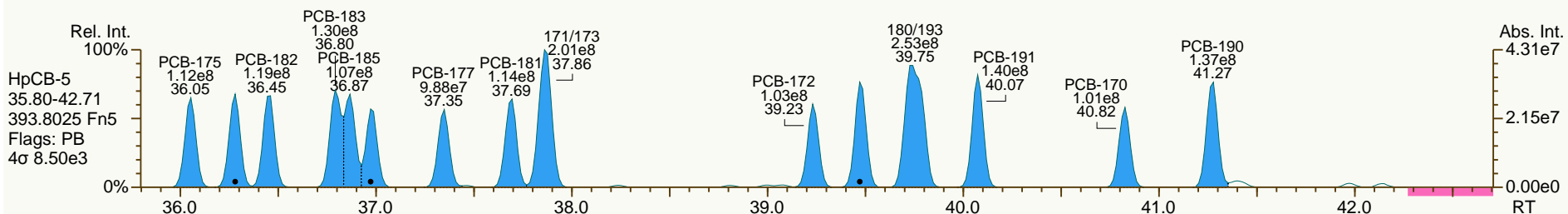


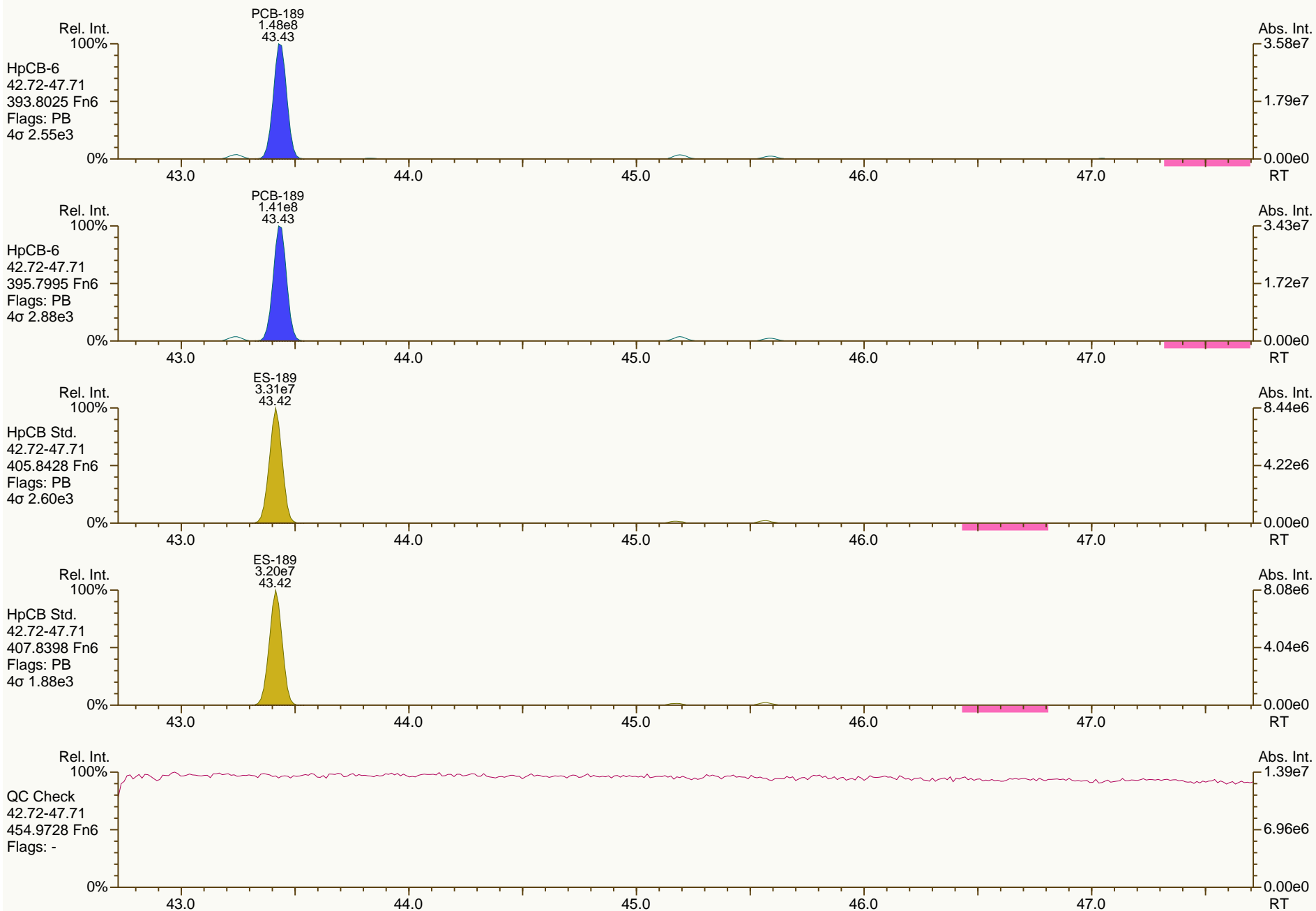


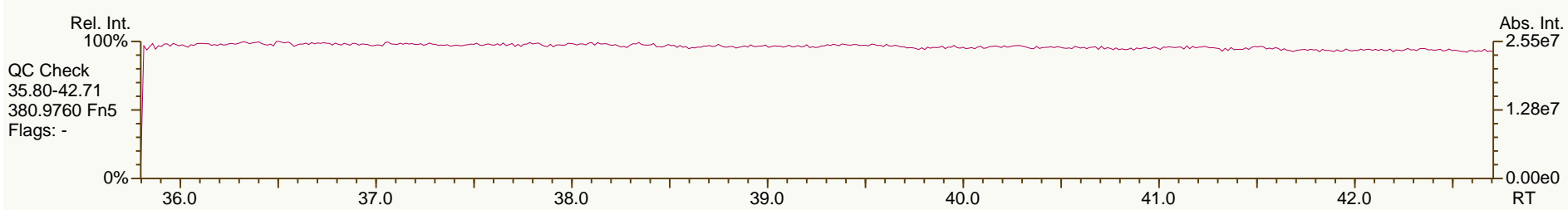
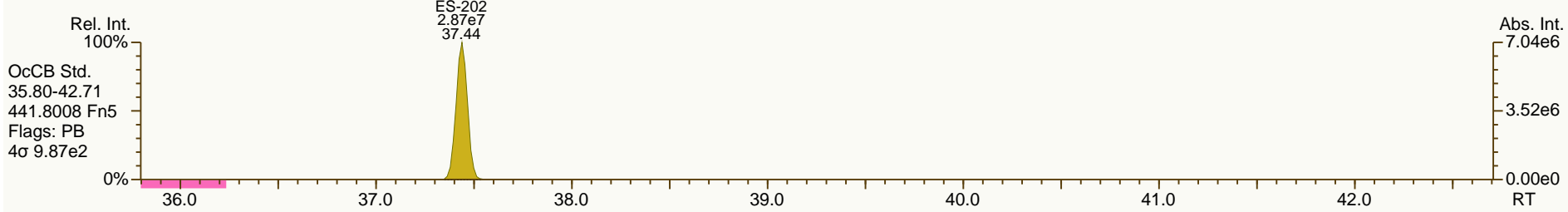
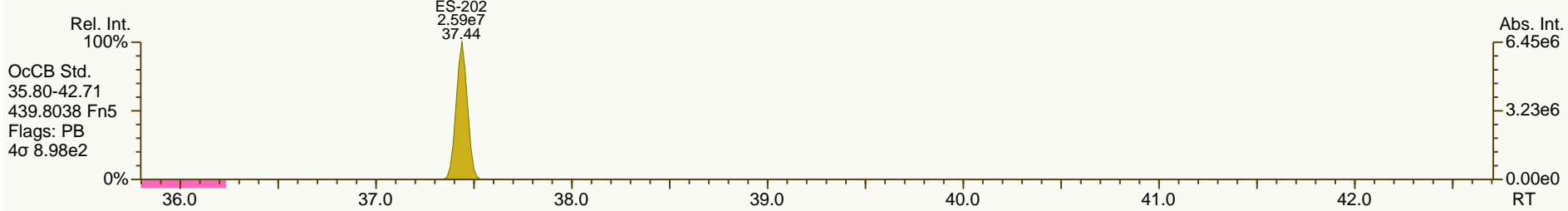
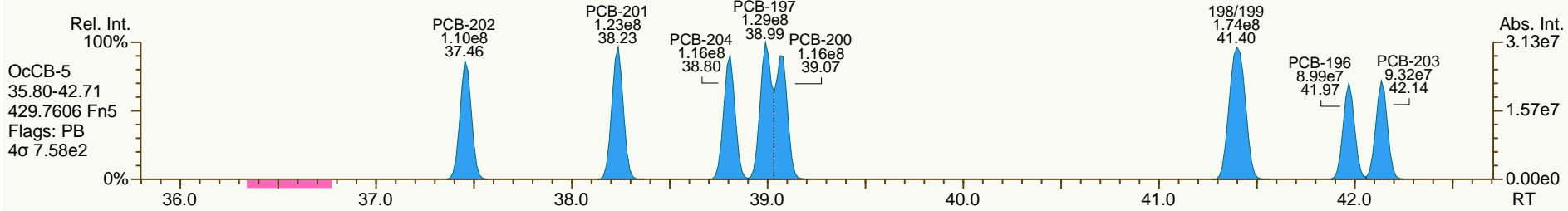
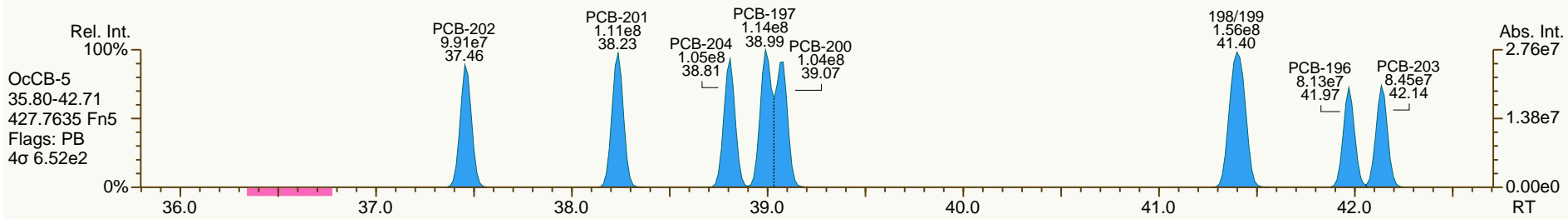


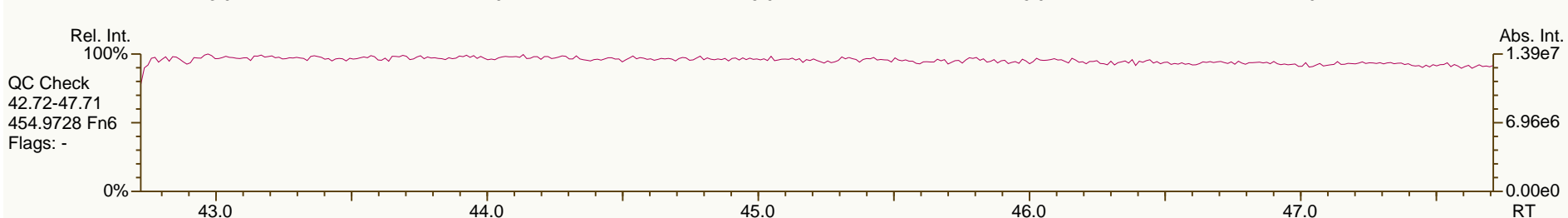
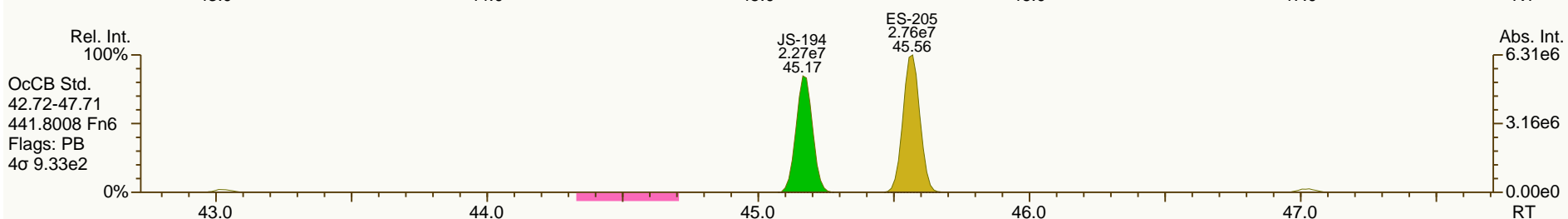
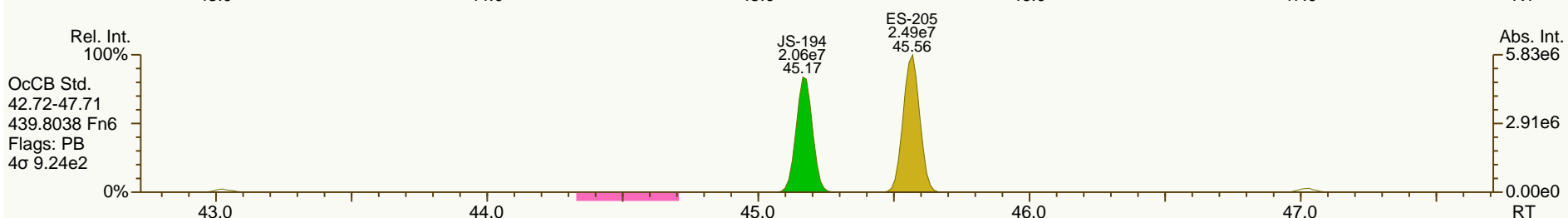
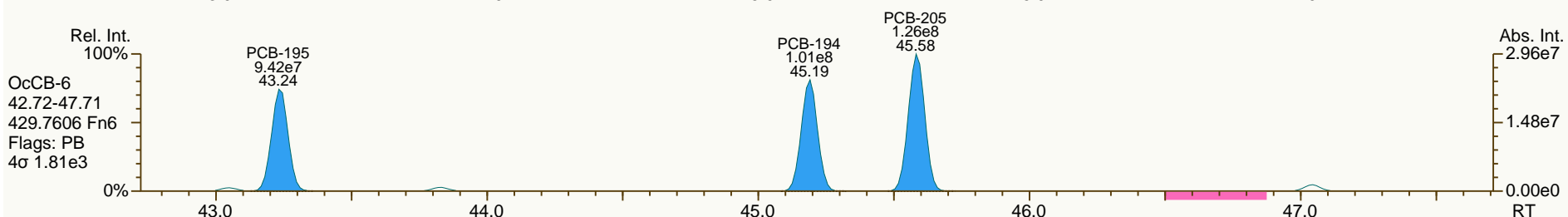
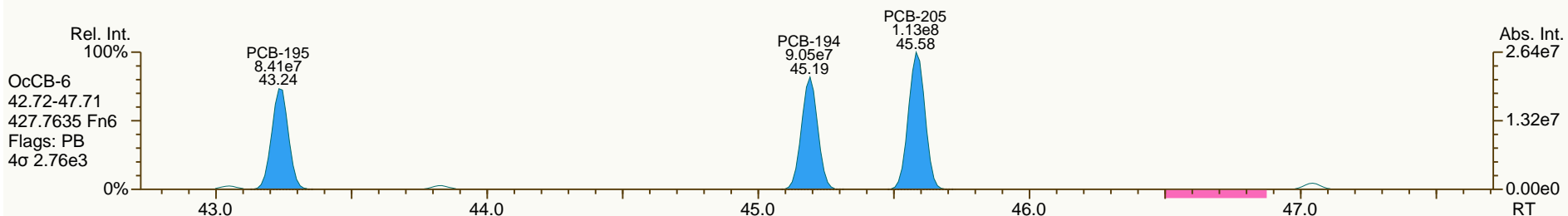




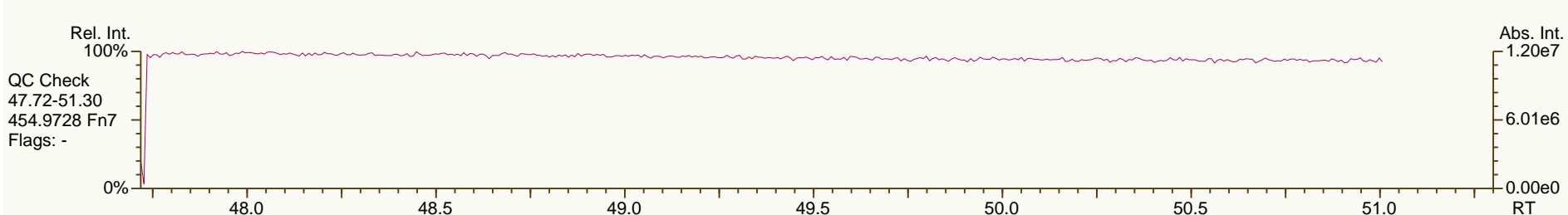
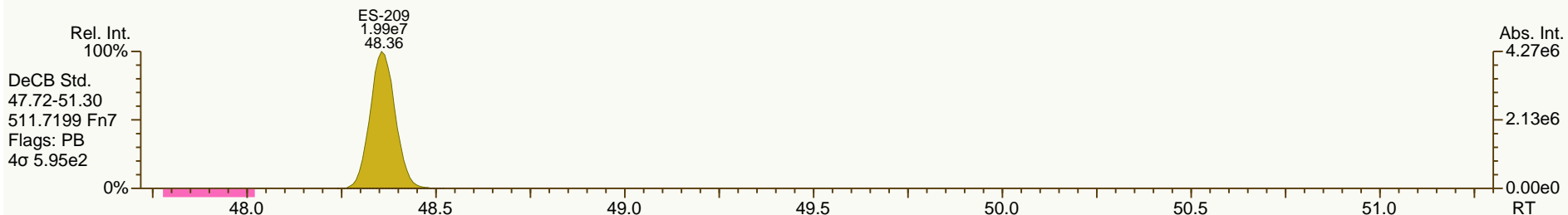
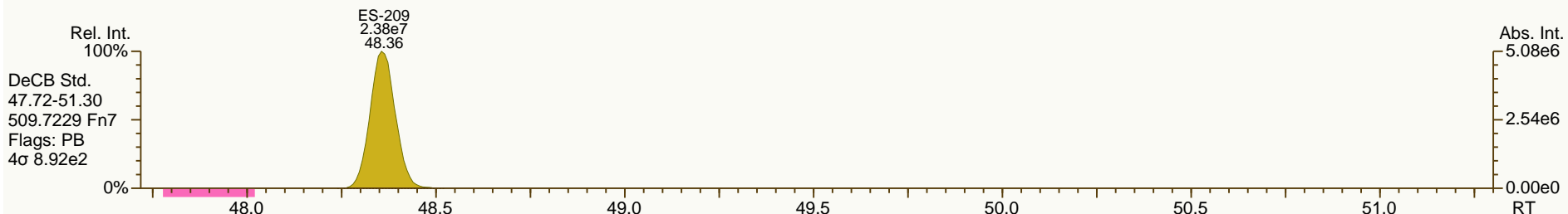
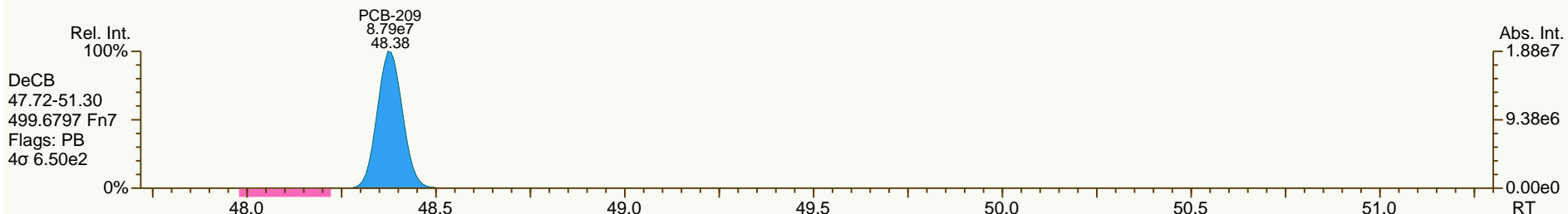
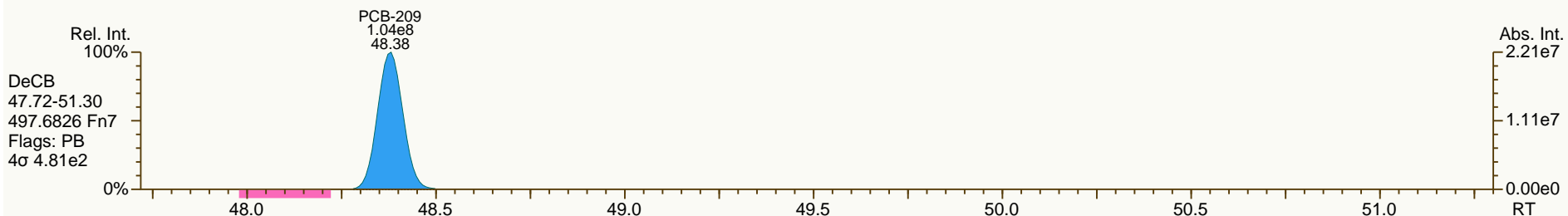












PCB QC Summary

SGS Analytical Perspectives

Printed: 28-Jul-2012 10:15

Lab ID: CS5_120725_PCB_XB
 Acquired: 26-JUL-2012 07:26
 Datafile: 120725X20

ICAL: MM7_PCB_07132012_25JUL12

Name	RT	Response	RA	ICAL	RRF	Dev'n
PCB-77 33'44'-TeCB	30.54	2.29E+09	0.79 Y	1.13	1.18	3.9%
PCB-81 344'5'-TeCB	30.07	2.20E+09	0.79 Y	1.13	1.18	4.6%
PCB-105 233'44'-PeCB	33.48	1.80E+09	0.63 Y	1.09	1.13	3.0%
PCB-114 2344'5'-PeCB	32.95	1.90E+09	0.63 Y	1.16	1.20	3.1%
PCB-118 23'44'5'-PeCB	32.51	1.86E+09	0.63 Y	1.11	1.12	1.3%
PCB-123 2'344'5'-PeCB	32.23	1.94E+09	0.63 Y	1.19	1.23	3.4%
PCB-126 33'44'5'-PeCB	36.08	1.76E+09	0.63 Y	1.06	1.12	5.8%
PCB-156/157 233'44'5'/233'44'5'	38.60	3.47E+09	1.25 Y	1.11	1.12	1.0%
PCB-167 23'44'55'-HxCB	37.65	1.84E+09	1.25 Y	1.14	1.17	2.8%
PCB-169 33'44'55'-HxCB	41.31	1.70E+09	1.26 Y	1.11	1.14	2.7%
PCB-189 233'44'55'-HpCB	43.42	1.56E+09	1.05 Y	1.06	1.10	3.7%
PCB-209 DeCB	48.37	9.96E+08	1.18 Y	1.07	1.07	-0.3%
ES PCB-1	10.63	1.48E+08	3.19 Y	1.08	1.09	0.9%
ES PCB-3	12.69	1.49E+08	3.21 Y	1.08	1.10	1.4%
ES PCB-4	12.91	6.61E+07	1.61 Y	0.49	0.49	-0.3%
ES PCB-15	18.23	1.52E+08	1.59 Y	1.11	1.12	0.7%
ES PCB-19	15.75	7.38E+07	1.06 Y	0.55	0.54	-1.9%
ES PCB-37	24.32	1.21E+08	1.07 Y	1.64	1.67	2.1%
ES PCB-54	18.48	6.74E+07	0.79 Y	0.94	0.93	-0.9%
ES PCB-77	30.52	9.71E+07	0.79 Y	1.35	1.34	-0.3%
ES PCB-81	30.05	9.32E+07	0.80 Y	1.29	1.29	0.1%
ES PCB-104	23.28	6.50E+07	1.56 Y	0.99	1.00	0.7%
ES PCB-105	33.46	7.99E+07	1.59 Y	1.23	1.23	-0.3%
ES PCB-114	32.93	7.95E+07	1.59 Y	1.25	1.22	-2.0%
ES PCB-118	32.48	8.30E+07	1.62 Y	1.28	1.28	-0.3%
ES PCB-123	32.21	7.90E+07	1.59 Y	1.22	1.22	-0.2%
ES PCB-126	36.06	7.84E+07	1.58 Y	1.20	1.21	0.6%
ES PCB-153	34.06	6.01E+07	1.25 Y	1.14	1.15	0.4%
ES PCB-155	28.13	7.88E+07	1.27 Y	1.50	1.50	0.4%
ES PCB-156/157	38.58	1.55E+08	1.29 Y	1.45	1.48	1.5%
ES PCB-167	37.62	7.86E+07	1.28 Y	1.49	1.50	0.3%
ES PCB-169	41.29	7.46E+07	1.27 Y	1.40	1.42	1.2%
ES PCB-170	40.79	4.67E+07	1.05 Y	1.00	1.00	-0.2%
ES PCB-180	39.75	5.51E+07	1.05 Y	1.16	1.18	1.8%
ES PCB-188	32.93	6.18E+07	1.06 Y	1.18	1.18	0.0%
ES PCB-189	43.40	7.11E+07	1.04 Y	1.49	1.52	2.3%
ES PCB-202	37.43	5.96E+07	0.89 Y	1.14	1.14	0.0%
ES PCB-205	45.55	5.70E+07	0.90 Y	1.20	1.22	1.4%
ES PCB-206	47.01	4.08E+07	0.78 Y	0.87	0.87	0.4%
ES PCB-208	43.01	5.57E+07	0.79 Y	1.19	1.19	0.2%
ES PCB-209	48.35	4.66E+07	1.18 Y	1.00	1.00	-0.5%

PCB QC Summary

SGS Analytical Perspectives

Printed: 28-Jul-2012 10:15

Lab ID: CS5_120725_PCB_XB
 Acquired: 26-JUL-2012 07:26
 Datafile: 120725X20

ICAL: MM7_PCB_07132012_25JUL12

Name	RT	Response	RA	ICAL	RRF	Dev'n
SS PCB-28	20.88	1.28E+08	1.06 Y	1.07	1.06	-1.3%
SS PCB-111	30.57	8.01E+07	1.60 Y	1.01	1.01	0.8%
SS PCB-178	35.48	3.91E+07	1.07 Y	0.63	0.63	0.7%
CS PCB-28	20.88	1.28E+08	1.06 Y	1.76	1.77	0.8%
CS PCB-111	30.57	8.01E+07	1.60 Y	1.23	1.23	0.6%
CS PCB-178	35.48	3.91E+07	1.07 Y	0.74	0.74	0.7%
JS PCB-9	14.74	1.36E+08	1.58 Y	-	-	-
JS PCB-52	22.45	7.23E+07	0.79 Y	-	-	-
JS PCB-101	28.30	6.50E+07	1.60 Y	-	-	-
JS PCB-138	35.10	5.25E+07	1.26 Y	-	-	-
JS PCB-194	45.16	4.67E+07	0.91 Y	-	-	-
PCB-1 2-MoCB	10.64	3.25E+09	3.15 Y	1.03	1.10	6.3%
PCB-3 4-MoCB	12.70	3.36E+09	3.20 Y	1.04	1.13	7.8%
PCB-4 22'-DiCB	12.93	1.61E+09	1.59 Y	1.17	1.21	3.8%
PCB-15 44'-DiCB	18.25	3.41E+09	1.58 Y	1.08	1.12	3.7%
PCB-19 22'6'-TrCB	15.77	1.68E+09	1.06 Y	1.09	1.14	4.2%
PCB-37 344'-TrCB	24.34	2.72E+09	1.05 Y	1.10	1.12	1.8%
PCB-54 22'66'-TeCB	18.50	1.69E+09	0.80 Y	1.21	1.25	3.7%
PCB-104 22'466'-PeCB	23.30	1.65E+09	0.63 Y	1.25	1.27	0.9%
PCB-153 22'44'55' -HxCB	34.10	3.01E+09	1.27 Y	1.22	1.25	2.8%
PCB-155 22'44'66'-HxCB	28.15	1.78E+09	1.26 Y	1.09	1.13	3.8%
PCB-170 22'33'44'5'-HpCB	40.81	1.06E+09	1.05 Y	1.07	1.13	5.4%
PCB-180 22'344'55'-HpCB	39.74	2.64E+09	1.05 Y	1.16	1.20	3.4%
PCB-188 22'34'566'-HpCB	32.96	1.33E+09	1.05 Y	1.03	1.07	3.7%
PCB-202 22'33'55'66'-OcCB	37.45	1.12E+09	0.89 Y	0.91	0.94	2.7%
PCB-205 233'44'55'6'-OcCB	45.57	1.28E+09	0.90 Y	1.09	1.12	2.8%
PCB-208 22'33'455'66'-NoCB	43.03	1.18E+09	0.78 Y	1.02	1.06	4.3%
PCB-206 22'33'44'55'6'-NoCB	47.03	8.31E+08	0.78 Y	0.98	1.02	4.2%

PCB QC Summary - Ax2 Detail

Printed: 28-Jul-2012 10:15

Lab ID: CS5_120725_PCB_XB
 Acquired: 26-JUL-2012 07:26
 Datafile: 120725X20

ICAL: MM7_PCB_07132012_25JUL12

Name	RT	Response	RA	ICAL	RRF	Dev'n
PCB-1 2-MoCB	10.64	3.25E+09	3.15 Y	1.03	1.10	6.3%
PCB-2 3-MoCB	12.53	3.38E+09	3.21 Y	1.04	1.13	8.7%
PCB-3 4-MoCB	12.70	3.36E+09	3.20 Y	1.04	1.13	7.8%
PCB-4 22'-DiCB	12.93	1.61E+09	1.59 Y	1.17	1.21	3.8%
PCB-10 26-DiCB	13.09	2.50E+09	1.60 Y	1.83	1.89	3.0%
PCB-9 25-DiCB	14.75	2.87E+09	1.59 Y	0.89	0.95	5.7%
PCB-7 24-DiCB	14.91	3.29E+09	1.58 Y	1.02	1.08	5.6%
PCB-6 23'-DiCB	15.11	3.07E+09	1.59 Y	0.95	1.01	6.6%
PCB-5 23-DiCB	15.39	3.11E+09	1.59 Y	0.97	1.02	5.1%
PCB-8 24'-DiCB	15.51	3.17E+09	1.58 Y	0.98	1.04	5.9%
PCB-14 35-DiCB	16.97	3.71E+09	1.58 Y	1.16	1.22	5.3%
PCB-11 33'-DiCB	17.70	3.26E+09	1.59 Y	1.00	1.07	7.3%
PCB-13/12 34'-/34-DiCB	17.98	6.49E+09	1.58 Y	1.02	1.07	4.9%
PCB-15 44'-DiCB	18.25	3.41E+09	1.58 Y	1.08	1.12	3.7%
PCB-19 22'6-TrCB	15.77	1.68E+09	1.06 Y	1.09	1.14	4.2%
PCB-30/18 246-/22'5-TrCB	17.43	4.49E+09	1.06 Y	1.46	1.52	4.0%
PCB-17 22'4-TrCB	17.81	1.97E+09	1.06 Y	1.25	1.33	6.4%
PCB-27 23'6-TrCB	17.99	2.58E+09	1.06 Y	1.69	1.75	3.3%
PCB-24 236-TrCB	18.12	2.57E+09	1.05 Y	1.63	1.74	6.5%
PCB-16 22'3-TrCB	18.20	1.44E+09	1.06 Y	0.95	0.98	2.5%
PCB-32 24'6-TrCB	18.66	2.76E+09	1.05 Y	1.79	1.87	4.4%
PCB-34 2'35-TrCB	19.77	2.61E+09	1.06 Y	1.05	1.08	3.3%
PCB-23 235-TrCB	19.91	2.65E+09	1.05 Y	1.06	1.10	3.7%
PCB-26/29 23'5-/245-TrCB	20.19	5.38E+09	1.05 Y	1.09	1.11	2.7%
PCB-25 23'4-TrCB	20.37	2.67E+09	1.05 Y	1.07	1.10	2.7%
PCB-31 24'5-TrCB	20.64	2.79E+09	1.05 Y	1.11	1.16	4.0%
PCB-28/20 244'-/233'-TrCB	20.91	5.27E+09	1.06 Y	1.07	1.09	2.2%
PCB-21/33 234-/2'34-TrCB	21.08	5.36E+09	1.05 Y	1.09	1.11	1.5%
PCB-22 234'-TrCB	21.44	2.52E+09	1.05 Y	1.02	1.05	2.9%
PCB-36 33'5-TrCB	22.79	2.80E+09	1.05 Y	1.13	1.16	2.7%
PCB-39 34'5-TrCB	23.10	2.91E+09	1.05 Y	1.17	1.21	3.5%
PCB-38 345-TrCB	23.60	2.46E+09	1.06 Y	1.03	1.02	-1.4%
PCB-35 33'4-TrCB	23.99	2.58E+09	1.05 Y	1.04	1.07	2.7%
PCB-37 344'-TrCB	24.34	2.72E+09	1.05 Y	1.10	1.12	1.8%
PCB-54 22'66'-TeCB	18.50	1.69E+09	0.80 Y	1.21	1.25	3.7%
PCB-50/53 22'46-/22'56'TeCB	20.42	3.32E+09	0.79 Y	0.86	0.89	4.0%
PCB-45 22'36'-TeCB	20.97	1.56E+09	0.79 Y	0.73	0.84	15.0%
PCB-51 22'46'-TeCB	21.05	1.57E+09	0.80 Y	0.88	0.84	-3.9%
PCB-46 22'36'-TeCB	21.24	1.36E+09	0.79 Y	0.70	0.73	4.8%
PCB-52 22'55'-TeCB	22.47	1.62E+09	0.79 Y	0.84	0.87	3.4%
PCB-73 23'5'6TeCB	22.60	2.21E+09	0.79 Y	1.09	1.19	8.9%
PCB-43 22'35'-TeCB	22.68	1.35E+09	0.80 Y	0.72	0.72	-0.2%
PCB-69/49 23'46-/22'45'TeCB	22.88	3.94E+09	0.79 Y	1.01	1.06	4.4%

PCB QC Summary - Ax2 Detail

Printed: 28-Jul-2012 10:15

Lab ID: CS5_120725_PCB_XB
 Acquired: 26-JUL-2012 07:26
 Datafile: 120725X20

ICAL: MM7_PCB_07132012_25JUL12

Name	RT	Response	RA	ICAL	RRF	Dev'n
PCB-48 22'45'-TeCB	23.15	1.66E+09	0.79 Y	0.85	0.89	4.7%
PCB-44/47/65 22'35'-/22'44'-	23.36	5.12E+09	0.79 Y	0.89	0.92	2.9%
PCB-59/62/75 233'6-/2346-/24	23.62	6.39E+09	0.79 Y	1.14	1.14	0.4%
PCB-42 22'34'-TeCB	23.78	1.52E+09	0.79 Y	0.77	0.82	5.6%
PCB-41 22'34'-TeCB	24.10	1.46E+09	0.79 Y	0.73	0.78	7.5%
PCB-71/40 23'4'6/22'33'-TeCB	24.19	3.26E+09	0.79 Y	0.87	0.88	1.2%
PCB-64 234'6'-TeCB	24.39	2.37E+09	0.79 Y	1.24	1.27	2.8%
PCB-72 23'55'-TeCB	25.11	2.26E+09	0.79 Y	1.14	1.22	6.3%
PCB-68 23'45'-TeCB	25.36	2.42E+09	0.79 Y	1.21	1.30	7.3%
PCB-57 233'5'-TeCB	25.72	2.17E+09	0.79 Y	1.11	1.16	5.2%
PCB-58 233'5'-TeCB	25.91	2.20E+09	0.79 Y	1.10	1.18	7.3%
PCB-67 23'45'-TeCB	26.07	2.24E+09	0.78 Y	1.16	1.20	3.7%
PCB-63 234'5'-TeCB	26.29	2.39E+09	0.79 Y	1.22	1.29	5.7%
PCB-61/70/74/76 2345-/23'4'5	26.57	8.77E+09	0.79 Y	1.13	1.18	4.0%
PCB-66 23'44'-TeCB	26.84	2.10E+09	0.79 Y	1.08	1.13	4.8%
PCB-55 233'4'-TeCB	26.98	2.15E+09	0.79 Y	1.10	1.16	5.4%
PCB-56 233'4'-TeCB	27.40	2.08E+09	0.79 Y	1.06	1.12	5.9%
PCB-60 2344'-TeCB	27.59	2.20E+09	0.79 Y	1.11	1.18	6.1%
PCB-80 33'55'-TeCB	27.95	2.47E+09	0.79 Y	1.25	1.33	5.8%
PCB-79 33'45'-TeCB	29.23	2.35E+09	0.79 Y	1.23	1.26	2.3%
PCB-78 33'45'-TeCB	29.70	2.10E+09	0.79 Y	1.08	1.13	4.2%
PCB-104 22'466'-PeCB	23.30	1.65E+09	0.63 Y	1.25	1.27	0.9%
PCB-96 22'366'-PeCB	23.60	1.37E+09	0.63 Y	1.08	1.06	-1.7%
PCB-103 22'45'6'-PeCB	25.27	1.50E+09	0.63 Y	0.90	0.95	5.6%
PCB-94 22'356'-PeCB	25.45	1.31E+09	0.63 Y	0.78	0.83	6.7%
PCB-95 22'35'6'-PeCB	25.82	1.39E+09	0.63 Y	0.83	0.88	6.7%
PCB-100/93 22'44'6-/22'356-P	26.03	2.74E+09	0.63 Y	0.84	0.87	2.7%
PCB-102 22'456'-PeCB	26.13	1.38E+09	0.63 Y	0.90	0.88	-2.7%
PCB-98 22'3'46'-PeCB	26.20	1.40E+09	0.64 Y	0.77	0.88	14.2%
PCB-88 22'346'-PeCB	26.49	1.21E+09	0.62 Y	0.79	0.77	-3.5%
PCB-91 22'34'6'-PeCB	26.56	1.54E+09	0.64 Y	0.88	0.97	10.7%
PCB-84 22'33'6'-PeCB	26.74	1.18E+09	0.63 Y	0.71	0.75	5.4%
PCB-89 22'346'-PeCB	27.14	1.26E+09	0.63 Y	0.76	0.80	4.8%
PCB-121 23'45'6'-PeCB	27.52	1.90E+09	0.63 Y	1.14	1.20	5.1%
PCB-92 22'355'-PeCB	27.82	1.33E+09	0.63 Y	0.80	0.84	5.5%
PCB-113/90/101 233'5'6-/22'3	28.30	4.51E+09	0.63 Y	0.93	0.95	1.8%
PCB-83 22'33'5'-PeCB	28.71	1.16E+09	0.63 Y	0.71	0.74	3.2%
PCB-99 22'44'5'-PeCB	28.82	1.42E+09	0.63 Y	0.87	0.90	3.2%
PCB-112 233'56'-PeCB	28.91	1.87E+09	0.63 Y	1.13	1.19	5.3%
PCB-108/119/86/97/125/87 233	29.25	9.01E+09	0.63 Y	0.95	0.95	0.1%
PCB-117 234'56'-PeCB	29.77	1.53E+09	0.62 Y	1.04	0.97	-6.6%
PCB-116/85 23456-/22'344'-Pe	29.85	3.33E+09	0.63 Y	0.97	1.05	8.3%
PCB-110 233'4'6'-PeCB	29.97	1.66E+09	0.63 Y	1.02	1.05	2.9%

PCB QC Summary - Ax2 Detail

Printed: 28-Jul-2012 10:15

Lab ID: CS5_120725_PCB_XB
 Acquired: 26-JUL-2012 07:26
 Datafile: 120725X20

ICAL: MM7_PCB_07132012_25JUL12

Name	RT	Response	RA	ICAL	RRF	Dev'n
PCB-115 2344'6-PeCB	30.06	1.92E+09	0.63 Y	1.16	1.21	4.9%
PCB-82 22'33'4-PeCB	30.24	1.15E+09	0.63 Y	0.69	0.73	5.2%
PCB-111 233'55'-PeCB	30.59	1.92E+09	0.63 Y	1.15	1.22	5.3%
PCB-120 23'455'-PeCB	30.98	1.91E+09	0.63 Y	1.16	1.21	4.0%
PCB-107/124 233'4'5'-/2'3455'	31.92	3.55E+09	0.63 Y	1.07	1.12	4.4%
PCB-109 233'46-PeCB	32.13	1.89E+09	0.63 Y	1.14	1.20	4.9%
PCB-106 233'45-PeCB	32.33	1.69E+09	0.63 Y	1.07	1.07	-0.1%
PCB-122 2'33'45-PeCB	32.78	1.67E+09	0.63 Y	1.00	1.05	5.0%
PCB-127 33'455'-PeCB	34.73	1.81E+09	0.63 Y	1.10	1.13	2.9%
PCB-155 22'44'66'-HxCB	28.15	1.78E+09	1.26 Y	1.09	1.13	3.8%
PCB-152 22'3566'-HxCB	28.29	1.65E+09	1.27 Y	1.01	1.05	3.5%
PCB-150 22'34'66'-HxCB	28.44	1.69E+09	1.26 Y	1.00	1.07	6.8%
PCB-136 22'33'66'-HxCB	28.72	1.57E+09	1.27 Y	0.95	1.00	4.7%
PCB-145 22'3466'HxCB	28.99	1.61E+09	1.27 Y	0.96	1.02	6.2%
PCB-148 22'34'56'-HxCB	30.27	1.25E+09	1.26 Y	0.97	1.04	7.3%
PCB-151/135 22'355'6-/22'33'	30.78	2.41E+09	1.27 Y	0.96	1.00	4.3%
PCB-154 22'44'5'6-HxCB	30.99	1.37E+09	1.26 Y	1.09	1.14	4.6%
PCB-144 22'345'6-HxCB	31.24	1.25E+09	1.26 Y	0.98	1.04	5.8%
PCB-147/149 22'34'56-/22'34'	31.54	2.47E+09	1.26 Y	0.99	1.03	4.1%
PCB-134 22'33'56-HxCB	31.70	9.58E+08	1.26 Y	0.80	0.80	-0.4%
PCB-143 22'3456'-HxCB	31.78	1.24E+09	1.27 Y	0.95	1.03	8.1%
PCB-139/140 22'344'6-/22'344'	32.05	2.51E+09	1.26 Y	1.00	1.05	4.6%
PCB-131 22'33'46-HxCB	32.21	1.07E+09	1.27 Y	0.85	0.89	5.0%
PCB-142 22'3456-HxCB	32.35	1.11E+09	1.27 Y	0.87	0.92	5.5%
PCB-132 22'33'46'-HxCB	32.58	1.12E+09	1.26 Y	0.89	0.93	4.8%
PCB-133 22'33'55'-HxCB	33.02	1.16E+09	1.26 Y	0.91	0.97	5.8%
PCB-165 233'55'6-HxCB	33.36	1.43E+09	1.26 Y	1.13	1.19	5.3%
PCB-146 22'34'55'-HxCB	33.57	1.29E+09	1.26 Y	1.01	1.07	6.5%
PCB-161 233'45'6-HxCB	33.68	1.53E+09	1.27 Y	1.25	1.28	1.8%
PCB-153/168 22'44'55'-/23'44'	34.10	3.01E+09	1.27 Y	1.22	1.25	2.8%
PCB-141 22'3455'-HxCB	34.24	1.18E+09	1.27 Y	0.93	0.98	5.6%
PCB-130 22'33'45'-HxCB	34.57	1.05E+09	1.26 Y	0.85	0.88	3.4%
PCB-137 22'344'5-HxCB	34.77	1.32E+09	1.25 Y	1.04	1.10	5.6%
PCB-164 233'4'5'6-HxCB	34.86	1.51E+09	1.27 Y	1.22	1.26	2.8%
PCB-163/138/129 233'4'56-/22'	35.14	3.75E+09	1.27 Y	1.02	1.04	1.7%
PCB-160 233'456-HxCB	35.27	1.51E+09	1.26 Y	1.21	1.26	4.2%
PCB-158 233'44'6-HxCB	35.45	1.65E+09	1.26 Y	1.34	1.38	2.9%
PCB-128/166 22'33'44'-/2344'5	36.17	2.93E+09	1.25 Y	0.90	0.93	3.6%
PCB-159 233'455'-HxCB	37.01	1.74E+09	1.25 Y	1.06	1.11	4.2%
PCB-162 233'4'55'-HxCB	37.24	1.76E+09	1.25 Y	1.08	1.12	4.1%
PCB-188 22'34'566'-HpCB	32.96	1.33E+09	1.05 Y	1.03	1.07	3.7%
PCB-179 22'33'566'-HpCB	33.22	1.24E+09	1.05 Y	0.97	1.00	3.4%
PCB-184 22'344'66'-HpCB	33.69	1.20E+09	1.06 Y	0.93	0.97	4.3%

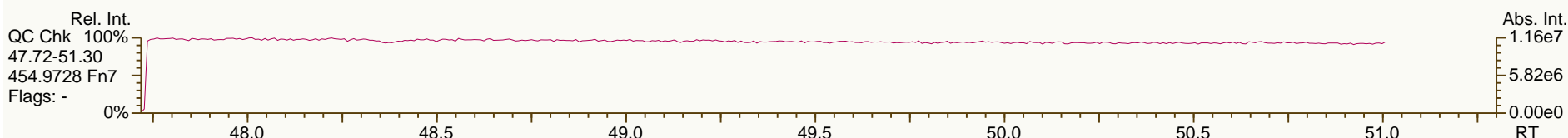
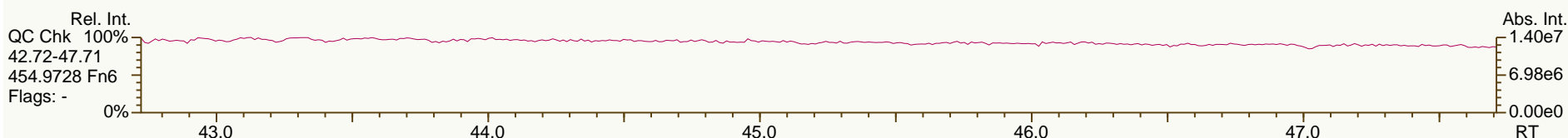
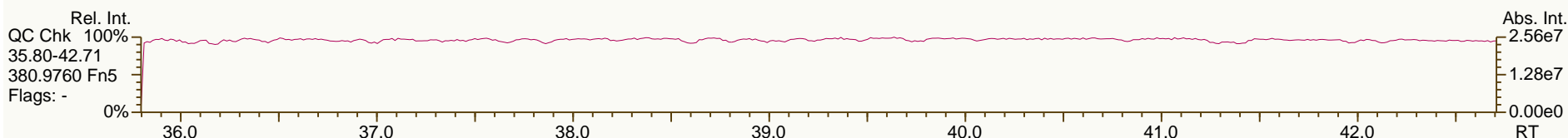
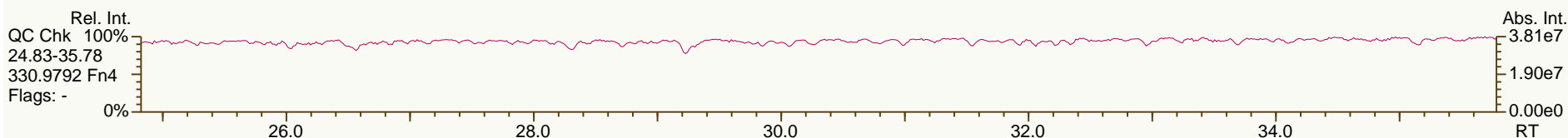
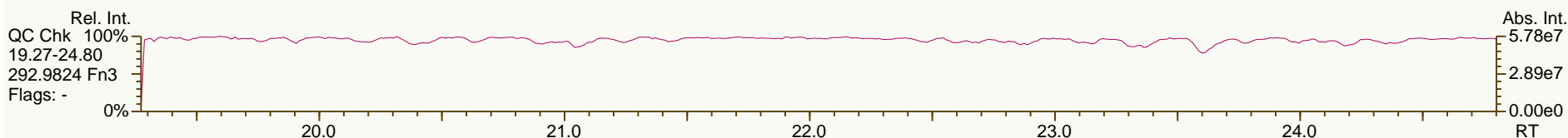
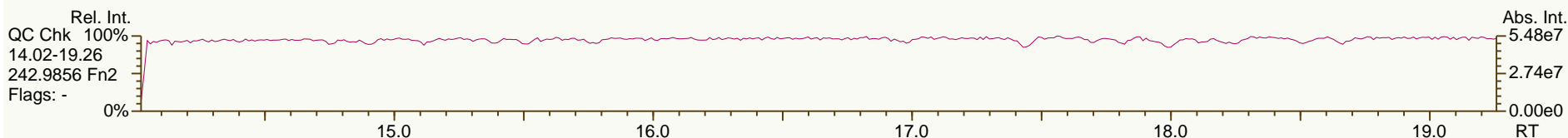
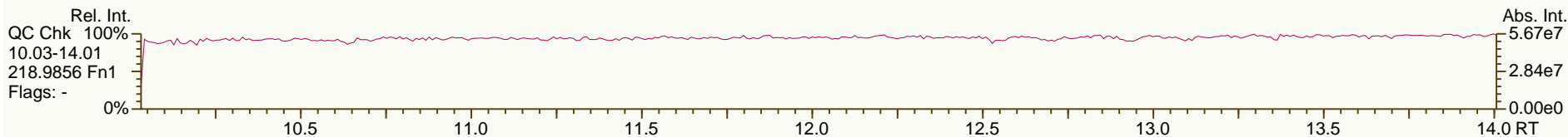
PCB QC Summary - Ax2 Detail

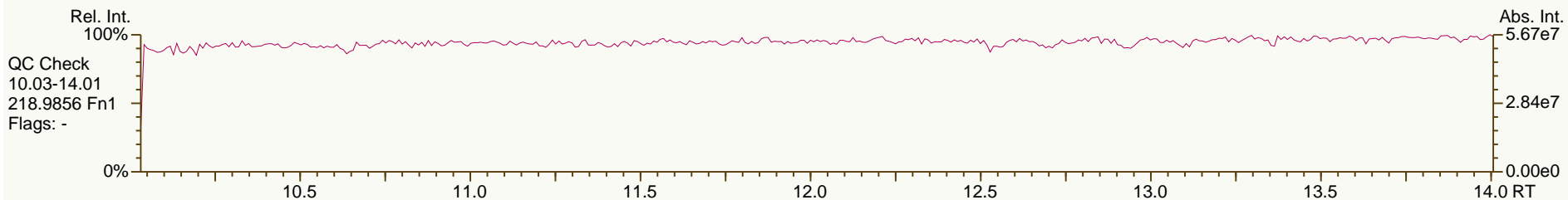
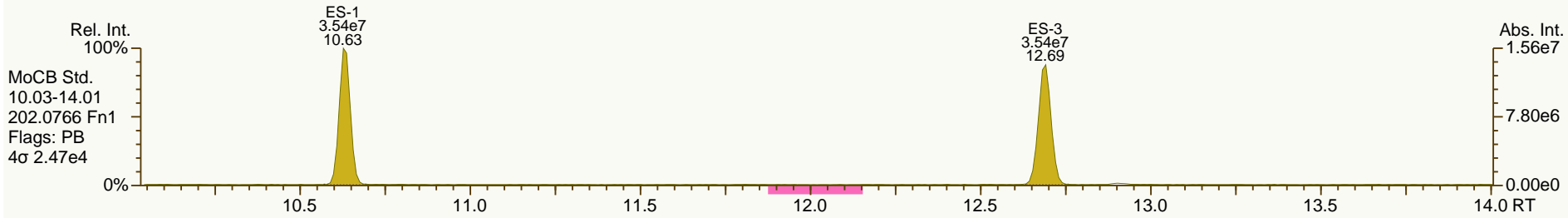
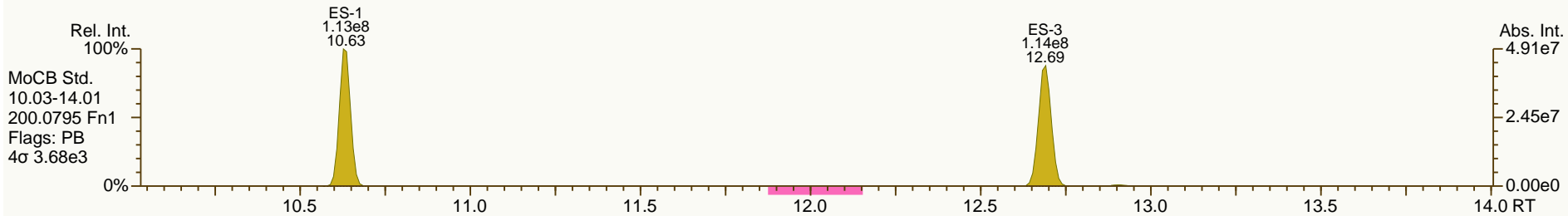
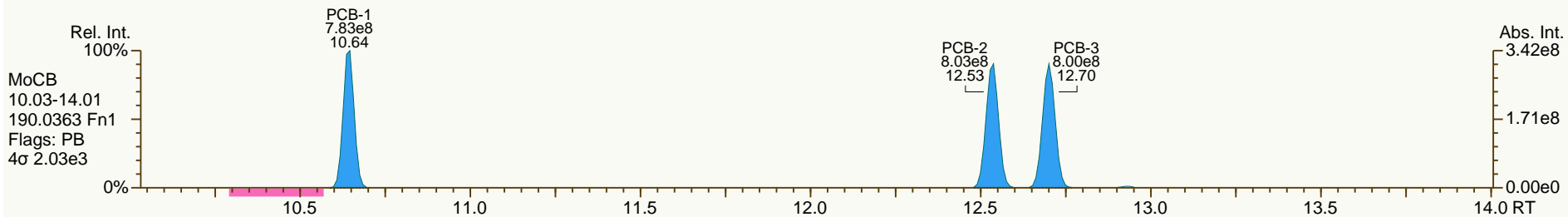
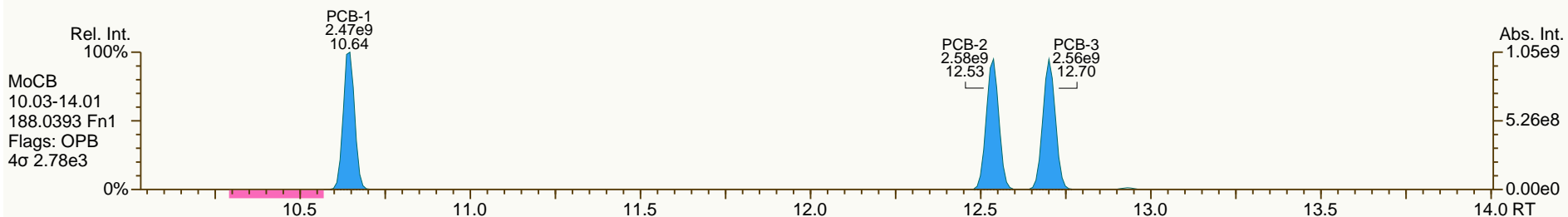
Printed: 28-Jul-2012 10:15

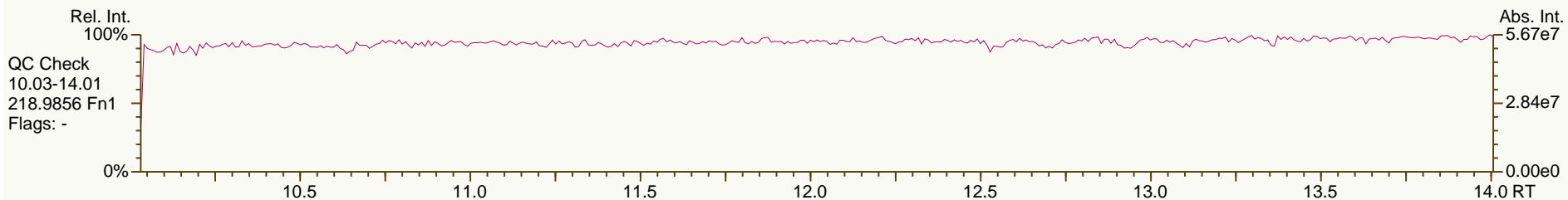
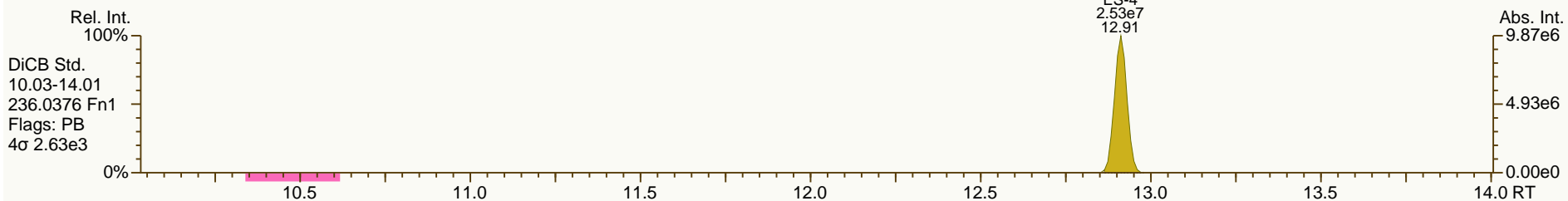
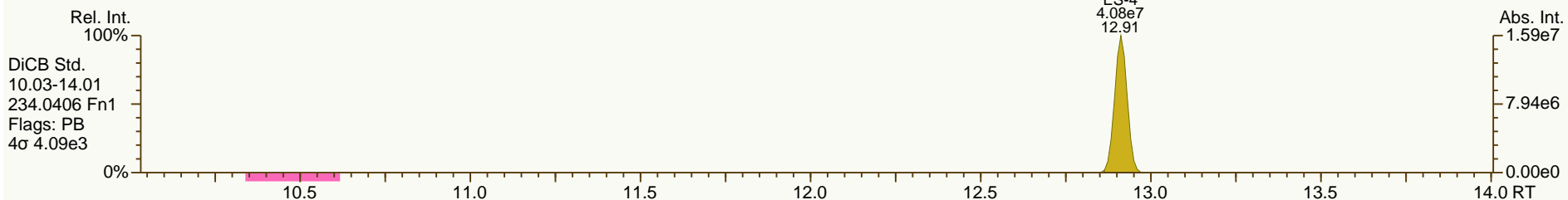
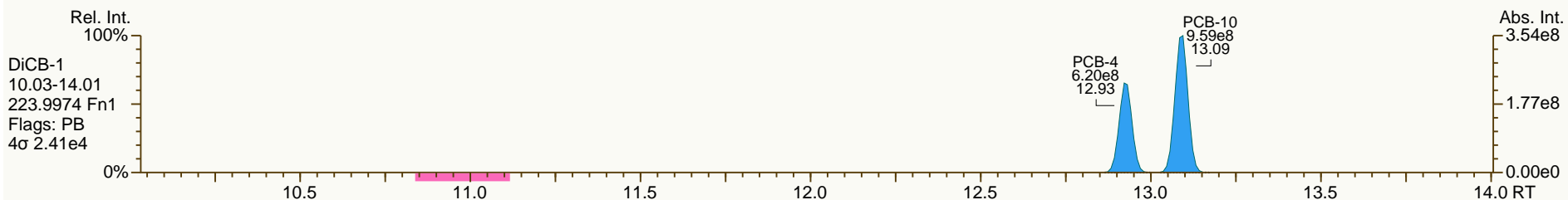
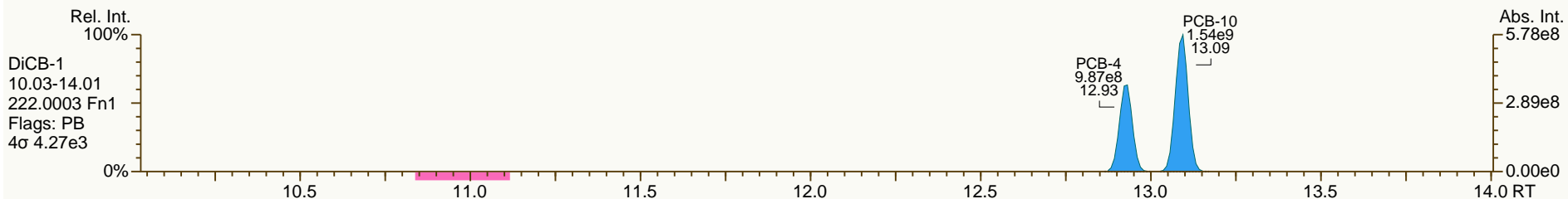
Lab ID: CS5_120725_PCB_XB
 Acquired: 26-JUL-2012 07:26
 Datafile: 120725X20

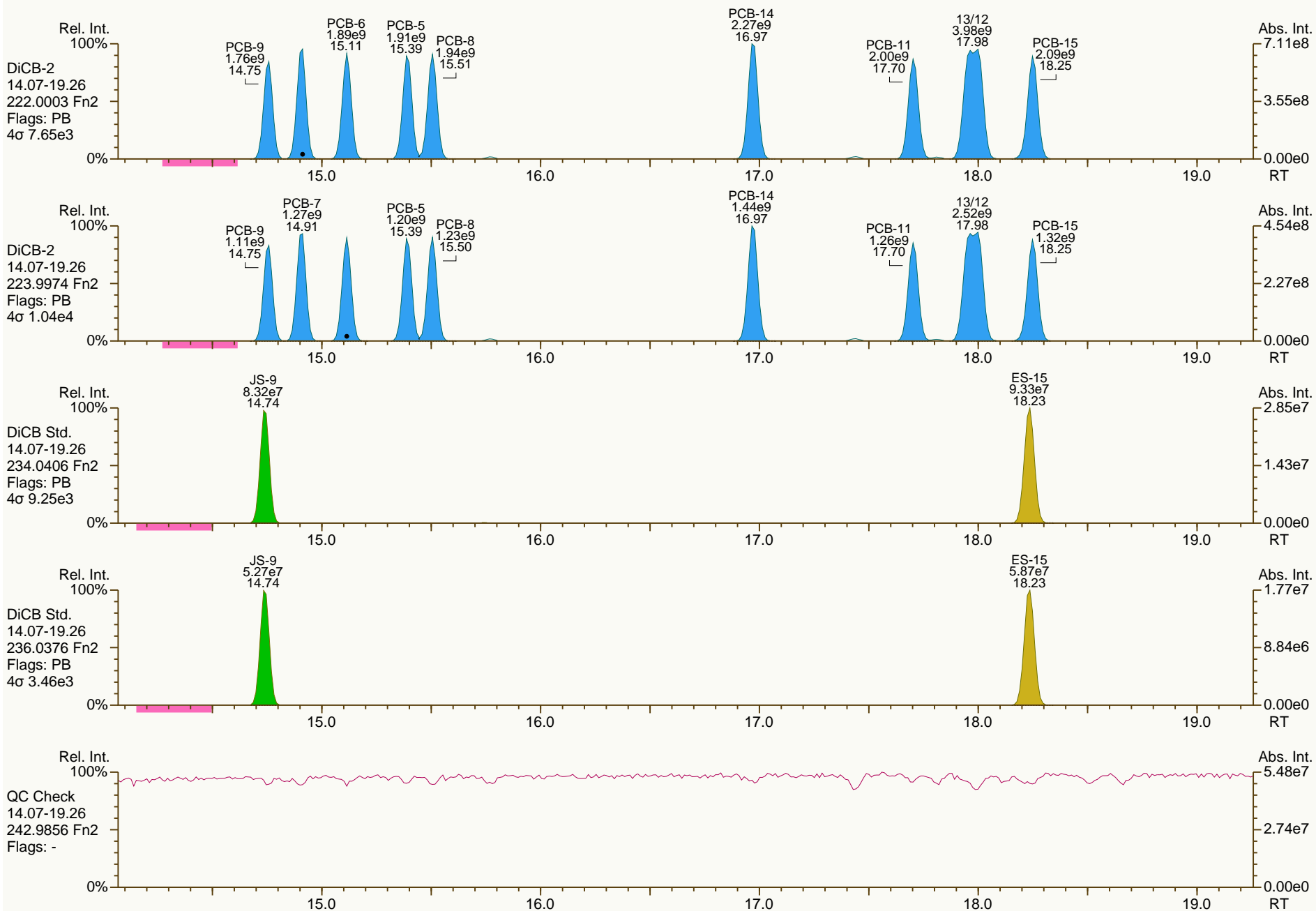
ICAL: MM7_PCB_07132012_25JUL12

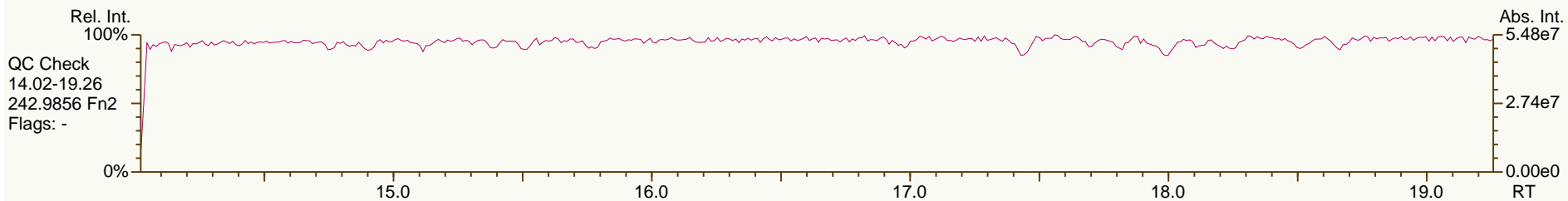
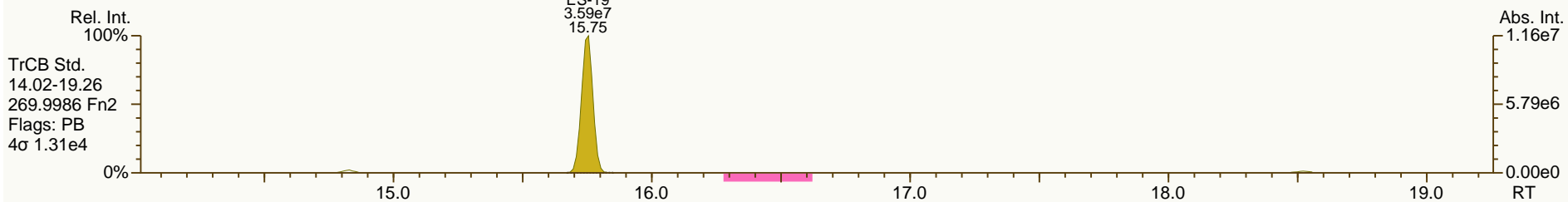
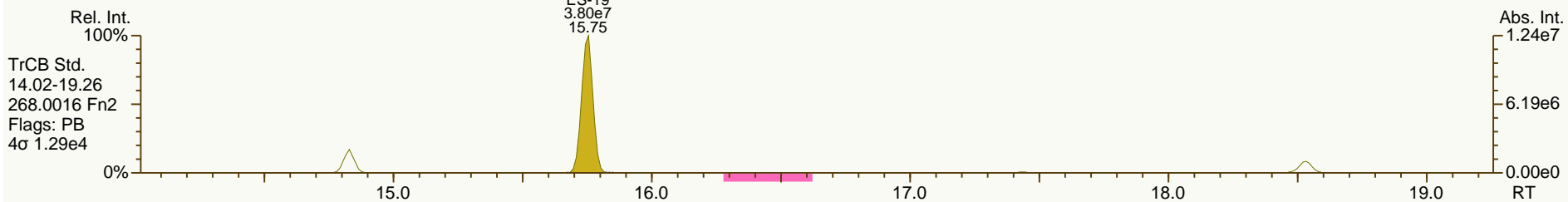
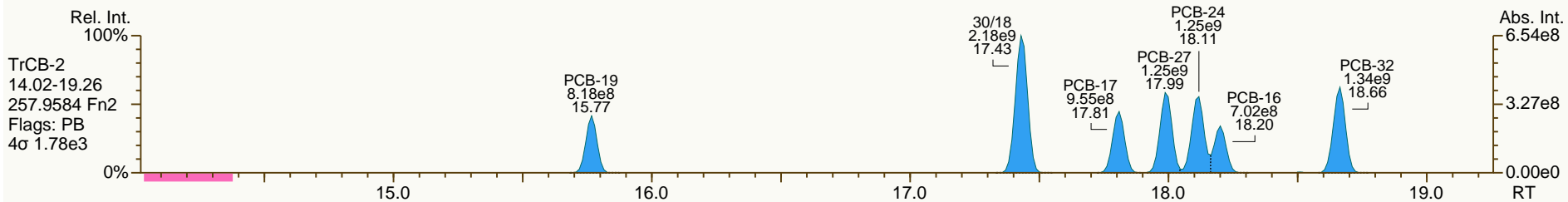
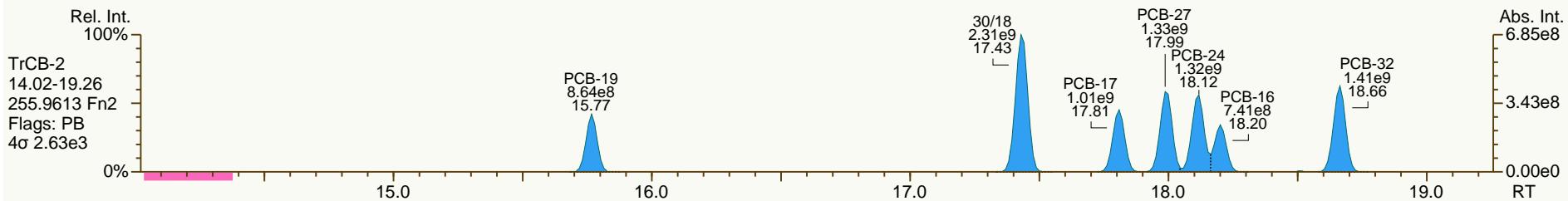
Name	RT	Response	RA	ICAL	RRF	Dev'n
PCB-176 22'33'466'-HpCB	33.97	1.35E+09	1.06 Y	1.05	1.09	4.1%
PCB-186 22'34566'-HpCB	34.35	1.26E+09	1.05 Y	0.98	1.02	4.2%
PCB-178 22'33'55'6'-HpCB	35.50	9.37E+08	1.05 Y	0.74	0.76	3.1%
PCB-175 22'33'45'6'-HpCB	36.04	1.18E+09	1.05 Y	1.01	1.07	5.9%
PCB-187 22'34'55'6'-HpCB	36.27	1.23E+09	1.05 Y	1.06	1.11	4.9%
PCB-182 22'344'56'-HpCB	36.44	1.26E+09	1.05 Y	1.11	1.14	3.1%
PCB-183 22'344'5'6'-HpCB	36.78	1.30E+09	1.04 Y	1.13	1.18	4.3%
PCB-185 22'3455'6'-HpCB	36.86	1.18E+09	1.06 Y	1.02	1.07	5.2%
PCB-174 22'33'456'-HpCB	36.97	1.06E+09	1.05 Y	0.93	0.96	4.0%
PCB-177 22'33'4'56'-HpCB	37.33	1.05E+09	1.05 Y	0.91	0.95	5.0%
PCB-181 22'344'56'-HpCB	37.68	1.21E+09	1.05 Y	1.06	1.10	3.4%
PCB-171/173 22'33'44'6'-/22'3	37.85	2.11E+09	1.05 Y	0.93	0.96	3.3%
PCB-172 22'33'455'-HpCB	39.22	1.08E+09	1.05 Y	0.95	0.98	3.1%
PCB-192 233'455'6'-HpCB	39.46	1.42E+09	1.05 Y	1.24	1.29	4.2%
PCB-180/193 22'344'55'-/233'	39.74	2.64E+09	1.05 Y	1.16	1.20	3.4%
PCB-191 233'44'5'6'-HpCB	40.06	1.47E+09	1.06 Y	1.30	1.34	2.8%
PCB-170 22'33'44'5'-HpCB	40.81	1.06E+09	1.05 Y	1.07	1.13	5.4%
PCB-190 233'44'56'-HpCB	41.26	1.44E+09	1.05 Y	1.45	1.54	6.0%
PCB-202 22'33'55'66'-OcCB	37.45	1.12E+09	0.89 Y	0.91	0.94	2.7%
PCB-201 22'33'45'66'-OcCB	38.22	1.25E+09	0.90 Y	1.02	1.05	2.5%
PCB-204 22'344'566'-OcCB	38.79	1.18E+09	0.91 Y	0.98	0.99	1.2%
PCB-197 22'33'44'66'-OcCB	38.98	1.25E+09	0.90 Y	1.06	1.05	-1.6%
PCB-200 22'33'4566'-OcCB	39.06	1.23E+09	0.91 Y	0.96	1.03	7.1%
PCB-198/199 22'33'455'6'-/22'	41.39	1.75E+09	0.90 Y	0.72	0.73	2.3%
PCB-196 22'33'44'56'-OcCB	41.96	9.05E+08	0.90 Y	0.73	0.76	3.9%
PCB-203 22'344'55'6'-OcCB	42.12	9.48E+08	0.90 Y	0.76	0.80	4.1%
PCB-195 22'33'44'56'-OcCB	43.22	9.53E+08	0.90 Y	0.80	0.84	4.6%
PCB-194 22'33'44'55'-OcCB	45.18	1.01E+09	0.89 Y	0.87	0.89	1.8%
PCB-205 233'44'55'6'-OcCB	45.57	1.28E+09	0.90 Y	1.09	1.12	2.8%
PCB-208 22'33'455'66'-NoCB	43.03	1.18E+09	0.78 Y	1.02	1.06	4.3%
PCB-207 22'33'44'566'-NoCB	43.81	1.22E+09	0.78 Y	1.06	1.10	3.8%
PCB-206 22'33'44'55'6'-NoCB	47.03	8.31E+08	0.78 Y	0.98	1.02	4.2%

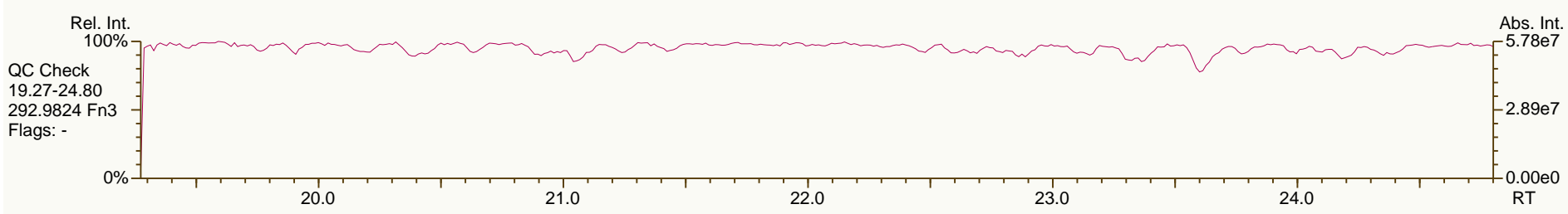
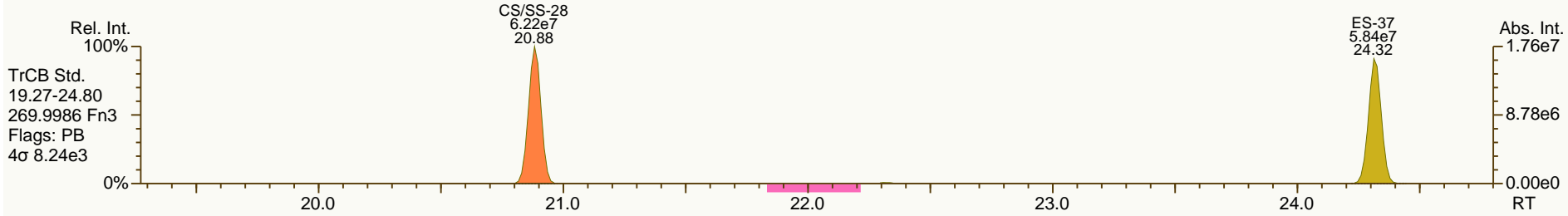
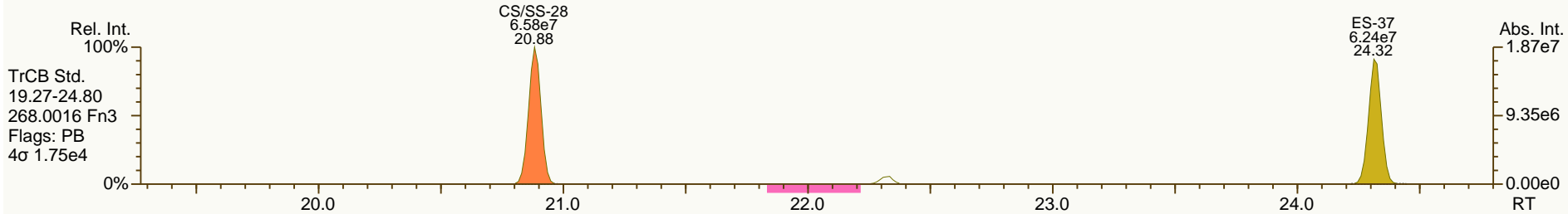
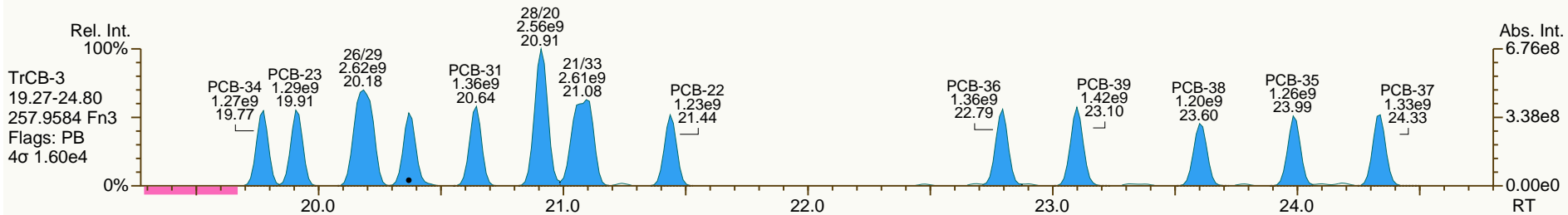
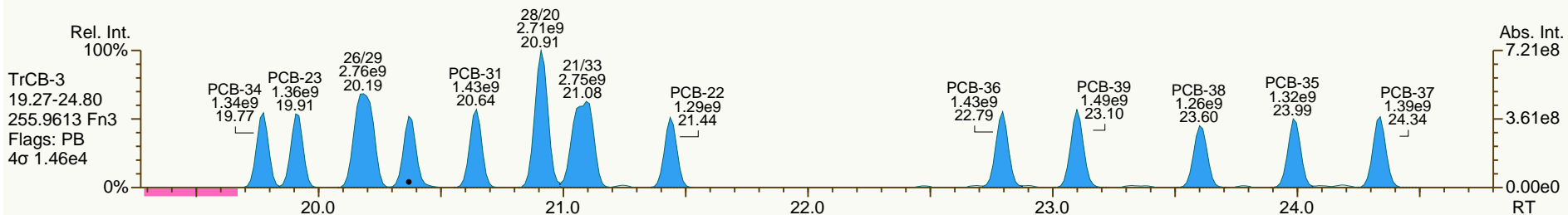


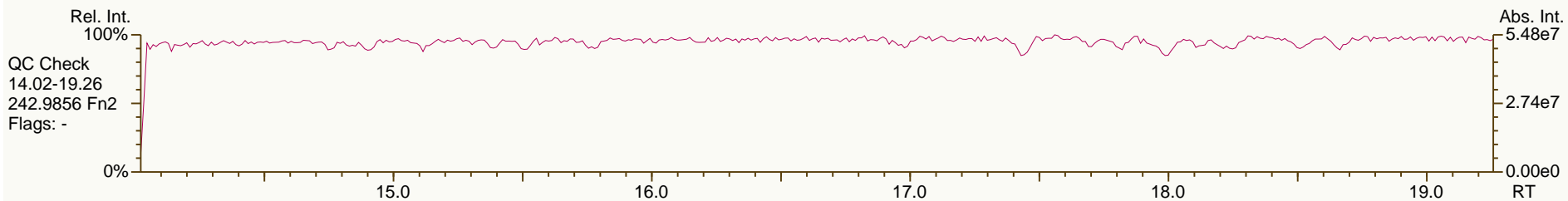
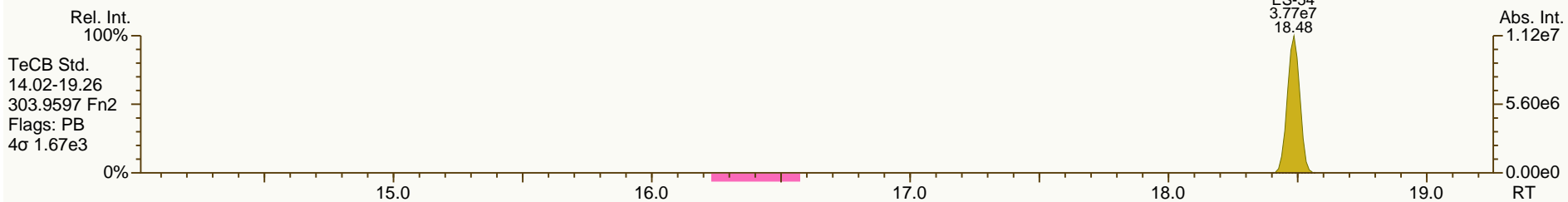
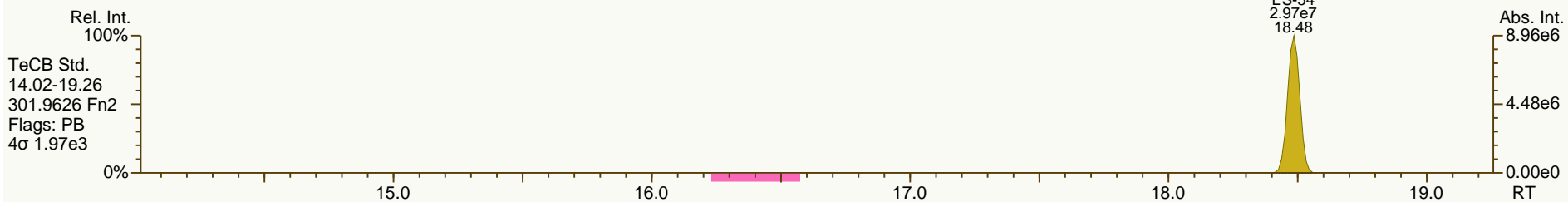
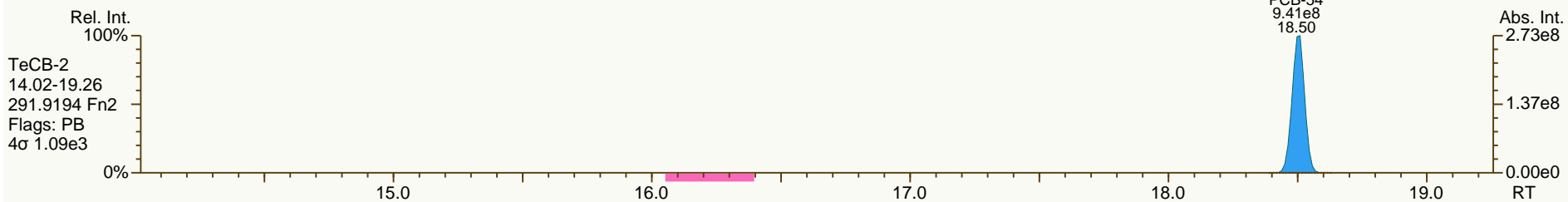
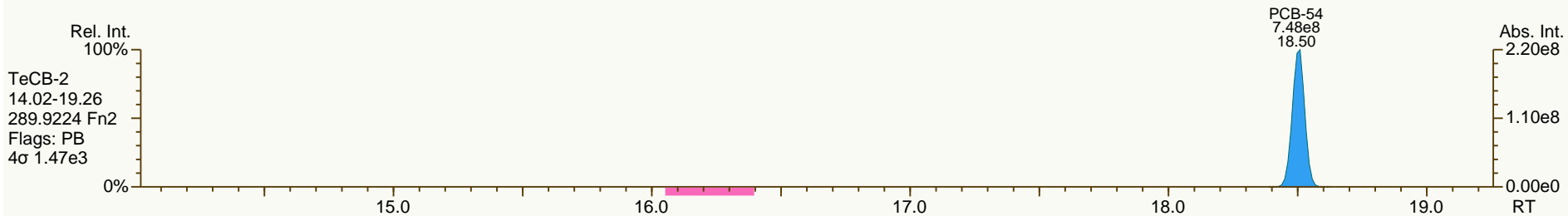


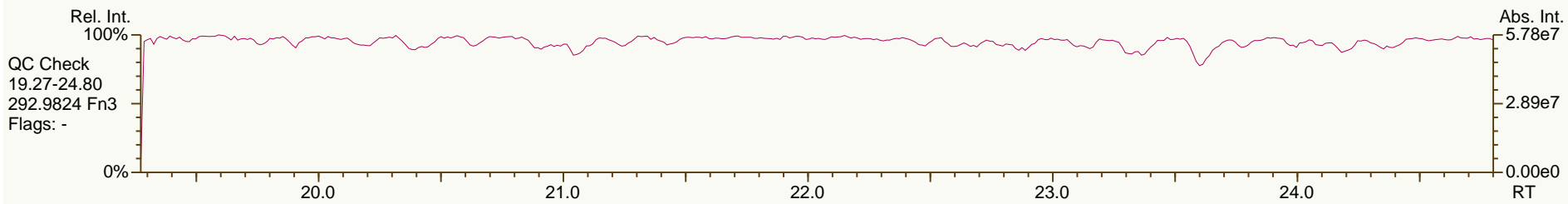
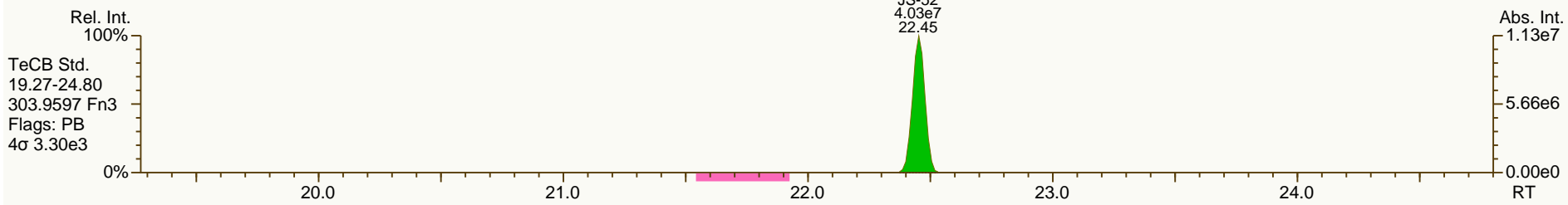
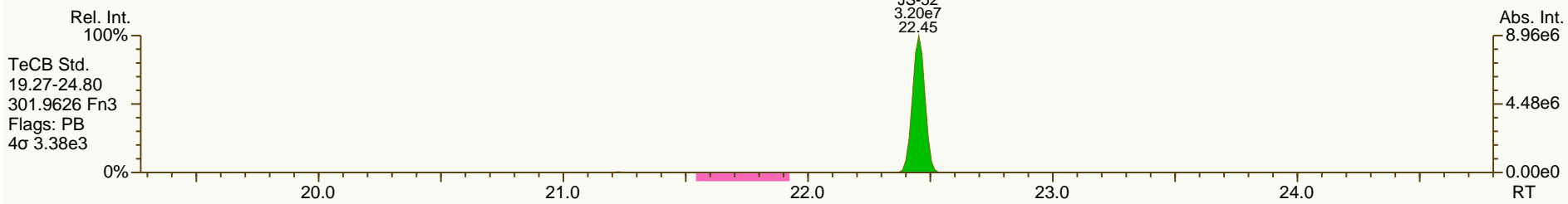
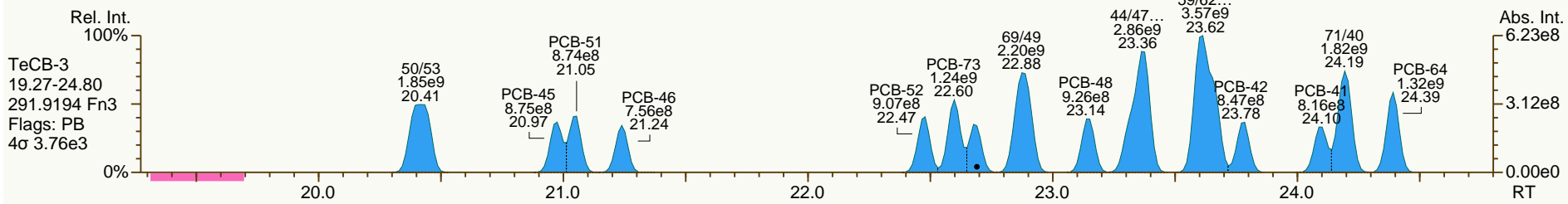
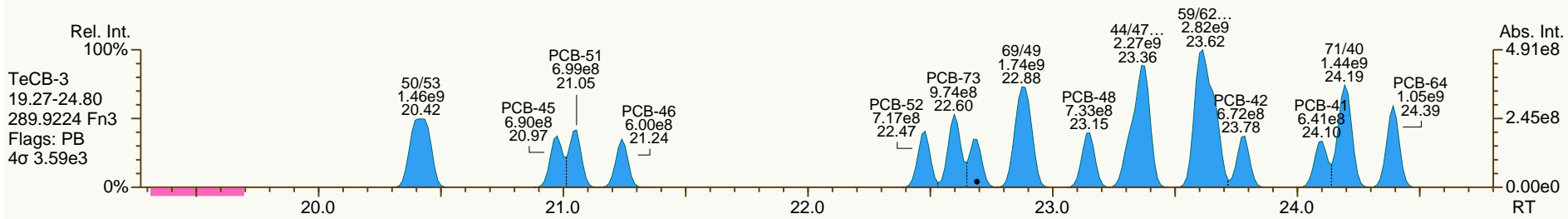


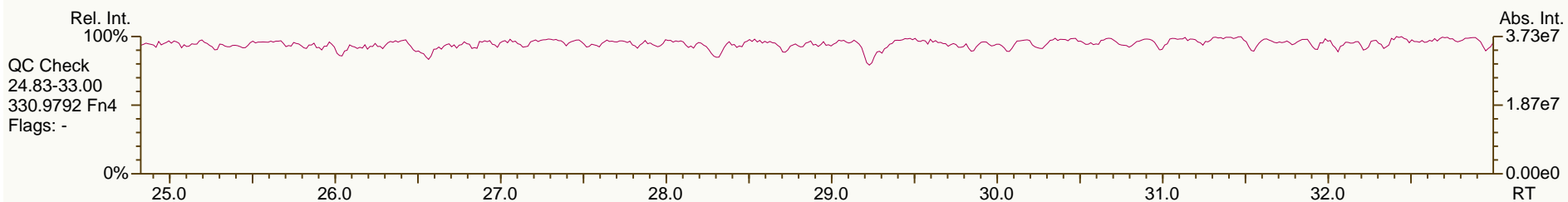
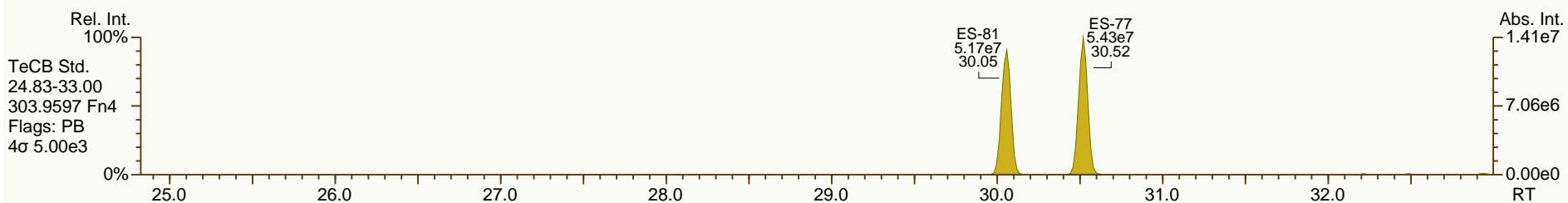
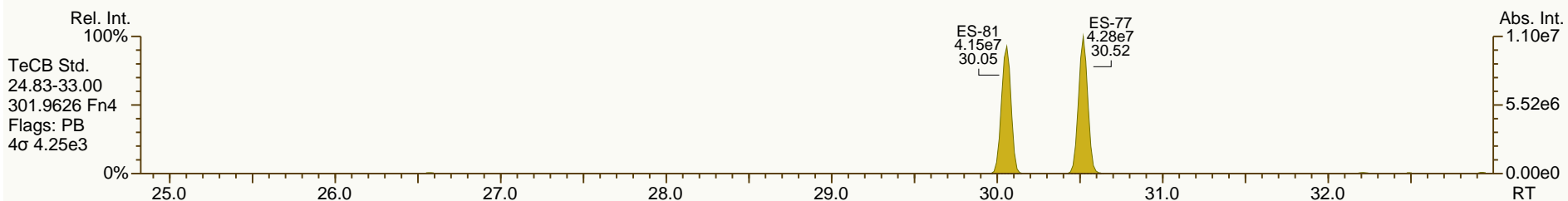
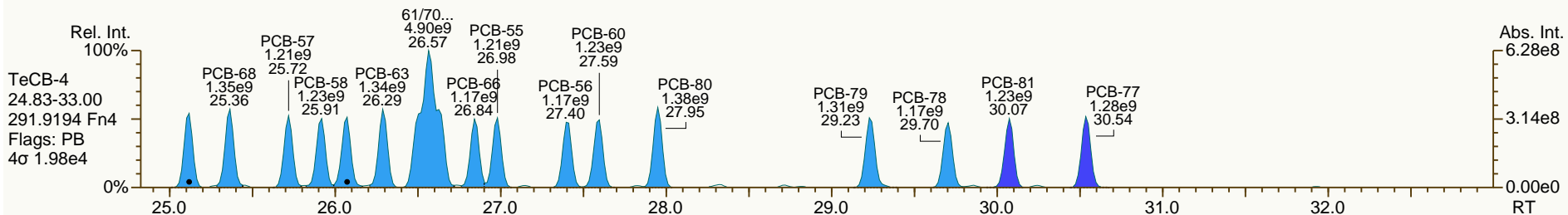
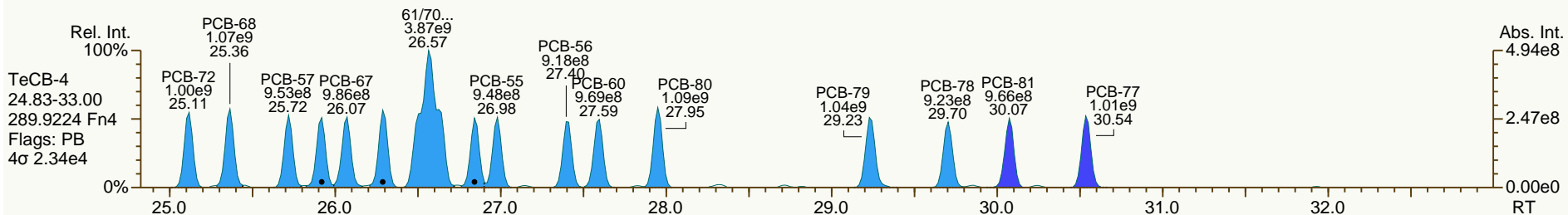


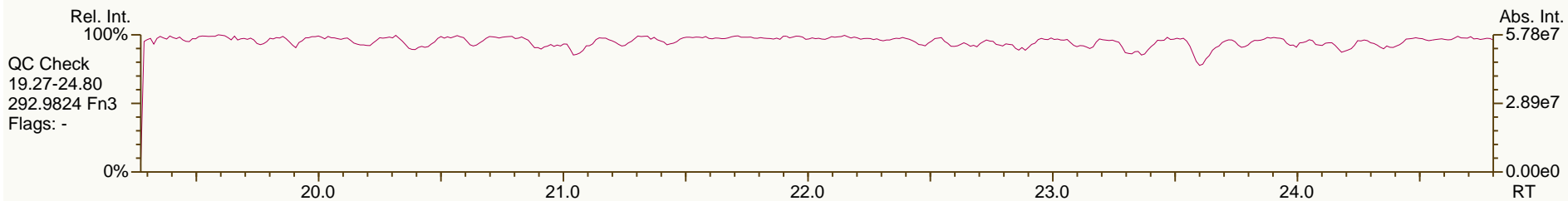
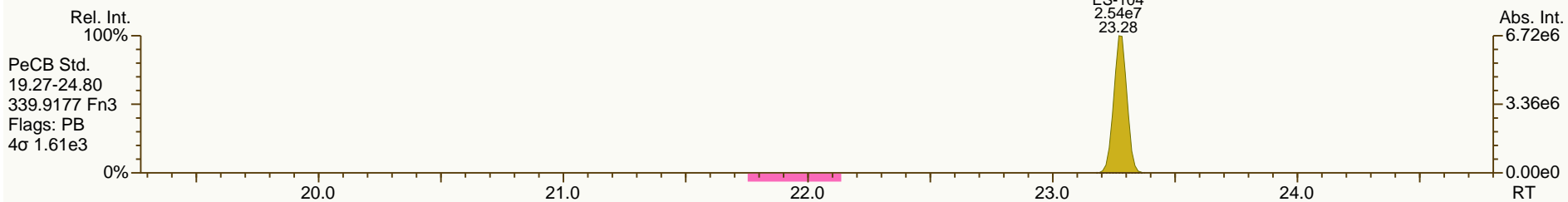
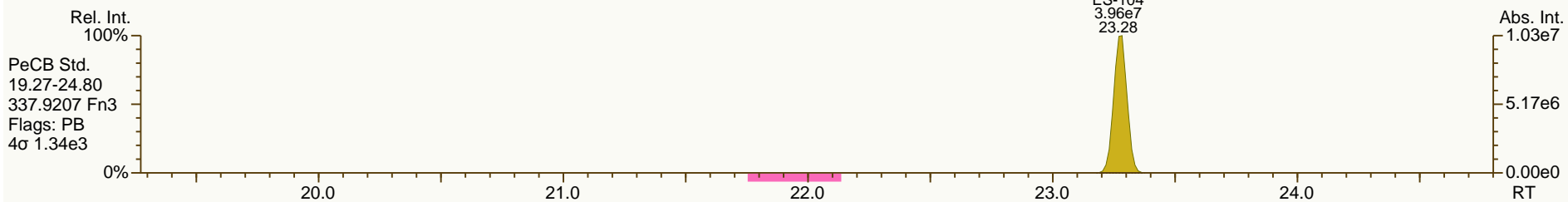
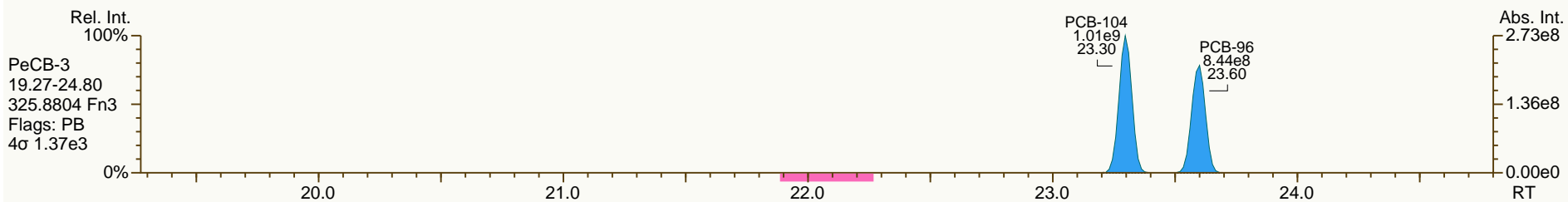
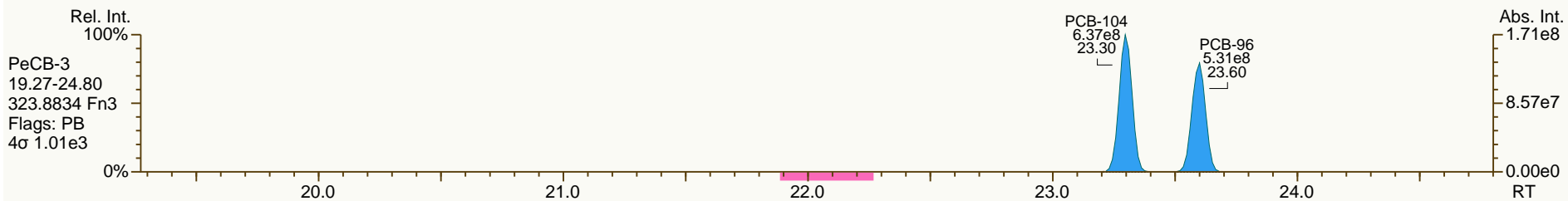


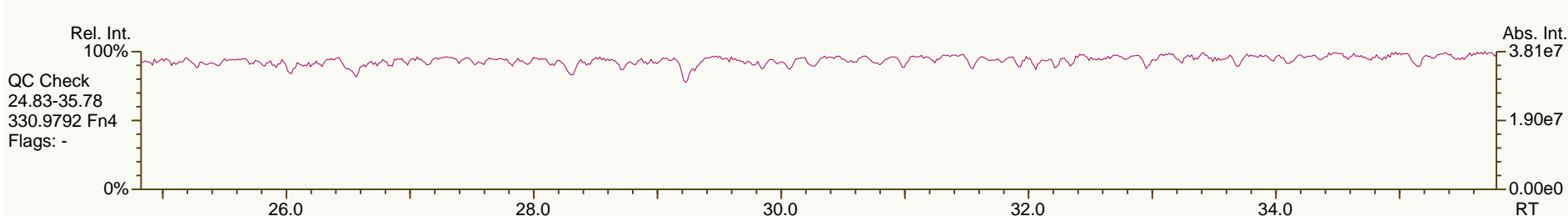
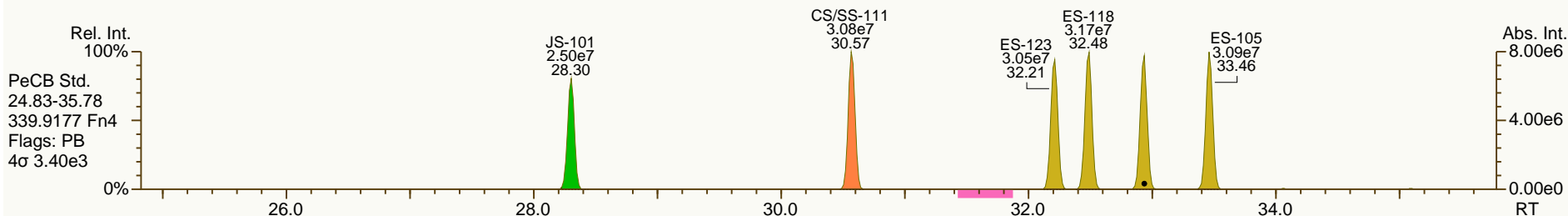
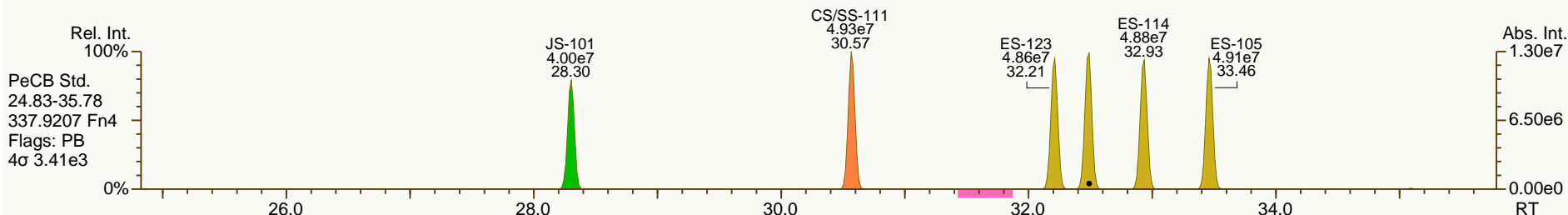
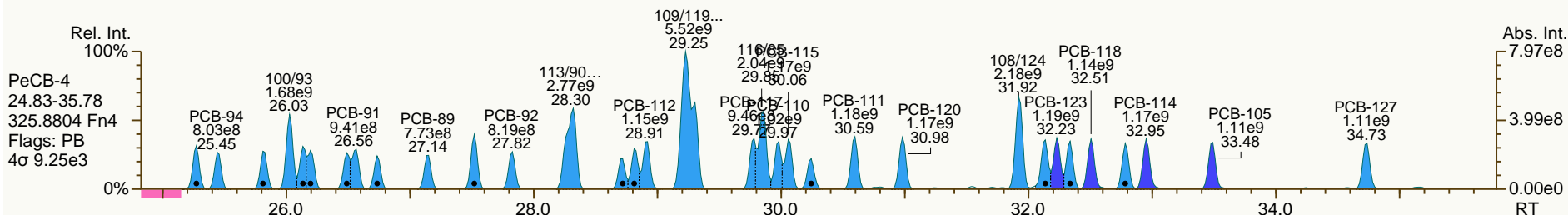
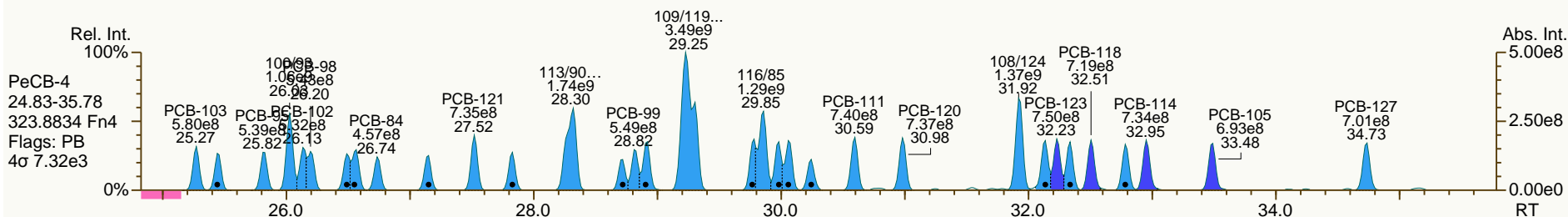


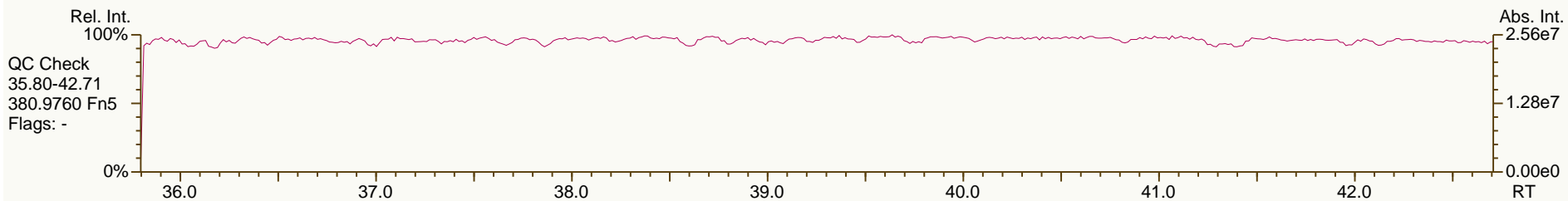
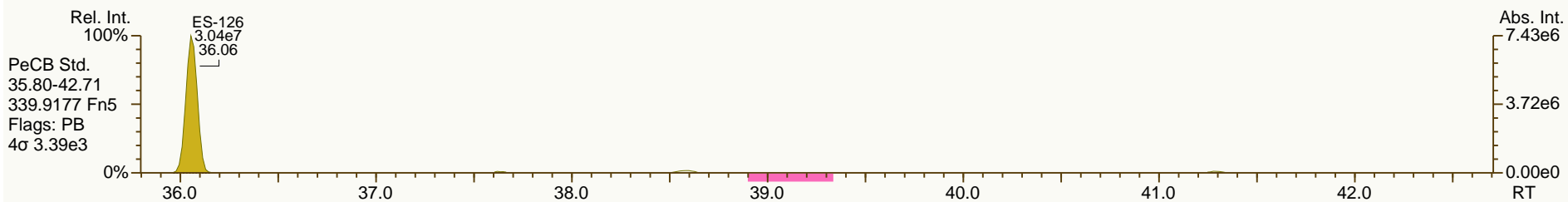
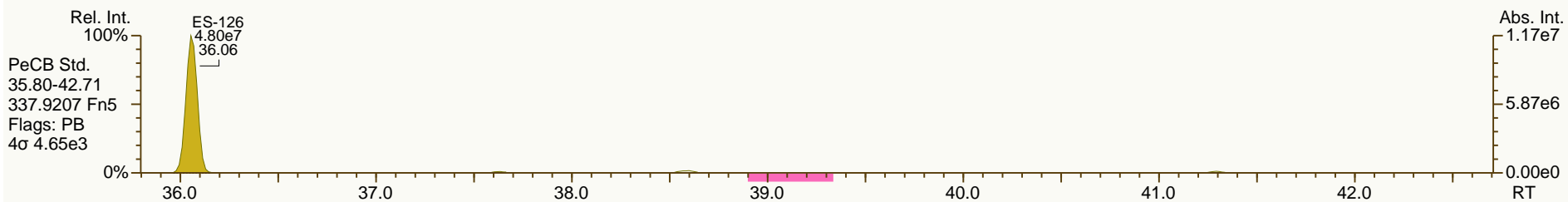
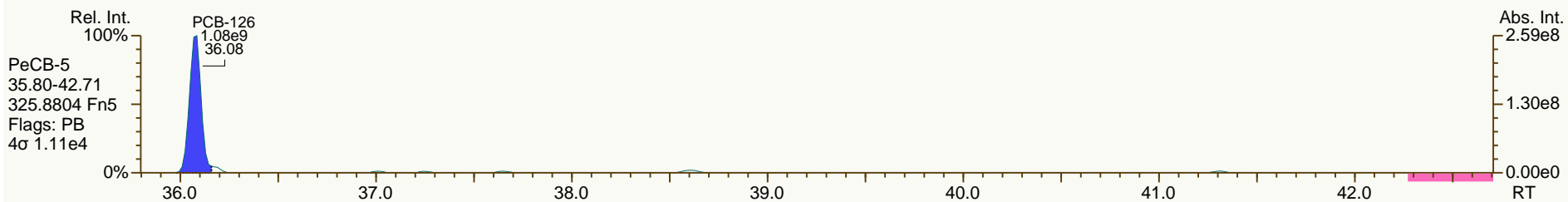
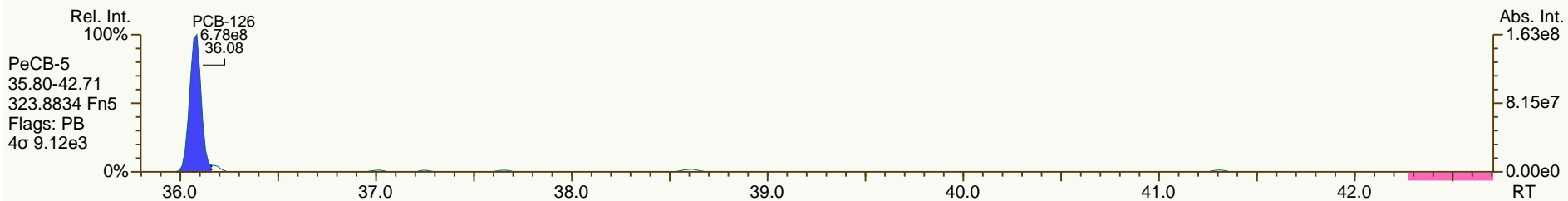


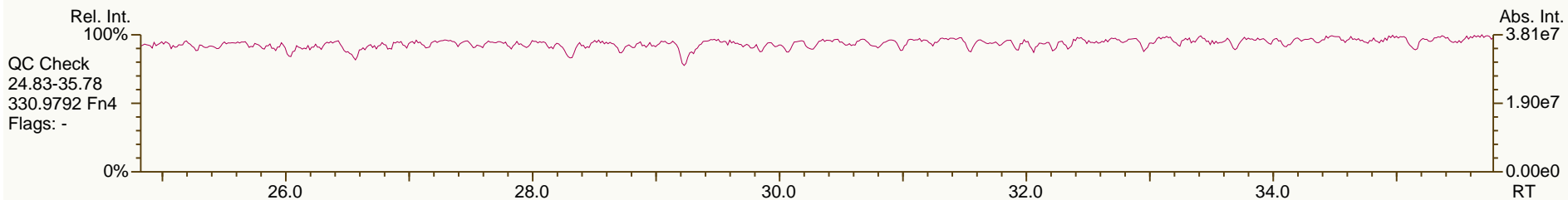
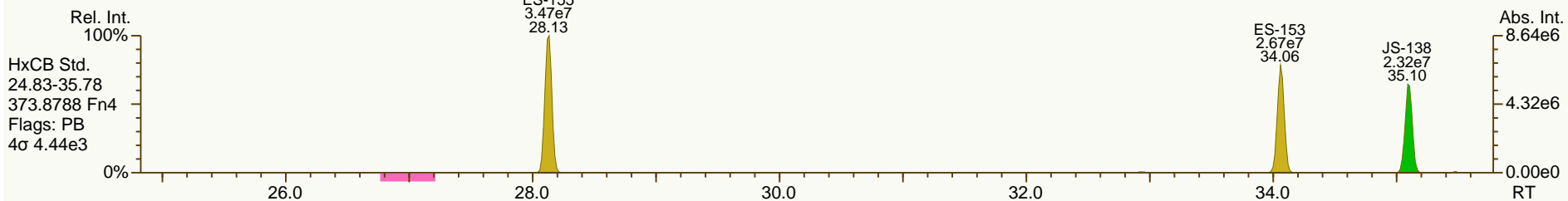
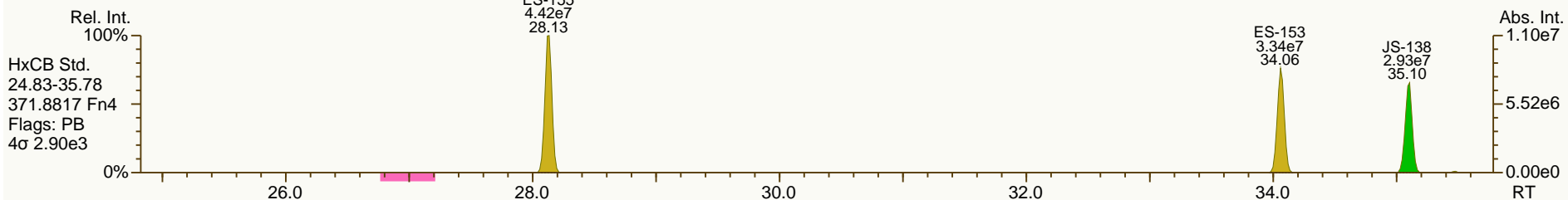
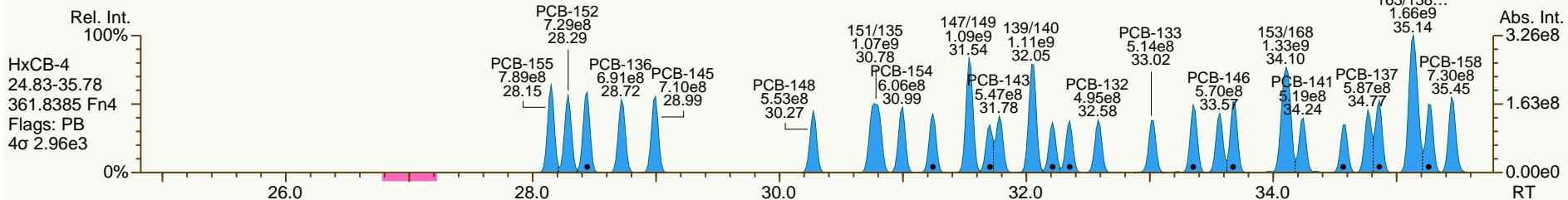
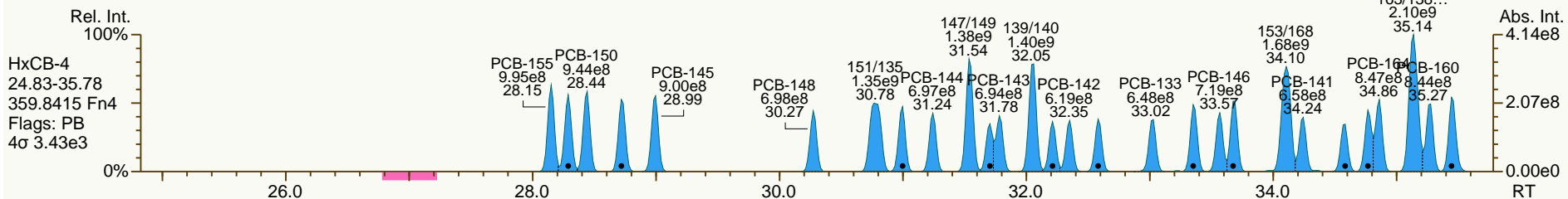


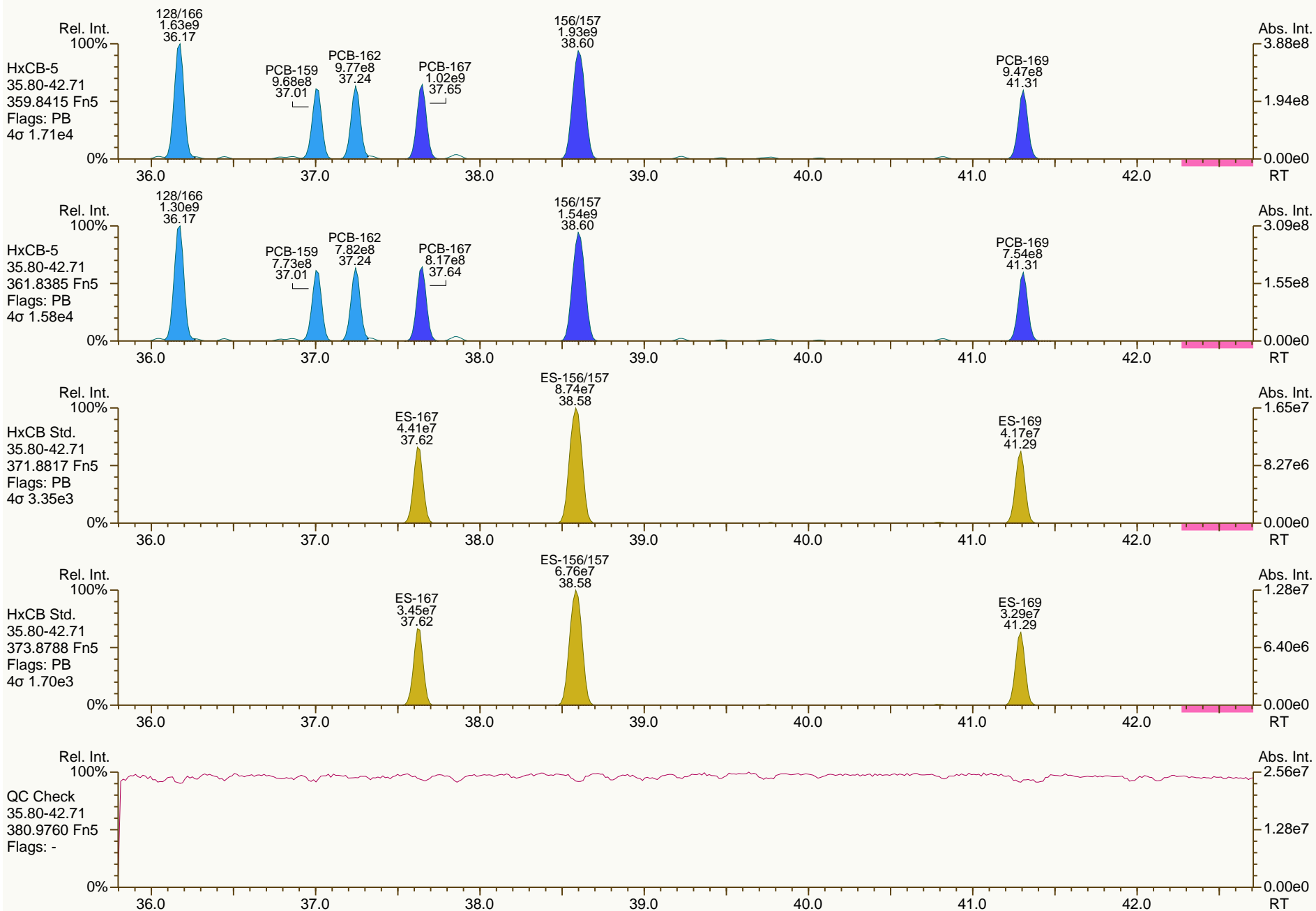


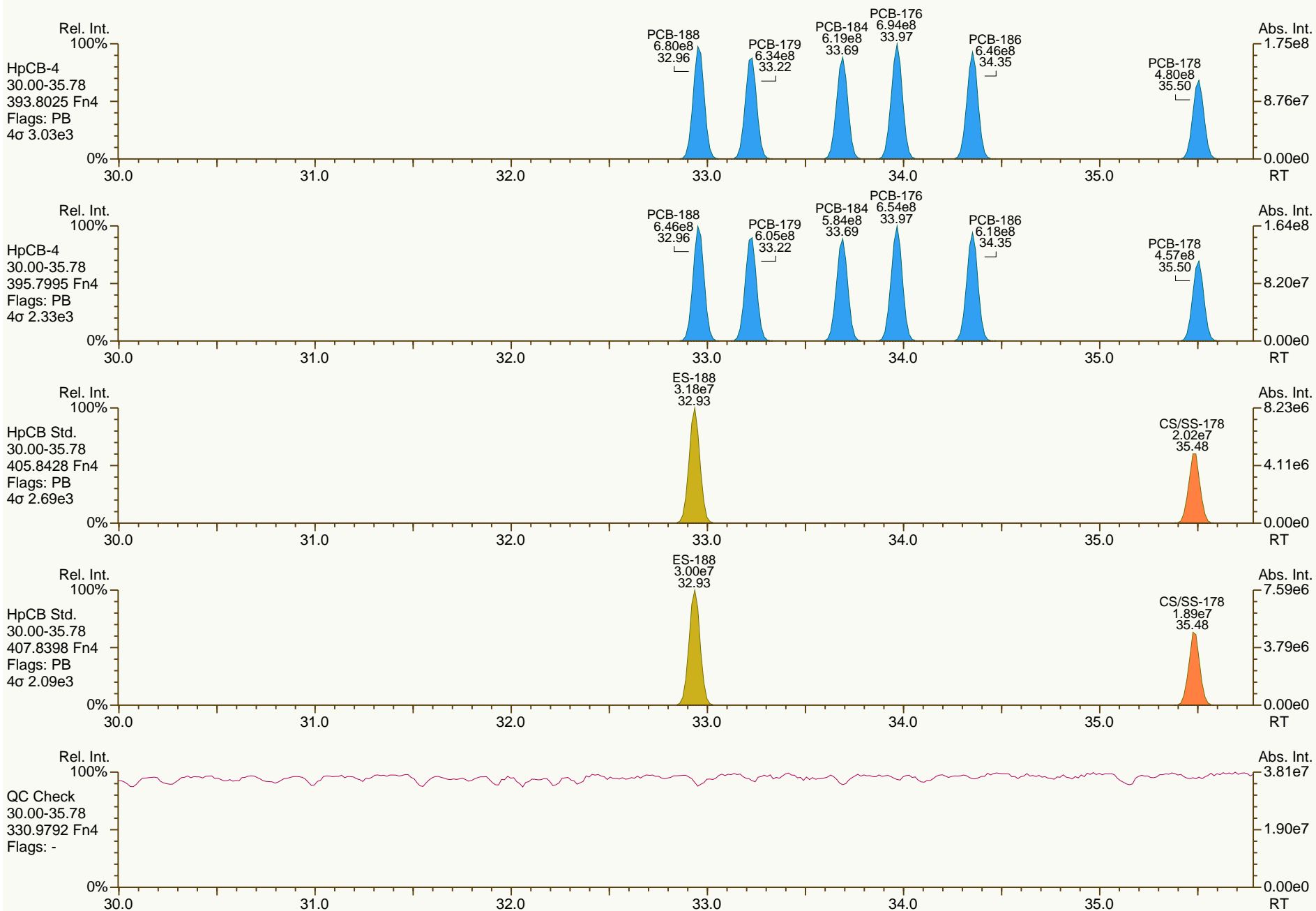


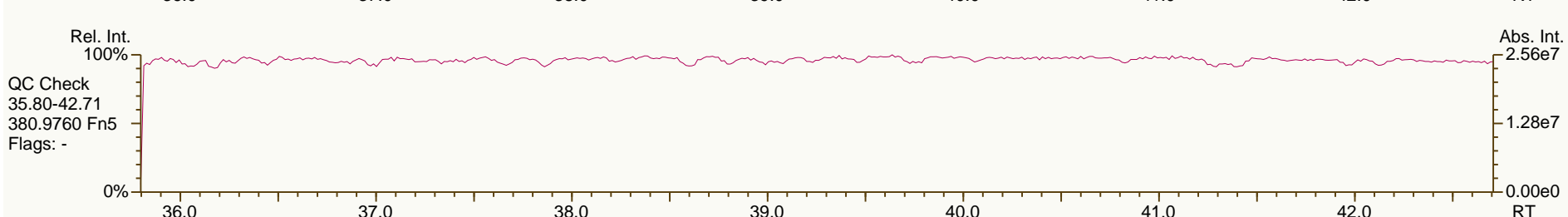
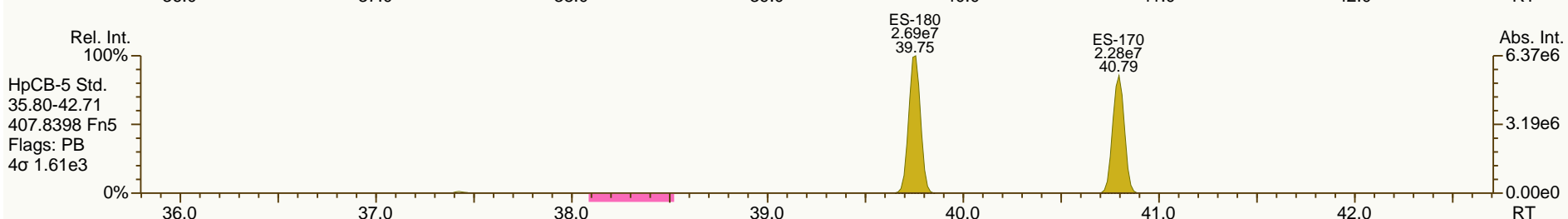
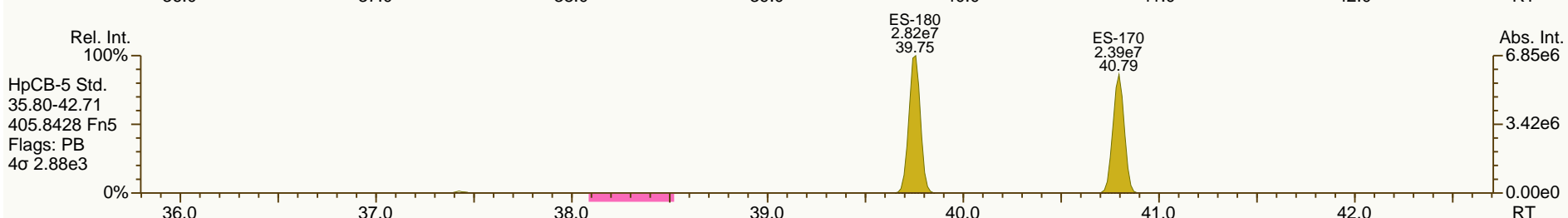
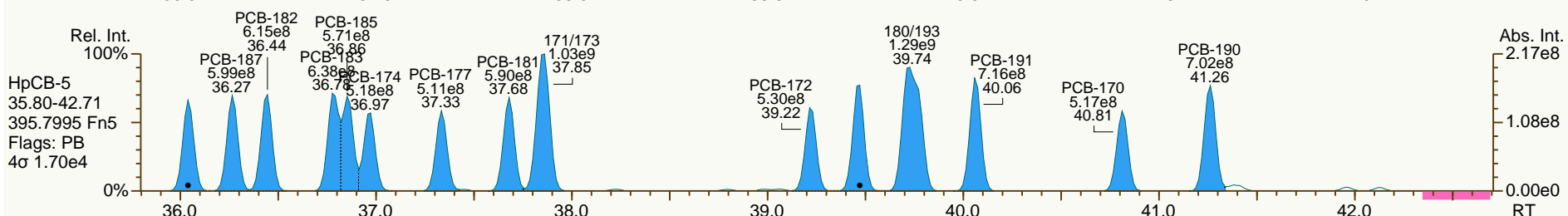
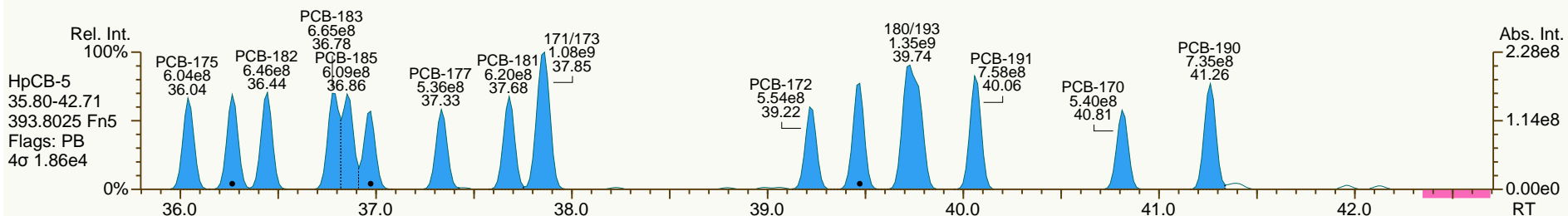


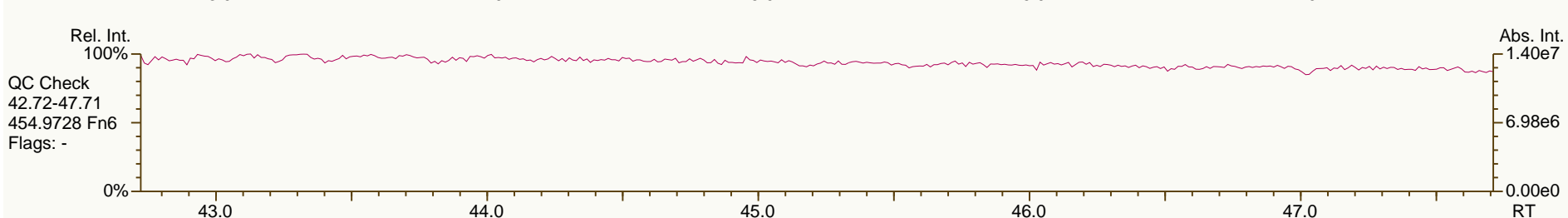
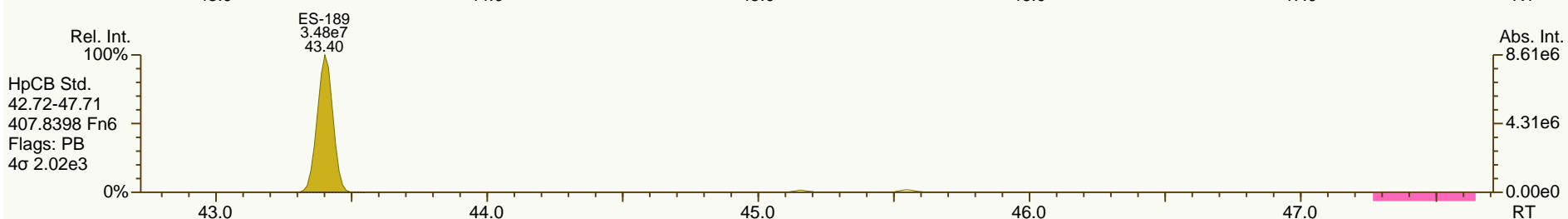
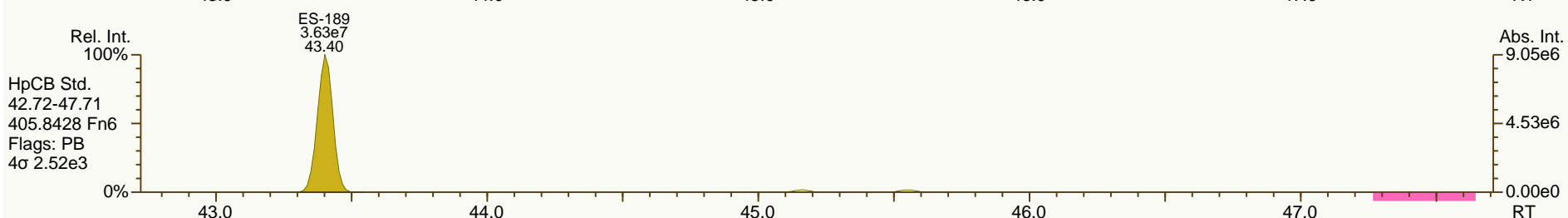
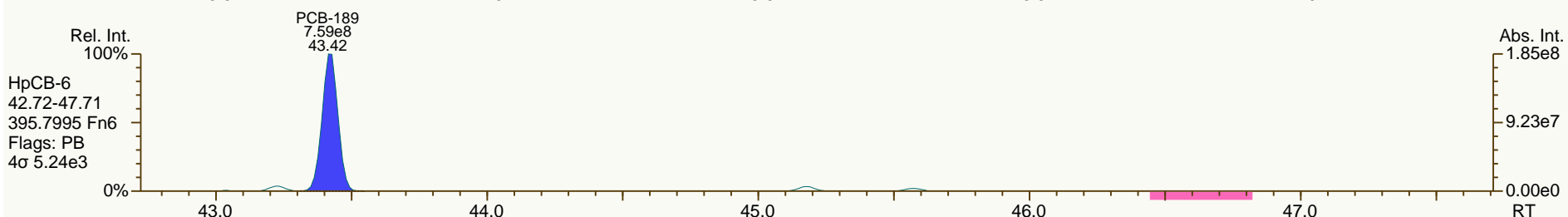
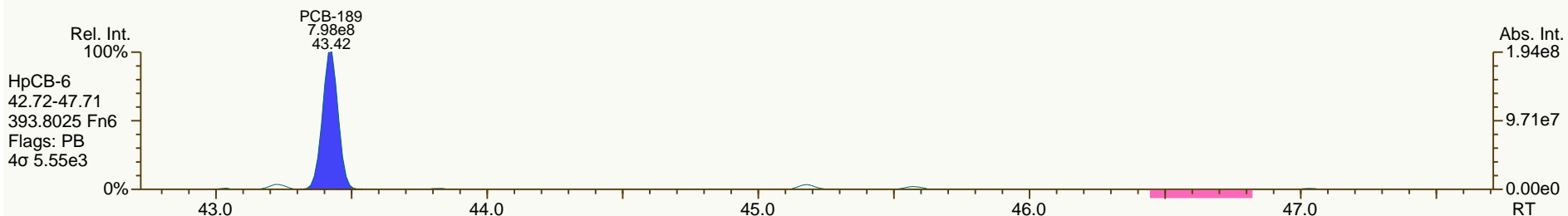




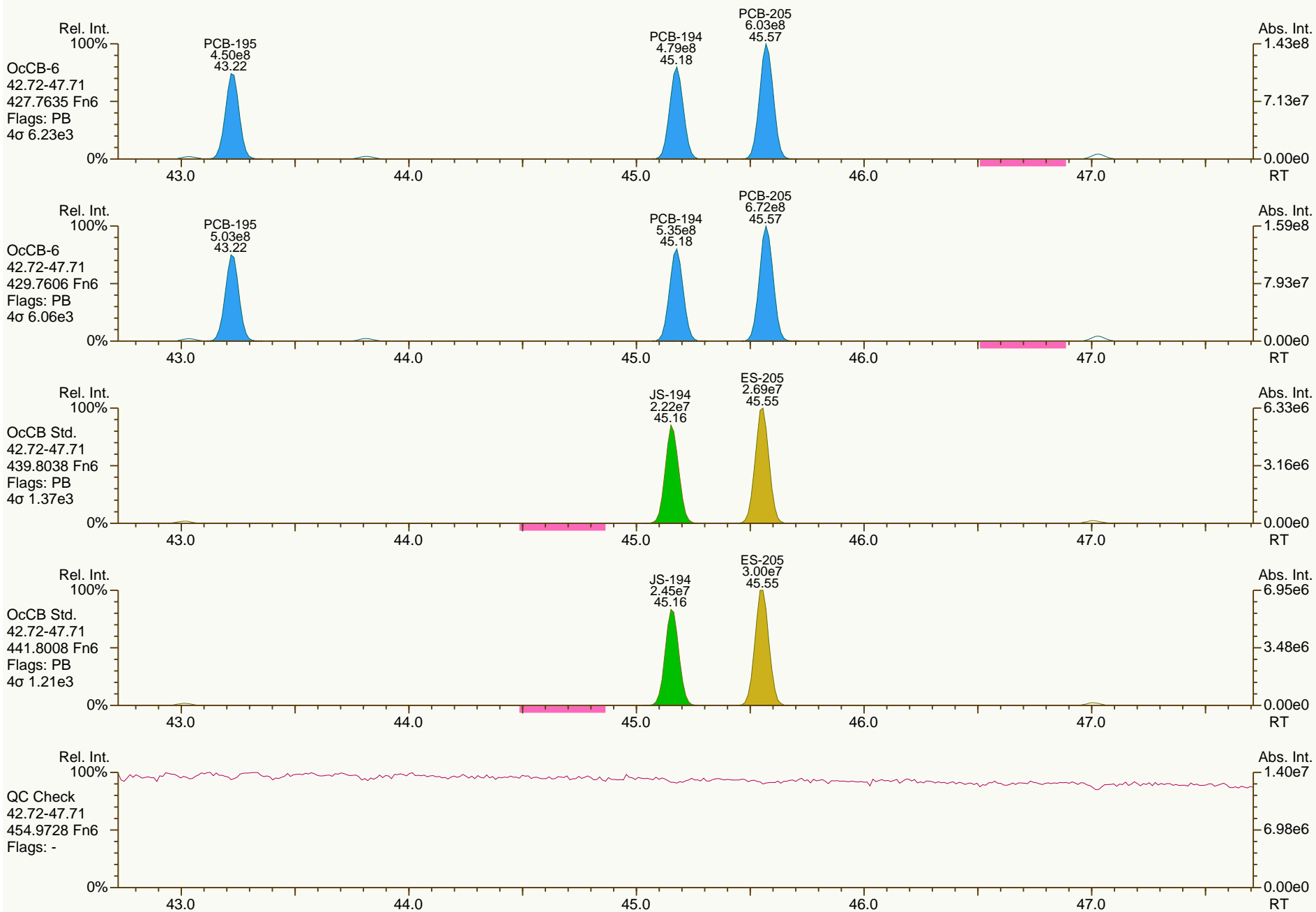


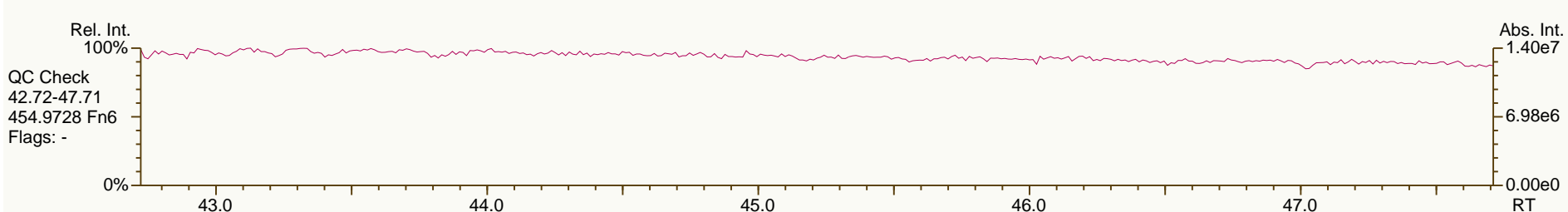
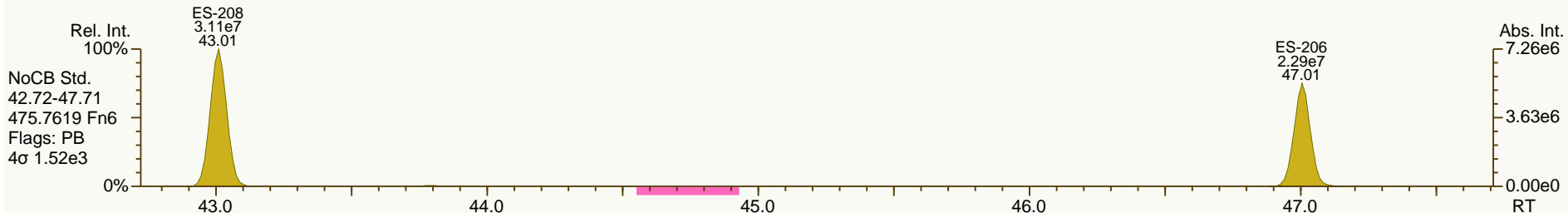
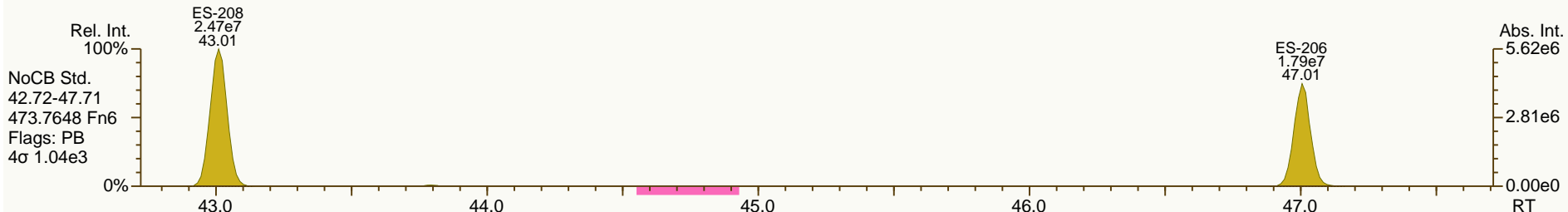
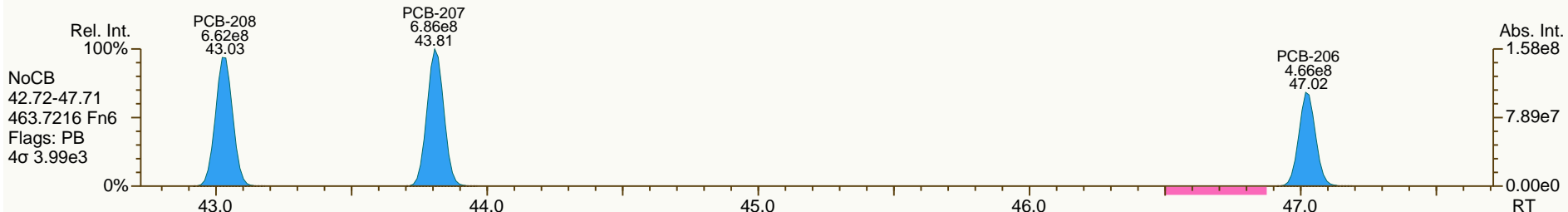
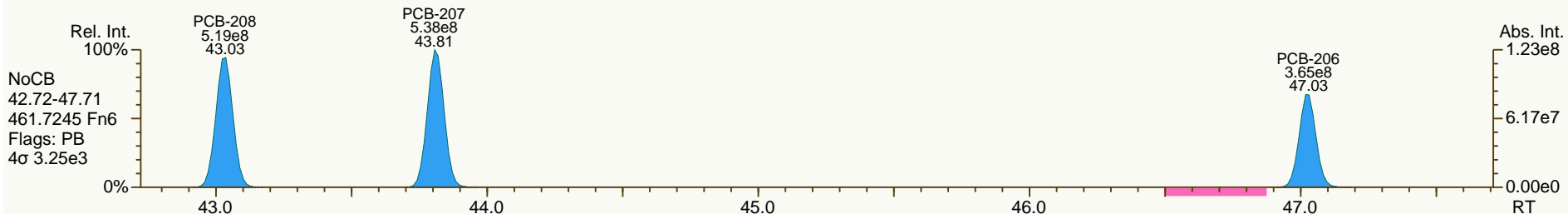


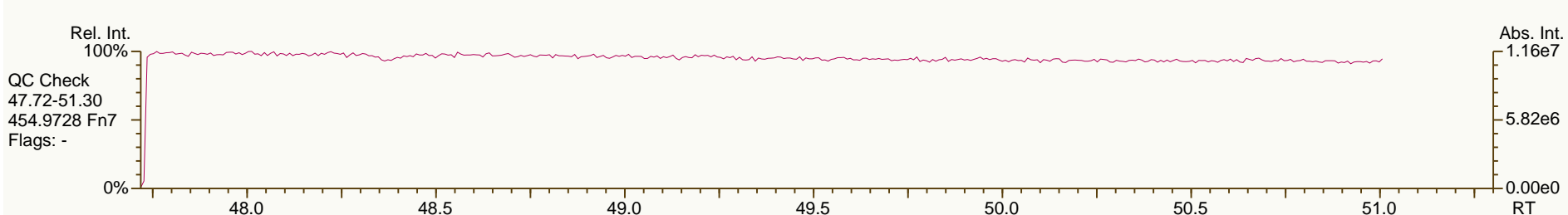
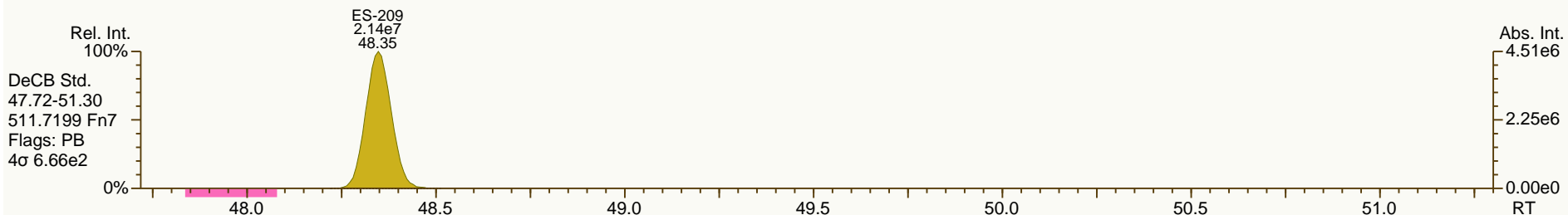
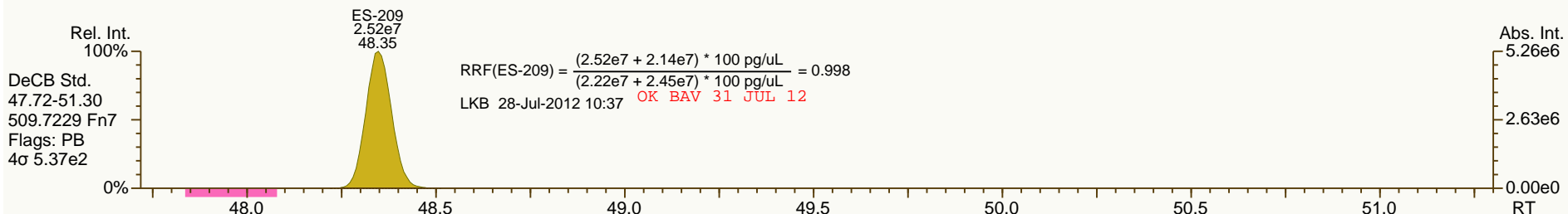
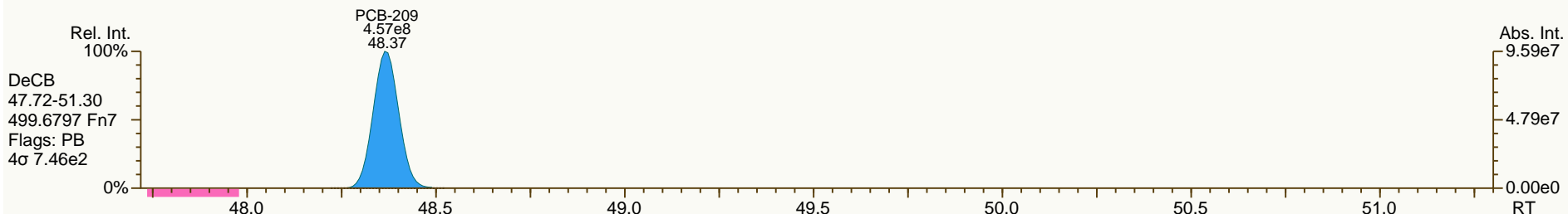
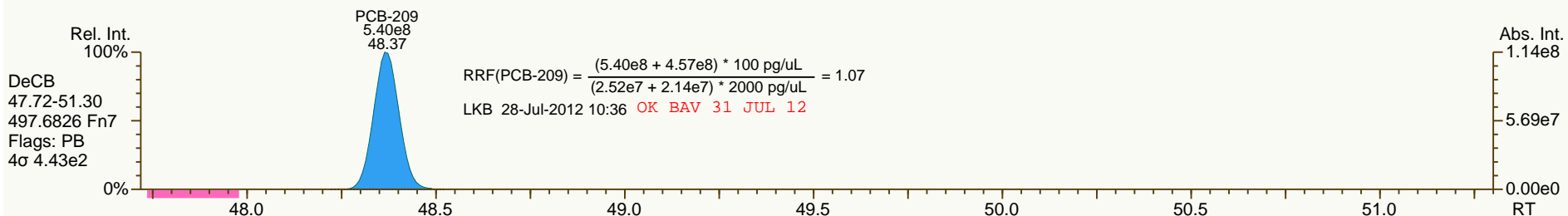






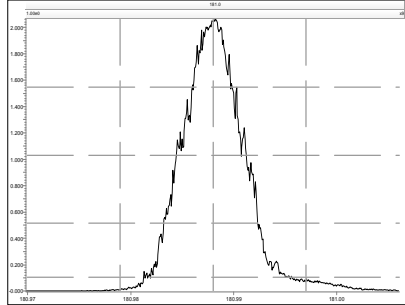




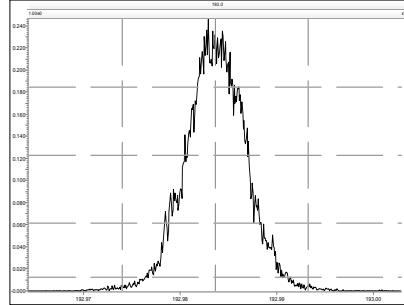


Printed: Wednesday, July 25, 2012 22:29:00 Eastern Daylight Time

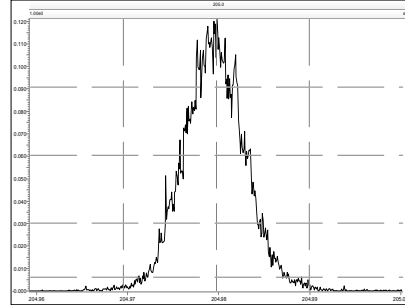
M 180.9888 R 12842



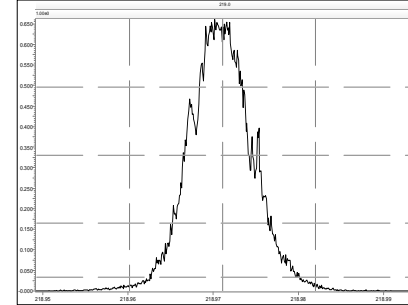
M 192.9888 R 13158



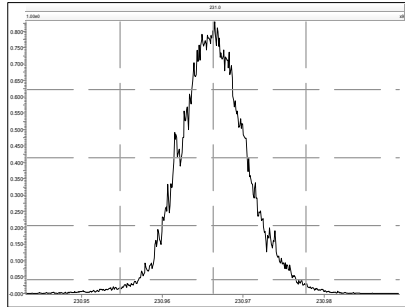
M 204.9888 R 13698



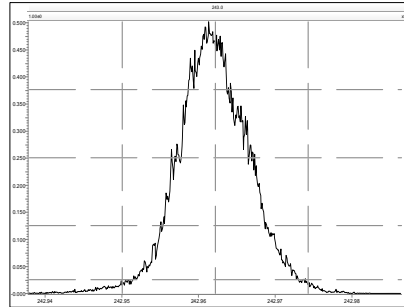
M 218.9856 R 12658



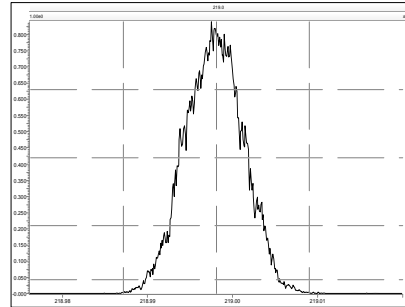
M 230.9856 R 11820



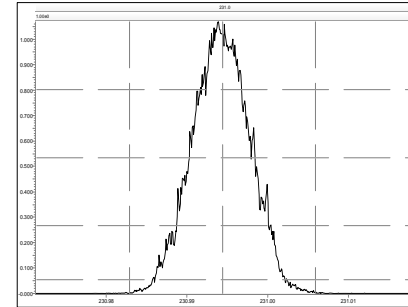
M 242.9856 R 11186



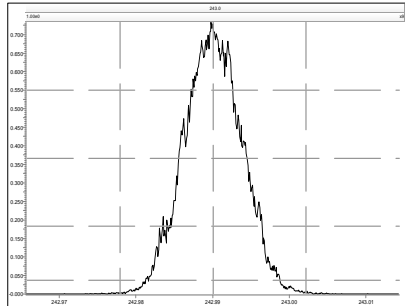
M 218.9856 R 13851



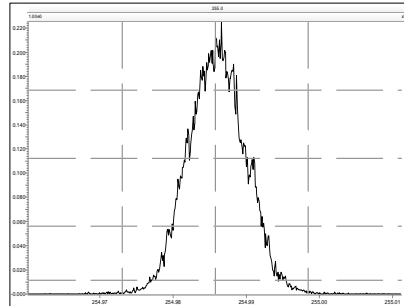
M 230.9856 R 14285



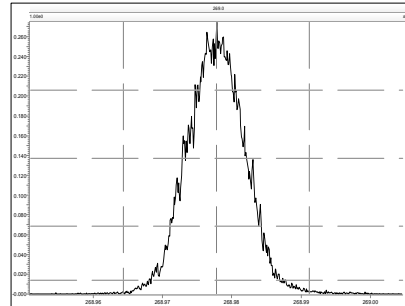
M 242.9856 R 14244



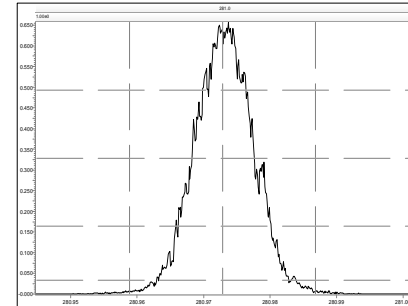
M 254.9856 R 14093



M 268.9824 R 14326

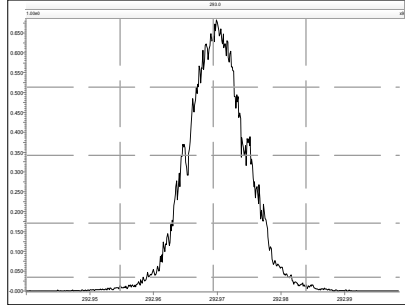


M 280.9824 R 13538

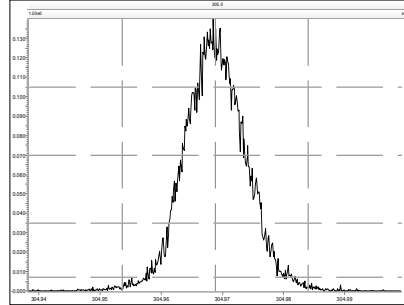


Printed: Wednesday, July 25, 2012 22:29:00 Eastern Daylight Time

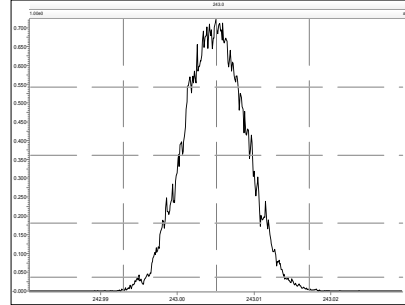
M 292.9824 R 13158



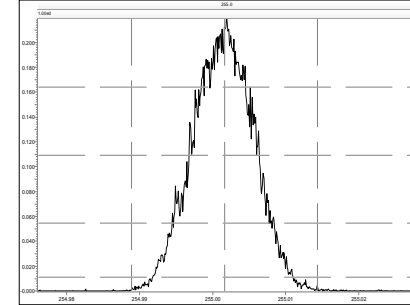
M 304.9824 R 13623



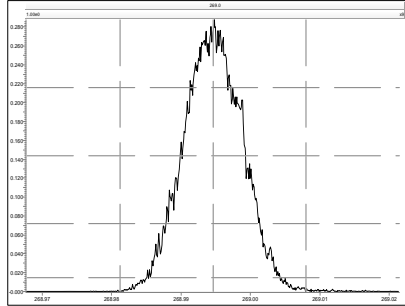
M 242.9856 R 13333



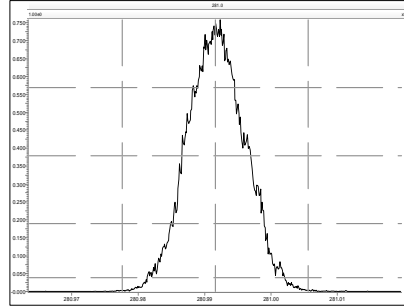
M 254.9856 R 13192



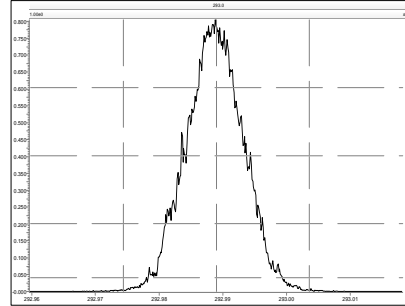
M 268.9824 R 13851



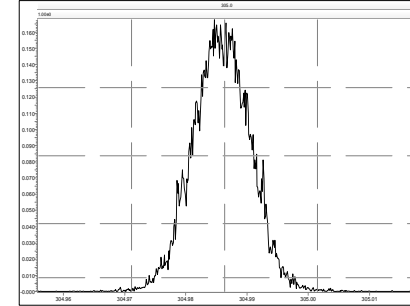
M 280.9824 R 13662



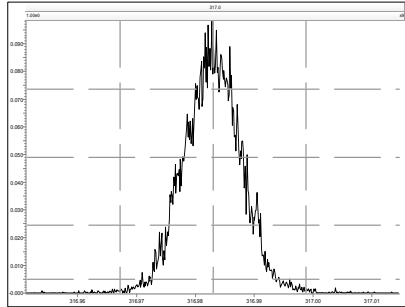
M 292.9824 R 13850



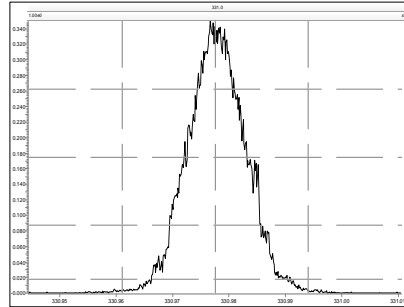
M 304.9824 R 14008



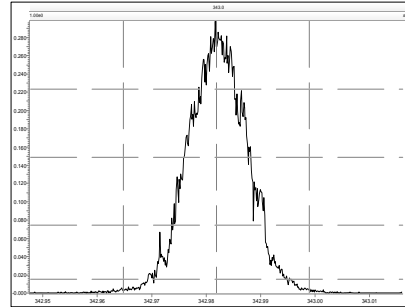
M 316.9824 R 14552



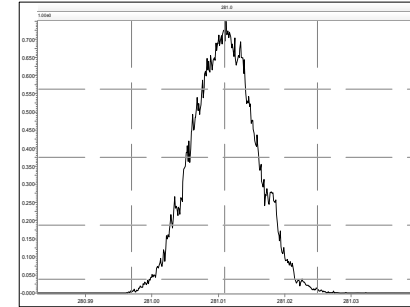
M 330.9792 R 13441



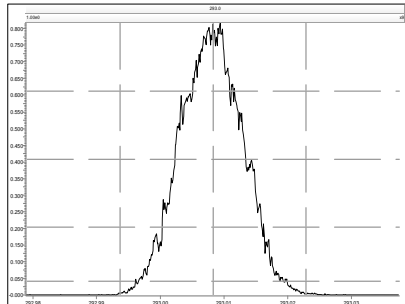
M 342.9792 R 13459



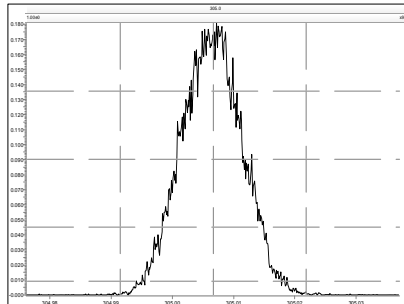
M 280.9824 R 12691



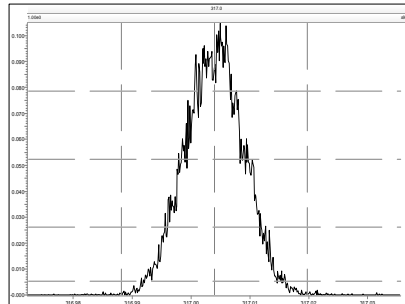
M 292.9824 R 12499



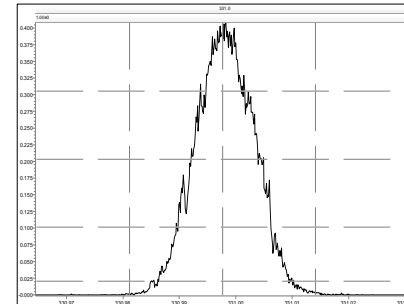
M 304.9824 R 13479



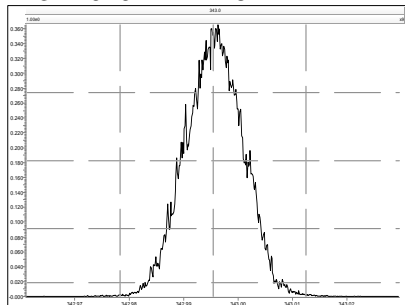
M 316.9824 R 13301



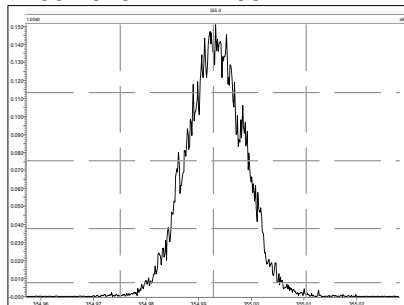
M 330.9792 R 14127



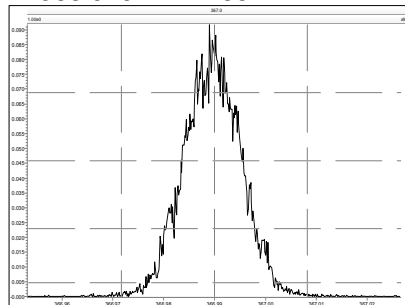
M 342.9792 R 14164



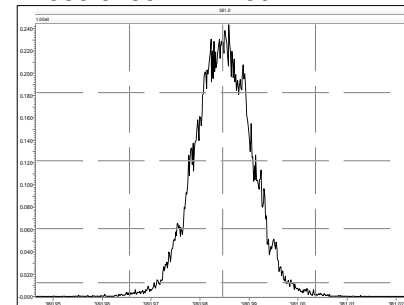
M 354.9792 R 14208



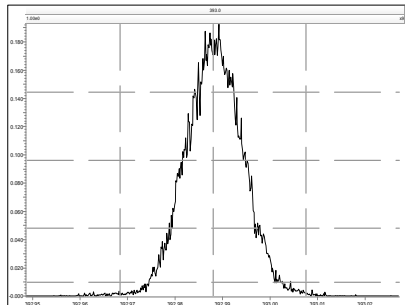
M 366.9792 R 14662



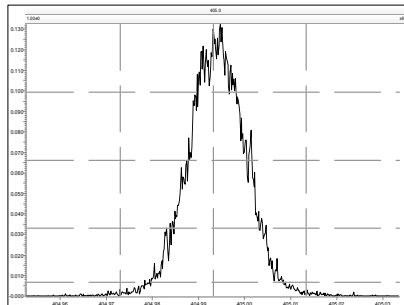
M 380.9760 R 14450



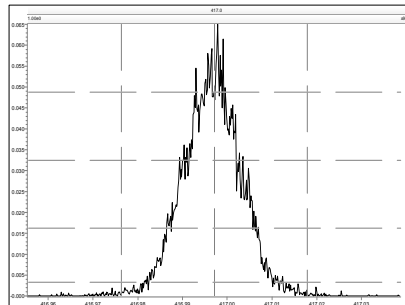
M 392.9760 R 14086



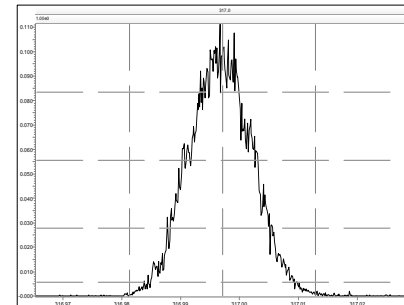
M 404.9760 R 14044



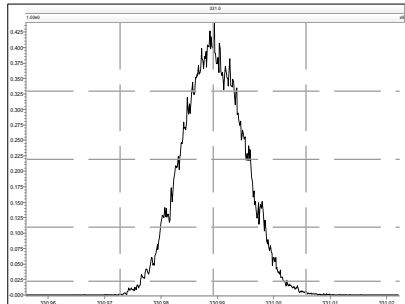
M 416.9760 R 14398



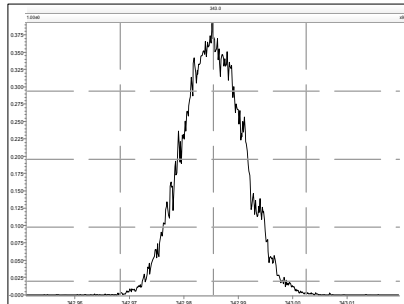
M 316.9824 R 13619



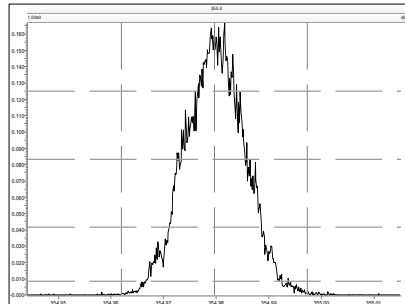
M 330.9792 R 12567



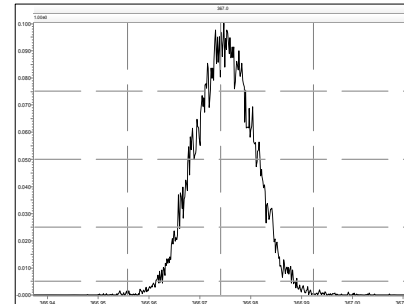
M 342.9792 R 13230



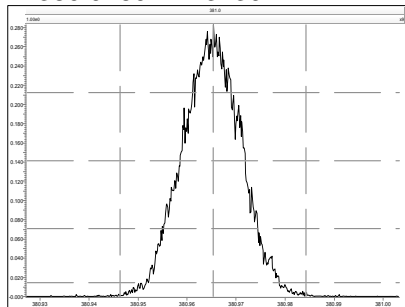
M 354.9792 R 13736



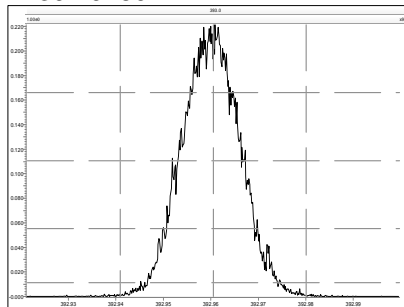
M 366.9792 R 14097



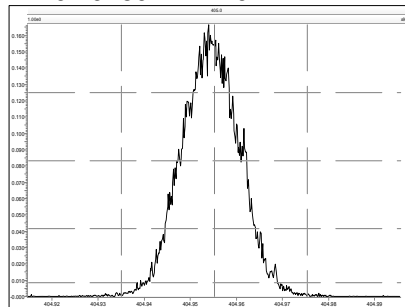
M 380.9760 R 13739



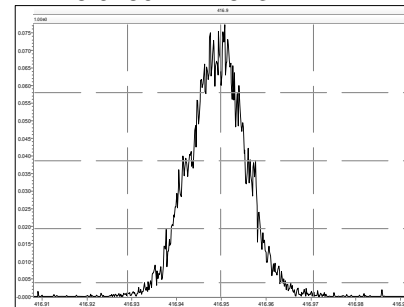
M 392.9760 R 14244



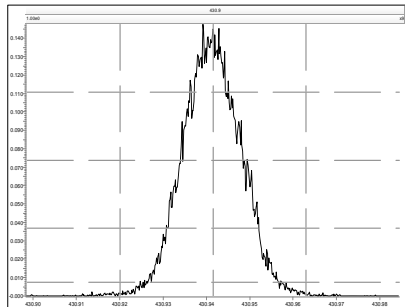
M 404.9760 R 14204



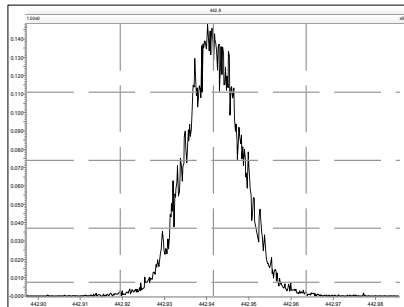
M 416.9760 R 14643



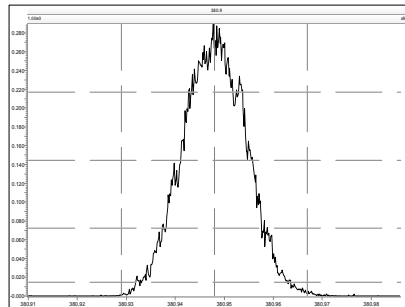
M 430.9728 R 14044



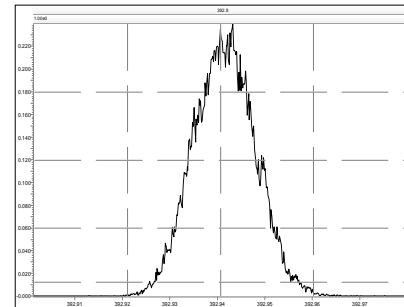
M 442.9728 R 13888



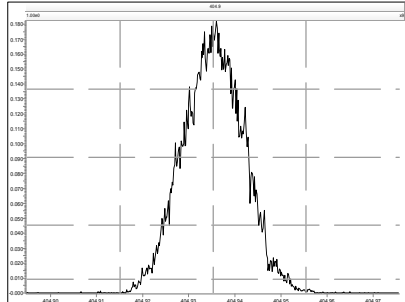
M 380.9760 R 12598



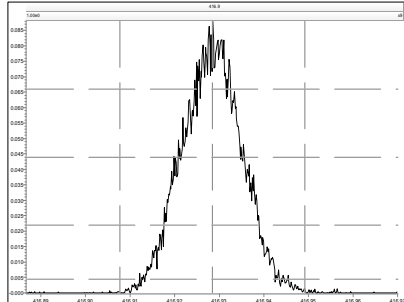
M 392.9760 R 12991



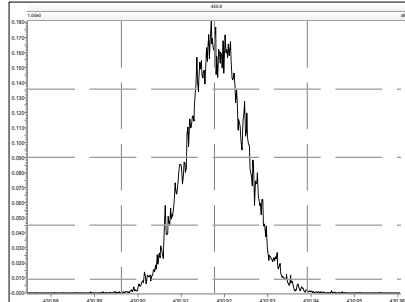
M 404.9760 R 13228



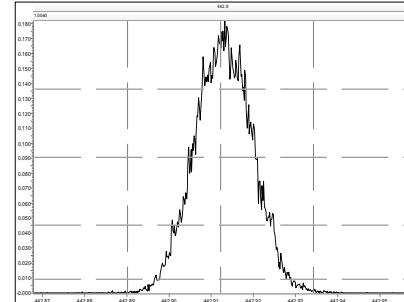
M 416.9760 R 13826



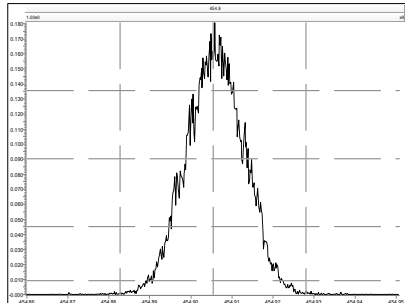
M 430.9728 R 13635



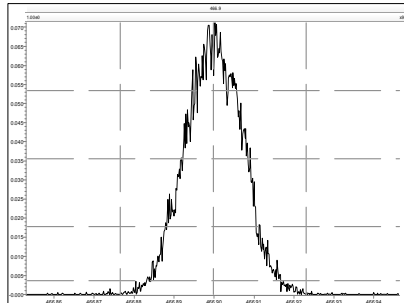
M 442.9728 R 13928



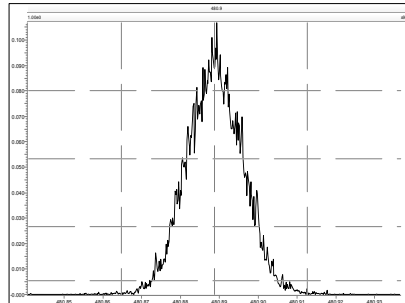
M 454.9728 R 14411



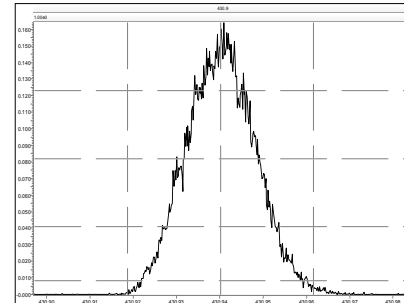
M 466.9728 R 14215



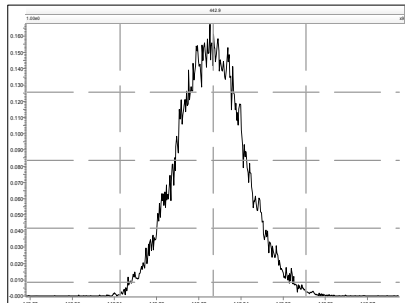
M 480.9696 R 14250



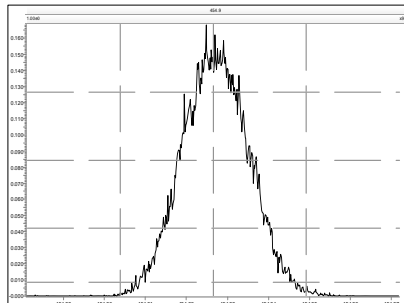
M 430.9728 R 11390



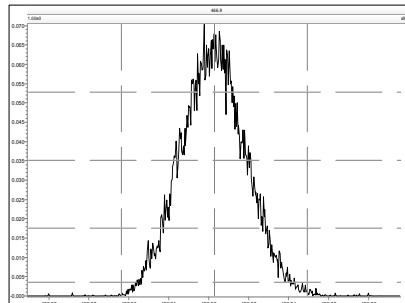
M 442.9728 R 11765



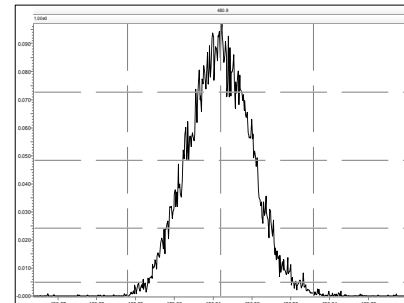
M 454.9728 R 12019



M 466.9728 R 12348

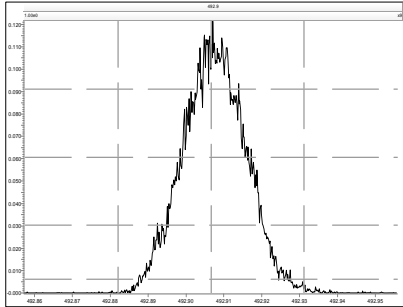


M 480.9696 R 12789

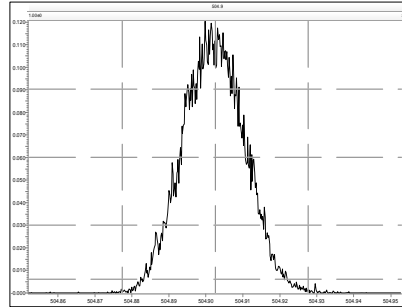


Printed: Wednesday, July 25, 2012 22:29:00 Eastern Daylight Time

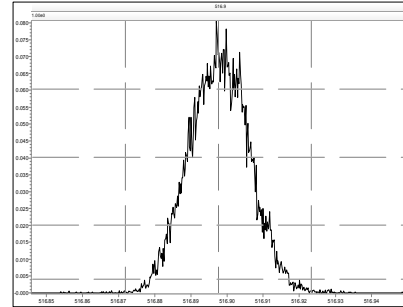
M 492.9696 R 12690



M 504.9696 R 12756

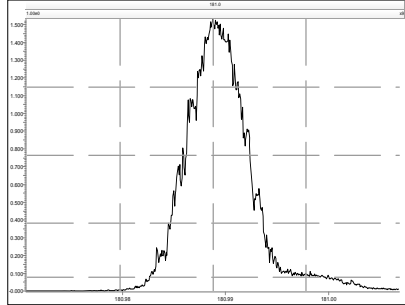


M 516.9697 R 13368

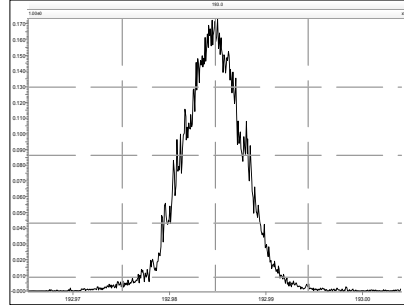


Printed: Thursday, July 26, 2012 08:33:07 Eastern Daylight Time

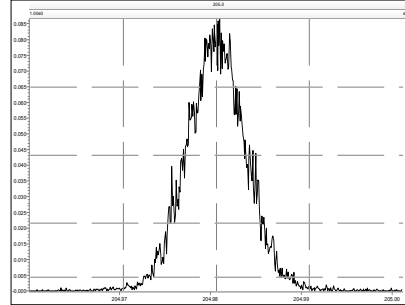
M 180.9888 R 10376



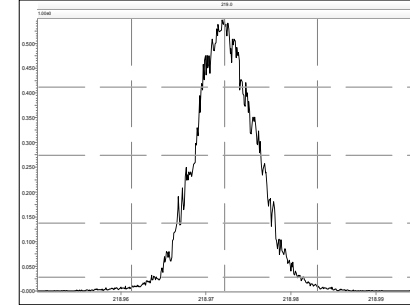
M 192.9888 R 14045



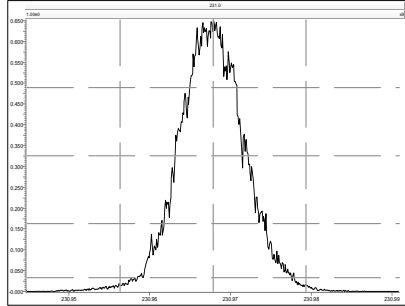
M 204.9888 R 13737



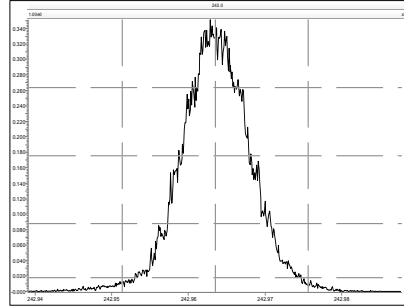
M 218.9856 R 12991



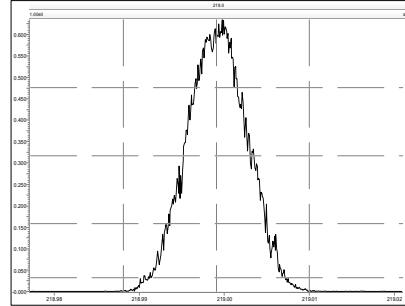
M 230.9856 R 12136



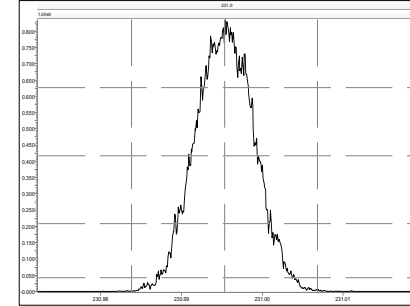
M 242.9856 R 11476



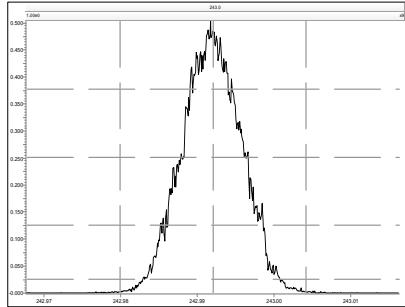
M 218.9856 R 13623



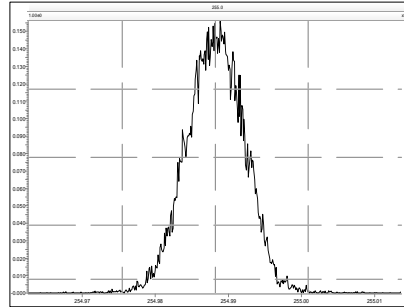
M 230.9856 R 13700



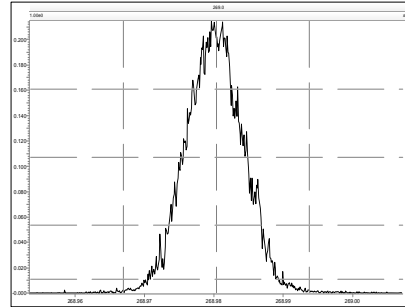
M 242.9856 R 13699



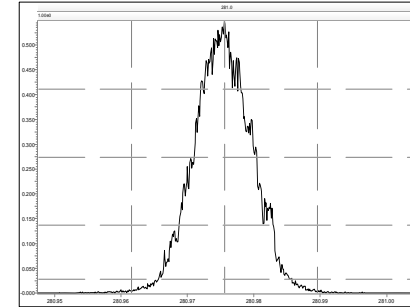
M 254.9856 R 14247



M 268.9824 R 14411

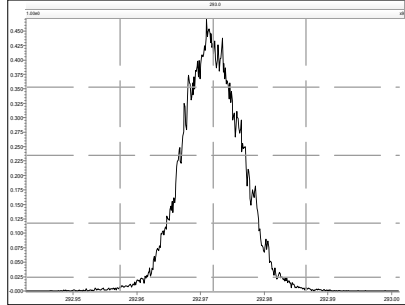


M 280.9824 R 14253

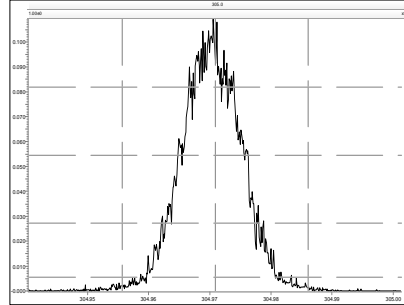


Printed: Thursday, July 26, 2012 08:33:07 Eastern Daylight Time

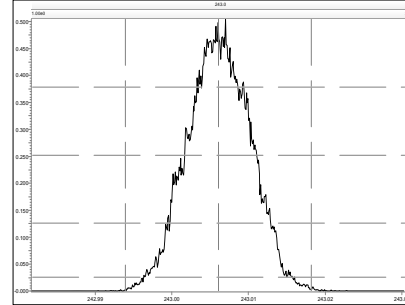
M 292.9824 R 13818



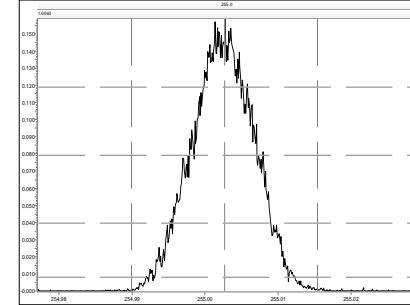
M 304.9824 R 13822



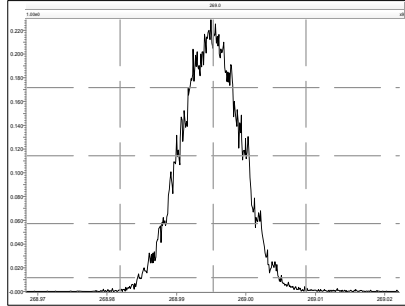
M 242.9856 R 12530



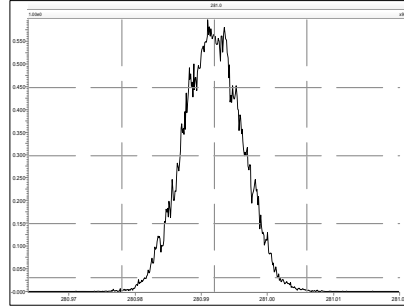
M 254.9856 R 13554



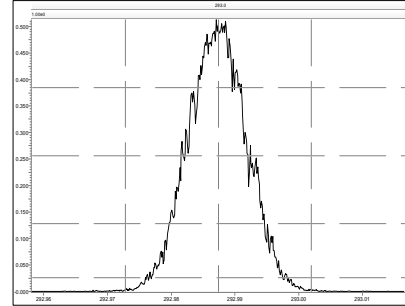
M 268.9824 R 13513



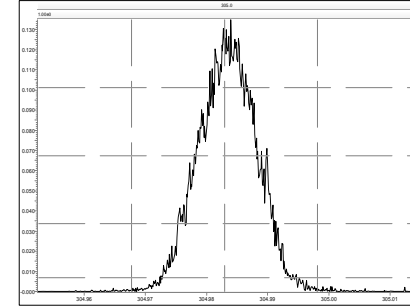
M 280.9824 R 13479



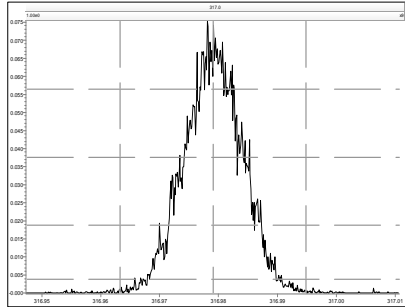
M 292.9824 R 14086



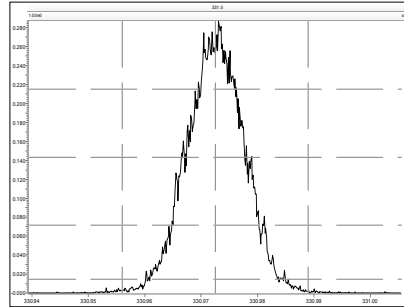
M 304.9824 R 14579



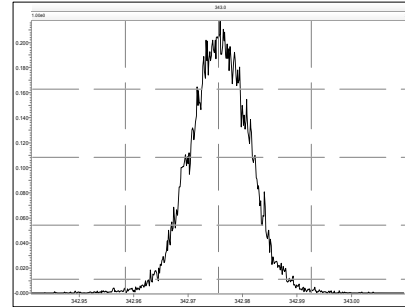
M 316.9824 R 14408



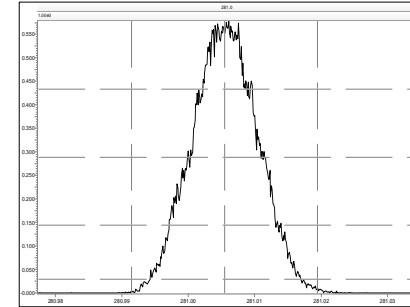
M 330.9792 R 14208



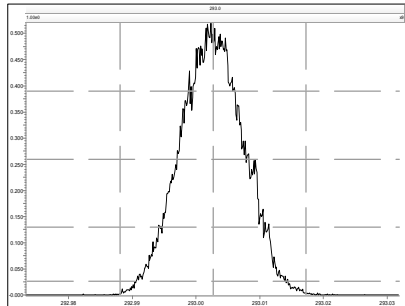
M 342.9792 R 14097



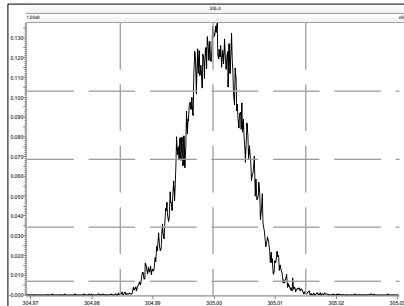
M 280.9824 R 12194



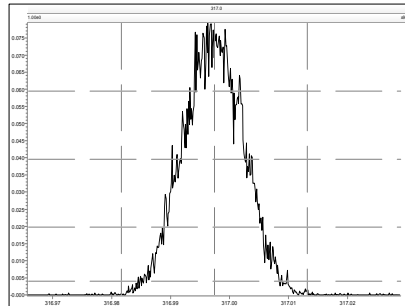
M 292.9824 R 12194



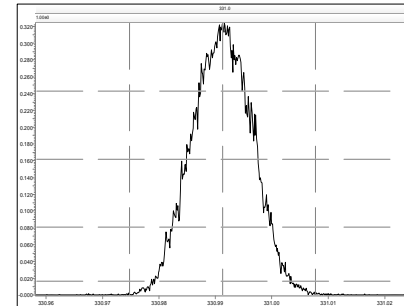
M 304.9824 R 13262



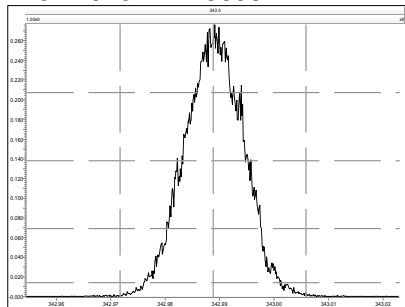
M 316.9824 R 13778



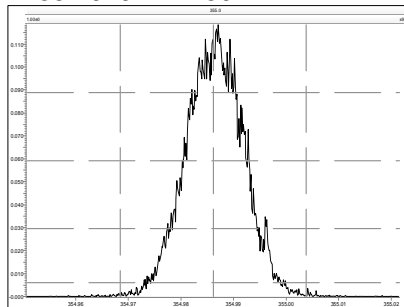
M 330.9792 R 13850



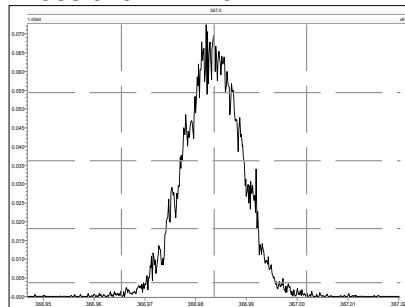
M 342.9792 R 13698



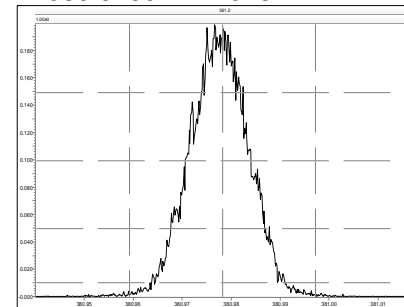
M 354.9792 R 13927



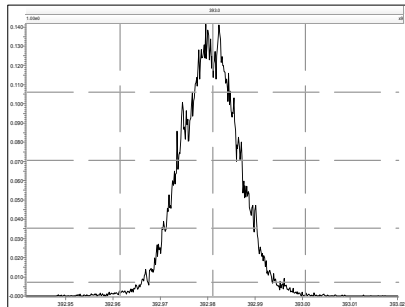
M 366.9792 R 14371



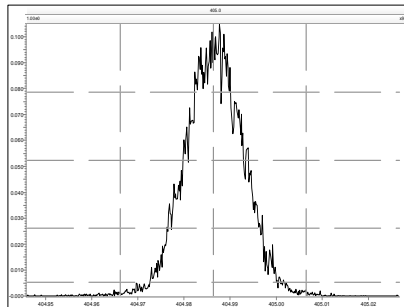
M 380.9760 R 14326



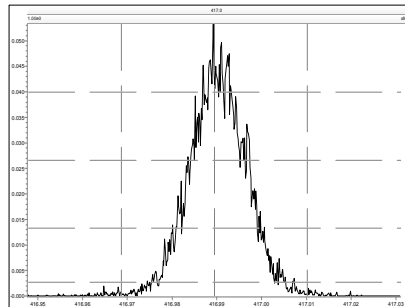
M 392.9760 R 14705



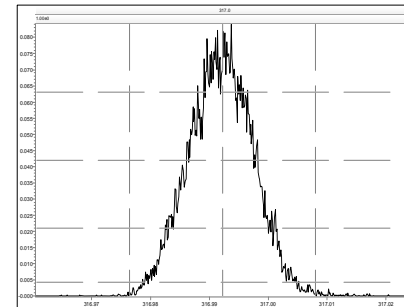
M 404.9760 R 14935



M 416.9760 R 14384

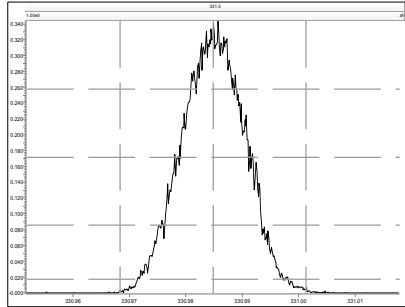


M 316.9824 R 12383

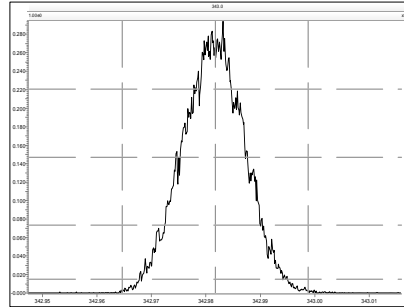


Printed: Thursday, July 26, 2012 08:33:07 Eastern Daylight Time

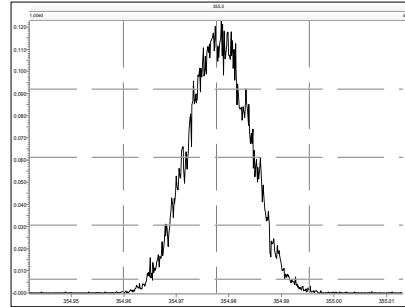
M 330.9792 R 12820



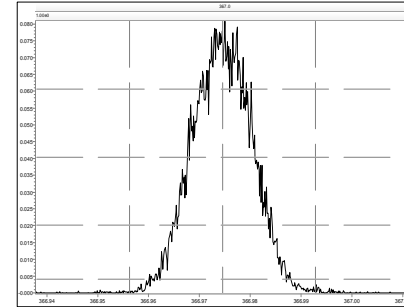
M 342.9792 R 12922



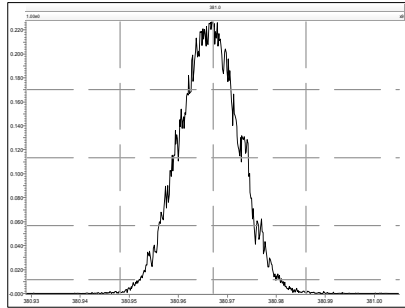
M 354.9792 R 12987



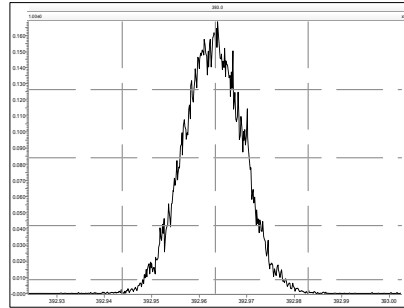
M 366.9792 R 14080



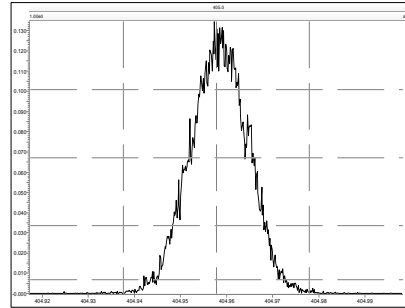
M 380.9760 R 13774



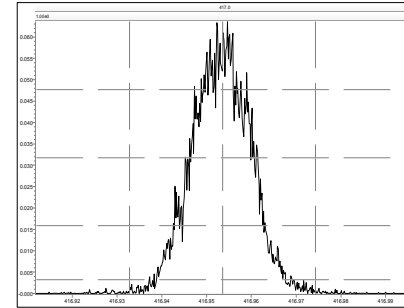
M 392.9760 R 13588



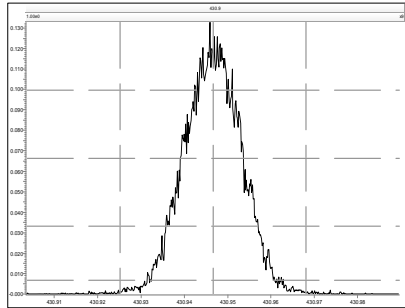
M 404.9760 R 14204



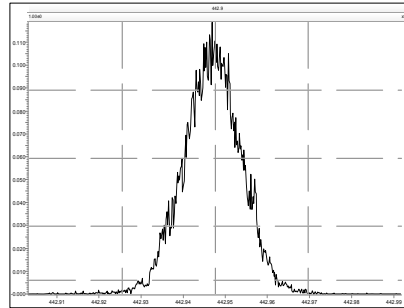
M 416.9760 R 14713



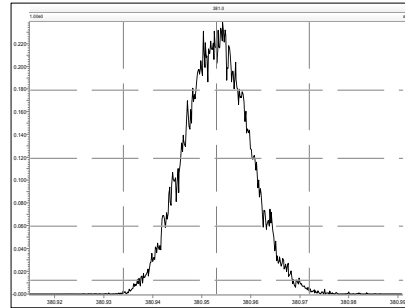
M 430.9728 R 14836



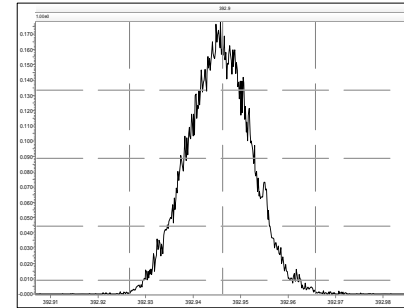
M 442.9728 R 14971



M 380.9760 R 12377

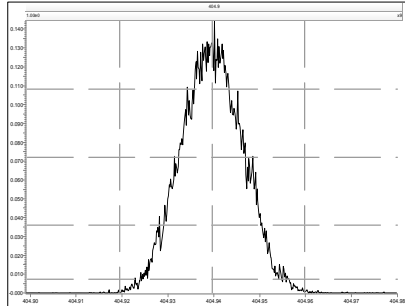


M 392.9760 R 12695

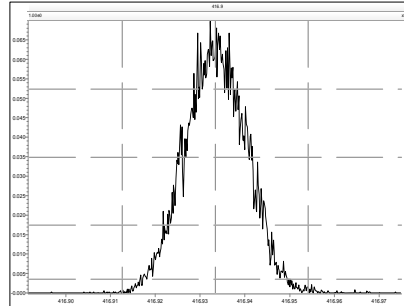


Printed: Thursday, July 26, 2012 08:33:07 Eastern Daylight Time

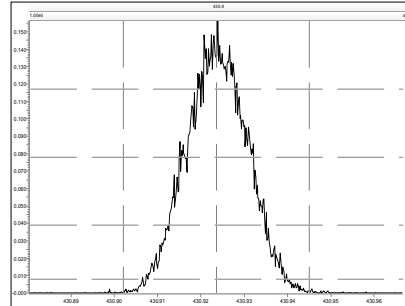
M 404.9760 R 12991



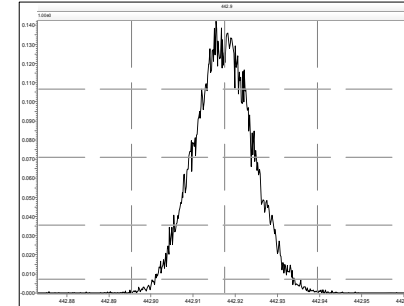
M 416.9760 R 13163



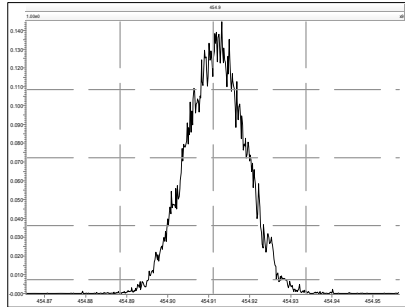
M 430.9728 R 13196



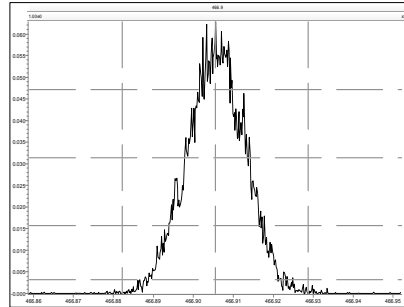
M 442.9728 R 13476



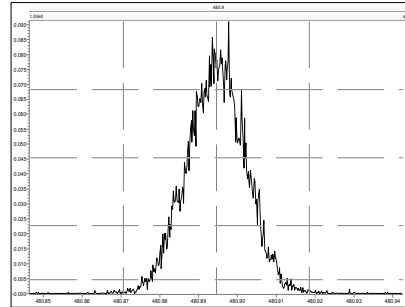
M 454.9728 R 13930



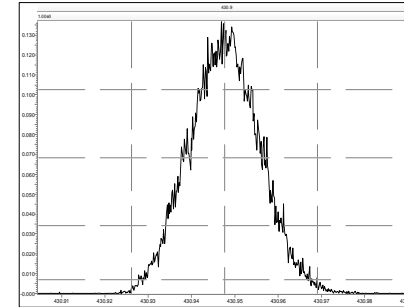
M 466.9728 R 14006



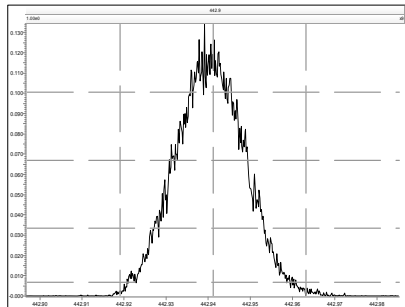
M 480.9696 R 14552



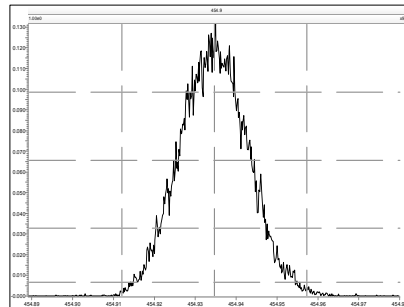
M 430.9728 R 11497



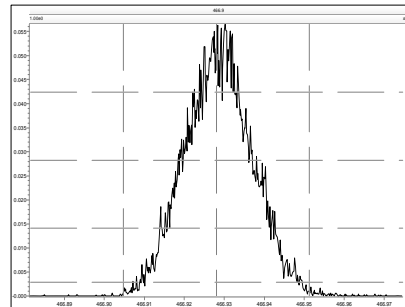
M 442.9728 R 11603



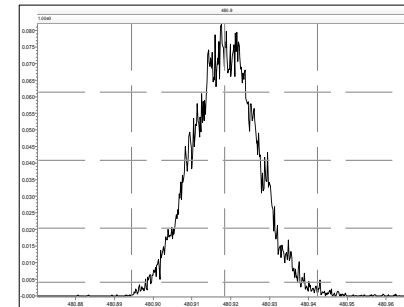
M 454.9728 R 11685



M 466.9728 R 12612

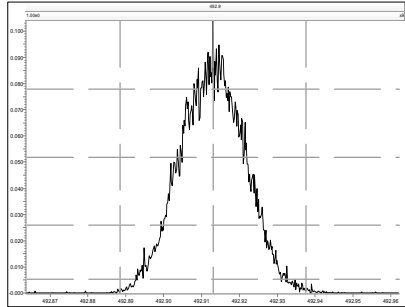


M 480.9696 R 12195

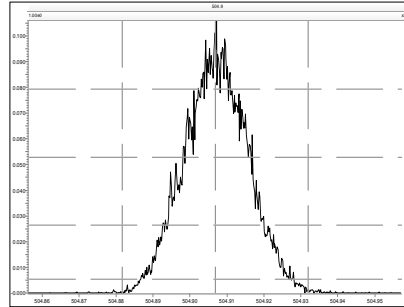


Printed: Thursday, July 26, 2012 08:33:07 Eastern Daylight Time

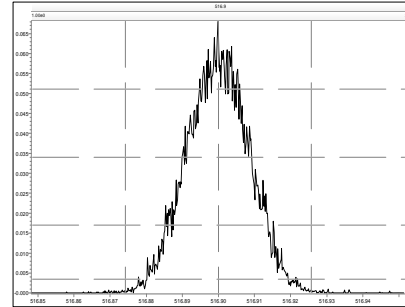
M 492.9696 R 12380

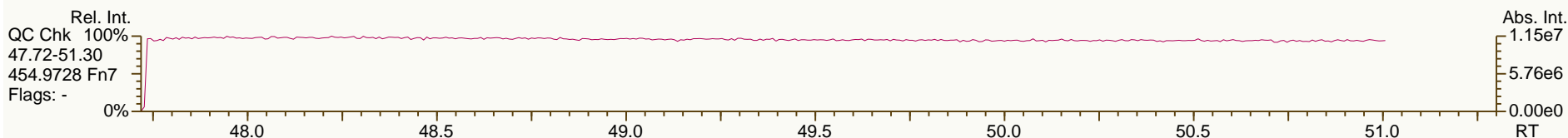
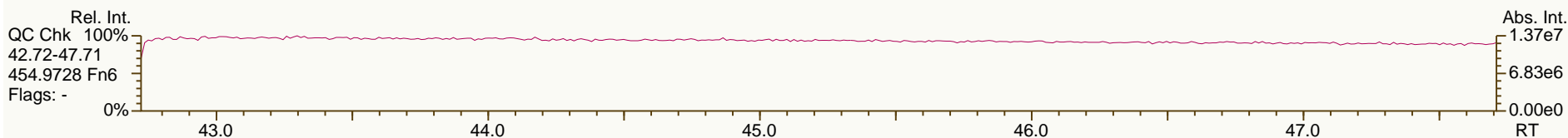
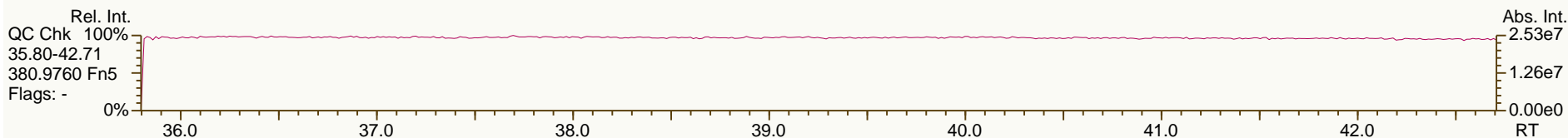
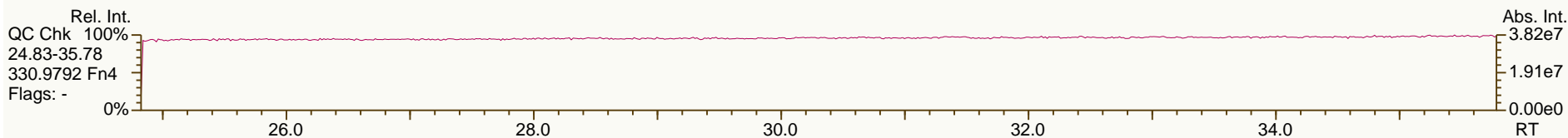
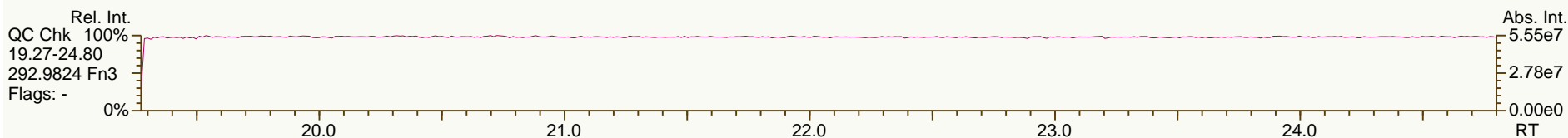
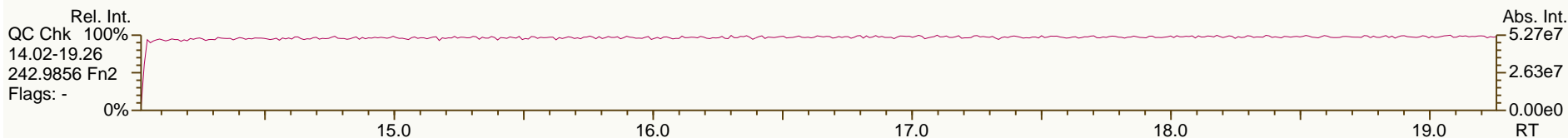
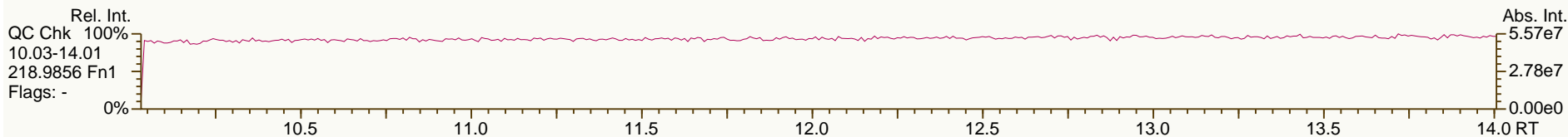


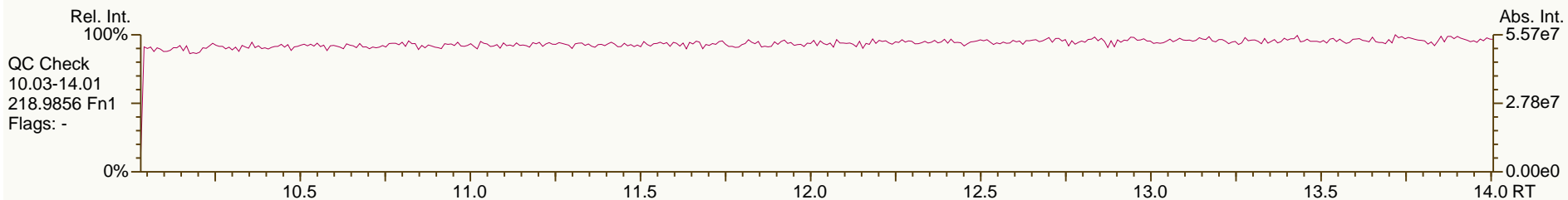
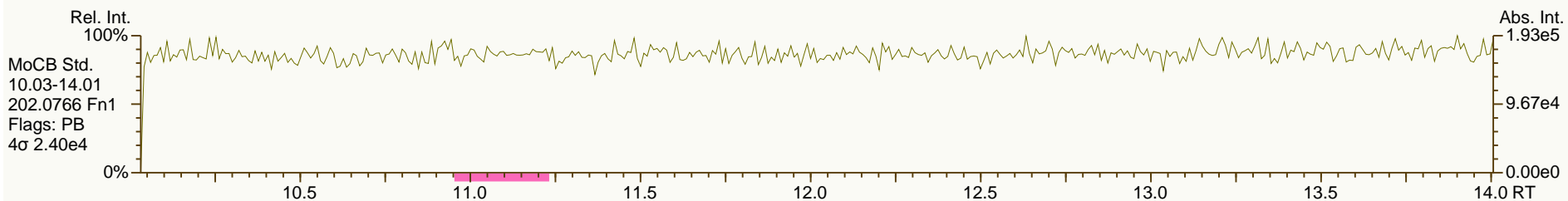
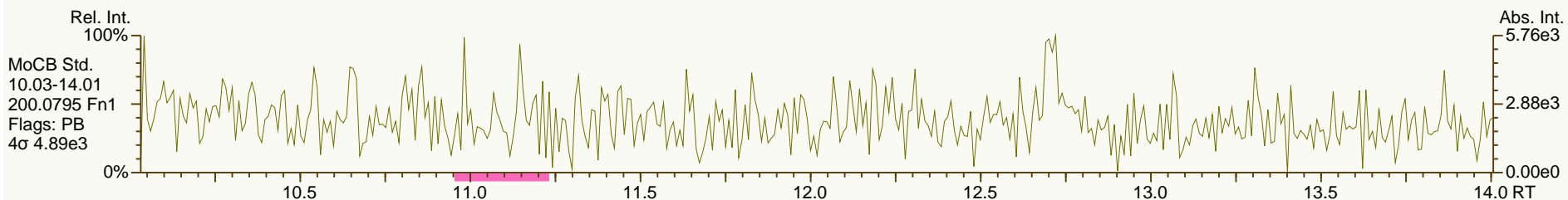
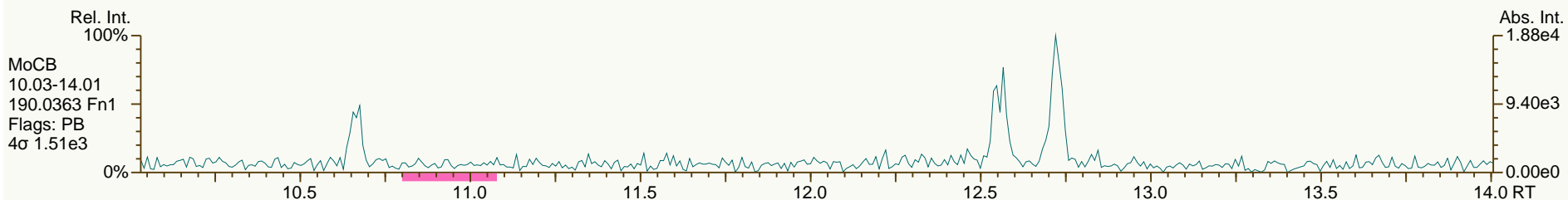
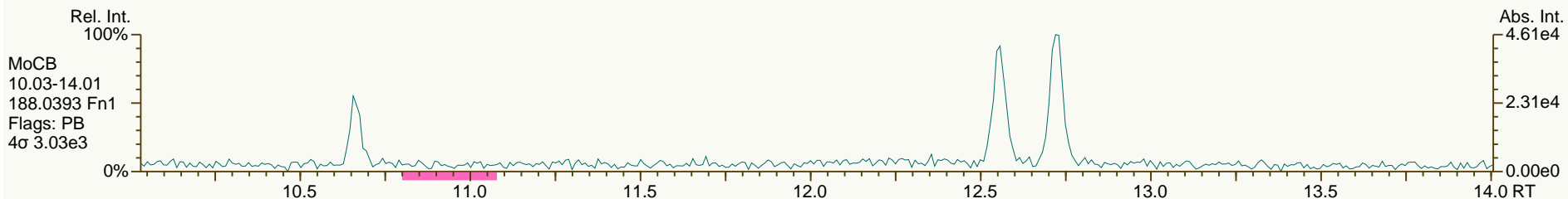
M 504.9696 R 12583

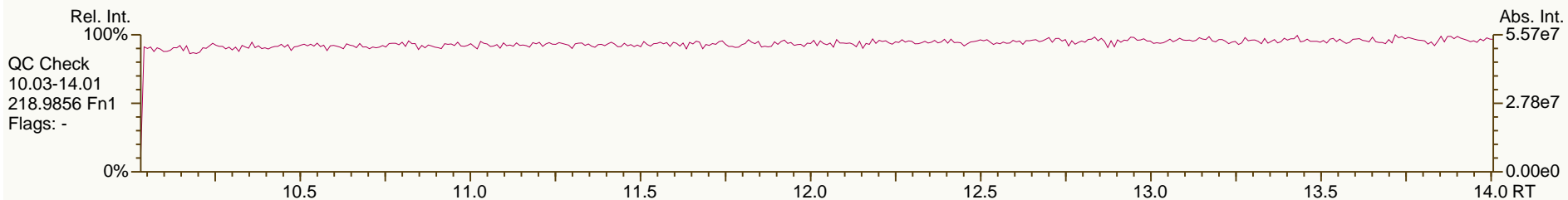
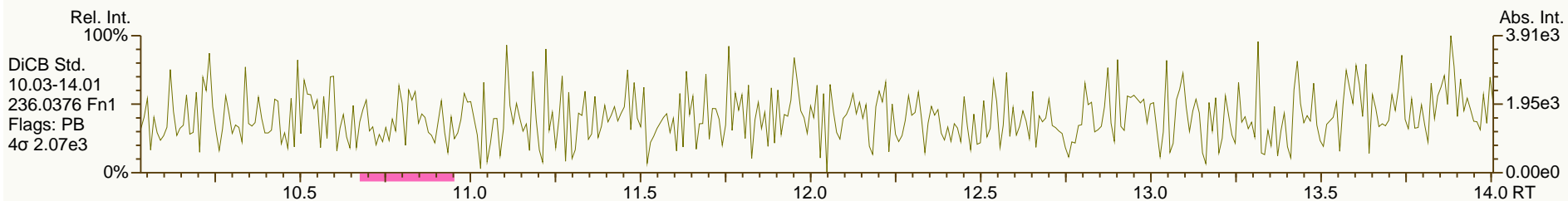
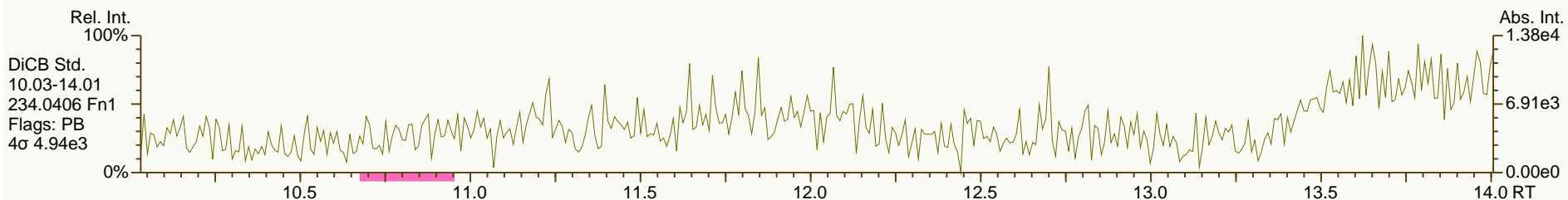
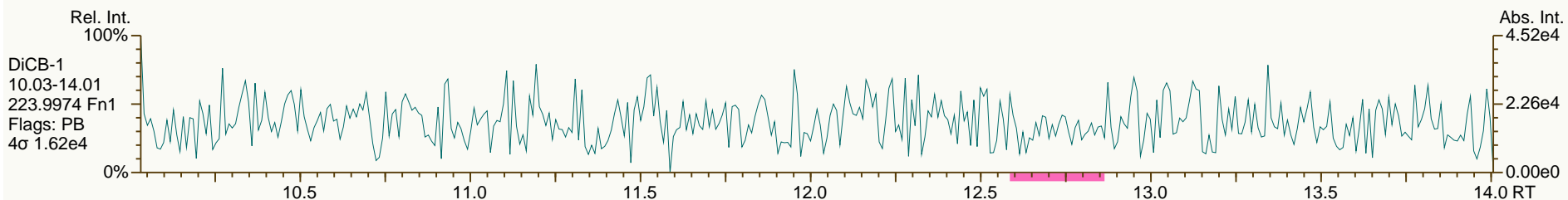
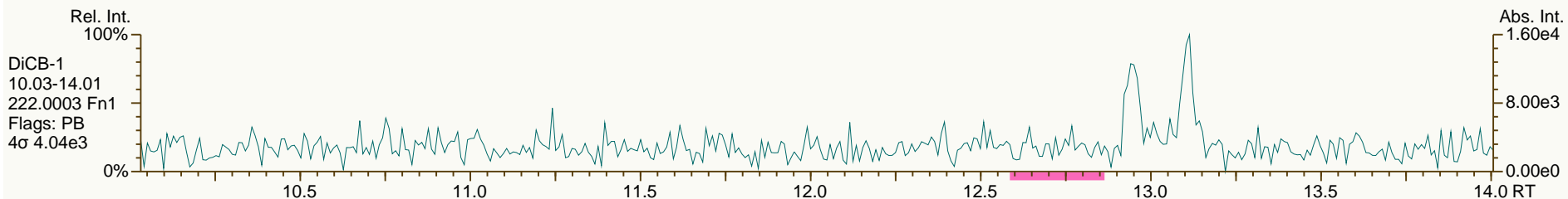


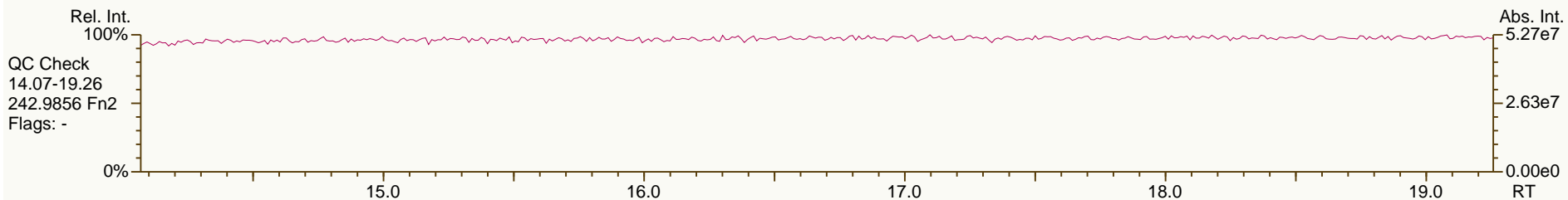
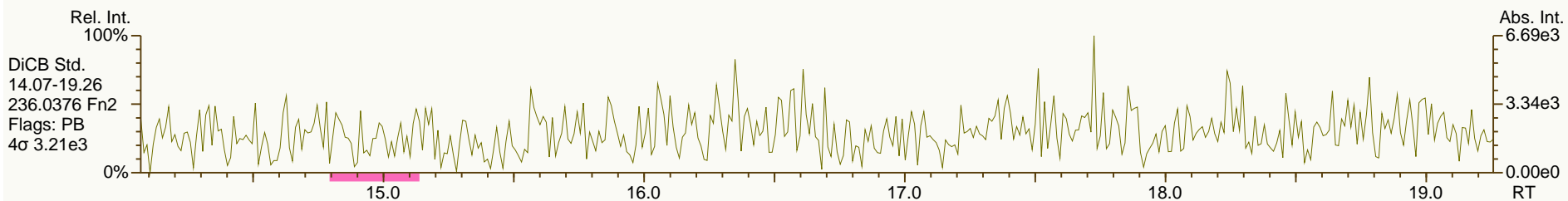
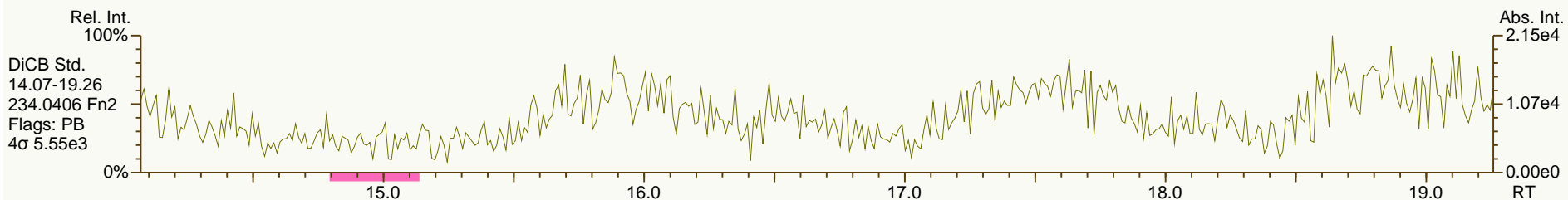
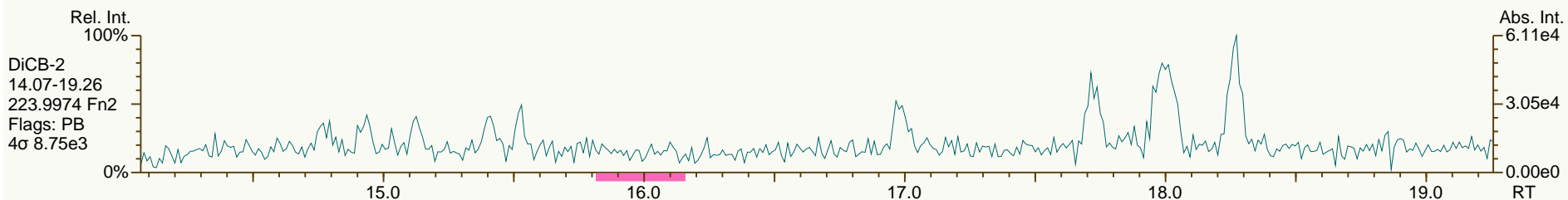
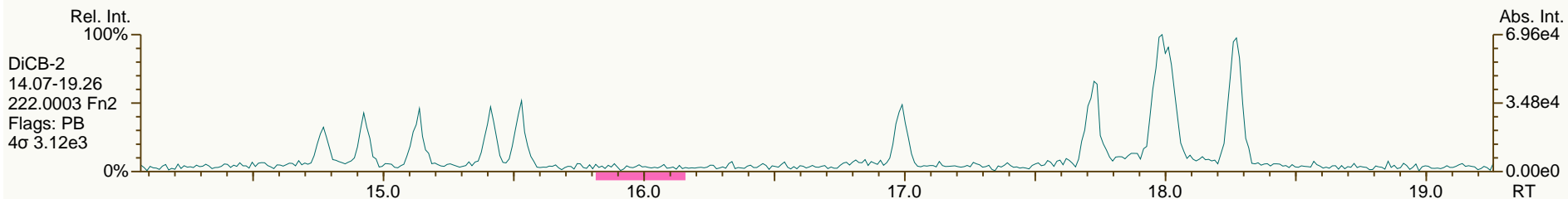
M 516.9697 R 12891

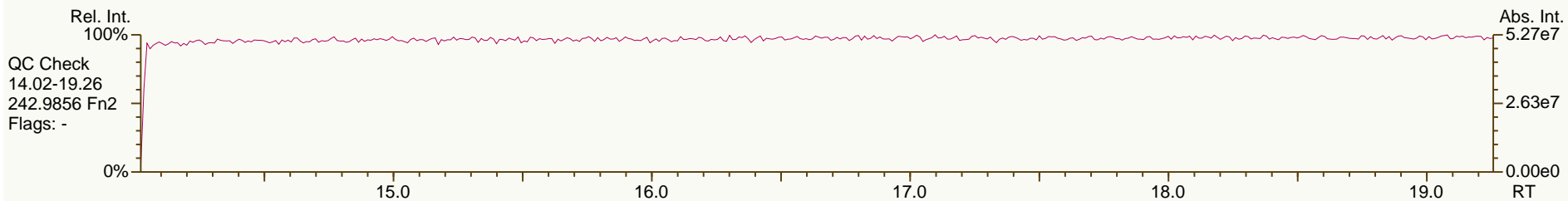
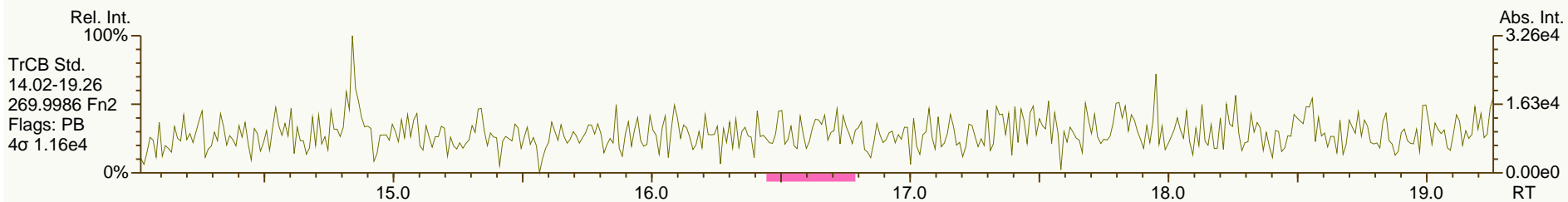
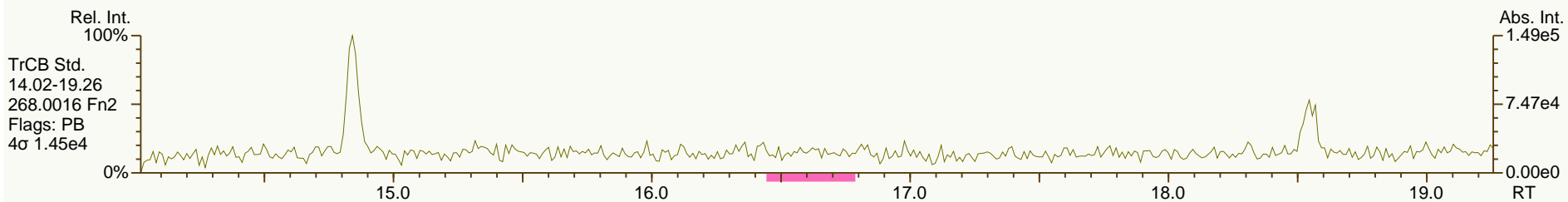
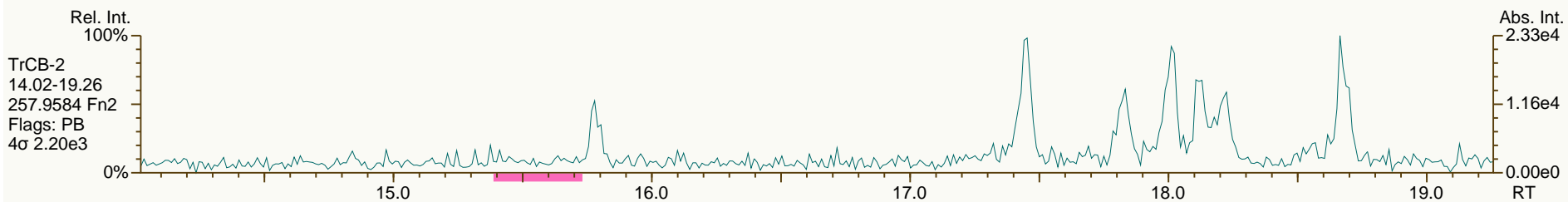
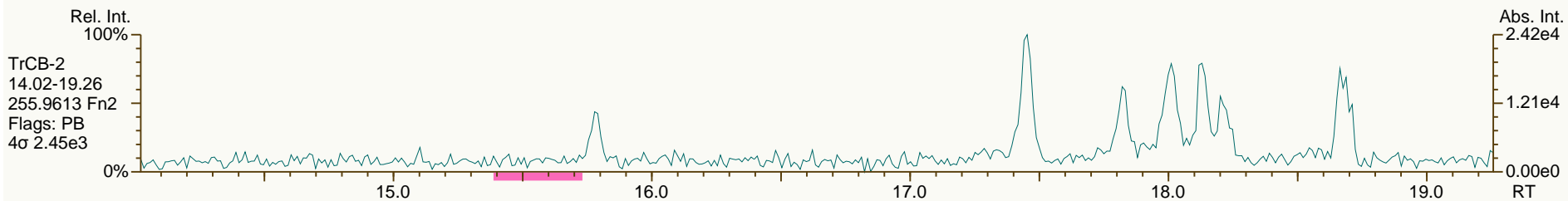


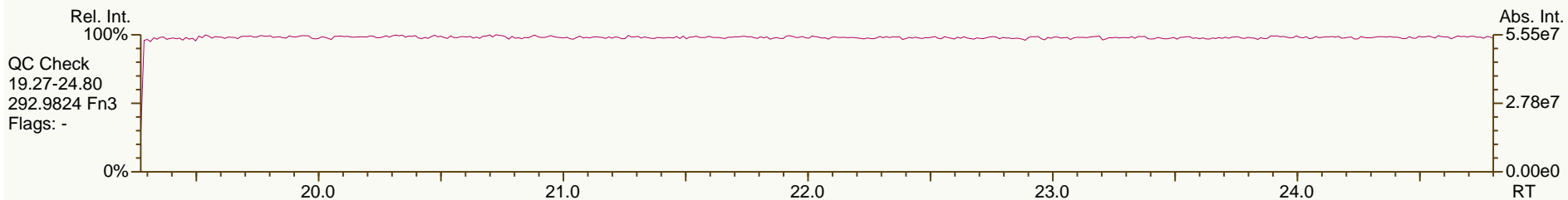
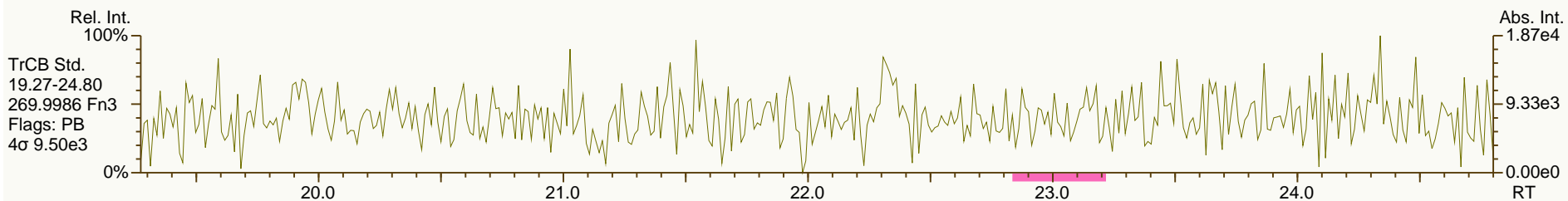
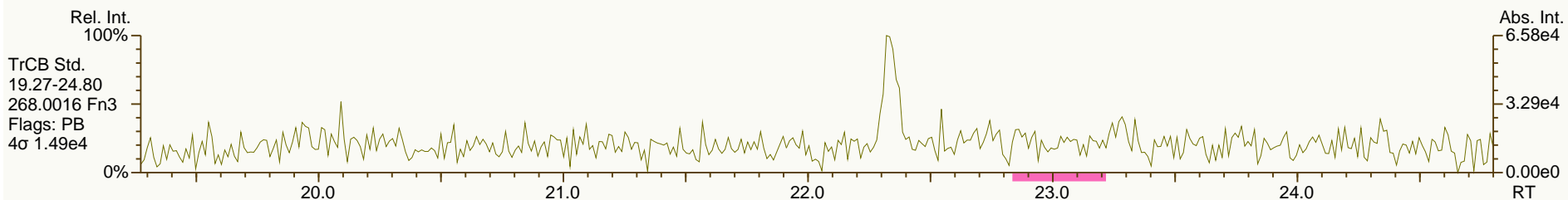
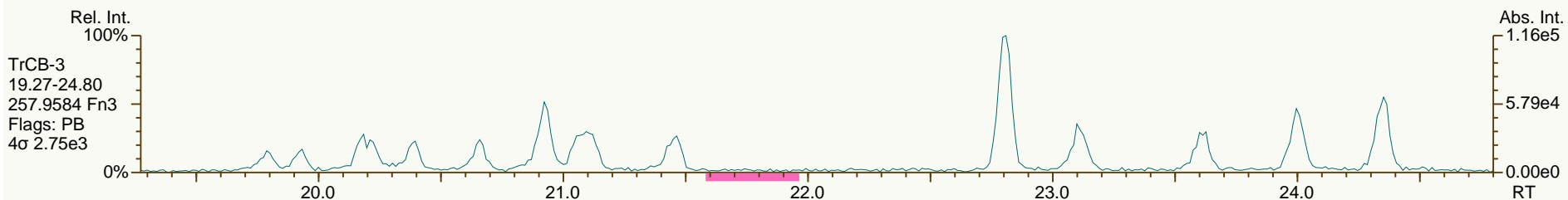
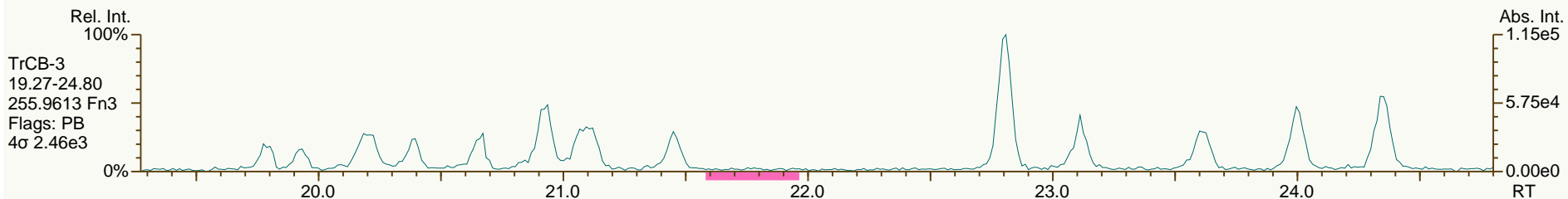


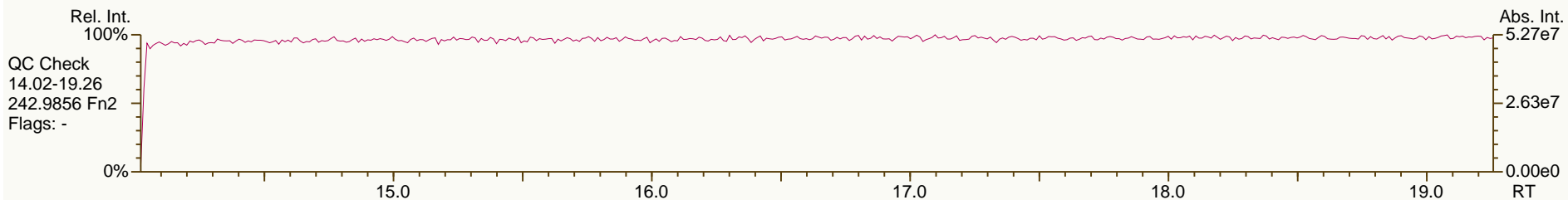
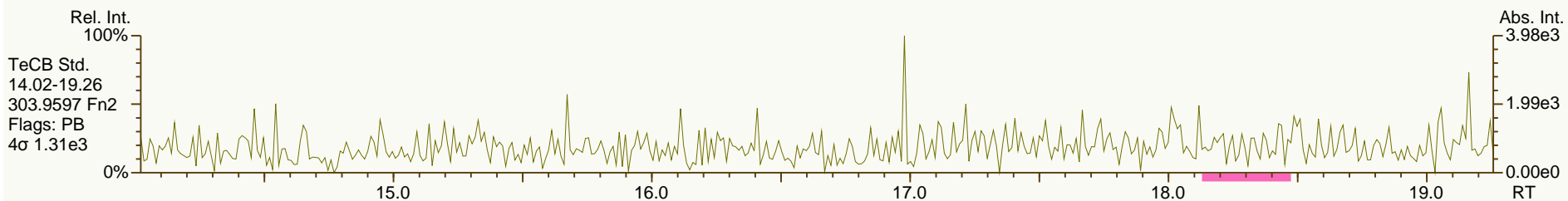
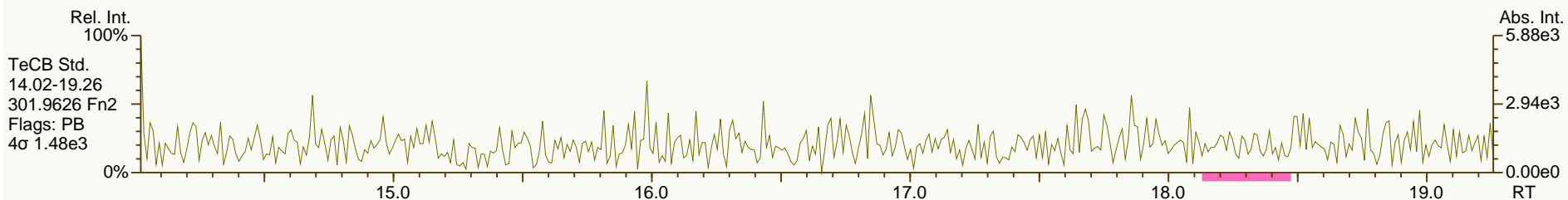
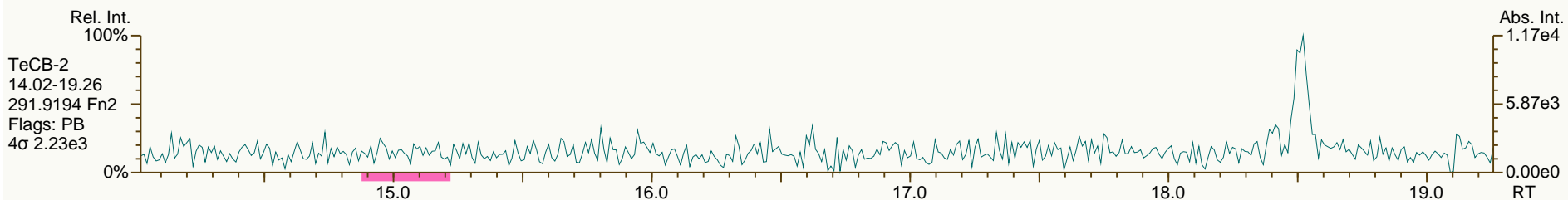
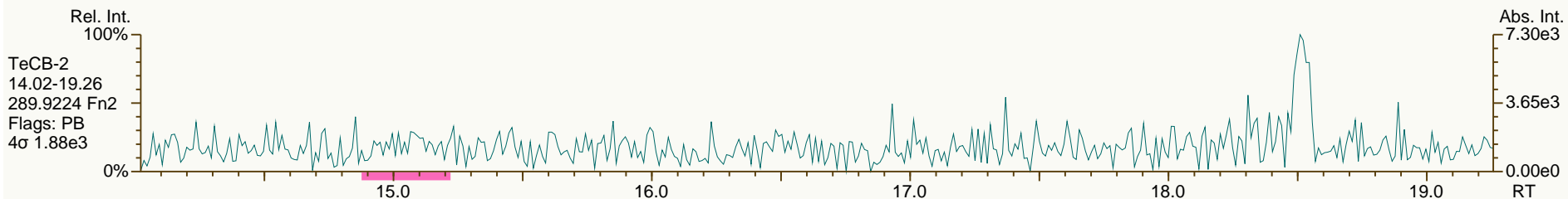


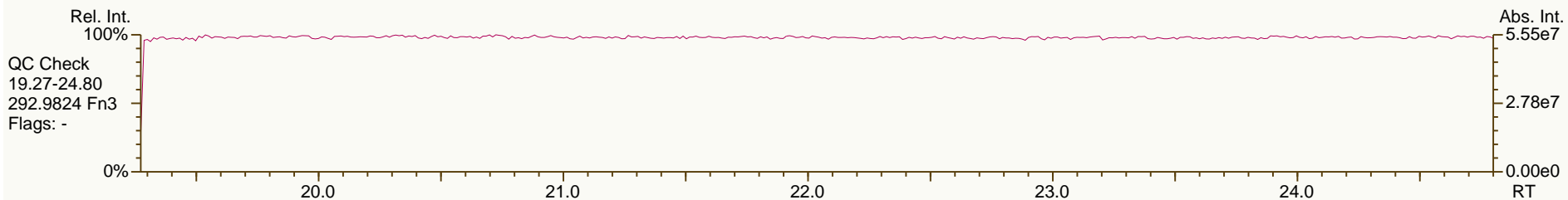
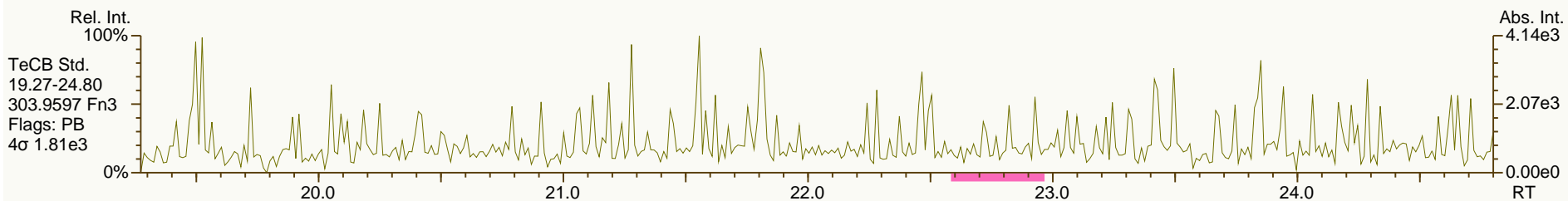
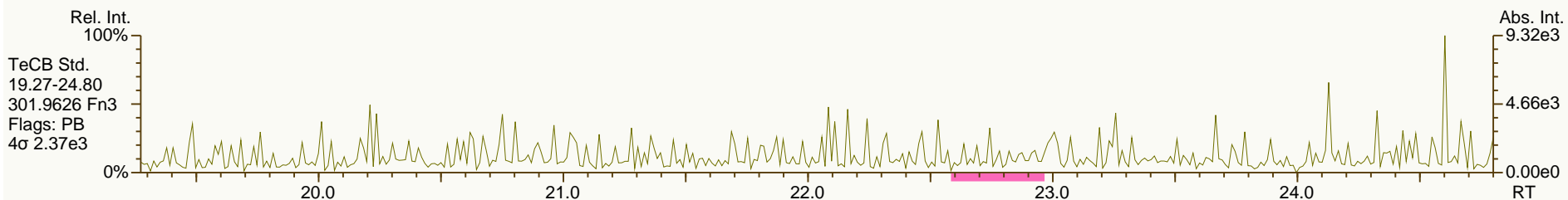
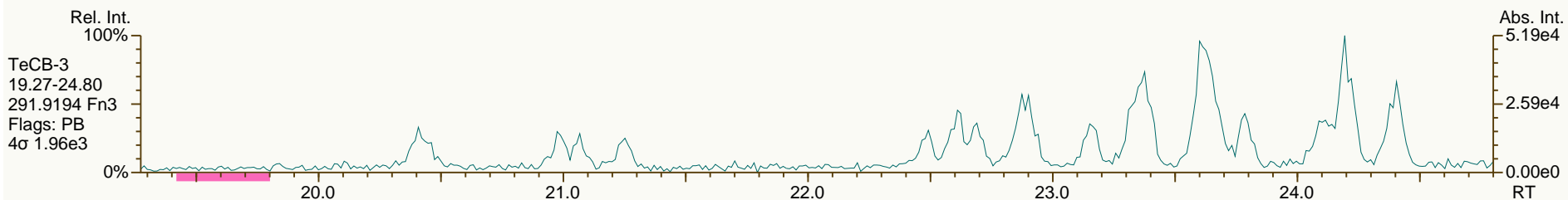
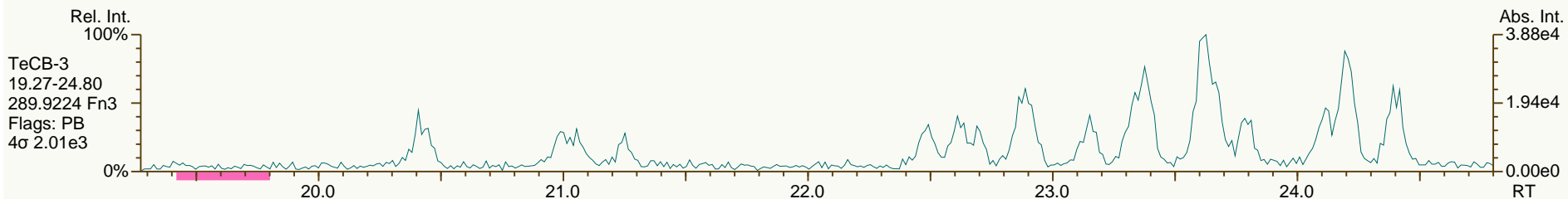


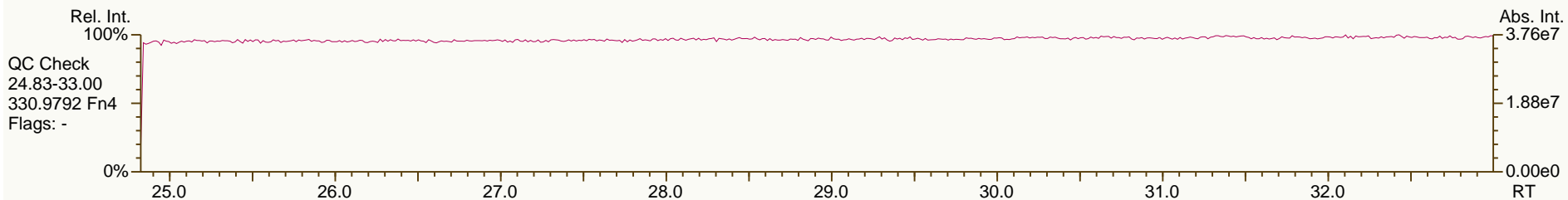
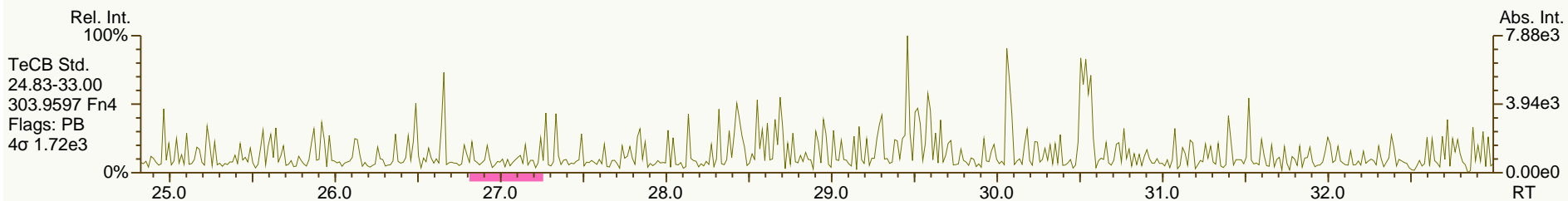
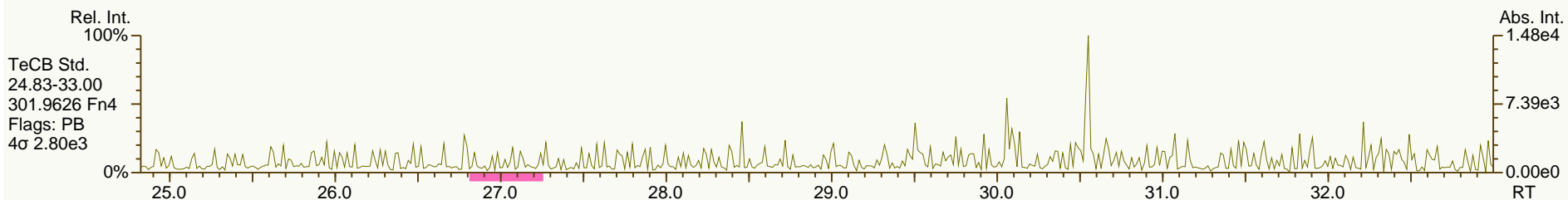
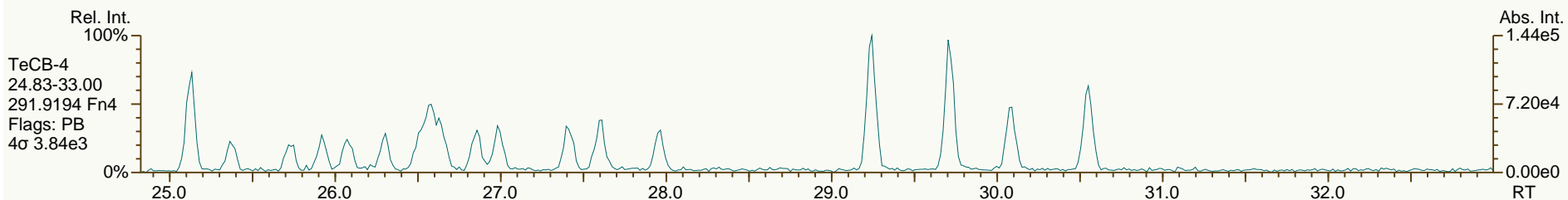
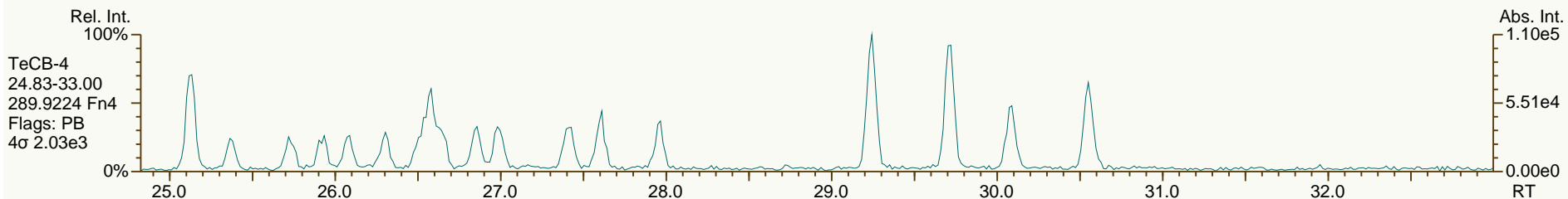


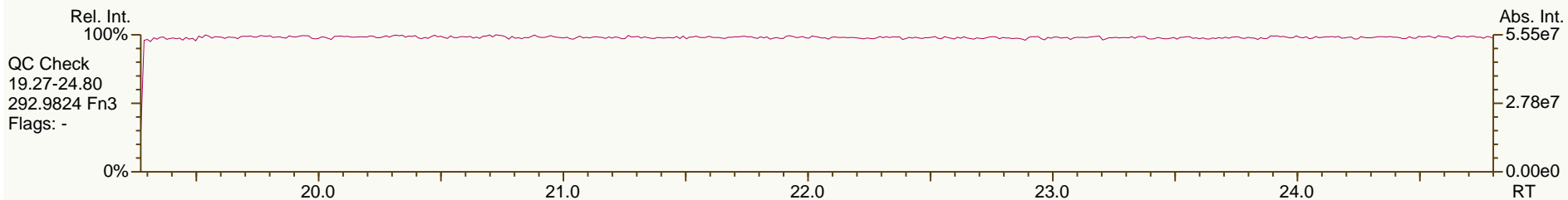
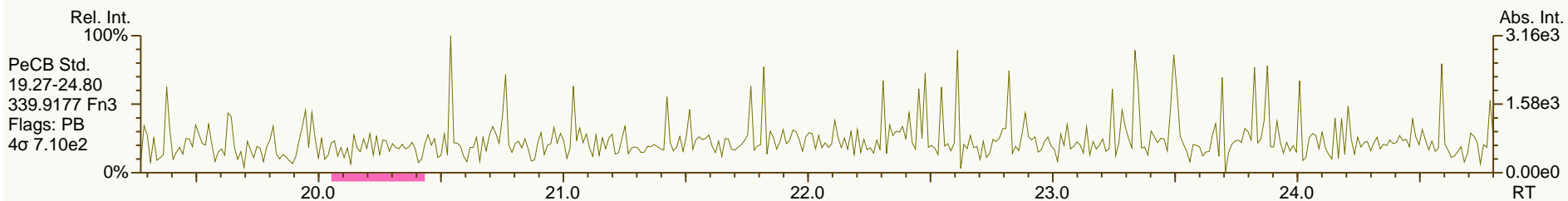
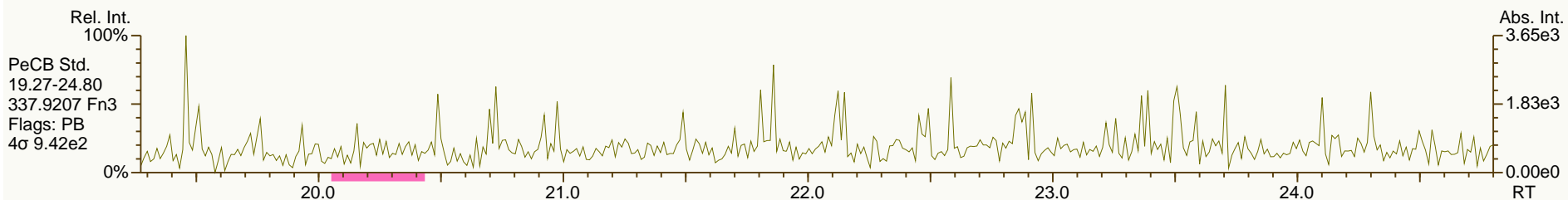
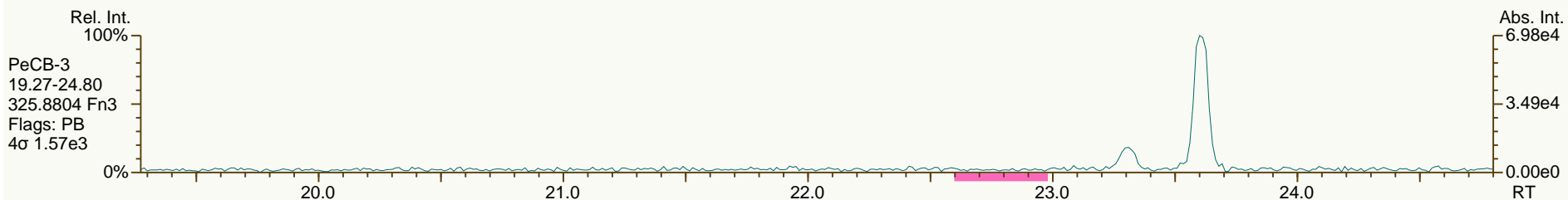
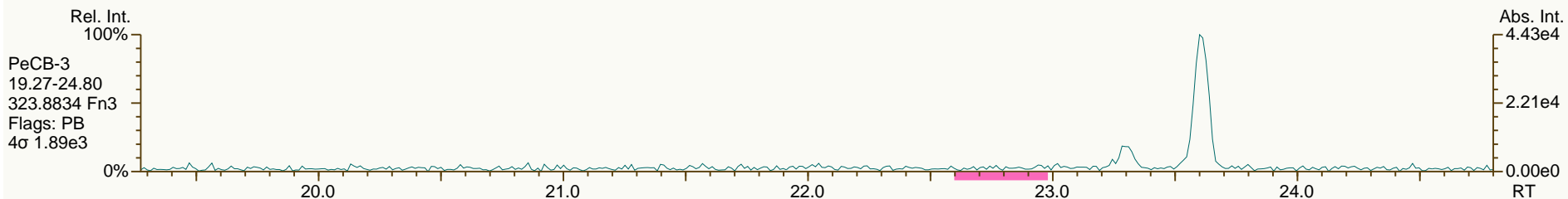


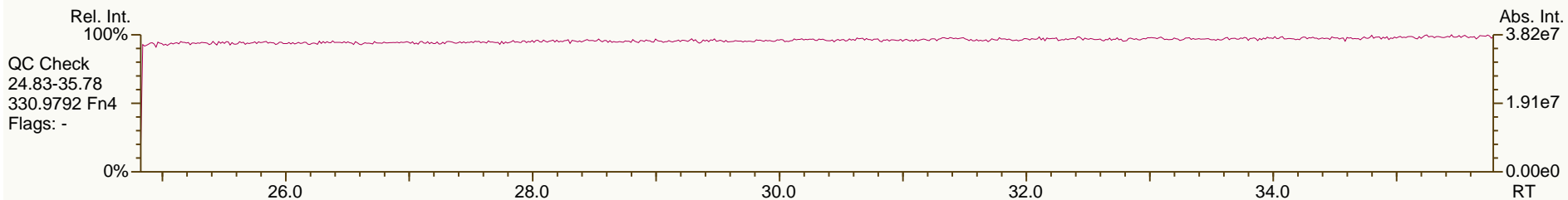
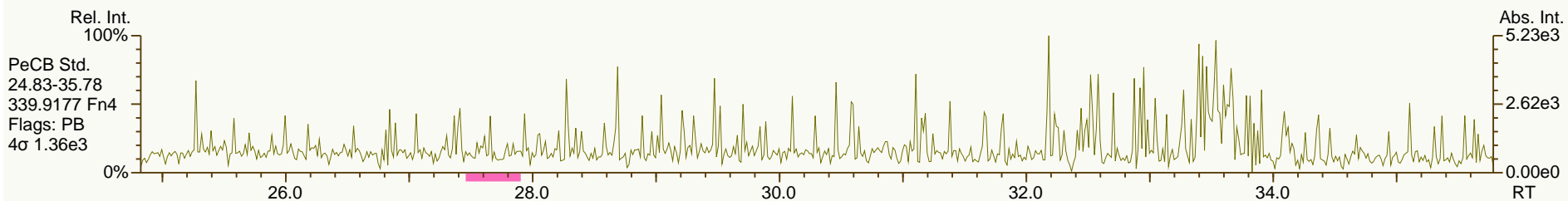
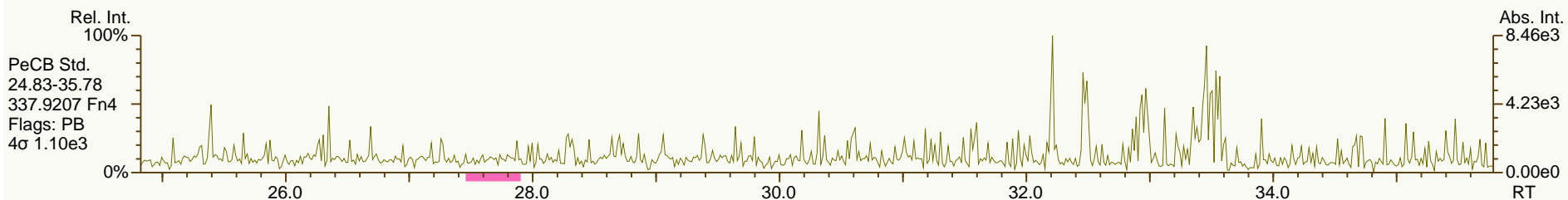
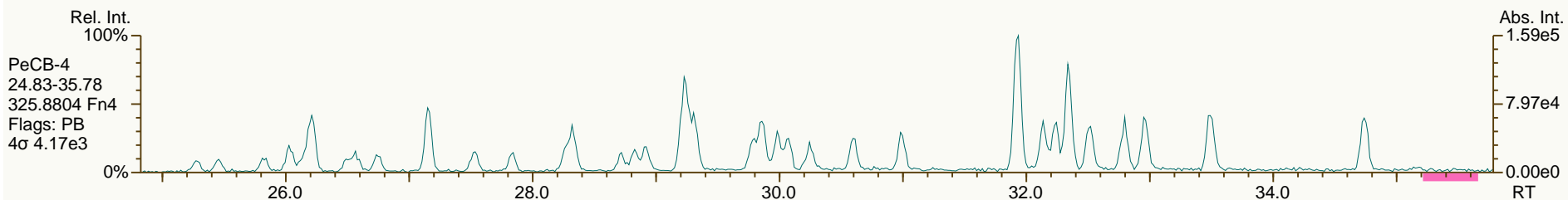
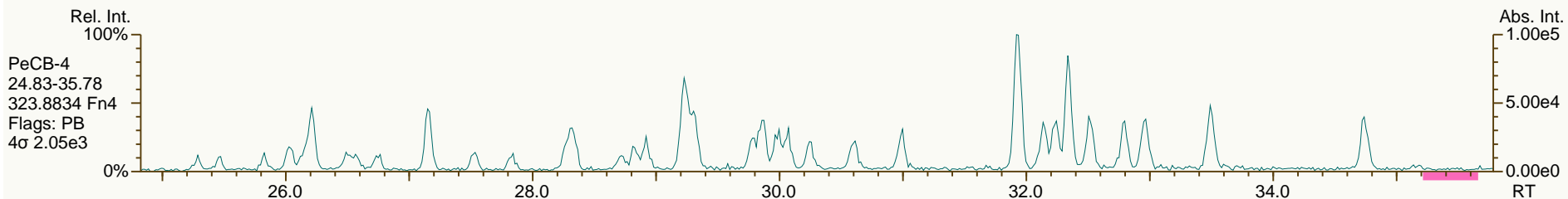


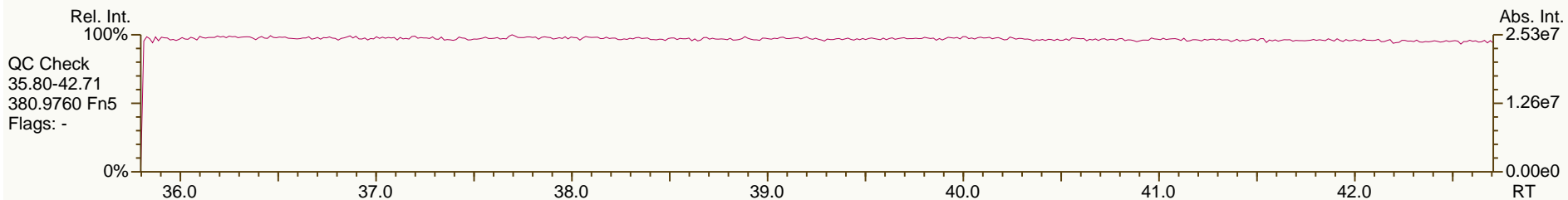
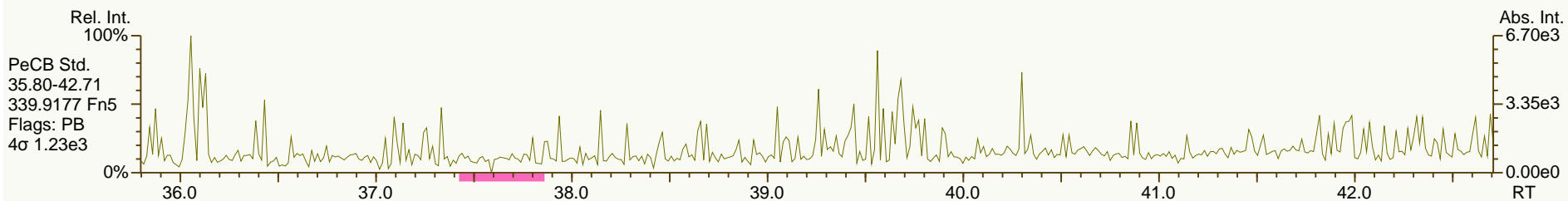
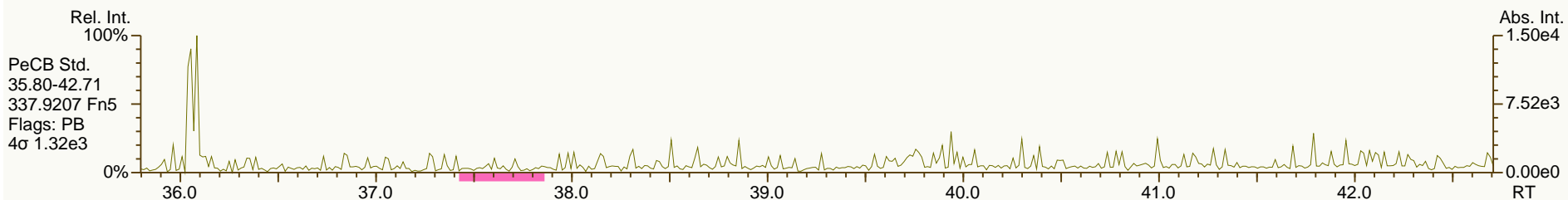
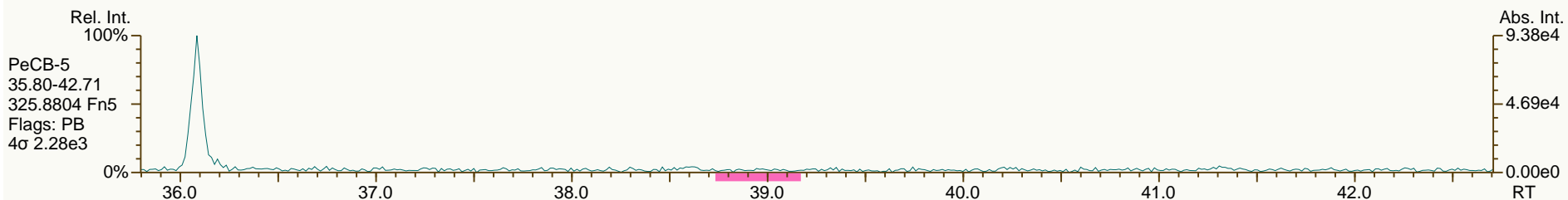
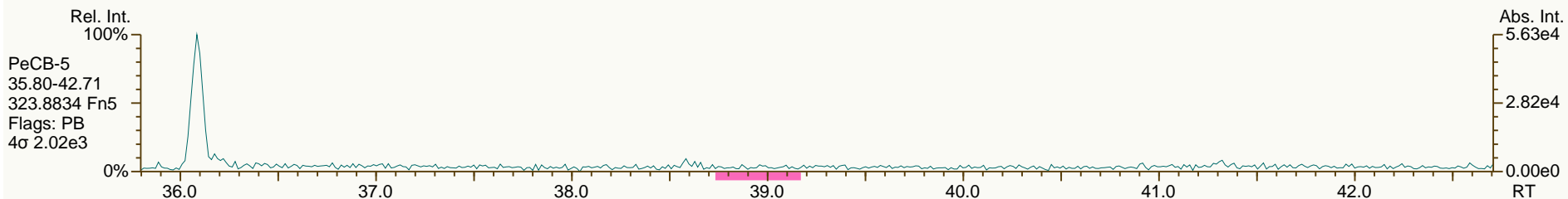


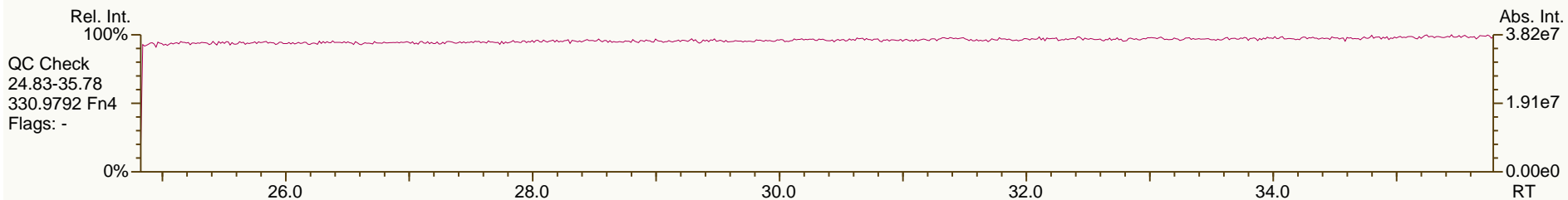
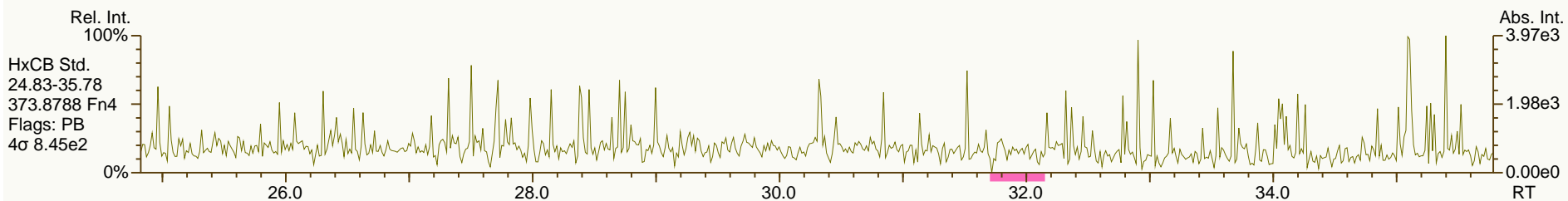
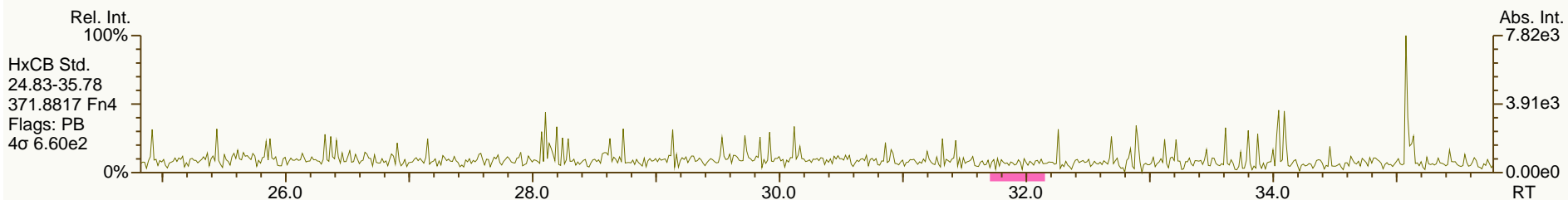
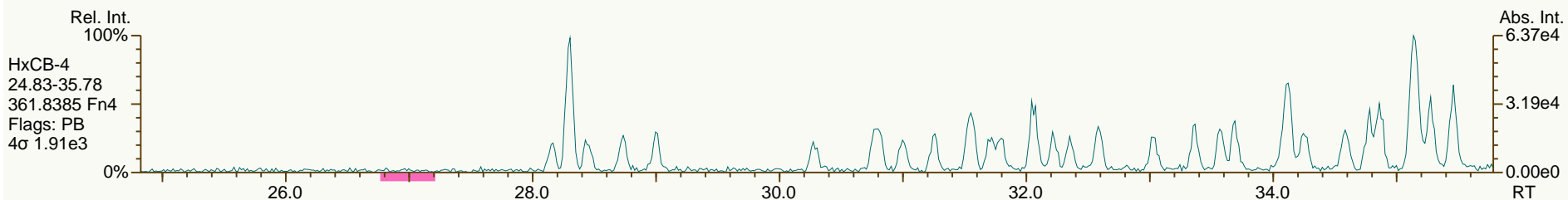
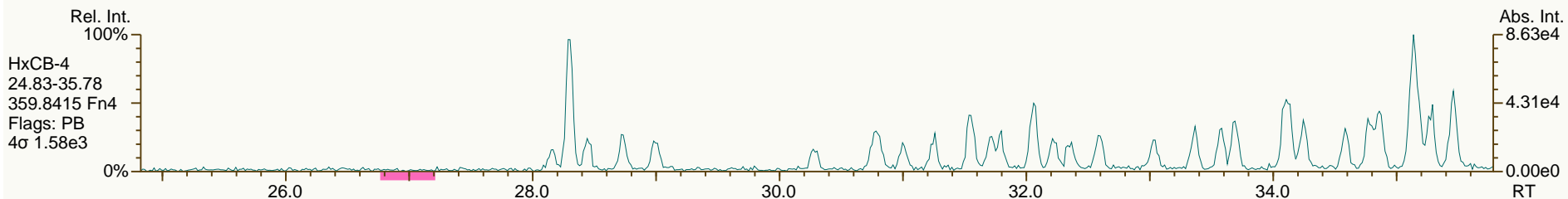


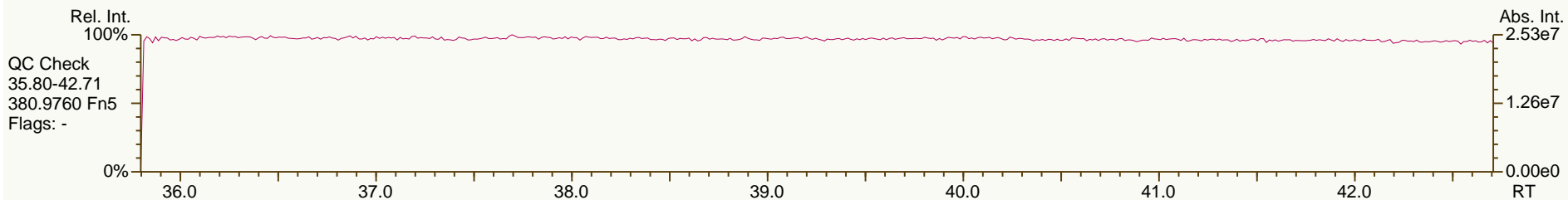
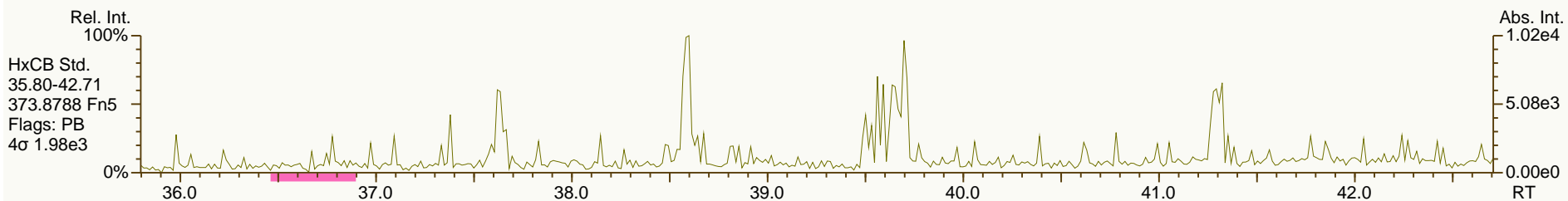
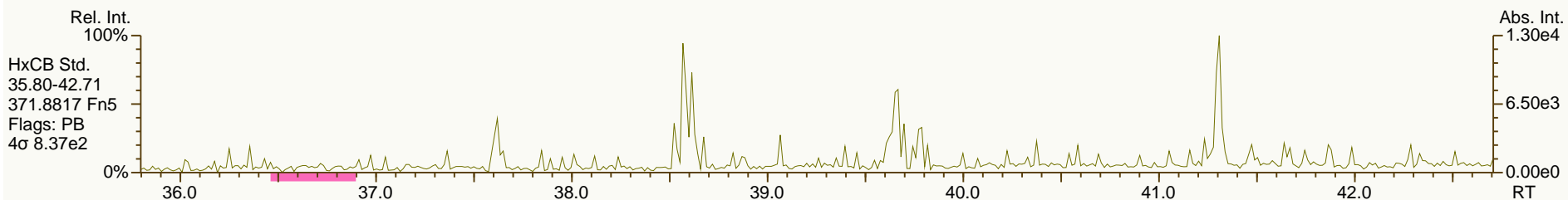
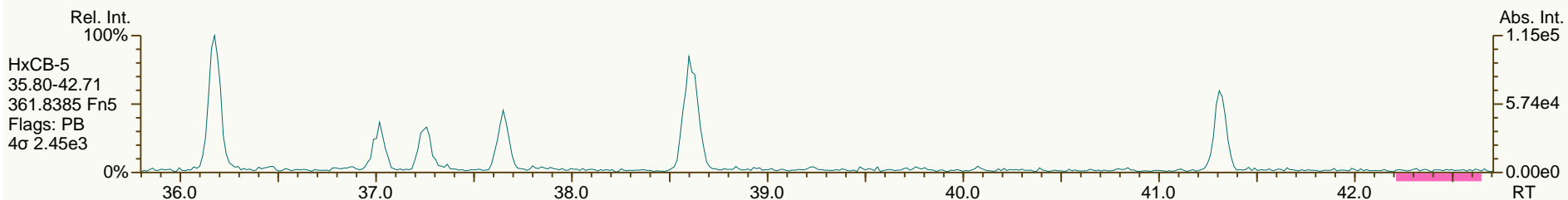
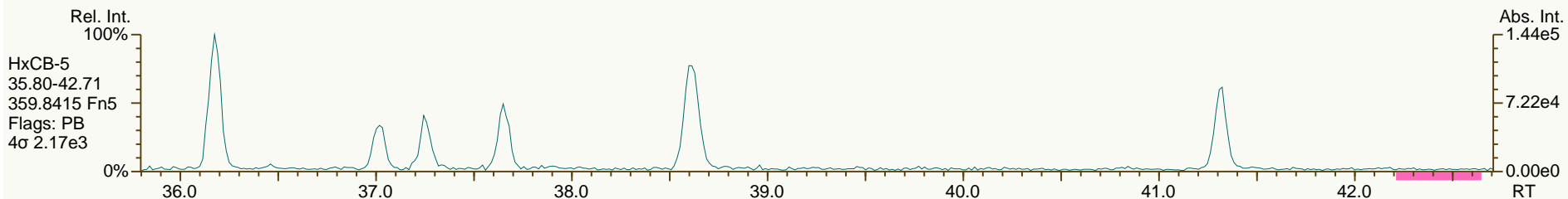


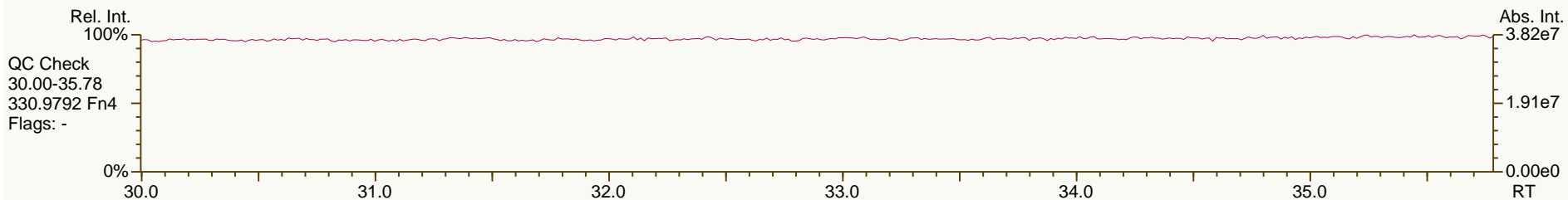
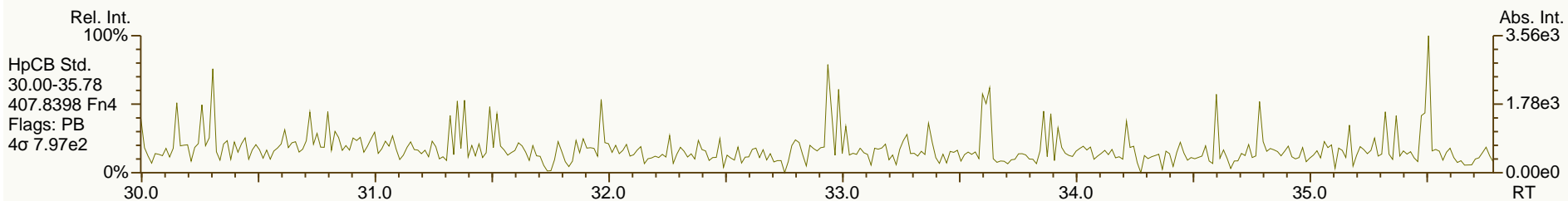
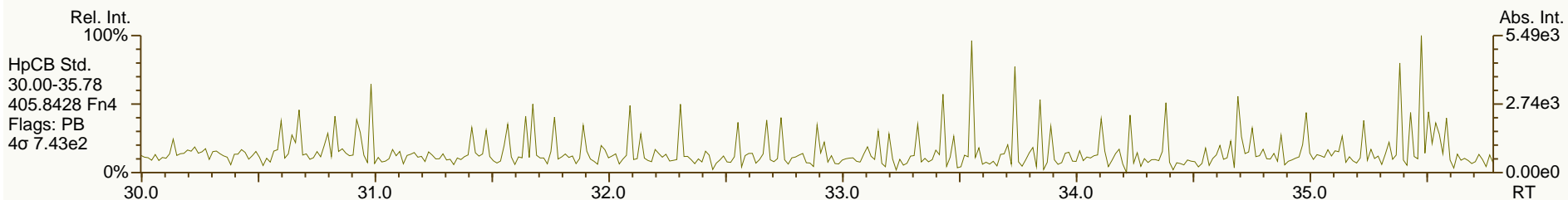
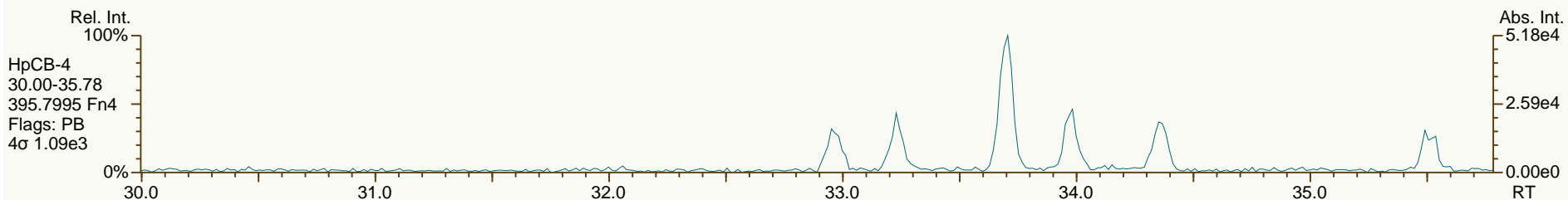
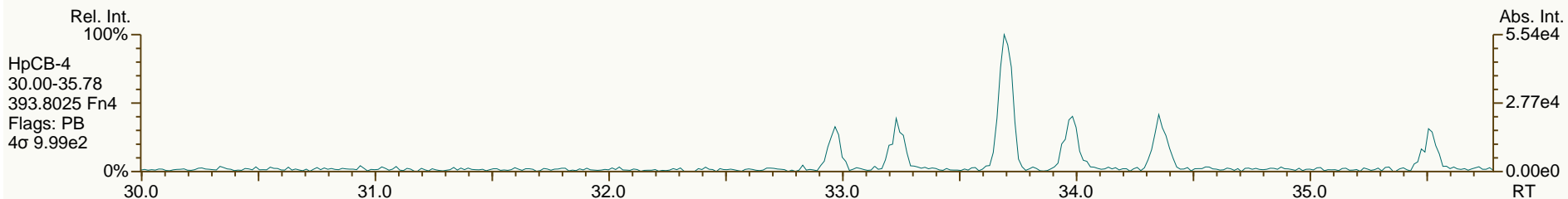


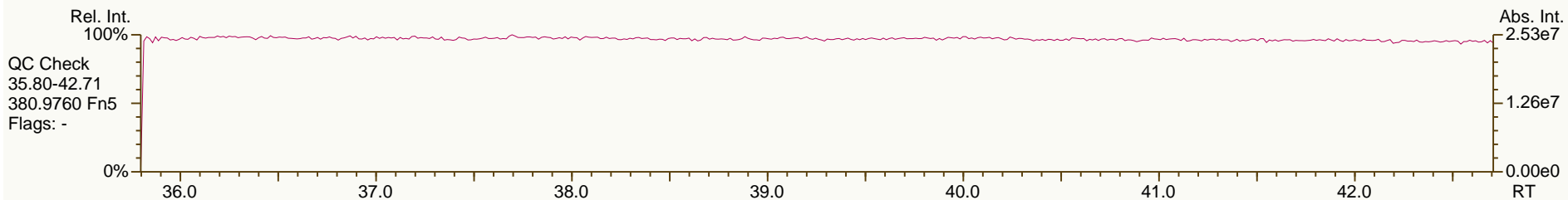
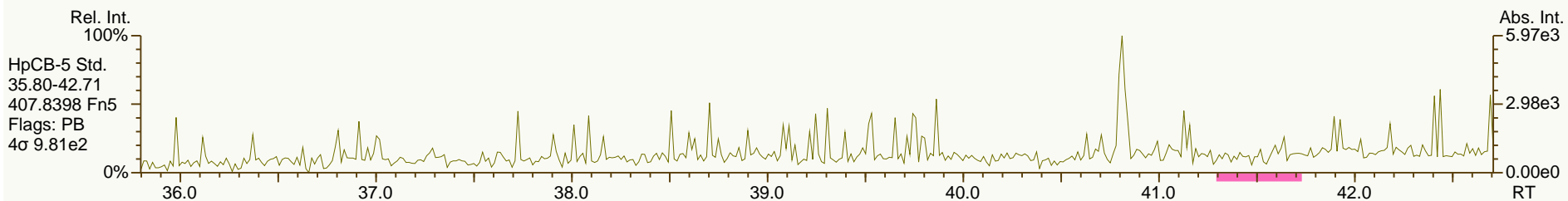
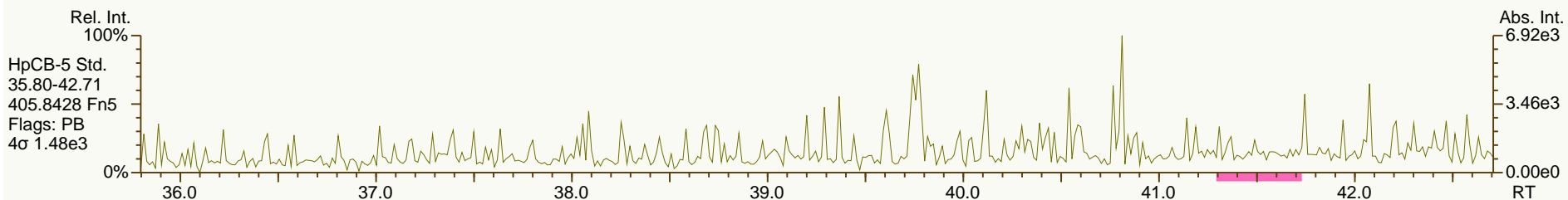
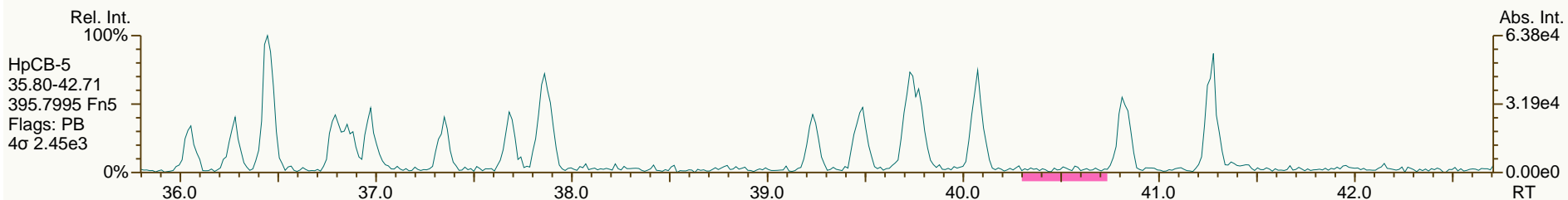
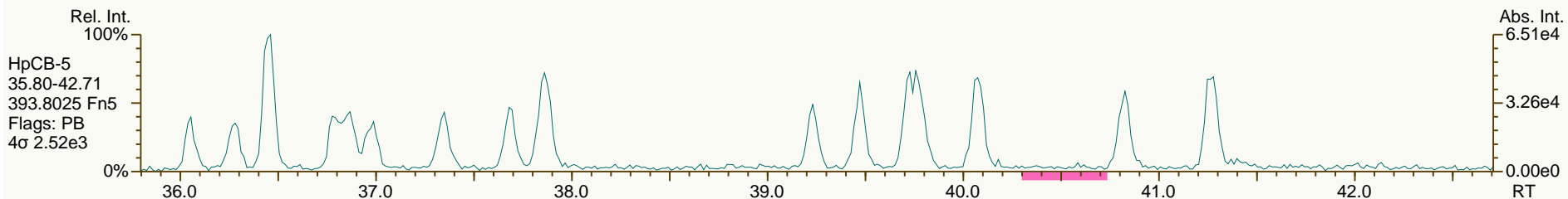


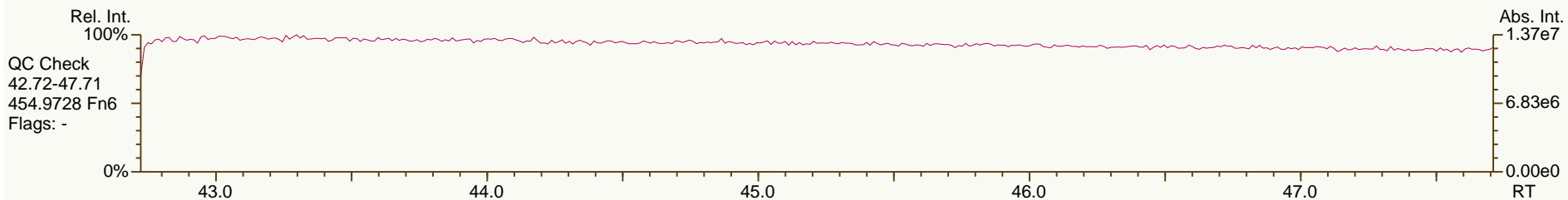
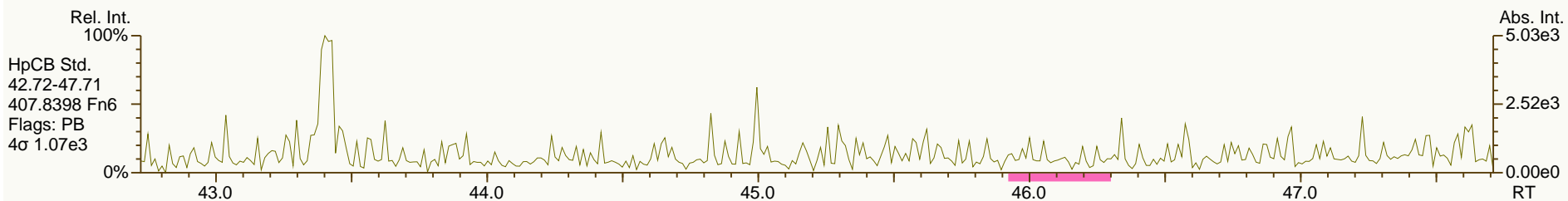
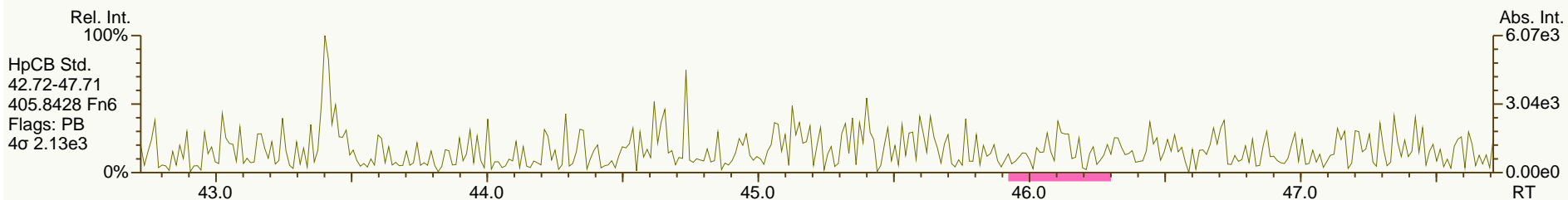
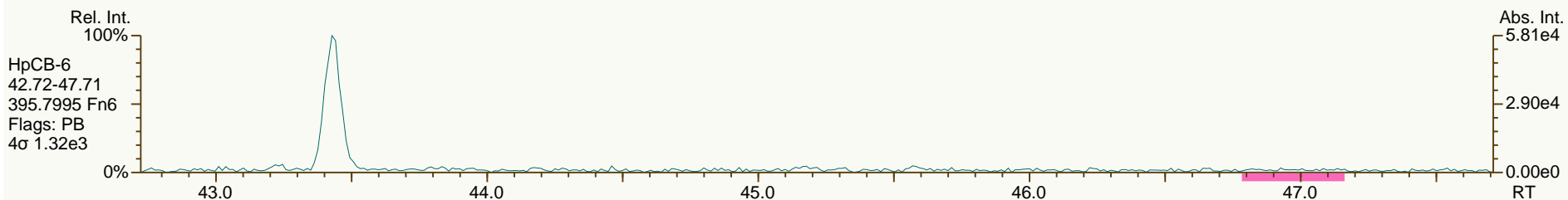
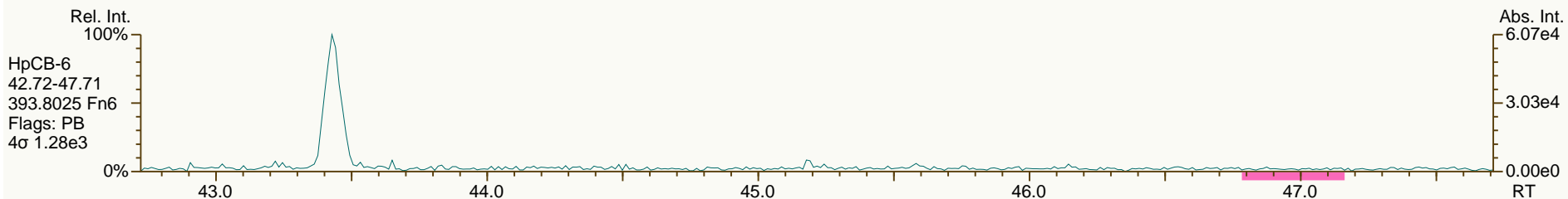


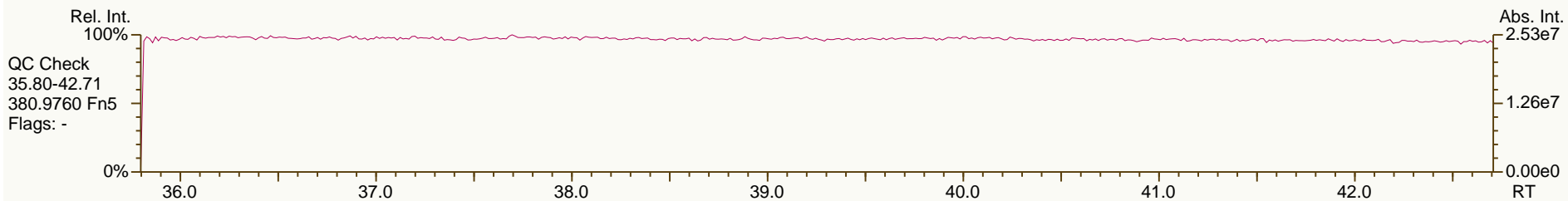
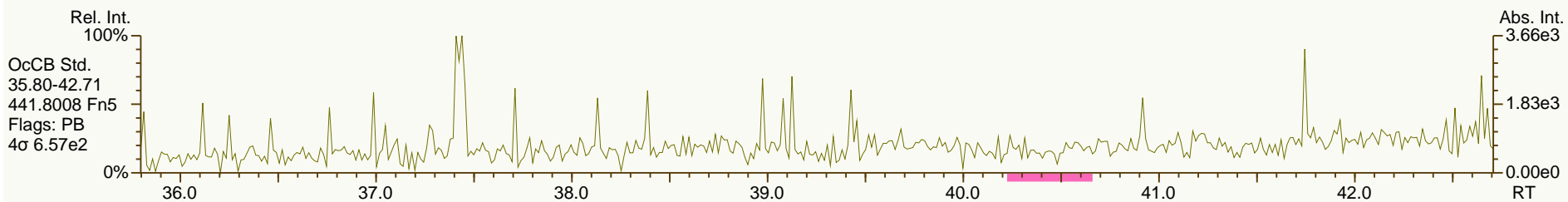
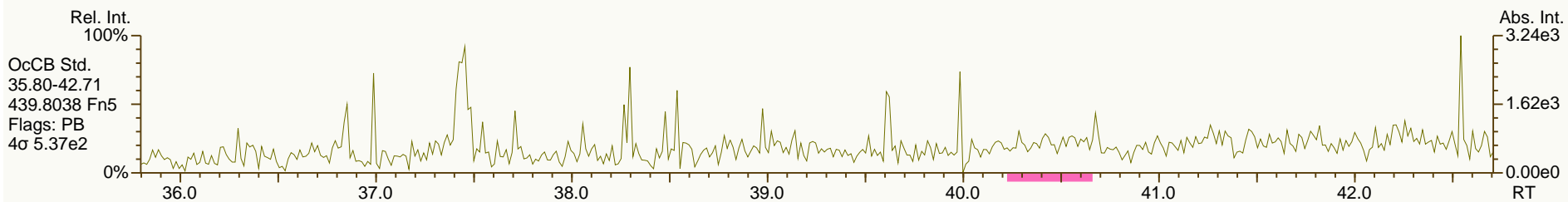
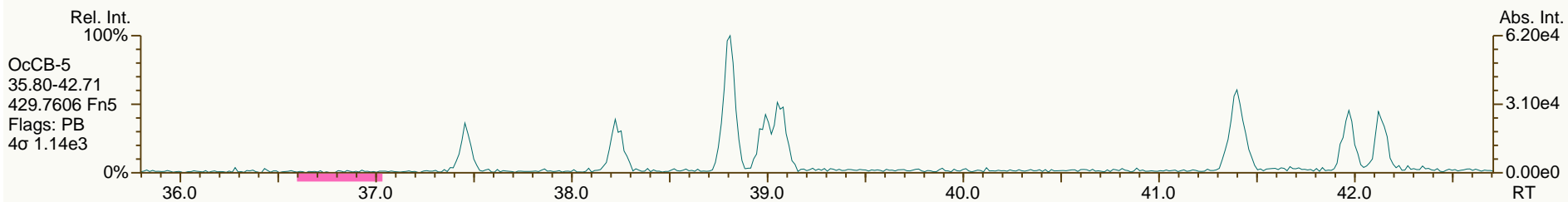
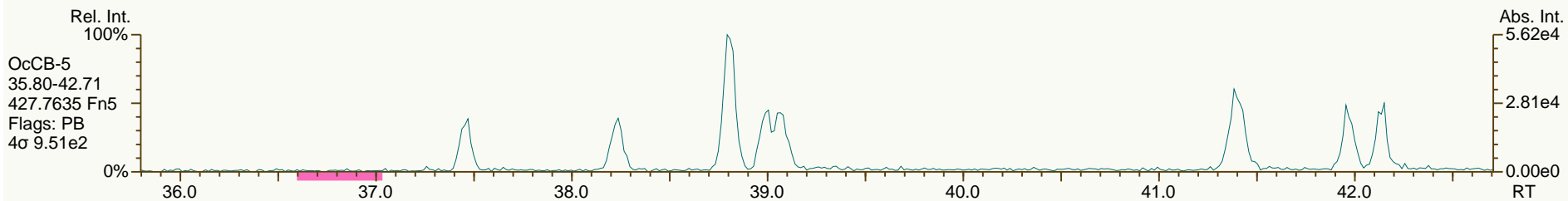


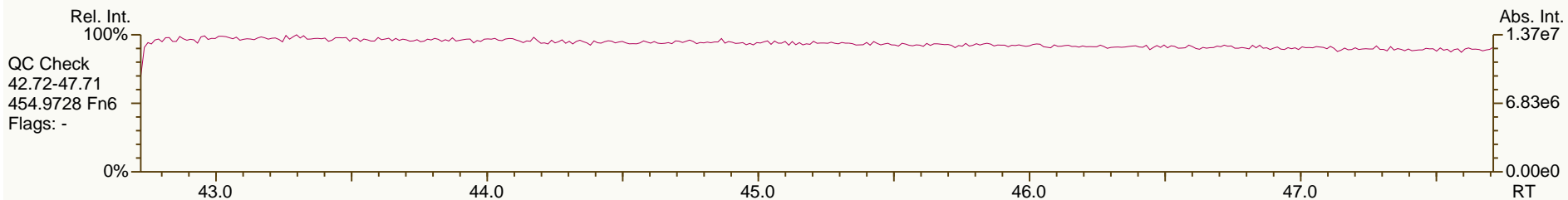
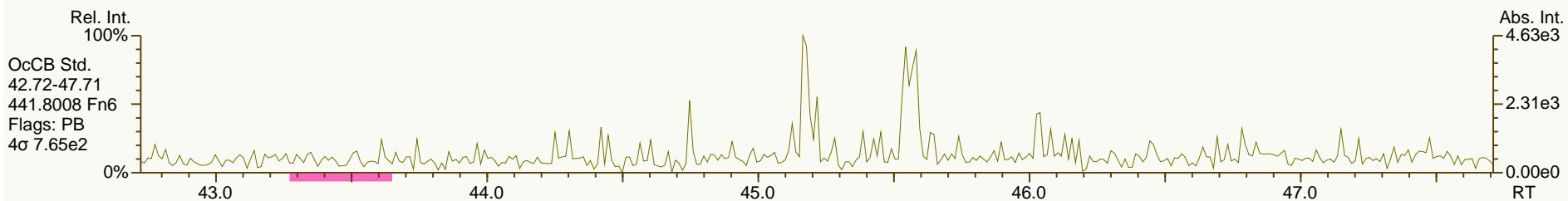
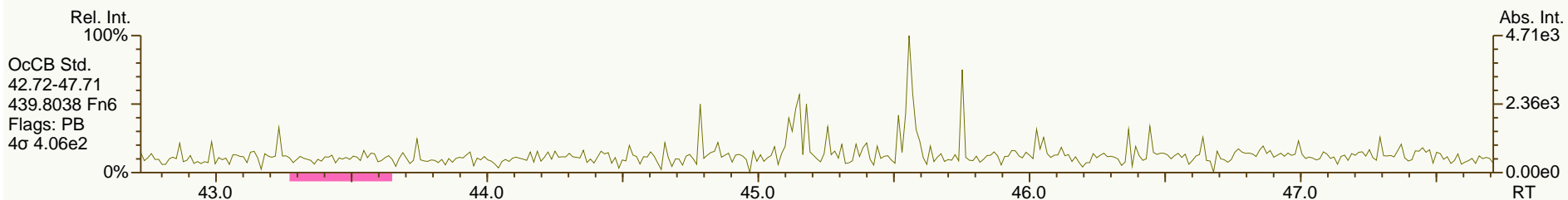
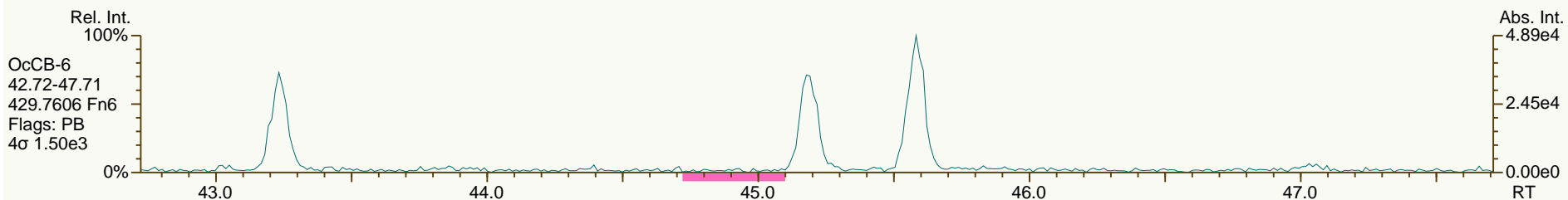
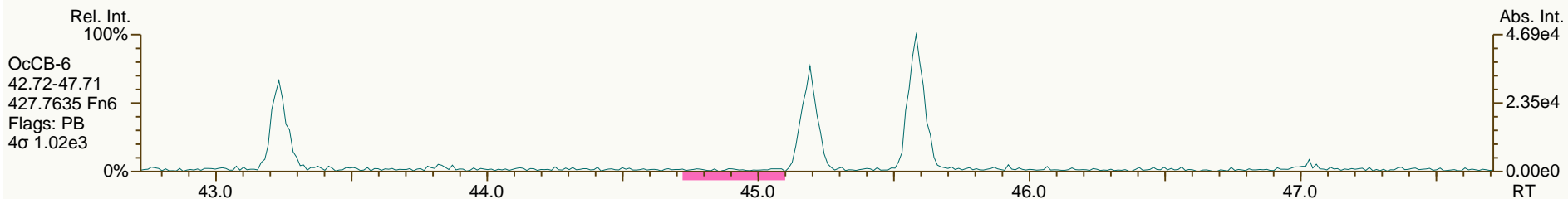


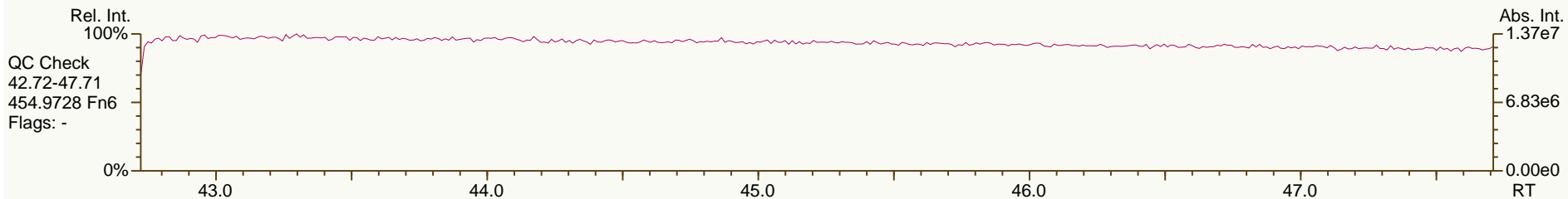
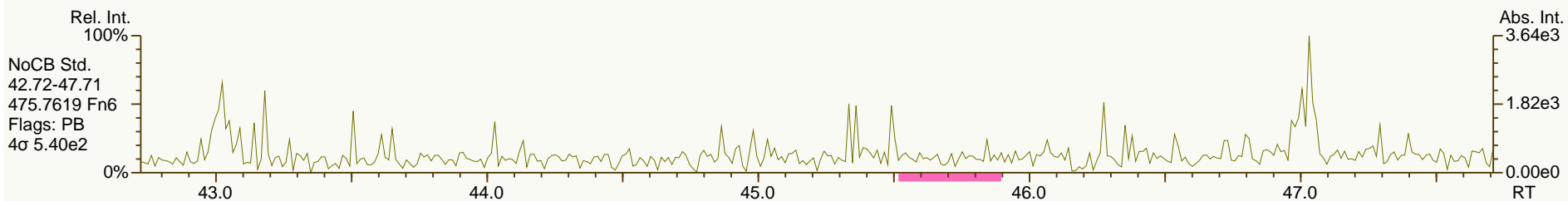
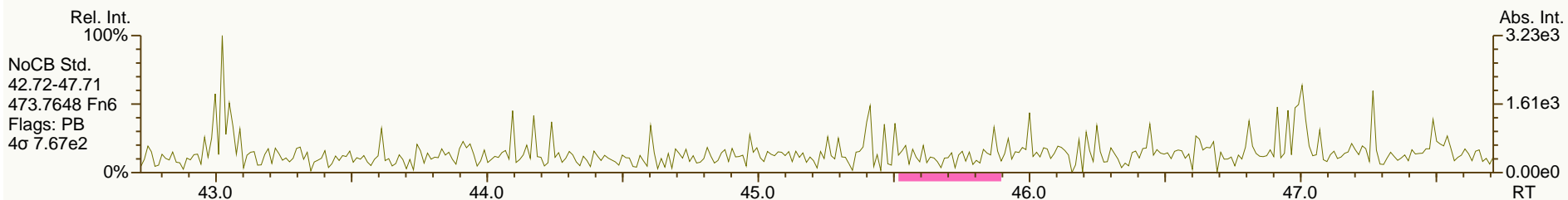
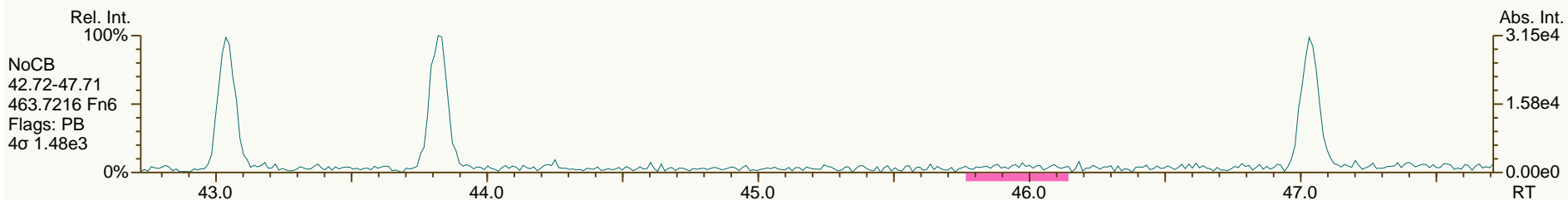
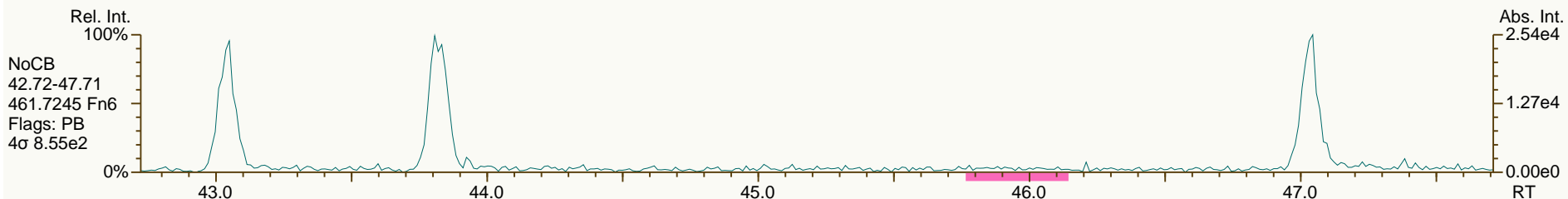


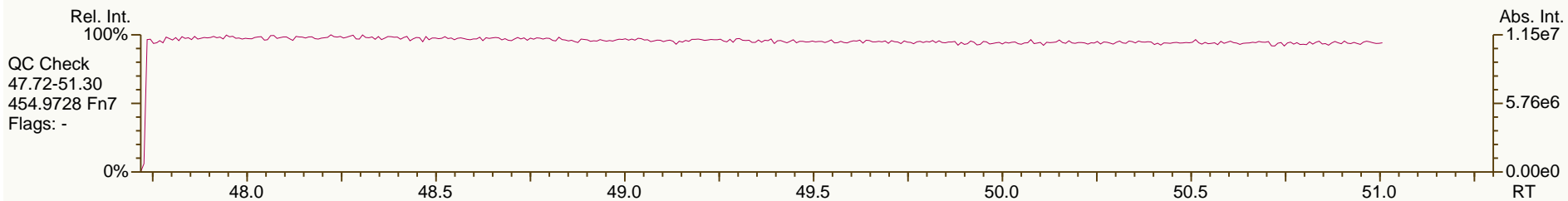
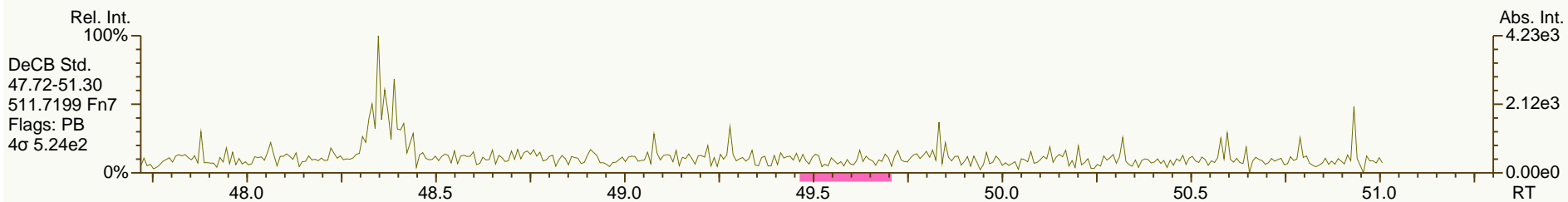
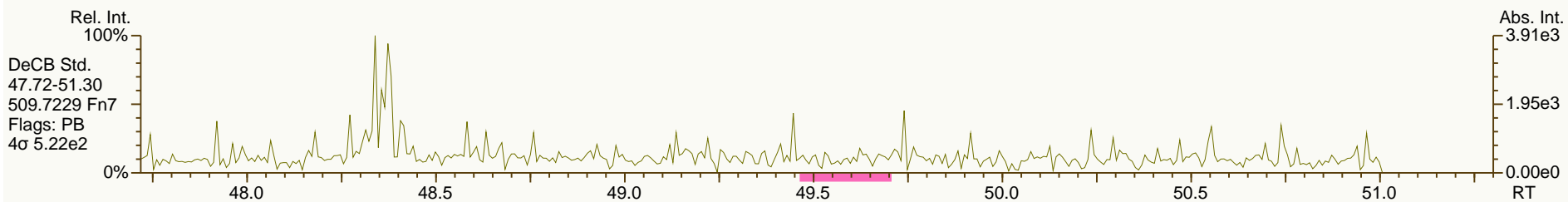
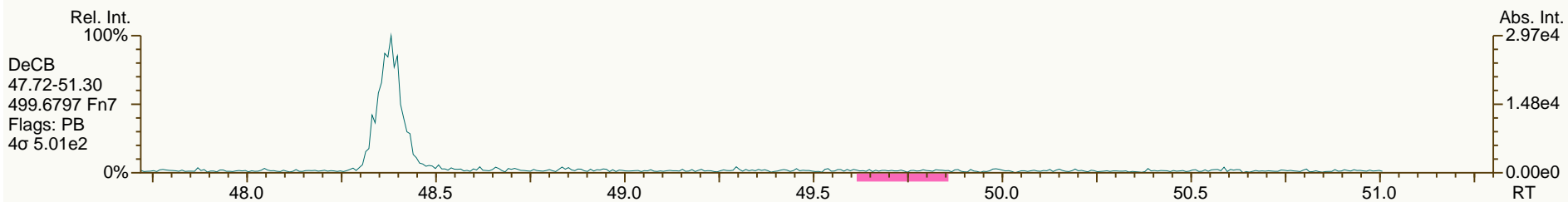
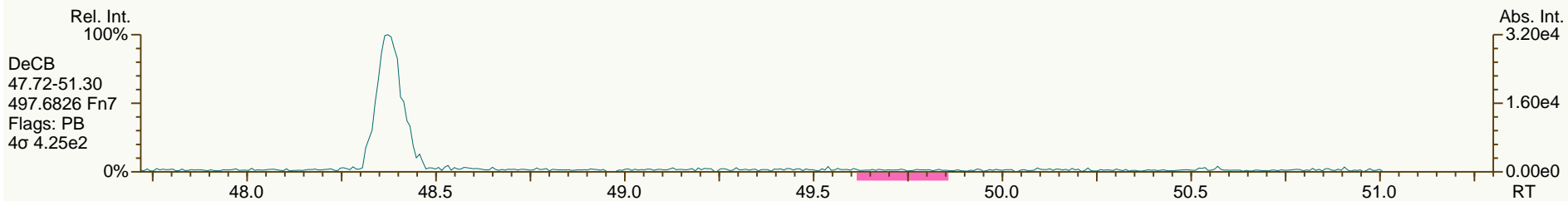


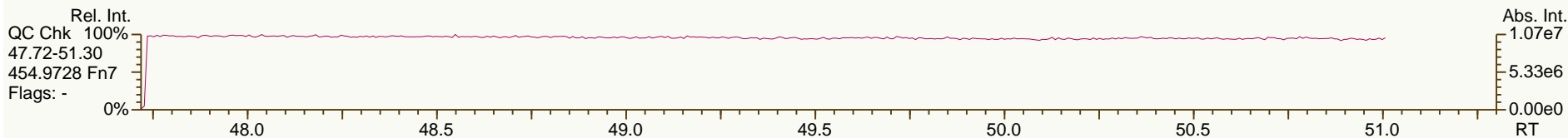
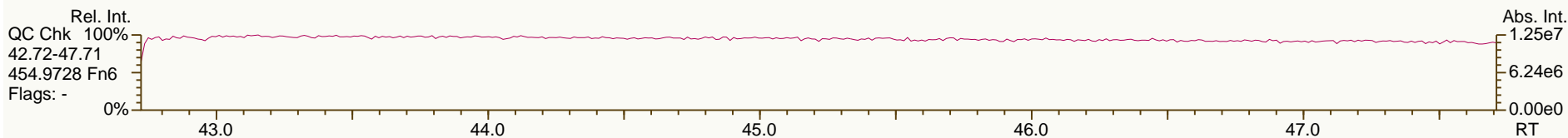
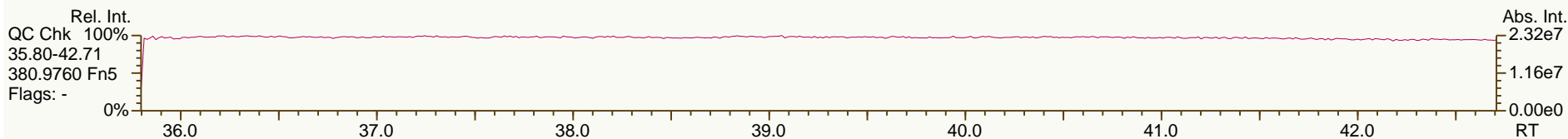
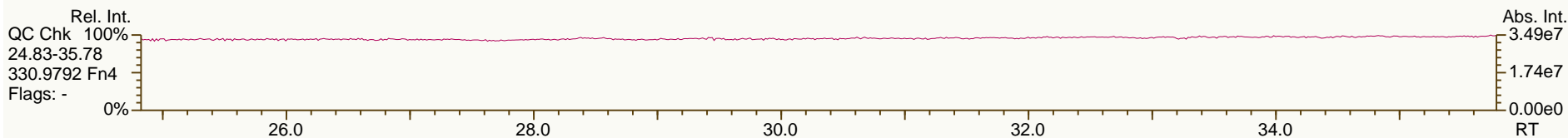
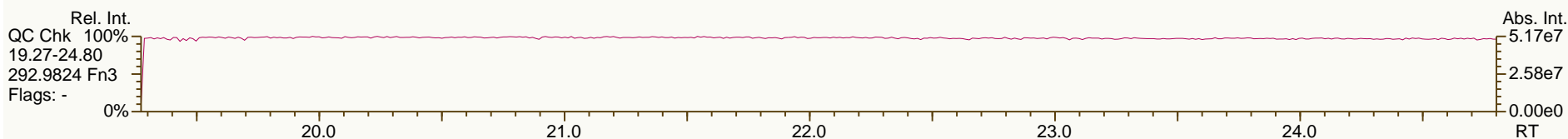
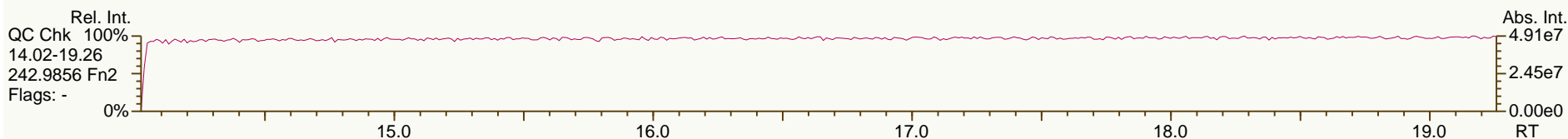
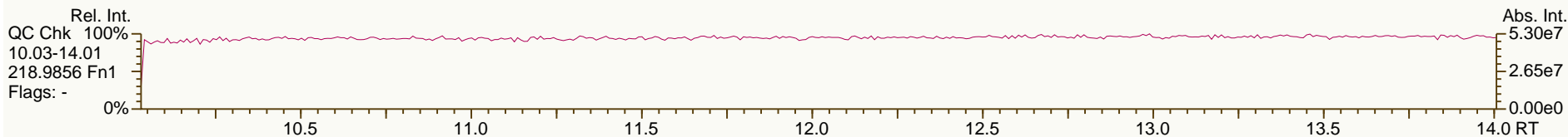


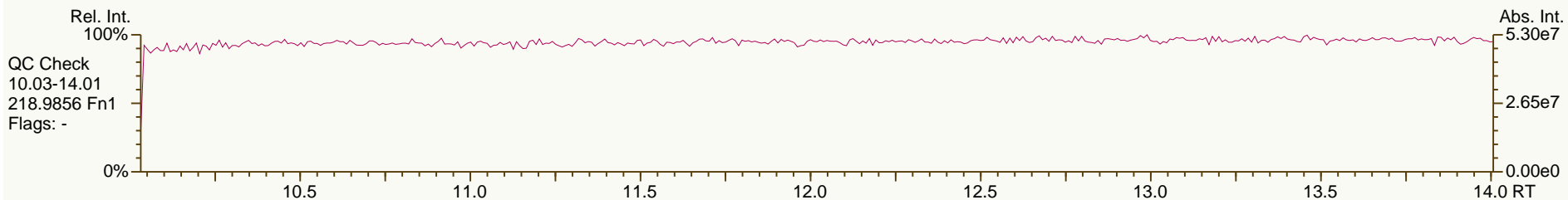
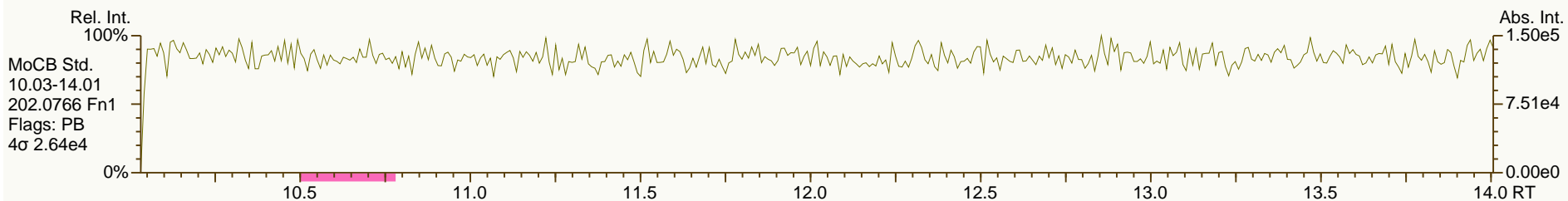
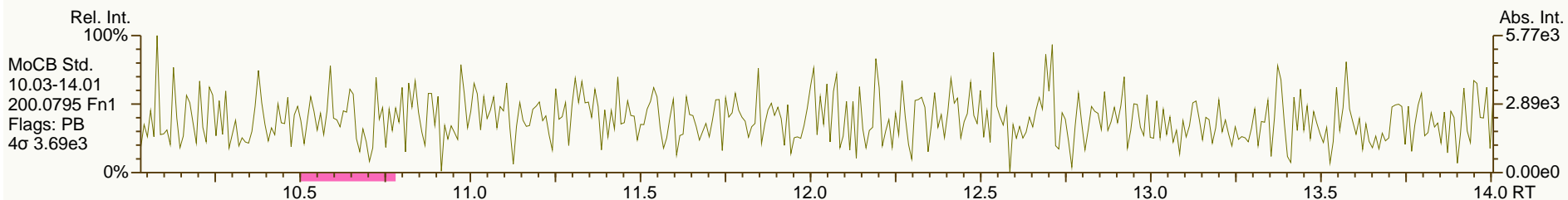
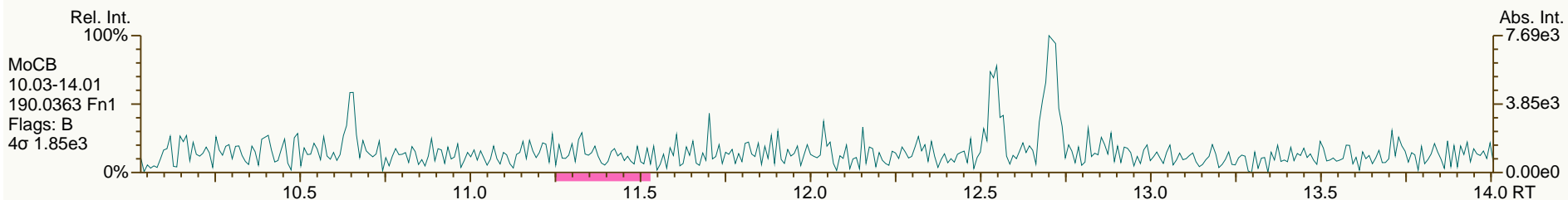
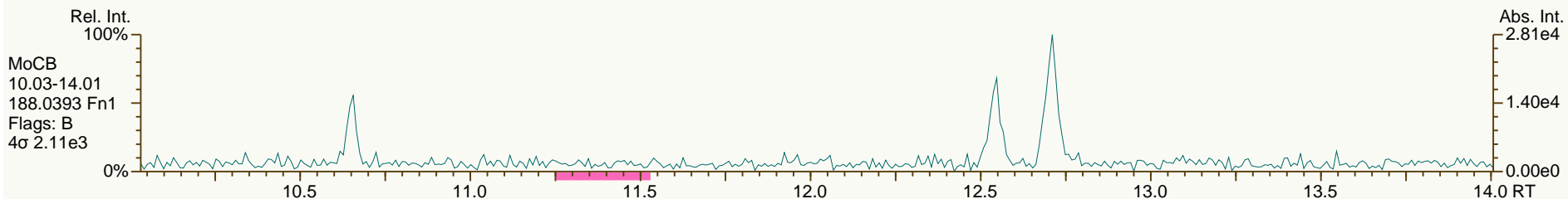


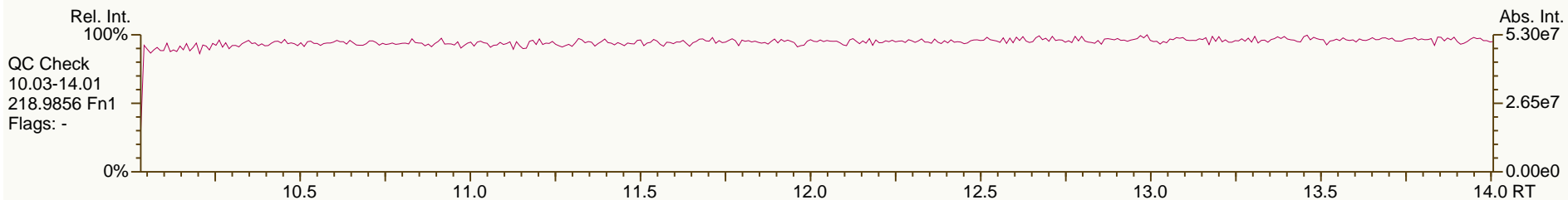
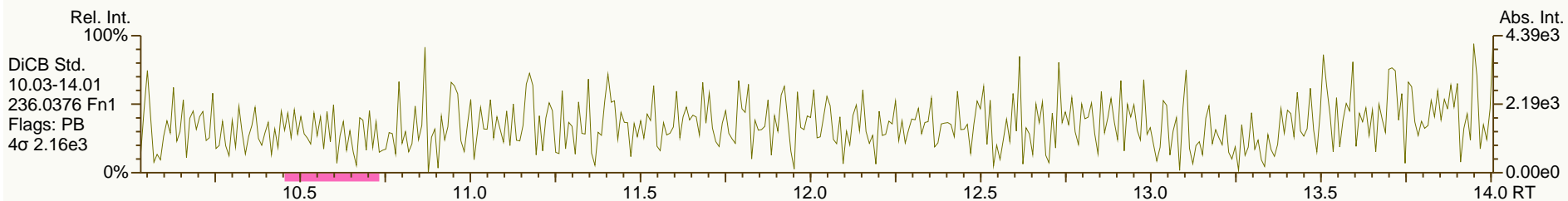
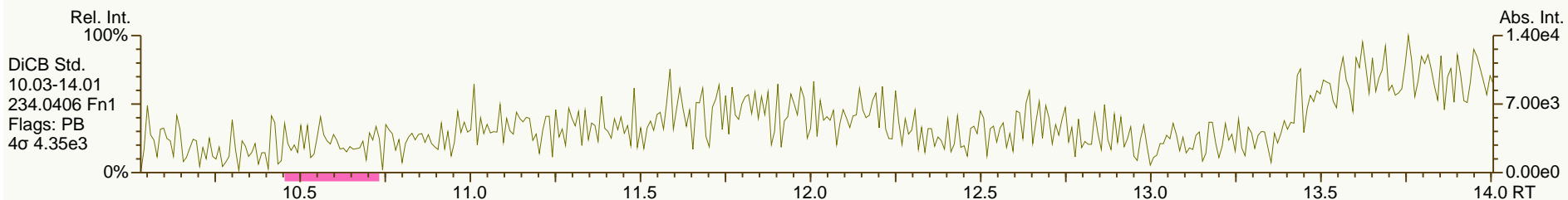
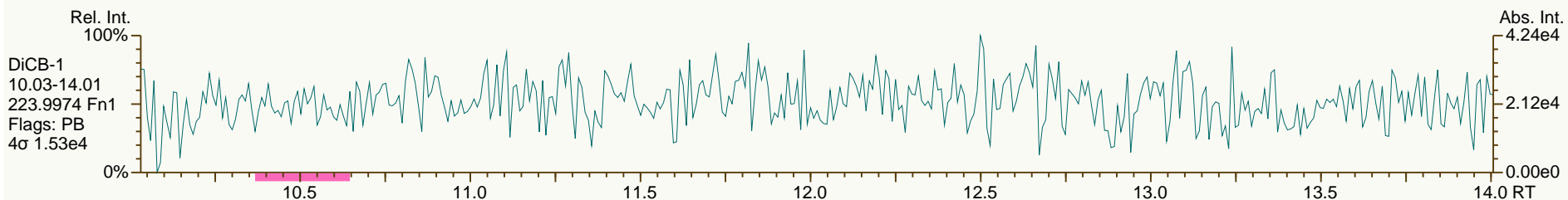
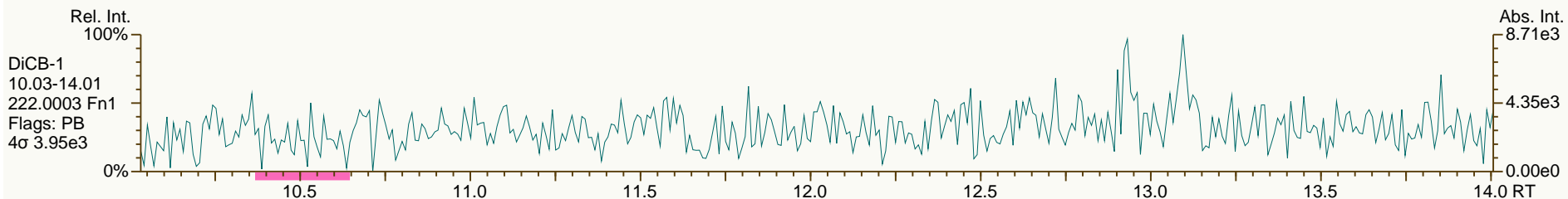


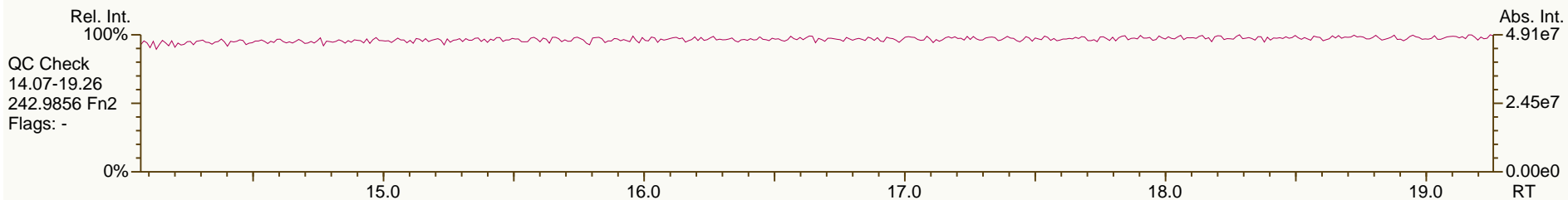
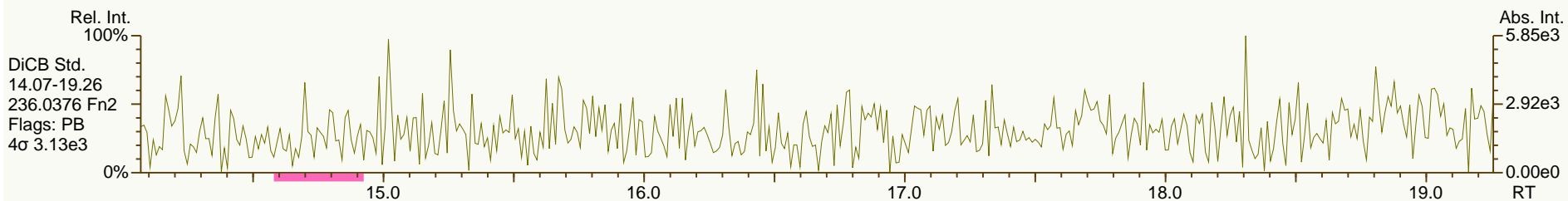
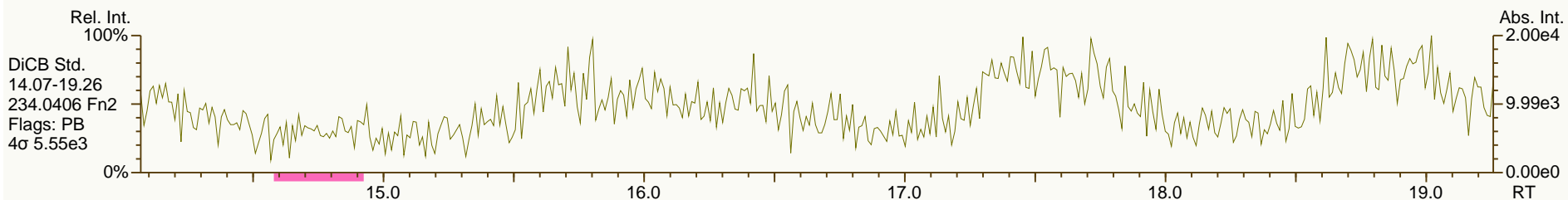
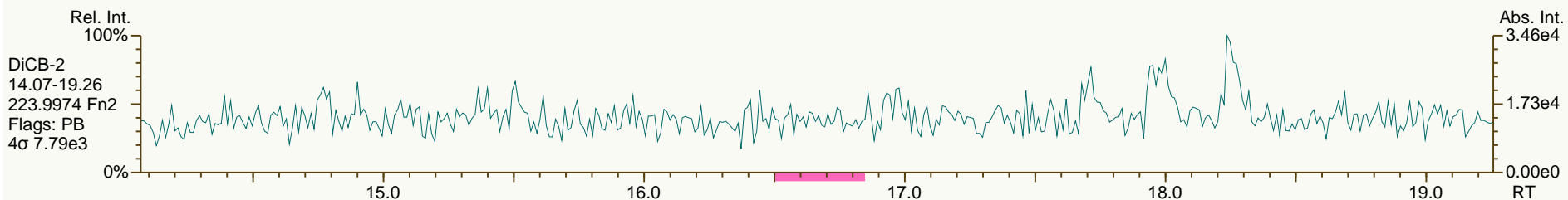
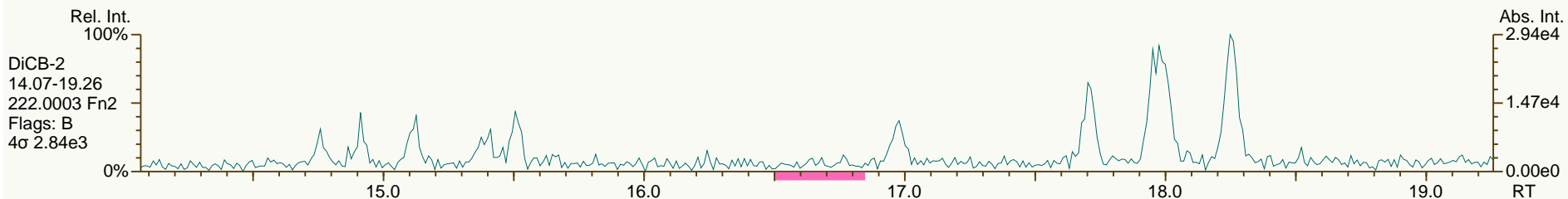


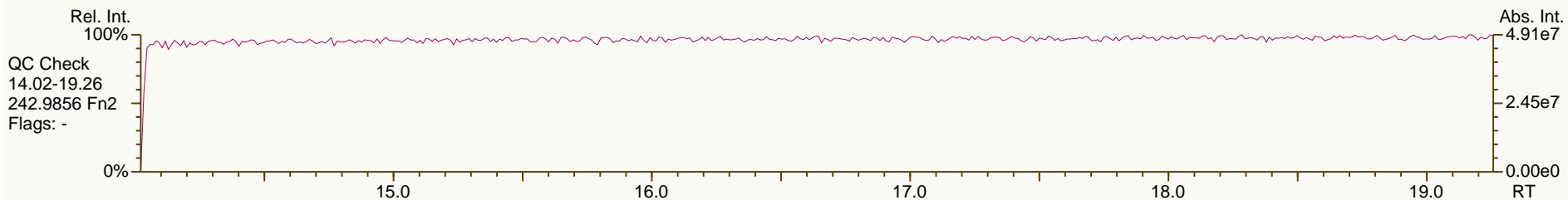
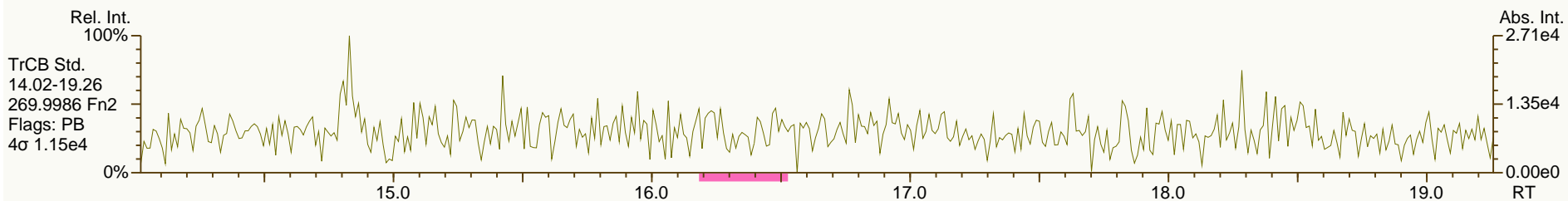
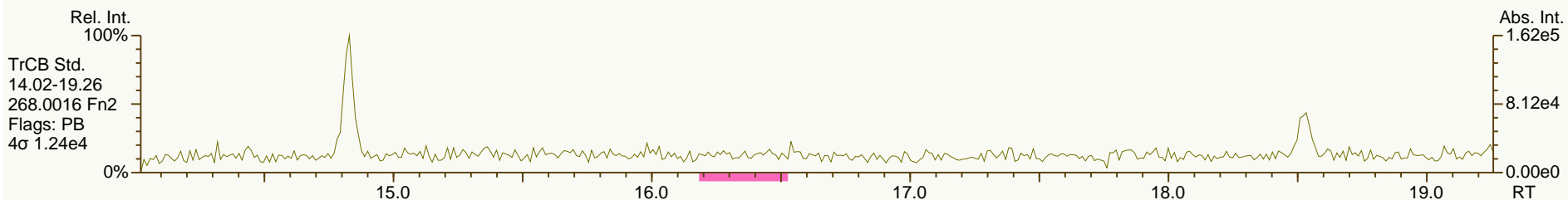
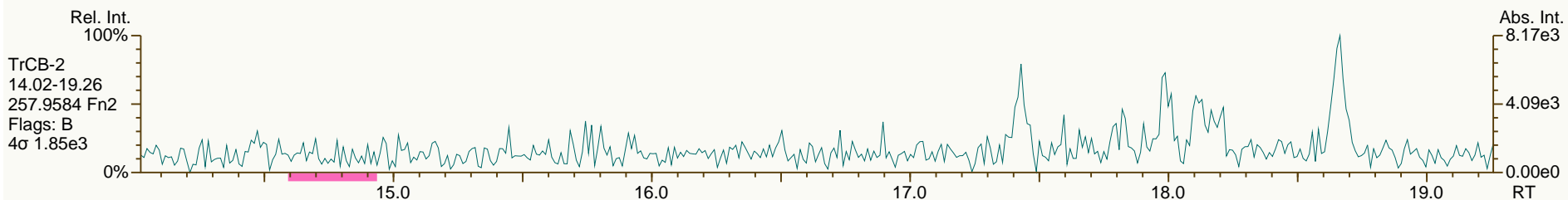
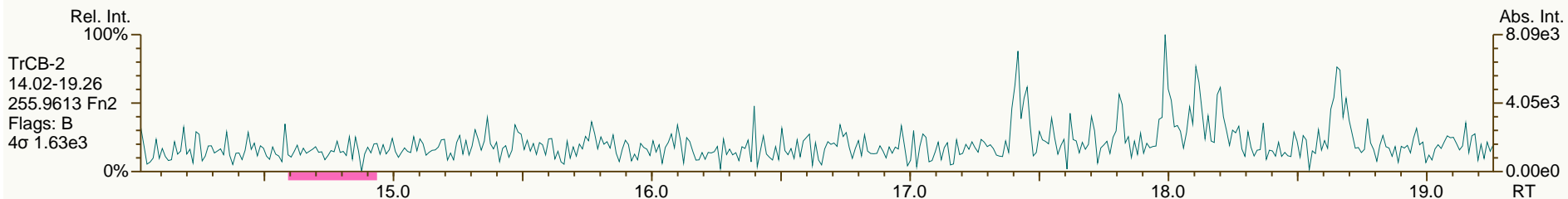


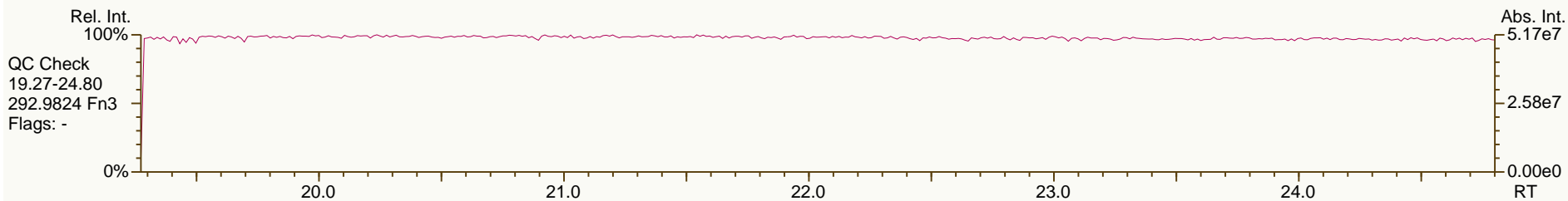
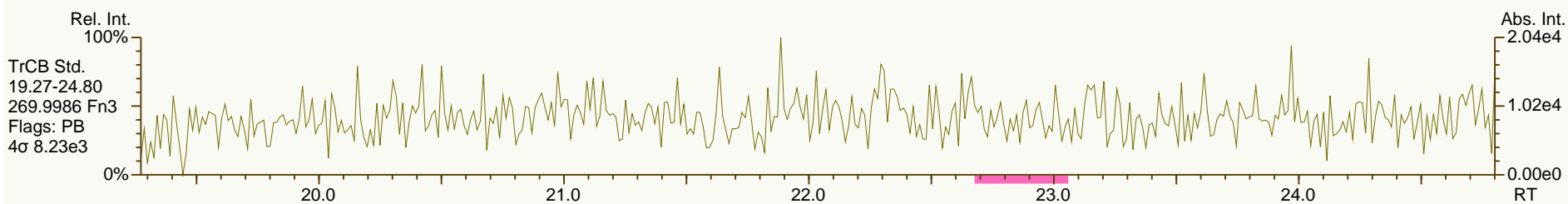
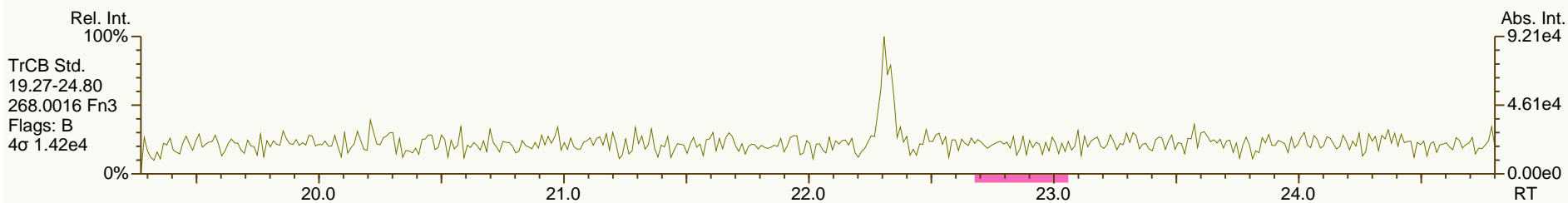
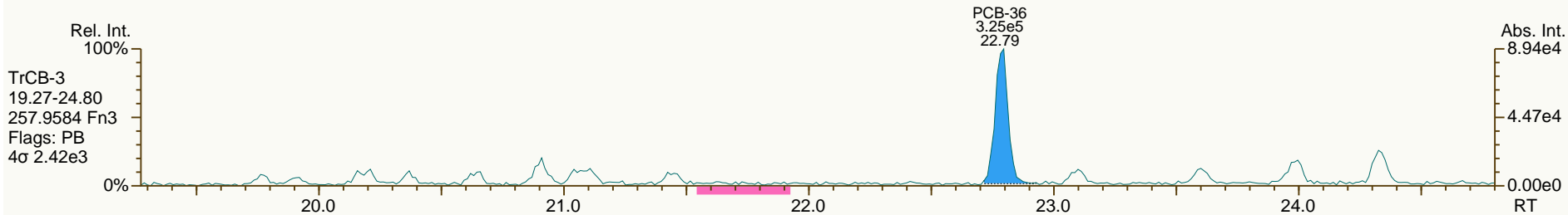
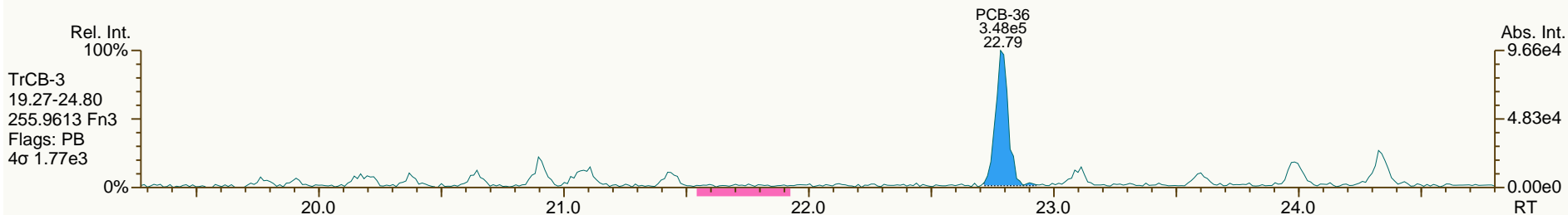


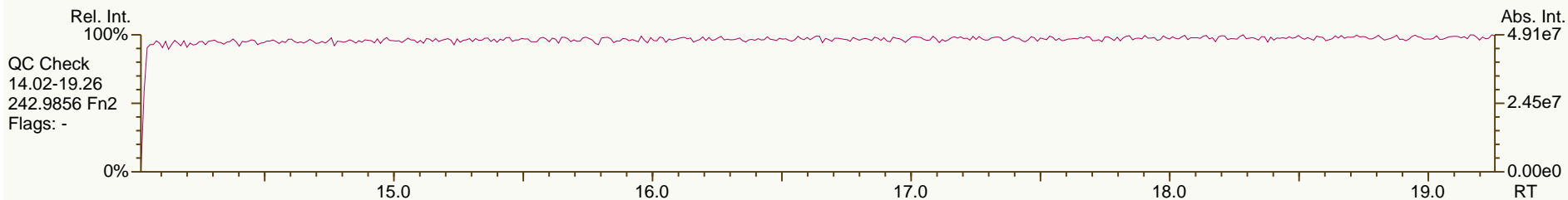
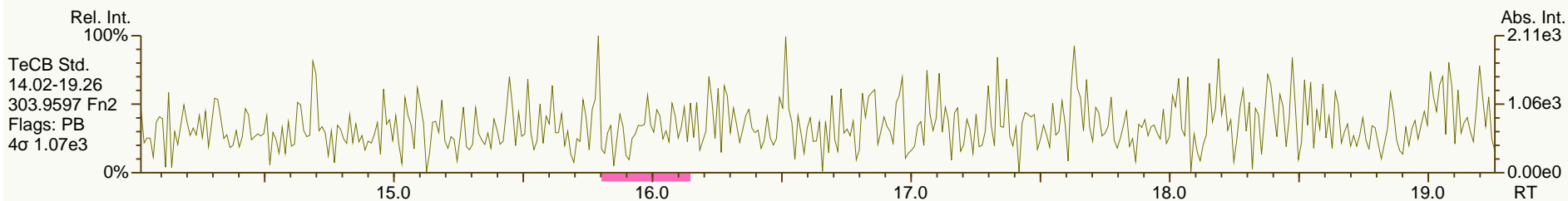
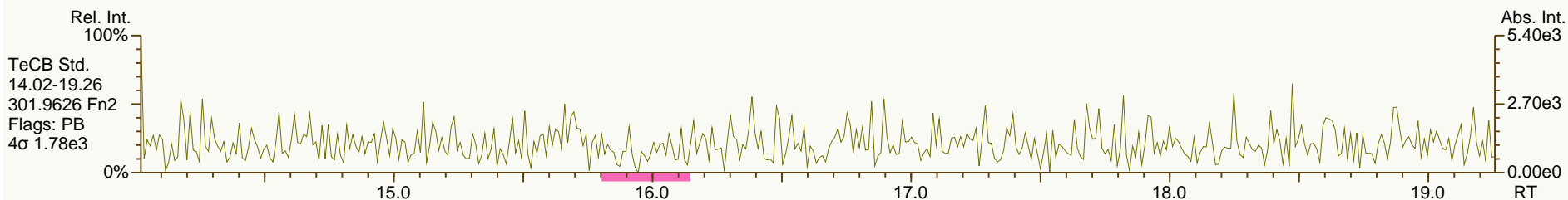
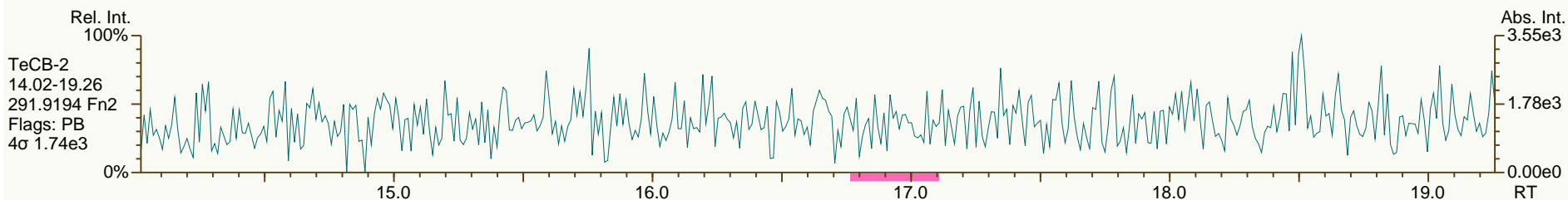
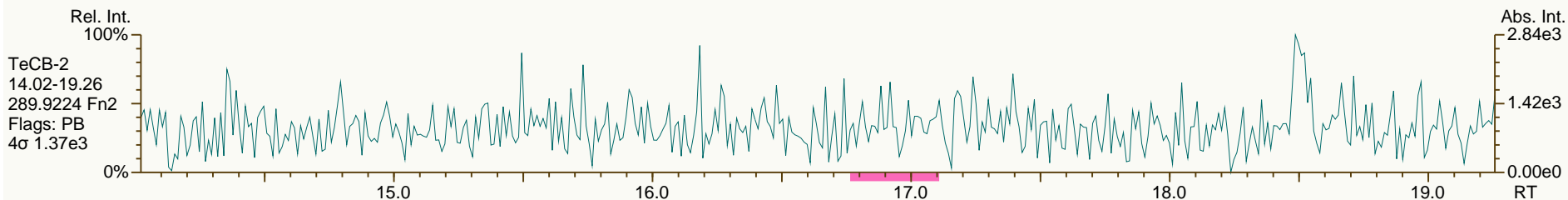


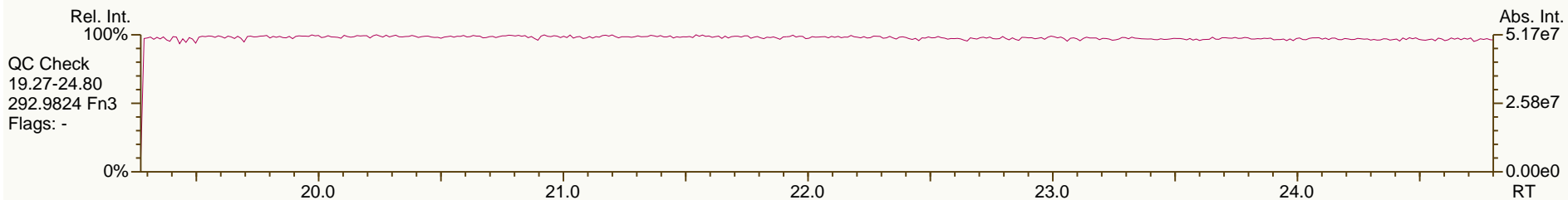
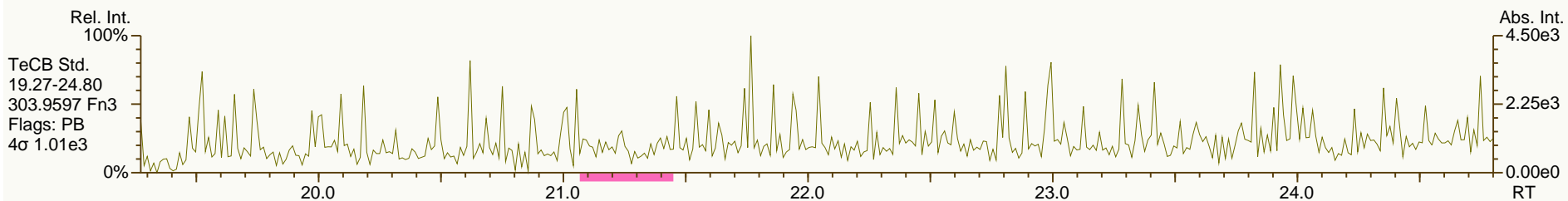
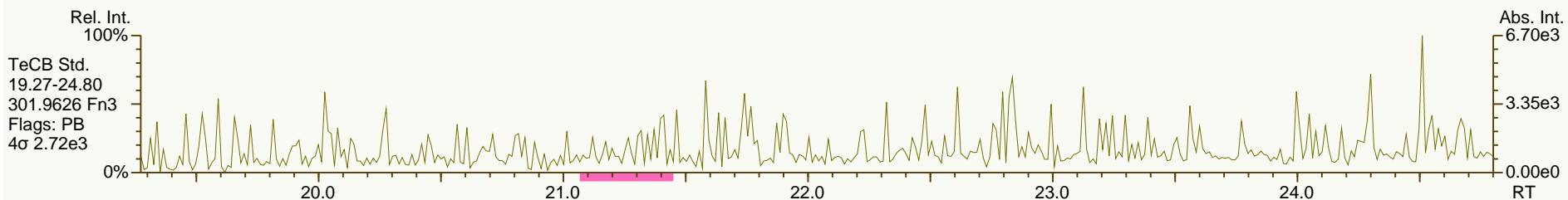
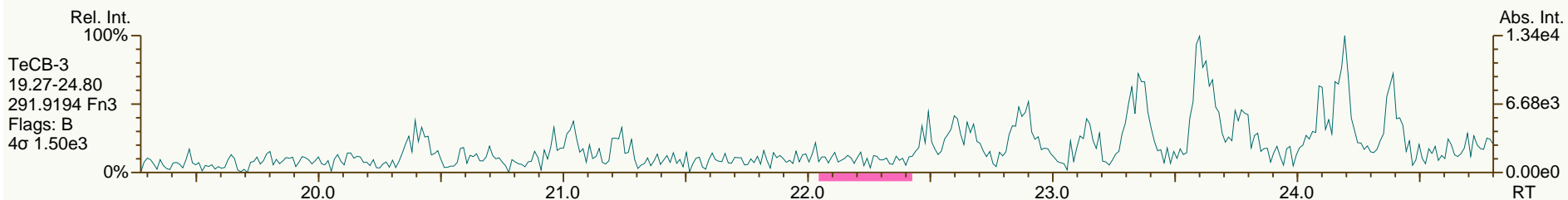
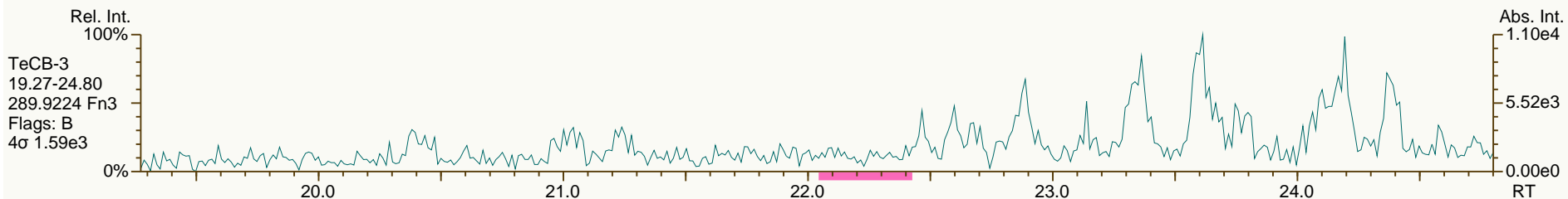


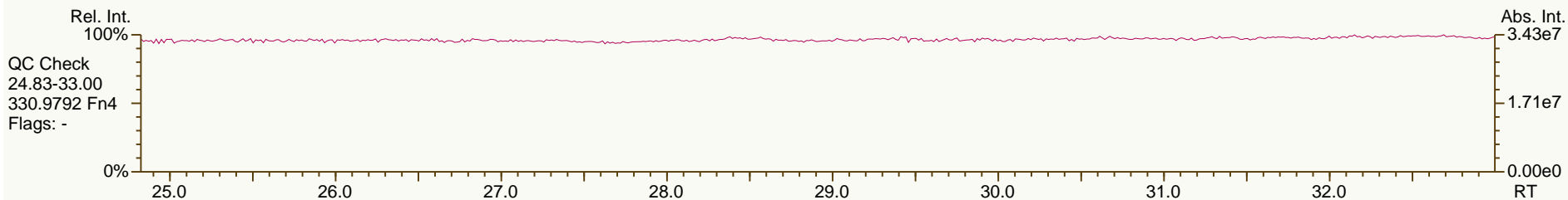
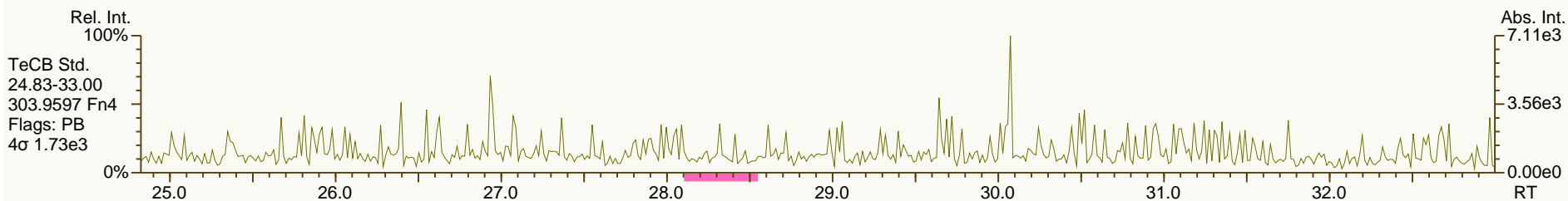
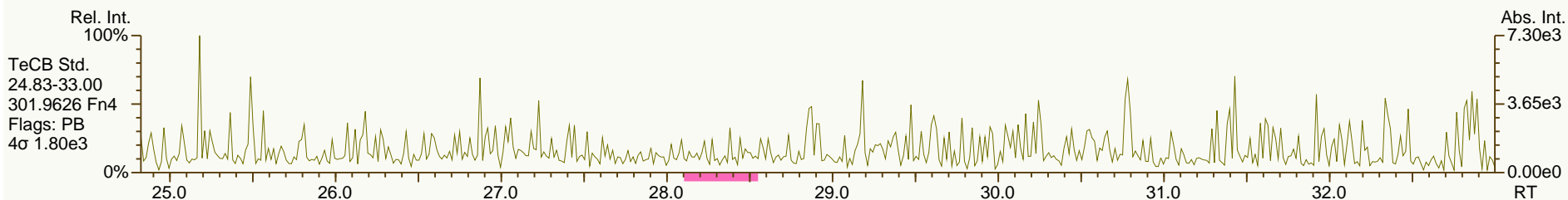
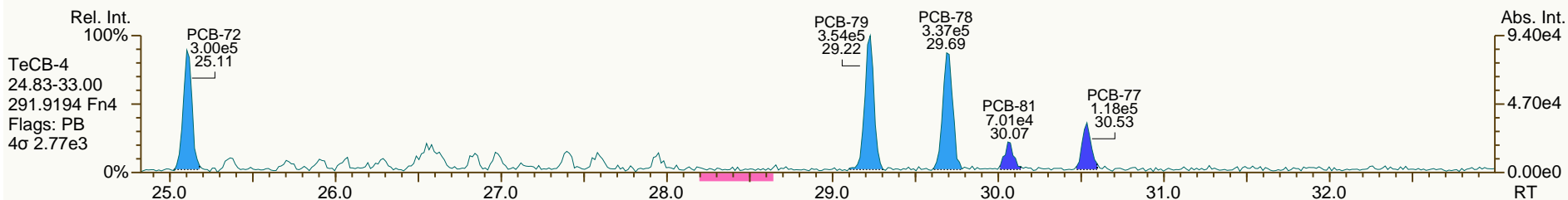
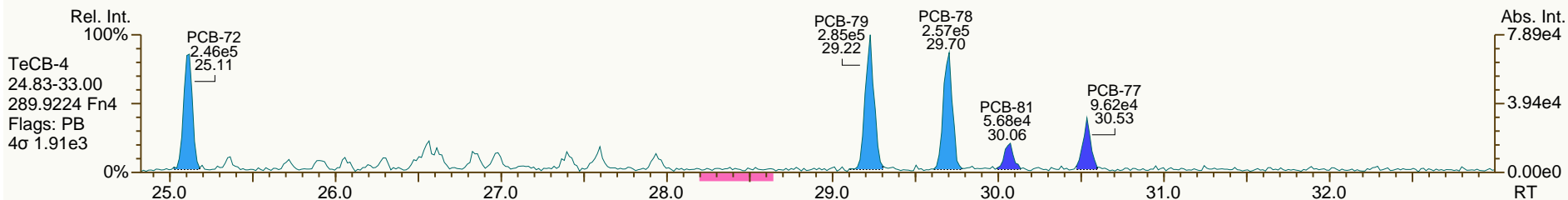


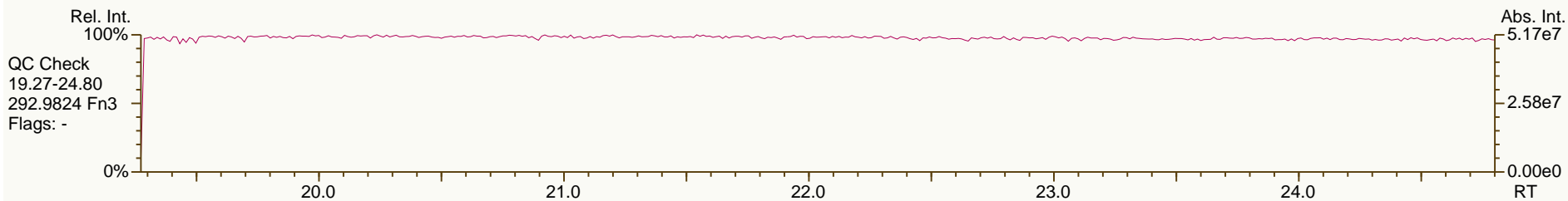
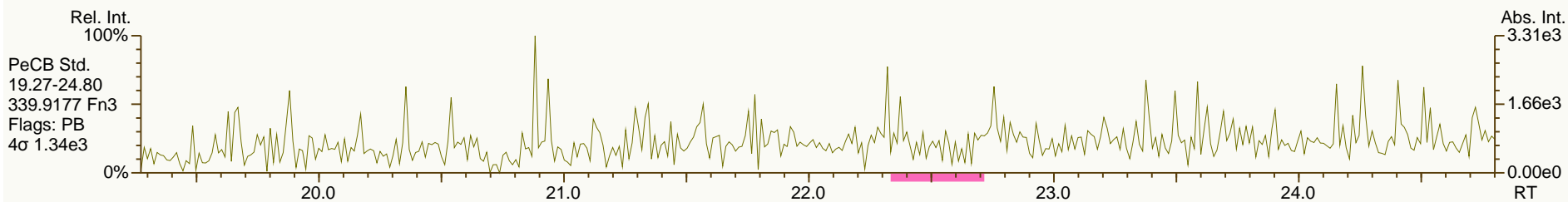
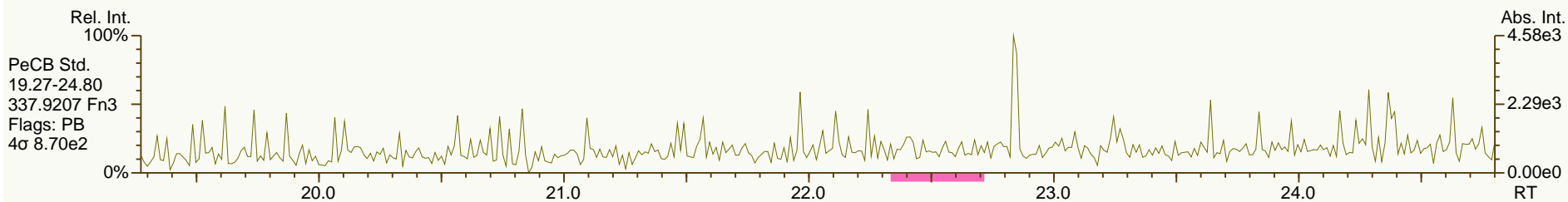
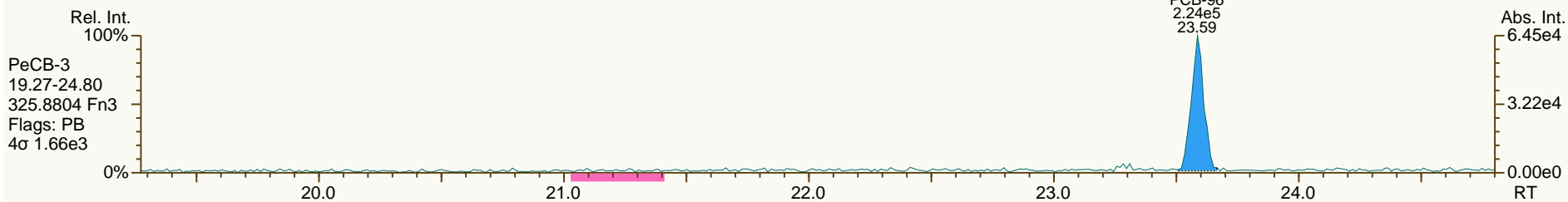
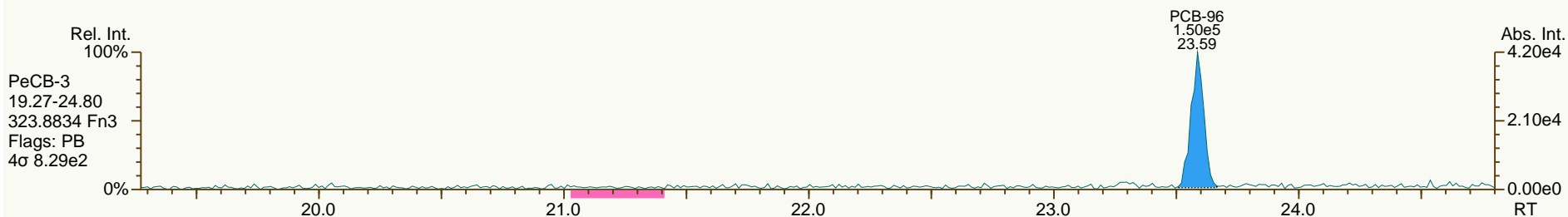


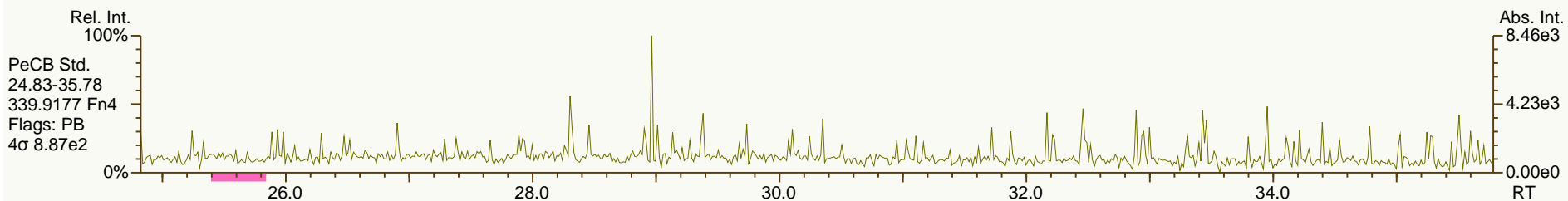
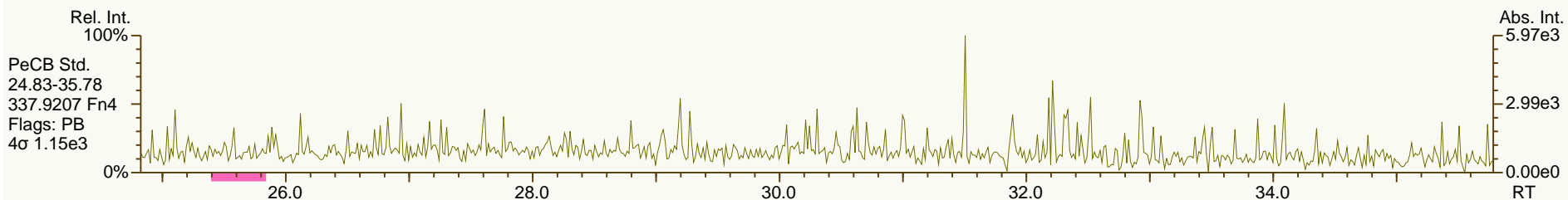
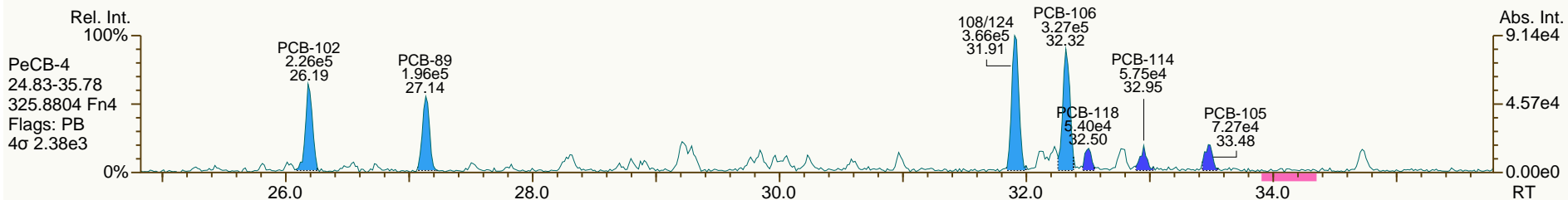
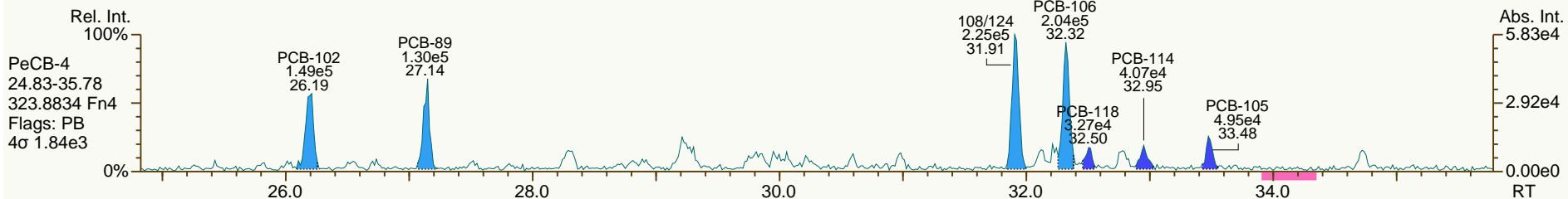


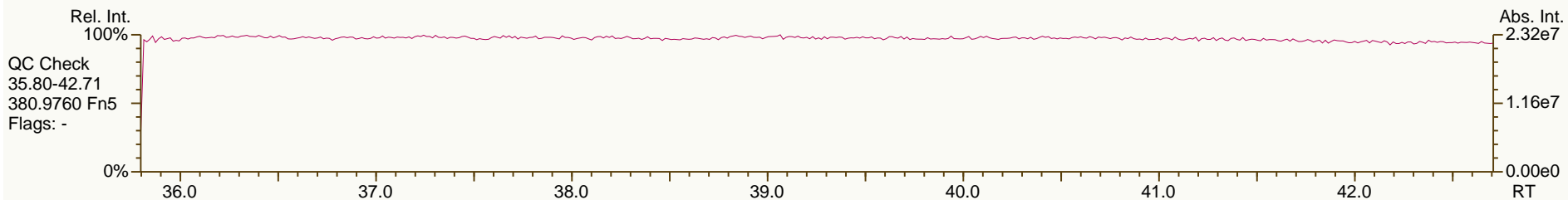
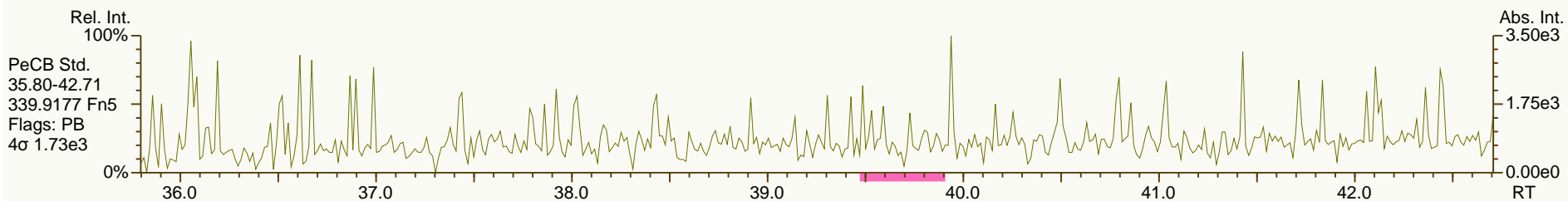
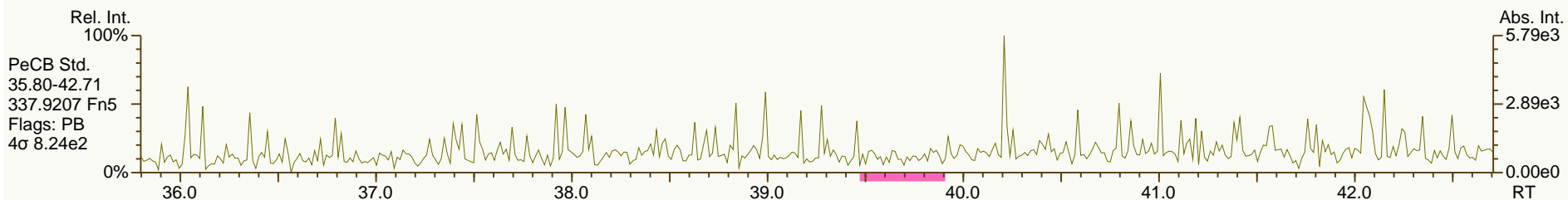
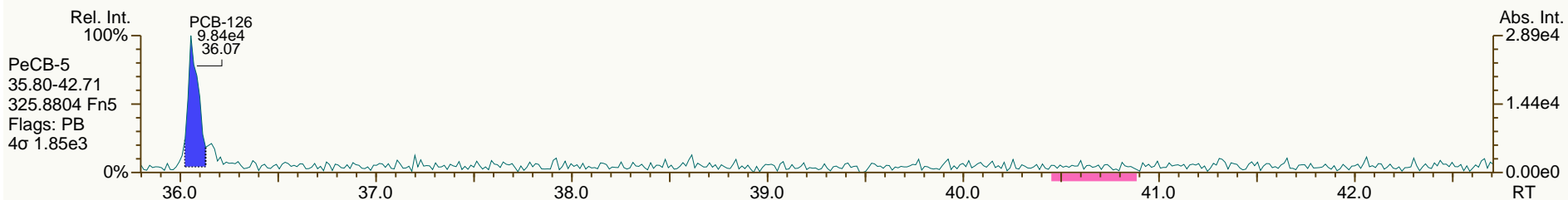
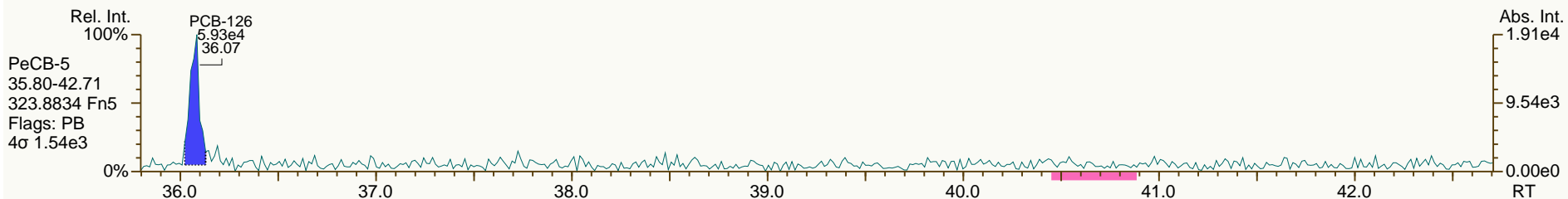


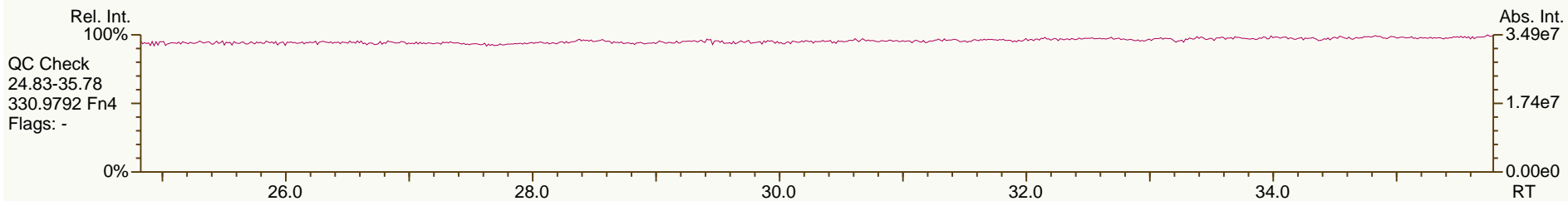
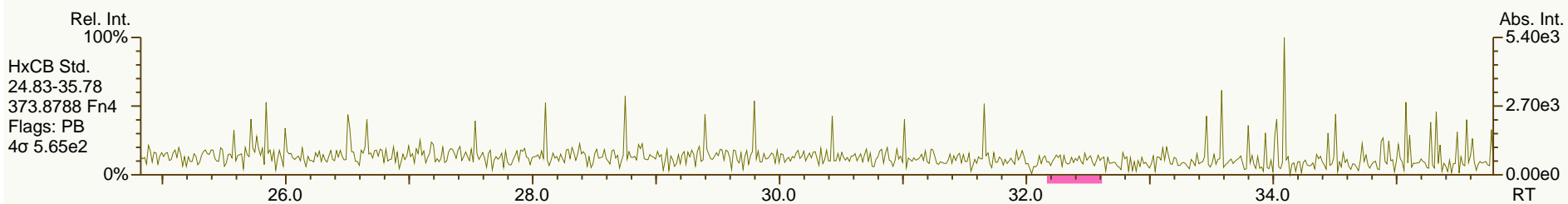
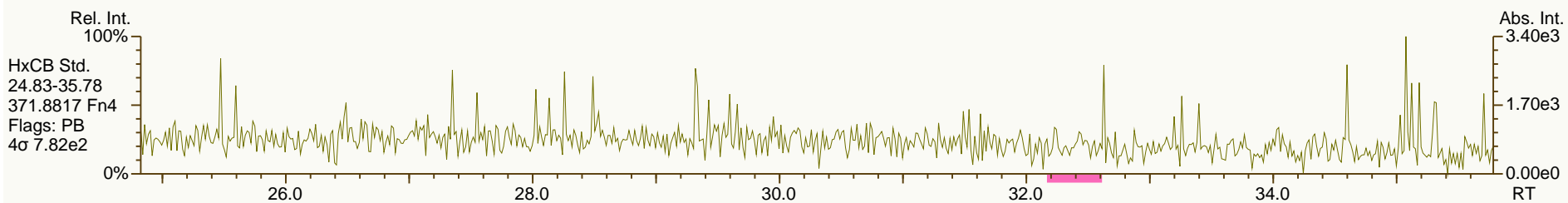
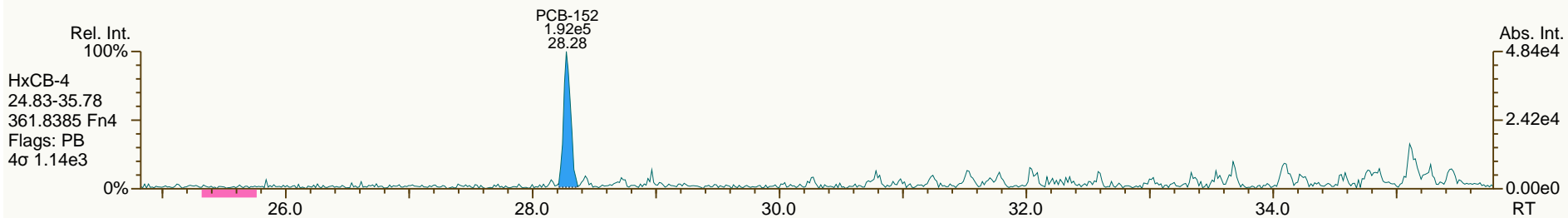
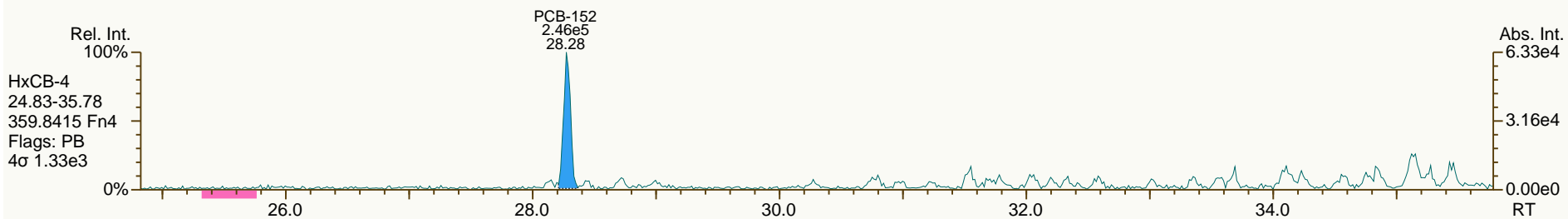


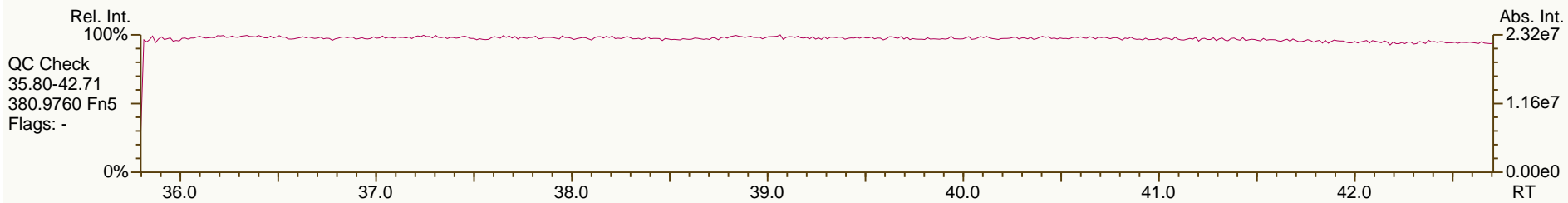
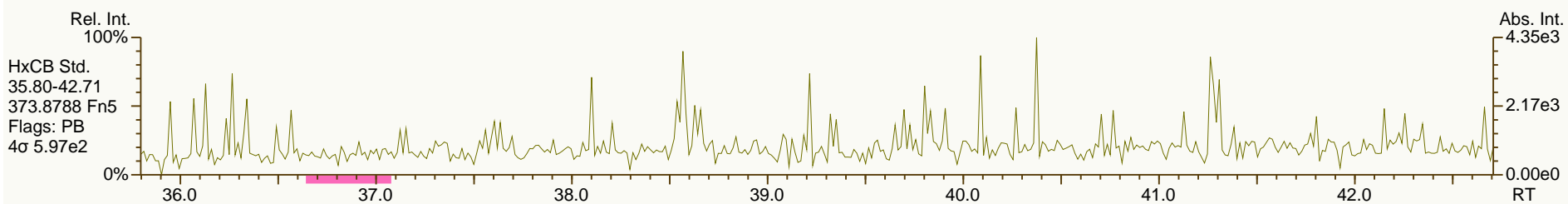
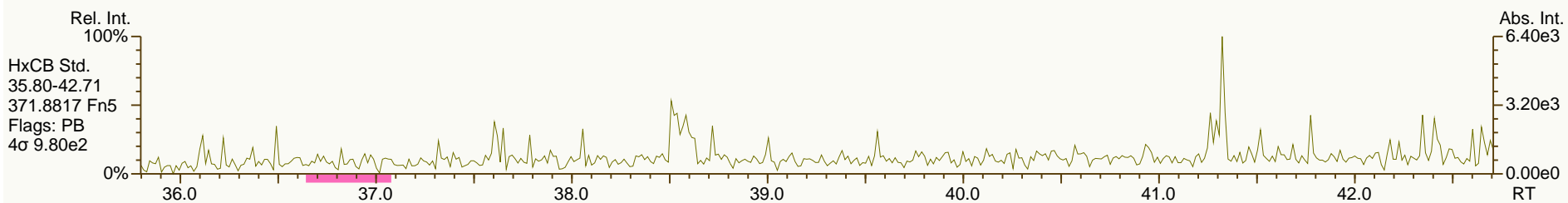
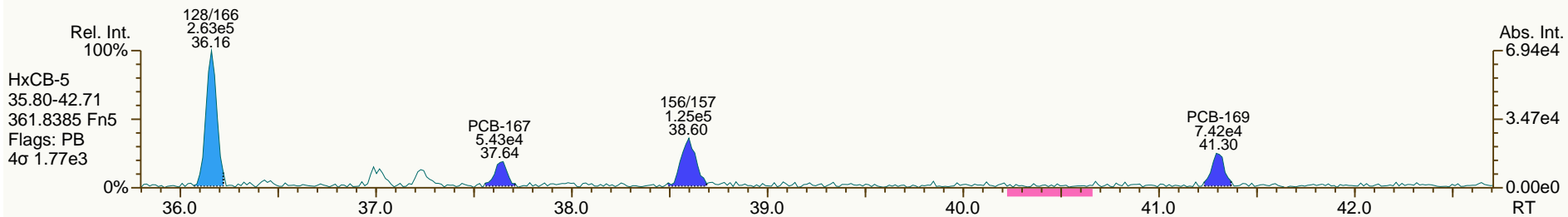
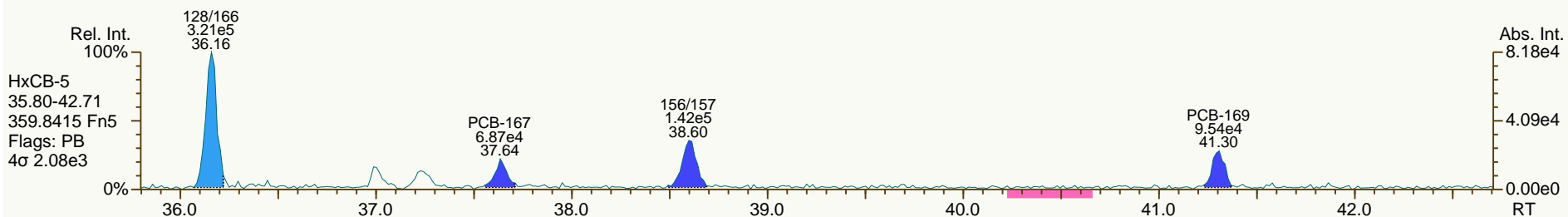


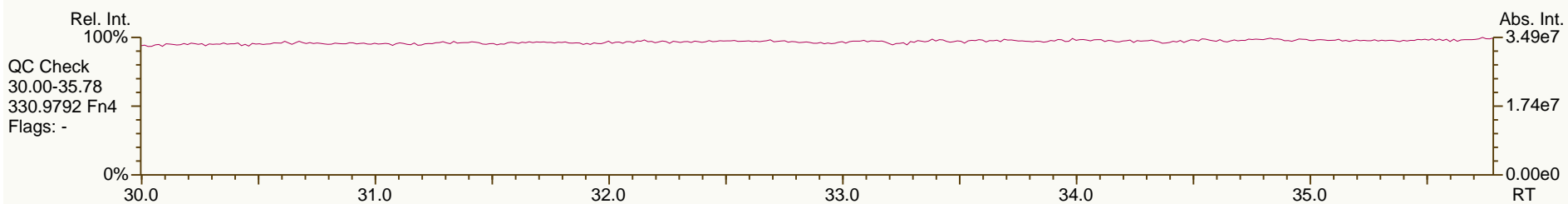
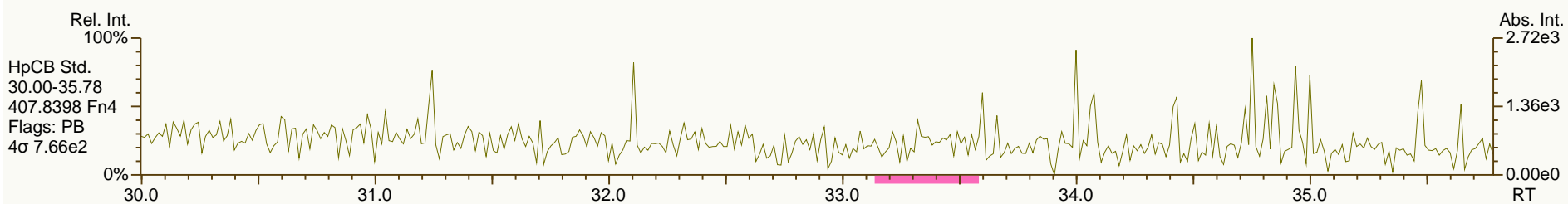
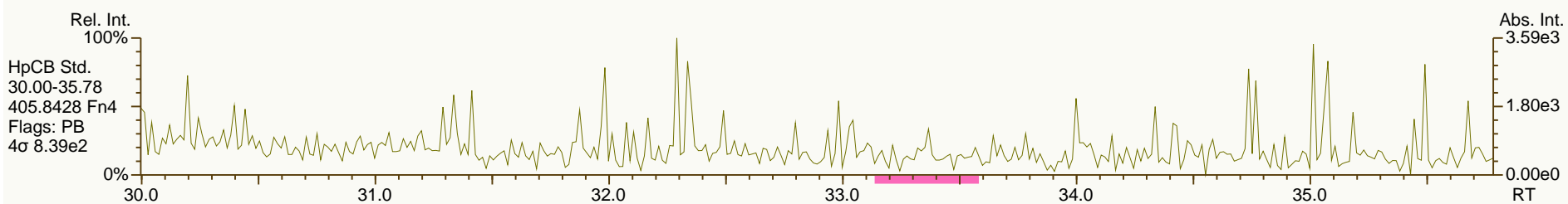
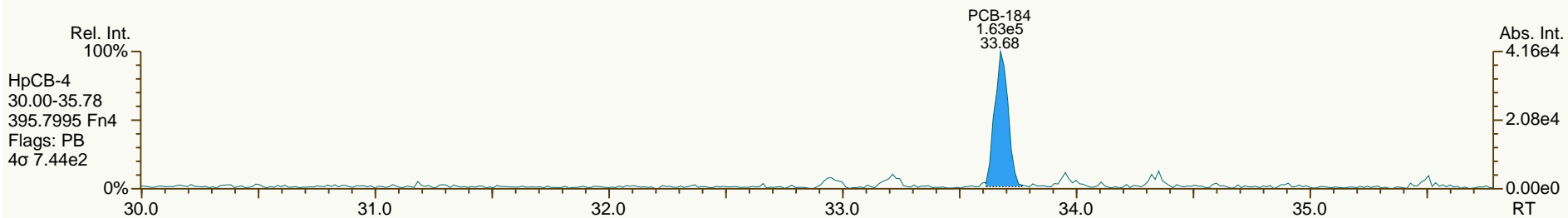
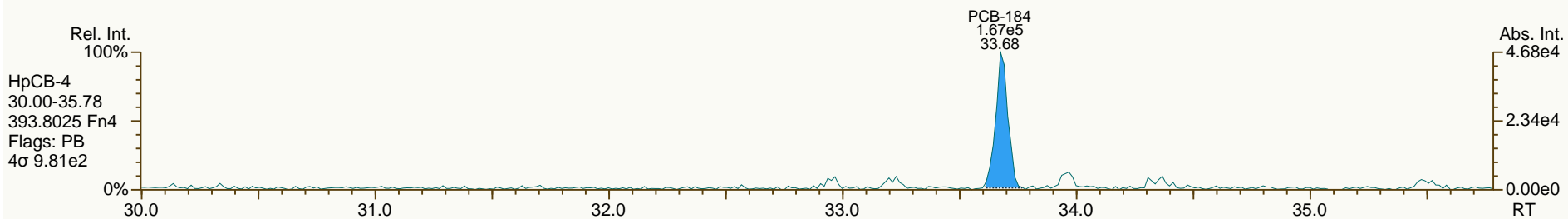


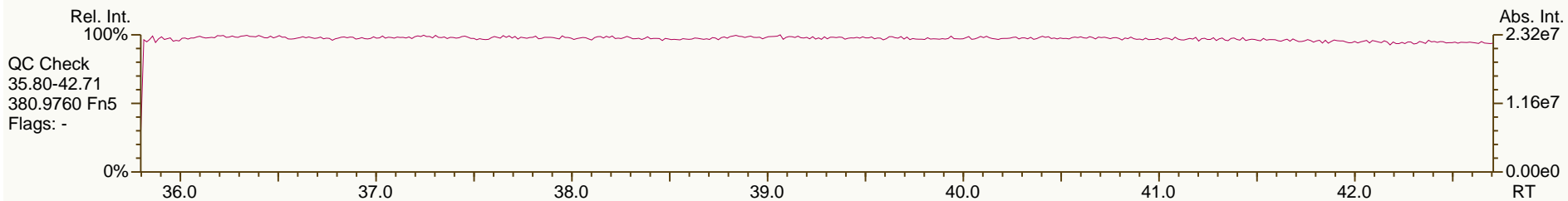
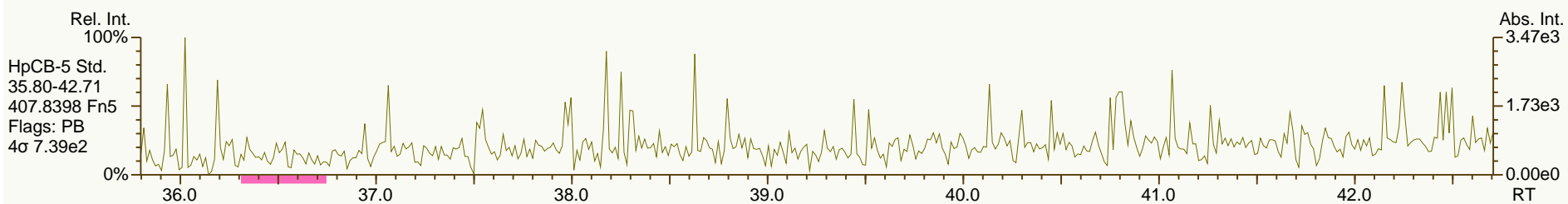
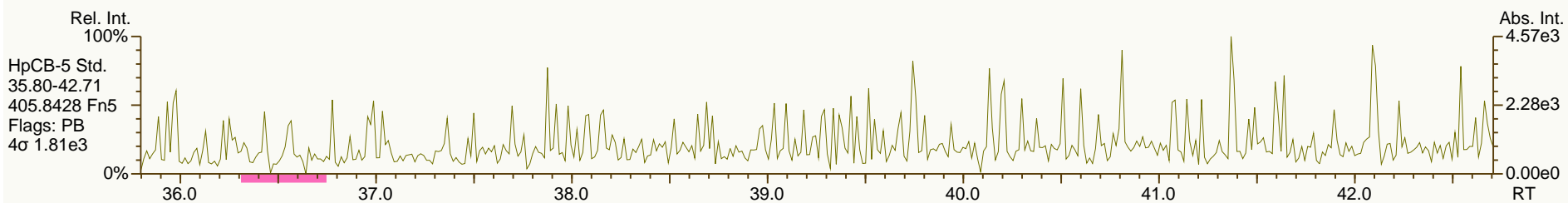
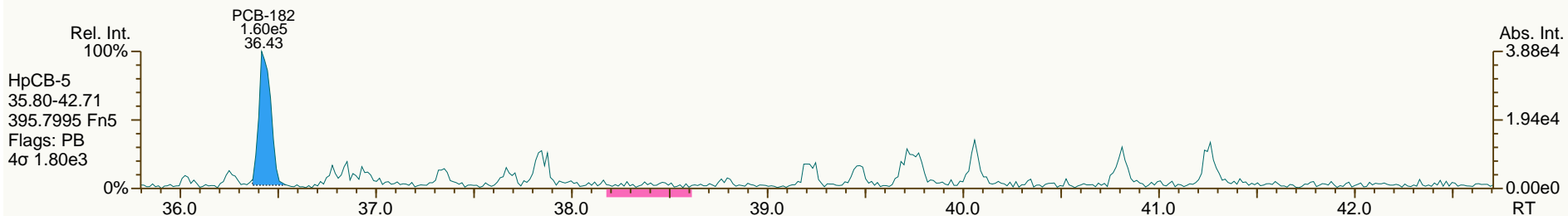
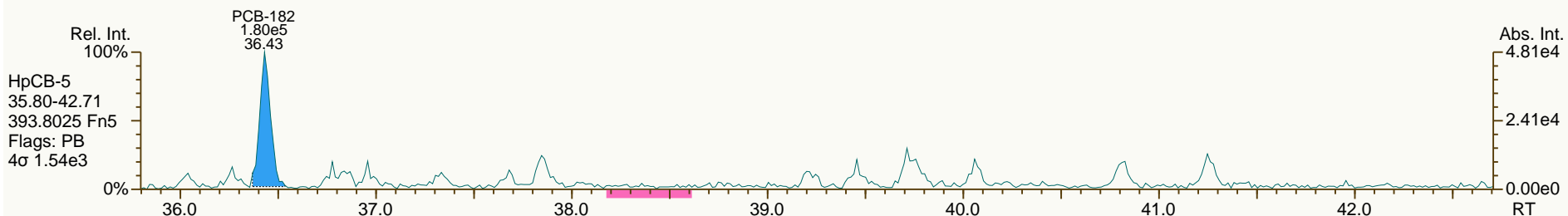


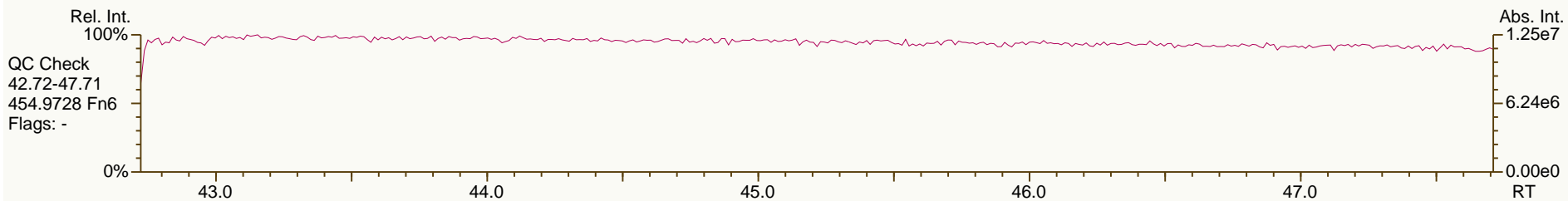
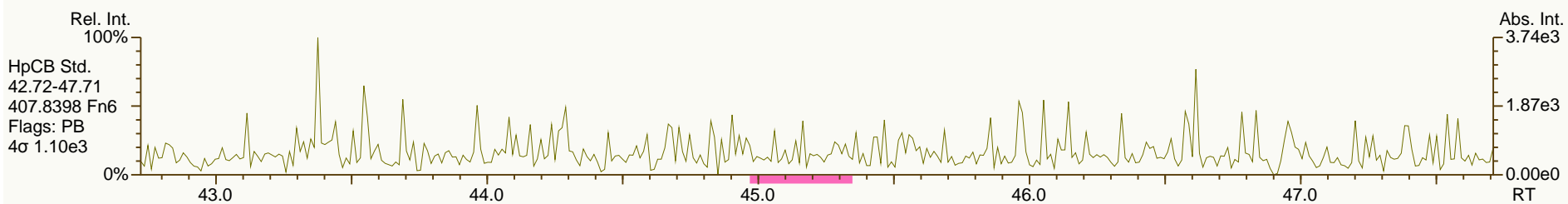
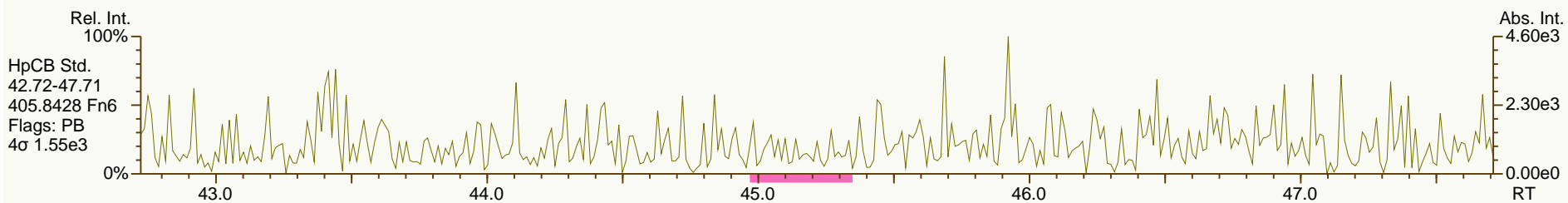
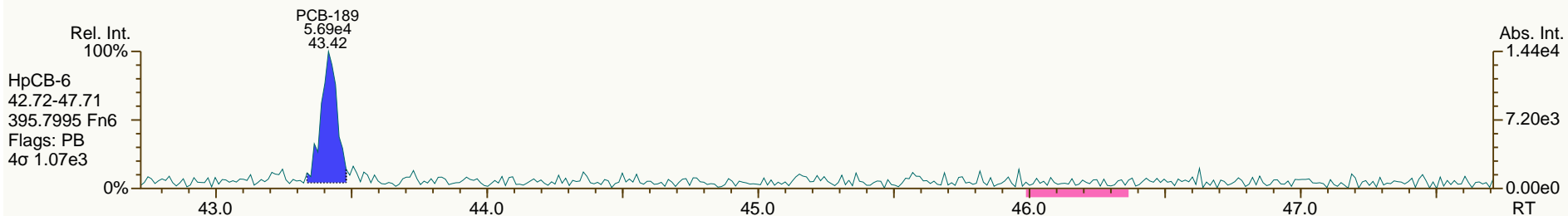
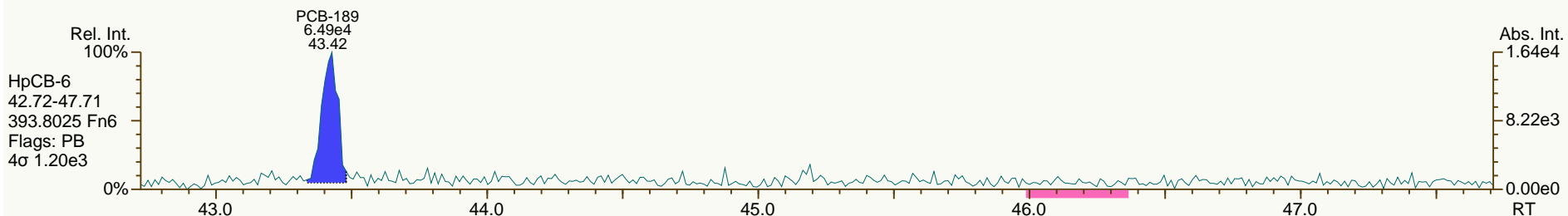


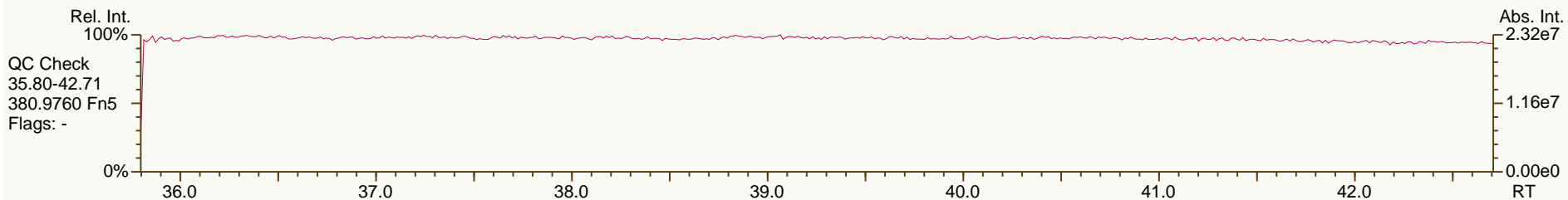
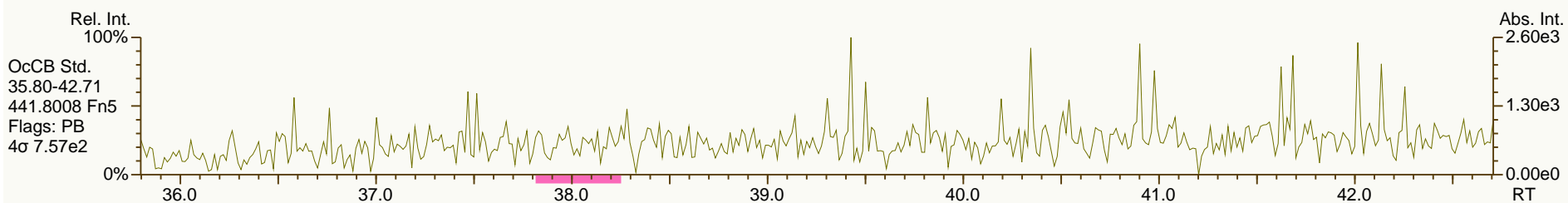
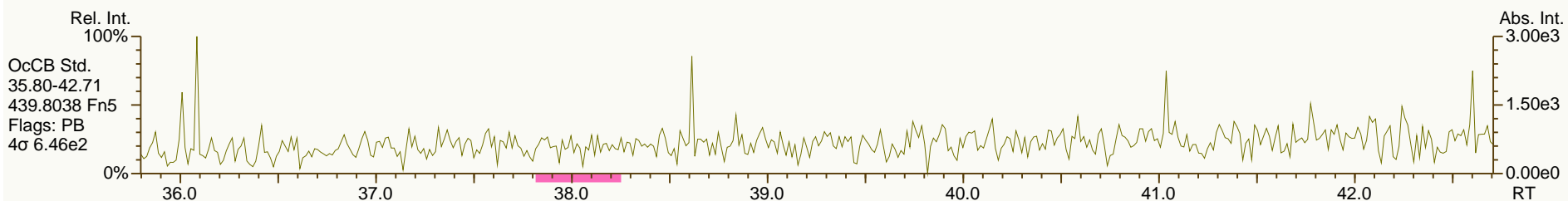
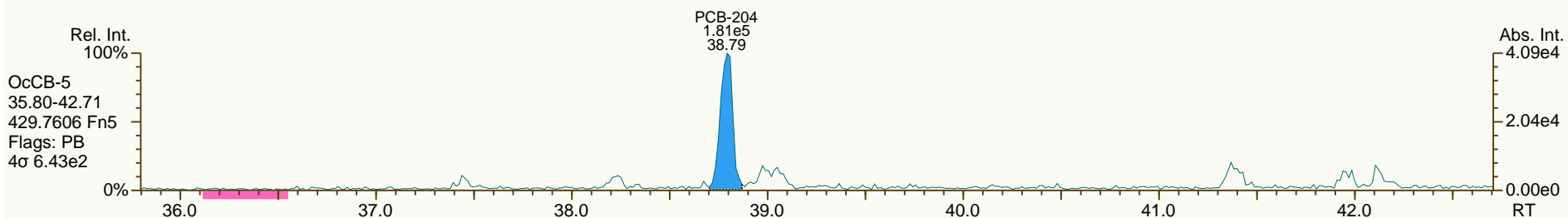
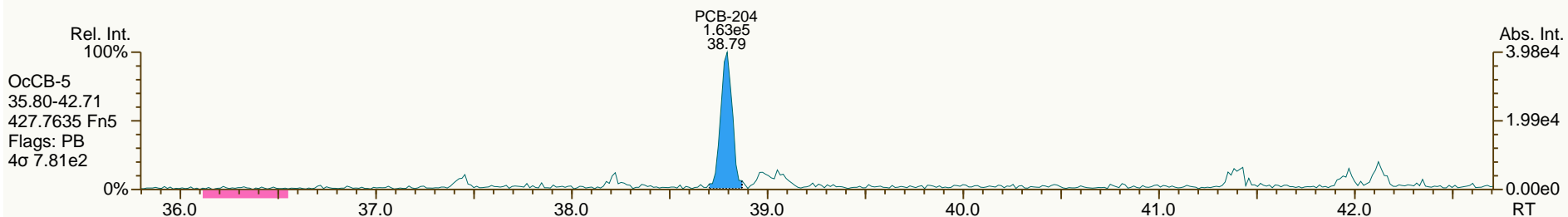


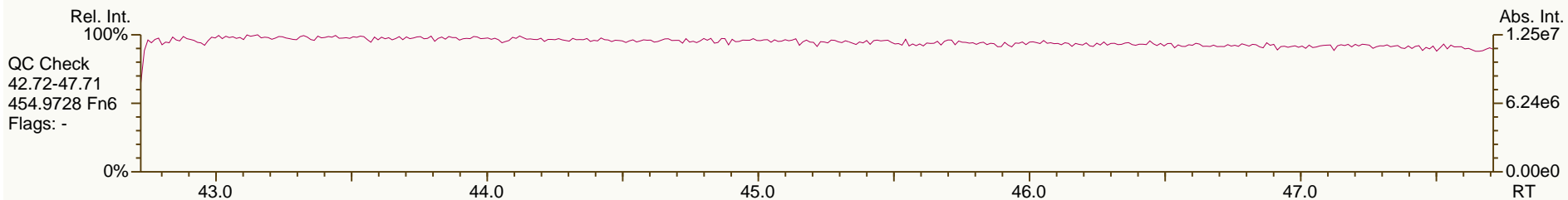
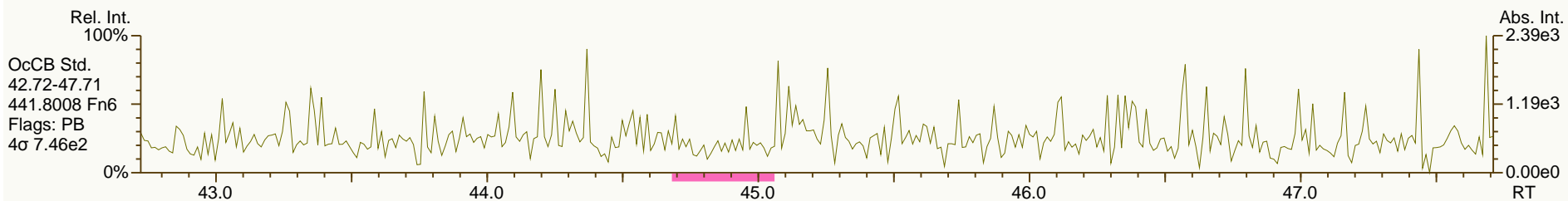
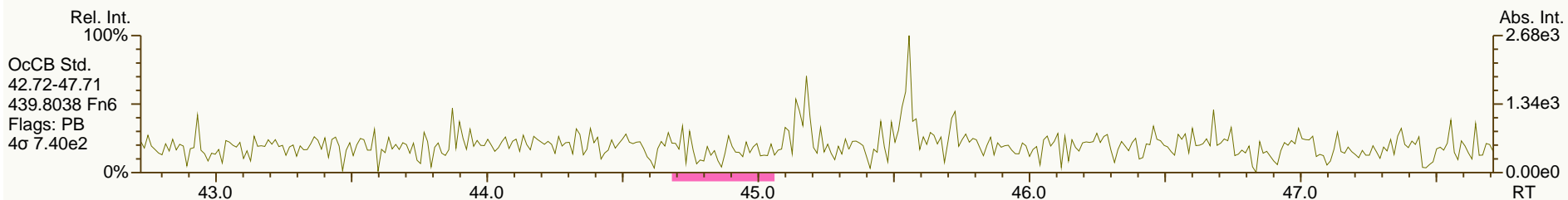
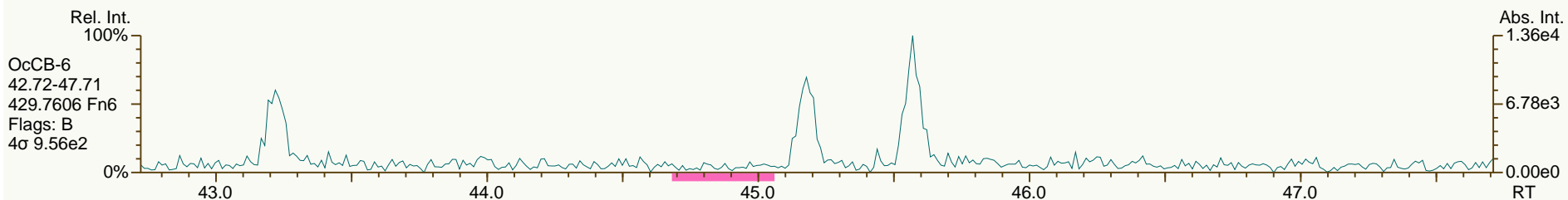
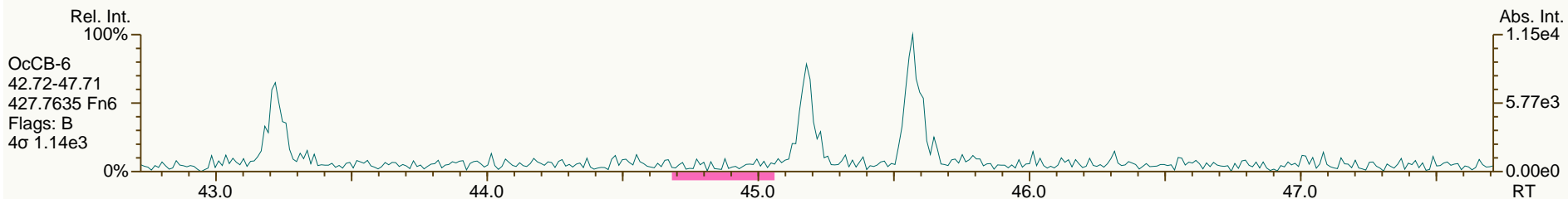


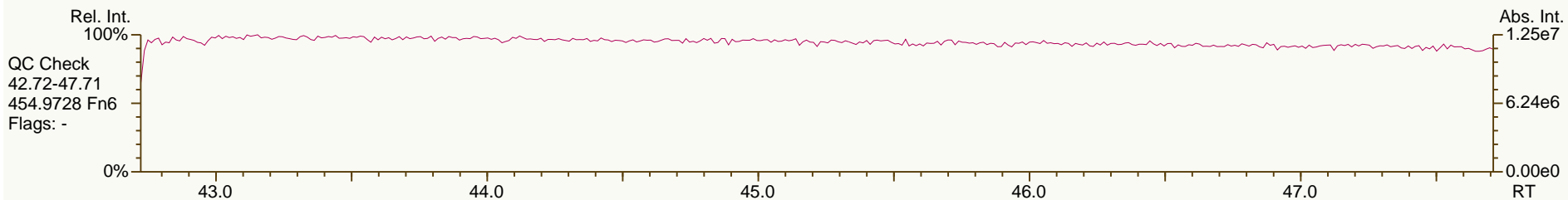
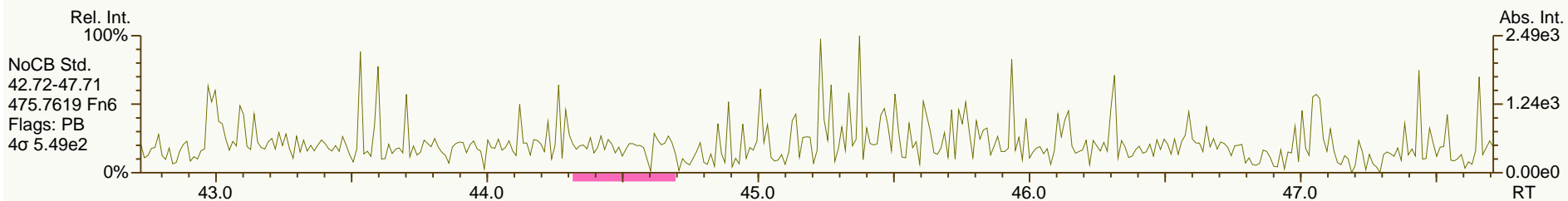
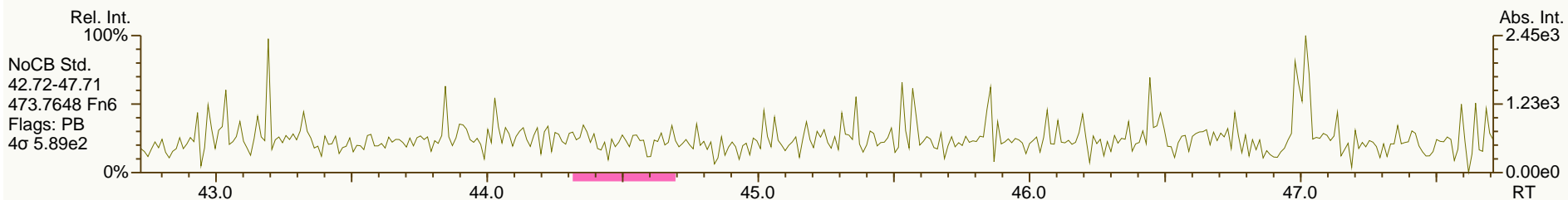
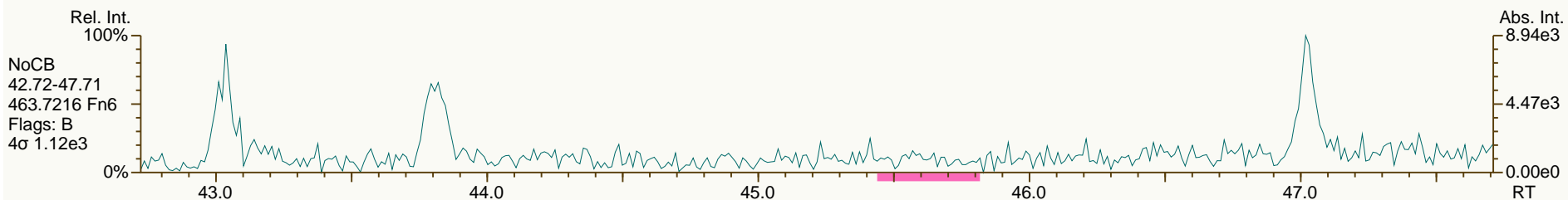
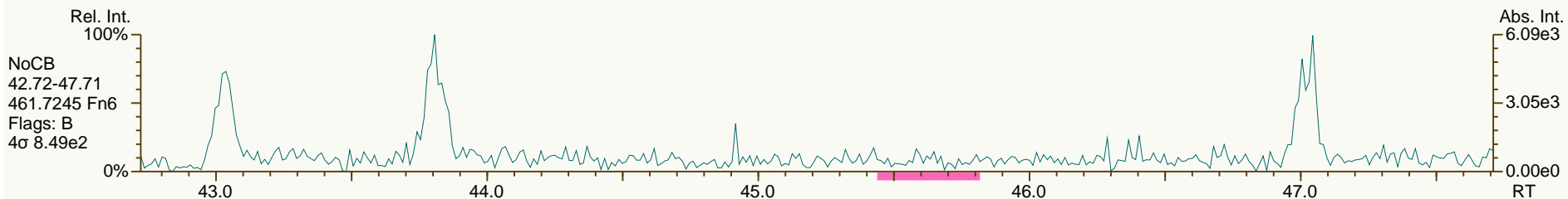


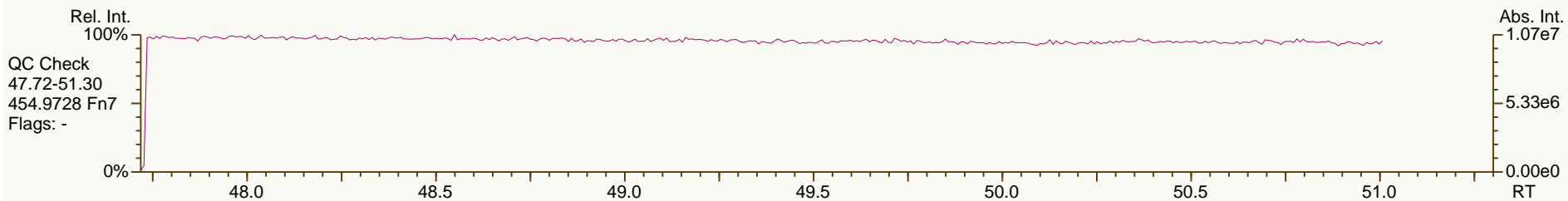
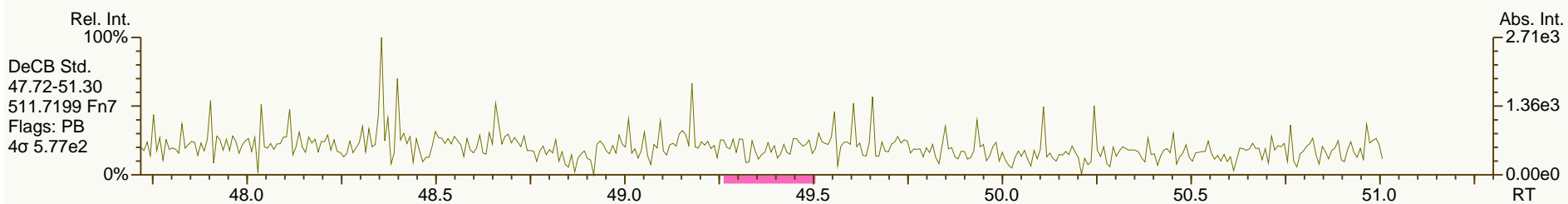
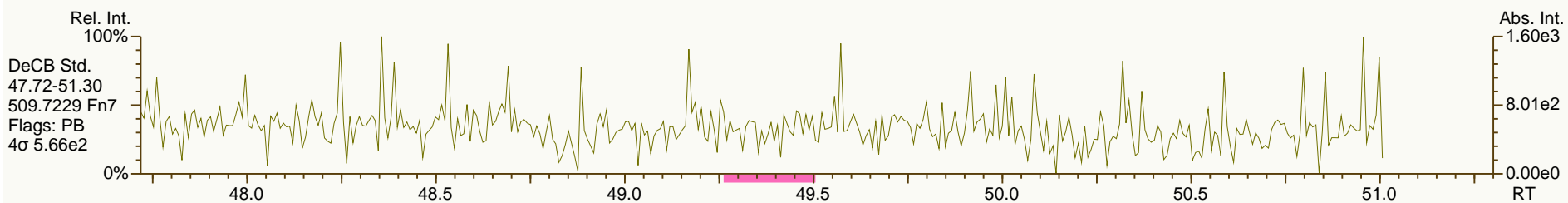
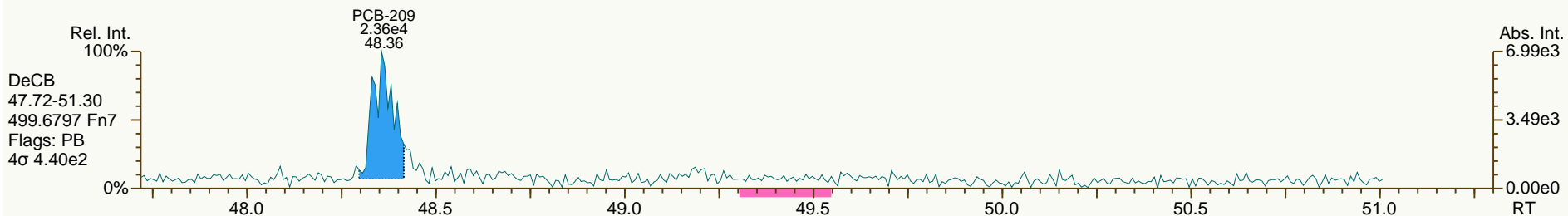
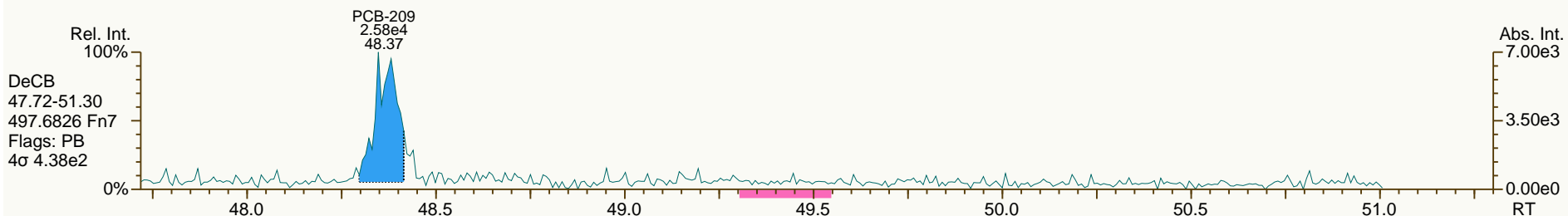












Instrument: MM1 (AutoSpec-Ultima)

MS Experiment: DF_CL4-8B

GC Program: DB5MS_60M

#	Datafile	Vial#	Lab ID	Wt/Vol	Client/Sample ID	Analyst(s)	Checkcode	Acq Date	Acq Time
1	121028P1-01	8	CS3_121027_DF_PA	1.00	S40-67B	MDC	766-081	28-OCT-2012	08:54:08
2	121028P1-02	77	OPR1_10237_DF	10.00	0_10237_OPR001	MDC	524-362	28-OCT-2012	09:45:18
3	121028P1-03	15	SBS_121028_DF_PA	1.00	solvent blank	MDC	410-039	28-OCT-2012	10:36:29
4	121028P1-04	76	MB1_10237_DF_SDS	10.00	MB1_10237_DF_SDS	MDC	818-981	28-OCT-2012	11:27:39
5	121028P1-05	78	A4723_10237_DF_001	10.18	JW-EA10-SS41-120507	MDC	590-183	28-OCT-2012	12:18:49
6	121028P1-06	79	A4723_10237_DF_002	10.11	JW-EA10-SS40-120507	MDC	352-196	28-OCT-2012	13:09:59
7	121028P1-07	80	A4723_10237_DF_003	10.08	JW-EA10-SS39-120507	MDC	079-876	28-OCT-2012	14:01:09
8	121028P1-08	81	A4723_10237_DF_004	10.14	JW-EA09-SS38-120507	MDC	539-230	28-OCT-2012	14:52:18
9	121028P1-09	82	A4723_10237_DF_005	10.09	JW-EA09-SS37-120507	MDC	083-866	28-OCT-2012	15:42:53
10	121028P1-10	83	A4723_10237_DF_006	10.19	JW-EA10-SS42-120507	MDC	561-234	28-OCT-2012	16:34:03
11	121028P1-11	84	A4723_10237_DF_007	10.05	JW-EA10-SS43-120507	MDC	272-397	28-OCT-2012	17:25:13
12	121028P1-12	15	SBS_121028_DF_PB	1.00	solvent blank	MDC	952-882	28-OCT-2012	18:16:18
13	121028P1-13	8	CS3_121027_DF_PB	1.00	S40-67B	MDC	991-818	28-OCT-2012	19:07:18

REVIEWED

By Michael D H Chu at 2:18 pm, Oct 29, 2012

REVIEWED

By Tamara_Morgan at 1:56 pm, 10/31/12

Dioxin/Furan QC Summary		Acq'd: 28 Oct 2012 08:54 MDC			ICAL: 1613_SGS		
Lab ID: CS3_121027_DF_PA		UTP: 29-Oct-2012 12:22 MDC			Checkcode: 766-081-YQS		
Sample ID: S40-67B		Report: 29 Oct 2012 13:40 MC			Datafile: 121028P1-01		
Name	RT	Response	RA	OK	Ref. RRFs	Calc. RRFs	Dev'n
2378-TCDD	27.53	6.41E+06	0.80	Y	1.08	1.13	5%
12378-PeCDD	33.85	2.13E+07	1.56	Y	1.07	1.02	-5%
123478-HxCDD	38.49	1.92E+07	1.24	Y	1.05	1.04	-1%
123678-HxCDD	38.63	2.16E+07	1.25	Y	0.98	0.98	0%
123789-HxCDD	38.98	1.97E+07	1.26	Y	1.01	0.97	-3%
1234678-HpCDD	42.66	1.56E+07	1.05	Y	1.09	1.03	-6%
OCDD	46.42	2.33E+07	0.90	Y	1.11	1.02	-8%
2378-TCDF	26.53	9.37E+06	0.78	Y	0.98	0.96	-2%
12378-PeCDF	32.12	3.72E+07	1.53	Y	0.99	0.98	-1%
23478-PeCDF	33.44	3.76E+07	1.50	Y	1.02	1.00	-1%
123478-HxCDF	37.33	3.01E+07	1.23	Y	1.19	1.15	-3%
123678-HxCDF	37.49	3.32E+07	1.24	Y	1.16	1.13	-2%
234678-HxCDF	38.28	3.35E+07	1.24	Y	1.18	1.22	4%
123789-HxCDF	39.40	2.51E+07	1.25	Y	1.09	1.10	1%
1234678-HpCDF	41.39	2.79E+07	1.03	Y	1.35	1.38	2%
1234789-HpCDF	43.28	2.15E+07	1.04	Y	1.34	1.33	0%
OCDF	46.67	3.12E+07	0.91	Y	1.40	1.36	-2%
ES 2378-TCDD	27.50	5.67E+07	0.79	Y	1.04	0.98	-6%
ES 12378-PeCDD	33.83	4.19E+07	1.59	Y	0.87	0.72	-16%
ES 123478-HxCDD	38.48	3.70E+07	1.30	Y	0.94	1.00	6%
ES 123678-HxCDD	38.61	4.39E+07	1.25	Y	1.06	1.19	12%
ES 1234678-HpCDD	42.65	3.04E+07	1.04	Y	0.80	0.82	3%
ES OCDD	46.40	4.58E+07	0.89	Y	0.63	0.62	-2%
ES 2378-TCDF	26.50	9.77E+07	0.79	Y	1.74	1.69	-3%
ES 12378-PeCDF	32.10	7.58E+07	1.56	Y	1.49	1.31	-12%
ES 23478-PeCDF	33.41	7.51E+07	1.58	Y	1.48	1.30	-12%
ES 123478-HxCDF	37.31	5.24E+07	0.51	Y	1.27	1.42	11%
ES 123678-HxCDF	37.47	5.87E+07	0.52	Y	1.41	1.59	12%
ES 234678-HxCDF	38.26	5.50E+07	0.53	Y	1.34	1.49	11%
ES 123789-HxCDF	39.38	4.58E+07	0.53	Y	1.20	1.24	3%
ES 1234678-HpCDF	41.37	4.05E+07	0.45	Y	1.06	1.10	3%
ES 1234789-HpCDF	43.26	3.23E+07	0.45	Y	0.82	0.87	6%

Dioxin/Furan QC Summary	Acq'd: 28 Oct 2012 08:54 MDC	ICAL: 1613_SGS
Lab ID: CS3_121027_DF_PA	UTP: 29-Oct-2012 12:22 MDC	Checkcode: 766-081
Sample ID: S40-67B	Report: 29 Oct 2012 13:40 MC	Datafile: 121028P1-01

Name	RT	Response	RA	OK	Ref. RRFs	Calc. RRFs	Dev'n	
JS 1234-TCDD	26.75	5.78E+07	0.80	Y	-	-	-	
JS 123789-HxCDD	38.96	3.70E+07	1.26	Y	-	-	-	
CS 37C1-2378-TCDD	27.53	6.24E+06	n/a	-	1.17	1.08	-8%	
SS 37C1-2378-TCDD	NA	27.53	6.24E+06	n/a	-	1.12	1.10	-2%

Dioxin/Furan QC Summary		Acq'd: 28 Oct 2012 19:07 MDC			ICAL: 1613_SGS		
Lab ID: CS3_121027_DF_PB		UTP: 29-Oct-2012 12:22 MDC			Checkcode: 991-818-JZN		
Sample ID: S40-67B		Report: 29 Oct 2012 13:40 MC			Datafile: 121028P1-13		
Name	RT	Response	RA	OK	Ref. RRFs	Calc. RRFs	Dev'n
2378-TCDD	27.53	5.92E+06	0.79	Y	1.08	1.10	2%
12378-PeCDD	33.85	1.96E+07	1.59	Y	1.07	1.00	-7%
123478-HxCDD	38.49	1.73E+07	1.26	Y	1.05	1.07	2%
123678-HxCDD	38.62	1.98E+07	1.27	Y	0.98	0.95	-3%
123789-HxCDD	38.97	1.77E+07	1.26	Y	1.01	0.96	-5%
1234678-HpCDD	42.66	1.40E+07	1.04	Y	1.09	1.07	-2%
OCDD	46.41	2.04E+07	0.90	Y	1.11	1.04	-6%
2378-TCDF	26.53	8.88E+06	0.78	Y	0.98	0.96	-1%
12378-PeCDF	32.11	3.44E+07	1.51	Y	0.99	0.99	0%
23478-PeCDF	33.43	3.45E+07	1.49	Y	1.02	1.00	-1%
123478-HxCDF	37.32	2.72E+07	1.24	Y	1.19	1.15	-4%
123678-HxCDF	37.49	3.07E+07	1.24	Y	1.16	1.12	-3%
234678-HxCDF	38.27	2.98E+07	1.24	Y	1.18	1.18	0%
123789-HxCDF	39.40	2.24E+07	1.25	Y	1.09	1.05	-4%
1234678-HpCDF	41.38	2.58E+07	1.03	Y	1.35	1.36	1%
1234789-HpCDF	43.27	1.88E+07	1.03	Y	1.34	1.35	1%
OCDF	46.66	2.61E+07	0.90	Y	1.40	1.34	-4%
ES 2378-TCDD	27.51	5.36E+07	0.81	Y	1.04	1.00	-4%
ES 12378-PeCDD	33.83	3.91E+07	1.61	Y	0.87	0.73	-16%
ES 123478-HxCDD	38.47	3.23E+07	1.27	Y	0.94	0.91	-4%
ES 123678-HxCDD	38.60	4.15E+07	1.26	Y	1.06	1.17	10%
ES 1234678-HpCDD	42.64	2.62E+07	1.06	Y	0.80	0.73	-8%
ES OCDD	46.39	3.91E+07	0.89	Y	0.63	0.55	-13%
ES 2378-TCDF	26.50	9.23E+07	0.78	Y	1.74	1.71	-1%
ES 12378-PeCDF	32.09	6.94E+07	1.56	Y	1.49	1.29	-14%
ES 23478-PeCDF	33.41	6.89E+07	1.56	Y	1.48	1.28	-14%
ES 123478-HxCDF	37.30	4.74E+07	0.52	Y	1.27	1.33	5%
ES 123678-HxCDF	37.47	5.47E+07	0.53	Y	1.41	1.54	9%
ES 234678-HxCDF	38.26	5.07E+07	0.53	Y	1.34	1.42	6%
ES 123789-HxCDF	39.38	4.28E+07	0.53	Y	1.20	1.20	0%
ES 1234678-HpCDF	41.37	3.78E+07	0.44	Y	1.06	1.06	0%
ES 1234789-HpCDF	43.26	2.79E+07	0.45	Y	0.82	0.78	-5%

Dioxin/Furan QC Summary	Acq'd: 28 Oct 2012 19:07 MDC	ICAL: 1613_SGS
Lab ID: CS3_121027_DF_PB	UTP: 29-Oct-2012 12:22 MDC	Checkcode: 991-818
Sample ID: S40-67B	Report: 29 Oct 2012 13:40 MC	Datafile: 121028P1-13

Name	RT	Response	RA	OK	Ref. RRFs	Calc. RRFs	Dev'n	
JS 1234-TCDD	26.75	5.38E+07	0.82	Y	-	-	-	
JS 123789-HxCDD	38.96	3.56E+07	1.26	Y	-	-	-	
CS 37C1-2378-TCDD	27.53	5.84E+06	n/a	-	1.17	1.09	-7%	
SS 37C1-2378-TCDD	NA	27.53	5.84E+06	n/a	-	1.12	1.09	-3%

METHOD 1613

PCDD/F CALIBRATION VERIFICATION

FORM 4A

Lab Name: SGS Analytical Perspectives
 Initial Calibration: ICAL: 1613_SGS
 Instrument ID: MM1 GC Column ID: ZB-5ms
 VER Data Filename: 121028P1-01 Analysis Date: 28-OCT-2012 08:54:08

NATIVE ANALYTES	M/Z's FORMING RATIO	ION ABUND. RATIO	QC LIMITS	OK	CONC. FOUND	RANGE (ng/mL)	OK
2,3,7,8-TCDD	M/M+2	0.80	0.65 - 0.89	Y	10.5	7.8 - 12.9	Y
1,2,3,7,8-PeCDD	M+2/M+4	1.56	1.32 - 1.78	Y	47.4	39 - 65	Y
1,2,3,4,7,8-HxCDD	M+2/M+4	1.24	1.05 - 1.43	Y	49.6	39 - 64	Y
1,2,3,6,7,8-HxCDD	M+2/M+4	1.25	1.05 - 1.43	Y	50	39 - 64	Y
1,2,3,7,8,9-HxCDD	M+2/M+4	1.26	1.05 - 1.43	Y	48.3	41 - 61	Y
1,2,3,4,6,7,8-HpCDD	M+2/M+4	1.05	0.88 - 1.20	Y	47.2	43 - 58	Y
OCDD	M+2/M+4	0.90	0.76 - 1.02	Y	91.7	79 - 126	Y
2,3,7,8-TCDF	M/M+2	0.78	0.65 - 0.89	Y	9.82	8.4 - 12	Y
1,2,3,7,8-PeCDF	M+2/M+4	1.53	1.32 - 1.78	Y	49.7	41 - 60	Y
2,3,4,7,8-PeCDF	M+2/M+4	1.50	1.32 - 1.78	Y	49.3	41 - 61	Y
1,2,3,4,7,8-HxCDF	M+2/M+4	1.23	1.05 - 1.43	Y	48.4	45 - 56	Y
1,2,3,6,7,8-HxCDF	M+2/M+4	1.24	1.05 - 1.43	Y	48.9	44 - 57	Y
2,3,4,6,7,8-HxCDF	M+2/M+4	1.24	1.05 - 1.43	Y	51.8	44 - 57	Y
1,2,3,7,8,9-HxCDF	M+2/M+4	1.25	1.05 - 1.43	Y	50.4	45 - 56	Y
1,2,3,4,6,7,8-HpCDF	M+2/M+4	1.03	0.88 - 1.20	Y	50.9	45 - 55	Y
1,2,3,4,7,8,9-HpCDF	M+2/M+4	1.04	0.88 - 1.20	Y	49.8	43 - 58	Y
OCDF	M+2/M+4	0.91	0.76 - 1.02	Y	97.7	63 - 159	Y

See Table 9, Method 1613, for m/z specifications.

Ion Abundance Ratio Control Limits as specified in Table 9, Method 1613.

Contract-required concentration range as specified in Table 6, Method 1613.

Processed: 29 Oct 2012 13:40 Analyst: MC

METHOD 1613

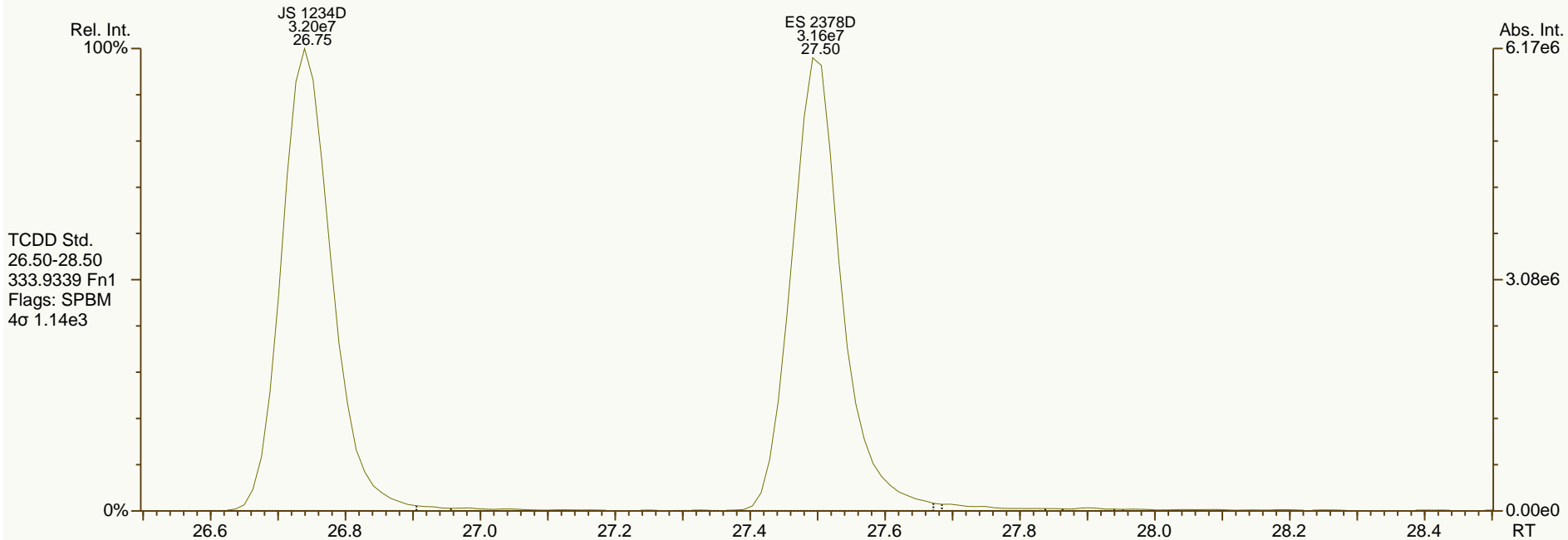
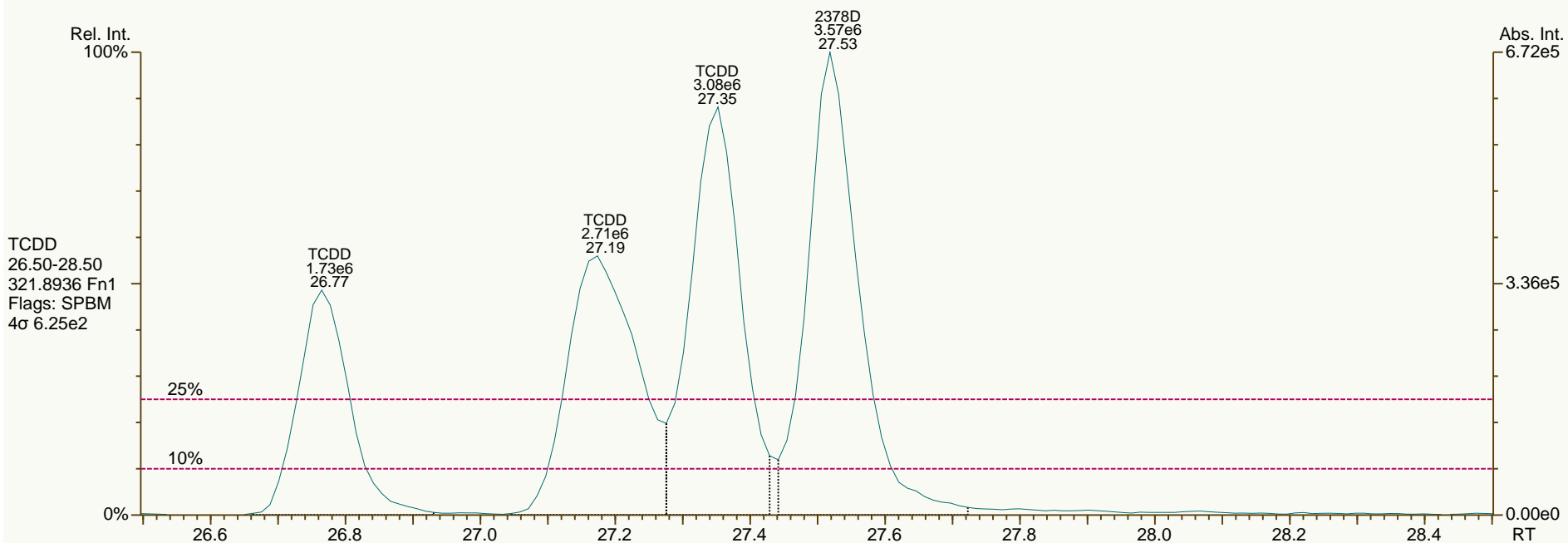
PCDD/F CALIBRATION VERIFICATION

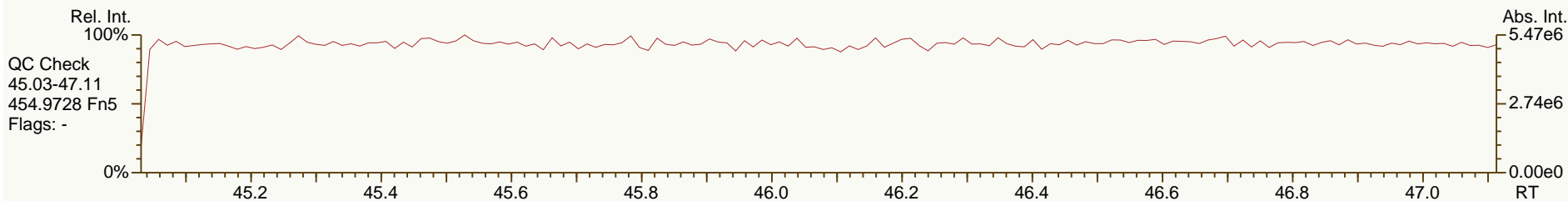
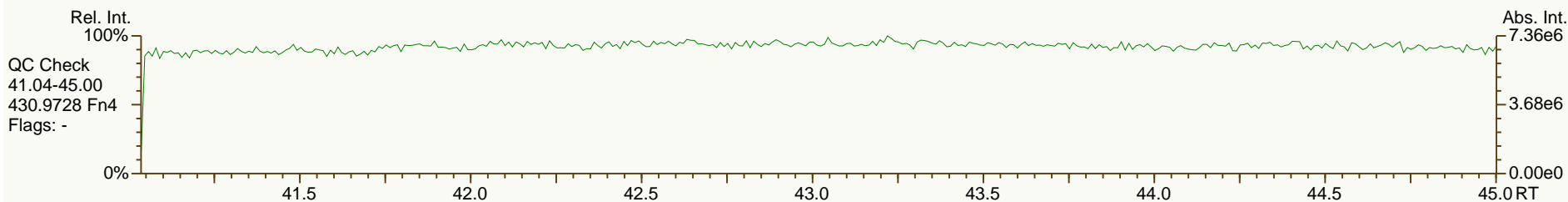
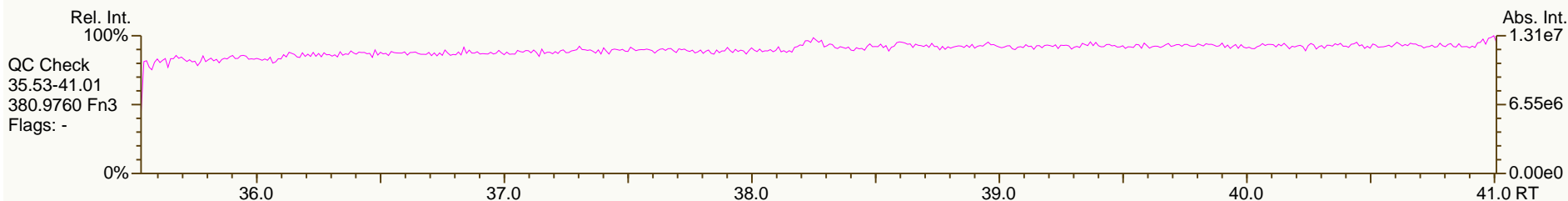
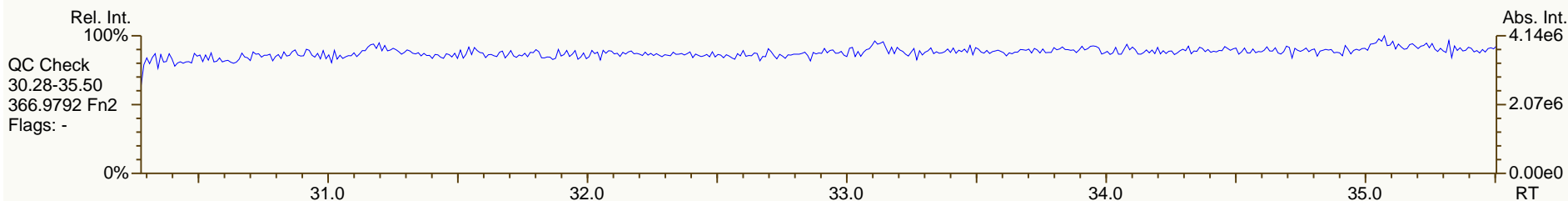
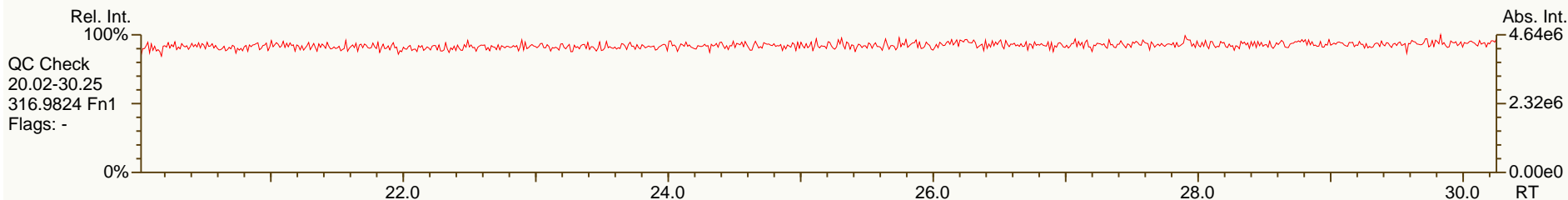
FORM 4B

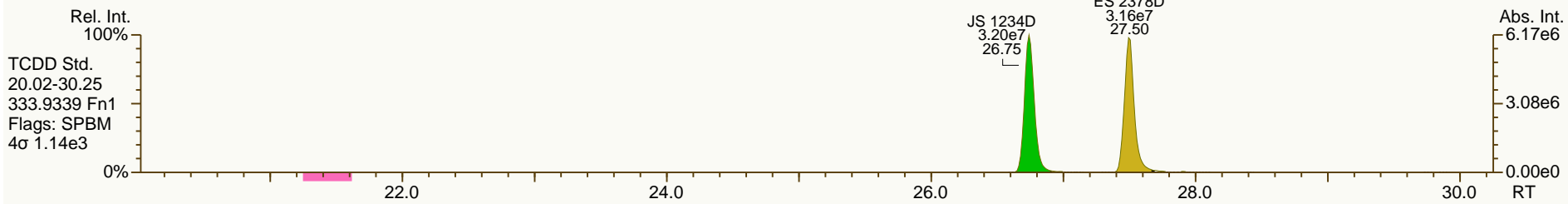
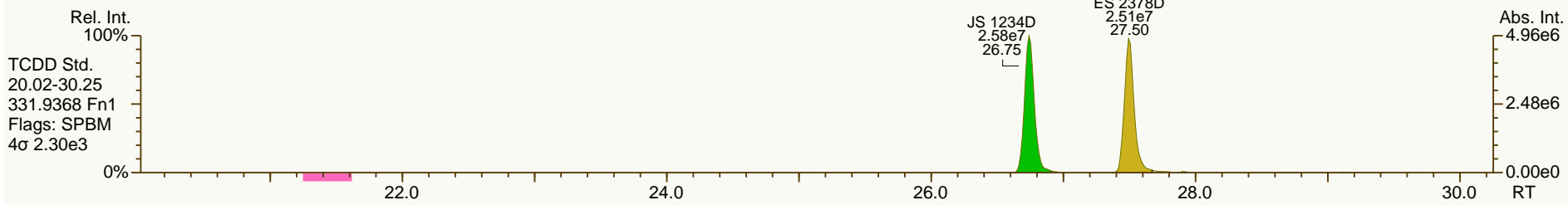
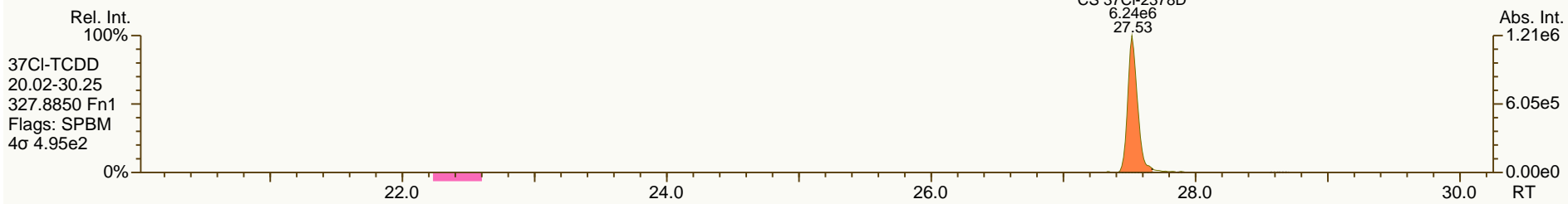
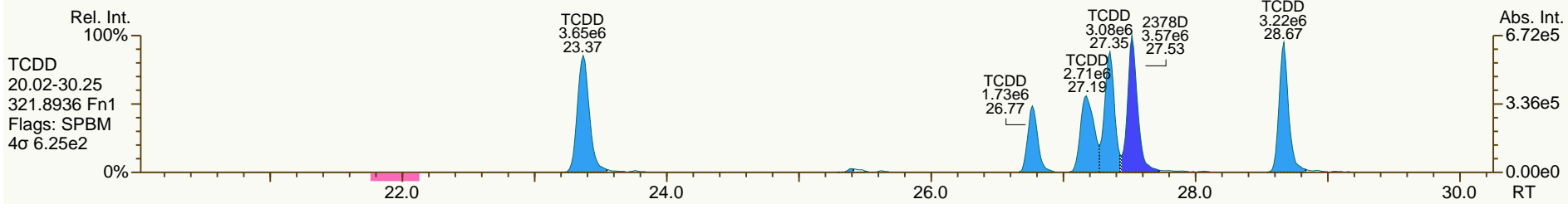
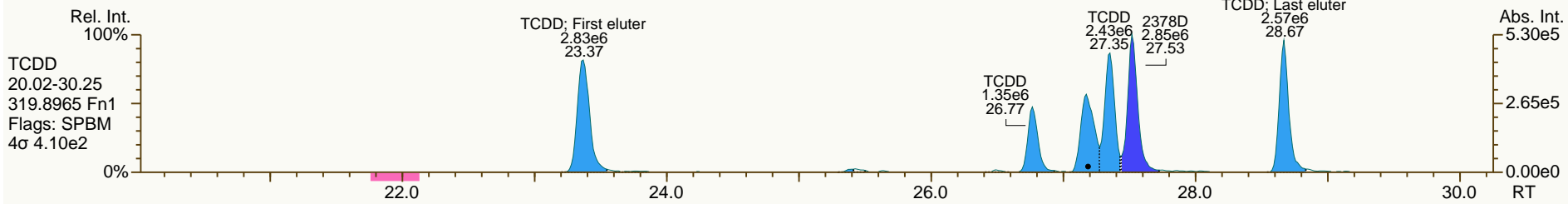
Lab Name: SGS Analytical Perspectives
 Initial Calibration: ICAL: 1613_SGS
 Instrument ID: MM1 GC Column ID: ZB-5ms
 VER Data Filename: 121028P1-01 Analysis Date: 28-OCT-2012 08:54:08

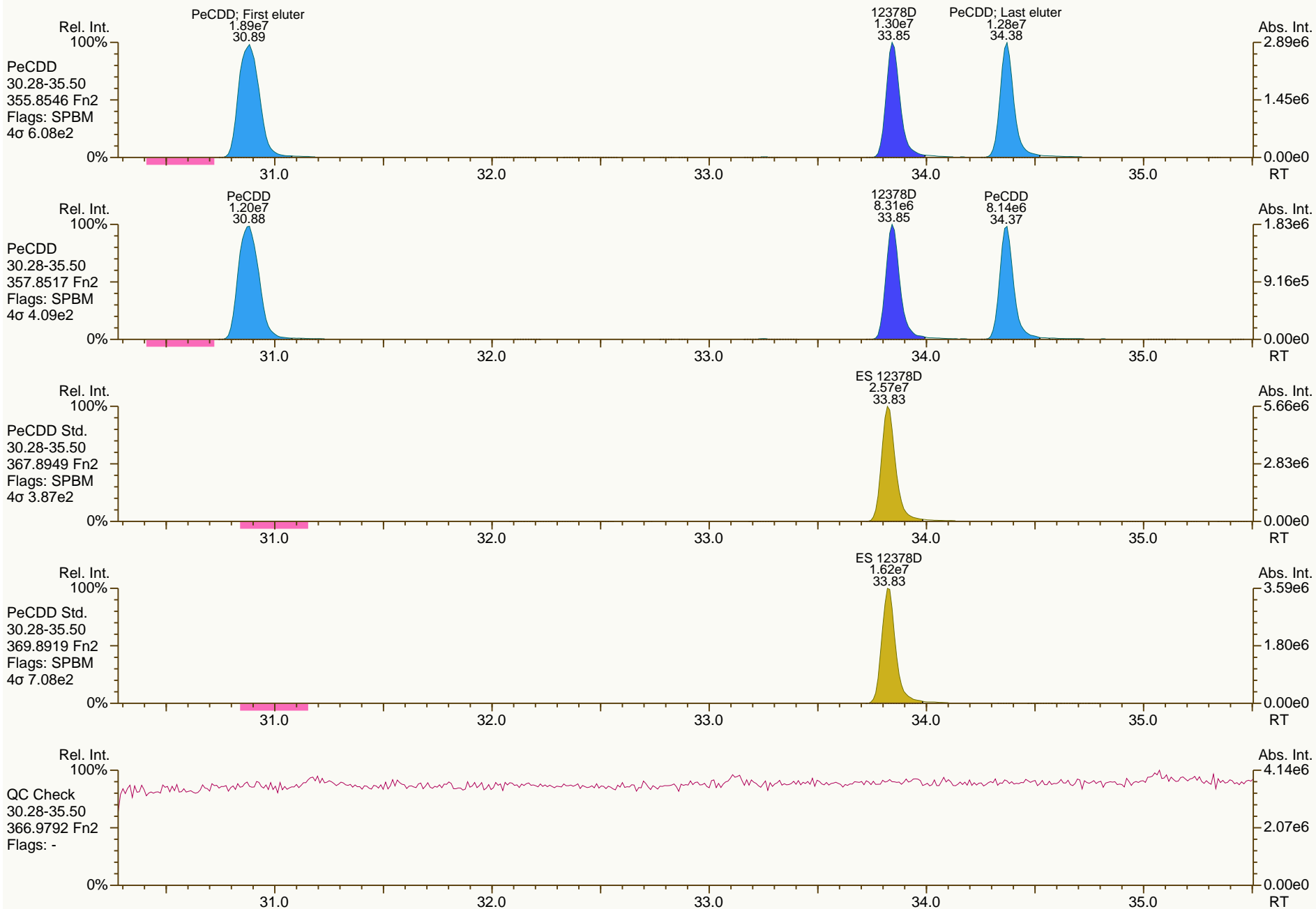
LABELED ANALYTES	M/Z's FORMING RATIO	ION ABUND. RATIO	QC LIMITS	OK	CONC. FOUND	RANGE (ng/mL)	OK
13C-2,3,7,8-TCDD	M/M+2	0.79	0.65 - 0.89	Y	94.1	82 - 121	Y
13C-1,2,3,7,8-PeCDD	M+2/M+4	1.59	1.32 - 1.78	Y	83.5	62 - 160	Y
13C-1,2,3,4,7,8-HxCDD	M+2/M+4	1.30	1.05 - 1.43	Y	106	85 - 117	Y
13C-1,2,3,6,7,8-HxCDD	M+2/M+4	1.25	1.05 - 1.43	Y	112	85 - 118	Y
13C-1,2,3,4,6,7,8-HpCDD	M+2/M+4	1.04	0.88 - 1.20	Y	103	72 - 138	Y
13C-OCDD	M+2/M+4	0.89	0.76 - 1.02	Y	196	96 - 415	Y
13C-2,3,7,8-TCDF	M/M+2	0.79	0.65 - 0.89	Y	97.3	71 - 140	Y
13C-1,2,3,7,8-PeCDF	M+2/M+4	1.56	1.32 - 1.78	Y	87.8	76 - 130	Y
13C-2,3,4,7,8-PeCDF	M+2/M+4	1.58	1.32 - 1.78	Y	87.6	77 - 130	Y
13C-1,2,3,4,7,8-HxCDF	M/M+2	0.51	0.43 - 0.59	Y	111	76 - 131	Y
13C-1,2,3,6,7,8-HxCDF	M/M+2	0.52	0.43 - 0.59	Y	112	70 - 143	Y
13C-2,3,4,6,7,8-HxCDF	M/M+2	0.53	0.43 - 0.59	Y	111	73 - 137	Y
13C-1,2,3,7,8,9-HxCDF	M/M+2	0.53	0.43 - 0.59	Y	103	74 - 135	Y
13C-1,2,3,4,6,7,8-HpCDF	M/M+2	0.45	0.37 - 0.51	Y	103	78 - 129	Y
13C-1,2,3,4,7,8,9-HpCDF	M/M+2	0.45	0.37 - 0.51	Y	106	77 - 129	Y
CLEANUP STANDARDS							
37Cl-2,3,7,8-TCDD	n/a				9.21	7.9 - 12.7	Y

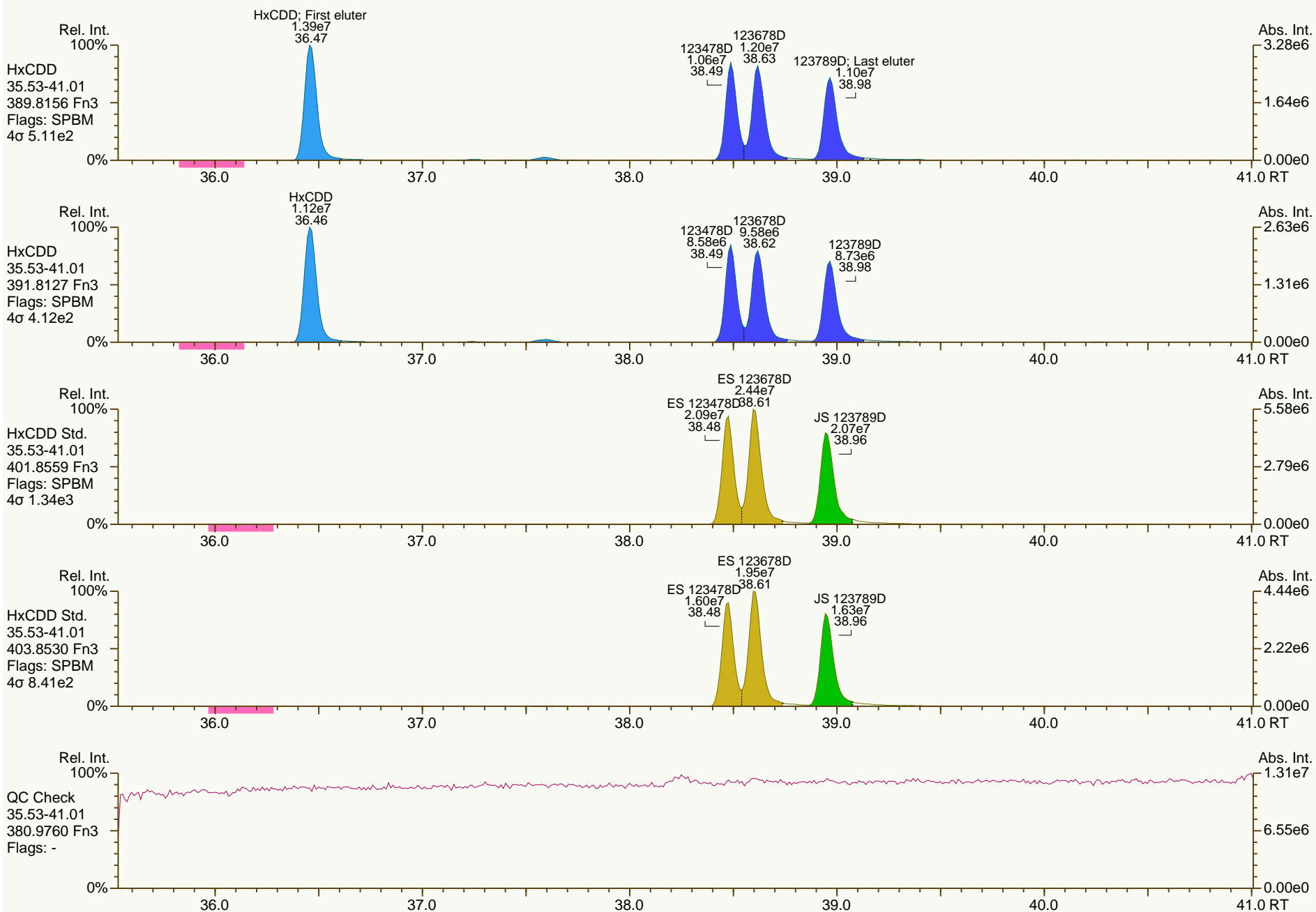
Processed: 29 Oct 2012 13:40 Analyst: MC

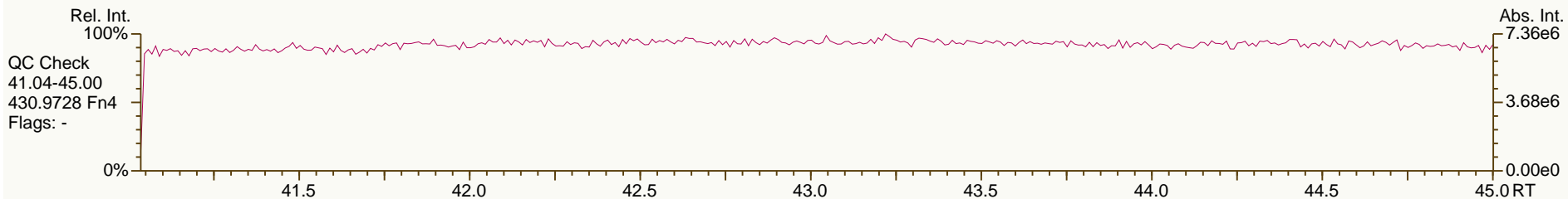
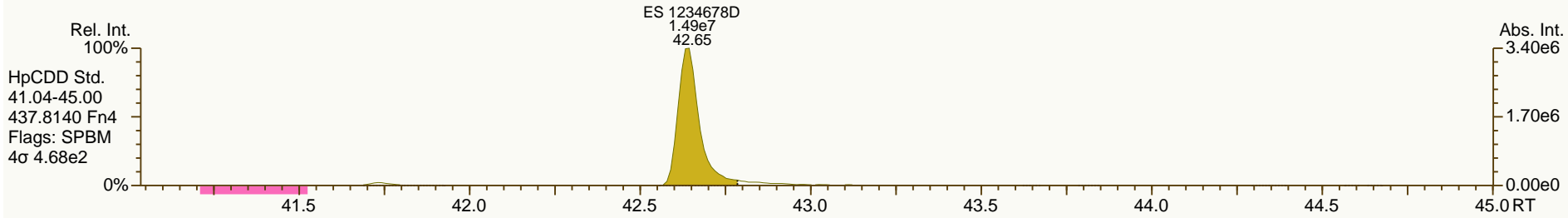
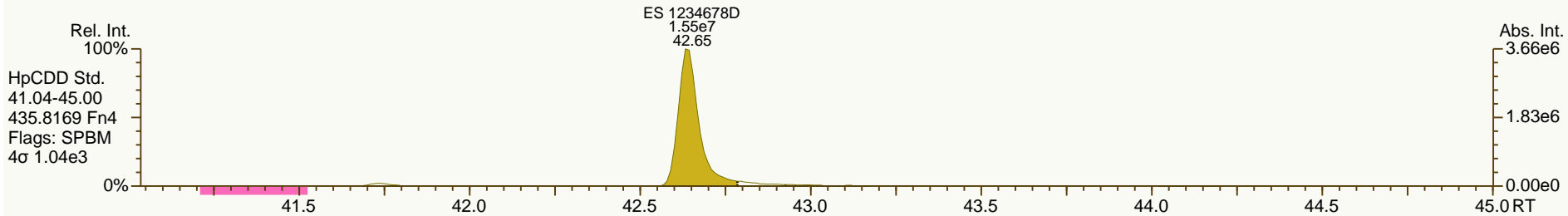
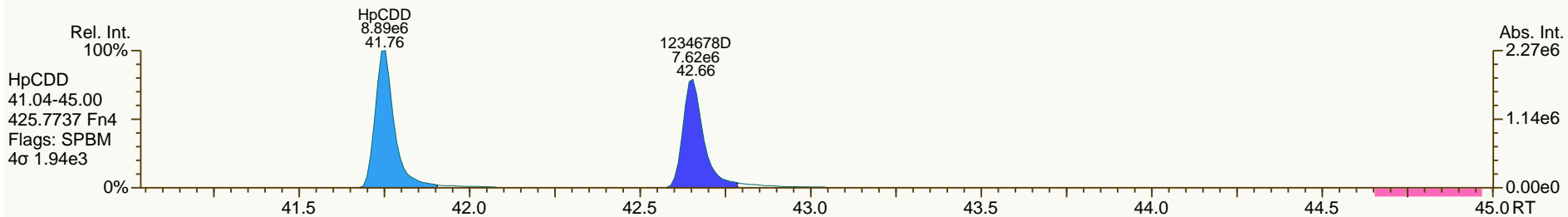
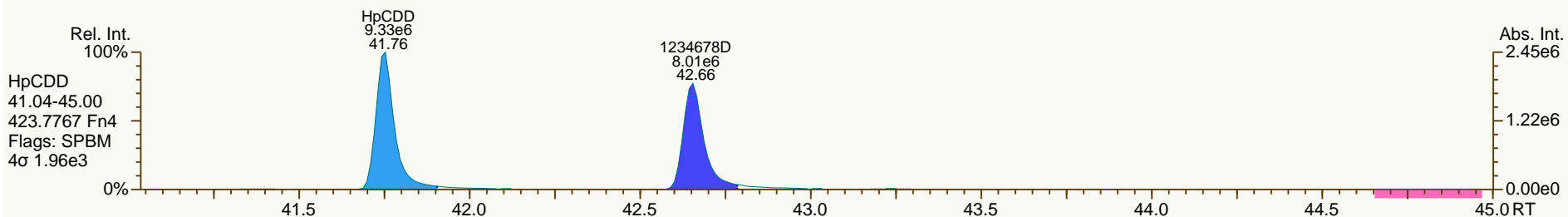


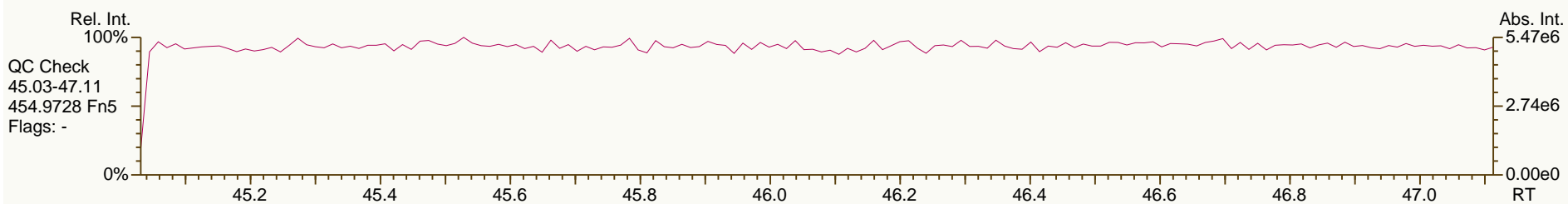
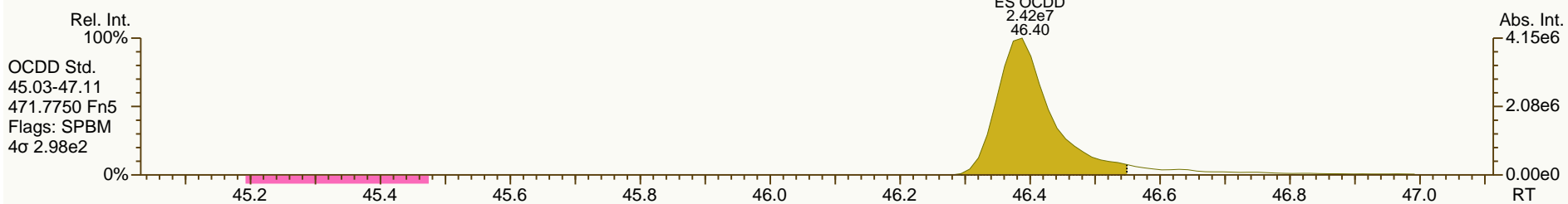
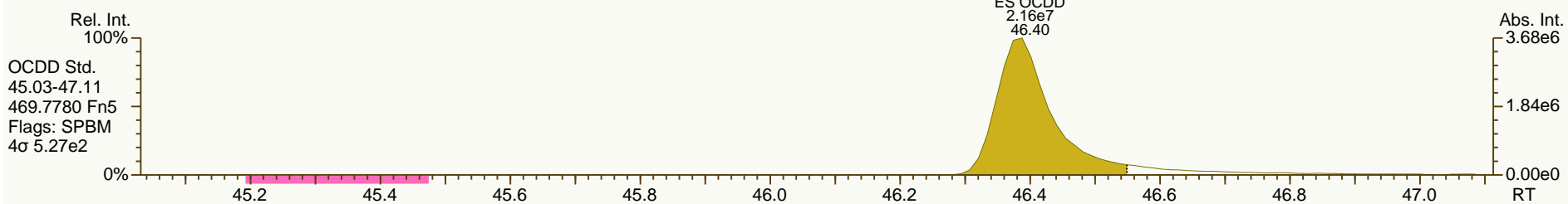
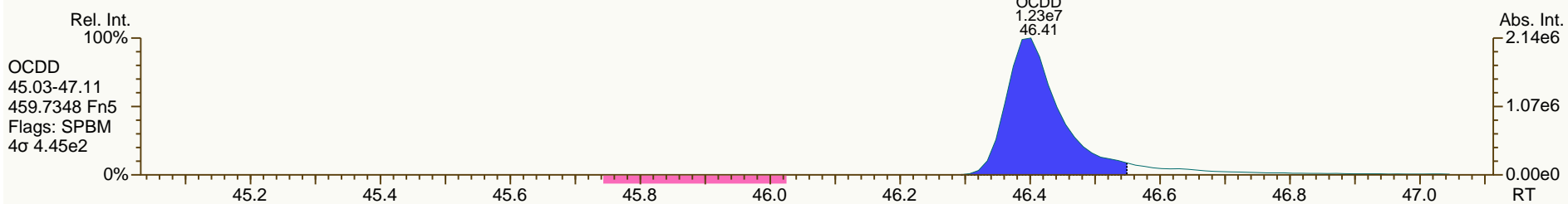
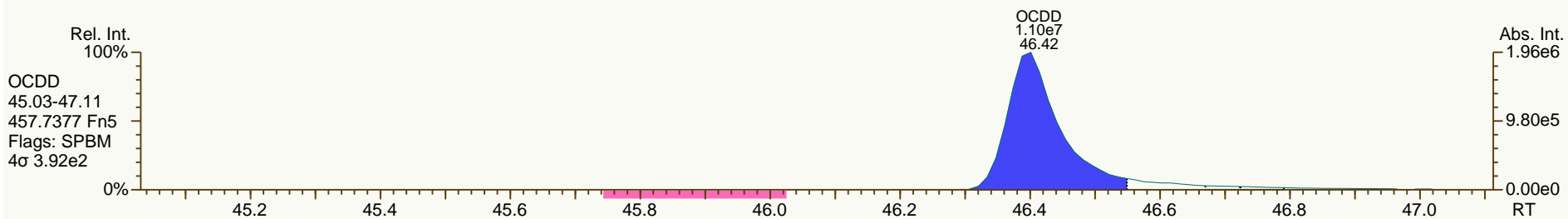


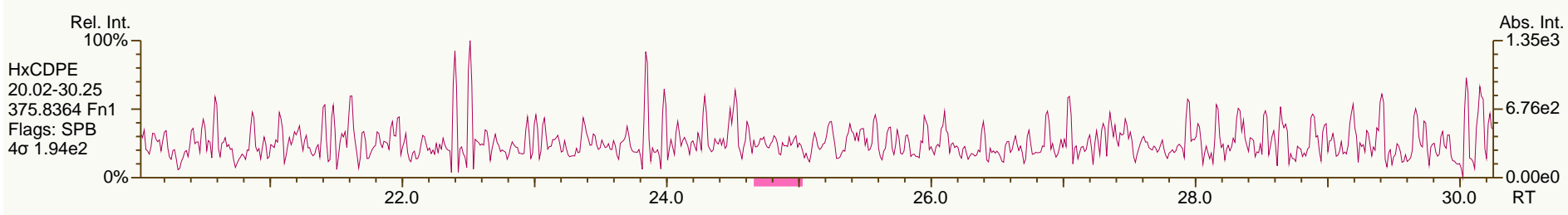
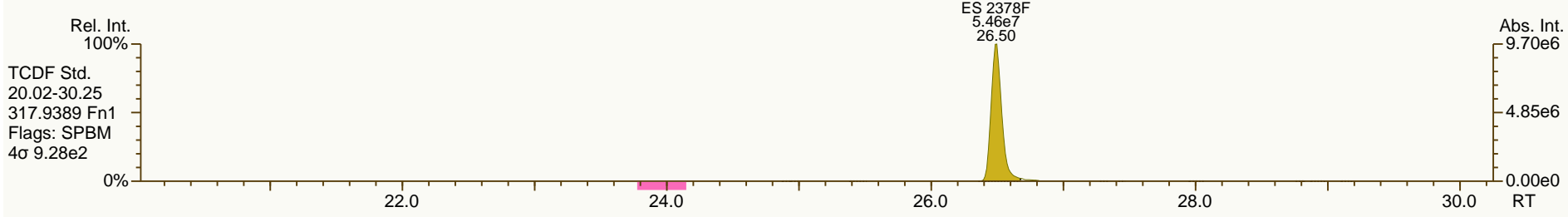
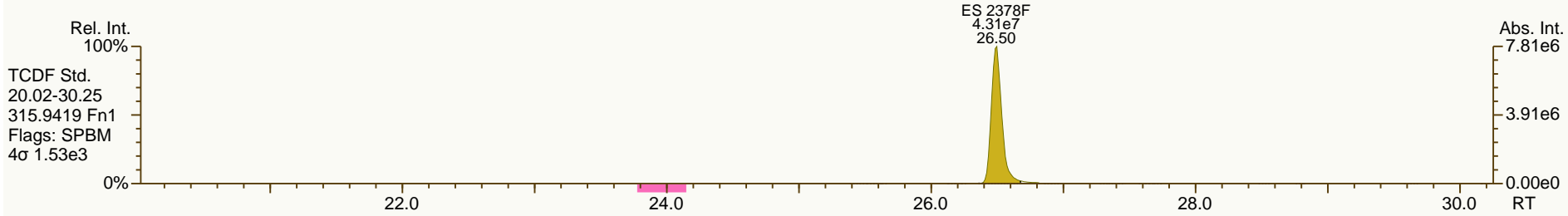
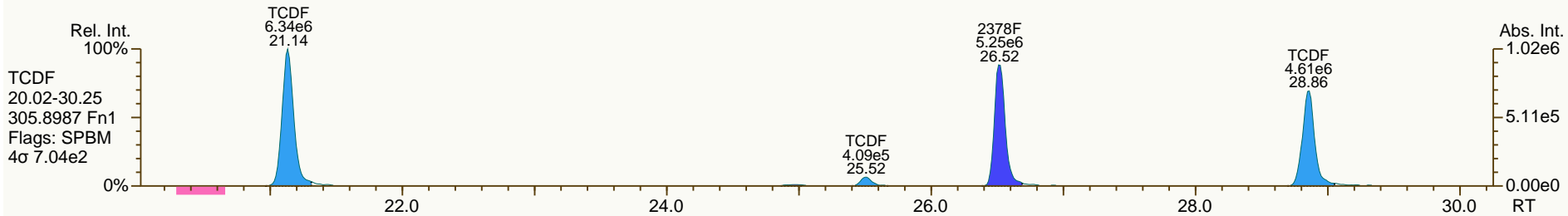
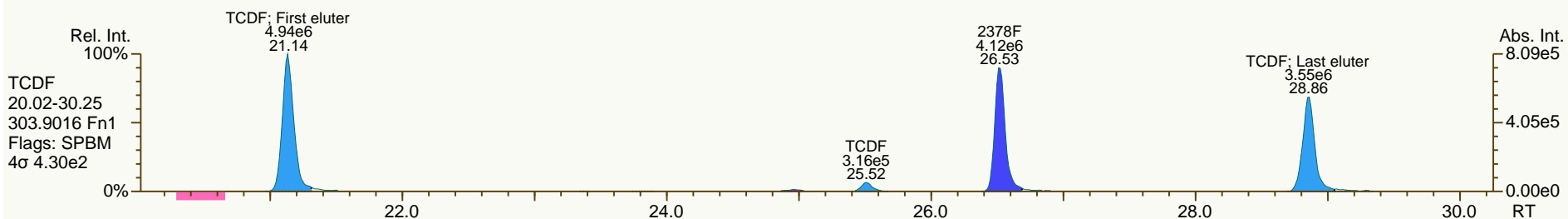


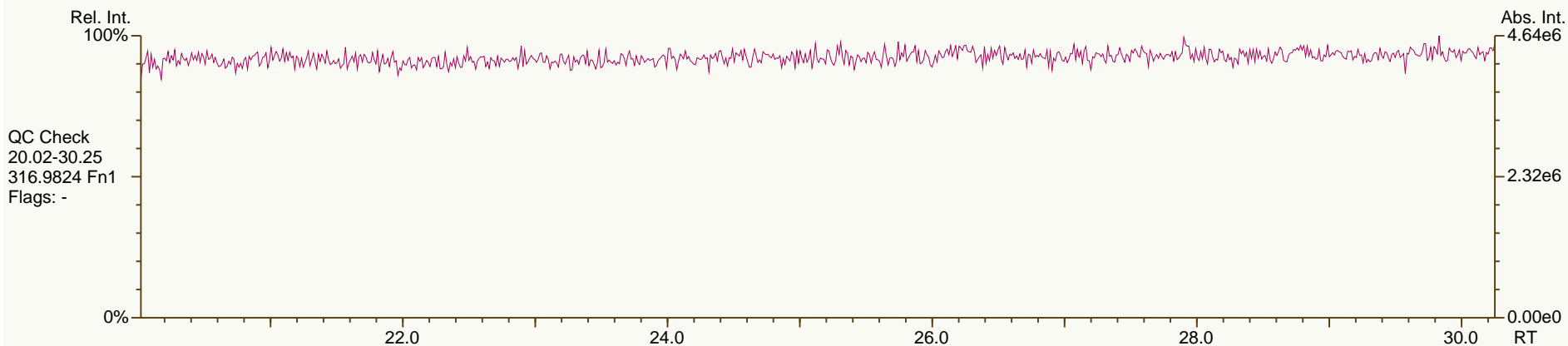
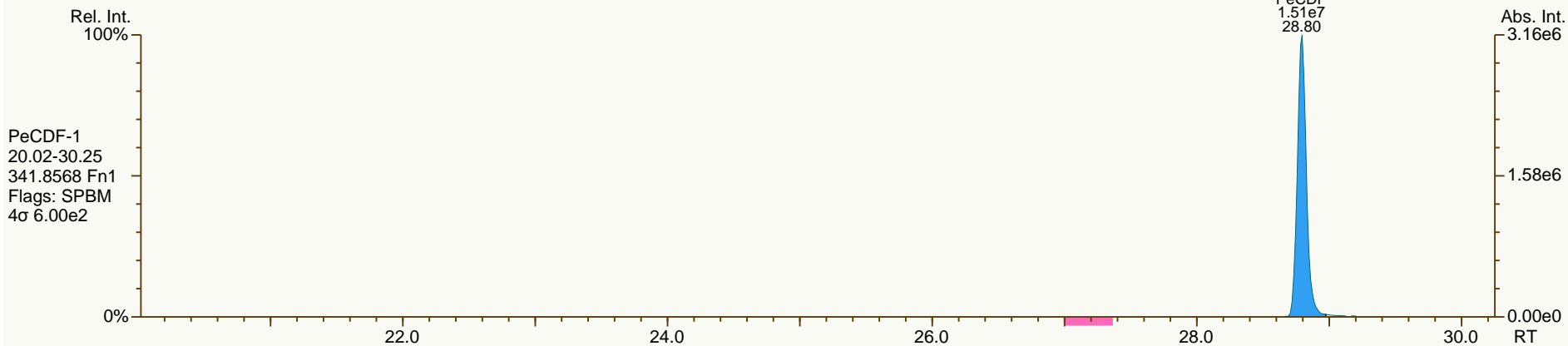
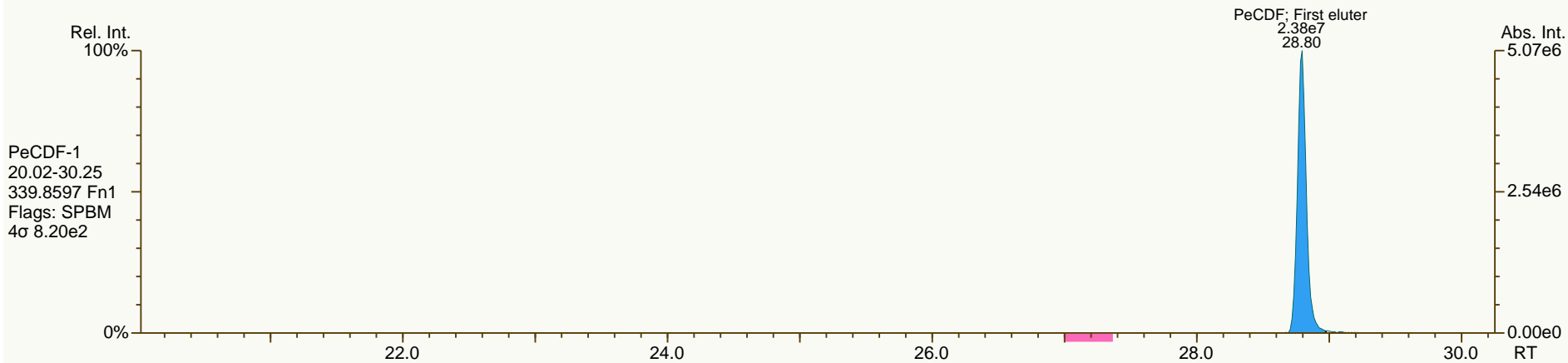


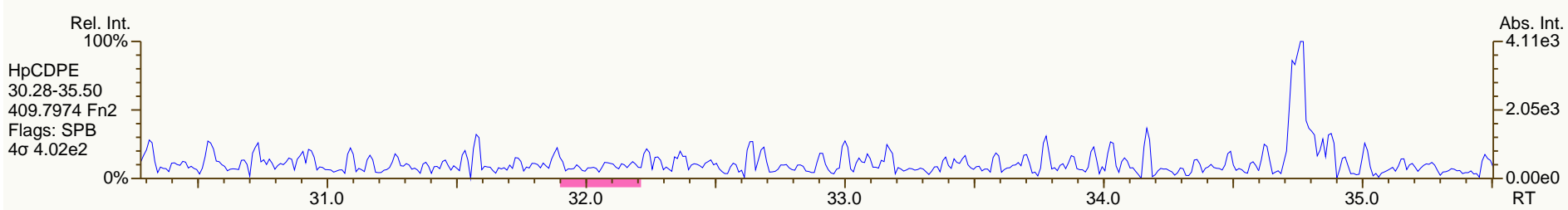
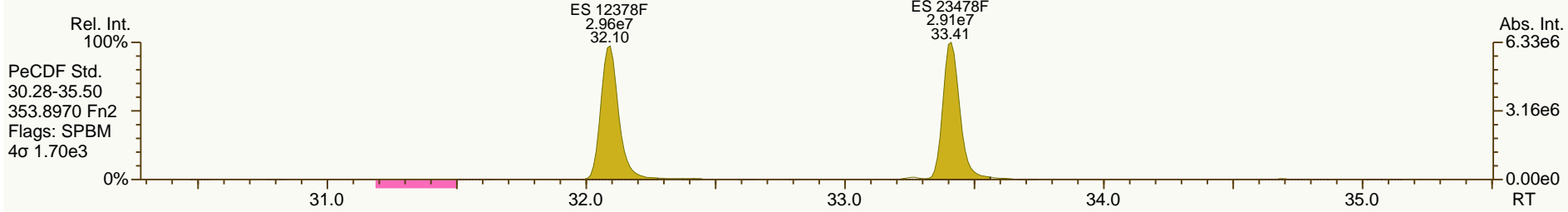
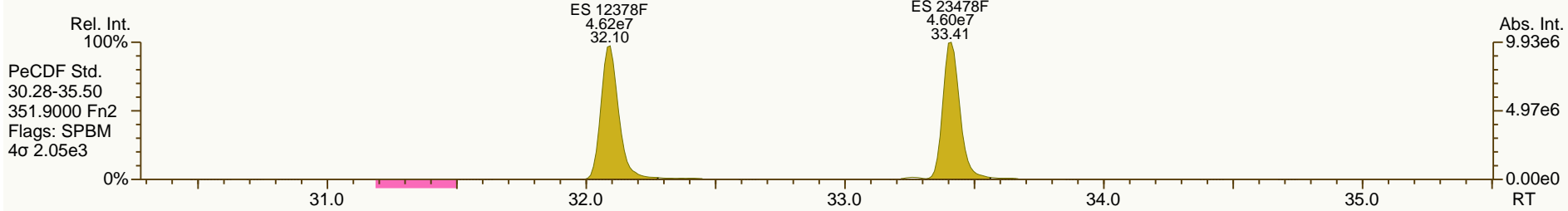
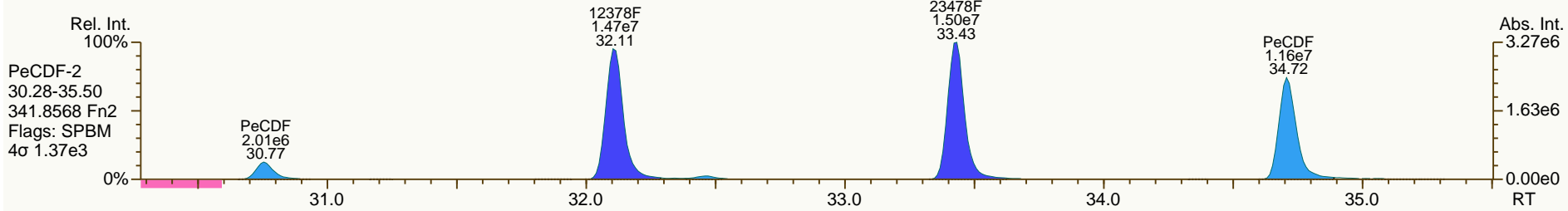
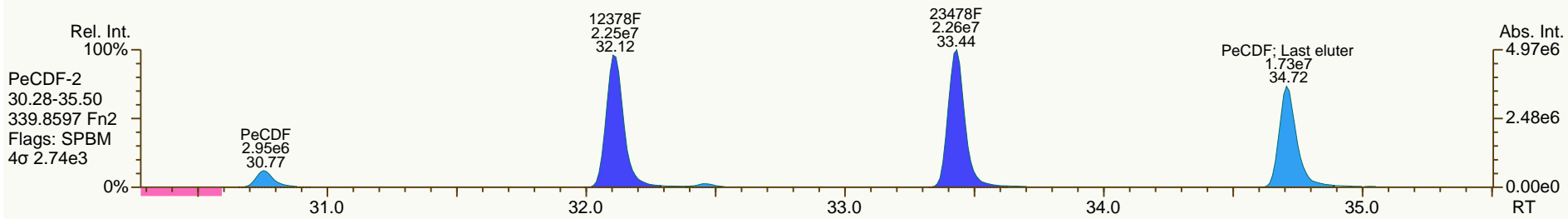


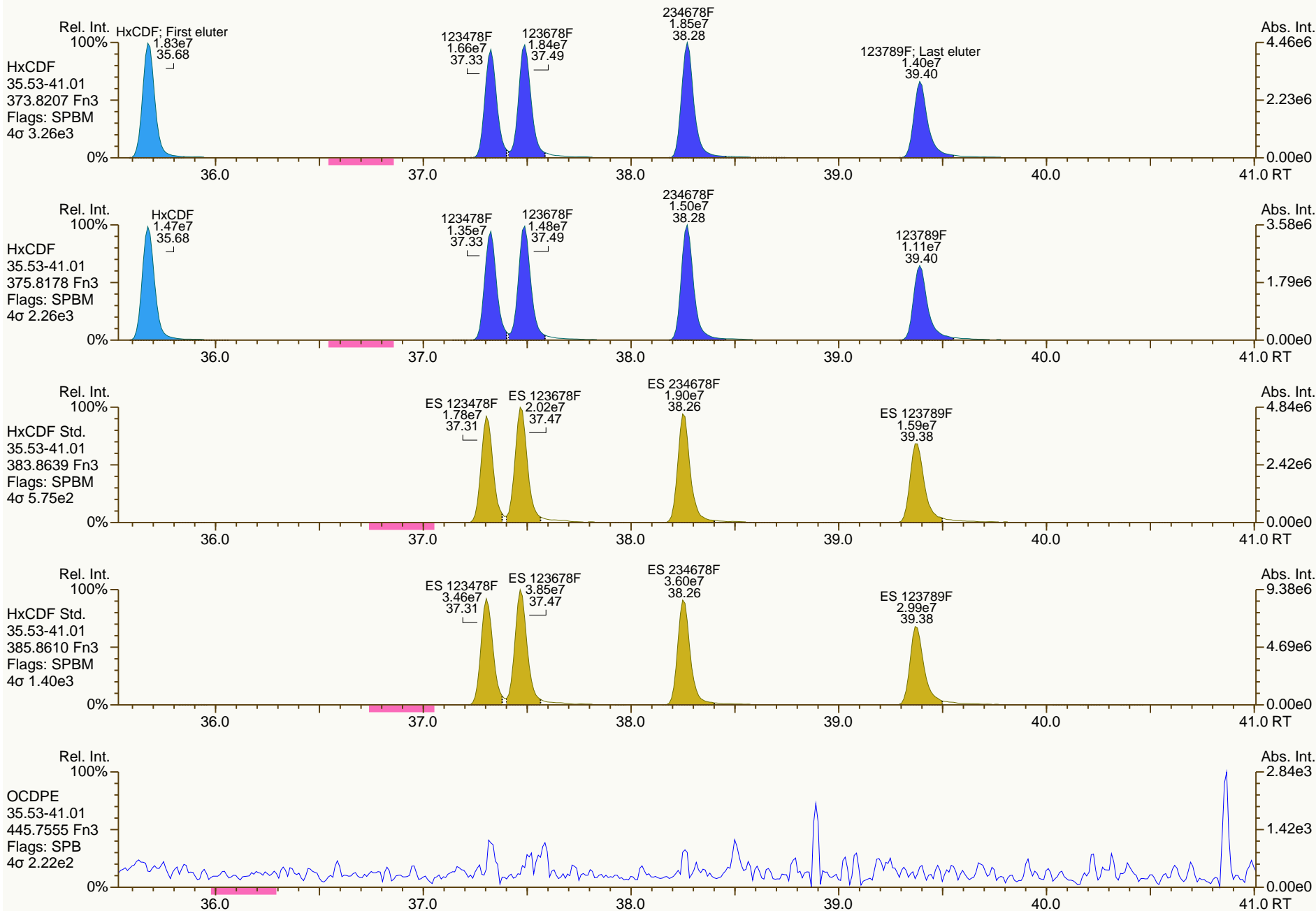


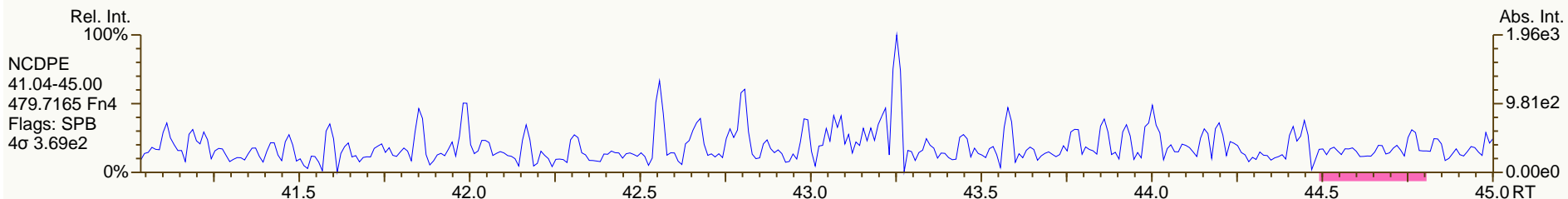
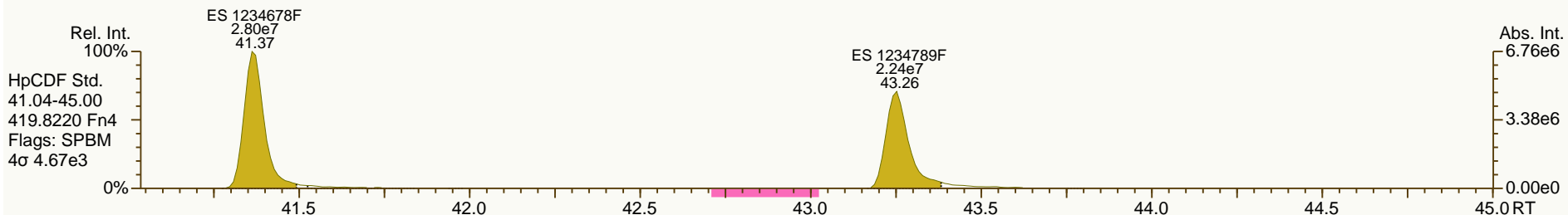
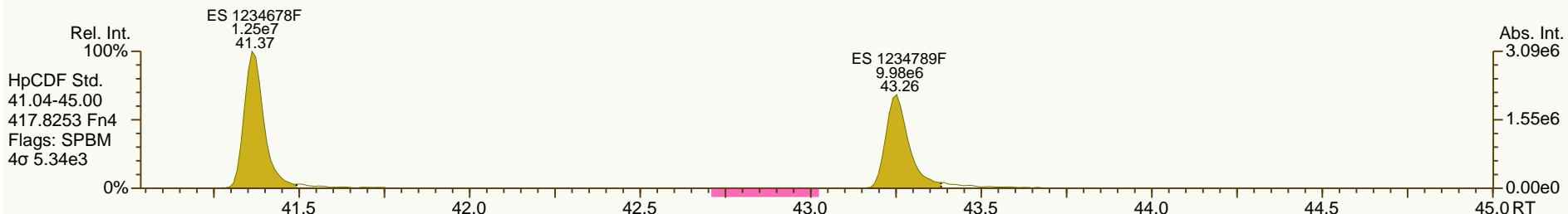
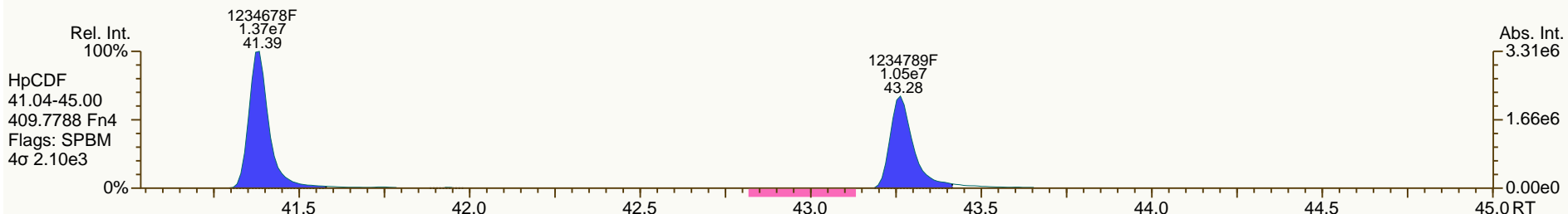
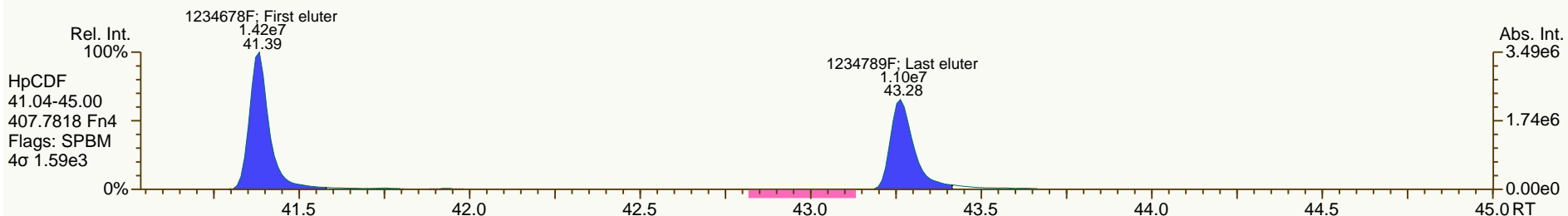


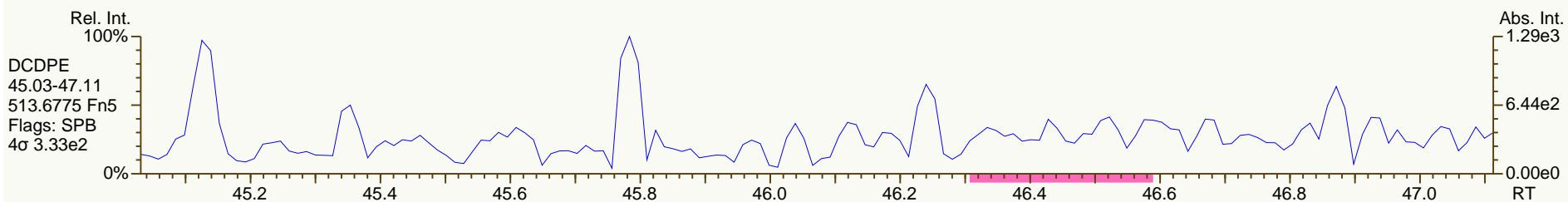
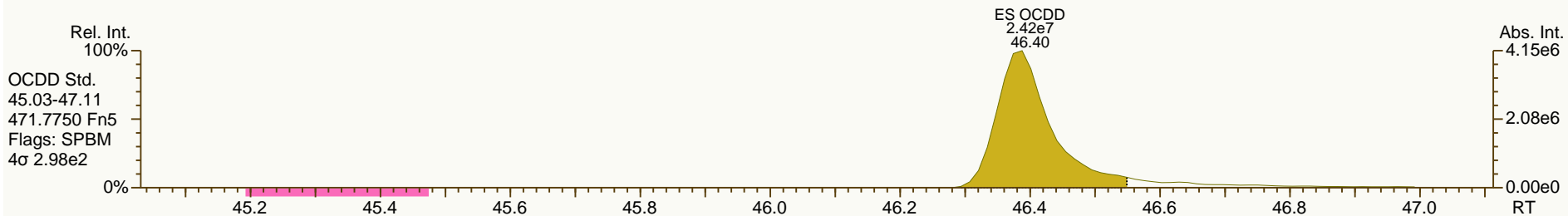
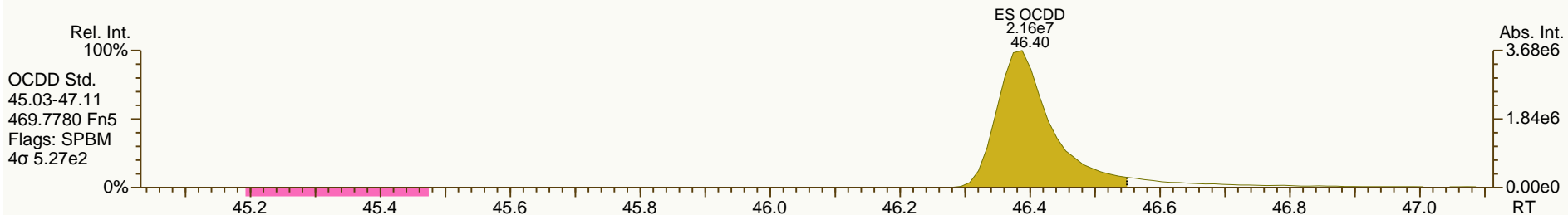
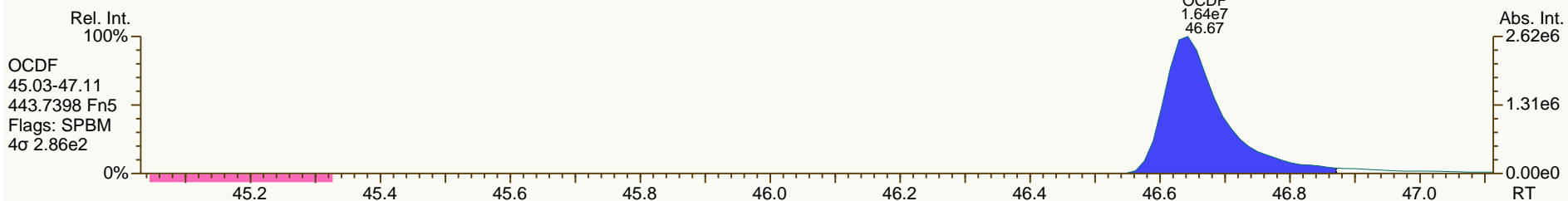
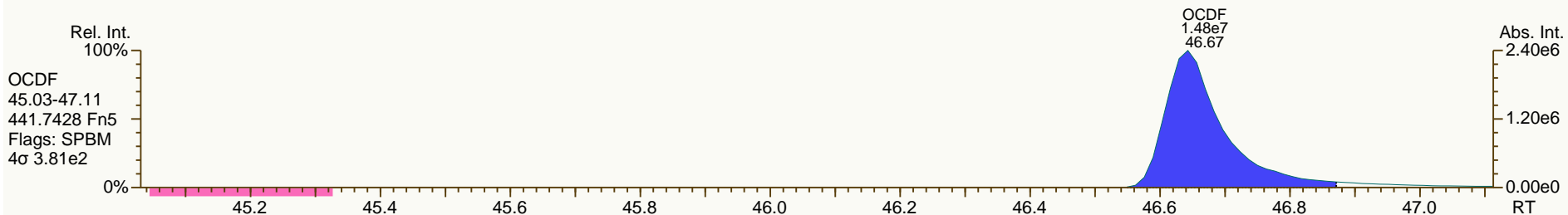












METHOD 1613

PCDD/F CALIBRATION VERIFICATION

FORM 4A

Lab Name: SGS Analytical Perspectives
 Initial Calibration: ICAL: 1613_SGS
 Instrument ID: MM1 GC Column ID: ZB-5ms
 VER Data Filename: 121028P1-13 Analysis Date: 28-OCT-2012 19:07:18

NATIVE ANALYTES	M/Z's FORMING RATIO	ION ABUND. RATIO	QC LIMITS	OK	CONC. FOUND	RANGE (ng/mL)	OK
2,3,7,8-TCDD	M/M+2	0.79	0.65 - 0.89	Y	10.2	7.8 - 12.9	Y
1,2,3,7,8-PeCDD	M+2/M+4	1.59	1.32 - 1.78	Y	46.7	39 - 65	Y
1,2,3,4,7,8-HxCDD	M+2/M+4	1.26	1.05 - 1.43	Y	51.1	39 - 64	Y
1,2,3,6,7,8-HxCDD	M+2/M+4	1.27	1.05 - 1.43	Y	48.5	39 - 64	Y
1,2,3,7,8,9-HxCDD	M+2/M+4	1.26	1.05 - 1.43	Y	47.5	41 - 61	Y
1,2,3,4,6,7,8-HpCDD	M+2/M+4	1.04	0.88 - 1.20	Y	49.1	43 - 58	Y
OCDD	M+2/M+4	0.90	0.76 - 1.02	Y	94.2	79 - 126	Y
2,3,7,8-TCDF	M/M+2	0.78	0.65 - 0.89	Y	9.86	8.4 - 12	Y
1,2,3,7,8-PeCDF	M+2/M+4	1.51	1.32 - 1.78	Y	50.1	41 - 60	Y
2,3,4,7,8-PeCDF	M+2/M+4	1.49	1.32 - 1.78	Y	49.3	41 - 61	Y
1,2,3,4,7,8-HxCDF	M+2/M+4	1.24	1.05 - 1.43	Y	48.2	45 - 56	Y
1,2,3,6,7,8-HxCDF	M+2/M+4	1.24	1.05 - 1.43	Y	48.6	44 - 57	Y
2,3,4,6,7,8-HxCDF	M+2/M+4	1.24	1.05 - 1.43	Y	50	44 - 57	Y
1,2,3,7,8,9-HxCDF	M+2/M+4	1.25	1.05 - 1.43	Y	48.1	45 - 56	Y
1,2,3,4,6,7,8-HpCDF	M+2/M+4	1.03	0.88 - 1.20	Y	50.4	45 - 55	Y
1,2,3,4,7,8,9-HpCDF	M+2/M+4	1.03	0.88 - 1.20	Y	50.5	43 - 58	Y
OCDF	M+2/M+4	0.90	0.76 - 1.02	Y	95.7	63 - 159	Y

See Table 9, Method 1613, for m/z specifications.

Ion Abundance Ratio Control Limits as specified in Table 9, Method 1613.

Contract-required concentration range as specified in Table 6, Method 1613.

Processed: 29 Oct 2012 13:40 Analyst: MC

METHOD 1613

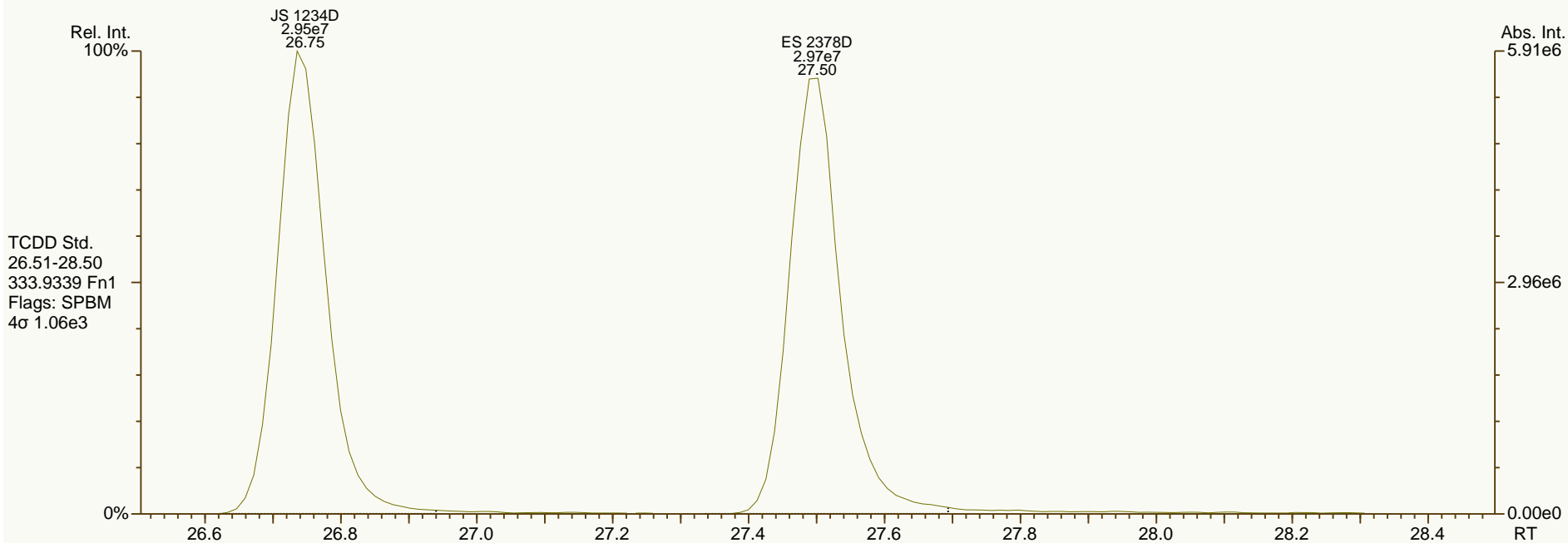
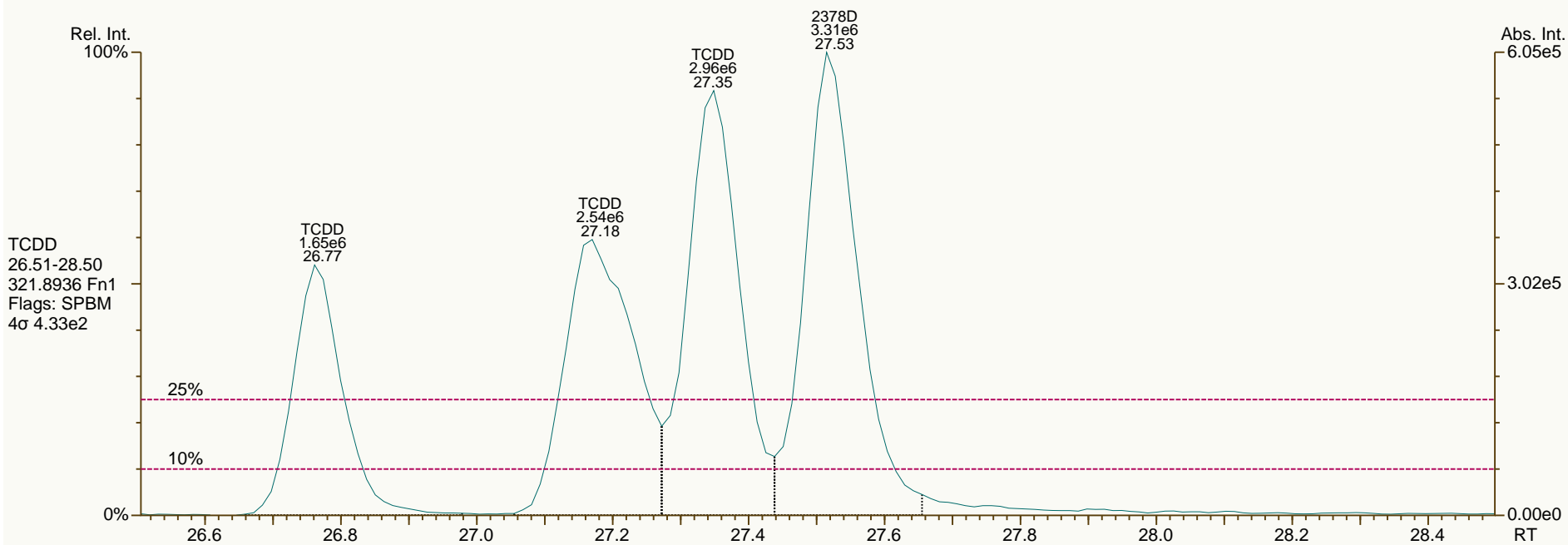
PCDD/F CALIBRATION VERIFICATION

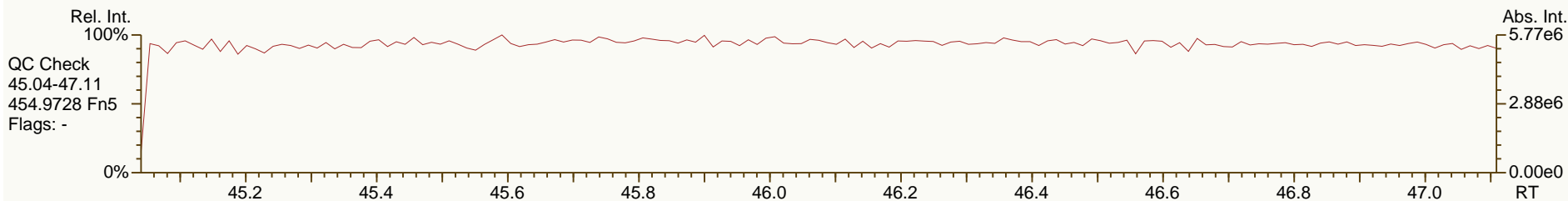
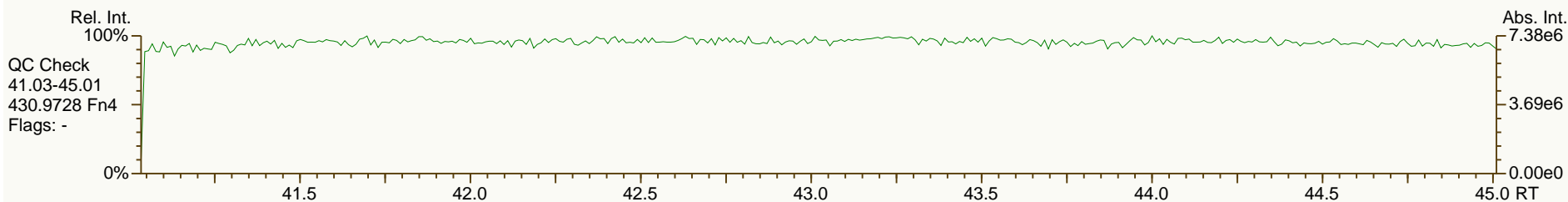
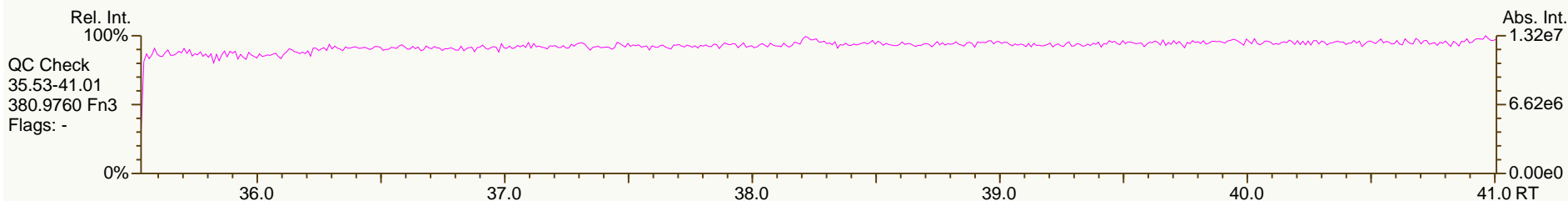
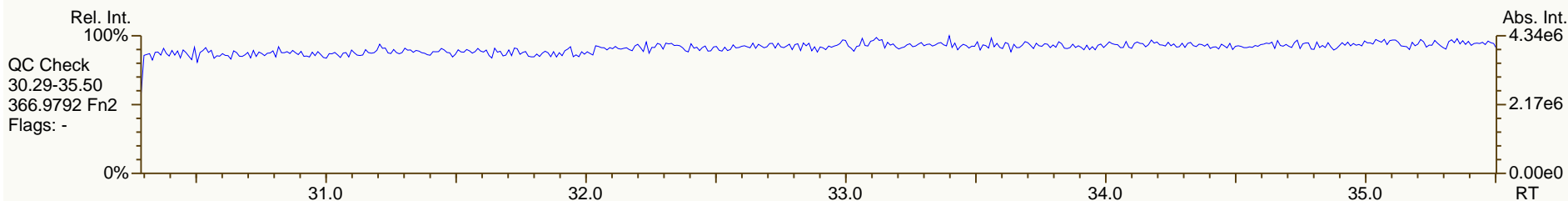
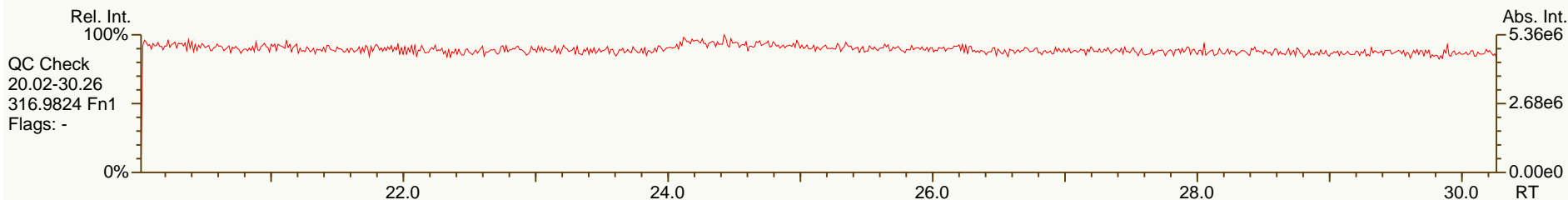
FORM 4B

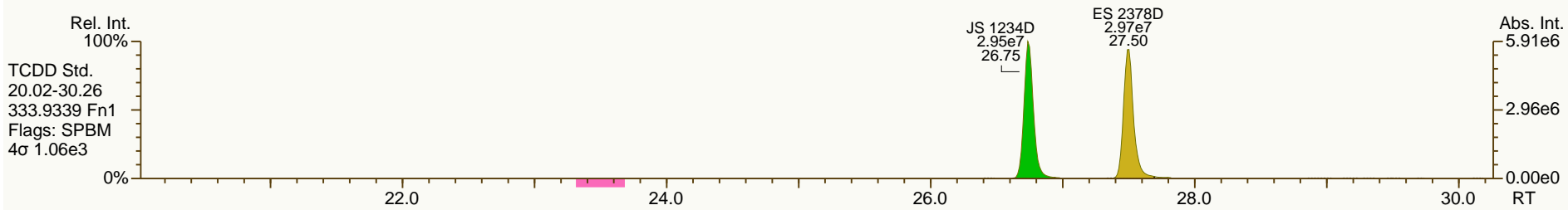
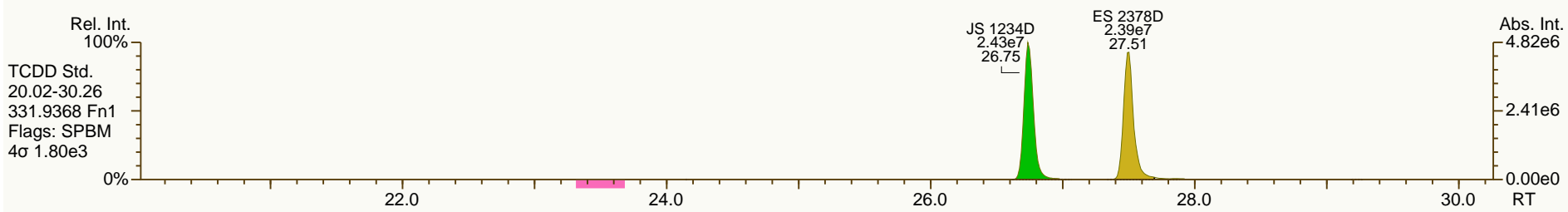
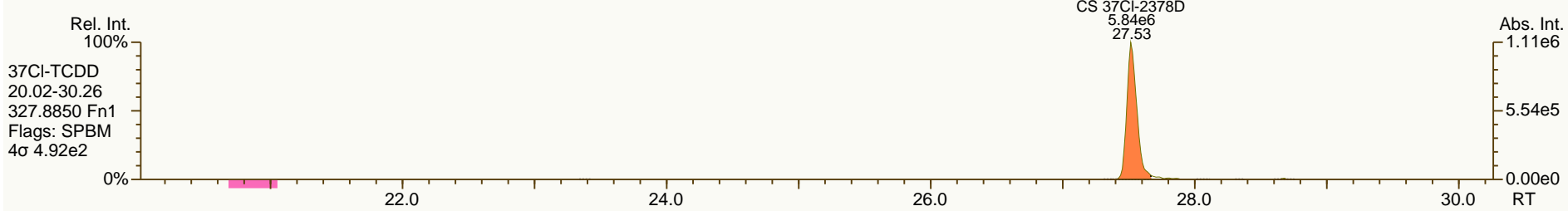
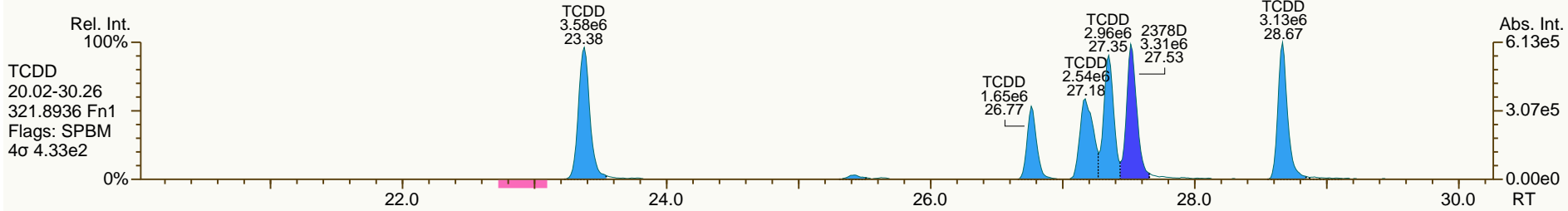
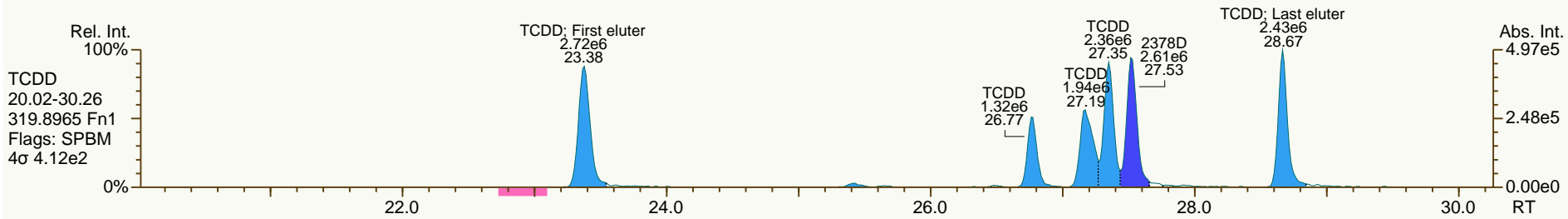
Lab Name: SGS Analytical Perspectives
 Initial Calibration: ICAL: 1613_SGS
 Instrument ID: MM1 GC Column ID: ZB-5ms
 VER Data Filename: 121028P1-13 Analysis Date: 28-OCT-2012 19:07:18

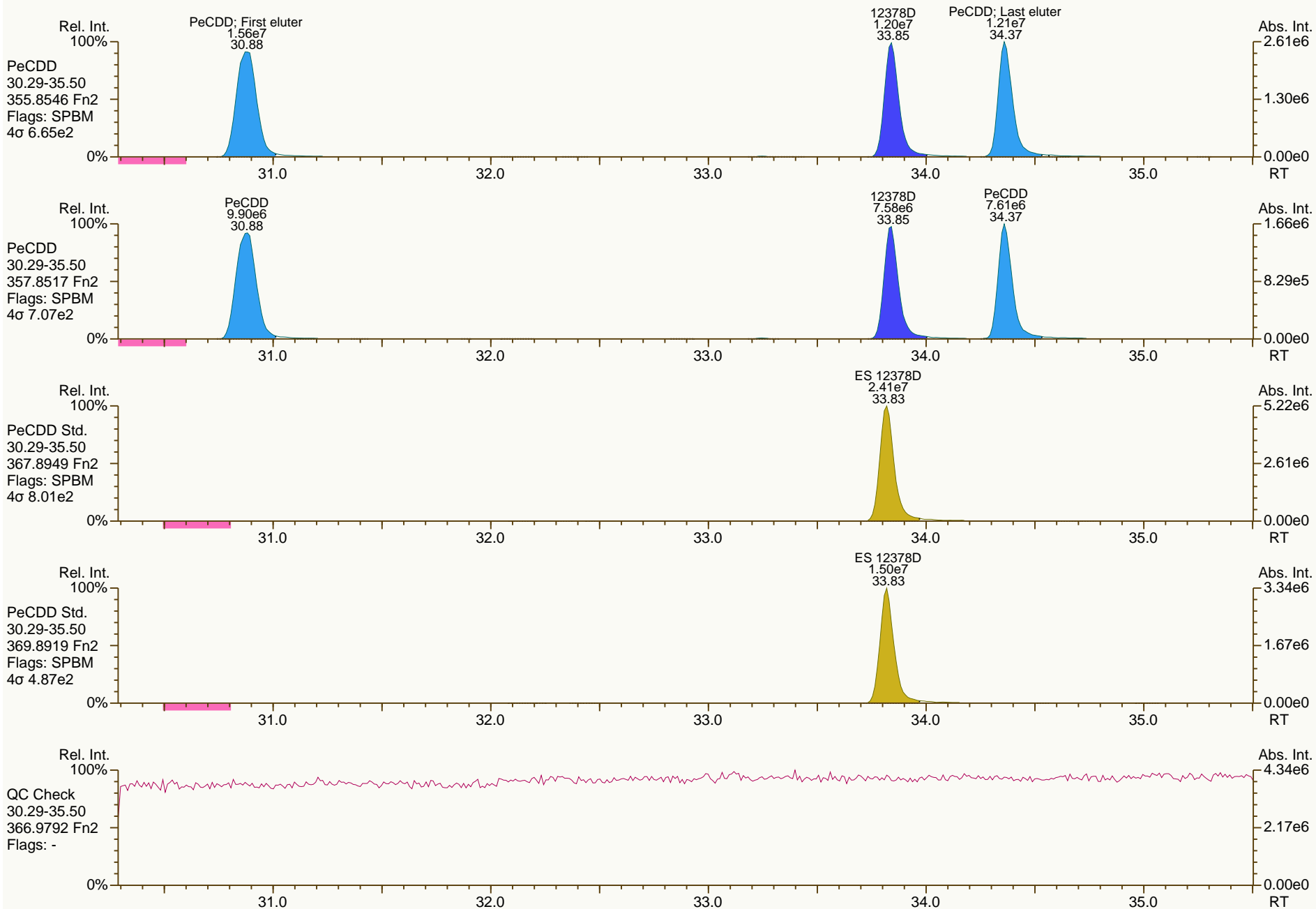
LABELED ANALYTES	M/Z's FORMING RATIO	ION ABUND. RATIO	QC LIMITS	OK	CONC. FOUND	RANGE (ng/mL)	OK
13C-2,3,7,8-TCDD	M/M+2	0.81	0.65 - 0.89	Y	95.6	82 - 121	Y
13C-1,2,3,7,8-PeCDD	M+2/M+4	1.61	1.32 - 1.78	Y	83.7	62 - 160	Y
13C-1,2,3,4,7,8-HxCDD	M+2/M+4	1.27	1.05 - 1.43	Y	96.5	85 - 117	Y
13C-1,2,3,6,7,8-HxCDD	M+2/M+4	1.26	1.05 - 1.43	Y	110	85 - 118	Y
13C-1,2,3,4,6,7,8-HpCDD	M+2/M+4	1.06	0.88 - 1.20	Y	92	72 - 138	Y
13C-OCDD	M+2/M+4	0.89	0.76 - 1.02	Y	174	96 - 415	Y
13C-2,3,7,8-TCDF	M/M+2	0.78	0.65 - 0.89	Y	98.7	71 - 140	Y
13C-1,2,3,7,8-PeCDF	M+2/M+4	1.56	1.32 - 1.78	Y	86.3	76 - 130	Y
13C-2,3,4,7,8-PeCDF	M+2/M+4	1.56	1.32 - 1.78	Y	86.3	77 - 130	Y
13C-1,2,3,4,7,8-HxCDF	M/M+2	0.52	0.43 - 0.59	Y	105	76 - 131	Y
13C-1,2,3,6,7,8-HxCDF	M/M+2	0.53	0.43 - 0.59	Y	109	70 - 143	Y
13C-2,3,4,6,7,8-HxCDF	M/M+2	0.53	0.43 - 0.59	Y	106	73 - 137	Y
13C-1,2,3,7,8,9-HxCDF	M/M+2	0.53	0.43 - 0.59	Y	99.7	74 - 135	Y
13C-1,2,3,4,6,7,8-HpCDF	M/M+2	0.44	0.37 - 0.51	Y	100	78 - 129	Y
13C-1,2,3,4,7,8,9-HpCDF	M/M+2	0.45	0.37 - 0.51	Y	95.3	77 - 129	Y
CLEANUP STANDARDS							
37Cl-2,3,7,8-TCDD	n/a				9.26	7.9 - 12.7	Y

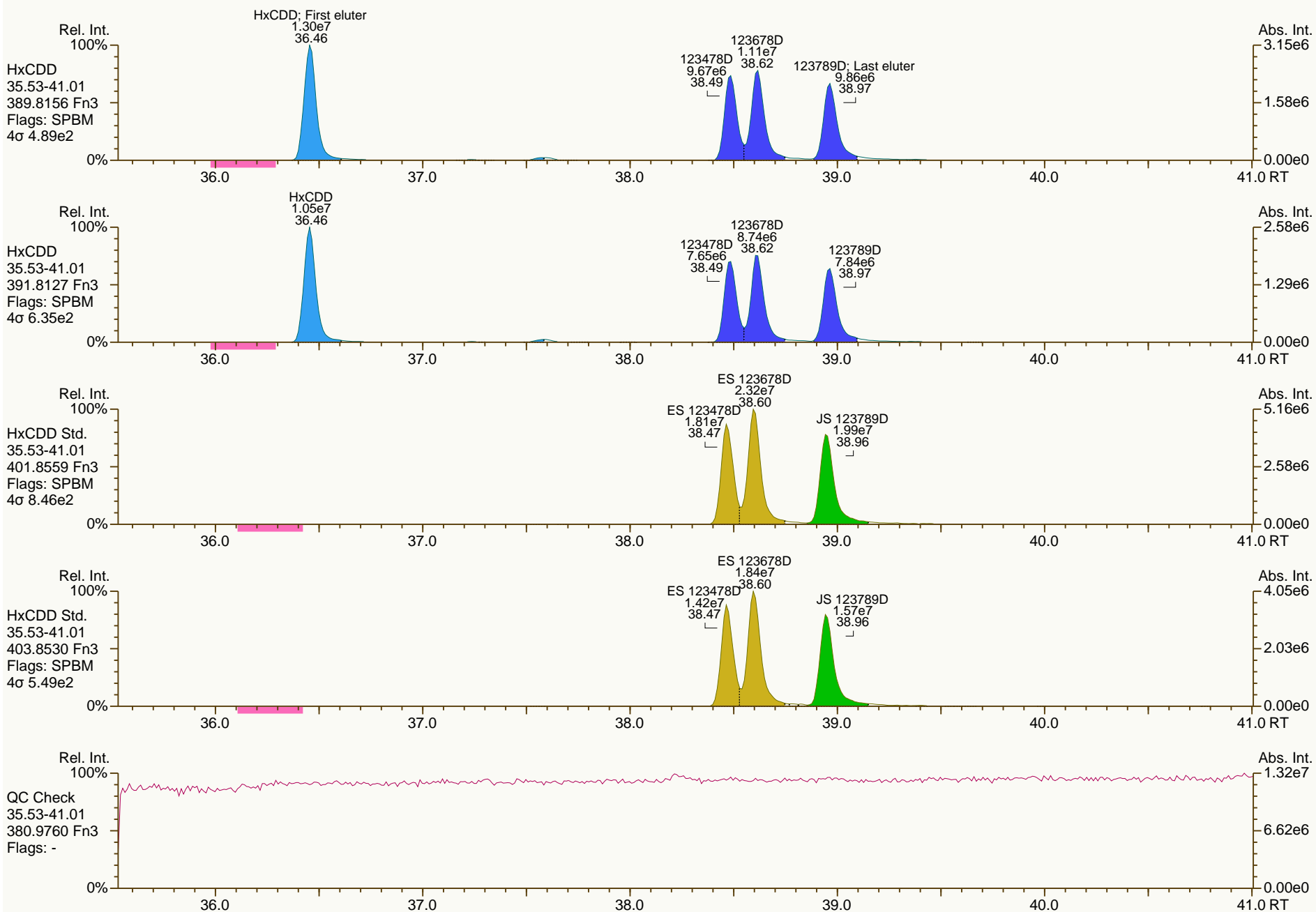
Processed: 29 Oct 2012 13:40 Analyst: MC

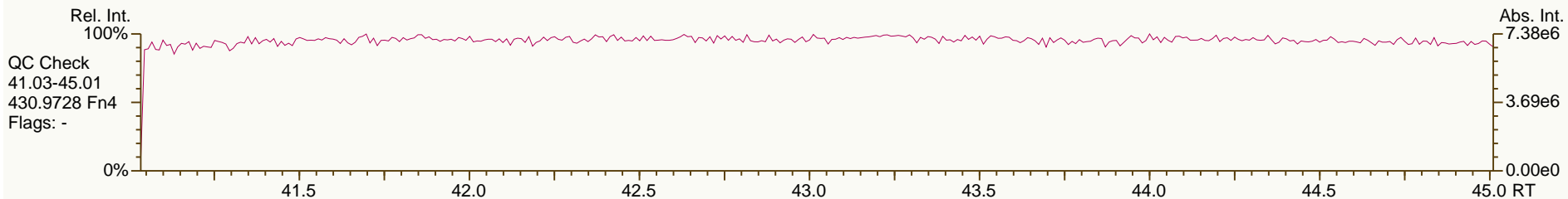
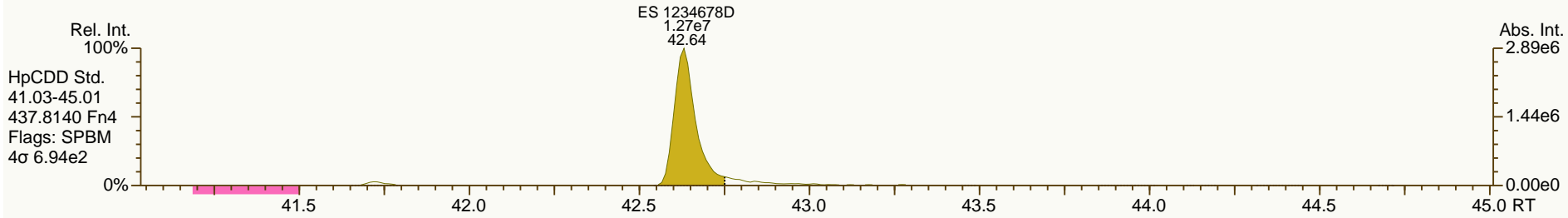
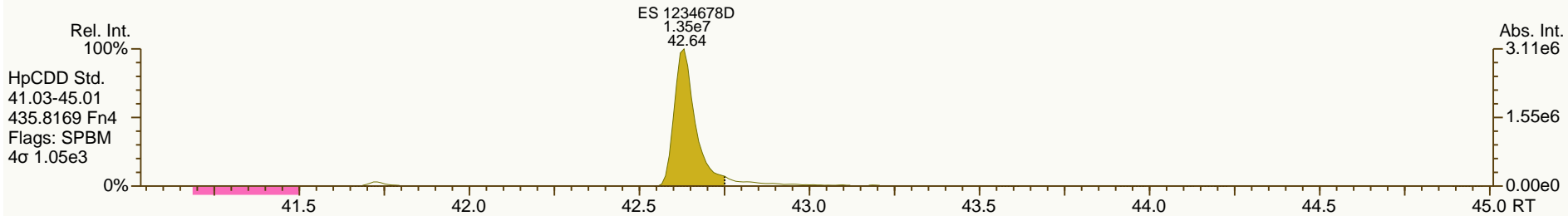
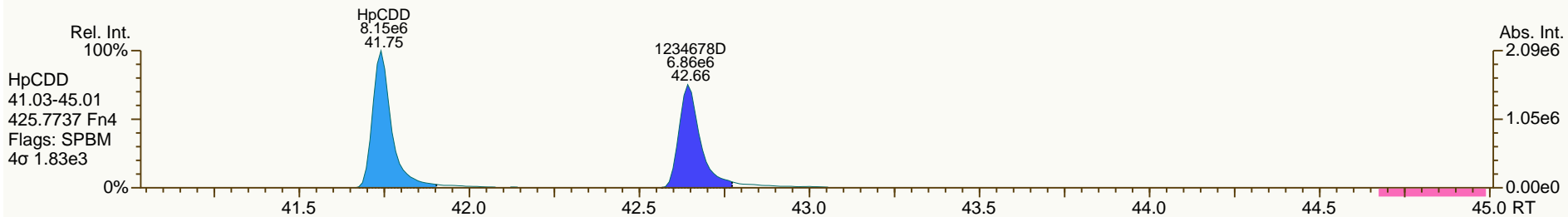
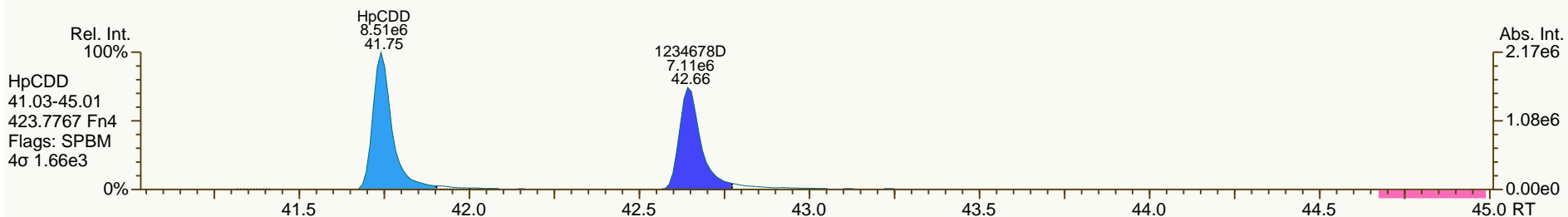


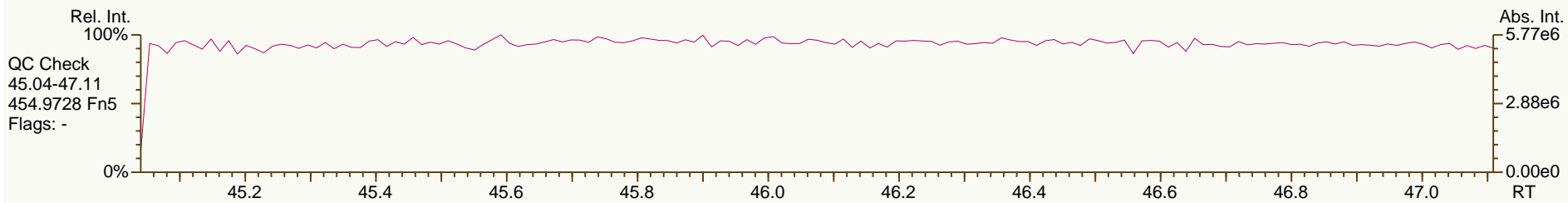
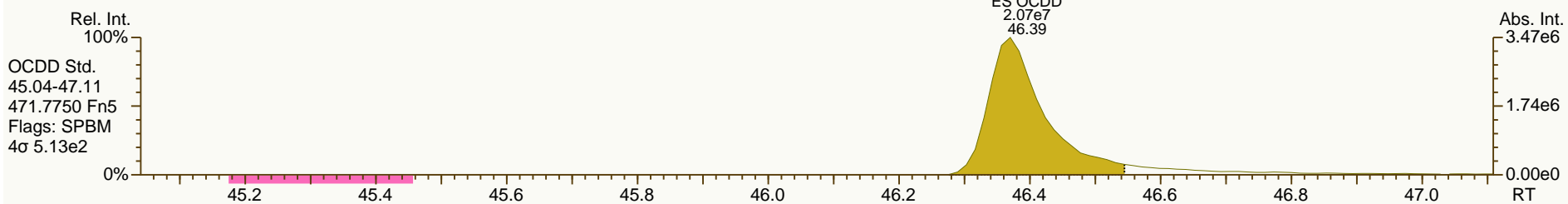
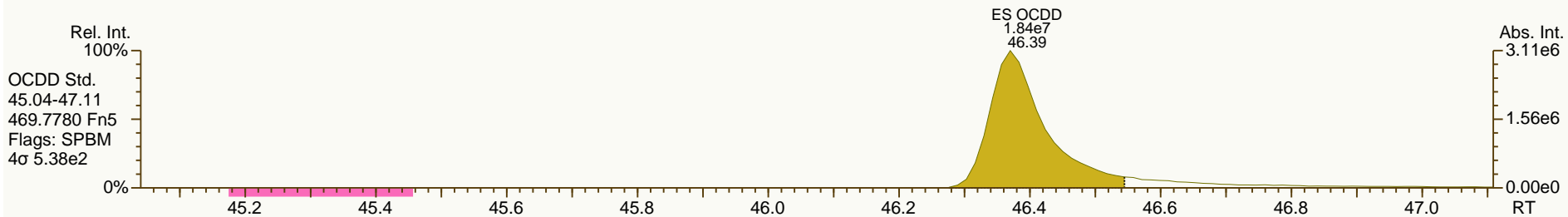
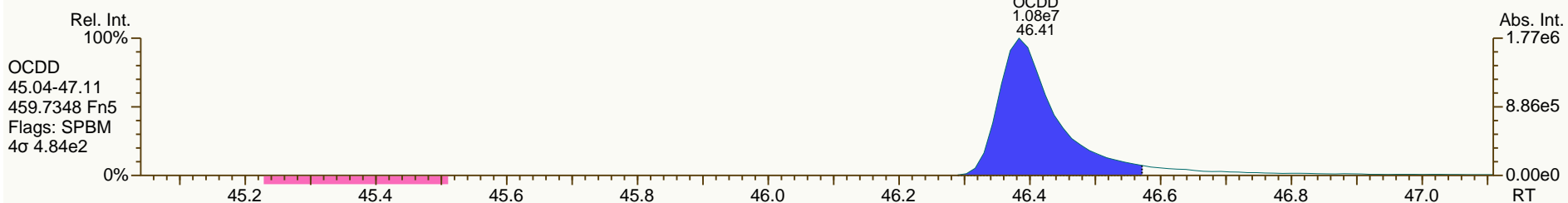
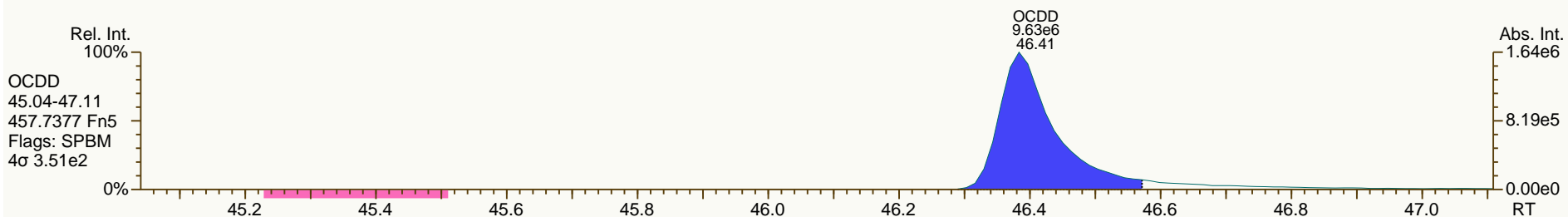




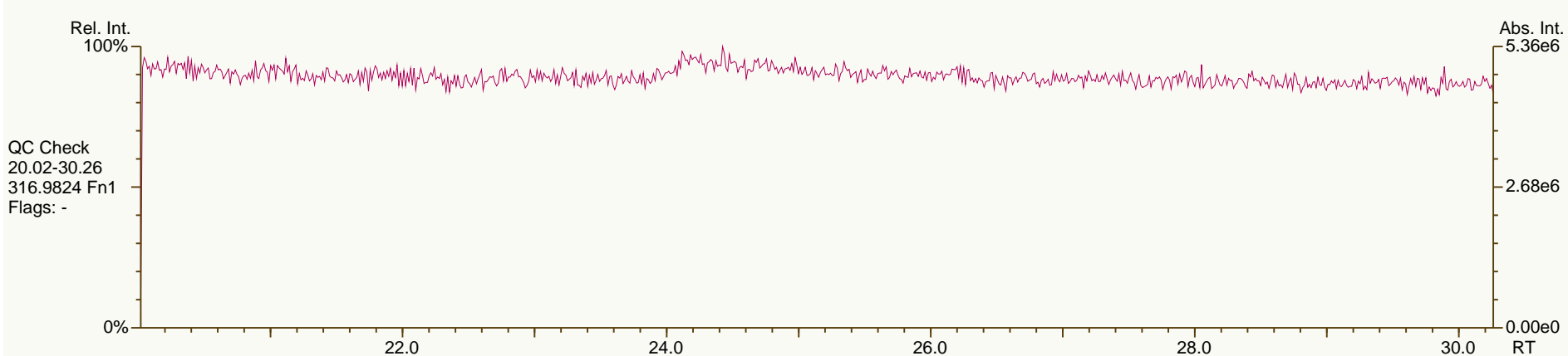
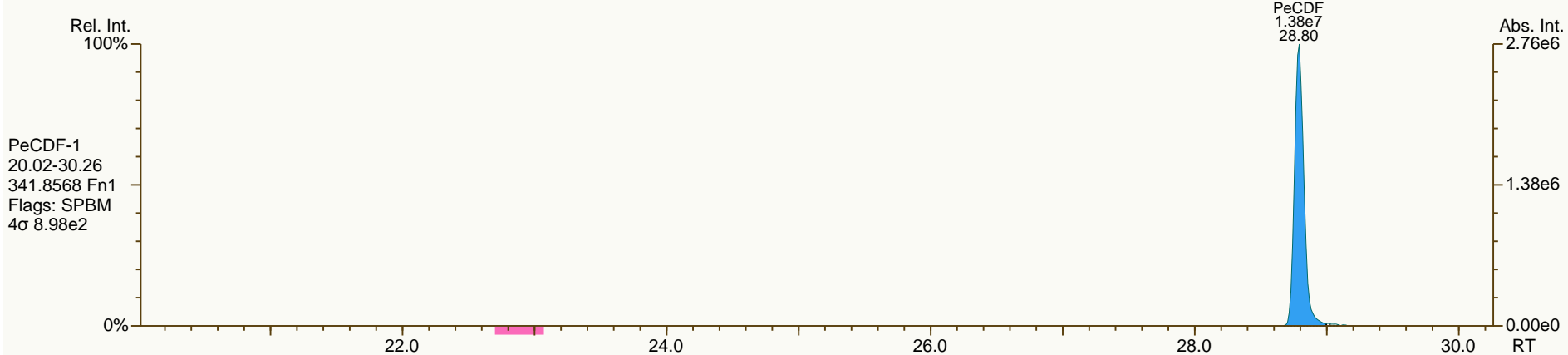
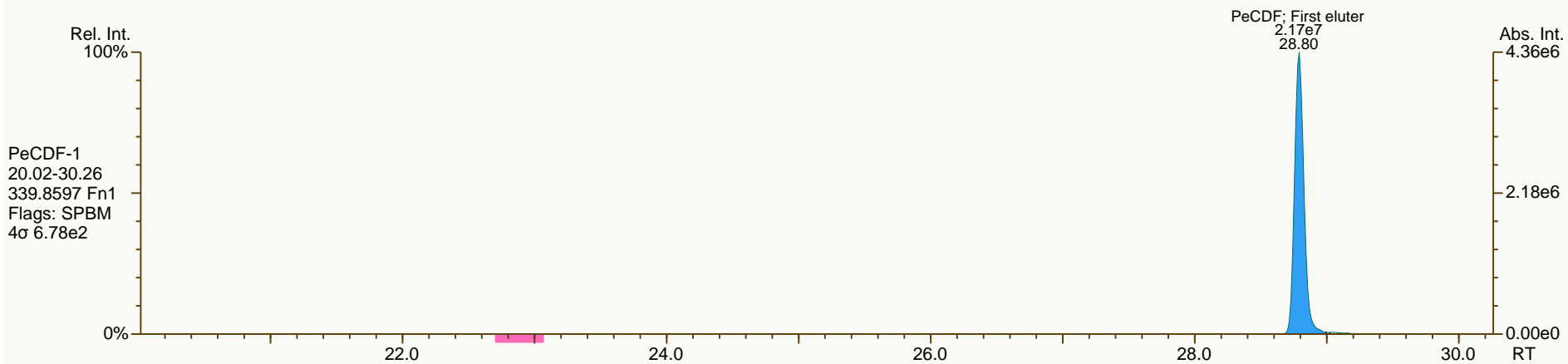


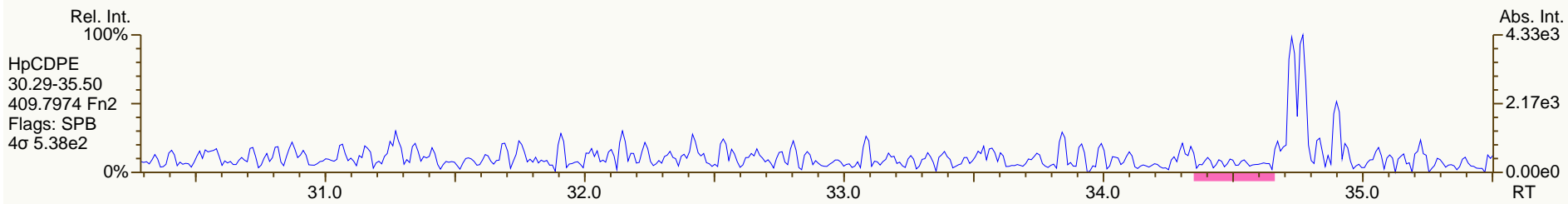
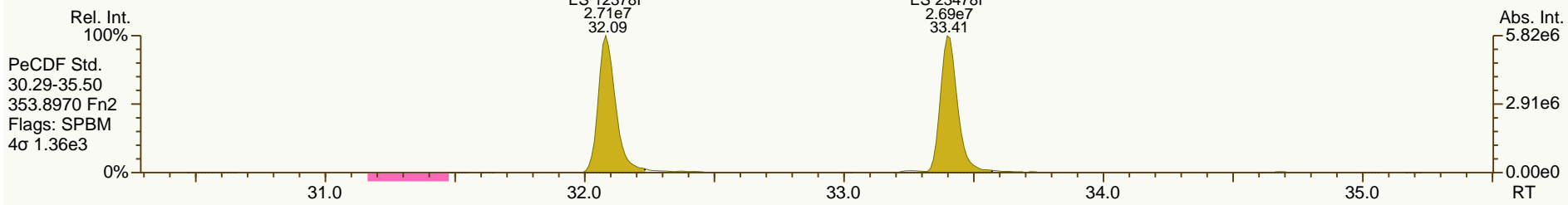
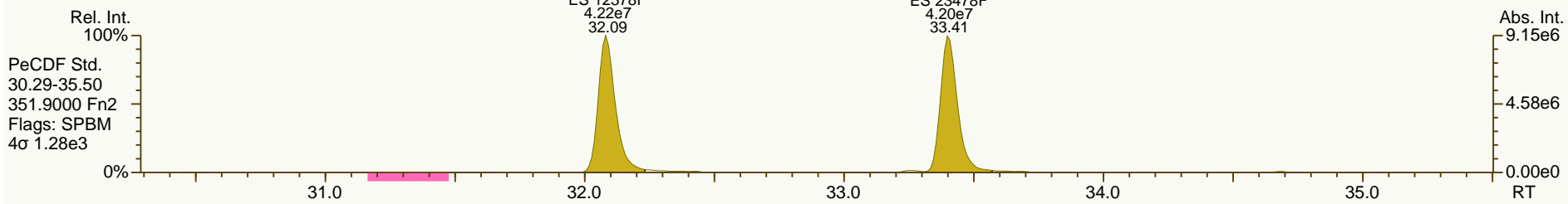
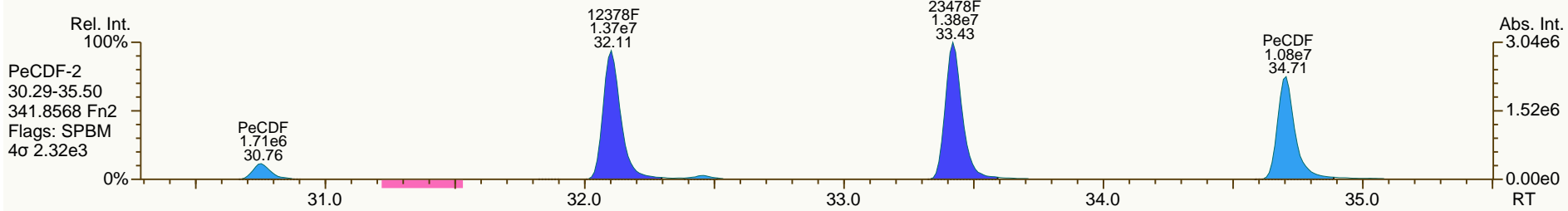
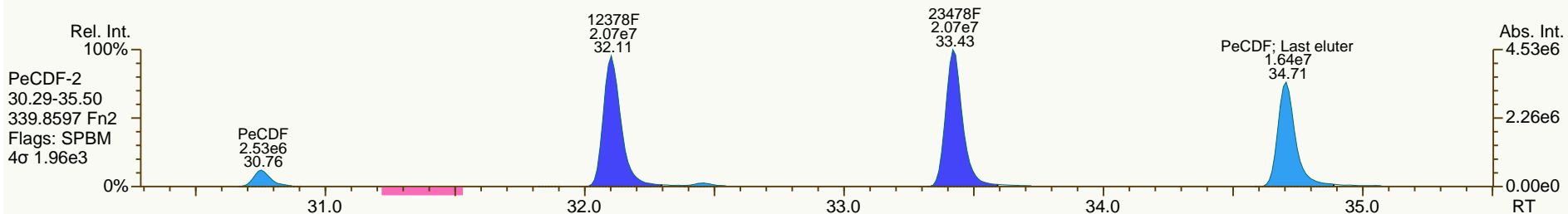


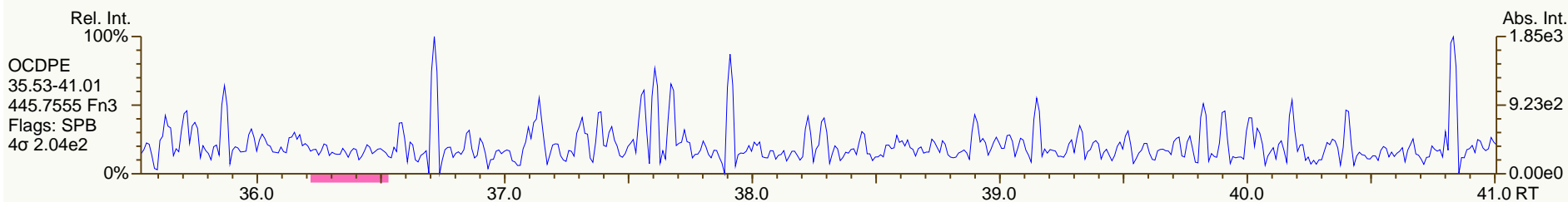
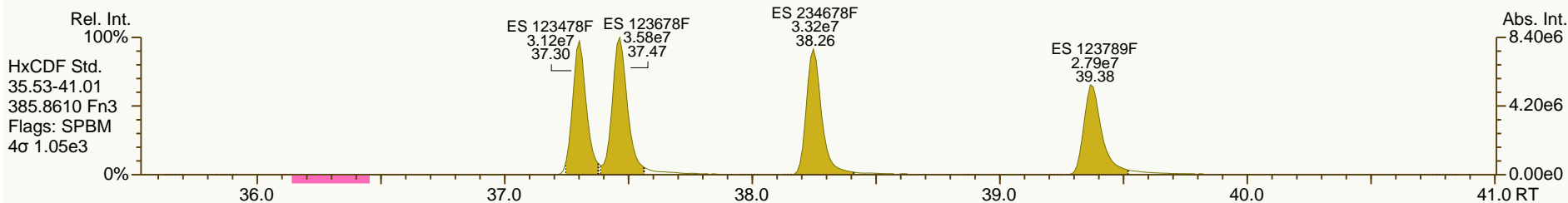
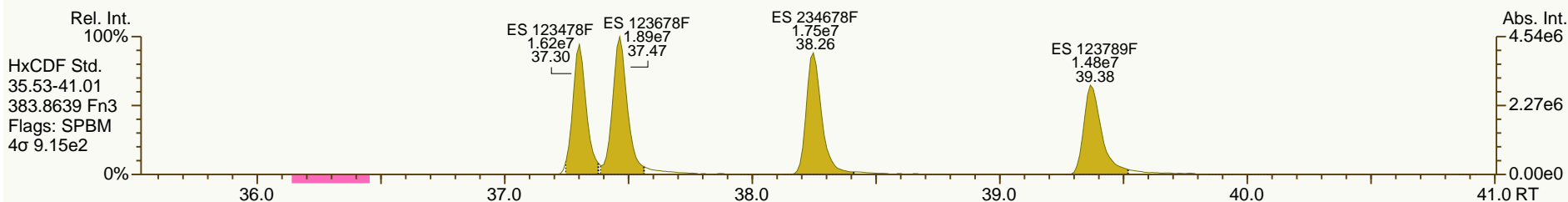
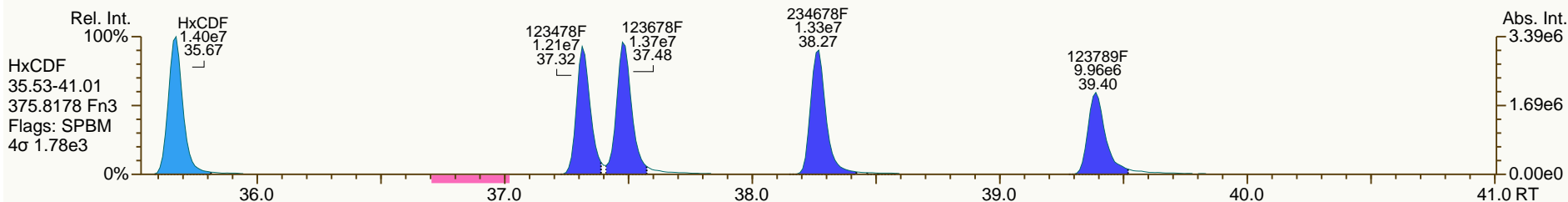
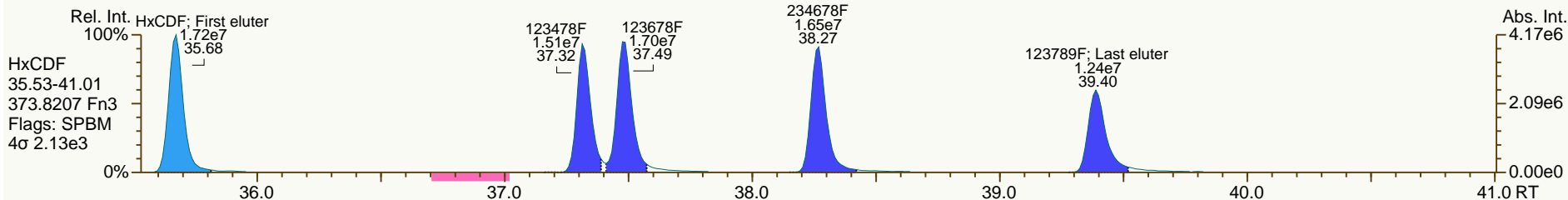


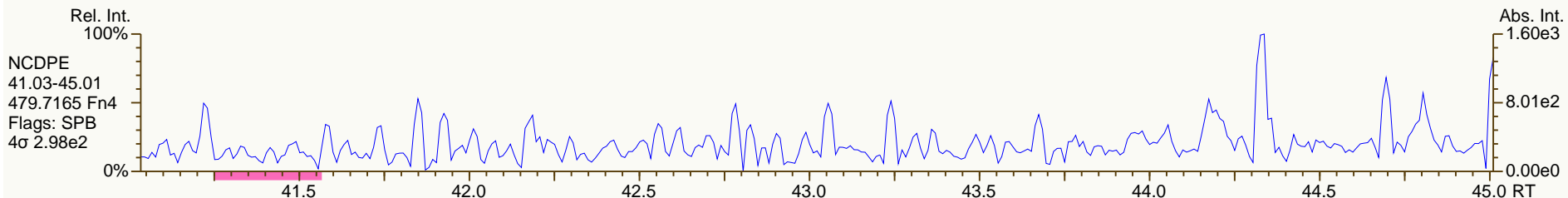
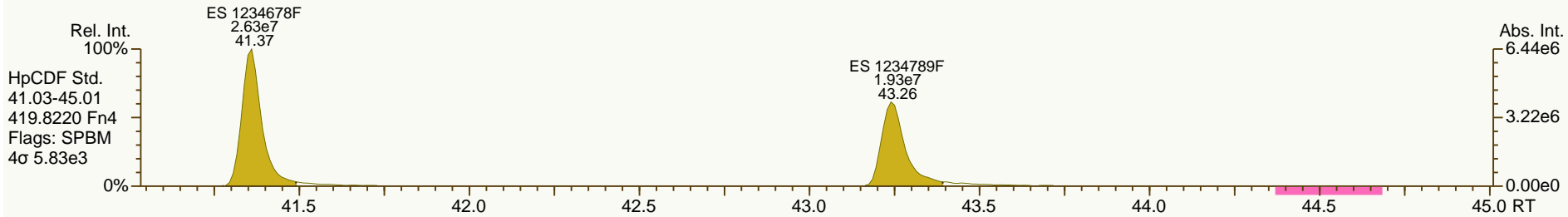
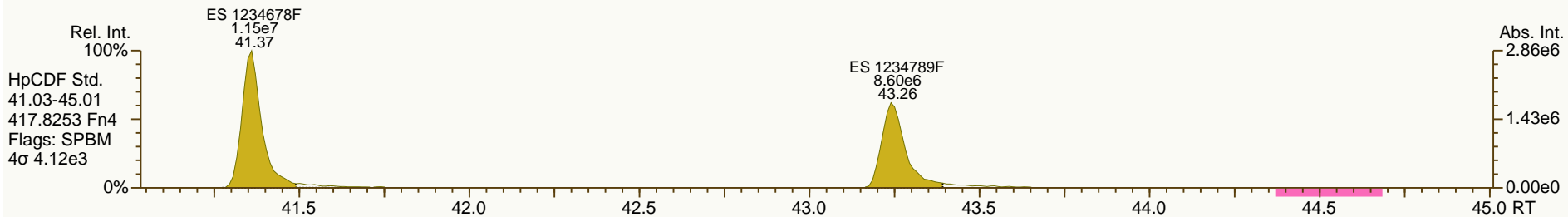
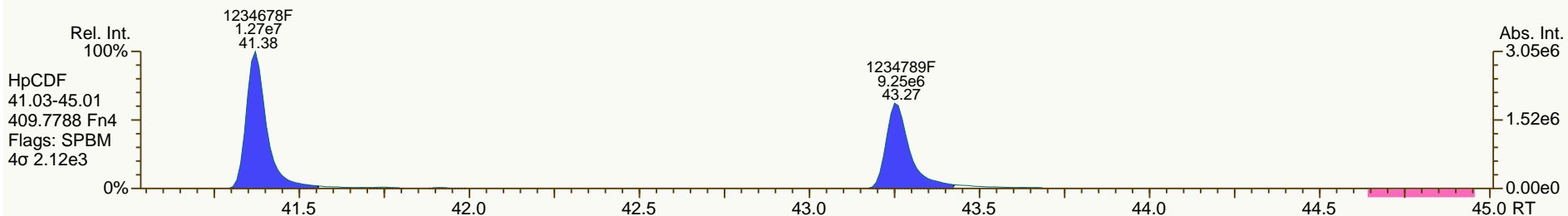
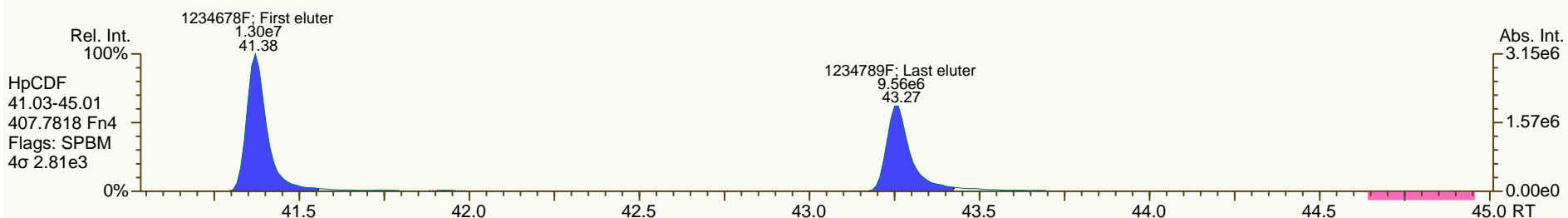


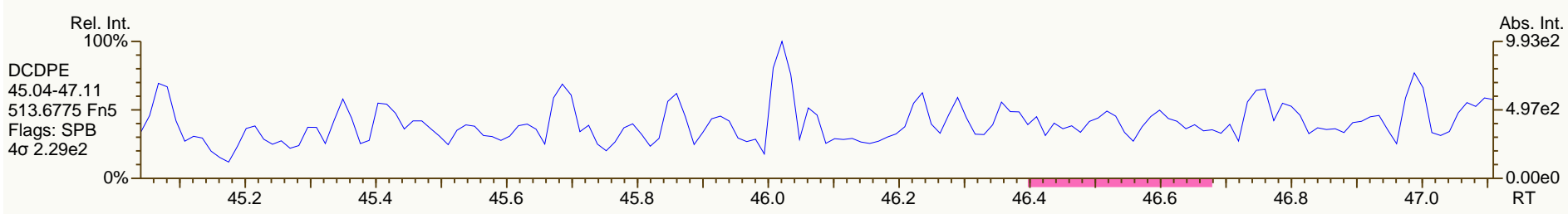
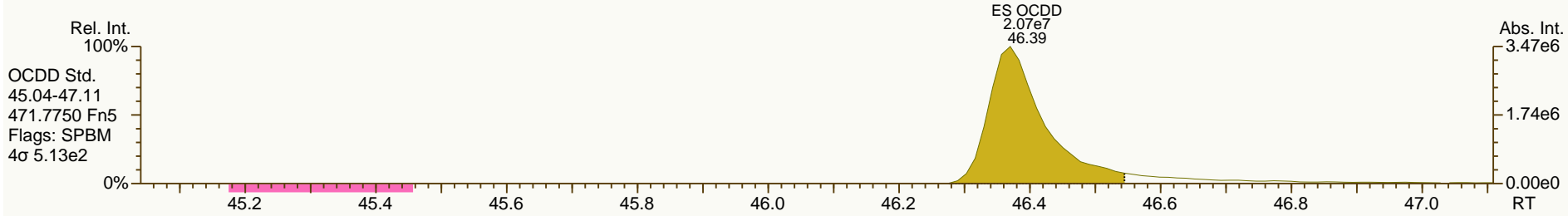
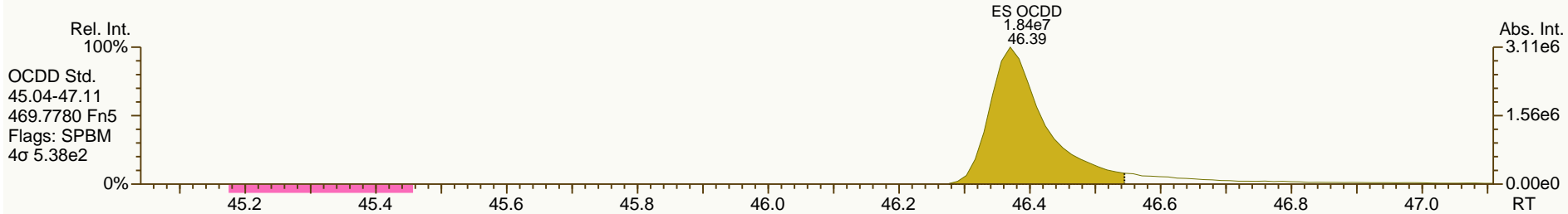
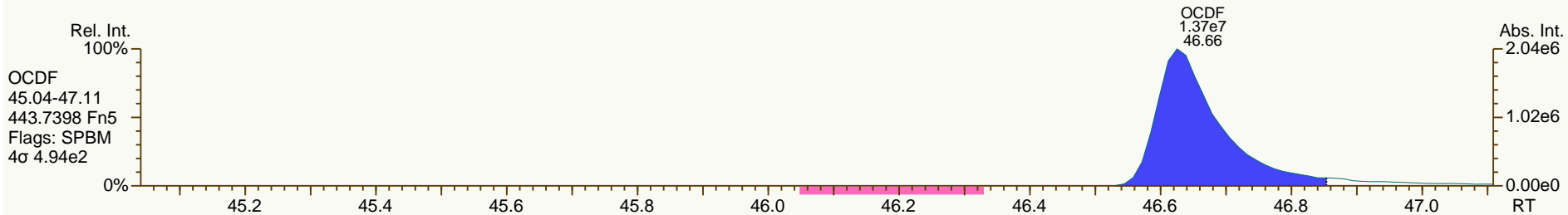
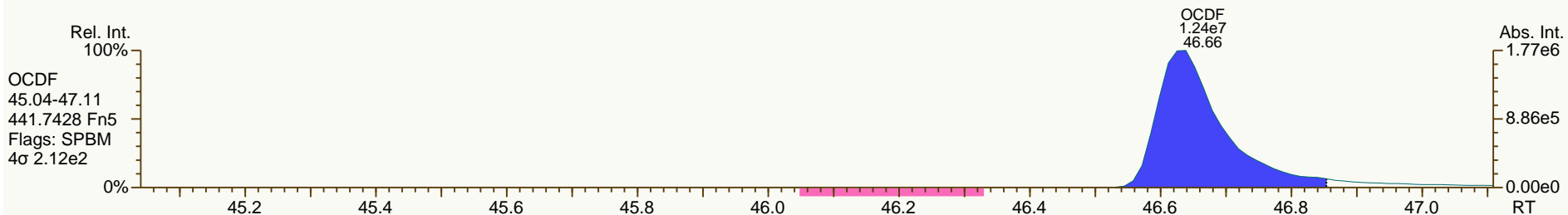


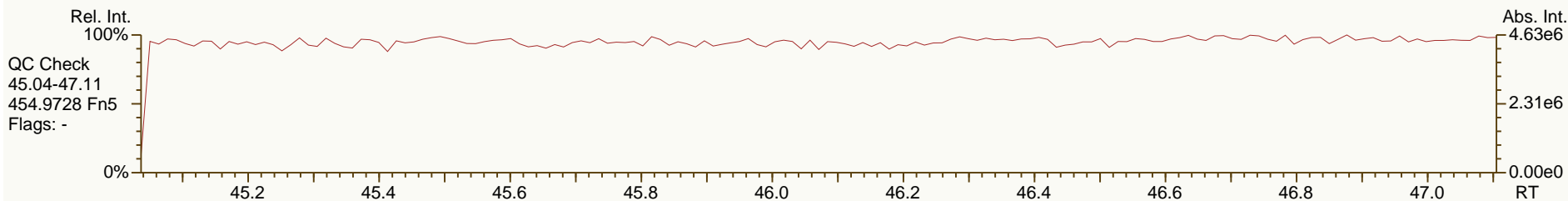
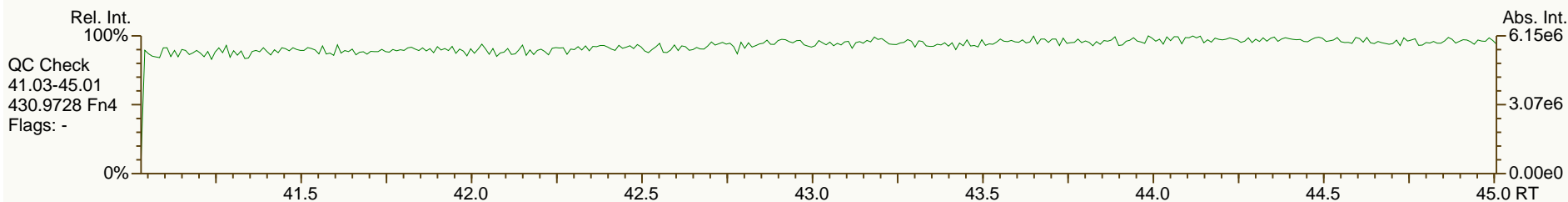
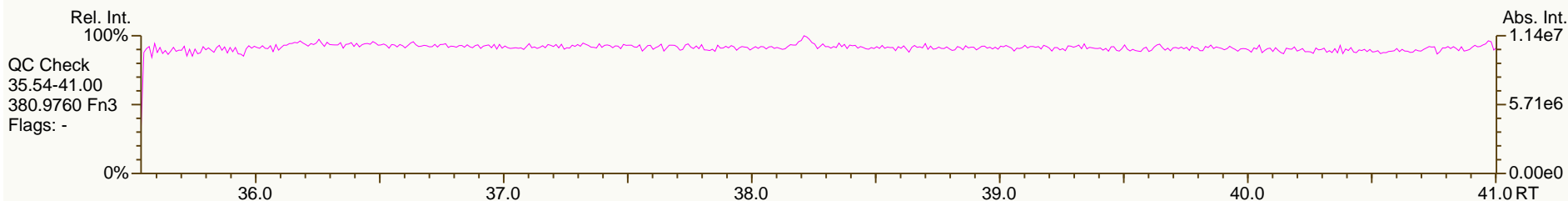
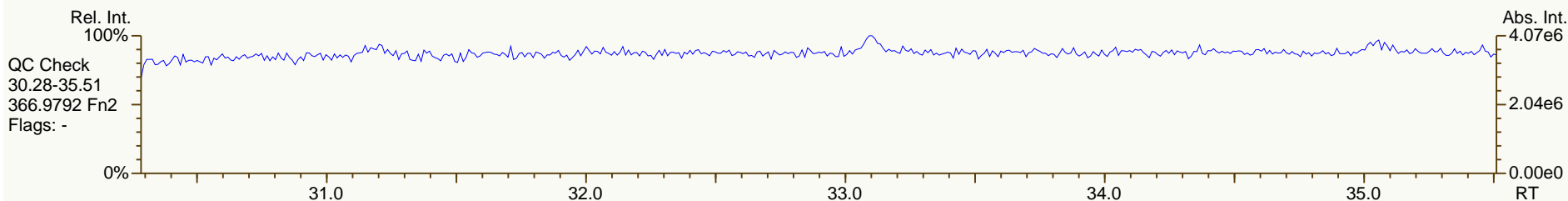
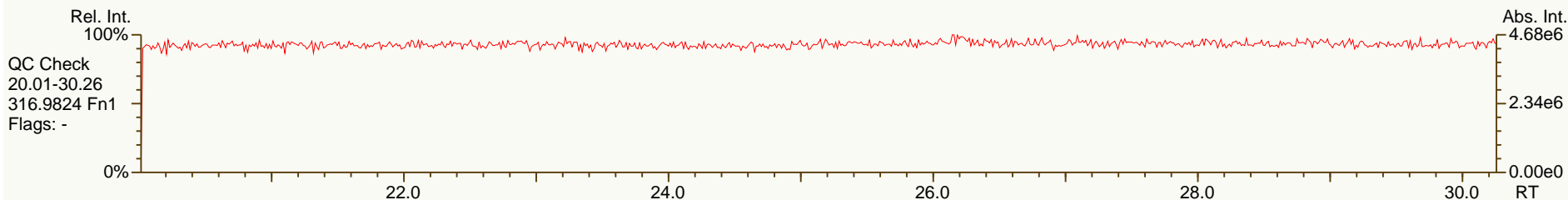


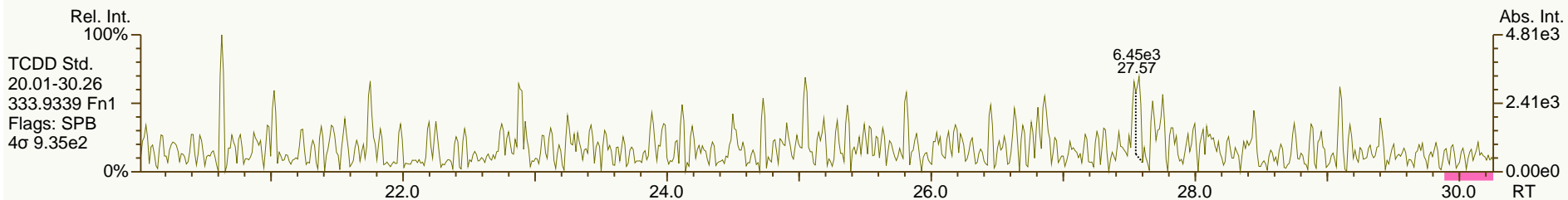
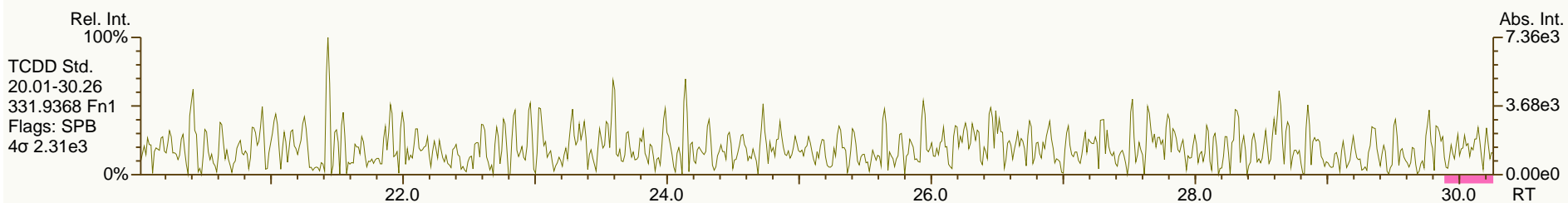
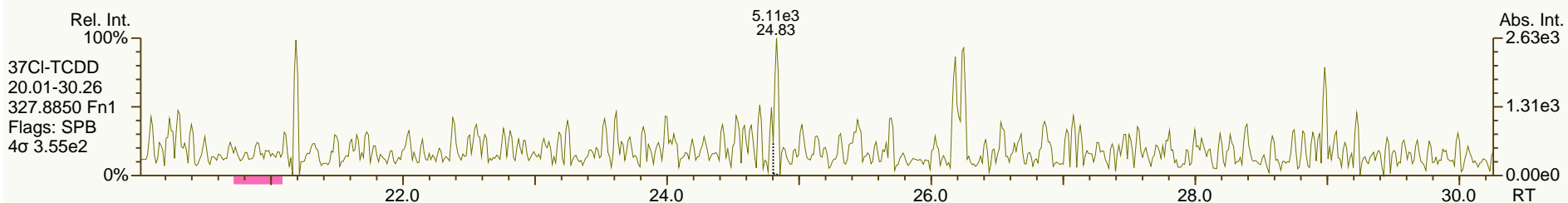
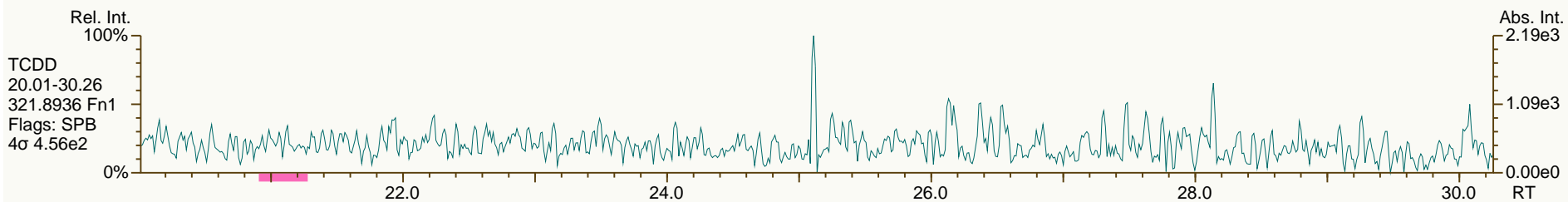
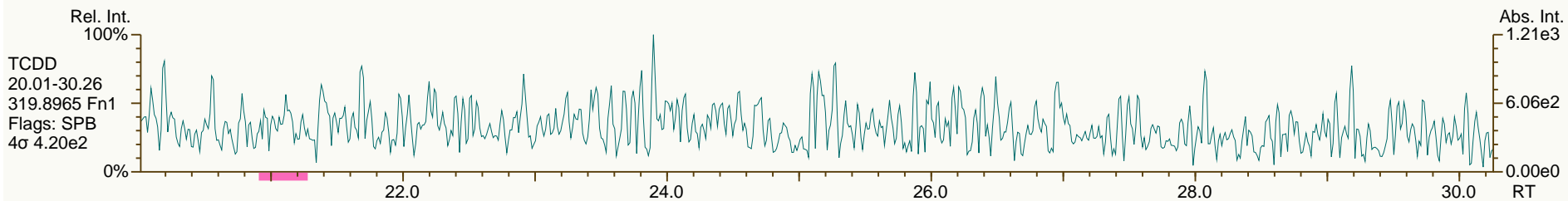


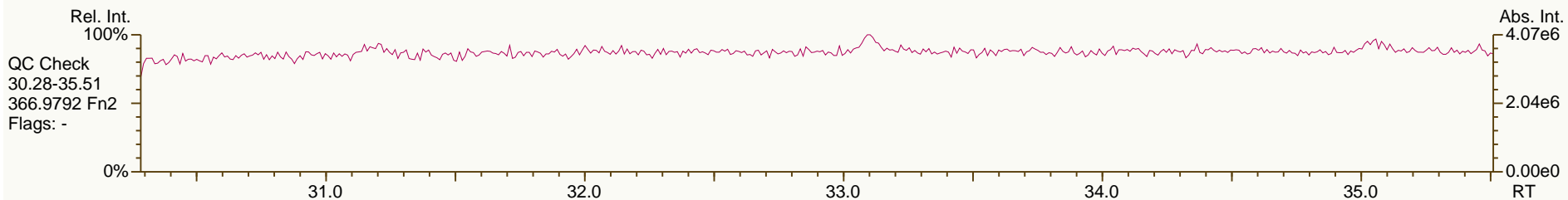
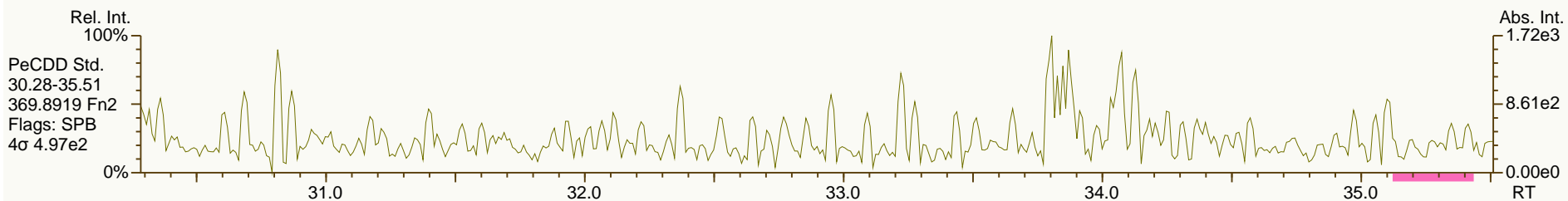
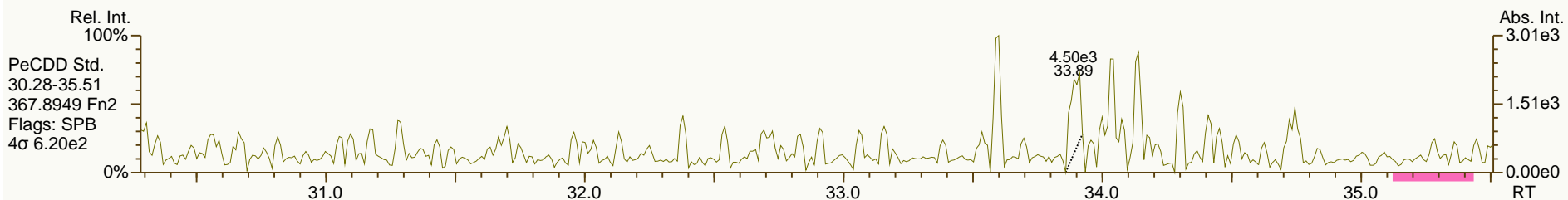
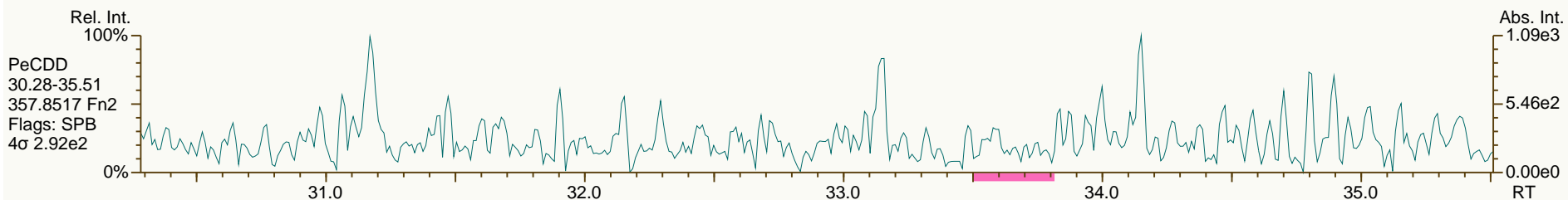
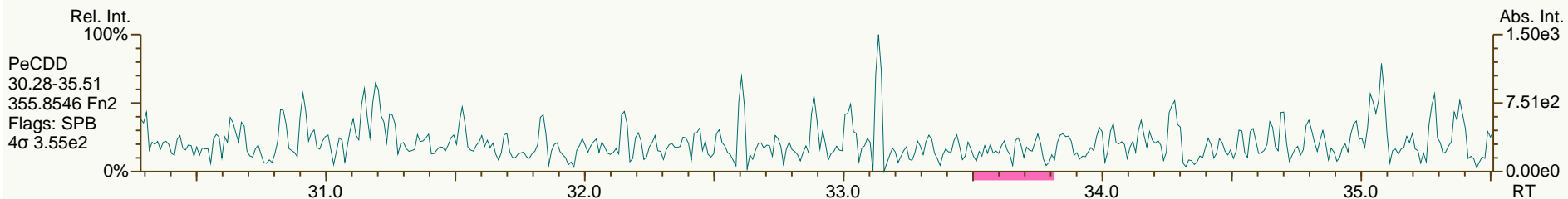


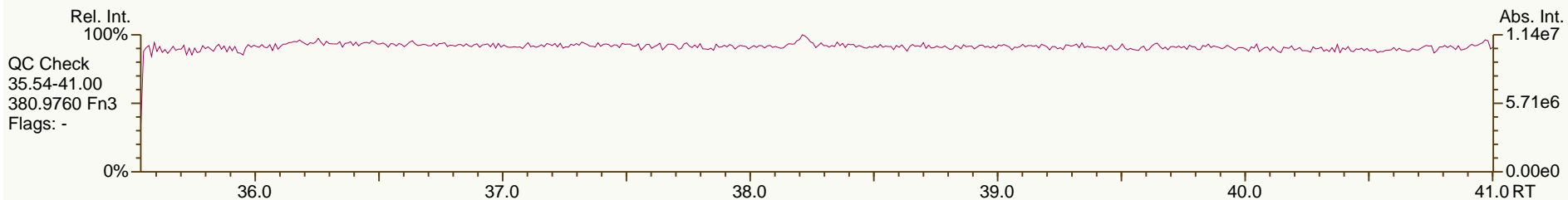
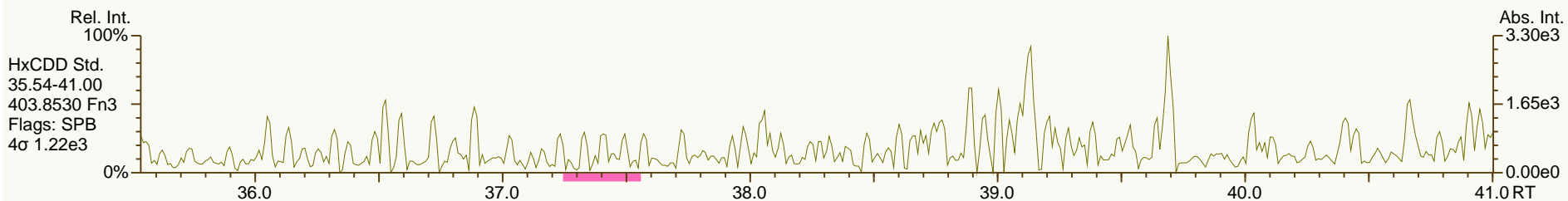
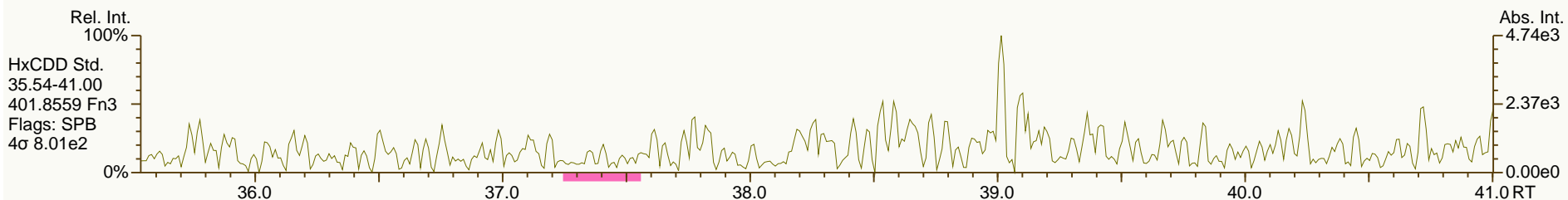
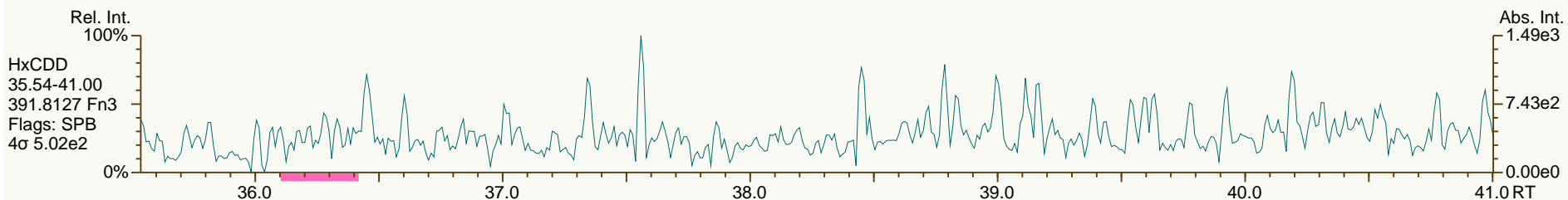
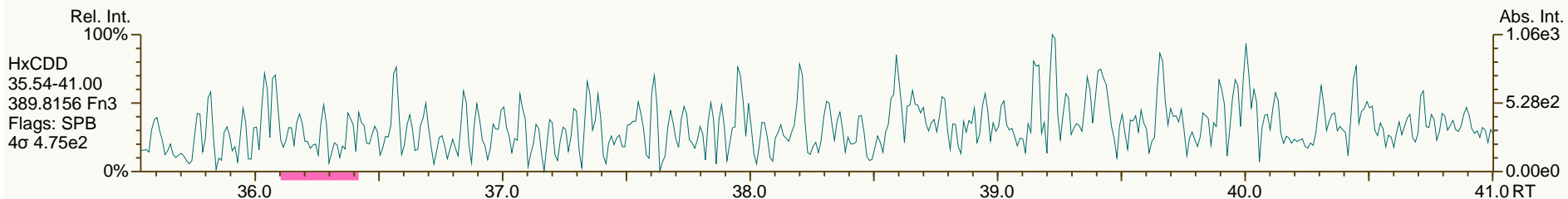


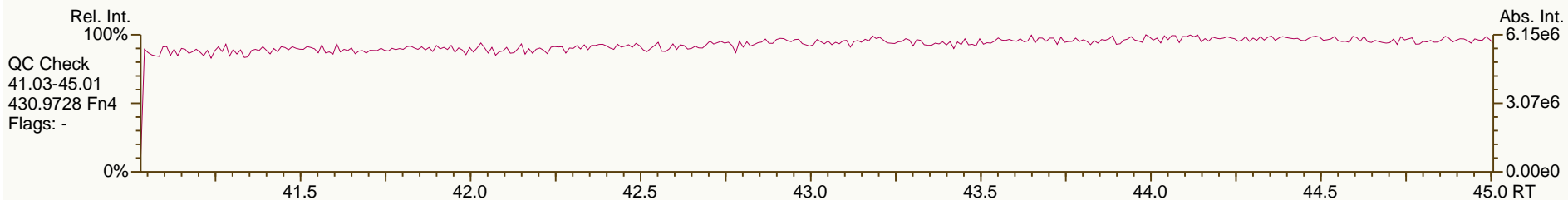
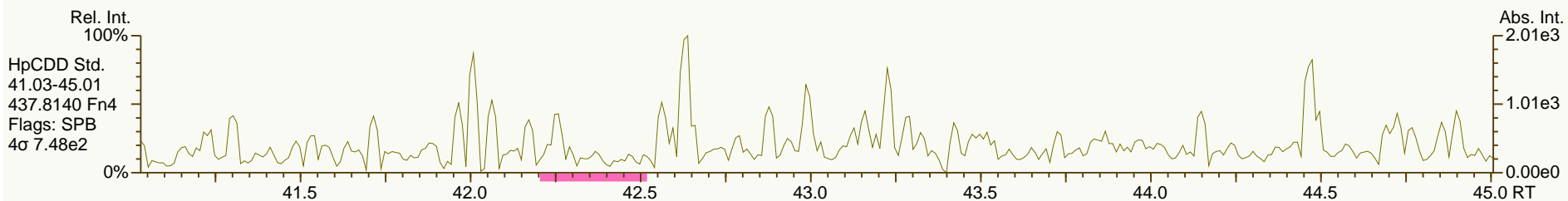
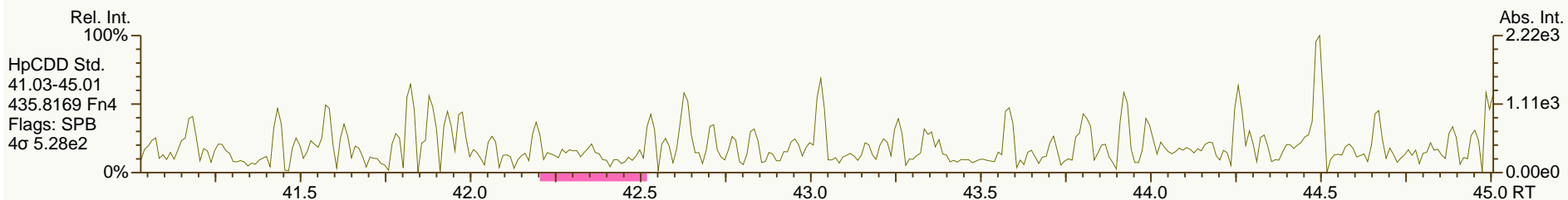
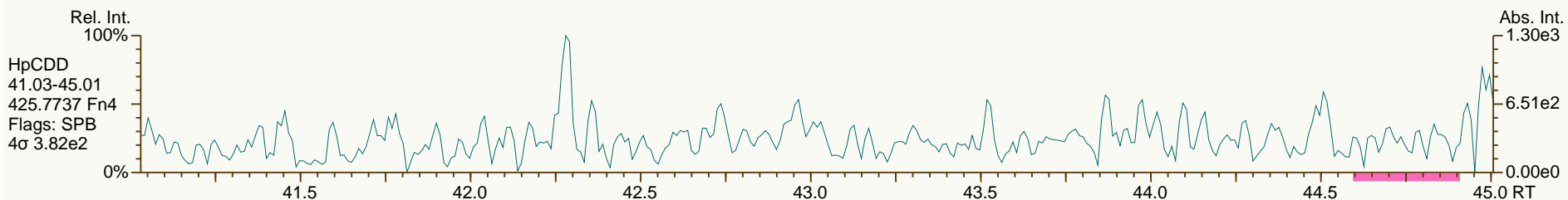
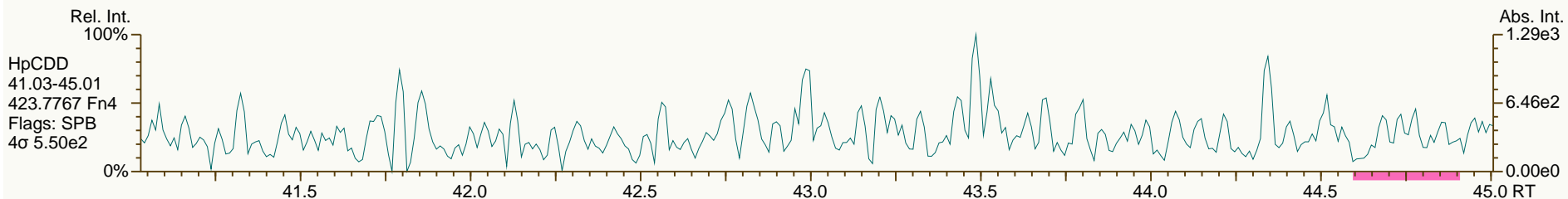


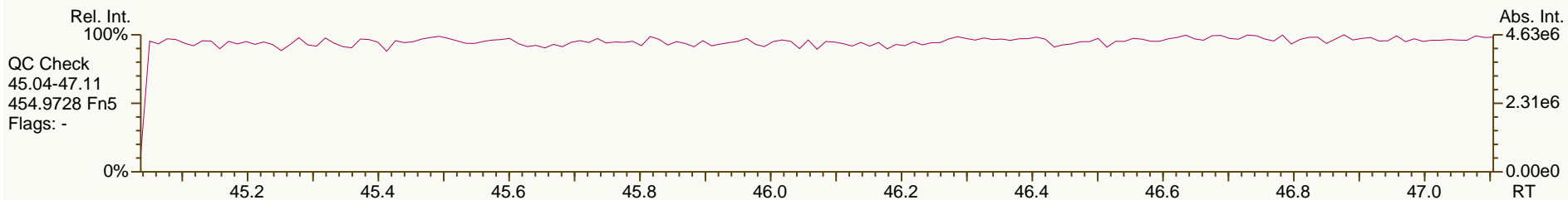
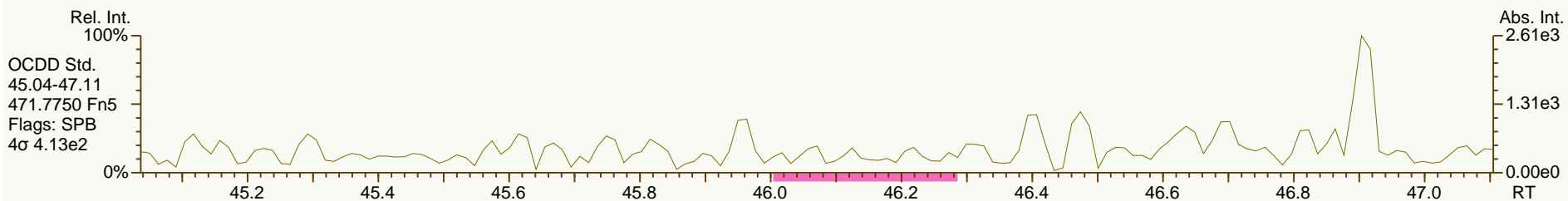
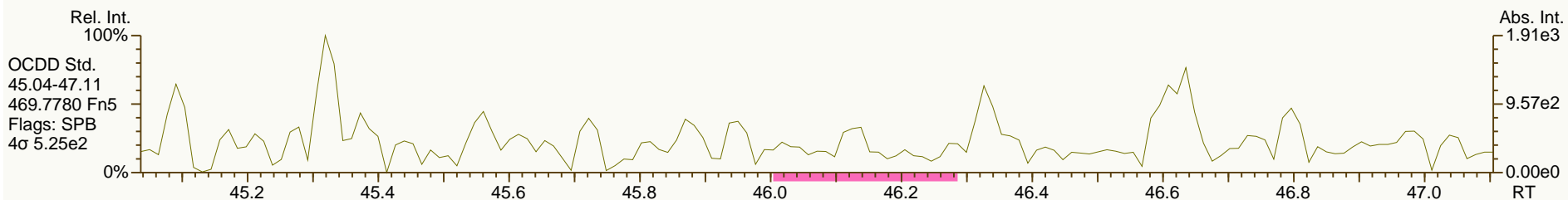
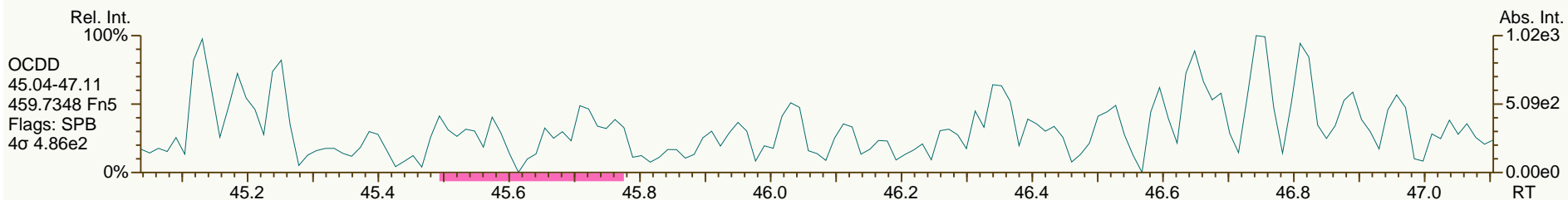
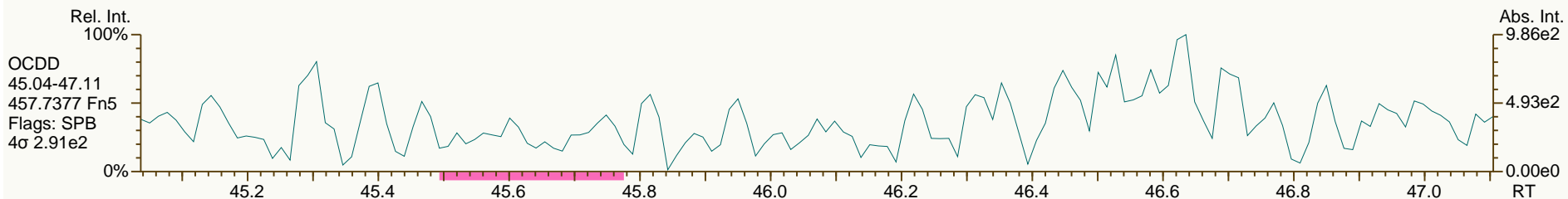


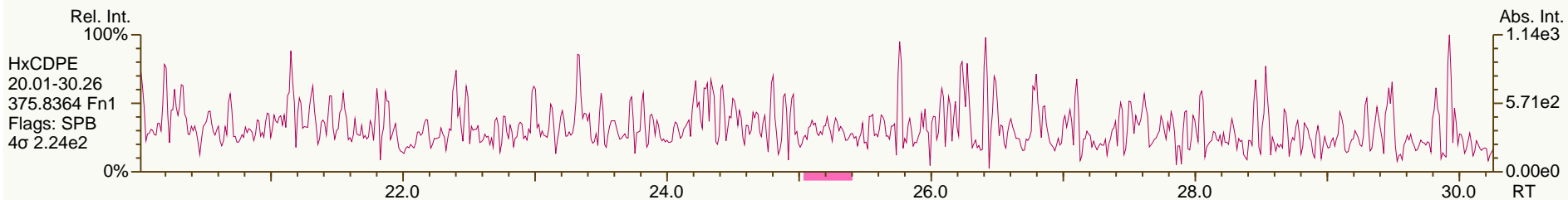
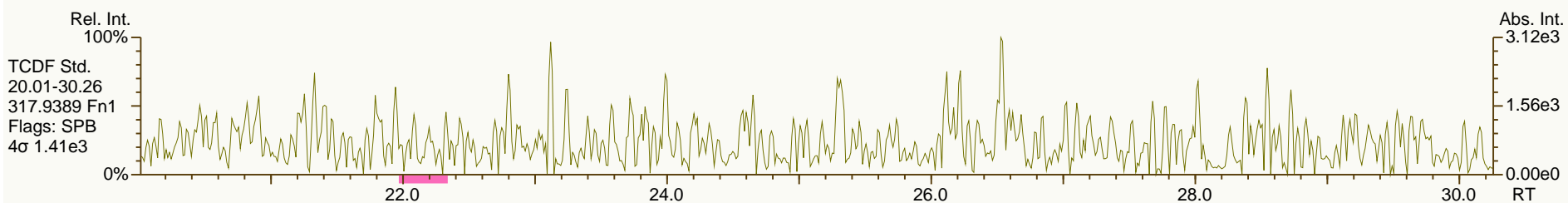
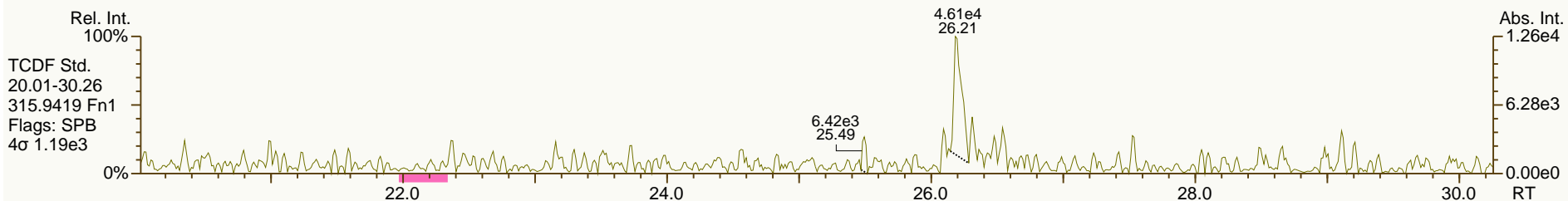
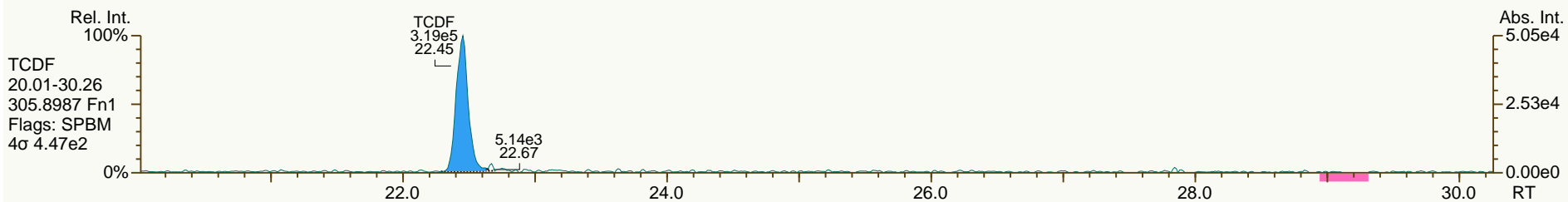
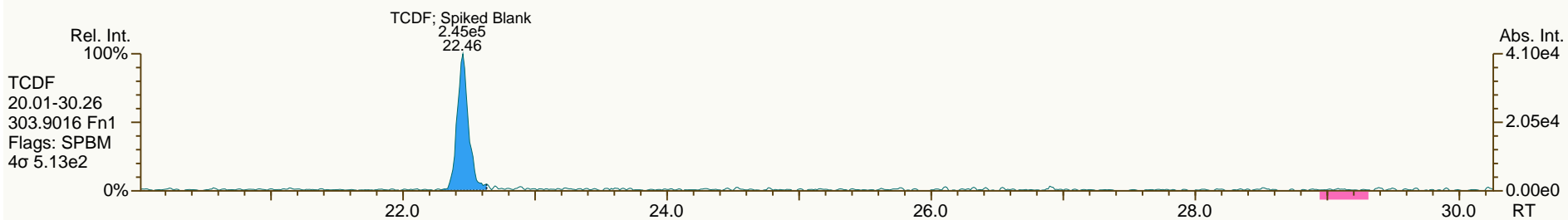


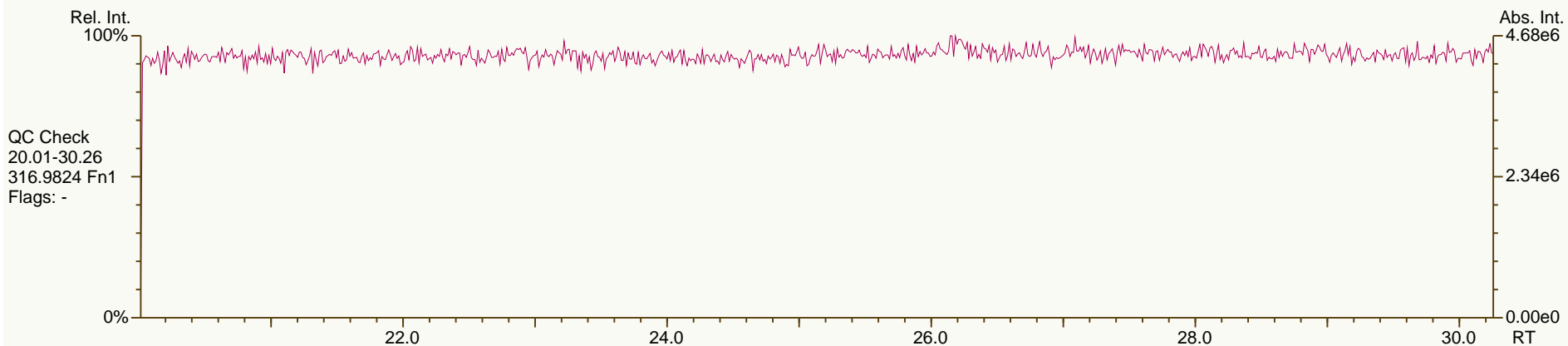
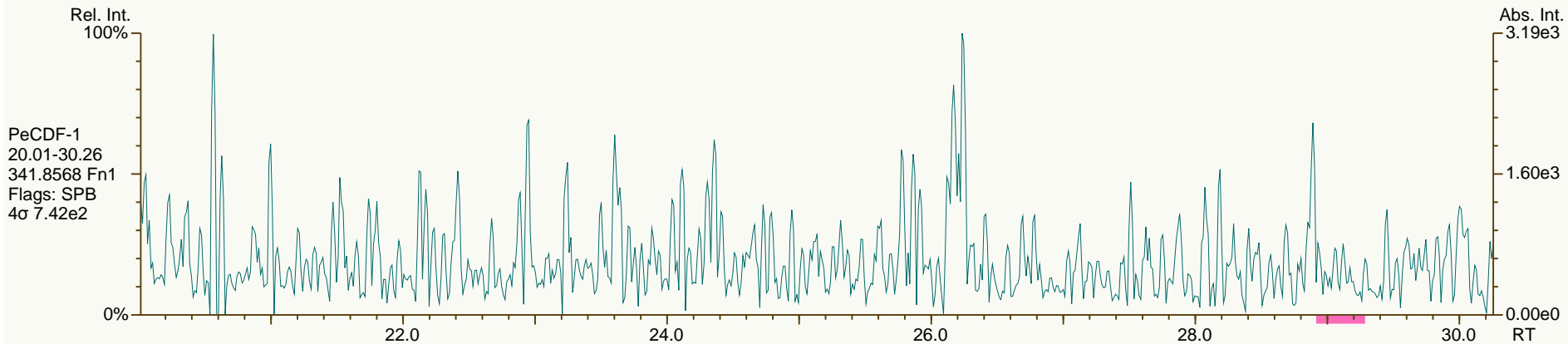
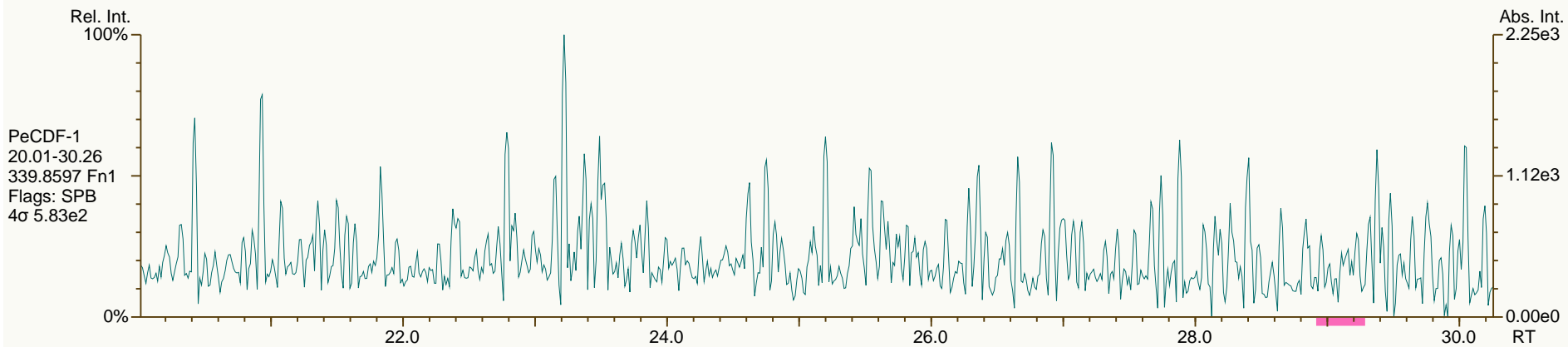


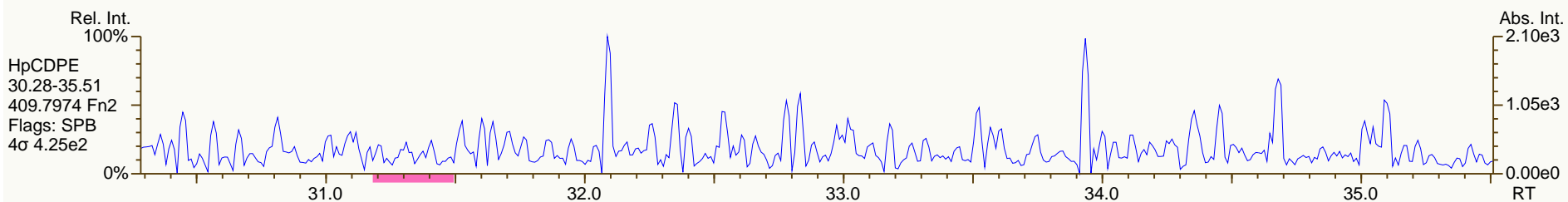
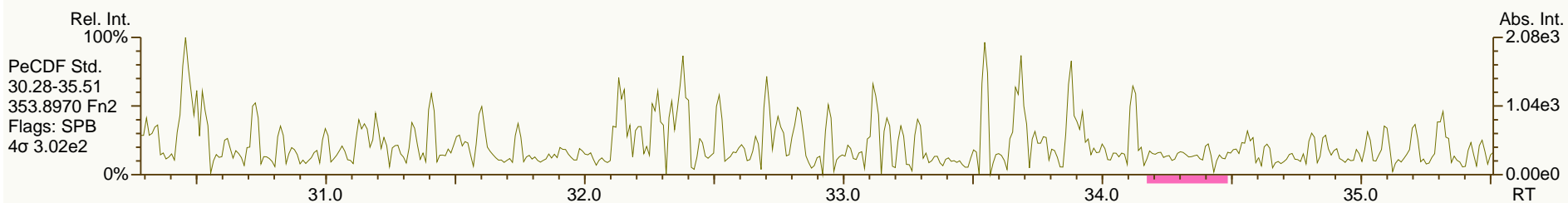
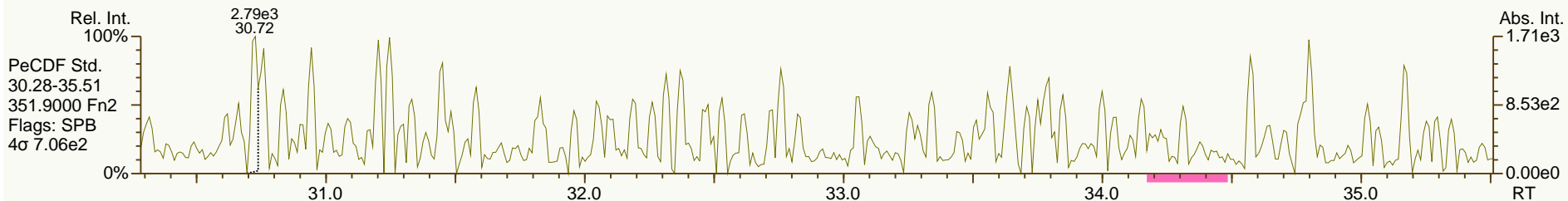
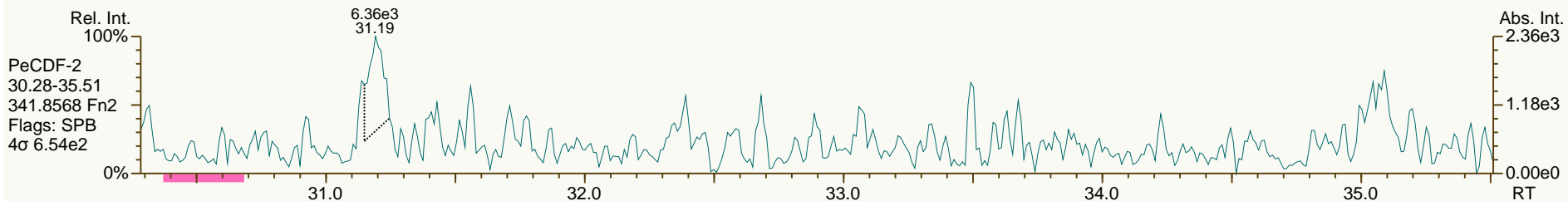
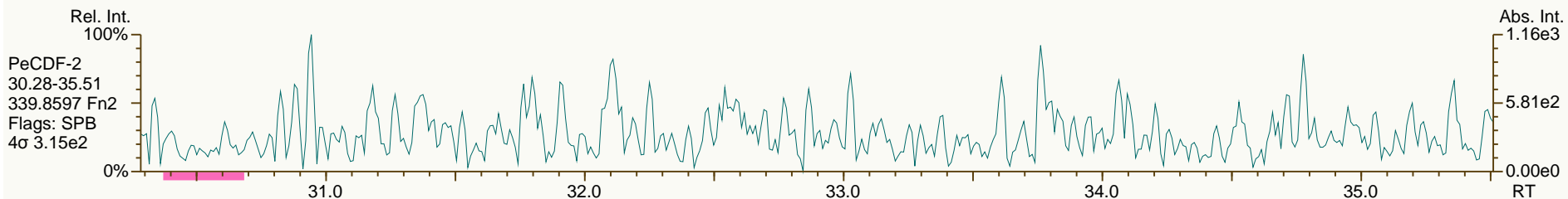


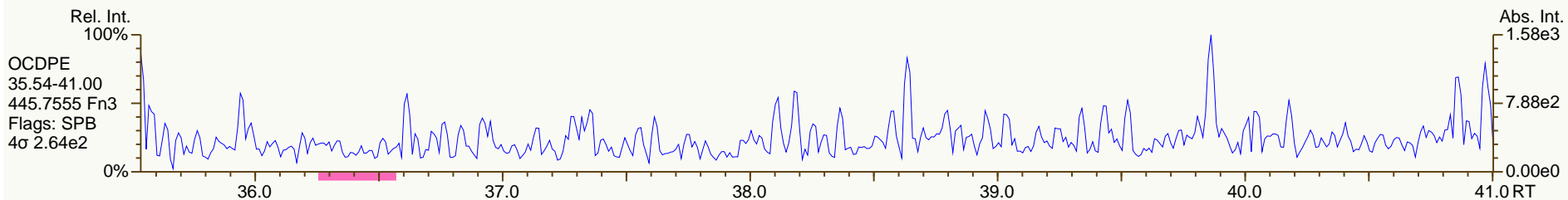
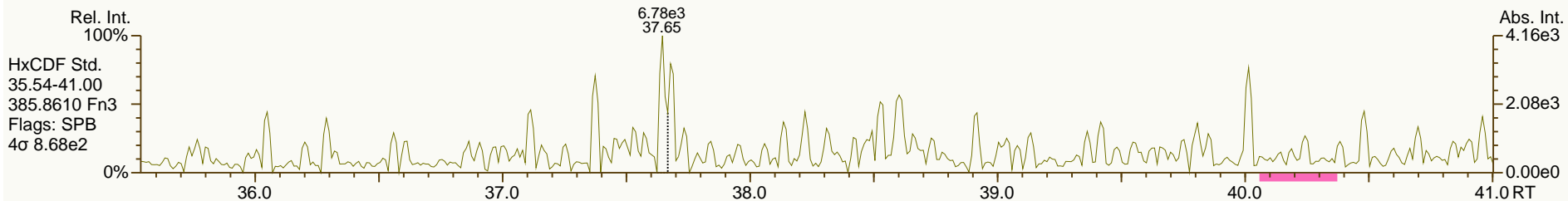
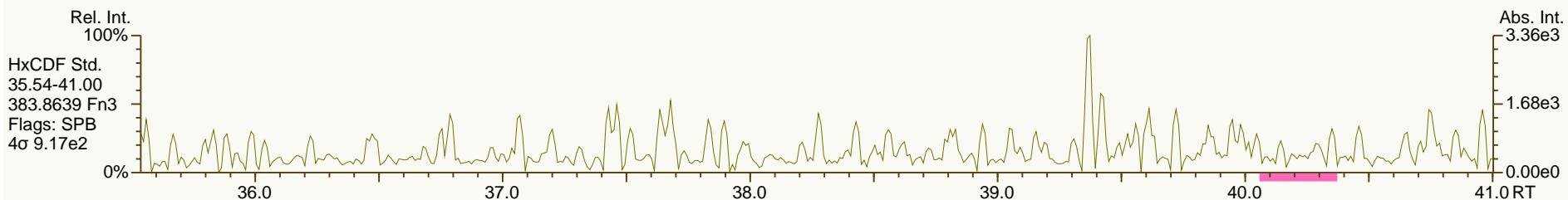
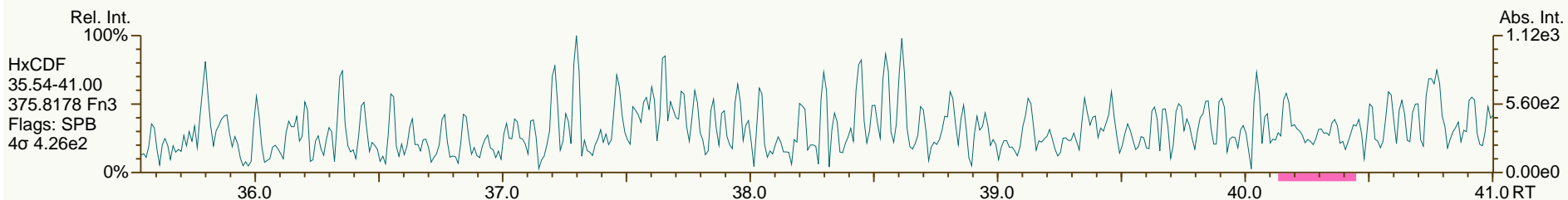
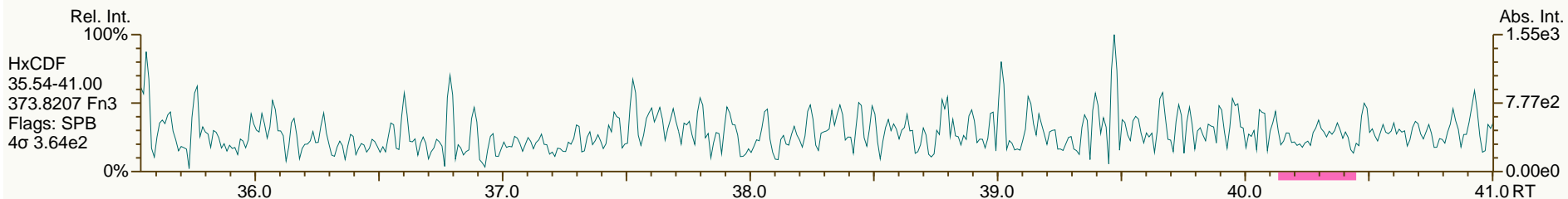


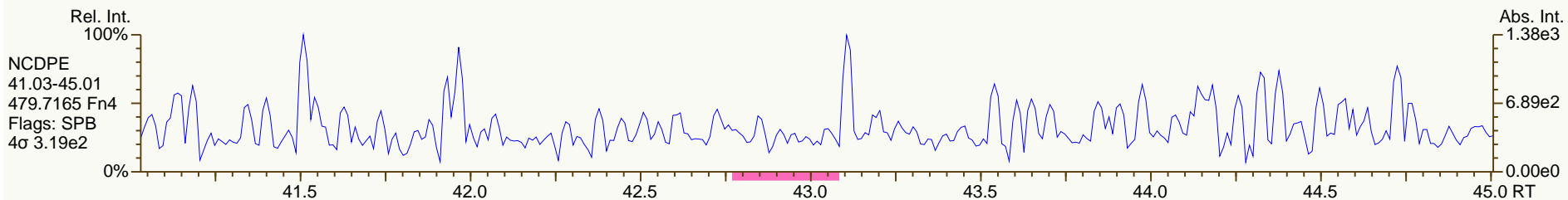
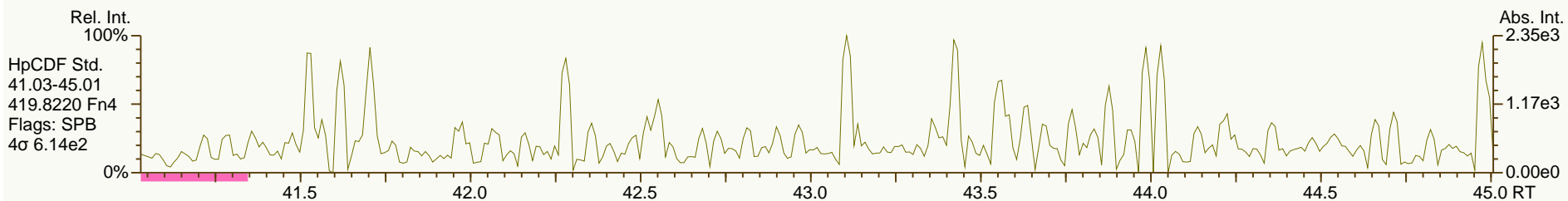
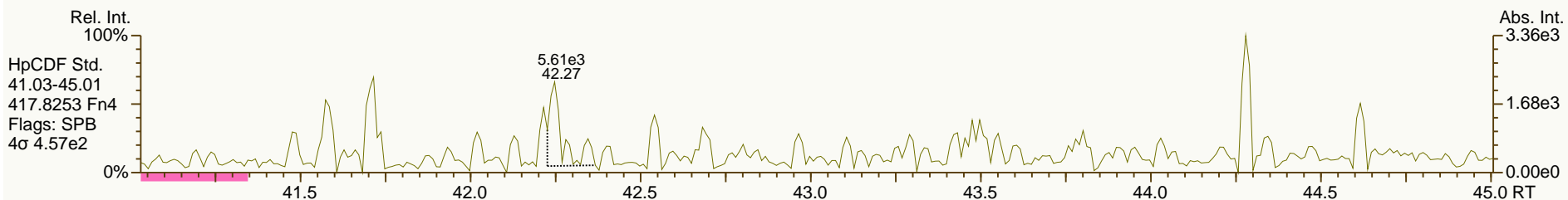
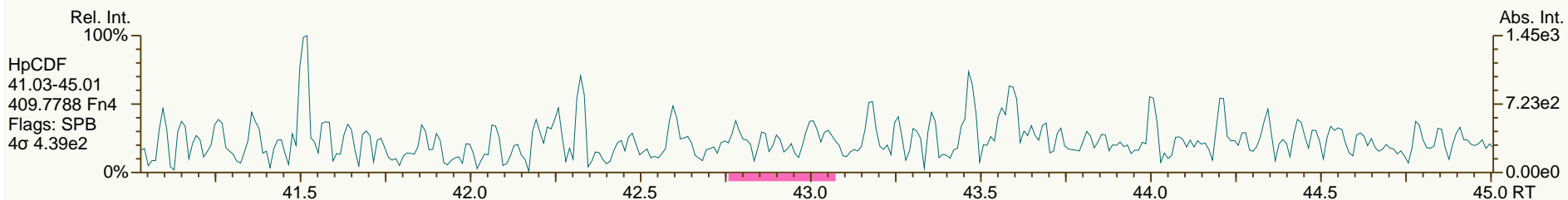
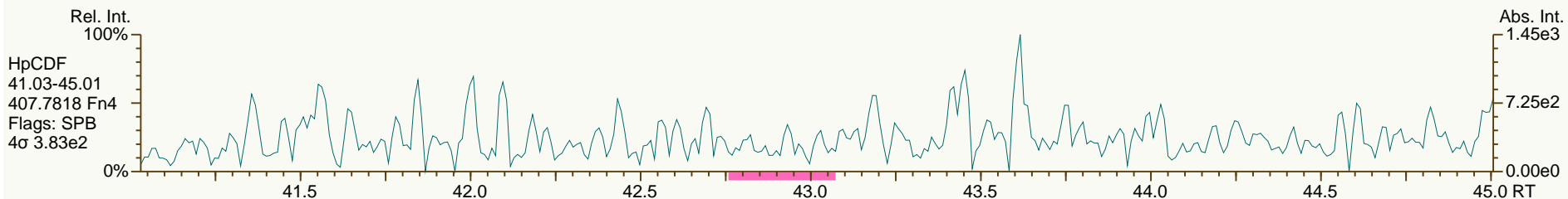


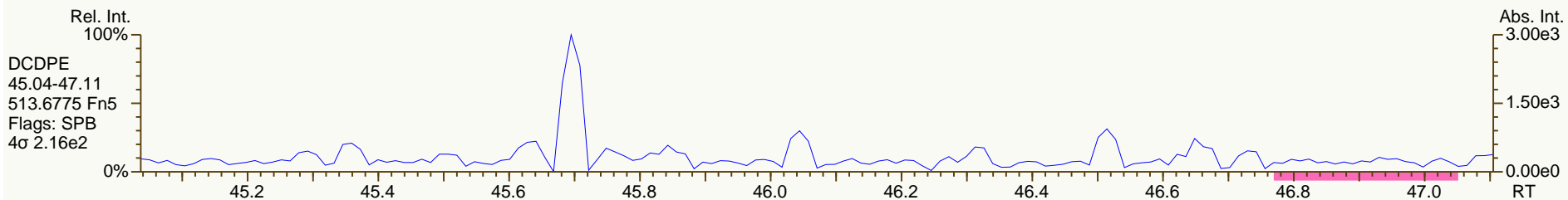
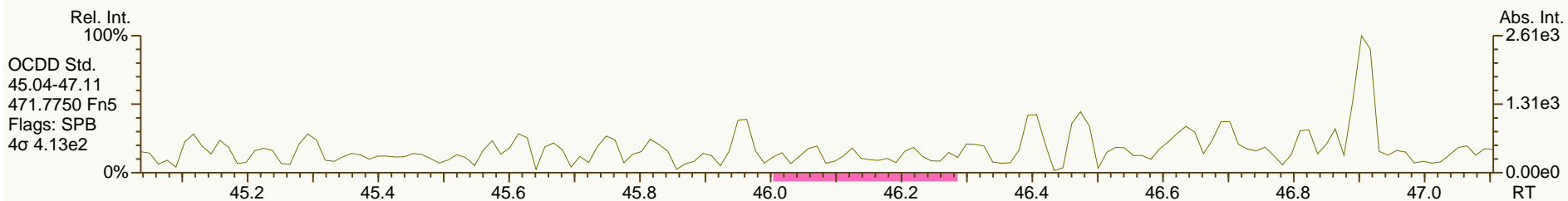
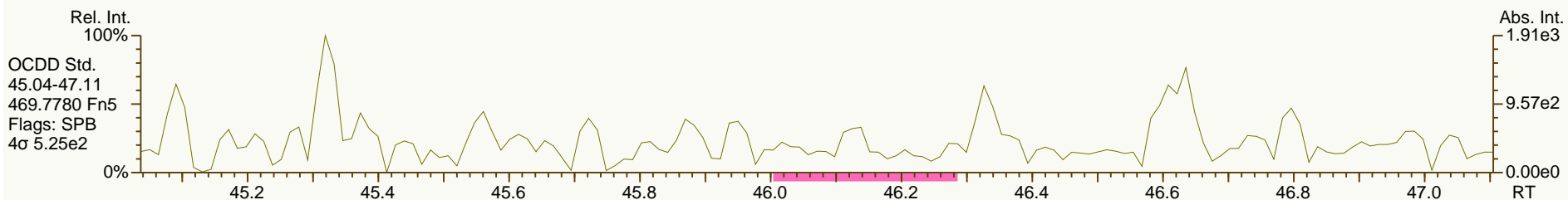
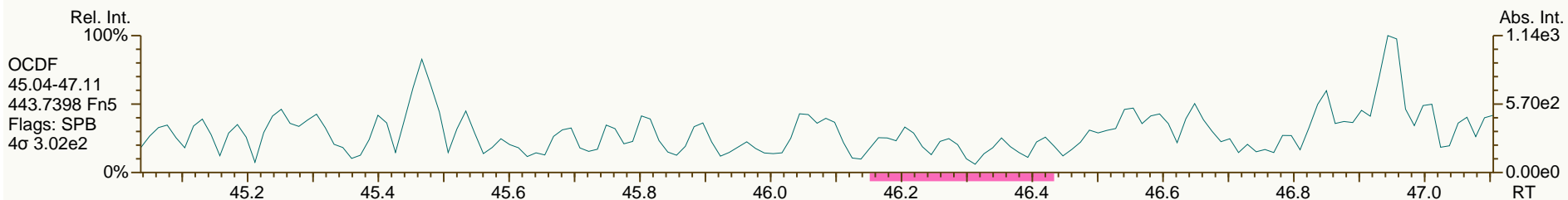
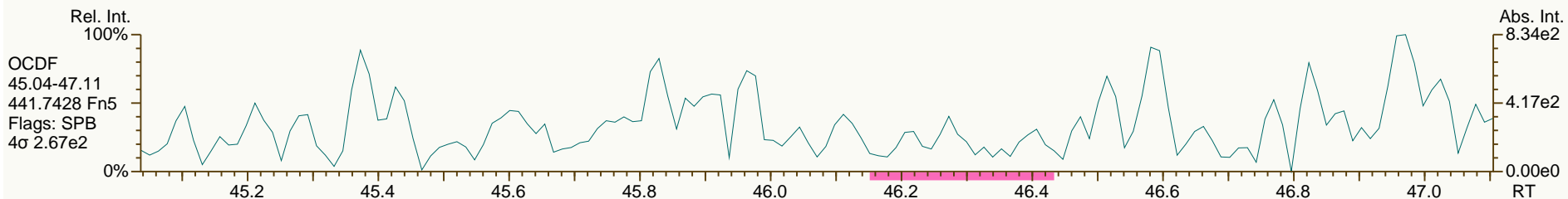


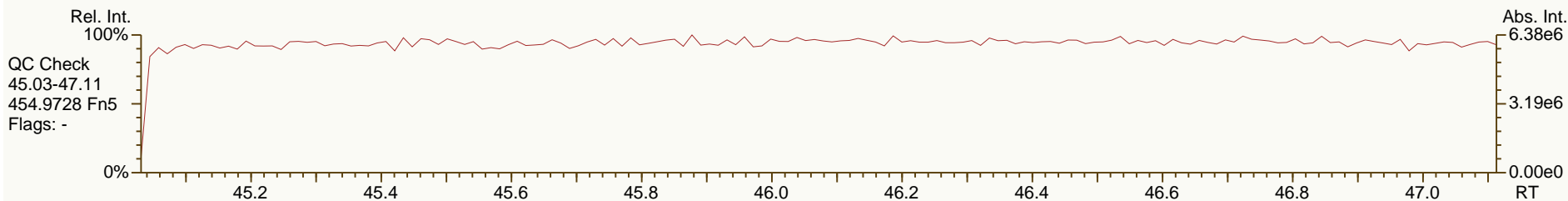
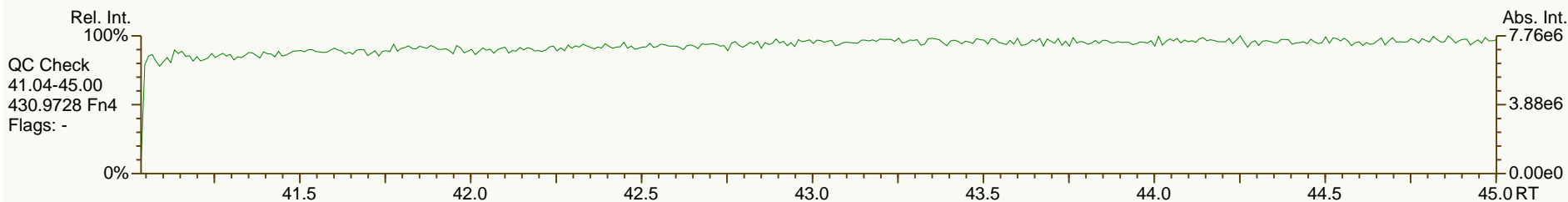
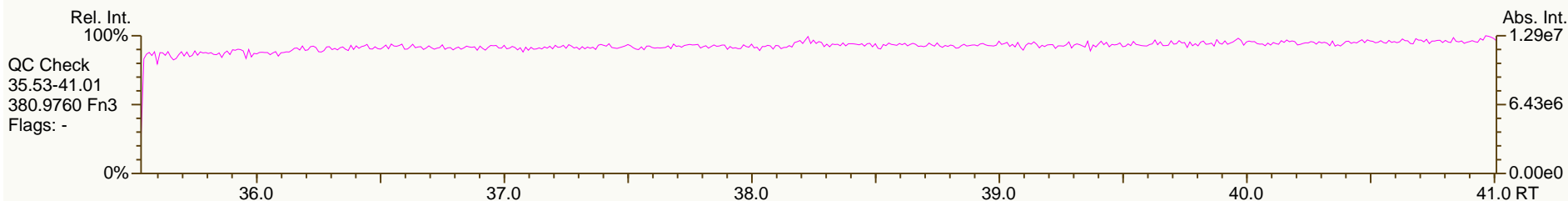
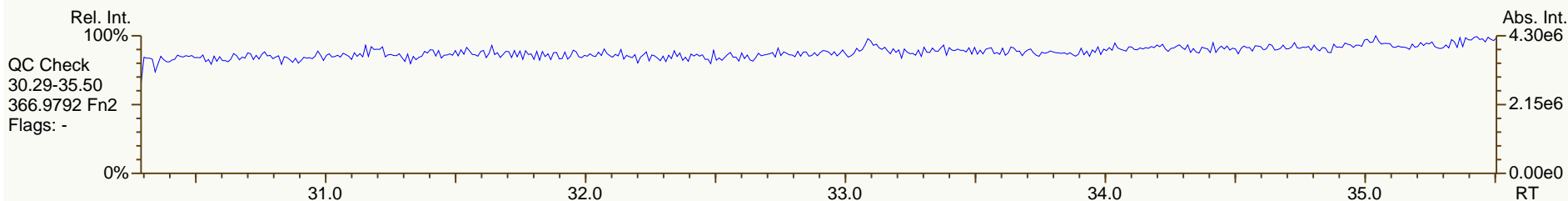
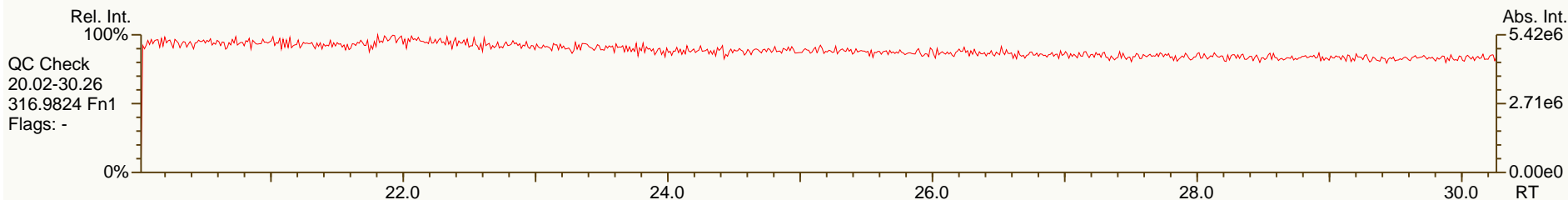


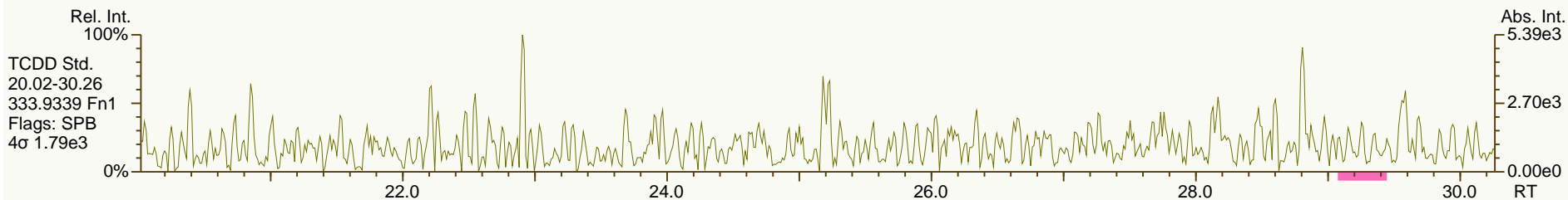
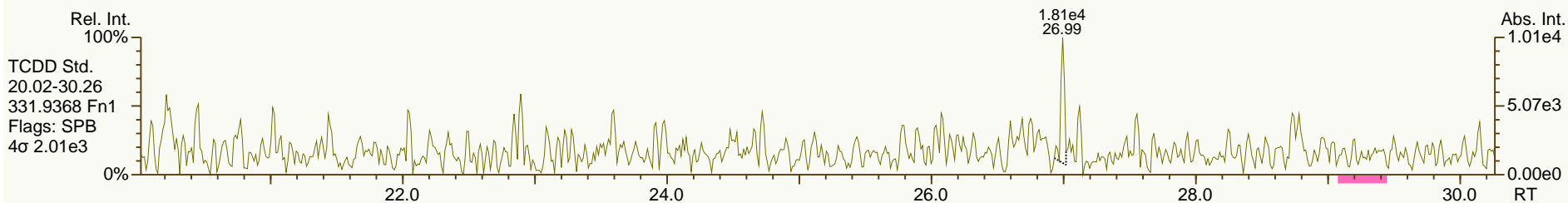
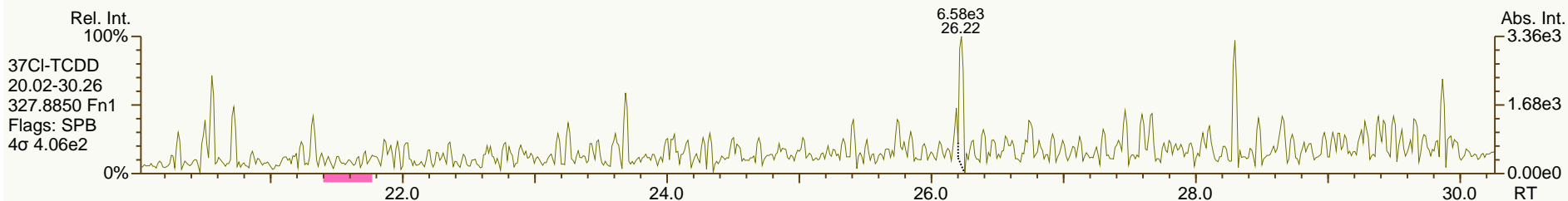
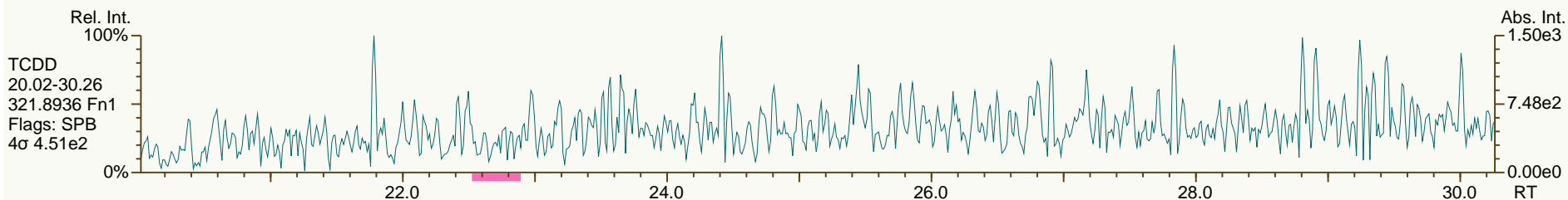
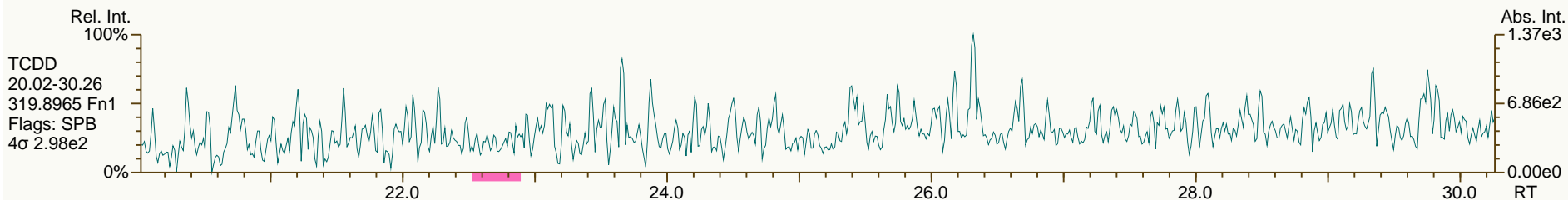


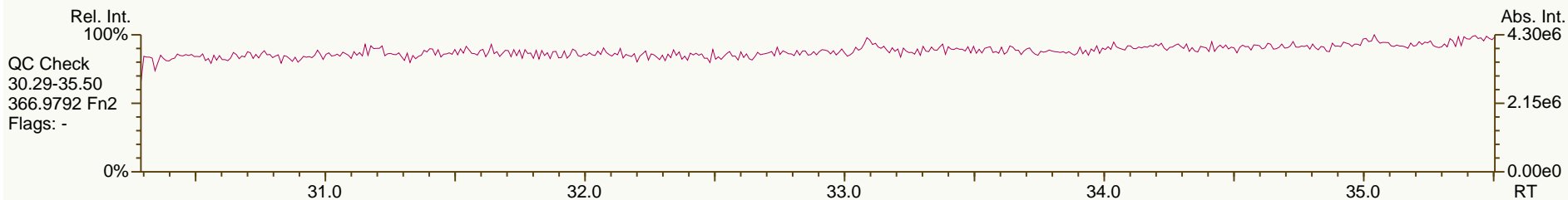
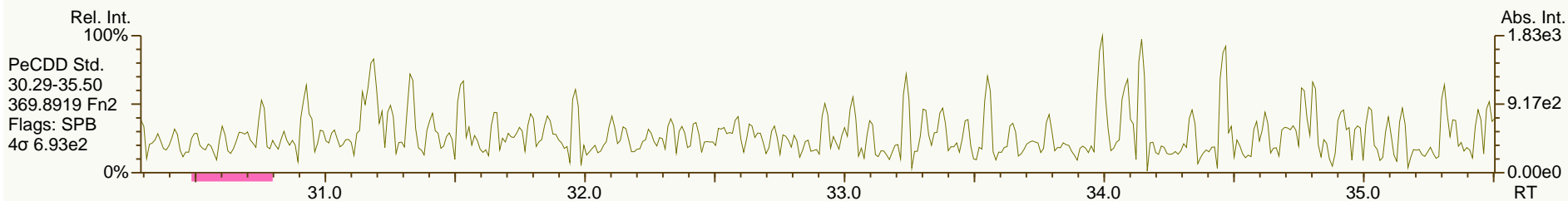
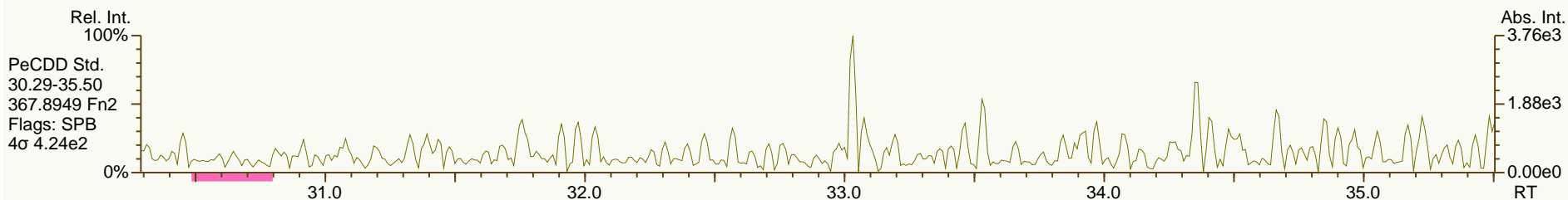
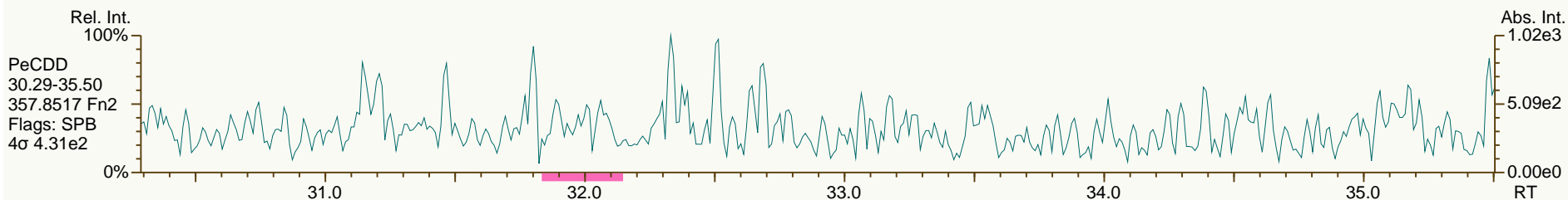
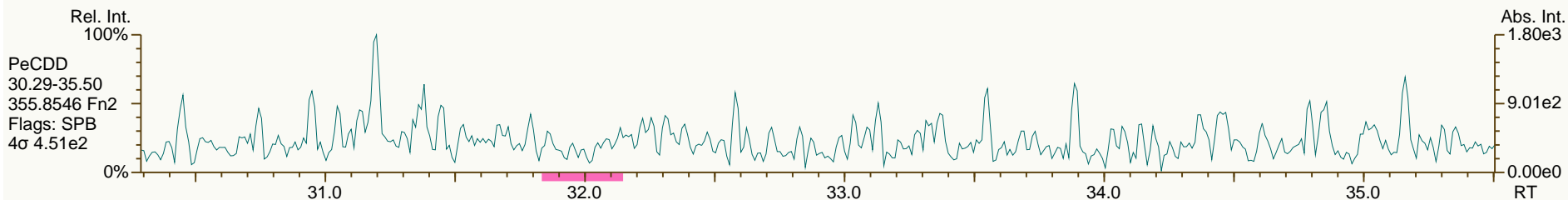


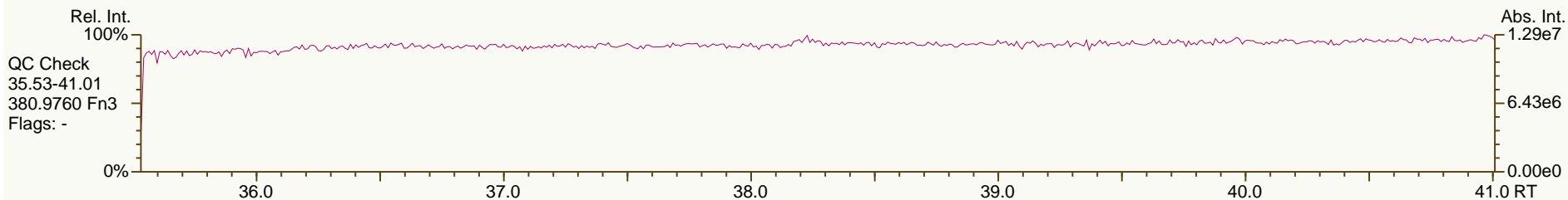
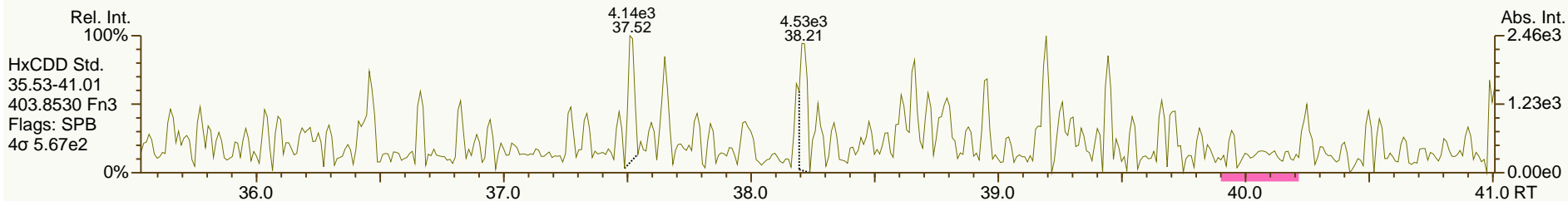
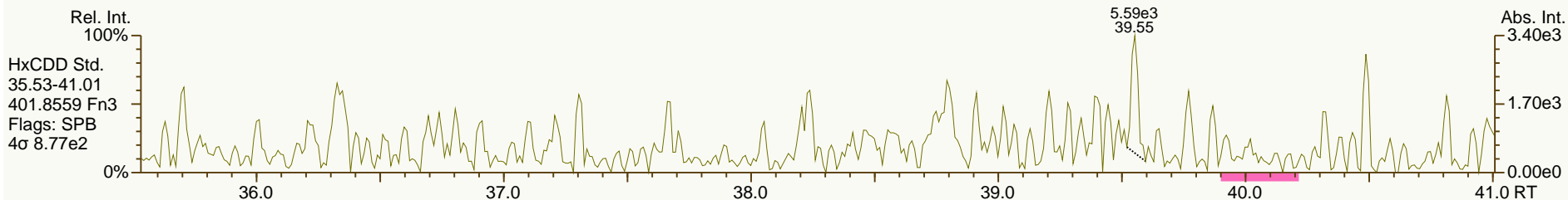
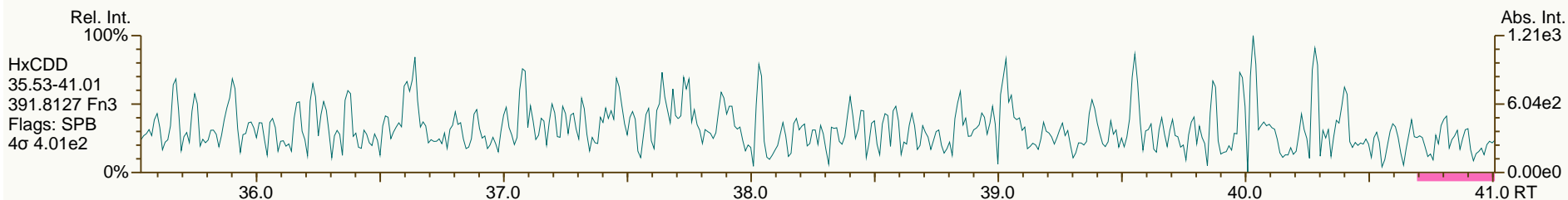
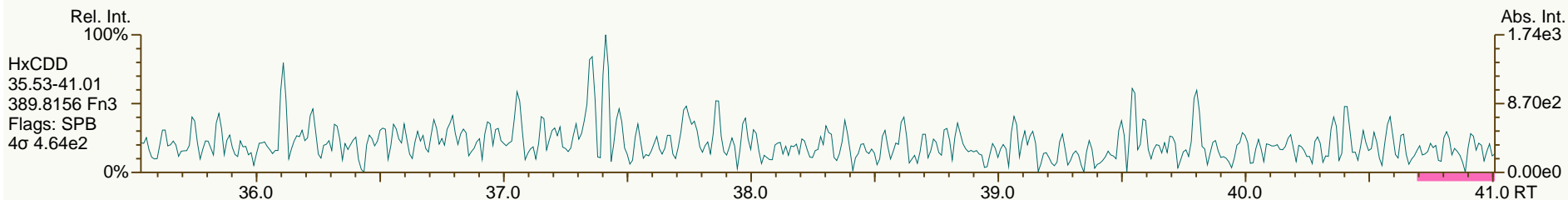


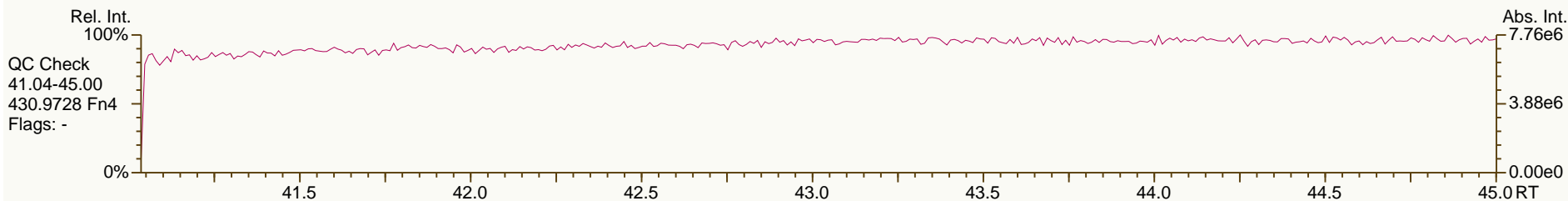
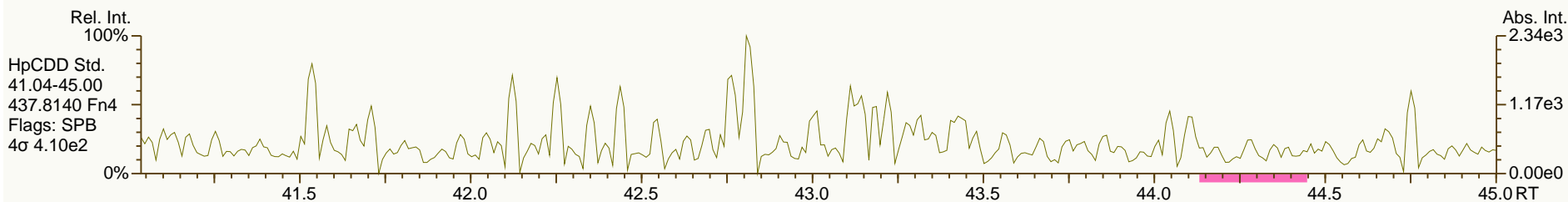
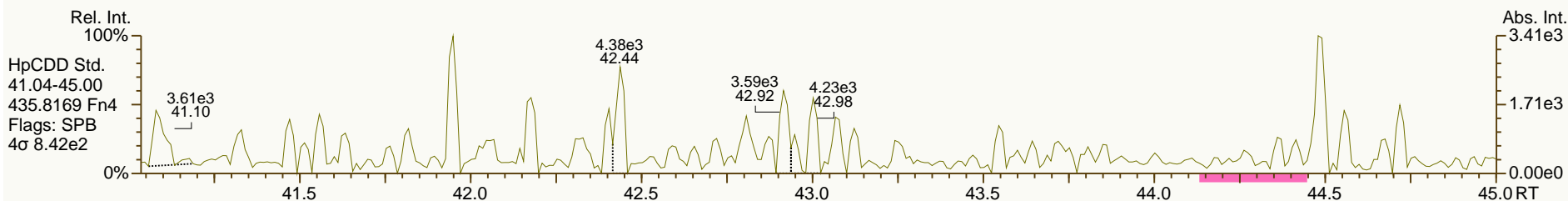
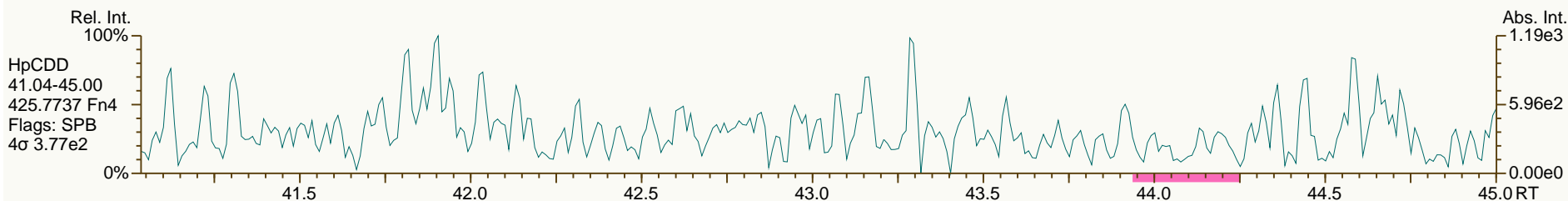
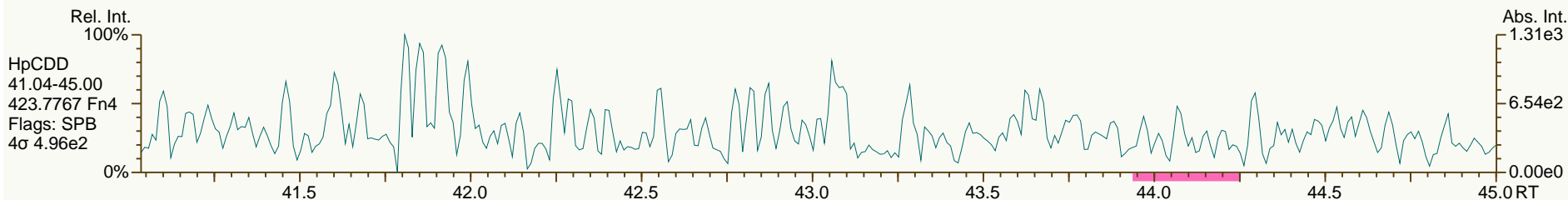


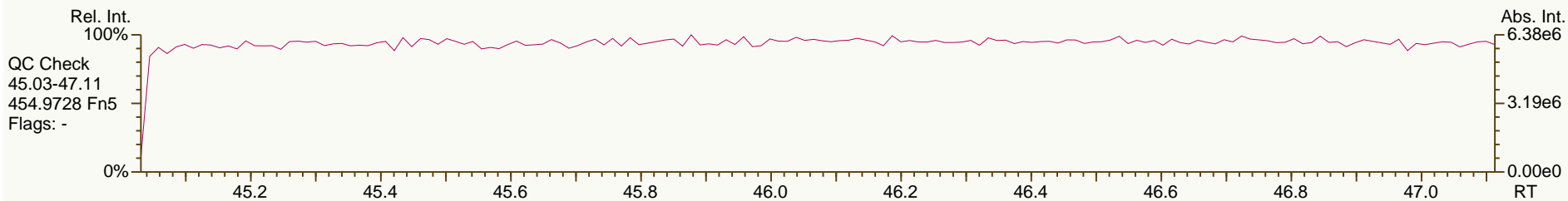
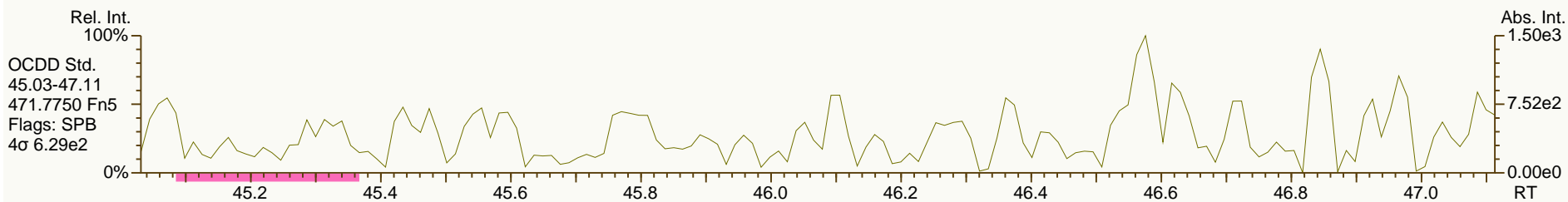
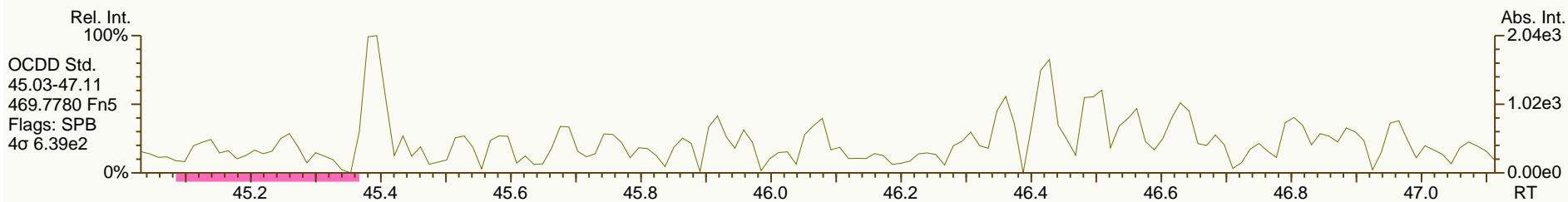
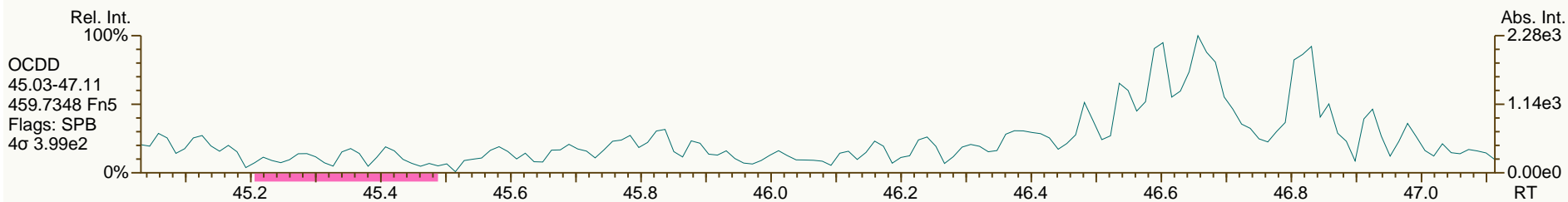
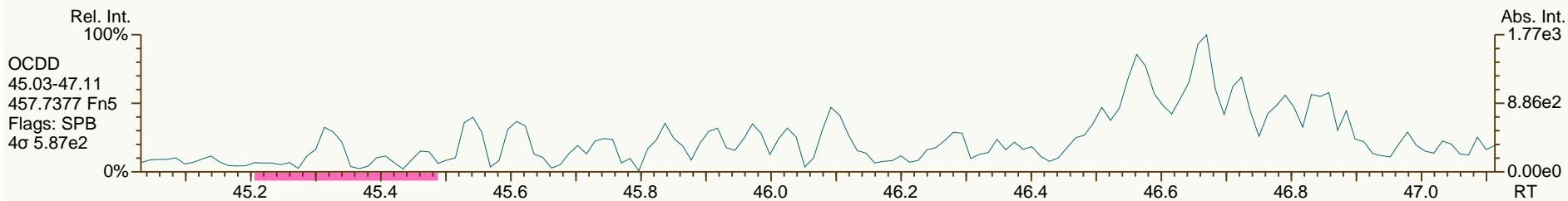


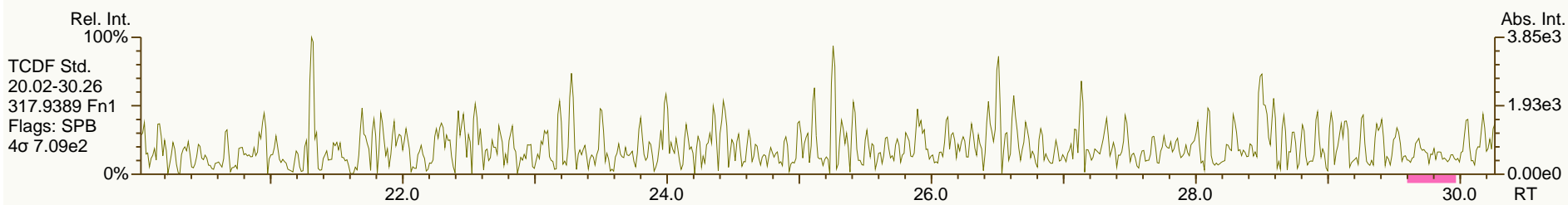
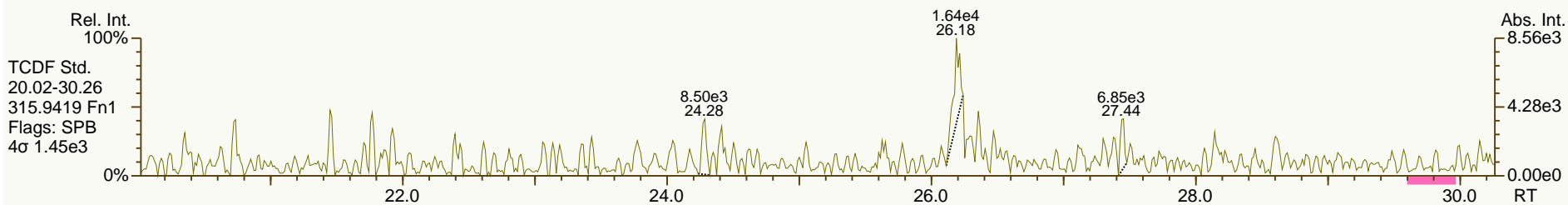
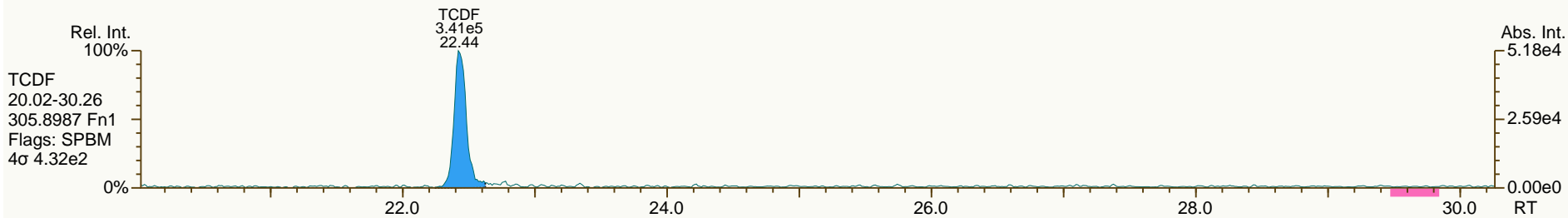
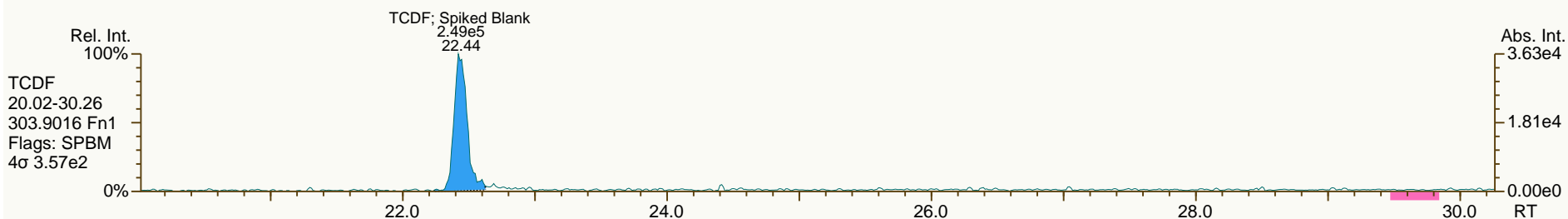


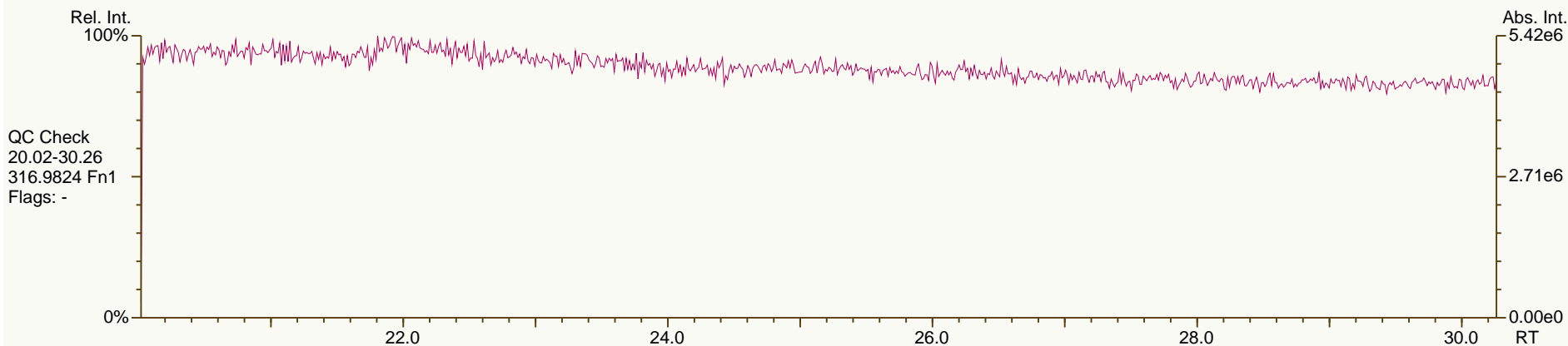
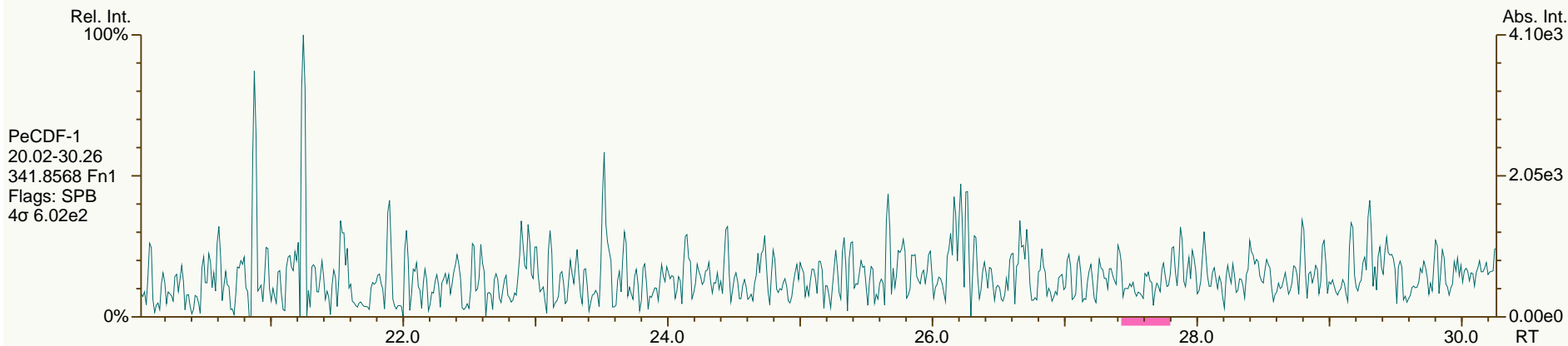
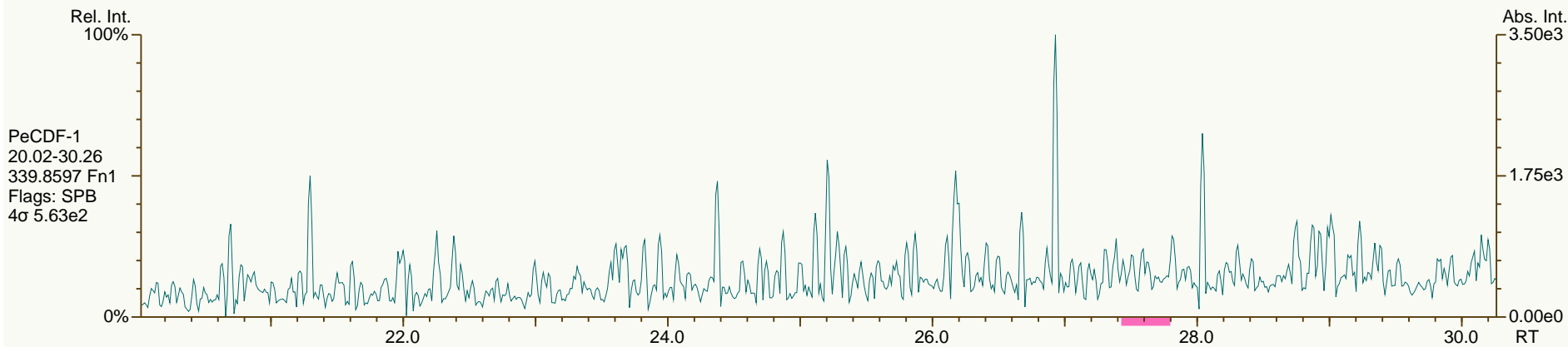


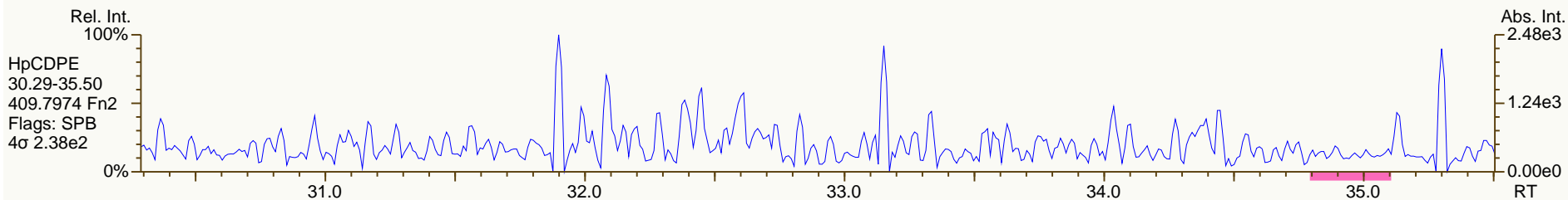
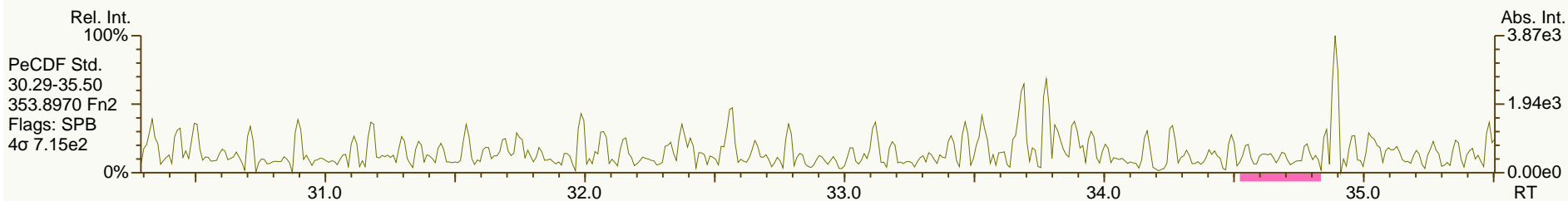
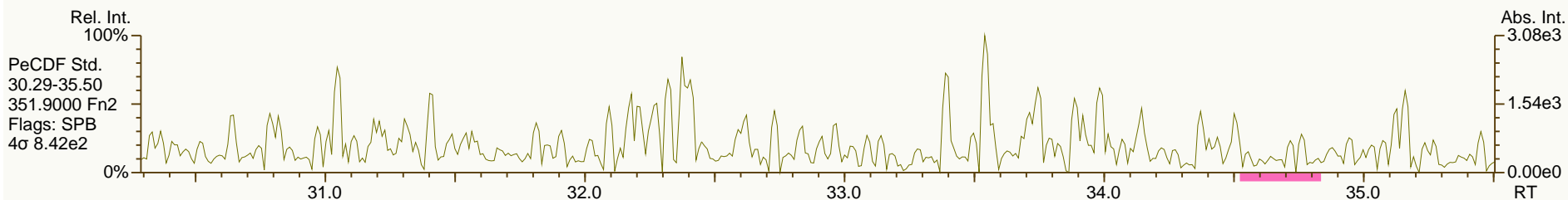
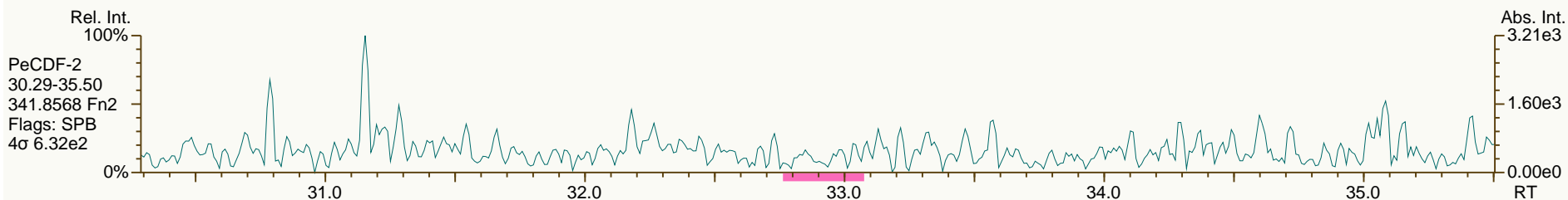
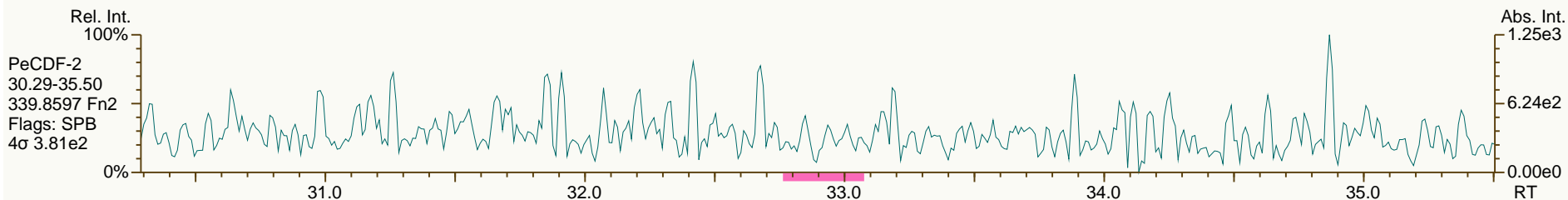


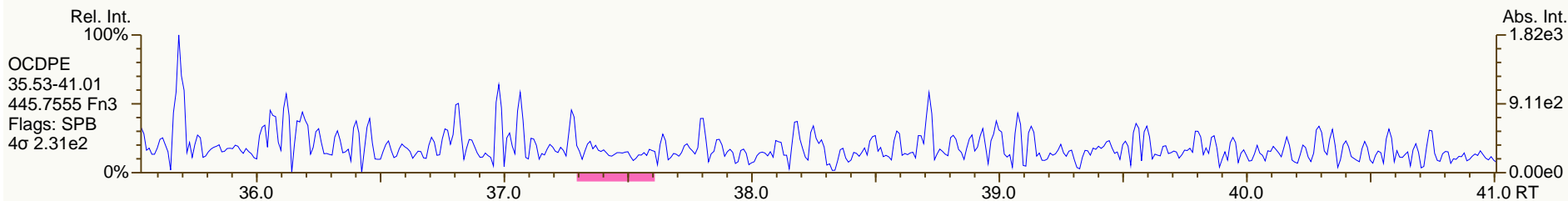
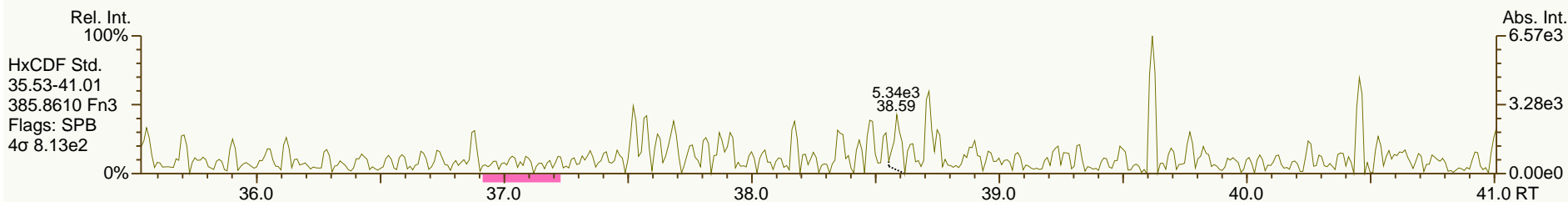
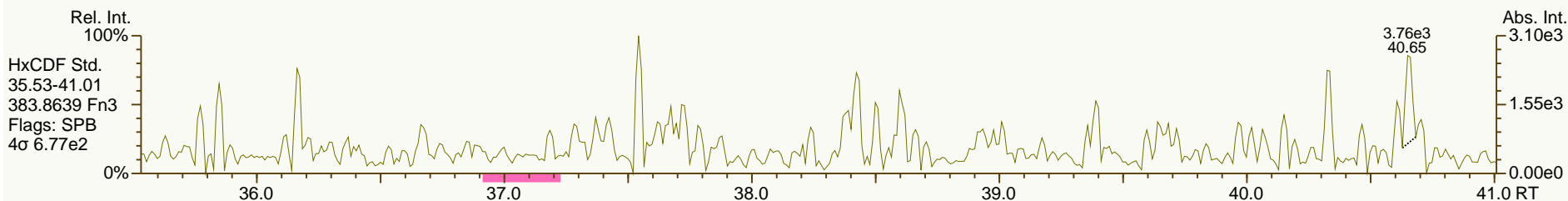
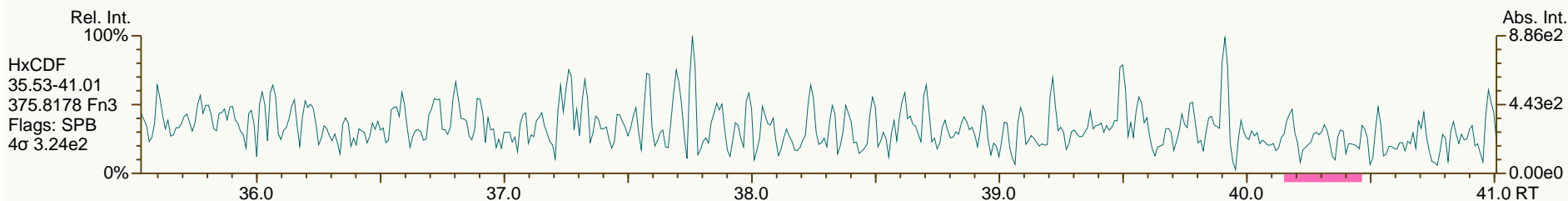
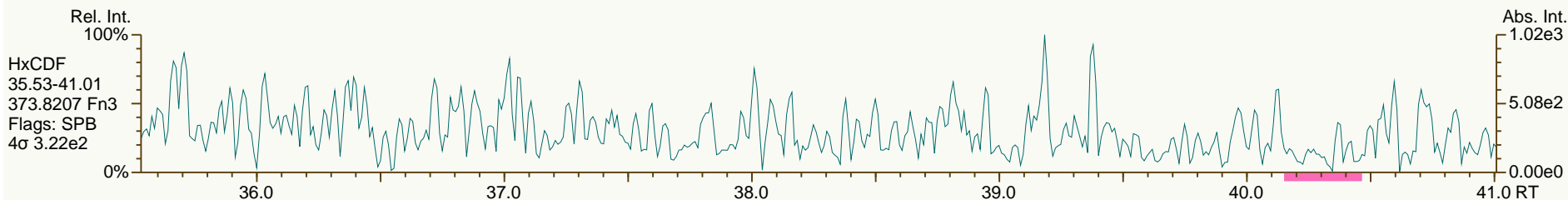


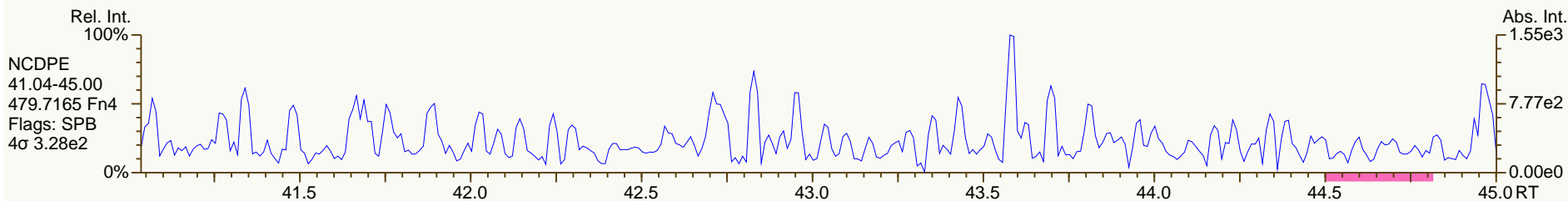
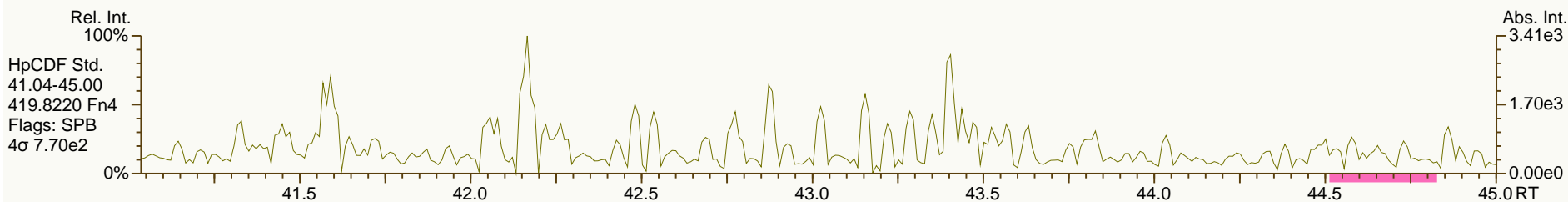
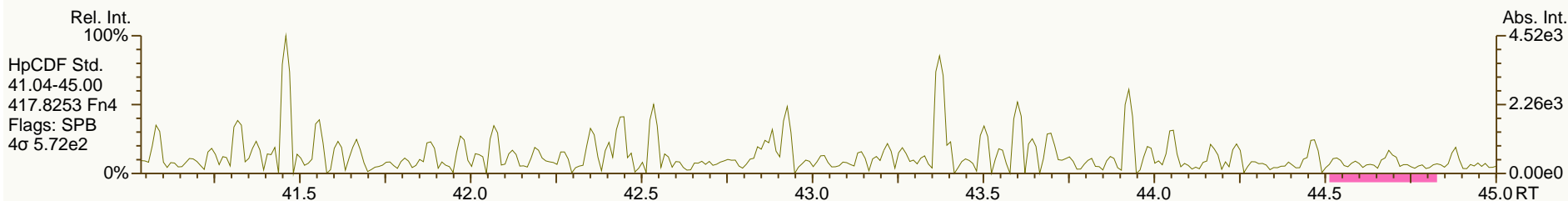
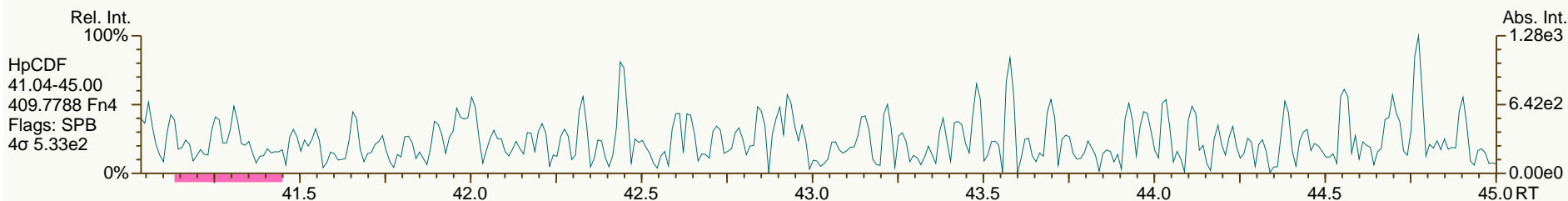
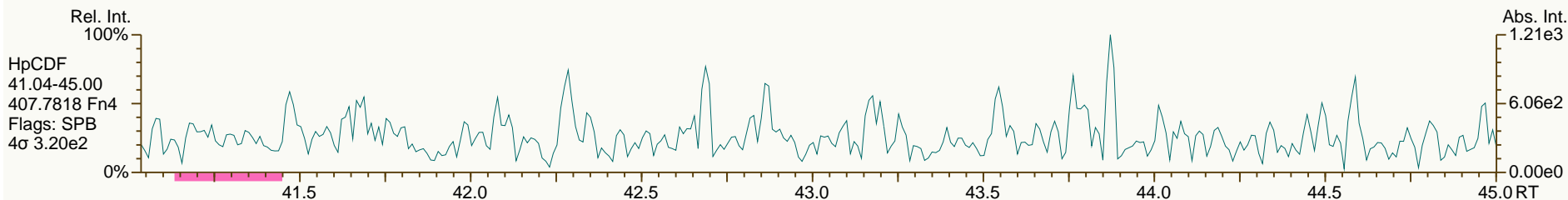


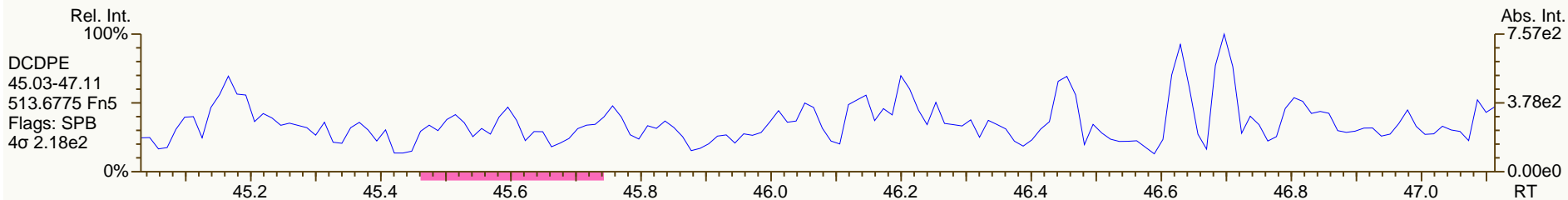
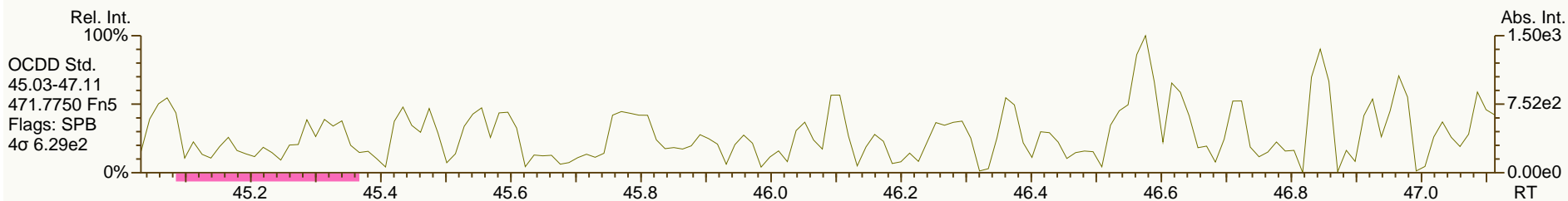
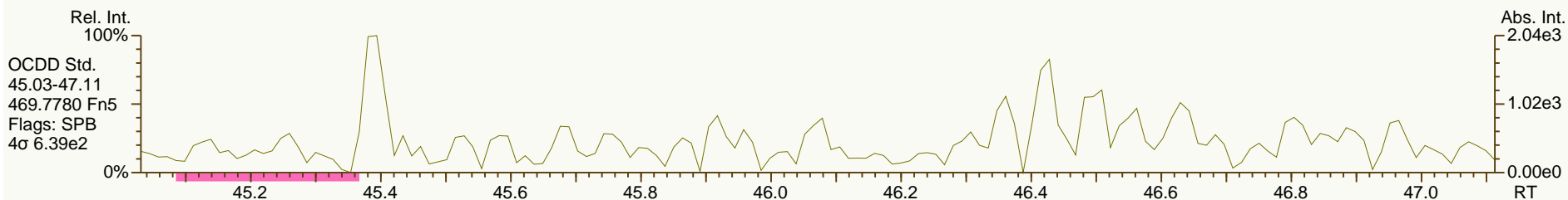
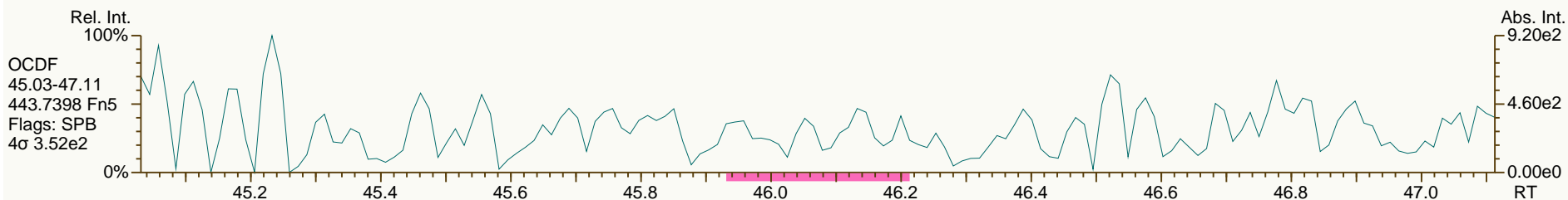
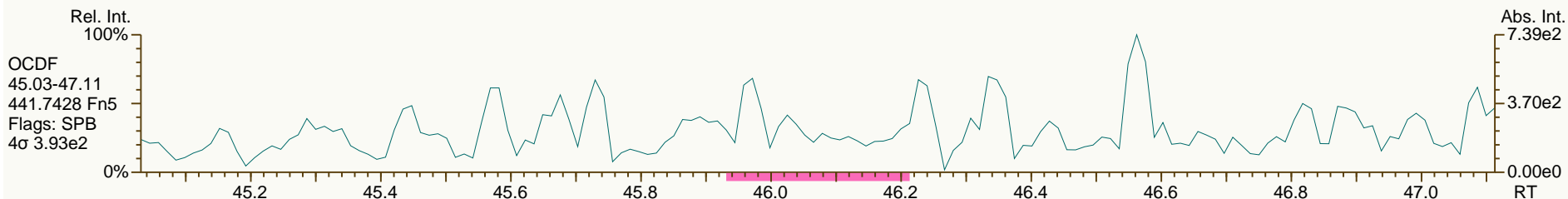


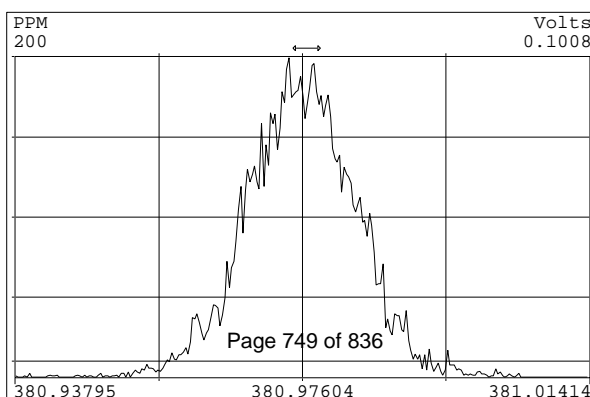
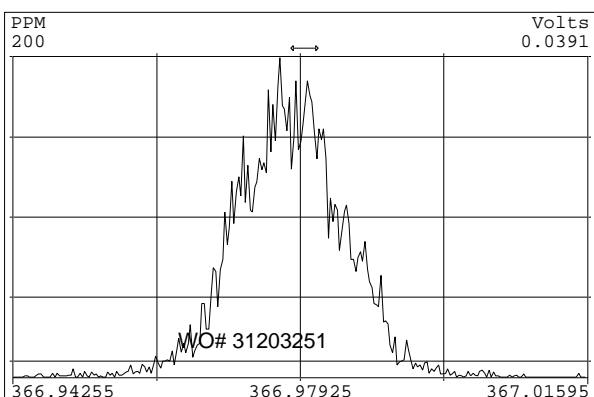
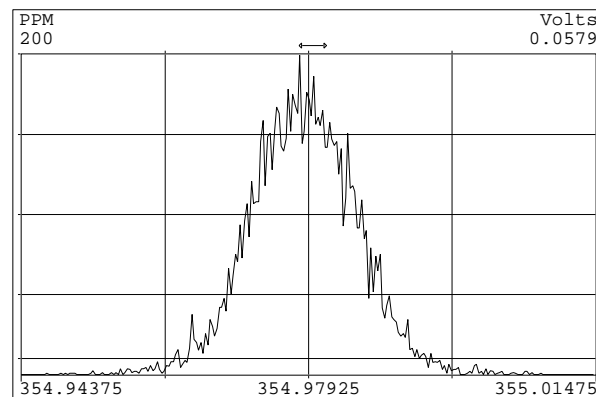
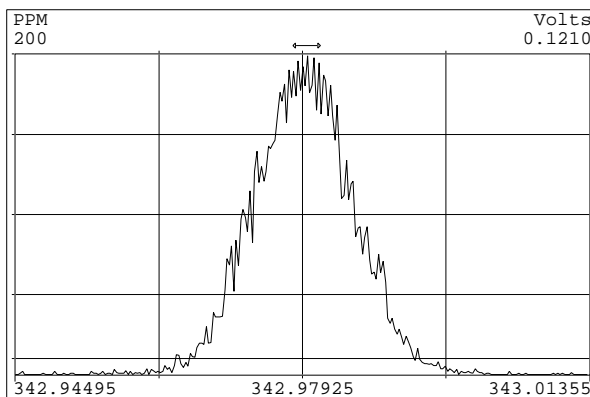
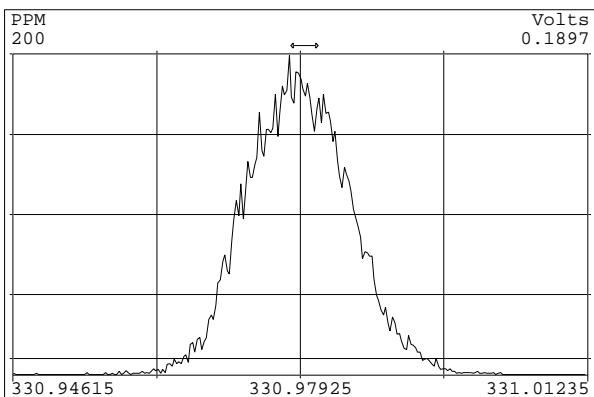
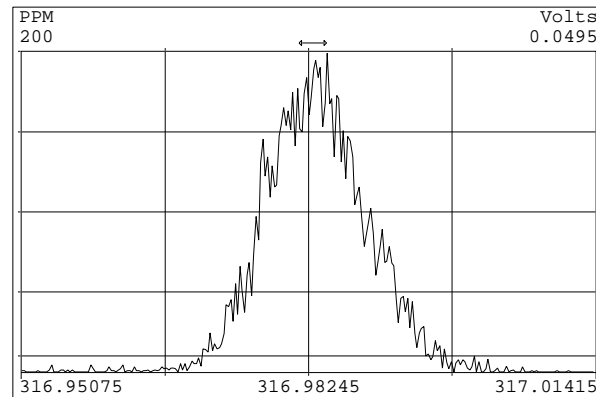
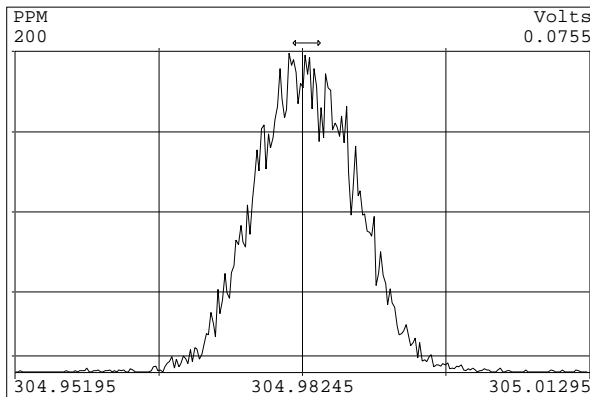
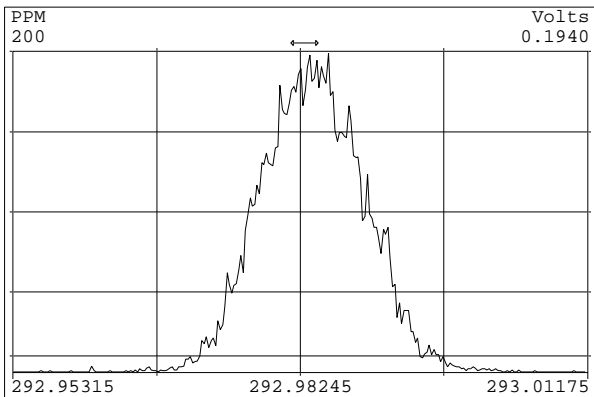


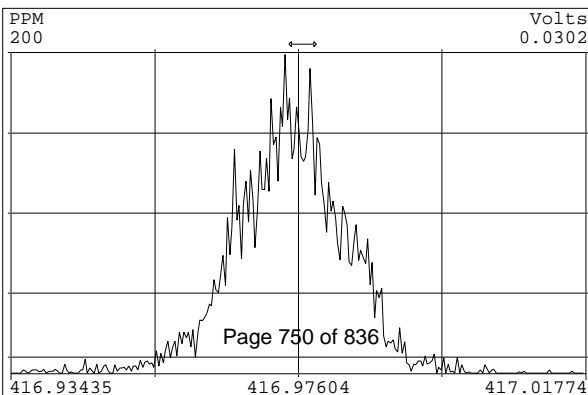
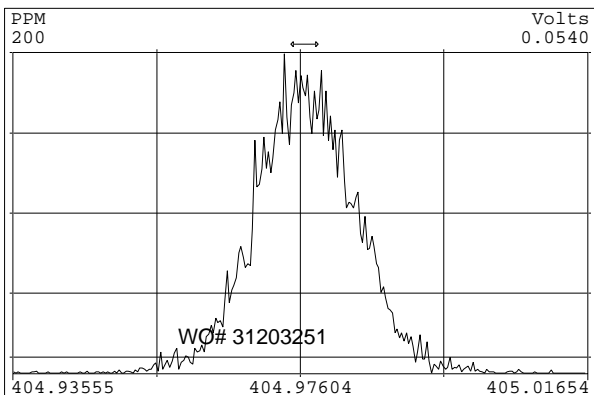
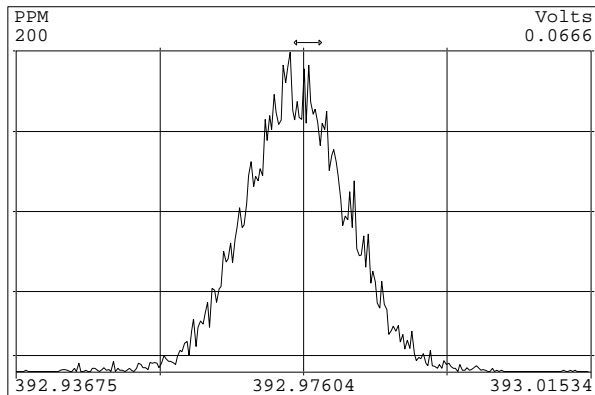
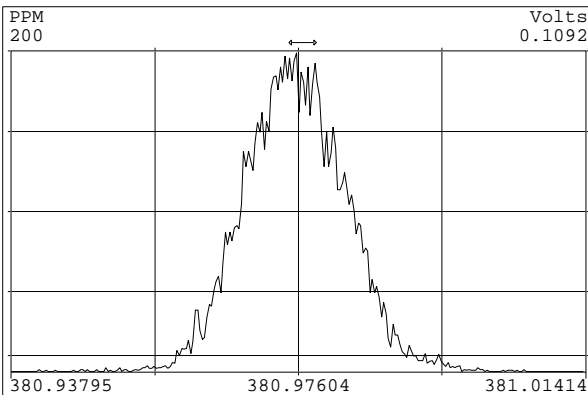
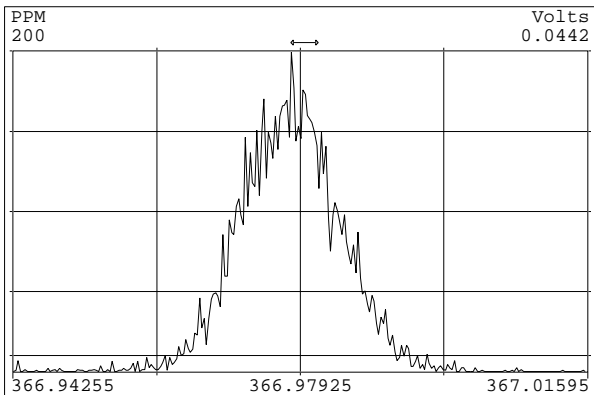
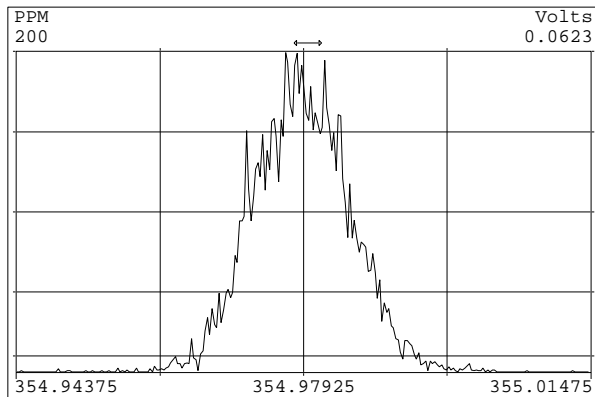
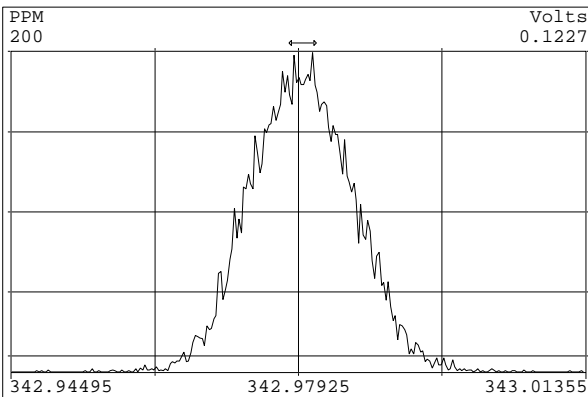
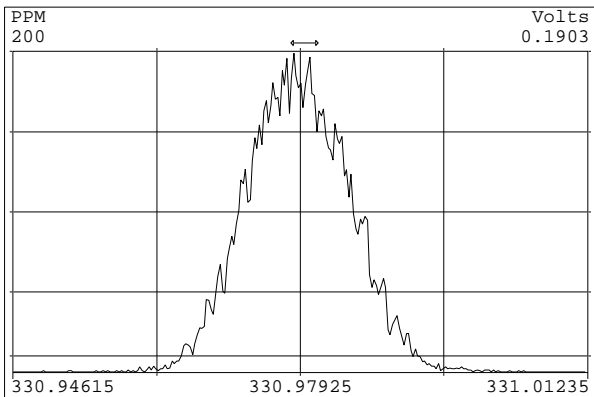


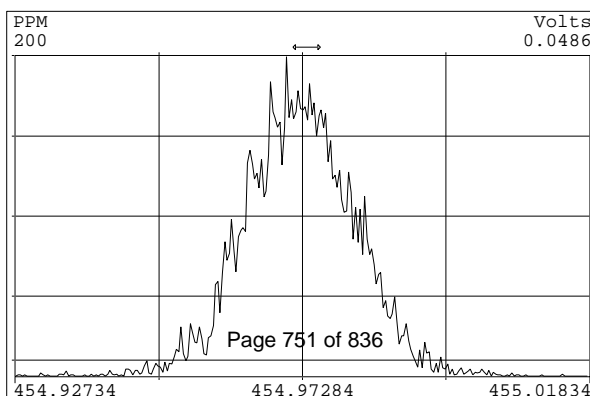
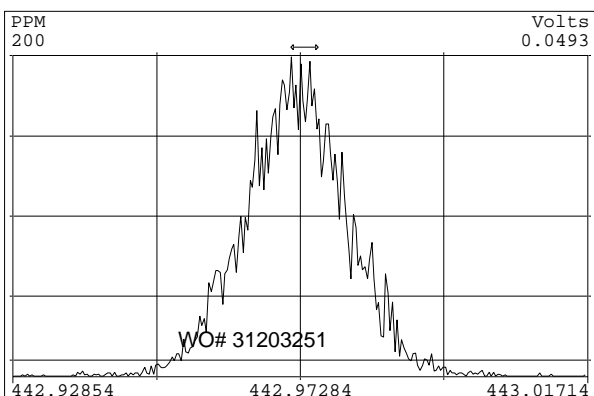
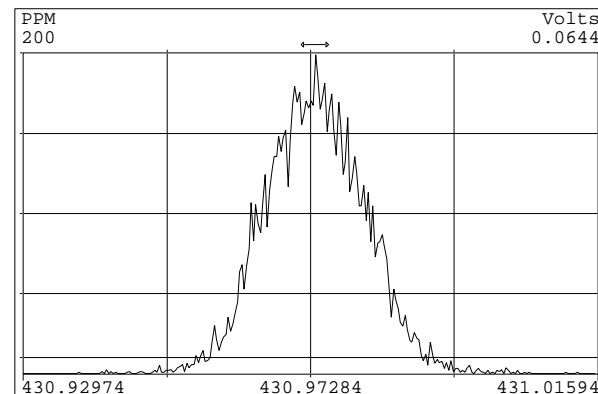
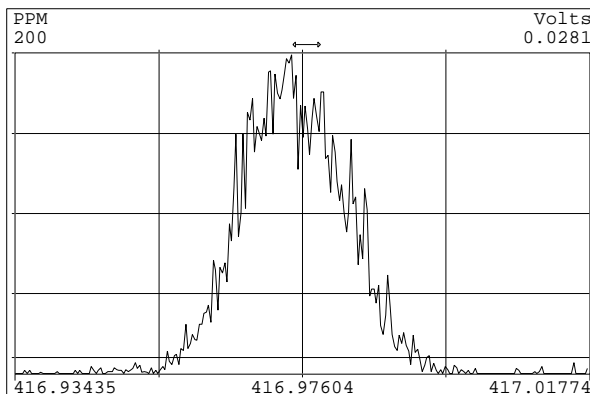
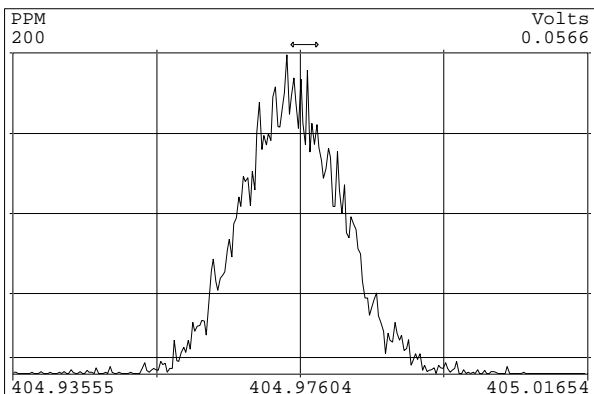
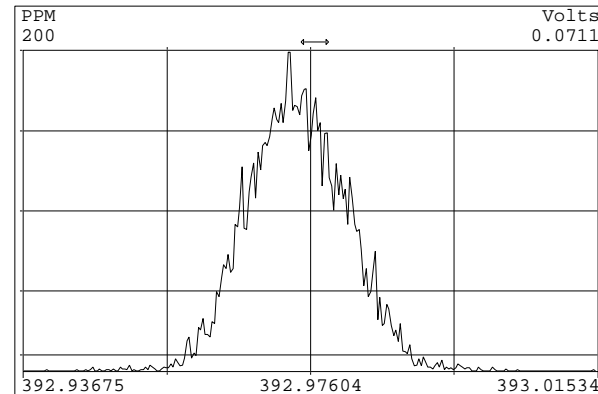
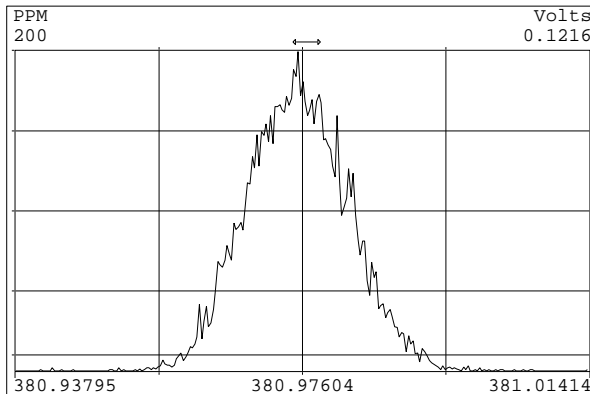
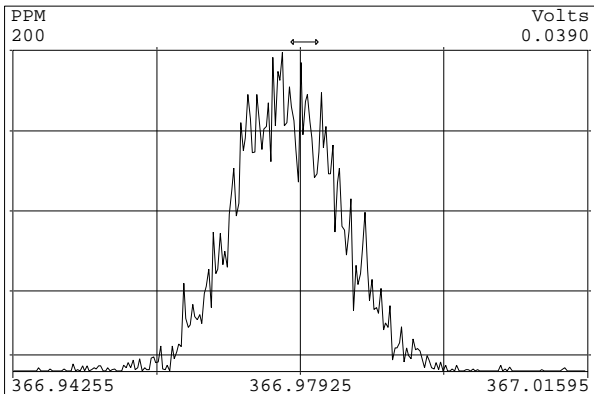


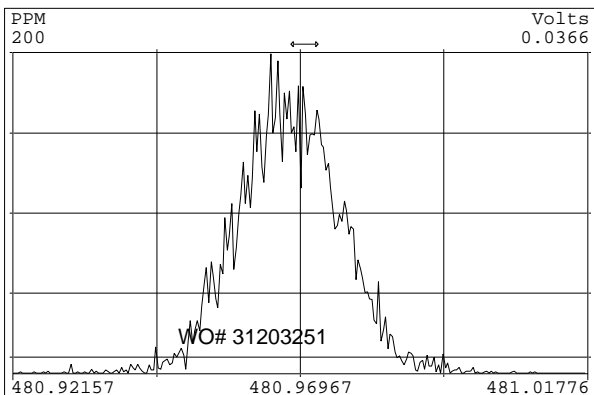
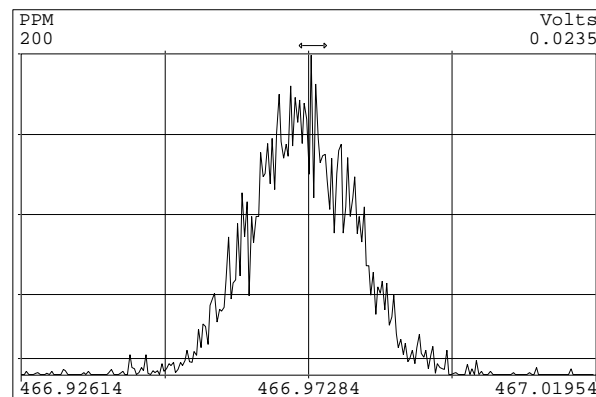
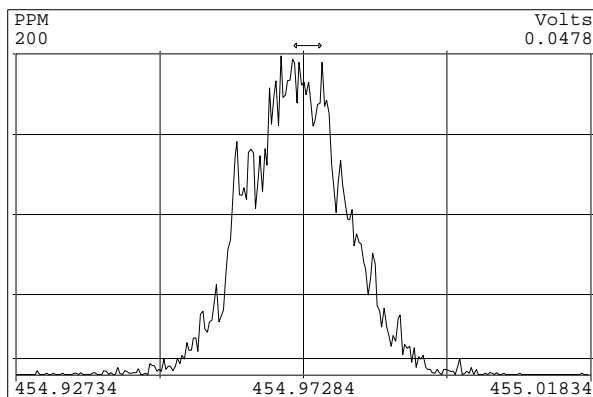
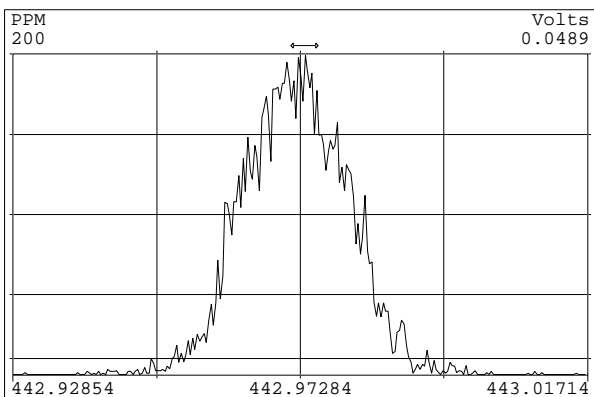
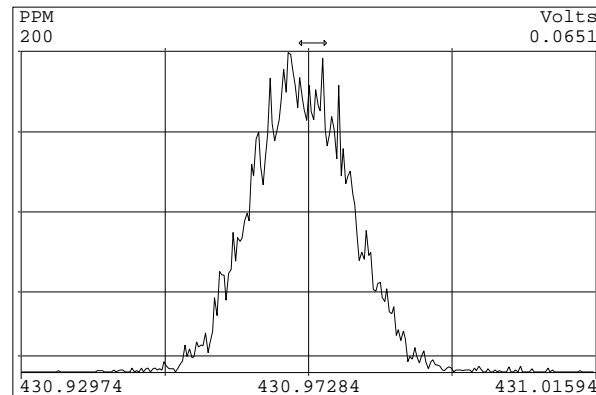
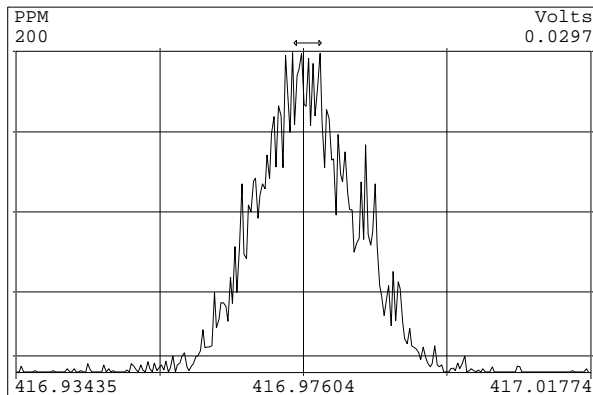
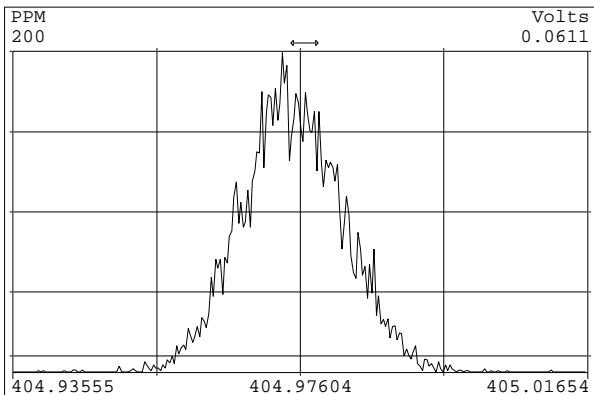


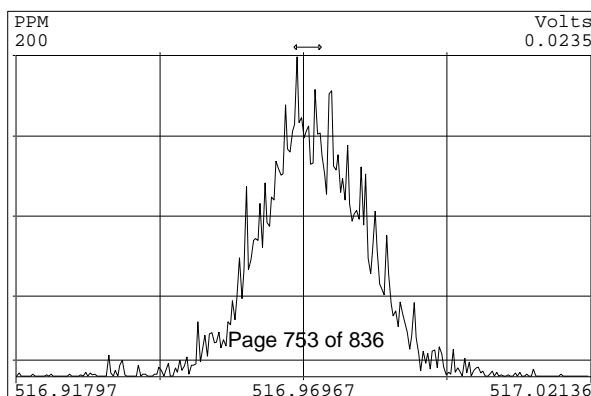
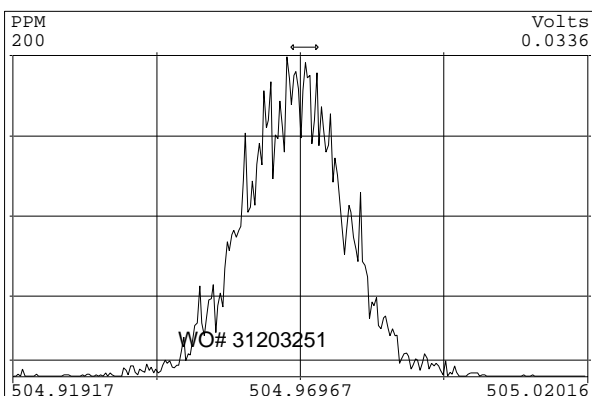
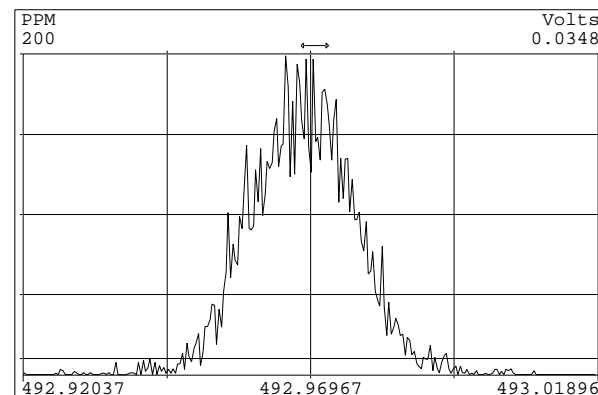
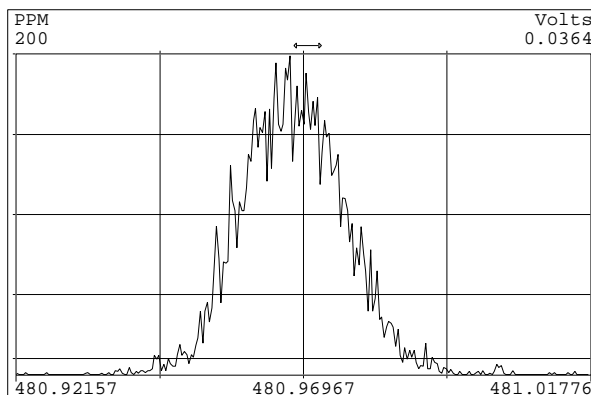
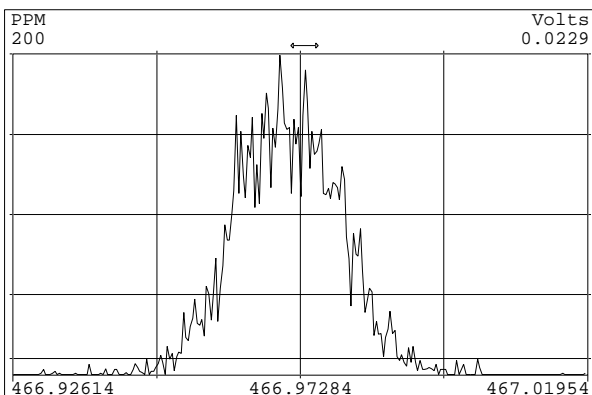
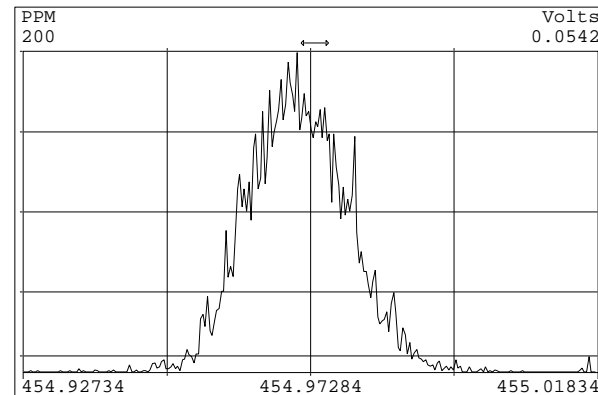
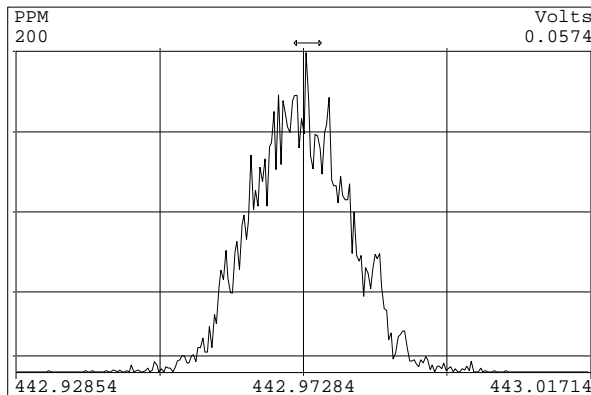
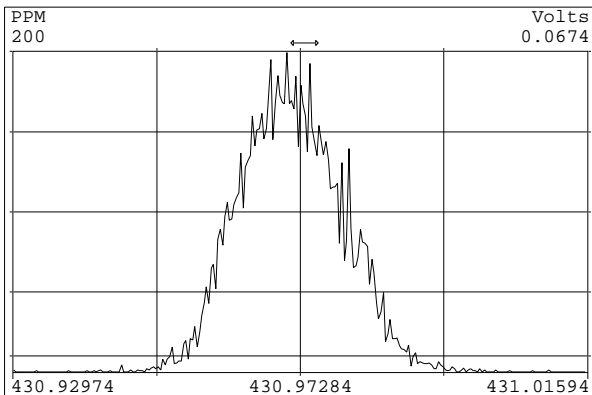


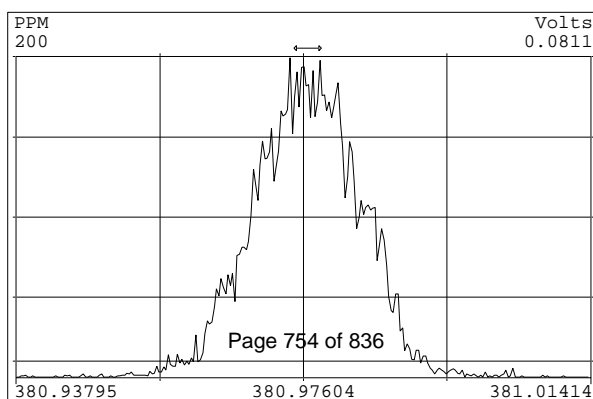
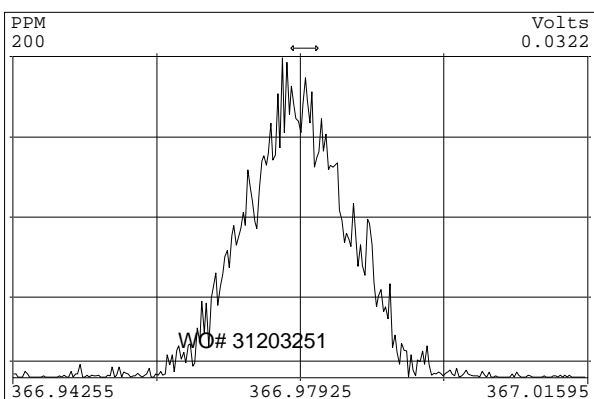
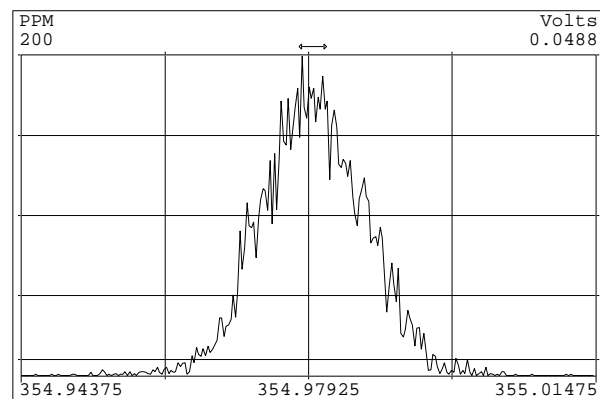
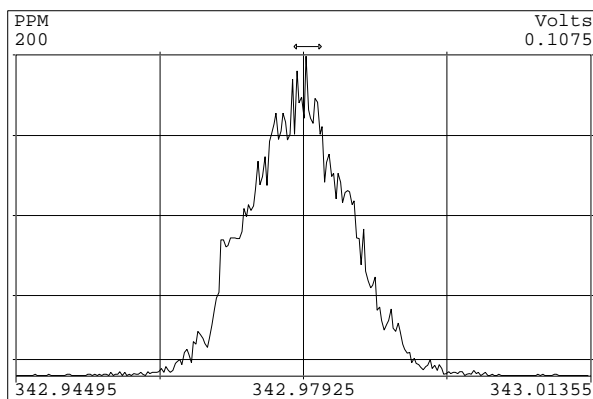
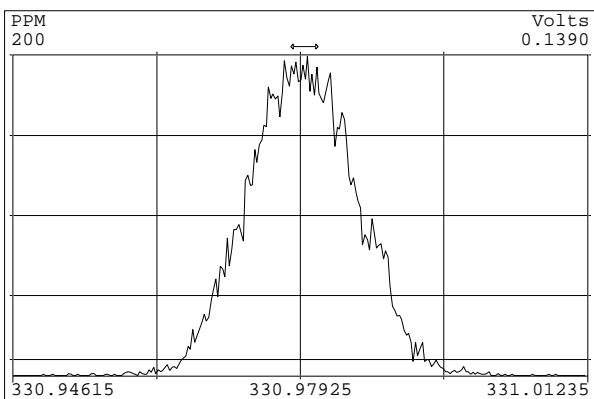
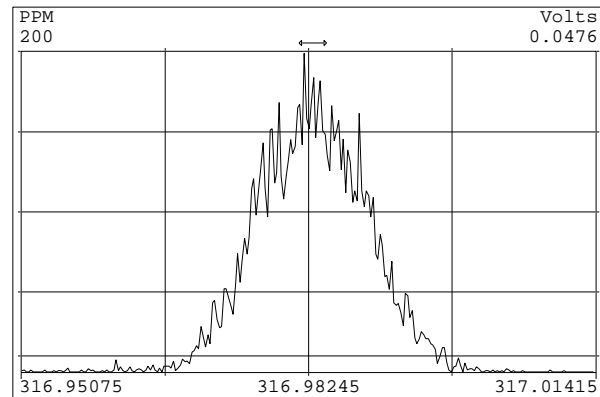
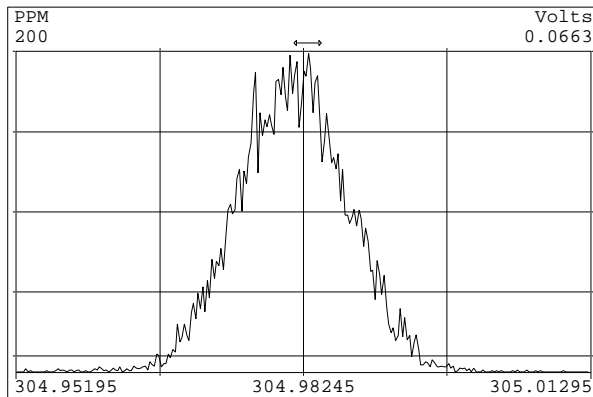
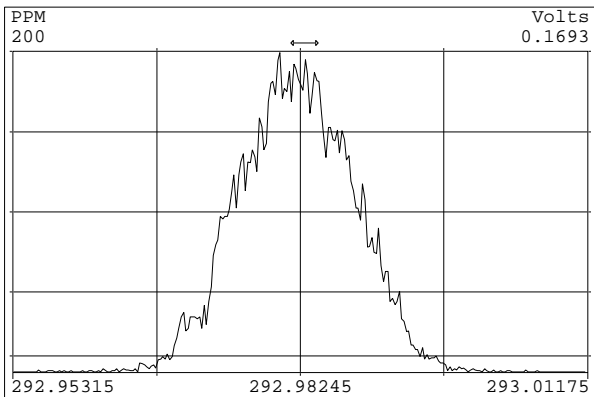


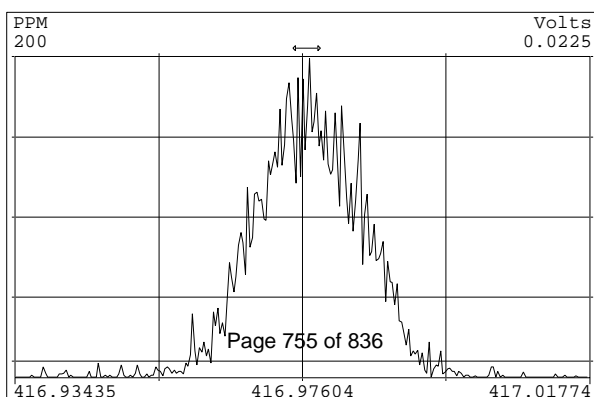
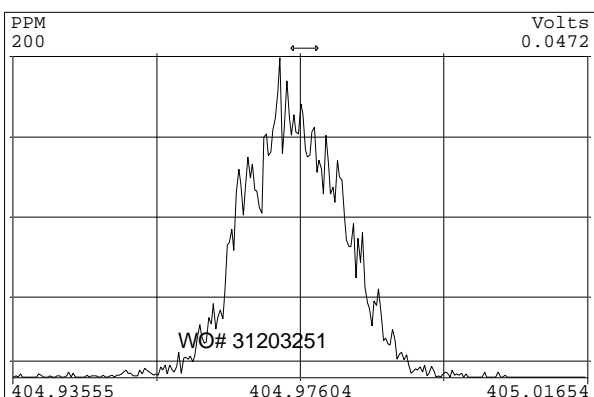
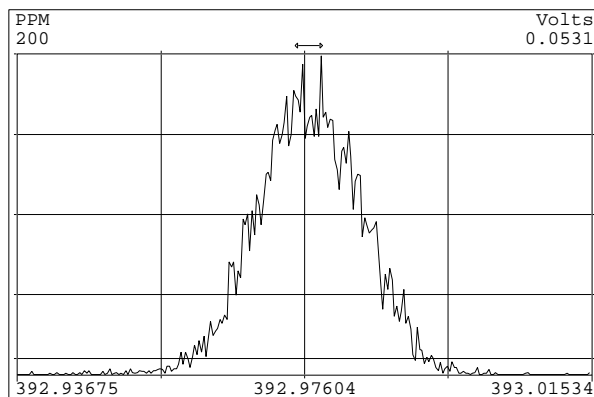
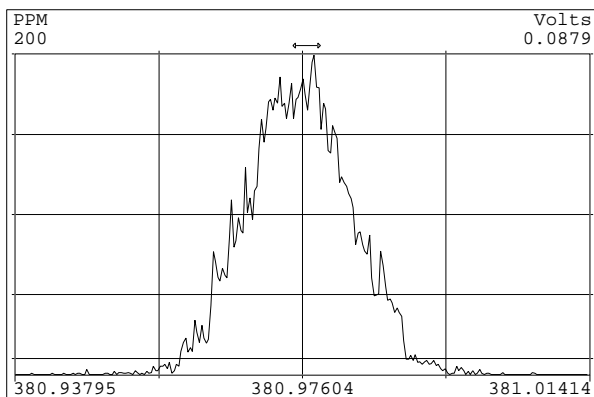
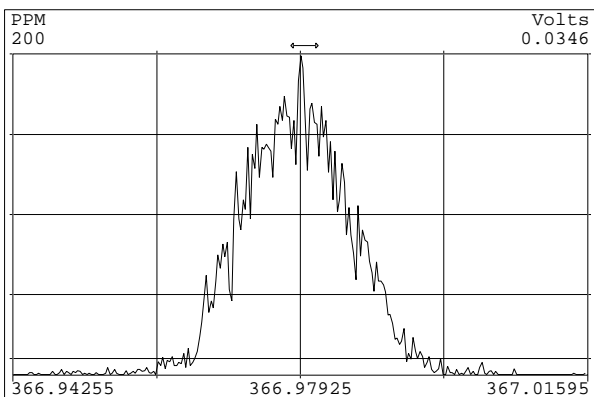
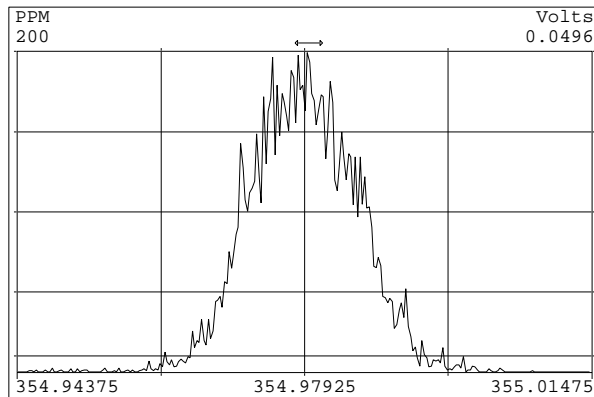
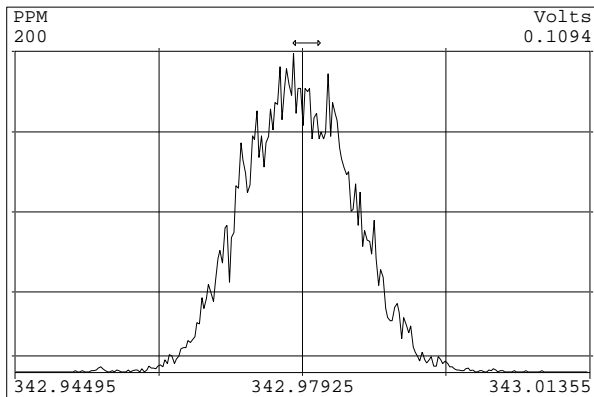
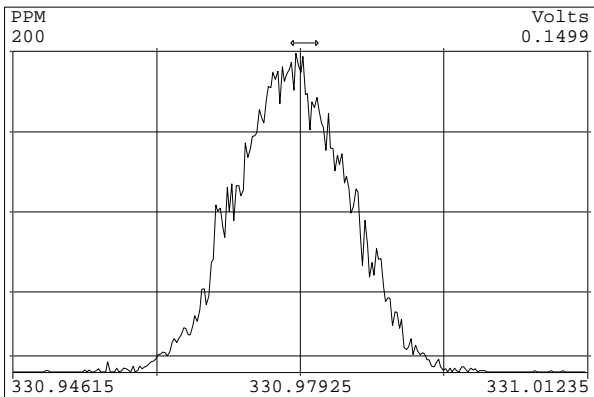


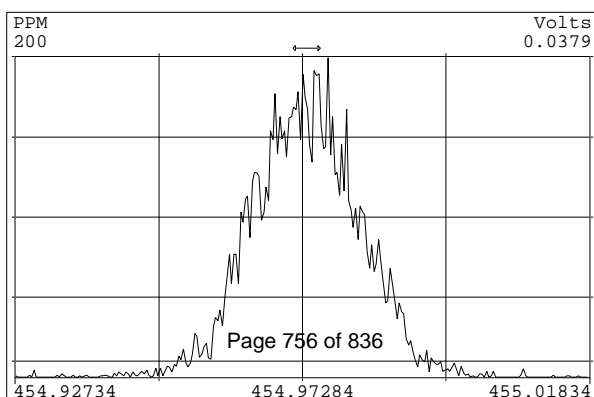
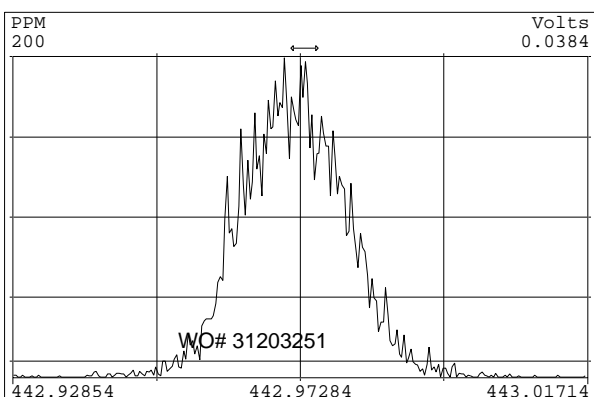
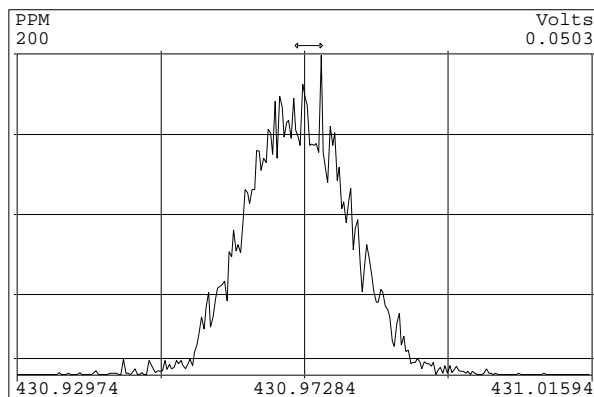
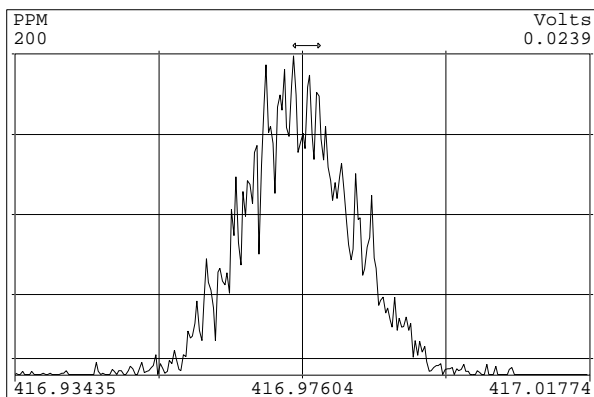
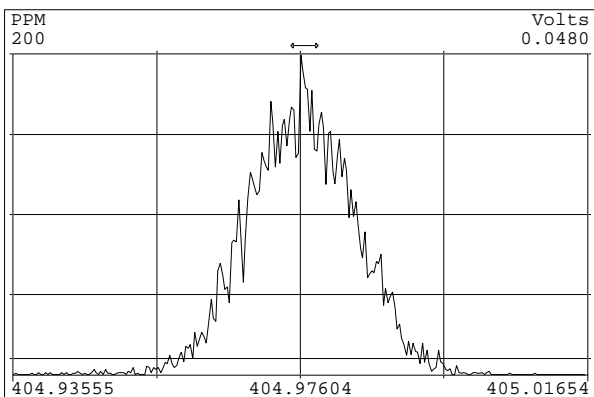
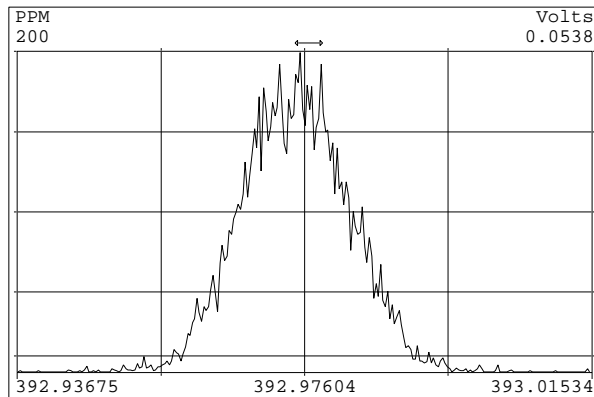
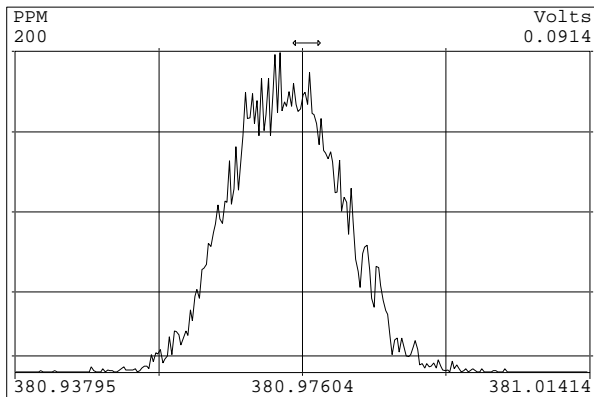
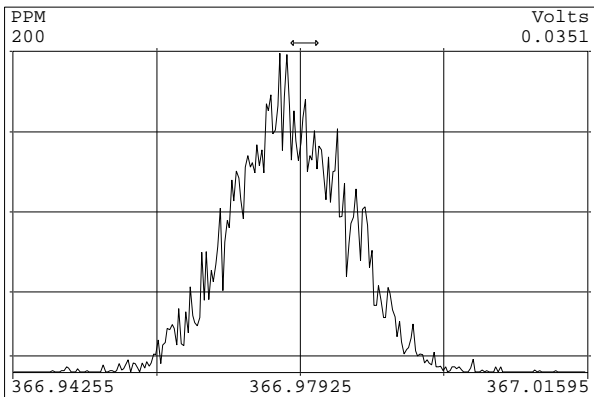


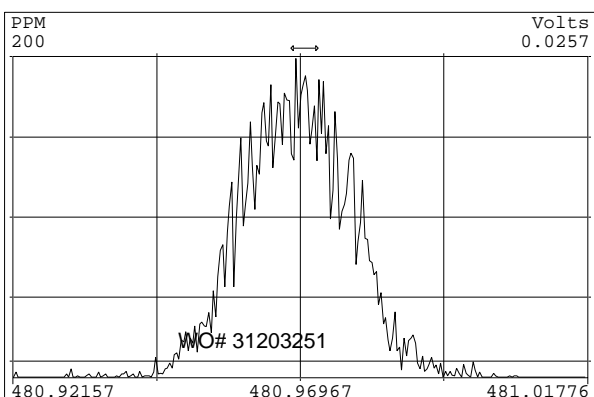
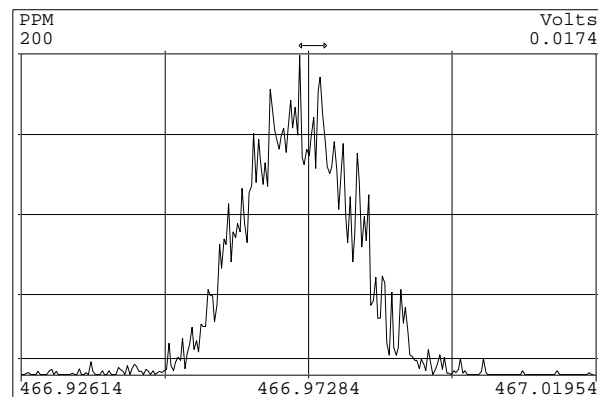
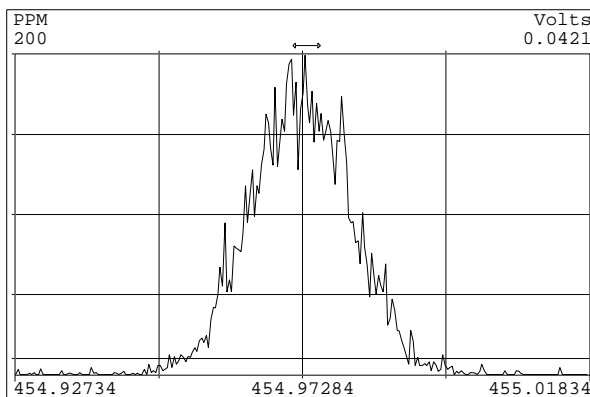
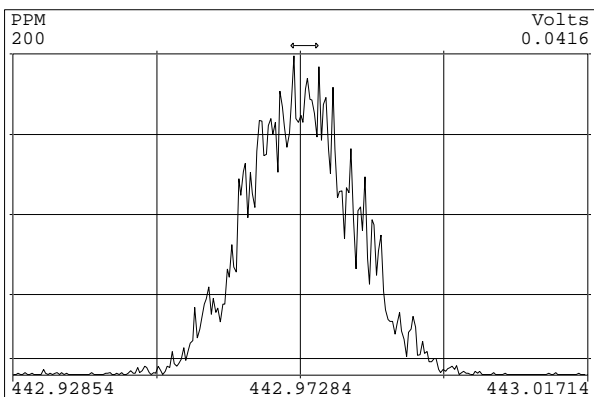
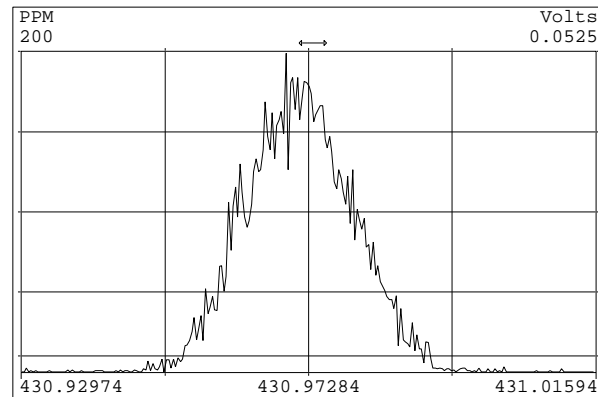
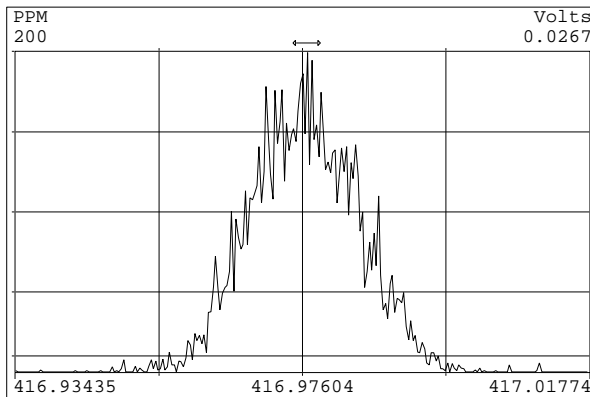
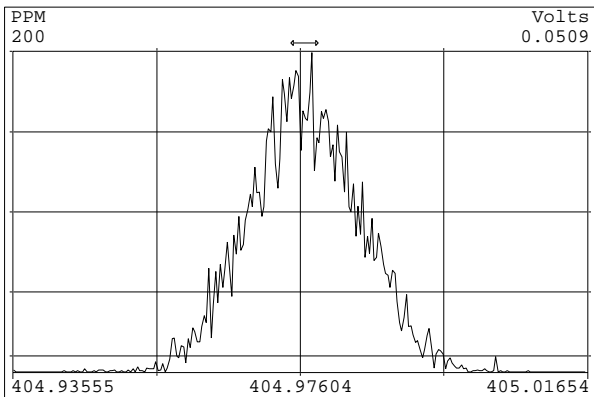


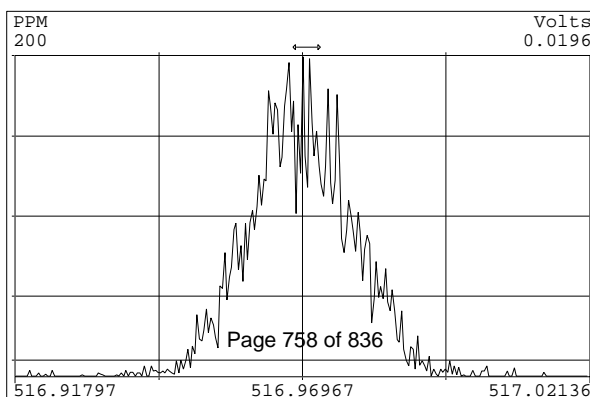
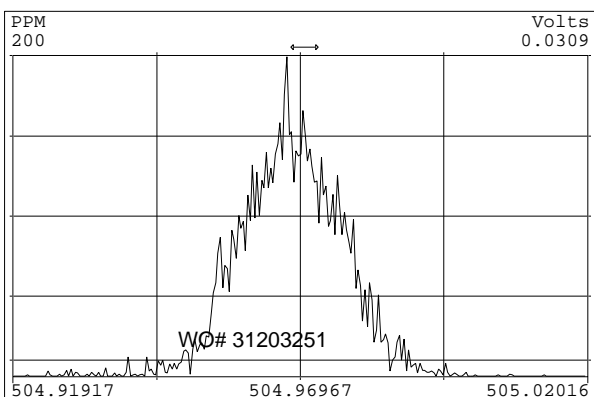
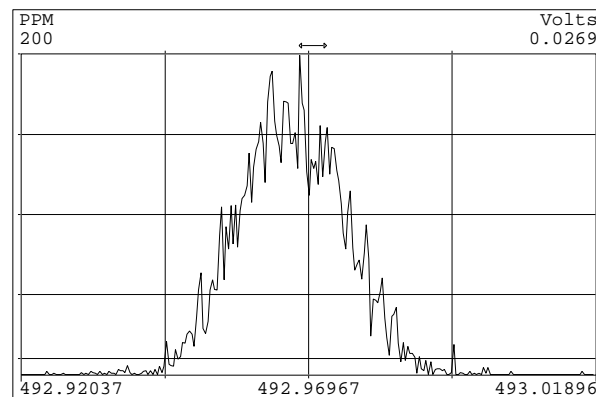
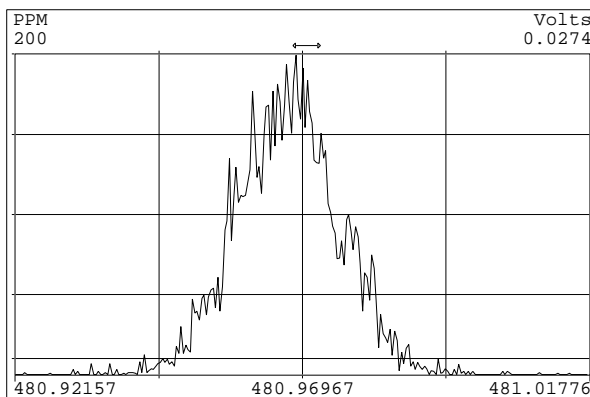
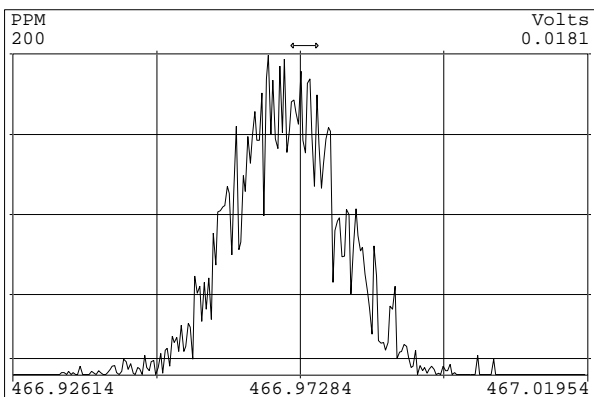
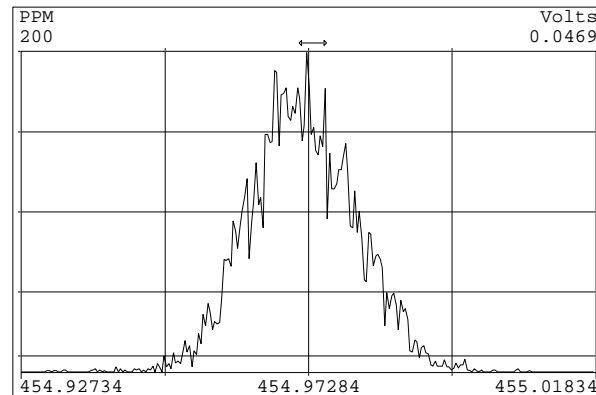
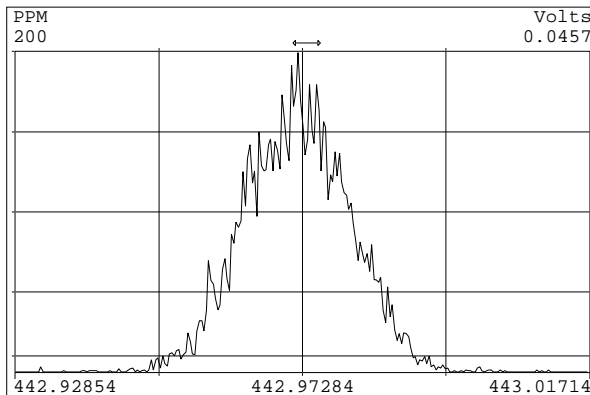
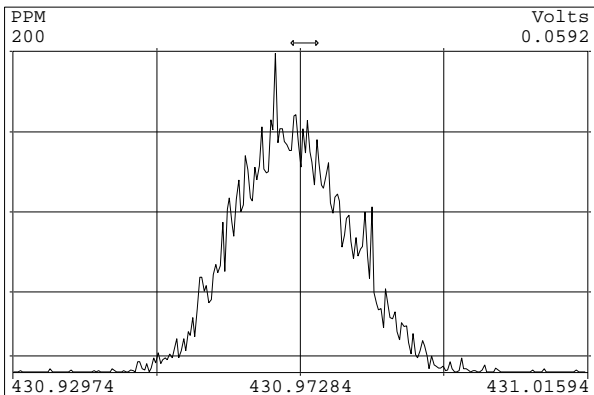












SGS North America, Inc.

Instrument: HRMS3

Data File	Sample ID	Analyst	Acquisition Date/Time	Inj. Vol
c13nov12a-1	VFX Retcon	JHL	2012-11-13 12:10:38	1 uL ✓
c13nov12a-2	Solvent Blank	JHL	2012-11-13 12:46:50	1 uL
c13nov12a-3	31203251001	JHL	2012-11-13 13:22:00	1 uL
c13nov12a-4	31203251002	JHL	2012-11-13 13:57:09	1 uL
c13nov12a-6	31203251004	JHL	2012-11-13 15:07:29	1 uL
c13nov12a-7	31203251005	JHL	2012-11-13 15:42:41	1 uL
c13nov12a-5	31203251003	JHL	2012-11-13 15:56:06	1 uL
c13nov12a-8	31203251005	JHL	2012-11-13 16:36:32	1 uL
c13nov12a-9	31203251001	JHL	2012-11-13 17:11:43	1 uL
c13nov12a-10	31203251002	JHL	2012-11-13 17:46:53	1 uL
c13nov12a-11	31203251006	JHL	2012-11-13 18:22:05	1 uL
c13nov12a-12	31203251007	JHL	2012-11-13 18:58:55	1 uL
c13nov12a-13	31203246004	JHL	2012-11-13 19:34:03	1 uL
c13nov12a-14	31203246001	JHL	2012-11-13 20:09:12	1 uL
c13nov12a-16	Solvent Blank	JHL	2012-11-13 20:45:59	1 uL
c13nov12a-17	VFX Retcon	JHL	2012-11-13 21:22:52	1 uL ✓
c13nov12a-18	Solvent Blank	JHL	2012-11-13 21:58:01	1 uL
c13nov12a-19	31203232001	JHL	2012-11-13 22:33:15	1 uL
c13nov12a-20	31203232002	JHL	2012-11-13 23:08:29	1 uL
c13nov12a-21	31203423001	JHL	2012-11-13 23:43:38	1 uL
c13nov12a-22	31203423002	JHL	2012-11-14 00:18:46	1 uL
c13nov12a-23	AP-Sample-1	JHL	2012-11-14 00:54:01	1 uL
c13nov12a-24	AP-Sample-2	JHL	2012-11-14 01:29:16	1 uL
c13nov12a-25	Solvent Blank	JHL	2012-11-14 02:04:29	1 uL
c13nov12a-26	VFX Retcon	JHL	2012-11-14 02:39:38	1 uL ✓
c13nov12a-27	Solvent Blank	JHL	2012-11-14 03:14:48	1 uL

PRINTED

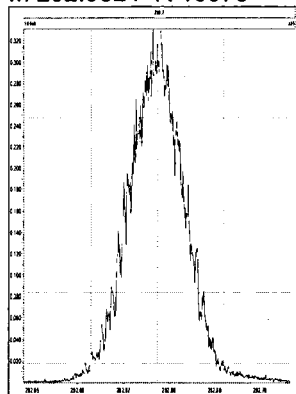
11/14/12

TM 11/14/12

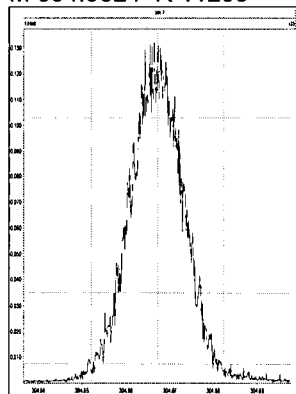
File: Experiment: Dx_VF-XMS_Confirm.exp Reference: Pfk.ref Function: 1 @ 200 (ppm)

Printed: Tuesday, November 13, 2012 12:10:01 Eastern Standard Time

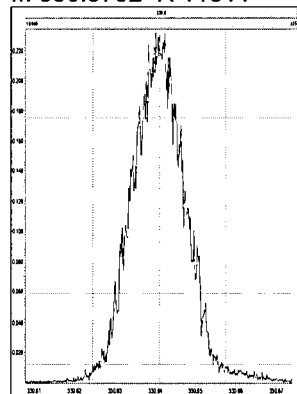
M 292.9824 R 10373



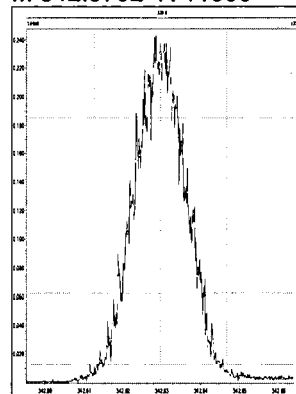
M 304.9824 R 11259



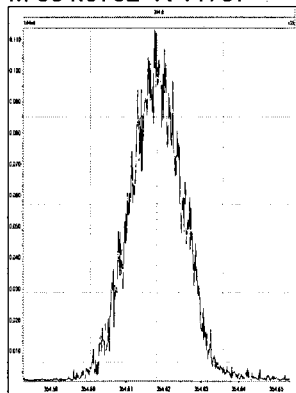
M 330.9792 R 11311



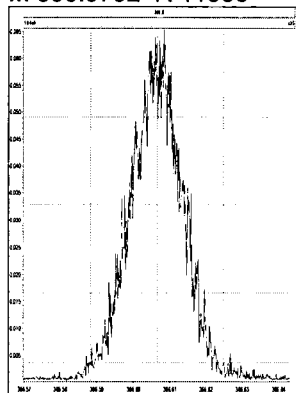
M 342.9792 R 11360



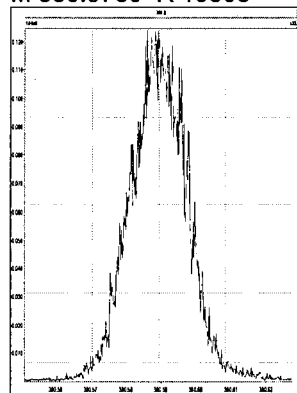
M 354.9792 R 11737



M 366.9792 R 11366

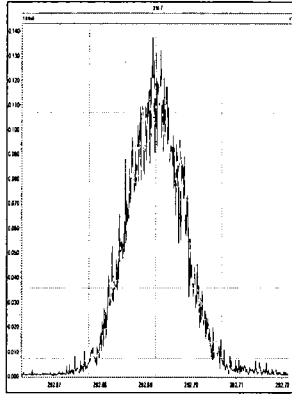


M 380.9760 R 10505

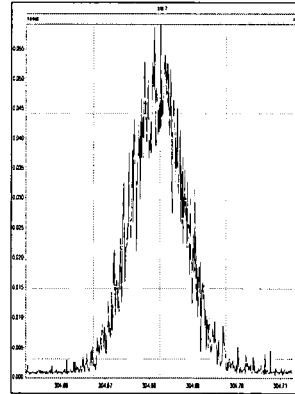


Printed: Tuesday, November 13, 2012 21:22:46 Eastern Standard Time

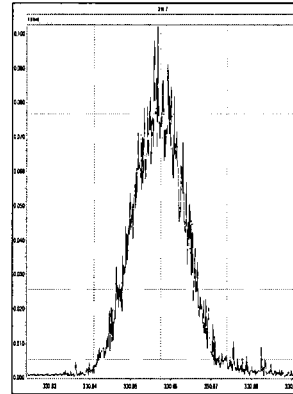
M 292.9824 R 10391



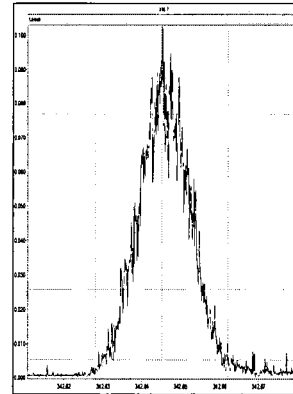
M 304.9824 R 11155



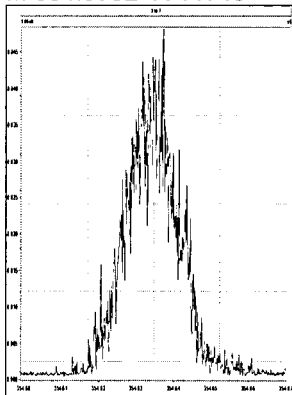
M 330.9792 R 11468



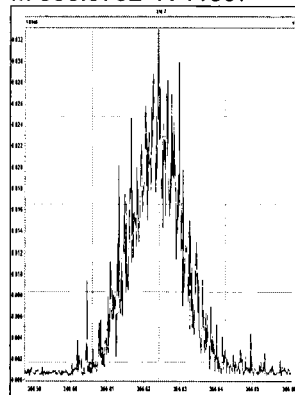
M 342.9792 R 11215



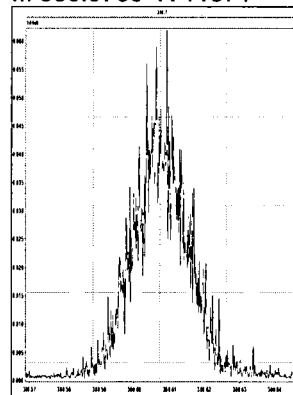
M 354.9792 R 11749



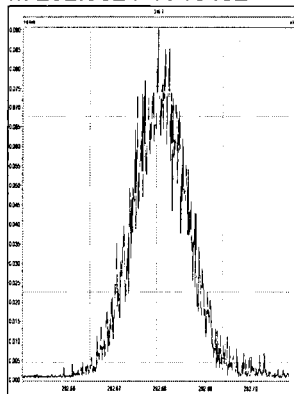
M 366.9792 R 11337



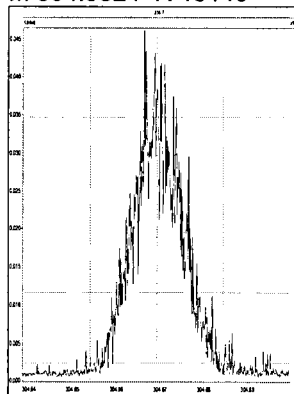
M 380.9760 R 11371



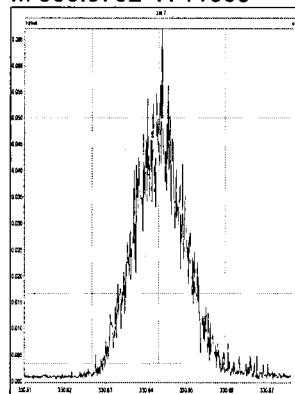
M 292.9824 R 10492



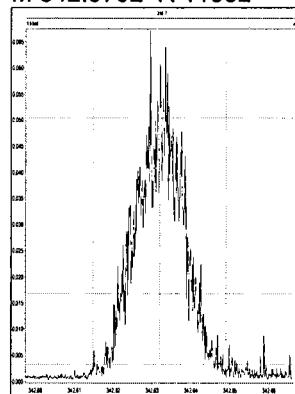
M 304.9824 R 13140



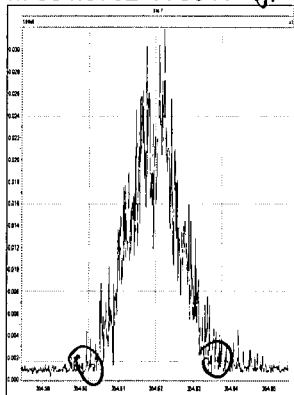
M 330.9792 R 11665



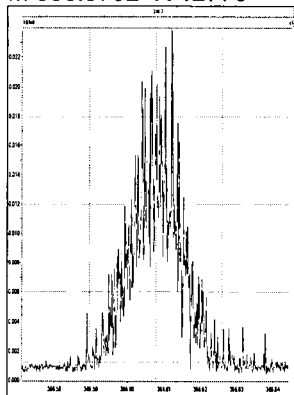
M 342.9792 R 11582



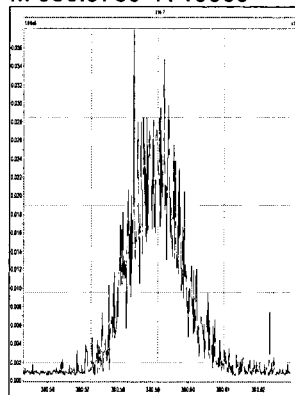
M 354.9792 R 5841 *



M 366.9792 R 12770



M 380.9760 R 10869



SEE ANALYST NOTE

HL 11/14/12

ANALYST NOTE_conf

Ending resolution plot shows mass 354.9792 slightly outside of 10,000. The analyte mass for 2378-TCDF Confirmation analysis is 304.9824 which maintained mass resolution of greater than 10,000 throughout the sequence. Samples show no evidence of mass breakthrough, indicating that the apparent lower resolution did not impact any data and was likely due to a low level of PFK. There is no adverse impact to data quality due to this anomaly. - HL 11/14/2012

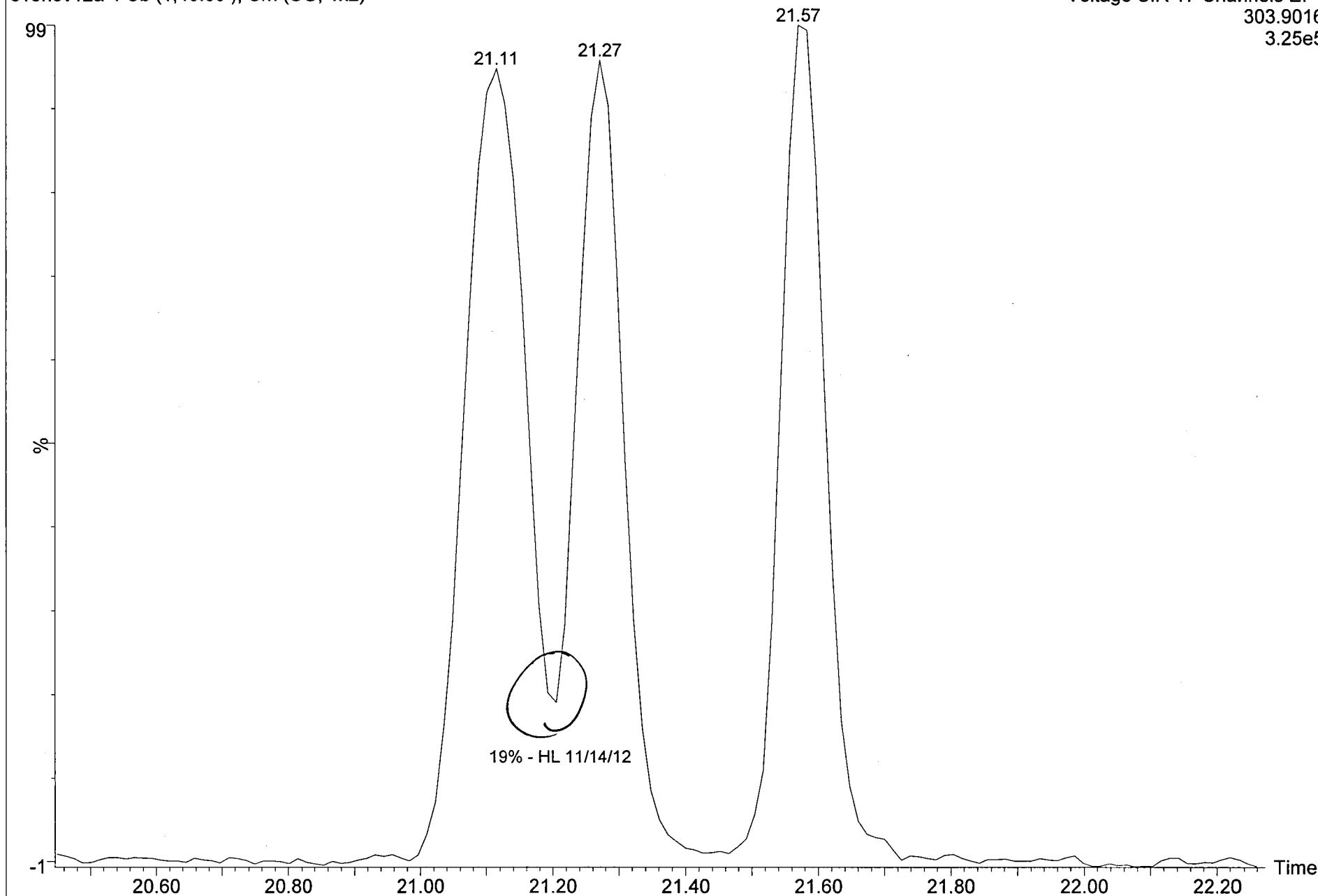
Sample ID: VFX Retcon

Acq: 13-Nov-2012 12:10:38
Exp:Dx_VF-XMS_Confirm

Inst: HRMS3

c13nov12a-1 Sb (1,40.00); Sm (SG, 1x2)

Voltage SIR 17 Channels EI+
303.9016
3.25e5



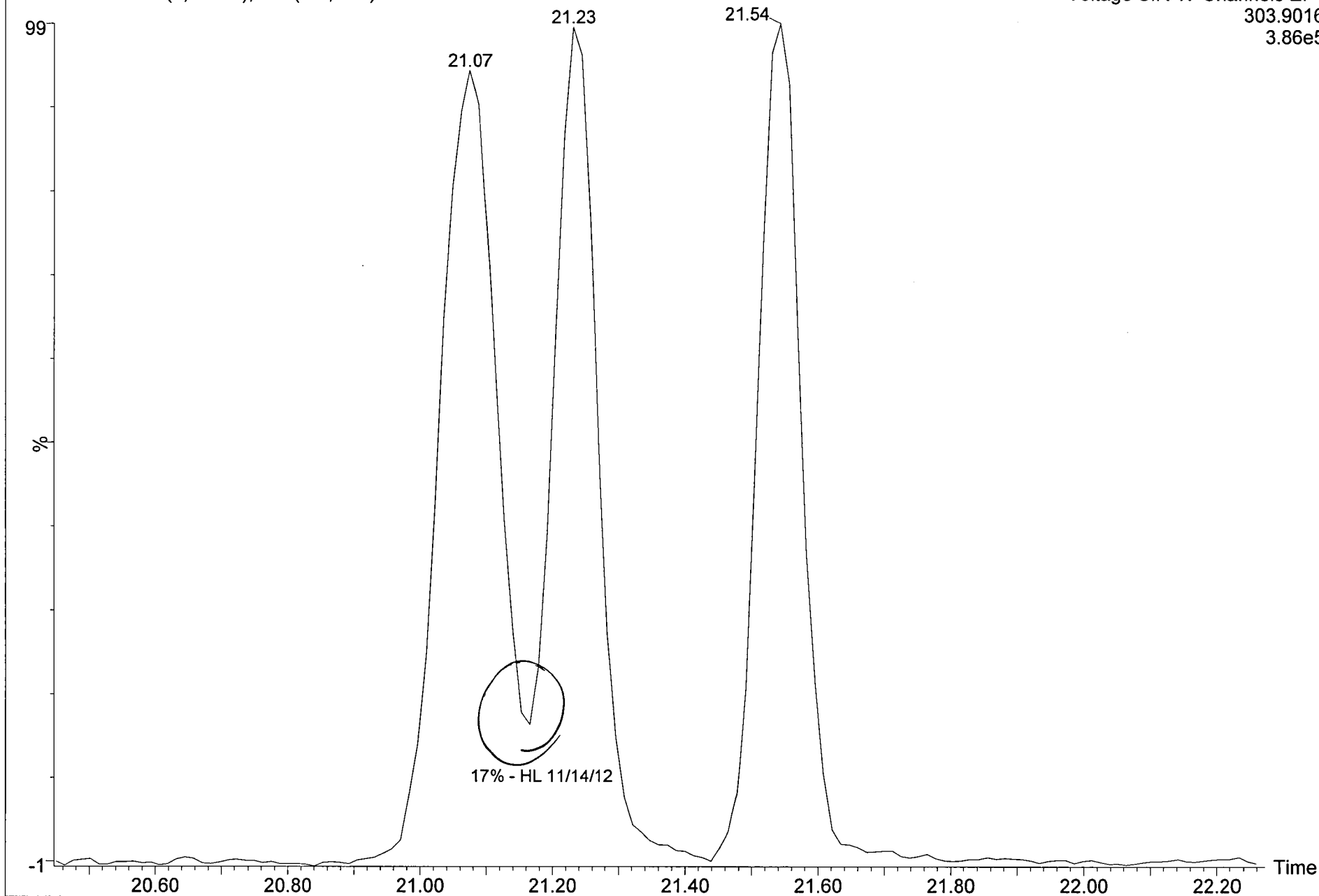
Sample ID: VFX Retcon

Acq: 13-Nov-2012 21:22:52
Exp:Dx_VF-XMS_Confirm

Inst: HRMS3

c13nov12a-17 Sb (1,40.00); Sm (SG, 1x2)

Voltage SIR 17 Channels EI+
303.9016
3.86e5



Sample ID: VFX Retcon

Acq: 14-Nov-2012 02:39:38

Inst: HRMS3

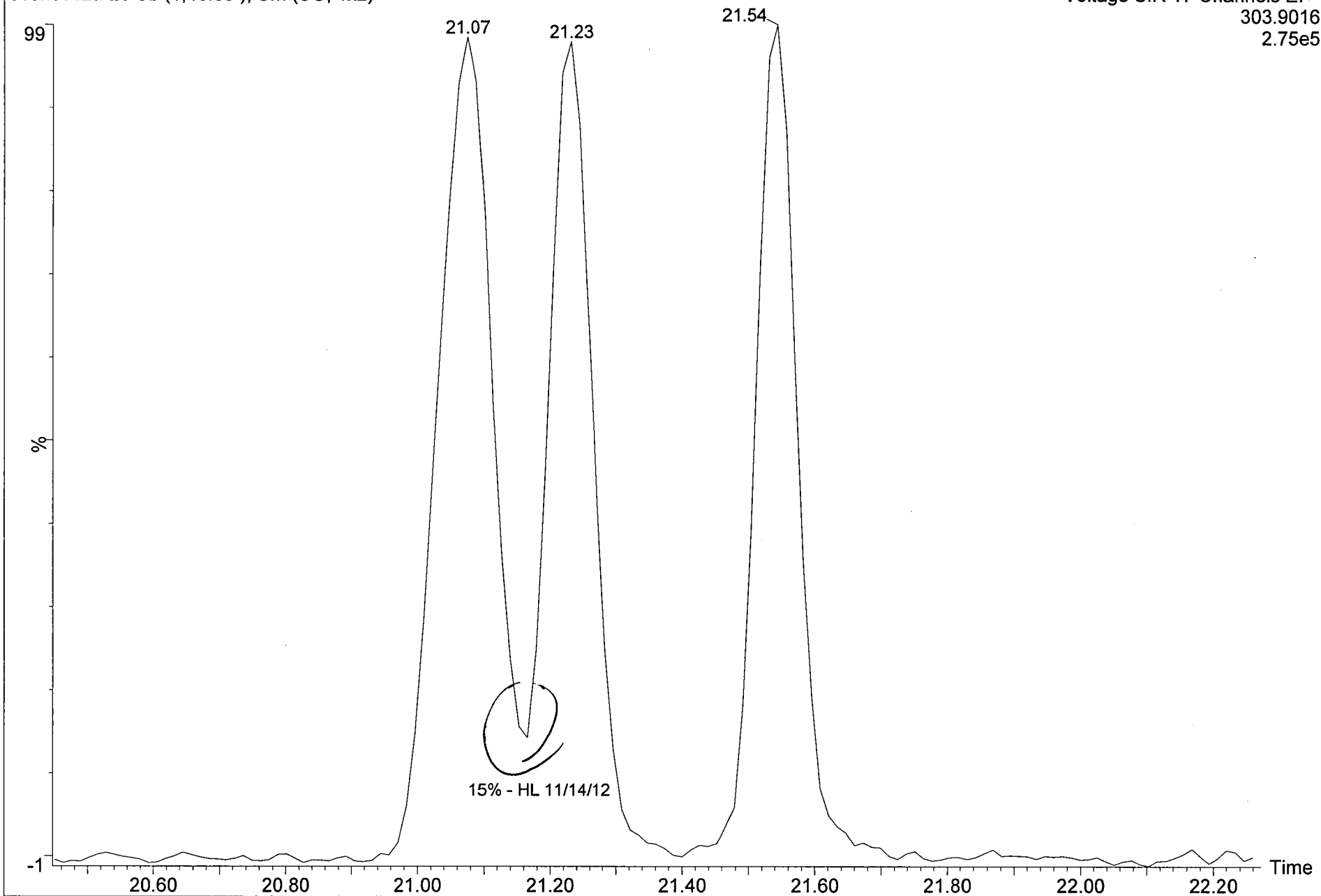
c13nov12a-26 Sb (1,40.00); Sm (SG, 1x2)

Exp:Dx_VF-XMS_Confirm

Voltage SIR 17 Channels EI+

303.9016

2.75e5



Quantify Sample Summary Report

MassLynx 4.1

CF CCAL Summary

Dataset: C:\MassLynx\Default.pro\Concals\Confirms\c13nov12a-Confirms.qld

Last Altered: Wednesday, November 14, 2012 10:17:56 Eastern Standard Time

Printed: Wednesday, November 14, 2012 10:23:07 Eastern Standard Time

Method: C:\MassLynx\Default.PRO\MethDB\VFXms-TCDF_Smooth.mdb 13 Nov 2012 08:24:11

Calibration: C:\MassLynx\Default.PRO\CurveDB\VFXms-100212a_Confirm-TD.cdb 31 Oct 2012 14:37:39

Name: c13nov12a-1

Date: 13-Nov-2012

Time: 12:10:38

ID: VFX Retcon

Instrument:

User: JHL

Pass 1613/8290

	Name	Response	Ion1Area	Ion2Area	RA	RAFail?	RT	Conc	%Dev	RRF	Ical	RRF	EDL	SN1	Height1	Noise1	SN2	Height2	Noise2	M
1	2378-TCDF	5.942e4	2.574e4	3.368e4	0.76	NO	21.27	8.9918	-10.1	1.095	1.218	0.104	178.3	3.095e5	1736	241.9	4.178e5	1727	db	
2	ES:13C-2378-TCDF	5.425e5	2.344e5	3.080e5	0.76	NO	21.24	97.5983	-2.4	1.615	1.655	0.258	809.5	2.941e6	3633	1105.6	3.853e6	3485	bd	
3	JS:13C-1234-TCDD	3.359e5	1.498e5	1.860e5	0.81	NO	21.15	100.0000	0.0	1.000	1.000	0.397	551.7	1.857e6	3366	709.5	2.300e6	3242	bb	
4	Tetrafurans		1.449e5	-	-	-		50.4395			1.218	0.104		1.984e6	1736	-	-	-	-	
5	F1 Lock Mass														113514					

Quantify Sample Report MassLynx 4.1

CF CCAL Summary

Dataset: C:\MassLynx\Default.pro\Concals\Confirms\c13nov12a-Confirms.qld

Last Altered: Wednesday, November 14, 2012 10:17:56 Eastern Standard Time

Printed: Wednesday, November 14, 2012 10:23:07 Eastern Standard Time

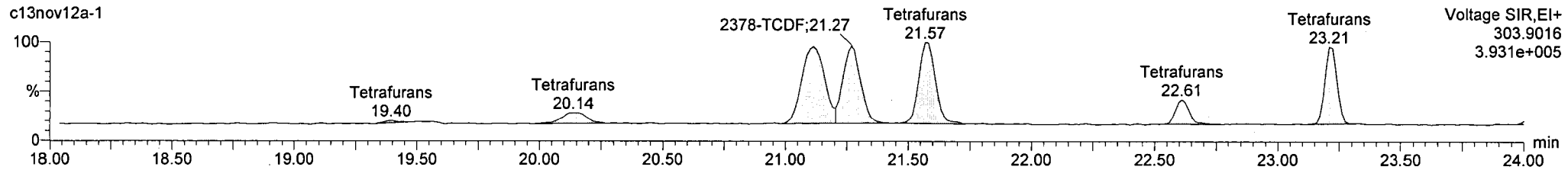
Method: C:\MassLynx\Default.PRO\MethDB\VFXms-TCDF_Smooth.mdb 13 Nov 2012 08:24:11

Calibration: C:\MassLynx\Default.PRO\CurveDB\VFXms-100212a_Confirm-TD.cdb 31 Oct 2012 14:37:39

Name: c13nov12a-1, ID: VFX Retcon, User: JHL, Instrument:

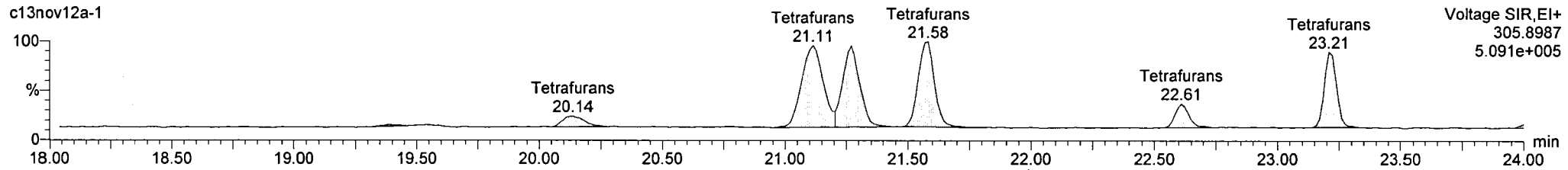
TCDF

c13nov12a-1



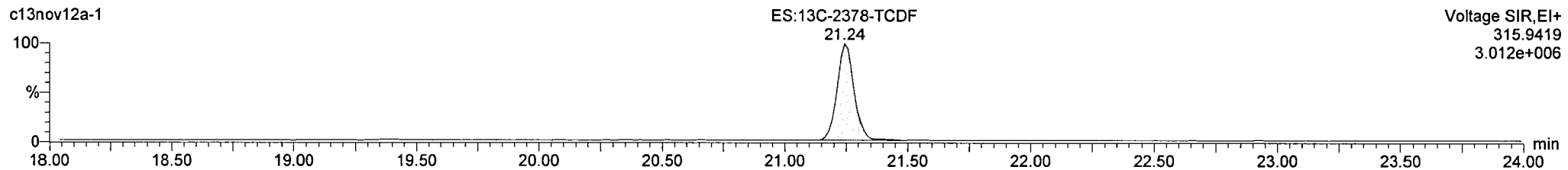
TCDF

c13nov12a-1



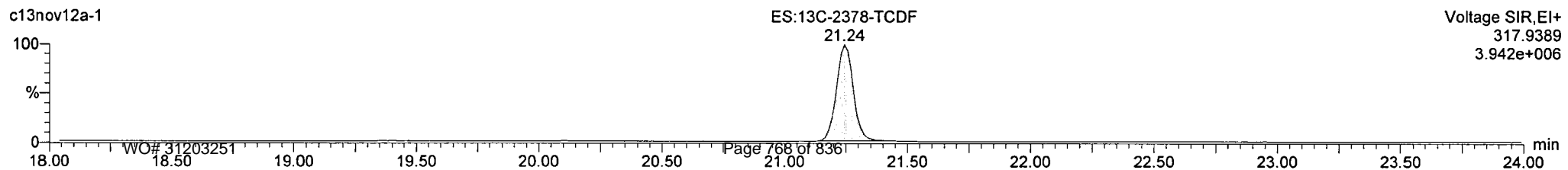
13C-TCDF

c13nov12a-1



13C-TCDF

c13nov12a-1



Dataset: C:\MassLynx\Default.pro\Concals\Confirms\c13nov12a-Confirms.qld

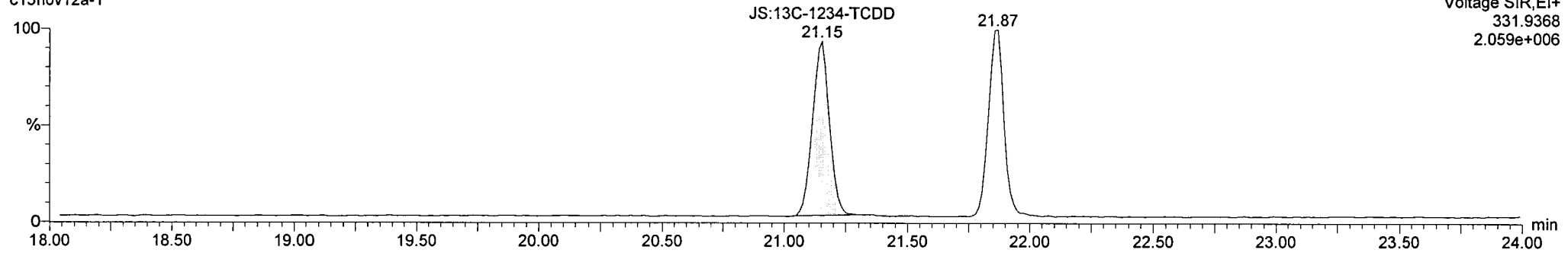
Last Altered: Wednesday, November 14, 2012 10:17:56 Eastern Standard Time

Printed: Wednesday, November 14, 2012 10:23:07 Eastern Standard Time

Name: c13nov12a-1, ID: VFX Retcon, User: JHL, Instrument:

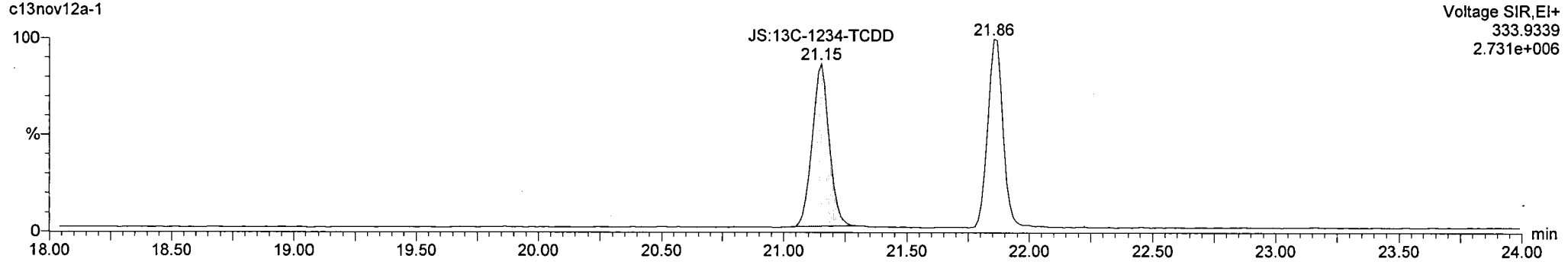
13C-TCDD

c13nov12a-1



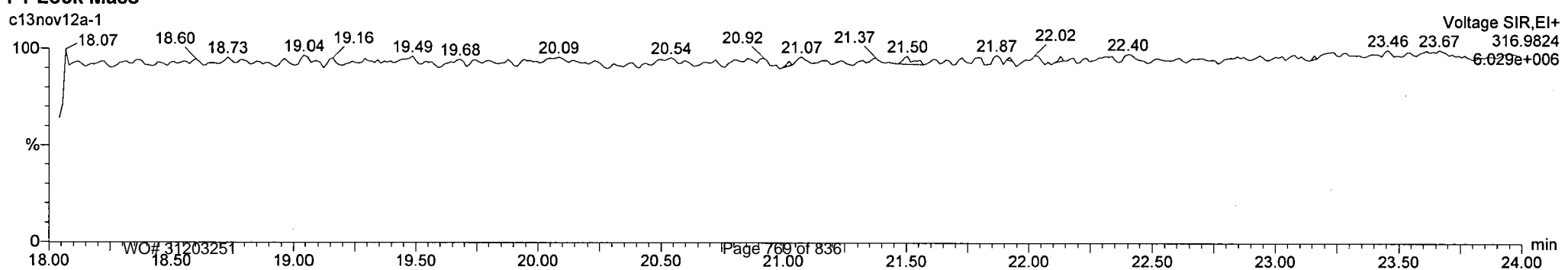
13C-TCDD

c13nov12a-1



F1 Lock Mass

c13nov12a-1



Quantify Sample Summary Report

MassLynx 4.1

CF CCAL Summary

Dataset: C:\MassLynx\Default.pro\Concals\Confirms\c13nov12a-Confirms.qld

Last Altered: Wednesday, November 14, 2012 10:17:56 Eastern Standard Time

Printed: Wednesday, November 14, 2012 10:23:11 Eastern Standard Time

Method: C:\MassLynx\Default.PRO\MethDB\VFXms-TCDF_Smooth.mdb 13 Nov 2012 08:24:11

Calibration: C:\MassLynx\Default.PRO\CurveDB\VFXms-100212a_Confirm-TD.cdb 31 Oct 2012 14:37:39

Name: c13nov12a-17/

Date: 13-Nov-2012

Time: 21:22:52 /

ID: VFX Retcon

Instrument:

User: JHL

Pass 1613/8290

	Name	Response	Ion1Area	Ion2Area	RA	RAFail?	RT	Cont	%Dev	RRF	Ical	RRF	EDL	SN1	Height1	Noise1	SN2	Height2	Noise2	M
1	2378-TCDF	6.950e4	3.041e4	3.909e4	0.78	NO	21.23	9.1686	-8.3	1.117	1.218	0.100	196.8	3.836e5	1949	252.0	4.708e5	1868	db	
2	ES:13C-2378-TCDF	6.224e5	2.719e5	3.504e5	0.78	NO	21.20	99.8397	-0.2	1.652	1.655	0.243	900.7	3.431e6	3810	1167.5	4.423e6	3789	bb	
3	JS:13C-1234-TCDD	3.766e5	1.651e5	2.115e5	0.78	NO	21.11	100.0000	0.0	1.000	1.000	0.401	529.9	2.069e6	3905	688.7	2.522e6	3662	bb	
4	Tetrafurans		1.570e5	-	-	-		47.2940			1.218	0.100		2.220e6	1949					
5	F1 Lock Mass														74767					

Quantify Sample Report
CF CCAL Summary

MassLynx 4.1

Dataset: C:\MassLynx\Default.pro\Concals\Confirms\c13nov12a-Confirms.qld

Last Altered: Wednesday, November 14, 2012 10:17:56 Eastern Standard Time

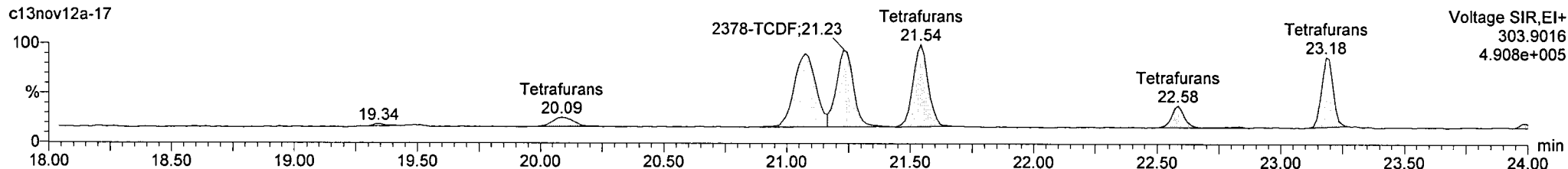
Printed: Wednesday, November 14, 2012 10:23:11 Eastern Standard Time

Method: C:\MassLynx\Default.PRO\MethDB\VFXms-TCDF_Smooth.mdb 13 Nov 2012 08:24:11
Calibration: C:\MassLynx\Default.PRO\CurveDB\VFXms-100212a_Confirm-TD.cdb 31 Oct 2012 14:37:39

Name: c13nov12a-17, ID: VFX Retcon, User: JHL, Instrument:

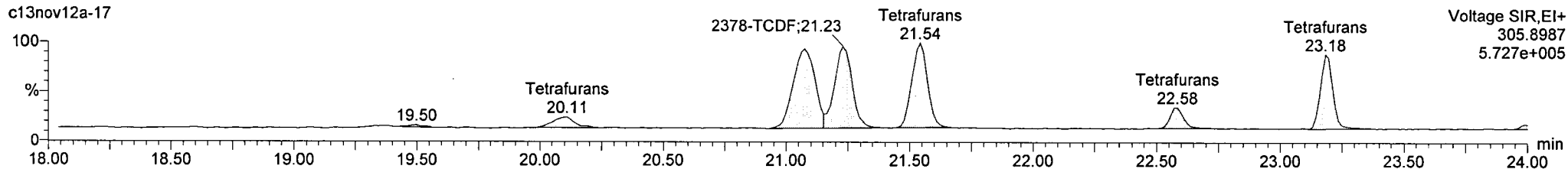
TCDF

c13nov12a-17



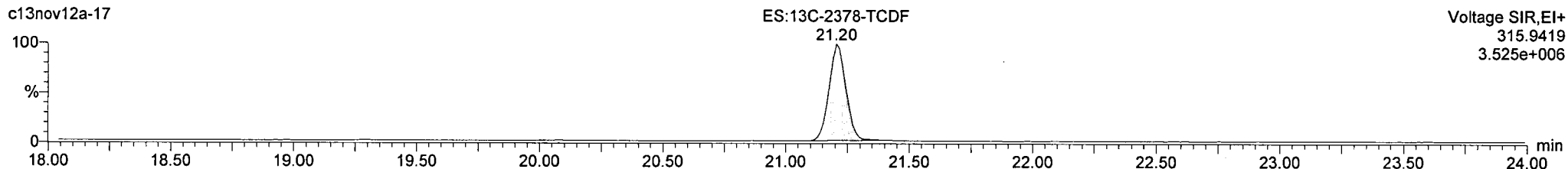
TCDF

c13nov12a-17



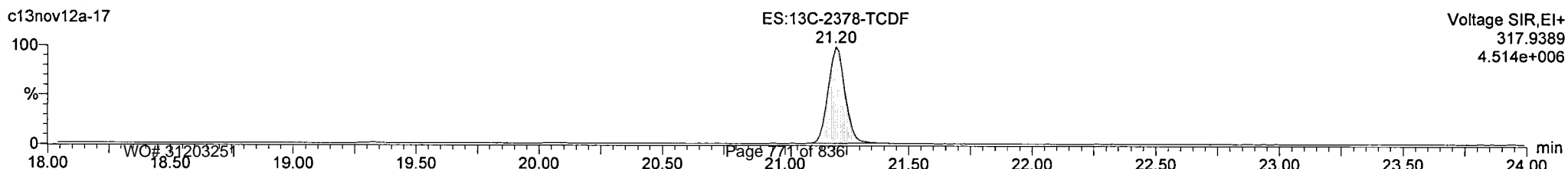
13C-TCDF

c13nov12a-17



13C-TCDF

c13nov12a-17



Dataset: C:\MassLynx\Default.pro\Concals\Confirms\c13nov12a-Confirms.qld

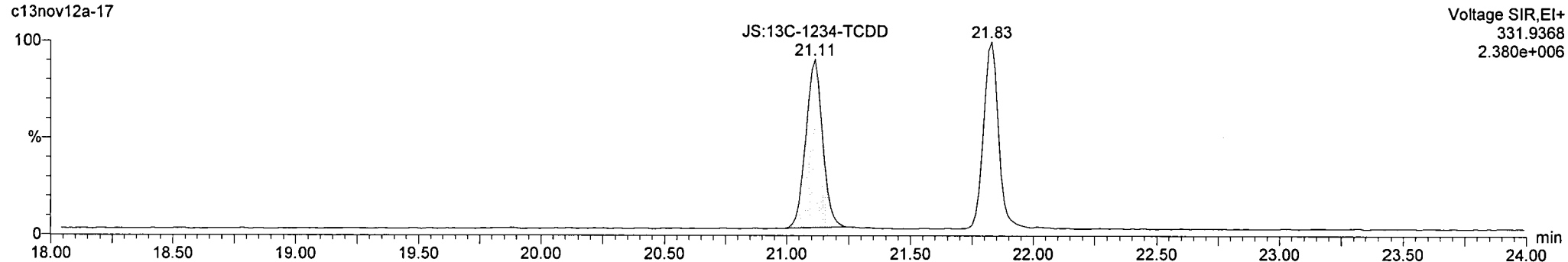
Last Altered: Wednesday, November 14, 2012 10:17:56 Eastern Standard Time

Printed: Wednesday, November 14, 2012 10:23:11 Eastern Standard Time

Name: c13nov12a-17, ID: VFX Retcon, User: JHL, Instrument:

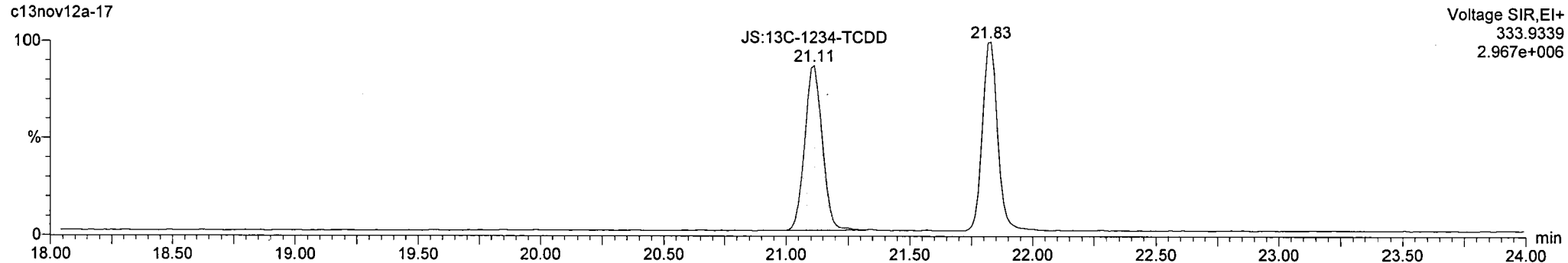
13C-TCDD

c13nov12a-17



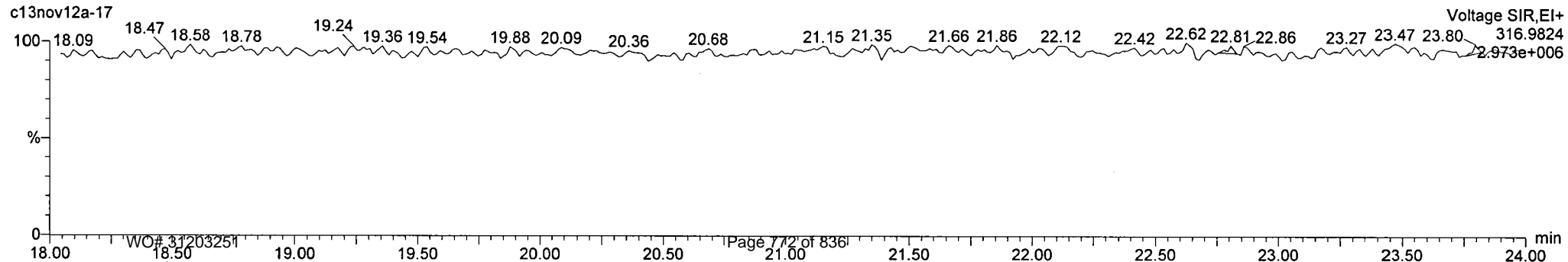
13C-TCDD

c13nov12a-17



F1 Lock Mass

c13nov12a-17



Quantify Sample Summary Report

MassLynx 4.1

CF CCAL Summary

Dataset: C:\MassLynx\Default.pro\Concals\Confirms\c13nov12a-Confirms.qld

Last Altered: Wednesday, November 14, 2012 10:17:56 Eastern Standard Time

Printed: Wednesday, November 14, 2012 10:23:15 Eastern Standard Time

Method: C:\MassLynx\Default.PRO\MethDB\VFXms-TCDF_Smooth.mdb 13 Nov 2012 08:24:11

Calibration: C:\MassLynx\Default.PRO\CurveDB\VFXms-100212a_Confirm-TD.cdb 31 Oct 2012 14:37:39

Name: c13nov12a-26

Date: 14-Nov-2012

Time: 02:39:38

ID: VFX Retcon

Instrument:

User: JHL

Pass 10/13/1290

	Name	Response	Ion1Area	Ion2Area	RA	RAFail?	RT	Conc	%Dev	RRF	Ical	RRF	EDL	SN1	Height1	Noise1	SN2	Height2	Noise2	M
1	2378-TCDF	4.770e4	2.126e4	2.643e4	0.80	NO	21.23	8.9995	-10.0	1.096	1.218	0.131	145.9	2.698e5	1850	212.2	3.534e5	1666	db	
2	ES:13C-2378-TCDF	4.351e5	1.895e5	2.456e5	0.77	NO	21.20	107.2771	7.3	1.775	1.655	0.335	722.1	2.402e6	3327	954.3	3.152e6	3303	bb	
3	JS:13C-1234-TCDD	2.451e5	1.083e5	1.367e5	0.79	NO	21.10	100.0000	-0.0	1.000	1.000	0.585	369.0	1.320e6	3577	509.3	1.737e6	3410	bb	
4	Tetrafurans		1.158e5	-	-	-		49.2301			1.218	0.131		1.647e6	1850	-	-	-	-	
5	F1 Lock Mass			-	-	-									72669	-	-	-	-	

Quantify Sample Report MassLynx 4.1
CF CCAL Summary

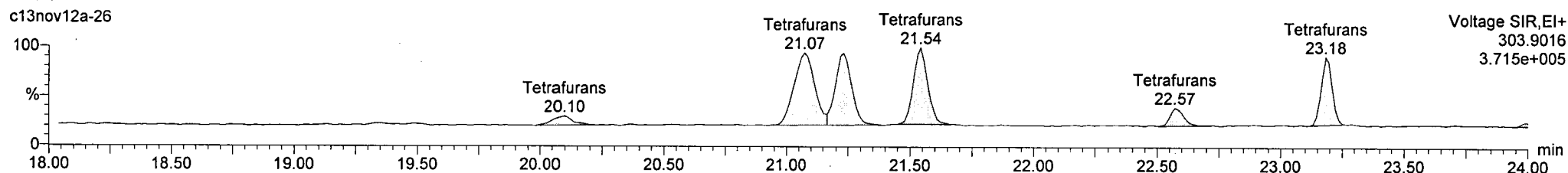
Dataset: C:\MassLynx\Default.pro\Concals\Confirms\c13nov12a-Confirms.qld

Last Altered: Wednesday, November 14, 2012 10:17:56 Eastern Standard Time
Printed: Wednesday, November 14, 2012 10:23:15 Eastern Standard Time

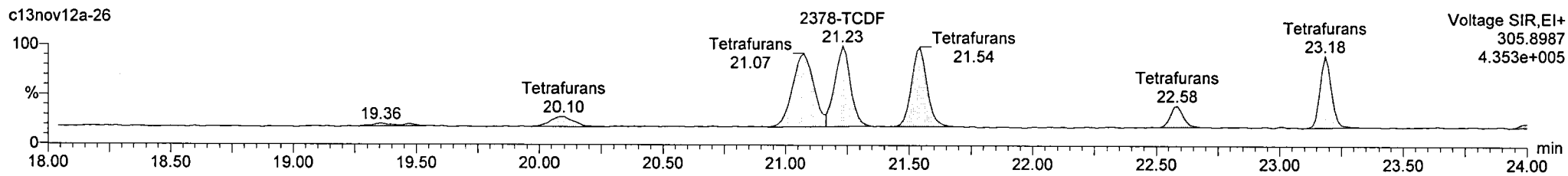
Method: C:\MassLynx\Default.PRO\MethDB\VFXms-TCDF_Smooth.mdb 13 Nov 2012 08:24:11
Calibration: C:\MassLynx\Default.PRO\CurveDB\VFXms-100212a_Confirm-TD.cdb 31 Oct 2012 14:37:39

Name: c13nov12a-26, ID: VFX Retcon, User: JHL, Instrument:

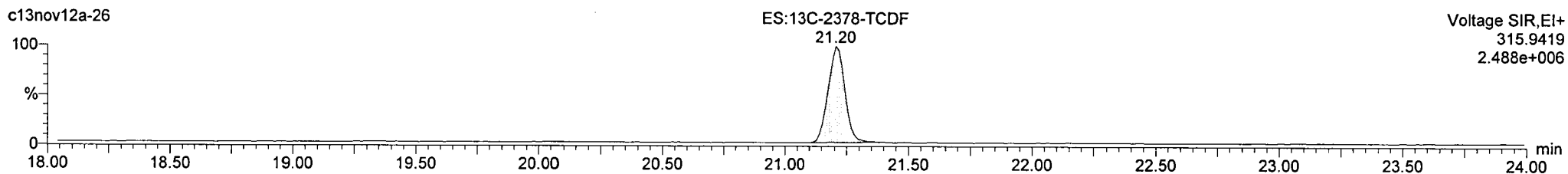
TCDF



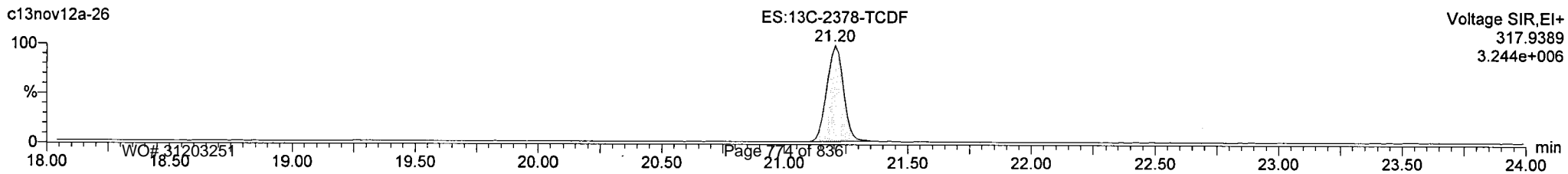
TCDF



13C-TCDF



13C-TCDF



Quantify Sample Report
CF CCAL Summary

MassLynx 4.1

Dataset: C:\MassLynx\Default.pro\Concals\Confirms\c13nov12a-Confirms.qld

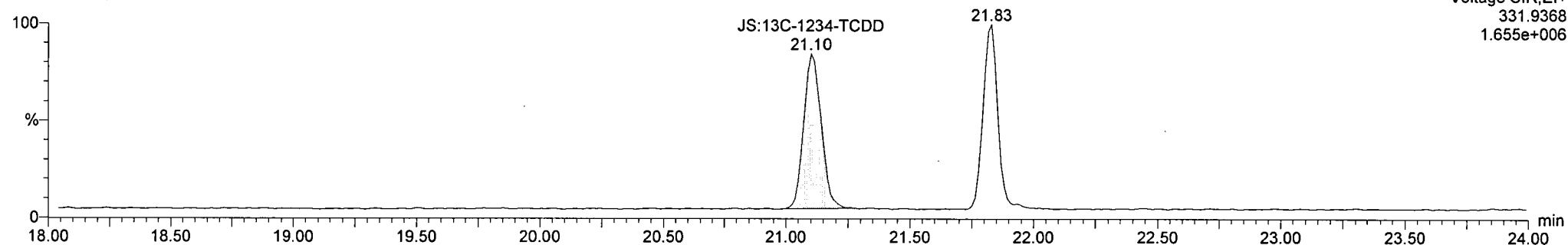
Last Altered: Wednesday, November 14, 2012 10:17:56 Eastern Standard Time

Printed: Wednesday, November 14, 2012 10:23:15 Eastern Standard Time

Name: c13nov12a-26, ID: VFX Retcon, User: JHL, Instrument:

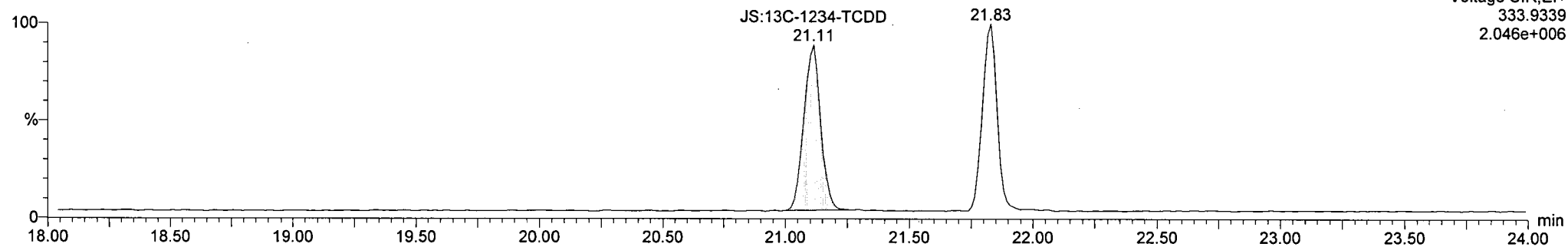
13C-TCDD

c13nov12a-26



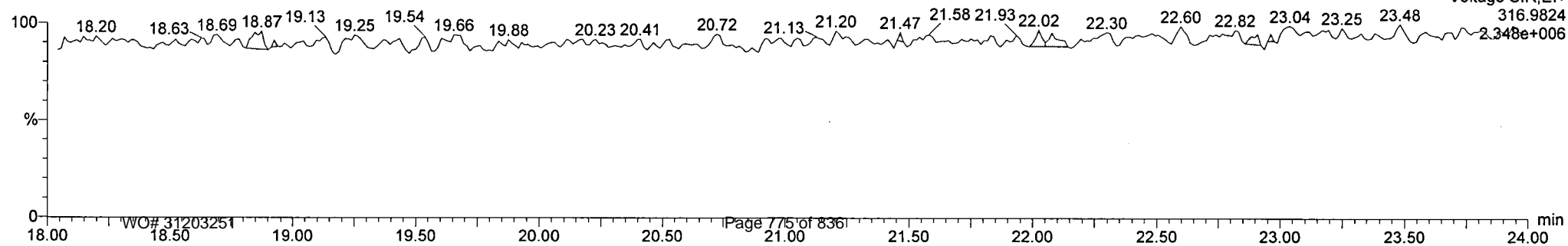
13C-TCDD

c13nov12a-26



F1 Lock Mass

c13nov12a-26



Instrument: MM7 (AutoSpec-Premier)

MS Experiment: pcb-2012-01

GC Program: pcb90_a

#	Datafile	Vial#	Lab ID	Wt/Vol	Client/Sample ID	Analyst(s)	Checkcode	Acq Date	Acq Time
1	121024X18	Tray1:06	CS3_121024_PCB_XC	1.00	RETCON S40-92	LKB, CEM	494-860	24-Oct-2012	19:26:19
2	121024X19	Tray1:29	OPR1_10237_PCB	1.00	0_10237_OPR001	LKB, CEM	021-361	24-Oct-2012	20:20:20
3	121024X20	Tray1:02	SBS_121024_PCB_XJ	1.00	SIL 9-41-1	LKB, CEM	992-919	24-Oct-2012	21:14:24
4	121024X21	Tray1:30	MB1_10237_PCB_SDS	10.04	Method Blank	LKB, CEM	023-197	24-Oct-2012	22:08:27
5	121024X22	Tray1:31	A4723_10237_PCB_004	10.14	JW-EA09-SS38-120507	LKB, CEM	074-233	24-Oct-2012	23:02:30
6	121024X23	Tray1:32	A4723_10237_PCB_005	10.09	JW-EA09-SS37-120507	LKB, CEM	985-278	24-Oct-2012	23:56:33

REVIEWED
By Tamara_Morgan at 10:46 am, 10/31/12

REVIEWED
By Chris Mimms at 11:07 am, Oct 30, 2012

PCB QC Summary

SGS Analytical Perspectives

Processed: 30-Oct-2012 10:31

Lab ID: CS3_121024_PCB_XC
 Acquired: 24-OCT-2012 19:26
 Datafile: 121024X18

ICAL: MM7_PCB_07132012_25JUL12

Name	RT	Response	RA	ICAL	RRF	Dev'n
PCB-77 33'44'-TeCB	30.11	1.21E+08	0.76 Y	1.13	1.00	-11.9%
PCB-81 344'5'-TeCB	29.65	1.14E+08	0.76 Y	1.13	0.99	-12.5%
PCB-105 233'44'-PeCB	33.05	1.11E+08	0.62 Y	1.09	1.09	-0.3%
PCB-114 2344'5'-PeCB	32.52	1.18E+08	0.62 Y	1.16	1.17	0.6%
PCB-118 23'44'5'-PeCB	32.07	1.15E+08	0.62 Y	1.11	1.10	-0.7%
PCB-123 2'344'5'-PeCB	31.80	1.22E+08	0.62 Y	1.19	1.21	1.8%
PCB-126 33'44'5'-PeCB	35.65	9.02E+07	0.62 Y	1.06	0.97	-8.5%
PCB-156/157 233'44'5'/233'44'5'	38.16	1.96E+08	1.22 Y	1.11	1.04	-6.2%
PCB-167 23'44'55'-HxCB	37.21	1.04E+08	1.22 Y	1.14	1.08	-5.4%
PCB-169 33'44'55'-HxCB	40.88	9.51E+07	1.23 Y	1.11	1.05	-5.8%
PCB-189 233'44'55'-HpCB	42.99	8.03E+07	1.04 Y	1.06	1.01	-4.1%
PCB-209 DeCB	47.92	5.50E+07	1.18 Y	1.07	1.14	6.0%
ES PCB-1	10.41	2.76E+08	3.11 Y	1.08	0.98	-9.3%
ES PCB-3	12.42	3.02E+08	3.15 Y	1.08	1.08	-0.6%
ES PCB-4	12.63	1.84E+08	1.58 Y	0.49	0.65	33.8%
ES PCB-15	17.88	3.13E+08	1.56 Y	1.11	1.11	0.2%
ES PCB-19	15.41	1.76E+08	1.07 Y	0.55	0.63	12.9%
ES PCB-37	23.91	2.73E+08	1.08 Y	1.64	1.53	-6.2%
ES PCB-54	18.11	1.72E+08	0.79 Y	0.94	0.97	2.7%
ES PCB-77	30.09	2.43E+08	0.79 Y	1.35	1.36	1.2%
ES PCB-81	29.63	2.32E+08	0.79 Y	1.29	1.30	1.3%
ES PCB-104	22.86	1.65E+08	1.62 Y	0.99	1.02	3.2%
ES PCB-105	33.02	2.03E+08	1.61 Y	1.23	1.26	2.0%
ES PCB-114	32.49	2.03E+08	1.62 Y	1.25	1.26	0.9%
ES PCB-118	32.05	2.10E+08	1.63 Y	1.28	1.30	1.6%
ES PCB-123	31.77	2.01E+08	1.61 Y	1.22	1.25	2.4%
ES PCB-126	35.63	1.86E+08	1.57 Y	1.20	1.15	-3.9%
ES PCB-153	-	-	-	-	-	-
ES PCB-155	27.70	2.00E+08	1.30 Y	1.50	1.48	-1.1%
ES PCB-156/157	38.15	3.77E+08	1.31 Y	1.45	1.39	-4.3%
ES PCB-167	37.19	1.93E+08	1.31 Y	1.49	1.43	-4.4%
ES PCB-169	40.86	1.82E+08	1.31 Y	1.40	1.34	-4.4%
ES PCB-170	-	-	-	-	-	-
ES PCB-180	-	-	-	-	-	-
ES PCB-188	32.49	1.41E+08	1.08 Y	1.18	1.05	-11.3%
ES PCB-189	42.97	1.59E+08	1.05 Y	1.49	1.52	2.0%
ES PCB-202	36.98	1.35E+08	0.91 Y	1.14	1.00	-12.4%
ES PCB-205	45.11	1.33E+08	0.90 Y	1.20	1.27	5.5%
ES PCB-206	46.56	9.64E+07	0.79 Y	0.87	0.92	6.1%
ES PCB-208	42.57	1.36E+08	0.80 Y	1.19	1.30	9.0%
ES PCB-209	47.90	9.68E+07	1.20 Y	1.00	0.93	-7.7%

PCB QC Summary

SGS Analytical Perspectives

Processed: 30-Oct-2012 10:31

Lab ID: CS3_121024_PCB_XC
 Acquired: 24-OCT-2012 19:26
 Datafile: 121024X18

ICAL: MM7_PCB_07132012_25JUL12

Name	RT	Response	RA	ICAL	RRF	Dev'n
SS PCB-28	20.49	2.77E+08	1.04 Y	1.07	1.02	-5.4%
SS PCB-111	30.15	2.09E+08	1.62 Y	1.01	1.04	3.4%
SS PCB-178	35.04	9.04E+07	1.08 Y	0.63	0.64	1.8%
CS PCB-28	20.49	2.77E+08	1.04 Y	1.76	1.56	-11.3%
CS PCB-111	30.15	2.09E+08	1.62 Y	1.23	1.30	5.9%
CS PCB-178	35.04	9.04E+07	1.08 Y	0.74	0.67	-9.7%
JS PCB-9	14.43	2.81E+08	1.55 Y	-	-	-
JS PCB-52	22.05	1.78E+08	0.79 Y	-	-	-
JS PCB-101	27.87	1.61E+08	1.60 Y	-	-	-
JS PCB-138	34.66	1.35E+08	1.29 Y	-	-	-
JS PCB-194	44.72	1.05E+08	0.91 Y	-	-	-
PCB-1 2-MoCB	10.42	1.18E+08	3.13 Y	1.03	0.86	-16.8%
PCB-3 4-MoCB	12.43	1.30E+08	3.16 Y	1.04	0.86	-17.5%
PCB-4 22'-DiCB	12.65	9.57E+07	1.57 Y	1.17	1.04	-10.8%
PCB-15 44'-DiCB	17.89	1.43E+08	1.57 Y	1.08	0.91	-15.7%
PCB-19 22'6'-TrCB	15.43	8.76E+07	1.08 Y	1.09	1.00	-8.8%
PCB-37 344'-TrCB	23.93	1.35E+08	1.03 Y	1.10	0.99	-10.1%
PCB-54 22'66'-TeCB	18.13	1.01E+08	0.80 Y	1.21	1.18	-2.7%
PCB-104 22'466'-PeCB	22.88	9.47E+07	0.64 Y	1.25	1.15	-8.6%
PCB-155 22'44'66'-HxCB	27.72	1.08E+08	1.27 Y	1.09	1.07	-1.4%
PCB-188 22'34'566'-HpCB	32.52	7.51E+07	1.07 Y	1.03	1.06	2.7%
PCB-202 22'33'55'66'-OcCB	37.01	6.17E+07	0.91 Y	0.91	0.92	0.1%
PCB-205 233'44'55'6'-OcCB	45.13	6.74E+07	0.91 Y	1.09	1.02	-6.6%
PCB-208 22'33'455'66'-NoCB	42.59	6.24E+07	0.77 Y	1.02	0.92	-9.5%
PCB-206 22'33'44'55'6'-NoCB	46.58	4.46E+07	0.77 Y	0.98	0.93	-5.3%

PCB QC Summary - Ax2 Detail

Processed: 30-Oct-2012 10:31

Lab ID: CS3_121024_PCB_XC
 Acquired: 24-OCT-2012 19:26
 Datafile: 121024X18

ICAL: MM7_PCB_07132012_25JUL12

Name	RT	Response	RA		RRF	
PCB-1 2-MoCB	10.42	1.18E+08	3.13 Y	1.03	-	-
PCB-2 3-MoCB	12.27	1.29E+08	3.17 Y	1.04	0.85	-18.2%
PCB-3 4-MoCB	12.43	1.30E+08	3.16 Y	1.04	-	-
PCB-4 22'-DiCB	12.65	9.57E+07	1.57 Y	1.17	-	-
PCB-10 26-DiCB	12.81	1.49E+08	1.58 Y	1.83	1.63	-11.1%
PCB-9 25-DiCB	14.44	1.13E+08	1.56 Y	0.89	0.72	-19.2%
PCB-7 24-DiCB	14.59	1.31E+08	1.59 Y	1.02	0.84	-18.5%
PCB-6 23'-DiCB	14.80	1.23E+08	1.55 Y	0.95	0.79	-17.0%
PCB-5 23-DiCB	15.07	1.23E+08	1.57 Y	0.97	0.79	-19.2%
PCB-8 24'-DiCB	15.18	1.29E+08	1.57 Y	0.98	0.82	-16.2%
PCB-14 35-DiCB	16.63	1.52E+08	1.56 Y	1.16	0.97	-16.2%
PCB-11 33'-DiCB	17.36	1.33E+08	1.56 Y	1.00	0.85	-14.9%
PCB-13/12 34'-/34-DiCB	17.63	2.73E+08	1.56 Y	1.02	0.87	-14.4%
PCB-15 44'-DiCB	17.89	1.43E+08	1.57 Y	1.08	-	-
PCB-19 22'6-TrCB	15.43	8.76E+07	1.08 Y	1.09	-	-
PCB-30/18 246-/22'5-TrCB	17.08	2.42E+08	1.07 Y	1.46	1.38	-5.8%
PCB-17 22'4-TrCB	17.45	1.05E+08	1.08 Y	1.25	1.19	-4.7%
PCB-27 23'6-TrCB	17.63	1.40E+08	1.08 Y	1.69	1.60	-5.7%
PCB-24 236-TrCB	17.75	1.37E+08	1.07 Y	1.63	1.56	-4.3%
PCB-16 22'3-TrCB	17.83	7.93E+07	1.08 Y	0.95	0.90	-5.4%
PCB-32 24'6-TrCB	18.29	1.49E+08	1.07 Y	1.79	1.69	-5.3%
PCB-34 2'35-TrCB	19.40	1.15E+08	1.02 Y	1.05	0.84	-19.6%
PCB-23 235-TrCB	19.53	1.22E+08	1.01 Y	1.06	0.90	-15.3%
PCB-26/29 23'5-/245-TrCB	19.81	2.50E+08	1.01 Y	1.09	0.92	-15.5%
PCB-25 23'4-TrCB	19.99	1.26E+08	1.02 Y	1.07	0.92	-14.1%
PCB-31 24'5-TrCB	20.26	1.32E+08	1.01 Y	1.11	0.97	-13.0%
PCB-28/20 244'-/233'-TrCB	20.52	2.53E+08	1.02 Y	1.07	0.93	-13.1%
PCB-21/33 234'-/2'34-TrCB	20.69	2.63E+08	1.02 Y	1.09	0.96	-11.7%
PCB-22 234'-TrCB	21.05	1.21E+08	1.01 Y	1.02	0.89	-12.5%
PCB-36 33'5-TrCB	22.40	1.38E+08	1.02 Y	1.13	1.01	-10.4%
PCB-39 34'5-TrCB	22.70	1.42E+08	1.03 Y	1.17	1.04	-10.7%
PCB-38 345-TrCB	23.20	1.26E+08	1.01 Y	1.03	0.93	-10.3%
PCB-35 33'4-TrCB	23.59	1.28E+08	1.03 Y	1.04	0.94	-9.8%
PCB-37 344'-TrCB	23.93	1.35E+08	1.03 Y	1.10	-	-
PCB-54 22'66'-TeCB	18.13	1.01E+08	0.80 Y	1.21	-	-
PCB-50/53 22'46-/22'56'TeCB	20.03	1.79E+08	0.79 Y	0.86	0.77	-9.9%
PCB-45 22'36'-TeCB	20.57	7.45E+07	0.78 Y	0.73	0.64	-12.1%
PCB-51 22'46'-TeCB	20.65	9.40E+07	0.79 Y	0.88	0.81	-7.8%
PCB-46 22'36'-TeCB	20.84	7.30E+07	0.80 Y	0.70	0.63	-9.5%
PCB-52 22'55'-TeCB	22.07	8.91E+07	0.79 Y	0.84	0.77	-8.9%
PCB-73 23'5'6TeCB	22.20	1.16E+08	0.79 Y	1.09	1.00	-7.8%

Lab ID: CS3_121024_PCB_XC
 Acquired: 24-OCT-2012 19:26
 Datafile: 121024X18

ICAL: MM7_PCB_07132012_25JUL12

Name	RT	Response	RA		RRF	
PCB-43 22'35'-TeCB	22.28	7.81E+07	0.80 Y	0.72	0.67	-6.9%
PCB-69/49 23'46'-/22'45'TeCB	22.48	2.19E+08	0.80 Y	1.01	0.94	-7.0%
PCB-48 22'45'-TeCB	22.74	9.02E+07	0.79 Y	0.85	0.78	-8.5%
PCB-44/47/65 22'35'-/22'44'-	22.95	2.86E+08	0.79 Y	0.89	0.82	-7.5%
PCB-59/62/75 233'6'-/2346-/24	23.21	3.69E+08	0.80 Y	1.14	1.06	-6.8%
PCB-42 22'34'-TeCB	23.36	8.47E+07	0.79 Y	0.77	0.73	-5.3%
PCB-41 22'34'-TeCB	23.68	7.71E+07	0.79 Y	0.73	0.66	-8.6%
PCB-71/40 23'4'6'/22'33'-TeCB	23.78	1.84E+08	0.80 Y	0.87	0.79	-8.2%
PCB-64 234'6'-TeCB	23.98	1.32E+08	0.80 Y	1.24	1.14	-8.1%
PCB-72 23'55'-TeCB	24.70	1.07E+08	0.78 Y	1.14	0.92	-19.2%
PCB-68 23'45'-TeCB	24.95	1.22E+08	0.76 Y	1.21	1.06	-12.7%
PCB-57 233'5'-TeCB	25.30	1.08E+08	0.77 Y	1.11	0.93	-16.0%
PCB-58 233'5'-TeCB	25.50	1.09E+08	0.78 Y	1.10	0.94	-14.9%
PCB-67 23'45'-TeCB	25.65	1.14E+08	0.77 Y	1.16	0.98	-15.3%
PCB-63 234'5'-TeCB	25.87	1.21E+08	0.78 Y	1.22	1.04	-14.1%
PCB-61/70/74/76 2345-/23'4'5	26.15	4.53E+08	0.77 Y	1.13	0.98	-13.6%
PCB-66 23'44'-TeCB	26.43	1.09E+08	0.81 Y	1.08	0.94	-12.8%
PCB-55 233'4'-TeCB	26.56	1.05E+08	0.73 Y	1.10	0.90	-17.6%
PCB-56 233'4'-TeCB	26.98	1.04E+08	0.77 Y	1.06	0.89	-15.2%
PCB-60 2344'-TeCB	27.17	1.10E+08	0.77 Y	1.11	0.95	-14.5%
PCB-80 33'55'-TeCB	27.54	1.24E+08	0.78 Y	1.25	1.07	-14.3%
PCB-79 33'45'-TeCB	28.81	1.24E+08	0.76 Y	1.23	1.07	-13.3%
PCB-78 33'45'-TeCB	29.28	1.08E+08	0.76 Y	1.08	0.93	-13.7%
PCB-104 22'466'-PeCB	22.88	9.47E+07	0.64 Y	1.25	-	-
PCB-96 22'366'-PeCB	23.18	8.17E+07	0.64 Y	1.08	0.99	-7.9%
PCB-103 22'45'6'-PeCB	24.85	8.57E+07	0.62 Y	0.90	0.85	-5.4%
PCB-94 22'356'-PeCB	25.02	7.38E+07	0.62 Y	0.78	0.73	-5.4%
PCB-95 22'35'6'-PeCB	25.39	7.89E+07	0.62 Y	0.83	0.79	-4.9%
PCB-100/93 22'44'6'-/22'356-P	25.60	1.64E+08	0.62 Y	0.84	0.81	-3.5%
PCB-102 22'456'-PeCB	25.71	8.15E+07	0.62 Y	0.90	0.81	-9.9%
PCB-98 22'3'46'-PeCB	25.77	7.64E+07	0.62 Y	0.77	0.76	-1.7%
PCB-88 22'346'-PeCB	26.05	6.20E+07	0.62 Y	0.79	0.62	-22.3%
PCB-91 22'34'6'-PeCB	26.13	8.38E+07	0.63 Y	0.88	0.83	-5.2%
PCB-84 22'33'6'-PeCB	26.30	6.79E+07	0.62 Y	0.71	0.68	-5.0%
PCB-89 22'346'-PeCB	26.71	7.22E+07	0.62 Y	0.76	0.72	-5.6%
PCB-121 23'45'6'-PeCB	27.10	1.10E+08	0.62 Y	1.14	1.10	-4.2%
PCB-92 22'355'-PeCB	27.40	7.67E+07	0.62 Y	0.80	0.76	-4.6%
PCB-113/90/101 233'5'6'-/22'3	27.87	2.71E+08	0.62 Y	0.93	0.90	-3.7%
PCB-83 22'33'5'-PeCB	28.28	6.43E+07	0.61 Y	0.71	0.64	-10.2%

Lab ID: CS3_121024_PCB_XC
 Acquired: 24-OCT-2012 19:26
 Datafile: 121024X18

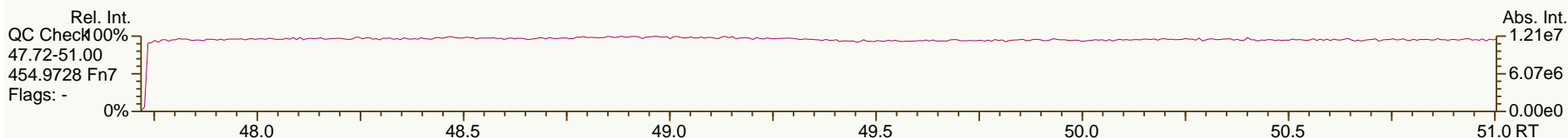
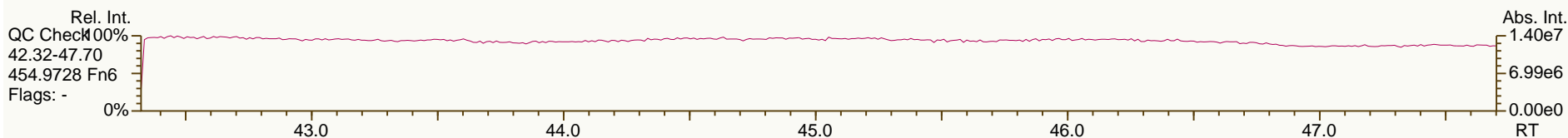
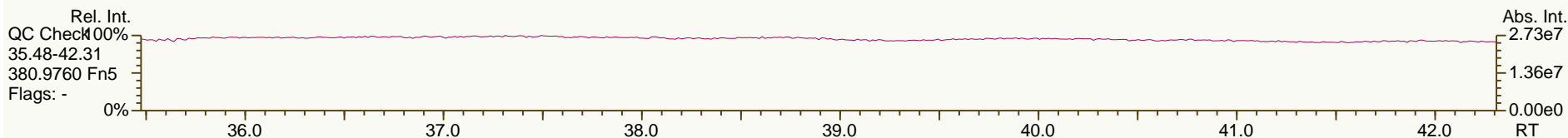
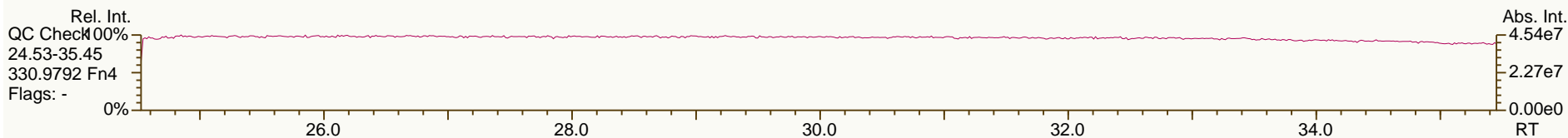
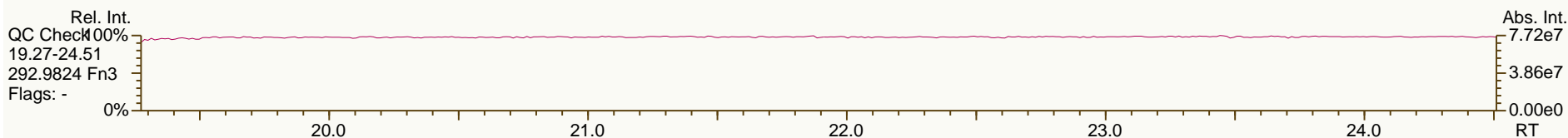
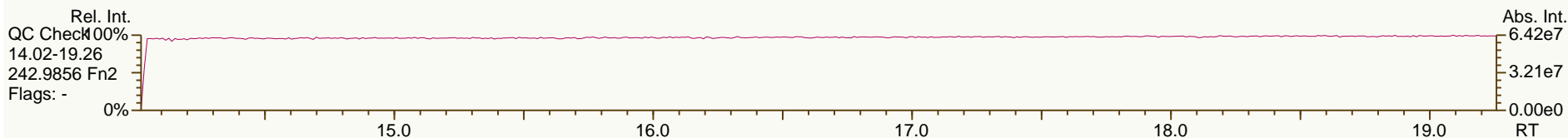
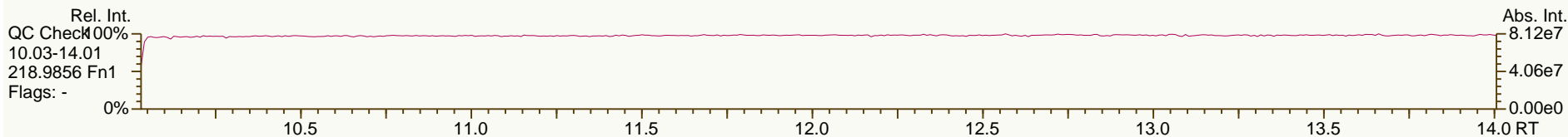
ICAL: MM7_PCB_07132012_25JUL12

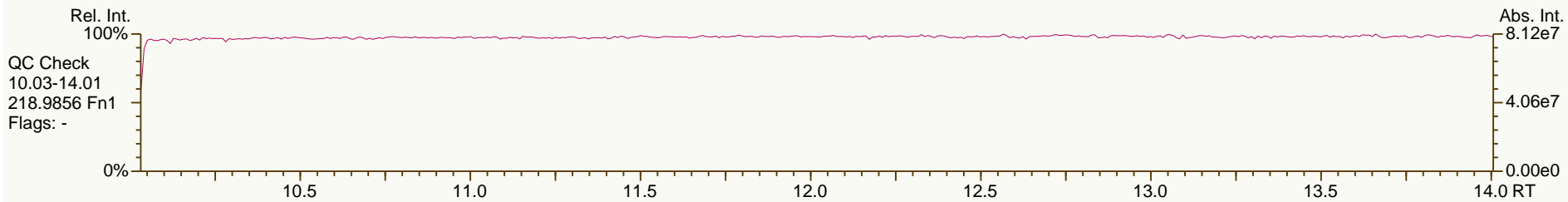
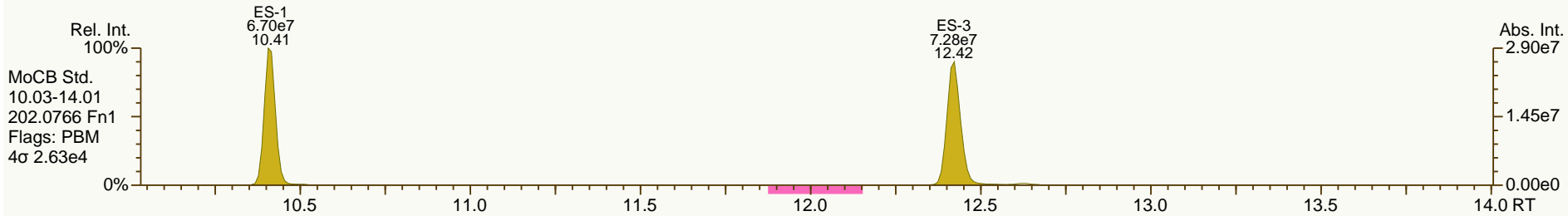
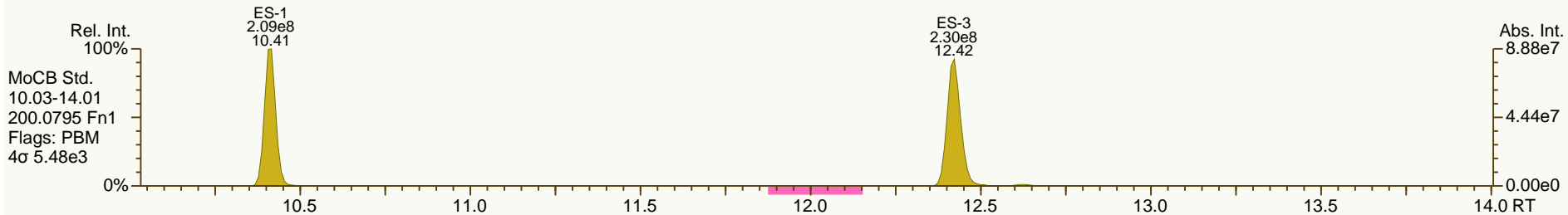
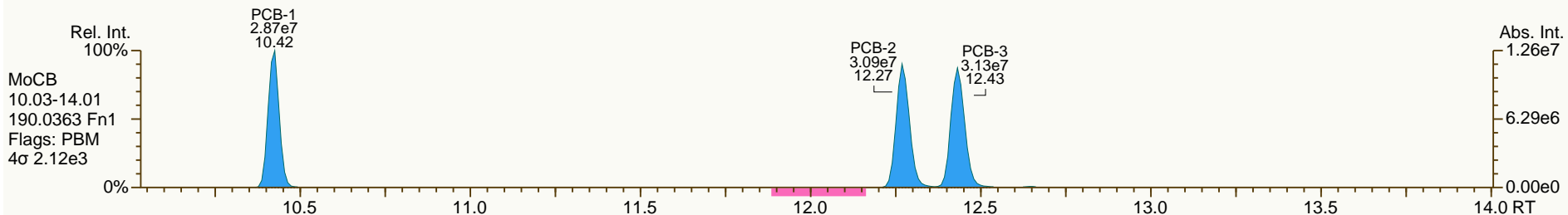
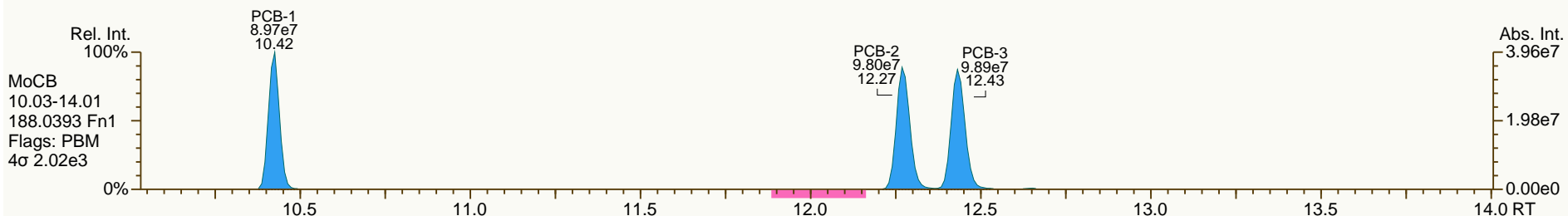
Name	RT	Response	RA		RRF	
PCB-99 22'44'5-PeCB	28.39	8.97E+07	0.62 Y	0.87	0.89	2.4%
PCB-112 233'56-PeCB	28.48	1.07E+08	0.63 Y	1.13	1.06	-5.5%
PCB-109/119/86/97/125...-PeCB	28.82	5.53E+08	0.62 Y	0.95	0.92	-3.5%
PCB-117 234'56-PeCB	29.33	8.39E+07	0.61 Y	1.04	0.84	-19.7%
PCB-116/85 23456-/22'344'-Pe	29.41	2.05E+08	0.62 Y	0.97	1.02	4.6%
PCB-110 233'4'6-PeCB	29.54	1.11E+08	0.62 Y	1.02	1.10	7.6%
PCB-115 2344'6-PeCB	29.63	1.03E+08	0.62 Y	1.16	1.02	-11.4%
PCB-82 22'33'4-PeCB	29.80	6.77E+07	0.62 Y	0.69	0.67	-2.5%
PCB-111 233'55'-PeCB	30.17	1.14E+08	0.62 Y	1.15	1.13	-1.8%
PCB-120 23'455'-PeCB	30.56	1.15E+08	0.62 Y	1.16	1.14	-1.6%
PCB-108/124 ...-PeCB	31.49	2.13E+08	0.62 Y	1.07	1.06	-1.4%
PCB-107 233'4'5-PeCB	31.69	1.13E+08	0.61 Y	1.14	1.13	-1.2%
PCB-106 233'45-PeCB	31.90	1.05E+08	0.62 Y	1.07	1.04	-2.8%
PCB-122 2'33'45-PeCB	32.35	1.00E+08	0.62 Y	1.00	0.99	-1.3%
PCB-127 33'455'-PeCB	34.30	1.10E+08	0.62 Y	1.10	1.09	-1.1%
PCB-155 22'44'66'-HxCB	27.72	1.08E+08	1.27 Y	1.09	-	-
PCB-152 22'3566'-HxCB	27.85	9.82E+07	1.25 Y	1.01	0.98	-3.1%
PCB-150 22'34'66'-HxCB	28.00	1.01E+08	1.27 Y	1.00	1.01	0.4%
PCB-136 22'33'66'-HxCB	28.29	9.28E+07	1.26 Y	0.95	0.93	-2.7%
PCB-145 22'3466'HxCB	28.55	9.55E+07	1.27 Y	0.96	0.95	-0.8%
PCB-148 22'34'56'-HxCB	29.84	7.45E+07	1.27 Y	0.74	0.74	0.6%
PCB-151/135 22'355'6-/22'33'	30.34	1.45E+08	1.26 Y	0.73	0.72	-1.6%
PCB-154 22'44'5'6'-HxCB	30.56	8.26E+07	1.26 Y	0.83	0.82	-0.7%
PCB-144 22'345'6-HxCB	30.80	7.49E+07	1.27 Y	0.75	0.75	-0.1%
PCB-147/149 22'34'56-/22'34'	31.10	1.49E+08	1.28 Y	0.75	0.75	-0.8%
PCB-134 22'33'56-HxCB	31.26	5.95E+07	1.26 Y	0.61	0.59	-2.7%
PCB-143 22'3456'-HxCB	31.34	7.28E+07	1.27 Y	0.73	0.73	0.0%
PCB-139/140 22'344'6-/22'344'	31.61	1.53E+08	1.27 Y	0.76	0.76	0.2%
PCB-131 22'33'46-HxCB	31.77	6.53E+07	1.25 Y	0.65	0.65	0.7%
PCB-142 22'3456-HxCB	31.90	6.66E+07	1.27 Y	0.67	0.67	-0.1%
PCB-132 22'33'46'-HxCB	32.14	6.72E+07	1.26 Y	0.68	0.67	-1.0%
PCB-133 22'33'55'-HxCB	32.59	6.98E+07	1.27 Y	0.70	0.70	0.0%
PCB-165 233'55'6-HxCB	32.92	8.68E+07	1.27 Y	0.86	0.87	0.4%
PCB-146 22'34'55'-HxCB	33.13	7.77E+07	1.27 Y	0.77	0.78	1.0%
PCB-161 233'45'6-HxCB	33.25	9.56E+07	1.27 Y	0.96	0.96	0.0%
PCB-153/168 22'44'55'-/23'44'	33.67	1.82E+08	1.26 Y	0.93	0.91	-2.2%
PCB-141 22'3455'-HxCB	33.80	7.34E+07	1.28 Y	0.71	0.73	3.7%
PCB-130 22'33'45'-HxCB	34.14	6.37E+07	1.27 Y	0.65	0.64	-1.6%
PCB-137 22'344'5-HxCB	34.32	6.94E+07	1.26 Y	0.80	0.69	-12.9%
PCB-164 233'4'5'6-HxCB	34.42	9.05E+07	1.27 Y	0.93	0.90	-3.2%
PCB-163/138/129 233'4'56-/22'	34.70	2.30E+08	1.26 Y	0.78	0.77	-1.8%

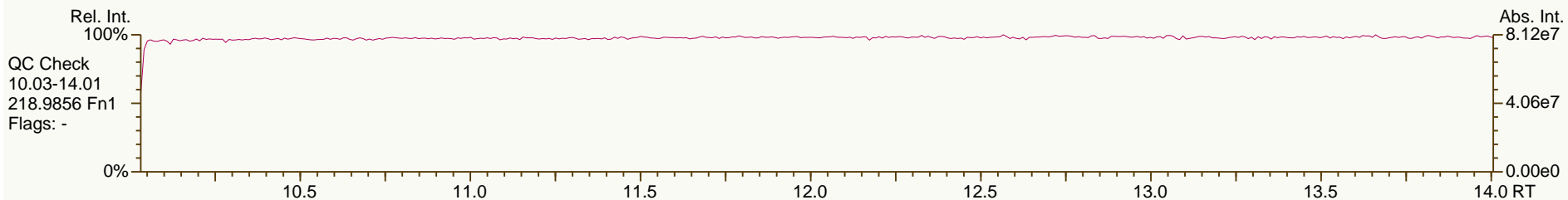
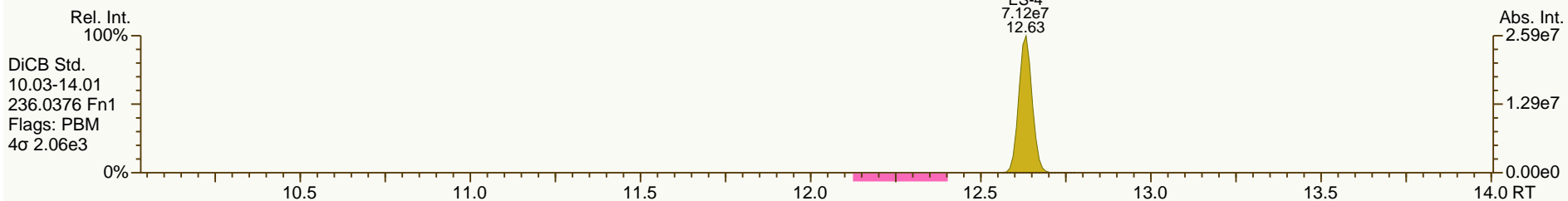
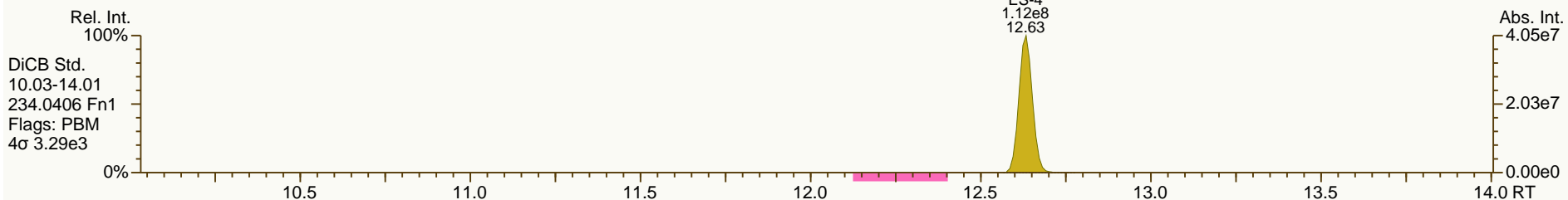
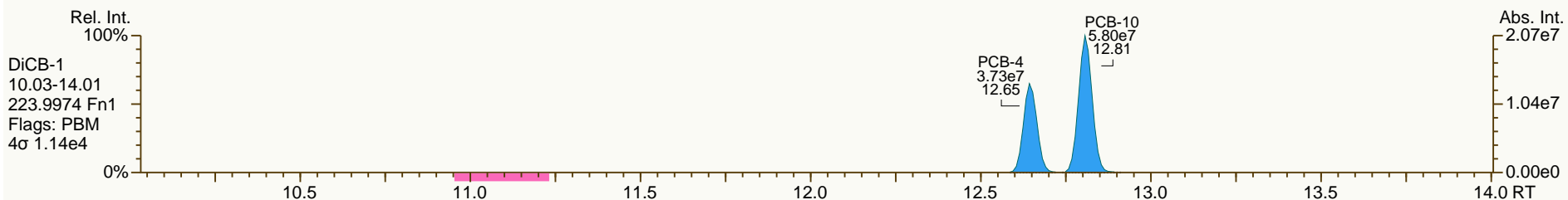
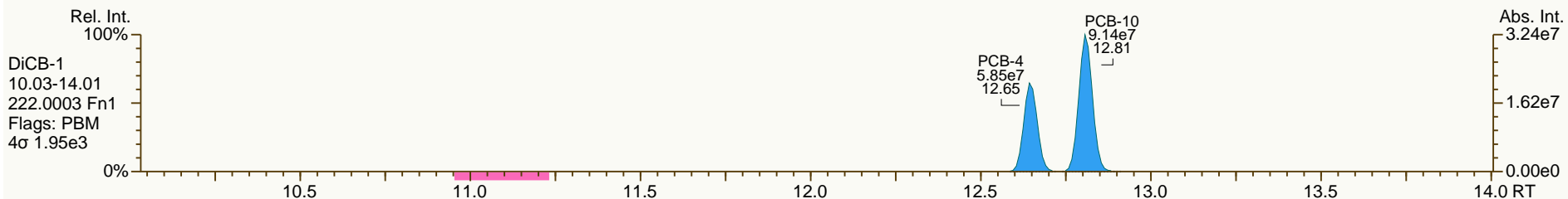
Lab ID: CS3_121024_PCB_XC
 Acquired: 24-OCT-2012 19:26
 Datafile: 121024X18

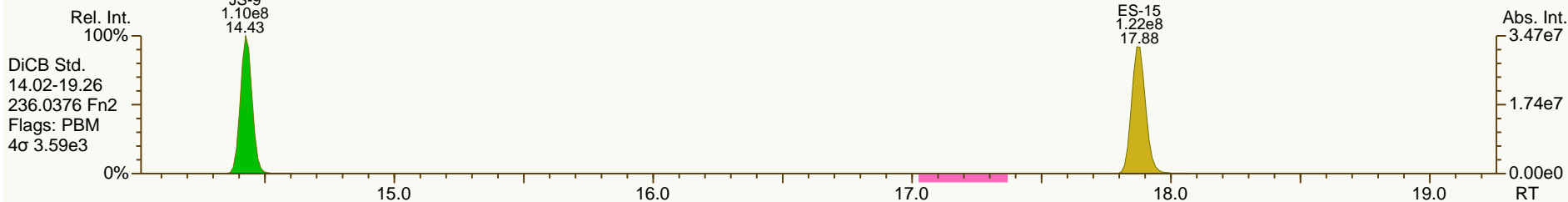
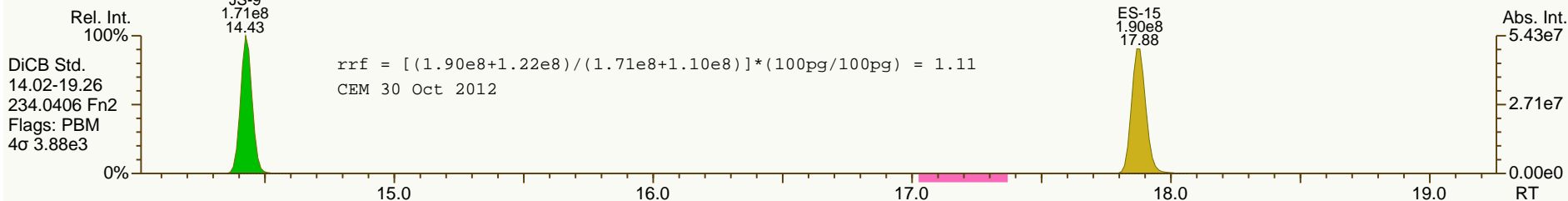
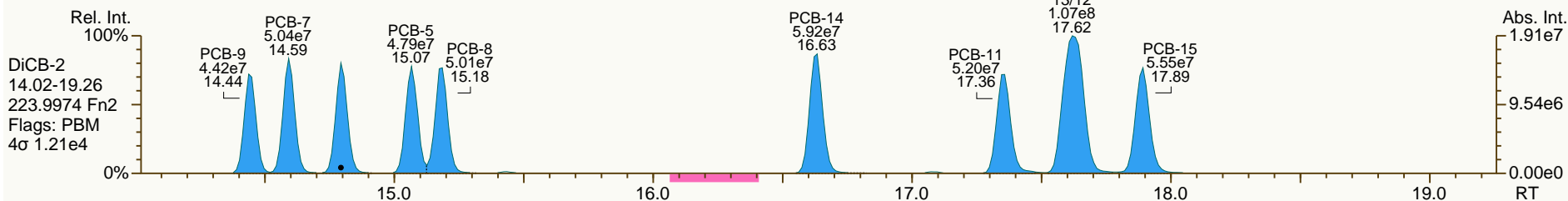
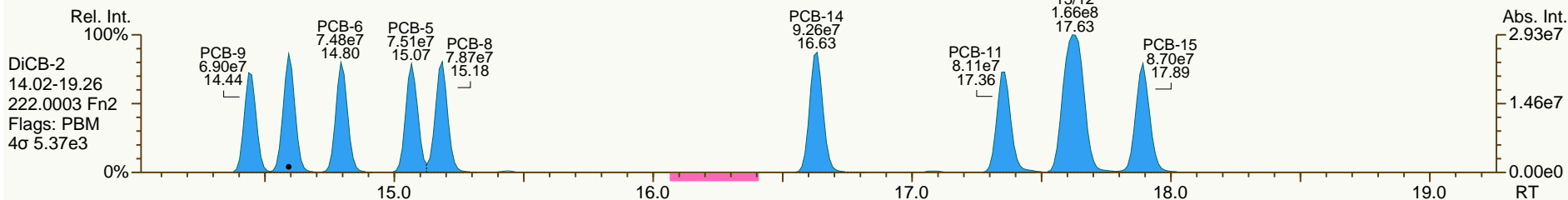
ICAL: MM7_PCB_07132012_25JUL12

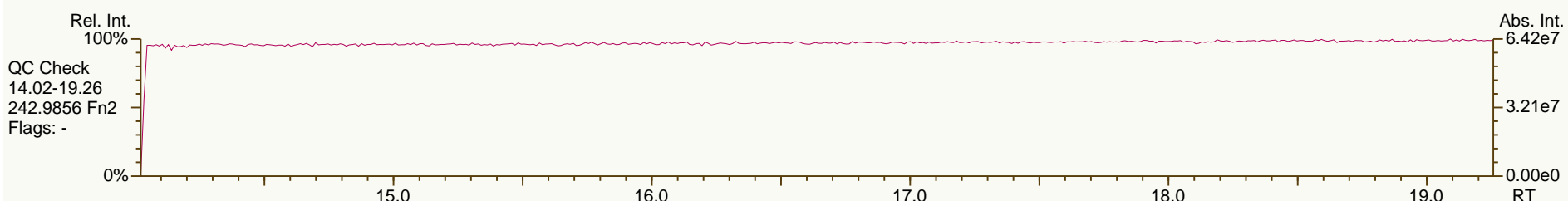
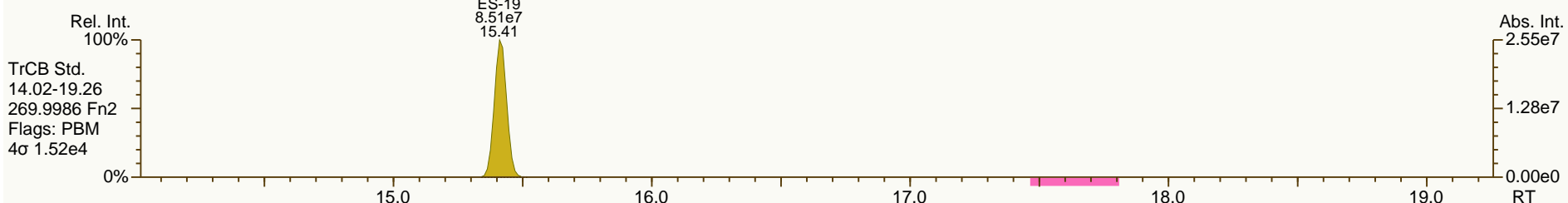
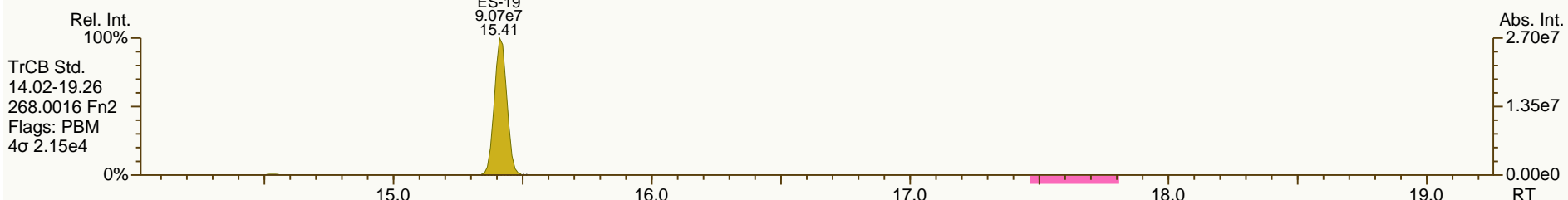
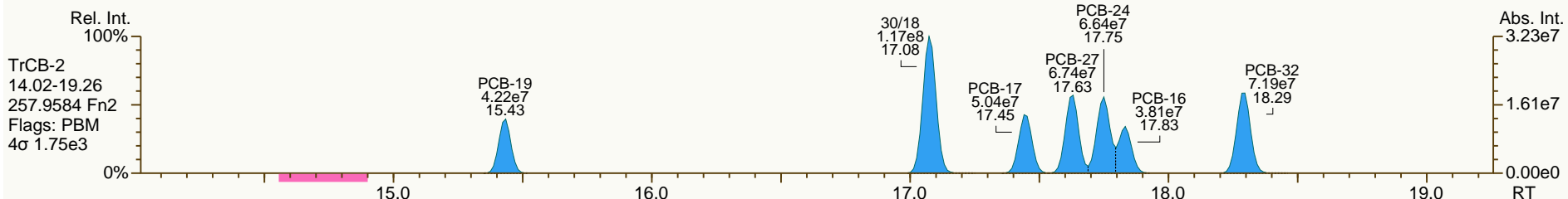
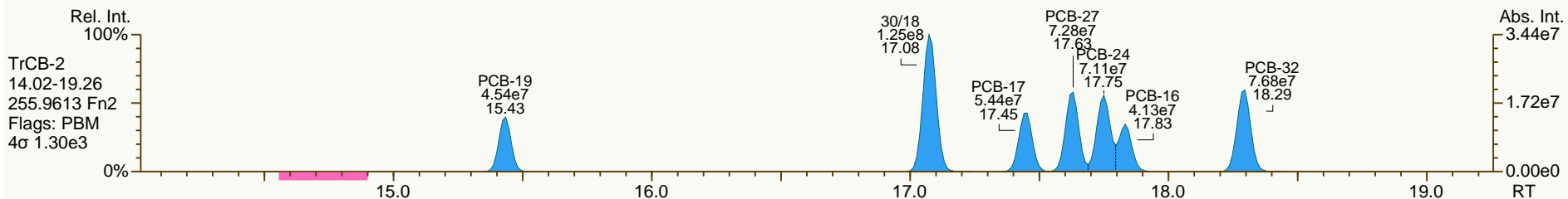
Name	RT	Response	RA		RRF	
PCB-160 233'456'-HxCB	34.82	9.03E+07	1.27 Y	0.92	0.90	-2.0%
PCB-158 233'44'6'-HxCB	35.01	9.96E+07	1.27 Y	1.02	0.99	-2.4%
PCB-128/166 22'33'44'-/2344'5	35.73	1.65E+08	1.22 Y	0.90	0.85	-4.9%
PCB-159 233'455'-HxCB	36.57	9.74E+07	1.22 Y	1.06	1.01	-5.1%
PCB-162 233'4'55'-HxCB	36.81	1.02E+08	1.23 Y	1.08	1.05	-2.1%
PCB-188 22'34'566'-HpCB	32.52	7.51E+07	1.07 Y	1.03	-	-
PCB-179 22'33'566'-HpCB	32.78	7.02E+07	1.07 Y	0.97	0.99	2.4%
PCB-184 22'344'66'-HpCB	33.24	6.81E+07	1.06 Y	0.93	0.96	3.2%
PCB-176 22'33'466'-HpCB	33.52	7.56E+07	1.07 Y	1.05	1.07	2.1%
PCB-186 22'34566'-HpCB	33.90	7.09E+07	1.08 Y	0.98	1.00	2.1%
PCB-178 22'33'55'6'-HpCB	35.07	5.16E+07	1.07 Y	0.74	0.73	-0.9%
PCB-175 22'33'45'6'-HpCB	35.60	6.62E+07	1.05 Y	0.90	0.94	4.2%
PCB-187 22'34'55'6'-HpCB	35.83	7.07E+07	1.06 Y	0.95	1.00	5.6%
PCB-182 22'344'56'-HpCB	36.00	7.30E+07	1.05 Y	0.99	1.03	4.3%
PCB-183 22'344'5'6'-HpCB	36.34	7.51E+07	1.05 Y	1.01	1.06	5.2%
PCB-185 22'3455'6'-HpCB	36.41	6.90E+07	1.07 Y	0.91	0.98	7.5%
PCB-174 22'33'456'-HpCB	36.52	6.15E+07	1.06 Y	0.83	0.87	5.2%
PCB-177 22'33'4'56'-HpCB	36.89	6.09E+07	1.05 Y	0.81	0.86	6.8%
PCB-181 22'344'56'-HpCB	37.23	7.01E+07	1.06 Y	0.95	0.99	4.7%
PCB-171/173 22'33'44'6'-/22'3	37.41	1.23E+08	1.05 Y	0.83	0.87	5.4%
PCB-172 22'33'455'-HpCB	38.78	6.25E+07	1.06 Y	0.74	0.79	6.0%
PCB-192 233'455'6'-HpCB	39.03	8.17E+07	1.06 Y	0.97	1.03	6.6%
PCB-180/193 22'344'55'-/233'	39.30	1.49E+08	1.05 Y	0.90	0.94	4.3%
PCB-191 233'44'5'6'-HpCB	39.62	8.47E+07	1.06 Y	1.01	1.07	5.2%
PCB-170 22'33'44'5'-HpCB	40.37	6.07E+07	1.05 Y	0.72	0.76	5.7%
PCB-190 233'44'56'-HpCB	40.82	8.24E+07	1.05 Y	0.98	1.04	6.4%
PCB-202 22'33'55'66'-OcCB	37.01	6.17E+07	0.91 Y	0.91	-	-
PCB-201 22'33'45'66'-OcCB	37.78	6.88E+07	0.91 Y	1.02	1.02	0.1%
PCB-204 22'344'566'-OcCB	38.35	6.47E+07	0.91 Y	0.98	0.96	-1.6%
PCB-197 22'33'44'66'-OcCB	38.54	7.12E+07	0.90 Y	1.06	1.06	-0.7%
PCB-200 22'33'4566'-OcCB	38.61	6.47E+07	0.92 Y	0.96	0.96	0.0%
PCB-198/199 22'33'455'6'-/22'	40.95	9.41E+07	0.92 Y	0.72	0.70	-2.4%
PCB-196 22'33'44'56'-OcCB	41.51	4.81E+07	0.91 Y	0.73	0.71	-2.3%
PCB-203 22'344'55'6'-OcCB	41.68	5.11E+07	0.91 Y	0.76	0.76	-0.8%
PCB-195 22'33'44'56'-OcCB	42.78	4.93E+07	0.92 Y	0.80	0.74	-7.0%
PCB-194 22'33'44'55'-OcCB	44.74	5.29E+07	0.91 Y	0.87	0.80	-8.7%
PCB-205 233'44'55'6'-OcCB	45.13	6.74E+07	0.91 Y	1.09	-	-
PCB-208 22'33'455'66'-NoCB	42.59	6.24E+07	0.77 Y	1.02	-	-
PCB-207 22'33'44'566'-NoCB	43.37	6.26E+07	0.77 Y	1.06	0.92	-12.7%
PCB-206 22'33'44'55'6'-NoCB	46.58	4.46E+07	0.77 Y	0.98	-	-

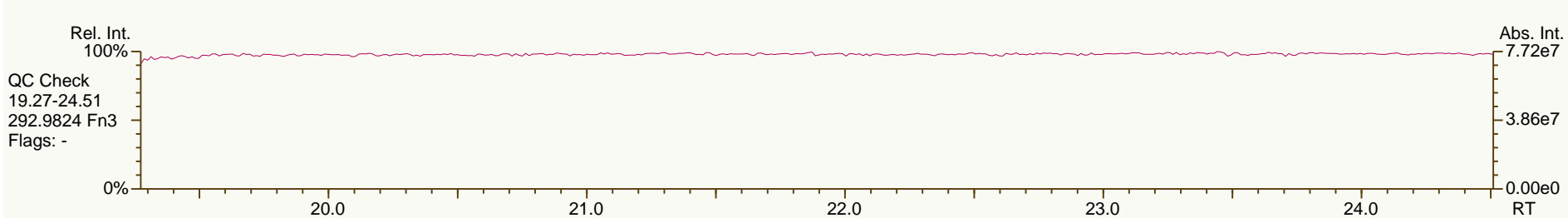
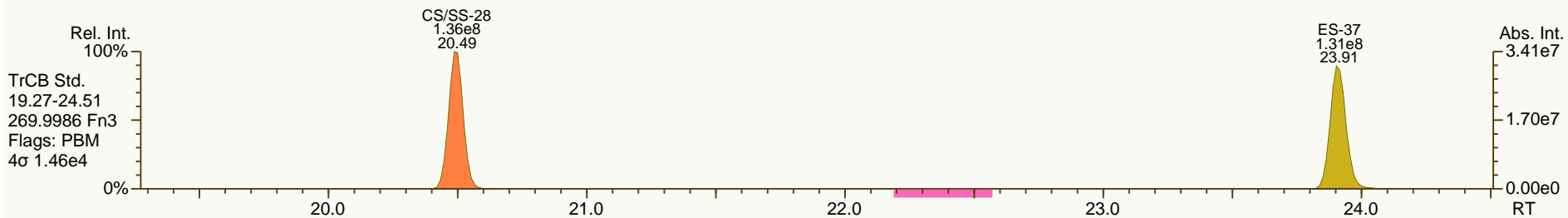
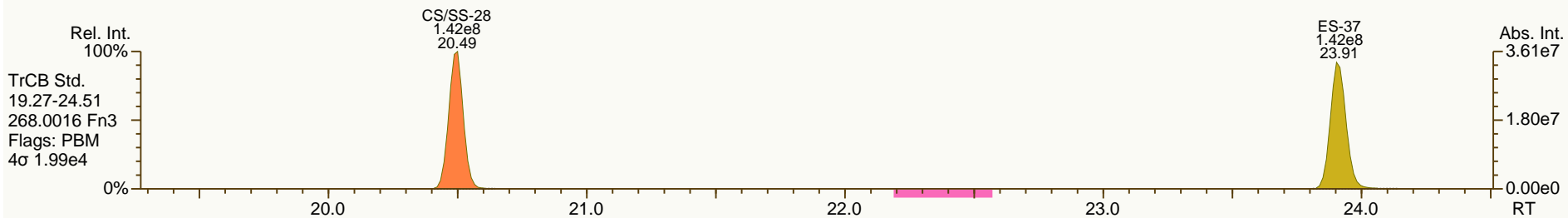
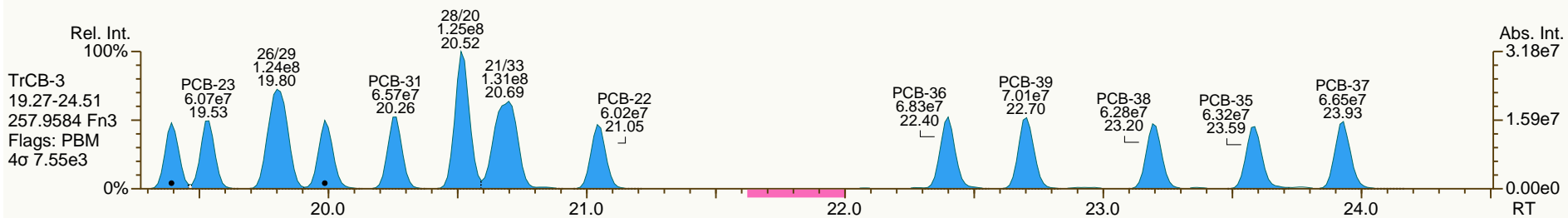
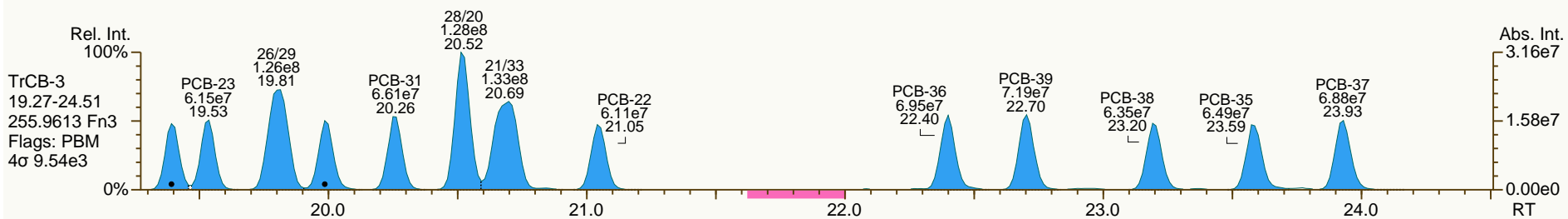


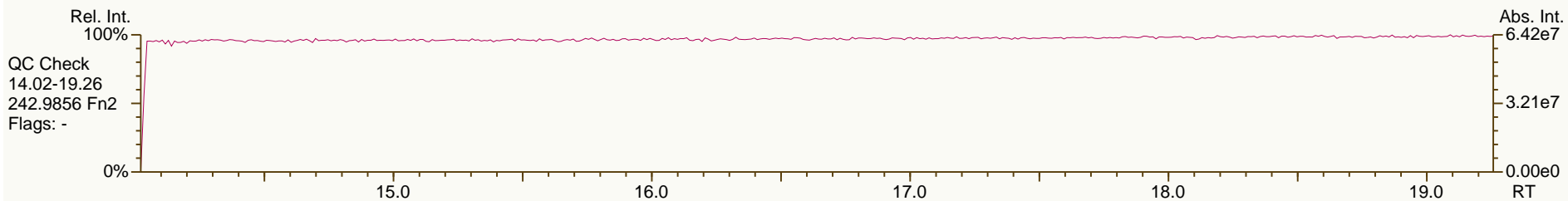
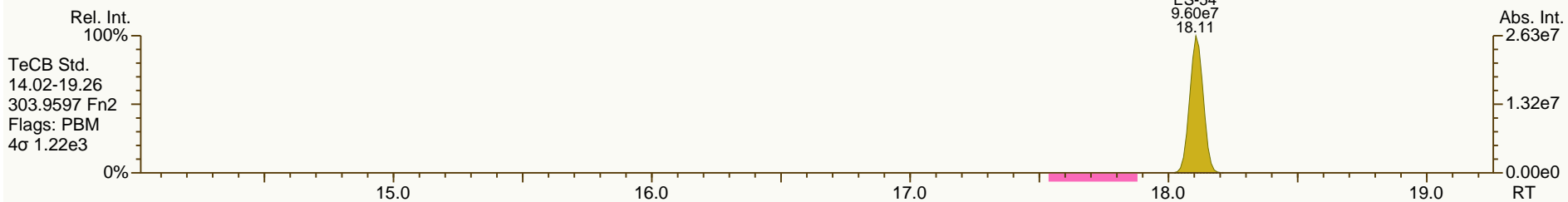
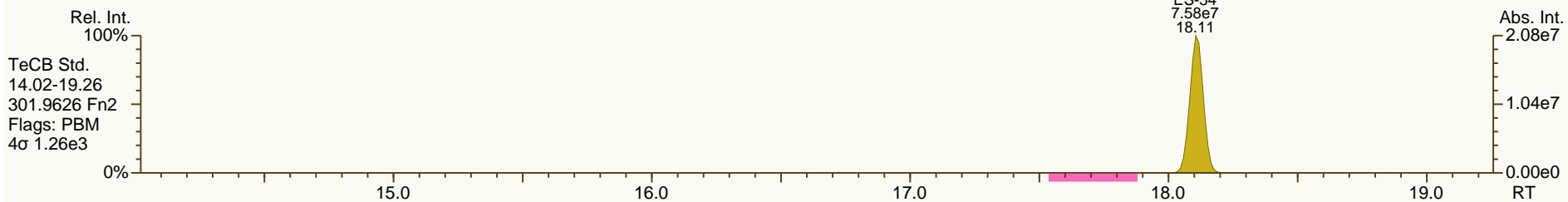
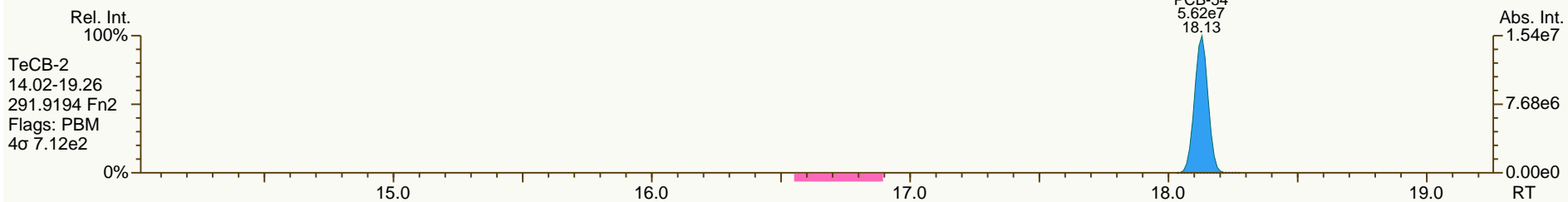
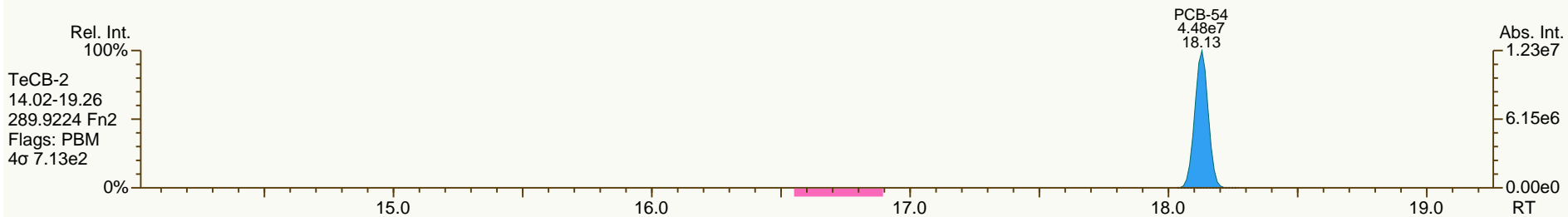


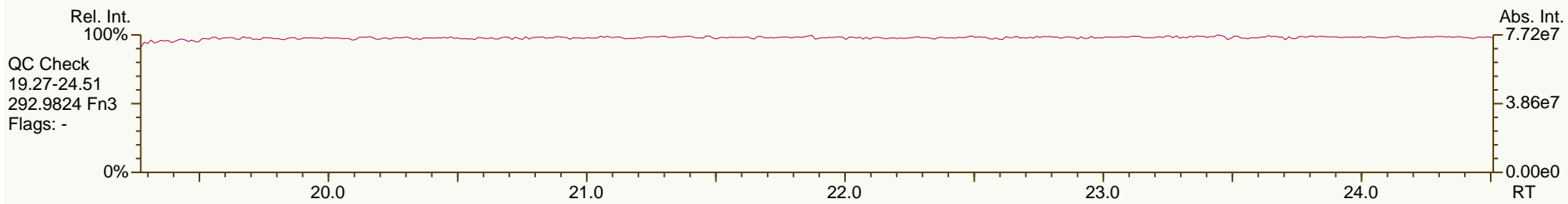
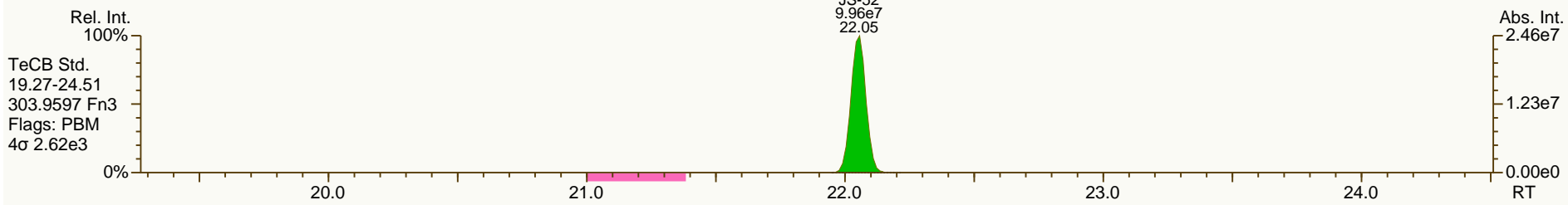
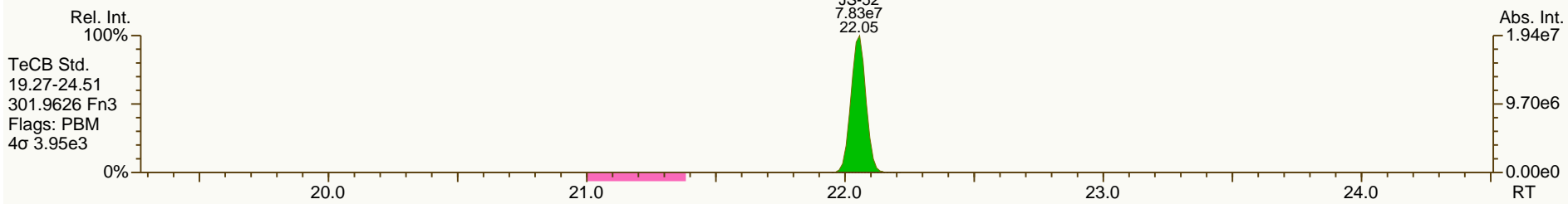
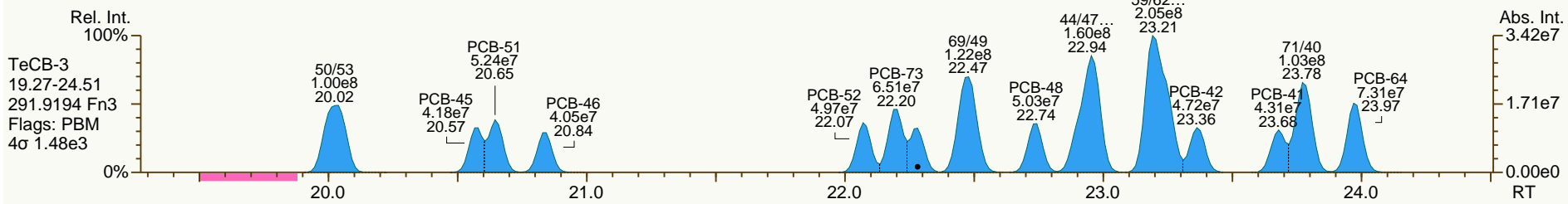
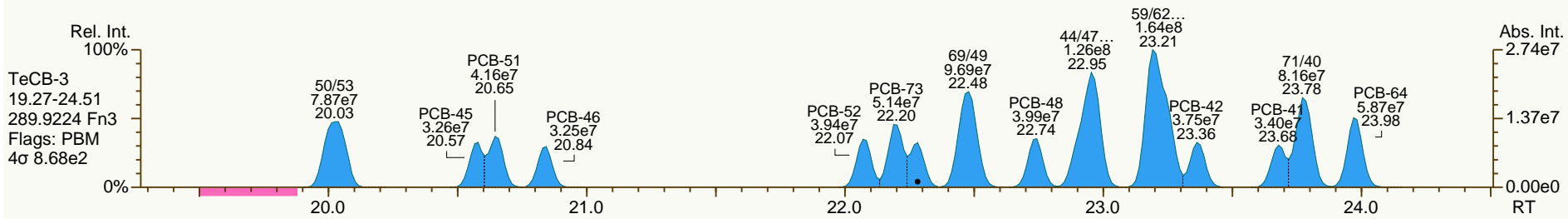


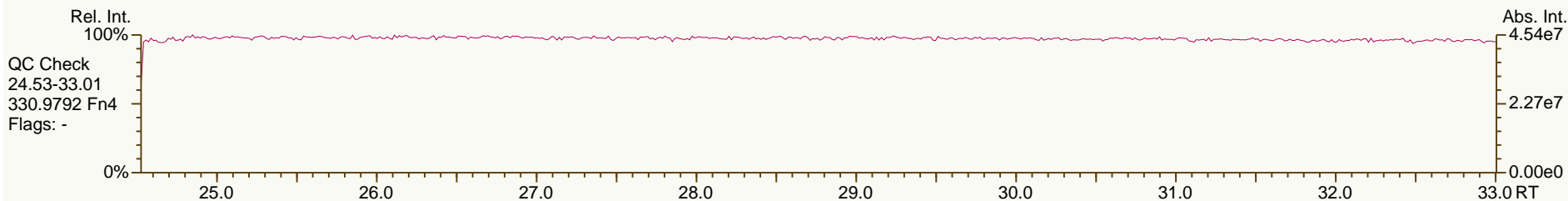
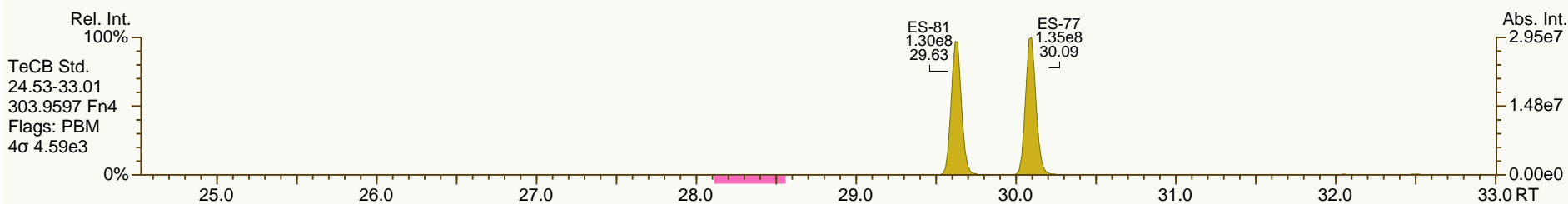
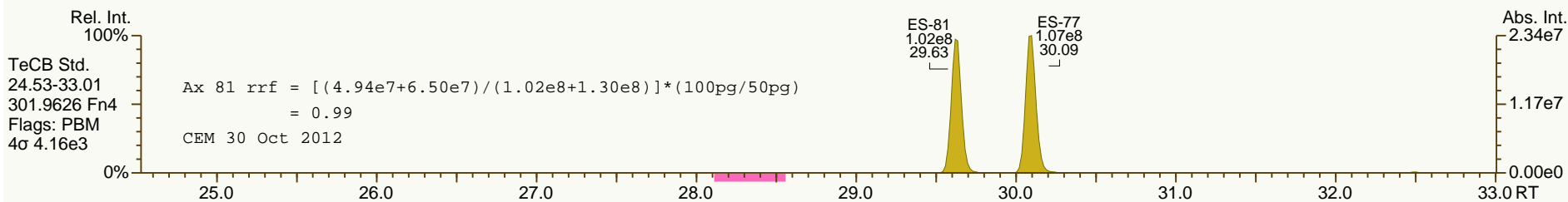
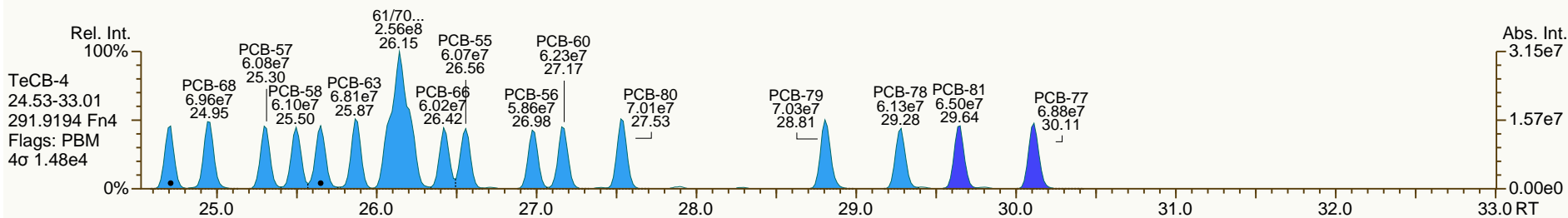
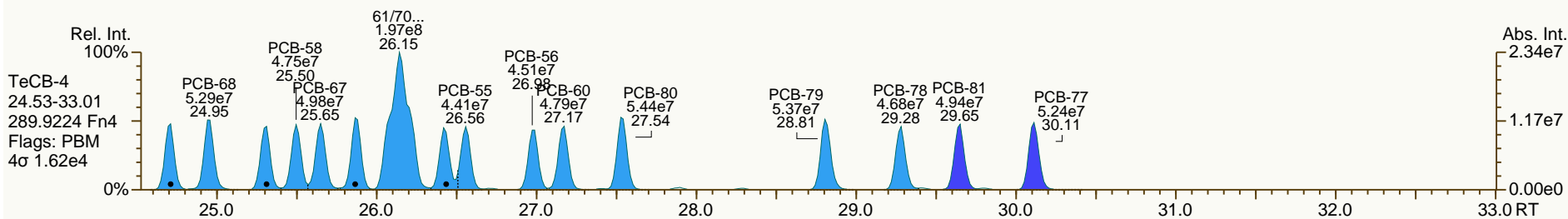


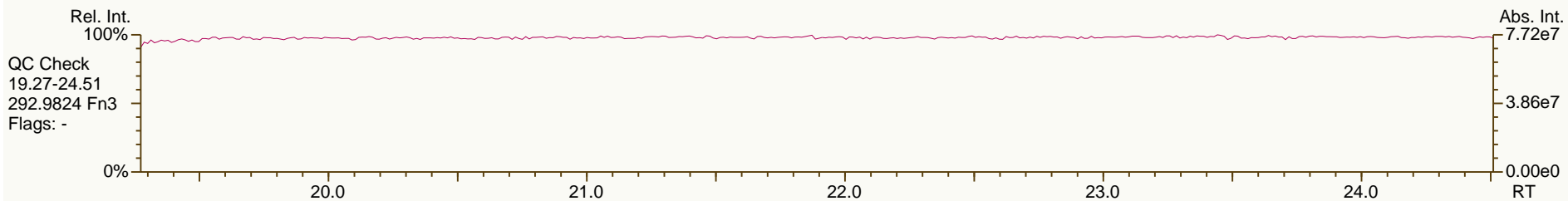
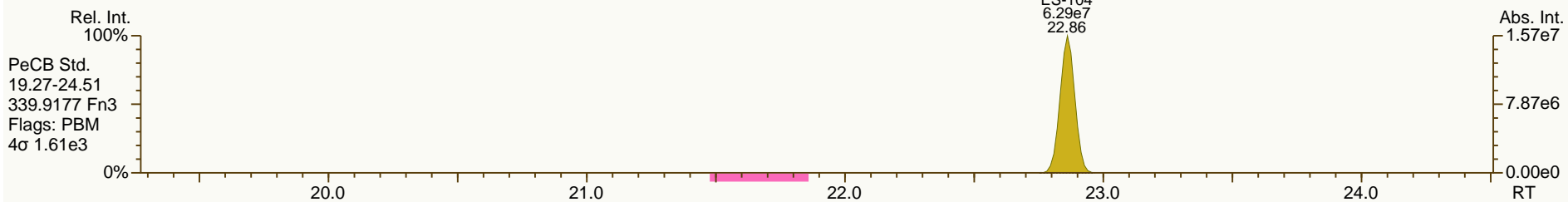
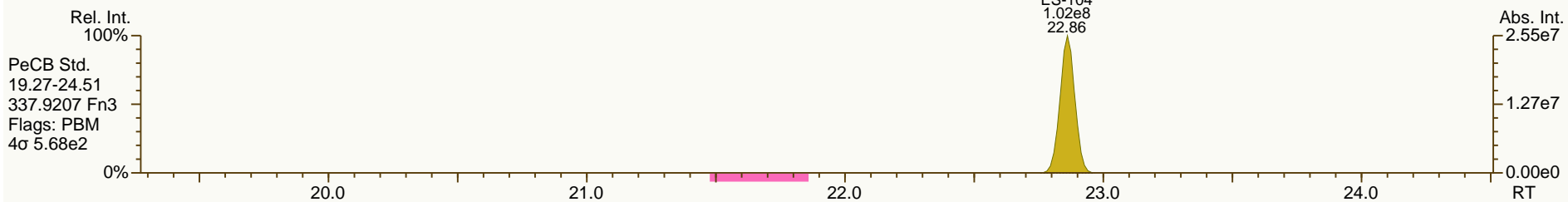
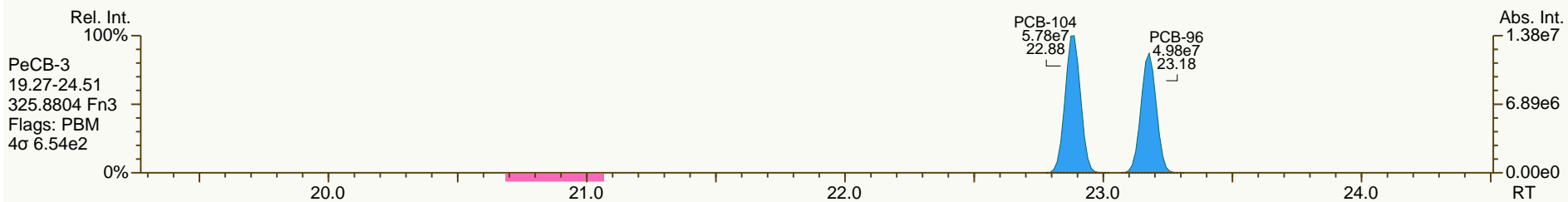
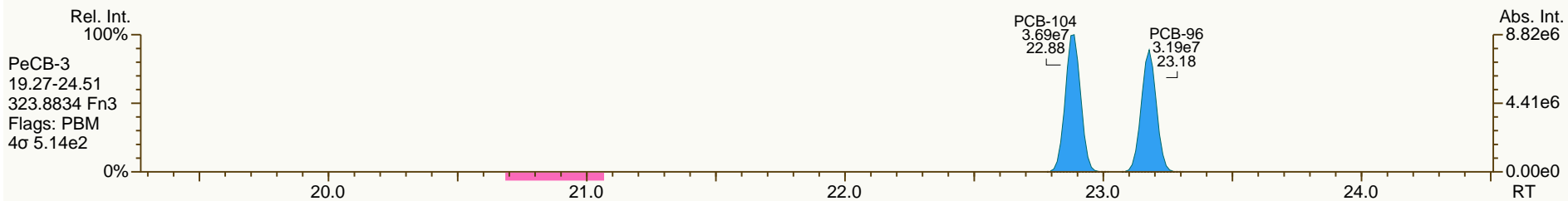


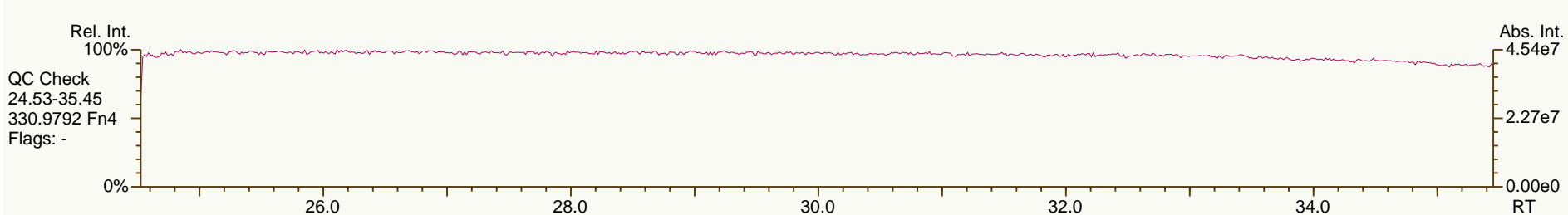
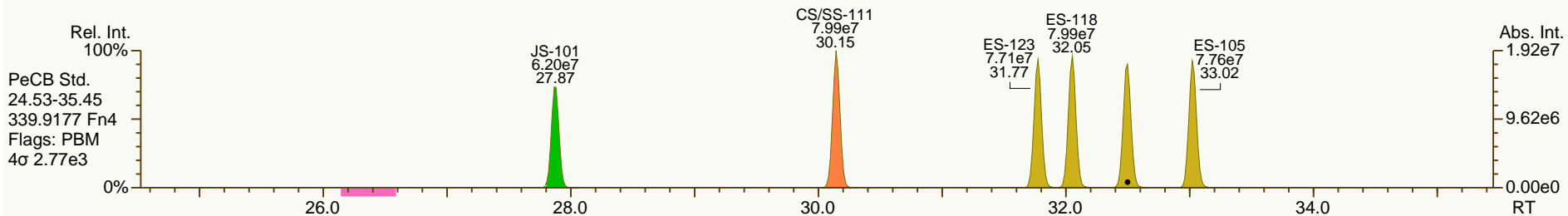
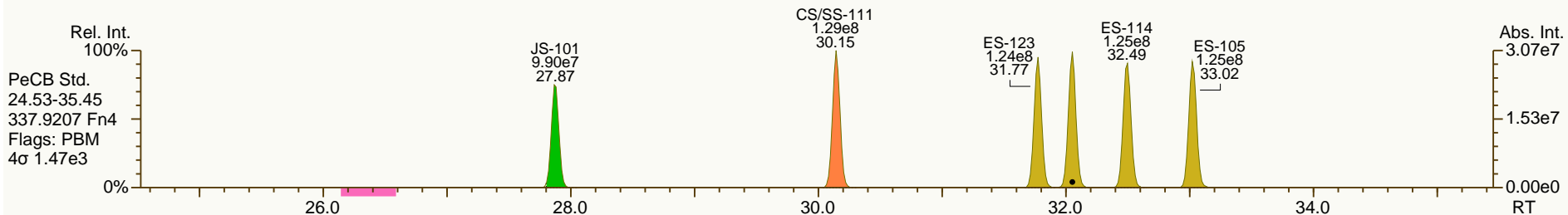
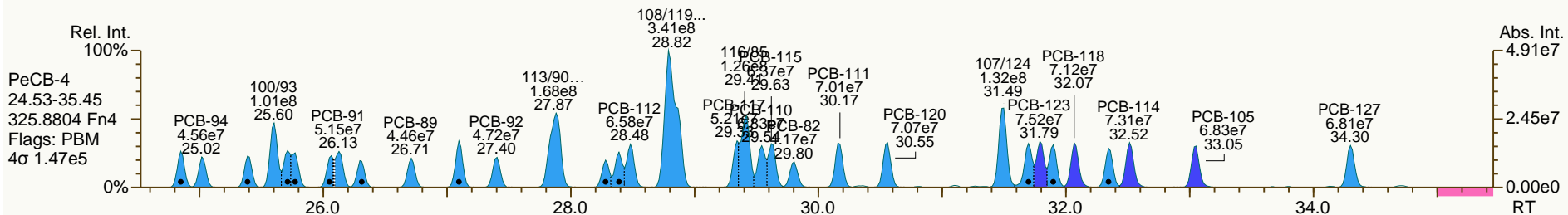
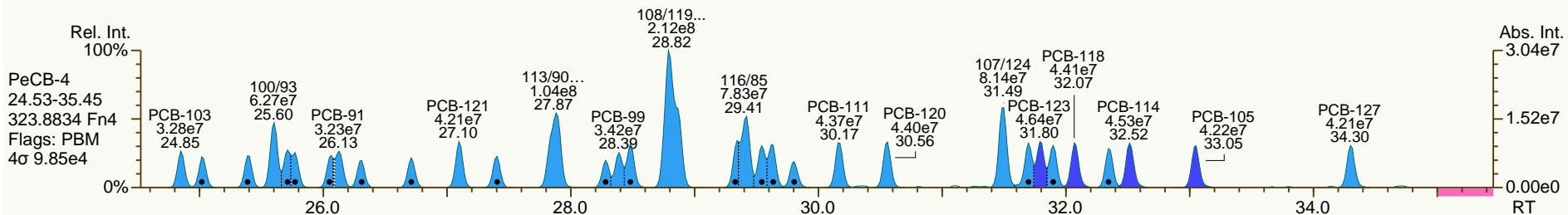


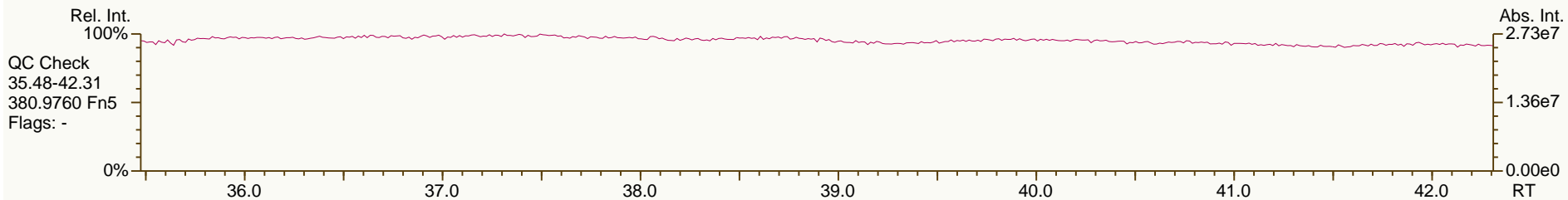
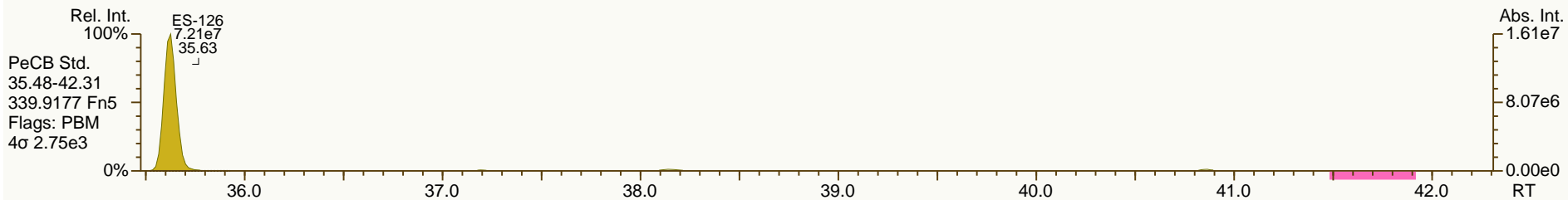
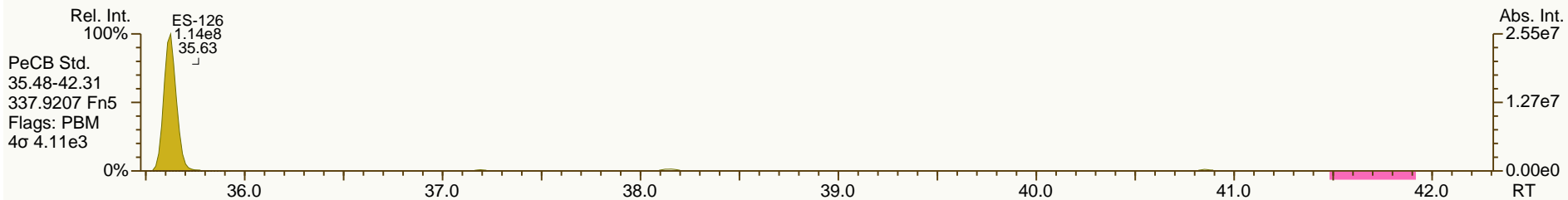
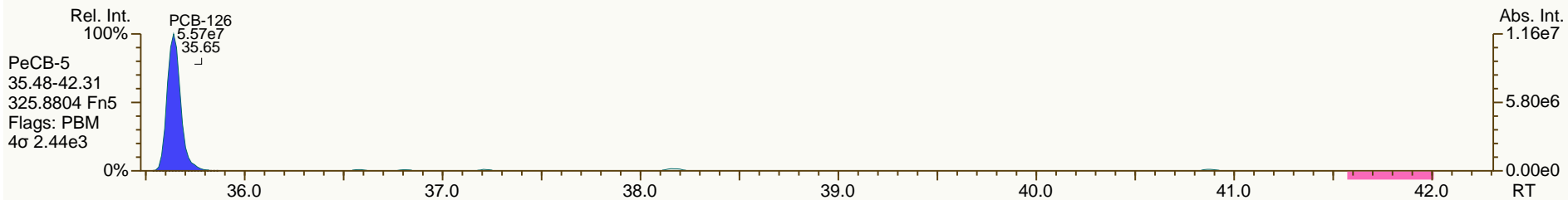
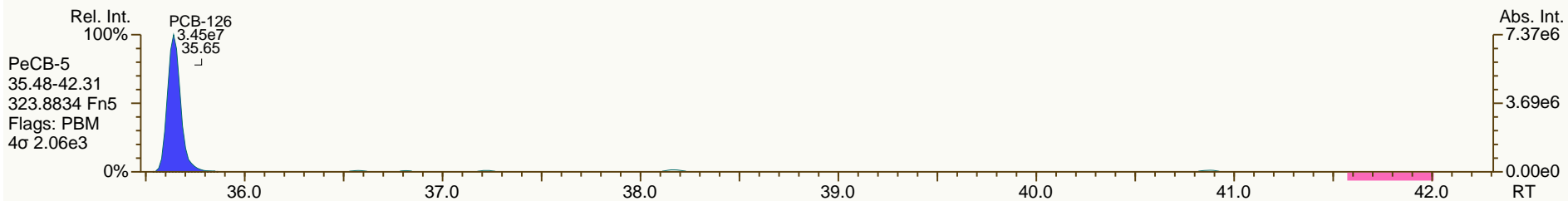


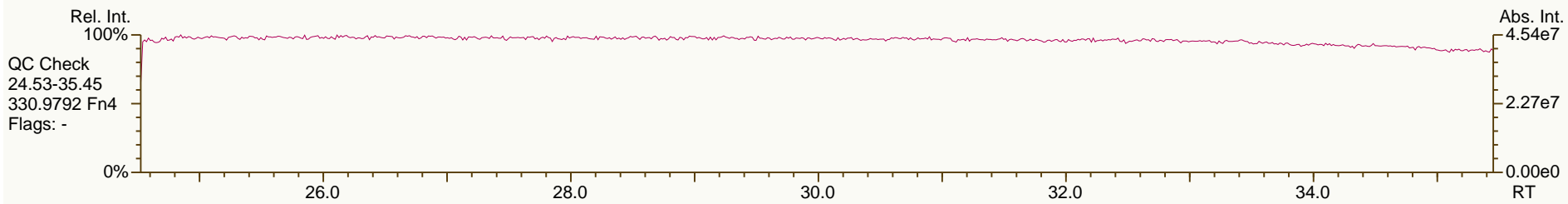
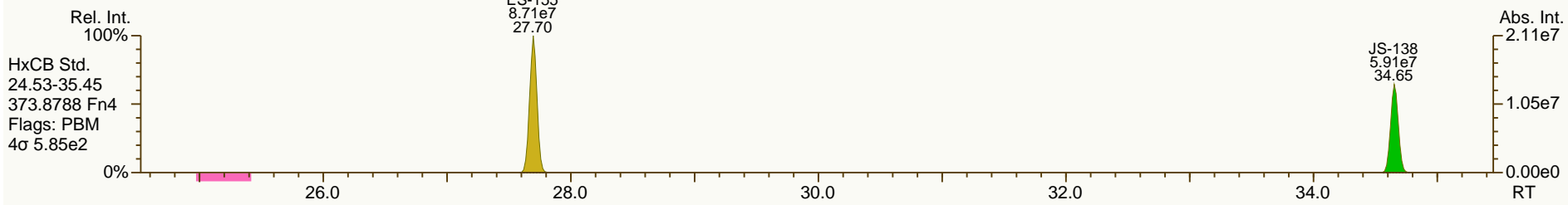
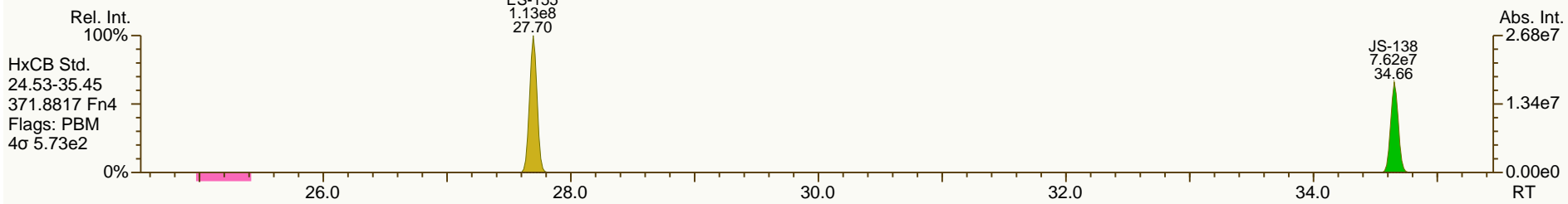
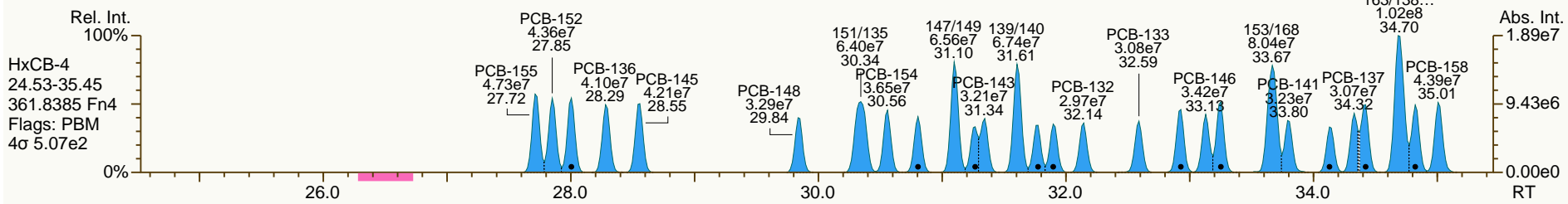
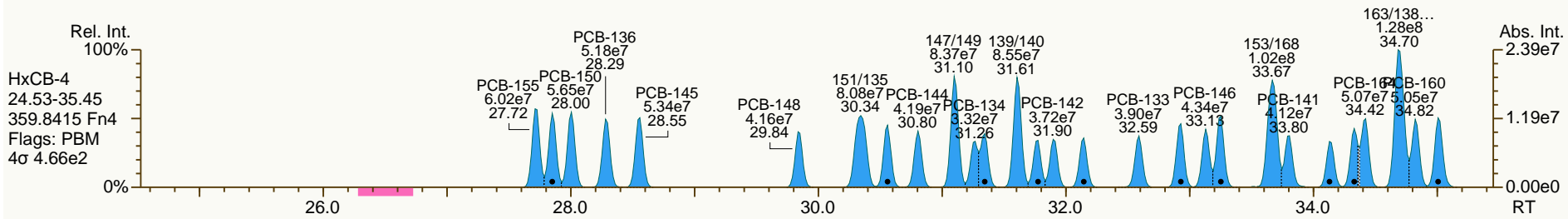


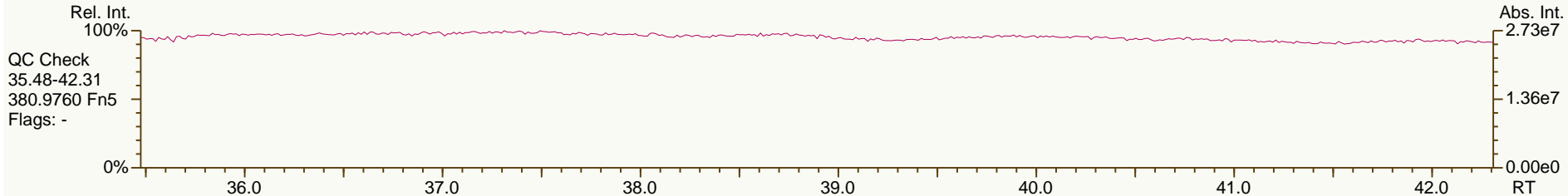
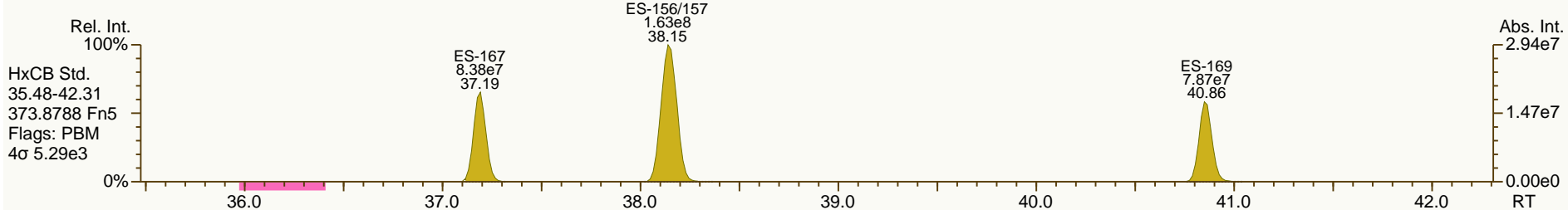
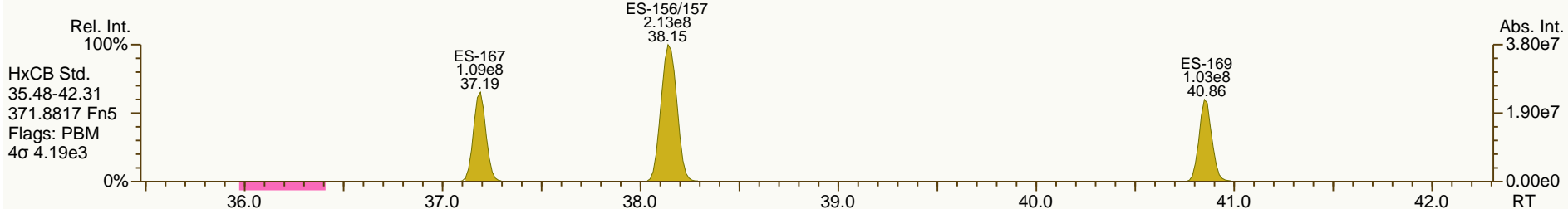
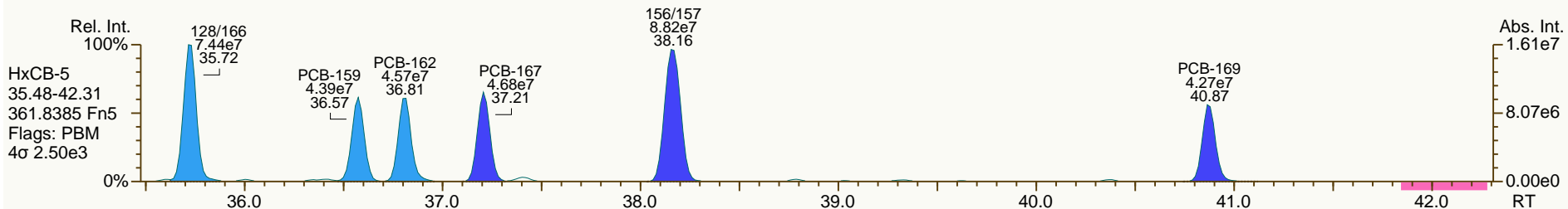
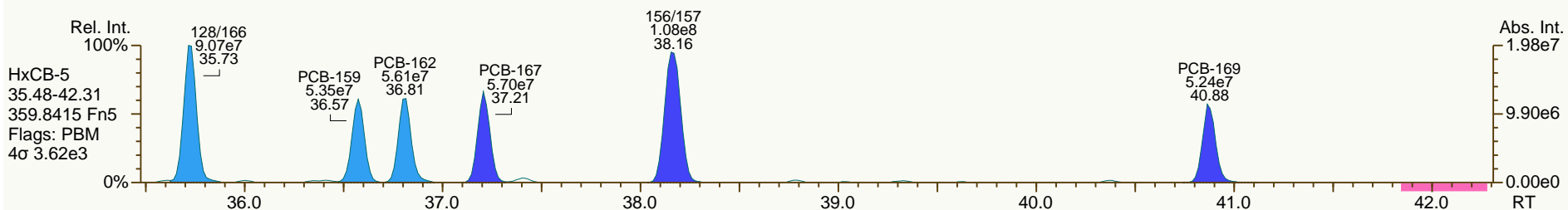


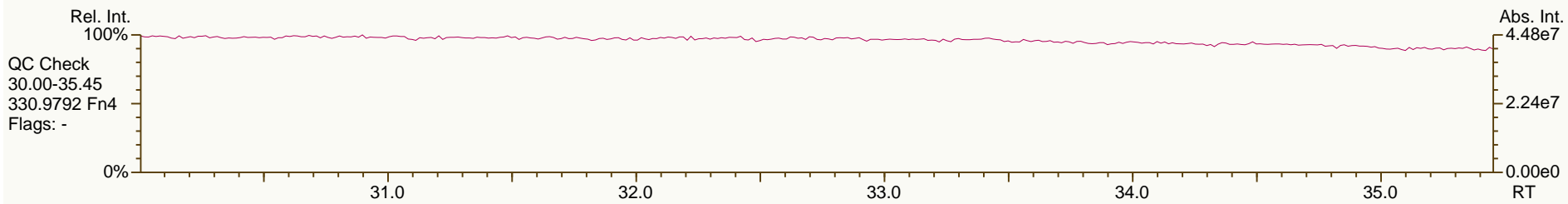
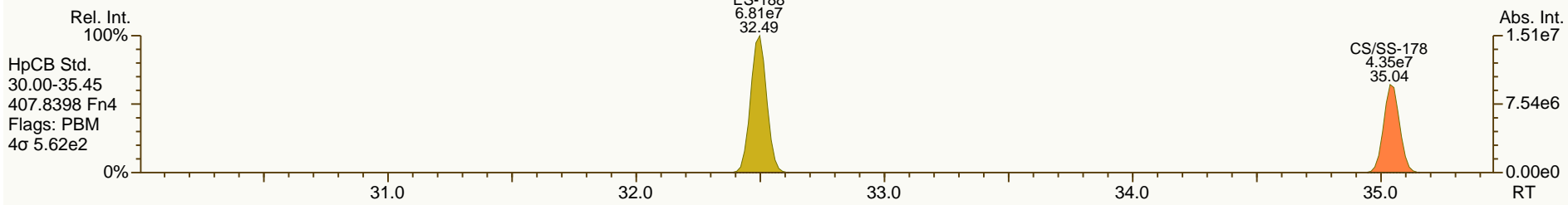
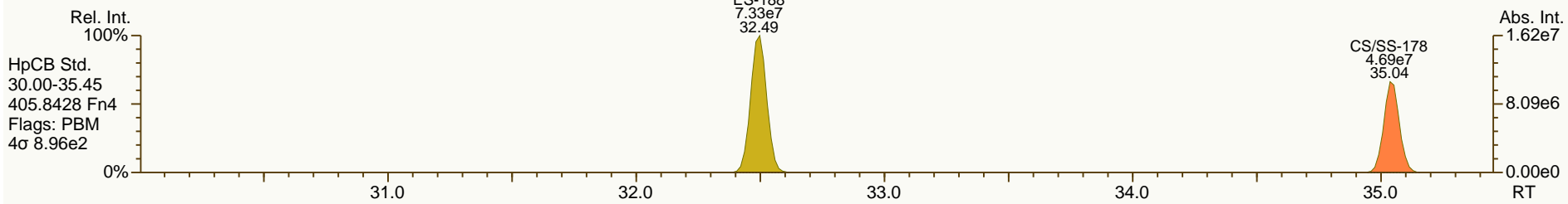
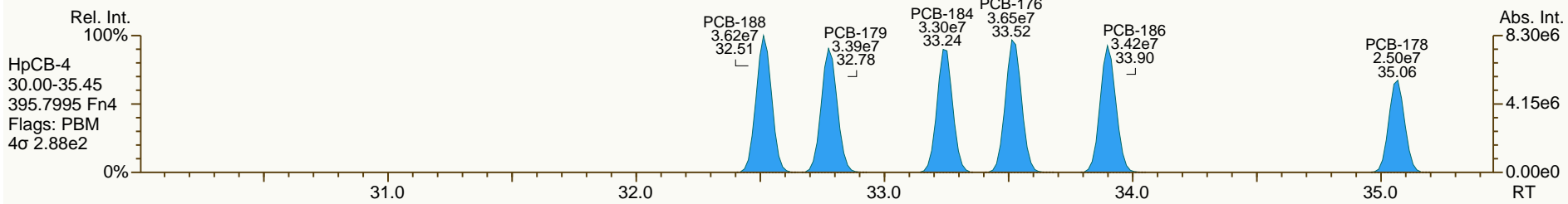
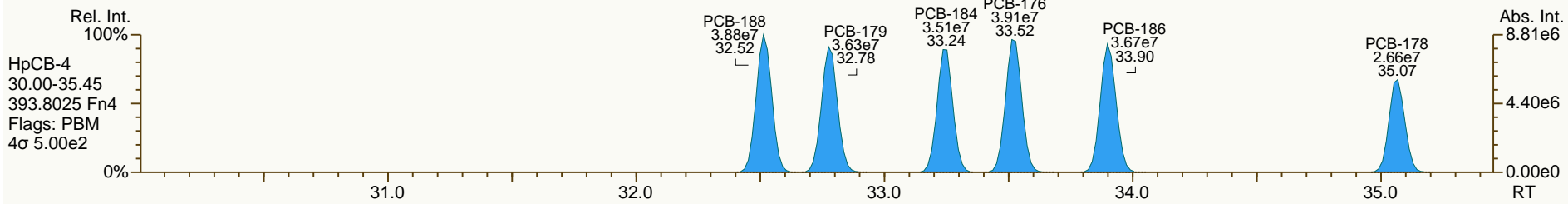


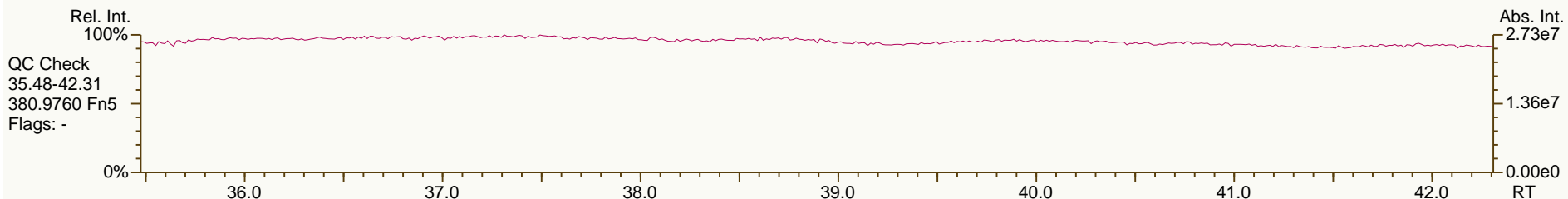
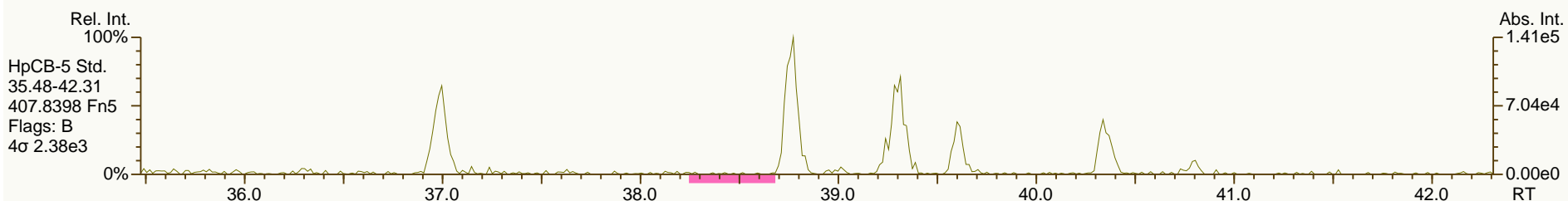
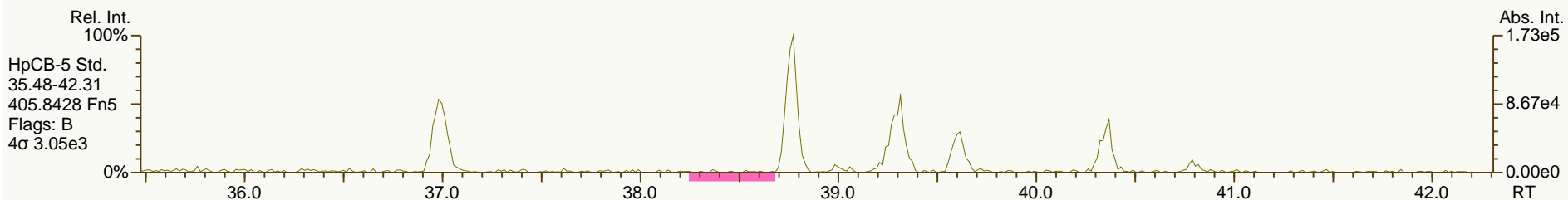
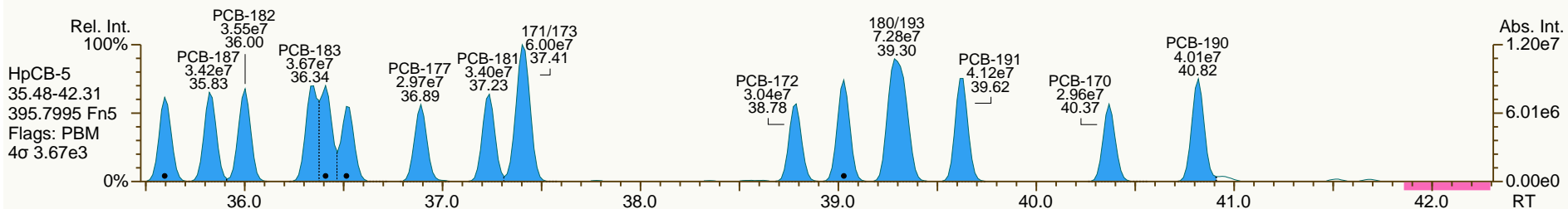
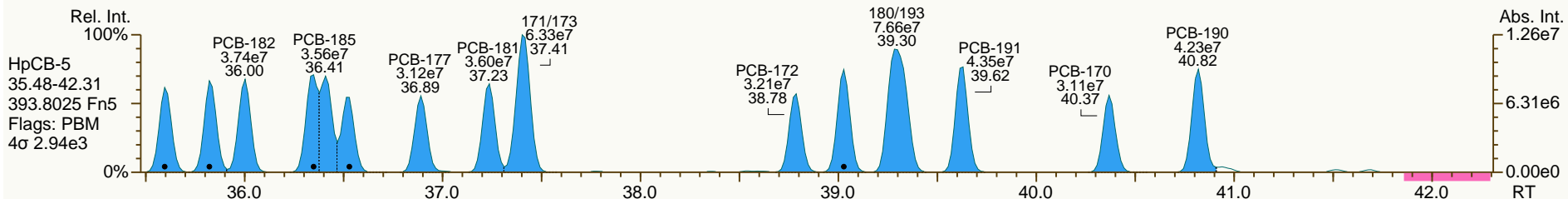


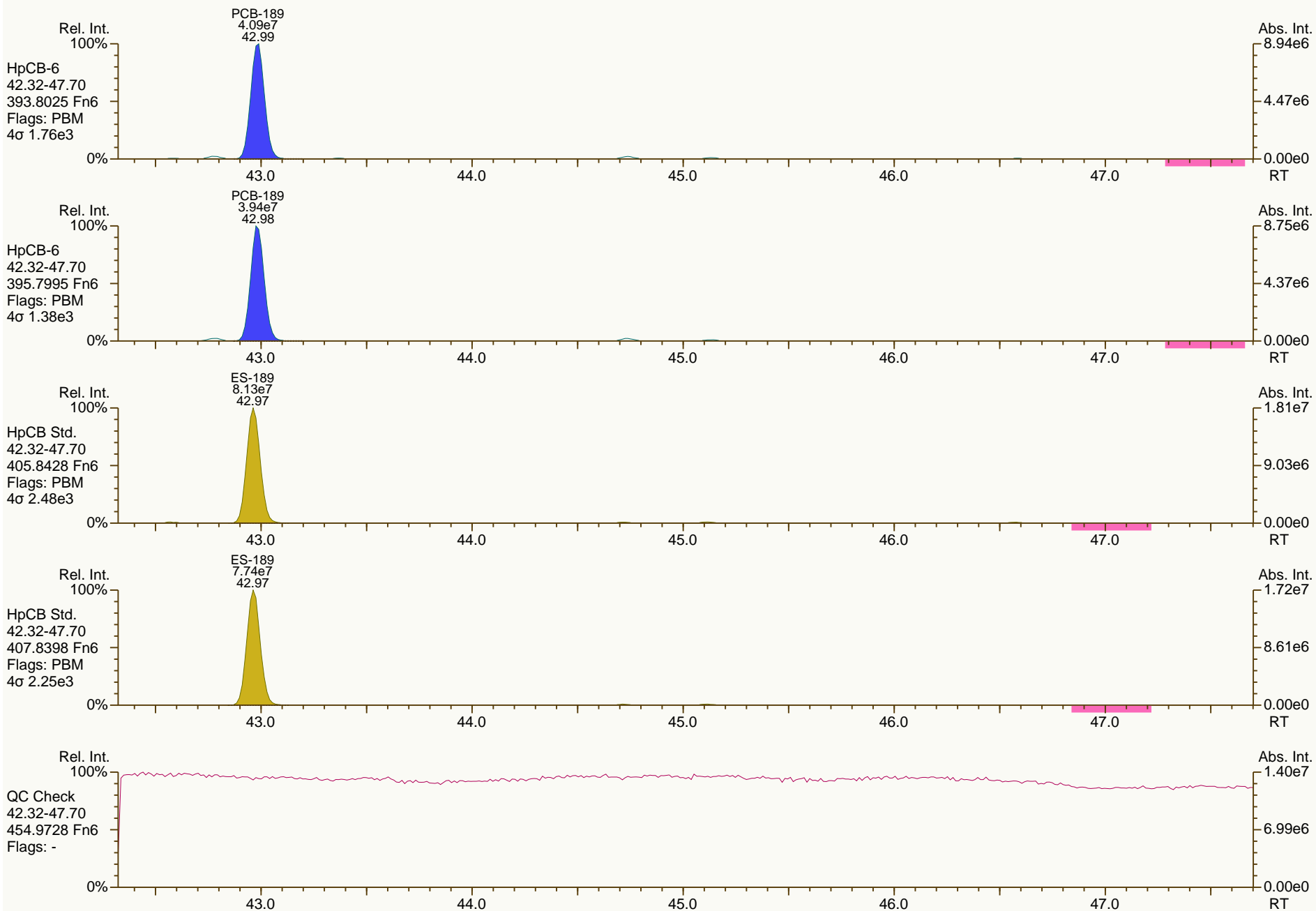


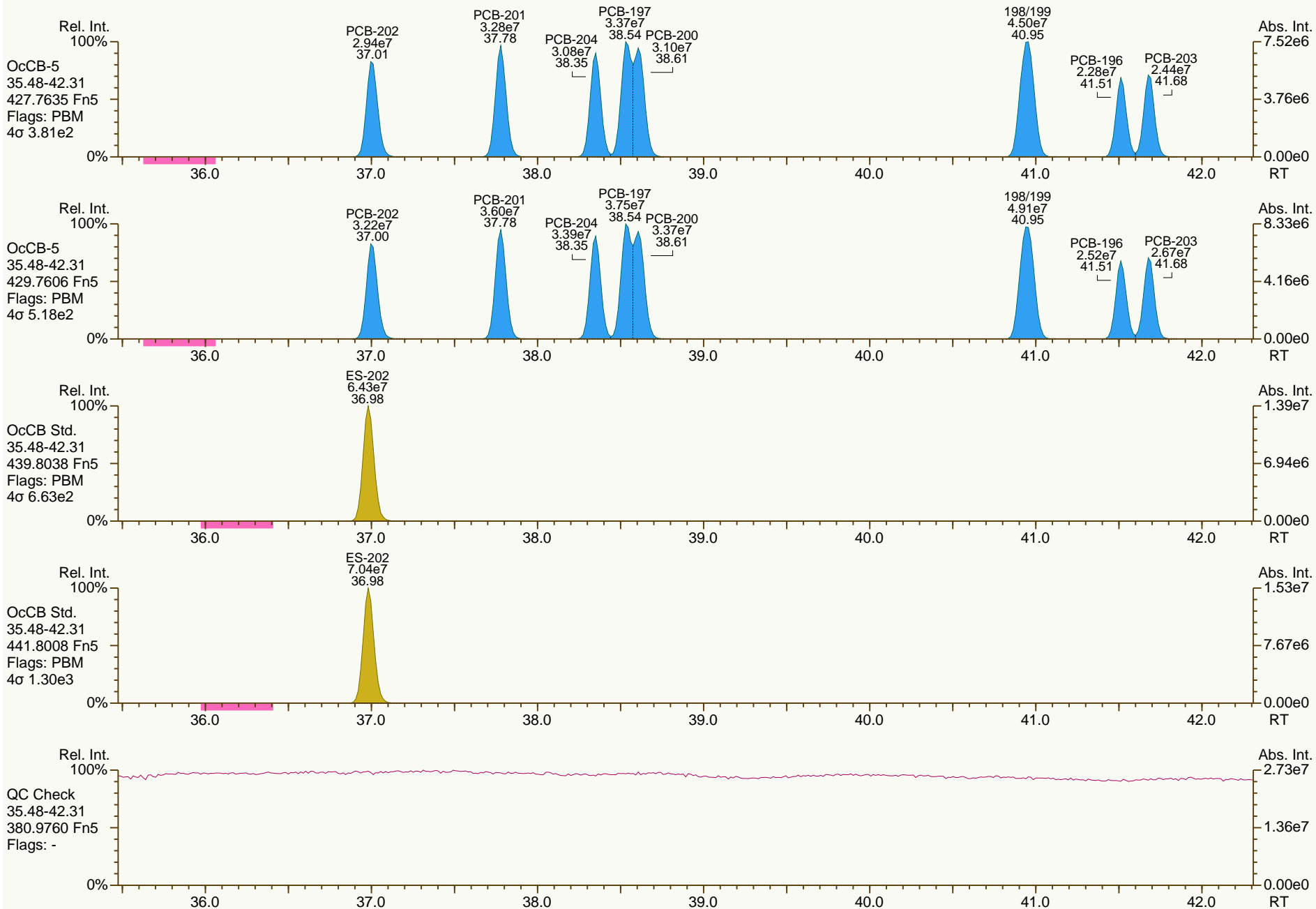


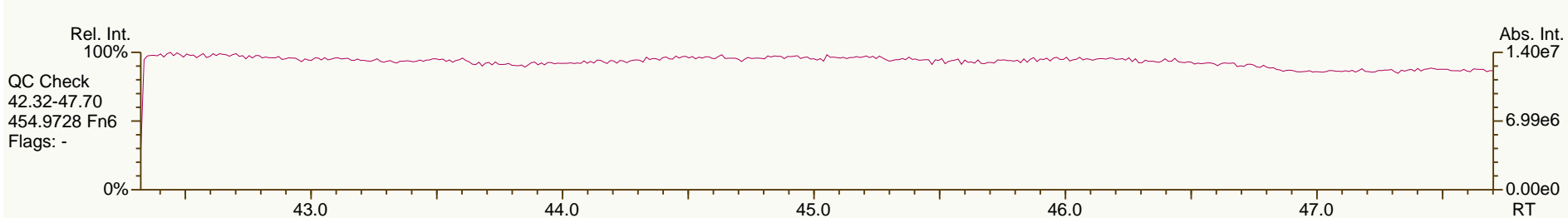
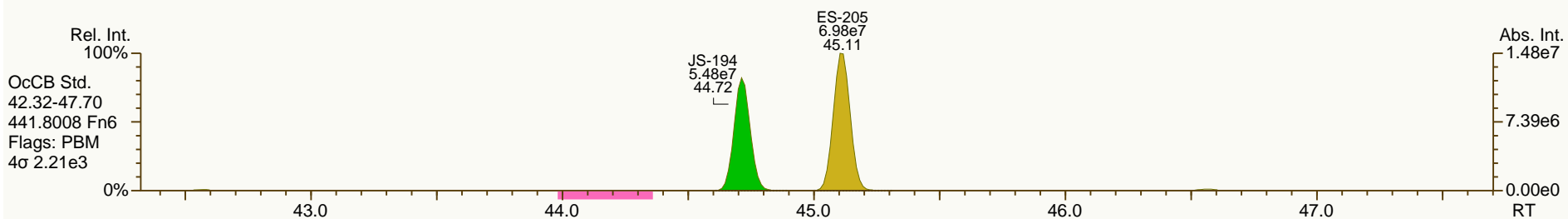
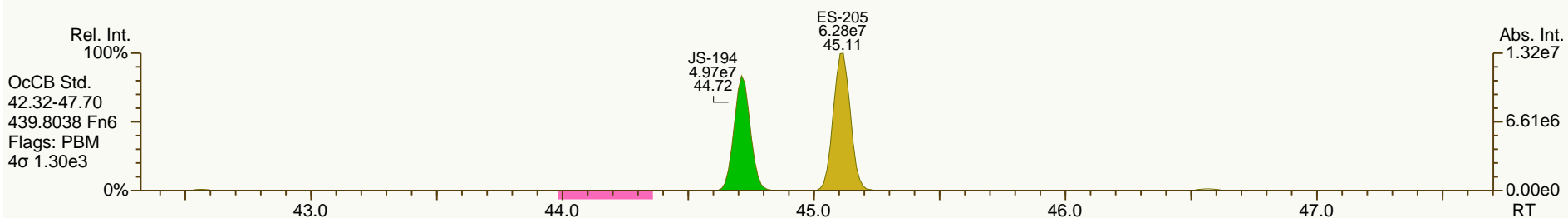
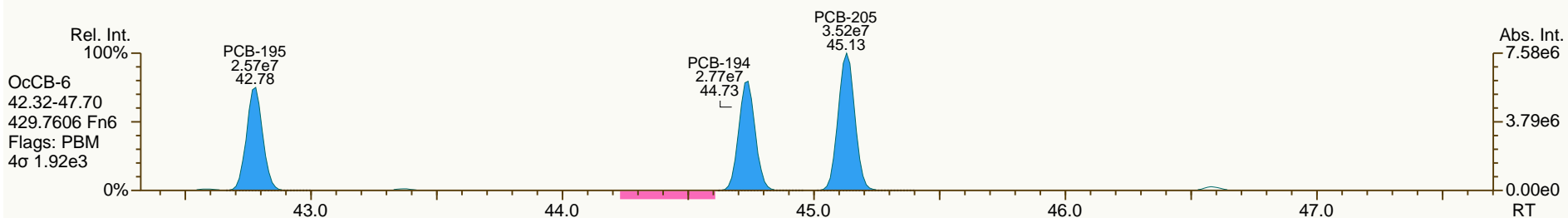
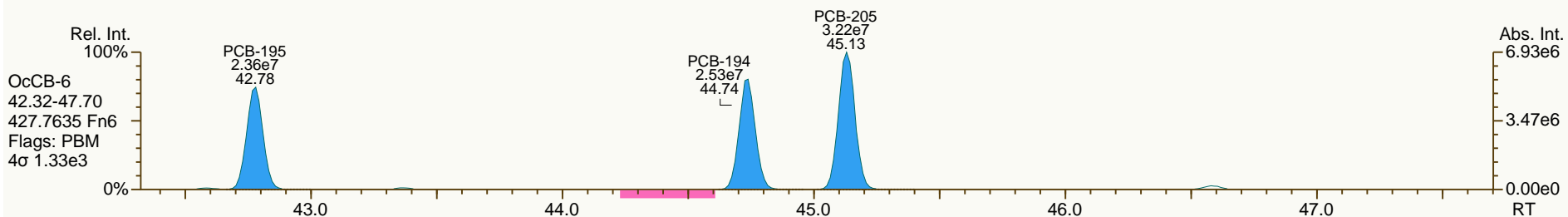


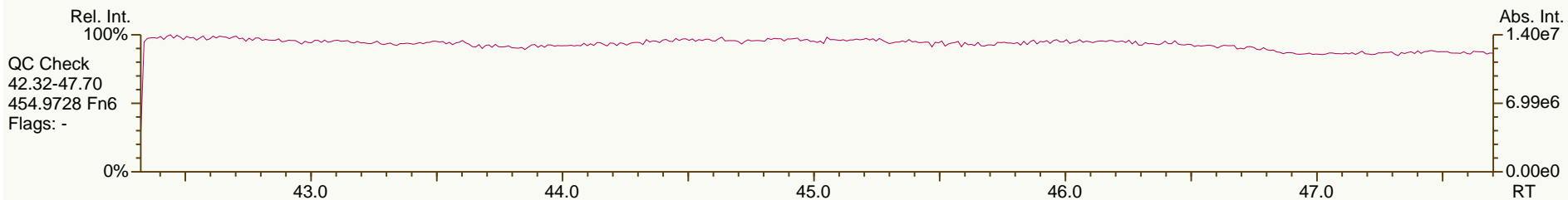
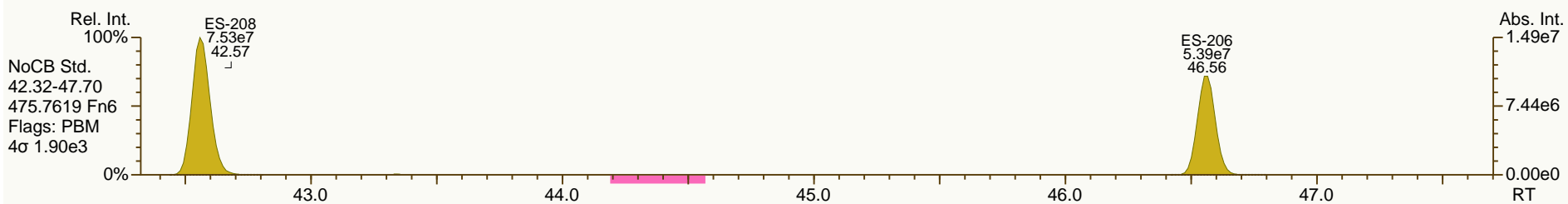
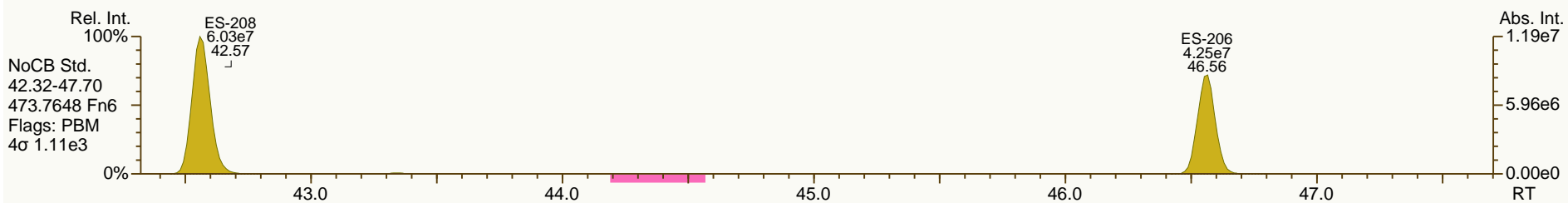
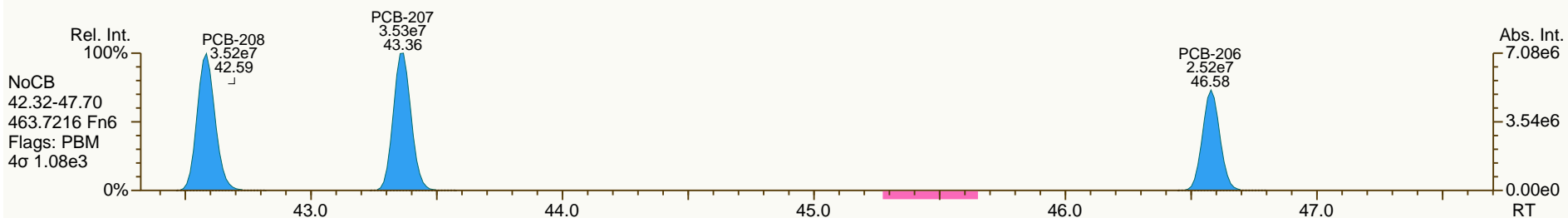
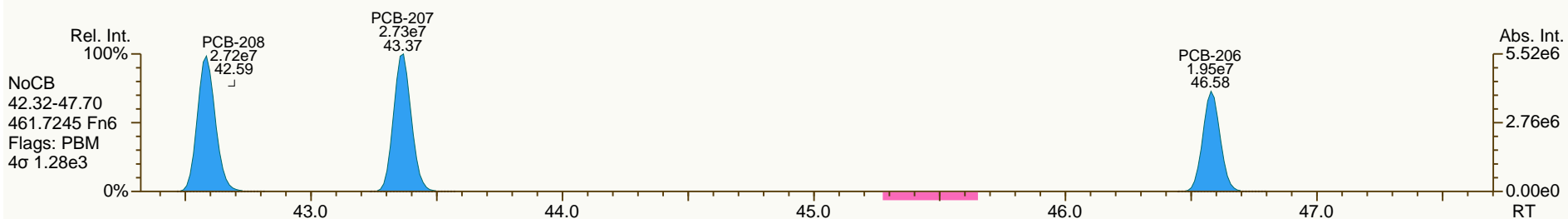


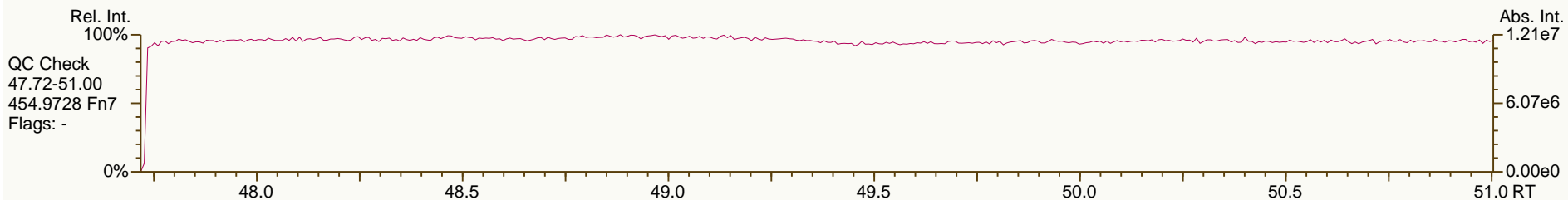
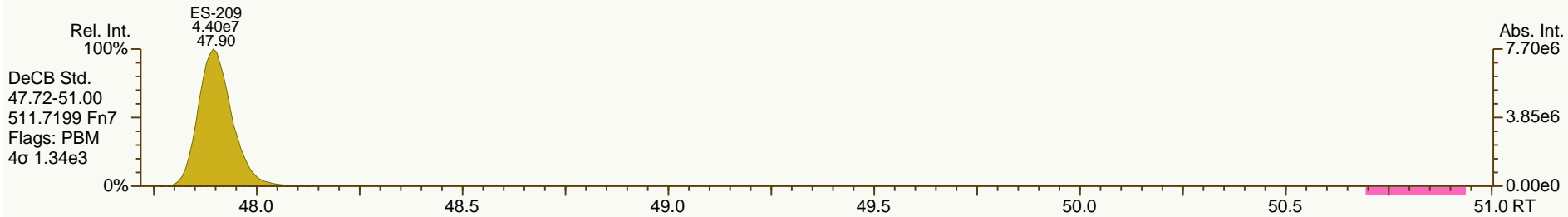
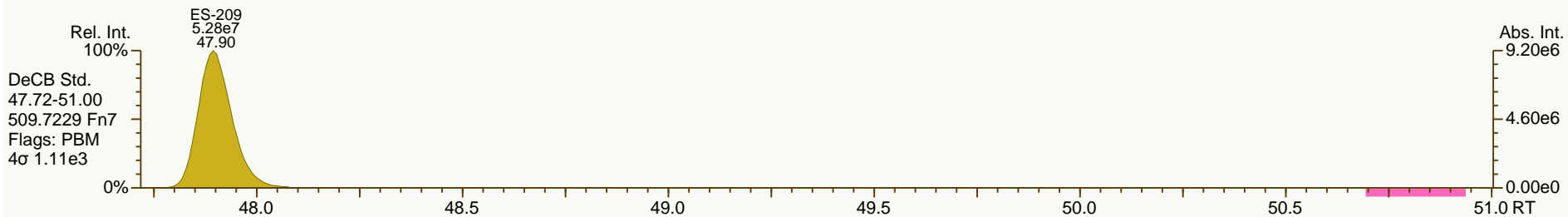
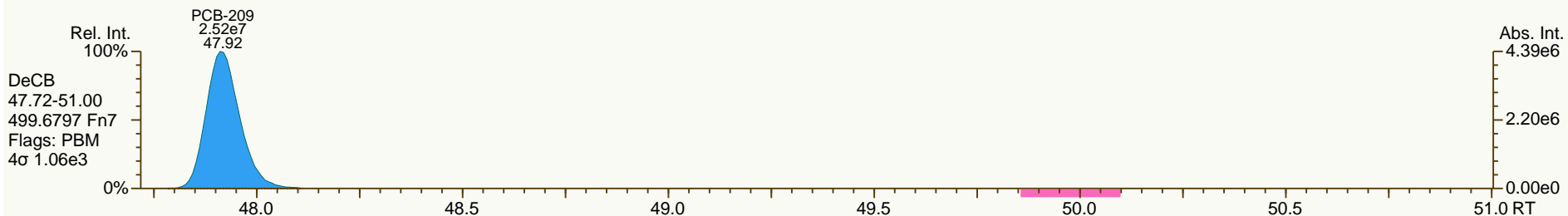
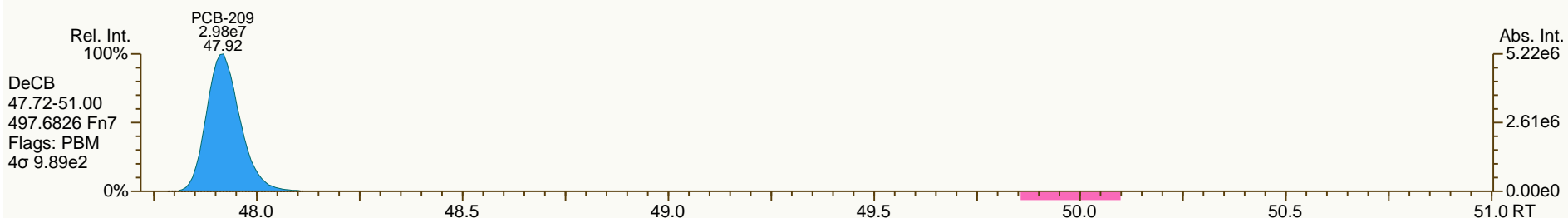


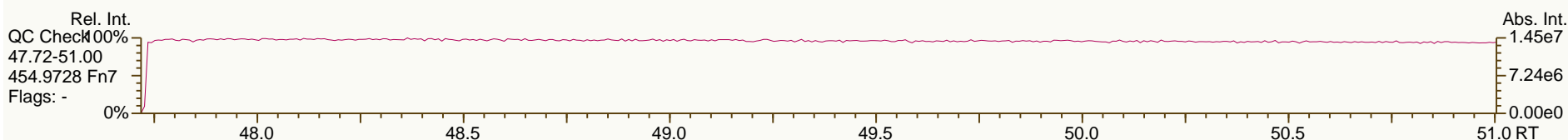
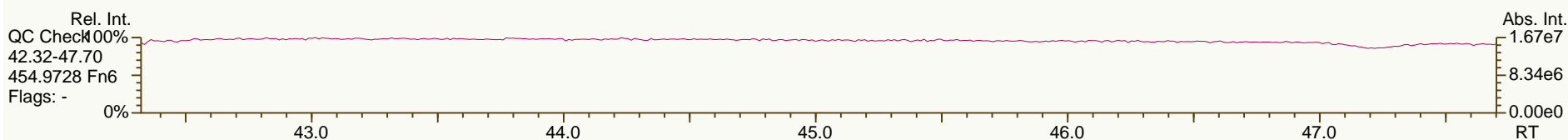
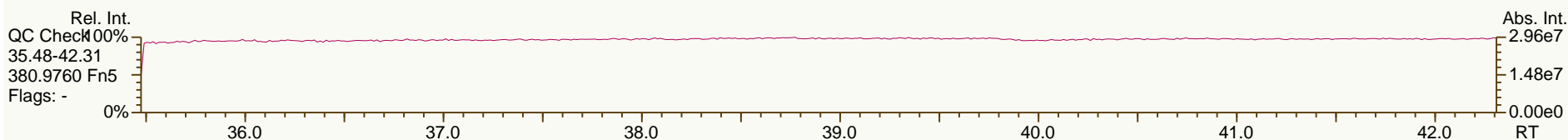
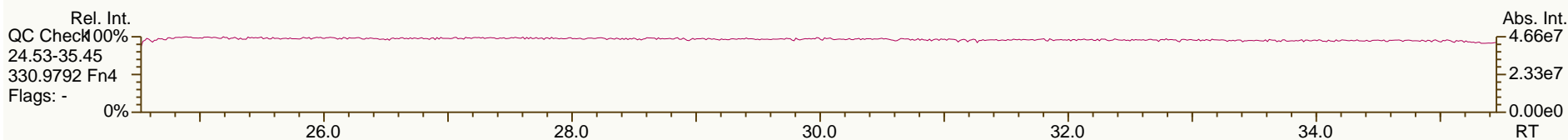
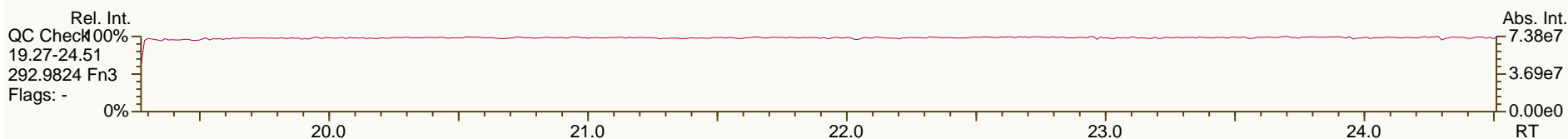
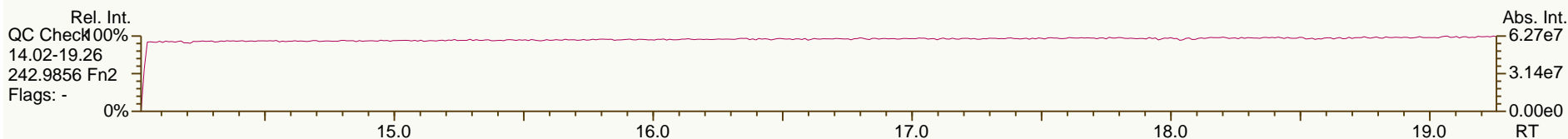
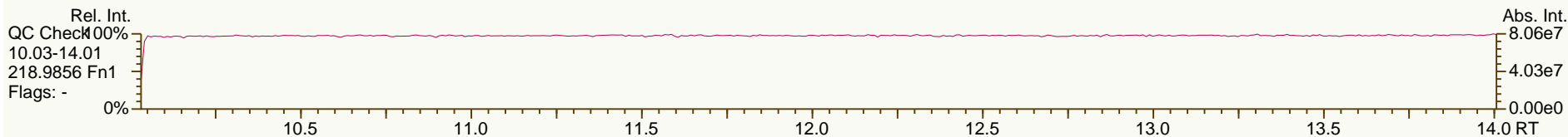


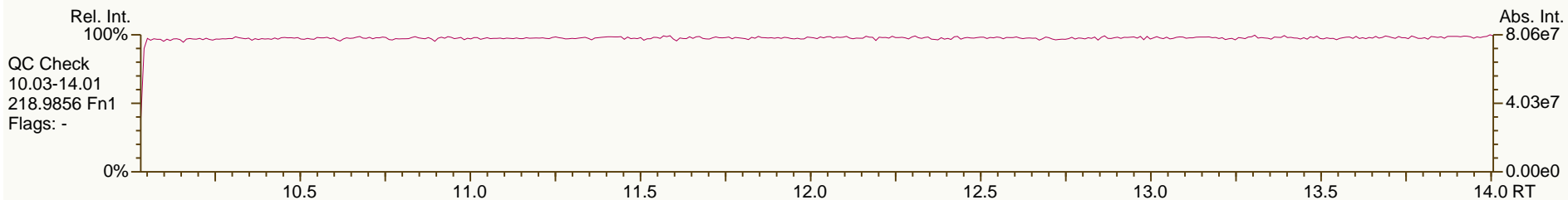
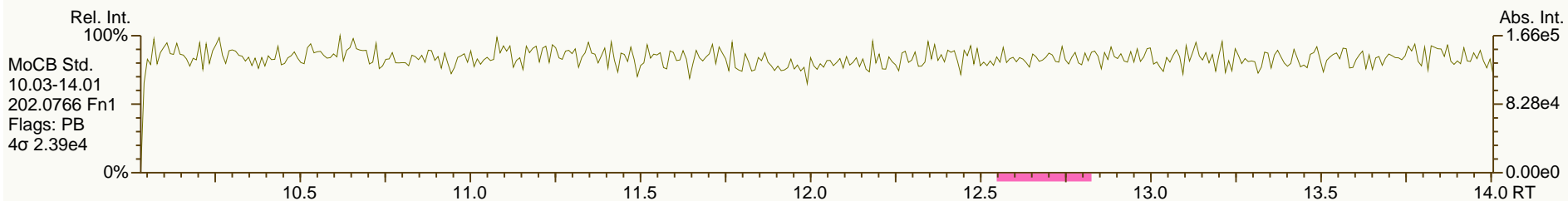
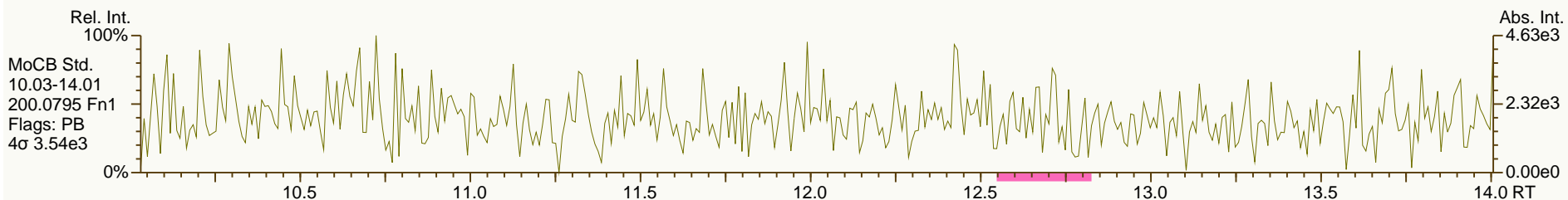
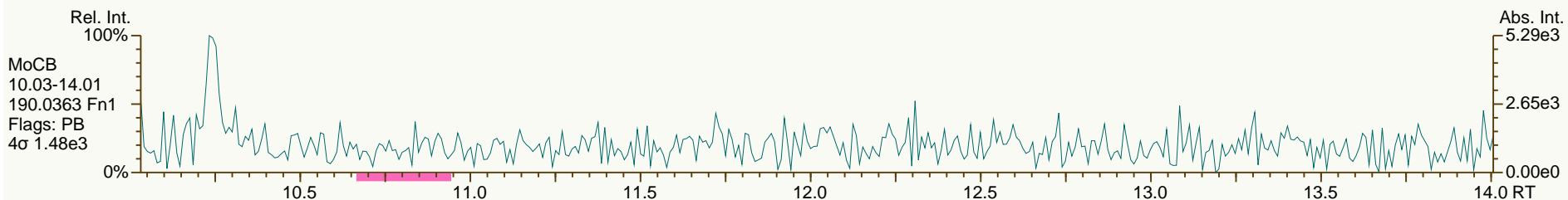
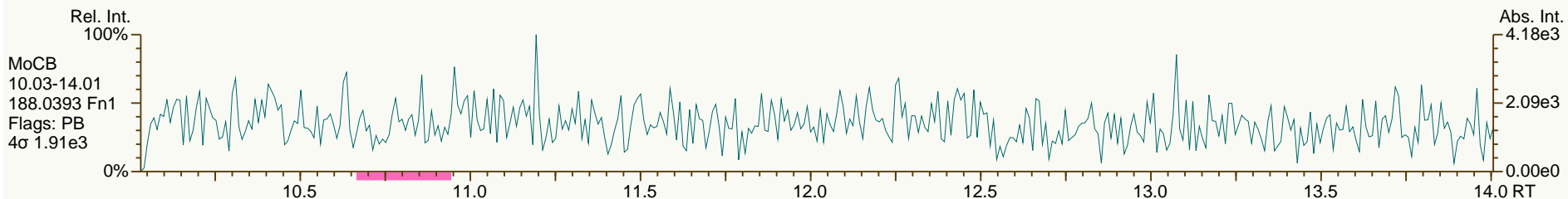


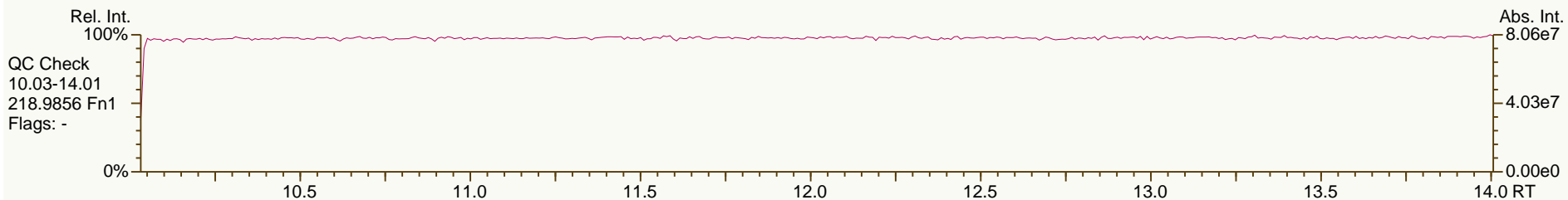
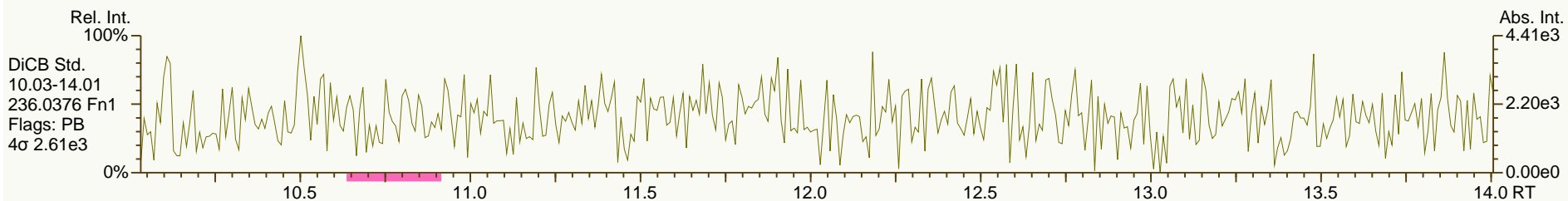
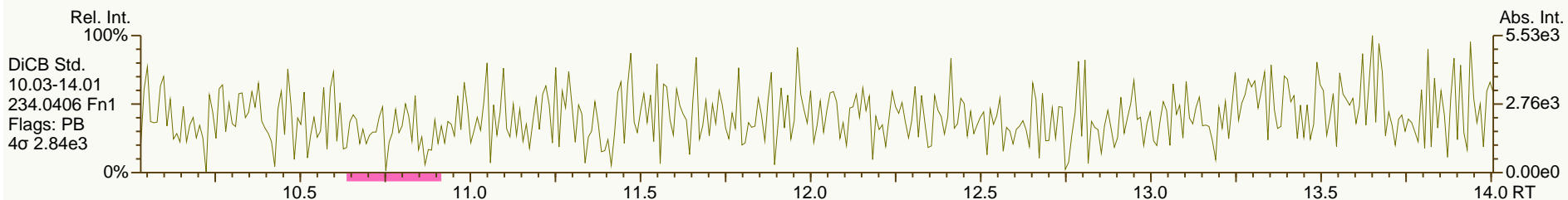
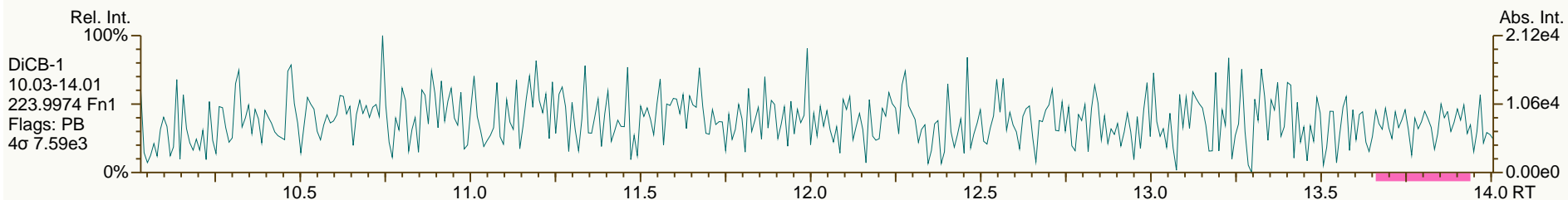
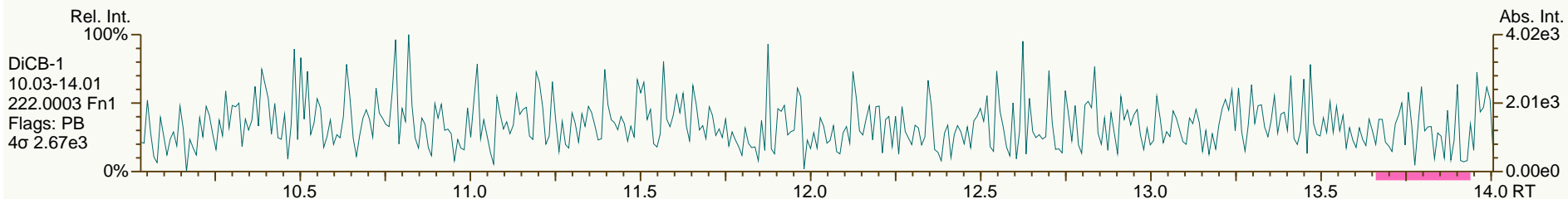


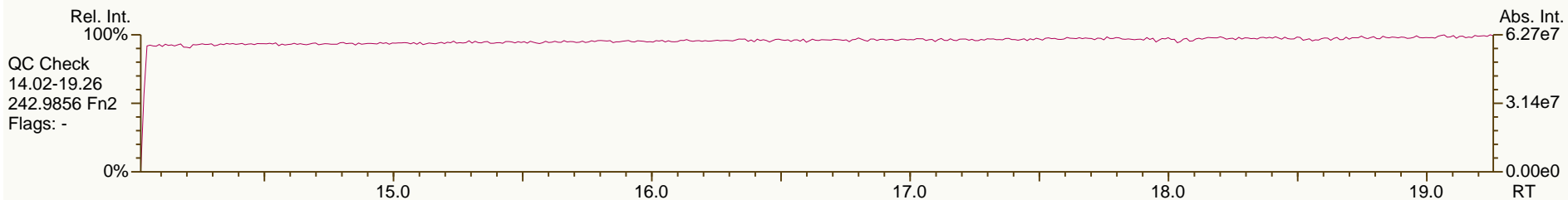
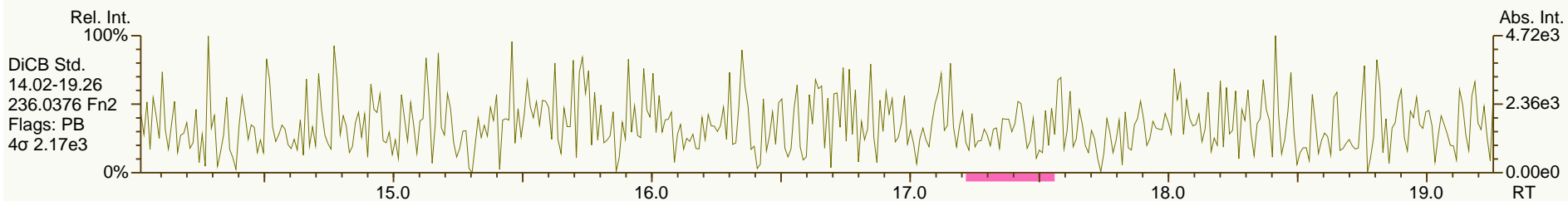
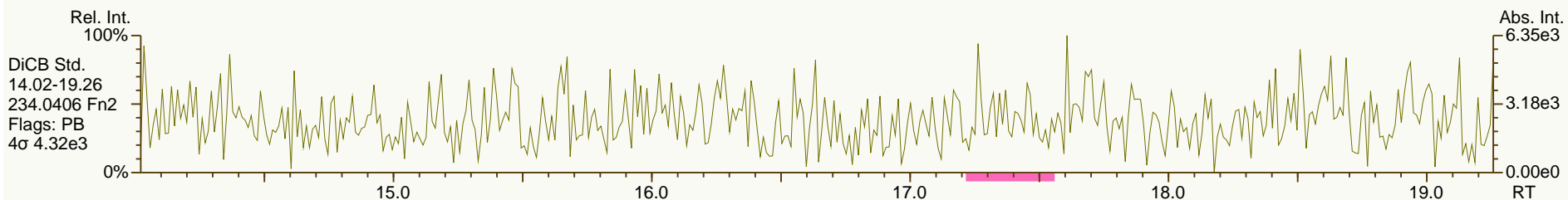
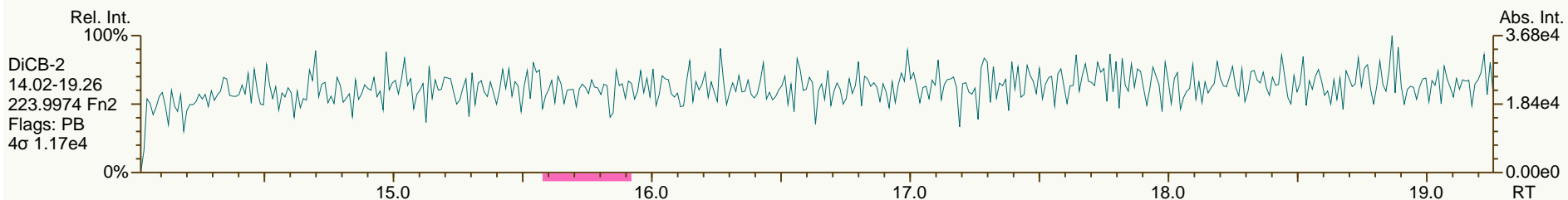
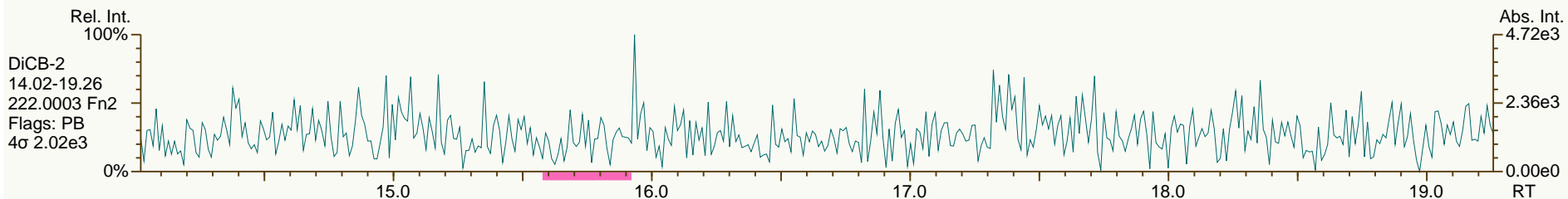


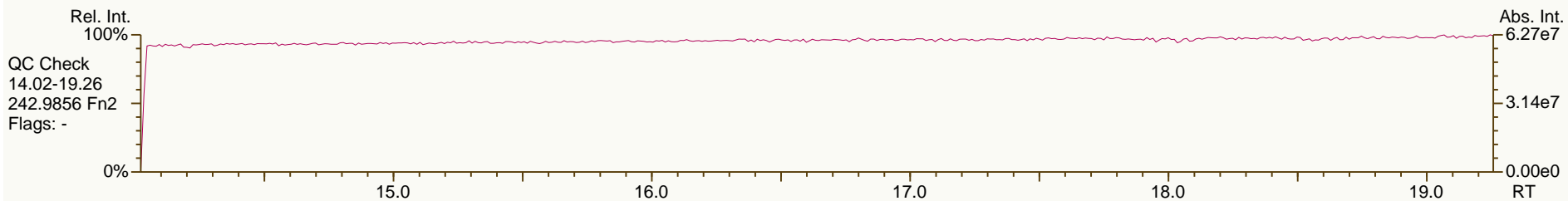
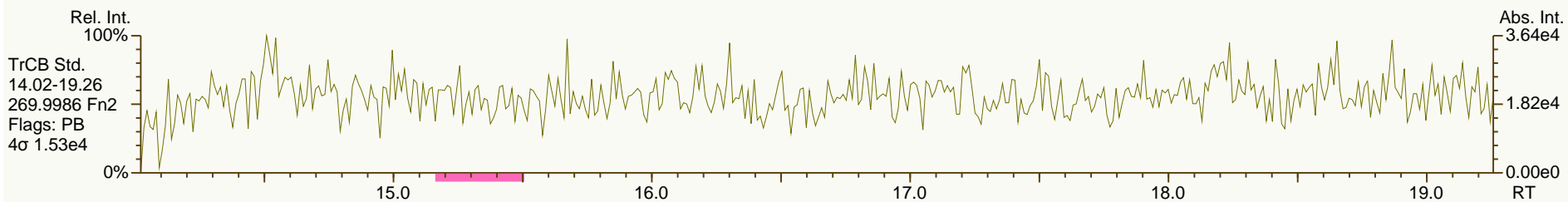
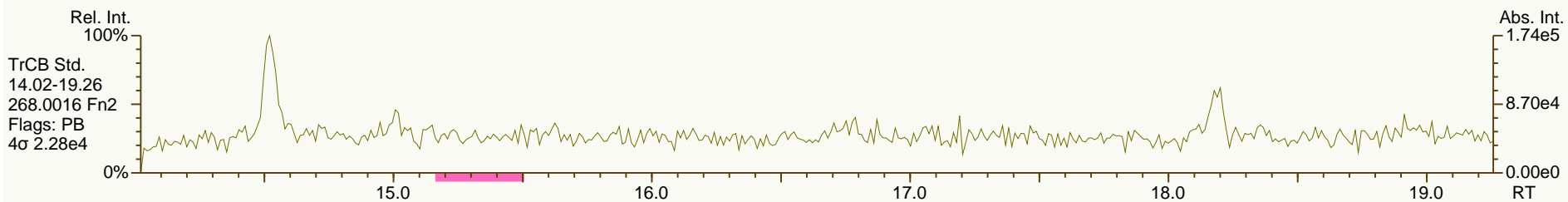
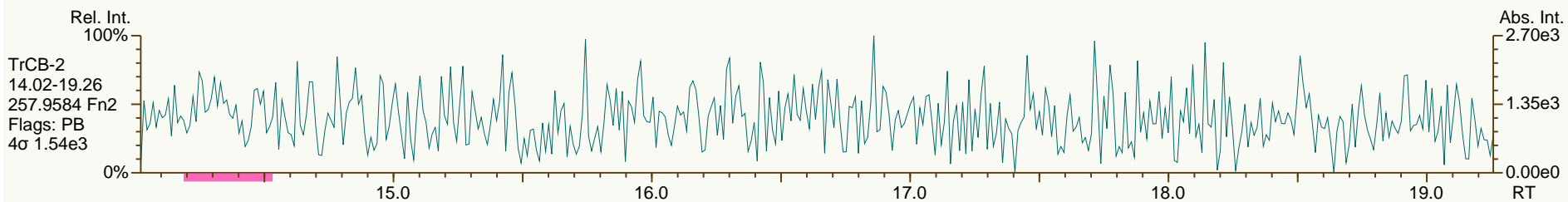
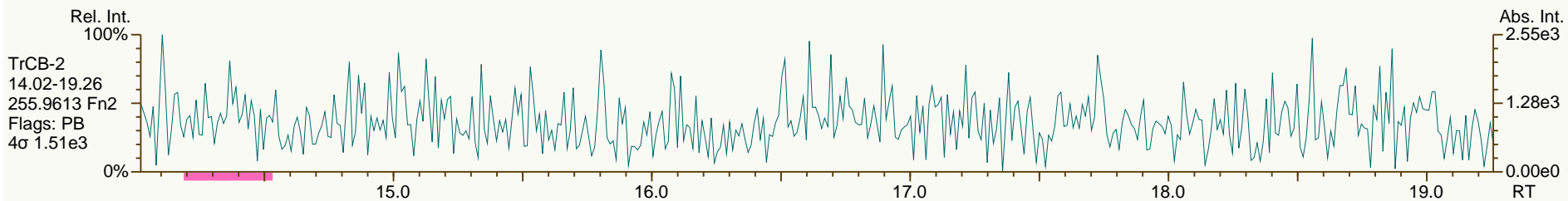


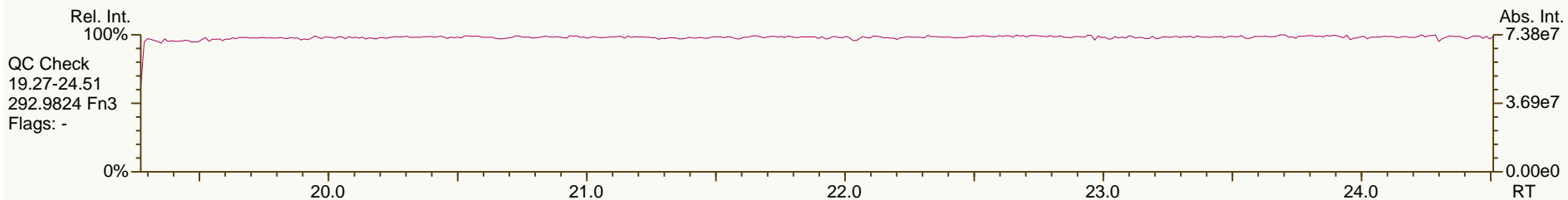
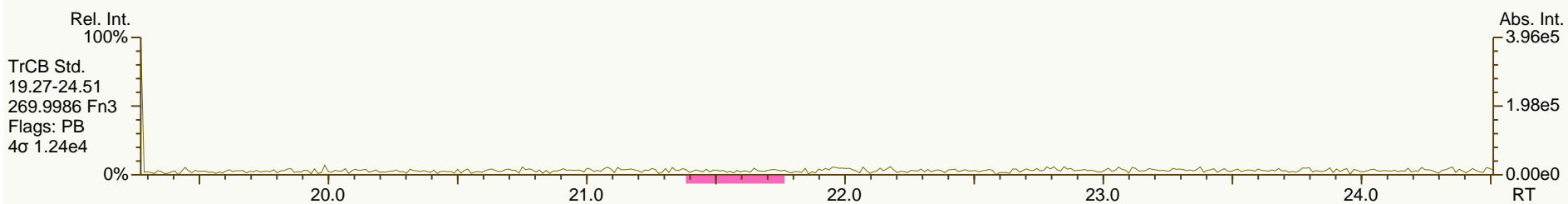
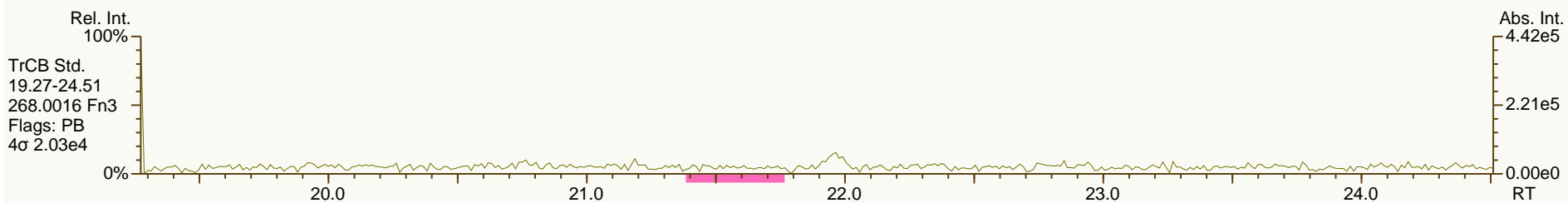
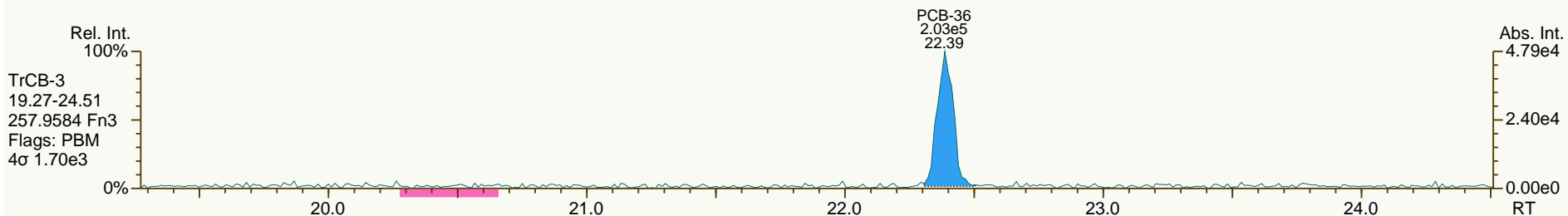
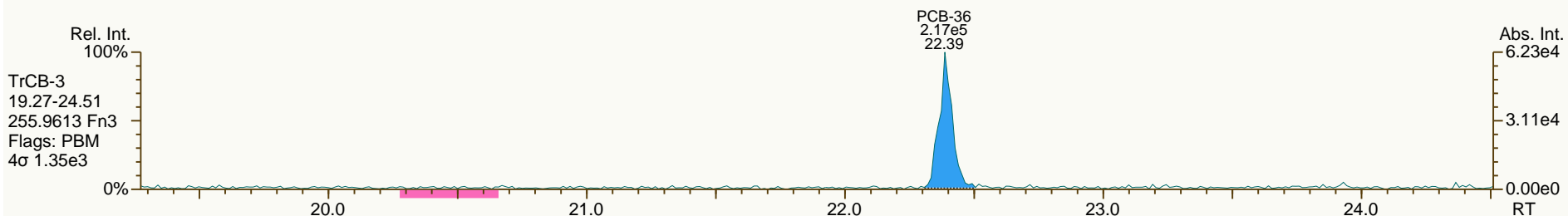


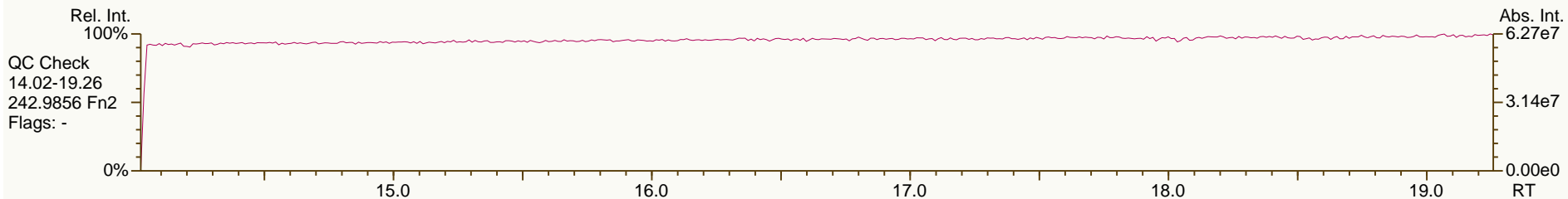
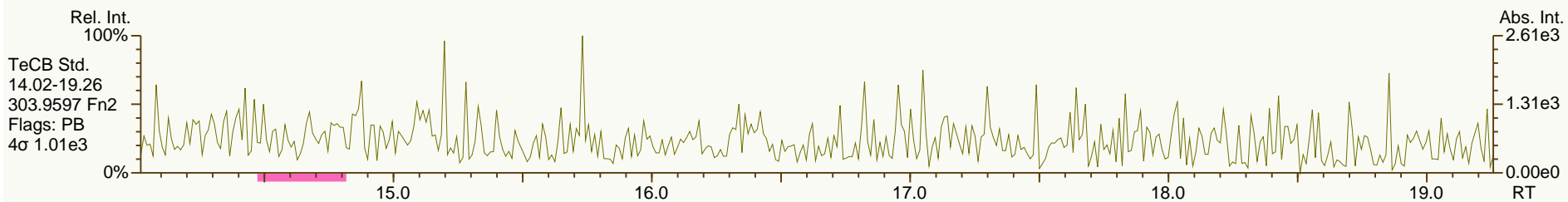
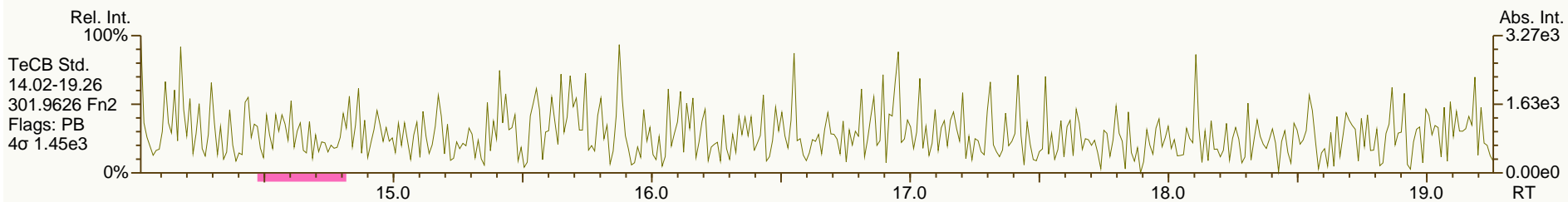
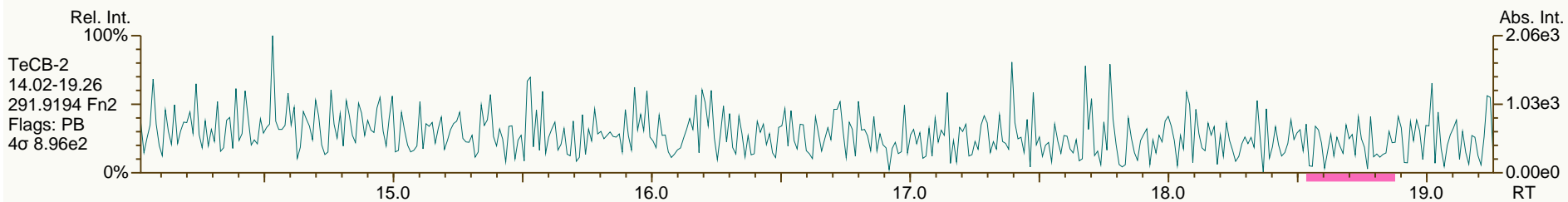
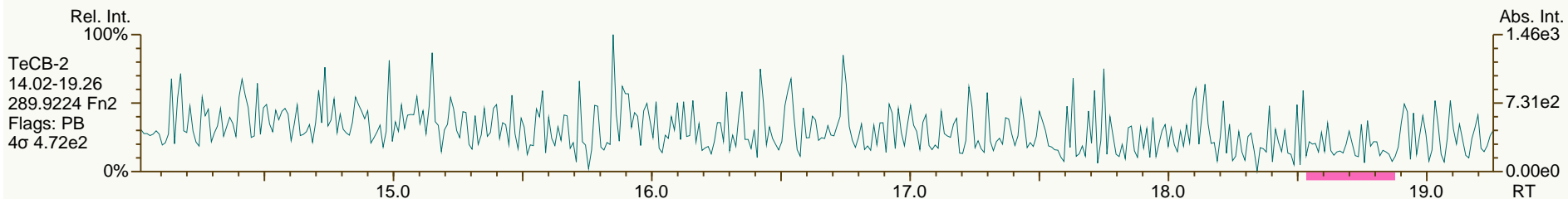


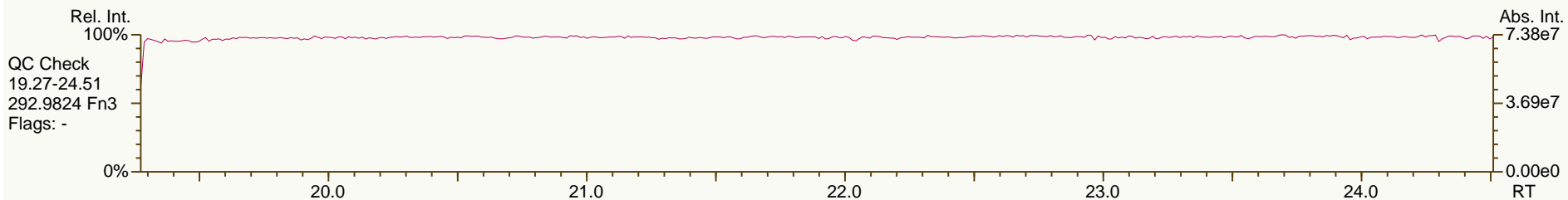
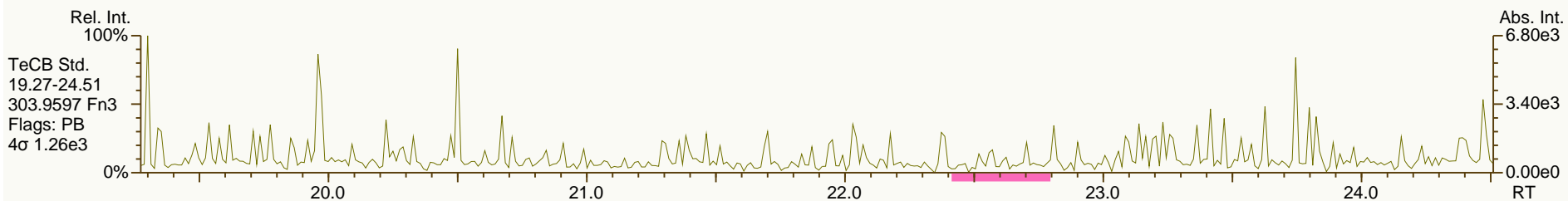
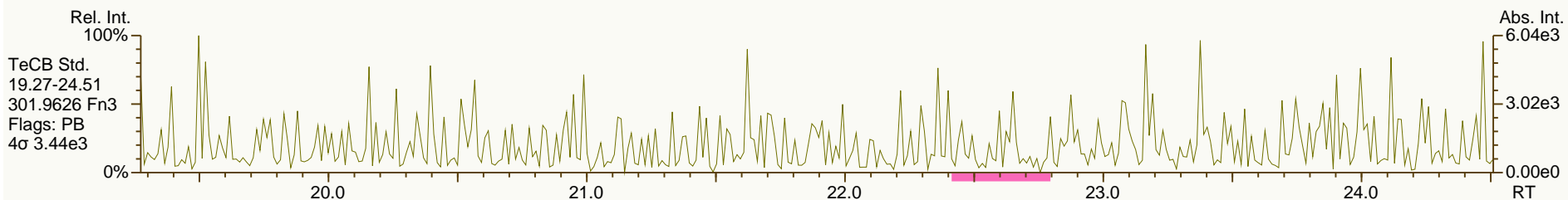
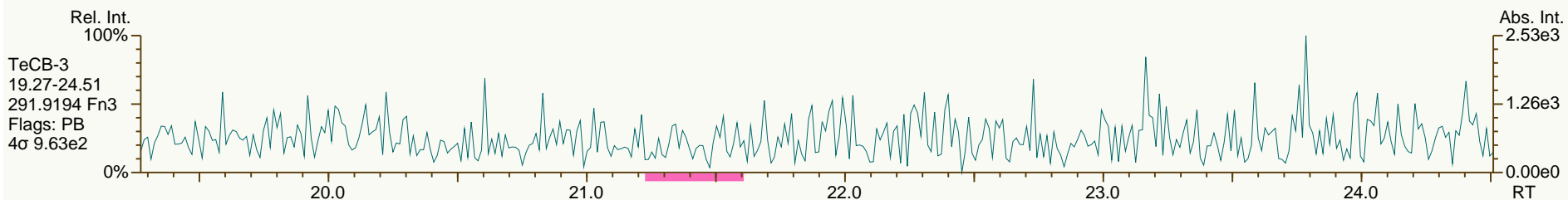
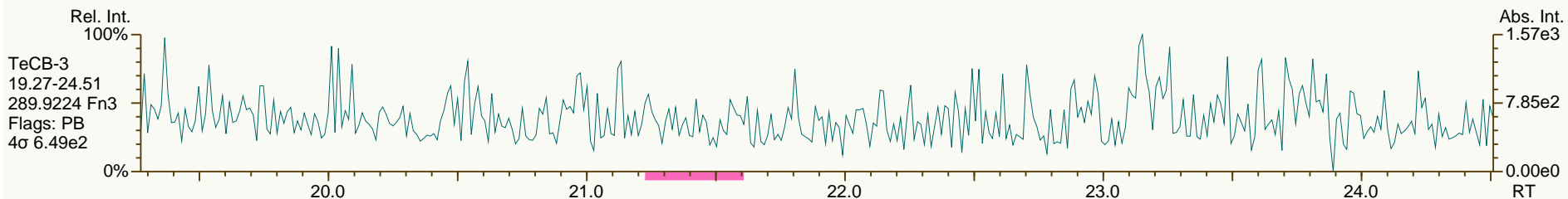


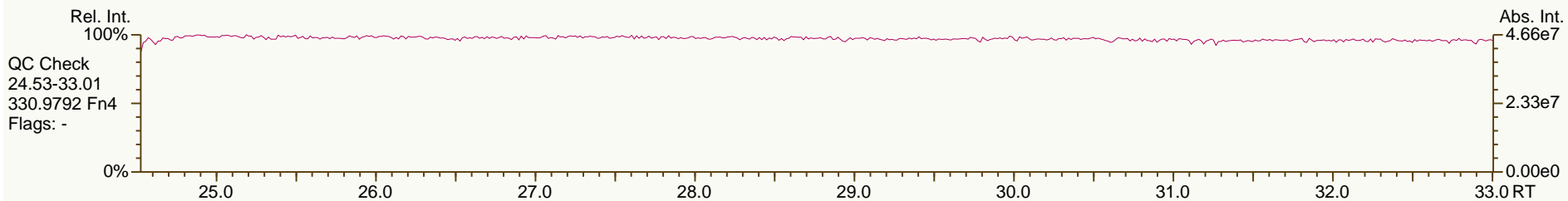
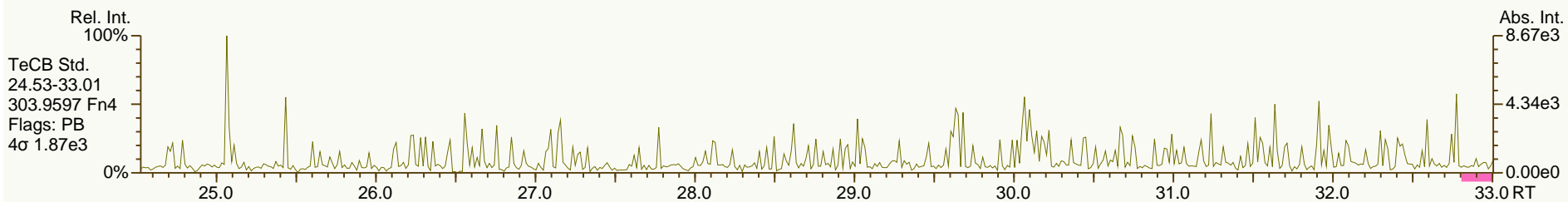
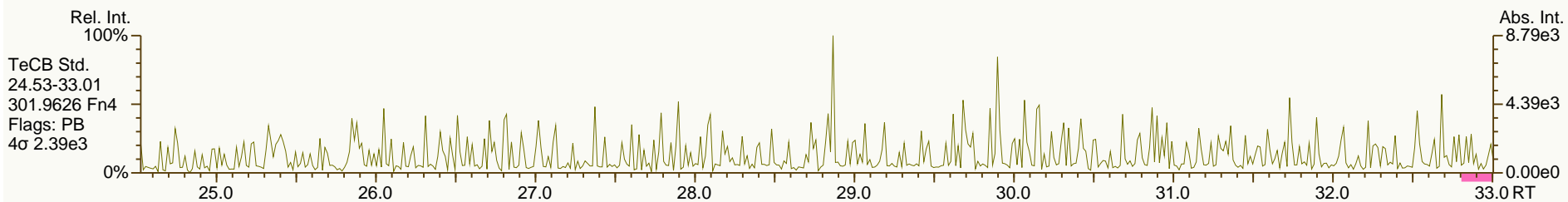
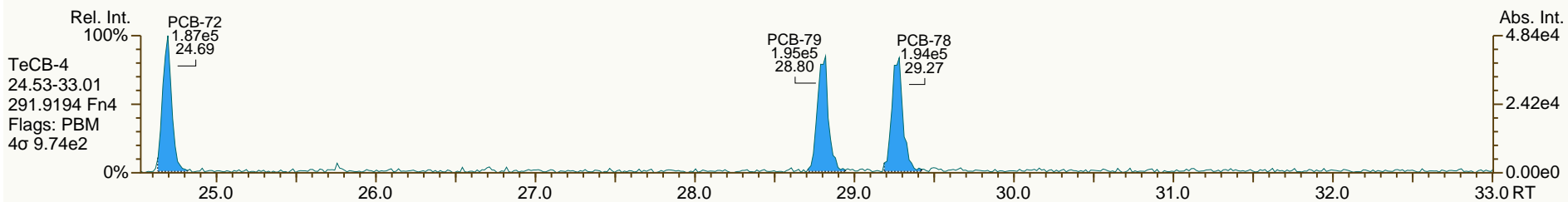
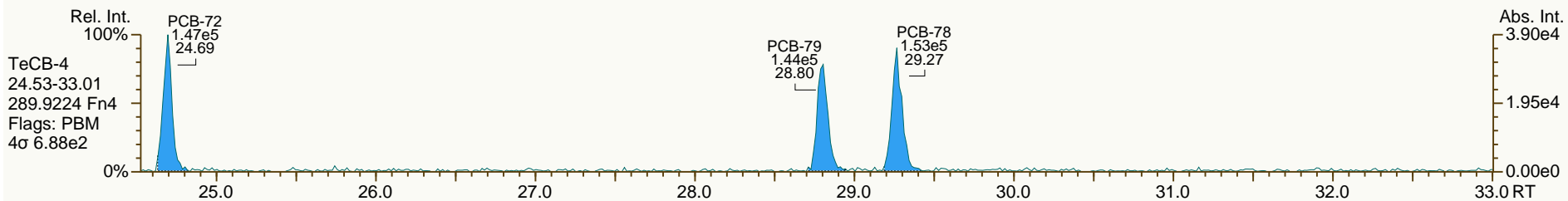


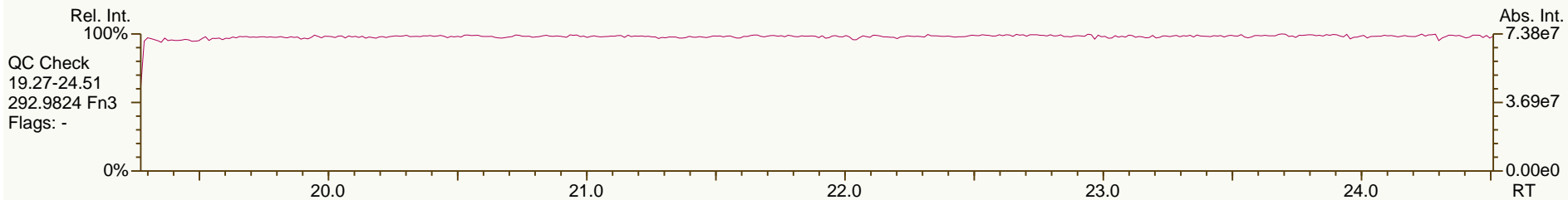
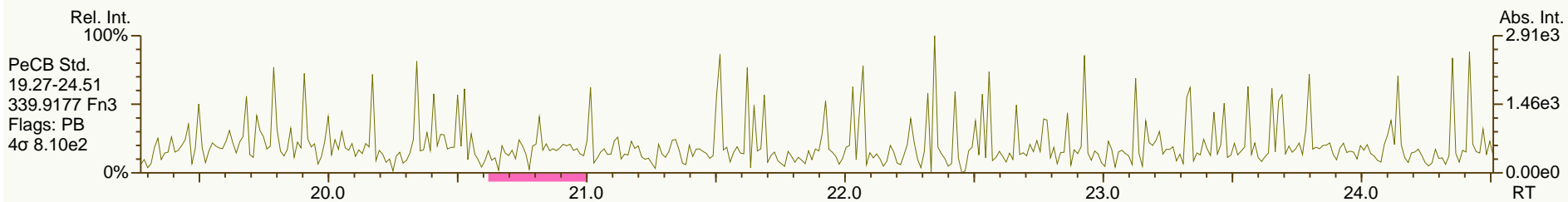
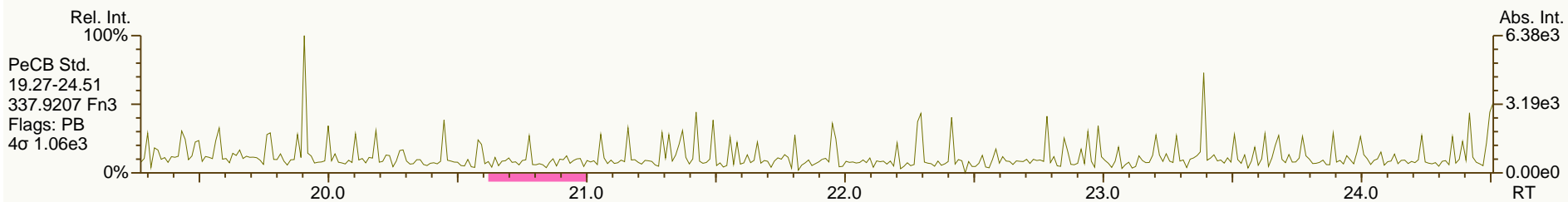
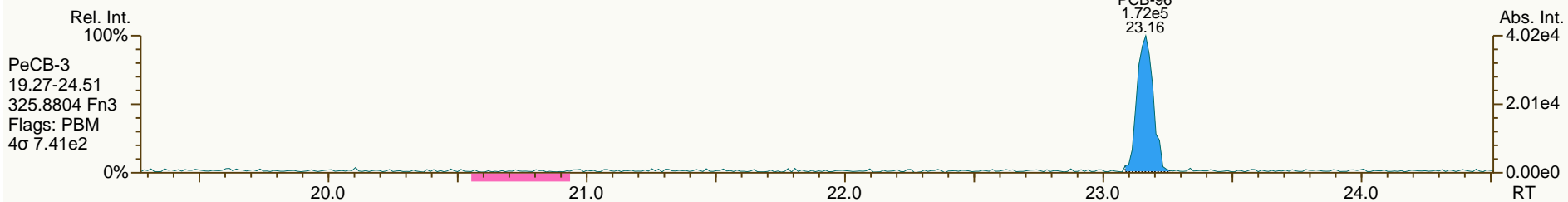
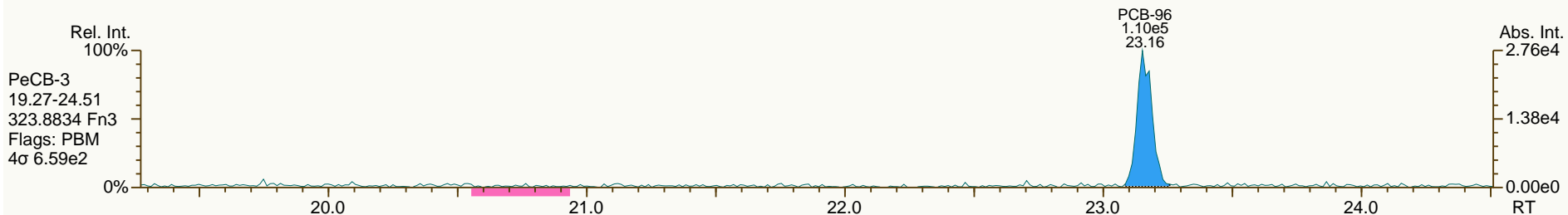


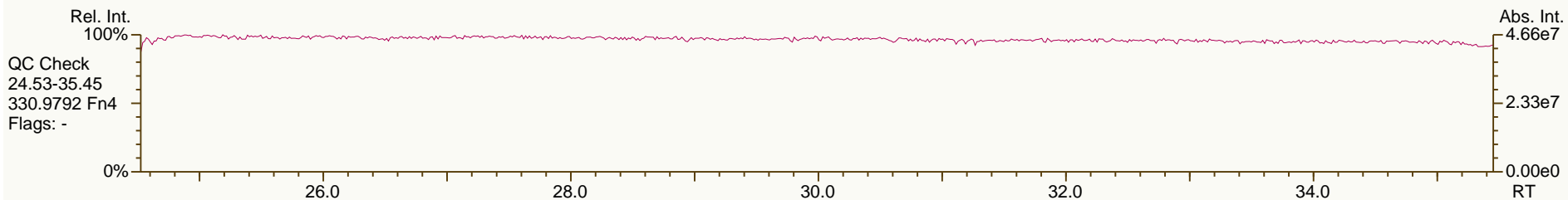
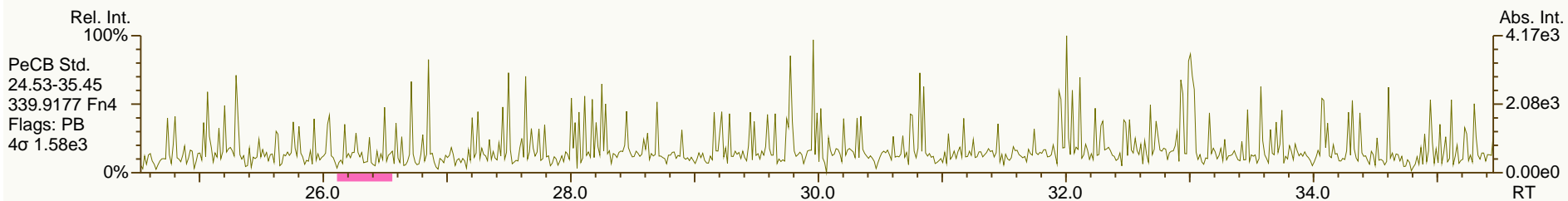
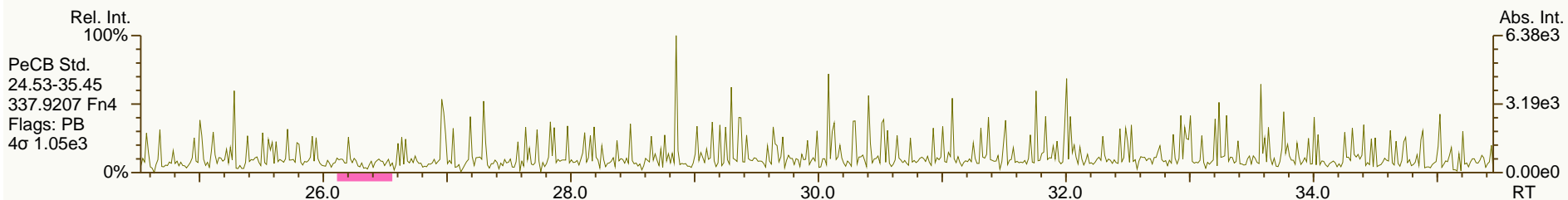
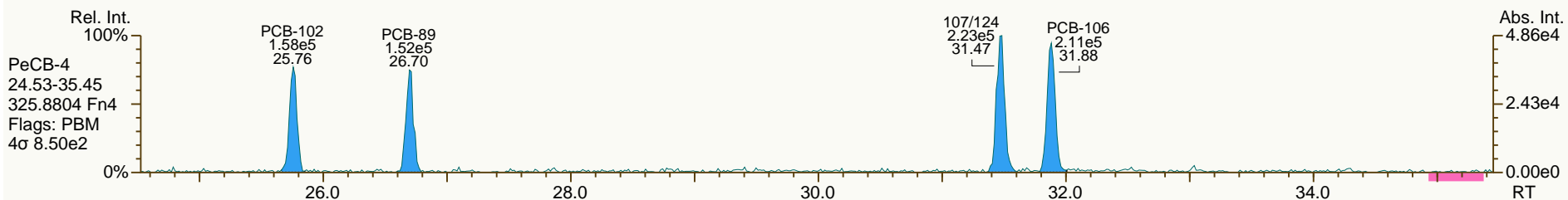
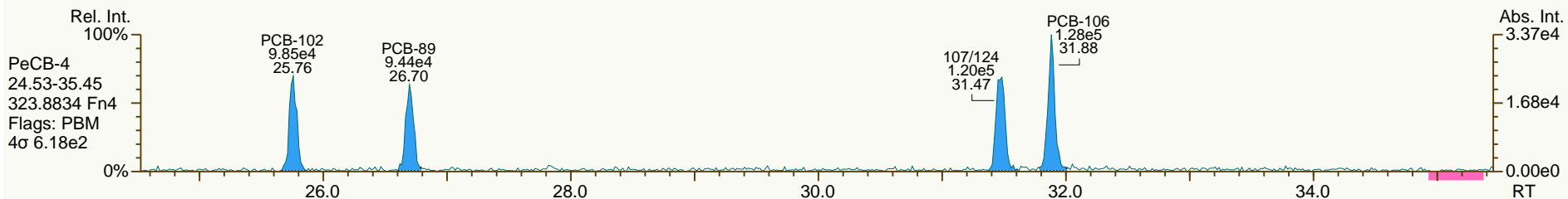


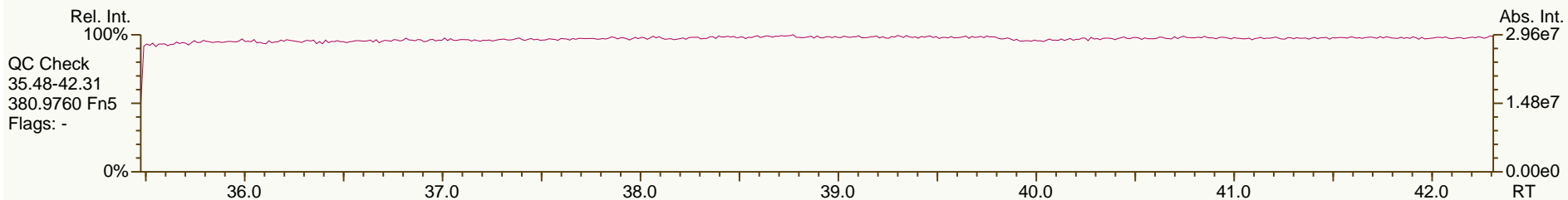
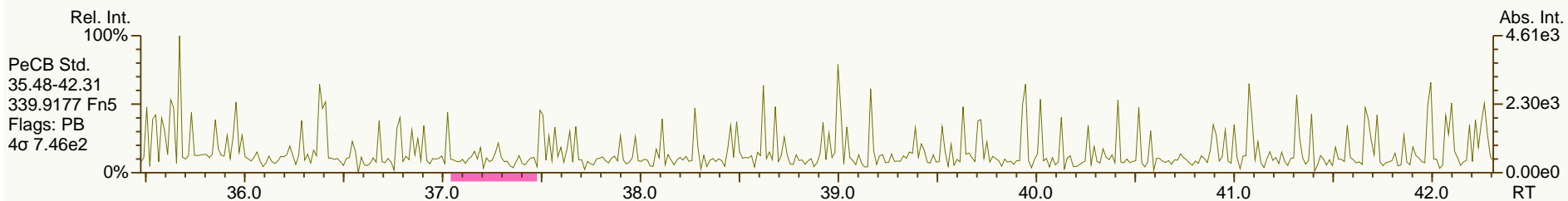
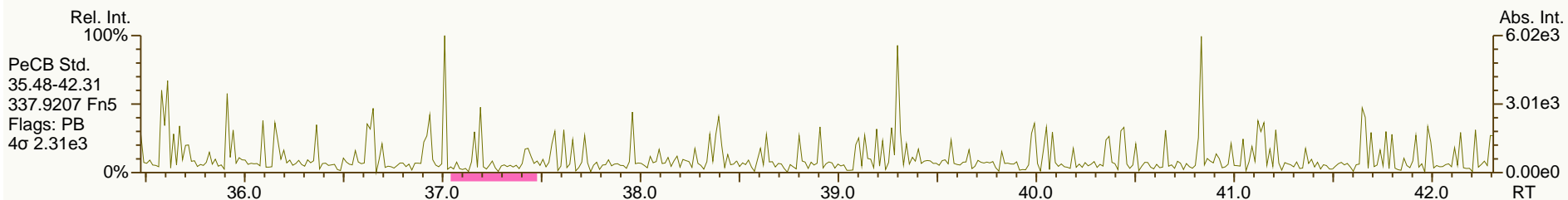
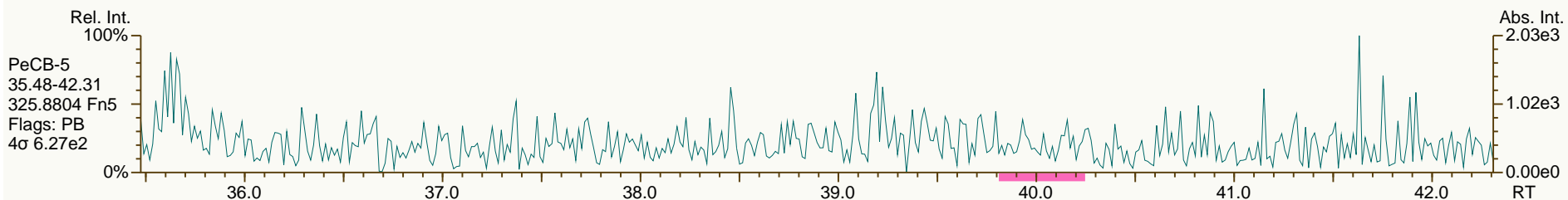
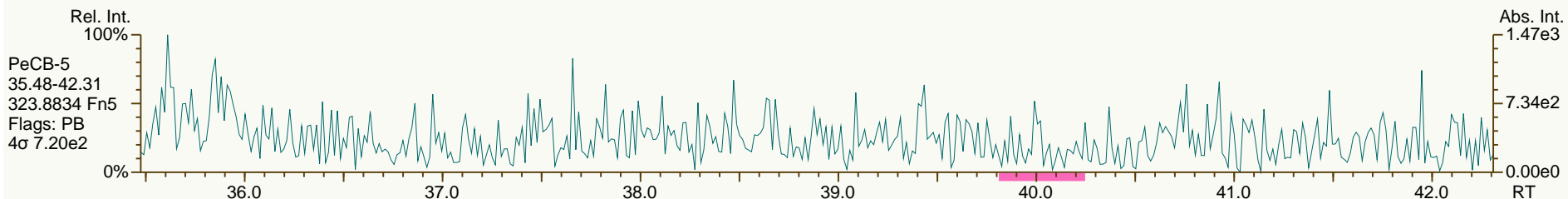


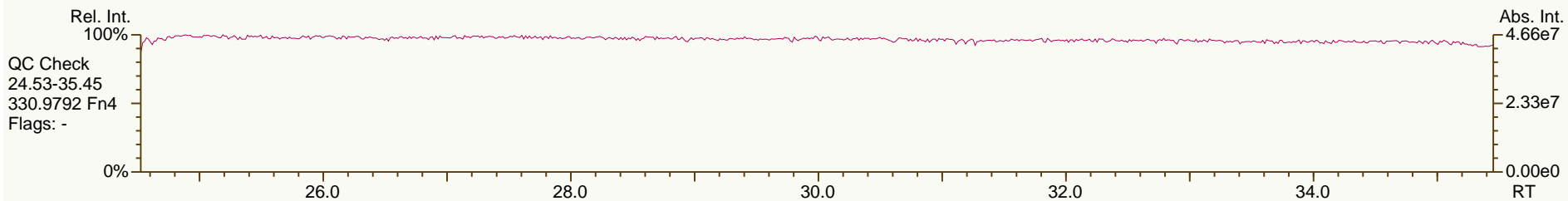
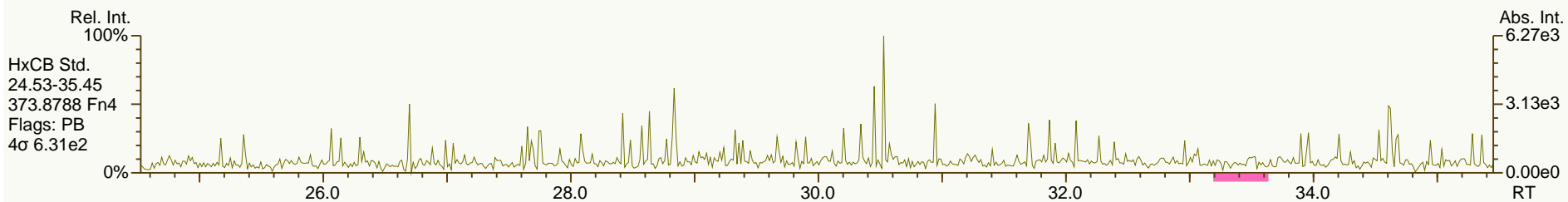
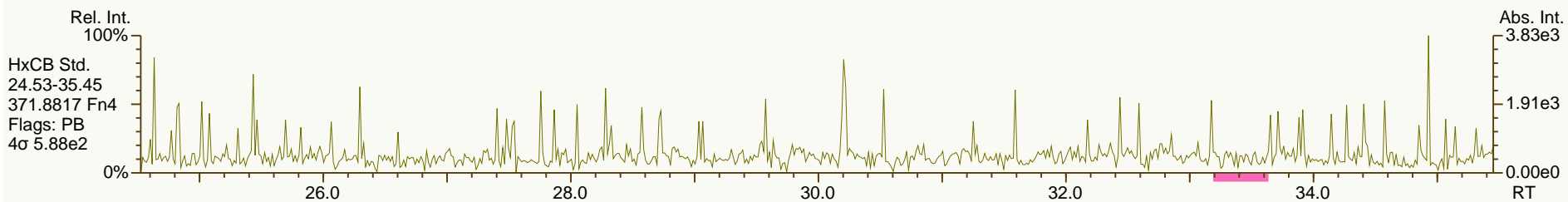
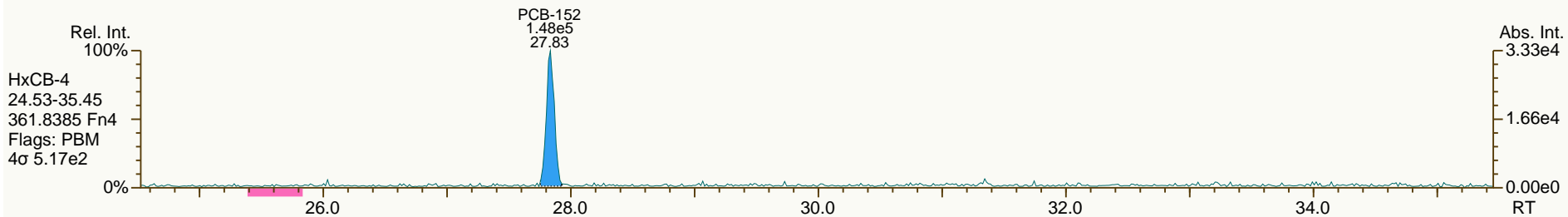
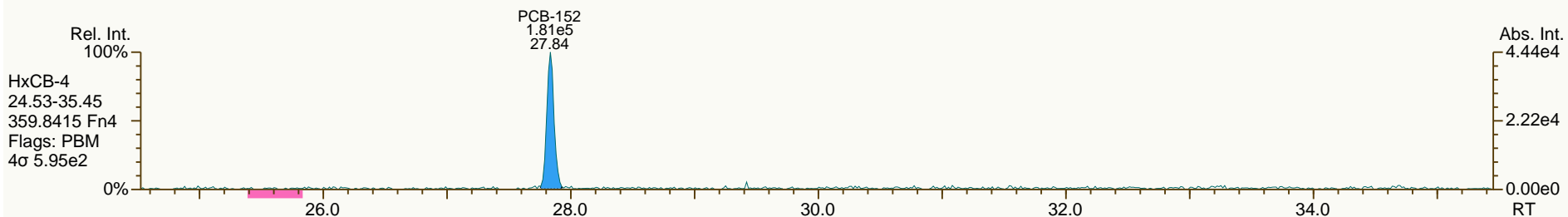


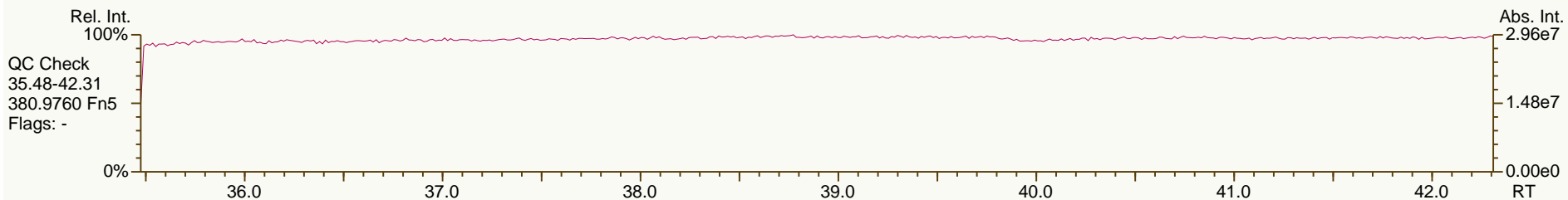
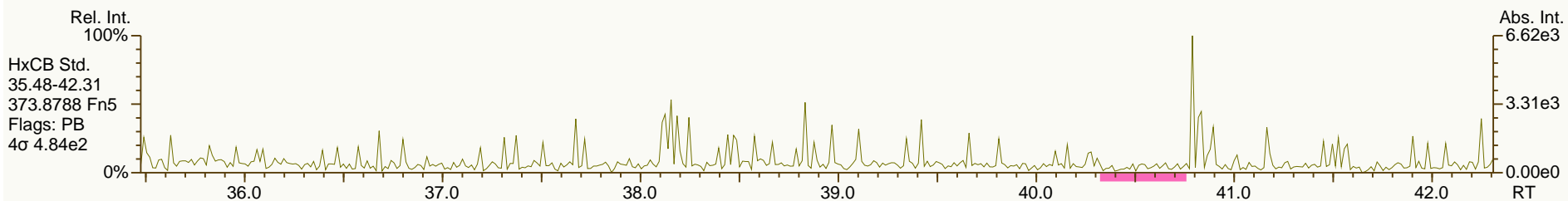
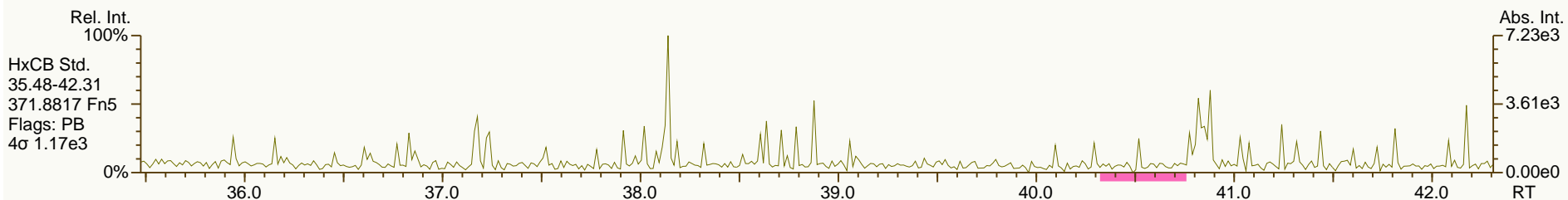
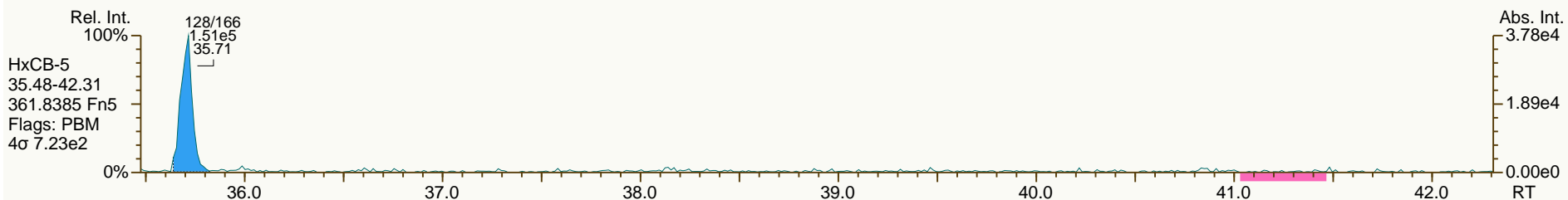
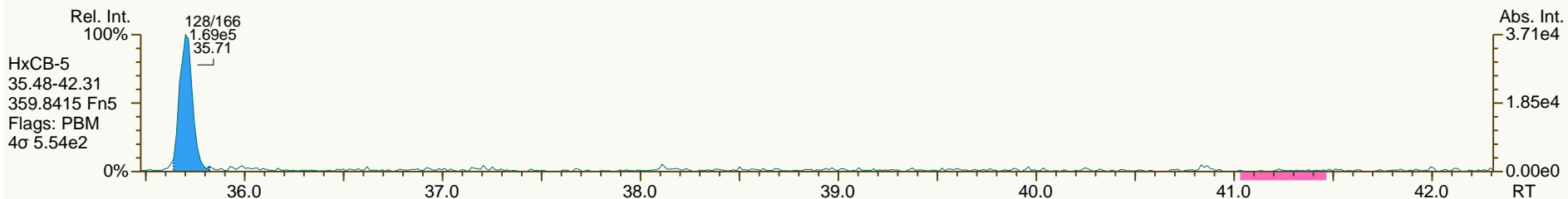


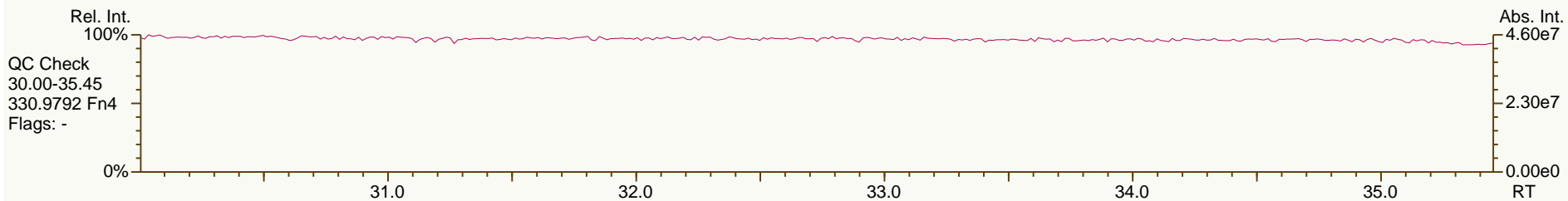
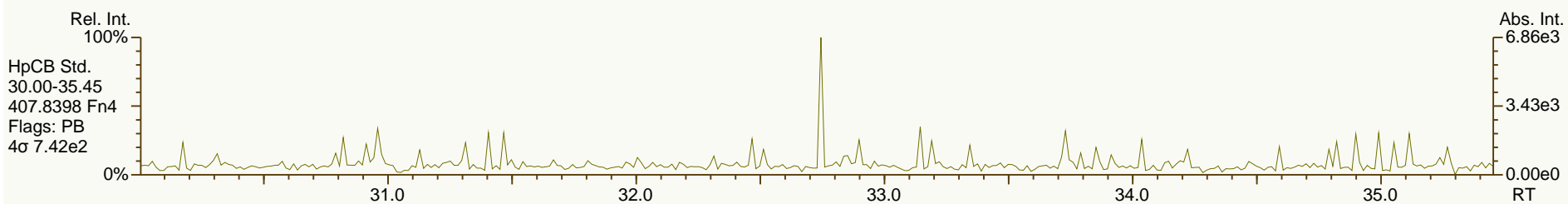
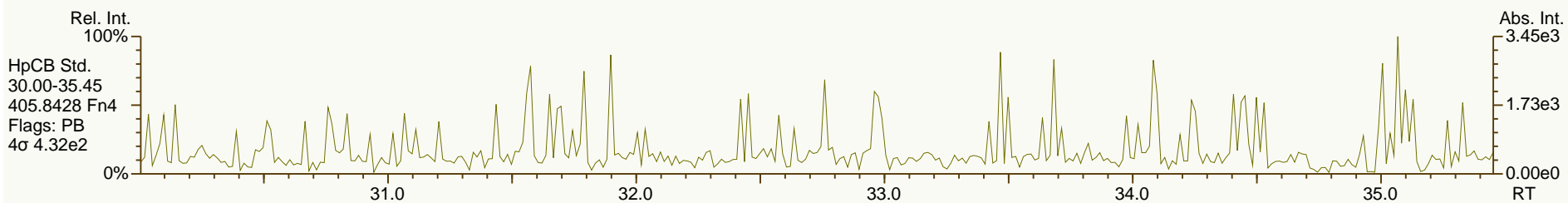
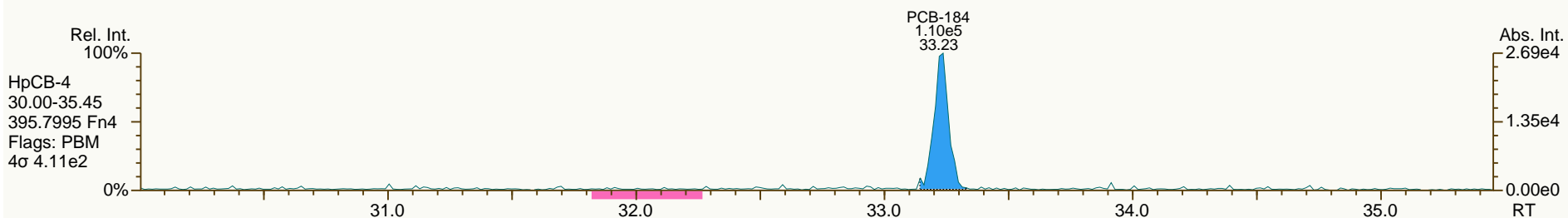
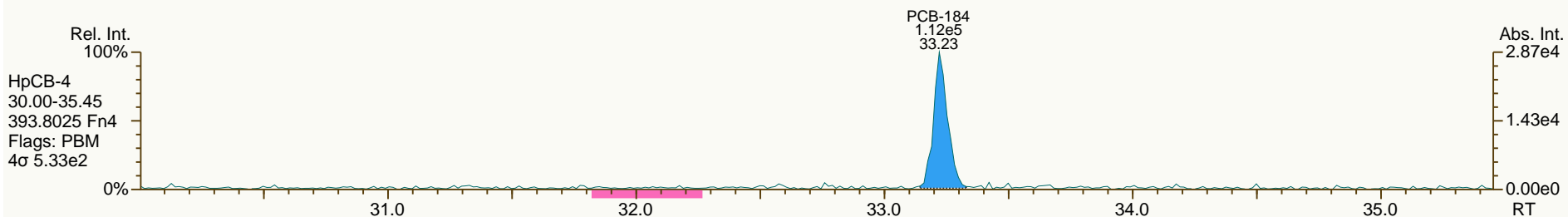


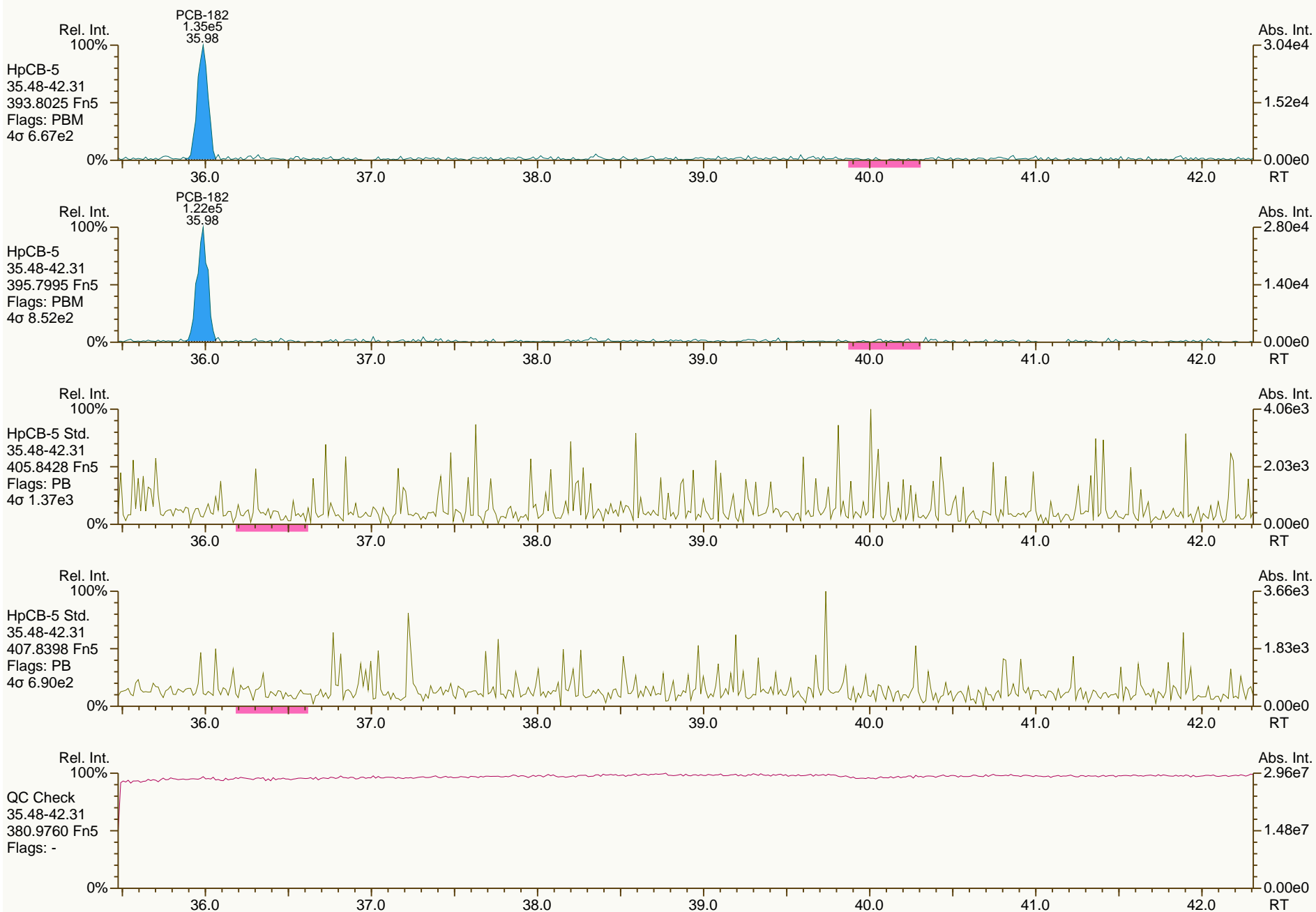


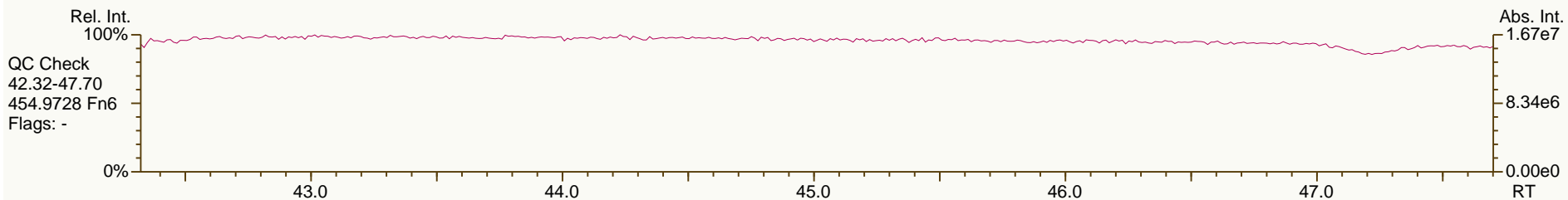
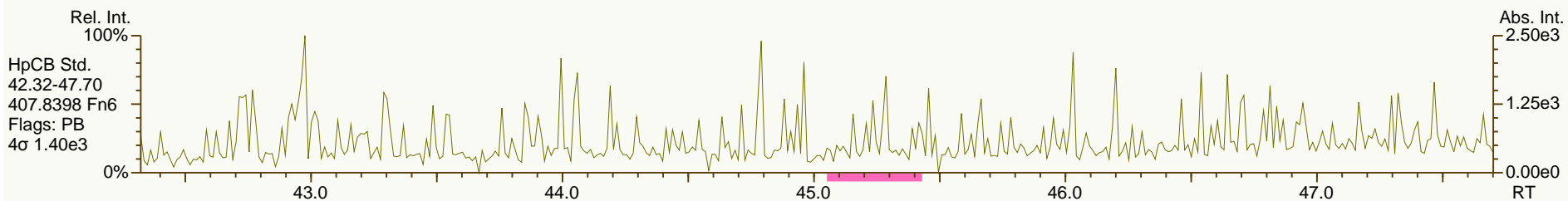
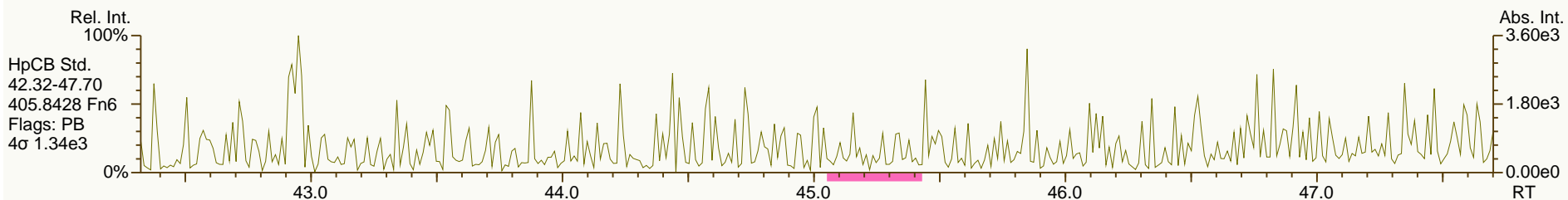
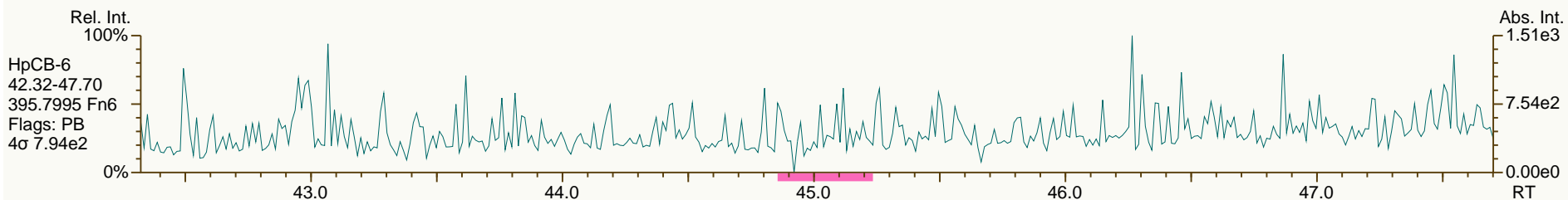
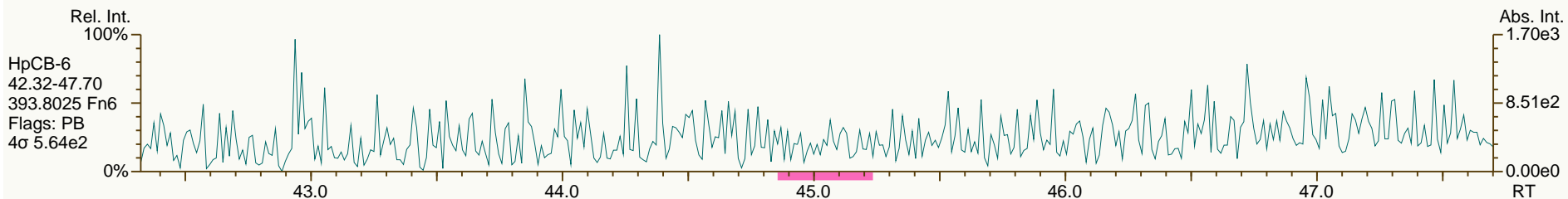


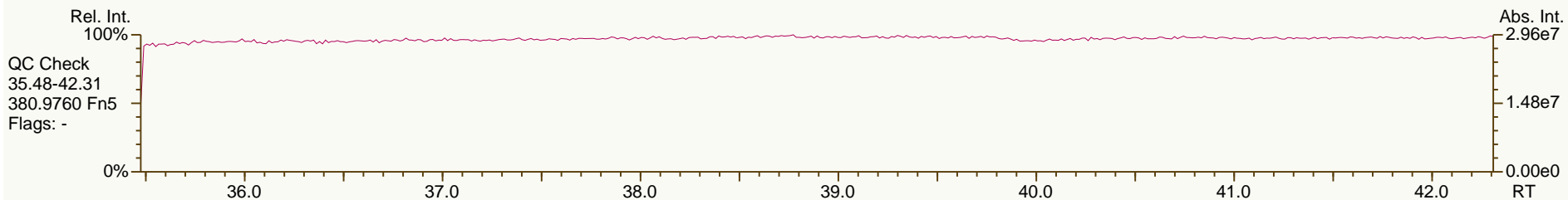
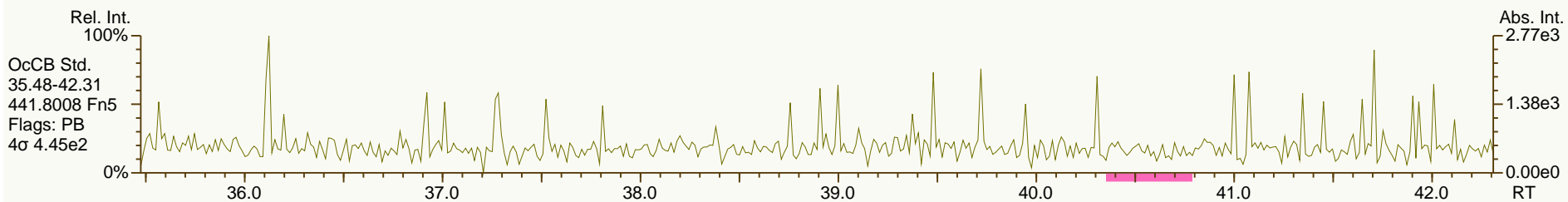
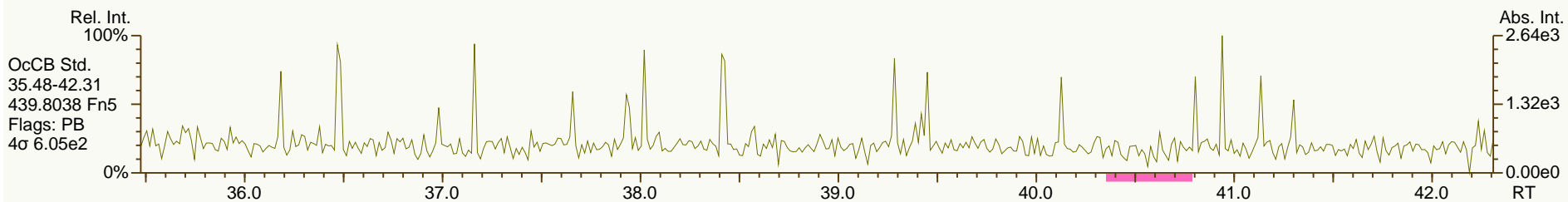
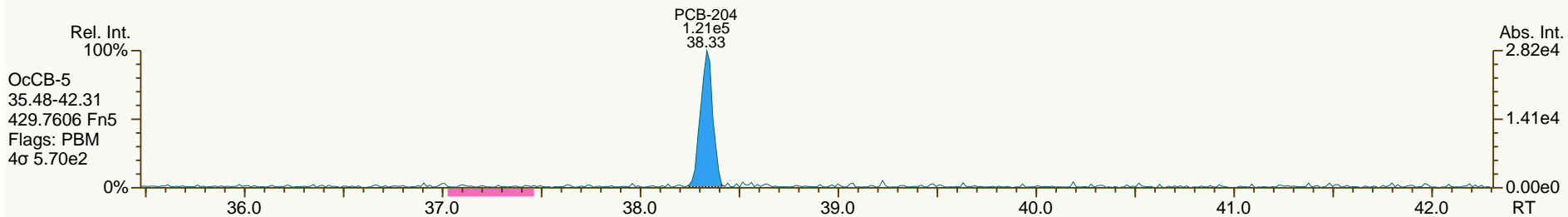
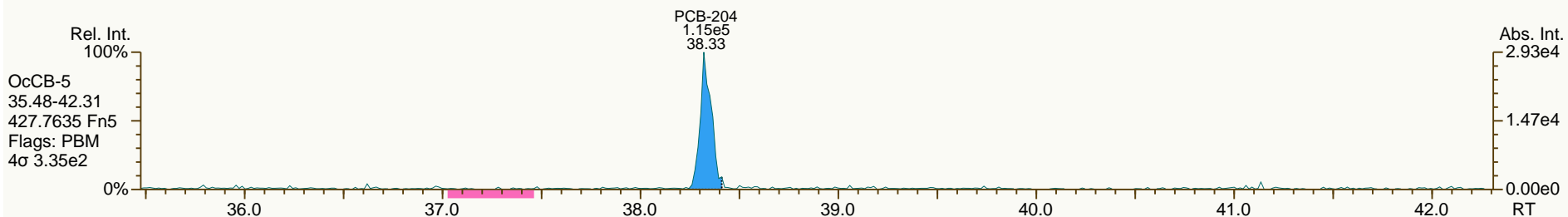


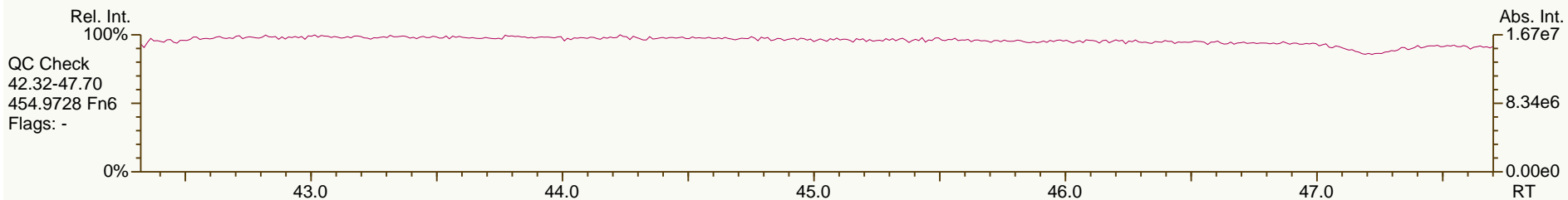
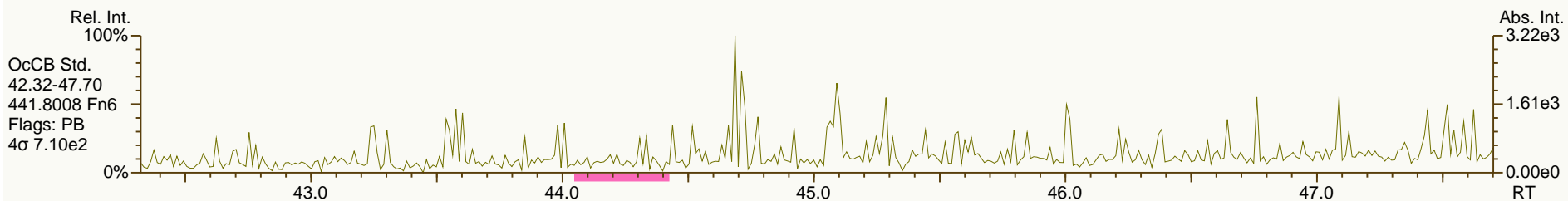
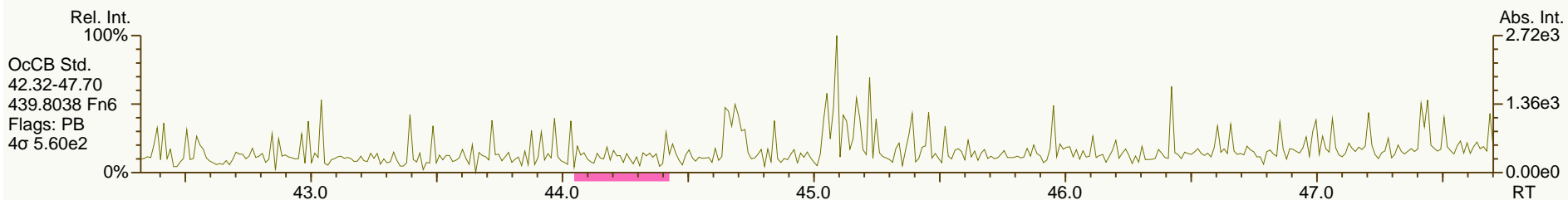
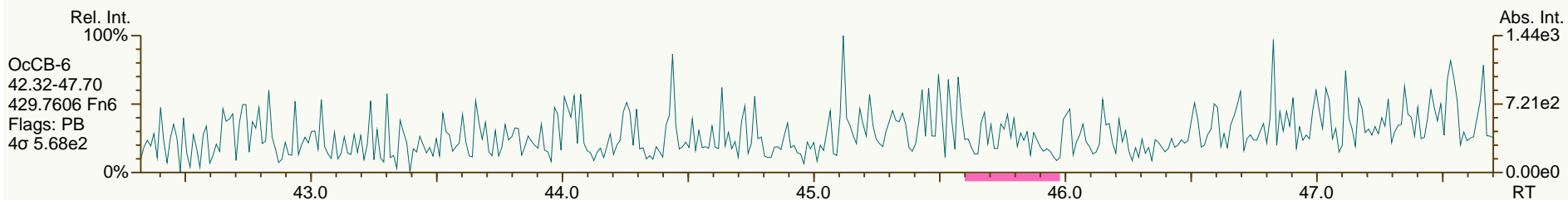
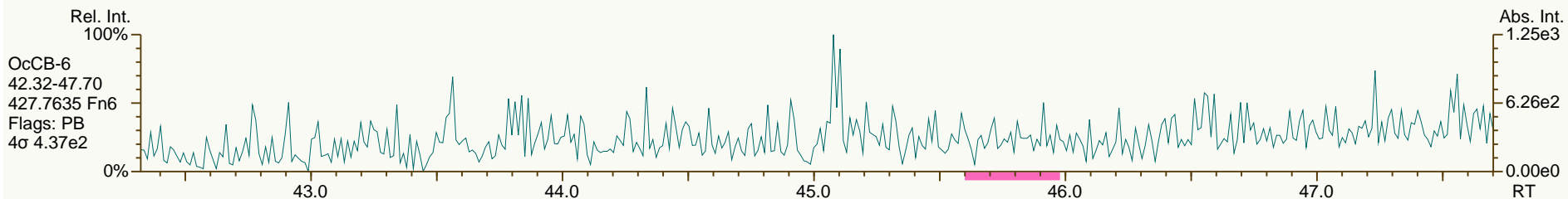


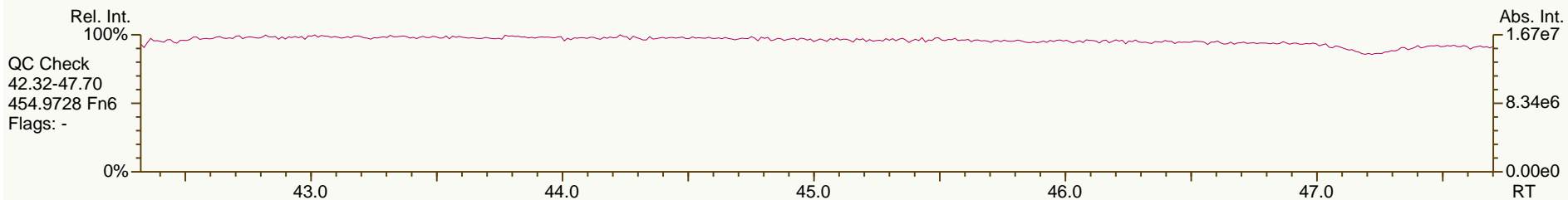
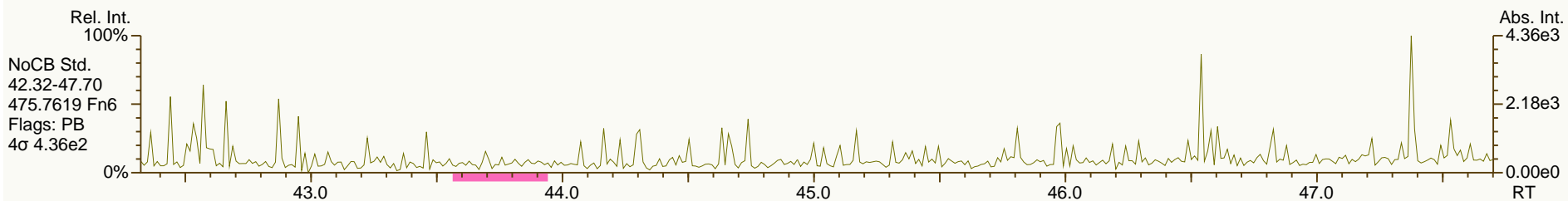
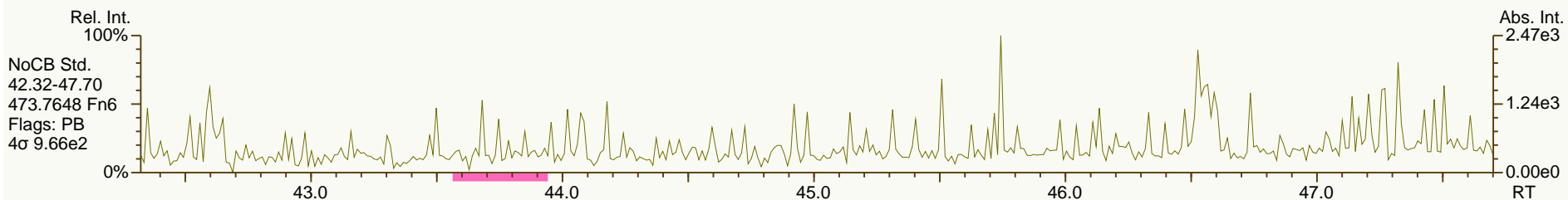
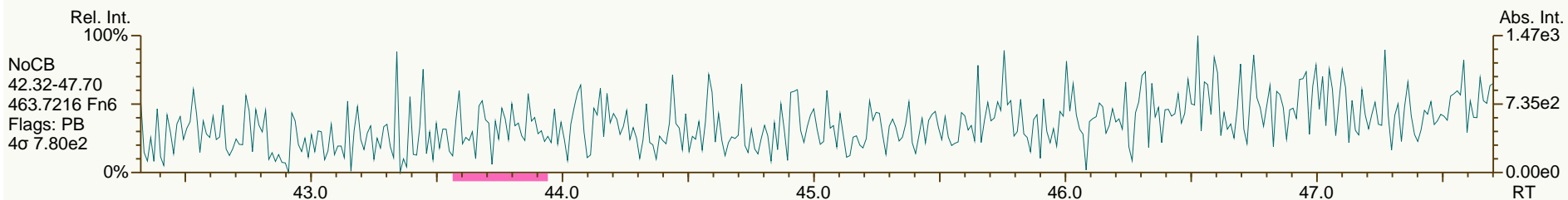
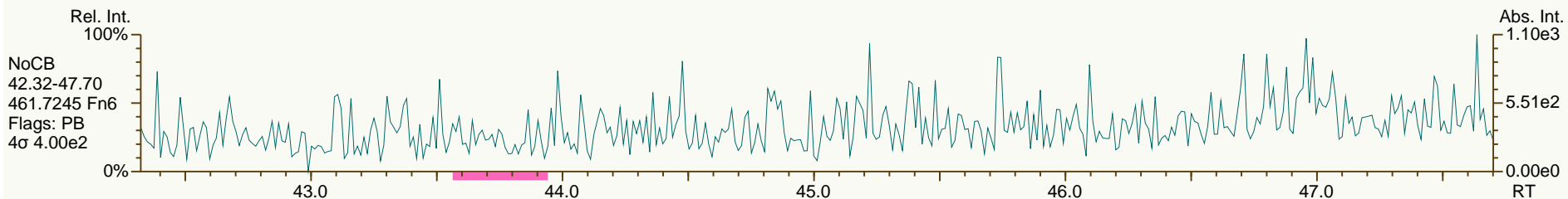


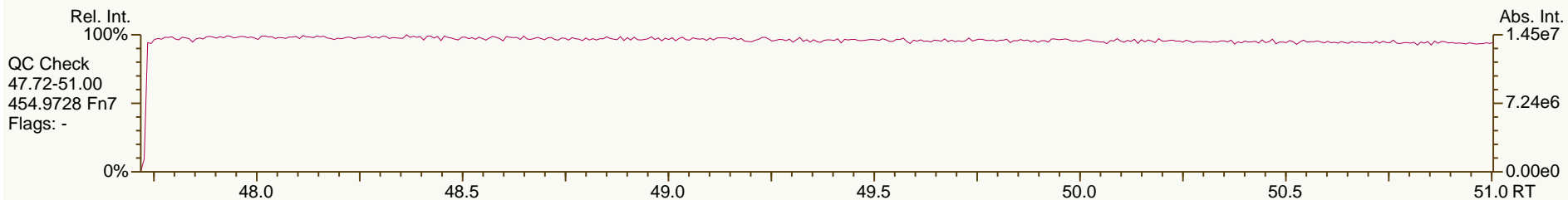
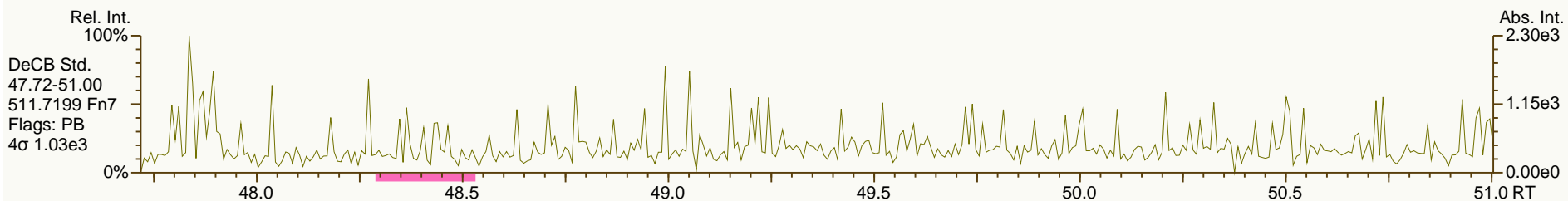
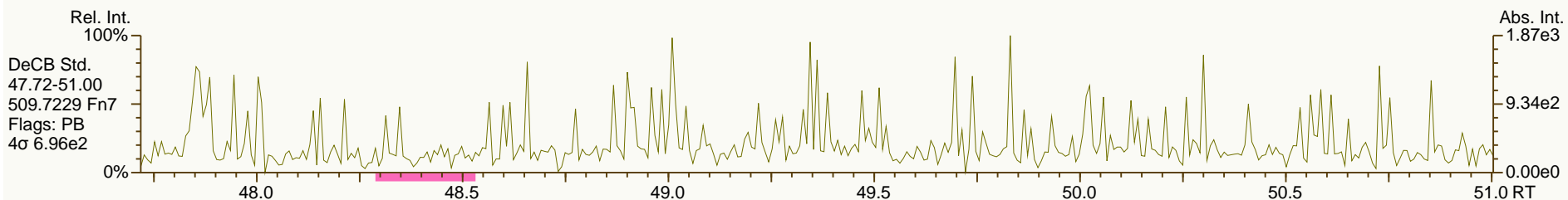
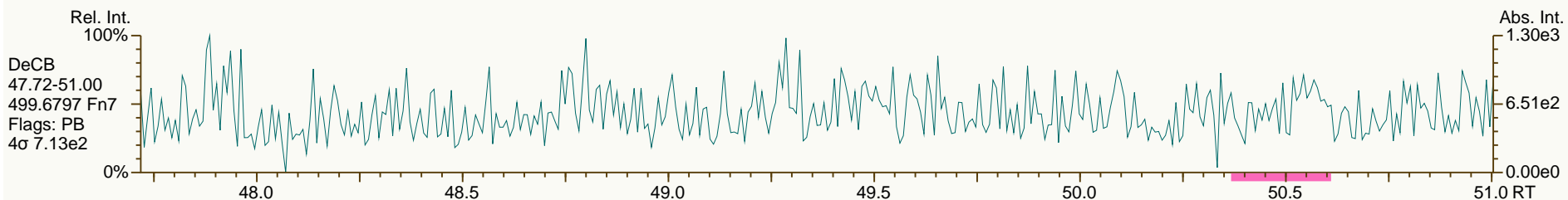
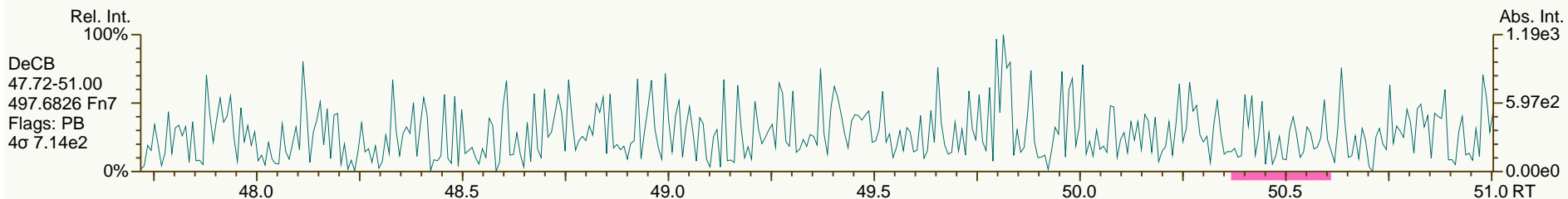






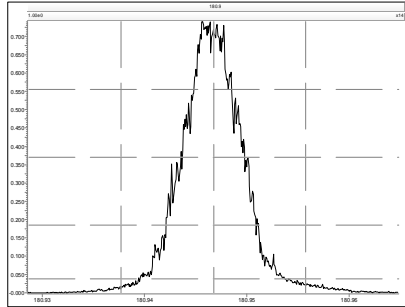




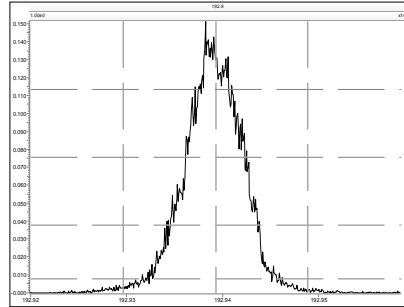


Printed: Wednesday, October 24, 2012 17:40:00 Eastern Daylight Time

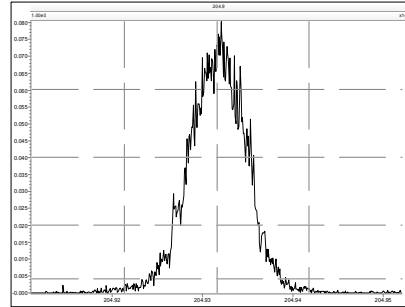
M 180.9888 R 12926



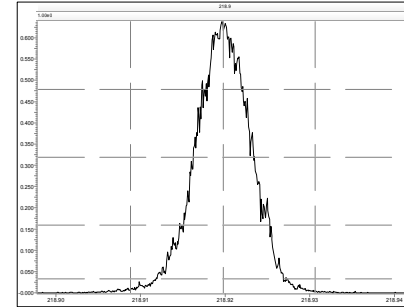
M 192.9888 R 14443



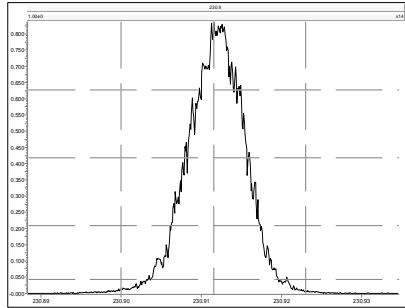
M 204.9888 R 15365



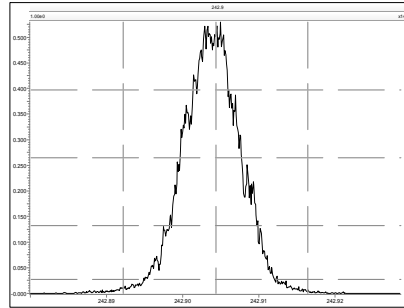
M 218.9856 R 14450



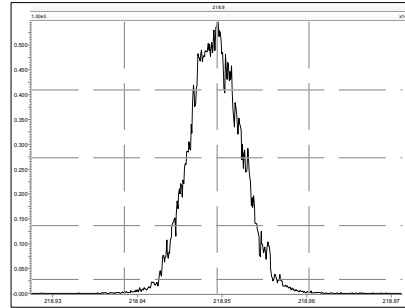
M 230.9856 R 14085



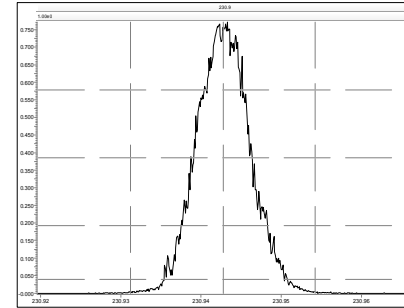
M 242.9856 R 14247



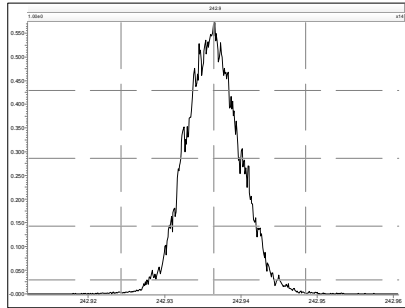
M 218.9856 R 15388



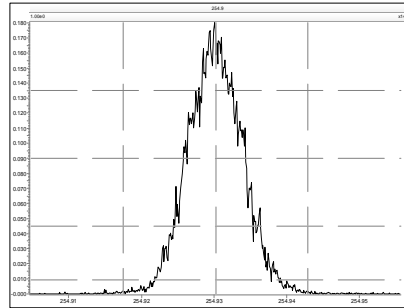
M 230.9856 R 15337



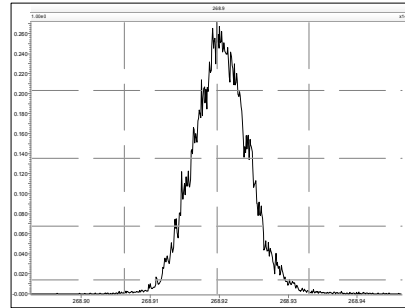
M 242.9856 R 14536



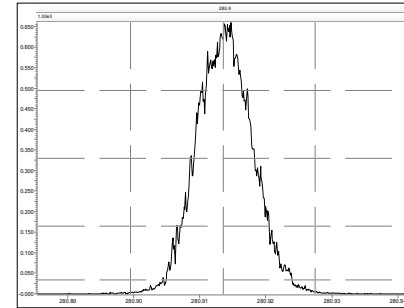
M 254.9856 R 15491



M 268.9824 R 14619

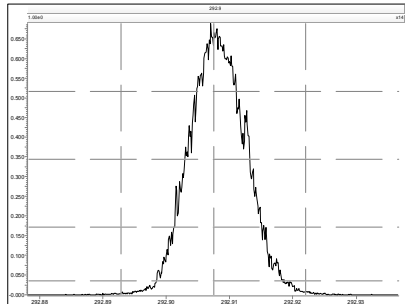


M 280.9824 R 14662

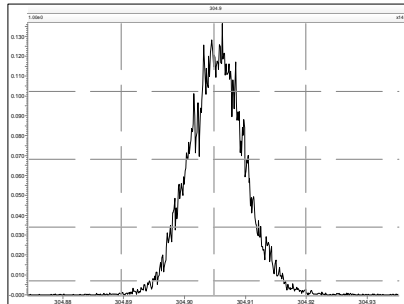


Printed: Wednesday, October 24, 2012 17:40:00 Eastern Daylight Time

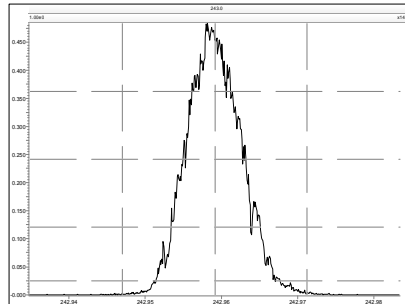
M 292.9824 R 14215



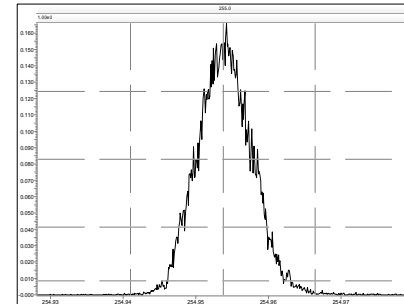
M 304.9824 R 14327



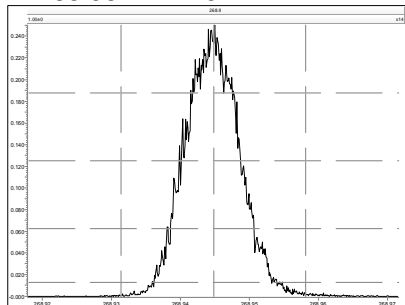
M 242.9856 R 15064



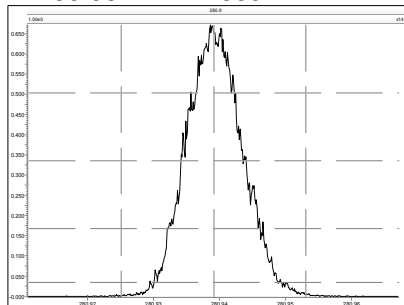
M 254.9856 R 15588



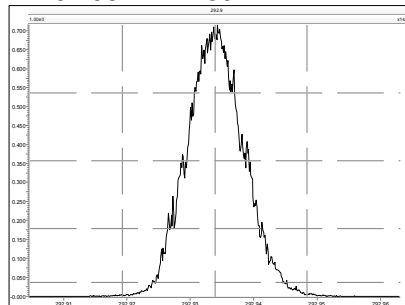
M 268.9824 R 15214



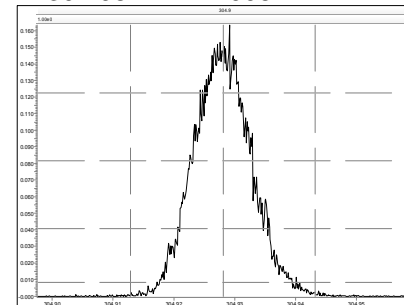
M 280.9824 R 14665



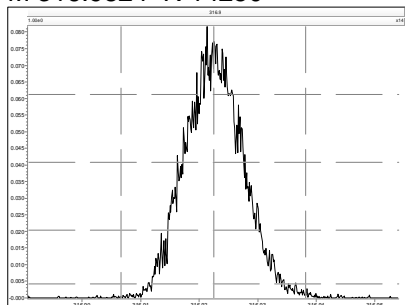
M 292.9824 R 13927



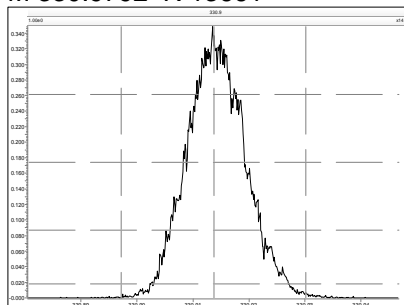
M 304.9824 R 14006



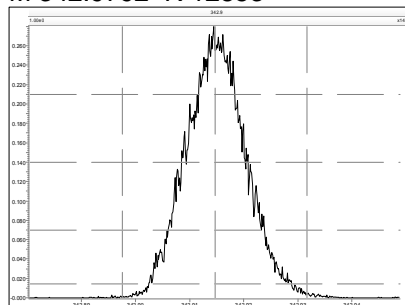
M 316.9824 R 14250



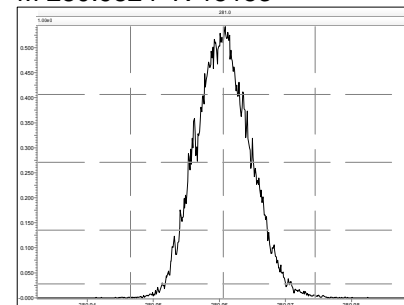
M 330.9792 R 13661



M 342.9792 R 12853

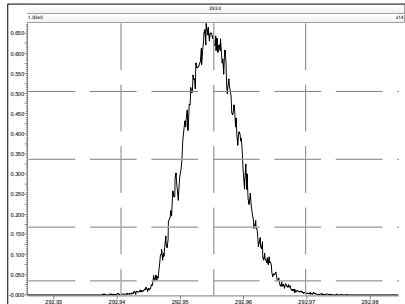


M 280.9824 R 15153

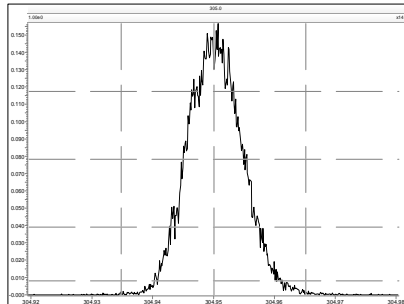


Printed: Wednesday, October 24, 2012 17:40:00 Eastern Daylight Time

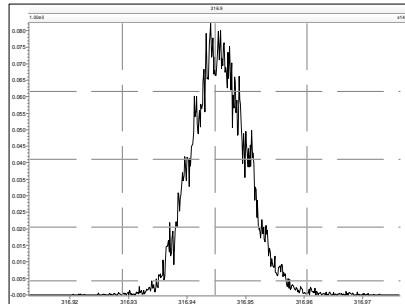
M 292.9824 R 14536



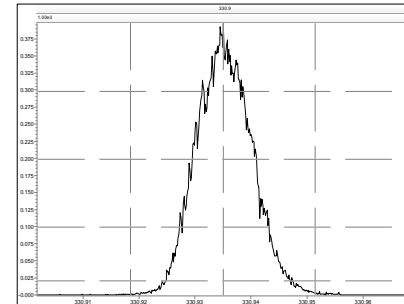
M 304.9824 R 14797



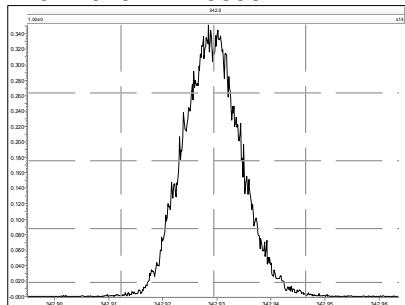
M 316.9824 R 14893



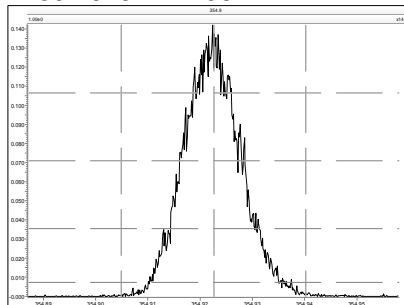
M 330.9792 R 14577



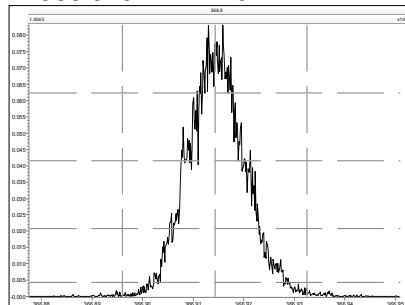
M 342.9792 R 13858



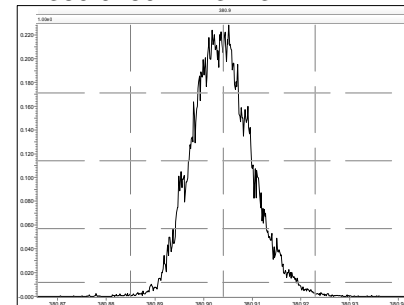
M 354.9792 R 13812



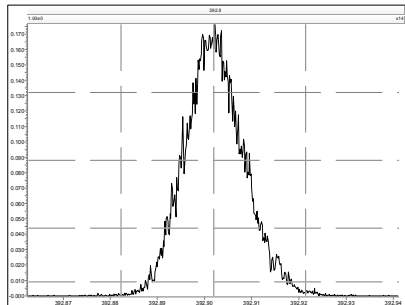
M 366.9792 R 14204



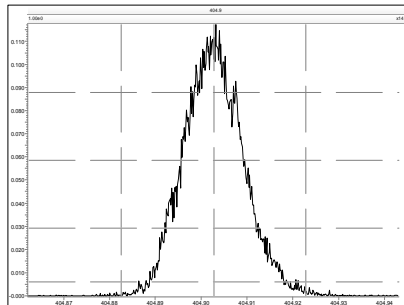
M 380.9760 R 13123



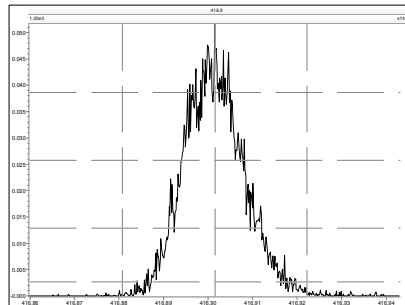
M 392.9760 R 13369



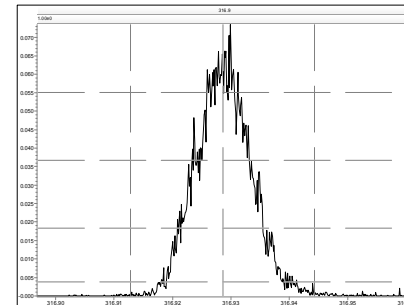
M 404.9760 R 13850



M 416.9760 R 13514

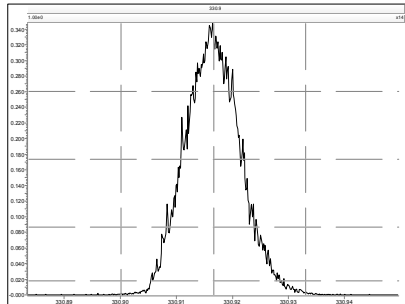


M 316.9824 R 15342

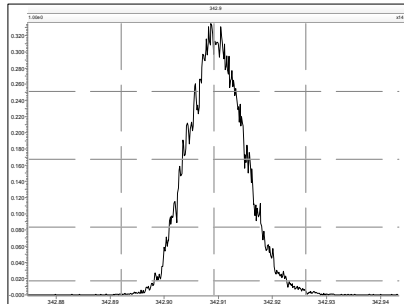


Printed: Wednesday, October 24, 2012 17:40:00 Eastern Daylight Time

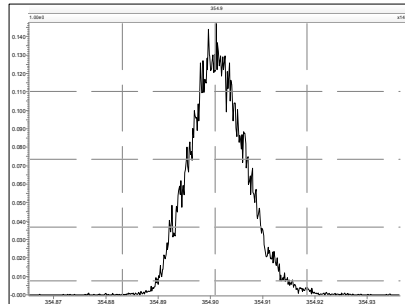
M 330.9792 R 14408



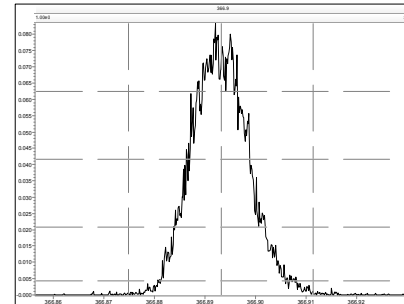
M 342.9792 R 13927



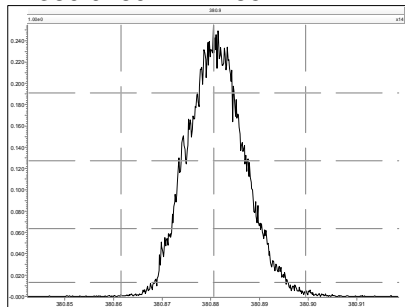
M 354.9792 R 14582



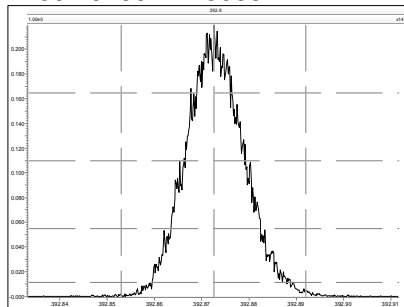
M 366.9792 R 14749



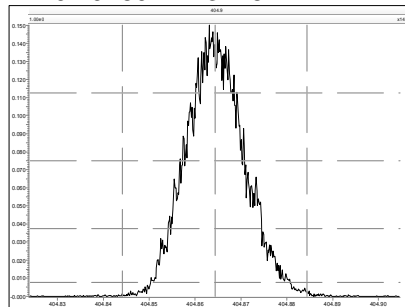
M 380.9760 R 14285



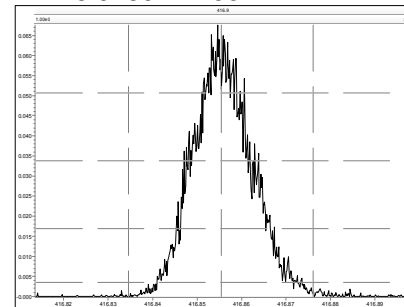
M 392.9760 R 13588



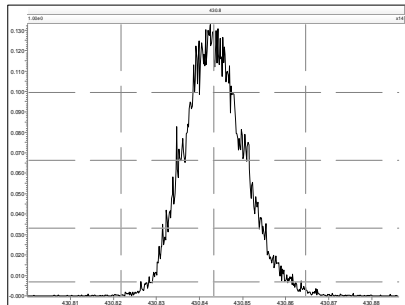
M 404.9760 R 13446



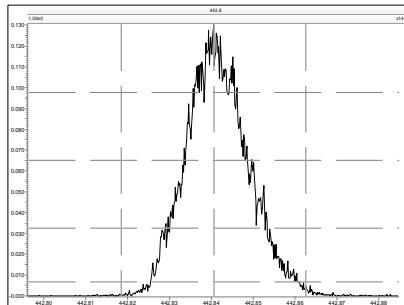
M 416.9760 R 13371



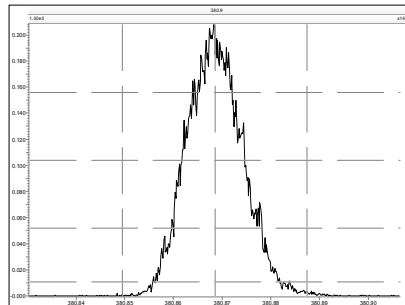
M 430.9728 R 13158



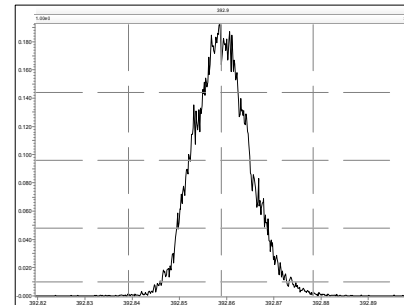
M 442.9728 R 12406



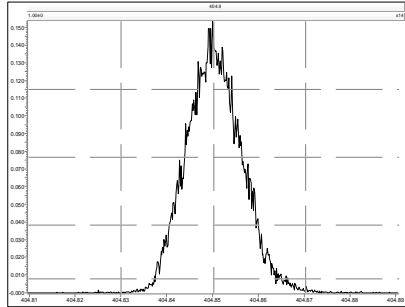
M 380.9760 R 14462



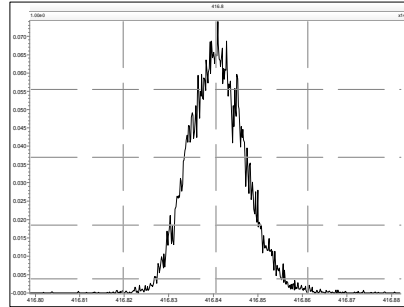
M 392.9760 R 14748



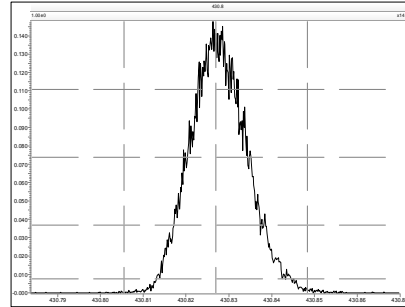
M 404.9760 R 15291



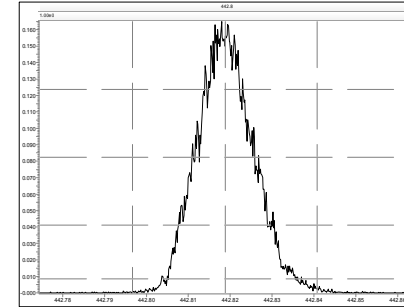
M 416.9760 R 14885



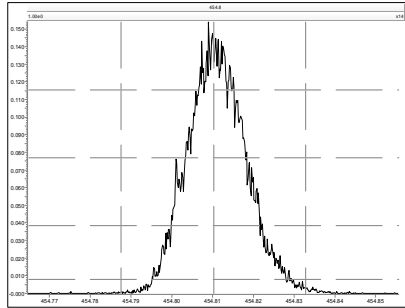
M 430.9728 R 13895



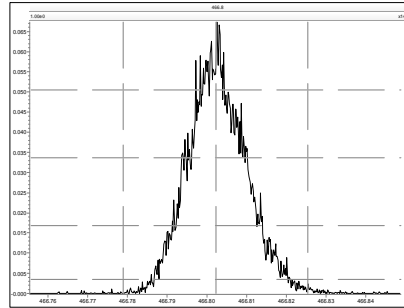
M 442.9728 R 14006



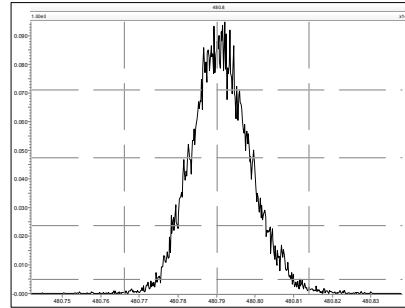
M 454.9728 R 13516



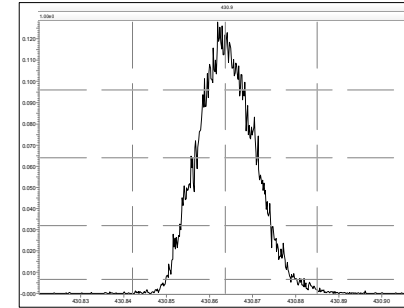
M 466.9728 R 14089



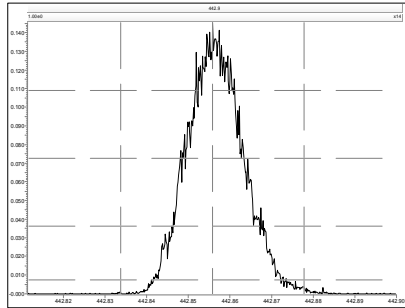
M 480.9696 R 13968



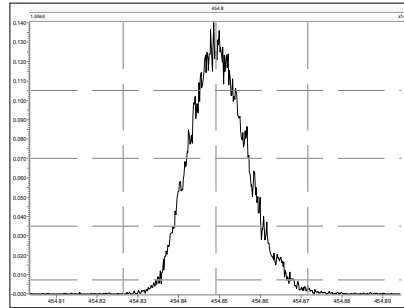
M 430.9728 R 14621



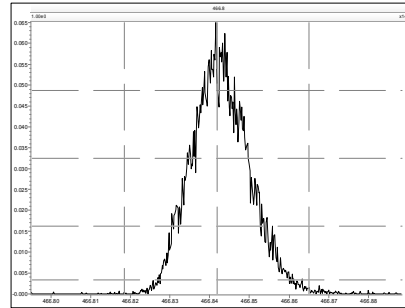
M 442.9728 R 14450



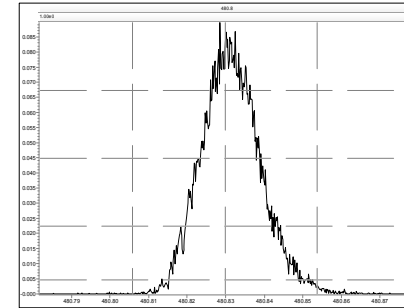
M 454.9728 R 14534



M 466.9728 R 14037

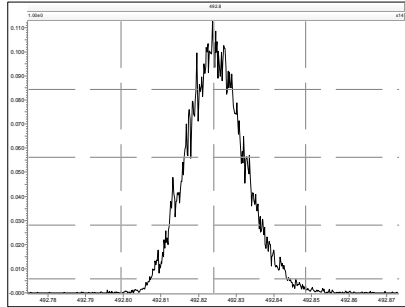


M 480.9696 R 13968

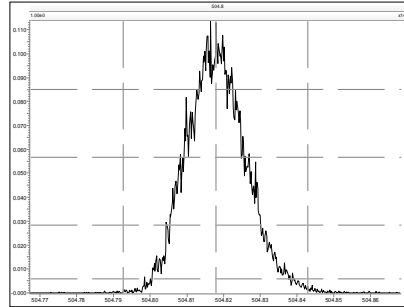


Printed: Wednesday, October 24, 2012 17:40:00 Eastern Daylight Time

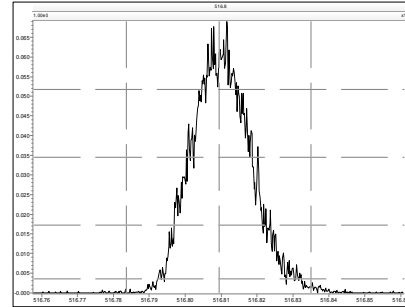
M 492.9696 R 13270



M 504.9696 R 13479

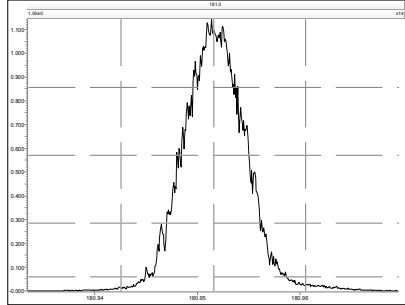


M 516.9697 R 14489

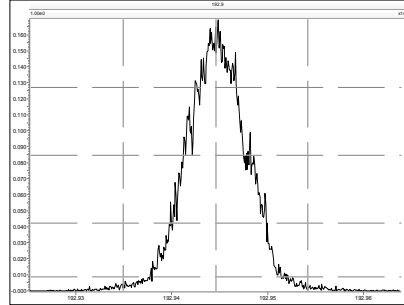


Printed: Thursday, October 25, 2012 01:03:25 Eastern Daylight Time

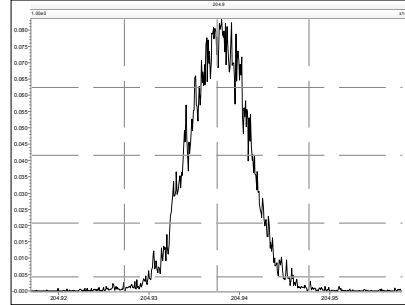
M 180.9888 R 13054



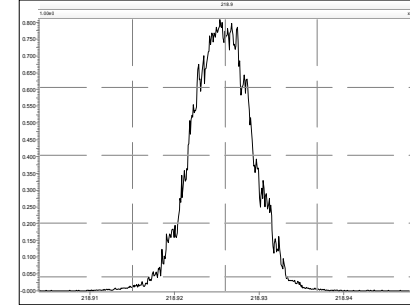
M 192.9888 R 13851



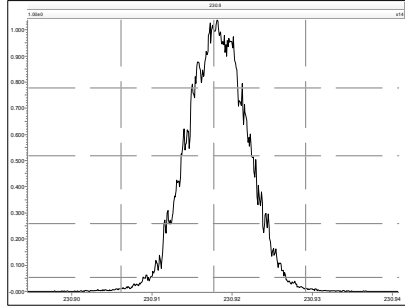
M 204.9888 R 13819



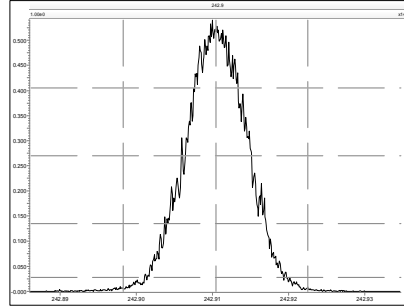
M 218.9856 R 13590



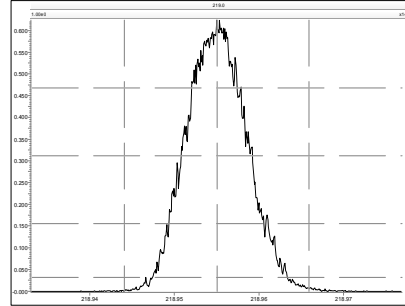
M 230.9856 R 13661



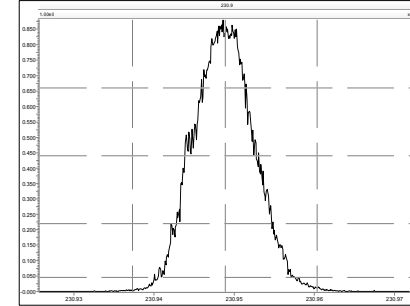
M 242.9856 R 13269



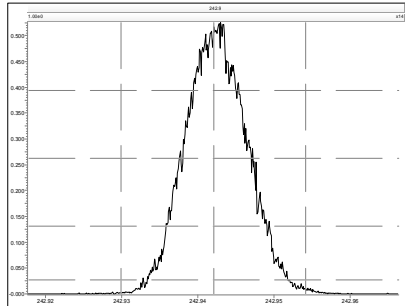
M 218.9856 R 13477



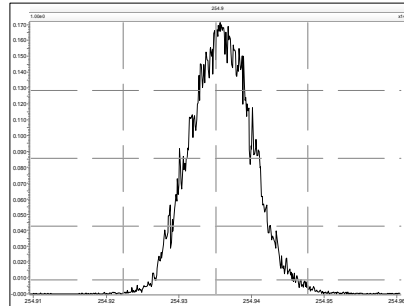
M 230.9856 R 13587



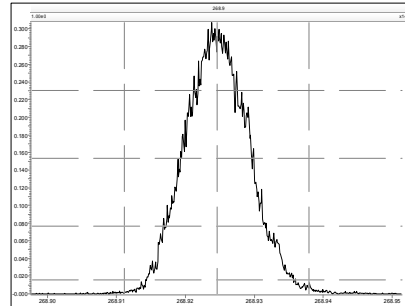
M 242.9856 R 13446



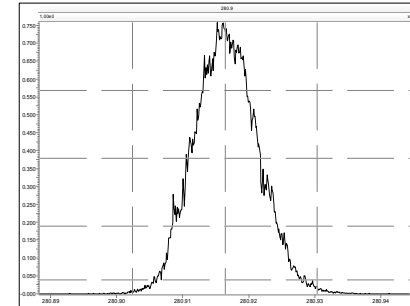
M 254.9856 R 13123



M 268.9824 R 12595

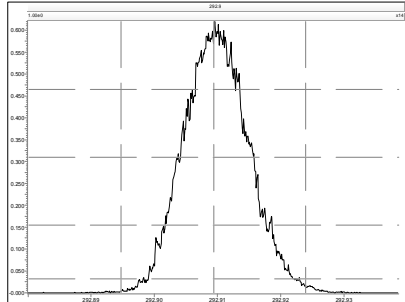


M 280.9824 R 12690

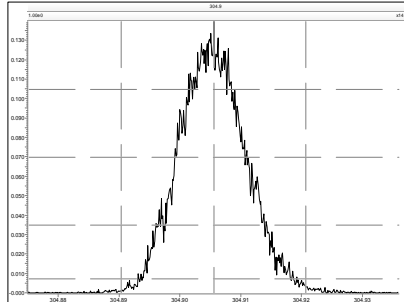


Printed: Thursday, October 25, 2012 01:03:25 Eastern Daylight Time

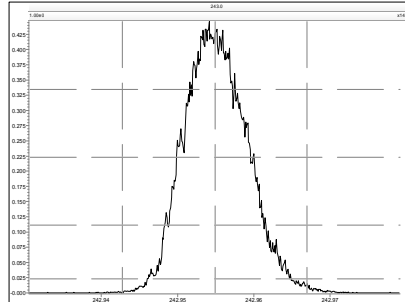
M 292.9824 R 12499



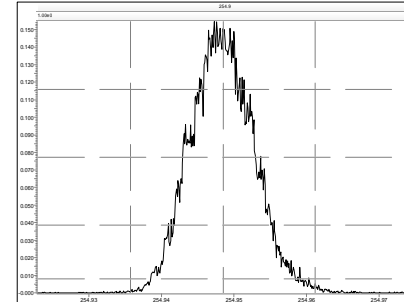
M 304.9824 R 12499



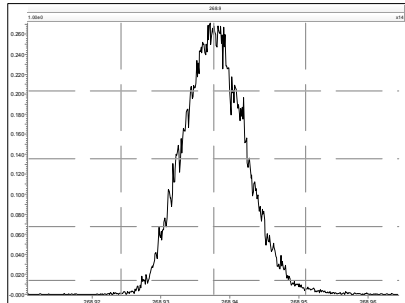
M 242.9856 R 12987



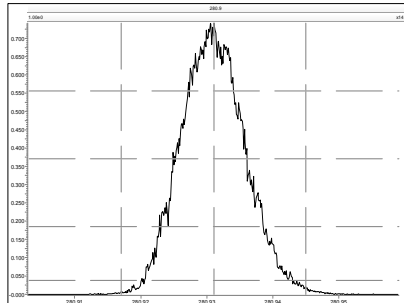
M 254.9856 R 13328



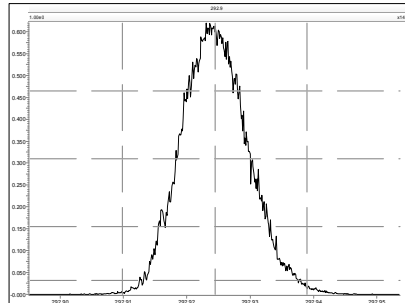
M 268.9824 R 12821



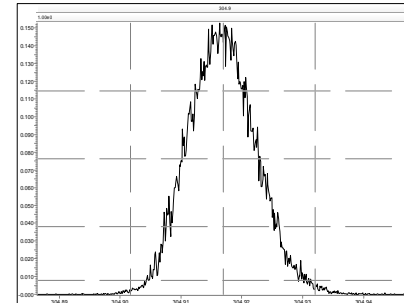
M 280.9824 R 12468



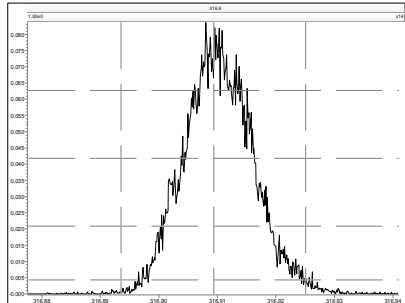
M 292.9824 R 11932



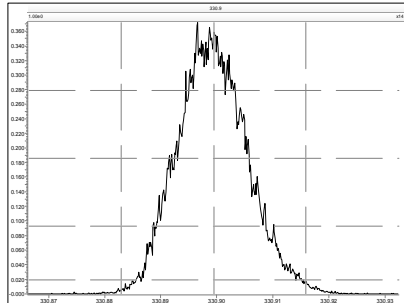
M 304.9824 R 12107



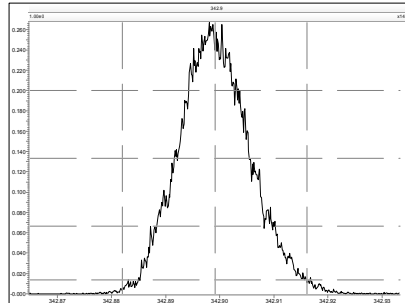
M 316.9824 R 12048



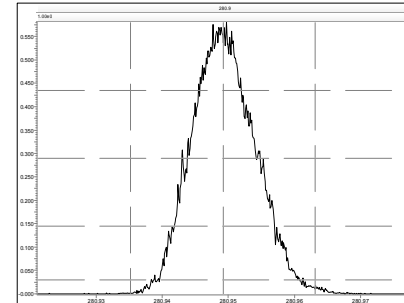
M 330.9792 R 11290



M 342.9792 R 11162

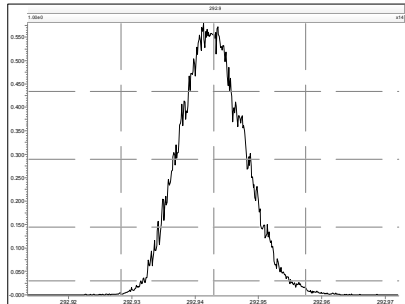


M 280.9824 R 13089

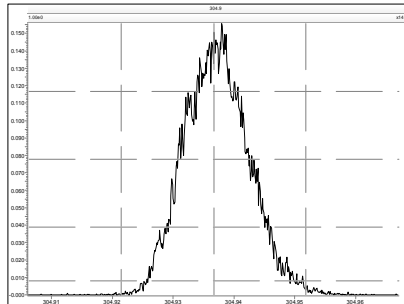


Printed: Thursday, October 25, 2012 01:03:25 Eastern Daylight Time

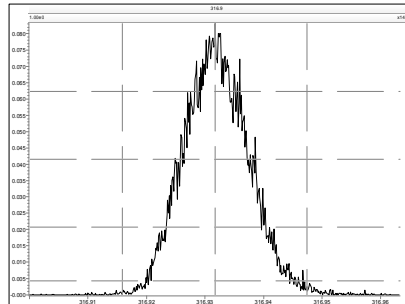
M 292.9824 R 12820



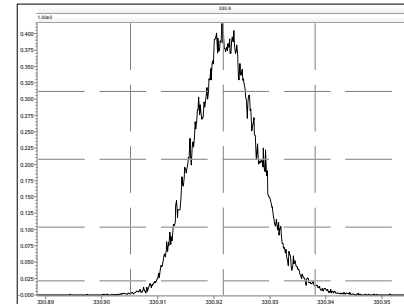
M 304.9824 R 12857



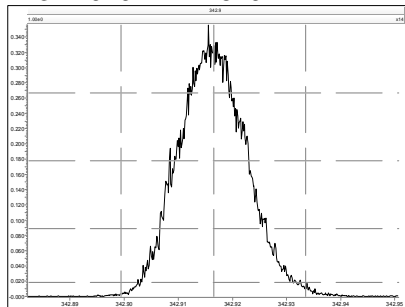
M 316.9824 R 12859



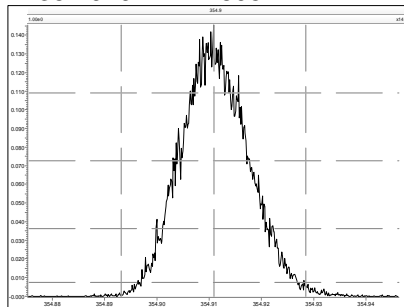
M 330.9792 R 12255



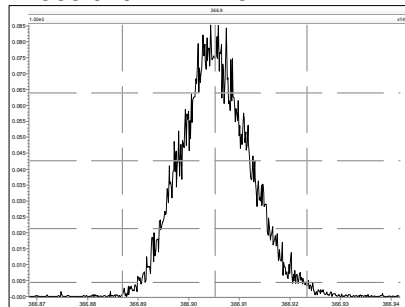
M 342.9792 R 11629



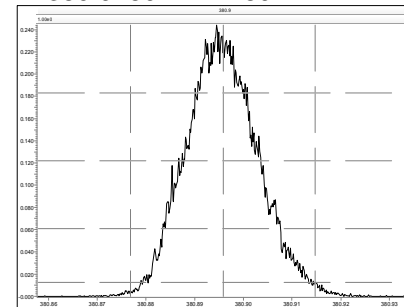
M 354.9792 R 11605



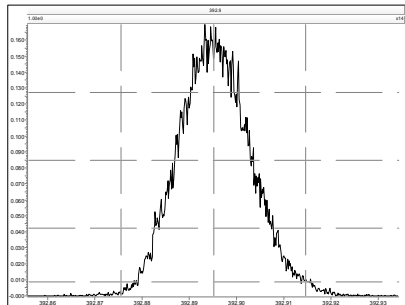
M 366.9792 R 11161



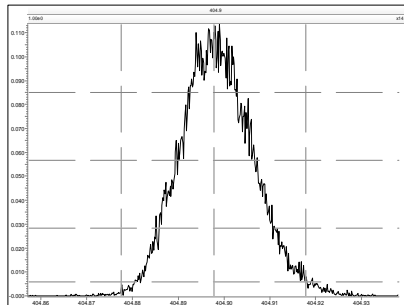
M 380.9760 R 11189



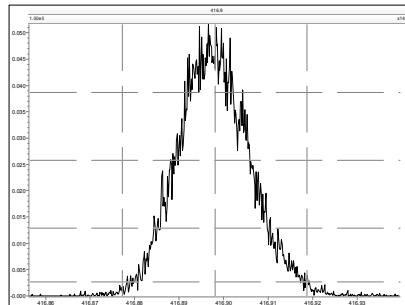
M 392.9760 R 10800



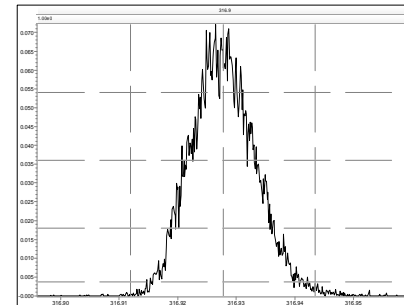
M 404.9760 R 11161



M 416.9760 R 11039

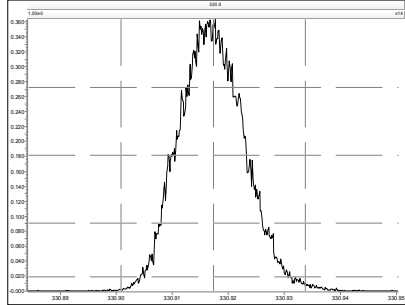


M 316.9824 R 12828

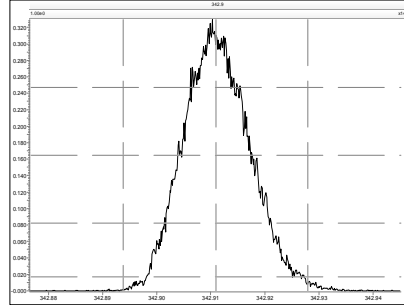


Printed: Thursday, October 25, 2012 01:03:25 Eastern Daylight Time

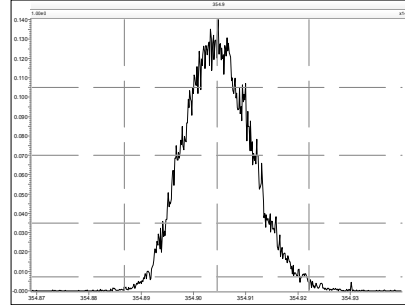
M 330.9792 R 12664



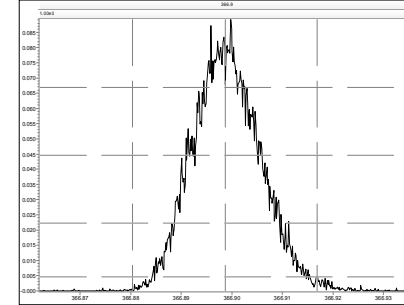
M 342.9792 R 11940



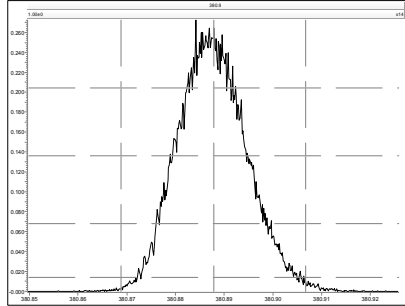
M 354.9792 R 12316



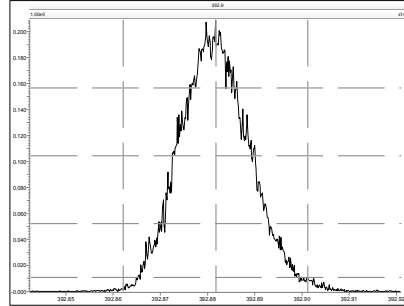
M 366.9792 R 12106



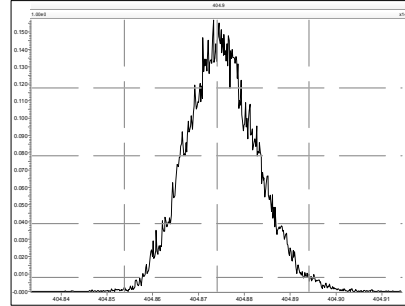
M 380.9760 R 11739



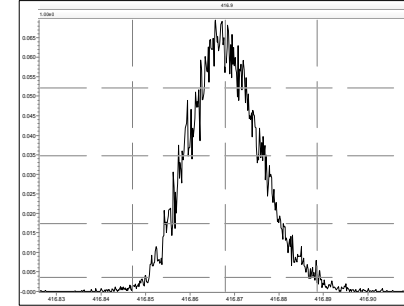
M 392.9760 R 11628



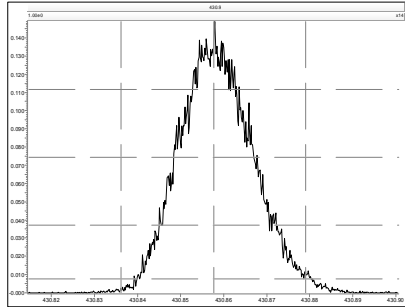
M 404.9760 R 10966



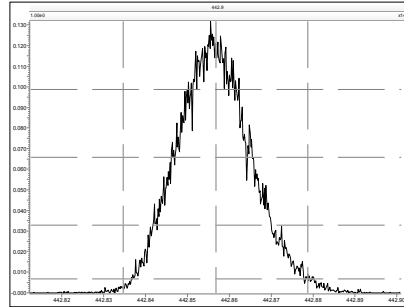
M 416.9760 R 11421



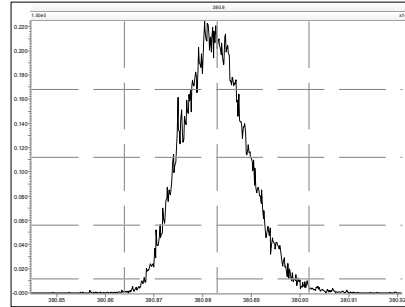
M 430.9728 R 10825



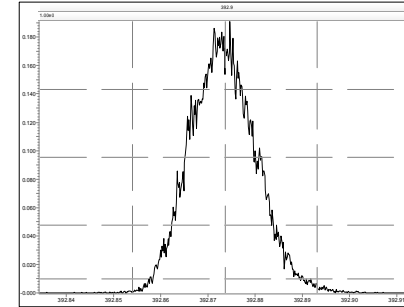
M 442.9728 R 10660



M 380.9760 R 12722

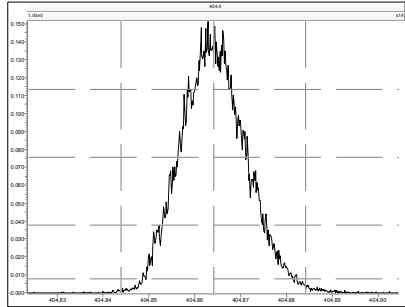


M 392.9760 R 12469

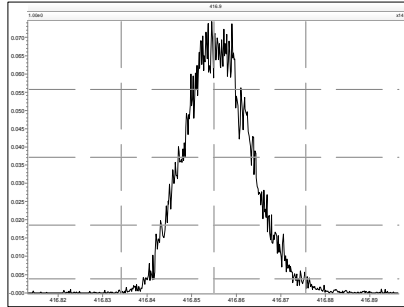


Printed: Thursday, October 25, 2012 01:03:25 Eastern Daylight Time

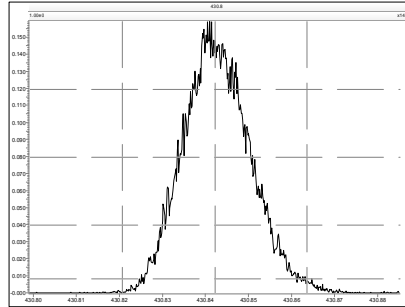
M 404.9760 R 12284



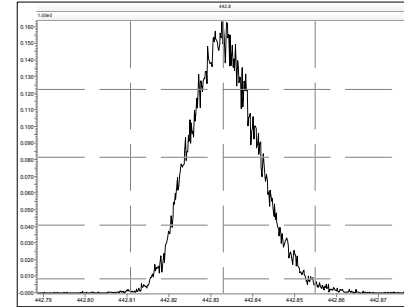
M 416.9760 R 12562



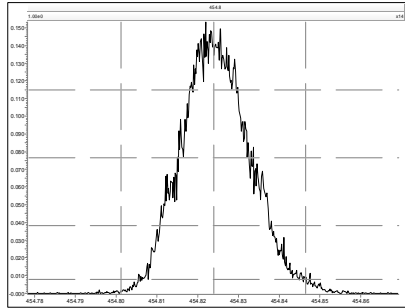
M 430.9728 R 12107



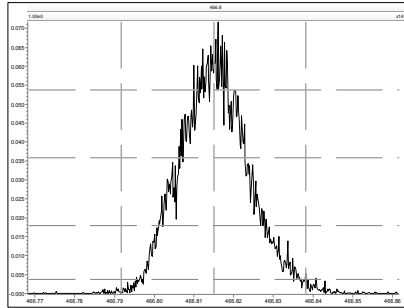
M 442.9728 R 11737



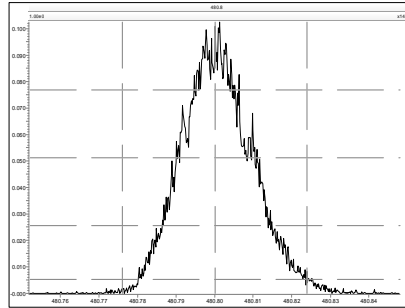
M 454.9728 R 11186



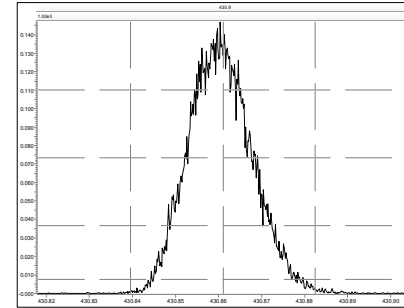
M 466.9728 R 11602



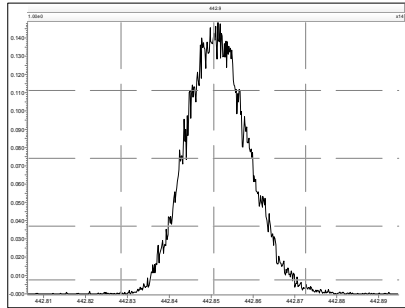
M 480.9696 R 11086



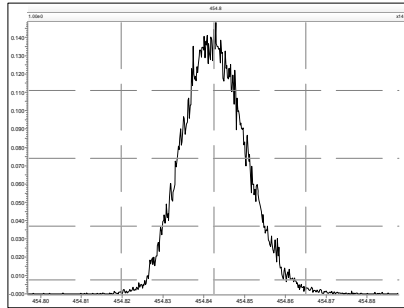
M 430.9728 R 12788



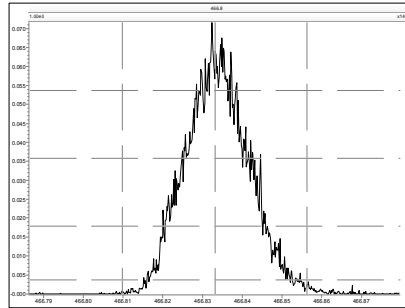
M 442.9728 R 13208



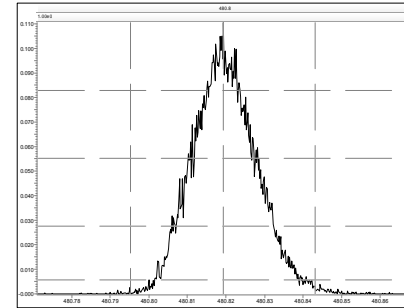
M 454.9728 R 12565



M 466.9728 R 12986

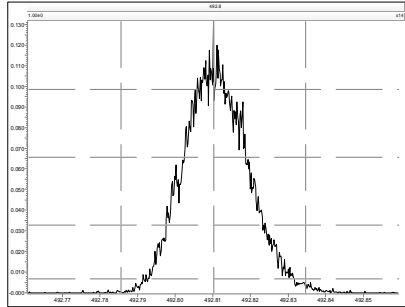


M 480.9696 R 12787

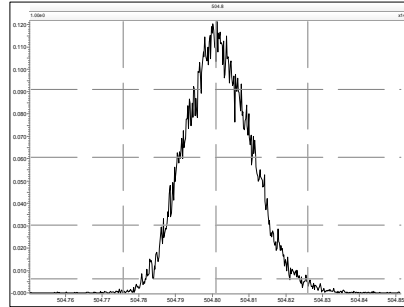


Printed: Thursday, October 25, 2012 01:03:25 Eastern Daylight Time

M 492.9696 R 12378



M 504.9696 R 12660



M 516.9697 R 12377

